



Full wwPDB X-ray Structure Validation Report ⓘ

May 17, 2020 – 03:14 pm BST

PDB ID : 4V4Q
Title : Crystal structure of the bacterial ribosome from Escherichia coli at 3.5 Å resolution.
Authors : Schuwirth, B.S.; Borovinskaya, M.A.; Hau, C.W.; Zhang, W.; Vila-Sanjurjo, A.; Holton, J.M.; Cate, J.H.D.
Deposited on : 2005-08-30
Resolution : 3.46 Å(reported)

This is a Full wwPDB X-ray Structure Validation Report for a publicly released PDB entry.

We welcome your comments at validation@mail.wwpdb.org

A user guide is available at

<https://www.wwpdb.org/validation/2017/XrayValidationReportHelp>

with specific help available everywhere you see the ⓘ symbol.

The following versions of software and data (see [references ⓘ](#)) were used in the production of this report:

MolProbity	:	4.02b-467
Xtriage (Phenix)	:	1.13
EDS	:	2.11
Percentile statistics	:	20191225.v01 (using entries in the PDB archive December 25th 2019)
Refmac	:	5.8.0158
CCP4	:	7.0.044 (Gargrove)
Ideal geometry (proteins)	:	Engh & Huber (2001)
Ideal geometry (DNA, RNA)	:	Parkinson et al. (1996)
Validation Pipeline (wwPDB-VP)	:	2.11

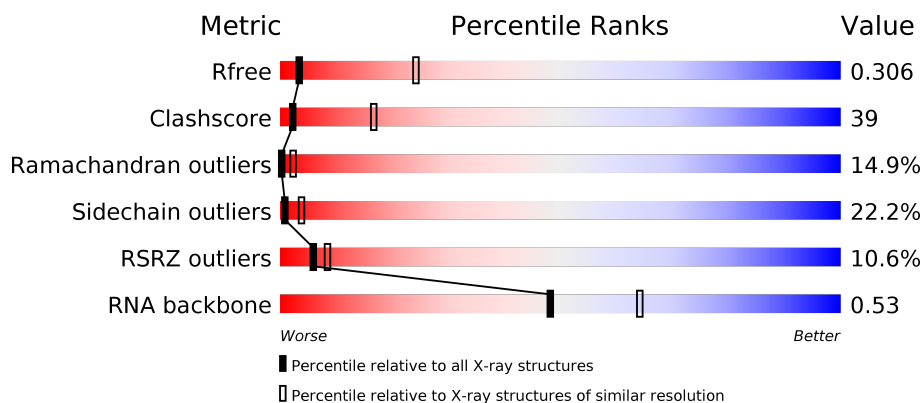
1 Overall quality at a glance

The following experimental techniques were used to determine the structure:

X-RAY DIFFRACTION

The reported resolution of this entry is 3.46 Å.

Percentile scores (ranging between 0-100) for global validation metrics of the entry are shown in the following graphic. The table shows the number of entries on which the scores are based.



Metric	Whole archive (#Entries)	Similar resolution (#Entries, resolution range(Å))
R_{free}	130704	1291 (3.52-3.40)
Clashscore	141614	1372 (3.52-3.40)
Ramachandran outliers	138981	1337 (3.52-3.40)
Sidechain outliers	138945	1338 (3.52-3.40)
RSRZ outliers	127900	1205 (3.52-3.40)
RNA backbone	3102	1036 (3.96-2.96)

The table below summarises the geometric issues observed across the polymeric chains and their fit to the electron density. The red, orange, yellow and green segments on the lower bar indicate the fraction of residues that contain outliers for ≥ 3 , 2, 1 and 0 types of geometric quality criteria respectively. A grey segment represents the fraction of residues that are not modelled. The numeric value for each fraction is indicated below the corresponding segment, with a dot representing fractions $\leq 5\%$. The upper red bar (where present) indicates the fraction of residues that have poor fit to the electron density. The numeric value is given above the bar.

Mol	Chain	Length	Quality of chain
1	AA	1542	<div> <div>3%</div> <div>25%</div> <div>59%</div> <div>14%</div> <div>.</div> </div>
1	CA	1542	<div> <div>26%</div> <div>60%</div> <div>13%</div> <div>..</div> </div>
2	AC	232	<div> <div>3%</div> <div>26%</div> <div>49%</div> <div>13%</div> <div>.</div> <div>11%</div> </div>
2	CC	232	<div> <div>3%</div> <div>27%</div> <div>50%</div> <div>12%</div> <div>11%</div> </div>

Continued on next page...

Continued from previous page...

Mol	Chain	Length	Quality of chain
3	AD	205	
3	CD	205	
4	AE	166	
4	CE	166	
5	AF	135	
5	CF	135	
6	AG	178	
6	CG	178	
7	AH	129	
7	CH	129	
8	AI	129	
8	CI	129	
9	AJ	103	
9	CJ	103	
10	AK	128	
10	CK	128	
11	AL	123	
11	CL	123	
12	AM	117	
12	CM	117	
13	AN	100	
13	CN	100	
14	AO	89	
14	CO	89	
15	AP	82	

Continued on next page...

Continued from previous page...

Mol	Chain	Length	Quality of chain
15	CP	82	
16	AQ	83	
16	CQ	83	
17	AR	74	
17	CR	74	
18	AS	91	
18	CS	91	
19	AT	86	
19	CT	86	
20	AB	240	
20	CB	240	
21	AU	71	
21	CU	71	
22	BA	120	
22	DA	120	
23	BB	2904	
23	DB	2904	
24	BV	94	
24	DV	94	
25	BC	273	
25	DC	273	
26	BD	209	
26	DD	209	
27	BE	201	
27	DE	201	

Continued on next page...

Continued from previous page...

Mol	Chain	Length	Quality of chain
28	BF	178	
28	DF	178	
29	BG	176	
29	DG	176	
30	BH	149	
30	DH	149	
31	BJ	142	
31	DJ	142	
32	BK	123	
32	DK	123	
33	BL	144	
33	DL	144	
34	BM	136	
34	DM	136	
35	BN	127	
35	DN	127	
36	BO	117	
36	DO	117	
37	BP	114	
37	DP	114	
38	BQ	117	
38	DQ	117	
39	BR	103	
39	DR	103	
40	BS	110	

Continued on next page...

Continued from previous page...

Mol	Chain	Length	Quality of chain
40	DS	110	
41	BT	100	
41	DT	100	
42	BU	103	
42	DU	103	
43	BW	84	
43	DW	84	
44	BX	63	
44	DX	63	
45	BY	58	
45	DY	58	
46	BZ	70	
46	DZ	70	
47	B0	56	
47	D0	56	
48	B1	54	
48	D1	54	
49	B2	46	
49	D2	46	
50	B3	64	
50	D3	64	
51	B4	38	
51	D4	38	
52	BI	141	
52	DI	141	

The following table lists non-polymeric compounds, carbohydrate monomers and non-standard residues in protein, DNA, RNA chains that are outliers for geometric or electron-density-fit criteria:

Mol	Type	Chain	Res	Chirality	Geometry	Clashes	Electron density
53	MG	AA	1636	-	-	-	X

2 Entry composition

There are 54 unique types of molecules in this entry. The entry contains 284107 atoms, of which 0 are hydrogens and 0 are deuteriums.

In the tables below, the ZeroOcc column contains the number of atoms modelled with zero occupancy, the AltConf column contains the number of residues with at least one atom in alternate conformation and the Trace column contains the number of residues modelled with at most 2 atoms.

- Molecule 1 is a RNA chain called 16S ribosomal RNA.

Mol	Chain	Residues	Atoms					ZeroOcc	AltConf	Trace
1	AA	1530	Total	C	N	O	P	0	0	0
			32831	14642	6024	10635	1530			
1	CA	1530	Total	C	N	O	P	0	0	0
			32831	14642	6024	10635	1530			

- Molecule 2 is a protein called 30S ribosomal protein S3.

Mol	Chain	Residues	Atoms					ZeroOcc	AltConf	Trace
2	AC	206	Total	C	N	O	S	0	0	0
			1624	1028	305	288	3			
2	CC	206	Total	C	N	O	S	0	0	0
			1624	1028	305	288	3			

- Molecule 3 is a protein called 30S ribosomal protein S4.

Mol	Chain	Residues	Atoms					ZeroOcc	AltConf	Trace
3	AD	205	Total	C	N	O	S	0	0	0
			1643	1026	315	298	4			
3	CD	205	Total	C	N	O	S	0	0	0
			1643	1026	315	298	4			

- Molecule 4 is a protein called 30S ribosomal protein S5.

Mol	Chain	Residues	Atoms					ZeroOcc	AltConf	Trace
4	AE	150	Total	C	N	O	S	0	0	0
			1105	687	211	201	6			
4	CE	150	Total	C	N	O	S	0	0	0
			1105	687	211	201	6			

- Molecule 5 is a protein called 30S ribosomal protein S6.

Mol	Chain	Residues	Atoms					ZeroOcc	AltConf	Trace
5	AF	100	Total	C	N	O	S	0	0	0
			817	515	148	148	6			
5	CF	100	Total	C	N	O	S	0	0	0
			817	515	148	148	6			

- Molecule 6 is a protein called 30S ribosomal protein S7.

Mol	Chain	Residues	Atoms					ZeroOcc	AltConf	Trace
6	AG	150	Total	C	N	O	S	0	0	0
			1174	730	226	214	4			
6	CG	152	Total	C	N	O	S	0	0	0
			1196	745	230	217	4			

- Molecule 7 is a protein called 30S ribosomal protein S8.

Mol	Chain	Residues	Atoms					ZeroOcc	AltConf	Trace
7	AH	129	Total	C	N	O	S	0	0	0
			979	616	173	184	6			
7	CH	129	Total	C	N	O	S	0	0	0
			979	616	173	184	6			

- Molecule 8 is a protein called 30S ribosomal protein S9.

Mol	Chain	Residues	Atoms					ZeroOcc	AltConf	Trace
8	AI	127	Total	C	N	O	S	0	0	0
			1022	634	206	179	3			
8	CI	127	Total	C	N	O	S	0	0	0
			1022	634	206	179	3			

- Molecule 9 is a protein called 30S ribosomal protein S10.

Mol	Chain	Residues	Atoms					ZeroOcc	AltConf	Trace
9	AJ	98	Total	C	N	O	S	0	0	0
			786	493	150	142	1			
9	CJ	98	Total	C	N	O	S	0	0	0
			786	493	150	142	1			

- Molecule 10 is a protein called 30S ribosomal protein S11.

Mol	Chain	Residues	Atoms					ZeroOcc	AltConf	Trace
10	AK	117	Total	C	N	O	S	0	0	0
			877	540	174	160	3			

Continued on next page...

Continued from previous page...

Mol	Chain	Residues	Atoms					ZeroOcc	AltConf	Trace
10	CK	117	Total	C	N	O	S	0	0	0
			877	540	174	160	3			

- Molecule 11 is a protein called 30S ribosomal protein S12.

Mol	Chain	Residues	Atoms					ZeroOcc	AltConf	Trace
11	AL	123	Total	C	N	O	S	0	0	0
			955	590	196	165	4			
11	CL	123	Total	C	N	O	S	0	0	0
			955	590	196	165	4			

- Molecule 12 is a protein called 30S ribosomal protein S13.

Mol	Chain	Residues	Atoms					ZeroOcc	AltConf	Trace
12	AM	114	Total	C	N	O	S	0	0	0
			883	546	178	156	3			
12	CM	113	Total	C	N	O	S	0	0	0
			876	541	177	155	3			

- Molecule 13 is a protein called 30S ribosomal protein S14.

Mol	Chain	Residues	Atoms					ZeroOcc	AltConf	Trace
13	AN	96	Total	C	N	O	S	0	0	0
			774	483	160	128	3			
13	CN	96	Total	C	N	O	S	0	0	0
			774	483	160	128	3			

- Molecule 14 is a protein called 30S ribosomal protein S15.

Mol	Chain	Residues	Atoms					ZeroOcc	AltConf	Trace
14	AO	88	Total	C	N	O	S	0	0	0
			716	440	146	129	1			
14	CO	88	Total	C	N	O	S	0	0	0
			716	440	146	129	1			

- Molecule 15 is a protein called 30S ribosomal protein S16.

Mol	Chain	Residues	Atoms					ZeroOcc	AltConf	Trace
15	AP	82	Total	C	N	O	S	0	0	0
			649	406	128	114	1			
15	CP	80	Total	C	N	O	S	0	0	0
			638	400	126	111	1			

- Molecule 16 is a protein called 30S ribosomal protein S17.

Mol	Chain	Residues	Atoms					ZeroOcc	AltConf	Trace
16	AQ	80	Total	C	N	O	S	0	0	0
			648	411	121	113	3			
16	CQ	81	Total	C	N	O	S	0	0	0
			656	417	122	114	3			

- Molecule 17 is a protein called 30S ribosomal protein S18.

Mol	Chain	Residues	Atoms				ZeroOcc	AltConf	Trace
17	AR	55	Total	C	N	O	0	0	0
			455	288	86	81			
17	CR	55	Total	C	N	O	0	0	0
			455	288	86	81			

- Molecule 18 is a protein called 30S ribosomal protein S19.

Mol	Chain	Residues	Atoms					ZeroOcc	AltConf	Trace
18	AS	79	Total	C	N	O	S	0	0	0
			637	408	120	107	2			
18	CS	80	Total	C	N	O	S	0	0	0
			644	413	121	108	2			

- Molecule 19 is a protein called 30S ribosomal protein S20.

Mol	Chain	Residues	Atoms					ZeroOcc	AltConf	Trace
19	AT	85	Total	C	N	O	S	0	0	0
			665	411	137	114	3			
19	CT	85	Total	C	N	O	S	0	0	0
			665	411	137	114	3			

- Molecule 20 is a protein called 30S ribosomal protein S2.

Mol	Chain	Residues	Atoms					ZeroOcc	AltConf	Trace
20	AB	218	Total	C	N	O	S	0	0	0
			1704	1081	305	311	7			
20	CB	218	Total	C	N	O	S	0	0	0
			1704	1081	305	311	7			

- Molecule 21 is a protein called 30S ribosomal protein S21.

Mol	Chain	Residues	Atoms					ZeroOcc	AltConf	Trace
21	AU	51	Total	C	N	O	S	0	0	0
			425	265	86	73	1			
21	CU	51	Total	C	N	O	S	0	0	0
			425	265	86	73	1			

- Molecule 22 is a RNA chain called 5S ribosomal RNA.

Mol	Chain	Residues	Atoms					ZeroOcc	AltConf	Trace
22	BA	117	Total	C	N	O	P	0	0	0
			2507	1116	459	815	117			
22	DA	117	Total	C	N	O	P	0	0	0
			2507	1116	459	815	117			

- Molecule 23 is a RNA chain called 23S ribosomal RNA.

Mol	Chain	Residues	Atoms					ZeroOcc	AltConf	Trace
23	BB	2841	Total	C	N	O	P	0	0	0
			60995	27210	11229	19715	2841			
23	DB	2841	Total	C	N	O	P	0	0	0
			60995	27210	11229	19715	2841			

- Molecule 24 is a protein called 50S ribosomal protein L25.

Mol	Chain	Residues	Atoms					ZeroOcc	AltConf	Trace
24	BV	94	Total	C	N	O	S	0	0	0
			753	479	137	134	3			
24	DV	94	Total	C	N	O	S	0	0	0
			753	479	137	134	3			

- Molecule 25 is a protein called 50S ribosomal protein L2.

Mol	Chain	Residues	Atoms					ZeroOcc	AltConf	Trace
25	BC	267	Total	C	N	O	S	0	0	0
			2053	1271	416	359	7			
25	DC	267	Total	C	N	O	S	0	0	0
			2053	1271	416	359	7			

- Molecule 26 is a protein called 50S ribosomal protein L3.

Mol	Chain	Residues	Atoms					ZeroOcc	AltConf	Trace
26	BD	209	Total	C	N	O	S	0	0	0
			1565	979	288	294	4			

Continued on next page...

Continued from previous page...

Mol	Chain	Residues	Atoms					ZeroOcc	AltConf	Trace
26	DD	209	Total	C	N	O	S	0	0	0
			1565	979	288	294	4			

- Molecule 27 is a protein called 50S ribosomal protein L4.

Mol	Chain	Residues	Atoms					ZeroOcc	AltConf	Trace
27	BE	201	Total	C	N	O	S	0	0	0
			1552	974	283	290	5			
27	DE	201	Total	C	N	O	S	0	0	0
			1552	974	283	290	5			

- Molecule 28 is a protein called 50S ribosomal protein L5.

Mol	Chain	Residues	Atoms					ZeroOcc	AltConf	Trace
28	BF	178	Total	C	N	O	S	0	0	0
			1420	905	251	258	6			
28	DF	178	Total	C	N	O	S	0	0	0
			1420	905	251	258	6			

- Molecule 29 is a protein called 50S ribosomal protein L6.

Mol	Chain	Residues	Atoms					ZeroOcc	AltConf	Trace
29	BG	176	Total	C	N	O	S	0	0	0
			1323	832	243	246	2			
29	DG	176	Total	C	N	O	S	0	0	0
			1323	832	243	246	2			

- Molecule 30 is a protein called 50S ribosomal protein L9.

Mol	Chain	Residues	Atoms					ZeroOcc	AltConf	Trace
30	BH	149	Total	C	N	O	S	0	0	0
			1111	699	197	214	1			
30	DH	149	Total	C	N	O	S	0	0	0
			1111	699	197	214	1			

- Molecule 31 is a protein called 50S ribosomal protein L13.

Mol	Chain	Residues	Atoms					ZeroOcc	AltConf	Trace
31	BJ	140	Total	C	N	O	S	0	0	0
			1112	704	210	194	4			
31	DJ	140	Total	C	N	O	S	0	0	0
			1112	704	210	194	4			

- Molecule 32 is a protein called 50S ribosomal protein L14.

Mol	Chain	Residues	Atoms					ZeroOcc	AltConf	Trace
32	BK	121	Total	C	N	O	S	0	0	0
			930	582	179	164	5			
32	DK	121	Total	C	N	O	S	0	0	0
			930	582	179	164	5			

- Molecule 33 is a protein called 50S ribosomal protein L15.

Mol	Chain	Residues	Atoms					ZeroOcc	AltConf	Trace
33	BL	144	Total	C	N	O	S	0	0	0
			1053	654	207	190	2			
33	DL	144	Total	C	N	O	S	0	0	0
			1053	654	207	190	2			

- Molecule 34 is a protein called 50S ribosomal protein L16.

Mol	Chain	Residues	Atoms					ZeroOcc	AltConf	Trace
34	BM	136	Total	C	N	O	S	0	0	0
			1074	686	205	177	6			
34	DM	136	Total	C	N	O	S	0	0	0
			1074	686	205	177	6			

- Molecule 35 is a protein called 50S ribosomal protein L17.

Mol	Chain	Residues	Atoms					ZeroOcc	AltConf	Trace
35	BN	127	Total	C	N	O	S	0	0	0
			1008	621	204	178	5			
35	DN	127	Total	C	N	O	S	0	0	0
			1008	621	204	178	5			

- Molecule 36 is a protein called 50S ribosomal protein L18.

Mol	Chain	Residues	Atoms					ZeroOcc	AltConf	Trace
36	BO	117	Total	C	N	O	S	0	0	0
			900	557	179	163	1			
36	DO	117	Total	C	N	O	S	0	0	0
			900	557	179	163	1			

- Molecule 37 is a protein called 50S ribosomal protein L19.

Mol	Chain	Residues	Atoms					ZeroOcc	AltConf	Trace
37	BP	114	Total	C	N	O	S	0	0	0
			917	574	179	163	1			
37	DP	114	Total	C	N	O	S	0	0	0
			917	574	179	163	1			

- Molecule 38 is a protein called 50S ribosomal protein L20.

Mol	Chain	Residues	Atoms					ZeroOcc	AltConf	Trace
38	BQ	117	Total	C	N	O	S	0	0	0
			947	604	192	151				
38	DQ	117	Total	C	N	O	S	0	0	0
			947	604	192	151				

- Molecule 39 is a protein called 50S ribosomal protein L21.

Mol	Chain	Residues	Atoms					ZeroOcc	AltConf	Trace
39	BR	103	Total	C	N	O	S	0	0	0
			816	516	153	145	2			
39	DR	103	Total	C	N	O	S	0	0	0
			816	516	153	145	2			

- Molecule 40 is a protein called 50S ribosomal protein L22.

Mol	Chain	Residues	Atoms					ZeroOcc	AltConf	Trace
40	BS	110	Total	C	N	O	S	0	0	0
			857	532	166	156	3			
40	DS	110	Total	C	N	O	S	0	0	0
			857	532	166	156	3			

- Molecule 41 is a protein called 50S ribosomal protein L23.

Mol	Chain	Residues	Atoms					ZeroOcc	AltConf	Trace
41	BT	99	Total	C	N	O	S	0	0	0
			777	491	145	139	2			
41	DT	99	Total	C	N	O	S	0	0	0
			777	491	145	139	2			

- Molecule 42 is a protein called 50S ribosomal protein L24.

Mol	Chain	Residues	Atoms					ZeroOcc	AltConf	Trace
42	BU	102	Total	C	N	O	S	0	0	0
			779	492	146	141				

Continued on next page...

Continued from previous page...

Mol	Chain	Residues	Atoms				ZeroOcc	AltConf	Trace
42	DU	102	Total	C	N	O			
			779	492	146	141	0	0	0

- Molecule 43 is a protein called 50S ribosomal protein L27.

Mol	Chain	Residues	Atoms					ZeroOcc	AltConf	Trace
43	BW	84	Total	C	N	O	S			
			634	391	129	113	1	0	0	0
43	DW	84	Total	C	N	O	S			
			634	391	129	113	1	0	0	0

- Molecule 44 is a protein called 50S ribosomal protein L29.

Mol	Chain	Residues	Atoms					ZeroOcc	AltConf	Trace
44	BX	63	Total	C	N	O	S			
			509	313	99	95	2	0	0	0
44	DX	63	Total	C	N	O	S			
			509	313	99	95	2	0	0	0

- Molecule 45 is a protein called 50S ribosomal protein L30.

Mol	Chain	Residues	Atoms					ZeroOcc	AltConf	Trace
45	BY	58	Total	C	N	O	S			
			449	281	87	79	2	0	0	0
45	DY	58	Total	C	N	O	S			
			449	281	87	79	2	0	0	0

- Molecule 46 is a protein called 50S ribosomal protein L31.

Mol	Chain	Residues	Atoms					ZeroOcc	AltConf	Trace
46	BZ	70	Total	C	N	O	S			
			549	339	104	100	6	0	0	0
46	DZ	70	Total	C	N	O	S			
			549	339	104	100	6	0	0	0

- Molecule 47 is a protein called 50S ribosomal protein L32.

Mol	Chain	Residues	Atoms					ZeroOcc	AltConf	Trace
47	B0	56	Total	C	N	O	S			
			444	269	94	80	1	0	0	0
47	D0	56	Total	C	N	O	S			
			444	269	94	80	1	0	0	0

- Molecule 48 is a protein called 50S ribosomal protein L33.

Mol	Chain	Residues	Atoms				ZeroOcc	AltConf	Trace
48	B1	54	Total	C	N	O	0	0	0
			441	284	81	76			
48	D1	54	Total	C	N	O	0	0	0
			441	284	81	76			

- Molecule 49 is a protein called 50S ribosomal protein L34.

Mol	Chain	Residues	Atoms					ZeroOcc	AltConf	Trace
49	B2	46	Total	C	N	O	S	0	0	0
			377	228	90	57	2			
49	D2	46	Total	C	N	O	S	0	0	0
			377	228	90	57	2			

- Molecule 50 is a protein called 50S ribosomal protein L35.

Mol	Chain	Residues	Atoms					ZeroOcc	AltConf	Trace
50	B3	64	Total	C	N	O	S	0	0	0
			504	323	105	74	2			
50	D3	64	Total	C	N	O	S	0	0	0
			504	323	105	74	2			

- Molecule 51 is a protein called 50S ribosomal protein L36.

Mol	Chain	Residues	Atoms					ZeroOcc	AltConf	Trace
51	B4	38	Total	C	N	O	S	0	0	0
			302	185	65	48	4			
51	D4	38	Total	C	N	O	S	0	0	0
			302	185	65	48	4			

- Molecule 52 is a protein called 50S ribosomal protein L11.

Mol	Chain	Residues	Atoms					ZeroOcc	AltConf	Trace
52	BI	141	Total	C	N	O	S	0	0	0
			1032	651	179	196	6			
52	DI	141	Total	C	N	O	S	0	0	0
			1032	651	179	196	6			

- Molecule 53 is MAGNESIUM ION (three-letter code: MG) (formula: Mg).

Mol	Chain	Residues	Atoms	ZeroOcc	AltConf
53	AP	1	Total Mg 1 1	0	0
53	BB	110	Total Mg 110 110	0	0
53	CA	62	Total Mg 62 62	0	0
53	AA	59	Total Mg 59 59	0	0
53	DN	1	Total Mg 1 1	0	0
53	DB	110	Total Mg 110 110	0	0

- Molecule 54 is water.

Mol	Chain	Residues	Atoms	ZeroOcc	AltConf
54	AA	290	Total O 290 290	0	0
54	AE	3	Total O 3 3	0	0
54	AK	2	Total O 2 2	0	0
54	AN	4	Total O 4 4	0	0
54	AP	1	Total O 1 1	0	0
54	BB	497	Total O 497 497	0	0
54	BC	1	Total O 1 1	0	0
54	BE	5	Total O 5 5	0	0
54	BH	1	Total O 1 1	0	0
54	BL	2	Total O 2 2	0	0
54	BN	1	Total O 1 1	0	0
54	CA	295	Total O 295 295	0	0
54	CE	3	Total O 3 3	0	0
54	CK	1	Total O 1 1	0	0

Continued on next page...

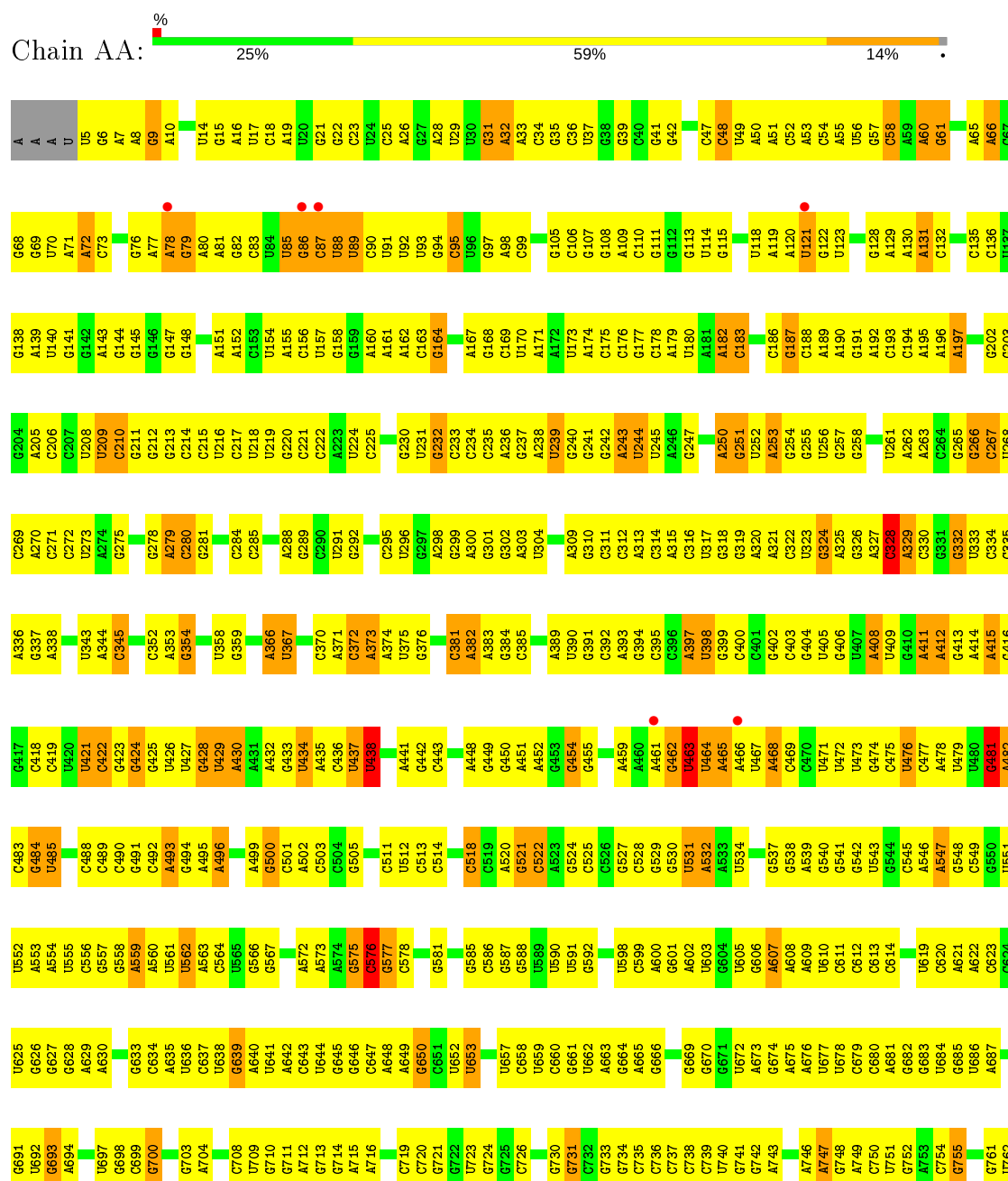
Continued from previous page...

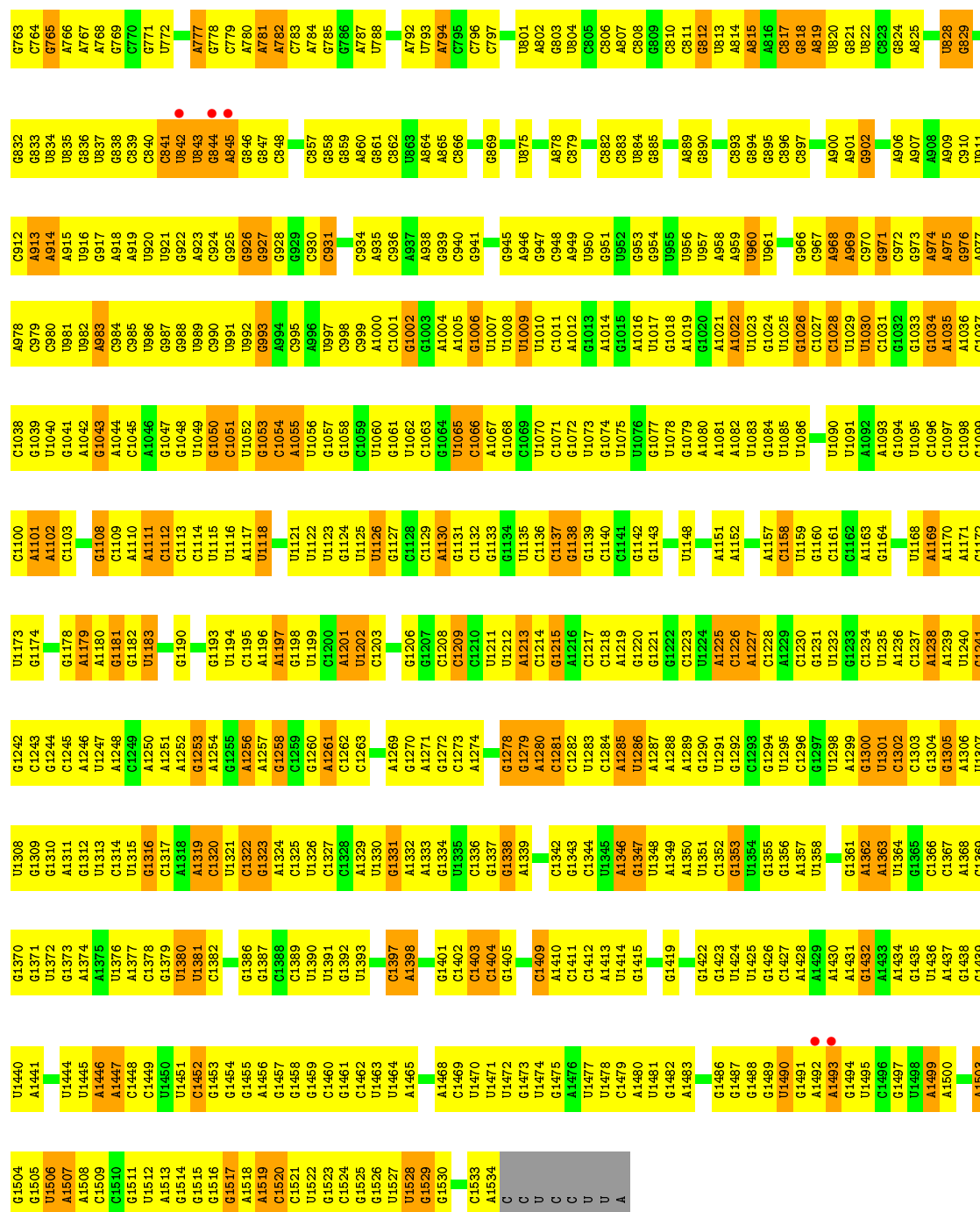
Mol	Chain	Residues	Atoms		ZeroOcc	AltConf
54	CL	4	Total 4	O 4	0	0
54	CN	2	Total 2	O 2	0	0
54	CP	1	Total 1	O 1	0	0
54	CT	2	Total 2	O 2	0	0
54	DB	499	Total 499	O 499	0	0
54	DC	1	Total 1	O 1	0	0
54	DD	1	Total 1	O 1	0	0
54	DE	3	Total 3	O 3	0	0
54	DJ	2	Total 2	O 2	0	0
54	DL	1	Total 1	O 1	0	0
54	DN	2	Total 2	O 2	0	0
54	DQ	1	Total 1	O 1	0	0
54	D2	2	Total 2	O 2	0	0

3 Residue-property plots

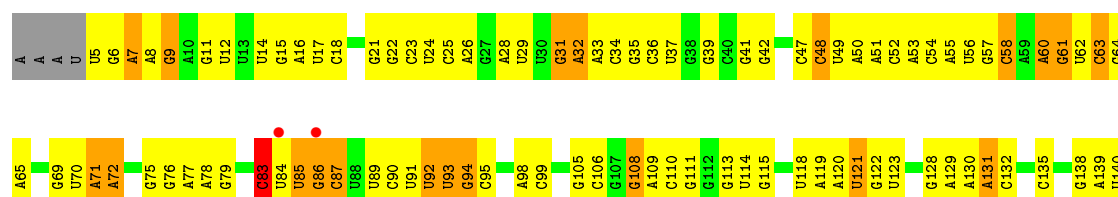
These plots are drawn for all protein, RNA and DNA chains in the entry. The first graphic for a chain summarises the proportions of the various outlier classes displayed in the second graphic. The second graphic shows the sequence view annotated by issues in geometry and electron density. Residues are color-coded according to the number of geometric quality criteria for which they contain at least one outlier: green = 0, yellow = 1, orange = 2 and red = 3 or more. A red dot above a residue indicates a poor fit to the electron density ($RSRZ > 2$). Stretches of 2 or more consecutive residues without any outlier are shown as a green connector. Residues present in the sample, but not in the model, are shown in grey.

- Molecule 1: 16S ribosomal RNA

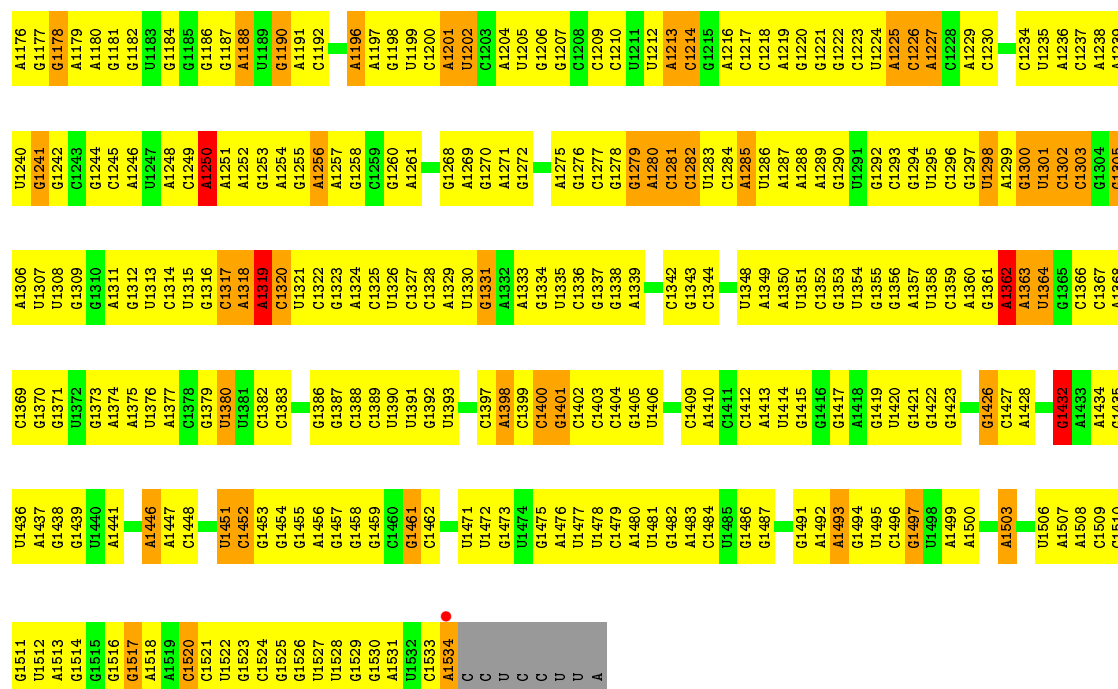




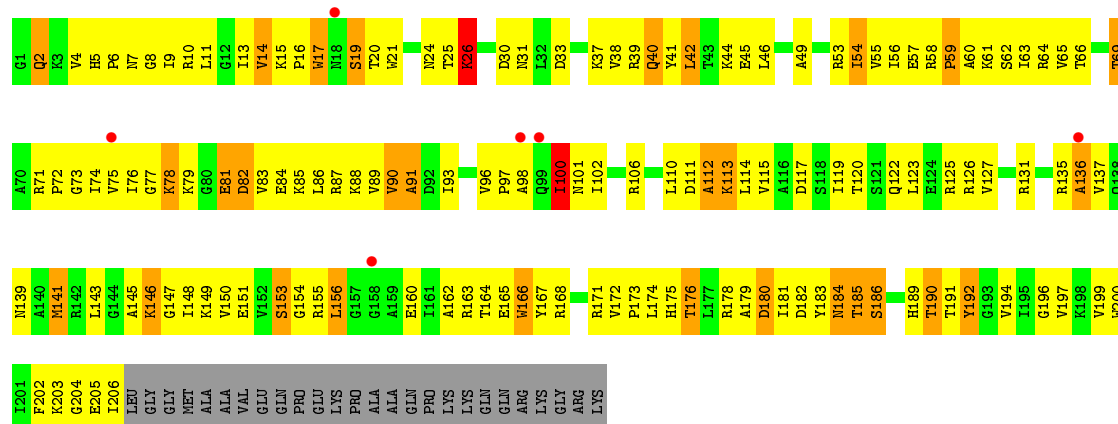
- Molecule 1: 16S ribosomal RNA



G1108	A1042	C980	G838	A767	A695	G628	A553	C483	C419	C345	U273	U208	G144
A1111	G1043	U981	C839	A768		A629	A554	G484	U420	C345	A274	U209	G142
C1113	A1044	U982	C840	G769	C699	A630	U555	U485	U421	C352	G275	C210	A143
C1114			C841	C770	G700		C556	C422	C422	A353	G276	G211	G144
	U1048	C984	U842	G771	G703	G633	C557	C423	G423	C354	G277	G212	G145
	U1049	C985	U843	G772	A704	C634	C558	G424	G424		A279	G213	G146
	G1050	U986	G844		G705	A635	A559	C425	C425	U358	C280	C214	G147
	C1051	G987	A845	A777	A706	U636	A560	G426	U426	C359	G281	C215	G148
C1119	U1052	G988	G846	G778	A707	C637	U561	C492	U427		C284	U216	A149
C1120	G1053	U989	G847	C779	G707	U638	U562	A493	G428		C285	C217	U150
U1121	C1054	C990	G848	A780	C708	U639	A563	G494	U429		C284	U218	A151
U1122	A1055	U991		A781	U709			A495	A430		C285	U219	A152
U1123	U1056	C930	C857	A782	G710	A642	G566	A496	A431			G220	
G1124	G1057	C931	G858	C783	G711	C643	G567		A432		A288	G221	A155
U1125	G1058	C932	G859	A784	A712	U644	G568		A433		G289	C222	C156
U1126	C1059	G933	A860	G785	G713	U645			U434		C372	G223	U157
			G861		G714	G646	A572	C501	A435		C295	U224	G158
	U1060	C934	G862	A792	G715	C647	A573	A502	C436		U296	C225	G159
	G1127	C935	U863	U793	A716	A648	A574	C503	U437		G287		A160
C1129	U1062	C936	U864	U794		A649	G575	G504	U438		A298	G230	A161
A1130	C1063	A837	A865	C795	C719	G650	G576	U439	U439		G299	U231	A162
G1131	G1064	A938	C866	C796	G720	C651	G577	G440	G440		A300	G232	C163
C1132	U1065	G939	C866	C797	G721	U652	C578	A441	G442		G301	C233	G164
G1133	C1066	C940		C798	G722	U653		U512	G443		G302	C234	C234
	A1067	A1004	G869	U798				C513			A382	C235	A167
	U1068	A1005			G724		G585	U513			A383	C236	G168
U1135	C1069	G1006	U875	U801	G725	C658	C586	C514	A448		U304	A236	C169
C1136	U1070	U1007		A802	C726	U659	G587		G449		A309	G237	U170
G1137	C1071	U1008	A878	G803		C660			G450		A386	A238	
G1138	U1072	U1009	C879	U804	G730	U661	U590	C518	A451		U387	U239	U173
C1139	U1073	U1010	C880	C805	G731	U662	U591	G521	A452		G311	G240	A174
C1140	G1074	C1011	G881	C806	C732	A663	G592	C522	G453		G312	G241	C175
C1141	U1075	A1012	C882	A807	G733	G664	A596	A523	G454		A313	G242	C176
G1142		G1013	C883	G808	G734	A665	G597	G524	G455		C314	U244	G177
G1143	U1078	A1014	U884	G809	C735	G666	U598	C525	G456		A315	U245	C178
G1144	C1079	G1015	G885	C810	C736	G667	U599	G527			C316	U246	A179
A1145	A1080	A1016		C811	C737	G668	C528	G528	A459		U317	G247	U180
A1146	U1081		G890	G812	C738	G669	A600	C528	A460		G318		A181
C1147	A1082	U1019		U813	C739	G670	G601	G529	A461		A320	A250	A182
U1148	U1083	G1020	C893	A814	U740	G671	A602	G530	A462		A321	G251	C183
C1149	G1084	A1021	A958	A815	G741	U672	U603	U531	G463		G322	U252	
A1150	U1085	A1022	G895	A816	G742	A673	G604	A532	U464		U323	A253	C186
A1151	U1086	U1023	C896	C817	A743	G674	U605	A533	U465		G324	G254	G187
A1152		G1024	C897	G818		A675	G606	U534	A466		A325	G255	C188
		U1025	G863	A819	A746	A676	A607		A467		G326	U256	A189
A1157	A1091	G1026	A964	U820	A747	U677	A608	G537	U468		A327	G257	A190
C1158	A1092	U1027	U965	G821	G748	U678	A609	G538	A469		U405	G258	
U1159	A1093	C1028	A901		A749	C679	U610	A539	C469		C328		G191
G1160	G1094	U1029	G902	G824	C750		U611	G540	U471		A329	A192	A192
C1161	U1095	U1030	G903	G825	U751	G682	C612	G541	U472		G330	C193	C193
C1162	C1096	U1031	U904		G752	U683	C613	G542	U473		G331	C194	C194
A1163	C1097	C1031	U905	A825	A753	U684	C614	U543	U474		U409	A262	A195
G1164	C1098	G1032	A906	U828	G754	G685		G544	G474		G332	A263	A196
U1165	G1099	G1033	A907	G829	C755	U686	U619	G545	A411		U333	G264	A197
C1166	C1100	A1034	A908	G830	G756	A687	C620	A546	U476		U334	G265	
	A1101	G973	A831	U831		G688	A621	A547	C477		C335	G266	C267
A1170	A1102	A974	C910	G832	G761		A622	G548	C478		A336	U268	G203
A1171	C1103	U975		G833	U762		A622	G549	U479		A337	C269	G204
C1172	G1104	U834		U834	G763			G550	U480		A338	A270	A205
A1173	A1105	G1039		U835	G764		U625	U551	G481			C271	C206
G1174	G1106	U1040	G693	G836	G765		G626	G416			U343	A272	
G1175	C1107	G1041	C979	U837	A766	A694	G627	C418	A482			C272	C207

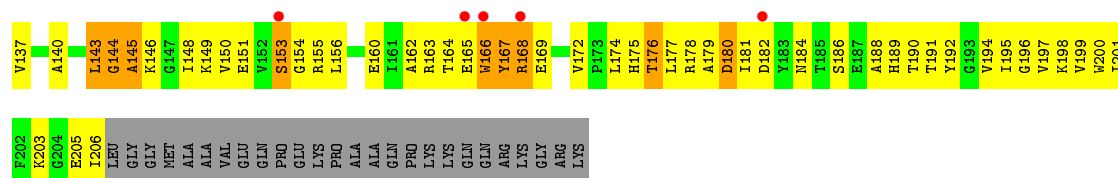


• Molecule 2: 30S ribosomal protein S3

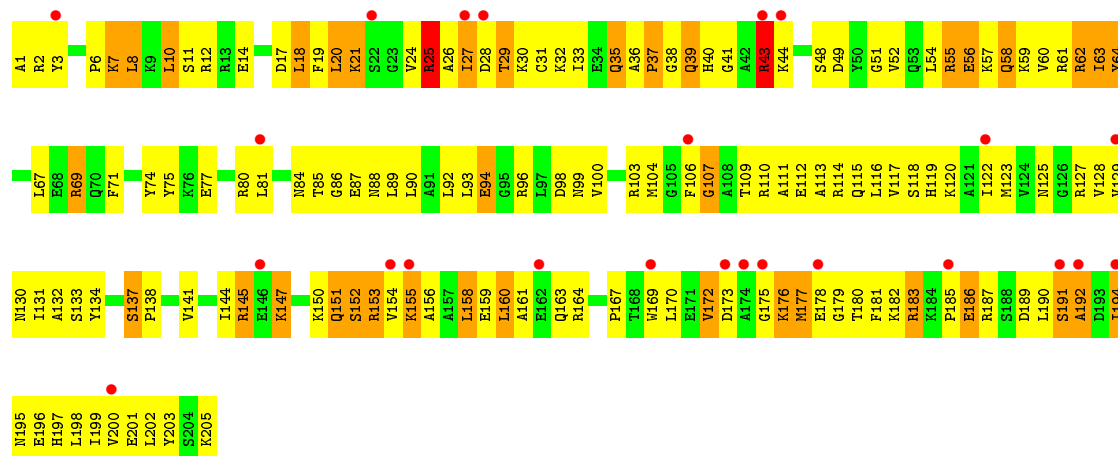


• Molecule 2: 30S ribosomal protein S3






• Molecule 3: 30S ribosomal protein S4

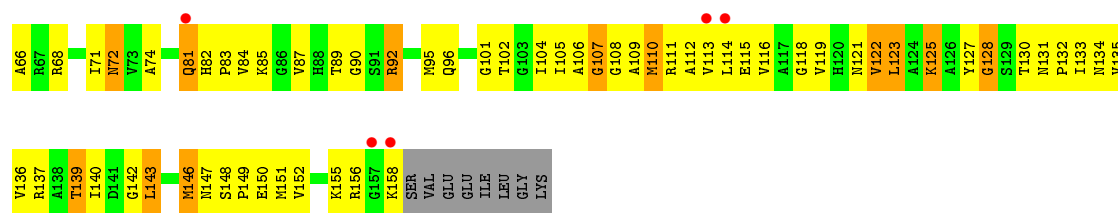


• Molecule 3: 30S ribosomal protein S4

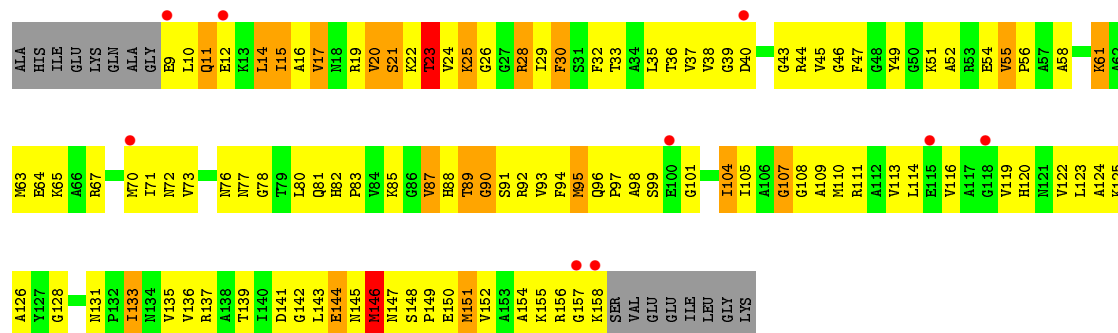


• Molecule 4: 30S ribosomal protein S5

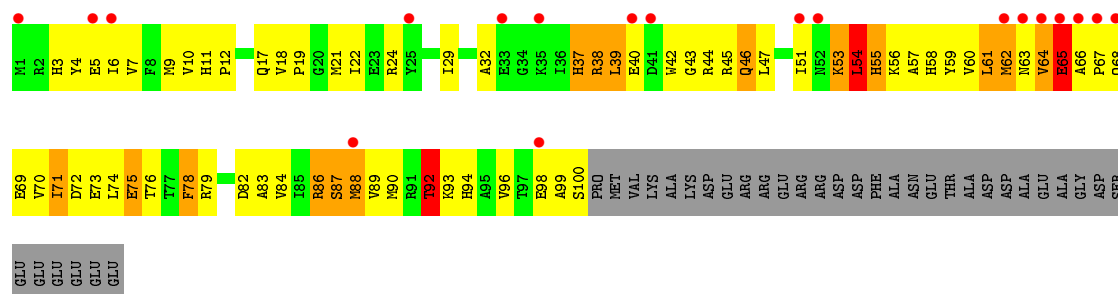
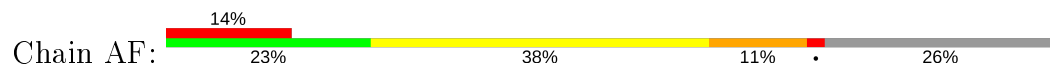




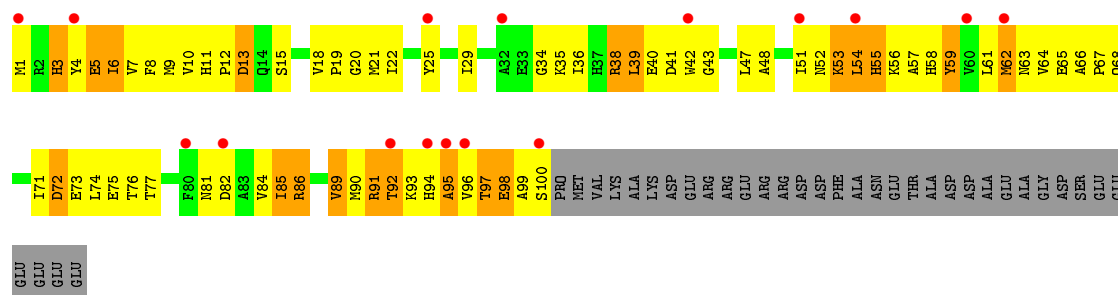
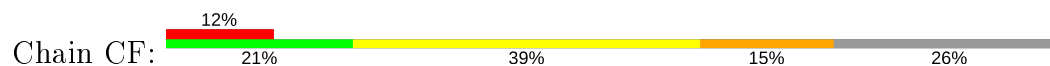
• Molecule 4: 30S ribosomal protein S5



• Molecule 5: 30S ribosomal protein S6

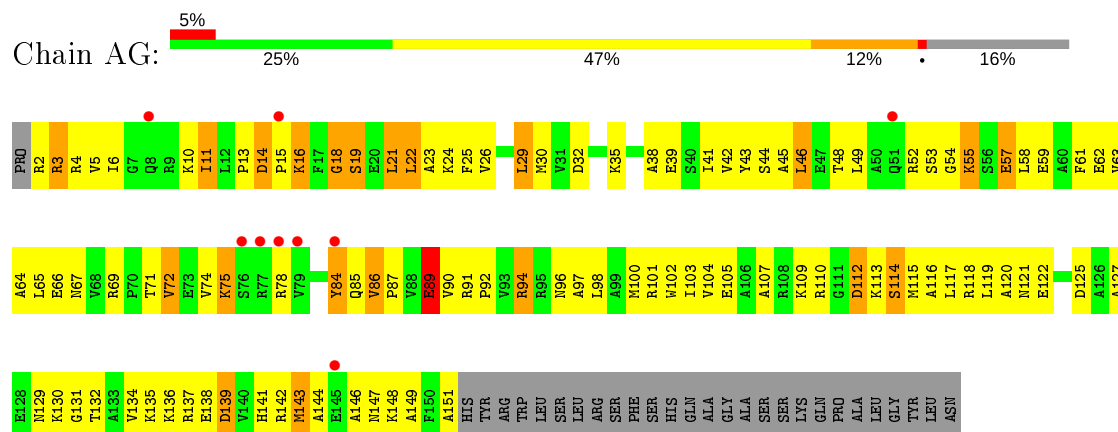


• Molecule 5: 30S ribosomal protein S6



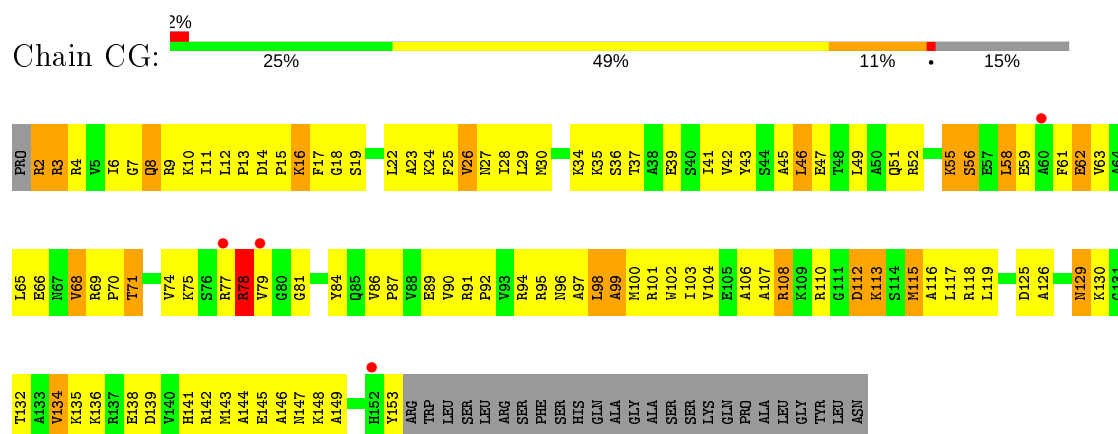
• Molecule 6: 30S ribosomal protein S7

Chain AG:



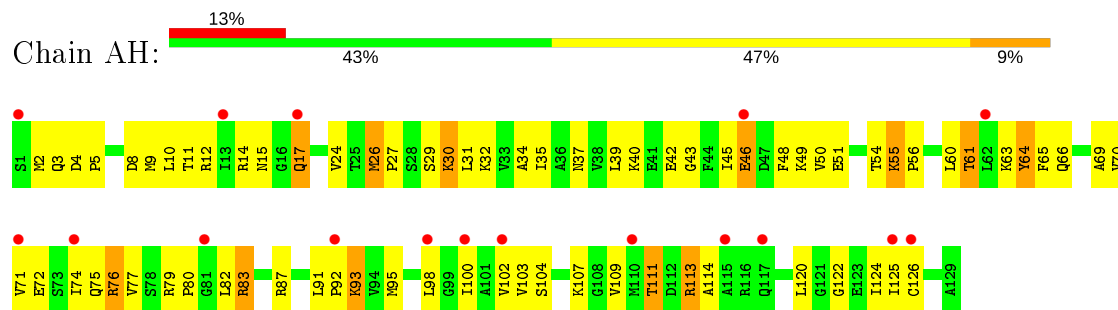
- Molecule 6: 30S ribosomal protein S7

Chain CG:



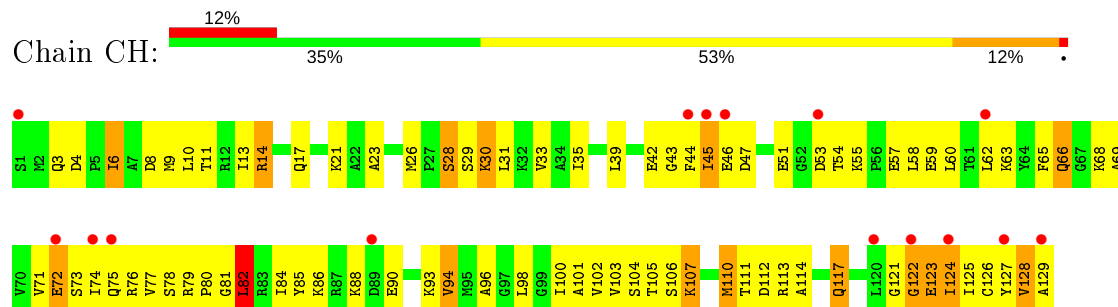
- Molecule 7: 30S ribosomal protein S8

Chain AH:

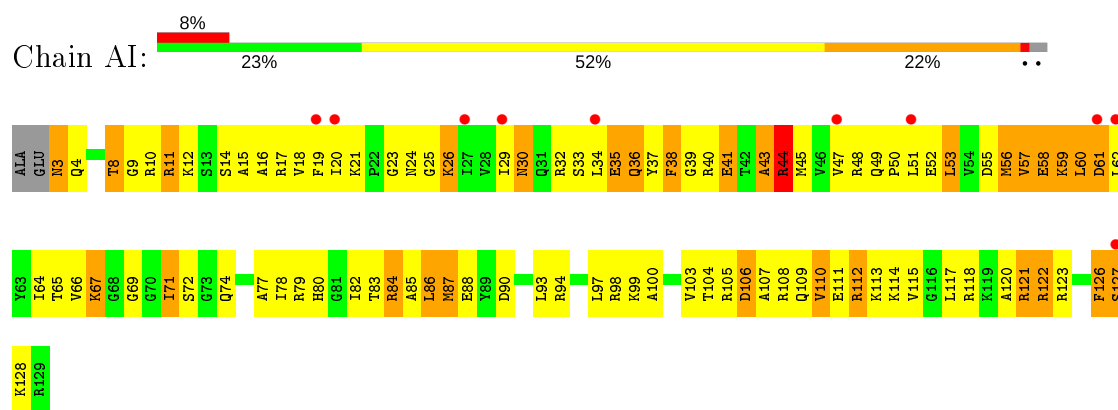


- Molecule 7: 30S ribosomal protein S8

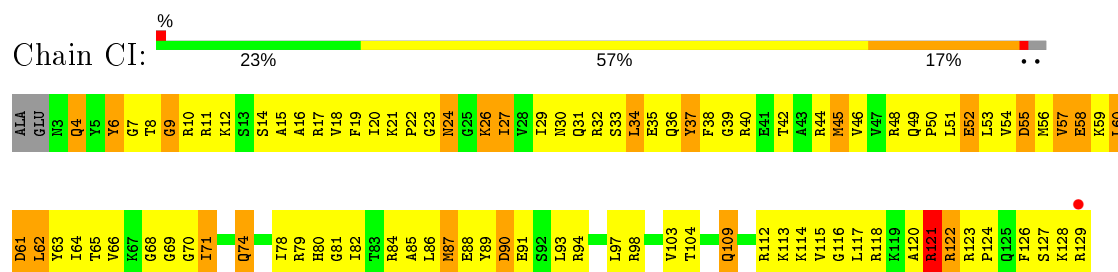
Chain CH:



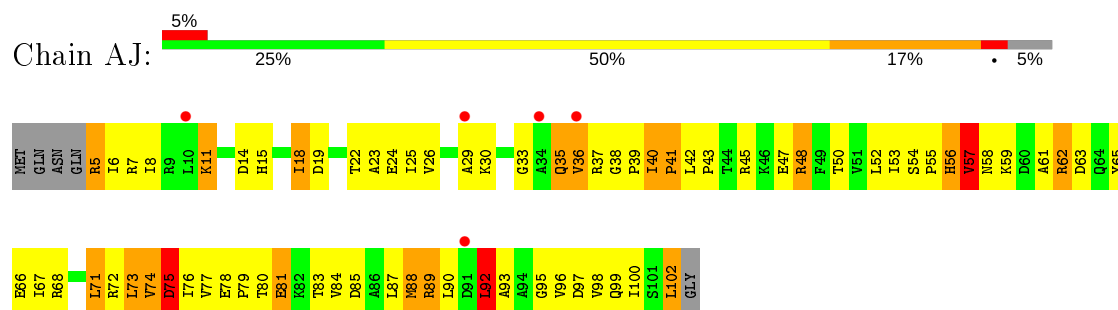
- Molecule 8: 30S ribosomal protein S9



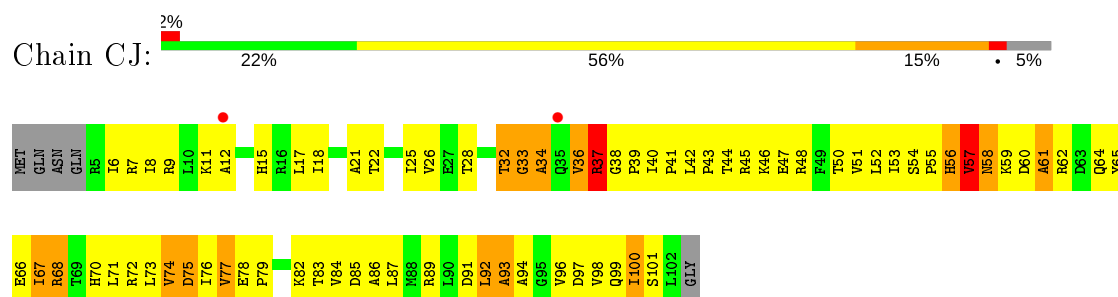
• Molecule 8: 30S ribosomal protein S9



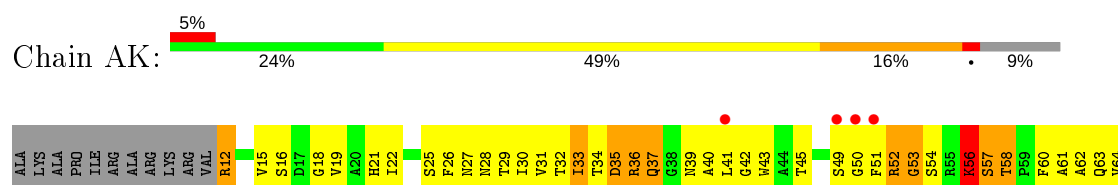
• Molecule 9: 30S ribosomal protein S10

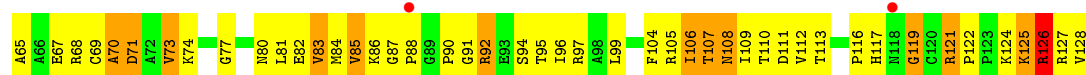


• Molecule 9: 30S ribosomal protein S10



• Molecule 10: 30S ribosomal protein S11

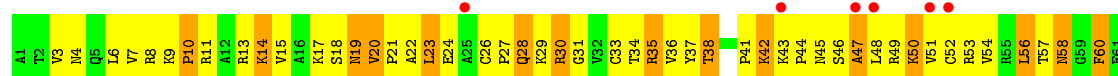




- Molecule 10: 30S ribosomal protein S11



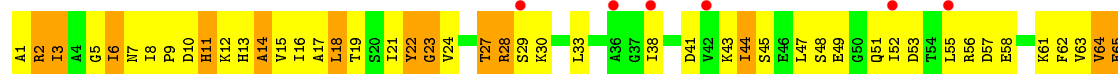
- Molecule 11: 30S ribosomal protein S12



- Molecule 11: 30S ribosomal protein S12

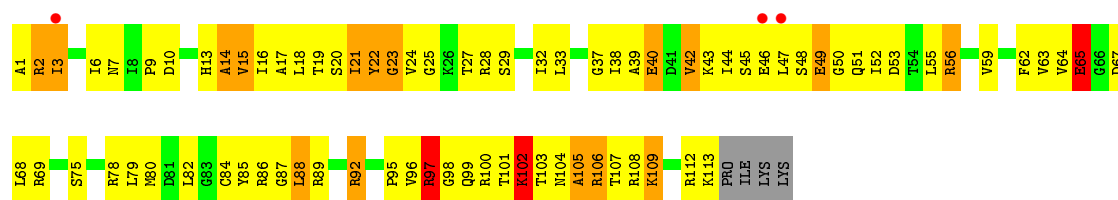


- Molecule 12: 30S ribosomal protein S13

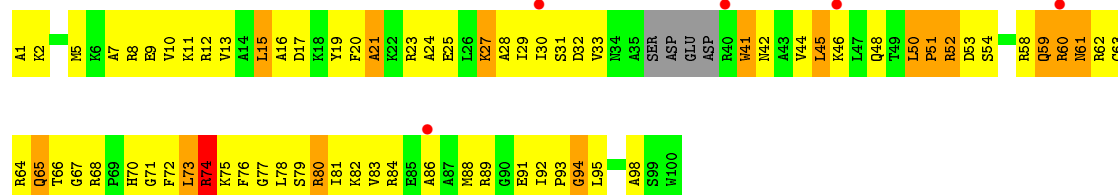


- Molecule 12: 30S ribosomal protein S13

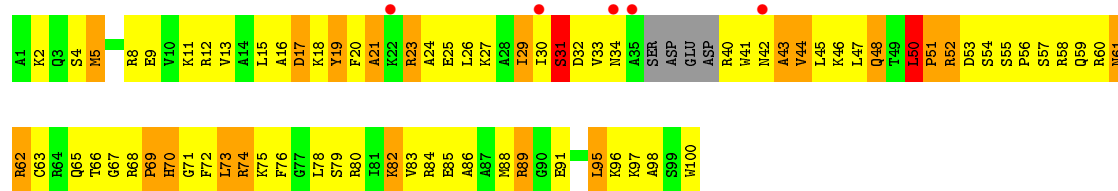




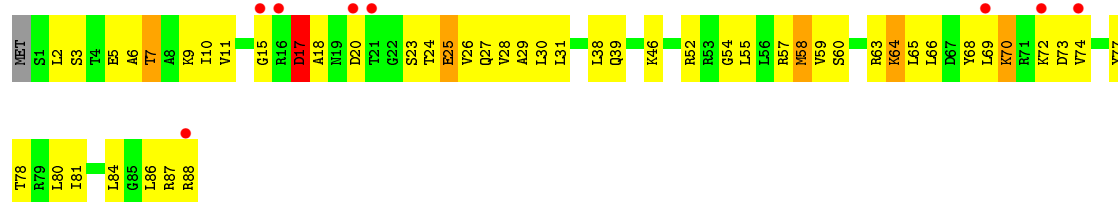
• Molecule 13: 30S ribosomal protein S14



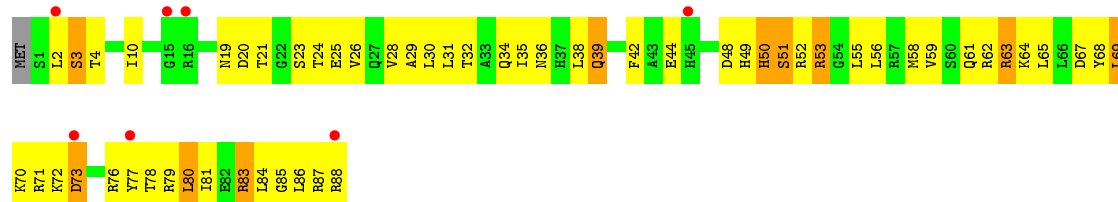
• Molecule 13: 30S ribosomal protein S14



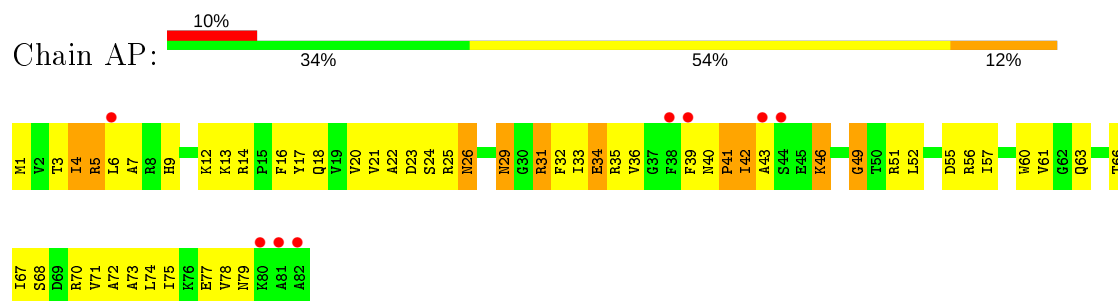
• Molecule 14: 30S ribosomal protein S15



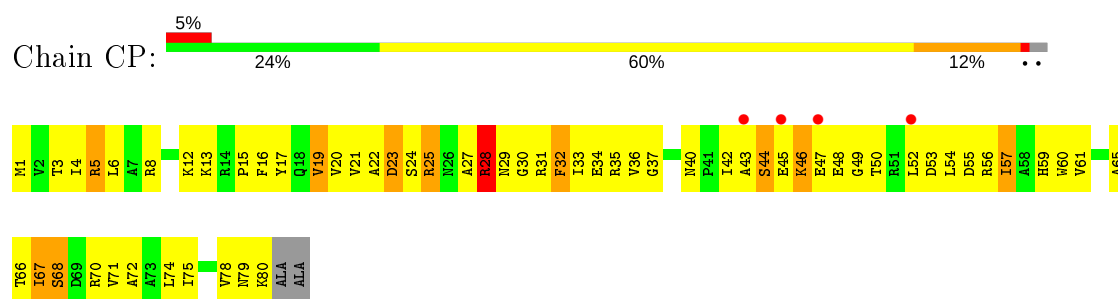
• Molecule 14: 30S ribosomal protein S15



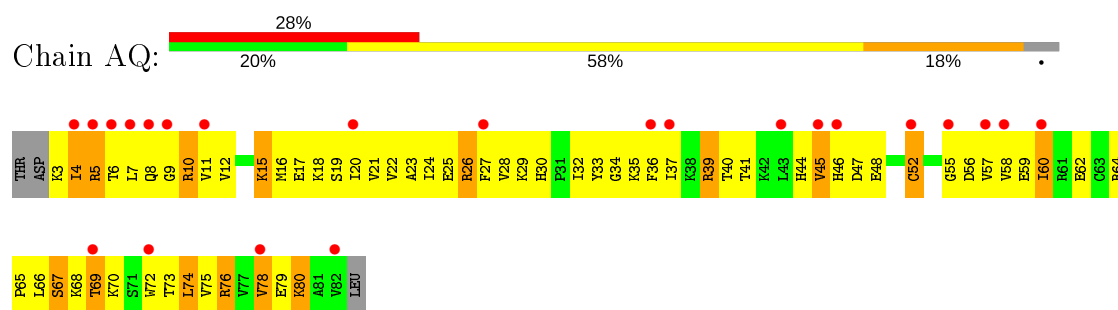
- Molecule 15: 30S ribosomal protein S16



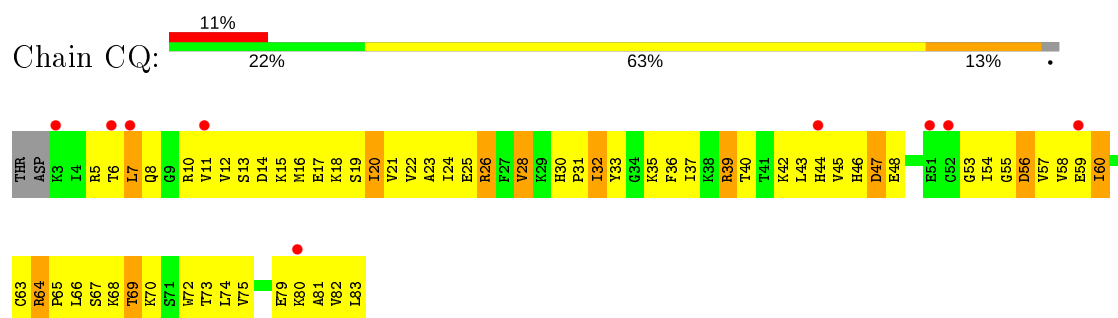
- Molecule 15: 30S ribosomal protein S16



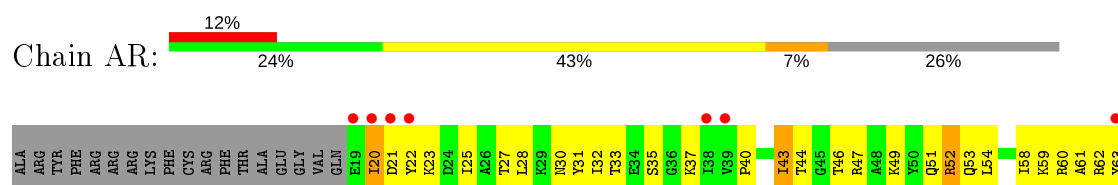
- Molecule 16: 30S ribosomal protein S17




- Molecule 16: 30S ribosomal protein S17



- Molecule 17: 30S ribosomal protein S18

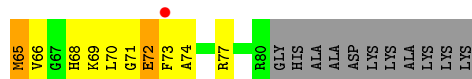
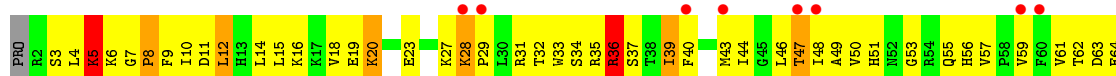




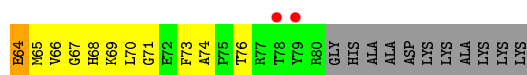
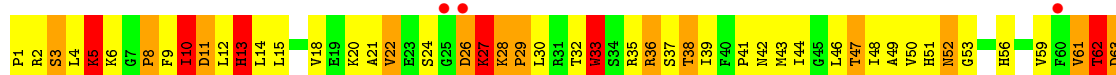
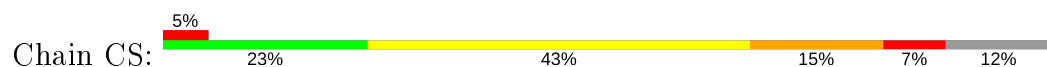
- Molecule 17: 30S ribosomal protein S18



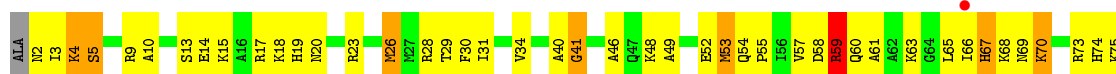
- Molecule 18: 30S ribosomal protein S19



- Molecule 18: 30S ribosomal protein S19

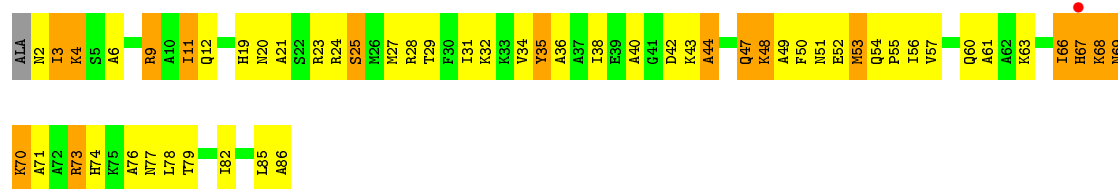


- Molecule 19: 30S ribosomal protein S20

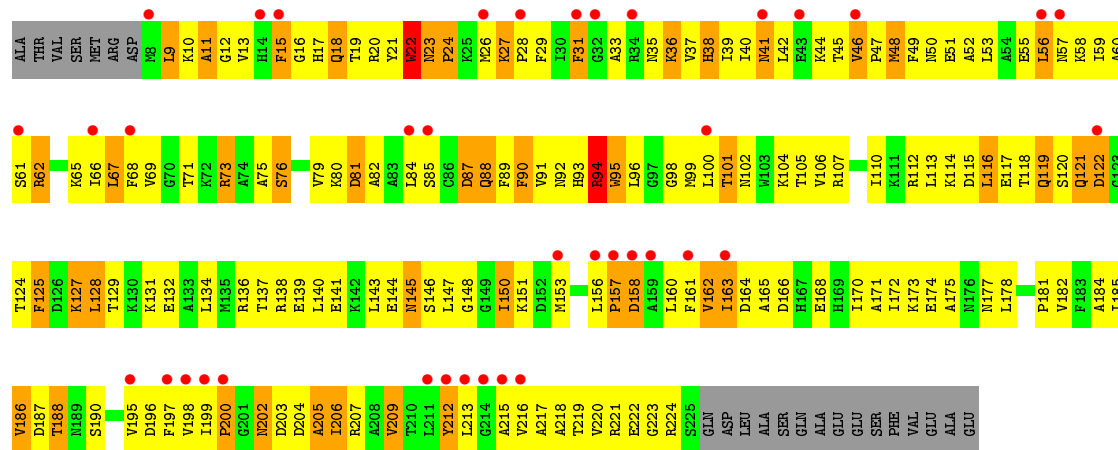


- Molecule 19: 30S ribosomal protein S20

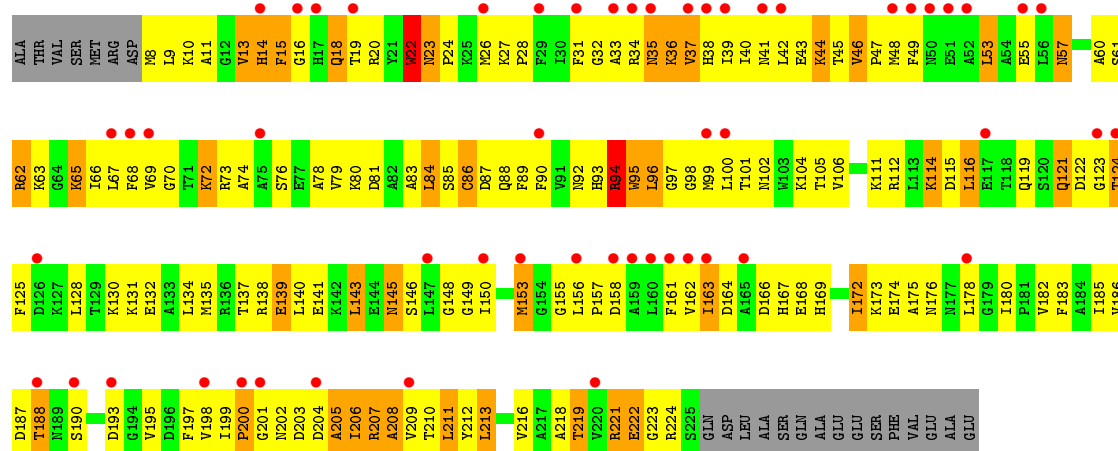




• Molecule 20: 30S ribosomal protein S2



• Molecule 20: 30S ribosomal protein S2



• Molecule 21: 30S ribosomal protein S21



ALA
ARG
ARG
THR
ARG
LEU
TYR

- Molecule 21: 30S ribosomal protein S21



MET PRO VAL I3 K4 V5 R6 E7 R8 P10 F11 D12 V13 A14 L15 R16 R17 F18 K19 S21 C22 E23 K24 A25 L28 R32 R33 R34 E35 F36 Y37 E38 K39 P40 T41 T42 E43 R44 K45 R46 A47 K48 A49 S50 A51 V52 K53 ARG HIS ALA LYS LYS LEU ALA ARG GLU

ASN
ALA
ARG
THR
ARG
LEU
TYR

- Molecule 22: 5S ribosomal RNA



U G2 C3 C4 U5 G6 G7 G10 C11 C12 G13 G14 A15 G16 C17 G18 C19 G20 G21 G22 G23 G24 U25 C26 C27 C28 A29 A30 C31 U32 G33 A34 C35 A39 U40 G41 G42 C43 C44 A45 A46 G47 U48 C49 A50 G51 A52 A53 G54 U55 A56 A57 A58 A59 C60 G61 C63

G64 U65 A66 G67 C71 G72 A73 U74 G75 U77 G78 G79 U82 G83 G84 G85 G86 U87 C88 G89 C90 C91 C92 C93 A94 A95 G98 A99 G100 A101 G102 U103 A104 G105 G106 G107 A108 A109 G112 C113 C114 A115 G118 A U

- Molecule 22: 5S ribosomal RNA



U G2 C3 C4 U5 G6 G7 G10 C11 C12 G13 G14 A15 G16 C17 G18 C19 G20 G21 G22 G23 G24 U25 C26 C27 C28 A29 A30 C31 U32 G33 A34 C35 A39 U40 G41 G42 C43 C44 A45 A46 G47 U48 C49 A50 G51 A52 A53 G54 U55 A56 A57 A58 A59 C60 G61

C62 C63 G64 U65 A66 G67 C68 G69 C71 G75 G76 U77 A78 U82 U87 C88 G89 C90 C91 C92 C93 A94 A95 G96 A99 G102 U103 A104 G105 G106 G107 A108 A109 G112 C113 C114 A115 G116 G117 C118 A U

- Molecule 23: 23S ribosomal RNA



G1 G2 U3 G4 A5 G6 G7 G8 C11 U12 A13 A14 G15 G16 G17 U18 A19 C20 A21 C22 G23 A24 G25 U26 G27 A28 U29 G30 C31 C32 C33 U34 G35 G36 C37 A38 G39 U40 C41 A42 G43 A44 G45 G46 G47 G48 U50 A51 A52 G55 A56 U62 A63 A64 U65 C66

U67 G68 C69 G70 A71 A74 G75 G76 G77 U78 C79 U82 A83 A84 G85 G86 A89 U90 A91 U92 G93 A94 A95 C96 U100 A101 U102 A103 A104 C105 G106 G107 A111 U112 C116 G117 A118 A119 U120 G121 A125 A126 A127 C128 G129 C130 A131 G132 U133 G134 U135 G136 A137

U138 U139 C140 G141 A142 A143 A144 C145 A146 U147 U148 A149 U150 C151 A152 U153 A154 A155 A156 C157 A160 A161 U162 C163 A164 A165 A166 A167 G168 G169 U170 A171 A172 A173 G174 G175 A176 G177 G178 A181 A182 C183 C184 G185 G186 G187 G188 A189 A190 A191 C192 U193 A196 A197 A198 A199 U200

A203 A204 G205 A206 C207 C208 C209 C210 C211 G212 A213 G214 G215 A216 A221 A222 A223 U224 A225 A226 A227 G230 A231 G232 A233 U234 G235 C236 C237 C240 A241 G242 G243 A244 G245 C246 G247 G248 G252 C253 A254 A255 A256 C257 G258 G259 G260 G263 C264 A265 G266 C267 C268

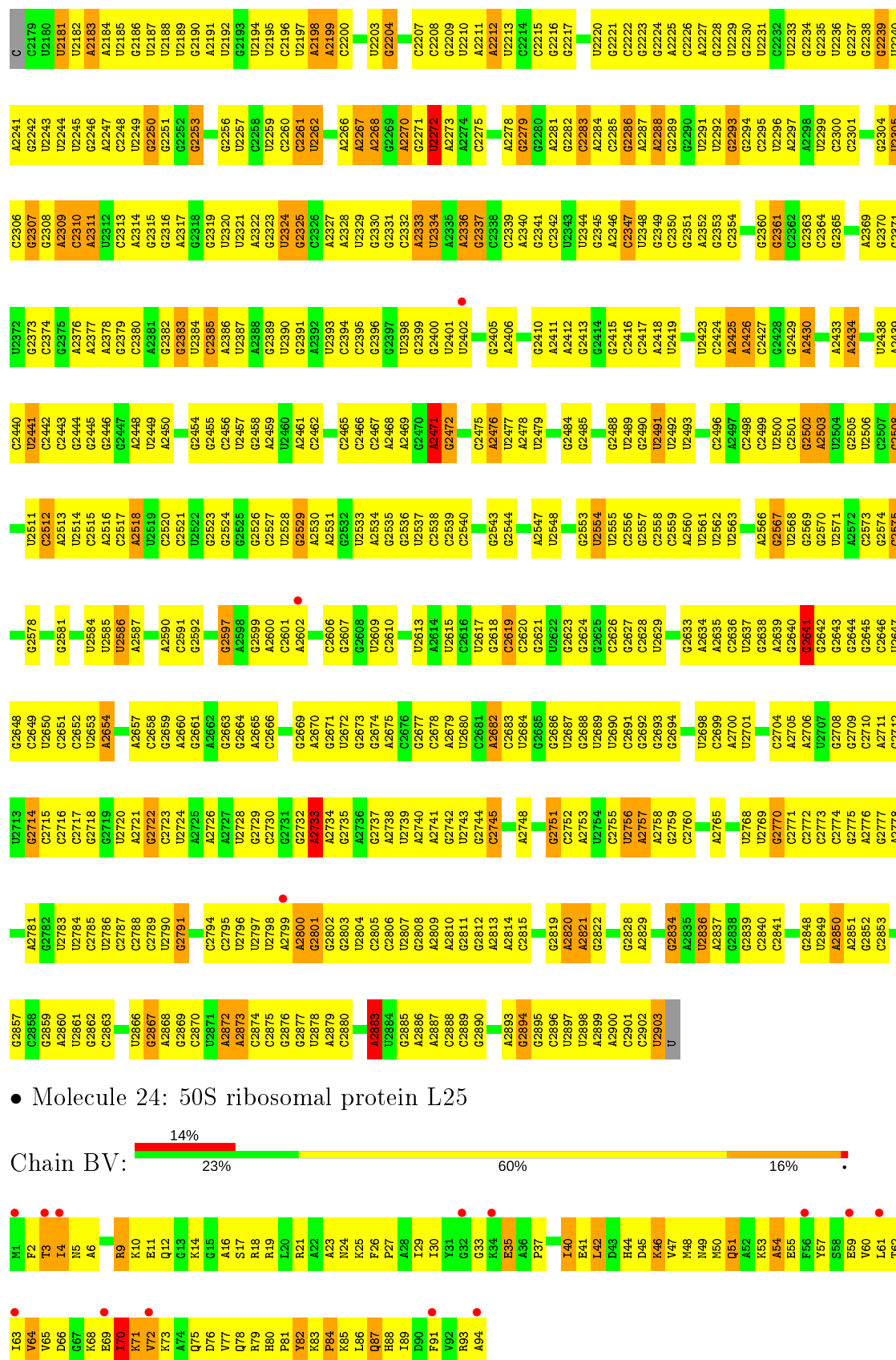


A	A2094	G2032	C1957	A1885	G1814	A1746	G1684	A1610	G1546	G1478	U1411	G1341	G1277
G	A2095	A2033	C1958	G1888	A1815	U1747	C1685	G1613	C1547	G1479	U1412	G1345	C1278
C	C2096	U2034	G1959	G1889	G1816	C1748	G1886	G1613	A1548	U1481	C1413	G1346	G1279
C	A2097	G2035	G1960	G1890	G1817	A1749	G1887	A1616	A1549	U1482	C1414	G1347	G1280
G	U2098	C2036	U1963	A1890	U1818	G1750	U1688	C1617	C1550	G1483	U1415	C1348	G1281
A	U2099	A2037	G1964	A1891	A1819	U1751	A1689	A1618	A1551	G1484	G1416	C1349	U1282
C	G2100	G2038	C1965	U1898	U1820	C1752	A1690	G1622	A1552	U1485	G1415	C1350	G1283
C	A2101	U2039	A1966	A1899	A1821	G1753	C1691	G1622	A1553	U1486	A1419	C1351	A1284
U	G2102	G2040	C1967	A1901	C1822	A1754	U1692	G1622	A1554	U1487	A1420	C1352	A1285
U	C2103	U2041	A1970	G1902	G1823	A1755	U1693	G1623	G1555	U1488	G1424	A1353	A1286
G	C2104	A2042	U1971	G1903	G1824	G1756	C1694	U1624	G1556	C1489	G1425	A1354	A1287
A	C2043	C2043	U1972	G1904	U1825	A1757	G1695	U1629	C1557	A1490	G1426	A1355	G1288
A	U2105	G2044	G1973	G1905	G1826	U1758	G1696	U1629	C1558	G1491	G1427	G1362	G1289
A	U2106	G2044	G1974	G1906	U1827	A1759	G1696	U1629	U1559	A1492	A1437	G1363	C1290
U	G2110	C2047	C1974	G1907	G1828	A1762	A1700	G1633	G1560	C1493	C1428	A1368	C1291
U	U	G2048	C1974	C1909	A1829	A1762	A1701	G1634	G1561	C1494	C1429	A1369	G1292
G	G	G2049	U1979	G1910	G1830	G1763	G1702	A1635	U1562	A1495	G1360	A1301	G1293
C	U	C2050	G1980	U1911	G1831	C1764	G1703	U1636	U1563	A1496	G1361	G1302	U1294
A	A	A2051	A1981	A1912	G1832	U1765	C1704	A1637	C1564	G1431	G1362	G1303	G1295
C	G	A2052	A1982	A1913	G1833	G1766	A1705	C1638	C1565	G1432	G1363	G1304	G1296
C	G	A2053	C1986	C1914	G1834	G1766	A1706	C1639	U1566	A1433	G1364	G1305	G1297
C	A	G2054	C1987	C1915	G1835	G1766	G1707	C1640	G1567	A1502	A1434	C1298	C1298
C	A	A2055	G1988	C1916	G1836	A1772	G1708	A1641	G1568	A1504	C1437	G1368	G1299
A	G	G2056	G1989	U1917	G1837	A1773	U1709	G1642	A1569	A1505	U1438	A1301	G1300
A	G	G2057	G1990	A1918	G1838	C1774	G1710	G1645	A1570	U1506	A1439	G1373	A1302
A	G	G2058	U1991	A1919	G1839	A1775	U1711	G1646	A1571	C1507	U1440	G1374	A1303
A	G	G2059	U1992	A1920	G1840	G1776	U1712	C1646	A1572	A1508	U1441	G1375	G1303
A	G	G2060	U1993	G1921	G1841	G1776	U1713	U1647	G1573	A1509	U1442	G1376	A1304
A	G	G2061	U1994	G1922	G1842	G1777	U1714	U1648	C1574	G1510	U1443	G1377	G1305
A	G	G2062	U1995	G1923	G1843	G1778	U1715	U1649	G1575	G1511	G1444	A1378	G1306
A	G	G2063	U1996	G1924	G1844	G1779	G1716	G1650	G1576	C1512	G1445	G1379	G1307
A	G	G2064	C1996	C1925	G1845	A1780	U1717	U1651	A1586	U1513	C1446	G1380	G1308
A	G	G2065	C1997	A1926	G1846	U1781	U1718	U1652	G1587	U1514	C1447	G1381	G1309
A	G	G2066	A1998	A1927	G1847	U1782	G1719	G1653	G1588	A1525	C1448	G1382	G1310
A	G	G2067	C1999	A1928	G1848	A1783	U1720	A1654	U1589	G1526	G1449	G1383	G1311
A	G	G2068	C2000	A1929	G1849	A1784	U1721	A1655	A1590	G1527	G1450	G1384	G1312
A	G	G2069	C2001	A1930	G1850	A1785	G1722	A1656	A1591	A1528	U1457	A1393	G1313
A	G	G2070	C2002	A1931	G1851	A1786	U1723	C1657	C1592	G1529	U1458	A1394	G1314
A	G	G2071	C2003	A1932	G1852	A1787	G1724	U1657	A1593	G1530	G1459	A1395	G1315
A	G	G2072	C2004	A1933	G1853	G1788	U1725	C1658	C1594	A1531	U1460	U1397	G1316
A	G	C2073	C2005	C1934	G1854	A1789	G1726	G1661	G1595	C1532	C1461	U1398	U1317
A	G	G2074	C2006	A1935	U1864	C1790	U1727	G1662	A1596	A1533	C1462	U1399	G1318
A	G	U2075	G2010	A1936	U1865	A1791	C1728	G1663	A1597	U1534	C1463	A1403	G1319
A	G	U2076	U2011	A1937	A1866	G1792	G1729	G1664	A1598	U1535	C1464	U1400	G1320
A	G	U2077	U2012	A1938	G1867	C1793	U1728	A1665	U1599	C1536	G1465	A1392	A1321
A	G	U2078	U2013	A1939	G1868	A1794	C1730	G1666	C1600	G1537	U1469	U1397	G1322
A	G	U2079	U2014	U1940	G1869	C1795	G1731	G1667	A1599	U1594	C1461	U1398	G1323
A	G	U2080	U2015	U1941	G1870	U1796	G1732	A1668	A1596	A1532	C1462	U1399	U1324
A	G	U2081	U2016	U1942	A1871	G1797	C1733	A1669	A1597	U1534	C1463	A1403	G1325
A	G	U2082	U2017	U1943	A1872	U1798	G1734	A1670	A1598	U1535	C1464	U1400	A1326
A	G	U2083	U2018	U1944	G1873	G1799	U1735	U1671	A1599	C1536	G1465	A1401	A1327
A	G	U2084	U2019	U1945	C1874	A1800	U1736	A1672	U1599	C1537	U1469	U1397	A1328
A	G	U2085	U2020	C1947	G1875	A1801	U1737	G1673	A1600	G1538	A1470	U1406	G1329
A	G	U2086	C2023	G1948	A1876	A1802	G1738	G1674	U1601	U1539	G1471	G1407	C1330
A	G	G2087	G2024	G1949	A1877	A1803	U1739	G1675	A1602	U1540	U1474	G1408	G1331
A	G	U2088	C2025	G1950	A1878	C1804	A1740	A1676	A1603	C1541	U1475	U1409	G1332
A	G	U2089	G2026	U1951	C1879	A1805	G1741	A1677	A1604	U1542	U1476	G1333	G1333
A	G	G2090	G2027	A1952	U1880	A1806	U1742	G1681	C1606	G1543	U1477	U1409	A1334
A	G	U2091	U2028	A1953	C1881	A1810	U1743	G1682	C1607	U1544	U1478	G1335	G1335
A	G	U2092	G2029	G1954	U1882	G1811	A1744	G1683	A1608	A1545	U1479	A1336	A1337
A	G	U2093	A2031	U1955	U1883	G1812	A1745	G1684	A1609	A1546	U1480	G1410	G1410
A	G	G2093	G2093	U1956	G1884	G1813	A1745	G1685	A1609	A1547	U1481	G1411	G1411

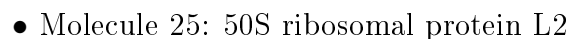
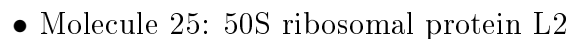


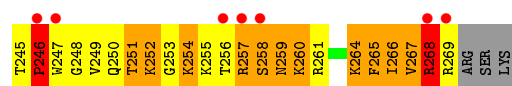
G1171	G1172	U1173	U1174	U1175	U1176	G1177	C1178	G1179	U1180	U1181	U1182	U1183	U1184	U1185	G1186	G1187	U1188	G1189	G1190	G1191		G1195	C1196	G1197	U1198	U1199	C1200	G1201	U1202	G1203	U1204	A1205	G1206		G1210	C1211	G1212	A1213	A1214	G1215	G1216		U1219	G1220	C1221	U1222	U1223	U1224	G1225	G1226		G1235	G1236	A1237							
G1107	U1108	C1109	G1110	A1111	G1112	U1113	U1114	G1115	G1116	C1117	U1118	U1119	G1120	C1121	G1122	G1123	G1124	G1125	A1126	A1127	G1128	U1129	U1130	G1131	U1132	A1133	C1134	U1135	G1136	G1137	U1138	G1139	C1140	U1141	A1142	A1143	U1144	C1145	C1146	A1147	U1148	G1149	C1150	A1151	C1152	C1153	G1154	A1155	A1156		G1162	G1163	C1164	A1165	G1166	C1167	G1168	A1169	C1170		
U958	A959	A960	C961	U962	U963	C964	C965	G966	U967	C968	U969	U970	G971	A972	A973	G974	A975	G976		A981	C982	A983	A984		C987	A988	G989	A990	C991	C992	G993	C994	C995	A996	G997	C998	U999	A1000	A1001		C1005	C1006	C1007	A1008	A1009	A1010	A1011	G1012	C1013	A1014	U1015		U1018	U1019	U1020	A1021	G1022	U1023	G1024		
A	C	C898	A899	A900	U901	C902	C903	G904	A905	U906	G907	C908	A909	A910	A911	C912	U913	G914	C915	G916	A917	A918	U919	A920	C921	C922		A925	G926	A927	A928	U929	G930	U931	U932	A933	U934	C935	A936	C937	G938	U939	A940	A941	G942	A943	C944	A945	C946	A947	C948	G949		A1098	C1099	C1100		G1235	G1236	A1237	
C835	G836	C837	C838	U839	C840	G841	U842	G843	A844	U845	U846	U847	C848	A849	U850	C851	U852	C853	C854	G855	G856	G857	G858	G859	U860	A861	A862	A863	G864	C865	A866		G869	U870	U871	U872	C873	G874	G875	C876	A877	A878	G	G	G	G	U	C	A	U	U	U	U	U							
A756	G757	C758		G763	U764	C765	U766		G770	A771	C772	U773	G774	G775	G776	G777	G778	U779	G780	A781	A782	A783	G784	G785		A794	C795	G796	G797		G801	A802	G805	C806		U810	U811	C812	C813		C817	G818	A819		G823	U824	A825	U826	U827	U828	A829	G830	G831	U832	U833	G834					
U606	U607	A608	A609	C610	C611	G612	A613	A614	U615	A616	G617	G618	G619	G620	A621	C622	C623		A627		G630	U631	A632	A633	C634	C635	A636	A637	G638	U639	C640		A643	U644	C645	U646		G651		A654	A655	G656	U657	U658	G659	C660	A661	G662	G663	G664	U665	A666	U667	G668	G669	A670	C671	C672	C673		
U545	U546	A547	A548	C549	C550	G551	U552	U553	A554	U555	A556	C557	U558	C559	U560	U561	U562	A563	C564	C565	U566	U567	U568	U569	C570	U571	U572	U573	A574	U575	U576	U577	U578	U579	U580	C581	A582	G583	C584	U585	A586	C587	U588	U589	A590	U591	A592	U593	U594	C595	U596	U597	U598	A599	G600	C601	A602	A603			
U479	A480	A481	A482	C483	C484		G488	A489	C490	A491	A492	C493	G494	G495		U499	G500		A504	A505	U506	A507	A508	C509	C510	U511	U512	A513	A514	A515	C516	U517	U518	U519	U520	U521	A522	C523	U524	U525	A526	C527	A528	A529	C530	C531	A532	G533	U534	G535	G536	U537	A538	C539	G540	C541	A542	C543	C544		
G409	G410	G411		G412	G413	C414	A415	U416	C417	C418	U419	C420	C421		G424	G425	C426	U427		U431	A432	U369	G370	A371	G372	U373	A374	C375	A376	G377	C378	G379	U380	G381	A382	C383	A384	C385	G386	U387	G388	C389	U390	A391	U392	C393	A394	U395	G396	U397	A398	U399	G400	G401	A402	U403	A404	G405			
A279	U280	C281	A282	G283	U284	C285	U286	C287	U288	C289	U290	C291	U292		U296	G297	G298	A299	A300	C301	C302	G303	U304	C305	U306		G307	G308	A309	U310	A311	C312	G313	C314	G315		G319	A320	U321	A322	C323	C324	G325	C326	G327	U328	C329	A330	C331	A332	C333	C334	C335	G336	U337	A338	U339	C340	C341		
G212	A213	G214	G215	G216	A217	C218			A221	A222	A223	U224	C225	A226	A227	C228	C229	G230	A231	C232	A233	U234	U235	C236	C237		C240	A241	G242	U243	A244	G245	C246	G247	G248	C249		G250	A251	C252	C253	G254	A255		G259	G260		G263	C264	A265	G266	C267	C268		G271		C274	C275	U276	G277	A278

U	A2054	G1983	U1915	C1844	G1776	U1711	A1641	C1565	G1501	C1437	G1368	G1299	G1238
A	C2055	C1986	A1916	G1845	U1779	U1712	G1642	A1566	A1502	U1438	U1372	G1300	G1239
G	G2056	A1987	U1917	A1847	U1780	A1713	G1645	G1567	A1503	A1539	U1372	A1301	U1240
U	A2060	G1988	A1918	A1848	U1781	U1714	G1646	A1568	A1504	U1440	A1373	A1302	U1241
G	G2061	G1989	A1919	U1851	U1784	U1716	U1647	A1569	A1505	U1441	A1374	G1303	U1242
G	A2062	C1990	G1921	U1852	A1785	A1717	U1648	A1571	A1506	U1442	U1375	A1304	C1243
A	C2063	U1991	G1922	A1853	U1786	G1718	G1649	U1572	C1507	U1443	U1376	C1305	G1244
G	C2064	U1992	U1923	A1854	A1787	G1719	A1650	A1573	A1509	G1444	U1377	G1309	A1246
G	C2065	U1993	C1924	U1855	U1788	G1721	G1651	C1574	G1511	C1446	U1378	G1310	A1247
G	C2066	U1993	U1924	U1855	U1788	G1721	G1651	C1574	G1511	C1447	U1379	G1311	G1248
C	A2067	G1997	A1927	U1856	U1789	A1722	A1654	U1578	U1512	G1448	G1380	U1312	U1249
U	G2068	A1998	A1928	G1857	A1790	G1723	A1655	A1579	U1513	G1449	G1381	U1313	G1250
U	A2070	C1999	G1929	A1858	A1791	G1724	C1656	A1580	G1514	C1450	G1382	C1314	C1251
U	A2071	C2000	G1930	U1931	G1792	U1725	U1657	U1583	A1515	C1451	A1383	G1315	G1252
U	C2072	C2001	U1931	G1862	G1793	G1726	C1658	U1584	G1516	G1452	A1384	U1316	A1253
A	C2073	C2001	A1932	G1863	A1794	C1727	U1659	U1584	G1517	A1453	A1385	G1317	U1254
A	C2074	A2005	G1933	U1864	G1795	C1728	G1661	C1585	C1518	G1454	A1386	U1318	U1255
A	C2075	C2006	C1934	U1865	U1796	U1729	U1662	U1586	G1524	G1455	A1387	C1319	G1256
U	U2076	U2007	G1935	A1866	G1797	G1730	G1666	G1587	G1525	U1457	U1388	C1320	C1257
U	A2077	C2008	A1936	G1867	U1798	G1731	G1667	G1588	A1525	U1458	U1394	A1322	U1258
U	C2078	A2009	A1937	G1868	G1799	G1732	G1667	U1589	C1526	G1459	A1395	A1260	U1259
U	C2079	U2010	A1938	G1869	C1800	G1733	A1668	A1590	G1527	U1460	U1396	C1323	C1261
A	A2080	G2012	U1939	A1870	A1801	G1734	A1669	A1591	A1528	U1461	U1397	G1324	A1262
A	U2081	U2012	U1940	A1871	A1802	G1735	C1670	C1592	G1529	C1462	U1398	U1325	U1263
A	A2082	U2016	U1941	A1872	A1803	U1736	U1671	A1593	G1530	C1463	U1399	U1326	A1264
U	U2083	U2017	U1942	G1873	C1804	U1737	A1672	U1594	C1531	C1464	U1400	A1327	A1265
U	C2145	G2018	U1943	C1874	A1805	G1738	G1673	G1674	A1532	G1465	U1401	U1329	U1267
U	U2086	A2019	U1944	C1875	G1807	G1740	C1675	U1599	C1533	U1469	U1402	C1330	A1268
A	C2146	A2020	U1945	C1876	G1807	G1741	A1676	C1600	A1535	A1470	A1403	G1331	A1269
A	A2147	A2021	U1946	C1877	G1807	U1742	A1677	G1601	C1536	A1471	C1404	G1332	C1270
U	G2148	C2021	U1947	A1877	G1807	G1743	G1681	U1602	G1537	U1472	U1405	G1333	G1271
U	C2089	U2022	G1948	C1878	G1807	A1744	U1682	A1603	U1538	U1473	U1406	G1334	A1272
U	A2090	C2023	U1949	C1879	G1807	A1745	U1683	C1606	G1539	U1474	U1407	C1335	U1273
U	C2091	C2024	U1950	C1880	G1807	A1746	U1684	C1607	G1540	U1475	G1408	A1336	A1274
U	U2092	C2025	U1951	C1881	G1807	U1747	G1685	A1608	C1541	U1476	U1409	G1337	U1275
U	G2093	U2026	A1952	U1882	A1815	U1748	C1686	A1609	G1542	U1477	U1410	U1337	A1276
A	A2094	G2027	A1953	U1883	C1816	C1748	C1686	A1610	G1543	G1478	U1411	G1341	G1277
U	U2095	U2028	G1954	C1884	G1817	A1749	G1687	A1611	A1544	G1479	U1412	A1342	C1278
U	C2096	G2029	U1955	A1885	U1818	G1750	U1688	C1612	A1545	U1480	C1414	G1345	G1279
U	A2097	U2030	U1956	U1886	A1819	U1751	A1689	C1613	G1546	U1481	U1415	G1346	G1281
G	U2098	A2031	C1957	A1888	U1820	C1752	U1689	C1614	A1547	U1482	G1416	A1347	U1282
C	U2099	C2032	C1958	A1889	A1821	G1753	A1690	C1615	A1548	G1483	U1419	C1348	G1283
C	G2100	A2033	G1959	A1890	C1822	A1754	C1691	A1616	A1549	U1484	A1420	C1349	A1284
C	A2101	U2034	U1963	C1891	G1823	A1755	U1692	C1617	C1550	U1485	A1419	C1350	A1285
C	G2102	G2035	G1964	U1892	G1824	G1756	U1693	A1618	A1551	U1486	A1420	C1351	A1286
A	C2103	C2036	C1965	U1898	U1825	A1757	G1694	C1619	A1552	U1487	G1424	U1352	A1287
C	C2104	A2037	A1966	U1899	G1826	U1758	G1695	G1622	A1553	C1488	G1425	A1353	G1288
C	U2105	G2038	A1967	C1902	U1827	A1759	U1695	G1623	U1554	C1489	G1426	A1354	C1289
U	U2106	U2039	C1967	G1903	G1828	U1760	A1700	U1624	G1555	A1490	A1427	C1355	C1290
U	G2107	C2040	U1970	G1904	A1829	A1762	A1701	U1624	C1556	A1493	C1428	A1359	G1291
G	A2108	U2041	U1971	C1905	U1832	G1763	G1702	C1633	C1557	C1493	C1429	A1359	C1292
A	G2110	C2043	G1972	G1906	C1832	C1764	C1703	A1634	C1558	A1494	G1430	G1360	C1293
A	U	C2044	G1973	U1909	C1833	U1765	A1705	A1635	U1559	A1495	A1431	G1361	U1294
U	G	C2045	C1974	C1909	U1838	C1771	G1706	U1636	G1560	A1496	G1432	C1362	C1295
U	U	G2046	U1979	U1911	C1838	A1772	G1707	A1637	C1561	U1497	C1433	C1363	C1296
C	A	A2051	G1980	A1912	U1841	A1773	C1708	C1638	U1562	C1498	A1434	G1364	C1297
C	G	A2052	A1981	A1913	G1842	C1774	U1709	C1639	U1563	C1499	A1434	G1364	C1297
C	A	G2053	U1982	C1914	C1843	U1775	G1710	A1640	C1564	G1500			C1298

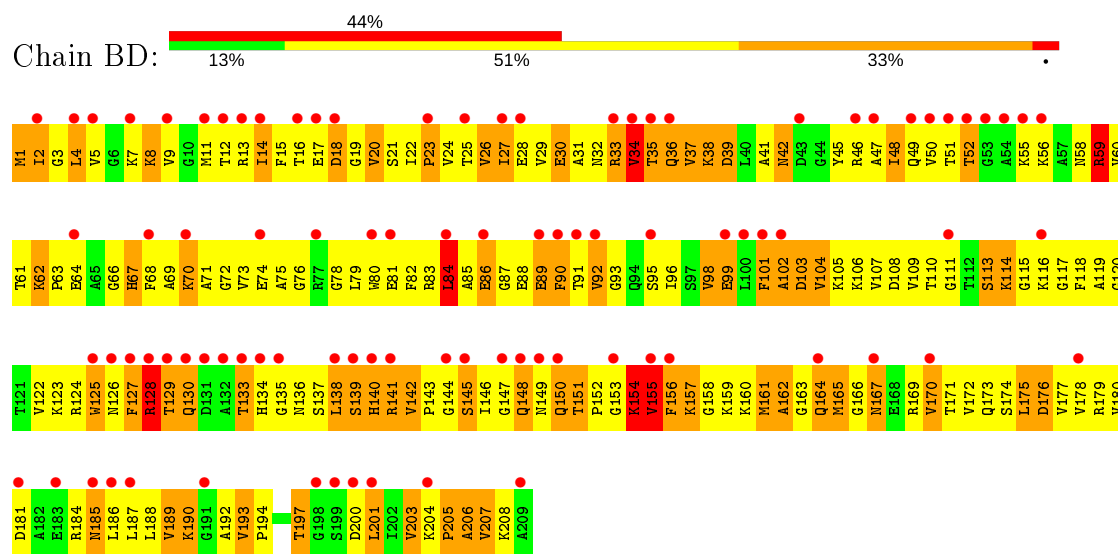


• Molecule 24: 50S ribosomal protein L25

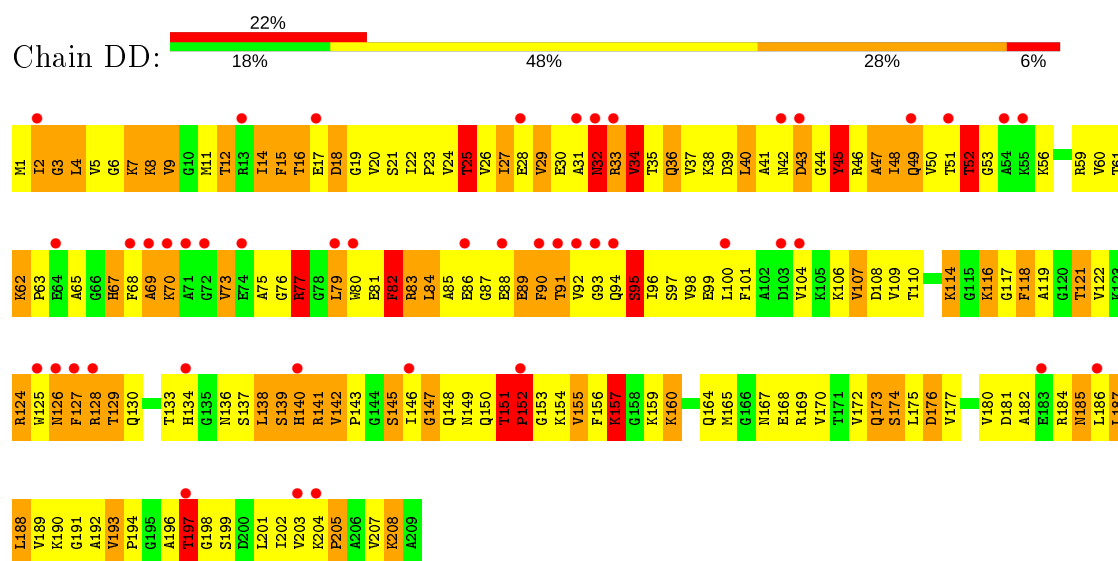




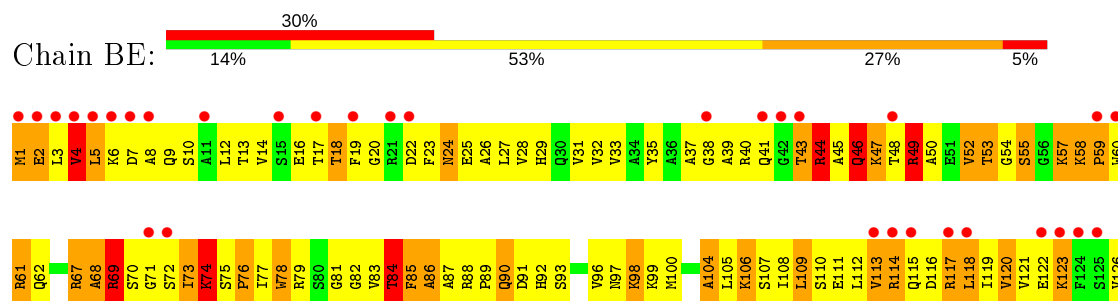
• Molecule 26: 50S ribosomal protein L3

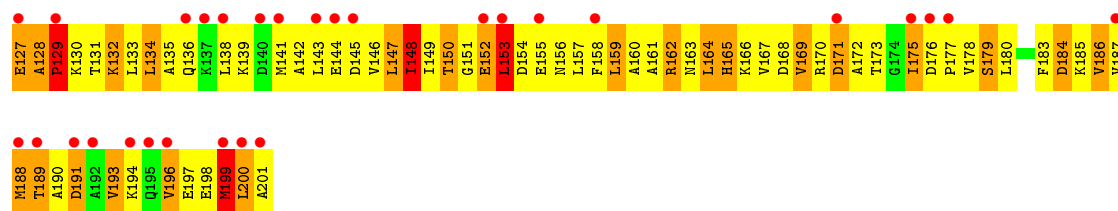


• Molecule 26: 50S ribosomal protein L3

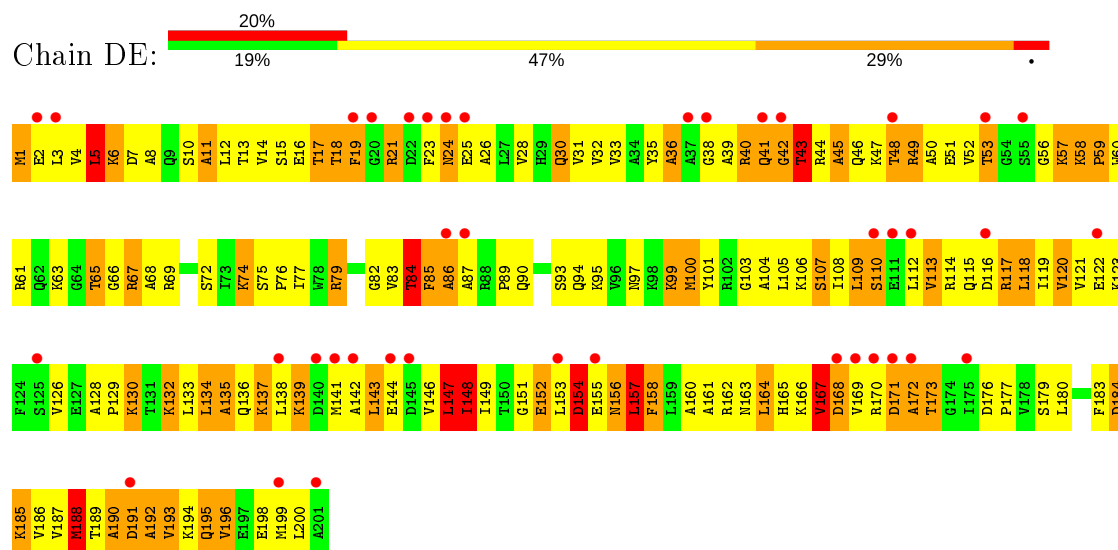


• Molecule 27: 50S ribosomal protein L4

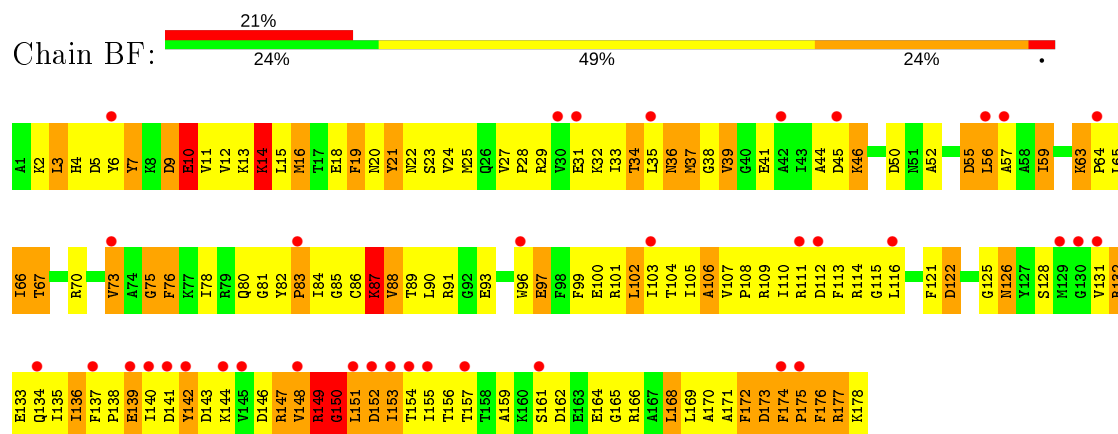




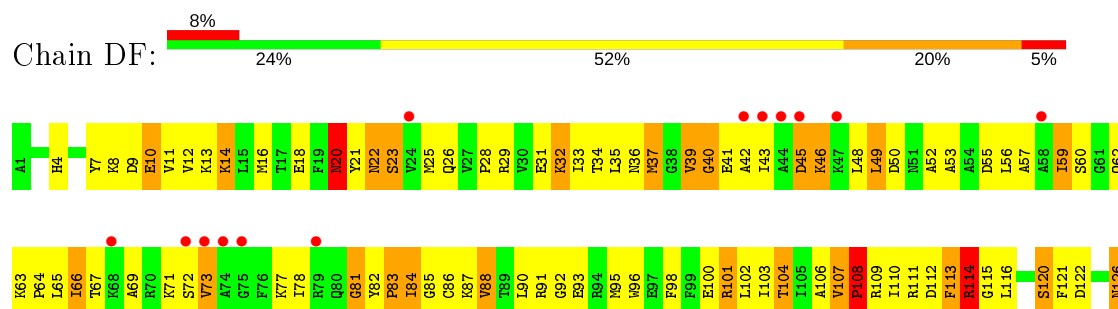
• Molecule 27: 50S ribosomal protein L4

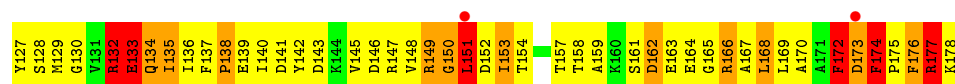


• Molecule 28: 50S ribosomal protein L5

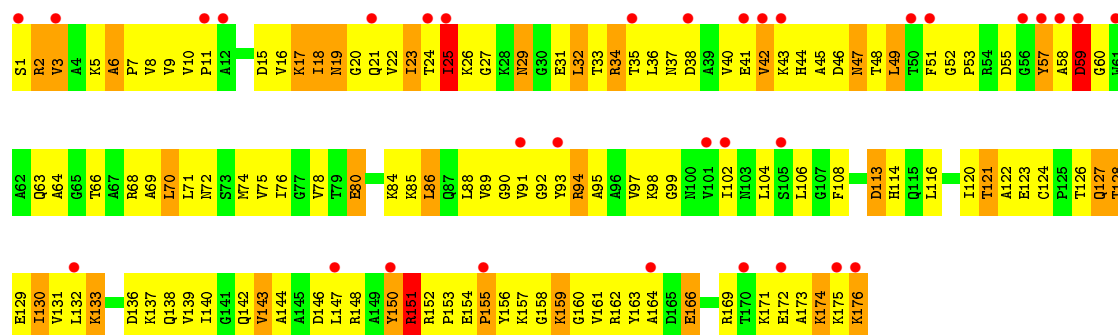


• Molecule 28: 50S ribosomal protein L5

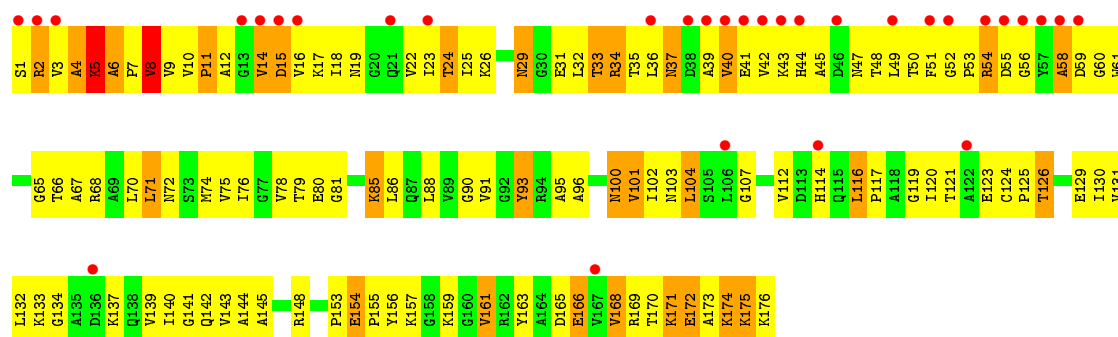




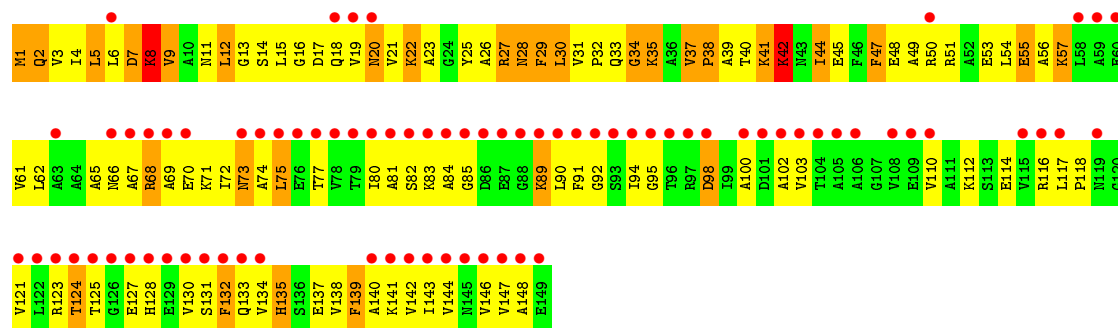
• Molecule 29: 50S ribosomal protein L6



• Molecule 29: 50S ribosomal protein L6

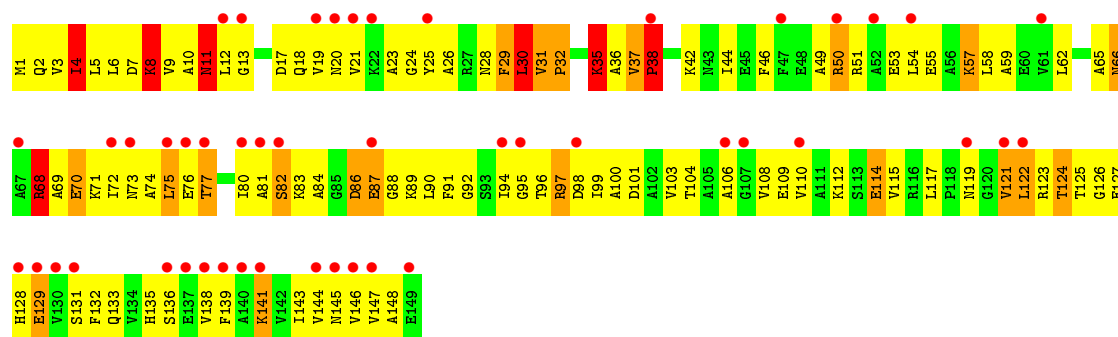


• Molecule 30: 50S ribosomal protein L9

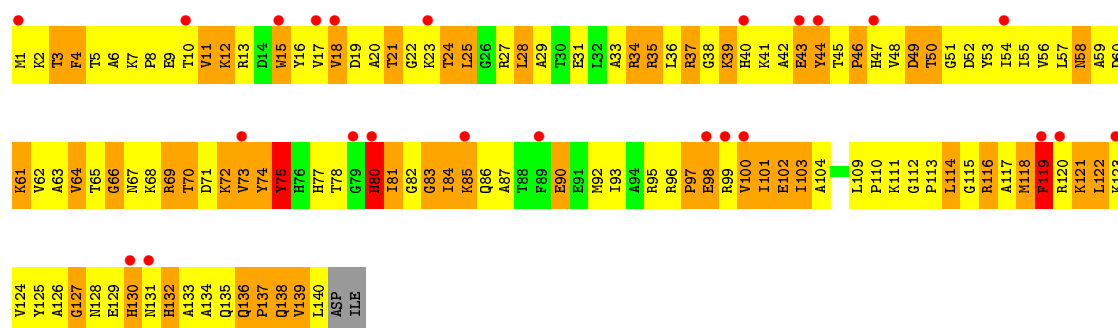



• Molecule 30: 50S ribosomal protein L9

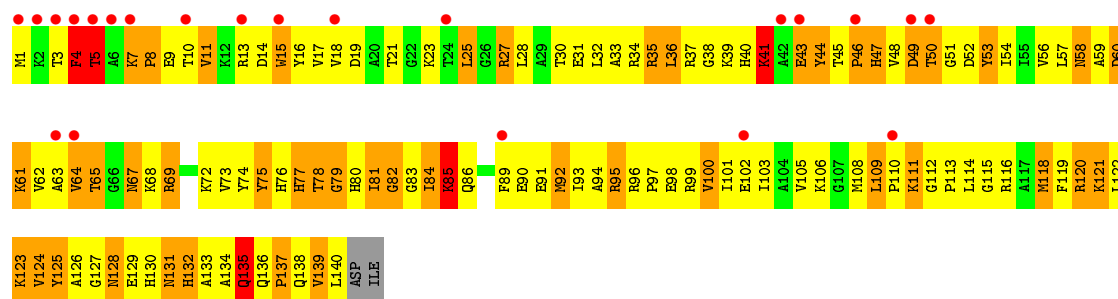
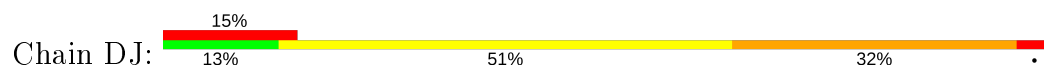




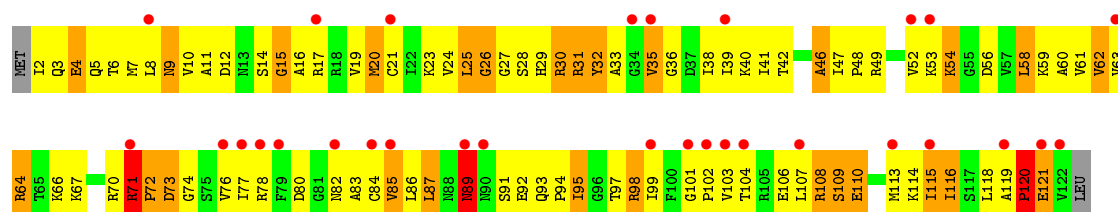
• Molecule 31: 50S ribosomal protein L13



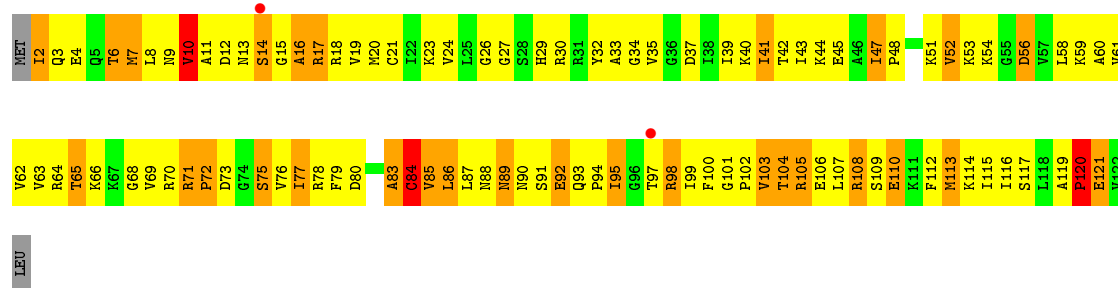
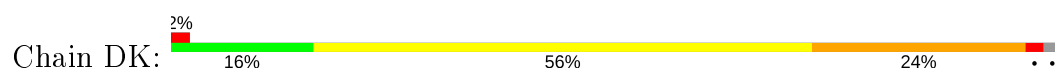
• Molecule 31: 50S ribosomal protein L13



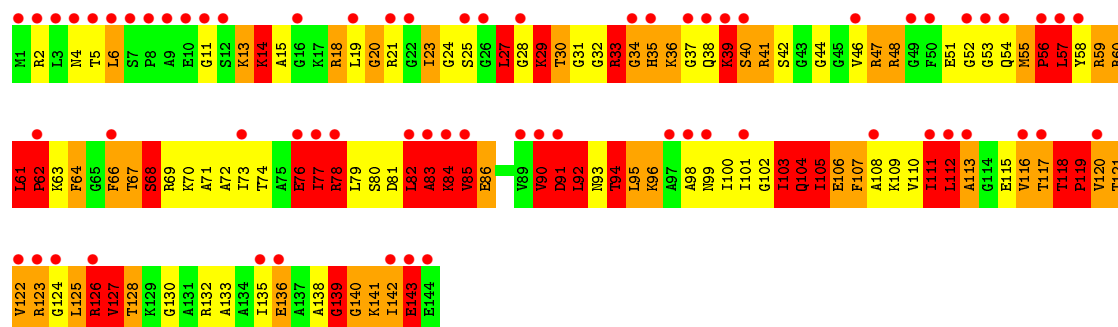
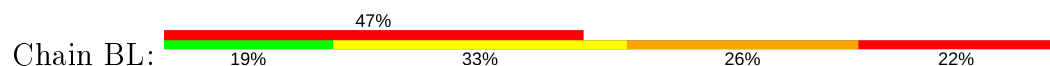
• Molecule 32: 50S ribosomal protein L14



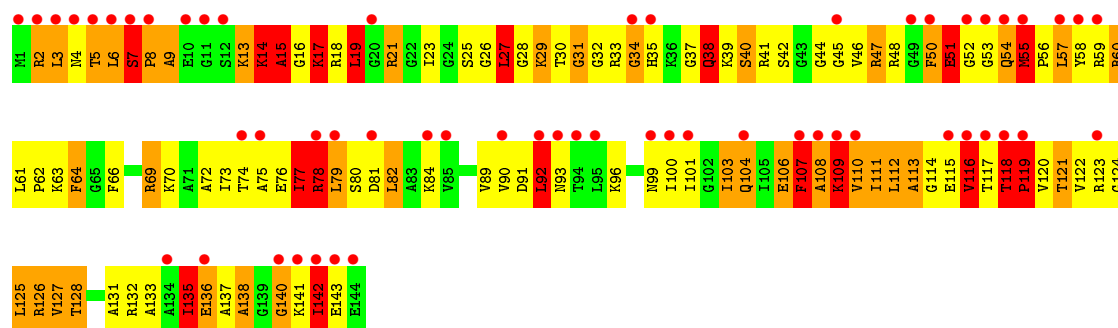
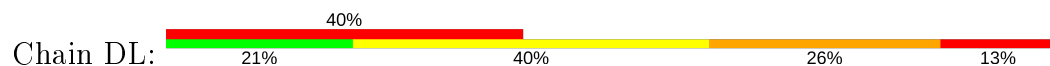
• Molecule 32: 50S ribosomal protein L14



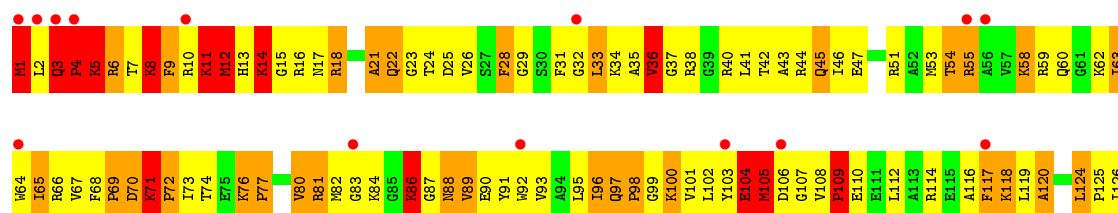
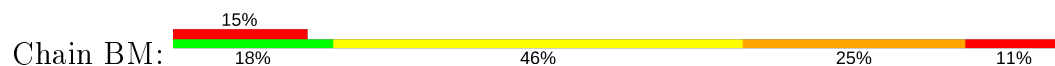
• Molecule 33: 50S ribosomal protein L15

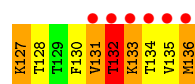


• Molecule 33: 50S ribosomal protein L15

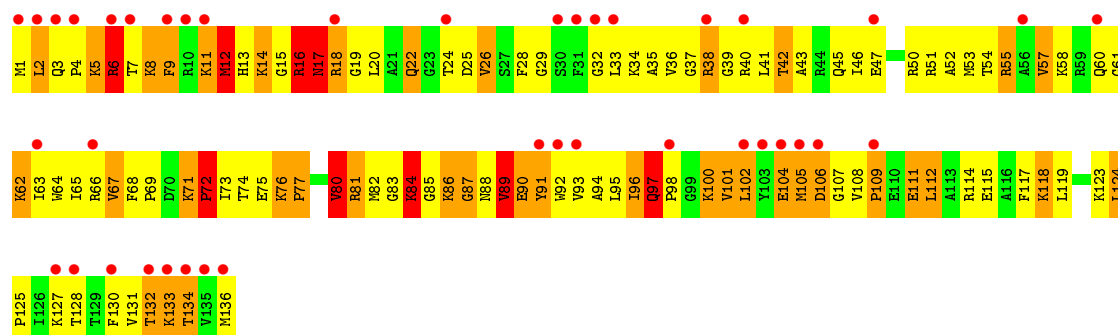
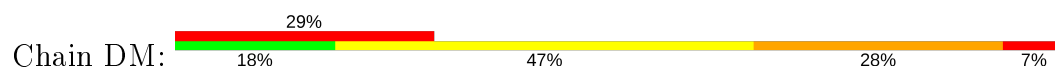


• Molecule 34: 50S ribosomal protein L16

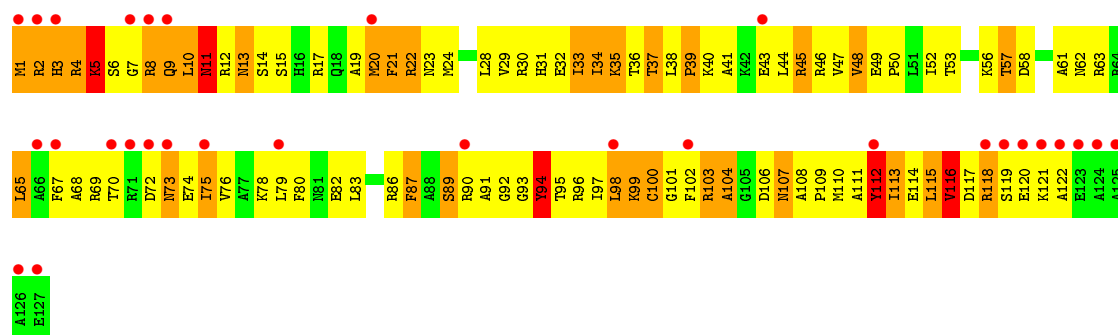
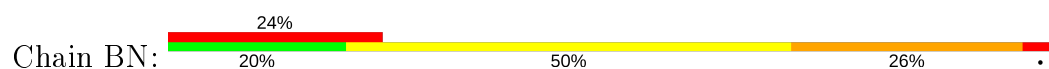




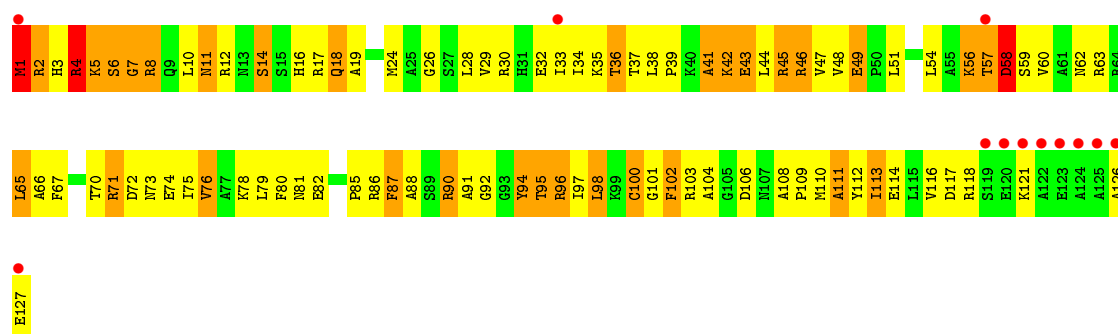
• Molecule 34: 50S ribosomal protein L16



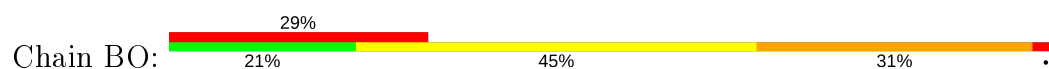
• Molecule 35: 50S ribosomal protein L17

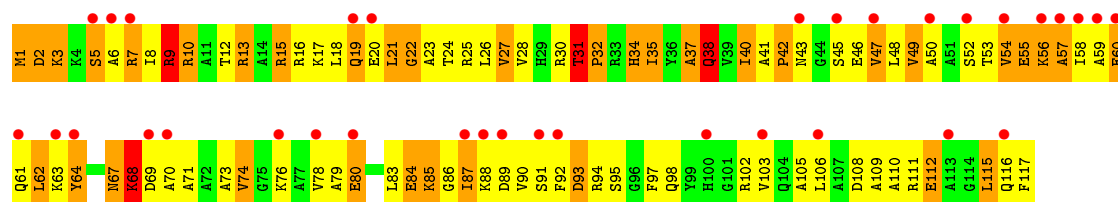


• Molecule 35: 50S ribosomal protein L17

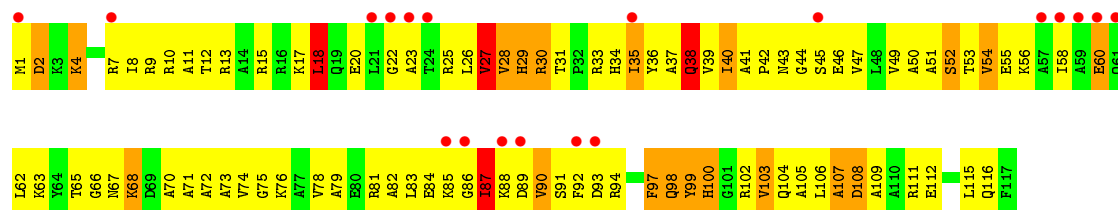


• Molecule 36: 50S ribosomal protein L18

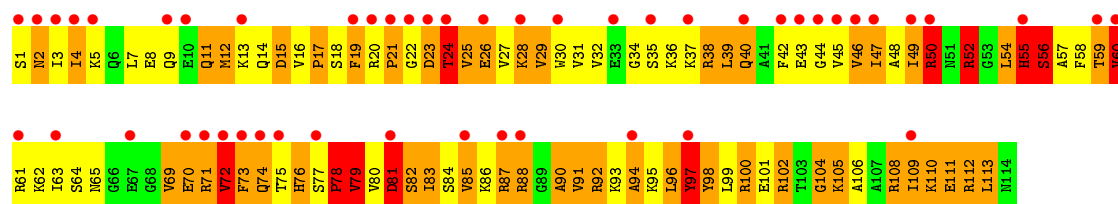
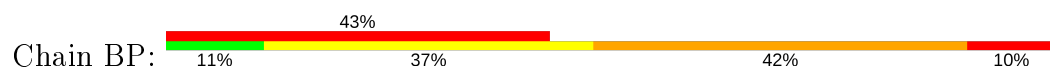




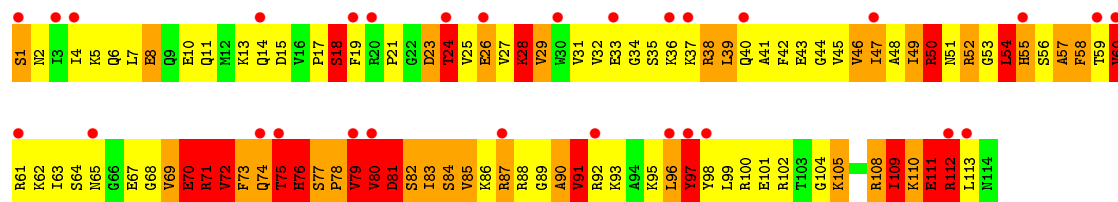
• Molecule 36: 50S ribosomal protein L18



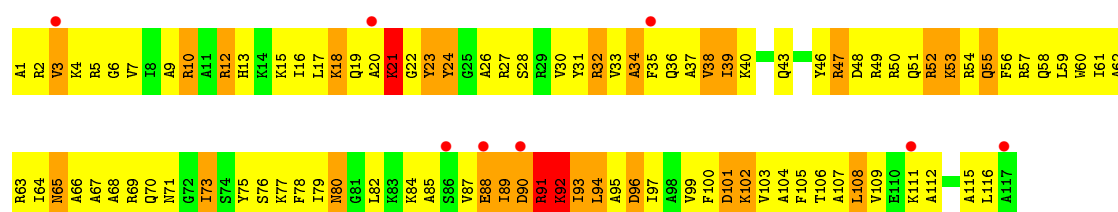
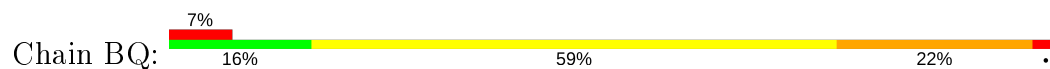
• Molecule 37: 50S ribosomal protein L19



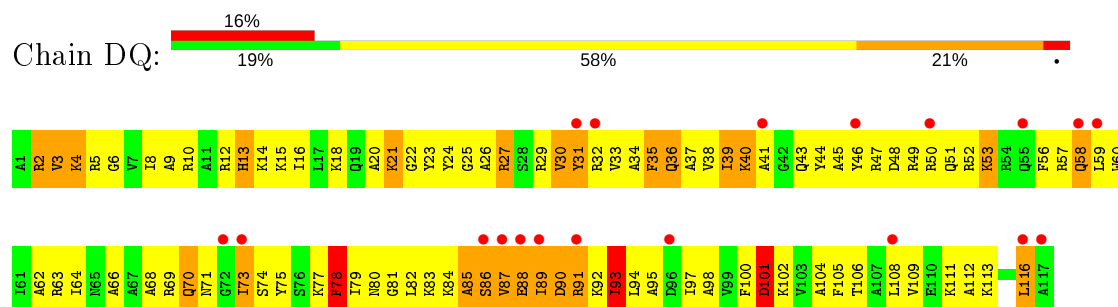
• Molecule 37: 50S ribosomal protein L19



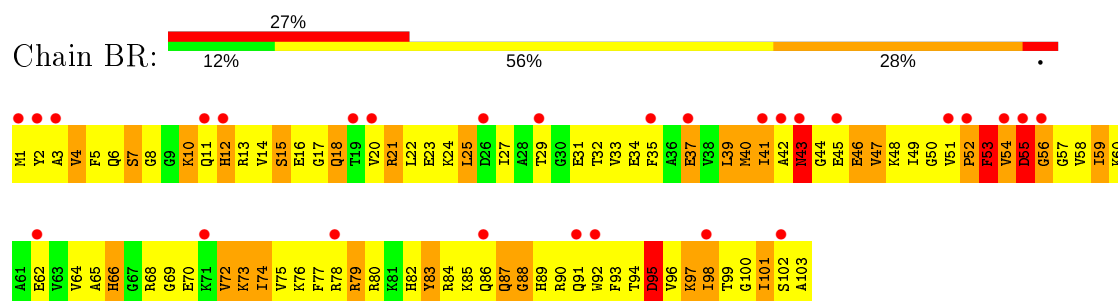
• Molecule 38: 50S ribosomal protein L20



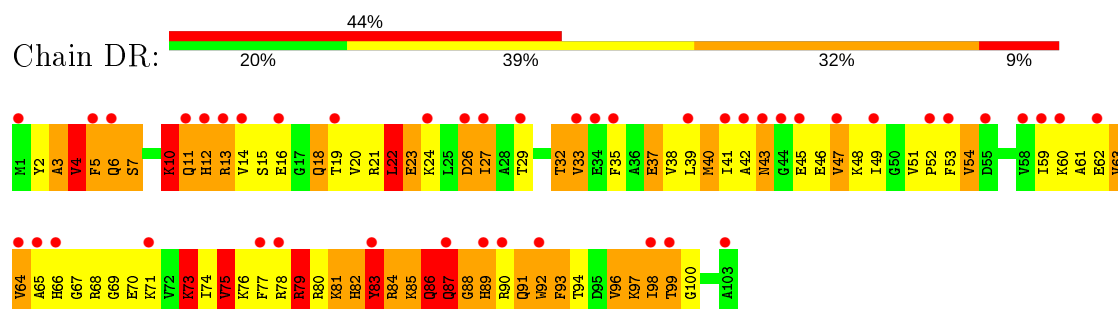
- Molecule 38: 50S ribosomal protein L20



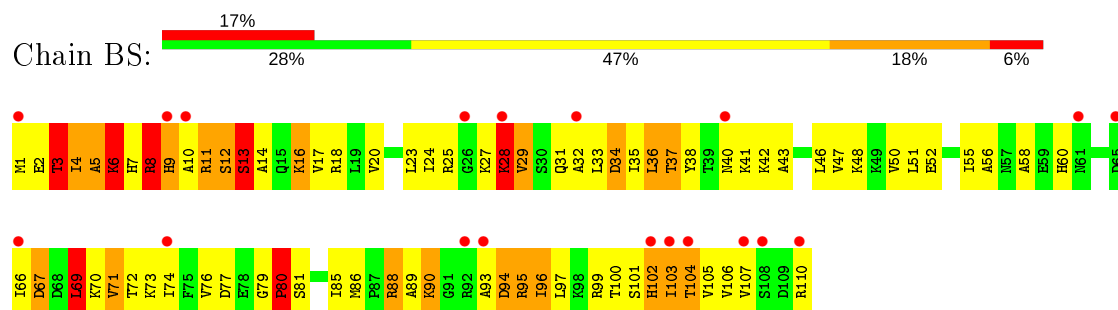
- Molecule 39: 50S ribosomal protein L21



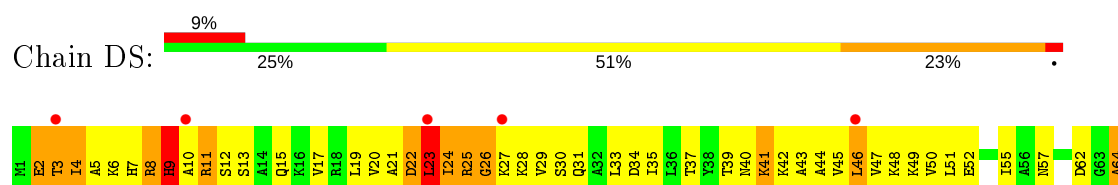
- Molecule 39: 50S ribosomal protein L21




- Molecule 40: 50S ribosomal protein L22

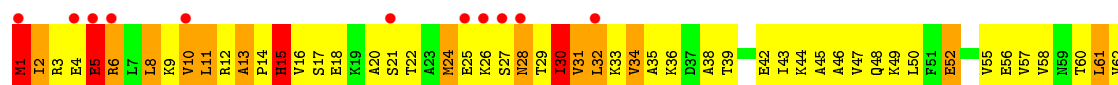
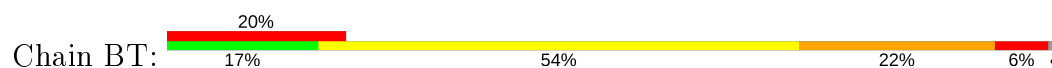


- Molecule 40: 50S ribosomal protein L22

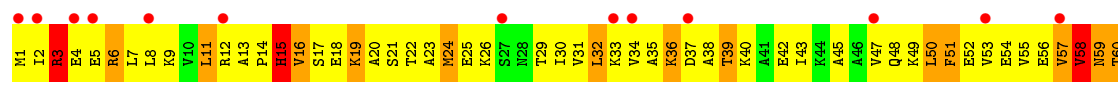
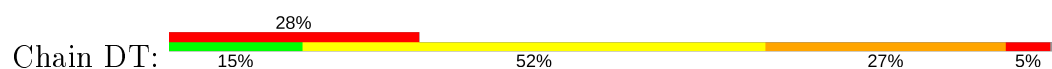




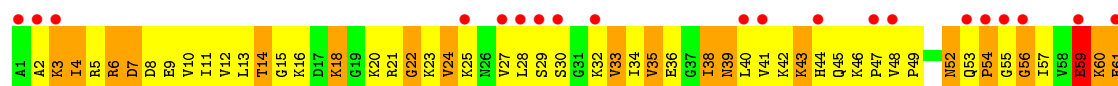
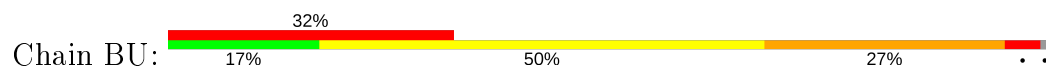
- Molecule 41: 50S ribosomal protein L23



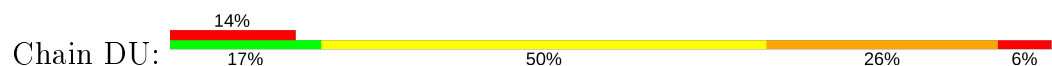
- Molecule 41: 50S ribosomal protein L23



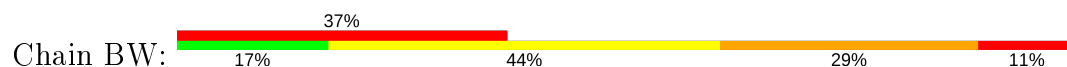
- Molecule 42: 50S ribosomal protein L24

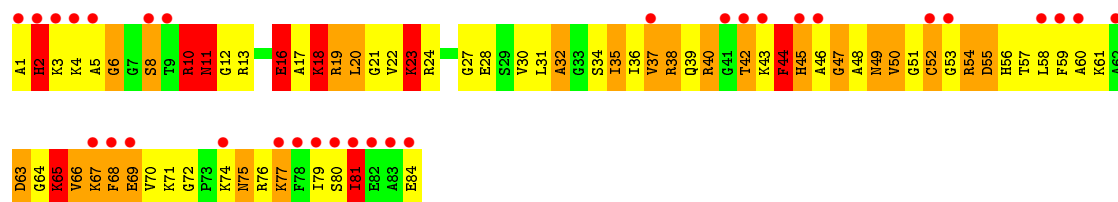


- Molecule 42: 50S ribosomal protein L24

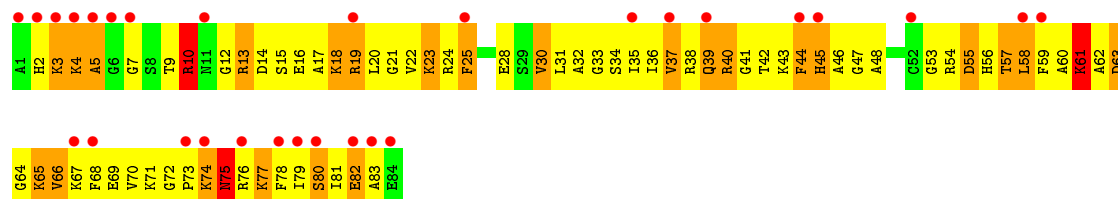
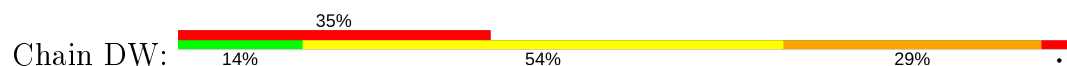


- Molecule 43: 50S ribosomal protein L27

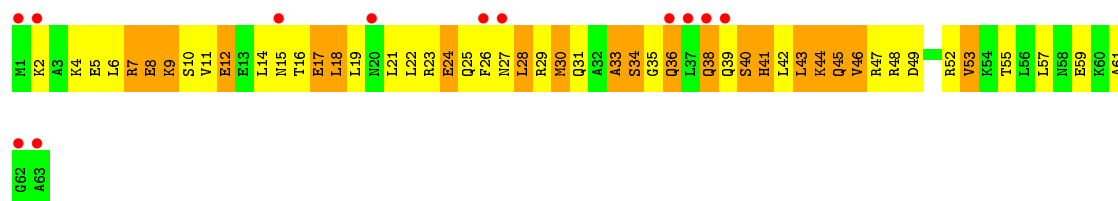




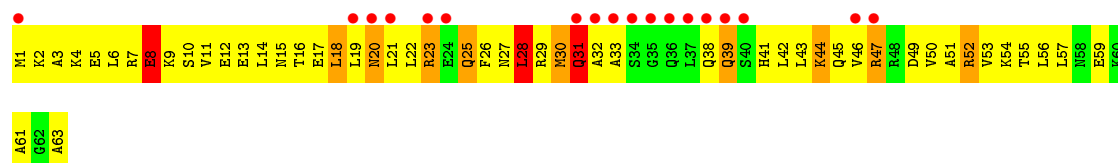
• Molecule 43: 50S ribosomal protein L27



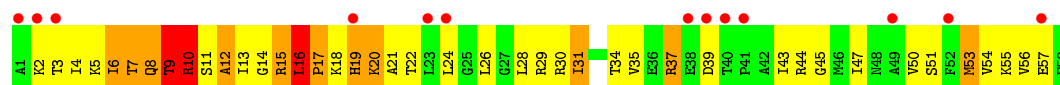
• Molecule 44: 50S ribosomal protein L29



• Molecule 44: 50S ribosomal protein L29




• Molecule 45: 50S ribosomal protein L30

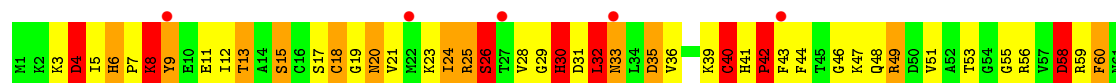
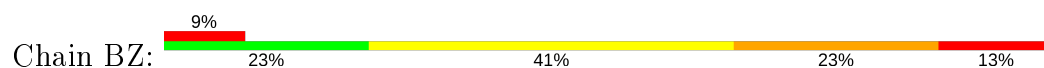


• Molecule 45: 50S ribosomal protein L30






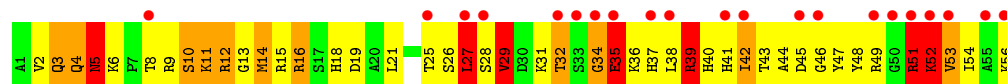
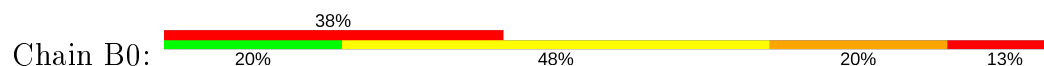
- Molecule 46: 50S ribosomal protein L31




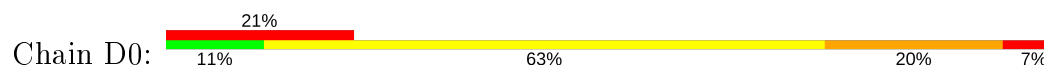
- Molecule 46: 50S ribosomal protein L31



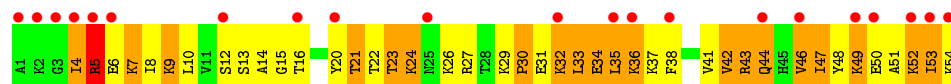
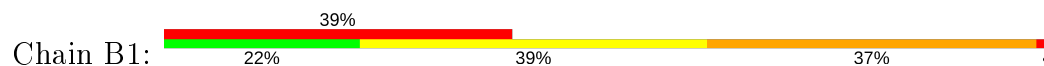
- Molecule 47: 50S ribosomal protein L32



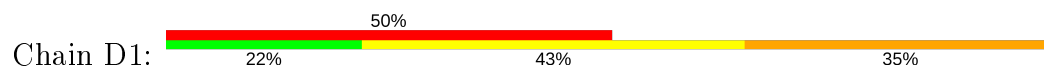
- Molecule 47: 50S ribosomal protein L32

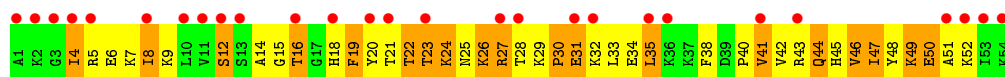


- Molecule 48: 50S ribosomal protein L33



- Molecule 48: 50S ribosomal protein L33





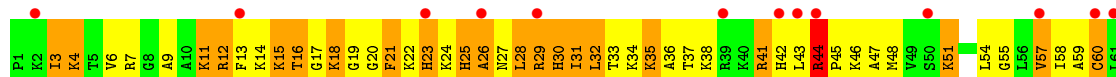
- Molecule 49: 50S ribosomal protein L34



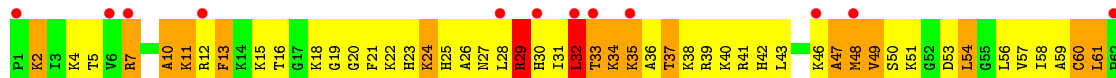
- Molecule 49: 50S ribosomal protein L34



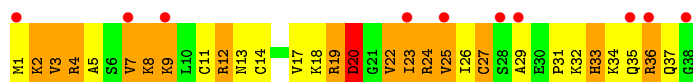
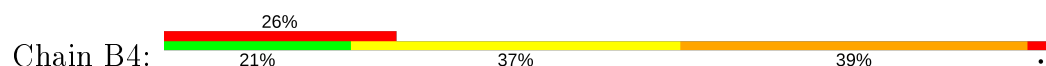
- Molecule 50: 50S ribosomal protein L35



- Molecule 50: 50S ribosomal protein L35

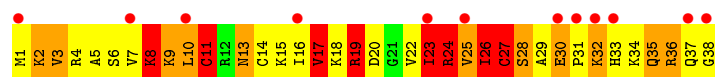


- Molecule 51: 50S ribosomal protein L36

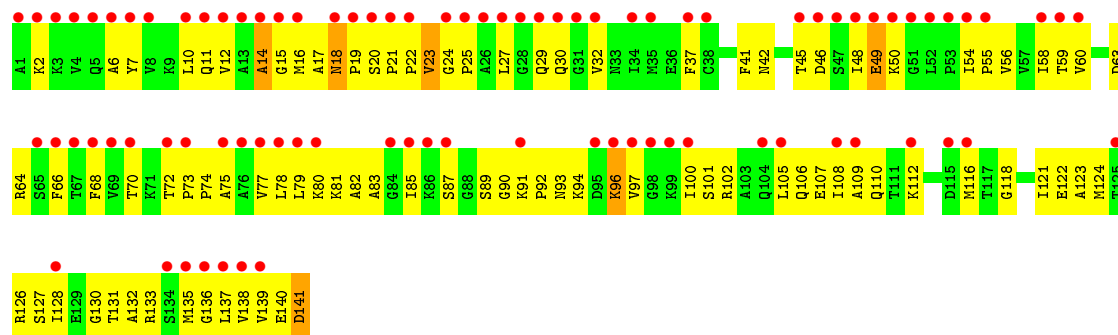


- Molecule 51: 50S ribosomal protein L36

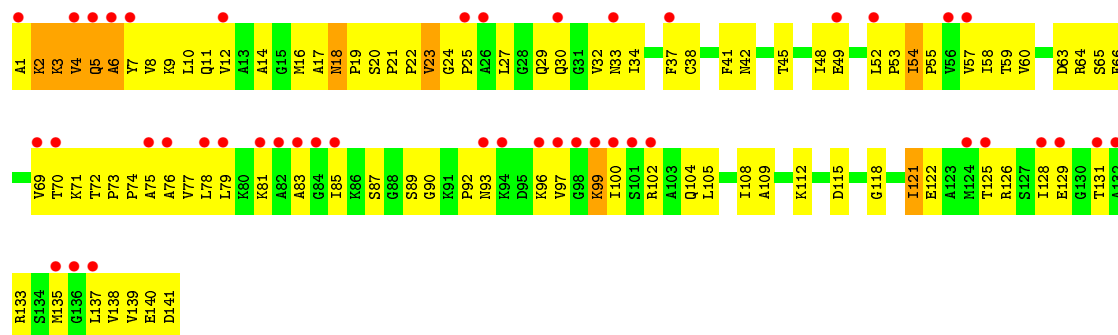





● Molecule 52: 50S ribosomal protein L11



● Molecule 52: 50S ribosomal protein L11



4 Data and refinement statistics

Property	Value	Source
Space group	P 21 21 21	Depositor
Cell constants a, b, c, α , β , γ	208.85Å 379.20Å 739.30Å 90.00° 90.00° 90.00°	Depositor
Resolution (Å)	70.00 – 3.46 163.96 – 3.46	Depositor EDS
% Data completeness (in resolution range)	91.6 (70.00-3.46) 91.6 (163.96-3.46)	Depositor EDS
R_{merge}	0.14	Depositor
R_{sym}	(Not available)	Depositor
$\langle I/\sigma(I) \rangle$ ¹	2.19 (at 3.49Å)	Xtriage
Refinement program	CNS	Depositor
R, R_{free}	0.279 , 0.331 0.260 , 0.306	Depositor DCC
R_{free} test set	35586 reflections (4.94%)	wwPDB-VP
Wilson B-factor (Å ²)	77.0	Xtriage
Anisotropy	0.184	Xtriage
Bulk solvent k_{sol} (e/Å ³), B_{sol} (Å ²)	0.24 , 65.0	EDS
L-test for twinning ²	$\langle L \rangle = 0.48$, $\langle L^2 \rangle = 0.31$	Xtriage
Estimated twinning fraction	No twinning to report.	Xtriage
F_o, F_c correlation	0.89	EDS
Total number of atoms	284107	wwPDB-VP
Average B, all atoms (Å ²)	64.0	wwPDB-VP

Xtriage's analysis on translational NCS is as follows: *The largest off-origin peak in the Patterson function is 1.43% of the height of the origin peak. No significant pseudotranslation is detected.*

¹Intensities estimated from amplitudes.

²Theoretical values of $\langle |L| \rangle$, $\langle L^2 \rangle$ for acentric reflections are 0.5, 0.333 respectively for untwinned datasets, and 0.375, 0.2 for perfectly twinned datasets.

5 Model quality ⓘ

5.1 Standard geometry ⓘ

Bond lengths and bond angles in the following residue types are not validated in this section: MG

The Z score for a bond length (or angle) is the number of standard deviations the observed value is removed from the expected value. A bond length (or angle) with $|Z| > 5$ is considered an outlier worth inspection. RMSZ is the root-mean-square of all Z scores of the bond lengths (or angles).

Mol	Chain	Bond lengths		Bond angles	
		RMSZ	# $ Z > 5$	RMSZ	# $ Z > 5$
1	AA	0.26	1/36762 (0.0%)	0.75	7/57350 (0.0%)
1	CA	0.26	2/36762 (0.0%)	0.75	11/57350 (0.0%)
2	AC	0.23	0/1651	0.44	0/2225
2	CC	0.23	0/1651	0.47	0/2225
3	AD	0.23	0/1665	0.46	0/2227
3	CD	0.23	0/1665	0.45	0/2227
4	AE	0.23	0/1118	0.45	0/1504
4	CE	0.24	0/1118	0.45	0/1504
5	AF	0.25	0/835	0.47	0/1128
5	CF	0.24	0/835	0.49	0/1128
6	AG	0.23	0/1187	0.45	0/1591
6	CG	0.23	0/1211	0.45	0/1624
7	AH	0.23	0/989	0.45	0/1326
7	CH	0.23	0/989	0.46	0/1326
8	AI	0.24	0/1034	0.45	0/1375
8	CI	0.24	0/1034	0.46	0/1375
9	AJ	0.23	0/796	0.49	0/1077
9	CJ	0.22	0/796	0.49	0/1077
10	AK	0.24	0/893	0.46	0/1205
10	CK	0.24	0/893	0.47	0/1205
11	AL	0.22	0/969	0.47	0/1300
11	CL	0.22	0/969	0.48	0/1300
12	AM	0.21	0/892	0.48	0/1193
12	CM	0.21	0/884	0.46	0/1181
13	AN	0.24	0/785	0.46	0/1043
13	CN	0.24	0/785	0.45	0/1043
14	AO	0.23	0/724	0.45	0/966
14	CO	0.23	0/724	0.44	0/966
15	AP	0.26	0/659	0.44	0/884
15	CP	0.25	0/648	0.45	0/870
16	AQ	0.23	0/657	0.46	0/881
16	CQ	0.24	0/665	0.47	0/892

Mol	Chain	Bond lengths		Bond angles	
		RMSZ	# Z >5	RMSZ	# Z >5
17	AR	0.23	0/462	0.46	0/621
17	CR	0.23	0/462	0.45	0/621
18	AS	0.25	0/652	0.46	0/877
18	CS	0.25	0/660	0.47	0/888
19	AT	0.23	0/671	0.41	0/888
19	CT	0.24	0/671	0.42	0/888
20	AB	0.25	0/1735	0.47	0/2338
20	CB	0.25	0/1735	0.47	0/2338
21	AU	1.01	4/430 (0.9%)	0.74	2/570 (0.4%)
21	CU	0.98	3/430 (0.7%)	0.82	3/570 (0.5%)
22	BA	0.27	0/2803	0.74	0/4371
22	DA	0.28	0/2803	0.77	0/4371
23	BB	0.33	15/68314 (0.0%)	0.79	63/106569 (0.1%)
23	DB	0.34	18/68314 (0.0%)	0.79	75/106569 (0.1%)
24	BV	0.30	0/766	0.53	0/1025
24	DV	0.25	0/766	0.46	0/1025
25	BC	0.40	0/2092	0.88	7/2813 (0.2%)
25	DC	0.40	0/2092	0.90	8/2813 (0.3%)
26	BD	0.40	0/1586	0.80	2/2134 (0.1%)
26	DD	0.37	0/1586	0.82	4/2134 (0.2%)
27	BE	0.45	1/1571 (0.1%)	0.88	6/2113 (0.3%)
27	DE	0.70	4/1571 (0.3%)	0.83	5/2113 (0.2%)
28	BF	0.33	0/1444	0.87	5/1937 (0.3%)
28	DF	0.41	1/1444 (0.1%)	1.00	10/1937 (0.5%)
29	BG	0.31	0/1343	0.69	0/1816
29	DG	0.30	0/1343	0.67	1/1816 (0.1%)
30	BH	0.28	0/1122	0.60	0/1515
30	DH	0.34	0/1122	0.71	1/1515 (0.1%)
31	BJ	0.41	1/1135 (0.1%)	0.72	3/1529 (0.2%)
31	DJ	0.32	0/1135	0.76	3/1529 (0.2%)
32	BK	0.35	0/939	1.00	2/1258 (0.2%)
32	DK	0.35	0/939	0.99	4/1258 (0.3%)
33	BL	0.69	0/1062	1.60	31/1413 (2.2%)
33	DL	0.74	1/1062 (0.1%)	1.58	25/1413 (1.8%)
34	BM	0.48	0/1093	1.03	8/1460 (0.5%)
34	DM	0.39	0/1093	0.85	5/1460 (0.3%)
35	BN	0.37	0/1021	0.92	7/1364 (0.5%)
35	DN	0.37	0/1021	0.80	3/1364 (0.2%)
36	BO	0.30	0/910	0.67	0/1219
36	DO	0.31	0/910	0.64	0/1219
37	BP	0.55	0/929	1.40	16/1242 (1.3%)
37	DP	0.58	0/929	1.40	16/1242 (1.3%)
38	BQ	0.41	0/960	0.86	3/1278 (0.2%)

Mol	Chain	Bond lengths		Bond angles	
		RMSZ	# Z >5	RMSZ	# Z >5
38	DQ	0.36	0/960	0.75	0/1278
39	BR	1.06	6/829 (0.7%)	1.42	13/1107 (1.2%)
39	DR	0.38	0/829	0.82	3/1107 (0.3%)
40	BS	0.27	0/864	0.68	1/1156 (0.1%)
40	DS	0.26	0/864	0.60	0/1156
41	BT	0.39	0/784	0.78	4/1048 (0.4%)
41	DT	0.45	1/784 (0.1%)	0.80	1/1048 (0.1%)
42	BU	0.33	0/787	0.74	0/1051
42	DU	0.37	0/787	0.94	7/1051 (0.7%)
43	BW	0.36	0/642	0.96	5/848 (0.6%)
43	DW	0.39	0/642	0.80	2/848 (0.2%)
44	BX	0.29	0/510	0.80	1/677 (0.1%)
44	DX	0.29	0/510	0.66	0/677
45	BY	0.31	0/453	0.64	0/605
45	DY	0.31	0/453	0.69	1/605 (0.2%)
46	BZ	0.48	0/559	1.04	5/745 (0.7%)
46	DZ	0.52	0/559	0.91	1/745 (0.1%)
47	B0	0.53	1/450 (0.2%)	1.15	7/599 (1.2%)
47	D0	0.41	0/450	0.97	3/599 (0.5%)
48	B1	0.36	0/448	0.71	0/594
48	D1	0.32	0/448	0.69	0/594
49	B2	0.33	0/380	0.64	0/498
49	D2	0.30	0/380	0.60	0/498
50	B3	0.47	0/513	0.95	1/676 (0.1%)
50	D3	0.39	0/513	0.80	1/676 (0.1%)
51	B4	0.40	0/303	0.73	0/397
51	D4	0.32	0/303	0.77	0/397
52	BI	0.26	0/1046	0.58	0/1410
52	DI	0.60	4/1046 (0.4%)	0.76	4/1410 (0.3%)
All	All	0.33	63/306469 (0.0%)	0.77	396/458101 (0.1%)

Chiral center outliers are detected by calculating the chiral volume of a chiral center and verifying if the center is modelled as a planar moiety or with the opposite hand. A planarity outlier is detected by checking planarity of atoms in a peptide group, atoms in a mainchain group or atoms of a sidechain that are expected to be planar.

Mol	Chain	#Chirality outliers	#Planarity outliers
1	AA	0	16
1	CA	0	20
21	AU	0	1
22	DA	0	1
23	BB	0	60

Continued on next page...

Continued from previous page...

Mol	Chain	#Chirality outliers	#Planarity outliers
23	DB	1	65
25	BC	0	3
25	DC	0	2
31	BJ	0	2
33	BL	0	1
37	BP	0	1
37	DP	0	1
38	BQ	0	1
39	BR	0	1
39	DR	0	1
46	DZ	0	1
47	D0	0	1
All	All	1	178

All (63) bond length outliers are listed below:

Mol	Chain	Res	Type	Atoms	Z	Observed(Å)	Ideal(Å)
27	DE	79	ARG	CD-NE	18.29	1.77	1.46
39	BR	53	PHE	CB-CG	17.86	1.81	1.51
23	DB	1086	A	C5-C6	-17.70	1.25	1.41
23	BB	1086	A	C5-C6	-17.70	1.25	1.41
21	CU	25	ALA	C-N	15.34	1.60	1.33
21	AU	15	LEU	C-N	-15.04	0.99	1.34
23	DB	448	U	O4'-C1'	12.68	1.58	1.41
39	BR	54	VAL	N-CA	-11.62	1.23	1.46
39	BR	54	VAL	CA-CB	11.15	1.78	1.54
27	DE	79	ARG	CG-CD	10.76	1.78	1.51
23	DB	1088	A	C6-N1	-10.45	1.28	1.35
23	BB	1088	A	C6-N1	-10.40	1.28	1.35
23	BB	2196	C	O3'-P	10.14	1.73	1.61
33	DL	77	ILE	CA-CB	-10.07	1.31	1.54
23	DB	448	U	C3'-C2'	9.55	1.63	1.52
52	DI	3	LYS	CD-CE	9.37	1.74	1.51
21	AU	25	ALA	C-N	-9.34	1.16	1.33
27	DE	79	ARG	NE-CZ	9.31	1.45	1.33
23	DB	448	U	C4'-O4'	9.24	1.57	1.45
52	DI	3	LYS	CG-CD	8.57	1.81	1.52
21	CU	17	ARG	C-N	8.48	1.53	1.34
23	DB	143	C	N1-C2	8.32	1.48	1.40
23	BB	2052	A	C4'-C3'	-8.29	1.44	1.53
27	BE	46	GLN	CB-CG	8.03	1.74	1.52
23	DB	1060	U	C2-N3	7.80	1.43	1.37

Continued on next page...

Continued from previous page...

Mol	Chain	Res	Type	Atoms	Z	Observed(Å)	Ideal(Å)
23	DB	448	U	C2'-C1'	7.79	1.61	1.53
23	BB	1060	U	C2-N3	7.78	1.43	1.37
39	BR	53	PHE	CA-CB	7.52	1.70	1.53
23	BB	2191	A	O3'-P	-7.42	1.52	1.61
23	DB	1086	A	N7-C5	-7.38	1.34	1.39
23	BB	1086	A	N7-C5	-7.36	1.34	1.39
39	BR	54	VAL	CA-C	7.21	1.71	1.52
23	BB	1248	G	C4'-C3'	7.13	1.60	1.53
23	DB	1099	G	C5'-C4'	6.82	1.59	1.51
52	DI	3	LYS	CA-C	6.67	1.70	1.52
1	AA	463	U	O3'-P	-6.67	1.53	1.61
41	DT	1	MET	CG-SD	6.62	1.98	1.81
21	AU	29	ALA	C-N	6.59	1.49	1.34
27	DE	79	ARG	CB-CG	6.35	1.69	1.52
23	DB	1098	A	C5-C4	6.23	1.43	1.38
23	DB	2091	C	O3'-P	6.17	1.68	1.61
1	CA	463	U	O3'-P	-6.06	1.53	1.61
23	BB	37	C	N1-C2	6.03	1.46	1.40
23	BB	442	G	C5-C6	6.00	1.48	1.42
23	DB	1559	U	O3'-P	5.96	1.68	1.61
21	CU	8	ASN	C-N	5.74	1.47	1.34
23	DB	1098	A	O3'-P	5.63	1.68	1.61
31	BJ	75	TYR	CD1-CE1	-5.53	1.31	1.39
23	DB	1098	A	C5'-C4'	5.51	1.57	1.51
39	BR	53	PHE	CG-CD2	5.50	1.47	1.38
52	DI	3	LYS	CB-CG	5.50	1.67	1.52
23	BB	38	A	C5'-C4'	5.42	1.57	1.51
21	AU	11	PHE	C-N	-5.39	1.21	1.34
28	DF	39	VAL	CA-CB	5.32	1.66	1.54
23	BB	1250	G	C4'-C3'	-5.24	1.47	1.52
23	BB	1426	G	O3'-P	5.15	1.67	1.61
23	BB	2267	A	C5-C6	-5.10	1.36	1.41
23	DB	1098	A	C3'-C2'	5.10	1.58	1.52
23	BB	442	G	C6-N1	-5.09	1.35	1.39
1	CA	495	A	N3-C4	-5.08	1.31	1.34
47	B0	52	LYS	N-CA	5.06	1.56	1.46
23	DB	2722	G	C4'-C3'	-5.06	1.47	1.52
23	DB	1099	G	N9-C4	5.04	1.42	1.38

All (396) bond angle outliers are listed below:

Continued on next page...

Continued from previous page...

Mol	Chain	Res	Type	Atoms	Z	Observed(°)	Ideal(°)
23	BB	2791	G	O5'-P-OP1	-28.71	76.25	110.70
23	DB	2791	G	O5'-P-OP2	-27.77	77.38	110.70
23	DB	2791	G	O5'-P-OP1	18.50	132.90	110.70
23	BB	2791	G	O5'-P-OP2	18.20	132.54	110.70
23	DB	448	U	N1-C1'-C2'	17.52	136.78	114.00
39	BR	53	PHE	CA-C-N	-17.34	79.05	117.20
39	BR	54	VAL	CB-CA-C	15.11	140.10	111.40
23	DB	2790	U	OP2-P-O3'	14.81	137.79	105.20
23	BB	2790	U	OP1-P-O3'	14.26	136.57	105.20
39	BR	54	VAL	CG1-CB-CG2	-14.14	88.27	110.90
35	BN	118	ARG	NE-CZ-NH1	13.69	127.14	120.30
39	BR	54	VAL	N-CA-C	-13.34	74.98	111.00
33	BL	118	THR	C-N-CD	-12.92	92.18	120.60
33	DL	77	ILE	CB-CA-C	-12.70	86.19	111.60
23	DB	1098	A	N9-C1'-C2'	12.58	130.35	114.00
23	BB	2052	A	C5'-C4'-C3'	-11.99	96.81	116.00
33	DL	77	ILE	CG1-CB-CG2	11.76	137.28	111.40
27	DE	79	ARG	CD-NE-CZ	11.67	139.94	123.60
34	BM	3	GLN	C-N-CD	-11.30	95.73	120.60
33	DL	140	GLY	N-CA-C	11.01	140.62	113.10
33	DL	118	THR	N-CA-C	10.94	140.53	111.00
23	BB	139	U	N1-C1'-C2'	-10.12	100.85	114.00
39	BR	54	VAL	N-CA-CB	-10.11	89.27	111.50
28	DF	39	VAL	CB-CA-C	-10.01	92.38	111.40
37	DP	72	VAL	N-CA-C	9.76	137.36	111.00
52	DI	3	LYS	CD-CE-NZ	9.73	134.08	111.70
37	BP	72	VAL	N-CA-C	9.72	137.25	111.00
35	DN	4	ARG	NE-CZ-NH1	9.71	125.16	120.30
28	DF	113	PHE	N-CA-C	-9.71	84.78	111.00
23	BB	2272	U	C5-C4-O4	-9.61	120.14	125.90
34	BM	5	LYS	N-CA-C	-9.26	86.01	111.00
23	DB	1098	A	C1'-O4'-C4'	9.18	117.24	109.90
28	DF	40	GLY	N-CA-C	-8.94	90.75	113.10
42	DU	28	LEU	CA-CB-CG	-8.88	94.86	115.30
33	DL	77	ILE	C-N-CA	8.86	143.85	121.70
38	BQ	3	VAL	CB-CA-C	-8.85	94.58	111.40
47	B0	52	LYS	CB-CA-C	-8.79	92.81	110.40
37	DP	79	VAL	N-CA-C	8.77	134.68	111.00
39	BR	53	PHE	N-CA-CB	8.77	126.38	110.60
23	DB	143	C	N1-C1'-C2'	8.73	125.35	114.00
33	DL	26	GLY	N-CA-C	-8.67	91.42	113.10

Continued on next page...

Continued from previous page...

Mol	Chain	Res	Type	Atoms	Z	Observed(°)	Ideal(°)
23	BB	2641	G	N9-C1'-C2'	-8.65	102.49	112.00
33	BL	6	LEU	N-CA-C	8.63	134.30	111.00
33	DL	113	ALA	N-CA-C	-8.57	87.85	111.00
23	DB	2641	G	N9-C1'-C2'	-8.53	102.61	112.00
27	DE	79	ARG	NE-CZ-NH1	8.52	124.56	120.30
33	BL	105	ILE	N-CA-C	8.50	133.95	111.00
23	DB	2272	U	N3-C4-O4	-8.48	113.47	119.40
33	BL	85	VAL	N-CA-C	-8.43	88.24	111.00
29	DG	172	GLU	N-CA-C	-8.42	88.25	111.00
23	DB	1350	C	C5'-C4'-C3'	-8.36	102.63	116.00
33	DL	77	ILE	N-CA-C	8.32	133.45	111.00
23	DB	1098	A	C8-N9-C4	-8.30	102.48	105.80
1	AA	765	G	N9-C1'-C2'	-8.22	102.96	112.00
27	BE	84	THR	N-CA-C	8.21	133.15	111.00
1	CA	765	G	N9-C1'-C2'	-8.20	102.98	112.00
27	BE	44	ARG	NE-CZ-NH2	-8.19	116.20	120.30
37	DP	40	GLN	N-CA-C	-8.15	88.98	111.00
23	DB	1088	A	N1-C6-N6	-8.15	113.71	118.60
37	BP	71	ARG	N-CA-C	8.13	132.96	111.00
23	BB	1088	A	N1-C6-N6	-8.12	113.73	118.60
37	BP	40	GLN	N-CA-C	-8.11	89.10	111.00
37	DP	71	ARG	N-CA-C	8.05	132.74	111.00
23	DB	944	C	C5'-C4'-C3'	-8.04	103.14	116.00
23	DB	2076	U	C2'-C3'-O3'	8.03	127.16	109.50
23	BB	773	U	C5'-C4'-C3'	-7.92	103.32	116.00
23	DB	560	C	C5'-C4'-C3'	-7.92	103.32	116.00
23	BB	1350	C	C5'-C4'-C3'	-7.90	103.36	116.00
34	DM	8	LYS	N-CA-C	-7.87	89.75	111.00
47	B0	52	LYS	N-CA-CB	7.82	124.68	110.60
23	BB	37	C	C4'-C3'-O3'	7.81	128.62	113.00
33	BL	112	LEU	N-CA-C	-7.79	89.97	111.00
47	D0	48	TYR	CA-CB-CG	-7.78	98.62	113.40
25	DC	268	ARG	NE-CZ-NH1	-7.78	116.41	120.30
34	BM	132	THR	N-CA-C	7.72	131.85	111.00
37	BP	79	VAL	N-CA-C	7.72	131.84	111.00
23	DB	773	U	C5'-C4'-C3'	-7.69	103.70	116.00
27	BE	73	ILE	N-CA-C	7.65	131.65	111.00
34	BM	1	MET	CG-SD-CE	7.65	112.44	100.20
39	DR	87	GLN	N-CA-C	7.65	131.66	111.00
23	BB	2733	A	N9-C1'-C2'	-7.65	103.59	112.00
23	DB	2733	A	N9-C1'-C2'	-7.64	103.59	112.00
39	BR	53	PHE	CA-C-O	7.59	136.05	120.10

Continued on next page...

Continued from previous page...

Mol	Chain	Res	Type	Atoms	Z	Observed(°)	Ideal(°)
33	DL	77	ILE	CA-C-N	-7.56	100.57	117.20
23	DB	2760	C	C5'-C4'-C3'	-7.54	103.94	116.00
33	DL	112	LEU	CA-CB-CG	-7.51	98.02	115.30
33	DL	19	LEU	N-CA-C	-7.51	90.72	111.00
23	DB	380	G	C5'-C4'-C3'	-7.50	104.00	116.00
33	BL	68	SER	N-CA-C	7.49	131.22	111.00
27	BE	74	LYS	N-CA-C	-7.46	90.85	111.00
23	BB	1060	U	C5-C4-O4	-7.45	121.43	125.90
23	DB	1060	U	C5-C4-O4	-7.42	121.45	125.90
39	BR	46	GLU	N-CA-C	7.36	130.88	111.00
1	CA	232	G	C5'-C4'-C3'	-7.36	104.23	116.00
23	DB	1552	A	N9-C1'-C2'	-7.35	103.91	112.00
23	BB	1552	A	N9-C1'-C2'	-7.33	103.93	112.00
23	BB	825	A	C5'-C4'-C3'	-7.31	104.31	116.00
38	BQ	52	ARG	NE-CZ-NH2	-7.27	116.66	120.30
23	DB	143	C	N1-C2-O2	7.26	123.26	118.90
23	BB	38	A	C5'-C4'-C3'	-7.25	104.40	116.00
47	B0	27	LEU	CB-CG-CD1	-7.20	98.77	111.00
33	BL	77	ILE	N-CA-C	-7.15	91.69	111.00
23	DB	323	C	N1-C1'-C2'	7.14	123.28	114.00
37	DP	28	LYS	N-CA-C	-7.13	91.74	111.00
37	BP	28	LYS	N-CA-C	-7.12	91.77	111.00
28	BF	150	GLY	N-CA-C	7.11	130.87	113.10
32	BK	91	SER	N-CA-C	-7.09	91.85	111.00
23	DB	448	U	C2'-C3'-O3'	7.08	125.07	109.50
33	BL	126	ARG	N-CA-C	7.07	130.09	111.00
50	B3	44	ARG	NE-CZ-NH2	-7.06	116.77	120.30
39	BR	50	GLY	N-CA-C	-7.04	95.50	113.10
46	BZ	68	GLY	N-CA-C	-7.03	95.53	113.10
33	DL	17	LYS	N-CA-C	7.01	129.93	111.00
31	DJ	5	THR	N-CA-C	-7.00	92.10	111.00
26	DD	90	PHE	N-CA-C	-6.94	92.26	111.00
33	BL	76	GLU	N-CA-C	-6.93	92.28	111.00
33	DL	7	SER	N-CA-C	-6.92	92.31	111.00
33	BL	61	LEU	C-N-CD	-6.92	105.38	120.60
43	BW	11	ASN	N-CA-C	6.92	129.68	111.00
33	DL	79	LEU	CB-CG-CD1	-6.88	99.30	111.00
23	DB	2262	U	C5'-C4'-C3'	-6.88	105.00	116.00
23	DB	1086	A	C6-C5-N7	-6.86	127.50	132.30
21	CU	17	ARG	C-N-CA	-6.85	104.58	121.70
23	BB	1086	A	C6-C5-N7	-6.84	127.51	132.30
33	DL	117	THR	N-CA-C	-6.82	92.57	111.00

Continued on next page...

Continued from previous page...

Mol	Chain	Res	Type	Atoms	Z	Observed(°)	Ideal(°)
23	BB	1086	A	C4-C5-C6	6.81	120.41	117.00
23	DB	1086	A	C4-C5-C6	6.80	120.40	117.00
23	BB	2052	A	O4'-C4'-C3'	6.79	111.53	106.10
47	B0	52	LYS	CA-CB-CG	6.79	128.33	113.40
47	D0	21	LEU	CA-CB-CG	-6.78	99.71	115.30
23	BB	2259	U	C5'-C4'-C3'	-6.78	105.16	116.00
26	DD	151	THR	N-CA-C	-6.77	92.72	111.00
33	BL	14	LYS	N-CA-C	-6.77	92.72	111.00
23	DB	825	A	C5'-C4'-C3'	-6.71	105.26	116.00
23	DB	1439	A	N9-C1'-C2'	-6.70	104.63	112.00
50	D3	11	LYS	CD-CE-NZ	-6.69	96.32	111.70
23	BB	1439	A	N9-C1'-C2'	-6.68	104.65	112.00
52	DI	4	VAL	CB-CA-C	-6.68	98.72	111.40
27	DE	147	LEU	N-CA-C	6.67	129.02	111.00
33	DL	27	LEU	CA-CB-CG	-6.66	99.97	115.30
37	DP	104	GLY	N-CA-C	6.66	129.75	113.10
37	DP	14	GLN	N-CA-C	-6.66	93.03	111.00
33	BL	78	ARG	N-CA-C	6.58	128.78	111.00
35	BN	118	ARG	CD-NE-CZ	6.57	132.79	123.60
23	DB	955	U	C5'-C4'-C3'	-6.54	105.54	116.00
33	BL	18	ARG	N-CA-C	6.53	128.63	111.00
34	DM	6	ARG	N-CA-C	-6.52	93.39	111.00
37	BP	14	GLN	N-CA-C	-6.49	93.49	111.00
44	BX	33	ALA	N-CA-C	6.48	128.50	111.00
33	DL	6	LEU	CA-CB-CG	6.46	130.15	115.30
42	DU	48	VAL	N-CA-C	6.46	128.44	111.00
25	BC	32	LEU	N-CA-C	6.45	128.42	111.00
23	DB	449	A	O5'-P-OP1	-6.45	99.89	105.70
47	B0	51	ARG	C-N-CA	6.44	137.80	121.70
37	DP	81	ASP	N-CA-C	-6.43	93.63	111.00
42	DU	49	PRO	N-CA-C	-6.43	95.39	112.10
23	BB	479	A	C4'-C3'-O3'	-6.42	95.92	109.40
37	DP	70	GLU	N-CA-C	6.41	128.32	111.00
43	BW	10	ARG	N-CA-C	6.41	128.31	111.00
32	DK	91	SER	N-CA-C	-6.41	93.69	111.00
23	DB	745	G	C5'-C4'-C3'	-6.41	105.75	116.00
25	DC	32	LEU	N-CA-C	6.41	128.30	111.00
42	DU	48	VAL	C-N-CD	6.39	141.83	128.40
37	DP	29	VAL	N-CA-C	-6.39	93.75	111.00
23	DB	690	G	C5'-C4'-C3'	-6.37	105.81	116.00
23	DB	1088	A	C5-C6-N6	6.37	128.79	123.70
1	CA	438	U	N1-C1'-C2'	-6.36	105.01	112.00

Continued on next page...

Continued from previous page...

Mol	Chain	Res	Type	Atoms	Z	Observed(°)	Ideal(°)
35	DN	1	MET	N-CA-C	-6.34	93.87	111.00
37	BP	29	VAL	N-CA-C	-6.34	93.88	111.00
33	BL	92	LEU	N-CA-C	6.33	128.10	111.00
40	BS	41	LYS	N-CA-C	-6.33	93.90	111.00
1	AA	438	U	N1-C1'-C2'	-6.33	105.04	112.00
33	BL	125	LEU	N-CA-C	-6.33	93.92	111.00
35	BN	5	LYS	N-CA-C	6.32	128.06	111.00
37	BP	70	GLU	N-CA-C	6.32	128.06	111.00
33	BL	139	GLY	N-CA-C	6.31	128.88	113.10
1	CA	576	C	O5'-P-OP1	-6.31	100.02	105.70
35	BN	118	ARG	NH1-CZ-NH2	-6.31	112.46	119.40
33	DL	79	LEU	CA-CB-CG	6.30	129.80	115.30
33	BL	20	GLY	N-CA-C	6.30	128.84	113.10
33	BL	67	THR	N-CA-C	6.29	127.97	111.00
23	BB	1088	A	C5-C6-N6	6.28	128.72	123.70
23	BB	2318	G	N9-C1'-C2'	-6.26	105.11	112.00
26	BD	154	LYS	N-CA-C	-6.26	94.10	111.00
1	AA	232	G	C5'-C4'-C3'	-6.22	106.05	116.00
27	BE	46	GLN	CA-CB-CG	6.21	127.06	113.40
25	DC	238	ASN	N-CA-C	6.21	127.77	111.00
33	BL	103	ILE	N-CA-C	6.20	127.72	111.00
32	DK	89	ASN	N-CA-C	6.15	127.61	111.00
33	BL	86	GLU	N-CA-CB	-6.15	99.53	110.60
23	BB	745	G	C5'-C4'-C3'	-6.11	106.22	116.00
25	BC	238	ASN	N-CA-C	6.10	127.48	111.00
23	DB	973	A	C5'-C4'-C3'	-6.10	106.24	116.00
1	CA	1250	A	C5'-C4'-C3'	6.09	125.75	116.00
37	BP	78	PRO	N-CA-C	6.09	127.94	112.10
43	DW	74	LYS	N-CA-C	6.08	127.41	111.00
23	DB	2790	U	O3'-P-O5'	-6.07	92.46	104.00
47	B0	52	LYS	N-CA-C	-6.07	94.61	111.00
37	DP	82	SER	N-CA-C	6.07	127.39	111.00
33	BL	39	LYS	N-CA-C	-6.06	94.64	111.00
23	BB	2052	A	C1'-O4'-C4'	-6.05	105.06	109.90
27	BE	44	ARG	NE-CZ-NH1	6.04	123.32	120.30
23	BB	1250	G	C4'-C3'-C2'	6.04	108.64	102.60
33	BL	5	THR	C-N-CA	6.02	136.76	121.70
21	CU	17	ARG	O-C-N	6.02	132.33	122.70
23	BB	268	C	C5'-C4'-C3'	-5.99	106.41	116.00
1	AA	66	A	N9-C1'-C2'	-5.97	105.43	112.00
52	DI	3	LYS	C-N-CA	5.97	136.63	121.70
25	DC	28	PRO	CA-C-N	-5.97	104.06	117.20

Continued on next page...

Continued from previous page...

Mol	Chain	Res	Type	Atoms	Z	Observed(°)	Ideal(°)
32	DK	16	ALA	N-CA-C	5.97	127.12	111.00
37	DP	78	PRO	N-CA-C	5.97	127.62	112.10
23	BB	1397	U	C5'-C4'-C3'	-5.96	106.47	116.00
31	BJ	80	HIS	N-CA-C	5.96	127.08	111.00
23	DB	1397	U	C5'-C4'-C3'	-5.95	106.47	116.00
42	DU	60	LYS	N-CA-C	-5.95	94.92	111.00
46	DZ	54	GLY	N-CA-C	-5.95	98.21	113.10
37	BP	81	ASP	N-CA-C	-5.95	94.93	111.00
23	BB	2619	C	C5'-C4'-C3'	-5.95	106.49	116.00
25	BC	28	PRO	CA-C-N	-5.93	104.14	117.20
26	BD	145	SER	N-CA-CB	-5.92	101.62	110.50
23	BB	690	G	C5'-C4'-C3'	-5.91	106.54	116.00
35	BN	2	ARG	N-CA-C	-5.91	95.05	111.00
23	DB	1098	A	O4'-C4'-C3'	-5.90	98.10	104.00
46	BZ	42	PRO	N-CA-C	5.90	127.44	112.10
34	BM	6	ARG	N-CA-C	-5.90	95.08	111.00
1	CA	1432	G	N9-C1'-C2'	-5.88	105.53	112.00
39	BR	53	PHE	O-C-N	5.87	132.09	122.70
23	BB	1657	U	N1-C1'-C2'	-5.87	105.54	112.00
37	BP	82	SER	N-CA-C	5.86	126.82	111.00
23	BB	38	A	N9-C1'-C2'	5.84	121.59	114.00
23	DB	1098	A	O4'-C1'-C2'	-5.83	99.97	105.80
35	DN	126	ALA	N-CA-C	-5.83	95.26	111.00
41	BT	1	MET	N-CA-C	-5.81	95.31	111.00
46	BZ	43	PHE	N-CA-C	-5.80	95.34	111.00
23	DB	2619	C	C5'-C4'-C3'	-5.80	106.73	116.00
37	BP	109	ILE	N-CA-C	-5.79	95.35	111.00
28	DF	39	VAL	N-CA-CB	5.79	124.25	111.50
23	BB	2790	U	O3'-P-O5'	-5.79	93.01	104.00
34	BM	8	LYS	N-CA-C	-5.78	95.39	111.00
37	BP	54	LEU	N-CA-C	5.78	126.61	111.00
37	DP	109	ILE	N-CA-C	-5.77	95.42	111.00
23	BB	442	G	C5-C6-O6	5.77	132.06	128.60
23	DB	544	C	C4'-C3'-O3'	5.77	124.53	113.00
28	BF	14	LYS	N-CA-C	-5.76	95.45	111.00
33	BL	82	LEU	CA-CB-CG	-5.76	102.06	115.30
21	AU	15	LEU	C-N-CA	5.76	136.09	121.70
25	BC	28	PRO	N-CA-C	5.75	127.06	112.10
43	BW	11	ASN	N-CA-CB	-5.75	100.24	110.60
35	BN	100	CYS	N-CA-C	-5.73	95.53	111.00
35	BN	4	ARG	N-CA-C	5.73	126.46	111.00
31	BJ	115	GLY	N-CA-C	-5.72	98.80	113.10

Continued on next page...

Continued from previous page...

Mol	Chain	Res	Type	Atoms	Z	Observed(°)	Ideal(°)
23	BB	2575	C	N1-C1'-C2'	-5.72	105.71	112.00
25	DC	28	PRO	N-CA-C	5.70	126.92	112.10
39	BR	88	GLY	N-CA-C	-5.70	98.85	113.10
23	BB	2267	A	C5-C6-N6	-5.70	119.14	123.70
1	CA	814	A	C5'-C4'-C3'	5.69	125.10	116.00
33	BL	111	ILE	N-CA-C	-5.68	95.65	111.00
34	DM	130	PHE	N-CA-C	-5.68	95.65	111.00
32	BK	89	ASN	N-CA-C	5.67	126.30	111.00
33	DL	92	LEU	CA-CB-CG	5.66	128.32	115.30
28	BF	106	ALA	N-CA-C	5.66	126.27	111.00
33	DL	15	ALA	N-CA-C	5.64	126.23	111.00
47	B0	5	ASN	N-CA-C	5.63	126.21	111.00
23	BB	2267	A	O4'-C1'-N9	-5.63	103.70	108.20
27	DE	79	ARG	NE-CZ-NH2	-5.63	117.48	120.30
31	BJ	4	PHE	N-CA-C	-5.62	95.82	111.00
28	DF	14	LYS	N-CA-C	-5.62	95.84	111.00
23	BB	2267	A	C4-N9-C1'	5.61	136.40	126.30
37	DP	71	ARG	C-N-CA	5.61	135.72	121.70
41	BT	2	ILE	CG1-CB-CG2	5.60	123.73	111.40
41	BT	2	ILE	N-CA-C	-5.59	95.91	111.00
23	DB	1657	U	N1-C1'-C2'	-5.58	105.86	112.00
23	DB	1807	G	C5'-C4'-C3'	5.58	124.92	116.00
34	DM	17	ASN	N-CA-C	-5.57	95.96	111.00
46	BZ	26	SER	N-CA-C	5.57	126.04	111.00
41	DT	3	ARG	NE-CZ-NH1	5.57	123.08	120.30
23	DB	1098	A	N7-C8-N9	5.57	116.58	113.80
45	DY	2	LYS	N-CA-C	-5.55	96.01	111.00
33	BL	83	ALA	N-CA-C	-5.55	96.02	111.00
23	DB	1060	U	N1-C2-O2	-5.55	118.92	122.80
23	BB	2272	U	N1-C1'-C2'	-5.55	105.90	112.00
23	DB	401	A	C5'-C4'-C3'	5.53	124.84	116.00
37	DP	50	ARG	N-CA-C	-5.53	96.08	111.00
37	BP	50	ARG	N-CA-C	-5.52	96.08	111.00
23	DB	143	C	C2-N1-C1'	5.52	124.87	118.80
23	DB	126	A	N9-C1'-C2'	5.51	121.17	114.00
23	DB	1363	C	C5'-C4'-C3'	-5.51	107.19	116.00
23	BB	2267	A	C8-N9-C1'	-5.51	117.79	127.70
23	BB	2272	U	N3-C4-O4	-5.50	115.55	119.40
23	DB	2076	U	C4'-C3'-O3'	5.50	123.99	113.00
43	BW	10	ARG	C-N-CA	5.49	135.43	121.70
28	BF	20	ASN	N-CA-C	5.48	125.81	111.00
42	DU	47	PRO	N-CA-C	-5.48	97.85	112.10

Continued on next page...

Continued from previous page...

Mol	Chain	Res	Type	Atoms	Z	Observed(°)	Ideal(°)
23	BB	150	U	C5'-C4'-C3'	-5.48	107.23	116.00
23	DB	700	G	C5'-C4'-C3'	-5.48	107.23	116.00
42	DU	50	ALA	N-CA-C	-5.48	96.22	111.00
37	BP	104	GLY	N-CA-C	5.47	126.78	113.10
28	DF	133	GLU	N-CA-C	5.46	125.75	111.00
25	BC	202	ARG	NE-CZ-NH1	5.46	123.03	120.30
23	BB	1363	C	C5'-C4'-C3'	-5.46	107.27	116.00
1	AA	328	C	C2'-C3'-O3'	5.46	122.43	113.70
23	DB	2272	U	C5-C4-O4	-5.45	122.63	125.90
21	AU	11	PHE	CA-C-N	-5.45	105.21	117.20
43	DW	4	LYS	N-CA-C	5.45	125.70	111.00
23	BB	139	U	O4'-C1'-N1	5.44	112.55	108.20
1	CA	63	C	C5'-C4'-C3'	-5.43	107.31	116.00
23	BB	2052	A	C4'-C3'-C2'	-5.42	97.18	102.60
25	DC	202	ARG	NE-CZ-NH1	5.42	123.01	120.30
23	DB	403	U	C5'-C4'-C3'	-5.42	107.33	116.00
1	CA	328	C	C2'-C3'-O3'	5.42	122.36	113.70
23	BB	848	C	C5'-C4'-C3'	-5.41	107.34	116.00
28	DF	20	ASN	N-CA-C	5.41	125.61	111.00
26	DD	18	ASP	N-CA-C	-5.41	96.41	111.00
23	DB	1135	C	C5'-C4'-C3'	5.40	124.64	116.00
23	BB	1250	G	C5'-C4'-C3'	-5.39	107.37	116.00
23	BB	2191	A	P-O3'-C3'	5.39	126.16	119.70
37	BP	71	ARG	C-N-CA	5.38	135.16	121.70
25	DC	28	PRO	C-N-CA	5.38	135.16	121.70
25	BC	28	PRO	C-N-CA	5.38	135.15	121.70
27	DE	57	LYS	CD-CE-NZ	-5.38	99.33	111.70
23	BB	1060	U	N1-C2-O2	-5.37	119.04	122.80
28	DF	39	VAL	CA-CB-CG2	5.37	118.96	110.90
33	BL	62	PRO	CA-N-CD	-5.37	103.98	111.50
34	DM	133	LYS	N-CA-C	-5.36	96.53	111.00
23	BB	2052	A	N9-C1'-C2'	-5.36	106.11	112.00
32	DK	77	ILE	N-CA-C	-5.35	96.55	111.00
23	BB	2575	C	C5'-C4'-C3'	5.35	124.56	116.00
33	BL	94	THR	N-CA-C	5.35	125.44	111.00
26	DD	95	SER	N-CA-C	-5.35	96.56	111.00
52	DI	3	LYS	CB-CG-CD	5.35	125.50	111.60
23	DB	1080	A	N9-C1'-C2'	-5.34	106.12	112.00
33	BL	77	ILE	C-N-CA	-5.34	108.35	121.70
1	CA	1534	A	C2'-C3'-O3'	-5.34	97.76	109.50
23	BB	2192	U	C5'-C4'-C3'	-5.32	107.48	116.00
39	DR	79	ARG	N-CA-C	5.30	125.32	111.00

Continued on next page...

Continued from previous page...

Mol	Chain	Res	Type	Atoms	Z	Observed(°)	Ideal(°)
23	BB	375	G	C5'-C4'-C3'	-5.30	107.53	116.00
23	DB	1060	U	N3-C2-O2	5.30	125.91	122.20
33	DL	92	LEU	N-CA-C	5.29	125.28	111.00
23	DB	1294	U	C5'-C4'-C3'	-5.28	107.55	116.00
47	D0	48	TYR	CB-CG-CD1	-5.28	117.83	121.00
33	BL	119	PRO	CA-N-CD	-5.27	104.12	111.50
23	DB	299	A	N9-C1'-C2'	5.27	120.85	114.00
23	DB	461	C	C5'-C4'-C3'	-5.27	107.57	116.00
23	DB	2253	G	C5'-C4'-C3'	-5.26	107.58	116.00
23	DB	375	G	C5'-C4'-C3'	-5.26	107.58	116.00
23	DB	2471	A	C5'-C4'-C3'	-5.26	107.59	116.00
1	AA	1118	U	C5'-C4'-C3'	-5.25	107.60	116.00
43	BW	16	GLU	N-CA-C	5.23	125.13	111.00
23	BB	1251	C	C5'-C4'-C3'	5.23	124.36	116.00
28	DF	150	GLY	N-CA-C	5.23	126.17	113.10
30	DH	8	LYS	N-CA-C	-5.22	96.89	111.00
39	BR	56	GLY	N-CA-C	-5.22	100.04	113.10
23	BB	2471	A	C5'-C4'-C3'	-5.22	107.65	116.00
41	BT	2	ILE	CB-CA-C	5.21	122.02	111.60
23	DB	126	A	C5'-C4'-C3'	5.21	124.34	116.00
23	DB	143	C	N3-C2-O2	-5.21	118.25	121.90
23	BB	1600	C	C5'-C4'-C3'	-5.20	107.69	116.00
23	DB	1098	A	C4-N9-C1'	5.20	135.65	126.30
23	BB	1060	U	N3-C2-O2	5.19	125.83	122.20
23	DB	2293	G	N9-C1'-C2'	-5.18	106.30	112.00
33	DL	112	LEU	N-CA-C	-5.18	97.02	111.00
23	BB	1664	A	C5'-C4'-C3'	-5.17	107.72	116.00
23	BB	560	C	C5'-C4'-C3'	-5.17	107.73	116.00
23	DB	982	C	C4'-C3'-C2'	5.16	107.76	102.60
23	DB	2575	C	N1-C1'-C2'	-5.16	106.33	112.00
39	DR	86	GLN	N-CA-C	-5.15	97.08	111.00
31	DJ	4	PHE	N-CA-C	5.15	124.91	111.00
31	DJ	82	GLY	N-CA-C	-5.15	100.22	113.10
23	DB	143	C	C5'-C4'-O4'	-5.15	102.92	109.10
33	DL	112	LEU	N-CA-CB	5.14	120.69	110.40
23	BB	1086	A	C2-N3-C4	-5.14	108.03	110.60
39	BR	43	ASN	N-CA-C	-5.13	97.14	111.00
23	DB	1600	C	C5'-C4'-C3'	-5.12	107.81	116.00
23	DB	2894	G	C5'-C4'-C3'	-5.12	107.81	116.00
25	DC	31	PRO	N-CA-C	5.12	125.40	112.10
37	DP	57	ALA	N-CA-C	-5.11	97.21	111.00
1	CA	1461	G	N1-C2-N2	-5.10	111.61	116.20

Continued on next page...

Continued from previous page...

Mol	Chain	Res	Type	Atoms	Z	Observed(°)	Ideal(°)
23	DB	1567	G	C5'-C4'-C3'	-5.09	107.86	116.00
21	CU	25	ALA	O-C-N	-5.08	114.57	123.20
46	BZ	20	ASN	N-CA-C	5.07	124.69	111.00
23	BB	1656	C	N1-C1'-C2'	-5.06	106.44	112.00
25	BC	31	PRO	N-CA-C	5.06	125.25	112.10
28	DF	73	VAL	N-CA-C	5.05	124.64	111.00
33	BL	127	VAL	N-CA-C	5.05	124.64	111.00
1	AA	576	C	C5'-C4'-O4'	5.04	115.15	109.10
23	DB	2745	C	C5'-C4'-C3'	-5.04	107.94	116.00
28	BF	73	VAL	N-CA-C	5.04	124.60	111.00
23	DB	1903	G	C5'-C4'-C3'	5.03	124.04	116.00
23	DB	2236	U	C5'-C4'-C3'	-5.03	107.96	116.00
34	BM	4	PRO	N-CA-C	-5.03	99.03	112.10
38	BQ	52	ARG	NE-CZ-NH1	5.02	122.81	120.30
23	BB	2576	G	O5'-P-OP1	-5.02	101.18	105.70
33	BL	123	ARG	N-CA-C	-5.01	97.46	111.00
33	DL	14	LYS	N-CA-C	5.01	124.54	111.00
34	BM	65	ILE	N-CA-C	-5.00	97.49	111.00
33	DL	79	LEU	N-CA-C	5.00	124.50	111.00

All (1) chirality outliers are listed below:

Mol	Chain	Res	Type	Atom
23	DB	2076	U	C3'

All (178) planarity outliers are listed below:

Mol	Chain	Res	Type	Group
1	AA	1006	G	Sidechain
1	AA	1028	C	Sidechain
1	AA	1319	A	Sidechain
1	AA	1331	G	Sidechain
1	AA	1441	A	Sidechain
1	AA	187	G	Sidechain
1	AA	281	G	Sidechain
1	AA	437	U	Sidechain
1	AA	438	U	Sidechain
1	AA	454	G	Sidechain
1	AA	481	G	Sidechain
1	AA	496	A	Sidechain
1	AA	521	G	Sidechain
1	AA	575	G	Sidechain

Continued on next page...

Continued from previous page...

Mol	Chain	Res	Type	Group
1	AA	58	C	Sidechain
1	AA	703	G	Sidechain
21	AU	11	PHE	Mainchain
23	BB	1060	U	Sidechain
23	BB	1086	A	Sidechain
23	BB	1088	A	Sidechain
23	BB	1119	U	Sidechain
23	BB	1215	G	Sidechain
23	BB	1240	U	Sidechain
23	BB	1247	A	Sidechain
23	BB	1347	A	Sidechain
23	BB	136	G	Sidechain
23	BB	1377	G	Sidechain
23	BB	139	U	Sidechain
23	BB	1419	A	Sidechain
23	BB	142	A	Sidechain
23	BB	1426	G	Sidechain
23	BB	143	C	Sidechain
23	BB	1432	G	Sidechain
23	BB	1439	A	Sidechain
23	BB	1450	G	Sidechain
23	BB	1462	C	Sidechain
23	BB	1546	G	Sidechain
23	BB	1572	A	Sidechain
23	BB	1814	G	Sidechain
23	BB	1828	G	Sidechain
23	BB	1869	G	Sidechain
23	BB	1964	G	Sidechain
23	BB	2052	A	Sidechain
23	BB	2138	G	Sidechain
23	BB	221	A	Sidechain
23	BB	222	A	Sidechain
23	BB	2267	A	Sidechain
23	BB	2272	U	Sidechain
23	BB	2285	C	Sidechain
23	BB	2318	G	Sidechain
23	BB	232	G	Sidechain
23	BB	2471	A	Sidechain
23	BB	2508	G	Sidechain
23	BB	2575	C	Sidechain
23	BB	2638	G	Sidechain
23	BB	2641	G	Sidechain

Continued on next page...

Continued from previous page...

Mol	Chain	Res	Type	Group
23	BB	2733	A	Sidechain
23	BB	2770	G	Sidechain
23	BB	2834	G	Sidechain
23	BB	2848	G	Sidechain
23	BB	2857	G	Sidechain
23	BB	2883	A	Sidechain
23	BB	299	A	Sidechain
23	BB	361	G	Sidechain
23	BB	370	G	Sidechain
23	BB	396	G	Sidechain
23	BB	487	C	Sidechain
23	BB	500	G	Sidechain
23	BB	51	G	Sidechain
23	BB	526	A	Sidechain
23	BB	630	G	Sidechain
23	BB	633	A	Sidechain
23	BB	727	A	Sidechain
23	BB	729	G	Sidechain
23	BB	757	G	Sidechain
23	BB	942	G	Sidechain
23	BB	946	C	Sidechain
25	BC	160	TYR	Sidechain
25	BC	29	PHE	Sidechain
25	BC	61	TYR	Sidechain
31	BJ	75	TYR	Sidechain
31	BJ	80	HIS	Sidechain
33	BL	66	PHE	Sidechain
37	BP	97	TYR	Sidechain
38	BQ	46	TYR	Sidechain
39	BR	53	PHE	Mainchain
1	CA	1009	U	Sidechain
1	CA	1048	G	Sidechain
1	CA	1133	G	Sidechain
1	CA	1319	A	Sidechain
1	CA	1362	A	Sidechain
1	CA	1432	G	Sidechain
1	CA	1441	A	Sidechain
1	CA	187	G	Sidechain
1	CA	281	G	Sidechain
1	CA	437	U	Sidechain
1	CA	438	U	Sidechain
1	CA	454	G	Sidechain

Continued on next page...

Continued from previous page...

Mol	Chain	Res	Type	Group
1	CA	481	G	Sidechain
1	CA	496	A	Sidechain
1	CA	521	G	Sidechain
1	CA	575	G	Sidechain
1	CA	58	C	Sidechain
1	CA	703	G	Sidechain
1	CA	83	C	Sidechain
1	CA	86	G	Sidechain
47	D0	48	TYR	Sidechain
22	DA	78	A	Sidechain
23	DB	1047	G	Sidechain
23	DB	1060	U	Sidechain
23	DB	1080	A	Sidechain
23	DB	1086	A	Sidechain
23	DB	1088	A	Sidechain
23	DB	1098	A	Sidechain
23	DB	1132	U	Sidechain
23	DB	1142	A	Sidechain
23	DB	1215	G	Sidechain
23	DB	1247	A	Sidechain
23	DB	1347	A	Sidechain
23	DB	136	G	Sidechain
23	DB	1377	G	Sidechain
23	DB	1419	A	Sidechain
23	DB	1426	G	Sidechain
23	DB	1432	G	Sidechain
23	DB	1439	A	Sidechain
23	DB	1450	G	Sidechain
23	DB	1462	C	Sidechain
23	DB	1546	G	Sidechain
23	DB	1572	A	Sidechain
23	DB	1645	G	Sidechain
23	DB	1814	G	Sidechain
23	DB	1828	G	Sidechain
23	DB	1869	G	Sidechain
23	DB	1964	G	Sidechain
23	DB	2062	A	Sidechain
23	DB	2090	A	Sidechain
23	DB	2108	A	Sidechain
23	DB	214	G	Sidechain
23	DB	2156	G	Sidechain
23	DB	221	A	Sidechain

Continued on next page...

Continued from previous page...

Mol	Chain	Res	Type	Group
23	DB	222	A	Sidechain
23	DB	2261	C	Sidechain
23	DB	2267	A	Sidechain
23	DB	2272	U	Sidechain
23	DB	2279	G	Sidechain
23	DB	232	G	Sidechain
23	DB	2471	A	Sidechain
23	DB	2503	A	Sidechain
23	DB	2508	G	Sidechain
23	DB	2512	C	Sidechain
23	DB	2575	C	Sidechain
23	DB	2638	G	Sidechain
23	DB	2641	G	Sidechain
23	DB	2733	A	Sidechain
23	DB	2770	G	Sidechain
23	DB	28	A	Sidechain
23	DB	2834	G	Sidechain
23	DB	2848	G	Sidechain
23	DB	2857	G	Sidechain
23	DB	2883	A	Sidechain
23	DB	299	A	Sidechain
23	DB	370	G	Sidechain
23	DB	448	U	Sidechain
23	DB	481	G	Sidechain
23	DB	500	G	Sidechain
23	DB	557	C	Sidechain
23	DB	630	G	Sidechain
23	DB	633	A	Sidechain
23	DB	727	A	Sidechain
23	DB	729	G	Sidechain
23	DB	757	G	Sidechain
23	DB	858	G	Sidechain
23	DB	942	G	Sidechain
25	DC	160	TYR	Sidechain
25	DC	29	PHE	Sidechain
37	DP	97	TYR	Sidechain
39	DR	83	TYR	Sidechain
46	DZ	9	TYR	Sidechain

5.2 Too-close contacts ⓘ

In the following table, the Non-H and H(model) columns list the number of non-hydrogen atoms and hydrogen atoms in the chain respectively. The H(added) column lists the number of hydrogen atoms added and optimized by MolProbity. The Clashes column lists the number of clashes within the asymmetric unit, whereas Symm-Clashes lists symmetry related clashes.

Mol	Chain	Non-H	H(model)	H(added)	Clashes	Symm-Clashes
1	AA	32831	0	16521	1157	0
1	CA	32831	0	16521	1198	0
2	AC	1624	0	1699	159	0
2	CC	1624	0	1699	148	0
3	AD	1643	0	1710	172	0
3	CD	1643	0	1710	167	0
4	AE	1105	0	1148	109	0
4	CE	1105	0	1148	143	0
5	AF	817	0	808	78	0
5	CF	817	0	808	93	0
6	AG	1174	0	1230	100	0
6	CG	1196	0	1246	98	0
7	AH	979	0	1034	78	0
7	CH	979	0	1034	86	0
8	AI	1022	0	1070	144	0
8	CI	1022	0	1070	127	0
9	AJ	786	0	828	92	0
9	CJ	786	0	828	106	0
10	AK	877	0	887	111	0
10	CK	877	0	887	108	0
11	AL	955	0	1019	103	0
11	CL	955	0	1019	101	0
12	AM	883	0	944	88	0
12	CM	876	0	937	95	0
13	AN	774	0	827	93	0
13	CN	774	0	827	114	0
14	AO	716	0	742	53	0
14	CO	716	0	742	50	0
15	AP	649	0	666	77	0
15	CP	638	0	656	71	0
16	AQ	648	0	691	80	0
16	CQ	656	0	702	85	0
17	AR	455	0	478	39	0
17	CR	455	0	478	41	0
18	AS	637	0	665	75	0
18	CS	644	0	675	87	0
19	AT	665	0	714	52	0

Continued on next page...

Continued from previous page...

Mol	Chain	Non-H	H(model)	H(added)	Clashes	Symm-Clashes
19	CT	665	0	714	64	0
20	AB	1704	0	1732	195	0
20	CB	1704	0	1732	152	0
21	AU	425	0	447	104	0
21	CU	425	0	449	84	0
22	BA	2507	0	1270	87	0
22	DA	2507	0	1270	97	0
23	BB	60995	0	30678	2393	0
23	DB	60995	0	30677	2365	0
24	BV	753	0	780	107	0
24	DV	753	0	780	69	0
25	BC	2053	0	2122	436	0
25	DC	2053	0	2122	433	0
26	BD	1565	0	1616	372	0
26	DD	1565	0	1616	316	0
27	BE	1552	0	1619	261	0
27	DE	1552	0	1619	266	0
28	BF	1420	0	1460	169	0
28	DF	1420	0	1460	181	0
29	BG	1323	0	1374	175	0
29	DG	1323	0	1374	162	0
30	BH	1111	0	1148	160	0
30	DH	1111	0	1148	145	0
31	BJ	1112	0	1147	219	0
31	DJ	1112	0	1147	231	0
32	BK	930	0	1000	121	0
32	DK	930	0	1000	126	0
33	BL	1053	0	1129	284	0
33	DL	1053	0	1129	227	0
34	BM	1074	0	1157	237	0
34	DM	1074	0	1157	189	0
35	BN	1008	0	1045	157	0
35	DN	1008	0	1045	133	0
36	BO	900	0	935	128	0
36	DO	900	0	935	128	0
37	BP	917	0	965	206	0
37	DP	917	0	965	209	0
38	BQ	947	0	1022	178	0
38	DQ	947	0	1022	161	0
39	BR	816	0	838	165	0
39	DR	816	0	839	180	0
40	BS	857	0	922	122	0

Continued on next page...

Continued from previous page...

Mol	Chain	Non-H	H(model)	H(added)	Clashes	Symm-Clashes
40	DS	857	0	922	111	0
41	BT	777	0	840	139	0
41	DT	777	0	840	129	0
42	BU	779	0	834	152	0
42	DU	779	0	834	134	0
43	BW	634	0	656	155	0
43	DW	634	0	656	156	0
44	BX	509	0	543	73	0
44	DX	509	0	543	90	0
45	BY	449	0	491	57	0
45	DY	449	0	491	64	0
46	BZ	549	0	552	114	0
46	DZ	549	0	552	101	0
47	B0	444	0	461	75	0
47	D0	444	0	461	80	0
48	B1	441	0	485	63	0
48	D1	441	0	485	69	0
49	B2	377	0	418	55	0
49	D2	377	0	418	66	0
50	B3	504	0	574	111	0
50	D3	504	0	574	113	0
51	B4	302	0	343	44	0
51	D4	302	0	343	80	0
52	BI	1032	0	1088	129	0
52	DI	1032	0	1088	214	0
53	AA	59	0	0	0	0
53	AP	1	0	0	0	0
53	BB	110	0	0	0	0
53	CA	62	0	0	0	0
53	DB	110	0	0	0	0
53	DN	1	0	0	0	0
54	AA	290	0	0	0	0
54	AE	3	0	0	0	0
54	AK	2	0	0	0	0
54	AN	4	0	0	0	0
54	AP	1	0	0	0	0
54	BB	497	0	0	12	0
54	BC	1	0	0	0	0
54	BE	5	0	0	0	0
54	BH	1	0	0	0	0
54	BL	2	0	0	0	0
54	BN	1	0	0	0	0

Continued on next page...

Continued from previous page...

Mol	Chain	Non-H	H(model)	H(added)	Clashes	Symm-Clashes
54	CA	295	0	0	1	0
54	CE	3	0	0	0	0
54	CK	1	0	0	0	0
54	CL	4	0	0	0	0
54	CN	2	0	0	0	0
54	CP	1	0	0	0	0
54	CT	2	0	0	0	0
54	D2	2	0	0	0	0
54	DB	499	0	0	7	0
54	DC	1	0	0	0	0
54	DD	1	0	0	0	0
54	DE	3	0	0	0	0
54	DJ	2	0	0	1	0
54	DL	1	0	0	0	0
54	DN	2	0	0	0	0
54	DQ	1	0	0	0	0
All	All	284107	0	190766	18478	0

The all-atom clashscore is defined as the number of clashes found per 1000 atoms (including hydrogen atoms). The all-atom clashscore for this structure is 39.

All (18478) close contacts within the same asymmetric unit are listed below, sorted by their clash magnitude.

Atom-1	Atom-2	Interatomic distance (Å)	Clash overlap (Å)
52:DI:3:LYS:CE	52:DI:3:LYS:CD	1.74	1.64
39:BR:53:PHE:CG	39:BR:53:PHE:CB	1.81	1.61
39:BR:54:VAL:CA	39:BR:54:VAL:CB	1.78	1.57
27:DE:79:ARG:CG	27:DE:79:ARG:CD	1.78	1.57
52:DI:3:LYS:CG	52:DI:3:LYS:CD	1.81	1.56
27:DE:79:ARG:NE	27:DE:79:ARG:CD	1.77	1.47
21:AU:14:ALA:HA	21:AU:16:ARG:NH1	1.37	1.35
21:AU:14:ALA:O	21:AU:16:ARG:NE	1.57	1.33
21:AU:14:ALA:CA	21:AU:16:ARG:NH1	1.92	1.33
21:AU:14:ALA:N	21:AU:16:ARG:NH1	1.88	1.20
23:DB:1098:A:H3'	52:DI:3:LYS:CA	1.73	1.17
23:DB:1081:U:H5'	52:DI:126:ARG:HH12	1.01	1.17
40:DS:46:LEU:HA	40:DS:49:LYS:HB2	1.21	1.16
23:DB:1099:G:O5'	52:DI:3:LYS:HA	1.44	1.15
21:AU:14:ALA:CA	21:AU:16:ARG:CZ	2.24	1.15
32:BK:71:ARG:HB3	32:BK:72:PRO:HD2	1.22	1.14
27:BE:48:THR:HG22	27:BE:49:ARG:H	0.97	1.12

Continued on next page...

Continued from previous page...

Atom-1	Atom-2	Interatomic distance (Å)	Clash overlap (Å)
51:D4:26:ILE:HG13	51:D4:35:GLN:H	1.11	1.11
23:DB:323:C:H1'	27:DE:164:LEU:HB3	1.23	1.11
23:BB:692:C:H5'	25:BC:42:ARG:HB2	1.32	1.11
23:DB:1099:G:P	52:DI:3:LYS:HA	1.90	1.10
25:BC:124:LYS:HB2	25:BC:125:PRO:HD3	1.10	1.10
34:BM:3:GLN:N	34:BM:4:PRO:HD2	1.41	1.10
23:BB:396:G:H4'	46:BZ:28:VAL:HG21	1.29	1.10
39:BR:54:VAL:N	39:BR:54:VAL:CB	2.15	1.09
33:BL:55:MET:HG2	33:BL:56:PRO:HD3	1.32	1.09
25:DC:124:LYS:HB2	25:DC:125:PRO:HD3	1.22	1.09
23:DB:587:C:H3'	33:DL:29:LYS:HD2	1.32	1.09
11:CL:43:LYS:HB3	11:CL:44:PRO:HD2	1.26	1.08
26:BD:154:LYS:HZ2	26:BD:156:PHE:HA	1.17	1.08
37:BP:52:ARG:HB3	37:BP:60:VAL:HG11	1.30	1.08
33:DL:7:SER:HB2	33:DL:8:PRO:HD3	1.34	1.08
23:BB:2578:G:H1'	26:BD:145:SER:HB3	1.29	1.07
23:BB:37:C:H2'	27:BE:46:GLN:HG2	1.36	1.07
33:BL:61:LEU:HB3	33:BL:62:PRO:HD2	1.12	1.07
23:DB:1099:G:O4'	52:DI:3:LYS:C	1.93	1.07
25:BC:107:LYS:HB2	25:BC:194:VAL:HG11	1.36	1.07
48:D1:46:VAL:HG13	48:D1:47:ILE:HG13	1.28	1.07
23:BB:2641:G:H5''	31:BJ:78:THR:HG21	1.30	1.07
38:DQ:97:ILE:HD12	39:DR:13:ARG:HE	1.20	1.07
20:AB:163:ILE:HG23	20:AB:164:ASP:H	1.17	1.06
39:BR:74:ILE:HA	39:BR:90:ARG:HE	1.15	1.06
9:AJ:35:GLN:HB3	9:AJ:77:VAL:HG23	1.34	1.06
45:BY:16:LEU:HB2	45:BY:17:PRO:HD3	1.38	1.06
25:BC:30:ALA:H	25:BC:31:PRO:HD3	1.12	1.06
23:DB:1099:G:O5'	52:DI:3:LYS:CA	2.03	1.06
23:DB:1098:A:H3'	52:DI:3:LYS:HA	1.35	1.06
23:DB:1099:G:H8	52:DI:3:LYS:CA	1.69	1.05
2:AC:78:LYS:HG2	2:AC:81:GLU:HB2	1.36	1.05
27:BE:153:LEU:HD13	27:BE:193:VAL:HG21	1.37	1.05
1:CA:974:A:H4'	1:CA:975:A:H5'	1.28	1.05
37:DP:25:VAL:HG13	37:DP:88:ARG:H	1.13	1.05
25:BC:20:ASN:HB3	25:BC:202:ARG:HB3	1.33	1.05
23:DB:1081:U:H5'	52:DI:126:ARG:NH1	1.70	1.05
33:DL:90:VAL:HG12	33:DL:122:VAL:HG21	1.32	1.05
26:BD:24:VAL:HG21	26:BD:193:VAL:HG11	1.38	1.05
34:DM:5:LYS:HB2	34:DM:69:PRO:HG2	1.37	1.05
43:BW:24:ARG:HB2	43:BW:59:PHE:HB2	1.38	1.04

Continued on next page...

Continued from previous page...

Atom-1	Atom-2	Interatomic distance (Å)	Clash overlap (Å)
31:DJ:68:LYS:HD2	31:DJ:72:LYS:HB3	1.37	1.04
30:DH:3:VAL:HG22	30:DH:21:VAL:HG11	1.36	1.04
48:D1:29:LYS:HB2	48:D1:30:PRO:HD3	1.38	1.03
50:D3:12:ARG:HG2	50:D3:24:LYS:H	1.17	1.03
35:DN:45:ARG:HH22	35:DN:113:ILE:HG23	1.19	1.03
32:BK:66:LYS:HG2	32:BK:80:ASP:HA	1.40	1.03
31:DJ:34:ARG:HD3	31:DJ:39:LYS:HD3	1.36	1.03
20:CB:46:VAL:HG13	20:CB:47:PRO:HD3	1.38	1.03
45:DY:4:ILE:HA	45:DY:36:GLU:HG2	1.39	1.02
36:DO:56:LYS:HE2	36:DO:81:ARG:HE	1.22	1.02
23:DB:1099:G:H5'	52:DI:4:VAL:HB	1.42	1.01
34:BM:3:GLN:C	34:BM:5:LYS:H	1.58	1.01
6:AG:125:ASP:HB3	6:AG:130:LYS:HB3	1.39	1.01
39:BR:78:ARG:HB3	39:BR:87:GLN:HA	1.42	1.01
37:BP:25:VAL:HG13	37:BP:88:ARG:H	1.25	1.01
25:DC:230:PRO:HG2	25:DC:245:THR:H	1.23	1.01
45:BY:10:ARG:HE	45:BY:31:ILE:HG13	1.22	1.01
23:DB:1098:A:H2'	52:DI:3:LYS:C	1.80	1.01
39:BR:53:PHE:HB3	39:BR:55:ASP:N	1.76	1.01
23:BB:37:C:H2'	27:BE:46:GLN:CG	1.91	1.00
37:DP:47:ILE:HG22	37:DP:48:ALA:H	1.23	1.00
34:BM:3:GLN:H	34:BM:4:PRO:CD	1.74	1.00
23:DB:1025:G:H1'	23:DB:1135:C:H5'	1.43	1.00
21:CU:4:LYS:HB3	21:CU:6:ARG:HH12	1.22	1.00
31:DJ:15:TRP:HB2	31:DJ:139:VAL:HA	1.41	1.00
5:CF:3:HIS:HB3	5:CF:92:THR:HA	1.42	1.00
26:DD:31:ALA:HA	26:DD:51:THR:HA	1.37	1.00
27:BE:128:ALA:HB3	27:BE:129:PRO:HD3	1.39	0.99
31:BJ:11:VAL:HG13	31:BJ:12:LYS:H	1.24	0.99
10:CK:113:THR:HG21	21:CU:28:LEU:HD11	1.44	0.99
23:DB:458:G:H5''	49:D2:39:ARG:HB2	1.43	0.99
32:BK:64:ARG:H	32:BK:83:ALA:HB3	1.26	0.99
21:AU:14:ALA:N	21:AU:16:ARG:CZ	2.23	0.99
30:DH:125:THR:HA	30:DH:146:VAL:HB	1.44	0.99
20:AB:46:VAL:HG13	20:AB:47:PRO:HD3	1.45	0.99
48:D1:47:ILE:HG22	48:D1:48:TYR:H	1.28	0.99
30:BH:3:VAL:HB	30:BH:37:VAL:HB	1.45	0.98
35:BN:44:LEU:HD23	35:BN:113:ILE:HD12	1.44	0.98
30:BH:82:SER:H	30:BH:146:VAL:HG13	1.25	0.98
39:DR:63:VAL:HG22	39:DR:64:VAL:H	1.28	0.98
23:BB:200:U:H5''	46:BZ:20:ASN:HB3	1.41	0.98

Continued on next page...

Continued from previous page...

Atom-1	Atom-2	Interatomic distance (Å)	Clash overlap (Å)
43:DW:38:ARG:HH21	43:DW:40:ARG:HD3	1.25	0.98
26:BD:170:VAL:HG13	26:BD:171:THR:H	1.26	0.98
2:CC:59:PRO:HG2	2:CC:62:SER:HB2	1.46	0.98
25:DC:127:ASN:HD22	25:DC:128:THR:H	1.11	0.98
25:DC:22:GLU:HB2	25:DC:202:ARG:HG3	1.41	0.98
1:AA:376:G:H5''	15:AP:5:ARG:HB2	1.45	0.98
34:BM:3:GLN:H	34:BM:4:PRO:HD2	1.01	0.98
23:DB:947:A:HO2'	23:DB:984:A:H2	1.10	0.98
31:DJ:124:VAL:HG23	31:DJ:125:TYR:H	1.27	0.98
31:DJ:35:ARG:HH12	31:DJ:40:HIS:H	0.98	0.98
46:BZ:3:LYS:HB2	46:BZ:51:VAL:HG21	1.45	0.97
29:BG:15:ASP:HB3	29:BG:26:LYS:HB2	1.47	0.97
42:DU:42:LYS:H	42:DU:57:ILE:HD12	1.26	0.97
23:BB:2575:C:H5''	26:BD:149:ASN:CB	1.94	0.97
35:BN:10:LEU:H	35:BN:17:ARG:HH12	1.12	0.97
37:BP:28:LYS:HD3	37:BP:44:GLY:H	1.29	0.97
23:DB:1654:A:H4'	35:DN:1:MET:HG2	1.43	0.97
26:DD:109:VAL:HG11	26:DD:193:VAL:HG12	1.44	0.97
23:DB:64:A:H5'	41:DT:76:ARG:HH11	1.29	0.97
1:AA:1313:U:H5''	18:AS:5:LYS:HG2	1.47	0.97
34:BM:28:PHE:HB3	34:BM:102:LEU:HD21	1.43	0.97
13:AN:63:CYS:HB3	13:AN:67:GLY:H	1.30	0.97
23:DB:2405:G:H5'	33:DL:70:LYS:HG3	1.47	0.97
12:AM:106:ARG:HE	12:AM:112:ARG:HG2	1.29	0.96
23:BB:547:A:H3'	23:BB:548:G:H8	1.28	0.96
34:BM:3:GLN:N	34:BM:4:PRO:CD	2.28	0.96
23:DB:631:A:HO2'	33:DL:66:PHE:HD1	1.08	0.96
25:DC:10:PRO:HB2	25:DC:202:ARG:HH12	1.28	0.96
33:BL:77:ILE:HB	33:BL:110:VAL:HG22	1.46	0.96
23:DB:1099:G:C8	52:DI:3:LYS:N	2.33	0.96
23:BB:1021:A:H62	23:BB:1141:U:H3	1.01	0.96
2:AC:58:ARG:HG2	2:AC:63:ILE:HG22	1.48	0.96
27:DE:148:ILE:HA	27:DE:185:LYS:HB3	1.46	0.96
41:BT:12:ARG:HH21	44:BX:29:ARG:HH12	1.03	0.96
31:DJ:40:HIS:HB2	38:DQ:69:ARG:HH22	1.26	0.96
23:BB:2575:C:H5''	26:BD:149:ASN:HB2	1.46	0.96
38:BQ:73:ILE:HG23	38:BQ:77:LYS:HB2	1.47	0.96
23:BB:2615:U:H1'	47:B0:6:LYS:HE3	1.46	0.96
44:BX:28:LEU:HB3	44:BX:34:SER:HA	1.46	0.96
20:CB:116:LEU:HD22	20:CB:140:LEU:HD21	1.47	0.96
25:BC:42:ARG:HG2	25:BC:43:ASN:H	1.29	0.95

Continued on next page...

Continued from previous page...

Atom-1	Atom-2	Interatomic distance (Å)	Clash overlap (Å)
5:AF:53:LYS:HD3	5:AF:54:LEU:H	1.30	0.95
10:AK:124:LYS:HA	21:AU:34:ARG:HB3	1.47	0.95
23:BB:2333:A:H4'	23:BB:2334:U:H5''	1.48	0.95
1:CA:973:G:H3'	1:CA:974:A:H5''	1.47	0.95
21:AU:29:ALA:HB1	21:AU:32:ARG:HH21	1.26	0.95
34:BM:3:GLN:C	34:BM:5:LYS:N	2.15	0.95
31:BJ:100:VAL:HG13	31:BJ:101:ILE:HG22	1.49	0.95
45:BY:9:THR:HB	45:BY:54:VAL:HA	1.45	0.95
20:CB:10:LYS:HD2	20:CB:211:LEU:HD21	1.48	0.95
25:DC:48:ILE:HG22	25:DC:49:THR:H	1.29	0.95
37:DP:76:HIS:CD2	37:DP:76:HIS:H	1.77	0.95
23:BB:38:A:O4'	27:BE:46:GLN:HG3	1.65	0.95
30:DH:114:GLU:HB3	30:DH:133:GLN:HE21	1.31	0.95
44:BX:36:GLN:HE22	44:BX:38:GLN:HE22	1.13	0.95
23:DB:45:G:H5''	23:DB:46:G:H5'	1.45	0.95
50:B3:34:LYS:HB3	50:B3:35:LYS:HE2	1.47	0.95
23:BB:1450:G:H21	23:BB:1452:G:H1	1.14	0.95
21:CU:24:LYS:HD2	21:CU:25:ALA:H	1.29	0.95
18:AS:49:ALA:HB1	18:AS:56:HIS:HB3	1.47	0.94
5:CF:29:ILE:HD13	5:CF:64:VAL:HG11	1.49	0.94
46:DZ:33:ASN:HB3	46:DZ:46:GLY:HA2	1.47	0.94
27:BE:48:THR:HG22	27:BE:49:ARG:N	1.80	0.94
51:D4:30:GLU:HB3	51:D4:33:HIS:HB2	1.47	0.94
23:DB:1098:A:H2'	52:DI:4:VAL:N	1.82	0.94
40:DS:29:VAL:HG22	40:DS:71:VAL:HG23	1.49	0.94
41:DT:14:PRO:HA	41:DT:32:LEU:HA	1.48	0.94
12:AM:11:HIS:H	12:AM:44:ILE:HD11	1.32	0.94
23:DB:1450:G:H21	23:DB:1452:G:H1	1.15	0.94
32:DK:78:ARG:HH22	37:DP:62:LYS:HZ2	1.10	0.94
33:DL:135:ILE:HG22	33:DL:138:ALA:HB3	1.50	0.94
37:DP:27:VAL:HA	37:DP:86:LYS:HE2	1.48	0.94
42:DU:9:GLU:HB2	42:DU:71:ILE:HB	1.49	0.94
23:DB:161:A:H3'	23:DB:162:U:H5''	1.49	0.94
23:DB:1081:U:C5'	52:DI:126:ARG:HH12	1.81	0.94
9:AJ:88:MET:HB2	9:AJ:89:ARG:HH12	1.32	0.94
23:BB:2575:C:H4'	26:BD:148:GLN:C	1.88	0.94
23:BB:923:G:H1'	43:BW:23:LYS:HD3	1.50	0.94
23:DB:2333:A:H4'	23:DB:2334:U:H5''	1.47	0.94
31:BJ:16:TYR:HB2	31:BJ:54:ILE:HG22	1.48	0.94
22:BA:75:G:H1'	24:BV:29:ILE:HD13	1.50	0.94
33:BL:61:LEU:CB	33:BL:62:PRO:HD2	1.94	0.94

Continued on next page...

Continued from previous page...

Atom-1	Atom-2	Interatomic distance (Å)	Clash overlap (Å)
28:DF:64:PRO:HA	28:DF:88:VAL:HG22	1.47	0.94
31:DJ:73:VAL:HG22	31:DJ:74:TYR:H	1.33	0.94
31:BJ:73:VAL:HB	31:BJ:75:TYR:HE1	1.34	0.93
23:DB:1099:G:C8	52:DI:3:LYS:HB2	2.03	0.93
33:BL:78:ARG:HG2	33:BL:99:ASN:HB3	1.48	0.93
23:DB:2377:A:H61	36:DO:13:ARG:NH2	1.66	0.93
37:DP:50:ARG:HH12	37:DP:62:LYS:HB2	1.32	0.93
20:AB:67:LEU:HD11	20:AB:157:PRO:HB3	1.47	0.93
25:BC:124:LYS:HB2	25:BC:125:PRO:CD	1.96	0.93
26:BD:2:ILE:HG21	26:BD:204:LYS:HA	1.50	0.93
28:DF:135:ILE:HD11	28:DF:138:PRO:HA	1.50	0.93
23:DB:1099:G:P	52:DI:4:VAL:H	1.91	0.93
7:AH:103:VAL:HG12	7:AH:124:ILE:HA	1.46	0.93
21:AU:14:ALA:HA	21:AU:16:ARG:CZ	1.90	0.93
42:BU:23:LYS:HG3	42:BU:24:VAL:HG23	1.50	0.93
23:BB:2204:G:H5'	25:BC:149:LYS:HE3	1.50	0.93
50:D3:49:VAL:HG22	50:D3:50:SER:H	1.33	0.93
28:DF:32:LYS:HB3	28:DF:91:ARG:HB3	1.49	0.93
12:CM:52:ILE:HG13	12:CM:56:ARG:HH22	1.33	0.93
23:DB:1024:G:H3'	23:DB:1025:G:H5''	1.50	0.93
1:AA:1086:U:H3	1:AA:1099:G:H22	1.14	0.93
23:DB:1098:A:C2'	52:DI:3:LYS:C	2.37	0.93
39:DR:6:GLN:HB3	39:DR:41:ILE:HD13	1.48	0.93
25:DC:139:THR:HA	25:DC:193:GLU:CD	1.89	0.93
37:DP:47:ILE:HG23	37:DP:63:ILE:HG23	1.51	0.93
31:DJ:58:ASN:O	31:DJ:126:ALA:HA	1.69	0.93
27:BE:60:TRP:HE1	27:BE:73:ILE:HD11	1.32	0.92
30:BH:83:LYS:HB3	30:BH:91:PHE:HB2	1.50	0.92
25:DC:15:VAL:HG13	25:DC:16:VAL:HG23	1.50	0.92
38:DQ:73:ILE:HG13	38:DQ:74:SER:H	1.30	0.92
31:BJ:25:LEU:HG	31:BJ:64:VAL:H	1.32	0.92
42:BU:84:PHE:HB3	42:BU:92:VAL:HG22	1.49	0.92
26:BD:149:ASN:HB3	26:BD:150:GLN:HG2	1.49	0.92
1:CA:1250:A:H4'	8:CI:69:GLY:H	1.35	0.92
23:DB:1060:U:N3	23:DB:1088:A:N7	2.18	0.92
32:BK:103:VAL:HB	32:BK:107:LEU:HD23	1.52	0.92
23:DB:250:G:H5'	50:D3:7:ARG:HG2	1.51	0.92
24:DV:25:LYS:HE2	24:DV:41:GLU:HB2	1.50	0.92
23:BB:1060:U:N3	23:BB:1088:A:N7	2.17	0.92
2:CC:137:VAL:HA	2:CC:148:ILE:HD13	1.52	0.92
23:DB:1099:G:C5'	52:DI:4:VAL:N	2.33	0.92

Continued on next page...

Continued from previous page...

Atom-1	Atom-2	Interatomic distance (Å)	Clash overlap (Å)
23:DB:2304:G:H4'	28:DF:129:MET:HA	1.49	0.92
10:CK:20:ALA:HB3	10:CK:83:VAL:HA	1.50	0.91
26:DD:24:VAL:HG11	26:DD:193:VAL:HG11	1.51	0.91
37:DP:90:ALA:HB3	37:DP:112:ARG:H	1.32	0.91
3:CD:167:PRO:HG2	3:CD:170:LEU:HD11	1.50	0.91
11:CL:68:GLY:HA3	11:CL:106:VAL:HG21	1.50	0.91
28:DF:136:ILE:O	28:DF:138:PRO:HD3	1.69	0.91
23:DB:1099:G:H5'	52:DI:4:VAL:CB	1.99	0.91
44:BX:30:MET:HG3	44:BX:31:GLN:H	1.33	0.91
1:CA:1306:A:N6	1:CA:1331:G:H1'	1.86	0.91
39:DR:22:LEU:HD12	39:DR:24:LYS:H	1.35	0.91
33:BL:85:VAL:HG21	33:BL:98:ALA:H	1.34	0.91
40:BS:50:VAL:HG11	40:BS:103:ILE:HG21	1.51	0.91
28:DF:106:ALA:HB1	28:DF:136:ILE:HG23	1.51	0.91
5:CF:38:ARG:HH11	5:CF:98:GLU:H	1.15	0.91
31:DJ:64:VAL:HG12	31:DJ:65:THR:H	1.34	0.91
49:B2:42:LEU:HD11	49:B2:44:VAL:HG13	1.53	0.91
33:BL:79:LEU:HA	33:BL:113:ALA:HB3	1.50	0.91
19:CT:61:ALA:HA	19:CT:67:HIS:H	1.36	0.91
23:BB:663:G:H5''	33:BL:25:SER:HB2	1.51	0.91
26:BD:138:LEU:HD23	26:BD:138:LEU:H	1.34	0.91
26:BD:8:LYS:HB3	37:BP:5:LYS:NZ	1.85	0.91
25:BC:19:VAL:HG12	25:BC:20:ASN:H	1.35	0.91
37:DP:76:HIS:H	37:DP:76:HIS:HD2	1.17	0.91
39:BR:47:VAL:HG22	39:BR:48:LYS:H	1.34	0.91
43:BW:35:ILE:HG23	43:BW:36:ILE:H	1.34	0.91
7:CH:105:THR:HA	7:CH:122:GLY:HA3	1.53	0.91
32:DK:64:ARG:H	32:DK:83:ALA:HB3	1.36	0.90
31:DJ:40:HIS:HA	38:DQ:69:ARG:HH12	1.36	0.90
23:DB:1825:U:H5'	25:DC:244:VAL:CG2	2.01	0.90
31:BJ:73:VAL:HB	31:BJ:75:TYR:CE1	2.06	0.90
38:BQ:48:ASP:HA	38:BQ:51:GLN:HG2	1.50	0.90
42:BU:78:LYS:HE3	42:BU:96:LYS:HB2	1.51	0.90
41:DT:48:GLN:HA	41:DT:53:VAL:HG22	1.51	0.90
23:BB:1658:C:OP1	26:BD:136:ASN:HA	1.71	0.90
32:BK:26:GLY:HA3	32:BK:30:ARG:HE	1.35	0.90
25:BC:20:ASN:HB2	25:BC:203:VAL:HG13	1.51	0.90
26:BD:165:MET:HE3	26:BD:166:GLY:H	1.36	0.90
32:BK:8:LEU:HD23	32:BK:82:ASN:HB3	1.53	0.90
25:DC:243:PRO:HA	25:DC:249:VAL:HG23	1.53	0.90
30:BH:132:PHE:HB3	30:BH:140:ALA:HB3	1.54	0.90

Continued on next page...

Continued from previous page...

Atom-1	Atom-2	Interatomic distance (Å)	Clash overlap (Å)
10:CK:19:VAL:HG22	10:CK:34:THR:HG22	1.51	0.90
46:DZ:3:LYS:HG2	46:DZ:48:GLN:HB2	1.54	0.90
19:AT:68:LYS:HG3	19:AT:69:ASN:H	1.36	0.90
29:BG:29:ASN:HB2	29:BG:78:VAL:HA	1.54	0.90
23:DB:1099:G:H8	52:DI:3:LYS:CB	1.83	0.90
25:DC:109:LEU:HD21	25:DC:115:ILE:HD11	1.50	0.90
23:DB:2377:A:H61	36:DO:13:ARG:HH21	1.14	0.90
13:AN:60:ARG:HD3	13:AN:60:ARG:H	1.37	0.90
45:BY:6:ILE:HG22	45:BY:56:VAL:HG23	1.54	0.89
9:CJ:51:VAL:HG23	13:CN:80:ARG:HB2	1.52	0.89
23:DB:1283:G:H22	23:DB:1286:A:H5'	1.36	0.89
24:DV:9:ARG:HG2	24:DV:41:GLU:HG2	1.50	0.89
34:BM:3:GLN:O	34:BM:6:ARG:N	2.04	0.89
27:DE:169:VAL:HG13	27:DE:170:ARG:H	1.36	0.89
10:CK:88:PRO:HD3	21:CU:28:LEU:HD13	1.52	0.89
25:DC:107:LYS:HB2	25:DC:194:VAL:HG21	1.55	0.89
27:DE:3:LEU:HD22	27:DE:119:ILE:HD11	1.52	0.89
37:DP:32:VAL:HA	37:DP:42:PHE:HB3	1.54	0.89
38:BQ:92:LYS:HA	38:BQ:95:ALA:HB2	1.54	0.89
18:AS:4:LEU:HD13	18:AS:9:PHE:H	1.37	0.89
48:B1:12:SER:HA	48:B1:50:GLU:HB3	1.52	0.89
23:BB:1112:G:H4'	29:BG:2:ARG:HG2	1.53	0.89
23:BB:1283:G:H22	23:BB:1286:A:H5'	1.37	0.89
35:DN:37:THR:HG22	35:DN:39:PRO:HD2	1.55	0.89
50:B3:12:ARG:HB3	50:B3:23:HIS:HA	1.55	0.89
8:CI:27:ILE:HG23	8:CI:34:LEU:HB2	1.54	0.89
28:DF:7:TYR:HA	28:DF:11:VAL:HB	1.55	0.89
18:AS:18:VAL:HG21	18:AS:43:MET:HG2	1.53	0.89
32:BK:71:ARG:HB3	32:BK:72:PRO:CD	2.02	0.89
37:BP:47:ILE:HG22	37:BP:48:ALA:H	1.33	0.89
24:BV:4:ILE:HB	24:BV:63:ILE:HA	1.55	0.89
28:DF:36:ASN:HA	28:DF:86:CYS:HB2	1.54	0.89
42:DU:33:VAL:HB	42:DU:65:GLN:HA	1.53	0.89
10:AK:22:ILE:HG21	10:AK:95:THR:HG21	1.53	0.89
12:AM:48:SER:H	12:AM:51:GLN:HB2	1.38	0.89
26:BD:118:PHE:HA	26:BD:164:GLN:HA	1.53	0.89
23:BB:85:G:H5'	42:BU:28:LEU:HA	1.52	0.89
28:DF:140:ILE:HG21	28:DF:145:VAL:HG22	1.55	0.89
52:DI:105:LEU:HD11	52:DI:139:VAL:HG21	1.54	0.89
31:BJ:7:LYS:HD2	31:BJ:49:ASP:HB2	1.54	0.89
33:DL:39:LYS:HA	33:DL:39:LYS:HZ2	1.37	0.89

Continued on next page...

Continued from previous page...

Atom-1	Atom-2	Interatomic distance (Å)	Clash overlap (Å)
16:AQ:18:LYS:HG2	16:AQ:48:GLU:HA	1.52	0.88
25:BC:124:LYS:CB	25:BC:125:PRO:HD3	2.00	0.88
26:BD:16:THR:HA	37:BP:79:VAL:HB	1.55	0.88
12:AM:78:ARG:HH21	12:AM:79:LEU:HG	1.37	0.88
49:D2:25:LYS:HD2	49:D2:25:LYS:H	1.38	0.88
33:DL:19:LEU:H	33:DL:19:LEU:HD22	1.36	0.88
36:DO:53:THR:O	36:DO:54:VAL:HB	1.70	0.88
37:DP:25:VAL:CG1	37:DP:88:ARG:H	1.87	0.88
13:AN:60:ARG:HH21	13:AN:62:ARG:HE	1.21	0.88
25:BC:30:ALA:N	25:BC:31:PRO:HD3	1.89	0.88
52:BI:27:LEU:HD23	52:BI:27:LEU:H	1.37	0.88
32:BK:70:ARG:HB3	32:BK:76:VAL:HG22	1.55	0.88
43:BW:42:THR:HB	43:BW:65:LYS:HA	1.56	0.88
27:DE:191:ASP:HA	27:DE:194:LYS:HE3	1.55	0.88
28:DF:128:SER:HB3	28:DF:154:THR:HG23	1.52	0.88
31:DJ:41:LYS:HD2	31:DJ:44:TYR:HB3	1.55	0.88
25:DC:124:LYS:HB2	25:DC:125:PRO:CD	2.02	0.88
20:AB:131:LYS:HA	20:AB:134:LEU:HD12	1.56	0.88
26:BD:8:LYS:HB3	37:BP:5:LYS:HZ1	1.37	0.88
38:BQ:30:VAL:HG12	38:BQ:32:ARG:H	1.37	0.88
45:BY:9:THR:HA	45:BY:55:LYS:HG3	1.55	0.88
11:CL:43:LYS:HB3	11:CL:44:PRO:CD	2.03	0.88
31:DJ:35:ARG:NH1	31:DJ:40:HIS:H	1.70	0.88
8:AI:34:LEU:HD11	8:AI:47:VAL:HG21	1.56	0.88
25:BC:53:ILE:HG12	25:BC:218:THR:HA	1.55	0.88
25:DC:32:LEU:HB3	25:DC:61:TYR:HE1	1.38	0.88
30:DH:31:VAL:HB	30:DH:32:PRO:HD3	1.55	0.88
52:DI:27:LEU:HD23	52:DI:27:LEU:H	1.38	0.88
31:DJ:102:GLU:HG3	31:DJ:124:VAL:HG12	1.53	0.88
25:BC:181:ARG:HH12	25:BC:260:LYS:HD2	1.38	0.88
36:BO:26:LEU:HB2	36:BO:93:ASP:HA	1.54	0.88
5:CF:47:LEU:HD12	5:CF:55:HIS:HA	1.56	0.88
50:D3:12:ARG:NE	50:D3:23:HIS:HB2	1.89	0.88
39:DR:65:ALA:HB3	39:DR:100:GLY:H	1.35	0.88
47:D0:12:ARG:HH21	47:D0:16:ARG:HG3	1.38	0.88
52:DI:11:GLN:HG2	52:DI:55:PRO:HB3	1.56	0.88
50:B3:7:ARG:HE	50:B3:11:LYS:HZ3	1.19	0.88
28:BF:33:ILE:HG22	28:BF:155:ILE:HG12	1.56	0.88
25:DC:28:PRO:HG2	25:DC:79:ARG:HH21	1.38	0.88
43:DW:60:ALA:HB3	43:DW:80:SER:HA	1.54	0.88
6:AG:112:ASP:HB2	6:AG:118:ARG:HG2	1.55	0.87

Continued on next page...

Continued from previous page...

Atom-1	Atom-2	Interatomic distance (Å)	Clash overlap (Å)
27:BE:128:ALA:CB	27:BE:129:PRO:HD3	2.03	0.87
1:CA:451:A:H5'	15:CP:70:ARG:HH22	1.37	0.87
34:DM:33:LEU:HD11	34:DM:124:LEU:HD22	1.55	0.87
36:BO:68:LYS:HD3	36:BO:68:LYS:H	1.40	0.87
23:BB:997:G:H5'	38:BQ:91:ARG:HG3	1.56	0.87
1:CA:9:G:H5'	4:CE:107:GLY:HA3	1.55	0.87
23:DB:784:G:H5''	25:DC:225:ASN:HD21	1.38	0.87
31:DJ:84:ILE:HD12	31:DJ:85:LYS:H	1.36	0.87
39:DR:69:GLY:HA2	39:DR:97:LYS:H	1.39	0.87
23:BB:654:A:H2'	23:BB:655:A:H5''	1.55	0.87
29:BG:26:LYS:HA	29:BG:31:GLU:HG2	1.54	0.87
33:BL:111:ILE:H	33:BL:111:ILE:HD13	1.38	0.87
16:CQ:13:SER:HB3	16:CQ:21:VAL:HB	1.56	0.87
23:DB:2527:C:H5''	51:D4:34:LYS:HG3	1.54	0.87
23:DB:1064:C:H4'	52:DI:90:GLY:HA2	1.56	0.87
32:DK:43:ILE:HG12	32:DK:52:VAL:HG13	1.54	0.87
11:AL:8:ARG:HG3	11:AL:9:LYS:H	1.40	0.87
21:AU:13:VAL:HG13	21:AU:14:ALA:H	1.38	0.87
23:BB:997:G:OP1	38:BQ:92:LYS:HD2	1.74	0.87
46:BZ:36:VAL:HA	46:BZ:42:PRO:HD3	1.55	0.87
13:CN:26:LEU:HG	13:CN:44:VAL:HG22	1.57	0.87
48:D1:49:LYS:HZ2	48:D1:49:LYS:H	1.22	0.87
37:DP:36:LYS:HG2	37:DP:37:LYS:H	1.38	0.87
23:BB:1141:U:H4'	23:BB:1142:A:O4'	1.74	0.87
37:BP:24:THR:HG21	37:BP:111:GLU:HG2	1.55	0.87
1:CA:243:A:H4'	1:CA:244:U:H5'	1.57	0.87
14:CO:69:LEU:HD11	14:CO:76:ARG:HB3	1.56	0.87
21:CU:14:ALA:H	21:CU:16:ARG:NH2	1.71	0.87
34:DM:5:LYS:HZ1	34:DM:8:LYS:HB2	1.37	0.87
37:BP:108:ARG:HD2	37:BP:108:ARG:H	1.38	0.87
8:CI:51:LEU:HB3	8:CI:56:MET:HG2	1.54	0.87
23:DB:2305:U:H5''	28:DF:130:GLY:HA3	1.55	0.87
30:DH:31:VAL:HA	30:DH:36:ALA:HA	1.55	0.87
37:BP:26:GLU:HB3	37:BP:46:VAL:HG22	1.55	0.87
28:DF:56:LEU:HA	28:DF:59:ILE:HG22	1.57	0.87
3:AD:60:VAL:HA	3:AD:63:ILE:HD12	1.57	0.87
52:BI:105:LEU:HD11	52:BI:139:VAL:HG11	1.54	0.87
36:BO:8:ILE:HG22	36:BO:10:ARG:HG2	1.56	0.87
23:DB:972:A:H3'	23:DB:973:A:H5''	1.53	0.87
37:DP:31:VAL:HG13	37:DP:81:ASP:HB3	1.57	0.87
46:DZ:54:GLY:H	46:DZ:57:VAL:HG23	1.40	0.87

Continued on next page...

Continued from previous page...

Atom-1	Atom-2	Interatomic distance (Å)	Clash overlap (Å)
17:AR:52:ARG:HH11	17:AR:52:ARG:HB3	1.40	0.86
23:DB:2502:G:H5'	23:DB:2503:A:H5''	1.57	0.86
46:BZ:41:HIS:HB2	46:BZ:42:PRO:HD2	1.58	0.86
52:DI:25:PRO:O	52:DI:29:GLN:HG3	1.75	0.86
31:DJ:35:ARG:HH12	31:DJ:40:HIS:N	1.72	0.86
46:DZ:59:ARG:HB3	46:DZ:63:ARG:HB2	1.56	0.86
15:AP:46:LYS:HD3	15:AP:46:LYS:H	1.39	0.86
29:BG:32:LEU:HD21	29:BG:74:MET:HB3	1.57	0.86
28:DF:39:VAL:HA	28:DF:84:ILE:HB	1.57	0.86
25:DC:220:ARG:CZ	25:DC:220:ARG:HA	2.05	0.86
33:DL:7:SER:CB	33:DL:8:PRO:HD3	2.03	0.86
26:BD:14:ILE:HA	26:BD:19:GLY:HA2	1.58	0.86
23:DB:654:A:H2'	23:DB:655:A:H5''	1.57	0.86
28:DF:116:LEU:HD22	28:DF:129:MET:HE3	1.58	0.86
21:AU:14:ALA:HA	21:AU:16:ARG:HH11	1.03	0.86
23:BB:2502:G:H5'	23:BB:2503:A:H5''	1.57	0.86
25:BC:143:VAL:HG12	25:BC:144:GLU:H	1.40	0.86
21:CU:3:ILE:HG12	21:CU:19:LYS:HB3	1.57	0.86
23:DB:1060:U:H5	52:DI:131:THR:HG22	1.38	0.86
43:DW:46:ALA:HB2	43:DW:77:LYS:HD3	1.58	0.86
23:BB:161:A:H3'	23:BB:162:U:H5''	1.56	0.86
23:BB:143:C:O2'	41:BT:5:GLU:HA	1.75	0.86
23:BB:855:G:N2	43:BW:23:LYS:HD2	1.91	0.86
27:BE:48:THR:CG2	27:BE:49:ARG:H	1.79	0.86
52:BI:25:PRO:O	52:BI:29:GLN:HG2	1.75	0.86
23:DB:27:G:H22	23:DB:512:G:H2'	1.39	0.86
42:DU:66:VAL:HG22	42:DU:67:SER:H	1.39	0.86
3:AD:160:LEU:H	3:AD:160:LEU:HD13	1.41	0.85
39:BR:1:MET:HA	39:BR:46:GLU:HB2	1.58	0.85
52:DI:27:LEU:HD12	52:DI:32:VAL:HG11	1.56	0.85
34:BM:69:PRO:HB3	34:BM:93:VAL:HG12	1.58	0.85
20:CB:163:ILE:HG23	20:CB:164:ASP:H	1.39	0.85
18:CS:63:ASP:HB3	28:DF:114:ARG:HH22	1.39	0.85
23:DB:1080:A:H2'	23:DB:1081:U:H6	1.40	0.85
43:DW:20:LEU:HD11	43:DW:31:LEU:HB2	1.56	0.85
20:AB:163:ILE:HG23	20:AB:164:ASP:N	1.92	0.85
30:BH:84:ALA:HA	30:BH:90:LEU:HG	1.59	0.85
46:BZ:63:ARG:HA	46:BZ:63:ARG:CZ	2.06	0.85
3:CD:63:ILE:HG23	3:CD:64:TYR:HD1	1.41	0.85
39:DR:4:VAL:HG12	39:DR:43:ASN:HB3	1.58	0.85
25:BC:196:ASN:HB2	25:BC:199:HIS:HD2	1.42	0.85

Continued on next page...

Continued from previous page...

Atom-1	Atom-2	Interatomic distance (Å)	Clash overlap (Å)
25:BC:229:HIS:NE2	25:BC:244:VAL:HG22	1.91	0.85
23:BB:1639:C:H2'	23:BB:1640:A:H5''	1.58	0.85
23:BB:704:G:H2'	23:BB:726:G:H22	1.41	0.85
23:BB:2578:G:C1'	26:BD:145:SER:HB3	2.06	0.85
1:AA:1422:G:H5'	32:BK:48:PRO:HB3	1.59	0.85
47:D0:53:VAL:HG13	47:D0:54:ILE:HG13	1.57	0.85
23:DB:448:U:H3'	27:DE:79:ARG:HE	1.41	0.85
25:DC:12:ARG:HB2	25:DC:20:ASN:HA	1.55	0.85
21:AU:14:ALA:C	21:AU:16:ARG:NE	2.30	0.85
23:BB:1368:G:H5'	49:B2:25:LYS:HD3	1.59	0.85
23:BB:528:A:N1	23:BB:2042:A:H2'	1.91	0.85
23:DB:1064:C:C4'	52:DI:90:GLY:HA2	2.05	0.85
43:DW:42:THR:HB	43:DW:75:ASN:HB3	1.58	0.85
45:DY:6:ILE:HG13	45:DY:35:VAL:H	1.38	0.85
23:DB:858:G:N3	23:DB:2268:A:H2'	1.92	0.85
37:DP:25:VAL:HG11	37:DP:87:ARG:HA	1.56	0.85
40:DS:21:ALA:HB1	40:DS:74:ILE:HD12	1.57	0.85
43:DW:35:ILE:HD12	43:DW:35:ILE:H	1.42	0.85
51:D4:23:ILE:HD12	51:D4:24:ARG:H	1.41	0.85
29:DG:171:LYS:HD3	29:DG:174:LYS:HD3	1.56	0.85
35:DN:3:HIS:HB3	35:DN:4:ARG:CZ	2.06	0.85
28:BF:115:GLY:HA3	28:BF:177:ARG:HB2	1.58	0.85
20:CB:101:THR:HA	20:CB:178:LEU:HD21	1.58	0.85
10:CK:78:ILE:HD13	10:CK:78:ILE:H	1.41	0.85
26:DD:122:VAL:HA	26:DD:128:ARG:HG3	1.57	0.85
26:DD:17:GLU:HG3	37:DP:80:VAL:HG12	1.58	0.85
23:BB:1454:C:H5'	35:BN:63:ARG:HH21	1.41	0.85
27:DE:149:ILE:HD11	27:DE:187:VAL:H	1.41	0.85
36:DO:38:GLN:HA	36:DO:50:ALA:HB3	1.57	0.85
36:DO:66:GLY:H	36:DO:70:ALA:HB2	1.40	0.85
24:DV:72:VAL:HG12	24:DV:93:ARG:HA	1.58	0.85
7:AH:54:THR:HG23	7:AH:55:LYS:HG2	1.59	0.84
8:AI:29:ILE:HG22	8:AI:64:ILE:HB	1.57	0.84
11:AL:48:LEU:HD23	11:AL:48:LEU:H	1.42	0.84
15:AP:20:VAL:HG23	15:AP:35:ARG:HA	1.57	0.84
40:BS:18:ARG:HH12	40:BS:25:ARG:HH22	1.21	0.84
23:BB:2304:G:H22	23:BB:2312:U:H3	1.26	0.84
27:BE:141:MET:SD	27:BE:143:LEU:HB2	2.17	0.84
23:DB:1098:A:H3'	52:DI:3:LYS:C	1.96	0.84
36:DO:58:ILE:HG13	36:DO:60:GLU:H	1.40	0.84
1:AA:699:C:H2'	1:AA:700:G:H5''	1.57	0.84

Continued on next page...

Continued from previous page...

Atom-1	Atom-2	Interatomic distance (Å)	Clash overlap (Å)
26:BD:38:LYS:HG2	26:BD:39:ASP:H	1.42	0.84
33:BL:82:LEU:HD13	33:BL:83:ALA:H	1.39	0.84
8:CI:118:ARG:HH21	8:CI:122:ARG:HE	1.21	0.84
9:CJ:6:ILE:HD11	9:CJ:79:PRO:HB3	1.60	0.84
25:DC:21:PRO:N	25:DC:202:ARG:HD2	1.92	0.84
21:AU:14:ALA:O	21:AU:16:ARG:CD	2.25	0.84
26:BD:115:GLY:HA2	26:BD:165:MET:HG3	1.58	0.84
24:BV:77:VAL:HA	24:BV:89:ILE:HG22	1.58	0.84
36:BO:19:GLN:HA	43:BW:76:ARG:HH22	1.42	0.84
23:DB:2597:G:H5''	25:DC:239:PHE:HB2	1.58	0.84
47:D0:26:SER:HB2	47:D0:38:LEU:HD21	1.59	0.84
29:DG:8:VAL:HB	29:DG:49:LEU:HD12	1.57	0.84
31:DJ:81:ILE:HG13	31:DJ:82:GLY:N	1.91	0.84
1:AA:1101:A:H4'	1:AA:1102:A:O5'	1.76	0.84
23:BB:1060:U:C2	23:BB:1088:A:N7	2.46	0.84
6:CG:87:PRO:HG3	6:CG:148:LYS:HA	1.57	0.84
37:BP:47:ILE:HG23	37:BP:63:ILE:HG23	1.59	0.84
23:DB:1639:C:H2'	23:DB:1640:A:H5''	1.56	0.84
23:DB:2484:G:H1'	34:DM:119:LEU:HD12	1.60	0.84
34:DM:29:GLY:H	34:DM:102:LEU:HD12	1.39	0.84
23:DB:1198:U:H4'	38:DQ:8:ILE:HD11	1.60	0.84
16:AQ:27:PHE:HB3	16:AQ:36:PHE:HB3	1.59	0.84
33:BL:29:LYS:HD2	33:BL:31:GLY:H	1.42	0.84
1:AA:664:G:H22	1:AA:741:G:H1	1.25	0.84
20:AB:33:ALA:HA	20:AB:38:HIS:HA	1.59	0.84
9:AJ:8:ILE:HD12	9:AJ:100:ILE:HG22	1.58	0.84
38:BQ:33:VAL:HG13	38:BQ:34:ALA:H	1.40	0.84
21:CU:34:ARG:HG2	21:CU:35:GLU:H	1.43	0.84
34:DM:33:LEU:HB3	34:DM:101:VAL:HG21	1.57	0.84
20:AB:202:ASN:HD22	20:AB:204:ASP:H	1.26	0.84
2:AC:146:LYS:HE3	2:AC:202:PHE:HE2	1.42	0.84
23:BB:662:G:H4'	33:BL:24:GLY:H	1.43	0.84
27:BE:153:LEU:H	27:BE:171:ASP:HB3	1.42	0.84
4:CE:36:THR:HG21	4:CE:63:MET:HG2	1.60	0.84
23:DB:1060:U:C2	23:DB:1088:A:N7	2.46	0.84
34:DM:11:LYS:O	34:DM:12:MET:HB2	1.77	0.84
43:DW:42:THR:HG23	43:DW:66:VAL:H	1.40	0.84
49:B2:13:ASN:HA	49:B2:18:PHE:HB2	1.60	0.83
38:BQ:16:ILE:HD13	38:BQ:34:ALA:HB2	1.57	0.83
23:DB:1098:A:C2'	52:DI:4:VAL:N	2.41	0.83
31:BJ:135:GLN:HG2	31:BJ:137:PRO:HD2	1.60	0.83

Continued on next page...

Continued from previous page...

Atom-1	Atom-2	Interatomic distance (Å)	Clash overlap (Å)
31:BJ:71:ASP:CG	31:BJ:72:LYS:H	1.80	0.83
34:BM:42:THR:HA	34:BM:92:TRP:CD1	2.12	0.83
51:D4:26:ILE:HG13	51:D4:35:GLN:N	1.93	0.83
26:DD:197:THR:HG23	26:DD:198:GLY:H	1.43	0.83
23:BB:2053:G:OP1	26:BD:150:GLN:HA	1.78	0.83
26:BD:34:VAL:HG22	26:BD:89:GLU:HG2	1.58	0.83
41:BT:64:LYS:HB3	41:BT:77:ARG:HD3	1.59	0.83
30:DH:86:ASP:HB2	30:DH:89:LYS:HD3	1.59	0.83
33:DL:27:LEU:HG	33:DL:28:GLY:N	1.92	0.83
34:DM:15:GLY:O	34:DM:16:ARG:HG3	1.79	0.83
1:AA:243:A:H4'	1:AA:244:U:H5'	1.59	0.83
21:AU:14:ALA:O	21:AU:16:ARG:CZ	2.25	0.83
23:BB:858:G:N3	23:BB:2268:A:H2'	1.93	0.83
28:BF:151:LEU:HD23	28:BF:153:ILE:HD11	1.60	0.83
29:BG:19:ASN:HB3	29:BG:22:VAL:HG13	1.59	0.83
23:DB:1309:G:H4'	49:D2:7:PRO:HB2	1.59	0.83
39:DR:47:VAL:HG12	39:DR:49:ILE:HG12	1.61	0.83
41:DT:66:LYS:H	41:DT:76:ARG:HH21	1.26	0.83
11:AL:56:LEU:HD11	11:AL:81:ILE:HD12	1.60	0.83
33:BL:63:LYS:HG3	50:B3:11:LYS:HA	1.59	0.83
21:CU:14:ALA:H	21:CU:16:ARG:HH22	1.26	0.83
23:DB:1098:A:P	52:DI:3:LYS:HG2	2.18	0.83
23:DB:996:A:H5''	38:DQ:93:ILE:HG21	1.57	0.83
25:DC:171:VAL:HB	25:DC:182:LYS:HB3	1.61	0.83
44:DX:18:LEU:HD22	44:DX:18:LEU:H	1.42	0.83
15:CP:4:ILE:HG12	15:CP:21:VAL:HG22	1.60	0.83
26:DD:29:VAL:HG22	26:DD:30:GLU:H	1.42	0.83
41:DT:76:ARG:HG2	41:DT:77:ARG:O	1.78	0.83
51:D4:3:VAL:HG12	51:D4:4:ARG:H	1.42	0.83
23:DB:2886:A:N7	47:D0:27:LEU:HG	1.92	0.83
10:AK:126:ARG:HB2	21:AU:33:ARG:HD2	1.61	0.83
26:BD:62:LYS:HG2	26:BD:63:PRO:HD3	1.60	0.83
34:BM:126:ILE:HG13	34:BM:127:LYS:H	1.43	0.83
1:CA:1306:A:H61	1:CA:1331:G:H1'	1.41	0.83
52:DI:72:THR:HG21	52:DI:112:LYS:HA	1.61	0.83
23:BB:27:G:H22	23:BB:512:G:H2'	1.42	0.83
25:BC:23:LEU:HD12	25:BC:202:ARG:HH22	1.43	0.83
27:BE:18:THR:HG23	27:BE:20:GLY:H	1.41	0.83
23:BB:630:G:H1	33:BL:69:ARG:HH22	1.22	0.83
41:BT:64:LYS:HE2	41:BT:79:ASP:HB2	1.59	0.83
23:DB:2867:G:N3	23:DB:2867:G:H2'	1.93	0.83

Continued on next page...

Continued from previous page...

Atom-1	Atom-2	Interatomic distance (Å)	Clash overlap (Å)
30:DH:121:VAL:HG23	30:DH:122:LEU:HD23	1.59	0.83
23:BB:2618:G:H21	26:BD:155:VAL:HG21	1.44	0.82
25:BC:23:LEU:H	25:BC:202:ARG:NH2	1.77	0.82
41:BT:58:VAL:HG13	41:BT:85:VAL:HG12	1.61	0.82
39:BR:5:PHE:HA	39:BR:40:MET:HG2	1.61	0.82
10:CK:28:ASN:HD21	10:CK:47:GLY:H	1.24	0.82
44:BX:22:LEU:HB3	44:BX:26:PHE:HB2	1.61	0.82
1:CA:1320:C:H5''	18:CS:2:ARG:HD3	1.61	0.82
6:CG:12:LEU:HD22	6:CG:13:PRO:HD2	1.62	0.82
23:DB:2377:A:N6	36:DO:13:ARG:HH21	1.77	0.82
41:DT:66:LYS:N	41:DT:76:ARG:HH21	1.77	0.82
14:AO:25:GLU:HG3	14:AO:80:LEU:HD12	1.58	0.82
50:B3:11:LYS:HG2	50:B3:12:ARG:HG3	1.61	0.82
43:BW:40:ARG:HH12	43:BW:68:PHE:HA	1.44	0.82
46:BZ:32:LEU:HD11	46:BZ:47:LYS:HG3	1.58	0.82
9:CJ:66:GLU:HB2	13:CN:98:ALA:HB2	1.60	0.82
23:DB:2091:C:H3'	23:DB:2092:U:H5''	1.60	0.82
29:DG:171:LYS:HD2	29:DG:172:GLU:O	1.77	0.82
52:DI:105:LEU:HD13	52:DI:129:GLU:HG2	1.61	0.82
31:DJ:84:ILE:CD1	31:DJ:85:LYS:H	1.92	0.82
32:DK:19:VAL:HG12	32:DK:43:ILE:HA	1.60	0.82
4:AE:105:ILE:HB	4:AE:123:LEU:HA	1.61	0.82
50:B3:12:ARG:NH1	50:B3:12:ARG:HB2	1.95	0.82
25:BC:229:HIS:HE2	25:BC:244:VAL:HG22	1.43	0.82
26:BD:119:ALA:HA	26:BD:123:LYS:HE2	1.60	0.82
30:BH:5:LEU:H	30:BH:5:LEU:HD22	1.44	0.82
33:BL:117:THR:HG21	33:BL:120:VAL:HB	1.61	0.82
23:BB:2393:U:H5''	33:BL:62:PRO:HA	1.62	0.82
1:CA:699:C:H2'	1:CA:700:G:H5''	1.59	0.82
13:CN:63:CYS:HB3	13:CN:68:ARG:H	1.43	0.82
38:DQ:97:ILE:HD12	39:DR:13:ARG:NE	1.94	0.82
20:AB:67:LEU:HD12	20:AB:153:MET:HE2	1.60	0.82
23:DB:1083:U:H1'	23:DB:1086:A:H61	1.44	0.82
23:DB:2143:C:H2'	23:DB:2144:G:O4'	1.80	0.82
25:DC:68:ARG:NH2	25:DC:127:ASN:HA	1.93	0.82
46:DZ:24:ILE:HD13	46:DZ:24:ILE:H	1.43	0.82
14:AO:6:ALA:HA	14:AO:9:LYS:HE3	1.58	0.82
37:DP:47:ILE:HG22	37:DP:48:ALA:N	1.95	0.82
37:DP:50:ARG:HB2	37:DP:50:ARG:HH11	1.45	0.82
42:DU:27:VAL:HG12	42:DU:33:VAL:HG13	1.60	0.82
33:BL:118:THR:HG23	33:BL:119:PRO:HD3	1.59	0.82

Continued on next page...

Continued from previous page...

Atom-1	Atom-2	Interatomic distance (Å)	Clash overlap (Å)
43:BW:40:ARG:NH1	43:BW:68:PHE:HA	1.95	0.82
21:AU:13:VAL:C	21:AU:16:ARG:HH12	1.81	0.82
51:B4:3:VAL:HB	51:B4:35:GLN:HA	1.62	0.82
36:BO:1:MET:HG2	36:BO:3:LYS:H	1.43	0.82
29:DG:41:GLU:HG3	29:DG:54:ARG:HH21	1.45	0.82
30:DH:2:GLN:HB2	30:DH:19:VAL:HA	1.59	0.82
6:AG:21:LEU:H	6:AG:21:LEU:HD23	1.45	0.82
23:BB:2867:G:N3	23:BB:2867:G:H2'	1.93	0.82
23:BB:2575:C:H4'	26:BD:149:ASN:N	1.95	0.82
28:BF:107:VAL:N	28:BF:108:PRO:HD2	1.95	0.82
33:BL:67:THR:HG23	33:BL:68:SER:H	1.45	0.82
36:BO:19:GLN:H	43:BW:76:ARG:HH12	1.28	0.82
20:CB:218:ALA:HA	20:CB:221:ARG:HD3	1.61	0.82
23:DB:1099:G:C8	52:DI:3:LYS:CB	2.60	0.82
5:AF:64:VAL:HG12	5:AF:65:GLU:H	1.45	0.81
52:BI:55:PRO:HD3	52:BI:74:PRO:HD3	1.60	0.81
34:BM:67:VAL:HB	34:BM:100:LYS:HG2	1.62	0.81
23:DB:589:U:H4'	27:DE:87:ALA:HB2	1.62	0.81
30:DH:94:ILE:HG22	30:DH:122:LEU:HG	1.62	0.81
33:DL:78:ARG:HH11	33:DL:78:ARG:HB3	1.43	0.81
5:AF:53:LYS:HA	5:AF:53:LYS:HZ3	1.45	0.81
26:BD:16:THR:HG23	26:BD:17:GLU:H	1.43	0.81
43:BW:27:GLY:HA2	43:BW:60:ALA:HA	1.61	0.81
4:CE:89:THR:HG22	4:CE:91:SER:H	1.44	0.81
1:AA:1323:G:H2'	1:AA:1324:A:C8	2.15	0.81
47:B0:52:LYS:HZ3	47:B0:52:LYS:HA	1.44	0.81
39:BR:65:ALA:HB3	39:BR:99:THR:H	1.45	0.81
1:CA:1367:C:H5''	8:CI:115:VAL:HG23	1.60	0.81
23:DB:1098:A:C3'	52:DI:3:LYS:C	2.48	0.81
27:DE:142:ALA:H	27:DE:185:LYS:HZ1	1.23	0.81
20:AB:61:SER:HA	20:AB:224:ARG:HA	1.62	0.81
27:BE:89:PRO:O	27:BE:90:GLN:HG2	1.78	0.81
38:BQ:93:ILE:HG23	38:BQ:94:LEU:HD13	1.61	0.81
39:BR:37:GLU:HG2	39:BR:62:GLU:H	1.44	0.81
1:CA:1311:A:H62	18:CS:1:PRO:HD3	1.45	0.81
31:DJ:135:GLN:NE2	31:DJ:138:GLN:H	1.78	0.81
28:BF:7:TYR:HA	28:BF:11:VAL:HB	1.60	0.81
39:BR:8:GLY:HA3	39:BR:22:LEU:HD11	1.60	0.81
43:BW:43:LYS:HG2	43:BW:76:ARG:HH21	1.44	0.81
1:CA:719:C:H1'	17:CR:37:LYS:HB2	1.59	0.81
1:CA:664:G:H22	1:CA:741:G:H1	1.26	0.81

Continued on next page...

Continued from previous page...

Atom-1	Atom-2	Interatomic distance (Å)	Clash overlap (Å)
23:DB:547:A:H2'	23:DB:547:A:N3	1.94	0.81
1:AA:33:A:H1'	11:AL:27:PRO:HG3	1.61	0.81
23:BB:423:A:H5'	23:BB:424:G:H5''	1.62	0.81
25:BC:155:ARG:HE	25:BC:157:ALA:HB3	1.44	0.81
34:BM:108:VAL:HG23	34:BM:112:LEU:HD11	1.63	0.81
11:CL:84:GLY:H	11:CL:94:TYR:HA	1.45	0.81
51:D4:34:LYS:HE2	51:D4:36:ARG:HH22	1.44	0.81
23:DB:1199:U:H2'	23:DB:1200:C:C6	2.15	0.81
23:DB:2574:G:H21	26:DD:147:GLY:CA	1.92	0.81
23:DB:28:A:H61	23:DB:512:G:H1'	1.44	0.81
23:DB:1099:G:C8	52:DI:3:LYS:CA	2.60	0.81
38:DQ:85:ALA:HB3	38:DQ:88:GLU:HG3	1.60	0.81
43:DW:43:LYS:O	43:DW:44:PHE:HB2	1.79	0.81
23:BB:28:A:H61	23:BB:512:G:H1'	1.46	0.81
23:BB:855:G:H21	43:BW:23:LYS:HD2	1.45	0.81
34:BM:32:GLY:H	34:BM:128:THR:HG22	1.44	0.81
38:BQ:16:ILE:HD12	38:BQ:17:LEU:N	1.95	0.81
43:BW:28:GLU:H	43:BW:61:LYS:HB2	1.44	0.81
44:BX:24:GLU:HA	44:BX:28:LEU:HB2	1.60	0.81
46:BZ:33:ASN:HB2	46:BZ:44:PHE:HB2	1.60	0.81
27:DE:112:LEU:HD12	27:DE:115:GLN:HE21	1.45	0.81
23:DB:1060:U:C5	52:DI:131:THR:HG22	2.16	0.81
32:DK:2:ILE:HD13	32:DK:6:THR:HG21	1.61	0.81
31:DJ:133:ALA:HA	31:DJ:136:GLN:HB2	1.61	0.81
39:DR:66:HIS:HA	39:DR:98:ILE:HA	1.63	0.81
23:BB:1131:G:H1'	23:BB:1133:A:H62	1.46	0.81
23:BB:2478:A:H5'	51:B4:32:LYS:HD2	1.60	0.81
23:BB:2572:A:N7	26:BD:150:GLN:HB2	1.96	0.81
9:CJ:83:THR:HG23	9:CJ:87:LEU:HD23	1.61	0.81
13:CN:40:ARG:HH12	18:CS:5:LYS:HB2	1.44	0.81
15:CP:4:ILE:HD13	15:CP:57:ILE:HG12	1.63	0.81
23:DB:2046:G:H5'	47:D0:15:ARG:HD2	1.61	0.81
23:DB:1199:U:H2'	23:DB:1200:C:H6	1.45	0.81
23:DB:365:U:H2'	23:DB:366:C:C6	2.16	0.81
31:DJ:81:ILE:HG23	31:DJ:82:GLY:H	1.46	0.81
33:DL:124:GLY:H	33:DL:142:ILE:HA	1.43	0.81
38:DQ:39:ILE:HG13	38:DQ:40:LYS:N	1.96	0.81
3:AD:36:ALA:HA	3:AD:41:GLY:HA3	1.61	0.81
23:BB:1178:C:H2'	23:BB:1179:G:C8	2.16	0.81
40:BS:27:LYS:H	40:BS:27:LYS:HD2	1.46	0.81
5:CF:47:LEU:HD13	5:CF:51:ILE:HG22	1.62	0.81

Continued on next page...

Continued from previous page...

Atom-1	Atom-2	Interatomic distance (Å)	Clash overlap (Å)
31:DJ:98:GLU:HB3	31:DJ:124:VAL:HB	1.62	0.81
2:AC:49:ALA:HB1	2:AC:75:VAL:HG22	1.63	0.80
30:BH:3:VAL:HB	30:BH:37:VAL:CB	2.10	0.80
52:BI:89:SER:HA	52:BI:97:VAL:HG21	1.62	0.80
28:DF:107:VAL:N	28:DF:108:PRO:CD	2.40	0.80
38:DQ:39:ILE:HG13	38:DQ:40:LYS:H	1.45	0.80
2:AC:155:ARG:H	2:AC:162:ALA:HA	1.45	0.80
48:B1:14:ALA:HA	48:B1:48:TYR:HA	1.61	0.80
26:BD:62:LYS:HG2	26:BD:63:PRO:CD	2.10	0.80
35:BN:119:SER:HB2	35:BN:121:LYS:HG2	1.63	0.80
13:CN:82:LYS:HE2	13:CN:85:GLU:HG3	1.61	0.80
23:DB:142:A:H2'	23:DB:143:C:C6	2.16	0.80
28:DF:53:ALA:HB1	28:DF:64:PRO:HG2	1.63	0.80
24:DV:63:ILE:H	24:DV:70:ILE:HD11	1.44	0.80
52:BI:106:GLN:O	52:BI:110:GLN:HG3	1.81	0.80
43:BW:31:LEU:HD11	43:BW:34:SER:HB2	1.61	0.80
4:CE:110:MET:SD	4:CE:126:ALA:HB2	2.22	0.80
26:DD:15:PHE:HA	37:DP:79:VAL:HG11	1.64	0.80
26:DD:48:ILE:HA	26:DD:80:TRP:HB3	1.63	0.80
27:DE:149:ILE:HG12	27:DE:186:VAL:HA	1.62	0.80
23:DB:1098:A:C3'	52:DI:4:VAL:N	2.44	0.80
1:AA:1409:C:N4	1:AA:1491:G:H1	1.79	0.80
12:AM:33:LEU:HD22	12:AM:38:ILE:HB	1.61	0.80
36:BO:50:ALA:HB2	36:BO:83:LEU:HD11	1.64	0.80
45:BY:7:THR:HA	45:BY:34:THR:HA	1.63	0.80
1:CA:1399:C:H4'	1:CA:1400:C:H5''	1.63	0.80
3:CD:58:GLN:HA	3:CD:58:GLN:HE21	1.45	0.80
9:CJ:40:ILE:HD11	9:CJ:73:LEU:HD12	1.62	0.80
52:DI:45:THR:HA	52:DI:48:ILE:HG22	1.61	0.80
23:DB:2880:C:H1'	35:DN:92:GLY:O	1.80	0.80
22:DA:38:C:H4'	36:DO:100:HIS:NE2	1.96	0.80
43:DW:56:HIS:HA	43:DW:77:LYS:HE2	1.60	0.80
19:AT:30:PHE:HB3	19:AT:53:MET:HB3	1.63	0.80
23:BB:38:A:H2'	23:BB:39:G:O4'	1.82	0.80
26:BD:120:GLY:H	26:BD:123:LYS:HG3	1.47	0.80
26:BD:22:ILE:N	26:BD:23:PRO:HD3	1.97	0.80
39:BR:1:MET:HA	39:BR:46:GLU:CB	2.11	0.80
9:CJ:9:ARG:HB2	9:CJ:99:GLN:H	1.47	0.80
47:D0:41:HIS:CG	47:D0:42:ILE:H	1.99	0.80
25:DC:124:LYS:CB	25:DC:125:PRO:HD3	2.10	0.80
37:DP:50:ARG:NH1	37:DP:50:ARG:HB2	1.97	0.80

Continued on next page...

Continued from previous page...

Atom-1	Atom-2	Interatomic distance (Å)	Clash overlap (Å)
9:AJ:35:GLN:HB2	9:AJ:78:GLU:HB2	1.64	0.80
14:AO:7:THR:HG22	14:AO:30:LEU:HD11	1.62	0.80
30:BH:37:VAL:H	30:BH:38:PRO:HD2	1.47	0.80
43:BW:28:GLU:HB3	43:BW:30:VAL:HG23	1.63	0.80
2:CC:69:THR:HG22	2:CC:71:ARG:H	1.47	0.80
1:CA:1342:C:H5'	8:CI:127:SER:HB3	1.64	0.80
26:DD:121:THR:HG21	26:DD:143:PRO:HD3	1.63	0.80
26:DD:130:GLN:HB3	26:DD:140:HIS:HA	1.64	0.80
52:DI:72:THR:HG22	52:DI:115:ASP:OD2	1.81	0.80
34:DM:41:LEU:HB3	34:DM:93:VAL:HB	1.64	0.80
23:BB:444:C:O2'	27:BE:47:LYS:HE2	1.81	0.80
26:BD:91:THR:HG23	26:BD:92:VAL:HG12	1.61	0.80
30:BH:73:ASN:HD22	30:BH:73:ASN:N	1.80	0.80
52:BI:122:GLU:O	52:BI:126:ARG:HG3	1.82	0.80
40:BS:89:ALA:HA	40:BS:90:LYS:NZ	1.97	0.80
25:DC:50:THR:HG22	25:DC:51:ARG:HG3	1.64	0.80
46:DZ:1:MET:HA	46:DZ:9:TYR:CE1	2.17	0.80
50:B3:31:ILE:HG22	50:B3:32:LEU:HG	1.64	0.80
23:DB:919:U:H2'	23:DB:920:A:C8	2.17	0.80
40:DS:64:ALA:H	40:DS:110:ARG:NH2	1.80	0.80
45:BY:15:ARG:N	45:BY:15:ARG:HE	1.79	0.80
27:DE:152:GLU:HB2	27:DE:158:PHE:HE1	1.45	0.80
1:AA:1211:U:H4'	1:AA:1213:A:H1'	1.64	0.79
3:AD:159:GLU:HG3	3:AD:160:LEU:N	1.94	0.79
23:BB:2795:C:H2'	23:BB:2796:U:O4'	1.82	0.79
36:BO:49:VAL:HG22	36:BO:50:ALA:H	1.47	0.79
47:D0:27:LEU:H	47:D0:27:LEU:HD22	1.46	0.79
33:DL:63:LYS:HB2	50:D3:26:ALA:HB2	1.64	0.79
13:CN:50:LEU:H	13:CN:51:PRO:HD2	1.45	0.79
37:DP:90:ALA:H	37:DP:112:ARG:NH2	1.81	0.79
39:DR:76:LYS:HD2	39:DR:90:ARG:HB3	1.64	0.79
16:AQ:10:ARG:NH1	16:AQ:56:ASP:H	1.79	0.79
16:AQ:10:ARG:CZ	16:AQ:11:VAL:H	1.95	0.79
51:B4:24:ARG:HH12	51:B4:36:ARG:HB2	1.48	0.79
25:BC:50:THR:HG22	25:BC:51:ARG:HG3	1.63	0.79
26:BD:5:VAL:HG11	26:BD:28:GLU:HA	1.64	0.79
26:BD:2:ILE:HG13	26:BD:3:GLY:H	1.48	0.79
25:DC:21:PRO:HD2	25:DC:202:ARG:NH1	1.98	0.79
43:DW:23:LYS:HD3	43:DW:24:ARG:HD2	1.64	0.79
7:AH:92:PRO:HA	7:AH:93:LYS:HZ2	1.48	0.79
23:BB:1174:U:H4'	23:BB:1176:U:H3	1.46	0.79

Continued on next page...

Continued from previous page...

Atom-1	Atom-2	Interatomic distance (Å)	Clash overlap (Å)
31:BJ:49:ASP:HA	31:BJ:114:LEU:HD11	1.64	0.79
33:BL:38:GLN:CD	33:BL:39:LYS:H	1.86	0.79
37:BP:9:GLN:HB3	37:BP:56:SER:HB2	1.62	0.79
23:DB:2346:A:H3'	23:DB:2347:C:H5''	1.64	0.79
38:DQ:47:ARG:HH12	38:DQ:50:ARG:HG3	1.46	0.79
25:BC:77:VAL:HG21	25:BC:109:LEU:HG	1.64	0.79
36:BO:64:TYR:HE1	36:BO:74:VAL:HG11	1.47	0.79
23:DB:2526:G:H21	51:D4:2:LYS:HD2	1.47	0.79
23:DB:929:U:H4'	45:DY:2:LYS:HE3	1.62	0.79
25:DC:75:ALA:HB1	25:DC:93:VAL:HG13	1.65	0.79
31:DJ:81:ILE:HG23	31:DJ:82:GLY:N	1.97	0.79
33:DL:6:LEU:HG	33:DL:8:PRO:O	1.82	0.79
1:AA:1005:A:H2'	1:AA:1006:G:O4'	1.82	0.79
20:AB:150:ILE:HG13	20:AB:153:MET:HE3	1.64	0.79
4:AE:87:VAL:HG12	4:AE:92:ARG:HA	1.64	0.79
14:AO:2:LEU:HD22	14:AO:7:THR:HG23	1.65	0.79
26:DD:204:LYS:HB3	26:DD:205:PRO:HD2	1.65	0.79
44:DX:43:LEU:HB3	44:DX:45:GLN:HE22	1.48	0.79
46:DZ:30:HIS:HB2	46:DZ:48:GLN:HG2	1.64	0.79
9:AJ:56:HIS:H	13:AN:80:ARG:HH22	1.30	0.79
21:AU:13:VAL:C	21:AU:16:ARG:NH1	2.35	0.79
51:B4:14:CYS:HA	51:B4:26:ILE:O	1.82	0.79
23:BB:1024:G:H3'	23:BB:1025:G:H5''	1.63	0.79
27:BE:120:VAL:H	27:BE:189:THR:HG23	1.47	0.79
34:BM:69:PRO:HB2	34:BM:71:LYS:HZ1	1.46	0.79
37:BP:13:LYS:NZ	37:BP:17:PRO:HG3	1.98	0.79
43:BW:49:ASN:HB2	43:BW:53:GLY:HA3	1.64	0.79
1:CA:1071:C:H2'	1:CA:1072:G:H8	1.47	0.79
4:CE:109:ALA:HB1	4:CE:136:VAL:HG13	1.65	0.79
8:CI:113:LYS:HA	8:CI:120:ALA:HB2	1.65	0.79
9:CJ:52:LEU:HG	9:CJ:62:ARG:HE	1.48	0.79
11:CL:98:ARG:HG3	11:CL:105:GLY:HA2	1.65	0.79
23:DB:1099:G:H8	52:DI:3:LYS:N	1.73	0.79
21:AU:14:ALA:N	21:AU:16:ARG:HH12	1.81	0.79
47:B0:52:LYS:NZ	47:B0:52:LYS:HA	1.98	0.79
36:BO:19:GLN:HA	43:BW:76:ARG:NH2	1.98	0.79
23:BB:65:U:H4'	41:BT:70:HIS:HD1	1.48	0.79
1:CA:1296:C:H4'	1:CA:1302:C:N4	1.98	0.79
25:DC:229:HIS:ND1	25:DC:230:PRO:HD2	1.98	0.79
23:DB:2314:A:H1'	28:DF:154:THR:HG21	1.64	0.79
32:DK:108:ARG:HA	32:DK:116:ILE:HD13	1.64	0.79

Continued on next page...

Continued from previous page...

Atom-1	Atom-2	Interatomic distance (Å)	Clash overlap (Å)
20:AB:112:ARG:O	20:AB:116:LEU:HB2	1.82	0.79
21:AU:36:PHE:HB3	21:AU:40:PRO:HD3	1.64	0.79
23:BB:287:G:H2'	23:BB:288:U:C6	2.18	0.79
25:BC:140:VAL:O	25:BC:193:GLU:HB2	1.83	0.79
28:BF:34:THR:HG23	28:BF:89:THR:HG22	1.63	0.79
29:BG:20:GLY:HA2	29:BG:41:GLU:HG2	1.62	0.79
40:BS:24:ILE:HD13	40:BS:36:LEU:HD21	1.65	0.79
1:CA:1003:G:H21	1:CA:1005:A:H5'	1.46	0.79
1:CA:1132:C:H2'	1:CA:1133:G:C8	2.18	0.79
1:CA:430:A:OP1	3:CD:8:LEU:HB2	1.83	0.79
23:DB:2795:C:H2'	23:DB:2796:U:O4'	1.83	0.79
26:DD:37:VAL:HG13	26:DD:42:ASN:HB3	1.63	0.79
50:B3:24:LYS:HA	50:B3:45:PRO:HB3	1.61	0.79
27:BE:84:THR:HG23	27:BE:85:PHE:H	1.48	0.79
4:CE:19:ARG:HG2	4:CE:20:VAL:H	1.46	0.79
8:CI:17:ARG:HB3	8:CI:65:THR:HB	1.65	0.79
49:D2:35:ARG:NH2	49:D2:43:THR:H	1.81	0.79
26:DD:37:VAL:HB	26:DD:46:ARG:HB2	1.64	0.79
31:DJ:81:ILE:HG13	31:DJ:82:GLY:H	1.48	0.79
37:DP:25:VAL:HG12	37:DP:27:VAL:H	1.47	0.79
44:DX:28:LEU:HD13	44:DX:42:LEU:HD21	1.63	0.79
4:AE:83:PRO:HB3	4:AE:96:GLN:HG3	1.65	0.78
21:AU:3:ILE:HA	21:AU:19:LYS:HG2	1.64	0.78
23:BB:543:G:H2'	23:BB:544:C:H5''	1.64	0.78
33:BL:27:LEU:HD12	33:BL:27:LEU:H	1.46	0.78
39:BR:47:VAL:HG13	39:BR:49:ILE:H	1.46	0.78
25:DC:68:ARG:HH21	25:DC:190:THR:HG23	1.47	0.78
33:DL:55:MET:HB3	33:DL:56:PRO:HD3	1.65	0.78
34:DM:133:LYS:HD2	34:DM:134:THR:H	1.46	0.78
23:DB:2722:G:O2'	35:DN:4:ARG:HD2	1.83	0.78
8:AI:23:GLY:H	8:AI:60:LEU:HA	1.48	0.78
23:BB:997:G:H4'	38:BQ:91:ARG:HE	1.47	0.78
29:BG:71:LEU:HA	29:BG:74:MET:SD	2.23	0.78
30:BH:128:HIS:HB3	30:BH:144:VAL:HB	1.64	0.78
33:BL:38:GLN:H	33:BL:41:ARG:HH11	1.29	0.78
39:BR:53:PHE:CB	39:BR:55:ASP:H	1.96	0.78
41:BT:11:LEU:HB2	41:BT:32:LEU:HD23	1.65	0.78
1:CA:1056:U:H5'	2:CC:162:ALA:HB2	1.66	0.78
41:DT:55:VAL:HG22	41:DT:56:GLU:H	1.48	0.78
1:AA:65:A:N3	1:AA:65:A:H2'	1.99	0.78
34:BM:71:LYS:HD3	34:BM:92:TRP:N	1.98	0.78

Continued on next page...

Continued from previous page...

Atom-1	Atom-2	Interatomic distance (Å)	Clash overlap (Å)
37:BP:59:THR:HG23	37:BP:76:HIS:CD2	2.19	0.78
41:BT:96:VAL:HG22	41:BT:97:GLY:H	1.48	0.78
1:CA:1078:U:H4'	4:CE:137:ARG:NH1	1.98	0.78
23:DB:1818:U:H2'	25:DC:152:GLN:O	1.84	0.78
26:DD:73:VAL:HB	26:DD:91:THR:HB	1.63	0.78
36:DO:100:HIS:O	36:DO:104:GLN:HB3	1.83	0.78
6:AG:87:PRO:HG2	6:AG:151:ALA:HB2	1.66	0.78
47:B0:45:ASP:HB2	47:B0:47:TYR:CD1	2.19	0.78
25:BC:153:LEU:HD23	25:BC:153:LEU:H	1.48	0.78
6:CG:112:ASP:HB2	6:CG:118:ARG:HG2	1.65	0.78
15:CP:28:ARG:HD3	15:CP:29:ASN:H	1.48	0.78
35:DN:2:ARG:NH2	35:DN:4:ARG:HD3	1.98	0.78
37:DP:52:ARG:HH11	37:DP:52:ARG:HG3	1.48	0.78
1:CA:437:U:H2'	1:CA:438:U:O4'	1.84	0.78
3:CD:94:GLU:HG2	3:CD:185:PRO:HG3	1.66	0.78
28:DF:13:LYS:HA	28:DF:16:MET:HB2	1.64	0.78
52:DI:5:GLN:HB3	52:DI:30:GLN:OE1	1.82	0.78
36:DO:29:HIS:HB2	36:DO:36:TYR:HB2	1.65	0.78
40:DS:6:LYS:HA	40:DS:104:THR:HA	1.64	0.78
48:B1:31:GLU:HG3	48:B1:32:LYS:H	1.49	0.78
51:B4:24:ARG:HG2	51:B4:26:ILE:HG12	1.65	0.78
41:BT:61:LEU:HD12	41:BT:62:VAL:H	1.47	0.78
4:CE:44:ARG:HA	4:CE:71:ILE:O	1.82	0.78
49:D2:16:HIS:NE2	49:D2:44:VAL:HA	1.99	0.78
23:DB:1080:A:H2'	23:DB:1081:U:C6	2.17	0.78
23:DB:11:C:H2'	23:DB:12:U:H5'	1.66	0.78
31:DJ:60:ASP:HB3	31:DJ:126:ALA:HB1	1.66	0.78
12:AM:19:THR:HA	12:AM:24:VAL:HG23	1.64	0.78
23:BB:1275:A:N3	23:BB:1275:A:H3'	1.99	0.78
28:BF:36:ASN:HB2	28:BF:87:LYS:HA	1.66	0.78
33:BL:14:LYS:HA	33:BL:14:LYS:HZ3	1.49	0.78
23:BB:1243:C:O2'	33:BL:15:ALA:HB3	1.83	0.78
40:BS:71:VAL:HA	40:BS:106:VAL:O	1.82	0.78
18:CS:15:LEU:HA	18:CS:18:VAL:HG12	1.63	0.78
29:DG:41:GLU:HB2	29:DG:52:GLY:HA3	1.65	0.78
16:AQ:16:MET:HB2	16:AQ:19:SER:HB2	1.64	0.78
25:BC:216:ARG:HH11	25:BC:216:ARG:HB3	1.49	0.78
25:BC:30:ALA:H	25:BC:31:PRO:CD	1.93	0.78
52:BI:27:LEU:HD12	52:BI:32:VAL:HG11	1.65	0.78
23:DB:534:U:H5'	38:DQ:41:ALA:HA	1.65	0.78
32:DK:66:LYS:HG3	32:DK:80:ASP:HA	1.65	0.78

Continued on next page...

Continued from previous page...

Atom-1	Atom-2	Interatomic distance (Å)	Clash overlap (Å)
35:DN:102:PHE:HD1	40:DS:40:ASN:HD21	1.31	0.78
45:DY:6:ILE:HA	45:DY:56:VAL:HG12	1.65	0.78
52:BI:109:ALA:HB1	52:BI:124:MET:HG3	1.66	0.78
38:BQ:93:ILE:HG23	38:BQ:94:LEU:H	1.49	0.78
43:BW:16:GLU:HG2	43:BW:37:VAL:HG22	1.64	0.78
5:CF:11:HIS:ND1	5:CF:12:PRO:HD2	1.99	0.78
23:DB:2081:U:H4'	46:DZ:23:LYS:HD3	1.66	0.78
25:DC:251:THR:O	25:DC:252:LYS:HB2	1.83	0.78
37:DP:25:VAL:HG13	37:DP:88:ARG:N	1.97	0.78
28:BF:12:VAL:HG13	28:BF:27:VAL:HG21	1.66	0.78
29:BG:157:LYS:HB2	29:BG:159:LYS:HG2	1.64	0.78
30:BH:21:VAL:HG22	30:BH:22:LYS:H	1.48	0.78
34:BM:3:GLN:O	34:BM:5:LYS:N	2.17	0.78
23:DB:85:G:H5'	42:DU:28:LEU:HB3	1.65	0.78
25:DC:175:LEU:HD11	25:DC:181:ARG:HG2	1.65	0.78
28:DF:28:PRO:HB2	28:DF:168:LEU:HD12	1.66	0.78
30:DH:11:ASN:HD22	30:DH:20:ASN:HD22	1.29	0.78
41:DT:34:VAL:HG21	41:DT:43:ILE:HD11	1.65	0.78
1:AA:1308:U:H2'	1:AA:1309:G:H8	1.50	0.77
23:BB:2420:C:OP1	50:B3:34:LYS:HB2	1.85	0.77
36:BO:48:LEU:HD23	36:BO:49:VAL:H	1.49	0.77
39:BR:53:PHE:CB	39:BR:55:ASP:N	2.47	0.77
39:BR:74:ILE:HA	39:BR:90:ARG:NE	1.97	0.77
41:BT:88:LYS:HG2	41:BT:89:GLU:H	1.49	0.77
20:CB:15:PHE:HB3	20:CB:42:LEU:HD11	1.65	0.77
5:CF:4:TYR:HA	5:CF:91:ARG:HA	1.66	0.77
17:CR:51:GLN:HA	17:CR:54:LEU:HD13	1.66	0.77
5:AF:38:ARG:HB3	5:AF:63:ASN:HB2	1.65	0.77
8:AI:12:LYS:H	8:AI:109:GLN:HE22	1.30	0.77
23:BB:483:A:H5'	42:BU:43:LYS:HE2	1.65	0.77
32:BK:71:ARG:CB	32:BK:72:PRO:HD2	2.10	0.77
35:BN:19:ALA:HA	35:BN:22:ARG:HG2	1.65	0.77
38:BQ:88:GLU:HA	39:BR:53:PHE:CD1	2.18	0.77
50:D3:12:ARG:HG2	50:D3:24:LYS:N	1.96	0.77
50:D3:49:VAL:HG13	50:D3:51:LYS:H	1.49	0.77
23:DB:578:G:N2	38:DQ:32:ARG:HH21	1.81	0.77
8:AI:110:VAL:HG12	8:AI:111:GLU:H	1.47	0.77
37:BP:52:ARG:O	37:BP:60:VAL:HG21	1.85	0.77
41:BT:12:ARG:HH21	44:BX:29:ARG:NH1	1.82	0.77
48:D1:32:LYS:HG2	48:D1:52:LYS:HE2	1.66	0.77
23:DB:536:G:C5'	38:DQ:52:ARG:HH22	1.97	0.77

Continued on next page...

Continued from previous page...

Atom-1	Atom-2	Interatomic distance (Å)	Clash overlap (Å)
10:AK:30:ILE:HG22	10:AK:45:THR:HA	1.67	0.77
12:AM:23:GLY:HA3	12:AM:64:VAL:HG13	1.67	0.77
33:BL:56:PRO:HA	33:BL:60:ARG:NH2	1.99	0.77
33:BL:80:SER:HB2	33:BL:113:ALA:H	1.49	0.77
23:BB:2723:C:H5''	35:BN:3:HIS:HB2	1.65	0.77
43:BW:17:ALA:HA	43:BW:35:ILE:O	1.83	0.77
46:BZ:5:ILE:HB	46:BZ:51:VAL:CG1	2.15	0.77
13:CN:12:ARG:HA	13:CN:15:LEU:HD12	1.65	0.77
18:CS:30:LEU:HD12	18:CS:48:ILE:HG12	1.67	0.77
7:AH:113:ARG:HH21	7:AH:114:ALA:HA	1.49	0.77
11:AL:35:ARG:NH2	11:AL:75:GLU:HB3	2.00	0.77
13:AN:12:ARG:HA	13:AN:15:LEU:HD11	1.66	0.77
31:BJ:81:ILE:HG23	31:BJ:82:GLY:N	1.99	0.77
34:BM:100:LYS:HE3	34:BM:100:LYS:H	1.49	0.77
39:BR:90:ARG:HH11	39:BR:91:GLN:H	1.33	0.77
18:CS:27:LYS:HB3	18:CS:27:LYS:HZ3	1.49	0.77
19:CT:68:LYS:HB2	19:CT:70:LYS:HD3	1.66	0.77
51:D4:16:ILE:HG23	51:D4:18:LYS:H	1.49	0.77
23:DB:1275:A:N3	23:DB:1275:A:H3'	1.99	0.77
25:DC:72:GLY:O	25:DC:73:ILE:HG13	1.83	0.77
27:DE:48:THR:C	27:DE:49:ARG:HG2	2.04	0.77
42:DU:29:SER:O	42:DU:30:SER:HB3	1.85	0.77
46:DZ:28:VAL:HG23	46:DZ:29:GLY:H	1.48	0.77
18:AS:35:ARG:HG2	18:AS:50:VAL:HG13	1.66	0.77
23:BB:972:A:H3'	23:BB:973:A:H5''	1.65	0.77
31:BJ:7:LYS:HD3	31:BJ:48:VAL:HB	1.66	0.77
1:CA:1060:U:H4'	9:CJ:54:SER:HB2	1.67	0.77
25:DC:66:PHE:O	25:DC:68:ARG:N	2.16	0.77
23:DB:635:C:H3'	33:DL:126:ARG:HH21	1.49	0.77
37:DP:29:VAL:HG21	37:DP:61:ARG:HH22	1.46	0.77
26:BD:107:VAL:HA	26:BD:205:PRO:O	1.85	0.77
34:BM:65:ILE:HG22	34:BM:101:VAL:HA	1.66	0.77
34:BM:23:GLY:N	34:BM:96:ILE:HD12	2.00	0.77
42:BU:7:ASP:CA	42:BU:24:VAL:HA	2.15	0.77
1:CA:781:A:H2'	1:CA:782:A:H5'	1.67	0.77
18:CS:51:HIS:HA	18:CS:56:HIS:HA	1.67	0.77
42:DU:12:VAL:HG11	42:DU:17:ASP:HB3	1.67	0.77
1:AA:78:A:H2'	1:AA:79:G:C8	2.20	0.77
23:BB:2287:A:O2'	23:BB:2288:A:H2'	1.83	0.77
35:BN:114:GLU:HG2	35:BN:115:LEU:H	1.48	0.77
23:BB:483:A:H4'	42:BU:45:GLN:HA	1.65	0.77

Continued on next page...

Continued from previous page...

Atom-1	Atom-2	Interatomic distance (Å)	Clash overlap (Å)
24:BV:80:HIS:HD2	24:BV:82:TYR:H	1.32	0.77
4:CE:82:HIS:HB2	4:CE:83:PRO:HD2	1.67	0.77
1:CA:60:A:H2'	19:CT:4:LYS:HE3	1.67	0.77
26:DD:96:ILE:HG22	26:DD:98:VAL:H	1.48	0.77
39:DR:47:VAL:HG22	39:DR:48:LYS:H	1.48	0.77
2:AC:8:GLY:HA2	2:AC:11:LEU:HG	1.67	0.77
3:AD:187:ARG:HA	3:AD:190:LEU:HD22	1.65	0.77
50:B3:41:ARG:HD3	50:B3:43:LEU:H	1.49	0.77
51:B4:25:VAL:HB	51:B4:33:HIS:O	1.84	0.77
25:BC:179:GLU:HG3	25:BC:266:ILE:HG22	1.67	0.77
8:CI:74:GLN:HE21	8:CI:74:GLN:HA	1.50	0.77
1:CA:264:C:H4'	16:CQ:64:ARG:HD2	1.65	0.77
21:CU:19:LYS:HG3	21:CU:20:ARG:HE	1.47	0.77
23:DB:1098:A:H2'	52:DI:3:LYS:O	1.82	0.77
23:DB:360:U:H2'	23:DB:361:G:O4'	1.83	0.77
26:DD:125:TRP:HB2	26:DD:160:LYS:HG2	1.67	0.77
29:DG:171:LYS:HZ3	29:DG:174:LYS:H	1.33	0.77
23:DB:7:G:H5'	31:DJ:134:ALA:O	1.85	0.77
37:DP:64:SER:HB2	37:DP:71:ARG:HD2	1.66	0.77
20:AB:9:LEU:HD22	20:AB:11:ALA:H	1.48	0.77
23:BB:370:G:O2'	23:BB:423:A:H3'	1.86	0.77
26:BD:128:ARG:HD2	26:BD:144:GLY:HA3	1.66	0.77
52:BI:63:ASP:O	52:BI:64:ARG:HG3	1.84	0.77
32:BK:35:VAL:HG23	32:BK:36:GLY:H	1.49	0.77
23:DB:1149:G:H2'	23:DB:1150:C:C6	2.20	0.77
33:DL:108:ALA:HB3	33:DL:125:LEU:HB2	1.67	0.77
23:DB:856:G:H4'	43:DW:23:LYS:HD2	1.67	0.77
23:DB:2331:G:H4'	43:DW:69:GLU:HB2	1.67	0.77
1:AA:840:C:H2'	1:AA:842:U:H5''	1.67	0.76
21:AU:14:ALA:HA	21:AU:16:ARG:CD	2.16	0.76
48:B1:53:ILE:HD13	48:B1:54:LYS:N	1.99	0.76
50:B3:7:ARG:HH21	50:B3:11:LYS:HZ1	1.33	0.76
23:BB:2576:G:N2	26:BD:149:ASN:HD21	1.82	0.76
31:BJ:75:TYR:HA	31:BJ:86:GLN:O	1.84	0.76
40:BS:18:ARG:HH12	40:BS:25:ARG:NH2	1.83	0.76
23:BB:751:A:H5'	40:BS:90:LYS:HE2	1.67	0.76
4:CE:44:ARG:NH1	4:CE:72:ASN:HD21	1.83	0.76
30:DH:26:ALA:C	30:DH:28:ASN:H	1.88	0.76
38:DQ:53:LYS:HE2	38:DQ:53:LYS:H	1.50	0.76
15:AP:42:ILE:HB	15:AP:46:LYS:HD2	1.67	0.76
16:AQ:11:VAL:HA	16:AQ:22:VAL:HG22	1.66	0.76

Continued on next page...

Continued from previous page...

Atom-1	Atom-2	Interatomic distance (Å)	Clash overlap (Å)
23:BB:2469:A:H4'	34:BM:55:ARG:HG3	1.68	0.76
23:BB:742:A:H2'	23:BB:743:A:H8	1.50	0.76
10:CK:16:SER:HA	10:CK:78:ILE:HA	1.66	0.76
23:DB:2755:C:H2'	51:D4:19:ARG:HH21	1.49	0.76
23:DB:2821:A:OP2	35:DN:2:ARG:HD2	1.84	0.76
23:DB:928:A:H1'	45:DY:1:ALA:HA	1.66	0.76
41:DT:24:MET:HE2	41:DT:30:ILE:HA	1.66	0.76
41:DT:55:VAL:HG21	41:DT:85:VAL:HB	1.67	0.76
24:DV:7:GLU:HA	24:DV:65:VAL:HG23	1.65	0.76
52:BI:20:SER:HB3	52:BI:21:PRO:HD3	1.67	0.76
23:BB:954:G:OP1	34:BM:17:ASN:HB2	1.86	0.76
1:CA:840:C:H2'	1:CA:842:U:H5''	1.67	0.76
4:CE:104:ILE:HD12	4:CE:111:ARG:HD3	1.66	0.76
49:D2:18:PHE:HA	49:D2:21:ARG:HB2	1.66	0.76
23:DB:2756:U:H1'	23:DB:2757:A:H5''	1.67	0.76
23:DB:635:C:H3'	33:DL:126:ARG:NH2	2.00	0.76
23:DB:899:A:H3'	23:DB:900:A:H8	1.49	0.76
45:DY:18:LYS:HD2	45:DY:18:LYS:H	1.49	0.76
46:DZ:62:LYS:C	46:DZ:65:ASN:HD21	1.87	0.76
51:B4:4:ARG:HG2	51:B4:4:ARG:O	1.84	0.76
25:BC:224:MET:HA	25:BC:232:GLY:HA2	1.68	0.76
27:BE:73:ILE:C	27:BE:75:SER:H	1.88	0.76
27:DE:4:VAL:HG13	27:DE:5:LEU:H	1.50	0.76
39:DR:65:ALA:HB3	39:DR:99:THR:HG23	1.68	0.76
20:AB:162:VAL:HG13	20:AB:184:ALA:HB2	1.67	0.76
14:AO:81:ILE:HA	14:AO:86:LEU:HD12	1.67	0.76
49:B2:44:VAL:HG23	49:B2:45:SER:H	1.49	0.76
25:BC:257:ARG:O	25:BC:261:ARG:HG3	1.85	0.76
1:CA:764:C:H3'	1:CA:765:G:H21	1.50	0.76
12:CM:15:VAL:HG22	12:CM:40:GLU:HB2	1.68	0.76
23:BB:479:A:O2'	23:BB:481:G:H5'	1.86	0.76
25:BC:128:THR:HA	25:BC:190:THR:HA	1.67	0.76
28:BF:101:ARG:HD2	28:BF:105:ILE:HD12	1.68	0.76
22:DA:26:C:H2'	22:DA:27:C:C6	2.19	0.76
23:DB:137:U:H2'	23:DB:138:U:O4'	1.85	0.76
26:DD:170:VAL:HB	26:DD:194:PRO:HG2	1.67	0.76
12:AM:11:HIS:N	12:AM:44:ILE:HD11	1.99	0.76
12:AM:21:ILE:HG22	12:AM:64:VAL:HG11	1.67	0.76
26:BD:138:LEU:HD23	26:BD:138:LEU:N	1.99	0.76
31:BJ:101:ILE:HG23	31:BJ:102:GLU:H	1.51	0.76
31:BJ:57:LEU:HB3	31:BJ:128:ASN:HA	1.68	0.76

Continued on next page...

Continued from previous page...

Atom-1	Atom-2	Interatomic distance (Å)	Clash overlap (Å)
35:BN:29:VAL:HG21	35:BN:75:ILE:HD11	1.66	0.76
23:BB:480:A:H4'	42:BU:42:LYS:HG2	1.67	0.76
43:BW:39:GLN:HA	43:BW:68:PHE:HA	1.68	0.76
30:DH:37:VAL:H	30:DH:38:PRO:HD2	1.51	0.76
39:DR:76:LYS:HA	39:DR:91:GLN:H	1.50	0.76
41:DT:67:VAL:HG12	41:DT:68:LYS:H	1.50	0.76
45:DY:4:ILE:HG12	45:DY:5:LYS:HG3	1.68	0.76
48:B1:42:VAL:HG12	48:B1:43:ARG:NE	2.00	0.76
23:BB:1177:G:H2'	23:BB:1178:C:C6	2.20	0.76
23:BB:2839:G:H21	35:BN:92:GLY:HA3	1.48	0.76
23:BB:703:U:H2'	23:BB:704:G:O4'	1.86	0.76
25:BC:87:SER:O	25:BC:157:ALA:HB2	1.84	0.76
28:BF:64:PRO:HA	28:BF:88:VAL:HG22	1.68	0.76
37:BP:26:GLU:HA	37:BP:47:ILE:H	1.49	0.76
1:CA:619:U:H3	3:CD:130:ASN:ND2	1.84	0.76
12:CM:38:ILE:HG13	12:CM:55:LEU:HD21	1.67	0.76
26:DD:125:TRP:HD1	26:DD:127:PHE:HB2	1.49	0.76
52:DI:21:PRO:HB2	52:DI:22:PRO:HD3	1.66	0.76
37:DP:55:HIS:C	37:DP:57:ALA:H	1.88	0.76
42:DU:59:GLU:HG3	42:DU:62:ALA:HB2	1.66	0.76
20:AB:120:SER:HA	20:AB:125:PHE:HB3	1.67	0.76
23:BB:2346:A:H3'	23:BB:2347:C:H5''	1.67	0.76
26:BD:18:ASP:HB3	26:BD:20:VAL:HG22	1.68	0.76
31:BJ:7:LYS:HZ2	31:BJ:48:VAL:HB	1.50	0.76
34:BM:107:GLY:C	34:BM:109:PRO:HD2	2.06	0.76
34:BM:77:PRO:HD3	34:BM:86:LYS:HD3	1.65	0.76
37:BP:49:ILE:C	37:BP:50:ARG:HG3	2.06	0.76
41:BT:24:MET:HG3	41:BT:28:ASN:HA	1.65	0.76
28:DF:140:ILE:HD12	28:DF:140:ILE:H	1.49	0.76
33:DL:78:ARG:NH1	33:DL:78:ARG:HB3	2.01	0.76
6:AG:67:ASN:HD22	6:AG:127:ALA:HA	1.51	0.76
13:AN:30:ILE:HG21	13:AN:41:TRP:HB2	1.65	0.76
23:BB:1255:U:H2'	27:BE:67:ARG:HB3	1.68	0.76
27:DE:48:THR:HG23	27:DE:85:PHE:N	2.00	0.76
30:DH:10:ALA:O	30:DH:11:ASN:HB3	1.86	0.76
31:DJ:73:VAL:HG22	31:DJ:74:TYR:N	2.00	0.76
39:DR:6:GLN:NE2	39:DR:41:ILE:HB	2.00	0.76
45:DY:2:LYS:HB2	45:DY:37:ARG:HB2	1.67	0.76
23:BB:2239:G:H5'	25:BC:246:PRO:CD	2.16	0.75
33:BL:103:ILE:HD13	33:BL:105:ILE:H	1.50	0.75
36:BO:67:ASN:HA	36:BO:71:ALA:HB3	1.66	0.75

Continued on next page...

Continued from previous page...

Atom-1	Atom-2	Interatomic distance (Å)	Clash overlap (Å)
26:BD:17:GLU:HB2	37:BP:80:VAL:HG21	1.67	0.75
8:CI:94:ARG:HD3	8:CI:97:LEU:HD12	1.68	0.75
23:DB:1799:G:N7	25:DC:178:GLY:HA3	2.01	0.75
29:DG:120:ILE:HG12	29:DG:134:GLY:HA3	1.66	0.75
29:DG:175:LYS:HG2	29:DG:176:LYS:H	1.50	0.75
31:DJ:81:ILE:O	31:DJ:84:ILE:HG13	1.86	0.75
41:DT:31:VAL:HG13	41:DT:32:LEU:H	1.50	0.75
43:DW:66:VAL:HG13	43:DW:67:LYS:H	1.50	0.75
1:AA:1219:A:H2'	1:AA:1220:G:C8	2.21	0.75
23:BB:162:U:H4'	23:BB:163:C:OP1	1.86	0.75
23:BB:919:U:H2'	23:BB:920:A:C8	2.21	0.75
23:BB:443:A:H5''	27:BE:44:ARG:HH12	1.50	0.75
23:BB:2563:U:H5''	32:BK:27:GLY:HA2	1.68	0.75
39:BR:4:VAL:HA	39:BR:12:HIS:HB3	1.69	0.75
24:BV:79:ARG:HA	24:BV:86:LEU:HA	1.69	0.75
1:CA:1097:C:H2'	1:CA:1098:C:C6	2.20	0.75
1:CA:814:A:H5'	1:CA:1511:G:H4'	1.68	0.75
23:BB:2674:G:H4'	32:BK:30:ARG:HG2	1.67	0.75
35:BN:28:LEU:HD11	35:BN:44:LEU:HD21	1.68	0.75
5:CF:47:LEU:HD21	5:CF:57:ALA:HB2	1.68	0.75
8:CI:118:ARG:HH21	8:CI:122:ARG:NE	1.83	0.75
23:DB:162:U:H4'	23:DB:163:C:OP1	1.87	0.75
25:DC:128:THR:HG22	25:DC:188:ARG:HB2	1.68	0.75
52:DI:42:ASN:HA	52:DI:45:THR:OG1	1.87	0.75
48:B1:9:LYS:HG2	50:B3:34:LYS:NZ	2.00	0.75
23:BB:2086:U:H2'	23:BB:2087:G:C8	2.21	0.75
33:BL:61:LEU:HB3	33:BL:62:PRO:CD	2.06	0.75
34:BM:69:PRO:HB2	34:BM:71:LYS:NZ	2.02	0.75
39:BR:69:GLY:HA2	39:BR:96:VAL:HA	1.69	0.75
40:BS:10:ALA:O	40:BS:11:ARG:HB3	1.85	0.75
38:DQ:69:ARG:HB3	38:DQ:69:ARG:HH11	1.51	0.75
1:AA:437:U:H2'	1:AA:438:U:O4'	1.85	0.75
27:BE:98:LYS:HG3	27:BE:99:LYS:N	2.02	0.75
31:BJ:71:ASP:CG	31:BJ:72:LYS:N	2.39	0.75
22:DA:30:C:H2'	22:DA:31:C:H5'	1.68	0.75
52:DI:20:SER:HB3	52:DI:21:PRO:HD3	1.67	0.75
32:DK:71:ARG:HB3	32:DK:72:PRO:CD	2.16	0.75
20:AB:41:ASN:HD22	20:AB:44:LYS:HE2	1.51	0.75
10:AK:86:LYS:HB2	10:AK:112:VAL:HG23	1.68	0.75
26:BD:154:LYS:HZ1	31:BJ:81:ILE:HD13	1.51	0.75
33:BL:110:VAL:HB	33:BL:126:ARG:NH2	2.01	0.75

Continued on next page...

Continued from previous page...

Atom-1	Atom-2	Interatomic distance (Å)	Clash overlap (Å)
33:BL:82:LEU:HD21	33:BL:92:LEU:HD12	1.68	0.75
34:BM:70:ASP:N	34:BM:71:LYS:HZ2	1.84	0.75
41:BT:30:ILE:HG23	41:BT:31:VAL:N	2.01	0.75
1:CA:946:A:H2'	1:CA:947:G:C8	2.22	0.75
2:CC:150:VAL:HG22	2:CC:199:VAL:HG12	1.69	0.75
23:DB:1021:A:H61	23:DB:1142:A:N6	1.85	0.75
35:DN:8:ARG:HD2	35:DN:46:ARG:NE	2.01	0.75
40:DS:2:GLU:HB2	40:DS:108:SER:HA	1.69	0.75
12:AM:44:ILE:HD12	12:AM:45:SER:H	1.52	0.75
23:BB:28:A:N6	23:BB:512:G:H1'	2.02	0.75
52:BI:7:TYR:HB2	52:BI:58:ILE:O	1.87	0.75
37:BP:25:VAL:HG11	37:BP:87:ARG:HA	1.68	0.75
44:BX:36:GLN:HE22	44:BX:38:GLN:NE2	1.84	0.75
2:CC:179:ALA:HA	2:CC:205:GLU:HA	1.69	0.75
3:CD:2:ARG:NH1	3:CD:114:ARG:HD3	2.00	0.75
11:CL:49:ARG:HG2	11:CL:89:LEU:HD21	1.69	0.75
23:DB:458:G:H5''	49:D2:39:ARG:CB	2.17	0.75
27:DE:116:ASP:HB3	27:DE:185:LYS:HA	1.68	0.75
23:DB:1064:C:H4'	52:DI:90:GLY:CA	2.17	0.75
35:DN:38:LEU:HB3	35:DN:39:PRO:HD3	1.67	0.75
1:AA:764:C:H3'	1:AA:765:G:H21	1.51	0.75
33:BL:117:THR:HG21	33:BL:120:VAL:CB	2.16	0.75
34:BM:11:LYS:HG2	34:BM:12:MET:H	1.51	0.75
35:BN:70:THR:HG21	35:BN:75:ILE:HG22	1.68	0.75
46:BZ:3:LYS:HG2	46:BZ:8:LYS:HA	1.68	0.75
1:CA:974:A:C4'	1:CA:975:A:H5'	2.15	0.75
23:DB:1063:G:H1'	52:DI:92:PRO:HG2	1.69	0.75
23:DB:1098:A:H3'	52:DI:3:LYS:CB	2.16	0.75
37:DP:50:ARG:NH1	37:DP:62:LYS:HB2	2.01	0.75
9:AJ:19:ASP:O	9:AJ:22:THR:HG22	1.87	0.75
10:AK:110:THR:HG21	21:AU:4:LYS:HD2	1.69	0.75
50:B3:7:ARG:NH2	50:B3:11:LYS:HZ1	1.84	0.75
3:CD:55:ARG:HG3	3:CD:55:ARG:HH11	1.51	0.75
28:DF:69:ALA:HB3	28:DF:81:GLY:H	1.52	0.75
33:DL:74:THR:HB	33:DL:109:LYS:HE3	1.68	0.75
32:DK:108:ARG:NH2	37:DP:36:LYS:H	1.84	0.75
32:DK:78:ARG:HH22	37:DP:62:LYS:NZ	1.85	0.75
26:BD:110:THR:HG22	26:BD:171:THR:HA	1.68	0.74
26:BD:154:LYS:NZ	26:BD:156:PHE:HA	2.00	0.74
27:BE:59:PRO:HD2	27:BE:60:TRP:NE1	2.01	0.74
30:BH:41:LYS:H	30:BH:41:LYS:HD2	1.52	0.74

Continued on next page...

Continued from previous page...

Atom-1	Atom-2	Interatomic distance (Å)	Clash overlap (Å)
32:BK:101:GLY:O	32:BK:119:ALA:HB1	1.87	0.74
35:BN:100:CYS:HB3	35:BN:110:MET:HB2	1.69	0.74
46:BZ:55:GLY:HA2	46:BZ:63:ARG:HG3	1.69	0.74
48:D1:9:LYS:HA	48:D1:24:LYS:HG2	1.69	0.74
37:DP:86:LYS:HE3	37:DP:88:ARG:HB2	1.68	0.74
23:BB:2354:C:H4'	43:BW:30:VAL:HG13	1.69	0.74
23:BB:37:C:C2'	27:BE:46:GLN:HG2	2.16	0.74
29:BG:153:PRO:HG2	29:BG:162:ARG:HB3	1.68	0.74
43:BW:66:VAL:HG22	43:BW:67:LYS:N	2.03	0.74
44:BX:38:GLN:H	44:BX:38:GLN:NE2	1.84	0.74
1:CA:108:G:O6	19:CT:9:ARG:HG2	1.87	0.74
15:CP:67:ILE:HG13	15:CP:71:VAL:HG13	1.67	0.74
48:D1:31:GLU:HG2	48:D1:32:LYS:HG3	1.67	0.74
33:DL:62:PRO:HB3	50:D3:12:ARG:HD3	1.69	0.74
23:DB:458:G:N2	23:DB:469:G:H2'	2.02	0.74
33:DL:19:LEU:N	33:DL:19:LEU:HD13	2.02	0.74
37:DP:32:VAL:HB	37:DP:80:VAL:O	1.88	0.74
2:AC:5:HIS:HD2	2:AC:8:GLY:H	1.34	0.74
12:AM:18:LEU:HB3	12:AM:29:SER:HB2	1.67	0.74
23:BB:140:C:H4'	23:BB:141:G:H21	1.51	0.74
23:BB:1469:A:H2'	23:BB:1470:A:C8	2.22	0.74
23:BB:812:C:H5'	33:BL:32:GLY:HA2	1.67	0.74
23:BB:692:C:C5'	25:BC:42:ARG:HB2	2.15	0.74
52:BI:89:SER:HB2	52:BI:136:GLY:HA3	1.68	0.74
37:BP:47:ILE:HG22	37:BP:48:ALA:N	2.01	0.74
1:CA:1086:U:H3	1:CA:1099:G:H22	1.34	0.74
2:CC:18:ASN:HA	2:CC:55:VAL:HG12	1.67	0.74
12:CM:89:ARG:NH1	12:CM:101:THR:HG21	2.02	0.74
23:DB:1283:G:N2	23:DB:1286:A:H5'	2.01	0.74
25:DC:212:TRP:HZ3	25:DC:217:PRO:HD3	1.50	0.74
31:DJ:19:ASP:HB3	31:DJ:21:THR:HG23	1.67	0.74
20:AB:163:ILE:HD11	20:AB:209:VAL:HG12	1.70	0.74
2:AC:184:ASN:HD22	2:AC:185:THR:H	1.32	0.74
1:AA:135:C:O2	15:AP:1:MET:HB2	1.88	0.74
23:BB:858:G:H21	23:BB:2268:A:H3'	1.51	0.74
20:CB:100:LEU:HB3	20:CB:178:LEU:HD11	1.68	0.74
20:CB:206:ILE:HG22	20:CB:207:ARG:HH21	1.52	0.74
5:CF:62:MET:HG3	5:CF:64:VAL:HG23	1.67	0.74
36:DO:28:VAL:HG22	36:DO:106:LEU:HD13	1.66	0.74
1:AA:781:A:H2'	1:AA:782:A:H5'	1.69	0.74
15:AP:52:LEU:HG	15:AP:75:ILE:HG12	1.69	0.74

Continued on next page...

Continued from previous page...

Atom-1	Atom-2	Interatomic distance (Å)	Clash overlap (Å)
33:BL:63:LYS:N	50:B3:24:LYS:HZ2	1.86	0.74
30:BH:82:SER:N	30:BH:146:VAL:HG13	2.00	0.74
12:CM:52:ILE:HA	12:CM:55:LEU:HD12	1.69	0.74
22:DA:48:U:H2'	22:DA:49:C:C6	2.23	0.74
23:BB:2216:G:H2'	23:BB:2217:G:H8	1.52	0.74
27:BE:133:LEU:HD12	27:BE:136:GLN:HG3	1.68	0.74
29:BG:120:ILE:HG12	29:BG:140:ILE:HG22	1.68	0.74
52:BI:89:SER:HA	52:BI:97:VAL:CG2	2.17	0.74
33:BL:30:THR:HA	33:BL:36:LYS:NZ	2.03	0.74
34:BM:96:ILE:HG23	34:BM:97:GLN:H	1.52	0.74
4:CE:33:THR:HG22	4:CE:51:LYS:HG2	1.68	0.74
25:DC:22:GLU:CB	25:DC:202:ARG:HG3	2.18	0.74
28:DF:133:GLU:HG3	28:DF:147:ARG:HG2	1.70	0.74
30:DH:37:VAL:O	30:DH:38:PRO:C	2.23	0.74
23:BB:125:A:H3'	23:BB:126:A:C5'	2.17	0.74
39:BR:54:VAL:N	39:BR:54:VAL:HB	2.01	0.74
51:D4:26:ILE:HG23	51:D4:27:CYS:H	1.52	0.74
23:DB:1099:G:H5'	52:DI:4:VAL:N	2.01	0.74
23:DB:136:G:H2'	23:DB:137:U:C6	2.22	0.74
25:DC:131:MET:HG3	25:DC:187:CYS:SG	2.27	0.74
25:DC:243:PRO:HB3	25:DC:248:GLY:HA2	1.69	0.74
26:DD:8:LYS:HG3	37:DP:5:LYS:NZ	2.02	0.74
46:DZ:59:ARG:HA	46:DZ:62:LYS:HB2	1.70	0.74
47:B0:36:LYS:HG3	47:B0:40:HIS:O	1.88	0.74
48:B1:12:SER:HB2	48:B1:21:THR:O	1.87	0.74
30:BH:4:ILE:H	30:BH:37:VAL:HB	1.53	0.74
31:BJ:112:GLY:O	31:BJ:116:ARG:HB2	1.88	0.74
2:CC:156:LEU:HB2	2:CC:163:ARG:HD3	1.69	0.74
25:DC:141:HIS:HB3	25:DC:190:THR:HB	1.70	0.74
27:DE:83:VAL:O	27:DE:84:THR:HG22	1.88	0.74
12:AM:15:VAL:HG23	12:AM:33:LEU:HD12	1.70	0.74
23:BB:1283:G:N2	23:BB:1286:A:H5'	2.02	0.74
23:BB:150:U:H2'	23:BB:151:C:C6	2.23	0.74
23:BB:163:C:H2'	23:BB:164:C:O4'	1.87	0.74
27:BE:105:LEU:HD22	27:BE:177:PRO:HG2	1.70	0.74
34:BM:9:PHE:HA	34:BM:10:ARG:HH21	1.53	0.74
24:BV:35:GLU:HG3	24:BV:93:ARG:HD3	1.69	0.74
24:BV:80:HIS:CD2	24:BV:83:LYS:H	2.05	0.74
45:BY:16:LEU:HB2	45:BY:17:PRO:CD	2.13	0.74
20:CB:16:GLY:HA2	20:CB:40:ILE:H	1.51	0.74
16:CQ:11:VAL:HG22	16:CQ:22:VAL:HG22	1.70	0.74

Continued on next page...

Continued from previous page...

Atom-1	Atom-2	Interatomic distance (Å)	Clash overlap (Å)
21:CU:16:ARG:O	21:CU:20:ARG:HD2	1.86	0.74
22:DA:104:A:H2'	22:DA:105:G:O4'	1.88	0.74
25:DC:144:GLU:HG2	25:DC:150:GLY:HA2	1.70	0.74
28:DF:31:GLU:HG3	28:DF:158:THR:HG22	1.69	0.74
35:DN:85:PRO:HA	35:DN:88:ALA:HB2	1.69	0.74
40:DS:23:LEU:HD13	40:DS:25:ARG:HH22	1.52	0.74
24:DV:63:ILE:N	24:DV:70:ILE:HD11	2.03	0.74
1:AA:1125:U:H2'	1:AA:1126:U:H5''	1.70	0.74
47:B0:29:VAL:HG23	47:B0:36:LYS:NZ	2.02	0.74
27:BE:113:VAL:HG23	27:BE:117:ARG:CZ	2.18	0.74
15:CP:3:THR:HG22	15:CP:66:THR:HB	1.68	0.74
1:CA:262:A:OP2	19:CT:70:LYS:HE2	1.88	0.74
23:DB:125:A:H4'	49:D2:13:ASN:ND2	2.03	0.74
49:D2:35:ARG:HH21	49:D2:42:LEU:HD12	1.50	0.74
23:DB:2088:A:H2'	23:DB:2089:C:C6	2.23	0.74
34:DM:5:LYS:HZ1	34:DM:8:LYS:CB	2.01	0.74
1:AA:278:G:H21	1:AA:279:A:H62	1.36	0.73
20:AB:67:LEU:H	20:AB:67:LEU:HD22	1.52	0.73
1:AA:1103:C:H5''	20:AB:96:LEU:HD12	1.68	0.73
21:AU:20:ARG:HA	21:AU:24:LYS:HG3	1.70	0.73
23:BB:2147:A:H5'	23:BB:2148:G:H5'	1.71	0.73
23:BB:1112:G:H5'	29:BG:2:ARG:HH21	1.53	0.73
23:DB:2751:G:H5'	29:DG:3:VAL:HG21	1.70	0.73
23:DB:1099:G:O5'	52:DI:4:VAL:N	2.20	0.73
43:DW:42:THR:HB	43:DW:75:ASN:CB	2.16	0.73
23:BB:856:G:H21	43:BW:22:VAL:HG11	1.53	0.73
28:BF:116:LEU:HG	28:BF:176:PHE:HA	1.68	0.73
36:BO:17:LYS:HE3	36:BO:43:ASN:HB2	1.70	0.73
36:BO:68:LYS:HD3	36:BO:68:LYS:N	2.02	0.73
8:CI:4:GLN:HG2	8:CI:21:LYS:HD3	1.70	0.73
23:DB:918:A:H2'	23:DB:919:U:H5'	1.68	0.73
27:DE:1:MET:HG3	27:DE:18:THR:OG1	1.88	0.73
44:DX:44:LYS:HG3	44:DX:47:ARG:HB2	1.69	0.73
45:DY:15:ARG:NE	45:DY:15:ARG:HA	2.03	0.73
1:AA:812:G:H2'	1:AA:812:G:N3	2.02	0.73
19:AT:60:GLN:HE21	19:AT:61:ALA:H	1.36	0.73
23:BB:2527:C:H1'	51:B4:1:MET:HB3	1.71	0.73
23:BB:1324:G:H1'	23:BB:1616:A:N6	2.03	0.73
44:BX:49:ASP:HB3	44:BX:52:ARG:HH21	1.52	0.73
10:CK:70:ALA:HA	10:CK:73:VAL:HG22	1.71	0.73
16:CQ:10:ARG:NH1	16:CQ:55:GLY:H	1.87	0.73

Continued on next page...

Continued from previous page...

Atom-1	Atom-2	Interatomic distance (Å)	Clash overlap (Å)
23:DB:1006:C:H5''	31:DJ:34:ARG:NE	2.02	0.73
23:DB:2498:C:O2'	23:DB:2499:C:H5'	1.87	0.73
30:DH:3:VAL:HB	30:DH:37:VAL:HG11	1.68	0.73
4:AE:131:ASN:HD21	4:AE:133:ILE:HB	1.54	0.73
23:BB:135:U:H2'	23:BB:136:G:C8	2.23	0.73
23:BB:508:A:H2'	23:BB:509:C:H5'	1.69	0.73
52:BI:14:ALA:HA	52:BI:45:THR:HG21	1.68	0.73
34:BM:73:ILE:O	34:BM:74:THR:HB	1.88	0.73
23:BB:85:G:C5'	42:BU:28:LEU:HA	2.18	0.73
19:CT:69:ASN:H	19:CT:69:ASN:ND2	1.85	0.73
23:DB:1820:U:H3	25:DC:197:ALA:HB1	1.52	0.73
23:DB:2674:G:H4'	32:DK:30:ARG:HD3	1.70	0.73
23:DB:2895:G:H2'	23:DB:2896:C:C6	2.24	0.73
43:DW:42:THR:HG23	43:DW:66:VAL:N	2.03	0.73
1:AA:1461:G:H2'	1:AA:1462:C:C6	2.23	0.73
23:BB:1203:U:H3'	23:BB:1204:A:H5''	1.70	0.73
23:BB:742:A:H2'	23:BB:743:A:C8	2.21	0.73
31:BJ:39:LYS:HZ1	38:BQ:69:ARG:HD2	1.53	0.73
31:BJ:25:LEU:HD12	31:BJ:62:VAL:HA	1.70	0.73
35:BN:76:VAL:HA	35:BN:79:LEU:HD12	1.71	0.73
3:CD:18:LEU:HD12	3:CD:63:ILE:HB	1.70	0.73
7:CH:75:GLN:NE2	7:CH:76:ARG:H	1.86	0.73
10:CK:82:GLU:HB3	10:CK:108:ASN:HD22	1.53	0.73
16:CQ:10:ARG:CZ	16:CQ:55:GLY:H	2.01	0.73
48:D1:49:LYS:N	48:D1:49:LYS:HZ2	1.86	0.73
51:D4:24:ARG:HE	51:D4:37:GLN:CA	2.01	0.73
25:DC:161:VAL:HG12	25:DC:173:LEU:HD22	1.70	0.73
25:DC:48:ILE:HG22	25:DC:49:THR:N	2.03	0.73
52:DI:108:ILE:HG22	52:DI:128:ILE:HD13	1.71	0.73
52:DI:73:PRO:HG2	52:DI:78:LEU:HD21	1.68	0.73
39:DR:73:LYS:HD2	39:DR:73:LYS:H	1.51	0.73
39:DR:18:GLN:HB3	39:DR:99:THR:HA	1.71	0.73
42:DU:71:ILE:HG21	42:DU:102:ILE:HD12	1.69	0.73
44:DX:30:MET:H	44:DX:30:MET:HE2	1.54	0.73
1:AA:927:G:H4'	1:AA:1503:A:N7	2.03	0.73
23:BB:138:U:H2'	23:BB:140:C:H1'	1.71	0.73
33:BL:85:VAL:HG11	33:BL:98:ALA:HB3	1.71	0.73
2:CC:176:THR:OG1	2:CC:179:ALA:HB2	1.88	0.73
6:CG:23:ALA:O	6:CG:26:VAL:HG22	1.89	0.73
13:CN:96:LYS:HG2	13:CN:97:LYS:H	1.53	0.73
22:DA:17:C:H2'	22:DA:18:G:O4'	1.89	0.73

Continued on next page...

Continued from previous page...

Atom-1	Atom-2	Interatomic distance (Å)	Clash overlap (Å)
35:DN:30:ARG:NH1	35:DN:74:GLU:HG2	2.01	0.73
37:DP:111:GLU:HB2	37:DP:112:ARG:HE	1.54	0.73
44:DX:4:LYS:HG3	44:DX:7:ARG:HE	1.51	0.73
46:DZ:21:VAL:HG22	46:DZ:23:LYS:H	1.54	0.73
1:AA:429:U:H3'	3:AD:8:LEU:HD23	1.70	0.73
15:AP:71:VAL:HA	15:AP:74:LEU:HG	1.69	0.73
21:AU:14:ALA:C	21:AU:16:ARG:CZ	2.56	0.73
23:BB:1392:A:H62	41:BT:18:GLU:HG2	1.53	0.73
23:BB:45:G:H5'	23:BB:46:G:H5'	1.71	0.73
34:BM:109:PRO:HA	34:BM:112:LEU:HB2	1.69	0.73
38:BQ:33:VAL:HG23	38:BQ:37:ALA:HB3	1.71	0.73
1:CA:1132:C:H2'	1:CA:1133:G:H8	1.50	0.73
27:DE:31:VAL:HG21	27:DE:104:ALA:HB2	1.71	0.73
40:DS:74:ILE:HG22	40:DS:105:VAL:HG23	1.70	0.73
1:AA:1308:U:H2'	1:AA:1309:G:C8	2.24	0.73
21:AU:14:ALA:C	21:AU:16:ARG:HD2	2.09	0.73
23:BB:1021:A:N6	23:BB:1141:U:H3	1.82	0.73
33:BL:120:VAL:HG22	33:BL:122:VAL:HG22	1.71	0.73
24:BV:24:ASN:O	24:BV:44:HIS:HB2	1.89	0.73
1:CA:278:G:H21	1:CA:279:A:H62	1.36	0.73
4:CE:98:ALA:HB2	4:CE:123:LEU:HG	1.69	0.73
47:D0:32:THR:HG21	47:D0:41:HIS:NE2	2.03	0.73
23:DB:1469:A:H2'	23:DB:1470:A:C8	2.23	0.73
3:AD:84:ASN:ND2	3:AD:87:GLU:H	1.87	0.73
9:AJ:39:PRO:HA	9:AJ:74:VAL:HG22	1.70	0.73
10:AK:42:GLY:HA3	10:AK:73:VAL:HG22	1.71	0.73
11:AL:66:ILE:HD13	11:AL:73:LEU:HD12	1.69	0.73
21:AU:40:PRO:HG2	21:AU:41:THR:H	1.54	0.73
26:BD:157:LYS:HZ3	26:BD:158:GLY:HA3	1.53	0.73
28:BF:126:ASN:N	28:BF:126:ASN:HD22	1.87	0.73
23:BB:1453:A:N6	35:BN:74:GLU:HG2	2.04	0.73
3:CD:84:ASN:HD21	3:CD:87:GLU:H	1.37	0.73
27:DE:126:VAL:HG11	27:DE:132:LYS:NZ	2.04	0.73
29:DG:11:PRO:HD2	29:DG:14:VAL:HG21	1.70	0.73
35:DN:32:GLU:HG3	35:DN:33:ILE:H	1.54	0.73
15:AP:67:ILE:HG13	15:AP:71:VAL:HG13	1.71	0.73
47:B0:45:ASP:HB2	47:B0:47:TYR:HD1	1.53	0.73
23:BB:2328:A:H2'	23:BB:2329:U:C6	2.24	0.73
25:BC:245:THR:O	25:BC:247:TRP:N	2.22	0.73
1:CA:812:G:H2'	1:CA:812:G:N3	2.02	0.73
22:DA:47:C:OP1	36:DO:1:MET:HA	1.89	0.73

Continued on next page...

Continued from previous page...

Atom-1	Atom-2	Interatomic distance (Å)	Clash overlap (Å)
20:AB:116:LEU:HD11	20:AB:139:GLU:HB3	1.71	0.72
47:B0:39:ARG:HH11	47:B0:39:ARG:HB3	1.52	0.72
23:BB:1178:C:H2'	23:BB:1179:G:H8	1.53	0.72
23:BB:442:G:H1'	27:BE:44:ARG:HD2	1.70	0.72
26:BD:33:ARG:HG3	26:BD:93:GLY:HA2	1.70	0.72
37:BP:59:THR:HG23	37:BP:76:HIS:NE2	2.04	0.72
41:BT:8:LEU:HB3	44:BX:19:LEU:HD11	1.71	0.72
19:CT:66:ILE:HG13	19:CT:70:LYS:HG3	1.71	0.72
23:DB:1324:G:H1'	23:DB:1616:A:N6	2.04	0.72
35:DN:45:ARG:NH2	35:DN:113:ILE:HD12	2.03	0.72
40:DS:85:ILE:HD11	40:DS:93:ALA:HB1	1.70	0.72
46:DZ:5:ILE:HG13	46:DZ:51:VAL:HG13	1.69	0.72
12:AM:77:LYS:HA	12:AM:80:MET:HB3	1.71	0.72
23:BB:2498:C:O2'	23:BB:2499:C:H5'	1.89	0.72
25:BC:141:HIS:CD2	25:BC:193:GLU:H	2.07	0.72
37:BP:28:LYS:HD3	37:BP:44:GLY:N	2.03	0.72
41:BT:93:LEU:HD22	41:BT:93:LEU:H	1.53	0.72
42:BU:69:VAL:HG13	42:BU:77:GLY:H	1.54	0.72
46:BZ:25:ARG:HG3	46:BZ:26:SER:N	2.04	0.72
1:CA:1078:U:H4'	4:CE:137:ARG:HH12	1.54	0.72
3:CD:138:PRO:HA	3:CD:181:PHE:HD2	1.54	0.72
48:D1:46:VAL:HG22	48:D1:47:ILE:H	1.53	0.72
25:DC:224:MET:HA	25:DC:233:GLY:H	1.54	0.72
31:DJ:15:TRP:CB	31:DJ:139:VAL:HA	2.19	0.72
36:DO:50:ALA:HB1	36:DO:78:VAL:HG13	1.69	0.72
38:DQ:91:ARG:HA	38:DQ:94:LEU:HD21	1.71	0.72
28:BF:107:VAL:HG21	28:BF:175:PRO:HG3	1.71	0.72
2:CC:120:THR:HG23	2:CC:188:ALA:HB2	1.71	0.72
13:CN:42:ASN:HB3	13:CN:46:LYS:HE2	1.71	0.72
23:DB:2511:U:H5''	26:DD:129:THR:HG23	1.71	0.72
26:DD:42:ASN:O	26:DD:43:ASP:HB2	1.89	0.72
28:DF:102:LEU:HG	28:DF:107:VAL:HG23	1.69	0.72
31:DJ:112:GLY:O	31:DJ:116:ARG:HB2	1.88	0.72
33:DL:115:GLU:O	33:DL:116:VAL:HG22	1.89	0.72
38:DQ:70:GLN:HG2	38:DQ:71:ASN:N	2.05	0.72
1:AA:946:A:H2'	1:AA:947:G:C8	2.24	0.72
3:AD:10:LEU:HD21	3:AD:62:ARG:HD3	1.71	0.72
1:AA:1250:A:H4'	8:AI:69:GLY:H	1.54	0.72
8:AI:71:ILE:HD12	8:AI:71:ILE:H	1.55	0.72
25:BC:88:ALA:HB1	25:BC:156:SER:HB3	1.71	0.72
26:BD:154:LYS:O	26:BD:155:VAL:HG12	1.88	0.72

Continued on next page...

Continued from previous page...

Atom-1	Atom-2	Interatomic distance (Å)	Clash overlap (Å)
26:BD:8:LYS:HA	26:BD:197:THR:HG23	1.69	0.72
27:BE:60:TRP:NE1	27:BE:73:ILE:HD11	2.03	0.72
36:BO:8:ILE:HG22	36:BO:10:ARG:H	1.52	0.72
43:BW:24:ARG:HB3	43:BW:57:THR:O	1.90	0.72
2:CC:182:ASP:HB3	2:CC:201:ILE:HB	1.70	0.72
9:CJ:25:ILE:HG23	9:CJ:87:LEU:HD12	1.70	0.72
13:CN:30:ILE:HG21	13:CN:43:ALA:HB3	1.70	0.72
23:DB:179:C:H5''	49:D2:28:ARG:NH1	2.05	0.72
26:DD:30:GLU:HG2	26:DD:94:GLN:NE2	2.05	0.72
23:DB:2257:U:H5'	43:DW:5:ALA:HB2	1.69	0.72
49:B2:13:ASN:HB2	49:B2:18:PHE:HD2	1.53	0.72
23:BB:1813:G:H21	25:BC:51:ARG:HG2	1.55	0.72
33:BL:30:THR:HB	33:BL:36:LYS:HB2	1.70	0.72
5:CF:6:ILE:HG23	5:CF:62:MET:HB3	1.71	0.72
12:CM:79:LEU:HA	12:CM:82:LEU:HG	1.72	0.72
12:CM:85:TYR:HA	12:CM:88:LEU:HD12	1.70	0.72
21:CU:17:ARG:H	21:CU:17:ARG:HD2	1.54	0.72
23:DB:28:A:N6	23:DB:512:G:H1'	2.04	0.72
26:DD:156:PHE:HB3	31:DJ:81:ILE:HG21	1.70	0.72
31:DJ:37:ARG:HH21	31:DJ:46:PRO:HB3	1.53	0.72
32:DK:104:THR:HG22	32:DK:105:ARG:HD3	1.71	0.72
2:AC:153:SER:HB2	2:AC:196:GLY:H	1.54	0.72
6:AG:13:PRO:HB2	6:AG:18:GLY:HA2	1.72	0.72
23:BB:1913:A:H1'	23:BB:1914:C:OP1	1.90	0.72
26:BD:154:LYS:NZ	26:BD:157:LYS:H	1.86	0.72
23:BB:442:G:H22	27:BE:46:GLN:NE2	1.87	0.72
11:CL:82:ARG:HG2	11:CL:82:ARG:HH11	1.54	0.72
22:DA:32:U:H1'	22:DA:52:A:N7	2.04	0.72
23:DB:179:C:H5''	49:D2:28:ARG:HH12	1.54	0.72
23:DB:1857:G:H2'	23:DB:1884:G:H22	1.55	0.72
25:DC:42:ARG:HE	25:DC:43:ASN:H	1.36	0.72
1:AA:501:C:H2'	1:AA:502:A:H8	1.53	0.72
20:AB:46:VAL:HA	20:AB:49:PHE:HD2	1.55	0.72
3:AD:94:GLU:HG3	3:AD:103:ARG:HH12	1.55	0.72
9:AJ:92:LEU:H	9:AJ:92:LEU:HD22	1.55	0.72
39:BR:42:ALA:HA	39:BR:54:VAL:HA	1.71	0.72
45:BY:10:ARG:NE	45:BY:31:ILE:HG13	2.02	0.72
1:CA:1412:C:H2'	1:CA:1413:A:C8	2.24	0.72
1:CA:501:C:H2'	1:CA:502:A:H8	1.53	0.72
23:DB:1639:C:C2'	23:DB:1640:A:H5''	2.18	0.72
26:DD:36:GLN:HG2	26:DD:88:GLU:HA	1.70	0.72

Continued on next page...

Continued from previous page...

Atom-1	Atom-2	Interatomic distance (Å)	Clash overlap (Å)
23:DB:1099:G:C5'	52:DI:4:VAL:H	2.03	0.72
35:DN:86:ARG:HH22	35:DN:116:VAL:HG12	1.54	0.72
24:DV:21:ARG:HE	24:DV:87:GLN:HA	1.54	0.72
12:AM:38:ILE:HG13	12:AM:55:LEU:HD21	1.72	0.72
23:BB:146:A:H2'	23:BB:147:C:C6	2.25	0.72
23:BB:2471:A:O2'	23:BB:2472:G:H8	1.73	0.72
26:BD:92:VAL:HG13	26:BD:93:GLY:H	1.53	0.72
38:BQ:88:GLU:HA	39:BR:53:PHE:CE1	2.25	0.72
44:BX:14:LEU:O	44:BX:17:GLU:HB2	1.87	0.72
3:CD:55:ARG:NH1	3:CD:55:ARG:HG3	2.05	0.72
13:CN:60:ARG:O	13:CN:61:ASN:HB2	1.90	0.72
1:AA:1218:C:H2'	1:AA:1219:A:C8	2.25	0.72
1:AA:430:A:OP1	3:AD:8:LEU:HB2	1.89	0.72
2:AC:179:ALA:HB1	2:AC:202:PHE:HE1	1.52	0.72
27:BE:131:THR:O	27:BE:134:LEU:HB2	1.90	0.72
52:BI:21:PRO:HB2	52:BI:22:PRO:HD3	1.70	0.72
33:BL:27:LEU:C	33:BL:29:LYS:H	1.93	0.72
33:BL:94:THR:HG23	33:BL:95:LEU:HD12	1.72	0.72
1:CA:1060:U:H5''	9:CJ:53:ILE:HG12	1.72	0.72
1:CA:1289:A:H3'	1:CA:1290:G:H8	1.53	0.72
20:CB:139:GLU:O	20:CB:143:LEU:HB2	1.90	0.72
8:CI:98:ARG:HG2	8:CI:103:VAL:HG11	1.72	0.72
48:D1:7:LYS:HG2	48:D1:26:LYS:HB3	1.71	0.72
23:DB:2405:G:C5'	33:DL:70:LYS:HG3	2.19	0.72
26:DD:31:ALA:HB3	26:DD:95:SER:HB3	1.72	0.72
27:DE:106:LYS:HG3	27:DE:107:SER:N	2.05	0.72
30:DH:2:GLN:HA	30:DH:21:VAL:HG13	1.72	0.72
23:DB:630:G:H1	33:DL:69:ARG:HH12	1.37	0.72
10:AK:56:LYS:O	10:AK:58:THR:HG22	1.90	0.72
11:AL:98:ARG:HA	11:AL:98:ARG:HE	1.55	0.72
23:BB:1797:G:O3'	25:BC:253:GLY:HA2	1.89	0.72
26:BD:129:THR:O	26:BD:130:GLN:HB2	1.90	0.72
26:BD:187:LEU:HD23	26:BD:188:LEU:N	2.05	0.72
32:BK:2:ILE:HG22	32:BK:67:LYS:NZ	2.04	0.72
37:BP:23:ASP:H	37:BP:93:LYS:HE2	1.54	0.72
40:BS:47:VAL:HG12	40:BS:103:ILE:HD13	1.70	0.72
1:CA:1097:C:H2'	1:CA:1098:C:H6	1.53	0.72
21:CU:24:LYS:CD	21:CU:25:ALA:H	2.03	0.72
51:D4:15:LYS:NZ	51:D4:22:VAL:HG12	2.05	0.72
23:DB:2633:G:H1'	26:DD:62:LYS:HG3	1.71	0.72
29:DG:8:VAL:HG23	29:DG:49:LEU:H	1.52	0.72

Continued on next page...

Continued from previous page...

Atom-1	Atom-2	Interatomic distance (Å)	Clash overlap (Å)
43:DW:81:ILE:HG23	43:DW:83:ALA:H	1.54	0.72
11:AL:35:ARG:HG3	11:AL:36:VAL:H	1.55	0.71
13:AN:63:CYS:HB3	13:AN:67:GLY:N	2.04	0.71
23:BB:1437:C:H2'	23:BB:1438:U:C6	2.25	0.71
27:BE:146:VAL:O	27:BE:147:LEU:HB2	1.88	0.71
37:BP:13:LYS:HZ2	37:BP:17:PRO:HG3	1.54	0.71
46:BZ:59:ARG:HH21	46:BZ:62:LYS:NZ	1.88	0.71
2:CC:11:LEU:HD22	2:CC:17:TRP:HE1	1.55	0.71
5:CF:29:ILE:HG21	5:CF:64:VAL:HG11	1.72	0.71
11:CL:78:VAL:HG12	11:CL:101:LEU:HD13	1.70	0.71
23:DB:1309:G:C4'	49:D2:7:PRO:HB2	2.19	0.71
23:DB:2393:U:H4'	33:DL:62:PRO:O	1.90	0.71
36:DO:74:VAL:O	36:DO:78:VAL:HG23	1.89	0.71
23:DB:1252:G:H21	38:DQ:32:ARG:NE	1.88	0.71
40:DS:3:THR:HG21	40:DS:107:VAL:HG22	1.69	0.71
24:DV:30:ILE:HG12	24:DV:91:PHE:HB2	1.70	0.71
43:DW:38:ARG:NH2	43:DW:40:ARG:HD3	2.02	0.71
1:AA:1471:U:O2'	1:AA:1472:U:H5'	1.90	0.71
12:AM:78:ARG:NH2	12:AM:79:LEU:HG	2.05	0.71
14:AO:70:LYS:HZ1	14:AO:74:VAL:HG13	1.54	0.71
21:AU:14:ALA:C	21:AU:16:ARG:CD	2.58	0.71
23:BB:265:A:O2'	23:BB:266:G:H4'	1.90	0.71
23:BB:78:U:H2'	23:BB:79:C:C6	2.25	0.71
34:BM:41:LEU:HB2	34:BM:93:VAL:HG22	1.70	0.71
45:BY:54:VAL:HG22	45:BY:55:LYS:H	1.55	0.71
1:CA:1296:C:H4'	1:CA:1302:C:C4	2.24	0.71
6:CG:14:ASP:HB3	6:CG:18:GLY:N	2.05	0.71
19:CT:19:HIS:O	19:CT:23:ARG:HG2	1.91	0.71
23:DB:1437:C:H2'	23:DB:1438:U:C6	2.25	0.71
23:DB:1903:G:H5''	25:DC:239:PHE:CE2	2.25	0.71
1:AA:239:U:H4'	1:AA:239:U:OP1	1.90	0.71
1:AA:878:A:H5''	7:AH:80:PRO:HG2	1.73	0.71
6:AG:100:MET:HA	6:AG:103:ILE:HD12	1.71	0.71
25:BC:127:ASN:HD22	25:BC:128:THR:H	1.35	0.71
23:BB:1993:U:H4'	26:BD:134:HIS:HE1	1.55	0.71
26:BD:142:VAL:C	26:BD:144:GLY:N	2.39	0.71
26:BD:154:LYS:HZ3	26:BD:157:LYS:H	1.37	0.71
31:BJ:11:VAL:HG13	31:BJ:12:LYS:N	2.02	0.71
38:BQ:96:ASP:O	38:BQ:99:VAL:HG22	1.90	0.71
23:BB:85:G:H5'	42:BU:28:LEU:CA	2.21	0.71
2:CC:149:LYS:HB2	2:CC:168:ARG:HG3	1.70	0.71

Continued on next page...

Continued from previous page...

Atom-1	Atom-2	Interatomic distance (Å)	Clash overlap (Å)
3:CD:63:ILE:HG23	3:CD:64:TYR:CD1	2.25	0.71
23:DB:2088:A:H2'	23:DB:2089:C:H6	1.55	0.71
27:DE:115:GLN:CD	27:DE:184:ASP:HB2	2.10	0.71
31:DJ:89:PHE:HD1	31:DJ:92:MET:HG3	1.53	0.71
34:DM:77:PRO:HD3	34:DM:86:LYS:HD3	1.71	0.71
38:DQ:98:ALA:HA	38:DQ:105:PHE:CD1	2.24	0.71
39:DR:63:VAL:HG22	39:DR:64:VAL:N	2.03	0.71
1:AA:1179:A:H4'	8:AI:104:THR:HA	1.73	0.71
8:AI:40:ARG:H	8:AI:44:ARG:HE	1.39	0.71
23:BB:1486:U:H2'	23:BB:1487:U:C6	2.25	0.71
23:BB:2895:G:H2'	23:BB:2896:C:C6	2.25	0.71
23:BB:743:A:O2'	23:BB:744:U:H5'	1.91	0.71
28:BF:135:ILE:HD13	28:BF:138:PRO:HA	1.72	0.71
33:BL:62:PRO:O	50:B3:24:LYS:HD3	1.90	0.71
5:CF:29:ILE:HG22	5:CF:34:GLY:HA3	1.71	0.71
23:DB:1060:U:C4	23:DB:1088:A:N6	2.58	0.71
23:DB:414:C:H2'	23:DB:415:A:C8	2.25	0.71
28:DF:137:PHE:O	28:DF:139:GLU:HG2	1.90	0.71
52:DI:41:PHE:O	52:DI:45:THR:HG23	1.91	0.71
34:DM:26:VAL:HG21	34:DM:66:ARG:HG3	1.72	0.71
38:DQ:47:ARG:O	38:DQ:51:GLN:HG3	1.90	0.71
1:AA:1057:G:H5''	2:AC:153:SER:HB3	1.72	0.71
3:AD:156:ALA:O	3:AD:159:GLU:HG2	1.89	0.71
51:B4:24:ARG:HA	51:B4:34:LYS:O	1.90	0.71
23:BB:1803:A:O3'	25:BC:254:LYS:HD2	1.90	0.71
33:BL:118:THR:CG2	33:BL:119:PRO:HD3	2.19	0.71
42:BU:40:LEU:HD13	42:BU:41:VAL:N	2.06	0.71
20:CB:16:GLY:HA3	20:CB:39:ILE:HA	1.70	0.71
25:DC:103:ILE:HG22	25:DC:104:LEU:H	1.53	0.71
28:DF:107:VAL:N	28:DF:108:PRO:HD2	2.05	0.71
23:DB:1099:G:O4'	52:DI:3:LYS:O	2.07	0.71
38:DQ:48:ASP:HA	38:DQ:51:GLN:NE2	2.05	0.71
20:AB:96:LEU:HB2	20:AB:99:MET:HE3	1.72	0.71
23:BB:445:C:OP1	38:BQ:1:ALA:HB3	1.89	0.71
25:BC:50:THR:O	25:BC:51:ARG:HG3	1.89	0.71
33:BL:29:LYS:HD2	33:BL:30:THR:H	1.55	0.71
34:BM:100:LYS:O	34:BM:100:LYS:HD2	1.90	0.71
1:CA:1238:A:H5'	1:CA:1336:C:H41	1.56	0.71
8:CI:118:ARG:NH2	8:CI:122:ARG:HE	1.87	0.71
39:DR:64:VAL:HG22	39:DR:65:ALA:H	1.55	0.71
41:DT:21:SER:H	41:DT:24:MET:HE3	1.53	0.71

Continued on next page...

Continued from previous page...

Atom-1	Atom-2	Interatomic distance (Å)	Clash overlap (Å)
24:DV:70:ILE:HD12	24:DV:71:LYS:H	1.55	0.71
23:BB:1060:U:C4	23:BB:1088:A:N6	2.58	0.71
52:BI:135:MET:HG3	52:BI:137:LEU:HG	1.73	0.71
38:BQ:30:VAL:O	38:BQ:33:VAL:HG12	1.91	0.71
40:BS:7:HIS:HB3	40:BS:102:HIS:HA	1.71	0.71
41:BT:8:LEU:H	41:BT:8:LEU:HD23	1.56	0.71
43:BW:47:GLY:HA3	43:BW:55:ASP:HB3	1.72	0.71
1:CA:1218:C:H2'	1:CA:1219:A:H8	1.55	0.71
8:CI:94:ARG:HB3	8:CI:98:ARG:NE	2.06	0.71
48:D1:8:ILE:HB	48:D1:27:ARG:NH1	2.05	0.71
23:DB:365:U:H2'	23:DB:366:C:H6	1.55	0.71
29:DG:153:PRO:HA	29:DG:159:LYS:O	1.91	0.71
40:DS:84:ARG:HH21	40:DS:98:LYS:NZ	1.87	0.71
41:DT:47:VAL:HG22	41:DT:53:VAL:HG21	1.72	0.71
49:B2:34:ARG:HE	49:B2:42:LEU:HD13	1.55	0.71
23:BB:1083:U:H1'	23:BB:1086:A:H61	1.55	0.71
23:BB:662:G:H4'	33:BL:24:GLY:N	2.05	0.71
27:BE:4:VAL:HB	27:BE:117:ARG:HH21	1.56	0.71
46:BZ:69:SER:O	46:BZ:70:LYS:HB2	1.90	0.71
1:CA:922:G:H2'	1:CA:923:A:C8	2.26	0.71
29:DG:3:VAL:HG22	29:DG:4:ALA:N	2.06	0.71
34:DM:71:LYS:O	34:DM:73:ILE:HG12	1.90	0.71
38:DQ:87:VAL:HB	39:DR:54:VAL:HG11	1.71	0.71
44:DX:26:PHE:HA	44:DX:29:ARG:HD2	1.73	0.71
12:AM:44:ILE:HA	12:AM:47:LEU:HD13	1.71	0.71
16:AQ:29:LYS:HD3	16:AQ:35:LYS:N	2.05	0.71
23:BB:25:U:H5''	40:BS:80:PRO:HD3	1.73	0.71
28:BF:133:GLU:HG2	28:BF:147:ARG:HG2	1.71	0.71
42:BU:11:ILE:HB	42:BU:69:VAL:HB	1.72	0.71
1:CA:1320:C:H41	18:CS:36:ARG:HG3	1.55	0.71
3:CD:21:LYS:O	3:CD:21:LYS:HD3	1.91	0.71
13:CN:51:PRO:HG2	13:CN:52:ARG:H	1.54	0.71
23:DB:1440:U:H2'	23:DB:1441:G:H8	1.55	0.71
27:DE:138:LEU:O	27:DE:143:LEU:HD21	1.91	0.71
23:DB:1080:A:H4'	52:DI:126:ARG:HD3	1.71	0.71
37:DP:13:LYS:HD2	37:DP:77:SER:HB2	1.73	0.71
23:BB:2052:A:H4'	26:BD:148:GLN:HG2	1.73	0.71
35:BN:101:GLY:HA2	35:BN:109:PRO:HA	1.73	0.71
35:BN:115:LEU:O	35:BN:116:VAL:HG12	1.91	0.71
39:BR:53:PHE:HB3	39:BR:55:ASP:H	1.47	0.71
1:CA:1386:G:H2'	1:CA:1387:G:H8	1.54	0.71

Continued on next page...

Continued from previous page...

Atom-1	Atom-2	Interatomic distance (Å)	Clash overlap (Å)
8:CI:98:ARG:HA	8:CI:103:VAL:HG22	1.70	0.71
23:DB:1082:U:N3	23:DB:1086:A:C6	2.59	0.71
23:DB:718:A:H2'	23:DB:719:C:H5'	1.72	0.71
27:DE:164:LEU:HD13	27:DE:165:HIS:N	2.05	0.71
52:DI:5:GLN:O	52:DI:6:ALA:HB3	1.90	0.71
35:DN:45:ARG:HH21	35:DN:97:ILE:HG12	1.56	0.71
1:AA:1330:U:H2'	1:AA:1331:G:H5'	1.72	0.70
7:AH:49:LYS:HG3	7:AH:50:VAL:H	1.56	0.70
5:AF:86:ARG:HH11	17:AR:63:TYR:HB3	1.55	0.70
22:BA:49:C:H2'	22:BA:50:A:H8	1.56	0.70
25:BC:106:PRO:HD2	25:BC:109:LEU:HD22	1.72	0.70
26:BD:151:THR:O	26:BD:152:PRO:C	2.26	0.70
30:BH:134:VAL:HG13	30:BH:135:HIS:H	1.56	0.70
52:BI:32:VAL:HG22	52:BI:60:VAL:HG21	1.73	0.70
35:BN:44:LEU:O	35:BN:47:VAL:HG22	1.90	0.70
1:CA:239:U:OP1	1:CA:239:U:H4'	1.91	0.70
14:CO:72:LYS:O	14:CO:73:ASP:HB2	1.91	0.70
47:D0:15:ARG:HB3	47:D0:15:ARG:CZ	2.21	0.70
49:D2:43:THR:O	49:D2:44:VAL:HG13	1.90	0.70
23:DB:743:A:O2'	23:DB:744:U:H5'	1.91	0.70
31:DJ:41:LYS:HZ2	38:DQ:63:ARG:HD2	1.54	0.70
1:AA:412:A:H1'	1:AA:413:G:H8	1.54	0.70
10:AK:92:ARG:HB3	10:AK:92:ARG:HH11	1.55	0.70
13:AN:30:ILE:H	13:AN:30:ILE:HD12	1.56	0.70
10:AK:113:THR:HG21	21:AU:28:LEU:HD11	1.72	0.70
21:AU:29:ALA:CB	21:AU:32:ARG:HH21	2.02	0.70
23:BB:1082:U:N3	23:BB:1086:A:C6	2.60	0.70
27:BE:73:ILE:O	27:BE:73:ILE:HG22	1.91	0.70
1:CA:412:A:H1'	1:CA:413:G:H8	1.55	0.70
22:DA:61:G:H2'	22:DA:62:C:H6	1.55	0.70
23:DB:2012:G:OP1	40:DS:98:LYS:HD3	1.91	0.70
23:DB:2291:U:H2'	23:DB:2292:U:C6	2.26	0.70
23:DB:1099:G:O5'	52:DI:3:LYS:N	2.23	0.70
35:DN:8:ARG:HD2	35:DN:46:ARG:HE	1.54	0.70
36:DO:10:ARG:HD2	36:DO:94:ARG:HD2	1.72	0.70
2:AC:72:PRO:O	2:AC:76:ILE:HG12	1.90	0.70
11:AL:20:VAL:HG13	11:AL:94:TYR:HH	1.55	0.70
19:AT:81:GLN:O	19:AT:85:LEU:HB3	1.90	0.70
23:BB:1676:A:O2'	26:BD:133:THR:HG23	1.92	0.70
26:BD:3:GLY:HA2	26:BD:49:GLN:OE1	1.91	0.70
30:BH:57:LYS:HG3	30:BH:61:VAL:HG21	1.71	0.70

Continued on next page...

Continued from previous page...

Atom-1	Atom-2	Interatomic distance (Å)	Clash overlap (Å)
31:BJ:77:HIS:HD2	31:BJ:85:LYS:H	1.39	0.70
33:BL:82:LEU:HD13	33:BL:83:ALA:N	2.05	0.70
1:CA:1342:C:H2'	1:CA:1343:G:H8	1.57	0.70
1:CA:1526:G:P	21:CU:38:GLU:HB2	2.31	0.70
23:DB:1098:A:OP2	52:DI:3:LYS:HG2	1.91	0.70
23:DB:1486:U:H2'	23:DB:1487:U:C6	2.27	0.70
23:DB:532:A:N1	23:DB:2020:A:H1'	2.06	0.70
28:DF:35:LEU:HB3	28:DF:151:LEU:HD11	1.72	0.70
33:DL:79:LEU:HD11	33:DL:112:LEU:HD23	1.73	0.70
36:DO:73:ALA:HA	36:DO:76:LYS:HZ2	1.56	0.70
40:DS:28:LYS:HB3	40:DS:31:GLN:HB2	1.74	0.70
3:AD:194:ILE:HD13	3:AD:195:ASN:N	2.06	0.70
50:B3:41:ARG:HB3	50:B3:43:LEU:HD22	1.73	0.70
23:BB:590:A:H2'	23:BB:591:U:C6	2.27	0.70
25:BC:3:VAL:HG12	25:BC:4:LYS:H	1.56	0.70
26:BD:154:LYS:C	26:BD:156:PHE:H	1.91	0.70
30:BH:3:VAL:HG22	30:BH:21:VAL:HG11	1.72	0.70
31:BJ:24:THR:C	31:BJ:25:LEU:HD22	2.12	0.70
23:BB:811:U:H2'	33:BL:31:GLY:HA3	1.71	0.70
18:CS:30:LEU:H	18:CS:48:ILE:HA	1.57	0.70
21:CU:36:PHE:HB2	21:CU:39:LYS:HB2	1.73	0.70
23:DB:2311:A:N3	28:DF:39:VAL:HG23	2.07	0.70
23:DB:2684:U:H4'	32:DK:76:VAL:HG21	1.73	0.70
26:DD:34:VAL:HG12	26:DD:91:THR:HG23	1.73	0.70
31:DJ:96:ARG:HD2	31:DJ:99:ARG:HH21	1.56	0.70
35:DN:4:ARG:H	35:DN:4:ARG:NE	1.89	0.70
41:DT:66:LYS:HA	41:DT:76:ARG:O	1.90	0.70
1:AA:1458:G:H5'	19:AT:26:MET:HB2	1.73	0.70
9:AJ:56:HIS:O	9:AJ:57:VAL:HG12	1.92	0.70
15:AP:7:ALA:HB1	15:AP:29:ASN:HB3	1.74	0.70
25:BC:180:MET:HB2	25:BC:265:PHE:HB3	1.73	0.70
39:BR:90:ARG:NH1	39:BR:91:GLN:H	1.90	0.70
43:BW:66:VAL:HG13	43:BW:67:LYS:H	1.56	0.70
43:BW:6:GLY:C	43:BW:8:SER:H	1.94	0.70
23:DB:2144:G:O2'	23:DB:2145:C:H5'	1.90	0.70
23:DB:2196:C:O2'	23:DB:2197:U:H5'	1.91	0.70
23:DB:775:G:H4'	23:DB:776:G:H5'	1.73	0.70
23:DB:2305:U:H3	28:DF:149:ARG:HB3	1.56	0.70
31:DJ:18:VAL:O	31:DJ:56:VAL:HA	1.91	0.70
33:DL:34:GLY:HA3	39:DR:85:LYS:HD3	1.73	0.70
39:DR:68:ARG:HB2	39:DR:97:LYS:HG3	1.74	0.70

Continued on next page...

Continued from previous page...

Atom-1	Atom-2	Interatomic distance (Å)	Clash overlap (Å)
44:DX:4:LYS:O	44:DX:7:ARG:HG2	1.91	0.70
10:AK:19:VAL:HG12	10:AK:82:GLU:HB2	1.74	0.70
26:BD:148:GLN:HG3	26:BD:151:THR:OG1	1.91	0.70
38:BQ:10:ARG:HA	38:BQ:10:ARG:CZ	2.22	0.70
39:BR:6:GLN:HA	39:BR:10:LYS:HA	1.74	0.70
3:CD:141:VAL:HA	3:CD:180:THR:H	1.56	0.70
23:DB:876:C:C2	23:DB:877:A:H1'	2.27	0.70
25:DC:143:VAL:HG11	25:DC:173:LEU:HD11	1.74	0.70
26:DD:116:LYS:HB2	26:DD:165:MET:HG3	1.73	0.70
27:DE:147:LEU:HB3	27:DE:167:VAL:HG13	1.71	0.70
52:DI:32:VAL:HG22	52:DI:60:VAL:HG21	1.73	0.70
31:DJ:50:THR:H	31:DJ:118:MET:HE1	1.56	0.70
33:DL:124:GLY:N	33:DL:142:ILE:HA	2.05	0.70
36:DO:25:ARG:HH21	36:DO:94:ARG:NH1	1.90	0.70
20:AB:204:ASP:CG	20:AB:205:ALA:H	1.95	0.70
20:AB:212:TYR:O	20:AB:216:VAL:HG23	1.92	0.70
6:AG:38:ALA:O	6:AG:41:ILE:HG22	1.92	0.70
11:AL:79:ILE:HD13	11:AL:96:THR:HG22	1.74	0.70
23:BB:2064:C:H2'	23:BB:2065:C:C6	2.27	0.70
23:BB:2512:C:H4'	26:BD:146:ILE:HG12	1.72	0.70
23:BB:2575:C:C5'	26:BD:149:ASN:HB2	2.21	0.70
28:BF:63:LYS:HE2	28:BF:64:PRO:HD2	1.73	0.70
40:BS:8:ARG:CZ	40:BS:102:HIS:NE2	2.55	0.70
44:BX:21:LEU:HD23	44:BX:47:ARG:HG3	1.74	0.70
46:BZ:59:ARG:HE	46:BZ:62:LYS:HD2	1.56	0.70
4:CE:36:THR:HG22	4:CE:37:VAL:H	1.56	0.70
12:CM:18:LEU:HD22	12:CM:29:SER:HA	1.74	0.70
21:CU:37:TYR:O	21:CU:40:PRO:HD2	1.90	0.70
49:D2:45:SER:HB3	49:D2:46:LYS:HE3	1.72	0.70
51:D4:3:VAL:HG12	51:D4:4:ARG:N	2.06	0.70
26:DD:33:ARG:HH11	26:DD:33:ARG:HB2	1.56	0.70
29:DG:40:VAL:HG22	29:DG:51:PHE:CE2	2.27	0.70
36:DO:40:ILE:HD13	36:DO:40:ILE:H	1.55	0.70
38:DQ:73:ILE:HG23	38:DQ:74:SER:N	2.05	0.70
42:DU:26:ASN:O	42:DU:28:LEU:HD23	1.90	0.70
1:AA:1182:G:H4'	1:AA:1183:U:C5'	2.21	0.70
23:BB:851:C:O2'	45:BY:45:GLY:HA3	1.92	0.70
25:BC:107:LYS:H	25:BC:194:VAL:HG21	1.55	0.70
25:BC:117:SER:HB3	25:BC:127:ASN:CG	2.12	0.70
27:BE:31:VAL:HG22	27:BE:96:VAL:HG21	1.72	0.70
37:BP:92:ARG:CZ	37:BP:110:LYS:HB3	2.21	0.70

Continued on next page...

Continued from previous page...

Atom-1	Atom-2	Interatomic distance (Å)	Clash overlap (Å)
17:CR:70:THR:HB	17:CR:72:ARG:NH1	2.06	0.70
21:CU:34:ARG:HG2	21:CU:35:GLU:N	2.06	0.70
22:DA:57:A:H4'	28:DF:26:GLN:NE2	2.07	0.70
23:DB:2574:G:H21	26:DD:147:GLY:HA2	1.56	0.70
27:DE:148:ILE:HG13	27:DE:148:ILE:O	1.92	0.70
29:DG:156:TYR:HA	29:DG:171:LYS:HG2	1.73	0.70
33:DL:90:VAL:H	33:DL:122:VAL:HG22	1.57	0.70
42:DU:11:ILE:HG22	42:DU:12:VAL:H	1.55	0.70
44:DX:1:MET:HB2	44:DX:6:LEU:HA	1.73	0.70
1:AA:186:C:H4'	19:AT:75:LYS:HB2	1.74	0.70
23:BB:101:A:OP1	42:BU:90:LYS:HB3	1.92	0.70
36:BO:17:LYS:HE2	43:BW:77:LYS:HD2	1.73	0.70
1:CA:473:U:H2'	1:CA:474:G:H8	1.57	0.70
10:CK:16:SER:CA	10:CK:78:ILE:HA	2.22	0.70
13:CN:31:SER:HA	13:CN:40:ARG:HA	1.74	0.70
1:AA:390:U:H2'	1:AA:391:G:C8	2.27	0.70
15:AP:42:ILE:HG22	15:AP:43:ALA:H	1.55	0.70
23:BB:775:G:H4'	23:BB:776:G:H5'	1.72	0.70
27:BE:119:ILE:HA	27:BE:189:THR:HA	1.74	0.70
27:BE:135:ALA:HA	27:BE:138:LEU:HB2	1.74	0.70
33:BL:63:LYS:HD3	50:B3:7:ARG:CZ	2.22	0.70
34:BM:100:LYS:HE3	34:BM:100:LYS:N	2.07	0.70
34:BM:108:VAL:N	34:BM:109:PRO:HD2	2.06	0.70
40:BS:66:ILE:HD12	40:BS:66:ILE:H	1.54	0.70
6:CG:11:ILE:HG21	6:CG:27:ASN:HD21	1.57	0.70
8:CI:79:ARG:HA	8:CI:82:ILE:HD12	1.74	0.70
23:DB:1141:U:H4'	23:DB:1142:A:O4'	1.91	0.70
27:DE:137:LYS:HA	27:DE:137:LYS:NZ	2.07	0.70
52:DI:1:ALA:H3	52:DI:3:LYS:HE2	1.56	0.70
37:DP:47:ILE:CG2	37:DP:48:ALA:H	2.02	0.70
23:BB:2484:G:H1'	34:BM:119:LEU:HD12	1.73	0.69
25:BC:42:ARG:HG2	25:BC:43:ASN:N	2.06	0.69
26:BD:11:MET:HG2	26:BD:12:THR:H	1.55	0.69
33:BL:25:SER:HB3	33:BL:27:LEU:HG	1.72	0.69
1:CA:1316:G:H2'	1:CA:1318:A:OP2	1.92	0.69
2:CC:39:ARG:NH2	13:CN:91:GLU:HB3	2.07	0.69
49:D2:25:LYS:HD2	49:D2:25:LYS:N	2.05	0.69
35:DN:8:ARG:NH1	35:DN:46:ARG:HG3	2.07	0.69
2:AC:57:GLU:HB2	2:AC:64:ARG:HB2	1.73	0.69
23:BB:2621:G:O2'	26:BD:164:GLN:HB2	1.93	0.69
26:BD:106:LYS:NZ	26:BD:208:LYS:HD3	2.07	0.69

Continued on next page...

Continued from previous page...

Atom-1	Atom-2	Interatomic distance (Å)	Clash overlap (Å)
30:BH:81:ALA:HA	30:BH:146:VAL:HA	1.74	0.69
42:BU:7:ASP:HA	42:BU:24:VAL:HA	1.72	0.69
42:BU:79:ALA:O	42:BU:96:LYS:HA	1.92	0.69
4:CE:152:VAL:HG21	7:CH:98:LEU:HB3	1.74	0.69
23:DB:2471:A:O2'	23:DB:2472:G:H8	1.74	0.69
23:DB:742:A:H2'	23:DB:743:A:H8	1.56	0.69
39:DR:42:ALA:HB1	39:DR:53:PHE:CD1	2.27	0.69
1:AA:814:A:H5'	1:AA:1511:G:H4'	1.73	0.69
1:AA:922:G:H2'	1:AA:923:A:C8	2.27	0.69
23:BB:118:A:H5'	23:BB:119:A:H8	1.56	0.69
23:BB:1440:U:H2'	23:BB:1441:G:H8	1.57	0.69
23:BB:630:G:H1	33:BL:69:ARG:NH2	1.90	0.69
25:BC:127:ASN:HD22	25:BC:128:THR:N	1.90	0.69
26:BD:62:LYS:CD	26:BD:62:LYS:H	2.04	0.69
27:BE:146:VAL:O	27:BE:184:ASP:HB2	1.92	0.69
30:BH:125:THR:HA	30:BH:146:VAL:HB	1.73	0.69
31:BJ:17:VAL:HG13	31:BJ:57:LEU:HD21	1.73	0.69
32:BK:2:ILE:HD11	32:BK:8:LEU:HD11	1.75	0.69
33:BL:142:ILE:HG13	33:BL:143:GLU:H	1.56	0.69
34:BM:108:VAL:O	34:BM:110:GLU:N	2.25	0.69
11:CL:98:ARG:HB3	11:CL:116:TYR:HA	1.73	0.69
23:DB:1799:G:H4'	23:DB:1800:C:O5'	1.92	0.69
23:DB:1825:U:H5'	25:DC:244:VAL:HG22	1.73	0.69
14:CO:88:ARG:HH22	23:DB:714:U:H3'	1.57	0.69
26:DD:122:VAL:HA	26:DD:128:ARG:CG	2.21	0.69
32:DK:71:ARG:CB	32:DK:72:PRO:HD2	2.22	0.69
42:DU:71:ILE:HD12	42:DU:102:ILE:HD12	1.74	0.69
1:AA:1409:C:H42	1:AA:1491:G:H1	1.39	0.69
50:B3:24:LYS:HZ3	50:B3:29:ARG:HH22	1.38	0.69
25:BC:136:VAL:HG12	25:BC:165:ALA:HA	1.75	0.69
25:BC:181:ARG:NH1	25:BC:260:LYS:HD2	2.08	0.69
25:BC:61:TYR:CD2	25:BC:84:PRO:HD2	2.28	0.69
23:BB:2786:U:H4'	26:BD:66:GLY:HA2	1.74	0.69
27:BE:128:ALA:HB3	27:BE:129:PRO:CD	2.20	0.69
1:CA:1071:C:H2'	1:CA:1072:G:C8	2.27	0.69
4:CE:35:LEU:HD21	4:CE:136:VAL:HG21	1.72	0.69
11:CL:43:LYS:CB	11:CL:44:PRO:HD2	2.16	0.69
12:CM:10:ASP:HA	12:CM:44:ILE:HD11	1.72	0.69
14:CO:38:LEU:HD23	14:CO:55:LEU:HD13	1.73	0.69
23:DB:1105:U:H2'	23:DB:1106:G:H8	1.57	0.69
23:DB:704:G:H1'	23:DB:727:A:N6	2.07	0.69

Continued on next page...

Continued from previous page...

Atom-1	Atom-2	Interatomic distance (Å)	Clash overlap (Å)
25:DC:210:ALA:HA	25:DC:213:ARG:HD2	1.74	0.69
26:DD:189:VAL:HG12	26:DD:190:LYS:H	1.57	0.69
27:DE:14:VAL:HG11	27:DE:16:GLU:OE1	1.91	0.69
29:DG:53:PRO:HG2	29:DG:61:TRP:CZ3	2.27	0.69
33:DL:79:LEU:HD23	33:DL:110:VAL:HB	1.75	0.69
42:DU:11:ILE:HB	42:DU:69:VAL:HG23	1.74	0.69
1:AA:541:G:O2'	3:AD:39:GLN:HB2	1.92	0.69
10:AK:88:PRO:HD3	21:AU:28:LEU:HD13	1.73	0.69
23:BB:1639:C:C2'	23:BB:1640:A:H5''	2.21	0.69
25:BC:22:GLU:HA	25:BC:202:ARG:CZ	2.21	0.69
27:BE:193:VAL:HG12	27:BE:194:LYS:HD2	1.73	0.69
33:BL:120:VAL:HG12	33:BL:138:ALA:HB3	1.73	0.69
26:BD:114:LYS:HB3	35:BN:3:HIS:NE2	2.08	0.69
24:BV:76:ASP:HB2	34:BM:136:MET:SD	2.33	0.69
1:CA:1009:U:H1'	1:CA:1021:A:N1	2.07	0.69
9:CJ:37:ARG:HB2	9:CJ:76:ILE:HA	1.72	0.69
23:DB:1262:A:H2	47:D0:6:LYS:HD2	1.57	0.69
52:DI:55:PRO:HD3	52:DI:74:PRO:HD3	1.75	0.69
31:DJ:135:GLN:HE22	31:DJ:137:PRO:HB2	1.57	0.69
38:DQ:89:ILE:H	38:DQ:89:ILE:HD12	1.56	0.69
23:DB:1225:G:OP1	39:DR:90:ARG:HD2	1.91	0.69
1:AA:71:A:H61	1:AA:99:C:H1'	1.56	0.69
47:B0:31:LYS:HD3	47:B0:47:TYR:HE2	1.57	0.69
23:BB:1485:U:H2'	23:BB:1486:U:C6	2.28	0.69
25:BC:119:VAL:HG22	25:BC:133:ASN:HD21	1.57	0.69
23:BB:1902:C:H4'	25:BC:240:GLY:O	1.92	0.69
33:BL:38:GLN:O	33:BL:39:LYS:HG3	1.92	0.69
38:BQ:52:ARG:NH2	38:BQ:55:GLN:HG2	2.07	0.69
42:BU:3:LYS:HE3	42:BU:81:ARG:NH2	2.07	0.69
7:CH:31:LEU:HG	7:CH:35:ILE:HD11	1.73	0.69
23:DB:936:A:H2'	23:DB:937:C:C6	2.28	0.69
29:DG:171:LYS:HZ2	29:DG:173:ALA:HA	1.57	0.69
33:DL:78:ARG:O	33:DL:81:ASP:HB2	1.92	0.69
23:DB:922:C:H1'	43:DW:22:VAL:HG21	1.74	0.69
1:AA:1251:A:H2'	1:AA:1252:A:C8	2.28	0.69
1:AA:1320:C:H41	18:AS:36:ARG:HG2	1.57	0.69
1:AA:1326:U:H2'	1:AA:1327:C:C6	2.28	0.69
6:AG:149:ALA:HB1	10:AK:58:THR:HG21	1.75	0.69
15:AP:26:ASN:CG	15:AP:31:ARG:HB3	2.13	0.69
23:BB:150:U:H2'	23:BB:151:C:H6	1.58	0.69
26:BD:15:PHE:HD2	26:BD:18:ASP:HB2	1.58	0.69

Continued on next page...

Continued from previous page...

Atom-1	Atom-2	Interatomic distance (Å)	Clash overlap (Å)
39:BR:62:GLU:HG3	39:BR:103:ALA:HA	1.75	0.69
39:BR:78:ARG:CB	39:BR:87:GLN:HA	2.20	0.69
41:BT:13:ALA:O	41:BT:32:LEU:HA	1.93	0.69
1:CA:1218:C:H2'	1:CA:1219:A:C8	2.28	0.69
1:CA:390:U:H2'	1:CA:391:G:C8	2.27	0.69
1:CA:918:A:H2'	1:CA:919:A:C8	2.28	0.69
2:CC:95:GLY:O	2:CC:96:VAL:HG13	1.91	0.69
3:CD:87:GLU:HG2	3:CD:187:ARG:HD3	1.75	0.69
4:CE:157:GLY:H	7:CH:43:GLY:HA3	1.57	0.69
9:CJ:57:VAL:HG22	9:CJ:58:ASN:H	1.56	0.69
18:CS:14:LEU:HD12	18:CS:15:LEU:N	2.07	0.69
23:DB:2185:U:H2'	23:DB:2186:G:O4'	1.93	0.69
25:DC:174:ARG:HG3	25:DC:180:MET:HG3	1.74	0.69
26:DD:140:HIS:O	26:DD:141:ARG:HG2	1.92	0.69
26:DD:89:GLU:HB3	26:DD:92:VAL:O	1.93	0.69
27:DE:4:VAL:HA	27:DE:14:VAL:HG22	1.74	0.69
52:DI:9:LYS:HG2	52:DI:57:VAL:HG22	1.74	0.69
32:DK:110:GLU:HA	32:DK:113:MET:HG2	1.73	0.69
33:DL:109:LYS:NZ	33:DL:109:LYS:HB2	2.08	0.69
1:AA:473:U:H2'	1:AA:474:G:H8	1.58	0.69
21:AU:14:ALA:CA	21:AU:16:ARG:HD2	2.22	0.69
23:BB:990:A:H1'	23:BB:1156:A:C2	2.27	0.69
25:BC:110:LYS:HD2	25:BC:111:ALA:N	2.07	0.69
25:BC:50:THR:C	25:BC:51:ARG:HG3	2.12	0.69
27:BE:118:LEU:HD12	27:BE:187:VAL:HG12	1.73	0.69
23:BB:450:G:H4'	27:BE:47:LYS:HZ2	1.57	0.69
29:BG:9:VAL:HG23	29:BG:47:ASN:HB2	1.74	0.69
33:BL:78:ARG:HH21	33:BL:82:LEU:HD23	1.58	0.69
37:BP:22:GLY:HA3	37:BP:91:VAL:HG13	1.75	0.69
43:BW:43:LYS:HG2	43:BW:76:ARG:NH2	2.07	0.69
46:BZ:3:LYS:HE3	46:BZ:8:LYS:HA	1.75	0.69
46:BZ:63:ARG:HA	46:BZ:63:ARG:NE	2.07	0.69
1:CA:17:U:H2'	1:CA:18:C:C6	2.27	0.69
3:CD:160:LEU:HD13	3:CD:161:ALA:N	2.08	0.69
15:CP:40:ASN:HD21	15:CP:42:ILE:HG12	1.57	0.69
19:CT:38:ILE:HD11	19:CT:82:ILE:HG22	1.74	0.69
21:CU:48:LYS:HA	21:CU:51:ALA:HB3	1.73	0.69
23:DB:1174:U:H1'	23:DB:1176:U:C4	2.28	0.69
27:DE:190:ALA:HB3	27:DE:193:VAL:HG22	1.73	0.69
40:DS:25:ARG:HD2	40:DS:26:GLY:N	2.08	0.69
42:DU:95:PHE:HD2	42:DU:99:SER:HB3	1.56	0.69

Continued on next page...

Continued from previous page...

Atom-1	Atom-2	Interatomic distance (Å)	Clash overlap (Å)
1:AA:673:A:H2'	1:AA:674:G:C8	2.27	0.69
25:BC:110:LYS:HD2	25:BC:111:ALA:H	1.55	0.69
23:BB:2512:C:H1'	26:BD:146:ILE:HG23	1.75	0.69
28:BF:33:ILE:HG13	28:BF:34:THR:H	1.58	0.69
33:BL:106:GLU:HG2	33:BL:107:PHE:H	1.57	0.69
42:BU:43:LYS:HA	42:BU:57:ILE:HA	1.74	0.69
1:CA:279:A:H5''	1:CA:280:C:H3'	1.75	0.69
23:DB:1028:A:H2'	23:DB:1029:A:C8	2.28	0.69
23:DB:2898:U:O2'	31:DJ:137:PRO:HB3	1.91	0.69
23:DB:2511:U:H5''	26:DD:129:THR:CG2	2.22	0.69
23:DB:2620:C:OP1	26:DD:157:LYS:HB2	1.92	0.69
28:DF:56:LEU:HD13	28:DF:88:VAL:HG21	1.75	0.69
31:DJ:41:LYS:HG2	38:DQ:63:ARG:NH1	2.08	0.69
38:DQ:29:ARG:HH11	38:DQ:29:ARG:HA	1.56	0.69
41:DT:15:HIS:O	41:DT:16:VAL:HB	1.93	0.69
43:DW:42:THR:H	43:DW:65:LYS:HA	1.57	0.69
20:AB:102:ASN:O	20:AB:106:VAL:HG23	1.93	0.69
18:AS:48:ILE:HB	18:AS:59:VAL:HB	1.73	0.69
23:BB:1565:C:OP1	25:BC:23:LEU:HD23	1.93	0.69
32:BK:85:VAL:HG11	32:BK:115:ILE:HD12	1.73	0.69
33:BL:56:PRO:HA	33:BL:60:ARG:CZ	2.23	0.69
39:BR:66:HIS:H	39:BR:98:ILE:HD13	1.57	0.69
1:CA:439:U:H4'	3:CD:120:LYS:HD2	1.74	0.69
4:CE:87:VAL:HG13	4:CE:88:HIS:N	2.07	0.69
9:CJ:32:THR:HG23	9:CJ:33:GLY:H	1.58	0.69
23:DB:1368:G:H5''	49:D2:25:LYS:HE3	1.75	0.69
23:DB:1118:C:H2'	23:DB:1119:U:H6	1.58	0.69
23:DB:65:U:H2'	23:DB:66:C:H6	1.58	0.69
29:DG:39:ALA:HB1	29:DG:54:ARG:HB2	1.74	0.69
30:DH:8:LYS:HE2	30:DH:9:VAL:H	1.57	0.69
34:DM:53:MET:O	34:DM:112:LEU:HD21	1.93	0.69
43:DW:44:PHE:HB3	43:DW:77:LYS:CB	2.23	0.69
4:AE:101:GLY:H	4:AE:121:ASN:HD21	1.41	0.69
13:AN:50:LEU:HD23	13:AN:51:PRO:HD3	1.73	0.69
25:BC:27:LYS:N	25:BC:28:PRO:CD	2.56	0.69
30:BH:6:LEU:HA	30:BH:15:LEU:C	2.14	0.69
31:BJ:10:THR:HB	31:BJ:13:ARG:HH12	1.58	0.69
33:BL:56:PRO:C	33:BL:60:ARG:HB2	2.13	0.69
36:BO:55:GLU:HG3	36:BO:56:LYS:H	1.58	0.69
20:CB:65:LYS:HB2	20:CB:157:PRO:HA	1.74	0.69
11:CL:77:SER:O	11:CL:79:ILE:HG23	1.92	0.69

Continued on next page...

Continued from previous page...

Atom-1	Atom-2	Interatomic distance (Å)	Clash overlap (Å)
47:D0:36:LYS:HB2	47:D0:41:HIS:HA	1.74	0.69
23:DB:125:A:H4'	49:D2:13:ASN:HD21	1.54	0.69
23:DB:2025:C:H2'	23:DB:2026:U:C6	2.28	0.69
23:DB:946:C:H2'	23:DB:947:A:H8	1.58	0.69
25:DC:156:SER:O	25:DC:195:GLY:HA3	1.93	0.69
39:DR:22:LEU:HD12	39:DR:23:GLU:H	1.58	0.69
43:DW:66:VAL:HG22	43:DW:67:LYS:N	2.08	0.69
1:AA:1208:C:H2'	1:AA:1209:C:O4'	1.93	0.68
1:AA:780:A:O2'	1:AA:781:A:H5''	1.91	0.68
9:AJ:6:ILE:HG12	9:AJ:102:LEU:HD11	1.74	0.68
11:AL:80:LEU:HD23	11:AL:97:VAL:HG21	1.74	0.68
9:AJ:52:LEU:HB2	13:AN:80:ARG:HD2	1.74	0.68
23:BB:1594:U:H2'	23:BB:1595:C:C6	2.27	0.68
28:BF:174:PHE:N	28:BF:175:PRO:CD	2.57	0.68
37:BP:5:LYS:C	37:BP:7:LEU:H	1.96	0.68
39:BR:54:VAL:CG1	39:BR:54:VAL:CA	2.69	0.68
1:CA:268:U:H2'	1:CA:269:C:C6	2.28	0.68
12:CM:14:ALA:HB3	12:CM:40:GLU:HA	1.75	0.68
23:DB:1201:U:H2'	23:DB:1202:G:H8	1.58	0.68
25:DC:193:GLU:O	25:DC:194:VAL:HG13	1.93	0.68
26:DD:22:ILE:O	26:DD:22:ILE:HG13	1.93	0.68
26:DD:62:LYS:HG2	26:DD:63:PRO:HD3	1.75	0.68
30:DH:129:GLU:HA	30:DH:143:ILE:HA	1.75	0.68
34:DM:20:LEU:HD13	34:DM:38:ARG:HG3	1.75	0.68
43:DW:39:GLN:HG2	43:DW:66:VAL:O	1.93	0.68
43:DW:44:PHE:HB3	43:DW:77:LYS:HB3	1.75	0.68
43:DW:67:LYS:HG2	43:DW:71:LYS:HB2	1.74	0.68
1:AA:518:C:H2'	1:AA:530:G:C8	2.28	0.68
2:AC:154:GLY:HA3	2:AC:162:ALA:HB1	1.76	0.68
23:BB:2052:A:H5'	26:BD:148:GLN:C	2.12	0.68
25:BC:155:ARG:HB3	25:BC:159:THR:HG21	1.74	0.68
30:BH:73:ASN:ND2	30:BH:74:ALA:H	1.91	0.68
41:BT:30:ILE:HG22	41:BT:85:VAL:HG22	1.74	0.68
41:BT:66:LYS:H	41:BT:77:ARG:HA	1.56	0.68
1:CA:1030:U:H5''	1:CA:1031:C:H5	1.57	0.68
1:CA:559:A:H4'	1:CA:560:A:H3'	1.75	0.68
7:CH:11:THR:HG22	7:CH:14:ARG:HH12	1.56	0.68
10:CK:83:VAL:HG21	10:CK:96:ILE:HG23	1.74	0.68
23:DB:2615:U:H1'	47:D0:3:GLN:HG3	1.74	0.68
23:DB:570:G:H2'	23:DB:2030:A:N7	2.08	0.68
23:DB:2680:U:H5'	26:DD:194:PRO:HA	1.73	0.68

Continued on next page...

Continued from previous page...

Atom-1	Atom-2	Interatomic distance (Å)	Clash overlap (Å)
29:DG:95:ALA:HB1	29:DG:130:ILE:HD11	1.75	0.68
52:DI:1:ALA:N	52:DI:3:LYS:HE2	2.08	0.68
31:DJ:97:PRO:O	31:DJ:100:VAL:HG12	1.93	0.68
38:DQ:102:LYS:O	38:DQ:106:THR:HG22	1.92	0.68
45:DY:26:LEU:HD12	45:DY:28:LEU:HD22	1.74	0.68
1:AA:1021:A:H2'	1:AA:1022:A:O4'	1.93	0.68
20:AB:141:GLU:O	20:AB:145:ASN:HB2	1.93	0.68
5:AF:37:HIS:CE1	5:AF:65:GLU:HB2	2.29	0.68
8:AI:112:ARG:HB2	8:AI:112:ARG:NH1	2.07	0.68
11:AL:24:GLU:HB3	11:AL:26:CYS:SG	2.34	0.68
50:B3:7:ARG:NE	50:B3:11:LYS:HZ3	1.90	0.68
23:BB:1857:G:H2'	23:BB:1884:G:H22	1.57	0.68
23:BB:2155:U:H2'	23:BB:2156:G:O4'	1.91	0.68
23:BB:2301:C:H2'	23:BB:2302:U:C6	2.28	0.68
25:BC:140:VAL:O	25:BC:141:HIS:HB2	1.93	0.68
26:BD:170:VAL:HG13	26:BD:171:THR:N	2.06	0.68
26:BD:37:VAL:HG22	26:BD:46:ARG:HE	1.57	0.68
31:BJ:43:GLU:HG3	31:BJ:44:TYR:H	1.58	0.68
34:BM:108:VAL:N	34:BM:109:PRO:CD	2.56	0.68
35:BN:73:ASN:N	35:BN:73:ASN:HD22	1.92	0.68
42:BU:38:ILE:HB	42:BU:62:ALA:HB3	1.75	0.68
10:CK:69:CYS:O	10:CK:73:VAL:HG13	1.92	0.68
23:DB:1285:A:H2'	23:DB:1286:A:H5''	1.73	0.68
23:DB:1485:U:H2'	23:DB:1486:U:C6	2.28	0.68
23:DB:1797:G:O3'	25:DC:253:GLY:HA2	1.91	0.68
25:DC:179:GLU:OE2	25:DC:266:ILE:HA	1.93	0.68
37:DP:80:VAL:O	37:DP:80:VAL:HG13	1.92	0.68
1:AA:1218:C:H2'	1:AA:1219:A:H8	1.55	0.68
9:AJ:40:ILE:HG13	9:AJ:73:LEU:HB3	1.75	0.68
1:AA:1060:U:H5''	9:AJ:53:ILE:HG22	1.75	0.68
1:CA:1031:C:H4'	1:CA:1032:G:C5'	2.24	0.68
1:CA:1080:A:H4'	4:CE:20:VAL:HG21	1.75	0.68
1:CA:429:U:P	3:CD:12:ARG:HH21	2.16	0.68
21:CU:4:LYS:HB3	21:CU:6:ARG:NH1	2.04	0.68
48:D1:24:LYS:HB2	48:D1:24:LYS:HZ3	1.58	0.68
33:DL:62:PRO:HB3	50:D3:12:ARG:CD	2.24	0.68
23:DB:135:U:H2'	23:DB:136:G:C8	2.27	0.68
23:DB:2395:C:H2'	23:DB:2396:G:O4'	1.93	0.68
35:DN:86:ARG:NE	35:DN:117:ASP:HA	2.08	0.68
36:DO:15:ARG:NH1	43:DW:76:ARG:HD2	2.07	0.68
39:DR:47:VAL:CG1	39:DR:49:ILE:HG12	2.22	0.68

Continued on next page...

Continued from previous page...

Atom-1	Atom-2	Interatomic distance (Å)	Clash overlap (Å)
42:DU:27:VAL:HA	42:DU:33:VAL:HG22	1.76	0.68
1:AA:268:U:H2'	1:AA:269:C:C6	2.28	0.68
9:AJ:71:LEU:H	9:AJ:71:LEU:HD12	1.58	0.68
23:BB:1182:G:H2'	23:BB:1183:U:O4'	1.93	0.68
25:BC:155:ARG:HH21	25:BC:155:ARG:HG2	1.59	0.68
25:BC:220:ARG:NE	25:BC:220:ARG:HA	2.09	0.68
25:BC:74:PRO:HB2	25:BC:96:LYS:HE3	1.74	0.68
33:BL:85:VAL:CG2	33:BL:98:ALA:H	2.06	0.68
42:BU:3:LYS:HE3	42:BU:81:ARG:HH22	1.59	0.68
2:CC:116:ALA:HB1	2:CC:186:SER:OG	1.94	0.68
16:CQ:59:GLU:O	16:CQ:75:VAL:HG22	1.93	0.68
49:D2:13:ASN:HA	49:D2:16:HIS:O	1.92	0.68
51:D4:26:ILE:CG1	51:D4:35:GLN:H	2.00	0.68
23:DB:2755:C:H2'	51:D4:19:ARG:NH2	2.09	0.68
25:DC:216:ARG:HB3	25:DC:217:PRO:CD	2.23	0.68
27:DE:103:GLY:O	27:DE:106:LYS:HG2	1.92	0.68
33:DL:78:ARG:NE	33:DL:113:ALA:HB1	2.08	0.68
39:DR:78:ARG:HD3	39:DR:88:GLY:O	1.94	0.68
40:DS:3:THR:OG1	40:DS:57:ASN:HB2	1.94	0.68
45:DY:2:LYS:HB3	45:DY:6:ILE:HD13	1.75	0.68
45:DY:4:ILE:HG23	45:DY:5:LYS:HD3	1.74	0.68
1:AA:1000:A:H2'	1:AA:1001:C:C6	2.29	0.68
11:AL:28:GLN:HG3	11:AL:80:LEU:HD21	1.74	0.68
18:AS:49:ALA:HA	18:AS:57:VAL:O	1.93	0.68
21:AU:14:ALA:HA	21:AU:16:ARG:HD2	1.76	0.68
21:AU:7:GLU:OE2	21:AU:15:LEU:HD22	1.93	0.68
48:B1:46:VAL:HG22	48:B1:47:ILE:H	1.59	0.68
49:B2:33:ARG:O	49:B2:37:LYS:HB2	1.93	0.68
23:BB:1799:G:H4'	23:BB:1800:C:O5'	1.92	0.68
25:BC:68:ARG:HH21	25:BC:190:THR:HG23	1.59	0.68
31:BJ:37:ARG:HH21	31:BJ:110:PRO:HG3	1.58	0.68
34:BM:70:ASP:H	34:BM:71:LYS:HZ2	1.41	0.68
20:CB:185:ILE:HA	20:CB:199:ILE:HG13	1.74	0.68
23:DB:1368:G:H5'	49:D2:25:LYS:HG2	1.74	0.68
23:DB:1406:U:H2'	23:DB:1407:G:H8	1.58	0.68
30:DH:122:LEU:HD13	30:DH:146:VAL:HG22	1.74	0.68
31:DJ:135:GLN:HE21	31:DJ:138:GLN:H	1.41	0.68
33:DL:58:TYR:HE1	50:D3:51:LYS:HG2	1.58	0.68
37:DP:90:ALA:H	37:DP:112:ARG:HH21	1.41	0.68
23:DB:536:G:H5''	38:DQ:52:ARG:HH22	1.58	0.68
44:DX:25:GLN:O	44:DX:29:ARG:HG3	1.93	0.68

Continued on next page...

Continued from previous page...

Atom-1	Atom-2	Interatomic distance (Å)	Clash overlap (Å)
12:AM:64:VAL:HA	12:AM:68:LEU:HD12	1.76	0.68
23:BB:1113:U:H5''	29:BG:2:ARG:N	2.09	0.68
26:BD:117:GLY:O	26:BD:165:MET:HB2	1.94	0.68
33:BL:95:LEU:H	33:BL:95:LEU:HD12	1.58	0.68
37:BP:77:SER:HB2	37:BP:78:PRO:HD3	1.76	0.68
39:BR:18:GLN:HB3	39:BR:99:THR:HA	1.75	0.68
49:D2:12:ARG:HG2	49:D2:46:LYS:HA	1.75	0.68
23:DB:304:U:H2'	23:DB:305:C:C6	2.29	0.68
23:DB:864:G:O2'	23:DB:865:C:H5'	1.94	0.68
27:DE:136:GLN:O	27:DE:139:LYS:HG2	1.94	0.68
35:DN:86:ARG:NH2	35:DN:116:VAL:HG12	2.09	0.68
40:DS:46:LEU:CA	40:DS:49:LYS:HB2	2.13	0.68
16:AQ:20:ILE:HG13	16:AQ:45:VAL:HB	1.73	0.68
17:AR:46:THR:HG23	17:AR:51:GLN:HB2	1.75	0.68
23:BB:1060:U:O2	23:BB:1088:A:N7	2.27	0.68
23:BB:1354:A:H2'	23:BB:1355:G:O4'	1.94	0.68
23:BB:191:A:H2'	23:BB:192:C:C6	2.29	0.68
23:BB:2307:G:H4'	23:BB:2311:A:H61	1.58	0.68
23:BB:2723:C:OP1	35:BN:3:HIS:HB3	1.94	0.68
23:BB:320:A:H4'	23:BB:322:A:N7	2.09	0.68
27:BE:164:LEU:O	27:BE:165:HIS:HB2	1.93	0.68
31:BJ:67:ASN:O	31:BJ:70:THR:HG22	1.94	0.68
34:BM:8:LYS:HD2	34:BM:70:ASP:HA	1.76	0.68
35:BN:10:LEU:H	35:BN:17:ARG:NH1	1.88	0.68
36:BO:15:ARG:HH22	36:BO:17:LYS:HD2	1.59	0.68
38:BQ:92:LYS:HG2	38:BQ:93:ILE:H	1.59	0.68
41:BT:65:GLY:O	41:BT:66:LYS:HB3	1.93	0.68
1:CA:1436:U:H2'	1:CA:1437:A:H8	1.58	0.68
1:CA:673:A:H2'	1:CA:674:G:C8	2.28	0.68
21:CU:15:LEU:HA	21:CU:17:ARG:HH11	1.59	0.68
23:DB:160:A:N6	23:DB:167:A:H1'	2.09	0.68
33:DL:39:LYS:CA	33:DL:39:LYS:HZ2	2.06	0.68
1:AA:1412:C:H2'	1:AA:1413:A:C8	2.29	0.68
1:AA:967:C:H3'	1:AA:968:A:H5'	1.75	0.68
12:AM:109:LYS:HG3	12:AM:110:GLY:H	1.59	0.68
14:AO:68:TYR:CZ	14:AO:72:LYS:HG3	2.29	0.68
23:BB:1112:G:H5'	29:BG:2:ARG:HE	1.58	0.68
23:BB:1454:C:C5'	35:BN:63:ARG:HH21	2.07	0.68
23:BB:2769:U:H2'	23:BB:2770:G:H8	1.58	0.68
23:BB:956:G:N2	23:BB:959:A:H3'	2.09	0.68
25:BC:22:GLU:HA	25:BC:202:ARG:NH2	2.09	0.68

Continued on next page...

Continued from previous page...

Atom-1	Atom-2	Interatomic distance (Å)	Clash overlap (Å)
29:BG:40:VAL:HG13	29:BG:52:GLY:O	1.92	0.68
31:BJ:58:ASN:ND2	31:BJ:128:ASN:HB2	2.08	0.68
34:BM:101:VAL:O	34:BM:102:LEU:HD12	1.94	0.68
42:BU:95:PHE:HD1	42:BU:96:LYS:HG2	1.59	0.68
46:BZ:5:ILE:HB	46:BZ:51:VAL:HG12	1.74	0.68
1:CA:1342:C:H2'	1:CA:1343:G:C8	2.28	0.68
1:CA:518:C:H2'	1:CA:530:G:C8	2.29	0.68
2:CC:166:TRP:HE1	2:CC:168:ARG:HB2	1.58	0.68
4:CE:87:VAL:HG22	4:CE:88:HIS:H	1.58	0.68
19:CT:27:MET:HG2	19:CT:31:ILE:HD11	1.75	0.68
29:DG:71:LEU:HA	29:DG:74:MET:SD	2.34	0.68
30:DH:115:VAL:HG22	30:DH:117:LEU:H	1.59	0.68
33:DL:3:LEU:HD23	33:DL:4:ASN:H	1.59	0.68
13:AN:66:THR:HG23	13:AN:67:GLY:H	1.59	0.68
23:BB:1818:U:H5''	25:BC:155:ARG:CG	2.24	0.68
23:BB:1568:G:OP1	25:BC:61:TYR:HB2	1.94	0.68
23:BB:2840:C:H5''	35:BN:53:THR:HG21	1.75	0.68
22:BA:98:G:H1	24:BV:14:LYS:HB2	1.58	0.68
4:CE:95:MET:HA	4:CE:124:ALA:HB2	1.74	0.68
5:CF:3:HIS:HB3	5:CF:92:THR:CA	2.22	0.68
6:CG:59:GLU:HA	6:CG:62:GLU:OE2	1.93	0.68
9:CJ:39:PRO:HA	9:CJ:74:VAL:HG22	1.76	0.68
1:CA:1225:A:H5'	12:CM:101:THR:OG1	1.93	0.68
13:CN:62:ARG:H	13:CN:72:PHE:HZ	1.41	0.68
47:D0:41:HIS:CD2	47:D0:46:GLY:HA2	2.29	0.68
50:D3:33:THR:C	50:D3:34:LYS:HD2	2.15	0.68
23:DB:1856:U:H2'	23:DB:1857:G:O4'	1.94	0.68
25:DC:224:MET:O	25:DC:225:ASN:HB2	1.92	0.68
29:DG:17:LYS:NZ	29:DG:19:ASN:HB2	2.09	0.68
23:DB:992:C:H4'	38:DQ:46:TYR:OH	1.94	0.68
39:DR:73:LYS:HD2	39:DR:73:LYS:N	2.08	0.68
41:DT:62:VAL:HG23	41:DT:63:VAL:H	1.59	0.68
45:DY:26:LEU:HB2	45:DY:28:LEU:HD13	1.74	0.68
1:AA:1236:A:H4'	1:AA:1304:G:H4'	1.76	0.67
1:AA:1241:G:H2'	1:AA:1242:G:H8	1.59	0.67
12:AM:9:PRO:O	12:AM:44:ILE:HG12	1.94	0.67
23:BB:479:A:N3	23:BB:481:G:H5''	2.09	0.67
25:BC:28:PRO:HB2	25:BC:79:ARG:HH21	1.59	0.67
29:BG:175:LYS:HD3	29:BG:176:LYS:N	2.09	0.67
52:BI:11:GLN:HA	52:BI:55:PRO:HA	1.74	0.67
31:BJ:11:VAL:HG11	31:BJ:44:TYR:CE1	2.29	0.67

Continued on next page...

Continued from previous page...

Atom-1	Atom-2	Interatomic distance (Å)	Clash overlap (Å)
35:BN:98:LEU:O	35:BN:111:ALA:HA	1.94	0.67
37:BP:70:GLU:HG2	37:BP:71:ARG:HG2	1.75	0.67
42:BU:60:LYS:HG3	42:BU:61:GLU:H	1.58	0.67
24:BV:57:TYR:HB3	34:BM:133:LYS:HG3	1.76	0.67
20:CB:94:ARG:N	20:CB:94:ARG:HE	1.93	0.67
23:DB:1098:A:C4'	52:DI:3:LYS:HB3	2.22	0.67
23:DB:1508:A:H5''	23:DB:1509:A:N7	2.09	0.67
23:DB:2769:U:H2'	23:DB:2770:G:H8	1.58	0.67
23:DB:483:A:H2'	23:DB:484:C:H5'	1.76	0.67
29:DG:15:ASP:HB2	29:DG:26:LYS:HE3	1.76	0.67
34:DM:38:ARG:HD2	34:DM:39:GLY:N	2.09	0.67
37:DP:90:ALA:HB3	37:DP:112:ARG:N	2.08	0.67
45:DY:2:LYS:CB	45:DY:37:ARG:HB2	2.24	0.67
20:AB:67:LEU:HD21	20:AB:157:PRO:HG3	1.76	0.67
23:BB:91:A:H2'	23:BB:92:U:C6	2.29	0.67
25:BC:19:VAL:HG12	25:BC:20:ASN:N	2.08	0.67
25:BC:22:GLU:HA	25:BC:202:ARG:NE	2.09	0.67
28:BF:107:VAL:N	28:BF:108:PRO:CD	2.55	0.67
29:BG:29:ASN:N	29:BG:29:ASN:HD22	1.92	0.67
30:BH:82:SER:HB2	30:BH:94:ILE:HD11	1.74	0.67
38:BQ:57:ARG:HD2	38:BQ:92:LYS:HZ2	1.59	0.67
13:CN:26:LEU:HA	13:CN:29:ILE:HD12	1.75	0.67
23:DB:1178:C:H2'	23:DB:1179:G:C8	2.29	0.67
23:DB:1387:A:H2'	23:DB:1388:G:H8	1.58	0.67
23:DB:448:U:H6	27:DE:79:ARG:HG3	1.58	0.67
27:DE:164:LEU:O	27:DE:164:LEU:HD22	1.94	0.67
7:AH:111:THR:H	7:AH:114:ALA:HB3	1.60	0.67
7:AH:111:THR:HG23	7:AH:114:ALA:HB2	1.76	0.67
23:BB:2039:U:H2'	23:BB:2040:G:H8	1.59	0.67
33:BL:118:THR:N	33:BL:119:PRO:CD	2.56	0.67
23:DB:1060:U:O2	23:DB:1088:A:N7	2.27	0.67
23:DB:1197:G:H2'	23:DB:1198:U:H6	1.59	0.67
23:DB:165:A:H2'	23:DB:166:U:H6	1.59	0.67
23:DB:2157:G:N3	23:DB:2157:G:H2'	2.09	0.67
23:DB:2393:U:H5'	33:DL:61:LEU:O	1.95	0.67
23:DB:590:A:H2'	23:DB:591:U:C6	2.28	0.67
23:DB:742:A:H2'	23:DB:743:A:C8	2.28	0.67
27:DE:143:LEU:HD22	27:DE:143:LEU:N	2.08	0.67
1:AA:279:A:H5''	1:AA:280:C:H3'	1.74	0.67
3:AD:12:ARG:HD2	3:AD:37:PRO:HA	1.75	0.67
2:AC:33:ASP:HB2	13:AN:64:ARG:HD3	1.75	0.67

Continued on next page...

Continued from previous page...

Atom-1	Atom-2	Interatomic distance (Å)	Clash overlap (Å)
23:BB:2270:A:H4'	43:BW:18:LYS:CG	2.25	0.67
30:BH:26:ALA:HB1	30:BH:31:VAL:HG23	1.76	0.67
31:BJ:77:HIS:CD2	31:BJ:84:ILE:HB	2.29	0.67
34:BM:40:ARG:HH11	34:BM:92:TRP:HE3	1.40	0.67
36:BO:10:ARG:HG3	36:BO:10:ARG:HH11	1.59	0.67
46:BZ:26:SER:O	46:BZ:28:VAL:HG13	1.93	0.67
23:DB:1820:U:H3	25:DC:197:ALA:CB	2.07	0.67
26:DD:77:ARG:HB2	26:DD:77:ARG:NH1	2.08	0.67
26:DD:70:LYS:H	26:DD:92:VAL:HG11	1.59	0.67
52:DI:27:LEU:HB2	52:DI:32:VAL:HG21	1.74	0.67
31:DJ:35:ARG:HB3	31:DJ:54:ILE:HD11	1.77	0.67
42:DU:38:ILE:HD13	42:DU:64:ILE:HG13	1.75	0.67
24:DV:9:ARG:HH12	24:DV:12:GLN:HA	1.58	0.67
1:AA:1071:C:H2'	1:AA:1072:G:H8	1.60	0.67
20:AB:198:VAL:HG22	20:AB:200:PRO:HD3	1.76	0.67
23:BB:594:U:H2'	23:BB:595:C:C6	2.29	0.67
23:BB:2572:A:C5	26:BD:150:GLN:HB2	2.30	0.67
28:BF:56:LEU:O	28:BF:59:ILE:HG22	1.93	0.67
35:BN:37:THR:HA	35:BN:109:PRO:O	1.95	0.67
1:CA:89:U:H2'	1:CA:90:C:C6	2.30	0.67
20:CB:27:LYS:HB3	20:CB:28:PRO:HD3	1.76	0.67
8:CI:70:GLY:O	8:CI:74:GLN:HG2	1.94	0.67
19:CT:47:GLN:HG2	19:CT:82:ILE:HD12	1.77	0.67
29:DG:29:ASN:HB2	29:DG:78:VAL:O	1.95	0.67
23:DB:1099:G:OP1	52:DI:4:VAL:HG12	1.94	0.67
40:DS:46:LEU:HD23	40:DS:49:LYS:HD2	1.75	0.67
44:DX:4:LYS:HD2	44:DX:7:ARG:HH21	1.60	0.67
1:AA:1029:U:H5''	1:AA:1030:U:H5	1.59	0.67
1:AA:1422:G:OP1	32:BK:48:PRO:HA	1.94	0.67
17:AR:58:ILE:O	17:AR:62:ARG:HG3	1.94	0.67
23:BB:324:A:H2'	23:BB:325:G:O4'	1.95	0.67
23:BB:869:G:H2'	23:BB:870:U:H6	1.58	0.67
23:BB:95:A:H4'	44:BX:40:SER:HB3	1.77	0.67
25:BC:144:GLU:HB2	25:BC:146:LYS:O	1.94	0.67
27:BE:149:ILE:HG13	27:BE:186:VAL:HG13	1.77	0.67
39:BR:53:PHE:CD1	39:BR:54:VAL:HB	2.30	0.67
43:BW:23:LYS:HB2	43:BW:23:LYS:HZ2	1.60	0.67
1:CA:1256:A:N1	1:CA:1278:G:H1'	2.10	0.67
23:DB:1801:A:N6	25:DC:259:ASN:HD21	1.93	0.67
29:DG:36:LEU:H	29:DG:36:LEU:HD12	1.59	0.67
23:DB:1190:G:OP1	33:DL:39:LYS:N	2.28	0.67

Continued on next page...

Continued from previous page...

Atom-1	Atom-2	Interatomic distance (Å)	Clash overlap (Å)
47:B0:29:VAL:HG23	47:B0:36:LYS:HZ2	1.58	0.67
23:BB:192:C:H2'	23:BB:193:U:H5'	1.77	0.67
26:BD:34:VAL:HG22	26:BD:89:GLU:CG	2.25	0.67
23:BB:2784:U:H5''	26:BD:41:ALA:HB1	1.75	0.67
27:BE:48:THR:HG23	27:BE:86:ALA:HB1	1.76	0.67
29:BG:23:ILE:O	29:BG:33:THR:HA	1.95	0.67
39:BR:18:GLN:HE21	39:BR:99:THR:HB	1.57	0.67
1:CA:131:A:H2'	1:CA:132:C:C6	2.30	0.67
1:CA:975:A:O2'	1:CA:1358:U:H1'	1.95	0.67
2:CC:166:TRP:CG	2:CC:167:TYR:N	2.63	0.67
4:CE:87:VAL:HG13	4:CE:88:HIS:H	1.58	0.67
18:CS:32:THR:HG22	18:CS:33:TRP:H	1.60	0.67
19:CT:79:THR:HA	19:CT:82:ILE:HG12	1.76	0.67
27:DE:47:LYS:HA	27:DE:49:ARG:HE	1.58	0.67
28:DF:98:PHE:HA	28:DF:101:ARG:HG2	1.75	0.67
35:DN:11:ASN:HB3	35:DN:12:ARG:HD2	1.77	0.67
36:DO:25:ARG:HH21	36:DO:94:ARG:HH12	1.43	0.67
43:DW:13:ARG:NE	43:DW:13:ARG:H	1.93	0.67
45:DY:2:LYS:H	45:DY:37:ARG:HB3	1.60	0.67
7:AH:92:PRO:HA	7:AH:93:LYS:NZ	2.09	0.67
5:AF:86:ARG:NH1	17:AR:63:TYR:HB3	2.09	0.67
19:AT:28:ARG:HA	19:AT:31:ILE:HD12	1.77	0.67
23:BB:1015:U:H2'	23:BB:1016:G:H8	1.60	0.67
23:BB:2037:A:H2'	23:BB:2038:G:C8	2.30	0.67
23:BB:2239:G:H5'	25:BC:246:PRO:HD2	1.77	0.67
30:BH:130:VAL:HB	30:BH:142:VAL:HB	1.76	0.67
30:BH:8:LYS:HB3	30:BH:14:SER:HA	1.75	0.67
45:BY:20:LYS:HA	45:BY:24:LEU:HB2	1.77	0.67
9:CJ:9:ARG:HH11	9:CJ:73:LEU:HD23	1.58	0.67
13:CN:73:LEU:HD12	13:CN:83:VAL:HG21	1.76	0.67
14:CO:31:LEU:O	14:CO:35:ILE:HG12	1.95	0.67
16:CQ:10:ARG:NH2	16:CQ:11:VAL:HB	2.10	0.67
47:D0:27:LEU:N	47:D0:27:LEU:HD22	2.09	0.67
49:D2:46:LYS:H	49:D2:46:LYS:HE3	1.57	0.67
23:DB:974:G:H1'	23:DB:975:A:C8	2.30	0.67
25:DC:58:LYS:HG3	25:DC:58:LYS:O	1.95	0.67
52:DI:41:PHE:CE2	52:DI:45:THR:HG21	2.30	0.67
34:DM:16:ARG:HH22	34:DM:72:PRO:HG2	1.59	0.67
40:DS:17:VAL:O	40:DS:20:VAL:HG12	1.95	0.67
24:DV:48:MET:HE1	24:DV:85:LYS:HA	1.77	0.67
1:AA:901:A:H5'	1:AA:902:G:OP2	1.94	0.67

Continued on next page...

Continued from previous page...

Atom-1	Atom-2	Interatomic distance (Å)	Clash overlap (Å)
4:AE:109:ALA:HB3	4:AE:135:VAL:HG23	1.76	0.67
15:AP:51:ARG:HB3	15:AP:51:ARG:NH1	2.10	0.67
23:BB:2645:G:H3'	23:BB:2646:C:H5'	1.76	0.67
23:BB:1818:U:H2'	25:BC:152:GLN:O	1.94	0.67
25:BC:163:ILE:HG22	25:BC:164:VAL:H	1.59	0.67
23:BB:1843:C:H5''	25:BC:252:LYS:NZ	2.10	0.67
26:BD:101:PHE:O	26:BD:102:ALA:HB3	1.95	0.67
26:BD:128:ARG:HD2	26:BD:144:GLY:CA	2.25	0.67
31:BJ:100:VAL:HG22	31:BJ:101:ILE:H	1.59	0.67
31:BJ:7:LYS:NZ	31:BJ:48:VAL:HB	2.09	0.67
32:BK:98:ARG:HA	32:BK:118:LEU:HD22	1.77	0.67
38:BQ:77:LYS:HB3	38:BQ:116:LEU:HD11	1.75	0.67
38:BQ:33:VAL:HG13	38:BQ:34:ALA:N	2.08	0.67
38:BQ:39:ILE:O	38:BQ:43:GLN:HG3	1.95	0.67
44:BX:30:MET:HG3	44:BX:31:GLN:N	2.08	0.67
3:CD:187:ARG:HH12	3:CD:191:SER:HA	1.60	0.67
8:CI:114:LYS:HB2	8:CI:117:LEU:HD12	1.75	0.67
12:CM:78:ARG:NH1	12:CM:79:LEU:HD23	2.10	0.67
23:DB:1241:A:H2'	23:DB:1242:U:H5'	1.77	0.67
23:DB:2039:U:H2'	23:DB:2040:G:H8	1.60	0.67
23:DB:1813:G:N3	25:DC:50:THR:HG21	2.10	0.67
26:DD:32:ASN:HB3	26:DD:91:THR:HA	1.77	0.67
27:DE:120:VAL:HG12	27:DE:121:VAL:H	1.60	0.67
32:DK:24:VAL:HG13	32:DK:33:ALA:HB2	1.75	0.67
36:DO:15:ARG:HD2	36:DO:18:LEU:HD12	1.77	0.67
39:DR:42:ALA:HB1	39:DR:53:PHE:CG	2.30	0.67
2:AC:77:GLY:HA3	2:AC:82:ASP:H	1.59	0.67
7:AH:64:TYR:HB3	7:AH:69:ALA:HA	1.77	0.67
9:AJ:65:TYR:HB3	13:AN:95:LEU:HD11	1.77	0.67
50:B3:16:THR:HG21	50:B3:22:LYS:HZ1	1.60	0.67
23:BB:1022:G:N7	31:BJ:68:LYS:HE3	2.10	0.67
23:BB:215:G:H4'	23:BB:216:A:H4'	1.76	0.67
23:BB:2393:U:H5'	33:BL:62:PRO:HD3	1.77	0.67
31:BJ:58:ASN:HA	31:BJ:126:ALA:HA	1.76	0.67
31:BJ:99:ARG:HA	31:BJ:103:ILE:HG13	1.75	0.67
37:BP:52:ARG:HB3	37:BP:60:VAL:CG1	2.18	0.67
39:BR:78:ARG:HD3	39:BR:88:GLY:N	2.10	0.67
43:BW:66:VAL:HG22	43:BW:67:LYS:H	1.60	0.67
44:BX:55:THR:HG22	44:BX:59:GLU:OE1	1.95	0.67
1:CA:1170:A:H2'	1:CA:1171:A:O4'	1.96	0.67
6:CG:70:PRO:HA	6:CG:141:HIS:HE1	1.58	0.67

Continued on next page...

Continued from previous page...

Atom-1	Atom-2	Interatomic distance (Å)	Clash overlap (Å)
48:D1:40:PRO:HD2	48:D1:44:GLN:O	1.95	0.67
51:D4:22:VAL:HG13	51:D4:37:GLN:HB3	1.77	0.67
51:D4:2:LYS:HG2	51:D4:38:GLY:HA3	1.76	0.67
23:DB:1098:A:C4	52:DI:3:LYS:O	2.48	0.67
23:DB:2008:C:H2'	23:DB:2009:A:H8	1.60	0.67
23:DB:630:G:H1	33:DL:69:ARG:NH1	1.92	0.67
26:DD:175:LEU:HD21	26:DD:192:ALA:HB3	1.77	0.67
32:DK:15:GLY:HA3	32:DK:52:VAL:HG12	1.77	0.67
39:DR:4:VAL:O	39:DR:41:ILE:HG12	1.95	0.67
42:DU:42:LYS:N	42:DU:57:ILE:HD12	2.04	0.67
1:AA:1060:U:H2'	1:AA:1061:G:H8	1.58	0.66
20:AB:202:ASN:ND2	20:AB:204:ASP:H	1.92	0.66
5:AF:10:VAL:HA	5:AF:84:VAL:HA	1.77	0.66
23:BB:86:G:OP1	42:BU:29:SER:HB2	1.95	0.66
26:BD:21:SER:C	26:BD:23:PRO:HD3	2.15	0.66
27:BE:116:ASP:HB2	27:BE:185:LYS:HA	1.78	0.66
29:BG:5:LYS:HB3	29:BG:68:ARG:NH2	2.10	0.66
34:BM:4:PRO:O	34:BM:5:LYS:O	2.12	0.66
22:BA:114:C:O2'	36:BO:49:VAL:HG21	1.95	0.66
20:CB:18:GLN:O	20:CB:37:VAL:HG23	1.94	0.66
3:CD:84:ASN:ND2	3:CD:87:GLU:H	1.92	0.66
1:CA:529:G:O6	11:CL:45:ASN:HA	1.95	0.66
23:DB:1203:U:H3'	23:DB:1204:A:H5''	1.76	0.66
23:DB:1459:G:O2'	23:DB:1460:U:H5'	1.95	0.66
23:DB:2238:G:N3	23:DB:2238:G:H2'	2.10	0.66
23:DB:64:A:H2'	23:DB:65:U:C6	2.30	0.66
33:DL:62:PRO:HB3	50:D3:12:ARG:NE	2.10	0.66
33:DL:90:VAL:H	33:DL:122:VAL:CG2	2.08	0.66
35:DN:34:ILE:HG22	35:DN:35:LYS:H	1.59	0.66
1:AA:17:U:H2'	1:AA:18:C:C6	2.30	0.66
1:AA:501:C:H2'	1:AA:502:A:C8	2.30	0.66
3:AD:19:PHE:HB2	3:AD:110:ARG:HH12	1.61	0.66
5:AF:40:GLU:HG3	5:AF:42:TRP:HE1	1.60	0.66
23:BB:1387:A:H2'	23:BB:1388:G:H8	1.61	0.66
26:BD:109:VAL:HG11	26:BD:193:VAL:HG23	1.76	0.66
29:BG:86:LEU:HB2	29:BG:130:ILE:HB	1.76	0.66
1:CA:1034:G:H2'	1:CA:1035:A:C8	2.29	0.66
1:CA:501:C:H2'	1:CA:502:A:C8	2.30	0.66
4:CE:96:GLN:HG3	4:CE:97:PRO:HD2	1.77	0.66
1:CA:1124:G:H5'	9:CJ:37:ARG:NH2	2.10	0.66
16:CQ:10:ARG:NH2	16:CQ:55:GLY:N	2.43	0.66

Continued on next page...

Continued from previous page...

Atom-1	Atom-2	Interatomic distance (Å)	Clash overlap (Å)
47:D0:32:THR:HG21	47:D0:41:HIS:CE1	2.30	0.66
23:DB:1083:U:H1'	23:DB:1086:A:N6	2.10	0.66
25:DC:76:VAL:HG13	25:DC:112:GLY:HA2	1.77	0.66
23:DB:615:U:O4	27:DE:36:ALA:HB2	1.96	0.66
33:DL:82:LEU:HD21	33:DL:110:VAL:HG12	1.77	0.66
33:DL:109:LYS:CG	33:DL:126:ARG:HD3	2.25	0.66
33:DL:118:THR:CG2	33:DL:137:ALA:HB3	2.25	0.66
40:DS:84:ARG:HH21	40:DS:98:LYS:HZ3	1.43	0.66
44:DX:28:LEU:HD22	44:DX:42:LEU:HG	1.76	0.66
46:DZ:25:ARG:HG3	46:DZ:26:SER:H	1.60	0.66
1:AA:619:U:N3	3:AD:131:ILE:HD12	2.09	0.66
20:AB:119:GLN:HE22	20:AB:127:LYS:HD3	1.60	0.66
2:AC:46:LEU:HD11	2:AC:86:LEU:HD21	1.76	0.66
7:AH:102:VAL:HG12	7:AH:125:ILE:HD12	1.76	0.66
33:BL:62:PRO:HB3	50:B3:29:ARG:NH2	2.10	0.66
23:BB:528:A:C2	23:BB:2043:C:H4'	2.30	0.66
23:BB:2198:A:H4'	23:BB:2199:A:OP1	1.95	0.66
23:BB:287:G:H2'	23:BB:288:U:H6	1.58	0.66
26:BD:170:VAL:HG21	26:BD:194:PRO:HG2	1.77	0.66
33:BL:30:THR:HG22	33:BL:36:LYS:HZ2	1.61	0.66
34:BM:38:ARG:HG2	34:BM:96:ILE:HG12	1.76	0.66
36:BO:9:ARG:HA	36:BO:12:THR:HG23	1.76	0.66
36:BO:38:GLN:HA	36:BO:50:ALA:HB3	1.77	0.66
36:BO:40:ILE:HA	36:BO:48:LEU:HB3	1.77	0.66
40:BS:17:VAL:HA	40:BS:43:ALA:HB1	1.77	0.66
46:BZ:5:ILE:HD12	46:BZ:5:ILE:H	1.58	0.66
1:CA:1241:G:H2'	1:CA:1242:G:H8	1.60	0.66
20:CB:70:GLY:O	20:CB:92:ASN:HA	1.95	0.66
4:CE:52:ALA:HB2	4:CE:61:LYS:HE2	1.77	0.66
48:D1:16:THR:HG22	48:D1:47:ILE:HD12	1.77	0.66
48:D1:47:ILE:HG22	48:D1:48:TYR:N	2.07	0.66
23:DB:1531:C:H2'	23:DB:1532:A:C8	2.31	0.66
23:DB:950:G:H2'	23:DB:951:C:C6	2.30	0.66
26:DD:125:TRP:CB	26:DD:160:LYS:HG2	2.24	0.66
32:DK:21:CYS:HA	32:DK:41:ILE:HD12	1.77	0.66
34:DM:5:LYS:HG3	34:DM:68:PHE:CE1	2.30	0.66
35:DN:41:ALA:HB1	35:DN:113:ILE:HD11	1.77	0.66
35:DN:2:ARG:HH21	35:DN:4:ARG:HD3	1.59	0.66
39:DR:40:MET:O	39:DR:40:MET:HG2	1.95	0.66
39:DR:41:ILE:HG23	39:DR:43:ASN:HB2	1.77	0.66
42:DU:13:LEU:H	42:DU:13:LEU:HD12	1.59	0.66

Continued on next page...

Continued from previous page...

Atom-1	Atom-2	Interatomic distance (Å)	Clash overlap (Å)
43:DW:47:GLY:HA2	43:DW:71:LYS:O	1.94	0.66
1:AA:1123:U:O2'	1:AA:1124:G:H5'	1.96	0.66
1:AA:922:G:H4'	4:AE:24:VAL:HA	1.77	0.66
2:AC:13:ILE:O	2:AC:14:VAL:HG22	1.96	0.66
13:AN:60:ARG:HE	13:AN:62:ARG:NE	1.93	0.66
23:BB:1459:G:O2'	23:BB:1460:U:H5'	1.95	0.66
23:BB:2308:G:H5'	23:BB:2309:A:H5''	1.77	0.66
23:BB:2339:C:H2'	23:BB:2340:A:C8	2.30	0.66
23:BB:38:A:C8	27:BE:46:GLN:CD	2.69	0.66
23:BB:27:G:N2	23:BB:512:G:H2'	2.09	0.66
25:BC:155:ARG:NH2	25:BC:155:ARG:HG2	2.10	0.66
23:BB:784:G:H5''	25:BC:225:ASN:HD21	1.60	0.66
37:BP:45:VAL:HG13	37:BP:65:ASN:HD22	1.59	0.66
15:CP:61:VAL:HA	15:CP:65:ALA:HB3	1.78	0.66
21:CU:39:LYS:H	21:CU:40:PRO:HD2	1.60	0.66
23:DB:1447:C:H2'	23:DB:1448:G:H8	1.61	0.66
32:DK:51:LYS:O	32:DK:52:VAL:HG23	1.95	0.66
33:DL:78:ARG:HH22	33:DL:80:SER:HB2	1.61	0.66
1:AA:559:A:H4'	1:AA:560:A:H3'	1.77	0.66
21:AU:3:ILE:HG12	21:AU:19:LYS:HG2	1.77	0.66
23:BB:1440:U:H2'	23:BB:1441:G:C8	2.31	0.66
23:BB:279:A:N6	23:BB:361:G:H1'	2.10	0.66
23:BB:934:U:H2'	23:BB:935:C:C6	2.31	0.66
25:BC:92:LEU:O	25:BC:93:VAL:HB	1.95	0.66
26:BD:98:VAL:HA	26:BD:101:PHE:CE1	2.30	0.66
52:BI:27:LEU:CD2	52:BI:27:LEU:H	2.08	0.66
33:BL:69:ARG:HG3	33:BL:69:ARG:O	1.95	0.66
39:BR:42:ALA:HA	39:BR:54:VAL:HG22	1.77	0.66
40:BS:52:GLU:HA	40:BS:55:ILE:HG22	1.77	0.66
1:CA:1244:G:H2'	1:CA:1245:C:C6	2.30	0.66
1:CA:960:U:O2'	1:CA:1223:C:H5'	1.96	0.66
13:CN:30:ILE:CG2	13:CN:41:TRP:HB3	2.25	0.66
50:D3:21:PHE:HB2	50:D3:48:MET:HG2	1.77	0.66
23:DB:1354:A:H2'	23:DB:1355:G:O4'	1.96	0.66
23:DB:1373:A:H2'	23:DB:1374:G:O4'	1.95	0.66
23:DB:1594:U:H2'	23:DB:1595:C:C6	2.30	0.66
23:DB:643:A:N6	23:DB:2370:G:H1'	2.11	0.66
23:DB:2859:G:H2'	23:DB:2860:A:C8	2.30	0.66
23:DB:2873:A:H1'	35:DN:5:LYS:O	1.96	0.66
23:DB:594:U:H2'	23:DB:595:C:C6	2.30	0.66
25:DC:225:ASN:O	25:DC:227:VAL:N	2.28	0.66

Continued on next page...

Continued from previous page...

Atom-1	Atom-2	Interatomic distance (Å)	Clash overlap (Å)
25:DC:63:ILE:HD12	25:DC:83:ASP:OD1	1.95	0.66
30:DH:122:LEU:HA	30:DH:146:VAL:HG21	1.76	0.66
1:AA:1342:C:H2'	1:AA:1343:G:H8	1.61	0.66
1:AA:238:A:H2'	1:AA:239:U:H5''	1.77	0.66
8:AI:33:SER:HB3	8:AI:36:GLN:HB2	1.76	0.66
14:AO:31:LEU:HD12	14:AO:58:MET:HB2	1.78	0.66
47:B0:11:LYS:HG3	47:B0:12:ARG:N	2.10	0.66
47:B0:41:HIS:CG	47:B0:48:TYR:HA	2.31	0.66
51:B4:14:CYS:SG	51:B4:25:VAL:HG12	2.36	0.66
23:BB:1285:A:H2'	23:BB:1286:A:H5''	1.75	0.66
23:BB:1844:C:OP1	25:BC:252:LYS:HA	1.95	0.66
23:BB:322:A:OP1	27:BE:162:ARG:HG2	1.95	0.66
27:BE:59:PRO:HD2	27:BE:60:TRP:CE2	2.31	0.66
31:BJ:119:PHE:CG	31:BJ:120:ARG:N	2.63	0.66
40:BS:6:LYS:HB3	40:BS:104:THR:HG22	1.78	0.66
1:CA:188:C:H2'	1:CA:189:A:O4'	1.95	0.66
1:CA:780:A:O2'	1:CA:781:A:H5''	1.94	0.66
1:CA:408:A:OP1	3:CD:111:ALA:HB3	1.95	0.66
5:CF:42:TRP:HB2	5:CF:59:TYR:HB2	1.78	0.66
5:CF:66:ALA:HB1	5:CF:67:PRO:HD2	1.77	0.66
23:DB:1794:A:H2'	23:DB:1795:C:C6	2.30	0.66
23:DB:2064:C:H2'	23:DB:2065:C:C6	2.30	0.66
23:DB:526:A:N6	23:DB:2626:C:H4'	2.10	0.66
26:DD:129:THR:HA	26:DD:140:HIS:CE1	2.31	0.66
42:DU:28:LEU:C	42:DU:28:LEU:HD12	2.16	0.66
2:AC:178:ARG:HG2	2:AC:178:ARG:O	1.96	0.66
47:B0:8:THR:HG23	47:B0:9:ARG:H	1.61	0.66
22:BA:60:C:H2'	22:BA:61:G:C8	2.31	0.66
23:BB:2216:G:H2'	23:BB:2217:G:C8	2.30	0.66
28:BF:35:LEU:HA	28:BF:153:ILE:HA	1.78	0.66
52:BI:20:SER:O	52:BI:25:PRO:HD2	1.96	0.66
33:BL:100:ILE:HG12	33:BL:102:GLY:H	1.59	0.66
43:BW:44:PHE:O	43:BW:76:ARG:HA	1.96	0.66
1:CA:909:A:H2'	1:CA:910:C:O4'	1.95	0.66
20:CB:14:HIS:CG	20:CB:15:PHE:H	2.13	0.66
4:CE:12:GLU:HG2	4:CE:38:VAL:HG22	1.77	0.66
1:CA:538:G:OP2	11:CL:111:GLN:HB2	1.95	0.66
25:DC:179:GLU:CD	25:DC:266:ILE:HA	2.15	0.66
31:DJ:81:ILE:CG1	31:DJ:82:GLY:H	2.08	0.66
31:DJ:98:GLU:HG3	31:DJ:126:ALA:HB2	1.77	0.66
34:DM:3:GLN:HG3	34:DM:6:ARG:NH1	2.10	0.66

Continued on next page...

Continued from previous page...

Atom-1	Atom-2	Interatomic distance (Å)	Clash overlap (Å)
39:DR:40:MET:HG3	39:DR:54:VAL:HG13	1.75	0.66
2:AC:141:MET:HE1	2:AC:147:GLY:H	1.61	0.66
23:BB:155:A:H2'	23:BB:156:A:C8	2.30	0.66
23:BB:1856:U:H2'	23:BB:1857:G:O4'	1.95	0.66
27:BE:44:ARG:H	27:BE:44:ARG:HD3	1.60	0.66
23:BB:855:G:H21	43:BW:23:LYS:CD	2.09	0.66
1:CA:505:G:H5'	1:CA:534:U:H2'	1.78	0.66
20:CB:153:MET:SD	20:CB:157:PRO:HD3	2.36	0.66
20:CB:26:MET:HE1	20:CB:186:VAL:HB	1.78	0.66
2:CC:115:VAL:O	2:CC:119:ILE:HG22	1.96	0.66
12:CM:102:LYS:HZ1	12:CM:103:THR:HG23	1.60	0.66
50:D3:2:LYS:HB2	50:D3:2:LYS:NZ	2.11	0.66
23:DB:1098:A:O2'	52:DI:4:VAL:C	2.34	0.66
23:DB:794:A:H2'	23:DB:795:C:C6	2.31	0.66
32:DK:8:LEU:HB3	32:DK:83:ALA:O	1.95	0.66
23:DB:536:G:H5'	38:DQ:52:ARG:HH22	1.61	0.66
4:AE:104:ILE:HD13	4:AE:115:GLU:HG3	1.78	0.66
51:B4:20:ASP:OD2	51:B4:22:VAL:HG13	1.96	0.66
23:BB:1654:A:OP1	35:BN:1:MET:HB2	1.95	0.66
23:BB:2395:C:H2'	23:BB:2396:G:O4'	1.96	0.66
23:BB:442:G:N2	27:BE:46:GLN:NE2	2.44	0.66
28:BF:33:ILE:HA	28:BF:155:ILE:HA	1.77	0.66
35:BN:34:ILE:HD13	35:BN:34:ILE:N	2.11	0.66
35:BN:72:ASP:HB3	35:BN:74:GLU:HG3	1.76	0.66
2:CC:53:ARG:HA	2:CC:113:LYS:NZ	2.11	0.66
19:CT:73:ARG:HG3	19:CT:74:HIS:N	2.10	0.66
23:DB:1098:A:H2'	52:DI:4:VAL:CA	2.26	0.66
23:DB:143:C:H6	23:DB:143:C:O5'	1.78	0.66
23:DB:1727:C:H2'	23:DB:1728:C:C6	2.30	0.66
23:DB:350:G:H2'	23:DB:351:C:O4'	1.96	0.66
23:DB:522:A:H2'	23:DB:523:C:C6	2.31	0.66
25:DC:137:GLY:C	25:DC:139:THR:H	1.96	0.66
27:DE:147:LEU:HB3	27:DE:167:VAL:HG22	1.78	0.66
52:DI:27:LEU:CD2	52:DI:27:LEU:H	2.09	0.66
34:DM:33:LEU:HB3	34:DM:101:VAL:CG2	2.26	0.66
37:DP:18:SER:HB2	37:DP:87:ARG:CZ	2.26	0.66
37:DP:46:VAL:C	37:DP:47:ILE:HG12	2.15	0.66
40:DS:64:ALA:H	40:DS:110:ARG:HH21	1.41	0.66
45:DY:2:LYS:HD2	45:DY:35:VAL:HB	1.77	0.66
1:AA:1017:U:H2'	1:AA:1018:G:C8	2.31	0.66
9:AJ:11:LYS:HG2	9:AJ:97:ASP:HB3	1.78	0.66

Continued on next page...

Continued from previous page...

Atom-1	Atom-2	Interatomic distance (Å)	Clash overlap (Å)
19:AT:48:LYS:O	19:AT:52:GLU:HB2	1.96	0.66
23:BB:1309:G:H4'	49:B2:7:PRO:HG2	1.78	0.66
23:BB:21:A:O2'	23:BB:22:C:H5'	1.97	0.66
23:BB:2324:U:H5'	23:BB:2325:G:H5''	1.77	0.66
23:BB:394:C:H2'	23:BB:395:U:O4'	1.96	0.66
36:BO:56:LYS:HE3	36:BO:57:ALA:N	2.11	0.66
23:BB:65:U:H4'	41:BT:70:HIS:ND1	2.10	0.66
1:CA:1323:G:H2'	1:CA:1324:A:C8	2.31	0.66
1:CA:278:G:N2	1:CA:279:A:H62	1.93	0.66
1:CA:763:G:H2'	1:CA:764:C:H6	1.61	0.66
6:CG:144:ALA:C	6:CG:146:ALA:H	1.99	0.66
23:DB:1440:U:H2'	23:DB:1441:G:C8	2.30	0.66
23:DB:784:G:O2'	23:DB:785:G:H5''	1.95	0.66
52:DI:45:THR:CA	52:DI:48:ILE:HG22	2.26	0.66
1:AA:1062:U:H2'	1:AA:1063:C:C6	2.32	0.65
1:AA:562:U:H1'	11:AL:11:ARG:HB3	1.78	0.65
20:AB:53:LEU:HD21	20:AB:212:TYR:HE2	1.60	0.65
23:BB:1373:A:H2'	23:BB:1374:G:O4'	1.96	0.65
23:BB:1797:G:H5'	25:BC:251:THR:HA	1.78	0.65
23:BB:222:A:H61	23:BB:232:G:H1'	1.61	0.65
23:BB:340:A:H2'	23:BB:341:C:O4'	1.95	0.65
26:BD:23:PRO:HB3	26:BD:189:VAL:N	2.11	0.65
30:BH:3:VAL:HG22	30:BH:21:VAL:HG21	1.78	0.65
52:BI:91:LYS:HB2	52:BI:94:LYS:HD2	1.78	0.65
1:CA:859:G:H2'	1:CA:860:A:C8	2.30	0.65
1:CA:1191:A:OP1	2:CC:3:LYS:HG3	1.96	0.65
7:CH:54:THR:HG23	7:CH:55:LYS:HE2	1.77	0.65
9:CJ:9:ARG:HB3	9:CJ:99:GLN:HE21	1.61	0.65
9:CJ:9:ARG:HG3	9:CJ:99:GLN:HB2	1.77	0.65
12:CM:9:PRO:HB2	12:CM:17:ALA:HB1	1.78	0.65
23:DB:2328:A:H2'	23:DB:2329:U:C6	2.30	0.65
23:DB:2784:U:H2'	23:DB:2785:C:C6	2.31	0.65
25:DC:28:PRO:HG2	25:DC:79:ARG:NH2	2.11	0.65
25:DC:32:LEU:HB3	25:DC:61:TYR:CE1	2.27	0.65
27:DE:142:ALA:H	27:DE:185:LYS:NZ	1.93	0.65
33:DL:103:ILE:HB	33:DL:104:GLN:NE2	2.11	0.65
35:DN:98:LEU:HD11	35:DN:114:GLU:HG2	1.76	0.65
37:DP:63:ILE:O	37:DP:72:VAL:HA	1.96	0.65
42:DU:69:VAL:HG11	42:DU:77:GLY:HA2	1.79	0.65
1:AA:1225:A:H3'	1:AA:1226:C:H6	1.61	0.65
1:AA:278:G:N2	1:AA:279:A:H62	1.93	0.65

Continued on next page...

Continued from previous page...

Atom-1	Atom-2	Interatomic distance (Å)	Clash overlap (Å)
20:AB:52:ALA:O	20:AB:56:LEU:HD22	1.96	0.65
21:AU:36:PHE:HB3	21:AU:40:PRO:CD	2.25	0.65
23:BB:1447:C:H2'	23:BB:1448:G:H8	1.60	0.65
23:BB:1652:A:H62	35:BN:11:ASN:ND2	1.94	0.65
23:BB:1727:C:H2'	23:BB:1728:C:C6	2.31	0.65
23:BB:1794:A:H2'	23:BB:1795:C:C6	2.31	0.65
23:BB:2339:C:H2'	23:BB:2340:A:H8	1.61	0.65
23:BB:64:A:H2'	23:BB:65:U:C6	2.31	0.65
28:BF:132:ARG:HD3	28:BF:133:GLU:HB2	1.78	0.65
29:BG:157:LYS:HG3	29:BG:159:LYS:HZ2	1.61	0.65
31:BJ:3:THR:HG21	38:BQ:93:ILE:HG13	1.78	0.65
33:BL:29:LYS:HD2	33:BL:31:GLY:N	2.12	0.65
33:BL:38:GLN:H	33:BL:41:ARG:NH1	1.94	0.65
46:BZ:25:ARG:HH11	46:BZ:25:ARG:HB2	1.60	0.65
1:CA:882:C:O2'	1:CA:883:C:H5'	1.95	0.65
9:CJ:56:HIS:O	9:CJ:57:VAL:HG12	1.97	0.65
48:D1:19:PHE:HD1	48:D1:20:TYR:H	1.44	0.65
23:DB:1866:A:H2'	23:DB:1867:G:O4'	1.95	0.65
30:DH:115:VAL:HB	30:DH:132:PHE:HD1	1.61	0.65
52:DI:85:ILE:HD13	52:DI:137:LEU:HD21	1.78	0.65
31:DJ:40:HIS:HA	38:DQ:69:ARG:NH1	2.09	0.65
35:DN:97:ILE:HA	35:DN:113:ILE:HD13	1.78	0.65
37:DP:89:GLY:HA2	37:DP:112:ARG:HH22	1.60	0.65
38:DQ:69:ARG:HB3	38:DQ:69:ARG:NH1	2.10	0.65
38:DQ:111:LYS:NZ	39:DR:52:PRO:HA	2.10	0.65
2:AC:9:ILE:HG23	2:AC:10:ARG:HG3	1.76	0.65
12:AM:106:ARG:HH11	12:AM:106:ARG:HA	1.61	0.65
23:BB:1484:U:H2'	23:BB:1485:U:C6	2.31	0.65
23:BB:1508:A:H5''	23:BB:1509:A:N7	2.12	0.65
23:BB:1531:C:H2'	23:BB:1532:A:C8	2.31	0.65
23:BB:2859:G:H2'	23:BB:2860:A:C8	2.31	0.65
23:BB:441:U:H2'	23:BB:442:G:H8	1.61	0.65
23:BB:691:C:O2'	25:BC:42:ARG:HD2	1.96	0.65
23:BB:2512:C:H5''	26:BD:125:TRP:HZ3	1.61	0.65
36:BO:40:ILE:H	36:BO:40:ILE:HD13	1.62	0.65
1:CA:1054:C:O2'	1:CA:1055:A:H5''	1.95	0.65
11:CL:14:LYS:HE2	11:CL:16:ALA:HB2	1.78	0.65
23:DB:235:U:H2'	23:DB:236:C:C6	2.31	0.65
23:DB:320:A:H4'	23:DB:322:A:N7	2.11	0.65
25:DC:205:GLY:C	25:DC:206:LYS:HG2	2.15	0.65
26:DD:56:LYS:HD3	26:DD:59:ARG:HB2	1.79	0.65

Continued on next page...

Continued from previous page...

Atom-1	Atom-2	Interatomic distance (Å)	Clash overlap (Å)
26:DD:33:ARG:HB3	26:DD:89:GLU:HB2	1.78	0.65
26:DD:89:GLU:HG2	26:DD:93:GLY:O	1.96	0.65
31:DJ:96:ARG:HG3	31:DJ:98:GLU:OE1	1.95	0.65
33:DL:78:ARG:CZ	33:DL:113:ALA:HB1	2.26	0.65
41:DT:17:SER:H	41:DT:20:ALA:CB	2.09	0.65
1:AA:1026:G:H2'	1:AA:1027:C:C6	2.31	0.65
1:AA:270:A:H2'	1:AA:271:C:C6	2.32	0.65
9:AJ:53:ILE:HG12	9:AJ:63:ASP:HB2	1.78	0.65
1:AA:1302:C:O4'	12:AM:16:ILE:HD11	1.96	0.65
12:AM:3:ILE:HG23	12:AM:56:ARG:HG2	1.78	0.65
23:BB:2025:C:H2'	23:BB:2026:U:C6	2.31	0.65
23:BB:2619:C:H4'	26:BD:157:LYS:HA	1.78	0.65
23:BB:85:G:OP1	42:BU:5:ARG:HA	1.96	0.65
25:BC:171:VAL:HB	25:BC:182:LYS:HB3	1.77	0.65
33:BL:30:THR:HA	33:BL:36:LYS:HZ1	1.60	0.65
39:BR:6:GLN:HB3	39:BR:10:LYS:HE3	1.76	0.65
39:BR:43:ASN:C	39:BR:45:GLU:H	1.98	0.65
24:BV:70:ILE:HG12	24:BV:71:LYS:H	1.61	0.65
43:BW:32:ALA:O	43:BW:66:VAL:HG11	1.96	0.65
19:CT:52:GLU:O	19:CT:56:ILE:HD13	1.97	0.65
23:DB:1118:C:H2'	23:DB:1119:U:C6	2.32	0.65
23:DB:1381:G:C2'	23:DB:1382:G:H5'	2.27	0.65
23:DB:616:A:H3'	23:DB:617:G:H8	1.62	0.65
23:DB:773:U:H5'	23:DB:774:G:OP2	1.95	0.65
25:DC:20:ASN:HB2	25:DC:202:ARG:HD3	1.78	0.65
26:DD:5:VAL:HB	26:DD:27:ILE:O	1.95	0.65
26:DD:37:VAL:HG13	26:DD:42:ASN:CB	2.25	0.65
1:AA:188:C:H2'	1:AA:189:A:O4'	1.97	0.65
1:AA:87:C:H2'	1:AA:88:U:H4'	1.79	0.65
7:AH:30:LYS:HA	7:AH:30:LYS:NZ	2.12	0.65
23:BB:1224:U:H4'	39:BR:90:ARG:HB3	1.79	0.65
23:BB:441:U:O2'	23:BB:442:G:H5'	1.97	0.65
23:BB:633:A:O5'	23:BB:633:A:H8	1.79	0.65
25:BC:76:VAL:O	25:BC:93:VAL:HA	1.96	0.65
30:BH:3:VAL:HG13	30:BH:21:VAL:HG11	1.79	0.65
31:BJ:39:LYS:NZ	38:BQ:69:ARG:HD2	2.11	0.65
35:BN:12:ARG:HD3	35:BN:20:MET:HG3	1.78	0.65
23:BB:2880:C:H1'	35:BN:92:GLY:O	1.97	0.65
44:BX:19:LEU:O	44:BX:22:LEU:HB2	1.96	0.65
8:CI:93:LEU:O	8:CI:97:LEU:HG	1.97	0.65
19:CT:11:ILE:HG13	19:CT:12:GLN:N	2.11	0.65

Continued on next page...

Continued from previous page...

Atom-1	Atom-2	Interatomic distance (Å)	Clash overlap (Å)
47:D0:41:HIS:HB3	47:D0:46:GLY:CA	2.26	0.65
23:DB:117:G:H5'	23:DB:126:A:H8	1.60	0.65
23:DB:1794:A:H2'	23:DB:1795:C:H6	1.62	0.65
23:DB:1838:C:N4	23:DB:1898:U:H2'	2.11	0.65
23:DB:2642:G:OP1	31:DJ:84:ILE:HG12	1.97	0.65
27:DE:153:LEU:HD13	27:DE:154:ASP:N	2.11	0.65
23:DB:448:U:C5'	27:DE:79:ARG:HH21	2.09	0.65
29:DG:41:GLU:CG	29:DG:54:ARG:HH21	2.09	0.65
46:DZ:48:GLN:NE2	46:DZ:49:ARG:H	1.94	0.65
1:AA:131:A:H2'	1:AA:132:C:C6	2.32	0.65
1:AA:1513:A:H2'	1:AA:1514:G:C8	2.32	0.65
3:AD:159:GLU:HG3	3:AD:160:LEU:H	1.59	0.65
23:BB:1406:U:H2'	23:BB:1407:G:H8	1.60	0.65
23:BB:2336:A:H1'	23:BB:2337:G:OP1	1.95	0.65
23:BB:329:G:H1	42:BU:16:LYS:HD3	1.61	0.65
25:BC:138:SER:HA	25:BC:162:GLN:HG2	1.79	0.65
23:BB:811:U:C5	33:BL:29:LYS:HD3	2.31	0.65
42:BU:39:ASN:ND2	42:BU:42:LYS:HE2	2.12	0.65
24:BV:77:VAL:HG21	24:BV:79:ARG:HH21	1.61	0.65
43:BW:66:VAL:HG13	43:BW:67:LYS:HG3	1.79	0.65
1:CA:1096:C:H2'	1:CA:1097:C:C6	2.32	0.65
1:CA:269:C:H2'	1:CA:270:A:C8	2.31	0.65
3:CD:141:VAL:HG12	3:CD:180:THR:HA	1.79	0.65
5:CF:38:ARG:HD3	5:CF:97:THR:HA	1.78	0.65
5:CF:53:LYS:HE2	5:CF:54:LEU:HD23	1.79	0.65
7:CH:11:THR:HA	7:CH:14:ARG:NH1	2.12	0.65
9:CJ:53:ILE:HG13	13:CN:84:ARG:CZ	2.26	0.65
1:CA:1186:G:H21	13:CN:100:TRP:C	1.99	0.65
26:DD:4:LEU:HD23	26:DD:77:ARG:HD3	1.78	0.65
35:DN:70:THR:OG1	35:DN:75:ILE:HD11	1.96	0.65
38:DQ:24:TYR:O	38:DQ:27:ARG:HB2	1.97	0.65
24:DV:63:ILE:H	24:DV:70:ILE:CD1	2.09	0.65
5:AF:3:HIS:HA	5:AF:65:GLU:HA	1.77	0.65
23:BB:2758:A:H2'	23:BB:2759:G:O4'	1.97	0.65
23:BB:2759:G:H4'	29:BG:34:ARG:HH12	1.62	0.65
23:BB:329:G:H1	42:BU:16:LYS:HZ3	1.43	0.65
23:BB:559:G:H1'	38:BQ:55:GLN:NE2	2.12	0.65
23:BB:911:A:N6	34:BM:13:HIS:HB3	2.12	0.65
25:BC:127:ASN:ND2	25:BC:128:THR:H	1.95	0.65
34:BM:33:LEU:N	34:BM:101:VAL:HG22	2.12	0.65
34:BM:73:ILE:HD11	34:BM:92:TRP:HB2	1.79	0.65

Continued on next page...

Continued from previous page...

Atom-1	Atom-2	Interatomic distance (Å)	Clash overlap (Å)
23:BB:139:U:N3	41:BT:1:MET:HB2	2.11	0.65
43:BW:23:LYS:HE3	43:BW:24:ARG:O	1.96	0.65
20:CB:212:TYR:O	20:CB:216:VAL:HG22	1.97	0.65
1:CA:620:C:C2	3:CD:131:ILE:HD13	2.31	0.65
4:CE:14:LEU:HD22	4:CE:15:ILE:N	2.12	0.65
51:D4:26:ILE:O	51:D4:27:CYS:HB2	1.96	0.65
22:DA:76:G:H2'	22:DA:77:U:H6	1.60	0.65
23:DB:1386:C:H2'	23:DB:1387:A:C8	2.31	0.65
23:DB:2243:U:H2'	23:DB:2244:U:C6	2.31	0.65
27:DE:48:THR:HG23	27:DE:85:PHE:H	1.60	0.65
30:DH:4:ILE:HD13	30:DH:4:ILE:H	1.62	0.65
31:DJ:73:VAL:HG11	31:DJ:75:TYR:CZ	2.31	0.65
33:DL:58:TYR:HA	33:DL:62:PRO:HG2	1.77	0.65
1:AA:1326:U:H2'	1:AA:1327:C:H6	1.61	0.65
1:AA:269:C:H2'	1:AA:270:A:C8	2.32	0.65
23:BB:138:U:H2'	23:BB:140:C:C1'	2.25	0.65
26:BD:128:ARG:HH11	26:BD:144:GLY:CA	2.10	0.65
29:BG:157:LYS:HG3	29:BG:159:LYS:NZ	2.11	0.65
52:BI:100:ILE:O	52:BI:139:VAL:HA	1.97	0.65
33:BL:91:ASP:HB2	33:BL:123:ARG:HH11	1.62	0.65
1:CA:1281:C:H5'	1:CA:1282:C:H5	1.61	0.65
1:CA:312:C:H2'	1:CA:313:A:C8	2.32	0.65
1:CA:546:A:P	3:CD:68:GLU:HB3	2.36	0.65
20:CB:95:TRP:HZ3	20:CB:98:GLY:H	1.44	0.65
2:CC:8:GLY:HA3	13:CN:88:MET:SD	2.37	0.65
3:CD:78:ALA:HB1	3:CD:85:THR:HA	1.78	0.65
1:CA:1008:U:H5''	13:CN:23:ARG:HH21	1.62	0.65
13:CN:32:ASP:HB2	13:CN:34:ASN:ND2	2.12	0.65
13:CN:86:ALA:HB1	13:CN:91:GLU:HB2	1.79	0.65
15:CP:4:ILE:O	15:CP:71:VAL:HG11	1.97	0.65
16:CQ:16:MET:CB	16:CQ:19:SER:HB2	2.26	0.65
16:CQ:66:LEU:HD12	16:CQ:66:LEU:H	1.62	0.65
51:D4:30:GLU:CB	51:D4:33:HIS:HB2	2.23	0.65
23:DB:1224:U:O3'	39:DR:90:ARG:HB2	1.97	0.65
23:DB:1484:U:H2'	23:DB:1485:U:C6	2.32	0.65
23:DB:2784:U:H2'	23:DB:2785:C:H6	1.60	0.65
23:DB:455:C:N3	23:DB:472:A:H2'	2.12	0.65
25:DC:19:VAL:HB	25:DC:205:GLY:HA2	1.78	0.65
23:DB:1006:C:H5''	31:DJ:34:ARG:HE	1.61	0.65
33:DL:77:ILE:HD13	33:DL:110:VAL:C	2.17	0.65
34:DM:114:ARG:O	34:DM:117:PHE:HD1	1.80	0.65

Continued on next page...

Continued from previous page...

Atom-1	Atom-2	Interatomic distance (Å)	Clash overlap (Å)
33:DL:33:ARG:HB3	39:DR:85:LYS:NZ	2.11	0.65
41:DT:53:VAL:HG12	41:DT:93:LEU:HD21	1.79	0.65
1:AA:859:G:H2'	1:AA:860:A:C8	2.32	0.65
4:AE:104:ILE:HD11	4:AE:114:LEU:HB2	1.79	0.65
4:AE:23:THR:HG23	4:AE:28:ARG:HD3	1.78	0.65
13:AN:12:ARG:HH11	13:AN:60:ARG:NH1	1.95	0.65
23:BB:2331:G:H5'	43:BW:70:VAL:HG13	1.79	0.65
25:BC:53:ILE:HG21	25:BC:218:THR:HG23	1.78	0.65
25:BC:68:ARG:HD3	25:BC:103:ILE:CD1	2.27	0.65
29:BG:86:LEU:HD13	29:BG:163:TYR:HA	1.78	0.65
30:BH:6:LEU:HD12	30:BH:15:LEU:HA	1.77	0.65
31:BJ:10:THR:HB	31:BJ:13:ARG:NH1	2.11	0.65
39:BR:5:PHE:HA	39:BR:40:MET:CG	2.27	0.65
1:CA:652:U:H4'	7:CH:55:LYS:HE3	1.78	0.65
10:CK:92:ARG:HH11	10:CK:92:ARG:HG2	1.62	0.65
23:DB:2102:G:H2'	23:DB:2103:C:O4'	1.97	0.65
23:DB:283:G:H2'	23:DB:284:U:C6	2.32	0.65
25:DC:259:ASN:O	25:DC:261:ARG:HG3	1.97	0.65
23:DB:993:G:H21	39:DR:93:PHE:HZ	1.45	0.65
2:AC:146:LYS:HE3	2:AC:202:PHE:CE2	2.30	0.65
2:AC:185:THR:HG22	2:AC:186:SER:H	1.62	0.65
9:AJ:37:ARG:NE	9:AJ:77:VAL:HG11	2.11	0.65
12:AM:103:THR:HG22	12:AM:104:ASN:H	1.62	0.65
13:AN:30:ILE:HB	13:AN:44:VAL:HG11	1.77	0.65
23:BB:854:C:H2'	23:BB:855:G:H8	1.61	0.65
33:BL:94:THR:HB	33:BL:103:ILE:HG13	1.78	0.65
35:BN:96:ARG:HH21	35:BN:118:ARG:HB3	1.62	0.65
38:BQ:57:ARG:HA	38:BQ:60:TRP:HE3	1.62	0.65
39:BR:53:PHE:O	39:BR:54:VAL:O	2.15	0.65
24:BV:14:LYS:NZ	24:BV:18:ARG:HD2	2.11	0.65
9:CJ:37:ARG:HG2	9:CJ:37:ARG:HH11	1.62	0.65
10:CK:85:VAL:HG21	10:CK:92:ARG:HH12	1.62	0.65
11:CL:80:LEU:O	11:CL:97:VAL:HG22	1.97	0.65
5:CF:86:ARG:NH1	17:CR:63:TYR:HB3	2.12	0.65
47:D0:31:LYS:HB2	47:D0:31:LYS:NZ	2.11	0.65
50:D3:7:ARG:HA	50:D3:7:ARG:HH11	1.61	0.65
23:DB:1022:G:H8	31:DJ:68:LYS:HE3	1.62	0.65
27:DE:109:LEU:HB2	27:DE:117:ARG:HE	1.62	0.65
29:DG:102:ILE:HD11	29:DG:130:ILE:HD12	1.79	0.65
33:DL:109:LYS:HZ3	33:DL:109:LYS:HB2	1.62	0.65
33:DL:109:LYS:HG2	33:DL:126:ARG:HH11	1.61	0.65

Continued on next page...

Continued from previous page...

Atom-1	Atom-2	Interatomic distance (Å)	Clash overlap (Å)
38:DQ:97:ILE:HG23	39:DR:13:ARG:NH2	2.11	0.65
41:DT:45:ALA:HA	41:DT:48:GLN:HG2	1.78	0.65
41:DT:77:ARG:HG2	41:DT:78:SER:H	1.60	0.65
1:AA:36:C:H5''	11:AL:119:LYS:HB3	1.79	0.64
3:AD:88:ASN:O	3:AD:92:LEU:HD23	1.97	0.64
7:AH:5:PRO:HB2	7:AH:32:LYS:NZ	2.11	0.64
9:AJ:15:HIS:HA	9:AJ:18:ILE:HG22	1.79	0.64
10:AK:105:ARG:NH2	21:AU:10:PRO:HG3	2.12	0.64
23:BB:1386:C:H2'	23:BB:1387:A:C8	2.32	0.64
26:BD:83:ARG:HG2	26:BD:84:LEU:N	2.11	0.64
27:BE:113:VAL:HG23	27:BE:117:ARG:NH2	2.11	0.64
29:BG:148:ARG:HH21	29:BG:153:PRO:HD2	1.62	0.64
23:BB:1113:U:H5''	29:BG:1:SER:HA	1.78	0.64
32:BK:108:ARG:HA	32:BK:116:ILE:HG21	1.79	0.64
33:BL:63:LYS:HG3	50:B3:11:LYS:CA	2.26	0.64
36:BO:37:ALA:O	36:BO:38:GLN:HG2	1.97	0.64
37:BP:38:ARG:HG3	37:BP:39:LEU:H	1.62	0.64
24:BV:80:HIS:N	24:BV:87:GLN:HE22	1.94	0.64
1:CA:1508:A:H2'	1:CA:1509:C:C6	2.33	0.64
51:D4:26:ILE:HD13	51:D4:27:CYS:C	2.18	0.64
23:DB:1826:G:OP2	25:DC:221:GLY:HA2	1.97	0.64
23:DB:2537:U:H2'	23:DB:2538:C:C6	2.32	0.64
23:DB:279:A:H2'	23:DB:280:U:O4'	1.96	0.64
23:DB:352:A:H3'	23:DB:353:C:H6	1.62	0.64
23:DB:907:G:O2'	23:DB:908:C:H5'	1.96	0.64
25:DC:49:THR:O	25:DC:50:THR:HB	1.96	0.64
27:DE:108:ILE:HG13	27:DE:109:LEU:H	1.62	0.64
33:DL:109:LYS:HG3	33:DL:126:ARG:HB3	1.78	0.64
39:DR:39:LEU:H	39:DR:61:ALA:HB1	1.62	0.64
1:AA:539:A:H2'	1:AA:540:G:C8	2.32	0.64
1:AA:620:C:H1'	3:AD:131:ILE:HG21	1.79	0.64
23:BB:1838:C:N4	23:BB:1898:U:H2'	2.11	0.64
23:BB:418:C:H2'	23:BB:419:U:C6	2.32	0.64
25:BC:143:VAL:O	25:BC:152:GLN:HB2	1.97	0.64
26:BD:83:ARG:HG2	26:BD:84:LEU:H	1.63	0.64
32:BK:99:ILE:HG12	32:BK:115:ILE:HG13	1.80	0.64
33:BL:54:GLN:HB3	33:BL:56:PRO:HD2	1.78	0.64
34:BM:67:VAL:HG21	34:BM:95:LEU:HD21	1.78	0.64
38:BQ:85:ALA:CB	38:BQ:88:GLU:HB2	2.27	0.64
24:BV:69:GLU:HG2	24:BV:70:ILE:N	2.12	0.64
43:BW:23:LYS:HB2	43:BW:23:LYS:NZ	2.12	0.64

Continued on next page...

Continued from previous page...

Atom-1	Atom-2	Interatomic distance (Å)	Clash overlap (Å)
1:CA:865:A:H5'	1:CA:1078:U:O4	1.97	0.64
1:CA:1238:A:H5'	1:CA:1336:C:N4	2.13	0.64
1:CA:205:A:H2'	1:CA:206:C:H6	1.62	0.64
1:CA:678:U:H2'	1:CA:679:C:C6	2.32	0.64
1:CA:952:U:H2'	1:CA:953:G:H8	1.62	0.64
20:CB:69:VAL:HB	20:CB:162:VAL:HB	1.78	0.64
1:CA:878:A:O4'	7:CH:3:GLN:HG3	1.97	0.64
11:CL:34:THR:HB	11:CL:53:ARG:HE	1.62	0.64
50:D3:12:ARG:HE	50:D3:23:HIS:HB2	1.60	0.64
22:DA:61:G:H2'	22:DA:62:C:C6	2.31	0.64
23:DB:608:A:H2'	23:DB:609:A:C8	2.32	0.64
27:DE:149:ILE:HD11	27:DE:188:MET:N	2.11	0.64
42:DU:98:ASN:O	42:DU:99:SER:HB2	1.95	0.64
7:AH:63:LYS:HG2	7:AH:70:VAL:HG21	1.80	0.64
23:BB:1410:G:H2'	23:BB:1411:U:C6	2.31	0.64
23:BB:143:C:H2'	23:BB:144:A:C1'	2.27	0.64
23:BB:1866:A:H2'	23:BB:1867:G:O4'	1.96	0.64
23:BB:2039:U:H2'	23:BB:2040:G:C8	2.31	0.64
23:BB:2557:G:H2'	23:BB:2558:C:C6	2.32	0.64
23:BB:2800:A:H2'	23:BB:2801:G:O4'	1.98	0.64
25:BC:23:LEU:H	25:BC:202:ARG:HH21	1.45	0.64
31:BJ:37:ARG:NH2	31:BJ:110:PRO:HG3	2.13	0.64
31:BJ:18:VAL:HG22	31:BJ:56:VAL:HA	1.78	0.64
34:BM:12:MET:HG2	34:BM:12:MET:O	1.96	0.64
37:BP:1:SER:HA	37:BP:4:ILE:HD12	1.79	0.64
37:BP:38:ARG:CG	37:BP:39:LEU:H	2.10	0.64
41:BT:28:ASN:HD22	41:BT:28:ASN:N	1.95	0.64
20:CB:81:ASP:HA	20:CB:84:LEU:HD22	1.78	0.64
12:CM:68:LEU:HD22	12:CM:69:ARG:NH1	2.13	0.64
23:DB:242:G:N2	23:DB:254:G:H2'	2.12	0.64
23:DB:813:U:H2'	23:DB:814:C:C6	2.32	0.64
52:DI:11:GLN:HA	52:DI:55:PRO:HA	1.79	0.64
34:DM:2:LEU:HD13	34:DM:47:GLU:HB3	1.80	0.64
46:DZ:47:LYS:HB2	46:DZ:51:VAL:CG1	2.27	0.64
25:BC:68:ARG:NH2	25:BC:127:ASN:HA	2.13	0.64
26:BD:128:ARG:NH1	26:BD:130:GLN:NE2	2.46	0.64
33:BL:132:ARG:O	33:BL:136:GLU:HB3	1.98	0.64
34:BM:33:LEU:HB2	34:BM:101:VAL:CG2	2.27	0.64
34:BM:36:VAL:HA	34:BM:97:GLN:HG2	1.78	0.64
1:CA:238:A:H2'	1:CA:239:U:H5''	1.78	0.64
8:CI:27:ILE:HD13	8:CI:34:LEU:HD13	1.79	0.64

Continued on next page...

Continued from previous page...

Atom-1	Atom-2	Interatomic distance (Å)	Clash overlap (Å)
14:CO:24:THR:HG21	14:CO:69:LEU:HD23	1.80	0.64
14:CO:88:ARG:NH2	23:DB:714:U:H3'	2.12	0.64
23:DB:1695:G:O2'	25:DC:15:VAL:HG23	1.98	0.64
1:CA:807:A:H1'	25:DC:4:LYS:NZ	2.12	0.64
44:DX:31:GLN:O	44:DX:32:ALA:HB3	1.97	0.64
1:AA:1342:C:H2'	1:AA:1343:G:C8	2.32	0.64
2:AC:113:LYS:HE2	2:AC:117:ASP:OD2	1.97	0.64
4:AE:45:VAL:O	4:AE:71:ILE:HG22	1.98	0.64
5:AF:53:LYS:HA	5:AF:53:LYS:NZ	2.12	0.64
14:AO:29:ALA:HA	14:AO:84:LEU:HD21	1.80	0.64
15:AP:68:SER:HB3	15:AP:71:VAL:HG12	1.80	0.64
23:BB:1412:U:H2'	23:BB:1413:A:C8	2.33	0.64
23:BB:215:G:C4'	23:BB:216:A:H4'	2.27	0.64
23:BB:2228:G:H2'	23:BB:2229:U:C6	2.33	0.64
25:BC:66:PHE:O	25:BC:68:ARG:N	2.30	0.64
27:BE:115:GLN:HA	27:BE:185:LYS:HE3	1.79	0.64
34:BM:70:ASP:H	34:BM:71:LYS:NZ	1.95	0.64
42:BU:78:LYS:HG3	42:BU:96:LYS:HE3	1.79	0.64
24:BV:26:PHE:HE2	24:BV:44:HIS:HA	1.61	0.64
1:CA:1520:C:H2'	1:CA:1521:C:C6	2.32	0.64
1:CA:947:G:H2'	1:CA:948:C:C6	2.32	0.64
20:CB:130:LYS:HB3	20:CB:134:LEU:HB2	1.79	0.64
20:CB:46:VAL:CG1	20:CB:47:PRO:HD3	2.23	0.64
11:CL:65:TYR:HB2	11:CL:92:VAL:HG11	1.78	0.64
13:CN:50:LEU:H	13:CN:51:PRO:CD	2.08	0.64
23:DB:2039:U:H2'	23:DB:2040:G:C8	2.32	0.64
27:DE:109:LEU:HG	27:DE:117:ARG:HG3	1.78	0.64
28:DF:132:ARG:NH1	28:DF:147:ARG:HD3	2.12	0.64
34:DM:15:GLY:C	34:DM:16:ARG:HG3	2.18	0.64
32:DK:108:ARG:HH22	37:DP:36:LYS:H	1.45	0.64
41:DT:17:SER:H	41:DT:20:ALA:HB3	1.61	0.64
42:DU:4:ILE:HG21	42:DU:25:LYS:HB3	1.79	0.64
2:AC:146:LYS:HD3	2:AC:204:GLY:HA2	1.79	0.64
3:AD:123:MET:HA	3:AD:128:VAL:HA	1.78	0.64
12:AM:52:ILE:HD12	12:AM:55:LEU:HD12	1.78	0.64
13:AN:60:ARG:NH2	13:AN:62:ARG:HE	1.92	0.64
22:BA:20:G:H2'	22:BA:21:G:H8	1.63	0.64
23:BB:172:A:H2'	23:BB:173:A:C8	2.32	0.64
23:BB:784:G:O2'	23:BB:785:G:H5''	1.97	0.64
26:BD:149:ASN:CB	26:BD:150:GLN:HG2	2.25	0.64
30:BH:140:ALA:C	30:BH:141:LYS:HD3	2.18	0.64

Continued on next page...

Continued from previous page...

Atom-1	Atom-2	Interatomic distance (Å)	Clash overlap (Å)
32:BK:71:ARG:O	32:BK:72:PRO:C	2.34	0.64
23:BB:2467:C:O4'	34:BM:118:LYS:HG2	1.98	0.64
34:BM:35:ALA:O	34:BM:36:VAL:HG22	1.98	0.64
40:BS:71:VAL:HG22	40:BS:107:VAL:HG12	1.80	0.64
23:BB:2336:A:N6	43:BW:69:GLU:HG3	2.12	0.64
1:CA:441:A:H61	1:CA:493:A:H62	1.45	0.64
20:CB:195:VAL:HG12	20:CB:197:PHE:H	1.62	0.64
8:CI:45:MET:O	8:CI:49:GLN:HG3	1.98	0.64
9:CJ:53:ILE:HG22	9:CJ:61:ALA:HB1	1.80	0.64
11:CL:64:SER:OG	11:CL:96:THR:HG23	1.97	0.64
23:DB:2037:A:H2'	23:DB:2038:G:C8	2.32	0.64
23:DB:374:A:N6	23:DB:400:G:H1'	2.12	0.64
23:DB:589:U:H2'	23:DB:590:A:C8	2.31	0.64
23:DB:704:G:H1'	23:DB:727:A:H61	1.62	0.64
23:DB:704:G:O2'	23:DB:726:G:N2	2.28	0.64
23:DB:796:C:H2'	23:DB:797:G:H8	1.62	0.64
25:DC:27:LYS:N	25:DC:28:PRO:CD	2.60	0.64
25:DC:61:TYR:CE1	25:DC:63:ILE:HD11	2.33	0.64
28:DF:107:VAL:HG12	28:DF:108:PRO:HD3	1.79	0.64
30:DH:68:ARG:HD3	30:DH:71:LYS:HE2	1.80	0.64
32:DK:71:ARG:HB3	32:DK:72:PRO:HD2	1.78	0.64
33:DL:110:VAL:HG22	33:DL:127:VAL:HA	1.78	0.64
33:DL:132:ARG:HH22	33:DL:140:GLY:HA3	1.63	0.64
2:AC:176:THR:HB	2:AC:179:ALA:HB2	1.77	0.64
1:AA:522:C:H41	11:AL:49:ARG:HH22	1.45	0.64
16:AQ:10:ARG:HA	16:AQ:10:ARG:HE	1.62	0.64
18:AS:39:ILE:HG21	18:AS:65:MET:HB3	1.79	0.64
23:BB:170:U:H2'	23:BB:171:U:C6	2.33	0.64
23:BB:2053:G:OP1	26:BD:149:ASN:O	2.16	0.64
23:BB:2901:C:H2'	23:BB:2902:C:H5'	1.80	0.64
23:BB:547:A:H3'	23:BB:548:G:C8	2.21	0.64
23:BB:632:A:H2'	23:BB:633:A:C8	2.33	0.64
23:BB:720:U:H2'	23:BB:721:A:C8	2.32	0.64
23:BB:813:U:H2'	23:BB:814:C:C6	2.33	0.64
23:BB:450:G:H4'	27:BE:47:LYS:HG2	1.80	0.64
29:BG:25:ILE:O	29:BG:31:GLU:HA	1.97	0.64
31:BJ:45:THR:HG22	38:BQ:63:ARG:NH2	2.13	0.64
31:BJ:15:TRP:HA	31:BJ:53:TYR:O	1.98	0.64
40:BS:28:LYS:HD3	40:BS:71:VAL:HG21	1.80	0.64
1:CA:1250:A:H2'	1:CA:1251:A:C8	2.33	0.64
1:CA:1422:G:O2'	1:CA:1423:G:H5'	1.97	0.64

Continued on next page...

Continued from previous page...

Atom-1	Atom-2	Interatomic distance (Å)	Clash overlap (Å)
1:CA:524:G:H2'	1:CA:525:C:C6	2.33	0.64
2:CC:11:LEU:HD22	2:CC:17:TRP:NE1	2.11	0.64
1:CA:598:U:H4'	7:CH:85:TYR:CD2	2.33	0.64
18:CS:39:ILE:HB	18:CS:66:VAL:HA	1.79	0.64
21:CU:14:ALA:HB3	21:CU:16:ARG:NH1	2.13	0.64
48:D1:45:HIS:O	48:D1:46:VAL:HG12	1.96	0.64
23:DB:1151:A:H2'	23:DB:1152:C:C6	2.32	0.64
23:DB:1590:A:H2'	23:DB:1591:A:C8	2.33	0.64
23:DB:321:U:OP2	27:DE:130:LYS:HG3	1.98	0.64
23:DB:396:G:H5'	46:DZ:11:GLU:HG3	1.80	0.64
28:DF:132:ARG:HD3	28:DF:133:GLU:N	2.12	0.64
29:DG:9:VAL:HG23	29:DG:11:PRO:HD3	1.79	0.64
32:DK:8:LEU:HD12	32:DK:8:LEU:N	2.12	0.64
33:DL:90:VAL:HG22	33:DL:92:LEU:HD22	1.79	0.64
44:DX:51:ALA:O	44:DX:53:VAL:N	2.31	0.64
1:AA:269:C:H2'	1:AA:270:A:H8	1.63	0.64
20:AB:118:THR:O	20:AB:121:GLN:HB3	1.98	0.64
1:AA:1101:A:H61	20:AB:173:LYS:HD2	1.63	0.64
3:AD:84:ASN:HD22	3:AD:87:GLU:H	1.43	0.64
10:AK:88:PRO:HA	10:AK:92:ARG:HE	1.63	0.64
16:AQ:59:GLU:H	16:AQ:74:LEU:HD23	1.62	0.64
23:BB:263:G:H2'	23:BB:264:C:O4'	1.97	0.64
23:BB:282:A:H2'	23:BB:283:G:C8	2.32	0.64
23:BB:62:U:H3'	23:BB:63:A:H8	1.62	0.64
27:BE:43:THR:HG23	27:BE:44:ARG:NE	2.12	0.64
33:BL:122:VAL:HG23	33:BL:139:GLY:O	1.98	0.64
34:BM:9:PHE:CG	34:BM:10:ARG:N	2.64	0.64
39:BR:53:PHE:HB3	39:BR:55:ASP:HB2	1.79	0.64
39:BR:66:HIS:N	39:BR:98:ILE:HD13	2.12	0.64
1:CA:1031:C:H4'	1:CA:1032:G:H5''	1.80	0.64
1:CA:1129:C:H1'	1:CA:1146:A:H61	1.63	0.64
1:CA:1286:U:O2'	1:CA:1287:A:H5''	1.97	0.64
1:CA:1292:G:H2'	1:CA:1293:C:C6	2.32	0.64
1:CA:270:A:H2'	1:CA:271:C:C6	2.33	0.64
3:CD:97:LEU:HB2	3:CD:134:TYR:HB3	1.79	0.64
11:CL:71:HIS:HD2	11:CL:73:LEU:HD12	1.62	0.64
12:CM:18:LEU:HG	12:CM:21:ILE:HD12	1.79	0.64
23:DB:2526:G:N2	51:D4:2:LYS:HD2	2.13	0.64
23:DB:2645:G:H3'	23:DB:2646:C:H5'	1.79	0.64
25:DC:170:TYR:O	25:DC:171:VAL:HG13	1.98	0.64
46:DZ:55:GLY:HA2	46:DZ:59:ARG:HD2	1.80	0.64

Continued on next page...

Continued from previous page...

Atom-1	Atom-2	Interatomic distance (Å)	Clash overlap (Å)
1:AA:205:A:H2'	1:AA:206:C:H6	1.61	0.64
1:AA:1221:G:H5''	18:AS:35:ARG:HH11	1.62	0.64
50:B3:41:ARG:NH1	50:B3:42:HIS:HB3	2.13	0.64
23:BB:1041:G:H2'	23:BB:1042:G:C8	2.33	0.64
23:BB:1132:U:H5''	31:BJ:85:LYS:HZ2	1.61	0.64
23:BB:467:G:OP1	49:B2:33:ARG:HD3	1.96	0.64
23:BB:773:U:H5'	23:BB:774:G:OP2	1.97	0.64
23:BB:7:G:H1'	31:BJ:135:GLN:HE21	1.63	0.64
23:BB:877:A:H2'	23:BB:899:A:N1	2.13	0.64
26:BD:5:VAL:HG11	26:BD:29:VAL:H	1.63	0.64
35:BN:62:ASN:ND2	35:BN:80:PHE:HB3	2.12	0.64
39:BR:2:TYR:H	39:BR:46:GLU:HB2	1.63	0.64
1:CA:1270:G:H2'	1:CA:1271:A:H8	1.63	0.64
4:CE:87:VAL:HG22	4:CE:88:HIS:N	2.12	0.64
13:CN:40:ARG:HG3	18:CS:6:LYS:O	1.97	0.64
13:CN:30:ILE:HG22	13:CN:41:TRP:HB3	1.79	0.64
15:CP:54:LEU:HD13	15:CP:80:LYS:HZ2	1.63	0.64
23:DB:1219:U:OP2	38:DQ:18:LYS:HE2	1.98	0.64
23:DB:163:C:H2'	23:DB:164:C:O4'	1.98	0.64
23:DB:2339:C:H2'	23:DB:2340:A:C8	2.32	0.64
23:DB:2339:C:H2'	23:DB:2340:A:H8	1.62	0.64
25:DC:124:LYS:CB	25:DC:125:PRO:CD	2.75	0.64
23:DB:1819:A:OP1	25:DC:153:LEU:HB2	1.98	0.64
26:DD:60:VAL:O	26:DD:63:PRO:HD2	1.97	0.64
37:DP:52:ARG:O	37:DP:60:VAL:HG21	1.96	0.64
41:DT:38:ALA:HB1	41:DT:43:ILE:HD11	1.79	0.64
41:DT:68:LYS:HB2	41:DT:68:LYS:NZ	2.11	0.64
1:AA:1447:A:H5'	1:AA:1448:C:H5	1.63	0.64
1:AA:524:G:H2'	1:AA:525:C:C6	2.33	0.64
1:AA:875:U:O2'	7:AH:14:ARG:HD2	1.97	0.64
2:AC:61:LYS:O	2:AC:96:VAL:HB	1.98	0.64
3:AD:2:ARG:HG3	3:AD:114:ARG:CZ	2.28	0.64
19:AT:15:LYS:HD3	19:AT:18:LYS:HE3	1.79	0.64
50:B3:24:LYS:NZ	50:B3:29:ARG:HH22	1.96	0.64
23:BB:2575:C:H5''	26:BD:149:ASN:HB3	1.80	0.64
25:BC:29:PHE:HB2	25:BC:31:PRO:CD	2.28	0.64
26:BD:167:ASN:H	26:BD:167:ASN:ND2	1.96	0.64
26:BD:2:ILE:HB	26:BD:205:PRO:HD3	1.80	0.64
23:BB:2749:A:OP2	29:BG:3:VAL:HG11	1.97	0.64
29:BG:6:ALA:HB3	29:BG:7:PRO:HD3	1.80	0.64
31:BJ:35:ARG:HH21	31:BJ:40:HIS:N	1.95	0.64

Continued on next page...

Continued from previous page...

Atom-1	Atom-2	Interatomic distance (Å)	Clash overlap (Å)
31:BJ:41:LYS:O	38:BQ:66:ALA:HB1	1.98	0.64
43:BW:31:LEU:HD11	43:BW:34:SER:CB	2.27	0.64
46:BZ:8:LYS:HD2	46:BZ:9:TYR:H	1.63	0.64
1:CA:1277:C:O2'	1:CA:1279:G:H1'	1.98	0.64
20:CB:83:ALA:O	20:CB:88:GLN:HB2	1.98	0.64
5:CF:68:GLN:O	5:CF:71:ILE:HG22	1.98	0.64
9:CJ:36:VAL:HG13	9:CJ:76:ILE:HD11	1.80	0.64
17:CR:72:ARG:HH21	21:CU:23:GLU:HG3	1.61	0.64
23:DB:2199:A:O3'	46:DZ:34:LEU:HD22	1.97	0.64
25:DC:127:ASN:HD22	25:DC:128:THR:N	1.89	0.64
26:DD:107:VAL:HA	26:DD:205:PRO:O	1.98	0.64
28:DF:29:ARG:HD2	28:DF:158:THR:HG21	1.80	0.64
33:DL:75:ALA:HB3	33:DL:108:ALA:HA	1.80	0.64
40:DS:9:HIS:O	40:DS:10:ALA:HB3	1.98	0.64
45:DY:2:LYS:H	45:DY:37:ARG:CB	2.10	0.64
46:DZ:49:ARG:C	46:DZ:51:VAL:H	2.01	0.64
46:DZ:53:THR:HA	46:DZ:56:ARG:HG2	1.78	0.64
1:AA:1468:A:H2'	1:AA:1469:C:O4'	1.98	0.63
20:AB:202:ASN:HD22	20:AB:204:ASP:N	1.95	0.63
20:AB:41:ASN:ND2	20:AB:44:LYS:HB2	2.13	0.63
18:AS:31:ARG:HG3	18:AS:56:HIS:NE2	2.13	0.63
21:AU:40:PRO:O	21:AU:44:ARG:HB2	1.98	0.63
23:BB:275:C:H2'	23:BB:276:U:O4'	1.98	0.63
23:BB:2789:C:H2'	23:BB:2893:A:N7	2.13	0.63
23:BB:423:A:H5'	23:BB:424:G:C5'	2.28	0.63
23:BB:589:U:H2'	23:BB:590:A:C8	2.33	0.63
25:BC:170:TYR:O	25:BC:171:VAL:HG13	1.97	0.63
33:BL:91:ASP:HA	33:BL:123:ARG:HB2	1.80	0.63
40:BS:89:ALA:HA	40:BS:90:LYS:HZ2	1.63	0.63
41:BT:63:VAL:HG13	41:BT:80:TRP:HB2	1.79	0.63
44:BX:12:GLU:HB2	44:BX:14:LEU:CD1	2.28	0.63
23:DB:1179:G:H2'	23:DB:1180:U:C6	2.33	0.63
23:DB:990:A:N6	23:DB:1186:G:H1'	2.13	0.63
23:DB:1229:C:H2'	23:DB:1230:A:C8	2.33	0.63
23:DB:345:A:H1'	23:DB:346:A:C2	2.33	0.63
23:DB:181:A:H1'	23:DB:435:C:H5'	1.80	0.63
23:DB:632:A:H2'	23:DB:633:A:C8	2.33	0.63
30:DH:72:ILE:HG12	30:DH:108:VAL:HG21	1.81	0.63
36:DO:109:ALA:O	36:DO:112:GLU:HB2	1.98	0.63
36:DO:39:VAL:HG12	36:DO:50:ALA:HB2	1.79	0.63
40:DS:82:MET:HG3	40:DS:83:LYS:N	2.13	0.63

Continued on next page...

Continued from previous page...

Atom-1	Atom-2	Interatomic distance (Å)	Clash overlap (Å)
1:AA:531:U:H6	1:AA:531:U:H5'	1.63	0.63
1:AA:817:C:H1'	1:AA:819:A:H5'	1.80	0.63
20:AB:75:ALA:O	20:AB:79:VAL:HB	1.98	0.63
11:AL:85:ARG:HA	11:AL:93:ARG:HA	1.80	0.63
23:BB:1470:A:H3'	23:BB:1471:G:H8	1.62	0.63
23:BB:346:A:H2'	23:BB:347:A:O4'	1.99	0.63
23:BB:596:U:H2'	23:BB:597:G:C8	2.34	0.63
25:BC:164:VAL:HB	25:BC:167:ASP:OD1	1.98	0.63
25:BC:68:ARG:NH2	25:BC:190:THR:HG23	2.13	0.63
26:BD:130:GLN:NE2	26:BD:138:LEU:HD12	2.12	0.63
27:BE:127:GLU:HB2	27:BE:130:LYS:HB2	1.80	0.63
27:BE:147:LEU:O	27:BE:148:ILE:HG13	1.98	0.63
36:BO:87:ILE:HG22	36:BO:115:LEU:H	1.63	0.63
37:BP:84:SER:O	37:BP:86:LYS:N	2.31	0.63
38:BQ:97:ILE:HA	38:BQ:100:PHE:CZ	2.33	0.63
39:BR:39:LEU:HD12	39:BR:60:LYS:HB2	1.80	0.63
1:CA:1354:U:H2'	1:CA:1355:G:H8	1.63	0.63
1:CA:1436:U:H2'	1:CA:1437:A:C8	2.33	0.63
3:CD:151:GLN:NE2	3:CD:153:ARG:HD2	2.13	0.63
5:CF:47:LEU:HD21	5:CF:57:ALA:CB	2.28	0.63
11:CL:86:VAL:HG11	11:CL:89:LEU:HD23	1.79	0.63
10:CK:110:THR:HG22	21:CU:5:VAL:H	1.62	0.63
26:DD:8:LYS:HZ3	37:DP:5:LYS:HG3	1.64	0.63
32:DK:94:PRO:HG3	32:DK:114:LYS:HB3	1.80	0.63
33:DL:63:LYS:HB2	50:D3:26:ALA:CB	2.29	0.63
23:DB:2415:G:H4'	33:DL:66:PHE:HB2	1.81	0.63
37:DP:52:ARG:HG3	37:DP:52:ARG:NH1	2.09	0.63
39:DR:74:ILE:O	39:DR:75:VAL:HG13	1.98	0.63
1:AA:1011:C:H2'	1:AA:1012:A:H8	1.64	0.63
1:AA:1300:G:H1'	1:AA:1301:U:H5	1.61	0.63
1:AA:1391:U:H2'	1:AA:1392:G:C8	2.33	0.63
5:AF:92:THR:HG23	5:AF:93:LYS:H	1.64	0.63
7:AH:30:LYS:HA	7:AH:30:LYS:HZ2	1.62	0.63
8:AI:113:LYS:HA	8:AI:120:ALA:HB2	1.81	0.63
9:AJ:67:ILE:HD11	13:AN:95:LEU:HD22	1.81	0.63
16:AQ:10:ARG:HH11	16:AQ:55:GLY:H	1.43	0.63
23:BB:607:U:OP2	27:BE:98:LYS:HG2	1.97	0.63
23:BB:616:A:H3'	23:BB:617:G:H8	1.62	0.63
23:BB:968:C:H2'	23:BB:969:G:H8	1.61	0.63
25:BC:181:ARG:HH22	25:BC:260:LYS:HZ2	1.46	0.63
25:BC:53:ILE:HD13	25:BC:218:THR:HG23	1.80	0.63

Continued on next page...

Continued from previous page...

Atom-1	Atom-2	Interatomic distance (Å)	Clash overlap (Å)
33:BL:142:ILE:HG13	33:BL:143:GLU:N	2.13	0.63
35:BN:116:VAL:HG22	35:BN:117:ASP:H	1.63	0.63
23:BB:2820:A:C4	35:BN:4:ARG:HD3	2.34	0.63
39:BR:37:GLU:OE1	39:BR:62:GLU:HB2	1.97	0.63
2:CC:54:ILE:HB	2:CC:67:ILE:HD12	1.81	0.63
23:DB:1410:G:H2'	23:DB:1411:U:C6	2.32	0.63
23:DB:2783:U:H2'	23:DB:2784:U:C6	2.33	0.63
23:DB:479:A:N3	23:DB:481:G:H5''	2.13	0.63
25:DC:136:VAL:HA	25:DC:165:ALA:HA	1.80	0.63
27:DE:47:LYS:HD2	27:DE:52:VAL:HG23	1.80	0.63
23:DB:1654:A:H4'	35:DN:1:MET:N	2.12	0.63
36:DO:73:ALA:HA	36:DO:76:LYS:NZ	2.12	0.63
24:DV:4:ILE:O	24:DV:63:ILE:HA	1.98	0.63
45:DY:3:THR:HA	45:DY:37:ARG:O	1.99	0.63
20:AB:163:ILE:O	20:AB:185:ILE:HG13	1.99	0.63
8:AI:40:ARG:N	8:AI:44:ARG:HE	1.96	0.63
8:AI:20:ILE:HG23	8:AI:60:LEU:HD13	1.79	0.63
13:AN:71:GLY:O	13:AN:79:SER:HA	1.98	0.63
21:AU:36:PHE:HB3	21:AU:40:PRO:CG	2.29	0.63
48:B1:13:SER:N	48:B1:50:GLU:HA	2.14	0.63
23:BB:469:G:OP2	27:BE:55:SER:HB3	1.99	0.63
26:BD:154:LYS:C	26:BD:156:PHE:N	2.51	0.63
33:BL:118:THR:CB	33:BL:119:PRO:HD3	2.28	0.63
1:CA:1213:A:O2'	1:CA:1214:C:H5''	1.98	0.63
1:CA:476:U:H2'	1:CA:477:C:C6	2.34	0.63
1:CA:63:C:H5'	1:CA:64:G:OP2	1.99	0.63
20:CB:137:THR:HA	20:CB:140:LEU:HD12	1.81	0.63
19:CT:61:ALA:HA	19:CT:67:HIS:N	2.10	0.63
23:DB:1450:G:N2	23:DB:1452:G:H1	1.93	0.63
23:DB:1495:A:H2'	23:DB:1496:A:C8	2.33	0.63
23:DB:966:G:H5'	23:DB:2272:U:O2	1.98	0.63
23:DB:453:A:H4'	23:DB:472:A:N6	2.14	0.63
27:DE:134:LEU:HD22	27:DE:134:LEU:H	1.63	0.63
38:DQ:48:ASP:HA	38:DQ:51:GLN:HE21	1.60	0.63
45:DY:43:ILE:HA	45:DY:46:MET:HB2	1.80	0.63
1:AA:312:C:H2'	1:AA:313:A:C8	2.33	0.63
11:AL:20:VAL:HG13	11:AL:94:TYR:OH	1.99	0.63
23:BB:1097:U:H2'	23:BB:1098:A:H5'	1.80	0.63
23:BB:1189:A:O3'	33:BL:41:ARG:HG2	1.98	0.63
23:BB:1484:U:H2'	23:BB:1485:U:H6	1.64	0.63
23:BB:1590:A:H2'	23:BB:1591:A:C8	2.34	0.63

Continued on next page...

Continued from previous page...

Atom-1	Atom-2	Interatomic distance (Å)	Clash overlap (Å)
25:BC:141:HIS:CB	25:BC:190:THR:HB	2.28	0.63
25:BC:20:ASN:HD22	25:BC:202:ARG:HA	1.63	0.63
27:BE:72:SER:O	27:BE:75:SER:HB2	1.99	0.63
30:BH:35:LYS:O	30:BH:37:VAL:HG13	1.98	0.63
31:BJ:90:GLU:O	31:BJ:93:ILE:HG22	1.98	0.63
34:BM:82:MET:HB2	34:BM:84:LYS:NZ	2.13	0.63
36:BO:10:ARG:NH1	36:BO:10:ARG:HG3	2.13	0.63
1:CA:531:U:H5'	1:CA:531:U:H6	1.62	0.63
20:CB:202:ASN:ND2	20:CB:203:ASP:H	1.95	0.63
2:CC:39:ARG:HH22	13:CN:91:GLU:HB3	1.63	0.63
5:CF:1:MET:SD	5:CF:67:PRO:HD3	2.38	0.63
12:CM:92:ARG:CZ	12:CM:92:ARG:HA	2.29	0.63
13:CN:44:VAL:HA	13:CN:47:LEU:HB3	1.81	0.63
23:DB:2054:A:H2'	47:D0:4:GLN:HE22	1.63	0.63
23:DB:1098:A:H3'	52:DI:3:LYS:HB3	1.79	0.63
23:DB:1098:A:O5'	52:DI:3:LYS:HG2	1.98	0.63
23:DB:289:G:H2'	23:DB:290:U:C6	2.33	0.63
23:DB:717:C:H3'	23:DB:718:A:H5''	1.80	0.63
27:DE:149:ILE:HD11	27:DE:188:MET:H	1.63	0.63
30:DH:62:LEU:O	30:DH:66:ASN:HB2	1.98	0.63
23:DB:587:C:C3'	33:DL:29:LYS:HD2	2.20	0.63
35:DN:87:PHE:HB2	35:DN:94:TYR:CE2	2.33	0.63
39:DR:49:ILE:HG13	39:DR:51:VAL:HG23	1.80	0.63
43:DW:36:ILE:HD12	43:DW:37:VAL:H	1.64	0.63
44:DX:25:GLN:HG2	44:DX:26:PHE:N	2.12	0.63
6:AG:44:SER:O	6:AG:48:THR:HG23	1.99	0.63
8:AI:51:LEU:HB3	8:AI:56:MET:HG2	1.81	0.63
9:AJ:87:LEU:HD22	9:AJ:90:LEU:HD12	1.79	0.63
13:AN:51:PRO:HB2	13:AN:54:SER:HB3	1.79	0.63
23:BB:1060:U:O4	23:BB:1088:A:N6	2.31	0.63
23:BB:1460:U:H5''	23:BB:1461:C:C6	2.34	0.63
23:BB:1854:A:H62	23:BB:1888:G:H8	1.47	0.63
23:BB:794:A:H2'	23:BB:795:C:C6	2.33	0.63
23:BB:946:C:H2'	23:BB:947:A:C8	2.33	0.63
25:BC:117:SER:HB3	25:BC:127:ASN:ND2	2.14	0.63
52:BI:77:VAL:HA	52:BI:80:LYS:CE	2.29	0.63
35:BN:49:GLU:HB2	35:BN:50:PRO:HD3	1.78	0.63
40:BS:34:ASP:H	40:BS:37:THR:HG22	1.62	0.63
1:CA:194:C:O2'	1:CA:195:A:H5'	1.98	0.63
8:CI:22:PRO:HA	8:CI:60:LEU:HA	1.79	0.63
51:D4:24:ARG:HB2	51:D4:36:ARG:HA	1.80	0.63

Continued on next page...

Continued from previous page...

Atom-1	Atom-2	Interatomic distance (Å)	Clash overlap (Å)
23:DB:1178:C:H2'	23:DB:1179:G:H8	1.62	0.63
23:DB:1406:U:H2'	23:DB:1407:G:C8	2.33	0.63
23:DB:1590:A:H2'	23:DB:1591:A:H8	1.64	0.63
23:DB:2360:G:H1'	33:DL:61:LEU:HD11	1.80	0.63
23:DB:2471:A:HO2'	23:DB:2472:G:H8	1.42	0.63
23:DB:2574:G:H21	26:DD:147:GLY:HA3	1.62	0.63
29:DG:171:LYS:NZ	29:DG:173:ALA:HA	2.14	0.63
52:DI:105:LEU:CD1	52:DI:129:GLU:HG2	2.28	0.63
52:DI:105:LEU:HD11	52:DI:139:VAL:CG2	2.28	0.63
52:DI:54:ILE:HD11	52:DI:71:LYS:O	1.98	0.63
31:DJ:64:VAL:HG12	31:DJ:65:THR:N	2.12	0.63
34:DM:16:ARG:HE	34:DM:18:ARG:HH12	1.44	0.63
36:DO:66:GLY:N	36:DO:70:ALA:HB2	2.13	0.63
26:DD:186:LEU:HD11	37:DP:5:LYS:HD3	1.80	0.63
1:AA:105:G:H2'	1:AA:106:C:C6	2.33	0.63
47:B0:51:ARG:HD2	47:B0:56:LYS:OXT	1.97	0.63
23:BB:1251:C:H6	38:BQ:5:ARG:HH21	1.46	0.63
23:BB:2354:C:H4'	43:BW:30:VAL:HG22	1.79	0.63
38:BQ:60:TRP:CE2	38:BQ:93:ILE:HA	2.34	0.63
6:CG:125:ASP:HB3	6:CG:129:ASN:HA	1.81	0.63
14:CO:62:ARG:CZ	14:CO:86:LEU:HD21	2.29	0.63
19:CT:57:VAL:HG12	19:CT:71:ALA:HB1	1.81	0.63
48:D1:4:ILE:HA	48:D1:27:ARG:NH1	2.13	0.63
50:D3:12:ARG:O	50:D3:13:PHE:HB2	1.98	0.63
23:DB:138:U:H2'	23:DB:140:C:O4'	1.97	0.63
23:DB:2376:A:H1'	36:DO:111:ARG:HH22	1.63	0.63
23:DB:401:A:H2'	23:DB:402:A:C8	2.34	0.63
25:DC:225:ASN:H	25:DC:226:PRO:HD3	1.64	0.63
39:DR:18:GLN:CD	39:DR:18:GLN:H	2.02	0.63
23:DB:856:G:C4'	43:DW:23:LYS:HD2	2.28	0.63
36:DO:15:ARG:HH12	43:DW:74:LYS:HG2	1.62	0.63
2:AC:151:GLU:O	2:AC:197:VAL:HA	1.99	0.63
3:AD:56:GLU:HG2	3:AD:195:ASN:HD22	1.63	0.63
1:AA:10:A:OP2	4:AE:130:THR:HB	1.99	0.63
5:AF:9:MET:HA	5:AF:58:HIS:O	1.99	0.63
12:AM:106:ARG:NE	12:AM:112:ARG:HG2	2.08	0.63
15:AP:67:ILE:HD11	15:AP:72:ALA:HA	1.81	0.63
19:AT:59:ARG:HH11	19:AT:59:ARG:HB2	1.62	0.63
23:BB:1176:U:H2'	23:BB:1177:G:O4'	1.98	0.63
23:BB:1219:U:H2'	23:BB:1220:G:C8	2.33	0.63
23:BB:142:A:H1'	41:BT:2:ILE:HG21	1.80	0.63

Continued on next page...

Continued from previous page...

Atom-1	Atom-2	Interatomic distance (Å)	Clash overlap (Å)
23:BB:395:U:H2'	23:BB:396:G:N7	2.14	0.63
23:BB:903:C:H2'	23:BB:904:G:H8	1.64	0.63
33:BL:78:ARG:N	33:BL:110:VAL:HG13	2.13	0.63
46:BZ:3:LYS:HB2	46:BZ:51:VAL:CG2	2.25	0.63
1:CA:817:C:H1'	1:CA:819:A:H5'	1.80	0.63
20:CB:156:LEU:HD11	20:CB:178:LEU:HD13	1.80	0.63
20:CB:11:ALA:HB1	20:CB:42:LEU:HD13	1.81	0.63
7:CH:76:ARG:HA	7:CH:126:CYS:HB3	1.81	0.63
11:CL:6:LEU:HD11	11:CL:11:ARG:HE	1.63	0.63
19:CT:78:LEU:O	19:CT:82:ILE:HG23	1.99	0.63
23:DB:2405:G:H1'	23:DB:2412:A:N6	2.14	0.63
23:DB:2500:U:H5'	23:DB:2501:C:OP2	1.99	0.63
23:DB:2887:A:N9	47:D0:27:LEU:HD21	2.13	0.63
26:DD:60:VAL:HG23	26:DD:63:PRO:HD2	1.80	0.63
29:DG:40:VAL:HG22	29:DG:51:PHE:HE2	1.64	0.63
30:DH:76:GLU:O	30:DH:77:THR:HG23	1.98	0.63
39:DR:46:GLU:HG3	39:DR:51:VAL:HG21	1.81	0.63
40:DS:40:ASN:O	40:DS:41:LYS:HB3	1.99	0.63
46:DZ:59:ARG:O	46:DZ:60:PHE:HB3	1.98	0.63
23:BB:2420:C:OP1	50:B3:34:LYS:HE3	1.99	0.63
23:BB:2813:A:H2'	23:BB:2814:A:C8	2.33	0.63
23:BB:2834:G:H1'	23:BB:2883:A:N6	2.14	0.63
23:BB:704:G:H1'	23:BB:727:A:N6	2.14	0.63
28:BF:107:VAL:H	28:BF:108:PRO:HD2	1.64	0.63
1:CA:1320:C:N3	18:CS:35:ARG:HD3	2.14	0.63
2:CC:149:LYS:HE3	2:CC:200:TRP:CE3	2.33	0.63
6:CG:22:LEU:O	6:CG:26:VAL:HG13	1.99	0.63
13:CN:82:LYS:O	13:CN:85:GLU:HB2	1.99	0.63
16:CQ:74:LEU:HD22	16:CQ:75:VAL:N	2.13	0.63
23:DB:1309:G:H5'	49:D2:8:SER:H	1.63	0.63
33:DL:58:TYR:HB3	50:D3:13:PHE:CE1	2.34	0.63
23:DB:443:A:H5''	23:DB:444:C:OP1	1.98	0.63
25:DC:10:PRO:HB2	25:DC:202:ARG:NH1	2.08	0.63
26:DD:3:GLY:C	26:DD:4:LEU:HD13	2.19	0.63
30:DH:124:THR:HG23	30:DH:128:HIS:HE1	1.63	0.63
52:DI:63:ASP:O	52:DI:64:ARG:HB2	1.97	0.63
31:DJ:49:ASP:HA	31:DJ:114:LEU:HD11	1.81	0.63
35:DN:24:MET:HG2	35:DN:44:LEU:HD13	1.81	0.63
36:DO:25:ARG:HE	36:DO:94:ARG:HH12	1.47	0.63
39:DR:63:VAL:CG2	39:DR:64:VAL:H	2.04	0.63
40:DS:3:THR:CG2	40:DS:4:ILE:N	2.62	0.63

Continued on next page...

Continued from previous page...

Atom-1	Atom-2	Interatomic distance (Å)	Clash overlap (Å)
41:DT:34:VAL:HG22	41:DT:35:ALA:N	2.13	0.63
1:AA:1182:G:H4'	1:AA:1183:U:H5'	1.79	0.62
1:AA:79:G:H2'	1:AA:80:A:C8	2.34	0.62
20:AB:148:GLY:O	20:AB:151:LYS:HE2	1.99	0.62
20:AB:65:LYS:HD2	20:AB:157:PRO:HA	1.80	0.62
4:AE:114:LEU:HD22	4:AE:119:VAL:HG21	1.80	0.62
10:AK:105:ARG:HH21	21:AU:10:PRO:HG3	1.63	0.62
22:BA:49:C:H2'	22:BA:50:A:C8	2.34	0.62
23:BB:1210:G:H5'	23:BB:1212:G:O4'	1.99	0.62
23:BB:142:A:H2'	23:BB:143:C:C6	2.34	0.62
23:BB:636:G:OP2	33:BL:128:THR:HG22	1.99	0.62
25:BC:119:VAL:HG22	25:BC:133:ASN:ND2	2.13	0.62
26:BD:60:VAL:HB	26:BD:63:PRO:HG2	1.80	0.62
28:BF:133:GLU:HG3	28:BF:134:GLN:H	1.64	0.62
32:BK:102:PRO:HA	32:BK:121:GLU:HB3	1.80	0.62
33:BL:94:THR:HA	33:BL:96:LYS:HE2	1.79	0.62
34:BM:71:LYS:HE2	34:BM:91:TYR:HB3	1.79	0.62
37:BP:23:ASP:N	37:BP:93:LYS:HE2	2.13	0.62
40:BS:89:ALA:HA	40:BS:90:LYS:HZ1	1.64	0.62
1:CA:269:C:H2'	1:CA:270:A:H8	1.62	0.62
50:D3:11:LYS:O	50:D3:12:ARG:HB2	1.98	0.62
23:DB:1060:U:O4	23:DB:1088:A:N6	2.31	0.62
23:DB:1098:A:C3'	52:DI:3:LYS:HB3	2.28	0.62
23:DB:2461:A:H2'	23:DB:2462:C:C6	2.34	0.62
23:DB:2800:A:H2'	23:DB:2801:G:O4'	1.99	0.62
23:DB:974:G:H1'	23:DB:975:A:H8	1.63	0.62
25:DC:141:HIS:CB	25:DC:190:THR:HB	2.28	0.62
26:DD:129:THR:HG23	26:DD:130:GLN:H	1.64	0.62
26:DD:52:THR:OG1	26:DD:75:ALA:HB1	1.98	0.62
27:DE:161:ALA:O	27:DE:169:VAL:HB	1.99	0.62
27:DE:39:ALA:O	27:DE:41:GLN:HG2	1.99	0.62
33:DL:25:SER:C	33:DL:27:LEU:H	2.02	0.62
37:DP:8:GLU:HA	37:DP:11:GLN:HG2	1.81	0.62
39:DR:67:GLY:H	39:DR:98:ILE:HA	1.61	0.62
1:AA:1118:U:H1'	1:AA:1179:A:C4	2.34	0.62
1:AA:1171:A:H2'	1:AA:1172:C:H6	1.64	0.62
1:AA:501:C:H1'	1:AA:549:C:H1'	1.81	0.62
23:BB:1381:G:C2'	23:BB:1382:G:H5'	2.29	0.62
23:BB:1450:G:N2	23:BB:1452:G:H1	1.91	0.62
23:BB:1794:A:H2'	23:BB:1795:C:H6	1.64	0.62
23:BB:2041:U:H2'	23:BB:2042:A:C8	2.34	0.62

Continued on next page...

Continued from previous page...

Atom-1	Atom-2	Interatomic distance (Å)	Clash overlap (Å)
23:BB:2179:C:H2'	23:BB:2180:U:C6	2.34	0.62
23:BB:2591:C:H2'	23:BB:2592:G:C8	2.33	0.62
23:BB:85:G:H5''	42:BU:28:LEU:HD23	1.79	0.62
25:BC:146:LYS:HB3	25:BC:147:PRO:HD2	1.81	0.62
30:BH:124:THR:HG22	30:BH:125:THR:H	1.64	0.62
52:BI:74:PRO:O	52:BI:77:VAL:HG22	1.99	0.62
42:BU:39:ASN:HD21	42:BU:60:LYS:HB3	1.64	0.62
22:BA:98:G:H1	24:BV:14:LYS:CB	2.12	0.62
43:BW:30:VAL:HG12	43:BW:31:LEU:N	2.14	0.62
1:CA:1000:A:H2'	1:CA:1001:C:C6	2.34	0.62
1:CA:1014:A:C5'	18:CS:13:HIS:HB3	2.29	0.62
5:CF:38:ARG:NH1	5:CF:98:GLU:H	1.95	0.62
49:D2:12:ARG:CG	49:D2:46:LYS:HA	2.29	0.62
23:DB:250:G:OP2	50:D3:7:ARG:NE	2.31	0.62
23:DB:401:A:H2'	23:DB:402:A:H8	1.64	0.62
25:DC:16:VAL:HG12	25:DC:16:VAL:O	1.99	0.62
23:DB:1791:A:C5'	25:DC:211:ARG:HE	2.11	0.62
40:DS:7:HIS:HD2	40:DS:10:ALA:HB2	1.63	0.62
45:DY:38:GLU:O	45:DY:43:ILE:HG21	1.99	0.62
1:AA:678:U:H2'	1:AA:679:C:C6	2.34	0.62
1:AA:69:G:H2'	1:AA:70:U:C6	2.34	0.62
2:AC:5:HIS:CD2	2:AC:8:GLY:H	2.16	0.62
13:AN:11:LYS:O	13:AN:15:LEU:HG	2.00	0.62
1:AA:981:U:H4'	13:AN:60:ARG:HG3	1.81	0.62
23:BB:2077:A:H2'	23:BB:2078:C:C6	2.34	0.62
23:BB:2722:G:H2'	23:BB:2723:C:C6	2.33	0.62
25:BC:103:ILE:HG22	25:BC:104:LEU:N	2.15	0.62
25:BC:196:ASN:HB2	25:BC:199:HIS:CD2	2.30	0.62
26:BD:170:VAL:HG11	26:BD:194:PRO:HG2	1.80	0.62
27:BE:150:THR:HA	27:BE:187:VAL:HG23	1.81	0.62
46:BZ:9:TYR:CZ	46:BZ:11:GLU:HB2	2.34	0.62
1:CA:1287:A:H2'	1:CA:1288:A:C8	2.35	0.62
1:CA:1386:G:H2'	1:CA:1387:G:C8	2.34	0.62
1:CA:586:C:O2'	1:CA:587:G:H5'	1.99	0.62
12:CM:53:ASP:HA	12:CM:56:ARG:NH2	2.15	0.62
13:CN:5:MET:HA	13:CN:8:ARG:HG3	1.80	0.62
25:DC:107:LYS:HG2	25:DC:194:VAL:HG11	1.80	0.62
28:DF:7:TYR:CA	28:DF:11:VAL:HB	2.28	0.62
30:DH:114:GLU:HB3	30:DH:133:GLN:NE2	2.10	0.62
30:DH:4:ILE:HG12	30:DH:37:VAL:HG22	1.81	0.62
33:DL:109:LYS:HG2	33:DL:126:ARG:NH1	2.14	0.62

Continued on next page...

Continued from previous page...

Atom-1	Atom-2	Interatomic distance (Å)	Clash overlap (Å)
34:DM:131:VAL:HG22	34:DM:133:LYS:H	1.65	0.62
23:DB:2012:G:H4'	40:DS:96:ILE:HD11	1.80	0.62
1:AA:1038:C:H2'	1:AA:1039:G:H8	1.64	0.62
1:AA:441:A:H61	1:AA:493:A:H62	1.44	0.62
1:AA:505:G:H5'	1:AA:534:U:H2'	1.81	0.62
10:AK:69:CYS:C	10:AK:71:ASP:H	2.01	0.62
16:AQ:10:ARG:HH11	16:AQ:55:GLY:N	1.97	0.62
19:AT:4:LYS:HD2	19:AT:5:SER:N	2.13	0.62
23:BB:142:A:H1'	41:BT:2:ILE:CG2	2.30	0.62
23:BB:181:A:H2'	23:BB:182:A:H8	1.63	0.62
23:BB:2008:C:H2'	23:BB:2009:A:H8	1.63	0.62
25:BC:231:HIS:ND1	25:BC:231:HIS:O	2.31	0.62
26:BD:142:VAL:HB	26:BD:143:PRO:HD2	1.80	0.62
28:BF:83:PRO:HG2	28:BF:84:ILE:H	1.64	0.62
30:BH:116:ARG:HB2	30:BH:133:GLN:HB2	1.80	0.62
31:BJ:28:LEU:HD23	31:BJ:29:ALA:N	2.14	0.62
39:BR:68:ARG:HD2	39:BR:70:GLU:OE1	1.99	0.62
46:BZ:32:LEU:HD22	46:BZ:33:ASN:N	2.14	0.62
1:CA:105:G:H2'	1:CA:106:C:C6	2.34	0.62
1:CA:1387:G:H2'	1:CA:1388:C:C6	2.34	0.62
3:CD:71:PHE:HE2	3:CD:89:LEU:HD11	1.64	0.62
4:CE:104:ILE:HG23	4:CE:104:ILE:O	2.00	0.62
49:D2:17:GLY:O	49:D2:19:ARG:N	2.27	0.62
23:DB:2147:A:H2'	23:DB:2147:A:N3	2.14	0.62
25:DC:128:THR:HA	25:DC:189:ALA:O	2.00	0.62
26:DD:27:ILE:HG12	26:DD:185:ASN:O	1.98	0.62
27:DE:108:ILE:HG22	27:DE:180:LEU:HD13	1.82	0.62
31:DJ:7:LYS:NZ	31:DJ:45:THR:HG21	2.14	0.62
23:DB:588:U:H5'	33:DL:29:LYS:HZ2	1.63	0.62
34:DM:119:LEU:HD22	34:DM:119:LEU:H	1.64	0.62
36:DO:27:VAL:HG13	36:DO:40:ILE:HD11	1.81	0.62
42:DU:51:LEU:HG	42:DU:53:GLN:H	1.64	0.62
46:DZ:30:HIS:CE1	46:DZ:49:ARG:HH12	2.17	0.62
23:DB:2228:G:N2	46:DZ:32:LEU:HD11	2.15	0.62
3:AD:99:ASN:ND2	3:AD:110:ARG:HE	1.97	0.62
8:AI:30:ASN:ND2	8:AI:65:THR:HA	2.14	0.62
12:AM:1:ALA:O	12:AM:8:ILE:HG22	1.98	0.62
13:AN:15:LEU:HD12	13:AN:16:ALA:N	2.14	0.62
14:AO:87:ARG:HA	14:AO:87:ARG:NH1	2.15	0.62
15:AP:42:ILE:HG22	15:AP:43:ALA:N	2.14	0.62
16:AQ:26:ARG:HE	16:AQ:39:ARG:NH1	1.97	0.62

Continued on next page...

Continued from previous page...

Atom-1	Atom-2	Interatomic distance (Å)	Clash overlap (Å)
21:AU:39:LYS:N	21:AU:40:PRO:HD2	2.13	0.62
23:BB:1429:G:H2'	23:BB:1430:G:H8	1.64	0.62
23:BB:2537:U:H2'	23:BB:2538:C:C6	2.34	0.62
23:BB:444:C:H5''	27:BE:44:ARG:NH1	2.14	0.62
23:BB:854:C:H2'	23:BB:855:G:C8	2.34	0.62
23:BB:2597:G:H5''	25:BC:239:PHE:O	2.00	0.62
28:BF:64:PRO:HA	28:BF:88:VAL:CG2	2.29	0.62
29:BG:16:VAL:HG21	29:BG:44:HIS:NE2	2.14	0.62
31:BJ:58:ASN:HA	31:BJ:127:GLY:N	2.14	0.62
31:BJ:18:VAL:CG2	31:BJ:56:VAL:HA	2.30	0.62
32:BK:103:VAL:HB	32:BK:107:LEU:CD2	2.28	0.62
38:BQ:92:LYS:CG	38:BQ:93:ILE:H	2.12	0.62
23:BB:143:C:O2	41:BT:4:GLU:HG2	2.00	0.62
42:BU:4:ILE:HG21	42:BU:25:LYS:HE2	1.80	0.62
24:BV:5:ASN:HA	24:BV:64:VAL:HB	1.79	0.62
1:CA:677:U:H3	1:CA:713:G:H22	1.48	0.62
6:CG:39:GLU:HG3	6:CG:43:TYR:HD2	1.65	0.62
1:CA:554:A:H5'	11:CL:25:ALA:HB1	1.80	0.62
23:DB:1484:U:H2'	23:DB:1485:U:H6	1.64	0.62
23:DB:564:C:O2'	23:DB:565:C:H5'	2.00	0.62
25:DC:139:THR:HA	25:DC:193:GLU:OE1	2.00	0.62
26:DD:48:ILE:HA	26:DD:79:LEU:O	1.99	0.62
31:DJ:25:LEU:HG	31:DJ:64:VAL:H	1.64	0.62
40:DS:68:ASP:HB2	40:DS:69:LEU:HD22	1.81	0.62
42:DU:24:VAL:HG12	42:DU:26:ASN:OD1	1.99	0.62
1:AA:9:G:H5'	4:AE:107:GLY:HA3	1.81	0.62
11:AL:43:LYS:N	11:AL:44:PRO:HD2	2.14	0.62
47:B0:35:GLU:CD	47:B0:43:THR:HG22	2.20	0.62
22:BA:60:C:H2'	22:BA:61:G:H8	1.63	0.62
23:BB:1219:U:H2'	23:BB:1220:G:H8	1.65	0.62
23:BB:1535:A:H3'	23:BB:1536:C:C6	2.35	0.62
23:BB:1590:A:H2'	23:BB:1591:A:H8	1.65	0.62
23:BB:181:A:H2'	23:BB:182:A:C8	2.34	0.62
23:BB:279:A:C2	23:BB:362:A:H4'	2.34	0.62
23:BB:482:A:H5''	42:BU:43:LYS:HE3	1.82	0.62
23:BB:990:A:H1'	23:BB:1156:A:H2	1.64	0.62
31:BJ:102:GLU:HG2	31:BJ:103:ILE:HG12	1.81	0.62
43:BW:46:ALA:H	43:BW:75:ASN:CG	2.02	0.62
1:CA:1072:G:H2'	1:CA:1073:U:C6	2.35	0.62
2:CC:55:VAL:HG23	2:CC:66:THR:HB	1.82	0.62
23:DB:1790:C:P	25:DC:219:VAL:HB	2.40	0.62

Continued on next page...

Continued from previous page...

Atom-1	Atom-2	Interatomic distance (Å)	Clash overlap (Å)
23:DB:1818:U:H5''	25:DC:155:ARG:CG	2.29	0.62
23:DB:2814:A:H2'	23:DB:2815:C:H6	1.65	0.62
23:DB:543:G:H2'	23:DB:544:C:H4'	1.82	0.62
24:DV:9:ARG:HH22	24:DV:16:ALA:HB1	1.65	0.62
1:AA:882:C:O2'	1:AA:883:C:H5'	1.99	0.62
12:AM:68:LEU:O	12:AM:72:ILE:HD13	1.99	0.62
47:B0:32:THR:HG23	47:B0:34:GLY:H	1.63	0.62
23:BB:1485:U:H2'	23:BB:1486:U:H6	1.64	0.62
23:BB:2591:C:H2'	23:BB:2592:G:H8	1.65	0.62
23:BB:545:U:H2'	23:BB:547:A:OP2	2.00	0.62
26:BD:5:VAL:HG11	26:BD:29:VAL:N	2.14	0.62
29:BG:32:LEU:HD21	29:BG:74:MET:CB	2.29	0.62
30:BH:69:ALA:HB2	30:BH:139:PHE:O	1.98	0.62
52:BI:105:LEU:HD11	52:BI:139:VAL:CG1	2.28	0.62
35:BN:32:GLU:HA	35:BN:115:LEU:HD21	1.82	0.62
35:BN:37:THR:HG1	35:BN:40:LYS:HB2	1.64	0.62
39:BR:37:GLU:CG	39:BR:62:GLU:H	2.13	0.62
42:BU:88:ASP:HB2	42:BU:91:LYS:O	1.99	0.62
1:CA:1024:G:O2'	1:CA:1025:U:H5'	2.00	0.62
10:CK:121:ARG:HE	21:CU:34:ARG:CG	2.13	0.62
21:CU:40:PRO:O	21:CU:44:ARG:N	2.33	0.62
22:DA:52:A:H2'	22:DA:53:A:H8	1.65	0.62
23:DB:2071:A:H2'	23:DB:2072:C:C6	2.35	0.62
23:DB:2250:G:C6	34:DM:81:ARG:HG2	2.34	0.62
26:DD:11:MET:HG3	26:DD:12:THR:H	1.65	0.62
30:DH:95:GLY:O	30:DH:99:ILE:HG12	2.00	0.62
34:DM:28:PHE:HB2	34:DM:102:LEU:HG	1.81	0.62
34:DM:71:LYS:O	34:DM:73:ILE:N	2.32	0.62
37:DP:32:VAL:HA	37:DP:42:PHE:CB	2.29	0.62
1:AA:1060:U:H2'	1:AA:1061:G:C8	2.35	0.62
1:AA:1109:C:H42	1:AA:1110:A:N6	1.98	0.62
1:AA:1505:G:H4'	1:AA:1506:U:H5''	1.81	0.62
6:AG:49:LEU:HB2	6:AG:57:GLU:HG3	1.82	0.62
1:AA:37:U:P	11:AL:119:LYS:HB2	2.40	0.62
18:AS:5:LYS:N	18:AS:5:LYS:HE3	2.15	0.62
50:B3:7:ARG:HE	50:B3:11:LYS:NZ	1.95	0.62
23:BB:1406:U:H2'	23:BB:1407:G:C8	2.35	0.62
23:BB:1495:A:H2'	23:BB:1496:A:C8	2.33	0.62
23:BB:2405:G:H1'	23:BB:2412:A:H61	1.64	0.62
23:BB:2722:G:H2'	23:BB:2723:C:H6	1.64	0.62
23:BB:992:C:H2'	23:BB:993:G:H8	1.63	0.62

Continued on next page...

Continued from previous page...

Atom-1	Atom-2	Interatomic distance (Å)	Clash overlap (Å)
25:BC:224:MET:HG3	25:BC:233:GLY:O	1.99	0.62
28:BF:140:ILE:HG22	28:BF:142:TYR:H	1.64	0.62
33:BL:55:MET:N	33:BL:56:PRO:CD	2.62	0.62
37:BP:38:ARG:C	37:BP:39:LEU:HD12	2.20	0.62
38:BQ:92:LYS:CA	38:BQ:95:ALA:HB2	2.29	0.62
43:BW:17:ALA:O	43:BW:35:ILE:HA	2.00	0.62
1:CA:376:G:H5''	15:CP:5:ARG:HB2	1.81	0.62
4:CE:114:LEU:HB3	4:CE:119:VAL:HB	1.81	0.62
1:CA:970:C:H42	8:CI:128:LYS:HG2	1.65	0.62
14:CO:80:LEU:HD23	14:CO:84:LEU:HD13	1.81	0.62
18:CS:48:ILE:O	18:CS:59:VAL:HG22	2.00	0.62
22:DA:5:U:H2'	22:DA:6:G:C8	2.35	0.62
23:DB:2147:A:H4'	23:DB:2148:G:H8	1.64	0.62
23:DB:2704:C:H2'	23:DB:2705:A:O4'	1.99	0.62
23:DB:2813:A:H2'	23:DB:2814:A:C8	2.35	0.62
23:DB:2789:C:H2'	23:DB:2893:A:N7	2.14	0.62
25:DC:95:TYR:HE2	25:DC:101:ARG:HG3	1.64	0.62
26:DD:31:ALA:HA	26:DD:51:THR:CA	2.21	0.62
27:DE:133:LEU:HD22	27:DE:136:GLN:HG3	1.81	0.62
27:DE:42:GLY:HA2	27:DE:89:PRO:HB3	1.81	0.62
36:DO:51:ALA:O	36:DO:52:SER:HB3	1.98	0.62
44:DX:18:LEU:O	44:DX:22:LEU:HB2	2.00	0.62
46:DZ:59:ARG:C	46:DZ:61:ASN:H	2.03	0.62
1:AA:1074:G:H5'	20:AB:104:LYS:NZ	2.15	0.62
1:AA:1225:A:H3'	1:AA:1226:C:C6	2.35	0.62
1:AA:1518:A:H2'	1:AA:1519:A:C8	2.35	0.62
1:AA:662:U:H2'	1:AA:663:A:C8	2.34	0.62
6:AG:148:LYS:HG3	6:AG:151:ALA:HB3	1.80	0.62
13:AN:78:LEU:HB2	13:AN:83:VAL:HG22	1.82	0.62
15:AP:9:HIS:HE1	15:AP:29:ASN:HB2	1.63	0.62
23:BB:1158:C:H5''	45:BY:30:ARG:HD3	1.82	0.62
23:BB:1791:A:H1'	25:BC:206:LYS:NZ	2.14	0.62
23:BB:2784:U:H2'	23:BB:2785:C:H6	1.65	0.62
27:BE:151:GLY:O	27:BE:190:ALA:HB2	2.00	0.62
27:BE:152:GLU:HG2	27:BE:153:LEU:N	2.13	0.62
28:BF:106:ALA:CB	28:BF:136:ILE:HG23	2.30	0.62
28:BF:9:ASP:O	28:BF:10:GLU:HB2	2.00	0.62
31:BJ:81:ILE:HG12	31:BJ:82:GLY:H	1.65	0.62
1:CA:976:G:OP1	13:CN:70:HIS:HA	2.00	0.62
6:CG:2:ARG:HB3	6:CG:2:ARG:NH1	2.14	0.62
1:CA:1373:G:H5''	6:CG:35:LYS:HB2	1.81	0.62

Continued on next page...

Continued from previous page...

Atom-1	Atom-2	Interatomic distance (Å)	Clash overlap (Å)
9:CJ:37:ARG:N	9:CJ:76:ILE:HG12	2.14	0.62
10:CK:82:GLU:HB3	10:CK:108:ASN:ND2	2.15	0.62
23:DB:1181:U:H2'	23:DB:1182:G:C8	2.35	0.62
23:DB:1515:A:H2'	23:DB:1516:G:O4'	1.99	0.62
23:DB:460:A:H2'	23:DB:461:C:O4'	2.00	0.62
25:DC:226:PRO:HG3	25:DC:232:GLY:O	2.00	0.62
27:DE:183:PHE:C	27:DE:185:LYS:H	2.02	0.62
37:DP:91:VAL:HG12	37:DP:93:LYS:H	1.64	0.62
39:DR:64:VAL:HG22	39:DR:100:GLY:HA2	1.81	0.62
1:AA:1074:G:H5'	20:AB:104:LYS:HZ1	1.64	0.62
1:AA:132:C:H5''	19:AT:68:LYS:HE3	1.82	0.62
1:AA:203:G:H1'	1:AA:465:A:N6	2.13	0.62
1:AA:763:G:H2'	1:AA:764:C:H6	1.64	0.62
16:AQ:26:ARG:HH21	16:AQ:39:ARG:CZ	2.13	0.62
51:B4:33:HIS:CD2	51:B4:33:HIS:H	2.17	0.62
23:BB:13:A:H61	23:BB:525:U:H2'	1.63	0.62
23:BB:1442:U:H2'	23:BB:1443:U:C6	2.34	0.62
23:BB:1790:C:H4'	25:BC:207:ALA:HB2	1.81	0.62
23:BB:2405:G:H1'	23:BB:2412:A:N6	2.15	0.62
23:BB:2836:U:H2'	23:BB:2837:A:H8	1.65	0.62
23:BB:796:C:H2'	23:BB:797:G:H8	1.64	0.62
35:BN:98:LEU:HB2	35:BN:112:TYR:CE1	2.35	0.62
24:BV:21:ARG:HA	24:BV:25:LYS:O	2.00	0.62
46:BZ:53:THR:HA	46:BZ:56:ARG:HD2	1.81	0.62
1:CA:1237:C:H3'	1:CA:1336:C:H41	1.65	0.62
20:CB:163:ILE:HG23	20:CB:164:ASP:N	2.13	0.62
1:CA:7:A:H2	4:CE:125:LYS:HE2	1.65	0.62
6:CG:25:PHE:HD1	6:CG:100:MET:HB2	1.63	0.62
23:DB:1201:U:H2'	23:DB:1202:G:C8	2.34	0.62
23:DB:139:U:H3'	23:DB:139:U:P	2.40	0.62
23:DB:1412:U:H2'	23:DB:1413:A:C8	2.35	0.62
23:DB:2722:G:H2'	23:DB:2723:C:C6	2.35	0.62
23:DB:388:G:N7	23:DB:390:U:H2'	2.15	0.62
23:DB:633:A:O5'	23:DB:633:A:H8	1.82	0.62
23:DB:69:C:H2'	23:DB:70:G:H8	1.64	0.62
23:DB:93:G:H2'	23:DB:94:A:O4'	1.99	0.62
26:DD:50:VAL:HG11	26:DD:75:ALA:HB3	1.81	0.62
26:DD:77:ARG:HH21	26:DD:79:LEU:HB2	1.65	0.62
39:DR:92:TRP:O	39:DR:93:PHE:HB2	2.00	0.62
46:DZ:1:MET:HA	46:DZ:9:TYR:CZ	2.34	0.62
1:AA:476:U:H2'	1:AA:477:C:C6	2.35	0.61

Continued on next page...

Continued from previous page...

Atom-1	Atom-2	Interatomic distance (Å)	Clash overlap (Å)
20:AB:27:LYS:HB3	20:AB:28:PRO:HD3	1.82	0.61
20:AB:96:LEU:HD21	20:AB:146:SER:HB2	1.82	0.61
2:AC:69:THR:HG21	2:AC:75:VAL:HG21	1.81	0.61
7:AH:11:THR:HA	7:AH:14:ARG:NH1	2.14	0.61
8:AI:10:ARG:HB2	8:AI:14:SER:O	2.00	0.61
9:AJ:87:LEU:H	9:AJ:88:MET:HE1	1.64	0.61
21:AU:14:ALA:CA	21:AU:16:ARG:NE	2.59	0.61
23:BB:1064:C:H4'	52:BI:90:GLY:HA2	1.82	0.61
23:BB:2292:U:H2'	23:BB:2293:G:H8	1.65	0.61
23:BB:527:C:H5'	23:BB:2779:U:O2	2.00	0.61
23:BB:580:U:H2'	23:BB:581:C:C6	2.35	0.61
27:BE:18:THR:HG23	27:BE:20:GLY:N	2.15	0.61
31:BJ:11:VAL:HG11	31:BJ:44:TYR:CD1	2.35	0.61
42:BU:9:GLU:HA	42:BU:23:LYS:HA	1.80	0.61
1:CA:1351:U:O2'	1:CA:1352:C:H5'	2.00	0.61
5:CF:43:GLY:HA2	5:CF:58:HIS:CD2	2.35	0.61
6:CG:58:LEU:H	6:CG:58:LEU:HD23	1.65	0.61
14:CO:20:ASP:OD2	14:CO:23:SER:HB2	2.00	0.61
48:D1:29:LYS:HB2	48:D1:30:PRO:CD	2.24	0.61
23:DB:1199:U:O2'	38:DQ:2:ARG:HB2	2.00	0.61
23:DB:1437:C:H2'	23:DB:1438:U:H6	1.65	0.61
23:DB:2295:C:O2'	23:DB:2296:U:H5'	1.99	0.61
23:DB:2405:G:H1'	23:DB:2412:A:H61	1.64	0.61
23:DB:2834:G:H1'	23:DB:2883:A:N6	2.15	0.61
23:DB:873:C:H2'	23:DB:874:G:H8	1.65	0.61
1:AA:590:U:H2'	1:AA:591:U:C6	2.35	0.61
11:AL:64:SER:OG	11:AL:96:THR:HG23	2.00	0.61
12:AM:5:GLY:O	12:AM:6:ILE:HG12	2.00	0.61
23:BB:1183:U:H2'	23:BB:1184:U:C6	2.35	0.61
23:BB:2144:G:H22	23:BB:2148:G:H1'	1.64	0.61
23:BB:2621:G:HO2'	26:BD:164:GLN:HB2	1.65	0.61
23:BB:2814:A:H2'	23:BB:2815:C:H6	1.64	0.61
25:BC:30:ALA:N	25:BC:31:PRO:CD	2.53	0.61
26:BD:12:THR:OG1	26:BD:14:ILE:HG12	2.00	0.61
30:BH:125:THR:CB	30:BH:146:VAL:HB	2.30	0.61
42:BU:27:VAL:HA	42:BU:32:LYS:O	1.99	0.61
42:BU:35:VAL:HG12	42:BU:36:GLU:H	1.64	0.61
1:CA:1134:G:C6	1:CA:1135:U:H1'	2.35	0.61
1:CA:1343:G:H2'	1:CA:1344:C:C6	2.34	0.61
19:CT:3:ILE:O	19:CT:4:LYS:HB2	2.00	0.61
47:D0:42:ILE:O	47:D0:42:ILE:HG23	2.00	0.61

Continued on next page...

Continued from previous page...

Atom-1	Atom-2	Interatomic distance (Å)	Clash overlap (Å)
49:D2:35:ARG:HH22	49:D2:44:VAL:HG22	1.64	0.61
50:D3:42:HIS:O	50:D3:43:LEU:HD12	2.00	0.61
23:DB:1460:U:H5''	23:DB:1461:C:C6	2.35	0.61
23:DB:2309:A:H3'	23:DB:2310:C:H5''	1.82	0.61
23:DB:2636:C:P	26:DD:80:TRP:HE1	2.22	0.61
23:DB:307:G:N2	23:DB:309:A:H3'	2.14	0.61
25:DC:178:GLY:C	25:DC:179:GLU:HG2	2.19	0.61
26:DD:11:MET:O	26:DD:22:ILE:HD12	2.00	0.61
30:DH:122:LEU:HD13	30:DH:146:VAL:HG13	1.82	0.61
30:DH:26:ALA:C	30:DH:28:ASN:N	2.53	0.61
30:DH:66:ASN:HA	30:DH:138:VAL:HG22	1.81	0.61
31:DJ:131:ASN:C	31:DJ:133:ALA:H	2.02	0.61
32:DK:64:ARG:HD2	32:DK:102:PRO:O	2.00	0.61
33:DL:79:LEU:H	33:DL:113:ALA:CB	2.13	0.61
39:DR:5:PHE:HB3	39:DR:12:HIS:CE1	2.35	0.61
42:DU:10:VAL:HG11	42:DU:25:LYS:HE3	1.80	0.61
1:AA:918:A:H2'	1:AA:919:A:C8	2.35	0.61
3:AD:20:LEU:HD12	3:AD:20:LEU:H	1.65	0.61
4:AE:85:LYS:HE2	4:AE:92:ARG:NH1	2.16	0.61
9:AJ:80:THR:H	9:AJ:84:VAL:HG11	1.66	0.61
10:AK:95:THR:HG23	10:AK:96:ILE:H	1.65	0.61
23:BB:107:G:H21	23:BB:346:A:N6	1.98	0.61
23:BB:1175:A:H3'	23:BB:1176:U:O4'	2.01	0.61
23:BB:1198:U:H2'	23:BB:1199:U:C6	2.35	0.61
23:BB:1405:U:H2'	23:BB:1406:U:C6	2.36	0.61
23:BB:2527:C:O2'	51:B4:1:MET:HA	2.00	0.61
23:BB:608:A:H2'	23:BB:609:A:C8	2.35	0.61
23:BB:639:U:H2'	23:BB:640:C:C6	2.35	0.61
23:BB:856:G:H2'	23:BB:857:G:C8	2.36	0.61
23:BB:929:U:H5'	45:BY:37:ARG:NH1	2.15	0.61
25:BC:143:VAL:HG11	25:BC:173:LEU:HD11	1.81	0.61
26:BD:140:HIS:O	26:BD:142:VAL:N	2.32	0.61
27:BE:98:LYS:HG3	27:BE:99:LYS:H	1.64	0.61
29:BG:137:LYS:HA	29:BG:140:ILE:HG12	1.80	0.61
32:BK:63:VAL:HB	32:BK:83:ALA:CB	2.29	0.61
34:BM:63:ILE:HD11	34:BM:65:ILE:HG23	1.82	0.61
37:BP:47:ILE:CG2	37:BP:48:ALA:H	2.11	0.61
38:BQ:60:TRP:O	38:BQ:63:ARG:HG2	2.00	0.61
41:BT:69:ARG:H	41:BT:75:GLY:HA3	1.66	0.61
1:CA:763:G:H2'	1:CA:764:C:C6	2.35	0.61
3:CD:195:ASN:HB2	3:CD:198:LEU:HD12	1.81	0.61

Continued on next page...

Continued from previous page...

Atom-1	Atom-2	Interatomic distance (Å)	Clash overlap (Å)
4:CE:35:LEU:HD13	4:CE:133:ILE:HA	1.81	0.61
5:CF:86:ARG:HD3	17:CR:63:TYR:O	1.99	0.61
10:CK:23:HIS:HB3	10:CK:30:ILE:HG13	1.81	0.61
10:CK:46:ALA:HB1	10:CK:61:ALA:HB1	1.82	0.61
10:CK:22:ILE:HG21	10:CK:95:THR:HG21	1.81	0.61
11:CL:8:ARG:O	11:CL:10:PRO:HD3	1.99	0.61
14:CO:61:GLN:O	14:CO:65:LEU:HG	1.99	0.61
16:CQ:64:ARG:HH11	16:CQ:64:ARG:HB3	1.65	0.61
47:D0:27:LEU:H	47:D0:27:LEU:CD2	2.13	0.61
48:D1:49:LYS:NZ	48:D1:49:LYS:H	1.95	0.61
23:DB:165:A:H2'	23:DB:166:U:C6	2.35	0.61
23:DB:2147:A:H4'	23:DB:2148:G:C8	2.36	0.61
23:DB:845:A:C2	23:DB:847:U:H1'	2.35	0.61
23:DB:899:A:H3'	23:DB:900:A:C8	2.34	0.61
23:DB:925:A:O2'	23:DB:926:G:H5'	2.01	0.61
29:DG:91:VAL:H	29:DG:159:LYS:HZ1	1.47	0.61
33:DL:58:TYR:HA	33:DL:62:PRO:CG	2.30	0.61
23:DB:962:G:N2	34:DM:81:ARG:HD3	2.14	0.61
38:DQ:63:ARG:HB2	38:DQ:95:ALA:HB1	1.82	0.61
41:DT:60:THR:HA	41:DT:82:LYS:O	1.99	0.61
9:AJ:88:MET:HB2	9:AJ:89:ARG:NH1	2.11	0.61
22:BA:104:A:H2'	22:BA:105:G:O4'	2.00	0.61
22:BA:29:A:H3'	22:BA:30:C:H6	1.65	0.61
23:BB:1117:C:H2'	23:BB:1118:C:C6	2.35	0.61
23:BB:1174:U:H4'	23:BB:1176:U:N3	2.13	0.61
23:BB:1515:A:H2'	23:BB:1516:G:O4'	2.00	0.61
23:BB:2144:G:H2'	23:BB:2146:C:OP2	2.01	0.61
25:BC:191:LEU:HD22	25:BC:191:LEU:O	2.01	0.61
27:BE:128:ALA:CB	27:BE:129:PRO:CD	2.78	0.61
28:BF:41:GLU:HB2	28:BF:45:ASP:N	2.15	0.61
29:BG:10:VAL:HG12	29:BG:47:ASN:O	2.00	0.61
31:BJ:8:PRO:HB2	31:BJ:11:VAL:HB	1.81	0.61
42:BU:11:ILE:HB	42:BU:69:VAL:CB	2.30	0.61
46:BZ:15:SER:HB2	46:BZ:25:ARG:NH1	2.15	0.61
1:CA:1171:A:H2'	1:CA:1172:C:C6	2.35	0.61
1:CA:815:A:H62	1:CA:1509:C:H1'	1.66	0.61
2:CC:151:GLU:HA	2:CC:166:TRP:HA	1.81	0.61
2:CC:49:ALA:HB2	2:CC:74:ILE:CG2	2.30	0.61
50:D3:51:LYS:HA	50:D3:51:LYS:NZ	2.16	0.61
23:DB:1259:G:H2'	23:DB:1260:A:H8	1.65	0.61
23:DB:1442:U:H2'	23:DB:1443:U:C6	2.35	0.61

Continued on next page...

Continued from previous page...

Atom-1	Atom-2	Interatomic distance (Å)	Clash overlap (Å)
23:DB:2557:G:H2'	23:DB:2558:C:C6	2.35	0.61
23:DB:664:G:H2'	23:DB:665:U:H6	1.65	0.61
28:DF:9:ASP:O	28:DF:10:GLU:HB2	2.00	0.61
28:DF:140:ILE:HG22	28:DF:142:TYR:H	1.65	0.61
28:DF:55:ASP:O	28:DF:59:ILE:HB	2.01	0.61
31:DJ:124:VAL:HG23	31:DJ:125:TYR:N	2.07	0.61
32:DK:119:ALA:O	32:DK:120:PRO:C	2.37	0.61
32:DK:35:VAL:HG21	32:DK:69:VAL:HG22	1.83	0.61
35:DN:28:LEU:HA	35:DN:34:ILE:HD11	1.80	0.61
37:DP:49:ILE:O	37:DP:50:ARG:HD3	1.99	0.61
46:DZ:37:CYS:SG	46:DZ:39:LYS:HB2	2.41	0.61
1:AA:121:U:H3'	1:AA:121:U:OP1	2.00	0.61
1:AA:1438:G:O2'	1:AA:1439:G:H5'	2.00	0.61
20:AB:17:HIS:HB2	20:AB:202:ASN:OD1	2.00	0.61
4:AE:140:ILE:HA	4:AE:143:LEU:HD12	1.81	0.61
19:AT:68:LYS:CG	19:AT:69:ASN:H	2.12	0.61
23:BB:1197:G:H2'	23:BB:1198:U:C6	2.35	0.61
23:BB:2704:C:H2'	23:BB:2705:A:O4'	1.99	0.61
23:BB:2783:U:H2'	23:BB:2784:U:C6	2.35	0.61
23:BB:564:C:O2'	23:BB:565:C:H5'	2.00	0.61
23:BB:917:A:C2	23:BB:918:A:H1'	2.36	0.61
23:BB:1821:A:H5'	25:BC:155:ARG:HD2	1.81	0.61
25:BC:209:ALA:HB1	25:BC:213:ARG:NH1	2.15	0.61
25:BC:229:HIS:ND1	25:BC:230:PRO:HD2	2.16	0.61
27:BE:159:LEU:HA	27:BE:169:VAL:HG21	1.80	0.61
28:BF:125:GLY:HA3	28:BF:159:ALA:HB3	1.83	0.61
30:BH:69:ALA:HB2	30:BH:140:ALA:HA	1.83	0.61
32:BK:47:ILE:HG23	32:BK:48:PRO:HD2	1.83	0.61
37:BP:59:THR:O	37:BP:60:VAL:HG13	1.99	0.61
44:BX:22:LEU:HA	44:BX:47:ARG:HH12	1.65	0.61
1:CA:590:U:H2'	1:CA:591:U:C6	2.36	0.61
20:CB:78:ALA:HB1	20:CB:213:LEU:HD22	1.80	0.61
3:CD:151:GLN:HE21	3:CD:153:ARG:HD2	1.66	0.61
9:CJ:66:GLU:HB2	13:CN:98:ALA:CB	2.28	0.61
19:CT:68:LYS:HB2	19:CT:70:LYS:CD	2.30	0.61
23:DB:1188:U:H4'	39:DR:84:ARG:HD3	1.83	0.61
23:DB:1405:U:H2'	23:DB:1406:U:C6	2.36	0.61
26:DD:128:ARG:HD3	26:DD:128:ARG:N	2.15	0.61
26:DD:69:ALA:HB2	26:DD:90:PHE:HB2	1.82	0.61
52:DI:121:ILE:HD13	52:DI:121:ILE:H	1.65	0.61
46:DZ:59:ARG:CB	46:DZ:63:ARG:HB2	2.29	0.61

Continued on next page...

Continued from previous page...

Atom-1	Atom-2	Interatomic distance (Å)	Clash overlap (Å)
1:AA:105:G:H2'	1:AA:106:C:H6	1.66	0.61
1:AA:1285:A:H4'	1:AA:1286:U:C5	2.36	0.61
1:AA:1295:U:H2'	1:AA:1296:C:C6	2.35	0.61
1:AA:60:A:H4'	1:AA:61:G:O5'	1.99	0.61
1:AA:80:A:H2'	1:AA:81:A:O4'	2.01	0.61
4:AE:152:VAL:HG21	7:AH:98:LEU:HD23	1.83	0.61
18:AS:4:LEU:HD13	18:AS:9:PHE:N	2.13	0.61
18:AS:50:VAL:O	18:AS:56:HIS:HA	2.00	0.61
47:B0:8:THR:HG23	47:B0:9:ARG:N	2.16	0.61
23:BB:2241:A:H2'	23:BB:2242:G:C8	2.34	0.61
23:BB:2266:A:H4'	23:BB:2267:A:N7	2.16	0.61
23:BB:2751:G:O5'	29:BG:3:VAL:HG13	2.01	0.61
23:BB:274:C:H2'	23:BB:275:C:O4'	2.00	0.61
27:BE:9:GLN:NE2	27:BE:120:VAL:HG13	2.15	0.61
28:BF:34:THR:O	28:BF:153:ILE:HA	2.01	0.61
1:CA:1021:A:H2'	1:CA:1022:A:C8	2.35	0.61
1:CA:1361:G:H2'	1:CA:1362:A:H5''	1.82	0.61
3:CD:117:VAL:HG12	3:CD:130:ASN:HA	1.81	0.61
12:CM:47:LEU:H	12:CM:47:LEU:HD23	1.66	0.61
23:DB:2198:A:H4'	23:DB:2199:A:OP1	2.01	0.61
23:DB:2271:G:O2'	23:DB:2272:U:H5'	2.00	0.61
23:DB:2309:A:H5'	23:DB:2310:C:OP2	1.99	0.61
23:DB:2562:U:H1'	32:DK:23:LYS:HE2	1.82	0.61
30:DH:125:THR:HA	30:DH:146:VAL:CB	2.26	0.61
34:DM:53:MET:HA	34:DM:112:LEU:HD21	1.82	0.61
34:DM:60:GLN:HE21	34:DM:61:GLY:H	1.49	0.61
34:DM:41:LEU:CB	34:DM:93:VAL:HB	2.30	0.61
39:DR:85:LYS:O	39:DR:86:GLN:HG3	2.00	0.61
42:DU:28:LEU:HD21	42:DU:32:LYS:N	2.16	0.61
1:AA:8:A:H2'	3:AD:205:LYS:O	2.00	0.61
1:AA:983:A:H5'	1:AA:984:C:OP2	1.99	0.61
20:AB:76:SER:O	20:AB:79:VAL:HG12	2.01	0.61
3:AD:191:SER:O	3:AD:192:ALA:HB2	2.01	0.61
5:AF:99:ALA:O	5:AF:100:SER:HB2	2.00	0.61
6:AG:64:ALA:HA	6:AG:127:ALA:HB2	1.83	0.61
33:BL:64:PHE:CD1	50:B3:24:LYS:HB2	2.36	0.61
23:BB:1469:A:H2'	23:BB:1470:A:H8	1.66	0.61
23:BB:2037:A:H2'	23:BB:2038:G:H8	1.65	0.61
23:BB:240:C:H3'	23:BB:241:A:H5''	1.83	0.61
23:BB:437:U:H2'	23:BB:438:G:C8	2.36	0.61
25:BC:224:MET:HA	25:BC:232:GLY:CA	2.30	0.61

Continued on next page...

Continued from previous page...

Atom-1	Atom-2	Interatomic distance (Å)	Clash overlap (Å)
26:BD:175:LEU:HD11	26:BD:192:ALA:HB3	1.82	0.61
26:BD:37:VAL:HB	26:BD:42:ASN:CG	2.21	0.61
26:BD:84:LEU:HD21	26:BD:86:GLU:HB2	1.82	0.61
52:BI:37:PHE:HB2	52:BI:66:PHE:CZ	2.36	0.61
31:BJ:102:GLU:HG2	31:BJ:103:ILE:N	2.15	0.61
33:BL:77:ILE:HG22	33:BL:78:ARG:H	1.64	0.61
35:BN:13:ASN:HD22	35:BN:15:SER:HB2	1.65	0.61
38:BQ:88:GLU:OE1	38:BQ:111:LYS:HD2	2.00	0.61
24:BV:70:ILE:HD13	24:BV:70:ILE:N	2.16	0.61
1:CA:451:A:H5'	15:CP:70:ARG:NH2	2.14	0.61
13:CN:25:GLU:O	13:CN:29:ILE:HG13	1.99	0.61
13:CN:63:CYS:O	13:CN:67:GLY:HA2	2.01	0.61
50:D3:12:ARG:CG	50:D3:24:LYS:H	2.04	0.61
50:D3:32:LEU:HD13	50:D3:33:THR:H	1.65	0.61
23:DB:1113:U:H5''	29:DG:2:ARG:NE	2.16	0.61
23:DB:184:C:H2'	23:DB:185:G:H8	1.66	0.61
23:DB:2591:C:H2'	23:DB:2592:G:C8	2.35	0.61
23:DB:651:G:OP1	50:D3:18:LYS:HG2	1.99	0.61
23:DB:65:U:H2'	23:DB:66:C:C6	2.35	0.61
25:DC:110:LYS:HE3	25:DC:110:LYS:HA	1.83	0.61
26:DD:152:PRO:HB2	26:DD:154:LYS:HE2	1.83	0.61
23:DB:2820:A:C5	26:DD:197:THR:HB	2.36	0.61
29:DG:70:LEU:O	29:DG:74:MET:HG3	2.01	0.61
33:DL:125:LEU:O	33:DL:127:VAL:HG13	2.00	0.61
37:DP:27:VAL:HG13	37:DP:29:VAL:HG23	1.82	0.61
40:DS:3:THR:O	40:DS:4:ILE:O	2.18	0.61
42:DU:43:LYS:HG2	42:DU:57:ILE:HB	1.81	0.61
43:DW:19:ARG:HB3	43:DW:35:ILE:HG13	1.82	0.61
1:AA:212:G:H2'	1:AA:213:G:H8	1.65	0.61
3:AD:58:GLN:HA	3:AD:61:ARG:HB2	1.83	0.61
12:AM:98:GLY:H	12:AM:99:GLN:HE21	1.49	0.61
14:AO:55:LEU:O	14:AO:59:VAL:HG23	2.01	0.61
16:AQ:59:GLU:H	16:AQ:74:LEU:CD2	2.14	0.61
23:BB:55:G:P	49:B2:35:ARG:HH21	2.23	0.61
23:BB:1818:U:O3'	25:BC:155:ARG:HB2	2.01	0.61
23:BB:19:A:H2'	23:BB:20:C:C6	2.36	0.61
23:BB:2267:A:N6	23:BB:2272:U:C4	2.68	0.61
23:BB:2291:U:H2'	23:BB:2292:U:C6	2.36	0.61
23:BB:708:G:H2'	23:BB:709:U:C6	2.36	0.61
26:BD:37:VAL:HG12	26:BD:38:LYS:HZ3	1.66	0.61
23:BB:587:C:OP2	33:BL:29:LYS:HG2	2.01	0.61

Continued on next page...

Continued from previous page...

Atom-1	Atom-2	Interatomic distance (Å)	Clash overlap (Å)
35:BN:7:GLY:O	35:BN:8:ARG:HB2	2.01	0.61
37:BP:27:VAL:HG21	37:BP:86:LYS:HB2	1.82	0.61
38:BQ:27:ARG:HA	38:BQ:33:VAL:HB	1.83	0.61
38:BQ:57:ARG:HD2	38:BQ:92:LYS:NZ	2.16	0.61
45:BY:3:THR:HG21	45:BY:43:ILE:HB	1.83	0.61
1:CA:1118:U:H2'	1:CA:1119:C:H6	1.66	0.61
1:CA:121:U:H3'	1:CA:121:U:OP1	2.01	0.61
1:CA:212:G:H2'	1:CA:213:G:H8	1.66	0.61
1:CA:939:G:H5''	6:CG:101:ARG:NH2	2.15	0.61
13:CN:12:ARG:HG3	13:CN:53:ASP:O	2.01	0.61
16:CQ:12:VAL:HG11	16:CQ:42:LYS:NZ	2.16	0.61
47:D0:51:ARG:HG3	47:D0:55:ALA:HB2	1.83	0.61
23:DB:969:G:H2'	23:DB:970:U:C6	2.35	0.61
27:DE:149:ILE:HD13	27:DE:186:VAL:HG13	1.83	0.61
52:DI:32:VAL:HG22	52:DI:60:VAL:CG2	2.30	0.61
37:DP:89:GLY:HA2	37:DP:112:ARG:NH2	2.15	0.61
39:DR:67:GLY:H	39:DR:98:ILE:CA	2.14	0.61
43:DW:44:PHE:HD2	43:DW:77:LYS:HB3	1.64	0.61
20:AB:128:LEU:HG	20:AB:132:GLU:HG2	1.83	0.61
6:AG:3:ARG:NH1	6:AG:3:ARG:HB3	2.16	0.61
12:AM:88:LEU:O	12:AM:92:ARG:HG3	2.00	0.61
19:AT:60:GLN:NE2	19:AT:61:ALA:H	1.99	0.61
48:B1:42:VAL:CG1	48:B1:43:ARG:HG3	2.30	0.61
23:BB:1874:C:H2'	23:BB:1875:G:O4'	2.00	0.61
23:BB:2784:U:H2'	23:BB:2785:C:C6	2.35	0.61
23:BB:278:A:H2'	23:BB:278:A:N3	2.16	0.61
23:BB:478:A:N1	23:BB:500:G:H4'	2.16	0.61
25:BC:37:SER:OG	25:BC:38:LYS:N	2.34	0.61
25:BC:77:VAL:HG23	25:BC:115:ILE:HD11	1.83	0.61
30:BH:2:GLN:N	30:BH:21:VAL:HG12	2.16	0.61
23:BB:1076:C:H4'	52:BI:94:LYS:NZ	2.15	0.61
31:BJ:34:ARG:HB3	31:BJ:39:LYS:HB2	1.83	0.61
37:BP:52:ARG:HG2	37:BP:54:LEU:HB2	1.83	0.61
39:BR:42:ALA:CA	39:BR:54:VAL:HA	2.30	0.61
43:BW:49:ASN:HB2	43:BW:53:GLY:CA	2.30	0.61
1:CA:1151:A:O2'	1:CA:1152:A:H5''	2.00	0.61
1:CA:451:A:H4'	1:CA:452:A:O4'	2.00	0.61
1:CA:970:C:N4	8:CI:128:LYS:HG2	2.16	0.61
2:CC:37:LYS:HB3	2:CC:41:TYR:CE1	2.36	0.61
51:D4:10:LEU:HB2	51:D4:25:VAL:CG2	2.31	0.61
23:DB:414:C:H2'	23:DB:415:A:H8	1.65	0.61

Continued on next page...

Continued from previous page...

Atom-1	Atom-2	Interatomic distance (Å)	Clash overlap (Å)
23:DB:479:A:O2'	23:DB:481:G:H5'	2.00	0.61
23:DB:639:U:H2'	23:DB:640:C:C6	2.36	0.61
23:DB:850:U:H2'	23:DB:851:C:C6	2.36	0.61
25:DC:20:ASN:HB2	25:DC:202:ARG:CD	2.30	0.61
27:DE:164:LEU:HD22	27:DE:164:LEU:C	2.20	0.61
35:DN:42:LYS:HE3	35:DN:45:ARG:HG3	1.83	0.61
37:DP:23:ASP:O	37:DP:25:VAL:N	2.34	0.61
1:AA:1074:G:H2'	1:AA:1075:U:C6	2.35	0.61
1:AA:1193:G:O2'	1:AA:1194:U:H5'	2.01	0.61
3:AD:163:GLN:HB2	3:AD:164:ARG:NH1	2.14	0.61
3:AD:7:LYS:HE2	3:AD:20:LEU:HD22	1.83	0.61
4:AE:96:GLN:HB3	4:AE:123:LEU:CD1	2.31	0.61
5:AF:40:GLU:HG3	5:AF:42:TRP:NE1	2.16	0.61
6:AG:22:LEU:O	6:AG:25:PHE:HB3	2.01	0.61
15:AP:46:LYS:H	15:AP:46:LYS:CD	2.10	0.61
23:BB:116:C:H2'	23:BB:117:G:C8	2.36	0.61
26:BD:12:THR:HB	26:BD:21:SER:O	2.01	0.61
52:BI:85:ILE:HD13	52:BI:137:LEU:HD21	1.83	0.61
31:BJ:41:LYS:NZ	31:BJ:46:PRO:HD3	2.15	0.61
33:BL:78:ARG:H	33:BL:78:ARG:CZ	2.13	0.61
36:BO:41:ALA:HB1	36:BO:42:PRO:HD2	1.82	0.61
38:BQ:65:ASN:HA	38:BQ:75:TYR:HB2	1.81	0.61
39:BR:79:ARG:HD3	39:BR:86:GLN:NE2	2.16	0.61
1:CA:105:G:H2'	1:CA:106:C:H6	1.66	0.61
1:CA:1324:A:H5'	1:CA:1362:A:O2'	2.01	0.61
7:CH:81:GLY:O	7:CH:82:LEU:HB2	2.01	0.61
9:CJ:38:GLY:O	9:CJ:74:VAL:HA	2.00	0.61
23:DB:1013:C:H2'	23:DB:1014:A:H8	1.66	0.61
23:DB:704:G:HO2'	23:DB:726:G:H22	1.48	0.61
23:DB:930:G:H1'	45:DY:24:LEU:HD12	1.83	0.61
25:DC:243:PRO:CA	25:DC:249:VAL:HG23	2.29	0.61
25:DC:27:LYS:HG2	25:DC:81:GLU:CA	2.31	0.61
52:DI:5:GLN:O	52:DI:6:ALA:CB	2.49	0.61
40:DS:64:ALA:HB1	40:DS:69:LEU:HD21	1.83	0.61
1:AA:1254:A:OP1	9:AJ:47:GLU:HG3	2.01	0.60
1:AA:194:C:O2'	1:AA:195:A:H5'	2.01	0.60
20:AB:69:VAL:O	20:AB:163:ILE:HG22	2.00	0.60
3:AD:120:LYS:HB2	3:AD:145:ARG:HH21	1.66	0.60
7:AH:5:PRO:HB2	7:AH:32:LYS:HZ1	1.65	0.60
8:AI:35:GLU:HA	8:AI:39:GLY:HA3	1.82	0.60
1:AA:1225:A:H4'	18:AS:77:ARG:NH2	2.16	0.60

Continued on next page...

Continued from previous page...

Atom-1	Atom-2	Interatomic distance (Å)	Clash overlap (Å)
19:AT:54:GLN:N	19:AT:55:PRO:HD2	2.16	0.60
21:AU:14:ALA:CA	21:AU:16:ARG:CD	2.78	0.60
23:BB:1060:U:C5	52:BI:131:THR:HG22	2.35	0.60
23:BB:1082:U:O4	23:BB:1086:A:C2	2.54	0.60
25:BC:140:VAL:HG23	25:BC:193:GLU:OE2	2.01	0.60
29:BG:88:LEU:HD11	29:BG:95:ALA:HB2	1.81	0.60
31:BJ:25:LEU:HG	31:BJ:64:VAL:N	2.10	0.60
33:BL:55:MET:N	33:BL:56:PRO:HD2	2.16	0.60
35:BN:35:LYS:HA	35:BN:112:TYR:HA	1.83	0.60
36:BO:41:ALA:HB3	36:BO:45:SER:HB3	1.82	0.60
37:BP:26:GLU:HA	37:BP:47:ILE:N	2.15	0.60
37:BP:31:VAL:HA	37:BP:81:ASP:CB	2.31	0.60
41:BT:3:ARG:O	41:BT:3:ARG:HG2	2.00	0.60
42:BU:12:VAL:HG11	42:BU:18:LYS:H	1.65	0.60
1:CA:501:C:H1'	1:CA:549:C:H1'	1.83	0.60
1:CA:89:U:H2'	1:CA:90:C:H6	1.64	0.60
3:CD:25:ARG:HB2	3:CD:25:ARG:HH11	1.65	0.60
14:CO:21:THR:HA	14:CO:26:VAL:HG11	1.81	0.60
16:CQ:60:ILE:HG22	16:CQ:74:LEU:HA	1.82	0.60
23:DB:289:G:H2'	23:DB:290:U:H6	1.65	0.60
23:DB:438:G:H2'	23:DB:439:A:H8	1.65	0.60
23:DB:448:U:O4	23:DB:583:G:H1'	2.01	0.60
23:DB:79:C:O2'	23:DB:346:A:H1'	2.01	0.60
23:DB:878:A:N3	23:DB:878:A:H2'	2.15	0.60
23:DB:920:A:H2'	23:DB:921:C:C6	2.36	0.60
23:DB:950:G:H2'	23:DB:951:C:H6	1.66	0.60
27:DE:136:GLN:HA	27:DE:139:LYS:HG2	1.82	0.60
27:DE:14:VAL:HG12	27:DE:15:SER:H	1.66	0.60
31:DJ:40:HIS:HB2	38:DQ:69:ARG:NH2	2.08	0.60
32:DK:93:GLN:HG2	32:DK:94:PRO:HD2	1.83	0.60
33:DL:126:ARG:O	33:DL:127:VAL:HG22	2.01	0.60
43:DW:38:ARG:HE	43:DW:40:ARG:HA	1.65	0.60
1:AA:1219:A:H2'	1:AA:1220:G:H8	1.65	0.60
1:AA:78:A:H2'	1:AA:79:G:H8	1.62	0.60
4:AE:33:THR:O	4:AE:34:ALA:HB3	2.00	0.60
7:AH:42:GLU:HG3	7:AH:100:ILE:HD13	1.84	0.60
9:AJ:56:HIS:N	13:AN:80:ARG:HH22	1.98	0.60
21:AU:26:GLY:C	21:AU:28:LEU:H	2.05	0.60
23:BB:2292:U:H2'	23:BB:2293:G:C8	2.37	0.60
23:BB:2872:A:O2'	23:BB:2873:A:H5''	2.01	0.60
23:BB:36:G:H2'	23:BB:37:C:O4'	2.00	0.60

Continued on next page...

Continued from previous page...

Atom-1	Atom-2	Interatomic distance (Å)	Clash overlap (Å)
23:BB:414:C:H2'	23:BB:415:A:C8	2.36	0.60
23:BB:992:C:O2'	23:BB:993:G:H5'	2.01	0.60
25:BC:224:MET:O	25:BC:225:ASN:HB2	2.01	0.60
25:BC:29:PHE:HB2	25:BC:31:PRO:HD2	1.83	0.60
29:BG:97:VAL:HG23	29:BG:124:CYS:SG	2.41	0.60
33:BL:118:THR:H	33:BL:119:PRO:CD	2.11	0.60
37:BP:93:LYS:HB3	37:BP:96:LEU:HA	1.83	0.60
39:BR:35:PHE:HB2	39:BR:64:VAL:CG2	2.31	0.60
24:BV:44:HIS:NE2	24:BV:85:LYS:HB2	2.16	0.60
1:CA:1508:A:H2'	1:CA:1509:C:H6	1.64	0.60
4:CE:113:VAL:HG23	4:CE:114:LEU:H	1.66	0.60
11:CL:51:VAL:HG12	11:CL:52:CYS:H	1.67	0.60
13:CN:53:ASP:HA	13:CN:58:ARG:HH11	1.67	0.60
23:DB:1099:G:P	52:DI:4:VAL:N	2.71	0.60
23:DB:1299:G:H4'	23:DB:1301:A:H1'	1.83	0.60
23:DB:1854:A:H62	23:DB:1888:G:H8	1.50	0.60
23:DB:361:G:O2'	23:DB:362:A:H5'	2.01	0.60
23:DB:383:C:N4	23:DB:385:C:H2'	2.16	0.60
23:DB:936:A:H2'	23:DB:937:C:H6	1.66	0.60
25:DC:136:VAL:CA	25:DC:165:ALA:HA	2.31	0.60
26:DD:146:ILE:HG12	26:DD:155:VAL:HG13	1.83	0.60
30:DH:131:SER:HB2	30:DH:141:LYS:HG3	1.83	0.60
30:DH:11:ASN:HD22	30:DH:20:ASN:ND2	1.97	0.60
52:DI:85:ILE:CD1	52:DI:137:LEU:HD21	2.31	0.60
31:DJ:124:VAL:CG2	31:DJ:125:TYR:H	2.09	0.60
38:DQ:9:ALA:O	38:DQ:12:ARG:HB3	2.01	0.60
39:DR:3:ALA:HB1	39:DR:12:HIS:HB3	1.81	0.60
39:DR:81:LYS:O	39:DR:83:TYR:N	2.33	0.60
40:DS:46:LEU:O	40:DS:50:VAL:HG13	2.01	0.60
42:DU:33:VAL:HG23	42:DU:65:GLN:HE21	1.66	0.60
44:DX:17:GLU:HA	44:DX:21:LEU:HB2	1.82	0.60
45:DY:3:THR:O	45:DY:36:GLU:HA	2.02	0.60
10:AK:86:LYS:HG3	10:AK:113:THR:HA	1.82	0.60
33:BL:63:LYS:HB2	50:B3:11:LYS:NZ	2.15	0.60
22:BA:48:U:H2'	22:BA:49:C:C6	2.36	0.60
23:BB:280:U:H2'	23:BB:281:C:C6	2.36	0.60
23:BB:2873:A:N3	35:BN:6:SER:HA	2.16	0.60
23:BB:833:A:H2'	23:BB:834:G:C8	2.36	0.60
23:BB:946:C:H2'	23:BB:947:A:H8	1.66	0.60
25:BC:50:THR:HG22	25:BC:51:ARG:CG	2.31	0.60
27:BE:106:LYS:HA	27:BE:108:ILE:HD13	1.83	0.60

Continued on next page...

Continued from previous page...

Atom-1	Atom-2	Interatomic distance (Å)	Clash overlap (Å)
29:BG:173:ALA:HB3	29:BG:174:LYS:NZ	2.16	0.60
30:BH:116:ARG:HB3	30:BH:131:SER:O	2.01	0.60
52:BI:32:VAL:HG22	52:BI:60:VAL:CG2	2.31	0.60
31:BJ:20:ALA:HB1	31:BJ:59:ALA:HA	1.83	0.60
31:BJ:63:ALA:HA	31:BJ:69:ARG:HD2	1.81	0.60
23:BB:2469:A:H5''	34:BM:55:ARG:HD2	1.82	0.60
23:BB:1188:U:H4'	39:BR:83:TYR:HB2	1.82	0.60
46:BZ:49:ARG:C	46:BZ:51:VAL:H	2.03	0.60
1:CA:1391:U:H2'	1:CA:1392:G:C8	2.35	0.60
16:CQ:10:ARG:CZ	16:CQ:55:GLY:N	2.64	0.60
50:D3:7:ARG:NH1	50:D3:10:ALA:HB3	2.17	0.60
23:DB:1162:G:O2'	23:DB:1163:G:H5'	2.01	0.60
23:DB:1857:G:H1'	23:DB:1885:A:N6	2.16	0.60
23:DB:947:A:H2'	23:DB:948:C:C6	2.37	0.60
27:DE:23:PHE:C	27:DE:110:SER:HB2	2.21	0.60
32:DK:35:VAL:HA	32:DK:62:VAL:O	2.01	0.60
34:DM:41:LEU:HD22	34:DM:95:LEU:HD13	1.83	0.60
37:DP:13:LYS:HG3	37:DP:78:PRO:HG3	1.83	0.60
39:DR:66:HIS:HA	39:DR:98:ILE:HD13	1.83	0.60
24:DV:16:ALA:N	24:DV:19:ARG:HH21	1.98	0.60
4:AE:35:LEU:HD11	4:AE:136:VAL:HG11	1.81	0.60
10:AK:83:VAL:HG23	10:AK:109:ILE:HA	1.84	0.60
18:AS:28:LYS:HB2	18:AS:29:PRO:HD2	1.84	0.60
48:B1:42:VAL:HG13	48:B1:43:ARG:N	2.16	0.60
23:BB:1690:A:H2'	23:BB:1691:C:O4'	2.01	0.60
23:BB:2393:U:C5'	33:BL:62:PRO:HA	2.31	0.60
23:BB:2849:U:H4'	23:BB:2850:A:H5'	1.84	0.60
23:BB:2852:G:H2'	23:BB:2853:C:C6	2.36	0.60
23:BB:598:U:H2'	23:BB:599:A:H8	1.65	0.60
52:BI:130:GLY:HA2	52:BI:133:ARG:HH21	1.67	0.60
33:BL:66:PHE:N	33:BL:66:PHE:CD1	2.68	0.60
40:BS:7:HIS:CG	40:BS:8:ARG:H	2.19	0.60
23:BB:100:U:H4'	42:BU:90:LYS:CE	2.31	0.60
45:BY:9:THR:HB	45:BY:54:VAL:CA	2.25	0.60
1:CA:1105:A:H2'	1:CA:1106:G:H8	1.65	0.60
1:CA:1179:A:H2'	1:CA:1180:A:O4'	2.01	0.60
1:CA:662:U:H2'	1:CA:663:A:C8	2.36	0.60
4:CE:91:SER:HA	4:CE:128:GLY:O	2.00	0.60
10:CK:53:GLY:O	10:CK:56:LYS:HB3	2.02	0.60
48:D1:8:ILE:HG21	48:D1:27:ARG:HD3	1.83	0.60
23:DB:2204:G:O5'	25:DC:149:LYS:HE3	2.01	0.60

Continued on next page...

Continued from previous page...

Atom-1	Atom-2	Interatomic distance (Å)	Clash overlap (Å)
23:DB:352:A:H3'	23:DB:353:C:C6	2.37	0.60
23:DB:598:U:H2'	23:DB:599:A:H8	1.66	0.60
30:DH:6:LEU:HD12	30:DH:36:ALA:H	1.67	0.60
30:DH:89:LYS:HA	30:DH:123:ARG:O	2.00	0.60
23:DB:906:U:H4'	34:DM:26:VAL:CG1	2.31	0.60
35:DN:102:PHE:CZ	35:DN:104:ALA:HB2	2.35	0.60
40:DS:31:GLN:O	40:DS:35:ILE:HG13	2.01	0.60
1:AA:1260:G:H4'	1:AA:1284:C:H5'	1.84	0.60
1:AA:1513:A:H2'	1:AA:1514:G:H8	1.65	0.60
3:AD:154:VAL:HG13	3:AD:155:LYS:H	1.67	0.60
9:AJ:25:ILE:HG23	9:AJ:29:ALA:HB3	1.83	0.60
9:AJ:38:GLY:O	9:AJ:74:VAL:HA	2.02	0.60
47:B0:26:SER:HB2	47:B0:38:LEU:HD12	1.83	0.60
23:BB:198:C:C2'	23:BB:199:A:H5''	2.32	0.60
23:BB:2138:G:H2'	23:BB:2139:U:C6	2.36	0.60
23:BB:2229:U:H2'	23:BB:2230:G:C8	2.37	0.60
23:BB:417:C:H2'	23:BB:418:C:H6	1.65	0.60
23:BB:45:G:C5'	23:BB:46:G:H5'	2.32	0.60
25:BC:16:VAL:C	25:BC:17:LYS:HE2	2.22	0.60
30:BH:66:ASN:HA	30:BH:138:VAL:HG21	1.81	0.60
33:BL:61:LEU:CB	33:BL:62:PRO:CD	2.75	0.60
37:BP:62:LYS:HE2	37:BP:74:GLN:HE22	1.66	0.60
39:BR:97:LYS:O	39:BR:98:ILE:HB	2.01	0.60
45:BY:44:ARG:HG3	45:BY:45:GLY:N	2.15	0.60
1:CA:429:U:H1'	1:CA:430:A:H5''	1.84	0.60
12:CM:2:ARG:HB3	12:CM:6:ILE:H	1.65	0.60
14:CO:25:GLU:HA	14:CO:80:LEU:HD11	1.82	0.60
15:CP:44:SER:HB3	15:CP:46:LYS:HZ2	1.64	0.60
23:DB:1252:G:C2	38:DQ:32:ARG:HG3	2.36	0.60
23:DB:1429:G:H2'	23:DB:1430:G:H8	1.66	0.60
23:DB:1568:G:OP1	25:DC:61:TYR:HB2	2.00	0.60
23:DB:19:A:OP1	38:DQ:22:GLY:HA2	1.99	0.60
23:DB:283:G:H2'	23:DB:284:U:H6	1.66	0.60
23:DB:297:G:H5''	42:DU:92:VAL:HG11	1.83	0.60
23:DB:1902:C:H4'	25:DC:240:GLY:O	2.01	0.60
25:DC:245:THR:O	25:DC:247:TRP:N	2.35	0.60
28:DF:167:ALA:HA	28:DF:170:ALA:HB3	1.82	0.60
35:DN:108:ALA:HB1	35:DN:109:PRO:HD2	1.83	0.60
39:DR:60:LYS:O	39:DR:60:LYS:HD3	2.02	0.60
23:DB:380:G:O2'	46:DZ:13:THR:HB	2.01	0.60
1:AA:1011:C:H2'	1:AA:1012:A:C8	2.37	0.60

Continued on next page...

Continued from previous page...

Atom-1	Atom-2	Interatomic distance (Å)	Clash overlap (Å)
1:AA:1307:U:H2'	1:AA:1308:U:C6	2.36	0.60
1:AA:93:U:H3'	1:AA:94:G:H5''	1.83	0.60
6:AG:144:ALA:C	6:AG:146:ALA:H	2.04	0.60
12:AM:98:GLY:H	12:AM:99:GLN:NE2	1.99	0.60
23:BB:1015:U:H2'	23:BB:1016:G:C8	2.37	0.60
23:BB:1040:A:H2	23:BB:1115:G:H22	1.47	0.60
23:BB:1192:G:O2'	23:BB:1193:G:H5'	2.01	0.60
23:BB:143:C:H2'	23:BB:144:A:N9	2.16	0.60
23:BB:1790:C:P	25:BC:219:VAL:HB	2.42	0.60
23:BB:764:A:OP2	25:BC:213:ARG:NH2	2.33	0.60
26:BD:157:LYS:NZ	26:BD:158:GLY:HA3	2.15	0.60
28:BF:36:ASN:HD22	28:BF:87:LYS:H	1.48	0.60
34:BM:64:TRP:O	34:BM:102:LEU:HB2	2.00	0.60
34:BM:88:ASN:O	34:BM:89:VAL:HG12	2.00	0.60
37:BP:27:VAL:HG12	37:BP:47:ILE:HD11	1.82	0.60
38:BQ:94:LEU:H	38:BQ:94:LEU:HD13	1.66	0.60
46:BZ:25:ARG:HG3	46:BZ:26:SER:H	1.65	0.60
1:CA:390:U:H2'	1:CA:391:G:H8	1.66	0.60
1:CA:858:G:O6	1:CA:869:G:H3'	2.01	0.60
20:CB:112:ARG:O	20:CB:116:LEU:HB2	2.02	0.60
20:CB:34:ARG:HG2	20:CB:39:ILE:HD11	1.84	0.60
2:CC:18:ASN:O	2:CC:55:VAL:HA	2.01	0.60
50:D3:46:LYS:HD2	50:D3:47:ALA:H	1.66	0.60
51:D4:16:ILE:O	51:D4:17:VAL:HG12	2.02	0.60
23:DB:1007:C:H5''	31:DJ:37:ARG:HH12	1.66	0.60
23:DB:1203:U:H3'	23:DB:1204:A:C5'	2.31	0.60
23:DB:1485:U:H2'	23:DB:1486:U:H6	1.66	0.60
23:DB:833:A:H2'	23:DB:834:G:C8	2.36	0.60
28:DF:35:LEU:HD23	28:DF:153:ILE:HG12	1.83	0.60
30:DH:108:VAL:HG12	30:DH:110:VAL:HB	1.82	0.60
30:DH:26:ALA:HB3	30:DH:31:VAL:HG23	1.83	0.60
31:DJ:120:ARG:HB3	31:DJ:121:LYS:HZ1	1.66	0.60
31:DJ:74:TYR:O	31:DJ:75:TYR:HB2	2.00	0.60
32:DK:33:ALA:HB2	32:DK:39:ILE:HD11	1.84	0.60
35:DN:26:GLY:HA2	35:DN:75:ILE:HD13	1.83	0.60
43:DW:42:THR:H	43:DW:65:LYS:HG2	1.66	0.60
1:AA:801:U:H2'	1:AA:802:A:H8	1.66	0.60
1:AA:95:C:H2'	1:AA:95:C:O2	2.02	0.60
4:AE:110:MET:HB3	4:AE:139:THR:HG21	1.82	0.60
6:AG:59:GLU:O	6:AG:63:VAL:HG23	2.02	0.60
13:AN:60:ARG:HD3	13:AN:60:ARG:N	2.11	0.60

Continued on next page...

Continued from previous page...

Atom-1	Atom-2	Interatomic distance (Å)	Clash overlap (Å)
14:AO:11:VAL:HG23	14:AO:26:VAL:HG11	1.82	0.60
51:B4:7:VAL:O	51:B4:23:ILE:HG21	2.01	0.60
22:BA:50:A:H5''	36:BO:68:LYS:HD2	1.82	0.60
23:BB:1203:U:H3'	23:BB:1204:A:C5'	2.30	0.60
23:BB:1319:C:O2'	23:BB:1320:C:H5'	2.01	0.60
23:BB:1486:U:H2'	23:BB:1487:U:H6	1.66	0.60
23:BB:1779:U:H5	23:BB:1784:A:N7	2.00	0.60
23:BB:1857:G:H1'	23:BB:1885:A:N6	2.17	0.60
23:BB:2228:G:H2'	23:BB:2229:U:H6	1.66	0.60
23:BB:2305:U:N3	28:BF:150:GLY:HA3	2.17	0.60
23:BB:2688:G:H1'	23:BB:2721:A:N6	2.17	0.60
23:BB:2774:C:H2'	23:BB:2775:G:O4'	2.02	0.60
23:BB:37:C:C2	27:BE:46:GLN:CD	2.75	0.60
23:BB:558:U:OP1	31:BJ:113:PRO:HG2	2.01	0.60
23:BB:664:G:H2'	23:BB:665:U:H6	1.65	0.60
25:BC:37:SER:H	25:BC:62:ARG:HB2	1.66	0.60
26:BD:34:VAL:HG23	26:BD:93:GLY:HA3	1.84	0.60
36:BO:35:ILE:HD13	36:BO:35:ILE:N	2.17	0.60
39:BR:69:GLY:O	39:BR:70:GLU:HG3	2.02	0.60
42:BU:5:ARG:HG2	42:BU:6:ARG:H	1.67	0.60
1:CA:1355:G:H2'	1:CA:1356:G:H8	1.67	0.60
15:CP:23:ASP:OD1	15:CP:25:ARG:HB2	2.02	0.60
23:DB:1439:A:C6	23:DB:1552:A:N7	2.70	0.60
23:DB:2600:A:O2'	23:DB:2601:C:H5'	2.02	0.60
25:DC:127:ASN:ND2	25:DC:128:THR:H	1.93	0.60
30:DH:90:LEU:HD22	30:DH:122:LEU:HB3	1.83	0.60
52:DI:71:LYS:HB3	52:DI:115:ASP:OD2	2.00	0.60
37:DP:28:LYS:HD3	37:DP:44:GLY:H	1.67	0.60
37:DP:52:ARG:HH11	37:DP:52:ARG:CG	2.15	0.60
42:DU:13:LEU:HD21	42:DU:69:VAL:HG13	1.82	0.60
45:DY:50:VAL:HG12	45:DY:53:MET:HG2	1.83	0.60
1:AA:1090:U:H2'	1:AA:1091:U:C6	2.37	0.60
1:AA:590:U:H2'	1:AA:591:U:H6	1.66	0.60
1:AA:720:C:H5''	17:AR:40:PRO:HA	1.84	0.60
6:AG:117:LEU:HD22	6:AG:120:ALA:HB3	1.83	0.60
7:AH:46:GLU:HA	7:AH:63:LYS:HZ3	1.66	0.60
4:AE:155:LYS:HA	7:AH:65:PHE:CD1	2.36	0.60
9:AJ:15:HIS:HD2	9:AJ:18:ILE:HG22	1.65	0.60
11:AL:78:VAL:HG12	11:AL:101:LEU:HD23	1.82	0.60
13:AN:63:CYS:SG	13:AN:66:THR:HG22	2.41	0.60
50:B3:44:ARG:HB3	50:B3:45:PRO:HD2	1.84	0.60

Continued on next page...

Continued from previous page...

Atom-1	Atom-2	Interatomic distance (Å)	Clash overlap (Å)
23:BB:1054:A:H2'	23:BB:1055:G:H8	1.65	0.60
23:BB:1080:A:H2'	23:BB:1081:U:H6	1.67	0.60
23:BB:222:A:N6	23:BB:232:G:H1'	2.17	0.60
23:BB:26:G:H1'	23:BB:515:A:N6	2.17	0.60
23:BB:364:C:H2'	23:BB:365:U:C6	2.36	0.60
23:BB:417:C:H2'	23:BB:418:C:C6	2.37	0.60
30:BH:121:VAL:HG21	30:BH:128:HIS:NE2	2.16	0.60
52:BI:11:GLN:O	52:BI:11:GLN:HG3	2.00	0.60
23:BB:2848:G:C4	37:BP:96:LEU:HD23	2.37	0.60
38:BQ:101:ASP:HB3	38:BQ:104:ALA:HB3	1.84	0.60
39:BR:20:VAL:HG13	39:BR:97:LYS:NZ	2.16	0.60
1:CA:1108:G:H5''	2:CC:175:HIS:ND1	2.16	0.60
9:CJ:41:PRO:HA	9:CJ:72:ARG:HD3	1.83	0.60
15:CP:20:VAL:HG21	15:CP:32:PHE:CD2	2.37	0.60
15:CP:20:VAL:HG23	15:CP:34:GLU:O	2.02	0.60
18:CS:29:PRO:HB3	18:CS:47:THR:HB	1.83	0.60
23:DB:2886:A:C8	47:D0:27:LEU:HG	2.37	0.60
22:DA:50:A:OP1	36:DO:68:LYS:HB2	2.02	0.60
23:DB:1548:A:H2'	23:DB:1549:A:C8	2.37	0.60
23:DB:189:G:H2'	23:DB:205:G:N2	2.17	0.60
23:DB:2741:A:H2'	23:DB:2742:G:O4'	2.02	0.60
23:DB:2774:C:H2'	23:DB:2775:G:O4'	2.01	0.60
23:DB:594:U:H2'	23:DB:595:C:H6	1.66	0.60
23:DB:849:A:H2'	23:DB:850:U:C6	2.35	0.60
23:DB:898:C:O2'	23:DB:899:A:H5''	2.01	0.60
23:DB:448:U:H5''	27:DE:79:ARG:HH21	1.65	0.60
27:DE:6:LYS:HZ2	27:DE:8:ALA:HB2	1.66	0.60
28:DF:173:ASP:CG	28:DF:174:PHE:H	2.05	0.60
28:DF:21:TYR:HB3	28:DF:26:GLN:OE1	2.01	0.60
28:DF:67:THR:OG1	28:DF:85:GLY:HA3	2.02	0.60
23:DB:1098:A:N3	52:DI:3:LYS:O	2.35	0.60
31:DJ:100:VAL:HG22	31:DJ:101:ILE:H	1.67	0.60
32:DK:43:ILE:H	32:DK:43:ILE:HD12	1.67	0.60
36:DO:86:GLY:O	36:DO:87:ILE:HD13	2.01	0.60
2:AC:59:PRO:HG2	2:AC:60:ALA:H	1.65	0.60
8:AI:15:ALA:O	8:AI:66:VAL:HG23	2.01	0.60
10:AK:69:CYS:O	10:AK:73:VAL:HG23	2.00	0.60
18:AS:7:GLY:H	18:AS:8:PRO:HD3	1.67	0.60
23:BB:2461:A:H2'	23:BB:2462:C:C6	2.36	0.60
23:BB:2804:U:H2'	23:BB:2805:C:H6	1.66	0.60
25:BC:198:GLU:HA	25:BC:201:LEU:HB2	1.83	0.60

Continued on next page...

Continued from previous page...

Atom-1	Atom-2	Interatomic distance (Å)	Clash overlap (Å)
26:BD:154:LYS:HZ3	26:BD:157:LYS:N	1.99	0.60
28:BF:59:ILE:HD11	28:BF:137:PHE:CD2	2.37	0.60
31:BJ:16:TYR:O	31:BJ:55:ILE:HG22	2.01	0.60
23:BB:2386:A:H4'	43:BW:38:ARG:HB2	1.84	0.60
1:CA:1462:C:H4'	37:DP:110:LYS:HE2	1.84	0.60
1:CA:203:G:H1'	1:CA:465:A:N6	2.17	0.60
16:CQ:60:ILE:HA	16:CQ:75:VAL:HG13	1.84	0.60
47:D0:41:HIS:NE2	47:D0:42:ILE:HG22	2.17	0.60
23:DB:1176:U:H2'	23:DB:1177:G:C8	2.36	0.60
23:DB:179:C:H2'	23:DB:180:G:O4'	2.01	0.60
23:DB:2156:G:H2'	23:DB:2157:G:H4'	1.84	0.60
23:DB:337:C:H2'	23:DB:338:G:O4'	2.01	0.60
23:DB:1997:C:P	26:DD:140:HIS:HE2	2.25	0.60
27:DE:139:LYS:HA	27:DE:143:LEU:CD2	2.32	0.60
28:DF:40:GLY:H	28:DF:84:ILE:CG2	2.15	0.60
52:DI:7:TYR:CZ	52:DI:57:VAL:HG11	2.36	0.60
32:DK:47:ILE:HG22	32:DK:48:PRO:HD2	1.83	0.60
33:DL:132:ARG:NH2	33:DL:140:GLY:HA3	2.17	0.60
33:DL:89:VAL:HA	33:DL:122:VAL:HG22	1.84	0.60
34:DM:131:VAL:HG22	34:DM:132:THR:H	1.66	0.60
23:DB:1454:C:H5'	35:DN:63:ARG:HD2	1.82	0.60
35:DN:66:ALA:O	35:DN:70:THR:HG22	2.01	0.60
35:DN:96:ARG:O	35:DN:113:ILE:HA	2.02	0.60
39:DR:89:HIS:O	39:DR:90:ARG:HG3	2.02	0.60
23:DB:2281:A:H62	43:DW:3:LYS:HD2	1.66	0.60
44:DX:50:VAL:O	44:DX:54:LYS:HB2	2.02	0.60
44:DX:7:ARG:NH1	44:DX:7:ARG:HB3	2.16	0.60
45:DY:18:LYS:O	45:DY:22:THR:HG23	2.02	0.60
1:AA:1026:G:H2'	1:AA:1027:C:H6	1.67	0.60
1:AA:57:G:H2'	1:AA:58:C:C6	2.37	0.60
11:AL:35:ARG:HA	11:AL:35:ARG:HE	1.67	0.60
14:AO:60:SER:HA	14:AO:63:ARG:NH1	2.17	0.60
23:BB:126:A:O5'	49:B2:19:ARG:HB3	2.02	0.60
23:BB:2769:U:H2'	23:BB:2770:G:C8	2.37	0.60
23:BB:315:G:H2'	23:BB:316:C:C6	2.37	0.60
23:BB:419:U:H2'	23:BB:420:C:H6	1.66	0.60
23:BB:855:G:H21	43:BW:23:LYS:CB	2.15	0.60
23:BB:956:G:H5''	34:BM:76:LYS:HD3	1.83	0.60
25:BC:226:PRO:HD3	25:BC:233:GLY:N	2.17	0.60
27:BE:48:THR:CG2	27:BE:86:ALA:HB1	2.32	0.60
31:BJ:17:VAL:CG1	31:BJ:57:LEU:HD21	2.32	0.60

Continued on next page...

Continued from previous page...

Atom-1	Atom-2	Interatomic distance (Å)	Clash overlap (Å)
35:BN:28:LEU:H	35:BN:28:LEU:HD12	1.67	0.60
38:BQ:85:ALA:HB1	38:BQ:88:GLU:HB2	1.83	0.60
24:BV:40:ILE:HD13	24:BV:40:ILE:H	1.66	0.60
44:BX:49:ASP:HB3	44:BX:52:ARG:NH2	2.15	0.60
45:BY:9:THR:CB	45:BY:54:VAL:HA	2.26	0.60
1:CA:398:U:H2'	1:CA:399:G:H8	1.66	0.60
1:CA:539:A:H2'	1:CA:540:G:C8	2.37	0.60
1:CA:83:C:O2'	1:CA:84:U:H2'	2.02	0.60
8:CI:40:ARG:HA	8:CI:44:ARG:NH1	2.17	0.60
50:D3:4:LYS:HE3	50:D3:61:LEU:H	1.65	0.60
23:DB:1327:A:H2'	23:DB:1328:A:O4'	2.02	0.60
23:DB:139:U:H3'	23:DB:139:U:OP2	2.02	0.60
23:DB:2336:A:H1'	23:DB:2337:G:OP1	2.00	0.60
23:DB:324:A:H2'	23:DB:325:G:O4'	2.02	0.60
36:DO:53:THR:O	36:DO:54:VAL:CB	2.47	0.60
37:DP:36:LYS:HG2	37:DP:37:LYS:N	2.14	0.60
37:DP:4:ILE:O	37:DP:4:ILE:HG22	2.01	0.60
41:DT:55:VAL:HG23	41:DT:87:LEU:N	2.17	0.60
1:AA:1278:G:H4'	1:AA:1279:G:O5'	2.01	0.59
3:AD:20:LEU:O	3:AD:21:LYS:HE3	2.02	0.59
3:AD:90:LEU:HA	3:AD:93:LEU:HD12	1.83	0.59
12:AM:89:ARG:HB2	12:AM:96:VAL:HG12	1.84	0.59
13:AN:20:PHE:HA	13:AN:24:ALA:HB2	1.83	0.59
50:B3:12:ARG:HH11	50:B3:12:ARG:HB2	1.64	0.59
50:B3:26:ALA:HB1	50:B3:29:ARG:CG	2.32	0.59
23:BB:2301:C:H2'	23:BB:2302:U:H6	1.65	0.59
23:BB:2723:C:H5''	35:BN:3:HIS:CB	2.32	0.59
25:BC:68:ARG:HD2	25:BC:127:ASN:HD21	1.67	0.59
25:BC:220:ARG:HG3	25:BC:220:ARG:HH11	1.67	0.59
23:BB:2512:C:C4'	26:BD:146:ILE:HG12	2.31	0.59
26:BD:88:GLU:CG	26:BD:89:GLU:H	2.14	0.59
23:BB:1060:U:OP2	52:BI:74:PRO:HA	2.01	0.59
37:BP:76:HIS:CD2	37:BP:76:HIS:H	2.18	0.59
43:BW:40:ARG:N	43:BW:40:ARG:NH1	2.50	0.59
1:CA:1008:U:H5''	13:CN:23:ARG:NH2	2.17	0.59
1:CA:1009:U:H2'	1:CA:1010:U:C6	2.37	0.59
2:CC:23:ALA:HB1	2:CC:27:GLU:HB2	1.83	0.59
4:CE:131:ASN:O	4:CE:135:VAL:HG23	2.02	0.59
1:CA:33:A:H1'	11:CL:27:PRO:HG3	1.84	0.59
14:CO:29:ALA:HA	14:CO:84:LEU:HD21	1.82	0.59
23:DB:1082:U:O4	23:DB:1086:A:C2	2.54	0.59

Continued on next page...

Continued from previous page...

Atom-1	Atom-2	Interatomic distance (Å)	Clash overlap (Å)
23:DB:1874:C:H2'	23:DB:1875:G:O4'	2.01	0.59
23:DB:1951:U:H2'	23:DB:1953:A:OP2	2.01	0.59
23:DB:2292:U:H2'	23:DB:2293:G:H8	1.67	0.59
23:DB:2307:G:N3	23:DB:2307:G:H2'	2.17	0.59
23:DB:672:C:O2'	23:DB:673:C:H5'	2.02	0.59
23:DB:1824:G:O2'	25:DC:244:VAL:HG21	2.02	0.59
23:DB:2032:G:N2	26:DD:150:GLN:HB3	2.17	0.59
26:DD:150:GLN:O	26:DD:152:PRO:HD3	2.02	0.59
23:DB:659:G:H21	27:DE:30:GLN:NE2	2.00	0.59
36:DO:25:ARG:CG	36:DO:94:ARG:HH22	2.15	0.59
39:DR:4:VAL:HG12	39:DR:43:ASN:CB	2.32	0.59
45:DY:45:GLY:HA2	45:DY:48:ASN:ND2	2.17	0.59
1:AA:1257:A:N3	1:AA:1257:A:H2'	2.16	0.59
1:AA:1284:C:H3'	1:AA:1285:A:H5''	1.84	0.59
1:AA:1300:G:H1'	1:AA:1301:U:C5	2.36	0.59
1:AA:376:G:H5''	15:AP:5:ARG:CB	2.28	0.59
1:AA:783:C:O2'	1:AA:784:A:H5'	2.02	0.59
1:AA:858:G:O6	1:AA:869:G:H3'	2.01	0.59
3:AD:94:GLU:HG3	3:AD:103:ARG:NH1	2.16	0.59
3:AD:11:SER:OG	3:AD:17:ASP:HA	2.02	0.59
2:AC:5:HIS:CD2	13:AN:88:MET:HB3	2.37	0.59
23:BB:1082:U:C4	23:BB:1086:A:C2	2.90	0.59
23:BB:1381:G:H2'	23:BB:1382:G:H5'	1.84	0.59
23:BB:2600:A:O2'	23:BB:2601:C:H5'	2.01	0.59
23:BB:364:C:H2'	23:BB:365:U:H6	1.67	0.59
23:BB:671:C:N4	33:BL:39:LYS:HG2	2.18	0.59
23:BB:721:A:H2'	23:BB:722:A:C8	2.37	0.59
25:BC:172:THR:O	25:BC:173:LEU:HB2	2.01	0.59
23:BB:2579:C:O2'	26:BD:138:LEU:HD13	2.01	0.59
23:BB:2053:G:OP1	26:BD:150:GLN:CA	2.50	0.59
27:BE:91:ASP:O	27:BE:92:HIS:HB2	2.01	0.59
28:BF:135:ILE:C	28:BF:137:PHE:H	2.05	0.59
29:BG:42:VAL:HG12	29:BG:51:PHE:HD1	1.68	0.59
30:BH:37:VAL:N	30:BH:38:PRO:HD2	2.13	0.59
31:BJ:81:ILE:HG23	31:BJ:82:GLY:H	1.67	0.59
33:BL:109:LYS:HA	33:BL:126:ARG:HB2	1.82	0.59
34:BM:66:ARG:H	34:BM:100:LYS:HB2	1.67	0.59
22:BA:27:C:H5'	36:BO:34:HIS:CE1	2.37	0.59
1:CA:937:A:H1'	1:CA:1379:G:N2	2.17	0.59
1:CA:37:U:OP1	11:CL:120:ARG:HB3	2.02	0.59
1:CA:801:U:H2'	1:CA:802:A:H8	1.66	0.59

Continued on next page...

Continued from previous page...

Atom-1	Atom-2	Interatomic distance (Å)	Clash overlap (Å)
8:CI:123:ARG:HD3	8:CI:124:PRO:HD2	1.84	0.59
10:CK:127:ARG:HH11	10:CK:127:ARG:HG3	1.66	0.59
23:DB:1229:C:H2'	23:DB:1230:A:H8	1.66	0.59
23:DB:1676:A:H2'	23:DB:1677:A:O4'	2.01	0.59
23:DB:171:U:H2'	23:DB:172:A:C8	2.37	0.59
23:DB:2898:U:H2'	23:DB:2899:A:H8	1.66	0.59
23:DB:455:C:H42	23:DB:472:A:H2'	1.67	0.59
23:DB:541:A:H2'	23:DB:542:C:H5''	1.84	0.59
26:DD:116:LYS:CB	26:DD:165:MET:HG3	2.31	0.59
28:DF:173:ASP:CG	28:DF:174:PHE:N	2.55	0.59
31:DJ:105:VAL:HG11	31:DJ:122:LEU:HD11	1.83	0.59
33:DL:120:VAL:HG12	33:DL:122:VAL:HG23	1.82	0.59
33:DL:58:TYR:CE1	50:D3:51:LYS:HG2	2.36	0.59
35:DN:97:ILE:HG23	35:DN:113:ILE:HD11	1.84	0.59
37:DP:54:LEU:HD13	37:DP:55:HIS:H	1.67	0.59
37:DP:59:THR:HG23	37:DP:76:HIS:NE2	2.16	0.59
40:DS:46:LEU:O	40:DS:50:VAL:HG22	2.01	0.59
43:DW:56:HIS:CD2	43:DW:57:THR:H	2.20	0.59
1:AA:1074:G:H2'	1:AA:1075:U:H6	1.67	0.59
1:AA:107:G:O6	19:AT:9:ARG:HD3	2.03	0.59
23:BB:459:U:H5'	49:B2:41:ARG:HE	1.67	0.59
50:B3:48:MET:SD	50:B3:51:LYS:HG2	2.42	0.59
23:BB:1709:U:H2'	23:BB:1710:G:H8	1.66	0.59
23:BB:19:A:H5''	38:BQ:20:ALA:O	2.02	0.59
23:BB:2669:G:H2'	23:BB:2670:A:H8	1.65	0.59
27:BE:170:ARG:HH21	27:BE:175:ILE:HD12	1.66	0.59
27:BE:180:LEU:HA	27:BE:186:VAL:HG21	1.84	0.59
27:BE:43:THR:O	27:BE:89:PRO:HA	2.02	0.59
28:BF:177:ARG:HG2	28:BF:178:LYS:H	1.67	0.59
29:BG:124:CYS:HB3	29:BG:129:GLU:O	2.01	0.59
30:BH:83:LYS:CB	30:BH:91:PHE:HB2	2.31	0.59
31:BJ:64:VAL:HG11	31:BJ:68:LYS:HD2	1.84	0.59
32:BK:97:THR:OG1	32:BK:98:ARG:HD2	2.02	0.59
33:BL:77:ILE:HG13	33:BL:108:ALA:HB1	1.83	0.59
35:BN:4:ARG:HG3	35:BN:5:LYS:N	2.16	0.59
24:BV:46:LYS:O	24:BV:50:MET:HG3	2.02	0.59
46:BZ:44:PHE:H	46:BZ:44:PHE:HD1	1.50	0.59
1:CA:1041:G:H2'	1:CA:1042:A:H8	1.67	0.59
2:CC:127:VAL:HG23	2:CC:128:MET:H	1.66	0.59
1:CA:1191:A:OP1	2:CC:2:GLN:HB2	2.02	0.59
12:CM:78:ARG:HH11	12:CM:79:LEU:HD23	1.67	0.59

Continued on next page...

Continued from previous page...

Atom-1	Atom-2	Interatomic distance (Å)	Clash overlap (Å)
16:CQ:68:LYS:HG2	16:CQ:69:THR:HG23	1.85	0.59
40:DS:23:LEU:HB2	47:D0:21:LEU:HD13	1.83	0.59
23:DB:2639:A:H2'	23:DB:2640:G:O4'	2.02	0.59
23:DB:30:G:H2'	23:DB:31:C:C6	2.36	0.59
23:DB:6:A:H4'	31:DJ:133:ALA:O	2.02	0.59
26:DD:49:GLN:HG2	26:DD:49:GLN:O	2.02	0.59
28:DF:35:LEU:HD11	28:DF:60:SER:HB3	1.83	0.59
33:DL:62:PRO:HA	50:D3:12:ARG:NH1	2.17	0.59
35:DN:45:ARG:NH2	35:DN:113:ILE:HG23	2.04	0.59
37:DP:64:SER:HB2	37:DP:71:ARG:CD	2.30	0.59
22:DA:75:G:H5''	24:DV:12:GLN:OE1	2.02	0.59
46:DZ:54:GLY:N	46:DZ:57:VAL:HG23	2.14	0.59
1:AA:1281:C:H5'	1:AA:1282:C:H5	1.66	0.59
1:AA:763:G:H2'	1:AA:764:C:C6	2.36	0.59
2:AC:183:TYR:HA	2:AC:199:VAL:O	2.03	0.59
2:AC:30:ASP:O	2:AC:33:ASP:HB3	2.01	0.59
19:AT:67:HIS:O	19:AT:70:LYS:HG2	2.02	0.59
23:BB:196:A:H2'	23:BB:196:A:N3	2.16	0.59
23:BB:594:U:H2'	23:BB:595:C:H6	1.66	0.59
23:BB:1820:U:O2	25:BC:200:MET:HB2	2.02	0.59
32:BK:60:ALA:HA	32:BK:87:LEU:HG	1.83	0.59
23:BB:2428:G:HO2'	33:BL:58:TYR:HE2	1.49	0.59
34:BM:35:ALA:HB3	34:BM:97:GLN:C	2.23	0.59
38:BQ:102:LYS:HD2	38:BQ:102:LYS:N	2.17	0.59
41:BT:24:MET:HE2	41:BT:29:THR:H	1.67	0.59
42:BU:81:ARG:N	42:BU:81:ARG:HD2	2.16	0.59
43:BW:66:VAL:HG13	43:BW:67:LYS:N	2.16	0.59
2:CC:41:TYR:O	2:CC:45:GLU:HB2	2.03	0.59
2:CC:89:VAL:O	2:CC:93:ILE:HD12	2.03	0.59
5:CF:18:VAL:HG21	5:CF:58:HIS:CE1	2.37	0.59
7:CH:101:ALA:O	7:CH:103:VAL:HG23	2.01	0.59
10:CK:31:VAL:HG21	10:CK:66:ALA:HA	1.84	0.59
12:CM:102:LYS:HZ2	12:CM:102:LYS:HB2	1.66	0.59
22:DA:57:A:H4'	28:DF:26:GLN:HE21	1.67	0.59
23:DB:1469:A:H2'	23:DB:1470:A:H8	1.67	0.59
23:DB:1550:C:H2'	23:DB:1551:A:H8	1.66	0.59
23:DB:2037:A:H2'	23:DB:2038:G:H8	1.68	0.59
23:DB:2091:C:H1'	46:DZ:32:LEU:HG	1.83	0.59
23:DB:224:U:O4	23:DB:420:C:H5'	2.02	0.59
23:DB:2286:G:H5'	23:DB:2286:G:C8	2.37	0.59
23:DB:2391:G:OP2	50:D3:32:LEU:HG	2.03	0.59

Continued on next page...

Continued from previous page...

Atom-1	Atom-2	Interatomic distance (Å)	Clash overlap (Å)
23:DB:580:U:H2'	23:DB:581:C:C6	2.36	0.59
25:DC:33:LEU:HD22	25:DC:34:GLU:HG3	1.83	0.59
25:DC:34:GLU:OE2	25:DC:35:LYS:HG3	2.03	0.59
26:DD:35:THR:HB	26:DD:48:ILE:HG13	1.84	0.59
27:DE:115:GLN:NE2	27:DE:184:ASP:HB2	2.17	0.59
52:DI:100:ILE:O	52:DI:139:VAL:HA	2.01	0.59
31:DJ:41:LYS:CD	31:DJ:44:TYR:HB3	2.31	0.59
26:DD:117:GLY:HA3	35:DN:1:MET:HA	1.82	0.59
39:DR:63:VAL:HG13	39:DR:64:VAL:N	2.17	0.59
40:DS:23:LEU:C	40:DS:24:ILE:HD13	2.23	0.59
40:DS:81:SER:HB2	40:DS:99:ARG:H	1.68	0.59
42:DU:17:ASP:OD2	42:DU:20:LYS:HB2	2.01	0.59
42:DU:41:VAL:HA	42:DU:57:ILE:HD12	1.84	0.59
1:AA:241:G:O2'	1:AA:242:G:H5'	2.03	0.59
1:AA:118:U:O4	1:AA:288:A:H2'	2.02	0.59
1:AA:451:A:H4'	1:AA:452:A:O4'	2.02	0.59
3:AD:94:GLU:HA	3:AD:103:ARG:HH22	1.67	0.59
8:AI:18:VAL:HG11	8:AI:82:ILE:HG12	1.83	0.59
14:AO:78:THR:HA	14:AO:81:ILE:HG12	1.85	0.59
23:BB:1826:G:OP2	25:BC:221:GLY:HA2	2.01	0.59
23:BB:2547:A:H2'	23:BB:2548:U:C6	2.37	0.59
23:BB:2813:A:H2'	23:BB:2814:A:H8	1.67	0.59
23:BB:967:U:H2'	23:BB:968:C:C6	2.37	0.59
26:BD:62:LYS:H	26:BD:62:LYS:HE3	1.68	0.59
27:BE:109:LEU:HD23	27:BE:110:SER:N	2.18	0.59
27:BE:198:GLU:C	27:BE:200:LEU:H	2.05	0.59
31:BJ:17:VAL:HG23	31:BJ:139:VAL:HB	1.83	0.59
32:BK:11:ALA:HB3	32:BK:85:VAL:CG2	2.32	0.59
23:BB:811:U:H2'	33:BL:31:GLY:CA	2.33	0.59
33:BL:47:ARG:HD2	33:BL:48:ARG:N	2.17	0.59
1:CA:370:C:H2'	1:CA:371:A:H8	1.66	0.59
1:CA:678:U:H2'	1:CA:679:C:H6	1.66	0.59
20:CB:99:MET:HA	20:CB:106:VAL:HG21	1.83	0.59
3:CD:160:LEU:HD22	3:CD:160:LEU:O	2.02	0.59
23:DB:1262:A:C2	47:D0:6:LYS:HD2	2.38	0.59
23:DB:1019:U:O2'	23:DB:1020:A:H5'	2.02	0.59
23:DB:1381:G:H2'	23:DB:1382:G:H5'	1.82	0.59
23:DB:1470:A:H3'	23:DB:1471:G:H8	1.65	0.59
23:DB:155:A:H2'	23:DB:156:A:H8	1.68	0.59
23:DB:172:A:H2'	23:DB:173:A:C8	2.38	0.59
23:DB:2230:G:H2'	23:DB:2231:U:C6	2.38	0.59

Continued on next page...

Continued from previous page...

Atom-1	Atom-2	Interatomic distance (Å)	Clash overlap (Å)
23:DB:2415:G:H2'	23:DB:2416:C:C6	2.37	0.59
23:DB:2547:A:H2'	23:DB:2548:U:C6	2.38	0.59
23:DB:2669:G:H2'	23:DB:2670:A:H8	1.67	0.59
25:DC:21:PRO:HD2	25:DC:202:ARG:HH11	1.68	0.59
25:DC:224:MET:CA	25:DC:233:GLY:H	2.15	0.59
26:DD:150:GLN:HG3	26:DD:150:GLN:O	2.03	0.59
26:DD:48:ILE:HG22	26:DD:49:GLN:N	2.18	0.59
26:DD:8:LYS:O	26:DD:9:VAL:HG22	2.03	0.59
27:DE:135:ALA:O	27:DE:139:LYS:HB3	2.03	0.59
28:DF:132:ARG:HH12	28:DF:147:ARG:HD3	1.66	0.59
29:DG:125:PRO:HG2	29:DG:129:GLU:HB3	1.83	0.59
52:DI:45:THR:HA	52:DI:48:ILE:CG2	2.30	0.59
32:DK:11:ALA:HB1	32:DK:100:PHE:O	2.02	0.59
37:DP:47:ILE:HG23	37:DP:63:ILE:CG2	2.30	0.59
37:DP:49:ILE:C	37:DP:50:ARG:HD3	2.22	0.59
41:DT:21:SER:H	41:DT:24:MET:CE	2.15	0.59
1:AA:398:U:H2'	1:AA:399:G:H8	1.66	0.59
20:AB:37:VAL:HG22	20:AB:38:HIS:N	2.17	0.59
23:BB:1187:G:H5''	39:BR:84:ARG:NE	2.18	0.59
23:BB:1387:A:H5'	23:BB:1469:A:H1'	1.84	0.59
23:BB:1552:A:H2'	23:BB:1553:A:H5'	1.84	0.59
23:BB:2236:U:H2'	23:BB:2237:G:O4'	2.02	0.59
23:BB:2741:A:H2'	23:BB:2742:G:O4'	2.02	0.59
23:BB:458:G:N2	23:BB:469:G:H2'	2.17	0.59
26:BD:101:PHE:O	26:BD:102:ALA:CB	2.51	0.59
27:BE:156:ASN:ND2	27:BE:157:LEU:HG	2.17	0.59
27:BE:3:LEU:O	27:BE:4:VAL:HG12	2.02	0.59
26:BD:17:GLU:CB	37:BP:80:VAL:HG21	2.32	0.59
41:BT:30:ILE:O	41:BT:84:TYR:HA	2.02	0.59
41:BT:8:LEU:HA	44:BX:19:LEU:HD21	1.84	0.59
46:BZ:66:ILE:HB	46:BZ:67:PRO:HD3	1.85	0.59
1:CA:1144:G:N2	1:CA:1146:A:H62	2.01	0.59
1:CA:1292:G:H2'	1:CA:1293:C:H6	1.67	0.59
1:CA:783:C:O2'	1:CA:784:A:H5'	2.02	0.59
20:CB:169:HIS:CE1	20:CB:173:LYS:HB2	2.38	0.59
6:CG:77:ARG:HD3	6:CG:79:VAL:HG23	1.83	0.59
8:CI:29:ILE:HB	8:CI:64:ILE:HD12	1.84	0.59
9:CJ:84:VAL:HB	9:CJ:89:ARG:HH21	1.68	0.59
47:D0:52:LYS:O	47:D0:53:VAL:HG12	2.03	0.59
23:DB:1690:A:H2'	23:DB:1691:C:O4'	2.03	0.59
23:DB:2852:G:H2'	23:DB:2853:C:C6	2.38	0.59

Continued on next page...

Continued from previous page...

Atom-1	Atom-2	Interatomic distance (Å)	Clash overlap (Å)
23:DB:553:G:C2'	23:DB:554:U:H5'	2.32	0.59
23:DB:660:C:H2'	23:DB:661:A:C8	2.38	0.59
25:DC:137:GLY:C	25:DC:139:THR:N	2.55	0.59
23:DB:782:A:O2'	25:DC:223:ALA:HB1	2.02	0.59
26:DD:46:ARG:HA	26:DD:82:PHE:HA	1.84	0.59
31:DJ:13:ARG:HG2	31:DJ:53:TYR:HE1	1.67	0.59
32:DK:24:VAL:HA	32:DK:39:ILE:CD1	2.32	0.59
23:DB:588:U:H5'	33:DL:29:LYS:NZ	2.17	0.59
23:DB:2256:G:O2'	43:DW:5:ALA:HB1	2.03	0.59
46:DZ:65:ASN:H	46:DZ:65:ASN:ND2	1.99	0.59
1:AA:1163:A:H2'	1:AA:1164:G:H8	1.68	0.59
1:AA:926:G:N2	1:AA:1505:G:H2'	2.18	0.59
49:B2:17:GLY:HA2	49:B2:21:ARG:NH1	2.17	0.59
23:BB:1437:C:H2'	23:BB:1438:U:H6	1.67	0.59
23:BB:2296:U:H4'	23:BB:2297:A:OP1	2.02	0.59
23:BB:2619:C:H1'	26:BD:155:VAL:HG11	1.85	0.59
23:BB:2898:U:H2'	23:BB:2899:A:H8	1.68	0.59
25:BC:171:VAL:HG12	25:BC:183:VAL:C	2.22	0.59
23:BB:450:G:H4'	27:BE:47:LYS:NZ	2.18	0.59
28:BF:108:PRO:HA	28:BF:113:PHE:CD1	2.38	0.59
29:BG:148:ARG:NH2	29:BG:153:PRO:HD2	2.18	0.59
33:BL:117:THR:HB	33:BL:119:PRO:O	2.02	0.59
35:BN:82:GLU:O	35:BN:86:ARG:HG3	2.02	0.59
36:BO:48:LEU:HD23	36:BO:49:VAL:N	2.16	0.59
23:BB:2845:U:H4'	37:BP:54:LEU:HD21	1.85	0.59
42:BU:23:LYS:O	42:BU:25:LYS:HG3	2.03	0.59
43:BW:40:ARG:H	43:BW:40:ARG:NH1	2.01	0.59
44:BX:36:GLN:NE2	44:BX:38:GLN:HE22	1.93	0.59
1:CA:77:A:H2'	1:CA:78:A:C8	2.37	0.59
1:CA:977:A:H3'	1:CA:1362:A:H62	1.68	0.59
20:CB:63:LYS:HG3	20:CB:224:ARG:HD3	1.85	0.59
6:CG:90:VAL:HG12	6:CG:91:ARG:N	2.18	0.59
8:CI:62:LEU:HD22	8:CI:62:LEU:H	1.67	0.59
10:CK:66:ALA:O	10:CK:69:CYS:HB2	2.03	0.59
10:CK:70:ALA:C	10:CK:72:ALA:H	2.06	0.59
48:D1:16:THR:CG2	48:D1:47:ILE:HD12	2.33	0.59
23:DB:141:G:H5'	23:DB:142:A:OP2	2.02	0.59
23:DB:358:U:H2'	23:DB:359:G:C8	2.37	0.59
23:DB:374:A:H61	23:DB:400:G:H1'	1.66	0.59
25:DC:79:ARG:HD2	25:DC:110:LYS:HE2	1.84	0.59
26:DD:204:LYS:HE2	26:DD:204:LYS:HA	1.85	0.59

Continued on next page...

Continued from previous page...

Atom-1	Atom-2	Interatomic distance (Å)	Clash overlap (Å)
52:DI:23:VAL:HG12	52:DI:27:LEU:HD21	1.83	0.59
32:DK:24:VAL:HA	32:DK:39:ILE:HD12	1.84	0.59
34:DM:73:ILE:HG21	34:DM:90:GLU:OE2	2.03	0.59
43:DW:67:LYS:HD2	43:DW:70:VAL:N	2.17	0.59
1:AA:436:C:O2'	1:AA:437:U:H5'	2.03	0.59
20:AB:166:ASP:OD1	20:AB:190:SER:HA	2.02	0.59
2:AC:184:ASN:HD22	2:AC:185:THR:N	1.98	0.59
3:AD:118:SER:HA	3:AD:130:ASN:HB2	1.85	0.59
12:AM:48:SER:O	12:AM:52:ILE:HG22	2.03	0.59
15:AP:1:MET:N	15:AP:24:SER:HB3	2.18	0.59
16:AQ:10:ARG:NE	16:AQ:10:ARG:HA	2.18	0.59
17:AR:52:ARG:HH11	17:AR:52:ARG:CB	2.15	0.59
23:BB:1131:G:H1'	23:BB:1133:A:N6	2.14	0.59
23:BB:2000:C:O2'	23:BB:2001:C:H5'	2.02	0.59
23:BB:704:G:H1'	23:BB:727:A:H61	1.67	0.59
28:BF:161:SER:OG	28:BF:164:GLU:HB2	2.03	0.59
32:BK:99:ILE:HD13	32:BK:118:LEU:HD13	1.83	0.59
33:BL:38:GLN:C	33:BL:40:SER:N	2.53	0.59
34:BM:96:ILE:HG23	34:BM:97:GLN:N	2.18	0.59
37:BP:23:ASP:HA	37:BP:49:ILE:HB	1.83	0.59
43:BW:10:ARG:HH11	43:BW:10:ARG:CB	2.16	0.59
3:CD:2:ARG:O	3:CD:3:TYR:HB3	2.03	0.59
17:CR:47:ARG:CZ	17:CR:48:ALA:H	2.14	0.59
23:DB:1082:U:C4	23:DB:1086:A:N1	2.70	0.59
23:DB:1387:A:H5'	23:DB:1469:A:H1'	1.84	0.59
23:DB:1535:A:H3'	23:DB:1536:C:C6	2.38	0.59
23:DB:1932:A:H2'	23:DB:1933:G:O4'	2.02	0.59
23:DB:2591:C:H2'	23:DB:2592:G:H8	1.66	0.59
23:DB:2722:G:H2'	23:DB:2723:C:H6	1.67	0.59
23:DB:2769:U:H2'	23:DB:2770:G:C8	2.38	0.59
23:DB:2804:U:H2'	23:DB:2805:C:H6	1.66	0.59
23:DB:921:C:H2'	23:DB:922:C:H6	1.67	0.59
26:DD:122:VAL:HG21	26:DD:141:ARG:HD3	1.85	0.59
26:DD:172:VAL:HG21	26:DD:192:ALA:HB1	1.85	0.59
26:DD:33:ARG:O	26:DD:34:VAL:HG22	2.02	0.59
27:DE:189:THR:C	27:DE:191:ASP:H	2.06	0.59
27:DE:53:THR:HB	27:DE:74:LYS:HE2	1.85	0.59
31:DJ:105:VAL:HG11	31:DJ:122:LEU:CD1	2.33	0.59
33:DL:19:LEU:N	33:DL:19:LEU:HD22	2.14	0.59
34:DM:2:LEU:HD12	34:DM:2:LEU:H	1.68	0.59
37:DP:59:THR:HG23	37:DP:76:HIS:CD2	2.37	0.59

Continued on next page...

Continued from previous page...

Atom-1	Atom-2	Interatomic distance (Å)	Clash overlap (Å)
1:AA:1048:G:H4'	13:AN:2:LYS:NZ	2.18	0.59
1:AA:1243:C:H2'	1:AA:1244:G:H8	1.67	0.59
1:AA:832:G:O2'	1:AA:833:G:H5'	2.02	0.59
4:AE:156:ARG:HB2	7:AH:43:GLY:HA3	1.85	0.59
6:AG:74:VAL:HG12	6:AG:75:LYS:H	1.68	0.59
49:B2:12:ARG:HH21	49:B2:18:PHE:H	1.50	0.59
23:BB:2274:A:H2'	23:BB:2276:G:OP1	2.02	0.59
23:BB:936:A:H2'	23:BB:937:C:C6	2.37	0.59
25:BC:75:ALA:HB1	25:BC:93:VAL:HG13	1.84	0.59
28:BF:13:LYS:HD3	28:BF:16:MET:HG3	1.85	0.59
23:BB:1007:C:H5''	31:BJ:37:ARG:NH2	2.16	0.59
32:BK:99:ILE:HG22	32:BK:119:ALA:HB2	1.84	0.59
34:BM:105:MET:HE3	34:BM:106:ASP:C	2.23	0.59
38:BQ:47:ARG:HH22	38:BQ:50:ARG:HG2	1.66	0.59
42:BU:7:ASP:N	42:BU:24:VAL:HA	2.17	0.59
44:BX:44:LYS:HD2	44:BX:48:ARG:HE	1.68	0.59
1:CA:590:U:H2'	1:CA:591:U:H6	1.67	0.59
2:CC:45:GLU:HB3	2:CC:46:LEU:HD23	1.84	0.59
3:CD:61:ARG:HG3	3:CD:66:VAL:O	2.02	0.59
4:CE:95:MET:CE	4:CE:143:LEU:HD13	2.33	0.59
16:CQ:11:VAL:HG13	16:CQ:20:ILE:HG23	1.85	0.59
19:CT:2:ASN:O	19:CT:4:LYS:N	2.36	0.59
23:DB:1319:C:O2'	23:DB:1320:C:H5'	2.03	0.59
23:DB:1548:A:H2'	23:DB:1549:A:H8	1.66	0.59
23:DB:2008:C:H2'	23:DB:2009:A:C8	2.38	0.59
23:DB:1813:G:H1'	25:DC:45:ASN:HB3	1.85	0.59
26:DD:14:ILE:HG23	26:DD:19:GLY:CA	2.33	0.59
26:DD:31:ALA:HB3	26:DD:95:SER:CB	2.32	0.59
32:DK:71:ARG:O	32:DK:72:PRO:C	2.40	0.59
23:DB:997:G:H5'	38:DQ:92:LYS:HG3	1.85	0.59
38:DQ:57:ARG:HH21	38:DQ:92:LYS:HZ3	1.51	0.59
1:AA:1142:G:H2'	1:AA:1143:G:O4'	2.03	0.59
1:AA:1217:C:OP1	13:AN:8:ARG:HD3	2.03	0.59
20:AB:147:LEU:O	20:AB:150:ILE:HG22	2.03	0.59
20:AB:18:GLN:O	20:AB:37:VAL:HG23	2.03	0.59
20:AB:53:LEU:HD21	20:AB:212:TYR:CE2	2.37	0.59
20:AB:67:LEU:HD13	20:AB:67:LEU:N	2.18	0.59
3:AD:137:SER:HB2	3:AD:138:PRO:HD2	1.85	0.59
3:AD:173:ASP:HB3	3:AD:178:GLU:HB3	1.85	0.59
3:AD:138:PRO:HA	3:AD:181:PHE:HD2	1.67	0.59
6:AG:11:ILE:HG12	6:AG:24:LYS:HE2	1.85	0.59

Continued on next page...

Continued from previous page...

Atom-1	Atom-2	Interatomic distance (Å)	Clash overlap (Å)
8:AI:117:LEU:HD22	8:AI:123:ARG:HG2	1.83	0.59
8:AI:17:ARG:O	8:AI:64:ILE:HA	2.02	0.59
23:BB:1155:A:N6	45:BY:10:ARG:HH22	2.00	0.59
23:BB:1722:A:N6	23:BB:1738:G:H1'	2.17	0.59
25:BC:45:ASN:O	25:BC:46:GLY:C	2.41	0.59
26:BD:193:VAL:HG13	26:BD:193:VAL:O	2.02	0.59
26:BD:23:PRO:HB3	26:BD:189:VAL:H	1.67	0.59
30:BH:17:ASP:OD2	30:BH:21:VAL:HB	2.02	0.59
31:BJ:125:TYR:HE2	31:BJ:134:ALA:HB2	1.67	0.59
33:BL:60:ARG:HD3	50:B3:11:LYS:HE2	1.84	0.59
34:BM:3:GLN:OE1	34:BM:47:GLU:HB2	2.03	0.59
36:BO:16:ARG:HG3	36:BO:20:GLU:HG3	1.85	0.59
40:BS:86:MET:O	40:BS:94:ASP:HB3	2.03	0.59
46:BZ:59:ARG:HH21	46:BZ:62:LYS:HZ1	1.50	0.59
1:CA:1496:C:H4'	23:DB:1920:C:O2'	2.02	0.59
20:CB:57:ASN:HA	20:CB:60:ALA:HB3	1.85	0.59
3:CD:30:LYS:HB2	3:CD:30:LYS:HZ2	1.67	0.59
6:CG:139:ASP:O	6:CG:142:ARG:HB3	2.02	0.59
12:CM:89:ARG:HB3	12:CM:96:VAL:HG22	1.84	0.59
23:DB:1099:G:OP2	52:DI:2:LYS:O	2.21	0.59
23:DB:287:G:H2'	23:DB:288:U:C6	2.37	0.59
23:DB:2900:A:H2'	23:DB:2901:C:C6	2.38	0.59
25:DC:140:VAL:HA	25:DC:191:LEU:HA	1.84	0.59
25:DC:153:LEU:C	25:DC:155:ARG:H	2.05	0.59
23:DB:1818:U:H5''	25:DC:155:ARG:HG2	1.85	0.59
25:DC:179:GLU:OE1	25:DC:267:VAL:HG23	2.02	0.59
28:DF:151:LEU:HG	28:DF:153:ILE:HG13	1.83	0.59
31:DJ:59:ALA:C	31:DJ:61:LYS:H	2.07	0.59
32:DK:15:GLY:HA3	32:DK:52:VAL:CG1	2.32	0.59
34:DM:72:PRO:O	34:DM:73:ILE:HD13	2.03	0.59
38:DQ:90:ASP:OD1	39:DR:10:LYS:HG2	2.03	0.59
41:DT:48:GLN:CA	41:DT:53:VAL:HG22	2.31	0.59
1:AA:1444:U:H2'	1:AA:1445:U:C6	2.38	0.58
1:AA:699:C:C2'	1:AA:700:G:H5''	2.30	0.58
2:AC:141:MET:HA	2:AC:141:MET:HE2	1.84	0.58
3:AD:25:ARG:NH1	3:AD:30:LYS:HG2	2.18	0.58
3:AD:59:LYS:O	3:AD:63:ILE:HG13	2.02	0.58
7:AH:79:ARG:HB2	7:AH:80:PRO:HD2	1.84	0.58
8:AI:18:VAL:HG13	8:AI:64:ILE:HG12	1.85	0.58
12:AM:21:ILE:CG2	12:AM:64:VAL:HG11	2.32	0.58
18:AS:50:VAL:HB	18:AS:57:VAL:HG22	1.84	0.58

Continued on next page...

Continued from previous page...

Atom-1	Atom-2	Interatomic distance (Å)	Clash overlap (Å)
50:B3:16:THR:HG21	50:B3:22:LYS:NZ	2.18	0.58
23:BB:1041:G:H2'	23:BB:1042:G:H8	1.68	0.58
23:BB:139:U:O2'	41:BT:1:MET:HA	2.03	0.58
23:BB:2639:A:H2'	23:BB:2640:G:O4'	2.02	0.58
23:BB:2814:A:H2'	23:BB:2815:C:C6	2.38	0.58
26:BD:22:ILE:N	26:BD:23:PRO:CD	2.65	0.58
29:BG:159:LYS:HG3	29:BG:159:LYS:O	2.02	0.58
30:BH:11:ASN:ND2	30:BH:12:LEU:H	2.00	0.58
32:BK:25:LEU:HD12	32:BK:38:ILE:HB	1.84	0.58
35:BN:116:VAL:HG13	35:BN:117:ASP:N	2.17	0.58
36:BO:16:ARG:NE	36:BO:16:ARG:HA	2.18	0.58
42:BU:94:PHE:HD2	42:BU:95:PHE:H	1.50	0.58
43:BW:23:LYS:NZ	43:BW:24:ARG:HG2	2.18	0.58
46:BZ:25:ARG:HH11	46:BZ:25:ARG:CB	2.17	0.58
1:CA:1060:U:H2'	1:CA:1061:G:H8	1.66	0.58
1:CA:118:U:O4	1:CA:288:A:H2'	2.03	0.58
1:CA:599:C:H5''	7:CH:86:LYS:O	2.03	0.58
1:CA:908:A:H2'	1:CA:909:A:H8	1.68	0.58
20:CB:67:LEU:HD22	20:CB:157:PRO:HG3	1.85	0.58
3:CD:2:ARG:HA	3:CD:2:ARG:HE	1.65	0.58
4:CE:110:MET:HG2	4:CE:139:THR:OG1	2.03	0.58
15:CP:1:MET:HB3	15:CP:24:SER:OG	2.03	0.58
17:CR:20:ILE:O	17:CR:21:ASP:HB2	2.03	0.58
23:DB:1779:U:H5	23:DB:1784:A:N7	2.00	0.58
23:DB:2074:U:H2'	23:DB:2075:U:C6	2.38	0.58
23:DB:1853:A:N1	23:DB:2087:G:H1'	2.18	0.58
23:DB:2785:C:H2'	23:DB:2786:U:C6	2.38	0.58
23:DB:27:G:H22	23:DB:512:G:C2'	2.14	0.58
23:DB:301:G:H3'	23:DB:335:C:OP2	2.02	0.58
52:DI:20:SER:O	52:DI:25:PRO:HD2	2.03	0.58
31:DJ:100:VAL:HG13	31:DJ:101:ILE:HG12	1.85	0.58
46:DZ:33:ASN:O	46:DZ:34:LEU:HD23	2.03	0.58
46:DZ:39:LYS:HD3	46:DZ:61:ASN:ND2	2.18	0.58
1:AA:270:A:H2'	1:AA:271:C:H6	1.68	0.58
1:AA:626:G:H2'	1:AA:627:G:C8	2.38	0.58
1:AA:677:U:H3	1:AA:713:G:H22	1.51	0.58
3:AD:99:ASN:CG	3:AD:103:ARG:HH21	2.06	0.58
6:AG:97:ALA:HA	6:AG:100:MET:HE3	1.85	0.58
9:AJ:26:VAL:O	9:AJ:30:LYS:HB3	2.02	0.58
16:AQ:7:LEU:HD13	16:AQ:24:ILE:HG12	1.84	0.58
23:BB:1082:U:C4	23:BB:1086:A:N1	2.71	0.58

Continued on next page...

Continued from previous page...

Atom-1	Atom-2	Interatomic distance (Å)	Clash overlap (Å)
23:BB:2478:A:H5''	51:B4:1:MET:H1	1.68	0.58
23:BB:303:G:H2'	23:BB:304:U:C6	2.39	0.58
23:BB:921:C:O2'	23:BB:922:C:H5'	2.02	0.58
29:BG:10:VAL:HG12	29:BG:47:ASN:HA	1.85	0.58
30:BH:73:ASN:HD22	30:BH:73:ASN:H	1.47	0.58
52:BI:77:VAL:HA	52:BI:80:LYS:HE2	1.85	0.58
31:BJ:41:LYS:HD2	31:BJ:44:TYR:O	2.03	0.58
35:BN:19:ALA:C	35:BN:21:PHE:H	2.06	0.58
36:BO:17:LYS:O	36:BO:21:LEU:HA	2.03	0.58
36:BO:40:ILE:HG12	36:BO:41:ALA:O	2.03	0.58
37:BP:5:LYS:C	37:BP:7:LEU:N	2.55	0.58
40:BS:103:ILE:HG23	40:BS:104:THR:N	2.18	0.58
42:BU:13:LEU:HG	42:BU:69:VAL:HG22	1.85	0.58
1:CA:1306:A:O2'	12:CM:107:THR:HG21	2.03	0.58
1:CA:1323:G:H2'	1:CA:1324:A:H8	1.68	0.58
1:CA:1338:G:H2'	1:CA:1339:A:C8	2.38	0.58
20:CB:80:LYS:HA	20:CB:90:PHE:CE1	2.38	0.58
3:CD:58:GLN:O	3:CD:62:ARG:HG2	2.02	0.58
1:CA:545:C:H5''	3:CD:68:GLU:HG2	1.84	0.58
11:CL:75:GLU:CD	11:CL:75:GLU:H	2.06	0.58
16:CQ:60:ILE:HG12	16:CQ:72:TRP:HE3	1.68	0.58
1:CA:673:A:H1'	17:CR:63:TYR:CE1	2.38	0.58
50:D3:32:LEU:CD1	50:D3:33:THR:H	2.15	0.58
50:D3:49:VAL:HG22	50:D3:50:SER:N	2.13	0.58
23:DB:1099:G:O4'	52:DI:3:LYS:CA	2.50	0.58
23:DB:2089:C:H2'	23:DB:2090:A:O4'	2.03	0.58
23:DB:2814:A:H2'	23:DB:2815:C:C6	2.38	0.58
28:DF:39:VAL:HG12	28:DF:40:GLY:N	2.18	0.58
28:DF:56:LEU:HA	28:DF:59:ILE:CG2	2.30	0.58
23:DB:1113:U:OP1	29:DG:2:ARG:HG2	2.03	0.58
31:DJ:25:LEU:HB3	31:DJ:62:VAL:CG1	2.33	0.58
41:DT:24:MET:CE	41:DT:30:ILE:HA	2.32	0.58
44:DX:1:MET:HB2	44:DX:6:LEU:HG	1.85	0.58
1:AA:370:C:H2'	1:AA:371:A:H8	1.67	0.58
1:AA:429:U:H1'	1:AA:430:A:H5''	1.84	0.58
4:AE:108:GLY:H	4:AE:110:MET:HE1	1.68	0.58
7:AH:8:ASP:O	7:AH:12:ARG:HG3	2.03	0.58
11:AL:42:LYS:HE3	11:AL:90:PRO:HD3	1.84	0.58
23:BB:1171:G:H2'	23:BB:1172:C:O4'	2.02	0.58
23:BB:1973:G:H2'	23:BB:1974:C:C6	2.38	0.58
23:BB:2500:U:H5'	23:BB:2501:C:OP2	2.02	0.58

Continued on next page...

Continued from previous page...

Atom-1	Atom-2	Interatomic distance (Å)	Clash overlap (Å)
23:BB:363:G:H2'	23:BB:364:C:C6	2.38	0.58
23:BB:419:U:H2'	23:BB:420:C:C6	2.38	0.58
23:BB:869:G:H2'	23:BB:870:U:C6	2.37	0.58
33:BL:119:PRO:O	33:BL:120:VAL:HB	2.03	0.58
33:BL:96:LYS:N	33:BL:96:LYS:HD3	2.19	0.58
37:BP:99:LEU:HD12	37:BP:101:GLU:OE2	2.02	0.58
40:BS:14:ALA:O	40:BS:17:VAL:HG22	2.03	0.58
41:BT:38:ALA:O	41:BT:42:GLU:HB2	2.03	0.58
23:BB:2278:A:C8	43:BW:8:SER:HB3	2.38	0.58
44:BX:36:GLN:NE2	44:BX:36:GLN:H	2.02	0.58
1:CA:1237:C:H3'	1:CA:1238:A:H5'	1.84	0.58
20:CB:86:CYS:HB3	20:CB:88:GLN:NE2	2.18	0.58
3:CD:34:GLU:O	3:CD:35:GLN:HG3	2.03	0.58
7:CH:75:GLN:HE21	7:CH:76:ARG:H	1.50	0.58
22:DA:35:C:H2'	22:DA:36:C:O4'	2.02	0.58
23:DB:1150:C:O2'	23:DB:1151:A:H5'	2.02	0.58
23:DB:1857:G:H2'	23:DB:1884:G:N2	2.19	0.58
23:DB:596:U:H2'	23:DB:597:G:C8	2.37	0.58
23:DB:987:C:H2'	23:DB:988:A:O4'	2.03	0.58
26:DD:151:THR:O	26:DD:153:GLY:N	2.36	0.58
28:DF:140:ILE:HG21	28:DF:145:VAL:CG2	2.32	0.58
32:DK:63:VAL:HG11	32:DK:103:VAL:HG12	1.85	0.58
34:DM:101:VAL:HG12	34:DM:102:LEU:N	2.18	0.58
23:DB:2722:G:O2'	35:DN:4:ARG:CD	2.49	0.58
37:DP:69:VAL:HG13	37:DP:70:GLU:H	1.67	0.58
44:DX:26:PHE:HA	44:DX:29:ARG:CD	2.33	0.58
44:DX:2:LYS:HB2	44:DX:5:GLU:HG3	1.85	0.58
1:AA:312:C:H2'	1:AA:313:A:H8	1.68	0.58
1:AA:920:U:H2'	1:AA:921:U:C6	2.38	0.58
9:AJ:30:LYS:HB2	9:AJ:36:VAL:HG21	1.85	0.58
11:AL:19:ASN:HB2	11:AL:93:ARG:NH1	2.18	0.58
16:AQ:46:HIS:HB2	16:AQ:70:LYS:HE3	1.85	0.58
21:AU:14:ALA:H	21:AU:16:ARG:CZ	2.15	0.58
23:BB:1024:G:C3'	23:BB:1025:G:H5''	2.34	0.58
23:BB:1083:U:H1'	23:BB:1086:A:N6	2.19	0.58
23:BB:2392:A:OP2	50:B3:31:ILE:HD13	2.03	0.58
23:BB:2415:G:H2'	23:BB:2416:C:H6	1.69	0.58
23:BB:2809:A:H2'	23:BB:2810:A:C8	2.39	0.58
25:BC:10:PRO:HD2	25:BC:202:ARG:HH12	1.67	0.58
28:BF:174:PHE:N	28:BF:175:PRO:HD2	2.18	0.58
29:BG:132:LEU:HD11	29:BG:144:ALA:HB2	1.85	0.58

Continued on next page...

Continued from previous page...

Atom-1	Atom-2	Interatomic distance (Å)	Clash overlap (Å)
29:BG:8:VAL:O	29:BG:48:THR:HA	2.02	0.58
29:BG:94:ARG:HB2	29:BG:94:ARG:HH11	1.68	0.58
52:BI:79:LEU:HD23	52:BI:108:ILE:CD1	2.33	0.58
33:BL:78:ARG:NH2	33:BL:82:LEU:HD23	2.16	0.58
35:BN:83:LEU:HA	35:BN:86:ARG:HD3	1.84	0.58
39:BR:53:PHE:O	39:BR:54:VAL:C	2.37	0.58
42:BU:90:LYS:HG3	42:BU:91:LYS:H	1.68	0.58
24:BV:63:ILE:O	24:BV:65:VAL:HG22	2.03	0.58
1:CA:945:G:H21	1:CA:1334:G:H4'	1.68	0.58
20:CB:96:LEU:HB2	20:CB:99:MET:SD	2.43	0.58
16:CQ:16:MET:HB2	16:CQ:19:SER:HB2	1.85	0.58
16:CQ:42:LYS:C	16:CQ:43:LEU:HD12	2.23	0.58
16:CQ:45:VAL:HG21	16:CQ:60:ILE:HG21	1.85	0.58
16:CQ:56:ASP:N	16:CQ:81:ALA:HB2	2.18	0.58
23:DB:2213:U:O2	23:DB:2213:U:H2'	2.04	0.58
25:DC:172:THR:HG22	25:DC:173:LEU:N	2.17	0.58
25:DC:226:PRO:HG3	25:DC:232:GLY:C	2.23	0.58
28:DF:40:GLY:H	28:DF:84:ILE:HG21	1.69	0.58
30:DH:26:ALA:HB2	30:DH:30:LEU:HG	1.86	0.58
30:DH:86:ASP:C	30:DH:88:GLY:H	2.05	0.58
33:DL:108:ALA:HB3	33:DL:125:LEU:CB	2.32	0.58
34:DM:117:PHE:HB2	34:DM:124:LEU:HD11	1.85	0.58
38:DQ:39:ILE:HA	38:DQ:43:GLN:HB3	1.84	0.58
43:DW:48:ALA:HA	43:DW:54:ARG:H	1.67	0.58
10:AK:18:GLY:O	10:AK:81:LEU:HB2	2.03	0.58
48:B1:22:THR:O	48:B1:23:THR:HG23	2.03	0.58
23:BB:1327:A:H2'	23:BB:1328:A:O4'	2.02	0.58
23:BB:1534:U:H2'	23:BB:1536:C:C4	2.39	0.58
23:BB:1655:A:C2	23:BB:2049:G:H5''	2.38	0.58
25:BC:227:VAL:HG12	25:BC:228:ASP:OD1	2.03	0.58
52:BI:121:ILE:O	52:BI:124:MET:HG2	2.04	0.58
36:BO:13:ARG:HB2	36:BO:13:ARG:HH11	1.69	0.58
37:BP:27:VAL:HG12	37:BP:47:ILE:CD1	2.33	0.58
39:BR:4:VAL:CA	39:BR:12:HIS:HB3	2.34	0.58
1:CA:1221:G:O3'	18:CS:76:THR:HG21	2.03	0.58
1:CA:312:C:H2'	1:CA:313:A:H8	1.67	0.58
4:CE:15:ILE:HD12	4:CE:35:LEU:HD23	1.85	0.58
7:CH:93:LYS:HG2	7:CH:96:ALA:HA	1.83	0.58
8:CI:18:VAL:HG12	8:CI:64:ILE:HG12	1.86	0.58
9:CJ:40:ILE:HG13	9:CJ:73:LEU:HB3	1.85	0.58
10:CK:12:ARG:N	10:CK:76:TYR:HA	2.19	0.58

Continued on next page...

Continued from previous page...

Atom-1	Atom-2	Interatomic distance (Å)	Clash overlap (Å)
47:D0:45:ASP:HA	47:D0:55:ALA:HA	1.83	0.58
23:DB:1022:G:C8	31:DJ:68:LYS:HE3	2.38	0.58
23:DB:1593:A:H2'	23:DB:1594:U:C6	2.38	0.58
23:DB:2292:U:H2'	23:DB:2293:G:C8	2.39	0.58
23:DB:2386:A:H4'	43:DW:38:ARG:HB2	1.86	0.58
23:DB:910:A:N7	34:DM:16:ARG:HG2	2.19	0.58
26:DD:145:SER:HA	26:DD:159:LYS:HZ3	1.68	0.58
26:DD:204:LYS:HB3	26:DD:205:PRO:CD	2.32	0.58
29:DG:10:VAL:HG13	29:DG:14:VAL:CG1	2.33	0.58
30:DH:19:VAL:HG22	30:DH:20:ASN:N	2.19	0.58
31:DJ:69:ARG:HH11	31:DJ:69:ARG:HG3	1.69	0.58
33:DL:4:ASN:O	33:DL:6:LEU:HD22	2.03	0.58
34:DM:29:GLY:N	34:DM:102:LEU:HD12	2.14	0.58
23:DB:2354:C:H4'	43:DW:30:VAL:HG13	1.85	0.58
46:DZ:24:ILE:CD1	46:DZ:24:ILE:H	2.08	0.58
6:AG:96:ASN:O	6:AG:100:MET:HG3	2.04	0.58
8:AI:82:ILE:O	8:AI:86:LEU:HD22	2.03	0.58
10:AK:25:SER:HB3	10:AK:28:ASN:O	2.04	0.58
11:AL:22:ALA:HB2	11:AL:56:LEU:HD21	1.85	0.58
21:AU:14:ALA:HA	21:AU:16:ARG:NE	2.18	0.58
23:BB:1439:A:C6	23:BB:1552:A:N7	2.71	0.58
23:BB:1681:G:H2'	23:BB:1757:A:N1	2.19	0.58
23:BB:17:G:H2'	23:BB:18:U:C6	2.38	0.58
23:BB:966:G:H2'	23:BB:967:U:C6	2.38	0.58
23:BB:974:G:H1'	23:BB:975:A:C8	2.38	0.58
25:BC:140:VAL:HG23	25:BC:141:HIS:H	1.67	0.58
23:BB:2052:A:H5'	26:BD:148:GLN:O	2.03	0.58
31:BJ:81:ILE:O	31:BJ:84:ILE:HG12	2.04	0.58
33:BL:77:ILE:HA	33:BL:101:ILE:HD13	1.86	0.58
37:BP:47:ILE:HA	37:BP:63:ILE:HG23	1.86	0.58
38:BQ:27:ARG:HG3	38:BQ:32:ARG:NH2	2.19	0.58
39:BR:37:GLU:HG2	39:BR:62:GLU:N	2.16	0.58
40:BS:17:VAL:HG23	40:BS:76:VAL:HG11	1.85	0.58
42:BU:6:ARG:C	42:BU:8:ASP:H	2.07	0.58
45:BY:7:THR:HB	45:BY:34:THR:HB	1.85	0.58
1:CA:1254:A:H2'	1:CA:1255:G:C8	2.39	0.58
1:CA:1513:A:H2'	1:CA:1514:G:H8	1.69	0.58
1:CA:699:C:C2'	1:CA:700:G:H5''	2.32	0.58
3:CD:169:TRP:CD1	3:CD:170:LEU:HG	2.38	0.58
3:CD:75:TYR:HE1	3:CD:200:VAL:HG23	1.69	0.58
6:CG:42:VAL:O	6:CG:46:LEU:HB2	2.02	0.58

Continued on next page...

Continued from previous page...

Atom-1	Atom-2	Interatomic distance (Å)	Clash overlap (Å)
8:CI:56:MET:SD	8:CI:57:VAL:N	2.77	0.58
16:CQ:24:ILE:HD13	16:CQ:43:LEU:HD13	1.84	0.58
1:CA:1458:G:H5''	19:CT:25:SER:HB3	1.84	0.58
23:DB:1025:G:H1'	23:DB:1135:C:C5'	2.28	0.58
23:DB:1082:U:C4	23:DB:1086:A:C2	2.92	0.58
23:DB:136:G:C2	41:DT:3:ARG:NH2	2.71	0.58
23:DB:228:C:H4'	23:DB:229:C:H5''	1.85	0.58
23:DB:2836:U:H2'	23:DB:2837:A:H8	1.68	0.58
23:DB:857:G:C2'	23:DB:858:G:H5'	2.33	0.58
23:DB:871:U:H4'	34:DM:68:PHE:CE1	2.39	0.58
23:DB:873:C:H2'	23:DB:874:G:C8	2.38	0.58
23:DB:962:G:O2'	23:DB:963:U:H5'	2.04	0.58
25:DC:20:ASN:C	25:DC:202:ARG:HD2	2.23	0.58
25:DC:227:VAL:HG13	25:DC:228:ASP:OD1	2.04	0.58
23:DB:2786:U:O2'	26:DD:65:ALA:HB3	2.03	0.58
29:DG:36:LEU:CB	29:DG:40:VAL:HG21	2.33	0.58
29:DG:42:VAL:HA	29:DG:50:THR:O	2.04	0.58
33:DL:109:LYS:HG2	33:DL:126:ARG:HD3	1.85	0.58
33:DL:109:LYS:HA	33:DL:127:VAL:H	1.68	0.58
38:DQ:92:LYS:C	38:DQ:93:ILE:HG23	2.24	0.58
39:DR:3:ALA:HB2	39:DR:14:VAL:O	2.04	0.58
42:DU:82:VAL:HG21	42:DU:95:PHE:O	2.02	0.58
1:AA:168:G:O2'	1:AA:169:C:H5'	2.04	0.58
1:AA:272:C:H2'	1:AA:273:U:H6	1.68	0.58
1:AA:586:C:O2'	1:AA:587:G:H5'	2.04	0.58
11:AL:19:ASN:O	11:AL:20:VAL:HG23	2.03	0.58
22:BA:39:A:O2'	22:BA:40:U:H5'	2.03	0.58
23:BB:2328:A:H2'	23:BB:2329:U:H6	1.67	0.58
23:BB:276:U:O2'	23:BB:277:G:H5'	2.03	0.58
23:BB:2888:C:H2'	23:BB:2889:C:C6	2.39	0.58
26:BD:1:MET:HE2	26:BD:84:LEU:HD13	1.85	0.58
27:BE:152:GLU:HB3	27:BE:171:ASP:OD2	2.04	0.58
27:BE:50:ALA:O	27:BE:74:LYS:HB2	2.03	0.58
30:BH:85:GLY:O	30:BH:89:LYS:N	2.36	0.58
52:BI:10:LEU:HD12	52:BI:10:LEU:O	2.04	0.58
32:BK:41:ILE:HG23	32:BK:42:THR:N	2.19	0.58
36:BO:64:TYR:CE1	36:BO:74:VAL:HG11	2.34	0.58
37:BP:25:VAL:CG1	37:BP:87:ARG:HA	2.33	0.58
37:BP:38:ARG:HH11	37:BP:39:LEU:H	1.52	0.58
40:BS:88:ARG:HD2	40:BS:93:ALA:HB3	1.86	0.58
42:BU:85:ARG:HD3	42:BU:85:ARG:N	2.18	0.58

Continued on next page...

Continued from previous page...

Atom-1	Atom-2	Interatomic distance (Å)	Clash overlap (Å)
46:BZ:30:HIS:H	46:BZ:48:GLN:CD	2.07	0.58
1:CA:1355:G:H2'	1:CA:1356:G:C8	2.39	0.58
1:CA:832:G:O2'	1:CA:833:G:H5'	2.04	0.58
1:CA:985:C:H2'	1:CA:986:U:C6	2.39	0.58
23:DB:2887:A:C8	47:D0:27:LEU:HD21	2.39	0.58
51:D4:11:CYS:SG	51:D4:25:VAL:HG23	2.43	0.58
23:DB:1176:U:O5'	23:DB:1176:U:H6	1.87	0.58
23:DB:1552:A:H2'	23:DB:1553:A:H5'	1.85	0.58
23:DB:1570:A:H2'	23:DB:1571:A:C8	2.39	0.58
23:DB:1973:G:H2'	23:DB:1974:C:C6	2.37	0.58
23:DB:2688:G:H1'	23:DB:2721:A:N6	2.18	0.58
23:DB:288:U:H2'	23:DB:289:G:C8	2.39	0.58
23:DB:2902:C:O2'	23:DB:2903:U:H4'	2.03	0.58
23:DB:532:A:N3	23:DB:532:A:H2'	2.17	0.58
23:DB:811:U:OP2	33:DL:31:GLY:HA2	2.04	0.58
23:DB:90:U:H3'	23:DB:91:A:H5''	1.84	0.58
25:DC:38:LYS:HG3	25:DC:39:SER:N	2.19	0.58
25:DC:42:ARG:NE	25:DC:44:ASN:HB2	2.19	0.58
26:DD:156:PHE:CB	31:DJ:81:ILE:HG21	2.33	0.58
26:DD:5:VAL:CG2	26:DD:28:GLU:HA	2.34	0.58
26:DD:60:VAL:HG23	26:DD:63:PRO:CD	2.34	0.58
38:DQ:108:LEU:HA	38:DQ:111:LYS:HD2	1.86	0.58
41:DT:56:GLU:O	41:DT:57:VAL:HG22	2.03	0.58
1:AA:555:U:H2'	1:AA:556:C:C6	2.39	0.58
1:AA:57:G:H2'	1:AA:58:C:H6	1.68	0.58
19:AT:60:GLN:H	19:AT:60:GLN:CD	2.07	0.58
23:BB:1187:G:H5''	39:BR:84:ARG:CZ	2.33	0.58
23:BB:125:A:H4'	49:B2:13:ASN:CG	2.23	0.58
23:BB:1505:A:H2'	23:BB:1506:U:C6	2.38	0.58
23:BB:2213:U:C2'	23:BB:2213:U:O2	2.52	0.58
23:BB:2246:G:H2'	23:BB:2247:A:C8	2.38	0.58
23:BB:910:A:H62	34:BM:15:GLY:HA3	1.68	0.58
26:BD:107:VAL:HG23	26:BD:204:LYS:O	2.04	0.58
26:BD:45:TYR:O	26:BD:46:ARG:HG2	2.04	0.58
28:BF:116:LEU:HD12	28:BF:176:PHE:CD2	2.39	0.58
31:BJ:35:ARG:HA	31:BJ:35:ARG:NE	2.19	0.58
34:BM:31:PHE:CD2	34:BM:128:THR:HG21	2.38	0.58
36:BO:108:ASP:HB3	36:BO:111:ARG:NH2	2.19	0.58
1:CA:1095:U:H2'	1:CA:1096:C:C6	2.39	0.58
1:CA:1476:A:H2'	1:CA:1477:U:O4'	2.04	0.58
1:CA:810:C:O2'	1:CA:811:C:H5'	2.04	0.58

Continued on next page...

Continued from previous page...

Atom-1	Atom-2	Interatomic distance (Å)	Clash overlap (Å)
1:CA:98:A:H2'	1:CA:99:C:C6	2.39	0.58
20:CB:102:ASN:ND2	20:CB:105:THR:HB	2.19	0.58
7:CH:78:SER:HB2	7:CH:124:ILE:O	2.03	0.58
9:CJ:64:GLN:HB3	13:CN:98:ALA:HB3	1.86	0.58
12:CM:39:ALA:O	12:CM:42:VAL:HG22	2.04	0.58
9:CJ:65:TYR:HB3	13:CN:95:LEU:HD11	1.84	0.58
1:CA:1313:U:P	18:CS:5:LYS:HA	2.44	0.58
13:CN:40:ARG:HH12	18:CS:6:LYS:H	1.51	0.58
33:DL:53:GLY:HA3	50:D3:54:LEU:HD21	1.86	0.58
23:DB:1151:A:H2'	23:DB:1152:C:H6	1.67	0.58
23:DB:1175:A:H2'	23:DB:1176:U:H5'	1.86	0.58
23:DB:2785:C:H2'	23:DB:2786:U:H6	1.68	0.58
23:DB:310:A:H5''	42:DU:14:THR:CG2	2.33	0.58
23:DB:324:A:N6	23:DB:339:U:H5'	2.19	0.58
23:DB:322:A:H1'	23:DB:339:U:O2	2.04	0.58
23:DB:69:C:H2'	23:DB:70:G:C8	2.38	0.58
52:DI:17:ALA:C	52:DI:19:PRO:HD3	2.24	0.58
52:DI:73:PRO:CG	52:DI:78:LEU:HD21	2.34	0.58
33:DL:81:ASP:HA	33:DL:84:LYS:HD2	1.85	0.58
24:DV:2:PHE:HB2	24:DV:61:LEU:HD22	1.86	0.58
43:DW:44:PHE:CD2	43:DW:77:LYS:HB3	2.38	0.58
46:DZ:49:ARG:C	46:DZ:51:VAL:N	2.57	0.58
1:AA:1116:U:O2'	1:AA:1117:A:H5'	2.03	0.58
1:AA:1361:G:H2'	1:AA:1362:A:H5''	1.85	0.58
20:AB:31:PHE:HB3	20:AB:39:ILE:HB	1.84	0.58
3:AD:170:LEU:HB2	3:AD:180:THR:O	2.04	0.58
3:AD:69:ARG:HE	3:AD:69:ARG:HA	1.68	0.58
49:B2:21:ARG:HB3	49:B2:31:LEU:HD21	1.86	0.58
23:BB:2297:A:N6	23:BB:2319:G:H5''	2.18	0.58
23:BB:2502:G:H5'	23:BB:2503:A:C5'	2.33	0.58
23:BB:519:U:H5''	40:BS:18:ARG:NH2	2.19	0.58
23:BB:958:U:C4	34:BM:18:ARG:HB2	2.39	0.58
25:BC:204:LEU:HB3	25:BC:210:ALA:HB1	1.85	0.58
25:BC:216:ARG:HB3	25:BC:217:PRO:CD	2.33	0.58
25:BC:21:PRO:O	25:BC:22:GLU:HB2	2.04	0.58
26:BD:52:THR:HG22	26:BD:75:ALA:HB1	1.84	0.58
23:BB:2811:G:OP1	26:BD:62:LYS:HE2	2.04	0.58
52:BI:85:ILE:CD1	52:BI:137:LEU:HD21	2.34	0.58
34:BM:88:ASN:N	34:BM:88:ASN:HD22	2.02	0.58
37:BP:13:LYS:HA	37:BP:15:ASP:OD1	2.04	0.58
37:BP:47:ILE:HG23	37:BP:63:ILE:CG2	2.33	0.58

Continued on next page...

Continued from previous page...

Atom-1	Atom-2	Interatomic distance (Å)	Clash overlap (Å)
38:BQ:27:ARG:HG3	38:BQ:32:ARG:HH21	1.69	0.58
24:BV:66:ASP:HB3	24:BV:68:LYS:HG2	1.85	0.58
44:BX:44:LYS:CD	44:BX:48:ARG:HE	2.16	0.58
1:CA:389:A:H3'	1:CA:390:U:H6	1.69	0.58
1:CA:406:G:H21	3:CD:115:GLN:HE22	1.52	0.58
3:CD:106:PHE:CD1	3:CD:158:LEU:HD21	2.39	0.58
6:CG:15:PRO:HG2	6:CG:43:TYR:OH	2.04	0.58
11:CL:80:LEU:HD23	11:CL:97:VAL:HG21	1.86	0.58
23:DB:2886:A:C5	47:D0:27:LEU:HG	2.38	0.58
48:D1:27:ARG:NE	48:D1:27:ARG:H	2.01	0.58
22:DA:25:U:O4	22:DA:54:G:H3'	2.03	0.58
22:DA:5:U:H2'	22:DA:6:G:H8	1.68	0.58
23:DB:1197:G:H2'	23:DB:1198:U:C6	2.39	0.58
23:DB:2415:G:H2'	23:DB:2416:C:H6	1.68	0.58
23:DB:962:G:H21	23:DB:2250:G:H1	1.52	0.58
25:DC:128:THR:HA	25:DC:190:THR:HA	1.86	0.58
29:DG:17:LYS:HZ1	29:DG:19:ASN:HB2	1.65	0.58
29:DG:66:THR:O	29:DG:70:LEU:HD13	2.04	0.58
52:DI:53:PRO:CG	52:DI:77:VAL:HG11	2.33	0.58
23:DB:1666:G:H4'	32:DK:6:THR:HG23	1.85	0.58
34:DM:133:LYS:HD2	34:DM:134:THR:N	2.18	0.58
38:DQ:50:ARG:NH1	38:DQ:53:LYS:HE3	2.19	0.58
39:DR:6:GLN:HE21	39:DR:41:ILE:HB	1.67	0.58
43:DW:31:LEU:O	43:DW:66:VAL:HB	2.04	0.58
1:AA:1035:A:H2'	1:AA:1036:A:H8	1.69	0.58
1:AA:1172:C:H2'	1:AA:1173:U:C6	2.39	0.58
1:AA:1201:A:H1'	1:AA:1202:U:OP2	2.04	0.58
1:AA:1338:G:H2'	1:AA:1339:A:C8	2.38	0.58
1:AA:390:U:H2'	1:AA:391:G:H8	1.66	0.58
1:AA:987:G:H2'	1:AA:988:G:H8	1.69	0.58
13:AN:30:ILE:CG2	13:AN:41:TRP:HB2	2.34	0.58
22:BA:52:A:H2'	22:BA:53:A:O4'	2.03	0.58
23:BB:1166:G:H2'	23:BB:1167:C:C6	2.39	0.58
23:BB:1204:A:N1	23:BB:1241:A:N1	2.52	0.58
23:BB:144:A:H2'	23:BB:145:C:H6	1.69	0.58
23:BB:1799:G:OP1	25:BC:255:LYS:HG2	2.04	0.58
23:BB:189:G:H2'	23:BB:205:G:N2	2.18	0.58
23:BB:272:A:H2'	23:BB:273:G:H8	1.69	0.58
23:BB:2803:G:H2'	23:BB:2804:U:C6	2.39	0.58
23:BB:657:U:H2'	23:BB:658:U:C6	2.39	0.58
25:BC:139:THR:HA	25:BC:193:GLU:OE1	2.03	0.58

Continued on next page...

Continued from previous page...

Atom-1	Atom-2	Interatomic distance (Å)	Clash overlap (Å)
30:BH:80:ILE:HD11	30:BH:102:ALA:HA	1.86	0.58
30:BH:89:LYS:O	30:BH:90:LEU:HD12	2.03	0.58
34:BM:4:PRO:O	34:BM:5:LYS:C	2.36	0.58
37:BP:8:GLU:HA	37:BP:11:GLN:HG3	1.86	0.58
23:BB:580:U:O3'	38:BQ:30:VAL:HG13	2.03	0.58
39:BR:75:VAL:H	39:BR:90:ARG:NE	2.02	0.58
1:CA:1392:G:O2'	1:CA:1393:U:H5'	2.04	0.58
1:CA:190:A:O5'	1:CA:190:A:H8	1.86	0.58
1:CA:672:U:H2'	1:CA:673:A:C8	2.39	0.58
2:CC:68:HIS:HA	2:CC:103:ALA:HB3	1.85	0.58
3:CD:101:VAL:O	3:CD:104:MET:HB2	2.04	0.58
6:CG:100:MET:HA	6:CG:103:ILE:HD12	1.85	0.58
14:CO:10:ILE:HD13	14:CO:30:LEU:HA	1.85	0.58
21:CU:8:ASN:HB2	21:CU:9:GLU:CD	2.25	0.58
47:D0:41:HIS:CG	47:D0:42:ILE:N	2.67	0.58
51:D4:14:CYS:SG	51:D4:27:CYS:N	2.77	0.58
23:DB:1486:U:H2'	23:DB:1487:U:H6	1.68	0.58
23:DB:1654:A:C4'	35:DN:1:MET:H1	2.17	0.58
23:DB:1802:A:H2'	23:DB:1803:A:C8	2.39	0.58
23:DB:2103:C:H2'	23:DB:2104:C:O4'	2.03	0.58
23:DB:438:G:H2'	23:DB:439:A:C8	2.39	0.58
23:DB:955:U:H5'	23:DB:956:G:OP2	2.04	0.58
23:DB:972:A:C3'	23:DB:973:A:H5''	2.27	0.58
25:DC:172:THR:HG22	25:DC:173:LEU:H	1.69	0.58
25:DC:234:GLY:HA3	25:DC:237:ARG:HH12	1.67	0.58
26:DD:173:GLN:HG3	26:DD:208:LYS:HB3	1.85	0.58
27:DE:115:GLN:HB3	27:DE:117:ARG:HD3	1.86	0.58
29:DG:171:LYS:NZ	29:DG:174:LYS:H	2.02	0.58
52:DI:108:ILE:CG2	52:DI:128:ILE:HD13	2.34	0.58
31:DJ:36:LEU:HA	31:DJ:51:GLY:O	2.03	0.58
31:DJ:76:HIS:HB2	31:DJ:86:GLN:CG	2.33	0.58
32:DK:104:THR:HG22	32:DK:105:ARG:H	1.68	0.58
1:AA:1091:U:H2'	1:AA:1093:A:OP2	2.04	0.57
1:AA:1463:U:H2'	1:AA:1464:U:C6	2.39	0.57
3:AD:24:VAL:HG23	3:AD:25:ARG:HD2	1.86	0.57
4:AE:13:LYS:HD2	4:AE:112:ALA:HB1	1.85	0.57
6:AG:53:SER:HB2	6:AG:55:LYS:NZ	2.18	0.57
8:AI:56:MET:CE	8:AI:57:VAL:H	2.17	0.57
10:AK:58:THR:HG23	10:AK:61:ALA:HB2	1.85	0.57
13:AN:61:ASN:O	13:AN:62:ARG:HB2	2.03	0.57
48:B1:42:VAL:HG12	48:B1:43:ARG:HG3	1.86	0.57

Continued on next page...

Continued from previous page...

Atom-1	Atom-2	Interatomic distance (Å)	Clash overlap (Å)
23:BB:1676:A:H2'	23:BB:1677:A:O4'	2.04	0.57
23:BB:1791:A:OP1	25:BC:211:ARG:HG2	2.04	0.57
23:BB:1818:U:C3'	25:BC:155:ARG:HB2	2.34	0.57
23:BB:2840:C:H5''	35:BN:53:THR:CG2	2.34	0.57
23:BB:65:U:H2'	23:BB:66:C:H6	1.69	0.57
26:BD:120:GLY:H	26:BD:123:LYS:CG	2.16	0.57
27:BE:115:GLN:HB3	27:BE:185:LYS:HZ2	1.69	0.57
28:BF:70:ARG:HA	28:BF:80:GLN:HG3	1.85	0.57
31:BJ:139:VAL:O	31:BJ:140:LEU:HD23	2.03	0.57
33:BL:111:ILE:CD1	33:BL:111:ILE:H	2.12	0.57
36:BO:15:ARG:NH2	36:BO:17:LYS:HD2	2.19	0.57
23:BB:1151:A:H4'	38:BQ:80:ASN:OD1	2.04	0.57
38:BQ:92:LYS:O	38:BQ:94:LEU:HD13	2.04	0.57
1:CA:626:G:H2'	1:CA:627:G:C8	2.39	0.57
20:CB:208:ALA:O	20:CB:211:LEU:HB3	2.04	0.57
9:CJ:36:VAL:HG13	9:CJ:76:ILE:CD1	2.34	0.57
13:CN:23:ARG:O	13:CN:26:LEU:HB2	2.04	0.57
13:CN:9:GLU:HA	13:CN:12:ARG:HB3	1.85	0.57
1:CA:254:G:OP1	16:CQ:68:LYS:O	2.21	0.57
47:D0:12:ARG:HH21	47:D0:16:ARG:CG	2.14	0.57
22:DA:26:C:OP1	22:DA:26:C:H3'	2.03	0.57
23:DB:1722:A:N6	23:DB:1738:G:H1'	2.18	0.57
23:DB:2813:A:H2'	23:DB:2814:A:H8	1.69	0.57
23:DB:2849:U:H4'	23:DB:2850:A:H5'	1.85	0.57
27:DE:21:ARG:HB3	27:DE:21:ARG:NH1	2.18	0.57
28:DF:107:VAL:H	28:DF:108:PRO:CD	2.16	0.57
28:DF:165:GLY:O	28:DF:167:ALA:N	2.36	0.57
29:DG:85:LYS:HB3	29:DG:131:VAL:HA	1.85	0.57
52:DI:24:GLY:HA2	52:DI:34:ILE:HD12	1.85	0.57
52:DI:2:LYS:O	52:DI:3:LYS:HG3	2.04	0.57
31:DJ:98:GLU:O	31:DJ:102:GLU:HG2	2.04	0.57
32:DK:64:ARG:N	32:DK:83:ALA:HB3	2.14	0.57
33:DL:51:GLU:HG2	33:DL:52:GLY:N	2.18	0.57
36:DO:109:ALA:HA	36:DO:112:GLU:OE2	2.04	0.57
37:DP:25:VAL:HG11	37:DP:87:ARG:CA	2.33	0.57
42:DU:46:LYS:HD3	42:DU:53:GLN:HG3	1.85	0.57
23:DB:72:U:H1'	44:DX:51:ALA:HB2	1.86	0.57
1:AA:1100:C:OP2	20:AB:94:ARG:HD3	2.04	0.57
1:AA:1163:A:H2'	1:AA:1164:G:C8	2.39	0.57
1:AA:1446:A:H2'	1:AA:1447:A:H5''	1.86	0.57
1:AA:967:C:H3'	1:AA:968:A:C5'	2.33	0.57

Continued on next page...

Continued from previous page...

Atom-1	Atom-2	Interatomic distance (Å)	Clash overlap (Å)
20:AB:119:GLN:O	20:AB:124:THR:HG23	2.04	0.57
2:AC:112:ALA:HB1	2:AC:199:VAL:HG23	1.84	0.57
8:AI:18:VAL:HG22	8:AI:64:ILE:HG12	1.85	0.57
1:AA:625:U:H4'	15:AP:16:PHE:CE2	2.39	0.57
10:AK:88:PRO:HD3	21:AU:28:LEU:CD1	2.34	0.57
47:B0:42:ILE:HD11	47:B0:44:ALA:HB3	1.86	0.57
50:B3:24:LYS:HZ1	50:B3:29:ARG:HH12	1.49	0.57
22:BA:107:G:O2'	22:BA:108:A:H5'	2.04	0.57
23:BB:184:C:H2'	23:BB:185:G:H8	1.68	0.57
23:BB:2262:U:H2'	23:BB:2263:C:H6	1.69	0.57
23:BB:2308:G:N3	23:BB:2308:G:H5''	2.20	0.57
23:BB:329:G:O6	42:BU:16:LYS:HB2	2.04	0.57
23:BB:586:A:H5''	27:BE:85:PHE:CE1	2.39	0.57
23:BB:79:C:O2'	23:BB:346:A:H1'	2.05	0.57
23:BB:784:G:H5''	25:BC:225:ASN:ND2	2.19	0.57
26:BD:62:LYS:H	26:BD:62:LYS:CE	2.17	0.57
27:BE:153:LEU:HD21	27:BE:201:ALA:O	2.04	0.57
29:BG:17:LYS:HB3	29:BG:24:THR:CG2	2.34	0.57
34:BM:41:LEU:HG	34:BM:95:LEU:HD12	1.85	0.57
23:BB:751:A:C5'	40:BS:90:LYS:HE2	2.33	0.57
41:BT:61:LEU:HD12	41:BT:62:VAL:N	2.19	0.57
24:BV:46:LYS:HA	24:BV:46:LYS:HE3	1.85	0.57
46:BZ:47:LYS:HB2	46:BZ:51:VAL:HB	1.86	0.57
1:CA:1009:U:H1'	1:CA:1021:A:C6	2.39	0.57
1:CA:1038:C:H2'	1:CA:1039:G:C8	2.39	0.57
1:CA:129:A:H1'	1:CA:130:A:C8	2.39	0.57
1:CA:963:G:H2'	1:CA:964:A:H8	1.68	0.57
20:CB:44:LYS:O	20:CB:47:PRO:HD2	2.04	0.57
3:CD:130:ASN:H	3:CD:130:ASN:HD22	1.49	0.57
5:CF:85:ILE:HG22	5:CF:86:ARG:H	1.69	0.57
11:CL:24:GLU:HB2	11:CL:26:CYS:SG	2.44	0.57
12:CM:78:ARG:O	12:CM:82:LEU:HG	2.04	0.57
18:CS:30:LEU:HB2	18:CS:48:ILE:HG23	1.86	0.57
48:D1:14:ALA:HB1	48:D1:48:TYR:CZ	2.39	0.57
23:DB:19:A:H2'	23:DB:20:C:C6	2.39	0.57
23:DB:6:A:H2'	23:DB:7:G:C8	2.40	0.57
23:DB:945:A:H3'	23:DB:946:C:H5''	1.85	0.57
34:DM:36:VAL:HG12	34:DM:125:PRO:HD3	1.86	0.57
23:DB:2469:A:H5'	34:DM:55:ARG:NE	2.19	0.57
34:DM:71:LYS:HZ2	34:DM:71:LYS:HA	1.68	0.57
34:DM:14:LYS:HB3	34:DM:72:PRO:HG3	1.85	0.57

Continued on next page...

Continued from previous page...

Atom-1	Atom-2	Interatomic distance (Å)	Clash overlap (Å)
43:DW:30:VAL:HG12	43:DW:31:LEU:H	1.69	0.57
46:DZ:1:MET:O	46:DZ:2:LYS:HG3	2.03	0.57
1:AA:1053:G:H4'	1:AA:1054:C:H5'	1.87	0.57
1:AA:922:G:N3	1:AA:1398:A:H2	2.02	0.57
1:AA:190:A:O5'	1:AA:190:A:H8	1.87	0.57
1:AA:91:U:H2'	1:AA:92:U:C6	2.40	0.57
4:AE:104:ILE:CD1	4:AE:114:LEU:HB2	2.34	0.57
4:AE:156:ARG:HD2	7:AH:42:GLU:O	2.02	0.57
8:AI:118:ARG:HH22	8:AI:122:ARG:HH21	1.52	0.57
8:AI:80:HIS:O	8:AI:84:ARG:HB2	2.04	0.57
13:AN:24:ALA:HB1	13:AN:27:LYS:HE3	1.87	0.57
1:AA:450:G:H4'	15:AP:41:PRO:HB2	1.85	0.57
19:AT:34:VAL:HG22	19:AT:49:ALA:HB1	1.87	0.57
47:B0:2:VAL:HG22	47:B0:3:GLN:H	1.67	0.57
22:BA:63:C:H2'	22:BA:64:G:H8	1.69	0.57
23:BB:1932:A:H2'	23:BB:1933:G:O4'	2.04	0.57
23:BB:2415:G:H2'	23:BB:2416:C:C6	2.38	0.57
25:BC:141:HIS:HB3	25:BC:190:THR:HB	1.85	0.57
26:BD:142:VAL:O	26:BD:143:PRO:C	2.42	0.57
26:BD:45:TYR:CE2	26:BD:83:ARG:HG3	2.40	0.57
27:BE:152:GLU:O	27:BE:153:LEU:HB2	2.04	0.57
33:BL:29:LYS:HZ3	33:BL:31:GLY:HA3	1.70	0.57
33:BL:54:GLN:C	33:BL:56:PRO:HD2	2.25	0.57
37:BP:97:TYR:O	37:BP:98:TYR:HB2	2.03	0.57
38:BQ:102:LYS:H	38:BQ:102:LYS:HD2	1.68	0.57
42:BU:73:ASN:HB2	42:BU:96:LYS:NZ	2.18	0.57
1:CA:1298:U:H2'	6:CG:113:LYS:NZ	2.19	0.57
1:CA:1461:G:H2'	1:CA:1462:C:H6	1.68	0.57
3:CD:192:ALA:HB3	3:CD:194:ILE:HG22	1.85	0.57
6:CG:71:THR:HA	6:CG:95:ARG:HE	1.69	0.57
13:CN:41:TRP:O	13:CN:45:LEU:HG	2.04	0.57
23:DB:213:A:O2'	23:DB:214:G:H5'	2.05	0.57
23:DB:2502:G:H5'	23:DB:2503:A:C5'	2.31	0.57
23:DB:2578:G:O2'	26:DD:138:LEU:HD13	2.04	0.57
23:DB:264:C:H2'	23:DB:265:A:H5''	1.85	0.57
23:DB:657:U:H2'	23:DB:658:U:C6	2.39	0.57
23:DB:2204:G:H4'	25:DC:149:LYS:HG3	1.85	0.57
27:DE:129:PRO:O	27:DE:130:LYS:HB2	2.04	0.57
27:DE:10:SER:C	27:DE:12:LEU:H	2.05	0.57
28:DF:100:GLU:C	28:DF:102:LEU:H	2.08	0.57
30:DH:30:LEU:O	30:DH:35:LYS:HD3	2.04	0.57

Continued on next page...

Continued from previous page...

Atom-1	Atom-2	Interatomic distance (Å)	Clash overlap (Å)
31:DJ:81:ILE:C	31:DJ:83:GLY:N	2.55	0.57
36:DO:30:ARG:NH1	36:DO:97:PHE:HB2	2.19	0.57
37:DP:26:GLU:HA	37:DP:47:ILE:H	1.70	0.57
39:DR:82:HIS:O	39:DR:84:ARG:N	2.38	0.57
42:DU:44:HIS:O	42:DU:46:LYS:HD2	2.04	0.57
1:AA:865:A:H5'	1:AA:1078:U:O4	2.04	0.57
1:AA:1238:A:C2	1:AA:1241:G:HI'	2.38	0.57
1:AA:1380:U:O4	6:AG:2:ARG:HA	2.04	0.57
1:AA:674:G:H2'	1:AA:675:A:H8	1.70	0.57
3:AD:169:TRP:NE1	3:AD:170:LEU:HD23	2.18	0.57
5:AF:4:TYR:O	5:AF:63:ASN:HA	2.04	0.57
6:AG:4:ARG:NE	6:AG:5:VAL:H	2.03	0.57
8:AI:18:VAL:HG22	8:AI:64:ILE:HG23	1.85	0.57
23:BB:1040:A:H4'	24:BV:49:ASN:ND2	2.20	0.57
23:BB:1229:C:H2'	23:BB:1230:A:H8	1.68	0.57
23:BB:2061:G:H3'	54:BB:3544:HOH:O	2.05	0.57
23:BB:433:C:O2'	23:BB:434:U:H5'	2.04	0.57
23:BB:972:A:C3'	23:BB:973:A:H5''	2.33	0.57
25:BC:222:THR:C	25:BC:224:MET:H	2.06	0.57
28:BF:102:LEU:O	28:BF:107:VAL:HG23	2.04	0.57
40:BS:9:HIS:O	40:BS:10:ALA:HB3	2.04	0.57
1:CA:1013:G:N2	1:CA:1015:G:H3'	2.20	0.57
1:CA:1063:C:H3'	1:CA:1064:G:H2'	1.86	0.57
1:CA:1312:G:H2'	1:CA:1313:U:C6	2.39	0.57
1:CA:239:U:C5'	1:CA:239:U:H6	2.18	0.57
2:CC:59:PRO:CG	2:CC:62:SER:HB2	2.29	0.57
3:CD:25:ARG:HG3	3:CD:25:ARG:O	2.03	0.57
4:CE:142:GLY:HA2	4:CE:145:ASN:HD22	1.69	0.57
7:CH:10:LEU:HD22	7:CH:74:ILE:HD11	1.85	0.57
11:CL:82:ARG:HG2	11:CL:82:ARG:NH1	2.16	0.57
17:CR:70:THR:HB	17:CR:72:ARG:HH11	1.67	0.57
40:DS:23:LEU:HB3	47:D0:21:LEU:HD22	1.86	0.57
50:D3:4:LYS:HE3	50:D3:61:LEU:HB2	1.86	0.57
23:DB:1042:G:H2'	23:DB:1043:C:C6	2.40	0.57
23:DB:1164:C:H2'	23:DB:1165:A:C8	2.40	0.57
23:DB:2000:C:O2'	23:DB:2001:C:H5'	2.04	0.57
23:DB:2646:C:H2'	23:DB:2647:U:O4'	2.04	0.57
30:DH:6:LEU:HB2	30:DH:35:LYS:HB3	1.86	0.57
52:DI:102:ARG:HG3	52:DI:141:ASP:CB	2.34	0.57
31:DJ:41:LYS:NZ	31:DJ:45:THR:HA	2.19	0.57
35:DN:45:ARG:HH22	35:DN:113:ILE:CG2	2.07	0.57

Continued on next page...

Continued from previous page...

Atom-1	Atom-2	Interatomic distance (Å)	Clash overlap (Å)
37:DP:71:ARG:NH2	37:DP:102:ARG:HA	2.20	0.57
38:DQ:57:ARG:HH21	38:DQ:92:LYS:NZ	2.03	0.57
39:DR:69:GLY:H	39:DR:97:LYS:HB2	1.69	0.57
24:DV:77:VAL:HG13	24:DV:89:ILE:HD11	1.85	0.57
43:DW:19:ARG:CZ	43:DW:19:ARG:HB2	2.34	0.57
43:DW:39:GLN:CD	43:DW:66:VAL:HA	2.25	0.57
1:AA:1422:G:O2'	1:AA:1423:G:H5'	2.05	0.57
1:AA:1508:A:H2'	1:AA:1509:C:C6	2.39	0.57
20:AB:41:ASN:ND2	20:AB:44:LYS:HE2	2.17	0.57
5:AF:18:VAL:N	5:AF:19:PRO:HD2	2.19	0.57
5:AF:17:GLN:HG2	5:AF:21:MET:HG3	1.86	0.57
5:AF:42:TRP:HB2	5:AF:59:TYR:HB2	1.85	0.57
7:AH:64:TYR:HA	7:AH:70:VAL:HG23	1.85	0.57
14:AO:60:SER:HA	14:AO:63:ARG:HH12	1.69	0.57
51:B4:11:CYS:SG	51:B4:12:ARG:N	2.75	0.57
22:BA:86:G:H2'	22:BA:87:U:O4'	2.04	0.57
23:BB:1079:C:O2'	52:BI:133:ARG:NH2	2.38	0.57
23:BB:1244:A:O2'	23:BB:1245:G:H5'	2.04	0.57
23:BB:1301:A:O2'	23:BB:1302:A:H2'	2.05	0.57
23:BB:1709:U:H2'	23:BB:1710:G:C8	2.40	0.57
23:BB:1714:U:H3'	23:BB:1715:G:C5'	2.35	0.57
23:BB:2287:A:HO2'	23:BB:2288:A:H2'	1.68	0.57
23:BB:527:C:H5''	23:BB:2779:U:C2	2.40	0.57
23:BB:441:U:H2'	23:BB:442:G:C8	2.38	0.57
23:BB:596:U:H2'	23:BB:597:G:H8	1.69	0.57
23:BB:956:G:H22	23:BB:959:A:H3'	1.68	0.57
23:BB:2578:G:N3	26:BD:145:SER:HB2	2.19	0.57
27:BE:138:LEU:HD22	27:BE:144:GLU:HA	1.86	0.57
30:BH:8:LYS:HD3	30:BH:8:LYS:O	2.04	0.57
31:BJ:19:ASP:HB2	31:BJ:21:THR:HG23	1.85	0.57
32:BK:80:ASP:OD1	37:BP:70:GLU:HB3	2.03	0.57
38:BQ:10:ARG:NE	38:BQ:10:ARG:HA	2.19	0.57
45:BY:13:ILE:HA	45:BY:19:HIS:HE1	1.70	0.57
1:CA:1001:C:H2'	1:CA:1002:G:C8	2.40	0.57
1:CA:1069:C:H4'	1:CA:1192:C:O2	2.05	0.57
20:CB:209:VAL:O	20:CB:213:LEU:HD12	2.05	0.57
3:CD:157:ALA:HA	3:CD:160:LEU:HD12	1.84	0.57
3:CD:28:ASP:HB3	3:CD:33:ILE:HD12	1.85	0.57
4:CE:21:SER:HA	4:CE:29:ILE:O	2.04	0.57
15:CP:44:SER:C	15:CP:46:LYS:H	2.08	0.57
50:D3:4:LYS:HD2	50:D3:60:CYS:H	1.69	0.57

Continued on next page...

Continued from previous page...

Atom-1	Atom-2	Interatomic distance (Å)	Clash overlap (Å)
22:DA:22:U:H2'	22:DA:23:G:C8	2.40	0.57
22:DA:51:G:H2'	22:DA:52:A:H5''	1.86	0.57
23:DB:1105:U:H2'	23:DB:1106:G:C8	2.38	0.57
23:DB:2686:G:H2'	23:DB:2687:U:C6	2.39	0.57
23:DB:2872:A:O2'	23:DB:2873:A:H5''	2.05	0.57
23:DB:2888:C:H2'	23:DB:2889:C:C6	2.40	0.57
23:DB:64:A:H2'	23:DB:65:U:H6	1.69	0.57
30:DH:87:GLU:HB2	30:DH:89:LYS:NZ	2.19	0.57
30:DH:94:ILE:HG23	30:DH:98:ASP:CB	2.34	0.57
52:DI:72:THR:CG2	52:DI:112:LYS:HD2	2.34	0.57
31:DJ:73:VAL:CG2	31:DJ:74:TYR:H	2.13	0.57
33:DL:78:ARG:HA	33:DL:113:ALA:HB2	1.86	0.57
35:DN:42:LYS:O	35:DN:42:LYS:HE3	2.05	0.57
36:DO:27:VAL:HG22	36:DO:38:GLN:O	2.05	0.57
38:DQ:73:ILE:HG13	38:DQ:74:SER:N	2.10	0.57
39:DR:2:TYR:HB2	39:DR:45:GLU:OE1	2.04	0.57
39:DR:6:GLN:HG2	39:DR:7:SER:N	2.19	0.57
44:DX:23:ARG:HA	44:DX:26:PHE:CD1	2.40	0.57
45:DY:2:LYS:HA	45:DY:43:ILE:HG13	1.86	0.57
23:DB:396:G:OP1	46:DZ:8:LYS:HD2	2.04	0.57
1:AA:940:C:H2'	1:AA:941:G:H8	1.69	0.57
2:AC:46:LEU:HD23	2:AC:75:VAL:HG13	1.86	0.57
2:AC:90:VAL:CG2	2:AC:98:ALA:HB3	2.34	0.57
10:AK:126:ARG:HB2	21:AU:33:ARG:CD	2.32	0.57
48:B1:12:SER:HA	48:B1:50:GLU:CB	2.30	0.57
22:BA:12:C:H41	43:BW:50:VAL:HG23	1.67	0.57
22:BA:26:C:H2'	22:BA:27:C:O4'	2.05	0.57
23:BB:1299:G:H4'	23:BB:1301:A:H1'	1.86	0.57
23:BB:1447:C:H2'	23:BB:1448:G:C8	2.39	0.57
23:BB:1548:A:H2'	23:BB:1549:A:H8	1.70	0.57
23:BB:1593:A:H2'	23:BB:1594:U:C6	2.39	0.57
23:BB:2144:G:C4	23:BB:2146:C:H5'	2.39	0.57
23:BB:244:A:H2'	23:BB:245:G:O4'	2.04	0.57
23:BB:2749:A:P	29:BG:3:VAL:HG11	2.44	0.57
23:BB:27:G:H1'	23:BB:513:A:N6	2.19	0.57
23:BB:634:C:H2'	23:BB:635:C:C6	2.40	0.57
23:BB:6:A:O2'	31:BJ:135:GLN:HB2	2.04	0.57
25:BC:66:PHE:O	25:BC:67:LYS:C	2.42	0.57
28:BF:126:ASN:N	28:BF:126:ASN:ND2	2.51	0.57
31:BJ:61:LYS:HE2	31:BJ:61:LYS:HA	1.86	0.57
1:AA:1422:G:C5'	32:BK:48:PRO:HB3	2.33	0.57

Continued on next page...

Continued from previous page...

Atom-1	Atom-2	Interatomic distance (Å)	Clash overlap (Å)
32:BK:98:ARG:C	32:BK:99:ILE:HD12	2.23	0.57
34:BM:116:ALA:HA	34:BM:119:LEU:HD23	1.86	0.57
34:BM:5:LYS:O	34:BM:5:LYS:HD2	2.05	0.57
36:BO:98:GLN:O	36:BO:103:VAL:HG21	2.04	0.57
37:BP:2:ASN:H	37:BP:2:ASN:HD22	1.52	0.57
42:BU:29:SER:O	42:BU:30:SER:HB2	2.04	0.57
42:BU:45:GLN:C	42:BU:47:PRO:HD3	2.24	0.57
24:BV:4:ILE:HD11	24:BV:61:LEU:HD12	1.87	0.57
41:BT:8:LEU:CB	44:BX:19:LEU:HD11	2.34	0.57
1:CA:1307:U:H2'	1:CA:1308:U:H6	1.68	0.57
1:CA:1320:C:OP1	18:CS:69:LYS:HE3	2.05	0.57
1:CA:176:C:H2'	1:CA:177:G:N3	2.20	0.57
1:CA:241:G:O2'	1:CA:242:G:H5'	2.05	0.57
2:CC:168:ARG:HG2	2:CC:169:GLU:N	2.19	0.57
5:CF:3:HIS:HA	5:CF:65:GLU:HG3	1.87	0.57
5:CF:9:MET:HE1	17:CR:64:LEU:O	2.05	0.57
8:CI:14:SER:HA	8:CI:68:GLY:O	2.04	0.57
8:CI:87:MET:HB2	8:CI:94:ARG:NH2	2.20	0.57
11:CL:23:LEU:CD2	11:CL:58:ASN:HD22	2.16	0.57
23:DB:2399:G:H1'	48:D1:20:TYR:OH	2.04	0.57
50:D3:4:LYS:HG3	50:D3:61:LEU:HB2	1.86	0.57
51:D4:23:ILE:CD1	51:D4:24:ARG:H	2.16	0.57
51:D4:26:ILE:HG23	51:D4:27:CYS:N	2.19	0.57
23:DB:1172:C:H2'	23:DB:1173:U:O4'	2.04	0.57
23:DB:2091:C:H3'	23:DB:2092:U:C5'	2.33	0.57
23:DB:259:G:O2'	23:DB:260:G:H5'	2.05	0.57
23:DB:455:C:N4	23:DB:472:A:H2'	2.20	0.57
23:DB:495:G:H4'	40:DS:3:THR:O	2.05	0.57
23:DB:634:C:H2'	23:DB:635:C:C6	2.40	0.57
23:DB:770:G:O2'	23:DB:771:G:H5'	2.05	0.57
25:DC:139:THR:HA	25:DC:193:GLU:OE2	2.03	0.57
28:DF:162:ASP:HB3	28:DF:166:ARG:HH21	1.69	0.57
31:DJ:44:TYR:HD1	31:DJ:45:THR:H	1.50	0.57
32:DK:43:ILE:HD13	32:DK:56:ASP:HB3	1.87	0.57
38:DQ:116:LEU:H	38:DQ:116:LEU:HD22	1.70	0.57
23:DB:1225:G:H5''	39:DR:90:ARG:HG3	1.87	0.57
46:DZ:20:ASN:O	46:DZ:21:VAL:HB	2.04	0.57
1:AA:239:U:C5'	1:AA:239:U:H6	2.18	0.57
1:AA:384:G:H2'	1:AA:385:C:C6	2.39	0.57
1:AA:672:U:H2'	1:AA:673:A:C8	2.39	0.57
1:AA:796:C:H5'	10:AK:128:VAL:HG13	1.86	0.57

Continued on next page...

Continued from previous page...

Atom-1	Atom-2	Interatomic distance (Å)	Clash overlap (Å)
3:AD:25:ARG:HH12	3:AD:30:LYS:HG2	1.69	0.57
50:B3:15:LYS:HG2	50:B3:19:GLY:HA2	1.87	0.57
23:BB:170:U:H2'	23:BB:171:U:H6	1.69	0.57
23:BB:1812:U:H1'	25:BC:45:ASN:OD1	2.05	0.57
23:BB:2331:G:H2'	23:BB:2332:C:C6	2.40	0.57
23:BB:2895:G:H2'	23:BB:2896:C:H6	1.68	0.57
23:BB:660:C:H2'	23:BB:661:A:C8	2.40	0.57
23:BB:764:A:H5''	25:BC:208:GLY:CA	2.35	0.57
23:BB:903:C:H2'	23:BB:904:G:C8	2.40	0.57
25:BC:20:ASN:HB2	25:BC:203:VAL:CG1	2.31	0.57
26:BD:4:LEU:HD13	26:BD:79:LEU:HD11	1.87	0.57
32:BK:7:MET:HE1	32:BK:20:MET:HA	1.86	0.57
35:BN:34:ILE:HG12	35:BN:34:ILE:O	2.05	0.57
36:BO:105:ALA:O	36:BO:109:ALA:HB2	2.05	0.57
36:BO:49:VAL:HG22	36:BO:50:ALA:N	2.19	0.57
36:BO:55:GLU:HB2	36:BO:60:GLU:O	2.05	0.57
39:BR:1:MET:HA	39:BR:46:GLU:HB3	1.86	0.57
39:BR:79:ARG:HD3	39:BR:86:GLN:CD	2.25	0.57
3:CD:147:LYS:HD3	3:CD:148:ALA:N	2.19	0.57
11:CL:23:LEU:HD22	11:CL:58:ASN:HD22	1.69	0.57
25:DC:163:ILE:HG12	25:DC:173:LEU:HD23	1.86	0.57
25:DC:247:TRP:HZ2	25:DC:254:LYS:HZ3	1.52	0.57
26:DD:62:LYS:HZ2	26:DD:62:LYS:H	1.52	0.57
27:DE:5:LEU:HA	27:DE:11:ALA:O	2.05	0.57
30:DH:127:GLU:HA	30:DH:144:VAL:O	2.04	0.57
30:DH:6:LEU:HD12	30:DH:36:ALA:N	2.20	0.57
30:DH:3:VAL:CG2	30:DH:37:VAL:HG21	2.34	0.57
52:DI:79:LEU:HD11	52:DI:131:THR:OG1	2.04	0.57
32:DK:64:ARG:O	32:DK:65:THR:HG23	2.04	0.57
36:DO:108:ASP:O	36:DO:112:GLU:HG3	2.04	0.57
45:DY:6:ILE:CG1	45:DY:35:VAL:H	2.13	0.57
1:AA:1102:A:H2'	1:AA:1103:C:C6	2.40	0.57
1:AA:1294:G:H2'	1:AA:1295:U:C6	2.40	0.57
1:AA:129:A:H1'	1:AA:130:A:C8	2.40	0.57
1:AA:160:A:H2'	1:AA:161:A:O4'	2.04	0.57
1:AA:85:U:H4'	1:AA:86:G:H4'	1.86	0.57
1:AA:940:C:H2'	1:AA:941:G:C8	2.40	0.57
7:AH:26:MET:HB2	7:AH:27:PRO:HD2	1.86	0.57
10:AK:52:ARG:HD2	10:AK:53:GLY:N	2.19	0.57
10:AK:92:ARG:NH1	10:AK:92:ARG:HB3	2.19	0.57
1:AA:528:C:H41	11:AL:45:ASN:CG	2.07	0.57

Continued on next page...

Continued from previous page...

Atom-1	Atom-2	Interatomic distance (Å)	Clash overlap (Å)
23:BB:2218:G:H2'	23:BB:2219:U:C6	2.40	0.57
23:BB:2688:G:H1'	23:BB:2721:A:H61	1.69	0.57
23:BB:2804:U:H2'	23:BB:2805:C:C6	2.38	0.57
23:BB:416:U:H2'	23:BB:417:C:C6	2.39	0.57
23:BB:448:U:H1'	27:BE:79:ARG:HG3	1.85	0.57
27:BE:122:GLU:HB3	27:BE:152:GLU:HB2	1.85	0.57
28:BF:12:VAL:HG22	28:BF:27:VAL:HG11	1.86	0.57
33:BL:38:GLN:NE2	33:BL:39:LYS:H	2.03	0.57
33:BL:77:ILE:HG22	33:BL:78:ARG:N	2.19	0.57
34:BM:8:LYS:H	34:BM:8:LYS:HE2	1.70	0.57
35:BN:24:MET:HE2	35:BN:44:LEU:HD13	1.86	0.57
36:BO:58:ILE:HG13	36:BO:59:ALA:N	2.19	0.57
24:BV:42:LEU:HB2	24:BV:47:VAL:HG21	1.87	0.57
24:BV:80:HIS:HB2	24:BV:85:LYS:HG3	1.85	0.57
43:BW:45:HIS:N	43:BW:45:HIS:ND1	2.52	0.57
1:CA:384:G:H2'	1:CA:385:C:C6	2.40	0.57
1:CA:922:G:H2'	1:CA:923:A:H8	1.70	0.57
3:CD:55:ARG:HH11	3:CD:55:ARG:CG	2.17	0.57
11:CL:72:ASN:ND2	11:CL:73:LEU:H	2.03	0.57
50:D3:24:LYS:NZ	50:D3:24:LYS:HB3	2.20	0.57
23:DB:1098:A:O3'	52:DI:4:VAL:N	2.36	0.57
23:DB:1301:A:O2'	23:DB:1302:A:H2'	2.04	0.57
23:DB:1346:G:O2'	23:DB:1347:A:H5'	2.05	0.57
23:DB:1759:A:H4'	23:DB:2715:C:O4'	2.05	0.57
23:DB:2135:A:H61	23:DB:2156:G:C2'	2.18	0.57
23:DB:2220:U:H2'	23:DB:2221:G:H8	1.70	0.57
23:DB:2729:G:H2'	23:DB:2730:C:C6	2.40	0.57
23:DB:863:A:H2'	23:DB:864:G:C8	2.40	0.57
25:DC:208:GLY:HA2	25:DC:212:TRP:CB	2.34	0.57
25:DC:22:GLU:N	25:DC:202:ARG:NE	2.52	0.57
23:DB:1656:C:OP1	26:DD:141:ARG:HD2	2.04	0.57
26:DD:14:ILE:HG23	26:DD:19:GLY:HA3	1.86	0.57
28:DF:7:TYR:OH	28:DF:29:ARG:HG2	2.04	0.57
30:DH:65:ALA:HA	30:DH:68:ARG:HB2	1.87	0.57
23:DB:1064:C:O4'	52:DI:90:GLY:HA2	2.04	0.57
32:DK:113:MET:SD	32:DK:116:ILE:HD11	2.45	0.57
38:DQ:52:ARG:HH21	38:DQ:56:PHE:HE2	1.52	0.57
24:DV:26:PHE:CE2	24:DV:44:HIS:HA	2.39	0.57
24:DV:26:PHE:HE2	24:DV:44:HIS:HA	1.70	0.57
43:DW:21:GLY:HA2	43:DW:25:PHE:CE1	2.40	0.57
1:AA:978:A:H5'	1:AA:1362:A:N6	2.19	0.57

Continued on next page...

Continued from previous page...

Atom-1	Atom-2	Interatomic distance (Å)	Clash overlap (Å)
3:AD:32:LYS:O	3:AD:35:GLN:HB2	2.05	0.57
1:AA:1129:C:H5''	8:AI:17:ARG:HH22	1.70	0.57
1:AA:676:A:H1'	10:AK:116:PRO:HB3	1.86	0.57
12:AM:22:TYR:HB3	12:AM:69:ARG:NH2	2.20	0.57
9:AJ:67:ILE:HG13	13:AN:95:LEU:HD13	1.87	0.57
22:BA:20:G:H2'	22:BA:21:G:C8	2.40	0.57
23:BB:182:A:H2'	23:BB:183:C:C6	2.40	0.57
23:BB:2064:C:H2'	23:BB:2065:C:H6	1.69	0.57
23:BB:2650:U:H2'	23:BB:2651:C:C6	2.40	0.57
23:BB:2800:A:N3	23:BB:2801:G:H1'	2.20	0.57
23:BB:2898:U:H2'	23:BB:2899:A:C8	2.40	0.57
23:BB:910:A:H2'	23:BB:911:A:C8	2.39	0.57
23:BB:943:A:P	33:BL:42:SER:HB3	2.44	0.57
26:BD:84:LEU:CD2	26:BD:86:GLU:HB2	2.35	0.57
28:BF:41:GLU:HB3	28:BF:44:ALA:HB3	1.87	0.57
32:BK:73:ASP:OD1	32:BK:74:GLY:N	2.37	0.57
34:BM:88:ASN:N	34:BM:88:ASN:ND2	2.49	0.57
23:BB:997:G:C5'	38:BQ:91:ARG:HG3	2.32	0.57
40:BS:70:LYS:O	40:BS:71:VAL:HB	2.04	0.57
1:CA:372:C:H4'	1:CA:373:A:H5'	1.86	0.57
4:CE:39:GLY:HA3	4:CE:116:VAL:HB	1.85	0.57
7:CH:103:VAL:HG22	7:CH:124:ILE:HA	1.85	0.57
11:CL:23:LEU:C	11:CL:25:ALA:H	2.07	0.57
15:CP:28:ARG:CD	15:CP:29:ASN:H	2.18	0.57
16:CQ:10:ARG:NH2	16:CQ:55:GLY:H	2.03	0.57
48:D1:20:TYR:O	48:D1:21:THR:HB	2.05	0.57
23:DB:151:C:H2'	23:DB:152:A:C8	2.40	0.57
23:DB:1583:A:H4'	23:DB:1585:C:C4	2.40	0.57
23:DB:2528:U:O2'	23:DB:2529:G:H3'	2.05	0.57
23:DB:784:G:H5''	25:DC:225:ASN:ND2	2.16	0.57
25:DC:107:LYS:CB	25:DC:194:VAL:HG21	2.32	0.57
25:DC:56:GLY:HA3	25:DC:214:GLY:H	1.70	0.57
26:DD:153:GLY:C	26:DD:155:VAL:H	2.08	0.57
26:DD:46:ARG:H	26:DD:82:PHE:HA	1.70	0.57
23:DB:1099:G:O5'	52:DI:3:LYS:C	2.42	0.57
31:DJ:84:ILE:HD12	31:DJ:85:LYS:N	2.15	0.57
33:DL:108:ALA:C	33:DL:109:LYS:HD3	2.25	0.57
33:DL:126:ARG:O	33:DL:127:VAL:O	2.23	0.57
40:DS:46:LEU:HA	40:DS:49:LYS:CB	2.15	0.57
43:DW:24:ARG:HG3	43:DW:57:THR:O	2.05	0.57
1:AA:72:A:H2'	1:AA:73:C:H6	1.70	0.57

Continued on next page...

Continued from previous page...

Atom-1	Atom-2	Interatomic distance (Å)	Clash overlap (Å)
1:AA:803:G:H2'	1:AA:804:U:C6	2.40	0.57
1:AA:967:C:OP1	1:AA:969:A:H5'	2.04	0.57
2:AC:71:ARG:HB3	2:AC:74:ILE:HG22	1.87	0.57
4:AE:90:GLY:O	4:AE:128:GLY:HA3	2.04	0.57
5:AF:3:HIS:HB2	5:AF:92:THR:CB	2.35	0.57
15:AP:12:LYS:HD2	15:AP:13:LYS:HE3	1.87	0.57
15:AP:18:GLN:NE2	15:AP:35:ARG:HD2	2.20	0.57
16:AQ:45:VAL:HG12	16:AQ:46:HIS:H	1.70	0.57
21:AU:13:VAL:O	21:AU:14:ALA:HB2	2.05	0.57
50:B3:12:ARG:NH2	50:B3:55:GLY:HA3	2.20	0.57
23:BB:1570:A:H2'	23:BB:1571:A:C8	2.40	0.57
23:BB:1676:A:C1'	26:BD:134:HIS:HB3	2.35	0.57
23:BB:1759:A:H4'	23:BB:2715:C:O4'	2.04	0.57
25:BC:12:ARG:NE	25:BC:18:VAL:HG11	2.19	0.57
25:BC:159:THR:C	25:BC:160:TYR:HD2	2.07	0.57
25:BC:225:ASN:O	25:BC:227:VAL:N	2.38	0.57
25:BC:257:ARG:HA	25:BC:257:ARG:NH1	2.20	0.57
32:BK:47:ILE:HG22	32:BK:49:ARG:H	1.68	0.57
33:BL:94:THR:HB	33:BL:103:ILE:CG1	2.34	0.57
35:BN:57:THR:OG1	35:BN:61:ALA:HB3	2.04	0.57
36:BO:8:ILE:O	36:BO:10:ARG:N	2.38	0.57
37:BP:7:LEU:O	37:BP:7:LEU:HD13	2.05	0.57
23:BB:2270:A:H4'	43:BW:18:LYS:HG2	1.87	0.57
43:BW:45:HIS:HA	43:BW:75:ASN:CB	2.34	0.57
45:BY:16:LEU:N	45:BY:16:LEU:HD12	2.19	0.57
1:CA:1030:U:H5''	1:CA:1031:C:C5	2.38	0.57
1:CA:1270:G:H2'	1:CA:1271:A:C8	2.39	0.57
1:CA:903:G:H2'	1:CA:904:U:C6	2.40	0.57
20:CB:11:ALA:HA	20:CB:14:HIS:CE1	2.40	0.57
4:CE:33:THR:HB	4:CE:49:TYR:CE1	2.39	0.57
15:CP:12:LYS:O	15:CP:13:LYS:HB2	2.05	0.57
23:DB:1098:A:O4'	52:DI:3:LYS:HB3	2.04	0.57
23:DB:1447:C:H2'	23:DB:1448:G:C8	2.40	0.57
23:DB:1534:U:H2'	23:DB:1536:C:C4	2.40	0.57
23:DB:1820:U:H5	25:DC:176:ARG:NH2	2.02	0.57
23:DB:18:U:H2'	23:DB:19:A:C8	2.40	0.57
23:DB:2679:A:O2'	23:DB:2680:U:H5'	2.05	0.57
25:DC:123:ILE:HG12	25:DC:135:PRO:CD	2.35	0.57
26:DD:114:LYS:HB2	26:DD:114:LYS:NZ	2.20	0.57
27:DE:134:LEU:HD22	27:DE:134:LEU:N	2.20	0.57
27:DE:42:GLY:O	27:DE:43:THR:HG23	2.05	0.57

Continued on next page...

Continued from previous page...

Atom-1	Atom-2	Interatomic distance (Å)	Clash overlap (Å)
28:DF:83:PRO:C	28:DF:84:ILE:HG13	2.24	0.57
52:DI:54:ILE:HD13	52:DI:55:PRO:N	2.20	0.57
23:DB:1131:G:OP1	31:DJ:83:GLY:HA2	2.04	0.57
31:DJ:98:GLU:HG3	31:DJ:126:ALA:CB	2.34	0.57
32:DK:70:ARG:HB3	32:DK:76:VAL:HG13	1.86	0.57
34:DM:4:PRO:HD3	34:DM:47:GLU:OE2	2.04	0.57
40:DS:7:HIS:CD2	40:DS:10:ALA:HB2	2.40	0.57
43:DW:19:ARG:NH1	43:DW:19:ARG:HB2	2.19	0.57
1:AA:1077:G:N2	1:AA:1079:G:H3'	2.19	0.56
1:AA:1329:A:OP1	12:AM:28:ARG:HB2	2.04	0.56
1:AA:176:C:H2'	1:AA:177:G:N3	2.20	0.56
3:AD:111:ALA:O	3:AD:114:ARG:HB3	2.04	0.56
3:AD:196:GLU:HA	3:AD:199:ILE:HD12	1.85	0.56
6:AG:4:ARG:CZ	6:AG:5:VAL:H	2.18	0.56
15:AP:23:ASP:O	15:AP:26:ASN:HB2	2.05	0.56
15:AP:51:ARG:O	15:AP:52:LEU:HD13	2.03	0.56
18:AS:44:ILE:HA	18:AS:61:VAL:HB	1.86	0.56
48:B1:31:GLU:HB3	48:B1:32:LYS:HE3	1.86	0.56
23:BB:2617:U:C2'	23:BB:2618:G:H5'	2.35	0.56
23:BB:977:G:O2'	23:BB:978:G:H5'	2.04	0.56
25:BC:15:VAL:HG12	25:BC:16:VAL:HG23	1.86	0.56
26:BD:31:ALA:HB2	26:BD:49:GLN:NE2	2.19	0.56
27:BE:120:VAL:H	27:BE:189:THR:CG2	2.15	0.56
33:BL:77:ILE:HD13	33:BL:92:LEU:HD13	1.87	0.56
35:BN:1:MET:HE1	35:BN:2:ARG:HB2	1.85	0.56
35:BN:48:VAL:O	35:BN:52:ILE:HG12	2.05	0.56
38:BQ:106:THR:O	38:BQ:109:VAL:HG22	2.05	0.56
39:BR:90:ARG:NH2	39:BR:92:TRP:HB3	2.20	0.56
20:CB:46:VAL:HA	20:CB:49:PHE:CD2	2.40	0.56
5:CF:81:ASN:O	5:CF:84:VAL:HG12	2.04	0.56
1:CA:1220:G:P	13:CN:52:ARG:HH22	2.28	0.56
14:CO:48:ASP:CG	14:CO:51:SER:HB2	2.25	0.56
23:DB:1100:C:H2'	23:DB:1101:U:H6	1.70	0.56
23:DB:1537:G:H3'	23:DB:1537:G:N3	2.20	0.56
23:DB:2150:C:H2'	23:DB:2151:U:C6	2.39	0.56
23:DB:2784:U:H4'	26:DD:42:ASN:H	1.69	0.56
23:DB:278:A:O2'	23:DB:279:A:H5'	2.04	0.56
23:DB:2867:G:N3	23:DB:2867:G:C2'	2.67	0.56
23:DB:299:A:H2	23:DB:319:G:N3	2.03	0.56
23:DB:796:C:H2'	23:DB:797:G:C8	2.39	0.56
25:DC:234:GLY:HA3	25:DC:237:ARG:NH1	2.20	0.56

Continued on next page...

Continued from previous page...

Atom-1	Atom-2	Interatomic distance (Å)	Clash overlap (Å)
26:DD:118:PHE:HA	26:DD:164:GLN:HG2	1.87	0.56
26:DD:125:TRP:CD1	26:DD:127:PHE:HB2	2.35	0.56
26:DD:27:ILE:HD13	26:DD:28:GLU:N	2.20	0.56
27:DE:126:VAL:HG11	27:DE:132:LYS:HZ2	1.70	0.56
27:DE:49:ARG:HG3	27:DE:52:VAL:HG22	1.87	0.56
30:DH:82:SER:O	30:DH:83:LYS:HD2	2.04	0.56
34:DM:127:LYS:HD3	34:DM:128:THR:H	1.70	0.56
35:DN:45:ARG:HE	35:DN:97:ILE:HD11	1.69	0.56
37:DP:28:LYS:NZ	37:DP:44:GLY:N	2.52	0.56
23:DB:534:U:H5'	38:DQ:41:ALA:CA	2.35	0.56
40:DS:4:ILE:HG12	40:DS:106:VAL:HG12	1.85	0.56
1:AA:1170:A:O5'	1:AA:1170:A:H8	1.88	0.56
1:AA:1392:G:H2'	1:AA:1393:U:C6	2.41	0.56
1:AA:1490:U:H5'	1:AA:1491:G:OP2	2.05	0.56
1:AA:784:A:H2'	1:AA:785:G:H8	1.69	0.56
10:AK:61:ALA:O	10:AK:64:VAL:HG12	2.06	0.56
13:AN:65:GLN:HB2	13:AN:78:LEU:HD22	1.87	0.56
1:AA:177:G:H5''	19:AT:59:ARG:HH21	1.70	0.56
47:B0:35:GLU:C	47:B0:37:HIS:H	2.06	0.56
33:BL:63:LYS:CG	50:B3:11:LYS:HA	2.32	0.56
50:B3:29:ARG:HA	50:B3:33:THR:CG2	2.35	0.56
22:BA:28:C:H5'	22:BA:29:A:OP2	2.05	0.56
23:BB:1121:C:H2'	23:BB:1122:G:O4'	2.05	0.56
23:BB:1550:C:H2'	23:BB:1551:A:H8	1.69	0.56
23:BB:18:U:H2'	23:BB:19:A:H8	1.69	0.56
23:BB:2189:U:H2'	23:BB:2190:G:H8	1.70	0.56
23:BB:2246:G:H2'	23:BB:2247:A:H8	1.70	0.56
23:BB:37:C:O2'	27:BE:46:GLN:HB3	2.04	0.56
23:BB:832:U:H2'	23:BB:833:A:C8	2.39	0.56
26:BD:35:THR:HG22	26:BD:46:ARG:HH22	1.70	0.56
28:BF:133:GLU:OE1	28:BF:147:ARG:HD3	2.05	0.56
52:BI:109:ALA:HB1	52:BI:124:MET:CG	2.33	0.56
31:BJ:73:VAL:HG23	31:BJ:74:TYR:H	1.69	0.56
33:BL:13:LYS:O	33:BL:14:LYS:HB2	2.05	0.56
34:BM:33:LEU:HB2	34:BM:101:VAL:HG21	1.87	0.56
39:BR:59:ILE:HG13	39:BR:59:ILE:O	2.05	0.56
23:BB:992:C:H1'	39:BR:91:GLN:HG3	1.87	0.56
39:BR:22:LEU:O	39:BR:96:VAL:HG22	2.05	0.56
35:BN:107:ASN:OD1	40:BS:40:ASN:HB3	2.04	0.56
41:BT:48:GLN:HG3	41:BT:49:LYS:N	2.20	0.56
43:BW:21:GLY:HA3	43:BW:32:ALA:CB	2.34	0.56

Continued on next page...

Continued from previous page...

Atom-1	Atom-2	Interatomic distance (Å)	Clash overlap (Å)
1:CA:1084:G:H5'	1:CA:1102:A:OP2	2.05	0.56
1:CA:449:G:H2'	1:CA:450:G:C8	2.39	0.56
6:CG:63:VAL:HG12	6:CG:126:ALA:HB1	1.88	0.56
10:CK:121:ARG:HH21	21:CU:34:ARG:NE	2.03	0.56
13:CN:50:LEU:HD12	13:CN:51:PRO:HD3	1.87	0.56
49:D2:26:ASN:O	49:D2:29:GLN:HB2	2.05	0.56
51:D4:6:SER:HA	51:D4:23:ILE:HD13	1.86	0.56
23:DB:1709:U:H2'	23:DB:1710:G:H8	1.69	0.56
23:DB:1714:U:H3'	23:DB:1715:G:C5'	2.35	0.56
23:DB:1803:A:O2'	25:DC:254:LYS:HD3	2.04	0.56
23:DB:2386:A:H2'	23:DB:2387:U:C6	2.40	0.56
23:DB:2556:C:H2'	23:DB:2557:G:O4'	2.05	0.56
23:DB:2650:U:H2'	23:DB:2651:C:C6	2.40	0.56
23:DB:723:C:H2'	23:DB:724:U:C6	2.41	0.56
25:DC:33:LEU:HD22	25:DC:34:GLU:N	2.20	0.56
26:DD:18:ASP:C	26:DD:20:VAL:H	2.07	0.56
30:DH:6:LEU:HB2	30:DH:35:LYS:CB	2.35	0.56
31:DJ:102:GLU:CG	31:DJ:124:VAL:HG12	2.30	0.56
34:DM:24:THR:O	34:DM:98:PRO:HA	2.04	0.56
34:DM:43:ALA:H	34:DM:91:TYR:HB2	1.70	0.56
37:DP:55:HIS:C	37:DP:57:ALA:N	2.58	0.56
39:DR:22:LEU:HD12	39:DR:24:LYS:N	2.15	0.56
39:DR:38:VAL:HA	39:DR:61:ALA:HB3	1.87	0.56
42:DU:66:VAL:HG13	42:DU:67:SER:N	2.19	0.56
43:DW:67:LYS:HG2	43:DW:71:LYS:CA	2.35	0.56
1:AA:1280:A:O4'	9:AJ:43:PRO:HG3	2.06	0.56
1:AA:389:A:H3'	1:AA:390:U:H6	1.71	0.56
1:AA:560:A:H4'	1:AA:561:U:H5''	1.86	0.56
3:AD:60:VAL:HB	3:AD:194:ILE:HG13	1.86	0.56
8:AI:118:ARG:NH1	8:AI:122:ARG:HE	2.03	0.56
13:AN:42:ASN:O	13:AN:46:LYS:HG3	2.05	0.56
13:AN:12:ARG:HH21	13:AN:58:ARG:HH12	1.53	0.56
15:AP:41:PRO:O	15:AP:42:ILE:HD13	2.06	0.56
16:AQ:16:MET:CB	16:AQ:19:SER:HB2	2.35	0.56
23:BB:1038:G:H2'	23:BB:1039:A:C8	2.41	0.56
23:BB:1229:C:H2'	23:BB:1230:A:C8	2.40	0.56
23:BB:2471:A:HO2'	23:BB:2472:G:H8	1.49	0.56
23:BB:2646:C:H2'	23:BB:2647:U:O4'	2.04	0.56
23:BB:296:U:H2'	23:BB:297:G:H8	1.69	0.56
23:BB:634:C:H2'	23:BB:635:C:H6	1.70	0.56
25:BC:164:VAL:HB	25:BC:167:ASP:OD2	2.05	0.56

Continued on next page...

Continued from previous page...

Atom-1	Atom-2	Interatomic distance (Å)	Clash overlap (Å)
25:BC:216:ARG:HH11	25:BC:217:PRO:HD2	1.70	0.56
27:BE:6:LYS:NZ	27:BE:119:ILE:H	2.03	0.56
29:BG:122:ALA:HA	29:BG:131:VAL:O	2.05	0.56
29:BG:5:LYS:HB3	29:BG:68:ARG:CZ	2.35	0.56
32:BK:70:ARG:CB	32:BK:76:VAL:HG22	2.31	0.56
32:BK:64:ARG:N	32:BK:83:ALA:HB3	2.09	0.56
26:BD:115:GLY:O	35:BN:3:HIS:NE2	2.37	0.56
26:BD:16:THR:CA	37:BP:79:VAL:HB	2.31	0.56
37:BP:22:GLY:HA2	37:BP:93:LYS:HE2	1.87	0.56
1:CA:1053:G:HO2'	1:CA:1199:U:H5	1.52	0.56
1:CA:85:U:H4'	1:CA:86:G:H5'	1.86	0.56
23:DB:1275:A:N7	35:DN:16:HIS:ND1	2.53	0.56
23:DB:1368:G:C5'	49:D2:25:LYS:HG2	2.34	0.56
23:DB:2527:C:H4'	51:D4:34:LYS:O	2.05	0.56
23:DB:2804:U:H2'	23:DB:2805:C:C6	2.39	0.56
23:DB:286:U:H2'	23:DB:287:G:H8	1.69	0.56
26:DD:34:VAL:HA	26:DD:90:PHE:HA	1.86	0.56
29:DG:6:ALA:H	29:DG:7:PRO:CD	2.18	0.56
30:DH:133:GLN:HB3	30:DH:139:PHE:HB3	1.86	0.56
52:DI:102:ARG:HG3	52:DI:141:ASP:HB2	1.87	0.56
52:DI:121:ILE:N	52:DI:121:ILE:HD13	2.20	0.56
41:DT:53:VAL:HB	41:DT:93:LEU:HD11	1.87	0.56
1:AA:1244:G:H2'	1:AA:1245:C:C6	2.40	0.56
1:AA:163:C:H2'	1:AA:164:G:O4'	2.06	0.56
2:AC:39:ARG:HG3	2:AC:54:ILE:HG21	1.87	0.56
6:AG:132:THR:HG22	6:AG:136:LYS:HG3	1.87	0.56
13:AN:30:ILE:HG21	13:AN:44:VAL:HG21	1.88	0.56
48:B1:31:GLU:O	48:B1:33:LEU:HG	2.06	0.56
22:BA:32:U:H2'	22:BA:33:G:O4'	2.04	0.56
23:BB:1060:U:H5	52:BI:131:THR:HG22	1.70	0.56
23:BB:1258:U:O4'	27:BE:79:ARG:HD3	2.06	0.56
23:BB:1534:U:HO2'	23:BB:1535:A:H8	1.53	0.56
23:BB:1802:A:H2'	23:BB:1803:A:C8	2.39	0.56
23:BB:1951:U:H2'	23:BB:1953:A:OP2	2.05	0.56
23:BB:2443:C:O2'	23:BB:2444:G:H5'	2.05	0.56
23:BB:2528:U:O2'	23:BB:2529:G:H3'	2.06	0.56
25:BC:80:LEU:HA	25:BC:91:ALA:HA	1.87	0.56
26:BD:52:THR:HG22	26:BD:76:GLY:N	2.20	0.56
27:BE:149:ILE:HD11	27:BE:180:LEU:HD23	1.87	0.56
30:BH:82:SER:HB3	30:BH:90:LEU:HD23	1.86	0.56
52:BI:10:LEU:HD13	52:BI:12:VAL:HG13	1.87	0.56

Continued on next page...

Continued from previous page...

Atom-1	Atom-2	Interatomic distance (Å)	Clash overlap (Å)
33:BL:79:LEU:CA	33:BL:113:ALA:HB3	2.31	0.56
24:BV:84:PRO:HG3	34:BM:127:LYS:CE	2.34	0.56
34:BM:3:GLN:HG2	34:BM:47:GLU:N	2.20	0.56
34:BM:73:ILE:HD11	34:BM:92:TRP:H	1.71	0.56
38:BQ:4:LYS:O	38:BQ:7:VAL:HG13	2.05	0.56
42:BU:11:ILE:HG23	42:BU:20:LYS:O	2.04	0.56
1:CA:1217:C:H2'	1:CA:1218:C:C6	2.40	0.56
1:CA:16:A:O2'	1:CA:17:U:H5'	2.05	0.56
1:CA:415:A:H3'	1:CA:416:G:H8	1.71	0.56
20:CB:85:SER:O	20:CB:86:CYS:HB2	2.05	0.56
2:CC:49:ALA:HB2	2:CC:74:ILE:HG21	1.87	0.56
4:CE:47:PHE:HE1	4:CE:137:ARG:HE	1.54	0.56
5:CF:10:VAL:HG12	5:CF:11:HIS:N	2.19	0.56
16:CQ:10:ARG:CZ	16:CQ:11:VAL:H	2.18	0.56
23:DB:1553:A:O2'	23:DB:1554:U:H2'	2.05	0.56
23:DB:2143:C:H3'	23:DB:2144:G:H8	1.70	0.56
23:DB:2283:C:H5''	23:DB:2389:G:O2'	2.05	0.56
27:DE:126:VAL:HG11	27:DE:132:LYS:HZ3	1.70	0.56
27:DE:2:GLU:HA	27:DE:16:GLU:HB3	1.85	0.56
27:DE:67:ARG:N	27:DE:67:ARG:HD2	2.20	0.56
28:DF:172:PHE:H	28:DF:172:PHE:HD1	1.49	0.56
52:DI:79:LEU:HD12	52:DI:135:MET:SD	2.46	0.56
32:DK:66:LYS:HA	32:DK:79:PHE:O	2.06	0.56
33:DL:90:VAL:HG13	33:DL:122:VAL:HG11	1.87	0.56
39:DR:97:LYS:O	39:DR:98:ILE:HB	2.06	0.56
42:DU:79:ALA:O	42:DU:96:LYS:HB3	2.05	0.56
1:AA:1115:U:H2'	1:AA:1116:U:C6	2.41	0.56
1:AA:313:A:H2'	1:AA:314:C:C6	2.41	0.56
1:AA:449:G:H2'	1:AA:450:G:C8	2.40	0.56
1:AA:985:C:H2'	1:AA:986:U:C6	2.41	0.56
20:AB:163:ILE:CG2	20:AB:164:ASP:N	2.64	0.56
6:AG:72:VAL:HA	6:AG:89:GLU:HA	1.86	0.56
8:AI:56:MET:HE2	8:AI:57:VAL:H	1.70	0.56
13:AN:9:GLU:HB2	13:AN:60:ARG:NH2	2.20	0.56
16:AQ:74:LEU:HD22	16:AQ:75:VAL:N	2.21	0.56
17:AR:52:ARG:HB3	17:AR:52:ARG:NH1	2.14	0.56
23:BB:1163:G:O2'	23:BB:1164:C:H5'	2.06	0.56
23:BB:1181:U:H2'	23:BB:1182:G:C8	2.40	0.56
23:BB:1412:U:H2'	23:BB:1413:A:H8	1.69	0.56
23:BB:1464:G:H2'	23:BB:1465:G:H8	1.69	0.56
23:BB:2304:G:N2	23:BB:2312:U:H3	2.00	0.56

Continued on next page...

Continued from previous page...

Atom-1	Atom-2	Interatomic distance (Å)	Clash overlap (Å)
23:BB:644:A:O2'	23:BB:645:C:H2'	2.05	0.56
23:BB:737:C:O2'	23:BB:738:G:H5'	2.05	0.56
23:BB:82:U:H2'	23:BB:83:A:C8	2.41	0.56
26:BD:170:VAL:HG11	26:BD:194:PRO:CB	2.35	0.56
31:BJ:45:THR:CB	38:BQ:63:ARG:HH22	2.18	0.56
33:BL:27:LEU:N	33:BL:27:LEU:HD12	2.16	0.56
34:BM:11:LYS:HG2	34:BM:12:MET:N	2.20	0.56
35:BN:38:LEU:HB2	35:BN:39:PRO:HD3	1.86	0.56
36:BO:21:LEU:HD13	36:BO:22:GLY:N	2.21	0.56
39:BR:5:PHE:CG	39:BR:6:GLN:N	2.73	0.56
23:BB:310:A:H5''	42:BU:14:THR:O	2.06	0.56
43:BW:44:PHE:CE2	43:BW:60:ALA:HB3	2.41	0.56
1:CA:160:A:H2'	1:CA:161:A:O4'	2.04	0.56
1:CA:57:G:H2'	1:CA:58:C:C6	2.40	0.56
3:CD:171:GLU:HG3	3:CD:182:LYS:HD2	1.87	0.56
4:CE:113:VAL:HG23	4:CE:114:LEU:N	2.20	0.56
5:CF:51:ILE:HD13	5:CF:86:ARG:HG3	1.87	0.56
11:CL:80:LEU:HB3	11:CL:97:VAL:CG2	2.35	0.56
12:CM:52:ILE:HD12	12:CM:55:LEU:HD12	1.88	0.56
12:CM:23:GLY:N	12:CM:69:ARG:HH22	2.03	0.56
18:CS:38:THR:HA	18:CS:69:LYS:HA	1.88	0.56
23:DB:2045:C:H5''	47:D0:14:MET:HE3	1.86	0.56
47:D0:36:LYS:HE3	47:D0:48:TYR:HE1	1.71	0.56
47:D0:41:HIS:CE1	47:D0:42:ILE:HG22	2.41	0.56
48:D1:15:GLY:HA3	48:D1:47:ILE:CG2	2.36	0.56
23:DB:1700:A:H2'	23:DB:1701:A:H5'	1.86	0.56
23:DB:493:G:H2'	23:DB:494:G:O4'	2.05	0.56
23:DB:90:U:H3'	23:DB:91:A:C5'	2.35	0.56
25:DC:163:ILE:HG22	25:DC:164:VAL:H	1.71	0.56
25:DC:173:LEU:HD12	25:DC:183:VAL:HG11	1.87	0.56
25:DC:225:ASN:N	25:DC:226:PRO:HD3	2.19	0.56
25:DC:179:GLU:HG3	25:DC:266:ILE:HG22	1.85	0.56
31:DJ:132:HIS:HB3	31:DJ:136:GLN:OE1	2.04	0.56
33:DL:79:LEU:H	33:DL:113:ALA:HB2	1.69	0.56
37:DP:52:ARG:HB3	37:DP:60:VAL:HG11	1.85	0.56
31:DJ:40:HIS:CA	38:DQ:69:ARG:HH12	2.14	0.56
43:DW:73:PRO:HB2	43:DW:74:LYS:HD2	1.87	0.56
45:DY:6:ILE:HG12	45:DY:35:VAL:O	2.06	0.56
46:DZ:47:LYS:HG2	46:DZ:48:GLN:O	2.05	0.56
1:AA:86:G:H4'	1:AA:86:G:OP1	2.05	0.56
3:AD:25:ARG:HH11	3:AD:30:LYS:HE3	1.70	0.56

Continued on next page...

Continued from previous page...

Atom-1	Atom-2	Interatomic distance (Å)	Clash overlap (Å)
5:AF:54:LEU:CD1	5:AF:55:HIS:H	2.18	0.56
11:AL:37:TYR:HB2	11:AL:51:VAL:HG23	1.88	0.56
12:AM:95:PRO:HD3	12:AM:108:ARG:HG2	1.87	0.56
50:B3:27:ASN:HB3	50:B3:28:LEU:HG	1.88	0.56
23:BB:1197:G:H2'	23:BB:1198:U:H6	1.70	0.56
23:BB:1700:A:H2'	23:BB:1701:A:H5'	1.87	0.56
23:BB:2150:C:H2'	23:BB:2151:U:O4'	2.05	0.56
23:BB:2314:A:H2'	23:BB:2315:G:C8	2.40	0.56
23:BB:2836:U:H2'	23:BB:2837:A:C8	2.41	0.56
23:BB:322:A:H5'	23:BB:340:A:H1'	1.86	0.56
23:BB:729:G:H5''	23:BB:730:A:H5''	1.86	0.56
26:BD:118:PHE:CA	26:BD:164:GLN:HG3	2.35	0.56
27:BE:118:LEU:HD23	27:BE:118:LEU:N	2.21	0.56
52:BI:49:GLU:CG	52:BI:54:ILE:HD11	2.36	0.56
31:BJ:41:LYS:HD2	31:BJ:44:TYR:HB2	1.87	0.56
33:BL:126:ARG:HE	33:BL:127:VAL:N	2.04	0.56
33:BL:82:LEU:HD22	33:BL:86:GLU:OE1	2.06	0.56
34:BM:102:LEU:HB3	34:BM:104:GLU:OE2	2.05	0.56
34:BM:14:LYS:HB3	34:BM:14:LYS:NZ	2.20	0.56
36:BO:54:VAL:O	36:BO:62:LEU:HD23	2.06	0.56
39:BR:54:VAL:HA	39:BR:54:VAL:CB	2.17	0.56
41:BT:77:ARG:HG2	41:BT:78:SER:H	1.69	0.56
42:BU:82:VAL:HB	42:BU:94:PHE:CD2	2.40	0.56
46:BZ:5:ILE:HB	46:BZ:51:VAL:HG13	1.86	0.56
1:CA:1021:A:H2'	1:CA:1022:A:O4'	2.06	0.56
1:CA:1085:U:H3'	1:CA:1086:U:C5	2.41	0.56
1:CA:1141:C:H2'	1:CA:1142:G:H8	1.70	0.56
1:CA:1219:A:H2'	1:CA:1220:G:C8	2.40	0.56
1:CA:994:A:C5	1:CA:1216:A:H4'	2.40	0.56
20:CB:15:PHE:HB3	20:CB:42:LEU:HD21	1.86	0.56
20:CB:16:GLY:CA	20:CB:39:ILE:HA	2.33	0.56
4:CE:81:GLN:HE22	4:CE:148:SER:HA	1.70	0.56
10:CK:12:ARG:HD3	10:CK:13:LYS:NZ	2.21	0.56
48:D1:7:LYS:HB3	48:D1:24:LYS:HZ1	1.71	0.56
49:D2:46:LYS:H	49:D2:46:LYS:CE	2.17	0.56
22:DA:112:G:O2'	22:DA:113:C:H5'	2.05	0.56
23:DB:1188:U:H4'	39:DR:84:ARG:CD	2.36	0.56
23:DB:1709:U:H2'	23:DB:1710:G:C8	2.41	0.56
23:DB:1742:U:H2'	23:DB:1743:G:C8	2.41	0.56
23:DB:1847:A:H4'	23:DB:1848:A:C8	2.41	0.56
23:DB:2898:U:H2'	23:DB:2899:A:C8	2.40	0.56

Continued on next page...

Continued from previous page...

Atom-1	Atom-2	Interatomic distance (Å)	Clash overlap (Å)
23:DB:6:A:H2'	23:DB:7:G:H8	1.70	0.56
23:DB:876:C:H3'	23:DB:877:A:O4'	2.06	0.56
25:DC:53:ILE:HD13	25:DC:218:THR:CG2	2.35	0.56
26:DD:4:LEU:N	26:DD:4:LEU:HD22	2.19	0.56
28:DF:115:GLY:HA3	28:DF:177:ARG:HB2	1.87	0.56
36:DO:56:LYS:CE	36:DO:81:ARG:HE	2.08	0.56
42:DU:10:VAL:O	42:DU:21:ARG:HA	2.06	0.56
36:DO:18:LEU:HD22	43:DW:76:ARG:HH21	1.69	0.56
1:AA:1055:A:H4'	2:AC:160:GLU:CG	2.35	0.56
1:AA:1522:U:O2'	1:AA:1523:G:H5'	2.06	0.56
1:AA:202:G:H2'	1:AA:203:G:C8	2.39	0.56
1:AA:203:G:H1'	1:AA:465:A:H62	1.69	0.56
1:AA:372:C:H4'	1:AA:373:A:H5'	1.87	0.56
1:AA:844:G:N2	1:AA:845:A:H62	2.03	0.56
1:AA:883:C:O2'	1:AA:884:U:H5'	2.05	0.56
3:AD:117:VAL:O	3:AD:130:ASN:HA	2.05	0.56
8:AI:51:LEU:HD11	8:AI:82:ILE:HG21	1.87	0.56
12:AM:2:ARG:HB3	12:AM:6:ILE:O	2.06	0.56
18:AS:32:THR:HB	18:AS:49:ALA:O	2.06	0.56
22:BA:6:G:H2'	22:BA:7:G:C8	2.40	0.56
23:BB:1013:C:H2'	23:BB:1014:A:C8	2.40	0.56
23:BB:1117:C:H2'	23:BB:1118:C:H6	1.71	0.56
23:BB:143:C:H2'	23:BB:144:A:C8	2.40	0.56
23:BB:1537:G:H3'	23:BB:1537:G:N3	2.21	0.56
23:BB:1548:A:H2'	23:BB:1549:A:C8	2.40	0.56
23:BB:2213:U:O2	23:BB:2213:U:H2'	2.04	0.56
23:BB:2485:G:H1'	34:BM:118:LYS:HZ3	1.71	0.56
23:BB:2729:G:H2'	23:BB:2730:C:C6	2.41	0.56
23:BB:407:G:O2'	23:BB:408:G:H5'	2.06	0.56
25:BC:242:HIS:N	25:BC:243:PRO:CD	2.68	0.56
26:BD:167:ASN:H	26:BD:167:ASN:HD22	1.53	0.56
26:BD:29:VAL:HG12	26:BD:185:ASN:ND2	2.21	0.56
23:BB:2786:U:C4'	26:BD:66:GLY:HA2	2.36	0.56
27:BE:194:LYS:HE3	27:BE:201:ALA:HB2	1.88	0.56
29:BG:97:VAL:HG21	29:BG:123:GLU:HA	1.87	0.56
29:BG:84:LYS:HZ2	29:BG:85:LYS:N	2.03	0.56
30:BH:2:GLN:HE22	30:BH:19:VAL:C	2.09	0.56
52:BI:91:LYS:O	52:BI:91:LYS:HG3	2.05	0.56
31:BJ:102:GLU:OE2	31:BJ:124:VAL:HG11	2.06	0.56
32:BK:5:GLN:HA	32:BK:20:MET:SD	2.46	0.56
1:CA:189:A:H2'	1:CA:190:A:C8	2.41	0.56

Continued on next page...

Continued from previous page...

Atom-1	Atom-2	Interatomic distance (Å)	Clash overlap (Å)
1:CA:275:G:O5'	16:CQ:15:LYS:HG2	2.05	0.56
1:CA:784:A:H2'	1:CA:785:G:H8	1.69	0.56
1:CA:859:G:H2'	1:CA:860:A:H8	1.70	0.56
4:CE:104:ILE:HG13	4:CE:114:LEU:HB2	1.87	0.56
6:CG:39:GLU:HG3	6:CG:43:TYR:CD2	2.40	0.56
8:CI:50:PRO:O	8:CI:54:VAL:HG22	2.05	0.56
9:CJ:12:ALA:HB3	9:CJ:18:ILE:HB	1.88	0.56
23:DB:2615:U:C1'	47:D0:3:GLN:HG3	2.35	0.56
48:D1:31:GLU:HG2	48:D1:32:LYS:N	2.20	0.56
23:DB:1464:G:H2'	23:DB:1465:G:H8	1.69	0.56
23:DB:1945:G:H2'	23:DB:1946:U:C6	2.41	0.56
23:DB:2139:U:O2'	23:DB:2140:G:H5'	2.05	0.56
23:DB:2617:U:C2'	23:DB:2618:G:H5'	2.36	0.56
23:DB:544:C:H2'	23:DB:545:U:C4	2.41	0.56
25:DC:12:ARG:HH11	25:DC:18:VAL:HB	1.69	0.56
26:DD:146:ILE:H	26:DD:146:ILE:HD12	1.71	0.56
27:DE:126:VAL:HG22	27:DE:128:ALA:H	1.70	0.56
28:DF:107:VAL:H	28:DF:108:PRO:HD2	1.70	0.56
28:DF:135:ILE:O	28:DF:136:ILE:HB	2.05	0.56
28:DF:41:GLU:OE1	28:DF:49:LEU:HG	2.05	0.56
23:DB:1100:C:OP2	52:DI:2:LYS:HB3	2.05	0.56
23:DB:663:G:OP1	33:DL:27:LEU:HD22	2.06	0.56
43:DW:81:ILE:HG12	43:DW:82:GLU:H	1.71	0.56
1:AA:1330:U:C2'	1:AA:1331:G:H5'	2.35	0.56
1:AA:973:G:H1'	9:AJ:56:HIS:ND1	2.20	0.56
4:AE:82:HIS:HB2	4:AE:83:PRO:HD2	1.88	0.56
5:AF:64:VAL:HG12	5:AF:65:GLU:N	2.17	0.56
10:AK:58:THR:HG23	10:AK:61:ALA:CB	2.36	0.56
10:AK:95:THR:HG23	10:AK:96:ILE:N	2.20	0.56
11:AL:105:GLY:HA3	11:AL:117:GLY:HA3	1.88	0.56
12:AM:106:ARG:NH1	12:AM:109:LYS:HD2	2.21	0.56
23:BB:2230:G:H1'	46:BZ:30:HIS:CD2	2.41	0.56
23:BB:2294:G:O2'	23:BB:2295:C:H5'	2.06	0.56
23:BB:2734:A:H2'	23:BB:2735:G:H5'	1.86	0.56
23:BB:2751:G:H5''	29:BG:3:VAL:HA	1.88	0.56
23:BB:2840:C:H2'	23:BB:2841:C:H6	1.71	0.56
23:BB:436:C:O2'	23:BB:437:U:H5'	2.05	0.56
25:BC:22:GLU:CD	25:BC:202:ARG:HE	2.09	0.56
25:BC:257:ARG:HA	25:BC:257:ARG:CZ	2.36	0.56
27:BE:48:THR:HG23	27:BE:87:ALA:H	1.70	0.56
29:BG:106:LEU:HD23	29:BG:151:ARG:HB2	1.88	0.56

Continued on next page...

Continued from previous page...

Atom-1	Atom-2	Interatomic distance (Å)	Clash overlap (Å)
52:BI:102:ARG:HD3	52:BI:141:ASP:OD2	2.04	0.56
35:BN:22:ARG:HG3	35:BN:23:ASN:N	2.21	0.56
36:BO:76:LYS:HG2	36:BO:110:ALA:HB2	1.87	0.56
43:BW:55:ASP:CG	43:BW:56:HIS:N	2.59	0.56
1:CA:270:A:H2'	1:CA:271:C:H6	1.70	0.56
8:CI:54:VAL:HG11	8:CI:86:LEU:HD13	1.86	0.56
9:CJ:55:PRO:HA	13:CN:80:ARG:NH2	2.19	0.56
23:DB:250:G:C5'	50:D3:7:ARG:HG2	2.31	0.56
22:DA:54:G:H21	28:DF:25:MET:HG2	1.70	0.56
22:DA:76:G:H2'	22:DA:77:U:C6	2.41	0.56
23:DB:1019:U:H2'	23:DB:1020:A:C8	2.39	0.56
23:DB:1332:G:N3	23:DB:1332:G:H2'	2.21	0.56
23:DB:144:A:H1'	41:DT:3:ARG:HA	1.87	0.56
23:DB:1505:A:H2'	23:DB:1506:U:C6	2.41	0.56
23:DB:281:C:H2'	23:DB:282:A:C8	2.41	0.56
23:DB:319:G:H2'	23:DB:320:A:O4'	2.06	0.56
23:DB:3:U:H2'	23:DB:4:U:C6	2.41	0.56
25:DC:191:LEU:HG	25:DC:191:LEU:O	2.05	0.56
25:DC:28:PRO:HB2	25:DC:79:ARG:NE	2.21	0.56
34:DM:71:LYS:HE3	34:DM:91:TYR:HB3	1.87	0.56
36:DO:49:VAL:HG22	36:DO:50:ALA:N	2.20	0.56
38:DQ:30:VAL:HG12	38:DQ:31:TYR:N	2.20	0.56
40:DS:33:LEU:HD22	40:DS:51:LEU:HD23	1.87	0.56
44:DX:11:VAL:HG12	44:DX:13:GLU:H	1.70	0.56
1:AA:1241:G:H2'	1:AA:1242:G:C8	2.39	0.56
1:AA:1246:A:H2'	1:AA:1247:U:C6	2.41	0.56
16:AQ:75:VAL:HG23	16:AQ:76:ARG:H	1.70	0.56
18:AS:11:ASP:CG	18:AS:34:SER:HB2	2.26	0.56
50:B3:26:ALA:HB1	50:B3:29:ARG:HG3	1.87	0.56
23:BB:243:U:OP1	50:B3:4:LYS:HG2	2.05	0.56
23:BB:1441:G:H2'	23:BB:1442:U:C6	2.41	0.56
23:BB:1553:A:O2'	23:BB:1554:U:H2'	2.06	0.56
23:BB:1935:G:H1'	23:BB:1964:G:N2	2.21	0.56
23:BB:209:C:H2'	23:BB:210:C:H6	1.71	0.56
23:BB:686:U:H1'	49:B2:5:PHE:O	2.06	0.56
23:BB:813:U:H2'	23:BB:814:C:H6	1.70	0.56
25:BC:155:ARG:HH11	25:BC:157:ALA:HB2	1.70	0.56
25:BC:27:LYS:HB3	25:BC:80:LEU:O	2.06	0.56
25:BC:63:ILE:HG22	25:BC:64:VAL:H	1.70	0.56
26:BD:15:PHE:CD2	26:BD:18:ASP:HB2	2.40	0.56
26:BD:62:LYS:H	26:BD:62:LYS:HD3	1.71	0.56

Continued on next page...

Continued from previous page...

Atom-1	Atom-2	Interatomic distance (Å)	Clash overlap (Å)
28:BF:33:ILE:HD11	28:BF:90:LEU:HD13	1.87	0.56
30:BH:21:VAL:HG13	30:BH:22:LYS:O	2.05	0.56
31:BJ:46:PRO:O	31:BJ:47:HIS:HB2	2.05	0.56
32:BK:2:ILE:HG22	32:BK:67:LYS:HZ2	1.69	0.56
23:BB:1251:C:H2'	38:BQ:5:ARG:NH2	2.21	0.56
41:BT:15:HIS:ND1	41:BT:31:VAL:HG11	2.21	0.56
43:BW:36:ILE:HD12	43:BW:70:VAL:HG21	1.86	0.56
43:BW:42:THR:HG22	43:BW:43:LYS:O	2.05	0.56
41:BT:9:LYS:HG2	44:BX:22:LEU:HD11	1.88	0.56
1:CA:335:C:H2'	1:CA:336:A:C8	2.41	0.56
1:CA:629:A:H2'	1:CA:630:A:O4'	2.05	0.56
1:CA:865:A:H2'	1:CA:866:C:C6	2.40	0.56
1:CA:948:C:O2'	1:CA:949:A:H5'	2.05	0.56
20:CB:104:LYS:HB2	20:CB:104:LYS:HZ2	1.69	0.56
4:CE:73:VAL:HG21	4:CE:143:LEU:O	2.05	0.56
6:CG:37:THR:O	6:CG:41:ILE:HG13	2.05	0.56
6:CG:91:ARG:O	6:CG:95:ARG:HG3	2.06	0.56
1:CA:1348:U:H4'	8:CI:121:ARG:HG3	1.87	0.56
9:CJ:42:LEU:HB3	9:CJ:43:PRO:HD2	1.88	0.56
9:CJ:51:VAL:O	9:CJ:62:ARG:HA	2.05	0.56
9:CJ:66:GLU:HG2	9:CJ:67:ILE:H	1.71	0.56
12:CM:75:SER:O	12:CM:78:ARG:HB3	2.06	0.56
13:CN:17:ASP:C	13:CN:19:TYR:H	2.10	0.56
13:CN:27:LYS:O	13:CN:31:SER:HB3	2.06	0.56
16:CQ:63:CYS:SG	16:CQ:66:LEU:HD11	2.46	0.56
18:CS:62:THR:HG21	18:CS:64:GLU:OE1	2.06	0.56
10:CK:124:LYS:CD	21:CU:34:ARG:HD3	2.36	0.56
23:DB:2484:G:O2'	23:DB:2485:G:H5'	2.05	0.56
23:DB:2526:G:H2'	23:DB:2527:C:C6	2.41	0.56
23:DB:417:C:H2'	23:DB:418:C:C6	2.41	0.56
23:DB:620:G:H5'	23:DB:620:G:N3	2.21	0.56
23:DB:857:G:O2'	23:DB:858:G:H5'	2.06	0.56
26:DD:60:VAL:HB	26:DD:62:LYS:HZ3	1.71	0.56
27:DE:31:VAL:HG21	27:DE:104:ALA:CB	2.35	0.56
52:DI:37:PHE:CE1	52:DI:58:ILE:HD11	2.40	0.56
37:DP:73:PHE:CD2	37:DP:75:THR:HG23	2.41	0.56
38:DQ:97:ILE:HG23	39:DR:13:ARG:CZ	2.36	0.56
24:DV:9:ARG:NH1	24:DV:12:GLN:HA	2.21	0.56
44:DX:15:ASN:HA	44:DX:17:GLU:OE2	2.05	0.56
1:AA:1171:A:H2'	1:AA:1172:C:C6	2.40	0.56
1:AA:335:C:H2'	1:AA:336:A:C8	2.41	0.56

Continued on next page...

Continued from previous page...

Atom-1	Atom-2	Interatomic distance (Å)	Clash overlap (Å)
1:AA:555:U:H2'	1:AA:556:C:H6	1.71	0.56
1:AA:878:A:H1'	7:AH:3:GLN:HE22	1.70	0.56
20:AB:125:PHE:HD2	20:AB:125:PHE:H	1.53	0.56
20:AB:216:VAL:O	20:AB:220:VAL:HG23	2.06	0.56
2:AC:154:GLY:HA2	2:AC:163:ARG:O	2.06	0.56
2:AC:45:GLU:C	2:AC:46:LEU:HD12	2.25	0.56
10:AK:32:THR:HA	10:AK:43:TRP:HA	1.87	0.56
11:AL:83:GLY:HA2	11:AL:94:TYR:HD1	1.70	0.56
23:BB:11:C:H2'	23:BB:12:U:H5'	1.88	0.56
23:BB:2533:U:H2'	23:BB:2534:A:O4'	2.06	0.56
23:BB:2794:C:H2'	23:BB:2795:C:C6	2.41	0.56
23:BB:395:U:H2'	23:BB:396:G:C8	2.41	0.56
23:BB:643:A:N6	23:BB:2370:G:H1'	2.21	0.56
23:BB:828:U:H4'	23:BB:831:G:N1	2.20	0.56
23:BB:932:U:H5'	23:BB:933:A:OP1	2.05	0.56
23:BB:2680:U:H5'	26:BD:194:PRO:HA	1.87	0.56
26:BD:4:LEU:HB2	26:BD:201:LEU:O	2.05	0.56
26:BD:35:THR:HB	26:BD:48:ILE:HB	1.88	0.56
32:BK:107:LEU:HD11	32:BK:115:ILE:HG21	1.87	0.56
35:BN:33:ILE:HD13	35:BN:33:ILE:N	2.21	0.56
23:BB:2335:A:OP2	36:BO:9:ARG:HG3	2.06	0.56
39:BR:47:VAL:HG22	39:BR:48:LYS:N	2.14	0.56
40:BS:18:ARG:NH1	40:BS:25:ARG:HH22	1.97	0.56
23:BB:2354:C:O2'	43:BW:31:LEU:HB2	2.06	0.56
1:CA:1006:G:H2'	1:CA:1007:U:C6	2.41	0.56
1:CA:149:A:H1'	1:CA:1446:A:C2	2.41	0.56
1:CA:883:C:O2'	1:CA:884:U:H5'	2.06	0.56
20:CB:162:VAL:HG11	20:CB:172:ILE:HD11	1.88	0.56
2:CC:37:LYS:HB3	2:CC:41:TYR:CZ	2.41	0.56
4:CE:136:VAL:HG23	4:CE:137:ARG:H	1.70	0.56
4:CE:142:GLY:HA2	4:CE:145:ASN:ND2	2.21	0.56
4:CE:61:LYS:O	4:CE:64:GLU:HB3	2.06	0.56
13:CN:68:ARG:NH2	13:CN:80:ARG:HH12	2.04	0.56
15:CP:68:SER:OG	15:CP:71:VAL:HG12	2.06	0.56
50:D3:33:THR:HG23	50:D3:36:ALA:HB3	1.86	0.56
51:D4:26:ILE:O	51:D4:27:CYS:CB	2.53	0.56
22:DA:21:G:H2'	22:DA:22:U:O4'	2.06	0.56
23:DB:1083:U:C2	23:DB:1086:A:N1	2.74	0.56
23:DB:1579:A:H2'	23:DB:1580:A:C8	2.41	0.56
23:DB:19:A:H2'	23:DB:20:C:H6	1.71	0.56
27:DE:169:VAL:HG13	27:DE:170:ARG:N	2.13	0.56

Continued on next page...

Continued from previous page...

Atom-1	Atom-2	Interatomic distance (Å)	Clash overlap (Å)
34:DM:16:ARG:HE	34:DM:18:ARG:NH1	2.04	0.56
34:DM:90:GLU:HG3	34:DM:91:TYR:N	2.17	0.56
35:DN:45:ARG:HH21	35:DN:113:ILE:HD12	1.69	0.56
37:DP:76:HIS:CD2	37:DP:76:HIS:N	2.55	0.56
38:DQ:26:ALA:O	38:DQ:30:VAL:HG23	2.06	0.56
38:DQ:39:ILE:CG1	38:DQ:40:LYS:N	2.67	0.56
40:DS:103:ILE:O	40:DS:104:THR:HB	2.06	0.56
41:DT:21:SER:N	41:DT:24:MET:HE3	2.20	0.56
44:DX:55:THR:O	44:DX:56:LEU:HB2	2.05	0.56
46:DZ:41:HIS:CG	46:DZ:42:PRO:HD2	2.40	0.56
1:AA:1027:C:H2'	1:AA:1028:C:H6	1.70	0.56
1:AA:1492:A:H2'	1:AA:1493:A:O4'	2.06	0.56
1:AA:16:A:O2'	1:AA:17:U:H5'	2.05	0.56
1:AA:372:C:H1'	1:AA:373:A:OP2	2.06	0.56
6:AG:19:SER:OG	6:AG:22:LEU:HB2	2.06	0.56
13:AN:15:LEU:HD12	13:AN:16:ALA:H	1.71	0.56
13:AN:50:LEU:CD2	13:AN:51:PRO:HD3	2.36	0.56
48:B1:42:VAL:CG1	48:B1:43:ARG:N	2.69	0.56
50:B3:23:HIS:CD2	50:B3:47:ALA:HA	2.41	0.56
23:BB:1061:U:O4'	23:BB:1070:A:H1'	2.06	0.56
23:BB:141:G:C2	41:BT:2:ILE:HG13	2.40	0.56
23:BB:16:C:O3'	47:B0:10:SER:HA	2.06	0.56
23:BB:1819:A:OP1	25:BC:153:LEU:HB2	2.05	0.56
23:BB:2679:A:O2'	23:BB:2680:U:H5'	2.05	0.56
23:BB:45:G:H5'	23:BB:46:G:OP1	2.06	0.56
23:BB:705:A:N6	23:BB:726:G:H1'	2.19	0.56
23:BB:969:G:H2'	23:BB:970:U:C6	2.41	0.56
25:BC:144:GLU:OE1	25:BC:188:ARG:HG3	2.06	0.56
25:BC:28:PRO:HB2	25:BC:79:ARG:NH2	2.20	0.56
26:BD:151:THR:O	26:BD:152:PRO:O	2.24	0.56
27:BE:106:LYS:HB2	27:BE:106:LYS:NZ	2.20	0.56
28:BF:36:ASN:O	28:BF:152:ASP:HB2	2.06	0.56
52:BI:124:MET:O	52:BI:128:ILE:HG12	2.06	0.56
31:BJ:25:LEU:HD12	31:BJ:62:VAL:CA	2.35	0.56
31:BJ:58:ASN:O	31:BJ:126:ALA:HA	2.05	0.56
33:BL:95:LEU:N	33:BL:95:LEU:HD12	2.21	0.56
34:BM:18:ARG:HB3	34:BM:40:ARG:NH2	2.22	0.56
22:BA:113:C:H4'	36:BO:47:VAL:HG12	1.88	0.56
41:BT:64:LYS:HB3	41:BT:77:ARG:HH11	1.70	0.56
43:BW:19:ARG:HH22	43:BW:71:LYS:HD2	1.70	0.56
1:CA:1298:U:H2'	6:CG:113:LYS:HZ1	1.69	0.56

Continued on next page...

Continued from previous page...

Atom-1	Atom-2	Interatomic distance (Å)	Clash overlap (Å)
8:CI:49:GLN:N	8:CI:50:PRO:HD2	2.21	0.56
11:CL:30:ARG:HB3	11:CL:57:THR:HG23	1.88	0.56
23:DB:1179:G:H2'	23:DB:1180:U:H6	1.68	0.56
23:DB:1654:A:H4'	35:DN:1:MET:H1	1.69	0.56
23:DB:2064:C:H2'	23:DB:2065:C:H6	1.70	0.56
23:DB:2365:G:H4'	43:DW:65:LYS:HD2	1.88	0.56
23:DB:2539:C:O2'	23:DB:2540:C:H5'	2.06	0.56
23:DB:2789:C:H3'	23:DB:2893:A:H62	1.71	0.56
23:DB:2800:A:N3	23:DB:2801:G:H1'	2.21	0.56
23:DB:644:A:O2'	23:DB:645:C:H2'	2.06	0.56
25:DC:167:ASP:HB3	25:DC:172:THR:OG1	2.06	0.56
25:DC:258:SER:N	25:DC:261:ARG:NH1	2.54	0.56
25:DC:51:ARG:HH12	25:DC:54:GLY:HA3	1.71	0.56
27:DE:149:ILE:CD1	27:DE:187:VAL:H	2.15	0.56
29:DG:39:ALA:HB1	29:DG:54:ARG:H	1.71	0.56
29:DG:93:TYR:H	29:DG:93:TYR:HD1	1.54	0.56
32:DK:12:ASP:HA	32:DK:99:ILE:HA	1.88	0.56
33:DL:63:LYS:H	50:D3:12:ARG:HD3	1.71	0.56
35:DN:10:LEU:HG	35:DN:11:ASN:N	2.21	0.56
38:DQ:39:ILE:O	38:DQ:43:GLN:HB3	2.06	0.56
40:DS:42:LYS:HG2	40:DS:45:VAL:HG13	1.88	0.56
40:DS:7:HIS:CD2	40:DS:46:LEU:HD13	2.41	0.56
42:DU:23:LYS:O	42:DU:25:LYS:N	2.39	0.56
1:AA:1491:G:H5''	1:AA:1492:A:OP2	2.07	0.55
1:AA:6:G:H4'	1:AA:298:A:H4'	1.88	0.55
1:AA:769:G:H4'	1:AA:1513:A:H4'	1.87	0.55
2:AC:151:GLU:HB2	2:AC:200:TRP:HZ3	1.71	0.55
3:AD:99:ASN:HD21	3:AD:110:ARG:HE	1.52	0.55
4:AE:132:PRO:HA	4:AE:135:VAL:HG22	1.88	0.55
13:AN:66:THR:HG23	13:AN:67:GLY:N	2.20	0.55
48:B1:47:ILE:HG13	48:B1:48:TYR:H	1.71	0.55
23:BB:1551:A:H3'	23:BB:1552:A:H5''	1.88	0.55
23:BB:2008:C:H2'	23:BB:2009:A:C8	2.40	0.55
23:BB:2247:A:H2'	23:BB:2248:C:C6	2.41	0.55
23:BB:2369:A:O2'	23:BB:2370:G:H5'	2.06	0.55
23:BB:2789:C:H3'	23:BB:2893:A:H62	1.70	0.55
23:BB:322:A:H5'	23:BB:340:A:C1'	2.36	0.55
23:BB:771:G:O2'	23:BB:772:C:H5'	2.06	0.55
23:BB:866:A:H61	23:BB:913:U:C4'	2.19	0.55
23:BB:973:A:OP1	23:BB:973:A:H8	1.89	0.55
25:BC:67:LYS:HG3	25:BC:68:ARG:H	1.71	0.55

Continued on next page...

Continued from previous page...

Atom-1	Atom-2	Interatomic distance (Å)	Clash overlap (Å)
28:BF:37:MET:HG2	28:BF:86:CYS:HB2	1.88	0.55
30:BH:134:VAL:HG13	30:BH:135:HIS:N	2.21	0.55
30:BH:125:THR:CA	30:BH:146:VAL:HB	2.34	0.55
52:BI:23:VAL:HG23	52:BI:24:GLY:H	1.70	0.55
33:BL:103:ILE:HD13	33:BL:104:GLN:H	1.70	0.55
37:BP:91:VAL:HB	37:BP:113:LEU:CB	2.35	0.55
37:BP:52:ARG:HH11	37:BP:54:LEU:CB	2.19	0.55
37:BP:47:ILE:HG23	37:BP:63:ILE:HA	1.88	0.55
39:BR:62:GLU:CG	39:BR:103:ALA:HA	2.36	0.55
39:BR:20:VAL:HB	39:BR:95:ASP:HB2	1.87	0.55
41:BT:1:MET:HE1	41:BT:2:ILE:HB	1.87	0.55
41:BT:56:GLU:HB2	41:BT:86:THR:OG1	2.06	0.55
41:BT:96:VAL:HG22	41:BT:97:GLY:N	2.18	0.55
42:BU:23:LYS:O	42:BU:25:LYS:N	2.39	0.55
43:BW:58:LEU:HA	43:BW:79:ILE:HG21	1.87	0.55
1:CA:168:G:O2'	1:CA:169:C:H5'	2.06	0.55
1:CA:801:U:H2'	1:CA:802:A:C8	2.41	0.55
1:CA:16:A:O2'	4:CE:20:VAL:HG23	2.06	0.55
7:CH:9:MET:HG3	7:CH:26:MET:SD	2.46	0.55
25:DC:75:ALA:HA	25:DC:94:LEU:O	2.06	0.55
26:DD:89:GLU:HG2	26:DD:93:GLY:HA3	1.87	0.55
29:DG:124:CYS:HB3	29:DG:130:ILE:HD13	1.88	0.55
30:DH:8:LYS:HA	30:DH:13:GLY:O	2.06	0.55
31:DJ:37:ARG:NH1	31:DJ:110:PRO:HG3	2.21	0.55
37:DP:38:ARG:HH11	37:DP:39:LEU:H	1.54	0.55
39:DR:3:ALA:O	39:DR:4:VAL:HG13	2.06	0.55
39:DR:85:LYS:C	39:DR:86:GLN:HG3	2.27	0.55
42:DU:96:LYS:HD3	42:DU:97:SER:N	2.20	0.55
1:AA:1225:A:O5'	12:AM:102:LYS:HB3	2.06	0.55
1:AA:987:G:H2'	1:AA:988:G:C8	2.40	0.55
20:AB:38:HIS:O	20:AB:39:ILE:HD13	2.06	0.55
20:AB:67:LEU:HD22	20:AB:67:LEU:N	2.21	0.55
8:AI:61:ASP:O	8:AI:62:LEU:HD13	2.05	0.55
10:AK:97:ARG:NH1	10:AK:97:ARG:HB3	2.21	0.55
15:AP:20:VAL:HG22	15:AP:21:VAL:N	2.21	0.55
23:BB:1162:G:O2'	23:BB:1163:G:H5'	2.06	0.55
23:BB:1716:U:H2'	23:BB:1717:A:C8	2.41	0.55
23:BB:1754:A:OP1	37:BP:95:LYS:HB2	2.06	0.55
23:BB:2077:A:H2'	23:BB:2078:C:H6	1.69	0.55
23:BB:864:G:O2'	23:BB:865:C:H5'	2.05	0.55
23:BB:923:G:H1'	43:BW:23:LYS:CD	2.31	0.55

Continued on next page...

Continued from previous page...

Atom-1	Atom-2	Interatomic distance (Å)	Clash overlap (Å)
25:BC:68:ARG:HD3	25:BC:103:ILE:HD11	1.88	0.55
28:BF:110:ILE:HG22	28:BF:112:ASP:H	1.71	0.55
28:BF:169:LEU:HA	28:BF:172:PHE:CZ	2.42	0.55
29:BG:85:LYS:HA	29:BG:130:ILE:O	2.06	0.55
31:BJ:58:ASN:HA	31:BJ:127:GLY:H	1.70	0.55
32:BK:56:ASP:O	32:BK:58:LEU:HG	2.07	0.55
35:BN:37:THR:OG1	35:BN:40:LYS:HB2	2.04	0.55
41:BT:1:MET:CG	41:BT:2:ILE:H	2.19	0.55
41:BT:62:VAL:O	41:BT:63:VAL:HG12	2.06	0.55
1:CA:1057:G:H4'	2:CC:196:GLY:H	1.70	0.55
1:CA:1307:U:H2'	1:CA:1308:U:C6	2.41	0.55
1:CA:272:C:H2'	1:CA:273:U:H6	1.71	0.55
1:CA:57:G:H2'	1:CA:58:C:H6	1.70	0.55
4:CE:10:LEU:HA	4:CE:39:GLY:O	2.06	0.55
9:CJ:17:LEU:HD22	9:CJ:17:LEU:O	2.06	0.55
9:CJ:36:VAL:HA	9:CJ:76:ILE:CG2	2.37	0.55
10:CK:61:ALA:O	10:CK:64:VAL:HG22	2.06	0.55
12:CM:78:ARG:HG3	28:DF:111:ARG:NH1	2.20	0.55
7:CH:82:LEU:HD22	16:CQ:35:LYS:HB2	1.86	0.55
23:DB:2286:G:O6	48:D1:23:THR:HG22	2.06	0.55
51:D4:26:ILE:CG1	51:D4:35:GLN:HG2	2.36	0.55
23:DB:1316:U:O2'	23:DB:1317:G:H5'	2.06	0.55
23:DB:1441:G:H2'	23:DB:1442:U:C6	2.42	0.55
23:DB:1878:G:H2'	23:DB:1879:C:C6	2.41	0.55
23:DB:2072:C:O2'	23:DB:2073:C:H5'	2.07	0.55
23:DB:2688:G:H1'	23:DB:2721:A:H61	1.70	0.55
23:DB:753:A:H2'	23:DB:754:U:H6	1.70	0.55
23:DB:828:U:H4'	23:DB:831:G:N1	2.21	0.55
26:DD:89:GLU:CG	26:DD:93:GLY:HA3	2.36	0.55
27:DE:192:ALA:HB1	27:DE:199:MET:HB2	1.86	0.55
27:DE:45:ALA:O	27:DE:46:GLN:HB3	2.06	0.55
30:DH:3:VAL:HB	30:DH:37:VAL:CG1	2.36	0.55
31:DJ:118:MET:O	31:DJ:121:LYS:HD2	2.07	0.55
37:DP:61:ARG:NH2	37:DP:63:ILE:HD11	2.21	0.55
24:DV:30:ILE:HG12	24:DV:91:PHE:CB	2.36	0.55
6:AG:13:PRO:HB2	6:AG:18:GLY:CA	2.35	0.55
10:AK:113:THR:CG2	21:AU:28:LEU:HD21	2.36	0.55
48:B1:42:VAL:HG12	48:B1:43:ARG:HE	1.70	0.55
23:BB:1387:A:H2'	23:BB:1388:G:C8	2.41	0.55
23:BB:1442:U:H2'	23:BB:1443:U:H6	1.71	0.55
23:BB:1515:A:H5'	23:BB:1557:C:H5'	1.87	0.55

Continued on next page...

Continued from previous page...

Atom-1	Atom-2	Interatomic distance (Å)	Clash overlap (Å)
23:BB:172:A:H2'	23:BB:173:A:H8	1.70	0.55
23:BB:1820:U:H3	25:BC:197:ALA:CB	2.20	0.55
23:BB:1857:G:H2'	23:BB:1884:G:N2	2.20	0.55
23:BB:1878:G:H2'	23:BB:1879:C:C6	2.41	0.55
23:BB:2556:C:H2'	23:BB:2557:G:O4'	2.06	0.55
23:BB:414:C:H2'	23:BB:415:A:H8	1.71	0.55
25:BC:129:LEU:HD23	25:BC:130:PRO:HD2	1.88	0.55
26:BD:37:VAL:HG22	26:BD:46:ARG:NE	2.21	0.55
28:BF:46:LYS:O	28:BF:50:ASP:HB3	2.06	0.55
31:BJ:64:VAL:HG12	31:BJ:65:THR:H	1.71	0.55
34:BM:84:LYS:NZ	34:BM:84:LYS:H	2.04	0.55
36:BO:1:MET:HG2	36:BO:2:ASP:N	2.21	0.55
37:BP:99:LEU:HD21	37:BP:109:ILE:HG23	1.88	0.55
37:BP:15:ASP:N	37:BP:15:ASP:OD1	2.38	0.55
40:BS:7:HIS:HB3	40:BS:102:HIS:CA	2.36	0.55
41:BT:8:LEU:HA	44:BX:19:LEU:HD11	1.88	0.55
23:BB:84:A:H3'	42:BU:5:ARG:HG3	1.87	0.55
43:BW:44:PHE:HB3	43:BW:76:ARG:CG	2.35	0.55
1:CA:1355:G:O2'	1:CA:1356:G:H5'	2.07	0.55
1:CA:642:A:H2'	1:CA:643:C:H6	1.71	0.55
4:CE:113:VAL:HG21	4:CE:139:THR:HG21	1.88	0.55
4:CE:22:LYS:HB3	4:CE:29:ILE:HB	1.89	0.55
4:CE:89:THR:C	4:CE:91:SER:H	2.08	0.55
9:CJ:15:HIS:HA	9:CJ:18:ILE:HG22	1.88	0.55
12:CM:48:SER:C	12:CM:50:GLY:H	2.09	0.55
23:DB:1309:G:H4'	49:D2:7:PRO:CB	2.32	0.55
23:DB:1061:U:O4'	23:DB:1070:A:H1'	2.05	0.55
23:DB:1550:C:H2'	23:DB:1551:A:C8	2.41	0.55
23:DB:1656:C:H5''	26:DD:141:ARG:HB3	1.88	0.55
23:DB:170:U:H2'	23:DB:171:U:C6	2.41	0.55
23:DB:1935:G:H1'	23:DB:1964:G:N2	2.22	0.55
23:DB:2078:C:O2'	23:DB:2079:U:H5'	2.06	0.55
23:DB:4:U:H2'	23:DB:5:A:C8	2.41	0.55
23:DB:935:C:O2'	23:DB:936:A:H5'	2.07	0.55
26:DD:21:SER:C	26:DD:23:PRO:HD3	2.27	0.55
27:DE:192:ALA:O	27:DE:195:GLN:HG3	2.05	0.55
28:DF:175:PRO:O	28:DF:176:PHE:HB2	2.07	0.55
52:DI:63:ASP:OD1	52:DI:65:SER:HB2	2.06	0.55
31:DJ:93:ILE:HG22	31:DJ:93:ILE:O	2.04	0.55
23:DB:1252:G:N3	38:DQ:32:ARG:HG3	2.21	0.55
39:DR:3:ALA:HB1	39:DR:12:HIS:CB	2.37	0.55

Continued on next page...

Continued from previous page...

Atom-1	Atom-2	Interatomic distance (Å)	Clash overlap (Å)
1:AA:278:G:H21	1:AA:279:A:N6	2.04	0.55
1:AA:924:C:O2'	1:AA:925:G:H5'	2.05	0.55
1:AA:97:G:H2'	1:AA:98:A:O4'	2.07	0.55
20:AB:138:ARG:HA	20:AB:141:GLU:OE2	2.06	0.55
2:AC:42:LEU:O	2:AC:46:LEU:HB2	2.07	0.55
4:AE:45:VAL:CG1	4:AE:116:VAL:HG23	2.37	0.55
9:AJ:53:ILE:HG23	13:AN:84:ARG:CZ	2.37	0.55
15:AP:12:LYS:HD2	15:AP:13:LYS:HG3	1.89	0.55
16:AQ:32:ILE:HG13	16:AQ:33:TYR:N	2.22	0.55
23:BB:2351:G:O6	50:B3:38:LYS:HD2	2.06	0.55
23:BB:1166:G:H2'	23:BB:1167:C:H6	1.72	0.55
23:BB:1429:G:H2'	23:BB:1430:G:C8	2.41	0.55
23:BB:1534:U:H2'	23:BB:1536:C:N3	2.21	0.55
23:BB:758:C:O2	23:BB:1981:A:H2	1.88	0.55
23:BB:2305:U:H1'	28:BF:132:ARG:HA	1.87	0.55
23:BB:2682:A:H5''	37:BP:55:HIS:NE2	2.21	0.55
23:BB:2852:G:H2'	23:BB:2853:C:H6	1.72	0.55
23:BB:586:A:H5''	27:BE:85:PHE:HE1	1.72	0.55
25:BC:160:TYR:O	25:BC:161:VAL:HG23	2.06	0.55
26:BD:116:LYS:H	26:BD:165:MET:HG3	1.70	0.55
26:BD:88:GLU:HG2	26:BD:89:GLU:H	1.70	0.55
27:BE:1:MET:O	27:BE:14:VAL:HG22	2.06	0.55
31:BJ:81:ILE:CG1	31:BJ:82:GLY:H	2.19	0.55
32:BK:2:ILE:HG23	32:BK:33:ALA:O	2.06	0.55
34:BM:5:LYS:HD3	34:BM:91:TYR:CG	2.41	0.55
37:BP:18:SER:HB2	37:BP:87:ARG:NE	2.22	0.55
40:BS:29:VAL:HG11	40:BS:69:LEU:HB2	1.89	0.55
42:BU:94:PHE:CZ	42:BU:100:GLU:HA	2.42	0.55
43:BW:39:GLN:C	43:BW:40:ARG:HG3	2.26	0.55
46:BZ:41:HIS:CB	46:BZ:42:PRO:HD2	2.27	0.55
1:CA:1011:C:H2'	1:CA:1012:A:C8	2.42	0.55
1:CA:77:A:H2'	1:CA:78:A:H8	1.70	0.55
1:CA:973:G:H3'	1:CA:974:A:C5'	2.29	0.55
3:CD:22:SER:HB3	3:CD:109:THR:HG22	1.88	0.55
4:CE:95:MET:HG3	4:CE:124:ALA:HB2	1.88	0.55
23:DB:2361:G:OP1	50:D3:25:HIS:HA	2.07	0.55
23:DB:196:A:N3	23:DB:196:A:H2'	2.20	0.55
23:DB:2849:U:N3	23:DB:2867:G:H1'	2.22	0.55
23:DB:2899:A:H2'	23:DB:2900:A:C8	2.42	0.55
23:DB:378:C:O2'	23:DB:379:G:H5'	2.06	0.55
23:DB:431:U:O2'	23:DB:432:A:H5'	2.06	0.55

Continued on next page...

Continued from previous page...

Atom-1	Atom-2	Interatomic distance (Å)	Clash overlap (Å)
23:DB:634:C:H2'	23:DB:635:C:H6	1.71	0.55
23:DB:660:C:H2'	23:DB:661:A:H8	1.71	0.55
25:DC:212:TRP:CZ3	25:DC:217:PRO:HD3	2.38	0.55
30:DH:1:MET:HG3	30:DH:21:VAL:CG2	2.36	0.55
34:DM:42:THR:HG22	34:DM:45:GLN:NE2	2.22	0.55
36:DO:25:ARG:HG2	36:DO:94:ARG:HH22	1.72	0.55
23:DB:2294:G:P	36:DO:9:ARG:HH11	2.29	0.55
37:DP:18:SER:HB2	37:DP:87:ARG:NH2	2.22	0.55
1:AA:1243:C:H2'	1:AA:1244:G:C8	2.41	0.55
1:AA:1250:A:H4'	8:AI:69:GLY:N	2.22	0.55
1:AA:1346:A:N1	1:AA:1374:A:H5''	2.22	0.55
1:AA:415:A:H3'	1:AA:416:G:H8	1.72	0.55
20:AB:163:ILE:CG2	20:AB:164:ASP:H	1.98	0.55
3:AD:117:VAL:HG12	3:AD:130:ASN:HA	1.88	0.55
5:AF:61:LEU:HD12	5:AF:63:ASN:OD1	2.07	0.55
6:AG:45:ALA:HB1	6:AG:120:ALA:HB2	1.88	0.55
15:AP:42:ILE:HB	15:AP:46:LYS:CD	2.36	0.55
23:BB:2212:A:N7	23:BB:2214:C:N4	2.54	0.55
23:BB:272:A:H2'	23:BB:273:G:C8	2.41	0.55
23:BB:796:C:H2'	23:BB:797:G:C8	2.41	0.55
25:BC:155:ARG:O	25:BC:157:ALA:N	2.39	0.55
25:BC:222:THR:HA	25:BC:231:HIS:CE1	2.42	0.55
25:BC:235:GLU:HG3	25:BC:237:ARG:HD3	1.89	0.55
25:BC:238:ASN:HB3	25:BC:242:HIS:NE2	2.21	0.55
30:BH:56:ALA:HB3	30:BH:57:LYS:NZ	2.21	0.55
52:BI:138:VAL:HG12	52:BI:139:VAL:N	2.21	0.55
31:BJ:1:MET:SD	39:BR:14:VAL:HG21	2.47	0.55
32:BK:104:THR:O	32:BK:107:LEU:HB3	2.07	0.55
37:BP:47:ILE:CG2	37:BP:63:ILE:HG23	2.34	0.55
37:BP:63:ILE:O	37:BP:72:VAL:HG12	2.07	0.55
37:BP:76:HIS:CD2	37:BP:76:HIS:N	2.74	0.55
41:BT:30:ILE:HG22	41:BT:84:TYR:O	2.07	0.55
44:BX:41:HIS:HB2	44:BX:45:GLN:OE1	2.06	0.55
23:BB:1155:A:H61	45:BY:10:ARG:HH22	1.53	0.55
1:CA:1414:U:H2'	1:CA:1415:G:H8	1.72	0.55
1:CA:556:C:O2'	1:CA:557:G:H5'	2.06	0.55
3:CD:115:GLN:NE2	3:CD:153:ARG:HH12	2.05	0.55
3:CD:195:ASN:HB3	3:CD:197:HIS:NE2	2.22	0.55
9:CJ:85:ASP:HB2	9:CJ:89:ARG:CZ	2.36	0.55
11:CL:23:LEU:O	11:CL:25:ALA:N	2.39	0.55
15:CP:60:TRP:HB3	15:CP:65:ALA:HB2	1.89	0.55

Continued on next page...

Continued from previous page...

Atom-1	Atom-2	Interatomic distance (Å)	Clash overlap (Å)
51:D4:15:LYS:C	51:D4:17:VAL:H	2.10	0.55
51:D4:24:ARG:CB	51:D4:36:ARG:HA	2.37	0.55
23:DB:2097:A:H2'	23:DB:2098:U:C6	2.41	0.55
23:DB:2233:U:H2'	23:DB:2234:G:C8	2.42	0.55
23:DB:2369:A:O2'	23:DB:2370:G:H5'	2.06	0.55
23:DB:545:U:H3'	23:DB:546:U:C5'	2.36	0.55
23:DB:667:U:H2'	23:DB:668:A:O4'	2.07	0.55
23:DB:878:A:H1'	23:DB:899:A:H62	1.72	0.55
23:DB:2305:U:H1'	28:DF:132:ARG:HG2	1.88	0.55
29:DG:36:LEU:HB2	29:DG:40:VAL:HG11	1.89	0.55
35:DN:33:ILE:CG2	35:DN:112:TYR:HB3	2.37	0.55
23:DB:2873:A:N3	35:DN:6:SER:HA	2.21	0.55
36:DO:106:LEU:O	36:DO:109:ALA:HB3	2.07	0.55
37:DP:51:ASN:C	37:DP:60:VAL:HG11	2.27	0.55
23:DB:143:C:N3	41:DT:3:ARG:NH1	2.54	0.55
42:DU:33:VAL:CB	42:DU:65:GLN:HA	2.32	0.55
42:DU:95:PHE:CD2	42:DU:99:SER:HB3	2.40	0.55
45:DY:1:ALA:O	45:DY:43:ILE:HB	2.07	0.55
23:DB:2090:A:H2'	46:DZ:49:ARG:CZ	2.35	0.55
1:AA:1008:U:H2'	1:AA:1009:U:H4'	1.88	0.55
1:AA:1027:C:H2'	1:AA:1028:C:C6	2.41	0.55
1:AA:1111:A:HO2'	1:AA:1112:C:H6	1.54	0.55
1:AA:1363:A:N3	1:AA:1363:A:H2'	2.22	0.55
1:AA:398:U:H2'	1:AA:399:G:C8	2.42	0.55
1:AA:810:C:O2'	1:AA:811:C:H5'	2.06	0.55
1:AA:921:U:H2'	1:AA:922:G:O4'	2.06	0.55
5:AF:46:GLN:HA	5:AF:56:LYS:HG3	1.88	0.55
7:AH:29:SER:CB	7:AH:32:LYS:HZ2	2.19	0.55
9:AJ:24:GLU:OE1	9:AJ:90:LEU:HD22	2.06	0.55
14:AO:70:LYS:HZ1	14:AO:74:VAL:HA	1.71	0.55
16:AQ:10:ARG:CZ	16:AQ:56:ASP:H	2.20	0.55
23:BB:142:A:H2'	23:BB:143:C:C5	2.42	0.55
23:BB:1742:U:H2'	23:BB:1743:G:C8	2.42	0.55
25:BC:124:LYS:CB	25:BC:125:PRO:CD	2.71	0.55
23:BB:1903:G:OP1	25:BC:239:PHE:HA	2.05	0.55
30:BH:26:ALA:HA	30:BH:30:LEU:HB2	1.88	0.55
30:BH:4:ILE:C	30:BH:37:VAL:HG12	2.26	0.55
52:BI:102:ARG:HD3	52:BI:141:ASP:CG	2.27	0.55
52:BI:46:ASP:HA	52:BI:50:LYS:HG3	1.87	0.55
31:BJ:35:ARG:HE	31:BJ:39:LYS:HB3	1.71	0.55
31:BJ:7:LYS:C	31:BJ:9:GLU:H	2.10	0.55

Continued on next page...

Continued from previous page...

Atom-1	Atom-2	Interatomic distance (Å)	Clash overlap (Å)
23:BB:663:G:OP1	33:BL:27:LEU:HD21	2.07	0.55
41:BT:50:LEU:C	41:BT:52:GLU:H	2.08	0.55
44:BX:14:LEU:HG	44:BX:53:VAL:HG12	1.88	0.55
1:CA:1171:A:H2'	1:CA:1172:C:H6	1.71	0.55
1:CA:844:G:N2	1:CA:845:A:H62	2.04	0.55
1:CA:845:A:H3'	1:CA:846:G:O4'	2.06	0.55
2:CC:110:LEU:O	2:CC:110:LEU:HG	2.07	0.55
12:CM:106:ARG:CA	12:CM:106:ARG:HH11	2.20	0.55
23:DB:2839:G:H4'	35:DN:49:GLU:HG2	1.87	0.55
23:DB:2895:G:H2'	23:DB:2896:C:H6	1.66	0.55
23:DB:299:A:N6	23:DB:322:A:H1'	2.21	0.55
25:DC:65:ASP:OD2	25:DC:101:ARG:HD3	2.07	0.55
25:DC:144:GLU:HB2	25:DC:187:CYS:HB2	1.89	0.55
26:DD:181:ASP:CG	26:DD:184:ARG:HB3	2.27	0.55
27:DE:130:LYS:NZ	27:DE:130:LYS:HB2	2.21	0.55
27:DE:163:ASN:HB2	27:DE:167:VAL:O	2.07	0.55
27:DE:4:VAL:HA	27:DE:14:VAL:HG13	1.87	0.55
28:DF:7:TYR:HA	28:DF:11:VAL:CB	2.34	0.55
30:DH:126:GLY:O	30:DH:145:ASN:HA	2.06	0.55
31:DJ:15:TRP:CE3	31:DJ:138:GLN:HB2	2.42	0.55
31:DJ:94:ALA:HB1	31:DJ:95:ARG:HH21	1.70	0.55
23:DB:906:U:H4'	34:DM:26:VAL:HG12	1.88	0.55
37:DP:27:VAL:HG22	37:DP:28:LYS:C	2.26	0.55
37:DP:86:LYS:CE	37:DP:88:ARG:HB2	2.37	0.55
37:DP:93:LYS:HD3	37:DP:96:LEU:HA	1.88	0.55
41:DT:54:GLU:HB3	41:DT:91:GLN:OE1	2.06	0.55
42:DU:82:VAL:HB	42:DU:94:PHE:HB3	1.89	0.55
43:DW:20:LEU:CD1	43:DW:31:LEU:HB2	2.32	0.55
44:DX:22:LEU:HD11	44:DX:47:ARG:CZ	2.37	0.55
1:AA:1473:G:H2'	1:AA:1474:U:O4'	2.07	0.55
1:AA:532:A:H62	2:AC:191:THR:HB	1.72	0.55
1:AA:764:C:C2'	1:AA:765:G:H5'	2.37	0.55
11:AL:3:VAL:O	11:AL:7:VAL:HG23	2.06	0.55
1:AA:521:G:OP2	11:AL:50:LYS:HE3	2.06	0.55
12:AM:13:HIS:HB2	12:AM:16:ILE:CG2	2.37	0.55
13:AN:81:ILE:HD12	13:AN:82:LYS:H	1.72	0.55
23:BB:2527:C:H5''	51:B4:31:PRO:HB2	1.89	0.55
23:BB:1641:A:H2'	23:BB:1642:G:O4'	2.07	0.55
23:BB:1676:A:O4'	26:BD:134:HIS:HB3	2.06	0.55
23:BB:1818:U:OP1	25:BC:155:ARG:HA	2.06	0.55
23:BB:1847:A:H4'	23:BB:1848:A:C8	2.42	0.55

Continued on next page...

Continued from previous page...

Atom-1	Atom-2	Interatomic distance (Å)	Clash overlap (Å)
23:BB:2849:U:N3	23:BB:2867:G:H1'	2.22	0.55
23:BB:718:A:H3'	23:BB:719:C:H6	1.71	0.55
23:BB:753:A:H2'	23:BB:754:U:C6	2.42	0.55
23:BB:898:C:H2'	23:BB:899:A:C8	2.41	0.55
23:BB:934:U:H2'	23:BB:935:C:H6	1.71	0.55
23:BB:986:C:O2'	23:BB:987:C:H5'	2.05	0.55
25:BC:129:LEU:CD2	25:BC:133:ASN:HB2	2.37	0.55
26:BD:2:ILE:HG21	26:BD:203:VAL:O	2.07	0.55
28:BF:121:PHE:CZ	28:BF:169:LEU:HD12	2.42	0.55
31:BJ:45:THR:HG22	38:BQ:63:ARG:HH22	1.72	0.55
37:BP:7:LEU:HD13	37:BP:11:GLN:HG2	1.88	0.55
39:BR:80:ARG:O	39:BR:80:ARG:HG3	2.07	0.55
41:BT:62:VAL:O	41:BT:63:VAL:O	2.24	0.55
42:BU:25:LYS:HG2	42:BU:35:VAL:HG22	1.87	0.55
1:CA:1250:A:H4'	8:CI:69:GLY:N	2.13	0.55
1:CA:370:C:H2'	1:CA:371:A:C8	2.42	0.55
1:CA:436:C:O2'	1:CA:437:U:H5'	2.06	0.55
8:CI:24:ASN:OD1	8:CI:26:LYS:HG2	2.07	0.55
8:CI:50:PRO:HD3	8:CI:79:ARG:HD3	1.89	0.55
9:CJ:66:GLU:HG2	9:CJ:67:ILE:N	2.22	0.55
10:CK:126:ARG:HG2	10:CK:126:ARG:HH11	1.71	0.55
13:CN:89:ARG:NH1	13:CN:91:GLU:HG3	2.21	0.55
16:CQ:16:MET:HB3	16:CQ:19:SER:HB2	1.87	0.55
48:D1:7:LYS:HB3	48:D1:24:LYS:NZ	2.22	0.55
22:DA:49:C:H2'	22:DA:50:A:C8	2.42	0.55
23:DB:1387:A:H2'	23:DB:1388:G:C8	2.39	0.55
23:DB:1789:A:OP1	25:DC:219:VAL:HG12	2.05	0.55
23:DB:1939:U:H5'	23:DB:1939:U:H6	1.72	0.55
23:DB:21:A:H2'	23:DB:22:C:C6	2.42	0.55
23:DB:2771:C:H2'	23:DB:2772:C:C6	2.41	0.55
23:DB:2836:U:H2'	23:DB:2837:A:C8	2.42	0.55
23:DB:499:U:H2'	23:DB:500:G:O4'	2.07	0.55
26:DD:5:VAL:HG22	26:DD:51:THR:O	2.06	0.55
29:DG:34:ARG:NH1	29:DG:70:LEU:HG	2.21	0.55
30:DH:122:LEU:HA	30:DH:146:VAL:CG2	2.36	0.55
32:DK:63:VAL:CG1	32:DK:103:VAL:HG12	2.37	0.55
34:DM:40:ARG:HA	34:DM:92:TRP:NE1	2.20	0.55
36:DO:30:ARG:O	36:DO:31:THR:HB	2.06	0.55
38:DQ:2:ARG:HB3	38:DQ:4:LYS:HZ1	1.72	0.55
23:DB:1250:G:H4'	38:DQ:5:ARG:HD3	1.88	0.55
40:DS:20:VAL:O	40:DS:24:ILE:HG13	2.06	0.55

Continued on next page...

Continued from previous page...

Atom-1	Atom-2	Interatomic distance (Å)	Clash overlap (Å)
40:DS:3:THR:HG22	40:DS:4:ILE:N	2.22	0.55
41:DT:86:THR:O	41:DT:87:LEU:HB2	2.06	0.55
46:DZ:41:HIS:ND1	46:DZ:42:PRO:HD2	2.21	0.55
1:AA:978:A:HO2'	1:AA:1322:C:H5	1.52	0.55
1:AA:190:A:H2'	1:AA:191:G:O4'	2.07	0.55
1:AA:173:U:H5'	1:AA:197:A:O4'	2.07	0.55
1:AA:37:U:OP1	11:AL:119:LYS:HE3	2.07	0.55
1:AA:764:C:H2'	1:AA:765:G:H5'	1.87	0.55
1:AA:801:U:H2'	1:AA:802:A:C8	2.42	0.55
1:AA:408:A:H5'	3:AD:21:LYS:HE2	1.88	0.55
5:AF:100:SER:HA	17:AR:23:LYS:NZ	2.21	0.55
7:AH:93:LYS:H	7:AH:93:LYS:HZ2	1.54	0.55
8:AI:51:LEU:HD11	8:AI:82:ILE:HD13	1.87	0.55
9:AJ:55:PRO:HA	13:AN:80:ARG:NH2	2.21	0.55
23:BB:1118:C:H5''	24:BV:84:PRO:HD2	1.89	0.55
23:BB:1155:A:H61	45:BY:10:ARG:HH12	1.54	0.55
23:BB:1332:G:H2'	23:BB:1332:G:N3	2.21	0.55
23:BB:1506:U:H2'	23:BB:1507:C:C6	2.42	0.55
23:BB:1551:A:C3'	23:BB:1552:A:H5''	2.37	0.55
23:BB:2578:G:N3	26:BD:145:SER:CB	2.70	0.55
23:BB:650:C:H5''	50:B3:22:LYS:NZ	2.22	0.55
23:BB:6:A:H2'	23:BB:7:G:C8	2.42	0.55
23:BB:1816:C:C5	25:BC:62:ARG:HD2	2.42	0.55
26:BD:58:ASN:O	26:BD:59:ARG:HB2	2.06	0.55
26:BD:48:ILE:HD12	26:BD:80:TRP:HE1	1.72	0.55
29:BG:86:LEU:HD12	29:BG:161:VAL:HG12	1.88	0.55
31:BJ:15:TRP:HB3	31:BJ:53:TYR:CD2	2.41	0.55
33:BL:117:THR:CG2	33:BL:120:VAL:HB	2.36	0.55
37:BP:25:VAL:HG13	37:BP:88:ARG:N	2.09	0.55
32:BK:76:VAL:O	37:BP:73:PHE:HA	2.06	0.55
42:BU:25:LYS:HA	42:BU:35:VAL:H	1.70	0.55
1:CA:1036:A:H2'	1:CA:1037:C:C6	2.42	0.55
1:CA:1143:G:H2'	1:CA:1144:G:H8	1.72	0.55
1:CA:372:C:H1'	1:CA:373:A:OP2	2.07	0.55
1:CA:391:G:HO2'	1:CA:482:A:H2	1.55	0.55
1:CA:575:G:H4'	1:CA:576:C:O5'	2.07	0.55
20:CB:26:MET:HG3	20:CB:188:THR:O	2.05	0.55
9:CJ:83:THR:O	9:CJ:83:THR:HG22	2.07	0.55
10:CK:22:ILE:HD13	10:CK:95:THR:HG23	1.89	0.55
10:CK:73:VAL:O	10:CK:76:TYR:HB2	2.07	0.55
11:CL:54:VAL:HG11	11:CL:79:ILE:HD11	1.89	0.55

Continued on next page...

Continued from previous page...

Atom-1	Atom-2	Interatomic distance (Å)	Clash overlap (Å)
12:CM:10:ASP:HA	12:CM:44:ILE:CD1	2.36	0.55
14:CO:2:LEU:O	14:CO:3:SER:HB3	2.07	0.55
5:CF:99:ALA:HA	17:CR:23:LYS:HE2	1.89	0.55
33:DL:62:PRO:HB3	50:D3:12:ARG:CZ	2.36	0.55
23:DB:106:C:H2'	23:DB:107:G:H8	1.71	0.55
23:DB:818:G:H3'	23:DB:1187:G:H22	1.71	0.55
23:DB:2533:U:H2'	23:DB:2534:A:O4'	2.07	0.55
23:DB:527:C:O2	23:DB:527:C:O4'	2.23	0.55
23:DB:753:A:H2'	23:DB:754:U:C6	2.42	0.55
31:DJ:90:GLU:HG3	31:DJ:93:ILE:HD12	1.88	0.55
33:DL:63:LYS:HG3	33:DL:64:PHE:H	1.72	0.55
23:DB:1117:C:H1'	34:DM:136:MET:HE1	1.89	0.55
37:DP:52:ARG:HB3	37:DP:60:VAL:CG1	2.36	0.55
24:DV:21:ARG:HH21	24:DV:88:HIS:N	2.05	0.55
1:AA:1100:C:O2'	1:AA:1101:A:H5'	2.07	0.55
1:AA:1111:A:O2'	1:AA:1112:C:H6	1.90	0.55
1:AA:1479:C:H2'	1:AA:1480:A:H8	1.71	0.55
2:AC:166:TRP:HA	2:AC:166:TRP:CE3	2.42	0.55
2:AC:53:ARG:HG2	2:AC:54:ILE:H	1.72	0.55
2:AC:21:TRP:CB	2:AC:58:ARG:HB2	2.37	0.55
8:AI:23:GLY:O	8:AI:24:ASN:HB2	2.06	0.55
18:AS:20:LYS:O	18:AS:23:GLU:HB3	2.07	0.55
10:AK:113:THR:HG21	21:AU:28:LEU:HD21	1.88	0.55
47:B0:9:ARG:O	47:B0:11:LYS:N	2.40	0.55
23:BB:1242:U:H2'	23:BB:1243:C:C6	2.42	0.55
23:BB:1270:C:H5''	23:BB:1271:G:O5'	2.06	0.55
23:BB:1583:A:H4'	23:BB:1585:C:C4	2.42	0.55
23:BB:2678:C:H2'	23:BB:2679:A:C8	2.42	0.55
23:BB:346:A:H5'	23:BB:346:A:N3	2.22	0.55
23:BB:598:U:H2'	23:BB:599:A:C8	2.42	0.55
26:BD:11:MET:SD	37:BP:9:GLN:HG2	2.46	0.55
26:BD:138:LEU:CD2	26:BD:138:LEU:N	2.66	0.55
23:BB:37:C:H2'	27:BE:46:GLN:CB	2.36	0.55
29:BG:116:LEU:HD21	29:BG:120:ILE:HB	1.88	0.55
30:BH:31:VAL:HG22	30:BH:37:VAL:HG22	1.89	0.55
31:BJ:25:LEU:N	31:BJ:25:LEU:HD13	2.21	0.55
31:BJ:57:LEU:HD12	31:BJ:128:ASN:HA	1.89	0.55
31:BJ:80:HIS:O	31:BJ:81:ILE:C	2.45	0.55
32:BK:58:LEU:HB3	32:BK:89:ASN:HD21	1.70	0.55
33:BL:60:ARG:HA	33:BL:60:ARG:HH11	1.72	0.55
23:BB:633:A:OP1	33:BL:69:ARG:HB2	2.07	0.55

Continued on next page...

Continued from previous page...

Atom-1	Atom-2	Interatomic distance (Å)	Clash overlap (Å)
35:BN:86:ARG:HH21	35:BN:116:VAL:CG1	2.20	0.55
54:BB:3363:HOH:O	35:BN:15:SER:HB3	2.07	0.55
36:BO:24:THR:OG1	36:BO:91:SER:HA	2.07	0.55
38:BQ:73:ILE:HG13	38:BQ:77:LYS:HD2	1.88	0.55
39:BR:66:HIS:HA	39:BR:98:ILE:HD13	1.89	0.55
40:BS:56:ALA:C	40:BS:58:ALA:H	2.11	0.55
43:BW:43:LYS:HA	43:BW:63:ASP:OD1	2.07	0.55
1:CA:1026:G:H2'	1:CA:1027:C:H6	1.72	0.55
1:CA:1226:C:H4'	1:CA:1227:A:OP1	2.06	0.55
1:CA:1283:U:O2'	1:CA:1284:C:H5'	2.07	0.55
1:CA:476:U:H2'	1:CA:477:C:H6	1.72	0.55
1:CA:600:A:H2'	1:CA:601:G:H8	1.72	0.55
5:CF:38:ARG:HH21	5:CF:63:ASN:HD21	1.54	0.55
10:CK:28:ASN:HD21	10:CK:47:GLY:N	2.00	0.55
47:D0:32:THR:HG21	47:D0:41:HIS:CD2	2.41	0.55
22:DA:10:G:H2'	22:DA:11:C:O4'	2.06	0.55
23:DB:155:A:H2'	23:DB:156:A:C8	2.42	0.55
23:DB:2093:G:O2'	23:DB:2094:A:H5'	2.07	0.55
23:DB:2803:G:H2'	23:DB:2804:U:C6	2.41	0.55
25:DC:137:GLY:O	25:DC:140:VAL:HG13	2.07	0.55
25:DC:86:ARG:C	25:DC:155:ARG:HH12	2.10	0.55
23:DB:2820:A:C6	26:DD:197:THR:HB	2.42	0.55
26:DD:4:LEU:HB3	26:DD:202:ILE:HA	1.88	0.55
29:DG:3:VAL:CG2	29:DG:4:ALA:N	2.69	0.55
52:DI:7:TYR:CE1	52:DI:57:VAL:HG11	2.41	0.55
32:DK:78:ARG:HG2	37:DP:72:VAL:HG21	1.89	0.55
37:DP:7:LEU:HA	37:DP:10:GLU:CD	2.27	0.55
39:DR:76:LYS:HB3	39:DR:90:ARG:CB	2.37	0.55
41:DT:15:HIS:HB3	41:DT:31:VAL:HG11	1.87	0.55
24:DV:76:ASP:H	24:DV:90:ASP:HB2	1.71	0.55
1:AA:1310:G:H2'	1:AA:1311:A:O4'	2.07	0.55
1:AA:845:A:H3'	1:AA:846:G:O4'	2.06	0.55
20:AB:112:ARG:HA	20:AB:115:ASP:OD2	2.07	0.55
20:AB:67:LEU:HD21	20:AB:157:PRO:CG	2.37	0.55
2:AC:126:ARG:HH22	2:AC:190:THR:HG22	1.72	0.55
8:AI:49:GLN:NE2	8:AI:79:ARG:HD2	2.22	0.55
11:AL:30:ARG:HH11	11:AL:30:ARG:CB	2.19	0.55
16:AQ:45:VAL:HG11	16:AQ:74:LEU:HB2	1.89	0.55
21:AU:36:PHE:CB	21:AU:40:PRO:HD3	2.35	0.55
48:B1:8:ILE:HG23	48:B1:27:ARG:HE	1.72	0.55
49:B2:8:SER:OG	49:B2:11:LYS:HB2	2.07	0.55

Continued on next page...

Continued from previous page...

Atom-1	Atom-2	Interatomic distance (Å)	Clash overlap (Å)
22:BA:78:A:H2'	22:BA:79:G:O4'	2.07	0.55
23:BB:1006:C:O2'	23:BB:1007:C:H5'	2.07	0.55
23:BB:1060:U:O2	23:BB:1088:A:C8	2.61	0.55
23:BB:2066:C:O2'	23:BB:2067:G:H5'	2.07	0.55
23:BB:2240:U:O2'	23:BB:2241:A:H5'	2.07	0.55
23:BB:770:G:O2'	23:BB:771:G:H5'	2.07	0.55
23:BB:922:C:H2'	23:BB:923:G:C8	2.42	0.55
23:BB:988:A:H3'	45:BY:12:ALA:HB2	1.89	0.55
26:BD:86:GLU:HG2	26:BD:87:GLY:H	1.71	0.55
27:BE:29:HIS:O	27:BE:33:VAL:HG23	2.07	0.55
29:BG:163:TYR:HB2	29:BG:166:GLU:HB2	1.88	0.55
30:BH:82:SER:H	30:BH:146:VAL:CG1	2.10	0.55
34:BM:3:GLN:HB3	34:BM:46:ILE:HB	1.89	0.55
36:BO:76:LYS:HB2	36:BO:106:LEU:HD22	1.88	0.55
36:BO:20:GLU:HB3	36:BO:23:ALA:CB	2.37	0.55
39:BR:39:LEU:HG	39:BR:41:ILE:CG1	2.37	0.55
39:BR:48:LYS:HG3	39:BR:49:ILE:CD1	2.37	0.55
40:BS:85:ILE:HG22	40:BS:86:MET:N	2.22	0.55
1:CA:1254:A:H2'	1:CA:1255:G:H8	1.70	0.55
1:CA:1380:U:O4	6:CG:2:ARG:HB2	2.06	0.55
1:CA:208:U:H2'	1:CA:210:C:C5	2.42	0.55
1:CA:411:A:O2'	1:CA:412:A:H4'	2.07	0.55
1:CA:477:C:H2'	1:CA:478:A:C8	2.42	0.55
1:CA:642:A:H2'	1:CA:643:C:C6	2.42	0.55
4:CE:23:THR:HA	4:CE:28:ARG:HA	1.88	0.55
5:CF:29:ILE:CG2	5:CF:34:GLY:HA3	2.37	0.55
5:CF:39:LEU:HD13	5:CF:39:LEU:O	2.06	0.55
7:CH:54:THR:HG23	7:CH:55:LYS:HG2	1.88	0.55
14:CO:88:ARG:HH11	14:CO:88:ARG:HG3	1.72	0.55
15:CP:40:ASN:ND2	15:CP:42:ILE:HG12	2.20	0.55
5:CF:86:ARG:HH11	17:CR:63:TYR:HB3	1.72	0.55
19:CT:68:LYS:HA	19:CT:68:LYS:HE2	1.87	0.55
21:CU:16:ARG:C	21:CU:18:PHE:N	2.60	0.55
22:DA:59:A:H2'	22:DA:60:C:O4'	2.07	0.55
23:DB:1429:G:H2'	23:DB:1430:G:C8	2.42	0.55
23:DB:2386:A:C4'	43:DW:38:ARG:HB2	2.37	0.55
23:DB:823:C:O2'	23:DB:824:U:H5'	2.07	0.55
26:DD:146:ILE:N	26:DD:146:ILE:HD12	2.22	0.55
32:DK:11:ALA:O	32:DK:99:ILE:HG23	2.07	0.55
33:DL:37:GLY:O	33:DL:38:GLN:HG3	2.06	0.55
23:DB:2466:C:O2	34:DM:118:LYS:HD3	2.07	0.55

Continued on next page...

Continued from previous page...

Atom-1	Atom-2	Interatomic distance (Å)	Clash overlap (Å)
36:DO:27:VAL:HG23	36:DO:28:VAL:H	1.70	0.55
39:DR:76:LYS:HB3	39:DR:90:ARG:HG2	1.88	0.55
43:DW:38:ARG:HG3	43:DW:39:GLN:N	2.21	0.55
44:DX:1:MET:H3	44:DX:6:LEU:HD23	1.72	0.55
1:AA:1427:C:O2'	1:AA:1428:A:H5'	2.07	0.54
1:AA:393:A:H5'	1:AA:483:C:O2'	2.06	0.54
20:AB:113:LEU:HG	20:AB:143:LEU:HB3	1.89	0.54
2:AC:78:LYS:CG	2:AC:81:GLU:HB2	2.24	0.54
4:AE:95:MET:HE2	4:AE:114:LEU:HD11	1.88	0.54
12:AM:2:ARG:NH2	28:BF:142:TYR:HB3	2.23	0.54
10:AK:110:THR:CG2	21:AU:4:LYS:HA	2.37	0.54
50:B3:7:ARG:NE	50:B3:11:LYS:NZ	2.54	0.54
23:BB:2218:G:H2'	23:BB:2219:U:H6	1.71	0.54
23:BB:2820:A:O4'	35:BN:4:ARG:HB2	2.07	0.54
23:BB:2893:A:H5''	23:BB:2894:G:H5'	1.90	0.54
25:BC:27:LYS:HA	25:BC:79:ARG:NH1	2.22	0.54
23:BB:2576:G:N2	26:BD:149:ASN:ND2	2.54	0.54
28:BF:165:GLY:HA2	28:BF:168:LEU:HD21	1.87	0.54
32:BK:119:ALA:O	32:BK:120:PRO:C	2.44	0.54
36:BO:40:ILE:HG22	36:BO:48:LEU:O	2.06	0.54
38:BQ:51:GLN:O	38:BQ:54:ARG:HG2	2.07	0.54
44:BX:30:MET:CG	44:BX:31:GLN:H	2.11	0.54
44:BX:45:GLN:H	44:BX:45:GLN:NE2	2.05	0.54
1:CA:1093:A:P	6:CG:3:ARG:HH22	2.30	0.54
7:CH:77:VAL:HG23	7:CH:126:CYS:HA	1.88	0.54
9:CJ:22:THR:O	9:CJ:26:VAL:HG23	2.06	0.54
9:CJ:37:ARG:HG2	9:CJ:37:ARG:NH1	2.22	0.54
9:CJ:65:TYR:HE1	13:CN:84:ARG:HA	1.71	0.54
1:CA:1320:C:OP2	18:CS:2:ARG:HB3	2.06	0.54
40:DS:23:LEU:CB	47:D0:21:LEU:HD22	2.38	0.54
51:D4:24:ARG:HE	51:D4:37:GLN:N	2.03	0.54
23:DB:170:U:H2'	23:DB:171:U:H6	1.72	0.54
23:DB:1771:C:H2'	23:DB:1772:A:C8	2.42	0.54
23:DB:1804:C:O2'	23:DB:1805:A:H5'	2.07	0.54
23:DB:225:C:H2'	23:DB:226:A:O4'	2.06	0.54
23:DB:2809:A:H2'	23:DB:2810:A:C8	2.41	0.54
26:DD:24:VAL:HG13	26:DD:193:VAL:HG21	1.87	0.54
27:DE:99:LYS:C	27:DE:99:LYS:HZ3	2.11	0.54
28:DF:4:HIS:O	28:DF:7:TYR:HB3	2.06	0.54
30:DH:50:ARG:HG3	30:DH:51:ARG:N	2.22	0.54
31:DJ:7:LYS:HE3	31:DJ:47:HIS:HD2	1.72	0.54

Continued on next page...

Continued from previous page...

Atom-1	Atom-2	Interatomic distance (Å)	Clash overlap (Å)
38:DQ:50:ARG:HH12	38:DQ:53:LYS:HE3	1.72	0.54
41:DT:49:LYS:O	41:DT:50:LEU:HG	2.07	0.54
43:DW:67:LYS:HG2	43:DW:71:LYS:CB	2.37	0.54
43:DW:69:GLU:HG3	43:DW:70:VAL:H	1.72	0.54
1:AA:32:A:H2'	1:AA:33:A:C8	2.41	0.54
1:AA:370:C:H2'	1:AA:371:A:C8	2.42	0.54
20:AB:148:GLY:HA2	20:AB:151:LYS:HD3	1.89	0.54
8:AI:38:PHE:O	8:AI:44:ARG:HG2	2.07	0.54
11:AL:58:ASN:H	11:AL:58:ASN:ND2	2.05	0.54
18:AS:4:LEU:CD1	18:AS:9:PHE:H	2.17	0.54
1:AA:332:G:OP2	19:AT:2:ASN:HB3	2.06	0.54
23:BB:651:G:P	50:B3:16:THR:HB	2.47	0.54
23:BB:111:A:H2'	23:BB:112:U:O4'	2.06	0.54
23:BB:2839:G:H2'	23:BB:2840:C:C6	2.42	0.54
23:BB:664:G:H2'	23:BB:665:U:C6	2.42	0.54
26:BD:150:GLN:C	26:BD:151:THR:CG2	2.75	0.54
28:BF:33:ILE:HD11	28:BF:90:LEU:HB2	1.90	0.54
29:BG:126:THR:C	29:BG:128:THR:H	2.11	0.54
23:BB:2751:G:OP1	29:BG:1:SER:HB2	2.07	0.54
29:BG:5:LYS:HG3	29:BG:68:ARG:HB2	1.89	0.54
33:BL:77:ILE:HG22	33:BL:78:ARG:CZ	2.37	0.54
34:BM:3:GLN:HG2	34:BM:46:ILE:HB	1.89	0.54
34:BM:69:PRO:O	34:BM:70:ASP:HB3	2.06	0.54
39:BR:35:PHE:HB2	39:BR:64:VAL:HG21	1.88	0.54
40:BS:29:VAL:HG22	40:BS:71:VAL:HG23	1.89	0.54
43:BW:6:GLY:O	43:BW:8:SER:N	2.40	0.54
1:CA:1308:U:H2'	1:CA:1309:G:C8	2.43	0.54
1:CA:313:A:H2'	1:CA:314:C:C6	2.42	0.54
1:CA:712:A:O2'	1:CA:713:G:H5'	2.07	0.54
1:CA:824:G:O2'	1:CA:825:A:H5'	2.07	0.54
3:CD:104:MET:SD	3:CD:179:GLY:HA2	2.46	0.54
8:CI:15:ALA:O	8:CI:66:VAL:HA	2.07	0.54
8:CI:94:ARG:HG3	8:CI:98:ARG:NH2	2.22	0.54
16:CQ:45:VAL:HG11	16:CQ:60:ILE:HG21	1.89	0.54
17:CR:51:GLN:HE21	17:CR:54:LEU:HB2	1.72	0.54
18:CS:28:LYS:H	18:CS:28:LYS:HZ3	1.53	0.54
47:D0:29:VAL:HG21	47:D0:34:GLY:H	1.73	0.54
49:D2:18:PHE:CE2	49:D2:44:VAL:HB	2.42	0.54
23:DB:1099:G:C4'	52:DI:3:LYS:C	2.75	0.54
23:DB:1506:U:H2'	23:DB:1507:C:C6	2.43	0.54
23:DB:1551:A:H3'	23:DB:1552:A:H5''	1.89	0.54

Continued on next page...

Continued from previous page...

Atom-1	Atom-2	Interatomic distance (Å)	Clash overlap (Å)
23:DB:175:G:H2'	23:DB:176:A:C8	2.42	0.54
23:DB:326:G:O2'	23:DB:327:G:H5'	2.07	0.54
23:DB:543:G:C5	23:DB:544:C:H1'	2.42	0.54
23:DB:963:U:H2'	23:DB:964:C:C6	2.42	0.54
25:DC:171:VAL:HG23	25:DC:182:LYS:NZ	2.21	0.54
26:DD:37:VAL:HG11	26:DD:46:ARG:HD3	1.89	0.54
27:DE:151:GLY:HA2	27:DE:169:VAL:O	2.08	0.54
29:DG:163:TYR:HB2	29:DG:166:GLU:HG3	1.88	0.54
30:DH:3:VAL:HG22	30:DH:21:VAL:CG1	2.26	0.54
31:DJ:96:ARG:CD	31:DJ:99:ARG:HH21	2.19	0.54
33:DL:8:PRO:O	33:DL:9:ALA:HB2	2.07	0.54
40:DS:22:ASP:C	40:DS:24:ILE:H	2.10	0.54
40:DS:29:VAL:O	40:DS:33:LEU:HD23	2.08	0.54
42:DU:23:LYS:O	42:DU:25:LYS:HD2	2.07	0.54
42:DU:25:LYS:HA	42:DU:25:LYS:NZ	2.23	0.54
43:DW:82:GLU:HG3	43:DW:83:ALA:N	2.23	0.54
44:DX:1:MET:HB2	44:DX:6:LEU:CA	2.38	0.54
1:AA:1160:G:H2'	1:AA:1161:C:H6	1.72	0.54
1:AA:1512:U:O2'	1:AA:1513:A:H5'	2.07	0.54
20:AB:144:GLU:O	20:AB:148:GLY:HA3	2.06	0.54
20:AB:87:ASP:O	20:AB:88:GLN:HG3	2.07	0.54
4:AE:56:PRO:O	4:AE:60:GLN:HG3	2.07	0.54
12:AM:64:VAL:HG12	12:AM:65:GLU:H	1.71	0.54
13:AN:17:ASP:HA	13:AN:21:ALA:CB	2.37	0.54
14:AO:84:LEU:HD22	14:AO:86:LEU:HD11	1.89	0.54
23:BB:1130:U:O2'	23:BB:1131:G:H2'	2.07	0.54
23:BB:1254:A:H2'	27:BE:69:ARG:HH12	1.73	0.54
23:BB:142:A:N3	41:BT:2:ILE:HG23	2.22	0.54
23:BB:1939:U:H6	23:BB:1939:U:H5'	1.72	0.54
23:BB:2273:A:H2'	23:BB:2274:A:C8	2.43	0.54
23:BB:2626:C:O2'	23:BB:2627:G:H5'	2.08	0.54
23:BB:277:G:H5''	23:BB:278:A:N7	2.22	0.54
25:BC:21:PRO:N	25:BC:202:ARG:HD2	2.22	0.54
26:BD:146:ILE:HD12	26:BD:146:ILE:N	2.22	0.54
27:BE:187:VAL:HG23	27:BE:187:VAL:O	2.07	0.54
29:BG:17:LYS:O	29:BG:23:ILE:HD12	2.08	0.54
33:BL:78:ARG:NH2	33:BL:110:VAL:HG11	2.22	0.54
23:BB:588:U:OP1	33:BL:28:GLY:HA2	2.07	0.54
34:BM:58:LYS:C	34:BM:60:GLN:H	2.09	0.54
35:BN:113:ILE:HG22	35:BN:114:GLU:N	2.22	0.54
36:BO:16:ARG:O	36:BO:20:GLU:HB2	2.07	0.54

Continued on next page...

Continued from previous page...

Atom-1	Atom-2	Interatomic distance (Å)	Clash overlap (Å)
42:BU:100:GLU:O	42:BU:102:ILE:HG13	2.08	0.54
46:BZ:59:ARG:HE	46:BZ:62:LYS:CD	2.18	0.54
1:CA:1319:A:H2'	1:CA:1323:G:N7	2.22	0.54
1:CA:163:C:H2'	1:CA:164:G:O4'	2.06	0.54
1:CA:981:U:H2'	1:CA:982:U:C5	2.42	0.54
20:CB:205:ALA:HB3	20:CB:208:ALA:HB3	1.89	0.54
2:CC:182:ASP:HB2	2:CC:203:LYS:HE2	1.88	0.54
7:CH:45:ILE:HG21	7:CH:60:LEU:HD11	1.88	0.54
9:CJ:64:GLN:CB	13:CN:98:ALA:HB3	2.37	0.54
13:CN:51:PRO:HB2	13:CN:54:SER:HB3	1.88	0.54
17:CR:72:ARG:HH21	21:CU:23:GLU:CG	2.19	0.54
23:DB:2466:C:OP1	51:D4:5:ALA:HB3	2.07	0.54
23:DB:1716:U:H2'	23:DB:1717:A:C8	2.42	0.54
23:DB:2246:G:H2'	23:DB:2247:A:C8	2.42	0.54
23:DB:264:C:C2'	23:DB:265:A:H5''	2.37	0.54
23:DB:285:G:H2'	23:DB:286:U:O4'	2.07	0.54
23:DB:721:A:H2'	23:DB:722:A:H8	1.73	0.54
26:DD:37:VAL:HG12	26:DD:44:GLY:O	2.07	0.54
26:DD:50:VAL:CG1	26:DD:75:ALA:HB3	2.37	0.54
27:DE:116:ASP:CB	27:DE:185:LYS:HA	2.37	0.54
27:DE:134:LEU:H	27:DE:134:LEU:HD13	1.71	0.54
30:DH:121:VAL:O	30:DH:122:LEU:HB2	2.07	0.54
42:DU:86:PHE:O	42:DU:87:GLU:C	2.46	0.54
1:AA:1323:G:H2'	1:AA:1324:A:H8	1.65	0.54
1:AA:1332:A:H2'	1:AA:1333:A:C8	2.42	0.54
1:AA:218:U:H2'	1:AA:219:U:C6	2.41	0.54
1:AA:477:C:H2'	1:AA:478:A:C8	2.42	0.54
1:AA:629:A:H2'	1:AA:630:A:O4'	2.06	0.54
1:AA:636:U:H2'	1:AA:637:C:C6	2.43	0.54
1:AA:766:A:H2'	1:AA:767:A:O4'	2.08	0.54
8:AI:113:LYS:HG2	8:AI:114:LYS:N	2.22	0.54
16:AQ:64:ARG:HG3	16:AQ:65:PRO:HD2	1.89	0.54
48:B1:35:LEU:C	48:B1:36:LYS:HD2	2.28	0.54
23:BB:1000:A:H2'	23:BB:1001:A:C8	2.42	0.54
23:BB:1097:U:C2'	23:BB:1098:A:H5'	2.36	0.54
23:BB:2011:U:OP2	40:BS:16:LYS:HE3	2.07	0.54
23:BB:2206:C:O2'	23:BB:2207:C:H5'	2.07	0.54
23:BB:2849:U:H4'	23:BB:2850:A:C5'	2.38	0.54
23:BB:404:A:H4'	23:BB:405:U:H5'	1.89	0.54
23:BB:41:C:H2'	23:BB:42:A:C8	2.42	0.54
23:BB:498:G:O2'	23:BB:499:U:H5'	2.07	0.54

Continued on next page...

Continued from previous page...

Atom-1	Atom-2	Interatomic distance (Å)	Clash overlap (Å)
23:BB:926:G:H2'	23:BB:927:A:H8	1.73	0.54
23:BB:997:G:O2'	23:BB:998:C:H5'	2.07	0.54
26:BD:142:VAL:HB	26:BD:143:PRO:CD	2.37	0.54
27:BE:141:MET:SD	27:BE:143:LEU:HD22	2.48	0.54
29:BG:102:ILE:HG22	29:BG:114:HIS:O	2.06	0.54
30:BH:90:LEU:HD13	30:BH:123:ARG:O	2.08	0.54
32:BK:108:ARG:HD2	32:BK:113:MET:HE1	1.89	0.54
32:BK:108:ARG:HD2	32:BK:113:MET:CE	2.38	0.54
32:BK:16:ALA:N	32:BK:46:ALA:HA	2.22	0.54
33:BL:57:LEU:C	33:BL:59:ARG:H	2.11	0.54
37:BP:96:LEU:HG	37:BP:97:TYR:H	1.72	0.54
38:BQ:94:LEU:HD22	38:BQ:95:ALA:N	2.23	0.54
1:CA:1014:A:C2	1:CA:1219:A:H1'	2.42	0.54
1:CA:403:C:O2'	1:CA:404:G:H5'	2.08	0.54
1:CA:393:A:H5'	1:CA:483:C:O2'	2.06	0.54
20:CB:45:THR:HG23	20:CB:200:PRO:HG2	1.89	0.54
1:CA:1057:G:O3'	2:CC:196:GLY:HA3	2.07	0.54
4:CE:19:ARG:O	4:CE:20:VAL:HB	2.06	0.54
6:CG:16:LYS:HD3	6:CG:16:LYS:O	2.06	0.54
6:CG:2:ARG:HH11	6:CG:2:ARG:HB3	1.71	0.54
9:CJ:11:LYS:HB2	9:CJ:97:ASP:HB3	1.88	0.54
18:CS:62:THR:HG23	18:CS:63:ASP:H	1.73	0.54
48:D1:26:LYS:HE2	48:D1:28:THR:HB	1.89	0.54
48:D1:8:ILE:HD13	48:D1:9:LYS:N	2.22	0.54
50:D3:4:LYS:CE	50:D3:61:LEU:H	2.21	0.54
22:DA:25:U:H4'	22:DA:27:C:OP1	2.08	0.54
23:DB:1060:U:OP1	52:DI:75:ALA:HB3	2.06	0.54
23:DB:2229:U:H2'	23:DB:2230:G:C8	2.42	0.54
23:DB:566:U:O2'	23:DB:567:U:H5'	2.07	0.54
23:DB:598:U:H2'	23:DB:599:A:C8	2.43	0.54
23:DB:686:U:H5''	49:D2:11:LYS:HE3	1.89	0.54
25:DC:12:ARG:HB2	25:DC:20:ASN:CA	2.33	0.54
25:DC:53:ILE:HG12	25:DC:218:THR:HA	1.89	0.54
25:DC:77:VAL:HB	25:DC:110:LYS:O	2.06	0.54
28:DF:108:PRO:HB3	28:DF:113:PHE:CE2	2.42	0.54
31:DJ:37:ARG:CZ	31:DJ:110:PRO:HG3	2.37	0.54
31:DJ:40:HIS:O	38:DQ:66:ALA:HB1	2.08	0.54
32:DK:87:LEU:HD22	32:DK:92:GLU:O	2.07	0.54
33:DL:119:PRO:HD3	33:DL:137:ALA:O	2.08	0.54
34:DM:88:ASN:O	34:DM:89:VAL:HG12	2.06	0.54
35:DN:73:ASN:O	35:DN:76:VAL:HG12	2.07	0.54

Continued on next page...

Continued from previous page...

Atom-1	Atom-2	Interatomic distance (Å)	Clash overlap (Å)
23:DB:2294:G:OP1	36:DO:9:ARG:HD3	2.07	0.54
39:DR:26:ASP:O	39:DR:27:ILE:HB	2.06	0.54
23:DB:1341:G:H5'	41:DT:61:LEU:HD21	1.88	0.54
41:DT:64:LYS:HA	41:DT:79:ASP:HA	1.87	0.54
42:DU:60:LYS:HE3	42:DU:61:GLU:N	2.22	0.54
42:DU:78:LYS:HD2	42:DU:96:LYS:HG3	1.88	0.54
43:DW:42:THR:N	43:DW:65:LYS:HA	2.20	0.54
43:DW:42:THR:HG21	43:DW:66:VAL:HG13	1.90	0.54
44:DX:51:ALA:O	44:DX:53:VAL:HG12	2.07	0.54
1:AA:1307:U:H2'	1:AA:1308:U:H6	1.72	0.54
1:AA:930:C:H2'	1:AA:931:C:O4'	2.08	0.54
1:AA:973:G:H3'	1:AA:974:A:H5''	1.90	0.54
1:AA:1112:C:O2	2:AC:178:ARG:N	2.40	0.54
19:AT:53:MET:O	19:AT:57:VAL:HG23	2.08	0.54
21:AU:39:LYS:N	21:AU:40:PRO:CD	2.69	0.54
22:BA:90:C:H2'	22:BA:91:C:O4'	2.08	0.54
23:BB:1252:G:O6	38:BQ:35:PHE:HB2	2.08	0.54
23:BB:1509:A:H5'	23:BB:1510:G:H5'	1.89	0.54
23:BB:2184:A:H2'	23:BB:2185:U:C6	2.42	0.54
23:BB:2785:C:H2'	23:BB:2786:U:C6	2.42	0.54
23:BB:548:G:H5''	23:BB:549:G:O4'	2.07	0.54
23:BB:995:C:N4	31:BJ:2:LYS:HB3	2.22	0.54
25:BC:154:ALA:C	25:BC:156:SER:H	2.11	0.54
26:BD:15:PHE:HB3	26:BD:18:ASP:HB2	1.89	0.54
26:BD:109:VAL:O	26:BD:172:VAL:HG22	2.06	0.54
30:BH:40:THR:O	30:BH:41:LYS:C	2.45	0.54
33:BL:123:ARG:HB3	33:BL:143:GLU:OE1	2.07	0.54
37:BP:8:GLU:HA	37:BP:11:GLN:CG	2.38	0.54
38:BQ:97:ILE:HD13	38:BQ:100:PHE:CZ	2.42	0.54
42:BU:99:SER:OG	42:BU:102:ILE:HD11	2.07	0.54
44:BX:27:ASN:O	44:BX:30:MET:HG2	2.08	0.54
1:CA:1217:C:H2'	1:CA:1218:C:H6	1.72	0.54
1:CA:1314:C:OP2	18:CS:5:LYS:HG2	2.07	0.54
1:CA:1527:U:H2'	1:CA:1528:U:C6	2.42	0.54
1:CA:279:A:H4'	1:CA:280:C:OP2	2.08	0.54
1:CA:764:C:H2'	1:CA:765:G:H5'	1.90	0.54
1:CA:815:A:H4'	1:CA:817:C:C4	2.42	0.54
7:CH:107:LYS:HB2	7:CH:110:MET:HE1	1.88	0.54
7:CH:86:LYS:HB3	7:CH:90:GLU:O	2.08	0.54
11:CL:34:THR:HB	11:CL:53:ARG:NE	2.23	0.54
13:CN:63:CYS:HB3	13:CN:68:ARG:N	2.17	0.54

Continued on next page...

Continued from previous page...

Atom-1	Atom-2	Interatomic distance (Å)	Clash overlap (Å)
23:DB:1802:A:H4'	25:DC:255:LYS:HE2	1.90	0.54
23:DB:2213:U:O2	23:DB:2213:U:C2'	2.55	0.54
23:DB:2363:G:OP2	50:D3:39:ARG:HD2	2.07	0.54
23:DB:2590:A:H2'	23:DB:2591:C:C6	2.43	0.54
23:DB:25:U:H5''	40:DS:80:PRO:HD3	1.89	0.54
23:DB:2734:A:H2'	23:DB:2735:G:H5'	1.89	0.54
23:DB:2820:A:OP1	35:DN:5:LYS:N	2.33	0.54
23:DB:351:C:H2'	23:DB:352:A:H8	1.72	0.54
23:DB:7:G:H2'	23:DB:8:C:C6	2.43	0.54
23:DB:899:A:H2'	23:DB:900:A:O4'	2.08	0.54
23:DB:2786:U:O2	26:DD:62:LYS:HB3	2.07	0.54
26:DD:69:ALA:CB	26:DD:90:PHE:HB2	2.38	0.54
27:DE:139:LYS:HA	27:DE:143:LEU:HD23	1.90	0.54
27:DE:148:ILE:CA	27:DE:185:LYS:HB3	2.27	0.54
33:DL:123:ARG:HB3	33:DL:141:LYS:HB2	1.89	0.54
37:DP:49:ILE:HA	37:DP:62:LYS:O	2.07	0.54
40:DS:27:LYS:HA	40:DS:70:LYS:HG2	1.90	0.54
46:DZ:11:GLU:O	46:DZ:27:THR:HG22	2.08	0.54
1:AA:1040:U:H2'	1:AA:1041:G:C8	2.43	0.54
8:AI:30:ASN:HD22	8:AI:30:ASN:N	2.04	0.54
23:BB:1083:U:H2'	23:BB:1085:A:OP2	2.08	0.54
23:BB:1125:G:H3'	23:BB:1126:A:H5''	1.88	0.54
23:BB:1188:U:O2'	23:BB:1189:A:H5'	2.08	0.54
23:BB:2052:A:C4'	26:BD:148:GLN:H	2.19	0.54
23:BB:2698:U:H2'	23:BB:2699:C:C6	2.42	0.54
23:BB:2784:U:H4'	26:BD:41:ALA:O	2.08	0.54
23:BB:49:A:H4'	23:BB:49:A:OP1	2.07	0.54
25:BC:160:TYR:CG	25:BC:193:GLU:HG2	2.43	0.54
26:BD:192:ALA:O	26:BD:193:VAL:HG12	2.08	0.54
27:BE:133:LEU:HD12	27:BE:136:GLN:CG	2.38	0.54
23:BB:1112:G:H4'	29:BG:2:ARG:HE	1.73	0.54
30:BH:6:LEU:HA	30:BH:15:LEU:CA	2.38	0.54
31:BJ:119:PHE:HE1	31:BJ:121:LYS:HD3	1.72	0.54
31:BJ:136:GLN:N	31:BJ:137:PRO:CD	2.71	0.54
23:BB:1132:U:H5	31:BJ:85:LYS:HE2	1.71	0.54
35:BN:86:ARG:HH21	35:BN:116:VAL:HG11	1.72	0.54
37:BP:54:LEU:O	37:BP:56:SER:N	2.41	0.54
38:BQ:4:LYS:O	38:BQ:7:VAL:HG22	2.07	0.54
39:BR:41:ILE:C	39:BR:43:ASN:H	2.11	0.54
39:BR:53:PHE:HB3	39:BR:55:ASP:CA	2.37	0.54
41:BT:24:MET:CE	41:BT:29:THR:H	2.20	0.54

Continued on next page...

Continued from previous page...

Atom-1	Atom-2	Interatomic distance (Å)	Clash overlap (Å)
43:BW:6:GLY:C	43:BW:8:SER:N	2.60	0.54
46:BZ:29:GLY:HA3	46:BZ:48:GLN:OE1	2.07	0.54
1:CA:1376:U:H2'	1:CA:1377:A:C8	2.43	0.54
1:CA:190:A:H2'	1:CA:191:G:O4'	2.07	0.54
1:CA:84:U:O2'	1:CA:85:U:H5'	2.07	0.54
1:CA:908:A:H2'	1:CA:909:A:C8	2.42	0.54
5:CF:92:THR:HG22	5:CF:93:LYS:N	2.22	0.54
6:CG:55:LYS:HB3	6:CG:59:GLU:CD	2.27	0.54
13:CN:51:PRO:CB	13:CN:54:SER:HB3	2.37	0.54
48:D1:42:VAL:O	48:D1:43:ARG:HB2	2.08	0.54
23:DB:104:A:H2'	23:DB:105:C:H6	1.72	0.54
23:DB:479:A:H4'	23:DB:479:A:OP1	2.08	0.54
27:DE:105:LEU:O	27:DE:108:ILE:HG23	2.08	0.54
27:DE:109:LEU:HD23	27:DE:117:ARG:NE	2.23	0.54
28:DF:157:THR:HG22	28:DF:159:ALA:H	1.73	0.54
31:DJ:61:LYS:HE3	31:DJ:61:LYS:HA	1.88	0.54
37:DP:25:VAL:O	37:DP:27:VAL:N	2.40	0.54
37:DP:67:GLU:O	37:DP:69:VAL:N	2.40	0.54
42:DU:8:ASP:O	42:DU:10:VAL:HG13	2.07	0.54
43:DW:44:PHE:HB3	43:DW:77:LYS:C	2.27	0.54
46:DZ:3:LYS:NZ	46:DZ:29:GLY:HA3	2.22	0.54
1:AA:1035:A:H2'	1:AA:1036:A:C8	2.43	0.54
1:AA:1101:A:N6	20:AB:173:LYS:HD2	2.22	0.54
1:AA:1324:A:H2'	1:AA:1325:C:H6	1.72	0.54
20:AB:67:LEU:HA	20:AB:89:PHE:O	2.07	0.54
5:AF:53:LYS:CD	5:AF:54:LEU:H	2.11	0.54
9:AJ:81:GLU:HA	9:AJ:84:VAL:HG22	1.89	0.54
10:AK:70:ALA:HB1	10:AK:74:LYS:HE3	1.89	0.54
11:AL:20:VAL:O	11:AL:23:LEU:HG	2.08	0.54
14:AO:54:GLY:O	14:AO:58:MET:HG2	2.07	0.54
16:AQ:17:GLU:C	16:AQ:19:SER:H	2.11	0.54
18:AS:69:LYS:O	18:AS:72:GLU:HB2	2.07	0.54
21:AU:14:ALA:N	21:AU:16:ARG:NH2	2.55	0.54
23:BB:144:A:H2'	23:BB:145:C:C6	2.43	0.54
23:BB:146:A:H2'	23:BB:147:C:H6	1.72	0.54
23:BB:26:G:H1'	23:BB:514:A:N6	2.22	0.54
23:BB:2867:G:N3	23:BB:2867:G:C2'	2.67	0.54
23:BB:55:G:H2'	23:BB:56:A:H8	1.73	0.54
23:BB:620:G:H5'	23:BB:620:G:N3	2.22	0.54
23:BB:968:C:H2'	23:BB:969:G:C8	2.42	0.54
28:BF:59:ILE:HD13	28:BF:59:ILE:O	2.08	0.54

Continued on next page...

Continued from previous page...

Atom-1	Atom-2	Interatomic distance (Å)	Clash overlap (Å)
29:BG:153:PRO:HB3	29:BG:158:GLY:O	2.07	0.54
52:BI:18:ASN:N	52:BI:19:PRO:HD2	2.23	0.54
33:BL:77:ILE:HG22	33:BL:78:ARG:NE	2.23	0.54
35:BN:33:ILE:H	35:BN:33:ILE:HD13	1.71	0.54
41:BT:30:ILE:CG2	41:BT:31:VAL:N	2.71	0.54
46:BZ:69:SER:C	46:BZ:70:LYS:HE2	2.28	0.54
1:CA:423:G:H2'	1:CA:424:G:O4'	2.08	0.54
1:CA:93:U:H2'	1:CA:94:G:H5'	1.88	0.54
3:CD:138:PRO:O	3:CD:139:ASN:HB3	2.07	0.54
4:CE:52:ALA:C	4:CE:54:GLU:H	2.10	0.54
5:CF:6:ILE:HD12	5:CF:7:VAL:N	2.22	0.54
1:CA:673:A:H4'	5:CF:86:ARG:HD2	1.88	0.54
6:CG:2:ARG:HH11	6:CG:2:ARG:CB	2.20	0.54
8:CI:20:ILE:HG23	8:CI:60:LEU:HD13	1.90	0.54
10:CK:70:ALA:HB1	10:CK:74:LYS:HD2	1.89	0.54
12:CM:15:VAL:O	12:CM:19:THR:HG23	2.07	0.54
1:CA:1216:A:H5''	13:CN:4:SER:HB2	1.87	0.54
18:CS:27:LYS:HG3	18:CS:28:LYS:HD2	1.89	0.54
48:D1:22:THR:HG21	50:D3:34:LYS:NZ	2.23	0.54
50:D3:21:PHE:H	50:D3:48:MET:HB2	1.72	0.54
51:D4:3:VAL:CG1	51:D4:4:ARG:H	2.18	0.54
22:DA:63:C:H2'	22:DA:64:G:H8	1.73	0.54
22:DA:66:A:O2'	22:DA:67:G:H5''	2.07	0.54
23:DB:1060:U:O2	23:DB:1088:A:C8	2.61	0.54
23:DB:1198:U:H2'	23:DB:1199:U:C6	2.43	0.54
23:DB:20:C:H2'	23:DB:21:A:H8	1.73	0.54
23:DB:871:U:H2'	23:DB:872:U:H6	1.71	0.54
23:DB:2239:G:OP1	25:DC:246:PRO:HG3	2.08	0.54
26:DD:35:THR:HB	26:DD:48:ILE:HB	1.89	0.54
26:DD:37:VAL:HG21	26:DD:46:ARG:NH1	2.23	0.54
30:DH:75:LEU:H	30:DH:75:LEU:HD23	1.71	0.54
52:DI:18:ASN:HB2	52:DI:38:CYS:SG	2.47	0.54
33:DL:18:ARG:C	33:DL:19:LEU:HD13	2.27	0.54
34:DM:16:ARG:NH2	34:DM:72:PRO:HG2	2.22	0.54
35:DN:2:ARG:HH21	35:DN:4:ARG:HB3	1.72	0.54
39:DR:65:ALA:CB	39:DR:99:THR:HG23	2.36	0.54
43:DW:23:LYS:HG2	43:DW:57:THR:HA	1.88	0.54
43:DW:75:ASN:C	43:DW:77:LYS:H	2.11	0.54
45:DY:7:THR:HG22	45:DY:34:THR:HB	1.89	0.54
46:DZ:47:LYS:HB2	46:DZ:51:VAL:HG12	1.88	0.54
1:AA:189:A:H2'	1:AA:190:A:C8	2.43	0.54

Continued on next page...

Continued from previous page...

Atom-1	Atom-2	Interatomic distance (Å)	Clash overlap (Å)
2:AC:111:ASP:O	2:AC:115:VAL:HG23	2.08	0.54
2:AC:156:LEU:HD11	2:AC:163:ARG:O	2.08	0.54
7:AH:50:VAL:HG22	7:AH:51:GLU:N	2.22	0.54
10:AK:15:VAL:HG21	10:AK:41:LEU:HD11	1.88	0.54
13:AN:42:ASN:HB3	13:AN:46:LYS:HE2	1.89	0.54
19:AT:74:HIS:O	19:AT:78:LEU:HD12	2.08	0.54
47:B0:11:LYS:HG3	47:B0:12:ARG:H	1.72	0.54
47:B0:4:GLN:O	47:B0:5:ASN:C	2.44	0.54
48:B1:13:SER:H	48:B1:50:GLU:HA	1.72	0.54
49:B2:25:LYS:HE3	49:B2:25:LYS:H	1.73	0.54
23:BB:1256:G:H21	27:BE:77:ILE:HG23	1.73	0.54
23:BB:184:C:H2'	23:BB:185:G:C8	2.43	0.54
23:BB:230:G:H2'	23:BB:231:A:H8	1.72	0.54
23:BB:2590:A:H2'	23:BB:2591:C:C6	2.43	0.54
23:BB:2617:U:H2'	23:BB:2618:G:H5'	1.89	0.54
14:AO:88:ARG:HG3	23:BB:716:A:OP1	2.08	0.54
23:BB:845:A:C2	23:BB:847:U:H1'	2.42	0.54
25:BC:224:MET:HB3	25:BC:233:GLY:H	1.72	0.54
30:BH:11:ASN:HD22	30:BH:12:LEU:H	1.54	0.54
52:BI:23:VAL:HG23	52:BI:24:GLY:N	2.23	0.54
31:BJ:7:LYS:CD	31:BJ:48:VAL:HB	2.37	0.54
32:BK:98:ARG:H	32:BK:98:ARG:HD2	1.71	0.54
39:BR:47:VAL:C	39:BR:49:ILE:H	2.11	0.54
45:BY:16:LEU:HD12	45:BY:16:LEU:H	1.71	0.54
1:CA:1254:A:H61	1:CA:1283:U:H3	1.56	0.54
1:CA:173:U:H5'	1:CA:197:A:O4'	2.08	0.54
1:CA:638:U:H2'	1:CA:639:G:O4'	2.08	0.54
3:CD:196:GLU:O	3:CD:199:ILE:HG23	2.06	0.54
9:CJ:8:ILE:HD11	9:CJ:74:VAL:HB	1.90	0.54
21:CU:24:LYS:HB3	21:CU:24:LYS:NZ	2.23	0.54
23:DB:1152:C:O2'	23:DB:1153:C:H5'	2.08	0.54
23:DB:18:U:H2'	23:DB:19:A:H8	1.73	0.54
23:DB:2085:U:O2'	23:DB:2086:U:H5'	2.08	0.54
23:DB:2538:C:O2	51:D4:2:LYS:HE3	2.07	0.54
23:DB:346:A:C8	23:DB:347:A:H1'	2.42	0.54
23:DB:1820:U:O2	25:DC:200:MET:HB2	2.06	0.54
23:DB:2680:U:C5'	26:DD:194:PRO:HA	2.38	0.54
26:DD:8:LYS:HG3	37:DP:5:LYS:HZ1	1.71	0.54
29:DG:125:PRO:CG	29:DG:129:GLU:HB3	2.37	0.54
29:DG:53:PRO:HG2	29:DG:61:TRP:HZ3	1.72	0.54
32:DK:17:ARG:HB2	32:DK:45:GLU:CB	2.38	0.54

Continued on next page...

Continued from previous page...

Atom-1	Atom-2	Interatomic distance (Å)	Clash overlap (Å)
34:DM:5:LYS:HE3	34:DM:6:ARG:H	1.72	0.54
39:DR:27:ILE:HG12	39:DR:33:VAL:HG11	1.90	0.54
39:DR:74:ILE:HG13	39:DR:76:LYS:HG2	1.90	0.54
24:DV:44:HIS:C	24:DV:46:LYS:H	2.11	0.54
44:DX:43:LEU:CB	44:DX:45:GLN:HE22	2.20	0.54
45:DY:37:ARG:NE	45:DY:37:ARG:HA	2.22	0.54
1:AA:1042:A:H2'	1:AA:1043:G:O4'	2.08	0.54
1:AA:513:C:H2'	1:AA:514:C:H6	1.73	0.54
1:AA:678:U:H2'	1:AA:679:C:H6	1.70	0.54
20:AB:46:VAL:O	20:AB:49:PHE:HB2	2.07	0.54
3:AD:138:PRO:HA	3:AD:181:PHE:CD2	2.43	0.54
4:AE:134:ASN:O	4:AE:137:ARG:HG2	2.07	0.54
5:AF:18:VAL:O	5:AF:22:ILE:HG13	2.07	0.54
6:AG:67:ASN:ND2	6:AG:127:ALA:HA	2.21	0.54
6:AG:45:ALA:HA	6:AG:48:THR:OG1	2.08	0.54
8:AI:11:ARG:HA	8:AI:105:ARG:NE	2.23	0.54
9:AJ:11:LYS:NZ	9:AJ:99:GLN:H	2.05	0.54
1:AA:716:A:N3	10:AK:119:GLY:HA2	2.22	0.54
11:AL:20:VAL:HG12	11:AL:20:VAL:O	2.08	0.54
15:AP:40:ASN:HB3	15:AP:49:GLY:O	2.08	0.54
18:AS:29:PRO:HA	18:AS:47:THR:HB	1.89	0.54
18:AS:59:VAL:HG11	18:AS:70:LEU:HD11	1.88	0.54
50:B3:4:LYS:HE3	50:B3:58:ILE:HB	1.90	0.54
22:BA:42:C:H6	28:BF:65:LEU:HD13	1.73	0.54
23:BB:1181:U:H2'	23:BB:1182:G:H8	1.72	0.54
23:BB:2615:U:H1'	47:B0:6:LYS:CE	2.29	0.54
23:BB:705:A:N6	23:BB:726:G:O2'	2.41	0.54
25:BC:172:THR:HG22	25:BC:173:LEU:H	1.73	0.54
25:BC:23:LEU:N	25:BC:202:ARG:NH2	2.51	0.54
29:BG:137:LYS:HA	29:BG:140:ILE:CG1	2.38	0.54
30:BH:66:ASN:CB	30:BH:138:VAL:HG11	2.37	0.54
52:BI:63:ASP:O	52:BI:64:ARG:CG	2.53	0.54
31:BJ:99:ARG:O	31:BJ:100:VAL:HB	2.08	0.54
26:BD:17:GLU:CG	37:BP:80:VAL:HG21	2.38	0.54
39:BR:78:ARG:HB3	39:BR:87:GLN:CA	2.29	0.54
41:BT:16:VAL:HG13	41:BT:16:VAL:O	2.08	0.54
1:CA:1288:A:N1	1:CA:1371:G:H1'	2.23	0.54
1:CA:1354:U:H2'	1:CA:1355:G:C8	2.42	0.54
1:CA:398:U:H2'	1:CA:399:G:C8	2.43	0.54
1:CA:426:U:OP1	3:CD:32:LYS:HE3	2.08	0.54
11:CL:36:VAL:HG12	11:CL:52:CYS:HB2	1.89	0.54

Continued on next page...

Continued from previous page...

Atom-1	Atom-2	Interatomic distance (Å)	Clash overlap (Å)
15:CP:1:MET:HA	15:CP:1:MET:HE3	1.88	0.54
48:D1:22:THR:HG21	50:D3:34:LYS:HZ1	1.73	0.54
23:DB:1244:A:O2'	23:DB:1245:G:H5'	2.07	0.54
23:DB:1515:A:H5'	23:DB:1557:C:H5'	1.89	0.54
23:DB:1688:U:O2	23:DB:1700:A:H5'	2.07	0.54
23:DB:1736:U:H2'	23:DB:1737:G:O4'	2.08	0.54
23:DB:2153:C:H2'	23:DB:2154:A:H8	1.72	0.54
23:DB:2197:U:O2'	23:DB:2198:A:H2'	2.07	0.54
23:DB:38:A:N3	27:DE:43:THR:HG22	2.23	0.54
23:DB:813:U:H2'	23:DB:814:C:H6	1.70	0.54
25:DC:122:ALA:O	25:DC:124:LYS:HG2	2.08	0.54
25:DC:63:ILE:O	25:DC:64:VAL:HG13	2.08	0.54
27:DE:188:MET:SD	27:DE:190:ALA:HB2	2.47	0.54
27:DE:189:THR:HG23	27:DE:194:LYS:CG	2.38	0.54
27:DE:53:THR:HG21	27:DE:74:LYS:HB3	1.90	0.54
30:DH:94:ILE:HG23	30:DH:98:ASP:HB2	1.90	0.54
52:DI:76:ALA:HA	52:DI:135:MET:SD	2.48	0.54
31:DJ:100:VAL:O	31:DJ:101:ILE:HB	2.08	0.54
1:CA:1422:G:H5''	32:DK:48:PRO:HB3	1.89	0.54
34:DM:127:LYS:CD	34:DM:128:THR:H	2.21	0.54
39:DR:76:LYS:HB3	39:DR:90:ARG:CG	2.38	0.54
23:DB:144:A:C6	41:DT:3:ARG:NH1	2.75	0.54
44:DX:4:LYS:CG	44:DX:7:ARG:HE	2.20	0.54
1:AA:1039:G:H2'	1:AA:1040:U:C6	2.43	0.54
1:AA:1135:U:O2	1:AA:1135:U:H2'	2.07	0.54
1:AA:1320:C:N4	18:AS:36:ARG:HG2	2.21	0.54
1:AA:621:A:H2'	1:AA:622:A:C8	2.43	0.54
1:AA:77:A:H2'	1:AA:78:A:C8	2.43	0.54
2:AC:39:ARG:HG3	2:AC:54:ILE:HD13	1.91	0.54
6:AG:100:MET:O	6:AG:104:VAL:HG23	2.08	0.54
8:AI:50:PRO:HG2	8:AI:51:LEU:HD12	1.88	0.54
10:AK:88:PRO:HA	10:AK:92:ARG:NE	2.23	0.54
17:AR:33:THR:HG23	17:AR:35:SER:H	1.73	0.54
48:B1:42:VAL:O	48:B1:43:ARG:HB2	2.07	0.54
23:BB:1013:C:H2'	23:BB:1014:A:H8	1.72	0.54
23:BB:1488:C:O2'	23:BB:1489:C:H5'	2.09	0.54
23:BB:1724:G:H2'	23:BB:1725:U:H6	1.73	0.54
23:BB:2278:A:H8	43:BW:8:SER:HB3	1.72	0.54
23:BB:2760:C:O2'	23:BB:2761:A:H5'	2.07	0.54
23:BB:2771:C:H2'	23:BB:2772:C:C6	2.43	0.54
23:BB:396:G:H5'	46:BZ:9:TYR:HB2	1.89	0.54

Continued on next page...

Continued from previous page...

Atom-1	Atom-2	Interatomic distance (Å)	Clash overlap (Å)
23:BB:950:G:H2'	23:BB:951:C:C6	2.43	0.54
25:BC:128:THR:HG22	25:BC:188:ARG:HB2	1.89	0.54
52:BI:102:ARG:HD3	52:BI:141:ASP:OD1	2.08	0.54
1:CA:1007:U:H2'	1:CA:1008:U:C6	2.43	0.54
1:CA:1141:C:H2'	1:CA:1142:G:C8	2.43	0.54
1:CA:16:A:N1	1:CA:919:A:H2	2.06	0.54
1:CA:203:G:H1'	1:CA:465:A:H62	1.73	0.54
4:CE:136:VAL:HG23	4:CE:137:ARG:N	2.22	0.54
8:CI:34:LEU:HG	8:CI:35:GLU:N	2.23	0.54
10:CK:59:PRO:HA	10:CK:91:GLY:H	1.72	0.54
23:DB:1164:C:H2'	23:DB:1165:A:H8	1.72	0.54
23:DB:1911:U:H2'	23:DB:1918:A:N1	2.22	0.54
23:DB:2617:U:H2'	23:DB:2618:G:H5'	1.90	0.54
23:DB:596:U:H2'	23:DB:597:G:H8	1.73	0.54
23:DB:70:G:H3'	23:DB:113:U:H4'	1.90	0.54
23:DB:862:G:H2'	23:DB:863:A:O4'	2.08	0.54
25:DC:160:TYR:CE2	25:DC:193:GLU:HG2	2.43	0.54
25:DC:27:LYS:HG2	25:DC:81:GLU:HA	1.90	0.54
28:DF:103:ILE:CG2	28:DF:173:ASP:HA	2.38	0.54
28:DF:56:LEU:HD11	28:DF:86:CYS:HB3	1.90	0.54
30:DH:147:VAL:HG12	30:DH:148:ALA:N	2.23	0.54
23:DB:1098:A:C5'	52:DI:3:LYS:HB3	2.37	0.54
31:DJ:76:HIS:HB2	31:DJ:86:GLN:HG3	1.90	0.54
32:DK:84:CYS:O	32:DK:85:VAL:HB	2.08	0.54
33:DL:110:VAL:HG13	33:DL:127:VAL:HG12	1.90	0.54
36:DO:18:LEU:HD13	43:DW:76:ARG:HE	1.73	0.54
37:DP:25:VAL:O	37:DP:25:VAL:HG12	2.07	0.54
37:DP:45:VAL:HG12	37:DP:46:VAL:O	2.08	0.54
37:DP:26:GLU:HA	37:DP:47:ILE:N	2.23	0.54
37:DP:51:ASN:OD1	37:DP:52:ARG:N	2.41	0.54
37:DP:61:ARG:O	37:DP:63:ILE:HG13	2.07	0.54
37:DP:27:VAL:HG21	37:DP:84:SER:O	2.08	0.54
40:DS:15:GLN:HE22	47:D0:12:ARG:HH12	1.56	0.54
40:DS:8:ARG:O	40:DS:9:HIS:HB2	2.06	0.54
42:DU:25:LYS:HZ3	42:DU:25:LYS:HA	1.73	0.54
20:AB:185:ILE:HA	20:AB:199:ILE:HB	1.90	0.53
4:AE:55:VAL:N	4:AE:56:PRO:HD2	2.23	0.53
6:AG:112:ASP:CB	6:AG:118:ARG:HG2	2.33	0.53
8:AI:30:ASN:ND2	8:AI:30:ASN:N	2.56	0.53
8:AI:44:ARG:N	8:AI:44:ARG:HH11	2.06	0.53
16:AQ:44:HIS:O	16:AQ:72:TRP:HB2	2.07	0.53

Continued on next page...

Continued from previous page...

Atom-1	Atom-2	Interatomic distance (Å)	Clash overlap (Å)
17:AR:62:ARG:HD3	17:AR:69:TYR:HA	1.90	0.53
1:AA:187:G:H4'	19:AT:79:THR:HG21	1.89	0.53
19:AT:82:ILE:HG13	19:AT:83:ASN:N	2.22	0.53
21:AU:36:PHE:HB3	21:AU:40:PRO:HG3	1.90	0.53
23:BB:1046:A:C3'	23:BB:1047:G:H5''	2.37	0.53
23:BB:1054:A:O2'	23:BB:1055:G:H5'	2.08	0.53
23:BB:1259:G:H2'	23:BB:1260:A:H8	1.73	0.53
23:BB:1464:G:H2'	23:BB:1465:G:C8	2.43	0.53
23:BB:1550:C:H2'	23:BB:1551:A:C8	2.43	0.53
23:BB:540:C:O2'	23:BB:541:A:H5'	2.08	0.53
23:BB:566:U:O2'	23:BB:567:U:H5'	2.08	0.53
23:BB:823:C:O2'	23:BB:824:U:H5'	2.09	0.53
25:BC:212:TRP:CZ3	25:BC:217:PRO:HD3	2.43	0.53
25:BC:37:SER:H	25:BC:62:ARG:CB	2.20	0.53
26:BD:118:PHE:N	26:BD:164:GLN:HG3	2.23	0.53
27:BE:53:THR:O	27:BE:55:SER:N	2.41	0.53
28:BF:121:PHE:HE2	28:BF:166:ARG:H	1.56	0.53
30:BH:121:VAL:HG11	30:BH:128:HIS:CD2	2.43	0.53
31:BJ:7:LYS:HD2	31:BJ:49:ASP:CB	2.34	0.53
34:BM:72:PRO:HB3	34:BM:88:ASN:OD1	2.08	0.53
35:BN:32:GLU:HB3	35:BN:33:ILE:HD13	1.89	0.53
36:BO:1:MET:HG3	36:BO:3:LYS:HE3	1.89	0.53
36:BO:73:ALA:HA	36:BO:109:ALA:HB2	1.90	0.53
36:BO:87:ILE:HG13	36:BO:88:LYS:H	1.73	0.53
24:BV:77:VAL:HG21	24:BV:79:ARG:HE	1.71	0.53
24:BV:89:ILE:HD12	24:BV:89:ILE:O	2.08	0.53
45:BY:35:VAL:CG1	45:BY:37:ARG:HH21	2.21	0.53
1:CA:1014:A:H5''	18:CS:13:HIS:HB3	1.88	0.53
1:CA:408:A:H3'	1:CA:409:U:H6	1.72	0.53
20:CB:96:LEU:HB2	20:CB:99:MET:CG	2.39	0.53
4:CE:55:VAL:N	4:CE:56:PRO:HD2	2.22	0.53
5:CF:55:HIS:N	5:CF:55:HIS:ND1	2.56	0.53
5:CF:5:GLU:HA	5:CF:63:ASN:HA	1.88	0.53
7:CH:100:ILE:HG13	7:CH:128:VAL:HG23	1.90	0.53
8:CI:29:ILE:HA	8:CI:64:ILE:HB	1.91	0.53
10:CK:106:ILE:HD11	10:CK:109:ILE:HG13	1.89	0.53
21:CU:11:PHE:HD1	21:CU:13:VAL:HG12	1.72	0.53
48:D1:9:LYS:HG3	48:D1:24:LYS:HG2	1.89	0.53
49:D2:43:THR:C	49:D2:44:VAL:HG22	2.29	0.53
23:DB:249:C:O2'	50:D3:7:ARG:NE	2.42	0.53
23:DB:168:G:H2'	23:DB:169:G:H8	1.73	0.53

Continued on next page...

Continued from previous page...

Atom-1	Atom-2	Interatomic distance (Å)	Clash overlap (Å)
23:DB:2103:C:H3'	23:DB:2104:C:O2	2.08	0.53
23:DB:2666:C:O4'	23:DB:2666:C:O2	2.25	0.53
23:DB:288:U:O2'	23:DB:289:G:H5'	2.07	0.53
23:DB:533:G:H2'	23:DB:534:U:C6	2.43	0.53
25:DC:103:ILE:HG22	25:DC:104:LEU:N	2.21	0.53
25:DC:235:GLU:HG3	25:DC:236:GLY:H	1.72	0.53
23:DB:586:A:H5'	27:DE:84:THR:HG21	1.89	0.53
28:DF:31:GLU:O	28:DF:95:MET:HE1	2.07	0.53
23:DB:1113:U:H5''	29:DG:2:ARG:CD	2.38	0.53
29:DG:10:VAL:HG23	29:DG:47:ASN:O	2.07	0.53
52:DI:3:LYS:CD	52:DI:3:LYS:HE2	2.18	0.53
34:DM:97:GLN:N	34:DM:98:PRO:CD	2.71	0.53
35:DN:54:LEU:HD22	35:DN:66:ALA:HB2	1.90	0.53
38:DQ:92:LYS:C	38:DQ:94:LEU:H	2.11	0.53
39:DR:6:GLN:O	39:DR:7:SER:HB3	2.07	0.53
23:DB:336:C:H5''	42:DU:3:LYS:NZ	2.23	0.53
44:DX:22:LEU:HD22	44:DX:25:GLN:OE1	2.08	0.53
2:AC:38:VAL:HG23	2:AC:39:ARG:N	2.23	0.53
5:AF:6:ILE:HD13	5:AF:89:VAL:HB	1.90	0.53
9:AJ:39:PRO:CA	9:AJ:74:VAL:HG22	2.39	0.53
17:AR:44:THR:HG22	17:AR:46:THR:HB	1.91	0.53
10:AK:110:THR:HG22	21:AU:4:LYS:HA	1.90	0.53
51:B4:2:LYS:NZ	51:B4:2:LYS:HB3	2.23	0.53
23:BB:161:A:C3'	23:BB:162:U:H5''	2.34	0.53
23:BB:1904:G:H1'	23:BB:1927:A:N1	2.23	0.53
25:BC:160:TYR:CD2	25:BC:193:GLU:HG2	2.44	0.53
30:BH:11:ASN:ND2	30:BH:12:LEU:N	2.55	0.53
31:BJ:18:VAL:HG22	31:BJ:55:ILE:O	2.07	0.53
35:BN:96:ARG:O	35:BN:113:ILE:HA	2.08	0.53
24:BV:63:ILE:HD11	24:BV:72:VAL:HG21	1.91	0.53
45:BY:54:VAL:HG22	45:BY:55:LYS:N	2.22	0.53
1:CA:131:A:H2'	1:CA:132:C:H6	1.74	0.53
1:CA:1409:C:H2'	1:CA:1410:A:C8	2.43	0.53
1:CA:218:U:H2'	1:CA:219:U:C6	2.43	0.53
1:CA:6:G:H4'	1:CA:298:A:H4'	1.90	0.53
1:CA:711:G:O2'	1:CA:712:A:H5'	2.08	0.53
1:CA:766:A:H2'	1:CA:767:A:O4'	2.08	0.53
1:CA:997:U:H2'	1:CA:998:C:C6	2.43	0.53
4:CE:109:ALA:HB3	4:CE:135:VAL:CG1	2.37	0.53
6:CG:145:GLU:H	6:CG:148:LYS:HB2	1.72	0.53
9:CJ:65:TYR:OH	13:CN:84:ARG:HG3	2.08	0.53

Continued on next page...

Continued from previous page...

Atom-1	Atom-2	Interatomic distance (Å)	Clash overlap (Å)
9:CJ:40:ILE:CD1	9:CJ:73:LEU:HB3	2.38	0.53
23:DB:686:U:H1'	49:D2:5:PHE:O	2.08	0.53
23:DB:1442:U:H2'	23:DB:1443:U:H6	1.73	0.53
23:DB:1534:U:H2'	23:DB:1536:C:N3	2.22	0.53
23:DB:64:A:O3'	41:DT:76:ARG:HG3	2.07	0.53
23:DB:836:G:H2'	23:DB:837:C:C6	2.43	0.53
25:DC:107:LYS:HD2	25:DC:196:ASN:ND2	2.24	0.53
25:DC:216:ARG:HB3	25:DC:217:PRO:HD2	1.89	0.53
25:DC:244:VAL:HG23	25:DC:249:VAL:CG2	2.38	0.53
25:DC:32:LEU:HD13	25:DC:36:ASN:ND2	2.23	0.53
27:DE:109:LEU:HD21	27:DE:113:VAL:O	2.07	0.53
30:DH:2:GLN:CB	30:DH:19:VAL:HA	2.34	0.53
31:DJ:73:VAL:HG11	31:DJ:75:TYR:CE1	2.43	0.53
34:DM:6:ARG:O	34:DM:7:THR:C	2.43	0.53
39:DR:69:GLY:HA2	39:DR:97:LYS:N	2.16	0.53
1:AA:1040:U:H2'	1:AA:1041:G:H8	1.74	0.53
1:AA:1412:C:H2'	1:AA:1413:A:H8	1.73	0.53
1:AA:1448:C:H2'	1:AA:1449:C:C6	2.42	0.53
1:AA:860:A:H2'	1:AA:861:G:O4'	2.09	0.53
2:AC:156:LEU:H	2:AC:156:LEU:HD12	1.72	0.53
3:AD:17:ASP:OD2	3:AD:27:ILE:HG12	2.08	0.53
7:AH:49:LYS:HG3	7:AH:50:VAL:N	2.21	0.53
9:AJ:11:LYS:HZ3	9:AJ:99:GLN:H	1.55	0.53
16:AQ:28:VAL:C	16:AQ:36:PHE:HA	2.27	0.53
48:B1:34:GLU:O	48:B1:35:LEU:HB3	2.08	0.53
48:B1:44:GLN:OE1	48:B1:46:VAL:HB	2.09	0.53
23:BB:131:A:H2'	23:BB:132:G:C8	2.44	0.53
23:BB:1810:A:H2'	23:BB:1811:G:O4'	2.08	0.53
23:BB:2097:A:H2'	23:BB:2098:U:C6	2.43	0.53
26:BD:26:VAL:HG23	26:BD:187:LEU:HB3	1.90	0.53
30:BH:66:ASN:HB2	30:BH:138:VAL:HG11	1.91	0.53
32:BK:102:PRO:HB3	32:BK:121:GLU:OE1	2.08	0.53
37:BP:16:VAL:O	37:BP:17:PRO:O	2.26	0.53
31:BJ:42:ALA:HB1	38:BQ:67:ALA:HB2	1.90	0.53
40:BS:32:ALA:O	40:BS:33:LEU:HD13	2.08	0.53
24:BV:40:ILE:N	24:BV:40:ILE:HD13	2.23	0.53
1:CA:1119:C:H2'	1:CA:1120:C:H6	1.73	0.53
1:CA:128:G:H2'	1:CA:129:A:C8	2.43	0.53
1:CA:135:C:O2	15:CP:1:MET:HB2	2.09	0.53
2:CC:155:ARG:HH21	2:CC:160:GLU:HA	1.72	0.53
4:CE:61:LYS:HB3	4:CE:61:LYS:NZ	2.24	0.53

Continued on next page...

Continued from previous page...

Atom-1	Atom-2	Interatomic distance (Å)	Clash overlap (Å)
8:CI:19:PHE:O	8:CI:62:LEU:HA	2.08	0.53
1:CA:797:C:OP1	10:CK:125:LYS:HG3	2.08	0.53
15:CP:36:VAL:HG23	15:CP:56:ARG:HB2	1.89	0.53
23:DB:1515:A:H4'	23:DB:1556:C:O2'	2.09	0.53
23:DB:1551:A:C3'	23:DB:1552:A:H5''	2.38	0.53
23:DB:2678:C:H2'	23:DB:2679:A:C8	2.43	0.53
23:DB:521:U:H2'	23:DB:522:A:C8	2.43	0.53
23:DB:726:G:H5''	23:DB:1432:G:O2'	2.08	0.53
25:DC:92:LEU:O	25:DC:93:VAL:HB	2.07	0.53
27:DE:48:THR:OG1	27:DE:86:ALA:HB3	2.08	0.53
27:DE:46:GLN:NE2	27:DE:87:ALA:N	2.56	0.53
29:DG:18:ILE:HG13	29:DG:18:ILE:O	2.08	0.53
32:DK:7:MET:HA	32:DK:7:MET:HE3	1.90	0.53
35:DN:30:ARG:HH12	35:DN:74:GLU:HG2	1.72	0.53
35:DN:45:ARG:HH21	35:DN:97:ILE:CG1	2.20	0.53
36:DO:30:ARG:HG2	36:DO:31:THR:H	1.73	0.53
41:DT:14:PRO:CA	41:DT:32:LEU:HD23	2.38	0.53
41:DT:53:VAL:CG1	41:DT:93:LEU:HD21	2.39	0.53
44:DX:16:THR:HG23	44:DX:21:LEU:HD12	1.89	0.53
1:AA:1283:U:H2'	1:AA:1284:C:C6	2.44	0.53
1:AA:202:G:H2'	1:AA:203:G:H8	1.74	0.53
1:AA:252:U:H2'	1:AA:253:A:H8	1.74	0.53
1:AA:602:A:O2'	1:AA:603:U:H5'	2.07	0.53
1:AA:742:G:O2'	1:AA:743:A:H5'	2.08	0.53
1:AA:859:G:H2'	1:AA:860:A:H8	1.71	0.53
1:AA:865:A:H2'	1:AA:866:C:C6	2.43	0.53
1:AA:956:U:O2'	1:AA:957:U:H5'	2.09	0.53
2:AC:186:SER:HB3	2:AC:197:VAL:CG1	2.38	0.53
2:AC:55:VAL:HG12	2:AC:56:ILE:N	2.23	0.53
3:AD:144:ILE:CD1	3:AD:154:VAL:HG21	2.38	0.53
4:AE:71:ILE:HG12	4:AE:72:ASN:N	2.24	0.53
5:AF:47:LEU:HD13	5:AF:51:ILE:HG22	1.91	0.53
6:AG:91:ARG:HB3	6:AG:92:PRO:HD2	1.91	0.53
7:AH:5:PRO:O	7:AH:32:LYS:HE3	2.09	0.53
8:AI:110:VAL:HG12	8:AI:111:GLU:N	2.20	0.53
8:AI:113:LYS:HG2	8:AI:114:LYS:H	1.74	0.53
23:BB:1316:U:O2'	23:BB:1317:G:H5'	2.08	0.53
23:BB:1441:G:H2'	23:BB:1442:U:H6	1.73	0.53
23:BB:1799:G:C5	25:BC:175:LEU:HD13	2.44	0.53
23:BB:2027:G:O2'	23:BB:2028:U:H5'	2.08	0.53
23:BB:2586:U:H2'	23:BB:2587:A:C8	2.44	0.53

Continued on next page...

Continued from previous page...

Atom-1	Atom-2	Interatomic distance (Å)	Clash overlap (Å)
23:BB:2728:U:H2'	23:BB:2729:G:H8	1.74	0.53
23:BB:2787:C:O2'	23:BB:2788:C:H5'	2.08	0.53
23:BB:538:A:O2'	23:BB:539:G:H5'	2.08	0.53
23:BB:64:A:H2'	23:BB:65:U:H6	1.72	0.53
23:BB:753:A:H2'	23:BB:754:U:H6	1.72	0.53
23:BB:2682:A:N3	26:BD:22:ILE:HD11	2.24	0.53
29:BG:126:THR:HG23	29:BG:128:THR:HG23	1.91	0.53
29:BG:27:GLY:HA3	29:BG:78:VAL:HB	1.91	0.53
31:BJ:34:ARG:HB3	31:BJ:39:LYS:HD2	1.89	0.53
33:BL:117:THR:HG21	33:BL:120:VAL:CG1	2.38	0.53
39:BR:39:LEU:HD11	39:BR:57:GLY:O	2.08	0.53
39:BR:66:HIS:CA	39:BR:98:ILE:HD13	2.38	0.53
43:BW:42:THR:CB	43:BW:66:VAL:H	2.22	0.53
44:BX:14:LEU:HD21	44:BX:57:LEU:HB2	1.90	0.53
1:CA:1124:G:H5'	9:CJ:37:ARG:HH21	1.73	0.53
1:CA:1181:G:H4'	1:CA:1182:G:OP1	2.09	0.53
1:CA:1216:A:OP1	13:CN:2:LYS:HE2	2.08	0.53
1:CA:1234:C:H1'	1:CA:1364:U:O2	2.09	0.53
1:CA:53:A:C2	1:CA:54:C:H1'	2.43	0.53
2:CC:36:PHE:O	2:CC:39:ARG:HB2	2.09	0.53
4:CE:88:HIS:CE1	4:CE:137:ARG:HG2	2.44	0.53
5:CF:38:ARG:HH21	5:CF:63:ASN:ND2	2.06	0.53
11:CL:30:ARG:O	11:CL:56:LEU:HA	2.09	0.53
14:CO:42:PHE:CD1	14:CO:55:LEU:HD22	2.44	0.53
14:CO:88:ARG:HH21	23:DB:715:A:H5''	1.72	0.53
23:DB:1153:C:O2'	23:DB:1154:G:H5'	2.08	0.53
23:DB:1168:G:O2'	23:DB:1169:A:H5'	2.09	0.53
23:DB:1197:G:O2'	23:DB:1198:U:H5'	2.08	0.53
23:DB:1429:G:O2'	23:DB:1430:G:H5'	2.07	0.53
23:DB:1464:G:H2'	23:DB:1465:G:C8	2.44	0.53
23:DB:2215:C:O2'	23:DB:2216:G:H5'	2.09	0.53
23:DB:2516:A:O2'	23:DB:2517:C:H5'	2.07	0.53
23:DB:488:G:H1'	23:DB:492:A:N6	2.24	0.53
23:DB:664:G:H2'	23:DB:665:U:C6	2.42	0.53
26:DD:50:VAL:HG13	26:DD:77:ARG:O	2.08	0.53
26:DD:7:LYS:HB3	26:DD:201:LEU:HD22	1.89	0.53
29:DG:124:CYS:HA	29:DG:129:GLU:O	2.09	0.53
52:DI:23:VAL:HG12	52:DI:24:GLY:N	2.24	0.53
34:DM:62:LYS:H	34:DM:104:GLU:HB2	1.72	0.53
34:DM:40:ARG:HG2	34:DM:92:TRP:CZ2	2.44	0.53
36:DO:62:LEU:HD12	36:DO:62:LEU:H	1.73	0.53

Continued on next page...

Continued from previous page...

Atom-1	Atom-2	Interatomic distance (Å)	Clash overlap (Å)
37:DP:18:SER:HA	37:DP:87:ARG:HH22	1.74	0.53
41:DT:76:ARG:N	41:DT:76:ARG:HD3	2.23	0.53
24:DV:6:ALA:O	24:DV:65:VAL:HA	2.08	0.53
45:DY:40:THR:HG23	45:DY:43:ILE:HG22	1.91	0.53
46:DZ:24:ILE:HD13	46:DZ:24:ILE:N	2.18	0.53
1:AA:1381:U:O2'	1:AA:1382:C:H5'	2.08	0.53
1:AA:1435:G:H2'	1:AA:1436:U:C6	2.43	0.53
1:AA:1452:C:H4'	1:AA:1453:G:C5'	2.39	0.53
1:AA:1507:A:H2'	1:AA:1508:A:C8	2.44	0.53
1:AA:214:C:H2'	1:AA:215:C:C6	2.44	0.53
1:AA:532:A:H62	2:AC:191:THR:CG2	2.22	0.53
2:AC:77:GLY:HA3	2:AC:81:GLU:HB3	1.90	0.53
3:AD:25:ARG:HD3	3:AD:26:ALA:H	1.73	0.53
6:AG:16:LYS:HG3	6:AG:43:TYR:OH	2.08	0.53
10:AK:33:ILE:O	10:AK:41:LEU:HB2	2.07	0.53
14:AO:66:LEU:HB3	14:AO:77:TYR:HE1	1.74	0.53
50:B3:26:ALA:HB3	50:B3:29:ARG:CZ	2.39	0.53
23:BB:1515:A:H4'	23:BB:1556:C:O2'	2.08	0.53
23:BB:1821:A:H2'	23:BB:1822:C:C6	2.43	0.53
23:BB:2526:G:H2'	23:BB:2527:C:C6	2.44	0.53
23:BB:378:C:O2'	23:BB:379:G:H5'	2.08	0.53
27:BE:52:VAL:HG22	27:BE:53:THR:H	1.72	0.53
32:BK:59:LYS:HD2	32:BK:92:GLU:OE2	2.08	0.53
33:BL:90:VAL:HG21	33:BL:121:THR:H	1.74	0.53
41:BT:1:MET:CE	41:BT:2:ILE:HB	2.38	0.53
24:BV:79:ARG:C	24:BV:87:GLN:HE22	2.12	0.53
43:BW:42:THR:HG21	43:BW:66:VAL:HG12	1.90	0.53
1:CA:1006:G:H2'	1:CA:1007:U:H6	1.73	0.53
1:CA:1170:A:H5'	20:CB:138:ARG:HH22	1.73	0.53
1:CA:922:G:N3	1:CA:1398:A:H2	2.07	0.53
1:CA:202:G:H2'	1:CA:203:G:C8	2.43	0.53
1:CA:317:U:H2'	1:CA:318:G:H8	1.73	0.53
1:CA:370:C:O2'	1:CA:371:A:H5'	2.08	0.53
20:CB:14:HIS:CD2	20:CB:15:PHE:H	2.26	0.53
2:CC:110:LEU:HD13	2:CC:143:LEU:HD23	1.89	0.53
7:CH:28:SER:HB2	7:CH:58:LEU:HD12	1.91	0.53
12:CM:89:ARG:HH12	12:CM:101:THR:HG21	1.73	0.53
12:CM:52:ILE:O	12:CM:55:LEU:HB2	2.08	0.53
23:DB:51:G:O2'	23:DB:118:A:N6	2.41	0.53
23:DB:1395:A:H4'	23:DB:1397:U:C5	2.44	0.53
23:DB:1439:A:C5	23:DB:1552:A:N6	2.76	0.53

Continued on next page...

Continued from previous page...

Atom-1	Atom-2	Interatomic distance (Å)	Clash overlap (Å)
23:DB:1645:G:H5''	23:DB:1646:C:H5'	1.91	0.53
23:DB:1684:G:H2'	23:DB:1685:C:C6	2.44	0.53
23:DB:2080:A:H2'	23:DB:2081:U:C6	2.44	0.53
23:DB:2465:C:O2'	23:DB:2466:C:H5'	2.09	0.53
23:DB:2484:G:N2	34:DM:118:LYS:HG2	2.23	0.53
25:DC:169:ALA:O	25:DC:170:TYR:HB2	2.08	0.53
25:DC:56:GLY:HA3	25:DC:214:GLY:N	2.23	0.53
25:DC:237:ARG:HD2	25:DC:239:PHE:CE1	2.43	0.53
25:DC:48:ILE:CG2	25:DC:49:THR:H	2.11	0.53
25:DC:68:ARG:HB2	25:DC:128:THR:OG1	2.08	0.53
26:DD:153:GLY:O	26:DD:155:VAL:HG23	2.08	0.53
26:DD:116:LYS:HB2	26:DD:165:MET:HB2	1.90	0.53
30:DH:114:GLU:CB	30:DH:133:GLN:HG3	2.39	0.53
52:DI:12:VAL:HG13	52:DI:41:PHE:CE2	2.44	0.53
52:DI:89:SER:HA	52:DI:97:VAL:HG11	1.91	0.53
39:DR:40:MET:O	39:DR:54:VAL:HG22	2.08	0.53
23:DB:1225:G:P	39:DR:90:ARG:HB2	2.48	0.53
40:DS:72:THR:HG23	40:DS:106:VAL:HG23	1.89	0.53
1:AA:53:A:C2	1:AA:54:C:H1'	2.43	0.53
4:AE:84:VAL:HG22	4:AE:85:LYS:H	1.73	0.53
49:B2:43:THR:O	49:B2:44:VAL:C	2.47	0.53
22:BA:99:A:H2'	22:BA:99:A:N3	2.23	0.53
23:BB:1028:A:H2'	23:BB:1029:A:C8	2.43	0.53
23:BB:1545:A:H2'	23:BB:1546:G:O4'	2.08	0.53
23:BB:1658:C:OP1	26:BD:136:ASN:CA	2.50	0.53
23:BB:1771:C:H2'	23:BB:1772:A:C8	2.42	0.53
23:BB:18:U:H2'	23:BB:19:A:C8	2.43	0.53
23:BB:2539:C:O2'	23:BB:2540:C:H5'	2.09	0.53
23:BB:2862:G:H2'	23:BB:2863:C:C6	2.43	0.53
23:BB:365:U:H2'	23:BB:366:C:C6	2.43	0.53
23:BB:496:G:H2'	23:BB:497:A:O4'	2.09	0.53
23:BB:520:G:H2'	23:BB:521:U:C6	2.44	0.53
23:BB:6:A:H2'	23:BB:7:G:H8	1.74	0.53
23:BB:871:U:H2'	23:BB:872:U:H6	1.72	0.53
25:BC:10:PRO:HG2	25:BC:23:LEU:HD11	1.90	0.53
23:BB:452:G:OP1	27:BE:52:VAL:HG22	2.07	0.53
27:BE:52:VAL:HG13	27:BE:53:THR:N	2.23	0.53
24:BV:76:ASP:OD1	34:BM:135:VAL:HA	2.09	0.53
45:BY:3:THR:O	45:BY:6:ILE:HG23	2.08	0.53
46:BZ:40:CYS:O	46:BZ:41:HIS:HB3	2.08	0.53
1:CA:1190:G:H5'	2:CC:175:HIS:HE2	1.74	0.53

Continued on next page...

Continued from previous page...

Atom-1	Atom-2	Interatomic distance (Å)	Clash overlap (Å)
1:CA:399:G:H2'	1:CA:400:C:C6	2.44	0.53
1:CA:994:A:H2'	1:CA:994:A:N3	2.23	0.53
3:CD:102:TYR:HE1	3:CD:108:ALA:O	1.91	0.53
1:CA:796:C:OP1	10:CK:127:ARG:HB2	2.09	0.53
16:CQ:14:ASP:OD2	16:CQ:53:GLY:HA2	2.09	0.53
18:CS:29:PRO:HA	18:CS:47:THR:O	2.08	0.53
21:CU:14:ALA:HB3	21:CU:16:ARG:CZ	2.38	0.53
23:DB:162:U:H5	23:DB:165:A:N1	2.07	0.53
23:DB:1681:G:H2'	23:DB:1757:A:N1	2.23	0.53
23:DB:2103:C:H3'	23:DB:2104:C:C2	2.43	0.53
23:DB:2191:A:H2'	23:DB:2192:U:C6	2.44	0.53
23:DB:2250:G:H21	23:DB:2496:C:H4'	1.73	0.53
23:DB:2063:C:O2	23:DB:2450:A:N1	2.42	0.53
23:DB:364:C:H2'	23:DB:365:U:C5	2.44	0.53
26:DD:33:ARG:HG2	26:DD:36:GLN:HG3	1.91	0.53
30:DH:108:VAL:C	30:DH:110:VAL:H	2.11	0.53
30:DH:124:THR:HG23	30:DH:128:HIS:CE1	2.43	0.53
33:DL:124:GLY:H	33:DL:142:ILE:CA	2.17	0.53
34:DM:60:GLN:NE2	34:DM:61:GLY:H	2.06	0.53
38:DQ:50:ARG:CZ	38:DQ:50:ARG:HA	2.39	0.53
31:DJ:43:GLU:C	38:DQ:63:ARG:HH12	2.12	0.53
40:DS:41:LYS:O	40:DS:41:LYS:HG3	2.07	0.53
1:AA:1071:C:H2'	1:AA:1072:G:C8	2.42	0.53
1:AA:1221:G:H5''	18:AS:35:ARG:NH1	2.23	0.53
1:AA:196:A:O5'	19:AT:63:LYS:HE2	2.09	0.53
1:AA:472:U:H2'	1:AA:473:U:C6	2.44	0.53
20:AB:185:ILE:HG22	20:AB:199:ILE:HB	1.91	0.53
5:AF:40:GLU:CG	5:AF:42:TRP:HE1	2.22	0.53
9:AJ:7:ARG:HA	9:AJ:75:ASP:HB2	1.90	0.53
10:AK:54:SER:HA	10:AK:56:LYS:HE3	1.90	0.53
13:AN:81:ILE:O	13:AN:84:ARG:HB3	2.09	0.53
17:AR:25:ILE:HG13	17:AR:67:LEU:HD11	1.91	0.53
10:AK:111:ASP:O	17:AR:72:ARG:HD3	2.09	0.53
21:AU:13:VAL:HG13	21:AU:14:ALA:N	2.16	0.53
47:B0:2:VAL:HG22	47:B0:3:GLN:N	2.23	0.53
23:BB:1192:G:C2'	23:BB:1193:G:H5'	2.39	0.53
23:BB:1346:G:O2'	23:BB:1347:A:H5'	2.08	0.53
23:BB:2298:A:H2'	23:BB:2299:U:O4'	2.09	0.53
23:BB:699:A:H2'	23:BB:700:G:O4'	2.08	0.53
25:BC:114:GLN:HB2	25:BC:124:LYS:NZ	2.23	0.53
25:BC:247:TRP:HD1	25:BC:247:TRP:O	1.92	0.53

Continued on next page...

Continued from previous page...

Atom-1	Atom-2	Interatomic distance (Å)	Clash overlap (Å)
26:BD:170:VAL:HG11	26:BD:194:PRO:CG	2.39	0.53
27:BE:123:LYS:HB3	27:BE:126:VAL:HG23	1.90	0.53
27:BE:44:ARG:HG2	27:BE:45:ALA:H	1.73	0.53
23:BB:37:C:C2'	27:BE:46:GLN:HB3	2.38	0.53
27:BE:50:ALA:O	27:BE:74:LYS:HD2	2.08	0.53
28:BF:66:ILE:HA	28:BF:85:GLY:O	2.08	0.53
29:BG:139:VAL:O	29:BG:143:VAL:HG23	2.09	0.53
30:BH:3:VAL:CG2	30:BH:21:VAL:HG21	2.39	0.53
34:BM:96:ILE:HD13	34:BM:97:GLN:CB	2.38	0.53
34:BM:96:ILE:HD13	34:BM:97:GLN:HB2	1.91	0.53
35:BN:35:LYS:HA	35:BN:111:ALA:O	2.08	0.53
35:BN:21:PHE:CE1	35:BN:43:GLU:HG2	2.44	0.53
37:BP:92:ARG:NH2	37:BP:110:LYS:HE2	2.24	0.53
37:BP:24:THR:CG2	37:BP:111:GLU:HG2	2.33	0.53
39:BR:49:ILE:O	39:BR:51:VAL:HG23	2.09	0.53
1:CA:1143:G:H2'	1:CA:1144:G:C8	2.44	0.53
1:CA:1165:U:H2'	1:CA:1166:G:O4'	2.09	0.53
1:CA:120:A:H2'	1:CA:121:U:H5''	1.91	0.53
1:CA:252:U:H2'	1:CA:253:A:H8	1.74	0.53
1:CA:266:G:O2'	1:CA:267:C:H3'	2.09	0.53
1:CA:555:U:H2'	1:CA:556:C:C6	2.43	0.53
1:CA:764:C:C2'	1:CA:765:G:H5'	2.39	0.53
20:CB:175:ALA:HA	20:CB:178:LEU:HD12	1.90	0.53
3:CD:167:PRO:CG	3:CD:170:LEU:HD11	2.30	0.53
6:CG:55:LYS:HB3	6:CG:59:GLU:OE2	2.08	0.53
21:CU:15:LEU:HA	21:CU:17:ARG:NH1	2.24	0.53
51:D4:19:ARG:HB3	51:D4:19:ARG:HH11	1.74	0.53
51:D4:9:LYS:O	51:D4:25:VAL:HA	2.08	0.53
23:DB:1116:G:H21	34:DM:136:MET:HE1	1.72	0.53
23:DB:1219:U:H2'	23:DB:1220:G:C8	2.43	0.53
23:DB:2027:G:O2'	23:DB:2028:U:H5'	2.08	0.53
23:DB:2852:G:H2'	23:DB:2853:C:H6	1.74	0.53
23:DB:845:A:N1	23:DB:847:U:H1'	2.23	0.53
23:DB:997:G:H2'	23:DB:997:G:N3	2.24	0.53
25:DC:168:GLY:C	25:DC:170:TYR:H	2.11	0.53
25:DC:171:VAL:HA	25:DC:183:VAL:O	2.08	0.53
23:DB:2052:A:H5'	26:DD:146:ILE:O	2.08	0.53
26:DD:23:PRO:HA	26:DD:189:VAL:O	2.08	0.53
29:DG:142:GLN:HG3	29:DG:143:VAL:N	2.22	0.53
29:DG:36:LEU:HB2	29:DG:40:VAL:HG21	1.90	0.53
29:DG:58:ALA:C	29:DG:60:GLY:H	2.11	0.53

Continued on next page...

Continued from previous page...

Atom-1	Atom-2	Interatomic distance (Å)	Clash overlap (Å)
31:DJ:13:ARG:HG2	31:DJ:53:TYR:CE1	2.43	0.53
32:DK:77:ILE:HD11	32:DK:105:ARG:NH1	2.23	0.53
33:DL:18:ARG:NH2	33:DL:21:ARG:HD3	2.23	0.53
34:DM:5:LYS:O	34:DM:6:ARG:HB2	2.08	0.53
35:DN:33:ILE:HG12	35:DN:114:GLU:HB3	1.91	0.53
36:DO:25:ARG:NH2	36:DO:94:ARG:HH12	2.05	0.53
43:DW:9:THR:OG1	43:DW:10:ARG:N	2.41	0.53
23:DB:96:C:H4'	44:DX:41:HIS:CE1	2.44	0.53
1:AA:1130:A:H5'	8:AI:19:PHE:CE2	2.44	0.53
1:AA:1499:A:O2'	1:AA:1500:A:H5'	2.09	0.53
1:AA:824:G:O2'	1:AA:825:A:H5'	2.08	0.53
4:AE:149:PRO:HA	7:AH:98:LEU:HD21	1.91	0.53
10:AK:51:PHE:CE1	10:AK:61:ALA:HB1	2.43	0.53
11:AL:8:ARG:HG3	11:AL:9:LYS:N	2.17	0.53
1:AA:263:A:P	19:AT:73:ARG:HH22	2.32	0.53
23:BB:1123:C:H2'	23:BB:1124:G:H8	1.73	0.53
23:BB:1453:A:H61	35:BN:74:GLU:HG2	1.73	0.53
23:BB:1579:A:H2'	23:BB:1580:A:C8	2.43	0.53
23:BB:1979:U:O2'	23:BB:1980:G:H5'	2.09	0.53
23:BB:2618:G:O2'	26:BD:154:LYS:O	2.26	0.53
23:BB:557:C:O2'	31:BJ:114:LEU:HD13	2.08	0.53
23:BB:857:G:O2'	23:BB:858:G:H5'	2.09	0.53
26:BD:1:MET:CE	26:BD:84:LEU:HD13	2.39	0.53
29:BG:171:LYS:O	29:BG:172:GLU:HG2	2.08	0.53
52:BI:83:ALA:N	52:BI:100:ILE:HD11	2.24	0.53
40:BS:33:LEU:HB3	40:BS:37:THR:HB	1.90	0.53
40:BS:34:ASP:H	40:BS:37:THR:CG2	2.20	0.53
43:BW:35:ILE:HG23	43:BW:36:ILE:N	2.14	0.53
1:CA:586:C:H5''	7:CH:81:GLY:HA2	1.89	0.53
1:CA:621:A:H2'	1:CA:622:A:C8	2.44	0.53
20:CB:40:ILE:HG23	20:CB:200:PRO:HB2	1.89	0.53
3:CD:100:VAL:HG12	3:CD:101:VAL:N	2.24	0.53
4:CE:36:THR:HG22	4:CE:37:VAL:N	2.22	0.53
7:CH:102:VAL:HG23	7:CH:125:ILE:HB	1.91	0.53
10:CK:115:ILE:HD12	10:CK:115:ILE:O	2.08	0.53
14:CO:35:ILE:O	14:CO:39:GLN:HG2	2.08	0.53
18:CS:3:SER:O	18:CS:4:LEU:HD12	2.08	0.53
18:CS:41:PRO:HA	18:CS:44:ILE:HG13	1.90	0.53
22:DA:33:G:O2'	22:DA:34:A:H5'	2.09	0.53
23:DB:1681:G:N3	23:DB:1762:A:H2'	2.24	0.53
23:DB:1810:A:H2'	23:DB:1811:G:O4'	2.08	0.53

Continued on next page...

Continued from previous page...

Atom-1	Atom-2	Interatomic distance (Å)	Clash overlap (Å)
23:DB:1825:U:H5'	25:DC:244:VAL:HG21	1.89	0.53
23:DB:2234:G:O2'	23:DB:2235:G:H5'	2.09	0.53
23:DB:2840:C:H2'	23:DB:2841:C:H6	1.72	0.53
23:DB:2893:A:H5''	23:DB:2894:G:H5'	1.90	0.53
23:DB:565:C:O2'	23:DB:566:U:H5'	2.08	0.53
25:DC:142:ASN:HA	25:DC:153:LEU:CD2	2.39	0.53
25:DC:155:ARG:NH2	25:DC:155:ARG:HG2	2.23	0.53
26:DD:7:LYS:HA	26:DD:26:VAL:HA	1.91	0.53
27:DE:169:VAL:HG22	27:DE:170:ARG:N	2.24	0.53
27:DE:2:GLU:O	27:DE:3:LEU:HB2	2.09	0.53
28:DF:98:PHE:HA	28:DF:101:ARG:HE	1.74	0.53
30:DH:4:ILE:HD13	30:DH:37:VAL:HG13	1.90	0.53
34:DM:51:ARG:HH11	34:DM:51:ARG:HG2	1.73	0.53
34:DM:81:ARG:HG3	34:DM:82:MET:N	2.23	0.53
35:DN:29:VAL:HG21	35:DN:75:ILE:HB	1.91	0.53
40:DS:71:VAL:HA	40:DS:107:VAL:HG12	1.91	0.53
41:DT:61:LEU:HB2	41:DT:82:LYS:HB3	1.91	0.53
1:AA:1299:A:H62	1:AA:1302:C:H5	1.57	0.53
6:AG:110:ARG:HH22	6:AG:121:ASN:HB3	1.72	0.53
7:AH:93:LYS:N	7:AH:93:LYS:HZ2	2.07	0.53
22:BA:17:C:O2'	22:BA:18:G:H5'	2.09	0.53
23:BB:1082:U:C2	23:BB:1086:A:C6	2.97	0.53
23:BB:1688:U:O2	23:BB:1700:A:H5'	2.09	0.53
23:BB:1771:C:H2'	23:BB:1772:A:H8	1.73	0.53
23:BB:182:A:H2'	23:BB:183:C:H6	1.74	0.53
23:BB:2074:U:H2'	23:BB:2075:U:C6	2.44	0.53
23:BB:2393:U:H5'	33:BL:62:PRO:CD	2.39	0.53
23:BB:2511:U:H4'	26:BD:128:ARG:CZ	2.39	0.53
23:BB:2678:C:H2'	23:BB:2679:A:H8	1.73	0.53
23:BB:2800:A:H2'	23:BB:2801:G:C1'	2.39	0.53
25:BC:10:PRO:HD2	25:BC:23:LEU:HD11	1.91	0.53
25:BC:171:VAL:HB	25:BC:182:LYS:CB	2.39	0.53
23:BB:2620:C:O4'	26:BD:161:MET:HG3	2.09	0.53
26:BD:175:LEU:HD22	26:BD:189:VAL:HG12	1.91	0.53
26:BD:5:VAL:HB	26:BD:27:ILE:O	2.09	0.53
29:BG:42:VAL:HG12	29:BG:51:PHE:CD1	2.44	0.53
29:BG:60:GLY:O	29:BG:63:GLN:HG2	2.08	0.53
52:BI:130:GLY:HA2	52:BI:133:ARG:NH2	2.23	0.53
31:BJ:19:ASP:OD1	31:BJ:20:ALA:N	2.42	0.53
23:BB:809:G:O6	33:BL:39:LYS:HE3	2.09	0.53
34:BM:18:ARG:HB3	34:BM:40:ARG:HH22	1.73	0.53

Continued on next page...

Continued from previous page...

Atom-1	Atom-2	Interatomic distance (Å)	Clash overlap (Å)
34:BM:82:MET:HB2	34:BM:84:LYS:CE	2.38	0.53
37:BP:83:ILE:HG22	37:BP:85:VAL:H	1.73	0.53
39:BR:47:VAL:HG13	39:BR:49:ILE:N	2.20	0.53
40:BS:8:ARG:NH1	40:BS:80:PRO:HD2	2.24	0.53
1:CA:1409:C:H2'	1:CA:1410:A:H8	1.73	0.53
1:CA:1432:G:OP1	37:DP:105:LYS:HB2	2.09	0.53
1:CA:278:G:H21	1:CA:279:A:N6	2.04	0.53
1:CA:32:A:H2'	1:CA:33:A:C8	2.44	0.53
1:CA:407:U:O2'	3:CD:112:GLU:HG3	2.08	0.53
1:CA:610:U:O4'	1:CA:610:U:O2	2.27	0.53
4:CE:19:ARG:HG2	4:CE:20:VAL:N	2.22	0.53
4:CE:156:ARG:HD2	7:CH:42:GLU:O	2.08	0.53
12:CM:106:ARG:NH1	12:CM:109:LYS:HD2	2.24	0.53
13:CN:15:LEU:O	13:CN:19:TYR:HB2	2.08	0.53
14:CO:53:ARG:HG2	14:CO:53:ARG:HH11	1.72	0.53
15:CP:8:ARG:CZ	15:CP:15:PRO:HB3	2.39	0.53
22:DA:51:G:C2'	22:DA:52:A:H5''	2.39	0.53
23:DB:1013:C:H2'	23:DB:1014:A:C8	2.44	0.53
23:DB:1099:G:H5'	52:DI:4:VAL:CA	2.39	0.53
23:DB:1270:C:H5''	23:DB:1271:G:O5'	2.09	0.53
23:DB:1528:A:H2'	23:DB:1529:G:O4'	2.09	0.53
23:DB:729:G:H2'	23:DB:1775:U:H1'	1.91	0.53
23:DB:1915:U:H2'	23:DB:1916:A:O4'	2.08	0.53
23:DB:2869:G:H2'	23:DB:2870:C:C6	2.44	0.53
23:DB:340:A:H2'	23:DB:341:C:O4'	2.09	0.53
23:DB:364:C:H2'	23:DB:365:U:C6	2.42	0.53
23:DB:453:A:H4'	23:DB:472:A:H61	1.72	0.53
23:DB:589:U:H2'	23:DB:590:A:H8	1.74	0.53
25:DC:224:MET:CB	25:DC:233:GLY:H	2.22	0.53
25:DC:231:HIS:ND1	25:DC:242:HIS:HA	2.24	0.53
25:DC:258:SER:H	25:DC:261:ARG:NH1	2.06	0.53
25:DC:38:LYS:HG3	25:DC:39:SER:H	1.74	0.53
25:DC:61:TYR:CZ	25:DC:63:ILE:HD11	2.43	0.53
27:DE:152:GLU:O	27:DE:153:LEU:HB2	2.08	0.53
52:DI:10:LEU:O	52:DI:10:LEU:HD12	2.09	0.53
33:DL:90:VAL:N	33:DL:122:VAL:HG22	2.23	0.53
33:DL:17:LYS:HG3	33:DL:18:ARG:N	2.24	0.53
34:DM:9:PHE:CD2	34:DM:11:LYS:HG2	2.44	0.53
35:DN:103:ARG:O	35:DN:104:ALA:HB3	2.09	0.53
37:DP:23:ASP:O	37:DP:25:VAL:HG23	2.09	0.53
39:DR:32:THR:CB	39:DR:66:HIS:HB3	2.39	0.53

Continued on next page...

Continued from previous page...

Atom-1	Atom-2	Interatomic distance (Å)	Clash overlap (Å)
44:DX:31:GLN:HE21	44:DX:31:GLN:HA	1.74	0.53
44:DX:52:ARG:O	44:DX:56:LEU:HD12	2.09	0.53
1:AA:1439:G:H2'	1:AA:1440:U:O4'	2.08	0.53
1:AA:499:A:H4'	1:AA:500:G:OP1	2.09	0.53
1:AA:1117:A:H5''	8:AI:105:ARG:HH12	1.73	0.53
14:AO:15:GLY:HA3	14:AO:20:ASP:OD1	2.09	0.53
16:AQ:4:ILE:HD12	16:AQ:5:ARG:H	1.73	0.53
18:AS:29:PRO:CA	18:AS:47:THR:HB	2.39	0.53
49:B2:34:ARG:HG3	49:B2:34:ARG:HH11	1.74	0.53
50:B3:41:ARG:CZ	50:B3:42:HIS:H	2.22	0.53
50:B3:24:LYS:HA	50:B3:45:PRO:CB	2.34	0.53
22:BA:54:G:H2'	22:BA:55:U:C6	2.43	0.53
23:BB:1528:A:H2'	23:BB:1529:G:O4'	2.09	0.53
23:BB:2379:G:H2'	23:BB:2380:C:C6	2.43	0.53
23:BB:2484:G:O2'	23:BB:2485:G:H5'	2.08	0.53
23:BB:354:A:H2'	23:BB:355:U:O4'	2.09	0.53
23:BB:554:U:H2'	23:BB:555:G:O4'	2.09	0.53
23:BB:672:C:O2'	23:BB:673:C:H5'	2.09	0.53
25:BC:12:ARG:HB2	25:BC:18:VAL:HG12	1.91	0.53
25:BC:63:ILE:O	25:BC:64:VAL:HG13	2.09	0.53
27:BE:132:LYS:HZ2	27:BE:132:LYS:HB2	1.74	0.53
27:BE:3:LEU:HB2	27:BE:12:LEU:HD13	1.91	0.53
52:BI:27:LEU:HB2	52:BI:32:VAL:HG21	1.91	0.53
23:BB:529:A:OP2	31:BJ:113:PRO:HD3	2.08	0.53
40:BS:7:HIS:CD2	40:BS:8:ARG:H	2.27	0.53
36:BO:19:GLN:N	43:BW:76:ARG:HH12	2.01	0.53
46:BZ:17:SER:N	46:BZ:21:VAL:HG23	2.23	0.53
1:CA:1068:G:N7	1:CA:1094:G:H2'	2.24	0.53
1:CA:474:G:H2'	1:CA:475:C:C6	2.44	0.53
1:CA:636:U:H2'	1:CA:637:C:C6	2.44	0.53
1:CA:846:G:N3	1:CA:846:G:H2'	2.24	0.53
5:CF:3:HIS:CB	5:CF:92:THR:HA	2.29	0.53
8:CI:19:PHE:HD1	8:CI:63:TYR:HB3	1.73	0.53
8:CI:33:SER:HB2	8:CI:36:GLN:HG2	1.91	0.53
9:CJ:93:ALA:HB1	9:CJ:96:VAL:HG22	1.91	0.53
10:CK:60:PHE:O	10:CK:64:VAL:HG13	2.09	0.53
10:CK:70:ALA:CA	10:CK:73:VAL:HG22	2.36	0.53
11:CL:35:ARG:NE	11:CL:36:VAL:H	2.07	0.53
11:CL:49:ARG:CG	11:CL:89:LEU:HD21	2.36	0.53
14:CO:81:ILE:HD12	14:CO:87:ARG:HB2	1.91	0.53
23:DB:1061:U:H4'	23:DB:1070:A:O3'	2.09	0.53

Continued on next page...

Continued from previous page...

Atom-1	Atom-2	Interatomic distance (Å)	Clash overlap (Å)
23:DB:125:A:H4'	23:DB:126:A:OP2	2.08	0.53
23:DB:1509:A:H5'	23:DB:1510:G:H5'	1.90	0.53
23:DB:1771:C:H2'	23:DB:1772:A:H8	1.73	0.53
23:DB:1923:U:H2'	23:DB:1924:C:C6	2.44	0.53
23:DB:2787:C:O2'	23:DB:2788:C:H5'	2.09	0.53
23:DB:920:A:H2'	23:DB:921:C:H6	1.74	0.53
25:DC:145:MET:HG2	25:DC:152:GLN:HG2	1.91	0.53
25:DC:163:ILE:HG12	25:DC:173:LEU:CD2	2.38	0.53
25:DC:136:VAL:HA	25:DC:165:ALA:CB	2.39	0.53
26:DD:77:ARG:HB2	26:DD:77:ARG:CZ	2.38	0.53
26:DD:79:LEU:HG	26:DD:80:TRP:H	1.74	0.53
27:DE:149:ILE:HD12	27:DE:152:GLU:OE2	2.09	0.53
27:DE:144:GLU:HA	27:DE:166:LYS:HE2	1.90	0.53
27:DE:46:GLN:HG3	27:DE:49:ARG:NH2	2.23	0.53
52:DI:83:ALA:HB3	52:DI:85:ILE:HG12	1.91	0.53
52:DI:99:LYS:HD3	52:DI:99:LYS:H	1.72	0.53
34:DM:71:LYS:HA	34:DM:71:LYS:NZ	2.23	0.53
35:DN:67:PHE:O	35:DN:71:ARG:HA	2.09	0.53
39:DR:78:ARG:HH21	39:DR:90:ARG:HH21	1.57	0.53
44:DX:16:THR:OG1	44:DX:19:LEU:HB3	2.09	0.53
1:AA:1132:C:H2'	1:AA:1133:G:O4'	2.09	0.52
1:AA:1170:A:H2'	1:AA:1171:A:O4'	2.09	0.52
1:AA:1508:A:H2'	1:AA:1509:C:H6	1.73	0.52
1:AA:275:G:C5'	16:AQ:15:LYS:HG2	2.39	0.52
1:AA:399:G:H2'	1:AA:400:C:C6	2.43	0.52
1:AA:411:A:O2'	1:AA:412:A:H4'	2.09	0.52
3:AD:197:HIS:HA	3:AD:200:VAL:HG22	1.91	0.52
5:AF:55:HIS:O	5:AF:56:LYS:HG3	2.09	0.52
23:BB:2615:U:C1'	47:B0:6:LYS:HE3	2.28	0.52
23:BB:1474:U:H2'	23:BB:1475:G:H5'	1.90	0.52
23:BB:740:C:H5'	23:BB:1784:A:OP1	2.09	0.52
23:BB:1842:G:H2'	23:BB:1843:C:H6	1.74	0.52
23:BB:2147:A:H5'	23:BB:2148:G:C5'	2.39	0.52
23:BB:2195:U:H2'	23:BB:2196:C:C6	2.44	0.52
23:BB:2740:A:H2'	23:BB:2741:A:C8	2.44	0.52
23:BB:2743:U:H2'	23:BB:2744:G:O4'	2.09	0.52
23:BB:718:A:H3'	23:BB:719:C:C6	2.44	0.52
23:BB:854:C:O2'	23:BB:855:G:H5'	2.09	0.52
25:BC:68:ARG:HD2	25:BC:127:ASN:ND2	2.23	0.52
25:BC:21:PRO:HG2	25:BC:202:ARG:NH1	2.23	0.52
25:BC:84:PRO:O	25:BC:86:ARG:N	2.39	0.52

Continued on next page...

Continued from previous page...

Atom-1	Atom-2	Interatomic distance (Å)	Clash overlap (Å)
23:BB:2811:G:OP1	26:BD:61:THR:HB	2.09	0.52
27:BE:38:GLY:C	27:BE:40:ARG:H	2.12	0.52
29:BG:137:LYS:O	29:BG:140:ILE:HG13	2.09	0.52
32:BK:63:VAL:HB	32:BK:83:ALA:HB3	1.91	0.52
33:BL:77:ILE:HB	33:BL:110:VAL:CG2	2.28	0.52
34:BM:73:ILE:HG22	34:BM:74:THR:N	2.24	0.52
34:BM:23:GLY:H	34:BM:96:ILE:HD12	1.75	0.52
35:BN:19:ALA:C	35:BN:21:PHE:N	2.62	0.52
35:BN:22:ARG:NH1	35:BN:69:ARG:HA	2.24	0.52
38:BQ:23:TYR:O	38:BQ:24:TYR:HB2	2.09	0.52
39:BR:85:LYS:C	39:BR:87:GLN:H	2.13	0.52
45:BY:9:THR:OG1	45:BY:10:ARG:N	2.42	0.52
1:CA:1190:G:H5'	2:CC:175:HIS:NE2	2.24	0.52
1:CA:975:A:H1'	1:CA:1358:U:O2	2.07	0.52
1:CA:1402:C:H2'	1:CA:1403:C:O4'	2.08	0.52
1:CA:555:U:H2'	1:CA:556:C:H6	1.75	0.52
1:CA:860:A:H2'	1:CA:861:G:O4'	2.10	0.52
1:CA:22:G:H4'	1:CA:885:G:C8	2.45	0.52
1:CA:954:G:H2'	1:CA:955:U:C6	2.44	0.52
3:CD:64:TYR:CE2	3:CD:93:LEU:HB2	2.45	0.52
5:CF:92:THR:O	5:CF:93:LYS:HB2	2.08	0.52
11:CL:6:LEU:HB3	16:CQ:33:TYR:OH	2.09	0.52
23:DB:1219:U:H2'	23:DB:1220:G:H8	1.74	0.52
23:DB:131:A:H2'	23:DB:132:G:H8	1.75	0.52
23:DB:1488:C:O2'	23:DB:1489:C:H5'	2.09	0.52
23:DB:1801:A:H5'	23:DB:2203:U:O2'	2.08	0.52
23:DB:2443:C:O2'	23:DB:2444:G:H5'	2.09	0.52
23:DB:2669:G:H2'	23:DB:2670:A:C8	2.44	0.52
23:DB:4:U:H2'	23:DB:5:A:H8	1.73	0.52
23:DB:611:C:H2'	23:DB:612:G:O4'	2.10	0.52
25:DC:268:ARG:O	25:DC:269:ARG:HB2	2.08	0.52
32:DK:70:ARG:O	32:DK:71:ARG:HG2	2.09	0.52
42:DU:51:LEU:C	42:DU:53:GLN:H	2.12	0.52
42:DU:96:LYS:O	42:DU:97:SER:HB3	2.08	0.52
24:DV:9:ARG:HE	24:DV:20:LEU:HD11	1.74	0.52
44:DX:30:MET:CE	44:DX:30:MET:H	2.22	0.52
1:AA:1060:U:H5''	9:AJ:53:ILE:CG2	2.40	0.52
1:AA:320:A:H2'	1:AA:321:A:C8	2.44	0.52
1:AA:403:C:O2'	1:AA:404:G:H5'	2.08	0.52
1:AA:638:U:H2'	1:AA:639:G:O4'	2.08	0.52
1:AA:815:A:H4'	1:AA:817:C:C4	2.45	0.52

Continued on next page...

Continued from previous page...

Atom-1	Atom-2	Interatomic distance (Å)	Clash overlap (Å)
1:AA:960:U:O2'	1:AA:1223:C:H4'	2.08	0.52
2:AC:146:LYS:HG3	2:AC:202:PHE:HD2	1.74	0.52
11:AL:22:ALA:HB2	11:AL:56:LEU:CD2	2.40	0.52
13:AN:30:ILE:C	13:AN:32:ASP:H	2.13	0.52
13:AN:9:GLU:O	13:AN:13:VAL:HG23	2.10	0.52
14:AO:70:LYS:NZ	14:AO:74:VAL:HG13	2.22	0.52
14:AO:6:ALA:O	14:AO:9:LYS:HB3	2.10	0.52
50:B3:13:PHE:O	50:B3:14:LYS:HG2	2.09	0.52
23:BB:131:A:H2'	23:BB:132:G:H8	1.73	0.52
23:BB:2734:A:C2'	23:BB:2735:G:H5'	2.39	0.52
23:BB:418:C:H2'	23:BB:419:U:H6	1.74	0.52
23:BB:615:U:C2	27:BE:38:GLY:HA3	2.44	0.52
23:BB:950:G:H2'	23:BB:951:C:H6	1.74	0.52
25:BC:139:THR:CG2	25:BC:193:GLU:HB3	2.40	0.52
25:BC:107:LYS:H	25:BC:194:VAL:CG2	2.20	0.52
25:BC:209:ALA:HA	25:BC:213:ARG:CZ	2.39	0.52
23:BB:691:C:H4'	25:BC:42:ARG:NE	2.24	0.52
27:BE:44:ARG:HD3	27:BE:44:ARG:N	2.24	0.52
28:BF:106:ALA:HB1	28:BF:136:ILE:HG23	1.90	0.52
52:BI:27:LEU:N	52:BI:27:LEU:HD23	2.17	0.52
31:BJ:109:LEU:O	31:BJ:111:LYS:HG3	2.09	0.52
31:BJ:72:LYS:HB2	31:BJ:90:GLU:HB2	1.91	0.52
33:BL:29:LYS:NZ	33:BL:31:GLY:HA3	2.24	0.52
23:BB:943:A:OP1	33:BL:42:SER:HB3	2.09	0.52
37:BP:52:ARG:CG	37:BP:54:LEU:HB2	2.40	0.52
38:BQ:111:LYS:HB2	39:BR:52:PRO:HB3	1.91	0.52
39:BR:78:ARG:HG2	39:BR:88:GLY:H	1.74	0.52
23:BB:1601:G:OP1	41:BT:62:VAL:HG21	2.10	0.52
36:BO:19:GLN:CA	43:BW:76:ARG:HH22	2.18	0.52
46:BZ:13:THR:HG23	46:BZ:25:ARG:HB3	1.91	0.52
1:CA:320:A:H2'	1:CA:321:A:C8	2.44	0.52
2:CC:172:VAL:O	2:CC:174:LEU:HD12	2.09	0.52
4:CE:37:VAL:HG12	4:CE:116:VAL:HG21	1.92	0.52
7:CH:13:ILE:HD11	7:CH:60:LEU:HD21	1.90	0.52
13:CN:19:TYR:HE2	13:CN:50:LEU:HD13	1.73	0.52
15:CP:22:ALA:CB	15:CP:32:PHE:HA	2.40	0.52
18:CS:22:VAL:HG22	18:CS:42:ASN:OD1	2.09	0.52
50:D3:37:THR:HA	50:D3:40:LYS:HD3	1.91	0.52
51:D4:15:LYS:HZ3	51:D4:22:VAL:HG12	1.74	0.52
22:DA:47:C:H5'	36:DO:97:PHE:CZ	2.43	0.52
23:DB:1545:A:H2'	23:DB:1546:G:O4'	2.09	0.52

Continued on next page...

Continued from previous page...

Atom-1	Atom-2	Interatomic distance (Å)	Clash overlap (Å)
23:DB:204:A:H4'	23:DB:205:G:OP1	2.08	0.52
23:DB:2101:A:O2'	23:DB:2102:G:H5'	2.09	0.52
23:DB:2266:A:H4'	23:DB:2267:A:C2	2.45	0.52
23:DB:2281:A:N6	43:DW:3:LYS:HE3	2.24	0.52
23:DB:300:A:H2'	23:DB:334:C:O2'	2.09	0.52
23:DB:359:G:H2'	23:DB:360:U:H5'	1.89	0.52
23:DB:553:G:O2'	23:DB:554:U:H5'	2.09	0.52
23:DB:988:A:OP1	45:DY:10:ARG:HB3	2.09	0.52
26:DD:34:VAL:HG11	26:DD:50:VAL:HG23	1.90	0.52
28:DF:18:GLU:C	28:DF:20:ASN:H	2.12	0.52
29:DG:14:VAL:HG12	29:DG:16:VAL:HG23	1.92	0.52
30:DH:54:LEU:HA	30:DH:57:LYS:HD2	1.92	0.52
31:DJ:4:PHE:HB2	31:DJ:5:THR:O	2.08	0.52
31:DJ:7:LYS:HD2	31:DJ:45:THR:OG1	2.09	0.52
32:DK:53:LYS:O	32:DK:56:ASP:HB2	2.09	0.52
37:DP:108:ARG:H	37:DP:108:ARG:HD3	1.73	0.52
37:DP:25:VAL:O	37:DP:47:ILE:HG13	2.09	0.52
39:DR:6:GLN:HE21	39:DR:6:GLN:N	2.07	0.52
41:DT:34:VAL:HG22	41:DT:35:ALA:H	1.73	0.52
42:DU:60:LYS:HE3	42:DU:61:GLU:H	1.74	0.52
36:DO:18:LEU:HD13	43:DW:76:ARG:NE	2.25	0.52
44:DX:44:LYS:HE3	44:DX:47:ARG:HB2	1.91	0.52
1:AA:846:G:H2'	1:AA:846:G:N3	2.23	0.52
1:AA:889:A:H61	1:AA:907:A:H3'	1.74	0.52
20:AB:95:TRP:HH2	20:AB:100:LEU:HB2	1.75	0.52
1:AA:405:U:O4	3:AD:1:ALA:HA	2.09	0.52
6:AG:143:MET:O	6:AG:147:ASN:HB2	2.09	0.52
9:AJ:22:THR:HG23	9:AJ:23:ALA:N	2.23	0.52
9:AJ:55:PRO:O	9:AJ:56:HIS:HB3	2.10	0.52
10:AK:56:LYS:O	10:AK:58:THR:N	2.43	0.52
11:AL:86:VAL:HG11	11:AL:89:LEU:HD23	1.90	0.52
1:AA:1308:U:OP1	12:AM:95:PRO:HA	2.09	0.52
15:AP:57:ILE:O	15:AP:61:VAL:HG22	2.09	0.52
10:AK:124:LYS:CA	21:AU:34:ARG:HB3	2.29	0.52
23:BB:1395:A:H4'	23:BB:1397:U:C5	2.44	0.52
23:BB:1439:A:C5	23:BB:1552:A:N6	2.77	0.52
23:BB:1750:G:H2'	23:BB:1751:U:C6	2.45	0.52
23:BB:1785:A:H2'	23:BB:1787:A:N7	2.24	0.52
23:BB:1842:G:H2'	23:BB:1843:C:C6	2.45	0.52
23:BB:2732:G:H3'	23:BB:2733:A:H5'	1.91	0.52
23:BB:1789:A:OP1	25:BC:219:VAL:HG12	2.09	0.52

Continued on next page...

Continued from previous page...

Atom-1	Atom-2	Interatomic distance (Å)	Clash overlap (Å)
28:BF:173:ASP:O	28:BF:173:ASP:CG	2.47	0.52
29:BG:126:THR:CG2	29:BG:128:THR:HG23	2.39	0.52
31:BJ:25:LEU:HD12	31:BJ:62:VAL:HG12	1.92	0.52
32:BK:84:CYS:O	32:BK:85:VAL:HB	2.10	0.52
38:BQ:92:LYS:O	38:BQ:94:LEU:N	2.42	0.52
38:BQ:93:ILE:HG23	38:BQ:94:LEU:N	2.19	0.52
23:BB:1187:G:H5''	39:BR:84:ARG:CD	2.39	0.52
40:BS:32:ALA:C	40:BS:33:LEU:HD22	2.29	0.52
41:BT:84:TYR:O	41:BT:85:VAL:HG22	2.08	0.52
44:BX:40:SER:O	44:BX:42:LEU:HD12	2.09	0.52
44:BX:8:GLU:O	44:BX:10:SER:N	2.42	0.52
46:BZ:30:HIS:HE1	46:BZ:49:ARG:HB2	1.74	0.52
1:CA:1026:G:H2'	1:CA:1027:C:C6	2.45	0.52
1:CA:1062:U:H2'	1:CA:1063:C:C6	2.44	0.52
1:CA:1118:U:H2'	1:CA:1119:C:C6	2.44	0.52
2:CC:63:ILE:HG12	2:CC:65:VAL:CG2	2.39	0.52
3:CD:101:VAL:HG13	3:CD:106:PHE:HD2	1.74	0.52
4:CE:15:ILE:HG22	4:CE:16:ALA:H	1.74	0.52
7:CH:45:ILE:HD13	7:CH:60:LEU:HD11	1.89	0.52
8:CI:74:GLN:HE21	8:CI:74:GLN:CA	2.20	0.52
9:CJ:56:HIS:H	13:CN:80:ARG:NH2	2.06	0.52
9:CJ:8:ILE:HG12	9:CJ:75:ASP:HA	1.90	0.52
14:CO:36:ASN:HA	14:CO:39:GLN:HG3	1.90	0.52
14:CO:48:ASP:OD2	14:CO:51:SER:HB2	2.08	0.52
14:CO:63:ARG:HH21	14:CO:87:ARG:NH1	2.07	0.52
23:DB:2285:C:C5	48:D1:7:LYS:HE3	2.44	0.52
50:D3:2:LYS:HB2	50:D3:2:LYS:HZ2	1.72	0.52
23:DB:1259:G:H2'	23:DB:1260:A:C8	2.44	0.52
23:DB:1450:G:N2	23:DB:1452:G:N1	2.56	0.52
23:DB:1641:A:H2'	23:DB:1642:G:O4'	2.09	0.52
23:DB:1737:G:H5'	23:DB:1738:G:OP2	2.09	0.52
23:DB:189:G:H1	23:DB:205:G:HO2'	1.56	0.52
23:DB:2839:G:H2'	23:DB:2840:C:C6	2.43	0.52
23:DB:575:A:O2'	23:DB:576:U:H5'	2.09	0.52
23:DB:587:C:H4'	23:DB:588:U:C6	2.44	0.52
26:DD:172:VAL:HB	26:DD:175:LEU:HD11	1.91	0.52
27:DE:76:PRO:HA	27:DE:82:GLY:O	2.10	0.52
31:DJ:64:VAL:HG21	31:DJ:90:GLU:OE1	2.08	0.52
32:DK:107:LEU:HG	32:DK:115:ILE:HG21	1.89	0.52
32:DK:86:LEU:HB2	32:DK:95:ILE:HG23	1.91	0.52
33:DL:109:LYS:HE2	33:DL:126:ARG:NH1	2.24	0.52

Continued on next page...

Continued from previous page...

Atom-1	Atom-2	Interatomic distance (Å)	Clash overlap (Å)
36:DO:25:ARG:HE	36:DO:94:ARG:HH22	1.58	0.52
40:DS:25:ARG:HD2	40:DS:26:GLY:H	1.73	0.52
40:DS:48:LYS:O	40:DS:52:GLU:HG3	2.08	0.52
42:DU:59:GLU:HG2	42:DU:60:LYS:N	2.24	0.52
43:DW:28:GLU:N	43:DW:61:LYS:HB2	2.25	0.52
44:DX:25:GLN:NE2	44:DX:29:ARG:HH21	2.08	0.52
1:AA:1488:G:O2'	1:AA:1489:G:H5'	2.08	0.52
1:AA:492:C:H2'	1:AA:493:A:H5''	1.92	0.52
1:AA:1103:C:C5'	20:AB:96:LEU:HD12	2.37	0.52
2:AC:6:PRO:HG3	2:AC:200:TRP:HE1	1.73	0.52
3:AD:54:LEU:O	3:AD:54:LEU:HD22	2.09	0.52
6:AG:114:SER:C	6:AG:118:ARG:HG3	2.30	0.52
7:AH:43:GLY:O	7:AH:63:LYS:HE3	2.09	0.52
10:AK:28:ASN:ND2	10:AK:29:THR:N	2.58	0.52
14:AO:2:LEU:HD23	14:AO:3:SER:N	2.24	0.52
16:AQ:18:LYS:HA	16:AQ:47:ASP:O	2.08	0.52
16:AQ:80:LYS:O	16:AQ:80:LYS:HE3	2.09	0.52
23:BB:1028:A:N6	23:BB:1125:G:H2'	2.24	0.52
23:BB:15:G:O2'	23:BB:16:C:H5'	2.10	0.52
23:BB:167:A:H2'	23:BB:168:G:O4'	2.10	0.52
23:BB:1736:U:H2'	23:BB:1737:G:O4'	2.09	0.52
23:BB:2104:C:H2'	23:BB:2105:U:C5	2.44	0.52
23:BB:784:G:C5'	25:BC:225:ASN:HD21	2.23	0.52
52:BI:122:GLU:CD	52:BI:122:GLU:H	2.12	0.52
1:AA:1422:G:P	32:BK:54:LYS:HZ1	2.32	0.52
37:BP:25:VAL:HG11	37:BP:86:LYS:O	2.09	0.52
37:BP:38:ARG:HH11	37:BP:39:LEU:N	2.06	0.52
26:BD:8:LYS:HD2	37:BP:5:LYS:NZ	2.24	0.52
39:BR:42:ALA:C	39:BR:44:GLY:N	2.60	0.52
40:BS:34:ASP:N	40:BS:37:THR:HG22	2.23	0.52
41:BT:34:VAL:CG1	41:BT:43:ILE:HD11	2.39	0.52
42:BU:38:ILE:CB	42:BU:62:ALA:HB3	2.40	0.52
24:BV:9:ARG:HH12	24:BV:27:PRO:HA	1.74	0.52
46:BZ:15:SER:HG	46:BZ:23:LYS:HD3	1.74	0.52
1:CA:280:C:O2	16:CQ:39:ARG:HG3	2.09	0.52
1:CA:492:C:H2'	1:CA:493:A:H5''	1.91	0.52
1:CA:545:C:O2'	1:CA:546:A:H5'	2.08	0.52
20:CB:23:ASN:HD22	20:CB:24:PRO:HD2	1.74	0.52
4:CE:65:LYS:HB3	4:CE:65:LYS:NZ	2.24	0.52
5:CF:64:VAL:HG12	5:CF:65:GLU:N	2.23	0.52
6:CG:134:VAL:O	6:CG:138:GLU:HG3	2.09	0.52

Continued on next page...

Continued from previous page...

Atom-1	Atom-2	Interatomic distance (Å)	Clash overlap (Å)
8:CI:78:ILE:O	8:CI:82:ILE:HG13	2.10	0.52
9:CJ:37:ARG:H	9:CJ:76:ILE:HG12	1.74	0.52
11:CL:34:THR:OG1	11:CL:53:ARG:HB3	2.10	0.52
12:CM:102:LYS:NZ	12:CM:102:LYS:HB2	2.23	0.52
13:CN:5:MET:HG2	13:CN:8:ARG:HD2	1.92	0.52
19:CT:79:THR:O	19:CT:82:ILE:HG12	2.09	0.52
21:CU:3:ILE:CG1	21:CU:19:LYS:HB3	2.36	0.52
47:D0:36:LYS:CB	47:D0:41:HIS:HA	2.40	0.52
48:D1:47:ILE:O	48:D1:48:TYR:HB2	2.10	0.52
51:D4:34:LYS:HE3	51:D4:36:ARG:HH12	1.74	0.52
22:DA:13:G:H2'	22:DA:14:U:H5''	1.92	0.52
22:DA:43:C:H4'	28:DF:62:GLN:HE21	1.75	0.52
23:DB:1000:A:H2'	23:DB:1001:A:C8	2.45	0.52
23:DB:1292:G:H2'	23:DB:1293:C:C6	2.44	0.52
23:DB:2032:G:H21	26:DD:150:GLN:HB3	1.74	0.52
23:DB:2086:U:H2'	23:DB:2087:G:C8	2.44	0.52
23:DB:2471:A:O2'	23:DB:2472:G:O5'	2.28	0.52
23:DB:2794:C:H2'	23:DB:2795:C:C6	2.44	0.52
23:DB:299:A:H2'	23:DB:300:A:C8	2.44	0.52
23:DB:363:G:H2'	23:DB:364:C:C6	2.45	0.52
23:DB:851:C:H2'	23:DB:852:U:H6	1.75	0.52
23:DB:860:U:O2'	23:DB:2267:A:H4'	2.09	0.52
23:DB:877:A:N6	23:DB:898:C:H2'	2.24	0.52
23:DB:90:U:H2'	23:DB:91:A:C2	2.44	0.52
25:DC:201:LEU:O	25:DC:201:LEU:HD23	2.10	0.52
25:DC:94:LEU:HD12	25:DC:95:TYR:N	2.24	0.52
27:DE:164:LEU:HD13	27:DE:164:LEU:C	2.30	0.52
27:DE:21:ARG:HB3	27:DE:21:ARG:HH11	1.74	0.52
28:DF:59:ILE:O	28:DF:59:ILE:HD13	2.10	0.52
28:DF:39:VAL:HG13	28:DF:84:ILE:HG12	1.91	0.52
29:DG:67:ALA:O	29:DG:71:LEU:HG	2.09	0.52
30:DH:82:SER:C	30:DH:83:LYS:HD2	2.30	0.52
31:DJ:41:LYS:HG2	38:DQ:63:ARG:CZ	2.39	0.52
32:DK:98:ARG:NH1	32:DK:98:ARG:HB3	2.23	0.52
33:DL:90:VAL:CG1	33:DL:122:VAL:HG11	2.39	0.52
33:DL:107:PHE:CE2	33:DL:126:ARG:HB2	2.44	0.52
37:DP:6:GLN:OE1	37:DP:6:GLN:N	2.35	0.52
42:DU:41:VAL:HG23	42:DU:57:ILE:HG23	1.91	0.52
42:DU:57:ILE:HD13	42:DU:58:VAL:N	2.24	0.52
43:DW:38:ARG:HE	43:DW:40:ARG:CA	2.22	0.52
46:DZ:47:LYS:HB2	46:DZ:51:VAL:HG11	1.90	0.52

Continued on next page...

Continued from previous page...

Atom-1	Atom-2	Interatomic distance (Å)	Clash overlap (Å)
1:AA:1289:A:H2'	1:AA:1290:G:H5'	1.91	0.52
1:AA:36:C:H2'	1:AA:37:U:O4'	2.09	0.52
1:AA:997:U:O2'	1:AA:998:C:H5'	2.09	0.52
20:AB:95:TRP:CZ3	20:AB:171:ALA:HA	2.44	0.52
3:AD:122:ILE:O	3:AD:128:VAL:HG23	2.10	0.52
6:AG:110:ARG:HH22	6:AG:121:ASN:CB	2.23	0.52
11:AL:35:ARG:CZ	11:AL:75:GLU:HB3	2.39	0.52
16:AQ:4:ILE:HD12	16:AQ:4:ILE:H	1.74	0.52
10:AK:109:ILE:H	21:AU:5:VAL:HB	1.75	0.52
48:B1:33:LEU:O	48:B1:34:GLU:HG2	2.10	0.52
50:B3:12:ARG:CZ	50:B3:12:ARG:HB2	2.38	0.52
23:BB:1112:G:H5'	29:BG:2:ARG:NH2	2.22	0.52
23:BB:811:U:O2	23:BB:1250:G:H3'	2.10	0.52
23:BB:125:A:H3'	23:BB:126:A:H5''	1.88	0.52
23:BB:142:A:OP2	23:BB:142:A:H8	1.93	0.52
23:BB:1573:G:H2'	23:BB:1574:C:H5'	1.91	0.52
23:BB:1681:G:N3	23:BB:1762:A:H2'	2.25	0.52
23:BB:1945:G:H2'	23:BB:1946:U:C6	2.43	0.52
23:BB:203:A:H2'	23:BB:204:A:C8	2.44	0.52
23:BB:587:C:H4'	23:BB:588:U:C6	2.44	0.52
23:BB:747:U:H4'	40:BS:89:ALA:HB2	1.91	0.52
23:BB:991:C:H2'	23:BB:992:C:H6	1.74	0.52
23:BB:1817:G:OP1	25:BC:62:ARG:NH2	2.43	0.52
25:BC:68:ARG:HD3	25:BC:103:ILE:HD12	1.91	0.52
27:BE:142:ALA:C	27:BE:143:LEU:HD12	2.29	0.52
27:BE:149:ILE:CG1	27:BE:186:VAL:HG13	2.39	0.52
30:BH:21:VAL:HG22	30:BH:22:LYS:N	2.21	0.52
23:BB:812:C:C5'	33:BL:32:GLY:HA2	2.39	0.52
23:BB:2820:A:O5'	35:BN:4:ARG:HA	2.08	0.52
23:BB:2848:G:O2'	37:BP:96:LEU:HD22	2.10	0.52
43:BW:36:ILE:HG21	43:BW:68:PHE:HD2	1.75	0.52
1:CA:841:C:H3'	1:CA:843:U:OP2	2.10	0.52
20:CB:187:ASP:HB3	20:CB:201:GLY:O	2.09	0.52
3:CD:202:LEU:C	3:CD:204:SER:H	2.13	0.52
7:CH:10:LEU:HD11	7:CH:126:CYS:SG	2.48	0.52
8:CI:8:THR:OG1	8:CI:84:ARG:HG3	2.10	0.52
10:CK:30:ILE:HG22	10:CK:45:THR:HB	1.91	0.52
21:CU:8:ASN:HB2	21:CU:9:GLU:OE1	2.09	0.52
23:DB:1264:A:H5'	47:D0:7:PRO:HG3	1.92	0.52
23:DB:1374:G:H2'	23:DB:1375:U:C6	2.45	0.52
23:DB:1474:U:H2'	23:DB:1475:G:H5'	1.91	0.52

Continued on next page...

Continued from previous page...

Atom-1	Atom-2	Interatomic distance (Å)	Clash overlap (Å)
23:DB:1487:U:H2'	23:DB:1488:C:H6	1.75	0.52
23:DB:1517:G:O2'	23:DB:1518:C:H5'	2.08	0.52
23:DB:1854:A:N6	23:DB:1888:G:H1'	2.25	0.52
23:DB:2331:G:H2'	23:DB:2332:C:C6	2.45	0.52
23:DB:2471:A:O2'	23:DB:2472:G:C8	2.55	0.52
23:DB:2645:G:H4'	23:DB:2732:G:H2'	1.92	0.52
23:DB:26:G:OP2	40:DS:80:PRO:HG3	2.10	0.52
23:DB:2860:A:H8	23:DB:2860:A:O5'	1.92	0.52
23:DB:721:A:H2'	23:DB:722:A:C8	2.45	0.52
26:DD:6:GLY:HA2	26:DD:199:SER:O	2.09	0.52
26:DD:79:LEU:CG	26:DD:80:TRP:H	2.23	0.52
27:DE:141:MET:HG3	27:DE:185:LYS:HE3	1.90	0.52
28:DF:133:GLU:HG2	28:DF:149:ARG:O	2.08	0.52
28:DF:172:PHE:CD1	28:DF:172:PHE:N	2.75	0.52
28:DF:37:MET:HB2	28:DF:86:CYS:SG	2.49	0.52
29:DG:145:ALA:HA	29:DG:148:ARG:HG2	1.92	0.52
36:DO:104:GLN:O	36:DO:107:ALA:HB3	2.09	0.52
24:DV:43:ASP:O	24:DV:47:VAL:HG23	2.10	0.52
24:DV:9:ARG:NE	24:DV:20:LEU:HD11	2.25	0.52
43:DW:54:ARG:HD2	43:DW:54:ARG:N	2.24	0.52
43:DW:55:ASP:CG	43:DW:56:HIS:H	2.13	0.52
1:AA:626:G:H2'	1:AA:627:G:H8	1.74	0.52
1:AA:712:A:O2'	1:AA:713:G:H5'	2.10	0.52
20:AB:163:ILE:CD1	20:AB:209:VAL:HG12	2.38	0.52
20:AB:55:GLU:HG3	20:AB:197:PHE:CZ	2.45	0.52
20:AB:53:LEU:HA	20:AB:56:LEU:HD23	1.92	0.52
20:AB:76:SER:OG	20:AB:92:ASN:HB2	2.10	0.52
3:AD:183:ARG:HH22	3:AD:186:GLU:H	1.58	0.52
10:AK:111:ASP:HB3	21:AU:3:ILE:HD13	1.92	0.52
11:AL:56:LEU:HB3	11:AL:58:ASN:ND2	2.24	0.52
1:AA:1309:G:N7	12:AM:97:ARG:NH2	2.57	0.52
18:AS:62:THR:HB	18:AS:64:GLU:OE1	2.10	0.52
21:AU:3:ILE:HA	21:AU:19:LYS:CG	2.37	0.52
22:BA:91:C:O2'	22:BA:92:C:H5'	2.09	0.52
23:BB:1055:G:HO2'	23:BB:1085:A:H2	1.55	0.52
23:BB:1083:U:C2	23:BB:1086:A:N1	2.78	0.52
23:BB:1220:G:H2'	23:BB:1221:C:C6	2.45	0.52
23:BB:1444:G:H2'	23:BB:1445:G:H8	1.74	0.52
23:BB:160:A:H2'	23:BB:161:A:C8	2.45	0.52
23:BB:2222:C:O2'	23:BB:2223:G:H5'	2.09	0.52
23:BB:2285:C:H41	48:B1:24:LYS:HZ2	1.58	0.52

Continued on next page...

Continued from previous page...

Atom-1	Atom-2	Interatomic distance (Å)	Clash overlap (Å)
23:BB:355:U:H2'	23:BB:356:G:C8	2.44	0.52
23:BB:43:G:H2'	23:BB:44:A:O4'	2.10	0.52
25:BC:141:HIS:CG	25:BC:190:THR:HB	2.44	0.52
23:BB:1843:C:H5''	25:BC:252:LYS:HZ3	1.75	0.52
26:BD:154:LYS:NZ	26:BD:157:LYS:N	2.57	0.52
27:BE:132:LYS:NZ	27:BE:132:LYS:HB2	2.23	0.52
27:BE:43:THR:O	27:BE:43:THR:HG22	2.08	0.52
52:BI:79:LEU:HD11	52:BI:131:THR:OG1	2.08	0.52
33:BL:80:SER:O	33:BL:116:VAL:HA	2.10	0.52
39:BR:64:VAL:HB	39:BR:98:ILE:HD12	1.90	0.52
40:BS:28:LYS:HB3	40:BS:71:VAL:HB	1.91	0.52
45:BY:37:ARG:HH11	45:BY:37:ARG:HG3	1.75	0.52
1:CA:65:A:H2	1:CA:381:C:H2'	1.73	0.52
2:CC:121:SER:O	2:CC:125:ARG:HG3	2.09	0.52
2:CC:180:ASP:OD1	2:CC:203:LYS:HB2	2.09	0.52
2:CC:86:LEU:O	2:CC:89:VAL:HG22	2.10	0.52
4:CE:114:LEU:HD13	4:CE:122:VAL:HG21	1.91	0.52
8:CI:79:ARG:O	8:CI:79:ARG:HD2	2.10	0.52
11:CL:88:ASP:C	11:CL:89:LEU:HD22	2.29	0.52
14:CO:81:ILE:O	14:CO:85:GLY:N	2.41	0.52
47:D0:41:HIS:HB3	47:D0:46:GLY:HA3	1.90	0.52
48:D1:27:ARG:HE	48:D1:27:ARG:H	1.56	0.52
23:DB:1657:U:OP2	26:DD:141:ARG:HG3	2.09	0.52
23:DB:1821:A:H5'	25:DC:155:ARG:HH21	1.72	0.52
23:DB:2849:U:H4'	23:DB:2850:A:C5'	2.39	0.52
27:DE:138:LEU:HD22	27:DE:187:VAL:HG11	1.92	0.52
28:DF:147:ARG:O	28:DF:147:ARG:HD2	2.09	0.52
23:DB:2751:G:H5'	29:DG:3:VAL:CG2	2.38	0.52
31:DJ:19:ASP:CB	31:DJ:21:THR:HG23	2.39	0.52
31:DJ:58:ASN:C	31:DJ:60:ASP:H	2.13	0.52
23:DB:250:G:H4'	33:DL:60:ARG:HE	1.74	0.52
22:DA:7:G:H4'	36:DO:29:HIS:NE2	2.25	0.52
42:DU:49:PRO:HG2	42:DU:50:ALA:H	1.75	0.52
1:AA:1005:A:H3'	1:AA:1006:G:H8	1.74	0.52
1:AA:120:A:H2'	1:AA:121:U:H5''	1.90	0.52
1:AA:1376:U:H2'	1:AA:1377:A:H8	1.75	0.52
1:AA:177:G:P	19:AT:59:ARG:HE	2.33	0.52
1:AA:476:U:H2'	1:AA:477:C:H6	1.73	0.52
1:AA:936:C:H1'	1:AA:1382:C:H42	1.74	0.52
20:AB:49:PHE:O	20:AB:53:LEU:HD23	2.10	0.52
1:AA:16:A:O2'	4:AE:20:VAL:HG13	2.10	0.52

Continued on next page...

Continued from previous page...

Atom-1	Atom-2	Interatomic distance (Å)	Clash overlap (Å)
6:AG:3:ARG:CZ	6:AG:3:ARG:HB3	2.40	0.52
8:AI:93:LEU:HD13	8:AI:97:LEU:HD23	1.92	0.52
16:AQ:35:LYS:O	16:AQ:37:ILE:HG13	2.10	0.52
16:AQ:56:ASP:HB3	16:AQ:79:GLU:O	2.09	0.52
18:AS:49:ALA:HB1	18:AS:56:HIS:CB	2.30	0.52
23:BB:1259:G:H2'	23:BB:1260:A:C8	2.45	0.52
23:BB:1374:G:H2'	23:BB:1375:U:C6	2.45	0.52
23:BB:139:U:H5''	23:BB:140:C:C5	2.45	0.52
23:BB:173:A:H2'	23:BB:174:U:H6	1.75	0.52
23:BB:2834:G:H1'	23:BB:2883:A:H61	1.74	0.52
25:BC:44:ASN:HA	25:BC:49:THR:O	2.09	0.52
26:BD:175:LEU:HD13	26:BD:189:VAL:HG11	1.92	0.52
26:BD:62:LYS:N	26:BD:63:PRO:HD2	2.25	0.52
27:BE:149:ILE:HG12	27:BE:186:VAL:HG22	1.90	0.52
27:BE:88:ARG:HB2	27:BE:88:ARG:NH1	2.24	0.52
28:BF:78:ILE:HG23	28:BF:82:TYR:HD1	1.74	0.52
23:BB:1113:U:H5''	29:BG:1:SER:CA	2.39	0.52
30:BH:100:ALA:O	30:BH:103:VAL:HG22	2.10	0.52
33:BL:82:LEU:HD21	33:BL:92:LEU:CD1	2.38	0.52
34:BM:8:LYS:O	34:BM:9:PHE:C	2.47	0.52
36:BO:64:TYR:CD1	36:BO:74:VAL:HG21	2.45	0.52
37:BP:59:THR:O	37:BP:59:THR:HG22	2.10	0.52
37:BP:69:VAL:HG12	37:BP:70:GLU:N	2.24	0.52
40:BS:86:MET:HB2	40:BS:96:ILE:HD11	1.92	0.52
46:BZ:59:ARG:HG3	46:BZ:62:LYS:HB2	1.91	0.52
1:CA:1177:G:H3'	1:CA:1178:G:H8	1.75	0.52
1:CA:1363:A:H2'	1:CA:1363:A:N3	2.24	0.52
1:CA:900:A:O2'	1:CA:901:A:H5'	2.10	0.52
2:CC:174:LEU:HD21	2:CC:200:TRP:CD1	2.45	0.52
3:CD:57:LYS:HB2	3:CD:199:ILE:HB	1.92	0.52
17:CR:33:THR:HG22	17:CR:37:LYS:HG2	1.92	0.52
17:CR:61:ALA:HB3	17:CR:67:LEU:HD12	1.91	0.52
23:DB:1082:U:C2	23:DB:1086:A:C6	2.97	0.52
23:DB:1633:G:O2'	23:DB:1634:A:H5''	2.09	0.52
23:DB:1816:C:C5	25:DC:62:ARG:HD2	2.45	0.52
23:DB:197:A:H4'	23:DB:2069:G:OP2	2.10	0.52
23:DB:230:G:H2'	23:DB:231:A:C8	2.45	0.52
23:DB:2729:G:H2'	23:DB:2730:C:H6	1.75	0.52
23:DB:64:A:H4'	41:DT:76:ARG:HD2	1.92	0.52
27:DE:112:LEU:O	27:DE:114:ARG:N	2.42	0.52
29:DG:17:LYS:O	29:DG:23:ILE:HA	2.09	0.52

Continued on next page...

Continued from previous page...

Atom-1	Atom-2	Interatomic distance (Å)	Clash overlap (Å)
31:DJ:21:THR:HG22	31:DJ:58:ASN:OD1	2.10	0.52
23:DB:2641:G:OP1	31:DJ:78:THR:HG22	2.10	0.52
34:DM:81:ARG:HG3	34:DM:82:MET:HG2	1.92	0.52
33:DL:35:HIS:CE1	39:DR:84:ARG:HB3	2.45	0.52
40:DS:76:VAL:HG12	40:DS:103:ILE:HA	1.91	0.52
23:DB:64:A:H5''	41:DT:76:ARG:HG3	1.92	0.52
1:AA:131:A:H2'	1:AA:132:C:H6	1.75	0.52
1:AA:1390:U:H2'	1:AA:1391:U:C6	2.45	0.52
1:AA:195:A:H1'	1:AA:222:C:O2'	2.09	0.52
1:AA:279:A:H4'	1:AA:280:C:OP2	2.10	0.52
1:AA:474:G:H2'	1:AA:475:C:C6	2.45	0.52
1:AA:958:A:N1	18:AS:53:GLY:HA3	2.25	0.52
1:AA:71:A:N6	1:AA:99:C:H1'	2.24	0.52
5:AF:43:GLY:O	5:AF:58:HIS:HA	2.09	0.52
6:AG:19:SER:OG	6:AG:21:LEU:HG	2.10	0.52
8:AI:38:PHE:O	8:AI:41:GLU:HB2	2.09	0.52
15:AP:51:ARG:HB3	15:AP:51:ARG:HH11	1.71	0.52
18:AS:50:VAL:H	18:AS:57:VAL:H	1.57	0.52
23:BB:1051:G:H2'	23:BB:1052:C:C6	2.45	0.52
23:BB:1739:A:H2'	23:BB:1740:G:C8	2.44	0.52
23:BB:2149:U:O2'	23:BB:2150:C:H5'	2.10	0.52
23:BB:2181:U:H2'	23:BB:2182:U:O4'	2.10	0.52
23:BB:2785:C:H2'	23:BB:2786:U:H6	1.73	0.52
23:BB:433:C:H2'	23:BB:434:U:C6	2.45	0.52
23:BB:582:A:H2'	23:BB:583:G:H8	1.75	0.52
23:BB:852:U:H2'	23:BB:853:C:C6	2.45	0.52
25:BC:164:VAL:HB	25:BC:167:ASP:CG	2.29	0.52
26:BD:2:ILE:HG13	26:BD:3:GLY:N	2.23	0.52
52:BI:116:MET:CE	52:BI:127:SER:HB2	2.40	0.52
31:BJ:36:LEU:HD11	31:BJ:122:LEU:HD23	1.92	0.52
31:BJ:57:LEU:HD12	31:BJ:128:ASN:C	2.30	0.52
35:BN:115:LEU:HG	35:BN:115:LEU:O	2.10	0.52
36:BO:58:ILE:HG13	36:BO:59:ALA:H	1.74	0.52
37:BP:90:ALA:HB3	37:BP:112:ARG:HA	1.92	0.52
38:BQ:111:LYS:O	38:BQ:115:ALA:HB2	2.10	0.52
38:BQ:69:ARG:HG3	38:BQ:70:GLN:N	2.23	0.52
39:BR:53:PHE:CB	39:BR:55:ASP:HB2	2.39	0.52
41:BT:31:VAL:O	41:BT:83:ALA:O	2.28	0.52
42:BU:59:GLU:O	42:BU:60:LYS:HB2	2.08	0.52
42:BU:94:PHE:CD2	42:BU:95:PHE:N	2.78	0.52
43:BW:23:LYS:HG3	43:BW:24:ARG:N	2.23	0.52

Continued on next page...

Continued from previous page...

Atom-1	Atom-2	Interatomic distance (Å)	Clash overlap (Å)
1:CA:337:G:H2'	1:CA:338:A:C8	2.45	0.52
1:CA:56:U:H2'	1:CA:57:G:C8	2.45	0.52
1:CA:947:G:H2'	1:CA:948:C:H6	1.71	0.52
3:CD:118:SER:HA	3:CD:130:ASN:HB2	1.91	0.52
3:CD:71:PHE:HA	3:CD:74:TYR:HD2	1.74	0.52
6:CG:8:GLN:NE2	6:CG:9:ARG:H	2.07	0.52
8:CI:20:ILE:HD12	8:CI:85:ALA:HB3	1.92	0.52
12:CM:33:LEU:HD22	12:CM:38:ILE:HG21	1.92	0.52
13:CN:30:ILE:O	13:CN:44:VAL:HB	2.10	0.52
23:DB:1819:A:OP1	25:DC:155:ARG:HB3	2.10	0.52
23:DB:2440:C:H5'	54:DB:3426:HOH:O	2.10	0.52
23:DB:27:G:H1'	23:DB:513:A:N6	2.25	0.52
25:DC:163:ILE:HG22	25:DC:164:VAL:N	2.25	0.52
25:DC:32:LEU:HD13	25:DC:36:ASN:HD21	1.75	0.52
25:DC:51:ARG:HD3	25:DC:51:ARG:O	2.10	0.52
25:DC:29:PHE:CE1	25:DC:81:GLU:HG3	2.45	0.52
30:DH:3:VAL:CB	30:DH:37:VAL:HG11	2.38	0.52
30:DH:3:VAL:HB	30:DH:37:VAL:HG21	1.90	0.52
31:DJ:44:TYR:OH	31:DJ:49:ASP:O	2.28	0.52
31:DJ:69:ARG:HA	31:DJ:90:GLU:OE1	2.10	0.52
36:DO:72:ALA:HA	36:DO:109:ALA:HB2	1.91	0.52
37:DP:52:ARG:N	37:DP:60:VAL:HG11	2.25	0.52
39:DR:64:VAL:CG2	39:DR:100:GLY:HA2	2.40	0.52
41:DT:34:VAL:HG21	41:DT:43:ILE:CD1	2.35	0.52
44:DX:18:LEU:HA	44:DX:22:LEU:HD12	1.92	0.52
1:AA:275:G:H5'	16:AQ:15:LYS:HG2	1.92	0.52
1:AA:857:C:H2'	1:AA:858:G:O4'	2.10	0.52
2:AC:155:ARG:N	2:AC:162:ALA:HA	2.21	0.52
3:AD:96:ARG:O	3:AD:100:VAL:HG23	2.09	0.52
4:AE:74:ALA:HB1	4:AE:148:SER:HB3	1.91	0.52
6:AG:11:ILE:HD12	6:AG:11:ILE:H	1.75	0.52
7:AH:104:SER:O	7:AH:122:GLY:HA3	2.10	0.52
8:AI:11:ARG:HA	8:AI:105:ARG:HE	1.75	0.52
8:AI:24:ASN:O	8:AI:61:ASP:HA	2.09	0.52
8:AI:56:MET:SD	8:AI:57:VAL:N	2.82	0.52
10:AK:63:GLN:HB3	10:AK:94:SER:OG	2.10	0.52
11:AL:30:ARG:HB3	11:AL:30:ARG:HH11	1.75	0.52
23:BB:176:A:O2'	23:BB:177:G:H5'	2.10	0.52
23:BB:1923:U:H2'	23:BB:1924:C:C6	2.45	0.52
23:BB:2014:A:P	40:BS:95:ARG:HH21	2.33	0.52
23:BB:254:G:O6	50:B3:3:ILE:HG22	2.09	0.52

Continued on next page...

Continued from previous page...

Atom-1	Atom-2	Interatomic distance (Å)	Clash overlap (Å)
23:BB:877:A:H2	23:BB:900:A:N7	2.07	0.52
27:BE:88:ARG:HH11	27:BE:88:ARG:HB2	1.75	0.52
28:BF:59:ILE:HD11	28:BF:137:PHE:CG	2.45	0.52
28:BF:65:LEU:C	28:BF:67:THR:H	2.12	0.52
52:BI:85:ILE:HD12	52:BI:87:SER:O	2.10	0.52
31:BJ:13:ARG:HG3	31:BJ:13:ARG:HH11	1.73	0.52
36:BO:68:LYS:H	36:BO:68:LYS:CD	2.19	0.52
40:BS:6:LYS:HA	40:BS:104:THR:HA	1.91	0.52
41:BT:66:LYS:N	41:BT:77:ARG:HA	2.24	0.52
23:BB:328:U:H4'	42:BU:65:GLN:HG3	1.92	0.52
24:BV:6:ALA:HB1	24:BV:41:GLU:O	2.10	0.52
43:BW:57:THR:O	43:BW:58:LEU:HB3	2.09	0.52
1:CA:1461:G:H2'	1:CA:1462:C:C6	2.44	0.52
1:CA:93:U:C2'	1:CA:94:G:H5'	2.40	0.52
20:CB:216:VAL:C	20:CB:218:ALA:H	2.13	0.52
6:CG:135:LYS:HD3	6:CG:136:LYS:HE3	1.91	0.52
8:CI:32:ARG:HD3	8:CI:37:TYR:HD1	1.75	0.52
11:CL:82:ARG:HB2	11:CL:97:VAL:HG13	1.90	0.52
47:D0:41:HIS:CD2	47:D0:42:ILE:HG22	2.44	0.52
49:D2:3:ARG:HE	49:D2:4:THR:H	1.56	0.52
22:DA:14:U:H4'	22:DA:70:C:O2	2.09	0.52
23:DB:1082:U:H2'	23:DB:1083:U:O4'	2.10	0.52
23:DB:1821:A:H2'	23:DB:1822:C:C6	2.45	0.52
23:DB:2377:A:C2	36:DO:92:PHE:HE1	2.28	0.52
23:DB:2626:C:O2'	23:DB:2627:G:H5'	2.10	0.52
23:DB:41:C:O2'	23:DB:42:A:H5'	2.10	0.52
23:DB:458:G:H22	23:DB:469:G:H2'	1.72	0.52
23:DB:55:G:H2'	23:DB:56:A:H8	1.74	0.52
27:DE:47:LYS:HD2	27:DE:52:VAL:CG2	2.39	0.52
29:DG:148:ARG:HH21	29:DG:153:PRO:HD2	1.74	0.52
30:DH:99:ILE:HG13	30:DH:100:ALA:N	2.24	0.52
32:DK:34:GLY:O	32:DK:37:ASP:HB2	2.10	0.52
32:DK:80:ASP:OD1	37:DP:70:GLU:HB3	2.10	0.52
33:DL:123:ARG:HB2	33:DL:142:ILE:HA	1.92	0.52
33:DL:44:GLY:HA2	33:DL:47:ARG:HH21	1.75	0.52
34:DM:18:ARG:HD3	34:DM:18:ARG:H	1.75	0.52
34:DM:37:GLY:H	34:DM:97:GLN:HG3	1.74	0.52
36:DO:13:ARG:O	36:DO:17:LYS:HB2	2.10	0.52
40:DS:20:VAL:HB	40:DS:43:ALA:HB1	1.90	0.52
46:DZ:48:GLN:NE2	46:DZ:49:ARG:HB3	2.24	0.52
1:AA:1098:C:C2'	1:AA:1099:G:H5'	2.40	0.52

Continued on next page...

Continued from previous page...

Atom-1	Atom-2	Interatomic distance (Å)	Clash overlap (Å)
1:AA:128:G:H2'	1:AA:129:A:C8	2.44	0.52
1:AA:1521:C:O2'	1:AA:1522:U:H5'	2.10	0.52
1:AA:545:C:O2'	1:AA:546:A:H5'	2.10	0.52
1:AA:56:U:H2'	1:AA:57:G:C8	2.45	0.52
3:AD:107:GLY:HA2	3:AD:112:GLU:OE1	2.10	0.52
3:AD:186:GLU:O	3:AD:190:LEU:HD13	2.09	0.52
4:AE:109:ALA:CB	4:AE:135:VAL:HG23	2.39	0.52
4:AE:81:GLN:HG2	4:AE:148:SER:HA	1.92	0.52
10:AK:80:ASN:HD21	10:AK:107:THR:CG2	2.23	0.52
13:AN:27:LYS:C	13:AN:27:LYS:HD2	2.30	0.52
21:AU:14:ALA:H	21:AU:16:ARG:NH2	2.07	0.52
47:B0:16:ARG:HA	47:B0:19:ASP:OD2	2.09	0.52
23:BB:136:G:H2'	23:BB:137:U:C6	2.44	0.52
23:BB:1444:G:H2'	23:BB:1445:G:C8	2.44	0.52
23:BB:156:A:H2'	23:BB:157:C:C6	2.45	0.52
23:BB:1682:G:H2'	23:BB:1683:U:C6	2.45	0.52
23:BB:2365:G:H4'	43:BW:65:LYS:HD3	1.91	0.52
23:BB:2491:U:H5''	23:BB:2570:G:C5'	2.40	0.52
23:BB:2669:G:H2'	23:BB:2670:A:C8	2.43	0.52
23:BB:337:C:H2'	23:BB:338:G:O4'	2.10	0.52
23:BB:660:C:H2'	23:BB:661:A:H8	1.74	0.52
25:BC:208:GLY:C	25:BC:210:ALA:H	2.12	0.52
26:BD:128:ARG:C	26:BD:128:ARG:HE	2.13	0.52
27:BE:104:ALA:O	27:BE:105:LEU:HD23	2.09	0.52
27:BE:143:LEU:HD23	27:BE:185:LYS:HB2	1.92	0.52
29:BG:104:LEU:HB3	29:BG:106:LEU:HD13	1.92	0.52
30:BH:73:ASN:ND2	30:BH:73:ASN:N	2.52	0.52
23:BB:6:A:HO2'	31:BJ:135:GLN:HB2	1.75	0.52
35:BN:75:ILE:HD13	35:BN:75:ILE:O	2.10	0.52
36:BO:54:VAL:HG21	36:BO:78:VAL:HG11	1.91	0.52
23:BB:2333:A:O2'	36:BO:7:ARG:HD3	2.09	0.52
37:BP:32:VAL:HB	37:BP:80:VAL:HG22	1.91	0.52
38:BQ:27:ARG:O	38:BQ:33:VAL:HG21	2.10	0.52
1:CA:1513:A:H2'	1:CA:1514:G:C8	2.45	0.52
1:CA:663:A:O2'	1:CA:664:G:H5'	2.10	0.52
1:CA:8:A:C6	3:CD:205:LYS:HA	2.45	0.52
7:CH:100:ILE:HG13	7:CH:128:VAL:CG2	2.39	0.52
11:CL:85:ARG:NH1	11:CL:93:ARG:HB3	2.24	0.52
12:CM:106:ARG:N	12:CM:106:ARG:HH11	2.08	0.52
13:CN:30:ILE:HB	13:CN:44:VAL:HB	1.91	0.52
22:DA:115:A:H2'	22:DA:116:G:O4'	2.10	0.52

Continued on next page...

Continued from previous page...

Atom-1	Atom-2	Interatomic distance (Å)	Clash overlap (Å)
23:DB:1139:G:O2'	23:DB:1140:C:H5'	2.10	0.52
23:DB:1175:A:C2'	23:DB:1176:U:H5'	2.39	0.52
23:DB:1412:U:H2'	23:DB:1413:A:H8	1.73	0.52
23:DB:1724:G:H2'	23:DB:1725:U:H6	1.75	0.52
23:DB:1904:G:H1'	23:DB:1927:A:N1	2.25	0.52
23:DB:2360:G:O2'	33:DL:61:LEU:HD11	2.10	0.52
23:DB:2678:C:H2'	23:DB:2679:A:H8	1.75	0.52
23:DB:2740:A:H2'	23:DB:2741:A:C8	2.45	0.52
23:DB:968:C:O2'	23:DB:969:G:H5'	2.10	0.52
25:DC:140:VAL:HG11	25:DC:163:ILE:CD1	2.39	0.52
25:DC:87:SER:O	25:DC:157:ALA:HB2	2.10	0.52
25:DC:208:GLY:HA2	25:DC:212:TRP:HB2	1.91	0.52
26:DD:56:LYS:HD3	26:DD:59:ARG:HD3	1.92	0.52
30:DH:75:LEU:N	30:DH:75:LEU:HD23	2.25	0.52
37:DP:7:LEU:HA	37:DP:10:GLU:CG	2.40	0.52
1:AA:1366:C:H2'	1:AA:1367:C:C6	2.45	0.51
1:AA:272:C:H2'	1:AA:273:U:C6	2.45	0.51
1:AA:520:A:OP2	11:AL:47:ALA:HB1	2.09	0.51
1:AA:600:A:H2'	1:AA:601:G:H8	1.74	0.51
1:AA:922:G:H2'	1:AA:923:A:H8	1.75	0.51
6:AG:85:GLN:O	6:AG:86:VAL:C	2.49	0.51
1:AA:644:U:H4'	7:AH:83:ARG:HH22	1.75	0.51
10:AK:56:LYS:H	10:AK:56:LYS:HD3	1.75	0.51
10:AK:81:LEU:HD22	10:AK:104:PHE:HB3	1.92	0.51
16:AQ:24:ILE:HB	16:AQ:41:THR:HB	1.92	0.51
17:AR:60:ARG:HG3	17:AR:61:ALA:N	2.25	0.51
23:BB:458:G:H5'	49:B2:39:ARG:O	2.10	0.51
50:B3:23:HIS:CD2	50:B3:23:HIS:H	2.27	0.51
48:B1:9:LYS:HG2	50:B3:34:LYS:HZ3	1.73	0.51
50:B3:4:LYS:NZ	50:B3:59:ALA:H	2.07	0.51
23:BB:100:U:OP1	23:BB:100:U:H2'	2.10	0.51
23:BB:1274:A:N3	23:BB:1297:C:H1'	2.25	0.51
23:BB:1405:U:H2'	23:BB:1406:U:H6	1.74	0.51
23:BB:1549:A:H2'	23:BB:1550:C:C6	2.45	0.51
23:BB:1722:A:H61	23:BB:1738:G:H1'	1.75	0.51
23:BB:460:A:H2'	23:BB:461:C:O4'	2.10	0.51
23:BB:494:G:O2'	23:BB:495:G:H5'	2.09	0.51
23:BB:26:G:H1'	23:BB:515:A:H61	1.74	0.51
23:BB:575:A:O2'	23:BB:576:U:H5'	2.10	0.51
23:BB:667:U:H2'	23:BB:668:A:O4'	2.10	0.51
23:BB:975:A:H1'	23:BB:990:A:C2	2.45	0.51

Continued on next page...

Continued from previous page...

Atom-1	Atom-2	Interatomic distance (Å)	Clash overlap (Å)
25:BC:119:VAL:HG22	25:BC:130:PRO:HG2	1.92	0.51
25:BC:63:ILE:HG21	25:BC:90:ILE:HD13	1.92	0.51
26:BD:5:VAL:HG21	26:BD:28:GLU:HA	1.92	0.51
26:BD:7:LYS:HA	26:BD:26:VAL:HG12	1.92	0.51
27:BE:130:LYS:HA	27:BE:130:LYS:HE2	1.91	0.51
31:BJ:18:VAL:O	31:BJ:57:LEU:HD23	2.09	0.51
36:BO:76:LYS:HE3	36:BO:80:GLU:HB2	1.91	0.51
37:BP:26:GLU:CB	37:BP:46:VAL:HG22	2.32	0.51
38:BQ:91:ARG:HG2	39:BR:10:LYS:CE	2.40	0.51
41:BT:12:ARG:NH2	44:BX:29:ARG:HH12	1.88	0.51
46:BZ:3:LYS:O	46:BZ:3:LYS:HG3	2.09	0.51
1:CA:1026:G:H2'	1:CA:1027:C:O4'	2.10	0.51
1:CA:1096:C:H2'	1:CA:1097:C:H6	1.74	0.51
1:CA:110:C:H2'	1:CA:111:G:O4'	2.11	0.51
1:CA:1252:A:H2'	1:CA:1253:G:O4'	2.11	0.51
1:CA:157:U:O2'	1:CA:158:G:H5'	2.10	0.51
1:CA:214:C:H2'	1:CA:215:C:C6	2.44	0.51
1:CA:33:A:H2'	1:CA:34:C:H6	1.75	0.51
1:CA:692:U:H2'	1:CA:694:A:OP2	2.10	0.51
1:CA:926:G:H5'	1:CA:927:G:C5'	2.39	0.51
20:CB:40:ILE:HG21	20:CB:200:PRO:O	2.11	0.51
2:CC:140:ALA:HB2	2:CC:148:ILE:HD12	1.91	0.51
1:CA:939:G:H5''	6:CG:101:ARG:HH22	1.75	0.51
8:CI:117:LEU:HD21	8:CI:123:ARG:HE	1.75	0.51
9:CJ:48:ARG:HB3	9:CJ:66:GLU:HG3	1.92	0.51
15:CP:75:ILE:HG23	15:CP:80:LYS:HD2	1.92	0.51
15:CP:54:LEU:HD13	15:CP:80:LYS:NZ	2.25	0.51
51:D4:32:LYS:O	51:D4:34:LYS:HG2	2.11	0.51
23:DB:1571:A:H2'	23:DB:1572:A:C8	2.45	0.51
23:DB:1591:A:H2'	23:DB:1592:C:C6	2.45	0.51
23:DB:1657:U:OP1	26:DD:141:ARG:HB2	2.09	0.51
23:DB:16:C:O3'	47:D0:10:SER:HA	2.09	0.51
23:DB:1751:U:H2'	23:DB:1752:C:C6	2.46	0.51
23:DB:1791:A:H5'	25:DC:207:ALA:HA	1.91	0.51
23:DB:1948:G:O2'	23:DB:1949:G:H5'	2.10	0.51
23:DB:455:C:C4	23:DB:472:A:H2'	2.45	0.51
23:DB:1844:C:H5'	25:DC:251:THR:HB	1.92	0.51
25:DC:27:LYS:HB3	25:DC:81:GLU:HA	1.92	0.51
28:DF:65:LEU:O	28:DF:66:ILE:HB	2.10	0.51
32:DK:76:VAL:HB	37:DP:74:GLN:HE21	1.75	0.51
33:DL:90:VAL:HG13	33:DL:90:VAL:O	2.10	0.51

Continued on next page...

Continued from previous page...

Atom-1	Atom-2	Interatomic distance (Å)	Clash overlap (Å)
35:DN:2:ARG:HG2	35:DN:3:HIS:N	2.24	0.51
36:DO:26:LEU:O	36:DO:27:VAL:HG13	2.09	0.51
36:DO:38:GLN:HG3	36:DO:40:ILE:HD13	1.92	0.51
36:DO:7:ARG:O	36:DO:11:ALA:HB2	2.08	0.51
1:AA:1122:U:H2'	1:AA:1123:U:C6	2.45	0.51
1:AA:1197:A:O2'	1:AA:1198:G:H5'	2.10	0.51
1:AA:736:C:H2'	1:AA:737:C:C6	2.45	0.51
2:AC:110:LEU:O	2:AC:203:LYS:HE2	2.11	0.51
3:AD:18:LEU:HB2	3:AD:20:LEU:HD11	1.92	0.51
6:AG:14:ASP:OD2	6:AG:22:LEU:HD12	2.10	0.51
7:AH:76:ARG:HH11	7:AH:76:ARG:HG3	1.74	0.51
8:AI:99:LYS:HD3	8:AI:100:ALA:N	2.25	0.51
11:AL:95:HIS:HD1	11:AL:96:THR:N	2.09	0.51
23:BB:1454:C:H5'	35:BN:63:ARG:NH2	2.19	0.51
23:BB:1889:A:H2'	23:BB:1890:A:C8	2.45	0.51
23:BB:2188:U:H2'	23:BB:2189:U:C6	2.44	0.51
23:BB:2305:U:H2'	23:BB:2306:C:C6	2.45	0.51
23:BB:2665:A:C2'	23:BB:2666:C:H5'	2.40	0.51
23:BB:705:A:H61	23:BB:726:G:H1'	1.75	0.51
25:BC:136:VAL:HA	25:BC:165:ALA:HA	1.92	0.51
25:BC:66:PHE:O	25:BC:68:ARG:HG2	2.10	0.51
26:BD:13:ARG:HB2	26:BD:21:SER:HG	1.75	0.51
26:BD:128:ARG:HH11	26:BD:144:GLY:HA3	1.75	0.51
28:BF:126:ASN:ND2	28:BF:157:THR:H	2.09	0.51
28:BF:63:LYS:HE2	28:BF:64:PRO:CD	2.38	0.51
28:BF:99:PHE:C	28:BF:101:ARG:H	2.13	0.51
30:BH:47:PHE:HE1	30:BH:51:ARG:NE	2.08	0.51
30:BH:83:LYS:HB2	30:BH:92:GLY:H	1.75	0.51
34:BM:126:ILE:HG13	34:BM:127:LYS:N	2.19	0.51
34:BM:53:MET:O	34:BM:54:THR:HG23	2.11	0.51
38:BQ:60:TRP:O	38:BQ:64:ILE:HG13	2.10	0.51
42:BU:5:ARG:CG	42:BU:6:ARG:H	2.24	0.51
24:BV:77:VAL:CG2	24:BV:79:ARG:HE	2.23	0.51
1:CA:499:A:H4'	1:CA:500:G:OP1	2.09	0.51
1:CA:952:U:H2'	1:CA:953:G:C8	2.43	0.51
20:CB:116:LEU:O	20:CB:119:GLN:HB2	2.09	0.51
20:CB:222:GLU:HG2	20:CB:222:GLU:O	2.10	0.51
3:CD:148:ALA:O	3:CD:151:GLN:HG2	2.11	0.51
3:CD:15:GLY:HA2	3:CD:34:GLU:HB2	1.92	0.51
6:CG:77:ARG:HD3	6:CG:79:VAL:CG2	2.39	0.51
1:CA:642:A:C5	7:CH:106:SER:HA	2.45	0.51

Continued on next page...

Continued from previous page...

Atom-1	Atom-2	Interatomic distance (Å)	Clash overlap (Å)
12:CM:95:PRO:N	12:CM:108:ARG:HG2	2.25	0.51
51:D4:25:VAL:O	51:D4:35:GLN:HB2	2.10	0.51
23:DB:110:G:O2'	23:DB:111:A:H5'	2.09	0.51
23:DB:1400:U:H2'	23:DB:1401:G:C8	2.45	0.51
23:DB:1405:U:H2'	23:DB:1406:U:H6	1.75	0.51
23:DB:1592:C:H2'	23:DB:1593:A:H8	1.75	0.51
23:DB:1692:U:H2'	23:DB:1694:C:C5	2.45	0.51
23:DB:1785:A:H2'	23:DB:1787:A:N7	2.26	0.51
23:DB:2025:C:H2'	23:DB:2026:U:H6	1.75	0.51
23:DB:222:A:N6	23:DB:232:G:H1'	2.25	0.51
23:DB:2259:U:O2'	23:DB:2260:C:H5'	2.10	0.51
23:DB:2821:A:H2'	23:DB:2822:G:C8	2.45	0.51
23:DB:396:G:H2'	23:DB:397:U:H6	1.75	0.51
23:DB:417:C:H2'	23:DB:418:C:H6	1.74	0.51
23:DB:91:A:H1'	23:DB:92:U:C6	2.45	0.51
26:DD:11:MET:O	26:DD:23:PRO:HD2	2.10	0.51
26:DD:138:LEU:CD1	26:DD:142:VAL:HB	2.40	0.51
26:DD:14:ILE:HD12	37:DP:78:PRO:HG2	1.91	0.51
26:DD:174:SER:HB2	26:DD:208:LYS:HD3	1.92	0.51
26:DD:42:ASN:O	26:DD:43:ASP:CB	2.58	0.51
26:DD:99:GLU:OE1	26:DD:99:GLU:HA	2.10	0.51
29:DG:102:ILE:O	29:DG:102:ILE:HG23	2.11	0.51
29:DG:36:LEU:HD21	29:DG:71:LEU:HD21	1.92	0.51
30:DH:3:VAL:O	30:DH:18:GLN:HA	2.10	0.51
31:DJ:123:LYS:N	31:DJ:123:LYS:HD2	2.25	0.51
33:DL:63:LYS:HG3	33:DL:64:PHE:N	2.25	0.51
34:DM:71:LYS:HZ1	34:DM:91:TYR:HB3	1.75	0.51
23:DB:1754:A:OP1	37:DP:95:LYS:HB2	2.11	0.51
44:DX:47:ARG:HA	44:DX:50:VAL:HG23	1.91	0.51
45:DY:10:ARG:O	45:DY:11:SER:HB3	2.11	0.51
1:AA:1320:C:H41	18:AS:36:ARG:HE	1.57	0.51
1:AA:1477:U:H2'	1:AA:1478:U:C6	2.46	0.51
1:AA:840:C:C2'	1:AA:842:U:H5''	2.38	0.51
4:AE:14:LEU:HA	4:AE:36:THR:HG22	1.91	0.51
8:AI:51:LEU:HD23	8:AI:56:MET:CE	2.40	0.51
8:AI:90:ASP:O	8:AI:93:LEU:HG	2.09	0.51
10:AK:36:ARG:HG2	10:AK:37:GLN:H	1.74	0.51
12:AM:106:ARG:HD3	12:AM:110:GLY:O	2.09	0.51
15:AP:71:VAL:HA	15:AP:74:LEU:CG	2.39	0.51
5:AF:100:SER:HA	17:AR:23:LYS:HD2	1.91	0.51
23:BB:2364:C:H2'	23:BB:2365:G:O4'	2.11	0.51

Continued on next page...

Continued from previous page...

Atom-1	Atom-2	Interatomic distance (Å)	Clash overlap (Å)
23:BB:2412:A:H2'	23:BB:2413:G:O4'	2.10	0.51
23:BB:2599:G:N7	25:BC:234:GLY:HA2	2.25	0.51
23:BB:948:C:H2'	23:BB:949:G:H8	1.76	0.51
23:BB:95:A:H1'	44:BX:41:HIS:ND1	2.26	0.51
26:BD:74:GLU:HA	26:BD:74:GLU:OE1	2.11	0.51
26:BD:83:ARG:HG2	26:BD:83:ARG:HH11	1.75	0.51
27:BE:141:MET:CG	27:BE:143:LEU:HB2	2.40	0.51
27:BE:6:LYS:HB2	27:BE:12:LEU:HD11	1.92	0.51
30:BH:44:ILE:O	30:BH:47:PHE:HD2	1.94	0.51
31:BJ:56:VAL:HG12	31:BJ:57:LEU:N	2.26	0.51
31:BJ:84:ILE:HG22	31:BJ:85:LYS:N	2.26	0.51
33:BL:120:VAL:HG13	33:BL:120:VAL:O	2.10	0.51
33:BL:39:LYS:HB3	33:BL:46:VAL:HG13	1.91	0.51
23:BB:671:C:N4	33:BL:39:LYS:HE3	2.25	0.51
33:BL:92:LEU:HG	33:BL:96:LYS:HZ3	1.75	0.51
37:BP:59:THR:HG1	37:BP:76:HIS:CG	2.28	0.51
40:BS:42:LYS:O	40:BS:46:LEU:HG	2.09	0.51
24:BV:16:ALA:HA	24:BV:19:ARG:HE	1.76	0.51
24:BV:21:ARG:HE	24:BV:87:GLN:CB	2.23	0.51
43:BW:16:GLU:HA	43:BW:18:LYS:HE2	1.93	0.51
46:BZ:5:ILE:HD13	46:BZ:47:LYS:HB3	1.92	0.51
1:CA:1085:U:H3'	1:CA:1086:U:C6	2.45	0.51
1:CA:255:G:H2'	1:CA:256:U:C6	2.45	0.51
1:CA:513:C:H2'	1:CA:514:C:H6	1.75	0.51
1:CA:75:G:H3'	1:CA:76:G:H8	1.75	0.51
1:CA:932:C:H2'	1:CA:933:G:C8	2.46	0.51
3:CD:160:LEU:C	3:CD:160:LEU:HD13	2.30	0.51
4:CE:89:THR:C	4:CE:91:SER:N	2.64	0.51
14:CO:35:ILE:HD11	14:CO:58:MET:HB3	1.92	0.51
17:CR:62:ARG:HB3	17:CR:69:TYR:CE1	2.46	0.51
51:D4:13:ASN:ND2	51:D4:13:ASN:N	2.58	0.51
51:D4:34:LYS:HE2	51:D4:36:ARG:NH2	2.21	0.51
23:DB:1441:G:H2'	23:DB:1442:U:H6	1.74	0.51
23:DB:1599:U:H2'	23:DB:1600:C:C6	2.45	0.51
23:DB:2665:A:C2'	23:DB:2666:C:H5'	2.40	0.51
23:DB:2683:C:H2'	23:DB:2684:U:C6	2.46	0.51
23:DB:441:U:H2'	23:DB:442:G:C8	2.44	0.51
25:DC:155:ARG:HD3	25:DC:155:ARG:O	2.11	0.51
25:DC:243:PRO:HA	25:DC:249:VAL:CG2	2.33	0.51
25:DC:257:ARG:N	25:DC:261:ARG:CZ	2.74	0.51
26:DD:197:THR:HG23	26:DD:198:GLY:N	2.21	0.51

Continued on next page...

Continued from previous page...

Atom-1	Atom-2	Interatomic distance (Å)	Clash overlap (Å)
27:DE:132:LYS:H	27:DE:134:LEU:HD11	1.74	0.51
27:DE:148:ILE:HA	27:DE:185:LYS:O	2.11	0.51
29:DG:72:ASN:O	29:DG:76:ILE:HG13	2.09	0.51
52:DI:125:THR:O	52:DI:129:GLU:HG3	2.10	0.51
31:DJ:100:VAL:HG22	31:DJ:101:ILE:N	2.26	0.51
31:DJ:36:LEU:HD13	31:DJ:54:ILE:HD12	1.92	0.51
31:DJ:7:LYS:HD2	31:DJ:45:THR:CB	2.40	0.51
32:DK:16:ALA:H	32:DK:47:ILE:CG1	2.24	0.51
34:DM:62:LYS:HB2	34:DM:104:GLU:CD	2.31	0.51
34:DM:54:THR:O	34:DM:55:ARG:C	2.48	0.51
36:DO:36:TYR:O	36:DO:37:ALA:HB2	2.10	0.51
36:DO:4:LYS:O	36:DO:7:ARG:HG2	2.11	0.51
41:DT:47:VAL:HG13	41:DT:48:GLN:N	2.26	0.51
24:DV:82:TYR:HE1	24:DV:83:LYS:HE3	1.75	0.51
46:DZ:21:VAL:O	46:DZ:22:MET:HG2	2.10	0.51
1:AA:1051:C:H2'	1:AA:1052:U:C6	2.46	0.51
1:AA:1423:G:H2'	1:AA:1424:U:O4'	2.10	0.51
1:AA:1524:C:H2'	1:AA:1525:G:C8	2.46	0.51
1:AA:255:G:H5'	16:AQ:17:GLU:O	2.10	0.51
1:AA:423:G:H2'	1:AA:424:G:O4'	2.09	0.51
1:AA:590:U:OP1	7:AH:30:LYS:HE2	2.10	0.51
1:AA:731:G:OP1	1:AA:766:A:H1'	2.10	0.51
1:AA:824:G:H2'	1:AA:825:A:H8	1.76	0.51
15:AP:51:ARG:C	15:AP:52:LEU:HD22	2.31	0.51
47:B0:46:GLY:O	47:B0:52:LYS:HB3	2.10	0.51
23:BB:570:G:H2'	23:BB:2030:A:N7	2.26	0.51
23:BB:2307:G:H2'	23:BB:2307:G:N3	2.25	0.51
23:BB:2471:A:O2'	23:BB:2472:G:C8	2.55	0.51
23:BB:2516:A:O2'	23:BB:2517:C:H5'	2.11	0.51
23:BB:650:C:H5''	50:B3:22:LYS:HZ3	1.76	0.51
23:BB:709:U:H2'	23:BB:710:U:C6	2.44	0.51
26:BD:119:ALA:HA	26:BD:123:LYS:CE	2.34	0.51
26:BD:67:HIS:O	26:BD:71:ALA:HB3	2.10	0.51
28:BF:107:VAL:HB	28:BF:108:PRO:HD3	1.91	0.51
22:BA:42:C:C6	28:BF:65:LEU:HD13	2.46	0.51
29:BG:84:LYS:HB3	29:BG:132:LEU:HD12	1.93	0.51
29:BG:15:ASP:O	29:BG:25:ILE:HA	2.11	0.51
30:BH:57:LYS:HE3	30:BH:61:VAL:HG23	1.91	0.51
34:BM:34:LYS:HA	34:BM:99:GLY:HA3	1.92	0.51
37:BP:77:SER:H	37:BP:78:PRO:CD	2.23	0.51
39:BR:42:ALA:HB3	39:BR:45:GLU:HB2	1.92	0.51

Continued on next page...

Continued from previous page...

Atom-1	Atom-2	Interatomic distance (Å)	Clash overlap (Å)
40:BS:90:LYS:N	40:BS:90:LYS:HE3	2.25	0.51
43:BW:45:HIS:HA	43:BW:75:ASN:HB3	1.92	0.51
1:CA:1176:A:H2'	1:CA:1177:G:O4'	2.11	0.51
1:CA:1299:A:N7	1:CA:1301:U:H1'	2.25	0.51
1:CA:1456:A:H2'	1:CA:1457:G:H8	1.75	0.51
1:CA:684:U:O2'	10:CK:39:ASN:HB3	2.09	0.51
20:CB:53:LEU:HD11	20:CB:219:THR:OG1	2.10	0.51
2:CC:95:GLY:C	2:CC:96:VAL:HG22	2.30	0.51
1:CA:716:A:N3	10:CK:119:GLY:HA2	2.26	0.51
11:CL:86:VAL:CG1	11:CL:89:LEU:HD23	2.40	0.51
13:CN:79:SER:O	13:CN:83:VAL:HG23	2.09	0.51
15:CP:52:LEU:HD21	15:CP:74:LEU:HB2	1.91	0.51
18:CS:39:ILE:HA	18:CS:43:MET:SD	2.50	0.51
23:DB:1196:C:H2'	23:DB:1197:G:H8	1.75	0.51
23:DB:212:G:H2'	23:DB:213:A:C8	2.46	0.51
23:DB:2184:A:H2'	23:DB:2185:U:C5	2.45	0.51
23:DB:2216:G:H2'	23:DB:2217:G:C8	2.45	0.51
23:DB:2654:A:N1	23:DB:2665:A:H5''	2.26	0.51
23:DB:582:A:H2'	23:DB:583:G:H8	1.75	0.51
23:DB:967:U:H2'	23:DB:968:C:C6	2.45	0.51
25:DC:131:MET:HE1	25:DC:173:LEU:HD11	1.91	0.51
25:DC:237:ARG:HD2	25:DC:239:PHE:HE1	1.75	0.51
27:DE:192:ALA:HB1	27:DE:199:MET:CG	2.40	0.51
31:DJ:94:ALA:CB	31:DJ:95:ARG:HH21	2.24	0.51
32:DK:43:ILE:N	32:DK:43:ILE:HD12	2.25	0.51
23:DB:2250:G:N7	34:DM:82:MET:SD	2.83	0.51
36:DO:86:GLY:C	36:DO:88:LYS:H	2.12	0.51
37:DP:80:VAL:CG1	37:DP:80:VAL:O	2.58	0.51
38:DQ:63:ARG:O	38:DQ:66:ALA:HB3	2.10	0.51
40:DS:24:ILE:HG23	40:DS:35:ILE:HG21	1.92	0.51
1:AA:1247:U:O2'	1:AA:1248:A:H5'	2.10	0.51
1:AA:219:U:H2'	1:AA:220:G:C8	2.46	0.51
1:AA:610:U:O2	1:AA:610:U:O4'	2.28	0.51
1:AA:975:A:H5''	1:AA:976:G:O5'	2.10	0.51
2:AC:77:GLY:CA	2:AC:81:GLU:HB3	2.40	0.51
5:AF:32:ALA:HB1	5:AF:70:VAL:HG11	1.93	0.51
6:AG:30:MET:SD	6:AG:35:LYS:HB2	2.50	0.51
10:AK:92:ARG:CB	10:AK:92:ARG:HH11	2.23	0.51
11:AL:103:CYS:SG	11:AL:104:SER:N	2.83	0.51
11:AL:106:VAL:CG2	11:AL:116:TYR:HB3	2.40	0.51
15:AP:9:HIS:CE1	15:AP:29:ASN:HB2	2.44	0.51

Continued on next page...

Continued from previous page...

Atom-1	Atom-2	Interatomic distance (Å)	Clash overlap (Å)
18:AS:18:VAL:CG2	18:AS:43:MET:HG2	2.32	0.51
21:AU:38:GLU:C	21:AU:40:PRO:HD2	2.31	0.51
22:BA:21:G:O2'	22:BA:22:U:H5'	2.11	0.51
23:BB:1231:U:H2'	23:BB:1232:G:H8	1.75	0.51
23:BB:1429:G:O2'	23:BB:1430:G:H5'	2.09	0.51
23:BB:1633:G:O2'	23:BB:1634:A:H5''	2.10	0.51
23:BB:185:G:H2'	23:BB:186:G:O4'	2.10	0.51
23:BB:1854:A:N6	23:BB:1888:G:H1'	2.25	0.51
23:BB:2210:U:N3	23:BB:2212:A:N7	2.58	0.51
23:BB:2297:A:H61	23:BB:2319:G:C3'	2.23	0.51
23:BB:236:C:O2'	23:BB:237:C:H5'	2.09	0.51
23:BB:2839:G:H2'	23:BB:2840:C:H6	1.75	0.51
23:BB:2869:G:H2'	23:BB:2870:C:C6	2.46	0.51
23:BB:611:C:H2'	23:BB:612:G:O4'	2.10	0.51
23:BB:649:G:N2	50:B3:44:ARG:HH22	2.09	0.51
23:BB:956:G:H1'	34:BM:81:ARG:HH22	1.76	0.51
25:BC:143:VAL:HG12	25:BC:144:GLU:N	2.19	0.51
26:BD:108:ASP:CB	26:BD:173:GLN:HA	2.40	0.51
26:BD:13:ARG:HA	26:BD:13:ARG:HH11	1.75	0.51
26:BD:12:THR:O	26:BD:13:ARG:HD2	2.11	0.51
26:BD:16:THR:C	37:BP:80:VAL:HB	2.29	0.51
27:BE:150:THR:HB	27:BE:171:ASP:OD2	2.10	0.51
29:BG:34:ARG:HG3	29:BG:35:THR:N	2.25	0.51
30:BH:6:LEU:H	30:BH:16:GLY:N	2.09	0.51
33:BL:14:LYS:HA	33:BL:14:LYS:NZ	2.24	0.51
33:BL:93:ASN:O	33:BL:94:THR:HB	2.10	0.51
34:BM:69:PRO:CB	34:BM:93:VAL:HG12	2.37	0.51
36:BO:43:ASN:HA	36:BO:46:GLU:OE2	2.10	0.51
40:BS:71:VAL:HG22	40:BS:107:VAL:CG1	2.40	0.51
1:CA:1053:G:H4'	1:CA:1054:C:H5'	1.92	0.51
1:CA:33:A:H2'	1:CA:34:C:C6	2.46	0.51
1:CA:587:G:H4'	7:CH:3:GLN:HA	1.92	0.51
1:CA:600:A:H2'	1:CA:601:G:C8	2.46	0.51
1:CA:838:G:H2'	1:CA:839:C:O4'	2.10	0.51
1:CA:923:A:OP1	4:CE:25:LYS:HB3	2.10	0.51
2:CC:45:GLU:HG2	2:CC:85:LYS:NZ	2.25	0.51
2:CC:65:VAL:HG21	2:CC:90:VAL:HG11	1.93	0.51
6:CG:59:GLU:HA	6:CG:62:GLU:CD	2.30	0.51
9:CJ:41:PRO:O	9:CJ:42:LEU:HB2	2.10	0.51
9:CJ:82:LYS:C	9:CJ:84:VAL:H	2.14	0.51
13:CN:71:GLY:O	13:CN:79:SER:HA	2.10	0.51

Continued on next page...

Continued from previous page...

Atom-1	Atom-2	Interatomic distance (Å)	Clash overlap (Å)
21:CU:24:LYS:HD2	21:CU:25:ALA:N	2.12	0.51
47:D0:36:LYS:HB2	47:D0:41:HIS:ND1	2.24	0.51
49:D2:33:ARG:NE	49:D2:33:ARG:HA	2.26	0.51
50:D3:15:LYS:HD3	50:D3:19:GLY:HA2	1.93	0.51
22:DA:65:U:O2'	22:DA:66:A:H5'	2.10	0.51
23:DB:1099:G:N7	52:DI:3:LYS:HD3	2.24	0.51
23:DB:1656:C:H2'	23:DB:1657:U:H6	1.76	0.51
23:DB:17:G:H2'	23:DB:18:U:C6	2.46	0.51
23:DB:215:G:H4'	23:DB:216:A:OP1	2.10	0.51
23:DB:2247:A:H2'	23:DB:2248:C:H6	1.75	0.51
23:DB:2537:U:H2'	23:DB:2538:C:H6	1.76	0.51
23:DB:286:U:H2'	23:DB:287:G:C8	2.46	0.51
23:DB:488:G:H1'	23:DB:492:A:H62	1.76	0.51
25:DC:171:VAL:HG23	25:DC:182:LYS:HZ3	1.76	0.51
25:DC:27:LYS:HG2	25:DC:81:GLU:N	2.24	0.51
27:DE:188:MET:CE	27:DE:190:ALA:HB2	2.41	0.51
27:DE:189:THR:CG2	27:DE:194:LYS:HD3	2.40	0.51
28:DF:162:ASP:O	28:DF:166:ARG:HG3	2.10	0.51
28:DF:45:ASP:O	28:DF:46:LYS:HG3	2.09	0.51
34:DM:52:ALA:O	34:DM:55:ARG:HB2	2.09	0.51
36:DO:25:ARG:O	36:DO:26:LEU:HD12	2.10	0.51
41:DT:31:VAL:O	41:DT:32:LEU:HB2	2.09	0.51
42:DU:28:LEU:HD13	42:DU:31:GLY:N	2.25	0.51
42:DU:38:ILE:HG13	42:DU:62:ALA:HB1	1.93	0.51
43:DW:24:ARG:HB3	43:DW:59:PHE:CD2	2.46	0.51
23:DB:2090:A:H2'	46:DZ:49:ARG:NH2	2.25	0.51
1:AA:1033:G:H2'	1:AA:1034:G:O4'	2.10	0.51
1:AA:17:U:H2'	1:AA:18:C:H6	1.74	0.51
1:AA:266:G:O2'	1:AA:267:C:H3'	2.10	0.51
1:AA:33:A:H2'	1:AA:34:C:C6	2.46	0.51
1:AA:90:C:H2'	1:AA:91:U:H6	1.76	0.51
10:AK:83:VAL:HG21	10:AK:109:ILE:HG12	1.92	0.51
12:AM:18:LEU:O	12:AM:21:ILE:HG13	2.10	0.51
13:AN:17:ASP:HA	13:AN:21:ALA:HB2	1.92	0.51
17:AR:23:LYS:C	17:AR:25:ILE:H	2.14	0.51
17:AR:62:ARG:HD2	17:AR:69:TYR:CD2	2.46	0.51
47:B0:32:THR:OG1	47:B0:42:ILE:HD12	2.10	0.51
49:B2:17:GLY:HA2	49:B2:21:ARG:HH12	1.76	0.51
33:BL:62:PRO:C	50:B3:24:LYS:HD3	2.31	0.51
23:BB:1164:C:H2'	23:BB:1165:A:C8	2.45	0.51
23:BB:125:A:OP2	49:B2:19:ARG:NH2	2.44	0.51

Continued on next page...

Continued from previous page...

Atom-1	Atom-2	Interatomic distance (Å)	Clash overlap (Å)
23:BB:1571:A:H2'	23:BB:1572:A:C8	2.46	0.51
23:BB:208:C:H2'	23:BB:209:C:C6	2.46	0.51
23:BB:2491:U:H5''	23:BB:2570:G:H5''	1.93	0.51
23:BB:2578:G:H1'	26:BD:145:SER:CB	2.20	0.51
23:BB:523:C:O2'	23:BB:524:G:H5'	2.11	0.51
26:BD:45:TYR:CZ	26:BD:83:ARG:HG3	2.45	0.51
27:BE:17:THR:O	27:BE:18:THR:HG22	2.10	0.51
27:BE:43:THR:HG1	27:BE:44:ARG:HH21	1.59	0.51
28:BF:66:ILE:HG22	28:BF:83:PRO:HB2	1.91	0.51
31:BJ:34:ARG:HD3	31:BJ:39:LYS:HB2	1.92	0.51
23:BB:1132:U:C5	31:BJ:85:LYS:HE2	2.46	0.51
34:BM:84:LYS:H	34:BM:84:LYS:HZ2	1.58	0.51
34:BM:96:ILE:O	34:BM:97:GLN:HG3	2.10	0.51
36:BO:2:ASP:HA	36:BO:5:SER:O	2.10	0.51
38:BQ:48:ASP:O	38:BQ:52:ARG:HB2	2.11	0.51
38:BQ:39:ILE:HG23	39:BR:80:ARG:HD3	1.91	0.51
40:BS:29:VAL:HG21	40:BS:69:LEU:C	2.30	0.51
41:BT:5:GLU:CG	41:BT:6:ARG:H	2.23	0.51
24:BV:10:LYS:HG2	24:BV:11:GLU:HG3	1.93	0.51
43:BW:69:GLU:O	43:BW:69:GLU:HG2	2.10	0.51
46:BZ:58:ASP:CG	46:BZ:63:ARG:HH11	2.13	0.51
1:CA:1337:G:H5''	1:CA:1338:G:OP1	2.11	0.51
1:CA:17:U:H2'	1:CA:18:C:H6	1.71	0.51
1:CA:36:C:H2'	1:CA:37:U:O4'	2.10	0.51
1:CA:472:U:H2'	1:CA:473:U:C6	2.46	0.51
1:CA:633:G:H2'	1:CA:634:C:C6	2.46	0.51
1:CA:674:G:H2'	1:CA:675:A:H8	1.74	0.51
1:CA:708:C:H2'	1:CA:709:U:C6	2.45	0.51
20:CB:96:LEU:HD11	20:CB:146:SER:HB2	1.93	0.51
20:CB:172:ILE:CD1	20:CB:182:VAL:HG11	2.41	0.51
3:CD:58:GLN:HA	3:CD:58:GLN:NE2	2.21	0.51
5:CF:38:ARG:NH2	5:CF:63:ASN:HD21	2.08	0.51
16:CQ:68:LYS:O	16:CQ:70:LYS:N	2.43	0.51
23:DB:20:C:O2'	23:DB:21:A:H5'	2.10	0.51
23:DB:2153:C:H2'	23:DB:2154:A:C8	2.45	0.51
23:DB:2439:A:C8	23:DB:2586:U:H4'	2.46	0.51
23:DB:2862:G:H2'	23:DB:2863:C:C6	2.45	0.51
27:DE:115:GLN:HG2	27:DE:184:ASP:O	2.10	0.51
29:DG:29:ASN:CB	29:DG:78:VAL:HA	2.41	0.51
29:DG:10:VAL:HG21	29:DG:44:HIS:NE2	2.26	0.51
31:DJ:136:GLN:N	31:DJ:137:PRO:CD	2.74	0.51

Continued on next page...

Continued from previous page...

Atom-1	Atom-2	Interatomic distance (Å)	Clash overlap (Å)
31:DJ:49:ASP:O	31:DJ:50:THR:CB	2.58	0.51
32:DK:18:ARG:HB2	32:DK:45:GLU:CG	2.41	0.51
32:DK:61:VAL:CG1	32:DK:87:LEU:HD11	2.41	0.51
33:DL:25:SER:C	33:DL:27:LEU:N	2.63	0.51
33:DL:55:MET:CB	33:DL:56:PRO:HD3	2.38	0.51
35:DN:86:ARG:CZ	35:DN:117:ASP:HA	2.41	0.51
36:DO:35:ILE:CG1	36:DO:106:LEU:HD12	2.40	0.51
38:DQ:116:LEU:HD22	38:DQ:116:LEU:N	2.25	0.51
38:DQ:87:VAL:CB	39:DR:54:VAL:HG11	2.39	0.51
39:DR:86:GLN:HE21	39:DR:87:GLN:NE2	2.09	0.51
24:DV:53:LYS:NZ	24:DV:53:LYS:HB3	2.26	0.51
43:DW:60:ALA:HB3	43:DW:80:SER:CA	2.34	0.51
1:AA:1460:C:H2'	1:AA:1461:G:O4'	2.11	0.51
1:AA:49:U:O2'	1:AA:50:A:H2'	2.11	0.51
1:AA:979:C:H2'	1:AA:980:C:O4'	2.10	0.51
3:AD:115:GLN:HE21	3:AD:119:HIS:CE1	2.28	0.51
3:AD:58:GLN:OE1	3:AD:62:ARG:HG3	2.09	0.51
3:AD:71:PHE:O	3:AD:74:TYR:HB2	2.11	0.51
6:AG:45:ALA:HB2	6:AG:116:ALA:O	2.10	0.51
6:AG:72:VAL:HB	6:AG:144:ALA:HB3	1.92	0.51
11:AL:31:GLY:HA3	11:AL:54:VAL:CG1	2.41	0.51
12:AM:44:ILE:HD12	12:AM:45:SER:N	2.23	0.51
50:B3:29:ARG:HA	50:B3:33:THR:HG23	1.91	0.51
23:BB:1061:U:H4'	23:BB:1070:A:O3'	2.11	0.51
23:BB:1164:C:H2'	23:BB:1165:A:H8	1.76	0.51
23:BB:1334:G:O2'	23:BB:1335:C:H5'	2.11	0.51
23:BB:1599:U:H2'	23:BB:1600:C:C6	2.45	0.51
23:BB:2186:G:H2'	23:BB:2187:U:O4'	2.09	0.51
23:BB:2455:G:H2'	23:BB:2456:C:C6	2.46	0.51
23:BB:2527:C:H1'	51:B4:1:MET:CB	2.40	0.51
23:BB:2600:A:H62	25:BC:235:GLU:HB3	1.75	0.51
23:BB:969:G:H2'	23:BB:970:U:H6	1.73	0.51
26:BD:142:VAL:C	26:BD:144:GLY:H	2.13	0.51
27:BE:138:LEU:HD21	27:BE:167:VAL:HG21	1.92	0.51
29:BG:25:ILE:HG23	29:BG:25:ILE:O	2.10	0.51
32:BK:85:VAL:O	32:BK:87:LEU:HD23	2.11	0.51
35:BN:30:ARG:HB3	35:BN:31:HIS:ND1	2.26	0.51
37:BP:29:VAL:O	37:BP:31:VAL:HG23	2.10	0.51
37:BP:80:VAL:O	37:BP:80:VAL:HG13	2.11	0.51
37:BP:83:ILE:HB	37:BP:85:VAL:HG23	1.93	0.51
38:BQ:92:LYS:O	38:BQ:93:ILE:CG2	2.59	0.51

Continued on next page...

Continued from previous page...

Atom-1	Atom-2	Interatomic distance (Å)	Clash overlap (Å)
24:BV:26:PHE:CE2	24:BV:44:HIS:HA	2.44	0.51
1:CA:1009:U:H2'	1:CA:1010:U:C5	2.46	0.51
1:CA:1072:G:H2'	1:CA:1073:U:H6	1.76	0.51
1:CA:1082:A:O2'	1:CA:1083:U:H5'	2.11	0.51
1:CA:1234:C:H2'	1:CA:1235:U:C6	2.45	0.51
1:CA:1496:C:H2'	1:CA:1497:G:O4'	2.11	0.51
1:CA:219:U:H2'	1:CA:220:G:C8	2.46	0.51
1:CA:803:G:H2'	1:CA:804:U:C6	2.46	0.51
1:CA:980:C:H2'	1:CA:981:U:H5'	1.93	0.51
2:CC:11:LEU:HD22	2:CC:17:TRP:CD1	2.46	0.51
3:CD:13:ARG:HG3	3:CD:13:ARG:O	2.10	0.51
4:CE:67:ARG:HH11	4:CE:67:ARG:HB2	1.75	0.51
13:CN:26:LEU:HD12	13:CN:29:ILE:HD12	1.91	0.51
18:CS:18:VAL:C	18:CS:42:ASN:HD21	2.14	0.51
48:D1:27:ARG:HB2	48:D1:31:GLU:HB3	1.93	0.51
23:DB:1227:G:OP2	38:DQ:15:LYS:HE2	2.11	0.51
23:DB:1444:G:H2'	23:DB:1445:G:C8	2.45	0.51
23:DB:1583:A:H4'	23:DB:1585:C:N3	2.26	0.51
23:DB:1817:G:H5''	25:DC:86:ARG:NH1	2.25	0.51
23:DB:2412:A:H2'	23:DB:2413:G:O4'	2.09	0.51
23:DB:2563:U:H5''	32:DK:27:GLY:H	1.76	0.51
23:DB:416:U:H2'	23:DB:417:C:C6	2.45	0.51
23:DB:448:U:H5	23:DB:583:G:N2	2.08	0.51
23:DB:765:C:H2'	23:DB:766:U:C6	2.46	0.51
23:DB:832:U:H2'	23:DB:833:A:C8	2.46	0.51
25:DC:155:ARG:O	25:DC:157:ALA:N	2.43	0.51
25:DC:251:THR:O	25:DC:252:LYS:CB	2.56	0.51
25:DC:29:PHE:HE1	25:DC:81:GLU:HG3	1.75	0.51
26:DD:15:PHE:HA	37:DP:79:VAL:CG1	2.38	0.51
27:DE:187:VAL:HG23	27:DE:188:MET:H	1.75	0.51
28:DF:40:GLY:C	28:DF:41:GLU:HG3	2.30	0.51
28:DF:78:ILE:HG23	28:DF:82:TYR:HD1	1.75	0.51
30:DH:86:ASP:OD2	30:DH:89:LYS:HB2	2.11	0.51
31:DJ:45:THR:O	31:DJ:47:HIS:N	2.42	0.51
31:DJ:7:LYS:HG3	31:DJ:48:VAL:CG2	2.41	0.51
23:DB:811:U:H3'	33:DL:32:GLY:O	2.11	0.51
35:DN:63:ARG:HA	35:DN:80:PHE:CZ	2.45	0.51
42:DU:8:ASP:O	42:DU:10:VAL:N	2.44	0.51
1:AA:1285:A:N6	1:AA:1355:G:H4'	2.26	0.51
1:AA:1434:A:H2'	1:AA:1435:G:C8	2.46	0.51
1:AA:216:U:H2'	1:AA:217:C:C6	2.46	0.51

Continued on next page...

Continued from previous page...

Atom-1	Atom-2	Interatomic distance (Å)	Clash overlap (Å)
1:AA:300:A:H2'	1:AA:301:G:O4'	2.11	0.51
1:AA:408:A:H3'	1:AA:409:U:H6	1.74	0.51
1:AA:642:A:H2'	1:AA:643:C:H6	1.76	0.51
1:AA:751:U:H2'	1:AA:752:G:O4'	2.11	0.51
1:AA:939:G:H4'	6:AG:101:ARG:NH2	2.25	0.51
20:AB:53:LEU:HD12	20:AB:219:THR:HG21	1.92	0.51
20:AB:67:LEU:HD11	20:AB:157:PRO:CB	2.30	0.51
1:AA:1190:G:O2'	2:AC:2:GLN:HB2	2.10	0.51
3:AD:131:ILE:O	3:AD:134:TYR:HB2	2.10	0.51
12:AM:27:THR:O	12:AM:30:LYS:HB3	2.11	0.51
51:B4:9:LYS:O	51:B4:25:VAL:HG13	2.10	0.51
23:BB:1292:G:H2'	23:BB:1293:C:C6	2.46	0.51
23:BB:2425:A:H5'	23:BB:2427:C:O4'	2.10	0.51
23:BB:2439:A:C8	23:BB:2586:U:H4'	2.46	0.51
25:BC:53:ILE:HD13	25:BC:218:THR:CG2	2.39	0.51
26:BD:35:THR:HG22	26:BD:46:ARG:NH2	2.26	0.51
27:BE:153:LEU:HD11	27:BE:201:ALA:HA	1.93	0.51
28:BF:151:LEU:CD2	28:BF:153:ILE:HD11	2.36	0.51
29:BG:10:VAL:HG13	29:BG:10:VAL:O	2.11	0.51
32:BK:87:LEU:HA	32:BK:95:ILE:H	1.76	0.51
33:BL:67:THR:O	33:BL:68:SER:CB	2.59	0.51
34:BM:34:LYS:O	34:BM:124:LEU:HB2	2.11	0.51
23:BB:2483:C:H4'	34:BM:51:ARG:HH12	1.76	0.51
34:BM:71:LYS:HZ3	34:BM:91:TYR:HD2	1.59	0.51
37:BP:61:ARG:NH2	37:BP:75:THR:HB	2.26	0.51
38:BQ:21:LYS:C	38:BQ:23:TYR:H	2.12	0.51
41:BT:3:ARG:HH21	41:BT:8:LEU:CD2	2.24	0.51
42:BU:44:HIS:HB2	42:BU:55:GLY:C	2.31	0.51
24:BV:80:HIS:CD2	24:BV:81:PRO:HD2	2.46	0.51
43:BW:59:PHE:HE2	43:BW:81:ILE:HD13	1.75	0.51
1:CA:1054:C:H1'	1:CA:1196:A:C5	2.46	0.51
1:CA:195:A:H1'	1:CA:222:C:O2'	2.10	0.51
1:CA:626:G:H2'	1:CA:627:G:H8	1.75	0.51
1:CA:865:A:C2	1:CA:918:A:H4'	2.46	0.51
2:CC:122:GLN:HB3	2:CC:127:VAL:HG11	1.92	0.51
6:CG:90:VAL:HG12	6:CG:91:ARG:H	1.76	0.51
8:CI:98:ARG:HA	8:CI:103:VAL:CG2	2.40	0.51
8:CI:90:ASP:HB3	8:CI:93:LEU:HG	1.93	0.51
1:CA:1226:C:C5	12:CM:102:LYS:HB3	2.46	0.51
15:CP:3:THR:HB	15:CP:66:THR:O	2.10	0.51
15:CP:54:LEU:HD22	15:CP:80:LYS:HZ2	1.75	0.51

Continued on next page...

Continued from previous page...

Atom-1	Atom-2	Interatomic distance (Å)	Clash overlap (Å)
22:DA:48:U:H2'	22:DA:49:C:H6	1.74	0.51
23:DB:138:U:H2'	23:DB:140:C:C6	2.46	0.51
23:DB:152:A:H2'	23:DB:153:U:C6	2.46	0.51
23:DB:2379:G:H2'	23:DB:2380:C:C6	2.45	0.51
23:DB:2472:G:H2'	23:DB:2475:C:H42	1.76	0.51
23:DB:310:A:H5''	42:DU:14:THR:HG21	1.91	0.51
23:DB:946:C:H2'	23:DB:947:A:C8	2.41	0.51
23:DB:1790:C:O2'	25:DC:207:ALA:HB2	2.11	0.51
27:DE:1:MET:HG3	27:DE:18:THR:HG1	1.74	0.51
28:DF:120:SER:HB3	28:DF:127:TYR:CE1	2.45	0.51
29:DG:148:ARG:HA	29:DG:161:VAL:CG1	2.41	0.51
23:DB:1099:G:OP2	52:DI:3:LYS:HA	2.11	0.51
31:DJ:98:GLU:CD	31:DJ:98:GLU:H	2.14	0.51
32:DK:20:MET:HG2	32:DK:21:CYS:O	2.11	0.51
33:DL:108:ALA:O	33:DL:109:LYS:HB2	2.11	0.51
37:DP:83:ILE:HG12	37:DP:85:VAL:HG23	1.92	0.51
41:DT:55:VAL:HG22	41:DT:56:GLU:N	2.23	0.51
44:DX:44:LYS:HG3	44:DX:47:ARG:CB	2.40	0.51
45:DY:37:ARG:CZ	45:DY:37:ARG:HA	2.41	0.51
1:AA:309:A:H2'	1:AA:310:G:H8	1.76	0.51
1:AA:337:G:H2'	1:AA:338:A:C8	2.45	0.51
1:AA:711:G:O2'	1:AA:712:A:H5'	2.11	0.51
20:AB:101:THR:HG23	20:AB:102:ASN:H	1.75	0.51
3:AD:116:LEU:HB3	3:AD:122:ILE:HD11	1.93	0.51
3:AD:172:VAL:HA	3:AD:178:GLU:O	2.11	0.51
3:AD:64:TYR:H	3:AD:64:TYR:HD1	1.59	0.51
6:AG:66:GLU:HA	6:AG:69:ARG:HE	1.75	0.51
8:AI:49:GLN:HE21	8:AI:79:ARG:HD2	1.75	0.51
10:AK:125:LYS:O	10:AK:126:ARG:O	2.29	0.51
10:AK:80:ASN:HD21	10:AK:107:THR:HG23	1.76	0.51
12:AM:106:ARG:CZ	12:AM:109:LYS:HD2	2.40	0.51
15:AP:40:ASN:HD21	15:AP:42:ILE:HG13	1.75	0.51
1:AA:275:G:O5'	16:AQ:15:LYS:HG2	2.11	0.51
10:AK:88:PRO:HD3	21:AU:28:LEU:HD22	1.91	0.51
21:AU:43:GLU:HA	21:AU:43:GLU:OE1	2.10	0.51
21:AU:5:VAL:HG12	21:AU:6:ARG:N	2.25	0.51
23:BB:1107:G:H2'	23:BB:1108:U:O4'	2.10	0.51
23:BB:1645:G:H5''	23:BB:1646:C:H5'	1.93	0.51
23:BB:2219:U:O2'	23:BB:2220:U:H5'	2.11	0.51
23:BB:2344:U:H4'	23:BB:2345:G:OP1	2.09	0.51
23:BB:2511:U:H2'	23:BB:2512:C:O4'	2.11	0.51

Continued on next page...

Continued from previous page...

Atom-1	Atom-2	Interatomic distance (Å)	Clash overlap (Å)
23:BB:443:A:H5''	27:BE:44:ARG:NH1	2.24	0.51
23:BB:443:A:OP1	27:BE:44:ARG:NH2	2.44	0.51
23:BB:445:C:O2'	23:BB:446:G:H5'	2.10	0.51
26:BD:124:ARG:NH2	26:BD:163:GLY:HA3	2.25	0.51
26:BD:206:ALA:C	26:BD:208:LYS:H	2.15	0.51
27:BE:44:ARG:O	27:BE:45:ALA:C	2.49	0.51
28:BF:126:ASN:OD1	28:BF:156:THR:HG23	2.11	0.51
23:BB:2305:U:H3	28:BF:150:GLY:HA3	1.75	0.51
30:BH:3:VAL:HB	30:BH:37:VAL:CG2	2.41	0.51
31:BJ:125:TYR:CE2	31:BJ:134:ALA:HB2	2.45	0.51
33:BL:118:THR:N	33:BL:119:PRO:HD3	2.20	0.51
33:BL:56:PRO:O	33:BL:60:ARG:N	2.44	0.51
33:BL:63:LYS:HG3	50:B3:11:LYS:HZ2	1.76	0.51
34:BM:42:THR:HG22	34:BM:45:GLN:HB2	1.93	0.51
35:BN:97:ILE:CD1	35:BN:113:ILE:HG12	2.41	0.51
24:BV:23:ALA:O	24:BV:24:ASN:HB2	2.10	0.51
46:BZ:59:ARG:HG3	46:BZ:62:LYS:CG	2.41	0.51
46:BZ:66:ILE:C	46:BZ:68:GLY:H	2.13	0.51
46:BZ:66:ILE:C	46:BZ:68:GLY:N	2.64	0.51
1:CA:1002:G:H2'	1:CA:1003:G:O4'	2.11	0.51
1:CA:1234:C:O2'	1:CA:1235:U:H5'	2.10	0.51
1:CA:1326:U:O2'	1:CA:1327:C:H5'	2.11	0.51
1:CA:1335:U:H5''	1:CA:1337:G:N2	2.26	0.51
1:CA:1404:C:H2'	1:CA:1405:G:C8	2.45	0.51
1:CA:34:C:H2'	1:CA:35:G:C8	2.46	0.51
1:CA:34:C:H2'	1:CA:35:G:H8	1.76	0.51
5:CF:52:ASN:O	5:CF:53:LYS:HB3	2.10	0.51
1:CA:1060:U:OP1	9:CJ:53:ILE:HD11	2.11	0.51
17:CR:62:ARG:C	17:CR:64:LEU:H	2.14	0.51
50:D3:33:THR:HG23	50:D3:36:ALA:CB	2.41	0.51
23:DB:1021:A:H61	23:DB:1142:A:H61	1.59	0.51
23:DB:585:G:H2'	23:DB:1251:C:H42	1.76	0.51
23:DB:1287:A:O2'	23:DB:1288:G:H5'	2.10	0.51
23:DB:2257:U:H5'	43:DW:5:ALA:CB	2.40	0.51
23:DB:2299:U:H2'	23:DB:2300:C:H6	1.76	0.51
23:DB:2783:U:H2'	23:DB:2784:U:H6	1.76	0.51
23:DB:718:A:H3'	23:DB:719:C:H6	1.76	0.51
23:DB:794:A:H2'	23:DB:795:C:H6	1.71	0.51
23:DB:871:U:H2'	23:DB:872:U:C6	2.46	0.51
25:DC:156:SER:O	25:DC:158:GLY:N	2.43	0.51
30:DH:19:VAL:HG22	30:DH:20:ASN:H	1.75	0.51

Continued on next page...

Continued from previous page...

Atom-1	Atom-2	Interatomic distance (Å)	Clash overlap (Å)
31:DJ:23:LYS:O	31:DJ:25:LEU:HD13	2.10	0.51
32:DK:16:ALA:H	32:DK:47:ILE:HG13	1.75	0.51
33:DL:118:THR:O	33:DL:120:VAL:HG23	2.11	0.51
33:DL:107:PHE:HE2	33:DL:126:ARG:HB2	1.76	0.51
33:DL:142:ILE:O	33:DL:142:ILE:HD13	2.11	0.51
33:DL:77:ILE:HD13	33:DL:110:VAL:CA	2.41	0.51
33:DL:77:ILE:H	33:DL:77:ILE:HD12	1.76	0.51
34:DM:100:LYS:O	34:DM:101:VAL:HG23	2.11	0.51
34:DM:33:LEU:CD1	34:DM:124:LEU:HD22	2.34	0.51
38:DQ:69:ARG:HH11	38:DQ:69:ARG:CB	2.22	0.51
39:DR:80:ARG:HB3	39:DR:86:GLN:O	2.11	0.51
43:DW:42:THR:HG22	43:DW:67:LYS:O	2.10	0.51
1:AA:1332:A:H2'	1:AA:1333:A:H8	1.75	0.51
1:AA:251:G:H4'	1:AA:252:U:H5'	1.93	0.51
1:AA:663:A:O2'	1:AA:664:G:H5'	2.11	0.51
1:AA:685:G:O4'	10:AK:40:ALA:HB3	2.11	0.51
1:AA:920:U:H2'	1:AA:921:U:H6	1.74	0.51
2:AC:78:LYS:HE3	2:AC:81:GLU:OE2	2.11	0.51
3:AD:169:TRP:HB3	3:AD:183:ARG:HH21	1.76	0.51
7:AH:60:LEU:HD12	7:AH:60:LEU:N	2.26	0.51
13:AN:11:LYS:HZ2	13:AN:11:LYS:HA	1.76	0.51
13:AN:27:LYS:HD2	13:AN:28:ALA:N	2.26	0.51
16:AQ:60:ILE:N	16:AQ:60:ILE:HD13	2.25	0.51
18:AS:35:ARG:HG2	18:AS:50:VAL:CG1	2.39	0.51
47:B0:29:VAL:HB	47:B0:36:LYS:HD2	1.93	0.51
23:BB:1215:G:O2'	23:BB:1216:G:H5'	2.11	0.51
23:BB:1400:U:H2'	23:BB:1401:G:C8	2.46	0.51
23:BB:1568:G:C5'	25:BC:60:ALA:HB3	2.41	0.51
23:BB:2512:C:H2'	23:BB:2513:A:O4'	2.11	0.51
23:BB:2712:C:H3'	23:BB:2714:G:H5''	1.92	0.51
32:BK:14:SER:O	32:BK:52:VAL:HB	2.11	0.51
33:BL:55:MET:HG2	33:BL:56:PRO:CD	2.22	0.51
33:BL:81:ASP:HB3	33:BL:86:GLU:OE2	2.10	0.51
36:BO:1:MET:HG2	36:BO:2:ASP:H	1.76	0.51
23:BB:1011:G:H5''	38:BQ:76:SER:OG	2.11	0.51
42:BU:43:LYS:HD2	42:BU:44:HIS:N	2.26	0.51
1:CA:1073:U:O2'	1:CA:1074:G:H5'	2.10	0.51
1:CA:1177:G:H3'	1:CA:1178:G:C8	2.46	0.51
1:CA:1426:G:H2'	1:CA:1427:C:H6	1.75	0.51
1:CA:693:G:H2'	1:CA:694:A:O4'	2.11	0.51
1:CA:75:G:H2'	1:CA:76:G:O4'	2.11	0.51

Continued on next page...

Continued from previous page...

Atom-1	Atom-2	Interatomic distance (Å)	Clash overlap (Å)
20:CB:22:TRP:HA	20:CB:188:THR:HB	1.92	0.51
2:CC:85:LYS:HG3	2:CC:86:LEU:N	2.26	0.51
2:CC:88:LYS:O	2:CC:92:ASP:HB2	2.11	0.51
5:CF:62:MET:HG3	5:CF:64:VAL:CG2	2.41	0.51
10:CK:70:ALA:HB1	10:CK:74:LYS:HB2	1.93	0.51
12:CM:55:LEU:O	12:CM:59:VAL:HG12	2.11	0.51
16:CQ:6:THR:HG23	16:CQ:59:GLU:OE1	2.11	0.51
23:DB:1022:G:N2	23:DB:1142:A:N1	2.59	0.51
23:DB:1213:A:N6	23:DB:1236:G:H1'	2.26	0.51
23:DB:1328:A:H2'	23:DB:1330:C:C4	2.46	0.51
23:DB:2649:C:H2'	23:DB:2650:U:H6	1.76	0.51
23:DB:277:G:H2'	23:DB:277:G:N3	2.26	0.51
23:DB:331:C:O2'	23:DB:332:A:H5'	2.11	0.51
23:DB:851:C:H2'	23:DB:852:U:C6	2.46	0.51
23:DB:863:A:H2'	23:DB:864:G:H8	1.76	0.51
25:DC:136:VAL:C	25:DC:165:ALA:HA	2.32	0.51
33:DL:19:LEU:O	33:DL:21:ARG:HG2	2.09	0.51
33:DL:41:ARG:HA	33:DL:41:ARG:CZ	2.41	0.51
34:DM:83:GLY:O	34:DM:84:LYS:HB2	2.10	0.51
24:DV:21:ARG:NH2	24:DV:87:GLN:HB3	2.26	0.51
43:DW:76:ARG:C	43:DW:78:PHE:H	2.14	0.51
43:DW:57:THR:HG22	43:DW:77:LYS:HG2	1.93	0.51
1:AA:1206:G:H4'	2:AC:192:TYR:HA	1.93	0.50
1:AA:214:C:H2'	1:AA:215:C:H6	1.76	0.50
1:AA:613:C:H2'	1:AA:614:C:C6	2.46	0.50
1:AA:746:A:H2'	1:AA:747:A:C8	2.45	0.50
20:AB:68:PHE:HA	20:AB:161:PHE:O	2.10	0.50
2:AC:21:TRP:HB3	2:AC:58:ARG:HB2	1.93	0.50
3:AD:98:ASP:CG	3:AD:132:ALA:HB1	2.30	0.50
15:AP:71:VAL:CA	15:AP:74:LEU:HG	2.41	0.50
23:BB:1312:U:OP2	41:BT:66:LYS:HG2	2.11	0.50
23:BB:2049:G:O2'	23:BB:2050:C:H5'	2.11	0.50
23:BB:2400:G:O2'	23:BB:2401:U:H5'	2.12	0.50
23:BB:532:A:H4'	23:BB:533:G:C8	2.46	0.50
27:BE:143:LEU:HD21	27:BE:185:LYS:HD3	1.92	0.50
23:BB:1132:U:H5''	31:BJ:85:LYS:NZ	2.25	0.50
32:BK:104:THR:HB	32:BK:106:GLU:OE1	2.10	0.50
33:BL:38:GLN:H	33:BL:41:ARG:HD2	1.76	0.50
46:BZ:15:SER:CB	46:BZ:23:LYS:HD3	2.41	0.50
1:CA:1060:U:H2'	1:CA:1061:G:C8	2.46	0.50
1:CA:1370:G:O2'	1:CA:1371:G:H5'	2.11	0.50

Continued on next page...

Continued from previous page...

Atom-1	Atom-2	Interatomic distance (Å)	Clash overlap (Å)
1:CA:1516:G:H2'	1:CA:1518:A:OP2	2.10	0.50
1:CA:179:A:H2'	1:CA:180:U:C6	2.47	0.50
1:CA:376:G:H4'	15:CP:5:ARG:HD3	1.93	0.50
20:CB:132:GLU:HA	20:CB:135:MET:HE3	1.93	0.50
3:CD:2:ARG:HH11	3:CD:114:ARG:HD3	1.74	0.50
4:CE:89:THR:O	4:CE:91:SER:N	2.44	0.50
10:CK:122:PRO:HG2	21:CU:34:ARG:HA	1.92	0.50
14:CO:84:LEU:HB3	14:CO:86:LEU:HD13	1.93	0.50
21:CU:41:THR:HA	21:CU:45:LYS:HD3	1.92	0.50
23:DB:1274:A:N3	23:DB:1297:C:H1'	2.26	0.50
23:DB:1400:U:H2'	23:DB:1401:G:H8	1.77	0.50
23:DB:1939:U:O2	23:DB:1967:C:H4'	2.11	0.50
23:DB:2306:C:H3'	23:DB:2307:G:H5''	1.91	0.50
23:DB:30:G:H2'	23:DB:31:C:H6	1.76	0.50
23:DB:419:U:H2'	23:DB:420:C:C6	2.46	0.50
23:DB:441:U:H2'	23:DB:442:G:H8	1.77	0.50
25:DC:182:LYS:HG3	25:DC:264:LYS:NZ	2.26	0.50
26:DD:17:GLU:HG3	37:DP:80:VAL:CG1	2.36	0.50
27:DE:115:GLN:HG3	27:DE:184:ASP:OD2	2.10	0.50
27:DE:176:ASP:HB3	27:DE:179:SER:OG	2.11	0.50
28:DF:172:PHE:O	28:DF:173:ASP:C	2.49	0.50
31:DJ:121:LYS:N	31:DJ:121:LYS:HE3	2.26	0.50
31:DJ:41:LYS:HZ3	31:DJ:44:TYR:C	2.15	0.50
31:DJ:77:HIS:N	31:DJ:85:LYS:HE3	2.25	0.50
32:DK:35:VAL:HG21	32:DK:69:VAL:CG2	2.41	0.50
33:DL:99:ASN:C	33:DL:100:ILE:HG13	2.31	0.50
33:DL:18:ARG:HG3	33:DL:18:ARG:HH11	1.76	0.50
34:DM:133:LYS:CD	34:DM:134:THR:H	2.21	0.50
34:DM:5:LYS:HE3	34:DM:6:ARG:N	2.26	0.50
35:DN:72:ASP:OD1	35:DN:74:GLU:HB3	2.11	0.50
36:DO:40:ILE:HD13	36:DO:40:ILE:N	2.25	0.50
23:DB:2683:C:OP1	37:DP:55:HIS:CG	2.64	0.50
38:DQ:25:GLY:O	38:DQ:29:ARG:HG2	2.11	0.50
40:DS:81:SER:HB3	40:DS:99:ARG:HA	1.93	0.50
45:DY:6:ILE:O	45:DY:34:THR:HA	2.11	0.50
1:AA:1285:A:H62	1:AA:1355:G:H4'	1.76	0.50
1:AA:1490:U:H3'	1:AA:1491:G:H8	1.76	0.50
1:AA:208:U:H2'	1:AA:210:C:C5	2.45	0.50
1:AA:317:U:H2'	1:AA:318:G:H8	1.74	0.50
1:AA:642:A:H2'	1:AA:643:C:C6	2.45	0.50
1:AA:946:A:H2'	1:AA:947:G:H8	1.75	0.50

Continued on next page...

Continued from previous page...

Atom-1	Atom-2	Interatomic distance (Å)	Clash overlap (Å)
20:AB:113:LEU:O	20:AB:117:GLU:HG3	2.12	0.50
20:AB:100:LEU:O	20:AB:178:LEU:HG	2.12	0.50
4:AE:110:MET:O	4:AE:113:VAL:HG22	2.10	0.50
6:AG:23:ALA:O	6:AG:26:VAL:HG22	2.11	0.50
9:AJ:41:PRO:O	9:AJ:42:LEU:HB2	2.12	0.50
51:B4:12:ARG:HD2	51:B4:12:ARG:H	1.77	0.50
22:BA:58:A:H2'	22:BA:59:A:O4'	2.11	0.50
23:BB:1105:U:H2'	23:BB:1106:G:C8	2.46	0.50
23:BB:125:A:H3'	23:BB:126:A:H5'	1.93	0.50
23:BB:1373:A:H4'	23:BB:2212:A:N3	2.27	0.50
23:BB:1737:G:H5'	23:BB:1738:G:OP2	2.10	0.50
23:BB:172:A:O2'	23:BB:173:A:H5'	2.11	0.50
23:BB:2352:A:H2'	23:BB:2353:G:O4'	2.12	0.50
23:BB:298:G:H2'	23:BB:339:U:O4	2.12	0.50
23:BB:536:G:H4'	38:BQ:56:PHE:CZ	2.46	0.50
26:BD:128:ARG:HH12	26:BD:130:GLN:NE2	2.09	0.50
26:BD:128:ARG:CZ	26:BD:130:GLN:CD	2.80	0.50
26:BD:175:LEU:HB3	26:BD:189:VAL:CG1	2.41	0.50
26:BD:170:VAL:HG21	26:BD:194:PRO:CG	2.42	0.50
26:BD:51:THR:O	26:BD:52:THR:HB	2.11	0.50
28:BF:106:ALA:HB3	28:BF:136:ILE:HG23	1.92	0.50
34:BM:112:LEU:N	34:BM:112:LEU:HD12	2.26	0.50
34:BM:42:THR:HG23	34:BM:45:GLN:H	1.77	0.50
37:BP:2:ASN:N	37:BP:2:ASN:HD22	2.10	0.50
37:BP:61:ARG:NH2	37:BP:63:ILE:HD11	2.25	0.50
38:BQ:68:ALA:HB2	38:BQ:105:PHE:HZ	1.75	0.50
1:CA:1417:G:O2'	1:CA:1483:A:N6	2.44	0.50
1:CA:366:A:O2'	1:CA:394:G:N2	2.45	0.50
1:CA:560:A:H4'	1:CA:561:U:H5''	1.92	0.50
1:CA:982:U:OP2	13:CN:62:ARG:NH2	2.43	0.50
20:CB:40:ILE:CG2	20:CB:200:PRO:HB2	2.41	0.50
3:CD:127:ARG:HD2	3:CD:127:ARG:H	1.76	0.50
5:CF:38:ARG:NH2	5:CF:96:VAL:HB	2.26	0.50
6:CG:29:LEU:HD11	6:CG:119:LEU:HD22	1.94	0.50
6:CG:74:VAL:HA	6:CG:86:VAL:O	2.11	0.50
1:CA:1202:U:H1'	13:CN:68:ARG:HD2	1.91	0.50
18:CS:43:MET:C	18:CS:46:LEU:HD23	2.31	0.50
19:CT:49:ALA:O	19:CT:52:GLU:HB3	2.12	0.50
10:CK:124:LYS:HD3	21:CU:34:ARG:HD3	1.93	0.50
50:D3:40:LYS:O	50:D3:43:LEU:HD13	2.11	0.50
23:DB:1251:C:O2'	23:DB:1252:G:H3'	2.11	0.50

Continued on next page...

Continued from previous page...

Atom-1	Atom-2	Interatomic distance (Å)	Clash overlap (Å)
23:DB:1317:G:H2'	23:DB:1318:U:O4'	2.11	0.50
23:DB:1573:G:H2'	23:DB:1574:C:H5'	1.92	0.50
23:DB:2313:C:H2'	23:DB:2314:A:H8	1.75	0.50
23:DB:197:A:N6	23:DB:2430:A:H2'	2.26	0.50
23:DB:458:G:H2'	23:DB:469:G:O6	2.11	0.50
23:DB:943:A:P	33:DL:40:SER:HA	2.51	0.50
25:DC:123:ILE:HG12	25:DC:135:PRO:HD2	1.93	0.50
25:DC:53:ILE:HD13	25:DC:218:THR:HG23	1.92	0.50
26:DD:5:VAL:HG21	26:DD:28:GLU:HA	1.92	0.50
29:DG:171:LYS:HZ3	29:DG:174:LYS:N	2.05	0.50
29:DG:17:LYS:HZ2	29:DG:18:ILE:C	2.14	0.50
32:DK:13:ASN:HD21	32:DK:98:ARG:HG2	1.76	0.50
33:DL:61:LEU:N	33:DL:62:PRO:CD	2.73	0.50
37:DP:47:ILE:CG2	37:DP:63:ILE:HG23	2.34	0.50
38:DQ:3:VAL:O	38:DQ:4:LYS:HG2	2.11	0.50
39:DR:10:LYS:HD3	39:DR:41:ILE:HD11	1.93	0.50
41:DT:2:ILE:HG12	41:DT:3:ARG:N	2.26	0.50
43:DW:33:GLY:O	43:DW:66:VAL:HG23	2.11	0.50
1:AA:764:C:H3'	1:AA:765:G:N2	2.25	0.50
20:AB:10:LYS:C	20:AB:12:GLY:H	2.14	0.50
20:AB:95:TRP:CE3	20:AB:171:ALA:HA	2.46	0.50
2:AC:149:LYS:HB3	2:AC:200:TRP:HB2	1.94	0.50
2:AC:83:VAL:HG12	2:AC:87:ARG:HE	1.75	0.50
4:AE:37:VAL:HG11	4:AE:113:VAL:HG12	1.92	0.50
6:AG:61:PHE:O	6:AG:65:LEU:HD13	2.11	0.50
8:AI:32:ARG:NH2	8:AI:36:GLN:HG2	2.25	0.50
11:AL:48:LEU:H	11:AL:48:LEU:CD2	2.18	0.50
12:AM:106:ARG:HH11	12:AM:106:ARG:CA	2.24	0.50
23:BB:2756:U:OP2	51:B4:19:ARG:HD3	2.12	0.50
23:BB:1080:A:O2'	23:BB:1081:U:H5'	2.10	0.50
23:BB:1287:A:O2'	23:BB:1288:G:H5'	2.12	0.50
23:BB:1747:U:H2'	23:BB:1748:C:C6	2.47	0.50
23:BB:2097:A:H2'	23:BB:2098:U:H6	1.77	0.50
23:BB:2336:A:H61	43:BW:69:GLU:HG3	1.74	0.50
23:BB:2666:C:O4'	23:BB:2666:C:O2	2.25	0.50
23:BB:2840:C:H2'	23:BB:2841:C:C6	2.46	0.50
23:BB:2860:A:O5'	23:BB:2860:A:H8	1.93	0.50
23:BB:2879:A:H4'	23:BB:2880:C:OP1	2.12	0.50
25:BC:220:ARG:NH1	25:BC:220:ARG:HG3	2.26	0.50
29:BG:102:ILE:O	29:BG:113:ASP:HA	2.11	0.50
23:BB:1112:G:C4'	29:BG:2:ARG:HG2	2.32	0.50

Continued on next page...

Continued from previous page...

Atom-1	Atom-2	Interatomic distance (Å)	Clash overlap (Å)
35:BN:52:ILE:HG21	35:BN:94:TYR:CE2	2.46	0.50
37:BP:55:HIS:O	37:BP:57:ALA:N	2.44	0.50
40:BS:29:VAL:CG2	40:BS:71:VAL:HG23	2.41	0.50
40:BS:24:ILE:O	40:BS:74:ILE:HD12	2.11	0.50
24:BV:26:PHE:HZ	24:BV:47:VAL:HB	1.77	0.50
43:BW:65:LYS:O	43:BW:66:VAL:HB	2.12	0.50
45:BY:4:ILE:O	45:BY:5:LYS:HB2	2.12	0.50
1:CA:607:A:H2'	1:CA:608:A:C8	2.45	0.50
1:CA:894:G:O2'	1:CA:895:G:H5'	2.12	0.50
1:CA:932:C:H2'	1:CA:933:G:H8	1.75	0.50
3:CD:27:ILE:C	3:CD:29:THR:H	2.15	0.50
9:CJ:85:ASP:CG	9:CJ:89:ARG:HB2	2.31	0.50
10:CK:12:ARG:HD3	10:CK:13:LYS:HZ1	1.76	0.50
10:CK:88:PRO:CD	21:CU:28:LEU:HD13	2.33	0.50
49:D2:34:ARG:HD2	49:D2:43:THR:OG1	2.12	0.50
22:DA:75:G:N1	22:DA:102:G:N2	2.60	0.50
23:DB:1083:U:H2'	23:DB:1085:A:OP2	2.11	0.50
23:DB:1138:G:H2'	23:DB:1139:G:O4'	2.12	0.50
23:DB:1287:A:H3'	23:DB:1288:G:N2	2.26	0.50
23:DB:1820:U:H5	25:DC:176:ARG:HH21	1.58	0.50
23:DB:2314:A:H2'	23:DB:2315:G:H8	1.77	0.50
23:DB:291:G:O2'	23:DB:292:U:H5'	2.11	0.50
23:DB:99:U:O2	23:DB:99:U:O4'	2.27	0.50
25:DC:244:VAL:HG23	25:DC:249:VAL:HG21	1.93	0.50
25:DC:76:VAL:O	25:DC:93:VAL:HA	2.11	0.50
23:DB:1143:A:N6	31:DJ:27:ARG:HA	2.26	0.50
32:DK:110:GLU:HA	32:DK:113:MET:HE3	1.94	0.50
33:DL:108:ALA:O	33:DL:109:LYS:HD3	2.12	0.50
23:DB:636:G:OP2	33:DL:126:ARG:NH2	2.44	0.50
33:DL:54:GLN:HB2	33:DL:57:LEU:HD23	1.94	0.50
34:DM:2:LEU:HB2	34:DM:47:GLU:HG2	1.92	0.50
35:DN:42:LYS:HZ2	35:DN:45:ARG:HD2	1.77	0.50
26:DD:14:ILE:HD12	37:DP:78:PRO:CG	2.41	0.50
43:DW:67:LYS:HE3	43:DW:71:LYS:H	1.77	0.50
46:DZ:11:GLU:H	46:DZ:27:THR:CG2	2.25	0.50
1:AA:22:G:H4'	1:AA:885:G:C8	2.47	0.50
1:AA:546:A:H4'	1:AA:548:G:O3'	2.12	0.50
1:AA:693:G:H2'	1:AA:694:A:O4'	2.10	0.50
1:AA:969:A:N3	1:AA:970:C:O2	2.45	0.50
20:AB:37:VAL:HG22	20:AB:38:HIS:H	1.76	0.50
2:AC:186:SER:O	2:AC:197:VAL:HG12	2.11	0.50

Continued on next page...

Continued from previous page...

Atom-1	Atom-2	Interatomic distance (Å)	Clash overlap (Å)
6:AG:94:ARG:HD3	6:AG:98:LEU:HD11	1.93	0.50
10:AK:122:PRO:HG2	21:AU:35:GLU:HG2	1.93	0.50
10:AK:88:PRO:HA	10:AK:92:ARG:HD2	1.93	0.50
14:AO:78:THR:HA	14:AO:81:ILE:CD1	2.42	0.50
21:AU:29:ALA:HB1	21:AU:32:ARG:NH2	2.10	0.50
23:BB:1317:G:H2'	23:BB:1318:U:O4'	2.11	0.50
23:BB:1547:C:H2'	23:BB:1548:A:H8	1.75	0.50
23:BB:1564:C:O2'	23:BB:1565:C:H5'	2.10	0.50
23:BB:207:A:H2'	23:BB:208:C:O4'	2.12	0.50
23:BB:37:C:O2'	27:BE:47:LYS:HG3	2.12	0.50
23:BB:224:U:O4	23:BB:420:C:H5'	2.12	0.50
23:BB:643:A:C6	48:B1:42:VAL:HG22	2.46	0.50
23:BB:685:A:H1'	23:BB:688:U:O4	2.12	0.50
23:BB:827:U:H5'	23:BB:828:U:O5'	2.12	0.50
25:BC:136:VAL:O	25:BC:163:ILE:HB	2.12	0.50
26:BD:98:VAL:HA	26:BD:101:PHE:CZ	2.46	0.50
28:BF:109:ARG:CB	28:BF:136:ILE:HG13	2.41	0.50
28:BF:128:SER:HA	28:BF:154:THR:HG23	1.94	0.50
28:BF:97:GLU:O	28:BF:100:GLU:HG3	2.11	0.50
30:BH:57:LYS:HG3	30:BH:61:VAL:CG2	2.40	0.50
30:BH:83:LYS:HB2	30:BH:92:GLY:N	2.27	0.50
52:BI:77:VAL:HA	52:BI:80:LYS:HE3	1.92	0.50
33:BL:116:VAL:HG12	33:BL:117:THR:H	1.75	0.50
34:BM:95:LEU:HD22	34:BM:98:PRO:HG3	1.94	0.50
23:BB:2820:A:H4'	35:BN:4:ARG:H	1.76	0.50
37:BP:8:GLU:N	37:BP:8:GLU:OE1	2.45	0.50
23:BB:584:C:OP2	38:BQ:5:ARG:HB2	2.11	0.50
39:BR:72:VAL:HG23	39:BR:73:LYS:N	2.27	0.50
42:BU:47:PRO:O	42:BU:49:PRO:HD3	2.11	0.50
1:CA:1128:C:H4'	1:CA:1148:U:O2	2.11	0.50
1:CA:1438:G:O2'	1:CA:1439:G:H5'	2.11	0.50
2:CC:53:ARG:HG3	2:CC:113:LYS:HD3	1.93	0.50
2:CC:190:THR:HG22	2:CC:191:THR:H	1.76	0.50
2:CC:89:VAL:HG23	2:CC:90:VAL:N	2.26	0.50
15:CP:57:ILE:HD11	15:CP:75:ILE:HD11	1.93	0.50
18:CS:24:SER:HB2	18:CS:27:LYS:HZ1	1.77	0.50
13:CN:40:ARG:NH1	18:CS:6:LYS:H	2.10	0.50
47:D0:42:ILE:O	47:D0:46:GLY:N	2.45	0.50
51:D4:26:ILE:HB	51:D4:35:GLN:HB2	1.92	0.50
23:DB:2140:G:H2'	23:DB:2141:G:O4'	2.11	0.50
23:DB:2511:U:H2'	23:DB:2512:C:O4'	2.11	0.50

Continued on next page...

Continued from previous page...

Atom-1	Atom-2	Interatomic distance (Å)	Clash overlap (Å)
23:DB:2657:A:H2'	23:DB:2658:C:O4'	2.12	0.50
23:DB:345:A:H1'	23:DB:346:A:H2	1.74	0.50
23:DB:359:G:C2'	23:DB:360:U:H5'	2.41	0.50
23:DB:919:U:H6	23:DB:919:U:O5'	1.95	0.50
26:DD:116:LYS:HB2	26:DD:165:MET:CG	2.39	0.50
26:DD:32:ASN:HD22	26:DD:94:GLN:HA	1.77	0.50
29:DG:102:ILE:HG22	29:DG:114:HIS:O	2.12	0.50
29:DG:175:LYS:HG2	29:DG:176:LYS:N	2.23	0.50
30:DH:115:VAL:HB	30:DH:132:PHE:CD1	2.44	0.50
30:DH:46:PHE:O	30:DH:49:ALA:HB3	2.11	0.50
52:DI:72:THR:HG23	52:DI:112:LYS:HD2	1.93	0.50
31:DJ:25:LEU:N	31:DJ:25:LEU:HD13	2.26	0.50
31:DJ:78:THR:OG1	31:DJ:79:GLY:N	2.44	0.50
26:DD:157:LYS:NZ	31:DJ:80:HIS:HA	2.26	0.50
33:DL:124:GLY:H	33:DL:142:ILE:HB	1.76	0.50
34:DM:107:GLY:O	34:DM:109:PRO:HD2	2.12	0.50
35:DN:97:ILE:HG23	35:DN:113:ILE:CD1	2.41	0.50
37:DP:25:VAL:C	37:DP:27:VAL:H	2.14	0.50
37:DP:92:ARG:HD3	37:DP:110:LYS:O	2.12	0.50
42:DU:9:GLU:HB2	42:DU:71:ILE:CB	2.33	0.50
44:DX:27:ASN:C	44:DX:29:ARG:H	2.15	0.50
1:AA:1366:C:H2'	1:AA:1367:C:H6	1.76	0.50
1:AA:1452:C:H5'	1:AA:1453:G:C4	2.47	0.50
1:AA:33:A:H2'	1:AA:34:C:H6	1.77	0.50
1:AA:633:G:H2'	1:AA:634:C:C6	2.47	0.50
1:AA:838:G:H2'	1:AA:839:C:O4'	2.11	0.50
1:AA:840:C:C2	1:AA:842:U:H4'	2.47	0.50
1:AA:1101:A:N7	20:AB:170:ILE:HD12	2.26	0.50
2:AC:141:MET:CE	2:AC:147:GLY:H	2.23	0.50
4:AE:155:LYS:HE3	7:AH:70:VAL:HG13	1.94	0.50
4:AE:92:ARG:HB3	4:AE:127:TYR:HB2	1.94	0.50
7:AH:8:ASP:OD2	7:AH:12:ARG:HD2	2.11	0.50
51:B4:22:VAL:HG11	51:B4:36:ARG:HE	1.75	0.50
23:BB:1180:U:O2'	23:BB:1181:U:H5'	2.11	0.50
23:BB:1289:C:H2'	23:BB:1290:C:C6	2.46	0.50
23:BB:1676:A:H1'	26:BD:134:HIS:HB3	1.94	0.50
23:BB:2076:U:O4'	23:BB:2076:U:O2	2.29	0.50
23:BB:2874:C:H2'	23:BB:2875:C:C6	2.46	0.50
23:BB:440:C:H2'	23:BB:441:U:H6	1.77	0.50
23:BB:584:C:OP2	38:BQ:5:ARG:HD3	2.12	0.50
23:BB:62:U:H3'	23:BB:63:A:C8	2.44	0.50

Continued on next page...

Continued from previous page...

Atom-1	Atom-2	Interatomic distance (Å)	Clash overlap (Å)
23:BB:704:G:C2'	23:BB:726:G:H22	2.20	0.50
23:BB:1843:C:H5''	25:BC:252:LYS:HZ1	1.77	0.50
25:BC:71:ASP:C	25:BC:73:ILE:HD12	2.31	0.50
27:BE:176:ASP:OD1	27:BE:178:VAL:HG22	2.11	0.50
23:BB:2751:G:P	29:BG:3:VAL:HG13	2.51	0.50
30:BH:81:ALA:CB	30:BH:147:VAL:H	2.24	0.50
31:BJ:13:ARG:HG3	31:BJ:13:ARG:NH1	2.26	0.50
33:BL:27:LEU:C	33:BL:29:LYS:N	2.62	0.50
33:BL:77:ILE:CD1	33:BL:92:LEU:HD22	2.41	0.50
38:BQ:112:ALA:HA	38:BQ:115:ALA:HB3	1.94	0.50
39:BR:33:VAL:O	39:BR:34:GLU:HB2	2.12	0.50
39:BR:65:ALA:O	39:BR:66:HIS:HB2	2.11	0.50
41:BT:33:LYS:HE3	41:BT:80:TRP:NE1	2.26	0.50
41:BT:9:LYS:HE3	44:BX:22:LEU:HD21	1.93	0.50
43:BW:16:GLU:N	43:BW:18:LYS:NZ	2.60	0.50
46:BZ:19:GLY:O	46:BZ:20:ASN:HB2	2.11	0.50
1:CA:1157:A:H5'	1:CA:1158:C:C6	2.47	0.50
1:CA:1251:A:O2'	1:CA:1252:A:H5'	2.11	0.50
1:CA:1478:U:H2'	1:CA:1479:C:C6	2.46	0.50
1:CA:205:A:H2'	1:CA:206:C:C6	2.44	0.50
1:CA:746:A:H2'	1:CA:747:A:C8	2.46	0.50
1:CA:769:G:O2'	1:CA:770:C:H5'	2.12	0.50
1:CA:857:C:H2'	1:CA:858:G:O4'	2.10	0.50
8:CI:94:ARG:HB3	8:CI:98:ARG:HE	1.76	0.50
10:CK:17:ASP:OD1	10:CK:36:ARG:HG3	2.11	0.50
21:CU:36:PHE:O	21:CU:38:GLU:N	2.44	0.50
47:D0:41:HIS:HB3	47:D0:47:TYR:H	1.77	0.50
51:D4:30:GLU:O	51:D4:32:LYS:N	2.45	0.50
23:DB:1334:G:O2'	23:DB:1335:C:H5'	2.12	0.50
23:DB:1444:G:H2'	23:DB:1445:G:H8	1.75	0.50
23:DB:1560:G:H2'	23:DB:1561:C:C6	2.47	0.50
23:DB:1889:A:H2'	23:DB:1890:A:C8	2.47	0.50
23:DB:2636:C:H2'	23:DB:2637:U:C6	2.46	0.50
23:DB:274:C:H2'	23:DB:275:C:O4'	2.12	0.50
23:DB:2800:A:H2'	23:DB:2801:G:C1'	2.42	0.50
23:DB:2885:G:O6	47:D0:30:ASP:HB3	2.12	0.50
23:DB:437:U:O2'	23:DB:438:G:H5'	2.11	0.50
25:DC:115:ILE:O	25:DC:116:GLN:HG3	2.12	0.50
25:DC:43:ASN:OD1	25:DC:51:ARG:HD3	2.12	0.50
25:DC:50:THR:C	25:DC:51:ARG:HG3	2.32	0.50
26:DD:15:PHE:O	26:DD:16:THR:HG22	2.12	0.50

Continued on next page...

Continued from previous page...

Atom-1	Atom-2	Interatomic distance (Å)	Clash overlap (Å)
26:DD:173:GLN:HG3	26:DD:208:LYS:CB	2.42	0.50
32:DK:41:ILE:HG23	32:DK:42:THR:N	2.27	0.50
34:DM:93:VAL:O	34:DM:94:ALA:HB3	2.12	0.50
37:DP:52:ARG:CB	37:DP:60:VAL:HG11	2.42	0.50
37:DP:86:LYS:NZ	37:DP:88:ARG:HD3	2.26	0.50
33:DL:34:GLY:HA3	39:DR:85:LYS:CD	2.41	0.50
42:DU:94:PHE:CD2	42:DU:100:GLU:HG2	2.47	0.50
1:AA:1110:A:C2'	1:AA:1111:A:H5'	2.42	0.50
1:AA:1169:A:H2'	1:AA:1170:A:C8	2.47	0.50
1:AA:1324:A:H2'	1:AA:1325:C:C6	2.46	0.50
1:AA:1343:G:H2'	1:AA:1344:C:C6	2.46	0.50
1:AA:218:U:H2'	1:AA:219:U:H6	1.77	0.50
20:AB:132:GLU:O	20:AB:136:ARG:HG3	2.11	0.50
2:AC:154:GLY:HA2	2:AC:163:ARG:H	1.77	0.50
3:AD:112:GLU:OE2	3:AD:153:ARG:HD3	2.11	0.50
3:AD:2:ARG:O	3:AD:3:TYR:HB2	2.11	0.50
4:AE:89:THR:HG21	4:AE:134:ASN:ND2	2.27	0.50
5:AF:39:LEU:HD13	5:AF:40:GLU:H	1.77	0.50
8:AI:56:MET:HA	8:AI:59:LYS:HZ1	1.76	0.50
10:AK:110:THR:CG2	21:AU:4:LYS:HD2	2.40	0.50
23:BB:1494:A:H2'	23:BB:1495:A:C8	2.46	0.50
23:BB:1591:A:H2'	23:BB:1592:C:C6	2.47	0.50
23:BB:1909:C:H2'	23:BB:1910:G:H8	1.76	0.50
23:BB:1999:C:O2'	23:BB:2000:C:H5'	2.11	0.50
23:BB:2073:C:O2'	23:BB:2074:U:H5'	2.11	0.50
23:BB:2297:A:N6	23:BB:2319:G:H3'	2.26	0.50
23:BB:2659:G:OP1	29:BG:157:LYS:HE2	2.12	0.50
23:BB:2729:G:H2'	23:BB:2730:C:H6	1.75	0.50
23:BB:2645:G:H4'	23:BB:2732:G:H2'	1.92	0.50
23:BB:2803:G:H2'	23:BB:2804:U:H6	1.76	0.50
23:BB:866:A:H61	23:BB:913:U:H4'	1.77	0.50
25:BC:115:ILE:HG23	25:BC:126:GLY:O	2.12	0.50
26:BD:142:VAL:O	26:BD:144:GLY:N	2.44	0.50
26:BD:120:GLY:HA2	26:BD:162:ALA:HA	1.93	0.50
26:BD:38:LYS:HG2	26:BD:39:ASP:N	2.19	0.50
31:BJ:78:THR:HB	31:BJ:80:HIS:HD2	1.76	0.50
34:BM:65:ILE:HA	34:BM:101:VAL:HA	1.94	0.50
34:BM:34:LYS:HD3	34:BM:98:PRO:O	2.12	0.50
34:BM:71:LYS:HD2	34:BM:71:LYS:C	2.32	0.50
35:BN:22:ARG:HE	35:BN:69:ARG:HE	1.59	0.50
39:BR:3:ALA:HB3	39:BR:14:VAL:O	2.11	0.50

Continued on next page...

Continued from previous page...

Atom-1	Atom-2	Interatomic distance (Å)	Clash overlap (Å)
39:BR:39:LEU:HD12	39:BR:60:LYS:N	2.26	0.50
40:BS:33:LEU:O	40:BS:35:ILE:N	2.45	0.50
42:BU:25:LYS:CG	42:BU:35:VAL:HA	2.42	0.50
42:BU:52:ASN:O	42:BU:54:PRO:HD3	2.11	0.50
43:BW:49:ASN:O	43:BW:50:VAL:HB	2.11	0.50
1:CA:1003:G:N2	1:CA:1005:A:H5'	2.23	0.50
1:CA:1107:C:H4'	2:CC:172:VAL:HG23	1.92	0.50
1:CA:237:G:O2'	1:CA:238:A:H5'	2.12	0.50
1:CA:300:A:H2'	1:CA:301:G:O4'	2.11	0.50
1:CA:751:U:H2'	1:CA:752:G:O4'	2.11	0.50
1:CA:940:C:H2'	1:CA:941:G:H8	1.77	0.50
3:CD:130:ASN:HD22	3:CD:130:ASN:N	2.07	0.50
3:CD:97:LEU:CB	3:CD:134:TYR:HB3	2.40	0.50
3:CD:37:PRO:HD2	3:CD:41:GLY:CA	2.41	0.50
7:CH:77:VAL:O	7:CH:84:ILE:HD12	2.12	0.50
8:CI:10:ARG:HA	8:CI:14:SER:O	2.12	0.50
8:CI:30:ASN:HD21	8:CI:66:VAL:N	2.09	0.50
1:CA:1250:A:H5''	8:CI:69:GLY:N	2.26	0.50
12:CM:52:ILE:HG13	12:CM:56:ARG:NH2	2.15	0.50
47:D0:26:SER:HB2	47:D0:38:LEU:CD2	2.35	0.50
48:D1:46:VAL:HG22	48:D1:47:ILE:N	2.22	0.50
23:DB:1300:G:H4'	23:DB:1301:A:O5'	2.11	0.50
23:DB:153:U:H2'	23:DB:154:U:C6	2.46	0.50
23:DB:171:U:H2'	23:DB:172:A:H8	1.75	0.50
23:DB:1739:A:H2'	23:DB:1740:G:C8	2.47	0.50
23:DB:528:A:C2	23:DB:2042:A:H2'	2.47	0.50
23:DB:2207:C:H2'	23:DB:2208:C:H6	1.77	0.50
23:DB:2698:U:H2'	23:DB:2699:C:C6	2.47	0.50
23:DB:466:A:H2'	23:DB:467:G:H5'	1.93	0.50
23:DB:521:U:H2'	23:DB:522:A:H8	1.75	0.50
23:DB:547:A:H62	23:DB:548:G:H21	1.59	0.50
25:DC:28:PRO:HB2	25:DC:79:ARG:HE	1.76	0.50
27:DE:123:LYS:NZ	27:DE:158:PHE:HA	2.27	0.50
28:DF:98:PHE:HB2	28:DF:101:ARG:HE	1.77	0.50
30:DH:135:HIS:HB3	30:DH:138:VAL:HB	1.92	0.50
30:DH:35:LYS:NZ	30:DH:35:LYS:HB2	2.27	0.50
23:DB:1006:C:H4'	31:DJ:34:ARG:HG3	1.93	0.50
32:DK:99:ILE:CD1	32:DK:115:ILE:HG13	2.41	0.50
33:DL:110:VAL:HG23	33:DL:131:ALA:CB	2.41	0.50
34:DM:50:ARG:HH21	34:DM:101:VAL:HG22	1.74	0.50
35:DN:87:PHE:CD1	35:DN:90:ARG:HB2	2.46	0.50

Continued on next page...

Continued from previous page...

Atom-1	Atom-2	Interatomic distance (Å)	Clash overlap (Å)
36:DO:35:ILE:HG13	36:DO:35:ILE:O	2.10	0.50
41:DT:31:VAL:HG23	41:DT:83:ALA:O	2.11	0.50
23:DB:2386:A:H4'	43:DW:38:ARG:HD3	1.93	0.50
46:DZ:3:LYS:HZ3	46:DZ:29:GLY:HA3	1.76	0.50
1:AA:235:C:H2'	1:AA:236:A:C8	2.47	0.50
1:AA:237:G:O2'	1:AA:238:A:H5'	2.11	0.50
1:AA:806:C:H2'	1:AA:807:A:H8	1.77	0.50
3:AD:11:SER:HB2	3:AD:20:LEU:HD11	1.92	0.50
5:AF:12:PRO:HG3	5:AF:54:LEU:HG	1.94	0.50
5:AF:6:ILE:HB	5:AF:89:VAL:HB	1.93	0.50
6:AG:103:ILE:O	6:AG:107:ALA:HB2	2.11	0.50
8:AI:11:ARG:HG3	8:AI:11:ARG:O	2.10	0.50
10:AK:49:SER:HA	10:AK:68:ARG:HH21	1.77	0.50
11:AL:20:VAL:HG22	11:AL:94:TYR:CE1	2.46	0.50
16:AQ:23:ALA:HB1	16:AQ:40:THR:HG23	1.94	0.50
17:AR:40:PRO:HD2	17:AR:43:ILE:HD11	1.94	0.50
22:BA:15:A:H1'	22:BA:109:A:C8	2.46	0.50
23:BB:1025:G:H8	23:BB:1025:G:OP1	1.94	0.50
23:BB:1313:U:H4'	23:BB:1332:G:H4'	1.92	0.50
23:BB:1360:G:H2'	23:BB:1361:G:H5'	1.92	0.50
23:BB:1560:G:H2'	23:BB:1561:C:C6	2.47	0.50
23:BB:161:A:H62	23:BB:165:A:H61	1.58	0.50
23:BB:1797:G:OP1	25:BC:251:THR:HG23	2.11	0.50
23:BB:1821:A:H5'	25:BC:155:ARG:NH2	2.27	0.50
23:BB:2247:A:H3'	54:BB:3265:HOH:O	2.11	0.50
23:BB:2263:C:H2'	23:BB:2264:C:H6	1.77	0.50
23:BB:2285:C:H41	48:B1:24:LYS:NZ	2.09	0.50
23:BB:355:U:H2'	23:BB:356:G:H8	1.77	0.50
23:BB:65:U:H2'	23:BB:66:C:C6	2.46	0.50
27:BE:13:THR:HG22	27:BE:119:ILE:HD12	1.94	0.50
31:BJ:10:THR:CB	31:BJ:13:ARG:HH22	2.25	0.50
32:BK:40:LYS:HA	32:BK:59:LYS:HA	1.94	0.50
33:BL:108:ALA:O	33:BL:109:LYS:HB3	2.11	0.50
36:BO:34:HIS:N	36:BO:34:HIS:ND1	2.60	0.50
37:BP:61:ARG:HB2	37:BP:61:ARG:CZ	2.41	0.50
23:BB:559:G:H1'	38:BQ:55:GLN:HE22	1.76	0.50
39:BR:18:GLN:HA	39:BR:99:THR:HA	1.93	0.50
40:BS:29:VAL:C	40:BS:31:GLN:H	2.15	0.50
41:BT:93:LEU:HD22	41:BT:93:LEU:N	2.25	0.50
42:BU:34:ILE:HG23	42:BU:61:GLU:HB2	1.94	0.50
42:BU:78:LYS:HB3	42:BU:96:LYS:HB3	1.93	0.50

Continued on next page...

Continued from previous page...

Atom-1	Atom-2	Interatomic distance (Å)	Clash overlap (Å)
43:BW:10:ARG:HB3	43:BW:10:ARG:HH11	1.76	0.50
1:CA:214:C:H2'	1:CA:215:C:H6	1.76	0.50
1:CA:664:G:N2	1:CA:741:G:H1	2.03	0.50
20:CB:132:GLU:HG2	20:CB:135:MET:HE2	1.94	0.50
20:CB:72:LYS:O	20:CB:74:ALA:N	2.44	0.50
3:CD:36:ALA:C	3:CD:38:GLY:H	2.14	0.50
5:CF:92:THR:HG22	5:CF:93:LYS:H	1.77	0.50
8:CI:9:GLY:HA2	8:CI:80:HIS:HB3	1.93	0.50
9:CJ:8:ILE:HG13	9:CJ:73:LEU:O	2.11	0.50
10:CK:92:ARG:HD3	21:CU:20:ARG:HH22	1.77	0.50
13:CN:65:GLN:HB3	13:CN:82:LYS:HG2	1.92	0.50
16:CQ:58:VAL:HB	16:CQ:74:LEU:HD23	1.94	0.50
23:DB:1024:G:C3'	23:DB:1025:G:H5''	2.30	0.50
23:DB:11:C:H2'	23:DB:12:U:C5'	2.39	0.50
23:DB:1480:C:H2'	23:DB:1481:U:C6	2.47	0.50
23:DB:1599:U:H2'	23:DB:1600:C:H6	1.76	0.50
23:DB:1979:U:O2'	23:DB:1980:G:H5'	2.11	0.50
23:DB:241:A:O3'	23:DB:242:G:H4'	2.12	0.50
27:DE:15:SER:O	27:DE:17:THR:HG22	2.12	0.50
27:DE:28:VAL:O	27:DE:32:VAL:HG23	2.12	0.50
28:DF:56:LEU:HD13	28:DF:88:VAL:CG2	2.40	0.50
29:DG:37:ASN:N	29:DG:40:VAL:HG21	2.26	0.50
30:DH:3:VAL:CG1	30:DH:37:VAL:HG11	2.42	0.50
31:DJ:131:ASN:C	31:DJ:133:ALA:N	2.65	0.50
34:DM:62:LYS:H	34:DM:104:GLU:CB	2.25	0.50
35:DN:3:HIS:HB3	35:DN:4:ARG:NH1	2.26	0.50
44:DX:12:GLU:HG2	44:DX:12:GLU:O	2.11	0.50
23:DB:96:C:OP1	44:DX:41:HIS:HB2	2.12	0.50
1:AA:1172:C:H2'	1:AA:1173:U:H6	1.76	0.50
1:AA:205:A:H2'	1:AA:206:C:C6	2.43	0.50
1:AA:413:G:O6	3:AD:32:LYS:HE3	2.11	0.50
1:AA:807:A:H2'	1:AA:808:C:C6	2.47	0.50
20:AB:218:ALA:HA	20:AB:221:ARG:HE	1.76	0.50
20:AB:59:ILE:HD12	20:AB:60:ALA:N	2.27	0.50
3:AD:51:GLY:O	3:AD:55:ARG:HB2	2.12	0.50
3:AD:77:GLU:O	3:AD:81:LEU:HG	2.11	0.50
4:AE:110:MET:SD	4:AE:110:MET:N	2.85	0.50
5:AF:98:GLU:HG2	5:AF:99:ALA:H	1.76	0.50
1:AA:1372:U:OP1	8:AI:72:SER:HB2	2.12	0.50
11:AL:54:VAL:HG12	11:AL:56:LEU:HD12	1.93	0.50
12:AM:106:ARG:HE	12:AM:112:ARG:CG	2.14	0.50

Continued on next page...

Continued from previous page...

Atom-1	Atom-2	Interatomic distance (Å)	Clash overlap (Å)
12:AM:13:HIS:O	12:AM:16:ILE:HG22	2.11	0.50
9:AJ:67:ILE:HG12	13:AN:94:GLY:O	2.11	0.50
14:AO:7:THR:CG2	14:AO:30:LEU:HD11	2.38	0.50
48:B1:34:GLU:N	48:B1:52:LYS:O	2.45	0.50
22:BA:113:C:H2'	22:BA:114:C:O4'	2.11	0.50
23:BB:1184:U:O2'	23:BB:1185:G:H5'	2.11	0.50
23:BB:121:G:H4'	23:BB:149:A:H5'	1.94	0.50
23:BB:1692:U:H2'	23:BB:1694:C:C5	2.47	0.50
23:BB:1939:U:O2	23:BB:1967:C:H4'	2.11	0.50
23:BB:2195:U:H2'	23:BB:2196:C:H6	1.76	0.50
23:BB:2301:C:O2'	23:BB:2302:U:H5'	2.11	0.50
23:BB:2386:A:H2'	23:BB:2387:U:C6	2.47	0.50
23:BB:2686:G:H2'	23:BB:2687:U:C6	2.47	0.50
23:BB:540:C:H2'	23:BB:541:A:H8	1.77	0.50
25:BC:164:VAL:HG12	25:BC:164:VAL:O	2.12	0.50
25:BC:128:THR:CA	25:BC:190:THR:HA	2.39	0.50
27:BE:173:THR:O	27:BE:175:ILE:HG22	2.12	0.50
29:BG:51:PHE:HE2	29:BG:63:GLN:HE21	1.60	0.50
23:BB:1076:C:H4'	52:BI:94:LYS:HE3	1.94	0.50
31:BJ:20:ALA:HB2	31:BJ:56:VAL:HG13	1.93	0.50
33:BL:63:LYS:N	50:B3:24:LYS:NZ	2.56	0.50
23:BB:2276:G:OP2	34:BM:83:GLY:HA3	2.12	0.50
43:BW:36:ILE:HG21	43:BW:68:PHE:CD2	2.46	0.50
46:BZ:32:LEU:O	46:BZ:46:GLY:HA2	2.12	0.50
1:CA:1163:A:H2'	1:CA:1164:G:H8	1.76	0.50
1:CA:1471:U:O2'	1:CA:1472:U:H5'	2.12	0.50
1:CA:15:G:N3	4:CE:23:THR:HG21	2.27	0.50
1:CA:167:A:O2'	1:CA:168:G:H5'	2.12	0.50
1:CA:890:G:O2'	1:CA:906:A:N6	2.45	0.50
20:CB:13:VAL:HG11	20:CB:207:ARG:HB3	1.94	0.50
3:CD:37:PRO:HD2	3:CD:41:GLY:HA3	1.94	0.50
11:CL:13:ARG:O	11:CL:14:LYS:HB3	2.11	0.50
16:CQ:13:SER:HB3	16:CQ:21:VAL:CB	2.34	0.50
16:CQ:74:LEU:HD22	16:CQ:75:VAL:H	1.76	0.50
1:CA:1527:U:OP2	21:CU:38:GLU:HG3	2.11	0.50
49:D2:13:ASN:OD1	49:D2:17:GLY:HA3	2.12	0.50
23:DB:2730:C:H4'	26:DD:174:SER:O	2.11	0.50
23:DB:2734:A:C2'	23:DB:2735:G:H5'	2.42	0.50
23:DB:581:C:H2'	23:DB:582:A:C8	2.47	0.50
25:DC:164:VAL:O	25:DC:165:ALA:HB3	2.12	0.50
26:DD:148:GLN:CD	26:DD:148:GLN:N	2.65	0.50

Continued on next page...

Continued from previous page...

Atom-1	Atom-2	Interatomic distance (Å)	Clash overlap (Å)
26:DD:173:GLN:HE21	26:DD:208:LYS:HB2	1.77	0.50
26:DD:1:MET:HB2	26:DD:81:GLU:OE1	2.12	0.50
27:DE:4:VAL:HA	27:DE:14:VAL:CG2	2.40	0.50
28:DF:103:ILE:HG21	28:DF:173:ASP:HA	1.93	0.50
28:DF:113:PHE:O	28:DF:114:ARG:HD3	2.12	0.50
35:DN:110:MET:O	35:DN:111:ALA:HB3	2.12	0.50
23:DB:1654:A:C4'	35:DN:1:MET:N	2.73	0.50
36:DO:90:VAL:HG22	36:DO:116:GLN:OE1	2.11	0.50
37:DP:112:ARG:H	37:DP:112:ARG:HE	1.60	0.50
39:DR:11:GLN:C	39:DR:21:ARG:HH22	2.15	0.50
39:DR:4:VAL:C	39:DR:41:ILE:HG21	2.32	0.50
42:DU:51:LEU:CG	42:DU:53:GLN:HB3	2.42	0.50
44:DX:17:GLU:HA	44:DX:21:LEU:CB	2.42	0.50
45:DY:1:ALA:CB	45:DY:37:ARG:HB3	2.42	0.50
1:AA:1096:C:O2'	1:AA:1097:C:H5'	2.12	0.50
1:AA:34:C:H2'	1:AA:35:G:C8	2.47	0.50
1:AA:98:A:H2'	1:AA:99:C:C6	2.47	0.50
20:AB:9:LEU:HD11	20:AB:11:ALA:HB3	1.93	0.50
5:AF:67:PRO:HG2	5:AF:70:VAL:HG22	1.92	0.50
16:AQ:18:LYS:HE3	16:AQ:48:GLU:HG2	1.93	0.50
18:AS:64:GLU:OE1	18:AS:65:MET:HG3	2.12	0.50
21:AU:37:TYR:C	21:AU:40:PRO:HD2	2.33	0.50
23:BB:1199:U:C1'	38:BQ:2:ARG:HB2	2.42	0.50
23:BB:1400:U:H2'	23:BB:1401:G:H8	1.77	0.50
23:BB:1541:C:H2'	23:BB:1542:U:C6	2.46	0.50
23:BB:1547:C:H2'	23:BB:1548:A:C8	2.47	0.50
23:BB:156:A:H2'	23:BB:157:C:H6	1.76	0.50
23:BB:1311:G:H21	23:BB:1603:A:H62	1.60	0.50
23:BB:1656:C:H2'	23:BB:1657:U:H6	1.77	0.50
23:BB:2192:U:H2'	23:BB:2193:G:O4'	2.12	0.50
23:BB:2247:A:O2'	23:BB:2248:C:H5'	2.12	0.50
23:BB:2441:U:O2'	23:BB:2442:C:H5'	2.12	0.50
23:BB:257:C:H2'	23:BB:258:G:O4'	2.12	0.50
23:BB:527:C:H4'	23:BB:527:C:OP1	2.10	0.50
23:BB:702:U:O2'	23:BB:703:U:H5'	2.12	0.50
23:BB:727:A:OP1	23:BB:1431:A:O2'	2.28	0.50
23:BB:1821:A:H5'	25:BC:155:ARG:HH21	1.76	0.50
25:BC:16:VAL:CA	25:BC:17:LYS:HE2	2.42	0.50
26:BD:16:THR:HG23	26:BD:17:GLU:N	2.21	0.50
26:BD:106:LYS:HZ1	26:BD:208:LYS:HD3	1.76	0.50
27:BE:6:LYS:HB2	27:BE:12:LEU:CD1	2.42	0.50

Continued on next page...

Continued from previous page...

Atom-1	Atom-2	Interatomic distance (Å)	Clash overlap (Å)
27:BE:141:MET:HG3	27:BE:143:LEU:HB2	1.93	0.50
27:BE:57:LYS:HA	27:BE:57:LYS:HE3	1.94	0.50
28:BF:23:SER:C	28:BF:25:MET:H	2.14	0.50
30:BH:9:VAL:C	30:BH:11:ASN:H	2.14	0.50
52:BI:7:TYR:HB2	52:BI:59:THR:HA	1.93	0.50
33:BL:61:LEU:O	33:BL:62:PRO:O	2.29	0.50
34:BM:97:GLN:N	34:BM:98:PRO:CD	2.75	0.50
35:BN:45:ARG:HB2	35:BN:49:GLU:OE2	2.12	0.50
37:BP:31:VAL:HA	37:BP:81:ASP:HA	1.94	0.50
39:BR:39:LEU:HA	39:BR:60:LYS:O	2.12	0.50
40:BS:28:LYS:CB	40:BS:71:VAL:HB	2.42	0.50
41:BT:28:ASN:ND2	41:BT:28:ASN:N	2.58	0.50
41:BT:29:THR:HG22	41:BT:86:THR:HG22	1.94	0.50
46:BZ:35:ASP:C	46:BZ:42:PRO:HB3	2.32	0.50
1:CA:1023:U:H2'	1:CA:1024:G:C8	2.47	0.50
1:CA:1039:G:H2'	1:CA:1040:U:H6	1.77	0.50
1:CA:829:G:H4'	20:CB:24:PRO:HG3	1.93	0.50
2:CC:155:ARG:NH2	2:CC:160:GLU:HA	2.27	0.50
1:CA:975:A:H61	9:CJ:50:THR:HB	1.77	0.50
16:CQ:13:SER:O	16:CQ:20:ILE:HG13	2.11	0.50
16:CQ:30:HIS:CE1	16:CQ:32:ILE:HG22	2.47	0.50
17:CR:58:ILE:O	17:CR:62:ARG:HG3	2.12	0.50
21:CU:19:LYS:C	21:CU:21:SER:H	2.15	0.50
10:CK:121:ARG:HE	21:CU:34:ARG:HG2	1.77	0.50
49:D2:35:ARG:HH22	49:D2:43:THR:H	1.58	0.50
51:D4:14:CYS:HA	51:D4:27:CYS:HA	1.93	0.50
23:DB:1184:U:O2'	23:DB:1185:G:H5'	2.12	0.50
23:DB:1439:A:N7	23:DB:1440:U:C6	2.80	0.50
23:DB:1547:C:H2'	23:DB:1548:A:H8	1.75	0.50
23:DB:2491:U:H5''	23:DB:2570:G:C5'	2.42	0.50
23:DB:729:G:H4'	23:DB:763:G:H5'	1.92	0.50
25:DC:156:SER:O	25:DC:194:VAL:O	2.30	0.50
26:DD:202:ILE:CG2	26:DD:204:LYS:HE3	2.41	0.50
26:DD:48:ILE:CA	26:DD:80:TRP:HB3	2.39	0.50
26:DD:96:ILE:HG22	26:DD:97:SER:H	1.76	0.50
27:DE:154:ASP:OD2	27:DE:156:ASN:HB3	2.12	0.50
27:DE:15:SER:HB3	27:DE:196:VAL:HG22	1.94	0.50
52:DI:4:VAL:HG22	52:DI:5:GLN:N	2.27	0.50
52:DI:89:SER:OG	52:DI:92:PRO:HA	2.12	0.50
33:DL:77:ILE:HG12	33:DL:109:LYS:C	2.31	0.50
34:DM:35:ALA:HA	34:DM:124:LEU:HB3	1.93	0.50

Continued on next page...

Continued from previous page...

Atom-1	Atom-2	Interatomic distance (Å)	Clash overlap (Å)
34:DM:95:LEU:H	34:DM:95:LEU:HD23	1.76	0.50
35:DN:101:GLY:O	35:DN:102:PHE:HB3	2.12	0.50
36:DO:41:ALA:HB3	36:DO:46:GLU:HA	1.93	0.50
37:DP:25:VAL:HG22	37:DP:89:GLY:O	2.12	0.50
23:DB:532:A:H5'	38:DQ:27:ARG:NH2	2.26	0.50
40:DS:2:GLU:HB2	40:DS:108:SER:CA	2.40	0.50
40:DS:27:LYS:N	40:DS:70:LYS:O	2.45	0.50
41:DT:62:VAL:O	41:DT:63:VAL:HB	2.11	0.50
42:DU:39:ASN:CB	42:DU:59:GLU:HB2	2.42	0.50
23:DB:2261:C:H3'	43:DW:13:ARG:HD3	1.94	0.50
44:DX:46:VAL:O	44:DX:49:ASP:HB3	2.11	0.50
1:AA:1225:A:H4'	18:AS:77:ARG:HH22	1.75	0.49
1:AA:182:A:H1'	1:AA:183:C:C5	2.47	0.49
1:AA:16:A:N1	1:AA:919:A:H2	2.10	0.49
1:AA:971:G:H3'	1:AA:971:G:OP1	2.12	0.49
2:AC:100:ILE:O	2:AC:100:ILE:HG23	2.11	0.49
4:AE:17:VAL:HA	4:AE:34:ALA:HA	1.93	0.49
11:AL:113:ARG:HA	11:AL:118:VAL:HG23	1.93	0.49
11:AL:3:VAL:HG23	11:AL:4:ASN:OD1	2.11	0.49
12:AM:89:ARG:NH1	12:AM:94:LEU:HD13	2.27	0.49
15:AP:5:ARG:HD2	15:AP:5:ARG:H	1.77	0.49
47:B0:3:GLN:N	47:B0:3:GLN:NE2	2.60	0.49
48:B1:7:LYS:HD2	48:B1:8:ILE:O	2.12	0.49
49:B2:30:VAL:O	49:B2:33:ARG:HG3	2.11	0.49
23:BB:1131:G:C1'	31:BJ:85:LYS:HZ1	2.25	0.49
23:BB:1487:U:H2'	23:BB:1488:C:H6	1.75	0.49
23:BB:2258:C:OP2	43:BW:3:LYS:HG2	2.12	0.49
23:BB:2303:G:H2'	23:BB:2304:G:H5'	1.94	0.49
23:BB:2899:A:H2'	23:BB:2900:A:C8	2.47	0.49
23:BB:295:G:O2'	23:BB:296:U:H5'	2.12	0.49
23:BB:671:C:H42	33:BL:39:LYS:HE3	1.76	0.49
23:BB:794:A:H2'	23:BB:795:C:H6	1.74	0.49
26:BD:106:LYS:HA	26:BD:176:ASP:HA	1.93	0.49
26:BD:92:VAL:HG13	26:BD:93:GLY:N	2.23	0.49
27:BE:3:LEU:HB2	27:BE:12:LEU:HB2	1.94	0.49
23:BB:1255:U:C2'	27:BE:67:ARG:HB3	2.40	0.49
29:BG:84:LYS:O	29:BG:132:LEU:HG	2.12	0.49
29:BG:154:GLU:OE1	29:BG:156:TYR:HB2	2.11	0.49
23:BB:1112:G:C5'	29:BG:2:ARG:HE	2.25	0.49
31:BJ:103:ILE:O	31:BJ:103:ILE:HG22	2.12	0.49
31:BJ:35:ARG:NH2	31:BJ:40:HIS:N	2.60	0.49

Continued on next page...

Continued from previous page...

Atom-1	Atom-2	Interatomic distance (Å)	Clash overlap (Å)
33:BL:82:LEU:HD12	33:BL:90:VAL:HG13	1.93	0.49
34:BM:67:VAL:CG2	34:BM:95:LEU:HD21	2.42	0.49
35:BN:9:GLN:HA	35:BN:17:ARG:NH1	2.27	0.49
35:BN:87:PHE:HB2	35:BN:94:TYR:CZ	2.47	0.49
24:BV:60:VAL:HG13	24:BV:72:VAL:O	2.12	0.49
23:BB:988:A:OP2	45:BY:11:SER:HA	2.11	0.49
1:CA:182:A:H1'	1:CA:183:C:C5	2.47	0.49
1:CA:840:C:C2'	1:CA:842:U:H5''	2.38	0.49
2:CC:108:PRO:C	2:CC:110:LEU:H	2.16	0.49
4:CE:149:PRO:HG2	4:CE:150:GLU:OE2	2.11	0.49
12:CM:95:PRO:HB2	12:CM:99:GLN:OE1	2.12	0.49
15:CP:22:ALA:HB2	15:CP:32:PHE:HA	1.93	0.49
15:CP:67:ILE:CG1	15:CP:71:VAL:HG13	2.40	0.49
16:CQ:25:GLU:HA	16:CQ:40:THR:HA	1.94	0.49
19:CT:54:GLN:N	19:CT:55:PRO:HD2	2.27	0.49
48:D1:22:THR:O	48:D1:23:THR:C	2.49	0.49
22:DA:43:C:C4'	28:DF:62:GLN:HE21	2.25	0.49
23:DB:1211:C:H4'	23:DB:1212:G:OP2	2.12	0.49
23:DB:1215:G:O2'	23:DB:1216:G:H5'	2.12	0.49
23:DB:1541:C:H2'	23:DB:1542:U:C6	2.47	0.49
23:DB:1750:G:H2'	23:DB:1751:U:C6	2.47	0.49
23:DB:1812:U:H2'	23:DB:1813:G:H8	1.77	0.49
23:DB:181:A:H2'	23:DB:182:A:C8	2.47	0.49
23:DB:2512:C:H2'	23:DB:2513:A:O4'	2.11	0.49
23:DB:2531:A:OP1	29:DG:176:LYS:HA	2.11	0.49
23:DB:311:A:H1'	23:DB:332:A:O4'	2.12	0.49
23:DB:64:A:H5'	41:DT:76:ARG:NH1	2.11	0.49
26:DD:153:GLY:C	26:DD:155:VAL:N	2.64	0.49
28:DF:33:ILE:HG22	28:DF:34:THR:O	2.12	0.49
30:DH:135:HIS:CG	30:DH:136:SER:N	2.79	0.49
30:DH:1:MET:C	30:DH:21:VAL:HG22	2.33	0.49
52:DI:108:ILE:HG22	52:DI:128:ILE:CD1	2.41	0.49
52:DI:92:PRO:O	52:DI:93:ASN:HB2	2.12	0.49
22:DA:78:A:H4'	34:DM:22:GLN:CD	2.32	0.49
37:DP:52:ARG:HA	37:DP:98:TYR:OH	2.11	0.49
37:DP:52:ARG:HG2	37:DP:53:GLY:N	2.27	0.49
37:DP:59:THR:HA	37:DP:76:HIS:HA	1.94	0.49
39:DR:69:GLY:CA	39:DR:97:LYS:H	2.19	0.49
40:DS:42:LYS:O	40:DS:45:VAL:HG13	2.12	0.49
41:DT:14:PRO:HA	41:DT:32:LEU:HD23	1.94	0.49
42:DU:42:LYS:H	42:DU:57:ILE:CD1	2.11	0.49

Continued on next page...

Continued from previous page...

Atom-1	Atom-2	Interatomic distance (Å)	Clash overlap (Å)
46:DZ:36:VAL:HG12	46:DZ:42:PRO:HB3	1.94	0.49
1:AA:370:C:O2'	1:AA:371:A:H5'	2.13	0.49
1:AA:677:U:H2'	1:AA:678:U:H6	1.77	0.49
1:AA:841:C:H3'	1:AA:843:U:OP2	2.11	0.49
20:AB:114:LYS:HA	20:AB:117:GLU:OE1	2.12	0.49
2:AC:71:ARG:NH2	2:AC:74:ILE:HB	2.26	0.49
7:AH:29:SER:HB3	7:AH:32:LYS:HZ2	1.78	0.49
9:AJ:57:VAL:HG13	9:AJ:58:ASN:N	2.27	0.49
50:B3:11:LYS:HG2	50:B3:12:ARG:CG	2.39	0.49
51:B4:24:ARG:NH1	51:B4:36:ARG:HB2	2.24	0.49
23:BB:1010:A:O2'	23:BB:1152:C:H1'	2.12	0.49
23:BB:1275:A:N3	23:BB:1275:A:C3'	2.75	0.49
23:BB:1562:U:H2'	23:BB:1563:U:C6	2.46	0.49
23:BB:189:G:H2'	23:BB:205:G:H22	1.76	0.49
23:BB:2623:G:O2'	23:BB:2624:G:H5'	2.12	0.49
23:BB:2665:A:O2'	23:BB:2666:C:H5'	2.12	0.49
23:BB:2683:C:H2'	23:BB:2684:U:C6	2.47	0.49
23:BB:689:A:H2'	23:BB:690:G:C8	2.47	0.49
23:BB:741:U:H2'	23:BB:742:A:C8	2.45	0.49
23:BB:92:U:H2'	23:BB:93:G:O4'	2.12	0.49
25:BC:248:GLY:HA3	25:BC:252:LYS:HE3	1.95	0.49
25:BC:42:ARG:CG	25:BC:43:ASN:H	2.11	0.49
27:BE:43:THR:HG23	27:BE:44:ARG:CZ	2.42	0.49
23:BB:37:C:H2'	27:BE:46:GLN:HB3	1.94	0.49
29:BG:26:LYS:CA	29:BG:31:GLU:HG2	2.34	0.49
31:BJ:46:PRO:C	31:BJ:48:VAL:H	2.15	0.49
33:BL:133:ALA:HA	33:BL:136:GLU:OE2	2.12	0.49
35:BN:65:LEU:CD1	35:BN:68:ALA:HB3	2.42	0.49
40:BS:28:LYS:HB3	40:BS:71:VAL:CG2	2.43	0.49
40:BS:86:MET:HB2	40:BS:96:ILE:CD1	2.42	0.49
41:BT:29:THR:HG22	41:BT:86:THR:HA	1.94	0.49
42:BU:10:VAL:HG21	42:BU:25:LYS:HZ2	1.77	0.49
42:BU:3:LYS:NZ	42:BU:3:LYS:HB2	2.28	0.49
1:CA:1131:G:C2'	1:CA:1132:C:H5'	2.42	0.49
1:CA:662:U:O2'	1:CA:836:G:H5''	2.12	0.49
20:CB:137:THR:HA	20:CB:140:LEU:CD1	2.42	0.49
20:CB:38:HIS:O	20:CB:39:ILE:HD13	2.12	0.49
2:CC:2:GLN:H	2:CC:2:GLN:HE21	1.61	0.49
3:CD:106:PHE:HD1	3:CD:158:LEU:HD21	1.76	0.49
3:CD:30:LYS:HB2	3:CD:30:LYS:NZ	2.27	0.49
7:CH:72:GLU:H	7:CH:129:ALA:HB2	1.76	0.49

Continued on next page...

Continued from previous page...

Atom-1	Atom-2	Interatomic distance (Å)	Clash overlap (Å)
14:CO:25:GLU:OE2	14:CO:76:ARG:HD3	2.11	0.49
21:CU:7:GLU:OE1	21:CU:11:PHE:HZ	1.95	0.49
47:D0:32:THR:OG1	47:D0:33:SER:N	2.43	0.49
48:D1:24:LYS:HZ3	48:D1:24:LYS:CB	2.23	0.49
23:DB:1311:G:H21	23:DB:1603:A:H62	1.60	0.49
23:DB:2032:G:N3	26:DD:150:GLN:HG2	2.27	0.49
23:DB:2076:U:O2	23:DB:2076:U:O4'	2.29	0.49
23:DB:2461:A:H2'	23:DB:2462:C:H6	1.76	0.49
23:DB:2250:G:N2	23:DB:2496:C:H4'	2.27	0.49
23:DB:2712:C:H3'	23:DB:2714:G:H5''	1.94	0.49
23:DB:2840:C:H2'	23:DB:2841:C:C6	2.47	0.49
23:DB:2900:A:H2'	23:DB:2901:C:H6	1.76	0.49
23:DB:458:G:O2'	23:DB:469:G:N1	2.44	0.49
23:DB:651:G:H5'	50:D3:18:LYS:HE3	1.94	0.49
23:DB:685:A:H1'	23:DB:688:U:O4	2.12	0.49
23:DB:866:A:H61	23:DB:913:U:C1'	2.24	0.49
23:DB:943:A:OP1	33:DL:41:ARG:HG2	2.12	0.49
27:DE:199:MET:HG3	27:DE:200:LEU:H	1.77	0.49
27:DE:47:LYS:C	27:DE:49:ARG:HG2	2.32	0.49
52:DI:52:LEU:HD22	52:DI:81:LYS:HD3	1.93	0.49
31:DJ:49:ASP:O	31:DJ:50:THR:HB	2.12	0.49
31:DJ:51:GLY:N	31:DJ:118:MET:HE2	2.26	0.49
32:DK:63:VAL:HG22	32:DK:107:LEU:HD21	1.94	0.49
33:DL:115:GLU:C	33:DL:116:VAL:HG13	2.32	0.49
34:DM:127:LYS:HD3	34:DM:128:THR:N	2.25	0.49
23:DB:910:A:H62	34:DM:15:GLY:HA3	1.78	0.49
34:DM:40:ARG:HG3	34:DM:40:ARG:NH1	2.26	0.49
39:DR:4:VAL:HA	39:DR:43:ASN:CG	2.32	0.49
39:DR:92:TRP:CE3	39:DR:93:PHE:N	2.80	0.49
41:DT:38:ALA:O	41:DT:42:GLU:HB3	2.13	0.49
42:DU:27:VAL:CB	42:DU:33:VAL:HG22	2.42	0.49
43:DW:47:GLY:HA2	43:DW:71:LYS:C	2.31	0.49
44:DX:41:HIS:CE1	44:DX:43:LEU:HB2	2.48	0.49
44:DX:55:THR:C	44:DX:57:LEU:H	2.14	0.49
46:DZ:66:ILE:HB	46:DZ:67:PRO:HD3	1.94	0.49
1:AA:1108:G:H5'	2:AC:175:HIS:CD2	2.47	0.49
1:AA:529:G:H22	11:AL:47:ALA:CB	2.24	0.49
1:AA:837:U:H2'	1:AA:838:G:H8	1.77	0.49
20:AB:150:ILE:HG13	20:AB:153:MET:CE	2.39	0.49
2:AC:113:LYS:HG3	2:AC:117:ASP:OD2	2.13	0.49
2:AC:150:VAL:HG12	2:AC:151:GLU:H	1.77	0.49

Continued on next page...

Continued from previous page...

Atom-1	Atom-2	Interatomic distance (Å)	Clash overlap (Å)
3:AD:84:ASN:HD22	3:AD:87:GLU:N	2.10	0.49
1:AA:16:A:H4'	4:AE:21:SER:H	1.76	0.49
5:AF:100:SER:HA	17:AR:23:LYS:CE	2.42	0.49
8:AI:118:ARG:HH22	8:AI:122:ARG:NH2	2.10	0.49
15:AP:52:LEU:HG	15:AP:75:ILE:CG1	2.40	0.49
47:B0:28:SER:O	47:B0:36:LYS:HB2	2.13	0.49
50:B3:3:ILE:HD13	50:B3:3:ILE:N	2.27	0.49
50:B3:41:ARG:HB3	50:B3:43:LEU:CD2	2.42	0.49
23:BB:2229:U:H2'	23:BB:2230:G:H8	1.75	0.49
23:BB:2398:U:H2'	23:BB:2399:G:H8	1.77	0.49
23:BB:2636:C:H2'	23:BB:2637:U:C6	2.47	0.49
23:BB:2700:A:H2'	23:BB:2701:U:H6	1.77	0.49
23:BB:589:U:H2'	23:BB:590:A:H8	1.76	0.49
23:BB:609:A:H2'	23:BB:610:C:O4'	2.12	0.49
23:BB:926:G:H2'	23:BB:927:A:C8	2.47	0.49
25:BC:242:HIS:N	25:BC:242:HIS:ND1	2.60	0.49
26:BD:128:ARG:NE	26:BD:129:THR:O	2.45	0.49
26:BD:13:ARG:CZ	37:BP:8:GLU:HB3	2.43	0.49
26:BD:13:ARG:HA	26:BD:13:ARG:NH1	2.27	0.49
29:BG:17:LYS:HB3	29:BG:24:THR:HG22	1.93	0.49
31:BJ:7:LYS:HD3	31:BJ:48:VAL:CB	2.39	0.49
32:BK:108:ARG:HH21	37:BP:36:LYS:HG3	1.77	0.49
33:BL:125:LEU:C	33:BL:126:ARG:HG3	2.31	0.49
33:BL:125:LEU:HA	33:BL:142:ILE:O	2.11	0.49
34:BM:8:LYS:N	34:BM:8:LYS:HE2	2.27	0.49
36:BO:1:MET:CG	36:BO:2:ASP:N	2.73	0.49
37:BP:45:VAL:HG21	37:BP:73:PHE:HD1	1.77	0.49
39:BR:42:ALA:HA	39:BR:54:VAL:HG13	1.94	0.49
40:BS:47:VAL:O	40:BS:51:LEU:HB2	2.13	0.49
40:BS:32:ALA:HA	40:BS:51:LEU:HD11	1.94	0.49
24:BV:21:ARG:NH2	24:BV:27:PRO:HG3	2.26	0.49
24:BV:6:ALA:HB3	24:BV:65:VAL:CG1	2.43	0.49
24:BV:78:GLN:HB2	24:BV:88:HIS:O	2.13	0.49
44:BX:12:GLU:HB2	44:BX:14:LEU:HD12	1.93	0.49
44:BX:59:GLU:C	44:BX:61:ALA:H	2.15	0.49
45:BY:8:GLN:O	45:BY:55:LYS:HE2	2.12	0.49
46:BZ:48:GLN:H	46:BZ:51:VAL:HB	1.78	0.49
1:CA:1512:U:H2'	1:CA:1513:A:H8	1.77	0.49
1:CA:309:A:H2'	1:CA:310:G:H8	1.77	0.49
1:CA:83:C:OP1	1:CA:83:C:H4'	2.11	0.49
1:CA:919:A:O2'	1:CA:920:U:H5'	2.12	0.49

Continued on next page...

Continued from previous page...

Atom-1	Atom-2	Interatomic distance (Å)	Clash overlap (Å)
1:CA:930:C:H2'	1:CA:931:C:C6	2.47	0.49
1:CA:961:U:O4'	1:CA:961:U:O2	2.29	0.49
20:CB:57:ASN:ND2	20:CB:223:GLY:HA2	2.28	0.49
2:CC:85:LYS:HG3	2:CC:86:LEU:HD23	1.93	0.49
3:CD:59:LYS:O	3:CD:63:ILE:HG22	2.12	0.49
6:CG:90:VAL:HG13	6:CG:94:ARG:HD3	1.93	0.49
1:CA:1060:U:C5'	9:CJ:53:ILE:HG12	2.41	0.49
10:CK:24:ALA:HB2	10:CK:29:THR:HG23	1.93	0.49
1:CA:880:C:P	11:CL:4:ASN:HD22	2.36	0.49
12:CM:84:CYS:O	12:CM:88:LEU:HG	2.12	0.49
21:CU:16:ARG:HB3	21:CU:20:ARG:HD3	1.95	0.49
33:DL:64:PHE:CZ	50:D3:7:ARG:NH2	2.80	0.49
22:DA:94:A:OP1	24:DV:19:ARG:HD3	2.10	0.49
23:DB:1098:A:C2'	52:DI:3:LYS:O	2.53	0.49
23:DB:1100:C:H41	52:DI:1:ALA:H1	1.60	0.49
23:DB:2393:U:O2'	23:DB:2394:C:H5'	2.12	0.49
23:DB:2879:A:H4'	23:DB:2880:C:OP1	2.11	0.49
23:DB:2888:C:H2'	23:DB:2889:C:H6	1.76	0.49
23:DB:506:G:H4'	23:DB:509:C:O2	2.12	0.49
26:DD:154:LYS:C	26:DD:156:PHE:H	2.16	0.49
26:DD:154:LYS:O	26:DD:156:PHE:N	2.45	0.49
26:DD:172:VAL:O	26:DD:173:GLN:HB3	2.12	0.49
26:DD:1:MET:HB2	26:DD:81:GLU:CD	2.33	0.49
29:DG:168:VAL:O	29:DG:168:VAL:HG13	2.12	0.49
30:DH:109:GLU:O	30:DH:109:GLU:HG3	2.12	0.49
30:DH:4:ILE:CD1	30:DH:37:VAL:HG13	2.42	0.49
30:DH:72:ILE:HG22	30:DH:72:ILE:O	2.12	0.49
31:DJ:25:LEU:HD11	31:DJ:63:ALA:H	1.77	0.49
34:DM:24:THR:HG22	34:DM:25:ASP:N	2.27	0.49
35:DN:10:LEU:HG	35:DN:11:ASN:H	1.76	0.49
36:DO:25:ARG:HB3	36:DO:94:ARG:HH22	1.77	0.49
37:DP:54:LEU:HD22	37:DP:55:HIS:N	2.28	0.49
38:DQ:32:ARG:NH1	38:DQ:33:VAL:HG22	2.27	0.49
41:DT:53:VAL:HB	41:DT:87:LEU:HD21	1.93	0.49
41:DT:47:VAL:HG22	41:DT:53:VAL:HG11	1.94	0.49
42:DU:46:LYS:HD3	42:DU:53:GLN:HA	1.94	0.49
23:DB:2278:A:H62	43:DW:10:ARG:C	2.16	0.49
45:DY:7:THR:HA	45:DY:34:THR:HB	1.93	0.49
1:AA:1007:U:H2'	1:AA:1008:U:H6	1.77	0.49
1:AA:110:C:H2'	1:AA:111:G:O4'	2.12	0.49
1:AA:600:A:H2'	1:AA:601:G:C8	2.48	0.49

Continued on next page...

Continued from previous page...

Atom-1	Atom-2	Interatomic distance (Å)	Clash overlap (Å)
1:AA:685:G:O2'	1:AA:686:U:H5'	2.12	0.49
1:AA:90:C:H2'	1:AA:91:U:C6	2.46	0.49
20:AB:107:ARG:HA	20:AB:110:ILE:CD1	2.42	0.49
2:AC:71:ARG:O	2:AC:74:ILE:HG22	2.11	0.49
6:AG:125:ASP:HB3	6:AG:130:LYS:CB	2.27	0.49
7:AH:10:LEU:HA	7:AH:74:ILE:HD11	1.95	0.49
12:AM:10:ASP:HA	12:AM:44:ILE:CD1	2.41	0.49
12:AM:78:ARG:HH12	18:AS:64:GLU:HG2	1.76	0.49
18:AS:12:LEU:O	18:AS:15:LEU:HB3	2.13	0.49
48:B1:33:LEU:N	48:B1:52:LYS:HB3	2.27	0.49
49:B2:25:LYS:HE3	49:B2:25:LYS:N	2.28	0.49
23:BB:1009:A:O2'	38:BQ:61:ILE:HD11	2.13	0.49
23:BB:1019:U:H2'	23:BB:1020:A:C8	2.47	0.49
23:BB:1230:A:H2'	23:BB:1231:U:H6	1.77	0.49
23:BB:1751:U:H2'	23:BB:1752:C:C6	2.47	0.49
23:BB:1917:U:H2'	23:BB:1918:A:H5'	1.93	0.49
23:BB:19:A:H2'	23:BB:20:C:H6	1.78	0.49
23:BB:2196:C:O2'	23:BB:2197:U:H5'	2.12	0.49
23:BB:2322:A:N6	23:BB:2333:A:H62	2.10	0.49
23:BB:2465:C:O2'	23:BB:2466:C:H5'	2.11	0.49
23:BB:2484:G:H4'	34:BM:45:GLN:OE1	2.12	0.49
23:BB:2712:C:H2'	23:BB:2714:G:O3'	2.12	0.49
23:BB:2888:C:H2'	23:BB:2889:C:H6	1.76	0.49
23:BB:323:C:H6	27:BE:164:LEU:HB3	1.77	0.49
23:BB:716:A:H2'	23:BB:717:C:O4'	2.11	0.49
23:BB:811:U:OP2	33:BL:31:GLY:HA2	2.13	0.49
23:BB:817:C:O2'	23:BB:839:U:H5''	2.12	0.49
23:BB:922:C:H2'	23:BB:923:G:H8	1.77	0.49
25:BC:131:MET:O	25:BC:134:ILE:HB	2.13	0.49
25:BC:172:THR:O	25:BC:173:LEU:CB	2.60	0.49
26:BD:148:GLN:HB2	26:BD:151:THR:HG23	1.95	0.49
26:BD:170:VAL:HG22	26:BD:171:THR:N	2.27	0.49
26:BD:62:LYS:N	26:BD:62:LYS:HE3	2.27	0.49
26:BD:34:VAL:CG2	26:BD:93:GLY:HA3	2.42	0.49
28:BF:65:LEU:HD23	28:BF:87:LYS:HD2	1.94	0.49
30:BH:51:ARG:O	30:BH:54:LEU:HB2	2.12	0.49
33:BL:117:THR:OG1	33:BL:118:THR:N	2.45	0.49
33:BL:79:LEU:HD12	33:BL:79:LEU:N	2.27	0.49
34:BM:65:ILE:HG22	34:BM:101:VAL:HG12	1.94	0.49
38:BQ:92:LYS:O	38:BQ:94:LEU:HD22	2.11	0.49
1:CA:1244:G:H2'	1:CA:1245:C:H6	1.77	0.49

Continued on next page...

Continued from previous page...

Atom-1	Atom-2	Interatomic distance (Å)	Clash overlap (Å)
1:CA:272:C:H2'	1:CA:273:U:C6	2.47	0.49
20:CB:111:LYS:O	20:CB:114:LYS:HB3	2.11	0.49
20:CB:55:GLU:HG3	20:CB:197:PHE:HZ	1.77	0.49
2:CC:2:GLN:HE21	2:CC:2:GLN:N	2.10	0.49
3:CD:89:LEU:HA	3:CD:92:LEU:HB2	1.93	0.49
6:CG:108:ARG:HA	6:CG:118:ARG:HE	1.77	0.49
13:CN:16:ALA:O	13:CN:20:PHE:N	2.46	0.49
15:CP:57:ILE:C	15:CP:57:ILE:HD13	2.33	0.49
15:CP:54:LEU:HA	15:CP:57:ILE:CG2	2.42	0.49
16:CQ:18:LYS:HA	16:CQ:47:ASP:O	2.13	0.49
18:CS:15:LEU:HA	18:CS:18:VAL:CG1	2.37	0.49
21:CU:3:ILE:HB	21:CU:18:PHE:CD2	2.48	0.49
23:DB:1313:U:H4'	23:DB:1332:G:H4'	1.94	0.49
23:DB:1661:G:O2'	23:DB:1662:U:H5'	2.13	0.49
23:DB:1857:G:HO2'	23:DB:1858:A:H8	1.57	0.49
23:DB:643:A:H61	23:DB:2370:G:H1'	1.77	0.49
23:DB:288:U:H2'	23:DB:289:G:H8	1.77	0.49
23:DB:483:A:H2'	23:DB:484:C:C5'	2.42	0.49
23:DB:609:A:H2'	23:DB:610:C:O4'	2.13	0.49
23:DB:679:C:O2'	23:DB:680:C:H5'	2.12	0.49
23:DB:737:C:O2'	23:DB:738:G:H5'	2.11	0.49
26:DD:59:ARG:HE	26:DD:63:PRO:CB	2.25	0.49
27:DE:116:ASP:O	27:DE:117:ARG:HD2	2.13	0.49
31:DJ:120:ARG:N	31:DJ:121:LYS:HZ2	2.10	0.49
31:DJ:47:HIS:O	31:DJ:47:HIS:ND1	2.46	0.49
33:DL:118:THR:HG23	33:DL:137:ALA:O	2.12	0.49
34:DM:50:ARG:NE	34:DM:53:MET:HE2	2.27	0.49
43:DW:45:HIS:HB2	43:DW:66:VAL:HG11	1.93	0.49
46:DZ:54:GLY:O	46:DZ:57:VAL:HB	2.12	0.49
46:DZ:1:MET:HA	46:DZ:9:TYR:CD1	2.46	0.49
1:AA:1432:G:OP1	37:BP:105:LYS:HB2	2.12	0.49
1:AA:909:A:H2'	1:AA:910:C:O4'	2.11	0.49
2:AC:115:VAL:CG1	2:AC:137:VAL:HG13	2.43	0.49
47:B0:28:SER:O	47:B0:32:THR:HG22	2.11	0.49
23:BB:1113:U:H5''	29:BG:2:ARG:H	1.76	0.49
23:BB:1188:U:H4'	39:BR:83:TYR:CB	2.42	0.49
23:BB:1424:G:H2'	23:BB:1425:G:O4'	2.13	0.49
23:BB:1629:U:O2	23:BB:2698:U:H5''	2.13	0.49
23:BB:15:G:H2'	23:BB:16:C:H6	1.76	0.49
23:BB:1722:A:H2'	23:BB:1723:G:C8	2.47	0.49
23:BB:1791:A:H5'	25:BC:207:ALA:HA	1.93	0.49

Continued on next page...

Continued from previous page...

Atom-1	Atom-2	Interatomic distance (Å)	Clash overlap (Å)
23:BB:1993:U:H4'	26:BD:134:HIS:CE1	2.41	0.49
23:BB:235:U:H2'	23:BB:236:C:C6	2.47	0.49
23:BB:2776:A:H4'	23:BB:2777:G:C5'	2.42	0.49
23:BB:962:G:N2	34:BM:81:ARG:HH21	2.11	0.49
26:BD:38:LYS:N	26:BD:38:LYS:HD3	2.27	0.49
27:BE:170:ARG:HH21	27:BE:175:ILE:CD1	2.24	0.49
28:BF:109:ARG:HG2	28:BF:136:ILE:HG13	1.95	0.49
28:BF:16:MET:HE3	28:BF:21:TYR:HD1	1.77	0.49
30:BH:147:VAL:HG12	30:BH:148:ALA:H	1.77	0.49
30:BH:89:LYS:HZ1	30:BH:90:LEU:HB2	1.76	0.49
34:BM:74:THR:HA	34:BM:87:GLY:O	2.12	0.49
37:BP:109:ILE:O	37:BP:110:LYS:C	2.49	0.49
23:BB:446:G:OP2	38:BQ:2:ARG:HD2	2.12	0.49
42:BU:38:ILE:O	42:BU:39:ASN:HB2	2.12	0.49
23:BB:95:A:H4'	44:BX:40:SER:CB	2.40	0.49
45:BY:6:ILE:HD13	45:BY:6:ILE:N	2.28	0.49
1:CA:1435:G:H2'	1:CA:1436:U:C6	2.48	0.49
1:CA:235:C:H2'	1:CA:236:A:C8	2.47	0.49
1:CA:265:G:H2'	1:CA:267:C:H5	1.77	0.49
1:CA:764:C:H3'	1:CA:765:G:N2	2.24	0.49
1:CA:89:U:O2'	1:CA:90:C:H5'	2.13	0.49
20:CB:150:ILE:O	20:CB:150:ILE:HG12	2.13	0.49
2:CC:56:ILE:N	2:CC:56:ILE:HD12	2.28	0.49
4:CE:15:ILE:HG22	4:CE:16:ALA:N	2.27	0.49
8:CI:115:VAL:HG22	8:CI:116:GLY:H	1.78	0.49
8:CI:42:THR:O	8:CI:45:MET:HG2	2.12	0.49
10:CK:31:VAL:HG21	10:CK:66:ALA:CA	2.42	0.49
12:CM:64:VAL:HB	12:CM:65:GLU:OE2	2.13	0.49
16:CQ:17:GLU:C	16:CQ:19:SER:H	2.15	0.49
16:CQ:60:ILE:HD13	16:CQ:60:ILE:H	1.77	0.49
18:CS:27:LYS:HB3	18:CS:27:LYS:NZ	2.23	0.49
18:CS:62:THR:HG22	18:CS:65:MET:CE	2.42	0.49
19:CT:34:VAL:HG11	19:CT:78:LEU:HD13	1.93	0.49
23:DB:1057:A:C8	23:DB:1086:A:C8	3.00	0.49
23:DB:1359:A:H2'	23:DB:1360:G:O4'	2.13	0.49
23:DB:1360:G:H2'	23:DB:1361:G:H5'	1.94	0.49
23:DB:1477:A:H2'	23:DB:1478:G:O4'	2.13	0.49
23:DB:1564:C:O2'	23:DB:1565:C:H5'	2.12	0.49
23:DB:160:A:H2'	23:DB:161:A:C8	2.48	0.49
23:DB:1682:G:H2'	23:DB:1683:U:C6	2.47	0.49
23:DB:2455:G:H2'	23:DB:2456:C:C6	2.47	0.49

Continued on next page...

Continued from previous page...

Atom-1	Atom-2	Interatomic distance (Å)	Clash overlap (Å)
23:DB:2732:G:H3'	23:DB:2733:A:H5'	1.94	0.49
23:DB:765:C:H2'	23:DB:766:U:H6	1.77	0.49
23:DB:853:C:H2'	23:DB:854:C:H6	1.78	0.49
25:DC:205:GLY:O	25:DC:206:LYS:HG2	2.12	0.49
26:DD:81:GLU:O	26:DD:82:PHE:HB2	2.13	0.49
27:DE:176:ASP:OD1	27:DE:177:PRO:HD2	2.12	0.49
28:DF:110:ILE:HG22	28:DF:111:ARG:N	2.27	0.49
29:DG:29:ASN:HB2	29:DG:78:VAL:HA	1.93	0.49
52:DI:121:ILE:CD1	52:DI:121:ILE:H	2.25	0.49
31:DJ:102:GLU:O	31:DJ:105:VAL:HG12	2.12	0.49
23:DB:2728:U:H5'	32:DK:70:ARG:NH2	2.27	0.49
33:DL:141:LYS:O	33:DL:142:ILE:HD13	2.11	0.49
35:DN:112:TYR:O	35:DN:113:ILE:HB	2.13	0.49
35:DN:73:ASN:HA	35:DN:76:VAL:CG1	2.42	0.49
37:DP:38:ARG:HD2	37:DP:39:LEU:N	2.27	0.49
40:DS:64:ALA:HA	40:DS:110:ARG:HE	1.77	0.49
43:DW:18:LYS:HE3	43:DW:20:LEU:HD23	1.95	0.49
43:DW:43:LYS:O	43:DW:44:PHE:CB	2.55	0.49
23:DB:372:G:N7	46:DZ:57:VAL:HG21	2.27	0.49
1:AA:1481:U:H2'	1:AA:1482:G:C8	2.47	0.49
1:AA:708:C:H2'	1:AA:709:U:C6	2.47	0.49
20:AB:22:TRP:CG	20:AB:23:ASN:N	2.81	0.49
2:AC:78:LYS:H	2:AC:81:GLU:CB	2.25	0.49
8:AI:18:VAL:HG21	8:AI:82:ILE:CG1	2.43	0.49
1:AA:1060:U:C5'	9:AJ:53:ILE:HG22	2.42	0.49
19:AT:68:LYS:HG3	19:AT:69:ASN:ND2	2.27	0.49
48:B1:15:GLY:HA3	48:B1:47:ILE:HD12	1.95	0.49
50:B3:12:ARG:HG2	50:B3:23:HIS:HB3	1.94	0.49
23:BB:1637:A:H2'	23:BB:1638:C:C6	2.47	0.49
23:BB:1710:G:H4'	23:BB:2858:C:O2	2.12	0.49
23:BB:2318:G:O2'	23:BB:2319:G:C2	2.65	0.49
23:BB:2634:A:H2'	23:BB:2635:A:C8	2.48	0.49
23:BB:2751:G:OP2	29:BG:3:VAL:HG22	2.12	0.49
23:BB:2848:G:C5	37:BP:96:LEU:HD23	2.48	0.49
23:BB:296:U:H2'	23:BB:297:G:C8	2.48	0.49
23:BB:511:U:O5'	23:BB:511:U:H6	1.95	0.49
26:BD:200:ASP:O	26:BD:201:LEU:HB2	2.13	0.49
30:BH:35:LYS:HD2	30:BH:35:LYS:H	1.76	0.49
32:BK:107:LEU:C	32:BK:109:SER:H	2.15	0.49
32:BK:11:ALA:HB3	32:BK:85:VAL:HG23	1.94	0.49
23:BB:831:G:O3'	33:BL:44:GLY:HA3	2.13	0.49

Continued on next page...

Continued from previous page...

Atom-1	Atom-2	Interatomic distance (Å)	Clash overlap (Å)
35:BN:101:GLY:H	35:BN:110:MET:HB2	1.78	0.49
38:BQ:16:ILE:HD11	38:BQ:31:TYR:CD1	2.47	0.49
38:BQ:13:HIS:O	38:BQ:17:LEU:HB2	2.13	0.49
42:BU:78:LYS:HB3	42:BU:96:LYS:CB	2.43	0.49
1:CA:1137:C:H1'	1:CA:1138:G:C2	2.47	0.49
1:CA:21:G:H2'	1:CA:22:G:C8	2.48	0.49
1:CA:301:G:H2'	1:CA:302:G:H8	1.76	0.49
1:CA:537:G:H2'	1:CA:538:G:C8	2.48	0.49
1:CA:807:A:H2'	1:CA:808:C:C6	2.48	0.49
2:CC:105:VAL:HG12	2:CC:108:PRO:HD3	1.93	0.49
3:CD:32:LYS:HG3	3:CD:32:LYS:O	2.13	0.49
1:CA:8:A:H1'	4:CE:107:GLY:HA2	1.94	0.49
5:CF:18:VAL:O	5:CF:22:ILE:HG13	2.12	0.49
1:CA:1308:U:P	12:CM:97:ARG:HD3	2.53	0.49
1:CA:625:U:H4'	15:CP:16:PHE:CE2	2.47	0.49
22:DA:63:C:H2'	22:DA:64:G:C8	2.48	0.49
23:DB:973:A:H1'	23:DB:1188:U:C6	2.47	0.49
23:DB:1531:C:H2'	23:DB:1532:A:H8	1.78	0.49
23:DB:2364:C:H2'	23:DB:2365:G:O4'	2.12	0.49
23:DB:2776:A:H4'	23:DB:2777:G:O5'	2.13	0.49
23:DB:533:G:N3	38:DQ:40:LYS:HG2	2.27	0.49
25:DC:229:HIS:CE1	25:DC:231:HIS:HE2	2.31	0.49
26:DD:139:SER:O	26:DD:141:ARG:N	2.46	0.49
26:DD:96:ILE:HG22	26:DD:97:SER:N	2.27	0.49
27:DE:85:PHE:O	27:DE:86:ALA:HB2	2.13	0.49
28:DF:98:PHE:CB	28:DF:101:ARG:HE	2.26	0.49
28:DF:133:GLU:O	28:DF:134:GLN:HB2	2.13	0.49
31:DJ:38:GLY:O	31:DJ:41:LYS:HD3	2.13	0.49
34:DM:71:LYS:NZ	34:DM:91:TYR:HB3	2.28	0.49
26:DD:116:LYS:O	35:DN:2:ARG:HB3	2.12	0.49
38:DQ:109:VAL:O	38:DQ:113:LYS:HB2	2.12	0.49
38:DQ:29:ARG:CA	38:DQ:29:ARG:HH11	2.25	0.49
38:DQ:4:LYS:O	38:DQ:5:ARG:C	2.50	0.49
39:DR:4:VAL:HG11	39:DR:46:GLU:OE2	2.12	0.49
41:DT:92:ASN:O	41:DT:93:LEU:HD12	2.11	0.49
36:DO:18:LEU:HD22	43:DW:76:ARG:NH2	2.27	0.49
45:DY:15:ARG:HD2	45:DY:53:MET:SD	2.53	0.49
1:AA:1271:A:H2'	1:AA:1272:G:H8	1.78	0.49
1:AA:1409:C:N4	1:AA:1491:G:N1	2.54	0.49
1:AA:327:A:H1'	1:AA:329:A:O4'	2.13	0.49
1:AA:556:C:O2'	1:AA:557:G:H5'	2.11	0.49

Continued on next page...

Continued from previous page...

Atom-1	Atom-2	Interatomic distance (Å)	Clash overlap (Å)
1:AA:957:U:H3	1:AA:960:U:H5''	1.77	0.49
20:AB:71:THR:CG2	20:AB:94:ARG:HH21	2.25	0.49
6:AG:72:VAL:HB	6:AG:144:ALA:CB	2.41	0.49
8:AI:4:GLN:NE2	8:AI:21:LYS:HE3	2.28	0.49
11:AL:35:ARG:O	11:AL:52:CYS:HB2	2.13	0.49
12:AM:22:TYR:HB3	12:AM:69:ARG:HH22	1.78	0.49
21:AU:29:ALA:HA	21:AU:32:ARG:HB2	1.94	0.49
23:BB:1351:C:O2'	23:BB:1571:A:H1'	2.12	0.49
23:BB:1652:A:H62	35:BN:11:ASN:HD21	1.61	0.49
23:BB:1684:G:H2'	23:BB:1685:C:C6	2.48	0.49
23:BB:2334:U:OP2	36:BO:7:ARG:HA	2.13	0.49
23:BB:2684:U:OP1	37:BP:59:THR:HG22	2.12	0.49
23:BB:2757:A:N3	23:BB:2757:A:H2'	2.26	0.49
23:BB:565:C:O2'	23:BB:566:U:H5'	2.13	0.49
26:BD:113:SER:O	26:BD:167:ASN:HA	2.13	0.49
26:BD:125:TRP:O	26:BD:126:ASN:HB2	2.12	0.49
26:BD:68:PHE:O	26:BD:70:LYS:N	2.40	0.49
30:BH:47:PHE:HE1	30:BH:51:ARG:CZ	2.25	0.49
31:BJ:120:ARG:O	31:BJ:122:LEU:N	2.37	0.49
34:BM:29:GLY:HA3	34:BM:104:GLU:OE2	2.12	0.49
36:BO:41:ALA:CB	36:BO:45:SER:HB3	2.43	0.49
22:BA:50:A:H5''	36:BO:68:LYS:HG3	1.94	0.49
37:BP:62:LYS:HG2	37:BP:74:GLN:OE1	2.13	0.49
39:BR:85:LYS:C	39:BR:87:GLN:N	2.66	0.49
1:CA:1082:A:H2'	1:CA:1083:U:O4'	2.12	0.49
1:CA:1451:U:H5''	1:CA:1452:C:OP2	2.12	0.49
1:CA:49:U:O2'	1:CA:50:A:H2'	2.13	0.49
1:CA:613:C:H2'	1:CA:614:C:C6	2.48	0.49
20:CB:86:CYS:HB3	20:CB:88:GLN:CD	2.32	0.49
3:CD:141:VAL:HG12	3:CD:180:THR:CA	2.41	0.49
5:CF:68:GLN:HA	5:CF:71:ILE:HG22	1.94	0.49
11:CL:65:TYR:HB3	11:CL:95:HIS:CD2	2.47	0.49
12:CM:37:GLY:O	12:CM:38:ILE:HD13	2.12	0.49
13:CN:42:ASN:HA	13:CN:45:LEU:HD12	1.95	0.49
16:CQ:19:SER:O	16:CQ:20:ILE:HD12	2.13	0.49
19:CT:38:ILE:HD13	19:CT:85:LEU:HD23	1.95	0.49
23:DB:1722:A:H61	23:DB:1738:G:H1'	1.77	0.49
23:DB:2207:C:H2'	23:DB:2208:C:C6	2.46	0.49
23:DB:2256:G:H2'	23:DB:2257:U:H6	1.77	0.49
23:DB:2586:U:H2'	23:DB:2587:A:C8	2.47	0.49
23:DB:581:C:H2'	23:DB:582:A:H8	1.77	0.49

Continued on next page...

Continued from previous page...

Atom-1	Atom-2	Interatomic distance (Å)	Clash overlap (Å)
23:DB:582:A:H2'	23:DB:583:G:C8	2.48	0.49
23:DB:921:C:H2'	23:DB:922:C:C6	2.47	0.49
23:DB:969:G:OP1	45:DY:17:PRO:HG3	2.13	0.49
25:DC:104:LEU:HD13	25:DC:156:SER:HB3	1.94	0.49
26:DD:157:LYS:HZ2	31:DJ:80:HIS:HA	1.77	0.49
27:DE:153:LEU:HG	27:DE:173:THR:HB	1.94	0.49
52:DI:19:PRO:HB2	52:DI:22:PRO:HD2	1.93	0.49
52:DI:37:PHE:CZ	52:DI:58:ILE:HD11	2.47	0.49
23:DB:2293:G:OP1	36:DO:13:ARG:NH2	2.46	0.49
37:DP:25:VAL:O	37:DP:47:ILE:HB	2.13	0.49
37:DP:70:GLU:CD	37:DP:71:ARG:HE	2.14	0.49
33:DL:33:ARG:HB3	39:DR:85:LYS:HZ3	1.78	0.49
45:DY:2:LYS:CE	45:DY:27:GLY:H	2.25	0.49
45:DY:30:ARG:N	45:DY:30:ARG:HD2	2.28	0.49
1:AA:1086:U:H4'	1:AA:1389:C:H5''	1.94	0.49
1:AA:1130:A:O2'	1:AA:1131:G:H5'	2.13	0.49
1:AA:1137:C:O2'	1:AA:1138:G:H5''	2.12	0.49
1:AA:1281:C:H5'	1:AA:1282:C:C5	2.48	0.49
1:AA:157:U:O2'	1:AA:158:G:H5'	2.13	0.49
1:AA:252:U:H2'	1:AA:253:A:C8	2.48	0.49
1:AA:900:A:H2'	1:AA:901:A:C8	2.47	0.49
20:AB:162:VAL:HG13	20:AB:184:ALA:CB	2.39	0.49
20:AB:76:SER:HA	20:AB:92:ASN:HB2	1.94	0.49
2:AC:85:LYS:O	2:AC:89:VAL:HG23	2.13	0.49
3:AD:17:ASP:HB2	3:AD:27:ILE:HG23	1.94	0.49
3:AD:29:THR:O	3:AD:30:LYS:HB2	2.13	0.49
3:AD:7:LYS:HG3	3:AD:20:LEU:HB2	1.94	0.49
8:AI:34:LEU:HD11	8:AI:47:VAL:CG2	2.36	0.49
8:AI:87:MET:SD	8:AI:94:ARG:HG3	2.53	0.49
18:AS:51:HIS:HA	18:AS:55:GLN:O	2.13	0.49
23:BB:2285:C:OP1	48:B1:26:LYS:HE3	2.12	0.49
49:B2:35:ARG:NH1	49:B2:39:ARG:HA	2.28	0.49
22:BA:74:U:H2'	22:BA:75:G:O4'	2.13	0.49
23:BB:1018:U:O2'	23:BB:1019:U:H5'	2.13	0.49
23:BB:1190:G:P	33:BL:41:ARG:HG2	2.52	0.49
23:BB:125:A:H4'	49:B2:13:ASN:OD1	2.13	0.49
23:BB:1269:A:H2'	23:BB:1270:C:C6	2.48	0.49
23:BB:211:C:O2'	23:BB:212:G:H5'	2.13	0.49
23:BB:327:G:H2'	23:BB:328:U:C6	2.47	0.49
23:BB:679:C:O2'	23:BB:680:C:H5'	2.13	0.49
23:BB:877:A:C2	23:BB:900:A:N7	2.80	0.49

Continued on next page...

Continued from previous page...

Atom-1	Atom-2	Interatomic distance (Å)	Clash overlap (Å)
23:BB:1818:U:H5''	25:BC:155:ARG:HG2	1.95	0.49
25:BC:141:HIS:N	25:BC:193:GLU:OE2	2.46	0.49
25:BC:266:ILE:HG13	25:BC:266:ILE:O	2.13	0.49
26:BD:118:PHE:HA	26:BD:164:GLN:HG3	1.93	0.49
26:BD:61:THR:H	26:BD:62:LYS:HE3	1.77	0.49
29:BG:85:LYS:HB2	29:BG:164:ALA:HB2	1.94	0.49
52:BI:75:ALA:CB	52:BI:131:THR:HG21	2.43	0.49
52:BI:49:GLU:HG2	52:BI:54:ILE:HD11	1.94	0.49
23:BB:1076:C:H4'	52:BI:94:LYS:CE	2.43	0.49
34:BM:42:THR:HA	34:BM:92:TRP:HD1	1.73	0.49
39:BR:58:VAL:HG22	39:BR:59:ILE:N	2.28	0.49
23:BB:141:G:N2	41:BT:2:ILE:HG13	2.27	0.49
46:BZ:49:ARG:O	46:BZ:51:VAL:HG23	2.13	0.49
1:CA:1001:C:H2'	1:CA:1002:G:H8	1.76	0.49
1:CA:1229:A:H2'	1:CA:1230:C:H6	1.78	0.49
1:CA:769:G:H4'	1:CA:1513:A:H4'	1.95	0.49
1:CA:409:U:OP2	3:CD:21:LYS:HE2	2.12	0.49
1:CA:577:G:O2'	1:CA:578:C:H5'	2.13	0.49
1:CA:708:C:H2'	1:CA:709:U:H6	1.78	0.49
1:CA:959:A:C6	1:CA:1222:G:H4'	2.48	0.49
20:CB:172:ILE:HD13	20:CB:182:VAL:HG11	1.94	0.49
20:CB:209:VAL:C	20:CB:213:LEU:HD12	2.33	0.49
1:CA:1373:G:H4'	6:CG:30:MET:HE3	1.93	0.49
16:CQ:83:LEU:HD22	16:CQ:83:LEU:N	2.28	0.49
17:CR:33:THR:CG2	17:CR:37:LYS:HG2	2.43	0.49
18:CS:43:MET:O	18:CS:46:LEU:HB2	2.12	0.49
21:CU:16:ARG:O	21:CU:18:PHE:N	2.46	0.49
23:DB:1060:U:H5	52:DI:131:THR:CG2	2.19	0.49
23:DB:1081:U:C5'	52:DI:126:ARG:NH1	2.54	0.49
23:DB:1878:G:H2'	23:DB:1879:C:H6	1.76	0.49
23:DB:2518:A:N3	23:DB:2518:A:H2'	2.27	0.49
23:DB:2752:C:H2'	23:DB:2753:A:O4'	2.13	0.49
23:DB:2758:A:C2'	23:DB:2759:G:H5'	2.43	0.49
23:DB:2776:A:H4'	23:DB:2777:G:C5'	2.43	0.49
23:DB:2834:G:H1'	23:DB:2883:A:H61	1.76	0.49
23:DB:335:C:O2'	23:DB:336:C:H5'	2.13	0.49
23:DB:383:C:H41	23:DB:385:C:H2'	1.76	0.49
23:DB:526:A:N6	23:DB:2626:C:C4'	2.75	0.49
23:DB:572:A:H5''	23:DB:573:U:OP2	2.13	0.49
23:DB:898:C:C2'	23:DB:899:A:H5''	2.43	0.49
25:DC:222:THR:HG21	25:DC:238:ASN:ND2	2.27	0.49

Continued on next page...

Continued from previous page...

Atom-1	Atom-2	Interatomic distance (Å)	Clash overlap (Å)
25:DC:30:ALA:N	25:DC:31:PRO:HD3	2.27	0.49
26:DD:117:GLY:O	26:DD:164:GLN:HA	2.13	0.49
27:DE:187:VAL:HG23	27:DE:188:MET:N	2.28	0.49
23:DB:2748:A:H1'	29:DG:66:THR:OG1	2.13	0.49
30:DH:94:ILE:CG2	30:DH:122:LEU:HG	2.39	0.49
30:DH:37:VAL:HG12	30:DH:38:PRO:N	2.28	0.49
31:DJ:15:TRP:HB2	31:DJ:139:VAL:CA	2.27	0.49
31:DJ:99:ARG:O	31:DJ:103:ILE:HG12	2.12	0.49
23:DB:2360:G:O2'	33:DL:61:LEU:HD21	2.12	0.49
33:DL:91:ASP:O	33:DL:93:ASN:N	2.46	0.49
34:DM:40:ARG:HH11	34:DM:40:ARG:HG3	1.77	0.49
38:DQ:36:GLN:O	38:DQ:39:ILE:HG23	2.13	0.49
40:DS:7:HIS:NE2	40:DS:46:LEU:HD13	2.28	0.49
42:DU:34:ILE:HG21	42:DU:61:GLU:HA	1.94	0.49
23:DB:95:A:O2'	44:DX:43:LEU:HD23	2.12	0.49
1:AA:1142:G:H3'	1:AA:1143:G:H8	1.76	0.49
1:AA:1234:C:H2'	1:AA:1235:U:C6	2.48	0.49
1:AA:220:G:O2'	1:AA:221:C:H5'	2.12	0.49
1:AA:537:G:H2'	1:AA:538:G:H8	1.78	0.49
1:AA:79:G:H2'	1:AA:80:A:O4'	2.13	0.49
1:AA:806:C:H2'	1:AA:807:A:C8	2.48	0.49
1:AA:915:A:H2'	1:AA:916:U:H5'	1.94	0.49
20:AB:195:VAL:HG12	20:AB:197:PHE:H	1.78	0.49
4:AE:111:ARG:O	4:AE:115:GLU:HG3	2.13	0.49
5:AF:88:MET:CE	5:AF:90:MET:HG3	2.43	0.49
6:AG:16:LYS:HD3	6:AG:16:LYS:C	2.34	0.49
7:AH:24:VAL:CG1	7:AH:60:LEU:HB2	2.43	0.49
8:AI:53:LEU:O	8:AI:53:LEU:HD13	2.12	0.49
16:AQ:10:ARG:CA	16:AQ:10:ARG:NE	2.76	0.49
16:AQ:10:ARG:NH2	16:AQ:11:VAL:HG23	2.27	0.49
48:B1:34:GLU:OE1	48:B1:36:LYS:HE2	2.13	0.49
49:B2:34:ARG:HE	49:B2:42:LEU:CD1	2.23	0.49
23:BB:1714:U:H3'	23:BB:1715:G:H5'	1.95	0.49
23:BB:1719:G:O2'	23:BB:1720:U:H5'	2.13	0.49
23:BB:1919:A:H2'	23:BB:1920:C:H5'	1.95	0.49
23:BB:2047:C:OP1	47:B0:15:ARG:HD2	2.13	0.49
23:BB:2398:U:H2'	23:BB:2399:G:C8	2.48	0.49
23:BB:2518:A:H2'	23:BB:2518:A:N3	2.28	0.49
23:BB:712:G:H2'	23:BB:713:G:O4'	2.12	0.49
23:BB:918:A:H2'	23:BB:919:U:H5'	1.95	0.49
28:BF:103:ILE:HG13	28:BF:104:THR:H	1.77	0.49

Continued on next page...

Continued from previous page...

Atom-1	Atom-2	Interatomic distance (Å)	Clash overlap (Å)
30:BH:30:LEU:HD13	30:BH:35:LYS:HD3	1.95	0.49
33:BL:77:ILE:HG22	33:BL:78:ARG:NH2	2.28	0.49
34:BM:130:PHE:CD2	34:BM:131:VAL:HG22	2.47	0.49
34:BM:22:GLN:HG2	34:BM:23:GLY:N	2.28	0.49
35:BN:38:LEU:N	35:BN:39:PRO:CD	2.75	0.49
36:BO:8:ILE:HG23	36:BO:9:ARG:N	2.26	0.49
37:BP:85:VAL:O	37:BP:87:ARG:NH1	2.46	0.49
37:BP:91:VAL:HB	37:BP:113:LEU:HB2	1.93	0.49
38:BQ:92:LYS:CG	38:BQ:93:ILE:N	2.75	0.49
41:BT:58:VAL:HA	41:BT:85:VAL:HA	1.95	0.49
43:BW:44:PHE:HB3	43:BW:76:ARG:HG2	1.95	0.49
45:BY:16:LEU:CB	45:BY:17:PRO:HD3	2.26	0.49
1:CA:1121:U:H2'	1:CA:1122:U:C6	2.47	0.49
1:CA:1142:G:H2'	1:CA:1143:G:H8	1.78	0.49
1:CA:1229:A:H2'	1:CA:1230:C:C6	2.48	0.49
1:CA:1481:U:H2'	1:CA:1482:G:C8	2.47	0.49
1:CA:208:U:C2'	1:CA:209:U:H5''	2.42	0.49
1:CA:782:A:H2'	1:CA:783:C:O4'	2.12	0.49
1:CA:985:C:H2'	1:CA:986:U:H6	1.76	0.49
2:CC:154:GLY:HA2	2:CC:163:ARG:HG2	1.94	0.49
2:CC:8:GLY:O	2:CC:11:LEU:HG	2.13	0.49
4:CE:43:GLY:O	4:CE:72:ASN:HA	2.13	0.49
5:CF:51:ILE:CD1	5:CF:86:ARG:HG3	2.43	0.49
6:CG:61:PHE:O	6:CG:62:GLU:C	2.49	0.49
1:CA:500:G:H5''	11:CL:120:ARG:HH21	1.76	0.49
12:CM:79:LEU:HA	12:CM:82:LEU:CG	2.40	0.49
13:CN:40:ARG:HH11	13:CN:40:ARG:HG3	1.78	0.49
18:CS:62:THR:HG22	18:CS:65:MET:HE2	1.95	0.49
48:D1:49:LYS:NZ	48:D1:50:GLU:N	2.61	0.49
50:D3:51:LYS:HA	50:D3:51:LYS:HZ2	1.78	0.49
23:DB:1791:A:H5''	25:DC:211:ARG:HE	1.77	0.49
23:DB:1909:C:H2'	23:DB:1910:G:H8	1.76	0.49
23:DB:208:C:H2'	23:DB:209:C:H6	1.78	0.49
23:DB:2241:A:H2'	23:DB:2242:G:C8	2.48	0.49
23:DB:1983:G:H4'	23:DB:2606:C:H4'	1.95	0.49
23:DB:968:C:H2'	23:DB:969:G:H8	1.77	0.49
26:DD:156:PHE:CA	31:DJ:81:ILE:HG21	2.43	0.49
26:DD:29:VAL:HG22	26:DD:30:GLU:N	2.21	0.49
26:DD:32:ASN:O	26:DD:34:VAL:HG13	2.13	0.49
28:DF:41:GLU:O	28:DF:45:ASP:OD2	2.31	0.49
28:DF:71:LYS:HE2	28:DF:72:SER:O	2.13	0.49

Continued on next page...

Continued from previous page...

Atom-1	Atom-2	Interatomic distance (Å)	Clash overlap (Å)
29:DG:10:VAL:HG12	29:DG:10:VAL:O	2.13	0.49
30:DH:104:THR:HA	30:DH:108:VAL:H	1.77	0.49
30:DH:81:ALA:HA	30:DH:147:VAL:O	2.13	0.49
31:DJ:4:PHE:CD1	31:DJ:5:THR:N	2.81	0.49
31:DJ:81:ILE:CG2	31:DJ:82:GLY:N	2.65	0.49
32:DK:9:ASN:O	32:DK:10:VAL:HG13	2.13	0.49
34:DM:54:THR:O	34:DM:57:VAL:N	2.44	0.49
34:DM:71:LYS:CE	34:DM:91:TYR:HB3	2.42	0.49
23:DB:1163:G:HO2'	39:DR:92:TRP:HH2	1.60	0.49
41:DT:12:ARG:HG2	41:DT:13:ALA:H	1.78	0.49
24:DV:30:ILE:HB	24:DV:38:LEU:HB3	1.94	0.49
1:AA:1018:G:H2'	1:AA:1019:A:C8	2.48	0.49
1:AA:1329:A:O2'	1:AA:1330:U:H5'	2.13	0.49
1:AA:1526:G:O2'	1:AA:1527:U:H5'	2.13	0.49
1:AA:265:G:H2'	1:AA:267:C:H5	1.78	0.49
1:AA:664:G:H5''	17:AR:52:ARG:NH2	2.27	0.49
1:AA:782:A:H2'	1:AA:783:C:O4'	2.13	0.49
20:AB:206:ILE:O	20:AB:209:VAL:HG23	2.13	0.49
20:AB:215:ALA:O	20:AB:218:ALA:HB3	2.13	0.49
4:AE:45:VAL:HG23	4:AE:71:ILE:CG2	2.43	0.49
5:AF:67:PRO:O	5:AF:70:VAL:HG22	2.13	0.49
8:AI:43:ALA:C	8:AI:45:MET:H	2.16	0.49
8:AI:56:MET:HA	8:AI:59:LYS:HB2	1.94	0.49
12:AM:89:ARG:HH11	12:AM:94:LEU:HD13	1.76	0.49
16:AQ:8:GLN:HB3	16:AQ:57:VAL:HG13	1.95	0.49
12:AM:84:CYS:HA	18:AS:72:GLU:O	2.13	0.49
22:BA:52:A:H3'	22:BA:53:A:C8	2.47	0.49
22:BA:82:U:O2'	22:BA:83:G:H5'	2.12	0.49
23:BB:1183:U:H2'	23:BB:1184:U:H6	1.78	0.49
23:BB:1430:G:H2'	23:BB:1431:A:C8	2.48	0.49
23:BB:2221:G:H2'	23:BB:2222:C:H6	1.78	0.49
23:BB:2649:C:H2'	23:BB:2650:U:H6	1.78	0.49
23:BB:299:A:N6	23:BB:322:A:H1'	2.28	0.49
23:BB:363:G:H2'	23:BB:364:C:H6	1.77	0.49
23:BB:41:C:H2'	23:BB:42:A:H8	1.76	0.49
23:BB:651:G:H4'	50:B3:17:GLY:HA3	1.93	0.49
23:BB:757:G:H2'	23:BB:758:C:H5'	1.95	0.49
23:BB:847:U:O4'	23:BB:847:U:O2	2.29	0.49
23:BB:923:G:O2'	23:BB:924:G:H5'	2.13	0.49
23:BB:991:C:H2'	23:BB:992:C:C6	2.48	0.49
25:BC:115:ILE:HA	25:BC:126:GLY:CA	2.42	0.49

Continued on next page...

Continued from previous page...

Atom-1	Atom-2	Interatomic distance (Å)	Clash overlap (Å)
25:BC:140:VAL:HG23	25:BC:141:HIS:N	2.28	0.49
25:BC:179:GLU:CG	25:BC:266:ILE:HG22	2.40	0.49
25:BC:4:LYS:HG3	25:BC:5:CYS:SG	2.52	0.49
27:BE:97:ASN:ND2	27:BE:97:ASN:N	2.61	0.49
28:BF:144:LYS:HG2	28:BF:144:LYS:O	2.13	0.49
28:BF:14:LYS:O	28:BF:18:GLU:HB3	2.13	0.49
29:BG:66:THR:O	29:BG:70:LEU:HB2	2.13	0.49
30:BH:121:VAL:HG21	30:BH:128:HIS:HE2	1.78	0.49
30:BH:29:PHE:H	30:BH:32:PRO:CG	2.25	0.49
31:BJ:15:TRP:HB3	31:BJ:53:TYR:CE2	2.48	0.49
31:BJ:7:LYS:HZ2	31:BJ:49:ASP:H	1.60	0.49
32:BK:36:GLY:HA2	32:BK:62:VAL:O	2.12	0.49
33:BL:124:GLY:O	33:BL:125:LEU:HB2	2.13	0.49
33:BL:63:LYS:HB2	50:B3:11:LYS:HZ1	1.76	0.49
33:BL:92:LEU:CG	33:BL:96:LYS:HZ3	2.25	0.49
34:BM:2:LEU:HB3	34:BM:4:PRO:HD2	1.94	0.49
34:BM:73:ILE:HD11	34:BM:92:TRP:N	2.28	0.49
34:BM:80:VAL:HG12	34:BM:81:ARG:N	2.27	0.49
35:BN:116:VAL:O	35:BN:117:ASP:HB2	2.13	0.49
37:BP:77:SER:CB	37:BP:78:PRO:HD3	2.42	0.49
40:BS:3:THR:HG23	40:BS:107:VAL:HG23	1.95	0.49
42:BU:44:HIS:ND1	42:BU:56:GLY:HA3	2.28	0.49
42:BU:96:LYS:HE2	42:BU:98:ASN:HB3	1.95	0.49
24:BV:17:SER:HB3	24:BV:21:ARG:HH12	1.78	0.49
24:BV:30:ILE:HD11	24:BV:63:ILE:HD12	1.94	0.49
45:BY:9:THR:HB	45:BY:53:MET:O	2.12	0.49
1:CA:1238:A:C2	1:CA:1241:G:N3	2.80	0.49
1:CA:1318:A:OP2	1:CA:1318:A:H8	1.95	0.49
1:CA:1426:G:H2'	1:CA:1427:C:C6	2.47	0.49
1:CA:174:A:O2'	1:CA:175:C:H5'	2.12	0.49
1:CA:232:G:H1'	1:CA:262:A:N1	2.28	0.49
2:CC:63:ILE:HG12	2:CC:65:VAL:HG23	1.94	0.49
4:CE:19:ARG:CG	4:CE:20:VAL:H	2.20	0.49
6:CG:4:ARG:HB2	6:CG:4:ARG:NH1	2.27	0.49
9:CJ:85:ASP:HB2	9:CJ:89:ARG:NH2	2.28	0.49
10:CK:110:THR:HB	21:CU:3:ILE:O	2.13	0.49
10:CK:34:THR:CG2	10:CK:38:GLY:HA2	2.43	0.49
14:CO:87:ARG:HE	14:CO:87:ARG:HA	1.77	0.49
15:CP:57:ILE:CD1	15:CP:75:ILE:HD11	2.43	0.49
18:CS:38:THR:HG22	18:CS:39:ILE:H	1.78	0.49
21:CU:34:ARG:HH21	21:CU:36:PHE:HA	1.77	0.49

Continued on next page...

Continued from previous page...

Atom-1	Atom-2	Interatomic distance (Å)	Clash overlap (Å)
23:DB:1424:G:H2'	23:DB:1425:G:O4'	2.13	0.49
23:DB:144:A:C2	41:DT:3:ARG:CZ	2.96	0.49
23:DB:1547:C:H2'	23:DB:1548:A:C8	2.47	0.49
23:DB:1549:A:H2'	23:DB:1550:C:C6	2.48	0.49
23:DB:1723:G:N7	23:DB:1737:G:N2	2.60	0.49
23:DB:2077:A:O2'	23:DB:2078:C:H5'	2.12	0.49
23:DB:2839:G:H2'	23:DB:2840:C:H6	1.76	0.49
25:DC:208:GLY:HA2	25:DC:212:TRP:HB3	1.95	0.49
25:DC:72:GLY:C	25:DC:73:ILE:HG13	2.33	0.49
26:DD:46:ARG:N	26:DD:82:PHE:HA	2.28	0.49
27:DE:146:VAL:HG11	27:DE:184:ASP:OD1	2.13	0.49
28:DF:28:PRO:HB2	28:DF:168:LEU:CD1	2.41	0.49
52:DI:72:THR:HG23	52:DI:112:LYS:NZ	2.28	0.49
31:DJ:80:HIS:O	31:DJ:81:ILE:C	2.51	0.49
32:DK:105:ARG:O	32:DK:108:ARG:HB3	2.12	0.49
34:DM:90:GLU:CG	34:DM:91:TYR:N	2.76	0.49
36:DO:105:ALA:HA	36:DO:108:ASP:OD1	2.13	0.49
36:DO:25:ARG:HE	36:DO:94:ARG:NH1	2.11	0.49
23:DB:136:G:C2	41:DT:3:ARG:CZ	2.96	0.49
43:DW:56:HIS:CD2	43:DW:58:LEU:H	2.30	0.49
44:DX:17:GLU:H	44:DX:17:GLU:CD	2.15	0.49
46:DZ:27:THR:OG1	46:DZ:28:VAL:N	2.46	0.49
1:AA:1060:U:H4'	9:AJ:54:SER:HB2	1.95	0.48
1:AA:1178:G:H2'	1:AA:1180:A:OP2	2.13	0.48
1:AA:1464:U:H2'	1:AA:1465:A:C8	2.48	0.48
1:AA:5:U:H1'	1:AA:6:G:C2	2.48	0.48
20:AB:113:LEU:C	20:AB:113:LEU:HD23	2.33	0.48
20:AB:31:PHE:HA	20:AB:41:ASN:HB2	1.94	0.48
4:AE:81:GLN:HE21	4:AE:147:ASN:C	2.17	0.48
5:AF:37:HIS:HE1	5:AF:65:GLU:HB2	1.73	0.48
6:AG:131:GLY:O	6:AG:134:VAL:HG12	2.13	0.48
6:AG:137:ARG:HG2	6:AG:141:HIS:CE1	2.48	0.48
8:AI:51:LEU:CD1	8:AI:82:ILE:HG21	2.42	0.48
8:AI:64:ILE:HG22	8:AI:65:THR:N	2.28	0.48
9:AJ:48:ARG:HA	9:AJ:66:GLU:HA	1.95	0.48
10:AK:15:VAL:HG11	10:AK:35:ASP:HB2	1.94	0.48
10:AK:52:ARG:O	10:AK:54:SER:N	2.46	0.48
10:AK:82:GLU:HG3	10:AK:107:THR:OG1	2.13	0.48
11:AL:35:ARG:HG3	11:AL:36:VAL:N	2.26	0.48
11:AL:58:ASN:HD22	11:AL:58:ASN:N	2.11	0.48
13:AN:59:GLN:NE2	13:AN:59:GLN:N	2.61	0.48

Continued on next page...

Continued from previous page...

Atom-1	Atom-2	Interatomic distance (Å)	Clash overlap (Å)
19:AT:60:GLN:N	19:AT:60:GLN:CD	2.67	0.48
33:BL:64:PHE:H	50:B3:24:LYS:HD2	1.78	0.48
22:BA:64:G:O2'	22:BA:65:U:H5'	2.11	0.48
23:BB:1133:A:H4'	23:BB:1134:A:H5''	1.95	0.48
23:BB:1309:G:H4'	49:B2:7:PRO:CG	2.43	0.48
23:BB:1666:G:C2'	23:BB:1667:G:H5'	2.43	0.48
23:BB:1666:G:O2'	23:BB:1667:G:H5'	2.12	0.48
23:BB:1723:G:N7	23:BB:1737:G:N2	2.61	0.48
23:BB:208:C:H2'	23:BB:209:C:H6	1.78	0.48
23:BB:2657:A:H2'	23:BB:2658:C:O4'	2.13	0.48
23:BB:2776:A:H4'	23:BB:2777:G:O5'	2.13	0.48
23:BB:39:G:H2'	23:BB:40:U:H6	1.78	0.48
23:BB:557:C:H2'	23:BB:558:U:C6	2.47	0.48
23:BB:932:U:H2'	23:BB:934:U:C4	2.48	0.48
27:BE:151:GLY:HA2	27:BE:171:ASP:HA	1.95	0.48
31:BJ:35:ARG:HH21	31:BJ:40:HIS:H	1.61	0.48
32:BK:103:VAL:HG22	32:BK:121:GLU:O	2.13	0.48
33:BL:85:VAL:N	33:BL:86:GLU:HG3	2.28	0.48
34:BM:86:LYS:HD2	34:BM:86:LYS:H	1.78	0.48
35:BN:28:LEU:HD22	35:BN:48:VAL:HG11	1.95	0.48
37:BP:92:ARG:HH22	37:BP:110:LYS:HE2	1.77	0.48
37:BP:13:LYS:HZ2	37:BP:15:ASP:HB2	1.78	0.48
38:BQ:52:ARG:CZ	38:BQ:55:GLN:HG2	2.44	0.48
42:BU:35:VAL:HG12	42:BU:36:GLU:N	2.27	0.48
1:CA:1074:G:H2'	1:CA:1075:U:H6	1.78	0.48
1:CA:1302:C:H5''	1:CA:1303:C:OP2	2.13	0.48
1:CA:1480:A:H2'	1:CA:1481:U:C6	2.47	0.48
1:CA:1492:A:H3'	1:CA:1493:A:C5'	2.42	0.48
1:CA:335:C:H2'	1:CA:336:A:H8	1.78	0.48
3:CD:169:TRP:CE3	3:CD:185:PRO:HB3	2.48	0.48
4:CE:11:GLN:OE1	4:CE:116:VAL:HA	2.12	0.48
7:CH:111:THR:H	7:CH:114:ALA:HB3	1.77	0.48
7:CH:94:VAL:HG21	7:CH:127:TYR:HB2	1.95	0.48
4:CE:158:LYS:HB3	7:CH:63:LYS:HD3	1.93	0.48
19:CT:2:ASN:O	19:CT:3:ILE:C	2.51	0.48
48:D1:19:PHE:CD2	48:D1:41:VAL:HG22	2.48	0.48
23:DB:1269:A:H2'	23:DB:1270:C:C6	2.48	0.48
23:DB:1309:G:H5''	49:D2:9:VAL:HG13	1.95	0.48
23:DB:2250:G:H21	23:DB:2496:C:C4'	2.25	0.48
23:DB:2425:A:H5'	23:DB:2427:C:O4'	2.13	0.48
23:DB:32:C:O2'	23:DB:33:C:H5'	2.13	0.48

Continued on next page...

Continued from previous page...

Atom-1	Atom-2	Interatomic distance (Å)	Clash overlap (Å)
23:DB:491:G:H2'	23:DB:492:A:O4'	2.13	0.48
23:DB:699:A:H2'	23:DB:700:G:O4'	2.13	0.48
23:DB:723:C:H2'	23:DB:724:U:H6	1.77	0.48
23:DB:848:C:H2'	23:DB:849:A:H8	1.78	0.48
25:DC:15:VAL:O	25:DC:15:VAL:HG22	2.13	0.48
25:DC:82:TYR:CD2	25:DC:84:PRO:HD3	2.47	0.48
26:DD:90:PHE:H	26:DD:92:VAL:HG22	1.78	0.48
27:DE:137:LYS:HZ2	27:DE:137:LYS:HA	1.76	0.48
27:DE:49:ARG:HG3	27:DE:52:VAL:CG2	2.43	0.48
28:DF:41:GLU:O	28:DF:42:ALA:C	2.51	0.48
28:DF:39:VAL:HG13	28:DF:84:ILE:CG1	2.43	0.48
23:DB:2530:A:H5'	29:DG:176:LYS:O	2.13	0.48
29:DG:91:VAL:N	29:DG:159:LYS:HZ1	2.10	0.48
52:DI:45:THR:O	52:DI:48:ILE:HG22	2.12	0.48
32:DK:10:VAL:HG21	32:DK:16:ALA:HB1	1.93	0.48
34:DM:50:ARG:HE	34:DM:53:MET:HE2	1.78	0.48
36:DO:35:ILE:HG12	36:DO:106:LEU:HD12	1.95	0.48
22:DA:114:C:O2'	36:DO:49:VAL:HG23	2.12	0.48
36:DO:56:LYS:HE2	36:DO:81:ARG:NE	2.07	0.48
37:DP:90:ALA:N	37:DP:112:ARG:NH2	2.58	0.48
37:DP:93:LYS:HB3	37:DP:96:LEU:HG	1.94	0.48
39:DR:86:GLN:O	39:DR:87:GLN:HB2	2.11	0.48
44:DX:12:GLU:O	44:DX:15:ASN:HB3	2.13	0.48
1:AA:254:G:O2'	1:AA:255:G:H5'	2.13	0.48
20:AB:162:VAL:HG21	20:AB:168:GLU:HB2	1.95	0.48
2:AC:119:ILE:O	2:AC:123:LEU:HG	2.12	0.48
2:AC:135:ARG:C	2:AC:137:VAL:H	2.17	0.48
2:AC:150:VAL:HG12	2:AC:151:GLU:N	2.27	0.48
5:AF:54:LEU:HD13	5:AF:55:HIS:H	1.77	0.48
6:AG:14:ASP:OD1	6:AG:15:PRO:HD2	2.14	0.48
10:AK:125:LYS:O	21:AU:33:ARG:NH2	2.45	0.48
12:AM:15:VAL:HG13	12:AM:29:SER:OG	2.13	0.48
16:AQ:20:ILE:HG21	16:AQ:52:CYS:SG	2.53	0.48
19:AT:61:ALA:HA	19:AT:66:ILE:O	2.13	0.48
48:B1:9:LYS:HG2	50:B3:34:LYS:HZ1	1.76	0.48
23:BB:1948:G:O2'	23:BB:1949:G:H5'	2.13	0.48
23:BB:2016:U:H2'	23:BB:2017:U:C6	2.47	0.48
23:BB:273:G:H2'	23:BB:274:C:C6	2.48	0.48
23:BB:2821:A:H2'	23:BB:2822:G:C8	2.48	0.48
23:BB:875:G:H2'	23:BB:876:C:O2	2.12	0.48
25:BC:130:PRO:HD2	25:BC:133:ASN:HD22	1.77	0.48

Continued on next page...

Continued from previous page...

Atom-1	Atom-2	Interatomic distance (Å)	Clash overlap (Å)
27:BE:78:TRP:HE3	27:BE:78:TRP:N	2.12	0.48
27:BE:9:GLN:CD	27:BE:120:VAL:HG13	2.33	0.48
29:BG:136:ASP:O	29:BG:140:ILE:HG23	2.13	0.48
29:BG:89:VAL:HG21	29:BG:162:ARG:HE	1.77	0.48
30:BH:98:ASP:O	30:BH:102:ALA:HB2	2.13	0.48
52:BI:14:ALA:HB1	52:BI:50:LYS:HA	1.95	0.48
31:BJ:43:GLU:O	31:BJ:44:TYR:C	2.50	0.48
32:BK:119:ALA:N	32:BK:120:PRO:CD	2.76	0.48
38:BQ:33:VAL:CG2	38:BQ:37:ALA:HB3	2.41	0.48
42:BU:46:LYS:HB3	42:BU:53:GLN:HB3	1.94	0.48
43:BW:28:GLU:C	43:BW:30:VAL:H	2.16	0.48
43:BW:44:PHE:CD2	43:BW:60:ALA:HB3	2.48	0.48
44:BX:14:LEU:CD2	44:BX:57:LEU:HB2	2.44	0.48
1:CA:1248:A:H2'	1:CA:1249:C:H6	1.79	0.48
1:CA:301:G:H2'	1:CA:302:G:C8	2.49	0.48
1:CA:56:U:H2'	1:CA:57:G:H8	1.78	0.48
1:CA:736:C:H2'	1:CA:737:C:C6	2.47	0.48
1:CA:844:G:H21	1:CA:845:A:H62	1.61	0.48
2:CC:128:MET:O	2:CC:130:ARG:N	2.40	0.48
3:CD:121:ALA:HA	3:CD:145:ARG:HG3	1.94	0.48
7:CH:107:LYS:HB3	7:CH:107:LYS:NZ	2.28	0.48
12:CM:21:ILE:O	12:CM:21:ILE:HG22	2.13	0.48
16:CQ:30:HIS:CG	16:CQ:33:TYR:HB2	2.47	0.48
16:CQ:46:HIS:CG	16:CQ:47:ASP:N	2.81	0.48
19:CT:66:ILE:HG22	19:CT:67:HIS:N	2.28	0.48
47:D0:30:ASP:O	47:D0:31:LYS:HB2	2.12	0.48
23:DB:1027:A:H2	23:DB:2488:G:H4'	1.78	0.48
23:DB:1107:G:O2'	23:DB:1108:U:H5'	2.13	0.48
23:DB:1133:A:H2	23:DB:2038:G:H21	1.61	0.48
23:DB:1426:G:H8	23:DB:1426:G:OP2	1.95	0.48
23:DB:1986:C:O2'	23:DB:1987:A:H5'	2.13	0.48
23:DB:2241:A:O2'	23:DB:2242:G:H5'	2.12	0.48
23:DB:247:G:H4'	23:DB:386:G:C4	2.49	0.48
23:DB:2597:G:H5''	25:DC:239:PHE:CB	2.38	0.48
23:DB:2756:U:C1'	23:DB:2757:A:H5''	2.42	0.48
23:DB:2756:U:H4'	23:DB:2757:A:OP1	2.12	0.48
23:DB:346:A:N7	23:DB:347:A:H1'	2.27	0.48
23:DB:351:C:H2'	23:DB:352:A:C8	2.48	0.48
27:DE:99:LYS:HD2	27:DE:99:LYS:O	2.12	0.48
31:DJ:125:TYR:OH	31:DJ:134:ALA:HB2	2.13	0.48
23:DB:632:A:H5''	33:DL:69:ARG:HD3	1.95	0.48

Continued on next page...

Continued from previous page...

Atom-1	Atom-2	Interatomic distance (Å)	Clash overlap (Å)
35:DN:57:THR:O	35:DN:59:SER:N	2.46	0.48
35:DN:86:ARG:HD3	35:DN:94:TYR:OH	2.14	0.48
37:DP:47:ILE:HD13	37:DP:63:ILE:HG21	1.95	0.48
38:DQ:68:ALA:CB	38:DQ:73:ILE:HG21	2.43	0.48
39:DR:6:GLN:OE1	39:DR:38:VAL:HG22	2.13	0.48
40:DS:49:LYS:O	40:DS:52:GLU:HB2	2.13	0.48
24:DV:73:LYS:HB2	24:DV:92:VAL:HG13	1.95	0.48
24:DV:29:ILE:O	24:DV:91:PHE:HB2	2.14	0.48
1:AA:1002:G:N3	1:AA:1002:G:H2'	2.27	0.48
1:AA:1284:C:H3'	1:AA:1285:A:C5'	2.42	0.48
1:AA:174:A:O2'	1:AA:175:C:H5'	2.13	0.48
1:AA:193:C:H2'	1:AA:194:C:C6	2.49	0.48
1:AA:31:G:H2'	1:AA:48:C:H5	1.77	0.48
1:AA:391:G:HO2'	1:AA:482:A:H2	1.60	0.48
1:AA:537:G:H2'	1:AA:538:G:C8	2.47	0.48
1:AA:56:U:H2'	1:AA:57:G:H8	1.77	0.48
20:AB:36:LYS:HE3	20:AB:36:LYS:N	2.27	0.48
20:AB:71:THR:HG23	20:AB:93:HIS:C	2.33	0.48
7:AH:11:THR:HG22	7:AH:15:ASN:ND2	2.29	0.48
10:AK:69:CYS:C	10:AK:71:ASP:N	2.66	0.48
12:AM:109:LYS:HG3	12:AM:110:GLY:N	2.28	0.48
21:AU:8:ASN:O	21:AU:9:GLU:HB2	2.12	0.48
51:B4:11:CYS:HB3	51:B4:14:CYS:SG	2.52	0.48
23:BB:1177:G:H2'	23:BB:1178:C:H6	1.76	0.48
23:BB:1199:U:H1'	38:BQ:2:ARG:HB2	1.95	0.48
23:BB:1220:G:H2'	23:BB:1221:C:H6	1.77	0.48
23:BB:1287:A:H3'	23:BB:1288:G:N2	2.28	0.48
23:BB:162:U:O2'	23:BB:163:C:H5'	2.13	0.48
23:BB:1812:U:H2'	23:BB:1813:G:H8	1.78	0.48
23:BB:1878:G:H2'	23:BB:1879:C:H6	1.78	0.48
23:BB:1947:C:O2'	23:BB:1948:G:H5'	2.13	0.48
23:BB:2053:G:O2'	23:BB:2054:A:H5'	2.13	0.48
23:BB:2461:A:H2'	23:BB:2462:C:H6	1.78	0.48
23:BB:2648:G:H2'	23:BB:2649:C:C6	2.48	0.48
23:BB:286:U:H2'	23:BB:287:G:H8	1.78	0.48
23:BB:492:A:H2'	23:BB:493:G:O4'	2.12	0.48
23:BB:782:A:O2'	25:BC:223:ALA:HB1	2.13	0.48
25:BC:163:ILE:HG22	25:BC:164:VAL:N	2.27	0.48
25:BC:29:PHE:HB2	25:BC:31:PRO:HD3	1.94	0.48
26:BD:172:VAL:HG21	26:BD:175:LEU:HD12	1.95	0.48
26:BD:5:VAL:HG11	26:BD:28:GLU:CA	2.40	0.48

Continued on next page...

Continued from previous page...

Atom-1	Atom-2	Interatomic distance (Å)	Clash overlap (Å)
27:BE:44:ARG:N	27:BE:44:ARG:CD	2.75	0.48
28:BF:107:VAL:HG12	28:BF:113:PHE:CE1	2.47	0.48
28:BF:165:GLY:HA2	28:BF:168:LEU:HD11	1.95	0.48
30:BH:4:ILE:O	30:BH:37:VAL:HG12	2.14	0.48
52:BI:19:PRO:HB2	52:BI:22:PRO:HD2	1.95	0.48
33:BL:140:GLY:O	33:BL:141:LYS:O	2.32	0.48
39:BR:53:PHE:HB3	39:BR:55:ASP:CB	2.43	0.48
40:BS:48:LYS:O	40:BS:51:LEU:HB3	2.12	0.48
42:BU:27:VAL:HB	42:BU:33:VAL:HG13	1.95	0.48
24:BV:26:PHE:HB2	24:BV:27:PRO:HD2	1.95	0.48
43:BW:40:ARG:HG3	43:BW:40:ARG:HH11	1.78	0.48
43:BW:44:PHE:CE2	43:BW:80:SER:HA	2.49	0.48
1:CA:252:U:H2'	1:CA:253:A:C8	2.49	0.48
6:CG:96:ASN:O	6:CG:100:MET:HG2	2.14	0.48
8:CI:6:TYR:HA	8:CI:18:VAL:O	2.13	0.48
8:CI:51:LEU:HD13	8:CI:56:MET:SD	2.53	0.48
10:CK:48:GLY:C	10:CK:50:GLY:H	2.15	0.48
10:CK:78:ILE:CD1	10:CK:78:ILE:H	2.18	0.48
15:CP:6:LEU:HB3	15:CP:17:TYR:HB3	1.94	0.48
51:D4:36:ARG:HD2	51:D4:37:GLN:O	2.14	0.48
22:DA:52:A:H2'	22:DA:53:A:C8	2.45	0.48
23:DB:1439:A:N7	23:DB:1440:U:N1	2.60	0.48
23:DB:1722:A:H2'	23:DB:1723:G:C8	2.48	0.48
23:DB:302:C:H2'	23:DB:303:G:H8	1.77	0.48
23:DB:869:G:H2'	23:DB:870:U:O4'	2.13	0.48
23:DB:1824:G:OP1	25:DC:52:HIS:CE1	2.66	0.48
26:DD:180:VAL:HA	26:DD:187:LEU:HA	1.95	0.48
27:DE:14:VAL:HG12	27:DE:15:SER:N	2.28	0.48
23:DB:801:G:N7	27:DE:51:GLU:OE1	2.46	0.48
28:DF:34:THR:HG22	28:DF:35:LEU:N	2.29	0.48
29:DG:100:ASN:HA	29:DG:116:LEU:HD11	1.96	0.48
30:DH:69:ALA:O	30:DH:73:ASN:N	2.47	0.48
52:DI:59:THR:O	52:DI:59:THR:HG23	2.12	0.48
31:DJ:10:THR:O	31:DJ:11:VAL:HB	2.14	0.48
31:DJ:25:LEU:HD12	31:DJ:62:VAL:CA	2.43	0.48
31:DJ:5:THR:HG21	31:DJ:7:LYS:NZ	2.28	0.48
33:DL:74:THR:O	33:DL:75:ALA:C	2.52	0.48
34:DM:117:PHE:HB2	34:DM:124:LEU:CD1	2.42	0.48
34:DM:5:LYS:HG3	34:DM:68:PHE:HE1	1.74	0.48
36:DO:15:ARG:CD	36:DO:18:LEU:HD12	2.43	0.48
39:DR:67:GLY:H	39:DR:98:ILE:N	2.11	0.48

Continued on next page...

Continued from previous page...

Atom-1	Atom-2	Interatomic distance (Å)	Clash overlap (Å)
39:DR:77:PHE:O	39:DR:78:ARG:HG2	2.13	0.48
39:DR:69:GLY:H	39:DR:97:LYS:CB	2.25	0.48
39:DR:69:GLY:H	39:DR:97:LYS:CG	2.27	0.48
24:DV:44:HIS:O	24:DV:46:LYS:N	2.46	0.48
1:AA:1369:C:H2'	1:AA:1370:G:C8	2.49	0.48
1:AA:1478:U:H2'	1:AA:1479:C:C6	2.48	0.48
1:AA:1506:U:H4'	10:AK:128:VAL:OXT	2.13	0.48
1:AA:179:A:H2'	1:AA:180:U:C6	2.48	0.48
1:AA:677:U:H2'	1:AA:678:U:C6	2.48	0.48
20:AB:162:VAL:HG11	20:AB:172:ILE:HG12	1.96	0.48
20:AB:9:LEU:H	20:AB:9:LEU:HD12	1.78	0.48
2:AC:178:ARG:O	2:AC:206:ILE:HA	2.14	0.48
9:AJ:55:PRO:HA	13:AN:80:ARG:HH22	1.78	0.48
9:AJ:41:PRO:O	9:AJ:71:LEU:HD13	2.13	0.48
9:AJ:88:MET:C	9:AJ:90:LEU:H	2.17	0.48
13:AN:12:ARG:HH11	13:AN:60:ARG:HH12	1.62	0.48
21:AU:26:GLY:C	21:AU:28:LEU:N	2.66	0.48
50:B3:44:ARG:CB	50:B3:45:PRO:HD2	2.43	0.48
23:BB:116:C:H2'	23:BB:117:G:H8	1.79	0.48
23:BB:1171:G:H2'	23:BB:1172:C:C1'	2.43	0.48
23:BB:1560:G:H2'	23:BB:1561:C:H6	1.78	0.48
23:BB:1661:G:O2'	23:BB:1662:U:H5'	2.13	0.48
23:BB:1729:U:C5	23:BB:1730:C:H1'	2.48	0.48
23:BB:1729:U:H2'	23:BB:1730:C:H4'	1.95	0.48
23:BB:1957:C:H2'	23:BB:1958:C:H6	1.77	0.48
23:BB:2052:A:H4'	26:BD:148:GLN:CG	2.43	0.48
23:BB:2185:U:H2'	23:BB:2186:G:H8	1.78	0.48
23:BB:2331:G:C5'	43:BW:70:VAL:HG13	2.43	0.48
23:BB:2783:U:H2'	23:BB:2784:U:H6	1.79	0.48
23:BB:992:C:H2'	23:BB:993:G:C8	2.46	0.48
25:BC:168:GLY:O	25:BC:169:ALA:HB3	2.14	0.48
26:BD:86:GLU:CG	26:BD:87:GLY:H	2.26	0.48
27:BE:24:ASN:O	27:BE:24:ASN:CG	2.52	0.48
30:BH:82:SER:HB3	30:BH:90:LEU:CD2	2.43	0.48
52:BI:116:MET:HE1	52:BI:124:MET:O	2.13	0.48
33:BL:78:ARG:CG	33:BL:99:ASN:HB3	2.33	0.48
34:BM:41:LEU:HB2	34:BM:93:VAL:CG2	2.43	0.48
35:BN:1:MET:SD	35:BN:2:ARG:HD3	2.54	0.48
37:BP:11:GLN:O	37:BP:12:MET:HG3	2.13	0.48
37:BP:59:THR:HA	37:BP:76:HIS:HA	1.95	0.48
38:BQ:47:ARG:HH12	38:BQ:50:ARG:HD2	1.79	0.48

Continued on next page...

Continued from previous page...

Atom-1	Atom-2	Interatomic distance (Å)	Clash overlap (Å)
40:BS:106:VAL:HG12	40:BS:107:VAL:N	2.28	0.48
42:BU:2:ALA:C	42:BU:4:ILE:H	2.16	0.48
43:BW:24:ARG:HD2	43:BW:59:PHE:HD1	1.77	0.48
44:BX:47:ARG:O	44:BX:47:ARG:HG2	2.13	0.48
46:BZ:8:LYS:HD2	46:BZ:9:TYR:N	2.28	0.48
1:CA:1472:U:O2'	1:CA:1473:G:H5'	2.13	0.48
1:CA:218:U:H2'	1:CA:219:U:H6	1.78	0.48
1:CA:26:A:H61	1:CA:558:G:H1'	1.79	0.48
3:CD:197:HIS:O	3:CD:201:GLU:HG3	2.13	0.48
4:CE:82:HIS:CE1	4:CE:146:MET:HB2	2.48	0.48
8:CI:116:GLY:O	8:CI:117:LEU:HD23	2.13	0.48
1:CA:1060:U:C4'	9:CJ:54:SER:HB2	2.40	0.48
10:CK:121:ARG:HE	21:CU:34:ARG:CD	2.26	0.48
11:CL:73:LEU:HD21	11:CL:103:CYS:HA	1.95	0.48
1:CA:1311:A:N6	18:CS:1:PRO:HD3	2.22	0.48
1:CA:1221:G:OP1	18:CS:35:ARG:HD2	2.13	0.48
51:D4:26:ILE:HB	51:D4:35:GLN:CB	2.43	0.48
22:DA:35:C:O2'	22:DA:36:C:H5'	2.13	0.48
23:DB:1957:C:H2'	23:DB:1958:C:H6	1.78	0.48
23:DB:2082:A:N6	23:DB:2237:G:H1'	2.28	0.48
23:DB:372:G:C8	46:DZ:57:VAL:HG21	2.48	0.48
23:DB:682:G:H5'	49:D2:26:ASN:ND2	2.28	0.48
23:DB:845:A:C6	23:DB:847:U:H1'	2.47	0.48
23:DB:870:U:O2'	23:DB:871:U:H5'	2.14	0.48
25:DC:207:ALA:HA	25:DC:211:ARG:HB3	1.95	0.48
25:DC:84:PRO:C	25:DC:86:ARG:H	2.15	0.48
23:DB:2787:C:H4'	26:DD:61:THR:OG1	2.12	0.48
28:DF:108:PRO:HB3	28:DF:113:PHE:CZ	2.48	0.48
28:DF:50:ASP:C	28:DF:52:ALA:N	2.65	0.48
29:DG:103:ASN:HA	29:DG:112:VAL:O	2.12	0.48
31:DJ:64:VAL:CG1	31:DJ:65:THR:H	2.17	0.48
32:DK:2:ILE:N	32:DK:33:ALA:HB3	2.27	0.48
32:DK:18:ARG:HB2	32:DK:45:GLU:HG3	1.95	0.48
33:DL:2:ARG:NH1	33:DL:6:LEU:HD13	2.28	0.48
37:DP:26:GLU:O	37:DP:27:VAL:C	2.51	0.48
37:DP:7:LEU:O	37:DP:11:GLN:HG2	2.13	0.48
38:DQ:111:LYS:HZ2	39:DR:52:PRO:HA	1.75	0.48
39:DR:18:GLN:CB	39:DR:99:THR:HA	2.40	0.48
40:DS:9:HIS:HA	40:DS:100:THR:OG1	2.13	0.48
23:DB:144:A:N9	41:DT:3:ARG:HD3	2.28	0.48
1:AA:1397:C:H4'	1:AA:1398:A:OP2	2.13	0.48

Continued on next page...

Continued from previous page...

Atom-1	Atom-2	Interatomic distance (Å)	Clash overlap (Å)
1:AA:208:U:C2'	1:AA:209:U:H5''	2.43	0.48
1:AA:321:A:O2'	1:AA:322:C:H5'	2.14	0.48
1:AA:426:U:H2'	1:AA:427:U:C6	2.48	0.48
1:AA:953:G:H2'	1:AA:954:G:O4'	2.14	0.48
2:AC:122:GLN:HE22	2:AC:136:ALA:HB1	1.78	0.48
2:AC:61:LYS:O	2:AC:97:PRO:HD2	2.14	0.48
8:AI:18:VAL:HG21	8:AI:82:ILE:HG13	1.95	0.48
8:AI:32:ARG:HD3	8:AI:37:TYR:HD1	1.77	0.48
1:AA:755:G:OP2	14:AO:64:LYS:HG2	2.13	0.48
15:AP:29:ASN:N	15:AP:29:ASN:ND2	2.60	0.48
35:BN:99:LYS:CE	47:B0:39:ARG:HH12	2.27	0.48
51:B4:7:VAL:HG12	51:B4:8:LYS:H	1.79	0.48
23:BB:1057:A:C8	23:BB:1086:A:C8	3.01	0.48
23:BB:1137:G:H2'	23:BB:1138:G:O4'	2.13	0.48
23:BB:1159:U:H2'	23:BB:1160:G:H8	1.78	0.48
23:BB:1168:G:H2'	23:BB:1169:A:O4'	2.13	0.48
23:BB:1563:U:H2'	23:BB:1564:C:C6	2.48	0.48
23:BB:2329:U:H2'	23:BB:2330:G:C8	2.49	0.48
23:BB:233:A:H61	23:BB:428:A:H61	1.61	0.48
23:BB:478:A:H5''	23:BB:479:A:OP2	2.13	0.48
23:BB:582:A:H2'	23:BB:583:G:C8	2.49	0.48
23:BB:807:U:O2'	23:BB:808:G:H5'	2.14	0.48
23:BB:825:A:H2'	23:BB:826:U:O4'	2.12	0.48
25:BC:140:VAL:HA	25:BC:191:LEU:HA	1.95	0.48
25:BC:205:GLY:O	25:BC:206:LYS:HG2	2.14	0.48
29:BG:75:VAL:HG23	29:BG:76:ILE:N	2.28	0.48
30:BH:128:HIS:CB	30:BH:144:VAL:HB	2.38	0.48
30:BH:1:MET:N	30:BH:23:ALA:HB2	2.29	0.48
34:BM:62:LYS:CB	34:BM:104:GLU:HB2	2.43	0.48
34:BM:95:LEU:HD22	34:BM:98:PRO:CG	2.44	0.48
37:BP:13:LYS:HE3	37:BP:77:SER:HB3	1.96	0.48
37:BP:77:SER:N	37:BP:78:PRO:CD	2.76	0.48
39:BR:53:PHE:HA	39:BR:54:VAL:HB	1.96	0.48
39:BR:76:LYS:HE3	39:BR:78:ARG:HD2	1.95	0.48
40:BS:4:ILE:HG22	40:BS:5:ALA:H	1.79	0.48
43:BW:45:HIS:CE1	43:BW:64:GLY:HA3	2.49	0.48
46:BZ:31:ASP:HA	46:BZ:47:LYS:O	2.14	0.48
1:CA:1125:U:O2	1:CA:1126:U:H6	1.97	0.48
1:CA:1164:G:O2'	1:CA:1165:U:H5'	2.12	0.48
1:CA:1238:A:N3	1:CA:1241:G:H1'	2.29	0.48
1:CA:1343:G:H2'	1:CA:1344:C:H6	1.76	0.48

Continued on next page...

Continued from previous page...

Atom-1	Atom-2	Interatomic distance (Å)	Clash overlap (Å)
1:CA:432:A:H2'	1:CA:433:G:H5'	1.96	0.48
1:CA:685:G:O2'	1:CA:686:U:H5'	2.14	0.48
1:CA:930:C:H2'	1:CA:931:C:H6	1.78	0.48
1:CA:966:G:H2'	1:CA:967:C:C6	2.48	0.48
2:CC:178:ARG:HG2	2:CC:205:GLU:O	2.14	0.48
4:CE:89:THR:HG23	4:CE:90:GLY:N	2.29	0.48
6:CG:45:ALA:HB2	6:CG:116:ALA:HA	1.94	0.48
9:CJ:44:THR:HG21	9:CJ:70:HIS:ND1	2.29	0.48
10:CK:85:VAL:CG2	10:CK:92:ARG:HH12	2.26	0.48
12:CM:106:ARG:HH11	12:CM:106:ARG:HA	1.78	0.48
13:CN:26:LEU:HD21	13:CN:47:LEU:HG	1.95	0.48
23:DB:467:G:OP1	49:D2:33:ARG:HB3	2.13	0.48
23:DB:1560:G:H2'	23:DB:1561:C:H6	1.79	0.48
23:DB:547:A:N3	23:DB:547:A:C2'	2.72	0.48
23:DB:827:U:H5'	23:DB:828:U:O5'	2.13	0.48
23:DB:850:U:H2'	23:DB:851:C:H6	1.78	0.48
23:DB:972:A:OP1	23:DB:974:G:H5'	2.12	0.48
25:DC:136:VAL:HA	25:DC:165:ALA:CA	2.43	0.48
25:DC:142:ASN:HA	25:DC:153:LEU:HD21	1.96	0.48
25:DC:90:ILE:O	25:DC:91:ALA:HB3	2.13	0.48
27:DE:116:ASP:CG	27:DE:185:LYS:HE2	2.33	0.48
28:DF:7:TYR:O	28:DF:12:VAL:HG23	2.13	0.48
28:DF:121:PHE:CE1	28:DF:166:ARG:HG2	2.49	0.48
28:DF:66:ILE:O	28:DF:66:ILE:HG22	2.12	0.48
29:DG:36:LEU:HD22	29:DG:40:VAL:HG11	1.96	0.48
52:DI:99:LYS:HD3	52:DI:99:LYS:N	2.28	0.48
31:DJ:58:ASN:O	31:DJ:60:ASP:N	2.42	0.48
31:DJ:81:ILE:HG13	31:DJ:83:GLY:H	1.78	0.48
34:DM:34:LYS:HG3	34:DM:98:PRO:O	2.12	0.48
26:DD:15:PHE:CA	37:DP:79:VAL:HG11	2.40	0.48
38:DQ:30:VAL:O	38:DQ:31:TYR:HB2	2.14	0.48
39:DR:11:GLN:N	39:DR:21:ARG:NH2	2.61	0.48
42:DU:69:VAL:CG1	42:DU:77:GLY:HA2	2.41	0.48
1:AA:1456:A:H2'	1:AA:1457:G:O4'	2.14	0.48
1:AA:1504:G:H4'	1:AA:1505:G:C4	2.49	0.48
1:AA:239:U:H5''	1:AA:239:U:H6	1.78	0.48
1:AA:560:A:H5'	1:AA:566:G:N2	2.28	0.48
1:AA:575:G:H4'	1:AA:576:C:O5'	2.13	0.48
1:AA:672:U:H2'	1:AA:673:A:H8	1.78	0.48
1:AA:911:U:H2'	1:AA:912:C:C6	2.49	0.48
2:AC:66:THR:HA	2:AC:101:ASN:O	2.14	0.48

Continued on next page...

Continued from previous page...

Atom-1	Atom-2	Interatomic distance (Å)	Clash overlap (Å)
3:AD:10:LEU:HD21	3:AD:62:ARG:CD	2.41	0.48
4:AE:41:GLY:HA2	4:AE:118:GLY:HA2	1.94	0.48
16:AQ:60:ILE:HB	16:AQ:72:TRP:HE3	1.78	0.48
1:AA:723:U:O4'	21:AU:48:LYS:HD3	2.12	0.48
48:B1:20:TYR:O	48:B1:21:THR:HB	2.13	0.48
50:B3:7:ARG:HH21	50:B3:11:LYS:NZ	2.08	0.48
23:BB:189:G:OP1	46:BZ:24:ILE:HD12	2.13	0.48
23:BB:2537:U:H2'	23:BB:2538:C:H6	1.76	0.48
23:BB:2671:G:H2'	23:BB:2672:U:C6	2.49	0.48
23:BB:580:U:O2'	23:BB:581:C:H5'	2.14	0.48
23:BB:587:C:O5'	23:BB:587:C:H6	1.97	0.48
23:BB:7:G:H2'	23:BB:8:C:O4'	2.13	0.48
23:BB:984:A:P	23:BB:985:C:H41	2.37	0.48
25:BC:262:THR:O	25:BC:262:THR:HG23	2.13	0.48
25:BC:38:LYS:HD3	25:BC:39:SER:O	2.12	0.48
26:BD:83:ARG:O	26:BD:84:LEU:HB3	2.13	0.48
23:BB:1255:U:C2	27:BE:67:ARG:HA	2.48	0.48
33:BL:103:ILE:CD1	33:BL:105:ILE:H	2.24	0.48
34:BM:64:TRP:O	34:BM:102:LEU:N	2.47	0.48
35:BN:8:ARG:CZ	35:BN:46:ARG:HD2	2.44	0.48
36:BO:64:TYR:CE1	36:BO:74:VAL:HG21	2.49	0.48
37:BP:7:LEU:O	37:BP:11:GLN:HG2	2.13	0.48
37:BP:61:ARG:HH22	37:BP:63:ILE:HD11	1.77	0.48
38:BQ:21:LYS:HB3	38:BQ:23:TYR:CD1	2.48	0.48
41:BT:31:VAL:CG1	41:BT:82:LYS:HE3	2.44	0.48
43:BW:30:VAL:CG1	43:BW:31:LEU:N	2.76	0.48
23:BB:2354:C:C4'	43:BW:30:VAL:HG13	2.42	0.48
46:BZ:5:ILE:HG23	46:BZ:63:ARG:HE	1.78	0.48
1:CA:1174:G:O2'	1:CA:1175:G:H5'	2.13	0.48
1:CA:1278:G:H3'	1:CA:1279:G:H5'	1.95	0.48
1:CA:1426:G:O2'	1:CA:1427:C:H5'	2.13	0.48
1:CA:766:A:H2	1:CA:1525:G:N3	2.11	0.48
1:CA:235:C:H2'	1:CA:236:A:H8	1.78	0.48
1:CA:238:A:C2'	1:CA:239:U:H5''	2.44	0.48
1:CA:546:A:H4'	1:CA:548:G:O3'	2.13	0.48
1:CA:730:G:O6	14:CO:50:HIS:NE2	2.46	0.48
20:CB:76:SER:O	20:CB:80:LYS:HG2	2.14	0.48
5:CF:99:ALA:O	5:CF:100:SER:HB2	2.13	0.48
6:CG:17:PHE:HD2	6:CG:58:LEU:HD22	1.79	0.48
7:CH:77:VAL:CG2	7:CH:126:CYS:HA	2.44	0.48
8:CI:32:ARG:HD3	8:CI:37:TYR:CD1	2.48	0.48

Continued on next page...

Continued from previous page...

Atom-1	Atom-2	Interatomic distance (Å)	Clash overlap (Å)
9:CJ:17:LEU:CD1	9:CJ:96:VAL:HG13	2.44	0.48
22:DA:12:C:H4'	22:DA:15:A:N6	2.29	0.48
23:DB:1176:U:H2'	23:DB:1177:G:O4'	2.14	0.48
23:DB:1438:U:N3	23:DB:1552:A:N6	2.61	0.48
23:DB:1729:U:C5	23:DB:1730:C:H1'	2.49	0.48
23:DB:1747:U:H2'	23:DB:1748:C:C6	2.49	0.48
23:DB:1916:A:H2'	23:DB:1917:U:O4'	2.14	0.48
23:DB:2327:A:H2'	23:DB:2328:A:C8	2.49	0.48
23:DB:2336:A:HO2'	23:DB:2337:G:P	2.36	0.48
23:DB:2811:G:O2'	23:DB:2812:G:H5'	2.14	0.48
23:DB:2821:A:H5''	26:DD:167:ASN:HD21	1.79	0.48
23:DB:905:A:O2'	23:DB:906:U:H5'	2.14	0.48
23:DB:918:A:H2'	23:DB:919:U:C5'	2.40	0.48
25:DC:71:ASP:HA	25:DC:117:SER:OG	2.13	0.48
23:DB:2305:U:N3	28:DF:149:ARG:HB3	2.26	0.48
52:DI:1:ALA:C	52:DI:2:LYS:HD2	2.33	0.48
33:DL:90:VAL:O	33:DL:122:VAL:HG11	2.14	0.48
33:DL:122:VAL:HG12	33:DL:123:ARG:N	2.28	0.48
39:DR:6:GLN:NE2	39:DR:6:GLN:N	2.62	0.48
24:DV:21:ARG:CZ	24:DV:87:GLN:HB3	2.44	0.48
1:AA:1220:G:H4'	18:AS:33:TRP:O	2.14	0.48
1:AA:333:U:H2'	1:AA:334:C:C6	2.49	0.48
1:AA:720:C:C5'	17:AR:40:PRO:HA	2.43	0.48
20:AB:23:ASN:HD22	20:AB:23:ASN:C	2.16	0.48
20:AB:66:ILE:C	20:AB:67:LEU:HD13	2.34	0.48
7:AH:29:SER:HB3	7:AH:32:LYS:HG3	1.95	0.48
1:AA:684:U:O2'	10:AK:39:ASN:HB3	2.14	0.48
15:AP:20:VAL:HG21	15:AP:32:PHE:CD2	2.49	0.48
48:B1:37:LYS:NZ	48:B1:46:VAL:HA	2.29	0.48
23:BB:1230:A:H2'	23:BB:1231:U:C6	2.49	0.48
23:BB:1430:G:H2'	23:BB:1431:A:H8	1.77	0.48
23:BB:1533:C:O2'	23:BB:1534:U:H5'	2.13	0.48
23:BB:1957:C:H2'	23:BB:1958:C:C6	2.48	0.48
23:BB:2373:G:H2'	23:BB:2374:C:C6	2.49	0.48
23:BB:2874:C:OP1	35:BN:5:LYS:HG2	2.13	0.48
23:BB:350:G:H2'	23:BB:351:C:C6	2.49	0.48
23:BB:39:G:H2'	23:BB:40:U:C6	2.48	0.48
23:BB:765:C:H2'	23:BB:766:U:C6	2.48	0.48
23:BB:898:C:N3	23:BB:899:A:N6	2.61	0.48
25:BC:19:VAL:CG1	25:BC:20:ASN:H	2.18	0.48
25:BC:216:ARG:HB3	25:BC:217:PRO:HD2	1.94	0.48

Continued on next page...

Continued from previous page...

Atom-1	Atom-2	Interatomic distance (Å)	Clash overlap (Å)
26:BD:181:ASP:O	26:BD:184:ARG:HB3	2.13	0.48
26:BD:111:GLY:HA3	26:BD:194:PRO:O	2.13	0.48
12:AM:67:ASP:CG	28:BF:111:ARG:HB3	2.34	0.48
32:BK:20:MET:O	32:BK:42:THR:N	2.47	0.48
33:BL:126:ARG:O	33:BL:127:VAL:HG13	2.13	0.48
34:BM:80:VAL:HG12	34:BM:81:ARG:HG2	1.95	0.48
22:BA:49:C:OP2	36:BO:30:ARG:NH2	2.47	0.48
37:BP:23:ASP:H	37:BP:93:LYS:CE	2.22	0.48
38:BQ:105:PHE:O	38:BQ:109:VAL:HG13	2.13	0.48
38:BQ:35:PHE:HB3	38:BQ:39:ILE:HD12	1.94	0.48
38:BQ:59:LEU:HD11	38:BQ:63:ARG:NH2	2.29	0.48
38:BQ:89:ILE:O	38:BQ:89:ILE:HG12	2.14	0.48
41:BT:69:ARG:N	41:BT:75:GLY:HA3	2.27	0.48
42:BU:2:ALA:C	42:BU:3:LYS:HD3	2.34	0.48
24:BV:21:ARG:HE	24:BV:87:GLN:HB3	1.78	0.48
43:BW:35:ILE:HG13	43:BW:36:ILE:N	2.27	0.48
1:CA:1041:G:H2'	1:CA:1042:A:C8	2.48	0.48
1:CA:239:U:H5''	1:CA:239:U:H6	1.78	0.48
1:CA:303:A:H2'	1:CA:304:U:O4'	2.13	0.48
1:CA:333:U:H2'	1:CA:334:C:C6	2.48	0.48
1:CA:844:G:N7	1:CA:846:G:N3	2.62	0.48
2:CC:168:ARG:HG2	2:CC:169:GLU:H	1.78	0.48
3:CD:107:GLY:O	3:CD:157:ALA:HB1	2.13	0.48
1:CA:619:U:N3	3:CD:130:ASN:ND2	2.58	0.48
3:CD:44:LYS:NZ	3:CD:46:ARG:HA	2.28	0.48
7:CH:35:ILE:HG22	7:CH:39:LEU:HD23	1.94	0.48
10:CK:70:ALA:C	10:CK:72:ALA:N	2.67	0.48
47:D0:12:ARG:HG3	47:D0:13:GLY:N	2.24	0.48
23:DB:1047:G:H1'	23:DB:1110:G:N2	2.28	0.48
23:DB:1529:G:H2'	23:DB:1530:G:C8	2.49	0.48
23:DB:1351:C:O2'	23:DB:1571:A:H1'	2.14	0.48
23:DB:321:U:OP2	27:DE:130:LYS:HA	2.14	0.48
23:DB:741:U:H2'	23:DB:742:A:C8	2.48	0.48
23:DB:866:A:N1	23:DB:913:U:H4'	2.29	0.48
23:DB:938:G:O2'	23:DB:939:G:H5'	2.13	0.48
25:DC:193:GLU:C	25:DC:194:VAL:HG22	2.34	0.48
25:DC:20:ASN:CB	25:DC:202:ARG:HD3	2.43	0.48
23:DB:2636:C:H5'	26:DD:80:TRP:HZ2	1.79	0.48
23:DB:659:G:C5'	27:DE:95:LYS:HD3	2.44	0.48
31:DJ:130:HIS:O	31:DJ:131:ASN:C	2.52	0.48
33:DL:140:GLY:O	33:DL:142:ILE:N	2.47	0.48

Continued on next page...

Continued from previous page...

Atom-1	Atom-2	Interatomic distance (Å)	Clash overlap (Å)
33:DL:3:LEU:HD23	33:DL:4:ASN:N	2.27	0.48
37:DP:96:LEU:HD12	37:DP:96:LEU:N	2.29	0.48
38:DQ:44:TYR:O	38:DQ:48:ASP:N	2.44	0.48
38:DQ:47:ARG:NH1	38:DQ:47:ARG:HA	2.29	0.48
31:DJ:41:LYS:O	38:DQ:63:ARG:NH2	2.46	0.48
1:AA:1072:G:H2'	1:AA:1073:U:C6	2.48	0.48
1:AA:1220:G:H2'	1:AA:1221:G:H8	1.77	0.48
1:AA:1452:C:H4'	1:AA:1453:G:H5''	1.96	0.48
1:AA:1475:G:OP1	23:BB:1689:A:H1'	2.13	0.48
1:AA:333:U:H2'	1:AA:334:C:H6	1.79	0.48
1:AA:418:C:H2'	1:AA:419:C:H6	1.79	0.48
1:AA:434:U:H2'	1:AA:434:U:O2	2.14	0.48
1:AA:734:G:H2'	1:AA:735:C:C6	2.49	0.48
20:AB:160:LEU:O	20:AB:182:VAL:HA	2.14	0.48
2:AC:77:GLY:O	2:AC:79:LYS:N	2.46	0.48
3:AD:69:ARG:HE	3:AD:69:ARG:CA	2.25	0.48
6:AG:142:ARG:C	6:AG:146:ALA:HB3	2.34	0.48
6:AG:58:LEU:HB3	6:AG:59:GLU:OE2	2.14	0.48
10:AK:83:VAL:CG2	10:AK:109:ILE:HG12	2.44	0.48
12:AM:33:LEU:HB3	12:AM:38:ILE:O	2.14	0.48
13:AN:74:ARG:HD3	13:AN:74:ARG:O	2.13	0.48
16:AQ:68:LYS:O	16:AQ:69:THR:CB	2.61	0.48
49:B2:34:ARG:NE	49:B2:42:LEU:HD13	2.26	0.48
23:BB:1295:C:H2'	23:BB:1296:G:C8	2.49	0.48
23:BB:2197:U:O2'	23:BB:2198:A:H2'	2.14	0.48
23:BB:2471:A:O2'	23:BB:2472:G:O5'	2.30	0.48
23:BB:2654:A:N1	23:BB:2665:A:H5''	2.28	0.48
23:BB:2743:U:H3'	23:BB:2744:G:H5''	1.96	0.48
23:BB:2819:G:H2'	23:BB:2821:A:N7	2.29	0.48
23:BB:309:A:H1'	23:BB:329:G:N3	2.29	0.48
26:BD:2:ILE:CG2	26:BD:204:LYS:HA	2.33	0.48
34:BM:108:VAL:HG23	34:BM:112:LEU:CD1	2.40	0.48
24:BV:77:VAL:HG13	34:BM:134:THR:O	2.13	0.48
34:BM:73:ILE:HD13	34:BM:90:GLU:HG2	1.94	0.48
34:BM:73:ILE:CD1	34:BM:92:TRP:H	2.27	0.48
36:BO:26:LEU:HD13	36:BO:92:PHE:O	2.14	0.48
39:BR:47:VAL:C	39:BR:49:ILE:N	2.67	0.48
23:BB:1225:G:H5''	39:BR:78:ARG:HH22	1.78	0.48
40:BS:27:LYS:CD	40:BS:27:LYS:H	2.22	0.48
40:BS:29:VAL:C	40:BS:31:GLN:N	2.67	0.48
44:BX:22:LEU:CD2	44:BX:25:GLN:HB3	2.43	0.48

Continued on next page...

Continued from previous page...

Atom-1	Atom-2	Interatomic distance (Å)	Clash overlap (Å)
41:BT:99:ALA:HB3	44:BX:30:MET:SD	2.54	0.48
1:CA:1238:A:C2	1:CA:1241:G:H1'	2.49	0.48
1:CA:979:C:H2'	1:CA:980:C:O4'	2.13	0.48
3:CD:11:SER:HA	3:CD:18:LEU:HD23	1.95	0.48
3:CD:78:ALA:HB1	3:CD:88:ASN:HB2	1.96	0.48
4:CE:33:THR:HB	4:CE:49:TYR:HE1	1.79	0.48
6:CG:55:LYS:HG3	6:CG:56:SER:N	2.29	0.48
6:CG:91:ARG:HB3	6:CG:92:PRO:HD2	1.95	0.48
8:CI:120:ALA:O	8:CI:121:ARG:HG2	2.13	0.48
15:CP:53:ASP:O	15:CP:57:ILE:HG22	2.13	0.48
18:CS:51:HIS:HB2	18:CS:56:HIS:CD2	2.49	0.48
19:CT:28:ARG:HA	19:CT:31:ILE:HD12	1.94	0.48
19:CT:66:ILE:HA	19:CT:70:LYS:HZ2	1.79	0.48
23:DB:458:G:C5'	49:D2:39:ARG:HB2	2.30	0.48
49:D2:16:HIS:CE1	49:D2:44:VAL:HA	2.49	0.48
50:D3:7:ARG:CA	50:D3:7:ARG:HH11	2.26	0.48
23:DB:1099:G:C5'	52:DI:3:LYS:C	2.82	0.48
23:DB:1278:C:O2'	23:DB:1279:G:H5'	2.14	0.48
23:DB:1312:U:H5'	54:DB:3537:HOH:O	2.13	0.48
23:DB:143:C:O2	41:DT:3:ARG:HD2	2.14	0.48
23:DB:1561:C:H2'	23:DB:1562:U:C6	2.48	0.48
23:DB:1957:C:H2'	23:DB:1958:C:C6	2.48	0.48
23:DB:1999:C:O2'	23:DB:2000:C:H5'	2.14	0.48
23:DB:2181:U:H2'	23:DB:2182:U:C6	2.48	0.48
23:DB:2240:U:O2'	23:DB:2241:A:H5'	2.12	0.48
23:DB:2243:U:O2	23:DB:2434:A:C2	2.67	0.48
23:DB:2400:G:O2'	23:DB:2401:U:H5'	2.13	0.48
23:DB:2665:A:O2'	23:DB:2666:C:H5'	2.13	0.48
23:DB:2771:C:H2'	23:DB:2772:C:H6	1.78	0.48
23:DB:28:A:O2'	23:DB:29:U:H5'	2.13	0.48
23:DB:354:A:H2'	23:DB:355:U:C6	2.48	0.48
23:DB:396:G:H2'	23:DB:397:U:C6	2.48	0.48
25:DC:216:ARG:O	25:DC:218:THR:N	2.46	0.48
26:DD:7:LYS:O	26:DD:198:GLY:HA2	2.14	0.48
27:DE:49:ARG:C	27:DE:51:GLU:H	2.16	0.48
23:DB:2444:G:P	27:DE:63:LYS:HZ3	2.37	0.48
26:DD:17:GLU:OE1	32:DK:73:ASP:HB3	2.12	0.48
33:DL:120:VAL:HG12	33:DL:122:VAL:CG2	2.42	0.48
33:DL:17:LYS:HG3	33:DL:18:ARG:H	1.79	0.48
35:DN:4:ARG:CD	35:DN:4:ARG:N	2.77	0.48
37:DP:47:ILE:HG23	37:DP:63:ILE:HG12	1.95	0.48

Continued on next page...

Continued from previous page...

Atom-1	Atom-2	Interatomic distance (Å)	Clash overlap (Å)
37:DP:29:VAL:HG22	37:DP:84:SER:HB2	1.95	0.48
39:DR:5:PHE:HB2	39:DR:37:GLU:OE1	2.14	0.48
41:DT:30:ILE:O	41:DT:85:VAL:HG22	2.14	0.48
1:AA:1014:A:C2	1:AA:1219:A:H1'	2.49	0.48
1:AA:343:U:O2'	1:AA:344:A:H2'	2.14	0.48
1:AA:513:C:H2'	1:AA:514:C:C6	2.49	0.48
1:AA:577:G:O2'	1:AA:578:C:H5'	2.14	0.48
1:AA:72:A:H2'	1:AA:73:C:C6	2.47	0.48
20:AB:45:THR:HA	20:AB:48:MET:HG3	1.95	0.48
2:AC:5:HIS:CD2	2:AC:7:ASN:HB2	2.49	0.48
4:AE:33:THR:O	4:AE:34:ALA:CB	2.61	0.48
4:AE:63:MET:O	4:AE:66:ALA:HB3	2.14	0.48
16:AQ:10:ARG:NH1	16:AQ:11:VAL:HB	2.28	0.48
19:AT:49:ALA:HA	19:AT:52:GLU:HB3	1.96	0.48
22:BA:76:G:H2'	22:BA:77:U:O4'	2.13	0.48
23:BB:1141:U:OP1	31:BJ:27:ARG:HD3	2.13	0.48
23:BB:1144:A:O2'	23:BB:1145:C:H5'	2.13	0.48
23:BB:1450:G:N2	23:BB:1452:G:N1	2.55	0.48
23:BB:1708:C:H2'	23:BB:1709:U:H6	1.78	0.48
23:BB:2052:A:H2'	23:BB:2052:A:N3	2.29	0.48
23:BB:2213:U:H2'	23:BB:2214:C:H5'	1.96	0.48
23:BB:2472:G:H2'	23:BB:2475:C:H42	1.79	0.48
23:BB:28:A:O2'	23:BB:583:G:H5'	2.14	0.48
23:BB:526:A:N6	23:BB:2626:C:H4'	2.29	0.48
23:BB:636:G:O6	33:BL:76:GLU:HG2	2.14	0.48
23:BB:974:G:O4'	23:BB:990:A:N6	2.47	0.48
25:BC:16:VAL:O	25:BC:16:VAL:HG12	2.14	0.48
26:BD:170:VAL:HG11	26:BD:194:PRO:HB2	1.95	0.48
26:BD:4:LEU:HD23	26:BD:49:GLN:HG2	1.96	0.48
26:BD:84:LEU:O	26:BD:85:ALA:HB3	2.14	0.48
27:BE:72:SER:O	27:BE:73:ILE:HD13	2.14	0.48
30:BH:84:ALA:CA	30:BH:90:LEU:HG	2.39	0.48
32:BK:25:LEU:C	32:BK:27:GLY:H	2.16	0.48
35:BN:114:GLU:HG2	35:BN:115:LEU:N	2.25	0.48
35:BN:19:ALA:O	35:BN:21:PHE:N	2.47	0.48
43:BW:21:GLY:HA3	43:BW:32:ALA:HB1	1.96	0.48
1:CA:1036:A:H2'	1:CA:1037:C:H6	1.78	0.48
1:CA:1325:C:O2'	1:CA:1326:U:H5'	2.13	0.48
1:CA:220:G:O2'	1:CA:221:C:H5'	2.13	0.48
1:CA:254:G:O2'	1:CA:255:G:H5'	2.13	0.48
1:CA:276:G:H5'	16:CQ:16:MET:SD	2.54	0.48

Continued on next page...

Continued from previous page...

Atom-1	Atom-2	Interatomic distance (Å)	Clash overlap (Å)
1:CA:471:U:H2'	1:CA:472:U:H6	1.78	0.48
3:CD:115:GLN:NE2	3:CD:153:ARG:HH22	2.11	0.48
5:CF:39:LEU:HD22	5:CF:39:LEU:O	2.14	0.48
49:D2:39:ARG:HG3	49:D2:39:ARG:HH11	1.79	0.48
49:D2:7:PRO:O	49:D2:8:SER:HB3	2.13	0.48
33:DL:62:PRO:HA	50:D3:12:ARG:HH11	1.78	0.48
23:DB:1196:C:H2'	23:DB:1197:G:C8	2.48	0.48
23:DB:1221:C:O2'	23:DB:1222:U:H5'	2.13	0.48
23:DB:1817:G:H5''	25:DC:86:ARG:HH11	1.78	0.48
23:DB:2052:A:OP1	26:DD:145:SER:HB3	2.13	0.48
23:DB:2229:U:H2'	23:DB:2230:G:H8	1.79	0.48
23:DB:2299:U:H2'	23:DB:2300:C:C6	2.49	0.48
23:DB:244:A:H2'	23:DB:245:G:O4'	2.14	0.48
23:DB:2712:C:H2'	23:DB:2714:G:O3'	2.13	0.48
23:DB:633:A:H2'	23:DB:634:C:H5'	1.95	0.48
23:DB:722:A:H2'	23:DB:723:C:O4'	2.13	0.48
25:DC:78:GLU:CD	25:DC:100:ARG:HH21	2.17	0.48
26:DD:174:SER:C	26:DD:175:LEU:HD12	2.34	0.48
28:DF:141:ASP:O	28:DF:142:TYR:HB3	2.14	0.48
30:DH:50:ARG:HD3	30:DH:54:LEU:HD12	1.95	0.48
52:DI:85:ILE:HD12	52:DI:87:SER:O	2.14	0.48
31:DJ:106:LYS:C	31:DJ:108:MET:H	2.16	0.48
31:DJ:61:LYS:O	31:DJ:62:VAL:HG13	2.13	0.48
32:DK:105:ARG:H	32:DK:105:ARG:HD3	1.77	0.48
23:DB:2250:G:C5	34:DM:81:ARG:HG2	2.48	0.48
36:DO:67:ASN:HD22	36:DO:68:LYS:N	2.12	0.48
36:DO:86:GLY:O	36:DO:88:LYS:N	2.46	0.48
37:DP:54:LEU:HD22	37:DP:55:HIS:H	1.78	0.48
26:DD:8:LYS:NZ	37:DP:5:LYS:HG3	2.27	0.48
39:DR:64:VAL:HG13	39:DR:65:ALA:N	2.29	0.48
40:DS:10:ALA:O	40:DS:11:ARG:HB3	2.14	0.48
42:DU:46:LYS:HA	42:DU:47:PRO:HD3	1.63	0.48
43:DW:72:GLY:C	43:DW:74:LYS:H	2.17	0.48
44:DX:28:LEU:HB3	44:DX:42:LEU:HG	1.95	0.48
1:AA:109:A:H4'	1:AA:110:C:OP2	2.14	0.48
1:AA:1343:G:H2'	1:AA:1344:C:H6	1.78	0.48
1:AA:1348:U:H4'	8:AI:121:ARG:HH11	1.79	0.48
1:AA:1414:U:H2'	1:AA:1415:G:H8	1.79	0.48
1:AA:462:G:H3'	1:AA:463:U:H5''	1.95	0.48
1:AA:541:G:H2'	1:AA:542:G:H8	1.79	0.48
1:AA:588:G:H5'	7:AH:2:MET:O	2.14	0.48

Continued on next page...

Continued from previous page...

Atom-1	Atom-2	Interatomic distance (Å)	Clash overlap (Å)
1:AA:87:C:N3	1:AA:88:U:H1'	2.29	0.48
20:AB:80:LYS:O	20:AB:84:LEU:N	2.47	0.48
2:AC:78:LYS:H	2:AC:81:GLU:HB3	1.79	0.48
3:AD:194:ILE:HD11	3:AD:199:ILE:HD11	1.95	0.48
4:AE:104:ILE:O	4:AE:104:ILE:HG23	2.14	0.48
9:AJ:80:THR:N	9:AJ:84:VAL:HG11	2.29	0.48
11:AL:80:LEU:O	11:AL:97:VAL:HG23	2.14	0.48
12:AM:58:GLU:HA	12:AM:61:LYS:HE2	1.94	0.48
1:AA:719:C:H1'	17:AR:37:LYS:HE3	1.96	0.48
47:B0:35:GLU:OE2	47:B0:43:THR:HG22	2.13	0.48
49:B2:30:VAL:HA	49:B2:33:ARG:HD2	1.96	0.48
22:BA:29:A:H3'	22:BA:30:C:C6	2.45	0.48
22:BA:94:A:H2'	22:BA:95:U:O4'	2.14	0.48
23:BB:1156:A:N6	38:BQ:47:ARG:CD	2.77	0.48
23:BB:1599:U:H2'	23:BB:1600:C:H6	1.78	0.48
1:AA:1473:G:O2'	23:BB:1702:G:H4'	2.14	0.48
23:BB:2152:G:H2'	23:BB:2153:C:C6	2.49	0.48
23:BB:2543:G:H2'	23:BB:2544:G:O4'	2.14	0.48
23:BB:639:U:H2'	23:BB:640:C:H6	1.79	0.48
25:BC:174:ARG:HG3	25:BC:180:MET:SD	2.53	0.48
30:BH:100:ALA:HB1	30:BH:110:VAL:CG2	2.44	0.48
30:BH:1:MET:C	30:BH:21:VAL:HG12	2.34	0.48
30:BH:89:LYS:HZ2	30:BH:123:ARG:HD3	1.79	0.48
23:BB:1081:U:C5'	52:BI:126:ARG:HD2	2.44	0.48
52:BI:77:VAL:HG23	52:BI:78:LEU:N	2.29	0.48
31:BJ:5:THR:HB	31:BJ:45:THR:HG23	1.96	0.48
31:BJ:49:ASP:O	31:BJ:50:THR:HB	2.14	0.48
33:BL:21:ARG:NH1	33:BL:21:ARG:HB3	2.28	0.48
33:BL:61:LEU:HD13	33:BL:61:LEU:N	2.28	0.48
33:BL:85:VAL:HG21	33:BL:98:ALA:N	2.16	0.48
34:BM:109:PRO:HA	34:BM:112:LEU:HD22	1.95	0.48
35:BN:17:ARG:O	35:BN:21:PHE:HB2	2.14	0.48
36:BO:53:THR:O	36:BO:54:VAL:C	2.52	0.48
31:BJ:43:GLU:HB3	38:BQ:99:VAL:HG12	1.96	0.48
42:BU:70:ALA:O	42:BU:72:PHE:N	2.47	0.48
1:CA:1000:A:O2'	1:CA:1001:C:H5'	2.14	0.48
1:CA:1129:C:H1'	1:CA:1146:A:N6	2.28	0.48
1:CA:1437:A:H2'	1:CA:1438:G:H8	1.78	0.48
1:CA:1456:A:H2'	1:CA:1457:G:C8	2.49	0.48
1:CA:251:G:H4'	1:CA:252:U:H5'	1.94	0.48
1:CA:840:C:C2	1:CA:842:U:H4'	2.48	0.48

Continued on next page...

Continued from previous page...

Atom-1	Atom-2	Interatomic distance (Å)	Clash overlap (Å)
1:CA:920:U:H2'	1:CA:921:U:C6	2.49	0.48
2:CC:76:ILE:O	2:CC:83:VAL:HG23	2.13	0.48
6:CG:30:MET:HG3	6:CG:34:LYS:O	2.14	0.48
9:CJ:40:ILE:HD11	9:CJ:73:LEU:HB3	1.96	0.48
9:CJ:40:ILE:CG1	9:CJ:73:LEU:HB3	2.43	0.48
14:CO:62:ARG:NH1	14:CO:86:LEU:HD21	2.28	0.48
49:D2:13:ASN:C	49:D2:15:SER:H	2.17	0.48
33:DL:51:GLU:HG3	50:D3:58:ILE:HG22	1.96	0.48
23:DB:106:C:H2'	23:DB:107:G:C8	2.49	0.48
23:DB:1091:G:O2'	23:DB:1092:C:H5'	2.14	0.48
23:DB:1210:G:H4'	23:DB:1211:C:OP2	2.14	0.48
23:DB:1289:C:H2'	23:DB:1290:C:C6	2.49	0.48
23:DB:1771:C:O2'	23:DB:1772:A:H5'	2.14	0.48
23:DB:1938:A:O2'	23:DB:1939:U:H5''	2.14	0.48
23:DB:2005:A:H5''	54:DB:3350:HOH:O	2.13	0.48
23:DB:230:G:H2'	23:DB:231:A:H8	1.79	0.48
23:DB:2352:A:H2'	23:DB:2353:G:O4'	2.13	0.48
23:DB:2382:G:H1'	50:D3:38:LYS:NZ	2.29	0.48
23:DB:2398:U:H2'	23:DB:2399:G:C8	2.48	0.48
23:DB:2645:G:H3'	23:DB:2646:C:C5'	2.44	0.48
23:DB:2708:G:O2'	23:DB:2709:G:H5'	2.13	0.48
25:DC:84:PRO:O	25:DC:86:ARG:N	2.44	0.48
27:DE:120:VAL:O	27:DE:189:THR:HG21	2.14	0.48
28:DF:23:SER:C	28:DF:25:MET:H	2.17	0.48
29:DG:174:LYS:O	29:DG:175:LYS:HB2	2.14	0.48
29:DG:51:PHE:CE1	29:DG:53:PRO:HG3	2.48	0.48
30:DH:24:GLY:O	30:DH:26:ALA:N	2.47	0.48
52:DI:121:ILE:HD11	52:DI:122:GLU:OE2	2.13	0.48
36:DO:26:LEU:HD22	36:DO:93:ASP:HA	1.95	0.48
23:DB:561:G:H1'	38:DQ:40:LYS:HE2	1.96	0.48
38:DQ:78:PHE:HE1	38:DQ:82:LEU:HD13	1.78	0.48
39:DR:6:GLN:CG	39:DR:7:SER:N	2.77	0.48
39:DR:76:LYS:O	39:DR:77:PHE:HB2	2.14	0.48
40:DS:39:THR:O	40:DS:39:THR:HG23	2.13	0.48
41:DT:31:VAL:HG13	41:DT:32:LEU:N	2.25	0.48
43:DW:33:GLY:C	43:DW:66:VAL:HG23	2.35	0.48
45:DY:4:ILE:HG12	45:DY:5:LYS:CG	2.41	0.48
1:AA:1215:G:H5'	1:AA:1215:G:H8	1.78	0.47
1:AA:1314:C:H2'	1:AA:1315:U:C6	2.49	0.47
1:AA:1448:C:H2'	1:AA:1449:C:H6	1.79	0.47
1:AA:238:A:C2'	1:AA:239:U:H5''	2.43	0.47

Continued on next page...

Continued from previous page...

Atom-1	Atom-2	Interatomic distance (Å)	Clash overlap (Å)
1:AA:608:A:H2'	1:AA:609:A:O4'	2.14	0.47
1:AA:659:U:H2'	1:AA:660:C:C6	2.49	0.47
1:AA:87:C:H2'	1:AA:88:U:C4'	2.44	0.47
20:AB:163:ILE:HG13	20:AB:185:ILE:HD11	1.96	0.47
3:AD:94:GLU:CA	3:AD:103:ARG:HH22	2.27	0.47
4:AE:40:ASP:C	4:AE:42:ASN:H	2.17	0.47
5:AF:66:ALA:HB1	5:AF:67:PRO:HD2	1.96	0.47
9:AJ:87:LEU:HB3	9:AJ:88:MET:HE3	1.94	0.47
10:AK:15:VAL:HG21	10:AK:41:LEU:CD1	2.44	0.47
12:AM:11:HIS:O	12:AM:12:LYS:HG2	2.14	0.47
15:AP:12:LYS:C	15:AP:14:ARG:H	2.17	0.47
15:AP:29:ASN:HD22	15:AP:29:ASN:N	2.11	0.47
15:AP:67:ILE:HG13	15:AP:71:VAL:CG1	2.42	0.47
17:AR:70:THR:OG1	17:AR:71:ASP:N	2.46	0.47
48:B1:51:ALA:C	48:B1:52:LYS:HD2	2.33	0.47
50:B3:16:THR:C	50:B3:18:LYS:H	2.16	0.47
23:BB:1022:G:N2	23:BB:1142:A:C2	2.81	0.47
23:BB:1477:A:H2'	23:BB:1478:G:O4'	2.14	0.47
23:BB:2331:G:H2'	23:BB:2332:C:H6	1.79	0.47
23:BB:2512:C:O2'	26:BD:146:ILE:HG21	2.13	0.47
23:BB:2543:G:H8	23:BB:2543:G:H5'	1.79	0.47
23:BB:26:G:H2'	23:BB:27:G:C1'	2.44	0.47
23:BB:41:C:O2'	23:BB:42:A:H5'	2.13	0.47
23:BB:773:U:H4'	25:BC:47:ARG:HA	1.95	0.47
25:BC:87:SER:O	25:BC:155:ARG:NH1	2.47	0.47
25:BC:179:GLU:OE2	25:BC:267:VAL:HG22	2.14	0.47
25:BC:216:ARG:NH1	25:BC:217:PRO:HD2	2.29	0.47
25:BC:36:ASN:HB3	25:BC:63:ILE:HD13	1.96	0.47
23:BB:1995:U:OP1	26:BD:129:THR:HG22	2.14	0.47
23:BB:2761:A:H1'	29:BG:142:GLN:NE2	2.29	0.47
29:BG:5:LYS:HA	29:BG:5:LYS:HD2	1.71	0.47
32:BK:31:ARG:HG2	32:BK:31:ARG:H	1.44	0.47
33:BL:38:GLN:N	33:BL:41:ARG:CD	2.78	0.47
36:BO:20:GLU:HB3	36:BO:23:ALA:HB2	1.96	0.47
39:BR:43:ASN:C	39:BR:45:GLU:N	2.67	0.47
40:BS:20:VAL:O	40:BS:23:LEU:HB2	2.14	0.47
40:BS:34:ASP:HA	40:BS:37:THR:HG22	1.96	0.47
41:BT:50:LEU:N	41:BT:50:LEU:HD22	2.29	0.47
24:BV:44:HIS:O	24:BV:48:MET:HB3	2.14	0.47
43:BW:44:PHE:C	43:BW:44:PHE:CD1	2.87	0.47
43:BW:46:ALA:O	43:BW:55:ASP:O	2.32	0.47

Continued on next page...

Continued from previous page...

Atom-1	Atom-2	Interatomic distance (Å)	Clash overlap (Å)
43:BW:56:HIS:CE1	43:BW:58:LEU:HB2	2.48	0.47
46:BZ:59:ARG:NE	46:BZ:62:LYS:HD2	2.26	0.47
1:CA:1014:A:H2	1:CA:1219:A:H1'	1.77	0.47
1:CA:1307:U:H5'	12:CM:107:THR:HG21	1.95	0.47
1:CA:202:G:H2'	1:CA:203:G:H8	1.79	0.47
1:CA:216:U:H2'	1:CA:217:C:C6	2.49	0.47
1:CA:418:C:H2'	1:CA:419:C:H6	1.79	0.47
1:CA:16:A:N1	1:CA:919:A:C2	2.82	0.47
1:CA:989:U:O2'	1:CA:990:C:H5'	2.14	0.47
20:CB:161:PHE:HA	20:CB:183:PHE:O	2.13	0.47
10:CK:12:ARG:HB3	10:CK:13:LYS:NZ	2.29	0.47
10:CK:94:SER:HA	10:CK:97:ARG:HG3	1.95	0.47
11:CL:81:ILE:HD13	11:CL:96:THR:HG22	1.95	0.47
15:CP:5:ARG:O	15:CP:19:VAL:HA	2.14	0.47
50:D3:54:LEU:HA	50:D3:57:VAL:HG12	1.96	0.47
51:D4:24:ARG:HE	51:D4:37:GLN:CB	2.27	0.47
23:DB:1714:U:H3'	23:DB:1715:G:H5'	1.96	0.47
1:CA:1517:G:H1'	23:DB:1919:A:O3'	2.14	0.47
23:DB:2344:U:H4'	23:DB:2345:G:OP1	2.13	0.47
23:DB:2543:G:H8	23:DB:2543:G:H5'	1.79	0.47
23:DB:2491:U:H5''	23:DB:2570:G:H5''	1.94	0.47
23:DB:2641:G:O2'	23:DB:2642:G:H5'	2.14	0.47
23:DB:2728:U:H2'	23:DB:2729:G:H8	1.79	0.47
23:DB:2751:G:O2'	23:DB:2752:C:H5'	2.13	0.47
23:DB:802:A:H4'	54:DB:3289:HOH:O	2.14	0.47
23:DB:908:C:O2'	23:DB:909:A:H5'	2.14	0.47
23:DB:930:G:H5'	23:DB:931:U:P	2.54	0.47
25:DC:162:GLN:HE22	25:DC:174:ARG:NH1	2.11	0.47
23:DB:2024:G:H5''	26:DD:154:LYS:HZ2	1.78	0.47
27:DE:183:PHE:C	27:DE:185:LYS:N	2.68	0.47
23:DB:615:U:C4	27:DE:36:ALA:HB2	2.48	0.47
30:DH:110:VAL:HG23	30:DH:132:PHE:CE2	2.49	0.47
52:DI:21:PRO:CB	52:DI:22:PRO:HD3	2.42	0.47
32:DK:43:ILE:HG12	32:DK:52:VAL:CG1	2.36	0.47
36:DO:17:LYS:O	36:DO:20:GLU:HG2	2.14	0.47
23:DB:2019:A:O3'	38:DQ:26:ALA:HB3	2.14	0.47
39:DR:47:VAL:HG13	39:DR:48:LYS:N	2.28	0.47
36:DO:15:ARG:NH1	43:DW:74:LYS:HE3	2.28	0.47
46:DZ:31:ASP:HB3	46:DZ:32:LEU:H	1.48	0.47
1:AA:1038:C:H2'	1:AA:1039:G:C8	2.47	0.47
1:AA:1137:C:H1'	1:AA:1138:G:N2	2.29	0.47

Continued on next page...

Continued from previous page...

Atom-1	Atom-2	Interatomic distance (Å)	Clash overlap (Å)
1:AA:1313:U:H5''	18:AS:5:LYS:CG	2.33	0.47
1:AA:1376:U:H2'	1:AA:1377:A:C8	2.49	0.47
1:AA:255:G:H2'	1:AA:256:U:C6	2.48	0.47
1:AA:649:A:H2'	1:AA:650:G:O4'	2.14	0.47
1:AA:864:A:H2'	1:AA:865:A:C8	2.49	0.47
20:AB:172:ILE:O	20:AB:175:ALA:HB3	2.13	0.47
20:AB:162:VAL:O	20:AB:184:ALA:HA	2.14	0.47
2:AC:139:ASN:O	2:AC:143:LEU:HD22	2.14	0.47
2:AC:21:TRP:CD1	2:AC:58:ARG:HD2	2.49	0.47
15:AP:33:ILE:HD12	15:AP:33:ILE:N	2.29	0.47
16:AQ:24:ILE:O	16:AQ:40:THR:HA	2.14	0.47
18:AS:3:SER:O	18:AS:4:LEU:HG	2.14	0.47
47:B0:3:GLN:HB2	47:B0:6:LYS:HE2	1.96	0.47
48:B1:46:VAL:HG22	48:B1:47:ILE:N	2.28	0.47
23:BB:1112:G:H5'	29:BG:2:ARG:NE	2.28	0.47
23:BB:1241:A:H2'	23:BB:1242:U:H5'	1.96	0.47
23:BB:1594:U:H2'	23:BB:1595:C:H6	1.75	0.47
23:BB:401:A:H2'	23:BB:402:A:C8	2.49	0.47
25:BC:162:GLN:HB3	25:BC:162:GLN:HE21	1.53	0.47
26:BD:22:ILE:O	26:BD:23:PRO:O	2.32	0.47
26:BD:61:THR:HB	26:BD:62:LYS:CE	2.43	0.47
23:BB:38:A:H1'	27:BE:44:ARG:HA	1.95	0.47
28:BF:102:LEU:C	28:BF:107:VAL:HG23	2.35	0.47
28:BF:75:GLY:O	28:BF:76:PHE:HB2	2.13	0.47
29:BG:104:LEU:HB3	29:BG:106:LEU:CD1	2.44	0.47
30:BH:69:ALA:CB	30:BH:140:ALA:HA	2.43	0.47
52:BI:81:LYS:HG3	52:BI:82:ALA:N	2.29	0.47
31:BJ:55:ILE:HA	31:BJ:122:LEU:O	2.14	0.47
33:BL:71:ALA:HB1	33:BL:74:THR:OG1	2.14	0.47
33:BL:85:VAL:CG1	33:BL:86:GLU:HG2	2.44	0.47
37:BP:91:VAL:HG12	37:BP:92:ARG:N	2.29	0.47
38:BQ:79:ILE:HA	38:BQ:82:LEU:HD12	1.96	0.47
40:BS:6:LYS:HB3	40:BS:104:THR:HA	1.95	0.47
43:BW:47:GLY:HA2	43:BW:67:LYS:HZ3	1.79	0.47
1:CA:1157:A:H4'	1:CA:1158:C:O5'	2.15	0.47
1:CA:389:A:H2'	1:CA:389:A:N3	2.29	0.47
1:CA:731:G:OP1	1:CA:766:A:H1'	2.13	0.47
1:CA:837:U:H2'	1:CA:838:G:H8	1.78	0.47
1:CA:1103:C:O2	20:CB:105:THR:HG21	2.14	0.47
3:CD:104:MET:HG3	3:CD:142:VAL:HG21	1.96	0.47
3:CD:152:SER:HA	3:CD:155:LYS:HB3	1.95	0.47

Continued on next page...

Continued from previous page...

Atom-1	Atom-2	Interatomic distance (Å)	Clash overlap (Å)
4:CE:85:LYS:HG3	4:CE:94:PHE:HD2	1.78	0.47
4:CE:89:THR:CG2	4:CE:90:GLY:N	2.77	0.47
5:CF:51:ILE:O	5:CF:51:ILE:HG23	2.14	0.47
6:CG:106:ALA:HB1	6:CG:132:THR:OG1	2.14	0.47
6:CG:144:ALA:C	6:CG:146:ALA:N	2.67	0.47
4:CE:154:ALA:HB1	7:CH:65:PHE:CZ	2.49	0.47
19:CT:34:VAL:CG1	19:CT:78:LEU:HD22	2.44	0.47
23:DB:1098:A:O5'	52:DI:3:LYS:HB3	2.14	0.47
23:DB:1100:C:H2'	23:DB:1101:U:C6	2.49	0.47
23:DB:1594:U:H2'	23:DB:1595:C:H6	1.79	0.47
23:DB:1637:A:H2'	23:DB:1638:C:C6	2.49	0.47
23:DB:1745:A:H2'	23:DB:1746:A:C8	2.49	0.47
23:DB:1842:G:H2'	23:DB:1843:C:C6	2.49	0.47
23:DB:184:C:H2'	23:DB:185:G:C8	2.47	0.47
23:DB:1958:C:O2'	23:DB:1959:G:H5'	2.15	0.47
23:DB:2443:C:H2'	23:DB:2444:G:C8	2.49	0.47
23:DB:2543:G:H2'	23:DB:2544:G:O4'	2.14	0.47
23:DB:2773:C:H5''	26:DD:169:ARG:HB2	1.95	0.47
23:DB:2628:C:O2'	23:DB:2781:A:H2'	2.14	0.47
23:DB:2839:G:O2'	35:DN:49:GLU:HG2	2.14	0.47
23:DB:934:U:H2'	23:DB:935:C:C6	2.49	0.47
25:DC:155:ARG:HG2	25:DC:155:ARG:HH21	1.79	0.47
25:DC:171:VAL:HB	25:DC:182:LYS:CB	2.39	0.47
23:DB:1971:U:O2	25:DC:237:ARG:HB2	2.14	0.47
25:DC:30:ALA:N	25:DC:31:PRO:CD	2.77	0.47
25:DC:67:LYS:HG2	25:DC:149:LYS:O	2.14	0.47
26:DD:116:LYS:N	26:DD:116:LYS:HD2	2.29	0.47
27:DE:137:LYS:HA	27:DE:137:LYS:HZ3	1.78	0.47
52:DI:5:GLN:CB	52:DI:30:GLN:OE1	2.57	0.47
31:DJ:25:LEU:HD12	31:DJ:62:VAL:CB	2.45	0.47
31:DJ:77:HIS:HA	31:DJ:85:LYS:HA	1.96	0.47
36:DO:26:LEU:O	36:DO:40:ILE:HD11	2.13	0.47
36:DO:45:SER:O	36:DO:47:VAL:N	2.47	0.47
38:DQ:49:ARG:NH1	38:DQ:52:ARG:NH1	2.62	0.47
39:DR:5:PHE:HB3	39:DR:12:HIS:NE2	2.29	0.47
39:DR:80:ARG:HD2	39:DR:85:LYS:CB	2.45	0.47
40:DS:71:VAL:HG22	40:DS:107:VAL:HG12	1.94	0.47
44:DX:55:THR:O	44:DX:57:LEU:N	2.44	0.47
46:DZ:36:VAL:O	46:DZ:36:VAL:HG23	2.14	0.47
1:AA:1118:U:H1'	1:AA:1179:A:C5	2.50	0.47
1:AA:1258:G:C4	1:AA:1278:G:N2	2.82	0.47

Continued on next page...

Continued from previous page...

Atom-1	Atom-2	Interatomic distance (Å)	Clash overlap (Å)
1:AA:1432:G:C5'	37:BP:106:ALA:HB2	2.44	0.47
1:AA:539:A:H2'	1:AA:540:G:H8	1.78	0.47
1:AA:975:A:H4'	1:AA:976:G:OP2	2.14	0.47
7:AH:64:TYR:CB	7:AH:69:ALA:HA	2.44	0.47
10:AK:63:GLN:O	10:AK:67:GLU:HB3	2.14	0.47
15:AP:39:PHE:HE2	15:AP:70:ARG:HH21	1.63	0.47
15:AP:39:PHE:CE1	15:AP:74:LEU:HD22	2.49	0.47
48:B1:46:VAL:C	48:B1:47:ILE:HG12	2.34	0.47
23:BB:1300:G:H4'	23:BB:1301:A:O5'	2.13	0.47
23:BB:1439:A:N7	23:BB:1440:U:C6	2.82	0.47
23:BB:1583:A:H4'	23:BB:1585:C:N3	2.29	0.47
23:BB:1771:C:O2'	23:BB:1772:A:H5'	2.14	0.47
23:BB:1789:A:H5'	25:BC:220:ARG:HH21	1.78	0.47
23:BB:2692:G:O2'	23:BB:2693:G:H5'	2.14	0.47
28:BF:107:VAL:HG11	28:BF:175:PRO:HB2	1.95	0.47
28:BF:32:LYS:O	28:BF:156:THR:N	2.42	0.47
29:BG:37:ASN:HB3	29:BG:63:GLN:HE22	1.78	0.47
23:BB:2379:G:H5'	36:BO:20:GLU:OE1	2.13	0.47
39:BR:23:GLU:HA	39:BR:96:VAL:HG13	1.97	0.47
41:BT:8:LEU:CA	44:BX:19:LEU:HD11	2.44	0.47
43:BW:64:GLY:O	43:BW:65:LYS:O	2.33	0.47
46:BZ:59:ARG:HG3	46:BZ:62:LYS:CB	2.44	0.47
46:BZ:59:ARG:HE	46:BZ:62:LYS:CE	2.27	0.47
1:CA:1434:A:H2'	1:CA:1435:G:C8	2.48	0.47
1:CA:193:C:H2'	1:CA:194:C:C6	2.49	0.47
1:CA:513:C:H2'	1:CA:514:C:C6	2.49	0.47
1:CA:563:A:H2'	1:CA:567:G:C8	2.50	0.47
1:CA:695:A:H5'	10:CK:52:ARG:HH22	1.79	0.47
1:CA:807:A:H1'	25:DC:4:LYS:HZ1	1.79	0.47
1:CA:940:C:H2'	1:CA:941:G:C8	2.49	0.47
2:CC:145:ALA:HA	2:CC:203:LYS:HA	1.96	0.47
3:CD:95:GLY:HA3	3:CD:135:GLN:NE2	2.29	0.47
4:CE:99:SER:C	4:CE:101:GLY:H	2.17	0.47
10:CK:124:LYS:HB3	21:CU:33:ARG:NH1	2.29	0.47
13:CN:11:LYS:O	13:CN:15:LEU:HG	2.14	0.47
1:CA:280:C:N3	16:CQ:39:ARG:HA	2.29	0.47
18:CS:43:MET:CB	18:CS:61:VAL:HG11	2.44	0.47
50:D3:7:ARG:HH12	50:D3:10:ALA:HB3	1.76	0.47
23:DB:1050:A:H2'	23:DB:1051:G:O4'	2.15	0.47
23:DB:51:G:H1'	23:DB:118:A:H61	1.79	0.47
23:DB:1191:G:O2'	23:DB:1192:G:H5'	2.14	0.47

Continued on next page...

Continued from previous page...

Atom-1	Atom-2	Interatomic distance (Å)	Clash overlap (Å)
23:DB:1708:C:H2'	23:DB:1709:U:H6	1.79	0.47
23:DB:175:G:H2'	23:DB:176:A:H8	1.78	0.47
23:DB:1973:G:H2'	23:DB:1974:C:H6	1.79	0.47
23:DB:2441:U:O2'	23:DB:2442:C:H5'	2.14	0.47
23:DB:2526:G:H21	51:D4:1:MET:HG2	1.80	0.47
23:DB:493:G:O2'	23:DB:494:G:H5'	2.14	0.47
23:DB:511:U:H4'	23:DB:1235:G:H4'	1.97	0.47
25:DC:231:HIS:ND1	25:DC:242:HIS:ND1	2.62	0.47
26:DD:24:VAL:CG1	26:DD:193:VAL:HG21	2.44	0.47
26:DD:83:ARG:O	26:DD:84:LEU:HB2	2.12	0.47
26:DD:33:ARG:CB	26:DD:89:GLU:HB2	2.44	0.47
28:DF:177:ARG:O	28:DF:178:LYS:HB2	2.15	0.47
23:DB:2751:G:OP2	29:DG:3:VAL:HB	2.14	0.47
29:DG:6:ALA:HB3	29:DG:7:PRO:HD3	1.96	0.47
23:DB:1081:U:C4'	52:DI:126:ARG:HH12	2.25	0.47
52:DI:23:VAL:HG12	52:DI:24:GLY:H	1.79	0.47
52:DI:4:VAL:HG13	52:DI:4:VAL:O	2.14	0.47
33:DL:14:LYS:HE2	33:DL:15:ALA:N	2.29	0.47
34:DM:32:GLY:O	34:DM:127:LYS:HB3	2.15	0.47
34:DM:68:PHE:HA	34:DM:69:PRO:HD2	1.79	0.47
39:DR:2:TYR:HD2	39:DR:46:GLU:O	1.98	0.47
41:DT:19:LYS:O	41:DT:22:THR:HG22	2.14	0.47
43:DW:58:LEU:HD11	43:DW:82:GLU:HB3	1.96	0.47
45:DY:23:LEU:HD21	45:DY:50:VAL:HG11	1.96	0.47
1:AA:1081:A:O2'	1:AA:1082:A:H5'	2.14	0.47
1:AA:182:A:H1'	1:AA:183:C:H5	1.79	0.47
1:AA:232:G:H1'	1:AA:262:A:N1	2.29	0.47
20:AB:15:PHE:HD1	20:AB:16:GLY:H	1.61	0.47
3:AD:93:LEU:O	3:AD:96:ARG:HB3	2.14	0.47
8:AI:12:LYS:N	8:AI:109:GLN:HE22	2.07	0.47
10:AK:22:ILE:CG2	10:AK:95:THR:HG21	2.35	0.47
12:AM:38:ILE:HG13	12:AM:55:LEU:CD2	2.41	0.47
14:AO:28:VAL:HG22	14:AO:65:LEU:HB3	1.96	0.47
17:AR:64:LEU:CB	17:AR:66:LEU:HG	2.44	0.47
22:BA:112:G:O2'	22:BA:113:C:H5'	2.14	0.47
22:BA:27:C:H3'	22:BA:28:C:H6	1.78	0.47
23:BB:1517:G:O2'	23:BB:1518:C:H5'	2.14	0.47
23:BB:152:A:H2'	23:BB:153:U:C6	2.49	0.47
23:BB:1936:A:H2	23:BB:1943:U:C5	2.32	0.47
23:BB:209:C:H2'	23:BB:210:C:C6	2.49	0.47
23:BB:2147:A:H5'	23:BB:2148:G:C4'	2.44	0.47

Continued on next page...

Continued from previous page...

Atom-1	Atom-2	Interatomic distance (Å)	Clash overlap (Å)
23:BB:2336:A:HO2'	23:BB:2337:G:P	2.37	0.47
23:BB:543:G:C2'	23:BB:544:C:H5''	2.38	0.47
23:BB:570:G:O2'	23:BB:571:U:H5'	2.14	0.47
23:BB:822:G:H2'	23:BB:823:C:H6	1.79	0.47
25:BC:141:HIS:O	25:BC:143:VAL:HG23	2.14	0.47
25:BC:13:ARG:O	25:BC:15:VAL:HG23	2.14	0.47
25:BC:258:SER:HB2	25:BC:261:ARG:NH1	2.30	0.47
25:BC:46:GLY:O	25:BC:47:ARG:HB2	2.14	0.47
25:BC:59:GLN:O	25:BC:60:ALA:HB3	2.14	0.47
26:BD:122:VAL:HG21	26:BD:141:ARG:HA	1.96	0.47
27:BE:121:VAL:HG12	27:BE:122:GLU:N	2.30	0.47
27:BE:28:VAL:O	27:BE:32:VAL:HG23	2.14	0.47
28:BF:35:LEU:O	28:BF:36:ASN:HB3	2.13	0.47
30:BH:114:GLU:O	30:BH:133:GLN:HB3	2.14	0.47
31:BJ:41:LYS:HZ3	31:BJ:46:PRO:HD3	1.79	0.47
33:BL:85:VAL:HG12	33:BL:86:GLU:CG	2.44	0.47
33:BL:96:LYS:O	33:BL:100:ILE:HD12	2.14	0.47
34:BM:42:THR:HG22	34:BM:45:GLN:HG2	1.96	0.47
36:BO:30:ARG:NH2	36:BO:102:ARG:HD2	2.29	0.47
26:BD:13:ARG:NH1	37:BP:8:GLU:HB3	2.30	0.47
40:BS:27:LYS:N	40:BS:27:LYS:HD2	2.23	0.47
42:BU:42:LYS:O	42:BU:57:ILE:HG13	2.14	0.47
24:BV:41:GLU:C	24:BV:42:LEU:HD23	2.35	0.47
24:BV:80:HIS:CD2	24:BV:83:LYS:HB2	2.50	0.47
24:BV:80:HIS:HD2	24:BV:83:LYS:H	1.58	0.47
23:BB:200:U:C5'	46:BZ:20:ASN:HB3	2.28	0.47
1:CA:1366:C:H2'	1:CA:1367:C:C6	2.50	0.47
20:CB:158:ASP:HA	20:CB:180:ILE:HD12	1.97	0.47
3:CD:101:VAL:HG13	3:CD:106:PHE:CD2	2.49	0.47
3:CD:43:ARG:HA	3:CD:43:ARG:NH1	2.30	0.47
3:CD:71:PHE:CE2	3:CD:89:LEU:HD11	2.48	0.47
6:CG:147:ASN:C	6:CG:149:ALA:H	2.17	0.47
10:CK:109:ILE:H	10:CK:109:ILE:HD12	1.80	0.47
14:CO:76:ARG:O	14:CO:79:ARG:HB2	2.15	0.47
16:CQ:10:ARG:CZ	16:CQ:11:VAL:N	2.77	0.47
19:CT:42:ASP:OD2	19:CT:44:ALA:HB3	2.15	0.47
21:CU:6:ARG:C	21:CU:7:GLU:HG2	2.34	0.47
22:DA:102:G:H2'	22:DA:103:U:C6	2.50	0.47
23:DB:1098:A:HO2'	52:DI:4:VAL:C	2.16	0.47
23:DB:1315:C:H2'	23:DB:1316:U:C6	2.50	0.47
23:DB:1432:G:O2'	23:DB:1433:A:H5'	2.14	0.47

Continued on next page...

Continued from previous page...

Atom-1	Atom-2	Interatomic distance (Å)	Clash overlap (Å)
23:DB:1719:G:O2'	23:DB:1720:U:H5'	2.14	0.47
23:DB:2087:G:H2'	23:DB:2088:A:C8	2.49	0.47
23:DB:2271:G:C2'	23:DB:2272:U:H5'	2.44	0.47
23:DB:2860:A:H2'	23:DB:2861:U:O4'	2.15	0.47
23:DB:518:G:H2'	23:DB:519:U:C6	2.50	0.47
23:DB:853:C:H2'	23:DB:854:C:C6	2.50	0.47
25:DC:16:VAL:O	25:DC:17:LYS:HD2	2.14	0.47
23:DB:2597:G:C5'	25:DC:239:PHE:HB2	2.37	0.47
25:DC:257:ARG:C	25:DC:261:ARG:HD2	2.35	0.47
28:DF:7:TYR:O	28:DF:11:VAL:HB	2.14	0.47
29:DG:8:VAL:HG21	29:DG:49:LEU:HB2	1.97	0.47
29:DG:71:LEU:O	29:DG:74:MET:HB2	2.14	0.47
31:DJ:41:LYS:HE2	31:DJ:46:PRO:HD3	1.95	0.47
34:DM:118:LYS:HB2	34:DM:118:LYS:NZ	2.30	0.47
37:DP:108:ARG:N	37:DP:108:ARG:HD3	2.29	0.47
37:DP:64:SER:HB2	37:DP:71:ARG:HH11	1.78	0.47
38:DQ:40:LYS:O	38:DQ:44:TYR:HB3	2.15	0.47
39:DR:18:GLN:N	39:DR:18:GLN:CD	2.68	0.47
41:DT:34:VAL:O	41:DT:81:LYS:HB3	2.14	0.47
24:DV:77:VAL:HG13	24:DV:89:ILE:CD1	2.44	0.47
1:AA:65:A:N3	1:AA:65:A:C2'	2.74	0.47
1:AA:708:C:H2'	1:AA:709:U:H6	1.80	0.47
4:AE:150:GLU:C	4:AE:152:VAL:H	2.16	0.47
6:AG:53:SER:HB2	6:AG:55:LYS:HZ2	1.78	0.47
7:AH:17:GLN:NE2	7:AH:69:ALA:HB1	2.28	0.47
9:AJ:88:MET:CE	9:AJ:88:MET:H	2.26	0.47
15:AP:26:ASN:OD1	15:AP:31:ARG:HB3	2.14	0.47
15:AP:33:ILE:HD12	15:AP:33:ILE:H	1.79	0.47
50:B3:44:ARG:HB3	50:B3:45:PRO:CD	2.43	0.47
22:BA:30:C:H1'	22:BA:58:A:N1	2.29	0.47
22:BA:50:A:H5''	36:BO:68:LYS:CG	2.45	0.47
23:BB:173:A:H2'	23:BB:174:U:C6	2.48	0.47
23:BB:2070:A:H2'	23:BB:2071:A:C8	2.49	0.47
23:BB:917:A:H2'	23:BB:918:A:O4'	2.14	0.47
26:BD:13:ARG:NH1	37:BP:12:MET:SD	2.87	0.47
26:BD:150:GLN:C	26:BD:151:THR:HG22	2.35	0.47
27:BE:111:GLU:C	27:BE:113:VAL:H	2.16	0.47
27:BE:158:PHE:C	27:BE:160:ALA:H	2.17	0.47
30:BH:128:HIS:HB3	30:BH:144:VAL:CB	2.42	0.47
31:BJ:93:ILE:CD1	31:BJ:100:VAL:HG11	2.44	0.47
33:BL:64:PHE:CE1	50:B3:24:LYS:HB2	2.50	0.47

Continued on next page...

Continued from previous page...

Atom-1	Atom-2	Interatomic distance (Å)	Clash overlap (Å)
33:BL:95:LEU:CD1	33:BL:95:LEU:H	2.27	0.47
34:BM:109:PRO:O	34:BM:112:LEU:HB2	2.14	0.47
34:BM:36:VAL:CG1	34:BM:125:PRO:HD2	2.45	0.47
34:BM:38:ARG:HA	34:BM:96:ILE:O	2.14	0.47
39:BR:5:PHE:N	39:BR:12:HIS:CB	2.77	0.47
40:BS:6:LYS:HB2	40:BS:6:LYS:NZ	2.30	0.47
43:BW:16:GLU:O	43:BW:16:GLU:HG3	2.14	0.47
43:BW:16:GLU:CG	43:BW:37:VAL:HG22	2.39	0.47
43:BW:2:HIS:CE1	43:BW:4:LYS:HB3	2.48	0.47
1:CA:109:A:H4'	1:CA:110:C:OP2	2.14	0.47
1:CA:1312:G:H2'	1:CA:1313:U:H6	1.78	0.47
1:CA:1252:A:H4'	1:CA:1369:C:H4'	1.96	0.47
1:CA:824:G:H2'	1:CA:825:A:H8	1.78	0.47
3:CD:118:SER:C	3:CD:120:LYS:H	2.18	0.47
3:CD:61:ARG:HE	3:CD:68:GLU:N	2.13	0.47
5:CF:48:ALA:H	17:CR:65:SER:HB2	1.79	0.47
7:CH:65:PHE:CD2	7:CH:66:GLN:HG2	2.50	0.47
11:CL:29:LYS:O	11:CL:80:LEU:HD12	2.14	0.47
15:CP:61:VAL:CA	15:CP:65:ALA:HB3	2.44	0.47
15:CP:67:ILE:HD11	15:CP:71:VAL:HG22	1.96	0.47
16:CQ:44:HIS:HB2	16:CQ:69:THR:O	2.14	0.47
10:CK:121:ARG:HE	21:CU:34:ARG:HD2	1.78	0.47
50:D3:12:ARG:O	50:D3:13:PHE:CB	2.63	0.47
23:DB:1692:U:H2'	23:DB:1694:C:C4	2.50	0.47
23:DB:1739:A:H2'	23:DB:1740:G:O4'	2.14	0.47
23:DB:2526:G:H2'	23:DB:2527:C:H6	1.76	0.47
23:DB:2671:G:H2'	23:DB:2672:U:C6	2.49	0.47
23:DB:581:C:O2'	23:DB:582:A:H5'	2.14	0.47
23:DB:705:A:N6	23:DB:726:G:O2'	2.48	0.47
25:DC:10:PRO:O	25:DC:202:ARG:NH1	2.47	0.47
25:DC:155:ARG:HE	25:DC:157:ALA:CB	2.27	0.47
28:DF:39:VAL:HG12	28:DF:84:ILE:HG21	1.96	0.47
34:DM:64:TRP:HB2	34:DM:102:LEU:HB2	1.96	0.47
35:DN:47:VAL:O	35:DN:51:LEU:HG	2.15	0.47
37:DP:7:LEU:HD23	37:DP:7:LEU:C	2.35	0.47
41:DT:15:HIS:O	41:DT:16:VAL:CB	2.61	0.47
41:DT:55:VAL:HG23	41:DT:87:LEU:H	1.79	0.47
41:DT:55:VAL:CG2	41:DT:86:THR:H	2.27	0.47
42:DU:34:ILE:HG22	42:DU:62:ALA:O	2.13	0.47
1:AA:1352:C:H2'	1:AA:1353:G:C8	2.50	0.47
1:AA:1410:A:H2'	1:AA:1411:C:C6	2.50	0.47

Continued on next page...

Continued from previous page...

Atom-1	Atom-2	Interatomic distance (Å)	Clash overlap (Å)
1:AA:301:G:H2'	1:AA:302:G:H8	1.79	0.47
1:AA:317:U:H2'	1:AA:318:G:C8	2.49	0.47
1:AA:607:A:H2'	1:AA:608:A:C8	2.50	0.47
1:AA:636:U:H2'	1:AA:637:C:H6	1.78	0.47
20:AB:13:VAL:HG11	20:AB:207:ARG:HB2	1.95	0.47
20:AB:156:LEU:HD12	20:AB:156:LEU:H	1.80	0.47
3:AD:117:VAL:HG12	3:AD:130:ASN:C	2.35	0.47
3:AD:81:LEU:CD1	3:AD:92:LEU:HD21	2.45	0.47
5:AF:43:GLY:HA2	5:AF:58:HIS:CE1	2.49	0.47
9:AJ:22:THR:CG2	9:AJ:23:ALA:N	2.77	0.47
11:AL:106:VAL:HG22	11:AL:117:GLY:H	1.79	0.47
11:AL:90:PRO:C	11:AL:92:VAL:H	2.17	0.47
12:AM:78:ARG:HH22	12:AM:82:LEU:HD11	1.78	0.47
17:AR:46:THR:CG2	17:AR:51:GLN:HB2	2.43	0.47
21:AU:35:GLU:HB2	21:AU:37:TYR:CZ	2.50	0.47
47:B0:32:THR:HG22	47:B0:32:THR:O	2.13	0.47
23:BB:976:G:H5'	23:BB:1156:A:N6	2.30	0.47
23:BB:1501:G:O2'	23:BB:1502:A:H5'	2.15	0.47
23:BB:1526:C:H2'	23:BB:1527:G:O4'	2.13	0.47
23:BB:1692:U:H2'	23:BB:1694:C:C4	2.49	0.47
23:BB:2221:G:H2'	23:BB:2222:C:C6	2.50	0.47
23:BB:2443:C:H2'	23:BB:2444:G:C8	2.50	0.47
23:BB:2862:G:H2'	23:BB:2863:C:H6	1.79	0.47
23:BB:306:U:H2'	23:BB:307:G:O4'	2.14	0.47
23:BB:107:G:H21	23:BB:346:A:H62	1.61	0.47
23:BB:490:C:H3'	23:BB:491:G:H5''	1.96	0.47
25:BC:16:VAL:HA	25:BC:17:LYS:HE2	1.95	0.47
25:BC:160:TYR:HA	25:BC:193:GLU:CG	2.45	0.47
25:BC:180:MET:HB2	25:BC:265:PHE:CB	2.40	0.47
26:BD:127:PHE:O	26:BD:128:ARG:HB2	2.14	0.47
26:BD:130:GLN:O	26:BD:140:HIS:ND1	2.48	0.47
27:BE:104:ALA:C	27:BE:105:LEU:HD23	2.35	0.47
27:BE:122:GLU:OE2	27:BE:152:GLU:HG3	2.14	0.47
23:BB:38:A:C4'	27:BE:46:GLN:HG3	2.45	0.47
29:BG:40:VAL:CG2	29:BG:53:PRO:HA	2.44	0.47
30:BH:29:PHE:H	30:BH:32:PRO:HD2	1.79	0.47
31:BJ:100:VAL:HG22	31:BJ:101:ILE:N	2.27	0.47
33:BL:94:THR:OG1	33:BL:103:ILE:HB	2.14	0.47
33:BL:109:LYS:HA	33:BL:126:ARG:CB	2.44	0.47
33:BL:116:VAL:HG12	33:BL:117:THR:HG23	1.97	0.47
33:BL:84:LYS:HA	33:BL:84:LYS:HE3	1.97	0.47

Continued on next page...

Continued from previous page...

Atom-1	Atom-2	Interatomic distance (Å)	Clash overlap (Å)
34:BM:42:THR:O	34:BM:44:ARG:N	2.41	0.47
34:BM:6:ARG:HG3	34:BM:7:THR:O	2.15	0.47
35:BN:122:ALA:HA	47:B0:49:ARG:NH1	2.29	0.47
35:BN:1:MET:CE	35:BN:2:ARG:HB2	2.45	0.47
36:BO:8:ILE:C	36:BO:10:ARG:H	2.18	0.47
31:BJ:43:GLU:CB	38:BQ:99:VAL:HG12	2.45	0.47
41:BT:26:LYS:HD2	41:BT:27:SER:HB2	1.97	0.47
42:BU:84:PHE:HA	42:BU:94:PHE:HD1	1.79	0.47
24:BV:80:HIS:CA	24:BV:87:GLN:HE22	2.28	0.47
43:BW:44:PHE:O	43:BW:76:ARG:CA	2.63	0.47
1:CA:333:U:H2'	1:CA:334:C:H6	1.79	0.47
1:CA:343:U:O2'	1:CA:344:A:H2'	2.15	0.47
1:CA:454:G:O2'	1:CA:455:G:H5'	2.15	0.47
1:CA:628:G:H2'	1:CA:629:A:C8	2.50	0.47
1:CA:647:C:O2'	1:CA:648:A:H5'	2.15	0.47
1:CA:807:A:H1'	25:DC:4:LYS:HZ2	1.78	0.47
1:CA:806:C:H2'	1:CA:807:A:H8	1.80	0.47
1:CA:812:G:C2'	1:CA:812:G:N3	2.75	0.47
2:CC:177:LEU:HD22	2:CC:177:LEU:H	1.79	0.47
3:CD:144:ILE:HG23	3:CD:149:LYS:HE2	1.97	0.47
3:CD:171:GLU:HB2	3:CD:180:THR:HG21	1.97	0.47
3:CD:64:TYR:CD2	3:CD:93:LEU:HB2	2.49	0.47
6:CG:132:THR:O	6:CG:135:LYS:HB3	2.15	0.47
8:CI:103:VAL:HG23	8:CI:104:THR:N	2.29	0.47
47:D0:25:THR:O	47:D0:25:THR:HG23	2.15	0.47
49:D2:12:ARG:HH21	49:D2:16:HIS:HB2	1.79	0.47
23:DB:123:G:H2'	23:DB:124:G:C8	2.49	0.47
23:DB:1513:U:O2'	23:DB:1514:G:H5'	2.15	0.47
23:DB:15:G:O2'	23:DB:16:C:H5'	2.14	0.47
23:DB:2700:A:H2'	23:DB:2701:U:H6	1.80	0.47
23:DB:322:A:H5'	23:DB:340:A:O4'	2.14	0.47
23:DB:37:C:O2'	23:DB:38:A:H5'	2.15	0.47
23:DB:62:U:H3'	23:DB:63:A:C8	2.50	0.47
27:DE:120:VAL:HG12	27:DE:121:VAL:N	2.29	0.47
27:DE:53:THR:HB	27:DE:74:LYS:HZ3	1.79	0.47
29:DG:10:VAL:HG13	29:DG:14:VAL:HG12	1.95	0.47
30:DH:135:HIS:HD2	30:DH:138:VAL:HG23	1.80	0.47
52:DI:79:LEU:HB3	52:DI:137:LEU:HD12	1.96	0.47
52:DI:7:TYR:HA	52:DI:59:THR:HA	1.95	0.47
32:DK:112:PHE:O	32:DK:114:LYS:N	2.45	0.47
33:DL:63:LYS:O	50:D3:11:LYS:HB2	2.15	0.47

Continued on next page...

Continued from previous page...

Atom-1	Atom-2	Interatomic distance (Å)	Clash overlap (Å)
37:DP:60:VAL:HB	37:DP:61:ARG:H	1.30	0.47
38:DQ:50:ARG:NH2	38:DQ:53:LYS:HE3	2.29	0.47
24:DV:57:TYR:HE2	24:DV:77:VAL:HG21	1.79	0.47
45:DY:18:LYS:O	45:DY:21:ALA:HB3	2.14	0.47
1:AA:147:G:H2'	1:AA:148:G:C8	2.49	0.47
1:AA:21:G:H2'	1:AA:22:G:C8	2.49	0.47
1:AA:303:A:H2'	1:AA:304:U:O4'	2.14	0.47
1:AA:950:U:H2'	1:AA:951:G:C8	2.50	0.47
4:AE:35:LEU:HD23	4:AE:36:THR:N	2.30	0.47
6:AG:22:LEU:O	6:AG:26:VAL:HG13	2.14	0.47
6:AG:71:THR:HA	6:AG:90:VAL:HG22	1.96	0.47
9:AJ:35:GLN:H	9:AJ:78:GLU:HB3	1.80	0.47
10:AK:121:ARG:HG3	10:AK:121:ARG:NH1	2.29	0.47
10:AK:30:ILE:HG22	10:AK:45:THR:CA	2.41	0.47
12:AM:72:ILE:O	12:AM:76:ILE:HG13	2.15	0.47
18:AS:43:MET:O	18:AS:46:LEU:HB2	2.14	0.47
22:BA:54:G:H2'	22:BA:55:U:H6	1.79	0.47
23:BB:1156:A:N6	38:BQ:47:ARG:HD3	2.29	0.47
23:BB:2019:A:O2'	38:BQ:32:ARG:NH2	2.47	0.47
23:BB:2053:G:H5'	26:BD:151:THR:O	2.14	0.47
23:BB:2083:G:H2'	23:BB:2084:C:C6	2.49	0.47
23:BB:2728:U:H2'	23:BB:2729:G:C8	2.50	0.47
23:BB:2773:C:O2'	23:BB:2774:C:H5'	2.15	0.47
23:BB:233:A:N6	23:BB:428:A:H61	2.12	0.47
23:BB:64:A:N6	23:BB:91:A:N6	2.62	0.47
23:BB:840:C:O2'	23:BB:841:G:H5'	2.15	0.47
25:BC:49:THR:O	25:BC:50:THR:HB	2.15	0.47
26:BD:184:ARG:HG3	26:BD:184:ARG:O	2.14	0.47
26:BD:15:PHE:HB3	26:BD:18:ASP:CB	2.45	0.47
23:BB:673:C:H5''	27:BE:76:PRO:HD2	1.96	0.47
29:BG:153:PRO:HG3	29:BG:160:GLY:C	2.35	0.47
30:BH:7:ASP:O	30:BH:9:VAL:HG23	2.14	0.47
23:BB:1059:G:N2	52:BI:130:GLY:HA3	2.29	0.47
52:BI:48:ILE:O	52:BI:49:GLU:HB3	2.14	0.47
52:BI:54:ILE:HG21	52:BI:70:THR:CG2	2.45	0.47
32:BK:108:ARG:HH11	32:BK:108:ARG:HG3	1.79	0.47
37:BP:57:ALA:C	37:BP:59:THR:H	2.18	0.47
38:BQ:93:ILE:CG2	38:BQ:94:LEU:HD13	2.40	0.47
40:BS:102:HIS:HB2	40:BS:103:ILE:H	1.50	0.47
40:BS:17:VAL:HG21	40:BS:101:SER:OG	2.15	0.47
42:BU:5:ARG:HG2	42:BU:6:ARG:N	2.28	0.47

Continued on next page...

Continued from previous page...

Atom-1	Atom-2	Interatomic distance (Å)	Clash overlap (Å)
24:BV:53:LYS:HD2	24:BV:54:ALA:N	2.29	0.47
24:BV:72:VAL:O	24:BV:94:ALA:HB2	2.14	0.47
44:BX:45:GLN:H	44:BX:45:GLN:HE21	1.61	0.47
44:BX:9:LYS:HE3	44:BX:11:VAL:HG13	1.97	0.47
45:BY:50:VAL:O	45:BY:53:MET:HB2	2.15	0.47
46:BZ:59:ARG:CG	46:BZ:62:LYS:HB2	2.44	0.47
1:CA:1122:U:H2'	1:CA:1123:U:C6	2.50	0.47
1:CA:1245:C:H2'	1:CA:1246:A:H8	1.79	0.47
1:CA:1277:C:H1'	1:CA:1282:C:O2	2.15	0.47
1:CA:806:C:H2'	1:CA:807:A:C8	2.49	0.47
2:CC:129:PHE:CE2	2:CC:156:LEU:HD13	2.50	0.47
2:CC:94:ALA:O	2:CC:96:VAL:N	2.48	0.47
5:CF:18:VAL:HG21	5:CF:58:HIS:ND1	2.30	0.47
7:CH:71:VAL:HG23	7:CH:71:VAL:O	2.14	0.47
15:CP:19:VAL:HG13	15:CP:37:GLY:C	2.35	0.47
15:CP:67:ILE:HG12	15:CP:72:ALA:HB2	1.95	0.47
16:CQ:23:ALA:C	16:CQ:24:ILE:HD12	2.35	0.47
17:CR:20:ILE:O	17:CR:20:ILE:HG12	2.14	0.47
19:CT:66:ILE:O	19:CT:70:LYS:HD3	2.14	0.47
23:DB:2286:G:H1	48:D1:23:THR:HG21	1.80	0.47
22:DA:23:G:N2	22:DA:24:G:H1	2.13	0.47
23:DB:1438:U:H5'	23:DB:1516:G:O2'	2.14	0.47
23:DB:153:U:H6	23:DB:153:U:O5'	1.98	0.47
23:DB:1791:A:C4'	25:DC:207:ALA:H	2.28	0.47
23:DB:1818:U:C3'	25:DC:155:ARG:HB2	2.44	0.47
23:DB:2643:G:H2'	23:DB:2644:G:O4'	2.15	0.47
23:DB:2659:G:N2	23:DB:2661:G:H5''	2.29	0.47
23:DB:2742:G:O2'	23:DB:2743:U:H5'	2.15	0.47
23:DB:314:C:H2'	23:DB:315:G:H8	1.80	0.47
23:DB:46:G:H2'	23:DB:47:C:C6	2.49	0.47
23:DB:579:G:H4'	23:DB:2017:U:H2'	1.97	0.47
27:DE:192:ALA:HB1	27:DE:199:MET:CB	2.45	0.47
28:DF:96:TRP:O	28:DF:100:GLU:HG3	2.14	0.47
28:DF:103:ILE:HD12	28:DF:104:THR:N	2.30	0.47
29:DG:123:GLU:HG2	29:DG:131:VAL:HG13	1.96	0.47
29:DG:18:ILE:HA	29:DG:22:VAL:O	2.14	0.47
30:DH:122:LEU:HD22	30:DH:146:VAL:HG22	1.97	0.47
30:DH:90:LEU:HD22	30:DH:122:LEU:O	2.15	0.47
30:DH:36:ALA:O	30:DH:37:VAL:HG23	2.15	0.47
23:DB:1098:A:O5'	52:DI:3:LYS:CG	2.61	0.47
31:DJ:76:HIS:O	31:DJ:77:HIS:O	2.33	0.47

Continued on next page...

Continued from previous page...

Atom-1	Atom-2	Interatomic distance (Å)	Clash overlap (Å)
35:DN:42:LYS:NZ	35:DN:45:ARG:HD2	2.30	0.47
37:DP:29:VAL:HG23	37:DP:47:ILE:HD11	1.96	0.47
44:DX:22:LEU:HD11	44:DX:47:ARG:NH2	2.30	0.47
45:DY:1:ALA:HB1	45:DY:37:ARG:HB3	1.97	0.47
1:AA:1096:C:H2'	1:AA:1097:C:C6	2.50	0.47
1:AA:1198:G:H2'	1:AA:1199:U:C6	2.50	0.47
1:AA:78:A:O2'	1:AA:79:G:H5'	2.14	0.47
1:AA:894:G:O2'	1:AA:895:G:H5'	2.15	0.47
20:AB:82:ALA:O	20:AB:217:ALA:HB2	2.15	0.47
2:AC:84:GLU:HA	2:AC:87:ARG:NH2	2.30	0.47
5:AF:5:GLU:HG3	5:AF:63:ASN:OD1	2.15	0.47
13:AN:72:PHE:CE2	13:AN:77:GLY:HA2	2.49	0.47
14:AO:17:ASP:HB2	14:AO:18:ALA:H	1.59	0.47
48:B1:15:GLY:CA	48:B1:47:ILE:HD12	2.44	0.47
49:B2:18:PHE:HB3	49:B2:19:ARG:H	1.62	0.47
22:BA:86:G:H3'	22:BA:87:U:H6	1.80	0.47
23:BB:1205:A:H4'	23:BB:1206:G:OP2	2.14	0.47
23:BB:1637:A:H2'	23:BB:1638:C:H6	1.80	0.47
23:BB:1986:C:O2'	23:BB:1987:A:H5'	2.14	0.47
23:BB:2249:U:H4'	23:BB:2275:C:C5	2.50	0.47
23:BB:230:G:H2'	23:BB:231:A:C8	2.48	0.47
23:BB:26:G:H1'	23:BB:514:A:H61	1.80	0.47
22:BA:89:U:O2	23:BB:958:U:H2'	2.15	0.47
23:BB:1790:C:H4'	25:BC:207:ALA:CB	2.45	0.47
25:BC:208:GLY:O	25:BC:210:ALA:N	2.48	0.47
25:BC:222:THR:C	25:BC:224:MET:N	2.67	0.47
25:BC:27:LYS:HA	25:BC:79:ARG:HH12	1.78	0.47
26:BD:38:LYS:N	26:BD:38:LYS:CD	2.78	0.47
27:BE:119:ILE:HG23	27:BE:189:THR:O	2.15	0.47
30:BH:89:LYS:HZ3	30:BH:90:LEU:H	1.63	0.47
31:BJ:29:ALA:O	31:BJ:33:ALA:N	2.44	0.47
31:BJ:7:LYS:CE	31:BJ:48:VAL:HB	2.45	0.47
33:BL:78:ARG:HB2	33:BL:79:LEU:H	1.33	0.47
35:BN:57:THR:HG23	35:BN:58:ASP:H	1.80	0.47
36:BO:71:ALA:O	36:BO:74:VAL:HG23	2.14	0.47
24:BV:61:LEU:O	24:BV:71:LYS:HA	2.15	0.47
23:BB:2261:C:OP2	43:BW:13:ARG:HB2	2.14	0.47
43:BW:16:GLU:O	43:BW:18:LYS:HD2	2.15	0.47
1:CA:1054:C:H1'	1:CA:1196:A:C6	2.50	0.47
1:CA:1299:A:C5	1:CA:1301:U:H1'	2.50	0.47
1:CA:1251:A:O2'	1:CA:1370:G:H5'	2.15	0.47

Continued on next page...

Continued from previous page...

Atom-1	Atom-2	Interatomic distance (Å)	Clash overlap (Å)
1:CA:1390:U:H2'	1:CA:1391:U:C6	2.50	0.47
1:CA:1412:C:H2'	1:CA:1413:A:H8	1.75	0.47
1:CA:1438:G:C2'	1:CA:1439:G:H5'	2.45	0.47
1:CA:179:A:H2'	1:CA:180:U:H6	1.79	0.47
1:CA:537:G:H2'	1:CA:538:G:H8	1.80	0.47
1:CA:602:A:O2'	1:CA:603:U:H5'	2.14	0.47
1:CA:841:C:H6	1:CA:843:U:OP1	1.98	0.47
2:CC:146:LYS:HD3	2:CC:203:LYS:O	2.15	0.47
3:CD:115:GLN:HE22	3:CD:153:ARG:HH22	1.62	0.47
6:CG:56:SER:HB3	6:CG:59:GLU:HG3	1.96	0.47
8:CI:103:VAL:HG23	8:CI:104:THR:H	1.79	0.47
9:CJ:36:VAL:HA	9:CJ:76:ILE:HG23	1.96	0.47
1:CA:673:A:H1'	17:CR:63:TYR:CD1	2.49	0.47
1:CA:1319:A:P	18:CS:4:LEU:HD21	2.55	0.47
19:CT:50:PHE:O	19:CT:53:MET:HG3	2.13	0.47
49:D2:18:PHE:CD2	49:D2:18:PHE:N	2.82	0.47
23:DB:1494:A:H2'	23:DB:1495:A:C8	2.50	0.47
23:DB:1729:U:H2'	23:DB:1730:C:H4'	1.96	0.47
23:DB:1745:A:H2'	23:DB:1746:A:H8	1.80	0.47
23:DB:1773:A:N6	25:DC:206:LYS:HE2	2.29	0.47
23:DB:1842:G:H2'	23:DB:1843:C:H6	1.80	0.47
23:DB:18:U:H5''	38:DQ:23:TYR:O	2.15	0.47
23:DB:2249:U:H4'	23:DB:2275:C:C5	2.50	0.47
23:DB:2270:A:H4'	43:DW:18:LYS:HD2	1.96	0.47
23:DB:279:A:H3'	23:DB:280:U:H6	1.79	0.47
23:DB:562:U:C4	23:DB:2036:C:O4'	2.68	0.47
23:DB:1789:A:H5'	25:DC:220:ARG:NH2	2.29	0.47
25:DC:53:ILE:CG1	25:DC:218:THR:HA	2.45	0.47
27:DE:158:PHE:HE2	27:DE:161:ALA:HB3	1.80	0.47
27:DE:163:ASN:H	27:DE:168:ASP:HA	1.80	0.47
29:DG:90:GLY:HA3	29:DG:159:LYS:HG2	1.97	0.47
52:DI:49:GLU:CB	52:DI:52:LEU:HD12	2.44	0.47
34:DM:104:GLU:HB3	34:DM:105:MET:H	1.55	0.47
34:DM:41:LEU:CD2	34:DM:46:ILE:HD11	2.44	0.47
34:DM:81:ARG:CG	34:DM:82:MET:HG2	2.45	0.47
36:DO:115:LEU:N	36:DO:115:LEU:HD12	2.29	0.47
37:DP:92:ARG:HB2	37:DP:110:LYS:O	2.15	0.47
38:DQ:59:LEU:O	38:DQ:62:ALA:HB3	2.15	0.47
38:DQ:86:SER:C	38:DQ:88:GLU:H	2.18	0.47
39:DR:5:PHE:HD2	39:DR:12:HIS:CE1	2.33	0.47
39:DR:32:THR:HG22	39:DR:66:HIS:HB3	1.96	0.47

Continued on next page...

Continued from previous page...

Atom-1	Atom-2	Interatomic distance (Å)	Clash overlap (Å)
41:DT:19:LYS:HA	41:DT:19:LYS:HD2	1.54	0.47
24:DV:48:MET:SD	24:DV:86:LEU:HD12	2.54	0.47
1:AA:1348:U:H2'	1:AA:1349:A:H8	1.80	0.47
1:AA:948:C:O2'	1:AA:949:A:H5'	2.15	0.47
1:AA:986:U:H1'	18:AS:53:GLY:O	2.14	0.47
20:AB:60:ALA:HB3	20:AB:223:GLY:HA3	1.95	0.47
2:AC:90:VAL:HG21	2:AC:98:ALA:HB3	1.97	0.47
9:AJ:8:ILE:H	9:AJ:75:ASP:HB2	1.80	0.47
10:AK:21:HIS:CE1	10:AK:34:THR:HG21	2.50	0.47
10:AK:60:PHE:HA	10:AK:63:GLN:OE1	2.14	0.47
11:AL:121:PRO:C	11:AL:123:ALA:H	2.18	0.47
12:AM:13:HIS:HB2	12:AM:16:ILE:HG22	1.97	0.47
13:AN:79:SER:O	13:AN:81:ILE:HD12	2.15	0.47
14:AO:70:LYS:HZ1	14:AO:74:VAL:CG1	2.25	0.47
23:BB:1170:C:O2'	23:BB:1171:G:H5'	2.15	0.47
23:BB:1189:A:H2'	23:BB:1190:G:O4'	2.15	0.47
23:BB:1351:C:H4'	23:BB:1572:A:O4'	2.14	0.47
23:BB:1438:U:N3	23:BB:1552:A:N6	2.63	0.47
23:BB:1724:G:H2'	23:BB:1725:U:C6	2.50	0.47
23:BB:1754:A:OP2	37:BP:94:ALA:HB1	2.15	0.47
23:BB:1870:C:H3'	23:BB:1871:A:C8	2.49	0.47
23:BB:1965:C:H5''	23:BB:1966:A:H2'	1.96	0.47
23:BB:2230:G:H1'	46:BZ:30:HIS:HD2	1.80	0.47
23:BB:2425:A:H5''	23:BB:2426:A:H3'	1.97	0.47
23:BB:2617:U:H2'	23:BB:2618:G:C5'	2.45	0.47
23:BB:2617:U:O2'	23:BB:2618:G:H5'	2.15	0.47
23:BB:1999:C:H5''	23:BB:2723:C:O2'	2.14	0.47
23:BB:2800:A:C4	23:BB:2801:G:H1'	2.50	0.47
23:BB:27:G:H1'	23:BB:513:A:H61	1.79	0.47
25:BC:103:ILE:CG2	25:BC:104:LEU:N	2.77	0.47
25:BC:10:PRO:CD	25:BC:202:ARG:HH12	2.27	0.47
26:BD:3:GLY:CA	26:BD:49:GLN:HE22	2.28	0.47
26:BD:4:LEU:CD2	26:BD:49:GLN:HG2	2.45	0.47
28:BF:133:GLU:O	28:BF:134:GLN:HB2	2.14	0.47
28:BF:67:THR:O	28:BF:83:PRO:HA	2.15	0.47
52:BI:12:VAL:HG23	52:BI:41:PHE:CZ	2.50	0.47
23:BB:1132:U:H6	31:BJ:85:LYS:HZ3	1.63	0.47
35:BN:106:ASP:O	35:BN:108:ALA:N	2.48	0.47
35:BN:46:ARG:O	35:BN:50:PRO:HG2	2.14	0.47
36:BO:46:GLU:C	36:BO:48:LEU:H	2.18	0.47
38:BQ:101:ASP:OD2	38:BQ:104:ALA:HB2	2.14	0.47

Continued on next page...

Continued from previous page...

Atom-1	Atom-2	Interatomic distance (Å)	Clash overlap (Å)
38:BQ:57:ARG:HA	38:BQ:60:TRP:CE3	2.46	0.47
40:BS:28:LYS:HA	40:BS:31:GLN:HB2	1.95	0.47
44:BX:22:LEU:O	44:BX:23:ARG:C	2.53	0.47
46:BZ:58:ASP:HB3	46:BZ:59:ARG:H	1.27	0.47
46:BZ:59:ARG:HG3	46:BZ:62:LYS:HG3	1.97	0.47
1:CA:1019:A:H2'	1:CA:1020:G:C8	2.50	0.47
1:CA:123:U:H5''	1:CA:311:C:O2'	2.15	0.47
1:CA:1298:U:H4'	1:CA:1299:A:C2	2.50	0.47
1:CA:1313:U:OP2	18:CS:5:LYS:HA	2.14	0.47
1:CA:317:U:H2'	1:CA:318:G:C8	2.49	0.47
1:CA:31:G:H2'	1:CA:48:C:H5	1.79	0.47
1:CA:979:C:H41	1:CA:1360:A:H62	1.63	0.47
2:CC:156:LEU:HD12	2:CC:163:ARG:HG3	1.97	0.47
4:CE:152:VAL:HA	4:CE:155:LYS:HD3	1.96	0.47
10:CK:126:ARG:HG2	10:CK:126:ARG:NH1	2.30	0.47
11:CL:100:ALA:C	11:CL:103:CYS:HG	2.17	0.47
11:CL:23:LEU:C	11:CL:25:ALA:N	2.68	0.47
13:CN:82:LYS:HA	13:CN:82:LYS:HE2	1.96	0.47
1:CA:451:A:C5'	15:CP:70:ARG:HH22	2.20	0.47
16:CQ:43:LEU:HD12	16:CQ:43:LEU:N	2.29	0.47
47:D0:24:VAL:O	47:D0:24:VAL:HG12	2.14	0.47
22:DA:13:G:H4'	22:DA:15:A:H2'	1.96	0.47
23:DB:1241:A:O4'	23:DB:1241:A:N3	2.48	0.47
23:DB:1409:U:O2'	23:DB:1410:G:H5'	2.14	0.47
23:DB:1537:G:H2'	23:DB:1538:G:C4'	2.45	0.47
23:DB:2199:A:H5''	23:DB:2200:C:OP2	2.14	0.47
23:DB:2391:G:P	50:D3:32:LEU:HG	2.55	0.47
23:DB:2617:U:O2'	23:DB:2618:G:H5'	2.15	0.47
23:DB:2634:A:H2'	23:DB:2635:A:C8	2.50	0.47
23:DB:2648:G:H2'	23:DB:2649:C:C6	2.49	0.47
23:DB:2673:G:H2'	23:DB:2674:G:C8	2.50	0.47
23:DB:2896:C:H2'	23:DB:2897:U:H6	1.80	0.47
23:DB:448:U:H2'	27:DE:79:ARG:CG	2.45	0.47
23:DB:639:U:H2'	23:DB:640:C:H6	1.79	0.47
23:DB:689:A:H2'	23:DB:690:G:C8	2.50	0.47
23:DB:852:U:O2'	23:DB:853:C:H5'	2.14	0.47
25:DC:161:VAL:O	25:DC:161:VAL:HG12	2.15	0.47
25:DC:209:ALA:O	25:DC:213:ARG:NH1	2.47	0.47
26:DD:4:LEU:H	26:DD:4:LEU:HD22	1.78	0.47
28:DF:34:THR:O	28:DF:35:LEU:HD23	2.14	0.47
29:DG:93:TYR:CD1	29:DG:93:TYR:N	2.83	0.47

Continued on next page...

Continued from previous page...

Atom-1	Atom-2	Interatomic distance (Å)	Clash overlap (Å)
30:DH:125:THR:CA	30:DH:146:VAL:HB	2.30	0.47
52:DI:109:ALA:HA	52:DI:128:ILE:CD1	2.45	0.47
52:DI:27:LEU:HD23	52:DI:27:LEU:N	2.17	0.47
31:DJ:19:ASP:HB3	31:DJ:21:THR:CG2	2.43	0.47
33:DL:51:GLU:HG3	50:D3:58:ILE:CG2	2.45	0.47
35:DN:44:LEU:HD12	35:DN:47:VAL:CG2	2.44	0.47
37:DP:79:VAL:HB	37:DP:80:VAL:H	1.57	0.47
39:DR:67:GLY:H	39:DR:98:ILE:H	1.62	0.47
40:DS:45:VAL:O	40:DS:47:VAL:HG23	2.15	0.47
42:DU:66:VAL:HG22	42:DU:67:SER:N	2.17	0.47
43:DW:48:ALA:HA	43:DW:54:ARG:N	2.30	0.47
46:DZ:55:GLY:HA2	46:DZ:59:ARG:HB2	1.96	0.47
1:AA:1018:G:H2'	1:AA:1019:A:H8	1.80	0.47
1:AA:1071:C:O2'	1:AA:1072:G:H5'	2.14	0.47
1:AA:1110:A:N7	1:AA:1111:A:N6	2.58	0.47
1:AA:563:A:H2'	1:AA:567:G:C8	2.50	0.47
1:AA:664:G:N2	1:AA:741:G:H1	2.02	0.47
20:AB:35:ASN:O	20:AB:36:LYS:HB2	2.13	0.47
2:AC:75:VAL:O	2:AC:75:VAL:HG12	2.14	0.47
3:AD:147:LYS:H	3:AD:147:LYS:HE3	1.80	0.47
4:AE:108:GLY:H	4:AE:110:MET:CE	2.28	0.47
5:AF:38:ARG:HH21	5:AF:96:VAL:CG1	2.28	0.47
7:AH:87:ARG:O	7:AH:91:LEU:HG	2.14	0.47
9:AJ:18:ILE:HD12	9:AJ:72:ARG:HG3	1.97	0.47
15:AP:6:LEU:HD11	15:AP:71:VAL:HB	1.96	0.47
16:AQ:22:VAL:HG21	16:AQ:58:VAL:HG21	1.96	0.47
18:AS:37:SER:O	18:AS:69:LYS:HG2	2.15	0.47
18:AS:4:LEU:N	18:AS:5:LYS:HE3	2.29	0.47
49:B2:35:ARG:O	49:B2:39:ARG:HA	2.15	0.47
50:B3:13:PHE:O	50:B3:13:PHE:CG	2.68	0.47
23:BB:100:U:H4'	42:BU:90:LYS:CD	2.44	0.47
23:BB:1359:A:H2'	23:BB:1360:G:O4'	2.13	0.47
23:BB:144:A:O2'	23:BB:145:C:H5'	2.15	0.47
23:BB:2070:A:H2'	23:BB:2071:A:O4'	2.14	0.47
23:BB:2223:G:H2'	23:BB:2224:G:H5'	1.96	0.47
23:BB:246:C:C2'	23:BB:247:G:H5'	2.45	0.47
23:BB:2860:A:H2'	23:BB:2861:U:O4'	2.14	0.47
23:BB:535:G:H3'	54:BB:3417:HOH:O	2.15	0.47
23:BB:832:U:O2'	33:BL:53:GLY:HA3	2.15	0.47
23:BB:863:A:H2'	23:BB:864:G:C8	2.50	0.47
23:BB:978:G:H2'	23:BB:979:A:H8	1.80	0.47

Continued on next page...

Continued from previous page...

Atom-1	Atom-2	Interatomic distance (Å)	Clash overlap (Å)
25:BC:156:SER:O	25:BC:194:VAL:O	2.32	0.47
27:BE:198:GLU:C	27:BE:200:LEU:N	2.69	0.47
28:BF:6:TYR:O	28:BF:11:VAL:HG23	2.15	0.47
28:BF:55:ASP:OD1	28:BF:148:VAL:HG11	2.15	0.47
31:BJ:35:ARG:CZ	31:BJ:40:HIS:HB2	2.45	0.47
31:BJ:58:ASN:HA	31:BJ:126:ALA:CA	2.44	0.47
32:BK:107:LEU:HD12	32:BK:107:LEU:O	2.14	0.47
33:BL:51:GLU:O	33:BL:51:GLU:HG3	2.15	0.47
34:BM:33:LEU:CD2	34:BM:124:LEU:HG	2.45	0.47
36:BO:76:LYS:HB2	36:BO:106:LEU:HD13	1.97	0.47
38:BQ:93:ILE:C	38:BQ:95:ALA:N	2.69	0.47
39:BR:35:PHE:HB2	39:BR:64:VAL:HG22	1.96	0.47
41:BT:30:ILE:CG2	41:BT:32:LEU:HD13	2.45	0.47
23:BB:86:G:P	42:BU:29:SER:HB2	2.55	0.47
42:BU:60:LYS:HG3	42:BU:61:GLU:N	2.28	0.47
24:BV:2:PHE:CB	24:BV:61:LEU:HD22	2.45	0.47
24:BV:2:PHE:HB2	24:BV:61:LEU:HD22	1.97	0.47
46:BZ:49:ARG:C	46:BZ:51:VAL:N	2.69	0.47
1:CA:1268:G:H2'	1:CA:1269:A:C8	2.50	0.47
1:CA:1492:A:H2'	1:CA:1492:A:N3	2.29	0.47
1:CA:586:C:C2'	1:CA:587:G:H5'	2.44	0.47
1:CA:954:G:H2'	1:CA:955:U:H6	1.80	0.47
20:CB:101:THR:HG22	20:CB:174:GLU:OE1	2.14	0.47
2:CC:61:LYS:HE2	2:CC:96:VAL:HG12	1.96	0.47
4:CE:80:LEU:CD2	4:CE:122:VAL:HG11	2.45	0.47
9:CJ:91:ASP:C	9:CJ:92:LEU:HD23	2.35	0.47
1:CA:948:C:OP1	12:CM:107:THR:HG22	2.15	0.47
19:CT:19:HIS:CE1	19:CT:23:ARG:HG3	2.50	0.47
21:CU:16:ARG:C	21:CU:18:PHE:H	2.18	0.47
48:D1:26:LYS:HD3	48:D1:28:THR:H	1.80	0.47
23:DB:1352:U:O2'	23:DB:1353:A:H5'	2.15	0.47
23:DB:1430:G:H2'	23:DB:1431:A:H8	1.80	0.47
23:DB:2207:C:O2'	23:DB:2208:C:H5'	2.15	0.47
23:DB:2281:A:H62	43:DW:3:LYS:CD	2.28	0.47
23:DB:2553:G:H2'	23:DB:2554:U:C4'	2.45	0.47
23:DB:263:G:H2'	23:DB:264:C:O4'	2.15	0.47
23:DB:2874:C:H2'	23:DB:2875:C:C6	2.50	0.47
23:DB:543:G:C6	23:DB:544:C:H1'	2.49	0.47
23:DB:570:G:O2'	23:DB:571:U:H5'	2.15	0.47
23:DB:757:G:H2'	23:DB:758:C:H5'	1.97	0.47
23:DB:876:C:H5'	23:DB:877:A:OP2	2.15	0.47

Continued on next page...

Continued from previous page...

Atom-1	Atom-2	Interatomic distance (Å)	Clash overlap (Å)
25:DC:160:TYR:CD2	25:DC:193:GLU:HG2	2.50	0.47
26:DD:159:LYS:HB3	26:DD:160:LYS:H	1.62	0.47
27:DE:21:ARG:NH1	27:DE:25:GLU:HB2	2.29	0.47
29:DG:40:VAL:HG13	29:DG:51:PHE:CE2	2.50	0.47
30:DH:129:GLU:HG3	30:DH:129:GLU:H	1.49	0.47
31:DJ:128:ASN:O	31:DJ:130:HIS:N	2.48	0.47
33:DL:81:ASP:HA	33:DL:84:LYS:CD	2.45	0.47
34:DM:108:VAL:HB	34:DM:111:GLU:HB2	1.95	0.47
37:DP:47:ILE:CG2	37:DP:49:ILE:HG13	2.45	0.47
38:DQ:47:ARG:C	38:DQ:51:GLN:HE21	2.18	0.47
39:DR:46:GLU:HB3	39:DR:47:VAL:H	1.58	0.47
42:DU:28:LEU:HD12	42:DU:29:SER:N	2.30	0.47
42:DU:27:VAL:CA	42:DU:33:VAL:HG22	2.44	0.47
43:DW:3:LYS:HA	43:DW:3:LYS:NZ	2.30	0.47
1:AA:301:G:H2'	1:AA:302:G:C8	2.50	0.47
1:AA:901:A:H3'	1:AA:902:G:O4'	2.15	0.47
1:AA:916:U:H2'	1:AA:917:G:H8	1.80	0.47
20:AB:95:TRP:CH2	20:AB:100:LEU:HB2	2.50	0.47
1:AA:1057:G:H4'	2:AC:194:VAL:O	2.15	0.47
3:AD:170:LEU:HD12	3:AD:170:LEU:O	2.15	0.47
5:AF:71:ILE:HG13	5:AF:72:ASP:N	2.29	0.47
1:AA:878:A:C5'	7:AH:80:PRO:HG2	2.43	0.47
10:AK:92:ARG:NH2	10:AK:111:ASP:OD1	2.47	0.47
15:AP:36:VAL:HG13	15:AP:36:VAL:O	2.14	0.47
48:B1:10:LEU:HD21	48:B1:34:GLU:HG3	1.97	0.47
23:BB:1188:U:C2'	23:BB:1189:A:H5'	2.44	0.47
23:BB:443:A:H2	23:BB:1245:G:N3	2.13	0.47
23:BB:1278:C:O2'	23:BB:1279:G:H5'	2.15	0.47
23:BB:1846:G:H2'	23:BB:1847:A:O4'	2.15	0.47
23:BB:1973:G:H2'	23:BB:1974:C:H6	1.80	0.47
23:BB:2220:U:O2'	23:BB:2221:G:H5'	2.15	0.47
23:BB:2309:A:C5	23:BB:2310:C:N3	2.83	0.47
23:BB:2438:U:O2'	23:BB:2439:A:H5''	2.15	0.47
23:BB:256:A:H2'	23:BB:257:C:H6	1.80	0.47
23:BB:2653:U:H5	23:BB:2654:A:HO2'	1.62	0.47
25:BC:230:PRO:O	25:BC:231:HIS:HB3	2.15	0.47
26:BD:33:ARG:HG3	26:BD:93:GLY:CA	2.41	0.47
28:BF:82:TYR:HB3	28:BF:83:PRO:HD2	1.97	0.47
30:BH:49:ALA:O	30:BH:53:GLU:HB2	2.15	0.47
52:BI:72:THR:HB	52:BI:73:PRO:HD2	1.96	0.47
31:BJ:43:GLU:O	31:BJ:45:THR:N	2.48	0.47

Continued on next page...

Continued from previous page...

Atom-1	Atom-2	Interatomic distance (Å)	Clash overlap (Å)
31:BJ:58:ASN:C	31:BJ:60:ASP:H	2.18	0.47
32:BK:7:MET:HE3	32:BK:20:MET:HB2	1.96	0.47
33:BL:13:LYS:CG	33:BL:14:LYS:H	2.28	0.47
34:BM:117:PHE:HB2	34:BM:124:LEU:HD21	1.97	0.47
34:BM:43:ALA:C	34:BM:45:GLN:N	2.68	0.47
34:BM:62:LYS:HB2	34:BM:104:GLU:HB2	1.96	0.47
34:BM:90:GLU:O	34:BM:91:TYR:HB2	2.14	0.47
35:BN:36:THR:O	35:BN:40:LYS:HB2	2.14	0.47
35:BN:65:LEU:HD12	35:BN:68:ALA:HB3	1.97	0.47
37:BP:29:VAL:O	37:BP:44:GLY:HA3	2.15	0.47
38:BQ:75:TYR:CZ	38:BQ:79:ILE:HD11	2.49	0.47
24:BV:16:ALA:HA	24:BV:19:ARG:NE	2.29	0.47
1:CA:619:U:H3	3:CD:130:ASN:HD21	1.57	0.47
1:CA:782:A:H4'	1:CA:1514:G:O2'	2.15	0.47
20:CB:145:ASN:HD22	20:CB:145:ASN:HA	1.55	0.47
20:CB:153:MET:C	20:CB:155:GLY:H	2.19	0.47
3:CD:57:LYS:HD3	3:CD:58:GLN:N	2.30	0.47
1:CA:1371:G:O3'	8:CI:70:GLY:HA3	2.15	0.47
10:CK:117:HIS:O	10:CK:118:ASN:HB2	2.14	0.47
12:CM:89:ARG:CB	12:CM:96:VAL:HG22	2.45	0.47
13:CN:50:LEU:N	13:CN:51:PRO:CD	2.75	0.47
19:CT:74:HIS:O	19:CT:78:LEU:HG	2.15	0.47
47:D0:28:SER:HB3	47:D0:34:GLY:O	2.14	0.47
50:D3:38:LYS:HG3	50:D3:41:ARG:HH21	1.80	0.47
23:DB:1563:U:H2'	23:DB:1564:C:C6	2.50	0.47
23:DB:1919:A:H2'	23:DB:1920:C:H5'	1.95	0.47
23:DB:1936:A:H2	23:DB:1943:U:C5	2.33	0.47
23:DB:2188:U:H2'	23:DB:2189:U:O4'	2.14	0.47
23:DB:2567:G:H2'	23:DB:2568:U:C6	2.50	0.47
23:DB:2683:C:H2'	23:DB:2684:U:H6	1.80	0.47
23:DB:2803:G:H2'	23:DB:2804:U:H6	1.78	0.47
23:DB:2896:C:H2'	23:DB:2897:U:C6	2.49	0.47
23:DB:448:U:H5	23:DB:583:G:C2	2.33	0.47
23:DB:622:G:H2'	23:DB:623:C:C6	2.50	0.47
23:DB:812:C:H2'	23:DB:813:U:H6	1.79	0.47
23:DB:825:A:H2'	23:DB:826:U:O4'	2.15	0.47
30:DH:54:LEU:O	30:DH:58:LEU:HD23	2.15	0.47
34:DM:71:LYS:HZ2	34:DM:91:TYR:HA	1.80	0.47
23:DB:534:U:C5'	38:DQ:41:ALA:HA	2.42	0.47
43:DW:42:THR:HB	43:DW:75:ASN:ND2	2.29	0.47
43:DW:56:HIS:CG	43:DW:57:THR:H	2.33	0.47

Continued on next page...

Continued from previous page...

Atom-1	Atom-2	Interatomic distance (Å)	Clash overlap (Å)
1:AA:1294:G:H2'	1:AA:1295:U:H6	1.79	0.46
1:AA:167:A:O2'	1:AA:168:G:H5'	2.15	0.46
1:AA:34:C:H2'	1:AA:35:G:H8	1.79	0.46
1:AA:384:G:H2'	1:AA:385:C:H6	1.80	0.46
1:AA:421:U:H1'	2:AC:125:ARG:HH12	1.79	0.46
1:AA:471:U:H2'	1:AA:472:U:H6	1.80	0.46
2:AC:120:THR:HA	2:AC:123:LEU:HD12	1.96	0.46
2:AC:131:ARG:HB3	2:AC:131:ARG:CZ	2.45	0.46
2:AC:46:LEU:CD2	2:AC:75:VAL:HG13	2.44	0.46
6:AG:139:ASP:HA	6:AG:142:ARG:HH12	1.81	0.46
6:AG:94:ARG:CD	6:AG:98:LEU:HD11	2.45	0.46
7:AH:34:ALA:HB1	7:AH:109:VAL:HG21	1.97	0.46
8:AI:40:ARG:HA	8:AI:44:ARG:HH21	1.81	0.46
8:AI:23:GLY:N	8:AI:60:LEU:HA	2.24	0.46
9:AJ:6:ILE:HG12	9:AJ:102:LEU:CD1	2.45	0.46
1:AA:981:U:H4'	13:AN:60:ARG:CG	2.45	0.46
15:AP:42:ILE:CG2	15:AP:43:ALA:H	2.20	0.46
16:AQ:10:ARG:NE	16:AQ:11:VAL:H	2.12	0.46
49:B2:35:ARG:HH12	49:B2:39:ARG:HG2	1.80	0.46
49:B2:44:VAL:HG23	49:B2:45:SER:N	2.24	0.46
23:BB:1091:G:O2'	23:BB:1092:C:H5'	2.15	0.46
23:BB:1184:U:H2'	23:BB:1185:G:H8	1.80	0.46
23:BB:1413:A:H2'	23:BB:1414:C:C6	2.49	0.46
23:BB:2553:G:H2'	23:BB:2554:U:C4'	2.44	0.46
23:BB:288:U:O2'	23:BB:289:G:H5'	2.15	0.46
27:BE:128:ALA:O	27:BE:157:LEU:HB2	2.15	0.46
28:BF:70:ARG:HA	28:BF:80:GLN:HE21	1.80	0.46
30:BH:4:ILE:H	30:BH:37:VAL:CB	2.25	0.46
26:BD:154:LYS:NZ	31:BJ:81:ILE:HG21	2.30	0.46
32:BK:58:LEU:HB3	32:BK:89:ASN:ND2	2.29	0.46
33:BL:82:LEU:O	33:BL:117:THR:HG22	2.15	0.46
33:BL:13:LYS:HG3	33:BL:14:LYS:H	1.80	0.46
33:BL:19:LEU:HD22	33:BL:19:LEU:N	2.30	0.46
33:BL:39:LYS:HB2	33:BL:46:VAL:HG22	1.97	0.46
36:BO:8:ILE:CG2	36:BO:9:ARG:N	2.77	0.46
37:BP:47:ILE:CA	37:BP:63:ILE:HG23	2.45	0.46
41:BT:35:ALA:O	41:BT:81:LYS:HD3	2.15	0.46
42:BU:81:ARG:HH11	42:BU:81:ARG:HA	1.81	0.46
43:BW:19:ARG:NH2	43:BW:71:LYS:HD2	2.30	0.46
44:BX:38:GLN:HG2	44:BX:39:GLN:N	2.29	0.46
1:CA:1461:G:O2'	1:CA:1462:C:H5'	2.15	0.46

Continued on next page...

Continued from previous page...

Atom-1	Atom-2	Interatomic distance (Å)	Clash overlap (Å)
20:CB:206:ILE:HG22	20:CB:207:ARG:NH2	2.26	0.46
3:CD:61:ARG:HE	3:CD:68:GLU:CA	2.28	0.46
5:CF:8:PHE:HE1	5:CF:21:MET:HE1	1.79	0.46
5:CF:3:HIS:NE2	5:CF:95:ALA:HB2	2.30	0.46
6:CG:11:ILE:HG22	6:CG:12:LEU:N	2.30	0.46
10:CK:69:CYS:C	10:CK:73:VAL:HG22	2.36	0.46
1:CA:523:A:N1	11:CL:88:ASP:HB2	2.30	0.46
13:CN:63:CYS:CB	13:CN:68:ARG:H	2.21	0.46
9:CJ:66:GLU:O	13:CN:95:LEU:HA	2.15	0.46
15:CP:67:ILE:HG13	15:CP:71:VAL:CG1	2.40	0.46
47:D0:50:GLY:O	47:D0:51:ARG:C	2.53	0.46
51:D4:15:LYS:C	51:D4:17:VAL:N	2.68	0.46
51:D4:2:LYS:HA	51:D4:36:ARG:O	2.15	0.46
22:DA:92:C:O2'	22:DA:93:C:H5'	2.15	0.46
23:DB:1205:A:N7	27:DE:164:LEU:HD21	2.29	0.46
23:DB:2262:U:O4	43:DW:12:GLY:HA2	2.15	0.46
23:DB:2673:G:H2'	23:DB:2674:G:H8	1.80	0.46
23:DB:327:G:H2'	23:DB:328:U:O4'	2.14	0.46
23:DB:409:G:O2'	23:DB:410:G:H5'	2.15	0.46
23:DB:452:G:OP1	27:DE:53:THR:O	2.34	0.46
23:DB:532:A:H4'	23:DB:533:G:C8	2.50	0.46
23:DB:850:U:O2'	45:DY:22:THR:HG22	2.15	0.46
25:DC:164:VAL:HB	25:DC:167:ASP:OD1	2.15	0.46
25:DC:172:THR:O	25:DC:182:LYS:HA	2.15	0.46
23:DB:2599:G:N7	25:DC:234:GLY:HA2	2.31	0.46
26:DD:22:ILE:O	26:DD:22:ILE:CG1	2.63	0.46
26:DD:37:VAL:CB	26:DD:46:ARG:HB2	2.41	0.46
26:DD:35:THR:HB	26:DD:48:ILE:CG1	2.45	0.46
26:DD:46:ARG:CA	26:DD:82:PHE:HA	2.45	0.46
26:DD:8:LYS:HG3	37:DP:5:LYS:HZ2	1.79	0.46
27:DE:85:PHE:O	27:DE:86:ALA:CB	2.63	0.46
34:DM:53:MET:HE3	34:DM:63:ILE:HD12	1.96	0.46
38:DQ:13:HIS:HB2	38:DQ:31:TYR:CE2	2.50	0.46
39:DR:4:VAL:N	39:DR:12:HIS:HB3	2.30	0.46
42:DU:11:ILE:HG22	42:DU:19:GLY:HA2	1.96	0.46
43:DW:67:LYS:HG2	43:DW:71:LYS:N	2.31	0.46
23:DB:398:C:OP1	46:DZ:49:ARG:NH1	2.48	0.46
1:AA:1016:A:H5'	1:AA:1218:C:H4'	1.97	0.46
1:AA:1131:G:O2'	1:AA:1132:C:H5'	2.15	0.46
1:AA:437:U:H5''	3:AD:151:GLN:NE2	2.29	0.46
1:AA:552:U:H2'	1:AA:553:A:C8	2.50	0.46

Continued on next page...

Continued from previous page...

Atom-1	Atom-2	Interatomic distance (Å)	Clash overlap (Å)
2:AC:205:GLU:HB2	2:AC:206:ILE:H	1.51	0.46
4:AE:19:ARG:O	4:AE:20:VAL:HB	2.14	0.46
5:AF:18:VAL:HG21	5:AF:58:HIS:CG	2.49	0.46
5:AF:70:VAL:HA	5:AF:73:GLU:HG3	1.96	0.46
7:AH:40:LYS:HA	7:AH:45:ILE:HG13	1.97	0.46
7:AH:51:GLU:O	7:AH:56:PRO:HA	2.16	0.46
12:AM:53:ASP:OD1	12:AM:56:ARG:HD2	2.15	0.46
19:AT:70:LYS:NZ	19:AT:70:LYS:HB2	2.31	0.46
21:AU:3:ILE:CA	21:AU:19:LYS:HG2	2.39	0.46
22:BA:49:C:O2'	22:BA:50:A:H5'	2.14	0.46
23:BB:1080:A:H2'	23:BB:1081:U:C6	2.48	0.46
23:BB:1396:U:O4'	23:BB:1396:U:O2	2.34	0.46
23:BB:1399:C:H2'	23:BB:1400:U:C6	2.50	0.46
23:BB:1439:A:N7	23:BB:1440:U:N1	2.63	0.46
23:BB:1529:G:H2'	23:BB:1530:G:C8	2.50	0.46
23:BB:1541:C:H2'	23:BB:1542:U:O4'	2.16	0.46
23:BB:993:G:HO2'	39:BR:93:PHE:HE2	1.60	0.46
25:BC:212:TRP:C	25:BC:214:GLY:H	2.18	0.46
25:BC:227:VAL:HG12	25:BC:228:ASP:N	2.29	0.46
25:BC:75:ALA:HB2	25:BC:95:TYR:CE1	2.50	0.46
26:BD:108:ASP:HB3	26:BD:173:GLN:HA	1.96	0.46
26:BD:130:GLN:HG2	26:BD:138:LEU:CD1	2.45	0.46
26:BD:172:VAL:O	26:BD:173:GLN:HB2	2.16	0.46
26:BD:175:LEU:CD2	26:BD:190:LYS:HB3	2.45	0.46
27:BE:153:LEU:HA	27:BE:171:ASP:O	2.15	0.46
23:BB:1081:U:H5'	52:BI:126:ARG:HD2	1.97	0.46
31:BJ:124:VAL:O	31:BJ:125:TYR:HB2	2.16	0.46
31:BJ:78:THR:C	31:BJ:80:HIS:H	2.19	0.46
32:BK:12:ASP:HB3	32:BK:85:VAL:HG13	1.97	0.46
33:BL:14:LYS:CA	33:BL:14:LYS:HZ3	2.24	0.46
23:BB:943:A:OP2	33:BL:42:SER:HB3	2.15	0.46
35:BN:29:VAL:HB	35:BN:75:ILE:HG12	1.96	0.46
35:BN:7:GLY:O	35:BN:8:ARG:CB	2.63	0.46
38:BQ:32:ARG:HD2	38:BQ:32:ARG:C	2.36	0.46
40:BS:76:VAL:HG12	40:BS:103:ILE:HA	1.97	0.46
23:BB:139:U:C4	41:BT:1:MET:HB2	2.50	0.46
24:BV:63:ILE:HG22	24:BV:65:VAL:HG13	1.97	0.46
46:BZ:3:LYS:CD	46:BZ:6:HIS:HB3	2.44	0.46
1:CA:1028:C:H2'	1:CA:1029:U:C6	2.50	0.46
1:CA:114:U:H2'	1:CA:115:G:C8	2.51	0.46
1:CA:1453:G:H2'	1:CA:1454:G:O4'	2.16	0.46

Continued on next page...

Continued from previous page...

Atom-1	Atom-2	Interatomic distance (Å)	Clash overlap (Å)
1:CA:182:A:H1'	1:CA:183:C:H5	1.80	0.46
1:CA:325:A:H2'	1:CA:326:G:O4'	2.16	0.46
1:CA:538:G:P	11:CL:111:GLN:HB2	2.55	0.46
1:CA:599:C:H4'	7:CH:121:GLY:C	2.36	0.46
1:CA:742:G:O2'	1:CA:743:A:H5'	2.16	0.46
20:CB:89:PHE:HB3	20:CB:149:GLY:O	2.15	0.46
3:CD:94:GLU:HG2	3:CD:190:LEU:HD21	1.97	0.46
4:CE:95:MET:HG3	4:CE:124:ALA:CB	2.45	0.46
10:CK:16:SER:OG	10:CK:79:LYS:HB2	2.14	0.46
12:CM:56:ARG:HH11	12:CM:56:ARG:HG3	1.80	0.46
14:CO:32:THR:HG23	14:CO:62:ARG:NH1	2.30	0.46
18:CS:56:HIS:CD2	18:CS:56:HIS:N	2.83	0.46
19:CT:67:HIS:CG	19:CT:68:LYS:H	2.33	0.46
23:DB:1163:G:O2'	23:DB:1164:C:H5'	2.15	0.46
23:DB:1430:G:H2'	23:DB:1431:A:C8	2.50	0.46
23:DB:2216:G:H2'	23:DB:2217:G:H8	1.80	0.46
23:DB:2247:A:H2'	23:DB:2248:C:C6	2.50	0.46
23:DB:2443:C:H2'	23:DB:2444:G:H8	1.80	0.46
23:DB:2773:C:O2'	23:DB:2774:C:H5'	2.14	0.46
23:DB:2828:G:O2'	23:DB:2829:A:H5'	2.15	0.46
23:DB:2862:G:H2'	23:DB:2863:C:H6	1.80	0.46
23:DB:810:U:C2	33:DL:37:GLY:HA2	2.51	0.46
25:DC:172:THR:O	25:DC:173:LEU:HB2	2.15	0.46
25:DC:54:GLY:H	25:DC:216:ARG:HG3	1.80	0.46
26:DD:193:VAL:HG23	26:DD:193:VAL:O	2.15	0.46
27:DE:143:LEU:H	27:DE:143:LEU:HD22	1.77	0.46
27:DE:172:ALA:O	27:DE:173:THR:HB	2.14	0.46
27:DE:24:ASN:N	27:DE:110:SER:HB2	2.30	0.46
29:DG:61:TRP:CE3	29:DG:61:TRP:HA	2.49	0.46
52:DI:100:ILE:CG2	52:DI:104:GLN:HB2	2.45	0.46
33:DL:3:LEU:HD22	33:DL:4:ASN:OD1	2.15	0.46
35:DN:7:GLY:O	35:DN:8:ARG:HB2	2.14	0.46
23:DB:2718:G:OP1	37:DP:100:ARG:HG3	2.15	0.46
37:DP:23:ASP:H	37:DP:93:LYS:HE2	1.79	0.46
39:DR:4:VAL:HB	39:DR:41:ILE:HG21	1.96	0.46
40:DS:11:ARG:HH11	40:DS:11:ARG:HG3	1.81	0.46
42:DU:35:VAL:HG13	42:DU:37:GLY:H	1.81	0.46
44:DX:22:LEU:HD22	44:DX:25:GLN:CD	2.35	0.46
23:DB:1365:A:OP2	46:DZ:9:TYR:HE2	1.97	0.46
1:AA:1085:U:H3'	1:AA:1086:U:C5	2.51	0.46
1:AA:123:U:H5''	1:AA:311:C:O2'	2.16	0.46

Continued on next page...

Continued from previous page...

Atom-1	Atom-2	Interatomic distance (Å)	Clash overlap (Å)
1:AA:1430:A:H2'	1:AA:1431:A:O4'	2.16	0.46
1:AA:26:A:H61	1:AA:558:G:H1'	1.81	0.46
1:AA:692:U:H2'	1:AA:694:A:OP2	2.15	0.46
1:AA:767:A:H2'	1:AA:768:A:C8	2.50	0.46
20:AB:128:LEU:HD13	20:AB:129:THR:H	1.80	0.46
2:AC:171:ARG:NH1	2:AC:173:PRO:HG3	2.31	0.46
2:AC:49:ALA:HB1	2:AC:75:VAL:CG2	2.40	0.46
3:AD:94:GLU:HA	3:AD:94:GLU:OE2	2.14	0.46
5:AF:75:GLU:O	5:AF:79:ARG:HG2	2.14	0.46
7:AH:29:SER:HB3	7:AH:32:LYS:CG	2.46	0.46
7:AH:65:PHE:CD2	7:AH:66:GLN:HG3	2.51	0.46
9:AJ:5:ARG:N	9:AJ:5:ARG:HD3	2.29	0.46
9:AJ:89:ARG:HA	9:AJ:89:ARG:NE	2.31	0.46
13:AN:60:ARG:HE	13:AN:62:ARG:CZ	2.28	0.46
18:AS:10:ILE:HD11	18:AS:15:LEU:HD13	1.96	0.46
18:AS:4:LEU:O	18:AS:6:LYS:N	2.48	0.46
21:AU:13:VAL:CG1	21:AU:14:ALA:H	2.21	0.46
23:BB:2623:G:N2	47:B0:18:HIS:NE2	2.63	0.46
22:BA:10:G:H2'	22:BA:11:C:O4'	2.16	0.46
23:BB:1172:C:H2'	23:BB:1173:U:O4'	2.14	0.46
23:BB:1606:C:H5''	23:BB:1607:C:OP1	2.15	0.46
23:BB:1774:C:H2'	23:BB:1774:C:O2	2.15	0.46
23:BB:1938:A:O2'	23:BB:1939:U:H5''	2.15	0.46
23:BB:2266:A:C4'	23:BB:2267:A:N7	2.78	0.46
23:BB:2305:U:O4	28:BF:37:MET:HA	2.16	0.46
23:BB:2620:C:C4'	26:BD:161:MET:HG3	2.45	0.46
23:BB:279:A:H61	23:BB:361:G:H1'	1.76	0.46
23:BB:416:U:H2'	23:BB:417:C:H6	1.79	0.46
25:BC:155:ARG:NE	25:BC:157:ALA:HB3	2.23	0.46
25:BC:179:GLU:HB2	25:BC:266:ILE:HG22	1.96	0.46
25:BC:139:THR:HG22	25:BC:193:GLU:HB3	1.98	0.46
25:BC:220:ARG:CZ	25:BC:220:ARG:HA	2.45	0.46
25:BC:42:ARG:CG	25:BC:43:ASN:N	2.73	0.46
25:BC:78:GLU:CB	25:BC:92:LEU:HD23	2.45	0.46
26:BD:49:GLN:O	26:BD:78:GLY:HA2	2.15	0.46
28:BF:171:ALA:N	28:BF:173:ASP:OD1	2.48	0.46
30:BH:1:MET:HA	30:BH:21:VAL:O	2.15	0.46
31:BJ:34:ARG:CG	31:BJ:39:LYS:HD2	2.44	0.46
32:BK:63:VAL:HB	32:BK:83:ALA:HB1	1.98	0.46
32:BK:85:VAL:O	32:BK:85:VAL:HG12	2.14	0.46
34:BM:64:TRP:HB3	34:BM:102:LEU:HB2	1.96	0.46

Continued on next page...

Continued from previous page...

Atom-1	Atom-2	Interatomic distance (Å)	Clash overlap (Å)
37:BP:23:ASP:O	37:BP:25:VAL:N	2.48	0.46
37:BP:24:THR:HG21	37:BP:111:GLU:CG	2.38	0.46
37:BP:31:VAL:HA	37:BP:81:ASP:HB3	1.97	0.46
37:BP:22:GLY:CA	37:BP:91:VAL:HG13	2.43	0.46
38:BQ:90:ASP:OD1	39:BR:54:VAL:HG11	2.15	0.46
39:BR:58:VAL:HG22	39:BR:59:ILE:HG23	1.96	0.46
43:BW:23:LYS:HZ2	43:BW:24:ARG:HG2	1.78	0.46
43:BW:43:LYS:O	43:BW:45:HIS:N	2.47	0.46
44:BX:43:LEU:HA	44:BX:47:ARG:HB3	1.96	0.46
46:BZ:24:ILE:HG12	46:BZ:25:ARG:N	2.28	0.46
46:BZ:31:ASP:O	46:BZ:32:LEU:HB3	2.15	0.46
1:CA:1118:U:O2'	1:CA:1119:C:H5'	2.15	0.46
1:CA:1281:C:H5'	1:CA:1282:C:C5	2.46	0.46
1:CA:138:G:O2'	1:CA:139:A:H5'	2.14	0.46
1:CA:627:G:H2'	1:CA:628:G:C8	2.50	0.46
1:CA:956:U:H2'	1:CA:957:U:C6	2.50	0.46
2:CC:127:VAL:HB	2:CC:128:MET:CE	2.46	0.46
3:CD:105:GLY:HA3	3:CD:158:LEU:HD23	1.98	0.46
3:CD:44:LYS:O	3:CD:44:LYS:HD3	2.15	0.46
4:CE:89:THR:HG22	4:CE:91:SER:N	2.22	0.46
6:CG:49:LEU:C	6:CG:51:GLN:H	2.17	0.46
7:CH:17:GLN:HG3	7:CH:71:VAL:CG2	2.44	0.46
9:CJ:37:ARG:C	9:CJ:37:ARG:NE	2.69	0.46
12:CM:79:LEU:HD12	12:CM:80:MET:N	2.30	0.46
16:CQ:64:ARG:HH11	16:CQ:64:ARG:CB	2.27	0.46
18:CS:18:VAL:HG22	18:CS:42:ASN:ND2	2.31	0.46
50:D3:21:PHE:HE1	50:D3:56:LEU:HB3	1.81	0.46
51:D4:24:ARG:HH21	51:D4:37:GLN:HB2	1.81	0.46
22:DA:75:G:H1	22:DA:102:G:N2	2.12	0.46
23:DB:1076:C:O2'	23:DB:1077:A:H5'	2.16	0.46
23:DB:2186:G:H2'	23:DB:2187:U:O4'	2.16	0.46
23:DB:2398:U:H2'	23:DB:2399:G:H8	1.80	0.46
23:DB:90:U:OP2	23:DB:91:A:H3'	2.16	0.46
25:DC:220:ARG:NE	25:DC:220:ARG:HA	2.29	0.46
26:DD:4:LEU:CD1	26:DD:79:LEU:HD22	2.45	0.46
23:DB:37:C:H1'	27:DE:45:ALA:HB2	1.97	0.46
27:DE:99:LYS:O	27:DE:103:GLY:N	2.44	0.46
29:DG:88:LEU:HG	29:DG:161:VAL:HB	1.96	0.46
32:DK:4:GLU:OE2	32:DK:23:LYS:HD2	2.16	0.46
36:DO:25:ARG:CB	36:DO:94:ARG:HH22	2.28	0.46
37:DP:25:VAL:CG1	37:DP:88:ARG:N	2.66	0.46

Continued on next page...

Continued from previous page...

Atom-1	Atom-2	Interatomic distance (Å)	Clash overlap (Å)
37:DP:61:ARG:HH22	37:DP:63:ILE:HD11	1.80	0.46
38:DQ:34:ALA:O	38:DQ:37:ALA:HB3	2.15	0.46
38:DQ:68:ALA:HB1	38:DQ:73:ILE:HG21	1.97	0.46
38:DQ:87:VAL:HB	39:DR:54:VAL:CG1	2.43	0.46
39:DR:3:ALA:HB1	39:DR:12:HIS:CD2	2.50	0.46
38:DQ:87:VAL:HB	39:DR:54:VAL:HG21	1.96	0.46
40:DS:21:ALA:HB1	40:DS:74:ILE:CD1	2.38	0.46
41:DT:11:LEU:HA	41:DT:34:VAL:HA	1.98	0.46
1:AA:1494:G:O2'	1:AA:1495:U:H5'	2.15	0.46
1:AA:591:U:H2'	1:AA:592:G:H8	1.79	0.46
1:AA:746:A:H2'	1:AA:747:A:H8	1.80	0.46
1:AA:841:C:H6	1:AA:843:U:OP1	1.99	0.46
2:AC:11:LEU:HD22	2:AC:17:TRP:CD1	2.50	0.46
2:AC:71:ARG:O	2:AC:75:VAL:HG23	2.14	0.46
2:AC:76:ILE:C	2:AC:82:ASP:HB2	2.36	0.46
3:AD:167:PRO:HB2	3:AD:170:LEU:HG	1.97	0.46
3:AD:43:ARG:HB3	3:AD:44:LYS:H	1.49	0.46
7:AH:64:TYR:CA	7:AH:70:VAL:HG23	2.45	0.46
8:AI:51:LEU:HD23	8:AI:56:MET:HE3	1.97	0.46
19:AT:74:HIS:O	19:AT:78:LEU:HB2	2.16	0.46
50:B3:14:LYS:O	50:B3:21:PHE:HB3	2.16	0.46
23:BB:1082:U:H2'	23:BB:1083:U:O4'	2.16	0.46
23:BB:1295:C:H2'	23:BB:1296:G:H8	1.81	0.46
23:BB:131:A:O2'	23:BB:132:G:H5'	2.15	0.46
23:BB:144:A:H2'	23:BB:145:C:O4'	2.15	0.46
23:BB:1476:U:HO2'	23:BB:1477:A:H8	1.62	0.46
23:BB:1537:G:H2'	23:BB:1538:G:C4'	2.46	0.46
23:BB:1789:A:H2'	23:BB:1790:C:C6	2.51	0.46
23:BB:1843:C:H4'	25:BC:250:GLN:HB3	1.96	0.46
23:BB:2395:C:H6	23:BB:2395:C:O5'	1.98	0.46
23:BB:2896:C:H2'	23:BB:2897:U:H6	1.81	0.46
23:BB:581:C:H2'	23:BB:582:A:C8	2.51	0.46
23:BB:878:A:OP1	23:BB:899:A:N6	2.47	0.46
23:BB:946:C:P	54:BB:3389:HOH:O	2.72	0.46
23:BB:1971:U:H1'	25:BC:238:ASN:HD22	1.81	0.46
25:BC:24:HIS:HB2	25:BC:27:LYS:HE3	1.96	0.46
26:BD:135:GLY:C	26:BD:137:SER:N	2.68	0.46
26:BD:138:LEU:O	26:BD:139:SER:C	2.53	0.46
27:BE:44:ARG:CG	27:BE:45:ALA:H	2.28	0.46
28:BF:136:ILE:C	28:BF:138:PRO:HD3	2.36	0.46
28:BF:165:GLY:HA2	28:BF:168:LEU:CG	2.46	0.46

Continued on next page...

Continued from previous page...

Atom-1	Atom-2	Interatomic distance (Å)	Clash overlap (Å)
28:BF:56:LEU:HD13	28:BF:86:CYS:HB3	1.98	0.46
23:BB:2751:G:N2	29:BG:1:SER:HB3	2.31	0.46
30:BH:4:ILE:HD11	30:BH:39:ALA:HA	1.97	0.46
31:BJ:125:TYR:OH	31:BJ:133:ALA:HB3	2.15	0.46
31:BJ:74:TYR:O	31:BJ:87:ALA:HA	2.15	0.46
32:BK:58:LEU:CB	32:BK:89:ASN:HD21	2.28	0.46
32:BK:8:LEU:O	32:BK:19:VAL:HG23	2.16	0.46
33:BL:85:VAL:O	33:BL:85:VAL:HG13	2.15	0.46
33:BL:91:ASP:HB2	33:BL:123:ARG:HD2	1.97	0.46
34:BM:119:LEU:N	34:BM:119:LEU:HD22	2.30	0.46
34:BM:131:VAL:HG23	34:BM:132:THR:H	1.80	0.46
38:BQ:34:ALA:O	38:BQ:38:VAL:HG12	2.16	0.46
38:BQ:53:LYS:H	38:BQ:53:LYS:HD2	1.80	0.46
40:BS:79:GLY:O	40:BS:80:PRO:C	2.54	0.46
41:BT:8:LEU:H	41:BT:8:LEU:CD2	2.19	0.46
1:CA:1021:A:H2'	1:CA:1022:A:C1'	2.45	0.46
1:CA:1375:A:H2'	1:CA:1376:U:C6	2.50	0.46
1:CA:1483:A:H2'	1:CA:1484:C:O4'	2.16	0.46
1:CA:434:U:H2'	1:CA:434:U:O2	2.15	0.46
1:CA:608:A:H2'	1:CA:609:A:O4'	2.15	0.46
1:CA:636:U:H2'	1:CA:637:C:H6	1.80	0.46
1:CA:719:C:O2'	17:CR:37:LYS:HG3	2.16	0.46
20:CB:14:HIS:CG	20:CB:15:PHE:N	2.81	0.46
2:CC:85:LYS:O	2:CC:89:VAL:HG13	2.15	0.46
8:CI:29:ILE:O	8:CI:29:ILE:HG23	2.16	0.46
9:CJ:57:VAL:HG13	9:CJ:58:ASN:N	2.31	0.46
13:CN:31:SER:O	13:CN:40:ARG:HD3	2.15	0.46
16:CQ:57:VAL:HB	16:CQ:79:GLU:HB2	1.98	0.46
50:D3:4:LYS:HD3	50:D3:59:ALA:HA	1.97	0.46
23:DB:1666:G:C2'	23:DB:1667:G:H5'	2.46	0.46
23:DB:1684:G:H2'	23:DB:1685:C:H6	1.80	0.46
23:DB:1946:U:H2'	23:DB:1947:C:C6	2.50	0.46
23:DB:2061:G:H5''	23:DB:2503:A:N1	2.30	0.46
23:DB:2561:U:O2'	32:DK:23:LYS:HG2	2.15	0.46
23:DB:2799:A:H4'	23:DB:2800:A:C8	2.51	0.46
23:DB:409:G:H2'	23:DB:410:G:C8	2.51	0.46
23:DB:506:G:H1'	23:DB:507:A:C8	2.50	0.46
23:DB:704:G:HO2'	23:DB:726:G:N2	2.12	0.46
25:DC:107:LYS:HE3	25:DC:108:GLY:H	1.79	0.46
25:DC:50:THR:O	25:DC:51:ARG:C	2.52	0.46
25:DC:53:ILE:HG21	25:DC:218:THR:CA	2.44	0.46

Continued on next page...

Continued from previous page...

Atom-1	Atom-2	Interatomic distance (Å)	Clash overlap (Å)
26:DD:110:THR:HB	26:DD:202:ILE:HB	1.97	0.46
27:DE:17:THR:OG1	27:DE:18:THR:N	2.48	0.46
29:DG:19:ASN:HB3	29:DG:22:VAL:HB	1.97	0.46
30:DH:84:ALA:HA	30:DH:89:LYS:O	2.15	0.46
31:DJ:15:TRP:CD2	31:DJ:138:GLN:HB2	2.49	0.46
33:DL:101:ILE:HG22	33:DL:101:ILE:O	2.15	0.46
33:DL:110:VAL:HG23	33:DL:131:ALA:HB1	1.97	0.46
34:DM:20:LEU:HD13	34:DM:38:ARG:CG	2.44	0.46
35:DN:48:VAL:HA	35:DN:51:LEU:HD12	1.97	0.46
37:DP:29:VAL:HG13	37:DP:84:SER:HB2	1.96	0.46
38:DQ:94:LEU:HA	38:DQ:97:ILE:HG12	1.98	0.46
39:DR:39:LEU:H	39:DR:61:ALA:CB	2.26	0.46
42:DU:46:LYS:HG2	42:DU:52:ASN:O	2.14	0.46
43:DW:28:GLU:OE1	43:DW:28:GLU:HA	2.16	0.46
1:AA:1109:C:N4	1:AA:1110:A:N6	2.62	0.46
1:AA:1121:U:H2'	1:AA:1122:U:O4'	2.15	0.46
1:AA:1527:U:O2'	1:AA:1528:U:H5'	2.16	0.46
1:AA:299:G:H2'	1:AA:300:A:C8	2.51	0.46
1:AA:335:C:H2'	1:AA:336:A:H8	1.78	0.46
1:AA:389:A:H2'	1:AA:389:A:N3	2.30	0.46
1:AA:366:A:O2'	1:AA:394:G:N2	2.49	0.46
1:AA:628:G:H2'	1:AA:629:A:C8	2.51	0.46
2:AC:24:ASN:O	2:AC:26:LYS:N	2.49	0.46
6:AG:110:ARG:HH12	6:AG:122:GLU:N	2.13	0.46
6:AG:130:LYS:N	6:AG:134:VAL:HG11	2.31	0.46
11:AL:49:ARG:HH12	11:AL:88:ASP:CB	2.28	0.46
15:AP:3:THR:HG22	15:AP:66:THR:HB	1.98	0.46
16:AQ:20:ILE:CG1	16:AQ:45:VAL:HB	2.43	0.46
17:AR:63:TYR:C	17:AR:65:SER:H	2.19	0.46
21:AU:40:PRO:O	21:AU:42:THR:N	2.48	0.46
23:BB:1114:C:H2'	23:BB:1115:G:C8	2.50	0.46
23:BB:1190:G:OP1	33:BL:41:ARG:HG2	2.15	0.46
23:BB:32:C:H5'	23:BB:1238:G:OP1	2.14	0.46
23:BB:2226:C:H2'	23:BB:2227:A:O4'	2.16	0.46
23:BB:2299:U:H2'	23:BB:2300:C:C6	2.50	0.46
23:BB:2828:G:O2'	23:BB:2829:A:H5'	2.14	0.46
23:BB:904:G:H2'	23:BB:905:A:H8	1.81	0.46
25:BC:181:ARG:NH2	25:BC:260:LYS:HZ2	2.10	0.46
26:BD:150:GLN:O	26:BD:151:THR:HG22	2.15	0.46
26:BD:4:LEU:O	26:BD:5:VAL:HG13	2.16	0.46
27:BE:88:ARG:HA	27:BE:89:PRO:HD3	1.71	0.46

Continued on next page...

Continued from previous page...

Atom-1	Atom-2	Interatomic distance (Å)	Clash overlap (Å)
30:BH:5:LEU:O	30:BH:6:LEU:HB3	2.16	0.46
30:BH:89:LYS:HE3	30:BH:123:ARG:HB2	1.96	0.46
31:BJ:45:THR:CG2	38:BQ:63:ARG:HH22	2.28	0.46
32:BK:10:VAL:HG11	32:BK:15:GLY:O	2.15	0.46
33:BL:80:SER:OG	33:BL:116:VAL:HG13	2.15	0.46
33:BL:92:LEU:HD21	33:BL:96:LYS:NZ	2.30	0.46
34:BM:3:GLN:CB	34:BM:46:ILE:HB	2.46	0.46
34:BM:36:VAL:CA	34:BM:97:GLN:HG2	2.45	0.46
37:BP:52:ARG:HH11	37:BP:54:LEU:HB2	1.79	0.46
40:BS:71:VAL:CG2	40:BS:107:VAL:HG12	2.43	0.46
41:BT:88:LYS:HG2	41:BT:89:GLU:N	2.23	0.46
24:BV:4:ILE:HG22	24:BV:63:ILE:HG23	1.96	0.46
24:BV:82:TYR:CB	34:BM:36:VAL:HG12	2.45	0.46
43:BW:74:LYS:O	43:BW:75:ASN:CB	2.64	0.46
1:CA:1329:A:H5''	12:CM:25:GLY:N	2.30	0.46
1:CA:552:U:H2'	1:CA:553:A:C8	2.51	0.46
20:CB:148:GLY:C	20:CB:150:ILE:H	2.19	0.46
4:CE:40:ASP:CG	4:CE:44:ARG:HB2	2.36	0.46
6:CG:63:VAL:CG1	6:CG:126:ALA:HB1	2.45	0.46
7:CH:17:GLN:HE21	7:CH:71:VAL:HG22	1.81	0.46
11:CL:110:LYS:O	11:CL:113:ARG:HG3	2.15	0.46
11:CL:34:THR:CB	11:CL:53:ARG:HB3	2.46	0.46
11:CL:75:GLU:OE2	11:CL:76:HIS:N	2.48	0.46
12:CM:53:ASP:HA	12:CM:56:ARG:HH21	1.81	0.46
14:CO:83:ARG:C	14:CO:84:LEU:HD12	2.35	0.46
15:CP:28:ARG:HD3	15:CP:29:ASN:OD1	2.16	0.46
16:CQ:82:VAL:O	16:CQ:83:LEU:HD13	2.15	0.46
23:DB:999:U:O2'	23:DB:1000:A:H5'	2.15	0.46
23:DB:1028:A:N6	23:DB:1125:G:H2'	2.30	0.46
23:DB:976:G:H4'	23:DB:1156:A:N7	2.30	0.46
23:DB:136:G:H2'	23:DB:137:U:H6	1.76	0.46
23:DB:1846:G:H2'	23:DB:1847:A:O4'	2.15	0.46
23:DB:2261:C:N4	43:DW:10:ARG:NH2	2.64	0.46
25:DC:32:LEU:HD12	25:DC:33:LEU:O	2.15	0.46
25:DC:83:ASP:OD2	25:DC:86:ARG:NE	2.49	0.46
26:DD:204:LYS:CB	26:DD:205:PRO:HD2	2.43	0.46
27:DE:147:LEU:HB2	27:DE:183:PHE:CD1	2.51	0.46
28:DF:100:GLU:O	28:DF:102:LEU:N	2.49	0.46
28:DF:92:GLY:O	28:DF:95:MET:HG2	2.16	0.46
28:DF:98:PHE:HA	28:DF:101:ARG:NE	2.29	0.46
29:DG:148:ARG:HA	29:DG:161:VAL:HG13	1.98	0.46

Continued on next page...

Continued from previous page...

Atom-1	Atom-2	Interatomic distance (Å)	Clash overlap (Å)
29:DG:75:VAL:O	29:DG:79:THR:HG22	2.16	0.46
31:DJ:34:ARG:CD	31:DJ:39:LYS:HD3	2.26	0.46
23:DB:1651:G:H4'	35:DN:39:PRO:HG2	1.97	0.46
35:DN:38:LEU:O	35:DN:41:ALA:HB3	2.16	0.46
36:DO:55:GLU:O	36:DO:56:LYS:C	2.54	0.46
37:DP:1:SER:O	37:DP:2:ASN:C	2.54	0.46
37:DP:38:ARG:HH11	37:DP:39:LEU:N	2.13	0.46
38:DQ:88:GLU:HA	39:DR:53:PHE:HB3	1.96	0.46
1:AA:1113:C:H2'	1:AA:1114:C:H6	1.81	0.46
1:AA:1367:C:O2'	1:AA:1368:A:H5'	2.14	0.46
1:AA:1432:G:OP2	1:AA:1432:G:H8	1.97	0.46
1:AA:284:C:H2'	1:AA:285:C:H6	1.81	0.46
1:AA:662:U:O2'	1:AA:836:G:H5''	2.15	0.46
1:AA:844:G:H21	1:AA:845:A:H62	1.61	0.46
2:AC:8:GLY:HA2	2:AC:11:LEU:CG	2.41	0.46
3:AD:117:VAL:HG12	3:AD:130:ASN:CA	2.45	0.46
3:AD:1:ALA:O	3:AD:67:LEU:HD21	2.16	0.46
5:AF:42:TRP:CZ2	5:AF:61:LEU:HD23	2.51	0.46
7:AH:31:LEU:O	7:AH:35:ILE:HG13	2.15	0.46
9:AJ:80:THR:HG22	9:AJ:81:GLU:H	1.81	0.46
12:AM:3:ILE:HA	12:AM:56:ARG:HG2	1.98	0.46
13:AN:10:VAL:HG12	13:AN:11:LYS:NZ	2.31	0.46
15:AP:7:ALA:HB1	15:AP:29:ASN:CB	2.45	0.46
47:B0:11:LYS:O	47:B0:12:ARG:HB3	2.15	0.46
49:B2:42:LEU:HG	49:B2:43:THR:N	2.31	0.46
50:B3:48:MET:SD	50:B3:51:LYS:HE3	2.55	0.46
22:BA:26:C:H2'	22:BA:27:C:C6	2.50	0.46
23:BB:1592:C:H2'	23:BB:1593:A:H8	1.80	0.46
23:BB:1704:C:O2'	23:BB:1705:A:H5'	2.16	0.46
23:BB:215:G:H4'	23:BB:216:A:OP1	2.16	0.46
23:BB:2645:G:H3'	23:BB:2646:C:C5'	2.42	0.46
23:BB:2650:U:H2'	23:BB:2651:C:H6	1.81	0.46
23:BB:2752:C:H2'	23:BB:2753:A:O4'	2.15	0.46
23:BB:2788:C:H2'	23:BB:2789:C:C6	2.50	0.46
23:BB:2868:A:H2'	23:BB:2869:G:C8	2.50	0.46
23:BB:2896:C:H2'	23:BB:2897:U:C6	2.50	0.46
23:BB:341:C:O2'	23:BB:342:A:H5'	2.16	0.46
23:BB:442:G:N2	27:BE:46:GLN:HE21	2.10	0.46
23:BB:622:G:H2'	23:BB:623:C:C6	2.50	0.46
23:BB:834:G:H4'	33:BL:59:ARG:HH22	1.80	0.46
22:BA:100:G:H5''	23:BB:915:C:O2'	2.15	0.46

Continued on next page...

Continued from previous page...

Atom-1	Atom-2	Interatomic distance (Å)	Clash overlap (Å)
26:BD:170:VAL:CG2	26:BD:194:PRO:HG2	2.44	0.46
27:BE:147:LEU:HB3	27:BE:183:PHE:CD2	2.50	0.46
28:BF:87:LYS:O	28:BF:88:VAL:HB	2.15	0.46
32:BK:33:ALA:HB3	32:BK:39:ILE:HD11	1.96	0.46
33:BL:78:ARG:CZ	33:BL:110:VAL:HG11	2.46	0.46
33:BL:117:THR:C	33:BL:118:THR:HG22	2.36	0.46
33:BL:117:THR:HG21	33:BL:120:VAL:HG11	1.97	0.46
34:BM:67:VAL:HG13	34:BM:67:VAL:O	2.15	0.46
34:BM:96:ILE:HD13	34:BM:97:GLN:N	2.31	0.46
35:BN:114:GLU:O	35:BN:115:LEU:HB3	2.15	0.46
32:BK:108:ARG:HH21	37:BP:36:LYS:CB	2.29	0.46
37:BP:84:SER:O	37:BP:85:VAL:C	2.53	0.46
42:BU:25:LYS:HA	42:BU:35:VAL:N	2.31	0.46
46:BZ:65:ASN:O	46:BZ:69:SER:HB2	2.16	0.46
1:CA:1030:U:H4'	1:CA:1031:C:OP2	2.16	0.46
1:CA:1039:G:H2'	1:CA:1040:U:C6	2.51	0.46
1:CA:1275:A:H2'	1:CA:1276:G:O4'	2.16	0.46
1:CA:1302:C:H4'	1:CA:1303:C:OP1	2.14	0.46
1:CA:1312:G:O6	18:CS:1:PRO:HA	2.15	0.46
1:CA:1271:A:H5'	1:CA:1314:C:OP1	2.15	0.46
1:CA:538:G:H2'	1:CA:539:A:C8	2.51	0.46
3:CD:93:LEU:HA	3:CD:96:ARG:HG3	1.98	0.46
4:CE:109:ALA:HB3	4:CE:135:VAL:HG11	1.96	0.46
5:CF:18:VAL:N	5:CF:19:PRO:HD2	2.30	0.46
6:CG:55:LYS:HG3	6:CG:56:SER:H	1.81	0.46
8:CI:56:MET:O	8:CI:58:GLU:HG2	2.15	0.46
12:CM:3:ILE:O	12:CM:56:ARG:HD3	2.15	0.46
12:CM:95:PRO:HD3	12:CM:108:ARG:HG2	1.96	0.46
13:CN:21:ALA:N	13:CN:24:ALA:HB2	2.30	0.46
13:CN:9:GLU:OE2	13:CN:60:ARG:HB3	2.15	0.46
47:D0:27:LEU:O	47:D0:38:LEU:HD22	2.16	0.46
23:DB:1018:U:O2'	23:DB:1019:U:H5'	2.15	0.46
23:DB:1300:G:H5'	23:DB:1301:A:N3	2.30	0.46
23:DB:144:A:C2	41:DT:3:ARG:NH2	2.84	0.46
23:DB:1351:C:H4'	23:DB:1572:A:O4'	2.16	0.46
23:DB:2291:U:H2'	23:DB:2292:U:H6	1.77	0.46
23:DB:2383:G:N7	50:D3:35:LYS:HD3	2.31	0.46
23:DB:2259:U:O4'	23:DB:2427:C:H2'	2.15	0.46
23:DB:358:U:H2'	23:DB:359:G:H8	1.78	0.46
23:DB:491:G:C2	23:DB:492:A:H1'	2.51	0.46
23:DB:663:G:OP1	33:DL:27:LEU:HD13	2.16	0.46

Continued on next page...

Continued from previous page...

Atom-1	Atom-2	Interatomic distance (Å)	Clash overlap (Å)
28:DF:50:ASP:C	28:DF:52:ALA:H	2.18	0.46
29:DG:36:LEU:HB3	29:DG:40:VAL:HG21	1.97	0.46
29:DG:4:ALA:O	29:DG:5:LYS:HB2	2.15	0.46
52:DI:72:THR:OG1	52:DI:73:PRO:HD2	2.15	0.46
31:DJ:130:HIS:O	31:DJ:132:HIS:N	2.49	0.46
31:DJ:62:VAL:HG11	31:DJ:101:ILE:HD11	1.98	0.46
33:DL:122:VAL:CG1	33:DL:123:ARG:N	2.79	0.46
33:DL:59:ARG:O	33:DL:60:ARG:HD2	2.16	0.46
34:DM:92:TRP:HD1	34:DM:93:VAL:N	2.14	0.46
35:DN:8:ARG:HA	35:DN:43:GLU:OE2	2.16	0.46
37:DP:86:LYS:HZ2	37:DP:88:ARG:HD3	1.81	0.46
42:DU:4:ILE:HG13	42:DU:25:LYS:HG2	1.97	0.46
46:DZ:48:GLN:HE21	46:DZ:49:ARG:H	1.63	0.46
1:AA:1085:U:H3'	1:AA:1086:U:H5	1.80	0.46
1:AA:235:C:H2'	1:AA:236:A:H8	1.78	0.46
1:AA:244:U:O4	1:AA:906:A:H1'	2.16	0.46
20:AB:158:ASP:O	20:AB:181:PRO:HD2	2.15	0.46
2:AC:126:ARG:HH22	2:AC:190:THR:CG2	2.28	0.46
2:AC:146:LYS:HG3	2:AC:202:PHE:CD2	2.51	0.46
3:AD:99:ASN:ND2	3:AD:110:ARG:NE	2.64	0.46
4:AE:108:GLY:N	4:AE:110:MET:SD	2.89	0.46
6:AG:35:LYS:O	6:AG:39:GLU:HG2	2.16	0.46
1:AA:1180:A:P	8:AI:98:ARG:HH22	2.38	0.46
9:AJ:67:ILE:CG1	13:AN:95:LEU:HD13	2.45	0.46
10:AK:12:ARG:HD2	10:AK:12:ARG:N	2.30	0.46
10:AK:52:ARG:HD2	10:AK:53:GLY:H	1.80	0.46
22:BA:25:U:H5''	22:BA:26:C:OP1	2.15	0.46
23:BB:1064:C:O2'	23:BB:1065:U:H5'	2.16	0.46
23:BB:1480:C:H2'	23:BB:1481:U:C6	2.50	0.46
23:BB:1917:U:C2'	23:BB:1918:A:H5'	2.45	0.46
23:BB:198:C:O2'	23:BB:199:A:H5''	2.16	0.46
23:BB:533:G:H2'	23:BB:534:U:C6	2.51	0.46
23:BB:812:C:H2'	23:BB:813:U:H6	1.81	0.46
23:BB:908:C:O2'	23:BB:909:A:H5'	2.16	0.46
23:BB:968:C:H4'	45:BY:16:LEU:HD23	1.98	0.46
25:BC:53:ILE:CD1	25:BC:218:THR:HG23	2.45	0.46
25:BC:251:THR:O	25:BC:252:LYS:HB2	2.16	0.46
23:BB:1568:G:H5'	25:BC:60:ALA:HB3	1.97	0.46
25:BC:70:LYS:HE3	25:BC:99:GLU:HG2	1.97	0.46
27:BE:111:GLU:O	27:BE:113:VAL:HG12	2.14	0.46
27:BE:134:LEU:HD22	27:BE:138:LEU:HG	1.96	0.46

Continued on next page...

Continued from previous page...

Atom-1	Atom-2	Interatomic distance (Å)	Clash overlap (Å)
27:BE:178:VAL:HG23	27:BE:179:SER:N	2.31	0.46
27:BE:25:GLU:O	27:BE:26:ALA:C	2.53	0.46
12:AM:2:ARG:HH22	28:BF:142:TYR:HB3	1.81	0.46
28:BF:3:LEU:HA	28:BF:6:TYR:CD1	2.51	0.46
29:BG:40:VAL:HG22	29:BG:53:PRO:HA	1.98	0.46
29:BG:71:LEU:HA	29:BG:74:MET:HG3	1.98	0.46
30:BH:103:VAL:HG21	30:BH:110:VAL:HG13	1.97	0.46
30:BH:29:PHE:N	30:BH:32:PRO:CG	2.79	0.46
34:BM:124:LEU:HD23	34:BM:124:LEU:N	2.31	0.46
34:BM:24:THR:HG23	34:BM:25:ASP:OD1	2.16	0.46
34:BM:3:GLN:HE22	34:BM:5:LYS:HB2	1.81	0.46
37:BP:13:LYS:CE	37:BP:77:SER:HB3	2.46	0.46
38:BQ:78:PHE:CE1	38:BQ:82:LEU:HD21	2.51	0.46
40:BS:29:VAL:HG21	40:BS:70:LYS:N	2.30	0.46
41:BT:64:LYS:CB	41:BT:77:ARG:HD3	2.39	0.46
41:BT:8:LEU:N	41:BT:8:LEU:HD23	2.27	0.46
42:BU:10:VAL:HG21	42:BU:25:LYS:NZ	2.31	0.46
42:BU:43:LYS:HZ3	42:BU:45:GLN:N	2.14	0.46
24:BV:77:VAL:HG21	24:BV:79:ARG:NH2	2.27	0.46
24:BV:82:TYR:CD2	24:BV:82:TYR:N	2.83	0.46
43:BW:48:ALA:HA	43:BW:54:ARG:HA	1.98	0.46
46:BZ:30:HIS:O	46:BZ:48:GLN:NE2	2.49	0.46
1:CA:659:U:H2'	1:CA:660:C:C6	2.51	0.46
2:CC:61:LYS:O	2:CC:96:VAL:HB	2.15	0.46
4:CE:67:ARG:NH1	4:CE:67:ARG:HB2	2.30	0.46
6:CG:24:LYS:HA	6:CG:27:ASN:HD22	1.81	0.46
8:CI:48:ARG:HA	8:CI:51:LEU:HD12	1.97	0.46
11:CL:100:ALA:O	11:CL:101:LEU:C	2.54	0.46
50:D3:4:LYS:CG	50:D3:61:LEU:HB2	2.45	0.46
23:DB:1108:U:H2'	23:DB:1109:C:H6	1.81	0.46
23:DB:1275:A:N3	23:DB:1275:A:C3'	2.75	0.46
23:DB:1433:A:H2'	23:DB:1434:A:O4'	2.15	0.46
23:DB:2382:G:H1'	50:D3:38:LYS:CE	2.46	0.46
23:DB:2636:C:O5'	26:DD:80:TRP:NE1	2.39	0.46
23:DB:2653:U:H5	23:DB:2654:A:HO2'	1.64	0.46
23:DB:2899:A:H2'	23:DB:2900:A:H8	1.79	0.46
23:DB:538:A:N6	23:DB:555:G:O2'	2.49	0.46
23:DB:587:C:H6	23:DB:587:C:O5'	1.97	0.46
23:DB:780:G:H21	23:DB:783:A:H62	1.63	0.46
23:DB:962:G:H21	34:DM:81:ARG:HD3	1.81	0.46
25:DC:64:VAL:HB	25:DC:65:ASP:H	1.32	0.46

Continued on next page...

Continued from previous page...

Atom-1	Atom-2	Interatomic distance (Å)	Clash overlap (Å)
27:DE:115:GLN:HG2	27:DE:116:ASP:H	1.81	0.46
28:DF:100:GLU:C	28:DF:102:LEU:N	2.68	0.46
28:DF:135:ILE:O	28:DF:137:PHE:N	2.45	0.46
32:DK:120:PRO:O	32:DK:121:GLU:HB2	2.16	0.46
32:DK:17:ARG:HB2	32:DK:45:GLU:HB2	1.97	0.46
34:DM:2:LEU:O	34:DM:3:GLN:HG2	2.16	0.46
35:DN:56:LYS:HD3	35:DN:57:THR:OG1	2.15	0.46
36:DO:25:ARG:NE	36:DO:94:ARG:HH12	2.11	0.46
38:DQ:88:GLU:HB3	39:DR:53:PHE:HD1	1.81	0.46
41:DT:48:GLN:HG3	41:DT:49:LYS:N	2.30	0.46
41:DT:68:LYS:HB2	41:DT:68:LYS:HZ2	1.81	0.46
42:DU:11:ILE:HB	42:DU:69:VAL:CG2	2.44	0.46
42:DU:9:GLU:OE1	42:DU:71:ILE:HG13	2.16	0.46
24:DV:28:ALA:HB1	24:DV:89:ILE:O	2.16	0.46
43:DW:73:PRO:C	43:DW:74:LYS:HD2	2.36	0.46
44:DX:31:GLN:HE21	44:DX:31:GLN:CA	2.28	0.46
44:DX:31:GLN:O	44:DX:32:ALA:CB	2.62	0.46
1:AA:1101:A:O2'	1:AA:1102:A:OP2	2.33	0.46
1:AA:1272:G:H2'	1:AA:1273:C:C6	2.50	0.46
1:AA:1446:A:C2'	1:AA:1447:A:H5''	2.46	0.46
1:AA:155:A:H2'	1:AA:156:C:O4'	2.16	0.46
1:AA:36:C:HO2'	1:AA:37:U:H5'	1.81	0.46
1:AA:522:C:H41	11:AL:49:ARG:NH2	2.09	0.46
1:AA:627:G:H2'	1:AA:628:G:C8	2.51	0.46
1:AA:950:U:H2'	1:AA:951:G:H8	1.81	0.46
20:AB:116:LEU:CD1	20:AB:139:GLU:HB3	2.44	0.46
20:AB:204:ASP:CG	20:AB:205:ALA:N	2.63	0.46
3:AD:117:VAL:HG22	3:AD:122:ILE:HG13	1.97	0.46
3:AD:163:GLN:HB2	3:AD:164:ARG:HH12	1.80	0.46
4:AE:89:THR:HG21	4:AE:134:ASN:HD21	1.81	0.46
8:AI:44:ARG:O	8:AI:47:VAL:HG22	2.15	0.46
8:AI:49:GLN:N	8:AI:50:PRO:HD2	2.30	0.46
14:AO:6:ALA:O	14:AO:10:ILE:HG22	2.16	0.46
15:AP:43:ALA:H	15:AP:46:LYS:HD2	1.81	0.46
47:B0:42:ILE:HD13	47:B0:47:TYR:CE1	2.50	0.46
48:B1:31:GLU:CG	48:B1:32:LYS:H	2.20	0.46
50:B3:27:ASN:OD1	50:B3:28:LEU:N	2.49	0.46
22:BA:63:C:H2'	22:BA:64:G:C8	2.49	0.46
23:BB:1054:A:H2'	23:BB:1055:G:C8	2.50	0.46
23:BB:1081:U:O2'	23:BB:1082:U:H5'	2.16	0.46
23:BB:1256:G:H21	27:BE:77:ILE:CG2	2.29	0.46

Continued on next page...

Continued from previous page...

Atom-1	Atom-2	Interatomic distance (Å)	Clash overlap (Å)
23:BB:1745:A:H2'	23:BB:1746:A:C8	2.51	0.46
23:BB:198:C:H2'	23:BB:199:A:H5''	1.97	0.46
23:BB:199:A:N6	23:BB:2433:A:H2'	2.31	0.46
23:BB:2568:U:H2'	23:BB:2569:G:O4'	2.15	0.46
23:BB:2747:G:H2'	23:BB:2748:A:C8	2.51	0.46
23:BB:2771:C:H2'	23:BB:2772:C:H6	1.81	0.46
23:BB:2880:C:O2	35:BN:93:GLY:HA3	2.15	0.46
23:BB:702:U:H2'	23:BB:703:U:C6	2.51	0.46
23:BB:959:A:O2'	23:BB:960:A:H5'	2.15	0.46
25:BC:107:LYS:HB2	25:BC:194:VAL:CG1	2.27	0.46
25:BC:242:HIS:N	25:BC:243:PRO:HD3	2.30	0.46
25:BC:81:GLU:O	25:BC:90:ILE:HG22	2.15	0.46
28:BF:103:ILE:HA	28:BF:107:VAL:HG21	1.98	0.46
29:BG:89:VAL:HG21	29:BG:162:ARG:NE	2.30	0.46
31:BJ:122:LEU:HD12	31:BJ:123:LYS:N	2.30	0.46
31:BJ:124:VAL:HG12	31:BJ:125:TYR:O	2.16	0.46
34:BM:73:ILE:HD11	34:BM:92:TRP:CB	2.46	0.46
34:BM:73:ILE:HD13	34:BM:90:GLU:OE2	2.15	0.46
37:BP:62:LYS:HE2	37:BP:74:GLN:NE2	2.30	0.46
37:BP:77:SER:H	37:BP:78:PRO:HD2	1.81	0.46
39:BR:31:GLU:O	39:BR:32:THR:HB	2.14	0.46
41:BT:20:ALA:C	41:BT:22:THR:H	2.19	0.46
42:BU:35:VAL:C	42:BU:36:GLU:HG2	2.35	0.46
24:BV:80:HIS:CD2	24:BV:82:TYR:H	2.23	0.46
43:BW:35:ILE:CG2	43:BW:36:ILE:H	2.15	0.46
1:CA:1057:G:H5''	2:CC:153:SER:HB2	1.97	0.46
1:CA:1295:U:H2'	1:CA:1296:C:O4'	2.16	0.46
1:CA:212:G:H2'	1:CA:213:G:C8	2.46	0.46
1:CA:299:G:H2'	1:CA:300:A:C8	2.50	0.46
1:CA:649:A:H2'	1:CA:650:G:O4'	2.15	0.46
2:CC:166:TRP:HE1	2:CC:168:ARG:CB	2.25	0.46
2:CC:58:ARG:HA	2:CC:63:ILE:HA	1.97	0.46
6:CG:98:LEU:HA	6:CG:101:ARG:HB3	1.98	0.46
6:CG:24:LYS:O	6:CG:28:ILE:HG12	2.16	0.46
11:CL:111:GLN:HB3	11:CL:112:ALA:H	1.64	0.46
11:CL:79:ILE:C	11:CL:101:LEU:HD12	2.36	0.46
13:CN:30:ILE:HB	13:CN:44:VAL:CG2	2.46	0.46
48:D1:50:GLU:HG2	48:D1:51:ALA:N	2.31	0.46
23:DB:1062:G:H2'	23:DB:1063:G:H8	1.81	0.46
23:DB:1205:A:N7	27:DE:164:LEU:HD11	2.31	0.46
23:DB:1278:C:H2'	23:DB:1279:G:H8	1.81	0.46

Continued on next page...

Continued from previous page...

Atom-1	Atom-2	Interatomic distance (Å)	Clash overlap (Å)
23:DB:1322:A:C2'	23:DB:1323:C:H5'	2.46	0.46
23:DB:131:A:H2'	23:DB:132:G:C8	2.50	0.46
23:DB:1381:G:O2'	23:DB:1382:G:H5'	2.16	0.46
23:DB:1947:C:O2'	23:DB:1948:G:H5'	2.16	0.46
23:DB:2208:C:H2'	23:DB:2209:G:C8	2.51	0.46
23:DB:2839:G:H4'	35:DN:49:GLU:CG	2.45	0.46
23:DB:297:G:H5''	42:DU:92:VAL:CG1	2.44	0.46
23:DB:439:A:O2'	23:DB:440:C:H5'	2.16	0.46
23:DB:580:U:O2'	23:DB:581:C:H5'	2.16	0.46
23:DB:622:G:H2'	23:DB:623:C:H6	1.81	0.46
23:DB:877:A:H2	23:DB:900:A:N7	2.13	0.46
25:DC:104:LEU:O	25:DC:106:PRO:HD3	2.16	0.46
25:DC:107:LYS:HG2	25:DC:194:VAL:CG1	2.46	0.46
25:DC:229:HIS:CE1	25:DC:231:HIS:NE2	2.83	0.46
26:DD:33:ARG:CZ	26:DD:86:GLU:HG2	2.46	0.46
26:DD:90:PHE:H	26:DD:92:VAL:CG2	2.28	0.46
27:DE:17:THR:HG23	27:DE:18:THR:N	2.31	0.46
28:DF:69:ALA:HB3	28:DF:81:GLY:N	2.26	0.46
29:DG:16:VAL:HG12	29:DG:17:LYS:N	2.31	0.46
52:DI:109:ALA:CA	52:DI:128:ILE:HD12	2.46	0.46
52:DI:78:LEU:HD23	52:DI:81:LYS:HE2	1.98	0.46
32:DK:70:ARG:HA	32:DK:75:SER:O	2.15	0.46
32:DK:13:ASN:ND2	32:DK:98:ARG:HG2	2.30	0.46
33:DL:90:VAL:HG22	33:DL:92:LEU:HD13	1.97	0.46
34:DM:43:ALA:HB3	34:DM:91:TYR:CG	2.51	0.46
23:DB:2722:G:O2'	35:DN:4:ARG:CZ	2.64	0.46
36:DO:102:ARG:O	36:DO:105:ALA:HB3	2.15	0.46
36:DO:9:ARG:O	36:DO:12:THR:HG22	2.15	0.46
37:DP:87:ARG:HH11	37:DP:87:ARG:HG2	1.80	0.46
40:DS:21:ALA:O	40:DS:74:ILE:HD11	2.16	0.46
42:DU:3:LYS:H	42:DU:27:VAL:HG21	1.81	0.46
42:DU:43:LYS:HZ2	42:DU:43:LYS:CB	2.29	0.46
43:DW:56:HIS:HA	43:DW:77:LYS:CE	2.39	0.46
43:DW:28:GLU:H	43:DW:61:LYS:HB2	1.81	0.46
1:AA:114:U:H2'	1:AA:115:G:C8	2.50	0.46
1:AA:1256:A:O4'	1:AA:1278:G:N2	2.49	0.46
1:AA:1425:U:H2'	1:AA:1426:G:H8	1.81	0.46
1:AA:123:U:OP1	1:AA:312:C:H5'	2.16	0.46
1:AA:489:C:H2'	1:AA:490:C:C6	2.51	0.46
1:AA:601:G:H2'	1:AA:602:A:C8	2.51	0.46
1:AA:844:G:N7	1:AA:846:G:N3	2.63	0.46

Continued on next page...

Continued from previous page...

Atom-1	Atom-2	Interatomic distance (Å)	Clash overlap (Å)
20:AB:79:VAL:HG13	20:AB:90:PHE:HD1	1.79	0.46
2:AC:131:ARG:HH22	2:AC:135:ARG:NH1	2.14	0.46
2:AC:112:ALA:HB2	2:AC:182:ASP:O	2.16	0.46
3:AD:123:MET:HG3	3:AD:127:ARG:C	2.36	0.46
3:AD:64:TYR:N	3:AD:64:TYR:CD1	2.84	0.46
5:AF:5:GLU:HA	5:AF:63:ASN:HA	1.97	0.46
9:AJ:80:THR:H	9:AJ:84:VAL:CG1	2.29	0.46
15:AP:4:ILE:HA	15:AP:20:VAL:O	2.15	0.46
15:AP:26:ASN:ND2	15:AP:31:ARG:HB3	2.31	0.46
19:AT:23:ARG:HB2	19:AT:65:LEU:HD11	1.98	0.46
21:AU:40:PRO:HG2	21:AU:41:THR:N	2.27	0.46
23:BB:1173:U:O2	23:BB:1177:G:C2	2.69	0.46
23:BB:137:U:H2'	23:BB:138:U:O4'	2.15	0.46
23:BB:1710:G:H2'	23:BB:1711:A:H8	1.81	0.46
23:BB:1739:A:H2'	23:BB:1740:G:O4'	2.16	0.46
23:BB:1979:U:C2'	23:BB:1980:G:H5'	2.46	0.46
23:BB:2028:U:H2'	23:BB:2029:G:C8	2.51	0.46
23:BB:2063:C:O2	23:BB:2450:A:N1	2.49	0.46
23:BB:1853:A:N1	23:BB:2087:G:H1'	2.30	0.46
23:BB:2105:U:H2'	23:BB:2106:U:C6	2.51	0.46
23:BB:24:G:O2'	23:BB:25:U:H5'	2.16	0.46
23:BB:2673:G:H2'	23:BB:2674:G:H8	1.81	0.46
23:BB:285:G:O2'	23:BB:286:U:H5'	2.15	0.46
23:BB:550:C:H2'	23:BB:550:C:O2	2.16	0.46
23:BB:711:G:H2'	23:BB:712:G:O4'	2.15	0.46
23:BB:993:G:O2'	23:BB:994:C:H5'	2.15	0.46
25:BC:229:HIS:ND1	25:BC:230:PRO:CD	2.79	0.46
23:BB:1813:G:N2	25:BC:51:ARG:HG2	2.27	0.46
25:BC:53:ILE:HG21	25:BC:218:THR:CG2	2.45	0.46
25:BC:28:PRO:HD2	25:BC:79:ARG:HH22	1.81	0.46
26:BD:106:LYS:HZ3	26:BD:208:LYS:HD3	1.77	0.46
29:BG:17:LYS:HD2	29:BG:24:THR:HG22	1.98	0.46
29:BG:25:ILE:HG21	29:BG:74:MET:HB3	1.98	0.46
30:BH:130:VAL:HG21	30:BH:144:VAL:HG23	1.98	0.46
32:BK:119:ALA:N	32:BK:120:PRO:HD3	2.31	0.46
23:BB:872:U:H1'	34:BM:68:PHE:CZ	2.51	0.46
35:BN:113:ILE:CG2	35:BN:114:GLU:N	2.79	0.46
36:BO:17:LYS:HE3	36:BO:43:ASN:CB	2.44	0.46
37:BP:24:THR:O	37:BP:26:GLU:N	2.49	0.46
38:BQ:47:ARG:HA	38:BQ:47:ARG:NE	2.26	0.46
38:BQ:92:LYS:O	38:BQ:93:ILE:HG22	2.16	0.46

Continued on next page...

Continued from previous page...

Atom-1	Atom-2	Interatomic distance (Å)	Clash overlap (Å)
39:BR:14:VAL:HG12	39:BR:15:SER:N	2.31	0.46
40:BS:103:ILE:HG23	40:BS:104:THR:H	1.80	0.46
41:BT:85:VAL:CG2	41:BT:85:VAL:O	2.62	0.46
24:BV:44:HIS:O	24:BV:46:LYS:N	2.49	0.46
45:BY:15:ARG:N	45:BY:15:ARG:NE	2.58	0.46
46:BZ:59:ARG:HH21	46:BZ:62:LYS:HZ2	1.61	0.46
1:CA:1095:U:H2'	1:CA:1096:C:H6	1.81	0.46
1:CA:1119:C:H2'	1:CA:1120:C:C6	2.51	0.46
1:CA:1367:C:H5''	8:CI:115:VAL:CG2	2.39	0.46
1:CA:327:A:H1'	1:CA:329:A:O4'	2.15	0.46
20:CB:209:VAL:HG23	20:CB:210:THR:H	1.81	0.46
2:CC:129:PHE:CD2	2:CC:129:PHE:C	2.89	0.46
3:CD:18:LEU:HD11	3:CD:59:LYS:HG3	1.97	0.46
3:CD:75:TYR:HA	3:CD:89:LEU:HD13	1.98	0.46
3:CD:96:ARG:O	3:CD:99:ASN:HB3	2.16	0.46
4:CE:111:ARG:HG2	4:CE:111:ARG:HH11	1.80	0.46
6:CG:144:ALA:O	6:CG:146:ALA:N	2.46	0.46
7:CH:104:SER:O	7:CH:122:GLY:HA3	2.15	0.46
8:CI:87:MET:HB2	8:CI:94:ARG:HH21	1.80	0.46
8:CI:115:VAL:HG21	9:CJ:62:ARG:HG3	1.98	0.46
1:CA:1328:C:H5''	12:CM:27:THR:HG21	1.97	0.46
12:CM:63:VAL:O	12:CM:68:LEU:HD12	2.16	0.46
15:CP:44:SER:C	15:CP:46:LYS:N	2.68	0.46
18:CS:50:VAL:HG21	18:CS:70:LEU:HG	1.98	0.46
21:CU:17:ARG:H	21:CU:17:ARG:CD	2.19	0.46
21:CU:8:ASN:HB2	21:CU:9:GLU:OE2	2.15	0.46
49:D2:21:ARG:HG3	49:D2:31:LEU:HD11	1.98	0.46
50:D3:33:THR:CG2	50:D3:40:LYS:HD2	2.45	0.46
50:D3:28:LEU:HD13	50:D3:33:THR:HG21	1.98	0.46
22:DA:67:G:O2'	22:DA:68:C:H5'	2.16	0.46
23:DB:1533:C:O2'	23:DB:1534:U:H5'	2.15	0.46
23:DB:1131:G:N7	23:DB:2025:C:H4'	2.31	0.46
23:DB:312:G:H2'	23:DB:313:G:H8	1.81	0.46
23:DB:361:G:H2'	23:DB:362:A:H8	1.80	0.46
23:DB:931:U:H3	23:DB:1166:G:N2	2.14	0.46
25:DC:192:GLY:O	25:DC:194:VAL:HG22	2.15	0.46
25:DC:22:GLU:CD	25:DC:202:ARG:HE	2.19	0.46
25:DC:4:LYS:HG3	25:DC:5:CYS:SG	2.56	0.46
26:DD:124:ARG:HB3	26:DD:124:ARG:HH11	1.80	0.46
26:DD:18:ASP:C	26:DD:20:VAL:N	2.69	0.46
29:DG:90:GLY:CA	29:DG:159:LYS:HG2	2.46	0.46

Continued on next page...

Continued from previous page...

Atom-1	Atom-2	Interatomic distance (Å)	Clash overlap (Å)
29:DG:96:ALA:O	29:DG:102:ILE:HG13	2.15	0.46
30:DH:99:ILE:O	30:DH:103:VAL:HG12	2.16	0.46
52:DI:129:GLU:O	52:DI:133:ARG:HG3	2.16	0.46
31:DJ:62:VAL:O	31:DJ:69:ARG:NH2	2.49	0.46
23:DB:2563:U:H4'	32:DK:27:GLY:HA2	1.97	0.46
32:DK:2:ILE:HA	32:DK:33:ALA:H	1.81	0.46
32:DK:6:THR:O	32:DK:20:MET:HG3	2.16	0.46
23:DB:587:C:H5''	33:DL:29:LYS:NZ	2.30	0.46
35:DN:29:VAL:HG11	35:DN:79:LEU:HD21	1.98	0.46
36:DO:26:LEU:HD13	36:DO:92:PHE:O	2.16	0.46
38:DQ:60:TRP:CZ3	38:DQ:93:ILE:HG22	2.51	0.46
40:DS:42:LYS:HE2	40:DS:45:VAL:HG11	1.98	0.46
40:DS:9:HIS:O	40:DS:10:ALA:CB	2.63	0.46
23:DB:1341:G:H1'	41:DT:59:ASN:HB3	1.97	0.46
41:DT:68:LYS:HG3	41:DT:74:ILE:O	2.15	0.46
41:DT:88:LYS:HG3	41:DT:88:LYS:H	1.49	0.46
42:DU:51:LEU:HG	42:DU:53:GLN:HB3	1.98	0.46
43:DW:60:ALA:CB	43:DW:80:SER:HA	2.37	0.46
1:AA:1348:U:H2'	1:AA:1349:A:C8	2.51	0.46
1:AA:1435:G:H2'	1:AA:1436:U:H6	1.81	0.46
1:AA:1494:G:H2'	1:AA:1495:U:C6	2.50	0.46
1:AA:212:G:H2'	1:AA:213:G:C8	2.47	0.46
1:AA:22:G:O2'	1:AA:23:C:H5'	2.16	0.46
1:AA:325:A:H2'	1:AA:326:G:O4'	2.16	0.46
1:AA:664:G:H5''	17:AR:52:ARG:CZ	2.46	0.46
1:AA:751:U:H4'	14:AO:23:SER:HA	1.97	0.46
1:AA:778:G:O2'	1:AA:779:C:H5'	2.16	0.46
1:AA:792:A:H1'	1:AA:794:A:N7	2.31	0.46
3:AD:32:LYS:HB3	3:AD:35:GLN:HE21	1.81	0.46
4:AE:57:ALA:O	4:AE:60:GLN:HB2	2.16	0.46
1:AA:1342:C:H5'	8:AI:127:SER:HA	1.98	0.46
9:AJ:57:VAL:HG22	9:AJ:58:ASN:H	1.80	0.46
9:AJ:33:GLY:HA3	9:AJ:83:THR:OG1	2.16	0.46
10:AK:121:ARG:HG3	10:AK:121:ARG:HH11	1.79	0.46
14:AO:78:THR:HA	14:AO:81:ILE:CG1	2.46	0.46
15:AP:40:ASN:HA	15:AP:41:PRO:HD3	1.73	0.46
48:B1:9:LYS:HD2	48:B1:9:LYS:N	2.31	0.46
49:B2:13:ASN:OD1	49:B2:18:PHE:HB3	2.16	0.46
49:B2:41:ARG:O	49:B2:42:LEU:HB3	2.14	0.46
50:B3:54:LEU:HD23	50:B3:54:LEU:HA	1.86	0.46
23:BB:2489:U:O2'	23:BB:2490:G:H5'	2.16	0.46

Continued on next page...

Continued from previous page...

Atom-1	Atom-2	Interatomic distance (Å)	Clash overlap (Å)
23:BB:2877:G:H2'	23:BB:2878:U:C6	2.51	0.46
23:BB:329:G:H1	42:BU:16:LYS:NZ	2.12	0.46
23:BB:572:A:H5''	23:BB:573:U:OP2	2.15	0.46
23:BB:729:G:H2'	23:BB:1775:U:H1'	1.98	0.46
23:BB:954:G:P	34:BM:17:ASN:HB2	2.56	0.46
25:BC:156:SER:O	25:BC:157:ALA:C	2.54	0.46
25:BC:46:GLY:O	25:BC:47:ARG:CB	2.64	0.46
23:BB:2811:G:H5'	26:BD:62:LYS:HD2	1.98	0.46
27:BE:177:PRO:HA	27:BE:180:LEU:HD12	1.97	0.46
29:BG:90:GLY:HA3	29:BG:93:TYR:CD2	2.51	0.46
30:BH:68:ARG:O	30:BH:72:ILE:HG22	2.15	0.46
31:BJ:19:ASP:C	31:BJ:21:THR:H	2.19	0.46
34:BM:31:PHE:HE2	34:BM:110:GLU:HG2	1.81	0.46
37:BP:59:THR:HG23	37:BP:76:HIS:CE1	2.51	0.46
26:BD:17:GLU:HA	37:BP:80:VAL:HG11	1.97	0.46
45:BY:47:ILE:HG23	45:BY:54:VAL:HG11	1.98	0.46
23:BB:188:G:OP1	46:BZ:11:GLU:HA	2.16	0.46
1:CA:1200:C:C4'	1:CA:1201:A:H5'	2.46	0.46
1:CA:230:G:O2'	1:CA:231:U:H5'	2.16	0.46
1:CA:26:A:N6	1:CA:558:G:H1'	2.30	0.46
1:CA:462:G:H3'	1:CA:463:U:H5''	1.96	0.46
1:CA:864:A:H2'	1:CA:865:A:C8	2.51	0.46
1:CA:975:A:C2'	1:CA:976:G:OP2	2.64	0.46
2:CC:15:LYS:NZ	2:CC:16:PRO:HD2	2.30	0.46
2:CC:120:THR:OG1	2:CC:197:VAL:HG21	2.16	0.46
1:CA:1080:A:C4'	4:CE:20:VAL:HG21	2.44	0.46
6:CG:129:ASN:HB3	6:CG:134:VAL:HG21	1.97	0.46
8:CI:112:ARG:O	8:CI:114:LYS:HD2	2.16	0.46
11:CL:85:ARG:HA	11:CL:93:ARG:HA	1.98	0.46
14:CO:49:HIS:O	14:CO:52:ARG:HB3	2.16	0.46
15:CP:21:VAL:O	15:CP:33:ILE:HB	2.15	0.46
18:CS:8:PRO:O	18:CS:9:PHE:HB2	2.14	0.46
19:CT:66:ILE:HG23	19:CT:70:LYS:CG	2.46	0.46
50:D3:36:ALA:O	50:D3:38:LYS:N	2.47	0.46
23:DB:126:A:O5'	49:D2:18:PHE:HE1	1.99	0.46
23:DB:1818:U:OP1	25:DC:155:ARG:HG2	2.16	0.46
23:DB:1917:U:C2'	23:DB:1918:A:H5'	2.46	0.46
23:DB:2306:C:H3'	23:DB:2307:G:C5'	2.44	0.46
23:DB:2568:U:H2'	23:DB:2569:G:O4'	2.16	0.46
23:DB:817:C:O2'	23:DB:839:U:H5''	2.15	0.46
23:DB:844:A:C2	23:DB:845:A:N1	2.84	0.46

Continued on next page...

Continued from previous page...

Atom-1	Atom-2	Interatomic distance (Å)	Clash overlap (Å)
23:DB:856:G:H21	43:DW:22:VAL:HG11	1.80	0.46
23:DB:957:C:O2'	23:DB:958:U:H5''	2.16	0.46
25:DC:33:LEU:HD22	25:DC:34:GLU:H	1.80	0.46
25:DC:47:ARG:HB3	25:DC:48:ILE:H	1.53	0.46
25:DC:89:ASN:HB2	25:DC:105:ALA:HB3	1.97	0.46
26:DD:129:THR:O	26:DD:140:HIS:HA	2.16	0.46
27:DE:58:LYS:HA	27:DE:59:PRO:HD3	1.63	0.46
28:DF:148:VAL:HG12	28:DF:148:VAL:O	2.15	0.46
28:DF:177:ARG:NH2	28:DF:178:LYS:HA	2.31	0.46
30:DH:4:ILE:O	30:DH:5:LEU:HD22	2.16	0.46
30:DH:80:ILE:N	30:DH:80:ILE:HD12	2.30	0.46
23:DB:1099:G:C5'	52:DI:4:VAL:HB	2.29	0.46
31:DJ:122:LEU:O	31:DJ:123:LYS:HB2	2.16	0.46
31:DJ:81:ILE:CG1	31:DJ:82:GLY:N	2.60	0.46
32:DK:11:ALA:O	32:DK:100:PHE:N	2.46	0.46
33:DL:19:LEU:O	33:DL:21:ARG:N	2.45	0.46
33:DL:57:LEU:HB3	50:D3:54:LEU:HD22	1.97	0.46
33:DL:4:ASN:O	33:DL:5:THR:HG22	2.15	0.46
34:DM:57:VAL:O	34:DM:58:LYS:HG2	2.16	0.46
34:DM:86:LYS:HE3	34:DM:87:GLY:N	2.31	0.46
24:DV:78:GLN:NE2	24:DV:88:HIS:HB3	2.30	0.46
23:DB:2090:A:C2'	46:DZ:49:ARG:CZ	2.94	0.46
1:AA:1171:A:O2'	1:AA:1172:C:H5'	2.15	0.45
1:AA:1252:A:H2'	1:AA:1253:G:H5''	1.98	0.45
1:AA:382:A:H2'	1:AA:383:A:C8	2.51	0.45
1:AA:512:U:H2'	1:AA:513:C:C6	2.51	0.45
1:AA:812:G:H4'	1:AA:812:G:OP1	2.16	0.45
1:AA:947:G:H2'	1:AA:948:C:C6	2.51	0.45
2:AC:33:ASP:O	2:AC:37:LYS:HE2	2.16	0.45
2:AC:72:PRO:HG2	2:AC:73:GLY:H	1.81	0.45
3:AD:81:LEU:HD11	3:AD:92:LEU:HD21	1.97	0.45
6:AG:132:THR:HA	6:AG:135:LYS:HB3	1.97	0.45
6:AG:14:ASP:CG	6:AG:15:PRO:HD2	2.35	0.45
11:AL:98:ARG:CB	11:AL:116:TYR:HA	2.46	0.45
12:AM:75:SER:O	12:AM:78:ARG:HB3	2.16	0.45
13:AN:20:PHE:CG	13:AN:24:ALA:HB2	2.51	0.45
14:AO:80:LEU:HD23	14:AO:80:LEU:C	2.36	0.45
18:AS:61:VAL:HA	18:AS:65:MET:SD	2.56	0.45
22:BA:52:A:H3'	22:BA:53:A:H8	1.80	0.45
23:BB:1203:U:O2'	33:BL:14:LYS:HE2	2.16	0.45
23:BB:1260:A:O2'	23:BB:1261:C:H5'	2.15	0.45

Continued on next page...

Continued from previous page...

Atom-1	Atom-2	Interatomic distance (Å)	Clash overlap (Å)
23:BB:1394:U:O2'	23:BB:1395:A:H5'	2.16	0.45
23:BB:154:U:H2'	23:BB:155:A:H8	1.81	0.45
23:BB:1804:C:O2'	23:BB:1805:A:H5'	2.15	0.45
23:BB:2261:C:O2'	23:BB:2262:U:H5'	2.15	0.45
23:BB:2308:G:H5'	23:BB:2309:A:C5'	2.44	0.45
23:BB:621:A:H2'	23:BB:622:G:O4'	2.15	0.45
23:BB:850:U:H2'	23:BB:851:C:C6	2.51	0.45
23:BB:995:C:O2	31:BJ:3:THR:HG23	2.16	0.45
25:BC:250:GLN:O	25:BC:251:THR:HB	2.15	0.45
23:BB:2227:A:O3'	25:BC:258:SER:HA	2.16	0.45
26:BD:141:ARG:CG	26:BD:141:ARG:HH11	2.29	0.45
26:BD:138:LEU:O	26:BD:142:VAL:HG22	2.16	0.45
27:BE:113:VAL:HG13	27:BE:114:ARG:H	1.82	0.45
27:BE:117:ARG:HA	27:BE:188:MET:SD	2.56	0.45
29:BG:23:ILE:HG13	29:BG:24:THR:N	2.30	0.45
29:BG:29:ASN:N	29:BG:29:ASN:ND2	2.61	0.45
30:BH:128:HIS:CG	30:BH:144:VAL:HB	2.51	0.45
52:BI:92:PRO:O	52:BI:93:ASN:HB2	2.16	0.45
31:BJ:41:LYS:HG2	31:BJ:42:ALA:N	2.30	0.45
31:BJ:50:THR:OG1	31:BJ:51:GLY:N	2.47	0.45
31:BJ:85:LYS:HD3	31:BJ:85:LYS:HA	1.78	0.45
33:BL:81:ASP:O	33:BL:82:LEU:C	2.54	0.45
35:BN:98:LEU:HB2	35:BN:112:TYR:HE1	1.81	0.45
37:BP:13:LYS:NZ	37:BP:15:ASP:HB2	2.31	0.45
38:BQ:47:ARG:HH22	38:BQ:50:ARG:CG	2.29	0.45
42:BU:10:VAL:O	42:BU:11:ILE:HD13	2.15	0.45
1:CA:815:A:N6	1:CA:1509:C:H1'	2.29	0.45
1:CA:432:A:C2'	1:CA:433:G:H5'	2.46	0.45
20:CB:101:THR:HG22	20:CB:174:GLU:CD	2.36	0.45
2:CC:128:MET:SD	2:CC:132:ALA:N	2.89	0.45
1:CA:8:A:C5	3:CD:205:LYS:HA	2.51	0.45
5:CF:59:TYR:N	5:CF:59:TYR:CD1	2.85	0.45
6:CG:125:ASP:O	6:CG:129:ASN:ND2	2.49	0.45
6:CG:65:LEU:CD2	6:CG:69:ARG:HH21	2.29	0.45
7:CH:82:LEU:HD21	11:CL:3:VAL:HG21	1.97	0.45
18:CS:63:ASP:HB3	28:DF:114:ARG:NH2	2.20	0.45
47:D0:36:LYS:HG2	47:D0:37:HIS:O	2.16	0.45
50:D3:49:VAL:HG13	50:D3:50:SER:N	2.32	0.45
50:D3:7:ARG:O	50:D3:7:ARG:NH1	2.48	0.45
23:DB:1165:A:H2'	23:DB:1166:G:H8	1.81	0.45
23:DB:1173:U:H2'	23:DB:1174:U:C6	2.51	0.45

Continued on next page...

Continued from previous page...

Atom-1	Atom-2	Interatomic distance (Å)	Clash overlap (Å)
23:DB:1295:C:H2'	23:DB:1296:G:C8	2.50	0.45
23:DB:1313:U:O2	23:DB:1313:U:H2'	2.14	0.45
23:DB:1526:C:H2'	23:DB:1527:G:O4'	2.15	0.45
23:DB:1272:A:N7	23:DB:1618:A:H1'	2.31	0.45
23:DB:2348:U:O2'	23:DB:2349:G:H5'	2.16	0.45
23:DB:2800:A:C4	23:DB:2801:G:H1'	2.51	0.45
23:DB:2801:G:H2'	23:DB:2802:G:C8	2.51	0.45
23:DB:279:A:C2	23:DB:280:U:H1'	2.51	0.45
23:DB:40:U:H2'	23:DB:41:C:C6	2.51	0.45
23:DB:771:G:O2'	23:DB:772:C:H5'	2.16	0.45
23:DB:848:C:H2'	23:DB:849:A:C8	2.51	0.45
25:DC:95:TYR:CE2	25:DC:101:ARG:HG3	2.48	0.45
23:DB:1903:G:H5''	25:DC:239:PHE:CD2	2.51	0.45
26:DD:81:GLU:HG3	26:DD:82:PHE:N	2.30	0.45
27:DE:153:LEU:HG	27:DE:172:ALA:O	2.17	0.45
28:DF:135:ILE:HD11	28:DF:139:GLU:H	1.81	0.45
28:DF:36:ASN:HD22	28:DF:87:LYS:H	1.63	0.45
30:DH:135:HIS:HB3	30:DH:138:VAL:CG2	2.46	0.45
52:DI:23:VAL:CG1	52:DI:27:LEU:HD21	2.45	0.45
52:DI:54:ILE:HD11	52:DI:71:LYS:C	2.36	0.45
33:DL:89:VAL:HG21	33:DL:123:ARG:CZ	2.46	0.45
35:DN:35:LYS:HD2	35:DN:110:MET:HB3	1.97	0.45
42:DU:24:VAL:HB	42:DU:34:ILE:O	2.16	0.45
23:DB:2270:A:H4'	43:DW:18:LYS:CB	2.46	0.45
1:AA:1211:U:H1'	1:AA:1213:A:C2	2.52	0.45
1:AA:1314:C:H2'	1:AA:1315:U:H6	1.81	0.45
1:AA:491:G:H2'	1:AA:492:C:C6	2.51	0.45
1:AA:551:U:O2'	1:AA:552:U:H5'	2.16	0.45
1:AA:620:C:C6	3:AD:131:ILE:HD13	2.51	0.45
1:AA:87:C:C2	1:AA:88:U:H1'	2.51	0.45
1:AA:968:A:N3	1:AA:968:A:H5'	2.31	0.45
1:AA:982:U:H4'	1:AA:983:A:O4'	2.16	0.45
20:AB:21:TYR:O	20:AB:22:TRP:O	2.34	0.45
2:AC:131:ARG:HH22	2:AC:135:ARG:CZ	2.30	0.45
5:AF:38:ARG:HH21	5:AF:96:VAL:HG11	1.81	0.45
8:AI:56:MET:HA	8:AI:59:LYS:NZ	2.31	0.45
8:AI:15:ALA:O	8:AI:66:VAL:HA	2.16	0.45
8:AI:64:ILE:HD13	8:AI:78:ILE:HG21	1.98	0.45
1:AA:1124:G:H5''	9:AJ:38:GLY:HA3	1.97	0.45
9:AJ:73:LEU:CD1	9:AJ:75:ASP:HB3	2.47	0.45
11:AL:50:LYS:HE2	11:AL:50:LYS:N	2.30	0.45

Continued on next page...

Continued from previous page...

Atom-1	Atom-2	Interatomic distance (Å)	Clash overlap (Å)
12:AM:10:ASP:HA	12:AM:44:ILE:HD11	1.98	0.45
17:AR:20:ILE:HG23	17:AR:53:GLN:NE2	2.32	0.45
1:AA:734:G:O2'	17:AR:59:LYS:HD3	2.17	0.45
18:AS:39:ILE:CG2	18:AS:65:MET:HB3	2.46	0.45
19:AT:10:ALA:O	19:AT:13:SER:HB3	2.17	0.45
19:AT:4:LYS:HD2	19:AT:5:SER:H	1.79	0.45
19:AT:49:ALA:O	19:AT:52:GLU:HB3	2.16	0.45
35:BN:99:LYS:HE2	47:B0:39:ARG:O	2.16	0.45
48:B1:29:LYS:O	48:B1:30:PRO:C	2.55	0.45
23:BB:1049:C:O2'	23:BB:1050:A:H5'	2.16	0.45
23:BB:1300:G:H5'	23:BB:1301:A:N3	2.31	0.45
23:BB:2574:G:O2'	26:BD:151:THR:HG21	2.16	0.45
23:BB:12:U:O2	23:BB:2626:C:H4'	2.17	0.45
23:BB:264:C:C2'	23:BB:265:A:H5''	2.46	0.45
23:BB:2673:G:H2'	23:BB:2674:G:C8	2.51	0.45
23:BB:274:C:H2'	23:BB:275:C:C6	2.52	0.45
23:BB:2776:A:H4'	23:BB:2777:G:H5''	1.97	0.45
25:BC:219:VAL:O	25:BC:220:ARG:NE	2.48	0.45
25:BC:63:ILE:HG21	25:BC:90:ILE:CD1	2.46	0.45
26:BD:178:VAL:O	26:BD:179:ARG:HG3	2.15	0.45
26:BD:17:GLU:HB2	37:BP:80:VAL:CG2	2.44	0.45
27:BE:120:VAL:HG12	27:BE:121:VAL:HG23	1.99	0.45
30:BH:5:LEU:O	30:BH:6:LEU:CB	2.65	0.45
52:BI:83:ALA:CA	52:BI:100:ILE:HD11	2.46	0.45
52:BI:79:LEU:CD1	52:BI:131:THR:OG1	2.64	0.45
32:BK:99:ILE:CG2	32:BK:119:ALA:HB2	2.46	0.45
36:BO:1:MET:CG	36:BO:3:LYS:HE3	2.47	0.45
37:BP:18:SER:OG	37:BP:21:PRO:HD3	2.17	0.45
32:BK:108:ARG:HE	37:BP:36:LYS:HB2	1.81	0.45
39:BR:62:GLU:OE1	39:BR:62:GLU:N	2.49	0.45
41:BT:89:GLU:N	41:BT:89:GLU:CD	2.69	0.45
41:BT:93:LEU:H	41:BT:93:LEU:CD2	2.26	0.45
43:BW:42:THR:HB	43:BW:66:VAL:H	1.81	0.45
1:CA:1387:G:H2'	1:CA:1388:C:H6	1.81	0.45
1:CA:251:G:H4'	1:CA:252:U:C5'	2.47	0.45
1:CA:321:A:O2'	1:CA:322:C:H5'	2.16	0.45
1:CA:397:A:H5'	1:CA:398:U:OP1	2.16	0.45
1:CA:734:G:H2'	1:CA:735:C:C6	2.51	0.45
1:CA:839:C:O2'	1:CA:840:C:H5'	2.17	0.45
2:CC:113:LYS:HA	2:CC:184:ASN:ND2	2.32	0.45
2:CC:189:HIS:CD2	2:CC:194:VAL:HG22	2.52	0.45

Continued on next page...

Continued from previous page...

Atom-1	Atom-2	Interatomic distance (Å)	Clash overlap (Å)
2:CC:72:PRO:HB2	2:CC:76:ILE:HG12	1.98	0.45
5:CF:11:HIS:NE2	5:CF:13:ASP:HB3	2.31	0.45
7:CH:29:SER:O	7:CH:30:LYS:C	2.54	0.45
8:CI:56:MET:C	8:CI:58:GLU:H	2.19	0.45
9:CJ:67:ILE:HG23	9:CJ:67:ILE:O	2.16	0.45
19:CT:36:ALA:O	19:CT:40:ALA:N	2.50	0.45
47:D0:47:TYR:HB3	47:D0:52:LYS:N	2.32	0.45
22:DA:66:A:O2'	22:DA:67:G:H8	1.99	0.45
23:DB:1128:G:N7	23:DB:2490:G:H5'	2.31	0.45
23:DB:1315:C:H2'	23:DB:1316:U:H6	1.81	0.45
23:DB:1525:A:H2'	23:DB:1526:C:C6	2.51	0.45
23:DB:151:C:H2'	23:DB:152:A:H8	1.78	0.45
23:DB:1616:A:H4'	23:DB:1617:C:OP2	2.17	0.45
23:DB:1764:C:H2'	23:DB:1765:U:C6	2.51	0.45
23:DB:1820:U:H4'	23:DB:1821:A:OP2	2.16	0.45
23:DB:1821:A:C5'	25:DC:155:ARG:HH21	2.28	0.45
23:DB:2028:U:H2'	23:DB:2029:G:C8	2.52	0.45
23:DB:208:C:H2'	23:DB:209:C:C6	2.52	0.45
23:DB:2220:U:H2'	23:DB:2221:G:C8	2.50	0.45
23:DB:2092:U:H5	23:DB:2226:C:OP2	1.99	0.45
23:DB:2284:A:O2'	23:DB:2288:A:N6	2.48	0.45
23:DB:2425:A:H5''	23:DB:2426:A:H3'	1.98	0.45
23:DB:2623:G:O2'	23:DB:2624:G:H5'	2.16	0.45
23:DB:2877:G:H2'	23:DB:2878:U:C6	2.52	0.45
23:DB:302:C:H2'	23:DB:303:G:C8	2.50	0.45
23:DB:552:U:O2'	23:DB:553:G:H5'	2.17	0.45
23:DB:662:G:H4'	33:DL:25:SER:OG	2.17	0.45
23:DB:822:G:H2'	23:DB:823:C:H6	1.80	0.45
25:DC:68:ARG:HD2	25:DC:127:ASN:HD21	1.79	0.45
23:DB:1820:U:O2'	25:DC:157:ALA:HB3	2.16	0.45
28:DF:39:VAL:HG12	28:DF:40:GLY:H	1.81	0.45
29:DG:137:LYS:O	29:DG:140:ILE:HB	2.16	0.45
23:DB:2751:G:N2	29:DG:2:ARG:HD2	2.31	0.45
52:DI:54:ILE:O	52:DI:54:ILE:HG23	2.16	0.45
31:DJ:133:ALA:C	31:DJ:135:GLN:N	2.69	0.45
31:DJ:58:ASN:OD1	31:DJ:128:ASN:HA	2.17	0.45
32:DK:99:ILE:HD13	32:DK:115:ILE:HG13	1.97	0.45
34:DM:15:GLY:O	34:DM:16:ARG:O	2.33	0.45
37:DP:25:VAL:HG12	37:DP:27:VAL:N	2.23	0.45
39:DR:6:GLN:NE2	39:DR:6:GLN:H	2.14	0.45
41:DT:31:VAL:HG22	41:DT:32:LEU:N	2.30	0.45

Continued on next page...

Continued from previous page...

Atom-1	Atom-2	Interatomic distance (Å)	Clash overlap (Å)
42:DU:78:LYS:HA	42:DU:96:LYS:HG2	1.98	0.45
44:DX:1:MET:HG3	44:DX:6:LEU:HA	1.98	0.45
45:DY:21:ALA:O	45:DY:24:LEU:HB2	2.16	0.45
45:DY:43:ILE:HD11	45:DY:47:ILE:HD11	1.97	0.45
23:DB:2090:A:N3	46:DZ:49:ARG:NH2	2.64	0.45
1:AA:1315:U:H3'	1:AA:1316:G:C8	2.51	0.45
1:AA:136:C:H1'	15:AP:1:MET:HE1	1.98	0.45
1:AA:473:U:C2	1:AA:474:G:N7	2.85	0.45
1:AA:674:G:H2'	1:AA:675:A:C8	2.49	0.45
1:AA:820:U:H4'	1:AA:821:G:OP2	2.16	0.45
1:AA:828:U:H2'	1:AA:829:G:O5'	2.16	0.45
20:AB:102:ASN:OD1	20:AB:105:THR:HG22	2.16	0.45
2:AC:14:VAL:HG23	2:AC:15:LYS:HG2	1.98	0.45
3:AD:160:LEU:HD22	3:AD:161:ALA:N	2.31	0.45
5:AF:53:LYS:HZ2	5:AF:54:LEU:N	2.14	0.45
10:AK:88:PRO:HA	10:AK:92:ARG:CD	2.47	0.45
19:AT:54:GLN:N	19:AT:55:PRO:CD	2.80	0.45
23:BB:988:A:H4'	23:BB:1155:A:N1	2.31	0.45
23:BB:1184:U:H2'	23:BB:1185:G:C8	2.51	0.45
23:BB:129:C:H2'	23:BB:130:C:H6	1.81	0.45
23:BB:1710:G:H2'	23:BB:1711:A:C8	2.51	0.45
23:BB:1826:G:H2'	23:BB:1827:U:H6	1.81	0.45
23:BB:1921:G:O2'	23:BB:1922:G:H5'	2.16	0.45
23:BB:2250:G:O5'	23:BB:2250:G:H8	1.98	0.45
23:BB:2354:C:H4'	43:BW:30:VAL:CG1	2.45	0.45
23:BB:2633:G:H2'	23:BB:2634:A:O4'	2.17	0.45
23:BB:514:A:O2'	23:BB:515:A:H5'	2.16	0.45
23:BB:18:U:O2	23:BB:554:U:H5''	2.16	0.45
23:BB:656:G:H2'	23:BB:657:U:C6	2.52	0.45
25:BC:145:MET:H	25:BC:145:MET:HG2	1.35	0.45
26:BD:13:ARG:O	26:BD:15:PHE:N	2.49	0.45
26:BD:20:VAL:HG23	26:BD:21:SER:H	1.81	0.45
26:BD:98:VAL:HA	26:BD:101:PHE:HE1	1.80	0.45
27:BE:85:PHE:O	27:BE:86:ALA:C	2.55	0.45
28:BF:107:VAL:HB	28:BF:108:PRO:CD	2.46	0.45
28:BF:38:GLY:O	28:BF:39:VAL:C	2.54	0.45
29:BG:71:LEU:HA	29:BG:74:MET:CG	2.46	0.45
31:BJ:81:ILE:CG1	31:BJ:82:GLY:N	2.80	0.45
23:BB:1190:G:OP1	33:BL:41:ARG:CD	2.64	0.45
33:BL:85:VAL:HG13	33:BL:86:GLU:HG2	1.98	0.45
34:BM:31:PHE:HA	34:BM:128:THR:CG2	2.47	0.45

Continued on next page...

Continued from previous page...

Atom-1	Atom-2	Interatomic distance (Å)	Clash overlap (Å)
36:BO:76:LYS:CG	36:BO:110:ALA:HB2	2.46	0.45
37:BP:78:PRO:C	37:BP:79:VAL:HG23	2.36	0.45
38:BQ:33:VAL:O	38:BQ:34:ALA:C	2.55	0.45
38:BQ:91:ARG:HD2	38:BQ:91:ARG:HA	1.78	0.45
39:BR:39:LEU:CD1	39:BR:60:LYS:HB2	2.44	0.45
39:BR:68:ARG:HD2	39:BR:70:GLU:CD	2.37	0.45
41:BT:57:VAL:HG12	41:BT:58:VAL:H	1.82	0.45
46:BZ:6:HIS:H	46:BZ:51:VAL:HG13	1.82	0.45
1:CA:1260:G:HO2'	1:CA:1261:A:H8	1.59	0.45
1:CA:1280:A:O4'	9:CJ:43:PRO:HG3	2.16	0.45
1:CA:1427:C:O2'	1:CA:1428:A:H5'	2.16	0.45
1:CA:234:C:H2'	1:CA:235:C:C6	2.52	0.45
20:CB:130:LYS:HE2	20:CB:130:LYS:N	2.32	0.45
20:CB:69:VAL:HB	20:CB:162:VAL:CB	2.46	0.45
20:CB:86:CYS:SG	20:CB:87:ASP:N	2.89	0.45
2:CC:51:VAL:HB	2:CC:68:HIS:O	2.16	0.45
4:CE:17:VAL:HG22	4:CE:17:VAL:O	2.17	0.45
5:CF:47:LEU:HD22	17:CR:65:SER:OG	2.15	0.45
8:CI:17:ARG:O	8:CI:65:THR:N	2.50	0.45
9:CJ:11:LYS:HE3	9:CJ:99:GLN:NE2	2.31	0.45
10:CK:14:GLN:HA	10:CK:77:GLY:HA3	1.97	0.45
11:CL:68:GLY:HA3	11:CL:106:VAL:CG2	2.33	0.45
12:CM:95:PRO:CD	12:CM:108:ARG:HG2	2.46	0.45
15:CP:74:LEU:O	15:CP:78:VAL:HG12	2.16	0.45
18:CS:26:ASP:OD2	18:CS:46:LEU:HA	2.15	0.45
22:DA:32:U:H4'	22:DA:52:A:N6	2.31	0.45
23:DB:1051:G:H2'	23:DB:1052:C:H6	1.82	0.45
23:DB:1149:G:H2'	23:DB:1150:C:H6	1.73	0.45
23:DB:1735:A:H2'	23:DB:1736:U:C6	2.52	0.45
23:DB:2051:A:H4'	26:DD:145:SER:HB2	1.98	0.45
23:DB:2467:C:O4'	34:DM:118:LYS:HD2	2.17	0.45
23:DB:2720:U:H2'	23:DB:2721:A:C8	2.51	0.45
23:DB:346:A:H2'	23:DB:347:A:O4'	2.17	0.45
25:DC:235:GLU:CG	25:DC:236:GLY:H	2.29	0.45
23:DB:2228:G:OP1	25:DC:257:ARG:HB2	2.16	0.45
25:DC:87:SER:N	25:DC:155:ARG:HH12	2.14	0.45
29:DG:39:ALA:HA	29:DG:54:ARG:HD2	1.97	0.45
30:DH:5:LEU:HD11	30:DH:9:VAL:HG22	1.98	0.45
31:DJ:50:THR:N	31:DJ:118:MET:HE1	2.27	0.45
33:DL:79:LEU:HG	33:DL:111:ILE:O	2.15	0.45
33:DL:21:ARG:H	33:DL:21:ARG:HG2	1.62	0.45

Continued on next page...

Continued from previous page...

Atom-1	Atom-2	Interatomic distance (Å)	Clash overlap (Å)
35:DN:96:ARG:CZ	35:DN:98:LEU:HD21	2.46	0.45
37:DP:33:GLU:OE1	37:DP:35:SER:N	2.49	0.45
37:DP:4:ILE:HA	37:DP:7:LEU:HD13	1.98	0.45
24:DV:26:PHE:CE1	24:DV:42:LEU:HD12	2.51	0.45
43:DW:30:VAL:HG12	43:DW:31:LEU:N	2.31	0.45
46:DZ:33:ASN:C	46:DZ:34:LEU:HD23	2.36	0.45
1:AA:1148:U:H5''	8:AI:8:THR:HG23	1.99	0.45
1:AA:448:A:H2'	1:AA:449:G:C8	2.51	0.45
1:AA:647:C:O2'	1:AA:648:A:H5'	2.16	0.45
1:AA:687:A:C2	1:AA:704:A:C5	3.05	0.45
20:AB:174:GLU:O	20:AB:178:LEU:HD23	2.16	0.45
20:AB:9:LEU:HD22	20:AB:11:ALA:N	2.24	0.45
4:AE:82:HIS:CD2	7:AH:95:MET:HG3	2.51	0.45
10:AK:22:ILE:HD13	10:AK:95:THR:CG2	2.46	0.45
13:AN:63:CYS:HB2	13:AN:79:SER:OG	2.17	0.45
21:AU:40:PRO:C	21:AU:42:THR:N	2.69	0.45
47:B0:28:SER:O	47:B0:29:VAL:HB	2.16	0.45
50:B3:21:PHE:CD1	50:B3:21:PHE:N	2.84	0.45
50:B3:57:VAL:HG13	50:B3:58:ILE:N	2.31	0.45
22:BA:54:G:O2'	22:BA:55:U:H5'	2.16	0.45
23:BB:1017:G:H2'	23:BB:1018:U:C6	2.52	0.45
23:BB:102:U:H4'	23:BB:103:A:OP2	2.14	0.45
23:BB:1062:G:H2'	23:BB:1063:G:H8	1.81	0.45
23:BB:1152:C:H3'	54:BB:3241:HOH:O	2.15	0.45
23:BB:1347:A:H2'	23:BB:1348:C:O4'	2.17	0.45
23:BB:1433:A:H2'	23:BB:1434:A:O4'	2.15	0.45
23:BB:1515:A:H5'	23:BB:1557:C:C5'	2.45	0.45
23:BB:1567:G:H5''	25:BC:84:PRO:HG3	1.99	0.45
23:BB:170:U:O2'	23:BB:171:U:H5'	2.16	0.45
23:BB:175:G:H2'	23:BB:176:A:C8	2.52	0.45
23:BB:1946:U:H2'	23:BB:1947:C:C6	2.52	0.45
23:BB:233:A:H61	23:BB:428:A:N6	2.13	0.45
23:BB:2393:U:O2'	23:BB:2394:C:H5'	2.16	0.45
23:BB:2674:G:H4'	32:BK:30:ARG:CG	2.42	0.45
23:BB:729:G:H4'	23:BB:763:G:C5'	2.46	0.45
23:BB:744:U:OP1	26:BD:136:ASN:O	2.35	0.45
25:BC:204:LEU:HD12	25:BC:211:ARG:HD3	1.97	0.45
23:BB:1796:U:O2'	25:BC:251:THR:HA	2.16	0.45
1:AA:807:A:O2'	25:BC:4:LYS:HB2	2.17	0.45
27:BE:149:ILE:O	27:BE:149:ILE:HG13	2.15	0.45
28:BF:2:LYS:O	28:BF:3:LEU:CB	2.64	0.45

Continued on next page...

Continued from previous page...

Atom-1	Atom-2	Interatomic distance (Å)	Clash overlap (Å)
29:BG:130:ILE:HG21	29:BG:147:LEU:HD13	1.97	0.45
23:BB:2750:A:H3'	29:BG:3:VAL:HG22	1.98	0.45
30:BH:62:LEU:HG	30:BH:137:GLU:HG2	1.99	0.45
31:BJ:100:VAL:O	31:BJ:102:GLU:N	2.49	0.45
31:BJ:130:HIS:HB3	31:BJ:131:ASN:H	1.60	0.45
32:BK:28:SER:O	32:BK:29:HIS:HB2	2.15	0.45
32:BK:62:VAL:HA	32:BK:83:ALA:O	2.15	0.45
33:BL:110:VAL:HB	33:BL:126:ARG:CZ	2.46	0.45
34:BM:42:THR:HG23	34:BM:45:GLN:N	2.30	0.45
36:BO:9:ARG:HA	36:BO:12:THR:CG2	2.45	0.45
37:BP:93:LYS:HD2	37:BP:96:LEU:HD12	1.99	0.45
40:BS:3:THR:CG2	40:BS:107:VAL:HG23	2.47	0.45
41:BT:15:HIS:HB2	41:BT:31:VAL:HB	1.98	0.45
41:BT:71:GLY:C	41:BT:72:GLN:HG3	2.37	0.45
42:BU:64:ILE:HD13	42:BU:65:GLN:H	1.82	0.45
46:BZ:30:HIS:HB2	46:BZ:31:ASP:H	1.48	0.45
1:CA:1219:A:H2'	1:CA:1220:G:H8	1.81	0.45
1:CA:1238:A:H2	1:CA:1241:G:N3	2.12	0.45
1:CA:1382:C:H2'	1:CA:1383:C:H6	1.81	0.45
1:CA:1388:C:H2'	1:CA:1389:C:H6	1.81	0.45
1:CA:1499:A:O2'	1:CA:1500:A:H5'	2.16	0.45
1:CA:674:G:H2'	1:CA:675:A:C8	2.52	0.45
20:CB:209:VAL:HG23	20:CB:210:THR:N	2.32	0.45
20:CB:96:LEU:HB2	20:CB:99:MET:HG3	1.97	0.45
2:CC:83:VAL:HA	2:CC:86:LEU:CD1	2.46	0.45
8:CI:6:TYR:OH	8:CI:8:THR:HG22	2.17	0.45
19:CT:73:ARG:HG3	19:CT:74:HIS:H	1.79	0.45
10:CK:121:ARG:NE	21:CU:34:ARG:HD2	2.31	0.45
22:DA:64:G:H2'	22:DA:65:U:C6	2.51	0.45
23:DB:1022:G:N2	23:DB:1142:A:C2	2.84	0.45
23:DB:1188:U:O2'	23:DB:1189:A:H5'	2.16	0.45
23:DB:1413:A:H2'	23:DB:1414:C:C6	2.51	0.45
23:DB:1511:G:H2'	23:DB:1512:C:H6	1.82	0.45
23:DB:1561:C:H2'	23:DB:1562:U:H6	1.80	0.45
23:DB:1585:C:H2'	23:DB:1586:A:O4'	2.16	0.45
23:DB:2260:C:O2'	23:DB:2261:C:H5'	2.17	0.45
23:DB:2581:G:N3	23:DB:2581:G:H2'	2.32	0.45
23:DB:2597:G:OP1	25:DC:239:PHE:CG	2.69	0.45
23:DB:656:G:H2'	23:DB:657:U:C6	2.51	0.45
23:DB:969:G:H2'	23:DB:970:U:H6	1.78	0.45
5:CF:82:ASP:OD1	25:DC:166:ARG:HD2	2.17	0.45

Continued on next page...

Continued from previous page...

Atom-1	Atom-2	Interatomic distance (Å)	Clash overlap (Å)
25:DC:42:ARG:CZ	25:DC:44:ASN:HB2	2.46	0.45
26:DD:61:THR:HG23	26:DD:62:LYS:HD3	1.99	0.45
29:DG:11:PRO:CD	29:DG:14:VAL:HG21	2.44	0.45
29:DG:36:LEU:HD23	29:DG:67:ALA:HB1	1.99	0.45
31:DJ:95:ARG:NE	31:DJ:95:ARG:N	2.64	0.45
44:DX:1:MET:CB	44:DX:6:LEU:HA	2.43	0.45
1:AA:1231:G:H2'	1:AA:1232:U:H6	1.80	0.45
1:AA:1300:G:O2'	1:AA:1301:U:P	2.75	0.45
1:AA:191:G:H2'	1:AA:192:A:C8	2.52	0.45
1:AA:230:G:O2'	1:AA:231:U:H5'	2.15	0.45
1:AA:586:C:C2'	1:AA:587:G:H5'	2.46	0.45
20:AB:101:THR:HG23	20:AB:102:ASN:N	2.32	0.45
20:AB:56:LEU:O	20:AB:59:ILE:HG13	2.16	0.45
2:AC:41:TYR:HA	2:AC:44:LYS:HD3	1.98	0.45
3:AD:100:VAL:HA	3:AD:103:ARG:HD2	1.99	0.45
5:AF:51:ILE:O	5:AF:51:ILE:HG23	2.17	0.45
7:AH:9:MET:HE3	7:AH:32:LYS:HB3	1.98	0.45
9:AJ:42:LEU:HB2	9:AJ:71:LEU:HD13	1.99	0.45
13:AN:25:GLU:O	13:AN:29:ILE:HG13	2.16	0.45
18:AS:31:ARG:HG3	18:AS:56:HIS:HE2	1.81	0.45
47:B0:31:LYS:NZ	47:B0:49:ARG:HA	2.31	0.45
50:B3:7:ARG:NH2	50:B3:11:LYS:NZ	2.62	0.45
22:BA:114:C:H2'	22:BA:115:A:H8	1.80	0.45
23:BB:106:C:H2'	23:BB:107:G:H8	1.82	0.45
23:BB:1376:C:H5''	54:BB:3500:HOH:O	2.16	0.45
23:BB:1735:A:H2'	23:BB:1736:U:C6	2.52	0.45
23:BB:1881:C:H2'	23:BB:1882:U:O4'	2.16	0.45
23:BB:2354:C:O3'	43:BW:30:VAL:HG13	2.16	0.45
23:BB:2886:A:C2	23:BB:2887:A:N7	2.84	0.45
23:BB:28:A:H1'	23:BB:513:A:C2	2.52	0.45
22:BA:100:G:N2	23:BB:863:A:O3'	2.50	0.45
28:BF:12:VAL:HG13	28:BF:27:VAL:CG2	2.42	0.45
33:BL:38:GLN:HA	33:BL:41:ARG:CZ	2.47	0.45
33:BL:6:LEU:HD22	33:BL:6:LEU:N	2.32	0.45
34:BM:42:THR:O	34:BM:43:ALA:HB3	2.16	0.45
38:BQ:33:VAL:CG1	38:BQ:34:ALA:H	2.19	0.45
39:BR:4:VAL:O	39:BR:4:VAL:HG13	2.16	0.45
41:BT:3:ARG:HH21	41:BT:8:LEU:HD22	1.80	0.45
41:BT:57:VAL:HG12	41:BT:58:VAL:N	2.32	0.45
41:BT:6:ARG:C	41:BT:8:LEU:N	2.68	0.45
1:CA:1143:G:O2'	1:CA:1144:G:H5'	2.17	0.45

Continued on next page...

Continued from previous page...

Atom-1	Atom-2	Interatomic distance (Å)	Clash overlap (Å)
1:CA:1287:A:H2'	1:CA:1288:A:H8	1.81	0.45
1:CA:1358:U:OP2	13:CN:74:ARG:HG3	2.17	0.45
1:CA:560:A:H5'	1:CA:566:G:N2	2.32	0.45
1:CA:627:G:H2'	1:CA:628:G:H8	1.82	0.45
1:CA:903:G:H2'	1:CA:904:U:H6	1.80	0.45
3:CD:25:ARG:CB	3:CD:25:ARG:HH11	2.29	0.45
4:CE:17:VAL:HA	4:CE:33:THR:O	2.16	0.45
8:CI:71:ILE:H	8:CI:71:ILE:HG13	1.64	0.45
9:CJ:8:ILE:HG22	9:CJ:100:ILE:HG22	1.98	0.45
23:DB:2045:C:H5''	47:D0:14:MET:SD	2.57	0.45
50:D3:7:ARG:HH12	50:D3:11:LYS:HG2	1.81	0.45
51:D4:10:LEU:HB2	51:D4:25:VAL:HG21	1.98	0.45
22:DA:13:G:C2'	22:DA:14:U:H5''	2.46	0.45
23:DB:1487:U:H2'	23:DB:1488:C:C6	2.51	0.45
23:DB:1637:A:H2'	23:DB:1638:C:H6	1.82	0.45
23:DB:1821:A:H5'	25:DC:155:ARG:NH2	2.32	0.45
23:DB:2034:U:H5''	54:DB:3318:HOH:O	2.15	0.45
23:DB:2329:U:H2'	23:DB:2330:G:C8	2.51	0.45
23:DB:960:A:C4'	23:DB:2457:U:H4'	2.47	0.45
23:DB:910:A:C8	34:DM:16:ARG:HB3	2.52	0.45
23:DB:1820:U:N3	25:DC:197:ALA:HB1	2.27	0.45
25:DC:243:PRO:CB	25:DC:248:GLY:HA2	2.44	0.45
25:DC:38:LYS:O	25:DC:60:ALA:HA	2.16	0.45
26:DD:117:GLY:HA3	35:DN:1:MET:CA	2.46	0.45
27:DE:10:SER:C	27:DE:12:LEU:N	2.70	0.45
29:DG:171:LYS:HD3	29:DG:174:LYS:CD	2.38	0.45
30:DH:12:LEU:HD22	30:DH:19:VAL:CG1	2.47	0.45
31:DJ:45:THR:HG22	31:DJ:47:HIS:H	1.81	0.45
33:DL:63:LYS:H	50:D3:12:ARG:CD	2.29	0.45
34:DM:33:LEU:HD21	34:DM:124:LEU:HB2	1.98	0.45
35:DN:41:ALA:HB1	35:DN:113:ILE:CD1	2.44	0.45
37:DP:58:PHE:CD2	37:DP:58:PHE:N	2.85	0.45
23:DB:534:U:H5'	38:DQ:41:ALA:CB	2.47	0.45
42:DU:48:VAL:HG13	42:DU:51:LEU:HA	1.99	0.45
42:DU:91:LYS:HD3	42:DU:93:ARG:HE	1.81	0.45
24:DV:2:PHE:HB3	24:DV:50:MET:SD	2.57	0.45
24:DV:32:GLY:O	24:DV:93:ARG:HB3	2.17	0.45
46:DZ:32:LEU:N	46:DZ:32:LEU:HD22	2.31	0.45
1:AA:1348:U:H4'	8:AI:121:ARG:NH1	2.31	0.45
1:AA:138:G:O2'	1:AA:139:A:H5'	2.17	0.45
1:AA:1404:C:H2'	1:AA:1405:G:C8	2.52	0.45

Continued on next page...

Continued from previous page...

Atom-1	Atom-2	Interatomic distance (Å)	Clash overlap (Å)
1:AA:1462:C:H2'	1:AA:1463:U:C6	2.52	0.45
1:AA:22:G:H2'	1:AA:23:C:C6	2.52	0.45
1:AA:463:U:H5'	1:AA:464:U:OP2	2.17	0.45
1:AA:766:A:H2	1:AA:1525:G:N3	2.15	0.45
20:AB:119:GLN:HA	20:AB:124:THR:HG23	1.97	0.45
20:AB:187:ASP:CG	20:AB:188:THR:N	2.70	0.45
2:AC:59:PRO:HD2	2:AC:62:SER:O	2.17	0.45
2:AC:90:VAL:HA	2:AC:93:ILE:HG21	1.97	0.45
3:AD:29:THR:OG1	3:AD:30:LYS:HD3	2.17	0.45
4:AE:40:ASP:O	4:AE:42:ASN:N	2.45	0.45
14:AO:11:VAL:HA	14:AO:26:VAL:HG13	1.98	0.45
47:B0:26:SER:CB	47:B0:38:LEU:HD12	2.46	0.45
23:BB:1032:A:OP1	51:B4:8:LYS:HB3	2.17	0.45
23:BB:1259:G:O2'	23:BB:1260:A:H5'	2.17	0.45
23:BB:2071:A:H2'	23:BB:2072:C:C6	2.51	0.45
23:BB:2099:U:H2'	23:BB:2100:G:H8	1.81	0.45
23:BB:2183:A:H2'	23:BB:2184:A:C8	2.52	0.45
23:BB:2567:G:H2'	23:BB:2568:U:C6	2.51	0.45
23:BB:2643:G:H2'	23:BB:2644:G:O4'	2.16	0.45
23:BB:2675:A:N1	23:BB:2732:G:O6	2.50	0.45
23:BB:2693:G:O2'	23:BB:2694:G:H5'	2.17	0.45
23:BB:2811:G:O2'	23:BB:2812:G:H5'	2.16	0.45
23:BB:48:G:H4'	23:BB:52:A:O4'	2.16	0.45
23:BB:527:C:C5'	23:BB:2779:U:H3	2.29	0.45
23:BB:720:U:H2'	23:BB:721:A:H8	1.77	0.45
23:BB:729:G:H4'	23:BB:763:G:H5'	1.98	0.45
23:BB:64:A:N6	23:BB:91:A:H61	2.14	0.45
25:BC:140:VAL:C	25:BC:193:GLU:HB2	2.36	0.45
25:BC:53:ILE:CG1	25:BC:218:THR:HG23	2.47	0.45
25:BC:78:GLU:HB3	25:BC:92:LEU:HD23	1.99	0.45
26:BD:157:LYS:HG3	26:BD:157:LYS:O	2.15	0.45
29:BG:89:VAL:HB	29:BG:160:GLY:H	1.82	0.45
52:BI:116:MET:SD	52:BI:124:MET:HB2	2.56	0.45
33:BL:59:ARG:HE	50:B3:54:LEU:HD12	1.81	0.45
37:BP:93:LYS:CB	37:BP:96:LEU:HD12	2.47	0.45
38:BQ:21:LYS:HD2	38:BQ:23:TYR:HE1	1.81	0.45
39:BR:41:ILE:HD12	39:BR:41:ILE:O	2.17	0.45
1:CA:1036:A:H2'	1:CA:1037:C:O4'	2.16	0.45
1:CA:1131:G:H2'	1:CA:1132:C:H5'	1.97	0.45
1:CA:1330:U:H2'	1:CA:1331:G:O4'	2.16	0.45
1:CA:22:G:H2'	1:CA:23:C:H6	1.82	0.45

Continued on next page...

Continued from previous page...

Atom-1	Atom-2	Interatomic distance (Å)	Clash overlap (Å)
1:CA:619:U:H3	3:CD:130:ASN:HD22	1.62	0.45
1:CA:672:U:H2'	1:CA:673:A:H8	1.79	0.45
20:CB:95:TRP:HZ2	20:CB:100:LEU:HD13	1.80	0.45
20:CB:101:THR:HG23	20:CB:102:ASN:N	2.31	0.45
20:CB:156:LEU:HG	20:CB:157:PRO:HD2	1.99	0.45
3:CD:117:VAL:HG12	3:CD:130:ASN:CA	2.46	0.45
12:CM:106:ARG:HH12	12:CM:109:LYS:HD2	1.80	0.45
15:CP:40:ASN:HD21	15:CP:42:ILE:CG1	2.28	0.45
16:CQ:60:ILE:HB	16:CQ:73:THR:O	2.16	0.45
17:CR:20:ILE:HG23	17:CR:20:ILE:O	2.17	0.45
17:CR:28:LEU:C	17:CR:30:ASN:N	2.70	0.45
10:CK:110:THR:HG22	21:CU:4:LYS:HA	1.99	0.45
47:D0:42:ILE:HG21	47:D0:45:ASP:OD2	2.17	0.45
23:DB:1005:C:H2'	23:DB:1006:C:H6	1.81	0.45
23:DB:1459:G:C2'	23:DB:1460:U:H5'	2.47	0.45
23:DB:1275:A:H2	23:DB:1645:G:H21	1.59	0.45
23:DB:1666:G:O2'	23:DB:1667:G:H5'	2.15	0.45
1:CA:1475:G:OP1	23:DB:1689:A:H1'	2.17	0.45
23:DB:1774:C:H2'	23:DB:1774:C:O2	2.16	0.45
23:DB:1851:U:H2'	23:DB:1852:U:C6	2.52	0.45
23:DB:1914:C:H3'	23:DB:1914:C:OP2	2.17	0.45
23:DB:2022:U:O2'	23:DB:2617:U:H5'	2.15	0.45
23:DB:235:U:H2'	23:DB:236:C:H6	1.78	0.45
23:DB:1027:A:N3	23:DB:2488:G:H5''	2.32	0.45
23:DB:2570:G:O2'	23:DB:2571:U:H5'	2.17	0.45
23:DB:82:U:H5''	23:DB:296:U:H5''	1.97	0.45
27:DE:136:GLN:HA	27:DE:139:LYS:CG	2.46	0.45
27:DE:190:ALA:HB3	27:DE:193:VAL:CG2	2.44	0.45
27:DE:46:GLN:NE2	27:DE:48:THR:HB	2.32	0.45
27:DE:4:VAL:HG13	27:DE:5:LEU:N	2.25	0.45
29:DG:23:ILE:HG13	29:DG:23:ILE:O	2.17	0.45
30:DH:108:VAL:CG1	30:DH:110:VAL:HB	2.47	0.45
52:DI:79:LEU:HD23	52:DI:108:ILE:CD1	2.46	0.45
33:DL:18:ARG:HH22	33:DL:21:ARG:HD3	1.81	0.45
34:DM:5:LYS:HD2	34:DM:8:LYS:NZ	2.31	0.45
23:DB:873:C:H4'	34:DM:64:TRP:CZ3	2.52	0.45
35:DN:100:CYS:SG	47:D0:43:THR:HG21	2.57	0.45
40:DS:74:ILE:CG2	40:DS:105:VAL:HG23	2.42	0.45
40:DS:2:GLU:CB	40:DS:108:SER:HA	2.44	0.45
40:DS:43:ALA:C	40:DS:45:VAL:H	2.19	0.45
40:DS:72:THR:HG23	40:DS:73:LYS:H	1.81	0.45

Continued on next page...

Continued from previous page...

Atom-1	Atom-2	Interatomic distance (Å)	Clash overlap (Å)
24:DV:29:ILE:HG13	24:DV:30:ILE:N	2.32	0.45
23:DB:2387:U:O2'	43:DW:37:VAL:HG11	2.17	0.45
46:DZ:36:VAL:HA	46:DZ:42:PRO:HA	1.98	0.45
1:AA:1056:U:O2'	1:AA:1057:G:H5'	2.16	0.45
1:AA:1239:A:H1'	1:AA:1241:G:C5	2.52	0.45
1:AA:295:C:H2'	1:AA:296:U:C6	2.52	0.45
1:AA:373:A:H1'	1:AA:481:G:H1'	1.99	0.45
1:AA:429:U:H4'	1:AA:430:A:O5'	2.16	0.45
1:AA:812:G:C2'	1:AA:812:G:N3	2.75	0.45
20:AB:147:LEU:O	20:AB:151:LYS:HG3	2.17	0.45
2:AC:176:THR:O	2:AC:179:ALA:HB3	2.17	0.45
3:AD:25:ARG:HD3	3:AD:26:ALA:N	2.31	0.45
4:AE:45:VAL:HG12	4:AE:116:VAL:HG23	1.98	0.45
5:AF:79:ARG:HH21	5:AF:87:SER:HB2	1.81	0.45
6:AG:144:ALA:C	6:AG:146:ALA:N	2.70	0.45
6:AG:71:THR:O	6:AG:72:VAL:HG13	2.17	0.45
8:AI:10:ARG:HA	8:AI:77:ALA:HB1	1.98	0.45
10:AK:70:ALA:HA	10:AK:74:LYS:HD3	1.99	0.45
16:AQ:66:LEU:HD11	16:AQ:73:THR:HG22	1.98	0.45
18:AS:18:VAL:HG13	18:AS:19:GLU:N	2.32	0.45
18:AS:20:LYS:HB3	18:AS:20:LYS:HZ2	1.82	0.45
21:AU:3:ILE:CG1	21:AU:19:LYS:HG2	2.46	0.45
10:AK:88:PRO:HD3	21:AU:28:LEU:CD2	2.47	0.45
21:AU:5:VAL:HG22	21:AU:19:LYS:NZ	2.31	0.45
48:B1:4:ILE:HG13	48:B1:4:ILE:H	1.58	0.45
48:B1:5:ARG:HB3	48:B1:5:ARG:HH11	1.82	0.45
50:B3:59:ALA:O	50:B3:60:CYS:HB2	2.17	0.45
23:BB:1409:U:O2'	23:BB:1410:G:H5'	2.16	0.45
23:BB:1438:U:H5'	23:BB:1516:G:O2'	2.17	0.45
23:BB:1534:U:O2'	23:BB:1535:A:H8	2.00	0.45
23:BB:1561:C:H2'	23:BB:1562:U:C6	2.52	0.45
23:BB:2093:G:H2'	23:BB:2094:A:H8	1.82	0.45
23:BB:2152:G:H2'	23:BB:2153:C:H6	1.82	0.45
23:BB:2249:U:H4'	23:BB:2275:C:H5	1.82	0.45
23:BB:2291:U:H5''	23:BB:2380:C:H1'	1.98	0.45
23:BB:2306:C:H42	28:BF:38:GLY:N	2.15	0.45
23:BB:2316:G:H2'	23:BB:2317:A:H8	1.81	0.45
23:BB:2659:G:N2	23:BB:2661:G:H5''	2.32	0.45
23:BB:2700:A:H2'	23:BB:2701:U:C6	2.52	0.45
23:BB:2733:A:H3'	23:BB:2733:A:C8	2.52	0.45
23:BB:743:A:C2'	23:BB:744:U:H5'	2.46	0.45

Continued on next page...

Continued from previous page...

Atom-1	Atom-2	Interatomic distance (Å)	Clash overlap (Å)
26:BD:117:GLY:N	26:BD:165:MET:HB3	2.32	0.45
23:BB:2576:G:H22	26:BD:149:ASN:HD21	1.62	0.45
23:BB:2618:G:N2	26:BD:155:VAL:HG21	2.22	0.45
26:BD:88:GLU:CG	26:BD:89:GLU:N	2.80	0.45
27:BE:144:GLU:C	27:BE:146:VAL:H	2.18	0.45
28:BF:135:ILE:HD12	28:BF:140:ILE:HD12	1.98	0.45
28:BF:99:PHE:C	28:BF:101:ARG:N	2.69	0.45
52:BI:14:ALA:CB	52:BI:50:LYS:HA	2.47	0.45
32:BK:23:LYS:HG3	32:BK:24:VAL:H	1.81	0.45
33:BL:103:ILE:HD11	33:BL:105:ILE:HD13	1.99	0.45
33:BL:21:ARG:CZ	33:BL:21:ARG:HB3	2.47	0.45
33:BL:30:THR:CB	33:BL:36:LYS:HB2	2.44	0.45
40:BS:56:ALA:C	40:BS:58:ALA:N	2.70	0.45
24:BV:4:ILE:O	24:BV:63:ILE:HA	2.16	0.45
44:BX:24:GLU:HG3	44:BX:43:LEU:HD11	1.97	0.45
1:CA:22:G:H2'	1:CA:23:C:C6	2.52	0.45
1:CA:402:G:H2'	1:CA:403:C:H6	1.81	0.45
1:CA:666:G:H5'	1:CA:726:C:H1'	1.98	0.45
1:CA:767:A:H2'	1:CA:768:A:C8	2.52	0.45
1:CA:923:A:O2'	1:CA:924:C:H5'	2.16	0.45
1:CA:99:C:H2'	54:CA:1944:HOH:O	2.16	0.45
20:CB:102:ASN:HD21	20:CB:105:THR:HB	1.82	0.45
2:CC:29:ALA:HB2	13:CN:75:LYS:O	2.17	0.45
5:CF:29:ILE:HG21	5:CF:64:VAL:CG1	2.42	0.45
6:CG:74:VAL:HG21	6:CG:143:MET:HG2	1.99	0.45
8:CI:122:ARG:HH11	8:CI:122:ARG:HG2	1.81	0.45
14:CO:70:LYS:HB2	14:CO:77:TYR:CG	2.51	0.45
18:CS:14:LEU:HD12	18:CS:15:LEU:H	1.80	0.45
18:CS:30:LEU:O	18:CS:49:ALA:HB3	2.17	0.45
21:CU:3:ILE:HD11	21:CU:19:LYS:HD3	1.98	0.45
47:D0:40:HIS:ND1	47:D0:41:HIS:O	2.44	0.45
49:D2:12:ARG:HH21	49:D2:16:HIS:CB	2.30	0.45
51:D4:32:LYS:HE3	51:D4:33:HIS:ND1	2.32	0.45
23:DB:1476:U:HO2'	23:DB:1477:A:H8	1.61	0.45
23:DB:1824:G:H2'	23:DB:1825:U:H6	1.82	0.45
23:DB:956:G:N2	23:DB:959:A:H3'	2.32	0.45
26:DD:118:PHE:CA	26:DD:164:GLN:HG2	2.46	0.45
26:DD:122:VAL:CA	26:DD:128:ARG:HG3	2.38	0.45
26:DD:60:VAL:HG23	26:DD:63:PRO:HG2	1.99	0.45
27:DE:141:MET:HB3	27:DE:185:LYS:HZ1	1.82	0.45
28:DF:166:ARG:O	28:DF:169:LEU:N	2.50	0.45

Continued on next page...

Continued from previous page...

Atom-1	Atom-2	Interatomic distance (Å)	Clash overlap (Å)
23:DB:1098:A:C2'	52:DI:4:VAL:CA	2.91	0.45
31:DJ:53:TYR:HA	31:DJ:121:LYS:HB3	1.99	0.45
37:DP:28:LYS:HZ2	37:DP:44:GLY:N	2.13	0.45
37:DP:5:LYS:C	37:DP:7:LEU:N	2.70	0.45
39:DR:11:GLN:CA	39:DR:21:ARG:HH22	2.29	0.45
40:DS:68:ASP:C	40:DS:69:LEU:HD22	2.37	0.45
41:DT:87:LEU:HD13	41:DT:93:LEU:HD13	1.99	0.45
42:DU:28:LEU:C	42:DU:28:LEU:CD1	2.85	0.45
43:DW:57:THR:O	43:DW:59:PHE:N	2.50	0.45
45:DY:2:LYS:HB2	45:DY:36:GLU:O	2.16	0.45
45:DY:45:GLY:HA2	45:DY:48:ASN:HD22	1.81	0.45
1:AA:1010:U:H2'	1:AA:1011:C:C6	2.51	0.45
1:AA:1197:A:P	1:AA:1197:A:H3'	2.57	0.45
1:AA:1230:C:H2'	1:AA:1231:G:H8	1.81	0.45
1:AA:1410:A:H2'	1:AA:1411:C:H6	1.81	0.45
1:AA:501:C:O2'	1:AA:502:A:H5'	2.17	0.45
20:AB:67:LEU:HD23	20:AB:160:LEU:HG	1.99	0.45
20:AB:27:LYS:C	20:AB:29:PHE:H	2.21	0.45
6:AG:42:VAL:O	6:AG:46:LEU:HB2	2.15	0.45
8:AI:112:ARG:HB2	8:AI:112:ARG:HH11	1.77	0.45
8:AI:51:LEU:N	8:AI:51:LEU:HD12	2.32	0.45
12:AM:49:GLU:O	12:AM:53:ASP:HB3	2.17	0.45
13:AN:50:LEU:CG	13:AN:51:PRO:HD3	2.46	0.45
14:AO:24:THR:HB	14:AO:69:LEU:HD21	1.98	0.45
49:B2:12:ARG:O	49:B2:18:PHE:CG	2.70	0.45
23:BB:1081:U:H4'	52:BI:123:ALA:HB1	1.99	0.45
23:BB:1313:U:O2	23:BB:1313:U:H2'	2.16	0.45
23:BB:1733:G:H2'	23:BB:1734:G:H8	1.82	0.45
23:BB:522:A:H2'	23:BB:523:C:C6	2.52	0.45
23:BB:711:G:O2'	23:BB:712:G:H5'	2.16	0.45
23:BB:873:C:H2'	23:BB:874:G:H8	1.82	0.45
25:BC:171:VAL:HA	25:BC:183:VAL:O	2.17	0.45
25:BC:225:ASN:H	25:BC:226:PRO:HD3	1.82	0.45
25:BC:70:LYS:HG2	25:BC:71:ASP:N	2.32	0.45
27:BE:87:ALA:O	27:BE:88:ARG:HG3	2.16	0.45
29:BG:136:ASP:OD1	29:BG:138:GLN:HB3	2.17	0.45
23:BB:2759:G:H4'	29:BG:34:ARG:HH22	1.81	0.45
52:BI:116:MET:HE2	52:BI:124:MET:HA	1.99	0.45
33:BL:91:ASP:CB	33:BL:123:ARG:HD2	2.47	0.45
36:BO:21:LEU:O	36:BO:42:PRO:HB3	2.17	0.45
1:AA:1432:G:H5''	37:BP:106:ALA:HB2	1.98	0.45

Continued on next page...

Continued from previous page...

Atom-1	Atom-2	Interatomic distance (Å)	Clash overlap (Å)
39:BR:7:SER:CB	39:BR:21:ARG:HH22	2.30	0.45
39:BR:47:VAL:HG22	39:BR:48:LYS:HG2	1.97	0.45
39:BR:58:VAL:HG13	39:BR:59:ILE:HG12	1.98	0.45
42:BU:23:LYS:H	42:BU:36:GLU:HG3	1.81	0.45
42:BU:49:PRO:HG2	42:BU:49:PRO:O	2.17	0.45
24:BV:80:HIS:HB3	24:BV:83:LYS:O	2.17	0.45
46:BZ:3:LYS:HD2	46:BZ:6:HIS:HB3	1.98	0.45
1:CA:1135:U:H4'	1:CA:1136:C:OP1	2.16	0.45
1:CA:1503:A:C8	1:CA:1531:A:H1'	2.51	0.45
1:CA:232:G:H2'	1:CA:233:C:O4'	2.16	0.45
1:CA:426:U:H2'	1:CA:427:U:C6	2.52	0.45
1:CA:5:U:H1'	1:CA:6:G:C2	2.52	0.45
1:CA:687:A:C2	1:CA:704:A:C5	3.05	0.45
2:CC:143:LEU:HD22	2:CC:143:LEU:H	1.80	0.45
4:CE:108:GLY:O	4:CE:111:ARG:HB3	2.16	0.45
6:CG:113:LYS:HA	6:CG:113:LYS:HE2	1.98	0.45
9:CJ:15:HIS:O	9:CJ:18:ILE:HG22	2.16	0.45
15:CP:28:ARG:C	15:CP:30:GLY:H	2.20	0.45
1:CA:255:G:H5'	16:CQ:17:GLU:O	2.17	0.45
21:CU:33:ARG:HB3	21:CU:34:ARG:H	1.60	0.45
22:DA:14:U:O2'	22:DA:107:G:H1'	2.16	0.45
22:DA:113:C:O2'	36:DO:47:VAL:HA	2.16	0.45
22:DA:6:G:O2'	22:DA:7:G:H5'	2.16	0.45
23:DB:105:C:H2'	23:DB:106:C:C6	2.52	0.45
23:DB:1120:G:H2'	23:DB:1121:C:C6	2.52	0.45
23:DB:149:A:H2'	23:DB:150:U:C6	2.51	0.45
23:DB:1902:C:H2'	23:DB:1903:G:H5'	1.99	0.45
23:DB:24:G:H1'	40:DS:77:ASP:HB3	1.98	0.45
23:DB:2733:A:H3'	23:DB:2733:A:C8	2.51	0.45
23:DB:544:C:O2'	23:DB:545:U:O4'	2.35	0.45
23:DB:948:C:H2'	23:DB:949:G:H8	1.81	0.45
25:DC:175:LEU:H	25:DC:175:LEU:HG	1.45	0.45
26:DD:33:ARG:HB2	26:DD:33:ARG:NH1	2.29	0.45
27:DE:116:ASP:OD1	27:DE:118:LEU:HD21	2.16	0.45
27:DE:139:LYS:HA	27:DE:143:LEU:HD21	1.98	0.45
29:DG:119:GLY:C	29:DG:120:ILE:HG13	2.37	0.45
31:DJ:135:GLN:HA	31:DJ:135:GLN:OE1	2.16	0.45
33:DL:77:ILE:N	33:DL:77:ILE:HD12	2.31	0.45
34:DM:53:MET:HA	34:DM:112:LEU:CD2	2.46	0.45
34:DM:57:VAL:HG12	34:DM:58:LYS:N	2.32	0.45
34:DM:80:VAL:HG12	34:DM:81:ARG:H	1.82	0.45

Continued on next page...

Continued from previous page...

Atom-1	Atom-2	Interatomic distance (Å)	Clash overlap (Å)
36:DO:72:ALA:O	36:DO:76:LYS:HG3	2.17	0.45
36:DO:92:PHE:CG	36:DO:93:ASP:N	2.84	0.45
38:DQ:10:ARG:O	38:DQ:14:LYS:HB2	2.17	0.45
39:DR:14:VAL:HG21	39:DR:19:THR:HG23	1.99	0.45
39:DR:11:GLN:HB3	39:DR:21:ARG:NH2	2.32	0.45
40:DS:29:VAL:HG21	40:DS:69:LEU:C	2.37	0.45
40:DS:84:ARG:HB3	40:DS:96:ILE:CG2	2.46	0.45
42:DU:15:GLY:C	42:DU:17:ASP:H	2.20	0.45
42:DU:48:VAL:O	42:DU:49:PRO:C	2.50	0.45
24:DV:24:ASN:HB3	24:DV:45:ASP:OD1	2.17	0.45
43:DW:31:LEU:O	43:DW:32:ALA:HB3	2.17	0.45
44:DX:7:ARG:C	44:DX:8:GLU:HG3	2.35	0.45
46:DZ:33:ASN:HB3	46:DZ:46:GLY:CA	2.33	0.45
46:DZ:36:VAL:HG12	46:DZ:42:PRO:CB	2.47	0.45
1:AA:1110:A:H2'	1:AA:1111:A:H5'	1.99	0.45
1:AA:267:C:OP2	16:AQ:68:LYS:HD2	2.17	0.45
1:AA:432:A:H2'	1:AA:433:G:H5'	1.99	0.45
1:AA:692:U:H5	10:AK:27:ASN:HD22	1.64	0.45
1:AA:890:G:O2'	1:AA:906:A:N6	2.49	0.45
1:AA:927:G:O2'	1:AA:928:G:H5'	2.16	0.45
2:AC:131:ARG:HB3	2:AC:131:ARG:NH1	2.31	0.45
2:AC:89:VAL:C	2:AC:91:ALA:H	2.19	0.45
5:AF:64:VAL:CG1	5:AF:65:GLU:H	2.15	0.45
8:AI:115:VAL:HG21	9:AJ:62:ARG:HB2	1.98	0.45
8:AI:24:ASN:CA	8:AI:26:LYS:HZ2	2.30	0.45
9:AJ:89:ARG:HA	9:AJ:89:ARG:CZ	2.47	0.45
11:AL:119:LYS:HG3	11:AL:119:LYS:O	2.16	0.45
14:AO:27:GLN:O	14:AO:31:LEU:HD23	2.16	0.45
1:AA:734:G:N2	17:AR:63:TYR:CE2	2.84	0.45
35:BN:112:TYR:HE2	47:B0:53:VAL:HG22	1.80	0.45
51:B4:3:VAL:HG11	51:B4:35:GLN:HG2	1.98	0.45
22:BA:74:U:H2'	22:BA:75:G:C8	2.51	0.45
22:BA:76:G:H2'	22:BA:77:U:H6	1.82	0.45
23:BB:129:C:H2'	23:BB:130:C:C6	2.51	0.45
23:BB:1328:A:H2'	23:BB:1330:C:C4	2.52	0.45
23:BB:1352:U:O2'	23:BB:1353:A:H5'	2.16	0.45
23:BB:1353:A:H2'	23:BB:1354:A:C8	2.52	0.45
23:BB:1733:G:H2'	23:BB:1734:G:C8	2.51	0.45
23:BB:2223:G:C2'	23:BB:2224:G:H5'	2.47	0.45
23:BB:425:G:H2'	23:BB:426:C:H6	1.82	0.45
23:BB:710:U:H2'	23:BB:711:G:H8	1.82	0.45

Continued on next page...

Continued from previous page...

Atom-1	Atom-2	Interatomic distance (Å)	Clash overlap (Å)
23:BB:704:G:O2'	23:BB:727:A:N6	2.49	0.45
23:BB:760:G:H4'	23:BB:1776:G:OP1	2.16	0.45
23:BB:780:G:H21	23:BB:783:A:H62	1.64	0.45
23:BB:948:C:H2'	23:BB:949:G:C8	2.52	0.45
25:BC:21:PRO:HG2	25:BC:202:ARG:HH11	1.81	0.45
25:BC:242:HIS:HD1	25:BC:242:HIS:N	2.15	0.45
27:BE:145:ASP:C	27:BE:147:LEU:H	2.20	0.45
27:BE:146:VAL:O	27:BE:147:LEU:CB	2.63	0.45
27:BE:145:ASP:C	27:BE:147:LEU:N	2.70	0.45
27:BE:148:ILE:H	27:BE:183:PHE:HB3	1.81	0.45
27:BE:72:SER:C	27:BE:73:ILE:HD13	2.37	0.45
28:BF:107:VAL:HG11	28:BF:116:LEU:HD21	1.99	0.45
28:BF:110:ILE:HG22	28:BF:111:ARG:N	2.32	0.45
28:BF:18:GLU:HA	28:BF:18:GLU:OE2	2.17	0.45
29:BG:51:PHE:CD2	29:BG:64:ALA:HA	2.51	0.45
29:BG:97:VAL:HG11	29:BG:122:ALA:O	2.16	0.45
30:BH:65:ALA:O	30:BH:138:VAL:HG21	2.17	0.45
52:BI:140:GLU:OE1	52:BI:140:GLU:HA	2.17	0.45
52:BI:14:ALA:CA	52:BI:45:THR:HG21	2.42	0.45
52:BI:37:PHE:CZ	52:BI:58:ILE:HD11	2.51	0.45
33:BL:40:SER:O	33:BL:41:ARG:HB2	2.17	0.45
23:BB:670:A:P	33:BL:47:ARG:HD3	2.57	0.45
35:BN:38:LEU:HG	35:BN:109:PRO:HB2	1.99	0.45
35:BN:67:PHE:HD2	35:BN:73:ASN:HD21	1.64	0.45
35:BN:87:PHE:HB2	35:BN:94:TYR:OH	2.16	0.45
37:BP:36:LYS:HD3	37:BP:37:LYS:H	1.82	0.45
39:BR:2:TYR:N	39:BR:46:GLU:HB2	2.30	0.45
40:BS:48:LYS:O	40:BS:52:GLU:HG3	2.16	0.45
41:BT:60:THR:HG22	41:BT:83:ALA:CB	2.47	0.45
1:CA:1414:U:O2'	1:CA:1415:G:H5'	2.17	0.45
1:CA:1522:U:O2'	1:CA:1523:G:H5'	2.17	0.45
1:CA:1528:U:H2'	21:CU:46:ARG:HH22	1.81	0.45
1:CA:155:A:H2'	1:CA:156:C:O4'	2.16	0.45
1:CA:619:U:O2	3:CD:129:VAL:HG13	2.17	0.45
1:CA:902:G:H2'	1:CA:903:G:H8	1.82	0.45
4:CE:24:VAL:HG22	4:CE:29:ILE:HD11	1.99	0.45
4:CE:45:VAL:O	4:CE:71:ILE:HG22	2.17	0.45
6:CG:91:ARG:CB	6:CG:92:PRO:HD2	2.47	0.45
4:CE:156:ARG:HH22	7:CH:100:ILE:HG23	1.82	0.45
8:CI:8:THR:OG1	8:CI:9:GLY:N	2.50	0.45
12:CM:102:LYS:HE3	12:CM:103:THR:HG23	1.98	0.45

Continued on next page...

Continued from previous page...

Atom-1	Atom-2	Interatomic distance (Å)	Clash overlap (Å)
16:CQ:7:LEU:HD23	16:CQ:7:LEU:N	2.32	0.45
19:CT:73:ARG:O	19:CT:74:HIS:C	2.54	0.45
50:D3:33:THR:O	50:D3:34:LYS:HD2	2.17	0.45
23:DB:1005:C:H2'	23:DB:1006:C:C6	2.52	0.45
23:DB:1029:A:H3'	23:DB:1030:C:H6	1.81	0.45
23:DB:1198:U:H2'	23:DB:1199:U:H6	1.82	0.45
23:DB:1541:C:O2'	23:DB:1542:U:H5'	2.17	0.45
23:DB:2038:G:H2'	23:DB:2039:U:O4'	2.17	0.45
23:DB:2313:C:H2'	23:DB:2314:A:C8	2.52	0.45
23:DB:2454:G:O2'	23:DB:2455:G:H5'	2.17	0.45
23:DB:2468:A:H2'	23:DB:2476:A:C6	2.52	0.45
23:DB:327:G:O2'	23:DB:328:U:H5'	2.17	0.45
23:DB:554:U:H2'	23:DB:555:G:O4'	2.17	0.45
23:DB:728:G:O3'	25:DC:16:VAL:HG11	2.17	0.45
23:DB:72:U:O2'	23:DB:73:A:H5'	2.17	0.45
23:DB:776:G:H4'	23:DB:777:G:C5'	2.47	0.45
23:DB:973:A:H1'	23:DB:1188:U:C5	2.52	0.45
23:DB:981:A:N1	23:DB:2027:G:O2'	2.39	0.45
25:DC:258:SER:OG	25:DC:261:ARG:NH1	2.50	0.45
27:DE:166:LYS:HB3	27:DE:167:VAL:H	1.39	0.45
29:DG:117:PRO:HB2	29:DG:139:VAL:HG11	1.97	0.45
23:DB:1113:U:H5''	29:DG:2:ARG:HD3	1.99	0.45
30:DH:114:GLU:HB2	30:DH:133:GLN:O	2.17	0.45
30:DH:66:ASN:HA	30:DH:138:VAL:CG2	2.47	0.45
52:DI:17:ALA:O	52:DI:18:ASN:CB	2.64	0.45
52:DI:45:THR:C	52:DI:48:ILE:HG22	2.37	0.45
31:DJ:28:LEU:HD22	31:DJ:28:LEU:O	2.17	0.45
31:DJ:35:ARG:CZ	31:DJ:40:HIS:H	2.28	0.45
31:DJ:69:ARG:NH1	31:DJ:69:ARG:HG3	2.31	0.45
32:DK:7:MET:CE	32:DK:7:MET:HA	2.46	0.45
34:DM:5:LYS:C	34:DM:6:ARG:O	2.48	0.45
36:DO:71:ALA:O	36:DO:74:VAL:HG22	2.17	0.45
37:DP:71:ARG:HB3	37:DP:72:VAL:HG13	1.99	0.45
38:DQ:69:ARG:HA	38:DQ:73:ILE:HG22	1.98	0.45
42:DU:43:LYS:HG2	42:DU:57:ILE:CG2	2.47	0.45
24:DV:48:MET:HA	24:DV:51:GLN:HG3	1.99	0.45
24:DV:93:ARG:HG2	24:DV:94:ALA:H	1.81	0.45
43:DW:44:PHE:HB3	43:DW:77:LYS:O	2.16	0.45
43:DW:64:GLY:O	43:DW:65:LYS:HB2	2.17	0.45
43:DW:35:ILE:HB	43:DW:67:LYS:NZ	2.31	0.45
46:DZ:30:HIS:HB2	46:DZ:48:GLN:HE21	1.81	0.45

Continued on next page...

Continued from previous page...

Atom-1	Atom-2	Interatomic distance (Å)	Clash overlap (Å)
46:DZ:61:ASN:C	46:DZ:63:ARG:H	2.20	0.45
1:AA:1008:U:H2'	1:AA:1009:U:C4'	2.47	0.45
1:AA:1051:C:H2'	1:AA:1052:U:H6	1.82	0.45
1:AA:1376:U:P	6:AG:24:LYS:HD3	2.57	0.45
1:AA:1438:G:C2'	1:AA:1439:G:H5'	2.47	0.45
1:AA:652:U:H1'	1:AA:653:U:C5	2.52	0.45
1:AA:682:G:O2'	1:AA:683:G:H5'	2.18	0.45
1:AA:834:U:H2'	1:AA:835:U:C6	2.52	0.45
1:AA:811:C:O2'	1:AA:901:A:N1	2.48	0.45
3:AD:191:SER:O	3:AD:192:ALA:CB	2.65	0.45
5:AF:45:ARG:HG2	5:AF:46:GLN:N	2.31	0.45
7:AH:111:THR:HG23	7:AH:114:ALA:CB	2.44	0.45
7:AH:98:LEU:HD12	7:AH:98:LEU:H	1.82	0.45
10:AK:109:ILE:O	10:AK:110:THR:HG23	2.16	0.45
16:AQ:20:ILE:CD1	16:AQ:45:VAL:HB	2.47	0.45
16:AQ:26:ARG:HH21	16:AQ:39:ARG:NH2	2.15	0.45
51:B4:11:CYS:SG	51:B4:12:ARG:HD2	2.57	0.45
22:BA:102:G:O2'	22:BA:103:U:H5'	2.17	0.45
22:BA:24:G:N7	22:BA:56:G:H2'	2.32	0.45
23:BB:1373:A:OP1	23:BB:2213:U:O4	2.35	0.45
23:BB:1671:U:H2'	23:BB:1673:G:OP2	2.17	0.45
23:BB:1745:A:H2'	23:BB:1746:A:H8	1.82	0.45
23:BB:1750:G:O2'	23:BB:1751:U:H5'	2.17	0.45
23:BB:2348:U:O2'	23:BB:2349:G:H5'	2.16	0.45
23:BB:2759:G:H4'	29:BG:34:ARG:NH1	2.30	0.45
23:BB:2772:C:H2'	23:BB:2773:C:H6	1.82	0.45
23:BB:843:G:H2'	23:BB:844:A:C8	2.52	0.45
25:BC:143:VAL:CG1	25:BC:144:GLU:H	2.21	0.45
25:BC:155:ARG:NE	25:BC:155:ARG:O	2.50	0.45
25:BC:259:ASN:O	25:BC:260:LYS:HB2	2.17	0.45
25:BC:32:LEU:HA	25:BC:81:GLU:OE1	2.17	0.45
28:BF:133:GLU:HG3	28:BF:134:GLN:N	2.32	0.45
28:BF:15:LEU:HD22	28:BF:28:PRO:HG3	1.99	0.45
28:BF:33:ILE:HG13	28:BF:34:THR:N	2.27	0.45
52:BI:12:VAL:HG23	52:BI:41:PHE:CE2	2.51	0.45
35:BN:37:THR:HB	35:BN:39:PRO:HD2	1.98	0.45
39:BR:41:ILE:O	39:BR:54:VAL:HA	2.17	0.45
40:BS:33:LEU:HD12	40:BS:37:THR:HB	1.99	0.45
41:BT:16:VAL:HG22	41:BT:16:VAL:O	2.17	0.45
42:BU:13:LEU:O	42:BU:15:GLY:N	2.49	0.45
43:BW:40:ARG:NH1	43:BW:68:PHE:CA	2.75	0.45

Continued on next page...

Continued from previous page...

Atom-1	Atom-2	Interatomic distance (Å)	Clash overlap (Å)
43:BW:36:ILE:HD12	43:BW:70:VAL:CG2	2.46	0.45
45:BY:16:LEU:CB	45:BY:17:PRO:CD	2.88	0.45
46:BZ:3:LYS:HA	46:BZ:47:LYS:HA	1.99	0.45
46:BZ:68:GLY:O	46:BZ:69:SER:C	2.56	0.45
1:CA:1275:A:H2'	1:CA:1276:G:C8	2.51	0.45
1:CA:1297:G:H4'	1:CA:1298:U:H5'	1.98	0.45
1:CA:1382:C:H2'	1:CA:1383:C:C6	2.52	0.45
1:CA:147:G:H2'	1:CA:148:G:C8	2.52	0.45
1:CA:175:C:H2'	1:CA:176:C:H6	1.81	0.45
1:CA:255:G:H2'	1:CA:256:U:H6	1.81	0.45
1:CA:123:U:OP1	1:CA:312:C:H5'	2.17	0.45
1:CA:382:A:H2'	1:CA:383:A:C8	2.51	0.45
1:CA:554:A:H2'	1:CA:555:U:C6	2.52	0.45
1:CA:591:U:H2'	1:CA:592:G:H8	1.81	0.45
1:CA:598:U:H2'	1:CA:599:C:C6	2.51	0.45
20:CB:61:SER:HG	20:CB:62:ARG:HH11	1.64	0.45
2:CC:52:SER:O	2:CC:53:ARG:HG3	2.17	0.45
2:CC:51:VAL:HG11	2:CC:67:ILE:HD11	1.99	0.45
6:CG:95:ARG:O	6:CG:99:ALA:HB2	2.16	0.45
8:CI:49:GLN:O	8:CI:53:LEU:HD23	2.17	0.45
9:CJ:7:ARG:O	9:CJ:100:ILE:HA	2.17	0.45
9:CJ:46:LYS:HA	9:CJ:68:ARG:HA	1.99	0.45
10:CK:59:PRO:HA	10:CK:91:GLY:N	2.32	0.45
13:CN:50:LEU:CD1	13:CN:51:PRO:HD3	2.46	0.45
14:CO:69:LEU:HD12	14:CO:77:TYR:N	2.32	0.45
15:CP:48:GLU:HG2	15:CP:49:GLY:N	2.32	0.45
16:CQ:32:ILE:O	16:CQ:32:ILE:HG12	2.17	0.45
18:CS:21:ALA:HA	18:CS:24:SER:OG	2.17	0.45
50:D3:16:THR:HG23	50:D3:20:GLY:O	2.17	0.45
50:D3:22:LYS:HA	50:D3:46:LYS:O	2.17	0.45
23:DB:1042:G:H2'	23:DB:1043:C:H6	1.80	0.45
23:DB:1099:G:H5'	52:DI:4:VAL:CG1	2.47	0.45
23:DB:1266:G:OP1	47:D0:15:ARG:NH2	2.45	0.45
23:DB:1515:A:H5'	23:DB:1557:C:C5'	2.47	0.45
23:DB:1683:U:O2'	23:DB:1684:G:H5'	2.16	0.45
23:DB:1818:U:HO2'	23:DB:1819:A:P	2.39	0.45
23:DB:2230:G:N3	46:DZ:30:HIS:NE2	2.65	0.45
23:DB:198:C:H5'	23:DB:2244:U:OP1	2.17	0.45
23:DB:2477:U:H4'	23:DB:2479:U:O4	2.16	0.45
23:DB:2675:A:N1	23:DB:2732:G:O6	2.49	0.45
23:DB:2849:U:O4	37:DP:96:LEU:HD21	2.17	0.45

Continued on next page...

Continued from previous page...

Atom-1	Atom-2	Interatomic distance (Å)	Clash overlap (Å)
23:DB:621:A:H2'	23:DB:622:G:O4'	2.16	0.45
23:DB:633:A:H2'	23:DB:634:C:C5'	2.46	0.45
25:DC:259:ASN:HB3	25:DC:260:LYS:H	1.55	0.45
26:DD:172:VAL:CG1	26:DD:175:LEU:HD11	2.47	0.45
27:DE:172:ALA:O	27:DE:173:THR:CB	2.64	0.45
28:DF:130:GLY:HA2	28:DF:152:ASP:O	2.17	0.45
29:DG:12:ALA:C	29:DG:14:VAL:H	2.19	0.45
30:DH:68:ARG:HB3	30:DH:68:ARG:HH11	1.81	0.45
31:DJ:23:LYS:HE3	31:DJ:63:ALA:CB	2.47	0.45
32:DK:101:GLY:O	32:DK:119:ALA:HB1	2.17	0.45
32:DK:12:ASP:CG	32:DK:13:ASN:N	2.71	0.45
33:DL:140:GLY:O	33:DL:141:LYS:HB2	2.16	0.45
34:DM:5:LYS:HZ1	34:DM:8:LYS:CG	2.30	0.45
37:DP:55:HIS:O	37:DP:57:ALA:N	2.50	0.45
23:DB:1252:G:N2	38:DQ:32:ARG:NE	2.62	0.45
38:DQ:45:ALA:O	38:DQ:46:TYR:C	2.55	0.45
41:DT:82:LYS:HG3	41:DT:83:ALA:H	1.82	0.45
23:DB:480:A:H4'	42:DU:40:LEU:HD13	1.99	0.45
45:DY:2:LYS:CA	45:DY:43:ILE:HG13	2.47	0.45
23:DB:2080:A:O2'	46:DZ:21:VAL:HG21	2.16	0.45
1:AA:1246:A:H2'	1:AA:1247:U:O4'	2.17	0.44
1:AA:1238:A:C8	1:AA:1303:C:H1'	2.52	0.44
1:AA:1320:C:H2'	1:AA:1321:U:O4'	2.16	0.44
1:AA:143:A:H2	1:AA:220:G:H22	1.65	0.44
1:AA:736:C:H2'	1:AA:737:C:H6	1.82	0.44
20:AB:134:LEU:HA	20:AB:137:THR:OG1	2.17	0.44
20:AB:132:GLU:HG3	20:AB:136:ARG:HD2	1.99	0.44
3:AD:113:ALA:O	3:AD:117:VAL:HG23	2.17	0.44
5:AF:7:VAL:HB	5:AF:61:LEU:HD22	2.00	0.44
5:AF:7:VAL:HG11	17:AR:64:LEU:HD21	1.99	0.44
8:AI:66:VAL:CG2	8:AI:74:GLN:HG3	2.47	0.44
13:AN:45:LEU:O	13:AN:48:GLN:HB3	2.16	0.44
15:AP:70:ARG:O	15:AP:74:LEU:HG	2.18	0.44
21:AU:14:ALA:CA	21:AU:16:ARG:HH11	1.88	0.44
21:AU:3:ILE:HA	21:AU:19:LYS:HE3	1.97	0.44
50:B3:28:LEU:HB2	50:B3:32:LEU:O	2.17	0.44
23:BB:1195:G:N3	23:BB:1226:A:H2	2.14	0.44
23:BB:1196:C:H2'	23:BB:1197:G:H8	1.82	0.44
23:BB:1432:G:O2'	23:BB:1433:A:H5'	2.16	0.44
23:BB:1459:G:C2'	23:BB:1460:U:H5'	2.47	0.44
23:BB:1511:G:H2'	23:BB:1512:C:H6	1.81	0.44

Continued on next page...

Continued from previous page...

Atom-1	Atom-2	Interatomic distance (Å)	Clash overlap (Å)
23:BB:2014:A:OP1	40:BS:95:ARG:NE	2.48	0.44
23:BB:2147:A:C5'	23:BB:2148:G:H5'	2.44	0.44
23:BB:2236:U:O2'	23:BB:2237:G:H5'	2.18	0.44
23:BB:962:G:H21	23:BB:2250:G:H1	1.65	0.44
23:BB:231:A:H3'	23:BB:232:G:C8	2.52	0.44
23:BB:2467:C:C1'	34:BM:118:LYS:HG2	2.47	0.44
23:BB:1783:A:H5'	23:BB:2608:G:H4'	1.99	0.44
23:BB:2750:A:H3'	29:BG:3:VAL:CG2	2.47	0.44
23:BB:49:A:OP1	23:BB:51:G:H5'	2.17	0.44
23:BB:633:A:H2'	23:BB:634:C:H5'	1.98	0.44
23:BB:69:C:O2'	23:BB:70:G:H5'	2.17	0.44
23:BB:977:G:C2'	23:BB:978:G:H5'	2.47	0.44
23:BB:1791:A:C4'	25:BC:207:ALA:H	2.30	0.44
26:BD:141:ARG:O	26:BD:142:VAL:C	2.54	0.44
26:BD:205:PRO:O	26:BD:206:ALA:HB2	2.17	0.44
28:BF:103:ILE:HA	28:BF:107:VAL:CG2	2.47	0.44
28:BF:21:TYR:HB2	28:BF:22:ASN:H	1.58	0.44
29:BG:22:VAL:HG23	29:BG:33:THR:HG23	1.99	0.44
52:BI:7:TYR:CB	52:BI:59:THR:HA	2.48	0.44
52:BI:7:TYR:CD1	52:BI:7:TYR:C	2.91	0.44
31:BJ:24:THR:O	31:BJ:25:LEU:HD22	2.17	0.44
33:BL:76:GLU:HA	33:BL:109:LYS:O	2.17	0.44
34:BM:101:VAL:C	34:BM:102:LEU:HD12	2.37	0.44
34:BM:114:ARG:HH21	34:BM:125:PRO:HA	1.81	0.44
35:BN:103:ARG:HB2	35:BN:110:MET:SD	2.57	0.44
35:BN:32:GLU:HA	35:BN:115:LEU:CD2	2.47	0.44
36:BO:67:ASN:CA	36:BO:71:ALA:HB3	2.41	0.44
38:BQ:91:ARG:HD2	38:BQ:91:ARG:N	2.28	0.44
38:BQ:107:ALA:O	39:BR:52:PRO:HG3	2.17	0.44
39:BR:88:GLY:O	39:BR:89:HIS:HB2	2.17	0.44
40:BS:31:GLN:C	40:BS:33:LEU:N	2.70	0.44
23:BB:310:A:OP1	42:BU:15:GLY:HA2	2.17	0.44
42:BU:84:PHE:CA	42:BU:94:PHE:HD1	2.30	0.44
42:BU:78:LYS:CE	42:BU:96:LYS:HB2	2.34	0.44
24:BV:81:PRO:HB2	24:BV:82:TYR:HD2	1.81	0.44
46:BZ:15:SER:HB3	46:BZ:23:LYS:HD3	1.97	0.44
46:BZ:66:ILE:O	46:BZ:68:GLY:N	2.50	0.44
1:CA:1405:G:O2'	1:CA:1406:U:H5'	2.17	0.44
1:CA:374:A:H2'	1:CA:375:U:C6	2.52	0.44
1:CA:778:G:O2'	1:CA:779:C:H5'	2.17	0.44
1:CA:84:U:O2'	1:CA:86:G:N2	2.50	0.44

Continued on next page...

Continued from previous page...

Atom-1	Atom-2	Interatomic distance (Å)	Clash overlap (Å)
1:CA:90:C:H2'	1:CA:91:U:H6	1.81	0.44
2:CC:53:ARG:HA	2:CC:113:LYS:CE	2.46	0.44
2:CC:54:ILE:HB	2:CC:67:ILE:CD1	2.47	0.44
3:CD:53:GLN:HB3	3:CD:202:LEU:HB2	1.99	0.44
3:CD:30:LYS:HD3	3:CD:30:LYS:N	2.31	0.44
3:CD:44:LYS:HZ2	3:CD:45:PRO:C	2.21	0.44
4:CE:146:MET:N	4:CE:146:MET:SD	2.90	0.44
5:CF:25:TYR:O	5:CF:29:ILE:HG13	2.18	0.44
9:CJ:7:ARG:HD2	9:CJ:101:SER:OG	2.17	0.44
10:CK:80:ASN:OD1	10:CK:80:ASN:N	2.50	0.44
11:CL:73:LEU:HA	11:CL:77:SER:OG	2.17	0.44
14:CO:80:LEU:O	14:CO:84:LEU:HD13	2.17	0.44
19:CT:63:LYS:O	19:CT:63:LYS:HD3	2.17	0.44
49:D2:12:ARG:NH2	49:D2:16:HIS:HB2	2.31	0.44
49:D2:18:PHE:CD2	49:D2:44:VAL:HB	2.52	0.44
22:DA:14:U:H3'	22:DA:15:A:C5'	2.47	0.44
22:DA:2:G:H2'	22:DA:3:C:C6	2.52	0.44
23:DB:2108:A:N3	23:DB:2108:A:H2'	2.31	0.44
23:DB:2328:A:H2'	23:DB:2329:U:H6	1.77	0.44
23:DB:2597:G:OP1	25:DC:239:PHE:CD2	2.70	0.44
23:DB:279:A:H3'	23:DB:280:U:C6	2.52	0.44
23:DB:2820:A:HO2'	23:DB:2821:A:P	2.40	0.44
23:DB:2874:C:P	35:DN:5:LYS:HD3	2.57	0.44
23:DB:492:A:H2	40:DS:46:LEU:HD22	1.82	0.44
23:DB:65:U:OP1	41:DT:76:ARG:HB3	2.16	0.44
23:DB:669:G:O2'	23:DB:670:A:H5'	2.17	0.44
23:DB:764:A:H5''	25:DC:208:GLY:HA3	1.98	0.44
23:DB:84:A:OP2	42:DU:91:LYS:HD2	2.16	0.44
23:DB:912:C:O2'	23:DB:913:U:H5'	2.18	0.44
23:DB:929:U:O2	45:DY:25:GLY:HA2	2.17	0.44
25:DC:104:LEU:HD13	25:DC:156:SER:CB	2.47	0.44
25:DC:20:ASN:OD1	25:DC:202:ARG:HB3	2.17	0.44
26:DD:15:PHE:C	26:DD:17:GLU:H	2.19	0.44
29:DG:75:VAL:O	29:DG:78:VAL:HG12	2.17	0.44
29:DG:91:VAL:HG12	29:DG:159:LYS:HZ1	1.81	0.44
52:DI:138:VAL:HG12	52:DI:139:VAL:N	2.31	0.44
31:DJ:109:LEU:HD22	31:DJ:115:GLY:O	2.17	0.44
34:DM:40:ARG:HA	34:DM:92:TRP:HE1	1.83	0.44
38:DQ:83:LYS:C	38:DQ:85:ALA:H	2.21	0.44
38:DQ:91:ARG:HD2	38:DQ:91:ARG:H	1.83	0.44
23:DB:1188:U:H5''	39:DR:84:ARG:HG2	1.99	0.44

Continued on next page...

Continued from previous page...

Atom-1	Atom-2	Interatomic distance (Å)	Clash overlap (Å)
40:DS:72:THR:HG23	40:DS:73:LYS:N	2.32	0.44
42:DU:48:VAL:HG13	42:DU:51:LEU:N	2.32	0.44
42:DU:82:VAL:HB	42:DU:94:PHE:CD1	2.52	0.44
24:DV:80:HIS:HD2	24:DV:83:LYS:H	1.65	0.44
43:DW:38:ARG:HB3	43:DW:68:PHE:CZ	2.52	0.44
44:DX:44:LYS:CE	44:DX:47:ARG:HB2	2.47	0.44
1:AA:1126:U:O2'	1:AA:1280:A:H2'	2.17	0.44
1:AA:1515:G:O2'	1:AA:1516:G:H5'	2.17	0.44
1:AA:251:G:H4'	1:AA:252:U:C5'	2.48	0.44
1:AA:113:G:O4'	1:AA:354:G:H4'	2.18	0.44
20:AB:119:GLN:O	20:AB:125:PHE:HB3	2.17	0.44
2:AC:112:ALA:HB1	2:AC:199:VAL:CG2	2.47	0.44
2:AC:5:HIS:O	2:AC:9:ILE:HG22	2.17	0.44
3:AD:152:SER:O	3:AD:155:LYS:HG3	2.17	0.44
3:AD:75:TYR:CE1	3:AD:203:TYR:HB3	2.51	0.44
4:AE:85:LYS:HE2	4:AE:92:ARG:HH11	1.82	0.44
6:AG:102:TRP:CD1	6:AG:102:TRP:N	2.83	0.44
8:AI:58:GLU:H	8:AI:58:GLU:HG2	1.38	0.44
11:AL:52:CYS:SG	11:AL:66:ILE:HD11	2.57	0.44
14:AO:87:ARG:HH11	14:AO:87:ARG:HA	1.78	0.44
15:AP:20:VAL:HG22	15:AP:21:VAL:H	1.83	0.44
16:AQ:19:SER:O	16:AQ:20:ILE:HG23	2.16	0.44
17:AR:31:TYR:CG	17:AR:54:LEU:HD21	2.52	0.44
47:B0:27:LEU:O	47:B0:36:LYS:HB3	2.16	0.44
23:BB:770:G:P	49:B2:11:LYS:HD3	2.56	0.44
23:BB:1239:G:H2'	23:BB:1240:U:C6	2.52	0.44
23:BB:1531:C:H2'	23:BB:1532:A:H8	1.78	0.44
23:BB:1708:C:H2'	23:BB:1709:U:C6	2.52	0.44
23:BB:1820:U:C4	25:BC:158:GLY:HA3	2.52	0.44
23:BB:2291:U:H2'	23:BB:2292:U:H6	1.81	0.44
23:BB:2340:A:H2'	23:BB:2341:G:H8	1.82	0.44
23:BB:2553:G:H2'	23:BB:2554:U:H4'	1.99	0.44
23:BB:2576:G:P	26:BD:149:ASN:HB2	2.57	0.44
23:BB:2628:C:O2'	23:BB:2781:A:H2'	2.17	0.44
23:BB:2742:G:O2'	23:BB:2743:U:H5'	2.17	0.44
23:BB:1750:G:O2'	23:BB:2860:A:H2	2.00	0.44
23:BB:438:G:H2'	23:BB:439:A:H8	1.82	0.44
23:BB:673:C:O2'	23:BB:674:G:H5'	2.17	0.44
25:BC:258:SER:HB2	25:BC:261:ARG:HH12	1.82	0.44
23:BB:1824:G:OP1	25:BC:52:HIS:CE1	2.70	0.44
31:BJ:102:GLU:HG3	31:BJ:124:VAL:HG11	1.99	0.44

Continued on next page...

Continued from previous page...

Atom-1	Atom-2	Interatomic distance (Å)	Clash overlap (Å)
32:BK:5:GLN:O	32:BK:6:THR:HB	2.17	0.44
33:BL:82:LEU:O	33:BL:83:ALA:HB3	2.17	0.44
37:BP:92:ARG:NE	37:BP:110:LYS:HB3	2.32	0.44
38:BQ:19:GLN:O	38:BQ:20:ALA:C	2.55	0.44
42:BU:42:LYS:O	42:BU:43:LYS:HB3	2.17	0.44
42:BU:71:ILE:HG23	42:BU:72:PHE:N	2.32	0.44
43:BW:52:CYS:HB2	43:BW:53:GLY:H	1.52	0.44
44:BX:11:VAL:HG22	44:BX:11:VAL:O	2.17	0.44
45:BY:22:THR:O	45:BY:26:LEU:N	2.50	0.44
1:CA:1187:G:H2'	1:CA:1188:A:O4'	2.17	0.44
1:CA:1271:A:H2'	1:CA:1272:G:H8	1.81	0.44
1:CA:25:C:H2'	1:CA:26:A:C8	2.52	0.44
1:CA:448:A:H2'	1:CA:449:G:C8	2.52	0.44
1:CA:489:C:H2'	1:CA:490:C:C6	2.52	0.44
1:CA:71:A:O2'	1:CA:72:A:H5''	2.17	0.44
1:CA:834:U:H2'	1:CA:835:U:C6	2.52	0.44
1:CA:844:G:H2'	1:CA:845:A:H5''	1.99	0.44
20:CB:69:VAL:O	20:CB:162:VAL:HA	2.17	0.44
3:CD:28:ASP:HB3	3:CD:33:ILE:HB	2.00	0.44
5:CF:12:PRO:HD3	5:CF:56:LYS:O	2.17	0.44
9:CJ:33:GLY:O	9:CJ:34:ALA:HB2	2.16	0.44
9:CJ:82:LYS:HD2	9:CJ:82:LYS:N	2.31	0.44
12:CM:56:ARG:HB2	12:CM:56:ARG:CZ	2.47	0.44
12:CM:96:VAL:C	12:CM:98:GLY:H	2.20	0.44
13:CN:53:ASP:HA	13:CN:58:ARG:HD2	2.00	0.44
1:CA:735:C:OP1	17:CR:56:ARG:CZ	2.65	0.44
19:CT:20:ASN:O	19:CT:24:ARG:HB2	2.18	0.44
19:CT:43:LYS:HB3	19:CT:86:ALA:HB3	2.00	0.44
50:D3:24:LYS:HZ2	50:D3:24:LYS:HB3	1.82	0.44
23:DB:1399:C:H2'	23:DB:1400:U:C6	2.52	0.44
23:DB:1685:C:H2'	23:DB:1686:C:H6	1.82	0.44
23:DB:1708:C:H2'	23:DB:1709:U:C6	2.53	0.44
23:DB:1724:G:H2'	23:DB:1725:U:C6	2.52	0.44
23:DB:1824:G:O2'	25:DC:244:VAL:CG2	2.65	0.44
23:DB:758:C:O2	23:DB:1981:A:H2	2.00	0.44
23:DB:2038:G:H2'	23:DB:2039:U:C6	2.53	0.44
23:DB:2221:G:H2'	23:DB:2222:C:C6	2.52	0.44
23:DB:2520:C:C6	23:DB:2567:G:H1'	2.52	0.44
23:DB:2686:G:H2'	23:DB:2687:U:H6	1.82	0.44
25:DC:91:ALA:O	25:DC:102:TYR:HD2	1.99	0.44
25:DC:124:LYS:HE2	25:DC:125:PRO:HD2	1.99	0.44

Continued on next page...

Continued from previous page...

Atom-1	Atom-2	Interatomic distance (Å)	Clash overlap (Å)
23:DB:2025:C:P	26:DD:154:LYS:HZ1	2.40	0.44
27:DE:14:VAL:HG12	27:DE:16:GLU:H	1.82	0.44
27:DE:48:THR:CG2	27:DE:85:PHE:N	2.77	0.44
28:DF:86:CYS:O	28:DF:88:VAL:HG23	2.17	0.44
29:DG:171:LYS:CD	29:DG:174:LYS:HD3	2.37	0.44
29:DG:36:LEU:HD13	29:DG:40:VAL:HG11	1.99	0.44
52:DI:96:LYS:O	52:DI:96:LYS:HG3	2.17	0.44
31:DJ:7:LYS:CE	31:DJ:45:THR:HG21	2.47	0.44
31:DJ:58:ASN:O	31:DJ:59:ALA:HB3	2.18	0.44
32:DK:107:LEU:C	32:DK:109:SER:H	2.19	0.44
34:DM:123:LYS:HB3	34:DM:123:LYS:NZ	2.32	0.44
34:DM:9:PHE:CE2	34:DM:11:LYS:HG2	2.52	0.44
38:DQ:58:GLN:HB2	38:DQ:58:GLN:HE21	1.54	0.44
38:DQ:87:VAL:O	39:DR:54:VAL:HG21	2.17	0.44
39:DR:37:GLU:HG2	39:DR:63:VAL:N	2.32	0.44
38:DQ:111:LYS:HE2	39:DR:52:PRO:HG3	2.00	0.44
40:DS:87:PRO:O	40:DS:88:ARG:CB	2.65	0.44
24:DV:43:ASP:OD2	24:DV:46:LYS:HB2	2.18	0.44
44:DX:4:LYS:HG3	44:DX:7:ARG:NE	2.27	0.44
1:AA:1238:A:H2	1:AA:1241:G:H1'	1.83	0.44
1:AA:1306:A:N6	1:AA:1331:G:H1'	2.32	0.44
1:AA:1237:C:H4'	1:AA:1334:G:N2	2.32	0.44
1:AA:234:C:H2'	1:AA:235:C:C6	2.52	0.44
1:AA:392:C:H2'	1:AA:393:A:H8	1.82	0.44
1:AA:394:G:H2'	1:AA:395:C:H6	1.82	0.44
1:AA:397:A:N3	1:AA:397:A:H3'	2.33	0.44
1:AA:397:A:H5'	1:AA:398:U:OP1	2.18	0.44
1:AA:657:U:H4'	14:AO:27:GLN:HG3	1.99	0.44
20:AB:67:LEU:HD23	20:AB:160:LEU:CG	2.48	0.44
3:AD:77:GLU:OE1	3:AD:80:ARG:NH2	2.48	0.44
3:AD:201:GLU:OE1	4:AE:104:ILE:HG22	2.17	0.44
4:AE:84:VAL:HG21	4:AE:142:GLY:O	2.15	0.44
9:AJ:81:GLU:O	9:AJ:85:ASP:HB2	2.18	0.44
10:AK:124:LYS:O	21:AU:33:ARG:NH2	2.51	0.44
11:AL:106:VAL:CG1	11:AL:116:TYR:HB3	2.47	0.44
15:AP:7:ALA:O	15:AP:17:TYR:HA	2.17	0.44
16:AQ:62:GLU:HG3	16:AQ:72:TRP:CH2	2.53	0.44
16:AQ:80:LYS:H	16:AQ:80:LYS:HE3	1.82	0.44
23:BB:1047:G:HO2'	23:BB:1048:A:P	2.39	0.44
23:BB:1179:G:O2'	23:BB:1180:U:H5'	2.18	0.44
23:BB:1341:G:H5'	41:BT:61:LEU:HD22	1.99	0.44

Continued on next page...

Continued from previous page...

Atom-1	Atom-2	Interatomic distance (Å)	Clash overlap (Å)
23:BB:1585:C:H2'	23:BB:1586:A:O4'	2.17	0.44
23:BB:1854:A:H2'	23:BB:1855:U:O4'	2.16	0.44
23:BB:2262:U:H2'	23:BB:2263:C:C6	2.52	0.44
23:BB:2647:U:O2'	23:BB:2648:G:H5'	2.17	0.44
23:BB:2812:G:H2'	23:BB:2813:A:O4'	2.17	0.44
23:BB:2876:G:H4'	37:BP:2:ASN:HA	1.98	0.44
23:BB:2889:C:H2'	23:BB:2890:G:C8	2.52	0.44
23:BB:581:C:H2'	23:BB:582:A:H8	1.82	0.44
23:BB:466:A:H2	23:BB:795:C:O2	1.99	0.44
23:BB:968:C:O2'	45:BY:16:LEU:HD23	2.18	0.44
25:BC:115:ILE:HA	25:BC:126:GLY:HA3	1.99	0.44
25:BC:137:GLY:C	25:BC:139:THR:N	2.69	0.44
25:BC:207:ALA:HA	25:BC:211:ARG:HB2	1.98	0.44
25:BC:231:HIS:CD2	25:BC:242:HIS:HB3	2.53	0.44
26:BD:33:ARG:C	26:BD:35:THR:H	2.21	0.44
23:BB:37:C:C2	27:BE:46:GLN:OE1	2.70	0.44
27:BE:6:LYS:HZ1	27:BE:119:ILE:N	2.15	0.44
30:BH:116:ARG:O	30:BH:117:LEU:HG	2.16	0.44
30:BH:50:ARG:O	30:BH:50:ARG:HG2	2.17	0.44
31:BJ:25:LEU:HD23	31:BJ:64:VAL:HA	1.98	0.44
31:BJ:92:MET:O	31:BJ:95:ARG:HG3	2.17	0.44
33:BL:109:LYS:H	33:BL:126:ARG:HB3	1.82	0.44
23:BB:597:G:H4'	33:BL:21:ARG:HD2	1.99	0.44
33:BL:72:ALA:HB3	33:BL:106:GLU:OE2	2.17	0.44
34:BM:117:PHE:O	34:BM:120:ALA:HB3	2.18	0.44
34:BM:58:LYS:C	34:BM:60:GLN:N	2.71	0.44
34:BM:71:LYS:HG2	34:BM:92:TRP:O	2.17	0.44
34:BM:98:PRO:HG2	34:BM:99:GLY:H	1.82	0.44
35:BN:75:ILE:C	35:BN:75:ILE:HD13	2.38	0.44
36:BO:55:GLU:HB2	36:BO:61:GLN:HA	1.99	0.44
23:BB:2848:G:N9	37:BP:96:LEU:HD23	2.32	0.44
38:BQ:102:LYS:H	38:BQ:102:LYS:CD	2.29	0.44
39:BR:22:LEU:O	39:BR:96:VAL:HG13	2.16	0.44
24:BV:30:ILE:O	24:BV:37:PRO:HA	2.17	0.44
43:BW:66:VAL:O	43:BW:67:LYS:C	2.56	0.44
45:BY:50:VAL:CA	45:BY:53:MET:HB2	2.48	0.44
1:CA:392:C:H2'	1:CA:393:A:H8	1.82	0.44
1:CA:412:A:H1'	1:CA:413:G:C8	2.43	0.44
1:CA:471:U:H2'	1:CA:472:U:C6	2.51	0.44
1:CA:828:U:H2'	1:CA:829:G:O5'	2.18	0.44
1:CA:86:G:O2'	1:CA:87:C:P	2.75	0.44

Continued on next page...

Continued from previous page...

Atom-1	Atom-2	Interatomic distance (Å)	Clash overlap (Å)
2:CC:123:LEU:HD23	2:CC:195:ILE:HD12	1.98	0.44
3:CD:6:PRO:HG2	3:CD:9:LYS:HE2	2.00	0.44
4:CE:87:VAL:O	4:CE:88:HIS:HB3	2.18	0.44
1:CA:1343:G:H4'	8:CI:123:ARG:O	2.18	0.44
10:CK:113:THR:HG21	21:CU:28:LEU:CD1	2.32	0.44
12:CM:80:MET:HA	12:CM:87:GLY:CA	2.48	0.44
1:CA:1308:U:OP2	12:CM:97:ARG:HD3	2.17	0.44
14:CO:65:LEU:O	14:CO:68:TYR:HB3	2.18	0.44
17:CR:52:ARG:O	17:CR:56:ARG:HG3	2.17	0.44
18:CS:43:MET:O	18:CS:61:VAL:HB	2.17	0.44
23:DB:1007:C:H5''	31:DJ:37:ARG:NH1	2.30	0.44
23:DB:1092:C:O2'	23:DB:1093:G:H5'	2.18	0.44
23:DB:1441:G:O2'	23:DB:1442:U:H5'	2.18	0.44
23:DB:1588:G:H2'	23:DB:1589:U:C6	2.53	0.44
23:DB:1847:A:H4'	23:DB:1848:A:H8	1.82	0.44
23:DB:2717:C:O2'	37:DP:95:LYS:HE3	2.16	0.44
23:DB:420:C:H2'	23:DB:421:C:H6	1.82	0.44
23:DB:438:G:O2'	23:DB:439:A:H5'	2.17	0.44
23:DB:743:A:C2'	23:DB:744:U:H5'	2.46	0.44
23:DB:1828:G:O6	25:DC:219:VAL:HG11	2.17	0.44
27:DE:149:ILE:HD11	27:DE:187:VAL:N	2.21	0.44
27:DE:151:GLY:O	27:DE:171:ASP:HA	2.18	0.44
28:DF:36:ASN:O	28:DF:151:LEU:HA	2.17	0.44
28:DF:37:MET:N	28:DF:86:CYS:SG	2.90	0.44
30:DH:70:GLU:C	30:DH:72:ILE:H	2.20	0.44
52:DI:10:LEU:C	52:DI:10:LEU:HD12	2.38	0.44
31:DJ:32:LEU:O	31:DJ:36:LEU:HD13	2.17	0.44
31:DJ:5:THR:HG21	31:DJ:7:LYS:HZ2	1.81	0.44
33:DL:54:GLN:HG2	33:DL:57:LEU:HD23	1.99	0.44
33:DL:58:TYR:HB3	50:D3:13:PHE:HE1	1.80	0.44
33:DL:77:ILE:HG12	33:DL:108:ALA:O	2.17	0.44
23:DB:1454:C:H1'	35:DN:60:VAL:HG13	2.00	0.44
37:DP:32:VAL:H	37:DP:81:ASP:HA	1.82	0.44
38:DQ:13:HIS:O	38:DQ:16:ILE:HG12	2.17	0.44
38:DQ:35:PHE:O	38:DQ:38:VAL:HG22	2.17	0.44
40:DS:5:ALA:HB3	40:DS:105:VAL:HG13	1.99	0.44
36:DO:18:LEU:HD13	43:DW:76:ARG:NH2	2.32	0.44
45:DY:26:LEU:CB	45:DY:28:LEU:HD13	2.45	0.44
46:DZ:59:ARG:C	46:DZ:61:ASN:N	2.70	0.44
1:AA:1386:G:O2'	1:AA:1387:G:H5'	2.17	0.44
1:AA:71:A:N1	1:AA:99:C:H1'	2.32	0.44

Continued on next page...

Continued from previous page...

Atom-1	Atom-2	Interatomic distance (Å)	Clash overlap (Å)
23:BB:1315:C:H2'	23:BB:1316:U:C6	2.53	0.44
23:BB:1456:G:O2'	23:BB:1457:U:H5'	2.16	0.44
23:BB:1511:G:H2'	23:BB:1512:C:C6	2.53	0.44
23:BB:1704:C:H2'	23:BB:1705:A:C8	2.53	0.44
23:BB:1739:A:H2'	23:BB:1740:G:H8	1.81	0.44
23:BB:2182:U:H2'	23:BB:2183:A:C8	2.53	0.44
23:BB:2468:A:H2'	23:BB:2476:A:C6	2.52	0.44
23:BB:2747:G:O6	23:BB:2755:C:H5'	2.17	0.44
23:BB:2799:A:H4'	23:BB:2800:A:C8	2.52	0.44
23:BB:28:A:N6	23:BB:512:G:O2'	2.51	0.44
23:BB:559:G:H2'	23:BB:560:C:O4'	2.17	0.44
23:BB:650:C:O3'	50:B3:16:THR:HB	2.16	0.44
25:BC:131:MET:HE1	25:BC:143:VAL:HG11	1.98	0.44
25:BC:64:VAL:HB	25:BC:65:ASP:H	1.33	0.44
26:BD:120:GLY:H	26:BD:123:LYS:HB2	1.82	0.44
23:BB:2576:G:OP2	26:BD:149:ASN:HB2	2.17	0.44
26:BD:172:VAL:HG23	26:BD:173:GLN:N	2.32	0.44
26:BD:170:VAL:CG1	26:BD:194:PRO:HG2	2.46	0.44
27:BE:1:MET:HG3	27:BE:2:GLU:N	2.33	0.44
27:BE:46:GLN:HB3	27:BE:47:LYS:H	1.63	0.44
28:BF:172:PHE:CD1	28:BF:173:ASP:N	2.84	0.44
28:BF:56:LEU:HA	28:BF:59:ILE:CG2	2.48	0.44
29:BG:89:VAL:O	29:BG:160:GLY:N	2.50	0.44
30:BH:19:VAL:O	30:BH:20:ASN:C	2.54	0.44
52:BI:27:LEU:O	52:BI:30:GLN:HB2	2.17	0.44
33:BL:110:VAL:HB	33:BL:126:ARG:HH22	1.76	0.44
35:BN:70:THR:HG21	35:BN:75:ILE:CG2	2.44	0.44
37:BP:31:VAL:HB	37:BP:43:GLU:O	2.17	0.44
42:BU:6:ARG:O	42:BU:8:ASP:N	2.51	0.44
43:BW:11:ASN:OD1	43:BW:12:GLY:N	2.45	0.44
46:BZ:66:ILE:O	46:BZ:69:SER:O	2.35	0.44
1:CA:1250:A:H2'	1:CA:1251:A:H8	1.81	0.44
1:CA:1525:G:O2'	1:CA:1526:G:H5'	2.17	0.44
1:CA:386:C:C2'	1:CA:387:U:H5'	2.47	0.44
1:CA:491:G:H2'	1:CA:492:C:C6	2.52	0.44
1:CA:677:U:H2'	1:CA:678:U:H6	1.82	0.44
1:CA:691:G:H2'	1:CA:692:U:C6	2.53	0.44
1:CA:992:U:H1'	1:CA:993:G:C2	2.52	0.44
3:CD:121:ALA:C	3:CD:145:ARG:HG3	2.38	0.44
3:CD:33:ILE:O	3:CD:34:GLU:C	2.55	0.44
4:CE:32:PHE:CE2	4:CE:55:VAL:HG22	2.53	0.44

Continued on next page...

Continued from previous page...

Atom-1	Atom-2	Interatomic distance (Å)	Clash overlap (Å)
9:CJ:59:LYS:C	9:CJ:61:ALA:H	2.20	0.44
16:CQ:10:ARG:HH22	16:CQ:54:ILE:HA	1.82	0.44
48:D1:8:ILE:HD13	48:D1:9:LYS:C	2.38	0.44
23:DB:125:A:C4'	49:D2:13:ASN:ND2	2.78	0.44
22:DA:40:U:O2	22:DA:43:C:H5''	2.17	0.44
23:DB:1097:U:C5	23:DB:1098:A:C8	3.05	0.44
23:DB:1203:U:O5'	23:DB:1203:U:H6	2.00	0.44
23:DB:515:A:H2	23:DB:1260:A:N3	2.15	0.44
23:DB:1463:C:H2'	23:DB:1464:G:C8	2.53	0.44
23:DB:1862:G:O2'	23:DB:1863:G:H5'	2.18	0.44
23:DB:2266:A:O4'	23:DB:2272:U:O4	2.35	0.44
23:DB:2340:A:H2'	23:DB:2341:G:H8	1.82	0.44
23:DB:353:C:H3'	23:DB:354:A:H8	1.82	0.44
23:DB:400:G:O5'	23:DB:400:G:H8	2.00	0.44
23:DB:1821:A:C5'	25:DC:155:ARG:NH2	2.81	0.44
27:DE:30:GLN:O	27:DE:31:VAL:C	2.55	0.44
27:DE:46:GLN:OE1	27:DE:86:ALA:HB3	2.18	0.44
28:DF:163:GLU:HG2	28:DF:166:ARG:CZ	2.48	0.44
29:DG:91:VAL:HG12	29:DG:159:LYS:NZ	2.32	0.44
31:DJ:44:TYR:HE2	31:DJ:50:THR:HB	1.82	0.44
33:DL:69:ARG:HG2	33:DL:69:ARG:H	1.34	0.44
34:DM:62:LYS:HA	34:DM:62:LYS:HD2	1.68	0.44
23:DB:2722:G:C2'	35:DN:4:ARG:HD2	2.47	0.44
37:DP:32:VAL:N	37:DP:81:ASP:HA	2.31	0.44
38:DQ:82:LEU:O	38:DQ:88:GLU:HB2	2.17	0.44
39:DR:78:ARG:O	39:DR:79:ARG:HB2	2.17	0.44
42:DU:48:VAL:HG13	42:DU:51:LEU:CA	2.48	0.44
42:DU:72:PHE:CE2	42:DU:74:ALA:HB3	2.52	0.44
24:DV:7:GLU:C	24:DV:40:ILE:HG22	2.37	0.44
1:AA:1007:U:H2'	1:AA:1008:U:C6	2.52	0.44
1:AA:1023:U:H2'	1:AA:1024:G:H8	1.82	0.44
1:AA:1486:G:H2'	1:AA:1487:G:C8	2.53	0.44
1:AA:175:C:H2'	1:AA:176:C:H6	1.83	0.44
1:AA:408:A:OP1	3:AD:109:THR:HG21	2.18	0.44
1:AA:412:A:H1'	1:AA:413:G:C8	2.43	0.44
1:AA:552:U:H5'	11:AL:82:ARG:HH11	1.82	0.44
3:AD:104:MET:SD	3:AD:179:GLY:HA3	2.57	0.44
3:AD:24:VAL:O	3:AD:25:ARG:C	2.55	0.44
4:AE:81:GLN:N	4:AE:81:GLN:OE1	2.50	0.44
15:AP:12:LYS:O	15:AP:14:ARG:HG3	2.17	0.44
17:AR:49:LYS:HA	17:AR:52:ARG:HD2	2.00	0.44

Continued on next page...

Continued from previous page...

Atom-1	Atom-2	Interatomic distance (Å)	Clash overlap (Å)
19:AT:70:LYS:HA	19:AT:73:ARG:CZ	2.47	0.44
40:BS:38:TYR:CZ	47:B0:37:HIS:HA	2.52	0.44
23:BB:1112:G:O2'	23:BB:1113:U:H5'	2.16	0.44
23:BB:1864:U:O2'	23:BB:1865:U:H5'	2.17	0.44
23:BB:226:A:H2'	23:BB:227:A:C8	2.52	0.44
23:BB:2319:G:N3	23:BB:2319:G:H3'	2.32	0.44
23:BB:2477:U:H4'	23:BB:2479:U:O4	2.18	0.44
23:BB:2714:G:O2'	23:BB:2715:C:H5'	2.18	0.44
23:BB:2722:G:O2'	23:BB:2723:C:H5'	2.18	0.44
23:BB:27:G:HO2'	23:BB:28:A:H8	1.59	0.44
23:BB:444:C:H5''	27:BE:44:ARG:HH11	1.82	0.44
23:BB:576:U:H2'	23:BB:577:G:C8	2.53	0.44
23:BB:822:G:H2'	23:BB:823:C:C6	2.52	0.44
26:BD:129:THR:O	26:BD:130:GLN:CB	2.64	0.44
28:BF:135:ILE:O	28:BF:136:ILE:HB	2.17	0.44
28:BF:4:HIS:HB2	28:BF:96:TRP:CD1	2.51	0.44
30:BH:29:PHE:H	30:BH:32:PRO:CD	2.31	0.44
31:BJ:101:ILE:HG23	31:BJ:102:GLU:OE1	2.18	0.44
32:BK:25:LEU:O	32:BK:30:ARG:HG3	2.17	0.44
33:BL:82:LEU:HA	33:BL:82:LEU:HD22	1.49	0.44
33:BL:96:LYS:HE3	33:BL:96:LYS:HB2	1.79	0.44
34:BM:126:ILE:O	34:BM:127:LYS:HB2	2.18	0.44
34:BM:11:LYS:HZ2	34:BM:12:MET:H	1.64	0.44
34:BM:97:GLN:H	34:BM:98:PRO:CD	2.31	0.44
36:BO:8:ILE:C	36:BO:10:ARG:N	2.71	0.44
40:BS:8:ARG:HH12	40:BS:79:GLY:HA2	1.82	0.44
40:BS:90:LYS:CE	40:BS:90:LYS:N	2.80	0.44
44:BX:23:ARG:HH21	44:BX:27:ASN:CG	2.20	0.44
46:BZ:29:GLY:C	46:BZ:30:HIS:CG	2.91	0.44
1:CA:1162:C:H2'	1:CA:1163:A:C8	2.51	0.44
1:CA:1329:A:O2'	1:CA:1330:U:H5'	2.18	0.44
1:CA:473:U:C2	1:CA:474:G:N7	2.86	0.44
1:CA:502:A:OP1	11:CL:114:SER:HB2	2.17	0.44
1:CA:677:U:H2'	1:CA:678:U:C6	2.53	0.44
1:CA:975:A:OP2	1:CA:975:A:H4'	2.18	0.44
20:CB:104:LYS:NZ	20:CB:104:LYS:HB2	2.33	0.44
20:CB:31:PHE:N	20:CB:41:ASN:HB2	2.32	0.44
20:CB:35:ASN:O	20:CB:36:LYS:HB2	2.18	0.44
2:CC:107:LYS:O	2:CC:110:LEU:HD23	2.18	0.44
2:CC:33:ASP:OD1	2:CC:37:LYS:HE2	2.17	0.44
6:CG:107:ALA:O	6:CG:118:ARG:HD2	2.18	0.44

Continued on next page...

Continued from previous page...

Atom-1	Atom-2	Interatomic distance (Å)	Clash overlap (Å)
1:CA:875:U:O2'	7:CH:14:ARG:HD2	2.18	0.44
8:CI:109:GLN:HE21	8:CI:109:GLN:HB3	1.57	0.44
9:CJ:55:PRO:O	9:CJ:56:HIS:HB3	2.16	0.44
1:CA:673:A:H1'	17:CR:63:TYR:HE1	1.81	0.44
47:D0:53:VAL:CG1	47:D0:54:ILE:N	2.81	0.44
48:D1:47:ILE:CG2	48:D1:48:TYR:H	2.11	0.44
49:D2:35:ARG:NH2	49:D2:44:VAL:HG22	2.31	0.44
23:DB:818:G:N1	23:DB:1187:G:H2'	2.32	0.44
23:DB:1248:G:P	27:DE:44:ARG:HH22	2.40	0.44
23:DB:1394:U:O2'	23:DB:1395:A:H5'	2.17	0.44
23:DB:1439:A:N1	23:DB:1552:A:N7	2.66	0.44
23:DB:1439:A:N7	23:DB:1440:U:C2	2.86	0.44
23:DB:1541:C:H2'	23:DB:1542:U:O4'	2.16	0.44
23:DB:1826:G:H2'	23:DB:1827:U:H6	1.82	0.44
23:DB:2091:C:C5'	46:DZ:49:ARG:HE	2.31	0.44
23:DB:2559:C:O2'	23:DB:2560:A:H5'	2.17	0.44
23:DB:2574:G:N2	26:DD:147:GLY:HA3	2.30	0.44
23:DB:2617:U:H2'	23:DB:2618:G:C5'	2.47	0.44
23:DB:384:A:H2'	23:DB:385:C:H5'	1.99	0.44
23:DB:952:G:C6	23:DB:966:G:C6	3.06	0.44
25:DC:116:GLN:C	25:DC:127:ASN:HB3	2.38	0.44
26:DD:35:THR:HB	26:DD:48:ILE:CB	2.48	0.44
27:DE:46:GLN:HB2	27:DE:87:ALA:O	2.17	0.44
28:DF:71:LYS:HD3	28:DF:71:LYS:O	2.18	0.44
30:DH:8:LYS:HE2	30:DH:9:VAL:N	2.29	0.44
30:DH:97:ARG:H	30:DH:97:ARG:HG2	1.39	0.44
31:DJ:135:GLN:HE21	31:DJ:138:GLN:N	2.13	0.44
33:DL:113:ALA:HB3	33:DL:114:GLY:H	1.63	0.44
34:DM:71:LYS:HZ1	34:DM:92:TRP:H	1.63	0.44
35:DN:101:GLY:HA2	35:DN:109:PRO:HA	2.00	0.44
35:DN:11:ASN:HB3	35:DN:12:ARG:CD	2.46	0.44
36:DO:83:LEU:CA	36:DO:87:ILE:HD12	2.47	0.44
37:DP:25:VAL:O	37:DP:27:VAL:HG12	2.17	0.44
38:DQ:100:PHE:HD2	39:DR:13:ARG:HH22	1.65	0.44
41:DT:38:ALA:O	41:DT:39:THR:OG1	2.33	0.44
23:DB:922:C:O2	43:DW:22:VAL:HG21	2.17	0.44
44:DX:51:ALA:HA	44:DX:54:LYS:HB3	1.99	0.44
44:DX:59:GLU:HA	44:DX:63:ALA:OXT	2.18	0.44
46:DZ:48:GLN:HB3	46:DZ:51:VAL:HB	2.00	0.44
1:AA:203:G:N2	1:AA:205:A:H61	2.16	0.44
1:AA:261:U:H2'	1:AA:263:A:OP2	2.18	0.44

Continued on next page...

Continued from previous page...

Atom-1	Atom-2	Interatomic distance (Å)	Clash overlap (Å)
1:AA:471:U:H2'	1:AA:472:U:C6	2.52	0.44
1:AA:669:G:O2'	1:AA:670:G:H5'	2.18	0.44
1:AA:813:U:O2'	1:AA:814:A:H5'	2.18	0.44
3:AD:109:THR:HG23	3:AD:112:GLU:H	1.83	0.44
4:AE:105:ILE:HD12	4:AE:123:LEU:HB3	1.99	0.44
5:AF:10:VAL:CG1	5:AF:83:ALA:HB1	2.48	0.44
6:AG:112:ASP:HB3	6:AG:113:LYS:H	1.65	0.44
8:AI:79:ARG:O	8:AI:83:THR:HG22	2.17	0.44
11:AL:34:THR:HG21	11:AL:53:ARG:CZ	2.47	0.44
14:AO:52:ARG:HG3	14:AO:55:LEU:HD23	1.99	0.44
18:AS:4:LEU:HD13	18:AS:8:PRO:HA	1.99	0.44
23:BB:103:A:H2'	23:BB:104:A:O4'	2.17	0.44
23:BB:1151:A:H2'	23:BB:1152:C:C6	2.53	0.44
23:BB:132:G:H2'	23:BB:133:U:C6	2.53	0.44
23:BB:140:C:OP2	23:BB:140:C:H6	2.00	0.44
23:BB:1616:A:H4'	23:BB:1617:C:OP2	2.17	0.44
23:BB:2082:A:O2'	23:BB:2083:G:H5'	2.18	0.44
23:BB:2443:C:H2'	23:BB:2444:G:H8	1.81	0.44
23:BB:2572:A:C8	26:BD:150:GLN:O	2.70	0.44
23:BB:2677:G:H2'	23:BB:2678:C:C6	2.51	0.44
23:BB:2683:C:H2'	23:BB:2684:U:H6	1.83	0.44
23:BB:2795:C:H6	23:BB:2795:C:O5'	2.00	0.44
23:BB:2885:G:H2'	23:BB:2886:A:O4'	2.17	0.44
23:BB:476:G:N2	23:BB:478:A:H3'	2.33	0.44
23:BB:55:G:H2'	23:BB:56:A:C8	2.51	0.44
23:BB:765:C:H2'	23:BB:766:U:H6	1.82	0.44
25:BC:145:MET:O	25:BC:184:GLU:HG3	2.18	0.44
25:BC:229:HIS:O	25:BC:231:HIS:N	2.39	0.44
25:BC:23:LEU:O	25:BC:23:LEU:HD12	2.18	0.44
26:BD:47:ALA:HB3	26:BD:81:GLU:HB2	1.99	0.44
27:BE:154:ASP:OD1	27:BE:156:ASN:HB2	2.18	0.44
30:BH:55:GLU:C	30:BH:57:LYS:N	2.70	0.44
30:BH:81:ALA:HA	30:BH:147:VAL:H	1.83	0.44
31:BJ:11:VAL:HG22	31:BJ:12:LYS:N	2.32	0.44
32:BK:4:GLU:HG2	32:BK:4:GLU:H	1.46	0.44
33:BL:77:ILE:HG21	33:BL:92:LEU:HD13	1.98	0.44
23:BB:1278:C:OP1	35:BN:36:THR:HB	2.18	0.44
41:BT:45:ALA:O	41:BT:48:GLN:HB3	2.17	0.44
41:BT:55:VAL:HG13	41:BT:86:THR:O	2.18	0.44
23:BB:65:U:H4'	41:BT:70:HIS:CE1	2.53	0.44
23:BB:2423:U:H3	43:BW:1:ALA:HB2	1.83	0.44

Continued on next page...

Continued from previous page...

Atom-1	Atom-2	Interatomic distance (Å)	Clash overlap (Å)
44:BX:46:VAL:HG13	44:BX:47:ARG:N	2.32	0.44
46:BZ:12:ILE:H	46:BZ:12:ILE:HG13	1.26	0.44
1:CA:1102:A:O2'	1:CA:1103:C:H5'	2.18	0.44
1:CA:119:A:H4'	1:CA:120:A:O4'	2.18	0.44
1:CA:233:C:O2'	1:CA:234:C:H5'	2.18	0.44
1:CA:488:C:H2'	1:CA:489:C:H6	1.83	0.44
1:CA:682:G:O2'	1:CA:683:G:H5'	2.18	0.44
1:CA:737:C:H5'	5:CF:89:VAL:O	2.18	0.44
1:CA:768:A:H5'	1:CA:1524:C:H1'	1.99	0.44
4:CE:87:VAL:CG2	4:CE:88:HIS:H	2.23	0.44
4:CE:95:MET:HA	4:CE:124:ALA:CB	2.44	0.44
1:CA:705:G:N2	10:CK:43:TRP:CE3	2.85	0.44
11:CL:97:VAL:O	11:CL:97:VAL:HG23	2.17	0.44
13:CN:62:ARG:N	13:CN:72:PHE:CZ	2.82	0.44
16:CQ:35:LYS:HG3	16:CQ:35:LYS:O	2.17	0.44
18:CS:62:THR:OG1	18:CS:63:ASP:N	2.48	0.44
19:CT:27:MET:O	19:CT:31:ILE:HG13	2.17	0.44
47:D0:39:ARG:HA	47:D0:39:ARG:HD3	1.72	0.44
51:D4:11:CYS:HB2	51:D4:14:CYS:SG	2.58	0.44
22:DA:41:G:H5'	22:DA:42:C:H5'	2.00	0.44
22:DA:70:C:H2'	22:DA:71:C:H6	1.83	0.44
23:DB:1347:A:H2'	23:DB:1348:C:O4'	2.17	0.44
23:DB:1562:U:H2'	23:DB:1563:U:C6	2.52	0.44
23:DB:1789:A:H5'	25:DC:220:ARG:HH21	1.82	0.44
23:DB:1813:G:N3	25:DC:50:THR:CG2	2.77	0.44
23:DB:2237:G:O2'	23:DB:2239:G:N7	2.50	0.44
23:DB:2256:G:H2'	23:DB:2257:U:C6	2.53	0.44
23:DB:2278:A:H62	43:DW:10:ARG:HB2	1.82	0.44
23:DB:2591:C:O2'	23:DB:2592:G:H5'	2.17	0.44
23:DB:2659:G:C2	23:DB:2661:G:H5''	2.53	0.44
23:DB:2677:G:H2'	23:DB:2678:C:C6	2.52	0.44
23:DB:452:G:N2	23:DB:458:G:H1'	2.33	0.44
23:DB:822:G:H2'	23:DB:823:C:C6	2.53	0.44
25:DC:110:LYS:HB3	25:DC:111:ALA:H	1.40	0.44
26:DD:59:ARG:HD2	26:DD:60:VAL:H	1.82	0.44
26:DD:34:VAL:CG1	26:DD:91:THR:HG23	2.44	0.44
23:DB:443:A:H3'	27:DE:40:ARG:HG2	2.00	0.44
27:DE:53:THR:H	27:DE:74:LYS:CE	2.31	0.44
27:DE:68:ALA:O	27:DE:69:ARG:C	2.55	0.44
28:DF:150:GLY:O	28:DF:151:LEU:HB2	2.17	0.44
29:DG:10:VAL:N	29:DG:11:PRO:HD3	2.33	0.44

Continued on next page...

Continued from previous page...

Atom-1	Atom-2	Interatomic distance (Å)	Clash overlap (Å)
23:DB:2093:G:OP2	30:DH:23:ALA:HB3	2.17	0.44
33:DL:58:TYR:HB3	50:D3:13:PHE:CZ	2.53	0.44
24:DV:52:ALA:HA	34:DM:134:THR:OG1	2.18	0.44
34:DM:9:PHE:HD1	34:DM:9:PHE:N	2.15	0.44
37:DP:7:LEU:HA	37:DP:10:GLU:HG2	2.00	0.44
39:DR:22:LEU:CD1	39:DR:23:GLU:H	2.29	0.44
41:DT:53:VAL:HA	41:DT:93:LEU:HG	1.99	0.44
42:DU:2:ALA:HA	42:DU:27:VAL:HG23	1.99	0.44
43:DW:65:LYS:HB2	43:DW:65:LYS:NZ	2.33	0.44
1:AA:1082:A:O2'	1:AA:1083:U:H5'	2.18	0.44
1:AA:119:A:H4'	1:AA:120:A:O4'	2.17	0.44
1:AA:191:G:H2'	1:AA:192:A:H8	1.83	0.44
1:AA:323:U:H2'	1:AA:324:G:O4'	2.18	0.44
1:AA:913:A:H1'	1:AA:914:A:O4'	2.17	0.44
1:AA:924:C:H2'	1:AA:925:G:H8	1.83	0.44
1:AA:947:G:H2'	1:AA:948:C:H6	1.81	0.44
20:AB:128:LEU:CG	20:AB:132:GLU:HG2	2.46	0.44
20:AB:31:PHE:CD1	20:AB:41:ASN:HA	2.53	0.44
2:AC:100:ILE:C	2:AC:100:ILE:HD13	2.38	0.44
4:AE:33:THR:O	4:AE:58:ALA:HB1	2.17	0.44
4:AE:89:THR:HG22	4:AE:90:GLY:N	2.33	0.44
6:AG:87:PRO:CG	6:AG:151:ALA:HB2	2.41	0.44
7:AH:11:THR:HG23	7:AH:14:ARG:NH1	2.33	0.44
7:AH:46:GLU:HB2	7:AH:61:THR:OG1	2.18	0.44
8:AI:30:ASN:HD21	8:AI:65:THR:HA	1.79	0.44
9:AJ:15:HIS:CD2	9:AJ:19:ASP:HB2	2.52	0.44
12:AM:44:ILE:CA	12:AM:47:LEU:HD13	2.46	0.44
12:AM:78:ARG:HE	12:AM:79:LEU:HG	1.82	0.44
16:AQ:30:HIS:H	16:AQ:35:LYS:H	1.66	0.44
16:AQ:45:VAL:HG13	16:AQ:60:ILE:CG2	2.48	0.44
47:B0:29:VAL:HG23	47:B0:36:LYS:HZ3	1.79	0.44
48:B1:26:LYS:HD3	48:B1:29:LYS:CD	2.48	0.44
49:B2:13:ASN:HB2	49:B2:18:PHE:CD2	2.43	0.44
49:B2:13:ASN:O	49:B2:16:HIS:N	2.49	0.44
49:B2:22:MET:SD	49:B2:28:ARG:HG3	2.58	0.44
23:BB:1079:C:C2	23:BB:1080:A:C8	3.06	0.44
23:BB:2619:C:H2'	23:BB:2620:C:C6	2.52	0.44
23:BB:829:A:H4'	54:BB:3321:HOH:O	2.17	0.44
25:BC:107:LYS:CB	25:BC:194:VAL:HG11	2.27	0.44
25:BC:79:ARG:HG3	25:BC:79:ARG:HH11	1.82	0.44
28:BF:7:TYR:OH	28:BF:29:ARG:HA	2.17	0.44

Continued on next page...

Continued from previous page...

Atom-1	Atom-2	Interatomic distance (Å)	Clash overlap (Å)
29:BG:114:HIS:HB2	29:BG:150:TYR:HE2	1.83	0.44
29:BG:108:PHE:CE1	29:BG:151:ARG:HD2	2.52	0.44
31:BJ:57:LEU:HD12	31:BJ:128:ASN:CA	2.48	0.44
34:BM:1:MET:HG2	34:BM:64:TRP:CD1	2.53	0.44
35:BN:1:MET:CE	35:BN:3:HIS:H	2.31	0.44
35:BN:75:ILE:HG23	35:BN:76:VAL:N	2.33	0.44
36:BO:76:LYS:NZ	36:BO:79:ALA:HB3	2.33	0.44
40:BS:6:LYS:CA	40:BS:104:THR:HA	2.48	0.44
42:BU:5:ARG:O	42:BU:8:ASP:HB2	2.18	0.44
42:BU:63:ALA:O	42:BU:64:ILE:HG22	2.17	0.44
24:BV:84:PRO:HG3	34:BM:127:LYS:NZ	2.32	0.44
43:BW:44:PHE:HB3	43:BW:76:ARG:HG3	2.00	0.44
44:BX:14:LEU:N	44:BX:14:LEU:HD12	2.32	0.44
46:BZ:15:SER:HB2	46:BZ:25:ARG:HH12	1.81	0.44
1:CA:1308:U:H2'	1:CA:1309:G:H8	1.82	0.44
1:CA:1342:C:H4'	8:CI:126:PHE:O	2.18	0.44
1:CA:1432:G:H8	1:CA:1432:G:OP2	2.00	0.44
1:CA:143:A:H2	1:CA:220:G:H22	1.64	0.44
1:CA:284:C:H2'	1:CA:285:C:H6	1.82	0.44
1:CA:812:G:H4'	1:CA:812:G:OP1	2.17	0.44
1:CA:963:G:H2'	1:CA:964:A:C8	2.51	0.44
1:CA:965:U:OP1	1:CA:1198:G:H5''	2.18	0.44
3:CD:171:GLU:HG3	3:CD:182:LYS:CD	2.46	0.44
4:CE:17:VAL:HG13	4:CE:17:VAL:O	2.17	0.44
6:CG:12:LEU:HD13	6:CG:13:PRO:CD	2.47	0.44
10:CK:70:ALA:O	10:CK:72:ALA:N	2.50	0.44
11:CL:65:TYR:HB3	11:CL:95:HIS:HD2	1.82	0.44
13:CN:52:ARG:O	13:CN:58:ARG:HD2	2.18	0.44
14:CO:31:LEU:HA	14:CO:34:GLN:OE1	2.17	0.44
15:CP:28:ARG:HD2	15:CP:28:ARG:N	2.33	0.44
16:CQ:58:VAL:HB	16:CQ:74:LEU:CD2	2.48	0.44
48:D1:35:LEU:HA	48:D1:48:TYR:O	2.18	0.44
23:DB:126:A:O5'	49:D2:18:PHE:CE1	2.71	0.44
51:D4:18:LYS:O	51:D4:19:ARG:CB	2.65	0.44
23:DB:1240:U:O2'	23:DB:1241:A:H5''	2.17	0.44
23:DB:1824:G:H2'	23:DB:1825:U:C6	2.53	0.44
23:DB:1870:C:H3'	23:DB:1871:A:C8	2.53	0.44
23:DB:1881:C:H2'	23:DB:1882:U:O4'	2.18	0.44
23:DB:2191:A:H2'	23:DB:2192:U:H6	1.82	0.44
23:DB:2259:U:C1'	23:DB:2427:C:H2'	2.47	0.44
23:DB:2320:U:O2	23:DB:2320:U:O4'	2.35	0.44

Continued on next page...

Continued from previous page...

Atom-1	Atom-2	Interatomic distance (Å)	Clash overlap (Å)
23:DB:2489:U:O2'	23:DB:2490:G:H5'	2.18	0.44
23:DB:2663:G:H2'	23:DB:2664:G:C8	2.52	0.44
23:DB:2776:A:H4'	23:DB:2777:G:H5''	1.99	0.44
23:DB:2887:A:O4'	47:D0:27:LEU:HD11	2.18	0.44
23:DB:314:C:H2'	23:DB:315:G:C8	2.53	0.44
23:DB:418:C:H2'	23:DB:419:U:C6	2.53	0.44
23:DB:420:C:H2'	23:DB:421:C:C6	2.53	0.44
25:DC:181:ARG:O	25:DC:181:ARG:HG3	2.18	0.44
26:DD:129:THR:CG2	26:DD:130:GLN:H	2.26	0.44
26:DD:1:MET:O	26:DD:2:ILE:HB	2.17	0.44
27:DE:122:GLU:HG3	27:DE:123:LYS:H	1.82	0.44
27:DE:199:MET:HG3	27:DE:200:LEU:N	2.33	0.44
27:DE:75:SER:OG	27:DE:77:ILE:HG22	2.18	0.44
28:DF:135:ILE:HD12	28:DF:140:ILE:O	2.17	0.44
32:DK:103:VAL:HG23	32:DK:104:THR:N	2.33	0.44
33:DL:120:VAL:O	33:DL:122:VAL:N	2.50	0.44
33:DL:109:LYS:HG3	33:DL:126:ARG:HD3	1.99	0.44
33:DL:2:ARG:NH2	33:DL:6:LEU:HD13	2.33	0.44
37:DP:111:GLU:C	37:DP:113:LEU:H	2.21	0.44
38:DQ:50:ARG:CZ	38:DQ:53:LYS:HE3	2.48	0.44
42:DU:40:LEU:O	42:DU:58:VAL:HA	2.18	0.44
24:DV:29:ILE:HG13	24:DV:30:ILE:H	1.81	0.44
1:AA:132:C:H5''	19:AT:68:LYS:CE	2.47	0.44
1:AA:232:G:H2'	1:AA:233:C:O4'	2.17	0.44
1:AA:238:A:H3'	1:AA:239:U:H5''	2.00	0.44
1:AA:68:G:H5'	1:AA:171:A:O2'	2.17	0.44
1:AA:878:A:H2'	1:AA:879:C:C6	2.53	0.44
1:AA:893:C:H2'	1:AA:894:G:H8	1.83	0.44
1:AA:88:U:O2'	1:AA:89:U:C6	2.68	0.44
3:AD:137:SER:CB	3:AD:138:PRO:HD2	2.47	0.44
3:AD:14:GLU:OE2	3:AD:58:GLN:HG3	2.18	0.44
4:AE:16:ALA:O	4:AE:34:ALA:HA	2.17	0.44
6:AG:148:LYS:HA	6:AG:151:ALA:HB3	2.00	0.44
8:AI:59:LYS:HB3	8:AI:59:LYS:HZ2	1.83	0.44
10:AK:28:ASN:HD21	10:AK:30:ILE:HG23	1.83	0.44
11:AL:80:LEU:HD13	11:AL:101:LEU:HD11	1.99	0.44
11:AL:101:LEU:HB3	11:AL:102:ASP:H	1.61	0.44
1:AA:538:G:OP2	11:AL:111:GLN:HB2	2.18	0.44
12:AM:14:ALA:HB1	12:AM:33:LEU:HD11	1.99	0.44
19:AT:20:ASN:O	19:AT:65:LEU:HD21	2.18	0.44
23:BB:1055:G:O2'	23:BB:1085:A:C2	2.66	0.44

Continued on next page...

Continued from previous page...

Atom-1	Atom-2	Interatomic distance (Å)	Clash overlap (Å)
23:BB:137:U:O5'	23:BB:137:U:H6	2.01	0.44
23:BB:1513:U:O2'	23:BB:1514:G:H5'	2.18	0.44
23:BB:2038:G:H2'	23:BB:2039:U:O4'	2.18	0.44
23:BB:2248:C:C2'	23:BB:2249:U:H5'	2.47	0.44
23:BB:2263:C:H2'	23:BB:2264:C:C6	2.52	0.44
23:BB:2297:A:N6	23:BB:2319:G:C5'	2.81	0.44
23:BB:222:A:N1	23:BB:233:A:H5''	2.32	0.44
23:BB:2526:G:H2'	23:BB:2527:C:H6	1.81	0.44
23:BB:1:G:H2'	23:BB:2:G:H8	1.83	0.44
23:BB:664:G:O2'	23:BB:665:U:H5'	2.17	0.44
25:BC:185:ALA:C	25:BC:187:CYS:H	2.21	0.44
28:BF:41:GLU:OE1	28:BF:45:ASP:HA	2.18	0.44
32:BK:10:VAL:HG13	32:BK:19:VAL:HG21	1.99	0.44
32:BK:23:LYS:CG	32:BK:24:VAL:H	2.31	0.44
39:BR:60:LYS:HA	39:BR:60:LYS:HD2	1.79	0.44
39:BR:6:GLN:HG3	39:BR:7:SER:H	1.83	0.44
40:BS:29:VAL:CG2	40:BS:69:LEU:HB3	2.48	0.44
45:BY:18:LYS:O	45:BY:21:ALA:HB3	2.17	0.44
1:CA:1216:A:OP1	13:CN:4:SER:HB3	2.18	0.44
1:CA:1414:U:H2'	1:CA:1415:G:C8	2.53	0.44
1:CA:250:A:H1'	1:CA:252:U:C5	2.53	0.44
1:CA:295:C:H2'	1:CA:296:U:C6	2.53	0.44
1:CA:397:A:H3'	1:CA:397:A:N3	2.33	0.44
1:CA:771:G:H2'	1:CA:772:U:C6	2.52	0.44
1:CA:861:G:O2'	1:CA:862:C:H5'	2.17	0.44
20:CB:119:GLN:O	20:CB:125:PHE:HB3	2.18	0.44
3:CD:66:VAL:HG22	3:CD:71:PHE:HB2	2.00	0.44
3:CD:77:GLU:C	3:CD:79:ALA:H	2.20	0.44
4:CE:28:ARG:NH2	4:CE:30:PHE:HB3	2.33	0.44
6:CG:49:LEU:HA	6:CG:52:ARG:HG3	1.99	0.44
6:CG:78:ARG:HD2	6:CG:81:GLY:H	1.83	0.44
11:CL:17:LYS:HB2	11:CL:17:LYS:NZ	2.33	0.44
47:D0:31:LYS:HB2	47:D0:31:LYS:HZ3	1.80	0.44
48:D1:49:LYS:CA	48:D1:49:LYS:HZ2	2.30	0.44
23:DB:2526:G:N2	51:D4:1:MET:HG2	2.33	0.44
23:DB:1010:A:H4'	38:DQ:75:TYR:CD2	2.53	0.44
23:DB:1050:A:O2'	23:DB:2752:C:H1'	2.18	0.44
23:DB:1106:G:H2'	23:DB:1107:G:H8	1.83	0.44
23:DB:1789:A:H2'	23:DB:1790:C:C6	2.53	0.44
23:DB:2018:G:H1'	38:DQ:32:ARG:NH2	2.31	0.44
23:DB:2157:G:N3	23:DB:2157:G:C2'	2.78	0.44

Continued on next page...

Continued from previous page...

Atom-1	Atom-2	Interatomic distance (Å)	Clash overlap (Å)
23:DB:2370:G:H2'	23:DB:2371:G:O4'	2.18	0.44
23:DB:2633:G:H2'	23:DB:2634:A:O4'	2.16	0.44
23:DB:2806:C:H2'	23:DB:2807:U:O4'	2.17	0.44
23:DB:2812:G:H2'	23:DB:2813:A:O4'	2.18	0.44
23:DB:401:A:O2'	23:DB:402:A:H5'	2.18	0.44
23:DB:448:U:H2'	27:DE:79:ARG:HG3	1.98	0.44
25:DC:91:ALA:HB3	25:DC:103:ILE:HB	2.00	0.44
25:DC:50:THR:HG22	25:DC:51:ARG:CG	2.42	0.44
26:DD:140:HIS:O	26:DD:141:ARG:CG	2.62	0.44
29:DG:24:THR:HG23	29:DG:33:THR:HG23	2.00	0.44
30:DH:2:GLN:HB2	30:DH:19:VAL:CA	2.40	0.44
32:DK:72:PRO:HB2	32:DK:73:ASP:H	1.62	0.44
33:DL:89:VAL:HG21	33:DL:123:ARG:NH1	2.33	0.44
34:DM:71:LYS:O	34:DM:72:PRO:C	2.55	0.44
37:DP:111:GLU:H	37:DP:111:GLU:HG3	1.45	0.44
37:DP:5:LYS:C	37:DP:7:LEU:H	2.21	0.44
37:DP:5:LYS:HA	37:DP:5:LYS:HD2	1.65	0.44
39:DR:80:ARG:O	39:DR:80:ARG:HG3	2.18	0.44
40:DS:107:VAL:C	40:DS:109:ASP:H	2.22	0.44
40:DS:68:ASP:HB3	40:DS:110:ARG:HD2	1.99	0.44
23:DB:136:G:N1	41:DT:3:ARG:NH2	2.65	0.44
41:DT:85:VAL:HG23	41:DT:86:THR:N	2.33	0.44
42:DU:90:LYS:O	42:DU:91:LYS:HB2	2.18	0.44
24:DV:53:LYS:HB3	24:DV:53:LYS:HZ2	1.82	0.44
43:DW:13:ARG:CZ	43:DW:13:ARG:H	2.31	0.44
1:AA:1048:G:H4'	13:AN:2:LYS:HZ3	1.82	0.44
1:AA:238:A:C3'	1:AA:239:U:H5''	2.47	0.44
1:AA:22:G:H2'	1:AA:23:C:H6	1.83	0.44
1:AA:25:C:H2'	1:AA:26:A:C8	2.53	0.44
1:AA:26:A:N6	1:AA:558:G:H1'	2.33	0.44
20:AB:101:THR:HG22	20:AB:174:GLU:OE1	2.18	0.44
20:AB:165:ALA:CB	20:AB:186:VAL:HG12	2.48	0.44
2:AC:19:SER:HB2	2:AC:39:ARG:HH22	1.82	0.44
11:AL:22:ALA:HB1	11:AL:29:LYS:HG3	2.00	0.44
18:AS:48:ILE:HG22	18:AS:49:ALA:N	2.33	0.44
22:BA:27:C:H3'	22:BA:28:C:C6	2.53	0.44
23:BB:1403:A:H2'	23:BB:1404:C:C6	2.53	0.44
23:BB:1764:C:H2'	23:BB:1765:U:C6	2.52	0.44
23:BB:2393:U:OP1	50:B3:29:ARG:NE	2.51	0.44
23:BB:2768:U:H2'	23:BB:2769:U:O4'	2.18	0.44
23:BB:2893:A:H4'	23:BB:2894:G:H5'	2.00	0.44

Continued on next page...

Continued from previous page...

Atom-1	Atom-2	Interatomic distance (Å)	Clash overlap (Å)
23:BB:458:G:H1'	23:BB:459:U:H5	1.82	0.44
23:BB:527:C:H5''	23:BB:2779:U:N3	2.33	0.44
23:BB:936:A:H2'	23:BB:937:C:H6	1.81	0.44
23:BB:971:G:H2'	23:BB:972:A:O4'	2.18	0.44
27:BE:165:HIS:C	27:BE:166:LYS:HG3	2.39	0.44
23:BB:2751:G:C5'	29:BG:3:VAL:HG13	2.48	0.44
31:BJ:114:LEU:O	31:BJ:117:ALA:HB3	2.18	0.44
31:BJ:68:LYS:HA	31:BJ:71:ASP:OD1	2.18	0.44
31:BJ:60:ASP:OD1	31:BJ:97:PRO:HG2	2.18	0.44
32:BK:23:LYS:HG3	32:BK:24:VAL:N	2.32	0.44
33:BL:38:GLN:N	33:BL:41:ARG:NH1	2.64	0.44
26:BD:116:LYS:HG3	35:BN:3:HIS:CE1	2.53	0.44
36:BO:94:ARG:HG3	36:BO:94:ARG:O	2.18	0.44
23:BB:533:G:H5'	38:BQ:23:TYR:CD1	2.52	0.44
23:BB:1250:G:H5'	38:BQ:3:VAL:CG1	2.48	0.44
1:CA:1049:U:H1'	1:CA:1201:A:N7	2.33	0.44
1:CA:113:G:O4'	1:CA:354:G:H4'	2.18	0.44
1:CA:1493:A:C2'	1:CA:1494:G:OP2	2.65	0.44
1:CA:442:G:H2'	1:CA:443:C:C6	2.53	0.44
1:CA:373:A:H1'	1:CA:481:G:H1'	1.99	0.44
1:CA:921:U:H2'	1:CA:922:G:O4'	2.17	0.44
1:CA:950:U:H2'	1:CA:951:G:H8	1.83	0.44
2:CC:32:LEU:O	2:CC:35:ASP:HB3	2.18	0.44
3:CD:81:LEU:HB2	3:CD:88:ASN:ND2	2.33	0.44
1:CA:614:C:OP1	3:CD:82:LYS:HE3	2.18	0.44
7:CH:31:LEU:O	7:CH:35:ILE:HG13	2.17	0.44
1:CA:706:A:H2	10:CK:40:ALA:HB2	1.83	0.44
12:CM:17:ALA:O	12:CM:20:SER:HB2	2.18	0.44
13:CN:56:PRO:HG2	13:CN:57:SER:H	1.83	0.44
13:CN:13:VAL:HG22	13:CN:59:GLN:CD	2.38	0.44
14:CO:67:ASP:O	14:CO:71:ARG:HB2	2.17	0.44
14:CO:88:ARG:NH1	14:CO:88:ARG:HG3	2.32	0.44
19:CT:66:ILE:HG23	19:CT:70:LYS:HG3	2.00	0.44
22:DA:55:U:H2'	22:DA:56:G:C8	2.53	0.44
23:DB:1291:C:O2'	23:DB:1292:G:H5'	2.18	0.44
23:DB:1341:G:H2'	23:DB:1397:U:HO2'	1.83	0.44
23:DB:1593:A:H2'	23:DB:1594:U:H6	1.83	0.44
23:DB:1606:C:H5''	23:DB:1607:C:OP1	2.17	0.44
23:DB:164:C:H2'	23:DB:165:A:H5'	2.00	0.44
23:DB:1826:G:H2'	23:DB:1827:U:C6	2.53	0.44
23:DB:1854:A:H2'	23:DB:1855:U:O4'	2.18	0.44

Continued on next page...

Continued from previous page...

Atom-1	Atom-2	Interatomic distance (Å)	Clash overlap (Å)
23:DB:207:A:H2'	23:DB:208:C:O4'	2.17	0.44
23:DB:2386:A:H2'	23:DB:2387:U:H6	1.83	0.44
23:DB:2599:G:C8	25:DC:234:GLY:HA2	2.53	0.44
23:DB:2772:C:H2'	23:DB:2773:C:H6	1.82	0.44
23:DB:523:C:H4'	23:DB:540:C:O2	2.18	0.44
23:DB:538:A:H2'	23:DB:539:G:O4'	2.18	0.44
23:DB:756:A:H2'	23:DB:757:G:O4'	2.18	0.44
23:DB:852:U:H2'	23:DB:853:C:C6	2.53	0.44
23:DB:900:A:H2'	23:DB:901:C:H6	1.82	0.44
25:DC:153:LEU:C	25:DC:155:ARG:N	2.71	0.44
25:DC:153:LEU:O	25:DC:153:LEU:HG	2.17	0.44
25:DC:159:THR:O	25:DC:160:TYR:HD2	2.00	0.44
25:DC:96:LYS:HG2	25:DC:96:LYS:H	1.37	0.44
27:DE:189:THR:HG23	27:DE:194:LYS:HD3	2.00	0.44
28:DF:116:LEU:HD13	28:DF:129:MET:HE1	2.00	0.44
28:DF:140:ILE:H	28:DF:140:ILE:CD1	2.21	0.44
29:DG:23:ILE:O	29:DG:33:THR:HA	2.18	0.44
52:DI:16:MET:N	52:DI:42:ASN:OD1	2.51	0.44
23:DB:1666:G:O3'	32:DK:6:THR:HG23	2.18	0.44
32:DK:70:ARG:HD3	32:DK:76:VAL:HG22	2.00	0.44
35:DN:78:LYS:HG3	35:DN:82:GLU:HG3	1.99	0.44
36:DO:98:GLN:NE2	36:DO:99:TYR:H	2.16	0.44
38:DQ:102:LYS:HD2	38:DQ:102:LYS:HA	1.88	0.44
39:DR:35:PHE:HB3	39:DR:64:VAL:HG12	2.00	0.44
42:DU:64:ILE:HG22	42:DU:64:ILE:O	2.18	0.44
24:DV:63:ILE:N	24:DV:63:ILE:HD12	2.33	0.44
24:DV:70:ILE:HD12	24:DV:71:LYS:N	2.28	0.44
43:DW:43:LYS:O	43:DW:78:PHE:HA	2.18	0.44
46:DZ:39:LYS:NZ	46:DZ:61:ASN:HD21	2.15	0.44
1:AA:1325:C:O2'	1:AA:1326:U:H5'	2.18	0.43
1:AA:1402:C:H2'	1:AA:1403:C:O4'	2.18	0.43
1:AA:1458:G:H2'	1:AA:1459:G:H8	1.83	0.43
1:AA:1505:G:H5''	1:AA:1506:U:O5'	2.17	0.43
1:AA:41:G:H2'	1:AA:42:G:H8	1.83	0.43
1:AA:442:G:H2'	1:AA:443:C:C6	2.53	0.43
20:AB:113:LEU:CG	20:AB:143:LEU:HB3	2.47	0.43
20:AB:46:VAL:CG1	20:AB:47:PRO:HD3	2.31	0.43
2:AC:90:VAL:HA	2:AC:93:ILE:CG2	2.48	0.43
3:AD:18:LEU:HD22	3:AD:63:ILE:HG12	2.00	0.43
4:AE:114:LEU:C	4:AE:116:VAL:H	2.21	0.43
4:AE:36:THR:O	4:AE:48:GLY:N	2.51	0.43

Continued on next page...

Continued from previous page...

Atom-1	Atom-2	Interatomic distance (Å)	Clash overlap (Å)
7:AH:35:ILE:O	7:AH:39:LEU:HD12	2.18	0.43
8:AI:38:PHE:C	8:AI:44:ARG:HG2	2.39	0.43
9:AJ:7:ARG:O	9:AJ:8:ILE:HD13	2.18	0.43
12:AM:106:ARG:HG2	12:AM:106:ARG:NH1	2.32	0.43
12:AM:21:ILE:HG22	12:AM:64:VAL:CG1	2.41	0.43
15:AP:18:GLN:NE2	15:AP:35:ARG:HH11	2.16	0.43
47:B0:27:LEU:C	47:B0:36:LYS:HD3	2.38	0.43
22:BA:30:C:H2'	22:BA:30:C:O2	2.18	0.43
22:BA:50:A:H5''	36:BO:68:LYS:CD	2.46	0.43
23:BB:1487:U:H2'	23:BB:1488:C:C6	2.52	0.43
23:BB:1525:A:H2'	23:BB:1526:C:C6	2.52	0.43
23:BB:1623:G:O2'	23:BB:1624:U:H5'	2.18	0.43
23:BB:1716:U:H2'	23:BB:1717:A:H8	1.81	0.43
23:BB:1821:A:H2'	23:BB:1822:C:H6	1.83	0.43
23:BB:2320:U:H3'	23:BB:2321:U:C5'	2.48	0.43
23:BB:359:G:O2'	23:BB:360:U:H5'	2.17	0.43
23:BB:570:G:C2'	23:BB:571:U:H5'	2.48	0.43
23:BB:68:G:H3'	23:BB:69:C:H6	1.83	0.43
25:BC:170:TYR:HB3	25:BC:185:ALA:HB3	2.00	0.43
23:BB:1814:G:C4'	25:BC:51:ARG:HD2	2.48	0.43
27:BE:6:LYS:HZ1	27:BE:119:ILE:H	1.65	0.43
27:BE:27:LEU:HD23	27:BE:100:MET:HE2	1.99	0.43
27:BE:49:ARG:CG	27:BE:49:ARG:HH11	2.31	0.43
27:BE:68:ALA:O	27:BE:69:ARG:HB3	2.18	0.43
28:BF:135:ILE:HG23	28:BF:136:ILE:N	2.33	0.43
29:BG:32:LEU:HD11	29:BG:74:MET:SD	2.59	0.43
30:BH:28:ASN:O	30:BH:29:PHE:HB2	2.17	0.43
30:BH:40:THR:O	30:BH:42:LYS:N	2.51	0.43
34:BM:21:ALA:O	34:BM:96:ILE:HG13	2.18	0.43
35:BN:24:MET:HE3	35:BN:44:LEU:HD22	1.99	0.43
36:BO:15:ARG:HH12	36:BO:17:LYS:HD3	1.83	0.43
36:BO:84:GLU:OE1	36:BO:85:LYS:HG3	2.17	0.43
38:BQ:58:GLN:O	38:BQ:62:ALA:HB2	2.18	0.43
38:BQ:95:ALA:C	38:BQ:97:ILE:H	2.21	0.43
39:BR:58:VAL:HG22	39:BR:59:ILE:H	1.83	0.43
40:BS:72:THR:O	40:BS:73:LYS:HG2	2.18	0.43
40:BS:80:PRO:O	40:BS:100:THR:HG22	2.18	0.43
41:BT:84:TYR:O	41:BT:85:VAL:O	2.36	0.43
42:BU:40:LEU:O	42:BU:42:LYS:HD2	2.18	0.43
24:BV:89:ILE:HD13	24:BV:91:PHE:CE1	2.52	0.43
24:BV:35:GLU:HB2	24:BV:93:ARG:NH1	2.33	0.43

Continued on next page...

Continued from previous page...

Atom-1	Atom-2	Interatomic distance (Å)	Clash overlap (Å)
1:CA:1307:U:H2'	1:CA:1308:U:O4'	2.18	0.43
1:CA:29:U:H5'	1:CA:296:U:OP1	2.18	0.43
1:CA:336:A:O2'	1:CA:337:G:H5'	2.18	0.43
1:CA:777:A:H2'	1:CA:778:G:C8	2.52	0.43
20:CB:33:ALA:HA	20:CB:39:ILE:HG12	2.00	0.43
20:CB:78:ALA:CB	20:CB:213:LEU:HD13	2.47	0.43
4:CE:148:SER:HB2	4:CE:149:PRO:HD2	2.00	0.43
5:CF:3:HIS:CE1	5:CF:95:ALA:HB2	2.53	0.43
8:CI:35:GLU:O	8:CI:39:GLY:HA2	2.18	0.43
9:CJ:68:ARG:HD3	9:CJ:70:HIS:NE2	2.34	0.43
10:CK:60:PHE:CE1	10:CK:64:VAL:HG11	2.52	0.43
12:CM:3:ILE:HA	12:CM:56:ARG:NH1	2.32	0.43
16:CQ:66:LEU:O	16:CQ:67:SER:HB2	2.18	0.43
18:CS:44:ILE:HG23	18:CS:62:THR:O	2.18	0.43
1:CA:1319:A:P	18:CS:4:LEU:HD11	2.58	0.43
48:D1:34:GLU:HB3	48:D1:50:GLU:HB3	2.00	0.43
50:D3:12:ARG:CG	50:D3:23:HIS:HB2	2.48	0.43
50:D3:4:LYS:CD	50:D3:59:ALA:HA	2.48	0.43
23:DB:1259:G:O2'	23:DB:1260:A:H5'	2.18	0.43
23:DB:1295:C:H2'	23:DB:1296:G:H8	1.83	0.43
23:DB:231:A:H3'	23:DB:232:G:H8	1.83	0.43
23:DB:948:C:O2'	23:DB:949:G:H5'	2.18	0.43
26:DD:156:PHE:HA	31:DJ:81:ILE:HG21	2.00	0.43
26:DD:62:LYS:HD3	26:DD:62:LYS:H	1.82	0.43
27:DE:53:THR:CB	27:DE:74:LYS:HE2	2.47	0.43
28:DF:116:LEU:CD2	28:DF:129:MET:HE3	2.37	0.43
29:DG:25:ILE:CD1	29:DG:75:VAL:HG22	2.48	0.43
30:DH:103:VAL:HG22	30:DH:108:VAL:HB	2.00	0.43
31:DJ:25:LEU:HD12	31:DJ:62:VAL:HA	1.98	0.43
31:DJ:72:LYS:O	31:DJ:72:LYS:HG3	2.17	0.43
31:DJ:82:GLY:O	31:DJ:83:GLY:C	2.56	0.43
33:DL:133:ALA:HA	33:DL:136:GLU:OE2	2.18	0.43
33:DL:35:HIS:O	33:DL:35:HIS:CG	2.71	0.43
34:DM:5:LYS:O	34:DM:6:ARG:CB	2.62	0.43
35:DN:17:ARG:C	35:DN:19:ALA:H	2.21	0.43
37:DP:111:GLU:HB2	37:DP:112:ARG:NE	2.28	0.43
39:DR:37:GLU:HB3	39:DR:63:VAL:HA	1.99	0.43
40:DS:72:THR:HG21	40:DS:108:SER:OG	2.18	0.43
40:DS:11:ARG:NH1	40:DS:11:ARG:HG3	2.33	0.43
42:DU:28:LEU:HB2	42:DU:29:SER:H	1.47	0.43
43:DW:76:ARG:NH1	43:DW:76:ARG:HB3	2.33	0.43

Continued on next page...

Continued from previous page...

Atom-1	Atom-2	Interatomic distance (Å)	Clash overlap (Å)
1:AA:1254:A:H61	1:AA:1283:U:H3	1.66	0.43
1:AA:284:C:H2'	1:AA:285:C:C6	2.53	0.43
1:AA:336:A:O2'	1:AA:337:G:H5'	2.17	0.43
1:AA:454:G:O2'	1:AA:455:G:H5'	2.17	0.43
1:AA:489:C:H2'	1:AA:490:C:H6	1.84	0.43
1:AA:598:U:H2'	1:AA:599:C:C6	2.53	0.43
1:AA:601:G:H2'	1:AA:602:A:H8	1.83	0.43
1:AA:619:U:C2	3:AD:131:ILE:HD12	2.53	0.43
1:AA:740:U:O3'	14:AO:38:LEU:HD21	2.18	0.43
2:AC:71:ARG:HB3	2:AC:74:ILE:CG2	2.47	0.43
8:AI:3:ASN:HB3	8:AI:4:GLN:H	1.54	0.43
8:AI:25:GLY:HA3	8:AI:57:VAL:O	2.16	0.43
11:AL:56:LEU:HD11	11:AL:81:ILE:CD1	2.42	0.43
13:AN:84:ARG:HH11	13:AN:84:ARG:HG3	1.83	0.43
18:AS:68:HIS:NE2	18:AS:72:GLU:HG3	2.33	0.43
47:B0:11:LYS:C	47:B0:13:GLY:H	2.22	0.43
51:B4:14:CYS:SG	51:B4:27:CYS:SG	3.14	0.43
22:BA:105:G:O2'	22:BA:106:G:H5'	2.19	0.43
22:BA:15:A:H1'	22:BA:109:A:N7	2.33	0.43
23:BB:1272:A:N7	23:BB:1618:A:H1'	2.32	0.43
23:BB:1801:A:H5'	23:BB:2203:U:O2'	2.18	0.43
23:BB:1826:G:H2'	23:BB:1827:U:C6	2.53	0.43
23:BB:2290:G:H2'	23:BB:2291:U:C6	2.53	0.43
23:BB:221:A:H2'	23:BB:266:G:N7	2.32	0.43
23:BB:2716:C:O2'	23:BB:2717:C:H5'	2.18	0.43
23:BB:1664:A:H1'	23:BB:2726:A:N1	2.33	0.43
23:BB:2787:C:H2'	23:BB:2788:C:C6	2.53	0.43
23:BB:2806:C:H2'	23:BB:2807:U:O4'	2.18	0.43
23:BB:279:A:H2'	23:BB:280:U:H5'	2.01	0.43
23:BB:2811:G:C5'	26:BD:62:LYS:HD2	2.48	0.43
23:BB:286:U:O2'	23:BB:287:G:H5'	2.18	0.43
23:BB:2893:A:H4'	23:BB:2894:G:C5'	2.48	0.43
23:BB:390:U:H4'	23:BB:391:A:H5'	2.00	0.43
23:BB:540:C:H2'	23:BB:541:A:C8	2.53	0.43
23:BB:67:U:C4	23:BB:68:G:N7	2.86	0.43
25:BC:65:ASP:OD2	25:BC:101:ARG:HB3	2.18	0.43
25:BC:184:GLU:H	25:BC:184:GLU:HG2	1.46	0.43
25:BC:209:ALA:HA	25:BC:213:ARG:NE	2.33	0.43
25:BC:217:PRO:C	25:BC:219:VAL:H	2.20	0.43
25:BC:10:PRO:CD	25:BC:23:LEU:HD11	2.47	0.43
23:BB:2053:G:OP1	26:BD:149:ASN:C	2.56	0.43

Continued on next page...

Continued from previous page...

Atom-1	Atom-2	Interatomic distance (Å)	Clash overlap (Å)
26:BD:24:VAL:CG2	26:BD:193:VAL:HG11	2.27	0.43
28:BF:176:PHE:O	28:BF:177:ARG:HB3	2.17	0.43
29:BG:84:LYS:HA	29:BG:84:LYS:NZ	2.33	0.43
30:BH:41:LYS:O	30:BH:42:LYS:C	2.56	0.43
30:BH:6:LEU:HA	30:BH:15:LEU:HA	2.00	0.43
52:BI:29:GLN:HA	52:BI:29:GLN:HE21	1.83	0.43
52:BI:64:ARG:C	52:BI:64:ARG:HD2	2.38	0.43
31:BJ:98:GLU:O	31:BJ:100:VAL:N	2.51	0.43
23:BB:995:C:C4	31:BJ:2:LYS:HB3	2.53	0.43
31:BJ:52:ASP:CG	31:BJ:53:TYR:H	2.20	0.43
33:BL:55:MET:O	33:BL:56:PRO:O	2.36	0.43
34:BM:15:GLY:O	34:BM:16:ARG:HB3	2.18	0.43
35:BN:34:ILE:O	35:BN:36:THR:HG22	2.18	0.43
38:BQ:16:ILE:HD12	38:BQ:17:LEU:H	1.77	0.43
38:BQ:97:ILE:HD13	38:BQ:100:PHE:HZ	1.79	0.43
39:BR:42:ALA:HA	39:BR:54:VAL:CG2	2.46	0.43
41:BT:6:ARG:HG3	41:BT:10:VAL:HG13	1.99	0.43
42:BU:60:LYS:HA	42:BU:60:LYS:HD2	1.81	0.43
24:BV:14:LYS:HZ2	24:BV:18:ARG:HD2	1.80	0.43
24:BV:54:ALA:O	24:BV:57:TYR:N	2.50	0.43
44:BX:30:MET:CG	44:BX:31:GLN:N	2.77	0.43
1:CA:1206:G:H2'	1:CA:1207:G:O4'	2.18	0.43
1:CA:1294:G:H2'	1:CA:1295:U:C6	2.53	0.43
1:CA:1512:U:H2'	1:CA:1513:A:C8	2.54	0.43
1:CA:538:G:H2'	1:CA:539:A:H8	1.83	0.43
1:CA:541:G:H2'	1:CA:542:G:H8	1.82	0.43
1:CA:607:A:H2'	1:CA:608:A:H8	1.83	0.43
1:CA:644:U:O2'	1:CA:645:G:H5'	2.18	0.43
1:CA:818:G:C3'	1:CA:819:A:H5''	2.47	0.43
20:CB:104:LYS:CB	20:CB:104:LYS:HZ2	2.31	0.43
2:CC:42:LEU:O	2:CC:46:LEU:HG	2.18	0.43
8:CI:11:ARG:HD2	8:CI:12:LYS:HG3	2.00	0.43
13:CN:45:LEU:O	13:CN:48:GLN:HG3	2.18	0.43
13:CN:76:PHE:O	13:CN:78:LEU:HD13	2.18	0.43
15:CP:13:LYS:O	15:CP:15:PRO:HD3	2.17	0.43
18:CS:18:VAL:HG13	18:CS:42:ASN:ND2	2.34	0.43
18:CS:66:VAL:HG23	18:CS:67:GLY:H	1.82	0.43
23:DB:1025:G:H8	23:DB:1025:G:OP1	2.00	0.43
23:DB:1189:A:H2'	23:DB:1190:G:O4'	2.18	0.43
23:DB:1213:A:H62	23:DB:1236:G:H1'	1.83	0.43
23:DB:1671:U:H2'	23:DB:1673:G:OP2	2.19	0.43

Continued on next page...

Continued from previous page...

Atom-1	Atom-2	Interatomic distance (Å)	Clash overlap (Å)
23:DB:1819:A:OP1	25:DC:159:THR:HG21	2.18	0.43
23:DB:188:G:OP1	46:DZ:12:ILE:HG12	2.18	0.43
23:DB:1922:G:H2'	23:DB:1923:U:O4'	2.17	0.43
23:DB:2228:G:H2'	23:DB:2229:U:C6	2.53	0.43
23:DB:2259:U:C2'	23:DB:2260:C:H5'	2.48	0.43
23:DB:2590:A:H2'	23:DB:2591:C:H6	1.83	0.43
23:DB:2819:G:H2'	23:DB:2821:A:N7	2.32	0.43
23:DB:35:G:H2'	23:DB:36:G:O4'	2.18	0.43
23:DB:483:A:OP2	23:DB:484:C:H5	2.01	0.43
23:DB:546:U:O2	23:DB:546:U:H5'	2.18	0.43
25:DC:222:THR:OG1	25:DC:223:ALA:N	2.51	0.43
26:DD:34:VAL:HA	26:DD:90:PHE:CA	2.49	0.43
26:DD:40:LEU:O	26:DD:41:ALA:HB3	2.18	0.43
27:DE:6:LYS:CB	27:DE:11:ALA:HA	2.48	0.43
29:DG:155:PRO:O	29:DG:171:LYS:N	2.51	0.43
31:DJ:102:GLU:HB3	31:DJ:119:PHE:CZ	2.52	0.43
23:DB:2468:A:H4'	34:DM:55:ARG:HH21	1.83	0.43
34:DM:9:PHE:CD1	34:DM:9:PHE:N	2.85	0.43
36:DO:26:LEU:HB2	36:DO:94:ARG:H	1.83	0.43
36:DO:30:ARG:CZ	36:DO:97:PHE:HD2	2.30	0.43
39:DR:49:ILE:HG13	39:DR:49:ILE:O	2.17	0.43
41:DT:36:LYS:O	41:DT:38:ALA:N	2.49	0.43
1:AA:1350:A:H2'	1:AA:1351:U:C6	2.53	0.43
1:AA:179:A:H2'	1:AA:180:U:H6	1.83	0.43
1:AA:224:U:H2'	1:AA:225:C:C6	2.54	0.43
1:AA:554:A:H2'	1:AA:555:U:C6	2.53	0.43
1:AA:627:G:H2'	1:AA:628:G:H8	1.83	0.43
1:AA:777:A:H2'	1:AA:778:G:C8	2.53	0.43
1:AA:8:A:H1'	4:AE:107:GLY:HA2	2.00	0.43
1:AA:969:A:H2'	1:AA:970:C:O2	2.18	0.43
1:AA:989:U:H2'	1:AA:990:C:H6	1.84	0.43
20:AB:116:LEU:HD22	20:AB:140:LEU:HG	1.99	0.43
20:AB:164:ASP:OD2	20:AB:203:ASP:HB2	2.18	0.43
3:AD:125:ASN:HA	3:AD:141:VAL:HG23	2.00	0.43
3:AD:163:GLN:N	3:AD:163:GLN:OE1	2.52	0.43
4:AE:109:ALA:O	4:AE:113:VAL:HG13	2.18	0.43
6:AG:29:LEU:HD12	6:AG:104:VAL:CG1	2.48	0.43
1:AA:1348:U:OP1	8:AI:111:GLU:HB2	2.18	0.43
8:AI:32:ARG:HG2	8:AI:32:ARG:HH11	1.83	0.43
8:AI:48:ARG:HA	8:AI:51:LEU:HD13	1.98	0.43
10:AK:15:VAL:O	10:AK:16:SER:HB2	2.17	0.43

Continued on next page...

Continued from previous page...

Atom-1	Atom-2	Interatomic distance (Å)	Clash overlap (Å)
12:AM:63:VAL:HB	12:AM:68:LEU:HG	2.00	0.43
18:AS:44:ILE:HA	18:AS:61:VAL:CG1	2.48	0.43
21:AU:5:VAL:HG13	21:AU:15:LEU:HD23	1.99	0.43
49:B2:42:LEU:HD12	49:B2:43:THR:H	1.83	0.43
51:B4:23:ILE:O	51:B4:24:ARG:O	2.36	0.43
51:B4:25:VAL:HG23	51:B4:35:GLN:HB2	2.01	0.43
22:BA:78:A:H61	22:BA:98:G:H1'	1.83	0.43
23:BB:1082:U:N3	23:BB:1086:A:C2	2.84	0.43
23:BB:1196:C:H2'	23:BB:1197:G:C8	2.54	0.43
23:BB:1268:A:H2'	23:BB:1269:A:O4'	2.19	0.43
23:BB:1281:G:H2'	23:BB:1282:U:O4'	2.18	0.43
23:BB:1426:G:H8	23:BB:1426:G:OP2	2.01	0.43
23:BB:1717:A:H2'	23:BB:1718:G:O4'	2.19	0.43
23:BB:2022:U:O2'	23:BB:2617:U:H5'	2.19	0.43
23:BB:2180:U:H2'	23:BB:2181:U:C5	2.52	0.43
23:BB:2379:G:H2'	23:BB:2380:C:H6	1.82	0.43
23:BB:2590:A:H2'	23:BB:2591:C:H6	1.83	0.43
23:BB:490:C:H4'	23:BB:491:G:OP2	2.17	0.43
23:BB:503:A:H5''	23:BB:504:A:H3'	2.01	0.43
23:BB:545:U:H2'	23:BB:547:A:P	2.58	0.43
23:BB:622:G:H2'	23:BB:623:C:H6	1.82	0.43
25:BC:155:ARG:O	25:BC:156:SER:C	2.57	0.43
27:BE:117:ARG:HA	27:BE:188:MET:CE	2.48	0.43
27:BE:173:THR:HA	27:BE:201:ALA:O	2.18	0.43
28:BF:14:LYS:HG3	28:BF:15:LEU:N	2.33	0.43
28:BF:12:VAL:CG1	28:BF:27:VAL:HG21	2.42	0.43
29:BG:94:ARG:NH1	29:BG:127:GLN:HB2	2.34	0.43
30:BH:32:PRO:C	30:BH:34:GLY:H	2.21	0.43
30:BH:9:VAL:HB	30:BH:35:LYS:HZ1	1.82	0.43
30:BH:37:VAL:O	30:BH:38:PRO:C	2.56	0.43
52:BI:17:ALA:C	52:BI:19:PRO:HD2	2.38	0.43
32:BK:87:LEU:HA	32:BK:94:PRO:HA	2.00	0.43
23:BB:663:G:C5'	33:BL:25:SER:HB2	2.35	0.43
33:BL:91:ASP:OD1	33:BL:92:LEU:N	2.51	0.43
34:BM:1:MET:HA	34:BM:65:ILE:O	2.19	0.43
38:BQ:22:GLY:HA2	38:BQ:28:SER:HB3	1.99	0.43
38:BQ:63:ARG:HB3	38:BQ:63:ARG:CZ	2.48	0.43
39:BR:20:VAL:HG13	39:BR:97:LYS:HZ1	1.83	0.43
39:BR:7:SER:HB2	39:BR:21:ARG:HH22	1.83	0.43
39:BR:90:ARG:NH1	39:BR:91:GLN:N	2.62	0.43
40:BS:32:ALA:HA	40:BS:51:LEU:CD1	2.48	0.43

Continued on next page...

Continued from previous page...

Atom-1	Atom-2	Interatomic distance (Å)	Clash overlap (Å)
41:BT:66:LYS:HA	41:BT:77:ARG:HA	2.00	0.43
23:BB:84:A:OP2	42:BU:91:LYS:HD3	2.18	0.43
24:BV:2:PHE:O	24:BV:3:THR:HG23	2.18	0.43
43:BW:74:LYS:HB3	43:BW:75:ASN:H	1.51	0.43
23:BB:397:U:OP1	46:BZ:29:GLY:HA2	2.18	0.43
1:CA:1142:G:H2'	1:CA:1143:G:C8	2.52	0.43
1:CA:1366:C:H2'	1:CA:1367:C:H6	1.83	0.43
1:CA:645:G:O2'	1:CA:646:G:H5'	2.19	0.43
1:CA:746:A:H2'	1:CA:747:A:H8	1.83	0.43
20:CB:202:ASN:ND2	20:CB:203:ASP:N	2.64	0.43
21:AU:11:PHE:CD2	2:CC:105:VAL:HG11	2.54	0.43
5:CF:85:ILE:HG22	5:CF:86:ARG:N	2.32	0.43
5:CF:92:THR:CG2	5:CF:93:LYS:H	2.31	0.43
6:CG:14:ASP:CB	6:CG:19:SER:H	2.32	0.43
7:CH:6:ILE:HD11	7:CH:31:LEU:HD23	2.00	0.43
8:CI:33:SER:HB2	8:CI:36:GLN:CG	2.48	0.43
11:CL:97:VAL:O	11:CL:99:GLY:N	2.50	0.43
12:CM:15:VAL:HG13	12:CM:33:LEU:HD12	1.99	0.43
12:CM:13:HIS:HA	12:CM:43:LYS:HA	2.00	0.43
18:CS:35:ARG:HB2	18:CS:71:GLY:CA	2.48	0.43
19:CT:32:LYS:O	19:CT:35:TYR:N	2.51	0.43
19:CT:56:ILE:O	19:CT:60:GLN:HG2	2.19	0.43
47:D0:47:TYR:CD2	47:D0:51:ARG:HA	2.53	0.43
22:DA:107:G:O2'	22:DA:108:A:H5'	2.18	0.43
22:DA:87:U:N3	22:DA:89:U:OP1	2.52	0.43
22:DA:94:A:O2'	22:DA:95:U:H5'	2.17	0.43
23:DB:1082:U:N3	23:DB:1086:A:C2	2.87	0.43
23:DB:1348:C:H2'	23:DB:1349:C:H5'	1.99	0.43
23:DB:2090:A:O2'	46:DZ:49:ARG:CZ	2.66	0.43
23:DB:2270:A:H5''	23:DB:2271:G:OP2	2.19	0.43
23:DB:2693:G:O2'	23:DB:2694:G:H5'	2.18	0.43
23:DB:1999:C:H5''	23:DB:2723:C:O2'	2.17	0.43
23:DB:275:C:H2'	23:DB:276:U:O4'	2.18	0.43
23:DB:390:U:H1'	23:DB:391:A:C8	2.53	0.43
23:DB:834:G:O2'	23:DB:835:C:H5'	2.17	0.43
23:DB:996:A:H2'	23:DB:997:G:H8	1.84	0.43
25:DC:168:GLY:O	25:DC:169:ALA:HB3	2.17	0.43
25:DC:19:VAL:HG12	25:DC:20:ASN:N	2.33	0.43
26:DD:138:LEU:HD11	26:DD:142:VAL:HB	1.99	0.43
27:DE:112:LEU:HD11	33:DL:13:LYS:NZ	2.33	0.43
27:DE:14:VAL:HG11	27:DE:16:GLU:CD	2.38	0.43

Continued on next page...

Continued from previous page...

Atom-1	Atom-2	Interatomic distance (Å)	Clash overlap (Å)
27:DE:195:GLN:HE21	27:DE:199:MET:HA	1.82	0.43
27:DE:51:GLU:N	27:DE:74:LYS:HZ1	2.16	0.43
34:DM:17:ASN:N	34:DM:17:ASN:HD22	2.17	0.43
36:DO:89:ASP:O	36:DO:90:VAL:HB	2.18	0.43
37:DP:27:VAL:HG22	37:DP:28:LYS:O	2.18	0.43
38:DQ:79:ILE:HD12	38:DQ:91:ARG:HG3	2.00	0.43
39:DR:39:LEU:O	39:DR:41:ILE:N	2.50	0.43
24:DV:16:ALA:CA	24:DV:19:ARG:HH21	2.31	0.43
43:DW:42:THR:H	43:DW:65:LYS:CG	2.30	0.43
44:DX:18:LEU:HD12	44:DX:47:ARG:NH2	2.33	0.43
1:AA:1226:C:H4'	1:AA:1227:A:OP1	2.19	0.43
1:AA:538:G:H2'	1:AA:539:A:C8	2.54	0.43
1:AA:771:G:H2'	1:AA:772:U:C6	2.53	0.43
1:AA:844:G:H2'	1:AA:845:A:H5''	2.00	0.43
3:AD:100:VAL:HA	3:AD:103:ARG:CD	2.48	0.43
3:AD:2:ARG:NH1	3:AD:114:ARG:HD2	2.32	0.43
3:AD:169:TRP:O	3:AD:182:LYS:HB3	2.19	0.43
3:AD:89:LEU:O	3:AD:92:LEU:HB2	2.18	0.43
11:AL:43:LYS:N	11:AL:44:PRO:CD	2.80	0.43
11:AL:41:PRO:HG3	11:AL:46:SER:O	2.18	0.43
9:AJ:65:TYR:C	13:AN:98:ALA:HB2	2.39	0.43
18:AS:12:LEU:CD2	18:AS:15:LEU:HD23	2.49	0.43
18:AS:29:PRO:HB3	18:AS:47:THR:HB	2.01	0.43
21:AU:34:ARG:NH1	21:AU:39:LYS:HE3	2.33	0.43
51:B4:33:HIS:HD2	51:B4:33:HIS:H	1.66	0.43
22:BA:75:G:H5''	24:BV:12:GLN:OE1	2.19	0.43
23:BB:1072:C:N3	23:BB:1092:C:N4	2.66	0.43
23:BB:1228:G:H2'	23:BB:1229:C:C6	2.53	0.43
23:BB:1958:C:O2'	23:BB:1959:G:H5'	2.18	0.43
23:BB:1987:A:H2'	23:BB:1988:G:C8	2.53	0.43
23:BB:2200:C:O2	23:BB:2226:C:N4	2.51	0.43
23:BB:2243:U:O2	23:BB:2434:A:C2	2.71	0.43
23:BB:284:U:H2'	23:BB:285:G:C8	2.53	0.43
23:BB:392:U:O2'	23:BB:393:C:H5'	2.17	0.43
23:BB:438:G:H2'	23:BB:439:A:C8	2.54	0.43
25:BC:141:HIS:ND1	25:BC:142:ASN:N	2.64	0.43
25:BC:255:LYS:HZ2	25:BC:261:ARG:CZ	2.30	0.43
26:BD:67:HIS:NE2	26:BD:72:GLY:N	2.67	0.43
27:BE:151:GLY:O	27:BE:153:LEU:HD12	2.18	0.43
29:BG:155:PRO:HB2	29:BG:172:GLU:HG3	2.00	0.43
29:BG:21:GLN:HG2	29:BG:38:ASP:HA	2.00	0.43

Continued on next page...

Continued from previous page...

Atom-1	Atom-2	Interatomic distance (Å)	Clash overlap (Å)
29:BG:57:TYR:OH	29:BG:59:ASP:HB2	2.18	0.43
30:BH:142:VAL:HG12	30:BH:143:ILE:H	1.83	0.43
30:BH:72:ILE:O	30:BH:72:ILE:HG23	2.18	0.43
52:BI:121:ILE:HA	52:BI:124:MET:HG2	2.00	0.43
31:BJ:102:GLU:HG2	31:BJ:103:ILE:H	1.83	0.43
33:BL:51:GLU:O	33:BL:52:GLY:C	2.55	0.43
33:BL:82:LEU:HA	33:BL:86:GLU:OE1	2.19	0.43
24:BV:77:VAL:HG12	34:BM:133:LYS:HZ1	1.84	0.43
23:BB:870:U:O2'	34:BM:8:LYS:HB3	2.18	0.43
36:BO:86:GLY:O	36:BO:89:ASP:HB2	2.18	0.43
38:BQ:40:LYS:HA	38:BQ:43:GLN:HE21	1.82	0.43
41:BT:48:GLN:CG	41:BT:49:LYS:N	2.81	0.43
42:BU:27:VAL:O	42:BU:28:LEU:HG	2.19	0.43
24:BV:4:ILE:N	24:BV:62:THR:O	2.50	0.43
43:BW:27:GLY:HA2	43:BW:60:ALA:CA	2.39	0.43
1:CA:1420:U:O2'	1:CA:1421:G:H5'	2.19	0.43
1:CA:1526:G:H2'	1:CA:1527:U:C6	2.53	0.43
1:CA:394:G:H2'	1:CA:395:C:H6	1.83	0.43
1:CA:796:C:O2'	1:CA:797:C:H5'	2.17	0.43
20:CB:138:ARG:HA	20:CB:141:GLU:CD	2.39	0.43
2:CC:35:ASP:O	2:CC:39:ARG:HG3	2.18	0.43
2:CC:76:ILE:HA	2:CC:83:VAL:CG2	2.49	0.43
3:CD:88:ASN:O	3:CD:92:LEU:N	2.51	0.43
5:CF:40:GLU:H	5:CF:61:LEU:HB2	1.82	0.43
6:CG:70:PRO:HD3	6:CG:102:TRP:HZ3	1.83	0.43
8:CI:115:VAL:HG22	8:CI:116:GLY:N	2.33	0.43
8:CI:9:GLY:O	8:CI:16:ALA:HB3	2.17	0.43
8:CI:56:MET:HA	8:CI:59:LYS:HB2	2.01	0.43
9:CJ:6:ILE:HD12	9:CJ:76:ILE:O	2.19	0.43
9:CJ:8:ILE:CG1	9:CJ:75:ASP:H	2.31	0.43
11:CL:14:LYS:HE2	11:CL:16:ALA:CB	2.47	0.43
12:CM:22:TYR:O	12:CM:24:VAL:N	2.50	0.43
15:CP:6:LEU:CD1	15:CP:71:VAL:HB	2.49	0.43
21:CU:14:ALA:N	21:CU:16:ARG:HH22	2.04	0.43
23:DB:1064:C:H2'	23:DB:1065:U:O4'	2.17	0.43
23:DB:1386:C:H2'	23:DB:1387:A:H8	1.81	0.43
23:DB:138:U:O2'	23:DB:140:C:H5'	2.18	0.43
23:DB:217:A:H3'	23:DB:218:A:H8	1.82	0.43
23:DB:2223:G:O2'	23:DB:2224:G:H5'	2.19	0.43
23:DB:2415:G:H4'	33:DL:66:PHE:CB	2.47	0.43
23:DB:480:A:H2	23:DB:499:U:O2	2.01	0.43

Continued on next page...

Continued from previous page...

Atom-1	Atom-2	Interatomic distance (Å)	Clash overlap (Å)
23:DB:576:U:H2'	23:DB:577:G:C8	2.52	0.43
23:DB:704:G:HO2'	23:DB:705:A:P	2.40	0.43
23:DB:743:A:OP1	26:DD:134:HIS:NE2	2.51	0.43
23:DB:90:U:O5'	23:DB:91:A:H5''	2.18	0.43
25:DC:12:ARG:HG3	25:DC:21:PRO:HD3	2.00	0.43
25:DC:140:VAL:O	25:DC:193:GLU:HG3	2.19	0.43
27:DE:192:ALA:O	27:DE:194:LYS:N	2.51	0.43
27:DE:76:PRO:HB3	27:DE:84:THR:HB	2.01	0.43
28:DF:57:ALA:HA	28:DF:62:GLN:O	2.19	0.43
29:DG:10:VAL:HA	29:DG:14:VAL:HG11	1.99	0.43
29:DG:5:LYS:O	29:DG:68:ARG:HD2	2.18	0.43
32:DK:39:ILE:N	32:DK:60:ALA:O	2.51	0.43
34:DM:4:PRO:HD3	34:DM:47:GLU:CG	2.48	0.43
35:DN:106:ASP:OD1	35:DN:106:ASP:C	2.56	0.43
23:DB:1654:A:C4'	35:DN:1:MET:HG2	2.32	0.43
36:DO:35:ILE:O	36:DO:36:TYR:HB2	2.18	0.43
39:DR:11:GLN:HB3	39:DR:21:ARG:NH1	2.32	0.43
41:DT:34:VAL:CG2	41:DT:35:ALA:N	2.79	0.43
42:DU:29:SER:O	42:DU:30:SER:CB	2.58	0.43
42:DU:27:VAL:HB	42:DU:33:VAL:HG22	1.99	0.43
43:DW:67:LYS:HG2	43:DW:71:LYS:C	2.39	0.43
44:DX:18:LEU:HA	44:DX:22:LEU:HB2	2.01	0.43
1:AA:1386:G:H2'	1:AA:1387:G:H8	1.83	0.43
1:AA:709:U:H2'	1:AA:710:G:H8	1.83	0.43
1:AA:920:U:O2'	1:AA:921:U:H5'	2.19	0.43
20:AB:120:SER:HA	20:AB:125:PHE:CB	2.44	0.43
3:AD:12:ARG:HG3	3:AD:33:ILE:HA	2.00	0.43
3:AD:169:TRP:CE2	3:AD:185:PRO:HB3	2.54	0.43
4:AE:17:VAL:HB	4:AE:34:ALA:HB2	2.00	0.43
5:AF:82:ASP:CG	25:BC:166:ARG:HH21	2.22	0.43
7:AH:9:MET:HE1	7:AH:32:LYS:O	2.19	0.43
12:AM:79:LEU:HD22	12:AM:86:ARG:NH2	2.34	0.43
13:AN:15:LEU:C	13:AN:17:ASP:H	2.21	0.43
13:AN:92:ILE:HG21	13:AN:95:LEU:HD23	1.99	0.43
15:AP:21:VAL:HG21	15:AP:60:TRP:CD1	2.53	0.43
19:AT:19:HIS:O	19:AT:23:ARG:HG2	2.18	0.43
23:BB:2285:C:N4	48:B1:24:LYS:NZ	2.67	0.43
48:B1:31:GLU:HB3	48:B1:32:LYS:CE	2.49	0.43
23:BB:1064:C:C4'	52:BI:90:GLY:HA2	2.45	0.43
23:BB:1289:C:H2'	23:BB:1290:C:H6	1.83	0.43
23:BB:1824:G:H2'	23:BB:1825:U:H6	1.84	0.43

Continued on next page...

Continued from previous page...

Atom-1	Atom-2	Interatomic distance (Å)	Clash overlap (Å)
23:BB:1936:A:N6	23:BB:1963:U:N3	2.66	0.43
23:BB:282:A:H2'	23:BB:283:G:H8	1.82	0.43
23:BB:319:G:H2'	23:BB:320:A:O4'	2.18	0.43
23:BB:337:C:OP1	42:BU:81:ARG:NH2	2.51	0.43
23:BB:357:C:H2'	23:BB:358:U:C6	2.53	0.43
23:BB:764:A:N1	23:BB:1789:A:O2'	2.48	0.43
23:BB:6:A:O2'	23:BB:7:G:H5'	2.18	0.43
23:BB:858:G:N2	23:BB:2269:G:OP2	2.52	0.43
23:BB:871:U:H2'	23:BB:872:U:C6	2.51	0.43
25:BC:22:GLU:HA	25:BC:202:ARG:HH21	1.83	0.43
25:BC:27:LYS:N	25:BC:28:PRO:HD3	2.31	0.43
26:BD:144:GLY:O	26:BD:145:SER:HB2	2.18	0.43
26:BD:16:THR:OG1	37:BP:80:VAL:HB	2.19	0.43
26:BD:37:VAL:HG12	26:BD:38:LYS:NZ	2.34	0.43
27:BE:108:ILE:HD12	27:BE:108:ILE:H	1.83	0.43
27:BE:117:ARG:H	27:BE:118:LEU:HD23	1.82	0.43
28:BF:107:VAL:CG1	28:BF:116:LEU:HD21	2.48	0.43
28:BF:177:ARG:NE	28:BF:178:LYS:N	2.66	0.43
29:BG:35:THR:O	29:BG:36:LEU:HD12	2.18	0.43
52:BI:75:ALA:HB2	52:BI:112:LYS:HE2	2.00	0.43
32:BK:102:PRO:HA	32:BK:121:GLU:CB	2.46	0.43
32:BK:24:VAL:HG22	32:BK:39:ILE:HD12	2.00	0.43
33:BL:35:HIS:ND1	33:BL:35:HIS:O	2.52	0.43
33:BL:4:ASN:C	33:BL:6:LEU:H	2.20	0.43
34:BM:31:PHE:CD2	34:BM:109:PRO:HB2	2.53	0.43
36:BO:41:ALA:O	36:BO:42:PRO:C	2.56	0.43
37:BP:92:ARG:NH2	37:BP:110:LYS:HB3	2.34	0.43
37:BP:13:LYS:HZ1	37:BP:17:PRO:HG3	1.78	0.43
37:BP:27:VAL:HG22	37:BP:28:LYS:N	2.34	0.43
37:BP:96:LEU:O	37:BP:97:TYR:C	2.57	0.43
40:BS:1:MET:HB3	40:BS:4:ILE:HG12	1.99	0.43
1:CA:1121:U:O2'	1:CA:1122:U:H5'	2.18	0.43
1:CA:11:G:H2'	1:CA:12:U:C6	2.54	0.43
1:CA:191:G:H2'	1:CA:192:A:C8	2.53	0.43
1:CA:24:U:O2'	1:CA:25:C:H5'	2.18	0.43
1:CA:415:A:N3	1:CA:415:A:O4'	2.52	0.43
1:CA:429:U:H4'	1:CA:430:A:O5'	2.18	0.43
1:CA:709:U:H2'	1:CA:710:G:H8	1.84	0.43
1:CA:984:C:H2'	1:CA:985:C:C6	2.54	0.43
2:CC:10:ARG:HG2	2:CC:10:ARG:HH11	1.84	0.43
2:CC:61:LYS:HB3	2:CC:61:LYS:HE2	1.89	0.43

Continued on next page...

Continued from previous page...

Atom-1	Atom-2	Interatomic distance (Å)	Clash overlap (Å)
2:CC:9:ILE:HG23	2:CC:10:ARG:HG2	2.00	0.43
4:CE:87:VAL:CG1	4:CE:88:HIS:N	2.75	0.43
5:CF:57:ALA:HB3	5:CF:59:TYR:HE1	1.84	0.43
10:CK:35:ASP:N	10:CK:41:LEU:HD11	2.34	0.43
10:CK:70:ALA:N	10:CK:73:VAL:HG22	2.33	0.43
11:CL:28:GLN:HE21	11:CL:28:GLN:HB3	1.58	0.43
1:CA:948:C:OP1	12:CM:105:ALA:HA	2.18	0.43
12:CM:33:LEU:HB3	12:CM:38:ILE:HB	1.99	0.43
13:CN:41:TRP:HD1	13:CN:43:ALA:HB2	1.82	0.43
19:CT:21:ALA:O	19:CT:25:SER:HB2	2.18	0.43
23:DB:250:G:OP2	50:D3:7:ARG:CZ	2.66	0.43
23:DB:1281:G:H2'	23:DB:1282:U:O4'	2.18	0.43
23:DB:1511:G:H2'	23:DB:1512:C:C6	2.54	0.43
23:DB:2230:G:H2'	23:DB:2231:U:H6	1.82	0.43
23:DB:2270:A:H3'	23:DB:2271:G:H8	1.83	0.43
23:DB:2373:G:O2'	23:DB:2374:C:H5'	2.19	0.43
23:DB:2508:G:O3'	23:DB:2555:U:H5'	2.18	0.43
23:DB:2619:C:H2'	23:DB:2620:C:C6	2.53	0.43
23:DB:2732:G:H5'	23:DB:2733:A:O4'	2.18	0.43
23:DB:285:G:H2'	23:DB:286:U:C6	2.53	0.43
23:DB:2889:C:H2'	23:DB:2890:G:C8	2.53	0.43
23:DB:324:A:H61	23:DB:338:G:C2'	2.31	0.43
23:DB:324:A:C6	23:DB:339:U:H5'	2.54	0.43
23:DB:545:U:H3'	23:DB:546:U:H5''	2.01	0.43
23:DB:934:U:H2'	23:DB:935:C:H6	1.84	0.43
25:DC:172:THR:CG2	25:DC:173:LEU:H	2.29	0.43
26:DD:146:ILE:CD1	26:DD:155:VAL:HG13	2.47	0.43
26:DD:110:THR:HG21	26:DD:169:ARG:HH21	1.84	0.43
26:DD:41:ALA:C	26:DD:43:ASP:H	2.22	0.43
26:DD:32:ASN:HB2	26:DD:91:THR:HG22	2.00	0.43
27:DE:198:GLU:HB3	27:DE:199:MET:H	1.55	0.43
27:DE:46:GLN:HG3	27:DE:49:ARG:CZ	2.49	0.43
28:DF:23:SER:C	28:DF:25:MET:N	2.71	0.43
30:DH:135:HIS:CD2	30:DH:138:VAL:HG23	2.54	0.43
31:DJ:110:PRO:O	31:DJ:111:LYS:HB2	2.18	0.43
31:DJ:67:ASN:C	31:DJ:69:ARG:H	2.22	0.43
32:DK:2:ILE:HD12	32:DK:2:ILE:N	2.32	0.43
34:DM:5:LYS:HE2	34:DM:8:LYS:HD2	2.00	0.43
35:DN:45:ARG:CZ	35:DN:95:THR:HB	2.48	0.43
36:DO:86:GLY:C	36:DO:88:LYS:N	2.72	0.43
37:DP:50:ARG:HG3	37:DP:99:LEU:H	1.84	0.43

Continued on next page...

Continued from previous page...

Atom-1	Atom-2	Interatomic distance (Å)	Clash overlap (Å)
39:DR:35:PHE:O	39:DR:63:VAL:HG23	2.18	0.43
41:DT:92:ASN:C	41:DT:93:LEU:HD12	2.37	0.43
42:DU:39:ASN:HB3	42:DU:59:GLU:HB2	2.01	0.43
42:DU:85:ARG:O	42:DU:87:GLU:HG3	2.19	0.43
24:DV:69:GLU:O	24:DV:70:ILE:HG23	2.18	0.43
44:DX:23:ARG:O	44:DX:26:PHE:HB2	2.19	0.43
44:DX:7:ARG:HH11	44:DX:7:ARG:HB3	1.82	0.43
1:AA:1033:G:H3'	1:AA:1034:G:H5''	2.01	0.43
1:AA:1073:U:O3'	20:AB:104:LYS:NZ	2.51	0.43
1:AA:1014:A:H2	1:AA:1219:A:H1'	1.83	0.43
1:AA:1300:G:O2'	1:AA:1301:U:O5'	2.37	0.43
1:AA:1389:C:H2'	1:AA:1390:U:C6	2.54	0.43
1:AA:177:G:N3	1:AA:177:G:O4'	2.51	0.43
1:AA:473:U:N3	1:AA:474:G:N7	2.67	0.43
1:AA:82:G:C6	1:AA:88:U:O2	2.71	0.43
2:AC:160:GLU:O	2:AC:160:GLU:HG2	2.19	0.43
3:AD:151:GLN:HB3	3:AD:154:VAL:CG1	2.49	0.43
4:AE:114:LEU:CD2	4:AE:119:VAL:HG21	2.47	0.43
4:AE:95:MET:CE	4:AE:114:LEU:HD21	2.48	0.43
8:AI:86:LEU:N	8:AI:86:LEU:HD13	2.34	0.43
1:AA:1048:G:H4'	13:AN:2:LYS:HZ2	1.82	0.43
18:AS:31:ARG:NH2	18:AS:55:GLN:HE22	2.16	0.43
10:AK:88:PRO:CD	21:AU:28:LEU:HD22	2.48	0.43
47:B0:35:GLU:CG	47:B0:36:LYS:N	2.81	0.43
47:B0:45:ASP:HB3	47:B0:54:ILE:O	2.17	0.43
22:BA:14:U:H5''	22:BA:71:C:O4'	2.18	0.43
22:BA:78:A:C2	22:BA:99:A:C4	3.06	0.43
23:BB:138:U:H2'	23:BB:140:C:C2	2.53	0.43
23:BB:1407:G:H2'	23:BB:1408:G:H8	1.84	0.43
23:BB:181:A:O2'	23:BB:182:A:H5'	2.19	0.43
23:BB:2133:G:N3	23:BB:2133:G:C2'	2.80	0.43
23:BB:224:U:H2'	23:BB:225:C:O4'	2.18	0.43
23:BB:2648:G:H2'	23:BB:2649:C:H6	1.83	0.43
23:BB:264:C:O2'	23:BB:265:A:H5''	2.19	0.43
23:BB:2663:G:H2'	23:BB:2664:G:C8	2.53	0.43
23:BB:2691:C:H2'	23:BB:2692:G:H8	1.84	0.43
23:BB:2720:U:H2'	23:BB:2721:A:C8	2.53	0.43
23:BB:373:U:O2'	23:BB:374:A:H5'	2.18	0.43
23:BB:372:G:N2	23:BB:400:G:H2'	2.34	0.43
23:BB:409:G:O2'	23:BB:410:G:H5'	2.18	0.43
23:BB:500:G:N2	23:BB:502:A:H3'	2.34	0.43

Continued on next page...

Continued from previous page...

Atom-1	Atom-2	Interatomic distance (Å)	Clash overlap (Å)
23:BB:730:A:H3'	54:BB:3595:HOH:O	2.19	0.43
25:BC:78:GLU:H	25:BC:93:VAL:H	1.66	0.43
26:BD:108:ASP:HB2	26:BD:173:GLN:HA	2.01	0.43
26:BD:109:VAL:HG22	26:BD:203:VAL:HG22	2.00	0.43
26:BD:23:PRO:HA	26:BD:190:LYS:N	2.33	0.43
27:BE:144:GLU:C	27:BE:146:VAL:N	2.71	0.43
27:BE:48:THR:CG2	27:BE:49:ARG:N	2.52	0.43
27:BE:83:VAL:HG13	27:BE:83:VAL:O	2.19	0.43
29:BG:122:ALA:O	29:BG:123:GLU:HG3	2.19	0.43
29:BG:94:ARG:CB	29:BG:94:ARG:HH11	2.31	0.43
30:BH:82:SER:O	30:BH:90:LEU:HD23	2.18	0.43
52:BI:96:LYS:HG3	52:BI:138:VAL:HG23	1.99	0.43
52:BI:17:ALA:O	52:BI:18:ASN:CB	2.67	0.43
33:BL:118:THR:HG23	33:BL:119:PRO:CD	2.41	0.43
35:BN:65:LEU:HD23	35:BN:69:ARG:HG3	1.99	0.43
35:BN:78:LYS:O	35:BN:82:GLU:HB2	2.19	0.43
37:BP:60:VAL:HB	37:BP:61:ARG:H	1.23	0.43
23:BB:535:G:O2'	38:BQ:52:ARG:HD3	2.18	0.43
38:BQ:52:ARG:NH1	38:BQ:55:GLN:HE21	2.17	0.43
40:BS:28:LYS:HD3	40:BS:29:VAL:H	1.83	0.43
42:BU:2:ALA:O	42:BU:4:ILE:N	2.46	0.43
24:BV:4:ILE:HB	24:BV:63:ILE:CA	2.40	0.43
43:BW:44:PHE:H	43:BW:76:ARG:HG3	1.83	0.43
44:BX:14:LEU:HD22	44:BX:57:LEU:HD22	1.99	0.43
46:BZ:58:ASP:O	46:BZ:59:ARG:HD3	2.18	0.43
46:BZ:59:ARG:O	46:BZ:60:PHE:CG	2.71	0.43
1:CA:1204:A:H2'	1:CA:1205:U:C6	2.53	0.43
1:CA:1330:U:OP1	12:CM:22:TYR:O	2.36	0.43
1:CA:484:G:H4'	1:CA:485:U:H5'	2.00	0.43
1:CA:643:C:H4'	7:CH:31:LEU:HD22	2.00	0.43
1:CA:648:A:H2'	1:CA:649:A:C8	2.54	0.43
1:CA:91:U:H2'	1:CA:92:U:C6	2.54	0.43
1:CA:953:G:H3'	1:CA:954:G:H8	1.83	0.43
2:CC:53:ARG:HA	2:CC:113:LYS:HZ3	1.83	0.43
4:CE:104:ILE:C	4:CE:104:ILE:HD13	2.38	0.43
7:CH:74:ILE:O	7:CH:74:ILE:HG23	2.18	0.43
11:CL:20:VAL:HA	11:CL:94:TYR:HE2	1.83	0.43
47:D0:36:LYS:HE3	47:D0:48:TYR:CE1	2.51	0.43
23:DB:1552:A:C2'	23:DB:1553:A:H5'	2.48	0.43
23:DB:1607:C:N4	23:DB:1622:G:OP2	2.51	0.43
23:DB:1864:U:O2'	23:DB:1865:U:H5'	2.17	0.43

Continued on next page...

Continued from previous page...

Atom-1	Atom-2	Interatomic distance (Å)	Clash overlap (Å)
23:DB:1946:U:H2'	23:DB:1947:C:H6	1.83	0.43
23:DB:2016:U:H2'	23:DB:2017:U:C6	2.54	0.43
23:DB:573:U:N3	23:DB:2031:A:OP1	2.45	0.43
23:DB:2070:A:H2'	23:DB:2071:A:C8	2.53	0.43
23:DB:231:A:H3'	23:DB:232:G:C8	2.54	0.43
23:DB:2065:C:H1'	23:DB:2449:U:O2	2.19	0.43
23:DB:454:A:C3'	23:DB:455:C:H5'	2.48	0.43
23:DB:512:G:H4'	23:DB:512:G:OP1	2.18	0.43
23:DB:713:G:O2'	23:DB:714:U:H5'	2.19	0.43
25:DC:143:VAL:O	25:DC:152:GLN:HB2	2.19	0.43
25:DC:196:ASN:HB2	25:DC:199:HIS:CE1	2.54	0.43
25:DC:56:GLY:CA	25:DC:214:GLY:H	2.30	0.43
26:DD:81:GLU:CG	26:DD:82:PHE:N	2.81	0.43
27:DE:149:ILE:O	27:DE:149:ILE:HG13	2.18	0.43
27:DE:6:LYS:CG	27:DE:7:ASP:H	2.32	0.43
31:DJ:5:THR:HG23	31:DJ:7:LYS:HD3	2.00	0.43
33:DL:90:VAL:C	33:DL:92:LEU:H	2.22	0.43
34:DM:127:LYS:CG	34:DM:128:THR:H	2.31	0.43
34:DM:133:LYS:HD2	34:DM:134:THR:O	2.18	0.43
37:DP:51:ASN:HB2	37:DP:60:VAL:HB	2.01	0.43
38:DQ:70:GLN:HG2	38:DQ:71:ASN:H	1.80	0.43
41:DT:3:ARG:HG2	41:DT:3:ARG:H	1.62	0.43
41:DT:40:LYS:HB3	41:DT:58:VAL:CG2	2.48	0.43
41:DT:58:VAL:HG12	41:DT:59:ASN:H	1.83	0.43
1:AA:1114:C:H2'	1:AA:1115:U:O4'	2.19	0.43
1:AA:144:G:H2'	1:AA:145:G:O4'	2.19	0.43
1:AA:644:U:O2'	1:AA:645:G:H5'	2.19	0.43
1:AA:818:G:O2'	1:AA:819:A:H5''	2.19	0.43
1:AA:93:U:H2'	1:AA:95:C:C5	2.53	0.43
20:AB:98:GLY:C	20:AB:100:LEU:H	2.22	0.43
2:AC:111:ASP:OD2	2:AC:114:LEU:HG	2.19	0.43
3:AD:19:PHE:CB	3:AD:110:ARG:HH12	2.30	0.43
4:AE:49:TYR:HE2	4:AE:133:ILE:HG12	1.83	0.43
4:AE:155:LYS:HG3	7:AH:65:PHE:HB2	2.01	0.43
8:AI:9:GLY:HA2	8:AI:80:HIS:CD2	2.53	0.43
10:AK:69:CYS:O	10:AK:71:ASP:N	2.51	0.43
18:AS:62:THR:HG22	18:AS:63:ASP:N	2.33	0.43
19:AT:66:ILE:HG23	19:AT:70:LYS:CD	2.48	0.43
50:B3:23:HIS:HB2	50:B3:24:LYS:H	1.47	0.43
51:B4:14:CYS:SG	51:B4:25:VAL:O	2.77	0.43
23:BB:1050:A:H2'	23:BB:1051:G:O4'	2.18	0.43

Continued on next page...

Continued from previous page...

Atom-1	Atom-2	Interatomic distance (Å)	Clash overlap (Å)
23:BB:1079:C:O2'	52:BI:133:ARG:CZ	2.66	0.43
23:BB:2241:A:H2'	23:BB:2242:G:H8	1.78	0.43
23:BB:2708:G:O2'	23:BB:2709:G:H5'	2.19	0.43
23:BB:2848:G:C8	37:BP:96:LEU:HD23	2.54	0.43
23:BB:36:G:C2	23:BB:37:C:C2	3.07	0.43
23:BB:849:A:O2'	45:BY:20:LYS:HG2	2.18	0.43
25:BC:160:TYR:HA	25:BC:193:GLU:HG2	2.01	0.43
25:BC:196:ASN:O	25:BC:199:HIS:HB2	2.18	0.43
25:BC:47:ARG:HB3	25:BC:48:ILE:H	1.60	0.43
26:BD:31:ALA:O	26:BD:32:ASN:ND2	2.51	0.43
26:BD:52:THR:N	26:BD:75:ALA:HB1	2.33	0.43
27:BE:127:GLU:OE1	27:BE:130:LYS:HG3	2.19	0.43
27:BE:149:ILE:HA	27:BE:168:ASP:O	2.18	0.43
28:BF:121:PHE:CE2	28:BF:166:ARG:N	2.87	0.43
29:BG:93:TYR:CD1	29:BG:93:TYR:N	2.84	0.43
30:BH:125:THR:HA	30:BH:146:VAL:CB	2.46	0.43
32:BK:63:VAL:HG21	32:BK:85:VAL:HG21	2.00	0.43
34:BM:67:VAL:HB	34:BM:100:LYS:CG	2.39	0.43
34:BM:82:MET:HB2	34:BM:84:LYS:CD	2.49	0.43
35:BN:20:MET:HG2	35:BN:20:MET:H	1.58	0.43
35:BN:94:TYR:HB3	35:BN:95:THR:H	1.70	0.43
36:BO:24:THR:HG22	36:BO:41:ALA:HA	2.00	0.43
36:BO:55:GLU:HA	36:BO:62:LEU:HB2	2.01	0.43
37:BP:18:SER:C	37:BP:20:ARG:H	2.21	0.43
37:BP:52:ARG:CB	37:BP:60:VAL:HG11	2.22	0.43
37:BP:47:ILE:HG23	37:BP:63:ILE:CB	2.49	0.43
39:BR:2:TYR:HB2	39:BR:44:GLY:O	2.19	0.43
41:BT:6:ARG:C	41:BT:8:LEU:H	2.21	0.43
23:BB:86:G:OP2	42:BU:28:LEU:HB3	2.19	0.43
42:BU:39:ASN:HD21	42:BU:42:LYS:HE2	1.83	0.43
42:BU:90:LYS:CG	42:BU:91:LYS:H	2.32	0.43
23:BB:2355:G:O3'	43:BW:20:LEU:HD22	2.19	0.43
44:BX:36:GLN:H	44:BX:36:GLN:CD	2.21	0.43
1:CA:1032:G:H2'	1:CA:1033:G:C4'	2.49	0.43
1:CA:1300:G:C2'	1:CA:1301:U:OP2	2.67	0.43
1:CA:177:G:N3	1:CA:177:G:O4'	2.51	0.43
1:CA:337:G:O2'	1:CA:338:A:H5'	2.19	0.43
1:CA:463:U:H5'	1:CA:464:U:OP2	2.18	0.43
1:CA:813:U:O2'	1:CA:814:A:H5'	2.19	0.43
1:CA:93:U:O5'	1:CA:93:U:H6	2.01	0.43
20:CB:68:PHE:HA	20:CB:161:PHE:O	2.19	0.43

Continued on next page...

Continued from previous page...

Atom-1	Atom-2	Interatomic distance (Å)	Clash overlap (Å)
4:CE:81:GLN:NE2	4:CE:148:SER:HA	2.32	0.43
5:CF:64:VAL:CG1	5:CF:65:GLU:N	2.81	0.43
6:CG:14:ASP:HB3	6:CG:18:GLY:H	1.79	0.43
8:CI:46:VAL:O	8:CI:49:GLN:HB2	2.19	0.43
8:CI:91:GLU:N	8:CI:91:GLU:CD	2.72	0.43
10:CK:81:LEU:HD22	10:CK:104:PHE:CD1	2.54	0.43
10:CK:69:CYS:O	10:CK:73:VAL:N	2.51	0.43
12:CM:63:VAL:HG12	12:CM:68:LEU:HB2	2.01	0.43
13:CN:60:ARG:O	13:CN:61:ASN:CB	2.62	0.43
14:CO:87:ARG:HA	14:CO:87:ARG:NE	2.34	0.43
5:CF:100:SER:N	17:CR:23:LYS:NZ	2.66	0.43
18:CS:35:ARG:NH2	18:CS:52:ASN:ND2	2.67	0.43
19:CT:44:ALA:O	19:CT:48:LYS:HB3	2.18	0.43
19:CT:66:ILE:CA	19:CT:70:LYS:HZ2	2.31	0.43
47:D0:29:VAL:HG22	47:D0:32:THR:HG23	2.00	0.43
51:D4:26:ILE:CD1	51:D4:34:LYS:HA	2.48	0.43
22:DA:116:G:H4'	36:DO:54:VAL:HG13	2.01	0.43
22:DA:15:A:H1'	22:DA:109:A:C5	2.54	0.43
22:DA:76:G:O2'	22:DA:77:U:H5'	2.18	0.43
23:DB:1008:A:N6	23:DB:1136:G:C6	2.87	0.43
23:DB:1068:G:C6	23:DB:1069:A:N6	2.87	0.43
23:DB:1322:A:H2'	23:DB:1323:C:H5'	1.99	0.43
23:DB:1408:G:O2'	23:DB:1409:U:H5'	2.19	0.43
23:DB:1534:U:O2'	23:DB:1535:A:H8	2.01	0.43
23:DB:1911:U:H2'	23:DB:1918:A:C2	2.54	0.43
23:DB:2349:G:OP2	50:D3:41:ARG:HD3	2.18	0.43
23:DB:2438:U:O2'	23:DB:2439:A:H5''	2.19	0.43
23:DB:588:U:O4	23:DB:670:A:H1'	2.18	0.43
23:DB:828:U:H2'	23:DB:829:A:C8	2.53	0.43
23:DB:841:G:O2'	23:DB:842:U:H5'	2.18	0.43
23:DB:97:C:H2'	23:DB:98:G:O4'	2.18	0.43
25:DC:22:GLU:HA	25:DC:202:ARG:HH21	1.83	0.43
25:DC:209:ALA:O	25:DC:210:ALA:HB2	2.18	0.43
23:DB:1796:U:O3'	25:DC:251:THR:HA	2.18	0.43
23:DB:1814:G:H5'	25:DC:51:ARG:HG2	2.00	0.43
26:DD:22:ILE:HG23	26:DD:191:GLY:N	2.33	0.43
26:DD:52:THR:HB	26:DD:53:GLY:H	1.58	0.43
27:DE:147:LEU:HD22	27:DE:167:VAL:HG22	2.00	0.43
23:DB:2751:G:OP2	29:DG:2:ARG:HG3	2.18	0.43
30:DH:87:GLU:HB2	30:DH:89:LYS:HZ3	1.82	0.43
52:DI:32:VAL:HG12	52:DI:33:ASN:N	2.34	0.43

Continued on next page...

Continued from previous page...

Atom-1	Atom-2	Interatomic distance (Å)	Clash overlap (Å)
31:DJ:17:VAL:CG2	31:DJ:139:VAL:HB	2.49	0.43
33:DL:118:THR:O	33:DL:119:PRO:C	2.57	0.43
33:DL:2:ARG:HH22	33:DL:6:LEU:CD1	2.32	0.43
34:DM:50:ARG:O	34:DM:53:MET:HG3	2.18	0.43
35:DN:54:LEU:HD11	35:DN:65:LEU:HB3	2.01	0.43
37:DP:111:GLU:O	37:DP:113:LEU:N	2.51	0.43
39:DR:87:GLN:O	39:DR:89:HIS:N	2.52	0.43
40:DS:29:VAL:CG2	40:DS:71:VAL:HG23	2.33	0.43
42:DU:57:ILE:HD13	42:DU:58:VAL:O	2.19	0.43
42:DU:95:PHE:HB2	42:DU:99:SER:O	2.18	0.43
43:DW:24:ARG:HE	43:DW:58:LEU:HB2	1.82	0.43
43:DW:66:VAL:HG13	43:DW:67:LYS:N	2.28	0.43
43:DW:72:GLY:C	43:DW:74:LYS:N	2.70	0.43
23:DB:929:U:H1'	45:DY:24:LEU:O	2.18	0.43
1:AA:1057:G:H2'	1:AA:1058:G:O4'	2.19	0.43
1:AA:1096:C:H2'	1:AA:1097:C:H6	1.82	0.43
1:AA:1244:G:H2'	1:AA:1245:C:H6	1.81	0.43
1:AA:1256:A:O2'	1:AA:1257:A:H5''	2.18	0.43
1:AA:978:A:O2'	1:AA:1322:C:H5	2.02	0.43
1:AA:697:U:H2'	1:AA:698:G:H5'	2.00	0.43
1:AA:93:U:H2'	1:AA:95:C:H5	1.82	0.43
1:AA:973:G:O2'	9:AJ:56:HIS:HA	2.18	0.43
20:AB:110:ILE:O	20:AB:113:LEU:HB3	2.18	0.43
20:AB:175:ALA:C	20:AB:177:ASN:H	2.20	0.43
1:AA:532:A:N6	2:AC:191:THR:HB	2.33	0.43
3:AD:147:LYS:N	3:AD:147:LYS:HE3	2.34	0.43
5:AF:7:VAL:HG23	5:AF:60:VAL:O	2.17	0.43
5:AF:88:MET:HE1	5:AF:90:MET:HG3	2.00	0.43
7:AH:69:ALA:HB3	7:AH:72:GLU:OE2	2.19	0.43
10:AK:57:SER:O	10:AK:90:PRO:HG2	2.19	0.43
15:AP:67:ILE:CD1	15:AP:72:ALA:HA	2.49	0.43
48:B1:49:LYS:HG2	48:B1:50:GLU:O	2.18	0.43
23:BB:1038:G:H2'	23:BB:1039:A:H8	1.80	0.43
23:BB:1113:U:H5''	29:BG:1:SER:C	2.39	0.43
23:BB:1410:G:H2'	23:BB:1411:U:H6	1.80	0.43
23:BB:144:A:OP2	23:BB:144:A:H8	2.00	0.43
23:BB:1552:A:C2'	23:BB:1553:A:H5'	2.47	0.43
23:BB:18:U:O2'	23:BB:19:A:H5'	2.18	0.43
1:AA:1483:A:H2	23:BB:1959:G:HO2'	1.62	0.43
23:BB:1987:A:H2'	23:BB:1988:G:H8	1.84	0.43
23:BB:910:A:H2	23:BB:2264:C:O2	2.01	0.43

Continued on next page...

Continued from previous page...

Atom-1	Atom-2	Interatomic distance (Å)	Clash overlap (Å)
23:BB:2578:G:N3	26:BD:145:SER:HB3	2.34	0.43
23:BB:2581:G:N3	23:BB:2581:G:H2'	2.33	0.43
23:BB:2642:G:O2'	23:BB:2643:G:H5'	2.19	0.43
23:BB:2751:G:H5''	29:BG:2:ARG:O	2.18	0.43
23:BB:2805:C:O2'	23:BB:2806:C:H5'	2.19	0.43
23:BB:374:A:H61	23:BB:400:G:H1'	1.84	0.43
23:BB:381:G:O2'	23:BB:382:A:H5'	2.19	0.43
23:BB:481:G:OP2	42:BU:43:LYS:HG3	2.18	0.43
23:BB:963:U:H2'	23:BB:964:C:C6	2.54	0.43
25:BC:253:GLY:O	25:BC:254:LYS:HG3	2.19	0.43
26:BD:115:GLY:HA2	26:BD:165:MET:CE	2.48	0.43
26:BD:1:MET:HB2	26:BD:84:LEU:HD22	2.01	0.43
27:BE:108:ILE:HD12	27:BE:108:ILE:N	2.34	0.43
27:BE:4:VAL:HG13	27:BE:5:LEU:N	2.33	0.43
28:BF:170:ALA:HA	28:BF:173:ASP:OD2	2.18	0.43
30:BH:130:VAL:O	30:BH:142:VAL:N	2.45	0.43
32:BK:99:ILE:N	32:BK:99:ILE:HD12	2.34	0.43
35:BN:33:ILE:HG22	35:BN:113:ILE:O	2.18	0.43
35:BN:114:GLU:OE1	47:B0:52:LYS:NZ	2.51	0.43
36:BO:87:ILE:CG1	36:BO:88:LYS:H	2.31	0.43
37:BP:27:VAL:HG22	37:BP:28:LYS:O	2.18	0.43
39:BR:78:ARG:HD3	39:BR:87:GLN:C	2.39	0.43
40:BS:34:ASP:HA	40:BS:38:TYR:CD2	2.53	0.43
42:BU:22:GLY:HA2	42:BU:36:GLU:HB2	2.01	0.43
42:BU:6:ARG:C	42:BU:8:ASP:N	2.71	0.43
24:BV:42:LEU:HD12	24:BV:47:VAL:HG11	2.01	0.43
46:BZ:9:TYR:CE1	46:BZ:11:GLU:HB2	2.53	0.43
46:BZ:30:HIS:C	46:BZ:48:GLN:HG2	2.39	0.43
1:CA:1151:A:O2'	1:CA:1152:A:H8	2.02	0.43
1:CA:140:U:H2'	1:CA:141:G:H8	1.84	0.43
1:CA:178:C:O2'	1:CA:179:A:H5'	2.19	0.43
1:CA:394:G:H2'	1:CA:395:C:C6	2.54	0.43
1:CA:367:U:OP1	1:CA:395:C:H1'	2.19	0.43
1:CA:576:C:OP2	1:CA:576:C:H3'	2.18	0.43
1:CA:902:G:H2'	1:CA:903:G:C8	2.54	0.43
20:CB:186:VAL:HG21	20:CB:198:VAL:HG13	2.01	0.43
20:CB:205:ALA:O	20:CB:209:VAL:HG22	2.19	0.43
20:CB:42:LEU:C	20:CB:44:LYS:H	2.21	0.43
2:CC:129:PHE:O	2:CC:133:MET:HG3	2.18	0.43
4:CE:93:VAL:HG13	4:CE:110:MET:SD	2.58	0.43
4:CE:76:ASN:O	4:CE:77:ASN:HB3	2.19	0.43

Continued on next page...

Continued from previous page...

Atom-1	Atom-2	Interatomic distance (Å)	Clash overlap (Å)
5:CF:12:PRO:HB3	5:CF:56:LYS:O	2.19	0.43
5:CF:72:ASP:HA	5:CF:75:GLU:HB3	2.00	0.43
8:CI:80:HIS:HE1	8:CI:103:VAL:O	2.01	0.43
1:CA:1125:U:OP1	9:CJ:37:ARG:NH1	2.52	0.43
1:CA:716:A:N3	10:CK:118:ASN:O	2.51	0.43
10:CK:19:VAL:CG2	10:CK:34:THR:HG22	2.36	0.43
11:CL:19:ASN:HB3	11:CL:85:ARG:HD2	2.00	0.43
13:CN:11:LYS:NZ	13:CN:11:LYS:HA	2.34	0.43
9:CJ:65:TYR:CE1	13:CN:84:ARG:HA	2.52	0.43
16:CQ:10:ARG:NE	16:CQ:11:VAL:H	2.16	0.43
16:CQ:35:LYS:O	16:CQ:37:ILE:HG23	2.19	0.43
5:CF:100:SER:H	17:CR:23:LYS:HZ1	1.67	0.43
18:CS:10:ILE:HG22	18:CS:37:SER:HB2	2.00	0.43
1:CA:262:A:H5''	19:CT:70:LYS:HD2	2.01	0.43
21:CU:49:ALA:O	21:CU:52:VAL:HG12	2.18	0.43
23:DB:1623:G:O2'	23:DB:1624:U:H5'	2.18	0.43
23:DB:1864:U:OP1	23:DB:2411:A:H5'	2.17	0.43
23:DB:2065:C:H2'	23:DB:2066:C:H6	1.83	0.43
23:DB:2373:G:H2'	23:DB:2374:C:C6	2.53	0.43
23:DB:459:U:O2'	23:DB:460:A:H5'	2.19	0.43
23:DB:819:A:OP2	23:DB:1187:G:N2	2.51	0.43
23:DB:850:U:H6	23:DB:850:U:O5'	2.01	0.43
23:DB:902:C:O2'	23:DB:903:C:H5'	2.19	0.43
25:DC:16:VAL:O	25:DC:17:LYS:HB2	2.19	0.43
25:DC:194:VAL:HB	25:DC:195:GLY:H	1.59	0.43
25:DC:224:MET:HG3	25:DC:233:GLY:N	2.33	0.43
25:DC:45:ASN:ND2	25:DC:50:THR:OG1	2.52	0.43
26:DD:176:ASP:OD2	26:DD:190:LYS:HD2	2.18	0.43
26:DD:21:SER:O	26:DD:23:PRO:HD3	2.19	0.43
30:DH:114:GLU:HB3	30:DH:133:GLN:HG3	2.00	0.43
31:DJ:25:LEU:HD11	31:DJ:63:ALA:N	2.33	0.43
31:DJ:9:GLU:HG2	31:DJ:9:GLU:O	2.17	0.43
33:DL:39:LYS:HZ2	33:DL:39:LYS:N	2.16	0.43
35:DN:117:ASP:CG	35:DN:118:ARG:N	2.72	0.43
39:DR:18:GLN:HA	39:DR:99:THR:HA	2.01	0.43
41:DT:8:LEU:HD21	44:DX:26:PHE:CZ	2.54	0.43
24:DV:21:ARG:NH2	24:DV:88:HIS:H	2.17	0.43
43:DW:67:LYS:HD3	43:DW:68:PHE:H	1.84	0.43
44:DX:18:LEU:HD12	44:DX:47:ARG:HH22	1.82	0.43
45:DY:47:ILE:O	45:DY:51:SER:N	2.52	0.43
46:DZ:59:ARG:HB2	46:DZ:60:PHE:H	1.59	0.43

Continued on next page...

Continued from previous page...

Atom-1	Atom-2	Interatomic distance (Å)	Clash overlap (Å)
1:AA:1157:A:H4'	1:AA:1158:C:O5'	2.19	0.43
1:AA:1291:U:O2'	1:AA:1292:G:H5'	2.18	0.43
1:AA:1454:G:H2'	1:AA:1455:G:O4'	2.19	0.43
1:AA:474:G:H2'	1:AA:475:C:H6	1.83	0.43
1:AA:493:A:N3	1:AA:493:A:O4'	2.52	0.43
20:AB:59:ILE:CD1	20:AB:66:ILE:HD11	2.48	0.43
5:AF:68:GLN:O	5:AF:71:ILE:HG13	2.19	0.43
6:AG:94:ARG:NH1	6:AG:98:LEU:HD21	2.34	0.43
7:AH:49:LYS:CG	7:AH:50:VAL:H	2.27	0.43
12:AM:84:CYS:SG	12:AM:86:ARG:HB3	2.59	0.43
16:AQ:29:LYS:HA	16:AQ:35:LYS:C	2.39	0.43
19:AT:40:ALA:O	19:AT:41:GLY:C	2.56	0.43
21:AU:11:PHE:HD1	21:AU:11:PHE:O	2.02	0.43
47:B0:26:SER:OG	47:B0:27:LEU:N	2.52	0.43
47:B0:29:VAL:CB	47:B0:36:LYS:HD2	2.49	0.43
50:B3:25:HIS:HB3	50:B3:26:ALA:H	1.57	0.43
50:B3:28:LEU:H	50:B3:28:LEU:HG	1.45	0.43
22:BA:48:U:H2'	22:BA:49:C:H6	1.80	0.43
23:BB:1076:C:H4'	52:BI:94:LYS:HZ2	1.82	0.43
23:BB:1115:G:H2'	23:BB:1116:G:H8	1.84	0.43
23:BB:1205:A:C4'	23:BB:1206:G:OP2	2.67	0.43
23:BB:1254:A:H2'	27:BE:69:ARG:NH1	2.32	0.43
23:BB:1675:C:O2	26:BD:134:HIS:CG	2.71	0.43
23:BB:1791:A:H1'	25:BC:206:LYS:HZ1	1.84	0.43
23:BB:2293:G:H2'	23:BB:2294:G:O4'	2.19	0.43
23:BB:2313:C:O2'	23:BB:2314:A:H5'	2.19	0.43
23:BB:2653:U:H2'	23:BB:2654:A:C8	2.54	0.43
23:BB:2899:A:H2'	23:BB:2900:A:H8	1.84	0.43
23:BB:39:G:O2'	23:BB:40:U:H5'	2.18	0.43
23:BB:458:G:H22	23:BB:469:G:H2'	1.84	0.43
23:BB:526:A:N3	23:BB:2044:C:H1'	2.34	0.43
23:BB:527:C:H5'	54:BB:3416:HOH:O	2.19	0.43
23:BB:952:G:C6	23:BB:966:G:C6	3.07	0.43
25:BC:107:LYS:HG3	25:BC:108:GLY:N	2.34	0.43
25:BC:153:LEU:CD1	25:BC:161:VAL:HG23	2.49	0.43
26:BD:128:ARG:NH2	26:BD:130:GLN:HG3	2.34	0.43
23:BB:1657:U:OP1	26:BD:139:SER:O	2.36	0.43
26:BD:154:LYS:CD	26:BD:157:LYS:H	2.32	0.43
27:BE:115:GLN:C	27:BE:185:LYS:HG2	2.39	0.43
27:BE:58:LYS:HB3	27:BE:71:GLY:C	2.39	0.43
30:BH:57:LYS:HD2	30:BH:57:LYS:N	2.33	0.43

Continued on next page...

Continued from previous page...

Atom-1	Atom-2	Interatomic distance (Å)	Clash overlap (Å)
30:BH:67:ALA:O	30:BH:71:LYS:N	2.46	0.43
30:BH:83:LYS:HE3	1:CA:359:G:O2'	2.19	0.43
52:BI:78:LEU:O	52:BI:81:LYS:HG3	2.19	0.43
31:BJ:132:HIS:C	31:BJ:134:ALA:N	2.72	0.43
32:BK:9:ASN:ND2	32:BK:9:ASN:H	2.15	0.43
33:BL:85:VAL:HG21	33:BL:98:ALA:CB	2.48	0.43
36:BO:115:LEU:HD22	36:BO:117:PHE:CZ	2.54	0.43
36:BO:30:ARG:O	36:BO:31:THR:C	2.57	0.43
37:BP:105:LYS:HB2	37:BP:106:ALA:H	1.59	0.43
37:BP:38:ARG:CG	37:BP:39:LEU:N	2.81	0.43
40:BS:103:ILE:HG13	40:BS:105:VAL:HG23	2.01	0.43
41:BT:64:LYS:HD3	41:BT:79:ASP:HA	2.00	0.43
42:BU:60:LYS:CG	42:BU:61:GLU:H	2.27	0.43
43:BW:21:GLY:HA3	43:BW:32:ALA:HA	2.01	0.43
43:BW:31:LEU:O	43:BW:66:VAL:HB	2.19	0.43
46:BZ:15:SER:O	46:BZ:21:VAL:HB	2.19	0.43
46:BZ:30:HIS:O	46:BZ:31:ASP:HB3	2.19	0.43
1:CA:1118:U:H5'	1:CA:1118:U:H6	1.83	0.43
1:CA:1427:C:H2'	1:CA:1428:A:C8	2.53	0.43
1:CA:144:G:H2'	1:CA:145:G:O4'	2.19	0.43
1:CA:384:G:H2'	1:CA:385:C:H6	1.80	0.43
1:CA:878:A:H2'	1:CA:879:C:C6	2.54	0.43
1:CA:1190:G:P	2:CC:4:VAL:HG12	2.58	0.43
8:CI:27:ILE:HG21	8:CI:34:LEU:HD13	2.00	0.43
10:CK:60:PHE:CZ	10:CK:64:VAL:HG11	2.54	0.43
11:CL:98:ARG:O	11:CL:117:GLY:N	2.52	0.43
13:CN:42:ASN:CB	13:CN:46:LYS:HE2	2.44	0.43
1:CA:231:U:P	15:CP:31:ARG:HH12	2.41	0.43
15:CP:43:ALA:C	15:CP:45:GLU:H	2.21	0.43
21:CU:14:ALA:N	21:CU:16:ARG:NH2	2.54	0.43
51:D4:15:LYS:HZ2	51:D4:22:VAL:HG12	1.83	0.43
51:D4:6:SER:OG	51:D4:23:ILE:HG21	2.19	0.43
22:DA:30:C:OP1	36:DO:1:MET:HE1	2.19	0.43
23:DB:1245:G:H4'	27:DE:33:VAL:CG2	2.49	0.43
23:DB:1341:G:H2'	23:DB:1397:U:O2'	2.19	0.43
23:DB:1945:G:H2'	23:DB:1946:U:H6	1.84	0.43
23:DB:2072:C:H2'	23:DB:2073:C:H6	1.84	0.43
23:DB:2107:G:H2'	23:DB:2108:A:H8	1.84	0.43
23:DB:2385:C:H2'	23:DB:2386:A:C8	2.53	0.43
23:DB:2647:U:O2'	23:DB:2648:G:H5'	2.19	0.43
23:DB:2728:U:H2'	23:DB:2729:G:C8	2.54	0.43

Continued on next page...

Continued from previous page...

Atom-1	Atom-2	Interatomic distance (Å)	Clash overlap (Å)
25:DC:251:THR:HB	25:DC:252:LYS:H	1.45	0.43
25:DC:49:THR:HB	25:DC:50:THR:H	1.45	0.43
23:DB:2025:C:P	26:DD:154:LYS:NZ	2.92	0.43
27:DE:109:LEU:CB	27:DE:117:ARG:HE	2.31	0.43
30:DH:4:ILE:HA	30:DH:17:ASP:O	2.19	0.43
52:DI:109:ALA:HB2	52:DI:125:THR:HA	2.00	0.43
33:DL:58:TYR:HD2	33:DL:62:PRO:HG3	1.84	0.43
34:DM:108:VAL:HG12	34:DM:111:GLU:OE1	2.19	0.43
34:DM:74:THR:HA	34:DM:88:ASN:HA	2.01	0.43
37:DP:109:ILE:O	37:DP:111:GLU:N	2.51	0.43
37:DP:31:VAL:HG13	37:DP:81:ASP:CB	2.37	0.43
40:DS:77:ASP:O	40:DS:101:SER:HB2	2.18	0.43
40:DS:28:LYS:O	40:DS:29:VAL:HB	2.19	0.43
40:DS:34:ASP:HA	40:DS:37:THR:HG22	2.00	0.43
41:DT:67:VAL:HG12	41:DT:68:LYS:N	2.28	0.43
42:DU:42:LYS:O	42:DU:57:ILE:HG13	2.18	0.43
44:DX:28:LEU:HD13	44:DX:42:LEU:CD2	2.43	0.43
44:DX:28:LEU:HD22	44:DX:42:LEU:CG	2.47	0.43
44:DX:8:GLU:HB2	44:DX:9:LYS:H	1.58	0.43
46:DZ:11:GLU:N	46:DZ:27:THR:HG22	2.33	0.43
46:DZ:48:GLN:NE2	46:DZ:49:ARG:N	2.65	0.43
46:DZ:5:ILE:O	46:DZ:51:VAL:HG13	2.18	0.43
46:DZ:3:LYS:O	46:DZ:7:PRO:HA	2.19	0.43
1:AA:1099:G:H2'	1:AA:1100:C:O4'	2.19	0.43
1:AA:970:C:C5	1:AA:1231:G:H1'	2.54	0.43
1:AA:1452:C:H5'	1:AA:1453:G:N9	2.34	0.43
1:AA:224:U:H2'	1:AA:225:C:H6	1.83	0.43
1:AA:255:G:H2'	1:AA:256:U:H6	1.84	0.43
1:AA:31:G:H2'	1:AA:48:C:C5	2.53	0.43
1:AA:41:G:H2'	1:AA:42:G:C8	2.54	0.43
1:AA:661:G:O2'	1:AA:662:U:H5'	2.18	0.43
1:AA:839:C:O2'	1:AA:840:C:H5'	2.19	0.43
4:AE:106:ALA:HB1	4:AE:110:MET:HB2	2.00	0.43
8:AI:51:LEU:HD21	8:AI:62:LEU:HG	2.01	0.43
8:AI:82:ILE:HG22	8:AI:86:LEU:HD21	2.01	0.43
9:AJ:57:VAL:HG13	9:AJ:58:ASN:CG	2.40	0.43
10:AK:81:LEU:O	10:AK:106:ILE:HA	2.19	0.43
18:AS:20:LYS:HD2	18:AS:20:LYS:O	2.19	0.43
48:B1:49:LYS:N	48:B1:49:LYS:HD2	2.33	0.43
48:B1:9:LYS:H	48:B1:9:LYS:HD2	1.81	0.43
50:B3:23:HIS:HD2	50:B3:23:HIS:H	1.67	0.43

Continued on next page...

Continued from previous page...

Atom-1	Atom-2	Interatomic distance (Å)	Clash overlap (Å)
51:B4:22:VAL:HG11	51:B4:36:ARG:NE	2.34	0.43
23:BB:1076:C:O2'	23:BB:1077:A:H5'	2.19	0.43
23:BB:1100:C:H2'	23:BB:1101:U:H6	1.83	0.43
23:BB:1313:U:C2'	23:BB:1313:U:O2	2.67	0.43
23:BB:161:A:O5'	23:BB:161:A:H8	2.02	0.43
23:BB:2209:G:H2'	23:BB:2210:U:C5	2.54	0.43
23:BB:2286:G:H2'	23:BB:2287:A:OP2	2.18	0.43
23:BB:2307:G:O2'	23:BB:2311:A:N6	2.52	0.43
23:BB:2893:A:H4'	23:BB:2894:G:O5'	2.18	0.43
23:BB:372:G:O2'	23:BB:373:U:P	2.77	0.43
23:BB:391:A:H1'	23:BB:411:G:O4'	2.19	0.43
23:BB:465:G:H2'	23:BB:466:A:C8	2.53	0.43
23:BB:607:U:O4	23:BB:620:G:H5''	2.19	0.43
23:BB:689:A:H2'	23:BB:690:G:H8	1.84	0.43
23:BB:953:G:H2'	23:BB:954:G:H8	1.84	0.43
27:BE:132:LYS:HD3	27:BE:133:LEU:HD23	2.00	0.43
27:BE:144:GLU:HG3	27:BE:145:ASP:H	1.84	0.43
27:BE:193:VAL:HG12	27:BE:194:LYS:N	2.34	0.43
54:BB:3336:HOH:O	27:BE:81:GLY:HA2	2.18	0.43
28:BF:173:ASP:OD1	28:BF:173:ASP:N	2.52	0.43
28:BF:67:THR:OG1	28:BF:85:GLY:HA3	2.19	0.43
30:BH:19:VAL:HG12	30:BH:20:ASN:N	2.33	0.43
30:BH:27:ARG:HH11	30:BH:27:ARG:CB	2.31	0.43
52:BI:32:VAL:CG2	52:BI:60:VAL:HG21	2.46	0.43
31:BJ:138:GLN:O	31:BJ:139:VAL:HG13	2.19	0.43
23:BB:1007:C:H5''	31:BJ:37:ARG:HH21	1.82	0.43
31:BJ:25:LEU:HD12	31:BJ:62:VAL:CB	2.49	0.43
33:BL:133:ALA:C	33:BL:136:GLU:HG2	2.39	0.43
37:BP:22:GLY:O	37:BP:90:ALA:O	2.37	0.43
23:BB:1162:G:H4'	39:BR:23:GLU:HG2	2.01	0.43
40:BS:9:HIS:HB3	40:BS:10:ALA:H	1.50	0.43
42:BU:9:GLU:CG	42:BU:23:LYS:HB3	2.49	0.43
42:BU:69:VAL:HG13	42:BU:77:GLY:N	2.29	0.43
1:CA:1458:G:O2'	1:CA:1459:G:H5'	2.19	0.43
1:CA:421:U:H5'	1:CA:422:C:C5	2.54	0.43
1:CA:489:C:H2'	1:CA:490:C:H6	1.84	0.43
1:CA:661:G:O2'	1:CA:662:U:H5'	2.19	0.43
20:CB:48:MET:HB2	20:CB:199:ILE:HG22	2.00	0.43
4:CE:152:VAL:HG12	4:CE:156:ARG:HG2	2.01	0.43
5:CF:38:ARG:NH2	5:CF:63:ASN:ND2	2.67	0.43
6:CG:65:LEU:HD21	6:CG:69:ARG:HH21	1.84	0.43

Continued on next page...

Continued from previous page...

Atom-1	Atom-2	Interatomic distance (Å)	Clash overlap (Å)
8:CI:62:LEU:N	8:CI:62:LEU:HD13	2.33	0.43
10:CK:109:ILE:N	10:CK:109:ILE:HD12	2.34	0.43
17:CR:28:LEU:C	17:CR:30:ASN:H	2.22	0.43
21:CU:4:LYS:O	21:CU:5:VAL:HG23	2.18	0.43
51:D4:28:SER:O	51:D4:29:ALA:HB3	2.19	0.43
23:DB:1304:A:O2'	23:DB:1305:C:H5'	2.19	0.43
23:DB:1694:C:OP1	25:DC:13:ARG:NH2	2.52	0.43
23:DB:2885:G:H2'	23:DB:2886:A:O4'	2.18	0.43
23:DB:687:C:H2'	23:DB:688:U:O4'	2.19	0.43
26:DD:16:THR:HG22	26:DD:18:ASP:OD2	2.19	0.43
27:DE:142:ALA:O	27:DE:185:LYS:HG2	2.19	0.43
29:DG:172:GLU:O	29:DG:173:ALA:C	2.57	0.43
52:DI:63:ASP:O	52:DI:63:ASP:OD1	2.37	0.43
31:DJ:25:LEU:HB3	31:DJ:62:VAL:HG12	2.00	0.43
33:DL:111:ILE:HA	33:DL:128:THR:HG21	2.01	0.43
33:DL:19:LEU:C	33:DL:21:ARG:H	2.22	0.43
34:DM:75:GLU:O	34:DM:86:LYS:HB3	2.19	0.43
41:DT:23:ALA:HA	41:DT:26:LYS:HD2	2.00	0.43
41:DT:59:ASN:OD1	41:DT:84:TYR:HB2	2.19	0.43
24:DV:57:TYR:CE2	24:DV:77:VAL:HG21	2.54	0.43
46:DZ:21:VAL:HG22	46:DZ:22:MET:N	2.34	0.43
1:AA:114:U:O2'	1:AA:115:G:H5'	2.19	0.42
1:AA:383:A:H2'	1:AA:384:G:O4'	2.18	0.42
1:AA:394:G:H2'	1:AA:395:C:C6	2.53	0.42
1:AA:408:A:OP1	3:AD:111:ALA:HB3	2.19	0.42
1:AA:478:A:H2'	1:AA:479:U:O4'	2.19	0.42
1:AA:488:C:H2'	1:AA:489:C:H6	1.84	0.42
1:AA:740:U:O2'	1:AA:741:G:H5'	2.19	0.42
3:AD:159:GLU:HG3	3:AD:160:LEU:HD13	2.01	0.42
4:AE:37:VAL:HA	4:AE:47:PHE:HA	2.01	0.42
4:AE:56:PRO:O	4:AE:59:ILE:HG22	2.19	0.42
6:AG:55:LYS:HE2	6:AG:57:GLU:OE1	2.18	0.42
8:AI:21:LYS:O	8:AI:60:LEU:HB2	2.19	0.42
8:AI:64:ILE:HD13	8:AI:78:ILE:CG2	2.49	0.42
1:AA:1124:G:C5'	9:AJ:38:GLY:HA3	2.49	0.42
10:AK:62:ALA:O	10:AK:65:ALA:HB3	2.18	0.42
11:AL:41:PRO:HD3	11:AL:47:ALA:O	2.19	0.42
13:AN:73:LEU:O	13:AN:75:LYS:N	2.52	0.42
15:AP:22:ALA:HB2	15:AP:32:PHE:HB3	2.01	0.42
16:AQ:67:SER:HB2	16:AQ:70:LYS:HB3	2.01	0.42
50:B3:27:ASN:OD1	50:B3:28:LEU:HD23	2.19	0.42

Continued on next page...

Continued from previous page...

Atom-1	Atom-2	Interatomic distance (Å)	Clash overlap (Å)
23:BB:1019:U:O2'	23:BB:1021:A:C2	2.69	0.42
23:BB:1068:G:C6	23:BB:1069:A:N6	2.87	0.42
23:BB:1348:C:H2'	23:BB:1349:C:H5'	2.00	0.42
23:BB:1792:G:O2'	23:BB:1793:C:H5'	2.19	0.42
23:BB:1847:A:H4'	23:BB:1848:A:H8	1.83	0.42
23:BB:2040:G:H2'	23:BB:2041:U:O4'	2.19	0.42
23:BB:2239:G:H5'	25:BC:246:PRO:CG	2.49	0.42
23:BB:2485:G:H1'	34:BM:118:LYS:NZ	2.33	0.42
23:BB:2615:U:O2'	47:B0:6:LYS:HD2	2.19	0.42
23:BB:2845:U:O3'	37:BP:54:LEU:HG	2.18	0.42
23:BB:265:A:N6	23:BB:427:U:O2'	2.52	0.42
23:BB:512:G:OP2	23:BB:1234:U:O2'	2.32	0.42
23:BB:687:C:H2'	23:BB:688:U:O4'	2.19	0.42
23:BB:919:U:H6	23:BB:919:U:O5'	2.02	0.42
25:BC:128:THR:HA	25:BC:190:THR:CA	2.43	0.42
25:BC:156:SER:O	25:BC:159:THR:N	2.52	0.42
26:BD:170:VAL:CG1	26:BD:171:THR:H	2.10	0.42
26:BD:36:GLN:HA	26:BD:46:ARG:CZ	2.49	0.42
26:BD:4:LEU:HG	26:BD:4:LEU:O	2.17	0.42
26:BD:84:LEU:HD12	26:BD:84:LEU:O	2.19	0.42
27:BE:141:MET:HG3	27:BE:143:LEU:HD13	2.00	0.42
27:BE:170:ARG:O	27:BE:172:ALA:N	2.52	0.42
23:BB:2531:A:H5'	29:BG:156:TYR:CE1	2.54	0.42
23:BB:558:U:H5'	31:BJ:114:LEU:HD22	2.00	0.42
33:BL:67:THR:O	33:BL:68:SER:HB2	2.18	0.42
33:BL:84:LYS:CE	33:BL:84:LYS:HA	2.49	0.42
23:BB:957:C:OP1	34:BM:76:LYS:HG2	2.18	0.42
35:BN:14:SER:HA	35:BN:17:ARG:HB2	2.00	0.42
35:BN:4:ARG:CG	35:BN:5:LYS:N	2.80	0.42
35:BN:89:SER:O	35:BN:91:ALA:N	2.52	0.42
36:BO:68:LYS:C	36:BO:70:ALA:N	2.72	0.42
37:BP:52:ARG:HG3	37:BP:54:LEU:HD12	2.00	0.42
37:BP:61:ARG:HB2	37:BP:61:ARG:NH1	2.34	0.42
38:BQ:16:ILE:CD1	38:BQ:34:ALA:HB2	2.39	0.42
40:BS:28:LYS:HB3	40:BS:71:VAL:HG21	2.01	0.42
41:BT:63:VAL:CG1	41:BT:80:TRP:HB2	2.46	0.42
42:BU:46:LYS:HE2	42:BU:54:PRO:O	2.19	0.42
1:CA:1163:A:H2'	1:CA:1164:G:C8	2.52	0.42
1:CA:1246:A:C6	1:CA:1292:G:C6	3.06	0.42
1:CA:1306:A:N6	1:CA:1331:G:O2'	2.52	0.42
1:CA:1317:C:H2'	1:CA:1318:A:O4'	2.19	0.42

Continued on next page...

Continued from previous page...

Atom-1	Atom-2	Interatomic distance (Å)	Clash overlap (Å)
1:CA:238:A:H3'	1:CA:239:U:H5''	2.01	0.42
1:CA:492:C:C2'	1:CA:493:A:H5''	2.49	0.42
1:CA:512:U:H2'	1:CA:513:C:C6	2.54	0.42
1:CA:551:U:H2'	1:CA:552:U:C6	2.54	0.42
1:CA:968:A:H4'	1:CA:969:A:OP2	2.19	0.42
2:CC:75:VAL:HG11	2:CC:102:ILE:HD13	2.01	0.42
4:CE:152:VAL:HG21	7:CH:98:LEU:HD13	2.01	0.42
4:CE:52:ALA:HB3	4:CE:58:ALA:HB2	2.01	0.42
5:CF:9:MET:HB2	5:CF:57:ALA:HB1	2.00	0.42
8:CI:11:ARG:O	8:CI:14:SER:HB2	2.18	0.42
10:CK:70:ALA:O	10:CK:74:LYS:HB2	2.18	0.42
11:CL:86:VAL:HG22	11:CL:95:HIS:HE2	1.83	0.42
12:CM:102:LYS:NZ	12:CM:103:THR:HG23	2.32	0.42
47:D0:10:SER:O	47:D0:14:MET:HB2	2.19	0.42
22:DA:23:G:C2	22:DA:24:G:N1	2.88	0.42
23:DB:1198:U:C2	23:DB:1199:U:C5	3.07	0.42
23:DB:1205:A:H1'	23:DB:1206:G:P	2.59	0.42
23:DB:144:A:O2'	41:DT:4:GLU:HB2	2.19	0.42
23:DB:1710:G:H2'	23:DB:1711:A:H8	1.84	0.42
23:DB:1733:G:H2'	23:DB:1734:G:C8	2.54	0.42
23:DB:1784:A:H4'	23:DB:1785:A:O5'	2.19	0.42
23:DB:1133:A:N6	23:DB:2025:C:O2'	2.52	0.42
23:DB:20:C:H2'	23:DB:21:A:C8	2.53	0.42
23:DB:2478:A:O2'	23:DB:2536:G:N2	2.51	0.42
23:DB:2523:G:O2'	23:DB:2524:G:H5'	2.19	0.42
23:DB:2683:C:O2'	23:DB:2684:U:H5'	2.19	0.42
23:DB:557:C:O3'	31:DJ:113:PRO:HB2	2.19	0.42
23:DB:858:G:H21	23:DB:2268:A:H3'	1.84	0.42
25:DC:175:LEU:HD12	25:DC:178:GLY:O	2.19	0.42
25:DC:225:ASN:N	25:DC:226:PRO:CD	2.82	0.42
25:DC:224:MET:HG3	25:DC:233:GLY:H	1.84	0.42
26:DD:38:LYS:H	26:DD:42:ASN:HB2	1.84	0.42
26:DD:47:ALA:H	26:DD:80:TRP:HB2	1.84	0.42
27:DE:152:GLU:HA	27:DE:188:MET:HE2	2.01	0.42
23:DB:38:A:C2	27:DE:43:THR:HG22	2.54	0.42
29:DG:169:ARG:HB2	29:DG:170:THR:H	1.73	0.42
29:DG:29:ASN:OD1	29:DG:81:GLY:HA2	2.19	0.42
30:DH:103:VAL:O	30:DH:106:ALA:HB3	2.19	0.42
31:DJ:41:LYS:HZ1	31:DJ:45:THR:HA	1.82	0.42
31:DJ:7:LYS:N	31:DJ:8:PRO:CD	2.81	0.42
32:DK:13:ASN:HB2	32:DK:14:SER:H	1.56	0.42

Continued on next page...

Continued from previous page...

Atom-1	Atom-2	Interatomic distance (Å)	Clash overlap (Å)
34:DM:71:LYS:NZ	34:DM:92:TRP:H	2.17	0.42
37:DP:61:ARG:O	37:DP:62:LYS:C	2.56	0.42
40:DS:8:ARG:HA	40:DS:102:HIS:ND1	2.34	0.42
41:DT:58:VAL:CG1	41:DT:59:ASN:H	2.32	0.42
41:DT:6:ARG:HG2	41:DT:9:LYS:O	2.19	0.42
43:DW:81:ILE:HG12	43:DW:82:GLU:N	2.33	0.42
46:DZ:59:ARG:O	46:DZ:61:ASN:N	2.44	0.42
1:AA:140:U:H2'	1:AA:141:G:H8	1.82	0.42
1:AA:1519:A:H3'	1:AA:1520:C:C5'	2.49	0.42
1:AA:861:G:H2'	1:AA:862:C:H6	1.84	0.42
1:AA:914:A:O2'	1:AA:915:A:H5'	2.19	0.42
20:AB:81:ASP:O	20:AB:85:SER:HB2	2.19	0.42
2:AC:40:GLN:O	2:AC:44:LYS:HG3	2.18	0.42
8:AI:118:ARG:HH12	8:AI:122:ARG:HE	1.67	0.42
13:AN:86:ALA:HB3	13:AN:92:ILE:HD11	2.02	0.42
18:AS:28:LYS:HD3	18:AS:28:LYS:H	1.84	0.42
18:AS:57:VAL:HG21	18:AS:74:ALA:HB2	2.01	0.42
47:B0:28:SER:O	47:B0:29:VAL:CB	2.68	0.42
50:B3:24:LYS:HE2	50:B3:25:HIS:O	2.18	0.42
23:BB:1149:G:H2'	23:BB:1150:C:C6	2.54	0.42
23:BB:1425:G:H2'	23:BB:1426:G:C8	2.54	0.42
23:BB:1588:G:H2'	23:BB:1589:U:C6	2.54	0.42
23:BB:15:G:H2'	23:BB:16:C:C6	2.54	0.42
1:AA:1495:U:H1'	23:BB:1912:A:N3	2.34	0.42
23:BB:2025:C:H2'	23:BB:2026:U:H6	1.80	0.42
23:BB:2103:C:H3'	23:BB:2104:C:O4'	2.19	0.42
23:BB:2247:A:H2'	23:BB:2248:C:H6	1.83	0.42
23:BB:2307:G:H4'	23:BB:2311:A:N6	2.29	0.42
23:BB:2370:G:H2'	23:BB:2371:G:O4'	2.18	0.42
23:BB:2723:C:H2'	23:BB:2724:U:O4'	2.19	0.42
23:BB:560:C:H3'	23:BB:561:G:C8	2.55	0.42
23:BB:820:A:H2'	23:BB:821:A:O4'	2.19	0.42
25:BC:170:TYR:C	25:BC:171:VAL:HG22	2.39	0.42
26:BD:78:GLY:C	26:BD:79:LEU:HD23	2.39	0.42
27:BE:18:THR:O	27:BE:19:PHE:C	2.57	0.42
28:BF:146:ASP:O	28:BF:147:ARG:C	2.57	0.42
28:BF:52:ALA:HA	28:BF:148:VAL:CG1	2.49	0.42
33:BL:96:LYS:HE3	33:BL:100:ILE:HG13	2.01	0.42
33:BL:33:ARG:HH11	33:BL:34:GLY:HA3	1.85	0.42
33:BL:55:MET:O	33:BL:59:ARG:HG2	2.20	0.42
34:BM:73:ILE:CD1	34:BM:92:TRP:N	2.82	0.42

Continued on next page...

Continued from previous page...

Atom-1	Atom-2	Interatomic distance (Å)	Clash overlap (Å)
34:BM:82:MET:HB2	34:BM:84:LYS:HD3	2.01	0.42
38:BQ:47:ARG:HA	38:BQ:47:ARG:HD2	1.67	0.42
38:BQ:5:ARG:O	38:BQ:6:GLY:C	2.57	0.42
39:BR:33:VAL:HB	39:BR:35:PHE:CE2	2.54	0.42
40:BS:6:LYS:CB	40:BS:104:THR:HG22	2.49	0.42
40:BS:86:MET:SD	40:BS:96:ILE:HD11	2.59	0.42
41:BT:60:THR:HA	41:BT:83:ALA:HA	2.01	0.42
41:BT:64:LYS:HD3	41:BT:64:LYS:HA	1.87	0.42
42:BU:43:LYS:NZ	42:BU:45:GLN:HG2	2.34	0.42
42:BU:78:LYS:CG	42:BU:96:LYS:HE3	2.48	0.42
24:BV:2:PHE:CG	24:BV:61:LEU:HD22	2.54	0.42
44:BX:44:LYS:HD2	44:BX:48:ARG:NE	2.34	0.42
46:BZ:55:GLY:HA2	46:BZ:63:ARG:CG	2.45	0.42
1:CA:113:G:H2'	1:CA:114:U:C6	2.54	0.42
1:CA:820:U:H4'	1:CA:821:G:OP2	2.19	0.42
1:CA:847:G:H2'	1:CA:848:C:C6	2.53	0.42
2:CC:129:PHE:CZ	2:CC:156:LEU:HD13	2.55	0.42
3:CD:195:ASN:HB3	3:CD:197:HIS:CD2	2.54	0.42
4:CE:144:GLU:HA	4:CE:146:MET:SD	2.59	0.42
7:CH:117:GLN:HE21	7:CH:117:GLN:HB3	1.62	0.42
8:CI:22:PRO:HA	8:CI:60:LEU:HB3	2.00	0.42
8:CI:86:LEU:HB3	8:CI:93:LEU:CD1	2.49	0.42
19:CT:69:ASN:ND2	19:CT:69:ASN:N	2.57	0.42
23:DB:2017:U:O2	47:D0:6:LYS:HG3	2.20	0.42
48:D1:4:ILE:HG23	48:D1:4:ILE:O	2.19	0.42
49:D2:6:GLN:HB3	49:D2:7:PRO:HD2	2.01	0.42
48:D1:22:THR:CB	50:D3:34:LYS:HZ2	2.32	0.42
51:D4:22:VAL:CG1	51:D4:37:GLN:HB3	2.48	0.42
23:DB:1029:A:H2'	23:DB:1030:C:O4'	2.19	0.42
23:DB:999:U:H5''	23:DB:1154:G:O6	2.18	0.42
23:DB:1199:U:H4'	38:DQ:4:LYS:HZ1	1.84	0.42
23:DB:1368:G:OP1	49:D2:25:LYS:HG3	2.19	0.42
23:DB:1456:G:O2'	23:DB:1457:U:H5'	2.18	0.42
23:DB:153:U:H2'	23:DB:154:U:O4'	2.19	0.42
23:DB:1813:G:H21	25:DC:50:THR:HG23	1.83	0.42
23:DB:2606:C:O2'	23:DB:2607:G:H5'	2.19	0.42
23:DB:2788:C:H2'	23:DB:2789:C:C6	2.53	0.42
23:DB:2795:C:O5'	23:DB:2795:C:H6	2.02	0.42
23:DB:2:G:H2'	23:DB:3:U:C6	2.53	0.42
23:DB:419:U:H2'	23:DB:420:C:H6	1.85	0.42
23:DB:903:C:H2'	23:DB:904:G:C8	2.53	0.42

Continued on next page...

Continued from previous page...

Atom-1	Atom-2	Interatomic distance (Å)	Clash overlap (Å)
23:DB:962:G:O2'	23:DB:2250:G:N2	2.52	0.42
25:DC:155:ARG:C	25:DC:157:ALA:H	2.22	0.42
25:DC:177:SER:C	25:DC:179:GLU:H	2.22	0.42
25:DC:171:VAL:HG12	25:DC:183:VAL:C	2.38	0.42
23:DB:1773:A:H62	25:DC:206:LYS:HE2	1.83	0.42
26:DD:1:MET:N	26:DD:81:GLU:HB2	2.34	0.42
26:DD:4:LEU:HD23	26:DD:77:ARG:CD	2.48	0.42
26:DD:62:LYS:CD	26:DD:62:LYS:H	2.32	0.42
27:DE:132:LYS:HG3	27:DE:134:LEU:CD1	2.50	0.42
28:DF:163:GLU:HA	28:DF:166:ARG:CD	2.49	0.42
28:DF:65:LEU:CD2	28:DF:87:LYS:HD2	2.48	0.42
29:DG:157:LYS:HD2	29:DG:157:LYS:HA	1.84	0.42
30:DH:42:LYS:HE2	30:DH:42:LYS:C	2.39	0.42
30:DH:70:GLU:O	30:DH:74:ALA:N	2.45	0.42
30:DH:86:ASP:C	30:DH:88:GLY:N	2.71	0.42
23:DB:1143:A:H61	31:DJ:27:ARG:HA	1.84	0.42
32:DK:10:VAL:HG21	32:DK:17:ARG:N	2.34	0.42
32:DK:70:ARG:CB	32:DK:76:VAL:HG22	2.49	0.42
33:DL:33:ARG:O	33:DL:34:GLY:C	2.57	0.42
35:DN:58:ASP:O	35:DN:62:ASN:HB2	2.17	0.42
37:DP:8:GLU:H	37:DP:8:GLU:HG2	1.52	0.42
38:DQ:78:PHE:C	38:DQ:78:PHE:CD1	2.93	0.42
39:DR:65:ALA:H	39:DR:100:GLY:HA2	1.84	0.42
39:DR:69:GLY:HA2	39:DR:96:VAL:HA	1.99	0.42
41:DT:53:VAL:HG12	41:DT:93:LEU:CD2	2.48	0.42
41:DT:58:VAL:HG13	41:DT:85:VAL:H	1.84	0.42
43:DW:38:ARG:HB3	43:DW:68:PHE:CE1	2.54	0.42
44:DX:27:ASN:O	44:DX:29:ARG:N	2.47	0.42
44:DX:3:ALA:O	44:DX:6:LEU:HD12	2.18	0.42
1:AA:1065:U:H1'	1:AA:1066:C:OP2	2.19	0.42
1:AA:1081:A:OP1	4:AE:22:LYS:HB2	2.19	0.42
1:AA:113:G:H21	1:AA:353:A:H8	1.68	0.42
1:AA:1299:A:N6	1:AA:1302:C:H5	2.17	0.42
1:AA:19:A:OP1	4:AE:134:ASN:ND2	2.51	0.42
1:AA:237:G:H2'	1:AA:238:A:C8	2.54	0.42
1:AA:599:C:O2'	1:AA:600:A:H5'	2.19	0.42
1:AA:923:A:H2'	1:AA:924:C:C6	2.55	0.42
1:AA:985:C:H2'	1:AA:986:U:H6	1.82	0.42
2:AC:13:ILE:HG22	2:AC:14:VAL:HG13	2.01	0.42
3:AD:145:ARG:C	3:AD:147:LYS:H	2.22	0.42
3:AD:54:LEU:HA	3:AD:202:LEU:HD22	2.00	0.42

Continued on next page...

Continued from previous page...

Atom-1	Atom-2	Interatomic distance (Å)	Clash overlap (Å)
6:AG:29:LEU:HD21	6:AG:41:ILE:CG2	2.48	0.42
8:AI:66:VAL:HG22	8:AI:67:LYS:N	2.34	0.42
13:AN:20:PHE:HA	13:AN:24:ALA:CB	2.47	0.42
15:AP:25:ARG:HD3	15:AP:25:ARG:N	2.34	0.42
51:B4:12:ARG:HD2	51:B4:12:ARG:N	2.34	0.42
23:BB:1159:U:H2'	23:BB:1160:G:C8	2.53	0.42
23:BB:1206:G:H2'	23:BB:1207:C:H6	1.85	0.42
23:BB:1463:C:H2'	23:BB:1464:G:C8	2.53	0.42
23:BB:1541:C:O2'	23:BB:1542:U:H5'	2.19	0.42
23:BB:1736:U:H2'	23:BB:1737:G:C8	2.54	0.42
23:BB:1824:G:H2'	23:BB:1825:U:C6	2.54	0.42
23:BB:2185:U:H2'	23:BB:2186:G:C8	2.54	0.42
23:BB:2270:A:N6	23:BB:2271:G:C2	2.87	0.42
23:BB:246:C:H2'	23:BB:247:G:H5'	1.99	0.42
23:BB:26:G:OP2	40:BS:80:PRO:HG3	2.19	0.42
23:BB:2737:G:H2'	23:BB:2738:A:C8	2.54	0.42
23:BB:2801:G:H2'	23:BB:2802:G:C8	2.54	0.42
23:BB:329:G:H1	42:BU:16:LYS:CD	2.31	0.42
23:BB:38:A:O4'	27:BE:46:GLN:CG	2.52	0.42
23:BB:558:U:O2'	23:BB:559:G:H5'	2.19	0.42
23:BB:633:A:H2'	23:BB:634:C:C5'	2.49	0.42
23:BB:701:G:O2'	23:BB:702:U:H5'	2.18	0.42
25:BC:159:THR:O	25:BC:160:TYR:HD2	2.02	0.42
25:BC:130:PRO:HA	25:BC:188:ARG:HA	2.01	0.42
23:BB:1566:A:N1	25:BC:213:ARG:NH2	2.67	0.42
25:BC:222:THR:O	25:BC:224:MET:N	2.52	0.42
25:BC:226:PRO:O	25:BC:227:VAL:HG23	2.19	0.42
29:BG:121:THR:HG23	29:BG:133:LYS:O	2.19	0.42
52:BI:74:PRO:HD2	52:BI:77:VAL:HG21	2.01	0.42
33:BL:90:VAL:HG11	33:BL:120:VAL:HG23	2.01	0.42
34:BM:12:MET:O	34:BM:13:HIS:HB2	2.19	0.42
34:BM:35:ALA:C	34:BM:36:VAL:HG13	2.39	0.42
38:BQ:68:ALA:HB2	38:BQ:105:PHE:CZ	2.54	0.42
38:BQ:92:LYS:HD3	38:BQ:92:LYS:N	2.34	0.42
39:BR:4:VAL:HG11	39:BR:42:ALA:N	2.34	0.42
40:BS:12:SER:OG	40:BS:16:LYS:NZ	2.53	0.42
44:BX:21:LEU:O	44:BX:47:ARG:NH1	2.52	0.42
1:CA:1105:A:O2'	1:CA:1106:G:H5'	2.18	0.42
1:CA:1462:C:H4'	37:DP:110:LYS:CE	2.47	0.42
1:CA:41:G:H2'	1:CA:42:G:C8	2.54	0.42
1:CA:601:G:H2'	1:CA:602:A:C8	2.55	0.42

Continued on next page...

Continued from previous page...

Atom-1	Atom-2	Interatomic distance (Å)	Clash overlap (Å)
1:CA:69:G:H2'	1:CA:70:U:C6	2.53	0.42
1:CA:736:C:H2'	1:CA:737:C:H6	1.84	0.42
1:CA:78:A:O2'	1:CA:79:G:H5'	2.19	0.42
1:CA:984:C:H2'	1:CA:985:C:H6	1.83	0.42
2:CC:143:LEU:HB2	2:CC:144:GLY:H	1.65	0.42
2:CC:68:HIS:HA	2:CC:103:ALA:CB	2.49	0.42
5:CF:36:ILE:HG12	5:CF:64:VAL:HG22	2.00	0.42
5:CF:54:LEU:HD13	5:CF:55:HIS:H	1.85	0.42
7:CH:76:ARG:HE	7:CH:125:ILE:HG23	1.84	0.42
9:CJ:41:PRO:HA	9:CJ:72:ARG:CD	2.48	0.42
11:CL:35:ARG:HH21	11:CL:36:VAL:C	2.23	0.42
12:CM:102:LYS:HG3	12:CM:103:THR:N	2.35	0.42
13:CN:69:PRO:O	13:CN:71:GLY:N	2.52	0.42
9:CJ:51:VAL:CG2	13:CN:80:ARG:HB2	2.36	0.42
18:CS:26:ASP:OD1	18:CS:46:LEU:HD13	2.18	0.42
19:CT:55:PRO:HG2	19:CT:56:ILE:HD12	2.00	0.42
23:DB:1051:G:H2'	23:DB:1052:C:C6	2.54	0.42
23:DB:1079:C:C4	23:DB:1080:A:N7	2.87	0.42
23:DB:118:A:OP2	23:DB:119:A:H2'	2.19	0.42
23:DB:182:A:H2'	23:DB:183:C:C6	2.53	0.42
23:DB:1843:C:H2'	23:DB:1844:C:H6	1.84	0.42
23:DB:1372:U:O2'	23:DB:2212:A:C8	2.70	0.42
23:DB:2222:C:O2'	23:DB:2223:G:H5'	2.19	0.42
23:DB:2233:U:H2'	23:DB:2234:G:H8	1.82	0.42
23:DB:2244:U:H2'	23:DB:2245:U:C6	2.54	0.42
23:DB:242:G:H22	23:DB:254:G:H2'	1.84	0.42
23:DB:2660:A:H2'	23:DB:2661:G:O4'	2.19	0.42
23:DB:267:C:H2'	23:DB:268:C:H6	1.83	0.42
23:DB:2692:G:O2'	23:DB:2693:G:H5'	2.19	0.42
23:DB:2755:C:H6	23:DB:2755:C:O5'	2.02	0.42
23:DB:544:C:O5'	23:DB:545:U:OP1	2.37	0.42
25:DC:258:SER:N	25:DC:261:ARG:HH11	2.16	0.42
23:DB:779:U:P	25:DC:49:THR:HG1	2.40	0.42
26:DD:48:ILE:CG2	26:DD:49:GLN:N	2.82	0.42
27:DE:105:LEU:O	27:DE:108:ILE:HG12	2.19	0.42
27:DE:189:THR:HG23	27:DE:194:LYS:HG3	2.01	0.42
27:DE:59:PRO:HB2	27:DE:60:TRP:CD1	2.54	0.42
27:DE:6:LYS:HB3	27:DE:11:ALA:HA	2.01	0.42
28:DF:107:VAL:HG12	28:DF:108:PRO:CD	2.48	0.42
28:DF:121:PHE:HB2	28:DF:162:ASP:OD2	2.19	0.42
31:DJ:18:VAL:HG23	31:DJ:54:ILE:HG23	2.01	0.42

Continued on next page...

Continued from previous page...

Atom-1	Atom-2	Interatomic distance (Å)	Clash overlap (Å)
33:DL:77:ILE:HD11	33:DL:111:ILE:HG23	2.01	0.42
36:DO:75:GLY:HA3	36:DO:109:ALA:HB3	2.00	0.42
37:DP:1:SER:O	37:DP:6:GLN:OE1	2.38	0.42
38:DQ:30:VAL:CG1	38:DQ:31:TYR:N	2.79	0.42
38:DQ:26:ALA:CA	38:DQ:30:VAL:HG23	2.49	0.42
39:DR:92:TRP:CD1	39:DR:92:TRP:N	2.84	0.42
40:DS:86:MET:HG3	40:DS:87:PRO:HD2	2.02	0.42
42:DU:78:LYS:HD2	42:DU:96:LYS:CG	2.49	0.42
1:AA:1262:C:H2'	1:AA:1263:C:O4'	2.19	0.42
1:AA:15:G:O2'	4:AE:21:SER:HB2	2.18	0.42
1:AA:236:A:H2'	1:AA:237:G:H8	1.85	0.42
1:AA:373:A:C1'	1:AA:481:G:H1'	2.50	0.42
1:AA:532:A:H62	2:AC:191:THR:CB	2.31	0.42
1:AA:847:G:H2'	1:AA:848:C:C6	2.54	0.42
3:AD:49:ASP:O	3:AD:52:VAL:HG22	2.19	0.42
3:AD:54:LEU:HA	3:AD:57:LYS:HB3	2.01	0.42
3:AD:84:ASN:ND2	3:AD:86:GLY:N	2.67	0.42
5:AF:11:HIS:CG	5:AF:12:PRO:HD2	2.54	0.42
6:AG:13:PRO:HA	6:AG:23:ALA:HB2	2.00	0.42
9:AJ:40:ILE:CG1	9:AJ:73:LEU:HB3	2.46	0.42
9:AJ:5:ARG:HG3	9:AJ:79:PRO:HD3	2.01	0.42
11:AL:117:GLY:O	11:AL:118:VAL:HG13	2.19	0.42
11:AL:56:LEU:HB2	11:AL:60:PHE:O	2.19	0.42
11:AL:4:ASN:O	11:AL:8:ARG:HG2	2.19	0.42
2:AC:21:TRP:CH2	13:AN:93:PRO:HG3	2.54	0.42
18:AS:16:LYS:HA	18:AS:19:GLU:OE1	2.19	0.42
21:AU:20:ARG:O	21:AU:20:ARG:HG2	2.20	0.42
50:B3:9:ALA:O	50:B3:13:PHE:HB3	2.19	0.42
22:BA:75:G:N1	22:BA:102:G:N2	2.67	0.42
23:BB:1446:C:O2'	23:BB:1447:C:H5'	2.19	0.42
23:BB:1662:U:O2	23:BB:2687:U:H4'	2.18	0.42
23:BB:1668:A:N3	23:BB:1670:C:C4	2.87	0.42
23:BB:2028:U:H2'	23:BB:2029:G:O4'	2.19	0.42
23:BB:2373:G:O2'	23:BB:2374:C:H5'	2.20	0.42
23:BB:265:A:H2'	23:BB:266:G:O4'	2.19	0.42
23:BB:2732:G:H5'	23:BB:2733:A:O4'	2.18	0.42
23:BB:2772:C:H5''	26:BD:171:THR:HG21	1.99	0.42
23:BB:383:C:N3	23:BB:391:A:N6	2.68	0.42
23:BB:388:G:N7	23:BB:390:U:H2'	2.34	0.42
23:BB:426:C:O2'	23:BB:427:U:H5'	2.20	0.42
23:BB:544:C:H2'	23:BB:545:U:C2	2.54	0.42

Continued on next page...

Continued from previous page...

Atom-1	Atom-2	Interatomic distance (Å)	Clash overlap (Å)
23:BB:967:U:H2'	23:BB:968:C:H6	1.80	0.42
25:BC:42:ARG:NH1	25:BC:44:ASN:OD1	2.52	0.42
25:BC:51:ARG:O	25:BC:51:ARG:NE	2.53	0.42
23:BB:743:A:H4'	26:BD:136:ASN:HD22	1.84	0.42
29:BG:162:ARG:HA	29:BG:166:GLU:OE1	2.20	0.42
29:BG:40:VAL:HG11	29:BG:63:GLN:NE2	2.34	0.42
30:BH:23:ALA:C	30:BH:25:TYR:H	2.23	0.42
30:BH:30:LEU:CD1	30:BH:35:LYS:HD3	2.49	0.42
31:BJ:77:HIS:HD2	31:BJ:84:ILE:HB	1.82	0.42
32:BK:114:LYS:O	32:BK:118:LEU:HD12	2.19	0.42
32:BK:61:VAL:HG23	32:BK:84:CYS:O	2.19	0.42
23:BB:661:A:O2'	33:BL:23:ILE:HA	2.20	0.42
33:BL:78:ARG:HD3	33:BL:81:ASP:HB2	2.00	0.42
34:BM:10:ARG:HB2	34:BM:11:LYS:HE3	2.02	0.42
23:BB:1153:C:H5'	38:BQ:75:TYR:HE1	1.85	0.42
41:BT:15:HIS:CG	41:BT:31:VAL:HG11	2.54	0.42
24:BV:26:PHE:HD2	24:BV:44:HIS:HD1	1.65	0.42
45:BY:4:ILE:HG12	45:BY:5:LYS:HG3	2.02	0.42
1:CA:1030:U:O2'	1:CA:1031:C:P	2.77	0.42
1:CA:1499:A:OP2	1:CA:1500:A:OP2	2.38	0.42
1:CA:374:A:H5''	1:CA:452:A:N1	2.33	0.42
1:CA:652:U:H1'	1:CA:653:U:C5	2.53	0.42
1:CA:749:A:O2'	1:CA:750:C:H5'	2.20	0.42
3:CD:54:LEU:O	3:CD:58:GLN:HB2	2.20	0.42
1:CA:1379:G:N7	6:CG:2:ARG:CZ	2.82	0.42
7:CH:112:ASP:N	7:CH:112:ASP:OD1	2.52	0.42
8:CI:51:LEU:CB	8:CI:56:MET:HG2	2.39	0.42
10:CK:113:THR:CG2	21:CU:28:LEU:HD21	2.49	0.42
10:CK:127:ARG:NH1	10:CK:127:ARG:HG3	2.34	0.42
12:CM:48:SER:C	12:CM:50:GLY:N	2.71	0.42
1:CA:720:C:O4'	17:CR:38:ILE:HG12	2.19	0.42
18:CS:14:LEU:HD23	18:CS:32:THR:HG21	2.02	0.42
18:CS:62:THR:HG23	18:CS:65:MET:HG2	2.00	0.42
21:CU:17:ARG:HA	21:CU:20:ARG:HB2	2.01	0.42
33:DL:63:LYS:CB	50:D3:26:ALA:HB2	2.40	0.42
50:D3:34:LYS:HE3	50:D3:34:LYS:HB3	1.80	0.42
22:DA:114:C:H2'	22:DA:115:A:C8	2.54	0.42
23:DB:1261:C:C2'	23:DB:1262:A:O5'	2.67	0.42
23:DB:1529:G:H2'	23:DB:1530:G:H8	1.84	0.42
23:DB:185:G:H4'	23:DB:218:A:H4'	2.00	0.42
23:DB:2182:U:H2'	23:DB:2183:A:C8	2.54	0.42

Continued on next page...

Continued from previous page...

Atom-1	Atom-2	Interatomic distance (Å)	Clash overlap (Å)
23:DB:226:A:H1'	23:DB:230:G:N2	2.34	0.42
23:DB:242:G:O2'	23:DB:243:U:P	2.78	0.42
23:DB:39:G:H2'	23:DB:40:U:C6	2.55	0.42
23:DB:915:C:H3'	23:DB:916:G:H8	1.84	0.42
25:DC:188:ARG:HE	25:DC:188:ARG:HB3	1.63	0.42
25:DC:265:PHE:O	25:DC:266:ILE:HG12	2.20	0.42
27:DE:53:THR:HB	27:DE:74:LYS:CE	2.49	0.42
23:DB:1112:G:H4'	29:DG:1:SER:O	2.18	0.42
30:DH:114:GLU:HB2	30:DH:133:GLN:HG3	2.00	0.42
31:DJ:10:THR:HB	31:DJ:43:GLU:OE2	2.20	0.42
34:DM:69:PRO:N	34:DM:93:VAL:HG22	2.34	0.42
35:DN:10:LEU:O	35:DN:11:ASN:ND2	2.53	0.42
37:DP:47:ILE:HD13	37:DP:63:ILE:CG2	2.49	0.42
41:DT:19:LYS:NZ	41:DT:22:THR:HG23	2.34	0.42
42:DU:43:LYS:HB2	42:DU:43:LYS:HZ2	1.84	0.42
43:DW:10:ARG:HB3	43:DW:10:ARG:CZ	2.49	0.42
43:DW:77:LYS:C	43:DW:79:ILE:N	2.71	0.42
1:AA:1121:U:O2'	1:AA:1122:U:H5'	2.20	0.42
1:AA:210:C:H4'	1:AA:211:G:H5''	2.01	0.42
1:AA:411:A:C4	1:AA:413:G:H1'	2.55	0.42
1:AA:585:G:O2'	1:AA:586:C:H5'	2.20	0.42
1:AA:761:G:H2'	1:AA:762:U:C6	2.55	0.42
1:AA:796:C:O2'	1:AA:797:C:H5'	2.19	0.42
1:AA:818:G:C3'	1:AA:819:A:H5''	2.50	0.42
20:AB:94:ARG:HG2	20:AB:94:ARG:H	1.50	0.42
2:AC:112:ALA:O	2:AC:113:LYS:C	2.57	0.42
2:AC:39:ARG:HH21	2:AC:56:ILE:HD12	1.83	0.42
4:AE:30:PHE:CD1	4:AE:30:PHE:N	2.87	0.42
8:AI:56:MET:O	8:AI:58:GLU:N	2.52	0.42
8:AI:85:ALA:O	8:AI:88:GLU:HB2	2.20	0.42
10:AK:26:PHE:HE1	10:AK:88:PRO:HG2	1.85	0.42
15:AP:75:ILE:O	15:AP:78:VAL:HG12	2.19	0.42
21:AU:22:CYS:O	21:AU:23:GLU:HG2	2.20	0.42
21:AU:52:VAL:HG13	21:AU:53:LYS:N	2.34	0.42
48:B1:26:LYS:HD3	48:B1:29:LYS:CG	2.49	0.42
50:B3:20:GLY:O	50:B3:21:PHE:C	2.58	0.42
23:BB:213:A:H2'	23:BB:214:G:C8	2.55	0.42
23:BB:2575:C:H4'	26:BD:148:GLN:CA	2.48	0.42
23:BB:508:A:N3	23:BB:508:A:O4'	2.51	0.42
23:BB:84:A:H2'	42:BU:5:ARG:HD2	2.00	0.42
26:BD:110:THR:HG22	26:BD:171:THR:CA	2.44	0.42

Continued on next page...

Continued from previous page...

Atom-1	Atom-2	Interatomic distance (Å)	Clash overlap (Å)
52:BI:15:GLY:O	52:BI:16:MET:HB2	2.19	0.42
31:BJ:41:LYS:NZ	31:BJ:43:GLU:O	2.52	0.42
23:BB:832:U:OP1	33:BL:44:GLY:HA3	2.19	0.42
33:BL:63:LYS:HG2	33:BL:63:LYS:O	2.20	0.42
34:BM:41:LEU:C	34:BM:43:ALA:H	2.21	0.42
35:BN:29:VAL:HG12	35:BN:78:LYS:HG2	2.02	0.42
35:BN:29:VAL:HG13	35:BN:83:LEU:HD13	2.02	0.42
37:BP:34:GLY:C	37:BP:35:SER:O	2.57	0.42
37:BP:32:VAL:HG22	37:BP:40:GLN:HE21	1.85	0.42
39:BR:82:HIS:ND1	39:BR:82:HIS:O	2.53	0.42
40:BS:6:LYS:HA	40:BS:104:THR:H	1.84	0.42
40:BS:28:LYS:HB3	40:BS:71:VAL:CB	2.49	0.42
40:BS:7:HIS:CG	40:BS:8:ARG:N	2.87	0.42
44:BX:44:LYS:O	44:BX:48:ARG:HD2	2.19	0.42
1:CA:1520:C:H2'	1:CA:1521:C:H6	1.81	0.42
1:CA:203:G:N2	1:CA:205:A:H61	2.18	0.42
1:CA:425:G:O2'	1:CA:426:U:H5'	2.20	0.42
1:CA:551:U:H2'	1:CA:552:U:H6	1.84	0.42
1:CA:755:G:OP2	14:CO:64:LYS:HE2	2.19	0.42
1:CA:761:G:H2'	1:CA:762:U:C6	2.54	0.42
20:CB:49:PHE:HB3	20:CB:212:TYR:OH	2.20	0.42
3:CD:21:LYS:O	3:CD:23:GLY:N	2.52	0.42
4:CE:158:LYS:HB3	7:CH:63:LYS:HE2	2.02	0.42
9:CJ:11:LYS:HE3	9:CJ:99:GLN:HE22	1.85	0.42
13:CN:40:ARG:HH12	18:CS:6:LYS:N	2.17	0.42
13:CN:55:SER:OG	13:CN:56:PRO:HD2	2.19	0.42
13:CN:73:LEU:O	13:CN:74:ARG:C	2.58	0.42
15:CP:32:PHE:CD1	15:CP:32:PHE:C	2.93	0.42
16:CQ:24:ILE:N	16:CQ:24:ILE:HD12	2.34	0.42
17:CR:50:TYR:O	17:CR:54:LEU:HD12	2.19	0.42
21:CU:41:THR:CA	21:CU:45:LYS:HD3	2.49	0.42
48:D1:15:GLY:HA3	48:D1:47:ILE:HG22	2.01	0.42
50:D3:48:MET:CE	50:D3:48:MET:HA	2.47	0.42
50:D3:49:VAL:CG1	50:D3:51:LYS:HB2	2.49	0.42
23:DB:1313:U:O2	23:DB:1313:U:C2'	2.67	0.42
23:DB:1636:U:O2'	23:DB:1637:A:H5'	2.18	0.42
23:DB:2323:G:C2'	23:DB:2324:U:H5'	2.49	0.42
23:DB:2821:A:H2'	23:DB:2822:G:H8	1.84	0.42
23:DB:2893:A:H4'	23:DB:2894:G:O5'	2.18	0.42
23:DB:545:U:H2'	23:DB:547:A:OP1	2.20	0.42
23:DB:729:G:H4'	23:DB:763:G:C5'	2.49	0.42

Continued on next page...

Continued from previous page...

Atom-1	Atom-2	Interatomic distance (Å)	Clash overlap (Å)
23:DB:78:U:OP1	44:DX:7:ARG:NH2	2.52	0.42
23:DB:942:G:H2'	23:DB:943:A:H8	1.84	0.42
23:DB:963:U:H2'	23:DB:964:C:H6	1.83	0.42
25:DC:267:VAL:HG11	25:DC:269:ARG:NH2	2.35	0.42
25:DC:74:PRO:HD2	25:DC:96:LYS:HG3	2.01	0.42
28:DF:146:ASP:O	28:DF:147:ARG:C	2.57	0.42
29:DG:171:LYS:CE	29:DG:173:ALA:HA	2.50	0.42
29:DG:174:LYS:HB3	29:DG:175:LYS:H	1.50	0.42
32:DK:61:VAL:HG13	32:DK:87:LEU:HD11	2.01	0.42
33:DL:30:THR:HG21	33:DL:38:GLN:NE2	2.35	0.42
35:DN:97:ILE:HA	35:DN:113:ILE:CD1	2.48	0.42
36:DO:39:VAL:HG13	36:DO:39:VAL:O	2.19	0.42
41:DT:76:ARG:C	41:DT:76:ARG:CD	2.87	0.42
42:DU:45:GLN:NE2	42:DU:47:PRO:HG3	2.34	0.42
42:DU:82:VAL:HB	42:DU:94:PHE:CB	2.50	0.42
43:DW:44:PHE:CG	43:DW:44:PHE:O	2.72	0.42
44:DX:8:GLU:OE2	44:DX:9:LYS:N	2.53	0.42
45:DY:2:LYS:HG3	45:DY:37:ARG:HG3	2.01	0.42
46:DZ:17:SER:O	46:DZ:19:GLY:N	2.45	0.42
1:AA:1098:C:H2'	1:AA:1099:G:O4'	2.20	0.42
1:AA:1129:C:H5''	8:AI:17:ARG:NH2	2.34	0.42
1:AA:242:G:H2'	1:AA:243:A:H5''	2.01	0.42
1:AA:691:G:H2'	1:AA:692:U:C6	2.55	0.42
20:AB:119:GLN:HE21	20:AB:119:GLN:HB3	1.59	0.42
6:AG:46:LEU:O	6:AG:46:LEU:HD13	2.20	0.42
8:AI:4:GLN:HE21	8:AI:21:LYS:HE3	1.84	0.42
11:AL:38:THR:HA	11:AL:49:ARG:O	2.19	0.42
1:AA:552:U:H4'	11:AL:82:ARG:HG2	2.01	0.42
11:AL:21:PRO:HD2	11:AL:94:TYR:OH	2.19	0.42
15:AP:42:ILE:CB	15:AP:46:LYS:HD2	2.42	0.42
17:AR:64:LEU:C	17:AR:66:LEU:H	2.23	0.42
35:BN:112:TYR:CE2	47:B0:53:VAL:HG22	2.54	0.42
50:B3:24:LYS:HZ3	50:B3:29:ARG:NH2	2.12	0.42
50:B3:15:LYS:NZ	50:B3:59:ALA:HB1	2.34	0.42
23:BB:1260:A:H2'	23:BB:1261:C:C6	2.54	0.42
23:BB:1322:A:C2'	23:BB:1323:C:H5'	2.50	0.42
23:BB:1784:A:H4'	23:BB:1785:A:O5'	2.20	0.42
23:BB:1791:A:N6	23:BB:1828:G:H1'	2.34	0.42
23:BB:2038:G:H2'	23:BB:2039:U:C6	2.54	0.42
23:BB:203:A:H2'	23:BB:204:A:H8	1.84	0.42
23:BB:2140:G:H2'	23:BB:2141:G:C8	2.54	0.42

Continued on next page...

Continued from previous page...

Atom-1	Atom-2	Interatomic distance (Å)	Clash overlap (Å)
23:BB:2263:C:H4'	23:BB:2329:U:H4'	2.01	0.42
23:BB:2445:G:O2'	23:BB:2446:G:H5'	2.19	0.42
23:BB:325:G:H2'	23:BB:326:G:H8	1.85	0.42
23:BB:635:C:O2'	23:BB:639:U:H5''	2.19	0.42
23:BB:686:U:H1'	49:B2:6:GLN:O	2.19	0.42
23:BB:686:U:O4	49:B2:12:ARG:HG3	2.19	0.42
23:BB:69:C:H2'	23:BB:70:G:C8	2.55	0.42
23:BB:834:G:O2'	23:BB:835:C:H5'	2.20	0.42
23:BB:920:A:H2'	23:BB:921:C:H6	1.83	0.42
23:BB:994:C:OP1	38:BQ:49:ARG:HG2	2.19	0.42
23:BB:1799:G:N7	25:BC:178:GLY:HA3	2.34	0.42
26:BD:120:GLY:N	26:BD:123:LYS:HG3	2.26	0.42
26:BD:128:ARG:HH11	26:BD:144:GLY:HA2	1.83	0.42
26:BD:167:ASN:N	26:BD:167:ASN:ND2	2.65	0.42
27:BE:17:THR:C	27:BE:199:MET:SD	2.98	0.42
27:BE:35:TYR:CD2	27:BE:178:VAL:HG21	2.54	0.42
27:BE:48:THR:O	27:BE:49:ARG:O	2.38	0.42
29:BG:173:ALA:C	29:BG:174:LYS:HD2	2.40	0.42
30:BH:6:LEU:HD12	30:BH:15:LEU:CA	2.47	0.42
52:BI:14:ALA:HA	52:BI:45:THR:CG2	2.43	0.42
31:BJ:34:ARG:CB	31:BJ:39:LYS:HD2	2.49	0.42
32:BK:47:ILE:HG22	32:BK:49:ARG:N	2.32	0.42
32:BK:9:ASN:O	32:BK:84:CYS:HB2	2.20	0.42
34:BM:33:LEU:HD22	34:BM:124:LEU:HG	2.02	0.42
34:BM:5:LYS:HB3	34:BM:5:LYS:HE3	1.88	0.42
35:BN:1:MET:SD	35:BN:2:ARG:HB2	2.60	0.42
35:BN:1:MET:CG	35:BN:2:ARG:H	2.32	0.42
35:BN:65:LEU:HA	35:BN:65:LEU:HD12	1.82	0.42
38:BQ:52:ARG:HD2	38:BQ:52:ARG:HA	1.74	0.42
41:BT:34:VAL:HG13	41:BT:43:ILE:HD11	2.01	0.42
42:BU:15:GLY:HA2	42:BU:18:LYS:HE2	2.02	0.42
23:BB:480:A:C4'	42:BU:42:LYS:HG2	2.44	0.42
23:BB:2277:G:N7	43:BW:8:SER:O	2.52	0.42
45:BY:20:LYS:HG3	45:BY:24:LEU:HD12	2.02	0.42
46:BZ:49:ARG:HH21	46:BZ:53:THR:HG21	1.85	0.42
1:CA:1000:A:H2'	1:CA:1001:C:H6	1.78	0.42
1:CA:1209:C:O2'	1:CA:1210:C:H5'	2.20	0.42
1:CA:1248:A:H2'	1:CA:1249:C:C6	2.55	0.42
1:CA:1356:G:H2'	1:CA:1357:A:C8	2.54	0.42
1:CA:551:U:O2'	1:CA:552:U:H5'	2.19	0.42
1:CA:611:C:H2'	1:CA:612:C:H6	1.84	0.42

Continued on next page...

Continued from previous page...

Atom-1	Atom-2	Interatomic distance (Å)	Clash overlap (Å)
2:CC:69:THR:HG22	2:CC:70:ALA:N	2.35	0.42
3:CD:74:TYR:HB3	3:CD:89:LEU:HD12	2.00	0.42
6:CG:36:SER:OG	6:CG:37:THR:N	2.52	0.42
8:CI:7:GLY:HA3	8:CI:81:GLY:O	2.19	0.42
10:CK:18:GLY:O	10:CK:81:LEU:HD12	2.19	0.42
11:CL:100:ALA:O	11:CL:101:LEU:O	2.37	0.42
16:CQ:23:ALA:HB1	16:CQ:40:THR:CG2	2.50	0.42
47:D0:29:VAL:HB	47:D0:34:GLY:HA2	2.02	0.42
48:D1:14:ALA:HB1	48:D1:48:TYR:CE2	2.55	0.42
49:D2:38:GLY:C	49:D2:39:ARG:HD2	2.40	0.42
22:DA:22:U:H2'	22:DA:23:G:H8	1.85	0.42
22:DA:46:A:H4'	36:DO:1:MET:HB2	2.01	0.42
23:DB:1012:U:O4	31:DJ:30:THR:HG21	2.20	0.42
23:DB:1446:C:O2'	23:DB:1447:C:H5'	2.19	0.42
23:DB:1461:C:H2'	23:DB:1462:C:C6	2.55	0.42
23:DB:1864:U:OP1	23:DB:2410:G:O2'	2.32	0.42
23:DB:2007:U:H2'	23:DB:2008:C:C6	2.55	0.42
23:DB:2016:U:H1'	47:D0:2:VAL:HG11	2.01	0.42
23:DB:212:G:H2'	23:DB:213:A:H8	1.84	0.42
23:DB:2417:C:O2'	23:DB:2418:A:H5'	2.18	0.42
23:DB:2526:G:H21	51:D4:1:MET:CG	2.32	0.42
23:DB:852:U:H2'	23:DB:853:C:H6	1.83	0.42
25:DC:224:MET:HA	25:DC:233:GLY:N	2.29	0.42
25:DC:260:LYS:C	25:DC:261:ARG:HG3	2.40	0.42
26:DD:116:LYS:O	35:DN:2:ARG:N	2.52	0.42
27:DE:6:LYS:HG2	27:DE:119:ILE:O	2.19	0.42
28:DF:106:ALA:O	28:DF:136:ILE:HG23	2.19	0.42
28:DF:39:VAL:CA	28:DF:84:ILE:HB	2.38	0.42
29:DG:139:VAL:O	29:DG:143:VAL:HG12	2.20	0.42
29:DG:65:GLY:HA2	29:DG:68:ARG:HH21	1.84	0.42
29:DG:88:LEU:HD21	29:DG:104:LEU:HD11	2.02	0.42
52:DI:102:ARG:HG3	52:DI:141:ASP:HA	2.02	0.42
52:DI:17:ALA:O	52:DI:18:ASN:HB3	2.19	0.42
23:DB:1099:G:O4'	52:DI:3:LYS:N	2.52	0.42
52:DI:63:ASP:O	52:DI:64:ARG:CB	2.66	0.42
52:DI:90:GLY:C	52:DI:92:PRO:HD3	2.40	0.42
23:DB:1064:C:C1'	52:DI:90:GLY:HA2	2.50	0.42
31:DJ:15:TRP:O	31:DJ:16:TYR:C	2.58	0.42
31:DJ:44:TYR:CD1	31:DJ:45:THR:N	2.77	0.42
31:DJ:57:LEU:HG	31:DJ:128:ASN:HA	2.01	0.42
36:DO:8:ILE:O	36:DO:11:ALA:HB3	2.19	0.42

Continued on next page...

Continued from previous page...

Atom-1	Atom-2	Interatomic distance (Å)	Clash overlap (Å)
38:DQ:48:ASP:O	38:DQ:51:GLN:HB2	2.19	0.42
38:DQ:92:LYS:O	38:DQ:93:ILE:HG23	2.20	0.42
38:DQ:64:ILE:HG13	38:DQ:95:ALA:HB2	2.01	0.42
40:DS:22:ASP:O	40:DS:25:ARG:HG3	2.19	0.42
42:DU:43:LYS:HG2	42:DU:57:ILE:CB	2.49	0.42
42:DU:46:LYS:HE2	42:DU:52:ASN:O	2.20	0.42
42:DU:72:PHE:CD2	42:DU:74:ALA:HB3	2.53	0.42
46:DZ:17:SER:C	46:DZ:19:GLY:H	2.21	0.42
46:DZ:31:ASP:C	46:DZ:32:LEU:HD22	2.40	0.42
46:DZ:8:LYS:O	46:DZ:9:TYR:HB2	2.20	0.42
1:AA:1273:C:H2'	1:AA:1274:A:O4'	2.20	0.42
1:AA:1356:G:H2'	1:AA:1357:A:C8	2.54	0.42
1:AA:421:U:H5'	1:AA:422:C:C5	2.55	0.42
1:AA:512:U:O2'	1:AA:513:C:H5'	2.19	0.42
20:AB:187:ASP:H	20:AB:190:SER:HB2	1.85	0.42
20:AB:50:ASN:O	20:AB:51:GLU:C	2.58	0.42
20:AB:53:LEU:HD12	20:AB:219:THR:CG2	2.49	0.42
20:AB:71:THR:HG22	20:AB:94:ARG:HH21	1.84	0.42
2:AC:54:ILE:HG12	2:AC:54:ILE:O	2.19	0.42
3:AD:84:ASN:OD1	4:AE:101:GLY:HA2	2.19	0.42
4:AE:143:LEU:O	4:AE:146:MET:HB2	2.20	0.42
8:AI:10:ARG:HA	8:AI:77:ALA:CB	2.50	0.42
8:AI:17:ARG:HE	8:AI:65:THR:HB	1.85	0.42
11:AL:6:LEU:O	11:AL:10:PRO:HG3	2.19	0.42
14:AO:2:LEU:HD13	14:AO:7:THR:HG23	2.02	0.42
14:AO:46:LYS:HB2	14:AO:46:LYS:HE3	1.89	0.42
16:AQ:56:ASP:C	16:AQ:79:GLU:HB3	2.40	0.42
21:AU:5:VAL:O	21:AU:6:ARG:HB2	2.19	0.42
23:BB:1428:C:H2'	23:BB:1569:A:OP2	2.20	0.42
23:BB:13:A:O2'	23:BB:15:G:N7	2.43	0.42
23:BB:1789:A:H2'	23:BB:1790:C:H6	1.83	0.42
23:BB:2094:A:H5'	30:BH:25:TYR:CD1	2.54	0.42
23:BB:24:G:HO2'	23:BB:25:U:H5'	1.85	0.42
23:BB:2651:C:O2'	23:BB:2652:C:H5'	2.20	0.42
23:BB:2751:G:N3	23:BB:2751:G:H5'	2.34	0.42
23:BB:786:C:O2'	23:BB:787:C:H5'	2.19	0.42
27:BE:97:ASN:HD22	27:BE:97:ASN:N	2.16	0.42
52:BI:46:ASP:HA	52:BI:50:LYS:CG	2.49	0.42
31:BJ:38:GLY:HA2	31:BJ:41:LYS:HB3	2.01	0.42
32:BK:2:ILE:HG22	32:BK:67:LYS:HZ1	1.85	0.42
33:BL:57:LEU:HD13	33:BL:58:TYR:CE1	2.54	0.42

Continued on next page...

Continued from previous page...

Atom-1	Atom-2	Interatomic distance (Å)	Clash overlap (Å)
34:BM:109:PRO:N	34:BM:112:LEU:HD13	2.35	0.42
35:BN:10:LEU:O	35:BN:12:ARG:N	2.53	0.42
37:BP:64:SER:OG	37:BP:71:ARG:NH1	2.52	0.42
38:BQ:5:ARG:O	38:BQ:9:ALA:HB2	2.18	0.42
41:BT:29:THR:HB	41:BT:85:VAL:O	2.20	0.42
41:BT:62:VAL:O	41:BT:63:VAL:CG1	2.67	0.42
41:BT:84:TYR:C	41:BT:85:VAL:HG13	2.39	0.42
43:BW:39:GLN:HA	43:BW:68:PHE:CA	2.43	0.42
44:BX:18:LEU:HD12	44:BX:18:LEU:H	1.84	0.42
23:BB:1000:A:H1'	45:BY:10:ARG:HH12	1.85	0.42
46:BZ:64:PHE:C	46:BZ:66:ILE:H	2.22	0.42
1:CA:1172:C:H2'	1:CA:1173:U:C6	2.54	0.42
1:CA:148:G:N3	1:CA:1446:A:H2	2.18	0.42
1:CA:238:A:C3'	1:CA:239:U:H5''	2.49	0.42
1:CA:512:U:O2'	1:CA:513:C:H5'	2.20	0.42
1:CA:714:G:H2'	1:CA:715:A:C8	2.54	0.42
1:CA:928:G:O2'	1:CA:929:G:H5'	2.20	0.42
20:CB:41:ASN:ND2	20:CB:44:LYS:HB2	2.35	0.42
2:CC:156:LEU:CB	2:CC:163:ARG:HD3	2.46	0.42
6:CG:47:GLU:C	6:CG:49:LEU:H	2.22	0.42
7:CH:17:GLN:HG2	7:CH:62:LEU:HG	2.02	0.42
8:CI:29:ILE:HD13	8:CI:37:TYR:CD2	2.55	0.42
9:CJ:21:ALA:CB	9:CJ:96:VAL:HG11	2.49	0.42
1:CA:562:U:H1'	11:CL:11:ARG:HB3	2.02	0.42
18:CS:11:ASP:OD1	18:CS:14:LEU:HD21	2.20	0.42
18:CS:13:HIS:ND1	18:CS:13:HIS:N	2.58	0.42
18:CS:26:ASP:O	18:CS:27:LYS:HB3	2.20	0.42
19:CT:66:ILE:HA	19:CT:70:LYS:NZ	2.34	0.42
1:CA:108:G:C6	19:CT:9:ARG:HG2	2.54	0.42
10:CK:124:LYS:HD3	21:CU:34:ARG:HH11	1.85	0.42
50:D3:4:LYS:HZ1	50:D3:60:CYS:HB3	1.84	0.42
22:DA:103:U:O2'	22:DA:104:A:H5'	2.20	0.42
22:DA:75:G:H2'	22:DA:76:G:O4'	2.19	0.42
23:DB:1021:A:O2'	23:DB:1123:C:H5''	2.20	0.42
23:DB:1506:U:H2'	23:DB:1507:C:H6	1.85	0.42
1:CA:1475:G:H4'	23:DB:1689:A:H4'	2.01	0.42
23:DB:1704:C:H2'	23:DB:1705:A:C8	2.55	0.42
23:DB:1710:G:H2'	23:DB:1711:A:C8	2.54	0.42
23:DB:1717:A:H2'	23:DB:1718:G:O4'	2.19	0.42
23:DB:1987:A:H2'	23:DB:1988:G:C8	2.54	0.42
23:DB:2141:G:H2'	23:DB:2142:A:C8	2.55	0.42

Continued on next page...

Continued from previous page...

Atom-1	Atom-2	Interatomic distance (Å)	Clash overlap (Å)
23:DB:2251:G:H8	23:DB:2251:G:OP2	2.03	0.42
23:DB:2267:A:H3'	23:DB:2267:A:N3	2.34	0.42
23:DB:2316:G:O2'	23:DB:2317:A:H5'	2.20	0.42
23:DB:2520:C:O2'	23:DB:2521:C:H5'	2.20	0.42
23:DB:252:G:H2'	23:DB:253:C:H6	1.84	0.42
23:DB:2723:C:H2'	23:DB:2724:U:O4'	2.19	0.42
23:DB:510:C:O2'	23:DB:1236:G:H5'	2.19	0.42
23:DB:51:G:O2'	23:DB:119:A:N6	2.52	0.42
23:DB:601:C:H2'	23:DB:602:A:H8	1.85	0.42
25:DC:173:LEU:HD23	25:DC:173:LEU:HA	1.81	0.42
25:DC:52:HIS:O	25:DC:53:ILE:HB	2.19	0.42
25:DC:75:ALA:HB1	25:DC:93:VAL:CG1	2.44	0.42
26:DD:118:PHE:HD2	26:DD:119:ALA:N	2.17	0.42
27:DE:122:GLU:CG	27:DE:123:LYS:H	2.32	0.42
27:DE:156:ASN:OD1	27:DE:157:LEU:HD23	2.18	0.42
27:DE:83:VAL:HG23	27:DE:84:THR:N	2.34	0.42
29:DG:163:TYR:C	29:DG:165:ASP:H	2.22	0.42
30:DH:55:GLU:O	30:DH:59:ALA:HB2	2.20	0.42
31:DJ:14:ASP:HB3	31:DJ:16:TYR:HD1	1.84	0.42
33:DL:51:GLU:CG	33:DL:52:GLY:N	2.81	0.42
33:DL:76:GLU:OE1	33:DL:76:GLU:HA	2.20	0.42
34:DM:53:MET:CA	34:DM:112:LEU:HD21	2.48	0.42
34:DM:54:THR:O	34:DM:57:VAL:HG23	2.19	0.42
34:DM:73:ILE:CG2	34:DM:90:GLU:HG2	2.49	0.42
35:DN:63:ARG:HA	35:DN:80:PHE:CE1	2.54	0.42
22:DA:116:G:H4'	36:DO:54:VAL:CG1	2.49	0.42
37:DP:29:VAL:HA	37:DP:84:SER:HA	2.00	0.42
37:DP:46:VAL:HB	37:DP:65:ASN:OD1	2.18	0.42
39:DR:6:GLN:CG	39:DR:7:SER:H	2.30	0.42
41:DT:61:LEU:HB2	41:DT:82:LYS:CB	2.49	0.42
24:DV:45:ASP:O	24:DV:46:LYS:HD2	2.19	0.42
23:DB:2228:G:H21	46:DZ:32:LEU:HD11	1.84	0.42
1:AA:1113:C:H2'	1:AA:1114:C:C6	2.55	0.42
1:AA:1528:U:H6	1:AA:1528:U:O5'	2.03	0.42
1:AA:343:U:H2'	1:AA:345:C:C5	2.55	0.42
1:AA:432:A:C2'	1:AA:433:G:H5'	2.49	0.42
1:AA:611:C:H2'	1:AA:612:C:H6	1.83	0.42
1:AA:680:C:H2'	1:AA:681:A:H8	1.85	0.42
2:AC:185:THR:O	2:AC:186:SER:HB2	2.19	0.42
2:AC:40:GLN:OE1	2:AC:44:LYS:HD2	2.19	0.42
3:AD:190:LEU:O	3:AD:192:ALA:N	2.51	0.42

Continued on next page...

Continued from previous page...

Atom-1	Atom-2	Interatomic distance (Å)	Clash overlap (Å)
8:AI:11:ARG:NH1	8:AI:106:ASP:OD1	2.53	0.42
11:AL:71:HIS:CG	11:AL:72:ASN:N	2.86	0.42
11:AL:8:ARG:CZ	11:AL:9:LYS:HE3	2.50	0.42
19:AT:53:MET:SD	19:AT:57:VAL:HG21	2.60	0.42
48:B1:8:ILE:HG21	48:B1:27:ARG:NH2	2.34	0.42
48:B1:36:LYS:HD2	48:B1:36:LYS:N	2.35	0.42
49:B2:21:ARG:CB	49:B2:31:LEU:HD21	2.49	0.42
51:B4:24:ARG:HD3	51:B4:26:ILE:HG23	2.01	0.42
23:BB:1064:C:H2'	23:BB:1065:U:O4'	2.20	0.42
23:BB:1140:C:OP1	31:BJ:64:VAL:HG13	2.20	0.42
23:BB:1902:C:H2'	23:BB:1903:G:H5'	2.00	0.42
23:BB:2146:C:H1'	23:BB:2147:A:H1'	2.02	0.42
23:BB:2659:G:C2	23:BB:2661:G:H5''	2.55	0.42
23:BB:83:A:H2'	23:BB:84:A:C8	2.55	0.42
23:BB:90:U:O4	23:BB:91:A:N6	2.53	0.42
23:BB:939:G:O2'	23:BB:940:G:H5'	2.20	0.42
25:BC:130:PRO:HA	25:BC:187:CYS:O	2.19	0.42
25:BC:244:VAL:O	25:BC:245:THR:C	2.58	0.42
25:BC:61:TYR:HD2	25:BC:84:PRO:HD2	1.76	0.42
26:BD:120:GLY:N	26:BD:123:LYS:HB2	2.35	0.42
27:BE:161:ALA:O	27:BE:162:ARG:HD2	2.19	0.42
27:BE:189:THR:O	27:BE:190:ALA:HB3	2.20	0.42
28:BF:70:ARG:CA	28:BF:80:GLN:HE21	2.31	0.42
29:BG:102:ILE:CG2	29:BG:114:HIS:HB3	2.49	0.42
52:BI:18:ASN:N	52:BI:19:PRO:CD	2.82	0.42
52:BI:56:VAL:CG2	52:BI:68:PHE:HB2	2.50	0.42
31:BJ:128:ASN:CG	31:BJ:129:GLU:N	2.73	0.42
32:BK:87:LEU:CA	32:BK:95:ILE:HG22	2.49	0.42
33:BL:67:THR:OG1	33:BL:68:SER:N	2.47	0.42
34:BM:100:LYS:O	34:BM:101:VAL:HG13	2.20	0.42
34:BM:29:GLY:H	34:BM:102:LEU:HG	1.84	0.42
34:BM:13:HIS:O	34:BM:14:LYS:HD2	2.20	0.42
34:BM:71:LYS:NZ	34:BM:91:TYR:HD2	2.17	0.42
39:BR:18:GLN:HE21	39:BR:99:THR:CB	2.29	0.42
39:BR:78:ARG:CG	39:BR:87:GLN:HA	2.49	0.42
39:BR:78:ARG:CD	39:BR:87:GLN:HG2	2.50	0.42
44:BX:55:THR:HG22	44:BX:59:GLU:CD	2.40	0.42
45:BY:29:ARG:O	45:BY:30:ARG:HB2	2.20	0.42
1:CA:1349:A:H2'	1:CA:1350:A:O4'	2.19	0.42
1:CA:167:A:H2'	1:CA:168:G:H8	1.85	0.42
1:CA:237:G:H2'	1:CA:238:A:C8	2.55	0.42

Continued on next page...

Continued from previous page...

Atom-1	Atom-2	Interatomic distance (Å)	Clash overlap (Å)
1:CA:359:G:O2'	1:CA:360:G:H5'	2.20	0.42
1:CA:596:A:O2'	1:CA:597:G:H5'	2.20	0.42
1:CA:612:C:H2'	1:CA:613:C:C6	2.54	0.42
1:CA:709:U:H2'	1:CA:710:G:C8	2.55	0.42
1:CA:792:A:H1'	1:CA:794:A:N7	2.34	0.42
20:CB:31:PHE:HB3	20:CB:32:GLY:H	1.71	0.42
3:CD:171:GLU:O	3:CD:180:THR:HB	2.19	0.42
5:CF:74:LEU:HD22	5:CF:74:LEU:O	2.20	0.42
8:CI:56:MET:C	8:CI:58:GLU:N	2.73	0.42
8:CI:6:TYR:CG	8:CI:7:GLY:N	2.86	0.42
11:CL:91:GLY:O	11:CL:93:ARG:NE	2.52	0.42
15:CP:44:SER:HB3	15:CP:46:LYS:HG2	2.02	0.42
15:CP:78:VAL:O	15:CP:78:VAL:HG13	2.19	0.42
18:CS:30:LEU:HB2	18:CS:48:ILE:HA	2.01	0.42
18:CS:39:ILE:HG12	18:CS:68:HIS:O	2.19	0.42
18:CS:43:MET:HB3	18:CS:61:VAL:HG11	2.01	0.42
48:D1:24:LYS:HZ3	48:D1:24:LYS:C	2.23	0.42
50:D3:38:LYS:HD2	50:D3:38:LYS:H	1.85	0.42
23:DB:1204:A:N1	23:DB:1241:A:N1	2.67	0.42
23:DB:126:A:OP2	49:D2:13:ASN:ND2	2.52	0.42
23:DB:1276:A:O2'	23:DB:1277:G:H5'	2.19	0.42
23:DB:1544:A:H2'	23:DB:1545:A:C8	2.54	0.42
23:DB:1915:U:H2'	23:DB:1916:A:C8	2.54	0.42
23:DB:1921:G:O2'	23:DB:1922:G:H5'	2.20	0.42
23:DB:1936:A:N6	23:DB:1963:U:N3	2.63	0.42
23:DB:2007:U:H2'	23:DB:2008:C:H6	1.85	0.42
23:DB:2012:G:C5'	40:DS:96:ILE:HD11	2.50	0.42
23:DB:2324:U:H3'	23:DB:2325:G:C5'	2.49	0.42
23:DB:2384:U:H5''	23:DB:2386:A:OP1	2.19	0.42
23:DB:2479:U:H6	23:DB:2479:U:O5'	2.03	0.42
23:DB:2529:G:H5'	29:DG:175:LYS:HB3	2.01	0.42
23:DB:268:C:O2	23:DB:268:C:H2'	2.19	0.42
23:DB:2869:G:H2'	23:DB:2870:C:H6	1.83	0.42
25:DC:257:ARG:HA	25:DC:261:ARG:NE	2.35	0.42
25:DC:53:ILE:CD1	25:DC:218:THR:HA	2.50	0.42
26:DD:116:LYS:HB2	26:DD:165:MET:CB	2.49	0.42
26:DD:60:VAL:HB	26:DD:62:LYS:NZ	2.34	0.42
26:DD:6:GLY:C	26:DD:26:VAL:HG23	2.40	0.42
27:DE:19:PHE:O	27:DE:19:PHE:HD1	2.03	0.42
28:DF:60:SER:OG	28:DF:88:VAL:HG11	2.19	0.42
29:DG:125:PRO:HD2	29:DG:129:GLU:O	2.19	0.42

Continued on next page...

Continued from previous page...

Atom-1	Atom-2	Interatomic distance (Å)	Clash overlap (Å)
29:DG:131:VAL:O	29:DG:131:VAL:HG13	2.19	0.42
30:DH:127:GLU:HB2	30:DH:143:ILE:CG2	2.49	0.42
30:DH:50:ARG:HD3	30:DH:54:LEU:CD1	2.50	0.42
30:DH:70:GLU:HG3	30:DH:70:GLU:H	1.59	0.42
52:DI:131:THR:O	52:DI:135:MET:HG3	2.20	0.42
31:DJ:32:LEU:O	31:DJ:36:LEU:HD22	2.19	0.42
31:DJ:90:GLU:C	31:DJ:92:MET:N	2.72	0.42
33:DL:126:ARG:O	33:DL:127:VAL:CG2	2.67	0.42
34:DM:38:ARG:HD2	34:DM:38:ARG:C	2.39	0.42
38:DQ:2:ARG:NE	38:DQ:4:LYS:HE3	2.34	0.42
39:DR:15:SER:HB2	39:DR:16:GLU:H	1.68	0.42
41:DT:40:LYS:HE3	41:DT:59:ASN:O	2.20	0.42
44:DX:55:THR:HG22	44:DX:56:LEU:H	1.84	0.42
46:DZ:2:LYS:O	46:DZ:7:PRO:HA	2.19	0.42
1:AA:1037:C:H2'	1:AA:1038:C:C6	2.55	0.42
1:AA:1324:A:H2'	1:AA:1325:C:O4'	2.19	0.42
1:AA:402:G:H2'	1:AA:403:C:H6	1.84	0.42
1:AA:473:U:C2	1:AA:474:G:C8	3.07	0.42
1:AA:441:A:N6	1:AA:493:A:H62	2.15	0.42
1:AA:666:G:H5'	1:AA:726:C:H1'	2.02	0.42
1:AA:709:U:H2'	1:AA:710:G:C8	2.54	0.42
1:AA:787:A:O2'	1:AA:788:U:H5'	2.20	0.42
1:AA:957:U:O2	1:AA:959:A:H8	2.03	0.42
3:AD:176:LYS:O	3:AD:177:MET:C	2.57	0.42
3:AD:169:TRP:CB	3:AD:183:ARG:HH21	2.32	0.42
3:AD:58:GLN:CD	3:AD:62:ARG:HG3	2.39	0.42
4:AE:95:MET:HE2	4:AE:114:LEU:HD21	2.02	0.42
5:AF:46:GLN:HE21	5:AF:46:GLN:HB2	1.50	0.42
5:AF:7:VAL:HA	5:AF:60:VAL:O	2.20	0.42
9:AJ:30:LYS:HG3	9:AJ:36:VAL:HB	2.01	0.42
11:AL:34:THR:HB	11:AL:53:ARG:HB2	2.02	0.42
13:AN:1:ALA:O	13:AN:2:LYS:HB2	2.20	0.42
16:AQ:12:VAL:HG13	16:AQ:21:VAL:HB	2.01	0.42
17:AR:60:ARG:HA	17:AR:63:TYR:CD1	2.54	0.42
19:AT:60:GLN:HE21	19:AT:61:ALA:N	2.10	0.42
19:AT:57:VAL:O	19:AT:61:ALA:HB2	2.19	0.42
21:AU:3:ILE:HG23	21:AU:19:LYS:HE3	2.01	0.42
47:B0:29:VAL:HG21	47:B0:41:HIS:HA	2.02	0.42
47:B0:6:LYS:HA	47:B0:6:LYS:HD3	1.82	0.42
51:B4:27:CYS:SG	51:B4:33:HIS:NE2	2.93	0.42
23:BB:1241:A:H2'	23:BB:1242:U:C5'	2.48	0.42

Continued on next page...

Continued from previous page...

Atom-1	Atom-2	Interatomic distance (Å)	Clash overlap (Å)
23:BB:126:A:O5'	49:B2:19:ARG:HG2	2.20	0.42
23:BB:1439:A:N1	23:BB:1552:A:N7	2.68	0.42
23:BB:1556:C:H2'	23:BB:1557:C:C6	2.55	0.42
23:BB:1746:A:O2'	23:BB:1747:U:H5'	2.20	0.42
23:BB:1818:U:H5''	25:BC:155:ARG:CB	2.50	0.42
23:BB:1922:G:H2'	23:BB:1923:U:O4'	2.19	0.42
23:BB:2047:C:H2'	23:BB:2048:G:H8	1.84	0.42
23:BB:2251:G:OP2	23:BB:2251:G:H8	2.02	0.42
23:BB:2265:U:H3'	23:BB:2266:A:C5'	2.50	0.42
23:BB:23:G:O2'	23:BB:24:G:H5'	2.20	0.42
23:BB:2544:G:H2'	23:BB:2545:G:H8	1.85	0.42
23:BB:2604:U:O2'	23:BB:2605:U:H5'	2.20	0.42
23:BB:2678:C:O2'	23:BB:2679:A:H5'	2.20	0.42
23:BB:2780:G:C2	31:BJ:120:ARG:HG3	2.55	0.42
23:BB:2784:U:O2'	23:BB:2785:C:H5'	2.20	0.42
23:BB:2849:U:O4	23:BB:2867:G:C8	2.73	0.42
23:BB:286:U:H2'	23:BB:287:G:C8	2.55	0.42
23:BB:440:C:H2'	23:BB:441:U:C6	2.55	0.42
23:BB:477:A:H2'	23:BB:478:A:O4'	2.20	0.42
23:BB:562:U:H2'	23:BB:572:A:O4'	2.20	0.42
23:BB:670:A:OP1	33:BL:47:ARG:HD3	2.20	0.42
23:BB:709:U:H2'	23:BB:710:U:H6	1.85	0.42
26:BD:1:MET:HE2	26:BD:1:MET:HB2	1.89	0.42
26:BD:23:PRO:HG2	26:BD:178:VAL:HG21	2.02	0.42
26:BD:83:ARG:NH1	26:BD:83:ARG:HG2	2.35	0.42
28:BF:103:ILE:HG13	28:BF:104:THR:N	2.34	0.42
29:BG:89:VAL:HG12	29:BG:159:LYS:HA	2.01	0.42
30:BH:147:VAL:HG12	30:BH:148:ALA:N	2.35	0.42
30:BH:55:GLU:C	30:BH:57:LYS:H	2.23	0.42
30:BH:9:VAL:HG12	30:BH:9:VAL:O	2.19	0.42
31:BJ:128:ASN:CG	31:BJ:129:GLU:H	2.22	0.42
34:BM:65:ILE:CG2	34:BM:101:VAL:HA	2.44	0.42
34:BM:105:MET:HE3	34:BM:106:ASP:O	2.20	0.42
37:BP:62:LYS:NZ	37:BP:102:ARG:HH22	2.17	0.42
38:BQ:59:LEU:CG	38:BQ:63:ARG:HH21	2.32	0.42
24:BV:44:HIS:CE1	24:BV:85:LYS:HB2	2.55	0.42
46:BZ:60:PHE:HD2	46:BZ:60:PHE:HA	1.69	0.42
1:CA:1058:G:H2'	1:CA:1059:C:O4'	2.19	0.42
1:CA:1486:G:H2'	1:CA:1487:G:O4'	2.19	0.42
1:CA:22:G:O2'	1:CA:23:C:H5'	2.20	0.42
1:CA:28:A:H2'	1:CA:29:U:O4'	2.20	0.42

Continued on next page...

Continued from previous page...

Atom-1	Atom-2	Interatomic distance (Å)	Clash overlap (Å)
1:CA:41:G:H2'	1:CA:42:G:H8	1.83	0.42
1:CA:31:G:H2'	1:CA:48:C:C5	2.54	0.42
1:CA:707:U:H2'	1:CA:708:C:C6	2.55	0.42
1:CA:585:G:O2'	1:CA:879:C:OP1	2.37	0.42
1:CA:893:C:H2'	1:CA:894:G:H8	1.84	0.42
20:CB:14:HIS:HB3	20:CB:208:ALA:HB1	2.02	0.42
3:CD:99:ASN:O	3:CD:102:TYR:HB3	2.20	0.42
4:CE:28:ARG:HB2	4:CE:28:ARG:HE	1.73	0.42
5:CF:19:PRO:HG2	5:CF:20:GLY:H	1.84	0.42
7:CH:125:ILE:HG22	7:CH:126:CYS:SG	2.60	0.42
8:CI:44:ARG:HB3	8:CI:48:ARG:HH12	1.85	0.42
8:CI:85:ALA:C	8:CI:87:MET:N	2.73	0.42
11:CL:6:LEU:CD1	11:CL:11:ARG:HE	2.29	0.42
12:CM:68:LEU:HD22	12:CM:69:ARG:HH11	1.82	0.42
16:CQ:30:HIS:HB3	16:CQ:33:TYR:HB2	2.01	0.42
19:CT:4:LYS:HE2	19:CT:6:ALA:HB3	2.02	0.42
23:DB:2419:U:O4	50:D3:29:ARG:CZ	2.67	0.42
51:D4:26:ILE:HD13	51:D4:27:CYS:N	2.34	0.42
23:DB:1079:C:C2	23:DB:1080:A:C8	3.08	0.42
23:DB:1142:A:C4	23:DB:1144:A:C8	3.08	0.42
23:DB:1275:A:N7	35:DN:16:HIS:CG	2.88	0.42
23:DB:1516:G:O2'	23:DB:1517:G:H5'	2.20	0.42
23:DB:1310:G:H1'	23:DB:1611:C:H5'	2.01	0.42
23:DB:2082:A:H61	23:DB:2237:G:H1'	1.85	0.42
23:DB:2379:G:H2'	23:DB:2380:C:H6	1.84	0.42
23:DB:2389:G:H5''	23:DB:2390:U:O4'	2.20	0.42
23:DB:2395:C:H6	23:DB:2395:C:O5'	2.02	0.42
23:DB:2649:C:H2'	23:DB:2650:U:C6	2.55	0.42
23:DB:2651:C:O2'	23:DB:2652:C:H5'	2.20	0.42
23:DB:2813:A:O2'	23:DB:2814:A:H5'	2.19	0.42
23:DB:2868:A:H2'	23:DB:2869:G:C8	2.55	0.42
23:DB:559:G:H2'	23:DB:560:C:O4'	2.20	0.42
23:DB:570:G:C2'	23:DB:571:U:H5'	2.50	0.42
23:DB:88:G:O2'	23:DB:89:A:H5'	2.20	0.42
23:DB:957:C:H5	34:DM:76:LYS:NZ	2.18	0.42
25:DC:140:VAL:HG11	25:DC:163:ILE:HG13	2.01	0.42
25:DC:20:ASN:CB	25:DC:202:ARG:CD	2.96	0.42
26:DD:25:THR:HA	26:DD:188:LEU:HD12	2.01	0.42
27:DE:154:ASP:OD1	27:DE:158:PHE:HB2	2.20	0.42
27:DE:193:VAL:HA	27:DE:198:GLU:C	2.40	0.42
27:DE:61:ARG:NH1	27:DE:65:THR:HG23	2.34	0.42

Continued on next page...

Continued from previous page...

Atom-1	Atom-2	Interatomic distance (Å)	Clash overlap (Å)
28:DF:35:LEU:O	28:DF:152:ASP:HB2	2.20	0.42
32:DK:87:LEU:O	32:DK:88:ASN:C	2.58	0.42
33:DL:124:GLY:H	33:DL:142:ILE:CB	2.32	0.42
34:DM:106:ASP:O	34:DM:109:PRO:HD3	2.19	0.42
36:DO:25:ARG:HE	36:DO:94:ARG:NH2	2.18	0.42
36:DO:31:THR:C	36:DO:33:ARG:H	2.22	0.42
36:DO:90:VAL:HG12	36:DO:91:SER:N	2.35	0.42
37:DP:98:TYR:N	37:DP:98:TYR:CD1	2.88	0.42
38:DQ:3:VAL:O	38:DQ:4:LYS:C	2.58	0.42
39:DR:5:PHE:HD1	39:DR:37:GLU:OE2	2.02	0.42
39:DR:78:ARG:HA	39:DR:88:GLY:O	2.20	0.42
41:DT:38:ALA:O	41:DT:39:THR:O	2.37	0.42
41:DT:6:ARG:O	41:DT:7:LEU:C	2.56	0.42
42:DU:59:GLU:HG3	42:DU:62:ALA:CB	2.43	0.42
24:DV:65:VAL:O	24:DV:66:ASP:HB3	2.19	0.42
43:DW:68:PHE:CE1	43:DW:69:GLU:HG2	2.54	0.42
45:DY:36:GLU:O	45:DY:37:ARG:CB	2.67	0.42
1:AA:999:C:O2'	1:AA:1000:A:H5'	2.20	0.42
1:AA:233:C:O2'	1:AA:234:C:H5'	2.20	0.42
1:AA:250:A:H1'	1:AA:252:U:C5	2.55	0.42
20:AB:205:ALA:O	20:AB:209:VAL:HG22	2.20	0.42
20:AB:61:SER:HB3	20:AB:223:GLY:O	2.20	0.42
20:AB:33:ALA:HA	20:AB:38:HIS:CA	2.39	0.42
20:AB:48:MET:H	20:AB:48:MET:HG2	1.50	0.42
2:AC:122:GLN:O	2:AC:127:VAL:HG22	2.20	0.42
2:AC:148:ILE:HA	2:AC:200:TRP:O	2.20	0.42
1:AA:405:U:OP2	3:AD:114:ARG:NH2	2.53	0.42
8:AI:20:ILE:HA	8:AI:61:ASP:O	2.19	0.42
8:AI:98:ARG:HA	8:AI:103:VAL:HG22	2.02	0.42
11:AL:113:ARG:HD3	11:AL:121:PRO:HD3	2.02	0.42
11:AL:14:LYS:NZ	11:AL:17:LYS:HE2	2.34	0.42
11:AL:9:LYS:O	11:AL:9:LYS:HG3	2.20	0.42
1:AA:581:G:OP1	14:AO:64:LYS:HE3	2.20	0.42
21:AU:31:VAL:O	21:AU:32:ARG:C	2.57	0.42
48:B1:35:LEU:O	48:B1:35:LEU:HG	2.20	0.42
50:B3:16:THR:C	50:B3:18:LYS:N	2.73	0.42
50:B3:35:LYS:O	50:B3:36:ALA:HB3	2.20	0.42
51:B4:13:ASN:ND2	51:B4:13:ASN:N	2.67	0.42
23:BB:1541:C:H2'	23:BB:1542:U:H6	1.85	0.42
23:BB:1636:U:O2'	23:BB:1637:A:H5'	2.20	0.42
23:BB:1683:U:O2'	23:BB:1684:G:H5'	2.19	0.42

Continued on next page...

Continued from previous page...

Atom-1	Atom-2	Interatomic distance (Å)	Clash overlap (Å)
23:BB:1843:C:H2'	23:BB:1844:C:H6	1.84	0.42
23:BB:1420:A:N3	23:BB:2211:A:N7	2.68	0.42
23:BB:2653:U:H3'	23:BB:2654:A:H2'	2.02	0.42
23:BB:2718:G:H5''	37:BP:100:ARG:HD2	2.02	0.42
23:BB:912:C:H2'	23:BB:913:U:C6	2.54	0.42
23:BB:972:A:OP2	23:BB:974:G:H5''	2.20	0.42
25:BC:99:GLU:HG3	25:BC:100:ARG:N	2.35	0.42
25:BC:114:GLN:O	25:BC:115:ILE:HB	2.20	0.42
25:BC:12:ARG:HE	25:BC:12:ARG:HB3	1.60	0.42
25:BC:168:GLY:C	25:BC:170:TYR:H	2.21	0.42
27:BE:120:VAL:HG12	27:BE:121:VAL:N	2.34	0.42
27:BE:44:ARG:C	27:BE:46:GLN:N	2.68	0.42
28:BF:148:VAL:O	28:BF:149:ARG:C	2.58	0.42
28:BF:23:SER:C	28:BF:25:MET:N	2.73	0.42
52:BI:132:ALA:HA	52:BI:135:MET:HG2	2.02	0.42
33:BL:127:VAL:HB	33:BL:128:THR:H	1.32	0.42
33:BL:33:ARG:NH1	33:BL:34:GLY:HA3	2.35	0.42
33:BL:67:THR:HG23	33:BL:68:SER:N	2.25	0.42
36:BO:17:LYS:NZ	43:BW:77:LYS:HE3	2.35	0.42
23:BB:1161:C:O2'	39:BR:22:LEU:HD13	2.19	0.42
39:BR:43:ASN:OD1	39:BR:56:GLY:HA3	2.20	0.42
41:BT:25:GLU:CG	41:BT:26:LYS:H	2.33	0.42
41:BT:68:LYS:HB2	41:BT:68:LYS:HE2	1.81	0.42
42:BU:73:ASN:HB2	42:BU:96:LYS:HZ2	1.83	0.42
24:BV:75:GLN:HG2	34:BM:136:MET:HG2	2.02	0.42
43:BW:36:ILE:O	43:BW:37:VAL:HB	2.20	0.42
45:BY:37:ARG:NH1	45:BY:37:ARG:HG3	2.34	0.42
1:CA:1050:G:H2'	1:CA:1051:C:C6	2.55	0.42
1:CA:1119:C:O2'	1:CA:1120:C:H5'	2.20	0.42
30:BH:83:LYS:HG3	1:CA:360:G:OP1	2.19	0.42
3:CD:169:TRP:CD2	3:CD:185:PRO:HB3	2.55	0.42
5:CF:15:SER:HA	5:CF:18:VAL:HG23	2.01	0.42
7:CH:46:GLU:HA	7:CH:63:LYS:HE3	2.01	0.42
8:CI:30:ASN:O	8:CI:31:GLN:HB2	2.19	0.42
12:CM:1:ALA:O	12:CM:3:ILE:HG13	2.20	0.42
12:CM:79:LEU:HD22	12:CM:86:ARG:HE	1.85	0.42
19:CT:66:ILE:CG2	19:CT:67:HIS:N	2.81	0.42
19:CT:31:ILE:HD13	19:CT:74:HIS:CE1	2.55	0.42
21:CU:3:ILE:HB	21:CU:18:PHE:CE2	2.54	0.42
48:D1:8:ILE:CG2	48:D1:27:ARG:HD3	2.50	0.42
50:D3:12:ARG:CD	50:D3:23:HIS:HB2	2.50	0.42

Continued on next page...

Continued from previous page...

Atom-1	Atom-2	Interatomic distance (Å)	Clash overlap (Å)
50:D3:7:ARG:HA	50:D3:7:ARG:HD2	1.84	0.42
22:DA:75:G:H21	24:DV:88:HIS:CD2	2.38	0.42
22:DA:92:C:H2'	22:DA:93:C:H6	1.83	0.42
23:DB:1147:A:O2'	23:DB:1148:U:H5'	2.19	0.42
23:DB:2294:G:OP2	36:DO:9:ARG:HD2	2.19	0.42
23:DB:2514:U:H2'	23:DB:2515:C:C6	2.55	0.42
23:DB:2768:U:H2'	23:DB:2769:U:O4'	2.20	0.42
23:DB:2627:G:O2'	23:DB:2781:A:N1	2.46	0.42
23:DB:381:G:O2'	23:DB:382:A:H5'	2.20	0.42
25:DC:130:PRO:HA	25:DC:188:ARG:HA	2.01	0.42
26:DD:148:GLN:HB3	26:DD:151:THR:HG23	2.01	0.42
26:DD:5:VAL:HG12	26:DD:6:GLY:N	2.34	0.42
26:DD:94:GLN:HG2	26:DD:95:SER:O	2.19	0.42
27:DE:169:VAL:O	27:DE:170:ARG:HB2	2.19	0.42
27:DE:142:ALA:C	27:DE:185:LYS:HZ2	2.22	0.42
29:DG:50:THR:HG22	29:DG:51:PHE:O	2.20	0.42
29:DG:55:ASP:CG	29:DG:56:GLY:N	2.74	0.42
29:DG:93:TYR:HD1	29:DG:93:TYR:N	2.16	0.42
31:DJ:11:VAL:O	31:DJ:11:VAL:HG22	2.19	0.42
26:DD:157:LYS:HD2	31:DJ:80:HIS:HA	2.01	0.42
22:DA:115:A:H4'	36:DO:55:GLU:OE2	2.20	0.42
36:DO:79:ALA:O	36:DO:82:ALA:HB3	2.20	0.42
36:DO:9:ARG:C	36:DO:11:ALA:N	2.73	0.42
37:DP:72:VAL:HB	37:DP:73:PHE:H	1.65	0.42
39:DR:67:GLY:N	39:DR:98:ILE:HA	2.32	0.42
41:DT:32:LEU:O	41:DT:83:ALA:HB3	2.19	0.42
42:DU:54:PRO:HD2	42:DU:55:GLY:H	1.83	0.42
42:DU:13:LEU:HD11	42:DU:68:ASN:HA	2.00	0.42
44:DX:39:GLN:H	44:DX:39:GLN:HG2	1.64	0.42
46:DZ:27:THR:O	46:DZ:28:VAL:HG13	2.20	0.42
1:AA:1286:U:C2	1:AA:1286:U:OP1	2.72	0.41
1:AA:1470:U:O2'	1:AA:1471:U:H5'	2.20	0.41
1:AA:321:A:H2'	1:AA:322:C:H6	1.84	0.41
1:AA:542:G:O2'	1:AA:543:U:H5'	2.20	0.41
1:AA:821:G:H2'	1:AA:822:U:C6	2.56	0.41
1:AA:972:C:H4'	9:AJ:59:LYS:HB3	2.02	0.41
20:AB:9:LEU:CD1	20:AB:11:ALA:HB3	2.50	0.41
20:AB:45:THR:HA	20:AB:48:MET:CG	2.50	0.41
20:AB:67:LEU:HD12	20:AB:153:MET:CE	2.39	0.41
20:AB:80:LYS:HB3	20:AB:90:PHE:CE1	2.54	0.41
2:AC:4:VAL:HG21	2:AC:9:ILE:HD13	2.02	0.41

Continued on next page...

Continued from previous page...

Atom-1	Atom-2	Interatomic distance (Å)	Clash overlap (Å)
3:AD:104:MET:CE	3:AD:170:LEU:HD13	2.50	0.41
4:AE:35:LEU:CD1	4:AE:133:ILE:HA	2.50	0.41
5:AF:74:LEU:HG	5:AF:78:PHE:CD1	2.55	0.41
6:AG:138:GLU:HA	6:AG:141:HIS:HB2	2.02	0.41
7:AH:24:VAL:HG13	7:AH:60:LEU:HB2	2.00	0.41
8:AI:20:ILE:HD12	8:AI:20:ILE:N	2.35	0.41
8:AI:29:ILE:CG2	8:AI:64:ILE:HB	2.40	0.41
10:AK:22:ILE:HD13	10:AK:95:THR:HG21	2.01	0.41
13:AN:68:ARG:HH11	13:AN:70:HIS:HB2	1.85	0.41
16:AQ:76:ARG:HE	16:AQ:78:VAL:HG22	1.85	0.41
17:AR:27:THR:O	17:AR:28:LEU:HD12	2.20	0.41
19:AT:17:ARG:HD2	19:AT:17:ARG:C	2.40	0.41
21:AU:26:GLY:O	21:AU:30:GLU:N	2.53	0.41
50:B3:11:LYS:HB2	50:B3:11:LYS:NZ	2.35	0.41
23:BB:1056:G:N2	23:BB:1104:C:N4	2.68	0.41
23:BB:1107:G:H2'	23:BB:1108:U:C6	2.55	0.41
23:BB:2047:C:H2'	23:BB:2048:G:C8	2.55	0.41
23:BB:2053:G:C2'	23:BB:2054:A:H5'	2.50	0.41
23:BB:2331:G:O2'	43:BW:69:GLU:CD	2.58	0.41
23:BB:2523:G:O2'	23:BB:2524:G:H5'	2.20	0.41
23:BB:2683:C:O3'	37:BP:59:THR:HG21	2.20	0.41
23:BB:305:C:H2'	23:BB:306:U:C6	2.55	0.41
23:BB:263:G:O2'	23:BB:429:A:N3	2.52	0.41
23:BB:76:C:OP1	44:BX:48:ARG:NH1	2.52	0.41
23:BB:904:G:H2'	23:BB:905:A:C8	2.54	0.41
23:BB:981:A:H3'	23:BB:982:C:C5'	2.50	0.41
25:BC:109:LEU:HB3	25:BC:110:LYS:H	1.64	0.41
25:BC:141:HIS:CG	25:BC:142:ASN:H	2.34	0.41
28:BF:24:VAL:HA	28:BF:27:VAL:HG23	2.02	0.41
28:BF:36:ASN:HB2	28:BF:87:LYS:CA	2.45	0.41
30:BH:3:VAL:C	30:BH:4:ILE:HG13	2.39	0.41
30:BH:66:ASN:C	30:BH:68:ARG:H	2.23	0.41
32:BK:108:ARG:HG3	32:BK:108:ARG:NH1	2.35	0.41
33:BL:82:LEU:HD12	33:BL:90:VAL:CG1	2.49	0.41
34:BM:105:MET:HE1	34:BM:107:GLY:HA3	2.02	0.41
34:BM:71:LYS:O	34:BM:72:PRO:C	2.58	0.41
36:BO:6:ALA:C	36:BO:8:ILE:H	2.23	0.41
37:BP:59:THR:C	37:BP:60:VAL:HG22	2.39	0.41
39:BR:35:PHE:H	39:BR:64:VAL:HG22	1.85	0.41
40:BS:13:SER:OG	40:BS:16:LYS:HB2	2.20	0.41
41:BT:61:LEU:CD1	41:BT:62:VAL:H	2.25	0.41

Continued on next page...

Continued from previous page...

Atom-1	Atom-2	Interatomic distance (Å)	Clash overlap (Å)
41:BT:70:HIS:ND1	41:BT:74:ILE:HB	2.35	0.41
42:BU:70:ALA:HB3	42:BU:77:GLY:O	2.20	0.41
43:BW:28:GLU:CB	43:BW:30:VAL:HG23	2.41	0.41
44:BX:22:LEU:HB3	44:BX:26:PHE:CB	2.42	0.41
45:BY:28:LEU:C	45:BY:29:ARG:HG2	2.39	0.41
46:BZ:4:ASP:O	46:BZ:5:ILE:C	2.59	0.41
1:CA:1092:A:H5'	6:CG:3:ARG:NH1	2.35	0.41
1:CA:1284:C:C2	1:CA:1285:A:N7	2.88	0.41
1:CA:1284:C:H3'	1:CA:1285:A:H8	1.84	0.41
1:CA:1354:U:O2'	1:CA:1355:G:H5'	2.20	0.41
1:CA:343:U:H2'	1:CA:345:C:C5	2.55	0.41
1:CA:493:A:O4'	1:CA:493:A:N3	2.52	0.41
1:CA:754:C:O2	1:CA:754:C:H3'	2.20	0.41
20:CB:121:GLN:NE2	20:CB:122:ASP:N	2.67	0.41
20:CB:31:PHE:HB2	20:CB:41:ASN:HA	2.01	0.41
20:CB:96:LEU:O	20:CB:99:MET:HG3	2.20	0.41
21:AU:11:PHE:HD2	2:CC:105:VAL:HG11	1.85	0.41
2:CC:8:GLY:HA2	2:CC:11:LEU:HG	2.02	0.41
7:CH:51:GLU:OE2	7:CH:59:GLU:HG3	2.20	0.41
9:CJ:40:ILE:HG12	9:CJ:74:VAL:H	1.86	0.41
16:CQ:7:LEU:O	16:CQ:59:GLU:HA	2.20	0.41
19:CT:66:ILE:HG21	19:CT:71:ALA:HB2	2.02	0.41
21:CU:24:LYS:CG	21:CU:25:ALA:H	2.33	0.41
23:DB:1033:U:C4	51:D4:16:ILE:HD11	2.54	0.41
22:DA:66:A:HO2'	22:DA:67:G:H8	1.59	0.41
23:DB:1979:U:C2'	23:DB:1980:G:H5'	2.50	0.41
23:DB:2028:U:H2'	23:DB:2029:G:O4'	2.19	0.41
23:DB:2798:U:H1'	23:DB:2800:A:N6	2.35	0.41
23:DB:2893:A:H4'	23:DB:2894:G:C5'	2.50	0.41
23:DB:448:U:H3'	27:DE:79:ARG:NE	2.22	0.41
23:DB:545:U:C6	23:DB:546:U:H4'	2.54	0.41
25:DC:176:ARG:HB3	25:DC:177:SER:H	1.66	0.41
25:DC:20:ASN:CG	25:DC:202:ARG:HD3	2.40	0.41
23:DB:600:G:H1'	27:DE:100:MET:SD	2.60	0.41
27:DE:169:VAL:HG22	27:DE:171:ASP:H	1.85	0.41
31:DJ:59:ALA:C	31:DJ:61:LYS:N	2.71	0.41
31:DJ:85:LYS:C	31:DJ:85:LYS:HE2	2.40	0.41
32:DK:109:SER:C	32:DK:113:MET:HE2	2.40	0.41
34:DM:67:VAL:HG23	34:DM:100:LYS:HG2	2.02	0.41
35:DN:2:ARG:C	35:DN:3:HIS:HD2	2.23	0.41
38:DQ:101:ASP:HB3	38:DQ:104:ALA:HB3	2.02	0.41

Continued on next page...

Continued from previous page...

Atom-1	Atom-2	Interatomic distance (Å)	Clash overlap (Å)
38:DQ:20:ALA:O	38:DQ:21:LYS:C	2.58	0.41
38:DQ:94:LEU:HA	38:DQ:97:ILE:CG1	2.50	0.41
41:DT:77:ARG:HG2	41:DT:78:SER:N	2.32	0.41
41:DT:87:LEU:HD22	41:DT:93:LEU:HD11	2.02	0.41
43:DW:24:ARG:NE	43:DW:58:LEU:HB2	2.35	0.41
1:AA:1220:G:H21	18:AS:53:GLY:HA2	1.84	0.41
1:AA:1391:U:H2'	1:AA:1392:G:H8	1.80	0.41
1:AA:152:A:N6	1:AA:170:U:C2	2.88	0.41
1:AA:237:G:H2'	1:AA:238:A:H8	1.84	0.41
1:AA:29:U:H5'	1:AA:296:U:OP1	2.20	0.41
1:AA:319:G:O2'	1:AA:320:A:H5'	2.21	0.41
1:AA:622:A:H2'	1:AA:623:C:H5'	2.02	0.41
20:AB:79:VAL:HG11	20:AB:92:ASN:HB3	2.01	0.41
2:AC:55:VAL:HG12	2:AC:56:ILE:H	1.84	0.41
3:AD:106:PHE:CD1	3:AD:106:PHE:N	2.88	0.41
8:AI:25:GLY:HA2	8:AI:60:LEU:O	2.19	0.41
10:AK:81:LEU:CD2	10:AK:104:PHE:HB3	2.50	0.41
11:AL:30:ARG:HB3	11:AL:57:THR:CG2	2.50	0.41
11:AL:83:GLY:HA2	11:AL:94:TYR:CD1	2.52	0.41
16:AQ:3:LYS:O	16:AQ:3:LYS:HD2	2.21	0.41
18:AS:16:LYS:HD3	18:AS:16:LYS:HA	1.83	0.41
47:B0:4:GLN:O	47:B0:6:LYS:HE2	2.20	0.41
23:BB:1097:U:H2'	23:BB:1098:A:C5'	2.49	0.41
23:BB:1139:G:H5'	31:BJ:104:ALA:HB1	2.02	0.41
23:BB:1287:A:OP1	35:BN:104:ALA:HB3	2.20	0.41
23:BB:1544:A:H2'	23:BB:1545:A:C8	2.55	0.41
23:BB:118:A:H1'	23:BB:178:G:O4'	2.20	0.41
23:BB:1821:A:H5'	25:BC:155:ARG:CD	2.50	0.41
23:BB:1851:U:H2'	23:BB:1852:U:C6	2.55	0.41
23:BB:1901:A:H1'	25:BC:250:GLN:NE2	2.35	0.41
23:BB:2630:G:H2'	23:BB:2631:G:H8	1.84	0.41
23:BB:338:G:C2	23:BB:339:U:H1'	2.55	0.41
23:BB:322:A:H5'	23:BB:340:A:O4'	2.20	0.41
23:BB:406:G:H2'	23:BB:407:G:H8	1.85	0.41
23:BB:515:A:H2'	23:BB:516:C:O4'	2.20	0.41
23:BB:583:G:H2'	23:BB:584:C:H6	1.85	0.41
25:BC:144:GLU:HG2	25:BC:150:GLY:HA2	2.00	0.41
25:BC:254:LYS:HB3	25:BC:255:LYS:H	1.55	0.41
25:BC:67:LYS:O	25:BC:68:ARG:CB	2.67	0.41
26:BD:11:MET:HG2	26:BD:12:THR:N	2.31	0.41
26:BD:13:ARG:HB2	26:BD:21:SER:CB	2.50	0.41

Continued on next page...

Continued from previous page...

Atom-1	Atom-2	Interatomic distance (Å)	Clash overlap (Å)
27:BE:128:ALA:O	27:BE:157:LEU:HD22	2.20	0.41
27:BE:148:ILE:N	27:BE:183:PHE:HB3	2.36	0.41
27:BE:163:ASN:OD1	27:BE:166:LYS:N	2.53	0.41
27:BE:16:GLU:CG	27:BE:196:VAL:HG13	2.50	0.41
27:BE:148:ILE:HB	27:BE:185:LYS:O	2.20	0.41
27:BE:118:LEU:CD1	27:BE:187:VAL:HG12	2.46	0.41
29:BG:42:VAL:HG23	29:BG:43:LYS:N	2.35	0.41
30:BH:89:LYS:C	30:BH:90:LEU:HD12	2.40	0.41
52:BI:100:ILE:HG22	52:BI:101:SER:O	2.20	0.41
32:BK:108:ARG:HG3	32:BK:108:ARG:O	2.17	0.41
33:BL:92:LEU:HD21	33:BL:96:LYS:HZ3	1.85	0.41
34:BM:17:ASN:ND2	34:BM:18:ARG:NH2	2.67	0.41
35:BN:97:ILE:HD12	35:BN:113:ILE:HG12	2.02	0.41
36:BO:16:ARG:HE	36:BO:16:ARG:HA	1.82	0.41
36:BO:18:LEU:HD12	36:BO:18:LEU:C	2.40	0.41
36:BO:16:ARG:CG	36:BO:20:GLU:HG3	2.48	0.41
37:BP:38:ARG:HG3	37:BP:38:ARG:HH11	1.85	0.41
37:BP:22:GLY:O	37:BP:91:VAL:HA	2.20	0.41
23:BB:535:G:N3	38:BQ:52:ARG:NH1	2.69	0.41
39:BR:85:LYS:O	39:BR:85:LYS:HG3	2.19	0.41
40:BS:70:LYS:O	40:BS:71:VAL:CB	2.65	0.41
41:BT:15:HIS:O	41:BT:16:VAL:C	2.58	0.41
42:BU:13:LEU:HG	42:BU:69:VAL:CG2	2.49	0.41
42:BU:69:VAL:O	42:BU:70:ALA:C	2.58	0.41
42:BU:70:ALA:O	42:BU:71:ILE:C	2.59	0.41
42:BU:84:PHE:HB3	42:BU:92:VAL:O	2.20	0.41
43:BW:16:GLU:C	43:BW:18:LYS:HD2	2.40	0.41
45:BY:6:ILE:HD13	45:BY:6:ILE:H	1.85	0.41
1:CA:1480:A:H2'	1:CA:1481:U:H6	1.83	0.41
1:CA:261:U:H2'	1:CA:263:A:OP2	2.20	0.41
1:CA:323:U:H2'	1:CA:324:G:O4'	2.20	0.41
1:CA:777:A:H2'	1:CA:778:G:H8	1.84	0.41
1:CA:812:G:OP1	1:CA:812:G:C4'	2.69	0.41
1:CA:829:G:O2'	1:CA:830:G:H5'	2.20	0.41
1:CA:958:A:C6	1:CA:959:A:N1	2.88	0.41
1:CA:972:C:OP1	9:CJ:59:LYS:HD2	2.21	0.41
20:CB:115:ASP:O	20:CB:119:GLN:HG2	2.20	0.41
20:CB:218:ALA:HA	20:CB:221:ARG:HB3	2.02	0.41
2:CC:64:ARG:HD3	2:CC:101:ASN:ND2	2.35	0.41
3:CD:156:ALA:O	3:CD:160:LEU:HD12	2.20	0.41
4:CE:157:GLY:H	7:CH:43:GLY:CA	2.31	0.41

Continued on next page...

Continued from previous page...

Atom-1	Atom-2	Interatomic distance (Å)	Clash overlap (Å)
4:CE:28:ARG:O	4:CE:29:ILE:HD13	2.19	0.41
5:CF:73:GLU:O	5:CF:77:THR:HG23	2.20	0.41
7:CH:44:PHE:CE2	7:CH:128:VAL:HG21	2.55	0.41
7:CH:72:GLU:OE1	7:CH:73:SER:N	2.52	0.41
1:CA:1279:G:N2	9:CJ:45:ARG:HD2	2.35	0.41
9:CJ:8:ILE:HD11	9:CJ:74:VAL:CG1	2.49	0.41
10:CK:121:ARG:HH21	21:CU:34:ARG:CD	2.33	0.41
1:CA:688:G:H5'	10:CK:48:GLY:HA2	2.01	0.41
11:CL:73:LEU:HD22	11:CL:79:ILE:HG21	2.01	0.41
12:CM:51:GLN:O	12:CM:55:LEU:HG	2.20	0.41
1:CA:265:G:H5'	16:CQ:65:PRO:O	2.19	0.41
1:CA:1526:G:O5'	21:CU:38:GLU:HB2	2.20	0.41
21:CU:4:LYS:HB2	21:CU:4:LYS:HE3	1.89	0.41
50:D3:29:ARG:O	50:D3:31:ILE:N	2.53	0.41
51:D4:14:CYS:CA	51:D4:27:CYS:HA	2.49	0.41
23:DB:1485:U:O2'	23:DB:1486:U:H5'	2.20	0.41
23:DB:1668:A:N3	23:DB:1670:C:C4	2.88	0.41
23:DB:1750:G:O2'	23:DB:1751:U:H5'	2.19	0.41
23:DB:21:A:H2'	23:DB:22:C:H6	1.81	0.41
23:DB:2226:C:H2'	23:DB:2227:A:O4'	2.19	0.41
23:DB:2492:U:O2'	23:DB:2493:U:H5'	2.20	0.41
23:DB:2539:C:C2'	23:DB:2540:C:H5'	2.50	0.41
23:DB:2553:G:H2'	23:DB:2554:U:H4'	2.01	0.41
23:DB:2653:U:H2'	23:DB:2654:A:C8	2.55	0.41
23:DB:2745:C:O2'	29:DG:141:GLY:HA3	2.19	0.41
23:DB:567:U:H2'	23:DB:568:U:O4'	2.20	0.41
23:DB:5:A:H2'	23:DB:6:A:C8	2.56	0.41
23:DB:654:A:H2'	23:DB:655:A:C5'	2.41	0.41
23:DB:673:C:O2'	23:DB:674:G:H5'	2.19	0.41
23:DB:753:A:O2'	23:DB:754:U:H5'	2.19	0.41
25:DC:107:LYS:HD2	25:DC:107:LYS:HA	1.87	0.41
25:DC:79:ARG:HD2	25:DC:110:LYS:CE	2.49	0.41
26:DD:34:VAL:HG11	26:DD:50:VAL:CG2	2.49	0.41
26:DD:4:LEU:HD12	26:DD:79:LEU:HD22	2.02	0.41
27:DE:189:THR:HG23	27:DE:194:LYS:HB2	2.02	0.41
23:DB:2443:C:OP1	27:DE:63:LYS:HG3	2.20	0.41
28:DF:29:ARG:HB2	28:DF:158:THR:CG2	2.50	0.41
29:DG:58:ALA:O	29:DG:60:GLY:N	2.53	0.41
30:DH:29:PHE:HB3	30:DH:30:LEU:H	1.58	0.41
52:DI:99:LYS:HB2	52:DI:140:GLU:OE1	2.19	0.41
33:DL:111:ILE:HA	33:DL:128:THR:CG2	2.50	0.41

Continued on next page...

Continued from previous page...

Atom-1	Atom-2	Interatomic distance (Å)	Clash overlap (Å)
33:DL:2:ARG:HH12	33:DL:6:LEU:HD13	1.82	0.41
34:DM:107:GLY:C	34:DM:109:PRO:HD2	2.40	0.41
34:DM:42:THR:OG1	34:DM:91:TYR:HB2	2.20	0.41
39:DR:20:VAL:HA	39:DR:96:VAL:O	2.20	0.41
42:DU:72:PHE:CZ	42:DU:78:LYS:HE2	2.55	0.41
46:DZ:34:LEU:H	46:DZ:47:LYS:HZ2	1.68	0.41
1:AA:113:G:H2'	1:AA:114:U:C6	2.55	0.41
1:AA:1238:A:N7	1:AA:1303:C:H1'	2.35	0.41
1:AA:1261:A:H2'	1:AA:1262:C:O4'	2.20	0.41
1:AA:1271:A:H2'	1:AA:1272:G:C8	2.55	0.41
1:AA:65:A:N7	1:AA:381:C:C4	2.89	0.41
1:AA:382:A:O2'	1:AA:383:A:H5'	2.19	0.41
1:AA:60:A:H1'	1:AA:61:G:O4'	2.20	0.41
1:AA:959:A:H2'	1:AA:960:U:O4'	2.21	0.41
20:AB:42:LEU:O	20:AB:46:VAL:HG12	2.20	0.41
20:AB:58:LYS:HD3	20:AB:62:ARG:NH2	2.34	0.41
2:AC:155:ARG:NH1	2:AC:192:TYR:HB2	2.36	0.41
2:AC:41:TYR:HA	2:AC:44:LYS:CD	2.49	0.41
2:AC:57:GLU:HB2	2:AC:64:ARG:CB	2.45	0.41
1:AA:9:G:OP2	4:AE:125:LYS:HD3	2.20	0.41
6:AG:87:PRO:HB2	6:AG:144:ALA:CB	2.50	0.41
6:AG:62:GLU:O	6:AG:66:GLU:HG3	2.21	0.41
7:AH:92:PRO:CA	7:AH:93:LYS:HZ2	2.24	0.41
10:AK:22:ILE:HA	10:AK:31:VAL:HG22	2.03	0.41
11:AL:56:LEU:HB3	11:AL:58:ASN:HD21	1.83	0.41
12:AM:108:ARG:HD2	12:AM:108:ARG:HA	1.93	0.41
12:AM:16:ILE:CG2	12:AM:17:ALA:N	2.84	0.41
13:AN:45:LEU:HD23	13:AN:46:LYS:N	2.35	0.41
14:AO:5:GLU:O	14:AO:9:LYS:HB2	2.20	0.41
18:AS:64:GLU:O	18:AS:66:VAL:HG23	2.20	0.41
19:AT:57:VAL:C	19:AT:60:GLN:HE22	2.22	0.41
35:BN:99:LYS:HE3	47:B0:39:ARG:HH12	1.84	0.41
23:BB:684:G:OP1	49:B2:16:HIS:ND1	2.53	0.41
23:BB:1257:C:H5'	27:BE:78:TRP:CH2	2.55	0.41
23:BB:1913:A:C1'	23:BB:1914:C:OP1	2.65	0.41
23:BB:2092:U:H4'	23:BB:2093:G:O5'	2.20	0.41
23:BB:2265:U:H3'	23:BB:2266:A:H5''	2.01	0.41
23:BB:2458:G:H8	23:BB:2459:A:H62	1.67	0.41
23:BB:2798:U:H1'	23:BB:2800:A:N6	2.35	0.41
23:BB:2845:U:H2'	23:BB:2846:G:C8	2.56	0.41
23:BB:439:A:H2'	23:BB:440:C:O4'	2.21	0.41

Continued on next page...

Continued from previous page...

Atom-1	Atom-2	Interatomic distance (Å)	Clash overlap (Å)
23:BB:27:G:HO2'	23:BB:513:A:N6	2.17	0.41
23:BB:535:G:H21	38:BQ:52:ARG:HH22	1.67	0.41
23:BB:756:A:H2'	23:BB:757:G:O4'	2.21	0.41
23:BB:1820:U:H3	25:BC:197:ALA:HA	1.85	0.41
23:BB:2682:A:C2	26:BD:22:ILE:HD11	2.56	0.41
26:BD:55:LYS:NZ	26:BD:55:LYS:HB2	2.34	0.41
27:BE:149:ILE:HG23	27:BE:183:PHE:CG	2.55	0.41
27:BE:40:ARG:HD2	27:BE:43:THR:OG1	2.20	0.41
28:BF:150:GLY:O	28:BF:151:LEU:HD12	2.20	0.41
29:BG:121:THR:O	29:BG:133:LYS:HD3	2.20	0.41
29:BG:33:THR:CG2	29:BG:34:ARG:N	2.82	0.41
29:BG:37:ASN:HB3	29:BG:63:GLN:NE2	2.35	0.41
52:BI:55:PRO:CD	52:BI:74:PRO:HD3	2.42	0.41
31:BJ:39:LYS:HE2	31:BJ:39:LYS:HA	2.02	0.41
34:BM:63:ILE:HA	34:BM:102:LEU:O	2.20	0.41
34:BM:36:VAL:HG11	34:BM:125:PRO:HD2	2.03	0.41
37:BP:56:SER:O	37:BP:58:PHE:HD2	2.02	0.41
38:BQ:102:LYS:HG2	38:BQ:103:VAL:N	2.36	0.41
38:BQ:91:ARG:O	38:BQ:94:LEU:HD21	2.20	0.41
39:BR:78:ARG:CD	39:BR:88:GLY:N	2.82	0.41
41:BT:17:SER:OG	41:BT:18:GLU:N	2.54	0.41
23:BB:142:A:N3	41:BT:2:ILE:HD13	2.35	0.41
41:BT:6:ARG:O	41:BT:8:LEU:N	2.53	0.41
42:BU:69:VAL:CG1	42:BU:77:GLY:H	2.29	0.41
24:BV:51:GLN:HE21	24:BV:51:GLN:HB2	1.66	0.41
46:BZ:44:PHE:CD1	46:BZ:44:PHE:N	2.82	0.41
1:CA:1070:U:H2'	1:CA:1071:C:C6	2.55	0.41
1:CA:1070:U:H2'	1:CA:1071:C:H6	1.84	0.41
1:CA:1238:A:O2'	1:CA:1239:A:H5'	2.21	0.41
1:CA:1321:U:H2'	1:CA:1322:C:C5	2.55	0.41
1:CA:1434:A:H2'	1:CA:1435:G:O4'	2.21	0.41
1:CA:1492:A:N6	1:CA:1494:G:C8	2.88	0.41
1:CA:162:A:H2'	1:CA:163:C:O4'	2.19	0.41
1:CA:376:G:O2'	1:CA:377:G:H5'	2.21	0.41
1:CA:473:U:N3	1:CA:474:G:N7	2.69	0.41
1:CA:666:G:O2'	1:CA:667:G:H5'	2.20	0.41
1:CA:740:U:O2'	1:CA:741:G:H5'	2.20	0.41
1:CA:975:A:H2'	1:CA:976:G:OP2	2.21	0.41
20:CB:60:ALA:HB2	20:CB:66:ILE:HD11	2.01	0.41
4:CE:70:MET:HB3	4:CE:71:ILE:H	1.60	0.41
5:CF:93:LYS:O	5:CF:94:HIS:HB2	2.20	0.41

Continued on next page...

Continued from previous page...

Atom-1	Atom-2	Interatomic distance (Å)	Clash overlap (Å)
7:CH:10:LEU:HD13	7:CH:74:ILE:HG12	2.01	0.41
8:CI:38:PHE:HB2	8:CI:44:ARG:HG3	2.02	0.41
8:CI:46:VAL:HA	8:CI:49:GLN:OE1	2.20	0.41
10:CK:23:HIS:HB3	10:CK:30:ILE:CG1	2.48	0.41
10:CK:92:ARG:HH11	10:CK:92:ARG:CG	2.28	0.41
12:CM:28:ARG:O	12:CM:32:ILE:HB	2.20	0.41
13:CN:65:GLN:HG2	13:CN:82:LYS:HG3	2.03	0.41
15:CP:54:LEU:HD22	15:CP:80:LYS:NZ	2.35	0.41
16:CQ:64:ARG:HB3	16:CQ:64:ARG:NH1	2.32	0.41
18:CS:24:SER:HB2	18:CS:27:LYS:NZ	2.35	0.41
10:CK:110:THR:CG2	21:CU:4:LYS:HA	2.50	0.41
50:D3:39:ARG:HD3	50:D3:39:ARG:HA	1.76	0.41
22:DA:60:C:H2'	22:DA:61:G:H8	1.85	0.41
23:DB:1278:C:H2'	23:DB:1279:G:C8	2.54	0.41
23:DB:1396:U:O2	23:DB:1396:U:O4'	2.34	0.41
23:DB:1434:A:OP1	23:DB:1434:A:H4'	2.20	0.41
23:DB:1541:C:H2'	23:DB:1542:U:H6	1.86	0.41
23:DB:1764:C:H2'	23:DB:1765:U:H6	1.85	0.41
23:DB:1832:C:H2'	23:DB:1833:C:O5'	2.19	0.41
23:DB:1989:G:H2'	23:DB:1990:C:O4'	2.21	0.41
23:DB:2056:G:N3	23:DB:2056:G:H2'	2.34	0.41
23:DB:2076:U:OP2	23:DB:2238:G:N2	2.51	0.41
23:DB:2445:G:O2'	23:DB:2446:G:H5'	2.20	0.41
23:DB:2691:C:H2'	23:DB:2692:G:H8	1.86	0.41
23:DB:2716:C:O2'	23:DB:2717:C:H5'	2.20	0.41
23:DB:2733:A:C3'	23:DB:2733:A:C8	3.04	0.41
23:DB:367:G:H2'	23:DB:368:A:O4'	2.19	0.41
23:DB:453:A:N3	23:DB:457:A:O2'	2.49	0.41
23:DB:4:U:O2'	23:DB:5:A:H5'	2.19	0.41
23:DB:523:C:O2'	23:DB:524:G:H5'	2.20	0.41
23:DB:764:A:H5''	25:DC:208:GLY:CA	2.50	0.41
25:DC:161:VAL:O	25:DC:162:GLN:C	2.58	0.41
25:DC:66:PHE:HB3	25:DC:67:LYS:H	1.67	0.41
26:DD:146:ILE:HG21	26:DD:155:VAL:HA	2.02	0.41
26:DD:146:ILE:CG1	26:DD:155:VAL:HG13	2.50	0.41
26:DD:59:ARG:CZ	26:DD:63:PRO:HG2	2.50	0.41
12:CM:78:ARG:HE	28:DF:111:ARG:HH12	1.69	0.41
28:DF:132:ARG:HB3	28:DF:133:GLU:H	1.65	0.41
29:DG:39:ALA:CB	29:DG:54:ARG:HB2	2.44	0.41
30:DH:125:THR:HG22	30:DH:146:VAL:HG12	2.02	0.41
52:DI:54:ILE:C	52:DI:54:ILE:HD13	2.40	0.41

Continued on next page...

Continued from previous page...

Atom-1	Atom-2	Interatomic distance (Å)	Clash overlap (Å)
31:DJ:25:LEU:CG	31:DJ:64:VAL:H	2.31	0.41
31:DJ:72:LYS:HE3	31:DJ:74:TYR:CE1	2.55	0.41
34:DM:33:LEU:H	34:DM:101:VAL:HB	1.85	0.41
36:DO:18:LEU:HD13	43:DW:76:ARG:HH21	1.85	0.41
36:DO:58:ILE:C	36:DO:60:GLU:H	2.23	0.41
37:DP:92:ARG:HG2	37:DP:110:LYS:N	2.35	0.41
37:DP:38:ARG:NH1	37:DP:39:LEU:HA	2.36	0.41
23:DB:1601:G:OP1	41:DT:62:VAL:HG21	2.20	0.41
44:DX:44:LYS:HG3	44:DX:47:ARG:HG3	2.02	0.41
46:DZ:6:HIS:HB3	46:DZ:51:VAL:HG22	2.01	0.41
1:AA:1050:G:C2'	1:AA:1051:C:H5'	2.49	0.41
1:AA:1067:A:H1'	1:AA:1068:G:C8	2.55	0.41
1:AA:1231:G:H2'	1:AA:1232:U:C6	2.55	0.41
1:AA:1252:A:H2'	1:AA:1253:G:C5'	2.49	0.41
1:AA:557:G:H2'	1:AA:558:G:O4'	2.20	0.41
1:AA:564:C:H1'	16:AQ:32:ILE:O	2.19	0.41
1:AA:591:U:H2'	1:AA:592:G:C8	2.54	0.41
1:AA:730:G:O2'	1:AA:766:A:H5'	2.20	0.41
1:AA:861:G:H2'	1:AA:862:C:C6	2.55	0.41
20:AB:121:GLN:NE2	20:AB:122:ASP:HB2	2.35	0.41
1:AA:619:U:O2	3:AD:129:VAL:HG13	2.20	0.41
3:AD:25:ARG:HB2	3:AD:26:ALA:H	1.68	0.41
3:AD:99:ASN:HB3	3:AD:103:ARG:HH21	1.85	0.41
4:AE:114:LEU:HD13	4:AE:122:VAL:HG21	2.01	0.41
4:AE:25:LYS:C	4:AE:25:LYS:HE2	2.41	0.41
8:AI:9:GLY:O	8:AI:16:ALA:HB3	2.20	0.41
8:AI:71:ILE:CD1	8:AI:71:ILE:H	2.30	0.41
8:AI:83:THR:HA	8:AI:86:LEU:CD2	2.51	0.41
9:AJ:30:LYS:HD2	9:AJ:30:LYS:O	2.21	0.41
9:AJ:36:VAL:CG2	9:AJ:76:ILE:HG22	2.50	0.41
11:AL:8:ARG:CG	11:AL:9:LYS:H	2.21	0.41
13:AN:12:ARG:NH2	13:AN:58:ARG:HH12	2.18	0.41
13:AN:89:ARG:HB2	13:AN:91:GLU:HG3	2.02	0.41
14:AO:52:ARG:O	14:AO:55:LEU:HB3	2.21	0.41
21:AU:33:ARG:CZ	21:AU:34:ARG:HG3	2.51	0.41
23:BB:2528:U:P	51:B4:31:PRO:HG2	2.59	0.41
23:BB:1019:U:OP1	23:BB:1035:U:O2'	2.38	0.41
23:BB:1081:U:O2'	52:BI:118:GLY:HA2	2.20	0.41
23:BB:1131:G:C1'	23:BB:1133:A:H62	2.26	0.41
23:BB:443:A:C2	23:BB:1245:G:N3	2.88	0.41
23:BB:127:A:H5''	23:BB:128:C:C6	2.55	0.41

Continued on next page...

Continued from previous page...

Atom-1	Atom-2	Interatomic distance (Å)	Clash overlap (Å)
23:BB:1403:A:H2'	23:BB:1404:C:H6	1.86	0.41
23:BB:1607:C:N4	23:BB:1622:G:OP2	2.54	0.41
23:BB:1747:U:H2'	23:BB:1748:C:H6	1.85	0.41
23:BB:2336:A:C1'	23:BB:2337:G:OP1	2.67	0.41
23:BB:2733:A:C3'	23:BB:2733:A:C8	3.04	0.41
23:BB:2745:C:H3'	23:BB:2746:U:C6	2.55	0.41
23:BB:2805:C:H2'	23:BB:2806:C:H6	1.86	0.41
23:BB:36:G:H4'	23:BB:451:U:N3	2.35	0.41
23:BB:37:C:H4'	23:BB:451:U:P	2.60	0.41
23:BB:526:A:N6	23:BB:2626:C:C4'	2.84	0.41
23:BB:557:C:H2'	23:BB:558:U:H6	1.84	0.41
23:BB:833:A:H2'	23:BB:834:G:H8	1.85	0.41
25:BC:157:ALA:C	25:BC:159:THR:H	2.23	0.41
25:BC:71:ASP:HB3	25:BC:72:GLY:H	1.38	0.41
26:BD:170:VAL:O	26:BD:171:THR:HB	2.20	0.41
29:BG:18:ILE:HA	29:BG:23:ILE:CD1	2.50	0.41
29:BG:10:VAL:CG1	29:BG:47:ASN:HA	2.50	0.41
30:BH:11:ASN:C	30:BH:13:GLY:H	2.22	0.41
52:BI:138:VAL:CG1	52:BI:139:VAL:N	2.83	0.41
31:BJ:35:ARG:NH2	31:BJ:40:HIS:H	2.18	0.41
31:BJ:64:VAL:HB	31:BJ:68:LYS:HB2	2.03	0.41
32:BK:24:VAL:HA	32:BK:39:ILE:CD1	2.50	0.41
33:BL:59:ARG:HD2	33:BL:59:ARG:HA	1.82	0.41
34:BM:11:LYS:HE3	34:BM:11:LYS:N	2.36	0.41
36:BO:21:LEU:O	36:BO:23:ALA:N	2.53	0.41
31:BJ:1:MET:HG2	39:BR:14:VAL:CG2	2.50	0.41
24:BV:77:VAL:HG21	24:BV:79:ARG:NE	2.35	0.41
24:BV:79:ARG:CZ	24:BV:86:LEU:HD11	2.50	0.41
43:BW:47:GLY:H	43:BW:67:LYS:NZ	2.18	0.41
44:BX:38:GLN:H	44:BX:38:GLN:HE21	1.65	0.41
23:BB:2081:U:H5''	46:BZ:23:LYS:HD2	2.02	0.41
1:CA:1175:G:O2'	1:CA:1176:A:H5'	2.19	0.41
1:CA:1486:G:H2'	1:CA:1487:G:C8	2.54	0.41
1:CA:237:G:H2'	1:CA:238:A:H8	1.85	0.41
1:CA:373:A:C1'	1:CA:481:G:H1'	2.50	0.41
1:CA:628:G:O2'	1:CA:629:A:H5'	2.21	0.41
1:CA:65:A:N1	1:CA:381:C:C2	2.88	0.41
20:CB:199:ILE:O	20:CB:199:ILE:HG13	2.19	0.41
2:CC:52:SER:O	2:CC:113:LYS:HD3	2.20	0.41
3:CD:129:VAL:HG12	3:CD:131:ILE:H	1.86	0.41
4:CE:110:MET:O	4:CE:114:LEU:HG	2.20	0.41

Continued on next page...

Continued from previous page...

Atom-1	Atom-2	Interatomic distance (Å)	Clash overlap (Å)
11:CL:113:ARG:O	11:CL:114:SER:C	2.58	0.41
11:CL:113:ARG:CZ	11:CL:120:ARG:HA	2.51	0.41
11:CL:34:THR:HB	11:CL:53:ARG:HB3	2.03	0.41
13:CN:96:LYS:HG2	13:CN:97:LYS:N	2.27	0.41
15:CP:44:SER:HB3	15:CP:46:LYS:NZ	2.34	0.41
19:CT:61:ALA:HA	19:CT:66:ILE:HG22	2.02	0.41
21:CU:36:PHE:HB2	21:CU:39:LYS:CB	2.47	0.41
48:D1:32:LYS:CG	48:D1:52:LYS:HE2	2.44	0.41
23:DB:1064:C:O2'	23:DB:1065:U:H5'	2.20	0.41
23:DB:1213:A:C6	23:DB:1237:A:H1'	2.55	0.41
23:DB:1238:G:O2'	23:DB:1239:G:H5'	2.21	0.41
23:DB:1330:C:H2'	23:DB:1331:G:H8	1.86	0.41
23:DB:162:U:O2'	23:DB:163:C:H5'	2.20	0.41
23:DB:1789:A:H2'	23:DB:1790:C:H6	1.85	0.41
23:DB:1797:G:H5'	25:DC:251:THR:O	2.21	0.41
23:DB:1952:A:N3	23:DB:2560:A:O2'	2.46	0.41
23:DB:2199:A:OP2	23:DB:2200:C:H5	2.02	0.41
23:DB:2581:G:OP1	26:DD:134:HIS:CD2	2.73	0.41
23:DB:2682:A:O2'	23:DB:2683:C:H5'	2.20	0.41
23:DB:2787:C:H2'	23:DB:2788:C:C6	2.55	0.41
23:DB:27:G:H1'	23:DB:513:A:H61	1.85	0.41
23:DB:2886:A:C2	23:DB:2887:A:N7	2.89	0.41
23:DB:324:A:N6	23:DB:338:G:H2'	2.36	0.41
23:DB:494:G:O2'	23:DB:495:G:H5'	2.21	0.41
23:DB:727:A:O2'	23:DB:728:G:H5'	2.19	0.41
23:DB:937:C:H2'	23:DB:938:G:H8	1.85	0.41
25:DC:130:PRO:HA	25:DC:187:CYS:O	2.20	0.41
25:DC:63:ILE:HG21	25:DC:90:ILE:CD1	2.50	0.41
25:DC:94:LEU:HD11	25:DC:98:GLY:HA2	2.02	0.41
26:DD:67:HIS:O	26:DD:68:PHE:HB2	2.20	0.41
26:DD:84:LEU:HA	26:DD:84:LEU:HD12	1.91	0.41
27:DE:147:LEU:HB3	27:DE:167:VAL:CG1	2.44	0.41
30:DH:29:PHE:O	30:DH:31:VAL:N	2.53	0.41
52:DI:89:SER:HA	52:DI:97:VAL:CG1	2.50	0.41
52:DI:8:VAL:CG1	52:DI:30:GLN:HG3	2.50	0.41
31:DJ:14:ASP:H	31:DJ:53:TYR:HD1	1.68	0.41
33:DL:103:ILE:HG13	33:DL:106:GLU:OE2	2.21	0.41
33:DL:45:GLY:C	33:DL:47:ARG:N	2.73	0.41
34:DM:9:PHE:H	34:DM:9:PHE:HD1	1.68	0.41
26:DD:184:ARG:HD2	37:DP:4:ILE:CG2	2.49	0.41
38:DQ:82:LEU:HB2	38:DQ:112:ALA:HB2	2.02	0.41

Continued on next page...

Continued from previous page...

Atom-1	Atom-2	Interatomic distance (Å)	Clash overlap (Å)
38:DQ:82:LEU:HD21	38:DQ:91:ARG:HB3	2.02	0.41
38:DQ:94:LEU:O	38:DQ:98:ALA:N	2.50	0.41
41:DT:49:LYS:O	41:DT:51:PHE:N	2.44	0.41
42:DU:33:VAL:HG23	42:DU:65:GLN:NE2	2.34	0.41
24:DV:92:VAL:O	24:DV:92:VAL:HG13	2.21	0.41
23:DB:2278:A:N6	43:DW:10:ARG:HB2	2.35	0.41
43:DW:42:THR:HB	43:DW:75:ASN:CG	2.41	0.41
43:DW:42:THR:N	43:DW:65:LYS:HG2	2.31	0.41
44:DX:28:LEU:CB	44:DX:42:LEU:HG	2.51	0.41
1:AA:1052:U:H5'	1:AA:1053:G:OP2	2.19	0.41
1:AA:1072:G:H2'	1:AA:1073:U:H6	1.84	0.41
1:AA:1304:G:H2'	1:AA:1305:G:C1'	2.51	0.41
1:AA:1322:C:O4'	1:AA:1322:C:O2	2.38	0.41
1:AA:1338:G:H2'	1:AA:1339:A:H8	1.83	0.41
1:AA:1371:G:OP1	8:AI:12:LYS:HG2	2.20	0.41
1:AA:1517:G:H2'	1:AA:1518:A:C8	2.55	0.41
1:AA:328:C:H4'	1:AA:329:A:H5''	2.02	0.41
1:AA:358:U:H2'	1:AA:359:G:C8	2.55	0.41
1:AA:502:A:O2'	1:AA:503:C:H5'	2.20	0.41
1:AA:547:A:H4'	1:AA:548:G:O5'	2.21	0.41
1:AA:711:G:H2'	1:AA:712:A:H8	1.85	0.41
1:AA:841:C:H3'	1:AA:843:U:P	2.61	0.41
1:AA:993:G:C2'	1:AA:995:C:H41	2.34	0.41
2:AC:15:LYS:HA	2:AC:16:PRO:HD2	1.97	0.41
2:AC:39:ARG:NH2	2:AC:56:ILE:HD12	2.35	0.41
3:AD:30:LYS:HB2	3:AD:30:LYS:HE2	1.93	0.41
6:AG:115:MET:CE	6:AG:119:LEU:HB2	2.50	0.41
8:AI:62:LEU:N	8:AI:62:LEU:HD22	2.35	0.41
13:AN:5:MET:C	13:AN:7:ALA:H	2.24	0.41
13:AN:74:ARG:HD3	13:AN:74:ARG:C	2.41	0.41
14:AO:52:ARG:HA	14:AO:55:LEU:HB3	2.03	0.41
15:AP:52:LEU:HD22	15:AP:52:LEU:N	2.36	0.41
16:AQ:28:VAL:HG13	16:AQ:28:VAL:O	2.19	0.41
17:AR:64:LEU:HB3	17:AR:66:LEU:HG	2.02	0.41
18:AS:31:ARG:HH11	18:AS:31:ARG:HG2	1.86	0.41
22:BA:3:C:H2'	22:BA:4:C:O4'	2.20	0.41
23:BB:1439:A:N7	23:BB:1440:U:C2	2.88	0.41
23:BB:1529:G:H2'	23:BB:1530:G:H8	1.86	0.41
23:BB:1996:C:H5	32:BK:32:TYR:HH	1.67	0.41
23:BB:2080:A:H2'	23:BB:2081:U:C6	2.55	0.41
23:BB:2143:C:H2'	23:BB:2144:G:O4'	2.20	0.41

Continued on next page...

Continued from previous page...

Atom-1	Atom-2	Interatomic distance (Å)	Clash overlap (Å)
23:BB:2304:G:H1'	28:BF:152:ASP:OD1	2.20	0.41
23:BB:2660:A:H2'	23:BB:2661:G:O4'	2.20	0.41
23:BB:729:G:H8	23:BB:764:A:OP1	2.04	0.41
23:BB:817:C:O2	23:BB:839:U:H4'	2.20	0.41
25:BC:171:VAL:HB	25:BC:182:LYS:CG	2.51	0.41
25:BC:206:LYS:O	25:BC:207:ALA:C	2.58	0.41
25:BC:38:LYS:O	25:BC:39:SER:HB3	2.21	0.41
23:BB:2052:A:H4'	26:BD:148:GLN:CB	2.51	0.41
27:BE:113:VAL:C	27:BE:115:GLN:H	2.24	0.41
27:BE:7:ASP:O	27:BE:8:ALA:HB3	2.21	0.41
28:BF:172:PHE:O	28:BF:174:PHE:N	2.53	0.41
29:BG:94:ARG:HH12	29:BG:127:GLN:CD	2.24	0.41
29:BG:40:VAL:HB	29:BG:63:GLN:HE22	1.86	0.41
52:BI:89:SER:HA	52:BI:97:VAL:HG23	2.01	0.41
31:BJ:19:ASP:O	31:BJ:20:ALA:HB3	2.21	0.41
31:BJ:81:ILE:C	31:BJ:83:GLY:N	2.73	0.41
31:BJ:81:ILE:CG2	31:BJ:82:GLY:N	2.68	0.41
23:BB:2484:G:P	34:BM:44:ARG:HD2	2.61	0.41
34:BM:45:GLN:NE2	34:BM:119:LEU:O	2.54	0.41
38:BQ:93:ILE:C	38:BQ:95:ALA:H	2.23	0.41
39:BR:1:MET:CA	39:BR:46:GLU:HB2	2.39	0.41
39:BR:5:PHE:HD1	39:BR:40:MET:CB	2.33	0.41
42:BU:78:LYS:HA	42:BU:78:LYS:HD2	1.93	0.41
23:BB:2278:A:H62	43:BW:10:ARG:HG2	1.85	0.41
44:BX:21:LEU:HD12	44:BX:21:LEU:HA	1.80	0.41
44:BX:6:LEU:O	44:BX:8:GLU:N	2.50	0.41
46:BZ:17:SER:OG	46:BZ:18:CYS:N	2.53	0.41
1:CA:1148:U:H2'	1:CA:1149:C:O4'	2.20	0.41
1:CA:1276:G:H2'	1:CA:1277:C:H6	1.86	0.41
1:CA:1254:A:N6	1:CA:1283:U:H3	2.17	0.41
1:CA:1401:G:H2'	1:CA:1402:C:O4'	2.20	0.41
1:CA:1455:G:O2'	1:CA:1456:A:H5'	2.20	0.41
1:CA:1494:G:O2'	1:CA:1495:U:H5'	2.21	0.41
1:CA:738:C:H2'	1:CA:739:C:C6	2.56	0.41
1:CA:738:C:H2'	1:CA:739:C:H6	1.86	0.41
1:CA:797:C:OP1	10:CK:125:LYS:HE2	2.21	0.41
1:CA:814:A:H5'	1:CA:1511:G:C4'	2.44	0.41
1:CA:847:G:H2'	1:CA:848:C:H6	1.84	0.41
1:CA:915:A:H2'	1:CA:916:U:H5'	2.02	0.41
1:CA:94:G:H4'	1:CA:95:C:O5'	2.18	0.41
20:CB:10:LYS:HB3	20:CB:211:LEU:HD11	2.01	0.41

Continued on next page...

Continued from previous page...

Atom-1	Atom-2	Interatomic distance (Å)	Clash overlap (Å)
20:CB:166:ASP:HB2	20:CB:190:SER:OG	2.20	0.41
20:CB:15:PHE:CA	20:CB:42:LEU:HD21	2.50	0.41
20:CB:78:ALA:HB1	20:CB:213:LEU:HD13	2.01	0.41
20:CB:79:VAL:HG12	20:CB:90:PHE:HB2	2.02	0.41
2:CC:140:ALA:HB3	2:CC:148:ILE:HG21	2.02	0.41
3:CD:121:ALA:CA	3:CD:145:ARG:HG3	2.51	0.41
3:CD:61:ARG:HE	3:CD:68:GLU:HA	1.86	0.41
5:CF:10:VAL:HG12	5:CF:11:HIS:H	1.85	0.41
8:CI:48:ARG:O	8:CI:52:GLU:HB2	2.20	0.41
10:CK:70:ALA:HA	10:CK:73:VAL:CG2	2.47	0.41
17:CR:51:GLN:NE2	17:CR:54:LEU:HB2	2.36	0.41
48:D1:4:ILE:C	48:D1:5:ARG:HG3	2.39	0.41
48:D1:6:GLU:O	48:D1:27:ARG:NH2	2.54	0.41
51:D4:24:ARG:HE	51:D4:37:GLN:HA	1.82	0.41
23:DB:1014:A:H2'	23:DB:1015:U:C6	2.56	0.41
23:DB:1268:A:H2'	23:DB:1269:A:O4'	2.20	0.41
23:DB:1736:U:H2'	23:DB:1737:G:C8	2.55	0.41
23:DB:1791:A:N6	23:DB:1828:G:H1'	2.35	0.41
23:DB:964:C:O2'	23:DB:2273:A:H1'	2.19	0.41
23:DB:299:A:N7	23:DB:322:A:C2	2.88	0.41
23:DB:360:U:H2'	23:DB:361:G:C1'	2.51	0.41
23:DB:606:U:H4'	23:DB:658:U:H4'	2.02	0.41
23:DB:630:G:N1	33:DL:69:ARG:NH1	2.62	0.41
25:DC:143:VAL:HG12	25:DC:144:GLU:H	1.84	0.41
25:DC:59:GLN:HB2	25:DC:60:ALA:H	1.43	0.41
25:DC:61:TYR:CD2	25:DC:84:PRO:HD2	2.55	0.41
26:DD:159:LYS:O	26:DD:160:LYS:HB2	2.19	0.41
27:DE:161:ALA:HB1	27:DE:168:ASP:O	2.21	0.41
27:DE:189:THR:C	27:DE:191:ASP:N	2.72	0.41
27:DE:47:LYS:HA	27:DE:49:ARG:NE	2.32	0.41
23:DB:659:G:H4'	27:DE:95:LYS:HD3	2.03	0.41
28:DF:36:ASN:ND2	28:DF:87:LYS:H	2.19	0.41
52:DI:2:LYS:O	52:DI:3:LYS:CG	2.69	0.41
52:DI:60:VAL:HG22	52:DI:66:PHE:HB3	2.02	0.41
52:DI:79:LEU:HD23	52:DI:108:ILE:HD12	2.03	0.41
31:DJ:120:ARG:C	31:DJ:122:LEU:H	2.23	0.41
31:DJ:28:LEU:C	31:DJ:28:LEU:HD13	2.41	0.41
31:DJ:81:ILE:CG2	31:DJ:82:GLY:H	2.11	0.41
33:DL:143:GLU:HG2	33:DL:143:GLU:O	2.20	0.41
36:DO:35:ILE:HG21	36:DO:71:ALA:HA	2.03	0.41
37:DP:23:ASP:HB3	37:DP:24:THR:H	1.33	0.41

Continued on next page...

Continued from previous page...

Atom-1	Atom-2	Interatomic distance (Å)	Clash overlap (Å)
32:DK:78:ARG:HH12	37:DP:62:LYS:HZ3	1.68	0.41
38:DQ:26:ALA:HA	38:DQ:30:VAL:HG23	2.02	0.41
39:DR:65:ALA:N	39:DR:100:GLY:HA2	2.35	0.41
23:DB:136:G:N1	41:DT:3:ARG:CZ	2.84	0.41
41:DT:68:LYS:HZ3	41:DT:68:LYS:HB2	1.85	0.41
24:DV:75:GLN:HB3	24:DV:90:ASP:HB3	2.01	0.41
44:DX:15:ASN:CG	44:DX:15:ASN:O	2.59	0.41
46:DZ:27:THR:HG23	46:DZ:28:VAL:N	2.36	0.41
1:AA:1126:U:O2'	1:AA:1127:G:H5'	2.21	0.41
1:AA:1219:A:OP1	13:AN:52:ARG:HG2	2.21	0.41
1:AA:1358:U:OP1	13:AN:73:LEU:HA	2.20	0.41
1:AA:162:A:H2'	1:AA:163:C:O4'	2.20	0.41
1:AA:186:C:H2'	1:AA:187:G:O4'	2.21	0.41
1:AA:202:G:H1'	1:AA:468:A:H8	1.85	0.41
1:AA:374:A:H2'	1:AA:375:U:C6	2.56	0.41
1:AA:462:G:H2'	1:AA:463:U:C6	2.55	0.41
1:AA:634:C:O2'	1:AA:635:A:H5'	2.20	0.41
1:AA:648:A:H2'	1:AA:649:A:C8	2.56	0.41
1:AA:818:G:C2'	1:AA:819:A:H5''	2.51	0.41
1:AA:893:C:H2'	1:AA:894:G:C8	2.55	0.41
1:AA:957:U:H2'	1:AA:959:A:OP2	2.21	0.41
20:AB:116:LEU:HD13	20:AB:140:LEU:HD23	2.02	0.41
3:AD:36:ALA:C	3:AD:38:GLY:H	2.24	0.41
1:AA:1351:U:H4'	6:AG:32:ASP:OD1	2.21	0.41
9:AJ:48:ARG:HB3	9:AJ:66:GLU:HB3	2.01	0.41
10:AK:85:VAL:O	10:AK:111:ASP:HA	2.20	0.41
16:AQ:57:VAL:N	16:AQ:79:GLU:HB3	2.35	0.41
21:AU:34:ARG:C	21:AU:34:ARG:HD2	2.40	0.41
48:B1:46:VAL:O	48:B1:47:ILE:HG12	2.20	0.41
49:B2:26:ASN:HA	49:B2:29:GLN:HB2	2.03	0.41
49:B2:34:ARG:HG3	49:B2:34:ARG:NH1	2.33	0.41
50:B3:44:ARG:CB	50:B3:45:PRO:CD	2.97	0.41
22:BA:27:C:H5'	36:BO:34:HIS:HE1	1.83	0.41
22:BA:83:G:H2'	22:BA:84:G:O4'	2.20	0.41
23:BB:154:U:O2'	23:BB:155:A:H5'	2.21	0.41
23:BB:1561:C:H2'	23:BB:1562:U:H6	1.84	0.41
23:BB:1867:G:O2'	23:BB:1868:C:H5'	2.20	0.41
23:BB:1989:G:H2'	23:BB:1990:C:O4'	2.21	0.41
23:BB:2093:G:O2'	23:BB:2094:A:H5'	2.21	0.41
23:BB:2204:G:O2'	23:BB:2205:A:H5'	2.21	0.41
23:BB:2331:G:H21	23:BB:2336:A:H8	1.67	0.41

Continued on next page...

Continued from previous page...

Atom-1	Atom-2	Interatomic distance (Å)	Clash overlap (Å)
23:BB:2415:G:H5''	33:BL:66:PHE:H	1.84	0.41
23:BB:2420:C:N4	50:B3:30:HIS:O	2.54	0.41
23:BB:2705:A:H2'	23:BB:2706:A:O4'	2.20	0.41
23:BB:2864:G:H2'	23:BB:2865:U:C6	2.56	0.41
23:BB:30:G:O2'	23:BB:31:C:H5'	2.21	0.41
23:BB:26:G:C1'	23:BB:515:A:H61	2.34	0.41
23:BB:947:A:O2'	23:BB:984:A:H2	2.04	0.41
25:BC:141:HIS:O	25:BC:153:LEU:HD21	2.21	0.41
25:BC:57:HIS:HB3	25:BC:58:LYS:H	1.63	0.41
28:BF:35:LEU:HA	28:BF:153:ILE:CA	2.49	0.41
29:BG:16:VAL:HG12	29:BG:17:LYS:N	2.36	0.41
31:BJ:55:ILE:HD13	31:BJ:132:HIS:NE2	2.35	0.41
31:BJ:58:ASN:O	31:BJ:59:ALA:HB3	2.20	0.41
31:BJ:99:ARG:HB3	31:BJ:99:ARG:NH1	2.36	0.41
34:BM:71:LYS:HG2	34:BM:93:VAL:HA	2.02	0.41
36:BO:56:LYS:HE3	36:BO:57:ALA:CA	2.50	0.41
38:BQ:92:LYS:HD3	38:BQ:92:LYS:C	2.41	0.41
40:BS:1:MET:HB3	40:BS:4:ILE:CG1	2.50	0.41
41:BT:56:GLU:HB3	41:BT:57:VAL:HG23	2.01	0.41
43:BW:42:THR:O	43:BW:43:LYS:HB2	2.21	0.41
43:BW:47:GLY:O	43:BW:54:ARG:HA	2.20	0.41
44:BX:29:ARG:HG2	44:BX:29:ARG:O	2.21	0.41
46:BZ:5:ILE:N	46:BZ:5:ILE:HD12	2.32	0.41
1:CA:1015:G:O2'	1:CA:1016:A:H5'	2.21	0.41
1:CA:1053:G:O2'	1:CA:1199:U:H5	2.04	0.41
1:CA:1241:G:H2'	1:CA:1242:G:C8	2.49	0.41
1:CA:284:C:H2'	1:CA:285:C:C6	2.56	0.41
1:CA:35:G:H2'	1:CA:36:C:H6	1.86	0.41
1:CA:56:U:O5'	1:CA:56:U:H6	2.03	0.41
2:CC:127:VAL:HG23	2:CC:128:MET:N	2.35	0.41
4:CE:104:ILE:HD11	4:CE:111:ARG:HA	2.03	0.41
6:CG:100:MET:O	6:CG:104:VAL:HG23	2.21	0.41
1:CA:1240:U:P	6:CG:115:MET:H	2.44	0.41
6:CG:12:LEU:HD13	6:CG:13:PRO:HD2	2.02	0.41
7:CH:123:GLU:OE1	7:CH:125:ILE:HG12	2.21	0.41
11:CL:100:ALA:O	11:CL:103:CYS:SG	2.78	0.41
12:CM:80:MET:HA	12:CM:87:GLY:HA2	2.01	0.41
14:CO:63:ARG:O	14:CO:63:ARG:HD3	2.21	0.41
16:CQ:22:VAL:O	16:CQ:42:LYS:HA	2.20	0.41
16:CQ:45:VAL:HA	16:CQ:72:TRP:O	2.20	0.41
17:CR:19:GLU:O	17:CR:21:ASP:N	2.53	0.41

Continued on next page...

Continued from previous page...

Atom-1	Atom-2	Interatomic distance (Å)	Clash overlap (Å)
17:CR:47:ARG:HH12	17:CR:49:LYS:H	1.67	0.41
21:CU:14:ALA:O	21:CU:16:ARG:N	2.53	0.41
47:D0:16:ARG:C	47:D0:18:HIS:H	2.24	0.41
23:DB:2361:G:H5''	50:D3:27:ASN:HB2	2.02	0.41
50:D3:28:LEU:HD21	50:D3:33:THR:OG1	2.20	0.41
23:DB:1014:A:O2'	23:DB:1015:U:H5'	2.20	0.41
23:DB:105:C:H2'	23:DB:106:C:H6	1.84	0.41
23:DB:1126:A:H4'	23:DB:1127:A:O5'	2.21	0.41
23:DB:1278:C:OP1	35:DN:36:THR:HG23	2.20	0.41
23:DB:136:G:H8	23:DB:136:G:P	2.44	0.41
23:DB:1592:C:H2'	23:DB:1593:A:C8	2.55	0.41
23:DB:699:A:H4'	23:DB:1634:A:N7	2.35	0.41
23:DB:1790:C:H2'	23:DB:1791:A:C8	2.56	0.41
23:DB:2054:A:H2'	47:D0:4:GLN:NE2	2.33	0.41
23:DB:2105:U:H2'	23:DB:2106:U:H6	1.85	0.41
23:DB:2331:G:H21	23:DB:2336:A:H8	1.66	0.41
23:DB:2341:G:H2'	23:DB:2342:C:C6	2.56	0.41
23:DB:2376:A:N3	36:DO:111:ARG:NH2	2.68	0.41
23:DB:307:G:N1	23:DB:310:A:OP2	2.52	0.41
23:DB:490:C:H3'	23:DB:491:G:H5''	2.01	0.41
23:DB:994:C:OP2	38:DQ:50:ARG:NE	2.45	0.41
25:DC:222:THR:C	25:DC:224:MET:N	2.73	0.41
26:DD:181:ASP:OD1	26:DD:184:ARG:HB3	2.19	0.41
27:DE:39:ALA:O	27:DE:40:ARG:C	2.58	0.41
29:DG:39:ALA:O	29:DG:40:VAL:C	2.59	0.41
52:DI:3:LYS:CD	52:DI:3:LYS:HE3	2.18	0.41
31:DJ:25:LEU:HG	31:DJ:64:VAL:N	2.31	0.41
31:DJ:33:ALA:O	31:DJ:36:LEU:HB2	2.20	0.41
23:DB:587:C:H5''	33:DL:29:LYS:HZ2	1.85	0.41
34:DM:41:LEU:HG	34:DM:46:ILE:HD11	2.03	0.41
34:DM:14:LYS:HB2	34:DM:72:PRO:HA	2.02	0.41
35:DN:14:SER:HA	35:DN:17:ARG:HH22	1.85	0.41
35:DN:18:GLN:HB2	35:DN:18:GLN:HE21	1.50	0.41
22:DA:7:G:H5''	36:DO:29:HIS:CE1	2.56	0.41
37:DP:70:GLU:C	37:DP:71:ARG:HG2	2.40	0.41
38:DQ:81:GLY:O	38:DQ:85:ALA:HB2	2.20	0.41
24:DV:30:ILE:HD12	24:DV:38:LEU:HD23	2.03	0.41
43:DW:42:THR:H	43:DW:65:LYS:CA	2.29	0.41
43:DW:74:LYS:HB3	43:DW:75:ASN:H	1.34	0.41
44:DX:44:LYS:HG3	44:DX:47:ARG:CG	2.50	0.41
1:AA:1181:G:P	1:AA:1181:G:O4'	2.78	0.41

Continued on next page...

Continued from previous page...

Atom-1	Atom-2	Interatomic distance (Å)	Clash overlap (Å)
1:AA:1248:A:H2	8:AI:71:ILE:HD11	1.85	0.41
1:AA:1319:A:H5''	18:AS:3:SER:OG	2.21	0.41
1:AA:1347:G:N2	1:AA:1373:G:H2'	2.35	0.41
1:AA:1361:G:H2'	1:AA:1362:A:C5'	2.49	0.41
1:AA:1437:A:H2'	1:AA:1438:G:H8	1.86	0.41
1:AA:1457:G:H2'	1:AA:1458:G:H8	1.86	0.41
1:AA:178:C:O2'	1:AA:179:A:H5'	2.20	0.41
1:AA:415:A:N1	1:AA:428:G:O6	2.53	0.41
1:AA:56:U:H6	1:AA:56:U:O5'	2.04	0.41
1:AA:737:C:H2'	1:AA:738:C:H6	1.86	0.41
3:AD:187:ARG:HG3	3:AD:187:ARG:HH11	1.86	0.41
5:AF:29:ILE:HD13	5:AF:64:VAL:CG1	2.51	0.41
5:AF:38:ARG:CB	5:AF:63:ASN:HB2	2.43	0.41
9:AJ:6:ILE:HA	9:AJ:102:LEU:CD2	2.51	0.41
12:AM:58:GLU:HA	12:AM:61:LYS:CE	2.50	0.41
13:AN:20:PHE:HA	13:AN:24:ALA:H	1.85	0.41
15:AP:39:PHE:HE2	15:AP:70:ARG:NH2	2.18	0.41
21:AU:37:TYR:HB2	21:AU:38:GLU:H	1.73	0.41
23:BB:2420:C:H41	50:B3:30:HIS:CA	2.34	0.41
23:BB:1183:U:C2	23:BB:1184:U:C5	3.08	0.41
23:BB:1291:C:O2'	23:BB:1292:G:H5'	2.20	0.41
23:BB:1408:G:O2'	23:BB:1409:U:H5'	2.21	0.41
23:BB:1439:A:N6	23:BB:1440:U:O2	2.50	0.41
23:BB:1515:A:C5'	23:BB:1557:C:H5'	2.51	0.41
23:BB:1685:C:H2'	23:BB:1686:C:H6	1.85	0.41
23:BB:1797:G:H5'	25:BC:251:THR:CA	2.50	0.41
23:BB:2050:C:H2'	23:BB:2051:A:C8	2.55	0.41
23:BB:2329:U:H2'	23:BB:2330:G:H8	1.84	0.41
23:BB:2322:A:N6	23:BB:2333:A:N6	2.69	0.41
23:BB:2333:A:C4'	23:BB:2334:U:H5''	2.35	0.41
23:BB:2455:G:H2'	23:BB:2456:C:H6	1.85	0.41
23:BB:2514:U:H2'	23:BB:2515:C:C6	2.56	0.41
23:BB:2515:C:H2'	23:BB:2516:A:H8	1.85	0.41
23:BB:2682:A:O2'	23:BB:2683:C:H5'	2.20	0.41
23:BB:2771:C:O2'	26:BD:173:GLN:NE2	2.53	0.41
23:BB:2869:G:H2'	23:BB:2870:C:H6	1.86	0.41
23:BB:428:A:H2'	23:BB:429:A:O4'	2.19	0.41
25:BC:116:GLN:O	25:BC:127:ASN:HB3	2.20	0.41
25:BC:136:VAL:O	25:BC:137:GLY:C	2.59	0.41
25:BC:152:GLN:HB3	25:BC:153:LEU:H	1.58	0.41
26:BD:187:LEU:O	26:BD:188:LEU:HD12	2.19	0.41

Continued on next page...

Continued from previous page...

Atom-1	Atom-2	Interatomic distance (Å)	Clash overlap (Å)
26:BD:20:VAL:HG23	26:BD:21:SER:N	2.36	0.41
26:BD:37:VAL:HB	26:BD:42:ASN:ND2	2.36	0.41
52:BI:79:LEU:HB3	52:BI:137:LEU:HD12	2.03	0.41
52:BI:6:ALA:O	52:BI:7:TYR:HB3	2.21	0.41
31:BJ:118:MET:O	31:BJ:121:LYS:HB2	2.21	0.41
33:BL:122:VAL:O	33:BL:141:LYS:HB3	2.21	0.41
33:BL:38:GLN:H	33:BL:41:ARG:CD	2.33	0.41
37:BP:29:VAL:O	37:BP:30:TRP:C	2.56	0.41
37:BP:52:ARG:HH11	37:BP:54:LEU:HB3	1.85	0.41
39:BR:18:GLN:NE2	39:BR:99:THR:HB	2.31	0.41
41:BT:11:LEU:HD23	41:BT:46:ALA:HB1	2.03	0.41
41:BT:10:VAL:CG2	41:BT:46:ALA:HB2	2.51	0.41
41:BT:68:LYS:C	41:BT:68:LYS:HD3	2.41	0.41
41:BT:36:LYS:O	41:BT:81:LYS:HD2	2.21	0.41
24:BV:16:ALA:O	24:BV:19:ARG:HB2	2.19	0.41
44:BX:45:GLN:N	44:BX:45:GLN:NE2	2.68	0.41
1:CA:1095:U:O2'	1:CA:1096:C:H5'	2.20	0.41
1:CA:1349:A:H1'	1:CA:1374:A:N6	2.35	0.41
1:CA:1492:A:N6	1:CA:1494:G:N9	2.68	0.41
1:CA:192:A:O2'	1:CA:193:C:H5'	2.21	0.41
1:CA:219:U:H2'	1:CA:220:G:H8	1.85	0.41
1:CA:382:A:O2'	1:CA:383:A:H5'	2.21	0.41
1:CA:455:G:H2'	1:CA:456:A:C8	2.55	0.41
1:CA:669:G:O2'	1:CA:670:G:H5'	2.21	0.41
1:CA:949:A:O2'	1:CA:950:U:H5'	2.20	0.41
20:CB:93:HIS:O	20:CB:94:ARG:C	2.58	0.41
2:CC:15:LYS:HZ3	2:CC:16:PRO:HD2	1.85	0.41
2:CC:71:ARG:HG3	2:CC:71:ARG:O	2.20	0.41
4:CE:37:VAL:HA	4:CE:46:GLY:O	2.20	0.41
6:CG:108:ARG:HA	6:CG:118:ARG:NE	2.36	0.41
6:CG:61:PHE:CD2	6:CG:65:LEU:HD13	2.55	0.41
8:CI:26:LYS:HG3	8:CI:61:ASP:OD2	2.20	0.41
12:CM:13:HIS:HB2	12:CM:16:ILE:HG22	2.02	0.41
13:CN:43:ALA:O	13:CN:47:LEU:HB2	2.20	0.41
16:CQ:68:LYS:C	16:CQ:70:LYS:N	2.74	0.41
18:CS:15:LEU:CA	18:CS:18:VAL:HG12	2.44	0.41
21:CU:39:LYS:N	21:CU:40:PRO:HD2	2.31	0.41
48:D1:27:ARG:HE	48:D1:27:ARG:N	2.18	0.41
22:DA:45:A:O4'	28:DF:91:ARG:CZ	2.68	0.41
23:DB:140:C:H4'	23:DB:141:G:C2	2.55	0.41
23:DB:1710:G:O2'	23:DB:1711:A:H5'	2.21	0.41

Continued on next page...

Continued from previous page...

Atom-1	Atom-2	Interatomic distance (Å)	Clash overlap (Å)
23:DB:2091:C:H5'	46:DZ:49:ARG:CD	2.51	0.41
23:DB:2144:G:C2	23:DB:2146:C:H5'	2.56	0.41
23:DB:2199:A:H3'	23:DB:2200:C:H6	1.86	0.41
23:DB:2715:C:O5'	23:DB:2715:C:H6	2.04	0.41
23:DB:2742:G:H5''	51:D4:38:GLY:HA2	2.03	0.41
23:DB:2850:A:H2'	23:DB:2851:A:H8	1.85	0.41
23:DB:453:A:H5''	54:DB:3499:HOH:O	2.20	0.41
23:DB:619:G:H2'	23:DB:620:G:H5''	2.03	0.41
23:DB:688:U:O2'	23:DB:689:A:H5'	2.20	0.41
23:DB:998:C:H2'	23:DB:999:U:O4'	2.20	0.41
25:DC:162:GLN:HE22	25:DC:174:ARG:HH12	1.69	0.41
25:DC:229:HIS:ND1	25:DC:230:PRO:CD	2.78	0.41
26:DD:100:LEU:HD13	26:DD:100:LEU:O	2.21	0.41
26:DD:114:LYS:HB2	26:DD:114:LYS:HZ2	1.84	0.41
26:DD:14:ILE:HD12	37:DP:78:PRO:HB2	2.03	0.41
23:DB:2787:C:H5'	26:DD:65:ALA:CB	2.51	0.41
27:DE:116:ASP:C	27:DE:117:ARG:HD2	2.40	0.41
27:DE:143:LEU:HD13	27:DE:185:LYS:HZ2	1.85	0.41
28:DF:121:PHE:CE2	28:DF:127:TYR:HB2	2.56	0.41
28:DF:135:ILE:HG23	28:DF:136:ILE:H	1.86	0.41
28:DF:96:TRP:C	28:DF:98:PHE:N	2.74	0.41
29:DG:126:THR:HG23	29:DG:129:GLU:H	1.84	0.41
31:DJ:73:VAL:HG11	31:DJ:75:TYR:CE2	2.56	0.41
34:DM:62:LYS:HB2	34:DM:104:GLU:OE1	2.19	0.41
35:DN:12:ARG:CD	35:DN:16:HIS:HD2	2.34	0.41
54:DB:3474:HOH:O	35:DN:3:HIS:HB2	2.20	0.41
23:DB:533:G:N3	38:DQ:40:LYS:CG	2.84	0.41
38:DQ:98:ALA:HA	38:DQ:105:PHE:CG	2.55	0.41
39:DR:41:ILE:O	39:DR:43:ASN:N	2.53	0.41
40:DS:27:LYS:HA	40:DS:70:LYS:CG	2.50	0.41
40:DS:84:ARG:C	40:DS:96:ILE:HG22	2.41	0.41
44:DX:2:LYS:HD3	44:DX:2:LYS:N	2.36	0.41
45:DY:6:ILE:HG22	45:DY:56:VAL:HG11	2.03	0.41
1:AA:16:A:H4'	4:AE:21:SER:N	2.35	0.41
1:AA:337:G:O2'	1:AA:338:A:H5'	2.21	0.41
1:AA:367:U:OP1	1:AA:395:C:H1'	2.21	0.41
1:AA:714:G:H2'	1:AA:715:A:C8	2.56	0.41
1:AA:95:C:O2	1:AA:95:C:C2'	2.67	0.41
2:AC:172:VAL:HG11	2:AC:200:TRP:HB3	2.02	0.41
3:AD:160:LEU:HA	3:AD:163:GLN:OE1	2.21	0.41
3:AD:54:LEU:C	3:AD:54:LEU:HD13	2.41	0.41

Continued on next page...

Continued from previous page...

Atom-1	Atom-2	Interatomic distance (Å)	Clash overlap (Å)
8:AI:59:LYS:HD2	8:AI:60:LEU:HD23	2.03	0.41
10:AK:95:THR:HG23	10:AK:96:ILE:HG13	2.02	0.41
47:B0:37:HIS:HB3	47:B0:38:LEU:H	1.57	0.41
23:BB:1441:G:O2'	23:BB:1442:U:H5'	2.21	0.41
23:BB:1695:G:H2'	23:BB:1696:G:O4'	2.21	0.41
23:BB:241:A:OP1	23:BB:241:A:H8	2.03	0.41
23:BB:2454:G:O2'	23:BB:2455:G:H5'	2.21	0.41
23:BB:2466:C:O2'	23:BB:2467:C:H5'	2.21	0.41
23:BB:2527:C:H1'	51:B4:1:MET:HA	2.02	0.41
23:BB:2645:G:H4'	23:BB:2646:C:OP2	2.19	0.41
23:BB:321:U:OP2	27:BE:131:THR:HG22	2.21	0.41
23:BB:408:G:O2'	23:BB:409:G:H5'	2.19	0.41
23:BB:863:A:O2'	23:BB:864:G:H5'	2.20	0.41
25:BC:116:GLN:OE1	25:BC:122:ALA:HB3	2.21	0.41
25:BC:6:LYS:HA	25:BC:7:PRO:HA	1.75	0.41
26:BD:4:LEU:HD13	26:BD:79:LEU:CD1	2.51	0.41
27:BE:133:LEU:HA	27:BE:133:LEU:HD13	1.88	0.41
27:BE:141:MET:O	27:BE:142:ALA:HB3	2.21	0.41
27:BE:7:ASP:C	27:BE:9:GLN:H	2.24	0.41
28:BF:135:ILE:CG2	28:BF:136:ILE:N	2.83	0.41
28:BF:34:THR:CG2	28:BF:89:THR:HG22	2.44	0.41
29:BG:148:ARG:HE	29:BG:153:PRO:HD2	1.85	0.41
29:BG:5:LYS:HE3	29:BG:69:ALA:CA	2.51	0.41
32:BK:32:TYR:HB3	32:BK:67:LYS:NZ	2.36	0.41
33:BL:112:LEU:HD22	33:BL:130:GLY:HA3	2.03	0.41
34:BM:103:TYR:O	34:BM:105:MET:N	2.54	0.41
34:BM:71:LYS:HD3	34:BM:92:TRP:C	2.41	0.41
36:BO:16:ARG:HG3	36:BO:20:GLU:CG	2.50	0.41
38:BQ:108:LEU:O	38:BQ:108:LEU:HD13	2.21	0.41
38:BQ:97:ILE:H	38:BQ:97:ILE:HG12	1.70	0.41
41:BT:30:ILE:HG23	41:BT:32:LEU:HD13	2.01	0.41
46:BZ:35:ASP:O	46:BZ:42:PRO:HB3	2.21	0.41
23:BB:399:U:OP2	46:BZ:49:ARG:NH1	2.54	0.41
46:BZ:3:LYS:CE	46:BZ:8:LYS:HA	2.48	0.41
1:CA:1111:A:H2'	1:CA:1112:C:C6	2.56	0.41
1:CA:1200:C:C3'	1:CA:1201:A:H5'	2.50	0.41
1:CA:1318:A:H4'	18:CS:9:PHE:CE2	2.56	0.41
1:CA:1447:A:H5'	1:CA:1448:C:H5	1.85	0.41
1:CA:502:A:O2'	1:CA:503:C:H5'	2.21	0.41
1:CA:841:C:H3'	1:CA:843:U:P	2.60	0.41
1:CA:8:A:C8	4:CE:105:ILE:HG23	2.56	0.41

Continued on next page...

Continued from previous page...

Atom-1	Atom-2	Interatomic distance (Å)	Clash overlap (Å)
1:CA:951:G:O2'	1:CA:952:U:H5'	2.20	0.41
1:CA:967:C:O2'	8:CI:129:ARG:HG3	2.21	0.41
20:CB:80:LYS:HA	20:CB:90:PHE:CZ	2.55	0.41
2:CC:166:TRP:O	2:CC:167:TYR:HB3	2.21	0.41
1:CA:1058:G:OP1	2:CC:198:LYS:HE3	2.20	0.41
3:CD:106:PHE:CD1	3:CD:106:PHE:N	2.87	0.41
3:CD:64:TYR:CE2	3:CD:93:LEU:HD13	2.56	0.41
4:CE:35:LEU:CD1	4:CE:133:ILE:HA	2.48	0.41
4:CE:158:LYS:HB3	7:CH:63:LYS:CD	2.50	0.41
4:CE:52:ALA:C	4:CE:54:GLU:N	2.74	0.41
5:CF:90:MET:HB3	5:CF:91:ARG:H	1.68	0.41
8:CI:20:ILE:CD1	8:CI:86:LEU:HG	2.50	0.41
8:CI:15:ALA:O	8:CI:66:VAL:HG23	2.20	0.41
8:CI:70:GLY:O	8:CI:74:GLN:N	2.53	0.41
8:CI:91:GLU:H	8:CI:91:GLU:CD	2.23	0.41
9:CJ:44:THR:HG23	9:CJ:70:HIS:HA	2.01	0.41
15:CP:16:PHE:CE2	15:CP:40:ASN:HB2	2.55	0.41
15:CP:57:ILE:O	15:CP:61:VAL:HG23	2.21	0.41
16:CQ:24:ILE:HD13	16:CQ:43:LEU:CD1	2.50	0.41
16:CQ:28:VAL:O	16:CQ:36:PHE:HA	2.20	0.41
16:CQ:30:HIS:ND1	16:CQ:31:PRO:HD2	2.36	0.41
21:CU:23:GLU:HB3	21:CU:24:LYS:H	1.67	0.41
49:D2:17:GLY:C	49:D2:18:PHE:CG	2.93	0.41
49:D2:3:ARG:HH21	49:D2:4:THR:HG23	1.86	0.41
51:D4:7:VAL:O	51:D4:8:LYS:HB2	2.21	0.41
23:DB:127:A:H5'	23:DB:128:C:O4'	2.21	0.41
23:DB:1556:C:H2'	23:DB:1557:C:C6	2.56	0.41
23:DB:1428:C:H2'	23:DB:1569:A:OP2	2.20	0.41
23:DB:1704:C:O2'	23:DB:1705:A:H5'	2.20	0.41
23:DB:1727:C:H2'	23:DB:1728:C:H6	1.81	0.41
23:DB:1682:G:C4	23:DB:1757:A:H1'	2.56	0.41
23:DB:1799:G:N2	23:DB:1818:U:O2'	2.54	0.41
23:DB:1880:U:H2'	23:DB:1881:C:C6	2.55	0.41
1:CA:1409:C:O2	23:DB:1913:A:N6	2.54	0.41
23:DB:1987:A:H2'	23:DB:1988:G:H8	1.84	0.41
23:DB:2300:C:H2'	23:DB:2301:C:C6	2.56	0.41
23:DB:2313:C:O2'	28:DF:34:THR:HG21	2.21	0.41
23:DB:251:A:H2'	23:DB:252:G:O4'	2.21	0.41
23:DB:26:G:H2'	23:DB:27:G:C1'	2.50	0.41
23:DB:2700:A:H2	35:DN:71:ARG:NH2	2.18	0.41
23:DB:2710:C:H2'	23:DB:2711:A:H8	1.86	0.41

Continued on next page...

Continued from previous page...

Atom-1	Atom-2	Interatomic distance (Å)	Clash overlap (Å)
23:DB:2849:U:O4	23:DB:2867:G:C8	2.73	0.41
23:DB:363:G:H2'	23:DB:364:C:H6	1.86	0.41
23:DB:393:C:O2'	23:DB:394:C:H5'	2.21	0.41
23:DB:557:C:H2'	23:DB:558:U:H6	1.84	0.41
23:DB:608:A:H2'	23:DB:609:A:H8	1.85	0.41
23:DB:683:U:O5'	23:DB:683:U:H6	2.04	0.41
23:DB:836:G:H2'	23:DB:837:C:H6	1.84	0.41
25:DC:173:LEU:HD12	25:DC:183:VAL:CG1	2.51	0.41
25:DC:220:ARG:NH1	25:DC:220:ARG:HA	2.32	0.41
25:DC:245:THR:O	25:DC:246:PRO:C	2.59	0.41
26:DD:81:GLU:O	26:DD:82:PHE:CB	2.68	0.41
27:DE:193:VAL:C	27:DE:195:GLN:N	2.73	0.41
29:DG:44:HIS:HB2	29:DG:49:LEU:HD23	2.03	0.41
30:DH:30:LEU:HD12	30:DH:30:LEU:O	2.21	0.41
52:DI:18:ASN:N	52:DI:19:PRO:CD	2.84	0.41
52:DI:8:VAL:HG11	52:DI:30:GLN:HG3	2.02	0.41
32:DK:39:ILE:O	32:DK:60:ALA:N	2.50	0.41
32:DK:20:MET:HB2	32:DK:44:LYS:HE2	2.02	0.41
34:DM:119:LEU:N	34:DM:119:LEU:HD22	2.32	0.41
34:DM:19:GLY:C	34:DM:20:LEU:HD12	2.41	0.41
26:DD:116:LYS:O	35:DN:1:MET:C	2.59	0.41
37:DP:50:ARG:CG	37:DP:99:LEU:H	2.34	0.41
38:DQ:52:ARG:O	38:DQ:53:LYS:C	2.59	0.41
38:DQ:50:ARG:HH22	38:DQ:53:LYS:HE3	1.85	0.41
41:DT:19:LYS:HE3	41:DT:23:ALA:HB2	2.02	0.41
42:DU:10:VAL:O	42:DU:11:ILE:HD13	2.20	0.41
45:DY:10:ARG:HA	45:DY:31:ILE:HD12	2.03	0.41
22:DA:82:U:O3'	45:DY:16:LEU:HD11	2.20	0.41
1:AA:1529:G:OP2	1:AA:1529:G:H3'	2.20	0.41
1:AA:192:A:O2'	1:AA:193:C:H5'	2.20	0.41
1:AA:415:A:O4'	1:AA:415:A:N3	2.52	0.41
1:AA:5:U:H1'	1:AA:6:G:N1	2.35	0.41
1:AA:605:U:H2'	1:AA:606:G:C8	2.55	0.41
1:AA:637:C:H2'	1:AA:638:U:C6	2.56	0.41
1:AA:842:U:H3'	1:AA:842:U:OP1	2.21	0.41
1:AA:896:C:O2'	1:AA:897:C:H5'	2.20	0.41
3:AD:120:LYS:CB	3:AD:145:ARG:HH21	2.32	0.41
6:AG:26:VAL:O	6:AG:30:MET:N	2.54	0.41
8:AI:118:ARG:HG2	8:AI:118:ARG:O	2.21	0.41
8:AI:24:ASN:O	8:AI:61:ASP:HB2	2.21	0.41
8:AI:71:ILE:O	8:AI:72:SER:C	2.59	0.41

Continued on next page...

Continued from previous page...

Atom-1	Atom-2	Interatomic distance (Å)	Clash overlap (Å)
9:AJ:71:LEU:N	9:AJ:71:LEU:HD12	2.27	0.41
9:AJ:73:LEU:O	9:AJ:74:VAL:HB	2.21	0.41
14:AO:39:GLN:HB2	14:AO:39:GLN:HE21	1.65	0.41
14:AO:58:MET:HG2	14:AO:58:MET:H	1.59	0.41
14:AO:70:LYS:NZ	14:AO:74:VAL:HA	2.36	0.41
15:AP:12:LYS:C	15:AP:14:ARG:N	2.75	0.41
15:AP:46:LYS:HD3	15:AP:46:LYS:N	2.19	0.41
1:AA:254:G:OP1	16:AQ:68:LYS:O	2.39	0.41
19:AT:58:ASP:HA	19:AT:61:ALA:HB3	2.03	0.41
35:BN:118:ARG:HH22	47:B0:49:ARG:HB3	1.86	0.41
23:BB:118:A:H5'	23:BB:119:A:C8	2.45	0.41
23:BB:839:U:H1'	23:BB:1191:G:H1'	2.02	0.41
23:BB:1485:U:O2'	23:BB:1486:U:H5'	2.20	0.41
23:BB:1589:U:H2'	23:BB:1590:A:C8	2.56	0.41
23:BB:2230:G:H2'	23:BB:2231:U:C6	2.56	0.41
23:BB:2306:C:OP1	23:BB:2307:G:H8	2.04	0.41
23:BB:2347:C:H4'	23:BB:2347:C:OP1	2.21	0.41
23:BB:2389:G:H5''	23:BB:2390:U:O4'	2.20	0.41
23:BB:2637:U:C2'	23:BB:2638:G:H5'	2.50	0.41
23:BB:273:G:H2'	23:BB:274:C:H6	1.85	0.41
23:BB:32:C:H2'	23:BB:33:C:H5''	2.03	0.41
25:BC:198:GLU:C	25:BC:200:MET:H	2.24	0.41
25:BC:251:THR:HG22	25:BC:252:LYS:N	2.35	0.41
25:BC:50:THR:O	25:BC:51:ARG:C	2.59	0.41
26:BD:103:ASP:O	26:BD:104:VAL:HB	2.21	0.41
27:BE:118:LEU:HD11	27:BE:143:LEU:HD22	2.02	0.41
27:BE:46:GLN:O	27:BE:48:THR:OG1	2.24	0.41
28:BF:3:LEU:O	28:BF:3:LEU:HD23	2.21	0.41
29:BG:153:PRO:HG3	29:BG:160:GLY:CA	2.51	0.41
30:BH:1:MET:H1	30:BH:23:ALA:HB2	1.86	0.41
52:BI:78:LEU:HA	52:BI:81:LYS:HG2	2.03	0.41
31:BJ:43:GLU:HG3	31:BJ:44:TYR:N	2.32	0.41
23:BB:598:U:H5'	33:BL:20:GLY:HA2	2.03	0.41
33:BL:47:ARG:HG3	33:BL:47:ARG:O	2.21	0.41
33:BL:78:ARG:NH1	33:BL:110:VAL:HG11	2.36	0.41
33:BL:79:LEU:O	33:BL:81:ASP:OD1	2.39	0.41
36:BO:67:ASN:HD22	36:BO:67:ASN:HA	1.56	0.41
37:BP:108:ARG:CD	37:BP:108:ARG:H	2.14	0.41
37:BP:29:VAL:HG23	37:BP:47:ILE:HD11	2.03	0.41
38:BQ:65:ASN:O	38:BQ:69:ARG:HG2	2.21	0.41
39:BR:69:GLY:C	39:BR:70:GLU:HG3	2.40	0.41

Continued on next page...

Continued from previous page...

Atom-1	Atom-2	Interatomic distance (Å)	Clash overlap (Å)
40:BS:2:GLU:O	40:BS:4:ILE:HD13	2.20	0.41
40:BS:8:ARG:HH12	40:BS:80:PRO:HD2	1.85	0.41
40:BS:85:ILE:HG22	40:BS:86:MET:H	1.86	0.41
41:BT:73:ARG:O	41:BT:74:ILE:HD13	2.20	0.41
42:BU:101:THR:C	42:BU:102:ILE:HG13	2.41	0.41
42:BU:46:LYS:O	42:BU:47:PRO:C	2.59	0.41
1:CA:1276:G:H2'	1:CA:1277:C:C6	2.56	0.41
1:CA:1359:C:O5'	1:CA:1359:C:H6	2.04	0.41
1:CA:191:G:H2'	1:CA:192:A:H8	1.85	0.41
1:CA:210:C:H4'	1:CA:211:G:H5''	2.02	0.41
1:CA:236:A:H2'	1:CA:237:G:H8	1.86	0.41
1:CA:426:U:O2'	1:CA:427:U:H5'	2.20	0.41
1:CA:202:G:H1'	1:CA:468:A:H8	1.86	0.41
1:CA:478:A:H2'	1:CA:479:U:O4'	2.20	0.41
1:CA:637:C:H2'	1:CA:638:U:C6	2.56	0.41
20:CB:11:ALA:O	20:CB:15:PHE:HD2	2.04	0.41
2:CC:190:THR:HG22	2:CC:191:THR:N	2.35	0.41
3:CD:151:GLN:HG3	3:CD:153:ARG:HB3	2.03	0.41
3:CD:2:ARG:O	3:CD:3:TYR:CB	2.68	0.41
3:CD:3:TYR:C	3:CD:5:GLY:H	2.24	0.41
4:CE:95:MET:HE2	4:CE:143:LEU:HD13	2.03	0.41
6:CG:49:LEU:C	6:CG:51:GLN:N	2.74	0.41
7:CH:124:ILE:HD12	7:CH:125:ILE:N	2.36	0.41
4:CE:158:LYS:CB	7:CH:63:LYS:HD3	2.50	0.41
10:CK:16:SER:N	10:CK:78:ILE:HA	2.35	0.41
11:CL:107:LYS:O	11:CL:108:ASP:HB2	2.20	0.41
11:CL:107:LYS:HG2	11:CL:108:ASP:N	2.34	0.41
11:CL:49:ARG:HD3	11:CL:89:LEU:HD21	2.02	0.41
11:CL:93:ARG:H	11:CL:93:ARG:HD2	1.85	0.41
14:CO:35:ILE:HD11	14:CO:58:MET:CB	2.50	0.41
16:CQ:30:HIS:CB	16:CQ:33:TYR:HB2	2.51	0.41
16:CQ:8:GLN:HA	16:CQ:59:GLU:HA	2.03	0.41
1:CA:719:C:O2'	17:CR:37:LYS:HE3	2.20	0.41
50:D3:25:HIS:CE1	50:D3:46:LYS:HB2	2.55	0.41
22:DA:37:C:N3	22:DA:48:U:O2'	2.52	0.41
23:DB:1407:G:H2'	23:DB:1408:G:H8	1.85	0.41
23:DB:1817:G:OP1	25:DC:62:ARG:NH2	2.54	0.41
23:DB:1945:G:C4	23:DB:1946:U:C5	3.09	0.41
23:DB:593:U:H2'	23:DB:594:U:C6	2.56	0.41
23:DB:709:U:H2'	23:DB:710:U:C6	2.54	0.41
23:DB:742:A:O2'	23:DB:743:A:H5'	2.21	0.41

Continued on next page...

Continued from previous page...

Atom-1	Atom-2	Interatomic distance (Å)	Clash overlap (Å)
25:DC:104:LEU:HA	25:DC:104:LEU:HD23	1.79	0.41
25:DC:155:ARG:NE	25:DC:157:ALA:HB3	2.36	0.41
26:DD:116:LYS:O	35:DN:1:MET:HB2	2.21	0.41
28:DF:41:GLU:H	28:DF:45:ASP:HB3	1.86	0.41
28:DF:56:LEU:CD1	28:DF:86:CYS:HB3	2.51	0.41
30:DH:135:HIS:H	30:DH:138:VAL:HB	1.85	0.41
32:DK:69:VAL:HG11	32:DK:106:GLU:CD	2.41	0.41
23:DB:598:U:H5'	33:DL:21:ARG:HB2	2.03	0.41
33:DL:2:ARG:HG3	33:DL:2:ARG:NH1	2.35	0.41
33:DL:61:LEU:HB3	33:DL:62:PRO:HD3	2.03	0.41
33:DL:90:VAL:C	33:DL:92:LEU:N	2.74	0.41
35:DN:28:LEU:HA	35:DN:34:ILE:CD1	2.50	0.41
23:DB:2683:C:OP1	37:DP:55:HIS:CD2	2.73	0.41
37:DP:77:SER:HB2	37:DP:78:PRO:HD3	2.03	0.41
39:DR:2:TYR:HD1	39:DR:15:SER:OG	2.04	0.41
40:DS:87:PRO:O	40:DS:93:ALA:HA	2.21	0.41
23:DB:144:A:C5	41:DT:3:ARG:NH1	2.89	0.41
41:DT:84:TYR:O	41:DT:85:VAL:C	2.59	0.41
45:DY:26:LEU:C	45:DY:28:LEU:H	2.24	0.41
1:AA:945:G:N1	1:AA:1337:G:C2	2.89	0.41
1:AA:1288:A:N1	1:AA:1371:G:H1'	2.36	0.41
1:AA:1521:C:H2'	1:AA:1522:U:C6	2.56	0.41
1:AA:234:C:H2'	1:AA:235:C:H6	1.86	0.41
1:AA:236:A:H2'	1:AA:237:G:C8	2.56	0.41
1:AA:499:A:H4'	1:AA:500:G:H5'	2.03	0.41
1:AA:537:G:H5''	11:AL:109:ARG:NH1	2.36	0.41
1:AA:738:C:H2'	1:AA:739:C:C6	2.56	0.41
1:AA:847:G:H2'	1:AA:848:C:H6	1.86	0.41
20:AB:202:ASN:HD21	20:AB:204:ASP:HB3	1.86	0.41
2:AC:17:TRP:C	2:AC:19:SER:H	2.24	0.41
3:AD:158:LEU:N	3:AD:158:LEU:HD23	2.36	0.41
3:AD:26:ALA:O	3:AD:27:ILE:O	2.38	0.41
4:AE:35:LEU:HD12	4:AE:133:ILE:HA	2.01	0.41
4:AE:71:ILE:HG12	4:AE:72:ASN:H	1.86	0.41
5:AF:3:HIS:HB2	5:AF:92:THR:OG1	2.21	0.41
5:AF:62:MET:O	5:AF:63:ASN:HB2	2.21	0.41
6:AG:109:LYS:N	6:AG:109:LYS:HD2	2.36	0.41
6:AG:114:SER:O	6:AG:118:ARG:HG3	2.21	0.41
6:AG:141:HIS:O	6:AG:144:ALA:O	2.39	0.41
11:AL:80:LEU:HD13	11:AL:101:LEU:CD1	2.51	0.41
14:AO:70:LYS:HG2	14:AO:77:TYR:CG	2.56	0.41

Continued on next page...

Continued from previous page...

Atom-1	Atom-2	Interatomic distance (Å)	Clash overlap (Å)
16:AQ:11:VAL:CA	16:AQ:22:VAL:HG22	2.44	0.41
49:B2:10:LEU:O	49:B2:10:LEU:HD23	2.21	0.41
51:B4:7:VAL:H	51:B4:23:ILE:CD1	2.34	0.41
22:BA:92:C:H2'	22:BA:93:C:C6	2.55	0.41
23:BB:1304:A:O2'	23:BB:1305:C:H5'	2.20	0.41
23:BB:1446:C:H2'	23:BB:1447:C:C6	2.55	0.41
23:BB:1655:A:H2	23:BB:2049:G:O3'	2.03	0.41
23:BB:1820:U:H4'	23:BB:1821:A:OP2	2.21	0.41
23:BB:2232:C:P	46:BZ:25:ARG:HH21	2.44	0.41
23:BB:2538:C:O2'	23:BB:2539:C:H5'	2.21	0.41
23:BB:2584:U:H6	23:BB:2584:U:O5'	2.04	0.41
23:BB:331:C:O2'	23:BB:332:A:H5'	2.21	0.41
23:BB:464:U:H2'	23:BB:465:G:O4'	2.21	0.41
23:BB:592:A:H2'	23:BB:593:U:C6	2.56	0.41
23:BB:849:A:H2'	23:BB:850:U:C6	2.55	0.41
25:BC:140:VAL:HG22	25:BC:161:VAL:O	2.20	0.41
25:BC:228:ASP:N	25:BC:228:ASP:OD1	2.53	0.41
26:BD:12:THR:CG2	26:BD:22:ILE:HD12	2.51	0.41
26:BD:3:GLY:HA3	26:BD:49:GLN:HE22	1.86	0.41
26:BD:4:LEU:HD22	26:BD:79:LEU:HD12	2.02	0.41
26:BD:88:GLU:C	26:BD:90:PHE:H	2.22	0.41
28:BF:7:TYR:CA	28:BF:11:VAL:HB	2.42	0.41
28:BF:140:ILE:HG22	28:BF:141:ASP:N	2.35	0.41
28:BF:89:THR:C	28:BF:90:LEU:HD12	2.41	0.41
29:BG:18:ILE:HA	29:BG:23:ILE:HD13	2.01	0.41
29:BG:35:THR:C	29:BG:36:LEU:HD12	2.41	0.41
29:BG:42:VAL:HA	29:BG:51:PHE:HA	2.02	0.41
29:BG:76:ILE:O	29:BG:80:GLU:HB2	2.20	0.41
30:BH:27:ARG:HH11	30:BH:27:ARG:HB2	1.86	0.41
30:BH:47:PHE:CD1	30:BH:47:PHE:C	2.89	0.41
30:BH:56:ALA:HB3	30:BH:57:LYS:HZ2	1.86	0.41
31:BJ:63:ALA:CA	31:BJ:69:ARG:HD2	2.47	0.41
33:BL:106:GLU:HG2	33:BL:107:PHE:N	2.32	0.41
33:BL:133:ALA:HA	33:BL:136:GLU:HG2	2.03	0.41
36:BO:108:ASP:O	36:BO:112:GLU:CD	2.59	0.41
38:BQ:102:LYS:CD	38:BQ:102:LYS:N	2.84	0.41
38:BQ:16:ILE:HG13	38:BQ:16:ILE:H	1.73	0.41
38:BQ:78:PHE:CE2	38:BQ:82:LEU:HD11	2.56	0.41
39:BR:5:PHE:N	39:BR:12:HIS:HB3	2.36	0.41
39:BR:42:ALA:C	39:BR:54:VAL:HA	2.41	0.41
23:BB:64:A:O2'	41:BT:69:ARG:HB3	2.20	0.41

Continued on next page...

Continued from previous page...

Atom-1	Atom-2	Interatomic distance (Å)	Clash overlap (Å)
42:BU:92:VAL:O	42:BU:92:VAL:HG13	2.21	0.41
42:BU:78:LYS:HE2	42:BU:96:LYS:HE3	2.02	0.41
1:CA:1080:A:O3'	4:CE:20:VAL:HG21	2.20	0.41
1:CA:113:G:H21	1:CA:353:A:H8	1.68	0.41
1:CA:1158:C:O3'	20:CB:131:LYS:HD3	2.20	0.41
1:CA:1192:C:OP2	2:CC:3:LYS:NZ	2.53	0.41
1:CA:1352:C:H2'	1:CA:1353:G:C8	2.56	0.41
1:CA:1369:C:H2'	1:CA:1370:G:C8	2.55	0.41
1:CA:1386:G:O2'	1:CA:1387:G:H5'	2.20	0.41
1:CA:1509:C:O2'	1:CA:1510:C:H5'	2.21	0.41
1:CA:186:C:H2'	1:CA:187:G:O4'	2.21	0.41
1:CA:224:U:H2'	1:CA:225:C:C6	2.56	0.41
1:CA:473:U:C2	1:CA:474:G:C8	3.09	0.41
1:CA:474:G:H2'	1:CA:475:C:H6	1.82	0.41
1:CA:557:G:H2'	1:CA:558:G:O4'	2.20	0.41
1:CA:599:C:O2'	1:CA:600:A:H5'	2.20	0.41
1:CA:601:G:O2'	1:CA:602:A:H5'	2.21	0.41
1:CA:781:A:H2'	1:CA:782:A:C5'	2.45	0.41
1:CA:792:A:O2'	1:CA:794:A:N7	2.49	0.41
1:CA:861:G:H2'	1:CA:862:C:H6	1.86	0.41
1:CA:947:G:H5''	12:CM:106:ARG:HB2	2.03	0.41
1:CA:977:A:H1'	1:CA:981:U:H3	1.86	0.41
1:CA:1101:A:H61	20:CB:101:THR:HG21	1.85	0.41
3:CD:13:ARG:HG3	3:CD:55:ARG:NH2	2.36	0.41
6:CG:6:ILE:HG22	6:CG:7:GLY:N	2.36	0.41
8:CI:87:MET:SD	8:CI:88:GLU:N	2.93	0.41
10:CK:128:VAL:HG23	10:CK:128:VAL:OXT	2.21	0.41
11:CL:106:VAL:CG1	11:CL:109:ARG:HG3	2.51	0.41
12:CM:52:ILE:HG23	12:CM:53:ASP:N	2.36	0.41
13:CN:26:LEU:HA	13:CN:29:ILE:CD1	2.47	0.41
17:CR:19:GLU:CD	17:CR:20:ILE:N	2.74	0.41
18:CS:35:ARG:NH2	18:CS:52:ASN:HD22	2.19	0.41
48:D1:40:PRO:O	48:D1:41:VAL:C	2.59	0.41
49:D2:37:LYS:HD3	49:D2:37:LYS:C	2.42	0.41
33:DL:62:PRO:CB	50:D3:12:ARG:HD3	2.42	0.41
51:D4:11:CYS:HB3	51:D4:27:CYS:SG	2.61	0.41
51:D4:16:ILE:HG23	51:D4:18:LYS:N	2.28	0.41
51:D4:26:ILE:CB	51:D4:35:GLN:HG2	2.50	0.41
23:DB:1250:G:C5'	38:DQ:5:ARG:HD3	2.50	0.41
23:DB:1716:U:H2'	23:DB:1717:A:H8	1.83	0.41
23:DB:1726:C:H2'	23:DB:1727:C:C6	2.56	0.41

Continued on next page...

Continued from previous page...

Atom-1	Atom-2	Interatomic distance (Å)	Clash overlap (Å)
23:DB:2261:C:OP2	43:DW:13:ARG:HB2	2.21	0.41
23:DB:236:C:H2'	23:DB:237:C:H6	1.86	0.41
23:DB:27:G:H8	23:DB:27:G:O5'	2.04	0.41
23:DB:678:C:O2'	23:DB:679:C:H5'	2.20	0.41
23:DB:877:A:C6	23:DB:898:C:H2'	2.56	0.41
23:DB:909:A:H5''	34:DM:18:ARG:NH2	2.35	0.41
25:DC:28:PRO:CB	25:DC:79:ARG:HE	2.34	0.41
25:DC:27:LYS:N	25:DC:28:PRO:HD3	2.34	0.41
26:DD:146:ILE:CD1	26:DD:146:ILE:H	2.34	0.41
26:DD:180:VAL:HG23	26:DD:181:ASP:H	1.85	0.41
26:DD:177:VAL:HG23	26:DD:188:LEU:O	2.21	0.41
26:DD:59:ARG:NH2	26:DD:63:PRO:HG2	2.35	0.41
26:DD:95:SER:C	26:DD:96:ILE:HG13	2.41	0.41
27:DE:109:LEU:N	27:DE:117:ARG:HH21	2.19	0.41
27:DE:153:LEU:CB	27:DE:173:THR:HB	2.51	0.41
29:DG:31:GLU:O	29:DG:32:LEU:HD23	2.21	0.41
30:DH:104:THR:HA	30:DH:108:VAL:O	2.20	0.41
37:DP:54:LEU:CD1	37:DP:55:HIS:H	2.33	0.41
38:DQ:46:TYR:CD2	39:DR:89:HIS:NE2	2.89	0.41
40:DS:73:LYS:HD3	40:DS:73:LYS:HA	1.91	0.41
41:DT:33:LYS:O	41:DT:33:LYS:HD2	2.21	0.41
41:DT:79:ASP:O	41:DT:80:TRP:HB2	2.20	0.41
42:DU:71:ILE:CG1	42:DU:72:PHE:N	2.84	0.41
44:DX:56:LEU:O	44:DX:59:GLU:HB2	2.21	0.41
45:DY:7:THR:CA	45:DY:34:THR:HB	2.51	0.41
1:AA:1057:G:O2'	1:AA:1058:G:H5'	2.20	0.41
1:AA:1487:G:O2'	1:AA:1488:G:H5'	2.21	0.41
1:AA:154:U:H2'	1:AA:155:A:C8	2.56	0.41
1:AA:291:U:O2'	1:AA:292:G:H5'	2.21	0.41
1:AA:951:G:H1'	1:AA:970:C:O2'	2.22	0.41
20:AB:204:ASP:O	20:AB:205:ALA:HB3	2.21	0.41
20:AB:91:VAL:HG11	20:AB:95:TRP:CD1	2.56	0.41
2:AC:181:ILE:HG22	2:AC:182:ASP:N	2.35	0.41
2:AC:38:VAL:CG2	2:AC:39:ARG:N	2.84	0.41
2:AC:40:GLN:CD	2:AC:44:LYS:HD2	2.42	0.41
3:AD:48:SER:OG	3:AD:49:ASP:N	2.52	0.41
5:AF:44:ARG:HA	5:AF:57:ALA:O	2.21	0.41
6:AG:101:ARG:HB3	6:AG:105:GLU:OE2	2.20	0.41
7:AH:75:GLN:O	7:AH:126:CYS:HB2	2.21	0.41
8:AI:52:GLU:N	8:AI:56:MET:HG2	2.35	0.41
21:AU:24:LYS:O	21:AU:26:GLY:N	2.54	0.41

Continued on next page...

Continued from previous page...

Atom-1	Atom-2	Interatomic distance (Å)	Clash overlap (Å)
47:B0:16:ARG:O	47:B0:19:ASP:HB2	2.21	0.41
51:B4:7:VAL:HB	51:B4:35:GLN:NE2	2.36	0.41
23:BB:1001:A:H2'	23:BB:1002:G:O4'	2.21	0.41
23:BB:100:U:H4'	42:BU:90:LYS:HD3	2.01	0.41
23:BB:1010:A:N3	23:BB:1153:C:H1'	2.36	0.41
23:BB:1275:A:H2	23:BB:1645:G:H21	1.64	0.41
23:BB:2419:U:O2'	23:BB:2420:C:H5'	2.21	0.41
23:BB:2520:C:C6	23:BB:2567:G:H1'	2.56	0.41
23:BB:2545:G:N3	23:BB:2565:A:H2	2.19	0.41
23:BB:2023:C:H4'	23:BB:2617:U:O3'	2.21	0.41
23:BB:527:C:H5''	23:BB:2779:U:H3	1.86	0.41
23:BB:506:G:H4'	23:BB:509:C:O2	2.21	0.41
23:BB:567:U:H2'	23:BB:568:U:O4'	2.20	0.41
23:BB:873:C:OP1	34:BM:1:MET:HG3	2.21	0.41
23:BB:985:C:H2'	23:BB:986:C:H6	1.86	0.41
25:BC:140:VAL:CG2	25:BC:141:HIS:H	2.28	0.41
26:BD:106:LYS:O	26:BD:206:ALA:HB2	2.21	0.41
26:BD:18:ASP:HB3	26:BD:20:VAL:H	1.86	0.41
23:BB:2305:U:O2	28:BF:132:ARG:HG2	2.21	0.41
28:BF:116:LEU:CG	28:BF:176:PHE:HA	2.46	0.41
28:BF:34:THR:HA	28:BF:89:THR:HA	2.03	0.41
29:BG:49:LEU:N	29:BG:49:LEU:HD12	2.36	0.41
30:BH:41:LYS:N	30:BH:41:LYS:HD2	2.20	0.41
52:BI:107:GLU:O	52:BI:110:GLN:HB2	2.21	0.41
23:BB:1132:U:H6	31:BJ:85:LYS:NZ	2.18	0.41
32:BK:98:ARG:N	32:BK:98:ARG:HD2	2.35	0.41
33:BL:40:SER:C	33:BL:41:ARG:HE	2.23	0.41
34:BM:11:LYS:C	34:BM:12:MET:SD	3.00	0.41
34:BM:96:ILE:C	34:BM:96:ILE:HD13	2.41	0.41
34:BM:96:ILE:HD13	34:BM:97:GLN:CG	2.51	0.41
35:BN:49:GLU:O	35:BN:52:ILE:HB	2.20	0.41
35:BN:57:THR:CB	35:BN:61:ALA:HB3	2.51	0.41
37:BP:29:VAL:CG2	37:BP:47:ILE:HD11	2.51	0.41
38:BQ:103:VAL:HG23	38:BQ:104:ALA:N	2.35	0.41
38:BQ:50:ARG:O	38:BQ:53:LYS:HD3	2.21	0.41
38:BQ:78:PHE:CZ	38:BQ:82:LEU:HD11	2.56	0.41
39:BR:18:GLN:N	39:BR:18:GLN:CD	2.74	0.41
42:BU:5:ARG:CG	42:BU:6:ARG:N	2.83	0.41
24:BV:83:LYS:O	24:BV:85:LYS:N	2.53	0.41
43:BW:28:GLU:N	43:BW:61:LYS:HB2	2.25	0.41
45:BY:28:LEU:N	45:BY:28:LEU:HD12	2.36	0.41

Continued on next page...

Continued from previous page...

Atom-1	Atom-2	Interatomic distance (Å)	Clash overlap (Å)
1:CA:1333:A:H2'	1:CA:1334:G:O4'	2.21	0.41
1:CA:1499:A:H1'	1:CA:1520:C:H5'	2.03	0.41
1:CA:399:G:H2'	1:CA:400:C:H6	1.84	0.41
1:CA:500:G:H2'	1:CA:501:C:C6	2.56	0.41
1:CA:542:G:O2'	1:CA:543:U:H5'	2.20	0.41
1:CA:567:G:H2'	1:CA:568:G:O4'	2.21	0.41
1:CA:605:U:H2'	1:CA:606:G:C8	2.56	0.41
1:CA:633:G:H2'	1:CA:634:C:H6	1.84	0.41
20:CB:163:ILE:CG2	20:CB:164:ASP:H	2.21	0.41
3:CD:187:ARG:HH12	3:CD:191:SER:CA	2.30	0.41
3:CD:28:ASP:CB	3:CD:33:ILE:HD12	2.50	0.41
3:CD:44:LYS:HZ2	3:CD:46:ARG:HA	1.86	0.41
9:CJ:68:ARG:HB3	9:CJ:68:ARG:CZ	2.50	0.41
11:CL:36:VAL:HA	11:CL:52:CYS:CB	2.51	0.41
11:CL:98:ARG:HD2	11:CL:104:SER:O	2.21	0.41
12:CM:47:LEU:HD12	12:CM:51:GLN:HB2	2.02	0.41
50:D3:60:CYS:O	50:D3:61:LEU:C	2.59	0.41
23:DB:104:A:H2'	23:DB:105:C:C6	2.54	0.41
23:DB:1114:C:H2'	23:DB:1115:G:O4'	2.21	0.41
23:DB:1403:A:H2'	23:DB:1404:C:C6	2.56	0.41
23:DB:1446:C:H2'	23:DB:1447:C:C6	2.56	0.41
23:DB:1498:C:H2'	23:DB:1499:C:C6	2.56	0.41
23:DB:1537:G:H2'	23:DB:1538:G:O4'	2.20	0.41
23:DB:1539:U:H2'	23:DB:1540:G:C8	2.56	0.41
23:DB:1561:C:O2'	23:DB:1562:U:H5'	2.21	0.41
23:DB:1779:U:C5	23:DB:1784:A:N7	2.86	0.41
23:DB:1792:G:O2'	23:DB:1793:C:H5'	2.21	0.41
23:DB:1965:C:H5''	23:DB:1966:A:H2'	2.03	0.41
23:DB:2026:U:C2	23:DB:2027:G:C8	3.08	0.41
23:DB:2246:G:H2'	23:DB:2247:A:H8	1.81	0.41
23:DB:2300:C:H2'	23:DB:2301:C:H6	1.85	0.41
23:DB:2650:U:H2'	23:DB:2651:C:H6	1.83	0.41
23:DB:2700:A:H2'	23:DB:2701:U:C6	2.56	0.41
23:DB:516:C:O2'	23:DB:517:C:H5'	2.21	0.41
23:DB:678:C:H2'	23:DB:679:C:H6	1.86	0.41
23:DB:941:A:H2'	23:DB:942:G:C8	2.56	0.41
25:DC:103:ILE:CG2	25:DC:104:LEU:N	2.83	0.41
25:DC:22:GLU:H	25:DC:202:ARG:CZ	2.34	0.41
23:DB:1802:A:O3'	25:DC:255:LYS:HD2	2.21	0.41
26:DD:59:ARG:HE	26:DD:63:PRO:HB2	1.85	0.41
27:DE:21:ARG:HH12	27:DE:23:PHE:HB3	1.86	0.41

Continued on next page...

Continued from previous page...

Atom-1	Atom-2	Interatomic distance (Å)	Clash overlap (Å)
28:DF:102:LEU:O	28:DF:107:VAL:HB	2.20	0.41
29:DG:120:ILE:HG23	29:DG:133:LYS:C	2.41	0.41
52:DI:70:THR:O	52:DI:70:THR:CG2	2.68	0.41
32:DK:99:ILE:O	32:DK:119:ALA:HB2	2.20	0.41
32:DK:16:ALA:O	32:DK:17:ARG:O	2.38	0.41
32:DK:47:ILE:O	32:DK:48:PRO:C	2.59	0.41
32:DK:70:ARG:CD	32:DK:76:VAL:HG22	2.51	0.41
35:DN:33:ILE:HG12	35:DN:114:GLU:CB	2.51	0.41
39:DR:47:VAL:HG22	39:DR:48:LYS:N	2.25	0.41
38:DQ:88:GLU:CD	39:DR:53:PHE:HB2	2.41	0.41
39:DR:32:THR:HB	39:DR:66:HIS:HB3	2.03	0.41
38:DQ:46:TYR:HB2	39:DR:78:ARG:O	2.22	0.41
43:DW:5:ALA:C	43:DW:7:GLY:H	2.25	0.41
1:AA:1029:U:H5''	1:AA:1030:U:C5	2.46	0.40
1:AA:1084:G:H2'	1:AA:1085:U:C5	2.56	0.40
1:AA:1151:A:HO2'	1:AA:1152:A:H8	1.63	0.40
1:AA:1269:A:H1'	1:AA:1326:U:O4'	2.20	0.40
1:AA:976:G:H5''	1:AA:1358:U:O2'	2.21	0.40
1:AA:1391:U:O2'	1:AA:1392:G:H5'	2.21	0.40
1:AA:1499:A:C1'	1:AA:1520:C:H5'	2.51	0.40
1:AA:28:A:H2'	1:AA:29:U:O4'	2.21	0.40
1:AA:484:G:H4'	1:AA:485:U:H5'	2.02	0.40
1:AA:662:U:H2'	1:AA:663:A:H8	1.81	0.40
1:AA:768:A:H4'	1:AA:1523:G:N2	2.35	0.40
1:AA:812:G:OP1	1:AA:812:G:C4'	2.68	0.40
20:AB:15:PHE:HD1	20:AB:16:GLY:N	2.19	0.40
4:AE:131:ASN:ND2	4:AE:134:ASN:H	2.19	0.40
4:AE:131:ASN:ND2	4:AE:134:ASN:N	2.69	0.40
4:AE:55:VAL:N	4:AE:56:PRO:CD	2.84	0.40
7:AH:55:LYS:HA	7:AH:55:LYS:HE3	2.03	0.40
8:AI:38:PHE:O	8:AI:39:GLY:C	2.59	0.40
8:AI:64:ILE:HG22	8:AI:65:THR:H	1.86	0.40
8:AI:83:THR:HG23	8:AI:84:ARG:N	2.35	0.40
9:AJ:15:HIS:HD2	9:AJ:18:ILE:CG2	2.31	0.40
11:AL:87:LYS:NZ	11:AL:87:LYS:HA	2.36	0.40
15:AP:73:ALA:HB1	15:AP:77:GLU:OE2	2.21	0.40
16:AQ:7:LEU:C	16:AQ:9:GLY:H	2.24	0.40
18:AS:35:ARG:HB3	18:AS:71:GLY:HA2	2.02	0.40
51:B4:25:VAL:HB	51:B4:33:HIS:C	2.39	0.40
23:BB:1201:U:H2'	23:BB:1202:G:H8	1.86	0.40
23:BB:1315:C:H2'	23:BB:1316:U:H6	1.85	0.40

Continued on next page...

Continued from previous page...

Atom-1	Atom-2	Interatomic distance (Å)	Clash overlap (Å)
23:BB:1726:C:H2'	23:BB:1727:C:C6	2.57	0.40
23:BB:1812:U:H2'	23:BB:1813:G:C8	2.56	0.40
23:BB:1830:C:H2'	23:BB:1831:G:H8	1.86	0.40
23:BB:2007:U:H2'	23:BB:2008:C:C6	2.56	0.40
23:BB:2133:G:H2'	23:BB:2133:G:N3	2.36	0.40
23:BB:2385:C:H2'	23:BB:2386:A:C8	2.56	0.40
23:BB:2520:C:O2'	23:BB:2521:C:H5'	2.21	0.40
23:BB:2530:A:N6	29:BG:155:PRO:HG3	2.37	0.40
25:BC:114:GLN:HB2	25:BC:124:LYS:HZ1	1.86	0.40
25:BC:10:PRO:CG	25:BC:23:LEU:HD11	2.51	0.40
25:BC:70:LYS:HE3	25:BC:95:TYR:CD2	2.57	0.40
26:BD:155:VAL:HG13	26:BD:155:VAL:O	2.21	0.40
26:BD:187:LEU:C	26:BD:188:LEU:HD12	2.41	0.40
27:BE:188:MET:O	27:BE:194:LYS:NZ	2.54	0.40
27:BE:191:ASP:C	27:BE:193:VAL:H	2.22	0.40
28:BF:108:PRO:HB3	28:BF:113:PHE:CE2	2.56	0.40
52:BI:32:VAL:HG13	52:BI:66:PHE:CD2	2.55	0.40
32:BK:23:LYS:CG	32:BK:24:VAL:N	2.85	0.40
33:BL:110:VAL:O	33:BL:126:ARG:NH2	2.53	0.40
23:BB:911:A:C6	34:BM:13:HIS:HB3	2.56	0.40
35:BN:12:ARG:HD3	35:BN:20:MET:CG	2.49	0.40
35:BN:34:ILE:HD13	35:BN:34:ILE:H	1.83	0.40
23:BB:2335:A:P	36:BO:9:ARG:HG3	2.61	0.40
37:BP:93:LYS:HB2	37:BP:96:LEU:HD12	2.02	0.40
37:BP:94:ALA:C	37:BP:96:LEU:H	2.23	0.40
38:BQ:34:ALA:C	38:BQ:38:VAL:HG12	2.42	0.40
38:BQ:35:PHE:H	38:BQ:35:PHE:HD2	1.69	0.40
38:BQ:97:ILE:HA	38:BQ:100:PHE:CE2	2.56	0.40
40:BS:71:VAL:HG12	40:BS:71:VAL:O	2.21	0.40
40:BS:81:SER:OG	40:BS:97:LEU:HB3	2.21	0.40
41:BT:50:LEU:O	41:BT:52:GLU:N	2.54	0.40
42:BU:43:LYS:HZ3	42:BU:45:GLN:HG2	1.87	0.40
42:BU:62:ALA:O	42:BU:63:ALA:C	2.60	0.40
44:BX:12:GLU:HB2	44:BX:14:LEU:HD11	2.03	0.40
1:CA:108:G:O4'	1:CA:108:G:N3	2.54	0.40
1:CA:1149:C:O2'	1:CA:1150:A:H5'	2.21	0.40
1:CA:1118:U:O4'	1:CA:1179:A:H1'	2.21	0.40
1:CA:1305:G:HO2'	1:CA:1306:A:H8	1.67	0.40
1:CA:1314:C:H2'	1:CA:1315:U:C6	2.56	0.40
1:CA:1368:A:OP1	8:CI:112:ARG:NH2	2.54	0.40
1:CA:152:A:N6	1:CA:170:U:C2	2.89	0.40

Continued on next page...

Continued from previous page...

Atom-1	Atom-2	Interatomic distance (Å)	Clash overlap (Å)
1:CA:35:G:H2'	1:CA:36:C:C6	2.56	0.40
1:CA:415:A:N1	1:CA:428:G:O6	2.54	0.40
2:CC:2:GLN:HE21	2:CC:2:GLN:CA	2.34	0.40
3:CD:8:LEU:O	3:CD:11:SER:HB2	2.20	0.40
5:CF:3:HIS:CA	5:CF:65:GLU:HG3	2.51	0.40
6:CG:68:VAL:HG12	6:CG:134:VAL:HA	2.02	0.40
8:CI:94:ARG:HH11	8:CI:98:ARG:NH1	2.18	0.40
13:CN:51:PRO:HG2	13:CN:52:ARG:N	2.30	0.40
14:CO:28:VAL:O	14:CO:32:THR:N	2.54	0.40
50:D3:12:ARG:HB3	50:D3:23:HIS:CB	2.51	0.40
50:D3:5:THR:O	50:D3:5:THR:HG23	2.21	0.40
51:D4:1:MET:HG3	51:D4:2:LYS:CD	2.51	0.40
23:DB:1205:A:C1'	23:DB:1206:G:P	3.09	0.40
23:DB:1427:A:H4'	23:DB:1428:C:O4'	2.20	0.40
23:DB:1501:G:O2'	23:DB:1502:A:H5'	2.20	0.40
23:DB:153:U:H2'	23:DB:154:U:H6	1.84	0.40
23:DB:1439:A:C6	23:DB:1552:A:C5	3.09	0.40
23:DB:1791:A:O5'	25:DC:211:ARG:NE	2.52	0.40
23:DB:1797:G:H2'	23:DB:1798:U:H6	1.85	0.40
23:DB:1917:U:O2'	23:DB:1918:A:H5'	2.21	0.40
23:DB:2184:A:H2'	23:DB:2185:U:C6	2.56	0.40
23:DB:2458:G:H8	23:DB:2459:A:H62	1.68	0.40
23:DB:2636:C:H5'	26:DD:80:TRP:CZ2	2.56	0.40
23:DB:265:A:O2'	23:DB:266:G:H4'	2.20	0.40
23:DB:2784:U:O2'	23:DB:2785:C:H5'	2.21	0.40
23:DB:3:U:H2'	23:DB:4:U:H6	1.83	0.40
23:DB:452:G:C2	23:DB:458:G:C4	3.09	0.40
23:DB:877:A:H2'	23:DB:877:A:N3	2.36	0.40
23:DB:899:A:C2	23:DB:900:A:H1'	2.56	0.40
23:DB:900:A:H2'	23:DB:901:C:C6	2.55	0.40
25:DC:162:GLN:NE2	25:DC:174:ARG:NH1	2.69	0.40
25:DC:19:VAL:HG23	25:DC:206:LYS:NZ	2.36	0.40
25:DC:225:ASN:O	25:DC:227:VAL:HG12	2.21	0.40
26:DD:24:VAL:HG21	26:DD:193:VAL:CG1	2.51	0.40
26:DD:89:GLU:HG2	26:DD:93:GLY:CA	2.51	0.40
28:DF:135:ILE:HD11	28:DF:138:PRO:CA	2.36	0.40
28:DF:177:ARG:CZ	28:DF:178:LYS:HA	2.51	0.40
29:DG:3:VAL:O	29:DG:4:ALA:HB2	2.20	0.40
29:DG:7:PRO:C	29:DG:8:VAL:HG22	2.40	0.40
32:DK:52:VAL:HG21	32:DK:86:LEU:HD13	2.01	0.40
34:DM:5:LYS:O	34:DM:6:ARG:C	2.57	0.40

Continued on next page...

Continued from previous page...

Atom-1	Atom-2	Interatomic distance (Å)	Clash overlap (Å)
37:DP:28:LYS:HZ2	37:DP:44:GLY:H	1.69	0.40
39:DR:74:ILE:C	39:DR:75:VAL:HG22	2.40	0.40
40:DS:51:LEU:HD12	40:DS:51:LEU:HA	1.84	0.40
41:DT:95:PHE:HD1	41:DT:97:GLY:N	2.19	0.40
42:DU:13:LEU:HD11	42:DU:69:VAL:H	1.85	0.40
1:AA:1311:A:H2'	1:AA:1312:G:O4'	2.21	0.40
1:AA:1401:G:H2'	1:AA:1402:C:O4'	2.21	0.40
1:AA:219:U:H2'	1:AA:220:G:H8	1.85	0.40
1:AA:438:U:H2'	1:AA:494:G:O6	2.21	0.40
1:AA:495:A:H4'	1:AA:496:A:O5'	2.21	0.40
1:AA:529:G:H22	11:AL:47:ALA:HB2	1.85	0.40
1:AA:812:G:O2'	1:AA:813:U:H6	2.04	0.40
1:AA:974:A:OP1	1:AA:974:A:H8	2.04	0.40
1:AA:980:C:H2'	1:AA:981:U:H5'	2.03	0.40
3:AD:99:ASN:CB	3:AD:103:ARG:HH21	2.34	0.40
3:AD:36:ALA:O	3:AD:38:GLY:N	2.54	0.40
5:AF:7:VAL:O	5:AF:7:VAL:HG13	2.21	0.40
6:AG:112:ASP:H	6:AG:118:ARG:HD3	1.86	0.40
6:AG:53:SER:OG	6:AG:54:GLY:N	2.53	0.40
8:AI:107:ALA:O	8:AI:109:GLN:HG2	2.21	0.40
8:AI:126:PHE:O	8:AI:128:LYS:N	2.54	0.40
8:AI:49:GLN:HB3	8:AI:50:PRO:CD	2.51	0.40
11:AL:35:ARG:HH21	11:AL:75:GLU:HB3	1.78	0.40
12:AM:100:ARG:HH11	12:AM:103:THR:HB	1.86	0.40
12:AM:77:LYS:O	12:AM:81:ASP:N	2.44	0.40
15:AP:6:LEU:HD21	15:AP:74:LEU:HD11	2.02	0.40
16:AQ:59:GLU:N	16:AQ:74:LEU:HD23	2.34	0.40
47:B0:12:ARG:C	47:B0:14:MET:N	2.74	0.40
33:BL:63:LYS:CG	50:B3:11:LYS:HZ2	2.34	0.40
23:BB:2350:C:OP2	50:B3:41:ARG:HD2	2.21	0.40
23:BB:1030:C:O2'	23:BB:1031:G:H5'	2.21	0.40
23:BB:1231:U:H2'	23:BB:1232:G:C8	2.56	0.40
23:BB:1278:C:H2'	23:BB:1279:G:C8	2.57	0.40
23:BB:1322:A:H2'	23:BB:1323:C:H5'	2.03	0.40
23:BB:1330:C:H2'	23:BB:1331:G:H8	1.86	0.40
23:BB:1597:A:H5''	23:BB:1598:A:H5'	2.03	0.40
23:BB:1918:A:H1'	23:BB:1919:A:N7	2.37	0.40
23:BB:2033:A:H1'	23:BB:2035:G:OP2	2.20	0.40
23:BB:2077:A:O2'	23:BB:2078:C:H5'	2.22	0.40
23:BB:2492:U:O2'	23:BB:2493:U:H5'	2.21	0.40
23:BB:2649:C:H2'	23:BB:2650:U:C6	2.56	0.40

Continued on next page...

Continued from previous page...

Atom-1	Atom-2	Interatomic distance (Å)	Clash overlap (Å)
23:BB:2737:G:H2'	23:BB:2738:A:O4'	2.21	0.40
23:BB:2813:A:O2'	23:BB:2814:A:H5'	2.21	0.40
23:BB:2845:U:H4'	37:BP:54:LEU:CD2	2.50	0.40
23:BB:2884:U:H2'	23:BB:2885:G:H8	1.86	0.40
23:BB:573:U:H5'	54:BB:3434:HOH:O	2.20	0.40
23:BB:826:U:H2'	23:BB:828:U:O4'	2.21	0.40
23:BB:944:C:O2	23:BB:944:C:H2'	2.21	0.40
23:BB:1566:A:C6	25:BC:213:ARG:CZ	3.05	0.40
25:BC:10:PRO:O	25:BC:21:PRO:HD2	2.21	0.40
25:BC:77:VAL:HG23	25:BC:115:ILE:CD1	2.48	0.40
26:BD:46:ARG:HD2	26:BD:80:TRP:CE2	2.56	0.40
26:BD:60:VAL:HB	26:BD:63:PRO:CG	2.47	0.40
27:BE:120:VAL:N	27:BE:189:THR:HG23	2.26	0.40
23:BB:468:G:H5''	27:BE:55:SER:O	2.22	0.40
30:BH:45:GLU:HA	30:BH:45:GLU:OE1	2.21	0.40
31:BJ:66:GLY:C	31:BJ:68:LYS:H	2.25	0.40
32:BK:119:ALA:O	32:BK:121:GLU:N	2.53	0.40
33:BL:120:VAL:HG11	33:BL:135:ILE:HG22	2.03	0.40
33:BL:38:GLN:HA	33:BL:41:ARG:NH1	2.36	0.40
34:BM:33:LEU:HD12	34:BM:101:VAL:HG11	2.04	0.40
34:BM:38:ARG:NH1	34:BM:38:ARG:HG3	2.36	0.40
34:BM:73:ILE:HD13	34:BM:90:GLU:CG	2.52	0.40
41:BT:88:LYS:CG	41:BT:89:GLU:H	2.20	0.40
42:BU:73:ASN:HB2	42:BU:96:LYS:HZ3	1.83	0.40
24:BV:33:GLY:C	24:BV:35:GLU:H	2.25	0.40
24:BV:75:GLN:C	34:BM:133:LYS:HZ3	2.25	0.40
24:BV:82:TYR:HB2	34:BM:36:VAL:HG12	2.01	0.40
43:BW:44:PHE:HD1	43:BW:44:PHE:O	2.04	0.40
43:BW:31:LEU:CD1	43:BW:66:VAL:HG23	2.51	0.40
1:CA:1113:C:O2'	1:CA:1114:C:H5'	2.21	0.40
1:CA:1250:A:H5''	8:CI:68:GLY:HA2	2.03	0.40
1:CA:1261:A:N3	1:CA:1261:A:H2'	2.36	0.40
1:CA:1316:G:N2	1:CA:1318:A:H3'	2.36	0.40
1:CA:1510:C:H2'	1:CA:1511:G:H8	1.86	0.40
1:CA:358:U:H2'	1:CA:359:G:C8	2.56	0.40
1:CA:547:A:H4'	1:CA:548:G:O5'	2.22	0.40
1:CA:635:A:H2'	1:CA:636:U:C6	2.56	0.40
1:CA:806:C:O2'	1:CA:807:A:H5'	2.21	0.40
1:CA:918:A:H2'	1:CA:919:A:H8	1.82	0.40
1:CA:987:G:H2'	1:CA:988:G:C8	2.55	0.40
2:CC:194:VAL:HG12	2:CC:195:ILE:N	2.36	0.40

Continued on next page...

Continued from previous page...

Atom-1	Atom-2	Interatomic distance (Å)	Clash overlap (Å)
3:CD:56:GLU:HG2	3:CD:198:LEU:HD13	2.03	0.40
3:CD:37:PRO:CD	3:CD:41:GLY:HA3	2.51	0.40
4:CE:131:ASN:C	4:CE:135:VAL:HG23	2.41	0.40
4:CE:148:SER:O	4:CE:151:MET:HB2	2.21	0.40
5:CF:84:VAL:HG22	5:CF:85:ILE:N	2.36	0.40
7:CH:21:LYS:O	7:CH:62:LEU:HD22	2.21	0.40
7:CH:85:TYR:N	7:CH:85:TYR:CD1	2.89	0.40
15:CP:32:PHE:HD1	15:CP:32:PHE:C	2.24	0.40
15:CP:56:ARG:O	15:CP:59:HIS:HB3	2.22	0.40
18:CS:30:LEU:HB2	18:CS:48:ILE:HG12	2.03	0.40
19:CT:69:ASN:H	19:CT:69:ASN:HD22	1.66	0.40
50:D3:28:LEU:CD1	50:D3:33:THR:HG21	2.50	0.40
23:DB:1021:A:N6	23:DB:1142:A:N6	2.63	0.40
23:DB:1220:G:H2'	23:DB:1221:C:C6	2.56	0.40
23:DB:1708:C:O2'	23:DB:1709:U:H5'	2.22	0.40
23:DB:192:C:C2'	23:DB:193:U:H5'	2.51	0.40
23:DB:192:C:H2'	23:DB:193:U:H5'	2.04	0.40
23:DB:2135:A:C2	23:DB:2136:G:C8	3.09	0.40
23:DB:2194:U:O2'	23:DB:2195:U:H5'	2.20	0.40
23:DB:240:C:N4	23:DB:241:A:C6	2.90	0.40
23:DB:2472:G:O6	23:DB:2476:A:H4'	2.22	0.40
23:DB:2529:G:C4'	29:DG:175:LYS:HD3	2.52	0.40
23:DB:2645:G:H4'	23:DB:2646:C:OP2	2.22	0.40
23:DB:2758:A:O2'	23:DB:2759:G:H5'	2.21	0.40
23:DB:26:G:H2'	23:DB:27:G:N9	2.36	0.40
23:DB:426:C:H2'	23:DB:427:U:C6	2.56	0.40
23:DB:664:G:O2'	23:DB:665:U:H5'	2.21	0.40
14:CO:88:ARG:NH2	23:DB:715:A:H5''	2.36	0.40
23:DB:927:A:H2'	23:DB:928:A:C8	2.56	0.40
25:DC:172:THR:O	25:DC:181:ARG:O	2.39	0.40
25:DC:87:SER:O	25:DC:155:ARG:NH1	2.54	0.40
26:DD:122:VAL:HA	26:DD:128:ARG:CD	2.51	0.40
26:DD:150:GLN:O	26:DD:152:PRO:CD	2.68	0.40
26:DD:107:VAL:HG23	26:DD:175:LEU:O	2.20	0.40
26:DD:4:LEU:HD22	26:DD:51:THR:HB	2.02	0.40
28:DF:62:GLN:HB3	28:DF:63:LYS:H	1.68	0.40
29:DG:36:LEU:HD22	29:DG:40:VAL:CG1	2.51	0.40
52:DI:59:THR:O	52:DI:59:THR:CG2	2.69	0.40
31:DJ:120:ARG:HB3	31:DJ:121:LYS:NZ	2.34	0.40
33:DL:50:PHE:O	33:DL:51:GLU:C	2.59	0.40
33:DL:84:LYS:HG2	33:DL:84:LYS:O	2.22	0.40

Continued on next page...

Continued from previous page...

Atom-1	Atom-2	Interatomic distance (Å)	Clash overlap (Å)
34:DM:33:LEU:HD12	34:DM:101:VAL:HG21	2.03	0.40
34:DM:119:LEU:CD2	34:DM:119:LEU:H	2.32	0.40
34:DM:81:ARG:HB2	34:DM:81:ARG:HH11	1.87	0.40
23:DB:2876:G:H5''	37:DP:2:ASN:HA	2.03	0.40
37:DP:42:PHE:O	37:DP:43:GLU:HG2	2.21	0.40
38:DQ:77:LYS:O	38:DQ:80:ASN:HB3	2.20	0.40
23:DB:997:G:OP1	38:DQ:92:LYS:HB3	2.20	0.40
39:DR:81:LYS:O	39:DR:82:HIS:C	2.59	0.40
42:DU:99:SER:O	42:DU:100:GLU:HG2	2.21	0.40
43:DW:41:GLY:HA2	43:DW:65:LYS:HB3	2.02	0.40
1:AA:1036:A:N3	1:AA:1036:A:H2'	2.36	0.40
1:AA:1074:G:O2'	1:AA:1075:U:H5'	2.21	0.40
1:AA:1468:A:O2'	1:AA:1469:C:H5'	2.20	0.40
1:AA:167:A:H2'	1:AA:168:G:H8	1.86	0.40
1:AA:17:U:H1'	1:AA:1080:A:N3	2.36	0.40
1:AA:35:G:H2'	1:AA:36:C:H6	1.86	0.40
1:AA:425:G:O2'	1:AA:426:U:H5'	2.21	0.40
1:AA:612:C:H2'	1:AA:613:C:C6	2.55	0.40
1:AA:657:U:O2'	1:AA:658:C:H5'	2.21	0.40
1:AA:676:A:O2'	1:AA:677:U:H5'	2.21	0.40
1:AA:70:U:H1'	1:AA:71:A:N7	2.36	0.40
1:AA:749:A:O2'	1:AA:750:C:H5'	2.22	0.40
20:AB:9:LEU:H	20:AB:9:LEU:CD1	2.33	0.40
4:AE:95:MET:CE	4:AE:114:LEU:HD11	2.51	0.40
6:AG:29:LEU:HD12	6:AG:104:VAL:HG13	2.04	0.40
7:AH:76:ARG:NH1	7:AH:76:ARG:HG3	2.36	0.40
8:AI:57:VAL:C	8:AI:59:LYS:H	2.25	0.40
10:AK:52:ARG:HB3	10:AK:53:GLY:H	1.65	0.40
11:AL:58:ASN:H	11:AL:58:ASN:HD22	1.67	0.40
14:AO:25:GLU:HA	14:AO:80:LEU:CD1	2.52	0.40
16:AQ:10:ARG:HD3	16:AQ:55:GLY:H	1.87	0.40
19:AT:57:VAL:HG12	19:AT:57:VAL:O	2.21	0.40
47:B0:49:ARG:O	47:B0:49:ARG:HG2	2.21	0.40
48:B1:8:ILE:HG21	48:B1:27:ARG:HH21	1.86	0.40
49:B2:11:LYS:HE2	49:B2:11:LYS:HB3	1.85	0.40
49:B2:42:LEU:CG	49:B2:43:THR:N	2.85	0.40
50:B3:22:LYS:O	50:B3:23:HIS:O	2.39	0.40
22:BA:76:G:H2'	22:BA:77:U:C6	2.56	0.40
23:BB:1278:C:H2'	23:BB:1279:G:H8	1.86	0.40
23:BB:1537:G:H2'	23:BB:1538:G:O4'	2.21	0.40
23:BB:1656:C:P	26:BD:141:ARG:HD3	2.61	0.40

Continued on next page...

Continued from previous page...

Atom-1	Atom-2	Interatomic distance (Å)	Clash overlap (Å)
23:BB:197:A:N6	23:BB:2430:A:H2'	2.36	0.40
23:BB:2083:G:H2'	23:BB:2084:C:H6	1.86	0.40
23:BB:2316:G:H2'	23:BB:2317:A:C8	2.56	0.40
23:BB:2636:C:H4'	26:BD:80:TRP:CE3	2.57	0.40
23:BB:2683:C:O2'	23:BB:2684:U:H5'	2.21	0.40
23:BB:278:A:C2'	23:BB:278:A:N3	2.84	0.40
23:BB:482:A:N6	23:BB:506:G:H1'	2.37	0.40
23:BB:507:A:OP1	23:BB:508:A:N7	2.55	0.40
23:BB:710:U:H2'	23:BB:711:G:C8	2.56	0.40
23:BB:7:G:H1'	31:BJ:135:GLN:NE2	2.32	0.40
23:BB:852:U:H2'	23:BB:853:C:H6	1.83	0.40
25:BC:113:ASP:O	25:BC:115:ILE:HD12	2.21	0.40
25:BC:95:TYR:HB2	25:BC:99:GLU:HB3	2.03	0.40
26:BD:181:ASP:OD2	26:BD:186:LEU:HD23	2.21	0.40
28:BF:165:GLY:HA2	28:BF:168:LEU:CD2	2.51	0.40
28:BF:164:GLU:O	28:BF:168:LEU:HD21	2.21	0.40
28:BF:18:GLU:O	28:BF:19:PHE:HB3	2.20	0.40
29:BG:58:ALA:C	29:BG:60:GLY:H	2.25	0.40
29:BG:71:LEU:HD12	29:BG:74:MET:HE3	2.02	0.40
30:BH:6:LEU:H	30:BH:16:GLY:CA	2.34	0.40
31:BJ:103:ILE:HD11	31:BJ:124:VAL:HG21	2.03	0.40
33:BL:29:LYS:O	33:BL:36:LYS:NZ	2.54	0.40
23:BB:670:A:H3'	33:BL:47:ARG:HD3	2.02	0.40
33:BL:71:ALA:O	33:BL:72:ALA:C	2.59	0.40
23:BB:956:G:C1'	34:BM:81:ARG:HH22	2.33	0.40
35:BN:29:VAL:CG2	35:BN:75:ILE:HD11	2.44	0.40
36:BO:26:LEU:O	36:BO:27:VAL:HB	2.22	0.40
37:BP:104:GLY:O	37:BP:105:LYS:HB3	2.22	0.40
37:BP:19:PHE:O	37:BP:20:ARG:HB2	2.21	0.40
42:BU:11:ILE:HB	42:BU:69:VAL:CG1	2.51	0.40
24:BV:77:VAL:CA	24:BV:89:ILE:HG22	2.42	0.40
45:BY:9:THR:HG23	45:BY:10:ARG:H	1.86	0.40
1:CA:1176:A:H3'	1:CA:1177:G:H8	1.86	0.40
1:CA:1248:A:H2	8:CI:71:ILE:HD11	1.85	0.40
1:CA:1510:C:H2'	1:CA:1511:G:C8	2.57	0.40
1:CA:321:A:H2'	1:CA:322:C:H6	1.87	0.40
1:CA:411:A:C4	1:CA:413:G:H1'	2.56	0.40
1:CA:896:C:O2'	1:CA:897:C:H5'	2.21	0.40
20:CB:132:GLU:HA	20:CB:135:MET:CE	2.51	0.40
20:CB:27:LYS:CB	20:CB:28:PRO:HD3	2.44	0.40
25:BC:132:ARG:HH22	3:CD:159:GLU:HB3	1.85	0.40

Continued on next page...

Continued from previous page...

Atom-1	Atom-2	Interatomic distance (Å)	Clash overlap (Å)
4:CE:24:VAL:HG23	4:CE:26:GLY:H	1.86	0.40
4:CE:93:VAL:HG12	4:CE:94:PHE:N	2.36	0.40
5:CF:11:HIS:CD2	5:CF:13:ASP:HB3	2.56	0.40
7:CH:112:ASP:CG	7:CH:113:ARG:H	2.24	0.40
7:CH:23:ALA:HB1	7:CH:60:LEU:O	2.21	0.40
7:CH:4:ASP:HB2	7:CH:80:PRO:HG3	2.04	0.40
9:CJ:28:THR:CG2	9:CJ:86:ALA:HB1	2.51	0.40
9:CJ:98:VAL:O	9:CJ:98:VAL:HG23	2.21	0.40
10:CK:116:PRO:C	10:CK:118:ASN:H	2.24	0.40
10:CK:19:VAL:N	10:CK:34:THR:O	2.47	0.40
1:CA:521:G:OP1	11:CL:69:GLU:HB3	2.20	0.40
16:CQ:26:ARG:HH21	16:CQ:39:ARG:HG2	1.86	0.40
48:D1:44:GLN:HB2	48:D1:44:GLN:HE21	1.66	0.40
23:DB:125:A:OP2	49:D2:19:ARG:NE	2.53	0.40
23:DB:1309:G:C5'	49:D2:7:PRO:HB2	2.50	0.40
50:D3:56:LEU:HD12	50:D3:56:LEU:C	2.42	0.40
22:DA:19:C:O2'	22:DA:20:G:H5'	2.21	0.40
23:DB:1027:A:C2	23:DB:2488:G:H5''	2.56	0.40
23:DB:1145:C:O2'	23:DB:1146:C:H5'	2.21	0.40
23:DB:812:C:H5''	23:DB:1250:G:O2'	2.21	0.40
23:DB:1292:G:H2'	23:DB:1293:C:H6	1.84	0.40
23:DB:1396:U:O2	23:DB:1396:U:H5'	2.21	0.40
23:DB:1658:C:OP1	26:DD:136:ASN:ND2	2.54	0.40
23:DB:1790:C:OP2	25:DC:219:VAL:HB	2.21	0.40
23:DB:1841:U:C2	23:DB:1842:G:C8	3.10	0.40
23:DB:1891:G:H2'	23:DB:1892:C:H6	1.86	0.40
23:DB:199:A:N6	23:DB:2433:A:H2'	2.37	0.40
23:DB:2558:C:O2'	23:DB:2559:C:H5'	2.22	0.40
23:DB:2648:G:H2'	23:DB:2649:C:H6	1.85	0.40
23:DB:2653:U:H3'	23:DB:2654:A:H2'	2.03	0.40
23:DB:2705:A:H2'	23:DB:2706:A:O4'	2.21	0.40
23:DB:2737:G:H2'	23:DB:2738:A:O4'	2.21	0.40
23:DB:338:G:H2'	23:DB:338:G:N3	2.36	0.40
23:DB:79:C:O2'	23:DB:346:A:C8	2.74	0.40
23:DB:396:G:O2'	23:DB:397:U:H5'	2.21	0.40
23:DB:444:C:H2'	23:DB:445:C:C6	2.56	0.40
23:DB:523:C:H2'	23:DB:524:G:H8	1.87	0.40
23:DB:616:A:H3'	23:DB:617:G:C8	2.50	0.40
23:DB:671:C:HO2'	27:DE:85:PHE:HZ	1.64	0.40
23:DB:951:C:O2'	23:DB:952:G:H5'	2.21	0.40
25:DC:125:PRO:HA	25:DC:192:GLY:HA2	2.02	0.40

Continued on next page...

Continued from previous page...

Atom-1	Atom-2	Interatomic distance (Å)	Clash overlap (Å)
25:DC:19:VAL:CG1	25:DC:20:ASN:N	2.85	0.40
25:DC:44:ASN:HA	25:DC:48:ILE:O	2.22	0.40
26:DD:164:GLN:HG3	26:DD:164:GLN:H	1.65	0.40
26:DD:23:PRO:HB3	26:DD:188:LEU:HG	2.04	0.40
26:DD:196:ALA:O	26:DD:197:THR:C	2.60	0.40
26:DD:29:VAL:CG2	26:DD:30:GLU:H	2.24	0.40
27:DE:38:GLY:CA	27:DE:93:SER:HB3	2.51	0.40
28:DF:126:ASN:N	28:DF:126:ASN:OD1	2.54	0.40
28:DF:26:GLN:HG2	28:DF:26:GLN:O	2.20	0.40
29:DG:141:GLY:O	29:DG:144:ALA:HB3	2.22	0.40
30:DH:83:LYS:O	30:DH:90:LEU:HA	2.22	0.40
52:DI:140:GLU:HG2	52:DI:140:GLU:O	2.22	0.40
52:DI:102:ARG:HG3	52:DI:141:ASP:CA	2.51	0.40
33:DL:123:ARG:CB	33:DL:142:ILE:H	2.33	0.40
33:DL:47:ARG:HE	33:DL:47:ARG:HB3	1.56	0.40
23:DB:2484:G:H21	34:DM:118:LYS:HG2	1.86	0.40
37:DP:56:SER:HA	37:DP:58:PHE:HE2	1.87	0.40
38:DQ:97:ILE:CD1	39:DR:13:ARG:HH21	2.34	0.40
39:DR:21:ARG:O	39:DR:22:LEU:O	2.40	0.40
39:DR:52:PRO:O	39:DR:53:PHE:C	2.59	0.40
39:DR:96:VAL:HG13	39:DR:98:ILE:HG12	2.03	0.40
40:DS:24:ILE:HD12	40:DS:35:ILE:HG21	2.03	0.40
41:DT:11:LEU:HB2	41:DT:12:ARG:H	1.55	0.40
41:DT:21:SER:HA	41:DT:24:MET:SD	2.61	0.40
42:DU:46:LYS:CB	42:DU:53:GLN:HB2	2.51	0.40
42:DU:71:ILE:HG12	42:DU:72:PHE:N	2.37	0.40
24:DV:52:ALA:O	34:DM:133:LYS:HG2	2.21	0.40
43:DW:59:PHE:CD1	43:DW:59:PHE:N	2.87	0.40
43:DW:43:LYS:HB3	43:DW:78:PHE:HB2	2.03	0.40
1:AA:1047:G:O2'	1:AA:1048:G:H5'	2.21	0.40
1:AA:1195:C:H2'	1:AA:1197:A:O4'	2.21	0.40
1:AA:1337:G:H5''	1:AA:1338:G:OP1	2.21	0.40
1:AA:1368:A:O2'	1:AA:1369:C:H5'	2.22	0.40
1:AA:335:C:H4'	1:AA:1434:A:H5'	2.03	0.40
1:AA:36:C:O2'	1:AA:37:U:H5'	2.20	0.40
1:AA:640:A:O2'	1:AA:641:U:H5'	2.22	0.40
1:AA:861:G:O2'	1:AA:862:C:H5'	2.20	0.40
1:AA:938:A:H1'	1:AA:1376:U:O2'	2.22	0.40
1:AA:956:U:H2'	1:AA:957:U:O4'	2.22	0.40
20:AB:131:LYS:O	20:AB:134:LEU:HB2	2.21	0.40
20:AB:37:VAL:CG2	20:AB:38:HIS:N	2.84	0.40

Continued on next page...

Continued from previous page...

Atom-1	Atom-2	Interatomic distance (Å)	Clash overlap (Å)
3:AD:195:ASN:HB2	3:AD:198:LEU:HG	2.03	0.40
4:AE:51:LYS:O	4:AE:52:ALA:HB2	2.21	0.40
5:AF:29:ILE:HG23	5:AF:66:ALA:HB2	2.03	0.40
7:AH:12:ARG:HD3	7:AH:26:MET:HE2	2.04	0.40
8:AI:122:ARG:HH11	8:AI:122:ARG:HG3	1.87	0.40
8:AI:41:GLU:H	8:AI:44:ARG:CZ	2.34	0.40
10:AK:33:ILE:HG13	10:AK:73:VAL:HG21	2.01	0.40
10:AK:57:SER:O	10:AK:58:THR:C	2.60	0.40
10:AK:60:PHE:HA	10:AK:63:GLN:CD	2.42	0.40
1:AA:529:G:O6	11:AL:45:ASN:HA	2.22	0.40
14:AO:87:ARG:C	14:AO:88:ARG:HG2	2.41	0.40
16:AQ:26:ARG:NH2	16:AQ:28:VAL:HG11	2.36	0.40
16:AQ:30:HIS:N	16:AQ:35:LYS:H	2.19	0.40
1:AA:130:A:O4'	16:AQ:64:ARG:HD2	2.21	0.40
17:AR:64:LEU:C	17:AR:66:LEU:N	2.74	0.40
18:AS:57:VAL:HG21	18:AS:74:ALA:CB	2.51	0.40
23:BB:2057:G:O4'	47:B0:2:VAL:HG11	2.22	0.40
47:B0:35:GLU:C	47:B0:37:HIS:N	2.72	0.40
47:B0:47:TYR:HA	47:B0:52:LYS:HB2	2.03	0.40
48:B1:41:VAL:O	48:B1:42:VAL:HG23	2.21	0.40
48:B1:7:LYS:HG3	48:B1:7:LYS:O	2.20	0.40
50:B3:19:GLY:O	50:B3:20:GLY:C	2.60	0.40
22:BA:92:C:H2'	22:BA:93:C:H6	1.85	0.40
23:BB:1341:G:H2'	23:BB:1397:U:HO2'	1.85	0.40
23:BB:1399:C:H2'	23:BB:1400:U:H6	1.87	0.40
23:BB:1524:G:O2'	23:BB:1525:A:H5'	2.21	0.40
23:BB:1684:G:H2'	23:BB:1685:C:H6	1.86	0.40
23:BB:2089:C:C2	23:BB:2090:A:C8	3.09	0.40
23:BB:215:G:O4'	23:BB:216:A:H4'	2.22	0.40
23:BB:2291:U:OP1	23:BB:2380:C:O2'	2.38	0.40
23:BB:2479:U:H6	23:BB:2479:U:O5'	2.05	0.40
23:BB:359:G:C2'	23:BB:360:U:H5'	2.51	0.40
23:BB:364:C:O2'	23:BB:365:U:H5'	2.21	0.40
23:BB:3:U:HO2'	23:BB:4:U:H6	1.68	0.40
23:BB:588:U:O4	23:BB:670:A:H1'	2.22	0.40
23:BB:593:U:H2'	23:BB:594:U:C6	2.57	0.40
23:BB:688:U:O2'	23:BB:689:A:H5'	2.22	0.40
23:BB:841:G:O2'	23:BB:842:U:H5'	2.22	0.40
25:BC:207:ALA:O	25:BC:208:GLY:C	2.59	0.40
25:BC:264:LYS:O	25:BC:266:ILE:HG23	2.21	0.40
26:BD:13:ARG:NH2	37:BP:12:MET:SD	2.95	0.40

Continued on next page...

Continued from previous page...

Atom-1	Atom-2	Interatomic distance (Å)	Clash overlap (Å)
26:BD:152:PRO:C	26:BD:153:GLY:O	2.59	0.40
29:BG:26:LYS:HG2	29:BG:31:GLU:CD	2.42	0.40
23:BB:1112:G:O3'	29:BG:2:ARG:HG2	2.22	0.40
29:BG:84:LYS:HA	29:BG:84:LYS:HZ3	1.86	0.40
23:BB:1059:G:O2'	52:BI:112:LYS:HE2	2.21	0.40
52:BI:75:ALA:HB3	52:BI:131:THR:HG21	2.03	0.40
52:BI:16:MET:N	52:BI:42:ASN:OD1	2.55	0.40
52:BI:73:PRO:HA	52:BI:74:PRO:HD3	1.98	0.40
31:BJ:56:VAL:HB	31:BJ:124:VAL:HA	2.03	0.40
31:BJ:128:ASN:ND2	31:BJ:129:GLU:H	2.19	0.40
32:BK:60:ALA:HA	32:BK:87:LEU:CG	2.51	0.40
32:BK:76:VAL:HG12	32:BK:77:ILE:N	2.36	0.40
23:BB:958:U:O4	34:BM:18:ARG:HB2	2.21	0.40
35:BN:32:GLU:HG2	35:BN:114:GLU:HG3	2.04	0.40
36:BO:53:THR:O	36:BO:54:VAL:O	2.40	0.40
37:BP:111:GLU:H	37:BP:111:GLU:HG3	1.61	0.40
38:BQ:16:ILE:C	38:BQ:18:LYS:N	2.75	0.40
38:BQ:33:VAL:CG1	38:BQ:34:ALA:N	2.78	0.40
39:BR:101:ILE:HG22	39:BR:102:SER:H	1.86	0.40
24:BV:62:THR:HG22	24:BV:71:LYS:HG2	2.02	0.40
24:BV:63:ILE:HD12	24:BV:72:VAL:HG11	2.04	0.40
43:BW:40:ARG:CZ	43:BW:68:PHE:O	2.69	0.40
45:BY:15:ARG:H	45:BY:15:ARG:HE	1.63	0.40
23:BB:189:G:P	46:BZ:12:ILE:HG21	2.61	0.40
46:BZ:12:ILE:HD12	46:BZ:12:ILE:O	2.22	0.40
46:BZ:63:ARG:HH22	46:BZ:66:ILE:HD11	1.87	0.40
1:CA:1067:A:H3'	1:CA:1094:G:OP1	2.21	0.40
1:CA:1271:A:H2'	1:CA:1272:G:C8	2.57	0.40
1:CA:1279:G:N1	9:CJ:45:ARG:NH1	2.70	0.40
1:CA:224:U:H2'	1:CA:225:C:H6	1.85	0.40
1:CA:462:G:H2'	1:CA:463:U:C6	2.56	0.40
1:CA:501:C:O2'	1:CA:502:A:H5'	2.21	0.40
1:CA:598:U:H2'	1:CA:599:C:H6	1.86	0.40
1:CA:658:C:O2'	1:CA:659:U:H5'	2.22	0.40
1:CA:994:A:C2	13:CN:4:SER:HA	2.56	0.40
20:CB:123:GLY:O	20:CB:124:THR:HB	2.22	0.40
3:CD:18:LEU:HB3	3:CD:20:LEU:HG	2.03	0.40
7:CH:17:GLN:HG3	7:CH:71:VAL:HG21	2.03	0.40
7:CH:29:SER:O	7:CH:33:VAL:HG23	2.21	0.40
8:CI:89:TYR:O	8:CI:90:ASP:HB2	2.21	0.40
10:CK:34:THR:HG21	10:CK:38:GLY:HA2	2.04	0.40

Continued on next page...

Continued from previous page...

Atom-1	Atom-2	Interatomic distance (Å)	Clash overlap (Å)
12:CM:9:PRO:O	12:CM:44:ILE:HG12	2.21	0.40
13:CN:66:THR:CG2	13:CN:82:LYS:HD3	2.51	0.40
16:CQ:45:VAL:HG12	16:CQ:46:HIS:O	2.21	0.40
47:D0:23:ALA:C	47:D0:25:THR:H	2.24	0.40
49:D2:12:ARG:HD2	49:D2:12:ARG:HA	1.84	0.40
51:D4:18:LYS:O	51:D4:19:ARG:HG3	2.22	0.40
51:D4:30:GLU:CG	51:D4:33:HIS:HB2	2.52	0.40
22:DA:53:A:O2'	22:DA:54:G:H5'	2.20	0.40
22:DA:92:C:H2'	22:DA:93:C:C6	2.57	0.40
23:DB:1120:G:H2'	23:DB:1121:C:H6	1.86	0.40
23:DB:1183:U:O2'	23:DB:1184:U:H5'	2.22	0.40
23:DB:1439:A:C8	23:DB:1440:U:C6	3.10	0.40
23:DB:1747:U:H2'	23:DB:1748:C:H6	1.87	0.40
23:DB:1904:G:O2'	23:DB:1905:C:H5'	2.21	0.40
23:DB:205:G:O2'	23:DB:206:U:P	2.79	0.40
23:DB:2105:U:H2'	23:DB:2106:U:C6	2.57	0.40
23:DB:222:A:H61	23:DB:232:G:H1'	1.85	0.40
23:DB:476:G:H22	23:DB:479:A:C5'	2.33	0.40
23:DB:565:C:H4'	23:DB:1253:A:C6	2.56	0.40
23:DB:631:A:O2'	33:DL:66:PHE:HB3	2.21	0.40
23:DB:856:G:H2'	23:DB:857:G:C8	2.56	0.40
25:DC:53:ILE:HG23	25:DC:216:ARG:HB2	2.03	0.40
23:DB:1789:A:C5'	25:DC:220:ARG:HH21	2.34	0.40
27:DE:132:LYS:H	27:DE:134:LEU:CD1	2.34	0.40
28:DF:157:THR:C	28:DF:159:ALA:H	2.25	0.40
28:DF:21:TYR:O	28:DF:22:ASN:HB2	2.21	0.40
30:DH:12:LEU:C	30:DH:12:LEU:HD23	2.42	0.40
52:DI:69:VAL:O	52:DI:69:VAL:HG23	2.22	0.40
32:DK:39:ILE:CG2	32:DK:40:LYS:N	2.84	0.40
32:DK:68:GLY:HA2	32:DK:78:ARG:HA	2.02	0.40
34:DM:96:ILE:HD12	34:DM:96:ILE:N	2.36	0.40
34:DM:97:GLN:N	34:DM:98:PRO:HD3	2.36	0.40
36:DO:43:ASN:OD1	36:DO:44:GLY:N	2.54	0.40
36:DO:92:PHE:CE2	36:DO:94:ARG:HA	2.57	0.40
37:DP:47:ILE:HG21	37:DP:49:ILE:HG13	2.04	0.40
23:DB:992:C:O2'	39:DR:91:GLN:HG2	2.21	0.40
43:DW:47:GLY:HA2	43:DW:71:LYS:HB3	2.04	0.40
43:DW:67:LYS:CD	43:DW:71:LYS:H	2.35	0.40
43:DW:81:ILE:HG23	43:DW:83:ALA:N	2.28	0.40
45:DY:1:ALA:C	45:DY:43:ILE:HB	2.42	0.40
1:AA:1202:U:H2'	1:AA:1203:C:H5'	2.02	0.40

Continued on next page...

Continued from previous page...

Atom-1	Atom-2	Interatomic distance (Å)	Clash overlap (Å)
1:AA:1217:C:H2'	1:AA:1218:C:C6	2.56	0.40
1:AA:1225:A:N3	1:AA:1225:A:H2'	2.37	0.40
1:AA:1499:A:H2'	1:AA:1500:A:H8	1.87	0.40
1:AA:314:C:O2'	1:AA:315:A:H5'	2.21	0.40
1:AA:113:G:N2	1:AA:353:A:H8	2.20	0.40
1:AA:635:A:H2'	1:AA:636:U:C6	2.56	0.40
1:AA:645:G:O2'	1:AA:646:G:H5'	2.22	0.40
1:AA:68:G:C4'	1:AA:171:A:H1'	2.51	0.40
1:AA:754:C:H3'	1:AA:754:C:O2	2.21	0.40
1:AA:777:A:H2'	1:AA:778:G:H8	1.86	0.40
20:AB:138:ARG:HA	20:AB:141:GLU:CD	2.40	0.40
20:AB:209:VAL:O	20:AB:213:LEU:HB2	2.21	0.40
1:AA:829:G:H4'	20:AB:24:PRO:HG3	2.04	0.40
20:AB:42:LEU:HA	20:AB:45:THR:OG1	2.21	0.40
20:AB:73:ARG:C	20:AB:75:ALA:H	2.25	0.40
4:AE:105:ILE:HB	4:AE:123:LEU:CA	2.42	0.40
10:AK:87:GLY:HA2	10:AK:113:THR:HG23	2.04	0.40
13:AN:19:TYR:HD2	13:AN:23:ARG:HD3	1.86	0.40
13:AN:65:GLN:HE21	13:AN:65:GLN:HA	1.86	0.40
15:AP:34:GLU:CD	15:AP:56:ARG:HD3	2.42	0.40
47:B0:43:THR:O	47:B0:44:ALA:C	2.59	0.40
50:B3:11:LYS:HZ2	50:B3:11:LYS:HB2	1.86	0.40
22:BA:45:A:O2'	22:BA:46:A:H5'	2.21	0.40
22:BA:73:A:H2'	22:BA:73:A:N3	2.36	0.40
23:BB:1132:U:C2	31:BJ:75:TYR:CE2	3.10	0.40
23:BB:1206:G:H2'	23:BB:1207:C:C6	2.56	0.40
23:BB:1212:G:O2'	23:BB:1236:G:N2	2.46	0.40
23:BB:138:U:H5''	23:BB:139:U:OP1	2.21	0.40
23:BB:1558:C:H4'	23:BB:1559:U:H5''	2.03	0.40
23:BB:165:A:H2'	23:BB:166:U:H6	1.87	0.40
23:BB:1765:U:O2'	23:BB:1766:G:H5'	2.21	0.40
23:BB:2575:C:H1'	26:BD:147:GLY:O	2.21	0.40
23:BB:259:G:H2'	23:BB:260:G:H8	1.87	0.40
23:BB:301:G:H5'	23:BB:334:C:O2'	2.21	0.40
23:BB:46:G:H2'	23:BB:47:C:C6	2.57	0.40
23:BB:782:A:H2	25:BC:228:ASP:HB3	1.87	0.40
23:BB:89:A:O2'	23:BB:90:U:H5'	2.21	0.40
25:BC:139:THR:HG22	25:BC:139:THR:O	2.22	0.40
27:BE:115:GLN:CA	27:BE:185:LYS:HE3	2.49	0.40
28:BF:87:LYS:HB3	28:BF:88:VAL:H	1.51	0.40
29:BG:21:GLN:O	29:BG:36:LEU:HD13	2.21	0.40

Continued on next page...

Continued from previous page...

Atom-1	Atom-2	Interatomic distance (Å)	Clash overlap (Å)
29:BG:51:PHE:HE2	29:BG:63:GLN:NE2	2.18	0.40
29:BG:57:TYR:CZ	29:BG:59:ASP:HB2	2.56	0.40
30:BH:32:PRO:O	30:BH:34:GLY:N	2.47	0.40
32:BK:2:ILE:CD1	32:BK:8:LEU:HD21	2.52	0.40
35:BN:37:THR:OG1	35:BN:40:LYS:HD2	2.22	0.40
35:BN:41:ALA:C	35:BN:43:GLU:N	2.75	0.40
36:BO:30:ARG:O	36:BO:31:THR:O	2.39	0.40
37:BP:50:ARG:HD2	37:BP:62:LYS:HB2	2.03	0.40
38:BQ:101:ASP:O	38:BQ:104:ALA:HB3	2.22	0.40
38:BQ:108:LEU:HA	38:BQ:108:LEU:HD22	1.95	0.40
38:BQ:12:ARG:O	38:BQ:15:LYS:HB3	2.21	0.40
23:BB:533:G:H5'	38:BQ:23:TYR:CE1	2.57	0.40
39:BR:33:VAL:O	39:BR:33:VAL:HG12	2.22	0.40
40:BS:2:GLU:OE1	40:BS:107:VAL:O	2.39	0.40
40:BS:34:ASP:CA	40:BS:37:THR:HG22	2.51	0.40
40:BS:1:MET:O	40:BS:3:THR:N	2.55	0.40
41:BT:34:VAL:HG11	41:BT:43:ILE:HD11	2.03	0.40
41:BT:39:THR:O	41:BT:43:ILE:HG12	2.22	0.40
23:BB:64:A:H1'	41:BT:69:ARG:HE	1.86	0.40
41:BT:70:HIS:CG	41:BT:74:ILE:HB	2.56	0.40
42:BU:95:PHE:CD1	42:BU:102:ILE:HD12	2.56	0.40
24:BV:79:ARG:NH1	24:BV:86:LEU:HD11	2.35	0.40
43:BW:48:ALA:O	43:BW:49:ASN:ND2	2.54	0.40
43:BW:76:ARG:HB3	43:BW:76:ARG:NH1	2.37	0.40
1:CA:1023:U:H2'	1:CA:1024:G:O4'	2.21	0.40
1:CA:1031:C:H5'	1:CA:1032:G:C4	2.57	0.40
1:CA:1236:A:H2'	1:CA:1237:C:C6	2.57	0.40
1:CA:449:G:H2'	1:CA:450:G:H8	1.86	0.40
1:CA:481:G:OP1	1:CA:481:G:H4'	2.21	0.40
1:CA:438:U:H2'	1:CA:494:G:O6	2.22	0.40
1:CA:525:C:H2'	1:CA:526:C:C6	2.56	0.40
1:CA:61:G:H2'	1:CA:62:U:O4'	2.21	0.40
1:CA:797:C:O2'	1:CA:798:U:H5'	2.21	0.40
1:CA:812:G:O2'	1:CA:813:U:C6	2.72	0.40
1:CA:893:C:H2'	1:CA:894:G:C8	2.57	0.40
2:CC:143:LEU:HD13	2:CC:143:LEU:H	1.86	0.40
2:CC:192:TYR:N	2:CC:192:TYR:CD2	2.89	0.40
3:CD:120:LYS:O	3:CD:121:ALA:HB2	2.22	0.40
4:CE:105:ILE:HD12	4:CE:123:LEU:CD2	2.51	0.40
4:CE:137:ARG:HH11	4:CE:137:ARG:HG2	1.87	0.40
7:CH:94:VAL:CG2	7:CH:127:TYR:HB2	2.51	0.40

Continued on next page...

Continued from previous page...

Atom-1	Atom-2	Interatomic distance (Å)	Clash overlap (Å)
8:CI:51:LEU:HD22	8:CI:56:MET:HG2	2.02	0.40
10:CK:108:ASN:OD1	10:CK:110:THR:HG23	2.21	0.40
11:CL:51:VAL:HG12	11:CL:52:CYS:N	2.35	0.40
11:CL:89:LEU:N	11:CL:89:LEU:HD22	2.36	0.40
12:CM:113:LYS:HD3	12:CM:113:LYS:N	2.37	0.40
18:CS:44:ILE:HG23	18:CS:63:ASP:HB2	2.03	0.40
21:CU:32:ARG:O	21:CU:32:ARG:HG2	2.21	0.40
48:D1:24:LYS:O	48:D1:24:LYS:HD3	2.22	0.40
48:D1:40:PRO:HD2	48:D1:45:HIS:HA	2.02	0.40
48:D1:49:LYS:HZ2	48:D1:50:GLU:N	2.20	0.40
23:DB:143:C:C2	41:DT:3:ARG:NH1	2.89	0.40
23:DB:1916:A:H2'	23:DB:1917:U:C6	2.57	0.40
23:DB:2147:A:C2'	23:DB:2147:A:N3	2.84	0.40
23:DB:2279:G:O6	43:DW:10:ARG:NH2	2.55	0.40
23:DB:2306:C:OP2	23:DB:2307:G:H8	2.04	0.40
23:DB:222:A:N1	23:DB:233:A:H5''	2.37	0.40
23:DB:2347:C:H4'	23:DB:2347:C:OP1	2.21	0.40
23:DB:2350:C:O2'	23:DB:2351:G:H5'	2.21	0.40
23:DB:2377:A:H2'	23:DB:2378:A:C8	2.56	0.40
23:DB:2584:U:H6	23:DB:2584:U:O5'	2.05	0.40
23:DB:2633:G:H1'	26:DD:62:LYS:CG	2.45	0.40
23:DB:2758:A:H2'	23:DB:2759:G:H5'	2.03	0.40
23:DB:544:C:O2'	23:DB:545:U:O5'	2.39	0.40
23:DB:589:U:H4'	27:DE:87:ALA:CB	2.44	0.40
23:DB:635:C:O2'	23:DB:639:U:H5''	2.20	0.40
23:DB:691:C:O2'	23:DB:692:C:H5'	2.21	0.40
23:DB:725:G:H2'	23:DB:726:G:C1'	2.52	0.40
25:DC:16:VAL:O	25:DC:16:VAL:CG1	2.69	0.40
26:DD:45:TYR:HB3	26:DD:46:ARG:H	1.73	0.40
27:DE:101:TYR:O	27:DE:105:LEU:HD22	2.21	0.40
27:DE:118:LEU:O	27:DE:119:ILE:HD13	2.21	0.40
28:DF:136:ILE:HG22	28:DF:137:PHE:N	2.37	0.40
28:DF:151:LEU:HG	28:DF:153:ILE:CD1	2.52	0.40
28:DF:78:ILE:CG2	28:DF:82:TYR:HD1	2.35	0.40
29:DG:154:GLU:OE2	29:DG:159:LYS:HB2	2.22	0.40
30:DH:88:GLY:O	30:DH:124:THR:HA	2.21	0.40
52:DI:70:THR:O	52:DI:70:THR:HG23	2.22	0.40
31:DJ:111:LYS:HE3	54:DJ:202:HOH:O	2.20	0.40
33:DL:27:LEU:HG	33:DL:28:GLY:O	2.21	0.40
35:DN:11:ASN:HA	35:DN:11:ASN:HD22	1.68	0.40
35:DN:8:ARG:HD3	35:DN:43:GLU:OE2	2.20	0.40

Continued on next page...

Continued from previous page...

Atom-1	Atom-2	Interatomic distance (Å)	Clash overlap (Å)
37:DP:34:GLY:O	37:DP:35:SER:HB3	2.20	0.40
37:DP:62:LYS:HD3	37:DP:74:GLN:OE1	2.22	0.40
37:DP:74:GLN:O	37:DP:76:HIS:N	2.55	0.40
39:DR:21:ARG:HB3	39:DR:22:LEU:H	1.79	0.40
23:DB:1226:A:P	39:DR:78:ARG:HH22	2.44	0.40
40:DS:84:ARG:NH2	40:DS:96:ILE:HD13	2.36	0.40
42:DU:49:PRO:CG	42:DU:50:ALA:H	2.34	0.40
42:DU:66:VAL:CG2	42:DU:67:SER:H	2.17	0.40
43:DW:30:VAL:CG1	43:DW:31:LEU:H	2.31	0.40
23:DB:2257:U:C5'	43:DW:5:ALA:HB2	2.46	0.40
44:DX:9:LYS:HG2	44:DX:10:SER:H	1.85	0.40

There are no symmetry-related clashes.

5.3 Torsion angles [i](#)

5.3.1 Protein backbone [i](#)

In the following table, the Percentiles column shows the percent Ramachandran outliers of the chain as a percentile score with respect to all X-ray entries followed by that with respect to entries of similar resolution.

The Analysed column shows the number of residues for which the backbone conformation was analysed, and the total number of residues.

Mol	Chain	Analysed	Favoured	Allowed	Outliers	Percentiles	
2	AC	204/232 (88%)	135 (66%)	49 (24%)	20 (10%)	0	6
2	CC	204/232 (88%)	139 (68%)	45 (22%)	20 (10%)	0	6
3	AD	203/205 (99%)	131 (64%)	54 (27%)	18 (9%)	1	7
3	CD	203/205 (99%)	137 (68%)	49 (24%)	17 (8%)	1	8
4	AE	148/166 (89%)	107 (72%)	34 (23%)	7 (5%)	2	19
4	CE	148/166 (89%)	108 (73%)	31 (21%)	9 (6%)	1	13
5	AF	98/135 (73%)	69 (70%)	23 (24%)	6 (6%)	1	13
5	CF	98/135 (73%)	65 (66%)	23 (24%)	10 (10%)	0	6
6	AG	148/178 (83%)	103 (70%)	37 (25%)	8 (5%)	2	16
6	CG	150/178 (84%)	101 (67%)	36 (24%)	13 (9%)	1	8
7	AH	127/129 (98%)	105 (83%)	19 (15%)	3 (2%)	6	34

Continued on next page...

Continued from previous page...

Mol	Chain	Analysed	Favoured	Allowed	Outliers	Percentiles	
7	CH	127/129 (98%)	90 (71%)	31 (24%)	6 (5%)	2	19
8	AI	125/129 (97%)	87 (70%)	27 (22%)	11 (9%)	1	7
8	CI	125/129 (97%)	82 (66%)	33 (26%)	10 (8%)	1	9
9	AJ	96/103 (93%)	63 (66%)	21 (22%)	12 (12%)	0	4
9	CJ	96/103 (93%)	58 (60%)	21 (22%)	17 (18%)	0	1
10	AK	115/128 (90%)	75 (65%)	27 (24%)	13 (11%)	0	5
10	CK	115/128 (90%)	78 (68%)	27 (24%)	10 (9%)	1	8
11	AL	121/123 (98%)	74 (61%)	30 (25%)	17 (14%)	0	3
11	CL	121/123 (98%)	75 (62%)	28 (23%)	18 (15%)	0	2
12	AM	112/117 (96%)	87 (78%)	14 (12%)	11 (10%)	0	6
12	CM	111/117 (95%)	79 (71%)	17 (15%)	15 (14%)	0	3
13	AN	92/100 (92%)	59 (64%)	24 (26%)	9 (10%)	0	6
13	CN	92/100 (92%)	53 (58%)	24 (26%)	15 (16%)	0	2
14	AO	86/89 (97%)	66 (77%)	18 (21%)	2 (2%)	6	34
14	CO	86/89 (97%)	67 (78%)	16 (19%)	3 (4%)	3	26
15	AP	80/82 (98%)	59 (74%)	17 (21%)	4 (5%)	2	18
15	CP	78/82 (95%)	52 (67%)	19 (24%)	7 (9%)	1	7
16	AQ	78/83 (94%)	48 (62%)	26 (33%)	4 (5%)	2	17
16	CQ	79/83 (95%)	61 (77%)	13 (16%)	5 (6%)	1	13
17	AR	53/74 (72%)	27 (51%)	19 (36%)	7 (13%)	0	3
17	CR	53/74 (72%)	39 (74%)	11 (21%)	3 (6%)	1	15
18	AS	77/91 (85%)	57 (74%)	14 (18%)	6 (8%)	1	9
18	CS	78/91 (86%)	48 (62%)	17 (22%)	13 (17%)	0	2
19	AT	83/86 (96%)	69 (83%)	8 (10%)	6 (7%)	1	10
19	CT	83/86 (96%)	61 (74%)	16 (19%)	6 (7%)	1	10
20	AB	216/240 (90%)	145 (67%)	53 (24%)	18 (8%)	1	8
20	CB	216/240 (90%)	150 (69%)	36 (17%)	30 (14%)	0	3
21	AU	49/71 (69%)	22 (45%)	12 (24%)	15 (31%)	0	0
21	CU	49/71 (69%)	28 (57%)	15 (31%)	6 (12%)	0	4
24	BV	92/94 (98%)	62 (67%)	21 (23%)	9 (10%)	0	6
24	DV	92/94 (98%)	59 (64%)	27 (29%)	6 (6%)	1	12

Continued on next page...

Continued from previous page...

Mol	Chain	Analysed	Favoured	Allowed	Outliers	Percentiles	
25	BC	265/273 (97%)	103 (39%)	83 (31%)	79 (30%)	0	0
25	DC	265/273 (97%)	97 (37%)	93 (35%)	75 (28%)	0	0
26	BD	207/209 (99%)	90 (44%)	69 (33%)	48 (23%)	0	1
26	DD	207/209 (99%)	96 (46%)	67 (32%)	44 (21%)	0	1
27	BE	199/201 (99%)	98 (49%)	60 (30%)	41 (21%)	0	1
27	DE	199/201 (99%)	87 (44%)	63 (32%)	49 (25%)	0	0
28	BF	176/178 (99%)	95 (54%)	48 (27%)	33 (19%)	0	1
28	DF	176/178 (99%)	91 (52%)	53 (30%)	32 (18%)	0	1
29	BG	174/176 (99%)	118 (68%)	39 (22%)	17 (10%)	0	6
29	DG	174/176 (99%)	117 (67%)	39 (22%)	18 (10%)	0	6
30	BH	147/149 (99%)	87 (59%)	45 (31%)	15 (10%)	0	6
30	DH	147/149 (99%)	84 (57%)	44 (30%)	19 (13%)	0	3
31	BJ	138/142 (97%)	67 (49%)	42 (30%)	29 (21%)	0	1
31	DJ	138/142 (97%)	70 (51%)	36 (26%)	32 (23%)	0	1
32	BK	119/123 (97%)	71 (60%)	32 (27%)	16 (13%)	0	3
32	DK	119/123 (97%)	72 (60%)	25 (21%)	22 (18%)	0	1
33	BL	142/144 (99%)	60 (42%)	40 (28%)	42 (30%)	0	0
33	DL	142/144 (99%)	66 (46%)	37 (26%)	39 (28%)	0	0
34	BM	134/136 (98%)	69 (52%)	37 (28%)	28 (21%)	0	1
34	DM	134/136 (98%)	79 (59%)	31 (23%)	24 (18%)	0	1
35	BN	125/127 (98%)	73 (58%)	35 (28%)	17 (14%)	0	3
35	DN	125/127 (98%)	82 (66%)	32 (26%)	11 (9%)	1	7
36	BO	115/117 (98%)	64 (56%)	26 (23%)	25 (22%)	0	1
36	DO	115/117 (98%)	63 (55%)	33 (29%)	19 (16%)	0	2
37	BP	112/114 (98%)	39 (35%)	36 (32%)	37 (33%)	0	0
37	DP	112/114 (98%)	42 (38%)	38 (34%)	32 (29%)	0	0
38	BQ	115/117 (98%)	81 (70%)	22 (19%)	12 (10%)	0	6
38	DQ	115/117 (98%)	79 (69%)	22 (19%)	14 (12%)	0	4
39	BR	101/103 (98%)	44 (44%)	31 (31%)	26 (26%)	0	0
39	DR	101/103 (98%)	42 (42%)	31 (31%)	28 (28%)	0	0
40	BS	108/110 (98%)	63 (58%)	27 (25%)	18 (17%)	0	2

Continued on next page...

Continued from previous page...

Mol	Chain	Analysed	Favoured	Allowed	Outliers	Percentiles	
40	DS	108/110 (98%)	67 (62%)	20 (18%)	21 (19%)	0	1
41	BT	97/100 (97%)	42 (43%)	40 (41%)	15 (16%)	0	2
41	DT	97/100 (97%)	42 (43%)	32 (33%)	23 (24%)	0	1
42	BU	100/103 (97%)	33 (33%)	46 (46%)	21 (21%)	0	1
42	DU	100/103 (97%)	46 (46%)	41 (41%)	13 (13%)	0	3
43	BW	82/84 (98%)	29 (35%)	26 (32%)	27 (33%)	0	0
43	DW	82/84 (98%)	31 (38%)	30 (37%)	21 (26%)	0	0
44	BX	61/63 (97%)	28 (46%)	21 (34%)	12 (20%)	0	1
44	DX	61/63 (97%)	38 (62%)	15 (25%)	8 (13%)	0	3
45	BY	56/58 (97%)	29 (52%)	17 (30%)	10 (18%)	0	1
45	DY	56/58 (97%)	35 (62%)	17 (30%)	4 (7%)	1	11
46	BZ	68/70 (97%)	29 (43%)	26 (38%)	13 (19%)	0	1
46	DZ	68/70 (97%)	37 (54%)	22 (32%)	9 (13%)	0	3
47	B0	54/56 (96%)	30 (56%)	15 (28%)	9 (17%)	0	2
47	D0	54/56 (96%)	30 (56%)	15 (28%)	9 (17%)	0	2
48	B1	52/54 (96%)	19 (36%)	23 (44%)	10 (19%)	0	1
48	D1	52/54 (96%)	21 (40%)	22 (42%)	9 (17%)	0	2
49	B2	44/46 (96%)	23 (52%)	14 (32%)	7 (16%)	0	2
49	D2	44/46 (96%)	24 (54%)	12 (27%)	8 (18%)	0	1
50	B3	62/64 (97%)	30 (48%)	25 (40%)	7 (11%)	0	5
50	D3	62/64 (97%)	35 (56%)	17 (27%)	10 (16%)	0	2
51	B4	36/38 (95%)	18 (50%)	9 (25%)	9 (25%)	0	0
51	D4	36/38 (95%)	13 (36%)	11 (31%)	12 (33%)	0	0
52	BI	139/141 (99%)	124 (89%)	11 (8%)	4 (3%)	4	30
52	DI	139/141 (99%)	123 (88%)	11 (8%)	5 (4%)	3	25
All	All	11263/11902 (95%)	6645 (59%)	2936 (26%)	1682 (15%)	0	2

All (1682) Ramachandran outliers are listed below:

Mol	Chain	Res	Type
2	AC	2	GLN
2	AC	91	ALA
2	AC	153	SER

Continued on next page...

Continued from previous page...

Mol	Chain	Res	Type
3	AD	18	LEU
3	AD	31	CYS
3	AD	191	SER
5	AF	92	THR
8	AI	8	THR
8	AI	43	ALA
9	AJ	57	VAL
10	AK	56	LYS
10	AK	126	ARG
11	AL	10	PRO
11	AL	23	LEU
12	AM	6	ILE
12	AM	14	ALA
13	AN	52	ARG
20	AB	19	THR
20	AB	22	TRP
20	AB	163	ILE
20	AB	186	VAL
21	AU	14	ALA
21	AU	22	CYS
25	BC	21	PRO
25	BC	22	GLU
25	BC	28	PRO
25	BC	29	PHE
25	BC	31	PRO
25	BC	32	LEU
25	BC	47	ARG
25	BC	63	ILE
25	BC	64	VAL
25	BC	67	LYS
25	BC	68	ARG
25	BC	97	ASP
25	BC	103	ILE
25	BC	111	ALA
25	BC	114	GLN
25	BC	124	LYS
25	BC	125	PRO
25	BC	135	PRO
25	BC	141	HIS
25	BC	149	LYS
25	BC	156	SER
25	BC	176	ARG

Continued on next page...

Continued from previous page...

Mol	Chain	Res	Type
25	BC	209	ALA
25	BC	226	PRO
25	BC	227	VAL
25	BC	239	PHE
25	BC	246	PRO
25	BC	258	SER
25	BC	266	ILE
26	BD	9	VAL
26	BD	14	ILE
26	BD	18	ASP
26	BD	23	PRO
26	BD	27	ILE
26	BD	30	GLU
26	BD	33	ARG
26	BD	42	ASN
26	BD	59	ARG
26	BD	84	LEU
26	BD	92	VAL
26	BD	102	ALA
26	BD	114	LYS
26	BD	128	ARG
26	BD	130	GLN
26	BD	139	SER
26	BD	141	ARG
26	BD	154	LYS
26	BD	170	VAL
27	BE	4	VAL
27	BE	37	ALA
27	BE	44	ARG
27	BE	46	GLN
27	BE	49	ARG
27	BE	59	PRO
27	BE	84	THR
27	BE	86	ALA
27	BE	117	ARG
27	BE	129	PRO
27	BE	147	LEU
27	BE	148	ILE
27	BE	165	HIS
27	BE	196	VAL
28	BF	66	ILE
28	BF	73	VAL

Continued on next page...

Continued from previous page...

Mol	Chain	Res	Type
28	BF	76	PHE
28	BF	131	VAL
28	BF	139	GLU
28	BF	149	ARG
28	BF	173	ASP
29	BG	6	ALA
29	BG	19	ASN
29	BG	91	VAL
30	BH	29	PHE
30	BH	38	PRO
30	BH	41	LYS
31	BJ	43	GLU
31	BJ	44	TYR
31	BJ	64	VAL
31	BJ	74	TYR
31	BJ	100	VAL
31	BJ	101	ILE
31	BJ	119	PHE
32	BK	35	VAL
32	BK	46	ALA
32	BK	53	LYS
32	BK	71	ARG
32	BK	72	PRO
32	BK	85	VAL
32	BK	89	ASN
32	BK	110	GLU
32	BK	120	PRO
33	BL	40	SER
33	BL	56	PRO
33	BL	62	PRO
33	BL	68	SER
33	BL	73	ILE
33	BL	85	VAL
33	BL	90	VAL
33	BL	117	THR
33	BL	118	THR
33	BL	119	PRO
33	BL	120	VAL
33	BL	126	ARG
33	BL	127	VAL
33	BL	141	LYS
34	BM	4	PRO

Continued on next page...

Continued from previous page...

Mol	Chain	Res	Type
34	BM	14	LYS
34	BM	69	PRO
34	BM	77	PRO
34	BM	80	VAL
34	BM	98	PRO
34	BM	109	PRO
35	BN	37	THR
35	BN	89	SER
35	BN	94	TYR
35	BN	107	ASN
35	BN	113	ILE
35	BN	116	VAL
36	BO	37	ALA
36	BO	42	PRO
36	BO	54	VAL
37	BP	17	PRO
37	BP	23	ASP
37	BP	24	THR
37	BP	52	ARG
37	BP	55	HIS
37	BP	60	VAL
37	BP	72	VAL
37	BP	76	HIS
37	BP	85	VAL
37	BP	90	ALA
37	BP	94	ALA
38	BQ	34	ALA
38	BQ	91	ARG
39	BR	11	GLN
39	BR	15	SER
39	BR	17	GLY
39	BR	24	LYS
39	BR	47	VAL
39	BR	59	ILE
39	BR	74	ILE
39	BR	95	ASP
39	BR	101	ILE
40	BS	3	THR
40	BS	6	LYS
40	BS	67	ASP
40	BS	96	ILE
40	BS	103	ILE

Continued on next page...

Continued from previous page...

Mol	Chain	Res	Type
41	BT	5	GLU
41	BT	34	VAL
42	BU	24	VAL
42	BU	54	PRO
42	BU	63	ALA
42	BU	71	ILE
42	BU	92	VAL
43	BW	11	ASN
43	BW	16	GLU
43	BW	18	LYS
43	BW	32	ALA
43	BW	44	PHE
43	BW	66	VAL
43	BW	75	ASN
43	BW	81	ILE
44	BX	7	ARG
44	BX	9	LYS
44	BX	33	ALA
45	BY	9	THR
45	BY	51	SER
46	BZ	7	PRO
46	BZ	8	LYS
46	BZ	40	CYS
46	BZ	58	ASP
46	BZ	60	PHE
47	B0	10	SER
47	B0	29	VAL
47	B0	35	GLU
48	B1	46	VAL
49	B2	4	THR
49	B2	44	VAL
50	B3	15	LYS
50	B3	23	HIS
50	B3	31	ILE
50	B3	57	VAL
50	B3	60	CYS
51	B4	5	ALA
51	B4	22	VAL
51	B4	24	ARG
51	B4	29	ALA
52	BI	18	ASN
2	CC	54	ILE

Continued on next page...

Continued from previous page...

Mol	Chain	Res	Type
3	CD	22	SER
3	CD	24	VAL
3	CD	121	ALA
4	CE	23	THR
5	CF	98	GLU
6	CG	16	LYS
6	CG	62	GLU
7	CH	66	GLN
7	CH	82	LEU
9	CJ	34	ALA
9	CJ	57	VAL
9	CJ	61	ALA
9	CJ	67	ILE
11	CL	10	PRO
11	CL	32	VAL
11	CL	33	CYS
11	CL	43	LYS
11	CL	88	ASP
11	CL	101	LEU
11	CL	111	GLN
11	CL	117	GLY
11	CL	121	PRO
12	CM	105	ALA
13	CN	29	ILE
13	CN	50	LEU
14	CO	3	SER
14	CO	73	ASP
15	CP	28	ARG
16	CQ	56	ASP
18	CS	62	THR
19	CT	3	ILE
19	CT	4	LYS
20	CB	22	TRP
20	CB	72	LYS
20	CB	73	ARG
20	CB	124	THR
20	CB	206	ILE
20	CB	208	ALA
21	CU	37	TYR
25	DC	21	PRO
25	DC	22	GLU
25	DC	28	PRO

Continued on next page...

Continued from previous page...

Mol	Chain	Res	Type
25	DC	29	PHE
25	DC	31	PRO
25	DC	47	ARG
25	DC	49	THR
25	DC	63	ILE
25	DC	64	VAL
25	DC	67	LYS
25	DC	97	ASP
25	DC	106	PRO
25	DC	113	ASP
25	DC	124	LYS
25	DC	125	PRO
25	DC	135	PRO
25	DC	149	LYS
25	DC	157	ALA
25	DC	163	ILE
25	DC	176	ARG
25	DC	194	VAL
25	DC	226	PRO
25	DC	227	VAL
25	DC	246	PRO
25	DC	266	ILE
26	DD	2	ILE
26	DD	9	VAL
26	DD	34	VAL
26	DD	39	ASP
26	DD	43	ASP
26	DD	73	VAL
26	DD	82	PHE
26	DD	84	LEU
26	DD	85	ALA
26	DD	89	GLU
26	DD	129	THR
26	DD	145	SER
26	DD	152	PRO
26	DD	155	VAL
26	DD	157	LYS
26	DD	160	LYS
26	DD	168	GLU
26	DD	193	VAL
26	DD	197	THR
26	DD	205	PRO

Continued on next page...

Continued from previous page...

Mol	Chain	Res	Type
27	DE	17	THR
27	DE	35	TYR
27	DE	59	PRO
27	DE	86	ALA
27	DE	90	GLN
27	DE	147	LEU
28	DF	20	ASN
28	DF	46	LYS
28	DF	66	ILE
28	DF	73	VAL
28	DF	83	PRO
28	DF	104	THR
28	DF	132	ARG
28	DF	172	PHE
28	DF	173	ASP
28	DF	174	PHE
28	DF	176	PHE
29	DG	4	ALA
29	DG	8	VAL
29	DG	101	VAL
29	DG	175	LYS
30	DH	11	ASN
30	DH	38	PRO
30	DH	91	PHE
31	DJ	4	PHE
31	DJ	8	PRO
31	DJ	11	VAL
31	DJ	44	TYR
31	DJ	64	VAL
31	DJ	124	VAL
31	DJ	129	GLU
31	DJ	131	ASN
32	DK	17	ARG
32	DK	29	HIS
32	DK	71	ARG
32	DK	72	PRO
32	DK	120	PRO
33	DL	7	SER
33	DL	8	PRO
33	DL	9	ALA
33	DL	14	LYS
33	DL	15	ALA

Continued on next page...

Continued from previous page...

Mol	Chain	Res	Type
33	DL	17	LYS
33	DL	40	SER
33	DL	54	GLN
33	DL	72	ALA
33	DL	77	ILE
33	DL	82	LEU
33	DL	92	LEU
33	DL	103	ILE
33	DL	111	ILE
33	DL	119	PRO
33	DL	121	THR
33	DL	126	ARG
33	DL	138	ALA
34	DM	16	ARG
34	DM	65	ILE
34	DM	72	PRO
34	DM	80	VAL
34	DM	84	LYS
34	DM	86	LYS
34	DM	101	VAL
34	DM	106	ASP
34	DM	109	PRO
35	DN	5	LYS
35	DN	58	ASP
35	DN	91	ALA
36	DO	27	VAL
36	DO	54	VAL
36	DO	90	VAL
37	DP	23	ASP
37	DP	24	THR
37	DP	39	LEU
37	DP	55	HIS
37	DP	60	VAL
37	DP	72	VAL
37	DP	75	THR
37	DP	76	HIS
37	DP	77	SER
37	DP	90	ALA
37	DP	110	LYS
37	DP	111	GLU
38	DQ	30	VAL
38	DQ	73	ILE

Continued on next page...

Continued from previous page...

Mol	Chain	Res	Type
38	DQ	89	ILE
38	DQ	93	ILE
39	DR	5	PHE
39	DR	22	LEU
39	DR	27	ILE
39	DR	33	VAL
39	DR	64	VAL
39	DR	73	LYS
39	DR	75	VAL
39	DR	82	HIS
39	DR	83	TYR
39	DR	89	HIS
39	DR	93	PHE
39	DR	97	LYS
40	DS	4	ILE
40	DS	12	SER
40	DS	41	LYS
40	DS	103	ILE
41	DT	57	VAL
41	DT	62	VAL
41	DT	95	PHE
42	DU	63	ALA
42	DU	66	VAL
42	DU	75	ALA
42	DU	99	SER
43	DW	5	ALA
43	DW	10	ARG
43	DW	17	ALA
43	DW	30	VAL
43	DW	34	SER
43	DW	44	PHE
43	DW	45	HIS
43	DW	57	THR
43	DW	66	VAL
45	DY	37	ARG
46	DZ	3	LYS
46	DZ	10	GLU
46	DZ	21	VAL
46	DZ	28	VAL
47	D0	31	LYS
47	D0	35	GLU
47	D0	45	ASP

Continued on next page...

Continued from previous page...

Mol	Chain	Res	Type
48	D1	12	SER
48	D1	23	THR
48	D1	46	VAL
49	D2	18	PHE
49	D2	44	VAL
51	D4	3	VAL
51	D4	19	ARG
51	D4	24	ARG
51	D4	26	ILE
52	DI	18	ASN
2	AC	19	SER
2	AC	25	THR
2	AC	54	ILE
2	AC	81	GLU
2	AC	100	ILE
2	AC	180	ASP
3	AD	25	ARG
3	AD	107	GLY
3	AD	152	SER
3	AD	172	VAL
3	AD	192	ALA
4	AE	20	VAL
4	AE	128	GLY
5	AF	62	MET
5	AF	64	VAL
5	AF	65	GLU
6	AG	84	TYR
6	AG	129	ASN
8	AI	57	VAL
8	AI	71	ILE
8	AI	108	ARG
9	AJ	75	ASP
9	AJ	92	LEU
10	AK	50	GLY
10	AK	53	GLY
10	AK	125	LYS
11	AL	19	ASN
11	AL	72	ASN
11	AL	84	GLY
12	AM	3	ILE
12	AM	66	GLY
12	AM	104	ASN

Continued on next page...

Continued from previous page...

Mol	Chain	Res	Type
13	AN	51	PRO
13	AN	61	ASN
14	AO	73	ASP
15	AP	79	ASN
16	AQ	6	THR
16	AQ	34	GLY
17	AR	32	ILE
18	AS	5	LYS
19	AT	85	LEU
20	AB	18	GLN
21	AU	32	ARG
21	AU	34	ARG
24	BV	45	ASP
24	BV	64	VAL
24	BV	71	LYS
25	BC	53	ILE
25	BC	72	GLY
25	BC	90	ILE
25	BC	98	GLY
25	BC	107	LYS
25	BC	140	VAL
25	BC	143	VAL
25	BC	157	ALA
25	BC	163	ILE
25	BC	194	VAL
25	BC	196	ASN
25	BC	208	GLY
25	BC	255	LYS
26	BD	2	ILE
26	BD	34	VAL
26	BD	104	VAL
26	BD	129	THR
26	BD	155	VAL
26	BD	162	ALA
26	BD	180	VAL
26	BD	206	ALA
26	BD	207	VAL
27	BE	23	PHE
27	BE	52	VAL
27	BE	61	ARG
27	BE	62	GLN
27	BE	82	GLY

Continued on next page...

Continued from previous page...

Mol	Chain	Res	Type
27	BE	90	GLN
27	BE	104	ALA
27	BE	120	VAL
27	BE	128	ALA
27	BE	171	ASP
27	BE	186	VAL
28	BF	3	LEU
28	BF	7	TYR
28	BF	19	PHE
28	BF	31	GLU
28	BF	46	LYS
28	BF	57	ALA
28	BF	67	THR
28	BF	75	GLY
28	BF	122	ASP
28	BF	136	ILE
28	BF	148	VAL
28	BF	150	GLY
28	BF	153	ILE
28	BF	162	ASP
28	BF	176	PHE
29	BG	25	ILE
29	BG	151	ARG
29	BG	159	LYS
29	BG	166	GLU
30	BH	8	LYS
31	BJ	4	PHE
31	BJ	6	ALA
31	BJ	50	THR
31	BJ	73	VAL
31	BJ	81	ILE
31	BJ	83	GLY
31	BJ	130	HIS
31	BJ	137	PRO
32	BK	25	LEU
32	BK	73	ASP
33	BL	29	LYS
33	BL	34	GLY
33	BL	48	ARG
33	BL	57	LEU
33	BL	77	ILE
33	BL	95	LEU

Continued on next page...

Continued from previous page...

Mol	Chain	Res	Type
33	BL	128	THR
33	BL	140	GLY
34	BM	11	LYS
34	BM	36	VAL
34	BM	58	LYS
34	BM	86	LYS
34	BM	104	GLU
35	BN	5	LYS
35	BN	8	ARG
35	BN	11	ASN
35	BN	90	ARG
35	BN	112	TYR
36	BO	9	ARG
36	BO	21	LEU
36	BO	28	VAL
36	BO	32	PRO
36	BO	47	VAL
36	BO	49	VAL
36	BO	63	LYS
36	BO	95	SER
36	BO	115	LEU
37	BP	49	ILE
37	BP	78	PRO
37	BP	82	SER
37	BP	83	ILE
37	BP	91	VAL
37	BP	97	TYR
37	BP	102	ARG
37	BP	112	ARG
39	BR	25	LEU
39	BR	87	GLN
39	BR	97	LYS
39	BR	100	GLY
40	BS	5	ALA
40	BS	8	ARG
40	BS	29	VAL
41	BT	14	PRO
41	BT	30	ILE
41	BT	32	LEU
41	BT	63	VAL
41	BT	65	GLY
41	BT	81	LYS

Continued on next page...

Continued from previous page...

Mol	Chain	Res	Type
41	BT	85	VAL
42	BU	21	ARG
42	BU	22	GLY
42	BU	64	ILE
42	BU	77	GLY
43	BW	2	HIS
43	BW	23	LYS
43	BW	37	VAL
43	BW	42	THR
43	BW	47	GLY
43	BW	49	ASN
43	BW	50	VAL
43	BW	52	CYS
43	BW	63	ASP
43	BW	65	LYS
43	BW	67	LYS
43	BW	68	PHE
43	BW	72	GLY
44	BX	16	THR
44	BX	30	MET
44	BX	40	SER
44	BX	46	VAL
46	BZ	4	ASP
46	BZ	9	TYR
46	BZ	26	SER
46	BZ	30	HIS
46	BZ	32	LEU
46	BZ	39	LYS
47	B0	39	ARG
47	B0	51	ARG
48	B1	5	ARG
48	B1	35	LEU
49	B2	43	THR
50	B3	16	THR
51	B4	3	VAL
51	B4	17	VAL
2	CC	25	THR
2	CC	63	ILE
2	CC	95	GLY
2	CC	128	MET
2	CC	145	ALA
2	CC	153	SER

Continued on next page...

Continued from previous page...

Mol	Chain	Res	Type
3	CD	47	LEU
3	CD	49	ASP
3	CD	120	LYS
3	CD	169	TRP
3	CD	191	SER
4	CE	15	ILE
4	CE	20	VAL
5	CF	95	ALA
6	CG	97	ALA
6	CG	130	LYS
7	CH	69	ALA
7	CH	122	GLY
8	CI	34	LEU
8	CI	55	ASP
9	CJ	33	GLY
9	CJ	37	ARG
9	CJ	60	ASP
9	CJ	68	ARG
9	CJ	74	VAL
9	CJ	94	ALA
10	CK	14	GLN
10	CK	17	ASP
10	CK	52	ARG
10	CK	53	GLY
10	CK	108	ASN
11	CL	13	ARG
11	CL	24	GLU
11	CL	73	LEU
11	CL	97	VAL
11	CL	104	SER
12	CM	3	ILE
12	CM	21	ILE
12	CM	23	GLY
12	CM	62	PHE
12	CM	65	GLU
13	CN	51	PRO
13	CN	70	HIS
15	CP	46	LYS
15	CP	47	GLU
15	CP	79	ASN
16	CQ	69	THR
17	CR	21	ASP

Continued on next page...

Continued from previous page...

Mol	Chain	Res	Type
18	CS	8	PRO
18	CS	22	VAL
18	CS	27	LYS
20	CB	18	GLN
20	CB	44	LYS
20	CB	97	GLY
20	CB	153	MET
20	CB	188	THR
21	CU	22	CYS
21	CU	23	GLU
24	DV	14	LYS
24	DV	45	ASP
24	DV	70	ILE
25	DC	12	ARG
25	DC	39	SER
25	DC	53	ILE
25	DC	58	LYS
25	DC	65	ASP
25	DC	72	GLY
25	DC	88	ALA
25	DC	90	ILE
25	DC	93	VAL
25	DC	103	ILE
25	DC	115	ILE
25	DC	156	SER
25	DC	172	THR
25	DC	208	GLY
25	DC	210	ALA
25	DC	252	LYS
25	DC	257	ARG
25	DC	259	ASN
26	DD	45	TYR
26	DD	69	ALA
26	DD	77	ARG
26	DD	140	HIS
26	DD	141	ARG
26	DD	147	GLY
27	DE	5	LEU
27	DE	13	THR
27	DE	41	GLN
27	DE	42	GLY
27	DE	43	THR

Continued on next page...

Continued from previous page...

Mol	Chain	Res	Type
27	DE	56	GLY
27	DE	66	GLY
27	DE	67	ARG
27	DE	72	SER
27	DE	84	THR
27	DE	85	PHE
27	DE	135	ALA
27	DE	148	ILE
27	DE	156	ASN
27	DE	162	ARG
27	DE	192	ALA
28	DF	10	GLU
28	DF	22	ASN
28	DF	101	ARG
28	DF	122	ASP
28	DF	166	ARG
29	DG	2	ARG
29	DG	5	LYS
29	DG	59	ASP
29	DG	168	VAL
29	DG	174	LYS
30	DH	25	TYR
30	DH	29	PHE
30	DH	30	LEU
30	DH	121	VAL
31	DJ	43	GLU
31	DJ	65	THR
31	DJ	77	HIS
31	DJ	78	THR
31	DJ	81	ILE
31	DJ	128	ASN
31	DJ	135	GLN
32	DK	3	GLN
32	DK	52	VAL
32	DK	84	CYS
32	DK	85	VAL
32	DK	86	LEU
32	DK	97	THR
32	DK	110	GLU
33	DL	16	GLY
33	DL	27	LEU
33	DL	34	GLY

Continued on next page...

Continued from previous page...

Mol	Chain	Res	Type
33	DL	38	GLN
33	DL	51	GLU
33	DL	78	ARG
33	DL	108	ALA
33	DL	116	VAL
33	DL	127	VAL
33	DL	142	ILE
34	DM	55	ARG
34	DM	89	VAL
34	DM	102	LEU
34	DM	132	THR
35	DN	7	GLY
36	DO	22	GLY
36	DO	84	GLU
36	DO	87	ILE
37	DP	19	PHE
37	DP	26	GLU
37	DP	41	ALA
37	DP	49	ILE
37	DP	68	GLY
37	DP	82	SER
37	DP	97	TYR
37	DP	105	LYS
38	DQ	6	GLY
38	DQ	21	LYS
38	DQ	31	TYR
38	DQ	87	VAL
38	DQ	88	GLU
39	DR	3	ALA
39	DR	4	VAL
39	DR	10	LYS
39	DR	11	GLN
39	DR	87	GLN
39	DR	98	ILE
40	DS	2	GLU
40	DS	9	HIS
40	DS	26	GLY
40	DS	44	ALA
40	DS	64	ALA
40	DS	69	LEU
40	DS	108	SER
41	DT	63	VAL

Continued on next page...

Continued from previous page...

Mol	Chain	Res	Type
41	DT	71	GLY
41	DT	78	SER
41	DT	85	VAL
42	DU	24	VAL
42	DU	58	VAL
42	DU	64	ILE
43	DW	4	LYS
43	DW	58	LEU
43	DW	62	ALA
43	DW	63	ASP
43	DW	75	ASN
43	DW	77	LYS
43	DW	80	SER
44	DX	33	ALA
44	DX	61	ALA
46	DZ	31	ASP
46	DZ	40	CYS
47	D0	20	ALA
47	D0	36	LYS
48	D1	4	ILE
48	D1	16	THR
48	D1	30	PRO
48	D1	38	PHE
48	D1	47	ILE
49	D2	5	PHE
49	D2	7	PRO
49	D2	17	GLY
50	D3	29	ARG
51	D4	10	LEU
51	D4	27	CYS
51	D4	31	PRO
2	AC	59	PRO
2	AC	78	LYS
2	AC	136	ALA
3	AD	27	ILE
3	AD	28	ASP
3	AD	43	ARG
3	AD	151	GLN
3	AD	177	MET
4	AE	43	GLY
5	AF	94	HIS
6	AG	89	GLU

Continued on next page...

Continued from previous page...

Mol	Chain	Res	Type
8	AI	44	ARG
8	AI	55	ASP
8	AI	127	SER
9	AJ	62	ARG
9	AJ	93	ALA
10	AK	70	ALA
10	AK	77	GLY
10	AK	91	GLY
11	AL	13	ARG
11	AL	60	PHE
11	AL	122	LYS
12	AM	7	ASN
12	AM	22	TYR
12	AM	65	GLU
12	AM	98	GLY
13	AN	21	ALA
13	AN	74	ARG
13	AN	80	ARG
16	AQ	5	ARG
17	AR	21	ASP
17	AR	71	ASP
19	AT	59	ARG
20	AB	20	ARG
20	AB	76	SER
21	AU	6	ARG
21	AU	24	LYS
21	AU	25	ALA
21	AU	40	PRO
24	BV	54	ALA
25	BC	4	LYS
25	BC	51	ARG
25	BC	56	GLY
25	BC	58	LYS
25	BC	59	GLN
25	BC	65	ASP
25	BC	91	ALA
25	BC	93	VAL
25	BC	142	ASN
25	BC	151	GLY
25	BC	164	VAL
25	BC	165	ALA
25	BC	173	LEU

Continued on next page...

Continued from previous page...

Mol	Chain	Res	Type
25	BC	214	GLY
26	BD	69	ALA
26	BD	99	GLU
26	BD	140	HIS
26	BD	156	PHE
26	BD	169	ARG
26	BD	174	SER
26	BD	185	ASN
26	BD	190	LYS
26	BD	193	VAL
26	BD	205	PRO
27	BE	54	GLY
27	BE	68	ALA
27	BE	69	ARG
27	BE	93	SER
27	BE	127	GLU
27	BE	191	ASP
28	BF	10	GLU
28	BF	14	LYS
28	BF	81	GLY
28	BF	83	PRO
28	BF	87	LYS
28	BF	114	ARG
29	BG	45	ALA
29	BG	127	GLN
30	BH	20	ASN
30	BH	37	VAL
30	BH	44	ILE
30	BH	127	GLU
31	BJ	46	PRO
31	BJ	121	LYS
31	BJ	127	GLY
31	BJ	138	GLN
32	BK	3	GLN
32	BK	121	GLU
33	BL	27	LEU
33	BL	64	PHE
33	BL	82	LEU
33	BL	84	LYS
33	BL	91	ASP
33	BL	94	THR
33	BL	143	GLU

Continued on next page...

Continued from previous page...

Mol	Chain	Res	Type
34	BM	12	MET
34	BM	72	PRO
34	BM	81	ARG
34	BM	97	GLN
34	BM	105	MET
34	BM	131	VAL
35	BN	104	ALA
35	BN	115	LEU
36	BO	7	ARG
36	BO	38	GLN
36	BO	57	ALA
36	BO	68	LYS
37	BP	12	MET
37	BP	25	VAL
37	BP	39	LEU
37	BP	56	SER
37	BP	81	ASP
37	BP	105	LYS
38	BQ	23	TYR
38	BQ	26	ALA
38	BQ	73	ILE
38	BQ	88	GLU
38	BQ	92	LYS
39	BR	7	SER
39	BR	10	LYS
39	BR	29	THR
39	BR	37	GLU
39	BR	41	ILE
39	BR	72	VAL
39	BR	73	LYS
39	BR	98	ILE
40	BS	11	ARG
40	BS	12	SER
40	BS	104	THR
41	BT	13	ALA
41	BT	15	HIS
41	BT	74	ILE
41	BT	96	VAL
42	BU	14	THR
42	BU	35	VAL
42	BU	39	ASN
42	BU	59	GLU

Continued on next page...

Continued from previous page...

Mol	Chain	Res	Type
42	BU	60	LYS
42	BU	72	PHE
43	BW	5	ALA
43	BW	77	LYS
44	BX	4	LYS
44	BX	28	LEU
45	BY	2	LYS
45	BY	10	ARG
45	BY	12	ALA
45	BY	14	GLY
45	BY	16	LEU
45	BY	57	GLU
48	B1	16	THR
48	B1	43	ARG
48	B1	47	ILE
50	B3	26	ALA
52	BI	23	VAL
2	CC	3	LYS
2	CC	65	VAL
2	CC	167	TYR
2	CC	180	ASP
3	CD	14	GLU
3	CD	34	GLU
5	CF	5	GLU
5	CF	89	VAL
6	CG	3	ARG
6	CG	78	ARG
6	CG	99	ALA
6	CG	112	ASP
6	CG	113	LYS
8	CI	121	ARG
9	CJ	75	ASP
9	CJ	77	VAL
9	CJ	93	ALA
10	CK	88	PRO
11	CL	98	ARG
12	CM	7	ASN
13	CN	31	SER
13	CN	52	ARG
13	CN	69	PRO
13	CN	73	LEU
14	CO	19	ASN

Continued on next page...

Continued from previous page...

Mol	Chain	Res	Type
15	CP	27	ALA
15	CP	44	SER
16	CQ	28	VAL
16	CQ	47	ASP
17	CR	20	ILE
18	CS	33	TRP
18	CS	63	ASP
19	CT	68	LYS
20	CB	14	HIS
20	CB	15	PHE
20	CB	19	THR
20	CB	20	ARG
20	CB	43	GLU
20	CB	86	CYS
20	CB	94	ARG
20	CB	95	TRP
20	CB	114	LYS
20	CB	204	ASP
21	CU	17	ARG
25	DC	4	LYS
25	DC	109	LEU
25	DC	112	GLY
25	DC	121	ALA
25	DC	152	GLN
25	DC	165	ALA
25	DC	175	LEU
25	DC	209	ALA
25	DC	224	MET
25	DC	239	PHE
25	DC	243	PRO
26	DD	25	THR
26	DD	29	VAL
26	DD	47	ALA
26	DD	174	SER
26	DD	182	ALA
26	DD	187	LEU
27	DE	26	ALA
27	DE	36	ALA
27	DE	48	THR
27	DE	65	THR
27	DE	110	SER
27	DE	139	LYS

Continued on next page...

Continued from previous page...

Mol	Chain	Res	Type
27	DE	154	ASP
27	DE	157	LEU
27	DE	168	ASP
27	DE	188	MET
27	DE	195	GLN
28	DF	43	ILE
28	DF	49	LEU
28	DF	108	PRO
28	DF	109	ARG
28	DF	114	ARG
28	DF	151	LEU
29	DG	6	ALA
29	DG	34	ARG
29	DG	45	ALA
29	DG	58	ALA
30	DH	32	PRO
30	DH	37	VAL
30	DH	66	ASN
30	DH	82	SER
31	DJ	46	PRO
31	DJ	53	TYR
31	DJ	58	ASN
31	DJ	60	ASP
31	DJ	125	TYR
31	DJ	127	GLY
32	DK	54	LYS
32	DK	83	ALA
32	DK	89	ASN
33	DL	5	THR
33	DL	13	LYS
33	DL	55	MET
33	DL	57	LEU
33	DL	107	PHE
34	DM	12	MET
34	DM	85	GLY
34	DM	104	GLU
36	DO	18	LEU
36	DO	23	ALA
36	DO	34	HIS
36	DO	52	SER
36	DO	63	LYS
36	DO	100	HIS

Continued on next page...

Continued from previous page...

Mol	Chain	Res	Type
37	DP	17	PRO
37	DP	91	VAL
37	DP	112	ARG
38	DQ	86	SER
39	DR	29	THR
39	DR	40	MET
40	DS	8	ARG
40	DS	92	ARG
41	DT	15	HIS
41	DT	16	VAL
41	DT	32	LEU
41	DT	36	LYS
41	DT	37	ASP
41	DT	39	THR
41	DT	52	GLU
41	DT	60	THR
42	DU	30	SER
42	DU	93	ARG
43	DW	23	LYS
44	DX	8	GLU
44	DX	28	LEU
44	DX	31	GLN
45	DY	5	LYS
45	DY	12	ALA
46	DZ	2	LYS
46	DZ	35	ASP
47	D0	17	SER
47	D0	51	ARG
50	D3	10	ALA
50	D3	30	HIS
50	D3	47	ALA
51	D4	8	LYS
51	D4	28	SER
52	DI	23	VAL
2	AC	65	VAL
2	AC	186	SER
3	AD	29	THR
4	AE	25	LYS
4	AE	34	ALA
5	AF	54	LEU
6	AG	18	GLY
6	AG	57	GLU

Continued on next page...

Continued from previous page...

Mol	Chain	Res	Type
6	AG	75	LYS
6	AG	86	VAL
7	AH	46	GLU
8	AI	67	LYS
9	AJ	56	HIS
9	AJ	61	ALA
9	AJ	74	VAL
10	AK	57	SER
10	AK	108	ASN
11	AL	14	LYS
11	AL	15	VAL
11	AL	47	ALA
11	AL	56	LEU
11	AL	67	GLY
11	AL	120	ARG
13	AN	31	SER
13	AN	94	GLY
15	AP	42	ILE
17	AR	22	TYR
17	AR	47	ARG
18	AS	27	LYS
18	AS	36	ARG
18	AS	65	MET
20	AB	11	ALA
20	AB	41	ASN
20	AB	88	GLN
20	AB	200	PRO
21	AU	26	GLY
21	AU	33	ARG
21	AU	36	PHE
21	AU	37	TYR
21	AU	41	THR
25	BC	61	TYR
25	BC	66	PHE
25	BC	224	MET
25	BC	230	PRO
25	BC	231	HIS
25	BC	251	THR
25	BC	265	PHE
26	BD	73	VAL
26	BD	125	TRP
26	BD	201	LEU

Continued on next page...

Continued from previous page...

Mol	Chain	Res	Type
27	BE	39	ALA
27	BE	53	THR
27	BE	112	LEU
27	BE	123	LYS
27	BE	153	LEU
28	BF	175	PRO
29	BG	11	PRO
29	BG	155	PRO
30	BH	12	LEU
30	BH	42	LYS
30	BH	118	PRO
31	BJ	11	VAL
31	BJ	85	LYS
33	BL	23	ILE
33	BL	30	THR
33	BL	33	ARG
33	BL	35	HIS
34	BM	3	GLN
34	BM	21	ALA
34	BM	59	ARG
34	BM	70	ASP
34	BM	71	LYS
34	BM	120	ALA
34	BM	127	LYS
35	BN	20	MET
36	BO	19	GLN
36	BO	55	GLU
36	BO	80	GLU
37	BP	26	GLU
37	BP	79	VAL
37	BP	96	LEU
37	BP	98	TYR
38	BQ	21	LYS
38	BQ	24	TYR
39	BR	21	ARG
39	BR	55	ASP
40	BS	13	SER
40	BS	28	LYS
40	BS	34	ASP
40	BS	71	VAL
40	BS	80	PRO
41	BT	61	LEU

Continued on next page...

Continued from previous page...

Mol	Chain	Res	Type
41	BT	66	LYS
42	BU	7	ASP
42	BU	18	LYS
43	BW	6	GLY
43	BW	38	ARG
44	BX	24	GLU
44	BX	43	LEU
46	BZ	42	PRO
47	B0	53	VAL
48	B1	21	THR
49	B2	36	ALA
51	B4	7	VAL
51	B4	20	ASP
52	BI	49	GLU
2	CC	50	SER
2	CC	59	PRO
2	CC	110	LEU
3	CD	166	LYS
3	CD	203	TYR
4	CE	78	GLY
4	CE	87	VAL
4	CE	107	GLY
4	CE	146	MET
6	CG	129	ASN
7	CH	30	LYS
7	CH	94	VAL
8	CI	24	ASN
8	CI	57	VAL
8	CI	58	GLU
8	CI	90	ASP
9	CJ	56	HIS
9	CJ	58	ASN
10	CK	49	SER
10	CK	71	ASP
11	CL	23	LEU
12	CM	14	ALA
12	CM	22	TYR
12	CM	97	ARG
12	CM	102	LYS
12	CM	104	ASN
13	CN	18	LYS
13	CN	21	ALA

Continued on next page...

Continued from previous page...

Mol	Chain	Res	Type
17	CR	63	TYR
18	CS	5	LYS
19	CT	67	HIS
20	CB	96	LEU
20	CB	128	LEU
20	CB	167	HIS
20	CB	193	ASP
24	DV	16	ALA
24	DV	71	LYS
25	DC	25	LYS
25	DC	32	LEU
25	DC	33	LEU
25	DC	56	GLY
25	DC	60	ALA
25	DC	68	ARG
25	DC	85	ASN
25	DC	161	VAL
25	DC	184	GLU
25	DC	199	HIS
25	DC	225	ASN
25	DC	235	GLU
25	DC	258	SER
25	DC	260	LYS
25	DC	265	PHE
26	DD	3	GLY
26	DD	32	ASN
26	DD	52	THR
26	DD	126	ASN
26	DD	173	GLN
27	DE	18	THR
27	DE	30	GLN
27	DE	45	ALA
27	DE	50	ALA
27	DE	160	ALA
28	DF	138	PRO
29	DG	11	PRO
29	DG	107	GLY
30	DH	86	ASP
30	DH	87	GLU
30	DH	92	GLY
31	DJ	50	THR
31	DJ	67	ASN

Continued on next page...

Continued from previous page...

Mol	Chain	Res	Type
31	DJ	75	TYR
31	DJ	85	LYS
31	DJ	123	LYS
31	DJ	137	PRO
32	DK	113	MET
32	DK	121	GLU
33	DL	109	LYS
35	DN	100	CYS
35	DN	113	ILE
36	DO	2	ASP
36	DO	28	VAL
36	DO	38	GLN
36	DO	42	PRO
37	DP	79	VAL
37	DP	96	LEU
38	DQ	85	ALA
38	DQ	101	ASP
39	DR	81	LYS
39	DR	88	GLY
40	DS	46	LEU
40	DS	80	PRO
40	DS	87	PRO
40	DS	99	ARG
41	DT	79	ASP
41	DT	80	TRP
41	DT	86	THR
42	DU	9	GLU
42	DU	25	LYS
42	DU	48	VAL
43	DW	55	ASP
46	DZ	19	GLY
47	D0	39	ARG
48	D1	50	GLU
49	D2	25	LYS
50	D3	32	LEU
50	D3	33	THR
50	D3	37	THR
52	DI	6	ALA
2	AC	14	VAL
2	AC	145	ALA
2	AC	167	TYR
4	AE	146	MET

Continued on next page...

Continued from previous page...

Mol	Chain	Res	Type
8	AI	122	ARG
9	AJ	36	VAL
10	AK	127	ARG
11	AL	42	LYS
11	AL	121	PRO
12	AM	105	ALA
14	AO	17	ASP
16	AQ	69	THR
17	AR	20	ILE
18	AS	8	PRO
19	AT	5	SER
19	AT	46	ALA
20	AB	24	PRO
20	AB	27	LYS
20	AB	87	ASP
20	AB	94	ARG
24	BV	55	GLU
25	BC	50	THR
25	BC	85	ASN
25	BC	115	ILE
25	BC	218	THR
25	BC	225	ASN
25	BC	236	GLY
26	BD	52	THR
26	BD	95	SER
26	BD	101	PHE
26	BD	189	VAL
28	BF	34	THR
28	BF	36	ASN
28	BF	88	VAL
29	BG	42	VAL
31	BJ	72	LYS
31	BJ	97	PRO
31	BJ	132	HIS
33	BL	83	ALA
33	BL	92	LEU
33	BL	104	GLN
33	BL	113	ALA
33	BL	136	GLU
35	BN	56	LYS
35	BN	102	PHE
36	BO	52	SER

Continued on next page...

Continued from previous page...

Mol	Chain	Res	Type
36	BO	90	VAL
37	BP	3	ILE
37	BP	19	PHE
37	BP	59	THR
37	BP	92	ARG
37	BP	110	LYS
38	BQ	93	ILE
39	BR	77	PHE
40	BS	69	LEU
40	BS	99	ARG
42	BU	56	GLY
42	BU	84	PHE
44	BX	35	GLY
45	BY	17	PRO
45	BY	53	MET
46	BZ	66	ILE
47	B0	5	ASN
49	B2	8	SER
52	BI	14	ALA
2	CC	53	ARG
3	CD	25	ARG
3	CD	119	HIS
5	CF	35	LYS
5	CF	38	ARG
5	CF	41	ASP
5	CF	85	ILE
5	CF	92	THR
6	CG	55	LYS
6	CG	66	GLU
9	CJ	36	VAL
12	CM	49	GLU
12	CM	100	ARG
13	CN	43	ALA
13	CN	61	ASN
13	CN	74	ARG
15	CP	55	ASP
18	CS	13	HIS
18	CS	29	PRO
18	CS	53	GLY
18	CS	61	VAL
20	CB	172	ILE
20	CB	205	ALA

Continued on next page...

Continued from previous page...

Mol	Chain	Res	Type
24	DV	52	ALA
25	DC	114	GLN
26	DD	48	ILE
26	DD	95	SER
26	DD	149	ASN
26	DD	203	VAL
27	DE	6	LYS
27	DE	11	ALA
27	DE	57	LYS
27	DE	58	LYS
27	DE	113	VAL
27	DE	130	LYS
27	DE	172	ALA
27	DE	190	ALA
27	DE	193	VAL
28	DF	8	LYS
28	DF	88	VAL
28	DF	134	GLN
28	DF	149	ARG
28	DF	153	ILE
28	DF	177	ARG
29	DG	40	VAL
30	DH	35	LYS
30	DH	68	ARG
30	DH	114	GLU
31	DJ	41	LYS
31	DJ	79	GLY
31	DJ	111	LYS
32	DK	14	SER
33	DL	23	ILE
33	DL	118	THR
34	DM	17	ASN
34	DM	71	LYS
34	DM	77	PRO
35	DN	11	ASN
35	DN	111	ALA
36	DO	107	ALA
37	DP	18	SER
37	DP	71	ARG
37	DP	85	VAL
38	DQ	78	PHE
39	DR	59	ILE

Continued on next page...

Continued from previous page...

Mol	Chain	Res	Type
39	DR	71	LYS
39	DR	79	ARG
40	DS	22	ASP
40	DS	23	LEU
42	DU	28	LEU
43	DW	53	GLY
43	DW	61	LYS
43	DW	65	LYS
44	DX	20	ASN
44	DX	38	GLN
44	DX	52	ARG
49	D2	15	SER
50	D3	13	PHE
50	D3	60	CYS
51	D4	11	CYS
51	D4	17	VAL
52	DI	14	ALA
2	AC	26	LYS
2	AC	112	ALA
3	AD	6	PRO
4	AE	107	GLY
6	AG	6	ILE
9	AJ	95	GLY
10	AK	106	ILE
13	AN	33	VAL
18	AS	39	ILE
20	AB	205	ALA
21	AU	13	VAL
25	BC	14	HIS
25	BC	17	LYS
25	BC	30	ALA
25	BC	155	ARG
26	BD	175	LEU
27	BE	24	ASN
27	BE	199	MET
29	BG	32	LEU
29	BG	59	ASP
30	BH	75	LEU
31	BJ	84	ILE
33	BL	37	GLY
38	BQ	18	LYS
39	BR	4	VAL

Continued on next page...

Continued from previous page...

Mol	Chain	Res	Type
48	B1	38	PHE
49	B2	6	GLN
2	CC	26	LYS
2	CC	144	GLY
3	CD	68	GLU
4	CE	17	VAL
5	CF	53	LYS
11	CL	99	GLY
13	CN	62	ARG
19	CT	44	ALA
19	CT	76	ALA
20	CB	200	PRO
26	DD	76	GLY
26	DD	87	GLY
26	DD	207	VAL
28	DF	84	ILE
28	DF	120	SER
29	DG	166	GLU
30	DH	31	VAL
32	DK	10	VAL
32	DK	108	ARG
34	DM	13	HIS
34	DM	111	GLU
35	DN	8	ARG
35	DN	41	ALA
35	DN	102	PHE
36	DO	85	LYS
37	DP	54	LEU
37	DP	80	VAL
40	DS	13	SER
41	DT	59	ASN
41	DT	66	LYS
41	DT	67	VAL
45	DY	30	ARG
50	D3	49	VAL
2	AC	90	VAL
3	AD	63	ILE
3	AD	175	GLY
10	AK	119	GLY
15	AP	41	PRO
20	AB	157	PRO
24	BV	72	VAL

Continued on next page...

Continued from previous page...

Mol	Chain	Res	Type
24	BV	84	PRO
25	BC	16	VAL
27	BE	113	VAL
29	BG	99	GLY
34	BM	26	VAL
34	BM	89	VAL
35	BN	39	PRO
37	BP	21	PRO
37	BP	69	VAL
38	BQ	89	ILE
49	B2	9	VAL
2	CC	107	LYS
8	CI	9	GLY
20	CB	163	ILE
21	CU	39	LYS
25	DC	55	GLY
25	DC	83	ASP
25	DC	164	VAL
32	DK	103	VAL
36	DO	103	VAL
39	DR	63	VAL
41	DT	58	VAL
49	D2	6	GLN
15	AP	49	GLY
19	AT	3	ILE
25	BC	158	GLY
31	BJ	18	VAL
31	BJ	22	GLY
31	BJ	103	ILE
32	BK	26	GLY
33	BL	139	GLY
33	BL	142	ILE
36	BO	27	VAL
36	BO	31	THR
48	B1	30	PRO
51	B4	25	VAL
2	CC	76	ILE
2	CC	127	VAL
4	CE	90	GLY
10	CK	15	VAL
10	CK	119	GLY
11	CL	78	VAL

Continued on next page...

Continued from previous page...

Mol	Chain	Res	Type
13	CN	33	VAL
20	CB	13	VAL
27	DE	120	VAL
29	DG	14	VAL
31	DJ	139	VAL
37	DP	21	PRO
38	DQ	3	VAL
40	DS	71	VAL
3	AD	37	PRO
7	AH	71	VAL
9	AJ	41	PRO
9	AJ	96	VAL
11	AL	62	VAL
12	AM	23	GLY
19	AT	41	GLY
21	AU	52	VAL
25	BC	108	GLY
25	BC	171	VAL
25	BC	217	PRO
26	BD	98	VAL
28	BF	39	VAL
30	BH	34	GLY
30	BH	95	GLY
31	BJ	66	GLY
32	BK	115	ILE
34	BM	37	GLY
36	BO	87	ILE
42	BU	4	ILE
43	BW	35	ILE
3	CD	37	PRO
6	CG	68	VAL
8	CI	23	GLY
8	CI	71	ILE
9	CJ	100	ILE
18	CS	74	ALA
25	DC	195	GLY
27	DE	167	VAL
28	DF	81	GLY
31	DJ	100	VAL
32	DK	26	GLY
33	DL	31	GLY
33	DL	110	VAL

Continued on next page...

Continued from previous page...

Mol	Chain	Res	Type
33	DL	135	ILE
34	DM	57	VAL
39	DR	47	VAL
39	DR	54	VAL
41	DT	96	VAL
52	DI	118	GLY
7	AH	77	VAL
8	AI	110	VAL
17	AR	43	ILE
20	AB	150	ILE
25	BC	46	GLY
26	BD	203	VAL
27	BE	76	PRO
27	BE	175	ILE
29	BG	130	ILE
30	BH	9	VAL
33	BL	11	GLY
36	BO	22	GLY
39	BR	27	ILE
43	BW	51	GLY
47	B0	34	GLY
48	B1	42	VAL
12	CM	42	VAL
16	CQ	32	ILE
18	CS	10	ILE
25	DC	217	PRO
30	DH	4	ILE
34	DM	87	GLY
34	DM	97	GLN
37	DP	69	VAL
47	D0	53	VAL
51	D4	23	ILE
24	BV	4	ILE
24	BV	70	ILE
29	BG	92	GLY
32	BK	15	GLY
37	BP	4	ILE
42	BU	48	VAL
47	B0	42	ILE
3	CD	27	ILE
21	CU	13	VAL

5.3.2 Protein sidechains ⓘ

In the following table, the Percentiles column shows the percent sidechain outliers of the chain as a percentile score with respect to all X-ray entries followed by that with respect to entries of similar resolution.

The Analysed column shows the number of residues for which the sidechain conformation was analysed, and the total number of residues.

Mol	Chain	Analysed	Rotameric	Outliers	Percentiles	
2	AC	170/189 (90%)	142 (84%)	28 (16%)	2	12
2	CC	170/189 (90%)	146 (86%)	24 (14%)	3	17
3	AD	172/172 (100%)	140 (81%)	32 (19%)	1	7
3	CD	172/172 (100%)	137 (80%)	35 (20%)	1	5
4	AE	113/125 (90%)	92 (81%)	21 (19%)	1	7
4	CE	113/125 (90%)	92 (81%)	21 (19%)	1	7
5	AF	87/116 (75%)	68 (78%)	19 (22%)	1	4
5	CF	87/116 (75%)	74 (85%)	13 (15%)	3	16
6	AG	123/146 (84%)	102 (83%)	21 (17%)	2	10
6	CG	125/146 (86%)	106 (85%)	19 (15%)	3	15
7	AH	104/104 (100%)	87 (84%)	17 (16%)	2	12
7	CH	104/104 (100%)	85 (82%)	19 (18%)	1	7
8	AI	105/106 (99%)	83 (79%)	22 (21%)	1	4
8	CI	105/106 (99%)	89 (85%)	16 (15%)	3	15
9	AJ	86/90 (96%)	66 (77%)	20 (23%)	1	3
9	CJ	86/90 (96%)	78 (91%)	8 (9%)	9	34
10	AK	90/98 (92%)	70 (78%)	20 (22%)	1	4
10	CK	90/98 (92%)	74 (82%)	16 (18%)	2	8
11	AL	103/103 (100%)	88 (85%)	15 (15%)	3	16
11	CL	103/103 (100%)	79 (77%)	24 (23%)	1	3
12	AM	92/95 (97%)	70 (76%)	22 (24%)	0	3
12	CM	91/95 (96%)	75 (82%)	16 (18%)	2	9
13	AN	79/83 (95%)	67 (85%)	12 (15%)	3	15
13	CN	79/83 (95%)	68 (86%)	11 (14%)	3	18
14	AO	76/77 (99%)	69 (91%)	7 (9%)	9	34
14	CO	76/77 (99%)	63 (83%)	13 (17%)	2	10

Continued on next page...

Continued from previous page...

Mol	Chain	Analysed	Rotameric	Outliers	Percentiles	
15	AP	65/65 (100%)	56 (86%)	9 (14%)	3	18
15	CP	65/65 (100%)	54 (83%)	11 (17%)	2	11
16	AQ	74/77 (96%)	60 (81%)	14 (19%)	1	6
16	CQ	75/77 (97%)	66 (88%)	9 (12%)	5	23
17	AR	48/64 (75%)	45 (94%)	3 (6%)	18	50
17	CR	48/64 (75%)	41 (85%)	7 (15%)	3	16
18	AS	70/78 (90%)	60 (86%)	10 (14%)	3	17
18	CS	71/78 (91%)	53 (75%)	18 (25%)	0	2
19	AT	65/65 (100%)	56 (86%)	9 (14%)	3	18
19	CT	65/65 (100%)	51 (78%)	14 (22%)	1	4
20	AB	180/198 (91%)	142 (79%)	38 (21%)	1	4
20	CB	180/198 (91%)	153 (85%)	27 (15%)	3	15
21	AU	44/61 (72%)	36 (82%)	8 (18%)	1	8
21	CU	44/61 (72%)	30 (68%)	14 (32%)	0	2
24	BV	78/78 (100%)	66 (85%)	12 (15%)	2	14
24	DV	78/78 (100%)	69 (88%)	9 (12%)	5	24
25	BC	213/218 (98%)	145 (68%)	68 (32%)	0	2
25	DC	213/218 (98%)	150 (70%)	63 (30%)	0	2
26	BD	164/164 (100%)	112 (68%)	52 (32%)	0	2
26	DD	164/164 (100%)	113 (69%)	51 (31%)	0	2
27	BE	165/165 (100%)	115 (70%)	50 (30%)	0	2
27	DE	165/165 (100%)	127 (77%)	38 (23%)	1	3
28	BF	149/149 (100%)	119 (80%)	30 (20%)	1	5
28	DF	149/149 (100%)	122 (82%)	27 (18%)	1	8
29	BG	137/137 (100%)	105 (77%)	32 (23%)	1	3
29	DG	137/137 (100%)	111 (81%)	26 (19%)	1	7
30	BH	114/114 (100%)	85 (75%)	29 (25%)	0	2
30	DH	114/114 (100%)	90 (79%)	24 (21%)	1	4
31	BJ	114/116 (98%)	84 (74%)	30 (26%)	0	2
31	DJ	114/116 (98%)	85 (75%)	29 (25%)	0	2
32	BK	102/104 (98%)	78 (76%)	24 (24%)	1	3

Continued on next page...

Continued from previous page...

Mol	Chain	Analysed	Rotameric	Outliers	Percentiles		
32	DK	102/104 (98%)	81 (79%)	21 (21%)	1	5	
33	BL	103/103 (100%)	62 (60%)	41 (40%)	0	1	
33	DL	103/103 (100%)	68 (66%)	35 (34%)	0	1	
34	BM	109/109 (100%)	77 (71%)	32 (29%)	0	2	
34	DM	109/109 (100%)	75 (69%)	34 (31%)	0	2	
35	BN	103/103 (100%)	78 (76%)	25 (24%)	0	3	
35	DN	103/103 (100%)	76 (74%)	27 (26%)	0	2	
36	BO	87/87 (100%)	58 (67%)	29 (33%)	0	1	
36	DO	87/87 (100%)	69 (79%)	18 (21%)	1	5	
37	BP	99/99 (100%)	77 (78%)	22 (22%)	1	4	
37	DP	99/99 (100%)	67 (68%)	32 (32%)	0	1	
38	BQ	89/89 (100%)	66 (74%)	23 (26%)	0	2	
38	DQ	89/89 (100%)	71 (80%)	18 (20%)	1	5	
39	BR	84/84 (100%)	68 (81%)	16 (19%)	1	7	
39	DR	84/84 (100%)	58 (69%)	26 (31%)	0	2	
40	BS	93/93 (100%)	72 (77%)	21 (23%)	1	3	
40	DS	93/93 (100%)	77 (83%)	16 (17%)	2	10	
41	BT	83/84 (99%)	60 (72%)	23 (28%)	0	2	
41	DT	83/84 (99%)	60 (72%)	23 (28%)	0	2	
42	BU	83/84 (99%)	62 (75%)	21 (25%)	0	3	
42	DU	83/84 (99%)	60 (72%)	23 (28%)	0	2	
43	BW	62/62 (100%)	46 (74%)	16 (26%)	0	2	
43	DW	62/62 (100%)	45 (73%)	17 (27%)	0	2	
44	BX	55/55 (100%)	40 (73%)	15 (27%)	0	2	
44	DX	55/55 (100%)	43 (78%)	12 (22%)	1	4	
45	BY	48/48 (100%)	36 (75%)	12 (25%)	0	3	
45	DY	48/48 (100%)	33 (69%)	15 (31%)	0	2	
46	BZ	62/62 (100%)	43 (69%)	19 (31%)	0	2	
46	DZ	62/62 (100%)	46 (74%)	16 (26%)	0	2	
47	B0	47/47 (100%)	31 (66%)	16 (34%)	0	1	
47	D0	47/47 (100%)	33 (70%)	14 (30%)	0	2	

Continued on next page...

Continued from previous page...

Mol	Chain	Analysed	Rotameric	Outliers	Percentiles	
48	B1	48/48 (100%)	33 (69%)	15 (31%)	0	2
48	D1	48/48 (100%)	33 (69%)	15 (31%)	0	2
49	B2	38/38 (100%)	27 (71%)	11 (29%)	0	2
49	D2	38/38 (100%)	27 (71%)	11 (29%)	0	2
50	B3	51/51 (100%)	33 (65%)	18 (35%)	0	1
50	D3	51/51 (100%)	40 (78%)	11 (22%)	1	4
51	B4	34/34 (100%)	21 (62%)	13 (38%)	0	1
51	D4	34/34 (100%)	17 (50%)	17 (50%)	0	0
52	BI	109/109 (100%)	106 (97%)	3 (3%)	43	72
52	DI	109/109 (100%)	104 (95%)	5 (5%)	27	59
All	All	9341/9692 (96%)	7268 (78%)	2073 (22%)	1	4

All (2073) residues with a non-rotameric sidechain are listed below:

Mol	Chain	Res	Type
2	AC	17	TRP
2	AC	20	THR
2	AC	26	LYS
2	AC	31	ASN
2	AC	40	GLN
2	AC	42	LEU
2	AC	69	THR
2	AC	82	ASP
2	AC	88	LYS
2	AC	100	ILE
2	AC	102	ILE
2	AC	106	ARG
2	AC	113	LYS
2	AC	141	MET
2	AC	146	LYS
2	AC	156	LEU
2	AC	164	THR
2	AC	165	GLU
2	AC	166	TRP
2	AC	168	ARG
2	AC	174	LEU
2	AC	176	THR
2	AC	180	ASP

Continued on next page...

Continued from previous page...

Mol	Chain	Res	Type
2	AC	184	ASN
2	AC	185	THR
2	AC	189	HIS
2	AC	190	THR
2	AC	192	TYR
3	AD	7	LYS
3	AD	8	LEU
3	AD	10	LEU
3	AD	20	LEU
3	AD	21	LYS
3	AD	25	ARG
3	AD	35	GLN
3	AD	39	GLN
3	AD	40	HIS
3	AD	43	ARG
3	AD	55	ARG
3	AD	56	GLU
3	AD	58	GLN
3	AD	62	ARG
3	AD	64	TYR
3	AD	69	ARG
3	AD	85	THR
3	AD	94	GLU
3	AD	133	SER
3	AD	137	SER
3	AD	145	ARG
3	AD	147	LYS
3	AD	150	LYS
3	AD	153	ARG
3	AD	155	LYS
3	AD	158	LEU
3	AD	160	LEU
3	AD	176	LYS
3	AD	183	ARG
3	AD	186	GLU
3	AD	189	ASP
3	AD	194	ILE
4	AE	11	GLN
4	AE	12	GLU
4	AE	23	THR
4	AE	25	LYS
4	AE	32	PHE

Continued on next page...

Continued from previous page...

Mol	Chain	Res	Type
4	AE	44	ARG
4	AE	45	VAL
4	AE	55	VAL
4	AE	68	ARG
4	AE	72	ASN
4	AE	81	GLN
4	AE	92	ARG
4	AE	102	THR
4	AE	110	MET
4	AE	122	VAL
4	AE	123	LEU
4	AE	125	LYS
4	AE	139	THR
4	AE	143	LEU
4	AE	151	MET
4	AE	158	LYS
5	AF	24	ARG
5	AF	37	HIS
5	AF	38	ARG
5	AF	39	LEU
5	AF	46	GLN
5	AF	53	LYS
5	AF	54	LEU
5	AF	55	HIS
5	AF	61	LEU
5	AF	65	GLU
5	AF	69	GLU
5	AF	71	ILE
5	AF	75	GLU
5	AF	76	THR
5	AF	78	PHE
5	AF	86	ARG
5	AF	87	SER
5	AF	88	MET
5	AF	92	THR
6	AG	3	ARG
6	AG	10	LYS
6	AG	11	ILE
6	AG	14	ASP
6	AG	16	LYS
6	AG	19	SER
6	AG	21	LEU

Continued on next page...

Continued from previous page...

Mol	Chain	Res	Type
6	AG	22	LEU
6	AG	29	LEU
6	AG	46	LEU
6	AG	52	ARG
6	AG	55	LYS
6	AG	72	VAL
6	AG	78	ARG
6	AG	84	TYR
6	AG	89	GLU
6	AG	94	ARG
6	AG	112	ASP
6	AG	114	SER
6	AG	139	ASP
6	AG	143	MET
7	AH	4	ASP
7	AH	17	GLN
7	AH	26	MET
7	AH	30	LYS
7	AH	37	ASN
7	AH	48	PHE
7	AH	55	LYS
7	AH	61	THR
7	AH	64	TYR
7	AH	76	ARG
7	AH	82	LEU
7	AH	83	ARG
7	AH	93	LYS
7	AH	107	LYS
7	AH	111	THR
7	AH	113	ARG
7	AH	120	LEU
8	AI	3	ASN
8	AI	11	ARG
8	AI	26	LYS
8	AI	30	ASN
8	AI	35	GLU
8	AI	36	GLN
8	AI	38	PHE
8	AI	41	GLU
8	AI	44	ARG
8	AI	53	LEU
8	AI	56	MET

Continued on next page...

Continued from previous page...

Mol	Chain	Res	Type
8	AI	58	GLU
8	AI	59	LYS
8	AI	60	LEU
8	AI	61	ASP
8	AI	84	ARG
8	AI	86	LEU
8	AI	87	MET
8	AI	106	ASP
8	AI	112	ARG
8	AI	121	ARG
8	AI	126	PHE
9	AJ	5	ARG
9	AJ	11	LYS
9	AJ	14	ASP
9	AJ	18	ILE
9	AJ	35	GLN
9	AJ	40	ILE
9	AJ	45	ARG
9	AJ	48	ARG
9	AJ	50	THR
9	AJ	57	VAL
9	AJ	68	ARG
9	AJ	71	LEU
9	AJ	73	LEU
9	AJ	75	ASP
9	AJ	81	GLU
9	AJ	88	MET
9	AJ	89	ARG
9	AJ	92	LEU
9	AJ	98	VAL
9	AJ	102	LEU
10	AK	12	ARG
10	AK	33	ILE
10	AK	35	ASP
10	AK	36	ARG
10	AK	37	GLN
10	AK	52	ARG
10	AK	56	LYS
10	AK	58	THR
10	AK	71	ASP
10	AK	73	VAL
10	AK	83	VAL

Continued on next page...

Continued from previous page...

Mol	Chain	Res	Type
10	AK	84	MET
10	AK	85	VAL
10	AK	92	ARG
10	AK	99	LEU
10	AK	107	THR
10	AK	108	ASN
10	AK	117	HIS
10	AK	121	ARG
10	AK	126	ARG
11	AL	18	SER
11	AL	20	VAL
11	AL	28	GLN
11	AL	30	ARG
11	AL	33	CYS
11	AL	35	ARG
11	AL	38	THR
11	AL	50	LYS
11	AL	58	ASN
11	AL	71	HIS
11	AL	74	GLN
11	AL	102	ASP
11	AL	103	CYS
11	AL	107	LYS
11	AL	118	VAL
12	AM	2	ARG
12	AM	11	HIS
12	AM	18	LEU
12	AM	27	THR
12	AM	28	ARG
12	AM	41	ASP
12	AM	43	LYS
12	AM	44	ILE
12	AM	57	ASP
12	AM	62	PHE
12	AM	64	VAL
12	AM	67	ASP
12	AM	68	LEU
12	AM	81	ASP
12	AM	90	HIS
12	AM	91	ARG
12	AM	97	ARG
12	AM	99	GLN

Continued on next page...

Continued from previous page...

Mol	Chain	Res	Type
12	AM	100	ARG
12	AM	101	THR
12	AM	102	LYS
12	AM	106	ARG
13	AN	15	LEU
13	AN	27	LYS
13	AN	41	TRP
13	AN	45	LEU
13	AN	50	LEU
13	AN	53	ASP
13	AN	59	GLN
13	AN	60	ARG
13	AN	65	GLN
13	AN	73	LEU
13	AN	74	ARG
13	AN	76	PHE
14	AO	7	THR
14	AO	17	ASP
14	AO	25	GLU
14	AO	57	ARG
14	AO	58	MET
14	AO	64	LYS
14	AO	70	LYS
15	AP	4	ILE
15	AP	5	ARG
15	AP	26	ASN
15	AP	29	ASN
15	AP	31	ARG
15	AP	34	GLU
15	AP	46	LYS
15	AP	55	ASP
15	AP	63	GLN
16	AQ	4	ILE
16	AQ	10	ARG
16	AQ	15	LYS
16	AQ	25	GLU
16	AQ	26	ARG
16	AQ	39	ARG
16	AQ	45	VAL
16	AQ	52	CYS
16	AQ	60	ILE
16	AQ	67	SER

Continued on next page...

Continued from previous page...

Mol	Chain	Res	Type
16	AQ	74	LEU
16	AQ	76	ARG
16	AQ	78	VAL
16	AQ	80	LYS
17	AR	30	ASN
17	AR	52	ARG
17	AR	65	SER
18	AS	5	LYS
18	AS	12	LEU
18	AS	14	LEU
18	AS	20	LYS
18	AS	28	LYS
18	AS	36	ARG
18	AS	40	PHE
18	AS	47	THR
18	AS	72	GLU
18	AS	73	PHE
19	AT	4	LYS
19	AT	14	GLU
19	AT	26	MET
19	AT	29	THR
19	AT	53	MET
19	AT	59	ARG
19	AT	67	HIS
19	AT	70	LYS
19	AT	85	LEU
20	AB	9	LEU
20	AB	15	PHE
20	AB	22	TRP
20	AB	23	ASN
20	AB	26	MET
20	AB	31	PHE
20	AB	36	LYS
20	AB	38	HIS
20	AB	40	ILE
20	AB	46	VAL
20	AB	48	MET
20	AB	56	LEU
20	AB	57	ASN
20	AB	62	ARG
20	AB	67	LEU
20	AB	73	ARG

Continued on next page...

Continued from previous page...

Mol	Chain	Res	Type
20	AB	81	ASP
20	AB	90	PHE
20	AB	94	ARG
20	AB	95	TRP
20	AB	101	THR
20	AB	116	LEU
20	AB	119	GLN
20	AB	121	GLN
20	AB	122	ASP
20	AB	125	PHE
20	AB	127	LYS
20	AB	128	LEU
20	AB	145	ASN
20	AB	158	ASP
20	AB	162	VAL
20	AB	188	THR
20	AB	196	ASP
20	AB	202	ASN
20	AB	206	ILE
20	AB	209	VAL
20	AB	212	TYR
20	AB	222	GLU
21	AU	11	PHE
21	AU	12	ASP
21	AU	16	ARG
21	AU	17	ARG
21	AU	33	ARG
21	AU	44	ARG
21	AU	48	LYS
21	AU	53	LYS
24	BV	3	THR
24	BV	9	ARG
24	BV	35	GLU
24	BV	40	ILE
24	BV	42	LEU
24	BV	46	LYS
24	BV	51	GLN
24	BV	59	GLU
24	BV	70	ILE
24	BV	73	LYS
24	BV	82	TYR
24	BV	87	GLN

Continued on next page...

Continued from previous page...

Mol	Chain	Res	Type
25	BC	5	CYS
25	BC	9	SER
25	BC	10	PRO
25	BC	13	ARG
25	BC	14	HIS
25	BC	17	LYS
25	BC	22	GLU
25	BC	23	LEU
25	BC	27	LYS
25	BC	28	PRO
25	BC	32	LEU
25	BC	33	LEU
25	BC	35	LYS
25	BC	36	ASN
25	BC	38	LYS
25	BC	44	ASN
25	BC	51	ARG
25	BC	58	LYS
25	BC	59	GLN
25	BC	62	ARG
25	BC	64	VAL
25	BC	78	GLU
25	BC	84	PRO
25	BC	86	ARG
25	BC	94	LEU
25	BC	100	ARG
25	BC	102	TYR
25	BC	110	LYS
25	BC	113	ASP
25	BC	124	LYS
25	BC	127	ASN
25	BC	128	THR
25	BC	129	LEU
25	BC	131	MET
25	BC	144	GLU
25	BC	145	MET
25	BC	152	GLN
25	BC	155	ARG
25	BC	162	GLN
25	BC	171	VAL
25	BC	172	THR
25	BC	175	LEU

Continued on next page...

Continued from previous page...

Mol	Chain	Res	Type
25	BC	179	GLU
25	BC	180	MET
25	BC	181	ARG
25	BC	184	GLU
25	BC	186	ASP
25	BC	188	ARG
25	BC	194	VAL
25	BC	196	ASN
25	BC	201	LEU
25	BC	203	VAL
25	BC	206	LYS
25	BC	213	ARG
25	BC	216	ARG
25	BC	218	THR
25	BC	220	ARG
25	BC	222	THR
25	BC	224	MET
25	BC	225	ASN
25	BC	227	VAL
25	BC	231	HIS
25	BC	235	GLU
25	BC	237	ARG
25	BC	246	PRO
25	BC	250	GLN
25	BC	254	LYS
25	BC	261	ARG
26	BD	1	MET
26	BD	4	LEU
26	BD	8	LYS
26	BD	20	VAL
26	BD	25	THR
26	BD	26	VAL
26	BD	30	GLU
26	BD	34	VAL
26	BD	35	THR
26	BD	36	GLN
26	BD	37	VAL
26	BD	38	LYS
26	BD	39	ASP
26	BD	48	ILE
26	BD	50	VAL
26	BD	56	LYS

Continued on next page...

Continued from previous page...

Mol	Chain	Res	Type
26	BD	59	ARG
26	BD	62	LYS
26	BD	64	GLU
26	BD	67	HIS
26	BD	70	LYS
26	BD	82	PHE
26	BD	84	LEU
26	BD	86	GLU
26	BD	89	GLU
26	BD	90	PHE
26	BD	96	ILE
26	BD	99	GLU
26	BD	103	ASP
26	BD	105	LYS
26	BD	113	SER
26	BD	127	PHE
26	BD	128	ARG
26	BD	133	THR
26	BD	138	LEU
26	BD	142	VAL
26	BD	148	GLN
26	BD	150	GLN
26	BD	151	THR
26	BD	154	LYS
26	BD	155	VAL
26	BD	157	LYS
26	BD	159	LYS
26	BD	160	LYS
26	BD	161	MET
26	BD	164	GLN
26	BD	165	MET
26	BD	167	ASN
26	BD	176	ASP
26	BD	177	VAL
26	BD	197	THR
26	BD	207	VAL
27	BE	1	MET
27	BE	2	GLU
27	BE	4	VAL
27	BE	5	LEU
27	BE	10	SER
27	BE	18	THR

Continued on next page...

Continued from previous page...

Mol	Chain	Res	Type
27	BE	22	ASP
27	BE	41	GLN
27	BE	43	THR
27	BE	44	ARG
27	BE	46	GLN
27	BE	47	LYS
27	BE	49	ARG
27	BE	55	SER
27	BE	57	LYS
27	BE	58	LYS
27	BE	61	ARG
27	BE	67	ARG
27	BE	69	ARG
27	BE	70	SER
27	BE	74	LYS
27	BE	78	TRP
27	BE	85	PHE
27	BE	98	LYS
27	BE	106	LYS
27	BE	107	SER
27	BE	109	LEU
27	BE	114	ARG
27	BE	118	LEU
27	BE	129	PRO
27	BE	132	LYS
27	BE	134	LEU
27	BE	139	LYS
27	BE	148	ILE
27	BE	150	THR
27	BE	152	GLU
27	BE	153	LEU
27	BE	155	GLU
27	BE	159	LEU
27	BE	162	ARG
27	BE	164	LEU
27	BE	169	VAL
27	BE	179	SER
27	BE	184	ASP
27	BE	188	MET
27	BE	189	THR
27	BE	193	VAL
27	BE	197	GLU

Continued on next page...

Continued from previous page...

Mol	Chain	Res	Type
27	BE	199	MET
27	BE	200	LEU
28	BF	5	ASP
28	BF	9	ASP
28	BF	10	GLU
28	BF	14	LYS
28	BF	16	MET
28	BF	21	TYR
28	BF	37	MET
28	BF	55	ASP
28	BF	56	LEU
28	BF	59	ILE
28	BF	63	LYS
28	BF	87	LYS
28	BF	91	ARG
28	BF	93	GLU
28	BF	97	GLU
28	BF	102	LEU
28	BF	122	ASP
28	BF	126	ASN
28	BF	132	ARG
28	BF	139	GLU
28	BF	142	TYR
28	BF	143	ASP
28	BF	147	ARG
28	BF	149	ARG
28	BF	151	LEU
28	BF	152	ASP
28	BF	168	LEU
28	BF	172	PHE
28	BF	174	PHE
28	BF	177	ARG
29	BG	2	ARG
29	BG	3	VAL
29	BG	17	LYS
29	BG	18	ILE
29	BG	23	ILE
29	BG	25	ILE
29	BG	29	ASN
29	BG	34	ARG
29	BG	46	ASP
29	BG	47	ASN

Continued on next page...

Continued from previous page...

Mol	Chain	Res	Type
29	BG	49	LEU
29	BG	55	ASP
29	BG	57	TYR
29	BG	59	ASP
29	BG	70	LEU
29	BG	72	ASN
29	BG	80	GLU
29	BG	86	LEU
29	BG	94	ARG
29	BG	98	LYS
29	BG	113	ASP
29	BG	121	THR
29	BG	128	THR
29	BG	133	LYS
29	BG	143	VAL
29	BG	146	ASP
29	BG	150	TYR
29	BG	151	ARG
29	BG	152	ARG
29	BG	169	ARG
29	BG	174	LYS
29	BG	176	LYS
30	BH	1	MET
30	BH	2	GLN
30	BH	5	LEU
30	BH	7	ASP
30	BH	8	LYS
30	BH	18	GLN
30	BH	22	LYS
30	BH	27	ARG
30	BH	28	ASN
30	BH	30	LEU
30	BH	33	GLN
30	BH	35	LYS
30	BH	42	LYS
30	BH	47	PHE
30	BH	48	GLU
30	BH	55	GLU
30	BH	57	LYS
30	BH	68	ARG
30	BH	70	GLU
30	BH	73	ASN

Continued on next page...

Continued from previous page...

Mol	Chain	Res	Type
30	BH	75	LEU
30	BH	77	THR
30	BH	89	LYS
30	BH	98	ASP
30	BH	112	LYS
30	BH	124	THR
30	BH	132	PHE
30	BH	135	HIS
30	BH	139	PHE
31	BJ	3	THR
31	BJ	12	LYS
31	BJ	15	TRP
31	BJ	21	THR
31	BJ	23	LYS
31	BJ	24	THR
31	BJ	25	LEU
31	BJ	28	LEU
31	BJ	31	GLU
31	BJ	34	ARG
31	BJ	35	ARG
31	BJ	37	ARG
31	BJ	39	LYS
31	BJ	49	ASP
31	BJ	58	ASN
31	BJ	61	LYS
31	BJ	69	ARG
31	BJ	70	THR
31	BJ	75	TYR
31	BJ	90	GLU
31	BJ	96	ARG
31	BJ	98	GLU
31	BJ	102	GLU
31	BJ	114	LEU
31	BJ	116	ARG
31	BJ	118	MET
31	BJ	119	PHE
31	BJ	122	LEU
31	BJ	136	GLN
31	BJ	139	VAL
32	BK	4	GLU
32	BK	9	ASN
32	BK	17	ARG

Continued on next page...

Continued from previous page...

Mol	Chain	Res	Type
32	BK	20	MET
32	BK	21	CYS
32	BK	30	ARG
32	BK	31	ARG
32	BK	32	TYR
32	BK	54	LYS
32	BK	58	LEU
32	BK	62	VAL
32	BK	64	ARG
32	BK	71	ARG
32	BK	78	ARG
32	BK	86	LEU
32	BK	87	LEU
32	BK	93	GLN
32	BK	95	ILE
32	BK	98	ARG
32	BK	108	ARG
32	BK	109	SER
32	BK	110	GLU
32	BK	116	ILE
32	BK	120	PRO
33	BL	2	ARG
33	BL	13	LYS
33	BL	14	LYS
33	BL	18	ARG
33	BL	27	LEU
33	BL	29	LYS
33	BL	33	ARG
33	BL	36	LYS
33	BL	39	LYS
33	BL	41	ARG
33	BL	47	ARG
33	BL	55	MET
33	BL	56	PRO
33	BL	57	LEU
33	BL	59	ARG
33	BL	60	ARG
33	BL	61	LEU
33	BL	70	LYS
33	BL	76	GLU
33	BL	78	ARG
33	BL	82	LEU

Continued on next page...

Continued from previous page...

Mol	Chain	Res	Type
33	BL	84	LYS
33	BL	90	VAL
33	BL	91	ASP
33	BL	92	LEU
33	BL	96	LYS
33	BL	103	ILE
33	BL	104	GLN
33	BL	105	ILE
33	BL	106	GLU
33	BL	107	PHE
33	BL	111	ILE
33	BL	112	LEU
33	BL	115	GLU
33	BL	116	VAL
33	BL	118	THR
33	BL	121	THR
33	BL	122	VAL
33	BL	126	ARG
33	BL	127	VAL
33	BL	143	GLU
34	BM	1	MET
34	BM	3	GLN
34	BM	5	LYS
34	BM	8	LYS
34	BM	9	PHE
34	BM	11	LYS
34	BM	12	MET
34	BM	14	LYS
34	BM	18	ARG
34	BM	22	GLN
34	BM	28	PHE
34	BM	33	LEU
34	BM	36	VAL
34	BM	45	GLN
34	BM	54	THR
34	BM	55	ARG
34	BM	63	ILE
34	BM	71	LYS
34	BM	76	LYS
34	BM	86	LYS
34	BM	88	ASN
34	BM	96	ILE

Continued on next page...

Continued from previous page...

Mol	Chain	Res	Type
34	BM	100	LYS
34	BM	104	GLU
34	BM	105	MET
34	BM	109	PRO
34	BM	117	PHE
34	BM	118	LYS
34	BM	124	LEU
34	BM	132	THR
34	BM	133	LYS
34	BM	136	MET
35	BN	1	MET
35	BN	3	HIS
35	BN	9	GLN
35	BN	10	LEU
35	BN	11	ASN
35	BN	13	ASN
35	BN	21	PHE
35	BN	22	ARG
35	BN	33	ILE
35	BN	34	ILE
35	BN	35	LYS
35	BN	45	ARG
35	BN	48	VAL
35	BN	57	THR
35	BN	65	LEU
35	BN	73	ASN
35	BN	75	ILE
35	BN	87	PHE
35	BN	94	TYR
35	BN	98	LEU
35	BN	99	LYS
35	BN	103	ARG
35	BN	112	TYR
35	BN	116	VAL
35	BN	120	GLU
36	BO	1	MET
36	BO	2	ASP
36	BO	3	LYS
36	BO	5	SER
36	BO	9	ARG
36	BO	10	ARG
36	BO	13	ARG

Continued on next page...

Continued from previous page...

Mol	Chain	Res	Type
36	BO	15	ARG
36	BO	25	ARG
36	BO	31	THR
36	BO	32	PRO
36	BO	34	HIS
36	BO	35	ILE
36	BO	38	GLN
36	BO	40	ILE
36	BO	56	LYS
36	BO	60	GLU
36	BO	62	LEU
36	BO	64	TYR
36	BO	67	ASN
36	BO	68	LYS
36	BO	69	ASP
36	BO	74	VAL
36	BO	84	GLU
36	BO	85	LYS
36	BO	93	ASP
36	BO	97	PHE
36	BO	112	GLU
36	BO	116	GLN
37	BP	2	ASN
37	BP	11	GLN
37	BP	15	ASP
37	BP	24	THR
37	BP	38	ARG
37	BP	42	PHE
37	BP	46	VAL
37	BP	47	ILE
37	BP	50	ARG
37	BP	52	ARG
37	BP	55	HIS
37	BP	56	SER
37	BP	60	VAL
37	BP	73	PHE
37	BP	74	GLN
37	BP	79	VAL
37	BP	87	ARG
37	BP	88	ARG
37	BP	100	ARG
37	BP	108	ARG

Continued on next page...

Continued from previous page...

Mol	Chain	Res	Type
37	BP	111	GLU
37	BP	113	LEU
38	BQ	10	ARG
38	BQ	12	ARG
38	BQ	21	LYS
38	BQ	32	ARG
38	BQ	36	GLN
38	BQ	38	VAL
38	BQ	39	ILE
38	BQ	47	ARG
38	BQ	53	LYS
38	BQ	55	GLN
38	BQ	65	ASN
38	BQ	71	ASN
38	BQ	80	ASN
38	BQ	84	LYS
38	BQ	87	VAL
38	BQ	90	ASP
38	BQ	91	ARG
38	BQ	92	LYS
38	BQ	94	LEU
38	BQ	96	ASP
38	BQ	101	ASP
38	BQ	102	LYS
38	BQ	108	LEU
39	BR	12	HIS
39	BR	13	ARG
39	BR	16	GLU
39	BR	18	GLN
39	BR	25	LEU
39	BR	39	LEU
39	BR	40	MET
39	BR	43	ASN
39	BR	52	PRO
39	BR	53	PHE
39	BR	55	ASP
39	BR	66	HIS
39	BR	79	ARG
39	BR	83	TYR
39	BR	94	THR
39	BR	95	ASP
40	BS	3	THR

Continued on next page...

Continued from previous page...

Mol	Chain	Res	Type
40	BS	4	ILE
40	BS	6	LYS
40	BS	8	ARG
40	BS	9	HIS
40	BS	13	SER
40	BS	16	LYS
40	BS	28	LYS
40	BS	36	LEU
40	BS	37	THR
40	BS	60	HIS
40	BS	67	ASP
40	BS	69	LEU
40	BS	77	ASP
40	BS	80	PRO
40	BS	88	ARG
40	BS	90	LYS
40	BS	94	ASP
40	BS	95	ARG
40	BS	102	HIS
40	BS	110	ARG
41	BT	1	MET
41	BT	5	GLU
41	BT	6	ARG
41	BT	8	LEU
41	BT	10	VAL
41	BT	11	LEU
41	BT	15	HIS
41	BT	21	SER
41	BT	24	MET
41	BT	28	ASN
41	BT	30	ILE
41	BT	31	VAL
41	BT	44	LYS
41	BT	47	VAL
41	BT	52	GLU
41	BT	66	LYS
41	BT	68	LYS
41	BT	69	ARG
41	BT	79	ASP
41	BT	85	VAL
41	BT	89	GLU
41	BT	91	GLN

Continued on next page...

Continued from previous page...

Mol	Chain	Res	Type
41	BT	94	ASP
42	BU	3	LYS
42	BU	6	ARG
42	BU	33	VAL
42	BU	38	ILE
42	BU	43	LYS
42	BU	52	ASN
42	BU	59	GLU
42	BU	61	GLU
42	BU	64	ILE
42	BU	66	VAL
42	BU	68	ASN
42	BU	71	ILE
42	BU	72	PHE
42	BU	80	ASP
42	BU	81	ARG
42	BU	85	ARG
42	BU	88	ASP
42	BU	90	LYS
42	BU	93	ARG
42	BU	95	PHE
42	BU	100	GLU
43	BW	2	HIS
43	BW	8	SER
43	BW	10	ARG
43	BW	18	LYS
43	BW	19	ARG
43	BW	20	LEU
43	BW	23	LYS
43	BW	40	ARG
43	BW	44	PHE
43	BW	45	HIS
43	BW	54	ARG
43	BW	55	ASP
43	BW	65	LYS
43	BW	69	GLU
43	BW	81	ILE
43	BW	84	GLU
44	BX	2	LYS
44	BX	5	GLU
44	BX	7	ARG
44	BX	8	GLU

Continued on next page...

Continued from previous page...

Mol	Chain	Res	Type
44	BX	12	GLU
44	BX	15	ASN
44	BX	17	GLU
44	BX	18	LEU
44	BX	34	SER
44	BX	36	GLN
44	BX	38	GLN
44	BX	41	HIS
44	BX	44	LYS
44	BX	45	GLN
44	BX	53	VAL
45	BY	6	ILE
45	BY	7	THR
45	BY	8	GLN
45	BY	9	THR
45	BY	10	ARG
45	BY	15	ARG
45	BY	16	LEU
45	BY	19	HIS
45	BY	20	LYS
45	BY	31	ILE
45	BY	37	ARG
45	BY	39	ASP
46	BZ	4	ASP
46	BZ	6	HIS
46	BZ	8	LYS
46	BZ	13	THR
46	BZ	15	SER
46	BZ	18	CYS
46	BZ	24	ILE
46	BZ	25	ARG
46	BZ	30	HIS
46	BZ	32	LEU
46	BZ	33	ASN
46	BZ	35	ASP
46	BZ	40	CYS
46	BZ	49	ARG
46	BZ	58	ASP
46	BZ	63	ARG
46	BZ	65	ASN
46	BZ	66	ILE
46	BZ	70	LYS

Continued on next page...

Continued from previous page...

Mol	Chain	Res	Type
47	B0	3	GLN
47	B0	4	GLN
47	B0	5	ASN
47	B0	11	LYS
47	B0	12	ARG
47	B0	14	MET
47	B0	16	ARG
47	B0	21	LEU
47	B0	25	THR
47	B0	27	LEU
47	B0	29	VAL
47	B0	32	THR
47	B0	35	GLU
47	B0	39	ARG
47	B0	51	ARG
47	B0	52	LYS
48	B1	4	ILE
48	B1	5	ARG
48	B1	6	GLU
48	B1	7	LYS
48	B1	9	LYS
48	B1	23	THR
48	B1	24	LYS
48	B1	32	LYS
48	B1	33	LEU
48	B1	34	GLU
48	B1	36	LYS
48	B1	44	GLN
48	B1	49	LYS
48	B1	52	LYS
48	B1	53	ILE
49	B2	12	ARG
49	B2	18	PHE
49	B2	19	ARG
49	B2	21	ARG
49	B2	25	LYS
49	B2	26	ASN
49	B2	29	GLN
49	B2	33	ARG
49	B2	41	ARG
49	B2	45	SER
49	B2	46	LYS

Continued on next page...

Continued from previous page...

Mol	Chain	Res	Type
50	B3	3	ILE
50	B3	4	LYS
50	B3	6	VAL
50	B3	11	LYS
50	B3	12	ARG
50	B3	18	LYS
50	B3	21	PHE
50	B3	25	HIS
50	B3	28	LEU
50	B3	29	ARG
50	B3	30	HIS
50	B3	32	LEU
50	B3	35	LYS
50	B3	37	THR
50	B3	41	ARG
50	B3	44	ARG
50	B3	46	LYS
50	B3	51	LYS
51	B4	2	LYS
51	B4	4	ARG
51	B4	8	LYS
51	B4	9	LYS
51	B4	12	ARG
51	B4	18	LYS
51	B4	19	ARG
51	B4	20	ASP
51	B4	23	ILE
51	B4	27	CYS
51	B4	33	HIS
51	B4	36	ARG
51	B4	37	GLN
52	BI	2	LYS
52	BI	96	LYS
52	BI	141	ASP
2	CC	2	GLN
2	CC	13	ILE
2	CC	19	SER
2	CC	20	THR
2	CC	25	THR
2	CC	28	PHE
2	CC	30	ASP
2	CC	40	GLN

Continued on next page...

Continued from previous page...

Mol	Chain	Res	Type
2	CC	46	LEU
2	CC	87	ARG
2	CC	88	LYS
2	CC	96	VAL
2	CC	128	MET
2	CC	129	PHE
2	CC	130	ARG
2	CC	134	LYS
2	CC	143	LEU
2	CC	164	THR
2	CC	165	GLU
2	CC	166	TRP
2	CC	168	ARG
2	CC	176	THR
2	CC	181	ILE
2	CC	206	ILE
3	CD	2	ARG
3	CD	16	THR
3	CD	25	ARG
3	CD	28	ASP
3	CD	30	LYS
3	CD	39	GLN
3	CD	46	ARG
3	CD	47	LEU
3	CD	48	SER
3	CD	49	ASP
3	CD	55	ARG
3	CD	58	GLN
3	CD	69	ARG
3	CD	71	PHE
3	CD	77	GLU
3	CD	84	ASN
3	CD	92	LEU
3	CD	93	LEU
3	CD	99	ASN
3	CD	100	VAL
3	CD	106	PHE
3	CD	125	ASN
3	CD	127	ARG
3	CD	130	ASN
3	CD	137	SER
3	CD	146	GLU

Continued on next page...

Continued from previous page...

Mol	Chain	Res	Type
3	CD	147	LYS
3	CD	154	VAL
3	CD	160	LEU
3	CD	162	GLU
3	CD	164	ARG
3	CD	170	LEU
3	CD	186	GLU
3	CD	196	GLU
3	CD	199	ILE
4	CE	9	GLU
4	CE	11	GLN
4	CE	14	LEU
4	CE	21	SER
4	CE	23	THR
4	CE	25	LYS
4	CE	28	ARG
4	CE	30	PHE
4	CE	55	VAL
4	CE	61	LYS
4	CE	89	THR
4	CE	92	ARG
4	CE	95	MET
4	CE	104	ILE
4	CE	120	HIS
4	CE	133	ILE
4	CE	141	ASP
4	CE	144	GLU
4	CE	146	MET
4	CE	147	ASN
4	CE	151	MET
5	CF	3	HIS
5	CF	6	ILE
5	CF	13	ASP
5	CF	39	LEU
5	CF	54	LEU
5	CF	55	HIS
5	CF	59	TYR
5	CF	62	MET
5	CF	72	ASP
5	CF	76	THR
5	CF	86	ARG
5	CF	91	ARG

Continued on next page...

Continued from previous page...

Mol	Chain	Res	Type
5	CF	97	THR
6	CG	2	ARG
6	CG	8	GLN
6	CG	10	LYS
6	CG	26	VAL
6	CG	46	LEU
6	CG	56	SER
6	CG	58	LEU
6	CG	71	THR
6	CG	75	LYS
6	CG	78	ARG
6	CG	84	TYR
6	CG	89	GLU
6	CG	98	LEU
6	CG	108	ARG
6	CG	110	ARG
6	CG	115	MET
6	CG	117	LEU
6	CG	134	VAL
6	CG	153	TYR
7	CH	6	ILE
7	CH	8	ASP
7	CH	14	ARG
7	CH	28	SER
7	CH	45	ILE
7	CH	47	ASP
7	CH	53	ASP
7	CH	57	GLU
7	CH	68	LYS
7	CH	72	GLU
7	CH	79	ARG
7	CH	82	LEU
7	CH	88	LYS
7	CH	107	LYS
7	CH	110	MET
7	CH	117	GLN
7	CH	123	GLU
7	CH	124	ILE
7	CH	128	VAL
8	CI	4	GLN
8	CI	6	TYR
8	CI	26	LYS

Continued on next page...

Continued from previous page...

Mol	Chain	Res	Type
8	CI	27	ILE
8	CI	37	TYR
8	CI	45	MET
8	CI	52	GLU
8	CI	55	ASP
8	CI	60	LEU
8	CI	61	ASP
8	CI	62	LEU
8	CI	74	GLN
8	CI	87	MET
8	CI	109	GLN
8	CI	121	ARG
8	CI	122	ARG
9	CJ	32	THR
9	CJ	37	ARG
9	CJ	47	GLU
9	CJ	57	VAL
9	CJ	71	LEU
9	CJ	77	VAL
9	CJ	78	GLU
9	CJ	92	LEU
10	CK	16	SER
10	CK	28	ASN
10	CK	31	VAL
10	CK	34	THR
10	CK	45	THR
10	CK	55	ARG
10	CK	64	VAL
10	CK	69	CYS
10	CK	75	GLU
10	CK	76	TYR
10	CK	78	ILE
10	CK	81	LEU
10	CK	84	MET
10	CK	97	ARG
10	CK	109	ILE
10	CK	112	VAL
11	CL	8	ARG
11	CL	14	LYS
11	CL	17	LYS
11	CL	26	CYS
11	CL	28	GLN

Continued on next page...

Continued from previous page...

Mol	Chain	Res	Type
11	CL	33	CYS
11	CL	34	THR
11	CL	40	THR
11	CL	42	LYS
11	CL	46	SER
11	CL	49	ARG
11	CL	53	ARG
11	CL	61	GLU
11	CL	69	GLU
11	CL	73	LEU
11	CL	75	GLU
11	CL	88	ASP
11	CL	93	ARG
11	CL	98	ARG
11	CL	107	LYS
11	CL	109	ARG
11	CL	111	GLN
11	CL	120	ARG
11	CL	122	LYS
12	CM	2	ARG
12	CM	15	VAL
12	CM	40	GLU
12	CM	45	SER
12	CM	46	GLU
12	CM	49	GLU
12	CM	56	ARG
12	CM	65	GLU
12	CM	67	ASP
12	CM	88	LEU
12	CM	92	ARG
12	CM	97	ARG
12	CM	102	LYS
12	CM	106	ARG
12	CM	109	LYS
12	CM	112	ARG
13	CN	5	MET
13	CN	17	ASP
13	CN	19	TYR
13	CN	23	ARG
13	CN	31	SER
13	CN	44	VAL
13	CN	48	GLN

Continued on next page...

Continued from previous page...

Mol	Chain	Res	Type
13	CN	50	LEU
13	CN	82	LYS
13	CN	89	ARG
13	CN	95	LEU
14	CO	4	THR
14	CO	39	GLN
14	CO	44	GLU
14	CO	50	HIS
14	CO	51	SER
14	CO	53	ARG
14	CO	56	LEU
14	CO	59	VAL
14	CO	63	ARG
14	CO	69	LEU
14	CO	78	THR
14	CO	80	LEU
14	CO	83	ARG
15	CP	5	ARG
15	CP	19	VAL
15	CP	23	ASP
15	CP	25	ARG
15	CP	28	ARG
15	CP	32	PHE
15	CP	35	ARG
15	CP	50	THR
15	CP	57	ILE
15	CP	67	ILE
15	CP	68	SER
16	CQ	5	ARG
16	CQ	7	LEU
16	CQ	20	ILE
16	CQ	26	ARG
16	CQ	39	ARG
16	CQ	48	GLU
16	CQ	60	ILE
16	CQ	64	ARG
16	CQ	80	LYS
17	CR	23	LYS
17	CR	25	ILE
17	CR	35	SER
17	CR	37	LYS
17	CR	38	ILE

Continued on next page...

Continued from previous page...

Mol	Chain	Res	Type
17	CR	42	ARG
17	CR	47	ARG
18	CS	3	SER
18	CS	5	LYS
18	CS	10	ILE
18	CS	11	ASP
18	CS	12	LEU
18	CS	13	HIS
18	CS	20	LYS
18	CS	26	ASP
18	CS	27	LYS
18	CS	28	LYS
18	CS	33	TRP
18	CS	36	ARG
18	CS	38	THR
18	CS	47	THR
18	CS	52	ASN
18	CS	62	THR
18	CS	64	GLU
18	CS	73	PHE
19	CT	9	ARG
19	CT	11	ILE
19	CT	25	SER
19	CT	29	THR
19	CT	35	TYR
19	CT	47	GLN
19	CT	48	LYS
19	CT	51	ASN
19	CT	53	MET
19	CT	66	ILE
19	CT	69	ASN
19	CT	70	LYS
19	CT	73	ARG
19	CT	77	ASN
20	CB	8	MET
20	CB	9	LEU
20	CB	22	TRP
20	CB	23	ASN
20	CB	35	ASN
20	CB	36	LYS
20	CB	37	VAL
20	CB	46	VAL

Continued on next page...

Continued from previous page...

Mol	Chain	Res	Type
20	CB	53	LEU
20	CB	57	ASN
20	CB	62	ARG
20	CB	65	LYS
20	CB	84	LEU
20	CB	94	ARG
20	CB	116	LEU
20	CB	121	GLN
20	CB	139	GLU
20	CB	143	LEU
20	CB	145	ASN
20	CB	168	GLU
20	CB	176	ASN
20	CB	207	ARG
20	CB	211	LEU
20	CB	213	LEU
20	CB	219	THR
20	CB	221	ARG
20	CB	222	GLU
21	CU	7	GLU
21	CU	8	ASN
21	CU	16	ARG
21	CU	17	ARG
21	CU	20	ARG
21	CU	22	CYS
21	CU	24	LYS
21	CU	33	ARG
21	CU	35	GLU
21	CU	36	PHE
21	CU	37	TYR
21	CU	38	GLU
21	CU	42	THR
21	CU	48	LYS
24	DV	18	ARG
24	DV	35	GLU
24	DV	41	GLU
24	DV	42	LEU
24	DV	51	GLN
24	DV	69	GLU
24	DV	70	ILE
24	DV	79	ARG
24	DV	86	LEU

Continued on next page...

Continued from previous page...

Mol	Chain	Res	Type
25	DC	5	CYS
25	DC	10	PRO
25	DC	12	ARG
25	DC	22	GLU
25	DC	28	PRO
25	DC	29	PHE
25	DC	32	LEU
25	DC	33	LEU
25	DC	34	GLU
25	DC	38	LYS
25	DC	42	ARG
25	DC	47	ARG
25	DC	49	THR
25	DC	51	ARG
25	DC	57	HIS
25	DC	58	LYS
25	DC	61	TYR
25	DC	62	ARG
25	DC	64	VAL
25	DC	67	LYS
25	DC	69	ASN
25	DC	84	PRO
25	DC	85	ASN
25	DC	86	ARG
25	DC	96	LYS
25	DC	102	TYR
25	DC	104	LEU
25	DC	107	LYS
25	DC	110	LYS
25	DC	119	VAL
25	DC	120	ASP
25	DC	124	LYS
25	DC	127	ASN
25	DC	128	THR
25	DC	129	LEU
25	DC	133	ASN
25	DC	141	HIS
25	DC	143	VAL
25	DC	145	MET
25	DC	155	ARG
25	DC	162	GLN
25	DC	167	ASP

Continued on next page...

Continued from previous page...

Mol	Chain	Res	Type
25	DC	171	VAL
25	DC	175	LEU
25	DC	179	GLU
25	DC	188	ARG
25	DC	194	VAL
25	DC	203	VAL
25	DC	206	LYS
25	DC	211	ARG
25	DC	218	THR
25	DC	224	MET
25	DC	231	HIS
25	DC	235	GLU
25	DC	237	ARG
25	DC	246	PRO
25	DC	250	GLN
25	DC	251	THR
25	DC	254	LYS
25	DC	256	THR
25	DC	264	LYS
25	DC	267	VAL
25	DC	268	ARG
26	DD	4	LEU
26	DD	7	LYS
26	DD	8	LYS
26	DD	12	THR
26	DD	14	ILE
26	DD	15	PHE
26	DD	16	THR
26	DD	25	THR
26	DD	27	ILE
26	DD	32	ASN
26	DD	33	ARG
26	DD	34	VAL
26	DD	36	GLN
26	DD	40	LEU
26	DD	45	TYR
26	DD	49	GLN
26	DD	52	THR
26	DD	62	LYS
26	DD	67	HIS
26	DD	70	LYS
26	DD	77	ARG

Continued on next page...

Continued from previous page...

Mol	Chain	Res	Type
26	DD	79	LEU
26	DD	82	PHE
26	DD	83	ARG
26	DD	91	THR
26	DD	101	PHE
26	DD	104	VAL
26	DD	106	LYS
26	DD	107	VAL
26	DD	108	ASP
26	DD	114	LYS
26	DD	116	LYS
26	DD	118	PHE
26	DD	121	THR
26	DD	124	ARG
26	DD	126	ASN
26	DD	127	PHE
26	DD	128	ARG
26	DD	133	THR
26	DD	137	SER
26	DD	138	LEU
26	DD	139	SER
26	DD	142	VAL
26	DD	151	THR
26	DD	152	PRO
26	DD	157	LYS
26	DD	176	ASP
26	DD	185	ASN
26	DD	188	LEU
26	DD	197	THR
26	DD	208	LYS
27	DE	1	MET
27	DE	5	LEU
27	DE	19	PHE
27	DE	21	ARG
27	DE	24	ASN
27	DE	40	ARG
27	DE	43	THR
27	DE	49	ARG
27	DE	53	THR
27	DE	74	LYS
27	DE	84	THR
27	DE	94	GLN

Continued on next page...

Continued from previous page...

Mol	Chain	Res	Type
27	DE	97	ASN
27	DE	99	LYS
27	DE	100	MET
27	DE	107	SER
27	DE	109	LEU
27	DE	117	ARG
27	DE	118	LEU
27	DE	132	LYS
27	DE	134	LEU
27	DE	137	LYS
27	DE	143	LEU
27	DE	148	ILE
27	DE	152	GLU
27	DE	154	ASP
27	DE	155	GLU
27	DE	157	LEU
27	DE	158	PHE
27	DE	164	LEU
27	DE	167	VAL
27	DE	171	ASP
27	DE	173	THR
27	DE	184	ASP
27	DE	185	LYS
27	DE	188	MET
27	DE	191	ASP
27	DE	196	VAL
28	DF	14	LYS
28	DF	23	SER
28	DF	32	LYS
28	DF	37	MET
28	DF	45	ASP
28	DF	48	LEU
28	DF	59	ILE
28	DF	77	LYS
28	DF	90	LEU
28	DF	93	GLU
28	DF	107	VAL
28	DF	108	PRO
28	DF	112	ASP
28	DF	114	ARG
28	DF	126	ASN
28	DF	132	ARG

Continued on next page...

Continued from previous page...

Mol	Chain	Res	Type
28	DF	133	GLU
28	DF	135	ILE
28	DF	143	ASP
28	DF	151	LEU
28	DF	161	SER
28	DF	162	ASP
28	DF	164	GLU
28	DF	168	LEU
28	DF	172	PHE
28	DF	174	PHE
28	DF	177	ARG
29	DG	5	LYS
29	DG	8	VAL
29	DG	15	ASP
29	DG	24	THR
29	DG	29	ASN
29	DG	33	THR
29	DG	35	THR
29	DG	37	ASN
29	DG	43	LYS
29	DG	48	THR
29	DG	54	ARG
29	DG	71	LEU
29	DG	80	GLU
29	DG	85	LYS
29	DG	86	LEU
29	DG	93	TYR
29	DG	100	ASN
29	DG	101	VAL
29	DG	104	LEU
29	DG	116	LEU
29	DG	121	THR
29	DG	126	THR
29	DG	132	LEU
29	DG	154	GLU
29	DG	161	VAL
29	DG	171	LYS
30	DH	4	ILE
30	DH	7	ASP
30	DH	8	LYS
30	DH	11	ASN
30	DH	30	LEU

Continued on next page...

Continued from previous page...

Mol	Chain	Res	Type
30	DH	35	LYS
30	DH	38	PRO
30	DH	44	ILE
30	DH	50	ARG
30	DH	53	GLU
30	DH	57	LYS
30	DH	68	ARG
30	DH	70	GLU
30	DH	75	LEU
30	DH	77	THR
30	DH	96	THR
30	DH	97	ARG
30	DH	101	ASP
30	DH	112	LYS
30	DH	119	ASN
30	DH	122	LEU
30	DH	124	THR
30	DH	129	GLU
30	DH	141	LYS
31	DJ	1	MET
31	DJ	3	THR
31	DJ	4	PHE
31	DJ	5	THR
31	DJ	7	LYS
31	DJ	15	TRP
31	DJ	25	LEU
31	DJ	27	ARG
31	DJ	31	GLU
31	DJ	35	ARG
31	DJ	36	LEU
31	DJ	41	LYS
31	DJ	47	HIS
31	DJ	49	ASP
31	DJ	52	ASP
31	DJ	61	LYS
31	DJ	69	ARG
31	DJ	84	ILE
31	DJ	85	LYS
31	DJ	91	GLU
31	DJ	92	MET
31	DJ	95	ARG
31	DJ	109	LEU

Continued on next page...

Continued from previous page...

Mol	Chain	Res	Type
31	DJ	118	MET
31	DJ	120	ARG
31	DJ	121	LYS
31	DJ	132	HIS
31	DJ	135	GLN
31	DJ	140	LEU
32	DK	2	ILE
32	DK	6	THR
32	DK	7	MET
32	DK	10	VAL
32	DK	32	TYR
32	DK	41	ILE
32	DK	47	ILE
32	DK	56	ASP
32	DK	58	LEU
32	DK	59	LYS
32	DK	65	THR
32	DK	75	SER
32	DK	84	CYS
32	DK	90	ASN
32	DK	92	GLU
32	DK	95	ILE
32	DK	98	ARG
32	DK	104	THR
32	DK	105	ARG
32	DK	117	SER
32	DK	120	PRO
33	DL	2	ARG
33	DL	3	LEU
33	DL	14	LYS
33	DL	19	LEU
33	DL	21	ARG
33	DL	27	LEU
33	DL	29	LYS
33	DL	38	GLN
33	DL	42	SER
33	DL	46	VAL
33	DL	47	ARG
33	DL	48	ARG
33	DL	50	PHE
33	DL	51	GLU
33	DL	55	MET

Continued on next page...

Continued from previous page...

Mol	Chain	Res	Type
33	DL	60	ARG
33	DL	64	PHE
33	DL	69	ARG
33	DL	73	ILE
33	DL	77	ILE
33	DL	78	ARG
33	DL	92	LEU
33	DL	96	LYS
33	DL	104	GLN
33	DL	106	GLU
33	DL	107	PHE
33	DL	109	LYS
33	DL	116	VAL
33	DL	119	PRO
33	DL	121	THR
33	DL	125	LEU
33	DL	128	THR
33	DL	135	ILE
33	DL	136	GLU
33	DL	142	ILE
34	DM	1	MET
34	DM	2	LEU
34	DM	5	LYS
34	DM	6	ARG
34	DM	9	PHE
34	DM	11	LYS
34	DM	12	MET
34	DM	14	LYS
34	DM	16	ARG
34	DM	17	ASN
34	DM	18	ARG
34	DM	22	GLN
34	DM	26	VAL
34	DM	38	ARG
34	DM	42	THR
34	DM	62	LYS
34	DM	67	VAL
34	DM	72	PRO
34	DM	76	LYS
34	DM	80	VAL
34	DM	81	ARG
34	DM	84	LYS

Continued on next page...

Continued from previous page...

Mol	Chain	Res	Type
34	DM	89	VAL
34	DM	90	GLU
34	DM	91	TYR
34	DM	96	ILE
34	DM	97	GLN
34	DM	100	LYS
34	DM	105	MET
34	DM	112	LEU
34	DM	115	GLU
34	DM	118	LYS
34	DM	124	LEU
34	DM	134	THR
35	DN	1	MET
35	DN	2	ARG
35	DN	4	ARG
35	DN	6	SER
35	DN	14	SER
35	DN	18	GLN
35	DN	36	THR
35	DN	42	LYS
35	DN	43	GLU
35	DN	45	ARG
35	DN	46	ARG
35	DN	49	GLU
35	DN	56	LYS
35	DN	57	THR
35	DN	58	ASP
35	DN	65	LEU
35	DN	71	ARG
35	DN	76	VAL
35	DN	81	ASN
35	DN	87	PHE
35	DN	90	ARG
35	DN	94	TYR
35	DN	95	THR
35	DN	96	ARG
35	DN	98	LEU
35	DN	121	LYS
35	DN	127	GLU
36	DO	2	ASP
36	DO	4	LYS
36	DO	18	LEU

Continued on next page...

Continued from previous page...

Mol	Chain	Res	Type
36	DO	27	VAL
36	DO	29	HIS
36	DO	30	ARG
36	DO	35	ILE
36	DO	38	GLN
36	DO	40	ILE
36	DO	60	GLU
36	DO	65	THR
36	DO	68	LYS
36	DO	87	ILE
36	DO	97	PHE
36	DO	98	GLN
36	DO	99	TYR
36	DO	103	VAL
36	DO	108	ASP
37	DP	1	SER
37	DP	8	GLU
37	DP	15	ASP
37	DP	18	SER
37	DP	24	THR
37	DP	28	LYS
37	DP	38	ARG
37	DP	46	VAL
37	DP	47	ILE
37	DP	50	ARG
37	DP	52	ARG
37	DP	54	LEU
37	DP	58	PHE
37	DP	60	VAL
37	DP	70	GLU
37	DP	73	PHE
37	DP	74	GLN
37	DP	75	THR
37	DP	76	HIS
37	DP	79	VAL
37	DP	80	VAL
37	DP	81	ASP
37	DP	83	ILE
37	DP	84	SER
37	DP	87	ARG
37	DP	91	VAL
37	DP	97	TYR

Continued on next page...

Continued from previous page...

Mol	Chain	Res	Type
37	DP	101	GLU
37	DP	108	ARG
37	DP	109	ILE
37	DP	111	GLU
37	DP	112	ARG
38	DQ	2	ARG
38	DQ	4	LYS
38	DQ	13	HIS
38	DQ	27	ARG
38	DQ	35	PHE
38	DQ	36	GLN
38	DQ	39	ILE
38	DQ	40	LYS
38	DQ	53	LYS
38	DQ	58	GLN
38	DQ	70	GLN
38	DQ	78	PHE
38	DQ	84	LYS
38	DQ	90	ASP
38	DQ	91	ARG
38	DQ	93	ILE
38	DQ	101	ASP
38	DQ	116	LEU
39	DR	4	VAL
39	DR	6	GLN
39	DR	7	SER
39	DR	10	LYS
39	DR	12	HIS
39	DR	13	ARG
39	DR	18	GLN
39	DR	22	LEU
39	DR	23	GLU
39	DR	26	ASP
39	DR	32	THR
39	DR	37	GLU
39	DR	43	ASN
39	DR	62	GLU
39	DR	70	GLU
39	DR	73	LYS
39	DR	75	VAL
39	DR	79	ARG
39	DR	84	ARG

Continued on next page...

Continued from previous page...

Mol	Chain	Res	Type
39	DR	85	LYS
39	DR	86	GLN
39	DR	91	GLN
39	DR	92	TRP
39	DR	94	THR
39	DR	96	VAL
39	DR	99	THR
40	DS	3	THR
40	DS	9	HIS
40	DS	11	ARG
40	DS	19	LEU
40	DS	23	LEU
40	DS	24	ILE
40	DS	25	ARG
40	DS	30	SER
40	DS	55	ILE
40	DS	62	ASP
40	DS	76	VAL
40	DS	82	MET
40	DS	83	LYS
40	DS	85	ILE
40	DS	86	MET
40	DS	110	ARG
41	DT	3	ARG
41	DT	5	GLU
41	DT	6	ARG
41	DT	11	LEU
41	DT	15	HIS
41	DT	18	GLU
41	DT	19	LYS
41	DT	24	MET
41	DT	25	GLU
41	DT	29	THR
41	DT	50	LEU
41	DT	51	PHE
41	DT	58	VAL
41	DT	61	LEU
41	DT	62	VAL
41	DT	64	LYS
41	DT	66	LYS
41	DT	68	LYS
41	DT	69	ARG

Continued on next page...

Continued from previous page...

Mol	Chain	Res	Type
41	DT	73	ARG
41	DT	76	ARG
41	DT	82	LYS
41	DT	88	LYS
42	DU	4	ILE
42	DU	8	ASP
42	DU	13	LEU
42	DU	25	LYS
42	DU	26	ASN
42	DU	27	VAL
42	DU	29	SER
42	DU	40	LEU
42	DU	42	LYS
42	DU	57	ILE
42	DU	58	VAL
42	DU	60	LYS
42	DU	61	GLU
42	DU	65	GLN
42	DU	69	VAL
42	DU	71	ILE
42	DU	80	ASP
42	DU	85	ARG
42	DU	94	PHE
42	DU	95	PHE
42	DU	96	LYS
42	DU	98	ASN
42	DU	99	SER
43	DW	2	HIS
43	DW	3	LYS
43	DW	10	ARG
43	DW	13	ARG
43	DW	14	ASP
43	DW	15	SER
43	DW	16	GLU
43	DW	18	LYS
43	DW	19	ARG
43	DW	25	PHE
43	DW	37	VAL
43	DW	39	GLN
43	DW	40	ARG
43	DW	61	LYS
43	DW	63	ASP

Continued on next page...

Continued from previous page...

Mol	Chain	Res	Type
43	DW	75	ASN
43	DW	82	GLU
44	DX	8	GLU
44	DX	14	LEU
44	DX	18	LEU
44	DX	20	ASN
44	DX	23	ARG
44	DX	25	GLN
44	DX	28	LEU
44	DX	30	MET
44	DX	31	GLN
44	DX	39	GLN
44	DX	44	LYS
44	DX	47	ARG
45	DY	5	LYS
45	DY	10	ARG
45	DY	13	ILE
45	DY	18	LYS
45	DY	26	LEU
45	DY	29	ARG
45	DY	34	THR
45	DY	35	VAL
45	DY	40	THR
45	DY	43	ILE
45	DY	44	ARG
45	DY	46	MET
45	DY	53	MET
45	DY	57	GLU
45	DY	58	GLU
46	DZ	9	TYR
46	DZ	20	ASN
46	DZ	24	ILE
46	DZ	28	VAL
46	DZ	31	ASP
46	DZ	33	ASN
46	DZ	40	CYS
46	DZ	47	LYS
46	DZ	48	GLN
46	DZ	50	ASP
46	DZ	56	ARG
46	DZ	64	PHE
46	DZ	65	ASN

Continued on next page...

Continued from previous page...

Mol	Chain	Res	Type
46	DZ	66	ILE
46	DZ	67	PRO
46	DZ	69	SER
47	D0	2	VAL
47	D0	4	GLN
47	D0	5	ASN
47	D0	8	THR
47	D0	12	ARG
47	D0	15	ARG
47	D0	19	ASP
47	D0	21	LEU
47	D0	22	THR
47	D0	32	THR
47	D0	37	HIS
47	D0	51	ARG
47	D0	52	LYS
47	D0	53	VAL
48	D1	8	ILE
48	D1	12	SER
48	D1	18	HIS
48	D1	19	PHE
48	D1	22	THR
48	D1	24	LYS
48	D1	25	ASN
48	D1	26	LYS
48	D1	27	ARG
48	D1	31	GLU
48	D1	33	LEU
48	D1	35	LEU
48	D1	41	VAL
48	D1	44	GLN
48	D1	49	LYS
49	D2	3	ARG
49	D2	10	LEU
49	D2	15	SER
49	D2	18	PHE
49	D2	19	ARG
49	D2	25	LYS
49	D2	28	ARG
49	D2	34	ARG
49	D2	39	ARG
49	D2	44	VAL

Continued on next page...

Continued from previous page...

Mol	Chain	Res	Type
49	D2	46	LYS
50	D3	2	LYS
50	D3	7	ARG
50	D3	24	LYS
50	D3	29	ARG
50	D3	32	LEU
50	D3	34	LYS
50	D3	35	LYS
50	D3	48	MET
50	D3	53	ASP
50	D3	54	LEU
50	D3	61	LEU
51	D4	2	LYS
51	D4	8	LYS
51	D4	9	LYS
51	D4	11	CYS
51	D4	13	ASN
51	D4	17	VAL
51	D4	19	ARG
51	D4	20	ASP
51	D4	23	ILE
51	D4	24	ARG
51	D4	25	VAL
51	D4	26	ILE
51	D4	27	CYS
51	D4	30	GLU
51	D4	32	LYS
51	D4	35	GLN
51	D4	36	ARG
52	DI	2	LYS
52	DI	5	GLN
52	DI	54	ILE
52	DI	99	LYS
52	DI	121	ILE

Some sidechains can be flipped to improve hydrogen bonding and reduce clashes. All (317) such sidechains are listed below:

Mol	Chain	Res	Type
2	AC	2	GLN
2	AC	5	HIS
2	AC	40	GLN
2	AC	68	HIS

Continued on next page...

Continued from previous page...

Mol	Chain	Res	Type
2	AC	122	GLN
2	AC	139	ASN
2	AC	184	ASN
3	AD	35	GLN
3	AD	84	ASN
3	AD	99	ASN
3	AD	135	GLN
3	AD	195	ASN
4	AE	69	ASN
4	AE	72	ASN
4	AE	96	GLN
4	AE	121	ASN
4	AE	131	ASN
5	AF	14	GLN
5	AF	17	GLN
5	AF	46	GLN
5	AF	58	HIS
6	AG	67	ASN
6	AG	85	GLN
6	AG	121	ASN
7	AH	3	GLN
7	AH	17	GLN
8	AI	4	GLN
8	AI	24	ASN
8	AI	30	ASN
8	AI	31	GLN
8	AI	36	GLN
8	AI	49	GLN
8	AI	109	GLN
9	AJ	15	HIS
9	AJ	20	GLN
9	AJ	70	HIS
9	AJ	99	GLN
10	AK	28	ASN
10	AK	37	GLN
10	AK	100	ASN
11	AL	58	ASN
11	AL	72	ASN
12	AM	99	GLN
13	AN	59	GLN
13	AN	61	ASN
13	AN	65	GLN

Continued on next page...

Continued from previous page...

Mol	Chain	Res	Type
14	AO	27	GLN
14	AO	34	GLN
14	AO	39	GLN
15	AP	9	HIS
15	AP	18	GLN
15	AP	29	ASN
15	AP	63	GLN
17	AR	53	GLN
18	AS	51	HIS
18	AS	55	GLN
19	AT	12	GLN
19	AT	20	ASN
19	AT	54	GLN
19	AT	60	GLN
20	AB	23	ASN
20	AB	35	ASN
20	AB	108	GLN
20	AB	119	GLN
20	AB	121	GLN
20	AB	145	ASN
20	AB	167	HIS
20	AB	202	ASN
24	BV	49	ASN
24	BV	51	GLN
24	BV	80	HIS
24	BV	88	HIS
25	BC	20	ASN
25	BC	36	ASN
25	BC	43	ASN
25	BC	52	HIS
25	BC	89	ASN
25	BC	127	ASN
25	BC	133	ASN
25	BC	162	GLN
25	BC	225	ASN
25	BC	250	GLN
26	BD	32	ASN
26	BD	58	ASN
26	BD	130	GLN
26	BD	134	HIS
26	BD	149	ASN
26	BD	164	GLN

Continued on next page...

Continued from previous page...

Mol	Chain	Res	Type
26	BD	167	ASN
26	BD	173	GLN
26	BD	185	ASN
27	BE	29	HIS
27	BE	46	GLN
27	BE	92	HIS
27	BE	97	ASN
27	BE	136	GLN
27	BE	156	ASN
27	BE	195	GLN
28	BF	26	GLN
28	BF	36	ASN
28	BF	80	GLN
28	BF	126	ASN
29	BG	19	ASN
29	BG	21	GLN
29	BG	29	ASN
29	BG	142	GLN
30	BH	2	GLN
30	BH	11	ASN
30	BH	43	ASN
30	BH	73	ASN
31	BJ	40	HIS
31	BJ	77	HIS
31	BJ	80	HIS
31	BJ	131	ASN
31	BJ	135	GLN
31	BJ	136	GLN
32	BK	5	GLN
32	BK	9	ASN
32	BK	82	ASN
32	BK	88	ASN
33	BL	38	GLN
33	BL	99	ASN
34	BM	3	GLN
34	BM	17	ASN
35	BN	9	GLN
35	BN	13	ASN
35	BN	73	ASN
35	BN	81	ASN
36	BO	38	GLN
36	BO	67	ASN

Continued on next page...

Continued from previous page...

Mol	Chain	Res	Type
36	BO	98	GLN
36	BO	104	GLN
37	BP	2	ASN
37	BP	11	GLN
37	BP	40	GLN
38	BQ	43	GLN
38	BQ	51	GLN
38	BQ	55	GLN
38	BQ	58	GLN
38	BQ	80	ASN
39	BR	18	GLN
39	BR	86	GLN
39	BR	87	GLN
40	BS	9	HIS
40	BS	57	ASN
41	BT	28	ASN
42	BU	39	ASN
42	BU	65	GLN
42	BU	68	ASN
43	BW	2	HIS
43	BW	49	ASN
43	BW	56	HIS
44	BX	31	GLN
44	BX	36	GLN
44	BX	38	GLN
44	BX	45	GLN
44	BX	58	ASN
45	BY	8	GLN
45	BY	19	HIS
46	BZ	30	HIS
46	BZ	41	HIS
46	BZ	65	ASN
47	B0	3	GLN
48	B1	25	ASN
50	B3	23	HIS
51	B4	13	ASN
51	B4	35	GLN
52	BI	11	GLN
52	BI	29	GLN
52	BI	30	GLN
52	BI	33	ASN
52	BI	93	ASN

Continued on next page...

Continued from previous page...

Mol	Chain	Res	Type
2	CC	2	GLN
2	CC	101	ASN
2	CC	184	ASN
2	CC	189	HIS
3	CD	39	GLN
3	CD	53	GLN
3	CD	58	GLN
3	CD	99	ASN
3	CD	115	GLN
3	CD	119	HIS
3	CD	130	ASN
3	CD	135	GLN
3	CD	151	GLN
3	CD	163	GLN
4	CE	42	ASN
4	CE	72	ASN
4	CE	145	ASN
5	CF	17	GLN
5	CF	46	GLN
5	CF	63	ASN
6	CG	8	GLN
6	CG	27	ASN
6	CG	121	ASN
7	CH	3	GLN
7	CH	17	GLN
7	CH	37	ASN
7	CH	75	GLN
7	CH	117	GLN
8	CI	80	HIS
8	CI	109	GLN
9	CJ	58	ASN
9	CJ	99	GLN
10	CK	28	ASN
10	CK	37	GLN
10	CK	63	GLN
10	CK	108	ASN
10	CK	118	ASN
11	CL	28	GLN
11	CL	45	ASN
11	CL	71	HIS
12	CM	7	ASN
13	CN	34	ASN

Continued on next page...

Continued from previous page...

Mol	Chain	Res	Type
13	CN	61	ASN
14	CO	36	ASN
15	CP	40	ASN
15	CP	63	GLN
16	CQ	8	GLN
17	CR	51	GLN
18	CS	42	ASN
18	CS	52	ASN
19	CT	2	ASN
19	CT	69	ASN
19	CT	74	HIS
19	CT	83	ASN
20	CB	23	ASN
20	CB	50	ASN
20	CB	108	GLN
20	CB	119	GLN
20	CB	121	GLN
20	CB	145	ASN
20	CB	202	ASN
24	DV	78	GLN
24	DV	87	GLN
25	DC	45	ASN
25	DC	52	HIS
25	DC	59	GLN
25	DC	127	ASN
25	DC	133	ASN
25	DC	141	HIS
25	DC	162	GLN
25	DC	196	ASN
25	DC	199	HIS
25	DC	225	ASN
25	DC	238	ASN
25	DC	259	ASN
26	DD	32	ASN
26	DD	36	GLN
26	DD	94	GLN
26	DD	164	GLN
26	DD	173	GLN
27	DE	24	ASN
27	DE	30	GLN
27	DE	94	GLN
27	DE	195	GLN

Continued on next page...

Continued from previous page...

Mol	Chain	Res	Type
28	DF	36	ASN
28	DF	134	GLN
29	DG	29	ASN
29	DG	63	GLN
29	DG	72	ASN
29	DG	87	GLN
30	DH	20	ASN
30	DH	128	HIS
30	DH	133	GLN
31	DJ	135	GLN
32	DK	13	ASN
33	DL	104	GLN
34	DM	17	ASN
34	DM	22	GLN
34	DM	45	GLN
34	DM	60	GLN
34	DM	97	GLN
35	DN	9	GLN
35	DN	11	ASN
35	DN	18	GLN
35	DN	73	ASN
35	DN	81	ASN
35	DN	107	ASN
36	DO	34	HIS
36	DO	67	ASN
36	DO	98	GLN
36	DO	100	HIS
36	DO	104	GLN
37	DP	9	GLN
37	DP	11	GLN
37	DP	55	HIS
38	DQ	19	GLN
38	DQ	43	GLN
38	DQ	51	GLN
38	DQ	58	GLN
38	DQ	80	ASN
39	DR	6	GLN
39	DR	12	HIS
39	DR	43	ASN
39	DR	86	GLN
40	DS	7	HIS
40	DS	15	GLN

Continued on next page...

Continued from previous page...

Mol	Chain	Res	Type
40	DS	40	ASN
40	DS	57	ASN
41	DT	48	GLN
42	DU	52	ASN
42	DU	53	GLN
42	DU	65	GLN
43	DW	39	GLN
43	DW	56	HIS
44	DX	31	GLN
44	DX	45	GLN
45	DY	48	ASN
46	DZ	48	GLN
46	DZ	65	ASN
47	D0	4	GLN
48	D1	44	GLN
48	D1	45	HIS
49	D2	29	GLN
51	D4	13	ASN
52	DI	33	ASN

5.3.3 RNA ⓘ

Mol	Chain	Analysed	Backbone Outliers	Pucker Outliers
1	AA	1529/1542 (99%)	277 (18%)	25 (1%)
1	CA	1529/1542 (99%)	249 (16%)	26 (1%)
22	BA	116/120 (96%)	23 (19%)	0
22	DA	116/120 (96%)	20 (17%)	1 (0%)
23	BB	2837/2904 (97%)	451 (15%)	18 (0%)
23	DB	2837/2904 (97%)	482 (16%)	22 (0%)
All	All	8964/9132 (98%)	1502 (16%)	92 (1%)

All (1502) RNA backbone outliers are listed below:

Mol	Chain	Res	Type
1	AA	7	A
1	AA	9	G
1	AA	14	U
1	AA	31	G
1	AA	32	A
1	AA	39	G
1	AA	47	C

Continued on next page...

Continued from previous page...

Mol	Chain	Res	Type
1	AA	48	C
1	AA	51	A
1	AA	52	C
1	AA	55	A
1	AA	61	G
1	AA	66	A
1	AA	72	A
1	AA	76	G
1	AA	78	A
1	AA	79	G
1	AA	83	C
1	AA	85	U
1	AA	86	G
1	AA	87	C
1	AA	88	U
1	AA	89	U
1	AA	95	C
1	AA	108	G
1	AA	121	U
1	AA	122	G
1	AA	131	A
1	AA	151	A
1	AA	164	G
1	AA	182	A
1	AA	183	C
1	AA	197	A
1	AA	209	U
1	AA	210	C
1	AA	239	U
1	AA	240	G
1	AA	243	A
1	AA	244	U
1	AA	245	U
1	AA	247	G
1	AA	250	A
1	AA	251	G
1	AA	253	A
1	AA	257	G
1	AA	258	G
1	AA	266	G
1	AA	267	C
1	AA	280	C

Continued on next page...

Continued from previous page...

Mol	Chain	Res	Type
1	AA	289	G
1	AA	316	C
1	AA	324	G
1	AA	328	C
1	AA	329	A
1	AA	330	C
1	AA	332	G
1	AA	345	C
1	AA	352	C
1	AA	354	G
1	AA	367	U
1	AA	372	C
1	AA	373	A
1	AA	381	C
1	AA	382	A
1	AA	397	A
1	AA	398	U
1	AA	406	G
1	AA	408	A
1	AA	411	A
1	AA	412	A
1	AA	414	A
1	AA	415	A
1	AA	421	U
1	AA	422	C
1	AA	424	G
1	AA	429	U
1	AA	430	A
1	AA	434	U
1	AA	435	A
1	AA	438	U
1	AA	459	A
1	AA	461	A
1	AA	462	G
1	AA	463	U
1	AA	464	U
1	AA	465	A
1	AA	466	A
1	AA	467	U
1	AA	468	A
1	AA	469	C
1	AA	476	U

Continued on next page...

Continued from previous page...

Mol	Chain	Res	Type
1	AA	481	G
1	AA	482	A
1	AA	484	G
1	AA	485	U
1	AA	493	A
1	AA	500	G
1	AA	511	C
1	AA	518	C
1	AA	522	C
1	AA	527	G
1	AA	531	U
1	AA	532	A
1	AA	547	A
1	AA	559	A
1	AA	562	U
1	AA	572	A
1	AA	573	A
1	AA	576	C
1	AA	577	G
1	AA	607	A
1	AA	639	G
1	AA	650	G
1	AA	653	U
1	AA	665	A
1	AA	693	G
1	AA	700	G
1	AA	721	G
1	AA	724	G
1	AA	731	G
1	AA	733	G
1	AA	747	A
1	AA	748	G
1	AA	755	G
1	AA	777	A
1	AA	781	A
1	AA	782	A
1	AA	793	U
1	AA	794	A
1	AA	812	G
1	AA	815	A
1	AA	817	C
1	AA	818	G

Continued on next page...

Continued from previous page...

Mol	Chain	Res	Type
1	AA	819	A
1	AA	828	U
1	AA	829	G
1	AA	841	C
1	AA	842	U
1	AA	843	U
1	AA	844	G
1	AA	845	A
1	AA	902	G
1	AA	914	A
1	AA	926	G
1	AA	927	G
1	AA	931	C
1	AA	934	C
1	AA	935	A
1	AA	960	U
1	AA	961	U
1	AA	966	G
1	AA	968	A
1	AA	969	A
1	AA	971	G
1	AA	974	A
1	AA	976	G
1	AA	977	A
1	AA	983	A
1	AA	991	U
1	AA	992	U
1	AA	993	G
1	AA	1002	G
1	AA	1004	A
1	AA	1009	U
1	AA	1022	A
1	AA	1026	G
1	AA	1030	U
1	AA	1031	C
1	AA	1034	G
1	AA	1035	A
1	AA	1043	G
1	AA	1044	A
1	AA	1045	C
1	AA	1049	U
1	AA	1050	G

Continued on next page...

Continued from previous page...

Mol	Chain	Res	Type
1	AA	1051	C
1	AA	1053	G
1	AA	1054	C
1	AA	1055	A
1	AA	1065	U
1	AA	1066	C
1	AA	1070	U
1	AA	1094	G
1	AA	1095	U
1	AA	1101	A
1	AA	1102	A
1	AA	1108	G
1	AA	1111	A
1	AA	1112	C
1	AA	1126	U
1	AA	1130	A
1	AA	1136	C
1	AA	1137	C
1	AA	1138	G
1	AA	1139	G
1	AA	1140	C
1	AA	1158	C
1	AA	1159	U
1	AA	1168	U
1	AA	1169	A
1	AA	1174	G
1	AA	1179	A
1	AA	1181	G
1	AA	1183	U
1	AA	1196	A
1	AA	1197	A
1	AA	1201	A
1	AA	1202	U
1	AA	1209	C
1	AA	1212	U
1	AA	1213	A
1	AA	1214	C
1	AA	1215	G
1	AA	1225	A
1	AA	1226	C
1	AA	1227	A
1	AA	1228	C

Continued on next page...

Continued from previous page...

Mol	Chain	Res	Type
1	AA	1238	A
1	AA	1240	U
1	AA	1241	G
1	AA	1253	G
1	AA	1256	A
1	AA	1258	G
1	AA	1261	A
1	AA	1270	G
1	AA	1278	G
1	AA	1279	G
1	AA	1280	A
1	AA	1281	C
1	AA	1285	A
1	AA	1286	U
1	AA	1287	A
1	AA	1298	U
1	AA	1300	G
1	AA	1301	U
1	AA	1305	G
1	AA	1316	G
1	AA	1317	C
1	AA	1320	C
1	AA	1322	C
1	AA	1323	G
1	AA	1336	C
1	AA	1338	G
1	AA	1346	A
1	AA	1347	G
1	AA	1353	G
1	AA	1362	A
1	AA	1363	A
1	AA	1364	U
1	AA	1378	C
1	AA	1379	G
1	AA	1380	U
1	AA	1381	U
1	AA	1398	A
1	AA	1403	C
1	AA	1404	C
1	AA	1409	C
1	AA	1419	G
1	AA	1432	G

Continued on next page...

Continued from previous page...

Mol	Chain	Res	Type
1	AA	1446	A
1	AA	1447	A
1	AA	1451	U
1	AA	1452	C
1	AA	1490	U
1	AA	1493	A
1	AA	1497	G
1	AA	1499	A
1	AA	1503	A
1	AA	1506	U
1	AA	1507	A
1	AA	1517	G
1	AA	1519	A
1	AA	1520	C
1	AA	1529	G
1	AA	1530	G
1	AA	1533	C
1	AA	1534	A
22	BA	11	C
22	BA	12	C
22	BA	13	G
22	BA	14	U
22	BA	15	A
22	BA	16	G
22	BA	25	U
22	BA	26	C
22	BA	28	C
22	BA	29	A
22	BA	30	C
22	BA	35	C
22	BA	42	C
22	BA	44	G
22	BA	45	A
22	BA	56	G
22	BA	66	A
22	BA	67	G
22	BA	84	G
22	BA	90	C
22	BA	99	A
22	BA	108	A
22	BA	109	A
23	BB	2	G

Continued on next page...

Continued from previous page...

Mol	Chain	Res	Type
23	BB	3	U
23	BB	4	U
23	BB	13	A
23	BB	14	A
23	BB	33	C
23	BB	34	U
23	BB	35	G
23	BB	46	G
23	BB	49	A
23	BB	63	A
23	BB	64	A
23	BB	71	A
23	BB	74	A
23	BB	75	G
23	BB	84	A
23	BB	85	G
23	BB	91	A
23	BB	92	U
23	BB	96	C
23	BB	100	U
23	BB	101	A
23	BB	102	U
23	BB	103	A
23	BB	104	A
23	BB	118	A
23	BB	119	A
23	BB	120	U
23	BB	125	A
23	BB	126	A
23	BB	140	C
23	BB	142	A
23	BB	144	A
23	BB	160	A
23	BB	162	U
23	BB	163	C
23	BB	181	A
23	BB	186	G
23	BB	196	A
23	BB	199	A
23	BB	209	C
23	BB	216	A
23	BB	221	A

Continued on next page...

Continued from previous page...

Mol	Chain	Res	Type
23	BB	222	A
23	BB	224	U
23	BB	230	G
23	BB	241	A
23	BB	248	G
23	BB	252	G
23	BB	255	A
23	BB	265	A
23	BB	266	G
23	BB	271	G
23	BB	277	G
23	BB	278	A
23	BB	279	A
23	BB	311	A
23	BB	312	G
23	BB	323	C
23	BB	324	A
23	BB	329	G
23	BB	330	A
23	BB	349	U
23	BB	353	C
23	BB	355	U
23	BB	371	A
23	BB	372	G
23	BB	386	G
23	BB	387	U
23	BB	395	U
23	BB	396	G
23	BB	397	U
23	BB	405	U
23	BB	411	G
23	BB	423	A
23	BB	424	G
23	BB	435	C
23	BB	444	C
23	BB	451	U
23	BB	455	C
23	BB	457	A
23	BB	479	A
23	BB	480	A
23	BB	481	G
23	BB	491	G

Continued on next page...

Continued from previous page...

Mol	Chain	Res	Type
23	BB	498	G
23	BB	504	A
23	BB	505	A
23	BB	508	A
23	BB	509	C
23	BB	512	G
23	BB	518	G
23	BB	527	C
23	BB	530	G
23	BB	532	A
23	BB	533	G
23	BB	544	C
23	BB	545	U
23	BB	546	U
23	BB	547	A
23	BB	548	G
23	BB	555	G
23	BB	563	A
23	BB	572	A
23	BB	573	U
23	BB	575	A
23	BB	588	U
23	BB	603	A
23	BB	613	A
23	BB	614	A
23	BB	615	U
23	BB	616	A
23	BB	627	A
23	BB	632	A
23	BB	637	A
23	BB	640	C
23	BB	645	C
23	BB	646	U
23	BB	654	A
23	BB	655	A
23	BB	671	C
23	BB	686	U
23	BB	717	C
23	BB	719	C
23	BB	722	A
23	BB	728	G
23	BB	730	A

Continued on next page...

Continued from previous page...

Mol	Chain	Res	Type
23	BB	747	U
23	BB	757	G
23	BB	765	C
23	BB	775	G
23	BB	782	A
23	BB	784	G
23	BB	785	G
23	BB	805	G
23	BB	806	C
23	BB	812	C
23	BB	819	A
23	BB	827	U
23	BB	828	U
23	BB	846	U
23	BB	847	U
23	BB	859	G
23	BB	872	U
23	BB	876	C
23	BB	877	A
23	BB	878	A
23	BB	899	A
23	BB	910	A
23	BB	912	C
23	BB	932	U
23	BB	933	A
23	BB	934	U
23	BB	941	A
23	BB	946	C
23	BB	955	U
23	BB	961	C
23	BB	973	A
23	BB	974	G
23	BB	983	A
23	BB	985	C
23	BB	989	G
23	BB	991	C
23	BB	993	G
23	BB	995	C
23	BB	996	A
23	BB	1005	C
23	BB	1012	U
23	BB	1013	C

Continued on next page...

Continued from previous page...

Mol	Chain	Res	Type
23	BB	1019	U
23	BB	1022	G
23	BB	1025	G
23	BB	1026	G
23	BB	1033	U
23	BB	1042	G
23	BB	1046	A
23	BB	1047	G
23	BB	1070	A
23	BB	1088	A
23	BB	1090	A
23	BB	1112	G
23	BB	1122	G
23	BB	1126	A
23	BB	1132	U
23	BB	1133	A
23	BB	1134	A
23	BB	1135	C
23	BB	1136	G
23	BB	1139	G
23	BB	1142	A
23	BB	1156	A
23	BB	1157	G
23	BB	1172	C
23	BB	1174	U
23	BB	1176	U
23	BB	1179	G
23	BB	1195	G
23	BB	1205	A
23	BB	1206	G
23	BB	1211	C
23	BB	1212	G
23	BB	1218	G
23	BB	1237	A
23	BB	1247	A
23	BB	1248	G
23	BB	1251	C
23	BB	1253	A
23	BB	1256	G
23	BB	1266	G
23	BB	1271	G
23	BB	1272	A

Continued on next page...

Continued from previous page...

Mol	Chain	Res	Type
23	BB	1273	U
23	BB	1275	A
23	BB	1276	A
23	BB	1301	A
23	BB	1302	A
23	BB	1312	U
23	BB	1325	U
23	BB	1330	C
23	BB	1337	G
23	BB	1341	G
23	BB	1345	C
23	BB	1352	U
23	BB	1365	A
23	BB	1368	G
23	BB	1379	U
23	BB	1383	A
23	BB	1384	A
23	BB	1396	U
23	BB	1397	U
23	BB	1416	G
23	BB	1419	A
23	BB	1420	A
23	BB	1427	A
23	BB	1428	C
23	BB	1434	A
23	BB	1450	G
23	BB	1451	C
23	BB	1453	A
23	BB	1454	C
23	BB	1455	G
23	BB	1459	G
23	BB	1460	U
23	BB	1461	C
23	BB	1476	U
23	BB	1477	A
23	BB	1478	G
23	BB	1482	G
23	BB	1490	A
23	BB	1493	C
23	BB	1494	A
23	BB	1504	A
23	BB	1508	A

Continued on next page...

Continued from previous page...

Mol	Chain	Res	Type
23	BB	1509	A
23	BB	1510	G
23	BB	1524	G
23	BB	1532	A
23	BB	1535	A
23	BB	1537	G
23	BB	1538	G
23	BB	1540	G
23	BB	1552	A
23	BB	1558	C
23	BB	1559	U
23	BB	1567	G
23	BB	1569	A
23	BB	1578	U
23	BB	1583	A
23	BB	1585	C
23	BB	1608	A
23	BB	1610	A
23	BB	1613	G
23	BB	1634	A
23	BB	1635	A
23	BB	1640	A
23	BB	1647	U
23	BB	1648	U
23	BB	1649	G
23	BB	1674	G
23	BB	1700	A
23	BB	1701	A
23	BB	1703	G
23	BB	1706	C
23	BB	1707	G
23	BB	1713	A
23	BB	1715	G
23	BB	1716	U
23	BB	1723	G
23	BB	1729	U
23	BB	1730	C
23	BB	1731	G
23	BB	1733	G
23	BB	1738	G
23	BB	1756	G
23	BB	1758	U

Continued on next page...

Continued from previous page...

Mol	Chain	Res	Type
23	BB	1764	C
23	BB	1773	A
23	BB	1776	G
23	BB	1781	U
23	BB	1786	A
23	BB	1791	A
23	BB	1800	C
23	BB	1801	A
23	BB	1816	C
23	BB	1829	A
23	BB	1833	C
23	BB	1870	C
23	BB	1873	G
23	BB	1876	A
23	BB	1884	G
23	BB	1906	G
23	BB	1914	C
23	BB	1927	A
23	BB	1929	G
23	BB	1930	G
23	BB	1937	A
23	BB	1938	A
23	BB	1939	U
23	BB	1940	U
23	BB	1955	U
23	BB	1967	C
23	BB	1970	A
23	BB	1971	U
23	BB	1972	G
23	BB	1991	U
23	BB	1993	U
23	BB	1997	C
23	BB	2022	U
23	BB	2023	C
23	BB	2031	A
23	BB	2032	G
23	BB	2033	A
23	BB	2043	C
23	BB	2052	A
23	BB	2055	C
23	BB	2056	G
23	BB	2060	A

Continued on next page...

Continued from previous page...

Mol	Chain	Res	Type
23	BB	2061	G
23	BB	2062	A
23	BB	2069	G
23	BB	2072	C
23	BB	2095	A
23	BB	2102	G
23	BB	2104	C
23	BB	2137	U
23	BB	2140	G
23	BB	2141	G
23	BB	2144	G
23	BB	2145	C
23	BB	2147	A
23	BB	2149	U
23	BB	2181	U
23	BB	2187	U
23	BB	2192	U
23	BB	2199	A
23	BB	2204	G
23	BB	2211	A
23	BB	2212	A
23	BB	2225	A
23	BB	2226	C
23	BB	2238	G
23	BB	2239	G
23	BB	2243	U
23	BB	2259	U
23	BB	2266	A
23	BB	2273	A
23	BB	2276	G
23	BB	2278	A
23	BB	2283	C
23	BB	2286	G
23	BB	2287	A
23	BB	2297	A
23	BB	2304	G
23	BB	2305	U
23	BB	2307	G
23	BB	2310	C
23	BB	2315	G
23	BB	2318	G
23	BB	2319	G

Continued on next page...

Continued from previous page...

Mol	Chain	Res	Type
23	BB	2320	U
23	BB	2321	U
23	BB	2322	A
23	BB	2325	G
23	BB	2333	A
23	BB	2334	U
23	BB	2336	A
23	BB	2337	G
23	BB	2347	C
23	BB	2383	G
23	BB	2385	C
23	BB	2402	U
23	BB	2406	A
23	BB	2423	U
23	BB	2424	C
23	BB	2426	A
23	BB	2429	G
23	BB	2430	A
23	BB	2434	A
23	BB	2441	U
23	BB	2448	A
23	BB	2472	G
23	BB	2476	A
23	BB	2491	U
23	BB	2502	G
23	BB	2505	G
23	BB	2506	U
23	BB	2518	A
23	BB	2529	G
23	BB	2535	G
23	BB	2554	U
23	BB	2566	A
23	BB	2567	G
23	BB	2573	C
23	BB	2585	U
23	BB	2586	U
23	BB	2597	G
23	BB	2602	A
23	BB	2609	U
23	BB	2610	C
23	BB	2613	U
23	BB	2621	G

Continued on next page...

Continued from previous page...

Mol	Chain	Res	Type
23	BB	2629	U
23	BB	2654	A
23	BB	2682	A
23	BB	2689	U
23	BB	2690	U
23	BB	2714	G
23	BB	2726	A
23	BB	2739	U
23	BB	2744	G
23	BB	2748	A
23	BB	2751	G
23	BB	2752	C
23	BB	2757	A
23	BB	2765	A
23	BB	2778	A
23	BB	2791	G
23	BB	2797	U
23	BB	2800	A
23	BB	2801	G
23	BB	2808	G
23	BB	2820	A
23	BB	2821	A
23	BB	2836	U
23	BB	2850	A
23	BB	2866	U
23	BB	2867	G
23	BB	2872	A
23	BB	2873	A
23	BB	2883	A
23	BB	2903	U
1	CA	7	A
1	CA	9	G
1	CA	14	U
1	CA	31	G
1	CA	32	A
1	CA	39	G
1	CA	47	C
1	CA	48	C
1	CA	51	A
1	CA	52	C
1	CA	55	A
1	CA	61	G

Continued on next page...

Continued from previous page...

Mol	Chain	Res	Type
1	CA	71	A
1	CA	72	A
1	CA	83	C
1	CA	85	U
1	CA	87	C
1	CA	92	U
1	CA	93	U
1	CA	94	G
1	CA	108	G
1	CA	121	U
1	CA	122	G
1	CA	131	A
1	CA	151	A
1	CA	164	G
1	CA	182	A
1	CA	183	C
1	CA	197	A
1	CA	209	U
1	CA	210	C
1	CA	239	U
1	CA	240	G
1	CA	243	A
1	CA	244	U
1	CA	245	U
1	CA	247	G
1	CA	250	A
1	CA	251	G
1	CA	253	A
1	CA	257	G
1	CA	258	G
1	CA	266	G
1	CA	267	C
1	CA	280	C
1	CA	289	G
1	CA	316	C
1	CA	324	G
1	CA	328	C
1	CA	329	A
1	CA	330	C
1	CA	332	G
1	CA	345	C
1	CA	352	C

Continued on next page...

Continued from previous page...

Mol	Chain	Res	Type
1	CA	354	G
1	CA	367	U
1	CA	372	C
1	CA	373	A
1	CA	382	A
1	CA	397	A
1	CA	398	U
1	CA	406	G
1	CA	408	A
1	CA	411	A
1	CA	412	A
1	CA	414	A
1	CA	415	A
1	CA	421	U
1	CA	422	C
1	CA	424	G
1	CA	429	U
1	CA	430	A
1	CA	434	U
1	CA	435	A
1	CA	438	U
1	CA	459	A
1	CA	461	A
1	CA	462	G
1	CA	463	U
1	CA	464	U
1	CA	465	A
1	CA	466	A
1	CA	467	U
1	CA	468	A
1	CA	469	C
1	CA	476	U
1	CA	479	U
1	CA	481	G
1	CA	482	A
1	CA	484	G
1	CA	485	U
1	CA	493	A
1	CA	500	G
1	CA	511	C
1	CA	518	C
1	CA	522	C

Continued on next page...

Continued from previous page...

Mol	Chain	Res	Type
1	CA	527	G
1	CA	531	U
1	CA	532	A
1	CA	547	A
1	CA	559	A
1	CA	562	U
1	CA	572	A
1	CA	573	A
1	CA	576	C
1	CA	577	G
1	CA	607	A
1	CA	639	G
1	CA	650	G
1	CA	653	U
1	CA	665	A
1	CA	693	G
1	CA	700	G
1	CA	721	G
1	CA	724	G
1	CA	731	G
1	CA	733	G
1	CA	747	A
1	CA	748	G
1	CA	755	G
1	CA	781	A
1	CA	782	A
1	CA	793	U
1	CA	794	A
1	CA	812	G
1	CA	815	A
1	CA	817	C
1	CA	818	G
1	CA	819	A
1	CA	828	U
1	CA	829	G
1	CA	841	C
1	CA	842	U
1	CA	843	U
1	CA	844	G
1	CA	845	A
1	CA	907	A
1	CA	914	A

Continued on next page...

Continued from previous page...

Mol	Chain	Res	Type
1	CA	926	G
1	CA	927	G
1	CA	934	C
1	CA	935	A
1	CA	945	G
1	CA	961	U
1	CA	966	G
1	CA	969	A
1	CA	974	A
1	CA	976	G
1	CA	977	A
1	CA	981	U
1	CA	984	C
1	CA	991	U
1	CA	992	U
1	CA	993	G
1	CA	1004	A
1	CA	1009	U
1	CA	1010	U
1	CA	1020	G
1	CA	1022	A
1	CA	1023	U
1	CA	1025	U
1	CA	1031	C
1	CA	1033	G
1	CA	1034	G
1	CA	1036	A
1	CA	1044	A
1	CA	1050	G
1	CA	1053	G
1	CA	1054	C
1	CA	1063	C
1	CA	1065	U
1	CA	1066	C
1	CA	1091	U
1	CA	1094	G
1	CA	1095	U
1	CA	1101	A
1	CA	1118	U
1	CA	1129	C
1	CA	1130	A
1	CA	1135	U

Continued on next page...

Continued from previous page...

Mol	Chain	Res	Type
1	CA	1136	C
1	CA	1137	C
1	CA	1138	G
1	CA	1139	G
1	CA	1140	C
1	CA	1144	G
1	CA	1159	U
1	CA	1160	G
1	CA	1166	G
1	CA	1178	G
1	CA	1184	G
1	CA	1188	A
1	CA	1190	G
1	CA	1196	A
1	CA	1197	A
1	CA	1201	A
1	CA	1202	U
1	CA	1212	U
1	CA	1213	A
1	CA	1214	C
1	CA	1225	A
1	CA	1226	C
1	CA	1227	A
1	CA	1241	G
1	CA	1250	A
1	CA	1256	A
1	CA	1257	A
1	CA	1258	G
1	CA	1279	G
1	CA	1280	A
1	CA	1281	C
1	CA	1282	C
1	CA	1285	A
1	CA	1298	U
1	CA	1300	G
1	CA	1301	U
1	CA	1302	C
1	CA	1303	C
1	CA	1305	G
1	CA	1317	C
1	CA	1318	A
1	CA	1320	C

Continued on next page...

Continued from previous page...

Mol	Chain	Res	Type
1	CA	1331	G
1	CA	1362	A
1	CA	1363	A
1	CA	1364	U
1	CA	1380	U
1	CA	1397	C
1	CA	1398	A
1	CA	1400	C
1	CA	1401	G
1	CA	1419	G
1	CA	1426	G
1	CA	1432	G
1	CA	1446	A
1	CA	1451	U
1	CA	1452	C
1	CA	1491	G
1	CA	1493	A
1	CA	1497	G
1	CA	1503	A
1	CA	1506	U
1	CA	1507	A
1	CA	1517	G
1	CA	1520	C
1	CA	1529	G
1	CA	1530	G
1	CA	1533	C
1	CA	1534	A
22	DA	13	G
22	DA	15	A
22	DA	16	G
22	DA	18	G
22	DA	25	U
22	DA	26	C
22	DA	27	C
22	DA	28	C
22	DA	29	A
22	DA	42	C
22	DA	52	A
22	DA	56	G
22	DA	57	A
22	DA	66	A
22	DA	67	G

Continued on next page...

Continued from previous page...

Mol	Chain	Res	Type
22	DA	89	U
22	DA	90	C
22	DA	96	G
22	DA	99	A
22	DA	109	A
23	DB	2	G
23	DB	12	U
23	DB	27	G
23	DB	35	G
23	DB	46	G
23	DB	49	A
23	DB	51	G
23	DB	52	A
23	DB	63	A
23	DB	64	A
23	DB	71	A
23	DB	74	A
23	DB	75	G
23	DB	91	A
23	DB	98	G
23	DB	99	U
23	DB	100	U
23	DB	101	A
23	DB	102	U
23	DB	103	A
23	DB	118	A
23	DB	119	A
23	DB	120	U
23	DB	124	G
23	DB	125	A
23	DB	126	A
23	DB	128	C
23	DB	139	U
23	DB	141	G
23	DB	144	A
23	DB	160	A
23	DB	162	U
23	DB	163	C
23	DB	180	G
23	DB	181	A
23	DB	196	A
23	DB	206	U

Continued on next page...

Continued from previous page...

Mol	Chain	Res	Type
23	DB	216	A
23	DB	221	A
23	DB	222	A
23	DB	227	A
23	DB	230	G
23	DB	243	U
23	DB	248	G
23	DB	250	G
23	DB	252	G
23	DB	255	A
23	DB	265	A
23	DB	266	G
23	DB	267	C
23	DB	271	G
23	DB	277	G
23	DB	278	A
23	DB	281	C
23	DB	288	U
23	DB	289	G
23	DB	299	A
23	DB	301	G
23	DB	302	C
23	DB	311	A
23	DB	312	G
23	DB	322	A
23	DB	323	C
23	DB	329	G
23	DB	330	A
23	DB	333	G
23	DB	346	A
23	DB	353	C
23	DB	354	A
23	DB	355	U
23	DB	361	G
23	DB	362	A
23	DB	363	G
23	DB	365	U
23	DB	371	A
23	DB	372	G
23	DB	376	G
23	DB	386	G
23	DB	387	U

Continued on next page...

Continued from previous page...

Mol	Chain	Res	Type
23	DB	396	G
23	DB	403	U
23	DB	404	A
23	DB	405	U
23	DB	406	G
23	DB	411	G
23	DB	412	A
23	DB	424	G
23	DB	444	C
23	DB	448	U
23	DB	449	A
23	DB	450	G
23	DB	451	U
23	DB	455	C
23	DB	456	C
23	DB	457	A
23	DB	458	G
23	DB	475	C
23	DB	479	A
23	DB	480	A
23	DB	481	G
23	DB	491	G
23	DB	492	A
23	DB	504	A
23	DB	505	A
23	DB	506	G
23	DB	508	A
23	DB	509	C
23	DB	512	G
23	DB	515	A
23	DB	527	C
23	DB	529	A
23	DB	530	G
23	DB	531	C
23	DB	532	A
23	DB	533	G
23	DB	542	C
23	DB	544	C
23	DB	545	U
23	DB	546	U
23	DB	547	A
23	DB	548	G

Continued on next page...

Continued from previous page...

Mol	Chain	Res	Type
23	DB	549	G
23	DB	550	C
23	DB	554	U
23	DB	563	A
23	DB	572	A
23	DB	573	U
23	DB	575	A
23	DB	588	U
23	DB	603	A
23	DB	613	A
23	DB	614	A
23	DB	615	U
23	DB	616	A
23	DB	627	A
23	DB	632	A
23	DB	637	A
23	DB	640	C
23	DB	645	C
23	DB	646	U
23	DB	654	A
23	DB	655	A
23	DB	671	C
23	DB	686	U
23	DB	704	G
23	DB	718	A
23	DB	719	C
23	DB	727	A
23	DB	730	A
23	DB	747	U
23	DB	757	G
23	DB	765	C
23	DB	775	G
23	DB	782	A
23	DB	784	G
23	DB	785	G
23	DB	805	G
23	DB	806	C
23	DB	812	C
23	DB	819	A
23	DB	827	U
23	DB	828	U
23	DB	844	A

Continued on next page...

Continued from previous page...

Mol	Chain	Res	Type
23	DB	846	U
23	DB	847	U
23	DB	859	G
23	DB	869	G
23	DB	873	C
23	DB	877	A
23	DB	899	A
23	DB	910	A
23	DB	912	C
23	DB	919	U
23	DB	931	U
23	DB	932	U
23	DB	933	A
23	DB	941	A
23	DB	946	C
23	DB	955	U
23	DB	961	C
23	DB	973	A
23	DB	974	G
23	DB	982	C
23	DB	983	A
23	DB	989	G
23	DB	990	A
23	DB	991	C
23	DB	995	C
23	DB	996	A
23	DB	1012	U
23	DB	1013	C
23	DB	1022	G
23	DB	1025	G
23	DB	1033	U
23	DB	1034	G
23	DB	1046	A
23	DB	1047	G
23	DB	1062	G
23	DB	1070	A
23	DB	1088	A
23	DB	1090	A
23	DB	1098	A
23	DB	1099	G
23	DB	1111	A
23	DB	1112	G

Continued on next page...

Continued from previous page...

Mol	Chain	Res	Type
23	DB	1116	G
23	DB	1130	U
23	DB	1132	U
23	DB	1133	A
23	DB	1134	A
23	DB	1136	G
23	DB	1171	G
23	DB	1174	U
23	DB	1176	U
23	DB	1179	G
23	DB	1195	G
23	DB	1205	A
23	DB	1206	G
23	DB	1211	C
23	DB	1212	G
23	DB	1225	G
23	DB	1237	A
23	DB	1238	G
23	DB	1241	A
23	DB	1242	U
23	DB	1247	A
23	DB	1248	G
23	DB	1249	U
23	DB	1251	C
23	DB	1252	G
23	DB	1253	A
23	DB	1256	G
23	DB	1258	U
23	DB	1266	G
23	DB	1271	G
23	DB	1272	A
23	DB	1273	U
23	DB	1275	A
23	DB	1276	A
23	DB	1301	A
23	DB	1302	A
23	DB	1312	U
23	DB	1325	U
23	DB	1330	C
23	DB	1337	G
23	DB	1341	G
23	DB	1342	A

Continued on next page...

Continued from previous page...

Mol	Chain	Res	Type
23	DB	1345	C
23	DB	1352	U
23	DB	1365	A
23	DB	1368	G
23	DB	1379	U
23	DB	1383	A
23	DB	1384	A
23	DB	1396	U
23	DB	1397	U
23	DB	1416	G
23	DB	1419	A
23	DB	1420	A
23	DB	1427	A
23	DB	1428	C
23	DB	1434	A
23	DB	1450	G
23	DB	1451	C
23	DB	1453	A
23	DB	1454	C
23	DB	1455	G
23	DB	1459	G
23	DB	1460	U
23	DB	1461	C
23	DB	1476	U
23	DB	1477	A
23	DB	1478	G
23	DB	1482	G
23	DB	1490	A
23	DB	1493	C
23	DB	1494	A
23	DB	1504	A
23	DB	1508	A
23	DB	1509	A
23	DB	1510	G
23	DB	1524	G
23	DB	1532	A
23	DB	1535	A
23	DB	1537	G
23	DB	1538	G
23	DB	1540	G
23	DB	1552	A
23	DB	1558	C

Continued on next page...

Continued from previous page...

Mol	Chain	Res	Type
23	DB	1559	U
23	DB	1567	G
23	DB	1569	A
23	DB	1578	U
23	DB	1583	A
23	DB	1585	C
23	DB	1608	A
23	DB	1610	A
23	DB	1613	G
23	DB	1634	A
23	DB	1635	A
23	DB	1640	A
23	DB	1647	U
23	DB	1648	U
23	DB	1649	G
23	DB	1674	G
23	DB	1700	A
23	DB	1701	A
23	DB	1703	G
23	DB	1706	C
23	DB	1707	G
23	DB	1713	A
23	DB	1715	G
23	DB	1716	U
23	DB	1723	G
23	DB	1729	U
23	DB	1730	C
23	DB	1731	G
23	DB	1733	G
23	DB	1738	G
23	DB	1756	G
23	DB	1758	U
23	DB	1764	C
23	DB	1773	A
23	DB	1776	G
23	DB	1781	U
23	DB	1786	A
23	DB	1791	A
23	DB	1800	C
23	DB	1801	A
23	DB	1816	C
23	DB	1829	A

Continued on next page...

Continued from previous page...

Mol	Chain	Res	Type
23	DB	1833	C
23	DB	1870	C
23	DB	1873	G
23	DB	1876	A
23	DB	1884	G
23	DB	1906	G
23	DB	1913	A
23	DB	1914	C
23	DB	1927	A
23	DB	1929	G
23	DB	1930	G
23	DB	1937	A
23	DB	1938	A
23	DB	1939	U
23	DB	1940	U
23	DB	1955	U
23	DB	1967	C
23	DB	1970	A
23	DB	1971	U
23	DB	1972	G
23	DB	1991	U
23	DB	1993	U
23	DB	1997	C
23	DB	2022	U
23	DB	2023	C
23	DB	2031	A
23	DB	2032	G
23	DB	2033	A
23	DB	2043	C
23	DB	2055	C
23	DB	2056	G
23	DB	2060	A
23	DB	2061	G
23	DB	2062	A
23	DB	2069	G
23	DB	2076	U
23	DB	2077	A
23	DB	2094	A
23	DB	2096	C
23	DB	2100	G
23	DB	2104	C
23	DB	2106	U

Continued on next page...

Continued from previous page...

Mol	Chain	Res	Type
23	DB	2107	G
23	DB	2108	A
23	DB	2109	U
23	DB	2110	G
23	DB	2134	A
23	DB	2135	A
23	DB	2138	G
23	DB	2145	C
23	DB	2146	C
23	DB	2147	A
23	DB	2149	U
23	DB	2156	G
23	DB	2157	G
23	DB	2181	U
23	DB	2183	A
23	DB	2190	G
23	DB	2199	A
23	DB	2204	G
23	DB	2210	U
23	DB	2211	A
23	DB	2212	A
23	DB	2225	A
23	DB	2239	G
23	DB	2250	G
23	DB	2253	G
23	DB	2268	A
23	DB	2270	A
23	DB	2283	C
23	DB	2287	A
23	DB	2288	A
23	DB	2289	G
23	DB	2297	A
23	DB	2305	U
23	DB	2307	G
23	DB	2308	G
23	DB	2309	A
23	DB	2310	C
23	DB	2311	A
23	DB	2319	G
23	DB	2321	U
23	DB	2322	A
23	DB	2325	G

Continued on next page...

Continued from previous page...

Mol	Chain	Res	Type
23	DB	2333	A
23	DB	2334	U
23	DB	2336	A
23	DB	2337	G
23	DB	2347	C
23	DB	2361	G
23	DB	2383	G
23	DB	2385	C
23	DB	2402	U
23	DB	2406	A
23	DB	2423	U
23	DB	2424	C
23	DB	2426	A
23	DB	2429	G
23	DB	2430	A
23	DB	2434	A
23	DB	2441	U
23	DB	2448	A
23	DB	2472	G
23	DB	2476	A
23	DB	2491	U
23	DB	2502	G
23	DB	2505	G
23	DB	2506	U
23	DB	2518	A
23	DB	2529	G
23	DB	2535	G
23	DB	2554	U
23	DB	2566	A
23	DB	2567	G
23	DB	2573	C
23	DB	2585	U
23	DB	2586	U
23	DB	2597	G
23	DB	2602	A
23	DB	2609	U
23	DB	2610	C
23	DB	2613	U
23	DB	2621	G
23	DB	2629	U
23	DB	2654	A
23	DB	2682	A

Continued on next page...

Continued from previous page...

Mol	Chain	Res	Type
23	DB	2689	U
23	DB	2690	U
23	DB	2714	G
23	DB	2726	A
23	DB	2739	U
23	DB	2744	G
23	DB	2751	G
23	DB	2757	A
23	DB	2765	A
23	DB	2778	A
23	DB	2791	G
23	DB	2797	U
23	DB	2800	A
23	DB	2801	G
23	DB	2808	G
23	DB	2820	A
23	DB	2821	A
23	DB	2836	U
23	DB	2850	A
23	DB	2866	U
23	DB	2867	G
23	DB	2872	A
23	DB	2873	A
23	DB	2883	A
23	DB	2903	U

All (92) RNA pucker outliers are listed below:

Mol	Chain	Res	Type
1	AA	51	A
1	AA	60	A
1	AA	243	A
1	AA	279	A
1	AA	328	C
1	AA	366	A
1	AA	372	C
1	AA	428	G
1	AA	429	U
1	AA	484	G
1	AA	576	C
1	AA	913	A
1	AA	960	U

Continued on next page...

Continued from previous page...

Mol	Chain	Res	Type
1	AA	975	A
1	AA	1025	U
1	AA	1049	U
1	AA	1065	U
1	AA	1101	A
1	AA	1181	G
1	AA	1201	A
1	AA	1226	C
1	AA	1300	G
1	AA	1302	C
1	AA	1397	C
1	AA	1528	U
23	BB	63	A
23	BB	102	U
23	BB	162	U
23	BB	529	A
23	BB	670	A
23	BB	858	G
23	BB	1205	A
23	BB	1210	G
23	BB	1236	G
23	BB	1250	G
23	BB	1301	A
23	BB	1913	A
23	BB	2198	A
23	BB	2258	C
23	BB	2282	G
23	BB	2336	A
23	BB	2425	A
23	BB	2756	U
1	CA	51	A
1	CA	60	A
1	CA	243	A
1	CA	279	A
1	CA	328	C
1	CA	366	A
1	CA	372	C
1	CA	428	G
1	CA	429	U
1	CA	484	G
1	CA	960	U
1	CA	975	A

Continued on next page...

Continued from previous page...

Mol	Chain	Res	Type
1	CA	1030	U
1	CA	1049	U
1	CA	1064	G
1	CA	1065	U
1	CA	1135	U
1	CA	1201	A
1	CA	1224	U
1	CA	1226	C
1	CA	1300	G
1	CA	1301	U
1	CA	1302	C
1	CA	1319	A
1	CA	1397	C
1	CA	1451	U
22	DA	25	U
23	DB	63	A
23	DB	125	A
23	DB	143	C
23	DB	162	U
23	DB	199	A
23	DB	301	G
23	DB	544	C
23	DB	670	A
23	DB	982	C
23	DB	1133	A
23	DB	1205	A
23	DB	1210	G
23	DB	1211	C
23	DB	1301	A
23	DB	2076	U
23	DB	2198	A
23	DB	2282	G
23	DB	2286	G
23	DB	2324	U
23	DB	2336	A
23	DB	2425	A
23	DB	2756	U

5.4 Non-standard residues in protein, DNA, RNA chains ⓘ

There are no non-standard protein/DNA/RNA residues in this entry.

5.5 Carbohydrates [i](#)

There are no carbohydrates in this entry.

5.6 Ligand geometry [i](#)

Of 343 ligands modelled in this entry, 343 are monoatomic - leaving 0 for Mogul analysis.

There are no bond length outliers.

There are no bond angle outliers.

There are no chirality outliers.

There are no torsion outliers.

There are no ring outliers.

No monomer is involved in short contacts.

5.7 Other polymers [i](#)

There are no such residues in this entry.

5.8 Polymer linkage issues [i](#)

The following chains have linkage breaks:

Mol	Chain	Number of breaks
21	AU	2
21	CU	1

All chain breaks are listed below:

Model	Chain	Residue-1	Atom-1	Residue-2	Atom-2	Distance (Å)
1	CU	25:ALA	C	26:GLY	N	1.60
1	AU	25:ALA	C	26:GLY	N	1.16
1	AU	15:LEU	C	16:ARG	N	0.99

6 Fit of model and data ⓘ

6.1 Protein, DNA and RNA chains ⓘ

In the following table, the column labelled ‘#RSRZ> 2’ contains the number (and percentage) of RSRZ outliers, followed by percent RSRZ outliers for the chain as percentile scores relative to all X-ray entries and entries of similar resolution. The OWAB column contains the minimum, median, 95th percentile and maximum values of the occupancy-weighted average B-factor per residue. The column labelled ‘Q< 0.9’ lists the number of (and percentage) of residues with an average occupancy less than 0.9.

Mol	Chain	Analysed	<RSRZ>	#RSRZ>2	OWAB(Å ²)	Q<0.9
1	AA	1530/1542 (99%)	-0.28	11 (0%) 87 85	16, 66, 135, 180	0
1	CA	1530/1542 (99%)	-0.36	7 (0%) 91 89	11, 49, 119, 180	0
2	AC	206/232 (88%)	0.32	6 (2%) 51 49	8, 56, 116, 163	0
2	CC	206/232 (88%)	0.20	7 (3%) 45 43	13, 68, 122, 154	0
3	AD	205/205 (100%)	0.76	24 (11%) 4 6	16, 65, 125, 180	0
3	CD	205/205 (100%)	0.77	12 (5%) 22 23	5, 49, 103, 156	0
4	AE	150/166 (90%)	0.48	5 (3%) 46 44	5, 56, 104, 151	0
4	CE	150/166 (90%)	0.60	9 (6%) 21 22	5, 49, 101, 167	0
5	AF	100/135 (74%)	1.22	19 (19%) 1 1	19, 64, 113, 150	0
5	CF	100/135 (74%)	1.15	16 (16%) 1 3	10, 65, 113, 147	0
6	AG	150/178 (84%)	0.26	9 (6%) 21 22	23, 86, 133, 180	0
6	CG	152/178 (85%)	-0.07	4 (2%) 56 53	22, 83, 132, 166	0
7	AH	129/129 (100%)	0.81	17 (13%) 3 5	8, 63, 113, 155	0
7	CH	129/129 (100%)	0.73	15 (11%) 4 6	5, 49, 104, 154	0
8	AI	127/129 (98%)	0.25	10 (7%) 12 15	5, 83, 126, 169	0
8	CI	127/129 (98%)	-0.19	1 (0%) 86 82	23, 81, 135, 161	0
9	AJ	98/103 (95%)	0.36	5 (5%) 28 27	14, 76, 141, 160	0
9	CJ	98/103 (95%)	0.09	2 (2%) 65 63	27, 78, 122, 143	0
10	AK	117/128 (91%)	0.69	6 (5%) 28 27	6, 56, 99, 164	0
10	CK	117/128 (91%)	0.37	7 (5%) 21 22	5, 44, 95, 117	0
11	AL	123/123 (100%)	0.75	12 (9%) 7 9	18, 59, 115, 162	0
11	CL	123/123 (100%)	0.51	6 (4%) 29 29	5, 34, 109, 141	0
12	AM	114/117 (97%)	0.37	7 (6%) 21 22	37, 96, 137, 155	0
12	CM	113/117 (96%)	0.08	3 (2%) 54 52	19, 92, 143, 180	0

Continued on next page...

Continued from previous page...

Mol	Chain	Analysed	<RSRZ>	#RSRZ>2	OWAB(Å ²)	Q<0.9
13	AN	96/100 (96%)	0.11	5 (5%) 27 27	11, 76, 133, 147	0
13	CN	96/100 (96%)	0.06	5 (5%) 27 27	32, 73, 130, 160	0
14	AO	88/89 (98%)	0.69	8 (9%) 9 11	15, 62, 104, 177	0
14	CO	88/89 (98%)	0.79	7 (7%) 12 14	5, 46, 113, 136	0
15	AP	82/82 (100%)	0.54	8 (9%) 7 9	20, 72, 132, 171	0
15	CP	80/82 (97%)	0.34	4 (5%) 28 28	5, 42, 126, 137	0
16	AQ	80/83 (96%)	1.28	23 (28%) 0 0	34, 77, 119, 158	0
16	CQ	81/83 (97%)	0.85	9 (11%) 5 7	11, 52, 113, 155	0
17	AR	55/74 (74%)	0.88	9 (16%) 1 2	16, 60, 124, 148	0
17	CR	55/74 (74%)	0.75	7 (12%) 3 5	17, 45, 118, 139	0
18	AS	79/91 (86%)	0.53	9 (11%) 5 7	44, 110, 140, 169	0
18	CS	80/91 (87%)	0.38	5 (6%) 20 20	47, 99, 151, 161	0
19	AT	85/86 (98%)	0.08	1 (1%) 79 75	37, 83, 123, 155	0
19	CT	85/86 (98%)	0.18	1 (1%) 79 75	9, 49, 103, 139	0
20	AB	218/240 (90%)	0.93	38 (17%) 1 2	17, 82, 131, 156	0
20	CB	218/240 (90%)	1.27	54 (24%) 0 0	13, 90, 135, 162	0
21	AU	51/71 (71%)	0.66	5 (9%) 7 9	29, 80, 131, 158	0
21	CU	51/71 (71%)	0.62	4 (7%) 13 15	34, 73, 112, 140	0
22	BA	117/120 (97%)	-0.24	2 (1%) 70 67	36, 62, 94, 157	0
22	DA	117/120 (97%)	-0.22	2 (1%) 70 67	27, 62, 113, 180	0
23	BB	2841/2904 (97%)	-0.09	29 (1%) 82 79	10, 49, 134, 180	0
23	DB	2841/2904 (97%)	-0.17	24 (0%) 86 82	5, 39, 133, 180	0
24	BV	94/94 (100%)	0.74	13 (13%) 2 4	20, 75, 130, 149	0
24	DV	94/94 (100%)	0.83	7 (7%) 14 17	17, 71, 119, 130	0
25	BC	267/273 (97%)	1.22	51 (19%) 1 1	5, 51, 136, 180	0
25	DC	267/273 (97%)	1.58	77 (28%) 0 0	5, 46, 139, 180	0
26	BD	209/209 (100%)	2.25	91 (43%) 0 0	21, 82, 174, 180	0
26	DD	209/209 (100%)	1.21	45 (21%) 0 1	5, 60, 139, 180	0
27	BE	201/201 (100%)	1.58	61 (30%) 0 0	8, 78, 147, 180	0
27	DE	201/201 (100%)	1.30	40 (19%) 1 1	5, 76, 164, 180	0
28	BF	178/178 (100%)	1.18	37 (20%) 1 1	43, 98, 152, 180	0

Continued on next page...

Continued from previous page...

Mol	Chain	Analysed	<RSRZ>	#RSRZ>2	OWAB(Å ²)	Q<0.9
28	DF	178/178 (100%)	0.39	15 (8%) 11 13	29, 89, 138, 180	0
29	BG	176/176 (100%)	1.19	33 (18%) 1 2	23, 94, 154, 180	0
29	DG	176/176 (100%)	1.02	32 (18%) 1 2	20, 86, 154, 172	0
30	BH	149/149 (100%)	2.78	78 (52%) 0 0	23, 120, 170, 180	0
30	DH	149/149 (100%)	1.57	47 (31%) 0 0	31, 100, 153, 180	0
31	BJ	140/142 (98%)	1.03	24 (17%) 1 2	14, 79, 160, 180	0
31	DJ	140/142 (98%)	0.93	22 (15%) 2 3	14, 61, 136, 162	0
32	BK	121/123 (98%)	1.44	30 (24%) 0 0	13, 57, 106, 147	0
32	DK	121/123 (98%)	0.52	2 (1%) 70 67	5, 37, 84, 143	0
33	BL	144/144 (100%)	2.79	67 (46%) 0 0	19, 93, 160, 180	0
33	DL	144/144 (100%)	2.02	57 (39%) 0 0	7, 74, 150, 179	0
34	BM	136/136 (100%)	0.83	20 (14%) 2 3	16, 71, 168, 180	0
34	DM	136/136 (100%)	1.64	40 (29%) 0 0	10, 66, 152, 180	0
35	BN	127/127 (100%)	1.64	30 (23%) 0 0	19, 67, 149, 180	0
35	DN	127/127 (100%)	0.88	12 (9%) 8 10	5, 45, 143, 180	0
36	BO	117/117 (100%)	2.03	34 (29%) 0 0	20, 82, 150, 180	0
36	DO	117/117 (100%)	1.22	19 (16%) 1 2	20, 77, 150, 169	0
37	BP	114/114 (100%)	1.85	49 (42%) 0 0	21, 84, 177, 180	0
37	DP	114/114 (100%)	1.40	30 (26%) 0 0	8, 69, 148, 180	0
38	BQ	117/117 (100%)	0.46	8 (6%) 17 19	8, 63, 125, 174	0
38	DQ	117/117 (100%)	1.12	19 (16%) 1 2	11, 57, 127, 180	0
39	BR	103/103 (100%)	1.50	28 (27%) 0 0	33, 100, 153, 180	0
39	DR	103/103 (100%)	2.34	45 (43%) 0 0	26, 92, 154, 180	0
40	BS	110/110 (100%)	1.12	19 (17%) 1 2	14, 57, 132, 180	0
40	DS	110/110 (100%)	0.69	10 (9%) 9 11	5, 45, 137, 175	0
41	BT	99/100 (99%)	1.12	20 (20%) 1 1	25, 73, 150, 170	0
41	DT	99/100 (99%)	1.54	28 (28%) 0 0	16, 84, 160, 180	0
42	BU	102/103 (99%)	1.64	33 (32%) 0 0	18, 92, 158, 178	0
42	DU	102/103 (99%)	0.60	14 (13%) 3 4	11, 103, 161, 180	0
43	BW	84/84 (100%)	2.26	31 (36%) 0 0	22, 87, 153, 180	0
43	DW	84/84 (100%)	1.58	29 (34%) 0 0	20, 81, 149, 180	0

Continued on next page...

Continued from previous page...

Mol	Chain	Analysed	<RSRZ>	#RSRZ>2	OWAB(Å ²)	Q<0.9
44	BX	63/63 (100%)	1.45	12 (19%) 1 1	28, 92, 148, 170	0
44	DX	63/63 (100%)	1.48	18 (28%) 0 0	47, 96, 162, 171	0
45	BY	58/58 (100%)	1.62	13 (22%) 0 0	29, 72, 150, 180	0
45	DY	58/58 (100%)	1.16	7 (12%) 4 6	5, 60, 129, 177	0
46	BZ	70/70 (100%)	0.69	6 (8%) 10 13	20, 68, 134, 168	0
46	DZ	70/70 (100%)	0.89	7 (10%) 7 9	16, 59, 132, 180	0
47	B0	56/56 (100%)	2.15	21 (37%) 0 0	23, 89, 163, 180	0
47	D0	56/56 (100%)	1.55	12 (21%) 0 1	12, 61, 148, 180	0
48	B1	54/54 (100%)	2.30	21 (38%) 0 0	18, 89, 142, 179	0
48	D1	54/54 (100%)	2.78	27 (50%) 0 0	22, 77, 153, 173	0
49	B2	46/46 (100%)	0.74	7 (15%) 2 3	11, 47, 152, 180	0
49	D2	46/46 (100%)	0.58	1 (2%) 62 59	13, 48, 112, 129	0
50	B3	64/64 (100%)	1.48	16 (25%) 0 0	15, 61, 149, 180	0
50	D3	64/64 (100%)	1.33	14 (21%) 0 1	8, 55, 125, 169	0
51	B4	38/38 (100%)	1.62	10 (26%) 0 0	36, 85, 161, 180	0
51	D4	38/38 (100%)	1.62	12 (31%) 0 0	20, 80, 168, 180	0
52	BI	141/141 (100%)	2.90	87 (61%) 0 0	61, 151, 180, 180	0
52	DI	141/141 (100%)	1.55	44 (31%) 0 0	84, 157, 180, 180	0
All	All	20439/21034 (97%)	0.51	2161 (10%) 6 8	5, 61, 145, 180	0

All (2161) RSRZ outliers are listed below:

Mol	Chain	Res	Type	RSRZ
36	BO	57	ALA	23.4
36	BO	58	ILE	21.6
33	BL	98	ALA	18.3
45	BY	3	THR	17.6
36	BO	59	ALA	16.4
26	BD	92	VAL	13.7
35	BN	126	ALA	13.5
33	BL	82	LEU	12.8
43	BW	83	ALA	12.6
48	D1	4	ILE	12.5
35	BN	124	ALA	12.4
33	BL	83	ALA	12.4
33	BL	99	ASN	12.4

Continued on next page...

Continued from previous page...

Mol	Chain	Res	Type	RSRZ
26	BD	90	PHE	12.2
25	DC	7	PRO	12.1
33	BL	1	MET	11.9
25	BC	7	PRO	11.6
33	DL	100	ILE	11.6
27	DE	3	LEU	11.5
26	BD	133	THR	11.4
35	BN	125	ALA	11.3
27	DE	2	GLU	11.3
33	BL	9	ALA	11.2
44	BX	1	MET	11.0
33	DL	99	ASN	10.9
48	D1	3	GLY	10.9
33	BL	8	PRO	10.8
30	DH	122	LEU	10.8
27	BE	2	GLU	10.7
26	DD	69	ALA	10.6
42	BU	29	SER	10.5
35	BN	127	GLU	10.5
33	BL	97	ALA	10.5
40	BS	1	MET	10.4
33	BL	7	SER	10.4
26	BD	91	THR	10.4
35	BN	123	GLU	10.4
51	B4	1	MET	10.3
45	DY	58	GLU	10.0
23	BB	139	U	10.0
35	DN	119	SER	10.0
30	BH	91	PHE	10.0
30	BH	90	LEU	9.9
45	DY	1	ALA	9.9
26	BD	17	GLU	9.9
42	BU	1	ALA	9.9
43	BW	58	LEU	9.7
36	BO	69	ASP	9.7
34	DM	132	THR	9.6
36	BO	60	GLU	9.5
30	BH	93	SER	9.5
27	BE	1	MET	9.5
30	BH	124	THR	9.5
30	BH	147	VAL	9.5
43	BW	52	CYS	9.4

Continued on next page...

Continued from previous page...

Mol	Chain	Res	Type	RSRZ
35	BN	119	SER	9.3
44	DX	37	LEU	9.3
34	DM	134	THR	9.3
47	B0	56	LYS	9.3
48	D1	5	ARG	9.2
42	BU	89	GLY	9.2
43	BW	79	ILE	9.2
34	DM	133	LYS	9.2
31	BJ	131	ASN	9.2
28	DF	74	ALA	9.1
26	DD	90	PHE	9.1
27	BE	4	VAL	9.1
33	BL	5	THR	9.1
52	BI	47	SER	9.1
44	DX	34	SER	9.1
27	BE	5	LEU	9.0
27	BE	201	ALA	9.0
44	DX	36	GLN	9.0
52	BI	97	VAL	9.0
39	DR	55	ASP	9.0
35	BN	121	LYS	9.0
48	B1	1	ALA	8.9
33	DL	11	GLY	8.9
35	DN	124	ALA	8.8
25	DC	5	CYS	8.7
50	B3	63	TYR	8.7
25	BC	5	CYS	8.6
29	BG	176	LYS	8.6
48	D1	53	ILE	8.6
27	DE	171	ASP	8.5
35	BN	122	ALA	8.5
37	DP	59	THR	8.5
27	DE	19	PHE	8.5
39	DR	44	GLY	8.4
39	DR	26	ASP	8.4
29	BG	1	SER	8.4
47	D0	44	ALA	8.4
52	DI	98	GLY	8.3
26	BD	140	HIS	8.3
39	DR	53	PHE	8.3
50	D3	63	TYR	8.3
28	DF	73	VAL	8.3

Continued on next page...

Continued from previous page...

Mol	Chain	Res	Type	RSRZ
47	D0	55	ALA	8.3
30	BH	122	LEU	8.2
47	B0	51	ARG	8.2
48	B1	4	ILE	8.2
26	DD	70	LYS	8.2
48	B1	3	GLY	8.2
42	BU	88	ASP	8.2
29	BG	58	ALA	8.1
43	BW	2	HIS	8.0
26	BD	132	ALA	8.0
35	DN	123	GLU	8.0
26	BD	134	HIS	8.0
25	BC	166	ARG	8.0
26	BD	149	ASN	7.9
41	DT	2	ILE	7.9
30	BH	128	HIS	7.9
26	DD	91	THR	7.8
30	BH	86	ASP	7.8
30	BH	92	GLY	7.7
25	DC	8	THR	7.7
41	DT	4	GLU	7.7
36	DO	58	ILE	7.7
27	DE	169	VAL	7.6
36	DO	59	ALA	7.5
29	DG	42	VAL	7.5
38	DQ	117	ALA	7.5
44	BX	38	GLN	7.4
30	BH	130	VAL	7.3
27	BE	3	LEU	7.3
47	D0	33	SER	7.3
37	DP	19	PHE	7.3
26	DD	92	VAL	7.3
41	DT	93	LEU	7.3
34	BM	56	ALA	7.3
52	BI	85	ILE	7.3
39	DR	59	ILE	7.3
43	DW	58	LEU	7.3
51	B4	23	ILE	7.3
44	DX	32	ALA	7.2
26	BD	126	ASN	7.2
34	BM	136	MET	7.2
39	DR	42	ALA	7.2

Continued on next page...

Continued from previous page...

Mol	Chain	Res	Type	RSRZ
27	DE	145	ASP	7.2
43	BW	78	PHE	7.2
27	BE	15	SER	7.2
52	BI	21	PRO	7.1
31	DJ	1	MET	7.1
33	BL	77	ILE	7.1
27	DE	170	ARG	7.1
36	DO	21	LEU	7.1
33	BL	39	LYS	7.1
52	BI	60	VAL	7.1
23	DB	1175	A	7.1
52	BI	48	ILE	7.1
39	DR	12	HIS	7.1
31	BJ	1	MET	7.1
39	DR	34	GLU	7.1
52	BI	52	LEU	7.1
30	BH	142	VAL	7.1
50	B3	61	LEU	7.0
52	BI	58	ILE	7.0
29	DG	43	LYS	7.0
30	BH	84	ALA	7.0
39	DR	33	VAL	7.0
33	DL	52	GLY	6.9
47	B0	34	GLY	6.9
25	DC	268	ARG	6.9
39	DR	43	ASN	6.9
43	BW	82	GLU	6.9
26	BD	150	GLN	6.9
48	B1	53	ILE	6.8
48	B1	54	LYS	6.8
47	D0	43	THR	6.8
22	DA	88	C	6.7
30	BH	123	ARG	6.7
30	BH	80	ILE	6.7
26	DD	71	ALA	6.7
37	DP	80	VAL	6.7
27	BE	114	ARG	6.7
23	BB	137	U	6.7
33	DL	143	GLU	6.7
45	DY	57	GLU	6.7
29	BG	42	VAL	6.7
26	BD	89	GLU	6.7

Continued on next page...

Continued from previous page...

Mol	Chain	Res	Type	RSRZ
50	B3	60	CYS	6.7
42	BU	2	ALA	6.6
33	DL	55	MET	6.6
47	B0	33	SER	6.6
47	B0	55	ALA	6.6
4	CE	158	LYS	6.6
13	CN	35	ALA	6.6
26	BD	34	VAL	6.6
27	DE	23	PHE	6.6
34	DM	91	TYR	6.6
15	AP	43	ALA	6.6
33	DL	1	MET	6.6
37	BP	3	ILE	6.5
43	DW	52	CYS	6.5
48	D1	27	ARG	6.5
4	AE	158	LYS	6.5
29	BG	51	PHE	6.5
33	DL	144	GLU	6.5
30	BH	81	ALA	6.5
33	BL	6	LEU	6.5
52	BI	1	ALA	6.5
43	BW	45	HIS	6.4
52	BI	79	LEU	6.4
25	BC	114	GLN	6.4
35	DN	120	GLU	6.4
43	DW	83	ALA	6.4
26	BD	16	THR	6.4
52	BI	78	LEU	6.4
30	BH	144	VAL	6.3
36	BO	61	GLN	6.3
52	BI	59	THR	6.3
36	DO	24	THR	6.3
26	BD	139	SER	6.3
30	DH	149	GLU	6.3
37	DP	97	TYR	6.3
48	D1	2	LYS	6.3
33	DL	74	THR	6.3
33	BL	28	GLY	6.2
33	BL	38	GLN	6.2
47	B0	8	THR	6.2
35	DN	126	ALA	6.2
44	DX	35	GLY	6.2

Continued on next page...

Continued from previous page...

Mol	Chain	Res	Type	RSRZ
36	BO	56	LYS	6.2
48	D1	32	LYS	6.2
39	BR	52	PRO	6.2
48	D1	52	LYS	6.2
51	D4	31	PRO	6.1
47	D0	56	LYS	6.1
26	BD	135	GLY	6.1
25	BC	21	PRO	6.1
38	DQ	96	ASP	6.1
50	B3	23	HIS	6.0
30	BH	87	GLU	6.0
52	BI	20	SER	6.0
42	BU	56	GLY	6.0
33	BL	53	GLY	5.9
37	BP	26	GLU	5.9
44	DX	33	ALA	5.9
30	DH	76	GLU	5.9
25	DC	6	LYS	5.9
15	AP	81	ALA	5.9
25	BC	267	VAL	5.9
29	DG	56	GLY	5.9
43	BW	4	LYS	5.9
48	D1	54	LYS	5.9
30	BH	148	ALA	5.9
41	DT	1	MET	5.9
43	BW	81	ILE	5.9
3	AD	146	GLU	5.9
37	BP	59	THR	5.9
52	BI	49	GLU	5.8
20	AB	15	PHE	5.8
43	BW	59	PHE	5.8
39	BR	11	GLN	5.8
33	DL	12	SER	5.8
52	BI	6	ALA	5.8
48	D1	13	SER	5.8
35	BN	67	PHE	5.8
48	B1	5	ARG	5.8
37	BP	97	TYR	5.8
39	DR	5	PHE	5.7
33	DL	2	ARG	5.7
50	B3	62	PRO	5.7
25	BC	8	THR	5.7

Continued on next page...

Continued from previous page...

Mol	Chain	Res	Type	RSRZ
36	BO	89	ASP	5.7
30	BH	76	GLU	5.7
36	BO	88	LYS	5.7
43	DW	2	HIS	5.7
23	BB	645	C	5.7
44	DX	20	ASN	5.7
34	DM	135	VAL	5.7
25	BC	256	THR	5.6
26	BD	186	LEU	5.6
25	DC	85	ASN	5.6
27	BE	7	ASP	5.6
48	B1	49	LYS	5.6
25	DC	209	ALA	5.6
42	BU	30	SER	5.6
20	CB	124	THR	5.6
33	DL	6	LEU	5.6
33	BL	10	GLU	5.6
43	DW	79	ILE	5.6
36	DO	23	ALA	5.5
25	BC	6	LYS	5.5
38	DQ	91	ARG	5.5
33	BL	56	PRO	5.5
33	BL	117	THR	5.5
27	DE	201	ALA	5.5
30	BH	141	LYS	5.5
38	DQ	72	GLY	5.5
30	BH	94	ILE	5.5
43	DW	5	ALA	5.5
27	BE	145	ASP	5.5
39	BR	43	ASN	5.4
52	BI	34	ILE	5.4
26	BD	100	LEU	5.4
33	DL	92	LEU	5.4
6	CG	152	HIS	5.4
10	AK	49	SER	5.4
21	AU	10	PRO	5.4
52	BI	11	GLN	5.4
33	BL	2	ARG	5.4
39	BR	56	GLY	5.4
39	DR	98	ILE	5.4
29	BG	35	THR	5.3
35	BN	72	ASP	5.3

Continued on next page...

Continued from previous page...

Mol	Chain	Res	Type	RSRZ
44	BX	37	LEU	5.3
35	BN	3	HIS	5.3
47	B0	49	ARG	5.3
34	DM	10	ARG	5.3
35	BN	120	GLU	5.3
8	CI	129	ARG	5.3
52	BI	86	LYS	5.3
34	BM	135	VAL	5.3
30	BH	102	ALA	5.3
48	B1	2	LYS	5.3
52	BI	54	ILE	5.3
38	DQ	46	TYR	5.2
41	DT	71	GLY	5.2
27	DE	112	LEU	5.2
43	BW	84	GLU	5.2
39	BR	41	ILE	5.2
34	DM	56	ALA	5.2
25	DC	166	ARG	5.2
35	DN	125	ALA	5.2
50	D3	62	PRO	5.2
33	BL	78	ARG	5.2
34	BM	2	LEU	5.1
43	BW	1	ALA	5.1
31	BJ	44	TYR	5.1
33	BL	52	GLY	5.1
31	BJ	10	THR	5.1
34	BM	1	MET	5.1
23	BB	546	U	5.1
26	BD	183	GLU	5.1
33	BL	3	LEU	5.1
36	BO	19	GLN	5.1
7	AH	1	SER	5.0
30	BH	82	SER	5.0
36	DO	60	GLU	5.0
36	DO	45	SER	5.0
48	D1	1	ALA	5.0
30	BH	149	GLU	5.0
40	BS	10	ALA	5.0
44	DX	38	GLN	5.0
44	DX	31	GLN	5.0
3	CD	171	GLU	5.0
36	DO	22	GLY	5.0

Continued on next page...

Continued from previous page...

Mol	Chain	Res	Type	RSRZ
29	DG	51	PHE	5.0
26	DD	49	GLN	5.0
29	DG	59	ASP	5.0
43	DW	84	GLU	5.0
35	DN	122	ALA	4.9
47	D0	34	GLY	4.9
30	BH	127	GLU	4.9
31	DJ	43	GLU	4.9
46	DZ	4	ASP	4.9
20	CB	220	VAL	4.9
33	DL	4	ASN	4.9
17	CR	19	GLU	4.9
23	BB	140	C	4.9
52	DI	137	LEU	4.9
5	CF	96	VAL	4.9
20	AB	199	ILE	4.9
30	BH	50	ARG	4.9
52	BI	135	MET	4.9
20	CB	38	HIS	4.9
23	BB	2145	C	4.9
45	BY	2	LYS	4.9
33	BL	25	SER	4.9
14	AO	88	ARG	4.9
33	BL	144	GLU	4.9
26	DD	103	ASP	4.8
37	BP	4	ILE	4.8
52	BI	31	GLY	4.8
25	DC	3	VAL	4.8
28	BF	140	ILE	4.8
23	BB	1175	A	4.8
52	BI	96	LYS	4.8
50	D3	64	ALA	4.8
30	BH	126	GLY	4.8
26	DD	51	THR	4.8
30	DH	20	ASN	4.8
27	BE	143	LEU	4.8
44	BX	63	ALA	4.8
23	BB	136	G	4.8
33	DL	53	GLY	4.8
40	BS	103	ILE	4.8
42	BU	47	PRO	4.8
25	DC	242	HIS	4.7

Continued on next page...

Continued from previous page...

Mol	Chain	Res	Type	RSRZ
51	B4	28	SER	4.7
26	BD	9	VAL	4.7
26	BD	25	THR	4.7
25	BC	127	ASN	4.7
27	DE	125	SER	4.7
27	BE	144	GLU	4.7
35	DN	127	GLU	4.7
45	BY	38	GLU	4.7
25	BC	165	ALA	4.7
36	DO	57	ALA	4.7
27	DE	140	ASP	4.7
34	BM	92	TRP	4.7
6	AG	76	SER	4.7
33	BL	12	SER	4.7
51	D4	1	MET	4.7
36	DO	89	ASP	4.7
48	B1	52	LYS	4.7
27	BE	136	GLN	4.7
41	DT	70	HIS	4.7
15	AP	82	ALA	4.7
42	DU	27	VAL	4.6
20	AB	8	MET	4.6
27	BE	188	MET	4.6
3	CD	163	GLN	4.6
52	BI	68	PHE	4.6
43	DW	82	GLU	4.6
25	BC	85	ASN	4.6
43	BW	80	SER	4.6
45	DY	3	THR	4.6
52	BI	10	LEU	4.6
37	BP	20	ARG	4.6
41	DT	72	GLN	4.6
14	CO	15	GLY	4.6
29	BG	21	GLN	4.6
30	DH	19	VAL	4.6
41	BT	95	PHE	4.6
30	DH	130	VAL	4.6
52	DI	25	PRO	4.6
48	D1	31	GLU	4.6
34	DM	40	ARG	4.6
38	DQ	86	SER	4.6
27	BE	17	THR	4.6

Continued on next page...

Continued from previous page...

Mol	Chain	Res	Type	RSRZ
45	BY	40	THR	4.6
47	D0	35	GLU	4.5
25	DC	139	THR	4.5
52	BI	25	PRO	4.5
30	BH	85	GLY	4.5
33	BL	11	GLY	4.5
41	DT	99	ALA	4.5
33	BL	84	LYS	4.5
36	DO	86	GLY	4.5
34	DM	2	LEU	4.5
26	DD	93	GLY	4.5
30	BH	105	ALA	4.5
30	DH	145	ASN	4.5
40	BS	110	ARG	4.5
38	DQ	87	VAL	4.4
30	BH	66	ASN	4.4
37	DP	26	GLU	4.4
27	BE	115	GLN	4.4
34	DM	136	MET	4.4
27	DE	25	GLU	4.4
52	BI	18	ASN	4.4
52	BI	51	GLY	4.4
25	DC	247	TRP	4.4
27	DE	111	GLU	4.4
33	BL	35	HIS	4.4
45	DY	2	LYS	4.4
7	CH	129	ALA	4.4
23	BB	613	A	4.4
51	D4	30	GLU	4.4
30	BH	108	VAL	4.4
50	D3	28	LEU	4.4
36	BO	7	ARG	4.4
41	BT	96	VAL	4.4
32	BK	122	VAL	4.4
25	BC	242	HIS	4.4
44	BX	39	GLN	4.4
30	BH	19	VAL	4.4
37	BP	24	THR	4.4
27	BE	199	MET	4.4
52	DI	83	ALA	4.4
4	AE	157	GLY	4.4
52	BI	27	LEU	4.4

Continued on next page...

Continued from previous page...

Mol	Chain	Res	Type	RSRZ
23	BB	2799	A	4.4
30	BH	125	THR	4.4
36	BO	116	GLN	4.4
26	DD	94	GLN	4.3
30	BH	20	ASN	4.3
30	BH	74	ALA	4.3
40	BS	93	ALA	4.3
29	DG	55	ASP	4.3
25	DC	256	THR	4.3
37	BP	28	LYS	4.3
44	BX	2	LYS	4.3
20	CB	51	GLU	4.3
52	BI	65	SER	4.3
47	B0	45	ASP	4.3
20	CB	17	HIS	4.3
38	DQ	88	GLU	4.3
36	DO	35	ILE	4.3
25	BC	268	ARG	4.3
33	BL	19	LEU	4.3
25	DC	65	ASP	4.3
52	BI	115	ASP	4.3
16	AQ	5	ARG	4.3
26	BD	64	GLU	4.3
32	BK	104	THR	4.3
38	BQ	111	LYS	4.3
41	DT	96	VAL	4.3
36	BO	43	ASN	4.3
52	BI	35	MET	4.3
42	BU	87	GLU	4.3
12	AM	55	LEU	4.3
27	BE	200	LEU	4.3
52	BI	84	GLY	4.3
29	DG	44	HIS	4.3
31	BJ	130	HIS	4.3
1	AA	845	A	4.3
33	DL	85	VAL	4.3
33	DL	58	TYR	4.2
34	BM	103	TYR	4.2
43	BW	69	GLU	4.2
27	DE	24	ASN	4.2
42	DU	2	ALA	4.2
43	BW	68	PHE	4.2

Continued on next page...

Continued from previous page...

Mol	Chain	Res	Type	RSRZ
37	BP	87	ARG	4.2
34	DM	102	LEU	4.2
30	BH	146	VAL	4.2
52	BI	14	ALA	4.2
44	DX	24	GLU	4.2
20	AB	43	GLU	4.2
45	BY	57	GLU	4.2
29	BG	59	ASP	4.2
26	BD	111	GLY	4.2
47	B0	53	VAL	4.2
27	DE	199	MET	4.2
25	DC	114	GLN	4.2
37	BP	30	TRP	4.2
27	DE	22	ASP	4.2
27	BE	19	PHE	4.2
37	BP	50	ARG	4.2
3	AD	43	ARG	4.2
27	BE	42	GLY	4.2
30	BH	110	VAL	4.2
20	CB	52	ALA	4.2
8	AI	34	LEU	4.2
29	DG	39	ALA	4.2
50	B3	64	ALA	4.2
52	DI	135	MET	4.2
37	BP	13	LYS	4.2
47	B0	37	HIS	4.2
36	BO	87	ILE	4.2
43	DW	3	LYS	4.1
41	BT	25	GLU	4.1
34	DM	1	MET	4.1
15	AP	44	SER	4.1
28	BF	45	ASP	4.1
48	D1	12	SER	4.1
35	DN	121	LYS	4.1
39	DR	60	LYS	4.1
17	CR	63	TYR	4.1
25	DC	28	PRO	4.1
30	BH	132	PHE	4.1
39	BR	55	ASP	4.1
51	D4	23	ILE	4.1
52	BI	26	ALA	4.1
27	DE	153	LEU	4.1

Continued on next page...

Continued from previous page...

Mol	Chain	Res	Type	RSRZ
26	BD	209	ALA	4.1
33	BL	49	GLY	4.1
34	DM	128	THR	4.1
43	DW	35	ILE	4.1
30	BH	133	GLN	4.1
52	BI	4	VAL	4.1
34	BM	55	ARG	4.1
37	BP	109	ILE	4.1
28	BF	35	LEU	4.1
23	DB	2799	A	4.1
26	DD	55	LYS	4.1
5	AF	1	MET	4.1
31	DJ	49	ASP	4.1
44	DX	19	LEU	4.1
31	DJ	4	PHE	4.0
50	D3	33	THR	4.0
11	AL	102	ASP	4.0
31	DJ	2	LYS	4.0
39	DR	58	VAL	4.0
26	BD	131	ASP	4.0
20	AB	212	TYR	4.0
30	BH	67	ALA	4.0
35	DN	1	MET	4.0
39	BR	29	THR	4.0
30	BH	115	VAL	4.0
42	BU	61	GLU	4.0
30	BH	63	ALA	4.0
30	DH	106	ALA	4.0
6	AG	78	ARG	4.0
26	BD	130	GLN	4.0
41	DT	91	GLN	4.0
23	DB	1174	U	4.0
52	BI	53	PRO	4.0
15	CP	47	GLU	4.0
26	BD	53	GLY	4.0
39	DR	27	ILE	4.0
31	DJ	10	THR	4.0
52	BI	70	THR	4.0
25	DC	156	SER	4.0
24	BV	1	MET	4.0
42	DU	60	LYS	4.0
52	BI	3	LYS	4.0

Continued on next page...

Continued from previous page...

Mol	Chain	Res	Type	RSRZ
42	BU	71	ILE	4.0
52	BI	100	ILE	4.0
52	DI	99	LYS	4.0
37	BP	1	SER	4.0
41	BT	27	SER	4.0
30	DH	72	ILE	4.0
3	AD	173	ASP	4.0
28	BF	31	GLU	4.0
49	B2	14	ARG	4.0
30	BH	98	ASP	4.0
3	CD	176	LYS	4.0
1	AA	86	G	4.0
23	BB	1728	C	4.0
30	BH	73	ASN	4.0
30	BH	121	VAL	4.0
52	DI	97	VAL	4.0
25	BC	224	MET	4.0
43	BW	67	LYS	4.0
20	CB	35	ASN	3.9
20	CB	56	LEU	3.9
23	DB	2133	G	3.9
20	CB	126	ASP	3.9
45	DY	10	ARG	3.9
30	DH	77	THR	3.9
25	DC	257	ARG	3.9
26	BD	33	ARG	3.9
52	BI	73	PRO	3.9
20	CB	163	ILE	3.9
33	BL	66	PHE	3.9
44	DX	46	VAL	3.9
28	BF	42	ALA	3.9
45	BY	1	ALA	3.9
7	CH	127	TYR	3.9
12	AM	42	VAL	3.9
30	BH	59	ALA	3.9
28	DF	79	ARG	3.9
52	DI	84	GLY	3.9
25	DC	160	TYR	3.9
26	DD	17	GLU	3.9
26	DD	68	PHE	3.9
30	BH	104	THR	3.9
39	DR	78	ARG	3.9

Continued on next page...

Continued from previous page...

Mol	Chain	Res	Type	RSRZ
25	BC	122	ALA	3.9
16	AQ	45	VAL	3.9
29	DG	40	VAL	3.9
34	DM	60	GLN	3.9
26	BD	2	ILE	3.9
27	DE	141	MET	3.9
33	BL	34	GLY	3.9
37	BP	44	GLY	3.9
30	BH	60	GLU	3.9
33	DL	115	GLU	3.9
30	DH	21	VAL	3.9
37	BP	19	PHE	3.9
26	DD	33	ARG	3.9
43	DW	6	GLY	3.9
52	BI	66	PHE	3.9
33	DL	3	LEU	3.8
5	AF	62	MET	3.8
43	DW	1	ALA	3.8
43	DW	37	VAL	3.8
52	DI	136	GLY	3.8
27	BE	192	ALA	3.8
39	BR	54	VAL	3.8
34	DM	106	ASP	3.8
26	DD	127	PHE	3.8
47	D0	45	ASP	3.8
20	AB	195	VAL	3.8
41	BT	26	LYS	3.8
25	DC	269	ARG	3.8
27	BE	155	GLU	3.8
36	BO	106	LEU	3.8
16	AQ	82	VAL	3.8
20	CB	34	ARG	3.8
34	DM	32	GLY	3.8
27	DE	110	SER	3.8
52	BI	7	TYR	3.8
33	BL	135	ILE	3.8
25	DC	59	GLN	3.8
38	BQ	88	GLU	3.8
39	BR	71	LYS	3.8
1	AA	461	A	3.8
38	DQ	58	GLN	3.8
23	DB	1459	G	3.8

Continued on next page...

Continued from previous page...

Mol	Chain	Res	Type	RSRZ
41	BT	5	GLU	3.8
30	DH	131	SER	3.7
31	BJ	99	ARG	3.7
33	DL	136	GLU	3.7
20	AB	157	PRO	3.7
28	BF	145	VAL	3.7
43	DW	68	PHE	3.7
27	BE	38	GLY	3.7
30	DH	82	SER	3.7
33	DL	49	GLY	3.7
41	DT	98	GLY	3.7
26	BD	148	GLN	3.7
51	D4	25	VAL	3.7
28	BF	151	LEU	3.7
20	AB	68	PHE	3.7
30	BH	88	GLY	3.7
25	DC	190	THR	3.7
42	BU	91	LYS	3.7
39	BR	98	ILE	3.7
18	AS	40	PHE	3.7
23	BB	654	A	3.7
42	BU	32	LYS	3.7
27	DE	172	ALA	3.7
28	BF	116	LEU	3.7
27	BE	117	ARG	3.7
30	BH	143	ILE	3.7
35	BN	112	TYR	3.7
37	DP	112	ARG	3.7
33	BL	4	ASN	3.7
40	BS	66	ILE	3.7
31	BJ	100	VAL	3.7
27	BE	129	PRO	3.7
39	DR	16	GLU	3.7
40	DS	110	ARG	3.7
5	AF	52	ASN	3.7
25	BC	258	SER	3.7
25	DC	167	ASP	3.7
45	BY	39	ASP	3.7
52	BI	2	LYS	3.7
7	AH	117	GLN	3.7
30	DH	137	GLU	3.7
45	BY	41	PRO	3.7

Continued on next page...

Continued from previous page...

Mol	Chain	Res	Type	RSRZ
49	B2	15	SER	3.7
52	BI	95	ASP	3.7
34	DM	103	TYR	3.7
37	BP	74	GLN	3.7
16	AQ	6	THR	3.7
29	DG	38	ASP	3.6
44	BX	62	GLY	3.6
35	BN	1	MET	3.6
30	DH	81	ALA	3.6
40	BS	92	ARG	3.6
37	DP	55	HIS	3.6
33	BL	91	ASP	3.6
43	BW	53	GLY	3.6
37	DP	60	VAL	3.6
29	BG	93	TYR	3.6
33	BL	123	ARG	3.6
50	B3	44	ARG	3.6
26	BD	86	GLU	3.6
33	DL	119	PRO	3.6
20	AB	156	LEU	3.6
30	BH	79	THR	3.6
20	AB	31	PHE	3.6
28	BF	129	MET	3.6
45	BY	23	LEU	3.6
23	DB	645	C	3.6
16	AQ	20	ILE	3.6
25	BC	116	GLN	3.6
36	BO	92	PHE	3.6
3	AD	178	GLU	3.6
25	DC	136	VAL	3.6
38	BQ	90	ASP	3.6
52	BI	8	VAL	3.6
30	BH	106	ALA	3.6
27	BE	153	LEU	3.6
30	DH	75	LEU	3.6
12	CM	3	ILE	3.6
26	BD	99	GLU	3.6
41	DT	94	ASP	3.6
31	DJ	13	ARG	3.6
33	DL	8	PRO	3.6
34	DM	3	GLN	3.6
43	DW	11	ASN	3.6

Continued on next page...

Continued from previous page...

Mol	Chain	Res	Type	RSRZ
27	BE	191	ASP	3.6
30	BH	100	ALA	3.6
20	CB	123	GLY	3.6
26	BD	127	PHE	3.5
30	DH	139	PHE	3.5
33	DL	107	PHE	3.5
28	BF	64	PRO	3.5
43	BW	77	LYS	3.5
27	BE	8	ALA	3.5
52	BI	76	ALA	3.5
5	CF	94	HIS	3.5
43	DW	4	LYS	3.5
30	BH	109	GLU	3.5
36	BO	6	ALA	3.5
31	DJ	50	THR	3.5
26	DD	104	VAL	3.5
35	BN	118	ARG	3.5
26	BD	144	GLY	3.5
7	CH	89	ASP	3.5
27	BE	176	ASP	3.5
26	DD	42	ASN	3.5
25	DC	199	HIS	3.5
33	DL	59	ARG	3.5
2	AC	136	ALA	3.5
37	BP	22	GLY	3.5
32	BK	79	PHE	3.5
35	BN	71	ARG	3.5
13	CN	34	ASN	3.5
25	DC	127	ASN	3.5
26	BD	14	ILE	3.5
27	DE	168	ASP	3.5
30	DH	98	ASP	3.5
38	DQ	116	LEU	3.5
39	DR	92	TRP	3.5
30	BH	83	LYS	3.5
47	B0	27	LEU	3.5
37	DP	75	THR	3.5
20	AB	46	VAL	3.5
14	CO	16	ARG	3.5
20	AB	32	GLY	3.5
32	BK	89	ASN	3.5
41	BT	69	ARG	3.5

Continued on next page...

Continued from previous page...

Mol	Chain	Res	Type	RSRZ
44	BX	27	ASN	3.5
5	AF	40	GLU	3.5
47	B0	28	SER	3.5
26	DD	100	LEU	3.5
15	AP	80	LYS	3.5
20	CB	68	PHE	3.5
23	BB	2402	U	3.5
30	BH	70	GLU	3.5
44	DX	39	GLN	3.5
48	B1	44	GLN	3.5
30	DH	128	HIS	3.5
25	BC	22	GLU	3.4
52	DI	7	TYR	3.4
26	BD	35	THR	3.4
26	BD	84	LEU	3.4
35	BN	20	MET	3.4
25	DC	162	GLN	3.4
40	BS	61	ASN	3.4
37	BP	75	THR	3.4
37	DP	4	ILE	3.4
45	BY	49	ALA	3.4
39	DR	6	GLN	3.4
52	DI	70	THR	3.4
25	DC	164	VAL	3.4
32	BK	84	CYS	3.4
25	BC	218	THR	3.4
27	DE	144	GLU	3.4
30	BH	116	ARG	3.4
30	BH	75	LEU	3.4
35	BN	9	GLN	3.4
52	BI	138	VAL	3.4
42	BU	55	GLY	3.4
24	BV	69	GLU	3.4
33	BL	40	SER	3.4
28	BF	56	LEU	3.4
47	B0	41	HIS	3.4
25	DC	218	THR	3.4
37	DP	1	SER	3.4
48	B1	16	THR	3.4
25	DC	57	HIS	3.4
5	AF	41	ASP	3.4
18	CS	25	GLY	3.4

Continued on next page...

Continued from previous page...

Mol	Chain	Res	Type	RSRZ
31	BJ	79	GLY	3.4
20	CB	69	VAL	3.4
24	BV	34	LYS	3.4
16	AQ	60	ILE	3.4
16	CQ	6	THR	3.4
25	BC	266	ILE	3.4
30	DH	94	ILE	3.4
52	BI	87	SER	3.4
26	BD	28	GLU	3.4
42	DU	61	GLU	3.4
44	DX	1	MET	3.4
28	BF	141	ASP	3.4
28	BF	152	ASP	3.4
30	DH	141	LYS	3.4
36	DO	85	LYS	3.4
48	B1	35	LEU	3.4
28	DF	43	ILE	3.4
40	BS	40	ASN	3.4
26	BD	4	LEU	3.4
32	BK	121	GLU	3.4
33	DL	10	GLU	3.4
45	BY	24	LEU	3.3
25	BC	247	TRP	3.3
26	DD	88	GLU	3.3
27	BE	6	LYS	3.3
41	BT	72	GLN	3.3
27	BE	48	THR	3.3
27	DE	48	THR	3.3
38	DQ	59	LEU	3.3
49	B2	1	MET	3.3
41	BT	4	GLU	3.3
5	AF	63	ASN	3.3
52	DI	30	GLN	3.3
28	BF	131	VAL	3.3
30	DH	144	VAL	3.3
30	BH	129	GLU	3.3
1	CA	461	A	3.3
20	AB	213	LEU	3.3
50	D3	32	LEU	3.3
34	DM	24	THR	3.3
52	BI	134	SER	3.3
5	AF	66	ALA	3.3

Continued on next page...

Continued from previous page...

Mol	Chain	Res	Type	RSRZ
5	AF	98	GLU	3.3
9	AJ	91	ASP	3.3
25	BC	43	ASN	3.3
40	BS	9	HIS	3.3
52	DI	37	PHE	3.3
39	BR	42	ALA	3.3
42	BU	59	GLU	3.3
46	BZ	27	THR	3.3
26	BD	201	LEU	3.3
25	BC	138	SER	3.3
25	DC	9	SER	3.3
40	DS	108	SER	3.3
27	BE	113	VAL	3.3
26	DD	140	HIS	3.3
28	DF	75	GLY	3.3
33	DL	117	THR	3.3
52	DI	81	LYS	3.3
24	BV	56	PHE	3.3
52	BI	30	GLN	3.3
8	AI	127	SER	3.3
26	BD	147	GLY	3.3
39	DR	24	LYS	3.3
23	BB	2308	G	3.3
28	BF	111	ARG	3.3
32	BK	90	ASN	3.3
51	B4	25	VAL	3.3
52	BI	28	GLY	3.3
37	BP	55	HIS	3.3
36	BO	76	LYS	3.3
34	BM	132	THR	3.3
24	BV	61	LEU	3.3
29	DG	106	LEU	3.3
6	CG	79	VAL	3.3
31	BJ	89	PHE	3.3
33	DL	35	HIS	3.3
29	BG	50	THR	3.2
26	DD	32	ASN	3.2
25	BC	154	ALA	3.2
43	BW	3	LYS	3.2
20	CB	160	LEU	3.2
39	DR	45	GLU	3.2
37	BP	46	VAL	3.2

Continued on next page...

Continued from previous page...

Mol	Chain	Res	Type	RSRZ
34	DM	104	GLU	3.2
11	AL	43	LYS	3.2
8	AI	51	LEU	3.2
25	DC	116	GLN	3.2
51	B4	29	ALA	3.2
20	CB	50	ASN	3.2
33	DL	50	PHE	3.2
49	B2	18	PHE	3.2
28	DF	72	SER	3.2
39	BR	37	GLU	3.2
27	DE	42	GLY	3.2
8	AI	19	PHE	3.2
28	BF	175	PRO	3.2
30	DH	52	ALA	3.2
52	BI	38	CYS	3.2
30	BH	145	ASN	3.2
14	AO	16	ARG	3.2
50	B3	26	ALA	3.2
20	CB	55	GLU	3.2
28	BF	161	SER	3.2
52	BI	32	VAL	3.2
52	BI	137	LEU	3.2
25	BC	120	ASP	3.2
30	DH	47	PHE	3.2
39	DR	77	PHE	3.2
33	BL	85	VAL	3.2
23	DB	2402	U	3.2
20	AB	41	ASN	3.2
25	BC	4	LYS	3.2
51	D4	32	LYS	3.2
7	CH	44	PHE	3.2
2	AC	98	ALA	3.2
25	DC	172	THR	3.2
39	DR	11	GLN	3.2
45	BY	52	PHE	3.2
38	DQ	89	ILE	3.1
29	DG	2	ARG	3.1
33	BL	54	GLN	3.1
34	BM	3	GLN	3.1
49	B2	13	ASN	3.1
28	BF	153	ILE	3.1
6	AG	145	GLU	3.1

Continued on next page...

Continued from previous page...

Mol	Chain	Res	Type	RSRZ
20	CB	158	ASP	3.1
29	DG	15	ASP	3.1
26	BD	74	GLU	3.1
33	BL	76	GLU	3.1
1	AA	844	G	3.1
26	BD	156	PHE	3.1
31	BJ	18	VAL	3.1
32	BK	21	CYS	3.1
42	DU	56	GLY	3.1
51	D4	38	GLY	3.1
42	BU	90	LYS	3.1
26	DD	125	TRP	3.1
33	DL	90	VAL	3.1
41	BT	32	LEU	3.1
5	AF	51	ILE	3.1
25	DC	178	GLY	3.1
29	DG	1	SER	3.1
33	DL	81	ASP	3.1
35	BN	2	ARG	3.1
41	BT	1	MET	3.1
51	D4	7	VAL	3.1
37	DP	30	TRP	3.1
24	BV	94	ALA	3.1
5	AF	35	LYS	3.1
7	CH	75	GLN	3.1
29	DG	57	TYR	3.1
30	BH	95	GLY	3.1
25	DC	93	VAL	3.1
26	BD	46	ARG	3.1
26	BD	200	ASP	3.1
28	BF	83	PRO	3.1
31	BJ	43	GLU	3.1
31	DJ	24	THR	3.1
33	DL	94	THR	3.1
52	BI	45	THR	3.1
52	BI	37	PHE	3.1
26	DD	74	GLU	3.1
33	BL	57	LEU	3.1
1	CA	412	A	3.1
29	BG	56	GLY	3.1
52	BI	15	GLY	3.1
14	CO	45	HIS	3.1

Continued on next page...

Continued from previous page...

Mol	Chain	Res	Type	RSRZ
20	AB	158	ASP	3.1
27	DE	191	ASP	3.1
28	DF	42	ALA	3.1
18	CS	79	TYR	3.1
47	D0	54	ILE	3.1
20	CB	153	MET	3.1
32	BK	53	LYS	3.1
33	DL	57	LEU	3.1
39	DR	13	ARG	3.1
2	AC	158	GLY	3.1
27	DE	41	GLN	3.1
33	DL	5	THR	3.1
39	DR	19	THR	3.1
47	B0	42	ILE	3.1
30	DH	110	VAL	3.1
1	AA	78	A	3.1
42	BU	28	LEU	3.1
5	CF	95	ALA	3.1
33	DL	34	GLY	3.0
52	DI	5	GLN	3.0
26	BD	155	VAL	3.0
29	DG	167	VAL	3.0
3	AD	3	TYR	3.0
28	BF	6	TYR	3.0
26	DD	183	GLU	3.0
7	CH	120	LEU	3.0
7	CH	122	GLY	3.0
25	DC	115	ILE	3.0
30	DH	25	TYR	3.0
48	D1	51	ALA	3.0
35	BN	7	GLY	3.0
23	DB	2602	A	3.0
26	BD	43	ASP	3.0
18	CS	78	THR	3.0
40	DS	46	LEU	3.0
13	AN	30	ILE	3.0
29	DG	21	GLN	3.0
30	DH	61	VAL	3.0
33	BL	21	ARG	3.0
43	BW	37	VAL	3.0
50	D3	7	ARG	3.0
44	BX	15	ASN	3.0

Continued on next page...

Continued from previous page...

Mol	Chain	Res	Type	RSRZ
28	BF	154	THR	3.0
30	DH	67	ALA	3.0
3	CD	159	GLU	3.0
29	DG	41	GLU	3.0
2	AC	75	VAL	3.0
3	AD	28	ASP	3.0
26	BD	187	LEU	3.0
38	BQ	86	SER	3.0
25	DC	210	ALA	3.0
26	BD	12	THR	3.0
27	DE	87	ALA	3.0
41	BT	71	GLY	3.0
43	BW	42	THR	3.0
52	BI	109	ALA	3.0
4	CE	115	GLU	3.0
39	DR	62	GLU	3.0
10	CK	81	LEU	3.0
29	BG	155	PRO	3.0
39	BR	51	VAL	3.0
52	BI	22	PRO	3.0
5	AF	88	MET	3.0
26	BD	11	MET	3.0
16	CQ	51	GLU	3.0
34	BM	133	LYS	3.0
48	D1	20	TYR	3.0
23	DB	139	U	3.0
32	BK	107	LEU	3.0
36	DO	92	PHE	3.0
26	BD	199	SER	3.0
52	BI	24	GLY	3.0
3	CD	180	THR	3.0
20	CB	162	VAL	3.0
15	AP	6	LEU	3.0
16	CQ	3	LYS	3.0
12	AM	52	ILE	3.0
43	BW	9	THR	3.0
25	DC	141	HIS	3.0
39	BR	12	HIS	3.0
1	AA	842	U	3.0
39	BR	92	TRP	3.0
36	DO	88	LYS	3.0
29	BG	41	GLU	3.0

Continued on next page...

Continued from previous page...

Mol	Chain	Res	Type	RSRZ
41	DT	27	SER	3.0
42	BU	44	HIS	3.0
23	BB	1537	G	2.9
47	B0	46	GLY	2.9
37	DP	20	ARG	2.9
48	D1	8	ILE	2.9
6	AG	84	TYR	2.9
20	AB	153	MET	2.9
23	BB	2309	A	2.9
26	BD	51	THR	2.9
37	BP	21	PRO	2.9
48	D1	28	THR	2.9
26	DD	79	LEU	2.9
41	DT	53	VAL	2.9
26	BD	18	ASP	2.9
5	CF	1	MET	2.9
27	DE	155	GLU	2.9
46	BZ	63	ARG	2.9
7	CH	45	ILE	2.9
28	DF	24	VAL	2.9
51	B4	7	VAL	2.9
52	BI	69	VAL	2.9
52	BI	108	ILE	2.9
40	BS	32	ALA	2.9
27	BE	137	LYS	2.9
27	DE	86	ALA	2.9
37	DP	96	LEU	2.9
39	DR	39	LEU	2.9
25	BC	241	LYS	2.9
47	B0	52	LYS	2.9
32	BK	77	ILE	2.9
24	BV	3	THR	2.9
25	DC	110	LYS	2.9
20	CB	147	LEU	2.9
33	BL	142	ILE	2.9
28	DF	44	ALA	2.9
37	DP	65	ASN	2.9
27	BE	60	TRP	2.9
10	AK	50	GLY	2.9
23	BB	1726	C	2.9
11	AL	51	VAL	2.9
29	BG	147	LEU	2.9

Continued on next page...

Continued from previous page...

Mol	Chain	Res	Type	RSRZ
41	DT	57	VAL	2.9
20	CB	159	ALA	2.9
3	AD	185	PRO	2.9
20	CB	161	PHE	2.9
30	BH	69	ALA	2.9
25	BC	28	PRO	2.9
25	DC	103	ILE	2.9
30	DH	146	VAL	2.9
26	BD	7	LYS	2.9
4	CE	157	GLY	2.9
33	DL	101	ILE	2.9
51	D4	37	GLN	2.9
1	AA	121	U	2.9
52	BI	128	ILE	2.9
29	DG	58	ALA	2.9
26	BD	77	ARG	2.9
37	BP	35	SER	2.9
52	BI	50	LYS	2.9
52	BI	80	LYS	2.9
24	DV	72	VAL	2.9
33	DL	118	THR	2.9
39	DR	29	THR	2.9
1	CA	466	A	2.9
37	BP	33	GLU	2.9
3	AD	175	GLY	2.9
20	AB	100	LEU	2.9
33	BL	124	GLY	2.9
34	BM	4	PRO	2.9
7	AH	110	MET	2.8
6	AG	77	ARG	2.8
26	BD	49	GLN	2.8
35	DN	57	THR	2.8
3	CD	28	ASP	2.8
18	AS	48	ILE	2.8
26	BD	5	VAL	2.8
43	DW	73	PRO	2.8
26	BD	80	TRP	2.8
26	BD	145	SER	2.8
39	DR	1	MET	2.8
26	BD	167	ASN	2.8
33	BL	126	ARG	2.8
39	BR	3	ALA	2.8

Continued on next page...

Continued from previous page...

Mol	Chain	Res	Type	RSRZ
32	BK	101	GLY	2.8
12	AM	38	ILE	2.8
37	BP	85	VAL	2.8
21	AU	4	LYS	2.8
24	BV	91	PHE	2.8
28	BF	134	GLN	2.8
37	BP	67	GLU	2.8
44	BX	20	ASN	2.8
16	AQ	55	GLY	2.8
40	DS	23	LEU	2.8
41	DT	97	GLY	2.8
28	BF	174	PHE	2.8
10	AK	41	LEU	2.8
29	DG	36	LEU	2.8
29	DG	49	LEU	2.8
28	BF	144	LYS	2.8
16	AQ	4	ILE	2.8
24	DV	91	PHE	2.8
26	BD	27	ILE	2.8
47	D0	25	THR	2.8
52	BI	67	THR	2.8
34	DM	66	ARG	2.8
52	DI	52	LEU	2.8
18	AS	60	PHE	2.8
28	BF	30	VAL	2.8
29	DG	23	ILE	2.8
47	B0	32	THR	2.8
7	CH	62	LEU	2.8
29	BG	57	TYR	2.8
25	BC	164	VAL	2.8
26	BD	68	PHE	2.8
37	BP	77	SER	2.8
48	B1	46	VAL	2.8
30	DH	73	ASN	2.8
26	BD	56	LYS	2.8
9	AJ	34	ALA	2.8
39	BR	20	VAL	2.8
25	DC	128	THR	2.8
52	BI	72	THR	2.8
25	BC	126	GLY	2.8
1	AA	466	A	2.8
42	DU	69	VAL	2.8

Continued on next page...

Continued from previous page...

Mol	Chain	Res	Type	RSRZ
52	BI	29	GLN	2.8
17	AR	20	ILE	2.8
27	BE	123	LYS	2.8
30	BH	89	LYS	2.8
30	BH	97	ARG	2.8
37	BP	61	ARG	2.8
43	BW	43	LYS	2.8
44	DX	40	SER	2.8
30	BH	117	LEU	2.8
26	BD	153	GLY	2.8
52	DI	125	THR	2.8
27	BE	158	PHE	2.8
27	BE	196	VAL	2.8
7	AH	13	ILE	2.8
37	BP	88	ARG	2.8
32	BK	119	ALA	2.8
5	CF	92	THR	2.8
52	BI	125	THR	2.8
6	AG	8	GLN	2.7
3	AD	22	SER	2.7
12	AM	29	SER	2.7
35	BN	98	LEU	2.7
6	AG	79	VAL	2.7
20	CB	198	VAL	2.7
5	AF	6	ILE	2.7
24	BV	4	ILE	2.7
31	BJ	40	HIS	2.7
2	CC	133	MET	2.7
3	AD	81	LEU	2.7
21	CU	28	LEU	2.7
48	D1	10	LEU	2.7
39	DR	83	TYR	2.7
4	CE	9	GLU	2.7
27	BE	140	ASP	2.7
34	DM	7	THR	2.7
40	DS	3	THR	2.7
26	BD	204	LYS	2.7
46	BZ	22	MET	2.7
12	AM	83	GLY	2.7
7	AH	102	VAL	2.7
16	AQ	27	PHE	2.7
25	BC	239	PHE	2.7

Continued on next page...

Continued from previous page...

Mol	Chain	Res	Type	RSRZ
20	CB	150	ILE	2.7
41	DT	74	ILE	2.7
52	DI	128	ILE	2.7
25	DC	120	ASP	2.7
26	DD	204	LYS	2.7
1	AA	1493	A	2.7
5	CF	62	MET	2.7
11	AL	48	LEU	2.7
30	BH	101	ASP	2.7
34	DM	92	TRP	2.7
52	DI	78	LEU	2.7
25	DC	154	ALA	2.7
44	BX	26	PHE	2.7
33	BL	101	ILE	2.7
37	BP	49	ILE	2.7
12	CM	47	LEU	2.7
42	BU	101	THR	2.7
25	DC	112	GLY	2.7
5	CF	32	ALA	2.7
20	AB	159	ALA	2.7
28	BF	148	VAL	2.7
52	DI	132	ALA	2.7
27	BE	122	GLU	2.7
25	DC	20	ASN	2.7
43	DW	45	HIS	2.7
50	D3	48	MET	2.7
25	BC	257	ARG	2.7
42	DU	1	ALA	2.7
30	BH	131	SER	2.7
31	DJ	46	PRO	2.7
33	BL	50	PHE	2.7
17	CR	71	ASP	2.7
28	BF	157	THR	2.7
30	BH	78	VAL	2.7
33	DL	109	LYS	2.7
34	DM	11	LYS	2.7
34	DM	38	ARG	2.7
35	BN	70	THR	2.7
27	DE	138	LEU	2.7
37	BP	37	LYS	2.7
40	BS	28	LYS	2.7
20	CB	41	ASN	2.7

Continued on next page...

Continued from previous page...

Mol	Chain	Res	Type	RSRZ
31	BJ	15	TRP	2.7
28	BF	137	PHE	2.7
38	DQ	32	ARG	2.7
41	DT	95	PHE	2.7
48	B1	32	LYS	2.7
25	DC	171	VAL	2.7
39	DR	64	VAL	2.7
33	BL	113	ALA	2.7
38	BQ	117	ALA	2.7
48	B1	50	GLU	2.7
18	CS	26	ASP	2.7
27	BE	43	THR	2.7
52	BI	91	LYS	2.7
11	CL	85	ARG	2.7
24	DV	56	PHE	2.7
27	BE	195	GLN	2.7
32	BK	78	ARG	2.7
5	AF	65	GLU	2.7
20	CB	200	PRO	2.7
38	BQ	3	VAL	2.7
28	BF	142	TYR	2.7
37	BP	94	ALA	2.7
29	BG	175	LYS	2.7
40	DS	109	ASP	2.7
46	BZ	33	ASN	2.7
29	BG	170	THR	2.7
39	DR	90	ARG	2.7
5	AF	64	VAL	2.7
34	BM	131	VAL	2.7
3	AD	194	ILE	2.7
52	DI	85	ILE	2.7
7	AH	98	LEU	2.6
27	BE	21	ARG	2.6
31	BJ	120	ARG	2.6
25	BC	238	ASN	2.6
10	CK	51	PHE	2.6
1	AA	1492	A	2.6
23	BB	653	U	2.6
43	DW	44	PHE	2.6
48	D1	21	THR	2.6
33	BL	16	GLY	2.6
7	CH	46	GLU	2.6

Continued on next page...

Continued from previous page...

Mol	Chain	Res	Type	RSRZ
12	CM	46	GLU	2.6
43	BW	74	LYS	2.6
31	DJ	63	ALA	2.6
36	BO	64	TYR	2.6
20	AB	85	SER	2.6
33	DL	7	SER	2.6
36	BO	5	SER	2.6
39	BR	102	SER	2.6
37	BP	81	ASP	2.6
7	AH	17	GLN	2.6
16	AQ	8	GLN	2.6
16	AQ	11	VAL	2.6
18	AS	28	LYS	2.6
26	BD	70	LYS	2.6
31	BJ	119	PHE	2.6
31	DJ	15	TRP	2.6
23	DB	1171	G	2.6
27	BE	141	MET	2.6
33	BL	122	VAL	2.6
36	DO	1	MET	2.6
39	BR	19	THR	2.6
39	DR	41	ILE	2.6
40	BS	108	SER	2.6
40	BS	107	VAL	2.6
51	B4	38	GLY	2.6
2	AC	18	ASN	2.6
20	AB	211	LEU	2.6
33	BL	108	ALA	2.6
39	DR	65	ALA	2.6
34	DM	4	PRO	2.6
13	AN	46	LYS	2.6
26	BD	116	LYS	2.6
34	BM	117	PHE	2.6
7	AH	81	GLY	2.6
25	BC	41	GLY	2.6
26	BD	13	ARG	2.6
30	BH	134	VAL	2.6
30	DH	121	VAL	2.6
47	B0	35	GLU	2.6
52	BI	16	MET	2.6
37	DP	14	GLN	2.6
24	BV	63	ILE	2.6

Continued on next page...

Continued from previous page...

Mol	Chain	Res	Type	RSRZ
35	DN	33	ILE	2.6
25	DC	4	LYS	2.6
25	DC	189	ALA	2.6
31	BJ	123	LYS	2.6
25	BC	269	ARG	2.6
45	DY	37	ARG	2.6
18	AS	59	VAL	2.6
43	DW	80	SER	2.6
29	BG	38	ASP	2.6
17	CR	22	TYR	2.6
25	DC	61	TYR	2.6
33	DL	141	LYS	2.6
52	DI	1	ALA	2.6
48	D1	16	THR	2.6
52	DI	131	THR	2.6
29	DG	3	VAL	2.6
33	BL	112	LEU	2.6
46	DZ	18	CYS	2.6
7	AH	125	ILE	2.6
48	D1	36	LYS	2.6
28	BF	57	ALA	2.6
25	DC	238	ASN	2.6
8	AI	47	VAL	2.6
37	BP	43	GLU	2.6
1	CA	84	U	2.6
7	AH	100	ILE	2.6
20	AB	84	LEU	2.6
32	BK	17	ARG	2.6
26	BD	101	PHE	2.6
36	BO	45	SER	2.6
52	BI	46	ASP	2.6
33	DL	93	ASN	2.6
3	AD	200	VAL	2.6
7	AH	92	PRO	2.6
29	BG	43	LYS	2.6
42	BU	54	PRO	2.6
20	AB	26	MET	2.6
26	DD	80	TRP	2.6
5	AF	68	GLN	2.6
15	AP	39	PHE	2.6
47	D0	3	GLN	2.6
7	CH	1	SER	2.6

Continued on next page...

Continued from previous page...

Mol	Chain	Res	Type	RSRZ
52	DI	101	SER	2.6
24	DV	69	GLU	2.6
7	AH	71	VAL	2.6
28	BF	73	VAL	2.6
31	DJ	64	VAL	2.6
32	BK	34	GLY	2.6
33	DL	116	VAL	2.6
41	DT	33	LYS	2.6
41	BT	28	ASN	2.6
48	D1	11	VAL	2.6
20	AB	28	PRO	2.6
41	DT	73	ARG	2.6
42	BU	40	LEU	2.6
13	CN	30	ILE	2.6
5	CF	80	PHE	2.6
15	CP	43	ALA	2.6
17	AR	63	TYR	2.6
33	DL	20	GLY	2.6
36	BO	52	SER	2.6
48	B1	6	GLU	2.6
17	AR	21	ASP	2.6
20	CB	193	ASP	2.6
16	CQ	52	CYS	2.6
20	CB	67	LEU	2.6
26	BD	23	PRO	2.6
37	BP	2	ASN	2.6
20	CB	14	HIS	2.6
28	BF	155	ILE	2.6
51	D4	33	HIS	2.6
37	DP	40	GLN	2.5
17	AR	19	GLU	2.5
25	DC	143	VAL	2.5
26	BD	141	ARG	2.5
40	BS	104	THR	2.5
43	BW	60	ALA	2.5
43	BW	62	ALA	2.5
51	B4	35	GLN	2.5
4	AE	113	VAL	2.5
22	BA	52	A	2.5
23	BB	1095	A	2.5
23	DB	898	C	2.5
43	BW	8	SER	2.5

Continued on next page...

Continued from previous page...

Mol	Chain	Res	Type	RSRZ
27	BE	177	PRO	2.5
39	BR	1	MET	2.5
3	AD	162	GLU	2.5
20	CB	75	ALA	2.5
27	BE	41	GLN	2.5
52	DI	75	ALA	2.5
14	AO	15	GLY	2.5
50	B3	2	LYS	2.5
20	CB	190	SER	2.5
28	BF	112	ASP	2.5
39	BR	26	ASP	2.5
26	DD	128	ARG	2.5
33	DL	78	ARG	2.5
25	BC	225	ASN	2.5
15	CP	52	LEU	2.5
3	CD	106	PHE	2.5
40	BS	74	ILE	2.5
25	DC	258	SER	2.5
11	CL	123	ALA	2.5
26	BD	36	GLN	2.5
26	DD	31	ALA	2.5
13	CN	22	LYS	2.5
27	DE	53	THR	2.5
30	DH	13	GLY	2.5
31	BJ	23	LYS	2.5
37	BP	45	VAL	2.5
32	BK	115	ILE	2.5
33	BL	111	ILE	2.5
34	BM	10	ARG	2.5
52	DI	100	ILE	2.5
9	CJ	12	ALA	2.5
42	BU	82	VAL	2.5
43	DW	67	LYS	2.5
17	AR	73	HIS	2.5
31	BJ	47	HIS	2.5
26	BD	52	THR	2.5
50	D3	12	ARG	2.5
50	B3	13	PHE	2.5
20	CB	26	MET	2.5
7	CH	53	ASP	2.5
30	DH	136	SER	2.5
37	DP	74	GLN	2.5

Continued on next page...

Continued from previous page...

Mol	Chain	Res	Type	RSRZ
44	BX	36	GLN	2.5
7	AH	74	ILE	2.5
20	CB	29	PHE	2.5
31	DJ	89	PHE	2.5
41	DT	92	ASN	2.5
26	BD	129	THR	2.5
37	DP	24	THR	2.5
39	DR	99	THR	2.5
48	D1	23	THR	2.5
27	BE	194	LYS	2.5
23	DB	2134	A	2.5
20	AB	198	VAL	2.5
25	BC	10	PRO	2.5
26	BD	170	VAL	2.5
29	BG	150	TYR	2.5
37	DP	61	ARG	2.5
39	DR	47	VAL	2.5
29	DG	114	HIS	2.5
38	DQ	55	GLN	2.5
41	BT	70	HIS	2.5
24	BV	59	GLU	2.5
10	CK	12	ARG	2.5
32	BK	8	LEU	2.5
33	BL	89	VAL	2.5
44	DX	21	LEU	2.5
39	DR	87	GLN	2.5
42	BU	53	GLN	2.5
25	DC	29	PHE	2.5
43	DW	78	PHE	2.5
13	CN	42	ASN	2.5
20	CB	178	LEU	2.5
39	BR	2	TYR	2.5
52	DI	12	VAL	2.5
8	AI	61	ASP	2.5
20	CB	39	ILE	2.5
27	DE	55	SER	2.5
50	B3	50	SER	2.5
28	BF	96	TRP	2.5
30	DH	50	ARG	2.5
38	DQ	50	ARG	2.5
41	DT	12	ARG	2.5
11	AL	62	VAL	2.5

Continued on next page...

Continued from previous page...

Mol	Chain	Res	Type	RSRZ
26	BD	178	VAL	2.5
30	DH	107	GLY	2.5
32	BK	35	VAL	2.5
33	BL	116	VAL	2.5
25	DC	30	ALA	2.5
25	DC	60	ALA	2.5
31	DJ	6	ALA	2.5
33	DL	75	ALA	2.5
20	AB	200	PRO	2.5
34	DM	109	PRO	2.5
37	BP	9	GLN	2.5
30	DH	12	LEU	2.4
31	DJ	18	VAL	2.4
52	BI	12	VAL	2.4
52	BI	105	LEU	2.4
11	AL	63	THR	2.4
2	CC	182	ASP	2.4
38	DQ	73	ILE	2.4
3	AD	191	SER	2.4
28	DF	68	LYS	2.4
34	DM	30	SER	2.4
34	DM	93	VAL	2.4
36	BO	63	LYS	2.4
34	BM	134	THR	2.4
34	DM	9	PHE	2.4
41	BT	6	ARG	2.4
25	DC	21	PRO	2.4
52	BI	19	PRO	2.4
30	DH	95	GLY	2.4
50	B3	43	LEU	2.4
5	CF	25	TYR	2.4
16	AQ	52	CYS	2.4
17	AR	38	ILE	2.4
23	BB	1731	G	2.4
39	BR	62	GLU	2.4
50	D3	35	LYS	2.4
29	DG	46	ASP	2.4
33	DL	95	LEU	2.4
34	DM	105	MET	2.4
52	DI	69	VAL	2.4
52	DI	79	LEU	2.4
26	DD	13	ARG	2.4

Continued on next page...

Continued from previous page...

Mol	Chain	Res	Type	RSRZ
26	BD	47	ALA	2.4
23	BB	138	U	2.4
27	BE	59	PRO	2.4
34	BM	83	GLY	2.4
36	BO	54	VAL	2.4
42	DU	48	VAL	2.4
29	DG	136	ASP	2.4
34	DM	47	GLU	2.4
30	BH	18	GLN	2.4
26	DD	152	PRO	2.4
30	DH	54	LEU	2.4
14	AO	72	LYS	2.4
16	AQ	46	HIS	2.4
3	CD	169	TRP	2.4
5	CF	42	TRP	2.4
25	BC	212	TRP	2.4
52	DI	96	LYS	2.4
23	BB	2286	G	2.4
14	AO	69	LEU	2.4
30	BH	119	ASN	2.4
36	BO	103	VAL	2.4
31	DJ	7	LYS	2.4
39	DR	71	LYS	2.4
5	AF	33	GLU	2.4
20	CB	165	ALA	2.4
27	BE	22	ASP	2.4
16	AQ	37	ILE	2.4
25	BC	162	GLN	2.4
29	BG	101	VAL	2.4
29	DG	13	GLY	2.4
52	BI	139	VAL	2.4
42	BU	68	ASN	2.4
43	DW	59	PHE	2.4
11	CL	24	GLU	2.4
26	BD	102	ALA	2.4
20	AB	66	ILE	2.4
23	BB	1727	C	2.4
30	DH	138	VAL	2.4
33	BL	90	VAL	2.4
43	DW	74	LYS	2.4
49	D2	37	LYS	2.4
42	DU	55	GLY	2.4

Continued on next page...

Continued from previous page...

Mol	Chain	Res	Type	RSRZ
52	BI	5	GLN	2.4
38	BQ	35	PHE	2.4
6	AG	15	PRO	2.4
25	DC	10	PRO	2.4
30	DH	38	PRO	2.4
11	AL	75	GLU	2.4
28	BF	139	GLU	2.4
37	DP	87	ARG	2.4
52	DI	6	ALA	2.4
33	DL	84	LYS	2.4
51	B4	9	LYS	2.4
32	BK	85	VAL	2.4
37	BP	73	PHE	2.4
25	BC	51	ARG	2.4
42	BU	93	ARG	2.4
22	DA	52	A	2.4
27	BE	11	ALA	2.4
33	BL	143	GLU	2.4
25	BC	115	ILE	2.4
26	DD	2	ILE	2.4
26	BD	181	ASP	2.4
27	DE	116	ASP	2.4
29	BG	61	TRP	2.4
31	BJ	17	VAL	2.4
1	CA	86	G	2.4
33	BL	26	GLY	2.4
27	BE	72	SER	2.4
52	DI	124	MET	2.4
10	CK	82	GLU	2.4
35	BN	75	ILE	2.4
50	D3	30	HIS	2.4
28	BF	130	GLY	2.3
29	DG	16	VAL	2.3
50	B3	29	ARG	2.3
26	DD	64	GLU	2.3
28	DF	47	LYS	2.3
14	CO	77	TYR	2.3
20	CB	156	LEU	2.3
21	AU	3	ILE	2.3
37	DP	47	ILE	2.3
33	BL	37	GLY	2.3
36	DO	93	ASP	2.3

Continued on next page...

Continued from previous page...

Mol	Chain	Res	Type	RSRZ
26	BD	81	GLU	2.3
11	AL	47	ALA	2.3
29	BG	25	ILE	2.3
31	BJ	54	ILE	2.3
46	DZ	9	TYR	2.3
30	BH	6	LEU	2.3
37	DP	113	LEU	2.3
52	DI	26	ALA	2.3
43	DW	19	ARG	2.3
26	DD	126	ASN	2.3
26	DD	203	VAL	2.3
32	BK	103	VAL	2.3
46	BZ	43	PHE	2.3
46	DZ	45	THR	2.3
33	DL	104	GLN	2.3
3	AD	122	ILE	2.3
7	CH	124	ILE	2.3
25	DC	177	SER	2.3
34	DM	33	LEU	2.3
50	B3	39	ARG	2.3
23	DB	846	U	2.3
41	BT	10	VAL	2.3
43	BW	41	GLY	2.3
25	DC	43	ASN	2.3
45	BY	19	HIS	2.3
6	CG	77	ARG	2.3
2	CC	70	ALA	2.3
6	CG	60	ALA	2.3
23	DB	548	G	2.3
37	DP	3	ILE	2.3
52	BI	13	ALA	2.3
14	AO	74	VAL	2.3
1	CA	747	A	2.3
16	AQ	36	PHE	2.3
16	AQ	57	VAL	2.3
20	CB	90	PHE	2.3
47	B0	50	GLY	2.3
37	DP	33	GLU	2.3
37	BP	23	ASP	2.3
40	DS	66	ILE	2.3
52	DI	82	ALA	2.3
10	AK	88	PRO	2.3

Continued on next page...

Continued from previous page...

Mol	Chain	Res	Type	RSRZ
29	BG	91	VAL	2.3
52	BI	77	VAL	2.3
16	AQ	9	GLY	2.3
33	DL	140	GLY	2.3
41	BT	21	SER	2.3
52	BI	136	GLY	2.3
37	DP	36	LYS	2.3
52	BI	112	LYS	2.3
29	BG	12	ALA	2.3
30	BH	140	ALA	2.3
33	DL	142	ILE	2.3
18	AS	73	PHE	2.3
36	BO	78	VAL	2.3
10	CK	52	ARG	2.3
20	CB	99	MET	2.3
25	DC	131	MET	2.3
18	AS	47	THR	2.3
27	DE	175	ILE	2.3
30	DH	80	ILE	2.3
9	AJ	36	VAL	2.3
24	DV	92	VAL	2.3
33	DL	134	ALA	2.3
17	CR	72	ARG	2.3
17	CR	23	LYS	2.3
33	BL	62	PRO	2.3
52	DI	94	LYS	2.3
17	AR	66	LEU	2.3
20	CB	42	LEU	2.3
47	B0	38	LEU	2.3
24	DV	4	ILE	2.3
14	CO	88	ARG	2.3
32	BK	63	VAL	2.3
35	BN	66	ALA	2.3
36	BO	70	ALA	2.3
25	DC	137	GLY	2.3
27	DE	38	GLY	2.3
7	CH	72	GLU	2.3
39	DR	52	PRO	2.3
2	CC	168	ARG	2.3
31	BJ	80	HIS	2.3
25	DC	119	VAL	2.3
31	DJ	42	ALA	2.3

Continued on next page...

Continued from previous page...

Mol	Chain	Res	Type	RSRZ
39	DR	35	PHE	2.3
26	DD	197	THR	2.3
27	BE	71	GLY	2.3
27	DE	20	GLY	2.3
30	DH	119	ASN	2.3
33	DL	45	GLY	2.3
8	AI	62	LEU	2.3
23	DB	654	A	2.3
25	DC	109	LEU	2.3
26	BD	138	LEU	2.3
31	DJ	110	PRO	2.3
41	DT	8	LEU	2.3
20	AB	61	SER	2.3
5	AF	25	TYR	2.3
16	AQ	78	VAL	2.3
33	DL	54	GLN	2.3
37	BP	40	GLN	2.3
26	BD	125	TRP	2.3
33	DL	108	ALA	2.3
34	DM	127	LYS	2.3
52	BI	99	LYS	2.3
52	BI	98	GLY	2.3
13	AN	40	ARG	2.3
25	BC	243	PRO	2.3
3	AD	106	PHE	2.3
8	AI	29	ILE	2.3
3	AD	154	VAL	2.3
17	AR	39	VAL	2.3
36	DO	61	GLN	2.3
42	DU	44	HIS	2.3
47	D0	48	TYR	2.3
48	B1	12	SER	2.3
34	BM	32	GLY	2.2
25	DC	97	ASP	2.2
28	DF	45	ASP	2.2
47	B0	25	THR	2.2
7	CH	74	ILE	2.2
20	AB	161	PHE	2.2
37	BP	42	PHE	2.2
37	BP	60	VAL	2.2
42	BU	41	VAL	2.2
11	CL	75	GLU	2.2

Continued on next page...

Continued from previous page...

Mol	Chain	Res	Type	RSRZ
27	DE	142	ALA	2.2
35	BN	43	GLU	2.2
38	DQ	41	ALA	2.2
39	BR	45	GLU	2.2
41	DT	5	GLU	2.2
23	DB	1913	A	2.2
16	AQ	43	LEU	2.2
25	DC	224	MET	2.2
27	BE	118	LEU	2.2
37	DP	37	LYS	2.2
41	DT	37	ASP	2.2
2	AC	99	GLN	2.2
4	CE	100	GLU	2.2
25	DC	208	GLY	2.2
30	DH	140	ALA	2.2
25	BC	211	ARG	2.2
4	AE	114	LEU	2.2
20	AB	56	LEU	2.2
52	BI	116	MET	2.2
14	CO	73	ASP	2.2
32	BK	99	ILE	2.2
52	DI	57	VAL	2.2
26	BD	198	GLY	2.2
26	DD	28	GLU	2.2
26	DD	72	GLY	2.2
33	DL	123	ARG	2.2
52	DI	129	GLU	2.2
16	CQ	80	LYS	2.2
17	CR	73	HIS	2.2
31	BJ	85	LYS	2.2
48	B1	36	LYS	2.2
16	AQ	7	LEU	2.2
22	BA	88	C	2.2
5	CF	51	ILE	2.2
34	DM	31	PHE	2.2
34	DM	18	ARG	2.2
39	BR	78	ARG	2.2
43	DW	76	ARG	2.2
7	AH	62	LEU	2.2
34	BM	64	TRP	2.2
20	AB	163	ILE	2.2
23	DB	1870	C	2.2

Continued on next page...

Continued from previous page...

Mol	Chain	Res	Type	RSRZ
3	AD	44	LYS	2.2
20	CB	117	GLU	2.2
4	AE	81	GLN	2.2
39	BR	91	GLN	2.2
46	DZ	13	THR	2.2
25	BC	29	PHE	2.2
39	DR	14	VAL	2.2
5	CF	4	TYR	2.2
34	DM	98	PRO	2.2
38	DQ	31	TYR	2.2
20	CB	100	LEU	2.2
30	BH	77	THR	2.2
37	DP	92	ARG	2.2
48	D1	43	ARG	2.2
49	B2	41	ARG	2.2
7	AH	126	CYS	2.2
23	DB	1173	U	2.2
26	DD	146	ILE	2.2
34	DM	63	ILE	2.2
42	BU	102	ILE	2.2
7	AH	46	GLU	2.2
52	DI	56	VAL	2.2
28	DF	58	ALA	2.2
35	BN	79	LEU	2.2
52	BI	55	PRO	2.2
32	DK	97	THR	2.2
34	DM	6	ARG	2.2
36	BO	80	GLU	2.2
11	AL	52	CYS	2.2
3	AD	155	LYS	2.2
20	AB	34	ARG	2.2
20	CB	204	ASP	2.2
20	CB	31	PHE	2.2
18	AS	43	MET	2.2
27	BE	189	THR	2.2
48	B1	38	PHE	2.2
20	AB	216	VAL	2.2
41	DT	47	VAL	2.2
23	BB	1538	G	2.2
5	CF	54	LEU	2.2
5	CF	100	SER	2.2
9	AJ	29	ALA	2.2

Continued on next page...

Continued from previous page...

Mol	Chain	Res	Type	RSRZ
26	BD	54	ALA	2.2
30	BH	58	LEU	2.2
42	DU	29	SER	2.2
44	DX	47	ARG	2.2
52	DI	102	ARG	2.2
2	CC	165	GLU	2.2
8	AI	27	ILE	2.2
14	AO	21	THR	2.2
20	CB	37	VAL	2.2
20	CB	209	VAL	2.2
31	DJ	102	GLU	2.2
40	BS	102	HIS	2.2
25	DC	79	ARG	2.2
12	AM	36	ALA	2.2
25	DC	191	LEU	2.2
29	BG	105	SER	2.2
52	BI	75	ALA	2.2
25	DC	246	PRO	2.2
27	BE	124	PHE	2.2
3	AD	129	VAL	2.2
11	AL	78	VAL	2.2
31	BJ	98	GLU	2.2
20	AB	14	HIS	2.2
20	CB	188	THR	2.2
29	DG	52	GLY	2.2
32	BK	71	ARG	2.2
51	B4	36	ARG	2.2
6	AG	51	GLN	2.1
25	DC	138	SER	2.1
27	BE	125	SER	2.1
39	BR	35	PHE	2.1
16	CQ	59	GLU	2.1
21	AU	44	ARG	2.1
23	BB	1459	G	2.1
24	BV	32	GLY	2.1
42	BU	25	LYS	2.1
16	AQ	72	TRP	2.1
20	AB	57	ASN	2.1
17	AR	22	TYR	2.1
25	BC	91	ALA	2.1
25	BC	209	ALA	2.1
29	BG	164	ALA	2.1

Continued on next page...

Continued from previous page...

Mol	Chain	Res	Type	RSRZ
43	BW	46	ALA	2.1
46	BZ	9	TYR	2.1
34	DM	130	PHE	2.1
52	BI	104	GLN	2.1
29	DG	14	VAL	2.1
30	DH	129	GLU	2.1
37	BP	72	VAL	2.1
41	BT	79	ASP	2.1
38	DQ	108	LEU	2.1
21	CU	8	ASN	2.1
25	DC	170	TYR	2.1
26	DD	134	HIS	2.1
36	BO	50	ALA	2.1
38	BQ	20	ALA	2.1
48	B1	25	ASN	2.1
50	B3	42	HIS	2.1
21	AU	18	PHE	2.1
4	CE	12	GLU	2.1
15	CP	45	GLU	2.1
23	DB	278	A	2.1
26	BD	55	LYS	2.1
27	BE	127	GLU	2.1
33	BL	136	GLU	2.1
37	BP	10	GLU	2.1
42	BU	3	LYS	2.1
27	BE	175	ILE	2.1
30	BH	103	VAL	2.1
26	DD	54	ALA	2.1
39	DR	66	HIS	2.1
42	DU	68	ASN	2.1
29	BG	3	VAL	2.1
29	BG	172	GLU	2.1
36	BO	20	GLU	2.1
37	BP	63	ILE	2.1
42	DU	102	ILE	2.1
4	CE	70	MET	2.1
14	CO	2	LEU	2.1
18	AS	29	PRO	2.1
23	BB	1067	A	2.1
33	DL	79	LEU	2.1
14	AO	20	ASP	2.1
13	AN	86	ALA	2.1

Continued on next page...

Continued from previous page...

Mol	Chain	Res	Type	RSRZ
19	CT	67	HIS	2.1
20	AB	215	ALA	2.1
20	CB	33	ALA	2.1
23	DB	546	U	2.1
23	DB	1460	U	2.1
29	DG	54	ARG	2.1
29	DG	122	ALA	2.1
39	DR	89	HIS	2.1
5	AF	5	GLU	2.1
24	DV	64	VAL	2.1
28	BF	103	ILE	2.1
32	BK	76	VAL	2.1
42	BU	48	VAL	2.1
20	CB	16	GLY	2.1
25	BC	156	SER	2.1
26	BD	95	SER	2.1
32	DK	14	SER	2.1
35	BN	90	ARG	2.1
40	DS	70	LYS	2.1
23	DB	1490	A	2.1
26	DD	43	ASP	2.1
27	BE	171	ASP	2.1
25	BC	57	HIS	2.1
26	BD	50	VAL	2.1
27	BE	187	VAL	2.1
3	CD	190	LEU	2.1
46	DZ	47	LYS	2.1
18	CS	60	PHE	2.1
20	AB	122	ASP	2.1
16	CQ	44	HIS	2.1
32	BK	52	VAL	2.1
36	BO	100	HIS	2.1
37	DP	79	VAL	2.1
42	BU	27	VAL	2.1
23	BB	846	U	2.1
31	DJ	3	THR	2.1
44	DX	23	ARG	2.1
3	CD	122	ILE	2.1
5	CF	82	ASP	2.1
11	CL	92	VAL	2.1
16	CQ	11	VAL	2.1
19	AT	66	ILE	2.1

Continued on next page...

Continued from previous page...

Mol	Chain	Res	Type	RSRZ
25	BC	103	ILE	2.1
30	DH	22	LYS	2.1
40	BS	65	ASP	2.1
26	BD	164	GLN	2.1
20	AB	197	PHE	2.1
29	BG	11	PRO	2.1
50	D3	1	PRO	2.1
3	AD	174	ALA	2.1
2	CC	153	SER	2.1
4	CE	40	ASP	2.1
8	AI	20	ILE	2.1
13	AN	60	ARG	2.1
42	DU	25	LYS	2.1
3	AD	169	TRP	2.1
20	CB	201	GLY	2.1
46	DZ	58	ASP	2.1
20	CB	48	MET	2.1
16	AQ	69	THR	2.1
32	BK	82	ASN	2.1
1	CA	1534	A	2.1
21	CU	34	ARG	2.1
26	DD	86	GLU	2.1
27	DE	37	ALA	2.1
27	DE	122	GLU	2.1
33	BL	58	TYR	2.1
37	DP	98	TYR	2.1
50	D3	46	LYS	2.1
23	BB	1870	C	2.1
36	BO	47	VAL	2.1
50	B3	57	VAL	2.1
25	DC	63	ILE	2.1
36	BO	91	SER	2.1
21	CU	12	ASP	2.1
28	DF	173	ASP	2.1
48	D1	35	LEU	2.1
43	DW	25	PHE	2.1
43	DW	39	GLN	2.1
11	AL	25	ALA	2.1
20	CB	19	THR	2.1
23	BB	2797	U	2.1
16	AQ	58	VAL	2.1
25	DC	135	PRO	2.1

Continued on next page...

Continued from previous page...

Mol	Chain	Res	Type	RSRZ
31	BJ	73	VAL	2.1
40	DS	10	ALA	2.1
29	BG	102	ILE	2.1
29	BG	132	LEU	2.1
33	BL	73	ILE	2.1
33	BL	22	GLY	2.1
35	BN	102	PHE	2.0
37	BP	5	LYS	2.0
3	AD	192	ALA	2.0
10	CK	83	VAL	2.0
26	BD	185	ASN	2.0
29	BG	24	THR	2.0
39	DR	103	ALA	2.0
43	BW	5	ALA	2.0
52	DI	33	ASN	2.0
52	DI	76	ALA	2.0
3	AD	27	ILE	2.0
26	BD	191	GLY	2.0
26	DD	186	LEU	2.0
37	BP	47	ILE	2.0
41	BT	98	GLY	2.0
34	BM	106	ASP	2.0
41	BT	80	TRP	2.0
30	DH	87	GLU	2.0
3	CD	174	ALA	2.0
33	BL	120	VAL	2.0
36	BO	113	ALA	2.0
48	D1	41	VAL	2.0
20	AB	214	GLY	2.0
31	DJ	5	THR	2.0
25	DC	124	LYS	2.0
40	DS	27	LYS	2.0
10	AK	51	PHE	2.0
20	CB	49	PHE	2.0
32	BK	113	MET	2.0
36	DO	7	ARG	2.0
49	B2	28	ARG	2.0
2	CC	166	TRP	2.0
5	CF	60	VAL	2.0
7	AH	115	ALA	2.0
11	AL	118	VAL	2.0
30	DH	147	VAL	2.0

Continued on next page...

Continued from previous page...

Mol	Chain	Res	Type	RSRZ
16	CQ	7	LEU	2.0
4	CE	118	GLY	2.0
5	AF	67	PRO	2.0
25	DC	25	LYS	2.0
32	BK	39	ILE	2.0
30	BH	68	ARG	2.0
32	BK	102	PRO	2.0
40	BS	26	GLY	2.0
52	DI	93	ASN	2.0
3	CD	177	MET	2.0
23	DB	1458	U	2.0
25	BC	99	GLU	2.0
48	D1	18	HIS	2.0
25	DC	244	VAL	2.0
9	AJ	10	LEU	2.0
11	CL	93	ARG	2.0
26	BD	128	ARG	2.0
51	D4	16	ILE	2.0
43	DW	7	GLY	2.0
1	AA	87	C	2.0
15	AP	38	PHE	2.0
10	AK	118	ASN	2.0
30	BH	96	THR	2.0
35	BN	73	ASN	2.0
37	BP	70	GLU	2.0
39	BR	86	GLN	2.0
52	DI	49	GLU	2.0
48	B1	20	TYR	2.0
52	DI	4	VAL	2.0
28	DF	151	LEU	2.0
35	BN	8	ARG	2.0
37	BP	71	ARG	2.0
39	DR	49	ILE	2.0
41	DT	69	ARG	2.0
42	BU	85	ARG	2.0
51	D4	10	LEU	2.0
23	DB	549	G	2.0
42	BU	84	PHE	2.0
10	CK	108	ASN	2.0
27	BE	152	GLU	2.0
9	CJ	35	GLN	2.0
24	BV	72	VAL	2.0

Continued on next page...

Continued from previous page...

Mol	Chain	Res	Type	RSRZ
25	DC	64	VAL	2.0
27	BE	138	LEU	2.0
33	BL	46	VAL	2.0
33	DL	110	VAL	2.0
41	DT	34	VAL	2.0
50	D3	6	VAL	2.0

6.2 Non-standard residues in protein, DNA, RNA chains [i](#)

There are no non-standard protein/DNA/RNA residues in this entry.

6.3 Carbohydrates [i](#)

There are no carbohydrates in this entry.

6.4 Ligands [i](#)

In the following table, the Atoms column lists the number of modelled atoms in the group and the number defined in the chemical component dictionary. The B-factors column lists the minimum, median, 95th percentile and maximum values of B factors of atoms in the group. The column labelled 'Q<0.9' lists the number of atoms with occupancy less than 0.9.

Mol	Type	Chain	Res	Atoms	RSCC	RSR	B-factors(Å ²)	Q<0.9
53	MG	AP	101	1/1	0.41	0.37	53,53,53,53	1
53	MG	BB	3042	1/1	0.48	0.09	95,95,95,95	0
53	MG	CA	1623	1/1	0.53	0.16	151,151,151,151	0
53	MG	AA	1612	1/1	0.58	0.16	104,104,104,104	0
53	MG	AA	1655	1/1	0.66	0.18	75,75,75,75	0
53	MG	BB	3082	1/1	0.68	0.16	19,19,19,19	0
53	MG	DB	3082	1/1	0.69	0.16	73,73,73,73	0
53	MG	AA	1644	1/1	0.70	0.10	96,96,96,96	0
53	MG	AA	1614	1/1	0.71	0.11	62,62,62,62	0
53	MG	DB	3059	1/1	0.72	0.09	127,127,127,127	0
53	MG	AA	1619	1/1	0.73	0.13	100,100,100,100	0
53	MG	BB	3090	1/1	0.75	0.08	74,74,74,74	0
53	MG	AA	1622	1/1	0.75	0.21	116,116,116,116	0
53	MG	AA	1636	1/1	0.77	0.61	127,127,127,127	0
53	MG	AA	1649	1/1	0.77	0.18	114,114,114,114	0
53	MG	BB	3033	1/1	0.78	0.29	93,93,93,93	0
53	MG	DB	3058	1/1	0.78	0.31	30,30,30,30	1

Continued on next page...

Continued from previous page...

Mol	Type	Chain	Res	Atoms	RSCC	RSR	B-factors(\AA^2)	Q<0.9
53	MG	DB	3060	1/1	0.79	0.11	77,77,77,77	0
53	MG	DB	3030	1/1	0.80	0.15	23,23,23,23	0
53	MG	AA	1625	1/1	0.80	0.19	5,5,5,5	1
53	MG	DB	3024	1/1	0.80	0.11	36,36,36,36	0
53	MG	DB	3057	1/1	0.80	0.09	28,28,28,28	0
53	MG	AA	1654	1/1	0.81	0.10	59,59,59,59	0
53	MG	CA	1660	1/1	0.81	0.15	65,65,65,65	0
53	MG	AA	1608	1/1	0.81	0.08	121,121,121,121	0
53	MG	BB	3017	1/1	0.82	0.10	72,72,72,72	0
53	MG	BB	3094	1/1	0.82	0.08	35,35,35,35	0
53	MG	AA	1638	1/1	0.82	0.21	98,98,98,98	0
53	MG	AA	1623	1/1	0.82	0.17	32,32,32,32	1
53	MG	CA	1636	1/1	0.83	0.10	51,51,51,51	0
53	MG	BB	3054	1/1	0.83	0.13	72,72,72,72	0
53	MG	BB	3088	1/1	0.83	0.15	34,34,34,34	0
53	MG	BB	3081	1/1	0.83	0.16	46,46,46,46	0
53	MG	BB	3028	1/1	0.84	0.20	40,40,40,40	0
53	MG	DB	3050	1/1	0.84	0.11	74,74,74,74	0
53	MG	BB	3051	1/1	0.84	0.09	71,71,71,71	0
53	MG	AA	1629	1/1	0.84	0.14	138,138,138,138	0
53	MG	DB	3065	1/1	0.84	0.16	47,47,47,47	1
53	MG	DB	3034	1/1	0.84	0.16	66,66,66,66	0
53	MG	DB	3013	1/1	0.84	0.15	34,34,34,34	0
53	MG	AA	1653	1/1	0.85	0.10	65,65,65,65	0
53	MG	BB	3049	1/1	0.85	0.10	11,11,11,11	0
53	MG	BB	3010	1/1	0.85	0.11	39,39,39,39	0
53	MG	AA	1659	1/1	0.85	0.12	105,105,105,105	0
53	MG	CA	1662	1/1	0.85	0.14	26,26,26,26	0
53	MG	DB	3104	1/1	0.85	0.12	50,50,50,50	0
53	MG	BB	3021	1/1	0.86	0.14	55,55,55,55	0
53	MG	AA	1607	1/1	0.86	0.09	27,27,27,27	0
53	MG	BB	3110	1/1	0.86	0.13	60,60,60,60	0
53	MG	AA	1615	1/1	0.86	0.12	43,43,43,43	0
53	MG	BB	3034	1/1	0.86	0.12	25,25,25,25	0
53	MG	AA	1641	1/1	0.86	0.11	49,49,49,49	0
53	MG	BB	3067	1/1	0.87	0.18	78,78,78,78	0
53	MG	BB	3007	1/1	0.87	0.15	28,28,28,28	0
53	MG	CA	1630	1/1	0.87	0.09	5,5,5,5	1
53	MG	BB	3074	1/1	0.87	0.11	13,13,13,13	0
53	MG	DB	3054	1/1	0.87	0.07	15,15,15,15	0
53	MG	BB	3018	1/1	0.87	0.09	27,27,27,27	0
53	MG	BB	3100	1/1	0.87	0.20	11,11,11,11	1

Continued on next page...

Continued from previous page...

Mol	Type	Chain	Res	Atoms	RSCC	RSR	B-factors(\AA^2)	Q<0.9
53	MG	CA	1627	1/1	0.88	0.14	29,29,29,29	1
53	MG	DB	3053	1/1	0.88	0.12	27,27,27,27	0
53	MG	BB	3046	1/1	0.88	0.07	51,51,51,51	0
53	MG	DB	3014	1/1	0.88	0.07	5,5,5,5	0
53	MG	CA	1645	1/1	0.89	0.12	82,82,82,82	0
53	MG	AA	1639	1/1	0.89	0.06	47,47,47,47	0
53	MG	CA	1639	1/1	0.89	0.08	117,117,117,117	0
53	MG	DB	3052	1/1	0.89	0.17	60,60,60,60	0
53	MG	BB	3104	1/1	0.89	0.12	18,18,18,18	0
53	MG	DB	3094	1/1	0.90	0.24	5,5,5,5	1
53	MG	DB	3110	1/1	0.90	0.18	54,54,54,54	0
53	MG	BB	3105	1/1	0.90	0.22	64,64,64,64	0
53	MG	BB	3057	1/1	0.90	0.17	27,27,27,27	0
53	MG	BB	3005	1/1	0.90	0.12	5,5,5,5	0
53	MG	BB	3043	1/1	0.90	0.09	75,75,75,75	0
53	MG	CA	1624	1/1	0.90	0.13	48,48,48,48	0
53	MG	CA	1643	1/1	0.90	0.08	41,41,41,41	0
53	MG	CA	1637	1/1	0.90	0.09	68,68,68,68	0
53	MG	CA	1649	1/1	0.90	0.18	88,88,88,88	0
53	MG	AA	1650	1/1	0.90	0.05	72,72,72,72	0
53	MG	CA	1608	1/1	0.90	0.06	110,110,110,110	0
53	MG	AA	1631	1/1	0.90	0.08	61,61,61,61	0
53	MG	AA	1620	1/1	0.90	0.12	62,62,62,62	0
53	MG	BB	3059	1/1	0.91	0.08	10,10,10,10	0
53	MG	DB	3061	1/1	0.91	0.07	78,78,78,78	0
53	MG	AA	1602	1/1	0.91	0.08	62,62,62,62	0
53	MG	AA	1657	1/1	0.91	0.06	81,81,81,81	0
53	MG	DB	3023	1/1	0.91	0.06	34,34,34,34	0
53	MG	CA	1611	1/1	0.91	0.12	71,71,71,71	0
53	MG	CA	1616	1/1	0.91	0.08	68,68,68,68	0
53	MG	DB	3016	1/1	0.91	0.11	23,23,23,23	0
53	MG	CA	1614	1/1	0.91	0.09	47,47,47,47	0
53	MG	CA	1631	1/1	0.91	0.08	36,36,36,36	0
53	MG	CA	1626	1/1	0.91	0.10	73,73,73,73	0
53	MG	CA	1657	1/1	0.91	0.07	37,37,37,37	0
53	MG	CA	1609	1/1	0.91	0.18	45,45,45,45	0
53	MG	DB	3007	1/1	0.91	0.10	12,12,12,12	0
53	MG	AA	1617	1/1	0.91	0.12	78,78,78,78	0
53	MG	BB	3096	1/1	0.91	0.14	43,43,43,43	0
53	MG	CA	1635	1/1	0.91	0.11	20,20,20,20	0
53	MG	BB	3079	1/1	0.91	0.10	38,38,38,38	0
53	MG	DB	3063	1/1	0.91	0.08	13,13,13,13	0

Continued on next page...

Continued from previous page...

Mol	Type	Chain	Res	Atoms	RSCC	RSR	B-factors(\AA^2)	Q<0.9
53	MG	BB	3060	1/1	0.91	0.08	69,69,69,69	0
53	MG	DB	3029	1/1	0.91	0.29	41,41,41,41	0
53	MG	BB	3097	1/1	0.92	0.16	74,74,74,74	0
53	MG	AA	1635	1/1	0.92	0.06	85,85,85,85	0
53	MG	CA	1650	1/1	0.92	0.12	82,82,82,82	0
53	MG	BB	3089	1/1	0.92	0.09	45,45,45,45	0
53	MG	BB	3009	1/1	0.92	0.07	35,35,35,35	0
53	MG	DB	3025	1/1	0.92	0.15	21,21,21,21	0
53	MG	BB	3109	1/1	0.92	0.14	15,15,15,15	0
53	MG	CA	1632	1/1	0.92	0.12	61,61,61,61	0
53	MG	DB	3067	1/1	0.92	0.11	17,17,17,17	0
53	MG	CA	1628	1/1	0.92	0.06	55,55,55,55	1
53	MG	BB	3080	1/1	0.92	0.08	31,31,31,31	0
53	MG	CA	1607	1/1	0.92	0.06	18,18,18,18	0
53	MG	CA	1629	1/1	0.92	0.06	45,45,45,45	0
53	MG	BB	3091	1/1	0.92	0.07	19,19,19,19	0
53	MG	DB	3031	1/1	0.92	0.12	18,18,18,18	0
53	MG	DB	3045	1/1	0.92	0.07	61,61,61,61	0
53	MG	BB	3040	1/1	0.92	0.10	21,21,21,21	0
53	MG	AA	1618	1/1	0.92	0.06	46,46,46,46	0
53	MG	CA	1646	1/1	0.92	0.08	42,42,42,42	0
53	MG	DB	3021	1/1	0.92	0.10	16,16,16,16	0
53	MG	AA	1624	1/1	0.92	0.16	79,79,79,79	0
53	MG	CA	1622	1/1	0.92	0.09	67,67,67,67	0
53	MG	DN	201	1/1	0.92	0.19	49,49,49,49	0
53	MG	BB	3053	1/1	0.93	0.07	6,6,6,6	0
53	MG	AA	1643	1/1	0.93	0.09	73,73,73,73	0
53	MG	BB	3098	1/1	0.93	0.16	45,45,45,45	0
53	MG	AA	1604	1/1	0.93	0.14	45,45,45,45	0
53	MG	DB	3083	1/1	0.93	0.17	27,27,27,27	0
53	MG	CA	1653	1/1	0.93	0.26	45,45,45,45	0
53	MG	CA	1613	1/1	0.93	0.14	78,78,78,78	0
53	MG	CA	1638	1/1	0.93	0.04	37,37,37,37	0
53	MG	DB	3017	1/1	0.93	0.12	5,5,5,5	0
53	MG	AA	1606	1/1	0.93	0.06	59,59,59,59	0
53	MG	AA	1656	1/1	0.93	0.26	66,66,66,66	0
53	MG	AA	1637	1/1	0.93	0.11	81,81,81,81	0
53	MG	CA	1634	1/1	0.93	0.15	61,61,61,61	0
53	MG	DB	3018	1/1	0.93	0.09	29,29,29,29	0
53	MG	AA	1634	1/1	0.93	0.10	85,85,85,85	0
53	MG	AA	1647	1/1	0.93	0.10	23,23,23,23	0
53	MG	AA	1605	1/1	0.93	0.09	48,48,48,48	0

Continued on next page...

Continued from previous page...

Mol	Type	Chain	Res	Atoms	RSCC	RSR	B-factors(\AA^2)	Q<0.9
53	MG	DB	3108	1/1	0.93	0.07	5,5,5,5	0
53	MG	BB	3084	1/1	0.93	0.11	5,5,5,5	0
53	MG	BB	3065	1/1	0.93	0.13	47,47,47,47	0
53	MG	DB	3055	1/1	0.93	0.09	19,19,19,19	0
53	MG	AA	1632	1/1	0.93	0.05	53,53,53,53	0
53	MG	BB	3035	1/1	0.93	0.08	12,12,12,12	0
53	MG	BB	3052	1/1	0.93	0.10	19,19,19,19	0
53	MG	BB	3071	1/1	0.93	0.11	24,24,24,24	0
53	MG	DB	3062	1/1	0.93	0.13	43,43,43,43	0
53	MG	DB	3071	1/1	0.93	0.08	39,39,39,39	0
53	MG	BB	3093	1/1	0.94	0.23	5,5,5,5	1
53	MG	BB	3031	1/1	0.94	0.19	45,45,45,45	0
53	MG	DB	3032	1/1	0.94	0.10	46,46,46,46	0
53	MG	AA	1658	1/1	0.94	0.21	167,167,167,167	0
53	MG	CA	1652	1/1	0.94	0.07	44,44,44,44	0
53	MG	DB	3072	1/1	0.94	0.07	30,30,30,30	0
53	MG	AA	1630	1/1	0.94	0.08	30,30,30,30	0
53	MG	DB	3096	1/1	0.94	0.08	20,20,20,20	0
53	MG	DB	3001	1/1	0.94	0.16	7,7,7,7	0
53	MG	CA	1656	1/1	0.94	0.11	48,48,48,48	0
53	MG	AA	1613	1/1	0.94	0.06	42,42,42,42	0
53	MG	DB	3107	1/1	0.94	0.09	19,19,19,19	0
53	MG	BB	3083	1/1	0.94	0.09	20,20,20,20	0
53	MG	AA	1642	1/1	0.94	0.08	70,70,70,70	0
53	MG	BB	3087	1/1	0.94	0.13	45,45,45,45	0
53	MG	BB	3072	1/1	0.94	0.09	24,24,24,24	0
53	MG	DB	3043	1/1	0.94	0.14	9,9,9,9	0
53	MG	CA	1654	1/1	0.94	0.05	40,40,40,40	0
53	MG	BB	3075	1/1	0.94	0.18	31,31,31,31	0
53	MG	CA	1640	1/1	0.94	0.07	11,11,11,11	0
53	MG	DB	3102	1/1	0.94	0.10	26,26,26,26	0
53	MG	AA	1645	1/1	0.94	0.11	27,27,27,27	0
53	MG	CA	1642	1/1	0.94	0.09	45,45,45,45	0
53	MG	BB	3099	1/1	0.94	0.11	30,30,30,30	0
53	MG	AA	1611	1/1	0.94	0.06	40,40,40,40	0
53	MG	DB	3077	1/1	0.94	0.17	57,57,57,57	0
53	MG	DB	3089	1/1	0.94	0.06	65,65,65,65	0
53	MG	AA	1603	1/1	0.94	0.11	43,43,43,43	0
53	MG	DB	3076	1/1	0.94	0.07	17,17,17,17	0
53	MG	DB	3027	1/1	0.95	0.08	10,10,10,10	0
53	MG	DB	3105	1/1	0.95	0.11	23,23,23,23	0
53	MG	CA	1605	1/1	0.95	0.07	18,18,18,18	0

Continued on next page...

Continued from previous page...

Mol	Type	Chain	Res	Atoms	RSCC	RSR	B-factors(\AA^2)	Q<0.9
53	MG	BB	3078	1/1	0.95	0.19	25,25,25,25	0
53	MG	DB	3040	1/1	0.95	0.12	5,5,5,5	0
53	MG	AA	1633	1/1	0.95	0.05	75,75,75,75	0
53	MG	BB	3064	1/1	0.95	0.06	39,39,39,39	0
53	MG	BB	3016	1/1	0.95	0.13	15,15,15,15	0
53	MG	DB	3002	1/1	0.95	0.12	37,37,37,37	0
53	MG	CA	1625	1/1	0.95	0.09	26,26,26,26	0
53	MG	BB	3019	1/1	0.95	0.08	27,27,27,27	0
53	MG	AA	1616	1/1	0.95	0.07	46,46,46,46	0
53	MG	BB	3041	1/1	0.95	0.05	30,30,30,30	0
53	MG	DB	3088	1/1	0.95	0.14	35,35,35,35	0
53	MG	AA	1652	1/1	0.95	0.08	25,25,25,25	0
53	MG	DB	3004	1/1	0.95	0.13	19,19,19,19	0
53	MG	BB	3101	1/1	0.95	0.05	12,12,12,12	0
53	MG	DB	3099	1/1	0.95	0.07	9,9,9,9	0
53	MG	BB	3027	1/1	0.95	0.09	23,23,23,23	0
53	MG	DB	3015	1/1	0.95	0.09	49,49,49,49	0
53	MG	CA	1606	1/1	0.95	0.09	74,74,74,74	0
53	MG	DB	3098	1/1	0.95	0.12	18,18,18,18	0
53	MG	DB	3106	1/1	0.95	0.06	21,21,21,21	0
53	MG	CA	1620	1/1	0.95	0.07	35,35,35,35	0
53	MG	AA	1648	1/1	0.95	0.05	94,94,94,94	0
53	MG	BB	3039	1/1	0.95	0.18	45,45,45,45	0
53	MG	DB	3026	1/1	0.95	0.14	18,18,18,18	0
53	MG	CA	1648	1/1	0.95	0.08	56,56,56,56	0
53	MG	DB	3066	1/1	0.95	0.08	5,5,5,5	0
53	MG	DB	3020	1/1	0.95	0.12	20,20,20,20	0
53	MG	BB	3030	1/1	0.95	0.05	53,53,53,53	0
53	MG	BB	3036	1/1	0.95	0.14	37,37,37,37	0
53	MG	AA	1646	1/1	0.95	0.30	60,60,60,60	0
53	MG	AA	1627	1/1	0.95	0.14	72,72,72,72	0
53	MG	BB	3058	1/1	0.95	0.10	28,28,28,28	0
53	MG	AA	1601	1/1	0.95	0.06	26,26,26,26	0
53	MG	CA	1612	1/1	0.95	0.08	29,29,29,29	0
53	MG	AA	1628	1/1	0.95	0.10	26,26,26,26	0
53	MG	CA	1603	1/1	0.95	0.13	69,69,69,69	0
53	MG	BB	3077	1/1	0.96	0.08	44,44,44,44	0
53	MG	BB	3004	1/1	0.96	0.04	21,21,21,21	0
53	MG	DB	3070	1/1	0.96	0.07	46,46,46,46	0
53	MG	DB	3033	1/1	0.96	0.09	11,11,11,11	0
53	MG	DB	3051	1/1	0.96	0.13	53,53,53,53	0
53	MG	BB	3055	1/1	0.96	0.13	27,27,27,27	0

Continued on next page...

Continued from previous page...

Mol	Type	Chain	Res	Atoms	RSCC	RSR	B-factors(\AA^2)	Q<0.9
53	MG	CA	1621	1/1	0.96	0.24	113,113,113,113	0
53	MG	DB	3046	1/1	0.96	0.08	33,33,33,33	0
53	MG	DB	3039	1/1	0.96	0.07	19,19,19,19	0
53	MG	AA	1626	1/1	0.96	0.06	35,35,35,35	0
53	MG	DB	3090	1/1	0.96	0.15	28,28,28,28	0
53	MG	BB	3047	1/1	0.96	0.06	114,114,114,114	0
53	MG	DB	3042	1/1	0.96	0.10	27,27,27,27	0
53	MG	DB	3022	1/1	0.96	0.08	15,15,15,15	0
53	MG	DB	3036	1/1	0.96	0.09	16,16,16,16	0
53	MG	BB	3048	1/1	0.96	0.06	20,20,20,20	0
53	MG	CA	1615	1/1	0.96	0.09	101,101,101,101	0
53	MG	CA	1644	1/1	0.96	0.06	29,29,29,29	0
53	MG	CA	1618	1/1	0.96	0.10	5,5,5,5	0
53	MG	BB	3038	1/1	0.96	0.04	58,58,58,58	0
53	MG	BB	3037	1/1	0.96	0.08	24,24,24,24	0
53	MG	DB	3073	1/1	0.96	0.11	16,16,16,16	0
53	MG	CA	1659	1/1	0.96	0.17	48,48,48,48	0
53	MG	BB	3063	1/1	0.96	0.14	27,27,27,27	0
53	MG	AA	1610	1/1	0.96	0.09	34,34,34,34	0
53	MG	BB	3076	1/1	0.96	0.05	24,24,24,24	0
53	MG	DB	3091	1/1	0.96	0.08	96,96,96,96	0
53	MG	AA	1621	1/1	0.96	0.09	23,23,23,23	0
53	MG	DB	3008	1/1	0.96	0.13	24,24,24,24	0
53	MG	DB	3103	1/1	0.96	0.12	50,50,50,50	0
53	MG	DB	3005	1/1	0.96	0.07	9,9,9,9	0
53	MG	BB	3013	1/1	0.96	0.09	31,31,31,31	0
53	MG	BB	3108	1/1	0.96	0.08	19,19,19,19	0
53	MG	BB	3032	1/1	0.96	0.12	9,9,9,9	0
53	MG	CA	1633	1/1	0.97	0.09	47,47,47,47	0
53	MG	BB	3011	1/1	0.97	0.13	7,7,7,7	0
53	MG	CA	1641	1/1	0.97	0.11	92,92,92,92	0
53	MG	BB	3029	1/1	0.97	0.08	13,13,13,13	0
53	MG	DB	3109	1/1	0.97	0.07	24,24,24,24	0
53	MG	BB	3026	1/1	0.97	0.10	5,5,5,5	0
53	MG	BB	3045	1/1	0.97	0.05	31,31,31,31	0
53	MG	BB	3073	1/1	0.97	0.09	28,28,28,28	0
53	MG	DB	3085	1/1	0.97	0.09	17,17,17,17	0
53	MG	BB	3025	1/1	0.97	0.16	53,53,53,53	0
53	MG	CA	1655	1/1	0.97	0.14	48,48,48,48	0
53	MG	BB	3008	1/1	0.97	0.06	58,58,58,58	0
53	MG	BB	3020	1/1	0.97	0.06	23,23,23,23	0
53	MG	CA	1619	1/1	0.97	0.09	26,26,26,26	0

Continued on next page...

Continued from previous page...

Mol	Type	Chain	Res	Atoms	RSCC	RSR	B-factors(\AA^2)	Q<0.9
53	MG	DB	3010	1/1	0.97	0.09	12,12,12,12	0
53	MG	DB	3086	1/1	0.97	0.14	69,69,69,69	0
53	MG	BB	3014	1/1	0.97	0.04	29,29,29,29	0
53	MG	BB	3001	1/1	0.97	0.06	10,10,10,10	0
53	MG	BB	3107	1/1	0.97	0.07	27,27,27,27	0
53	MG	DB	3041	1/1	0.97	0.07	18,18,18,18	0
53	MG	CA	1658	1/1	0.97	0.07	38,38,38,38	0
53	MG	BB	3022	1/1	0.97	0.08	38,38,38,38	0
53	MG	DB	3035	1/1	0.97	0.10	30,30,30,30	0
53	MG	DB	3044	1/1	0.97	0.07	7,7,7,7	0
53	MG	BB	3102	1/1	0.97	0.13	19,19,19,19	0
53	MG	AA	1640	1/1	0.97	0.08	44,44,44,44	0
53	MG	DB	3087	1/1	0.97	0.12	6,6,6,6	0
53	MG	BB	3061	1/1	0.97	0.06	42,42,42,42	0
53	MG	DB	3028	1/1	0.97	0.12	28,28,28,28	0
53	MG	BB	3066	1/1	0.97	0.09	59,59,59,59	0
53	MG	DB	3095	1/1	0.97	0.16	55,55,55,55	0
53	MG	BB	3069	1/1	0.97	0.07	9,9,9,9	0
53	MG	BB	3056	1/1	0.97	0.10	19,19,19,19	0
53	MG	AA	1651	1/1	0.97	0.07	84,84,84,84	0
53	MG	BB	3015	1/1	0.97	0.08	24,24,24,24	0
53	MG	CA	1651	1/1	0.97	0.09	14,14,14,14	0
53	MG	BB	3085	1/1	0.97	0.07	22,22,22,22	0
53	MG	DB	3100	1/1	0.97	0.09	11,11,11,11	0
53	MG	BB	3003	1/1	0.97	0.06	13,13,13,13	0
53	MG	CA	1602	1/1	0.98	0.15	32,32,32,32	0
53	MG	BB	3095	1/1	0.98	0.09	34,34,34,34	0
53	MG	DB	3037	1/1	0.98	0.09	13,13,13,13	0
53	MG	AA	1609	1/1	0.98	0.14	8,8,8,8	0
53	MG	BB	3103	1/1	0.98	0.07	7,7,7,7	0
53	MG	DB	3056	1/1	0.98	0.09	11,11,11,11	0
53	MG	BB	3002	1/1	0.98	0.10	10,10,10,10	0
53	MG	BB	3050	1/1	0.98	0.10	35,35,35,35	0
53	MG	DB	3068	1/1	0.98	0.12	14,14,14,14	0
53	MG	DB	3101	1/1	0.98	0.11	27,27,27,27	0
53	MG	DB	3006	1/1	0.98	0.07	5,5,5,5	0
53	MG	BB	3006	1/1	0.98	0.07	10,10,10,10	0
53	MG	DB	3012	1/1	0.98	0.12	6,6,6,6	0
53	MG	DB	3019	1/1	0.98	0.04	5,5,5,5	0
53	MG	DB	3064	1/1	0.98	0.07	28,28,28,28	0
53	MG	DB	3079	1/1	0.98	0.10	5,5,5,5	0
53	MG	BB	3068	1/1	0.98	0.09	24,24,24,24	0

Continued on next page...

Continued from previous page...

Mol	Type	Chain	Res	Atoms	RSCC	RSR	B-factors(\AA^2)	Q<0.9
53	MG	DB	3093	1/1	0.98	0.06	10,10,10,10	0
53	MG	BB	3024	1/1	0.98	0.09	22,22,22,22	0
53	MG	BB	3062	1/1	0.98	0.09	22,22,22,22	0
53	MG	DB	3038	1/1	0.98	0.09	16,16,16,16	0
53	MG	DB	3009	1/1	0.98	0.08	7,7,7,7	0
53	MG	BB	3106	1/1	0.98	0.11	46,46,46,46	0
53	MG	DB	3080	1/1	0.98	0.09	12,12,12,12	0
53	MG	DB	3003	1/1	0.98	0.07	14,14,14,14	0
53	MG	DB	3084	1/1	0.98	0.07	8,8,8,8	0
53	MG	BB	3092	1/1	0.98	0.07	11,11,11,11	0
53	MG	DB	3078	1/1	0.98	0.08	18,18,18,18	0
53	MG	DB	3074	1/1	0.98	0.09	25,25,25,25	0
53	MG	DB	3075	1/1	0.98	0.04	5,5,5,5	0
53	MG	DB	3092	1/1	0.98	0.08	23,23,23,23	0
53	MG	CA	1601	1/1	0.98	0.06	5,5,5,5	0
53	MG	CA	1617	1/1	0.98	0.10	9,9,9,9	0
53	MG	CA	1610	1/1	0.98	0.03	34,34,34,34	0
53	MG	DB	3047	1/1	0.98	0.13	17,17,17,17	0
53	MG	BB	3023	1/1	0.98	0.07	22,22,22,22	0
53	MG	CA	1661	1/1	0.98	0.04	62,62,62,62	0
53	MG	CA	1604	1/1	0.98	0.09	18,18,18,18	0
53	MG	DB	3069	1/1	0.98	0.09	44,44,44,44	0
53	MG	DB	3049	1/1	0.98	0.06	5,5,5,5	0
53	MG	DB	3048	1/1	0.99	0.05	20,20,20,20	0
53	MG	BB	3070	1/1	0.99	0.09	32,32,32,32	0
53	MG	BB	3086	1/1	0.99	0.15	37,37,37,37	0
53	MG	DB	3011	1/1	0.99	0.09	8,8,8,8	0
53	MG	DB	3081	1/1	0.99	0.06	25,25,25,25	0
53	MG	BB	3012	1/1	0.99	0.08	41,41,41,41	0
53	MG	BB	3044	1/1	0.99	0.07	32,32,32,32	0
53	MG	DB	3097	1/1	0.99	0.11	15,15,15,15	0
53	MG	CA	1647	1/1	0.99	0.06	32,32,32,32	0

6.5 Other polymers ⓘ

There are no such residues in this entry.