



Full wwPDB X-ray Structure Validation Report ⓘ

May 26, 2020 – 01:51 am BST

PDB ID : 4V4S
Title : Crystal structure of the whole ribosomal complex.
Authors : Petry, S.; Brodersen, D.E.; Murphy IV, F.V.; Dunham, C.M.; Selmer, M.;
Tarry, M.J.; Kelley, A.C.; Ramakrishnan, V.
Deposited on : 2005-10-12
Resolution : 6.76 Å(reported)

This is a Full wwPDB X-ray Structure Validation Report for a publicly released PDB entry.

We welcome your comments at validation@mail.wwpdb.org

A user guide is available at

<https://www.wwpdb.org/validation/2017/XrayValidationReportHelp>

with specific help available everywhere you see the ⓘ symbol.

The following versions of software and data (see [references ⓘ](#)) were used in the production of this report:

MolProbity : 4.02b-467
Mogul : 1.8.5 (274361), CSD as541be (2020)
Xtriage (Phenix) : 1.13
EDS : 2.11
Percentile statistics : 20191225.v01 (using entries in the PDB archive December 25th 2019)
Refmac : 5.8.0158
CCP4 : 7.0.044 (Gargrove)
Ideal geometry (proteins) : Engh & Huber (2001)
Ideal geometry (DNA, RNA) : Parkinson et al. (1996)
Validation Pipeline (wwPDB-VP) : 2.11

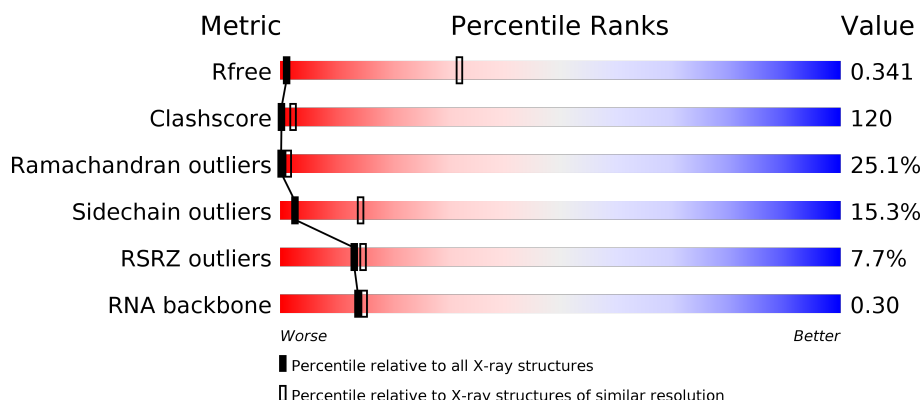
1 Overall quality at a glance

The following experimental techniques were used to determine the structure:

X-RAY DIFFRACTION

The reported resolution of this entry is 6.76 Å.

Percentile scores (ranging between 0-100) for global validation metrics of the entry are shown in the following graphic. The table shows the number of entries on which the scores are based.



Metric	Whole archive (#Entries)	Similar resolution (#Entries, resolution range(Å))
R_{free}	130704	1002 (9.50-3.90)
Clashscore	141614	1066 (9.50-3.90)
Ramachandran outliers	138981	1000 (9.50-3.90)
Sidechain outliers	138945	1000 (9.50-3.86)
RSRZ outliers	127900	1004 (9.50-3.80)
RNA backbone	3102	1078 (10.00-3.00)

The table below summarises the geometric issues observed across the polymeric chains and their fit to the electron density. The red, orange, yellow and green segments on the lower bar indicate the fraction of residues that contain outliers for ≥ 3 , 2, 1 and 0 types of geometric quality criteria respectively. A grey segment represents the fraction of residues that are not modelled. The numeric value for each fraction is indicated below the corresponding segment, with a dot representing fractions $\leq 5\%$. The upper red bar (where present) indicates the fraction of residues that have poor fit to the electron density. The numeric value is given above the bar.

Mol	Chain	Length	Quality of chain
1	AA	1522	<div> <div>9%</div> <div>25%</div> <div>42%</div> <div>24%</div> <div>9%</div> </div>
2	AV	76	<div> <div>7%</div> <div>16%</div> <div>59%</div> <div>22%</div> <div>.</div> </div>
3	AW	76	<div> <div>20%</div> <div>30%</div> <div>47%</div> <div>16%</div> <div>7%</div> </div>
4	AX	18	<div> <div>67%</div> <div>61%</div> <div>33%</div> <div>6%</div> </div>

Continued on next page...

Continued from previous page...

Mol	Chain	Length	Quality of chain
5	AB	256	
6	AC	239	
7	AD	209	
8	AE	162	
9	AF	101	
10	AG	156	
11	AH	138	
12	AI	128	
13	AJ	105	
14	AK	129	
15	AL	135	
16	AM	126	
17	AN	61	
18	AO	89	
19	AP	88	
20	AQ	105	
21	AR	88	
22	AS	93	
23	AT	106	
24	AU	27	
25	AY	365	
26	BB	123	
27	BA	2916	
28	BD	173	
29	BE	338	

Continued on next page...

Continued from previous page...

Mol	Chain	Length	Quality of chain
30	BF	246	
31	BG	176	
32	BH	177	
33	BI	149	
34	BN	145	
35	BO	122	
36	BP	164	
37	BQ	138	
38	BS	186	
39	BT	66	
40	BW	113	
41	BX	84	
42	BY	119	
43	BZ	253	
44	BR	118	
45	BU	118	
46	BV	100	
47	B2	70	
48	B3	60	
49	B0	91	
50	B4	73	
51	B5	60	
52	B6	82	
53	B7	47	
54	B8	64	

Continued on next page...

Continued from previous page...

Mol	Chain	Length	Quality of chain
55	B9	36	
56	BK	141	

The following table lists non-polymeric compounds, carbohydrate monomers and non-standard residues in protein, DNA, RNA chains that are outliers for geometric or electron-density-fit criteria:

Mol	Type	Chain	Res	Chirality	Geometry	Clashes	Electron density
3	YYG	AW	37	X	-	X	X
3	PSU	AW	39	-	-	-	X

2 Entry composition

There are 56 unique types of molecules in this entry. The entry contains 142811 atoms, of which 0 are hydrogens and 0 are deuteriums.

In the tables below, the ZeroOcc column contains the number of atoms modelled with zero occupancy, the AltConf column contains the number of residues with at least one atom in alternate conformation and the Trace column contains the number of residues modelled with at most 2 atoms.

- Molecule 1 is a RNA chain called 16S ribosomal RNA.

Mol	Chain	Residues	Atoms					ZeroOcc	AltConf	Trace
1	AA	1515	Total	C	N	O	P	0	0	0
			32551	14490	6022	10525	1514			

There are 3 discrepancies between the modelled and reference sequences:

Chain	Residue	Modelled	Actual	Comment	Reference
AA	416	G	-	INSERTION	GB 155076
AA	905	U	-	INSERTION	GB 155076
AA	1395	C	-	INSERTION	GB 155076

- Molecule 2 is a RNA chain called P-site tRNA (Phe).

Mol	Chain	Residues	Atoms					ZeroOcc	AltConf	Trace
2	AV	76	Total	C	N	O	P	0	0	0
			1622	725	293	529	75			

- Molecule 3 is a RNA chain called E-site tRNA (Phe).

Mol	Chain	Residues	Atoms					ZeroOcc	AltConf	Trace
3	AW	76	Total	C	N	O	P	0	0	0
			1638	736	294	533	75			

- Molecule 4 is a RNA chain called 5'-D(*AP*UP*GP*UP*UP*CP*UP*AP*GP*AP*UP*A
P*CP*AP*AP*UP*AP*AP*U)-3'.

Mol	Chain	Residues	Atoms					ZeroOcc	AltConf	Trace
4	AX	17	Total	C	N	O	P	0	0	11
			136	56	19	44	17			

- Molecule 5 is a protein called 30S ribosomal protein S2.

Mol	Chain	Residues	Atoms					ZeroOcc	AltConf	Trace
5	AB	234	Total	C	N	O	S	0	0	0
			1900	1213	341	341	5			

- Molecule 6 is a protein called 30S ribosomal protein S3.

Mol	Chain	Residues	Atoms					ZeroOcc	AltConf	Trace
6	AC	206	Total	C	N	O	S	0	0	0
			1612	1016	314	281	1			

- Molecule 7 is a protein called 30S ribosomal protein S4.

Mol	Chain	Residues	Atoms					ZeroOcc	AltConf	Trace
7	AD	208	Total	C	N	O	S	0	0	0
			1703	1066	339	291	7			

- Molecule 8 is a protein called 30S ribosomal protein S5.

Mol	Chain	Residues	Atoms					ZeroOcc	AltConf	Trace
8	AE	150	Total	C	N	O	S	0	0	0
			1146	724	217	201	4			

- Molecule 9 is a protein called 30S ribosomal protein S6.

Mol	Chain	Residues	Atoms					ZeroOcc	AltConf	Trace
9	AF	101	Total	C	N	O	S	0	0	0
			843	531	155	154	3			

- Molecule 10 is a protein called 30S ribosomal protein S7.

Mol	Chain	Residues	Atoms					ZeroOcc	AltConf	Trace
10	AG	155	Total	C	N	O	S	0	0	0
			1257	781	252	218	6			

- Molecule 11 is a protein called 30S ribosomal protein S8.

Mol	Chain	Residues	Atoms					ZeroOcc	AltConf	Trace
11	AH	138	Total	C	N	O	S	0	0	0
			1116	705	215	193	3			

- Molecule 12 is a protein called 30S ribosomal protein S9.

Mol	Chain	Residues	Atoms				ZeroOcc	AltConf	Trace
12	AI	127	Total	C	N	O			
			1011	639	198	174	0	0	0

- Molecule 13 is a protein called 30S ribosomal protein S10.

Mol	Chain	Residues	Atoms					ZeroOcc	AltConf	Trace
13	AJ	98	Total	C	N	O	S			
			794	499	156	138	1	0	0	0

- Molecule 14 is a protein called 30S ribosomal protein S11.

Mol	Chain	Residues	Atoms					ZeroOcc	AltConf	Trace
14	AK	119	Total	C	N	O	S			
			885	549	168	165	3	0	0	0

- Molecule 15 is a protein called 30S ribosomal protein S12.

Mol	Chain	Residues	Atoms					ZeroOcc	AltConf	Trace
15	AL	124	Total	C	N	O	S			
			970	611	195	163	1	0	0	0

- Molecule 16 is a protein called 30S ribosomal protein S13.

Mol	Chain	Residues	Atoms					ZeroOcc	AltConf	Trace
16	AM	125	Total	C	N	O	S			
			997	617	207	171	2	0	0	0

- Molecule 17 is a protein called 30S ribosomal protein S14.

Mol	Chain	Residues	Atoms					ZeroOcc	AltConf	Trace
17	AN	60	Total	C	N	O	S			
			492	312	104	72	4	0	0	0

- Molecule 18 is a protein called 30S ribosomal protein S15.

Mol	Chain	Residues	Atoms					ZeroOcc	AltConf	Trace
18	AO	88	Total	C	N	O	S			
			734	459	147	126	2	0	0	0

- Molecule 19 is a protein called 30S ribosomal protein S16.

Mol	Chain	Residues	Atoms					ZeroOcc	AltConf	Trace
19	AP	83	Total	C	N	O	S	0	0	0
			700	443	139	117	1			

- Molecule 20 is a protein called 30S ribosomal protein S17.

Mol	Chain	Residues	Atoms					ZeroOcc	AltConf	Trace
20	AQ	104	Total	C	N	O	S	0	0	0
			857	547	161	147	2			

- Molecule 21 is a protein called 30S ribosomal protein S18.

Mol	Chain	Residues	Atoms					ZeroOcc	AltConf	Trace
21	AR	73	Total	C	N	O		0	0	0
			597	380	118	99				

- Molecule 22 is a protein called 30S ribosomal protein S19.

Mol	Chain	Residues	Atoms					ZeroOcc	AltConf	Trace
22	AS	80	Total	C	N	O	S	0	0	0
			647	414	119	112	2			

- Molecule 23 is a protein called 30S ribosomal protein S20.

Mol	Chain	Residues	Atoms					ZeroOcc	AltConf	Trace
23	AT	99	Total	C	N	O	S	0	0	0
			762	469	162	129	2			

- Molecule 24 is a protein called 30S ribosomal protein Thx.

Mol	Chain	Residues	Atoms					ZeroOcc	AltConf	Trace
24	AU	24	Total	C	N	O		0	0	0
			208	128	50	30				

- Molecule 25 is a protein called Peptide chain release factor 2.

Mol	Chain	Residues	Atoms		ZeroOcc	AltConf	Trace
25	AY	365	Total	C	0	0	365
			365	365			

- Molecule 26 is a RNA chain called 5S ribosomal RNA.

Mol	Chain	Residues	Atoms					ZeroOcc	AltConf	Trace
26	BB	123	Total	C	N	O	P	0	0	0
			2637	1175	488	852	122			

There is a discrepancy between the modelled and reference sequences:

Chain	Residue	Modelled	Actual	Comment	Reference
BB	-1	A	-	INSERTION	GB 48271

- Molecule 27 is a RNA chain called 23S ribosomal RNA.

Mol	Chain	Residues	Atoms					ZeroOcc	AltConf	Trace
27	BA	2814	Total	C	N	O	P	0	0	0
			60599	26974	11331	19482	2812			

There is a discrepancy between the modelled and reference sequences:

Chain	Residue	Modelled	Actual	Comment	Reference
BA	493	G	-	INSERTION	GB 48268

- Molecule 28 is a protein called 50S ribosomal protein L2.

Mol	Chain	Residues	Atoms					ZeroOcc	AltConf	Trace
28	BD	173	Total	C	N	O	S	0	0	0
			1308	820	246	236	6			

- Molecule 29 is a protein called 50S ribosomal protein L3.

Mol	Chain	Residues	Atoms					ZeroOcc	AltConf	Trace
29	BE	191	Total	C	N	O	S	0	0	0
			1507	940	290	273	4			

- Molecule 30 is a protein called 50S ribosomal protein L4.

Mol	Chain	Residues	Atoms					ZeroOcc	AltConf	Trace
30	BF	189	Total	C	N	O	S	0	0	0
			1430	872	255	302	1			

- Molecule 31 is a protein called 50S ribosomal protein L5.

Mol	Chain	Residues	Atoms					ZeroOcc	AltConf	Trace
31	BG	122	Total	C	N	O	S	0	0	0
			957	597	176	180	4			

- Molecule 32 is a protein called 50S ribosomal protein L6.

Mol	Chain	Residues	Atoms					ZeroOcc	AltConf	Trace
32	BH	164	Total	C	N	O	S	0	0	0
			1251	787	225	237	2			

- Molecule 33 is a protein called 50S ribosomal protein L9.

Mol	Chain	Residues	Atoms					ZeroOcc	AltConf	Trace
33	BI	148	Total	C	N	O	S	0	0	0
			1145	727	205	212	1			

- Molecule 34 is a protein called 50S ribosomal protein L13.

Mol	Chain	Residues	Atoms					ZeroOcc	AltConf	Trace
34	BN	117	Total	C	N	O	S	0	0	0
			917	570	164	180	3			

- Molecule 35 is a protein called 50S ribosomal protein L14.

Mol	Chain	Residues	Atoms					ZeroOcc	AltConf	Trace
35	BO	122	Total	C	N	O	S	0	0	0
			937	585	180	169	3			

- Molecule 36 is a protein called 50S ribosomal protein L15.

Mol	Chain	Residues	Atoms				ZeroOcc	AltConf	Trace
36	BP	84	Total	C	N	O	0	0	0
			639	391	109	139			

- Molecule 37 is a protein called 50S ribosomal protein L16.

Mol	Chain	Residues	Atoms					ZeroOcc	AltConf	Trace
37	BQ	138	Total	C	N	O	S	0	0	0
			1081	678	208	192	3			

- Molecule 38 is a protein called 50S ribosomal protein L18.

Mol	Chain	Residues	Atoms					ZeroOcc	AltConf	Trace
38	BS	113	Total	C	N	O	S	0	0	0
			866	536	165	164	1			

- Molecule 39 is a protein called 50S ribosomal protein L19.

Mol	Chain	Residues	Atoms					ZeroOcc	AltConf	Trace
39	BT	52	Total	C	N	O	S	0	0	0
			406	242	74	85	5			

- Molecule 40 is a protein called 50S ribosomal protein L22.

Mol	Chain	Residues	Atoms					ZeroOcc	AltConf	Trace
40	BW	108	Total	C	N	O		0	0	0
			860	542	169	149				

- Molecule 41 is a protein called 50S ribosomal protein L23.

Mol	Chain	Residues	Atoms					ZeroOcc	AltConf	Trace
41	BX	76	Total	C	N	O	S	0	0	0
			602	366	102	131	3			

- Molecule 42 is a protein called 50S ribosomal protein 24.

Mol	Chain	Residues	Atoms					ZeroOcc	AltConf	Trace
42	BY	110	Total	C	N	O		0	0	0
			879	531	166	182				

- Molecule 43 is a protein called 50S ribosomal protein CTC.

Mol	Chain	Residues	Atoms					ZeroOcc	AltConf	Trace
43	BZ	177	Total	C	N	O	S	0	0	0
			1360	859	238	257	6			

- Molecule 44 is a protein called 50S ribosomal protein L17.

Mol	Chain	Residues	Atoms					ZeroOcc	AltConf	Trace
44	BR	105	Total	C	N	O		0	0	0
			855	536	174	145				

- Molecule 45 is a protein called 50S ribosomal protein L20.

Mol	Chain	Residues	Atoms					ZeroOcc	AltConf	Trace
45	BU	117	Total	C	N	O	S	0	0	0
			978	608	210	159	1			

- Molecule 46 is a protein called 50S ribosomal protein L21.

Mol	Chain	Residues	Atoms					ZeroOcc	AltConf	Trace
46	BV	100	Total	C	N	O	S	0	0	0
			787	495	146	145	1			

- Molecule 47 is a protein called 50S ribosomal protein L29.

Mol	Chain	Residues	Atoms					ZeroOcc	AltConf	Trace
47	B2	64	Total	C	N	O	S	0	0	0
			494	301	93	99	1			

- Molecule 48 is a protein called 50S ribosomal protein L30.

Mol	Chain	Residues	Atoms					ZeroOcc	AltConf	Trace
48	B3	60	Total	C	N	O	S	0	0	0
			477	303	91	82	1			

- Molecule 49 is a protein called 50S ribosomal protein L27.

Mol	Chain	Residues	Atoms					ZeroOcc	AltConf	Trace
49	B0	86	Total	C	N	O	S	0	0	0
			641	402	124	114	1			

- Molecule 50 is a protein called 50S ribosomal protein L31.

Mol	Chain	Residues	Atoms					ZeroOcc	AltConf	Trace
50	B4	73	Total	C	N	O	S	0	0	0
			604	382	110	108	4			

- Molecule 51 is a protein called 50S ribosomal protein L32.

Mol	Chain	Residues	Atoms					ZeroOcc	AltConf	Trace
51	B5	58	Total	C	N	O	S	0	0	0
			457	281	94	77	5			

- Molecule 52 is a protein called 50S ribosomal protein L33.

Mol	Chain	Residues	Atoms					ZeroOcc	AltConf	Trace
52	B6	53	Total	C	N	O	S	0	0	0
			431	274	80	76	1			

- Molecule 53 is a protein called 50S ribosomal protein L34.

Mol	Chain	Residues	Atoms					ZeroOcc	AltConf	Trace
53	B7	46	Total	C	N	O	S	0	0	0
			383	230	91	60	2			

- Molecule 54 is a protein called 50S ribosomal protein L35.

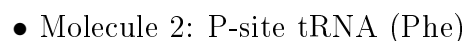
Mol	Chain	Residues	Atoms					ZeroOcc	AltConf	Trace
54	B8	63	Total	C	N	O	S	0	0	0
			496	312	101	78	5			

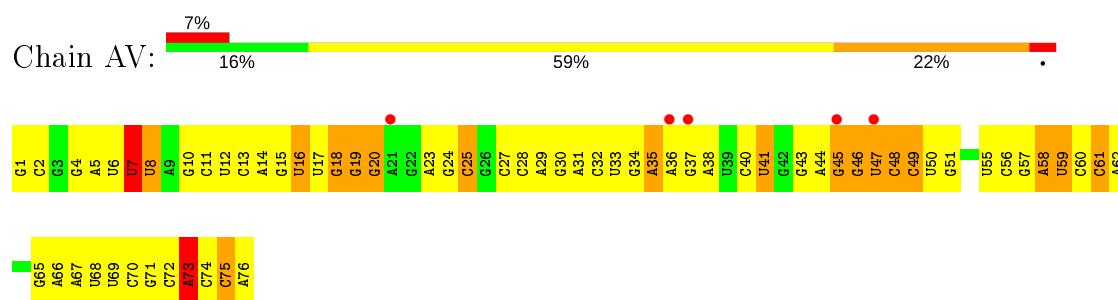
- Molecule 55 is a protein called 50S ribosomal protein L36.

Mol	Chain	Residues	Atoms					ZeroOcc	AltConf	Trace
55	B9	35	Total	C	N	O	S	0	0	0
			285	172	64	45	4			

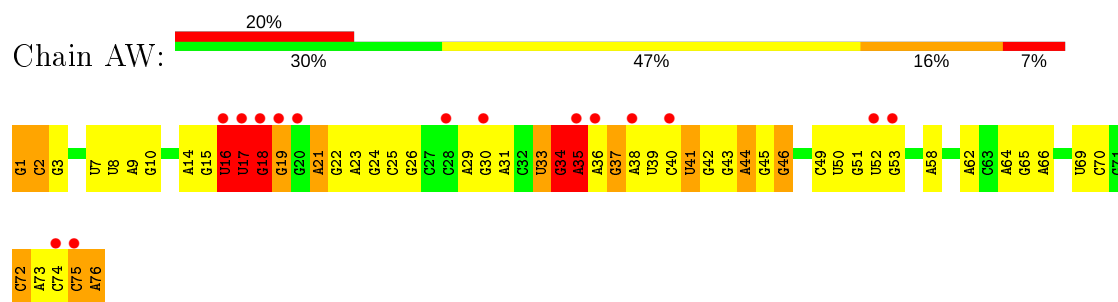
- Molecule 56 is a protein called 50S ribosomal protein L11.

Mol	Chain	Residues	Atoms					ZeroOcc	AltConf	Trace
56	BK	133	Total	C	N	O	S	0	0	0
			999	642	169	182	6			

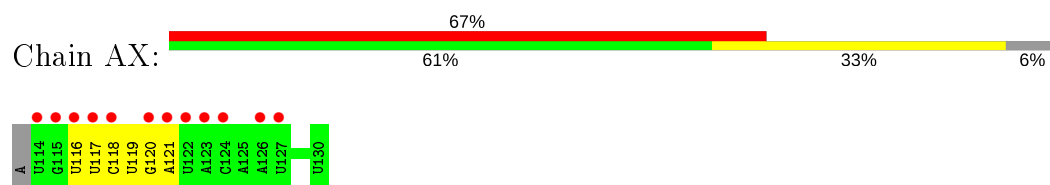




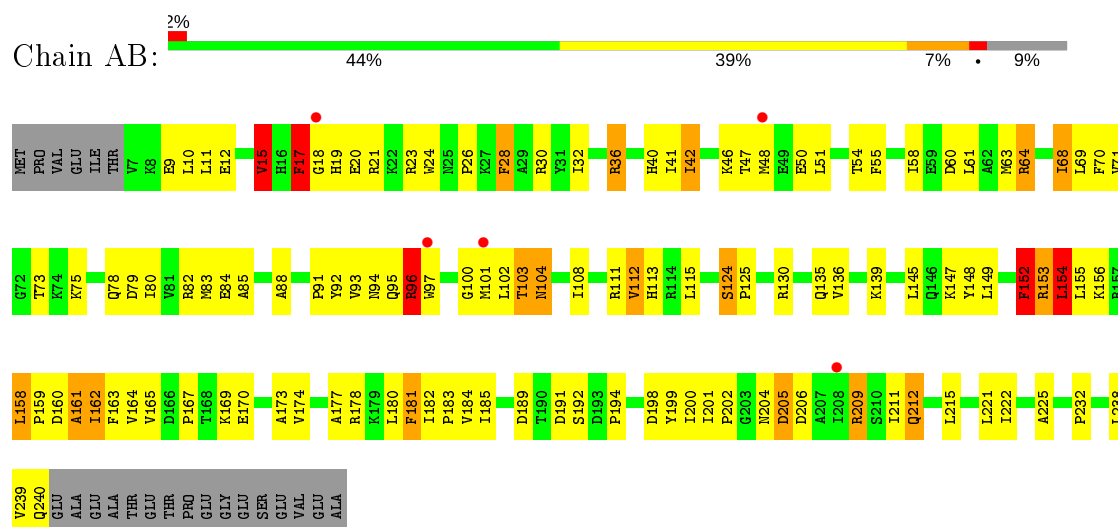
- Molecule 3: E-site tRNA (Phe)



- Molecule 4: 5'-D(*AP*UP*GP*UP*UP*CP*UP*AP*GP*AP*UP*AP*CP*AP*AP*UP*AP*AP*U)-3'

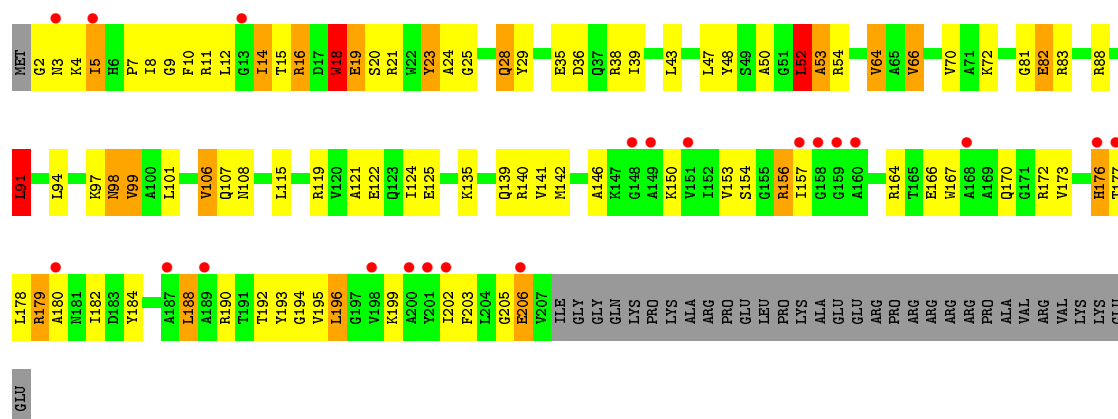


- Molecule 5: 30S ribosomal protein S2

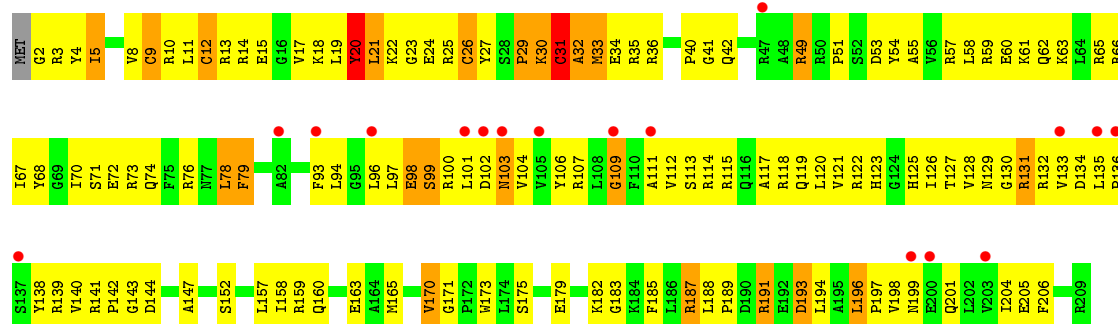


- Molecule 6: 30S ribosomal protein S3

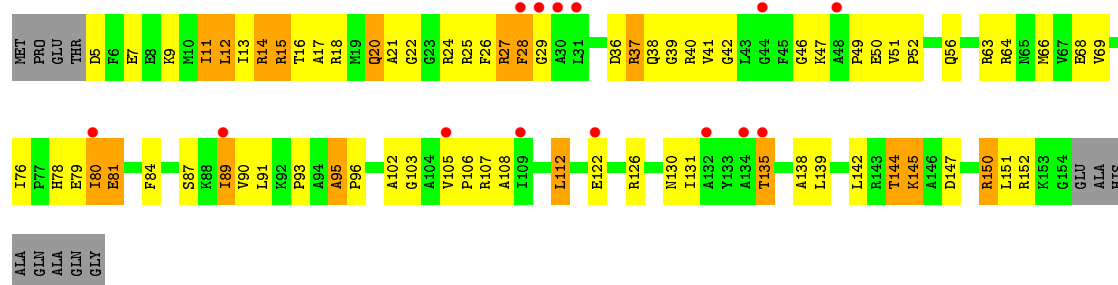




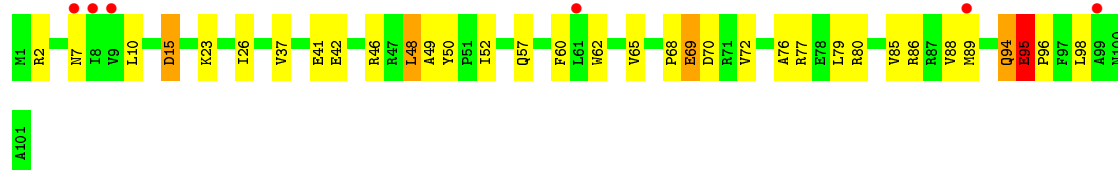
- Molecule 7: 30S ribosomal protein S4



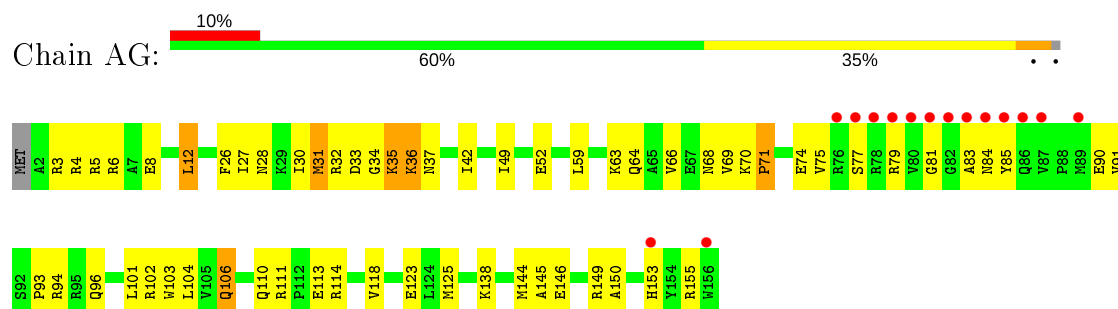
- Molecule 8: 30S ribosomal protein S5



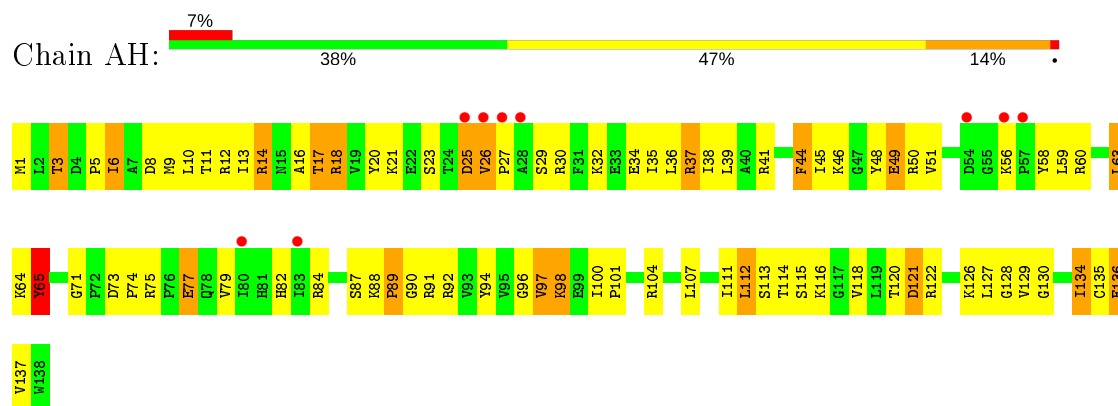
- Molecule 9: 30S ribosomal protein S6



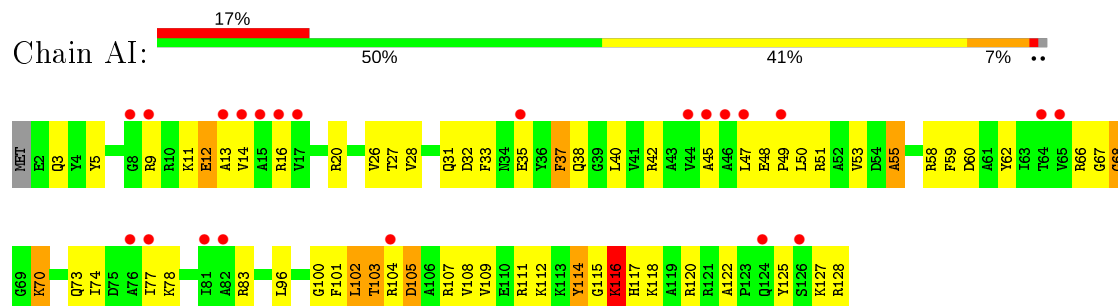
- Molecule 10: 30S ribosomal protein S7



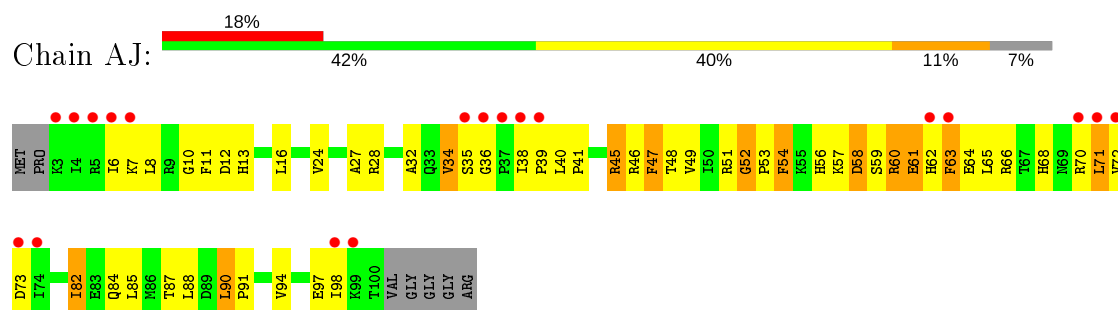
- Molecule 11: 30S ribosomal protein S8



- Molecule 12: 30S ribosomal protein S9

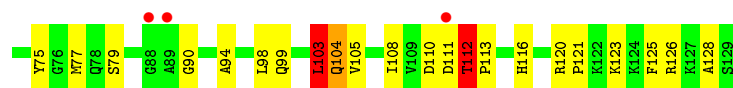
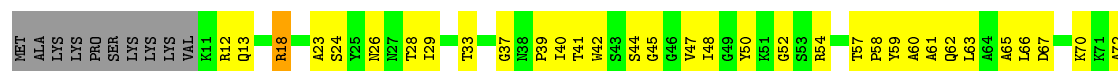


- Molecule 13: 30S ribosomal protein S10

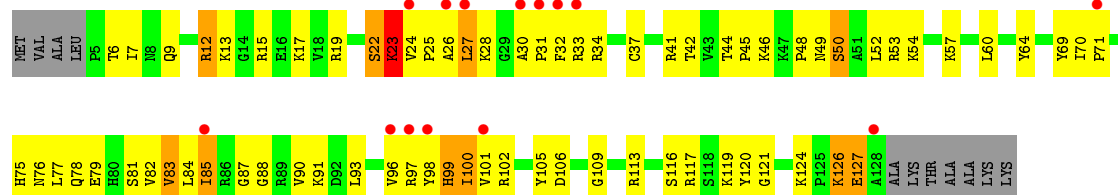
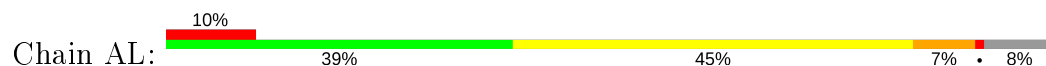


- Molecule 14: 30S ribosomal protein S11

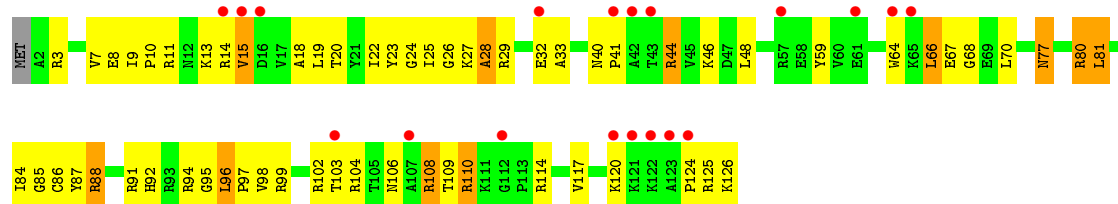




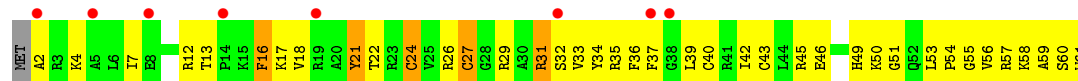
• Molecule 15: 30S ribosomal protein S12



• Molecule 16: 30S ribosomal protein S13



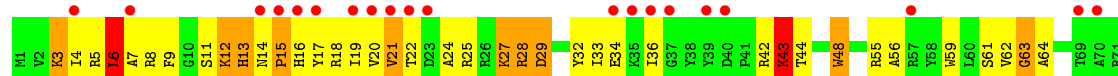
• Molecule 17: 30S ribosomal protein S14



• Molecule 18: 30S ribosomal protein S15

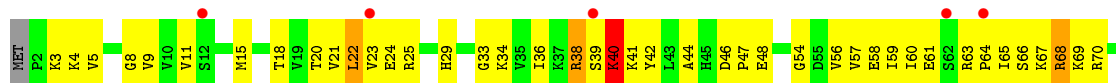


• Molecule 19: 30S ribosomal protein S16

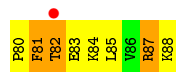
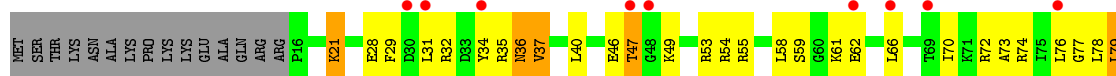
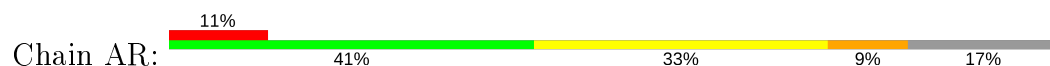




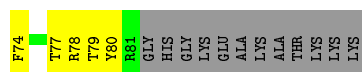
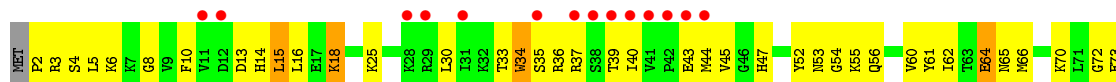
- Molecule 20: 30S ribosomal protein S17



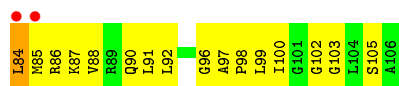
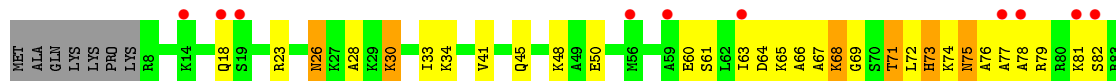
- Molecule 21: 30S ribosomal protein S18



- Molecule 22: 30S ribosomal protein S19



- Molecule 23: 30S ribosomal protein S20

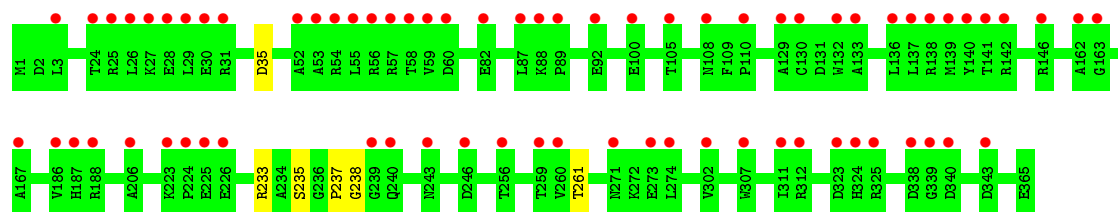


- Molecule 24: 30S ribosomal protein Thx

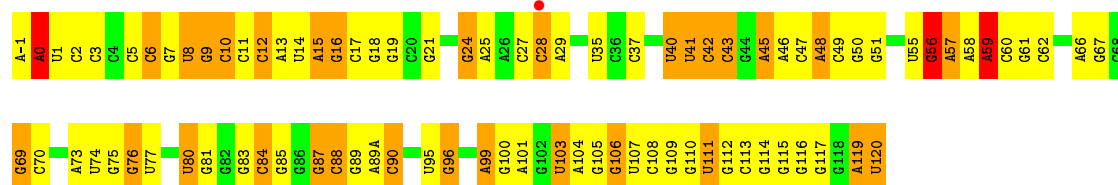




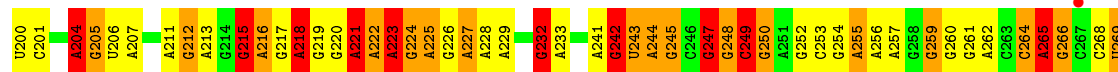
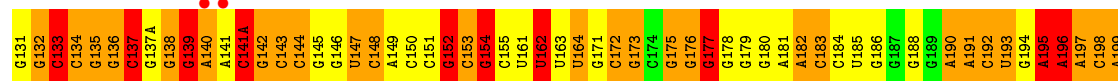
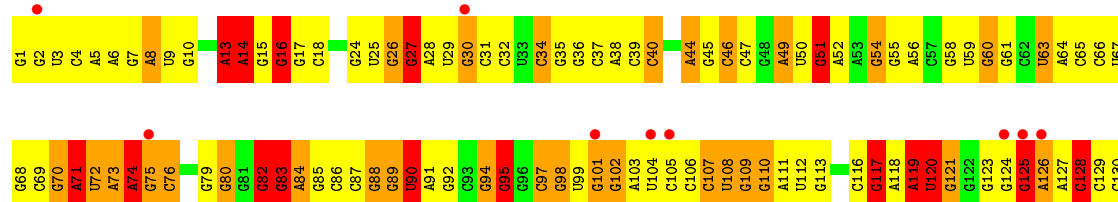
- Molecule 25: Peptide chain release factor 2



- Molecule 26: 5S ribosomal RNA



- Molecule 27: 23S ribosomal RNA





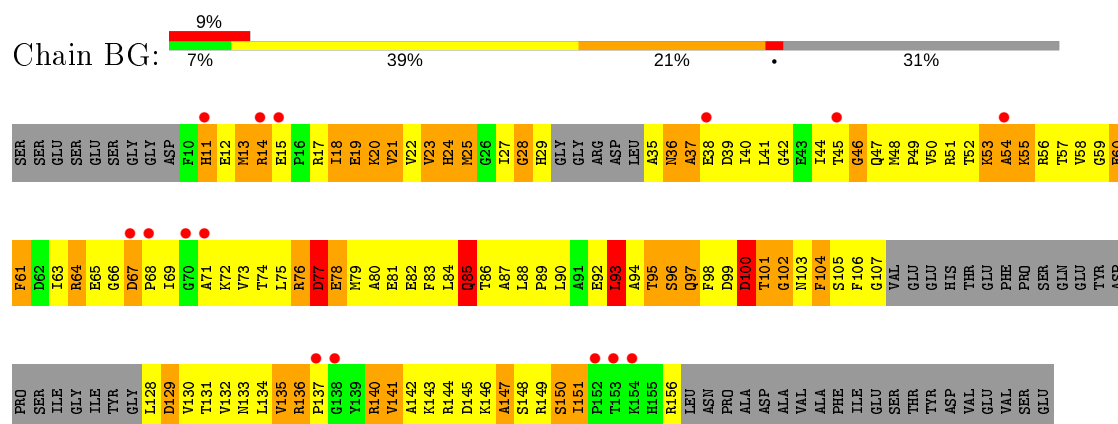
G2083	A1900	G1824	G1764	G1883	G1624	A1554	G1491	G1422	A1360	C1297	G1230
C2084	A1901	A1825	C1765	C1684	C1625	G1555	G1492	G1423	G1361	C1298	
C2085	C1902	G1826	C1766	C1685	G1626	C1556	A1493	G1424	C1362	C1299	U1234
U2086	G1903	C1827	C1767	C1686	G1627	C1557	A1494	G1425	C1363	U1300	G1235
G2087	G1904	G1828	C1768	G1687	G1628	G1558	A1495	G1426	G1364	U1301	G1236
C2088	G1905	A1829	C1769	G1688	U1629	G1559	A1496	A1427	A1365	A1302	A1237
U2089	G1906	C1830	G1770	A1689	G1630	G1560	U1497	C1428	A1366	G1303	G1238
C2090	G1907	G1831	C1771	A1690	C0304	G1561	C1498	C1429	A1367	G1304	G1239
U2091	C1908	C1832	G1772		A1631	A1566		G1430	G1368	C1305	U1240
C2092	G1908	C1832	A1773	U1693	G1632	A1567	G1500	C1430	G1369	C1306	A1241
G2093	C1909	U1833	C1774	C1694	A1633	A1568	G1501	U1431	A1370	A1307	A1242
C2094	G1910	U1834	U1775	G1695	G1634	G1569	C1502	U1432	G1371	A1308	G1243
G2095	U1911	G1835	U1776	G1696	A1635	A1570		U1434	G1372	G1309	G1244
C2096	A1912	C1836	U1777	G1697	G1636	A1571	C1506		A1373	G1310	G1245
U2097	A1913	C1837	U1778	A1698	A1637	A1572	A1507	C1437	G1374	G1311	A1246
C2098	U1914	U1838	U1779	G1699	C1638	A1573	A1508	U1438	G1375	U1312	A1247
G2099	C1915	G1839	U1780	G1705	U1639	G1574	C1509	A1439	G1376	U1313	G1248
U2099	A1916	U1840	C1781	U1706	A1700	G1575	A1510	A1440	G1377	C1314	U1249
G2100	U1917	U1841	G1782	G1707	A1641	C1576	A1511	G1441	A1378	C1315	G1250
U2041	A1918	C1842	C1783	G1708	G1642	U1576	G1512	G1442	A1379	U1316	G1251
A2042	U1919	U1843	A1784	G1709	G1643	U1577	C1513	G1443	G1380	A1317	G1252
C2043	C1920	G1844	A1785	U1709	G1644	U1578	U1514	A1444	G1381	U1318	A1253
C2044	G1921		A1786	U1706	G1645	U1579	C1515		G1382	G1319	A1254
C2045	U1922	A1847	A1787	G1707	G1646	A1580	U1516		A1384	C1320	U1255
G2046	U1923	A1848	C1788	C1708	G1647	A1581	G1517	A1449	A1384	A1321	U1256
U2047	C1924		A1789	U1709	C1648	C1582	C1518	G449A	G1385		C1257
G2048	C1925	U1851	A1789	C1710	C1649	A1583	G1519	G449A	G1386		
C2049	U1926	C1852	C1790	C1710	G1650	A1584	U1520	C1450		G1324	
C2050	A1927	A1853	C1791	G1718	G1651	C1585	G1521	C1451	G1389	G1325	G1259
A2051	A1928	A1854	G1792	G1725	G1652	A1586	G1522	A1454	G1390	U1326	G1260
U2052	G1929	G1855	C1793	G1726	A1653	A1587	G1523	U1464	U1391	C1327	A1261
G2053	C1930	G1856	U1794	U1727	G1654	C1588	U1524	G1455	G1392	G1328	A1262
A2054	U1931	G1857	C1795	U1728	A1655		G1525	G1456	A1393	U1329	U1263
C2055	A1932	G1858	U1796	G1728	G1656	G1595	G1526	A1457	A1394	C1330	G1264
G2056	C1933	A1859	C1797	A1729	C1657	A1596	G1527		U1395	A1331	A1265
A2057	G1934	U1860	U1798	U1730	G1658	A1597	A1528	A1460	A1266	G1332	A1266
C2058	A1935	G1861	G1799	G1731	C1659	C1598	A1529	G1461	G1396	G1333	U1267
A2059	C1936	G1862	C1800	A1732	U1659	C1599	A1530	C1462	U1397	G1334	A1268
G2060	U1937	G1863	G1801	G1733	G1660	C1600	G1530	C1463	C1398	U1335	A1269
U2061	A1938	C1870	A1802	C1734	G1661	G1601	C1531	G1466	A1399	A1336	C1270
C2062	U1939	A1871	A1803	G1735	C1662	U1602	C1532	G1467	G1400	G1337	G1271
G2063	U1940	A1872	C1804	C1741	C1663	A1603	C1533		G1401	U1272	A1272
C2064	C1941	G1878	U1805	G1742	A1664	C1604	G1534	C1467	G1402	G1338	U1273
C2065	C1942	C1879	C1806	G1743	A1665	G1605	U1535	G1470	G1403	U1340	A1274
U1943	U1943	C1880	G1807	G1746	G1666	C1606	A1536	A1471	G1404	U1341	A1275
C2067	U1944	C1881	U1808	G1747	G1667	C1607	C1537	A1472	U1405	A1342	A1276
U2068	G1945	C1882	A1809		A1668	A1608	G1538	C1473	U1406	G1343	G1277
C2069	U1946	G1883	A1810	G1750	A1669	A1609	G1539	C1474	C1407	G1344	A1278
U2070	G2010	A1884	G1811	C1751	C1670	A1610	U1540	G1475	G1408	C1345	G1279
U2071	U2011	A1885	A1812	G1752	U1671	C1611	U1541	G1476	C1409		
G2072	G1948	C1886	G1813	G1753	C1672	C1612	G1542	G1477	G1410	A1349	G1283
C2073	G1950	C1887	G1814	C1754	U1673	G1613	A1543	G1478	C1411	C1350	A1284
A2074	U1951	G1888	A1815	A1755	C1674	A1614	C1544	G1479	A1412	G1351	G1285
C2075	A1952	G1889	G1816	G1756	A1675	A1615	A1545	G1480		U1352	A1286
C2076	A1953	A1890	C1817	U1757	C1676	A1616	A545A	G1481	U1415	A1353	A1287
U2077	G1954	G1891	U1818	G1758	A1677	C1617	C1546	G1482	G1416	A1354	U1288
C2078	U2017	A1891	A1819	A1759	G1678	C1618	C1547	G1484	C1417	G1355	C1289
U2079	U1955	U1895	U1820	A1760	U1679	G1619	C1548	G1485	G1356	U1357	
C2080	U1956	C1895	U1821	A1761	U1680	G1619			U1419	U1357	U1294
C2081	C1957	G1896	G1822	C1761	G1681	U1621	G1552	U1499	U1420	G1358	G1295
A2082	G1959	G1899	G1823	G1763	G1682		A1553	A1490	G1421	A1359	G1296

Chain BD: 

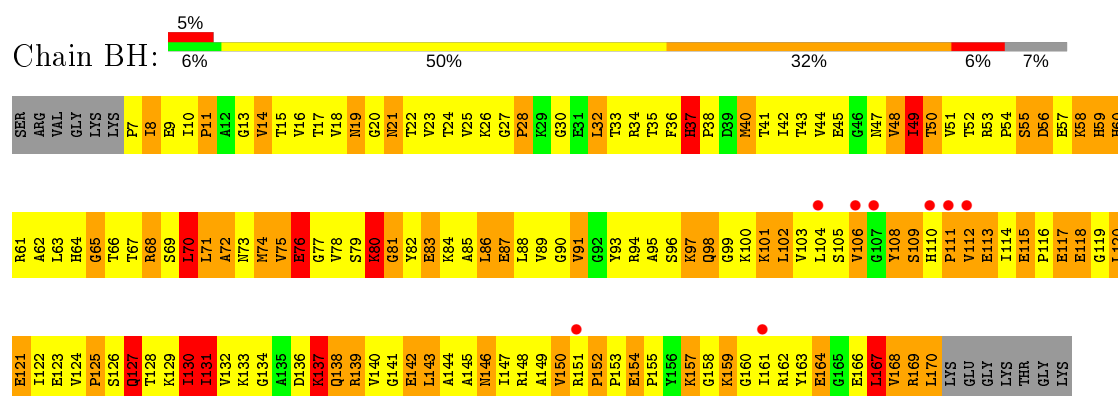


A241
E242
V243
A244
E245
R246

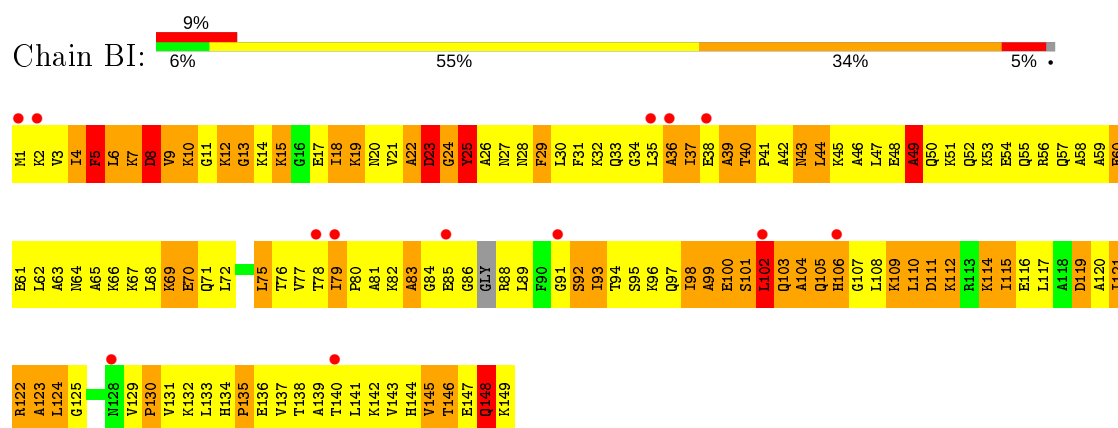
• Molecule 31: 50S ribosomal protein L5



• Molecule 32: 50S ribosomal protein L6

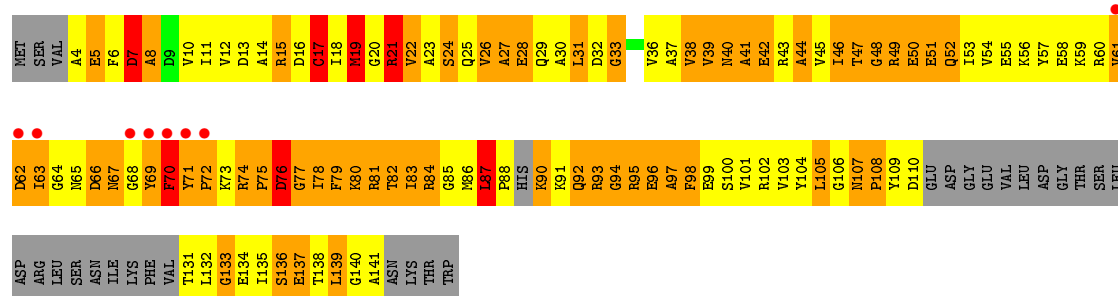


• Molecule 33: 50S ribosomal protein L9

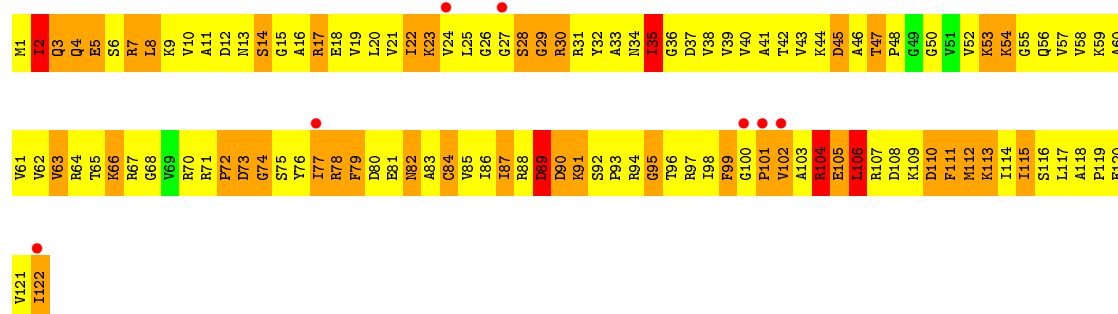


• Molecule 34: 50S ribosomal protein L13


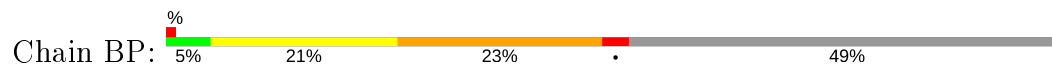




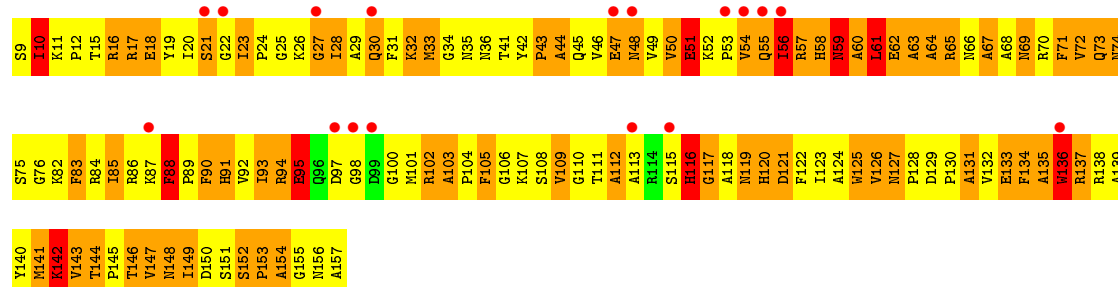
• Molecule 35: 50S ribosomal protein L14



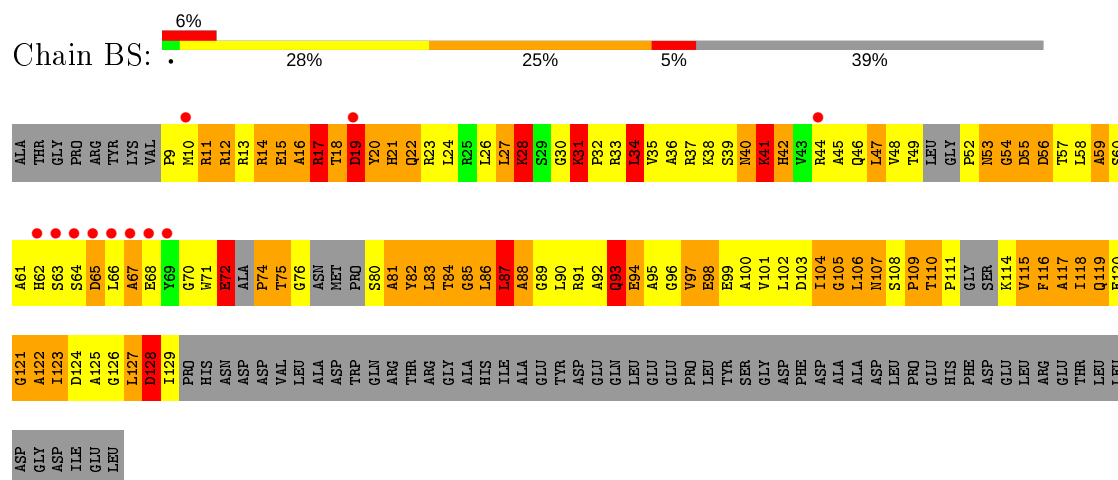
• Molecule 36: 50S ribosomal protein L15



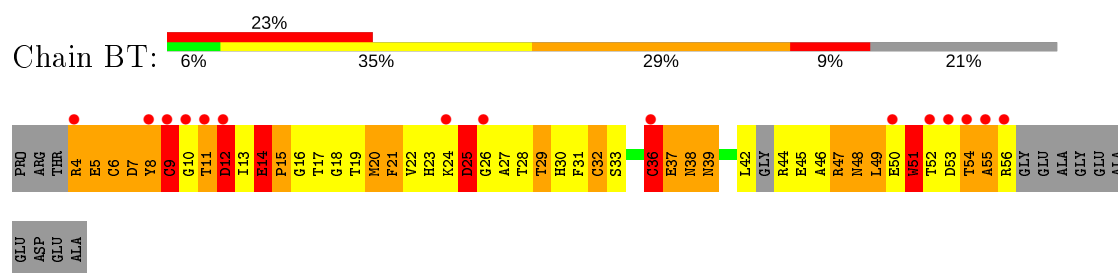
• Molecule 37: 50S ribosomal protein L16




- Molecule 38: 50S ribosomal protein L18



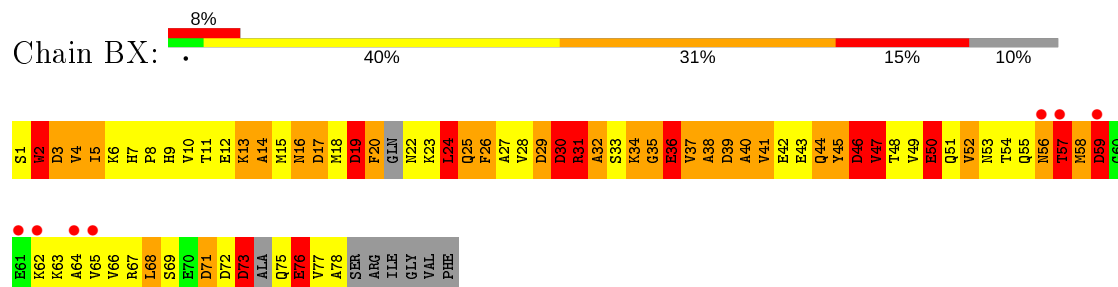
- Molecule 39: 50S ribosomal protein L19



- Molecule 40: 50S ribosomal protein L22

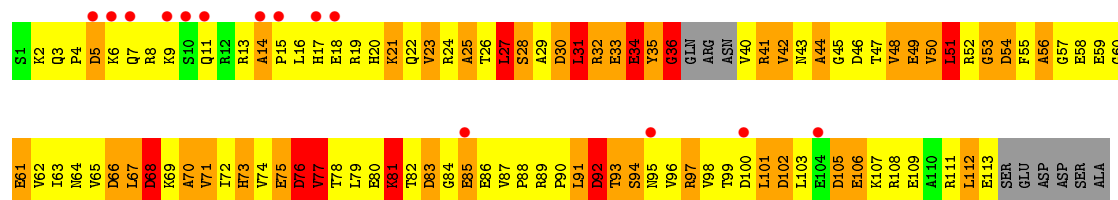


- Molecule 41: 50S ribosomal protein L23

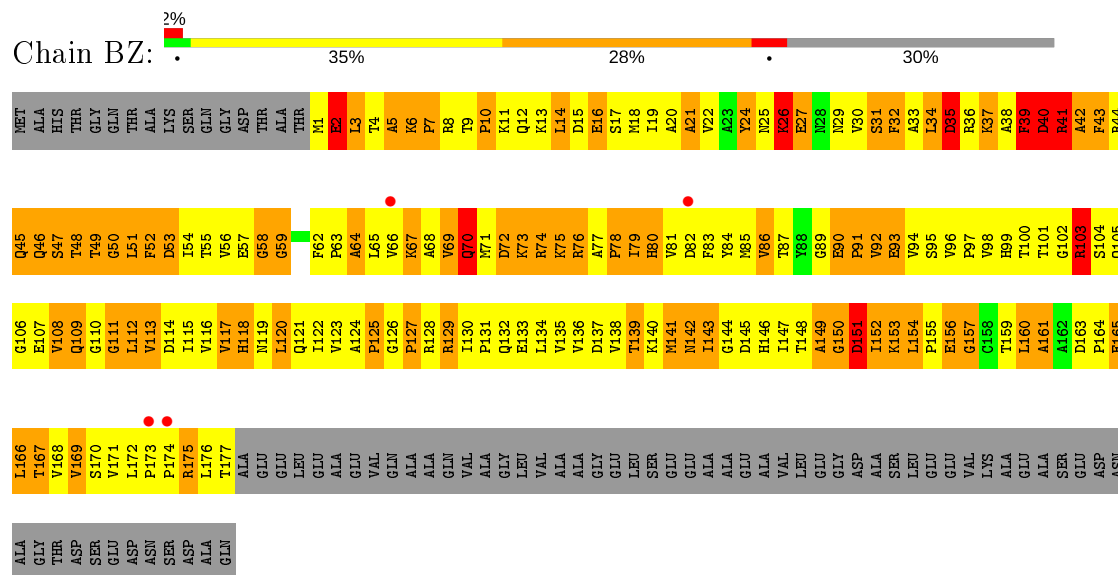


- Molecule 42: 50S ribosomal protein 24

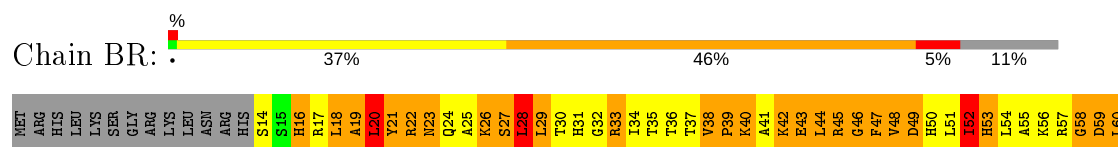




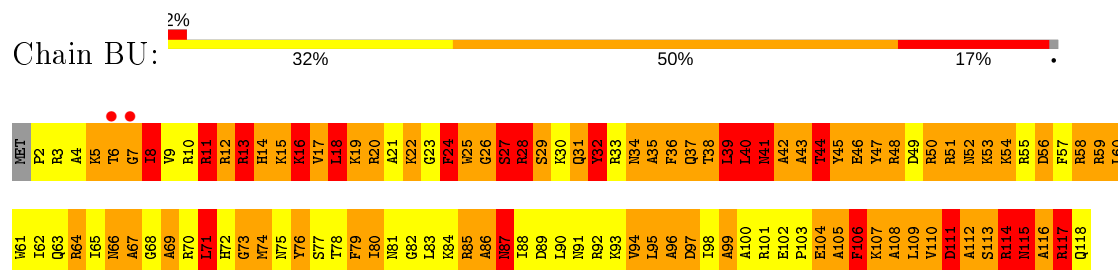
• Molecule 43: 50S ribosomal protein CTC



• Molecule 44: 50S ribosomal protein L17

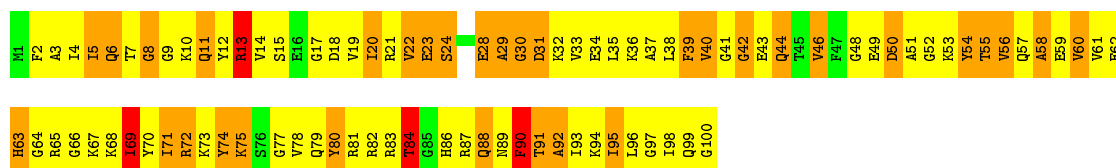


• Molecule 45: 50S ribosomal protein L20



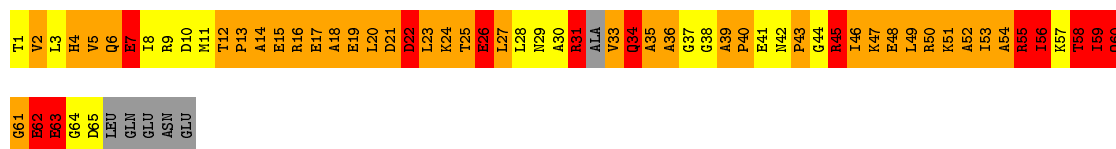
• Molecule 46: 50S ribosomal protein L21





- Molecule 47: 50S ribosomal protein L29

Chain B2: 24% 49% 19% 9%



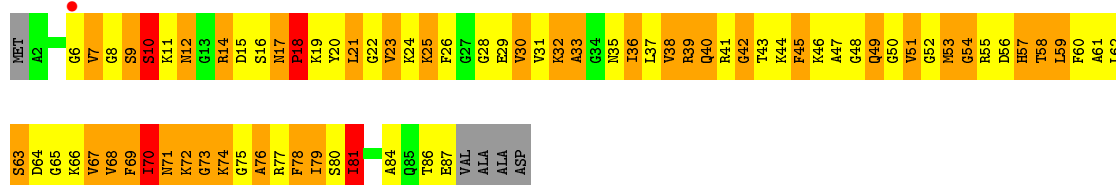
- Molecule 48: 50S ribosomal protein L30

Chain B3: 5% 57% 33% 5%



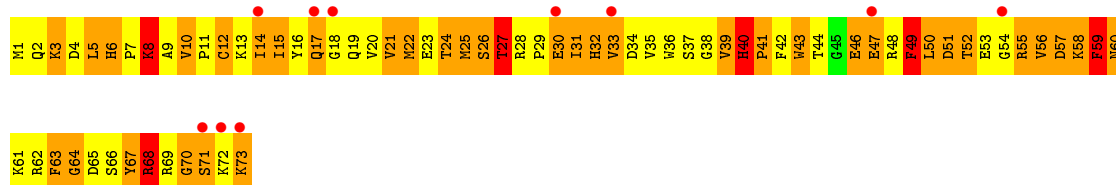
- Molecule 49: 50S ribosomal protein L27

Chain B0: 11% 41% 38% 5%



- Molecule 50: 50S ribosomal protein L31

Chain B4: 14% 41% 49% 8%

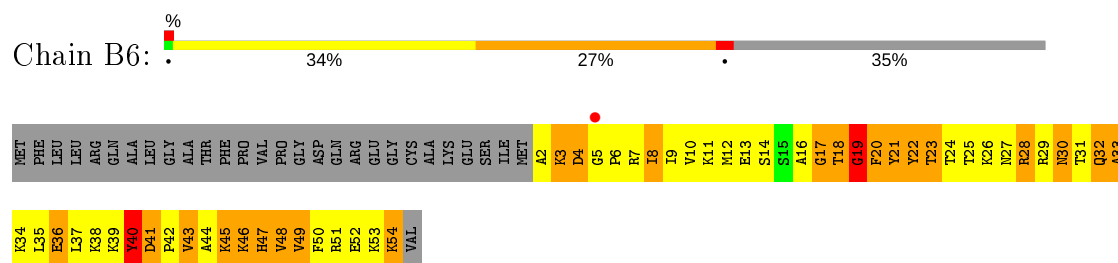


- Molecule 51: 50S ribosomal protein L32

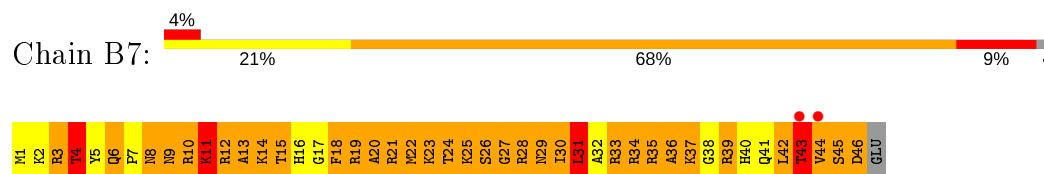
Chain B5: 3% 48% 38% 7%



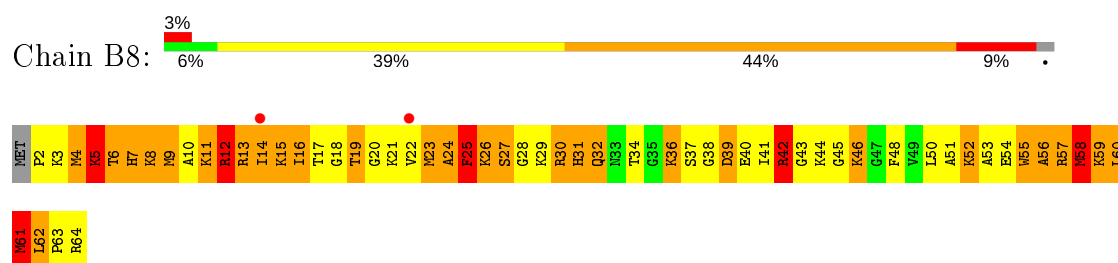
- Molecule 52: 50S ribosomal protein L33



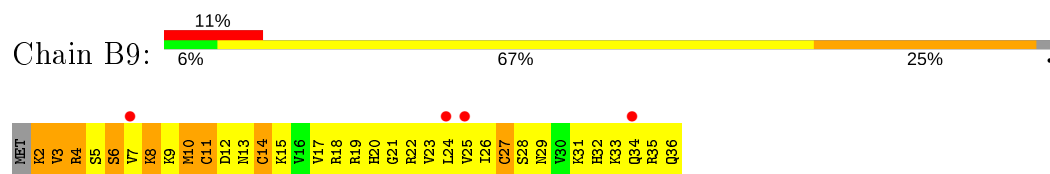
- Molecule 53: 50S ribosomal protein L34



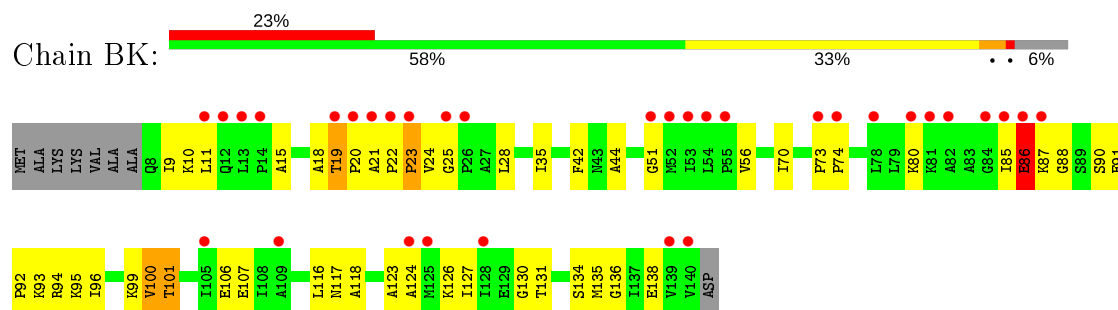
- Molecule 54: 50S ribosomal protein L35



- Molecule 55: 50S ribosomal protein L36



- Molecule 56: 50S ribosomal protein L11



4 Data and refinement statistics

Property	Value	Source
Space group	P 43 21 2	Depositor
Cell constants a, b, c, α , β , γ	520.21Å 520.21Å 365.90Å 90.00° 90.00° 90.00°	Depositor
Resolution (Å)	43.35 – 6.76 43.35 – 6.02	Depositor EDS
% Data completeness (in resolution range)	96.2 (43.35-6.76) 91.3 (43.35-6.02)	Depositor EDS
R_{merge}	(Not available)	Depositor
R_{sym}	0.19	Depositor
$\langle I/\sigma(I) \rangle$ ¹	1.11 (at 6.14Å)	Xtriage
Refinement program	CNS	Depositor
R, R_{free}	0.341 , 0.356 0.328 , 0.341	Depositor DCC
R_{free} test set	5643 reflections (5.00%)	wwPDB-VP
Wilson B-factor (Å ²)	233.6	Xtriage
Anisotropy	0.105	Xtriage
Bulk solvent k_{sol} (e/Å ³), B_{sol} (Å ²)	0.09 , 97.6	EDS
L-test for twinning ²	$\langle L \rangle = 0.37$, $\langle L^2 \rangle = 0.20$	Xtriage
Estimated twinning fraction	No twinning to report.	Xtriage
F_o, F_c correlation	0.87	EDS
Total number of atoms	142811	wwPDB-VP
Average B, all atoms (Å ²)	306.0	wwPDB-VP

Xtriage's analysis on translational NCS is as follows: *The largest off-origin peak in the Patterson function is 2.50% of the height of the origin peak. No significant pseudotranslation is detected.*

¹Intensities estimated from amplitudes.

²Theoretical values of $\langle |L| \rangle$, $\langle L^2 \rangle$ for acentric reflections are 0.5, 0.333 respectively for untwinned datasets, and 0.375, 0.2 for perfectly twinned datasets.

5 Model quality ⓘ

5.1 Standard geometry ⓘ

Bond lengths and bond angles in the following residue types are not validated in this section: YYG, PSU

The Z score for a bond length (or angle) is the number of standard deviations the observed value is removed from the expected value. A bond length (or angle) with $|Z| > 5$ is considered an outlier worth inspection. RMSZ is the root-mean-square of all Z scores of the bond lengths (or angles).

Mol	Chain	Bond lengths		Bond angles	
		RMSZ	$\# Z > 5$	RMSZ	$\# Z > 5$
1	AA	1.34	66/36411 (0.2%)	1.47	428/56769 (0.8%)
2	AV	1.58	5/1814 (0.3%)	1.08	11/2827 (0.4%)
3	AW	1.77	16/1737 (0.9%)	1.68	30/2690 (1.1%)
4	AX	0.18	0/139	0.66	0/213
5	AB	0.61	2/1935 (0.1%)	0.61	0/2609
6	AC	0.43	1/1636 (0.1%)	1.10	6/2205 (0.3%)
7	AD	0.79	5/1733 (0.3%)	1.09	11/2318 (0.5%)
8	AE	0.92	1/1162 (0.1%)	0.63	2/1564 (0.1%)
9	AF	0.35	0/856	0.54	0/1154
10	AG	0.33	0/1276	0.76	3/1709 (0.2%)
11	AH	0.41	0/1136	0.66	0/1527
12	AI	0.34	0/1029	0.54	0/1378
13	AJ	0.35	0/807	0.56	0/1085
14	AK	0.64	1/900 (0.1%)	0.56	0/1213
15	AL	0.99	1/986 (0.1%)	0.70	1/1320 (0.1%)
16	AM	0.35	0/1006	0.56	0/1341
17	AN	0.49	0/501	0.64	1/664 (0.2%)
18	AO	0.32	0/745	0.54	0/992
19	AP	0.40	0/716	0.59	1/963 (0.1%)
20	AQ	1.20	3/870 (0.3%)	1.54	6/1159 (0.5%)
21	AR	0.40	0/603	0.70	0/799
22	AS	0.34	0/661	0.53	0/890
23	AT	0.31	0/764	0.57	1/1006 (0.1%)
24	AU	0.34	0/212	0.49	0/277
26	BB	0.79	2/2950 (0.1%)	1.32	17/4602 (0.4%)
27	BA	1.31	147/67834 (0.2%)	1.47	923/105806 (0.9%)
28	BD	0.41	1/1328 (0.1%)	0.65	2/1783 (0.1%)
29	BE	0.67	4/1540 (0.3%)	1.08	8/2078 (0.4%)
30	BF	0.72	3/1444 (0.2%)	0.84	2/1954 (0.1%)
31	BG	0.25	0/971	0.46	0/1304
32	BH	0.45	1/1272 (0.1%)	0.60	3/1721 (0.2%)
33	BI	0.40	1/1156 (0.1%)	0.52	0/1544

Mol	Chain	Bond lengths		Bond angles	
		RMSZ	# Z >5	RMSZ	# Z >5
34	BN	0.35	0/927	0.55	0/1245
35	BO	0.32	0/946	0.57	0/1269
36	BP	1.44	3/643 (0.5%)	1.31	5/870 (0.6%)
37	BQ	0.32	0/1106	0.52	0/1490
38	BS	1.20	3/877 (0.3%)	0.70	2/1179 (0.2%)
39	BT	0.39	0/412	0.70	0/554
40	BW	0.95	3/869 (0.3%)	0.96	6/1166 (0.5%)
41	BX	0.48	1/608 (0.2%)	1.04	3/820 (0.4%)
42	BY	0.25	0/887	0.83	3/1195 (0.3%)
43	BZ	0.31	1/1385 (0.1%)	0.46	0/1883
44	BR	0.30	0/867	0.49	0/1162
45	BU	0.56	1/994 (0.1%)	0.69	3/1323 (0.2%)
46	BV	0.69	1/796 (0.1%)	0.92	3/1058 (0.3%)
47	B2	0.37	0/497	1.00	2/668 (0.3%)
48	B3	0.31	0/482	0.50	0/646
49	B0	0.40	1/649 (0.2%)	0.82	3/860 (0.3%)
50	B4	1.31	2/620 (0.3%)	0.61	0/831
51	B5	0.38	0/469	1.08	3/629 (0.5%)
52	B6	0.32	0/438	0.55	1/583 (0.2%)
53	B7	0.38	0/387	0.64	0/509
54	B8	0.87	1/503 (0.2%)	0.95	6/657 (0.9%)
55	B9	0.33	0/286	0.59	0/375
56	BK	0.94	1/1010 (0.1%)	0.70	3/1349 (0.2%)
All	All	1.16	278/154788 (0.2%)	1.32	1499/231785 (0.6%)

Chiral center outliers are detected by calculating the chiral volume of a chiral center and verifying if the center is modelled as a planar moiety or with the opposite hand. A planarity outlier is detected by checking planarity of atoms in a peptide group, atoms in a mainchain group or atoms of a sidechain that are expected to be planar.

Mol	Chain	#Chirality outliers	#Planarity outliers
3	AW	1	5
6	AC	0	1
14	AK	0	1
20	AQ	0	1
28	BD	0	1
29	BE	0	3
30	BF	0	4
32	BH	0	1
33	BI	0	1
36	BP	0	1
41	BX	0	1

Continued on next page...

Continued from previous page...

Mol	Chain	#Chirality outliers	#Planarity outliers
42	BY	0	1
47	B2	0	1
49	B0	0	1
51	B5	0	1
All	All	1	24

All (278) bond length outliers are listed below:

Mol	Chain	Res	Type	Atoms	Z	Observed(Å)	Ideal(Å)
1	AA	1037	C	O3'-P	-82.19	0.62	1.61
1	AA	1255	G	O3'-P	-72.80	0.73	1.61
27	BA	2199	A	O3'-P	-71.10	0.75	1.61
27	BA	14	A	O3'-P	-50.73	1.00	1.61
27	BA	1924	C	O3'-P	-48.85	1.02	1.61
27	BA	176	G	O3'-P	-48.34	1.03	1.61
27	BA	2454	G	O3'-P	-48.01	1.03	1.61
27	BA	1630	G	O3'-P	47.85	2.18	1.61
27	BA	1055	G	O3'-P	-46.48	1.05	1.61
27	BA	223	A	O3'-P	46.32	2.16	1.61
27	BA	1019	U	O3'-P	46.27	2.16	1.61
27	BA	1086	A	O3'-P	45.73	2.16	1.61
27	BA	1029	A	O3'-P	-45.28	1.06	1.61
1	AA	1224	G	O3'-P	43.87	2.13	1.61
27	BA	2889	C	O3'-P	-43.53	1.08	1.61
1	AA	1046	A	O3'-P	43.16	2.12	1.61
1	AA	1107	C	O3'-P	42.57	2.12	1.61
27	BA	359	A	O3'-P	41.22	2.10	1.61
27	BA	2788	C	O3'-P	40.74	2.10	1.61
27	BA	30	G	O3'-P	40.52	2.09	1.61
1	AA	1361	G	O3'-P	40.49	2.09	1.61
1	AA	937	A	O3'-P	40.34	2.09	1.61
1	AA	115	G	O3'-P	40.27	2.09	1.61
27	BA	2344	U	O3'-P	-40.12	1.13	1.61
27	BA	1512	G	O3'-P	39.19	2.08	1.61
1	AA	703	G	O3'-P	38.46	2.07	1.61
27	BA	148	C	O3'-P	37.45	2.06	1.61
2	AV	73	A	O3'-P	36.97	2.05	1.61
1	AA	394	G	O3'-P	36.59	2.05	1.61
27	BA	940	G	O3'-P	36.46	2.04	1.61
27	BA	911	A	O3'-P	-36.09	1.17	1.61
27	BA	2196	C	O3'-P	-35.63	1.18	1.61
1	AA	576	G	O3'-P	35.42	2.03	1.61

Continued on next page...

Continued from previous page...

Mol	Chain	Res	Type	Atoms	Z	Observed(Å)	Ideal(Å)
27	BA	474	G	O3'-P	35.41	2.03	1.61
3	AW	21	A	O3'-P	-34.91	1.19	1.61
27	BA	1751	C	O3'-P	34.78	2.02	1.61
27	BA	1404	C	O3'-P	34.45	2.02	1.61
27	BA	1525	G	O3'-P	34.32	2.02	1.61
27	BA	2506	U	O3'-P	33.68	2.01	1.61
1	AA	38	G	O3'-P	-33.16	1.21	1.61
27	BA	1905	C	O3'-P	-33.01	1.21	1.61
27	BA	1546	C	O3'-P	-32.97	1.21	1.61
2	AV	65	G	O3'-P	-32.22	1.22	1.61
1	AA	820	U	O3'-P	31.95	1.99	1.61
1	AA	546	G	O3'-P	31.92	1.99	1.61
27	BA	1545	A	O3'-P	31.77	1.99	1.61
2	AV	7	U	O3'-P	31.20	1.98	1.61
27	BA	8	A	O3'-P	30.83	1.98	1.61
27	BA	686	G	O3'-P	30.66	1.98	1.61
27	BA	1124	C	O3'-P	30.60	1.97	1.61
1	AA	1298	C	O3'-P	30.58	1.97	1.61
27	BA	2882	A	O3'-P	30.47	1.97	1.61
27	BA	1834	U	O3'-P	30.33	1.97	1.61
27	BA	445	C	O3'-P	-30.16	1.25	1.61
1	AA	813	U	O3'-P	-29.84	1.25	1.61
27	BA	734	A	O3'-P	29.83	1.97	1.61
1	AA	25	C	O3'-P	29.55	1.96	1.61
1	AA	405	U	O3'-P	29.33	1.96	1.61
27	BA	1991	U	O3'-P	28.62	1.95	1.61
56	BK	86	GLU	C-N	-28.13	0.69	1.34
20	AQ	22	LEU	C-N	-28.10	0.69	1.34
1	AA	143	A	O3'-P	28.04	1.94	1.61
27	BA	837	C	O3'-P	27.97	1.94	1.61
15	AL	23	LYS	C-N	-27.79	0.70	1.34
27	BA	1143	A	O3'-P	27.79	1.94	1.61
36	BP	96	VAL	C-N	-27.55	0.70	1.34
8	AE	144	THR	C-N	27.10	1.96	1.34
27	BA	2835	A	O3'-P	-27.08	1.28	1.61
1	AA	974	A	O3'-P	27.01	1.93	1.61
27	BA	2062	A	O3'-P	-26.97	1.28	1.61
2	AV	25	C	O3'-P	26.04	1.92	1.61
38	BS	31	LYS	C-N	25.10	1.81	1.34
1	AA	587	G	O3'-P	24.88	1.91	1.61
1	AA	733	A	O3'-P	24.70	1.90	1.61
27	BA	1302	A	O3'-P	24.54	1.90	1.61

Continued on next page...

Continued from previous page...

Mol	Chain	Res	Type	Atoms	Z	Observed(Å)	Ideal(Å)
1	AA	196	A	O3'-P	24.45	1.90	1.61
1	AA	288	A	O3'-P	23.98	1.90	1.61
27	BA	2090	G	O3'-P	23.95	1.89	1.61
27	BA	1586	A	O3'-P	23.53	1.89	1.61
27	BA	432	A	O3'-P	23.40	1.89	1.61
27	BA	712(A)	A	O3'-P	23.12	1.88	1.61
50	B4	8	LYS	C-N	22.68	1.86	1.34
27	BA	761	A	O3'-P	22.64	1.88	1.61
27	BA	532	A	O3'-P	-22.60	1.34	1.61
27	BA	509	C	O3'-P	-22.52	1.34	1.61
27	BA	1349	A	O3'-P	22.15	1.87	1.61
27	BA	2769	C	O3'-P	-22.11	1.34	1.61
1	AA	337	C	O3'-P	21.99	1.87	1.61
50	B4	40	HIS	C-N	21.86	1.75	1.34
1	AA	879	C	O3'-P	21.83	1.87	1.61
27	BA	1988	C	O3'-P	-21.62	1.35	1.61
1	AA	1337	G	O3'-P	-21.48	1.35	1.61
27	BA	472	A	O3'-P	21.43	1.86	1.61
1	AA	1004	A	O3'-P	21.41	1.86	1.61
27	BA	1189	A	O3'-P	-21.25	1.35	1.61
27	BA	2421	G	O3'-P	-21.11	1.35	1.61
1	AA	765	G	O3'-P	-20.96	1.36	1.61
27	BA	130	C	O3'-P	-20.63	1.36	1.61
27	BA	2846	G	O3'-P	20.57	1.85	1.61
1	AA	1211	U	O3'-P	-20.29	1.36	1.61
27	BA	601	C	O3'-P	20.06	1.85	1.61
27	BA	1444	G	O3'-P	-19.95	1.37	1.61
1	AA	1377	A	O3'-P	-19.75	1.37	1.61
2	AV	45	G	O3'-P	-19.71	1.37	1.61
1	AA	1182	G	O3'-P	-19.68	1.37	1.61
5	AB	112	VAL	C-N	19.56	1.79	1.34
27	BA	1706	U	O3'-P	19.53	1.84	1.61
3	AW	46	G	C8-N7	19.39	1.42	1.30
30	BF	168	ARG	C-N	-19.27	0.89	1.34
26	BB	106	G	O3'-P	-19.26	1.38	1.61
1	AA	672	U	O3'-P	-18.99	1.38	1.61
1	AA	858	G	O3'-P	-18.99	1.38	1.61
27	BA	183	C	O3'-P	-18.87	1.38	1.61
3	AW	16	U	C5-C6	18.63	1.50	1.34
40	BW	99	ARG	C-N	18.52	1.76	1.34
1	AA	60	A	O3'-P	18.12	1.82	1.61
46	BV	91	THR	C-N	18.10	1.75	1.34

Continued on next page...

Continued from previous page...

Mol	Chain	Res	Type	Atoms	Z	Observed(Å)	Ideal(Å)
27	BA	232	G	O3'-P	18.02	1.82	1.61
36	BP	83	GLU	C-N	17.99	1.75	1.34
29	BE	87	GLU	C-N	17.97	1.75	1.34
27	BA	793	A	O3'-P	-17.96	1.39	1.61
27	BA	1646	C	O3'-P	-17.96	1.39	1.61
3	AW	58	A	C6-N6	17.74	1.48	1.33
1	AA	884	U	O3'-P	-17.59	1.40	1.61
27	BA	405	U	O3'-P	-17.54	1.40	1.61
54	B8	46	LYS	C-N	17.54	1.64	1.33
27	BA	1428	C	O3'-P	17.35	1.81	1.61
27	BA	1255	U	O3'-P	-17.18	1.40	1.61
3	AW	17	U	C5-C6	17.10	1.49	1.34
38	BS	128	ASP	C-N	17.01	1.73	1.34
27	BA	212	G	O3'-P	17.00	1.81	1.61
38	BS	72	GLU	C-N	16.87	1.66	1.34
3	AW	44	A	O3'-P	-16.86	1.41	1.61
3	AW	72	C	O3'-P	-16.81	1.41	1.61
27	BA	1620	G	O3'-P	16.76	1.81	1.61
7	AD	187	ARG	C-N	16.71	1.72	1.34
3	AW	33	U	O3'-P	-16.65	1.41	1.61
27	BA	2894	G	O3'-P	16.53	1.80	1.61
1	AA	1117	G	O3'-P	16.51	1.80	1.61
27	BA	1103	A	O3'-P	16.46	1.80	1.61
7	AD	98	GLU	C-N	-16.38	0.96	1.34
27	BA	2243	U	O3'-P	16.33	1.80	1.61
27	BA	2057	A	O3'-P	16.32	1.80	1.61
40	BW	79	GLY	C-N	-16.23	1.03	1.34
1	AA	311	C	O3'-P	15.63	1.79	1.61
14	AK	112	THR	C-N	-15.57	1.04	1.34
1	AA	1101	A	O3'-P	15.50	1.79	1.61
27	BA	2674	G	O3'-P	15.24	1.79	1.61
27	BA	624	C	O3'-P	-15.03	1.43	1.61
27	BA	584	C	O3'-P	-14.90	1.43	1.61
27	BA	2336	A	O3'-P	-14.85	1.43	1.61
27	BA	655	A	O3'-P	14.71	1.78	1.61
36	BP	61	ALA	C-N	14.69	1.67	1.34
1	AA	754	C	O3'-P	14.64	1.78	1.61
20	AQ	40	LYS	C-N	-14.58	1.00	1.34
27	BA	2394	C	O3'-P	14.57	1.78	1.61
27	BA	70	G	O3'-P	14.47	1.78	1.61
1	AA	436	C	O3'-P	14.46	1.78	1.61
27	BA	2258	C	O3'-P	14.40	1.78	1.61

Continued on next page...

Continued from previous page...

Mol	Chain	Res	Type	Atoms	Z	Observed(Å)	Ideal(Å)
27	BA	271(B)	G	O3'-P	-14.31	1.44	1.61
1	AA	558	G	O3'-P	14.17	1.78	1.61
27	BA	2447	G	O3'-P	14.08	1.78	1.61
3	AW	58	A	C6-N1	13.86	1.45	1.35
27	BA	340	A	O3'-P	-13.71	1.44	1.61
1	AA	108	G	O3'-P	13.54	1.77	1.61
27	BA	2690	C	O3'-P	-13.48	1.45	1.61
27	BA	1466	G	O3'-P	13.37	1.77	1.61
27	BA	670	A	O3'-P	13.19	1.76	1.61
27	BA	2370	G	O3'-P	-13.15	1.45	1.61
45	BU	50	ARG	C-N	-13.11	1.03	1.34
32	BH	80	LYS	C-N	-13.09	1.09	1.33
27	BA	2869	G	O3'-P	12.98	1.76	1.61
27	BA	1163	G	O3'-P	-12.87	1.45	1.61
30	BF	28	SER	C-N	12.71	1.63	1.34
27	BA	1150	C	O3'-P	12.55	1.76	1.61
27	BA	316	C	O3'-P	-12.11	1.46	1.61
27	BA	1361	G	O3'-P	-12.06	1.46	1.61
27	BA	468	G	O3'-P	-11.62	1.47	1.61
27	BA	1597	A	O3'-P	11.47	1.75	1.61
27	BA	2518	A	O3'-P	-11.39	1.47	1.61
27	BA	2732	G	O3'-P	11.25	1.74	1.61
27	BA	264	C	O3'-P	-11.16	1.47	1.61
1	AA	869	G	O3'-P	-11.11	1.47	1.61
3	AW	16	U	N1-C6	11.10	1.48	1.38
27	BA	1004	C	O3'-P	11.05	1.74	1.61
1	AA	776	G	O3'-P	-11.02	1.48	1.61
7	AD	49	ARG	C-N	11.00	1.59	1.34
27	BA	1970	A	O3'-P	10.99	1.74	1.61
3	AW	17	U	N1-C6	10.87	1.47	1.38
1	AA	286	G	O3'-P	10.79	1.74	1.61
27	BA	2076	U	O3'-P	-10.66	1.48	1.61
27	BA	699	A	O3'-P	10.65	1.74	1.61
3	AW	46	G	N9-C8	10.65	1.45	1.37
1	AA	1085	U	O3'-P	-10.63	1.48	1.61
1	AA	717	C	O3'-P	10.55	1.73	1.61
1	AA	566	G	O3'-P	10.21	1.73	1.61
20	AQ	81	ARG	C-N	10.18	1.57	1.34
27	BA	2009	G	O3'-P	10.17	1.73	1.61
3	AW	17	U	C4-C5	10.08	1.52	1.43
27	BA	1978	A	O3'-P	10.01	1.73	1.61
27	BA	1339	G	O3'-P	-9.89	1.49	1.61

Continued on next page...

Continued from previous page...

Mol	Chain	Res	Type	Atoms	Z	Observed(Å)	Ideal(Å)
27	BA	2496	C	O3'-P	-9.89	1.49	1.61
1	AA	1534	A	O3'-P	9.85	1.73	1.61
26	BB	0	A	O3'-P	9.66	1.72	1.61
27	BA	1681	G	O3'-P	-9.64	1.49	1.61
29	BE	49	THR	C-N	-9.29	1.16	1.34
33	BI	49	ALA	C-N	-9.27	1.12	1.34
1	AA	1345	U	O3'-P	9.07	1.72	1.61
1	AA	1024	G	O3'-P	-9.05	1.50	1.61
41	BX	73	ASP	C-N	8.91	1.54	1.34
29	BE	205	THR	C-N	8.73	1.54	1.34
1	AA	1189	C	O3'-P	8.71	1.71	1.61
27	BA	2566	A	O3'-P	-8.69	1.50	1.61
40	BW	2	GLU	C-N	8.66	1.53	1.34
27	BA	2225	A	O3'-P	-8.62	1.50	1.61
27	BA	427	U	O3'-P	-8.54	1.50	1.61
27	BA	271(C)	U	O3'-P	-8.41	1.51	1.61
3	AW	16	U	C4-C5	8.37	1.51	1.43
27	BA	560	C	O3'-P	8.35	1.71	1.61
27	BA	971	C	O3'-P	8.34	1.71	1.61
3	AW	35	A	O3'-P	8.14	1.71	1.61
1	AA	243	A	C3'-O3'	8.10	1.53	1.42
6	AC	106	VAL	C-N	-7.95	1.15	1.34
27	BA	460	A	O3'-P	-7.83	1.51	1.61
27	BA	2040	C	O3'-P	-7.83	1.51	1.61
27	BA	271	G	O3'-P	7.80	1.70	1.61
27	BA	1208	C	O3'-P	7.77	1.70	1.61
1	AA	960	U	O3'-P	-7.74	1.51	1.61
27	BA	101	G	N9-C4	7.74	1.44	1.38
1	AA	497	A	O3'-P	7.72	1.70	1.61
27	BA	2228	G	O3'-P	7.68	1.70	1.61
27	BA	2625	G	O3'-P	-7.56	1.52	1.61
30	BF	103	ASN	C-N	-7.53	1.16	1.34
27	BA	2609	U	O3'-P	-7.48	1.52	1.61
5	AB	148	TYR	C-N	-7.24	1.17	1.34
1	AA	1504	G	O3'-P	6.91	1.69	1.61
7	AD	31	CYS	CB-SG	6.88	1.94	1.82
49	B0	18	PRO	C-N	-6.83	1.18	1.34
27	BA	776	G	C3'-O3'	6.77	1.51	1.42
27	BA	1237	A	O3'-P	6.74	1.69	1.61
27	BA	1189	A	C3'-O3'	6.70	1.51	1.42
3	AW	58	A	C5-C6	6.67	1.47	1.41
28	BD	199	ARG	C-N	-6.56	1.19	1.34

Continued on next page...

Continued from previous page...

Mol	Chain	Res	Type	Atoms	Z	Observed(Å)	Ideal(Å)
43	BZ	92	VAL	C-N	-6.53	1.19	1.34
29	BE	274	GLY	C-N	6.50	1.44	1.33
1	AA	1396	A	O3'-P	-6.49	1.53	1.61
27	BA	1307	A	O3'-P	-6.26	1.53	1.61
27	BA	297	C	O3'-P	-6.15	1.53	1.61
27	BA	2322	A	O3'-P	-6.11	1.53	1.61
27	BA	101	G	C3'-O3'	6.01	1.50	1.42
1	AA	1278	U	O3'-P	-5.96	1.53	1.61
1	AA	1073	U	O3'-P	-5.96	1.54	1.61
27	BA	801	G	C3'-O3'	5.92	1.50	1.42
27	BA	2712	U	O3'-P	-5.89	1.54	1.61
27	BA	1917	U	C3'-O3'	5.88	1.50	1.42
27	BA	525	U	O3'-P	-5.86	1.54	1.61
27	BA	2381	C	O3'-P	-5.75	1.54	1.61
27	BA	2295	C	O3'-P	-5.56	1.54	1.61
27	BA	2433	A	O3'-P	-5.54	1.54	1.61
1	AA	827	U	O3'-P	-5.53	1.54	1.61
27	BA	817	C	C1'-N1	5.49	1.56	1.48
27	BA	2545	G	O3'-P	5.46	1.67	1.61
27	BA	613	U	C1'-N1	5.40	1.56	1.48
1	AA	366	C	C3'-O3'	5.39	1.49	1.42
27	BA	270	A	O3'-P	-5.38	1.54	1.61
27	BA	739	G	N9-C4	5.37	1.42	1.38
27	BA	1667	G	O3'-P	-5.35	1.54	1.61
1	AA	789	U	C1'-N1	5.34	1.56	1.48
1	AA	115	G	C3'-O3'	5.33	1.49	1.42
27	BA	944	G	C3'-O3'	5.33	1.49	1.42
7	AD	26	CYS	CB-SG	5.29	1.91	1.82
27	BA	1944	U	O3'-P	5.25	1.67	1.61
27	BA	1961	C	O3'-P	-5.22	1.54	1.61
27	BA	974(A)	C	C1'-N1	5.19	1.56	1.48
1	AA	703	G	C3'-O3'	5.16	1.49	1.42
27	BA	1890	A	O3'-P	-5.08	1.55	1.61
1	AA	1101	A	C3'-O3'	5.05	1.49	1.42
27	BA	1914	C	C1'-N1	5.04	1.56	1.48

All (1499) bond angle outliers are listed below:

Mol	Chain	Res	Type	Atoms	Z	Observed(°)	Ideal(°)
27	BA	712(A)	A	P-O3'-C3'	-43.34	67.69	119.70
27	BA	2199	A	O3'-P-O5'	-43.06	22.18	104.00
27	BA	2454	G	P-O3'-C3'	-28.75	85.20	119.70

Continued on next page...

Continued from previous page...

Mol	Chain	Res	Type	Atoms	Z	Observed(°)	Ideal(°)
29	BE	49	THR	O-C-N	-27.49	68.88	121.10
3	AW	33	U	P-O3'-C3'	27.30	152.45	119.70
3	AW	35	A	P-O3'-C3'	27.16	152.29	119.70
20	AQ	22	LEU	O-C-N	27.15	166.15	122.70
36	BP	83	GLU	O-C-N	-27.09	79.36	122.70
27	BA	1444	G	P-O3'-C3'	25.96	150.86	119.70
27	BA	2447	G	P-O3'-C3'	25.92	150.80	119.70
1	AA	1073	U	P-O3'-C3'	-25.83	88.70	119.70
27	BA	1545	A	P-O3'-C3'	-25.30	89.33	119.70
2	AV	73	A	P-O3'-C3'	-24.87	89.86	119.70
30	BF	168	ARG	O-C-N	-24.62	83.31	122.70
6	AC	106	VAL	O-C-N	24.40	161.75	122.70
1	AA	913	A	P-O3'-C3'	24.20	148.74	119.70
1	AA	1224	G	P-O3'-C3'	23.87	148.35	119.70
1	AA	1255	G	P-O3'-C3'	-23.66	91.31	119.70
3	AW	17	U	C5-C6-N1	-23.17	111.11	122.70
1	AA	1085	U	P-O3'-C3'	22.94	147.22	119.70
6	AC	106	VAL	CA-C-N	-22.70	67.26	117.20
1	AA	178	C	P-O3'-C3'	22.57	146.78	119.70
20	AQ	22	LEU	CA-C-N	-22.07	68.65	117.20
6	AC	18	TRP	O-C-N	-22.02	87.47	122.70
7	AD	98	GLU	O-C-N	21.91	157.76	122.70
1	AA	1337	G	P-O3'-C3'	21.87	145.94	119.70
27	BA	2090	G	P-O3'-C3'	21.62	145.65	119.70
27	BA	1124	C	P-O3'-C3'	21.41	145.38	119.70
1	AA	288	A	O3'-P-O5'	-21.28	63.56	104.00
1	AA	1255	G	OP2-P-O3'	21.19	151.81	105.20
3	AW	16	U	C5-C6-N1	-20.92	112.24	122.70
26	BB	24	G	P-O3'-C3'	20.49	144.29	119.70
27	BA	1525	G	P-O3'-C3'	-20.39	95.23	119.70
27	BA	232	G	P-O3'-C3'	-19.49	96.32	119.70
1	AA	944	G	P-O3'-C3'	-19.47	96.34	119.70
27	BA	1545	A	OP2-P-O3'	19.44	147.97	105.20
1	AA	1396	A	P-O3'-C3'	-19.28	96.57	119.70
27	BA	1546	C	P-O3'-C3'	19.23	142.78	119.70
27	BA	911	A	P-O3'-C3'	19.12	142.65	119.70
46	BV	91	THR	CA-C-N	-19.10	75.19	117.20
41	BX	73	ASP	O-C-N	-18.87	92.51	122.70
6	AC	106	VAL	C-N-CA	-18.86	74.54	121.70
20	AQ	22	LEU	C-N-CA	-18.58	75.25	121.70
47	B2	31	ARG	O-C-N	-18.57	92.98	122.70
27	BA	148	C	P-O3'-C3'	-18.50	97.50	119.70

Continued on next page...

Continued from previous page...

Mol	Chain	Res	Type	Atoms	Z	Observed(°)	Ideal(°)
3	AW	21	A	P-O3'-C3'	18.46	141.85	119.70
1	AA	1278	U	OP2-P-O3'	18.40	145.68	105.20
27	BA	2889	C	OP2-P-O3'	-18.17	65.22	105.20
1	AA	1278	U	O3'-P-O5'	-17.76	70.25	104.00
27	BA	1449	A	P-O3'-C3'	17.46	140.65	119.70
20	AQ	40	LYS	CA-C-N	-17.43	78.85	117.20
2	AV	73	A	O3'-P-O5'	17.10	136.49	104.00
1	AA	1345	U	P-O3'-C3'	16.97	140.07	119.70
38	BS	72	GLU	O-C-N	-16.94	88.91	121.10
29	BE	49	THR	CA-C-N	16.89	164.39	117.10
42	BY	36	GLY	O-C-N	-16.80	95.82	122.70
3	AW	72	C	OP2-P-O3'	16.80	142.15	105.20
36	BP	96	VAL	O-C-N	16.79	149.57	122.70
27	BA	1924	C	P-O3'-C3'	-16.77	99.58	119.70
2	AV	73	A	OP2-P-O3'	-16.69	68.47	105.20
10	AG	12	LEU	O-C-N	-16.63	96.09	122.70
51	B5	30	LEU	O-C-N	-16.43	96.41	122.70
7	AD	98	GLU	CA-C-N	-16.39	81.14	117.20
27	BA	1140	C	C1'-O4'-C4'	-16.22	96.92	109.90
46	BV	91	THR	C-N-CA	-16.04	81.61	121.70
27	BA	2381	C	P-O3'-C3'	15.83	138.69	119.70
1	AA	1278	U	P-O3'-C3'	15.80	138.67	119.70
1	AA	1255	G	OP1-P-O3'	-15.62	70.84	105.20
27	BA	101	G	N3-C4-C5	-15.61	120.79	128.60
29	BE	87	GLU	O-C-N	-15.58	97.77	122.70
27	BA	712(A)	A	O3'-P-O5'	-15.53	74.50	104.00
2	AV	25	C	P-O3'-C3'	-15.49	101.12	119.70
7	AD	187	ARG	O-C-N	15.48	147.46	122.70
1	AA	1107	C	P-O3'-C3'	-15.30	101.34	119.70
20	AQ	40	LYS	C-N-CA	-15.22	83.65	121.70
40	BW	79	GLY	O-C-N	15.19	149.97	121.10
1	AA	311	C	O3'-P-O5'	-14.97	75.55	104.00
1	AA	436	C	O3'-P-O5'	-14.90	75.68	104.00
41	BX	73	ASP	C-N-CA	14.87	158.87	121.70
27	BA	1189	A	P-O3'-C3'	14.82	137.49	119.70
1	AA	1073	U	OP2-P-O3'	14.71	137.56	105.20
27	BA	2889	C	O3'-P-O5'	14.66	131.85	104.00
49	B0	18	PRO	O-C-N	-14.65	99.26	122.70
27	BA	2454	G	OP1-P-O3'	-14.63	73.02	105.20
42	BY	36	GLY	C-N-CA	14.62	158.25	121.70
27	BA	101	G	C2-N3-C4	14.53	119.17	111.90
3	AW	35	A	OP1-P-O3'	14.50	137.09	105.20

Continued on next page...

Continued from previous page...

Mol	Chain	Res	Type	Atoms	Z	Observed(°)	Ideal(°)
29	BE	49	THR	C-N-CD	-14.47	88.77	120.60
1	AA	944	G	OP2-P-O3'	14.12	136.26	105.20
27	BA	1546	C	OP2-P-O3'	14.05	136.11	105.20
1	AA	1396	A	O3'-P-O5'	-14.01	77.39	104.00
20	AQ	40	LYS	O-C-N	13.92	144.98	122.70
27	BA	32	C	P-O3'-C3'	13.64	136.06	119.70
2	AV	65	G	P-O3'-C3'	13.52	135.93	119.70
27	BA	148	C	O3'-P-O5'	-13.48	78.39	104.00
1	AA	243	A	P-O3'-C3'	13.45	135.84	119.70
3	AW	58	A	N1-C6-N6	13.24	126.55	118.60
1	AA	38	G	OP1-P-O3'	13.05	133.91	105.20
7	AD	98	GLU	C-N-CA	-13.02	89.15	121.70
1	AA	115	G	OP2-P-O3'	12.95	133.68	105.20
36	BP	96	VAL	CA-C-N	-12.83	88.98	117.20
27	BA	316	C	P-O3'-C3'	-12.82	104.32	119.70
1	AA	311	C	OP2-P-O3'	12.81	133.39	105.20
1	AA	497	A	OP2-P-O3'	-12.76	77.12	105.20
7	AD	49	ARG	O-C-N	12.72	143.06	122.70
3	AW	33	U	OP1-P-O3'	12.71	133.17	105.20
40	BW	79	GLY	C-N-CD	12.63	154.92	128.40
1	AA	1224	G	OP2-P-O3'	12.62	132.96	105.20
27	BA	460	A	P-O3'-C3'	-12.60	104.58	119.70
1	AA	879	C	P-O3'-C3'	-12.59	104.59	119.70
27	BA	776	G	P-O3'-C3'	12.48	134.68	119.70
27	BA	525	U	O3'-P-O5'	-12.48	80.29	104.00
27	BA	931	G	C1'-O4'-C4'	-12.47	99.92	109.90
1	AA	178	C	OP2-P-O3'	-12.46	77.79	105.20
1	AA	351	G	P-O3'-C3'	12.42	134.61	119.70
27	BA	1545	A	OP1-P-O3'	-12.40	77.93	105.20
27	BA	2712	U	P-O3'-C3'	12.40	134.57	119.70
27	BA	2287	A	P-O3'-C3'	-12.35	104.88	119.70
27	BA	232	G	OP2-P-O3'	12.33	132.34	105.20
1	AA	558	G	OP1-P-O3'	-12.32	78.09	105.20
1	AA	1073	U	OP1-P-O3'	-12.31	78.12	105.20
1	AA	1024	G	O3'-P-O5'	12.28	127.32	104.00
32	BH	80	LYS	O-C-N	-12.23	102.41	123.20
3	AW	58	A	C4-C5-C6	12.21	123.11	117.00
27	BA	1924	C	OP2-P-O3'	12.15	131.93	105.20
27	BA	627	A	C1'-O4'-C4'	-12.09	100.23	109.90
27	BA	801	G	P-O3'-C3'	12.07	134.18	119.70
1	AA	703	G	P-O3'-C3'	12.03	134.14	119.70
3	AW	17	U	C4-C5-C6	-11.98	112.51	119.70

Continued on next page...

Continued from previous page...

Mol	Chain	Res	Type	Atoms	Z	Observed(°)	Ideal(°)
27	BA	1266	G	C1'-O4'-C4'	-11.97	100.33	109.90
2	AV	45	G	O3'-P-O5'	11.96	126.72	104.00
7	AD	187	ARG	CA-C-N	-11.93	90.96	117.20
1	AA	1337	G	O3'-P-O5'	11.89	126.60	104.00
27	BA	101	G	N9-C1'-C2'	11.86	129.42	114.00
27	BA	1828	G	P-O3'-C3'	11.77	133.82	119.70
27	BA	359	A	OP1-P-O3'	11.77	131.09	105.20
27	BA	223	A	P-O3'-C3'	-11.76	105.59	119.70
27	BA	148	C	OP2-P-O3'	11.63	130.79	105.20
10	AG	12	LEU	CA-C-N	11.61	142.74	117.20
3	AW	21	A	OP1-P-O3'	11.59	130.69	105.20
27	BA	1673	U	C1'-O4'-C4'	-11.54	100.66	109.90
3	AW	46	G	N7-C8-N9	-11.54	107.33	113.10
27	BA	1449	A	OP1-P-O3'	11.46	130.41	105.20
27	BA	1124	C	OP1-P-O3'	11.45	130.39	105.20
27	BA	2199	A	OP2-P-O3'	11.43	130.35	105.20
1	AA	566	G	O3'-P-O5'	11.42	125.69	104.00
54	B8	24	ALA	O-C-N	-11.41	104.44	122.70
27	BA	30	G	P-O3'-C3'	11.39	133.37	119.70
27	BA	2447	G	O3'-P-O5'	-11.37	82.39	104.00
7	AD	49	ARG	CA-C-N	-11.33	92.27	117.20
27	BA	101	G	C8-N9-C4	-11.29	101.89	106.40
27	BA	2042	A	C1'-O4'-C4'	-11.21	100.93	109.90
27	BA	2506	U	P-O3'-C3'	11.18	133.12	119.70
27	BA	2336	A	P-O3'-C3'	11.17	133.10	119.70
1	AA	1189	C	OP2-P-O3'	11.16	129.76	105.20
3	AW	1	G	P-O3'-C3'	11.14	133.07	119.70
26	BB	24	G	O3'-P-O5'	11.13	125.14	104.00
56	BK	86	GLU	O-C-N	11.08	140.43	122.70
1	AA	804	U	P-O3'-C3'	-10.99	106.51	119.70
27	BA	1255	U	P-O3'-C3'	-10.94	106.57	119.70
27	BA	525	U	P-O3'-C3'	-10.92	106.60	119.70
27	BA	2832	U	C3'-C2'-C1'	-10.87	92.81	101.50
27	BA	101	G	N3-C4-N9	10.85	132.51	126.00
27	BA	301	G	C1'-O4'-C4'	-10.84	101.23	109.90
27	BA	14	A	P-O3'-C3'	10.83	132.70	119.70
1	AA	1107	C	O3'-P-O5'	10.82	124.56	104.00
27	BA	2219	G	P-O3'-C3'	-10.82	106.71	119.70
27	BA	176	G	P-O3'-C3'	10.82	132.68	119.70
1	AA	1224	G	OP1-P-O3'	-10.79	81.46	105.20
1	AA	575	G	P-O3'-C3'	10.79	132.64	119.70
27	BA	1324	G	P-O3'-C3'	10.76	132.61	119.70

Continued on next page...

Continued from previous page...

Mol	Chain	Res	Type	Atoms	Z	Observed(°)	Ideal(°)
27	BA	1992	G	P-O3'-C3'	10.72	132.57	119.70
27	BA	1247	A	P-O3'-C3'	10.72	132.56	119.70
27	BA	2076	U	P-O3'-C3'	10.67	132.50	119.70
1	AA	913	A	OP1-P-O3'	10.61	128.54	105.20
26	BB	59	A	O3'-P-O5'	-10.58	83.89	104.00
3	AW	33	U	O3'-P-O5'	-10.58	83.90	104.00
27	BA	101	G	C4-N9-C1'	10.54	140.21	126.50
27	BA	944	G	P-O3'-C3'	10.48	132.28	119.70
1	AA	1189	C	P-O3'-C3'	-10.46	107.15	119.70
3	AW	58	A	C5-C6-N1	-10.46	112.47	117.70
27	BA	101	G	C5-C6-N1	10.46	116.73	111.50
27	BA	911	A	OP1-P-O3'	-10.43	82.25	105.20
27	BA	2846	G	P-O3'-C3'	10.43	132.22	119.70
1	AA	1201	A	P-O3'-C3'	10.42	132.20	119.70
27	BA	1772	G	P-O3'-C3'	10.40	132.18	119.70
1	AA	121	C	P-O3'-C3'	10.37	132.15	119.70
27	BA	1444	G	O3'-P-O5'	10.35	123.67	104.00
27	BA	2381	C	OP1-P-O3'	10.32	127.91	105.20
27	BA	1980	G	P-O3'-C3'	10.30	132.06	119.70
27	BA	1941	C	C3'-C2'-C1'	-10.27	93.29	101.50
1	AA	818	G	O4'-C1'-N9	10.23	116.38	108.20
27	BA	2421	G	P-O3'-C3'	10.21	131.95	119.70
40	BW	79	GLY	CA-C-N	-10.19	88.57	117.10
1	AA	1377	A	OP2-P-O3'	10.18	127.60	105.20
51	B5	30	LEU	CA-C-N	10.15	139.54	117.20
49	B0	18	PRO	CA-C-N	10.10	139.43	117.20
27	BA	945	A	O4'-C1'-N9	10.10	116.28	108.20
10	AG	12	LEU	C-N-CA	10.06	146.86	121.70
1	AA	178	C	OP1-P-O3'	10.03	127.28	105.20
1	AA	509	A	P-O3'-C3'	10.04	131.74	119.70
1	AA	813	U	P-O3'-C3'	10.03	131.73	119.70
1	AA	1064	G	C1'-O4'-C4'	-9.98	101.92	109.90
1	AA	405	U	O3'-P-O5'	-9.98	85.05	104.00
27	BA	1265	A	P-O3'-C3'	9.98	131.67	119.70
27	BA	2336	A	OP1-P-O3'	9.98	127.15	105.20
27	BA	2496	C	P-O3'-C3'	-9.96	107.75	119.70
27	BA	1248	G	P-O3'-C3'	9.96	131.65	119.70
3	AW	16	U	C4-C5-C6	-9.96	113.73	119.70
27	BA	2042	A	O4'-C1'-N9	9.93	116.14	108.20
7	AD	26	CYS	CA-CB-SG	9.92	131.86	114.00
1	AA	1117	G	P-O3'-C3'	9.92	131.60	119.70
27	BA	578	A	P-O3'-C3'	-9.91	107.81	119.70

Continued on next page...

Continued from previous page...

Mol	Chain	Res	Type	Atoms	Z	Observed(°)	Ideal(°)
1	AA	884	U	OP1-P-O3'	9.91	127.00	105.20
27	BA	70	G	P-O3'-C3'	9.90	131.58	119.70
1	AA	558	G	OP2-P-O3'	9.90	126.98	105.20
1	AA	328	C	P-O3'-C3'	9.89	131.57	119.70
1	AA	1085	U	O3'-P-O5'	9.88	122.77	104.00
27	BA	1206	G	C4'-C3'-C2'	-9.88	92.72	102.60
1	AA	793	U	C1'-O4'-C4'	-9.88	102.00	109.90
27	BA	242	G	C1'-O4'-C4'	-9.88	102.00	109.90
1	AA	1504	G	O3'-P-O5'	-9.87	85.26	104.00
27	BA	2090	G	OP2-P-O3'	-9.85	83.54	105.20
1	AA	405	U	OP1-P-O3'	9.82	126.81	105.20
27	BA	1559	G	C3'-C2'-C1'	-9.78	93.68	101.50
1	AA	1504	G	P-O3'-C3'	9.76	131.41	119.70
27	BA	386	G	C1'-O4'-C4'	-9.69	102.15	109.90
51	B5	30	LEU	C-N-CA	9.65	145.83	121.70
3	AW	35	A	OP2-P-O3'	-9.64	83.99	105.20
27	BA	2394	C	O3'-P-O5'	9.62	122.28	104.00
3	AW	34	G	O3'-P-O5'	9.62	122.27	104.00
27	BA	686	G	OP2-P-O3'	9.62	126.36	105.20
27	BA	2196	C	P-O3'-C3'	-9.60	108.18	119.70
27	BA	1140	C	O4'-C1'-N1	9.59	115.87	108.20
1	AA	1298	C	OP2-P-O3'	-9.54	84.20	105.20
3	AW	72	C	O3'-P-O5'	-9.53	85.89	104.00
3	AW	44	A	OP2-P-O3'	9.51	126.13	105.20
29	BE	274	GLY	CA-C-N	-9.49	97.22	116.20
1	AA	1345	U	OP2-P-O3'	9.48	126.05	105.20
1	AA	1361	G	P-O3'-C3'	9.44	131.03	119.70
1	AA	366	C	P-O3'-C3'	9.41	131.00	119.70
7	AD	187	ARG	C-N-CA	-9.40	98.20	121.70
1	AA	1298	C	P-O3'-C3'	-9.40	108.42	119.70
1	AA	1298	C	O3'-P-O5'	9.39	121.83	104.00
27	BA	294	A	C3'-C2'-C1'	-9.37	94.00	101.50
1	AA	266	G	P-O3'-C3'	9.37	130.94	119.70
1	AA	687	A	P-O3'-C3'	9.37	130.94	119.70
1	AA	405	U	P-O3'-C3'	-9.36	108.47	119.70
1	AA	944	G	OP1-P-O3'	-9.35	84.62	105.20
27	BA	223	A	OP1-P-O3'	9.34	125.75	105.20
1	AA	1504	G	OP2-P-O3'	9.32	125.71	105.20
56	BK	86	GLU	CA-C-N	-9.32	96.70	117.20
27	BA	139	G	P-O3'-C3'	9.31	130.87	119.70
3	AW	34	G	OP2-P-O3'	-9.30	84.74	105.20
1	AA	372	C	P-O3'-C3'	9.29	130.85	119.70

Continued on next page...

Continued from previous page...

Mol	Chain	Res	Type	Atoms	Z	Observed(°)	Ideal(°)
1	AA	60	A	O3'-P-O5'	9.29	121.65	104.00
27	BA	1819	A	P-O3'-C3'	9.29	130.84	119.70
1	AA	754	C	P-O3'-C3'	9.28	130.83	119.70
1	AA	812	C	P-O3'-C3'	9.27	130.83	119.70
1	AA	1505	G	P-O3'-C3'	9.27	130.82	119.70
27	BA	1029	A	OP2-P-O3'	9.25	125.55	105.20
1	AA	1065	U	P-O3'-C3'	9.20	130.74	119.70
27	BA	1751	C	P-O3'-C3'	-9.14	108.73	119.70
27	BA	911	A	OP2-P-O3'	9.13	125.29	105.20
1	AA	1085	U	OP1-P-O3'	-9.12	85.13	105.20
27	BA	282	A	C3'-C2'-C1'	-9.11	94.21	101.50
27	BA	1706	U	P-O3'-C3'	9.10	130.62	119.70
27	BA	421	U	P-O3'-C3'	9.10	130.62	119.70
42	BY	36	GLY	CA-C-N	9.09	137.20	117.20
1	AA	1024	G	P-O3'-C3'	-9.09	108.79	119.70
27	BA	1542	G	C3'-C2'-C1'	-9.09	94.23	101.50
1	AA	1396	A	OP2-P-O3'	9.07	125.16	105.20
27	BA	973	A	C4'-C3'-C2'	-9.07	93.53	102.60
1	AA	817	C	P-O3'-C3'	9.06	130.58	119.70
1	AA	394	G	P-O3'-C3'	-9.04	108.85	119.70
1	AA	914	A	C1'-O4'-C4'	-8.99	102.71	109.90
1	AA	914	A	O4'-C1'-N9	8.99	115.39	108.20
27	BA	1294	U	P-O3'-C3'	-8.93	108.98	119.70
27	BA	1124	C	O3'-P-O5'	-8.92	87.05	104.00
1	AA	1037	C	O3'-P-O5'	8.92	120.95	104.00
26	BB	56	G	P-O3'-C3'	8.91	130.40	119.70
27	BA	800	A	P-O3'-C3'	8.91	130.39	119.70
27	BA	1634	A	P-O3'-C3'	8.90	130.38	119.70
27	BA	1525	G	OP1-P-O3'	-8.89	85.65	105.20
40	BW	2	GLU	O-C-N	8.88	136.90	122.70
27	BA	2394	C	P-O3'-C3'	-8.84	109.09	119.70
27	BA	2506	U	OP2-P-O3'	-8.82	85.79	105.20
27	BA	1070	A	C1'-O4'-C4'	-8.82	102.85	109.90
1	AA	884	U	O3'-P-O5'	-8.81	87.26	104.00
2	AV	45	G	OP1-P-O3'	-8.81	85.83	105.20
27	BA	654	A	C3'-C2'-C1'	-8.79	94.47	101.50
27	BA	117	G	P-O3'-C3'	-8.78	109.16	119.70
27	BA	1988	C	P-O3'-C3'	-8.76	109.18	119.70
1	AA	563	A	C1'-O4'-C4'	-8.75	102.90	109.90
1	AA	820	U	OP2-P-O3'	8.74	124.43	105.20
27	BA	1183	G	O4'-C1'-N9	8.73	115.18	108.20
2	AV	65	G	OP1-P-O3'	8.72	124.38	105.20

Continued on next page...

Continued from previous page...

Mol	Chain	Res	Type	Atoms	Z	Observed(°)	Ideal(°)
7	AD	49	ARG	C-N-CA	-8.72	99.91	121.70
1	AA	1502	A	C1'-O4'-C4'	-8.70	102.94	109.90
27	BA	2433	A	P-O3'-C3'	-8.69	109.27	119.70
27	BA	775	G	O3'-P-O5'	-8.69	87.48	104.00
1	AA	1337	G	OP2-P-O3'	-8.69	86.08	105.20
27	BA	30	G	O3'-P-O5'	-8.66	87.55	104.00
27	BA	691	C	C3'-C2'-C1'	-8.64	94.59	101.50
1	AA	884	U	P-O3'-C3'	-8.63	109.34	119.70
27	BA	1943	U	P-O3'-C3'	8.63	130.06	119.70
27	BA	846	C	P-O3'-C3'	8.63	130.06	119.70
27	BA	1742	C	C4'-C3'-C2'	-8.62	93.98	102.60
1	AA	197	A	P-O3'-C3'	8.61	130.04	119.70
27	BA	1955	U	O4'-C1'-N1	8.61	115.09	108.20
1	AA	518	C	P-O3'-C3'	8.61	130.03	119.70
27	BA	2869	G	O3'-P-O5'	-8.59	87.68	104.00
27	BA	296	C	O4'-C1'-N1	8.58	115.06	108.20
27	BA	444	C	O4'-C1'-N1	8.58	115.06	108.20
1	AA	765	G	O3'-P-O5'	-8.57	87.72	104.00
36	BP	96	VAL	C-N-CA	-8.57	100.28	121.70
1	AA	436	C	P-O3'-C3'	-8.54	109.45	119.70
41	BX	73	ASP	CA-C-N	8.55	136.00	117.20
1	AA	1347	G	P-O3'-C3'	8.54	129.95	119.70
27	BA	1925	C	C3'-C2'-C1'	-8.54	94.67	101.50
27	BA	972	G	C4'-C3'-C2'	-8.52	94.08	102.60
27	BA	135	G	C3'-C2'-C1'	-8.52	94.68	101.50
1	AA	765	G	OP1-P-O3'	8.50	123.90	105.20
27	BA	752	A	P-O3'-C3'	8.50	129.90	119.70
1	AA	1345	U	O3'-P-O5'	-8.49	87.86	104.00
27	BA	284	U	C1'-O4'-C4'	-8.49	103.11	109.90
27	BA	699	A	P-O3'-C3'	8.47	129.87	119.70
1	AA	717	C	OP2-P-O3'	-8.47	86.56	105.20
27	BA	1428	C	P-O3'-C3'	8.47	129.87	119.70
49	B0	18	PRO	C-N-CA	8.46	142.85	121.70
27	BA	458	G	P-O3'-C3'	8.46	129.85	119.70
27	BA	1022	G	P-O3'-C3'	8.44	129.83	119.70
3	AW	18	G	C5'-C4'-O4'	-8.42	98.99	109.10
27	BA	265	A	P-O3'-C3'	8.41	129.80	119.70
27	BA	1546	C	O3'-P-O5'	-8.39	88.06	104.00
1	AA	1226	C	P-O3'-C3'	8.38	129.75	119.70
1	AA	569	C	P-O3'-C3'	-8.37	109.65	119.70
1	AA	576	G	P-O3'-C3'	8.37	129.74	119.70
1	AA	687	A	OP2-P-O3'	8.37	123.61	105.20

Continued on next page...

Continued from previous page...

Mol	Chain	Res	Type	Atoms	Z	Observed(°)	Ideal(°)
27	BA	2454	G	O3'-P-O5'	8.35	119.86	104.00
27	BA	2398	U	C3'-C2'-C1'	-8.33	94.83	101.50
1	AA	47	C	P-O3'-C3'	8.31	129.67	119.70
27	BA	791	C	C1'-O4'-C4'	-8.31	103.25	109.90
1	AA	877	C	C3'-C2'-C1'	-8.27	94.88	101.50
27	BA	973	A	O4'-C1'-N9	8.27	114.82	108.20
1	AA	889	A	P-O3'-C3'	8.27	129.62	119.70
1	AA	1377	A	OP1-P-O3'	-8.26	87.03	105.20
1	AA	560	U	P-O3'-C3'	8.26	129.61	119.70
1	AA	1101	A	O3'-P-O5'	8.24	119.66	104.00
27	BA	74	A	P-O3'-C3'	8.23	129.58	119.70
27	BA	83	G	P-O3'-C3'	8.22	129.56	119.70
27	BA	1419	A	C1'-O4'-C4'	-8.21	103.33	109.90
27	BA	714	U	C3'-C2'-C1'	-8.17	94.96	101.50
27	BA	2454	G	OP2-P-O3'	8.16	123.14	105.20
27	BA	1890	A	P-O3'-C3'	8.15	129.49	119.70
1	AA	1380	U	P-O3'-C3'	8.15	129.48	119.70
3	AW	72	C	OP1-P-O3'	-8.15	87.28	105.20
27	BA	960	A	P-O3'-C3'	8.14	129.46	119.70
27	BA	1545	A	C1'-O4'-C4'	-8.13	103.39	109.90
1	AA	992	U	P-O3'-C3'	8.12	129.45	119.70
27	BA	1742	C	O4'-C1'-N1	8.11	114.68	108.20
27	BA	2219	G	N9-C1'-C2'	-8.11	103.08	112.00
1	AA	559	A	P-O3'-C3'	8.10	129.42	119.70
27	BA	1954	G	P-O3'-C3'	8.10	129.42	119.70
1	AA	1257	U	P-O3'-C3'	8.10	129.41	119.70
27	BA	1955	U	C1'-O4'-C4'	-8.10	103.42	109.90
27	BA	1183	G	O4'-C4'-C3'	-8.09	95.91	104.00
45	BU	50	ARG	O-C-N	8.09	135.64	122.70
1	AA	497	A	OP1-P-O3'	8.08	122.98	105.20
27	BA	1520	U	C3'-C2'-C1'	-8.05	95.06	101.50
27	BA	2045	C	C1'-O4'-C4'	-8.05	103.46	109.90
1	AA	717	C	OP1-P-O3'	8.04	122.89	105.20
1	AA	1004	A	P-O3'-C3'	8.03	129.34	119.70
1	AA	1189	C	O3'-P-O5'	-8.03	88.74	104.00
6	AC	18	TRP	CA-C-N	8.03	134.87	117.20
27	BA	739	G	N3-C4-C5	-8.03	124.59	128.60
1	AA	143	A	P-O3'-C3'	-8.02	110.07	119.70
27	BA	232	G	OP1-P-O3'	-8.02	87.57	105.20
27	BA	2857	G	C3'-C2'-C1'	-8.00	95.10	101.50
1	AA	1346	A	P-O3'-C3'	7.99	129.29	119.70
1	AA	484	G	P-O3'-C3'	7.98	129.28	119.70

Continued on next page...

Continued from previous page...

Mol	Chain	Res	Type	Atoms	Z	Observed(°)	Ideal(°)
32	BH	80	LYS	CA-C-N	7.96	132.13	116.20
1	AA	38	G	O3'-P-O5'	-7.96	88.87	104.00
27	BA	445	C	P-O3'-C3'	7.95	129.24	119.70
1	AA	246	A	P-O3'-C3'	7.94	129.23	119.70
27	BA	1143	A	O4'-C1'-N9	7.93	114.54	108.20
27	BA	1552	G	P-O3'-C3'	7.92	129.21	119.70
27	BA	1427	A	P-O3'-C3'	7.92	129.20	119.70
1	AA	274	A	P-O3'-C3'	7.92	129.20	119.70
27	BA	2825	C	C3'-C2'-C1'	-7.91	95.17	101.50
27	BA	1961	C	OP2-P-O3'	7.91	122.61	105.20
27	BA	119	A	P-O3'-C3'	7.91	129.19	119.70
1	AA	1182	G	OP2-P-O3'	7.91	122.60	105.20
3	AW	58	A	C6-C5-N7	-7.91	126.77	132.30
27	BA	329	G	P-O3'-C3'	7.91	129.19	119.70
1	AA	535	A	P-O3'-C3'	7.90	129.18	119.70
2	AV	25	C	OP1-P-O3'	-7.90	87.83	105.20
27	BA	2021	C	N1-C2-O2	7.89	123.63	118.90
1	AA	499	A	P-O3'-C3'	7.88	129.16	119.70
1	AA	365	U	OP1-P-O3'	7.87	122.52	105.20
27	BA	359	A	OP2-P-O3'	-7.87	87.89	105.20
27	BA	525	U	OP1-P-O3'	7.86	122.49	105.20
1	AA	1281	U	P-O3'-C3'	7.86	129.13	119.70
3	AW	44	A	O3'-P-O5'	-7.85	89.08	104.00
27	BA	1463	C	O4'-C1'-N1	7.85	114.48	108.20
27	BA	32	C	OP2-P-O3'	-7.84	87.95	105.20
27	BA	130	C	O3'-P-O5'	7.84	118.89	104.00
56	BK	86	GLU	C-N-CA	-7.83	102.12	121.70
27	BA	1961	C	P-O3'-C3'	-7.83	110.30	119.70
27	BA	832	G	O4'-C1'-N9	7.83	114.46	108.20
1	AA	429	U	C1'-O4'-C4'	-7.83	103.64	109.90
27	BA	2488	A	C3'-C2'-C1'	-7.82	95.24	101.50
27	BA	793	A	P-O3'-C3'	7.82	129.08	119.70
27	BA	1924	C	OP1-P-O3'	-7.81	88.01	105.20
27	BA	331	A	P-O3'-C3'	7.81	129.07	119.70
27	BA	2295	C	OP1-P-O3'	7.81	122.38	105.20
27	BA	289	A	C1'-O4'-C4'	-7.80	103.66	109.90
27	BA	1669	A	C1'-O4'-C4'	-7.80	103.66	109.90
27	BA	2433	A	O3'-P-O5'	-7.79	89.20	104.00
27	BA	2019	A	C3'-C2'-C1'	-7.78	95.27	101.50
27	BA	613	U	O4'-C1'-N1	7.77	114.41	108.20
27	BA	931	G	O4'-C1'-N9	7.75	114.40	108.20
1	AA	129(A)	G	P-O3'-C3'	7.74	128.99	119.70

Continued on next page...

Continued from previous page...

Mol	Chain	Res	Type	Atoms	Z	Observed(°)	Ideal(°)
1	AA	251	G	P-O3'-C3'	7.73	128.98	119.70
3	AW	72	C	P-O3'-C3'	-7.71	110.45	119.70
1	AA	190(F)	G	P-O3'-C3'	7.70	128.94	119.70
27	BA	2893	G	C3'-C2'-C1'	-7.70	95.34	101.50
27	BA	961	C	P-O3'-C3'	7.70	128.94	119.70
1	AA	965	A	P-O3'-C3'	7.69	128.93	119.70
27	BA	974(A)	C	C6-N1-C2	-7.69	117.22	120.30
27	BA	2626	C	C3'-C2'-C1'	-7.69	95.35	101.50
27	BA	1100	C	P-O3'-C3'	7.67	128.91	119.70
27	BA	359	A	P-O3'-C3'	-7.66	110.50	119.70
29	BE	274	GLY	O-C-N	-7.66	110.19	123.20
27	BA	2584	U	C3'-C2'-C1'	-7.65	95.38	101.50
27	BA	1255	U	O4'-C1'-N1	7.65	114.32	108.20
27	BA	120	U	C1'-O4'-C4'	-7.65	103.78	109.90
27	BA	1820	U	P-O3'-C3'	7.64	128.87	119.70
1	AA	701	C	P-O3'-C3'	7.64	128.86	119.70
27	BA	679	C	C3'-C2'-C1'	-7.63	95.39	101.50
1	AA	927	G	C3'-C2'-C1'	-7.63	95.40	101.50
1	AA	727	G	C3'-C2'-C1'	-7.62	95.41	101.50
40	BW	79	GLY	C-N-CA	-7.61	90.03	122.00
36	BP	83	GLU	CA-C-N	7.60	133.92	117.20
27	BA	574	C	P-O3'-C3'	7.59	128.81	119.70
27	BA	530	G	O4'-C1'-N9	7.59	114.27	108.20
27	BA	1239	G	N9-C1'-C2'	7.59	123.86	114.00
27	BA	2433	A	OP2-P-O3'	7.58	121.87	105.20
1	AA	1049	U	P-O3'-C3'	7.56	128.77	119.70
27	BA	1964	G	P-O3'-C3'	7.56	128.77	119.70
28	BD	199	ARG	O-C-N	7.56	134.80	122.70
27	BA	2496	C	OP1-P-O3'	-7.56	88.58	105.20
26	BB	80	U	O4'-C1'-N1	7.55	114.24	108.20
1	AA	311	C	P-O3'-C3'	-7.54	110.65	119.70
27	BA	738	G	C3'-C2'-C1'	7.54	107.53	101.50
1	AA	281	G	P-O3'-C3'	7.53	128.74	119.70
54	B8	24	ALA	C-N-CA	7.53	140.53	121.70
1	AA	566	G	P-O3'-C3'	-7.52	110.67	119.70
1	AA	863	U	C1'-O4'-C4'	-7.52	103.89	109.90
1	AA	869	G	P-O3'-C3'	7.52	128.72	119.70
27	BA	1664	A	C3'-C2'-C1'	-7.51	95.49	101.50
45	BU	50	ARG	CA-C-N	-7.50	100.69	117.20
1	AA	558	G	P-O3'-C3'	7.49	128.69	119.70
54	B8	24	ALA	CA-C-N	7.47	133.64	117.20
27	BA	2049	G	P-O3'-C3'	7.46	128.66	119.70

Continued on next page...

Continued from previous page...

Mol	Chain	Res	Type	Atoms	Z	Observed(°)	Ideal(°)
27	BA	2033	A	P-O3'-C3'	7.46	128.65	119.70
27	BA	342	G	O4'-C1'-N9	7.46	114.17	108.20
1	AA	819	A	O4'-C1'-N9	-7.46	102.24	108.20
27	BA	2506	U	OP1-P-O3'	7.44	121.57	105.20
1	AA	327	A	P-O3'-C3'	7.43	128.62	119.70
27	BA	125	G	C1'-O4'-C4'	-7.43	103.96	109.90
27	BA	2287	A	OP2-P-O3'	7.41	121.51	105.20
27	BA	1404	C	P-O3'-C3'	7.41	128.59	119.70
27	BA	2503	A	C3'-C2'-C1'	-7.41	95.58	101.50
27	BA	1239	G	C8-N9-C4	-7.40	103.44	106.40
1	AA	288	A	OP1-P-O3'	7.40	121.48	105.20
27	BA	573	G	N9-C1'-C2'	7.39	123.61	114.00
27	BA	101	G	N1-C6-O6	-7.38	115.47	119.90
27	BA	1800	C	O4'-C4'-C3'	-7.37	96.63	104.00
1	AA	1190	G	P-O3'-C3'	7.37	128.54	119.70
1	AA	394	G	O3'-P-O5'	7.37	117.99	104.00
27	BA	832	G	C1'-O4'-C4'	-7.35	104.02	109.90
27	BA	2589	A	C4'-C3'-C2'	-7.35	95.25	102.60
27	BA	1991	U	P-O3'-C3'	-7.35	110.88	119.70
27	BA	1130	U	P-O3'-C3'	7.35	128.52	119.70
27	BA	196	A	P-O3'-C3'	7.34	128.51	119.70
27	BA	1208	C	P-O3'-C3'	7.32	128.49	119.70
27	BA	1363	C	C3'-C2'-C1'	-7.32	95.64	101.50
1	AA	497	A	O3'-P-O5'	7.31	117.89	104.00
27	BA	1772	G	C4'-C3'-C2'	-7.31	95.29	102.60
1	AA	288	A	P-O3'-C3'	-7.30	110.94	119.70
27	BA	2035	G	N3-C4-N9	7.30	130.38	126.00
1	AA	993	G	P-O3'-C3'	7.30	128.46	119.70
27	BA	1525	G	O3'-P-O5'	7.29	117.86	104.00
27	BA	2059	A	C1'-O4'-C4'	-7.29	104.06	109.90
27	BA	2448	A	C1'-O4'-C4'	-7.29	104.07	109.90
27	BA	1851	U	OP1-P-O3'	7.28	121.21	105.20
27	BA	686	G	OP1-P-O3'	-7.27	89.21	105.20
27	BA	1706	U	OP2-P-O3'	7.27	121.19	105.20
27	BA	527	C	P-O3'-C3'	7.26	128.42	119.70
1	AA	258	G	C1'-O4'-C4'	-7.24	104.11	109.90
27	BA	559	G	P-O3'-C3'	7.24	128.39	119.70
27	BA	1249	U	O4'-C1'-N1	7.24	113.99	108.20
27	BA	1944	U	O3'-P-O5'	7.23	117.73	104.00
27	BA	670	A	P-O3'-C3'	7.22	128.37	119.70
1	AA	501	C	O4'-C1'-N1	7.22	113.97	108.20
1	AA	1301	U	C1'-O4'-C4'	-7.21	104.13	109.90

Continued on next page...

Continued from previous page...

Mol	Chain	Res	Type	Atoms	Z	Observed(°)	Ideal(°)
1	AA	1145	C	P-O3'-C3'	7.21	128.35	119.70
1	AA	51	A	P-O3'-C3'	7.20	128.34	119.70
27	BA	2080	G	C1'-O4'-C4'	-7.20	104.14	109.90
27	BA	2055	C	P-O3'-C3'	7.18	128.31	119.70
1	AA	569	C	OP2-P-O3'	7.17	120.98	105.20
27	BA	2286	A	C3'-C2'-C1'	-7.17	95.76	101.50
27	BA	2848	G	C3'-C2'-C1'	-7.17	95.76	101.50
1	AA	1101	A	OP1-P-O3'	-7.17	89.43	105.20
27	BA	363(F)	A	C3'-C2'-C1'	-7.17	95.76	101.50
27	BA	2734	A	C3'-C2'-C1'	-7.17	95.77	101.50
27	BA	1938	A	P-O3'-C3'	7.16	128.29	119.70
27	BA	2281	C	P-O3'-C3'	-7.16	111.11	119.70
27	BA	1183	G	C4'-C3'-C2'	-7.15	95.45	102.60
27	BA	1630	G	P-O3'-C3'	7.15	128.28	119.70
27	BA	1237	A	C1'-O4'-C4'	-7.15	104.18	109.90
27	BA	101	G	N7-C8-N9	7.13	116.67	113.10
1	AA	5	U	P-O3'-C3'	7.13	128.25	119.70
1	AA	851	G	C4'-C3'-C2'	-7.13	95.47	102.60
27	BA	1190	G	C5'-C4'-O4'	7.12	117.65	109.10
27	BA	804	A	C1'-O4'-C4'	-7.11	104.21	109.90
27	BA	128	C	P-O3'-C3'	7.11	128.23	119.70
29	BE	49	THR	C-N-CA	7.11	151.86	122.00
27	BA	1826	G	O4'-C1'-N9	7.11	113.89	108.20
27	BA	2832	U	C1'-O4'-C4'	-7.10	104.22	109.90
1	AA	429	U	P-O3'-C3'	7.09	128.21	119.70
26	BB	119	A	C3'-C2'-C1'	-7.09	95.83	101.50
27	BA	13	A	P-O3'-C3'	7.07	128.19	119.70
1	AA	143	A	O3'-P-O5'	-7.07	90.57	104.00
27	BA	945	A	O4'-C4'-C3'	-7.07	96.93	104.00
27	BA	2589	A	C1'-O4'-C4'	-7.06	104.25	109.90
27	BA	1751	C	OP2-P-O3'	7.05	120.71	105.20
27	BA	1085	A	P-O3'-C3'	7.04	128.15	119.70
27	BA	1545	A	O3'-P-O5'	-7.04	90.62	104.00
27	BA	615	G	C3'-C2'-C1'	7.02	107.12	101.50
27	BA	71	A	P-O3'-C3'	7.02	128.12	119.70
1	AA	202	U	P-O3'-C3'	7.02	128.12	119.70
27	BA	1181	C	P-O3'-C3'	7.01	128.11	119.70
27	BA	101	G	C8-N9-C1'	-7.00	117.91	127.00
1	AA	975	A	P-O3'-C3'	6.99	128.09	119.70
27	BA	2258	C	O4'-C1'-N1	6.99	113.79	108.20
27	BA	204	A	P-O3'-C3'	6.98	128.08	119.70
1	AA	428	G	P-O3'-C3'	6.98	128.08	119.70

Continued on next page...

Continued from previous page...

Mol	Chain	Res	Type	Atoms	Z	Observed(°)	Ideal(°)
1	AA	733	A	P-O3'-C3'	6.97	128.07	119.70
1	AA	1498	U	P-O3'-C3'	6.97	128.07	119.70
27	BA	8	A	O3'-P-O5'	6.96	117.22	104.00
1	AA	1522	U	O4'-C1'-N1	6.95	113.76	108.20
1	AA	436	C	OP2-P-O3'	6.95	120.48	105.20
27	BA	2769	C	O3'-P-O5'	-6.94	90.81	104.00
45	BU	50	ARG	C-N-CA	-6.94	104.34	121.70
1	AA	914	A	C4'-C3'-C2'	-6.94	95.66	102.60
27	BA	1189	A	OP1-P-O3'	6.94	120.47	105.20
27	BA	51	G	C3'-C2'-C1'	6.94	107.05	101.50
27	BA	830	G	P-O3'-C3'	6.94	128.03	119.70
27	BA	1968	G	C3'-C2'-C1'	-6.94	95.95	101.50
27	BA	324	A	OP2-P-O3'	6.92	120.44	105.20
27	BA	1266	G	P-O3'-C3'	6.92	128.01	119.70
27	BA	289	A	O4'-C1'-N9	6.92	113.74	108.20
27	BA	2595	G	C3'-C2'-C1'	-6.92	95.97	101.50
27	BA	2448	A	O4'-C1'-N9	6.92	113.73	108.20
27	BA	270	A	OP2-P-O3'	6.91	120.40	105.20
26	BB	66	A	P-O3'-C3'	6.91	127.99	119.70
27	BA	1673	U	O4'-C1'-N1	6.90	113.72	108.20
27	BA	1251	C	C1'-O4'-C4'	-6.90	104.38	109.90
1	AA	818	G	C1'-O4'-C4'	-6.89	104.38	109.90
27	BA	2712	U	OP2-P-O3'	6.89	120.36	105.20
27	BA	223	A	C1'-O4'-C4'	-6.89	104.39	109.90
1	AA	1117	G	OP1-P-O3'	6.88	120.35	105.20
27	BA	2042	A	C5'-C4'-O4'	6.88	117.36	109.10
27	BA	2451	A	P-O3'-C3'	6.88	127.96	119.70
27	BA	1265	A	C1'-O4'-C4'	-6.88	104.40	109.90
27	BA	2834	G	C4'-C3'-C2'	-6.88	95.72	102.60
1	AA	569	C	O3'-P-O5'	-6.87	90.94	104.00
1	AA	1224	G	C1'-O4'-C4'	-6.87	104.40	109.90
27	BA	1475	G	C3'-C2'-C1'	-6.87	96.01	101.50
27	BA	2625	G	O3'-P-O5'	-6.87	90.95	104.00
27	BA	215	G	P-O3'-C3'	6.85	127.92	119.70
27	BA	2432	A	C1'-O4'-C4'	-6.85	104.42	109.90
27	BA	793	A	O3'-P-O5'	6.85	117.01	104.00
1	AA	591	U	O4'-C1'-N1	6.84	113.67	108.20
27	BA	2756	U	C1'-O4'-C4'	-6.84	104.43	109.90
1	AA	877	C	C4'-C3'-C2'	-6.84	95.76	102.60
27	BA	1779	U	C3'-C2'-C1'	-6.84	96.03	101.50
1	AA	1528	U	P-O3'-C3'	6.83	127.90	119.70
27	BA	971	C	O4'-C1'-N1	6.83	113.67	108.20

Continued on next page...

Continued from previous page...

Mol	Chain	Res	Type	Atoms	Z	Observed(°)	Ideal(°)
27	BA	1180	C	P-O3'-C3'	6.83	127.90	119.70
27	BA	117	G	O3'-P-O5'	-6.82	91.03	104.00
27	BA	1210	A	P-O3'-C3'	6.82	127.89	119.70
27	BA	1086	A	O3'-P-O5'	6.82	116.96	104.00
27	BA	1980	G	O4'-C1'-N9	-6.81	102.75	108.20
1	AA	1532	U	O4'-C1'-N1	6.81	113.65	108.20
1	AA	770	C	O4'-C1'-N1	6.81	113.65	108.20
27	BA	1179	C	P-O3'-C3'	6.81	127.87	119.70
1	AA	1502	A	O4'-C1'-N9	6.80	113.64	108.20
1	AA	701	C	C1'-O4'-C4'	-6.80	104.46	109.90
1	AA	891	U	O4'-C1'-N1	6.80	113.64	108.20
27	BA	2240	C	C1'-O4'-C4'	-6.79	104.46	109.90
1	AA	318	G	O4'-C1'-N9	6.78	113.63	108.20
1	AA	115	G	O3'-P-O5'	-6.77	91.13	104.00
27	BA	587	C	P-O3'-C3'	6.77	127.83	119.70
1	AA	869	G	OP1-P-O3'	-6.77	90.31	105.20
27	BA	1237	A	P-O3'-C3'	6.77	127.82	119.70
27	BA	2228	G	OP2-P-O3'	6.77	120.08	105.20
27	BA	788	A	P-O3'-C3'	6.76	127.81	119.70
27	BA	1914	C	O4'-C1'-C2'	-6.76	99.04	105.80
27	BA	1512	G	P-O3'-C3'	6.75	127.80	119.70
27	BA	787	U	O4'-C4'-C3'	-6.75	97.25	104.00
27	BA	560	C	P-O3'-C3'	-6.75	111.61	119.70
27	BA	945	A	C1'-O4'-C4'	-6.74	104.51	109.90
27	BA	2508	G	N9-C1'-C2'	-6.74	104.59	112.00
27	BA	739	G	C3'-C2'-C1'	6.74	106.89	101.50
27	BA	2035	G	N3-C4-C5	-6.74	125.23	128.60
27	BA	886	C	P-O3'-C3'	6.73	127.78	119.70
27	BA	90	U	P-O3'-C3'	6.73	127.78	119.70
27	BA	1742	C	O4'-C4'-C3'	-6.73	97.27	104.00
1	AA	776	G	P-O3'-C3'	6.72	127.76	119.70
27	BA	2047	U	P-O3'-C3'	6.71	127.75	119.70
1	AA	9	G	O4'-C1'-N9	6.69	113.55	108.20
27	BA	740	U	C3'-C2'-C1'	6.69	106.85	101.50
1	AA	879	C	OP2-P-O3'	6.68	119.91	105.20
27	BA	472	A	OP2-P-O3'	6.68	119.91	105.20
27	BA	2258	C	C1'-O4'-C4'	-6.68	104.55	109.90
40	BW	2	GLU	CA-C-N	-6.68	102.50	117.20
1	AA	578	C	O4'-C1'-N1	6.68	113.54	108.20
27	BA	1743	G	N9-C1'-C2'	6.67	122.68	114.00
27	BA	1546	C	OP1-P-O3'	-6.67	90.54	105.20
27	BA	2545	G	P-O3'-C3'	-6.67	111.70	119.70

Continued on next page...

Continued from previous page...

Mol	Chain	Res	Type	Atoms	Z	Observed(°)	Ideal(°)
27	BA	1449	A	OP2-P-O3'	-6.66	90.54	105.20
1	AA	365	U	OP2-P-O3'	-6.66	90.55	105.20
27	BA	1800	C	C3'-C2'-C1'	-6.64	96.19	101.50
27	BA	1984	G	O4'-C1'-N9	6.64	113.51	108.20
27	BA	2228	G	O3'-P-O5'	-6.64	91.38	104.00
27	BA	1791	A	P-O3'-C3'	-6.64	111.73	119.70
27	BA	1616	A	O4'-C1'-N9	-6.64	102.89	108.20
27	BA	1341	U	P-O3'-C3'	6.63	127.66	119.70
27	BA	2225	A	P-O3'-C3'	-6.63	111.75	119.70
1	AA	181	G	P-O3'-C3'	6.62	127.64	119.70
1	AA	1101	A	P-O3'-C3'	-6.61	111.76	119.70
27	BA	2451	A	C4'-C3'-C2'	-6.61	95.99	102.60
27	BA	984	A	C4'-C3'-C2'	-6.61	95.99	102.60
27	BA	152	G	C3'-C2'-C1'	-6.61	96.22	101.50
1	AA	960	U	OP1-P-O3'	-6.60	90.67	105.20
1	AA	394	G	OP1-P-O3'	-6.59	90.69	105.20
27	BA	1742	C	C3'-C2'-C1'	-6.59	96.22	101.50
27	BA	584	C	P-O3'-C3'	6.58	127.60	119.70
27	BA	1583	A	C1'-O4'-C4'	-6.58	104.64	109.90
1	AA	1084	G	P-O3'-C3'	6.57	127.59	119.70
27	BA	2090	G	OP1-P-O3'	6.57	119.66	105.20
26	BB	-1	A	O3'-P-O5'	6.57	116.49	104.00
27	BA	71	A	C1'-O4'-C4'	-6.57	104.64	109.90
27	BA	2769	C	OP2-P-O3'	6.57	119.65	105.20
27	BA	1423	G	C3'-C2'-C1'	-6.57	96.25	101.50
27	BA	973	A	C1'-O4'-C4'	-6.57	104.65	109.90
27	BA	2689	U	C1'-O4'-C4'	-6.56	104.65	109.90
27	BA	1996	C	C5-C6-N1	6.56	124.28	121.00
27	BA	791	C	P-O3'-C3'	6.56	127.57	119.70
27	BA	1914	C	C2-N1-C1'	6.54	126.00	118.80
1	AA	506	G	O4'-C1'-N9	6.54	113.44	108.20
27	BA	714	U	O4'-C1'-N1	6.54	113.44	108.20
27	BA	221	A	P-O3'-C3'	6.54	127.55	119.70
27	BA	1339	G	P-O3'-C3'	6.53	127.54	119.70
27	BA	2021	C	N3-C2-O2	-6.53	117.33	121.90
27	BA	1890	A	OP1-P-O3'	6.52	119.55	105.20
27	BA	32	C	OP1-P-O3'	6.51	119.52	105.20
27	BA	2421	G	OP2-P-O3'	-6.51	90.88	105.20
27	BA	2030	A	P-O3'-C3'	6.51	127.51	119.70
27	BA	2644	G	C3'-C2'-C1'	-6.51	96.29	101.50
27	BA	348	G	P-O3'-C3'	6.50	127.50	119.70
27	BA	761	A	OP1-P-O3'	6.50	119.50	105.20

Continued on next page...

Continued from previous page...

Mol	Chain	Res	Type	Atoms	Z	Observed(°)	Ideal(°)
27	BA	1667	G	C3'-C2'-C1'	6.50	106.70	101.50
27	BA	817	C	C6-N1-C2	-6.50	117.70	120.30
27	BA	56	A	OP1-P-O3'	6.49	119.48	105.20
1	AA	356	A	C4'-C3'-C2'	-6.49	96.11	102.60
1	AA	337	C	O3'-P-O5'	-6.49	91.67	104.00
27	BA	1187	G	P-O3'-C3'	6.49	127.48	119.70
27	BA	2057	A	P-O3'-C3'	-6.49	111.92	119.70
27	BA	2561	A	C3'-C2'-C1'	-6.49	96.31	101.50
27	BA	1618	A	P-O3'-C3'	6.48	127.48	119.70
1	AA	884	U	O4'-C1'-N1	6.47	113.38	108.20
28	BD	199	ARG	CA-C-N	-6.47	102.97	117.20
27	BA	120	U	P-O3'-C3'	6.46	127.46	119.70
27	BA	2398	U	C4'-C3'-C2'	-6.46	96.14	102.60
27	BA	1008	C	P-O3'-C3'	6.46	127.45	119.70
27	BA	1732	A	C1'-O4'-C4'	-6.46	104.73	109.90
1	AA	28	G	C3'-C2'-C1'	-6.46	96.33	101.50
27	BA	1103	A	P-O3'-C3'	-6.46	111.95	119.70
27	BA	1552	G	C3'-C2'-C1'	-6.46	96.34	101.50
27	BA	301	G	O4'-C1'-N9	6.45	113.36	108.20
27	BA	183	C	P-O3'-C3'	-6.45	111.97	119.70
1	AA	873	A	P-O3'-C3'	6.43	127.42	119.70
27	BA	1968	G	O4'-C4'-C3'	-6.43	97.57	104.00
27	BA	1522	G	C3'-C2'-C1'	-6.43	96.36	101.50
27	BA	2040	C	P-O3'-C3'	-6.43	111.98	119.70
27	BA	712(A)	A	OP2-P-O3'	6.43	119.35	105.20
1	AA	879	C	OP1-P-O3'	-6.43	91.06	105.20
1	AA	1398	A	C3'-C2'-C1'	-6.42	96.37	101.50
27	BA	1261	C	O3'-P-O5'	-6.41	91.81	104.00
27	BA	2421	G	O3'-P-O5'	6.41	116.18	104.00
1	AA	1400	C	C3'-C2'-C1'	6.41	106.63	101.50
1	AA	501	C	C3'-C2'-C1'	-6.41	96.37	101.50
1	AA	859	A	O4'-C1'-N9	6.40	113.32	108.20
1	AA	1532	U	C3'-C2'-C1'	-6.40	96.38	101.50
27	BA	699	A	OP1-P-O3'	6.40	119.27	105.20
27	BA	456	C	O4'-C1'-N1	6.39	113.31	108.20
27	BA	2322	A	P-O3'-C3'	6.39	127.37	119.70
1	AA	890	G	C1'-O4'-C4'	-6.39	104.79	109.90
1	AA	1024	G	OP2-P-O3'	-6.38	91.15	105.20
26	BB	90	C	O4'-C1'-N1	6.38	113.31	108.20
27	BA	1439	A	O4'-C1'-N9	6.38	113.31	108.20
27	BA	1702	G	C3'-C2'-C1'	-6.38	96.39	101.50
27	BA	2267	A	O4'-C1'-N9	6.38	113.31	108.20

Continued on next page...

Continued from previous page...

Mol	Chain	Res	Type	Atoms	Z	Observed(°)	Ideal(°)
27	BA	2345	G	C1'-O4'-C4'	-6.38	104.80	109.90
1	AA	1452	C	C2-N1-C1'	6.38	125.82	118.80
27	BA	627	A	C4'-C3'-C2'	-6.37	96.23	102.60
27	BA	2896	C	C3'-C2'-C1'	-6.37	96.41	101.50
1	AA	1255	G	O3'-P-O5'	-6.37	91.90	104.00
27	BA	1183	G	C3'-C2'-C1'	-6.36	96.41	101.50
27	BA	1197	G	P-O3'-C3'	6.36	127.33	119.70
27	BA	1980	G	C2'-C3'-O3'	6.36	123.88	113.70
27	BA	141(A)	C	O4'-C1'-N1	6.36	113.29	108.20
27	BA	1150	C	P-O3'-C3'	6.36	127.33	119.70
27	BA	1926	U	C3'-C2'-C1'	-6.35	96.42	101.50
27	BA	1239	G	N3-C4-C5	-6.35	125.43	128.60
27	BA	713	G	C3'-C2'-C1'	-6.34	96.42	101.50
27	BA	1544	C	O4'-C1'-N1	6.34	113.28	108.20
27	BA	2238	G	C1'-O4'-C4'	-6.34	104.82	109.90
1	AA	1453	G	C1'-O4'-C4'	-6.34	104.83	109.90
27	BA	597	U	O4'-C1'-N1	6.34	113.27	108.20
27	BA	1266	G	C4'-C3'-C2'	-6.34	96.26	102.60
27	BA	2542	A	P-O3'-C3'	6.33	127.30	119.70
1	AA	939	G	C1'-O4'-C4'	-6.33	104.84	109.90
27	BA	971	C	OP2-P-O3'	6.33	119.12	105.20
27	BA	1747	G	O4'-C1'-N9	6.33	113.26	108.20
27	BA	147	U	O4'-C1'-N1	6.33	113.26	108.20
27	BA	1239	G	C4-N9-C1'	6.32	134.72	126.50
27	BA	626	U	O4'-C4'-C3'	-6.32	97.68	104.00
27	BA	2019	A	P-O3'-C3'	6.32	127.28	119.70
27	BA	1944	U	P-O3'-C3'	6.31	127.27	119.70
27	BA	2428	G	C4'-C3'-C2'	-6.31	96.29	102.60
27	BA	1088	A	C1'-O4'-C4'	-6.30	104.86	109.90
27	BA	1239	G	N7-C8-N9	6.30	116.25	113.10
27	BA	1941	C	C4'-C3'-C2'	-6.30	96.30	102.60
15	AL	23	LYS	O-C-N	-6.30	112.62	122.70
1	AA	30	U	P-O3'-C3'	6.29	127.25	119.70
1	AA	913	A	OP2-P-O3'	-6.28	91.38	105.20
27	BA	1248	G	N9-C1'-C2'	6.28	122.17	114.00
27	BA	1559	G	C4'-C3'-C2'	-6.28	96.32	102.60
27	BA	676	A	C1'-O4'-C4'	-6.28	104.88	109.90
1	AA	652	U	O4'-C1'-N1	6.28	113.22	108.20
1	AA	917	G	C4'-C3'-C2'	-6.27	96.33	102.60
1	AA	32	A	C1'-O4'-C4'	-6.27	104.89	109.90
27	BA	899	A	C3'-C2'-C1'	-6.27	96.49	101.50
27	BA	2062	A	O4'-C1'-N9	6.27	113.21	108.20

Continued on next page...

Continued from previous page...

Mol	Chain	Res	Type	Atoms	Z	Observed(°)	Ideal(°)
27	BA	2517	C	P-O3'-C3'	6.26	127.22	119.70
27	BA	102	G	O4'-C4'-C3'	-6.26	97.74	104.00
27	BA	1536	A	P-O3'-C3'	6.26	127.21	119.70
27	BA	1970	A	O4'-C1'-N9	6.26	113.20	108.20
1	AA	1300	G	P-O3'-C3'	6.25	127.20	119.70
27	BA	2788	C	C3'-C2'-C1'	-6.25	96.50	101.50
27	BA	328	U	C2-N1-C1'	6.25	125.20	117.70
1	AA	1481	U	O4'-C1'-N1	6.25	113.20	108.20
27	BA	1621	U	O4'-C1'-N1	6.24	113.20	108.20
27	BA	971	C	O3'-P-O5'	-6.24	92.14	104.00
27	BA	1210	A	C1'-O4'-C4'	-6.24	104.91	109.90
27	BA	1527	G	C8-N9-C4	-6.24	103.90	106.40
27	BA	1571	A	O4'-C1'-C2'	-6.24	99.56	105.80
1	AA	723	U	C2-N1-C1'	6.23	125.18	117.70
27	BA	1939	U	O4'-C1'-N1	6.23	113.19	108.20
27	BA	2021	C	C2-N1-C1'	6.23	125.65	118.80
27	BA	1542	G	C4'-C3'-C2'	-6.22	96.38	102.60
1	AA	396	G	C1'-O4'-C4'	-6.22	104.92	109.90
1	AA	543	C	O4'-C1'-N1	6.22	113.17	108.20
1	AA	634	C	O4'-C1'-N1	6.22	113.17	108.20
1	AA	1285	A	P-O3'-C3'	6.22	127.16	119.70
1	AA	1004	A	C1'-O4'-C4'	-6.21	104.93	109.90
27	BA	527	C	C3'-C2'-C1'	6.21	106.47	101.50
27	BA	574	C	C1'-O4'-C4'	-6.21	104.93	109.90
1	AA	27	G	P-O3'-C3'	6.21	127.15	119.70
27	BA	1825	A	C1'-O4'-C4'	-6.21	104.93	109.90
1	AA	1108	G	C4'-C3'-C2'	-6.21	96.39	102.60
27	BA	2267	A	P-O3'-C3'	-6.21	112.25	119.70
27	BA	322	A	C4'-C3'-C2'	-6.20	96.40	102.60
27	BA	532	A	C1'-O4'-C4'	-6.20	104.94	109.90
27	BA	1444	G	OP1-P-O3'	-6.20	91.56	105.20
1	AA	250	A	P-O3'-C3'	6.20	127.14	119.70
27	BA	1917	U	P-O3'-C3'	6.20	127.14	119.70
27	BA	1758	G	O4'-C1'-N9	6.19	113.16	108.20
1	AA	353	A	O4'-C1'-N9	6.19	113.15	108.20
27	BA	1626	G	OP2-P-O3'	6.19	118.82	105.20
27	BA	264	C	O3'-P-O5'	-6.18	92.26	104.00
27	BA	1796	U	C1'-O4'-C4'	-6.18	104.96	109.90
1	AA	573	A	P-O3'-C3'	6.18	127.11	119.70
27	BA	1183	G	C5'-C4'-O4'	6.18	116.51	109.10
1	AA	1397	C	N1-C2-O2	6.17	122.60	118.90
27	BA	363(D)	G	C1'-O4'-C4'	-6.17	104.96	109.90

Continued on next page...

Continued from previous page...

Mol	Chain	Res	Type	Atoms	Z	Observed(°)	Ideal(°)
27	BA	2062	A	C1'-O4'-C4'	-6.17	104.96	109.90
1	AA	290	C	C5-C6-N1	6.17	124.09	121.00
1	AA	915	A	C3'-C2'-C1'	-6.17	96.56	101.50
27	BA	1361	G	P-O3'-C3'	-6.17	112.30	119.70
27	BA	321	G	C3'-C2'-C1'	6.16	106.43	101.50
27	BA	571	A	C1'-O4'-C4'	-6.16	104.97	109.90
27	BA	2252	G	C3'-C2'-C1'	-6.16	96.57	101.50
1	AA	92	C	O4'-C1'-N1	6.16	113.13	108.20
27	BA	535	C	C3'-C2'-C1'	-6.16	96.57	101.50
27	BA	1230	C	O4'-C1'-N1	6.16	113.13	108.20
27	BA	2683	C	C4'-C3'-C2'	-6.15	96.45	102.60
27	BA	2062	A	OP2-P-O3'	6.15	118.73	105.20
27	BA	1552	G	C4'-C3'-C2'	-6.14	96.46	102.60
27	BA	2091	U	C3'-C2'-C1'	-6.14	96.58	101.50
1	AA	859	A	C1'-O4'-C4'	-6.14	104.99	109.90
1	AA	1413	A	C3'-C2'-C1'	-6.14	96.59	101.50
27	BA	363(D)	G	O4'-C1'-N9	6.14	113.11	108.20
27	BA	1313	U	O4'-C1'-N1	6.14	113.11	108.20
1	AA	908	A	C3'-C2'-C1'	-6.13	96.60	101.50
27	BA	2856	C	C3'-C2'-C1'	-6.13	96.60	101.50
27	BA	2016	U	P-O3'-C3'	6.12	127.05	119.70
1	AA	871	U	P-O3'-C3'	6.12	127.04	119.70
27	BA	1585	C	C3'-C2'-C1'	6.12	106.40	101.50
27	BA	1253	A	N9-C1'-C2'	6.12	121.95	114.00
3	AW	21	A	O3'-P-O5'	-6.11	92.39	104.00
27	BA	687	C	C3'-C2'-C1'	6.11	106.39	101.50
27	BA	525	U	O4'-C1'-N1	6.10	113.08	108.20
1	AA	315	A	OP1-P-O3'	6.10	118.62	105.20
1	AA	806	C	O4'-C1'-N1	6.10	113.08	108.20
1	AA	603	U	C3'-C2'-C1'	-6.09	96.63	101.50
27	BA	1202	C	C2-N1-C1'	6.09	125.50	118.80
1	AA	1278	U	OP1-P-O3'	-6.09	91.81	105.20
27	BA	1604	C	O4'-C1'-N1	6.08	113.07	108.20
1	AA	733	A	O3'-P-O5'	6.08	115.56	104.00
1	AA	302	G	C8-N9-C4	-6.08	103.97	106.40
27	BA	2399	G	C3'-C2'-C1'	-6.08	96.64	101.50
27	BA	2692	C	C4'-C3'-C2'	-6.07	96.53	102.60
1	AA	849	C	O4'-C1'-N1	6.07	113.06	108.20
1	AA	372	C	C1'-O4'-C4'	-6.07	105.05	109.90
1	AA	344	A	P-O3'-C3'	6.06	126.98	119.70
26	BB	59	A	OP2-P-O3'	6.06	118.54	105.20
27	BA	2267	A	C4'-C3'-C2'	-6.06	96.54	102.60

Continued on next page...

Continued from previous page...

Mol	Chain	Res	Type	Atoms	Z	Observed(°)	Ideal(°)
27	BA	456	C	C4'-C3'-C2'	-6.06	96.54	102.60
27	BA	974(A)	C	C3'-C2'-C1'	6.05	106.34	101.50
1	AA	904	C	O4'-C1'-N1	6.05	113.04	108.20
27	BA	1647	G	P-O3'-C3'	6.05	126.96	119.70
8	AE	12	LEU	CA-CB-CG	6.04	129.19	115.30
27	BA	2886	G	C3'-C2'-C1'	-6.04	96.67	101.50
27	BA	2295	C	O3'-P-O5'	-6.04	92.53	104.00
1	AA	339	C	O4'-C1'-N1	6.03	113.03	108.20
27	BA	710	G	C3'-C2'-C1'	-6.03	96.67	101.50
27	BA	777	A	O4'-C1'-N9	6.03	113.03	108.20
27	BA	2224	G	OP1-P-OP2	-6.03	110.55	119.60
1	AA	510	A	O4'-C1'-N9	6.03	113.02	108.20
27	BA	1183	G	C1'-O4'-C4'	-6.03	105.08	109.90
1	AA	1297	C	P-O3'-C3'	6.03	126.93	119.70
27	BA	669	G	C3'-C2'-C1'	6.03	106.32	101.50
27	BA	1646	C	P-O3'-C3'	-6.03	112.47	119.70
27	BA	586	A	N9-C1'-C2'	-6.02	105.38	112.00
27	BA	2644	G	O3'-P-O5'	6.02	115.44	104.00
1	AA	917	G	C3'-C2'-C1'	-6.02	96.68	101.50
1	AA	727	G	O4'-C4'-C3'	-6.02	97.98	104.00
27	BA	1991	U	C3'-C2'-C1'	-6.02	96.69	101.50
27	BA	1241	A	C8-N9-C4	-6.02	103.39	105.80
1	AA	748	C	P-O3'-C3'	6.01	126.91	119.70
27	BA	1131	G	P-O3'-C3'	6.01	126.91	119.70
1	AA	553	A	O4'-C1'-N9	6.01	113.01	108.20
27	BA	296	C	C4'-C3'-C2'	-6.00	96.60	102.60
27	BA	1625	C	P-O3'-C3'	6.00	126.90	119.70
27	BA	2846	G	OP2-P-O3'	-6.00	92.00	105.20
27	BA	945	A	C4'-C3'-C2'	-5.99	96.61	102.60
27	BA	270(L)	U	P-O3'-C3'	5.99	126.89	119.70
27	BA	2035	G	C5-C6-N1	5.99	114.50	111.50
27	BA	2832	U	O4'-C1'-C2'	-5.99	99.81	105.80
27	BA	1824	G	C4'-C3'-C2'	-5.99	96.61	102.60
27	BA	2609	U	O3'-P-O5'	5.98	115.37	104.00
27	BA	120	U	O4'-C1'-N1	5.98	112.98	108.20
27	BA	1646	C	OP1-P-O3'	5.97	118.34	105.20
27	BA	1239	G	O4'-C1'-N9	5.97	112.98	108.20
27	BA	1751	C	OP1-P-O3'	-5.96	92.08	105.20
27	BA	2035	G	C2-N3-C4	5.96	114.88	111.90
2	AV	25	C	OP2-P-O3'	5.96	118.30	105.20
27	BA	56	A	O3'-P-O5'	-5.95	92.70	104.00
1	AA	870	U	C3'-C2'-C1'	5.95	106.26	101.50

Continued on next page...

Continued from previous page...

Mol	Chain	Res	Type	Atoms	Z	Observed(°)	Ideal(°)
1	AA	728	A	O4'-C1'-N9	5.95	112.96	108.20
27	BA	148	C	O4'-C1'-N1	5.94	112.95	108.20
27	BA	294	A	O4'-C4'-C3'	-5.94	98.06	104.00
27	BA	984	A	C1'-O4'-C4'	-5.94	105.15	109.90
1	AA	1453	G	O4'-C1'-N9	5.94	112.95	108.20
27	BA	1437	C	P-O3'-C3'	5.94	126.83	119.70
27	BA	1991	U	OP2-P-O3'	5.94	118.27	105.20
27	BA	1912	A	C1'-O4'-C4'	-5.94	105.15	109.90
27	BA	44	A	O3'-P-O5'	-5.93	92.73	104.00
27	BA	775	G	C3'-C2'-C1'	5.93	106.24	101.50
27	BA	787	U	C4'-C3'-C2'	-5.93	96.67	102.60
27	BA	1791	A	O3'-P-O5'	5.92	115.25	104.00
1	AA	65	U	C3'-C2'-C1'	5.92	106.24	101.50
27	BA	1011	G	C1'-O4'-C4'	-5.92	105.16	109.90
27	BA	1206	G	C1'-O4'-C4'	-5.92	105.16	109.90
3	AW	15	G	N9-C1'-C2'	-5.92	105.49	112.00
27	BA	190	A	C1'-O4'-C4'	-5.92	105.17	109.90
27	BA	685	A	P-O3'-C3'	5.92	126.80	119.70
27	BA	1664	A	C8-N9-C4	-5.92	103.43	105.80
1	AA	296	U	O4'-C1'-N1	5.91	112.93	108.20
27	BA	779	U	O4'-C1'-N1	5.91	112.93	108.20
27	BA	1247	A	O3'-P-O5'	-5.91	92.78	104.00
1	AA	115	G	OP1-P-O3'	-5.91	92.21	105.20
1	AA	1125	U	P-O3'-C3'	5.91	126.79	119.70
27	BA	503	A	C3'-C2'-C1'	5.91	106.22	101.50
27	BA	351	G	C4'-C3'-C2'	-5.90	96.70	102.60
27	BA	767	U	O4'-C1'-N1	5.90	112.92	108.20
1	AA	127	G	C3'-C2'-C1'	-5.90	96.78	101.50
27	BA	787	U	C5'-C4'-O4'	5.90	116.18	109.10
27	BA	2584	U	N1-C1'-C2'	-5.90	105.51	112.00
27	BA	1241	A	N7-C8-N9	5.89	116.75	113.80
27	BA	2496	C	O3'-P-O5'	5.89	115.19	104.00
27	BA	962	G	P-O3'-C3'	5.89	126.77	119.70
27	BA	1498	C	C2-N1-C1'	5.89	125.28	118.80
27	BA	1206	G	O4'-C1'-N9	5.88	112.91	108.20
27	BA	1836	C	C3'-C2'-C1'	-5.87	96.81	101.50
54	B8	46	LYS	O-C-N	5.87	133.18	123.20
27	BA	102	G	O4'-C1'-N9	5.86	112.89	108.20
27	BA	1102	C	C2-N1-C1'	5.86	125.25	118.80
1	AA	1094	G	C1'-O4'-C4'	-5.86	105.21	109.90
27	BA	2245	U	C1'-O4'-C4'	-5.86	105.21	109.90
27	BA	371	A	P-O3'-C3'	5.85	126.72	119.70

Continued on next page...

Continued from previous page...

Mol	Chain	Res	Type	Atoms	Z	Observed(°)	Ideal(°)
27	BA	316	C	OP1-P-O3'	-5.85	92.33	105.20
27	BA	1207	C	C1'-O4'-C4'	-5.85	105.22	109.90
27	BA	1914	C	N1-C2-O2	5.85	122.41	118.90
27	BA	2895	U	C4'-C3'-C2'	-5.85	96.75	102.60
27	BA	1507	A	C1'-O4'-C4'	-5.85	105.22	109.90
27	BA	1914	C	C6-N1-C2	-5.85	117.96	120.30
1	AA	740	U	O4'-C1'-N1	5.84	112.87	108.20
27	BA	508	G	P-O3'-C3'	5.84	126.71	119.70
27	BA	1482	U	C3'-C2'-C1'	-5.84	96.83	101.50
27	BA	1489	U	P-O3'-C3'	5.83	126.70	119.70
27	BA	154	G	N3-C4-C5	-5.83	125.69	128.60
1	AA	882	C	O4'-C1'-N1	5.82	112.86	108.20
27	BA	1808	U	C2-N1-C1'	5.82	124.69	117.70
27	BA	445	C	C1'-O4'-C4'	-5.82	105.25	109.90
27	BA	1930	G	P-O3'-C3'	5.82	126.68	119.70
1	AA	542	G	C4'-C3'-C2'	-5.81	96.79	102.60
27	BA	1342	A	P-O3'-C3'	5.81	126.67	119.70
27	BA	2447	G	OP1-P-O3'	5.81	117.98	105.20
1	AA	607	A	C4'-C3'-C2'	-5.80	96.80	102.60
27	BA	602	G	P-O3'-C3'	5.80	126.67	119.70
27	BA	371	A	O4'-C1'-N9	5.80	112.84	108.20
1	AA	1418	A	P-O3'-C3'	5.80	126.66	119.70
27	BA	296	C	O4'-C4'-C3'	-5.80	98.20	104.00
27	BA	133	C	O4'-C1'-N1	5.80	112.84	108.20
27	BA	1667	G	N3-C4-C5	-5.79	125.70	128.60
1	AA	888	G	C5-C6-O6	-5.79	125.13	128.60
1	AA	367	U	P-O3'-C3'	5.78	126.63	119.70
27	BA	2609	U	P-O3'-C3'	5.78	126.63	119.70
27	BA	332	A	P-O3'-C3'	5.78	126.63	119.70
1	AA	1193	G	C3'-C2'-C1'	-5.76	96.89	101.50
1	AA	1452	C	N1-C2-O2	5.76	122.36	118.90
1	AA	413	G	C1'-O4'-C4'	-5.76	105.29	109.90
27	BA	1809	A	O4'-C1'-N9	5.76	112.81	108.20
27	BA	2090	G	O3'-P-O5'	5.75	114.93	104.00
1	AA	1297	C	C3'-C2'-C1'	5.75	106.10	101.50
1	AA	18	C	O4'-C1'-N1	5.75	112.80	108.20
27	BA	503	A	P-O3'-C3'	5.74	126.59	119.70
27	BA	1757	U	C3'-C2'-C1'	-5.74	96.91	101.50
27	BA	1266	G	O4'-C1'-N9	5.74	112.79	108.20
27	BA	791	C	C3'-C2'-C1'	5.74	106.09	101.50
1	AA	524	G	P-O3'-C3'	5.74	126.58	119.70
32	BH	80	LYS	C-N-CA	5.73	134.33	122.30

Continued on next page...

Continued from previous page...

Mol	Chain	Res	Type	Atoms	Z	Observed(°)	Ideal(°)
27	BA	792	G	C1'-O4'-C4'	-5.73	105.32	109.90
27	BA	1181	C	O4'-C1'-N1	5.73	112.78	108.20
27	BA	2076	U	C3'-C2'-C1'	-5.72	96.92	101.50
27	BA	2381	C	O3'-P-O5'	-5.72	93.12	104.00
27	BA	27	G	C8-N9-C4	-5.72	104.11	106.40
27	BA	512	G	C8-N9-C4	-5.72	104.11	106.40
27	BA	459	U	O4'-C1'-N1	5.71	112.77	108.20
27	BA	2579	C	C3'-C2'-C1'	-5.71	96.93	101.50
1	AA	902	G	P-O3'-C3'	5.71	126.55	119.70
27	BA	1489	U	C1'-O4'-C4'	-5.71	105.33	109.90
27	BA	2554	U	C4'-C3'-C2'	-5.71	96.89	102.60
1	AA	776	G	O3'-P-O5'	5.70	114.83	104.00
27	BA	380	U	C3'-C2'-C1'	-5.70	96.94	101.50
27	BA	1378	A	P-O3'-C3'	5.70	126.54	119.70
27	BA	1914	C	N3-C2-O2	-5.70	117.91	121.90
1	AA	976	G	C1'-O4'-C4'	-5.70	105.34	109.90
1	AA	1192	C	C3'-C2'-C1'	-5.69	96.95	101.50
1	AA	732	C	O4'-C1'-N1	5.69	112.75	108.20
1	AA	801	U	O4'-C1'-N1	5.69	112.75	108.20
27	BA	2824	C	C3'-C2'-C1'	-5.69	96.95	101.50
1	AA	738	C	C3'-C2'-C1'	-5.68	96.95	101.50
1	AA	403	C	O4'-C1'-N1	5.68	112.75	108.20
1	AA	586	C	O4'-C1'-N1	5.68	112.75	108.20
27	BA	1476	C	C1'-O4'-C4'	-5.68	105.35	109.90
27	BA	101	G	C6-N1-C2	-5.68	121.69	125.10
27	BA	352	G	N7-C8-N9	5.68	115.94	113.10
27	BA	474	G	O3'-P-O5'	-5.68	93.21	104.00
27	BA	2045	C	C5'-C4'-O4'	5.68	115.91	109.10
27	BA	2040	C	OP2-P-O3'	5.67	117.68	105.20
1	AA	960	U	O3'-P-O5'	5.67	114.77	104.00
1	AA	498	U	C3'-C2'-C1'	5.67	106.03	101.50
27	BA	498	G	C8-N9-C4	-5.67	104.13	106.40
27	BA	2003	G	C1'-O4'-C4'	-5.66	105.37	109.90
27	BA	2322	A	OP1-P-O3'	5.66	117.66	105.20
1	AA	508	C	P-O3'-C3'	5.66	126.49	119.70
27	BA	817	C	O4'-C1'-N1	5.66	112.73	108.20
1	AA	776	G	OP2-P-O3'	-5.66	92.75	105.20
26	BB	-1	A	O4'-C1'-N9	5.66	112.72	108.20
27	BA	1653	G	C3'-C2'-C1'	5.66	106.02	101.50
1	AA	1399	C	C1'-O4'-C4'	-5.65	105.38	109.90
27	BA	2336	A	OP2-P-O3'	-5.65	92.77	105.20
27	BA	2539	C	C4'-C3'-C2'	-5.65	96.95	102.60

Continued on next page...

Continued from previous page...

Mol	Chain	Res	Type	Atoms	Z	Observed(°)	Ideal(°)
1	AA	481	G	C3'-C2'-C1'	5.64	106.01	101.50
27	BA	1019	U	O3'-P-O5'	-5.64	93.28	104.00
1	AA	1451	A	C3'-C2'-C1'	-5.64	96.99	101.50
27	BA	1669	A	P-O3'-C3'	5.64	126.47	119.70
1	AA	438	G	C3'-C2'-C1'	5.64	106.01	101.50
17	AN	27	CYS	CA-CB-SG	5.64	124.14	114.00
27	BA	2825	C	P-O3'-C3'	-5.63	112.94	119.70
26	BB	0	A	O4'-C1'-N9	5.63	112.71	108.20
27	BA	688	U	C1'-O4'-C4'	-5.63	105.39	109.90
27	BA	655	A	O3'-P-O5'	-5.63	93.30	104.00
1	AA	1182	G	OP1-P-O3'	-5.62	92.83	105.20
27	BA	1509	C	N1-C2-O2	5.62	122.28	118.90
27	BA	646	A	C3'-C2'-C1'	5.62	106.00	101.50
27	BA	1132	A	C1'-O4'-C4'	-5.62	105.41	109.90
27	BA	1668	A	P-O3'-C3'	5.62	126.44	119.70
27	BA	1984	G	C4'-C3'-C2'	-5.62	96.98	102.60
1	AA	290	C	C3'-C2'-C1'	-5.61	97.01	101.50
38	BS	128	ASP	O-C-N	-5.61	113.72	122.70
1	AA	359	U	O4'-C1'-N1	5.61	112.69	108.20
1	AA	342	C	O4'-C1'-N1	5.61	112.69	108.20
1	AA	522	C	C4'-C3'-C2'	-5.60	97.00	102.60
1	AA	1301	U	O4'-C1'-N1	5.60	112.68	108.20
1	AA	234	C	C3'-C2'-C1'	-5.60	97.02	101.50
27	BA	1988	C	O3'-P-O5'	5.60	114.64	104.00
27	BA	2553	G	C4'-C3'-C2'	-5.60	97.00	102.60
1	AA	616	G	C3'-C2'-C1'	-5.60	97.02	101.50
1	AA	1400	C	P-O3'-C3'	5.60	126.42	119.70
27	BA	1914	C	N1-C1'-C2'	5.60	121.28	114.00
27	BA	427	U	O3'-P-O5'	-5.59	93.37	104.00
27	BA	627	A	O4'-C1'-N9	5.59	112.68	108.20
27	BA	1251	C	N1-C2-O2	5.59	122.26	118.90
1	AA	485	G	C1'-O4'-C4'	-5.59	105.43	109.90
46	BV	91	THR	O-C-N	5.59	131.65	122.70
1	AA	571	U	C2-N1-C1'	5.59	124.41	117.70
1	AA	1380	U	C1'-O4'-C4'	-5.59	105.43	109.90
27	BA	1088	A	O4'-C1'-N9	5.59	112.67	108.20
27	BA	1520	U	C5-C6-N1	5.58	125.49	122.70
27	BA	1796	U	O4'-C1'-N1	5.58	112.67	108.20
1	AA	288	A	OP2-P-O3'	5.58	117.48	105.20
27	BA	162	U	C3'-C2'-C1'	5.58	105.96	101.50
27	BA	1730	U	O4'-C1'-N1	5.58	112.66	108.20
1	AA	893	C	O4'-C1'-N1	5.57	112.66	108.20

Continued on next page...

Continued from previous page...

Mol	Chain	Res	Type	Atoms	Z	Observed(°)	Ideal(°)
27	BA	2855	C	C3'-C2'-C1'	-5.57	97.05	101.50
29	BE	258	TYR	O-C-N	-5.57	113.79	122.70
27	BA	1442	G	O4'-C1'-N9	5.57	112.65	108.20
27	BA	1498	C	N1-C1'-C2'	5.57	121.24	114.00
27	BA	2317	C	C4'-C3'-C2'	-5.57	97.03	102.60
1	AA	1084	G	C3'-C2'-C1'	5.56	105.95	101.50
1	AA	233	C	O4'-C1'-N1	5.56	112.65	108.20
27	BA	946	G	O4'-C1'-N9	5.56	112.65	108.20
27	BA	1664	A	N7-C8-N9	5.56	116.58	113.80
27	BA	2524	G	C4'-C3'-C2'	-5.56	97.04	102.60
27	BA	584	C	OP1-P-O3'	5.55	117.42	105.20
27	BA	8	A	P-O3'-C3'	5.55	126.36	119.70
1	AA	1397	C	C2-N1-C1'	5.55	124.90	118.80
27	BA	815	C	O4'-C1'-N1	5.55	112.64	108.20
27	BA	137	C	C3'-C2'-C1'	5.55	105.94	101.50
2	AV	7	U	OP1-P-O3'	5.55	117.40	105.20
27	BA	973	A	C5'-C4'-C3'	5.55	124.87	116.00
27	BA	1437	C	C4'-C3'-C2'	-5.54	97.06	102.60
23	AT	84	LEU	CA-CB-CG	5.54	128.05	115.30
27	BA	530	G	C1'-O4'-C4'	-5.54	105.47	109.90
1	AA	709	G	O4'-C1'-N9	5.54	112.63	108.20
27	BA	286	C	O4'-C1'-N1	5.54	112.63	108.20
27	BA	462	C	O4'-C1'-N1	5.54	112.63	108.20
1	AA	1510	U	C3'-C2'-C1'	-5.54	97.07	101.50
27	BA	218	A	C1'-O4'-C4'	-5.53	105.47	109.90
27	BA	456	C	C6-N1-C2	-5.53	118.09	120.30
27	BA	516	C	C6-N1-C2	-5.53	118.09	120.30
1	AA	412	A	C1'-O4'-C4'	-5.53	105.48	109.90
27	BA	564	C	C4'-C3'-C2'	-5.53	97.07	102.60
27	BA	1669	A	C4'-C3'-C2'	-5.53	97.07	102.60
27	BA	1970	A	C1'-O4'-C4'	-5.53	105.48	109.90
27	BA	1070	A	O4'-C1'-N9	5.52	112.62	108.20
27	BA	352	G	C8-N9-C4	-5.52	104.19	106.40
54	B8	46	LYS	CA-C-N	-5.52	105.16	116.20
27	BA	848	G	C3'-C2'-C1'	-5.52	97.09	101.50
27	BA	342	G	O4'-C4'-C3'	-5.52	98.48	104.00
1	AA	656	C	C3'-C2'-C1'	-5.51	97.09	101.50
27	BA	1286	A	C3'-C2'-C1'	5.51	105.91	101.50
27	BA	563	G	N3-C4-C5	-5.51	125.84	128.60
27	BA	2726	U	C1'-O4'-C4'	-5.51	105.49	109.90
27	BA	1528	A	C5'-C4'-O4'	5.51	115.71	109.10
27	BA	625	G	C3'-C2'-C1'	-5.50	97.10	101.50

Continued on next page...

Continued from previous page...

Mol	Chain	Res	Type	Atoms	Z	Observed(°)	Ideal(°)
27	BA	774	A	O4'-C1'-N9	5.50	112.60	108.20
27	BA	16	G	C5'-C4'-O4'	5.50	115.70	109.10
27	BA	1924	C	C6-N1-C2	-5.50	118.10	120.30
27	BA	270(M)	U	C2-N1-C1'	5.50	124.29	117.70
1	AA	836	G	C4'-C3'-C2'	-5.49	97.11	102.60
1	AA	1064	G	O4'-C1'-N9	5.49	112.60	108.20
54	B8	46	LYS	C-N-CA	-5.49	110.77	122.30
27	BA	2869	G	OP2-P-O3'	5.49	117.27	105.20
1	AA	276	G	C3'-C2'-C1'	-5.49	97.11	101.50
1	AA	969	A	O4'-C1'-N9	5.49	112.59	108.20
27	BA	479	A	O4'-C1'-N9	5.48	112.59	108.20
27	BA	1249	U	C3'-C2'-C1'	-5.48	97.12	101.50
27	BA	1586	A	O3'-P-O5'	-5.48	93.59	104.00
27	BA	2865	U	C1'-O4'-C4'	-5.48	105.52	109.90
1	AA	574	A	C8-N9-C4	-5.47	103.61	105.80
27	BA	498	G	C3'-C2'-C1'	-5.47	97.12	101.50
27	BA	1211	U	P-O3'-C3'	5.47	126.27	119.70
1	AA	496	A	P-O3'-C3'	5.47	126.26	119.70
27	BA	2442	C	P-O3'-C3'	-5.47	113.14	119.70
1	AA	804	U	OP1-P-O3'	-5.47	93.18	105.20
27	BA	1214	A	C1'-O4'-C4'	-5.47	105.53	109.90
27	BA	1976	U	C1'-O4'-C4'	-5.47	105.53	109.90
27	BA	1056	G	C1'-O4'-C4'	-5.46	105.53	109.90
27	BA	434	U	C3'-C2'-C1'	5.46	105.86	101.50
27	BA	134	C	O4'-C1'-N1	5.46	112.56	108.20
47	B2	31	ARG	C-N-CA	-5.45	108.07	121.70
26	BB	28	C	O4'-C1'-N1	5.45	112.56	108.20
1	AA	231	G	C5'-C4'-O4'	5.45	115.64	109.10
3	AW	46	G	C5-N7-C8	5.45	107.02	104.30
27	BA	458	G	C3'-C2'-C1'	5.45	105.86	101.50
1	AA	402	G	C3'-C2'-C1'	-5.45	97.14	101.50
27	BA	1968	G	C4'-C3'-C2'	-5.45	97.16	102.60
27	BA	1767	C	O4'-C1'-N1	5.44	112.55	108.20
1	AA	542	G	O4'-C1'-N9	5.44	112.55	108.20
1	AA	615	C	O4'-C1'-N1	5.44	112.55	108.20
27	BA	1102	C	N1-C2-O2	5.44	122.16	118.90
27	BA	1247	A	C3'-C2'-C1'	5.44	105.85	101.50
27	BA	1924	C	C4'-C3'-C2'	-5.44	97.16	102.60
27	BA	578	A	OP2-P-O3'	5.43	117.16	105.20
27	BA	1206	G	O4'-C4'-C3'	-5.43	98.57	104.00
27	BA	1386	C	O4'-C1'-N1	5.43	112.55	108.20
1	AA	499	A	C1'-O4'-C4'	-5.43	105.56	109.90

Continued on next page...

Continued from previous page...

Mol	Chain	Res	Type	Atoms	Z	Observed(°)	Ideal(°)
27	BA	1294	U	O3'-P-O5'	5.43	114.32	104.00
27	BA	2395	C	C3'-C2'-C1'	-5.43	97.16	101.50
1	AA	356	A	O4'-C1'-N9	5.42	112.54	108.20
1	AA	119	A	OP2-P-O3'	5.42	117.13	105.20
27	BA	1283	G	C3'-C2'-C1'	-5.42	97.16	101.50
27	BA	530	G	P-O3'-C3'	5.42	126.20	119.70
27	BA	1025	G	C4'-C3'-C2'	-5.42	97.18	102.60
1	AA	1065	U	C2'-C3'-O3'	5.42	122.37	113.70
27	BA	1534	G	C4'-C3'-C2'	-5.41	97.19	102.60
27	BA	1423	G	O4'-C4'-C3'	-5.41	98.59	104.00
27	BA	1763	G	OP2-P-O3'	5.41	117.10	105.20
1	AA	242	C	O4'-C1'-N1	5.41	112.52	108.20
1	AA	595	G	C3'-C2'-C1'	5.41	105.82	101.50
27	BA	594	U	O4'-C1'-N1	5.41	112.53	108.20
27	BA	1885	A	O4'-C1'-N9	5.41	112.52	108.20
1	AA	48	C	P-O3'-C3'	5.40	126.18	119.70
27	BA	1935	G	C3'-C2'-C1'	5.40	105.82	101.50
27	BA	2310	A	C4'-C3'-C2'	-5.40	97.20	102.60
27	BA	27	G	N3-C4-C5	-5.39	125.90	128.60
27	BA	1206	G	C3'-C2'-C1'	-5.39	97.19	101.50
27	BA	973	A	O4'-C4'-C3'	-5.39	98.61	104.00
27	BA	1283	G	P-O3'-C3'	-5.39	113.23	119.70
27	BA	1835	G	N3-C4-C5	-5.39	125.91	128.60
27	BA	2751	G	C1'-O4'-C4'	-5.39	105.59	109.90
27	BA	288	C	C3'-C2'-C1'	-5.38	97.19	101.50
1	AA	820	U	O3'-P-O5'	-5.38	93.77	104.00
27	BA	1140	C	C5'-C4'-O4'	5.38	115.56	109.10
1	AA	591	U	C3'-C2'-C1'	-5.38	97.20	101.50
27	BA	943	U	C4'-C3'-C2'	-5.38	97.22	102.60
27	BA	2441	C	P-O3'-C3'	-5.38	113.25	119.70
1	AA	387	U	C1'-O4'-C4'	-5.37	105.60	109.90
27	BA	1420	U	N1-C1'-C2'	5.37	120.98	114.00
1	AA	403	C	C3'-C2'-C1'	-5.37	97.20	101.50
1	AA	1530	G	C1'-O4'-C4'	-5.37	105.61	109.90
27	BA	1313	U	C4'-C3'-C2'	-5.37	97.23	102.60
1	AA	125	U	O4'-C1'-N1	5.37	112.49	108.20
1	AA	804	U	OP2-P-O3'	5.37	117.00	105.20
1	AA	1256	A	C3'-C2'-C1'	5.37	105.79	101.50
27	BA	110	G	P-O3'-C3'	5.37	126.14	119.70
27	BA	488	G	C4'-C3'-C2'	-5.37	97.23	102.60
27	BA	1939	U	C3'-C2'-C1'	5.37	105.79	101.50
1	AA	951	G	C4'-C3'-C2'	-5.36	97.24	102.60

Continued on next page...

Continued from previous page...

Mol	Chain	Res	Type	Atoms	Z	Observed(°)	Ideal(°)
26	BB	69	G	OP2-P-O3'	5.36	117.00	105.20
27	BA	2267	A	O4'-C4'-C3'	-5.36	98.64	104.00
27	BA	2334	G	C1'-O4'-C4'	-5.36	105.61	109.90
27	BA	2052	G	O4'-C1'-N9	5.36	112.49	108.20
1	AA	652	U	C1'-O4'-C4'	-5.36	105.61	109.90
27	BA	987	G	O4'-C1'-N9	5.36	112.48	108.20
27	BA	2810	A	OP1-P-O3'	5.35	116.98	105.20
1	AA	1212	U	P-O3'-C3'	5.35	126.12	119.70
27	BA	1888	G	O4'-C1'-N9	5.35	112.48	108.20
1	AA	28	G	C4'-C3'-C2'	-5.34	97.26	102.60
27	BA	47	C	O4'-C1'-N1	5.34	112.47	108.20
27	BA	626	U	O4'-C1'-N1	5.34	112.47	108.20
1	AA	1532	U	O4'-C4'-C3'	-5.34	98.66	104.00
27	BA	242	G	P-O3'-C3'	5.34	126.11	119.70
27	BA	1190	G	O4'-C4'-C3'	-5.34	98.66	104.00
27	BA	2010	G	O4'-C1'-N9	5.34	112.47	108.20
1	AA	680	C	O4'-C1'-N1	5.34	112.47	108.20
27	BA	845	G	C3'-C2'-C1'	5.34	105.77	101.50
27	BA	1600	C	O4'-C1'-N1	5.34	112.47	108.20
27	BA	1772	G	O4'-C1'-N9	5.34	112.47	108.20
27	BA	1181	C	C1'-O4'-C4'	-5.34	105.63	109.90
27	BA	141(A)	C	C6-N1-C2	-5.33	118.17	120.30
27	BA	1419	A	OP2-P-O3'	5.33	116.94	105.20
27	BA	2320	A	C3'-C2'-C1'	5.33	105.77	101.50
27	BA	2733	A	C4'-C3'-C2'	-5.33	97.27	102.60
27	BA	2264	C	C4'-C3'-C2'	-5.33	97.27	102.60
27	BA	932	G	C3'-C2'-C1'	5.33	105.76	101.50
1	AA	679	C	O4'-C1'-N1	5.32	112.46	108.20
27	BA	566	U	C3'-C2'-C1'	5.32	105.76	101.50
27	BA	990	A	P-O3'-C3'	5.32	126.09	119.70
1	AA	1331	G	P-O3'-C3'	5.32	126.08	119.70
1	AA	792	A	C1'-O4'-C4'	-5.32	105.64	109.90
27	BA	761	A	N7-C8-N9	5.32	116.46	113.80
27	BA	1515	C	P-O3'-C3'	5.32	126.08	119.70
27	BA	1727	U	C1'-O4'-C4'	-5.32	105.65	109.90
27	BA	548	A	C3'-C2'-C1'	5.32	105.75	101.50
27	BA	30	G	C3'-C2'-C1'	5.31	105.75	101.50
27	BA	1054	A	C1'-O4'-C4'	-5.31	105.65	109.90
27	BA	2036	C	O4'-C1'-N1	5.31	112.45	108.20
27	BA	1567	A	C3'-C2'-C1'	5.31	105.75	101.50
27	BA	935	C	C1'-O4'-C4'	-5.30	105.66	109.90
27	BA	1586	A	C3'-C2'-C1'	5.30	105.74	101.50

Continued on next page...

Continued from previous page...

Mol	Chain	Res	Type	Atoms	Z	Observed(°)	Ideal(°)
27	BA	1153	C	C2-N1-C1'	5.30	124.63	118.80
27	BA	2676	C	C3'-C2'-C1'	-5.30	97.26	101.50
27	BA	612	G	P-O3'-C3'	5.30	126.06	119.70
1	AA	792	A	O4'-C1'-N9	5.29	112.44	108.20
27	BA	270	A	OP1-P-O3'	-5.29	93.55	105.20
27	BA	997	G	C4'-C3'-C2'	-5.29	97.31	102.60
1	AA	332	G	C4'-C3'-C2'	-5.29	97.31	102.60
27	BA	750	A	C3'-C2'-C1'	5.29	105.73	101.50
27	BA	2668	G	C3'-C2'-C1'	-5.29	97.27	101.50
27	BA	1329	U	P-O3'-C3'	5.29	126.05	119.70
1	AA	38	G	OP2-P-O3'	-5.29	93.57	105.20
27	BA	1772	G	C5'-C4'-O4'	5.29	115.44	109.10
27	BA	105	C	O4'-C1'-N1	5.28	112.42	108.20
27	BA	335	C	O4'-C1'-N1	5.28	112.42	108.20
1	AA	74	C	O4'-C1'-N1	5.28	112.42	108.20
1	AA	541	G	C8-N9-C4	-5.28	104.29	106.40
27	BA	1800	C	C5'-C4'-O4'	5.28	115.43	109.10
27	BA	321	G	P-O3'-C3'	5.28	126.03	119.70
27	BA	2267	A	C1'-O4'-C4'	-5.28	105.68	109.90
27	BA	1029	A	P-O3'-C3'	-5.27	113.37	119.70
1	AA	883	C	O4'-C1'-N1	5.27	112.42	108.20
27	BA	665	C	O4'-C1'-N1	5.27	112.42	108.20
1	AA	366	C	C3'-C2'-C1'	5.27	105.71	101.50
1	AA	332	G	C3'-C2'-C1'	-5.26	97.29	101.50
1	AA	1452	C	N1-C1'-C2'	5.26	120.84	114.00
27	BA	270(Z)	U	P-O3'-C3'	5.26	126.02	119.70
27	BA	95	G	P-O3'-C3'	-5.26	113.39	119.70
1	AA	1302	U	P-O3'-C3'	5.26	126.01	119.70
27	BA	135	G	C4'-C3'-C2'	-5.25	97.35	102.60
27	BA	1169	G	O4'-C1'-N9	5.25	112.40	108.20
27	BA	2234	G	C4'-C3'-C2'	-5.25	97.35	102.60
1	AA	574	A	N7-C8-N9	5.24	116.42	113.80
27	BA	218	A	O4'-C1'-N9	5.24	112.39	108.20
27	BA	218	A	C4'-C3'-C2'	-5.24	97.36	102.60
27	BA	688	U	O4'-C1'-N1	5.24	112.39	108.20
27	BA	1626	G	C3'-C2'-C1'	5.24	105.69	101.50
27	BA	739	G	N3-C4-N9	5.24	129.14	126.00
27	BA	1800	C	C4'-C3'-C2'	-5.24	97.36	102.60
27	BA	1996	C	C6-N1-C2	-5.24	118.20	120.30
27	BA	1476	C	C5'-C4'-O4'	5.24	115.39	109.10
1	AA	1158	C	N1-C2-O2	5.24	122.04	118.90
27	BA	338	G	C3'-C2'-C1'	5.23	105.68	101.50

Continued on next page...

Continued from previous page...

Mol	Chain	Res	Type	Atoms	Z	Observed(°)	Ideal(°)
27	BA	801	G	C2'-C3'-O3'	5.23	122.07	113.70
27	BA	2086	U	O4'-C1'-N1	5.23	112.39	108.20
27	BA	14	A	OP1-P-O3'	5.23	116.70	105.20
27	BA	324	A	O3'-P-O5'	-5.23	94.07	104.00
27	BA	889	C	O4'-C1'-N1	5.23	112.38	108.20
27	BA	1570	A	C3'-C2'-C1'	-5.23	97.32	101.50
52	B6	19	GLY	N-CA-C	-5.23	100.03	113.10
27	BA	1270	C	P-O3'-C3'	5.22	125.97	119.70
27	BA	974(A)	C	N1-C1'-C2'	5.22	120.79	114.00
1	AA	576	G	C1'-O4'-C4'	-5.22	105.72	109.90
1	AA	819	A	P-O3'-C3'	5.22	125.96	119.70
26	BB	119	A	C4'-C3'-C2'	-5.22	97.38	102.60
27	BA	775	G	OP1-P-O3'	5.22	116.68	105.20
1	AA	1285	A	C1'-O4'-C4'	-5.22	105.73	109.90
27	BA	2614	A	C3'-C2'-C1'	5.22	105.67	101.50
1	AA	147	G	C3'-C2'-C1'	-5.22	97.33	101.50
27	BA	1312	U	C3'-C2'-C1'	5.21	105.67	101.50
27	BA	2471	C	C4'-C3'-C2'	-5.21	97.39	102.60
27	BA	2508	G	N3-C4-C5	5.21	131.21	128.60
1	AA	904	C	C3'-C2'-C1'	-5.21	97.33	101.50
27	BA	1697	G	C3'-C2'-C1'	-5.21	97.33	101.50
1	AA	858	G	OP2-P-O3'	5.21	116.66	105.20
1	AA	918	A	O4'-C1'-N9	5.21	112.37	108.20
27	BA	2488	A	P-O3'-C3'	-5.21	113.45	119.70
27	BA	1261	C	P-O3'-C3'	5.21	125.95	119.70
1	AA	1365	G	N9-C1'-C2'	-5.20	106.28	112.00
27	BA	1539	G	C1'-O4'-C4'	-5.20	105.74	109.90
27	BA	2885	C	C3'-C2'-C1'	-5.20	97.34	101.50
27	BA	2726	U	O4'-C1'-N1	5.20	112.36	108.20
27	BA	661	C	C4'-C3'-C2'	-5.20	97.40	102.60
27	BA	148	C	C1'-O4'-C4'	-5.20	105.74	109.90
27	BA	196	A	N9-C1'-C2'	5.20	120.76	114.00
27	BA	2091	U	O4'-C1'-N1	5.20	112.36	108.20
27	BA	79	G	C3'-C2'-C1'	-5.20	97.34	101.50
27	BA	370	G	P-O3'-C3'	5.20	125.93	119.70
1	AA	204	U	C2-N1-C1'	5.19	123.93	117.70
27	BA	764	A	N9-C1'-C2'	5.19	120.75	114.00
27	BA	242	G	O4'-C1'-N9	5.19	112.36	108.20
27	BA	1255	U	C5'-C4'-O4'	5.19	115.33	109.10
27	BA	1979	C	C4'-C3'-C2'	-5.19	97.41	102.60
27	BA	1983	C	O4'-C1'-N1	5.19	112.36	108.20
27	BA	1402	C	O4'-C1'-N1	5.19	112.35	108.20

Continued on next page...

Continued from previous page...

Mol	Chain	Res	Type	Atoms	Z	Observed(°)	Ideal(°)
27	BA	1554	A	P-O3'-C3'	5.19	125.93	119.70
27	BA	2022	U	N1-C2-O2	5.19	126.43	122.80
27	BA	2765	A	C3'-C2'-C1'	5.19	105.65	101.50
27	BA	151	C	O4'-C1'-N1	5.19	112.35	108.20
1	AA	137	C	O4'-C1'-N1	5.19	112.35	108.20
27	BA	1206	G	C5'-C4'-O4'	5.19	115.32	109.10
27	BA	2777	G	C1'-O4'-C4'	-5.18	105.75	109.90
1	AA	1304	G	C1'-O4'-C4'	-5.18	105.75	109.90
1	AA	859	A	C4'-C3'-C2'	-5.18	97.42	102.60
27	BA	164	U	C3'-C2'-C1'	5.18	105.64	101.50
1	AA	345	C	P-O3'-C3'	5.18	125.92	119.70
27	BA	80	G	C3'-C2'-C1'	-5.18	97.36	101.50
27	BA	616	A	C3'-C2'-C1'	5.18	105.64	101.50
27	BA	1409	C	O4'-C1'-N1	5.18	112.34	108.20
27	BA	449(A)	G	C3'-C2'-C1'	5.18	105.64	101.50
1	AA	511	C	C3'-C2'-C1'	5.17	105.64	101.50
7	AD	31	CYS	CA-CB-SG	5.17	123.31	114.00
27	BA	479	A	C1'-O4'-C4'	-5.17	105.76	109.90
27	BA	2209	C	C4'-C3'-C2'	-5.17	97.43	102.60
30	BF	103	ASN	C-N-CA	-5.17	108.77	121.70
26	BB	24	G	OP1-P-O3'	-5.17	93.83	105.20
1	AA	1201	A	C1'-O4'-C4'	-5.17	105.77	109.90
27	BA	95	G	O4'-C4'-C3'	-5.17	98.83	104.00
27	BA	2084	C	P-O3'-C3'	-5.16	113.50	119.70
27	BA	1351	C	O4'-C1'-N1	5.16	112.33	108.20
27	BA	70	G	O3'-P-O5'	5.16	113.80	104.00
27	BA	153	C	O4'-C1'-N1	5.16	112.33	108.20
27	BA	1297	C	O4'-C1'-N1	5.16	112.33	108.20
27	BA	1212	G	P-O3'-C3'	5.16	125.89	119.70
27	BA	271(B)	G	P-O3'-C3'	5.16	125.89	119.70
27	BA	1566	A	C1'-O4'-C4'	-5.16	105.78	109.90
27	BA	585	G	O5'-C5'-C4'	-5.16	101.91	111.70
27	BA	2595	G	C4'-C3'-C2'	-5.15	97.45	102.60
27	BA	177	G	P-O3'-C3'	5.15	125.88	119.70
27	BA	195	A	O4'-C1'-N9	5.15	112.32	108.20
27	BA	244	A	C3'-C2'-C1'	-5.15	97.38	101.50
1	AA	1533	C	O4'-C1'-N1	5.14	112.31	108.20
27	BA	1449	A	O3'-P-O5'	-5.14	94.23	104.00
27	BA	2403	C	C4'-C3'-C2'	-5.14	97.46	102.60
27	BA	2007	C	C3'-C2'-C1'	-5.14	97.39	101.50
27	BA	337	C	O4'-C1'-N1	5.14	112.31	108.20
27	BA	2848	G	C1'-O4'-C4'	-5.14	105.79	109.90

Continued on next page...

Continued from previous page...

Mol	Chain	Res	Type	Atoms	Z	Observed(°)	Ideal(°)
1	AA	421	U	C3'-C2'-C1'	5.14	105.61	101.50
1	AA	10	A	C4'-C3'-C2'	-5.13	97.47	102.60
1	AA	314	C	P-O3'-C3'	5.13	125.86	119.70
27	BA	469	G	N3-C4-C5	-5.13	126.03	128.60
27	BA	1621	U	C3'-C2'-C1'	-5.13	97.39	101.50
1	AA	25	C	P-O3'-C3'	5.13	125.86	119.70
27	BA	101	G	P-O3'-C3'	5.13	125.86	119.70
27	BA	529	A	P-O3'-C3'	5.13	125.85	119.70
27	BA	814	C	C1'-O4'-C4'	-5.13	105.80	109.90
27	BA	2370	G	OP1-P-O3'	5.13	116.48	105.20
27	BA	563	G	C5'-C4'-O4'	5.13	115.25	109.10
27	BA	1827	C	O4'-C1'-N1	5.13	112.30	108.20
27	BA	2846	G	OP1-P-O3'	5.13	116.48	105.20
27	BA	1653	G	N9-C1'-C2'	5.12	120.66	114.00
1	AA	135	C	O4'-C1'-N1	5.12	112.30	108.20
1	AA	827	U	O4'-C1'-N1	5.12	112.30	108.20
27	BA	1247	A	OP1-P-O3'	5.12	116.47	105.20
27	BA	1491	G	P-O3'-C3'	5.12	125.85	119.70
27	BA	1640	C	P-O3'-C3'	5.12	125.85	119.70
27	BA	1835	G	C8-N9-C4	-5.12	104.35	106.40
27	BA	188	G	O4'-C1'-N9	5.12	112.30	108.20
1	AA	21	G	C3'-C2'-C1'	-5.12	97.40	101.50
1	AA	258	G	O4'-C1'-N9	5.12	112.30	108.20
1	AA	702	A	C3'-C2'-C1'	5.12	105.59	101.50
1	AA	1078	U	O4'-C1'-N1	5.12	112.29	108.20
27	BA	912	C	O4'-C1'-N1	5.12	112.29	108.20
27	BA	1265	A	N9-C1'-C2'	5.12	120.65	114.00
1	AA	65	U	P-O3'-C3'	5.11	125.84	119.70
27	BA	935	C	O4'-C1'-N1	5.11	112.29	108.20
1	AA	814	A	P-O3'-C3'	5.11	125.83	119.70
27	BA	1527	G	O4'-C1'-N9	5.11	112.29	108.20
1	AA	1315	U	O4'-C1'-N1	5.11	112.29	108.20
27	BA	1527	G	N7-C8-N9	5.11	115.66	113.10
27	BA	1559	G	O4'-C1'-C2'	-5.11	100.69	105.80
27	BA	791	C	O4'-C1'-N1	5.11	112.29	108.20
27	BA	1474	C	O4'-C1'-N1	5.11	112.29	108.20
27	BA	270(H)	C	O4'-C1'-N1	5.11	112.28	108.20
27	BA	670	A	O4'-C1'-N9	5.10	112.28	108.20
27	BA	1939	U	C2-N1-C1'	5.10	123.82	117.70
27	BA	1829	A	O4'-C1'-N9	-5.10	104.12	108.20
1	AA	1362	C	O4'-C1'-N1	5.10	112.28	108.20
27	BA	71	A	O4'-C1'-N9	5.10	112.28	108.20

Continued on next page...

Continued from previous page...

Mol	Chain	Res	Type	Atoms	Z	Observed(°)	Ideal(°)
1	AA	849	C	C4'-C3'-C2'	-5.10	97.50	102.60
27	BA	249	C	N1-C1'-C2'	-5.10	106.39	112.00
27	BA	601	C	C3'-C2'-C1'	-5.10	97.42	101.50
1	AA	44	G	C3'-C2'-C1'	-5.10	97.42	101.50
27	BA	1653	G	P-O3'-C3'	5.09	125.81	119.70
27	BA	1779	U	P-O3'-C3'	-5.09	113.59	119.70
27	BA	2495	G	P-O3'-C3'	5.09	125.81	119.70
1	AA	1339	A	C3'-C2'-C1'	-5.09	97.43	101.50
27	BA	1998	G	C3'-C2'-C1'	-5.09	97.43	101.50
27	BA	2023	G	C8-N9-C4	-5.09	104.36	106.40
27	BA	560	C	O3'-P-O5'	5.08	113.66	104.00
1	AA	1485	U	O4'-C4'-C3'	-5.08	98.92	104.00
1	AA	908	A	O4'-C1'-N9	5.08	112.26	108.20
27	BA	1568	G	C3'-C2'-C1'	5.08	105.56	101.50
27	BA	766	C	O4'-C1'-N1	5.08	112.26	108.20
27	BA	1306	C	O4'-C1'-N1	5.08	112.26	108.20
27	BA	1480	G	N7-C8-N9	5.08	115.64	113.10
1	AA	813	U	O3'-P-O5'	5.07	113.64	104.00
27	BA	801	G	O4'-C1'-N9	-5.07	104.14	108.20
27	BA	1917	U	O4'-C1'-N1	5.07	112.26	108.20
1	AA	509	A	C3'-C2'-C1'	-5.07	97.44	101.50
1	AA	1498	U	C3'-C2'-C1'	5.07	105.56	101.50
1	AA	903	G	O4'-C4'-C3'	-5.07	98.93	104.00
27	BA	984	A	C5'-C4'-C3'	5.07	124.11	116.00
1	AA	1020	U	O4'-C1'-N1	5.07	112.25	108.20
27	BA	712	G	C3'-C2'-C1'	-5.07	97.45	101.50
27	BA	1420	U	P-O3'-C3'	5.07	125.78	119.70
1	AA	911	U	O4'-C1'-N1	5.06	112.25	108.20
27	BA	270(Q)	C	O4'-C1'-N1	5.06	112.25	108.20
27	BA	2784	C	C1'-O4'-C4'	-5.06	105.85	109.90
27	BA	2862	G	C3'-C2'-C1'	5.06	105.55	101.50
1	AA	1361	G	OP1-P-O3'	5.06	116.33	105.20
27	BA	2009	G	OP1-P-O3'	5.06	116.33	105.20
27	BA	977	G	C4'-C3'-C2'	-5.06	97.54	102.60
27	BA	1261	C	OP1-P-O3'	5.06	116.33	105.20
27	BA	2318	G	C3'-C2'-C1'	5.06	105.55	101.50
27	BA	740	U	O4'-C1'-N1	5.06	112.25	108.20
27	BA	1941	C	N1-C2-O2	5.06	121.93	118.90
27	BA	299	A	C8-N9-C4	-5.05	103.78	105.80
27	BA	1930	G	O4'-C1'-N9	5.05	112.24	108.20
27	BA	2855	C	C4'-C3'-C2'	-5.05	97.55	102.60
27	BA	1968	G	C5'-C4'-O4'	5.05	115.16	109.10

Continued on next page...

Continued from previous page...

Mol	Chain	Res	Type	Atoms	Z	Observed(°)	Ideal(°)
1	AA	38	G	C4'-C3'-C2'	-5.05	97.55	102.60
19	AP	6	LEU	CA-CB-CG	5.05	126.91	115.30
1	AA	1196	U	P-O3'-C3'	5.04	125.75	119.70
27	BA	2581	G	C3'-C2'-C1'	5.04	105.54	101.50
1	AA	289	G	O4'-C1'-N9	5.04	112.24	108.20
27	BA	1915	U	P-O3'-C3'	5.04	125.75	119.70
1	AA	271	C	O4'-C1'-N1	5.04	112.23	108.20
27	BA	865	C	N1-C2-O2	5.04	121.92	118.90
27	BA	1539	G	C4'-C3'-C2'	-5.04	97.56	102.60
1	AA	308	C	C4'-C3'-C2'	-5.04	97.56	102.60
8	AE	144	THR	O-C-N	-5.04	114.64	122.70
27	BA	1132	A	O4'-C1'-N9	5.04	112.23	108.20
27	BA	1520	U	O4'-C1'-N1	5.04	112.23	108.20
1	AA	960	U	C2-N1-C1'	5.04	123.74	117.70
27	BA	247	G	C3'-C2'-C1'	5.04	105.53	101.50
27	BA	2511	U	C4'-C3'-C2'	-5.04	97.56	102.60
27	BA	1278	A	C4'-C3'-C2'	-5.03	97.57	102.60
27	BA	1710	C	O4'-C1'-N1	5.03	112.23	108.20
27	BA	2009	G	P-O3'-C3'	5.03	125.74	119.70
27	BA	2100	G	C3'-C2'-C1'	-5.03	97.47	101.50
27	BA	2418	A	C3'-C2'-C1'	5.03	105.53	101.50
1	AA	1346	A	C1'-O4'-C4'	-5.03	105.88	109.90
6	AC	91	LEU	CA-CB-CG	5.03	126.87	115.30
27	BA	1143	A	O3'-P-O5'	-5.03	94.44	104.00
27	BA	2460	U	N1-C1'-C2'	-5.03	106.47	112.00
1	AA	615	C	C3'-C2'-C1'	-5.03	97.48	101.50
1	AA	656	C	O4'-C1'-N1	5.03	112.22	108.20
1	AA	1514	C	C5-C6-N1	5.03	123.51	121.00
1	AA	918	A	C3'-C2'-C1'	5.03	105.52	101.50
27	BA	1288	U	C3'-C2'-C1'	5.02	105.52	101.50
27	BA	2507	C	C4'-C3'-C2'	-5.02	97.58	102.60
1	AA	412	A	O4'-C1'-N9	5.02	112.22	108.20
1	AA	1158	C	C2-N1-C1'	5.02	124.33	118.80
1	AA	1540	U	O4'-C1'-N1	5.02	112.22	108.20
27	BA	1966	A	C3'-C2'-C1'	5.02	105.52	101.50
1	AA	972	C	O4'-C1'-N1	5.02	112.22	108.20
1	AA	1003	G	O3'-P-O5'	5.02	113.54	104.00
27	BA	130	C	P-O3'-C3'	5.02	125.72	119.70
27	BA	1025	G	O4'-C4'-C3'	-5.02	98.98	104.00
27	BA	1227	A	C3'-C2'-C1'	-5.02	97.48	101.50
1	AA	41	G	C1'-O4'-C4'	-5.02	105.89	109.90
27	BA	825	C	P-O3'-C3'	5.02	125.72	119.70

Continued on next page...

Continued from previous page...

Mol	Chain	Res	Type	Atoms	Z	Observed(°)	Ideal(°)
27	BA	1335	U	O4'-C1'-N1	5.02	112.22	108.20
27	BA	1671	U	O4'-C1'-N1	5.02	112.21	108.20
27	BA	2035	G	P-O3'-C3'	5.02	125.72	119.70
1	AA	351	G	O3'-P-O5'	5.02	113.53	104.00
27	BA	2045	C	O4'-C1'-N1	5.02	112.21	108.20
1	AA	434	U	O4'-C1'-N1	5.01	112.21	108.20
27	BA	324	A	C3'-C2'-C1'	5.01	105.51	101.50
27	BA	739	G	C8-N9-C4	-5.01	104.39	106.40
27	BA	1019	U	P-O3'-C3'	5.01	125.72	119.70
27	BA	1248	G	C1'-O4'-C4'	-5.01	105.89	109.90
26	BB	85	G	C3'-C2'-C1'	-5.01	97.49	101.50
27	BA	82	G	C3'-C2'-C1'	5.01	105.51	101.50
27	BA	1727	U	O4'-C1'-N1	5.01	112.21	108.20
27	BA	1615	C	C1'-O4'-C4'	-5.01	105.89	109.90
27	BA	2227	A	P-O3'-C3'	-5.01	113.69	119.70
27	BA	2578	G	C4'-C3'-C2'	-5.01	97.59	102.60
1	AA	24	U	O4'-C1'-N1	5.01	112.20	108.20
27	BA	1926	U	O4'-C1'-N1	5.01	112.20	108.20
27	BA	1266	G	C5'-C4'-C3'	5.00	124.01	116.00
1	AA	508	C	C3'-C2'-C1'	5.00	105.50	101.50
27	BA	201	C	O4'-C1'-N1	5.00	112.20	108.20
27	BA	570	G	C8-N9-C4	-5.00	104.40	106.40
27	BA	1555	G	C8-N9-C4	-5.00	104.40	106.40
27	BA	500	G	C3'-C2'-C1'	-5.00	97.50	101.50
27	BA	957	A	P-O3'-C3'	5.00	125.70	119.70
27	BA	1988	C	O4'-C1'-N1	5.00	112.20	108.20

All (1) chirality outliers are listed below:

Mol	Chain	Res	Type	Atom
3	AW	37	YYG	C15

All (24) planarity outliers are listed below:

Mol	Chain	Res	Type	Group
6	AC	18	TRP	Mainchain
14	AK	112	THR	Mainchain
20	AQ	40	LYS	Mainchain
3	AW	16	U	Sidechain
3	AW	17	U	Sidechain
3	AW	18	G	Sidechain
3	AW	19	G	Sidechain

Continued on next page...

Continued from previous page...

Mol	Chain	Res	Type	Group
3	AW	62	A	Sidechain
49	B0	18	PRO	Mainchain
47	B2	31	ARG	Mainchain
51	B5	30	LEU	Mainchain
28	BD	213	LYS	Peptide
29	BE	274	GLY	Mainchain,Peptide
29	BE	49	THR	Mainchain
30	BF	103	ASN	Mainchain
30	BF	168	ARG	Mainchain,Peptide
30	BF	28	SER	Mainchain
32	BH	80	LYS	Mainchain
33	BI	49	ALA	Mainchain
36	BP	96	VAL	Peptide
41	BX	73	ASP	Mainchain
42	BY	36	GLY	Mainchain

5.2 Too-close contacts

In the following table, the Non-H and H(model) columns list the number of non-hydrogen atoms and hydrogen atoms in the chain respectively. The H(added) column lists the number of hydrogen atoms added and optimized by MolProbity. The Clashes column lists the number of clashes within the asymmetric unit, whereas Symm-Clashes lists symmetry related clashes.

Mol	Chain	Non-H	H(model)	H(added)	Clashes	Symm-Clashes
1	AA	32551	0	16464	2038	4
2	AV	1622	0	819	182	0
3	AW	1638	0	835	193	0
4	AX	136	0	63	22	0
5	AB	1900	0	1950	92	0
6	AC	1612	0	1675	113	0
7	AD	1703	0	1760	288	0
8	AE	1146	0	1206	59	0
9	AF	843	0	857	49	0
10	AG	1257	0	1295	94	0
11	AH	1116	0	1177	99	0
12	AI	1011	0	1040	89	0
13	AJ	794	0	840	105	0
14	AK	885	0	904	55	0
15	AL	970	0	1056	74	0
16	AM	997	0	1070	186	0
17	AN	492	0	529	95	0
18	AO	734	0	771	30	0

Continued on next page...

Continued from previous page...

Mol	Chain	Non-H	H(model)	H(added)	Clashes	Symm-Clashes
19	AP	700	0	720	78	0
20	AQ	857	0	928	53	0
21	AR	597	0	668	52	0
22	AS	647	0	672	215	0
23	AT	762	0	859	33	0
24	AU	208	0	221	75	0
25	AY	365	0	0	14	0
26	BB	2637	0	1338	187	1
27	BA	60599	0	30523	10794	127
28	BD	1308	0	1346	1071	0
29	BE	1507	0	1475	1137	4
30	BF	1430	0	1357	1068	0
31	BG	957	0	950	687	0
32	BH	1251	0	1291	749	0
33	BI	1145	0	1224	627	4
34	BN	917	0	896	761	0
35	BO	937	0	992	621	0
36	BP	639	0	606	487	0
37	BQ	1081	0	1047	934	0
38	BS	866	0	868	691	0
39	BT	406	0	359	164	0
40	BW	860	0	909	568	0
41	BX	602	0	559	448	0
42	BY	879	0	859	751	0
43	BZ	1360	0	1377	897	0
44	BR	855	0	904	561	0
45	BU	978	0	1001	880	0
46	BV	787	0	784	643	0
47	B2	494	0	504	396	0
48	B3	477	0	528	441	0
49	B0	641	0	658	517	0
50	B4	604	0	586	493	0
51	B5	457	0	455	288	0
52	B6	431	0	454	288	0
53	B7	383	0	411	393	0
54	B8	496	0	539	359	0
55	B9	285	0	312	150	0
56	BK	999	0	1065	119	0
All	All	142811	0	94556	28242	136

The all-atom clashscore is defined as the number of clashes found per 1000 atoms (including hydrogen atoms). The all-atom clashscore for this structure is 120.

All (28242) close contacts within the same asymmetric unit are listed below, sorted by their clash magnitude.

Atom-1	Atom-2	Interatomic distance (Å)	Clash overlap (Å)
51:B5:33:CYS:SG	51:B5:36:CYS:HB2	1.24	1.69
27:BA:2470:G:C2	27:BA:2471:C:C5	1.81	1.69
27:BA:2712:U:C6	27:BA:712(A):A:C8	1.76	1.68
53:B7:30:ILE:HA	53:B7:33:ARG:CD	1.21	1.67
27:BA:2580:U:C6	27:BA:2581:G:C8	1.82	1.66
35:BO:99:PHE:CD2	39:BT:24:LYS:HE2	1.30	1.66
28:BD:73:ILE:HG21	28:BD:95:TYR:CD2	1.30	1.65
32:BH:43:THR:HG23	32:BH:52:THR:CG2	1.23	1.64
29:BE:71:THR:HG21	29:BE:299:SER:CB	1.26	1.64
44:BR:58:GLY:HA2	44:BR:80:PHE:CE2	1.26	1.63
52:B6:32:GLN:CB	52:B6:35:LEU:HD12	1.25	1.63
49:B0:37:LEU:HB3	49:B0:69:PHE:CD2	1.25	1.63
42:BY:103:LEU:HD21	42:BY:112:LEU:CD2	1.25	1.63
27:BA:1151:G:C4'	45:BU:81:ASN:HD21	1.08	1.62
42:BY:73:HIS:CA	42:BY:91:LEU:HD11	1.26	1.62
28:BD:92:LEU:HD11	28:BD:102:TYR:CE1	1.29	1.62
32:BH:10:ILE:CG2	32:BH:14:VAL:HG11	1.26	1.62
46:BV:11:GLN:HE22	46:BV:22:VAL:CG2	1.06	1.62
33:BI:95:SER:HA	33:BI:98:ILE:CG1	1.25	1.62
27:BA:2226:C:C2	27:BA:2227:A:H1'	1.19	1.61
37:BQ:85:ILE:HG22	37:BQ:122:PHE:CG	1.17	1.61
27:BA:2287:A:C2	27:BA:2289:G:C1'	1.81	1.61
27:BA:25:U:H5''	40:BW:80:PRO:CD	1.29	1.61
43:BZ:39:PHE:HA	43:BZ:43:PHE:CE2	1.24	1.61
27:BA:2225:A:C4'	27:BA:2226:C:C5'	1.79	1.60
1:AA:1320:C:C1'	22:AS:73:GLU:HG2	1.23	1.60
42:BY:45:GLY:HA2	42:BY:62:VAL:CG1	1.29	1.60
27:BA:2225:A:C5'	27:BA:2226:C:C5'	1.77	1.60
27:BA:2470:G:N2	27:BA:2471:C:C2	1.68	1.60
42:BY:71:VAL:CG2	42:BY:93:THR:HG23	1.23	1.60
29:BE:71:THR:CG2	29:BE:299:SER:HB2	1.12	1.60
36:BP:77:ALA:HA	36:BP:81:VAL:CB	1.23	1.60
42:BY:101:LEU:HD22	42:BY:103:LEU:CG	1.31	1.60
28:BD:128:ALA:CB	28:BD:190:THR:HG22	1.15	1.59
54:B8:50:LEU:CD2	54:B8:51:ALA:H	1.03	1.59
55:B9:25:VAL:CB	55:B9:34:GLN:HB3	1.26	1.59
27:BA:2360:A:N7	27:BA:2361:A:C8	1.69	1.59
36:BP:65:ASP:CB	36:BP:109:LEU:HB3	1.25	1.59
30:BF:96:LYS:HB2	30:BF:98:ARG:CZ	1.12	1.59
34:BN:13:ASP:HA	34:BN:38:VAL:CG1	1.23	1.59

Continued on next page...

Continued from previous page...

Atom-1	Atom-2	Interatomic distance (Å)	Clash overlap (Å)
44:BR:38:VAL:CG1	44:BR:39:PRO:HD3	1.30	1.59
44:BR:38:VAL:HG12	44:BR:39:PRO:CD	1.23	1.59
55:B9:7:VAL:CG1	55:B9:34:GLN:HG2	1.21	1.59
32:BH:129:LYS:C	32:BH:130:ILE:HD12	1.21	1.58
27:BA:2810:A:C2'	27:BA:2811:G:H5'	1.18	1.58
27:BA:2740:A:H2'	27:BA:2741:A:C8	1.12	1.58
30:BF:147:LEU:CD1	30:BF:156:LEU:HD11	1.17	1.58
27:BA:2354:G:C2	49:B0:32:LYS:HE3	1.36	1.58
27:BA:1799:G:C2	28:BD:153:LEU:HD21	1.32	1.58
48:B3:20:LYS:HA	48:B3:23:LEU:CD1	1.30	1.58
42:BY:103:LEU:CD2	42:BY:112:LEU:HD21	1.19	1.58
27:BA:2768:C:N3	27:BA:2769:C:C5	1.71	1.58
45:BU:59:ARG:HA	45:BU:62:ILE:CG1	1.15	1.58
27:BA:2712:U:C2'	27:BA:712(A):A:H5''	1.23	1.58
28:BD:128:ALA:HB2	28:BD:190:THR:CB	1.10	1.58
33:BI:68:LEU:CD2	33:BI:108:LEU:HD13	1.16	1.58
34:BN:10:VAL:CG1	34:BN:36:VAL:HG22	1.15	1.58
34:BN:15:ARG:CB	34:BN:43:ARG:HG2	1.20	1.58
27:BA:2832:U:C6	27:BA:2832:U:H5'	1.34	1.58
45:BU:59:ARG:CA	45:BU:62:ILE:HG12	1.22	1.58
27:BA:1364:G:H3'	50:B4:3:LYS:CD	1.19	1.58
28:BD:213:LYS:CG	28:BD:215:LYS:HB2	1.27	1.58
27:BA:2432:A:H2	27:BA:2433:A:C6	1.18	1.57
34:BN:13:ASP:CA	34:BN:38:VAL:CG1	1.78	1.57
48:B3:23:LEU:CA	48:B3:28:LEU:HD12	1.31	1.57
27:BA:594:U:H5''	54:B8:61:MET:CE	1.30	1.57
28:BD:175:LEU:CD2	28:BD:180:VAL:HA	1.32	1.57
1:AA:409:G:H5''	7:AD:25:ARG:CB	1.29	1.57
27:BA:2543:G:H2'	27:BA:2544:G:C8	1.40	1.57
34:BN:65:ASN:HB2	34:BN:69:TYR:CD1	1.31	1.57
45:BU:92:ARG:CA	45:BU:95:LEU:HD11	1.26	1.57
43:BZ:69:VAL:CG2	43:BZ:81:VAL:HG13	1.26	1.57
51:B5:45:ILE:HG23	51:B5:52:TYR:CD1	1.36	1.57
34:BN:58:GLU:HA	34:BN:61:VAL:CG2	1.34	1.57
27:BA:2227:A:N1	27:BA:2228:G:C6	1.70	1.57
27:BA:2826:A:C6	27:BA:2827:C:C6	1.90	1.57
52:B6:19:GLY:HA3	52:B6:42:PRO:CG	1.32	1.56
42:BY:78:THR:CG2	42:BY:88:PRO:HA	1.26	1.56
27:BA:2355:C:C4'	49:B0:21:LEU:CD1	1.79	1.56
48:B3:8:LEU:CD2	48:B3:31:LEU:HA	1.20	1.56
27:BA:535:C:C4'	45:BU:53:LYS:HE2	1.24	1.56

Continued on next page...

Continued from previous page...

Atom-1	Atom-2	Interatomic distance (Å)	Clash overlap (Å)
27:BA:2810:A:H2'	27:BA:2811:G:C5'	1.14	1.56
44:BR:20:LEU:CD1	44:BR:21:TYR:N	1.68	1.56
50:B4:7:PRO:CD	50:B4:56:VAL:HG21	1.33	1.56
33:BI:7:LYS:HG3	33:BI:12:LYS:CG	1.24	1.56
35:BO:99:PHE:CE2	39:BT:24:LYS:CE	1.78	1.56
27:BA:104:U:H3	42:BY:17:HIS:CE1	1.19	1.56
28:BD:128:ALA:CB	28:BD:190:THR:CG2	1.80	1.56
53:B7:17:GLY:HA2	53:B7:44:VAL:CG2	1.10	1.56
27:BA:2574:G:C4	27:BA:2575:C:C5	1.90	1.55
27:BA:2209:C:C2'	27:BA:2210:G:H3'	1.36	1.55
27:BA:2316:C:H5'	31:BG:142:ALA:CB	1.28	1.55
27:BA:1665:A:C4'	35:BO:66:LYS:HZ3	0.92	1.55
27:BA:997:G:C3'	45:BU:92:ARG:HH12	0.92	1.55
27:BA:2579:C:C6	27:BA:2579:C:H5''	1.41	1.55
27:BA:2225:A:H4'	27:BA:2226:C:C5'	1.25	1.55
16:AM:92:HIS:CD2	16:AM:98:VAL:HG21	1.42	1.55
27:BA:2352:A:C2	49:B0:30:VAL:CG1	1.85	1.55
36:BP:77:ALA:CA	36:BP:81:VAL:HB	1.37	1.55
27:BA:594:U:C5'	54:B8:61:MET:CE	1.79	1.55
35:BO:35:ILE:CG2	35:BO:63:VAL:HA	1.34	1.55
44:BR:77:ARG:HH11	44:BR:77:ARG:CB	1.04	1.55
31:BG:19:GLU:HB3	31:BG:135:VAL:CG2	1.16	1.55
30:BF:47:GLY:HA2	30:BF:92:PRO:CG	1.35	1.55
45:BU:14:HIS:CE1	45:BU:36:PHE:HZ	1.25	1.55
36:BP:94:ARG:HB2	36:BP:120:LEU:CD2	1.17	1.55
37:BQ:140:TYR:CD1	37:BQ:147:VAL:HG11	1.33	1.55
43:BZ:71:MET:CG	43:BZ:78:PRO:HD3	1.09	1.54
1:AA:986:A:C1'	22:AS:55:LYS:HA	1.31	1.54
42:BY:101:LEU:CG	42:BY:112:LEU:HD11	1.33	1.54
27:BA:2556:C:H2'	27:BA:2557:G:C5'	1.34	1.54
28:BD:103:ILE:CG1	28:BD:104:ILE:CD1	1.80	1.54
3:AW:37:YYG:H192	10:AG:84:ASN:CA	1.12	1.54
42:BY:101:LEU:HD22	42:BY:103:LEU:CD1	1.33	1.54
27:BA:2785:C:C1'	29:BE:100:TRP:CD1	1.79	1.54
45:BU:92:ARG:HA	45:BU:95:LEU:CD1	1.07	1.54
53:B7:30:ILE:CD1	53:B7:33:ARG:HH11	0.92	1.54
55:B9:25:VAL:CB	55:B9:34:GLN:CB	1.82	1.54
30:BF:81:PRO:HA	30:BF:87:ARG:CG	1.36	1.54
46:BV:19:VAL:CG1	46:BV:21:ARG:NH1	1.69	1.54
42:BY:45:GLY:CA	42:BY:62:VAL:HG11	1.36	1.54
27:BA:849:A:C2	48:B3:21:ALA:HB1	1.39	1.53

Continued on next page...

Continued from previous page...

Atom-1	Atom-2	Interatomic distance (Å)	Clash overlap (Å)
33:BI:95:SER:CB	33:BI:98:ILE:HD12	1.09	1.53
44:BR:44:LEU:CD1	44:BR:48:VAL:HG21	1.37	1.53
42:BY:73:HIS:C	42:BY:91:LEU:HD11	1.23	1.53
55:B9:7:VAL:CG1	55:B9:34:GLN:CG	1.83	1.53
42:BY:55:PHE:CZ	42:BY:89:ARG:NH1	1.72	1.53
27:BA:2813:A:H2'	27:BA:2814:C:C6	1.42	1.53
27:BA:1081:U:P	56:BK:126:LYS:HD3	1.49	1.53
34:BN:27:ALA:CA	34:BN:30:ALA:CB	1.82	1.53
42:BY:55:PHE:CZ	42:BY:89:ARG:CZ	1.89	1.53
27:BA:2344:U:O3'	27:BA:2345:G:P	1.13	1.52
35:BO:35:ILE:HG23	35:BO:63:VAL:CA	1.37	1.52
27:BA:2316:C:C4'	31:BG:151:ILE:HD12	1.36	1.52
46:BV:50:ASP:CB	46:BV:53:LYS:HG3	1.37	1.52
30:BF:47:GLY:CA	30:BF:92:PRO:HB2	1.29	1.52
27:BA:594:U:C5'	54:B8:61:MET:HE3	1.07	1.52
31:BG:19:GLU:CB	31:BG:135:VAL:CG2	1.81	1.52
48:B3:23:LEU:HA	48:B3:28:LEU:CD1	1.37	1.52
27:BA:2254:C:C2'	27:BA:2255:G:H5'	1.38	1.52
27:BA:2580:U:C5	27:BA:2581:G:C8	1.98	1.52
27:BA:2625:G:H3'	27:BA:2626:C:C5	1.43	1.52
45:BU:99:ALA:HB2	45:BU:106:PHE:CE2	1.43	1.52
34:BN:10:VAL:HG11	34:BN:36:VAL:CG2	1.05	1.52
28:BD:131:LEU:HD13	28:BD:171:VAL:CG2	1.40	1.51
34:BN:52:GLN:HA	34:BN:55:GLU:CD	1.23	1.51
27:BA:2066:C:C2	27:BA:2445:G:N2	1.77	1.51
42:BY:63:ILE:CD1	42:BY:75:GLU:N	1.69	1.51
32:BH:86:LEU:CA	32:BH:148:ARG:NH2	1.68	1.51
31:BG:145:ASP:HB3	38:BS:15:GLU:C	1.30	1.51
29:BE:205:THR:HG21	29:BE:259:HIS:CA	1.40	1.51
33:BI:95:SER:CB	33:BI:98:ILE:CD1	1.85	1.51
35:BO:25:LEU:CD2	35:BO:40:VAL:HG23	1.09	1.51
41:BX:24:LEU:O	41:BX:26:PHE:CE1	1.63	1.51
27:BA:2331:G:H4'	49:B0:70:ILE:CG1	1.37	1.51
28:BD:213:LYS:HG3	28:BD:215:LYS:CB	1.41	1.51
31:BG:102:GLY:CA	31:BG:134:LEU:HD12	1.39	1.51
27:BA:2403:C:N4	27:BA:2415:G:C6	1.79	1.51
27:BA:2865:U:C4	27:BA:2866:U:H5	1.29	1.50
35:BO:63:VAL:CG1	35:BO:102:VAL:HG13	1.33	1.50
54:B8:26:LYS:CG	54:B8:45:GLY:H	1.24	1.50
27:BA:2584:U:C6	27:BA:2585:U:C5	1.97	1.50
30:BF:81:PRO:CB	30:BF:87:ARG:HB3	1.37	1.50

Continued on next page...

Continued from previous page...

Atom-1	Atom-2	Interatomic distance (Å)	Clash overlap (Å)
35:BO:35:ILE:HD11	35:BO:65:THR:CG2	1.41	1.50
46:BV:91:THR:C	46:BV:92:ALA:CB	1.79	1.50
27:BA:2785:C:C1'	29:BE:100:TRP:HD1	1.09	1.50
27:BA:2584:U:C6	27:BA:2585:U:C6	1.95	1.50
27:BA:911:A:C4	37:BQ:16:ARG:HG2	1.44	1.50
48:B3:40:THR:CG2	48:B3:43:ILE:CD1	1.85	1.50
27:BA:2331:G:C4'	49:B0:70:ILE:HG13	1.42	1.50
28:BD:135:PRO:CG	28:BD:138:THR:HG21	1.39	1.50
40:BW:20:VAL:CG1	40:BW:47:VAL:HG21	1.40	1.50
27:BA:1568:G:C5'	28:BD:60:GLN:HE21	1.22	1.50
27:BA:2352:A:C2	49:B0:30:VAL:HG12	1.40	1.49
27:BA:2225:A:C5'	27:BA:2226:C:H5'	1.31	1.49
28:BD:146:LYS:CD	28:BD:147:PRO:HD2	1.39	1.49
30:BF:22:PHE:CZ	30:BF:115:LEU:HB3	1.45	1.49
30:BF:91:PRO:HB2	30:BF:92:PRO:CD	1.31	1.49
45:BU:13:ARG:HH11	45:BU:13:ARG:CB	0.86	1.49
46:BV:94:LYS:C	46:BV:95:ILE:CD1	1.76	1.49
27:BA:2437:U:H5'	27:BA:2598:A:C2	1.43	1.49
29:BE:39:GLN:NE2	29:BE:174:LEU:HD11	1.22	1.49
27:BA:16:G:H4'	51:B5:18:MET:SD	1.53	1.49
31:BG:28:GLY:CA	31:BG:69:ILE:HD13	1.38	1.49
29:BE:74:GLU:HA	29:BE:293:TYR:CD2	1.46	1.49
34:BN:25:GLN:HA	34:BN:28:GLU:CG	1.41	1.49
45:BU:99:ALA:HB2	45:BU:106:PHE:CZ	1.46	1.49
27:BA:2657:A:N7	27:BA:2658:C:C5	1.78	1.49
30:BF:36:ARG:CA	30:BF:39:GLN:HE22	1.23	1.49
27:BA:2353:G:H1	27:BA:2364:C:N4	1.03	1.49
40:BW:32:ALA:CB	40:BW:35:ILE:HD12	1.39	1.49
34:BN:15:ARG:HB3	34:BN:43:ARG:CG	1.03	1.49
37:BQ:85:ILE:HG22	37:BQ:122:PHE:CB	1.39	1.49
27:BA:2316:C:H4'	31:BG:151:ILE:CD1	1.03	1.48
27:BA:2826:A:C6	27:BA:2827:C:C5	2.02	1.48
28:BD:73:ILE:CG2	28:BD:95:TYR:CD2	1.89	1.48
34:BN:27:ALA:CA	34:BN:30:ALA:HB3	1.39	1.48
37:BQ:49:VAL:CG2	37:BQ:121:ASP:H	1.26	1.48
29:BE:44:TYR:HA	29:BE:309:PRO:CD	1.39	1.48
30:BF:225:PRO:C	30:BF:231:ARG:HG3	1.12	1.48
30:BF:47:GLY:CA	30:BF:92:PRO:CG	1.88	1.48
27:BA:104:U:N3	42:BY:17:HIS:HE1	1.07	1.48
27:BA:2225:A:C4'	27:BA:2226:C:H5'	1.31	1.48
27:BA:2653:U:C2	27:BA:2654:A:N6	1.82	1.48

Continued on next page...

Continued from previous page...

Atom-1	Atom-2	Interatomic distance (Å)	Clash overlap (Å)
16:AM:23:TYR:CE2	16:AM:70:LEU:HD22	1.46	1.48
48:B3:31:LEU:CD2	48:B3:32:GLN:H	1.26	1.48
34:BN:12:VAL:C	34:BN:38:VAL:HG13	1.30	1.48
36:BP:61:ALA:C	36:BP:62:ALA:N	1.67	1.48
42:BY:73:HIS:CA	42:BY:91:LEU:CD1	1.91	1.48
45:BU:74:MET:CE	45:BU:78:THR:HG21	1.00	1.48
42:BY:78:THR:HG22	42:BY:88:PRO:CA	1.44	1.48
27:BA:2597:G:H2'	27:BA:2598:A:C8	1.47	1.47
27:BA:2355:C:H4'	49:B0:21:LEU:CD1	1.04	1.47
40:BW:20:VAL:HG11	40:BW:47:VAL:CG2	1.41	1.47
51:B5:12:SER:HB3	51:B5:15:LYS:NZ	1.22	1.47
27:BA:1062:G:H22	56:BK:92:PRO:CG	1.23	1.47
29:BE:39:GLN:CD	29:BE:174:LEU:HD11	1.33	1.47
48:B3:20:LYS:C	48:B3:23:LEU:HG	1.31	1.47
27:BA:2410:G:H2'	27:BA:2411:A:C8	1.47	1.47
29:BE:210:THR:HA	29:BE:216:ARG:NH2	1.30	1.47
54:B8:16:ILE:HG13	54:B8:22:VAL:CG2	1.43	1.47
29:BE:79:ARG:O	29:BE:187:HIS:CE1	1.67	1.47
45:BU:14:HIS:CE1	45:BU:36:PHE:CZ	2.00	1.47
27:BA:2432:A:C2	27:BA:2433:A:C6	2.03	1.47
32:BH:73:ASN:CB	32:BH:137:LYS:HZ1	1.25	1.47
54:B8:26:LYS:CD	54:B8:44:LYS:CA	1.89	1.47
27:BA:2286:A:H5'	27:BA:2287:A:C4'	1.38	1.47
28:BD:175:LEU:CG	28:BD:179:GLU:C	1.81	1.47
29:BE:79:ARG:HH12	29:BE:104:PHE:C	1.02	1.47
33:BI:103:GLN:HE21	33:BI:110:LEU:N	1.11	1.47
36:BP:144:ASP:C	36:BP:145:LEU:HD12	1.27	1.46
37:BQ:89:PRO:O	37:BQ:90:PHE:CD1	1.66	1.46
55:B9:25:VAL:HB	55:B9:34:GLN:CB	1.03	1.46
27:BA:1669:A:C8	35:BO:4:GLN:OE1	1.66	1.46
42:BY:71:VAL:HG22	42:BY:93:THR:CG2	1.41	1.46
27:BA:2579:C:H6	27:BA:2579:C:C5'	1.21	1.46
27:BA:2581:G:N1	27:BA:2610:C:H6	1.01	1.46
53:B7:30:ILE:CA	53:B7:33:ARG:HD2	1.45	1.46
46:BV:50:ASP:HB2	46:BV:53:LYS:CG	1.43	1.46
27:BA:2740:A:C2'	27:BA:2741:A:H8	1.24	1.46
27:BA:535:C:H4'	45:BU:53:LYS:CE	1.00	1.46
34:BN:45:VAL:O	34:BN:46:ILE:CG1	1.63	1.46
27:BA:2322:A:C5	27:BA:2323:G:C8	2.01	1.46
43:BZ:68:ALA:O	43:BZ:69:VAL:CG2	1.64	1.46
47:B2:55:ARG:CA	47:B2:58:THR:OG1	1.63	1.46

Continued on next page...

Continued from previous page...

Atom-1	Atom-2	Interatomic distance (Å)	Clash overlap (Å)
28:BD:74:PRO:CG	28:BD:96:ALA:HB2	1.42	1.46
27:BA:2638:G:N2	27:BA:2778:A:H62	1.08	1.46
27:BA:2850:A:H2	44:BR:61:HIS:CE1	1.34	1.46
29:BE:205:THR:CG2	29:BE:259:HIS:CA	1.94	1.46
27:BA:1151:G:H4'	45:BU:81:ASN:ND2	1.19	1.46
27:BA:2470:G:C2	27:BA:2471:C:C4	2.01	1.46
27:BA:94:G:N2	47:B2:42:ASN:HD22	1.03	1.46
44:BR:38:VAL:CG1	44:BR:39:PRO:CD	1.84	1.46
50:B4:46:GLU:O	50:B4:47:GLU:CG	1.64	1.45
27:BA:1029:A:O3'	27:BA:1030:G:P	1.06	1.45
29:BE:72:VAL:C	29:BE:73:ILE:HD13	1.19	1.45
27:BA:911:A:C5	37:BQ:16:ARG:HG2	1.50	1.45
50:B4:7:PRO:HD2	50:B4:56:VAL:CG2	1.44	1.45
1:AA:409:G:C5'	7:AD:25:ARG:HB2	1.42	1.45
27:BA:1055:G:O3'	27:BA:1056:G:P	1.05	1.45
45:BU:49:ASP:CA	45:BU:52:ASN:ND2	1.78	1.45
27:BA:911:A:C5	37:BQ:16:ARG:CG	1.95	1.45
28:BD:80:ILE:O	28:BD:80:ILE:CD1	1.65	1.45
35:BO:1:MET:C	35:BO:2:ILE:HD12	1.15	1.45
36:BP:65:ASP:HB3	36:BP:109:LEU:CB	1.46	1.45
40:BW:82:LEU:CD2	40:BW:98:LYS:O	1.64	1.45
27:BA:2712:U:C5	27:BA:712(A):A:C8	2.05	1.45
28:BD:158:GLY:HA2	28:BD:194:VAL:CG1	1.46	1.45
34:BN:19:MET:CE	34:BN:19:MET:HA	1.44	1.45
1:AA:1329:A:H5''	16:AM:26:GLY:N	1.27	1.45
54:B8:26:LYS:HG3	54:B8:45:GLY:N	1.28	1.45
27:BA:2531:A:H2'	27:BA:2532:G:C5'	1.46	1.45
31:BG:49:PRO:HB3	31:BG:72:LYS:C	1.35	1.44
27:BA:1364:G:H2'	50:B4:3:LYS:NZ	1.27	1.44
27:BA:2698:U:O2	27:BA:2699:C:C6	1.69	1.44
27:BA:29:U:H4'	45:BU:11:ARG:NH1	1.28	1.44
27:BA:2652:C:C6	27:BA:2653:U:C5	2.05	1.44
27:BA:2698:U:O2	27:BA:2699:C:C5	1.70	1.44
27:BA:2785:C:C4'	29:BE:99:VAL:HA	1.43	1.44
31:BG:19:GLU:CB	31:BG:135:VAL:HG21	1.39	1.44
27:BA:2570:G:H2'	27:BA:2571:C:C6	1.53	1.44
36:BP:94:ARG:HD3	36:BP:120:LEU:CD2	1.40	1.44
27:BA:2626:C:H2'	27:BA:2627:G:C5'	1.45	1.44
33:BI:7:LYS:CD	33:BI:12:LYS:NZ	1.78	1.44
27:BA:2495:G:O3'	37:BQ:101:MET:CE	1.65	1.44
43:BZ:2:GLU:C	43:BZ:54:ILE:HG21	1.32	1.44

Continued on next page...

Continued from previous page...

Atom-1	Atom-2	Interatomic distance (Å)	Clash overlap (Å)
53:B7:21:ARG:CZ	53:B7:43:THR:HG23	1.47	1.44
27:BA:1826:G:P	28:BD:227:VAL:HG21	1.56	1.44
34:BN:15:ARG:CD	34:BN:43:ARG:HD2	1.42	1.44
42:BY:41:ARG:O	42:BY:112:LEU:CB	1.65	1.44
27:BA:2364:C:C2	49:B0:32:LYS:NZ	1.84	1.44
28:BD:73:ILE:CG2	28:BD:95:TYR:HD2	1.19	1.44
32:BH:73:ASN:CB	32:BH:137:LYS:NZ	1.79	1.44
32:BH:166:GLU:C	32:BH:167:LEU:HD23	1.07	1.44
33:BI:68:LEU:HD21	33:BI:108:LEU:CD1	0.98	1.44
43:BZ:172:LEU:HD23	43:BZ:173:PRO:N	1.33	1.44
38:BS:27:LEU:HB2	38:BS:33:ARG:NH2	1.29	1.44
27:BA:2450:A:C5'	27:BA:2497:A:N6	1.81	1.44
30:BF:52:ALA:HA	30:BF:55:ARG:NE	1.27	1.44
34:BN:95:ARG:N	34:BN:98:PHE:HE1	1.15	1.44
29:BE:71:THR:CG2	29:BE:299:SER:CB	1.84	1.43
43:BZ:172:LEU:HD23	43:BZ:173:PRO:CD	1.46	1.43
52:B6:28:ARG:NH1	52:B6:28:ARG:HB3	1.31	1.43
53:B7:17:GLY:CA	53:B7:44:VAL:CG2	1.96	1.43
30:BF:3:ALA:HB3	30:BF:16:VAL:C	1.37	1.43
27:BA:1665:A:O3'	35:BO:66:LYS:CE	1.67	1.43
44:BR:44:LEU:HD13	44:BR:48:VAL:CG2	1.47	1.43
49:B0:65:GLY:C	49:B0:66:LYS:CD	1.86	1.43
27:BA:2638:G:H21	27:BA:2778:A:N6	0.95	1.43
7:AD:15:GLU:CG	7:AD:63:LYS:HB3	1.48	1.43
27:BA:2579:C:C2'	27:BA:2580:U:H5'	1.48	1.43
37:BQ:16:ARG:HH11	37:BQ:16:ARG:CB	1.27	1.43
48:B3:40:THR:CG2	48:B3:43:ILE:HD13	0.95	1.43
36:BP:92:ASP:CB	36:BP:118:LEU:HD13	1.49	1.43
36:BP:94:ARG:CB	36:BP:120:LEU:CD2	1.94	1.43
27:BA:1364:G:C2'	50:B4:3:LYS:HZ2	1.30	1.43
27:BA:2090:G:C6	27:BA:2230:G:O6	1.70	1.43
27:BA:2556:C:C2'	27:BA:2557:G:H5'	0.98	1.43
27:BA:2869:G:N3	27:BA:2870:C:C6	1.84	1.43
27:BA:630(A):C:H3'	27:BA:1631:A:P	1.55	1.43
27:BA:2306:C:N4	27:BA:2311:A:H2	1.12	1.43
28:BD:208:GLY:HA2	28:BD:210:LYS:NZ	1.27	1.43
46:BV:61:VAL:CG1	46:BV:95:ILE:HG22	1.49	1.43
31:BG:28:GLY:HA2	31:BG:69:ILE:CD1	1.46	1.43
45:BU:76:TYR:O	45:BU:80:ILE:CD1	1.65	1.43
36:BP:94:ARG:CD	36:BP:120:LEU:HD23	1.46	1.42
27:BA:2225:A:H5''	27:BA:2226:C:C5'	1.39	1.42

Continued on next page...

Continued from previous page...

Atom-1	Atom-2	Interatomic distance (Å)	Clash overlap (Å)
27:BA:1665:A:C4'	35:BO:66:LYS:NZ	1.73	1.42
36:BP:76:LEU:C	36:BP:81:VAL:HG21	1.32	1.42
46:BV:60:VAL:O	46:BV:98:ILE:CB	1.67	1.42
52:B6:12:MET:SD	52:B6:54:LYS:HB3	1.60	1.42
45:BU:8:ILE:CA	45:BU:11:ARG:HD3	1.44	1.42
46:BV:11:GLN:NE2	46:BV:22:VAL:CG2	1.74	1.42
41:BX:5:ILE:CG2	41:BX:6:LYS:H	1.17	1.42
7:AD:187:ARG:C	7:AD:188:LEU:N	1.72	1.42
7:AD:15:GLU:HG2	7:AD:63:LYS:CB	1.47	1.42
30:BF:196:THR:HA	30:BF:236:THR:CG2	1.50	1.42
37:BQ:87:LYS:O	37:BQ:88:PHE:CD2	1.72	1.42
27:BA:2018:G:N2	45:BU:34:ASN:ND2	1.67	1.42
33:BI:7:LYS:CG	33:BI:12:LYS:HG2	1.48	1.42
27:BA:2698:U:C2	27:BA:2699:C:C5	2.06	1.42
38:BS:128:ASP:C	38:BS:129:ILE:N	1.73	1.42
41:BX:4:VAL:CG2	47:B2:24:LYS:NZ	1.80	1.42
1:AA:1221:G:H5'	22:AS:36:ARG:NH1	1.13	1.42
49:B0:45:PHE:CD1	49:B0:78:PHE:HA	1.52	1.42
27:BA:176:G:O3'	27:BA:177:G:P	1.03	1.42
27:BA:1:G:H1	27:BA:2902:C:N4	0.92	1.42
27:BA:2579:C:H2'	27:BA:2580:U:C5'	1.48	1.42
27:BA:2813:A:C2'	27:BA:2814:C:H6	1.30	1.42
29:BE:205:THR:CG2	29:BE:259:HIS:N	1.83	1.42
52:B6:46:LYS:NZ	52:B6:46:LYS:HA	1.19	1.42
46:BV:39:PHE:O	46:BV:40:VAL:CG2	1.64	1.42
52:B6:45:LYS:O	52:B6:46:LYS:CE	1.66	1.41
28:BD:149:ARG:CB	28:BD:152:GLN:HE22	1.32	1.41
46:BV:74:TYR:CD1	46:BV:86:HIS:O	1.70	1.41
29:BE:211:GLN:C	29:BE:216:ARG:HD2	1.37	1.41
31:BG:21:VAL:HG13	31:BG:132:VAL:CG2	1.49	1.41
32:BH:104:LEU:HB2	32:BH:151:ARG:NH1	1.26	1.41
35:BO:63:VAL:HG13	35:BO:102:VAL:CG1	0.96	1.41
28:BD:77:VAL:CB	28:BD:113:MET:HA	1.31	1.41
41:BX:4:VAL:HG22	47:B2:24:LYS:NZ	1.08	1.41
43:BZ:6:LYS:O	43:BZ:31:SER:CB	1.66	1.41
29:BE:74:GLU:HA	29:BE:293:TYR:CE2	1.53	1.41
46:BV:50:ASP:H	46:BV:53:LYS:CE	1.30	1.41
30:BF:223:LEU:HD12	30:BF:224:ALA:N	1.08	1.41
27:BA:2484:G:N2	27:BA:2485:G:C1'	1.83	1.41
28:BD:77:VAL:HB	28:BD:113:MET:CA	1.47	1.41
38:BS:31:LYS:CD	38:BS:99:GLU:O	1.67	1.41

Continued on next page...

Continued from previous page...

Atom-1	Atom-2	Interatomic distance (Å)	Clash overlap (Å)
27:BA:2515:C:N4	27:BA:2569:G:H1	1.10	1.41
31:BG:98:PHE:HA	31:BG:104:PHE:CD2	1.53	1.41
45:BU:74:MET:CE	45:BU:78:THR:CG2	1.97	1.41
49:B0:43:THR:HG21	49:B0:75:GLY:CA	1.48	1.41
32:BH:104:LEU:CB	32:BH:151:ARG:NH1	1.84	1.41
45:BU:49:ASP:HA	45:BU:52:ASN:ND2	1.16	1.41
43:BZ:67:LYS:HA	43:BZ:67:LYS:NZ	1.29	1.41
27:BA:2330:G:N2	27:BA:2331:G:H1'	1.34	1.41
27:BA:2352:A:H2	49:B0:30:VAL:CG1	1.24	1.41
34:BN:94:GLY:C	34:BN:98:PHE:HE1	1.19	1.41
40:BW:19:LEU:CD2	51:B5:25:LEU:HG	1.49	1.41
27:BA:1140:C:C5	34:BN:49:ARG:HG3	1.56	1.41
37:BQ:46:VAL:CB	37:BQ:124:ALA:O	1.65	1.41
35:BO:99:PHE:CE2	39:BT:24:LYS:HE2	0.90	1.41
54:B8:26:LYS:HD2	54:B8:44:LYS:CA	0.93	1.40
27:BA:2850:A:C2	44:BR:61:HIS:CE1	2.09	1.40
27:BA:535:C:C4'	45:BU:53:LYS:CE	1.86	1.40
27:BA:2652:C:C5	27:BA:2653:U:C4	2.09	1.40
31:BG:28:GLY:C	31:BG:69:ILE:CD1	1.89	1.40
42:BY:55:PHE:CE2	42:BY:89:ARG:NH1	1.89	1.40
16:AM:92:HIS:NE2	16:AM:98:VAL:HG21	1.34	1.40
27:BA:2573:C:C5'	27:BA:2573:C:H6	1.32	1.40
28:BD:131:LEU:HD11	28:BD:183:ILE:CG2	1.49	1.40
36:BP:83:GLU:C	36:BP:92:ASP:N	1.75	1.40
37:BQ:140:TYR:HD1	37:BQ:147:VAL:CG1	1.28	1.40
43:BZ:116:VAL:HG23	43:BZ:169:VAL:CG2	1.50	1.40
49:B0:67:VAL:CG1	49:B0:74:LYS:HG2	1.51	1.40
27:BA:2259:G:N2	27:BA:2282:G:C5	1.90	1.40
27:BA:2652:C:C5	27:BA:2653:U:C5	2.09	1.40
27:BA:2354:G:N3	49:B0:32:LYS:HE3	1.36	1.40
27:BA:997:G:H5''	45:BU:92:ARG:NH1	1.27	1.40
37:BQ:142:LYS:CG	37:BQ:143:VAL:H	1.28	1.40
53:B7:21:ARG:NH1	53:B7:43:THR:HG23	1.08	1.40
27:BA:2832:U:C6	27:BA:2832:U:C5'	2.04	1.40
49:B0:45:PHE:CE1	49:B0:78:PHE:CD2	2.08	1.40
53:B7:30:ILE:HA	53:B7:33:ARG:CG	1.48	1.40
27:BA:1568:G:P	28:BD:60:GLN:HG2	1.59	1.40
36:BP:94:ARG:CG	36:BP:120:LEU:HD23	1.50	1.40
27:BA:25:U:H4'	40:BW:79:GLY:CA	1.49	1.40
50:B4:6:HIS:ND1	50:B4:56:VAL:HG23	1.34	1.39
27:BA:2287:A:C2	27:BA:2289:G:H1'	1.42	1.39

Continued on next page...

Continued from previous page...

Atom-1	Atom-2	Interatomic distance (Å)	Clash overlap (Å)
27:BA:495:G:C1'	40:BW:57:ASN:OD1	1.68	1.39
28:BD:175:LEU:HG	28:BD:179:GLU:C	1.03	1.39
29:BE:45:LYS:HE3	29:BE:303:PRO:CG	1.52	1.39
43:BZ:172:LEU:CG	43:BZ:173:PRO:HD2	1.49	1.39
27:BA:2848:G:N2	27:BA:2849:U:H3	1.14	1.39
34:BN:135:ILE:O	34:BN:139:LEU:CD1	1.69	1.39
48:B3:31:LEU:CD2	48:B3:32:GLN:N	1.81	1.39
27:BA:1062:G:N2	56:BK:92:PRO:CG	1.82	1.39
27:BA:2684:U:H1'	35:BO:70:ARG:NH2	1.15	1.39
28:BD:92:LEU:HD11	28:BD:102:TYR:CD1	1.56	1.39
37:BQ:45:GLN:NE2	37:BQ:153:PRO:HB2	1.38	1.39
29:BE:87:GLU:C	29:BE:93:GLN:N	1.75	1.39
54:B8:55:TRP:CZ3	54:B8:59:LYS:HE3	1.54	1.39
27:BA:2485:G:C2'	27:BA:2486:G:H5'	1.50	1.39
42:BY:33:GLU:OE1	42:BY:34:GLU:CG	1.70	1.39
43:BZ:163:ASP:CG	43:BZ:164:PRO:HD2	1.40	1.39
28:BD:103:ILE:HG12	28:BD:104:ILE:CD1	0.93	1.39
32:BH:10:ILE:CG2	32:BH:14:VAL:CG1	1.98	1.39
45:BU:59:ARG:C	45:BU:62:ILE:HG12	1.42	1.39
1:AA:986:A:H1'	22:AS:55:LYS:CA	1.53	1.39
27:BA:2748:A:N7	27:BA:2749:A:C2	1.89	1.39
34:BN:94:GLY:C	34:BN:98:PHE:CE1	1.96	1.39
45:BU:92:ARG:C	45:BU:95:LEU:HG	1.42	1.39
27:BA:2799:A:H3'	27:BA:2801:A:P	1.63	1.39
30:BF:47:GLY:HA2	30:BF:92:PRO:CB	0.91	1.39
37:BQ:54:VAL:O	37:BQ:56:ILE:CD1	1.71	1.39
27:BA:1029:A:C3'	27:BA:1030:G:P	2.09	1.38
27:BA:2845:G:O2'	27:BA:2846:G:C5'	1.69	1.38
27:BA:445:C:H3'	45:BU:3:ARG:NH2	1.39	1.38
40:BW:30:GLU:CA	40:BW:33:ARG:HD3	1.51	1.38
27:BA:1263:U:H4'	51:B5:16:ARG:CZ	1.48	1.38
27:BA:14:A:O3'	27:BA:15:G:P	1.00	1.38
29:BE:79:ARG:NH1	29:BE:104:PHE:C	1.75	1.38
32:BH:86:LEU:H	32:BH:131:ILE:CG2	1.35	1.38
38:BS:12:ARG:HD2	38:BS:20:TYR:CZ	1.58	1.38
40:BW:99:ARG:C	40:BW:100:THR:N	1.76	1.38
27:BA:2893:G:O2'	27:BA:2894:G:C1'	1.69	1.38
30:BF:81:PRO:CA	30:BF:87:ARG:HG2	1.49	1.38
27:BA:2776:A:H1'	27:BA:2778:A:C8	1.58	1.38
30:BF:47:GLY:C	30:BF:92:PRO:CG	1.92	1.38
31:BG:28:GLY:CA	31:BG:69:ILE:CD1	1.96	1.38

Continued on next page...

Continued from previous page...

Atom-1	Atom-2	Interatomic distance (Å)	Clash overlap (Å)
38:BS:12:ARG:NH1	38:BS:20:TYR:CE2	1.73	1.38
40:BW:90:ARG:NH1	40:BW:90:ARG:HB2	1.14	1.38
43:BZ:71:MET:HG2	43:BZ:78:PRO:CD	0.92	1.38
53:B7:21:ARG:O	53:B7:24:THR:CG2	1.72	1.38
54:B8:16:ILE:CG1	54:B8:22:VAL:HG22	1.51	1.38
29:BE:76:PRO:HB2	29:BE:77:PRO:CD	1.49	1.38
35:BO:63:VAL:CG1	35:BO:102:VAL:CG1	1.91	1.38
36:BP:112:GLY:C	36:BP:113:GLN:NE2	1.76	1.38
30:BF:52:ALA:CB	30:BF:55:ARG:NH2	1.85	1.38
53:B7:30:ILE:O	53:B7:33:ARG:CB	1.71	1.38
27:BA:1248:G:OP1	45:BU:2:PRO:CB	1.71	1.38
42:BY:18:GLU:C	42:BY:21:LYS:HZ2	1.26	1.38
52:B6:48:VAL:O	52:B6:50:PHE:CE1	1.76	1.38
28:BD:208:GLY:CA	28:BD:210:LYS:NZ	1.83	1.38
33:BI:102:LEU:HD12	33:BI:103:GLN:N	1.07	1.38
33:BI:103:GLN:NE2	33:BI:110:LEU:H	1.21	1.38
36:BP:62:ALA:N	36:BP:107:LYS:CE	1.84	1.38
54:B8:26:LYS:HD2	54:B8:44:LYS:N	1.37	1.37
29:BE:205:THR:HG21	29:BE:259:HIS:N	1.09	1.37
55:B9:14:CYS:HA	55:B9:27:CYS:CB	1.52	1.37
27:BA:2583:G:C2'	27:BA:2584:U:O2	1.69	1.37
36:BP:62:ALA:O	36:BP:107:LYS:CD	1.69	1.37
42:BY:101:LEU:HD11	42:BY:112:LEU:CG	1.53	1.37
48:B3:8:LEU:CD2	48:B3:31:LEU:CA	2.01	1.37
27:BA:1665:A:C3'	35:BO:66:LYS:NZ	1.87	1.37
3:AW:76:A:N7	27:BA:2421:G:H2'	1.09	1.37
27:BA:2482:G:H2'	27:BA:2483:C:C5'	1.51	1.37
27:BA:1665:A:C3'	35:BO:66:LYS:HZ3	1.37	1.37
52:B6:46:LYS:CA	52:B6:46:LYS:HZ3	1.35	1.37
54:B8:60:LEU:HD11	54:B8:64:ARG:CB	1.51	1.37
28:BD:103:ILE:CG1	28:BD:104:ILE:HD12	1.47	1.37
28:BD:128:ALA:HB2	28:BD:190:THR:CA	1.54	1.37
27:BA:2580:U:C5	27:BA:2581:G:N7	1.92	1.37
27:BA:2768:C:C2'	27:BA:2769:C:H5'	1.54	1.37
27:BA:2316:C:C4'	31:BG:151:ILE:CD1	1.91	1.37
2:AV:56:C:H1'	31:BG:56:ARG:NE	1.39	1.37
32:BH:143:LEU:HD23	32:BH:144:ALA:N	1.33	1.37
27:BA:29:U:C4'	45:BU:11:ARG:HH12	1.35	1.37
43:BZ:172:LEU:CD2	43:BZ:173:PRO:HD2	1.53	1.37
27:BA:997:G:OP1	45:BU:93:LYS:HE2	1.20	1.37
46:BV:42:GLY:N	46:BV:54:TYR:CZ	1.93	1.37

Continued on next page...

Continued from previous page...

Atom-1	Atom-2	Interatomic distance (Å)	Clash overlap (Å)
43:BZ:163:ASP:CG	43:BZ:164:PRO:CD	1.92	1.37
49:B0:46:LYS:HG3	49:B0:58:THR:CG2	1.51	1.37
27:BA:1055:G:C3'	27:BA:1056:G:P	2.11	1.37
27:BA:245:G:OP1	36:BP:53:ARG:CD	1.73	1.37
27:BA:2567:G:N3	27:BA:2568:C:C5	1.92	1.36
27:BA:2616:C:C2'	27:BA:2617:C:H5'	1.56	1.36
27:BA:2785:C:H1'	29:BE:100:TRP:CD1	0.83	1.36
27:BA:2869:G:C2	27:BA:2870:C:C6	2.11	1.36
50:B4:40:HIS:C	50:B4:41:PRO:N	1.75	1.36
27:BA:2307:G:H1'	27:BA:2311:A:N6	1.40	1.36
27:BA:993:G:C4'	46:BV:90:PHE:CE2	2.08	1.36
46:BV:62:GLU:O	46:BV:95:ILE:CG2	1.71	1.36
27:BA:1995:U:OP1	29:BE:220:GLN:NE2	1.58	1.36
45:BU:61:TRP:O	45:BU:65:ILE:CG1	1.74	1.36
7:AD:23:GLY:C	7:AD:112:VAL:HG12	1.44	1.36
50:B4:16:TYR:O	50:B4:17:GLN:CG	1.73	1.36
27:BA:2267:A:H5''	27:BA:2268:A:OP1	1.20	1.36
27:BA:2464:C:N4	27:BA:2487:G:C6	1.94	1.36
42:BY:28:SER:HB3	42:BY:99:THR:CB	1.52	1.36
49:B0:36:ILE:C	49:B0:68:VAL:HG13	1.45	1.36
27:BA:2228:G:C8	27:BA:2229:C:C6	2.12	1.36
27:BA:2470:G:N2	27:BA:2471:C:N3	1.65	1.36
29:BE:211:GLN:O	29:BE:216:ARG:CD	1.72	1.36
29:BE:45:LYS:HZ1	29:BE:303:PRO:N	0.90	1.36
32:BH:120:LEU:C	32:BH:121:GLU:OE1	1.63	1.36
1:AA:1318:A:H5'	22:AS:10:PHE:CB	1.55	1.36
38:BS:46:GLN:O	38:BS:47:LEU:CD2	1.73	1.36
52:B6:21:TYR:CZ	52:B6:43:VAL:HG23	1.60	1.36
30:BF:217:GLU:O	30:BF:218:VAL:CG2	1.73	1.36
32:BH:101:LYS:CE	32:BH:115:GLU:HB2	1.55	1.36
34:BN:106:GLY:O	34:BN:107:ASN:ND2	1.58	1.36
36:BP:66:VAL:HB	36:BP:67:ARG:CZ	1.16	1.36
27:BA:994:C:C2	45:BU:53:LYS:HD3	1.60	1.36
49:B0:65:GLY:O	49:B0:66:LYS:HD2	1.20	1.35
27:BA:1566:A:C2	28:BD:212:HIS:HA	1.61	1.35
28:BD:143:ILE:O	28:BD:152:GLN:N	1.57	1.35
29:BE:233:ARG:O	29:BE:234:ARG:CG	1.71	1.35
31:BG:49:PRO:CB	31:BG:72:LYS:O	1.72	1.35
34:BN:27:ALA:HA	34:BN:30:ALA:CB	0.89	1.35
27:BA:2785:C:H2'	27:BA:2786:U:C6	1.59	1.35
30:BF:243:VAL:HA	30:BF:246:ARG:CD	1.55	1.35

Continued on next page...

Continued from previous page...

Atom-1	Atom-2	Interatomic distance (Å)	Clash overlap (Å)
32:BH:97:LYS:O	32:BH:98:GLN:HG3	1.21	1.35
35:BO:25:LEU:CD2	35:BO:40:VAL:CG2	2.04	1.35
49:B0:37:LEU:N	49:B0:68:VAL:HG13	1.39	1.35
27:BA:2820:A:H5"	27:BA:2820:A:N3	1.38	1.35
29:BE:70:VAL:HG11	29:BE:296:VAL:N	1.41	1.35
36:BP:117:GLU:OE2	36:BP:136:ALA:C	1.64	1.35
46:BV:42:GLY:HA3	46:BV:54:TYR:CE2	1.60	1.35
27:BA:1783:A:C2	27:BA:2587:A:H2	1.44	1.35
30:BF:59:GLU:O	30:BF:61:PHE:CD2	1.79	1.35
3:AW:1:G:N2	3:AW:2:C:H41	1.22	1.35
53:B7:34:ARG:NH1	53:B7:42:LEU:HA	1.35	1.35
27:BA:2195:C:C5	27:BA:2195:C:OP2	1.77	1.35
27:BA:2574:G:C5	27:BA:2575:C:C5	1.92	1.35
34:BN:13:ASP:N	34:BN:38:VAL:CG1	1.87	1.35
44:BR:20:LEU:CD1	44:BR:21:TYR:CD2	2.10	1.35
46:BV:91:THR:O	46:BV:92:ALA:CB	1.70	1.35
46:BV:61:VAL:HG12	46:BV:95:ILE:CG2	1.52	1.35
16:AM:91:ARG:HH12	16:AM:103:THR:CG2	1.39	1.35
27:BA:2737:G:H1	27:BA:2767:C:N4	1.22	1.35
30:BF:215:ALA:HB1	30:BF:238:SER:O	1.27	1.35
49:B0:46:LYS:CG	49:B0:58:THR:HG23	1.55	1.35
27:BA:2564:A:H2'	27:BA:2565:A:C8	1.60	1.35
34:BN:65:ASN:CB	34:BN:69:TYR:HD1	1.40	1.35
47:B2:52:ALA:O	47:B2:56:ILE:CG1	1.71	1.35
27:BA:1151:G:H4'	45:BU:81:ASN:CG	1.44	1.35
27:BA:2306:C:N4	27:BA:2311:A:C2	1.88	1.35
28:BD:156:ALA:O	28:BD:196:ASN:ND2	1.58	1.35
30:BF:245:GLU:N	30:BF:245:GLU:OE2	1.60	1.35
32:BH:148:ARG:NH1	32:BH:163:TYR:HA	1.42	1.35
39:BT:28:THR:O	39:BT:29:THR:HG23	1.17	1.35
45:BU:98:ILE:O	45:BU:100:ALA:N	1.56	1.35
46:BV:40:VAL:HG12	46:BV:51:ALA:O	1.24	1.35
32:BH:15:THR:CG2	32:BH:26:LYS:HB2	1.55	1.35
27:BA:1791:A:OP1	28:BD:210:LYS:CD	1.74	1.35
54:B8:16:ILE:CG2	54:B8:21:LYS:O	1.75	1.34
54:B8:8:LYS:O	54:B8:10:ALA:N	1.59	1.34
27:BA:2869:G:C4	27:BA:2870:C:C6	2.12	1.34
30:BF:238:SER:O	30:BF:241:ALA:CB	1.72	1.34
40:BW:76:VAL:HG23	40:BW:102:HIS:O	1.20	1.34
30:BF:62:GLY:HA3	30:BF:65:ARG:NH2	1.38	1.34
5:AB:112:VAL:C	5:AB:113:HIS:N	1.79	1.34

Continued on next page...

Continued from previous page...

Atom-1	Atom-2	Interatomic distance (Å)	Clash overlap (Å)
16:AM:91:ARG:NH1	16:AM:103:THR:HG21	1.37	1.34
48:B3:20:LYS:O	48:B3:23:LEU:CG	1.75	1.34
52:B6:32:GLN:HB3	52:B6:35:LEU:CD1	1.55	1.34
55:B9:7:VAL:HG12	55:B9:34:GLN:CD	1.47	1.34
27:BA:2286:A:H5'	27:BA:2287:A:C5'	1.58	1.34
27:BA:2583:G:H2'	27:BA:2584:U:C2	1.61	1.34
27:BA:2717:G:N3	27:BA:2718:G:C8	1.95	1.34
28:BD:183:ILE:CG2	28:BD:184:LEU:H	1.34	1.34
37:BQ:67:ALA:CB	37:BQ:70:ARG:NH1	1.88	1.34
29:BE:44:TYR:CE1	29:BE:308:VAL:HA	1.62	1.34
42:BY:43:ASN:ND2	42:BY:101:LEU:CD2	1.90	1.34
27:BA:963:U:H1'	27:BA:2250:G:N2	1.40	1.34
28:BD:118:GLY:O	28:BD:129:LEU:HD11	1.20	1.34
28:BD:175:LEU:HD21	28:BD:180:VAL:CA	1.55	1.34
32:BH:104:LEU:HB2	32:BH:151:ARG:CZ	1.56	1.34
42:BY:73:HIS:HA	42:BY:91:LEU:CD1	1.52	1.34
27:BA:850:C:H4'	48:B3:18:ASP:OD1	1.16	1.34
27:BA:1:G:N1	27:BA:2902:C:N4	1.71	1.34
27:BA:2556:C:C2'	27:BA:2557:G:C5'	1.94	1.34
27:BA:2679:A:N3	29:BE:300:VAL:CG1	1.90	1.34
34:BN:134:GLU:O	34:BN:138:THR:CG2	1.74	1.34
37:BQ:67:ALA:O	37:BQ:71:PHE:CD1	1.78	1.34
27:BA:1260:G:H5''	40:BW:83:LYS:NZ	1.42	1.34
2:AV:30:G:O2'	12:AI:127:LYS:NZ	1.56	1.34
54:B8:58:MET:SD	54:B8:61:MET:HG3	1.67	1.34
3:AW:76:A:O2'	27:BA:2394:C:N4	1.59	1.34
28:BD:128:ALA:CB	28:BD:190:THR:CB	2.02	1.34
31:BG:21:VAL:CG1	31:BG:132:VAL:HG23	1.58	1.34
36:BP:52:LYS:HD3	36:BP:53:ARG:NH1	1.42	1.34
43:BZ:51:LEU:HD23	43:BZ:52:PHE:N	1.38	1.34
1:AA:1320:C:H1'	22:AS:73:GLU:CG	1.57	1.34
1:AA:1500:A:H5''	1:AA:1508:G:C5'	1.58	1.34
27:BA:1614:A:N6	40:BW:88:ARG:CB	1.91	1.34
27:BA:2826:A:N6	27:BA:2827:C:C5	1.91	1.34
30:BF:36:ARG:HA	30:BF:39:GLN:NE2	1.40	1.34
32:BH:166:GLU:C	32:BH:167:LEU:CD2	1.95	1.34
27:BA:2688:U:O2	27:BA:2719:G:C2	1.80	1.33
27:BA:535:C:O2'	45:BU:53:LYS:CG	1.75	1.33
32:BH:166:GLU:O	32:BH:167:LEU:CD2	1.76	1.33
38:BS:31:LYS:HB3	38:BS:32:PRO:CD	1.54	1.33
41:BX:3:ASP:OD2	47:B2:24:LYS:CD	1.74	1.33

Continued on next page...

Continued from previous page...

Atom-1	Atom-2	Interatomic distance (Å)	Clash overlap (Å)
42:BY:30:ASP:OD2	42:BY:31:LEU:HD21	1.19	1.33
27:BA:2506:U:OP2	27:BA:2576:G:N2	1.57	1.33
27:BA:2768:C:C4	27:BA:2769:C:H5	1.45	1.33
30:BF:5:ILE:HB	30:BF:14:GLY:O	1.23	1.33
35:BO:35:ILE:HG23	35:BO:63:VAL:N	1.37	1.33
47:B2:7:GLU:CD	47:B2:8:ILE:HG13	1.47	1.33
42:BY:73:HIS:HA	42:BY:91:LEU:CG	1.57	1.33
1:AA:953:G:O2'	16:AM:125:ARG:HA	1.25	1.33
17:AN:24:CYS:CB	17:AN:40:CYS:H	1.40	1.33
2:AV:56:C:O2'	31:BG:56:ARG:HD3	1.25	1.33
53:B7:30:ILE:HD13	53:B7:33:ARG:CD	1.58	1.33
27:BA:1568:G:H5''	28:BD:60:GLN:NE2	1.39	1.33
27:BA:2592:G:N7	27:BA:2593:U:C5	1.95	1.33
34:BN:83:ILE:CG1	34:BN:84:ARG:H	1.18	1.33
38:BS:35:VAL:HA	38:BS:103:ASP:CB	1.42	1.33
45:BU:92:ARG:O	45:BU:95:LEU:CG	1.76	1.33
42:BY:45:GLY:CA	42:BY:62:VAL:CG1	1.98	1.33
27:BA:1665:A:H4'	35:BO:66:LYS:NZ	1.26	1.33
27:BA:2316:C:C5'	31:BG:151:ILE:HD11	1.57	1.33
53:B7:34:ARG:CD	53:B7:42:LEU:CD2	2.06	1.33
27:BA:2353:G:N2	27:BA:2364:C:N3	1.71	1.33
35:BO:77:ILE:HD11	35:BO:79:PHE:CE2	1.62	1.33
27:BA:2785:C:H2'	27:BA:2786:U:C5	1.64	1.33
36:BP:114:VAL:O	36:BP:115:ARG:CG	1.75	1.33
1:AA:1308:U:C5'	16:AM:110:ARG:HH22	1.41	1.33
27:BA:2689:U:H5'	27:BA:2690:C:C5'	1.57	1.33
27:BA:298:G:O6	42:BY:24:ARG:NH1	1.60	1.33
30:BF:81:PRO:HB3	30:BF:87:ARG:CB	1.56	1.33
27:BA:2544:G:H5''	27:BA:2645:G:N7	1.41	1.33
30:BF:48:SER:N	30:BF:92:PRO:CG	1.92	1.33
28:BD:135:PRO:HG2	28:BD:138:THR:CG2	1.55	1.33
27:BA:2447:G:C5	27:BA:2500:U:C5	2.16	1.32
29:BE:180:ILE:CA	29:BE:183:ASP:OD2	1.74	1.32
36:BP:114:VAL:HG23	36:BP:132:LYS:CB	1.57	1.32
43:BZ:126:GLY:O	43:BZ:129:ARG:HB2	1.18	1.32
1:AA:986:A:C2	22:AS:52:TYR:CE2	1.95	1.32
50:B4:21:VAL:CG1	50:B4:22:MET:H	1.38	1.32
30:BF:52:ALA:HB2	30:BF:55:ARG:NH2	1.00	1.32
30:BF:59:GLU:HB2	30:BF:61:PHE:CE2	1.65	1.32
27:BA:6:A:H5'	34:BN:4:ALA:N	1.37	1.32
34:BN:95:ARG:N	34:BN:98:PHE:CE1	1.96	1.32

Continued on next page...

Continued from previous page...

Atom-1	Atom-2	Interatomic distance (Å)	Clash overlap (Å)
42:BY:101:LEU:O	42:BY:103:LEU:HG	1.24	1.32
42:BY:43:ASN:HD21	42:BY:101:LEU:CD2	1.40	1.32
49:B0:61:ALA:O	49:B0:62:LEU:CD1	1.76	1.32
27:BA:2698:U:C2	27:BA:2699:C:H5	1.42	1.32
34:BN:106:GLY:C	34:BN:107:ASN:ND2	1.82	1.32
45:BU:27:SER:O	45:BU:29:SER:N	1.57	1.32
27:BA:1151:G:C4'	45:BU:81:ASN:ND2	1.76	1.32
46:BV:5:ILE:O	46:BV:6:GLN:HG2	1.19	1.32
53:B7:21:ARG:HB3	53:B7:31:LEU:CD1	1.59	1.32
29:BE:107:GLU:HB3	29:BE:110:ARG:NE	1.35	1.32
35:BO:7:ARG:CD	35:BO:44:LYS:HE3	1.58	1.32
36:BP:67:ARG:NH1	36:BP:111:ALA:O	1.62	1.32
37:BQ:91:HIS:O	37:BQ:111:THR:HG23	1.17	1.32
42:BY:101:LEU:CD2	42:BY:103:LEU:CG	2.07	1.32
43:BZ:37:LYS:O	43:BZ:41:ARG:NH1	1.59	1.32
27:BA:1568:G:OP2	28:BD:60:GLN:CB	1.65	1.32
27:BA:2552:U:H5''	27:BA:2553:G:OP2	1.29	1.32
37:BQ:140:TYR:CD1	37:BQ:147:VAL:CG1	2.02	1.32
27:BA:2378:A:O2'	38:BS:30:GLY:HA3	1.21	1.32
46:BV:91:THR:C	46:BV:92:ALA:N	1.75	1.32
48:B3:16:PRO:HB2	48:B3:19:GLN:CD	1.45	1.32
27:BA:2617:C:H2'	27:BA:2618:G:C5'	1.58	1.32
55:B9:7:VAL:O	55:B9:8:LYS:CE	1.76	1.32
27:BA:826:U:H5'	27:BA:2429:G:P	1.69	1.32
27:BA:598:G:H21	30:BF:33:LYS:NZ	1.26	1.32
27:BA:2784:C:C2	29:BE:98:GLU:OE2	1.82	1.32
31:BG:28:GLY:C	31:BG:69:ILE:HD13	1.42	1.32
33:BI:77:VAL:CG2	33:BI:141:LEU:HD11	1.60	1.32
45:BU:7:GLY:C	45:BU:8:ILE:HD12	1.50	1.32
2:AV:56:C:H1'	31:BG:56:ARG:CD	1.59	1.32
27:BA:1029:A:HO3'	27:BA:1030:G:P	0.88	1.32
27:BA:2865:U:C4	27:BA:2866:U:C5	2.18	1.32
27:BA:2354:G:N3	49:B0:32:LYS:CE	1.93	1.32
27:BA:2584:U:C6	27:BA:2584:U:H3'	1.65	1.32
25:AY:237:PRO:CA	27:BA:2584:U:H4'	1.56	1.32
27:BA:2647:U:O2'	27:BA:2648:C:H5'	1.20	1.32
28:BD:65:ASP:OD1	28:BD:66:PHE:N	1.59	1.32
37:BQ:16:ARG:NH1	37:BQ:16:ARG:HB3	0.99	1.32
37:BQ:85:ILE:CG2	37:BQ:122:PHE:CG	2.10	1.32
45:BU:107:LYS:O	45:BU:110:VAL:HB	1.29	1.32
27:BA:997:G:C5'	45:BU:92:ARG:NH1	1.91	1.32

Continued on next page...

Continued from previous page...

Atom-1	Atom-2	Interatomic distance (Å)	Clash overlap (Å)
40:BW:85:VAL:O	40:BW:86:LEU:HD23	1.20	1.32
48:B3:19:GLN:O	48:B3:23:LEU:HD21	1.27	1.31
27:BA:2678:C:C2	27:BA:2679:A:C8	2.17	1.31
30:BF:223:LEU:CD1	30:BF:224:ALA:N	1.93	1.31
32:BH:137:LYS:HD2	32:BH:138:GLN:N	1.42	1.31
33:BI:95:SER:CA	33:BI:98:ILE:HG13	1.59	1.31
35:BO:66:LYS:NZ	35:BO:67:ARG:HD3	1.42	1.31
44:BR:78:LYS:O	44:BR:82:GLU:HB2	1.18	1.31
46:BV:62:GLU:C	46:BV:95:ILE:HG23	1.48	1.31
2:AV:30:G:C2'	12:AI:127:LYS:NZ	1.93	1.31
29:BE:180:ILE:HG22	29:BE:186:GLU:O	1.14	1.31
36:BP:76:LEU:C	36:BP:81:VAL:CG2	1.96	1.31
27:BA:2709:G:C2'	27:BA:2710:C:H5'	1.57	1.31
27:BA:2785:C:H4'	29:BE:99:VAL:CA	1.57	1.31
27:BA:2842:G:C2'	27:BA:2843:G:H5'	1.58	1.31
30:BF:168:ARG:NH1	30:BF:209:GLY:O	1.62	1.31
27:BA:2485:G:C5'	37:BQ:144:THR:HG22	1.60	1.31
51:B5:44:HIS:CA	51:B5:52:TYR:OH	1.78	1.31
27:BA:2470:G:N2	27:BA:2471:C:C4	1.90	1.31
30:BF:84:VAL:C	30:BF:85:LYS:HD2	1.51	1.31
37:BQ:69:ASN:HD22	37:BQ:70:ARG:N	1.24	1.31
38:BS:31:LYS:C	38:BS:32:PRO:N	1.81	1.31
28:BD:118:GLY:O	28:BD:129:LEU:CD1	1.78	1.31
27:BA:2574:G:H5''	27:BA:2575:C:OP2	1.20	1.31
30:BF:168:ARG:O	30:BF:168:ARG:HD2	1.20	1.31
30:BF:48:SER:N	30:BF:92:PRO:HG2	1.46	1.31
27:BA:1082:U:OP1	56:BK:123:ALA:HB2	1.24	1.31
46:BV:30:GLY:O	46:BV:33:VAL:HG23	1.22	1.31
27:BA:2421:G:C5'	52:B6:4:ASP:OD1	1.79	1.31
27:BA:2717:G:C2	27:BA:2718:G:N7	1.98	1.31
27:BA:2768:C:H2'	27:BA:2769:C:C5'	1.60	1.31
26:BB:75:G:O2'	43:BZ:32:PHE:CD2	1.77	1.31
30:BF:163:HIS:O	30:BF:166:ILE:CB	1.77	1.31
30:BF:47:GLY:CA	30:BF:92:PRO:HG2	1.54	1.31
43:BZ:95:SER:OG	43:BZ:122:ILE:HG12	1.13	1.31
27:BA:2020:A:N7	51:B5:9:LYS:HE2	1.44	1.31
27:BA:126:A:C6	53:B7:18:PHE:CE2	2.19	1.31
53:B7:30:ILE:HD11	53:B7:33:ARG:NH1	0.99	1.31
54:B8:5:LYS:O	54:B8:7:HIS:N	1.61	1.31
27:BA:2316:C:C5'	31:BG:142:ALA:HB1	1.59	1.31
27:BA:2397:G:C6	27:BA:2420:C:O2	1.81	1.31

Continued on next page...

Continued from previous page...

Atom-1	Atom-2	Interatomic distance (Å)	Clash overlap (Å)
40:BW:36:LEU:HD11	40:BW:47:VAL:CG1	1.59	1.31
43:BZ:34:LEU:HD13	43:BZ:39:PHE:CZ	1.65	1.31
15:AL:23:LYS:C	15:AL:24:VAL:CA	2.00	1.31
15:AL:23:LYS:O	15:AL:24:VAL:N	1.63	1.31
54:B8:6:THR:O	54:B8:8:LYS:N	1.63	1.31
27:BA:2584:U:C5	27:BA:2585:U:C6	2.17	1.31
46:BV:4:ILE:HD11	46:BV:13:ARG:CD	1.61	1.31
27:BA:2262:U:O2'	27:BA:2263:C:H5''	1.24	1.31
31:BG:81:GLU:O	31:BG:85:GLN:HG2	1.20	1.31
46:BV:65:ARG:O	46:BV:93:ILE:HG23	1.20	1.31
27:BA:459:U:OP2	53:B7:40:HIS:CD2	1.85	1.30
35:BO:110:ASP:O	35:BO:111:PHE:CG	1.83	1.30
27:BA:2485:G:O2'	27:BA:2486:G:C5'	1.77	1.30
27:BA:2488:A:H2'	27:BA:2489:G:C5'	1.59	1.30
27:BA:2555:U:C2'	27:BA:2556:C:H5'	1.60	1.30
27:BA:2657:A:C8	27:BA:2658:C:C5	2.17	1.30
29:BE:45:LYS:NZ	29:BE:303:PRO:O	1.62	1.30
38:BS:34:LEU:CD2	38:BS:102:LEU:HA	1.59	1.30
27:BA:2212:A:C2'	27:BA:2213:U:C5	2.13	1.30
36:BP:70:ASP:O	36:BP:74:THR:HG23	1.24	1.30
45:BU:65:ILE:HG22	45:BU:76:TYR:CE2	1.65	1.30
46:BV:42:GLY:CA	46:BV:54:TYR:CZ	2.12	1.30
1:AA:302:G:N3	1:AA:556:C:H4'	1.45	1.30
27:BA:2051:A:C8	27:BA:2614:A:N6	1.95	1.30
31:BG:59:GLY:O	31:BG:60:GLU:HG3	1.30	1.30
32:BH:42:ILE:O	32:BH:52:THR:HG21	1.21	1.30
33:BI:89:LEU:CD1	33:BI:93:ILE:HG22	1.59	1.30
36:BP:66:VAL:CB	36:BP:67:ARG:CZ	2.01	1.30
39:BT:4:ARG:O	39:BT:5:GLU:CG	1.78	1.30
45:BU:94:VAL:C	45:BU:98:ILE:CD1	1.99	1.30
1:AA:1319:A:H4'	22:AS:70:LYS:NZ	1.45	1.30
27:BA:2439:A:H1'	27:BA:2587:A:OP1	1.30	1.30
27:BA:2808:U:O2	27:BA:2892:A:C6	1.84	1.30
28:BD:71:ASP:OD1	28:BD:118:GLY:HA2	1.19	1.30
27:BA:2331:G:O2'	49:B0:70:ILE:CG2	1.78	1.30
27:BA:2468:G:O6	27:BA:2481:G:C6	1.84	1.30
37:BQ:49:VAL:HG22	37:BQ:121:ASP:N	1.43	1.30
27:BA:1368:G:OP1	53:B7:25:LYS:CE	1.79	1.30
27:BA:2195:C:H5	27:BA:2195:C:OP2	1.07	1.30
27:BA:2249:U:H3	27:BA:2253:G:P	1.53	1.30
27:BA:2023:G:H4'	27:BA:2618:G:OP1	1.23	1.30

Continued on next page...

Continued from previous page...

Atom-1	Atom-2	Interatomic distance (Å)	Clash overlap (Å)
34:BN:38:VAL:O	34:BN:39:VAL:HG13	1.21	1.30
35:BO:1:MET:N	35:BO:32:TYR:HD2	1.26	1.30
35:BO:77:ILE:CD1	35:BO:78:ARG:N	1.93	1.30
44:BR:113:LEU:HD13	44:BR:114:VAL:N	1.45	1.30
27:BA:2517:C:O2'	27:BA:2518:A:H5''	1.28	1.30
27:BA:2826:A:C5	27:BA:2827:C:C5	2.20	1.30
27:BA:389:G:OP2	50:B4:24:THR:HG22	1.15	1.30
28:BD:149:ARG:HB2	28:BD:152:GLN:NE2	0.99	1.30
29:BE:171:SER:O	29:BE:175:ASP:HB2	1.13	1.30
30:BF:164:ALA:CA	30:BF:232:LEU:HD12	1.62	1.30
35:BO:66:LYS:HZ2	35:BO:67:ARG:CD	1.44	1.30
41:BX:24:LEU:C	41:BX:25:GLN:OE1	1.70	1.30
27:BA:2226:C:C2	27:BA:2227:A:C1'	2.13	1.30
35:BO:77:ILE:HD13	35:BO:78:ARG:N	0.98	1.30
51:B5:33:CYS:SG	51:B5:36:CYS:CB	2.19	1.30
27:BA:1790:C:P	28:BD:224:VAL:HG13	1.72	1.30
27:BA:2741:A:O2'	27:BA:2742:C:C5'	1.78	1.30
32:BH:121:GLU:OE2	32:BH:134:GLY:HA2	1.29	1.30
46:BV:34:GLU:O	46:BV:35:LEU:HD23	1.23	1.30
27:BA:491:G:O6	40:BW:49:LYS:NZ	1.63	1.30
27:BA:458:G:C5'	53:B7:39:ARG:HD2	1.60	1.29
27:BA:1161:C:O2'	46:BV:22:VAL:HG11	1.21	1.29
27:BA:1637:A:H4'	27:BA:2711:A:O2'	1.25	1.29
27:BA:2333:A:N9	27:BA:2335:A:C2	2.01	1.29
27:BA:2397:G:N1	27:BA:2420:C:O2	1.62	1.29
30:BF:225:PRO:C	30:BF:231:ARG:CG	1.98	1.29
42:BY:28:SER:CB	42:BY:99:THR:OG1	1.80	1.29
28:BD:143:ILE:O	28:BD:152:GLN:HB2	1.29	1.29
29:BE:39:GLN:OE1	29:BE:174:LEU:HD21	1.19	1.29
27:BA:2319:G:H4'	38:BS:9:PRO:N	1.43	1.29
26:BB:104:A:H1'	43:BZ:24:TYR:OH	1.12	1.29
27:BA:2021:C:OP2	51:B5:15:LYS:CE	1.79	1.29
27:BA:126:A:N7	53:B7:18:PHE:CZ	2.00	1.29
27:BA:2:G:N2	27:BA:2902:C:O2	1.61	1.29
44:BR:20:LEU:HD13	44:BR:21:TYR:CA	1.60	1.29
43:BZ:172:LEU:CD2	43:BZ:173:PRO:CD	2.05	1.29
3:AW:37:YYG:H192	10:AG:84:ASN:N	1.41	1.29
27:BA:2385:C:N3	27:BA:2386:C:C5	2.01	1.29
27:BA:2792:G:N2	27:BA:2804:C:C2	1.99	1.29
28:BD:175:LEU:CD1	28:BD:180:VAL:N	1.93	1.29
29:BE:45:LYS:NZ	29:BE:303:PRO:N	1.79	1.29

Continued on next page...

Continued from previous page...

Atom-1	Atom-2	Interatomic distance (Å)	Clash overlap (Å)
30:BF:205:ARG:HG2	30:BF:212:VAL:CG2	1.62	1.29
3:AW:1:G:N2	3:AW:2:C:N4	1.77	1.29
28:BD:139:LEU:HD12	28:BD:139:LEU:O	1.27	1.29
28:BD:75:GLY:CA	28:BD:115:ILE:O	1.80	1.29
29:BE:180:ILE:HG21	29:BE:187:HIS:CA	1.62	1.29
43:BZ:69:VAL:CG1	43:BZ:81:VAL:HG22	1.63	1.29
27:BA:2712:U:C6	27:BA:712(A):A:N7	2.01	1.29
27:BA:2799:A:O2'	27:BA:2802:G:C2	1.86	1.29
29:BE:222:ARG:HD3	29:BE:232:ARG:C	1.53	1.29
30:BF:102:LEU:CD2	30:BF:106:GLU:OE1	1.80	1.29
31:BG:27:ILE:O	31:BG:69:ILE:CG2	1.81	1.29
37:BQ:58:HIS:HB3	37:BQ:111:THR:O	1.27	1.29
43:BZ:147:ILE:O	43:BZ:168:VAL:HB	1.30	1.29
1:AA:408:A:H5''	7:AD:22:LYS:O	1.12	1.29
27:BA:1062:G:N3	56:BK:134:SER:O	1.66	1.29
27:BA:825:C:H4'	27:BA:2428:G:N7	1.46	1.29
29:BE:82:ALA:O	29:BE:83:LEU:HG	1.14	1.29
30:BF:91:PRO:CB	30:BF:92:PRO:HD3	1.62	1.29
53:B7:34:ARG:CD	53:B7:42:LEU:HD23	1.61	1.29
54:B8:4:MET:HA	54:B8:5:LYS:NZ	1.17	1.29
27:BA:2206:C:O2'	27:BA:2207:C:H5'	1.11	1.29
27:BA:2470:G:N3	27:BA:2471:C:C6	2.01	1.29
40:BW:85:VAL:CA	40:BW:95:ILE:HG12	1.62	1.29
1:AA:1219:U:O2'	22:AS:34:TRP:HB3	1.24	1.29
52:B6:48:VAL:O	52:B6:50:PHE:CD1	1.85	1.29
27:BA:2103:C:O2	27:BA:2187:G:N1	1.63	1.29
27:BA:2322:A:C4	27:BA:2323:G:H8	1.51	1.29
27:BA:974:G:N7	46:BV:80:TYR:CE1	2.01	1.29
34:BN:12:VAL:O	34:BN:38:VAL:HG13	1.16	1.29
37:BQ:133:GLU:C	37:BQ:133:GLU:OE1	1.69	1.29
42:BY:101:LEU:HD21	42:BY:112:LEU:CD2	1.62	1.29
27:BA:2691:C:O2'	27:BA:2692:C:H5'	1.22	1.28
28:BD:146:LYS:NZ	28:BD:184:LEU:HD11	1.46	1.28
30:BF:147:LEU:CD1	30:BF:156:LEU:CD1	2.11	1.28
16:AM:3:ARG:NH1	31:BG:90:LEU:HD22	1.47	1.28
37:BQ:17:ARG:O	37:BQ:18:GLU:CG	1.79	1.28
44:BR:44:LEU:O	44:BR:48:VAL:HG23	1.31	1.28
40:BW:19:LEU:HD22	51:B5:25:LEU:CG	1.61	1.28
7:AD:23:GLY:HA2	7:AD:112:VAL:C	1.52	1.28
27:BA:2644:G:O5'	27:BA:2644:G:H8	1.07	1.28
25:AY:35:ASP:CA	56:BK:22:PRO:HB2	1.63	1.28

Continued on next page...

Continued from previous page...

Atom-1	Atom-2	Interatomic distance (Å)	Clash overlap (Å)
34:BN:95:ARG:O	34:BN:98:PHE:CD1	1.86	1.28
37:BQ:58:HIS:O	37:BQ:61:LEU:HG	1.30	1.28
44:BR:72:ASP:O	44:BR:76:VAL:CG2	1.81	1.28
49:B0:46:LYS:HE3	49:B0:58:THR:OG1	1.21	1.28
48:B3:1:MET:CE	48:B3:3:ARG:HD2	1.61	1.28
27:BA:2653:U:O2	27:BA:2654:A:N6	1.61	1.28
27:BA:684:G:OP1	53:B7:16:HIS:NE2	1.66	1.28
30:BF:147:LEU:HD12	30:BF:156:LEU:CD1	1.62	1.28
38:BS:53:ASN:O	38:BS:55:ASP:N	1.66	1.28
49:B0:24:LYS:HG2	49:B0:56:ASP:OD2	1.21	1.28
44:BR:101:ALA:O	51:B5:41:LEU:CD1	1.81	1.28
54:B8:16:ILE:HG23	54:B8:21:LYS:O	1.14	1.28
27:BA:2322:A:C4	27:BA:2323:G:C8	2.20	1.28
27:BA:2498:C:O2'	27:BA:2499:C:H5''	1.34	1.28
30:BF:52:ALA:CB	30:BF:55:ARG:CZ	2.08	1.28
35:BO:99:PHE:O	35:BO:119:PRO:HG3	1.32	1.28
30:BF:201:SER:O	30:BF:204:ALA:HB3	1.29	1.28
31:BG:105:SER:OG	31:BG:131:THR:HG22	1.33	1.28
32:BH:73:ASN:HB3	32:BH:137:LYS:NZ	0.98	1.28
48:B3:51:ALA:O	48:B3:53:LEU:N	1.66	1.28
50:B4:68:ARG:CD	50:B4:72:LYS:HG2	1.63	1.28
27:BA:2457:U:C2'	27:BA:2458:G:H5'	1.62	1.28
27:BA:2494:G:C2	27:BA:2495:G:C8	2.22	1.28
27:BA:989:G:OP1	48:B3:31:LEU:HD12	1.21	1.28
28:BD:175:LEU:CG	28:BD:179:GLU:O	1.76	1.28
34:BN:45:VAL:O	34:BN:46:ILE:HG12	1.16	1.28
26:BB:50:G:OP2	38:BS:74:PRO:HG2	1.13	1.28
50:B4:8:LYS:C	50:B4:9:ALA:N	1.86	1.28
27:BA:2674:G:H2'	27:BA:2675:A:C8	1.69	1.28
32:BH:40:MET:HG2	32:BH:64:HIS:CE1	1.69	1.28
27:BA:2287:A:N1	27:BA:2289:G:H1'	1.46	1.28
28:BD:175:LEU:HD11	28:BD:180:VAL:N	1.49	1.28
33:BI:29:PHE:O	33:BI:33:GLN:NE2	1.67	1.28
37:BQ:85:ILE:CG2	37:BQ:122:PHE:HB3	1.63	1.28
46:BV:42:GLY:HA3	46:BV:54:TYR:CZ	1.66	1.28
50:B4:30:GLU:C	50:B4:31:ILE:HD13	1.52	1.28
30:BF:112:ARG:O	30:BF:114:ALA:N	1.66	1.28
37:BQ:34:GLY:HA2	37:BQ:74:ASN:O	1.28	1.28
27:BA:993:G:H4'	46:BV:90:PHE:CZ	1.67	1.28
46:BV:94:LYS:O	46:BV:95:ILE:HD12	1.21	1.28
27:BA:1614:A:N6	40:BW:88:ARG:HB2	0.97	1.28

Continued on next page...

Continued from previous page...

Atom-1	Atom-2	Interatomic distance (Å)	Clash overlap (Å)
43:BZ:130:ILE:O	43:BZ:130:ILE:HD12	1.29	1.28
48:B3:31:LEU:HD23	48:B3:32:GLN:N	0.96	1.28
27:BA:1818:U:C5'	28:BD:155:ARG:HG3	1.62	1.28
27:BA:2051:A:N7	27:BA:2614:A:N6	1.77	1.28
27:BA:2491:U:O2'	27:BA:2492:U:C5'	1.81	1.28
27:BA:2218:G:O2'	28:BD:146:LYS:HE3	1.25	1.28
30:BF:111:VAL:O	30:BF:114:ALA:HB3	1.21	1.28
30:BF:34:ALA:HB2	30:BF:110:ALA:CB	1.63	1.28
30:BF:4:THR:O	30:BF:139:VAL:HG21	1.31	1.28
30:BF:84:VAL:O	30:BF:86:GLY:N	1.63	1.28
38:BS:99:GLU:OE1	38:BS:128:ASP:CB	1.80	1.28
27:BA:1620:G:C1'	53:B7:1:MET:N	1.97	1.27
27:BA:2012:G:OP1	40:BW:98:LYS:HD3	1.26	1.27
27:BA:2212:A:O2'	27:BA:2213:U:H5	1.07	1.27
41:BX:24:LEU:C	41:BX:26:PHE:CE1	2.05	1.27
42:BY:49:GLU:CD	42:BY:97:ARG:NH1	1.86	1.27
27:BA:1364:G:C3'	50:B4:3:LYS:CD	2.12	1.27
27:BA:2297:C:H2'	27:BA:2298:A:C8	1.69	1.27
27:BA:2355:C:C5'	49:B0:21:LEU:HD13	1.63	1.27
27:BA:2580:U:C6	27:BA:2581:G:H8	1.27	1.27
29:BE:44:TYR:CD1	29:BE:308:VAL:HA	1.69	1.27
32:BH:111:PRO:O	32:BH:112:VAL:CG2	1.82	1.27
47:B2:2:VAL:O	47:B2:4:HIS:ND1	1.63	1.27
54:B8:26:LYS:CD	54:B8:45:GLY:H	1.47	1.27
27:BA:2587:A:O2'	27:BA:2588:G:H5'	1.30	1.27
27:BA:1367:A:O3'	53:B7:25:LYS:NZ	1.64	1.27
27:BA:2093:G:H1'	27:BA:2198:A:N1	1.49	1.27
27:BA:2287:A:N6	27:BA:2344:U:C5	2.00	1.27
27:BA:2470:G:C2	27:BA:2471:C:C6	2.22	1.27
27:BA:2740:A:C2'	27:BA:2741:A:C8	2.05	1.27
27:BA:2862:G:O2'	27:BA:2863:C:H6	1.08	1.27
31:BG:22:VAL:O	31:BG:23:VAL:HG13	1.25	1.27
27:BA:1612:C:C2'	53:B7:3:ARG:NE	1.85	1.27
27:BA:2018:G:H21	45:BU:34:ASN:ND2	0.81	1.27
27:BA:2615:U:O2'	27:BA:2616:C:H5'	1.34	1.27
27:BA:1077:A:O3'	56:BK:93:LYS:HG3	1.34	1.27
27:BA:2454:G:C2	27:BA:2455:G:H1'	1.68	1.27
27:BA:2821:A:C2	27:BA:2822:G:C5	2.22	1.27
27:BA:2571:C:O2'	29:BE:243:PRO:HD3	1.20	1.27
36:BP:94:ARG:CD	36:BP:120:LEU:CD2	2.04	1.27
37:BQ:125:TRP:O	37:BQ:126:VAL:HG23	1.22	1.27

Continued on next page...

Continued from previous page...

Atom-1	Atom-2	Interatomic distance (Å)	Clash overlap (Å)
44:BR:72:ASP:O	44:BR:76:VAL:HG23	1.09	1.27
45:BU:111:ASP:O	45:BU:113:SER:N	1.65	1.27
49:B0:65:GLY:C	49:B0:66:LYS:HD2	0.89	1.27
52:B6:38:LYS:O	52:B6:50:PHE:HB2	1.10	1.27
27:BA:2333:A:C8	27:BA:2335:A:C2	2.22	1.27
27:BA:2642:G:O2'	27:BA:2643:G:H5'	1.18	1.27
27:BA:2739:U:H2'	27:BA:2740:A:C5'	1.63	1.27
30:BF:32:GLY:O	30:BF:35:VAL:HG23	1.19	1.27
37:BQ:36:ASN:OD1	43:BZ:116:VAL:HG12	1.13	1.27
48:B3:32:GLN:NE2	48:B3:32:GLN:O	1.62	1.27
27:BA:2317:C:H5'	31:BG:150:SER:CB	1.63	1.27
27:BA:2453:A:O2'	27:BA:2454:G:H5'	1.29	1.27
28:BD:110:LYS:NZ	28:BD:110:LYS:HA	1.48	1.27
27:BA:2051:A:O2'	29:BE:238:LEU:HG	1.29	1.27
30:BF:91:PRO:CB	30:BF:92:PRO:CD	2.02	1.27
30:BF:91:PRO:CG	30:BF:92:PRO:HD2	1.65	1.27
35:BO:1:MET:C	35:BO:2:ILE:CD1	2.02	1.27
27:BA:2674:G:H4'	35:BO:30:ARG:CG	1.63	1.27
1:AA:1220:G:H21	22:AS:54:GLY:CA	1.46	1.27
27:BA:2286:A:C5'	27:BA:2287:A:H5'	1.64	1.27
27:BA:2808:U:C2	27:BA:2892:A:N6	2.03	1.27
27:BA:1826:G:P	28:BD:227:VAL:CG2	2.21	1.27
28:BD:71:ASP:OD1	28:BD:118:GLY:CA	1.83	1.27
27:BA:125:G:H5''	53:B7:19:ARG:NH1	1.50	1.27
27:BA:14:A:C3'	27:BA:15:G:P	2.23	1.27
27:BA:2558:C:O2	27:BA:2559:C:C6	1.86	1.27
29:BE:229:GLN:O	29:BE:231:TRP:N	1.68	1.27
37:BQ:59:ASN:ND2	37:BQ:60:ALA:H	1.30	1.27
26:BB:75:G:O2'	43:BZ:32:PHE:HD2	1.04	1.27
27:BA:2631:G:H4'	27:BA:2892:A:OP1	1.17	1.26
37:BQ:143:VAL:O	37:BQ:144:THR:HG23	1.29	1.26
45:BU:4:ALA:O	45:BU:6:THR:N	1.65	1.26
27:BA:94:G:N2	47:B2:42:ASN:ND2	1.83	1.26
27:BA:1223:C:C5	46:BV:87:ARG:NH2	2.03	1.26
27:BA:95:G:H5'	47:B2:41:GLU:OE1	1.35	1.26
31:BG:71:ALA:O	31:BG:72:LYS:HD3	1.33	1.26
36:BP:144:ASP:O	36:BP:145:LEU:HD12	1.17	1.26
42:BY:30:ASP:OD2	42:BY:31:LEU:CD2	1.83	1.26
1:AA:39:G:N7	1:AA:547:A:H8	1.32	1.26
27:BA:2657:A:C8	27:BA:2658:C:H5	1.50	1.26
29:BE:211:GLN:H	29:BE:216:ARG:CZ	1.46	1.26

Continued on next page...

Continued from previous page...

Atom-1	Atom-2	Interatomic distance (Å)	Clash overlap (Å)
29:BE:44:TYR:CA	29:BE:309:PRO:HG3	1.65	1.26
31:BG:93:LEU:CD1	31:BG:94:ALA:H	1.45	1.26
35:BO:88:ARG:O	35:BO:90:ASP:N	1.68	1.26
39:BT:4:ARG:O	39:BT:5:GLU:HG3	1.17	1.26
30:BF:231:ARG:O	30:BF:232:LEU:HD23	1.08	1.26
31:BG:145:ASP:HB3	38:BS:15:GLU:O	1.14	1.26
36:BP:114:VAL:HG21	36:BP:133:VAL:N	1.45	1.26
36:BP:75:LEU:O	36:BP:75:LEU:HD23	1.30	1.26
40:BW:32:ALA:HA	40:BW:35:ILE:CD1	1.63	1.26
1:AA:979:C:H5''	1:AA:1222:G:O6	1.14	1.26
3:AW:75:C:H41	50:B4:28:ARG:N	1.30	1.26
27:BA:2210:G:O6	28:BD:148:GLY:HA2	1.29	1.26
27:BA:2254:C:H2'	27:BA:2255:G:C5'	1.63	1.26
42:BY:78:THR:CA	42:BY:89:ARG:HG3	1.65	1.26
43:BZ:2:GLU:O	43:BZ:54:ILE:HG21	1.09	1.26
47:B2:30:ALA:C	47:B2:34:GLN:HG2	1.54	1.26
53:B7:43:THR:C	53:B7:46:ASP:OD2	1.72	1.26
27:BA:1080:C:O3'	56:BK:126:LYS:HD3	1.12	1.26
27:BA:1818:U:O5'	28:BD:155:ARG:HG3	1.19	1.26
27:BA:2422:A:N3	27:BA:2424:C:C5	2.02	1.26
27:BA:856:C:H5'	49:B0:25:LYS:NZ	1.51	1.26
29:BE:74:GLU:CA	29:BE:293:TYR:CE2	2.18	1.26
27:BA:2309:A:H5''	27:BA:2310:A:C8	1.69	1.26
29:BE:62:ARG:O	29:BE:63:GLU:CD	1.72	1.26
30:BF:151:GLN:OE1	30:BF:154:VAL:HG21	1.23	1.26
1:AA:979:C:OP1	1:AA:1223:C:N4	1.67	1.26
52:B6:37:LEU:HD21	52:B6:51:ARG:CG	1.65	1.26
52:B6:37:LEU:O	52:B6:38:LYS:HG3	1.35	1.26
27:BA:1078:U:OP1	56:BK:93:LYS:HE3	1.19	1.26
27:BA:2446:G:C2	27:BA:2501:C:H5	1.52	1.26
27:BA:2815:C:C2'	27:BA:2816:C:H5'	1.62	1.26
31:BG:11:HIS:CD2	31:BG:15:GLU:OE2	1.88	1.26
32:BH:53:ARG:HB3	32:BH:56:ASP:OD1	1.25	1.26
46:BV:61:VAL:HA	46:BV:98:ILE:CG1	1.66	1.26
27:BA:2416:C:OP1	36:BP:51:PHE:CE2	1.89	1.26
27:BA:2825:C:H6	27:BA:2825:C:O5'	1.14	1.26
27:BA:2865:U:C5	27:BA:2866:U:H5	1.53	1.26
30:BF:32:GLY:HA2	30:BF:35:VAL:CG2	1.66	1.26
32:BH:123:GLU:O	32:BH:130:ILE:HG23	1.18	1.26
50:B4:49:PHE:CZ	50:B4:70:GLY:O	1.87	1.26
52:B6:37:LEU:CD2	52:B6:51:ARG:HG2	1.64	1.26

Continued on next page...

Continued from previous page...

Atom-1	Atom-2	Interatomic distance (Å)	Clash overlap (Å)
30:BF:163:HIS:O	30:BF:166:ILE:HB	1.15	1.26
33:BI:7:LYS:HD2	33:BI:12:LYS:NZ	0.93	1.26
36:BP:77:ALA:N	36:BP:81:VAL:HG21	1.51	1.26
53:B7:18:PHE:N	53:B7:44:VAL:HG21	1.48	1.25
27:BA:2720:U:O4	27:BA:2873:A:N6	1.68	1.25
27:BA:2578:G:N7	29:BE:237:ASN:ND2	1.82	1.25
31:BG:21:VAL:CG1	31:BG:132:VAL:CG2	2.12	1.25
32:BH:93:TYR:CB	32:BH:106:VAL:HG22	1.66	1.25
44:BR:63:ARG:NH2	44:BR:77:ARG:HG2	1.47	1.25
40:BW:32:ALA:HA	40:BW:35:ILE:CG1	1.65	1.25
41:BX:38:ALA:O	41:BX:39:ASP:O	1.53	1.25
42:BY:86:GLU:O	42:BY:87:VAL:HG23	1.36	1.25
28:BD:146:LYS:HD3	28:BD:147:PRO:CD	1.66	1.25
28:BD:158:GLY:CA	28:BD:194:VAL:HG11	1.63	1.25
28:BD:74:PRO:HG3	28:BD:96:ALA:CB	1.64	1.25
29:BE:94:ARG:HB3	29:BE:95:PRO:CD	1.54	1.25
27:BA:2766:G:H5''	27:BA:2767:C:OP2	1.18	1.25
29:BE:72:VAL:O	29:BE:73:ILE:HD13	1.24	1.25
32:BH:111:PRO:O	32:BH:112:VAL:HG23	1.26	1.25
36:BP:66:VAL:HG23	36:BP:109:LEU:O	1.24	1.25
37:BQ:67:ALA:HB2	37:BQ:70:ARG:NH1	0.94	1.25
38:BS:105:GLY:O	38:BS:106:LEU:HD23	1.37	1.25
27:BA:993:G:C4'	46:BV:90:PHE:HE2	1.43	1.25
41:BX:51:GLN:O	41:BX:52:VAL:HG23	1.13	1.25
49:B0:46:LYS:NZ	49:B0:60:PHE:O	1.69	1.25
52:B6:22:TYR:O	52:B6:23:THR:HG23	1.22	1.25
54:B8:26:LYS:CD	54:B8:44:LYS:HA	1.56	1.25
33:BI:43:ASN:O	33:BI:46:ALA:N	1.68	1.25
35:BO:99:PHE:CD2	39:BT:24:LYS:CE	2.05	1.25
51:B5:19:ARG:O	51:B5:21:SER:N	1.68	1.25
52:B6:21:TYR:OH	52:B6:43:VAL:HG23	1.35	1.25
27:BA:2344:U:C3'	27:BA:2345:G:P	2.23	1.25
27:BA:2543:G:C5	27:BA:2544:G:C6	2.24	1.25
27:BA:969:U:H4'	48:B3:14:GLY:O	1.19	1.25
27:BA:452:G:P	30:BF:55:ARG:HH22	1.56	1.25
30:BF:96:LYS:H	30:BF:98:ARG:NH2	1.35	1.25
31:BG:105:SER:CB	31:BG:131:THR:HG22	1.65	1.25
31:BG:49:PRO:CB	31:BG:72:LYS:C	2.04	1.25
34:BN:95:ARG:O	34:BN:98:PHE:HD1	0.93	1.25
40:BW:82:LEU:O	40:BW:84:ARG:HD2	1.34	1.25
27:BA:125:G:C5'	53:B7:19:ARG:HH11	1.50	1.25

Continued on next page...

Continued from previous page...

Atom-1	Atom-2	Interatomic distance (Å)	Clash overlap (Å)
27:BA:2219:G:H2'	27:BA:2224:G:C5'	1.66	1.25
27:BA:2776:A:H1'	27:BA:2778:A:N7	1.51	1.25
29:BE:45:LYS:CE	29:BE:303:PRO:HG2	1.67	1.25
34:BN:65:ASN:CB	34:BN:69:TYR:CD1	2.16	1.25
43:BZ:13:LYS:O	43:BZ:36:ARG:NH2	1.69	1.25
43:BZ:67:LYS:HD3	43:BZ:93:GLU:OE2	1.25	1.25
27:BA:2364:C:N1	49:B0:32:LYS:NZ	1.83	1.25
27:BA:2484:G:N2	27:BA:2485:G:O4'	1.69	1.25
27:BA:459:U:OP1	53:B7:40:HIS:HA	1.36	1.25
28:BD:63:ILE:CG2	28:BD:64:ILE:H	1.33	1.25
27:BA:2313:C:C5'	31:BG:72:LYS:HG3	1.64	1.25
49:B0:67:VAL:HG11	49:B0:74:LYS:CG	1.66	1.25
27:BA:2319:G:H4'	38:BS:9:PRO:CD	1.64	1.25
29:BE:44:TYR:HA	29:BE:309:PRO:CG	1.65	1.25
32:BH:170:LEU:O	32:BH:170:LEU:CD1	1.85	1.25
33:BI:77:VAL:CG2	33:BI:141:LEU:CD1	2.14	1.25
37:BQ:94:ARG:CD	37:BQ:106:GLY:HA2	1.65	1.25
37:BQ:17:ARG:O	37:BQ:18:GLU:HG3	1.32	1.25
54:B8:26:LYS:CD	54:B8:45:GLY:N	1.99	1.25
27:BA:2258:C:C5	27:BA:2426:A:O4'	1.87	1.25
30:BF:47:GLY:CA	30:BF:92:PRO:CB	1.82	1.25
35:BO:110:ASP:O	35:BO:111:PHE:CD1	1.88	1.25
38:BS:109:PRO:O	38:BS:116:PHE:CE1	1.89	1.25
38:BS:40:ASN:HA	38:BS:114:LYS:NZ	1.51	1.25
27:BA:396:G:O2'	50:B4:39:VAL:CG1	1.82	1.25
54:B8:41:ILE:O	54:B8:43:GLY:N	1.69	1.25
27:BA:2791:C:H5	27:BA:2893:G:O6	1.18	1.25
28:BD:107:LYS:N	28:BD:194:VAL:O	1.70	1.25
32:BH:146:ASN:O	32:BH:150:VAL:HG23	1.36	1.25
41:BX:75:GLN:HB2	41:BX:78:ALA:O	1.30	1.25
27:BA:2261:C:OP2	49:B0:14:ARG:CG	1.85	1.25
3:AW:76:A:C8	27:BA:2421:G:N3	1.74	1.25
27:BA:2717:G:H5'	27:BA:2717:G:C8	1.70	1.25
28:BD:165:GLY:O	28:BD:172:ILE:CB	1.85	1.25
30:BF:205:ARG:CG	30:BF:212:VAL:HG21	1.64	1.25
30:BF:93:LYS:O	30:BF:96:LYS:CG	1.83	1.25
31:BG:88:LEU:O	31:BG:88:LEU:HD23	1.30	1.25
27:BA:1082:U:O4'	56:BK:118:ALA:HB2	1.36	1.25
37:BQ:72:VAL:O	37:BQ:73:GLN:HG3	1.10	1.25
49:B0:37:LEU:CB	49:B0:69:PHE:CD2	2.18	1.24
48:B3:7:LYS:O	48:B3:54:VAL:HG21	1.26	1.24

Continued on next page...

Continued from previous page...

Atom-1	Atom-2	Interatomic distance (Å)	Clash overlap (Å)
55:B9:7:VAL:O	55:B9:8:LYS:HE3	1.09	1.24
27:BA:826:U:C5'	27:BA:2429:G:OP2	1.85	1.24
27:BA:2826:A:C5	27:BA:2827:C:C6	2.23	1.24
29:BE:70:VAL:CG1	29:BE:71:THR:H	1.41	1.24
30:BF:25:PRO:O	30:BF:26:VAL:HG23	1.32	1.24
44:BR:87:TYR:CE1	44:BR:94:TYR:HB3	1.72	1.24
43:BZ:62:PHE:CD2	43:BZ:87:THR:HG22	1.71	1.24
53:B7:21:ARG:CZ	53:B7:43:THR:CG2	2.14	1.24
27:BA:993:G:H4'	46:BV:90:PHE:CE2	1.69	1.24
29:BE:301:PRO:O	29:BE:303:PRO:HD2	1.32	1.24
32:BH:86:LEU:HD13	32:BH:87:GLU:N	1.50	1.24
45:BU:99:ALA:HB2	45:BU:106:PHE:CD2	1.72	1.24
27:BA:2252:G:C2'	27:BA:2253:G:H5'	1.67	1.24
27:BA:2712:U:C5	27:BA:712(A):A:N7	2.04	1.24
27:BA:2749:A:O4'	32:BH:62:ALA:CB	1.84	1.24
27:BA:2825:C:C6	27:BA:2825:C:O5'	1.91	1.24
27:BA:994:C:H5	46:BV:72:ARG:NH1	1.33	1.24
34:BN:61:VAL:HG12	34:BN:62:ASP:OD1	1.32	1.24
44:BR:79:LEU:C	44:BR:79:LEU:CD2	2.01	1.24
42:BY:48:VAL:CG1	42:BY:49:GLU:H	1.46	1.24
49:B0:61:ALA:HB2	49:B0:81:ILE:CD1	1.67	1.24
27:BA:1665:A:C2'	35:BO:66:LYS:NZ	1.98	1.24
27:BA:2581:G:N1	27:BA:2610:C:C6	1.86	1.24
32:BH:168:VAL:O	32:BH:169:ARG:CG	1.85	1.24
33:BI:95:SER:CA	33:BI:98:ILE:CD1	2.13	1.24
36:BP:62:ALA:HB3	36:BP:105:TYR:O	1.30	1.24
37:BQ:108:SER:O	37:BQ:109:VAL:HG13	1.36	1.24
44:BR:38:VAL:CB	44:BR:39:PRO:HD2	1.66	1.24
45:BU:43:ALA:O	45:BU:45:TYR:N	1.68	1.24
41:BX:9:HIS:CE1	41:BX:27:ALA:HA	1.70	1.24
27:BA:2219:G:O2'	27:BA:2224:G:C5'	1.86	1.24
27:BA:2893:G:O2'	27:BA:2894:G:H1'	1.21	1.24
27:BA:2218:G:O2'	28:BD:146:LYS:CE	1.84	1.24
30:BF:96:LYS:CA	30:BF:98:ARG:NH1	2.00	1.24
34:BN:15:ARG:HB3	34:BN:43:ARG:CD	1.65	1.24
37:BQ:54:VAL:O	37:BQ:56:ILE:HD13	1.11	1.24
44:BR:89:ASP:OD1	44:BR:90:ARG:N	1.69	1.24
49:B0:39:ARG:HG2	49:B0:69:PHE:CE1	1.71	1.24
45:BU:14:HIS:ND1	45:BU:36:PHE:HZ	1.34	1.24
46:BV:19:VAL:HG12	46:BV:21:ARG:CZ	1.68	1.24
40:BW:79:GLY:O	40:BW:80:PRO:C	1.64	1.24

Continued on next page...

Continued from previous page...

Atom-1	Atom-2	Interatomic distance (Å)	Clash overlap (Å)
43:BZ:39:PHE:HA	43:BZ:43:PHE:CD2	1.70	1.24
47:B2:52:ALA:O	47:B2:56:ILE:HG13	1.27	1.24
47:B2:5:VAL:CG1	47:B2:6:GLN:H	1.41	1.24
27:BA:825:C:H4'	27:BA:2428:G:C5	1.73	1.24
27:BA:2822:G:OP1	29:BE:207:GLY:HA2	1.30	1.24
28:BD:198:GLY:O	28:BD:200:THR:HG23	1.34	1.24
30:BF:24:THR:HB	30:BF:25:PRO:CD	1.61	1.24
33:BI:95:SER:CA	33:BI:98:ILE:CG1	2.09	1.24
45:BU:13:ARG:O	45:BU:16:LYS:HB2	1.09	1.24
27:BA:446:G:OP2	45:BU:3:ARG:CZ	1.86	1.24
42:BY:101:LEU:CG	42:BY:112:LEU:CD1	2.16	1.24
27:BA:2307:G:C1'	27:BA:2311:A:H61	1.49	1.24
27:BA:2517:C:O2'	27:BA:2518:A:C5'	1.83	1.24
33:BI:7:LYS:CG	33:BI:12:LYS:CG	2.11	1.24
34:BN:106:GLY:O	34:BN:107:ASN:CG	1.76	1.24
42:BY:28:SER:HB3	42:BY:99:THR:OG1	1.07	1.24
27:BA:2246:G:O2'	27:BA:2247:A:H5'	1.32	1.24
27:BA:2470:G:N3	27:BA:2471:C:C5	2.04	1.24
27:BA:1130:U:H5''	27:BA:2515:C:O2'	1.38	1.24
27:BA:2710:C:O2'	27:BA:2711:A:H5'	1.37	1.24
29:BE:193:PHE:CE2	29:BE:199:ALA:HB2	1.72	1.24
30:BF:96:LYS:CA	30:BF:98:ARG:CZ	2.15	1.24
31:BG:27:ILE:O	31:BG:69:ILE:HG23	1.28	1.24
35:BO:1:MET:O	35:BO:2:ILE:CD1	1.86	1.24
45:BU:91:ASN:OD1	46:BV:10:LYS:NZ	1.63	1.24
46:BV:33:VAL:HB	46:BV:63:HIS:CG	1.72	1.24
1:AA:409:G:OP2	7:AD:22:LYS:HE2	1.33	1.24
48:B3:19:GLN:O	48:B3:23:LEU:CD2	1.84	1.24
27:BA:2215:G:H2'	27:BA:2216:G:C8	1.71	1.24
27:BA:2622:C:O2	27:BA:2623:G:C8	1.91	1.24
27:BA:2847:U:OP2	27:BA:2847:U:C6	1.90	1.24
31:BG:21:VAL:HG13	31:BG:132:VAL:CB	1.65	1.24
27:BA:2313:C:H5'	31:BG:72:LYS:CG	1.68	1.24
32:BH:43:THR:CG2	32:BH:52:THR:CG2	2.14	1.24
33:BI:7:LYS:HG3	33:BI:12:LYS:CD	1.67	1.24
45:BU:20:ARG:HH12	46:BV:75:LYS:CE	1.50	1.24
27:BA:1826:G:OP2	28:BD:227:VAL:HG21	1.17	1.23
27:BA:2333:A:H1'	27:BA:2335:A:C4	1.71	1.23
27:BA:2509:G:O2'	27:BA:2510:C:H5'	1.28	1.23
27:BA:2717:G:C2	27:BA:2718:G:C5	2.27	1.23
30:BF:52:ALA:HB2	30:BF:55:ARG:CZ	1.68	1.23

Continued on next page...

Continued from previous page...

Atom-1	Atom-2	Interatomic distance (Å)	Clash overlap (Å)
43:BZ:5:ALA:O	43:BZ:33:ALA:HB2	1.38	1.23
27:BA:2384:G:C5'	27:BA:2386:C:OP1	1.85	1.23
30:BF:103:ASN:O	30:BF:104:ASP:O	1.52	1.23
30:BF:238:SER:O	30:BF:241:ALA:HB3	1.09	1.23
46:BV:35:LEU:O	46:BV:60:VAL:HG13	1.29	1.23
46:BV:59:GLU:O	46:BV:60:VAL:CG2	1.86	1.23
46:BV:61:VAL:CG2	46:BV:97:GLY:HA2	1.69	1.23
1:AA:1221:G:O2'	22:AS:77:THR:HG23	1.35	1.23
49:B0:23:VAL:CG1	49:B0:24:LYS:H	1.49	1.23
47:B2:51:LYS:O	47:B2:54:ALA:N	1.71	1.23
27:BA:2312:U:H5'	31:BG:53:LYS:CA	1.67	1.23
27:BA:2384:G:H5''	27:BA:2386:C:OP1	1.09	1.23
27:BA:2044:C:N3	27:BA:2624:G:N2	1.86	1.23
28:BD:78:ALA:O	28:BD:79:THR:HG23	1.32	1.23
27:BA:600:G:H5''	30:BF:27:ARG:NH1	1.51	1.23
31:BG:24:HIS:O	31:BG:25:MET:HG2	1.11	1.23
45:BU:103:PRO:O	45:BU:107:LYS:HG2	1.30	1.23
1:AA:1224:G:N2	1:AA:1362:C:C2	2.03	1.23
1:AA:25:C:O3'	1:AA:26:A:P	1.96	1.23
27:BA:2508:G:O2'	27:BA:2509:G:H5'	1.36	1.23
27:BA:2573:C:C6	27:BA:2573:C:H5'	1.71	1.23
27:BA:2822:G:OP1	29:BE:207:GLY:CA	1.84	1.23
27:BA:734:A:O3'	27:BA:735:A:P	1.96	1.23
27:BA:1205:U:O2	30:BF:232:LEU:HD11	1.38	1.23
37:BQ:88:PHE:HB2	37:BQ:90:PHE:CE1	1.71	1.23
40:BW:11:ARG:NH2	40:BW:98:LYS:HB3	1.51	1.23
41:BX:3:ASP:O	41:BX:4:VAL:HG13	1.32	1.23
54:B8:23:MET:CE	54:B8:23:MET:HA	1.63	1.23
27:BA:2226:C:O2	27:BA:2227:A:H1'	1.33	1.23
27:BA:2309:A:OP2	27:BA:2309:A:C4'	1.81	1.23
27:BA:2555:U:H2'	27:BA:2556:C:C5'	1.68	1.23
27:BA:2681:C:O2'	27:BA:2682:U:O5'	1.56	1.23
30:BF:115:LEU:HG	30:BF:246:ARG:NH2	1.51	1.23
31:BG:142:ALA:CB	31:BG:151:ILE:HD11	1.67	1.23
32:BH:129:LYS:O	32:BH:130:ILE:HD12	1.12	1.23
33:BI:4:ILE:HB	33:BI:37:ILE:O	1.33	1.23
38:BS:41:LYS:HD3	38:BS:41:LYS:C	1.57	1.23
40:BW:85:VAL:HA	40:BW:95:ILE:CG1	1.68	1.23
42:BY:101:LEU:HD13	42:BY:113:GLU:CB	1.68	1.23
53:B7:41:GLN:O	53:B7:42:LEU:HG	1.34	1.23
27:BA:2589:A:C2'	27:BA:2590:A:H5''	1.69	1.23

Continued on next page...

Continued from previous page...

Atom-1	Atom-2	Interatomic distance (Å)	Clash overlap (Å)
28:BD:208:GLY:CA	28:BD:210:LYS:HZ3	1.41	1.23
27:BA:1081:U:P	56:BK:126:LYS:CD	2.25	1.23
27:BA:2509:G:C2'	27:BA:2510:C:H5'	1.67	1.23
27:BA:2574:G:O2'	29:BE:240:PRO:HB3	1.12	1.23
27:BA:973:A:N1	46:BV:81:ARG:CD	1.93	1.23
1:AA:1329:A:C5'	16:AM:26:GLY:N	2.02	1.23
3:AW:72:C:O2'	3:AW:73:A:C5'	1.86	1.23
27:BA:2712:U:C2'	27:BA:712(A):A:C5'	2.16	1.23
27:BA:2756:U:O2'	27:BA:2757:A:C5'	1.86	1.23
27:BA:325:G:H21	42:BY:7:GLN:NE2	1.35	1.23
32:BH:143:LEU:CD2	32:BH:144:ALA:H	1.51	1.23
45:BU:38:THR:CA	45:BU:41:ASN:OD1	1.84	1.23
46:BV:91:THR:O	46:BV:92:ALA:HB2	1.24	1.23
27:BA:592:G:N3	54:B8:3:LYS:HE3	1.52	1.23
29:BE:269:ILE:HG23	29:BE:297:LYS:NZ	1.53	1.23
30:BF:243:VAL:CA	30:BF:246:ARG:HD2	1.67	1.23
44:BR:58:GLY:CA	44:BR:80:PHE:CE2	2.22	1.23
38:BS:34:LEU:CG	38:BS:102:LEU:HA	1.69	1.23
46:BV:14:VAL:HG21	46:BV:19:VAL:CG2	1.68	1.23
1:AA:31:G:O2'	1:AA:46:G:H5'	1.39	1.23
49:B0:30:VAL:HG22	49:B0:63:SER:OG	1.36	1.23
52:B6:2:ALA:HB2	52:B6:11:LYS:NZ	1.53	1.23
53:B7:17:GLY:CA	53:B7:44:VAL:HG21	1.63	1.23
27:BA:1129:A:O2'	27:BA:2515:C:O2	1.55	1.23
28:BD:226:GLY:O	28:BD:227:VAL:HG12	1.10	1.23
31:BG:44:ILE:O	31:BG:83:PHE:CZ	1.92	1.23
34:BN:60:ARG:O	34:BN:71:TYR:HB3	1.33	1.23
46:BV:71:ILE:O	46:BV:72:ARG:HG3	1.38	1.23
27:BA:85:G:P	42:BY:65:VAL:HG11	1.77	1.23
43:BZ:168:VAL:O	43:BZ:169:VAL:CG2	1.87	1.23
43:BZ:96:VAL:CG1	43:BZ:97:PRO:HD2	1.69	1.23
54:B8:26:LYS:CG	54:B8:45:GLY:N	1.88	1.22
27:BA:2786:U:H5'	29:BE:100:TRP:O	1.32	1.22
29:BE:44:TYR:CA	29:BE:309:PRO:CG	2.15	1.22
27:BA:2406:U:C4	36:BP:55:GLN:HB3	1.74	1.22
43:BZ:69:VAL:CG2	43:BZ:81:VAL:CG1	2.18	1.22
54:B8:26:LYS:CD	54:B8:44:LYS:N	2.00	1.22
27:BA:674:G:C5'	30:BF:69:HIS:HA	1.68	1.22
27:BA:965:C:O2'	27:BA:2272:U:C6	1.90	1.22
27:BA:2210:G:O6	28:BD:148:GLY:CA	1.86	1.22
36:BP:92:ASP:HB3	36:BP:118:LEU:CD1	1.68	1.22

Continued on next page...

Continued from previous page...

Atom-1	Atom-2	Interatomic distance (Å)	Clash overlap (Å)
38:BS:81:ALA:O	38:BS:83:LEU:N	1.72	1.22
27:BA:1124:C:O3'	27:BA:1125:G:P	1.97	1.22
27:BA:593:G:C5'	54:B8:62:LEU:HD21	1.68	1.22
30:BF:93:LYS:O	30:BF:96:LYS:HG3	1.08	1.22
37:BQ:25:GLY:O	37:BQ:26:LYS:HG2	1.34	1.22
15:AL:23:LYS:CA	15:AL:24:VAL:N	2.01	1.22
53:B7:21:ARG:NH1	53:B7:43:THR:CG2	2.03	1.22
53:B7:34:ARG:HD2	53:B7:42:LEU:CD2	1.65	1.22
27:BA:2544:G:C5'	27:BA:2645:G:N7	2.02	1.22
27:BA:2882:A:O3'	27:BA:2883:A:P	1.97	1.22
29:BE:205:THR:HG23	29:BE:259:HIS:C	1.60	1.22
32:BH:15:THR:HG21	32:BH:26:LYS:CB	1.68	1.22
37:BQ:65:ARG:CZ	37:BQ:122:PHE:CE2	2.22	1.22
38:BS:94:GLU:OE1	38:BS:94:GLU:C	1.76	1.22
46:BV:30:GLY:C	46:BV:33:VAL:CG2	2.07	1.22
41:BX:28:VAL:O	41:BX:62:LYS:HB3	1.37	1.22
43:BZ:2:GLU:O	43:BZ:54:ILE:CG2	1.86	1.22
27:BA:176:G:C3'	27:BA:177:G:P	2.27	1.22
27:BA:2209:C:H2'	27:BA:2210:G:C3'	1.68	1.22
27:BA:2447:G:C4	27:BA:2500:U:H5	1.55	1.22
27:BA:2561:A:O2'	35:BO:40:VAL:HG11	1.05	1.22
27:BA:994:C:O2	45:BU:53:LYS:HD3	1.37	1.22
30:BF:52:ALA:CA	30:BF:55:ARG:NE	2.02	1.22
40:BW:8:ARG:HG3	40:BW:102:HIS:CE1	1.74	1.22
49:B0:43:THR:CG2	49:B0:75:GLY:HA3	1.68	1.22
50:B4:59:PHE:O	50:B4:61:LYS:N	1.72	1.22
27:BA:1368:G:OP1	53:B7:25:LYS:CD	1.86	1.22
28:BD:183:ILE:O	28:BD:184:LEU:HD23	1.06	1.22
33:BI:133:LEU:CD1	33:BI:139:ALA:HB2	1.69	1.22
27:BA:337:C:OP1	42:BY:24:ARG:CB	1.85	1.22
48:B3:23:LEU:O	48:B3:28:LEU:HG	1.36	1.22
50:B4:68:ARG:CG	50:B4:72:LYS:HG2	1.69	1.22
27:BA:2277:G:O3'	37:BQ:15:THR:CG2	1.83	1.22
34:BN:18:ILE:O	34:BN:22:VAL:HG23	1.36	1.22
43:BZ:64:ALA:CB	43:BZ:85:MET:HA	1.69	1.22
1:AA:1298:C:O3'	1:AA:1299:A:P	1.97	1.22
27:BA:10:G:N2	27:BA:2629:A:C2	2.07	1.22
29:BE:205:THR:HG23	29:BE:259:HIS:O	1.07	1.22
38:BS:94:GLU:OE1	38:BS:94:GLU:O	1.55	1.22
45:BU:36:PHE:O	45:BU:39:LEU:HB2	1.38	1.22
46:BV:71:ILE:O	46:BV:72:ARG:CG	1.87	1.22

Continued on next page...

Continued from previous page...

Atom-1	Atom-2	Interatomic distance (Å)	Clash overlap (Å)
46:BV:94:LYS:O	46:BV:95:ILE:CD1	1.82	1.22
42:BY:41:ARG:O	42:BY:112:LEU:HB2	1.13	1.22
42:BY:49:GLU:OE2	42:BY:97:ARG:CZ	1.87	1.22
27:BA:2355:C:C4'	49:B0:21:LEU:HD13	1.48	1.22
48:B3:40:THR:HG21	48:B3:43:ILE:CD1	1.58	1.22
27:BA:2734:A:N6	27:BA:2735:G:N3	1.88	1.22
27:BA:2793:G:C6	27:BA:2794:C:N4	2.07	1.22
45:BU:97:ASP:O	45:BU:101:ARG:HG2	1.07	1.22
27:BA:2507:C:C2	27:BA:2583:G:N2	2.08	1.22
27:BA:2626:C:C2'	27:BA:2627:G:C5'	2.17	1.22
27:BA:2869:G:C5	27:BA:2870:C:C5	2.28	1.22
30:BF:103:ASN:HB2	30:BF:106:GLU:OE2	1.34	1.22
30:BF:3:ALA:CB	30:BF:16:VAL:O	1.87	1.22
35:BO:103:ALA:HA	35:BO:122:ILE:O	1.39	1.22
44:BR:44:LEU:O	44:BR:48:VAL:CG2	1.87	1.22
38:BS:76:GLY:O	38:BS:82:TYR:HB2	1.34	1.22
30:BF:153:VAL:CG1	30:BF:157:LEU:HD21	1.69	1.21
2:AV:56:C:O2	31:BG:56:ARG:NE	1.70	1.21
45:BU:113:SER:O	45:BU:115:ASN:N	1.71	1.21
46:BV:11:GLN:NE2	46:BV:22:VAL:HG23	1.34	1.21
46:BV:33:VAL:O	46:BV:62:GLU:HA	1.32	1.21
40:BW:11:ARG:O	40:BW:12:ILE:HG13	1.39	1.21
41:BX:11:THR:O	41:BX:15:MET:HG3	1.08	1.21
42:BY:29:ALA:O	42:BY:33:GLU:OE2	1.55	1.21
52:B6:35:LEU:O	52:B6:36:GLU:CG	1.86	1.21
27:BA:2410:G:C4	27:BA:2411:A:N7	2.08	1.21
29:BE:205:THR:CG2	29:BE:259:HIS:O	1.88	1.21
42:BY:103:LEU:CD2	42:BY:112:LEU:CD2	1.96	1.21
26:BB:103:U:O2'	43:BZ:67:LYS:HG2	1.31	1.21
48:B3:48:GLU:N	48:B3:48:GLU:OE1	1.70	1.21
54:B8:23:MET:HE3	54:B8:48:PHE:CD2	1.75	1.21
27:BA:1152:C:H5''	45:BU:80:ILE:CG2	1.67	1.21
27:BA:1834:U:O3'	27:BA:1835:G:P	1.97	1.21
27:BA:2519:U:OP1	27:BA:2519:U:H3'	1.35	1.21
27:BA:2768:C:C2	27:BA:2769:C:C6	2.28	1.21
45:BU:6:THR:O	45:BU:9:VAL:HG23	1.40	1.21
1:AA:1221:G:C5'	22:AS:36:ARG:NH1	2.02	1.21
27:BA:592:G:N3	54:B8:3:LYS:CE	2.04	1.21
27:BA:2226:C:H2'	27:BA:2227:A:O4'	1.06	1.21
27:BA:8:A:O3'	27:BA:9:U:P	1.98	1.21
27:BA:2574:G:O2'	29:BE:240:PRO:CB	1.88	1.21

Continued on next page...

Continued from previous page...

Atom-1	Atom-2	Interatomic distance (Å)	Clash overlap (Å)
33:BI:102:LEU:CD1	33:BI:103:GLN:N	2.02	1.21
34:BN:77:GLY:O	34:BN:79:PHE:N	1.74	1.21
37:BQ:57:ARG:O	37:BQ:58:HIS:O	1.56	1.21
46:BV:50:ASP:OD1	46:BV:53:LYS:HE3	1.39	1.21
41:BX:18:MET:HE3	41:BX:25:GLN:O	1.40	1.21
42:BY:43:ASN:ND2	42:BY:101:LEU:HD21	1.51	1.21
49:B0:28:GLY:N	49:B0:60:PHE:CD2	1.98	1.21
27:BA:1568:G:O5'	28:BD:60:GLN:CG	1.89	1.21
27:BA:2353:G:N1	27:BA:2364:C:N4	1.69	1.21
27:BA:2815:C:H5'	51:B5:29:ASN:ND2	1.52	1.21
27:BA:1799:G:O6	28:BD:177:SER:HB2	1.31	1.21
30:BF:230:GLY:O	30:BF:231:ARG:CG	1.88	1.21
32:BH:53:ARG:NH1	32:BH:56:ASP:HA	1.55	1.21
33:BI:75:LEU:CD1	33:BI:76:THR:H	1.54	1.21
45:BU:92:ARG:CA	45:BU:95:LEU:CD1	1.91	1.21
41:BX:6:LYS:NZ	41:BX:29:ASP:HA	1.53	1.21
42:BY:101:LEU:CD2	42:BY:103:LEU:HD21	1.68	1.21
43:BZ:151:ASP:HB3	43:BZ:153:LYS:NZ	1.55	1.21
54:B8:50:LEU:CD2	54:B8:51:ALA:N	1.73	1.21
27:BA:1620:G:H1'	53:B7:1:MET:N	1.53	1.21
27:BA:2373:G:O2'	27:BA:2374:C:H5'	1.36	1.21
27:BA:2507:C:N3	27:BA:2583:G:C2	2.07	1.21
27:BA:2620:C:O2'	27:BA:2621:A:C5'	1.87	1.21
27:BA:2786:U:C5'	29:BE:100:TRP:O	1.87	1.21
46:BV:57:GLN:NE2	46:BV:100:GLY:O	1.73	1.21
43:BZ:100:THR:HG22	43:BZ:137:ASP:OD1	1.39	1.21
43:BZ:149:ALA:O	43:BZ:152:ILE:HG13	1.36	1.21
50:B4:55:ARG:O	50:B4:56:VAL:O	1.57	1.21
53:B7:21:ARG:NH2	53:B7:43:THR:OG1	1.72	1.21
54:B8:52:LYS:O	54:B8:54:GLU:N	1.72	1.21
27:BA:14:A:HO3'	27:BA:15:G:P	0.94	1.21
30:BF:163:HIS:HB3	30:BF:166:ILE:HD12	1.21	1.21
31:BG:97:GLN:HB2	31:BG:106:PHE:CE2	1.76	1.21
35:BO:46:ALA:O	35:BO:47:THR:O	1.52	1.21
36:BP:128:GLY:CA	36:BP:132:LYS:NZ	2.03	1.21
1:AA:303:A:O2'	1:AA:555:C:O2'	1.59	1.21
48:B3:1:MET:SD	48:B3:3:ARG:HG2	1.79	1.21
27:BA:126:A:C5	53:B7:18:PHE:CE2	2.27	1.21
27:BA:2645:G:H4'	27:BA:2732:G:O2'	1.38	1.21
37:BQ:69:ASN:ND2	37:BQ:70:ARG:N	1.88	1.21
43:BZ:39:PHE:CA	43:BZ:43:PHE:CE2	2.21	1.21

Continued on next page...

Continued from previous page...

Atom-1	Atom-2	Interatomic distance (Å)	Clash overlap (Å)
51:B5:18:MET:O	51:B5:21:SER:CB	1.89	1.21
27:BA:1338:G:O2'	41:BX:13:LYS:NZ	1.74	1.21
26:BB:50:G:OP2	38:BS:74:PRO:CG	1.88	1.21
27:BA:451:C:O3'	30:BF:55:ARG:NH2	1.71	1.21
27:BA:1140:C:N4	34:BN:49:ARG:HD2	1.56	1.21
27:BA:535:C:C3'	45:BU:53:LYS:HE2	1.69	1.21
43:BZ:100:THR:HA	43:BZ:137:ASP:OD2	1.03	1.21
28:BD:143:ILE:O	28:BD:152:GLN:CB	1.88	1.21
31:BG:65:GLU:OE1	31:BG:65:GLU:O	1.59	1.21
34:BN:60:ARG:O	34:BN:71:TYR:CB	1.88	1.21
45:BU:117:ARG:HD3	45:BU:118:GLN:HG2	1.23	1.21
3:AW:74:C:OP1	50:B4:22:MET:HE3	1.07	1.20
54:B8:36:LYS:HD3	54:B8:40:GLU:OE1	1.40	1.20
27:BA:2287:A:C2	27:BA:2289:G:N9	2.08	1.20
27:BA:2319:G:O5'	27:BA:2320:A:OP1	1.56	1.20
27:BA:2663:G:H2'	27:BA:2664:G:C8	1.75	1.20
28:BD:103:ILE:CD1	28:BD:104:ILE:HD11	1.71	1.20
28:BD:210:LYS:CA	28:BD:213:LYS:HD3	1.69	1.20
33:BI:89:LEU:CD1	33:BI:93:ILE:CG2	2.17	1.20
45:BU:65:ILE:CG2	45:BU:76:TYR:HE2	1.54	1.20
43:BZ:91:PRO:CG	43:BZ:127:PRO:HB3	1.71	1.20
43:BZ:71:MET:HG2	43:BZ:78:PRO:CG	1.71	1.20
1:AA:820:U:O3'	1:AA:821:G:P	1.99	1.20
54:B8:60:LEU:CD1	54:B8:64:ARG:HB2	1.71	1.20
27:BA:2268:A:OP1	27:BA:2268:A:O4'	1.57	1.20
28:BD:167:GLU:N	28:BD:182:MET:HE1	1.56	1.20
30:BF:230:GLY:O	30:BF:231:ARG:HG2	1.07	1.20
31:BG:19:GLU:CB	31:BG:135:VAL:HG22	1.57	1.20
35:BO:25:LEU:HG	35:BO:38:VAL:O	1.36	1.20
27:BA:1011:G:OP1	45:BU:77:SER:OG	1.57	1.20
27:BA:2219:G:C2'	27:BA:2224:G:O5'	1.88	1.20
27:BA:993:G:O4'	46:BV:90:PHE:HE2	1.25	1.20
42:BY:31:LEU:HD13	42:BY:113:GLU:OE1	1.36	1.20
49:B0:37:LEU:CD1	49:B0:69:PHE:HB2	1.70	1.20
47:B2:55:ARG:C	47:B2:58:THR:OG1	1.79	1.20
48:B3:20:LYS:HA	48:B3:23:LEU:CG	1.69	1.20
27:BA:2021:C:H5	45:BU:25:TRP:CZ2	1.59	1.20
27:BA:2446:G:C2	27:BA:2501:C:C5	2.29	1.20
27:BA:2653:U:H3'	27:BA:2654:A:C8	1.76	1.20
35:BO:68:GLY:HA3	35:BO:78:ARG:NE	1.55	1.20
42:BY:55:PHE:CE1	42:BY:89:ARG:NH1	2.07	1.20

Continued on next page...

Continued from previous page...

Atom-1	Atom-2	Interatomic distance (Å)	Clash overlap (Å)
27:BA:2188:C:C4	27:BA:2189:U:O4	1.94	1.20
27:BA:2262:U:O2'	27:BA:2263:C:C5'	1.88	1.20
1:AA:1268:A:O2'	24:AU:20:LYS:CA	1.89	1.20
50:B4:51:ASP:O	50:B4:52:THR:CG2	1.88	1.20
28:BD:92:LEU:CD1	28:BD:102:TYR:CD1	2.24	1.20
28:BD:63:ILE:O	28:BD:64:ILE:HG13	1.38	1.20
32:BH:18:VAL:HG22	32:BH:23:VAL:CG2	1.69	1.20
27:BA:1062:G:N2	56:BK:92:PRO:HG3	0.87	1.20
27:BA:1163:G:H5'	46:BV:23:GLU:OE1	1.42	1.20
46:BV:30:GLY:CA	46:BV:33:VAL:HG21	1.69	1.20
27:BA:856:C:O2'	49:B0:24:LYS:HB2	1.38	1.20
27:BA:2819:G:H5"	27:BA:2821:A:N6	1.55	1.20
30:BF:168:ARG:NH2	30:BF:209:GLY:HA2	1.55	1.20
44:BR:79:LEU:O	44:BR:79:LEU:HD23	1.37	1.20
45:BU:91:ASN:OD1	45:BU:95:LEU:HD21	1.37	1.20
52:B6:19:GLY:CA	52:B6:42:PRO:HG3	1.70	1.20
54:B8:55:TRP:CZ3	54:B8:59:LYS:CE	2.24	1.20
27:BA:2313:C:O2'	27:BA:2314:C:H5'	1.35	1.20
27:BA:2769:C:C2'	27:BA:2770:G:O5'	1.77	1.20
26:BB:57:A:C2	31:BG:17:ARG:NH1	2.10	1.20
36:BP:62:ALA:N	36:BP:107:LYS:HE3	0.89	1.20
44:BR:34:ILE:CG2	44:BR:35:THR:H	1.51	1.20
39:BT:28:THR:O	39:BT:29:THR:CG2	1.89	1.20
1:AA:979:C:C5'	1:AA:1222:G:O6	1.90	1.20
2:AV:7:U:O3'	2:AV:8:U:P	1.98	1.20
50:B4:51:ASP:O	50:B4:52:THR:HG23	1.38	1.20
27:BA:1799:G:C2	28:BD:153:LEU:CD2	2.24	1.20
27:BA:2848:G:N2	27:BA:2849:U:N3	1.79	1.20
29:BE:77:PRO:CB	29:BE:187:HIS:H	1.55	1.20
32:BH:83:GLU:OE2	32:BH:84:LYS:N	1.72	1.20
27:BA:1080:C:O3'	56:BK:126:LYS:CD	1.90	1.20
37:BQ:145:PRO:O	37:BQ:146:THR:OG1	1.59	1.20
27:BA:997:G:C4'	45:BU:92:ARG:NH1	2.05	1.20
42:BY:74:VAL:CG1	42:BY:77:VAL:HG23	1.70	1.20
43:BZ:100:THR:HA	43:BZ:137:ASP:CG	1.62	1.20
1:AA:1328:C:C5'	16:AM:28:ALA:HB1	1.70	1.20
1:AA:671:G:H5'	9:AF:77:ARG:NH2	1.55	1.20
52:B6:8:ILE:N	52:B6:29:ARG:NH2	1.87	1.20
54:B8:23:MET:CE	54:B8:48:PHE:HA	1.70	1.20
32:BH:101:LYS:NZ	32:BH:115:GLU:HB2	1.53	1.20
33:BI:7:LYS:CD	33:BI:12:LYS:HZ2	1.43	1.20

Continued on next page...

Continued from previous page...

Atom-1	Atom-2	Interatomic distance (Å)	Clash overlap (Å)
40:BW:85:VAL:C	40:BW:86:LEU:HD23	1.63	1.20
1:AA:1320:C:N3	22:AS:72:GLY:HA3	1.56	1.19
47:B2:55:ARG:HA	47:B2:58:THR:OG1	1.22	1.19
27:BA:1140:C:C4	34:BN:49:ARG:NE	2.10	1.19
28:BD:167:GLU:HB3	28:BD:170:TYR:HE1	1.07	1.19
29:BE:221:LYS:NZ	29:BE:233:ARG:HG2	1.55	1.19
41:BX:4:VAL:CG2	47:B2:24:LYS:HZ2	1.39	1.19
51:B5:57:VAL:CG1	51:B5:58:LEU:H	1.55	1.19
27:BA:2400:G:O2'	52:B6:20:PHE:HE1	1.22	1.19
27:BA:617:G:H4'	30:BF:219:ASN:OD1	1.41	1.19
28:BD:158:GLY:N	28:BD:194:VAL:HG11	1.54	1.19
34:BN:56:LYS:O	34:BN:59:LYS:HB2	1.37	1.19
34:BN:77:GLY:HA2	34:BN:80:LYS:CG	1.71	1.19
36:BP:113:GLN:O	36:BP:114:VAL:O	1.60	1.19
37:BQ:41:THR:HG22	37:BQ:125:TRP:CZ3	1.76	1.19
46:BV:59:GLU:O	46:BV:60:VAL:HG23	1.37	1.19
46:BV:61:VAL:CA	46:BV:98:ILE:HD12	1.73	1.19
41:BX:47:VAL:HG12	41:BX:69:SER:OG	1.36	1.19
1:AA:546:G:O3'	1:AA:547:A:P	1.99	1.19
52:B6:21:TYR:OH	52:B6:43:VAL:CG2	1.90	1.19
27:BA:2357:U:O2'	27:BA:2358:G:O5'	1.56	1.19
27:BA:2784:C:O2	29:BE:98:GLU:CD	1.77	1.19
27:BA:2051:A:O2'	29:BE:238:LEU:CG	1.90	1.19
30:BF:163:HIS:HA	30:BF:166:ILE:HG13	1.24	1.19
44:BR:20:LEU:HD11	44:BR:21:TYR:CD2	1.74	1.19
45:BU:33:ARG:HB2	45:BU:33:ARG:NH1	1.57	1.19
1:AA:1223:C:OP2	22:AS:78:ARG:NH2	1.72	1.19
52:B6:14:SER:HB2	52:B6:51:ARG:O	1.43	1.19
27:BA:2252:G:H2'	27:BA:2253:G:C5'	1.73	1.19
27:BA:686:G:O3'	27:BA:687:C:P	1.97	1.19
28:BD:63:ILE:HG22	28:BD:64:ILE:N	1.38	1.19
30:BF:225:PRO:HG2	30:BF:231:ARG:NH2	1.54	1.19
32:BH:82:TYR:CE2	32:BH:137:LYS:HB3	1.75	1.19
33:BI:103:GLN:NE2	33:BI:110:LEU:N	1.81	1.19
34:BN:19:MET:CB	34:BN:46:ILE:HG12	1.69	1.19
37:BQ:134:PHE:O	37:BQ:137:ARG:HB3	1.39	1.19
46:BV:91:THR:C	46:BV:92:ALA:HB3	1.49	1.19
47:B2:30:ALA:O	47:B2:34:GLN:HB2	1.39	1.19
48:B3:32:GLN:O	48:B3:32:GLN:CD	1.81	1.19
52:B6:19:GLY:CA	52:B6:42:PRO:CG	2.20	1.19
27:BA:545(A):A:OP2	27:BA:1546:C:N4	1.75	1.19

Continued on next page...

Continued from previous page...

Atom-1	Atom-2	Interatomic distance (Å)	Clash overlap (Å)
27:BA:1665:A:H4'	35:BO:66:LYS:CE	1.72	1.19
27:BA:2617:C:C2'	27:BA:2618:G:H5'	1.71	1.19
27:BA:2023:G:C4'	27:BA:2618:G:OP1	1.90	1.19
27:BA:1820:U:O2	28:BD:200:THR:CG2	1.89	1.19
54:B8:55:TRP:CE3	54:B8:59:LYS:HE3	1.76	1.19
27:BA:2526:G:H2'	27:BA:2527:C:C5'	1.71	1.19
27:BA:2636:U:C4'	29:BE:84:ARG:HH22	1.56	1.19
32:BH:10:ILE:HG22	32:BH:14:VAL:CB	1.70	1.19
36:BP:62:ALA:H	36:BP:107:LYS:CE	1.45	1.19
46:BV:42:GLY:N	46:BV:54:TYR:CE1	2.03	1.19
49:B0:43:THR:HG21	49:B0:75:GLY:N	1.55	1.19
52:B6:8:ILE:CA	52:B6:29:ARG:HH21	1.54	1.19
27:BA:2679:A:C2	29:BE:300:VAL:CG2	2.26	1.19
27:BA:2700:C:H2'	27:BA:2701:C:C4'	1.71	1.19
27:BA:2717:G:C2	27:BA:2718:G:C8	2.30	1.19
28:BD:111:VAL:O	28:BD:113:MET:N	1.74	1.19
28:BD:70:LYS:HG3	28:BD:73:ILE:CD1	1.72	1.19
29:BE:211:GLN:N	29:BE:216:ARG:CZ	2.05	1.19
34:BN:12:VAL:C	34:BN:38:VAL:CG1	2.06	1.19
46:BV:19:VAL:CB	46:BV:21:ARG:NH1	2.03	1.19
41:BX:6:LYS:HB3	41:BX:27:ALA:O	1.42	1.19
43:BZ:20:ALA:C	43:BZ:34:LEU:HD21	1.52	1.19
27:BA:988:A:OP1	48:B3:11:SER:N	1.74	1.19
27:BA:994:C:C2	45:BU:53:LYS:CD	2.24	1.19
28:BD:118:GLY:O	28:BD:129:LEU:CG	1.91	1.19
28:BD:167:GLU:HB2	28:BD:170:TYR:CD1	1.75	1.19
31:BG:38:GLU:HG2	31:BG:41:LEU:CD1	1.71	1.19
33:BI:77:VAL:HG21	33:BI:141:LEU:CD1	1.72	1.19
37:BQ:49:VAL:CG2	37:BQ:121:ASP:N	2.01	1.19
46:BV:14:VAL:CG2	46:BV:19:VAL:HG21	1.70	1.19
27:BA:2045:C:N4	27:BA:2623:G:H1	1.40	1.19
27:BA:1545:A:O3'	27:BA:545(A):A:P	1.99	1.19
30:BF:167:ASP:OD2	30:BF:232:LEU:HG	1.03	1.19
38:BS:46:GLN:O	38:BS:47:LEU:HD23	1.02	1.19
45:BU:97:ASP:O	45:BU:101:ARG:CG	1.90	1.19
27:BA:2259:G:C2	27:BA:2282:G:C6	2.31	1.19
27:BA:2659:G:H2'	27:BA:2661:G:OP2	1.43	1.19
27:BA:2870:C:O2	27:BA:2871:C:O4'	1.61	1.19
30:BF:217:GLU:O	30:BF:218:VAL:HG23	1.05	1.19
38:BS:108:SER:O	38:BS:110:THR:N	1.74	1.19
45:BU:76:TYR:O	45:BU:80:ILE:HD12	1.04	1.19

Continued on next page...

Continued from previous page...

Atom-1	Atom-2	Interatomic distance (Å)	Clash overlap (Å)
41:BX:12:GLU:O	41:BX:16:ASN:OD1	1.61	1.19
41:BX:9:HIS:HD1	41:BX:26:PHE:C	1.47	1.19
42:BY:33:GLU:OE1	42:BY:34:GLU:HG3	1.05	1.19
27:BA:1081:U:H5'	56:BK:126:LYS:HD2	1.25	1.18
3:AW:76:A:C8	27:BA:2421:G:H2'	1.78	1.18
29:BE:268:LEU:HD23	29:BE:269:ILE:N	1.56	1.18
34:BN:83:ILE:HG13	34:BN:84:ARG:N	1.15	1.18
31:BG:146:LYS:HG3	38:BS:15:GLU:CG	1.72	1.18
46:BV:61:VAL:HA	46:BV:98:ILE:CD1	1.72	1.18
47:B2:5:VAL:HG12	47:B2:6:GLN:N	1.38	1.18
27:BA:1364:G:C3'	50:B4:3:LYS:HD3	1.70	1.18
27:BA:2309:A:H5'	27:BA:2310:A:OP2	1.40	1.18
27:BA:775:G:O2'	27:BA:791:C:N4	1.75	1.18
27:BA:1568:G:C5'	28:BD:60:GLN:NE2	1.97	1.18
27:BA:1665:A:C2'	35:BO:66:LYS:HZ1	1.52	1.18
44:BR:61:HIS:HA	44:BR:64:ARG:CD	1.73	1.18
1:AA:901:A:O2'	1:AA:1513:A:OP1	1.62	1.18
54:B8:50:LEU:HD23	54:B8:51:ALA:N	0.86	1.18
27:BA:2012:G:OP1	40:BW:98:LYS:CD	1.89	1.18
27:BA:2488:A:C2'	27:BA:2489:G:H5'	1.73	1.18
27:BA:2507:C:C2	27:BA:2583:G:C2	2.31	1.18
27:BA:2785:C:O2'	27:BA:2786:U:O5'	1.60	1.18
27:BA:2880:C:H42	27:BA:2881:C:N4	1.41	1.18
28:BD:103:ILE:CG1	28:BD:104:ILE:HD11	1.52	1.18
34:BN:19:MET:HB2	34:BN:46:ILE:CG1	1.74	1.18
45:BU:65:ILE:CD1	45:BU:96:ALA:HB2	1.71	1.18
27:BA:747:U:OP1	51:B5:2:ALA:HB3	1.43	1.18
53:B7:21:ARG:O	53:B7:24:THR:HG23	1.43	1.18
30:BF:219:ASN:O	30:BF:222:ASP:CB	1.90	1.18
39:BT:12:ASP:O	39:BT:13:ILE:HG13	1.42	1.18
42:BY:23:VAL:HG23	42:BY:67:LEU:HD21	1.25	1.18
16:AM:91:ARG:NH1	16:AM:103:THR:CG2	2.02	1.18
3:AW:72:C:O2'	3:AW:73:A:H5'	1.38	1.18
48:B3:7:LYS:O	48:B3:54:VAL:CG2	1.88	1.18
27:BA:2206:C:O2'	27:BA:2207:C:C5'	1.91	1.18
27:BA:2322:A:C6	27:BA:2323:G:C8	2.27	1.18
27:BA:2589:A:H2'	27:BA:2590:A:C5'	1.73	1.18
28:BD:198:GLY:O	28:BD:200:THR:N	1.75	1.18
36:BP:69:ILE:CG1	36:BP:70:ASP:H	1.57	1.18
43:BZ:159:THR:O	43:BZ:160:LEU:HD13	1.41	1.18
43:BZ:69:VAL:HG21	43:BZ:81:VAL:CG1	1.73	1.18

Continued on next page...

Continued from previous page...

Atom-1	Atom-2	Interatomic distance (Å)	Clash overlap (Å)
1:AA:1219:U:O2	22:AS:34:TRP:CD1	1.96	1.18
48:B3:9:VAL:CG2	48:B3:54:VAL:HA	1.73	1.18
52:B6:12:MET:C	52:B6:13:GLU:OE1	1.82	1.18
55:B9:7:VAL:CG1	55:B9:34:GLN:CD	2.01	1.18
25:AY:238:GLY:CA	27:BA:2585:U:H5	1.55	1.18
27:BA:2616:C:O2'	27:BA:2617:C:C5'	1.91	1.18
27:BA:2711:A:OP2	27:BA:2714:G:OP1	1.57	1.18
27:BA:2776:A:H4'	27:BA:2778:A:OP1	1.44	1.18
30:BF:215:ALA:CB	30:BF:238:SER:O	1.91	1.18
46:BV:94:LYS:C	46:BV:95:ILE:HD12	0.80	1.18
40:BW:29:LEU:O	40:BW:31:GLU:N	1.76	1.18
27:BA:25:U:C5'	40:BW:80:PRO:CD	2.21	1.18
48:B3:53:LEU:CD2	48:B3:54:VAL:HG13	1.72	1.18
52:B6:5:GLY:O	52:B6:7:ARG:N	1.74	1.18
53:B7:7:PRO:C	53:B7:8:ASN:HD22	1.43	1.18
27:BA:594:U:OP1	54:B8:61:MET:SD	2.01	1.18
33:BI:13:GLY:HA2	33:BI:15:LYS:CE	1.72	1.18
33:BI:37:ILE:CG2	33:BI:38:GLU:H	1.55	1.18
35:BO:4:GLN:O	35:BO:21:VAL:O	1.58	1.18
37:BQ:127:ASN:HB3	37:BQ:128:PRO:CD	1.73	1.18
40:BW:30:GLU:HA	40:BW:33:ARG:CD	1.72	1.18
42:BY:101:LEU:CD2	42:BY:103:LEU:CD2	2.20	1.18
42:BY:64:ASN:O	42:BY:72:ILE:HG23	1.41	1.18
27:BA:2403:C:N4	27:BA:2415:G:O6	1.63	1.18
27:BA:2528:U:C5	27:BA:2530:A:C4	2.30	1.18
27:BA:2746:U:O2	27:BA:2759:G:N2	1.74	1.18
27:BA:1789:A:H4'	28:BD:224:VAL:HG11	1.21	1.18
29:BE:200:ASP:HA	29:BE:266:LYS:HD2	1.22	1.18
32:BH:86:LEU:HD13	32:BH:86:LEU:C	1.63	1.18
44:BR:33:ARG:HA	44:BR:114:VAL:O	1.42	1.18
8:AE:144:THR:C	8:AE:145:LYS:N	1.96	1.18
3:AW:37:YYG:C15	10:AG:84:ASN:H	1.57	1.18
52:B6:19:GLY:HA2	52:B6:44:ALA:CB	1.73	1.18
54:B8:36:LYS:CD	54:B8:40:GLU:OE1	1.90	1.18
27:BA:2573:C:C6	27:BA:2573:C:C5'	2.24	1.18
27:BA:2718:G:H2'	27:BA:2719:G:C8	1.77	1.18
28:BD:92:LEU:CD1	28:BD:102:TYR:CE1	2.26	1.18
33:BI:95:SER:HA	33:BI:98:ILE:CD1	1.72	1.18
46:BV:4:ILE:CD1	46:BV:13:ARG:HG2	1.74	1.18
46:BV:91:THR:C	46:BV:92:ALA:CA	2.11	1.18
1:AA:409:G:OP2	7:AD:22:LYS:CE	1.90	1.18

Continued on next page...

Continued from previous page...

Atom-1	Atom-2	Interatomic distance (Å)	Clash overlap (Å)
48:B3:8:LEU:HD21	48:B3:31:LEU:HA	1.26	1.18
54:B8:7:HIS:O	54:B8:10:ALA:HB3	1.40	1.18
27:BA:1404:C:O3'	27:BA:1405:U:P	2.02	1.18
29:BE:214:VAL:HG21	29:BE:221:LYS:NZ	1.56	1.18
36:BP:117:GLU:OE2	36:BP:136:ALA:O	1.61	1.18
37:BQ:144:THR:OG1	37:BQ:145:PRO:HD3	1.42	1.18
40:BW:104:THR:O	40:BW:105:VAL:CG1	1.92	1.18
41:BX:18:MET:SD	41:BX:25:GLN:N	2.15	1.18
27:BA:1612:C:C2	53:B7:3:ARG:NH1	2.11	1.17
27:BA:2583:G:H2'	27:BA:2584:U:O2	1.04	1.17
27:BA:2739:U:H2'	27:BA:2740:A:H5'	1.26	1.17
27:BA:637:A:H8	36:BP:111:ALA:CB	1.57	1.17
32:BH:87:GLU:HG3	32:BH:162:ARG:O	1.43	1.17
37:BQ:69:ASN:C	37:BQ:69:ASN:HD22	1.45	1.17
38:BS:99:GLU:OE1	38:BS:128:ASP:HB2	1.02	1.17
41:BX:5:ILE:HG22	41:BX:6:LYS:N	1.25	1.17
27:BA:2302:G:C6	27:BA:2315:G:O6	1.95	1.17
27:BA:2330:G:N1	27:BA:2385:C:N4	1.91	1.17
28:BD:128:ALA:HB3	28:BD:190:THR:CG2	1.54	1.17
35:BO:34:ASN:O	35:BO:35:ILE:O	1.62	1.17
41:BX:11:THR:O	41:BX:15:MET:CG	1.91	1.17
43:BZ:46:GLN:O	43:BZ:47:SER:O	1.62	1.17
7:AD:3:ARG:HG3	7:AD:118:ARG:NH1	1.57	1.17
48:B3:20:LYS:O	48:B3:23:LEU:HG	1.01	1.17
27:BA:2400:G:O3'	52:B6:20:PHE:CZ	1.97	1.17
52:B6:41:ASP:HB2	52:B6:46:LYS:NZ	1.55	1.17
27:BA:1368:G:P	53:B7:25:LYS:HZ2	1.66	1.17
27:BA:1022:G:O5'	34:BN:52:GLN:OE1	1.60	1.17
27:BA:2653:U:N3	27:BA:2654:A:N6	1.92	1.17
27:BA:2684:U:C1'	35:BO:70:ARG:NH2	2.06	1.17
29:BE:72:VAL:O	29:BE:73:ILE:CD1	1.93	1.17
32:BH:86:LEU:N	32:BH:131:ILE:CG2	2.05	1.17
33:BI:92:SER:HB3	33:BI:122:ARG:NH1	1.58	1.17
36:BP:57:VAL:HG12	36:BP:58:GLN:N	1.50	1.17
36:BP:76:LEU:O	36:BP:81:VAL:HG23	1.41	1.17
27:BA:2296:U:O4	38:BS:15:GLU:O	1.59	1.17
46:BV:61:VAL:CA	46:BV:98:ILE:CD1	2.23	1.17
3:AW:74:C:OP1	50:B4:22:MET:CE	1.92	1.17
27:BA:1525:G:O3'	27:BA:1526:G:P	2.02	1.17
27:BA:2287:A:H2	27:BA:2289:G:C1'	1.33	1.17
27:BA:2546:U:H5'	27:BA:2565:A:C2	1.79	1.17

Continued on next page...

Continued from previous page...

Atom-1	Atom-2	Interatomic distance (Å)	Clash overlap (Å)
27:BA:2644:G:O5'	27:BA:2644:G:C8	1.98	1.17
27:BA:2865:U:C5	27:BA:2866:U:C5	2.33	1.17
27:BA:931:G:OP1	48:B3:27:GLY:HA2	1.44	1.17
29:BE:44:TYR:C	29:BE:309:PRO:HG3	1.63	1.17
30:BF:62:GLY:CA	30:BF:65:ARG:NH2	2.06	1.17
32:BH:129:LYS:O	32:BH:130:ILE:CD1	1.93	1.17
32:BH:86:LEU:HA	32:BH:148:ARG:NH2	0.86	1.17
38:BS:27:LEU:CB	38:BS:33:ARG:NH2	2.05	1.17
38:BS:33:ARG:O	38:BS:35:VAL:HG23	1.42	1.17
42:BY:101:LEU:HD11	42:BY:112:LEU:CD1	1.74	1.17
49:B0:49:GLN:NE2	49:B0:73:GLY:HA3	1.39	1.17
48:B3:59:VAL:O	48:B3:60:GLU:CG	1.92	1.17
51:B5:12:SER:CB	51:B5:15:LYS:HZ1	1.57	1.17
27:BA:2219:G:C2'	27:BA:2224:G:C5'	2.21	1.17
27:BA:2255:G:C2	27:BA:2256:G:H1'	1.77	1.17
27:BA:2275:C:O2	37:BQ:103:ALA:CB	1.93	1.17
27:BA:2618:G:O2'	27:BA:2619:C:O5'	1.61	1.17
27:BA:2735:G:C6	27:BA:2770:G:N2	2.12	1.17
26:BB:42:C:O2'	31:BG:47:GLN:HA	1.44	1.17
33:BI:95:SER:OG	33:BI:98:ILE:CD1	1.79	1.17
34:BN:13:ASP:N	34:BN:38:VAL:HG11	1.51	1.17
42:BY:103:LEU:CD1	42:BY:113:GLU:HB3	1.74	1.17
43:BZ:19:ILE:HB	43:BZ:39:PHE:CE1	1.79	1.17
49:B0:65:GLY:O	49:B0:66:LYS:CD	1.86	1.17
53:B7:30:ILE:CD1	53:B7:33:ARG:HD3	1.75	1.17
27:BA:2679:A:H2	29:BE:300:VAL:CG2	1.55	1.17
27:BA:2756:U:O2'	27:BA:2757:A:H5'	1.02	1.17
27:BA:2776:A:C1'	27:BA:2778:A:N7	2.08	1.17
29:BE:205:THR:CG2	29:BE:259:HIS:C	2.11	1.17
30:BF:36:ARG:CA	30:BF:39:GLN:NE2	2.01	1.17
33:BI:95:SER:CA	33:BI:98:ILE:HD12	1.75	1.17
40:BW:8:ARG:O	40:BW:10:VAL:HG23	1.43	1.17
42:BY:101:LEU:CD2	42:BY:112:LEU:HD11	1.74	1.17
49:B0:45:PHE:CZ	49:B0:78:PHE:HD2	1.62	1.17
27:BA:1214:A:H2'	27:BA:1215:G:C8	1.80	1.17
27:BA:2359:C:O2'	27:BA:2360:A:O4'	1.61	1.17
27:BA:2423:U:C5	27:BA:2425:A:N6	2.12	1.17
27:BA:2506:U:O3'	27:BA:2507:C:P	2.01	1.17
27:BA:2543:G:C2'	27:BA:2544:G:C8	2.26	1.17
27:BA:2545:G:O2'	27:BA:2546:U:O5'	1.61	1.17
27:BA:2754:U:H2'	27:BA:2756:U:OP1	0.99	1.17

Continued on next page...

Continued from previous page...

Atom-1	Atom-2	Interatomic distance (Å)	Clash overlap (Å)
27:BA:2043:C:C5	27:BA:2777:G:H1'	1.79	1.17
32:BH:18:VAL:CG2	32:BH:23:VAL:HG22	1.73	1.17
48:B3:40:THR:CB	48:B3:43:ILE:HD13	1.74	1.17
27:BA:1140:C:C5	34:BN:49:ARG:CG	2.27	1.17
27:BA:2263:C:C2'	27:BA:2264:C:H5'	1.74	1.17
27:BA:2334:G:N3	38:BS:20:TYR:OH	1.77	1.17
27:BA:2603:G:N3	27:BA:2604:U:C6	2.13	1.17
27:BA:2838:G:H2'	27:BA:2839:G:H5'	1.26	1.17
38:BS:41:LYS:CD	38:BS:41:LYS:O	1.93	1.17
27:BA:25:U:C5'	40:BW:80:PRO:HD3	1.74	1.17
43:BZ:2:GLU:N	43:BZ:54:ILE:CG2	2.06	1.17
1:AA:1500:A:C5'	1:AA:1508:G:H5''	1.75	1.17
27:BA:2226:C:C2'	27:BA:2227:A:O4'	1.93	1.17
27:BA:2333:A:H1'	27:BA:2335:A:C5	1.80	1.17
27:BA:2482:G:C2'	27:BA:2483:C:H5'	1.74	1.17
27:BA:2447:G:C5	27:BA:2500:U:H5	1.59	1.17
27:BA:2657:A:N6	27:BA:2664:G:H21	1.39	1.17
27:BA:2688:U:O2	27:BA:2719:G:N2	1.76	1.17
29:BE:303:PRO:CB	29:BE:307:LEU:HD13	1.46	1.17
42:BY:41:ARG:HB2	42:BY:112:LEU:HA	1.24	1.17
43:BZ:2:GLU:CA	43:BZ:54:ILE:CG2	2.23	1.17
3:AW:76:A:C8	27:BA:2421:G:C4	2.32	1.17
27:BA:2228:G:N7	27:BA:2229:C:C6	2.12	1.17
27:BA:2754:U:C2'	27:BA:2756:U:OP1	1.93	1.17
33:BI:3:VAL:HG21	33:BI:21:VAL:CG2	1.74	1.17
34:BN:58:GLU:CA	34:BN:61:VAL:HG23	1.74	1.17
3:AW:76:A:N7	27:BA:2421:G:C2'	2.05	1.16
50:B4:14:ILE:HG23	50:B4:16:TYR:CE1	1.80	1.16
27:BA:396:G:O2'	50:B4:39:VAL:HG13	1.01	1.16
55:B9:7:VAL:HG11	55:B9:34:GLN:CG	1.61	1.16
27:BA:2209:C:O2'	27:BA:2210:G:H3'	1.43	1.16
27:BA:2292:C:C2	27:BA:2293:C:C6	2.32	1.16
27:BA:2700:C:H2'	27:BA:2701:C:H4'	1.24	1.16
28:BD:73:ILE:HG21	28:BD:95:TYR:CE2	1.78	1.16
45:BU:115:ASN:O	45:BU:117:ARG:N	1.78	1.16
42:BY:35:TYR:OH	42:BY:113:GLU:HG3	1.43	1.16
49:B0:69:PHE:O	49:B0:70:ILE:HG23	1.42	1.16
27:BA:2021:C:P	51:B5:15:LYS:HE3	1.85	1.16
27:BA:2328:A:N6	27:BA:2329:G:O6	1.78	1.16
33:BI:95:SER:O	33:BI:98:ILE:HB	0.98	1.16
37:BQ:20:ILE:HG13	37:BQ:21:SER:N	1.59	1.16

Continued on next page...

Continued from previous page...

Atom-1	Atom-2	Interatomic distance (Å)	Clash overlap (Å)
40:BW:86:LEU:HB3	40:BW:87:PRO:CD	1.74	1.16
42:BY:101:LEU:CD2	42:BY:103:LEU:HD11	1.74	1.16
27:BA:1751:C:O3'	27:BA:1752:C:P	2.02	1.16
27:BA:199:A:N1	27:BA:2433:A:C8	2.12	1.16
27:BA:2094:G:C6	27:BA:2196:C:N3	2.14	1.16
27:BA:2603:G:C2	27:BA:2604:U:C6	2.33	1.16
27:BA:2603:G:C2	27:BA:2604:U:C5	2.33	1.16
27:BA:2617:C:N3	27:BA:2618:G:H8	1.40	1.16
27:BA:2731:G:N2	27:BA:2732:G:N2	1.93	1.16
27:BA:2864:G:O2'	27:BA:2865:U:O4'	1.62	1.16
27:BA:474:G:O3'	27:BA:475:U:P	2.03	1.16
28:BD:158:GLY:CA	28:BD:194:VAL:CG1	2.17	1.16
27:BA:2679:A:N3	29:BE:300:VAL:HG11	1.61	1.16
31:BG:97:GLN:CB	31:BG:106:PHE:CE2	2.27	1.16
35:BO:99:PHE:HE2	39:BT:24:LYS:CE	1.25	1.16
27:BA:2018:G:N2	45:BU:34:ASN:HD21	1.33	1.16
42:BY:48:VAL:HG12	42:BY:49:GLU:N	1.46	1.16
1:AA:576:G:O3'	1:AA:577:G:P	2.03	1.16
48:B3:20:LYS:CA	48:B3:23:LEU:HG	1.75	1.16
53:B7:30:ILE:CA	53:B7:33:ARG:CD	2.11	1.16
27:BA:2358:G:N2	27:BA:2359:C:O4'	1.78	1.16
27:BA:564:C:OP1	46:BV:79:GLN:CG	1.91	1.16
30:BF:211:ASP:OD2	30:BF:211:ASP:O	1.61	1.16
27:BA:2561:A:O2'	35:BO:40:VAL:CG1	1.93	1.16
35:BO:56:GLN:O	35:BO:58:VAL:HG23	1.45	1.16
40:BW:32:ALA:CB	40:BW:35:ILE:CD1	2.23	1.16
43:BZ:113:VAL:HG12	43:BZ:114:ASP:H	1.04	1.16
43:BZ:39:PHE:O	43:BZ:43:PHE:CD2	1.99	1.16
51:B5:25:LEU:O	51:B5:26:THR:HG23	1.44	1.16
51:B5:44:HIS:HA	51:B5:52:TYR:CZ	1.81	1.16
51:B5:45:ILE:HG13	51:B5:52:TYR:CE1	1.79	1.16
27:BA:1078:U:P	56:BK:93:LYS:HG3	1.84	1.16
27:BA:2450:A:H5''	27:BA:2497:A:N6	0.85	1.16
27:BA:2586:C:O2	27:BA:2587:A:N7	1.77	1.16
27:BA:2653:U:N3	27:BA:2654:A:C6	2.14	1.16
27:BA:1818:U:C5'	28:BD:155:ARG:CG	2.22	1.16
29:BE:199:ALA:CB	29:BE:312:ARG:O	1.92	1.16
30:BF:219:ASN:N	30:BF:219:ASN:HD22	1.38	1.16
31:BG:93:LEU:HD22	31:BG:97:GLN:OE1	1.44	1.16
32:BH:10:ILE:HG23	32:BH:14:VAL:HG11	1.17	1.16
37:BQ:49:VAL:CG2	37:BQ:119:ASN:O	1.92	1.16

Continued on next page...

Continued from previous page...

Atom-1	Atom-2	Interatomic distance (Å)	Clash overlap (Å)
47:B2:13:PRO:HD3	47:B2:16:ARG:NH1	1.60	1.16
48:B3:59:VAL:HG12	48:B3:60:GLU:H	1.04	1.16
51:B5:57:VAL:HG12	51:B5:58:LEU:N	1.55	1.16
27:BA:2049:G:C2	27:BA:2620:C:N3	2.14	1.16
27:BA:2636:U:H4'	29:BE:84:ARG:NH2	1.57	1.16
27:BA:2312:U:C5'	31:BG:53:LYS:HA	1.73	1.16
36:BP:128:GLY:CA	36:BP:132:LYS:HZ2	1.58	1.16
45:BU:13:ARG:O	45:BU:16:LYS:CB	1.93	1.16
42:BY:32:ARG:O	42:BY:34:GLU:N	1.77	1.16
27:BA:1162:G:H4'	46:BV:23:GLU:HB2	1.17	1.16
27:BA:2491:U:O2'	27:BA:2492:U:H5'	1.02	1.16
28:BD:223:ASN:O	28:BD:224:VAL:O	1.63	1.16
28:BD:66:PHE:O	28:BD:67:LYS:HD2	1.41	1.16
30:BF:219:ASN:O	30:BF:222:ASP:HB2	1.02	1.16
32:BH:75:VAL:O	32:BH:77:GLY:N	1.75	1.16
34:BN:135:ILE:O	34:BN:139:LEU:HD13	1.34	1.16
27:BA:29:U:C5'	45:BU:11:ARG:HH12	1.57	1.16
45:BU:21:ALA:HA	45:BU:24:PHE:CZ	1.78	1.16
46:BV:30:GLY:O	46:BV:33:VAL:CG2	1.91	1.16
27:BA:2212:A:H2'	27:BA:2213:U:C5	1.77	1.16
27:BA:2287:A:O2'	27:BA:2288:A:OP2	1.61	1.16
27:BA:2432:A:C2	27:BA:2433:A:N1	2.13	1.16
27:BA:2768:C:C2	27:BA:2769:C:C5	2.33	1.16
27:BA:649:G:O3'	54:B8:17:THR:HG21	1.45	1.16
28:BD:139:LEU:CD1	28:BD:139:LEU:O	1.93	1.16
28:BD:168:GLY:O	28:BD:170:TYR:N	1.79	1.16
28:BD:80:ILE:HB	28:BD:82:TYR:CE1	1.81	1.16
27:BA:2317:C:H5'	31:BG:150:SER:CA	1.75	1.16
31:BG:29:HIS:N	31:BG:69:ILE:HD13	1.59	1.16
32:BH:93:TYR:O	32:BH:94:ARG:CG	1.92	1.16
34:BN:10:VAL:CB	34:BN:36:VAL:HA	1.76	1.16
37:BQ:45:GLN:HE22	37:BQ:153:PRO:CB	1.57	1.16
37:BQ:59:ASN:ND2	37:BQ:60:ALA:N	1.93	1.16
37:BQ:89:PRO:C	37:BQ:90:PHE:CD1	2.17	1.16
41:BX:13:LYS:O	41:BX:16:ASN:OD1	1.64	1.16
41:BX:47:VAL:HG11	41:BX:69:SER:HB3	1.20	1.16
42:BY:101:LEU:CD2	42:BY:103:LEU:CD1	2.24	1.16
27:BA:2459:A:C8	27:BA:2460:U:C5	2.33	1.16
27:BA:2592:G:C8	27:BA:2593:U:C5	2.34	1.16
28:BD:104:ILE:HD12	28:BD:104:ILE:N	1.57	1.16
37:BQ:91:HIS:C	37:BQ:111:THR:HG23	1.66	1.16

Continued on next page...

Continued from previous page...

Atom-1	Atom-2	Interatomic distance (Å)	Clash overlap (Å)
45:BU:13:ARG:HB2	45:BU:13:ARG:NH1	0.83	1.16
46:BV:11:GLN:NE2	46:BV:22:VAL:HG21	1.54	1.16
42:BY:63:ILE:HD11	42:BY:75:GLU:CA	1.74	1.16
48:B3:53:LEU:HD23	48:B3:54:VAL:HG13	1.28	1.16
27:BA:2741:A:O2'	27:BA:2742:C:H5'	1.00	1.16
27:BA:2785:C:C5'	29:BE:99:VAL:HA	1.75	1.16
27:BA:974:G:O3'	46:BV:82:ARG:NH2	1.78	1.16
33:BI:7:LYS:CD	33:BI:12:LYS:HG2	1.75	1.16
45:BU:92:ARG:HA	45:BU:95:LEU:HD12	1.21	1.16
46:BV:5:ILE:HG23	46:BV:39:PHE:CA	1.67	1.16
1:AA:1320:C:C1'	22:AS:73:GLU:CG	2.19	1.15
16:AM:23:TYR:HE2	16:AM:70:LEU:CD2	1.58	1.15
54:B8:58:MET:O	54:B8:60:LEU:N	1.77	1.15
27:BA:1128:A:C6	27:BA:2518:A:N6	2.14	1.15
27:BA:1826:G:OP1	28:BD:227:VAL:CG2	1.91	1.15
29:BE:218:GLY:O	29:BE:219:VAL:CG2	1.94	1.15
30:BF:51:TYR:O	30:BF:55:ARG:CA	1.94	1.15
45:BU:28:ARG:HA	45:BU:31:GLN:HB2	1.18	1.15
42:BY:101:LEU:CD2	42:BY:112:LEU:HD21	1.76	1.15
54:B8:17:THR:OG1	54:B8:19:THR:OG1	1.63	1.15
27:BA:2633:G:N3	27:BA:2634:G:C8	2.15	1.15
28:BD:204:PHE:HD1	28:BD:204:PHE:N	1.43	1.15
30:BF:96:LYS:CB	30:BF:98:ARG:CZ	1.80	1.15
35:BO:66:LYS:HG3	35:BO:82:ASN:HD21	1.01	1.15
35:BO:98:ILE:CD1	35:BO:117:LEU:CB	2.23	1.15
27:BA:911:A:C4	37:BQ:16:ARG:CG	2.18	1.15
49:B0:77:ARG:O	49:B0:78:PHE:O	1.62	1.15
30:BF:144:PHE:CE2	30:BF:156:LEU:HD13	1.80	1.15
34:BN:42:GLU:O	34:BN:132:LEU:O	1.61	1.15
27:BA:2674:G:H4'	35:BO:30:ARG:HG2	1.16	1.15
35:BO:98:ILE:HD11	35:BO:117:LEU:CB	1.71	1.15
37:BQ:67:ALA:O	37:BQ:71:PHE:CE1	1.98	1.15
42:BY:101:LEU:CD1	42:BY:112:LEU:CD1	2.25	1.15
51:B5:45:ILE:CG2	51:B5:52:TYR:CD1	2.28	1.15
27:BA:593:G:H5''	54:B8:62:LEU:HD21	1.22	1.15
27:BA:1665:A:H5''	35:BO:66:LYS:HD3	1.24	1.15
27:BA:2333:A:OP2	38:BS:13:ARG:NH1	1.80	1.15
45:BU:99:ALA:CB	45:BU:106:PHE:CZ	2.28	1.15
26:BB:75:G:H1'	43:BZ:22:VAL:CG2	1.77	1.15
47:B2:29:ASN:O	47:B2:34:GLN:CD	1.85	1.15
27:BA:2776:A:N3	27:BA:2778:A:C5	2.15	1.15

Continued on next page...

Continued from previous page...

Atom-1	Atom-2	Interatomic distance (Å)	Clash overlap (Å)
27:BA:1568:G:C4'	28:BD:60:GLN:HE21	1.59	1.15
31:BG:19:GLU:OE1	31:BG:135:VAL:HG22	1.43	1.15
34:BN:138:THR:OG1	34:BN:139:LEU:HD13	1.43	1.15
44:BR:52:ILE:HG22	44:BR:53:HIS:N	1.54	1.15
41:BX:6:LYS:HE3	41:BX:29:ASP:N	1.60	1.15
27:BA:1953:A:N3	27:BA:2560:C:H1'	1.59	1.15
27:BA:2215:G:O2'	27:BA:2216:G:H5'	1.41	1.15
27:BA:2761:G:H2'	27:BA:2762:G:H5'	1.19	1.15
28:BD:85:ASN:OD1	28:BD:86:ARG:NH2	1.78	1.15
29:BE:268:LEU:HD23	29:BE:269:ILE:H	0.99	1.15
29:BE:74:GLU:CA	29:BE:293:TYR:HE2	1.57	1.15
30:BF:151:GLN:OE1	30:BF:154:VAL:CG2	1.95	1.15
30:BF:34:ALA:CB	30:BF:110:ALA:HB1	1.74	1.15
35:BO:62:VAL:CA	35:BO:84:CYS:SG	2.34	1.15
38:BS:31:LYS:HD2	38:BS:99:GLU:O	1.22	1.15
45:BU:61:TRP:O	45:BU:65:ILE:HG12	1.00	1.15
42:BY:46:ASP:HA	42:BY:102:ASP:OD2	0.99	1.15
1:AA:1313:U:C5	22:AS:4:SER:HB3	1.81	1.15
1:AA:29:G:O2'	1:AA:295:C:H4'	1.44	1.15
27:BA:125:G:H3'	53:B7:19:ARG:NH1	1.62	1.15
27:BA:2197:U:O2'	27:BA:2198:A:H5''	1.42	1.15
27:BA:2507:C:N3	27:BA:2583:G:N3	1.95	1.15
27:BA:2768:C:N3	27:BA:2769:C:H5	1.15	1.15
28:BD:183:ILE:HG22	28:BD:184:LEU:N	1.31	1.15
29:BE:205:THR:CG2	29:BE:259:HIS:CB	2.24	1.15
30:BF:3:ALA:HB3	30:BF:16:VAL:O	0.98	1.15
27:BA:1078:U:OP1	56:BK:93:LYS:CE	1.93	1.15
37:BQ:56:ILE:N	37:BQ:56:ILE:HD13	1.48	1.15
45:BU:44:THR:O	45:BU:47:TYR:HB2	1.45	1.15
46:BV:31:ASP:O	46:BV:63:HIS:HB2	1.46	1.15
27:BA:2373:G:C6	27:BA:2374:C:N4	2.15	1.15
29:BE:174:LEU:O	29:BE:177:ALA:HB3	1.40	1.15
30:BF:153:VAL:HG13	30:BF:157:LEU:CD2	1.74	1.15
36:BP:114:VAL:HG23	36:BP:132:LYS:HB3	1.23	1.15
37:BQ:51:GLU:HA	37:BQ:118:ALA:HB2	1.26	1.15
27:BA:1223:C:C4	46:BV:87:ARG:NH2	2.14	1.15
48:B3:30:ARG:HH11	48:B3:30:ARG:HG3	1.04	1.15
27:BA:2580:U:H5	27:BA:2581:G:N7	1.33	1.15
27:BA:2592:G:C5	27:BA:2593:U:C5	2.35	1.15
27:BA:2832:U:C5	27:BA:2832:U:H5'	1.82	1.15
28:BD:141:HIS:CE1	28:BD:191:VAL:O	1.99	1.15

Continued on next page...

Continued from previous page...

Atom-1	Atom-2	Interatomic distance (Å)	Clash overlap (Å)
31:BG:93:LEU:HD22	31:BG:106:PHE:CD2	1.80	1.15
37:BQ:57:ARG:O	37:BQ:61:LEU:HG	1.47	1.15
44:BR:104:ARG:HA	44:BR:105:ARG:NH2	1.61	1.15
42:BY:101:LEU:HG	42:BY:112:LEU:CD1	1.76	1.15
43:BZ:64:ALA:HB3	43:BZ:85:MET:CA	1.75	1.15
1:AA:1269:A:N3	1:AA:1326:C:H1'	1.62	1.15
3:AW:72:C:O2'	3:AW:73:A:C4'	1.95	1.15
50:B4:5:LEU:CB	50:B4:56:VAL:HG13	1.76	1.15
29:BE:205:THR:HA	29:BE:261:ARG:HD2	1.22	1.15
29:BE:205:THR:HG22	29:BE:259:HIS:HB2	1.26	1.15
30:BF:47:GLY:C	30:BF:92:PRO:HG3	1.63	1.15
32:BH:159:LYS:H	32:BH:162:ARG:NH2	1.43	1.15
38:BS:47:LEU:HD12	38:BS:58:LEU:CD2	1.76	1.15
43:BZ:112:LEU:HD23	43:BZ:113:VAL:N	1.61	1.15
49:B0:23:VAL:HG12	49:B0:24:LYS:H	1.07	1.14
49:B0:61:ALA:HB2	49:B0:81:ILE:HD13	1.28	1.14
48:B3:20:LYS:CA	48:B3:23:LEU:CD1	2.24	1.14
27:BA:2815:C:O2'	27:BA:2816:C:C5'	1.94	1.14
29:BE:211:GLN:NE2	29:BE:216:ARG:H	1.40	1.14
32:BH:63:LEU:O	32:BH:66:THR:HG22	1.45	1.14
34:BN:134:GLU:O	34:BN:138:THR:HG23	0.97	1.14
34:BN:15:ARG:NE	34:BN:40:ASN:ND2	1.95	1.14
36:BP:71:GLU:O	36:BP:74:THR:N	1.80	1.14
45:BU:73:GLY:O	45:BU:74:MET:HG2	1.47	1.14
1:AA:953:G:O2'	16:AM:124:PRO:O	1.62	1.14
27:BA:2410:G:N3	27:BA:2411:A:C8	2.15	1.14
27:BA:2432:A:H2	27:BA:2433:A:C5	1.64	1.14
32:BH:44:VAL:HA	32:BH:49:ILE:CG2	1.78	1.14
32:BH:85:ALA:HA	32:BH:131:ILE:CG2	1.75	1.14
34:BN:20:GLY:O	34:BN:22:VAL:N	1.79	1.14
35:BO:64:ARG:NH2	35:BO:100:GLY:HA3	1.62	1.14
43:BZ:103:ARG:HG2	43:BZ:139:THR:HG22	1.17	1.14
1:AA:952:U:O2	16:AM:126:LYS:O	1.64	1.14
54:B8:26:LYS:HD2	54:B8:44:LYS:C	1.67	1.14
27:BA:1034:G:OP2	55:B9:18:ARG:NH2	1.81	1.14
27:BA:148:C:O3'	27:BA:149:A:P	2.06	1.14
27:BA:2205:C:O2'	27:BA:2228:G:N2	1.81	1.14
27:BA:2265:U:C2	27:BA:2266:A:N7	2.15	1.14
27:BA:2626:C:C2'	27:BA:2627:G:H5''	1.78	1.14
27:BA:2769:C:H2'	27:BA:2770:G:O5'	1.36	1.14
28:BD:175:LEU:HD12	28:BD:179:GLU:CB	1.77	1.14

Continued on next page...

Continued from previous page...

Atom-1	Atom-2	Interatomic distance (Å)	Clash overlap (Å)
28:BD:61:TYR:OH	28:BD:214:MET:CE	1.96	1.14
29:BE:44:TYR:C	29:BE:74:GLU:OE1	1.84	1.14
29:BE:48:MET:O	29:BE:49:THR:HG22	1.48	1.14
30:BF:215:ALA:HB1	30:BF:241:ALA:HB3	1.20	1.14
32:BH:129:LYS:C	32:BH:130:ILE:CD1	2.15	1.14
33:BI:95:SER:O	33:BI:98:ILE:CB	1.94	1.14
45:BU:8:ILE:HD12	45:BU:8:ILE:N	1.61	1.14
41:BX:47:VAL:CG1	41:BX:69:SER:CB	2.24	1.14
49:B0:37:LEU:CD1	49:B0:70:ILE:CD1	2.24	1.14
47:B2:55:ARG:O	47:B2:58:THR:OG1	1.65	1.14
51:B5:18:MET:O	51:B5:21:SER:OG	1.62	1.14
27:BA:1021:A:C8	34:BN:49:ARG:NH1	2.15	1.14
27:BA:2259:G:N2	27:BA:2282:G:C4	2.14	1.14
27:BA:2528:U:C5	27:BA:2530:A:N3	2.14	1.14
27:BA:1818:U:C3'	28:BD:155:ARG:HG2	1.76	1.14
30:BF:32:GLY:C	30:BF:35:VAL:HG23	1.66	1.14
30:BF:51:TYR:O	30:BF:55:ARG:HB3	1.44	1.14
34:BN:45:VAL:N	34:BN:132:LEU:HB2	1.24	1.14
48:B3:18:ASP:OD2	48:B3:49:LYS:NZ	1.80	1.14
55:B9:32:HIS:O	55:B9:34:GLN:N	1.79	1.14
27:BA:1799:G:C6	28:BD:177:SER:HB2	1.82	1.14
27:BA:1917:U:H3'	27:BA:1918:A:H8	1.02	1.14
27:BA:2258:C:N4	27:BA:2426:A:C1'	2.11	1.14
27:BA:2717:G:H8	27:BA:2717:G:C5'	1.59	1.14
27:BA:85:G:O5'	42:BY:65:VAL:HG11	1.44	1.14
27:BA:1818:U:O5'	28:BD:155:ARG:CG	1.95	1.14
30:BF:147:LEU:HD11	30:BF:156:LEU:HD11	1.15	1.14
30:BF:52:ALA:CA	30:BF:55:ARG:HB3	1.78	1.14
31:BG:151:ILE:HD13	31:BG:156:ARG:NH2	1.63	1.14
31:BG:56:ARG:CG	31:BG:65:GLU:HB2	1.77	1.14
33:BI:95:SER:OG	33:BI:98:ILE:HD12	0.97	1.14
35:BO:77:ILE:HD13	35:BO:77:ILE:C	1.58	1.14
37:BQ:56:ILE:CD1	37:BQ:56:ILE:H	1.47	1.14
44:BR:61:HIS:CA	44:BR:64:ARG:HD3	1.76	1.14
44:BR:77:ARG:NH1	44:BR:77:ARG:CB	1.72	1.14
38:BS:35:VAL:CA	38:BS:103:ASP:CB	2.25	1.14
43:BZ:120:LEU:O	43:BZ:121:GLN:HG3	1.46	1.14
27:BA:849:A:C2	48:B3:21:ALA:CB	2.31	1.14
55:B9:3:VAL:O	55:B9:5:SER:N	1.81	1.14
27:BA:2292:C:N3	27:BA:2293:C:C5	2.15	1.14
27:BA:2425:A:O2'	27:BA:2426:A:OP2	1.62	1.14

Continued on next page...

Continued from previous page...

Atom-1	Atom-2	Interatomic distance (Å)	Clash overlap (Å)
27:BA:2842:G:H2'	27:BA:2843:G:H5'	1.29	1.14
27:BA:940:G:O3'	27:BA:941:A:P	2.04	1.14
27:BA:1675:C:N3	29:BE:225:LYS:HG2	1.61	1.14
40:BW:85:VAL:HG12	40:BW:95:ILE:HD11	1.20	1.14
49:B0:39:ARG:HG2	49:B0:69:PHE:CZ	1.81	1.14
27:BA:2317:C:C5'	31:BG:150:SER:HA	1.78	1.14
27:BA:2626:C:C2'	27:BA:2627:G:H5'	1.78	1.14
27:BA:2821:A:H2	27:BA:2822:G:C4	1.66	1.14
29:BE:71:THR:HG21	29:BE:299:SER:OG	1.47	1.14
30:BF:47:GLY:N	30:BF:92:PRO:HB2	1.60	1.14
30:BF:94:THR:O	30:BF:96:LYS:N	1.81	1.14
31:BG:105:SER:OG	31:BG:131:THR:CG2	1.95	1.14
37:BQ:67:ALA:HB2	37:BQ:70:ARG:CZ	1.76	1.14
13:AJ:51:ARG:HB2	13:AJ:59:SER:HB3	1.15	1.14
1:AA:1198:G:O2'	13:AJ:54:PHE:HE2	1.29	1.14
27:BA:458:G:H2'	53:B7:40:HIS:CE1	1.82	1.14
27:BA:2254:C:O2'	27:BA:2255:G:H5'	1.46	1.14
27:BA:965:C:H4'	27:BA:2273:A:N3	1.63	1.14
28:BD:80:ILE:HD13	28:BD:82:TYR:CE1	1.81	1.14
31:BG:76:ARG:O	31:BG:77:ASP:O	1.64	1.14
32:BH:137:LYS:CD	32:BH:138:GLN:H	1.60	1.14
33:BI:51:LYS:O	33:BI:55:GLN:HG3	1.47	1.14
34:BN:15:ARG:CB	34:BN:43:ARG:CG	1.94	1.14
34:BN:66:ASP:O	34:BN:68:GLY:N	1.79	1.14
43:BZ:105:GLN:C	43:BZ:142:ASN:HD21	1.51	1.14
27:BA:2791:C:C5	27:BA:2893:G:O6	1.99	1.14
27:BA:2801:A:C2	27:BA:2895:U:O2'	2.00	1.14
29:BE:77:PRO:HB2	29:BE:187:HIS:N	1.62	1.14
34:BN:105:LEU:HG	34:BN:106:GLY:H	1.12	1.14
27:BA:637:A:C8	36:BP:111:ALA:CB	2.31	1.14
36:BP:113:GLN:N	36:BP:113:GLN:NE2	1.95	1.14
45:BU:88:ILE:CG2	46:BV:55:THR:OG1	1.96	1.14
40:BW:65:LEU:O	40:BW:69:LEU:HD21	1.45	1.14
40:BW:90:ARG:CB	40:BW:90:ARG:NH1	2.10	1.14
53:B7:30:ILE:C	53:B7:33:ARG:HB2	1.66	1.14
54:B8:4:MET:HB2	54:B8:7:HIS:CE1	1.83	1.14
27:BA:2472:G:H2'	27:BA:2475:C:N4	1.60	1.14
27:BA:2678:C:N3	27:BA:2679:A:C8	2.16	1.14
27:BA:637:A:H8	36:BP:111:ALA:HB2	0.99	1.14
28:BD:167:GLU:CB	28:BD:170:TYR:CE1	2.31	1.14
29:BE:44:TYR:CA	29:BE:309:PRO:CD	2.22	1.14

Continued on next page...

Continued from previous page...

Atom-1	Atom-2	Interatomic distance (Å)	Clash overlap (Å)
32:BH:53:ARG:HH11	32:BH:56:ASP:CA	1.60	1.14
44:BR:77:ARG:HB2	44:BR:77:ARG:NH1	0.82	1.14
46:BV:43:GLU:C	46:BV:44:GLN:NE2	2.00	1.14
42:BY:73:HIS:C	42:BY:91:LEU:CD1	2.07	1.14
2:AV:73:A:O3'	2:AV:74:C:P	2.05	1.13
49:B0:37:LEU:CD1	49:B0:70:ILE:HD13	1.78	1.13
47:B2:30:ALA:O	47:B2:34:GLN:CB	1.95	1.13
48:B3:8:LEU:HD23	48:B3:31:LEU:HA	1.18	1.13
54:B8:26:LYS:HE3	54:B8:45:GLY:N	1.61	1.13
27:BA:2421:G:H5''	52:B6:4:ASP:OD1	0.98	1.13
27:BA:2545:G:C2'	27:BA:2546:U:O5'	1.95	1.13
27:BA:1818:U:H5''	28:BD:155:ARG:HB2	1.29	1.13
29:BE:72:VAL:C	29:BE:73:ILE:CD1	2.16	1.13
31:BG:142:ALA:HB2	31:BG:151:ILE:CG1	1.77	1.13
34:BN:19:MET:HE2	34:BN:22:VAL:HG21	1.30	1.13
34:BN:60:ARG:HA	34:BN:71:TYR:CD2	1.82	1.13
35:BO:13:ASN:O	35:BO:15:GLY:N	1.78	1.13
35:BO:62:VAL:HA	35:BO:84:CYS:SG	1.86	1.13
37:BQ:58:HIS:HA	37:BQ:61:LEU:HD12	1.18	1.13
53:B7:34:ARG:HD3	53:B7:42:LEU:CD2	1.73	1.13
36:BP:64:ILE:HD12	36:BP:106:VAL:CA	1.77	1.13
37:BQ:72:VAL:O	37:BQ:73:GLN:CG	1.94	1.13
38:BS:61:ALA:CB	38:BS:88:ALA:HB2	1.77	1.13
43:BZ:3:LEU:HD21	43:BZ:38:ALA:HB3	1.14	1.13
48:B3:20:LYS:HD3	48:B3:23:LEU:CD1	1.76	1.13
27:BA:1151:G:O2'	45:BU:81:ASN:ND2	1.79	1.13
27:BA:2453:A:O2'	27:BA:2454:G:C5'	1.95	1.13
27:BA:1129:A:C2	27:BA:2570:G:C1'	2.30	1.13
27:BA:2684:U:H1'	35:BO:70:ARG:CZ	1.78	1.13
27:BA:2768:C:O2'	27:BA:2769:C:H5'	1.48	1.13
28:BD:149:ARG:CB	28:BD:152:GLN:NE2	1.95	1.13
28:BD:210:LYS:HA	28:BD:213:LYS:CD	1.77	1.13
28:BD:66:PHE:O	28:BD:66:PHE:CD2	2.00	1.13
28:BD:81:GLU:O	28:BD:83:ASP:OD2	1.64	1.13
31:BG:146:LYS:HE3	38:BS:15:GLU:OE1	1.47	1.13
32:BH:96:SER:O	32:BH:97:LYS:O	1.64	1.13
33:BI:7:LYS:CB	33:BI:12:LYS:HD3	1.77	1.13
34:BN:25:GLN:CA	34:BN:28:GLU:HG2	1.77	1.13
35:BO:92:SER:HB2	35:BO:113:LYS:HZ3	1.07	1.13
36:BP:64:ILE:CD1	36:BP:106:VAL:HA	1.77	1.13
42:BY:103:LEU:HD22	42:BY:108:ARG:O	1.44	1.13

Continued on next page...

Continued from previous page...

Atom-1	Atom-2	Interatomic distance (Å)	Clash overlap (Å)
7:AD:15:GLU:CD	7:AD:63:LYS:HB3	1.67	1.13
49:B0:37:LEU:HD13	49:B0:69:PHE:HB2	1.20	1.13
50:B4:5:LEU:HB2	50:B4:56:VAL:HG13	1.16	1.13
55:B9:4:ARG:O	55:B9:36:GLN:CG	1.97	1.13
27:BA:1598:C:H5''	41:BX:34:LYS:HG2	1.30	1.13
27:BA:1665:A:O3'	35:BO:66:LYS:HE2	0.95	1.13
27:BA:1783:A:C2	27:BA:2587:A:C2	2.35	1.13
27:BA:2470:G:N2	27:BA:2471:C:N1	1.96	1.13
27:BA:2574:G:C8	27:BA:2575:C:H5	1.66	1.13
27:BA:2832:U:H1'	27:BA:2834:G:H21	1.06	1.13
27:BA:749:C:H2'	27:BA:750:A:H8	1.11	1.13
30:BF:168:ARG:O	30:BF:168:ARG:CD	1.96	1.13
27:BA:2303:G:C5'	31:BG:99:ASP:HB3	1.79	1.13
27:BA:1082:U:C4'	56:BK:118:ALA:HB2	1.78	1.13
44:BR:36:THR:HG21	44:BR:40:LYS:HB3	1.18	1.13
38:BS:35:VAL:HA	38:BS:103:ASP:HB3	1.14	1.13
42:BY:46:ASP:CA	42:BY:102:ASP:OD2	1.95	1.13
42:BY:51:LEU:HA	42:BY:97:ARG:NH2	1.63	1.13
43:BZ:100:THR:CA	43:BZ:137:ASP:OD2	1.97	1.13
51:B5:45:ILE:HG23	51:B5:52:TYR:CE1	1.82	1.13
27:BA:1287:A:O4'	44:BR:104:ARG:HD2	1.46	1.13
27:BA:2570:G:C2'	27:BA:2571:C:H6	1.61	1.13
27:BA:572:A:H2'	27:BA:573:G:H1'	1.20	1.13
29:BE:201:VAL:H	29:BE:266:LYS:CD	1.60	1.13
27:BA:2785:C:H5''	29:BE:99:VAL:HG22	1.28	1.13
32:BH:101:LYS:NZ	32:BH:115:GLU:CB	2.10	1.13
35:BO:1:MET:N	35:BO:32:TYR:CD2	2.16	1.13
39:BT:12:ASP:O	39:BT:13:ILE:CG1	1.95	1.13
43:BZ:69:VAL:HG12	43:BZ:70:GLN:H	1.06	1.13
1:AA:394:G:O3'	1:AA:395:C:P	2.05	1.13
27:BA:2869:G:C4	27:BA:2870:C:H6	1.58	1.13
30:BF:51:TYR:O	30:BF:55:ARG:CB	1.97	1.13
35:BO:35:ILE:N	35:BO:35:ILE:HD12	1.63	1.13
27:BA:2495:G:O3'	37:BQ:101:MET:HE3	1.46	1.13
37:BQ:23:ILE:H	37:BQ:24:PRO:HD3	1.08	1.13
1:AA:1340:A:P	3:AW:34:G:O2'	2.06	1.13
49:B0:38:VAL:O	49:B0:40:GLN:HG3	1.41	1.13
27:BA:2090:G:C5	27:BA:2230:G:O6	2.00	1.13
27:BA:2339:G:H2'	27:BA:2340:G:H8	1.12	1.13
27:BA:2838:G:C2'	27:BA:2839:G:H5'	1.77	1.13
27:BA:337:C:OP1	42:BY:24:ARG:HB2	0.97	1.13

Continued on next page...

Continued from previous page...

Atom-1	Atom-2	Interatomic distance (Å)	Clash overlap (Å)
27:BA:850:C:H4'	48:B3:18:ASP:CG	1.68	1.13
30:BF:34:ALA:HB2	30:BF:110:ALA:HB1	1.18	1.13
30:BF:6:TYR:CD2	30:BF:140:VAL:HA	1.83	1.13
32:BH:55:SER:CB	32:BH:60:HIS:HB2	1.78	1.13
36:BP:114:VAL:CG2	36:BP:132:LYS:CB	2.27	1.13
27:BA:2485:G:H5''	37:BQ:144:THR:CG2	1.79	1.13
37:BQ:48:ASN:OD1	37:BQ:121:ASP:HB3	1.48	1.13
45:BU:56:ASP:O	45:BU:60:LEU:CD2	1.96	1.13
42:BY:43:ASN:ND2	42:BY:101:LEU:HD23	1.61	1.13
42:BY:33:GLU:CD	42:BY:34:GLU:HG3	1.68	1.13
16:AM:92:HIS:CD2	16:AM:98:VAL:CG2	2.32	1.13
49:B0:36:ILE:C	49:B0:68:VAL:CG1	2.15	1.13
50:B4:42:PHE:O	50:B4:61:LYS:HE3	1.42	1.13
54:B8:55:TRP:HZ3	54:B8:59:LYS:CE	1.60	1.13
27:BA:2492:U:O2'	27:BA:2493:U:O5'	1.64	1.13
27:BA:2554:U:H3'	27:BA:2554:U:C6	1.82	1.13
27:BA:2759:G:O2'	27:BA:2760:C:H5'	1.48	1.13
28:BD:143:ILE:O	28:BD:152:GLN:CA	1.97	1.13
28:BD:75:GLY:HA3	28:BD:115:ILE:O	1.37	1.13
32:BH:40:MET:HB2	32:BH:64:HIS:NE2	1.61	1.13
34:BN:13:ASP:CA	34:BN:38:VAL:HG11	1.51	1.13
34:BN:13:ASP:N	34:BN:38:VAL:HG13	1.55	1.13
36:BP:65:ASP:CB	36:BP:109:LEU:CB	2.14	1.13
27:BA:2406:U:O4	36:BP:55:GLN:CB	1.96	1.13
44:BR:96:ARG:HD2	44:BR:115:GLU:OE1	1.47	1.13
27:BA:564:C:OP1	46:BV:79:GLN:HG2	0.95	1.13
41:BX:44:GLN:OE1	41:BX:45:TYR:N	1.80	1.13
27:BA:2526:G:C5	27:BA:2527:C:C5	2.36	1.13
27:BA:2565:A:H5''	27:BA:2566:A:OP2	1.48	1.13
27:BA:1566:A:C6	28:BD:212:HIS:ND1	2.16	1.13
29:BE:205:THR:HG21	29:BE:259:HIS:CB	1.77	1.13
30:BF:1:MET:O	30:BF:3:ALA:N	1.79	1.13
27:BA:2316:C:C5'	31:BG:142:ALA:CB	2.22	1.13
32:BH:168:VAL:O	32:BH:169:ARG:HG2	0.96	1.13
36:BP:124:ASP:O	36:BP:125:PHE:CD2	2.01	1.13
37:BQ:91:HIS:O	37:BQ:111:THR:CG2	1.97	1.13
38:BS:104:ILE:O	38:BS:106:LEU:N	1.78	1.13
27:BA:997:G:H3'	45:BU:92:ARG:HH12	1.05	1.13
41:BX:56:ASN:N	41:BX:56:ASN:HD22	1.35	1.13
42:BY:66:ASP:HB2	42:BY:71:VAL:O	1.47	1.13
27:BA:2352:A:C2	49:B0:30:VAL:HG11	1.64	1.12

Continued on next page...

Continued from previous page...

Atom-1	Atom-2	Interatomic distance (Å)	Clash overlap (Å)
27:BA:818:G:N2	27:BA:1189:A:H62	1.46	1.12
27:BA:1364:G:P	50:B4:3:LYS:CG	2.36	1.12
27:BA:2305:A:C3'	27:BA:2306:C:H5''	1.77	1.12
27:BA:2570:G:N3	27:BA:2571:C:C5	2.16	1.12
27:BA:2615:U:H3	51:B5:8:LYS:HG2	1.03	1.12
29:BE:44:TYR:CA	29:BE:309:PRO:HD3	1.79	1.12
30:BF:215:ALA:O	30:BF:242:GLU:HG3	1.49	1.12
34:BN:52:GLN:CA	34:BN:55:GLU:CD	2.17	1.12
40:BW:36:LEU:HD11	40:BW:47:VAL:HG11	1.27	1.12
41:BX:24:LEU:HD11	41:BX:68:LEU:HD22	1.24	1.12
27:BA:856:C:C5'	49:B0:25:LYS:HZ1	1.60	1.12
27:BA:1021:A:H8	34:BN:49:ARG:NH1	1.44	1.12
27:BA:2332:U:C1'	27:BA:2336:A:N6	2.11	1.12
27:BA:2344:U:HO3'	27:BA:2345:G:P	1.18	1.12
27:BA:2432:A:N3	27:BA:2432:A:H2'	1.54	1.12
27:BA:775:G:C5'	27:BA:777:A:H1'	1.78	1.12
28:BD:85:ASN:ND2	28:BD:86:ARG:NE	1.96	1.12
27:BA:2571:C:O2'	29:BE:243:PRO:CD	1.97	1.12
27:BA:2679:A:C2	29:BE:300:VAL:HG22	1.82	1.12
30:BF:167:ASP:CG	30:BF:232:LEU:HG	1.69	1.12
30:BF:62:GLY:CA	30:BF:65:ARG:HH21	1.58	1.12
16:AM:3:ARG:HH12	31:BG:90:LEU:CD2	1.61	1.12
32:BH:44:VAL:CA	32:BH:49:ILE:HG22	1.78	1.12
33:BI:116:GLU:HG2	33:BI:132:LYS:HE3	1.28	1.12
33:BI:95:SER:HB2	33:BI:98:ILE:CD1	1.79	1.12
34:BN:63:ILE:HD12	34:BN:71:TYR:CE2	1.83	1.12
38:BS:31:LYS:HB3	38:BS:32:PRO:HD2	1.25	1.12
49:B0:61:ALA:CB	49:B0:81:ILE:HD13	1.79	1.12
52:B6:35:LEU:O	52:B6:36:GLU:HG3	0.96	1.12
27:BA:1479:G:H2'	27:BA:1480:G:H8	1.05	1.12
27:BA:2327:A:N7	27:BA:2388:A:N6	1.96	1.12
27:BA:2526:G:C2'	27:BA:2527:C:H5'	1.78	1.12
27:BA:2741:A:C2'	27:BA:2742:C:H5'	1.79	1.12
27:BA:2808:U:C2	27:BA:2892:A:C6	2.36	1.12
27:BA:2893:G:HO2'	27:BA:2894:G:C1'	1.49	1.12
27:BA:389:G:OP2	50:B4:24:THR:CG2	1.96	1.12
27:BA:932:G:C5'	48:B3:24:LYS:HZ3	1.61	1.12
27:BA:1791:A:OP1	28:BD:210:LYS:HD3	1.35	1.12
30:BF:164:ALA:HA	30:BF:232:LEU:HD12	1.14	1.12
27:BA:2406:U:N3	36:BP:55:GLN:HB3	1.63	1.12
37:BQ:123:ILE:CG2	37:BQ:125:TRP:HB2	1.79	1.12

Continued on next page...

Continued from previous page...

Atom-1	Atom-2	Interatomic distance (Å)	Clash overlap (Å)
38:BS:35:VAL:CA	38:BS:103:ASP:HB3	1.79	1.12
43:BZ:30:VAL:O	43:BZ:31:SER:O	1.68	1.12
1:AA:703:G:O3'	1:AA:704:A:P	2.07	1.12
49:B0:42:GLY:CA	49:B0:66:LYS:HA	1.78	1.12
49:B0:45:PHE:CZ	49:B0:78:PHE:CD2	2.36	1.12
48:B3:16:PRO:CB	48:B3:19:GLN:CD	2.17	1.12
27:BA:2354:G:C2	49:B0:32:LYS:CE	2.28	1.12
27:BA:2617:C:N3	27:BA:2618:G:C8	2.16	1.12
27:BA:2633:G:C2	27:BA:2634:G:N7	2.17	1.12
27:BA:2709:G:O2'	27:BA:2710:C:H5'	1.46	1.12
27:BA:2869:G:N3	27:BA:2870:C:H6	1.26	1.12
29:BE:71:THR:HG22	29:BE:299:SER:HB2	1.18	1.12
32:BH:42:ILE:O	32:BH:52:THR:CG2	1.96	1.12
32:BH:43:THR:CG2	32:BH:52:THR:HG23	1.78	1.12
37:BQ:62:GLU:O	37:BQ:63:ALA:O	1.66	1.12
46:BV:50:ASP:H	46:BV:53:LYS:CD	1.62	1.12
48:B3:22:ALA:HA	48:B3:46:ASN:HD21	1.06	1.12
53:B7:17:GLY:CA	53:B7:44:VAL:HG22	1.66	1.12
27:BA:1819:A:OP1	28:BD:155:ARG:N	1.82	1.12
27:BA:2689:U:H5'	27:BA:2690:C:H5'	1.29	1.12
27:BA:976:C:OP1	45:BU:48:ARG:NH1	1.81	1.12
29:BE:180:ILE:CG2	29:BE:186:GLU:O	1.95	1.12
27:BA:142(A):A:H4'	34:BN:21:ARG:NH2	1.63	1.12
35:BO:21:VAL:HA	35:BO:41:ALA:HB2	1.29	1.12
44:BR:100:LEU:HD23	44:BR:112:ALA:CA	1.80	1.12
49:B0:37:LEU:O	49:B0:40:GLN:HG3	1.49	1.12
54:B8:23:MET:HE3	54:B8:48:PHE:HD2	0.96	1.12
27:BA:2450:A:C5'	27:BA:2497:A:H62	1.49	1.12
27:BA:2530:A:C2'	27:BA:2531:A:H5''	1.79	1.12
30:BF:33:LYS:HA	30:BF:36:ARG:HG3	1.20	1.12
33:BI:4:ILE:HG22	33:BI:4:ILE:O	1.48	1.12
34:BN:12:VAL:HG13	34:BN:13:ASP:H	1.14	1.12
27:BA:495:G:C2'	40:BW:57:ASN:OD1	1.95	1.12
41:BX:14:ALA:CA	41:BX:17:ASP:CG	2.17	1.12
41:BX:17:ASP:HA	41:BX:20:PHE:CE1	1.84	1.12
42:BY:9:LYS:HE3	42:BY:13:ARG:NH1	1.64	1.12
6:AC:9:GLY:CA	17:AN:49:HIS:O	1.97	1.12
1:AA:953:G:H1'	16:AM:125:ARG:C	1.69	1.12
41:BX:3:ASP:OD2	47:B2:24:LYS:HD2	0.94	1.12
48:B3:1:MET:HE1	48:B3:3:ARG:HD2	1.29	1.12
27:BA:2316:C:H5'	31:BG:151:ILE:HD11	1.16	1.12

Continued on next page...

Continued from previous page...

Atom-1	Atom-2	Interatomic distance (Å)	Clash overlap (Å)
27:BA:2332:U:H1'	27:BA:2336:A:N6	1.64	1.12
27:BA:600:G:H5'	30:BF:30:LEU:CD1	1.78	1.12
27:BA:775:G:H5'	27:BA:777:A:C1'	1.78	1.12
27:BA:2679:A:N3	29:BE:300:VAL:HG13	1.60	1.12
36:BP:144:ASP:C	36:BP:145:LEU:CD1	2.18	1.12
27:BA:495:G:N2	40:BW:61:ASN:HD21	1.44	1.12
27:BA:2013:A:H4'	40:BW:96:ILE:HG22	1.26	1.12
27:BA:144:C:H5'	41:BX:36:GLU:OE1	1.48	1.12
42:BY:101:LEU:CD1	42:BY:113:GLU:HB2	1.79	1.12
43:BZ:112:LEU:HD23	43:BZ:113:VAL:H	1.02	1.12
49:B0:39:ARG:O	49:B0:40:GLN:O	1.66	1.12
49:B0:36:ILE:HB	49:B0:68:VAL:HG11	1.27	1.12
50:B4:50:LEU:O	50:B4:51:ASP:O	1.67	1.12
50:B4:5:LEU:H	50:B4:5:LEU:HD23	1.07	1.12
54:B8:60:LEU:CD2	54:B8:60:LEU:C	2.18	1.12
27:BA:2082:A:N6	27:BA:2239:G:O6	1.83	1.12
27:BA:2267:A:C5'	27:BA:2268:A:OP1	1.97	1.12
27:BA:2810:A:C8	27:BA:2811:G:O4'	2.01	1.12
29:BE:205:THR:CG2	29:BE:259:HIS:HB2	1.80	1.12
30:BF:168:ARG:CZ	30:BF:209:GLY:HA2	1.79	1.12
31:BG:57:THR:HG22	31:BG:58:VAL:H	1.08	1.12
31:BG:81:GLU:O	31:BG:85:GLN:CG	1.97	1.12
32:BH:10:ILE:HG22	32:BH:14:VAL:HB	1.31	1.12
33:BI:116:GLU:HG2	33:BI:132:LYS:CE	1.80	1.12
33:BI:141:LEU:CD1	33:BI:142:LYS:O	1.97	1.12
34:BN:75:PRO:HD3	34:BN:136:SER:OG	1.46	1.12
27:BA:2376:A:H2	38:BS:102:LEU:HD22	1.13	1.12
38:BS:23:ARG:NH2	38:BS:37:ARG:NH2	1.97	1.12
42:BY:29:ALA:O	42:BY:33:GLU:CD	1.87	1.12
50:B4:6:HIS:CG	50:B4:56:VAL:HG23	1.85	1.12
52:B6:32:GLN:CB	52:B6:35:LEU:CD1	2.19	1.12
55:B9:19:ARG:O	55:B9:22:ARG:HB2	1.47	1.12
27:BA:2740:A:O2'	27:BA:2741:A:H5'	1.50	1.12
29:BE:74:GLU:CB	29:BE:293:TYR:HE2	1.60	1.12
30:BF:167:ASP:O	30:BF:168:ARG:HG3	1.49	1.12
30:BF:167:ASP:OD2	30:BF:232:LEU:CG	1.96	1.12
30:BF:32:GLY:O	30:BF:35:VAL:CG2	1.96	1.12
30:BF:52:ALA:CA	30:BF:55:ARG:HE	1.60	1.12
32:BH:10:ILE:HD11	32:BH:49:ILE:CG1	1.78	1.12
33:BI:29:PHE:O	33:BI:33:GLN:CD	1.86	1.12
33:BI:68:LEU:HB3	33:BI:72:LEU:HD11	1.15	1.12

Continued on next page...

Continued from previous page...

Atom-1	Atom-2	Interatomic distance (Å)	Clash overlap (Å)
34:BN:10:VAL:HG11	34:BN:36:VAL:HG23	1.24	1.12
27:BA:2275:C:O2	37:BQ:103:ALA:HB2	1.50	1.12
37:BQ:56:ILE:HG12	37:BQ:113:ALA:O	1.48	1.12
40:BW:23:LEU:O	40:BW:25:ARG:N	1.83	1.12
43:BZ:129:ARG:HE	43:BZ:129:ARG:HA	1.09	1.12
43:BZ:105:GLN:HB2	43:BZ:141:MET:SD	1.88	1.12
43:BZ:6:LYS:O	43:BZ:31:SER:HB3	1.26	1.12
3:AW:25:C:N4	3:AW:45:G:C2	2.17	1.12
48:B3:1:MET:SD	48:B3:3:ARG:CG	2.37	1.12
52:B6:40:TYR:O	52:B6:47:HIS:HA	1.47	1.12
27:BA:2232:U:H2'	27:BA:2233:U:H5'	1.14	1.12
27:BA:2391:G:O2'	27:BA:2392:A:H5'	1.47	1.12
27:BA:2397:G:C6	27:BA:2420:C:C2	2.37	1.12
29:BE:107:GLU:HB3	29:BE:110:ARG:CZ	1.78	1.12
29:BE:193:PHE:CE2	29:BE:199:ALA:CB	2.31	1.12
29:BE:214:VAL:CG2	29:BE:221:LYS:HZ1	1.63	1.12
29:BE:70:VAL:HG12	29:BE:71:THR:N	1.38	1.12
36:BP:128:GLY:HA2	36:BP:132:LYS:HZ2	0.98	1.12
41:BX:22:ASN:HA	41:BX:68:LEU:HD11	1.21	1.12
43:BZ:172:LEU:HG	43:BZ:173:PRO:HD2	1.13	1.12
27:BA:2355:C:C4'	49:B0:21:LEU:HD11	1.72	1.11
27:BA:1152:C:H5"	45:BU:80:ILE:HG21	1.28	1.11
27:BA:1598:C:H5"	41:BX:34:LYS:CG	1.79	1.11
27:BA:199:A:C2	27:BA:2433:A:C5	2.38	1.11
27:BA:2474:C:H2'	27:BA:2475:C:H5'	1.31	1.11
27:BA:2785:C:H1'	29:BE:100:TRP:NE1	1.64	1.11
27:BA:1568:G:O5'	28:BD:60:GLN:HG2	0.96	1.11
29:BE:268:LEU:CD2	29:BE:269:ILE:N	2.13	1.11
30:BF:45:ASP:O	30:BF:46:TYR:CD1	2.03	1.11
30:BF:46:TYR:O	30:BF:92:PRO:O	1.65	1.11
30:BF:51:TYR:C	30:BF:55:ARG:HB3	1.70	1.11
36:BP:112:GLY:C	36:BP:113:GLN:CD	2.09	1.11
1:AA:39:G:N7	1:AA:547:A:C8	2.18	1.11
27:BA:2414:G:N3	27:BA:2415:G:C8	2.17	1.11
27:BA:2592:G:C8	27:BA:2593:U:H5	1.68	1.11
27:BA:2678:C:O2	27:BA:2679:A:C1'	1.98	1.11
28:BD:118:GLY:O	28:BD:129:LEU:CD2	1.98	1.11
28:BD:167:GLU:O	28:BD:170:TYR:CD1	2.01	1.11
32:BH:166:GLU:O	32:BH:167:LEU:HD22	1.45	1.11
3:AW:37:YYG:C16	10:AG:84:ASN:H	1.62	1.11
27:BA:2329:G:N2	27:BA:2386:C:N3	1.98	1.11

Continued on next page...

Continued from previous page...

Atom-1	Atom-2	Interatomic distance (Å)	Clash overlap (Å)
27:BA:2431:U:C2	27:BA:2433:A:OP2	2.02	1.11
27:BA:2570:G:N3	27:BA:2571:C:C6	2.17	1.11
27:BA:2633:G:C2	27:BA:2634:G:C5	2.37	1.11
27:BA:2748:A:C8	27:BA:2749:A:C4	2.38	1.11
28:BD:118:GLY:O	28:BD:129:LEU:HD21	1.49	1.11
28:BD:181:ARG:HB3	28:BD:181:ARG:NH1	1.63	1.11
39:BT:50:GLU:O	39:BT:52:THR:N	1.84	1.11
46:BV:5:ILE:HD12	46:BV:12:TYR:CZ	1.85	1.11
7:AD:3:ARG:HH22	7:AD:74:GLN:NE2	1.49	1.11
53:B7:17:GLY:C	53:B7:44:VAL:HG21	1.70	1.11
27:BA:2196:C:H5''	27:BA:2197:U:OP2	1.49	1.11
27:BA:2227:A:C2	27:BA:2228:G:C2	2.37	1.11
27:BA:2482:G:C5	27:BA:2483:C:C5	2.39	1.11
27:BA:2771:C:H5'	29:BE:316:ARG:HD2	1.14	1.11
27:BA:2821:A:C2	27:BA:2822:G:C4	2.38	1.11
29:BE:39:GLN:NE2	29:BE:174:LEU:CD1	2.12	1.11
30:BF:102:LEU:HD23	30:BF:106:GLU:OE1	1.42	1.11
34:BN:12:VAL:CG1	34:BN:13:ASP:H	1.61	1.11
34:BN:78:ILE:O	34:BN:82:THR:HG23	1.48	1.11
35:BO:98:ILE:HD11	35:BO:117:LEU:HB2	1.33	1.11
36:BP:77:ALA:HB2	36:BP:81:VAL:CG1	1.80	1.11
37:BQ:16:ARG:NH1	37:BQ:16:ARG:CB	1.96	1.11
37:BQ:48:ASN:O	37:BQ:121:ASP:HB2	1.47	1.11
37:BQ:65:ARG:O	37:BQ:68:ALA:HB3	1.46	1.11
27:BA:1340:U:O4	41:BX:57:THR:HG22	1.49	1.11
27:BA:1512:G:O3'	27:BA:1513:C:P	2.08	1.11
27:BA:2258:C:C5	27:BA:2426:A:C4'	2.33	1.11
27:BA:245:G:H5'	36:BP:55:GLN:O	1.47	1.11
27:BA:25:U:H5''	40:BW:80:PRO:HD2	1.28	1.11
27:BA:2752:C:N4	27:BA:2753:A:C2	2.19	1.11
27:BA:445:C:OP1	45:BU:2:PRO:N	1.81	1.11
29:BE:180:ILE:HA	29:BE:183:ASP:CG	1.70	1.11
40:BW:32:ALA:CA	40:BW:35:ILE:CD1	2.27	1.11
50:B4:23:GLU:OE2	50:B4:29:PRO:CB	1.99	1.11
51:B5:40:LYS:HE2	51:B5:46:CYS:HB2	1.31	1.11
51:B5:44:HIS:HA	51:B5:52:TYR:OH	0.93	1.11
27:BA:2287:A:O2'	27:BA:2288:A:P	2.08	1.11
27:BA:2364:C:H5''	49:B0:38:VAL:HG12	1.12	1.11
27:BA:2530:A:H2'	27:BA:2531:A:H5''	1.22	1.11
27:BA:2813:A:C2'	27:BA:2814:C:C6	2.14	1.11
28:BD:66:PHE:C	28:BD:67:LYS:CD	2.18	1.11

Continued on next page...

Continued from previous page...

Atom-1	Atom-2	Interatomic distance (Å)	Clash overlap (Å)
29:BE:269:ILE:HG23	29:BE:297:LYS:HZ3	0.96	1.11
31:BG:102:GLY:CA	31:BG:134:LEU:CD1	2.27	1.11
37:BQ:49:VAL:CG1	37:BQ:119:ASN:O	1.99	1.11
44:BR:104:ARG:HA	44:BR:105:ARG:HH21	1.04	1.11
38:BS:106:LEU:O	38:BS:107:ASN:O	1.66	1.11
38:BS:41:LYS:HD3	38:BS:41:LYS:O	0.96	1.11
45:BU:108:ALA:O	45:BU:110:VAL:N	1.82	1.11
46:BV:30:GLY:HA3	46:BV:33:VAL:HG21	1.11	1.11
1:AA:1317:C:O2'	22:AS:10:PHE:CE1	2.04	1.11
1:AA:1268:A:O2'	24:AU:20:LYS:N	1.83	1.11
27:BA:2295:C:N4	27:BA:2337:G:H1	1.48	1.11
27:BA:2330:G:C2'	27:BA:2331:G:H5'	1.81	1.11
27:BA:2463:C:C2	27:BA:2464:C:C5	2.39	1.11
28:BD:128:ALA:HB2	28:BD:190:THR:HB	1.22	1.11
29:BE:303:PRO:HB2	29:BE:307:LEU:CD1	1.80	1.11
32:BH:101:LYS:CG	32:BH:115:GLU:HA	1.78	1.11
34:BN:38:VAL:O	34:BN:39:VAL:CG1	1.98	1.11
34:BN:15:ARG:CA	34:BN:43:ARG:HG2	1.81	1.11
37:BQ:142:LYS:O	37:BQ:143:VAL:HG22	1.46	1.11
45:BU:86:ALA:HB3	45:BU:90:LEU:HD21	1.33	1.11
40:BW:29:LEU:HG	40:BW:33:ARG:HD2	1.32	1.11
41:BX:9:HIS:CE1	41:BX:27:ALA:CA	2.34	1.11
43:BZ:116:VAL:CA	43:BZ:169:VAL:HG22	1.79	1.11
43:BZ:159:THR:HG23	43:BZ:160:LEU:H	0.96	1.11
17:AN:24:CYS:HB2	17:AN:40:CYS:H	1.00	1.11
3:AW:37:YYG:C19	10:AG:84:ASN:HA	1.65	1.11
3:AW:76:A:N3	27:BA:2422:A:N6	1.99	1.11
27:BA:1612:C:H2'	53:B7:3:ARG:NE	1.00	1.11
27:BA:1966:A:N3	27:BA:2593:U:H5'	1.64	1.11
27:BA:2302:G:C6	27:BA:2315:G:C6	2.38	1.11
27:BA:2526:G:H2'	27:BA:2527:C:H5'	1.11	1.11
27:BA:2712:U:H2'	27:BA:712(A):A:C5'	1.77	1.11
30:BF:168:ARG:CZ	30:BF:209:GLY:CA	2.28	1.11
32:BH:23:VAL:HG12	32:BH:74:MET:HE3	1.15	1.11
33:BI:115:ILE:CG1	33:BI:131:VAL:HG13	1.78	1.11
36:BP:66:VAL:HG12	36:BP:67:ARG:H	1.01	1.11
37:BQ:49:VAL:HG23	37:BQ:121:ASP:H	1.14	1.11
45:BU:43:ALA:CB	46:BV:75:LYS:HB3	1.78	1.11
40:BW:30:GLU:CA	40:BW:33:ARG:CD	2.26	1.11
42:BY:71:VAL:CG2	42:BY:93:THR:H	1.62	1.11
43:BZ:3:LEU:HB3	43:BZ:34:LEU:HA	1.11	1.11

Continued on next page...

Continued from previous page...

Atom-1	Atom-2	Interatomic distance (Å)	Clash overlap (Å)
27:BA:1827:C:H5'	27:BA:1971:A:H4'	1.21	1.11
27:BA:2235:G:H2'	27:BA:2236:C:H6	1.00	1.11
27:BA:2320:A:C6	38:BS:13:ARG:HG2	1.86	1.11
27:BA:2327:A:N1	27:BA:2328:A:C2	2.19	1.11
27:BA:2360:A:C8	27:BA:2361:A:C8	2.39	1.11
3:AW:76:A:H2'	27:BA:2422:A:C6	1.86	1.11
27:BA:965:C:H5'	27:BA:2273:A:C1'	1.79	1.11
29:BE:44:TYR:CE1	29:BE:308:VAL:CA	2.34	1.11
30:BF:47:GLY:C	30:BF:92:PRO:HG2	1.60	1.11
31:BG:29:HIS:CE1	31:BG:64:ARG:NH1	2.17	1.11
31:BG:27:ILE:C	31:BG:69:ILE:HG21	1.71	1.11
32:BH:36:PHE:CD2	32:BH:70:LEU:CD1	2.31	1.11
33:BI:75:LEU:HD13	33:BI:76:THR:H	1.00	1.11
36:BP:101:ASP:O	36:BP:102:ASP:OD1	1.67	1.11
37:BQ:42:TYR:O	37:BQ:125:TRP:HH2	1.34	1.11
46:BV:54:TYR:O	46:BV:56:VAL:N	1.81	1.11
27:BA:973:A:N1	46:BV:81:ARG:HD2	1.03	1.11
40:BW:19:LEU:HD13	51:B5:25:LEU:CD2	1.80	1.11
41:BX:47:VAL:CG1	41:BX:69:SER:HB3	1.79	1.11
41:BX:22:ASN:HA	41:BX:68:LEU:CD1	1.80	1.11
42:BY:14:ALA:HB1	42:BY:15:PRO:CD	1.79	1.11
26:BB:104:A:C1'	43:BZ:24:TYR:OH	1.99	1.11
27:BA:2355:C:C5'	49:B0:21:LEU:CD1	2.23	1.11
27:BA:2066:C:O2	27:BA:2445:G:N2	1.83	1.11
27:BA:2476:A:N7	27:BA:2477:C:C5	2.19	1.11
27:BA:2623:G:N2	27:BA:2624:G:C4	2.19	1.11
27:BA:2716:U:H2'	27:BA:2717:G:C5'	1.80	1.11
27:BA:2869:G:C4	27:BA:2870:C:C5	2.38	1.11
27:BA:818:G:H21	27:BA:1189:A:N6	1.46	1.11
29:BE:71:THR:HG23	29:BE:299:SER:HB2	1.31	1.11
27:BA:2304:G:C4'	31:BG:105:SER:HB2	1.80	1.11
31:BG:19:GLU:HB2	31:BG:135:VAL:HG21	1.31	1.11
31:BG:20:LYS:HA	31:BG:76:ARG:HB3	1.20	1.11
33:BI:48:GLU:O	33:BI:52:GLN:HG3	1.48	1.11
35:BO:77:ILE:CD1	35:BO:77:ILE:C	2.12	1.11
46:BV:61:VAL:N	46:BV:98:ILE:HD12	1.66	1.11
42:BY:45:GLY:C	42:BY:62:VAL:CG1	2.18	1.11
42:BY:72:ILE:HG22	42:BY:73:HIS:H	1.12	1.11
42:BY:47:THR:O	42:BY:98:VAL:HG13	1.49	1.11
49:B0:49:GLN:NE2	49:B0:73:GLY:CA	2.09	1.10
50:B4:18:GLY:H	50:B4:33:VAL:HG21	1.10	1.10

Continued on next page...

Continued from previous page...

Atom-1	Atom-2	Interatomic distance (Å)	Clash overlap (Å)
52:B6:42:PRO:HG2	52:B6:44:ALA:HB3	1.14	1.10
55:B9:14:CYS:HA	55:B9:27:CYS:HB2	1.28	1.10
27:BA:1799:G:N2	28:BD:153:LEU:CD2	2.14	1.10
27:BA:2509:G:C2	27:BA:2580:U:O2	2.03	1.10
29:BE:214:VAL:CG2	29:BE:221:LYS:NZ	2.12	1.10
29:BE:269:ILE:HD12	29:BE:269:ILE:H	0.95	1.10
30:BF:200:PRO:HB3	30:BF:212:VAL:CG1	1.81	1.10
27:BA:911:A:C5	37:BQ:16:ARG:HG3	1.68	1.10
37:BQ:65:ARG:NH2	37:BQ:85:ILE:HB	1.63	1.10
44:BR:85:PRO:O	44:BR:87:TYR:N	1.83	1.10
31:BG:145:ASP:CB	38:BS:15:GLU:O	1.98	1.10
38:BS:32:PRO:HG2	38:BS:100:ALA:CB	1.81	1.10
27:BA:563:G:H21	45:BU:37:GLN:NE2	1.48	1.10
1:AA:1224:G:N2	1:AA:1362:C:O2	1.80	1.10
1:AA:1361:G:O3'	1:AA:361(A):C:P	2.09	1.10
27:BA:965:C:C4'	27:BA:2273:A:N3	2.12	1.10
27:BA:911:A:N1	37:BQ:16:ARG:HA	1.64	1.10
30:BF:102:LEU:N	30:BF:107:ARG:HH21	1.47	1.10
30:BF:1:MET:C	30:BF:18:LEU:HG	1.44	1.10
31:BG:102:GLY:HA3	31:BG:134:LEU:CD1	1.81	1.10
33:BI:7:LYS:NZ	33:BI:8:ASP:OD1	1.82	1.10
36:BP:116:HIS:CD2	36:BP:118:LEU:HD11	1.85	1.10
36:BP:128:GLY:HA3	36:BP:132:LYS:HZ3	1.17	1.10
36:BP:69:ILE:HA	36:BP:73:VAL:HG23	1.32	1.10
36:BP:77:ALA:HB2	36:BP:81:VAL:HG11	1.19	1.10
27:BA:563:G:N2	45:BU:37:GLN:HE22	1.48	1.10
46:BV:30:GLY:O	46:BV:63:HIS:HB2	1.50	1.10
43:BZ:168:VAL:O	43:BZ:169:VAL:HG23	0.94	1.10
27:BA:1665:A:O2'	35:BO:66:LYS:NZ	1.82	1.10
27:BA:2364:C:C5'	49:B0:38:VAL:CG1	2.30	1.10
27:BA:974:G:N7	46:BV:80:TYR:CD1	2.19	1.10
33:BI:92:SER:HA	33:BI:122:ARG:HG3	1.14	1.10
44:BR:19:ALA:O	44:BR:22:ARG:HB3	1.50	1.10
45:BU:46:GLU:O	45:BU:49:ASP:HB2	1.50	1.10
42:BY:51:LEU:CA	42:BY:97:ARG:HH21	1.64	1.10
43:BZ:26:LYS:O	43:BZ:27:GLU:CG	1.98	1.10
43:BZ:24:TYR:O	43:BZ:84:TYR:HA	1.48	1.10
2:AV:56:C:C2	31:BG:56:ARG:NH2	2.18	1.10
47:B2:7:GLU:OE2	47:B2:8:ILE:HG13	1.51	1.10
50:B4:21:VAL:HG12	50:B4:22:MET:N	1.43	1.10
27:BA:2556:C:O2'	27:BA:2557:G:H5'	1.49	1.10

Continued on next page...

Continued from previous page...

Atom-1	Atom-2	Interatomic distance (Å)	Clash overlap (Å)
27:BA:2628:C:H1'	27:BA:2781:A:H2'	1.32	1.10
27:BA:2631:G:C4'	27:BA:2892:A:OP1	1.99	1.10
29:BE:267:ARG:HD3	29:BE:297:LYS:HD3	1.29	1.10
29:BE:62:ARG:O	29:BE:63:GLU:OE2	1.66	1.10
46:BV:19:VAL:HG12	46:BV:21:ARG:NH1	1.40	1.10
54:B8:60:LEU:HD23	54:B8:60:LEU:C	1.69	1.10
27:BA:594:U:H5''	54:B8:61:MET:HE1	1.13	1.10
27:BA:1917:U:H3'	27:BA:1918:A:C8	1.86	1.10
27:BA:2718:G:H2'	27:BA:2719:G:H8	0.99	1.10
27:BA:2839:G:O2'	44:BR:92:GLY:HA3	1.51	1.10
27:BA:2848:G:N2	27:BA:2867:G:H1'	1.66	1.10
29:BE:211:GLN:O	29:BE:216:ARG:HD2	0.93	1.10
27:BA:321:G:H4'	30:BF:206:ASN:HB3	1.31	1.10
30:BF:37:ALA:HB1	30:BF:102:LEU:HB2	1.25	1.10
32:BH:10:ILE:HG21	32:BH:14:VAL:HG11	1.26	1.10
34:BN:58:GLU:CA	34:BN:61:VAL:CG2	2.28	1.10
37:BQ:56:ILE:O	37:BQ:112:ALA:CB	1.99	1.10
38:BS:109:PRO:HA	38:BS:115:VAL:HG11	1.23	1.10
45:BU:59:ARG:O	45:BU:62:ILE:N	1.84	1.10
41:BX:24:LEU:CB	41:BX:26:PHE:HZ	1.65	1.10
42:BY:50:VAL:HG12	42:BY:51:LEU:N	1.64	1.10
53:B7:21:ARG:O	53:B7:24:THR:HG22	1.40	1.10
54:B8:26:LYS:CE	54:B8:45:GLY:N	2.13	1.10
54:B8:4:MET:CA	54:B8:5:LYS:NZ	2.13	1.10
27:BA:2423:U:H5'	27:BA:2423:U:C6	1.87	1.10
27:BA:2552:U:O2	27:BA:2554:U:H5''	1.49	1.10
27:BA:2745:C:H1'	32:BH:142:GLU:HG3	1.31	1.10
27:BA:2893:G:O3'	27:BA:2894:G:H4'	1.49	1.10
28:BD:166:LYS:O	28:BD:167:GLU:CD	1.89	1.10
34:BN:45:VAL:O	34:BN:46:ILE:HG13	1.48	1.10
44:BR:75:LEU:O	44:BR:77:ARG:N	1.84	1.10
48:B3:8:LEU:HD23	48:B3:31:LEU:CA	1.68	1.10
53:B7:11:LYS:O	53:B7:13:ALA:N	1.85	1.10
27:BA:1364:G:H3'	50:B4:3:LYS:HD3	1.10	1.10
27:BA:2227:A:N1	27:BA:2228:G:N1	1.99	1.10
27:BA:2303:G:H4'	31:BG:99:ASP:CB	1.76	1.10
27:BA:2469:A:H8	27:BA:2469:A:H5'	1.15	1.10
27:BA:2437:U:C5'	27:BA:2598:A:H2	1.65	1.10
27:BA:2623:G:H21	27:BA:2624:G:C1'	1.64	1.10
27:BA:2785:C:O2'	29:BE:100:TRP:HB2	1.50	1.10
29:BE:263:GLU:CG	29:BE:266:LYS:HE2	1.82	1.10

Continued on next page...

Continued from previous page...

Atom-1	Atom-2	Interatomic distance (Å)	Clash overlap (Å)
29:BE:39:GLN:CD	29:BE:174:LEU:CD1	2.20	1.10
31:BG:28:GLY:C	31:BG:69:ILE:HD11	1.68	1.10
33:BI:7:LYS:HB2	33:BI:14:LYS:HE2	1.22	1.10
41:BX:25:GLN:N	41:BX:25:GLN:OE1	1.83	1.10
27:BA:2498:C:O2'	27:BA:2499:C:C5'	2.00	1.10
27:BA:2722:G:N1	27:BA:2723:C:C4	2.19	1.10
27:BA:2811:G:N2	27:BA:2891:G:N3	1.84	1.10
27:BA:30:G:O3'	27:BA:31:C:P	2.09	1.10
29:BE:79:ARG:O	29:BE:187:HIS:NE2	1.83	1.10
30:BF:157:LEU:HB2	30:BF:158:GLU:OE2	1.43	1.10
33:BI:43:ASN:O	33:BI:45:LYS:N	1.82	1.10
37:BQ:58:HIS:HA	37:BQ:61:LEU:CD1	1.82	1.10
44:BR:100:LEU:HD23	44:BR:112:ALA:C	1.71	1.10
27:BA:534:U:O2'	45:BU:49:ASP:OD1	1.69	1.10
46:BV:50:ASP:H	46:BV:53:LYS:HE3	0.98	1.10
42:BY:101:LEU:HD22	42:BY:103:LEU:HG	1.28	1.10
1:AA:1329:A:OP1	16:AM:26:GLY:C	1.89	1.10
27:BA:1051:G:H4'	27:BA:2752:C:O2'	1.52	1.10
27:BA:2094:G:O6	27:BA:2196:C:N4	1.83	1.10
27:BA:2393:A:O2'	27:BA:2394:C:O5'	1.69	1.10
27:BA:2677:G:O2'	27:BA:2678:C:H5'	1.51	1.10
29:BE:256:THR:HA	29:BE:259:HIS:HE1	1.12	1.10
32:BH:90:GLY:HA2	32:BH:159:LYS:CG	1.81	1.10
27:BA:2495:G:O3'	37:BQ:101:MET:HE2	1.39	1.10
46:BV:34:GLU:O	46:BV:35:LEU:CD2	2.00	1.10
46:BV:33:VAL:HB	46:BV:63:HIS:CD2	1.87	1.10
45:BU:44:THR:OG1	46:BV:77:GLY:O	1.67	1.10
47:B2:26:GLU:HG2	47:B2:27:LEU:H	0.94	1.10
50:B4:15:ILE:N	50:B4:15:ILE:HD12	1.67	1.10
27:BA:2216:G:C2'	27:BA:2217:G:H5'	1.81	1.10
27:BA:2565:A:C5'	27:BA:2566:A:OP2	2.00	1.10
27:BA:2827:C:O2	27:BA:2828:C:C6	2.04	1.10
27:BA:2052:G:H21	29:BE:245:ARG:HG2	1.11	1.10
36:BP:64:ILE:HD12	36:BP:106:VAL:HA	1.16	1.10
44:BR:36:THR:CG2	44:BR:40:LYS:CB	2.30	1.10
46:BV:31:ASP:O	46:BV:63:HIS:O	1.69	1.10
1:AA:937:A:O3'	1:AA:938:A:P	2.09	1.09
49:B0:49:GLN:HE22	49:B0:73:GLY:CA	1.56	1.09
50:B4:46:GLU:C	50:B4:47:GLU:HG3	1.72	1.09
52:B6:32:GLN:CA	52:B6:35:LEU:HD12	1.82	1.09
55:B9:25:VAL:CG2	55:B9:34:GLN:HB3	1.82	1.09

Continued on next page...

Continued from previous page...

Atom-1	Atom-2	Interatomic distance (Å)	Clash overlap (Å)
27:BA:2227:A:C6	27:BA:2228:G:C6	2.38	1.09
27:BA:2781:A:H5''	27:BA:2782:G:C5'	1.82	1.09
27:BA:2815:C:H2'	27:BA:2816:C:H5'	1.18	1.09
27:BA:2819:G:H3'	27:BA:2821:A:N6	1.67	1.09
30:BF:153:VAL:HG13	30:BF:157:LEU:HD21	1.17	1.09
16:AM:3:ARG:NH1	31:BG:90:LEU:CD2	2.15	1.09
34:BN:61:VAL:CG1	34:BN:62:ASP:OD1	1.98	1.09
42:BY:101:LEU:HD13	42:BY:113:GLU:HB2	1.16	1.09
43:BZ:143:ILE:CG2	43:BZ:144:GLY:H	1.65	1.09
43:BZ:4:THR:O	43:BZ:33:ALA:HB1	1.51	1.09
27:BA:1368:G:OP1	53:B7:25:LYS:HE3	1.51	1.09
55:B9:25:VAL:CG2	55:B9:34:GLN:CB	2.28	1.09
27:BA:2044:C:N4	27:BA:2624:G:H1	1.50	1.09
27:BA:2355:C:H4'	49:B0:21:LEU:HD12	1.10	1.09
27:BA:2654:A:H61	27:BA:2667:C:N4	1.48	1.09
27:BA:2748:A:N7	27:BA:2749:A:N3	1.99	1.09
27:BA:76:C:H4'	47:B2:55:ARG:HG3	1.23	1.09
26:BB:45:A:H1'	31:BG:76:ARG:NH1	1.65	1.09
28:BD:131:LEU:HD13	28:BD:171:VAL:HG21	1.24	1.09
28:BD:140:VAL:HG22	28:BD:191:VAL:HG12	1.31	1.09
28:BD:183:ILE:O	28:BD:184:LEU:CD2	1.98	1.09
28:BD:66:PHE:CD2	28:BD:67:LYS:HD2	1.87	1.09
29:BE:79:ARG:C	29:BE:187:HIS:NE2	2.04	1.09
31:BG:93:LEU:HD13	31:BG:94:ALA:H	1.12	1.09
44:BR:20:LEU:HD13	44:BR:21:TYR:N	0.78	1.09
44:BR:78:LYS:O	44:BR:82:GLU:CB	1.99	1.09
39:BT:37:GLU:CG	39:BT:38:ASN:H	1.64	1.09
42:BY:43:ASN:HD21	42:BY:103:LEU:CD2	1.65	1.09
7:AD:9:CYS:SG	7:AD:31:CYS:HA	1.91	1.09
54:B8:23:MET:HE1	54:B8:48:PHE:HA	1.15	1.09
27:BA:2683:C:H2'	27:BA:2684:U:H5'	1.33	1.09
27:BA:2769:C:O2'	27:BA:2770:G:H5'	1.51	1.09
27:BA:2306:C:N4	31:BG:53:LYS:NZ	2.00	1.09
27:BA:2749:A:O4'	32:BH:62:ALA:HB2	0.92	1.09
34:BN:15:ARG:HD3	34:BN:43:ARG:CD	1.81	1.09
35:BO:35:ILE:HD11	35:BO:65:THR:HG21	1.11	1.09
37:BQ:125:TRP:O	37:BQ:126:VAL:CG2	2.00	1.09
42:BY:101:LEU:CD1	42:BY:112:LEU:HG	1.82	1.09
48:B3:48:GLU:O	48:B3:51:ALA:N	1.84	1.09
27:BA:458:G:H5''	53:B7:39:ARG:HD2	1.10	1.09
27:BA:2447:G:C4	27:BA:2500:U:C5	2.39	1.09

Continued on next page...

Continued from previous page...

Atom-1	Atom-2	Interatomic distance (Å)	Clash overlap (Å)
27:BA:2788:C:O3'	27:BA:2789:C:P	2.10	1.09
32:BH:17:THR:HB	32:BH:24:THR:OG1	1.51	1.09
32:BH:25:VAL:CG1	32:BH:78:VAL:HG21	1.82	1.09
35:BO:19:VAL:HG13	35:BO:42:THR:O	1.51	1.09
37:BQ:41:THR:O	37:BQ:125:TRP:HZ3	1.34	1.09
37:BQ:49:VAL:CG1	37:BQ:50:VAL:H	1.65	1.09
46:BV:39:PHE:C	46:BV:40:VAL:HG22	1.72	1.09
40:BW:32:ALA:HA	40:BW:35:ILE:HG13	1.23	1.09
42:BY:55:PHE:CE2	42:BY:89:ARG:CZ	2.30	1.09
43:BZ:95:SER:OG	43:BZ:122:ILE:CG1	1.99	1.09
43:BZ:3:LEU:HD21	43:BZ:38:ALA:CB	1.80	1.09
27:BA:2364:C:C5'	49:B0:38:VAL:HG12	1.83	1.09
47:B2:39:ALA:HB3	47:B2:40:PRO:HD3	1.34	1.09
47:B2:6:GLN:O	47:B2:9:ARG:N	1.83	1.09
52:B6:13:GLU:OE1	52:B6:13:GLU:N	1.84	1.09
55:B9:24:LEU:HD13	55:B9:35:ARG:HG3	1.27	1.09
27:BA:1799:G:N2	28:BD:153:LEU:CG	2.15	1.09
27:BA:2195:C:H2'	27:BA:2196:C:O4'	1.51	1.09
27:BA:2225:A:C5'	27:BA:2226:C:H5''	1.58	1.09
27:BA:2507:C:C2	27:BA:2583:G:N3	2.19	1.09
27:BA:2771:C:O2	27:BA:2771:C:H2'	1.51	1.09
27:BA:2815:C:O2	27:BA:2816:C:C6	2.06	1.09
27:BA:2880:C:H2'	27:BA:2881:C:C5'	1.81	1.09
27:BA:359:A:O3'	27:BA:360:G:P	2.10	1.09
35:BO:63:VAL:HG13	35:BO:102:VAL:HG11	1.14	1.09
35:BO:7:ARG:HD3	35:BO:44:LYS:HE3	1.18	1.09
36:BP:55:GLN:HG3	36:BP:56:LYS:HG2	1.35	1.09
37:BQ:45:GLN:HB3	37:BQ:152:SER:HB3	1.12	1.09
46:BV:50:ASP:N	46:BV:53:LYS:CE	2.16	1.09
42:BY:74:VAL:N	42:BY:91:LEU:HD11	1.65	1.09
7:AD:21:LEU:O	7:AD:113:SER:HB2	1.51	1.09
2:AV:13:C:H4'	27:BA:1924:C:O2'	1.53	1.09
27:BA:2251:G:N2	27:BA:2252:G:N3	2.01	1.09
27:BA:2309:A:OP2	27:BA:2309:A:O4'	1.66	1.09
27:BA:2332:U:C1'	27:BA:2336:A:H62	1.63	1.09
27:BA:2546:U:C4'	27:BA:2565:A:C2	2.35	1.09
27:BA:2722:G:C2	27:BA:2723:C:C4	2.36	1.09
27:BA:527:C:O2'	34:BN:95:ARG:NH1	1.84	1.09
28:BD:89:ASN:O	28:BD:105:ALA:CB	2.01	1.09
28:BD:128:ALA:HB2	28:BD:190:THR:CG2	1.55	1.09
28:BD:143:ILE:H	28:BD:143:ILE:HD12	1.11	1.09

Continued on next page...

Continued from previous page...

Atom-1	Atom-2	Interatomic distance (Å)	Clash overlap (Å)
28:BD:146:LYS:HD2	28:BD:147:PRO:HD2	1.32	1.09
29:BE:74:GLU:CB	29:BE:293:TYR:CE2	2.34	1.09
31:BG:93:LEU:CD2	31:BG:106:PHE:CD2	2.35	1.09
35:BO:8:LEU:HB2	35:BO:83:ALA:HA	1.18	1.09
37:BQ:94:ARG:CZ	37:BQ:105:PHE:O	2.00	1.09
45:BU:59:ARG:CA	45:BU:62:ILE:CG1	1.94	1.09
40:BW:82:LEU:HD23	40:BW:98:LYS:O	0.92	1.09
41:BX:14:ALA:HA	41:BX:17:ASP:CG	1.71	1.09
27:BA:932:G:C5'	48:B3:29:ARG:NH2	2.14	1.09
50:B4:42:PHE:O	50:B4:57:ASP:HA	1.34	1.09
27:BA:2393:A:OP2	54:B8:32:GLN:NE2	1.85	1.09
54:B8:60:LEU:HD23	54:B8:60:LEU:O	1.51	1.09
27:BA:2286:A:H5'	27:BA:2287:A:H4'	1.33	1.09
27:BA:2485:G:H5"	37:BQ:144:THR:HG22	1.15	1.09
27:BA:2679:A:H2	29:BE:300:VAL:HG22	1.01	1.09
29:BE:76:PRO:CB	29:BE:77:PRO:HD3	1.83	1.09
32:BH:101:LYS:HB3	32:BH:114:ILE:O	1.50	1.09
27:BA:2376:A:C2	38:BS:102:LEU:HD22	1.88	1.09
38:BS:60:SER:O	38:BS:88:ALA:HA	1.51	1.09
45:BU:94:VAL:C	45:BU:98:ILE:HD13	1.63	1.09
42:BY:66:ASP:O	42:BY:68:ASP:N	1.85	1.09
1:AA:410:G:OP2	7:AD:25:ARG:CZ	2.00	1.09
9:AF:94:GLN:HB3	21:AR:32:ARG:HH11	1.14	1.09
52:B6:41:ASP:HB3	52:B6:47:HIS:H	1.06	1.09
27:BA:148:C:H2'	27:BA:149:A:C8	1.86	1.09
27:BA:1129:A:C2	27:BA:2570:G:H1'	1.86	1.09
27:BA:1799:G:N2	28:BD:153:LEU:HD21	1.67	1.09
28:BD:213:LYS:HB3	28:BD:215:LYS:N	1.64	1.09
28:BD:226:GLY:O	28:BD:227:VAL:CG1	2.01	1.09
31:BG:98:PHE:CA	31:BG:104:PHE:HD2	1.65	1.09
31:BG:38:GLU:HG2	31:BG:41:LEU:HD12	1.19	1.09
32:BH:113:GLU:OE1	32:BH:114:ILE:N	1.86	1.09
33:BI:5:PHE:O	33:BI:36:ALA:CB	2.01	1.09
35:BO:35:ILE:HD11	35:BO:65:THR:HG22	1.24	1.09
35:BO:47:THR:HB	35:BO:48:PRO:HD2	1.18	1.09
38:BS:32:PRO:CG	38:BS:100:ALA:HB1	1.81	1.09
45:BU:43:ALA:HB1	46:BV:75:LYS:HB3	1.33	1.09
42:BY:50:VAL:CG1	42:BY:51:LEU:H	1.63	1.09
43:BZ:156:GLU:HG2	43:BZ:157:GLY:H	1.00	1.09
1:AA:115:G:O3'	1:AA:116:A:P	2.09	1.09
49:B0:52:GLY:O	49:B0:53:MET:CG	2.00	1.09

Continued on next page...

Continued from previous page...

Atom-1	Atom-2	Interatomic distance (Å)	Clash overlap (Å)
50:B4:6:HIS:ND1	50:B4:56:VAL:CG2	2.14	1.09
53:B7:30:ILE:O	53:B7:33:ARG:HB2	0.92	1.09
53:B7:34:ARG:CD	53:B7:42:LEU:HD21	1.78	1.09
27:BA:126:A:N6	53:B7:18:PHE:CE2	2.18	1.09
27:BA:1818:U:H3'	28:BD:155:ARG:CG	1.83	1.09
27:BA:2187:G:C2'	27:BA:2188:C:H5'	1.82	1.09
27:BA:2328:A:H2'	27:BA:2329:G:H8	1.17	1.09
27:BA:2333:A:C1'	27:BA:2335:A:C4	2.35	1.09
27:BA:2623:G:N2	27:BA:2624:G:N9	2.01	1.09
29:BE:180:ILE:HG21	29:BE:187:HIS:CB	1.82	1.09
31:BG:22:VAL:O	31:BG:23:VAL:CG1	2.00	1.09
32:BH:43:THR:HG23	32:BH:52:THR:HG22	1.22	1.09
34:BN:80:LYS:O	34:BN:83:ILE:HG12	1.53	1.09
36:BP:57:VAL:CG1	36:BP:58:GLN:H	1.63	1.09
27:BA:2013:A:H4'	40:BW:96:ILE:CG2	1.81	1.09
42:BY:101:LEU:HD22	42:BY:103:LEU:HD11	1.17	1.09
42:BY:57:GLY:CA	42:BY:97:ARG:HH22	1.65	1.09
43:BZ:116:VAL:CG2	43:BZ:169:VAL:HG21	1.82	1.09
27:BA:2020:A:N7	51:B5:9:LYS:CE	2.15	1.09
27:BA:2354:G:O2'	49:B0:31:VAL:HG12	1.30	1.09
27:BA:2543:G:C2'	27:BA:2544:G:H5'	1.81	1.09
27:BA:2048:G:H1	27:BA:2620:C:N4	1.49	1.09
26:BB:75:G:H1'	43:BZ:22:VAL:HG22	1.14	1.09
27:BA:2731:G:OP1	29:BE:265:ASN:CB	2.01	1.09
30:BF:22:PHE:CE2	30:BF:115:LEU:HB3	1.86	1.09
35:BO:22:ILE:HB	35:BO:40:VAL:O	1.52	1.09
35:BO:9:LYS:O	35:BO:83:ALA:HB1	1.50	1.09
36:BP:94:ARG:HD3	36:BP:120:LEU:CB	1.83	1.09
37:BQ:28:ILE:HG23	37:BQ:62:GLU:HG2	1.15	1.09
45:BU:99:ALA:CB	45:BU:106:PHE:CE2	2.34	1.09
45:BU:74:MET:HE1	45:BU:78:THR:HG21	1.28	1.09
40:BW:58:ALA:HA	40:BW:62:HIS:HB2	1.21	1.09
42:BY:43:ASN:HD21	42:BY:103:LEU:HD21	1.01	1.09
47:B2:22:ASP:O	47:B2:26:GLU:OE2	1.71	1.08
27:BA:593:G:H5''	54:B8:62:LEU:CD2	1.82	1.08
55:B9:4:ARG:O	55:B9:36:GLN:HG2	1.50	1.08
27:BA:2219:G:H2'	27:BA:2224:G:O5'	1.40	1.08
27:BA:2234:G:H2'	27:BA:2235:G:H5'	1.29	1.08
27:BA:2239:G:H2'	27:BA:2240:C:H6	1.15	1.08
27:BA:2254:C:C2'	27:BA:2255:G:C5'	2.23	1.08
27:BA:2567:G:C2	27:BA:2568:C:C5	2.41	1.08

Continued on next page...

Continued from previous page...

Atom-1	Atom-2	Interatomic distance (Å)	Clash overlap (Å)
27:BA:2572:A:H5''	27:BA:2574:G:H5'	1.31	1.08
32:BH:15:THR:HG23	32:BH:26:LYS:H	1.18	1.08
35:BO:98:ILE:CD1	35:BO:117:LEU:HB3	1.81	1.08
27:BA:1665:A:C5'	35:BO:66:LYS:HD3	1.81	1.08
38:BS:63:SER:O	38:BS:67:ALA:O	1.71	1.08
42:BY:71:VAL:HG23	42:BY:93:THR:HG23	1.35	1.08
42:BY:51:LEU:HD12	42:BY:97:ARG:HG2	1.25	1.08
43:BZ:67:LYS:CD	43:BZ:93:GLU:OE2	2.00	1.08
7:AD:22:LYS:C	7:AD:113:SER:HB3	1.72	1.08
2:AV:34:G:H2'	2:AV:35:A:H5''	1.31	1.08
49:B0:42:GLY:HA2	49:B0:66:LYS:HA	1.12	1.08
54:B8:16:ILE:HG23	54:B8:21:LYS:C	1.72	1.08
55:B9:25:VAL:HB	55:B9:34:GLN:HB2	1.15	1.08
27:BA:138:G:H5''	41:BX:43:GLU:HG3	1.33	1.08
27:BA:1599:C:OP1	41:BX:33:SER:OG	1.71	1.08
27:BA:2415:G:N2	27:BA:2416:C:C1'	2.07	1.08
27:BA:526:A:H2	27:BA:2626:C:C1'	1.65	1.08
27:BA:1500:G:N2	28:BD:97:ASP:OD2	1.86	1.08
29:BE:77:PRO:HB3	29:BE:187:HIS:C	1.73	1.08
29:BE:268:LEU:HD23	29:BE:269:ILE:HD12	1.27	1.08
27:BA:600:G:C5'	30:BF:30:LEU:HD11	1.81	1.08
40:BW:30:GLU:N	40:BW:33:ARG:CD	2.15	1.08
42:BY:79:LEU:HD12	42:BY:80:GLU:H	0.99	1.08
27:BA:1248:G:OP1	45:BU:2:PRO:HB3	1.45	1.08
27:BA:2262:U:C2'	27:BA:2263:C:H5'	1.82	1.08
27:BA:2360:A:C8	27:BA:2361:A:H8	1.70	1.08
27:BA:2498:C:C2'	27:BA:2499:C:H5''	1.83	1.08
27:BA:2618:G:C6	27:BA:2619:C:C5	2.31	1.08
28:BD:128:ALA:CB	28:BD:190:THR:CA	2.25	1.08
30:BF:115:LEU:CG	30:BF:246:ARG:HH22	1.64	1.08
31:BG:98:PHE:CA	31:BG:104:PHE:CD2	2.35	1.08
33:BI:7:LYS:HA	33:BI:12:LYS:O	1.47	1.08
34:BN:95:ARG:CA	34:BN:98:PHE:CE1	2.35	1.08
46:BV:5:ILE:CG2	46:BV:39:PHE:HA	1.83	1.08
40:BW:30:GLU:N	40:BW:33:ARG:HD2	1.66	1.08
42:BY:50:VAL:HG12	42:BY:51:LEU:H	0.96	1.08
49:B0:46:LYS:HG2	49:B0:58:THR:H	1.10	1.08
51:B5:11:THR:HG21	51:B5:19:ARG:HH22	1.11	1.08
54:B8:62:LEU:HB2	54:B8:63:PRO:HD3	1.35	1.08
27:BA:2391:G:O2'	27:BA:2392:A:OP2	1.70	1.08
27:BA:2457:U:C4	27:BA:2458:G:N3	2.15	1.08

Continued on next page...

Continued from previous page...

Atom-1	Atom-2	Interatomic distance (Å)	Clash overlap (Å)
27:BA:2815:C:O2'	27:BA:2816:C:H5''	1.48	1.08
27:BA:2819:G:H3'	27:BA:2821:A:H62	1.14	1.08
31:BG:49:PRO:HB2	31:BG:72:LYS:H	1.10	1.08
32:BH:43:THR:CG2	32:BH:52:THR:HG22	1.77	1.08
32:BH:80:LYS:O	32:BH:81:GLY:O	1.71	1.08
38:BS:47:LEU:HD12	38:BS:58:LEU:HD21	1.30	1.08
40:BW:32:ALA:HB1	40:BW:35:ILE:HD12	1.19	1.08
43:BZ:69:VAL:HG22	43:BZ:81:VAL:HG13	1.15	1.08
1:AA:1329:A:C5'	16:AM:26:GLY:H	1.65	1.08
5:AB:185:ILE:HG22	5:AB:199:TYR:HB2	1.34	1.08
1:AA:1308:U:H5'	16:AM:110:ARG:HH22	0.95	1.08
3:AW:25:C:N3	3:AW:26:G:C2	2.21	1.08
48:B3:8:LEU:HA	48:B3:54:VAL:HG11	1.24	1.08
55:B9:14:CYS:CA	55:B9:27:CYS:CB	2.31	1.08
27:BA:2306:C:N4	31:BG:53:LYS:HZ3	1.51	1.08
27:BA:2484:G:N2	27:BA:2485:G:H1'	1.66	1.08
27:BA:746:A:O2'	27:BA:2611:U:O2'	1.70	1.08
29:BE:180:ILE:HG21	29:BE:187:HIS:HA	1.14	1.08
27:BA:2730:C:H4'	29:BE:265:ASN:ND2	1.53	1.08
30:BF:236:THR:O	30:BF:239:ALA:N	1.85	1.08
34:BN:48:GLY:O	34:BN:53:ILE:HD13	1.54	1.08
36:BP:132:LYS:H	36:BP:132:LYS:HD2	0.97	1.08
36:BP:65:ASP:HA	36:BP:109:LEU:H	0.99	1.08
45:BU:94:VAL:O	45:BU:98:ILE:HD12	1.31	1.08
27:BA:1162:G:H4'	46:BV:23:GLU:CB	1.82	1.08
46:BV:35:LEU:C	46:BV:60:VAL:HG13	1.72	1.08
1:AA:1318:A:H5'	22:AS:10:PHE:HB3	1.29	1.08
1:AA:404:U:C4	7:AD:2:GLY:HA2	1.89	1.08
49:B0:35:ASN:O	49:B0:36:ILE:HG12	1.53	1.08
50:B4:63:PHE:O	50:B4:65:ASP:OD2	1.69	1.08
54:B8:4:MET:HB2	54:B8:7:HIS:HE1	0.93	1.08
27:BA:2094:G:C6	27:BA:2196:C:C4	2.40	1.08
27:BA:2437:U:C5'	27:BA:2598:A:C2	2.35	1.08
27:BA:2634:G:H2'	27:BA:2635:C:O5'	1.54	1.08
27:BA:2739:U:C2'	27:BA:2740:A:H5''	1.82	1.08
27:BA:2740:A:C2'	27:BA:2741:A:H5'	1.81	1.08
27:BA:338:G:OP1	42:BY:21:LYS:HD2	1.53	1.08
31:BG:28:GLY:HA2	31:BG:69:ILE:HD12	1.14	1.08
35:BO:14:SER:CB	35:BO:86:ILE:HD12	1.84	1.08
27:BA:2320:A:C5	38:BS:9:PRO:HB3	1.89	1.08
43:BZ:142:ASN:H	43:BZ:171:VAL:HG21	0.98	1.08

Continued on next page...

Continued from previous page...

Atom-1	Atom-2	Interatomic distance (Å)	Clash overlap (Å)
27:BA:849:A:N3	48:B3:21:ALA:HB1	1.68	1.08
50:B4:58:LYS:HG2	50:B4:62:ARG:HE	1.12	1.08
27:BA:17:G:OP1	51:B5:13:LYS:NZ	1.84	1.08
27:BA:2271:G:O2'	27:BA:2272:U:O5'	1.72	1.08
27:BA:2616:C:H2'	27:BA:2617:C:H5'	1.15	1.08
27:BA:2653:U:C2	27:BA:2654:A:C6	2.41	1.08
27:BA:2805:G:H2'	27:BA:2807:G:O4'	1.54	1.08
27:BA:911:A:H2'	37:BQ:16:ARG:HE	1.10	1.08
35:BO:10:VAL:HG21	35:BO:16:ALA:HB3	1.22	1.08
44:BR:84:ALA:HB3	44:BR:85:PRO:CD	1.83	1.08
45:BU:7:GLY:C	45:BU:8:ILE:CD1	2.22	1.08
45:BU:92:ARG:N	45:BU:95:LEU:HD11	1.69	1.08
46:BV:51:ALA:HA	46:BV:54:TYR:HD1	1.16	1.08
40:BW:66:GLU:CG	40:BW:67:ASP:H	1.66	1.08
27:BA:2316:C:H5'	31:BG:142:ALA:HB3	1.23	1.08
27:BA:2397:G:C2	27:BA:2420:C:O2	2.04	1.08
27:BA:2700:C:C3'	27:BA:2701:C:H5''	1.83	1.08
29:BE:70:VAL:CG1	29:BE:296:VAL:CA	2.32	1.08
31:BG:146:LYS:HG3	38:BS:15:GLU:HG3	1.25	1.08
38:BS:116:PHE:O	38:BS:120:GLU:OE1	1.69	1.08
38:BS:49:THR:C	38:BS:52:PRO:N	2.07	1.08
45:BU:21:ALA:CA	45:BU:24:PHE:HZ	1.65	1.08
53:B7:30:ILE:CG1	53:B7:33:ARG:HD2	1.82	1.08
55:B9:14:CYS:HA	55:B9:27:CYS:HB3	1.17	1.08
27:BA:2494:G:C2	27:BA:2495:G:N7	2.22	1.08
27:BA:2731:G:H22	27:BA:2732:G:N2	1.47	1.08
27:BA:2768:C:H2'	27:BA:2769:C:H5'	1.08	1.08
29:BE:109:ASP:HA	29:BE:112:LEU:HB2	1.36	1.08
29:BE:180:ILE:CG2	29:BE:187:HIS:HB3	1.82	1.08
29:BE:210:THR:CA	29:BE:216:ARG:NH2	2.16	1.08
33:BI:115:ILE:HG12	33:BI:131:VAL:CG1	1.83	1.08
33:BI:133:LEU:HD11	33:BI:139:ALA:CB	1.83	1.08
35:BO:98:ILE:HG22	35:BO:99:PHE:H	1.00	1.08
37:BQ:28:ILE:HG22	37:BQ:29:ALA:H	1.16	1.08
38:BS:34:LEU:HG	38:BS:102:LEU:HA	1.33	1.08
45:BU:92:ARG:H	46:BV:10:LYS:NZ	1.49	1.08
46:BV:50:ASP:N	46:BV:53:LYS:HE3	1.69	1.08
46:BV:61:VAL:HA	46:BV:98:ILE:HG13	1.22	1.08
40:BW:24:ILE:O	40:BW:25:ARG:O	1.72	1.08
43:BZ:78:PRO:O	43:BZ:79:ILE:HG13	1.54	1.08
1:AA:1319:A:H4'	22:AS:70:LYS:CE	1.82	1.08

Continued on next page...

Continued from previous page...

Atom-1	Atom-2	Interatomic distance (Å)	Clash overlap (Å)
49:B0:23:VAL:HG12	49:B0:24:LYS:N	1.63	1.08
27:BA:1364:G:C2'	50:B4:3:LYS:NZ	1.99	1.08
27:BA:1263:U:C4'	51:B5:16:ARG:CZ	2.32	1.08
27:BA:2052:G:H21	29:BE:245:ARG:CG	1.65	1.08
27:BA:2485:G:C2'	27:BA:2486:G:C5'	2.30	1.08
27:BA:2545:G:O2'	27:BA:2546:U:C5'	2.02	1.08
27:BA:2579:C:C6	27:BA:2579:C:C5'	2.11	1.08
27:BA:270(M):U:H4'	27:BA:270(N):G:H4'	1.35	1.08
29:BE:210:THR:HG22	29:BE:255:GLN:HG2	1.13	1.08
33:BI:77:VAL:HB	33:BI:142:LYS:O	1.52	1.08
35:BO:25:LEU:HD21	35:BO:40:VAL:CG2	1.73	1.08
31:BG:145:ASP:CB	38:BS:15:GLU:C	2.22	1.08
45:BU:28:ARG:HA	45:BU:31:GLN:CB	1.83	1.08
52:B6:28:ARG:NH1	52:B6:28:ARG:CB	2.17	1.07
53:B7:42:LEU:O	53:B7:46:ASP:OD1	1.72	1.07
55:B9:4:ARG:O	55:B9:36:GLN:CB	2.01	1.07
27:BA:2060:A:OP1	30:BF:64:GLY:HA2	1.54	1.07
27:BA:2544:G:O2'	27:BA:2545:G:H5'	1.50	1.07
27:BA:2570:G:C4	27:BA:2571:C:C5	2.42	1.07
27:BA:2701:C:H3'	27:BA:2702:U:C5'	1.84	1.07
27:BA:2:G:N2	27:BA:2902:C:C2	2.22	1.07
28:BD:73:ILE:HG22	28:BD:95:TYR:HD2	0.91	1.07
30:BF:102:LEU:HB3	30:BF:107:ARG:NE	1.69	1.07
30:BF:22:PHE:CZ	30:BF:115:LEU:CB	2.37	1.07
32:BH:170:LEU:HD13	32:BH:170:LEU:O	0.92	1.07
33:BI:7:LYS:CD	33:BI:12:LYS:HZ3	1.50	1.07
37:BQ:17:ARG:C	37:BQ:18:GLU:HG3	1.62	1.07
37:BQ:25:GLY:O	37:BQ:26:LYS:CG	2.02	1.07
45:BU:20:ARG:HH12	46:BV:75:LYS:HE3	1.18	1.07
27:BA:997:G:C4'	45:BU:92:ARG:HH12	1.60	1.07
46:BV:50:ASP:N	46:BV:53:LYS:CD	2.16	1.07
40:BW:19:LEU:HD13	51:B5:25:LEU:HD21	1.08	1.07
27:BA:126:A:N7	53:B7:18:PHE:CE1	2.21	1.07
27:BA:1751:C:O4'	27:BA:2860:A:C2	2.07	1.07
27:BA:2531:A:C2'	27:BA:2532:G:C5'	2.31	1.07
29:BE:200:ASP:CA	29:BE:266:LYS:HD2	1.84	1.07
27:BA:1140:C:N4	34:BN:49:ARG:CD	2.16	1.07
35:BO:7:ARG:NE	35:BO:44:LYS:HE3	1.68	1.07
37:BQ:76:GLY:HA3	37:BQ:132:VAL:HG11	1.12	1.07
46:BV:94:LYS:CA	46:BV:95:ILE:HD12	1.84	1.07
41:BX:31:ARG:O	41:BX:32:ALA:O	1.69	1.07

Continued on next page...

Continued from previous page...

Atom-1	Atom-2	Interatomic distance (Å)	Clash overlap (Å)
1:AA:1107:C:O3'	1:AA:1108:G:P	2.12	1.07
1:AA:939:G:P	10:AG:102:ARG:HH12	1.75	1.07
50:B4:5:LEU:HB2	50:B4:56:VAL:CG1	1.83	1.07
51:B5:45:ILE:HG13	51:B5:52:TYR:HE1	0.92	1.07
53:B7:36:ALA:O	53:B7:38:GLY:N	1.87	1.07
27:BA:1364:G:O5'	50:B4:3:LYS:CG	2.01	1.07
27:BA:2263:C:O2'	27:BA:2264:C:H5'	1.52	1.07
27:BA:2468:G:H22	27:BA:2481:G:H2'	1.10	1.07
27:BA:2470:G:N2	27:BA:2471:C:C6	2.21	1.07
28:BD:165:GLY:O	28:BD:172:ILE:HB	0.90	1.07
30:BF:194:PHE:HB2	30:BF:211:ASP:O	1.52	1.07
33:BI:103:GLN:HE21	33:BI:109:LYS:C	1.56	1.07
34:BN:10:VAL:HG12	34:BN:36:VAL:HG22	1.34	1.07
27:BA:558:G:OP1	34:BN:91:LYS:C	1.93	1.07
35:BO:68:GLY:HA3	35:BO:78:ARG:HE	1.00	1.07
45:BU:21:ALA:HA	45:BU:24:PHE:HZ	0.94	1.07
27:BA:494:G:H4'	40:BW:6:ILE:CG2	1.82	1.07
27:BA:144:C:H5'	41:BX:36:GLU:CD	1.74	1.07
43:BZ:96:VAL:HG13	43:BZ:97:PRO:HD2	1.27	1.07
1:AA:1328:C:H5''	16:AM:28:ALA:CB	1.84	1.07
1:AA:815:A:O2'	1:AA:1527:C:H1'	1.52	1.07
49:B0:37:LEU:HG	49:B0:68:VAL:HG12	1.29	1.07
27:BA:2216:G:H2'	27:BA:2217:G:H5'	1.08	1.07
27:BA:2392:A:C2'	27:BA:2393:A:H5'	1.85	1.07
27:BA:2246:G:C4	27:BA:2426:A:C2	2.43	1.07
27:BA:2472:G:C2'	27:BA:2475:C:H42	1.66	1.07
27:BA:2482:G:C2'	27:BA:2483:C:C5'	2.29	1.07
27:BA:2657:A:H62	27:BA:2664:G:N2	1.50	1.07
27:BA:2689:U:C5	27:BA:2713:A:N6	2.22	1.07
28:BD:63:ILE:C	28:BD:64:ILE:HG13	1.71	1.07
30:BF:168:ARG:NH1	30:BF:209:GLY:C	2.08	1.07
31:BG:146:LYS:HG3	38:BS:15:GLU:CD	1.73	1.07
31:BG:36:ASN:O	31:BG:39:ASP:N	1.86	1.07
27:BA:2303:G:H5'	31:BG:99:ASP:HB3	1.30	1.07
32:BH:15:THR:CG2	32:BH:26:LYS:CB	2.27	1.07
33:BI:77:VAL:HG21	33:BI:141:LEU:HD12	1.13	1.07
34:BN:19:MET:HG2	34:BN:46:ILE:HD11	1.35	1.07
34:BN:65:ASN:ND2	34:BN:69:TYR:CE1	2.23	1.07
34:BN:80:LYS:O	34:BN:84:ARG:HG3	1.53	1.07
36:BP:114:VAL:CG2	36:BP:132:LYS:HB2	1.82	1.07
37:BQ:57:ARG:N	37:BQ:61:LEU:HD21	1.69	1.07

Continued on next page...

Continued from previous page...

Atom-1	Atom-2	Interatomic distance (Å)	Clash overlap (Å)
37:BQ:67:ALA:H	37:BQ:70:ARG:CZ	1.52	1.07
45:BU:72:HIS:CE1	45:BU:110:VAL:HG11	1.89	1.07
43:BZ:114:ASP:HB2	43:BZ:170:SER:O	1.54	1.07
3:AW:75:C:N4	50:B4:28:ARG:N	2.02	1.07
27:BA:1364:G:OP1	50:B4:3:LYS:CG	2.01	1.07
51:B5:4:HIS:HB2	51:B5:5:PRO:HD3	1.37	1.07
27:BA:1819:A:H2'	28:BD:177:SER:HA	1.36	1.07
27:BA:2358:G:C2	27:BA:2359:C:O4'	2.08	1.07
27:BA:2385:C:N3	27:BA:2386:C:C6	2.23	1.07
27:BA:957:A:H61	27:BA:2458:G:H4'	1.19	1.07
27:BA:2819:G:C2	27:BA:2821:A:C8	2.41	1.07
27:BA:2885:C:C4	27:BA:2886:G:C8	2.42	1.07
29:BE:240:PRO:HB2	29:BE:243:PRO:HG2	1.35	1.07
30:BF:37:ALA:HB3	30:BF:102:LEU:HD12	1.35	1.07
30:BF:231:ARG:O	30:BF:232:LEU:CD2	2.02	1.07
30:BF:237:GLU:O	30:BF:239:ALA:N	1.87	1.07
31:BG:44:ILE:HG22	31:BG:83:PHE:HE2	1.19	1.07
33:BI:77:VAL:HG11	33:BI:143:VAL:HG22	1.08	1.07
34:BN:19:MET:CE	34:BN:19:MET:CA	2.28	1.07
34:BN:19:MET:HE2	34:BN:19:MET:HA	1.13	1.07
37:BQ:42:TYR:O	43:BZ:119:ASN:ND2	1.87	1.07
44:BR:34:ILE:HG22	44:BR:35:THR:N	1.63	1.07
31:BG:146:LYS:HE3	38:BS:15:GLU:CD	1.74	1.07
45:BU:94:VAL:O	45:BU:98:ILE:CD1	0.78	1.07
43:BZ:154:LEU:HD13	43:BZ:160:LEU:HD11	1.35	1.07
43:BZ:2:GLU:C	43:BZ:54:ILE:CG2	2.22	1.07
43:BZ:91:PRO:HB2	43:BZ:127:PRO:HA	1.35	1.07
7:AD:22:LYS:C	7:AD:113:SER:CB	2.23	1.07
7:AD:24:GLU:HB2	7:AD:112:VAL:HG11	1.23	1.07
52:B6:45:LYS:O	52:B6:46:LYS:HE2	0.90	1.07
52:B6:14:SER:HB3	52:B6:52:GLU:HA	1.27	1.07
27:BA:2286:A:H5''	27:BA:2287:A:H5'	1.33	1.07
27:BA:2584:U:N1	27:BA:2585:U:C5	2.23	1.07
27:BA:2774:C:OP1	27:BA:2774:C:H4'	1.47	1.07
27:BA:495:G:O2'	40:BW:57:ASN:OD1	1.70	1.07
28:BD:131:LEU:HD13	28:BD:171:VAL:HG22	1.16	1.07
27:BA:2051:A:O2'	29:BE:238:LEU:CD2	2.03	1.07
33:BI:7:LYS:CG	33:BI:12:LYS:CD	2.31	1.07
34:BN:135:ILE:O	34:BN:139:LEU:HD11	1.53	1.07
35:BO:31:ARG:HB2	35:BO:32:TYR:CE1	1.89	1.07
36:BP:110:GLY:O	36:BP:111:ALA:O	1.70	1.07

Continued on next page...

Continued from previous page...

Atom-1	Atom-2	Interatomic distance (Å)	Clash overlap (Å)
27:BA:637:A:C8	36:BP:111:ALA:HB2	1.90	1.07
36:BP:92:ASP:OD1	36:BP:94:ARG:HG3	1.53	1.07
44:BR:37:THR:HA	44:BR:111:LEU:HA	1.37	1.07
26:BB:7:G:O2'	38:BS:37:ARG:HG3	1.54	1.07
41:BX:51:GLN:O	41:BX:52:VAL:CG2	2.02	1.07
42:BY:18:GLU:C	42:BY:21:LYS:NZ	2.07	1.07
43:BZ:37:LYS:C	43:BZ:40:ASP:OD1	1.91	1.07
43:BZ:5:ALA:HB3	43:BZ:33:ALA:HA	1.34	1.07
8:AE:78:HIS:HB2	11:AH:104:ARG:HD2	1.34	1.07
52:B6:41:ASP:HB2	52:B6:46:LYS:HZ2	0.91	1.07
27:BA:2227:A:H2	27:BA:2228:G:C2	1.69	1.07
27:BA:2249:U:N3	27:BA:2253:G:OP2	1.88	1.07
27:BA:2554:U:H3'	27:BA:2554:U:H6	1.09	1.07
27:BA:2573:C:H5'	27:BA:2573:C:H6	1.05	1.07
27:BA:2574:G:N7	27:BA:2575:C:H5	1.53	1.07
27:BA:2681:C:H5	27:BA:2727:G:N2	1.51	1.07
30:BF:32:GLY:CA	30:BF:35:VAL:CG2	2.32	1.07
30:BF:59:GLU:CB	30:BF:61:PHE:HE2	1.68	1.07
31:BG:44:ILE:O	31:BG:83:PHE:CE2	2.07	1.07
44:BR:104:ARG:CA	44:BR:105:ARG:HH21	1.68	1.07
38:BS:41:LYS:NZ	38:BS:68:GLU:OE2	1.86	1.07
46:BV:61:VAL:HG21	46:BV:97:GLY:HA2	1.27	1.07
46:BV:93:ILE:HG22	46:BV:95:ILE:HD11	1.37	1.07
43:BZ:116:VAL:HA	43:BZ:169:VAL:HG22	1.11	1.07
1:AA:1046:A:O3'	1:AA:1047:G:P	2.12	1.07
7:AD:21:LEU:HD22	7:AD:114:ARG:HG3	1.37	1.07
27:BA:856:C:O2'	49:B0:24:LYS:CB	2.02	1.07
47:B2:62:GLU:O	47:B2:64:GLY:N	1.87	1.07
48:B3:20:LYS:CA	48:B3:23:LEU:CG	2.31	1.07
50:B4:7:PRO:HG2	50:B4:56:VAL:HG11	1.35	1.07
52:B6:12:MET:HB2	52:B6:27:ASN:ND2	1.70	1.07
52:B6:8:ILE:N	52:B6:29:ARG:HH21	1.50	1.07
53:B7:21:ARG:HB3	53:B7:31:LEU:HD11	1.07	1.07
27:BA:2215:G:C2'	27:BA:2216:G:H8	1.65	1.07
27:BA:2328:A:C5	27:BA:2329:G:N7	2.23	1.07
27:BA:242:G:H3'	54:B8:5:LYS:HZ3	1.13	1.07
27:BA:2450:A:H5''	27:BA:2497:A:C6	1.90	1.07
27:BA:801:G:OP2	30:BF:79:ARG:HD3	1.28	1.07
29:BE:214:VAL:HG21	29:BE:221:LYS:HZ1	0.94	1.07
30:BF:235:PHE:HB3	30:BF:239:ALA:HB1	1.37	1.07
30:BF:85:LYS:N	30:BF:85:LYS:HD2	1.67	1.07

Continued on next page...

Continued from previous page...

Atom-1	Atom-2	Interatomic distance (Å)	Clash overlap (Å)
33:BI:103:GLN:NE2	33:BI:109:LYS:HA	1.70	1.07
34:BN:21:ARG:O	34:BN:24:SER:OG	1.70	1.07
27:BA:2484:G:H1'	37:BQ:142:LYS:HZ2	1.19	1.07
39:BT:37:GLU:HG2	39:BT:38:ASN:H	0.90	1.07
45:BU:8:ILE:N	45:BU:11:ARG:HD3	1.69	1.07
40:BW:85:VAL:O	40:BW:86:LEU:CD2	2.03	1.07
40:BW:96:ILE:HD12	40:BW:96:ILE:H	0.96	1.07
43:BZ:163:ASP:OD2	43:BZ:164:PRO:CD	0.77	1.07
43:BZ:40:ASP:HB2	43:BZ:41:ARG:NE	1.70	1.07
48:B3:9:VAL:N	48:B3:54:VAL:HG12	1.69	1.07
55:B9:4:ARG:HA	55:B9:36:GLN:HA	1.29	1.07
27:BA:2543:G:C8	27:BA:2544:G:N7	2.21	1.07
27:BA:2731:G:C2	27:BA:2732:G:C2	2.42	1.07
27:BA:2839:G:C4	27:BA:2840:C:C5	2.43	1.07
28:BD:174:ARG:HG2	28:BD:174:ARG:HH11	0.95	1.07
32:BH:7:PRO:CD	32:BH:68:ARG:HD3	1.84	1.07
32:BH:36:PHE:CD2	32:BH:70:LEU:HD13	1.86	1.07
34:BN:19:MET:CB	34:BN:46:ILE:CD1	2.31	1.07
36:BP:114:VAL:HG21	36:BP:132:LYS:C	1.75	1.07
37:BQ:127:ASN:HB3	37:BQ:128:PRO:HD3	1.08	1.07
27:BA:994:C:OP2	45:BU:54:LYS:HE3	1.54	1.07
45:BU:57:PHE:O	45:BU:59:ARG:N	1.88	1.07
43:BZ:69:VAL:HG11	43:BZ:81:VAL:HG22	1.37	1.07
2:AV:56:C:C1'	31:BG:56:ARG:NE	2.17	1.07
27:BA:2354:G:N2	49:B0:32:LYS:HE3	1.69	1.07
49:B0:44:LYS:HA	49:B0:64:ASP:OD1	1.52	1.07
27:BA:1820:U:O2	28:BD:200:THR:HG23	1.55	1.07
27:BA:2283:C:N3	27:BA:2284:C:H1'	1.68	1.07
27:BA:2344:U:O2'	27:BA:2345:G:O5'	1.70	1.07
27:BA:2574:G:C3'	27:BA:2575:C:H6	1.67	1.07
27:BA:2819:G:C3'	27:BA:2821:A:H62	1.68	1.07
29:BE:222:ARG:HH11	29:BE:222:ARG:HG3	0.97	1.07
30:BF:223:LEU:O	30:BF:225:PRO:N	1.88	1.07
32:BH:85:ALA:O	32:BH:148:ARG:NH2	1.68	1.07
37:BQ:85:ILE:CG2	37:BQ:122:PHE:CB	2.16	1.07
42:BY:31:LEU:O	42:BY:34:GLU:CG	1.98	1.07
1:AA:1224:G:N1	1:AA:1362:C:N3	2.02	1.06
3:AW:37:YYG:C19	10:AG:83:ALA:C	2.21	1.06
1:AA:957:U:H4'	22:AS:79:THR:HB	1.11	1.06
27:BA:1620:G:O4'	53:B7:1:MET:N	1.86	1.06
27:BA:2521:C:C2	27:BA:2522:U:C6	2.42	1.06

Continued on next page...

Continued from previous page...

Atom-1	Atom-2	Interatomic distance (Å)	Clash overlap (Å)
32:BH:86:LEU:H	32:BH:131:ILE:HG23	0.93	1.06
34:BN:87:LEU:N	34:BN:87:LEU:HD12	1.70	1.06
35:BO:7:ARG:NE	35:BO:44:LYS:CD	2.17	1.06
37:BQ:136:TRP:O	37:BQ:139:ALA:N	1.87	1.06
42:BY:91:LEU:HD23	42:BY:91:LEU:N	1.68	1.06
1:AA:671:G:C5'	9:AF:77:ARG:HH21	1.67	1.06
27:BA:2615:U:N3	51:B5:8:LYS:HG2	1.69	1.06
27:BA:2625:G:H3'	27:BA:2626:C:C6	1.89	1.06
27:BA:801:G:OP2	30:BF:79:ARG:CD	1.96	1.06
28:BD:131:LEU:CD1	28:BD:183:ILE:CG2	2.32	1.06
29:BE:216:ARG:NH1	29:BE:253:GLN:HB3	1.69	1.06
32:BH:168:VAL:HG12	32:BH:169:ARG:H	1.20	1.06
27:BA:1666:G:O2'	35:BO:6:SER:HB3	1.54	1.06
44:BR:100:LEU:CD2	44:BR:113:LEU:N	2.18	1.06
45:BU:41:ASN:ND2	45:BU:42:ALA:H	1.53	1.06
49:B0:37:LEU:O	49:B0:40:GLN:CG	2.03	1.06
27:BA:856:C:O3'	49:B0:56:ASP:OD2	1.73	1.06
47:B2:27:LEU:HD11	47:B2:53:ILE:HD13	1.30	1.06
53:B7:18:PHE:O	53:B7:19:ARG:O	1.72	1.06
53:B7:30:ILE:CD1	53:B7:33:ARG:CD	2.30	1.06
27:BA:1022:G:C5'	34:BN:52:GLN:OE1	2.02	1.06
27:BA:2219:G:C2'	27:BA:2224:G:H5'	1.84	1.06
27:BA:2273:A:C8	27:BA:2274:A:C8	2.43	1.06
27:BA:2454:G:C2	27:BA:2455:G:C1'	2.38	1.06
28:BD:175:LEU:CG	28:BD:180:VAL:N	2.11	1.06
36:BP:128:GLY:HA2	36:BP:132:LYS:NZ	1.65	1.06
37:BQ:142:LYS:HG3	37:BQ:143:VAL:N	1.39	1.06
27:BA:564:C:P	46:BV:79:GLN:HG2	1.95	1.06
40:BW:81:ALA:C	40:BW:82:LEU:HD22	1.75	1.06
41:BX:24:LEU:O	41:BX:26:PHE:HE1	0.73	1.06
41:BX:47:VAL:CG1	41:BX:69:SER:OG	2.02	1.06
42:BY:63:ILE:HD11	42:BY:75:GLU:N	0.74	1.06
27:BA:2086:U:N3	27:BA:2233:U:O4	1.88	1.06
27:BA:2359:C:C4	27:BA:2360:A:C2	2.42	1.06
27:BA:2465:C:O2	27:BA:2485:G:N1	1.87	1.06
27:BA:2657:A:N7	27:BA:2664:G:N2	2.03	1.06
27:BA:337:C:H3'	27:BA:338:G:H5''	1.09	1.06
27:BA:1789:A:O3'	28:BD:224:VAL:HG13	1.55	1.06
29:BE:39:GLN:OE1	29:BE:174:LEU:CD2	2.04	1.06
32:BH:101:LYS:HG3	32:BH:115:GLU:HA	1.12	1.06
32:BH:113:GLU:C	32:BH:113:GLU:OE1	1.92	1.06

Continued on next page...

Continued from previous page...

Atom-1	Atom-2	Interatomic distance (Å)	Clash overlap (Å)
34:BN:31:LEU:O	34:BN:33:GLY:N	1.88	1.06
38:BS:109:PRO:O	38:BS:116:PHE:CD1	2.08	1.06
46:BV:95:ILE:N	46:BV:95:ILE:HD12	1.68	1.06
42:BY:52:ARG:HD2	42:BY:95:ASN:CG	1.74	1.06
43:BZ:2:GLU:N	43:BZ:54:ILE:HG23	1.67	1.06
1:AA:695:A:H2	1:AA:787:A:H4'	1.16	1.06
27:BA:1368:G:OP1	53:B7:25:LYS:HD2	1.51	1.06
27:BA:2423:U:C6	27:BA:2425:A:C5	2.44	1.06
27:BA:2645:G:O4'	27:BA:2645:G:OP2	1.74	1.06
27:BA:535:C:O2'	45:BU:53:LYS:HG2	0.89	1.06
30:BF:196:THR:HA	30:BF:236:THR:HG23	1.12	1.06
35:BO:25:LEU:HD12	35:BO:38:VAL:HG12	1.33	1.06
35:BO:25:LEU:HD22	35:BO:40:VAL:CG2	1.73	1.06
35:BO:25:LEU:HD22	35:BO:40:VAL:HG23	1.08	1.06
44:BR:20:LEU:HD12	44:BR:21:TYR:CD2	1.88	1.06
42:BY:43:ASN:HD21	42:BY:101:LEU:HD21	0.90	1.06
43:BZ:67:LYS:NZ	43:BZ:67:LYS:CA	2.18	1.06
1:AA:1313:U:C5	22:AS:4:SER:CB	2.39	1.06
27:BA:2051:A:N6	27:BA:2614:A:N7	2.04	1.06
27:BA:2463:C:O2	27:BA:2464:C:C5	2.09	1.06
27:BA:2556:C:O2'	27:BA:2557:G:C5'	2.00	1.06
27:BA:806:C:O2'	27:BA:2445:G:O4'	1.72	1.06
32:BH:93:TYR:CE1	32:BH:106:VAL:O	2.09	1.06
33:BI:8:ASP:HA	33:BI:11:GLY:C	1.69	1.06
46:BV:65:ARG:O	46:BV:93:ILE:CG2	2.04	1.06
1:AA:1313:U:H5	22:AS:4:SER:HB3	1.13	1.06
3:AW:25:C:C2	3:AW:26:G:C2	2.43	1.06
27:BA:2261:C:OP2	49:B0:14:ARG:HG2	0.89	1.06
27:BA:2043:C:N4	27:BA:2777:G:C4	2.23	1.06
27:BA:2262:U:H2'	27:BA:2263:C:H5'	1.33	1.06
27:BA:2392:A:H2'	27:BA:2393:A:H5'	1.07	1.06
27:BA:2458:G:O6	27:BA:2490:G:H2'	1.56	1.06
27:BA:747:U:OP2	51:B5:2:ALA:N	1.87	1.06
28:BD:175:LEU:CD1	28:BD:179:GLU:C	2.22	1.06
30:BF:98:ARG:O	30:BF:99:SER:O	1.72	1.06
33:BI:133:LEU:HD11	33:BI:139:ALA:HB2	1.37	1.06
34:BN:45:VAL:N	34:BN:132:LEU:CB	2.15	1.06
27:BA:1140:C:H41	34:BN:49:ARG:HD2	0.96	1.06
35:BO:25:LEU:CG	35:BO:38:VAL:O	2.04	1.06
37:BQ:32:LYS:HZ1	43:BZ:172:LEU:HD11	1.16	1.06
27:BA:29:U:H4'	45:BU:11:ARG:CZ	1.85	1.06

Continued on next page...

Continued from previous page...

Atom-1	Atom-2	Interatomic distance (Å)	Clash overlap (Å)
40:BW:36:LEU:CD1	40:BW:47:VAL:CG1	2.33	1.06
43:BZ:26:LYS:HB2	43:BZ:84:TYR:OH	1.51	1.06
1:AA:1328:C:C5'	16:AM:28:ALA:CB	2.33	1.06
30:BF:102:LEU:H	30:BF:107:ARG:NH2	1.53	1.06
30:BF:239:ALA:O	30:BF:241:ALA:N	1.89	1.06
31:BG:20:LYS:HA	31:BG:76:ARG:CB	1.86	1.06
32:BH:140:VAL:O	32:BH:143:LEU:CD2	2.03	1.06
37:BQ:87:LYS:O	37:BQ:88:PHE:CG	2.09	1.06
42:BY:103:LEU:HD23	42:BY:108:ARG:HB3	1.35	1.06
42:BY:29:ALA:O	42:BY:30:ASP:O	1.74	1.06
1:AA:922:G:N3	1:AA:1398:A:H2	1.52	1.06
1:AA:406:G:H4'	7:AD:5:ILE:HG21	1.36	1.06
7:AD:23:GLY:HA2	7:AD:112:VAL:O	1.54	1.06
49:B0:58:THR:O	49:B0:60:PHE:N	1.88	1.06
47:B2:39:ALA:HB3	47:B2:40:PRO:CD	1.84	1.06
48:B3:40:THR:HG21	48:B3:43:ILE:HD13	1.17	1.06
27:BA:2625:G:C3'	27:BA:2626:C:C5	2.38	1.06
34:BN:52:GLN:HA	34:BN:55:GLU:OE1	1.54	1.06
36:BP:64:ILE:HB	36:BP:107:LYS:O	1.56	1.06
37:BQ:31:PHE:CE2	37:BQ:85:ILE:O	2.08	1.06
37:BQ:65:ARG:CZ	37:BQ:85:ILE:HB	1.86	1.06
40:BW:67:ASP:CG	40:BW:68:ARG:H	1.59	1.06
43:BZ:6:LYS:C	43:BZ:31:SER:CB	2.24	1.06
43:BZ:71:MET:CB	43:BZ:78:PRO:HD3	1.85	1.06
1:AA:1318:A:H5'	22:AS:10:PHE:HB2	1.28	1.06
1:AA:764:C:H2'	1:AA:765:G:C8	1.91	1.06
52:B6:28:ARG:CZ	52:B6:28:ARG:HB3	1.84	1.06
27:BA:1697:G:H3'	27:BA:1698:A:C5'	1.85	1.06
27:BA:2199:A:H3'	27:BA:2205:C:C6	1.90	1.06
27:BA:2384:G:H2'	27:BA:2386:C:OP2	1.52	1.06
27:BA:2635:C:O2	27:BA:2783:G:N2	1.89	1.06
27:BA:598:G:N2	30:BF:33:LYS:NZ	2.02	1.06
27:BA:614:U:H3'	27:BA:615:G:H4'	1.32	1.06
31:BG:71:ALA:O	31:BG:72:LYS:CD	2.03	1.06
32:BH:82:TYR:CE1	32:BH:137:LYS:HG3	1.90	1.06
33:BI:80:PRO:HB3	33:BI:146:THR:HG23	1.11	1.06
33:BI:68:LEU:HD21	33:BI:108:LEU:HD12	1.29	1.06
34:BN:27:ALA:CA	34:BN:30:ALA:HB2	1.62	1.06
34:BN:53:ILE:HG23	34:BN:135:ILE:CD1	1.86	1.06
36:BP:67:ARG:O	36:BP:71:GLU:HG2	1.55	1.06
38:BS:32:PRO:CG	38:BS:100:ALA:CB	2.34	1.06

Continued on next page...

Continued from previous page...

Atom-1	Atom-2	Interatomic distance (Å)	Clash overlap (Å)
45:BU:110:VAL:O	45:BU:114:ARG:HG3	1.56	1.06
42:BY:28:SER:HB3	42:BY:99:THR:CG2	1.85	1.06
1:AA:116:A:N1	1:AA:313:A:O2'	1.88	1.05
1:AA:1400:C:C2	2:AV:34:G:N2	2.24	1.05
49:B0:61:ALA:O	49:B0:62:LEU:HD12	0.88	1.05
50:B4:46:GLU:OE1	50:B4:54:GLY:HA3	1.54	1.05
27:BA:1055:G:HO3'	27:BA:1056:G:P	1.13	1.05
27:BA:2847:U:OP2	27:BA:2847:U:C5	2.08	1.05
28:BD:208:GLY:CA	28:BD:211:HIS:NE2	2.19	1.05
28:BD:222:PRO:O	28:BD:224:VAL:HG23	1.56	1.05
29:BE:193:PHE:CE2	29:BE:311:PHE:HD1	1.72	1.05
32:BH:86:LEU:HA	32:BH:148:ARG:CZ	1.84	1.05
33:BI:59:ALA:HA	33:BI:62:LEU:HD12	1.37	1.05
33:BI:80:PRO:CB	33:BI:146:THR:HG23	1.85	1.05
36:BP:65:ASP:HB2	36:BP:109:LEU:HB3	1.14	1.05
36:BP:69:ILE:HG13	36:BP:70:ASP:N	1.53	1.05
46:BV:72:ARG:CA	46:BV:88:GLN:HG2	1.81	1.05
43:BZ:143:ILE:HG22	43:BZ:144:GLY:N	1.63	1.05
43:BZ:39:PHE:CA	43:BZ:43:PHE:CD2	2.38	1.05
1:AA:1405:G:N2	1:AA:1518:A:N3	2.04	1.05
16:AM:91:ARG:CD	16:AM:96:LEU:HD12	1.86	1.05
27:BA:2059:A:C6	27:BA:2503:A:N7	2.05	1.05
27:BA:2302:G:O6	27:BA:2315:G:O6	1.72	1.05
27:BA:2488:A:H2'	27:BA:2489:G:H5'	1.15	1.05
27:BA:2615:U:O2'	27:BA:2616:C:C5'	2.03	1.05
27:BA:2700:C:H3'	27:BA:2701:C:H5''	1.09	1.05
27:BA:2766:G:C5'	27:BA:2767:C:OP2	2.03	1.05
27:BA:2862:G:C2'	27:BA:2863:C:H6	1.66	1.05
27:BA:675:A:N3	27:BA:2443:C:O2'	1.88	1.05
27:BA:1805:U:H5'	28:BD:235:PRO:CB	1.86	1.05
29:BE:70:VAL:CG1	29:BE:296:VAL:H	1.68	1.05
37:BQ:50:VAL:HG12	37:BQ:51:GLU:H	0.91	1.05
44:BR:77:ARG:HH11	44:BR:77:ARG:CG	1.66	1.05
46:BV:19:VAL:HB	46:BV:21:ARG:NH1	1.67	1.05
42:BY:47:THR:O	42:BY:48:VAL:HG23	1.56	1.05
42:BY:84:GLY:O	42:BY:85:GLU:O	1.73	1.05
7:AD:15:GLU:HG2	7:AD:63:LYS:HB2	1.32	1.05
27:BA:594:U:H5'	54:B8:58:MET:HE1	1.37	1.05
55:B9:7:VAL:HG13	55:B9:34:GLN:CG	1.63	1.05
27:BA:2045:C:N3	27:BA:2624:G:C2	2.23	1.05
27:BA:2350:C:H2'	27:BA:2351:G:H8	1.15	1.05

Continued on next page...

Continued from previous page...

Atom-1	Atom-2	Interatomic distance (Å)	Clash overlap (Å)
27:BA:2503:A:H4'	27:BA:2504:U:OP1	1.56	1.05
28:BD:131:LEU:CD1	28:BD:171:VAL:CG2	2.34	1.05
29:BE:254:GLY:O	29:BE:255:GLN:O	1.74	1.05
30:BF:91:PRO:HG2	30:BF:92:PRO:HD2	1.08	1.05
36:BP:114:VAL:HG23	36:BP:132:LYS:HB2	1.30	1.05
37:BQ:127:ASN:CB	37:BQ:128:PRO:CD	2.34	1.05
45:BU:27:SER:O	45:BU:29:SER:OG	1.72	1.05
45:BU:74:MET:HE3	45:BU:78:THR:HG21	1.08	1.05
41:BX:24:LEU:CB	41:BX:26:PHE:CZ	2.39	1.05
41:BX:6:LYS:NZ	41:BX:29:ASP:CA	2.18	1.05
43:BZ:2:GLU:CA	43:BZ:54:ILE:HG23	1.85	1.05
43:BZ:69:VAL:HG13	43:BZ:81:VAL:HG22	1.33	1.05
1:AA:1224:G:O3'	1:AA:1225:A:P	2.13	1.05
9:AF:89:MET:HG2	21:AR:76:LEU:HD21	1.32	1.05
13:AJ:46:ARG:HH11	17:AN:59:ALA:HB1	1.19	1.05
3:AW:25:C:C4	3:AW:26:G:N1	2.24	1.05
48:B3:1:MET:SD	48:B3:1:MET:O	2.14	1.05
48:B3:20:LYS:CA	48:B3:23:LEU:HD11	1.86	1.05
50:B4:35:VAL:HG12	50:B4:36:TRP:H	1.22	1.05
50:B4:49:PHE:HZ	50:B4:70:GLY:O	1.28	1.05
54:B8:23:MET:HA	54:B8:23:MET:HE2	1.08	1.05
27:BA:2212:A:O2'	27:BA:2213:U:C5	1.89	1.05
27:BA:2380:C:H2'	27:BA:2381:C:C5'	1.86	1.05
27:BA:2838:G:C6	27:BA:2839:G:N7	2.24	1.05
30:BF:164:ALA:CB	30:BF:232:LEU:CD1	2.34	1.05
30:BF:164:ALA:HB1	30:BF:232:LEU:HD13	1.39	1.05
30:BF:24:THR:HB	30:BF:25:PRO:HD2	1.34	1.05
32:BH:52:THR:O	32:BH:54:PRO:HD3	1.56	1.05
34:BN:77:GLY:O	34:BN:80:LYS:N	1.89	1.05
36:BP:62:ALA:O	36:BP:107:LYS:HD2	0.89	1.05
37:BQ:17:ARG:N	37:BQ:17:ARG:HD3	1.71	1.05
44:BR:33:ARG:HB3	44:BR:115:GLU:HB3	1.39	1.05
45:BU:7:GLY:O	45:BU:9:VAL:N	1.88	1.05
42:BY:23:VAL:HG23	42:BY:67:LEU:CD2	1.84	1.05
1:AA:116:A:N6	1:AA:313:A:H1'	1.70	1.05
48:B3:4:LEU:O	48:B3:36:VAL:HA	1.57	1.05
52:B6:37:LEU:CD2	52:B6:51:ARG:HA	1.86	1.05
27:BA:2286:A:C5'	27:BA:2287:A:C4'	2.33	1.05
30:BF:102:LEU:HD22	30:BF:103:ASN:H	1.16	1.05
34:BN:19:MET:HB2	34:BN:45:VAL:O	1.54	1.05
36:BP:62:ALA:HB2	36:BP:105:TYR:HB2	1.35	1.05

Continued on next page...

Continued from previous page...

Atom-1	Atom-2	Interatomic distance (Å)	Clash overlap (Å)
37:BQ:46:VAL:HG12	37:BQ:124:ALA:HB3	1.32	1.05
44:BR:79:LEU:HD22	44:BR:80:PHE:N	1.69	1.05
27:BA:2378:A:O2'	38:BS:30:GLY:CA	2.02	1.05
38:BS:98:GLU:HG3	38:BS:99:GLU:H	1.12	1.05
45:BU:88:ILE:HG21	46:BV:55:THR:OG1	1.57	1.05
45:BU:92:ARG:C	45:BU:95:LEU:CG	2.20	1.05
46:BV:5:ILE:O	46:BV:6:GLN:CG	2.02	1.05
40:BW:75:TYR:CE1	40:BW:104:THR:OG1	2.07	1.05
42:BY:45:GLY:C	42:BY:62:VAL:HG11	1.75	1.05
43:BZ:159:THR:O	43:BZ:160:LEU:CD1	2.04	1.05
43:BZ:37:LYS:HG3	43:BZ:41:ARG:NH1	1.71	1.05
27:BA:2354:G:H1'	49:B0:32:LYS:HG2	1.39	1.05
53:B7:13:ALA:O	53:B7:14:LYS:O	1.74	1.05
27:BA:126:A:N6	53:B7:18:PHE:HE2	1.52	1.05
27:BA:1665:A:H4'	35:BO:66:LYS:CD	1.87	1.05
27:BA:2094:G:N1	27:BA:2196:C:N3	2.03	1.05
27:BA:2210:G:O2'	27:BA:2211:G:OP2	1.74	1.05
27:BA:2470:G:N1	27:BA:2471:C:C4	2.24	1.05
27:BA:2819:G:H2'	27:BA:2821:A:N7	1.71	1.05
28:BD:131:LEU:CD1	28:BD:183:ILE:HG21	1.86	1.05
29:BE:200:ASP:O	29:BE:311:PHE:HA	1.55	1.05
29:BE:221:LYS:HE3	29:BE:233:ARG:CA	1.86	1.05
30:BF:201:SER:O	30:BF:204:ALA:CB	2.03	1.05
32:BH:85:ALA:CA	32:BH:131:ILE:HG21	1.84	1.05
33:BI:3:VAL:HG21	33:BI:21:VAL:HG23	1.11	1.05
33:BI:47:LEU:HD12	33:BI:48:GLU:N	1.70	1.05
34:BN:19:MET:CB	34:BN:46:ILE:CG1	2.33	1.05
27:BA:2684:U:H5'	35:BO:76:TYR:OH	1.57	1.05
38:BS:56:ASP:O	38:BS:57:THR:HG23	1.56	1.05
45:BU:99:ALA:CB	45:BU:106:PHE:CD2	2.40	1.05
40:BW:104:THR:O	40:BW:105:VAL:HG13	1.57	1.05
41:BX:44:GLN:OE1	41:BX:45:TYR:CA	2.03	1.05
43:BZ:20:ALA:O	43:BZ:34:LEU:HD21	1.55	1.05
50:B4:14:ILE:HG21	50:B4:37:SER:OG	1.56	1.05
27:BA:1033:U:C6	27:BA:2750:A:H2	1.75	1.05
27:BA:2286:A:C5'	27:BA:2287:A:C5'	2.30	1.05
27:BA:2309:A:H4'	27:BA:2309:A:OP2	1.49	1.05
27:BA:2785:C:C5	27:BA:2786:U:O4	2.10	1.05
30:BF:163:HIS:CA	30:BF:166:ILE:HG13	1.87	1.05
31:BG:22:VAL:HB	31:BG:24:HIS:NE2	1.69	1.05
34:BN:18:ILE:O	34:BN:22:VAL:CG2	2.02	1.05

Continued on next page...

Continued from previous page...

Atom-1	Atom-2	Interatomic distance (Å)	Clash overlap (Å)
36:BP:144:ASP:O	36:BP:145:LEU:CD1	2.04	1.05
26:BB:89(A):A:C2	37:BQ:52:LYS:NZ	2.24	1.05
45:BU:74:MET:HE2	45:BU:78:THR:HG21	1.06	1.05
3:AW:75:C:C2	27:BA:2395:C:H1'	1.89	1.05
54:B8:29:LYS:O	54:B8:30:ARG:O	1.74	1.05
27:BA:2389:G:OP1	27:BA:2390:U:H5'	1.55	1.05
27:BA:2405:G:N2	27:BA:2413:G:C6	2.25	1.05
27:BA:2647:U:C2'	27:BA:2648:C:H5'	1.87	1.05
27:BA:529:A:H2	27:BA:2022:U:OP1	1.37	1.05
27:BA:965:C:H5'	27:BA:2273:A:H1'	1.09	1.05
28:BD:143:ILE:HB	28:BD:152:GLN:C	1.75	1.05
30:BF:103:ASN:HB2	30:BF:106:GLU:CD	1.77	1.05
30:BF:196:THR:HA	30:BF:236:THR:HG21	1.36	1.05
30:BF:219:ASN:C	30:BF:222:ASP:HB2	1.75	1.05
33:BI:7:LYS:CA	33:BI:12:LYS:HD3	1.87	1.05
37:BQ:65:ARG:NH2	37:BQ:122:PHE:CE2	2.24	1.05
38:BS:74:PRO:O	38:BS:75:THR:O	1.73	1.05
45:BU:34:ASN:O	45:BU:38:THR:OG1	1.73	1.05
45:BU:89:ASP:O	45:BU:90:LEU:HD23	1.57	1.05
49:B0:43:THR:HG21	49:B0:75:GLY:HA3	1.07	1.05
50:B4:6:HIS:HB2	50:B4:7:PRO:CD	1.86	1.05
27:BA:1943:U:H1'	27:BA:1945:G:H5'	1.33	1.05
27:BA:2717:G:N2	27:BA:2718:G:C5	2.25	1.05
27:BA:990:A:C6	27:BA:1186:G:H1'	1.90	1.05
28:BD:131:LEU:N	28:BD:187:CYS:O	1.89	1.05
29:BE:79:ARG:HA	29:BE:186:GLU:HA	1.38	1.05
30:BF:4:THR:O	30:BF:139:VAL:CG2	2.03	1.05
30:BF:163:HIS:O	30:BF:166:ILE:CG1	2.05	1.05
31:BG:24:HIS:O	31:BG:25:MET:CG	2.05	1.05
32:BH:102:LEU:HD23	32:BH:114:ILE:O	1.55	1.05
34:BN:53:ILE:HG23	34:BN:135:ILE:HD11	1.38	1.05
27:BA:2495:G:C3'	37:BQ:101:MET:HE2	1.86	1.05
44:BR:34:ILE:HG23	44:BR:35:THR:H	1.22	1.05
41:BX:33:SER:CA	41:BX:37:VAL:HG23	1.87	1.05
42:BY:78:THR:HA	42:BY:89:ARG:HG3	1.07	1.05
1:AA:1268:A:O2'	24:AU:20:LYS:HA	1.55	1.05
53:B7:30:ILE:CA	53:B7:33:ARG:CG	2.31	1.05
27:BA:2234:G:N1	27:BA:2235:G:C5	2.25	1.05
27:BA:2258:C:N4	27:BA:2426:A:H1'	1.68	1.05
27:BA:2331:G:C5	27:BA:2332:U:N3	2.25	1.05
27:BA:2438:U:OP1	27:BA:2599:G:O2'	1.72	1.05

Continued on next page...

Continued from previous page...

Atom-1	Atom-2	Interatomic distance (Å)	Clash overlap (Å)
27:BA:2572:A:H5''	27:BA:2574:G:C5'	1.87	1.05
28:BD:175:LEU:HG	28:BD:180:VAL:N	1.71	1.05
30:BF:157:LEU:O	30:BF:159:ALA:N	1.89	1.05
30:BF:1:MET:C	30:BF:18:LEU:CG	2.23	1.05
31:BG:29:HIS:N	31:BG:69:ILE:CD1	2.16	1.05
36:BP:112:GLY:O	36:BP:113:GLN:CD	1.95	1.05
27:BA:2276:G:OP2	37:BQ:104:PRO:HD2	1.57	1.05
37:BQ:41:THR:CG2	37:BQ:126:VAL:HA	1.85	1.05
38:BS:72:GLU:HB3	38:BS:74:PRO:HD2	1.35	1.05
45:BU:8:ILE:HA	45:BU:11:ARG:HD3	1.06	1.05
45:BU:94:VAL:HG11	46:BV:4:ILE:HG21	1.37	1.05
27:BA:2815:C:C5'	51:B5:29:ASN:HD22	1.70	1.04
27:BA:910:A:N6	37:BQ:11:LYS:O	1.90	1.04
27:BA:782:A:C2	28:BD:233:ASP:OD2	2.08	1.04
29:BE:201:VAL:HG22	29:BE:311:PHE:HB3	1.39	1.04
29:BE:42:ALA:H	29:BE:189:MET:HE1	1.16	1.04
33:BI:133:LEU:CD1	33:BI:139:ALA:CB	2.35	1.04
35:BO:77:ILE:HD13	35:BO:78:ARG:CA	1.86	1.04
36:BP:117:GLU:HA	36:BP:136:ALA:O	1.57	1.04
36:BP:95:ASP:O	36:BP:96:VAL:O	1.74	1.04
44:BR:79:LEU:HD23	44:BR:79:LEU:C	1.61	1.04
46:BV:11:GLN:HE22	46:BV:22:VAL:HG21	1.13	1.04
46:BV:60:VAL:O	46:BV:98:ILE:HB	0.88	1.04
40:BW:90:ARG:HB2	40:BW:90:ARG:CZ	1.82	1.04
43:BZ:114:ASP:CB	43:BZ:170:SER:O	2.05	1.04
25:AY:238:GLY:CA	27:BA:2585:U:C5	2.41	1.04
52:B6:37:LEU:HD23	52:B6:51:ARG:HA	1.08	1.04
27:BA:2584:U:C2'	27:BA:2585:U:H5	1.69	1.04
27:BA:2781:A:C5'	27:BA:2782:G:O5'	2.04	1.04
28:BD:118:GLY:C	28:BD:129:LEU:HD21	1.78	1.04
28:BD:85:ASN:CG	28:BD:86:ARG:CZ	2.26	1.04
30:BF:200:PRO:CB	30:BF:212:VAL:HG11	1.86	1.04
31:BG:19:GLU:OE1	31:BG:135:VAL:HA	1.57	1.04
37:BQ:142:LYS:HE2	37:BQ:143:VAL:N	1.70	1.04
27:BA:1251:C:H5''	45:BU:10:ARG:HE	1.19	1.04
45:BU:92:ARG:O	45:BU:95:LEU:HG	0.89	1.04
1:AA:1220:G:H21	22:AS:54:GLY:HA2	0.94	1.04
27:BA:2364:C:H5''	49:B0:38:VAL:CG1	1.88	1.04
47:B2:29:ASN:O	47:B2:34:GLN:CG	2.05	1.04
50:B4:23:GLU:OE2	50:B4:29:PRO:HB3	1.56	1.04
27:BA:1364:G:P	50:B4:3:LYS:HG3	1.94	1.04

Continued on next page...

Continued from previous page...

Atom-1	Atom-2	Interatomic distance (Å)	Clash overlap (Å)
27:BA:1545:A:C3'	27:BA:545(A):A:P	2.44	1.04
27:BA:2268:A:OP1	27:BA:2268:A:C4'	2.03	1.04
27:BA:2385:C:C2	27:BA:2386:C:C6	2.45	1.04
27:BA:2385:C:O2	27:BA:2386:C:C6	2.09	1.04
27:BA:2485:G:C2	27:BA:2486:G:H1'	1.91	1.04
27:BA:2852:G:C2	27:BA:2853:C:N3	2.26	1.04
28:BD:175:LEU:HG	28:BD:179:GLU:O	0.88	1.04
28:BD:130:PRO:HB3	28:BD:186:LYS:O	1.55	1.04
30:BF:92:PRO:O	30:BF:96:LYS:HD2	1.50	1.04
36:BP:66:VAL:O	36:BP:68:GLU:N	1.91	1.04
44:BR:38:VAL:CB	44:BR:39:PRO:CD	2.22	1.04
45:BU:65:ILE:HD13	45:BU:96:ALA:HB2	1.04	1.04
45:BU:6:THR:O	45:BU:7:GLY:O	1.73	1.04
9:AF:95:GLU:HB2	9:AF:96:PRO:CD	1.88	1.04
27:BA:1140:C:C5	34:BN:49:ARG:CD	2.40	1.04
27:BA:1799:G:N2	28:BD:153:LEU:HG	1.71	1.04
27:BA:2227:A:C2	27:BA:2228:G:C4	2.45	1.04
27:BA:2543:G:O2'	27:BA:2544:G:H5'	1.57	1.04
27:BA:826:U:H5'	27:BA:2429:G:OP2	1.44	1.04
27:BA:1791:A:OP1	28:BD:210:LYS:HD2	1.50	1.04
29:BE:218:GLY:O	29:BE:219:VAL:HG22	1.55	1.04
29:BE:221:LYS:HE3	29:BE:233:ARG:HA	1.09	1.04
29:BE:271:ILE:HD13	29:BE:294:THR:HG22	1.34	1.04
29:BE:45:LYS:HZ1	29:BE:303:PRO:CD	1.70	1.04
33:BI:98:ILE:HG22	33:BI:99:ALA:N	1.69	1.04
34:BN:95:ARG:CA	34:BN:98:PHE:CD1	2.40	1.04
36:BP:94:ARG:HD3	36:BP:120:LEU:CG	1.85	1.04
39:BT:36:CYS:O	39:BT:37:GLU:O	1.74	1.04
42:BY:63:ILE:HG12	42:BY:75:GLU:CD	1.78	1.04
1:AA:1317:C:O2'	22:AS:10:PHE:CZ	2.07	1.04
27:BA:2363:C:O2'	49:B0:38:VAL:HG11	1.57	1.04
50:B4:68:ARG:HD3	50:B4:72:LYS:HG2	1.38	1.04
53:B7:27:GLY:O	53:B7:31:LEU:HG	1.57	1.04
27:BA:1034:G:P	55:B9:18:ARG:HH21	1.79	1.04
27:BA:16:G:C4'	51:B5:18:MET:SD	2.44	1.04
27:BA:2689:U:O2	27:BA:2713:A:OP2	1.74	1.04
27:BA:458:G:H5'	53:B7:39:ARG:CD	1.86	1.04
34:BN:51:GLU:O	34:BN:53:ILE:N	1.90	1.04
37:BQ:56:ILE:O	37:BQ:112:ALA:HB1	1.54	1.04
39:BT:37:GLU:HG2	39:BT:38:ASN:N	1.60	1.04
27:BA:495:G:H1'	40:BW:57:ASN:OD1	1.33	1.04

Continued on next page...

Continued from previous page...

Atom-1	Atom-2	Interatomic distance (Å)	Clash overlap (Å)
2:AV:40:C:H2'	2:AV:41:U:H5''	1.36	1.04
49:B0:43:THR:CG2	49:B0:75:GLY:CA	2.30	1.04
50:B4:6:HIS:HB2	50:B4:7:PRO:HD3	1.32	1.04
53:B7:13:ALA:O	53:B7:16:HIS:O	1.73	1.04
27:BA:592:G:H2'	54:B8:3:LYS:HE3	1.40	1.04
27:BA:1086:A:O3'	27:BA:1087:G:P	2.16	1.04
27:BA:1248:G:OP1	45:BU:2:PRO:HB2	1.52	1.04
28:BD:146:LYS:CD	28:BD:147:PRO:CD	2.25	1.04
28:BD:208:GLY:HA3	28:BD:210:LYS:NZ	1.69	1.04
29:BE:180:ILE:HA	29:BE:183:ASP:OD2	0.87	1.04
32:BH:41:THR:CG2	32:BH:52:THR:HB	1.86	1.04
33:BI:37:ILE:HG23	33:BI:38:GLU:H	1.21	1.04
36:BP:77:ALA:CA	36:BP:81:VAL:CB	2.07	1.04
41:BX:44:GLN:OE1	41:BX:45:TYR:CB	2.06	1.04
42:BY:101:LEU:HD21	42:BY:103:LEU:CD2	1.81	1.04
43:BZ:120:LEU:CD2	43:BZ:120:LEU:H	1.70	1.04
52:B6:38:LYS:O	52:B6:50:PHE:CB	2.04	1.04
55:B9:7:VAL:HG13	55:B9:34:GLN:HG2	1.21	1.04
27:BA:1817:G:OP1	28:BD:63:ILE:HD11	1.58	1.04
27:BA:2459:A:C8	27:BA:2460:U:C6	2.44	1.04
27:BA:2881:C:O2'	27:BA:2882:A:O5'	1.76	1.04
28:BD:198:GLY:O	28:BD:200:THR:CG2	2.06	1.04
32:BH:23:VAL:HG12	32:BH:74:MET:CE	1.87	1.04
33:BI:145:VAL:HG12	33:BI:146:THR:H	0.90	1.04
35:BO:79:PHE:HA	39:BT:22:VAL:HG22	1.37	1.04
37:BQ:36:ASN:OD1	43:BZ:116:VAL:CG1	2.06	1.04
44:BR:107:ASP:OD1	44:BR:109:ALA:N	1.90	1.04
40:BW:36:LEU:CD1	40:BW:47:VAL:HG12	1.88	1.04
3:AW:39:PSU:H4'	14:AK:54:ARG:HH22	1.18	1.04
48:B3:3:ARG:HD3	48:B3:60:GLU:HB3	1.35	1.04
27:BA:1137:G:OP1	34:BN:60:ARG:NH2	1.88	1.04
27:BA:2264:C:H2'	27:BA:2265:U:O5'	1.56	1.04
27:BA:2327:A:C2	27:BA:2328:A:C2	2.46	1.04
27:BA:2739:U:C2'	27:BA:2740:A:C5'	2.35	1.04
27:BA:2762:G:C5	27:BA:2763:G:C5	2.45	1.04
27:BA:2808:U:O3'	27:BA:2810:A:OP1	1.73	1.04
27:BA:911:A:C6	37:BQ:16:ARG:HG2	1.92	1.04
32:BH:90:GLY:HA2	32:BH:159:LYS:HG3	1.05	1.04
44:BR:36:THR:HG22	44:BR:40:LYS:HB2	1.36	1.04
39:BT:50:GLU:CA	39:BT:55:ALA:HB3	1.88	1.04
46:BV:4:ILE:HG12	46:BV:13:ARG:HA	1.10	1.04

Continued on next page...

Continued from previous page...

Atom-1	Atom-2	Interatomic distance (Å)	Clash overlap (Å)
40:BW:55:ALA:HA	40:BW:107:LEU:CD1	1.87	1.04
42:BY:87:VAL:CG1	42:BY:88:PRO:HD2	1.86	1.04
1:AA:1340:A:OP1	3:AW:34:G:O2'	1.75	1.04
2:AV:35:A:N6	4:AX:117:U:O4	1.90	1.04
3:AW:25:C:N3	3:AW:26:G:N1	2.06	1.04
50:B4:18:GLY:H	50:B4:33:VAL:CG2	1.70	1.04
27:BA:2355:C:H5'	49:B0:21:LEU:HD13	1.35	1.04
27:BA:2406:U:O4	36:BP:55:GLN:HB2	1.50	1.04
27:BA:2520:C:O2	27:BA:2521:C:C6	2.11	1.04
27:BA:1669:A:O3'	27:BA:2550:G:OP1	1.75	1.04
27:BA:2570:G:C2'	27:BA:2571:C:C6	2.38	1.04
27:BA:2573:C:O5'	27:BA:2574:G:OP1	1.75	1.04
27:BA:2741:A:H2'	27:BA:2742:C:H6	1.16	1.04
27:BA:997:G:C3'	45:BU:92:ARG:NH1	1.77	1.04
28:BD:167:GLU:HG2	28:BD:182:MET:HE3	1.36	1.04
29:BE:222:ARG:CD	29:BE:232:ARG:C	2.25	1.04
30:BF:93:LYS:CA	30:BF:96:LYS:HE3	1.60	1.04
27:BA:2277:G:O3'	37:BQ:15:THR:CB	2.06	1.04
37:BQ:45:GLN:OE1	37:BQ:153:PRO:CD	2.06	1.04
40:BW:32:ALA:CA	40:BW:35:ILE:HD12	1.85	1.04
40:BW:66:GLU:HG2	40:BW:67:ASP:H	1.18	1.04
43:BZ:6:LYS:C	43:BZ:31:SER:HB3	1.76	1.04
7:AD:23:GLY:HA2	7:AD:113:SER:N	1.71	1.04
49:B0:38:VAL:HA	49:B0:40:GLN:CD	1.78	1.04
50:B4:10:VAL:H	50:B4:11:PRO:HD3	1.13	1.04
27:BA:826:U:OP1	27:BA:2429:G:OP1	1.74	1.04
27:BA:2485:G:O2'	27:BA:2486:G:H5'	0.86	1.04
27:BA:2678:C:O2	27:BA:2679:A:C8	2.09	1.04
29:BE:299:SER:OG	29:BE:301:PRO:HD3	1.58	1.04
35:BO:101:PRO:HB2	35:BO:122:ILE:CD1	1.86	1.04
26:BB:28:C:OP2	38:BS:41:LYS:HG3	1.56	1.04
40:BW:76:VAL:CG2	40:BW:102:HIS:O	2.06	1.04
41:BX:28:VAL:HG22	41:BX:62:LYS:O	1.58	1.04
41:BX:6:LYS:CB	41:BX:27:ALA:O	2.06	1.04
43:BZ:90:GLU:N	43:BZ:91:PRO:HD2	1.67	1.04
1:AA:1268:A:C4'	24:AU:20:LYS:HA	1.88	1.03
53:B7:34:ARG:HD2	53:B7:42:LEU:HD21	1.25	1.03
27:BA:223:A:O3'	27:BA:224:G:P	2.16	1.03
27:BA:2268:A:H4'	27:BA:2269:A:OP2	1.55	1.03
27:BA:2804:C:C5	27:BA:2805:G:C6	2.46	1.03
32:BH:87:GLU:OE2	32:BH:162:ARG:HB2	1.58	1.03

Continued on next page...

Continued from previous page...

Atom-1	Atom-2	Interatomic distance (Å)	Clash overlap (Å)
37:BQ:94:ARG:HD3	37:BQ:106:GLY:CA	1.88	1.03
44:BR:100:LEU:HD23	44:BR:113:LEU:N	1.73	1.03
44:BR:58:GLY:CA	44:BR:80:PHE:HE2	1.63	1.03
46:BV:4:ILE:HD11	46:BV:13:ARG:CG	1.87	1.03
46:BV:59:GLU:CD	46:BV:99:GLN:HA	1.77	1.03
42:BY:31:LEU:CD2	42:BY:31:LEU:H	1.68	1.03
16:AM:66:LEU:HA	16:AM:70:LEU:HD12	1.39	1.03
1:AA:1220:G:N2	22:AS:54:GLY:HA2	1.71	1.03
3:AW:72:C:O2'	3:AW:73:A:O4'	1.74	1.03
49:B0:70:ILE:O	49:B0:71:ASN:O	1.75	1.03
27:BA:2253:G:O2'	27:BA:2254:C:O5'	1.77	1.03
27:BA:2314:C:O2'	27:BA:2315:G:O5'	1.75	1.03
28:BD:68:ARG:HH21	28:BD:128:ALA:HB3	1.22	1.03
28:BD:211:HIS:ND1	28:BD:212:HIS:HD2	1.56	1.03
31:BG:29:HIS:HB3	31:BG:69:ILE:HG12	1.39	1.03
33:BI:121:ILE:HG22	33:BI:122:ARG:N	1.67	1.03
33:BI:141:LEU:HD13	33:BI:142:LYS:N	1.71	1.03
42:BY:31:LEU:N	42:BY:31:LEU:HD23	1.66	1.03
43:BZ:112:LEU:HD13	43:BZ:142:ASN:HA	1.06	1.03
1:AA:764:C:H2'	1:AA:765:G:H8	1.20	1.03
1:AA:986:A:C2	22:AS:52:TYR:HE2	1.35	1.03
3:AW:25:C:C2	3:AW:26:G:C4	2.46	1.03
52:B6:29:ARG:O	52:B6:31:THR:N	1.91	1.03
27:BA:2292:C:C2	27:BA:2293:C:C5	2.45	1.03
27:BA:2616:C:O2'	27:BA:2617:C:H5''	1.58	1.03
27:BA:2620:C:O2'	27:BA:2621:A:O5'	1.70	1.03
27:BA:2839:G:C5	27:BA:2840:C:C5	2.46	1.03
31:BG:12:GLU:OE1	31:BG:12:GLU:O	1.76	1.03
31:BG:21:VAL:CG1	31:BG:132:VAL:CB	2.33	1.03
32:BH:168:VAL:HG12	32:BH:169:ARG:N	1.70	1.03
33:BI:115:ILE:HG12	33:BI:131:VAL:HG13	1.31	1.03
35:BO:22:ILE:HG13	35:BO:41:ALA:HA	1.38	1.03
46:BV:70:TYR:O	46:BV:71:ILE:O	1.75	1.03
27:BA:1599:C:P	41:BX:33:SER:OG	2.16	1.03
1:AA:37:U:N3	1:AA:397:A:N1	2.05	1.03
7:AD:3:ARG:HG3	7:AD:118:ARG:HH11	1.07	1.03
49:B0:66:LYS:N	49:B0:66:LYS:HD2	1.67	1.03
41:BX:3:ASP:HA	47:B2:24:LYS:HD3	1.35	1.03
53:B7:30:ILE:HD13	53:B7:33:ARG:HH11	1.17	1.03
54:B8:25:PHE:O	54:B8:26:LYS:O	1.76	1.03
27:BA:2313:C:C4	27:BA:2314:C:N4	2.26	1.03

Continued on next page...

Continued from previous page...

Atom-1	Atom-2	Interatomic distance (Å)	Clash overlap (Å)
27:BA:2314:C:C5'	31:BG:22:VAL:HG11	1.89	1.03
27:BA:2546:U:C5'	27:BA:2565:A:C2	2.41	1.03
27:BA:2808:U:O2	27:BA:2892:A:N6	1.86	1.03
30:BF:27:ARG:O	30:BF:31:ILE:HG13	1.27	1.03
35:BO:45:ASP:HA	35:BO:54:LYS:HG3	1.40	1.03
37:BQ:48:ASN:OD1	37:BQ:121:ASP:CB	2.06	1.03
37:BQ:27:GLY:O	37:BQ:62:GLU:OE2	1.74	1.03
44:BR:36:THR:HG23	44:BR:40:LYS:CD	1.88	1.03
45:BU:38:THR:HA	45:BU:41:ASN:OD1	1.23	1.03
46:BV:57:GLN:HG2	46:BV:58:ALA:H	1.22	1.03
42:BY:57:GLY:N	42:BY:97:ARG:HH22	1.57	1.03
1:AA:116:A:H61	1:AA:313:A:H1'	0.86	1.03
1:AA:1315:U:OP2	22:AS:6:LYS:HD2	1.58	1.03
1:AA:129(A):G:O2'	1:AA:190(E):U:H3'	1.58	1.03
16:AM:91:ARG:CZ	16:AM:103:THR:HG21	1.89	1.03
49:B0:65:GLY:HA2	49:B0:66:LYS:HZ2	1.21	1.03
50:B4:32:HIS:O	50:B4:33:VAL:O	1.75	1.03
27:BA:2783:G:C6	27:BA:2784:C:N4	2.25	1.03
27:BA:2880:C:C2'	27:BA:2881:C:H5'	1.87	1.03
31:BG:53:LYS:CG	31:BG:54:ALA:H	1.71	1.03
36:BP:66:VAL:HG12	36:BP:67:ARG:N	1.69	1.03
27:BA:911:A:H2'	37:BQ:16:ARG:NE	1.73	1.03
44:BR:100:LEU:HD23	44:BR:112:ALA:HA	1.35	1.03
44:BR:55:ALA:HA	44:BR:80:PHE:CD1	1.92	1.03
46:BV:19:VAL:HG12	46:BV:21:ARG:NH2	1.71	1.03
42:BY:87:VAL:HG13	42:BY:88:PRO:HD2	1.06	1.03
27:BA:2256:G:C2	27:BA:2257:U:C2	2.46	1.03
27:BA:2317:C:H5'	31:BG:150:SER:HA	1.36	1.03
27:BA:2717:G:C4	27:BA:2718:G:C8	2.46	1.03
27:BA:2737:G:C4	27:BA:2738:A:N7	2.26	1.03
27:BA:2809:A:O4'	27:BA:2811:G:N7	1.91	1.03
27:BA:2839:G:C6	27:BA:2840:C:C4	2.47	1.03
28:BD:158:GLY:HA2	28:BD:194:VAL:HG13	1.40	1.03
28:BD:66:PHE:O	28:BD:66:PHE:CG	2.08	1.03
32:BH:93:TYR:HB3	32:BH:106:VAL:HG22	1.08	1.03
33:BI:97:GLN:HA	33:BI:100:GLU:OE2	1.57	1.03
34:BN:12:VAL:CG1	34:BN:13:ASP:N	2.17	1.03
44:BR:36:THR:CG2	44:BR:40:LYS:CD	2.37	1.03
7:AD:99:SER:HB3	7:AD:139:ARG:HG3	1.39	1.03
16:AM:92:HIS:NE2	16:AM:98:VAL:CG2	2.20	1.03
47:B2:20:LEU:C	47:B2:20:LEU:HD13	1.74	1.03

Continued on next page...

Continued from previous page...

Atom-1	Atom-2	Interatomic distance (Å)	Clash overlap (Å)
51:B5:29:ASN:O	51:B5:30:LEU:O	1.76	1.03
51:B5:34:PRO:CG	51:B5:36:CYS:SG	2.47	1.03
27:BA:2320:A:C2	27:BA:2333:A:C2	2.45	1.03
27:BA:2457:U:H2'	27:BA:2458:G:O4'	1.58	1.03
25:AY:237:PRO:CA	27:BA:2584:U:C4'	2.37	1.03
27:BA:458:G:C5'	53:B7:39:ARG:CD	2.35	1.03
28:BD:232:VAL:O	28:BD:232:VAL:HG23	1.56	1.03
30:BF:32:GLY:CA	30:BF:35:VAL:HG21	1.89	1.03
27:BA:2315:G:H5'	31:BG:133:ASN:HD22	1.21	1.03
33:BI:133:LEU:HD12	33:BI:139:ALA:HB2	1.39	1.03
33:BI:141:LEU:HD13	33:BI:142:LYS:O	1.58	1.03
33:BI:21:VAL:HG11	33:BI:30:LEU:CD1	1.88	1.03
33:BI:6:LEU:HB2	33:BI:36:ALA:HB2	1.34	1.03
34:BN:12:VAL:O	34:BN:38:VAL:CG1	2.05	1.03
35:BO:35:ILE:CD1	35:BO:65:THR:CG2	2.37	1.03
38:BS:105:GLY:C	38:BS:106:LEU:HD23	1.77	1.03
27:BA:25:U:C5'	40:BW:79:GLY:HA3	1.89	1.03
42:BY:14:ALA:HB1	42:BY:15:PRO:HD2	1.40	1.03
42:BY:71:VAL:HG12	42:BY:72:ILE:H	1.23	1.03
43:BZ:34:LEU:HD13	43:BZ:39:PHE:HZ	0.91	1.03
1:AA:1320:C:O2	22:AS:72:GLY:C	1.97	1.03
27:BA:1019:U:O3'	27:BA:1020:A:P	2.16	1.03
27:BA:2228:G:C8	27:BA:2229:C:C5	2.44	1.03
27:BA:2235:G:H2'	27:BA:2236:C:C6	1.93	1.03
27:BA:2395:C:H5''	50:B4:28:ARG:NH1	1.73	1.03
27:BA:2436:G:C2'	27:BA:2437:U:O5'	2.05	1.03
27:BA:2546:U:H5'	27:BA:2565:A:N1	1.73	1.03
28:BD:158:GLY:HA2	28:BD:194:VAL:CG2	1.88	1.03
28:BD:175:LEU:CG	28:BD:180:VAL:HA	1.89	1.03
28:BD:66:PHE:O	28:BD:67:LYS:CD	2.07	1.03
28:BD:74:PRO:CG	28:BD:96:ALA:CB	2.26	1.03
29:BE:308:VAL:HG12	29:BE:310:PHE:CE1	1.94	1.03
29:BE:82:ALA:O	29:BE:83:LEU:CG	2.05	1.03
32:BH:40:MET:HG2	32:BH:64:HIS:HE1	0.98	1.03
33:BI:115:ILE:HG23	33:BI:131:VAL:HG22	1.40	1.03
34:BN:95:ARG:C	34:BN:98:PHE:HD1	1.61	1.03
36:BP:73:VAL:HG13	36:BP:76:LEU:HD23	1.36	1.03
27:BA:2021:C:C5	45:BU:25:TRP:CZ2	2.45	1.03
40:BW:103:ILE:HG22	40:BW:103:ILE:O	1.56	1.03
42:BY:42:VAL:HG12	42:BY:43:ASN:N	1.70	1.03
1:AA:116:A:H61	1:AA:313:A:C1'	1.71	1.03

Continued on next page...

Continued from previous page...

Atom-1	Atom-2	Interatomic distance (Å)	Clash overlap (Å)
1:AA:1268:A:H4'	24:AU:20:LYS:CA	1.87	1.03
47:B2:30:ALA:O	47:B2:34:GLN:CG	2.07	1.03
48:B3:37:LEU:CD1	48:B3:43:ILE:HG21	1.88	1.03
51:B5:45:ILE:CG1	51:B5:52:TYR:HE1	1.70	1.03
27:BA:2468:G:O2'	27:BA:2469:A:H5'	1.56	1.03
27:BA:2520:C:H2'	27:BA:2521:C:H5'	1.37	1.03
27:BA:2439:A:C1'	27:BA:2587:A:OP1	2.07	1.03
27:BA:2649:U:H2'	27:BA:2650:U:H6	1.23	1.03
27:BA:2733:A:H1'	29:BE:318:ASN:ND2	1.73	1.03
27:BA:2805:G:H3'	27:BA:2807:G:P	1.98	1.03
27:BA:963:U:C1'	27:BA:2250:G:N2	2.22	1.03
28:BD:80:ILE:HD12	28:BD:80:ILE:O	0.86	1.03
33:BI:121:ILE:CG2	33:BI:122:ARG:H	1.72	1.03
35:BO:1:MET:O	35:BO:2:ILE:HD13	1.58	1.03
1:AA:1288:A:N1	1:AA:1371:G:H1'	1.74	1.03
1:AA:1314:C:N4	22:AS:4:SER:OG	1.92	1.03
27:BA:2236:C:H2'	27:BA:2237:G:H5'	1.34	1.03
27:BA:825:C:O3'	27:BA:2428:G:N7	1.91	1.03
27:BA:2482:G:C6	27:BA:2483:C:C5	2.47	1.03
28:BD:75:GLY:O	28:BD:115:ILE:N	1.92	1.03
27:BA:2785:C:C2'	29:BE:100:TRP:HD1	1.71	1.03
32:BH:130:ILE:O	32:BH:131:ILE:HG23	1.56	1.03
32:BH:85:ALA:C	32:BH:148:ARG:NH2	2.11	1.03
33:BI:98:ILE:HD13	33:BI:115:ILE:CD1	1.89	1.03
34:BN:87:LEU:H	34:BN:87:LEU:HD12	1.23	1.03
44:BR:58:GLY:HA2	44:BR:80:PHE:CZ	1.93	1.03
40:BW:83:LYS:HG2	40:BW:97:LYS:HD3	1.36	1.03
43:BZ:142:ASN:N	43:BZ:171:VAL:HG21	1.74	1.03
43:BZ:71:MET:HA	43:BZ:78:PRO:CA	1.89	1.03
49:B0:37:LEU:HD11	49:B0:70:ILE:CD1	1.86	1.02
27:BA:932:G:H5'	48:B3:24:LYS:NZ	1.73	1.02
27:BA:2400:G:O2'	52:B6:20:PHE:CE1	1.99	1.02
27:BA:1826:G:OP2	28:BD:227:VAL:CG2	2.04	1.02
27:BA:2225:A:H4'	27:BA:2226:C:O5'	1.29	1.02
27:BA:2228:G:N7	27:BA:2229:C:C5	2.27	1.02
27:BA:2520:C:C2'	27:BA:2521:C:H5'	1.88	1.02
27:BA:2689:U:C5'	27:BA:2690:C:H5'	1.88	1.02
27:BA:2790:A:H5''	27:BA:2791:C:OP1	1.58	1.02
27:BA:827:U:OP2	27:BA:2429:G:OP2	1.77	1.02
30:BF:102:LEU:HD21	30:BF:106:GLU:OE1	1.53	1.02
31:BG:38:GLU:CG	31:BG:41:LEU:HD12	1.89	1.02

Continued on next page...

Continued from previous page...

Atom-1	Atom-2	Interatomic distance (Å)	Clash overlap (Å)
31:BG:93:LEU:CD1	31:BG:94:ALA:N	2.22	1.02
32:BH:102:LEU:H	32:BH:102:LEU:HD23	1.23	1.02
33:BI:68:LEU:CD2	33:BI:108:LEU:CD1	1.90	1.02
34:BN:25:GLN:CA	34:BN:28:GLU:CG	2.36	1.02
36:BP:112:GLY:HA2	36:BP:113:GLN:HE22	1.21	1.02
42:BY:78:THR:HA	42:BY:89:ARG:CG	1.88	1.02
1:AA:1308:U:H5'	16:AM:110:ARG:NH2	1.72	1.02
49:B0:45:PHE:CE1	49:B0:78:PHE:CG	2.46	1.02
53:B7:1:MET:SD	53:B7:1:MET:O	2.17	1.02
27:BA:1479:G:H2'	27:BA:1480:G:C8	1.93	1.02
27:BA:2226:C:O2	27:BA:2227:A:C1'	2.01	1.02
27:BA:2236:C:C2'	27:BA:2237:G:H5'	1.88	1.02
27:BA:2415:G:C6	27:BA:2416:C:C5	2.38	1.02
27:BA:2542:A:O4'	27:BA:2542:A:OP2	1.75	1.02
27:BA:2584:U:C6	27:BA:2584:U:C3'	2.31	1.02
27:BA:2689:U:H5'	27:BA:2690:C:H5"	1.33	1.02
28:BD:167:GLU:C	28:BD:170:TYR:CD1	2.33	1.02
27:BA:675:A:P	30:BF:69:HIS:O	2.17	1.02
30:BF:96:LYS:CG	30:BF:98:ARG:NH1	2.22	1.02
44:BR:77:ARG:HB2	44:BR:77:ARG:CZ	1.87	1.02
42:BY:74:VAL:HG12	42:BY:77:VAL:HG23	1.33	1.02
51:B5:19:ARG:C	51:B5:21:SER:H	1.62	1.02
55:B9:7:VAL:C	55:B9:8:LYS:HE3	1.77	1.02
27:BA:2328:A:C4	27:BA:2329:G:N7	2.27	1.02
27:BA:2543:G:C6	27:BA:2544:G:C6	2.47	1.02
27:BA:2768:C:C2'	27:BA:2769:C:C5'	2.27	1.02
27:BA:630(A):C:C3'	27:BA:1631:A:P	2.45	1.02
28:BD:167:GLU:O	28:BD:168:GLY:O	1.75	1.02
28:BD:63:ILE:O	28:BD:64:ILE:CG1	2.07	1.02
30:BF:163:HIS:HB3	30:BF:166:ILE:CD1	1.90	1.02
30:BF:239:ALA:C	30:BF:241:ALA:H	1.57	1.02
32:BH:93:TYR:HE1	32:BH:106:VAL:O	1.36	1.02
34:BN:19:MET:CG	34:BN:46:ILE:HD11	1.88	1.02
37:BQ:28:ILE:HG23	37:BQ:62:GLU:CG	1.87	1.02
27:BA:998:C:H5"	45:BU:84:LYS:NZ	1.72	1.02
40:BW:84:ARG:HB3	40:BW:96:ILE:HD11	1.37	1.02
43:BZ:120:LEU:HD23	43:BZ:120:LEU:N	1.70	1.02
43:BZ:156:GLU:HG2	43:BZ:157:GLY:N	1.71	1.02
43:BZ:159:THR:HG23	43:BZ:160:LEU:N	1.71	1.02
1:AA:1004:A:C8	1:AA:1025:U:O4	2.11	1.02
2:AV:73:A:H3'	2:AV:74:C:P	1.99	1.02

Continued on next page...

Continued from previous page...

Atom-1	Atom-2	Interatomic distance (Å)	Clash overlap (Å)
49:B0:49:GLN:O	49:B0:49:GLN:NE2	1.93	1.02
49:B0:37:LEU:HD11	49:B0:70:ILE:HD11	1.35	1.02
54:B8:30:ARG:HD2	54:B8:44:LYS:HD2	1.41	1.02
27:BA:1783:A:N1	27:BA:2587:A:H2	1.56	1.02
27:BA:2043:C:H5	27:BA:2777:G:H1'	1.20	1.02
29:BE:180:ILE:CB	29:BE:187:HIS:HB3	1.88	1.02
30:BF:214:THR:O	30:BF:216:SER:N	1.93	1.02
32:BH:97:LYS:O	32:BH:98:GLN:CG	2.07	1.02
35:BO:25:LEU:CD1	35:BO:38:VAL:HG12	1.88	1.02
44:BR:60:LEU:HG	44:BR:61:HIS:H	1.24	1.02
38:BS:20:TYR:CE2	38:BS:21:HIS:CD2	2.46	1.02
27:BA:1156:A:OP1	45:BU:55:ARG:CZ	2.07	1.02
41:BX:24:LEU:HB2	41:BX:26:PHE:HZ	1.19	1.02
25:AY:35:ASP:CA	56:BK:22:PRO:CB	2.36	1.02
51:B5:56:GLN:O	51:B5:57:VAL:HG23	1.57	1.02
27:BA:2227:A:N1	27:BA:2228:G:C5	2.27	1.02
27:BA:2693:A:C2	27:BA:2694:G:C5	2.48	1.02
29:BE:62:ARG:O	29:BE:63:GLU:CG	2.07	1.02
35:BO:1:MET:O	35:BO:2:ILE:HD12	1.51	1.02
37:BQ:45:GLN:CB	37:BQ:152:SER:HB3	1.88	1.02
27:BA:872:A:O2'	37:BQ:31:PHE:HB2	1.55	1.02
38:BS:33:ARG:O	38:BS:35:VAL:CG2	2.06	1.02
45:BU:59:ARG:O	45:BU:62:ILE:CB	2.08	1.02
27:BA:446:G:H3'	45:BU:5:LYS:HZ1	1.23	1.02
42:BY:42:VAL:CG1	42:BY:43:ASN:H	1.72	1.02
1:AA:988:G:H4'	1:AA:1014:A:H61	1.17	1.02
48:B3:23:LEU:O	48:B3:28:LEU:CG	2.08	1.02
48:B3:9:VAL:H	48:B3:54:VAL:HG12	1.22	1.02
50:B4:58:LYS:O	50:B4:61:LYS:HG3	1.58	1.02
54:B8:61:MET:O	54:B8:63:PRO:HD2	1.57	1.02
27:BA:2216:G:H2'	27:BA:2217:G:C5'	1.89	1.02
27:BA:2574:G:C5'	27:BA:2575:C:OP2	2.07	1.02
27:BA:2616:C:O2'	27:BA:2617:C:H5'	1.52	1.02
28:BD:167:GLU:HB3	28:BD:170:TYR:CE1	1.91	1.02
30:BF:96:LYS:HB2	30:BF:98:ARG:NH2	1.73	1.02
33:BI:95:SER:C	33:BI:98:ILE:HB	1.80	1.02
35:BO:35:ILE:C	35:BO:62:VAL:HB	1.55	1.02
44:BR:38:VAL:HB	44:BR:39:PRO:HD2	1.06	1.02
27:BA:592:G:H21	54:B8:3:LYS:HE2	1.23	1.02
27:BA:2195:C:C5'	27:BA:2195:C:H6	1.72	1.02
27:BA:2572:A:C5'	27:BA:2574:G:H5'	1.89	1.02

Continued on next page...

Continued from previous page...

Atom-1	Atom-2	Interatomic distance (Å)	Clash overlap (Å)
27:BA:729:G:C6	28:BD:207:ALA:HA	1.94	1.02
28:BD:204:PHE:CD1	28:BD:204:PHE:N	2.18	1.02
29:BE:174:LEU:HD12	29:BE:174:LEU:H	1.23	1.02
29:BE:45:LYS:HZ1	29:BE:302:GLY:C	1.63	1.02
30:BF:164:ALA:HB1	30:BF:232:LEU:CD1	1.88	1.02
30:BF:215:ALA:O	30:BF:242:GLU:CG	2.08	1.02
30:BF:4:THR:O	30:BF:139:VAL:HG11	1.59	1.02
32:BH:102:LEU:HD21	32:BH:114:ILE:HB	1.42	1.02
35:BO:11:ALA:O	35:BO:99:PHE:HB2	1.59	1.02
35:BO:7:ARG:NE	35:BO:44:LYS:CE	2.22	1.02
37:BQ:65:ARG:NE	37:BQ:122:PHE:CE2	2.27	1.02
37:BQ:41:THR:OG1	37:BQ:126:VAL:HA	1.58	1.02
45:BU:20:ARG:NH1	46:BV:75:LYS:CE	2.21	1.02
45:BU:34:ASN:HA	45:BU:37:GLN:HB3	1.40	1.02
42:BY:70:ALA:O	42:BY:93:THR:CG2	2.05	1.02
49:B0:26:PHE:N	49:B0:60:PHE:CD1	2.20	1.02
26:BB:84:C:OP1	48:B3:10:LYS:NZ	1.92	1.02
48:B3:37:LEU:HD12	48:B3:43:ILE:HG21	1.41	1.02
27:BA:2305:A:H3'	27:BA:2306:C:H5''	1.02	1.02
27:BA:2470:G:N2	27:BA:2471:C:C5	2.20	1.02
27:BA:792:G:N7	27:BA:2440:C:H1'	1.75	1.02
28:BD:104:ILE:HB	28:BD:106:PRO:CD	1.89	1.02
26:BB:50:G:P	38:BS:74:PRO:HG2	2.00	1.02
27:BA:994:C:O2	45:BU:53:LYS:CD	2.05	1.02
40:BW:82:LEU:HD23	40:BW:98:LYS:C	1.79	1.02
42:BY:30:ASP:CG	42:BY:31:LEU:CD2	2.28	1.02
43:BZ:4:THR:C	43:BZ:33:ALA:HB1	1.78	1.02
1:AA:1259:C:O2	1:AA:1283:G:H1'	1.59	1.02
3:AW:25:C:C5	3:AW:26:G:C6	2.48	1.02
27:BA:2331:G:O2'	49:B0:70:ILE:HG21	0.84	1.02
53:B7:18:PHE:H	53:B7:44:VAL:CG2	1.72	1.02
54:B8:62:LEU:HB2	54:B8:63:PRO:CD	1.88	1.02
27:BA:1270:C:H4'	27:BA:1271:G:H5''	1.39	1.02
27:BA:1456:G:N2	27:BA:2704:C:N3	2.07	1.02
27:BA:2446:G:H5'	27:BA:2446:G:H8	1.24	1.02
27:BA:2653:U:H2'	27:BA:2654:A:N7	1.74	1.02
27:BA:2709:G:H2'	27:BA:2710:C:H5'	1.39	1.02
27:BA:2781:A:OP1	27:BA:2781:A:O4'	1.77	1.02
28:BD:141:HIS:CE1	28:BD:192:GLY:O	2.12	1.02
28:BD:89:ASN:HD21	28:BD:199:ARG:NE	1.57	1.02
28:BD:70:LYS:HG3	28:BD:73:ILE:HD11	1.42	1.02

Continued on next page...

Continued from previous page...

Atom-1	Atom-2	Interatomic distance (Å)	Clash overlap (Å)
30:BF:243:VAL:O	30:BF:246:ARG:N	1.91	1.02
33:BI:4:ILE:O	33:BI:4:ILE:CG2	2.07	1.02
27:BA:873:G:H4'	37:BQ:32:LYS:HB3	1.41	1.02
37:BQ:44:ALA:CB	37:BQ:126:VAL:O	2.08	1.02
44:BR:107:ASP:CG	44:BR:108:GLY:H	1.62	1.02
27:BA:564:C:O4'	45:BU:37:GLN:OE1	1.76	1.02
45:BU:41:ASN:HD22	45:BU:42:ALA:N	1.58	1.02
46:BV:61:VAL:CG2	46:BV:98:ILE:H	1.73	1.02
27:BA:25:U:C4'	40:BW:79:GLY:HA2	1.90	1.02
42:BY:103:LEU:HA	42:BY:108:ARG:CB	1.89	1.02
1:AA:1014:A:C2	22:AS:34:TRP:CE3	2.48	1.02
48:B3:30:ARG:HH11	48:B3:30:ARG:CG	1.68	1.02
52:B6:28:ARG:HB3	52:B6:28:ARG:HH11	1.20	1.02
27:BA:2258:C:C4	27:BA:2426:A:O4'	2.12	1.02
27:BA:2423:U:C6	27:BA:2423:U:C5'	2.43	1.02
27:BA:2616:C:C2	27:BA:2617:C:C5	2.48	1.02
29:BE:190:ASN:O	29:BE:192:ILE:N	1.93	1.02
30:BF:148:VAL:HG12	30:BF:148:VAL:O	1.58	1.02
30:BF:241:ALA:O	30:BF:245:GLU:CD	1.98	1.02
31:BG:103:ASN:OD1	31:BG:134:LEU:N	1.92	1.02
32:BH:10:ILE:HG21	32:BH:14:VAL:CG1	1.79	1.02
33:BI:103:GLN:NE2	33:BI:109:LYS:CA	2.22	1.02
34:BN:25:GLN:HA	34:BN:28:GLU:HG2	1.03	1.02
27:BA:1137:G:O2'	34:BN:82:THR:HA	1.58	1.02
44:BR:107:ASP:CG	44:BR:108:GLY:N	2.12	1.02
49:B0:45:PHE:CD1	49:B0:78:PHE:CA	2.42	1.01
47:B2:29:ASN:O	47:B2:34:GLN:HG2	1.60	1.01
27:BA:850:C:C4'	48:B3:18:ASP:OD1	2.07	1.01
27:BA:125:G:N2	53:B7:10:ARG:N	2.06	1.01
27:BA:2461:C:N3	27:BA:2462:U:C5	2.28	1.01
27:BA:2782:G:OP2	27:BA:2782:G:C8	2.12	1.01
28:BD:183:ILE:CG2	28:BD:184:LEU:N	1.99	1.01
35:BO:92:SER:HB2	35:BO:113:LYS:NZ	1.75	1.01
37:BQ:133:GLU:OE1	37:BQ:133:GLU:O	1.78	1.01
37:BQ:58:HIS:CE1	37:BQ:59:ASN:HB3	1.95	1.01
44:BR:25:ALA:O	44:BR:29:LEU:HD23	1.60	1.01
27:BA:2334:G:OP2	38:BS:13:ARG:HA	1.60	1.01
39:BT:50:GLU:HA	39:BT:55:ALA:CB	1.89	1.01
27:BA:994:C:O2'	45:BU:54:LYS:HG2	1.57	1.01
41:BX:11:THR:C	41:BX:15:MET:HG3	1.79	1.01
43:BZ:116:VAL:CG2	43:BZ:169:VAL:CG2	2.35	1.01

Continued on next page...

Continued from previous page...

Atom-1	Atom-2	Interatomic distance (Å)	Clash overlap (Å)
17:AN:24:CYS:HB2	17:AN:40:CYS:N	1.75	1.01
47:B2:30:ALA:CA	47:B2:34:GLN:HG2	1.89	1.01
48:B3:33:GLN:NE2	48:B3:34:GLU:O	1.94	1.01
48:B3:3:ARG:HB2	48:B3:60:GLU:HA	1.37	1.01
48:B3:59:VAL:O	48:B3:60:GLU:HG3	1.55	1.01
53:B7:32:ALA:HA	53:B7:35:ARG:CG	1.90	1.01
27:BA:1545:A:H5'	27:BA:545(A):A:P	1.99	1.01
27:BA:1416:G:N2	27:BA:1582:C:H42	1.58	1.01
27:BA:2286:A:C8	27:BA:2286:A:H3'	1.95	1.01
27:BA:2302:G:N1	27:BA:2315:G:C6	2.28	1.01
27:BA:197:A:C6	27:BA:2430:A:C8	2.46	1.01
27:BA:2896:C:O5'	27:BA:2896:C:C6	2.12	1.01
26:BB:103:U:O2'	43:BZ:67:LYS:CG	2.07	1.01
33:BI:6:LEU:HD22	33:BI:14:LYS:HD3	1.38	1.01
33:BI:37:ILE:CG2	33:BI:38:GLU:N	2.17	1.01
35:BO:7:ARG:CD	35:BO:44:LYS:CE	2.38	1.01
41:BX:30:ASP:O	41:BX:62:LYS:HE2	1.55	1.01
42:BY:42:VAL:HG12	42:BY:43:ASN:H	0.88	1.01
3:AW:9:A:H1'	3:AW:45:G:H2'	1.06	1.01
27:BA:2317:C:C5'	31:BG:150:SER:CB	2.38	1.01
27:BA:2531:A:H2'	27:BA:2532:G:H5''	1.38	1.01
27:BA:2570:G:N3	27:BA:2570:G:H2'	1.72	1.01
27:BA:2626:C:C5'	27:BA:2626:C:H6	1.71	1.01
27:BA:2689:U:C5'	27:BA:2690:C:C5'	2.36	1.01
29:BE:61:PRO:HA	29:BE:69:PRO:HA	1.38	1.01
33:BI:112:LYS:HD3	33:BI:112:LYS:N	1.75	1.01
34:BN:50:GLU:HA	34:BN:53:ILE:HG21	1.35	1.01
35:BO:35:ILE:CG2	35:BO:63:VAL:CA	2.09	1.01
35:BO:61:VAL:HG12	35:BO:62:VAL:H	1.18	1.01
35:BO:78:ARG:C	35:BO:79:PHE:HD2	1.61	1.01
36:BP:66:VAL:HG23	36:BP:67:ARG:NH2	1.73	1.01
27:BA:2276:G:OP2	37:BQ:103:ALA:HA	1.60	1.01
38:BS:33:ARG:HB3	38:BS:35:VAL:CG2	1.90	1.01
39:BT:4:ARG:HE	39:BT:4:ARG:N	1.57	1.01
45:BU:63:GLN:O	45:BU:65:ILE:N	1.92	1.01
40:BW:17:VAL:O	40:BW:20:VAL:HG23	1.60	1.01
43:BZ:138:VAL:O	43:BZ:139:THR:OG1	1.79	1.01
43:BZ:53:ASP:CG	43:BZ:62:PHE:O	1.98	1.01
1:AA:983:A:C8	1:AA:1201:A:N1	2.27	1.01
52:B6:28:ARG:CB	52:B6:28:ARG:HH11	1.72	1.01
53:B7:26:SER:O	53:B7:29:ASN:HB2	1.59	1.01

Continued on next page...

Continued from previous page...

Atom-1	Atom-2	Interatomic distance (Å)	Clash overlap (Å)
27:BA:1759:A:C8	27:BA:2696:U:O2	2.13	1.01
27:BA:2330:G:N2	27:BA:2331:G:C1'	2.23	1.01
27:BA:2577:A:C2	27:BA:2614:A:C2	2.49	1.01
27:BA:2758:A:P	27:BA:2758:A:H3'	2.00	1.01
27:BA:2845:G:H2'	27:BA:2846:G:H8	1.25	1.01
27:BA:494:G:H4'	40:BW:6:ILE:HG22	1.36	1.01
27:BA:58:G:H1	27:BA:69:C:H42	1.09	1.01
27:BA:1826:G:OP1	28:BD:227:VAL:HG22	1.57	1.01
30:BF:240:LEU:HD22	30:BF:243:VAL:HG21	1.38	1.01
33:BI:109:LYS:CE	33:BI:109:LYS:H	1.74	1.01
33:BI:22:ALA:O	33:BI:23:ASP:O	1.77	1.01
36:BP:141:GLU:HB2	36:BP:145:LEU:HD22	1.02	1.01
36:BP:65:ASP:CA	36:BP:109:LEU:H	1.71	1.01
27:BA:535:C:C5'	45:BU:53:LYS:CE	2.38	1.01
1:AA:1329:A:O2'	16:AM:24:GLY:HA2	1.61	1.01
50:B4:20:VAL:O	50:B4:30:GLU:OE1	1.77	1.01
27:BA:398:G:OP1	50:B4:58:LYS:NZ	1.93	1.01
53:B7:32:ALA:HA	53:B7:35:ARG:HG3	1.42	1.01
27:BA:2287:A:H2	27:BA:2289:G:O4'	1.42	1.01
27:BA:2339:G:H2'	27:BA:2340:G:C8	1.95	1.01
27:BA:2812:G:O2'	27:BA:2813:A:H5'	1.58	1.01
27:BA:321:G:H1'	30:BF:206:ASN:ND2	1.75	1.01
27:BA:831:G:H3'	27:BA:944:G:H22	1.19	1.01
27:BA:95:G:O2'	47:B2:42:ASN:O	1.76	1.01
29:BE:221:LYS:CE	29:BE:233:ARG:HA	1.90	1.01
29:BE:70:VAL:CG1	29:BE:296:VAL:N	2.22	1.01
30:BF:34:ALA:CB	30:BF:110:ALA:CB	2.35	1.01
32:BH:145:ALA:O	32:BH:147:ILE:N	1.92	1.01
36:BP:94:ARG:HB2	36:BP:120:LEU:HD22	1.36	1.01
37:BQ:45:GLN:HB3	37:BQ:152:SER:CB	1.90	1.01
44:BR:20:LEU:O	44:BR:22:ARG:N	1.94	1.01
38:BS:12:ARG:NH1	38:BS:20:TYR:CD2	2.22	1.01
26:BB:9:G:OP1	38:BS:37:ARG:NH2	1.94	1.01
45:BU:28:ARG:O	45:BU:31:GLN:N	1.92	1.01
45:BU:42:ALA:O	45:BU:45:TYR:HB2	1.60	1.01
46:BV:50:ASP:OD1	46:BV:53:LYS:CE	2.07	1.01
55:B9:25:VAL:CB	55:B9:34:GLN:HB2	1.69	1.01
27:BA:1151:G:C2'	45:BU:81:ASN:ND2	2.22	1.01
27:BA:2403:C:O2	27:BA:2403:C:H2'	1.56	1.01
27:BA:2580:U:C6	27:BA:2581:G:N7	2.18	1.01
27:BA:2584:U:H2'	27:BA:2585:U:H5	1.19	1.01

Continued on next page...

Continued from previous page...

Atom-1	Atom-2	Interatomic distance (Å)	Clash overlap (Å)
27:BA:2581:G:C2	27:BA:2610:C:C6	2.48	1.01
29:BE:45:LYS:HZ1	29:BE:303:PRO:CA	1.73	1.01
32:BH:166:GLU:CA	32:BH:167:LEU:HD23	1.88	1.01
33:BI:145:VAL:HG12	33:BI:146:THR:N	1.72	1.01
33:BI:6:LEU:CB	33:BI:36:ALA:HB2	1.91	1.01
37:BQ:85:ILE:HG22	37:BQ:122:PHE:CD2	1.95	1.01
39:BT:11:THR:HG22	39:BT:12:ASP:H	1.20	1.01
45:BU:27:SER:HB3	45:BU:31:GLN:NE2	1.76	1.01
46:BV:40:VAL:HB	46:BV:51:ALA:HB1	1.37	1.01
43:BZ:163:ASP:OD2	43:BZ:164:PRO:CG	2.08	1.01
47:B2:13:PRO:HA	47:B2:16:ARG:HD2	1.40	1.01
53:B7:34:ARG:NH1	53:B7:42:LEU:HD23	1.75	1.01
27:BA:2410:G:C2'	27:BA:2411:A:C8	2.43	1.01
27:BA:2597:G:C2'	27:BA:2598:A:C8	2.43	1.01
27:BA:2722:G:N3	27:BA:2723:C:C6	2.28	1.01
27:BA:2730:C:H4'	29:BE:265:ASN:HD21	0.87	1.01
27:BA:2761:G:C2'	27:BA:2762:G:H5'	1.90	1.01
29:BE:229:GLN:C	29:BE:231:TRP:H	1.60	1.01
30:BF:102:LEU:CD2	30:BF:103:ASN:H	1.74	1.01
30:BF:56:THR:HB	30:BF:57:PRO:HD2	1.41	1.01
33:BI:37:ILE:HG22	33:BI:38:GLU:N	1.73	1.01
34:BN:139:LEU:H	34:BN:139:LEU:HD13	1.20	1.01
37:BQ:28:ILE:CG2	37:BQ:62:GLU:HG2	1.89	1.01
45:BU:8:ILE:CA	45:BU:11:ARG:CD	2.38	1.01
40:BW:8:ARG:O	40:BW:10:VAL:N	1.93	1.01
40:BW:85:VAL:HG12	40:BW:95:ILE:CD1	1.89	1.01
41:BX:44:GLN:OE1	41:BX:45:TYR:HB2	1.61	1.01
43:BZ:145:ASP:O	43:BZ:146:HIS:CD2	2.14	1.01
1:AA:922:G:N3	1:AA:1398:A:C2	2.29	1.01
54:B8:26:LYS:CD	54:B8:44:LYS:C	2.24	1.01
27:BA:2307:G:C1'	27:BA:2311:A:N6	2.15	1.01
27:BA:2575:C:H2'	27:BA:2575:C:O2	1.61	1.01
27:BA:2832:U:O2'	27:BA:2834:G:N3	1.90	1.01
30:BF:193:LEU:HD13	30:BF:223:LEU:HB2	1.43	1.01
32:BH:146:ASN:O	32:BH:150:VAL:CG2	2.08	1.01
33:BI:77:VAL:HG23	33:BI:141:LEU:CD1	1.83	1.01
45:BU:55:ARG:O	45:BU:57:PHE:N	1.93	1.01
40:BW:96:ILE:N	40:BW:96:ILE:HD12	1.66	1.01
27:BA:2013:A:C4'	40:BW:96:ILE:HG22	1.83	1.01
52:B6:24:THR:O	52:B6:25:THR:HG23	1.60	1.01
27:BA:2217:G:O2'	27:BA:2218:G:H5'	1.57	1.01

Continued on next page...

Continued from previous page...

Atom-1	Atom-2	Interatomic distance (Å)	Clash overlap (Å)
27:BA:2225:A:H5'	27:BA:2226:C:H5'	1.43	1.01
27:BA:2726:U:H3'	27:BA:2727:G:H8	1.24	1.01
32:BH:93:TYR:O	32:BH:94:ARG:HG2	1.57	1.01
34:BN:27:ALA:CB	34:BN:30:ALA:HB3	1.91	1.01
45:BU:103:PRO:C	45:BU:107:LYS:HG2	1.82	1.01
43:BZ:24:TYR:CD2	43:BZ:84:TYR:HD1	1.79	1.01
1:AA:1221:G:C5'	22:AS:36:ARG:HH12	1.65	1.01
27:BA:931:G:OP1	48:B3:27:GLY:CA	2.08	1.01
27:BA:2286:A:H4'	27:BA:2287:A:O4'	1.60	1.01
27:BA:2528:U:C4	27:BA:2530:A:N3	2.29	1.01
27:BA:2746:U:O2	27:BA:2759:G:C2	2.13	1.01
35:BO:2:ILE:HD13	35:BO:33:ALA:O	1.61	1.01
35:BO:35:ILE:HG21	35:BO:63:VAL:HA	1.38	1.01
35:BO:64:ARG:HD3	35:BO:81:GLU:HB3	1.42	1.01
44:BR:22:ARG:HG3	44:BR:26:LYS:HE3	1.42	1.01
46:BV:51:ALA:HA	46:BV:54:TYR:CD1	1.95	1.01
40:BW:42:ARG:O	40:BW:44:ALA:N	1.93	1.01
42:BY:45:GLY:HA2	42:BY:62:VAL:HG12	1.42	1.01
43:BZ:120:LEU:H	43:BZ:120:LEU:HD23	0.87	1.01
43:BZ:126:GLY:O	43:BZ:129:ARG:CB	2.08	1.01
1:AA:427:U:H5'	7:AD:41:GLY:HA2	1.43	1.00
27:BA:2046:G:OP1	51:B5:19:ARG:HA	1.61	1.00
27:BA:2297:C:C2'	27:BA:2298:A:H8	1.73	1.00
27:BA:2422:A:C4	27:BA:2424:C:C5	2.49	1.00
27:BA:2447:G:C2	27:BA:2500:U:O4	2.14	1.00
27:BA:2552:U:O2	27:BA:2554:U:C5'	2.09	1.00
27:BA:2570:G:H2'	27:BA:2571:C:C5	1.95	1.00
27:BA:2839:G:N3	27:BA:2840:C:C6	2.29	1.00
26:BB:76:G:OP1	43:BZ:10:PRO:HB3	1.58	1.00
28:BD:167:GLU:CB	28:BD:170:TYR:CD1	2.43	1.00
29:BE:267:ARG:HB2	29:BE:297:LYS:HD2	1.42	1.00
30:BF:102:LEU:HD22	30:BF:106:GLU:HB2	1.39	1.00
30:BF:59:GLU:O	30:BF:61:PHE:CE2	2.13	1.00
31:BG:35:ALA:O	31:BG:36:ASN:CG	1.99	1.00
33:BI:121:ILE:HG22	33:BI:122:ARG:H	0.85	1.00
27:BA:6:A:O2'	34:BN:6:PHE:HD2	1.44	1.00
35:BO:37:ASP:O	35:BO:62:VAL:HG23	1.58	1.00
36:BP:114:VAL:O	36:BP:115:ARG:HG3	0.83	1.00
27:BA:1260:G:C5'	40:BW:83:LYS:NZ	2.24	1.00
42:BY:52:ARG:HD2	42:BY:95:ASN:OD1	1.59	1.00
43:BZ:39:PHE:HA	43:BZ:43:PHE:CZ	1.96	1.00

Continued on next page...

Continued from previous page...

Atom-1	Atom-2	Interatomic distance (Å)	Clash overlap (Å)
1:AA:1313:U:O4	22:AS:4:SER:OG	1.79	1.00
47:B2:30:ALA:O	47:B2:34:GLN:HG2	1.58	1.00
48:B3:8:LEU:HD22	48:B3:31:LEU:HA	1.36	1.00
55:B9:10:MET:CB	55:B9:32:HIS:HD2	1.75	1.00
27:BA:1012:U:O2	34:BN:21:ARG:CZ	2.08	1.00
27:BA:2187:G:O2'	27:BA:2188:C:H5'	1.59	1.00
27:BA:2215:G:O2'	27:BA:2216:G:C5'	2.09	1.00
27:BA:2253:G:C2'	27:BA:2254:C:O5'	2.07	1.00
27:BA:2394:C:C5	27:BA:2395:C:N4	2.30	1.00
27:BA:2520:C:N3	27:BA:2521:C:C5	2.30	1.00
27:BA:2633:G:H1	27:BA:2785:C:H42	1.09	1.00
27:BA:2896:C:O5'	27:BA:2896:C:H6	1.41	1.00
27:BA:1630:G:O3'	27:BA:630(A):C:P	2.18	1.00
27:BA:806:C:O2'	27:BA:2445:G:C4'	2.08	1.00
28:BD:175:LEU:N	28:BD:175:LEU:HD23	1.72	1.00
32:BH:15:THR:HG22	32:BH:26:LYS:O	1.59	1.00
32:BH:41:THR:HB	32:BH:52:THR:HB	1.42	1.00
36:BP:83:GLU:O	36:BP:92:ASP:N	1.94	1.00
27:BA:911:A:C6	37:BQ:16:ARG:CG	2.42	1.00
37:BQ:65:ARG:NE	37:BQ:85:ILE:HB	1.77	1.00
46:BV:14:VAL:HG12	46:BV:15:SER:N	1.75	1.00
40:BW:8:ARG:HG2	40:BW:9:TYR:N	1.75	1.00
43:BZ:47:SER:O	43:BZ:49:THR:N	1.94	1.00
1:AA:1517:G:H1'	27:BA:1919:A:H5''	1.42	1.00
3:AW:37:YYG:C16	10:AG:84:ASN:N	2.21	1.00
3:AW:76:A:N9	27:BA:2421:G:C4	2.21	1.00
27:BA:2188:C:N4	27:BA:2189:U:O4	1.95	1.00
27:BA:2246:G:O2'	27:BA:2247:A:C5'	2.07	1.00
27:BA:2304:G:O4'	31:BG:105:SER:HB2	1.59	1.00
27:BA:2343:C:O2'	27:BA:2344:U:H5'	1.58	1.00
27:BA:2589:A:H2'	27:BA:2590:A:H5''	1.27	1.00
27:BA:2717:G:N2	27:BA:2718:G:C4	2.28	1.00
27:BA:529:A:C2	27:BA:2022:U:OP1	2.14	1.00
29:BE:171:SER:O	29:BE:175:ASP:CB	2.08	1.00
30:BF:225:PRO:CG	30:BF:231:ARG:NH2	2.20	1.00
27:BA:2748:A:H2'	32:BH:62:ALA:HB1	1.42	1.00
33:BI:7:LYS:HA	33:BI:12:LYS:HD3	1.43	1.00
35:BO:98:ILE:HG13	35:BO:117:LEU:HB3	1.43	1.00
45:BU:92:ARG:N	46:BV:10:LYS:HZ1	1.58	1.00
37:BQ:32:LYS:NZ	43:BZ:172:LEU:CD1	2.23	1.00
48:B3:40:THR:HG23	48:B3:43:ILE:CD1	1.66	1.00

Continued on next page...

Continued from previous page...

Atom-1	Atom-2	Interatomic distance (Å)	Clash overlap (Å)
48:B3:59:VAL:O	48:B3:60:GLU:HG2	1.61	1.00
50:B4:42:PHE:O	50:B4:57:ASP:CA	1.99	1.00
27:BA:176:G:HO3'	27:BA:177:G:P	1.17	1.00
27:BA:2286:A:H3'	27:BA:2286:A:H8	1.26	1.00
29:BE:206:LYS:O	29:BE:257:GLY:HA2	1.61	1.00
30:BF:144:PHE:CD2	30:BF:156:LEU:HD13	1.94	1.00
30:BF:96:LYS:CB	30:BF:98:ARG:NH1	0.86	1.00
32:BH:58:LYS:O	32:BH:61:ARG:HB3	1.62	1.00
36:BP:53:ARG:HD2	36:BP:53:ARG:H	1.21	1.00
37:BQ:16:ARG:HB3	37:BQ:16:ARG:CZ	1.90	1.00
37:BQ:94:ARG:NH1	37:BQ:105:PHE:O	1.93	1.00
38:BS:110:THR:OG1	38:BS:111:PRO:HD2	1.61	1.00
38:BS:31:LYS:HD2	38:BS:99:GLU:C	1.81	1.00
13:AJ:45:ARG:NH2	17:AN:36:PHE:HE2	1.60	1.00
49:B0:61:ALA:C	49:B0:62:LEU:HD12	1.80	1.00
27:BA:1710:C:O2'	27:BA:2858:C:N4	1.94	1.00
27:BA:2103:C:N3	27:BA:2187:G:O6	1.94	1.00
27:BA:2209:C:N4	27:BA:2215:G:H1	1.57	1.00
27:BA:2313:C:C5'	31:BG:51:ARG:HH11	1.75	1.00
27:BA:2423:U:C6	27:BA:2425:A:C6	2.50	1.00
27:BA:2457:U:O2'	27:BA:2458:G:H5'	1.60	1.00
27:BA:2495:G:O2'	37:BQ:101:MET:HE2	1.61	1.00
27:BA:2769:C:O2'	27:BA:2770:G:C5'	2.08	1.00
27:BA:2792:G:N2	27:BA:2804:C:N3	2.08	1.00
29:BE:303:PRO:HB2	29:BE:307:LEU:HD13	1.02	1.00
36:BP:76:LEU:O	36:BP:81:VAL:CG2	2.01	1.00
44:BR:101:ALA:O	51:B5:41:LEU:HD12	1.56	1.00
27:BA:2320:A:H62	38:BS:9:PRO:HG3	1.22	1.00
27:BA:446:G:OP2	45:BU:3:ARG:NE	1.93	1.00
41:BX:33:SER:C	41:BX:37:VAL:HG23	1.82	1.00
43:BZ:149:ALA:HA	43:BZ:152:ILE:HD11	1.43	1.00
43:BZ:95:SER:CB	43:BZ:122:ILE:HG12	1.92	1.00
1:AA:408:A:C5'	7:AD:22:LYS:O	2.08	1.00
1:AA:541:G:H4'	7:AD:42:GLN:HB2	1.38	1.00
50:B4:11:PRO:HA	50:B4:40:HIS:CD2	1.96	1.00
54:B8:19:THR:HB	54:B8:21:LYS:NZ	1.77	1.00
27:BA:2195:C:O5'	27:BA:2195:C:H6	1.44	1.00
27:BA:2234:G:C6	27:BA:2235:G:N7	2.29	1.00
27:BA:2423:U:O2'	27:BA:2425:A:H3'	1.62	1.00
27:BA:2543:G:C5	27:BA:2544:G:C5	2.49	1.00
27:BA:2558:C:C2	27:BA:2559:C:C5	2.50	1.00

Continued on next page...

Continued from previous page...

Atom-1	Atom-2	Interatomic distance (Å)	Clash overlap (Å)
27:BA:2567:G:O2'	27:BA:2568:C:H5'	1.62	1.00
27:BA:2709:G:O2'	27:BA:2710:C:C5'	2.09	1.00
29:BE:74:GLU:CA	29:BE:293:TYR:CD2	2.42	1.00
29:BE:94:ARG:HB3	29:BE:95:PRO:HD2	1.04	1.00
27:BA:557:U:H5'	34:BN:92:GLN:HE21	1.25	1.00
36:BP:112:GLY:CA	36:BP:113:GLN:HE22	1.74	1.00
45:BU:36:PHE:O	45:BU:39:LEU:CB	2.09	1.00
46:BV:42:GLY:CA	46:BV:54:TYR:OH	2.09	1.00
43:BZ:6:LYS:H	43:BZ:7:PRO:CD	1.74	1.00
1:AA:986:A:H4'	22:AS:55:LYS:HG3	1.44	1.00
2:AV:73:A:C3'	2:AV:74:C:P	2.49	1.00
52:B6:37:LEU:O	52:B6:38:LYS:CG	2.08	1.00
53:B7:8:ASN:HB2	53:B7:11:LYS:HB3	1.42	1.00
27:BA:2327:A:C2	27:BA:2328:A:N3	2.29	1.00
27:BA:2045:C:C4	27:BA:2624:G:C2	2.50	1.00
27:BA:2857:G:O5'	27:BA:2857:G:H8	1.44	1.00
27:BA:2679:A:C2	29:BE:300:VAL:HG21	1.97	1.00
29:BE:44:TYR:CG	29:BE:307:LEU:O	2.14	1.00
27:BA:674:G:H5''	30:BF:69:HIS:HA	1.40	1.00
37:BQ:34:GLY:CA	37:BQ:74:ASN:O	2.09	1.00
37:BQ:49:VAL:HG13	37:BQ:50:VAL:H	1.22	1.00
38:BS:34:LEU:HD21	38:BS:102:LEU:HA	1.42	1.00
42:BY:77:VAL:O	42:BY:78:THR:HG23	1.61	1.00
43:BZ:51:LEU:HD11	43:BZ:63:PRO:HB2	1.42	1.00
1:AA:826:C:H5'	11:AH:12:ARG:HE	1.25	1.00
27:BA:2646:C:H2'	27:BA:2647:U:H5'	1.42	1.00
27:BA:2862:G:C2'	27:BA:2863:C:C6	2.43	1.00
30:BF:144:PHE:O	30:BF:146:ASP:N	1.93	1.00
32:BH:41:THR:CB	32:BH:52:THR:HB	1.91	1.00
27:BA:244:A:O2'	36:BP:56:LYS:HA	1.61	1.00
44:BR:21:TYR:HB3	44:BR:47:PHE:CD2	1.96	1.00
45:BU:33:ARG:CB	45:BU:33:ARG:HH11	1.75	1.00
27:BA:25:U:C4'	40:BW:79:GLY:CA	2.38	1.00
42:BY:43:ASN:HD21	42:BY:112:LEU:HD21	1.23	1.00
3:AW:25:C:C4	3:AW:26:G:C6	2.49	1.00
47:B2:57:LYS:O	47:B2:60:GLN:HB3	1.61	1.00
53:B7:44:VAL:C	53:B7:46:ASP:H	1.53	1.00
27:BA:1966:A:N3	27:BA:2593:U:C5'	2.25	1.00
27:BA:2839:G:C4	27:BA:2840:C:C6	2.49	1.00
27:BA:2870:C:H2'	27:BA:2870:C:O2	1.62	1.00
28:BD:213:LYS:HB3	28:BD:215:LYS:H	1.17	1.00

Continued on next page...

Continued from previous page...

Atom-1	Atom-2	Interatomic distance (Å)	Clash overlap (Å)
27:BA:1568:G:OP2	28:BD:60:GLN:CG	2.09	1.00
29:BE:271:ILE:CD1	29:BE:294:THR:HG22	1.89	1.00
30:BF:164:ALA:CB	30:BF:232:LEU:HD12	1.92	1.00
27:BA:2310:A:H2'	31:BG:55:LYS:HE2	1.02	1.00
31:BG:24:HIS:HB3	31:BG:72:LYS:HA	1.42	1.00
32:BH:147:ILE:HD12	32:BH:150:VAL:HB	1.41	1.00
27:BA:1140:C:C4	34:BN:49:ARG:CD	2.44	1.00
35:BO:66:LYS:HG3	35:BO:82:ASN:ND2	1.76	1.00
35:BO:68:GLY:CA	35:BO:78:ARG:HE	1.74	1.00
37:BQ:12:PRO:HB2	37:BQ:20:ILE:HD11	1.41	1.00
37:BQ:31:PHE:HA	37:BQ:85:ILE:HD11	1.43	1.00
38:BS:61:ALA:HB2	38:BS:88:ALA:HB2	1.03	1.00
27:BA:445:C:H3'	45:BU:3:ARG:CZ	1.92	1.00
42:BY:101:LEU:CD2	42:BY:103:LEU:HG	1.79	1.00
42:BY:31:LEU:O	42:BY:34:GLU:CB	2.09	1.00
42:BY:46:ASP:OD2	42:BY:101:LEU:HA	1.59	1.00
43:BZ:159:THR:C	43:BZ:160:LEU:CD1	2.31	1.00
43:BZ:62:PHE:CG	43:BZ:87:THR:HG22	1.95	1.00
27:BA:1364:G:O5'	50:B4:3:LYS:HD3	1.60	1.00
52:B6:21:TYR:CE1	52:B6:43:VAL:HG23	1.97	1.00
55:B9:10:MET:CB	55:B9:32:HIS:CD2	2.45	1.00
27:BA:1350:C:N3	27:BA:1381:G:N2	2.09	1.00
27:BA:1364:G:C5'	50:B4:3:LYS:HD3	1.91	1.00
27:BA:2052:G:N2	29:BE:245:ARG:HG2	1.76	1.00
27:BA:2599:G:H2'	27:BA:2600:A:O4'	1.60	1.00
27:BA:2742:C:H5''	55:B9:35:ARG:HH12	1.26	1.00
27:BA:2759:G:H2'	27:BA:2760:C:O5'	1.58	1.00
27:BA:2813:A:H2'	27:BA:2814:C:C5	1.96	1.00
27:BA:931:G:H2'	27:BA:932:G:C8	1.96	1.00
30:BF:102:LEU:HD23	30:BF:106:GLU:CD	1.80	1.00
31:BG:21:VAL:CG1	31:BG:132:VAL:HB	1.92	1.00
2:AV:56:C:H2'	31:BG:56:ARG:NH1	1.77	1.00
37:BQ:94:ARG:CD	37:BQ:106:GLY:CA	2.40	1.00
39:BT:4:ARG:C	39:BT:5:GLU:HG3	1.77	1.00
46:BV:62:GLU:HB2	46:BV:96:LEU:HD21	1.43	1.00
54:B8:16:ILE:CG1	54:B8:22:VAL:CG2	2.22	0.99
54:B8:52:LYS:C	54:B8:54:GLU:H	1.60	0.99
27:BA:2305:A:H3'	27:BA:2306:C:C5'	1.92	0.99
27:BA:2353:G:O2'	49:B0:30:VAL:O	1.79	0.99
27:BA:2403:C:C4	27:BA:2415:G:C6	2.50	0.99
27:BA:2555:U:OP2	27:BA:2555:U:H6	1.45	0.99

Continued on next page...

Continued from previous page...

Atom-1	Atom-2	Interatomic distance (Å)	Clash overlap (Å)
27:BA:2587:A:O2'	27:BA:2588:G:C5'	2.08	0.99
27:BA:2640:G:H1	27:BA:2774:C:H42	1.02	0.99
27:BA:2654:A:N6	27:BA:2667:C:H42	1.59	0.99
26:BB:43:C:H1'	31:BG:47:GLN:NE2	1.77	0.99
29:BE:74:GLU:N	29:BE:74:GLU:OE2	1.94	0.99
30:BF:36:ARG:HA	30:BF:39:GLN:HE22	0.89	0.99
36:BP:141:GLU:CB	36:BP:145:LEU:HD22	1.92	0.99
37:BQ:46:VAL:HB	37:BQ:124:ALA:O	0.83	0.99
45:BU:49:ASP:N	45:BU:52:ASN:ND2	1.95	0.99
46:BV:4:ILE:HD13	46:BV:13:ARG:HG2	1.39	0.99
55:B9:10:MET:HB3	55:B9:32:HIS:CD2	1.96	0.99
27:BA:1669:A:C8	35:BO:4:GLN:CD	2.36	0.99
27:BA:2273:A:N7	27:BA:2274:A:C8	2.30	0.99
27:BA:2484:G:C2	27:BA:2485:G:O4'	2.15	0.99
27:BA:2741:A:H2'	27:BA:2742:C:O4'	1.62	0.99
27:BA:2838:G:C5	27:BA:2839:G:N7	2.30	0.99
27:BA:864:G:O3'	27:BA:865:C:P	2.20	0.99
30:BF:220:THR:HA	30:BF:224:ALA:HB2	1.42	0.99
33:BI:89:LEU:HD12	33:BI:93:ILE:CG2	1.92	0.99
34:BN:42:GLU:O	34:BN:132:LEU:C	1.99	0.99
37:BQ:42:TYR:CD2	43:BZ:119:ASN:HA	1.96	0.99
44:BR:93:GLY:O	44:BR:95:THR:N	1.94	0.99
42:BY:74:VAL:CG1	42:BY:77:VAL:CG2	2.40	0.99
49:B0:30:VAL:CG2	49:B0:63:SER:OG	2.09	0.99
49:B0:36:ILE:CB	49:B0:68:VAL:HG11	1.92	0.99
27:BA:126:A:C5	53:B7:18:PHE:CD2	2.49	0.99
27:BA:1351:C:H2'	27:BA:1352:U:H6	1.26	0.99
27:BA:2090:G:N1	27:BA:2230:G:O6	1.94	0.99
27:BA:2815:C:C2'	27:BA:2816:C:C5'	2.38	0.99
27:BA:2869:G:C6	27:BA:2870:C:C5	2.49	0.99
27:BA:76:C:C4'	47:B2:55:ARG:HG3	1.92	0.99
28:BD:161:ALA:C	28:BD:162:GLN:NE2	2.16	0.99
29:BE:222:ARG:HD3	29:BE:232:ARG:CA	1.92	0.99
30:BF:3:ALA:CB	30:BF:16:VAL:C	2.28	0.99
30:BF:37:ALA:CB	30:BF:102:LEU:HB2	1.91	0.99
31:BG:97:GLN:OE1	31:BG:106:PHE:CE2	2.14	0.99
34:BN:58:GLU:O	34:BN:61:VAL:HB	1.62	0.99
36:BP:66:VAL:C	36:BP:67:ARG:HE	1.65	0.99
27:BA:2251:G:H5''	37:BQ:102:ARG:NH2	1.75	0.99
37:BQ:54:VAL:O	37:BQ:56:ILE:N	1.96	0.99
44:BR:36:THR:CG2	44:BR:40:LYS:HB3	1.89	0.99

Continued on next page...

Continued from previous page...

Atom-1	Atom-2	Interatomic distance (Å)	Clash overlap (Å)
44:BR:43:GLU:O	44:BR:45:ARG:N	1.94	0.99
27:BA:138:G:C5'	41:BX:43:GLU:HG3	1.91	0.99
1:AA:889:A:N6	1:AA:908:A:N7	2.11	0.99
47:B2:55:ARG:O	47:B2:58:THR:N	1.96	0.99
50:B4:5:LEU:HD12	50:B4:60:ASN:ND2	1.77	0.99
27:BA:1062:G:C2	56:BK:134:SER:O	2.15	0.99
27:BA:1364:G:O5'	50:B4:3:LYS:HG2	1.62	0.99
27:BA:1315:C:O2'	27:BA:1392:A:H1'	1.62	0.99
27:BA:2361:A:C2'	27:BA:2362:G:H5'	1.92	0.99
27:BA:825:C:H4'	27:BA:2428:G:C6	1.97	0.99
27:BA:2464:C:N4	27:BA:2487:G:C5	2.31	0.99
27:BA:2821:A:H2	27:BA:2822:G:C5	1.68	0.99
27:BA:594:U:H5'	54:B8:61:MET:CE	1.65	0.99
28:BD:146:LYS:HD3	28:BD:147:PRO:HD2	1.03	0.99
30:BF:196:THR:HG23	30:BF:236:THR:HG21	1.44	0.99
31:BG:21:VAL:HG13	31:BG:132:VAL:HG23	1.03	0.99
32:BH:93:TYR:CG	32:BH:106:VAL:HG22	1.88	0.99
27:BA:2250:G:H5'	37:BQ:102:ARG:HD3	1.42	0.99
38:BS:32:PRO:HG2	38:BS:100:ALA:HB1	1.00	0.99
45:BU:65:ILE:CG2	45:BU:76:TYR:CE2	2.37	0.99
46:BV:62:GLU:N	46:BV:98:ILE:HD11	1.75	0.99
40:BW:10:VAL:HG13	40:BW:46:PHE:HE2	1.23	0.99
41:BX:24:LEU:CD1	41:BX:68:LEU:HD22	1.90	0.99
1:AA:1237:C:O3'	1:AA:1238:A:P	2.20	0.99
27:BA:2576:G:OP1	27:BA:2576:G:H3'	1.61	0.99
27:BA:2603:G:N1	27:BA:2604:U:C5	2.29	0.99
27:BA:2869:G:H21	27:BA:2870:C:H1'	1.26	0.99
27:BA:85:G:O5'	42:BY:65:VAL:CG1	2.09	0.99
26:BB:104:A:H1'	43:BZ:24:TYR:CZ	1.96	0.99
28:BD:89:ASN:O	28:BD:105:ALA:HB1	1.58	0.99
28:BD:66:PHE:C	28:BD:67:LYS:HD3	1.80	0.99
28:BD:85:ASN:CG	28:BD:86:ARG:NE	2.16	0.99
29:BE:44:TYR:CD1	29:BE:309:PRO:HD3	1.97	0.99
30:BF:102:LEU:CD2	30:BF:106:GLU:CD	2.30	0.99
37:BQ:41:THR:HG22	37:BQ:125:TRP:CE3	1.95	0.99
27:BA:2320:A:N1	38:BS:13:ARG:HG2	1.77	0.99
46:BV:20:ILE:HG23	46:BV:67:LYS:HD2	1.40	0.99
40:BW:81:ALA:O	40:BW:82:LEU:HD13	1.61	0.99
52:B6:39:LYS:HA	52:B6:50:PHE:HD1	1.22	0.99
53:B7:38:GLY:O	53:B7:39:ARG:HB2	1.62	0.99
54:B8:41:ILE:C	54:B8:43:GLY:H	1.65	0.99

Continued on next page...

Continued from previous page...

Atom-1	Atom-2	Interatomic distance (Å)	Clash overlap (Å)
27:BA:1076:C:O2'	56:BK:91:GLU:HB3	1.63	0.99
27:BA:2010:G:P	40:BW:41:LYS:HG3	2.01	0.99
27:BA:2082:A:C6	27:BA:2239:G:C6	2.50	0.99
27:BA:526:A:C2	27:BA:2626:C:O4'	2.14	0.99
27:BA:2755:C:O5'	27:BA:2755:C:C6	2.15	0.99
27:BA:2869:G:N2	27:BA:2870:C:H1'	1.76	0.99
28:BD:100:LYS:O	28:BD:101:ARG:HG3	1.62	0.99
30:BF:163:HIS:HA	30:BF:166:ILE:CG1	1.91	0.99
30:BF:5:ILE:HA	30:BF:139:VAL:HG11	1.42	0.99
30:BF:63:SER:H	30:BF:65:ARG:HE	1.04	0.99
31:BG:56:ARG:HG2	31:BG:65:GLU:HB2	1.01	0.99
33:BI:94:THR:CG2	33:BI:96:LYS:HB3	1.91	0.99
34:BN:15:ARG:CD	34:BN:43:ARG:CD	2.38	0.99
35:BO:63:VAL:N	35:BO:84:CYS:SG	2.34	0.99
35:BO:98:ILE:CG1	35:BO:117:LEU:HB3	1.92	0.99
38:BS:32:PRO:CD	38:BS:100:ALA:HA	1.92	0.99
7:AD:3:ARG:CG	7:AD:118:ARG:NH1	2.25	0.99
49:B0:24:LYS:HG2	49:B0:56:ASP:CG	1.82	0.99
48:B3:20:LYS:HA	48:B3:23:LEU:HD11	0.99	0.99
50:B4:16:TYR:O	50:B4:17:GLN:HG3	0.82	0.99
52:B6:22:TYR:O	52:B6:23:THR:CG2	2.11	0.99
27:BA:1566:A:C2	28:BD:212:HIS:CA	2.45	0.99
27:BA:2520:C:C5	27:BA:2567:G:C4	2.51	0.99
27:BA:2666:C:C3'	27:BA:2667:C:H5'	1.93	0.99
27:BA:2710:C:O2'	27:BA:2711:A:C5'	2.10	0.99
28:BD:110:LYS:HA	28:BD:110:LYS:HZ3	0.82	0.99
29:BE:263:GLU:HG3	29:BE:266:LYS:HE2	1.00	0.99
27:BA:2745:C:H1'	32:BH:142:GLU:CG	1.91	0.99
32:BH:93:TYR:O	32:BH:94:ARG:HG3	1.60	0.99
27:BA:1139:G:OP1	34:BN:46:ILE:CG2	2.10	0.99
27:BA:2378:A:N3	38:BS:26:LEU:HD23	1.77	0.99
38:BS:32:PRO:HD2	38:BS:101:VAL:H	1.27	0.99
38:BS:87:LEU:H	38:BS:87:LEU:HD22	1.26	0.99
45:BU:31:GLN:O	45:BU:33:ARG:N	1.95	0.99
42:BY:73:HIS:HA	42:BY:91:LEU:HD11	1.12	0.99
50:B4:73:LYS:HG3	50:B4:73:LYS:OXT	1.61	0.99
27:BA:458:G:H2'	53:B7:40:HIS:NE2	1.77	0.99
54:B8:60:LEU:O	54:B8:61:MET:O	1.79	0.99
27:BA:1818:U:H5''	28:BD:155:ARG:CB	1.93	0.99
27:BA:2355:C:O3'	49:B0:21:LEU:HD11	1.61	0.99
27:BA:2531:A:H2'	27:BA:2532:G:H5'	1.02	0.99

Continued on next page...

Continued from previous page...

Atom-1	Atom-2	Interatomic distance (Å)	Clash overlap (Å)
27:BA:599:G:O2'	30:BF:30:LEU:HD21	1.63	0.99
30:BF:225:PRO:O	30:BF:231:ARG:CG	2.09	0.99
30:BF:243:VAL:O	30:BF:246:ARG:CB	2.11	0.99
26:BB:57:A:N3	31:BG:13:MET:CE	2.23	0.99
27:BA:2303:G:H4'	31:BG:99:ASP:HB3	1.45	0.99
33:BI:65:ALA:HB1	33:BI:134:HIS:HB2	1.44	0.99
27:BA:245:G:OP1	36:BP:53:ARG:HD3	0.82	0.99
37:BQ:58:HIS:CA	37:BQ:61:LEU:CD1	2.41	0.99
40:BW:84:ARG:HB2	40:BW:96:ILE:HD13	1.44	0.99
48:B3:16:PRO:HB2	48:B3:19:GLN:CG	1.92	0.99
54:B8:4:MET:HA	54:B8:5:LYS:HZ2	1.24	0.99
27:BA:2469:A:H5'	27:BA:2469:A:C8	1.95	0.99
27:BA:526:A:C2	27:BA:2626:C:C1'	2.44	0.99
27:BA:1819:A:OP1	28:BD:154:VAL:HA	1.63	0.99
30:BF:214:THR:OG1	30:BF:216:SER:O	1.81	0.99
33:BI:3:VAL:CG2	33:BI:21:VAL:HG23	1.92	0.99
34:BN:10:VAL:HB	34:BN:36:VAL:CA	1.92	0.99
36:BP:117:GLU:OE2	36:BP:136:ALA:CA	2.11	0.99
41:BX:9:HIS:ND1	41:BX:26:PHE:C	2.15	0.99
1:AA:600:C:OP1	11:AH:97:VAL:HB	1.61	0.99
1:AA:462:G:H21	19:AP:82:GLN:HE21	1.05	0.99
49:B0:43:THR:OG1	49:B0:75:GLY:C	2.01	0.99
53:B7:21:ARG:CB	53:B7:31:LEU:HD11	1.92	0.99
53:B7:34:ARG:HH11	53:B7:42:LEU:HD23	1.09	0.99
27:BA:1568:G:H3'	28:BD:60:GLN:NE2	1.78	0.99
27:BA:2429:G:C5'	27:BA:2430:A:OP2	2.10	0.99
27:BA:2552:U:C2	27:BA:2554:U:H5'	1.96	0.99
27:BA:2572:A:OP2	29:BE:242:ASN:N	1.95	0.99
27:BA:2616:C:C2	27:BA:2617:C:H5	1.81	0.99
27:BA:2712:U:H3'	27:BA:2714:G:OP2	1.60	0.99
28:BD:143:ILE:HG12	28:BD:153:LEU:CB	1.92	0.99
29:BE:212:GLY:O	29:BE:216:ARG:HG3	1.54	0.99
30:BF:159:ALA:O	30:BF:160:LEU:HD23	1.62	0.99
31:BG:19:GLU:HB2	31:BG:135:VAL:CG2	1.79	0.99
32:BH:120:LEU:HD13	32:BH:143:LEU:HD12	1.43	0.99
32:BH:93:TYR:CE1	32:BH:106:VAL:C	2.35	0.99
34:BN:45:VAL:H	34:BN:132:LEU:HD22	1.28	0.99
34:BN:79:PHE:O	34:BN:83:ILE:HG23	1.63	0.99
35:BO:2:ILE:HG22	35:BO:21:VAL:HG21	1.42	0.99
36:BP:132:LYS:H	36:BP:132:LYS:CD	1.74	0.99
36:BP:77:ALA:CB	36:BP:81:VAL:CG1	2.41	0.99

Continued on next page...

Continued from previous page...

Atom-1	Atom-2	Interatomic distance (Å)	Clash overlap (Å)
37:BQ:142:LYS:CE	37:BQ:143:VAL:N	2.26	0.99
43:BZ:39:PHE:O	43:BZ:43:PHE:CG	2.16	0.99
43:BZ:69:VAL:HG21	43:BZ:81:VAL:HG13	1.03	0.99
1:AA:1269:A:O4'	1:AA:1326:C:H4'	1.62	0.98
1:AA:1318:A:C5'	22:AS:10:PHE:HB3	1.93	0.98
1:AA:22:G:O2'	1:AA:913:A:N1	1.94	0.98
1:AA:1328:C:P	16:AM:28:ALA:HB2	2.01	0.98
54:B8:26:LYS:CE	54:B8:45:GLY:H	1.72	0.98
27:BA:2219:G:H2'	27:BA:2224:G:H5'	1.41	0.98
27:BA:2239:G:H2'	27:BA:2240:C:C6	1.98	0.98
27:BA:54:G:O2'	53:B7:35:ARG:NH2	1.96	0.98
27:BA:974(A):C:H1'	27:BA:989:G:H22	1.24	0.98
30:BF:224:ALA:HB3	30:BF:225:PRO:HD3	1.43	0.98
35:BO:101:PRO:CB	35:BO:122:ILE:HD11	1.93	0.98
44:BR:52:ILE:HG22	44:BR:53:HIS:H	1.19	0.98
38:BS:31:LYS:HD3	38:BS:99:GLU:O	1.60	0.98
45:BU:59:ARG:O	45:BU:62:ILE:HG12	1.62	0.98
40:BW:36:LEU:HD11	40:BW:47:VAL:HG12	1.40	0.98
47:B2:3:LEU:O	47:B2:4:HIS:HB2	1.59	0.98
51:B5:11:THR:CG2	51:B5:19:ARG:HH22	1.76	0.98
27:BA:1210:A:H5'	27:BA:1211:U:H3'	1.43	0.98
27:BA:2392:A:C8	27:BA:2393:A:C8	2.51	0.98
3:AW:75:C:O2	27:BA:2395:C:H1'	1.62	0.98
27:BA:2531:A:C2'	27:BA:2532:G:H5'	1.93	0.98
27:BA:2654:A:N6	27:BA:2667:C:N4	2.11	0.98
29:BE:201:VAL:HA	29:BE:310:PHE:O	1.61	0.98
30:BF:245:GLU:H	30:BF:245:GLU:CD	1.63	0.98
30:BF:96:LYS:N	30:BF:98:ARG:NH2	2.09	0.98
34:BN:60:ARG:O	34:BN:71:TYR:CG	2.16	0.98
37:BQ:137:ARG:HH11	37:BQ:138:ARG:HG2	1.28	0.98
37:BQ:47:GLU:OE2	37:BQ:151:SER:C	2.02	0.98
44:BR:87:TYR:OH	44:BR:116:LEU:HB2	1.63	0.98
42:BY:71:VAL:CG1	42:BY:72:ILE:H	1.76	0.98
42:BY:81:LYS:HD2	42:BY:83:ASP:H	1.28	0.98
43:BZ:37:LYS:HA	43:BZ:40:ASP:OD2	1.61	0.98
47:B2:11:MET:O	47:B2:12:THR:O	1.81	0.98
52:B6:28:ARG:HG3	52:B6:30:ASN:HB3	1.44	0.98
27:BA:1129:A:N1	27:BA:2570:G:O4'	1.95	0.98
27:BA:1417:C:N3	27:BA:1581:G:N2	2.10	0.98
27:BA:2567:G:HO2'	27:BA:2568:C:H6	1.07	0.98
27:BA:2647:U:O2'	27:BA:2648:C:C5'	2.10	0.98

Continued on next page...

Continued from previous page...

Atom-1	Atom-2	Interatomic distance (Å)	Clash overlap (Å)
27:BA:1664:A:N3	27:BA:2726:U:O4	1.97	0.98
27:BA:2826:A:C5	27:BA:2827:C:H5	1.72	0.98
27:BA:612:G:H4'	27:BA:616:A:N6	1.78	0.98
29:BE:263:GLU:HG3	29:BE:266:LYS:CE	1.90	0.98
32:BH:120:LEU:HD13	32:BH:143:LEU:CD1	1.93	0.98
33:BI:31:PHE:CE1	33:BI:36:ALA:HB3	1.98	0.98
44:BR:34:ILE:CG2	44:BR:35:THR:N	2.12	0.98
27:BA:2378:A:N3	38:BS:26:LEU:CD2	2.26	0.98
38:BS:61:ALA:HB2	38:BS:88:ALA:CB	1.91	0.98
27:BA:440:G:OP1	42:BY:6:LYS:CD	2.08	0.98
43:BZ:2:GLU:CA	43:BZ:54:ILE:HG21	1.87	0.98
7:AD:23:GLY:O	7:AD:112:VAL:HG12	1.62	0.98
27:BA:856:C:C5'	49:B0:25:LYS:NZ	2.20	0.98
47:B2:2:VAL:H	47:B2:4:HIS:CE1	1.80	0.98
27:BA:76:C:H4'	47:B2:55:ARG:CG	1.93	0.98
48:B3:7:LYS:O	48:B3:54:VAL:CB	2.10	0.98
55:B9:29:ASN:HB2	55:B9:32:HIS:ND1	1.78	0.98
27:BA:1156:A:C8	45:BU:55:ARG:NH2	2.32	0.98
27:BA:1312:U:HO2'	27:BA:1314:C:H5	1.12	0.98
27:BA:138:G:H3'	27:BA:138:G:N3	1.78	0.98
27:BA:2246:G:C2'	27:BA:2247:A:H5'	1.92	0.98
27:BA:2262:U:OP2	49:B0:14:ARG:NE	1.96	0.98
27:BA:2334:G:H21	38:BS:12:ARG:CG	1.77	0.98
27:BA:2356:C:H2'	27:BA:2357:U:O5'	1.64	0.98
3:AW:76:A:H8	27:BA:2421:G:N3	1.61	0.98
27:BA:2506:U:HO3'	27:BA:2507:C:P	1.84	0.98
27:BA:1827:C:N4	28:BD:225:ARG:HH12	1.61	0.98
29:BE:76:PRO:CB	29:BE:77:PRO:CD	2.35	0.98
35:BO:37:ASP:HB2	35:BO:62:VAL:HG21	1.45	0.98
36:BP:62:ALA:CA	36:BP:107:LYS:HE3	1.94	0.98
36:BP:61:ALA:HB1	36:BP:107:LYS:NZ	1.77	0.98
44:BR:36:THR:HG21	44:BR:40:LYS:CB	1.89	0.98
40:BW:86:LEU:HB3	40:BW:87:PRO:HD2	1.43	0.98
41:BX:6:LYS:HZ1	41:BX:29:ASP:HA	1.05	0.98
49:B0:49:GLN:OE1	49:B0:74:LYS:O	1.80	0.98
53:B7:34:ARG:HD3	53:B7:42:LEU:HD23	1.29	0.98
27:BA:1598:C:C5'	41:BX:34:LYS:CG	2.40	0.98
27:BA:2077:A:C4	27:BA:2435:A:C8	2.52	0.98
27:BA:2313:C:H5'	31:BG:72:LYS:HG3	0.99	0.98
27:BA:2320:A:N1	38:BS:13:ARG:CG	2.25	0.98
27:BA:2060:A:O2'	27:BA:2502:G:O5'	1.79	0.98

Continued on next page...

Continued from previous page...

Atom-1	Atom-2	Interatomic distance (Å)	Clash overlap (Å)
27:BA:2520:C:N3	27:BA:2521:C:H5	1.59	0.98
27:BA:2574:G:C2'	27:BA:2575:C:H6	1.75	0.98
27:BA:2601:C:O2	27:BA:2603:G:N7	1.96	0.98
27:BA:2687:U:H2'	27:BA:2687:U:O2	1.61	0.98
27:BA:600:G:H5''	30:BF:27:ARG:HH11	1.16	0.98
28:BD:74:PRO:CD	28:BD:96:ALA:HB2	1.93	0.98
28:BD:73:ILE:CG2	28:BD:95:TYR:CE2	2.43	0.98
27:BA:2310:A:C2'	31:BG:55:LYS:HE2	1.92	0.98
34:BN:60:ARG:CA	34:BN:71:TYR:CD2	2.46	0.98
44:BR:110:PRO:O	44:BR:111:LEU:O	1.80	0.98
38:BS:34:LEU:HG	38:BS:102:LEU:CA	1.93	0.98
45:BU:65:ILE:HG22	45:BU:76:TYR:HE2	1.00	0.98
46:BV:50:ASP:N	46:BV:53:LYS:HD2	1.76	0.98
16:AM:91:ARG:HD3	16:AM:96:LEU:CD1	1.92	0.98
47:B2:63:GLU:OE2	47:B2:63:GLU:O	1.82	0.98
48:B3:31:LEU:HD23	48:B3:32:GLN:CA	1.93	0.98
50:B4:42:PHE:O	50:B4:61:LYS:CE	2.10	0.98
50:B4:5:LEU:CD2	50:B4:5:LEU:H	1.75	0.98
51:B5:12:SER:CB	51:B5:15:LYS:NZ	2.19	0.98
27:BA:1129:A:O2'	27:BA:2515:C:H2'	1.63	0.98
27:BA:1416:G:H21	27:BA:1582:C:H42	1.08	0.98
27:BA:2472:G:H2'	27:BA:2475:C:H42	0.83	0.98
27:BA:2584:U:H3'	27:BA:2584:U:H6	1.21	0.98
27:BA:1545:A:H5'	27:BA:545(A):A:OP2	1.63	0.98
28:BD:175:LEU:CD2	28:BD:180:VAL:CA	2.27	0.98
32:BH:101:LYS:CG	32:BH:115:GLU:CA	2.40	0.98
32:BH:130:ILE:HG22	32:BH:131:ILE:H	1.27	0.98
33:BI:4:ILE:O	33:BI:5:PHE:O	1.81	0.98
35:BO:11:ALA:HB1	35:BO:99:PHE:HB3	1.45	0.98
36:BP:104:ASP:O	36:BP:105:TYR:CD1	2.16	0.98
36:BP:65:ASP:HA	36:BP:109:LEU:N	1.79	0.98
27:BA:564:C:OP2	46:BV:79:GLN:CD	2.02	0.98
40:BW:84:ARG:CB	40:BW:96:ILE:CD1	2.42	0.98
48:B3:20:LYS:O	48:B3:23:LEU:CB	2.11	0.98
27:BA:1364:G:P	50:B4:3:LYS:HG2	2.02	0.98
52:B6:24:THR:O	52:B6:25:THR:CG2	2.11	0.98
27:BA:125:G:N2	53:B7:10:ARG:HA	1.79	0.98
27:BA:1351:C:H2'	27:BA:1352:U:C6	1.98	0.98
27:BA:1782:C:O2	27:BA:2609:U:O4'	1.76	0.98
27:BA:2463:C:C2	27:BA:2464:C:H5	1.78	0.98
27:BA:2785:C:C2'	27:BA:2786:U:C6	2.46	0.98

Continued on next page...

Continued from previous page...

Atom-1	Atom-2	Interatomic distance (Å)	Clash overlap (Å)
27:BA:2:G:C2	27:BA:2902:C:N3	2.31	0.98
27:BA:2712:U:O2'	27:BA:712(A):A:H5''	1.60	0.98
30:BF:115:LEU:HG	30:BF:246:ARG:CZ	1.92	0.98
30:BF:57:PRO:O	30:BF:79:ARG:HB2	1.62	0.98
32:BH:10:ILE:HG22	32:BH:14:VAL:CG1	1.79	0.98
35:BO:35:ILE:HG23	35:BO:62:VAL:C	1.83	0.98
37:BQ:45:GLN:OE1	37:BQ:153:PRO:HD2	1.62	0.98
44:BR:25:ALA:O	44:BR:29:LEU:CD2	2.12	0.98
45:BU:61:TRP:HZ3	45:BU:94:VAL:N	1.61	0.98
46:BV:61:VAL:CG2	46:BV:97:GLY:CA	2.40	0.98
40:BW:103:ILE:CG2	40:BW:103:ILE:O	2.08	0.98
43:BZ:13:LYS:O	43:BZ:15:ASP:N	1.96	0.98
43:BZ:18:MET:C	43:BZ:36:ARG:HG3	1.82	0.98
1:AA:404:U:O4	7:AD:2:GLY:HA2	1.63	0.98
49:B0:45:PHE:HE1	49:B0:78:PHE:CD2	1.62	0.98
27:BA:2021:C:OP2	51:B5:15:LYS:HE3	1.60	0.98
27:BA:126:A:C8	53:B7:18:PHE:CE1	2.51	0.98
27:BA:1341:U:O2'	41:BX:53:ASN:HB3	1.63	0.98
27:BA:2093:G:H4'	33:BI:29:PHE:CZ	1.97	0.98
27:BA:2219:G:O2'	27:BA:2224:G:P	2.22	0.98
27:BA:2460:U:O2	27:BA:2493:U:C5	2.17	0.98
27:BA:2584:U:H2'	27:BA:2585:U:C5	1.98	0.98
27:BA:2622:C:C2	27:BA:2623:G:C8	2.52	0.98
27:BA:557:U:C5'	34:BN:92:GLN:HE21	1.77	0.98
27:BA:68:G:H2'	27:BA:69:C:C6	1.99	0.98
27:BA:780:G:N1	28:BD:233:ASP:OD2	1.96	0.98
32:BH:86:LEU:HD22	32:BH:87:GLU:H	1.27	0.98
37:BQ:67:ALA:CB	37:BQ:70:ARG:HH11	1.65	0.98
46:BV:61:VAL:HG22	46:BV:98:ILE:H	1.23	0.98
9:AF:95:GLU:HB2	9:AF:96:PRO:HD3	1.42	0.98
53:B7:30:ILE:CB	53:B7:33:ARG:HD2	1.92	0.98
53:B7:43:THR:C	53:B7:46:ASP:CG	2.21	0.98
54:B8:50:LEU:HD23	54:B8:51:ALA:CA	1.94	0.98
27:BA:1364:G:O5'	50:B4:3:LYS:CD	2.12	0.98
27:BA:2459:A:N7	27:BA:2460:U:C5	2.31	0.98
27:BA:2492:U:C2'	27:BA:2493:U:O5'	2.11	0.98
27:BA:2626:C:O2'	27:BA:2627:G:H5''	1.62	0.98
27:BA:2848:G:H22	27:BA:2867:G:H1'	0.82	0.98
27:BA:1710:C:O2'	27:BA:2858:C:N3	1.96	0.98
29:BE:208:LYS:H	29:BE:257:GLY:HA3	1.27	0.98
31:BG:24:HIS:C	31:BG:129:ASP:OD2	2.01	0.98

Continued on next page...

Continued from previous page...

Atom-1	Atom-2	Interatomic distance (Å)	Clash overlap (Å)
31:BG:18:ILE:HG22	31:BG:19:GLU:H	1.25	0.98
32:BH:123:GLU:O	32:BH:130:ILE:CG2	2.11	0.98
33:BI:7:LYS:CA	33:BI:14:LYS:HG2	1.94	0.98
33:BI:62:LEU:O	33:BI:66:LYS:HE2	1.64	0.98
35:BO:37:ASP:O	35:BO:61:VAL:HG13	1.64	0.98
45:BU:30:LYS:O	45:BU:32:TYR:HD2	1.45	0.98
40:BW:69:LEU:N	40:BW:69:LEU:HD23	1.76	0.98
40:BW:97:LYS:HE3	40:BW:99:ARG:NH1	1.79	0.98
27:BA:856:C:O2'	49:B0:24:LYS:CG	2.11	0.98
49:B0:28:GLY:N	49:B0:60:PHE:HD2	1.34	0.98
27:BA:1665:A:C4'	35:BO:66:LYS:CE	2.36	0.98
27:BA:2094:G:C2	27:BA:2196:C:C2	2.50	0.98
27:BA:2392:A:H2'	27:BA:2393:A:C5'	1.94	0.98
27:BA:2465:C:O2'	27:BA:2466:C:O5'	1.82	0.98
27:BA:2785:C:C5'	29:BE:99:VAL:HG22	1.93	0.98
29:BE:76:PRO:HB3	29:BE:292:PRO:HG2	1.44	0.98
30:BF:36:ARG:O	30:BF:39:GLN:OE1	1.81	0.98
32:BH:101:LYS:HZ1	32:BH:115:GLU:CB	1.70	0.98
33:BI:95:SER:HG	33:BI:98:ILE:HD12	1.27	0.98
36:BP:52:LYS:CD	36:BP:53:ARG:NH1	2.26	0.98
37:BQ:49:VAL:HG22	37:BQ:119:ASN:O	1.63	0.98
44:BR:46:GLY:O	44:BR:49:ASP:HB3	1.62	0.98
45:BU:28:ARG:N	45:BU:31:GLN:HG3	1.77	0.98
27:BA:1223:C:N4	46:BV:87:ARG:HH21	1.60	0.98
42:BY:86:GLU:O	42:BY:87:VAL:CG2	2.11	0.98
1:AA:1095:U:OP2	1:AA:1108:G:N1	1.96	0.97
1:AA:1319:A:H4'	22:AS:70:LYS:HZ3	1.24	0.97
2:AV:75:C:H42	27:BA:2252:G:H1	1.01	0.97
49:B0:46:LYS:CE	49:B0:58:THR:OG1	2.11	0.97
47:B2:27:LEU:HD11	47:B2:53:ILE:CD1	1.93	0.97
53:B7:44:VAL:O	53:B7:46:ASP:N	1.96	0.97
54:B8:57:ARG:O	54:B8:58:MET:O	1.81	0.97
27:BA:526:A:H2	27:BA:2626:C:H1'	1.27	0.97
28:BD:140:VAL:HG12	28:BD:141:HIS:N	1.77	0.97
28:BD:167:GLU:HB2	28:BD:170:TYR:HD1	1.20	0.97
29:BE:201:VAL:H	29:BE:266:LYS:HD2	1.29	0.97
30:BF:243:VAL:O	30:BF:246:ARG:HB2	1.64	0.97
30:BF:25:PRO:O	30:BF:26:VAL:CG2	2.12	0.97
27:BA:2314:C:H5''	31:BG:22:VAL:HG11	1.45	0.97
32:BH:58:LYS:HG3	32:BH:59:HIS:H	1.29	0.97
34:BN:19:MET:HB2	34:BN:46:ILE:HG12	0.99	0.97

Continued on next page...

Continued from previous page...

Atom-1	Atom-2	Interatomic distance (Å)	Clash overlap (Å)
38:BS:116:PHE:O	38:BS:120:GLU:CD	2.01	0.97
45:BU:117:ARG:CD	45:BU:118:GLN:HG2	1.93	0.97
45:BU:7:GLY:O	45:BU:9:VAL:HG23	1.64	0.97
46:BV:33:VAL:HB	46:BV:63:HIS:ND1	1.78	0.97
46:BV:49:GLU:HB3	46:BV:53:LYS:HD2	1.44	0.97
42:BY:101:LEU:HG	42:BY:112:LEU:HD11	0.99	0.97
43:BZ:68:ALA:C	43:BZ:69:VAL:HG23	1.82	0.97
13:AJ:10:GLY:HA3	13:AJ:16:LEU:HD21	1.45	0.97
2:AV:34:G:C2'	2:AV:35:A:H5''	1.93	0.97
50:B4:14:ILE:HB	50:B4:37:SER:O	1.63	0.97
27:BA:2428:G:H5''	27:BA:2429:G:OP1	1.65	0.97
27:BA:2564:A:H2'	27:BA:2565:A:H8	0.97	0.97
27:BA:2731:G:OP1	29:BE:265:ASN:HB3	1.63	0.97
27:BA:636:G:OP1	36:BP:127:GLU:HG2	1.62	0.97
28:BD:211:HIS:CE1	28:BD:212:HIS:HD2	1.82	0.97
29:BE:46:ALA:HB3	29:BE:72:VAL:O	1.63	0.97
34:BN:52:GLN:HA	34:BN:55:GLU:CG	1.93	0.97
37:BQ:142:LYS:O	37:BQ:143:VAL:CG2	2.11	0.97
37:BQ:33:MET:HB3	37:BQ:83:PHE:HB3	1.43	0.97
45:BU:53:LYS:HA	45:BU:56:ASP:OD2	1.64	0.97
40:BW:80:PRO:HB2	40:BW:100:THR:HG21	1.42	0.97
43:BZ:123:VAL:HB	43:BZ:159:THR:HG21	1.41	0.97
1:AA:876:G:H1'	11:AH:11:THR:HG21	1.45	0.97
50:B4:23:GLU:CD	50:B4:29:PRO:HG3	1.84	0.97
53:B7:31:LEU:HD23	53:B7:31:LEU:N	1.77	0.97
27:BA:142(A):A:P	27:BA:1143:A:H8	1.87	0.97
27:BA:1669:A:O3'	27:BA:2550:G:P	2.22	0.97
27:BA:2232:U:H2'	27:BA:2233:U:C5'	1.93	0.97
27:BA:2464:C:C4	27:BA:2487:G:C6	2.52	0.97
27:BA:2690:C:H6	27:BA:2690:C:H3'	1.27	0.97
27:BA:2717:G:H8	27:BA:2717:G:H5'	0.82	0.97
26:BB:49:C:OP1	38:BS:111:PRO:HD2	1.64	0.97
28:BD:85:ASN:ND2	28:BD:86:ARG:CD	2.27	0.97
30:BF:52:ALA:HB1	30:BF:55:ARG:CZ	1.94	0.97
32:BH:86:LEU:N	32:BH:148:ARG:NH2	2.12	0.97
34:BN:12:VAL:HG12	34:BN:13:ASP:N	1.80	0.97
35:BO:81:GLU:HG2	35:BO:82:ASN:H	1.27	0.97
45:BU:95:LEU:O	45:BU:106:PHE:HE1	1.46	0.97
40:BW:82:LEU:HD21	40:BW:100:THR:N	1.78	0.97
41:BX:35:GLY:O	41:BX:37:VAL:N	1.97	0.97
42:BY:31:LEU:H	42:BY:31:LEU:HD23	0.82	0.97

Continued on next page...

Continued from previous page...

Atom-1	Atom-2	Interatomic distance (Å)	Clash overlap (Å)
42:BY:49:GLU:HG2	42:BY:59:GLU:HA	1.45	0.97
27:BA:2316:C:H4'	31:BG:151:ILE:HD11	1.35	0.97
27:BA:2404:C:N4	27:BA:2405:G:C6	2.32	0.97
27:BA:2532:G:H8	27:BA:2532:G:C5'	1.75	0.97
27:BA:2555:U:OP2	27:BA:2555:U:C6	2.17	0.97
27:BA:1638:C:O3'	27:BA:2709:G:N2	1.97	0.97
27:BA:2734:A:H5''	27:BA:2734:A:H8	1.27	0.97
28:BD:129:LEU:CD2	28:BD:130:PRO:HD3	1.93	0.97
32:BH:34:ARG:HH12	32:BH:73:ASN:HB2	1.26	0.97
35:BO:62:VAL:C	35:BO:84:CYS:SG	2.42	0.97
36:BP:57:VAL:HG12	36:BP:58:GLN:H	0.80	0.97
37:BQ:65:ARG:NH2	37:BQ:122:PHE:CD2	2.32	0.97
46:BV:30:GLY:CA	46:BV:33:VAL:CG2	2.40	0.97
41:BX:17:ASP:HA	41:BX:20:PHE:HE1	1.18	0.97
41:BX:28:VAL:HG11	41:BX:64:ALA:CB	1.94	0.97
41:BX:6:LYS:CE	41:BX:29:ASP:HA	1.93	0.97
1:AA:1317:C:O2'	22:AS:10:PHE:CD1	2.18	0.97
3:AW:9:A:H1'	3:AW:45:G:C2'	1.92	0.97
47:B2:26:GLU:HG2	47:B2:27:LEU:N	1.77	0.97
27:BA:1152:C:H5''	45:BU:80:ILE:HG22	1.45	0.97
27:BA:1944:U:C1'	27:BA:1955:U:H1'	1.93	0.97
27:BA:2226:C:H2'	27:BA:2227:A:C4'	1.94	0.97
27:BA:2436:G:H2'	27:BA:2437:U:O5'	1.61	0.97
27:BA:2595:G:H1'	27:BA:2599:G:H22	1.27	0.97
27:BA:2652:C:C4	27:BA:2653:U:C4	2.51	0.97
27:BA:2678:C:O2	27:BA:2679:A:N9	1.97	0.97
29:BE:101:THR:O	29:BE:103:GLU:HG3	1.64	0.97
32:BH:159:LYS:H	32:BH:162:ARG:HH22	0.98	0.97
34:BN:50:GLU:HA	34:BN:53:ILE:CG2	1.91	0.97
35:BO:95:GLY:O	35:BO:97:ARG:N	1.96	0.97
44:BR:73:VAL:HG12	44:BR:77:ARG:CZ	1.93	0.97
45:BU:13:ARG:CG	45:BU:13:ARG:HH11	1.77	0.97
45:BU:95:LEU:O	45:BU:106:PHE:CE1	2.18	0.97
46:BV:62:GLU:O	46:BV:95:ILE:HG23	0.80	0.97
40:BW:11:ARG:HH11	40:BW:11:ARG:HG3	1.26	0.97
42:BY:9:LYS:NZ	42:BY:13:ARG:NH2	2.13	0.97
42:BY:79:LEU:HD12	42:BY:80:GLU:N	1.78	0.97
43:BZ:14:LEU:HD21	43:BZ:79:ILE:HG21	1.46	0.97
43:BZ:90:GLU:N	43:BZ:91:PRO:CD	2.27	0.97
1:AA:450:G:H4'	19:AP:42:ARG:HG2	1.45	0.97
49:B0:46:LYS:HG2	49:B0:58:THR:N	1.79	0.97

Continued on next page...

Continued from previous page...

Atom-1	Atom-2	Interatomic distance (Å)	Clash overlap (Å)
47:B2:13:PRO:CA	47:B2:16:ARG:HD2	1.93	0.97
50:B4:14:ILE:HG23	50:B4:16:TYR:CD1	1.99	0.97
40:BW:19:LEU:CD1	51:B5:25:LEU:HD21	1.94	0.97
54:B8:62:LEU:CB	54:B8:63:PRO:HD3	1.94	0.97
27:BA:1299:G:H4'	27:BA:1301:A:N3	1.79	0.97
27:BA:199:A:C6	27:BA:2433:A:N7	2.33	0.97
27:BA:2093:G:C4	27:BA:2225:A:N6	2.33	0.97
27:BA:2258:C:C4	27:BA:2426:A:C1'	2.47	0.97
27:BA:2445:G:C2'	27:BA:2446:G:H5'	1.94	0.97
27:BA:2464:C:H42	27:BA:2486:G:H1	1.01	0.97
27:BA:2638:G:N2	27:BA:2778:A:N6	1.79	0.97
28:BD:140:VAL:HG12	28:BD:141:HIS:H	1.23	0.97
30:BF:36:ARG:C	30:BF:39:GLN:HE22	1.66	0.97
35:BO:73:ASP:O	35:BO:75:SER:N	1.97	0.97
35:BO:8:LEU:HD23	35:BO:8:LEU:N	1.80	0.97
36:BP:77:ALA:CB	36:BP:81:VAL:HG11	1.94	0.97
37:BQ:50:VAL:HG12	37:BQ:51:GLU:N	1.74	0.97
45:BU:27:SER:O	45:BU:28:ARG:C	2.01	0.97
46:BV:61:VAL:HG22	46:BV:98:ILE:N	1.78	0.97
40:BW:36:LEU:HD22	40:BW:44:ALA:HA	1.44	0.97
41:BX:30:ASP:O	41:BX:62:LYS:CE	2.08	0.97
1:AA:1219:U:O2'	22:AS:34:TRP:CB	2.13	0.97
1:AA:1250:A:H4'	12:AI:67:GLY:C	1.84	0.97
1:AA:953:G:O2'	16:AM:125:ARG:CA	2.12	0.97
27:BA:969:U:C4'	48:B3:14:GLY:O	2.13	0.97
48:B3:40:THR:OG1	48:B3:43:ILE:CD1	2.13	0.97
50:B4:5:LEU:C	50:B4:7:PRO:HD2	1.84	0.97
51:B5:33:CYS:HB3	51:B5:37:HIS:H	1.29	0.97
53:B7:18:PHE:N	53:B7:44:VAL:CG2	2.27	0.97
27:BA:104:U:C4	42:BY:17:HIS:CE1	2.52	0.97
27:BA:1364:G:H3'	50:B4:3:LYS:HD2	1.01	0.97
27:BA:2248:C:H2'	27:BA:2249:U:H5'	1.43	0.97
27:BA:2330:G:H1	27:BA:2385:C:H41	1.04	0.97
27:BA:2331:G:H21	27:BA:2385:C:H5	0.98	0.97
27:BA:2497:A:O2'	27:BA:2498:C:O5'	1.81	0.97
27:BA:2613:U:H5'	27:BA:2613:U:H6	1.27	0.97
27:BA:2832:U:H1'	27:BA:2834:G:N2	1.79	0.97
37:BQ:85:ILE:CB	37:BQ:122:PHE:CD2	2.48	0.97
44:BR:33:ARG:CB	44:BR:115:GLU:HB3	1.95	0.97
44:BR:52:ILE:O	44:BR:54:LEU:N	1.98	0.97
38:BS:89:GLY:HA3	38:BS:125:ALA:HB1	1.43	0.97

Continued on next page...

Continued from previous page...

Atom-1	Atom-2	Interatomic distance (Å)	Clash overlap (Å)
45:BU:59:ARG:HA	45:BU:62:ILE:HG13	0.98	0.97
41:BX:24:LEU:C	41:BX:26:PHE:HE1	1.52	0.97
41:BX:33:SER:N	41:BX:37:VAL:HG23	1.80	0.97
43:BZ:71:MET:CG	43:BZ:78:PRO:CG	2.36	0.97
43:BZ:91:PRO:CD	43:BZ:127:PRO:HB3	1.94	0.97
53:B7:34:ARG:NH1	53:B7:42:LEU:CA	2.28	0.97
53:B7:3:ARG:O	53:B7:4:THR:HG23	1.64	0.97
27:BA:2259:G:C8	27:BA:2260:C:C5	2.52	0.97
27:BA:2277:G:O3'	37:BQ:15:THR:OG1	1.82	0.97
27:BA:2520:C:O2	27:BA:2521:C:H6	1.44	0.97
29:BE:79:ARG:HH12	29:BE:105:HIS:N	1.61	0.97
30:BF:115:LEU:O	30:BF:118:THR:N	1.97	0.97
37:BQ:49:VAL:CG1	37:BQ:50:VAL:N	2.22	0.97
39:BT:50:GLU:HA	39:BT:55:ALA:HB3	0.99	0.97
45:BU:95:LEU:O	45:BU:98:ILE:HB	1.62	0.97
46:BV:33:VAL:HB	46:BV:63:HIS:CE1	1.98	0.97
27:BA:337:C:P	42:BY:24:ARG:HB2	2.05	0.97
43:BZ:159:THR:CG2	43:BZ:160:LEU:H	1.76	0.97
27:BA:2355:C:H5'	49:B0:21:LEU:CD1	1.91	0.97
53:B7:29:ASN:O	53:B7:31:LEU:N	1.96	0.97
27:BA:1161:C:O2'	46:BV:22:VAL:CG1	2.12	0.97
27:BA:125:G:N2	53:B7:10:ARG:CA	2.26	0.97
27:BA:2379:G:OP1	38:BS:30:GLY:HA2	1.63	0.97
27:BA:2554:U:H6	27:BA:2554:U:C3'	1.77	0.97
27:BA:2567:G:N3	27:BA:2568:C:H5	1.49	0.97
27:BA:2695:C:HO2'	27:BA:2696:U:H6	1.08	0.97
27:BA:2758:A:OP2	27:BA:2758:A:C3'	2.12	0.97
27:BA:602:G:H21	27:BA:655:A:H2'	1.29	0.97
28:BD:146:LYS:HZ2	28:BD:184:LEU:HD11	1.25	0.97
29:BE:221:LYS:HZ1	29:BE:233:ARG:HG2	1.22	0.97
29:BE:315:VAL:O	29:BE:317:PRO:N	1.98	0.97
30:BF:102:LEU:CD2	30:BF:106:GLU:CB	2.43	0.97
27:BA:1140:C:N4	34:BN:49:ARG:NE	2.13	0.97
36:BP:130:ARG:HA	36:BP:133:VAL:HG21	1.46	0.97
38:BS:34:LEU:HD11	38:BS:103:ASP:H	1.27	0.97
45:BU:26:GLY:O	45:BU:27:SER:HB2	1.63	0.97
45:BU:28:ARG:N	45:BU:31:GLN:CD	2.17	0.97
45:BU:94:VAL:C	45:BU:98:ILE:HD11	1.70	0.97
45:BU:44:THR:CG2	46:BV:77:GLY:O	2.13	0.97
27:BA:104:U:N3	42:BY:17:HIS:CE1	1.96	0.97
1:AA:1340:A:OP1	3:AW:34:G:C2'	2.13	0.97

Continued on next page...

Continued from previous page...

Atom-1	Atom-2	Interatomic distance (Å)	Clash overlap (Å)
17:AN:24:CYS:CB	17:AN:40:CYS:N	2.25	0.97
48:B3:26:LEU:HD21	48:B3:46:ASN:HB3	1.46	0.97
27:BA:1807:G:H21	27:BA:1809:A:H5'	1.30	0.97
27:BA:825:C:C4'	27:BA:2428:G:N7	2.26	0.97
27:BA:2869:G:C5	27:BA:2870:C:H5	1.75	0.97
31:BG:19:GLU:OE1	31:BG:135:VAL:CG2	2.13	0.97
32:BH:42:ILE:C	32:BH:52:THR:HG21	1.86	0.97
33:BI:101:SER:O	33:BI:103:GLN:N	1.98	0.97
35:BO:1:MET:CA	35:BO:2:ILE:HD12	1.94	0.97
44:BR:60:LEU:CG	44:BR:61:HIS:H	1.75	0.97
44:BR:67:LEU:HD13	44:BR:68:ARG:N	1.80	0.97
44:BR:84:ALA:HB3	44:BR:85:PRO:HD3	1.44	0.97
46:BV:20:ILE:CG2	46:BV:67:LYS:HD2	1.94	0.97
46:BV:69:ILE:H	46:BV:91:THR:HG22	1.27	0.97
42:BY:33:GLU:OE2	42:BY:33:GLU:N	1.98	0.97
43:BZ:46:GLN:O	43:BZ:49:THR:OG1	1.83	0.97
43:BZ:69:VAL:HG22	43:BZ:82:ASP:H	1.30	0.97
7:AD:78:LEU:HD21	7:AD:139:ARG:HH21	1.26	0.96
49:B0:24:LYS:CG	49:B0:56:ASP:OD2	2.13	0.96
47:B2:7:GLU:CD	47:B2:8:ILE:CG1	2.33	0.96
48:B3:8:LEU:HD22	48:B3:31:LEU:CA	1.86	0.96
53:B7:32:ALA:HA	53:B7:35:ARG:CD	1.95	0.96
27:BA:1646:C:H5''	27:BA:1647:G:H5'	1.47	0.96
27:BA:1:G:H1	27:BA:2902:C:H41	0.97	0.96
27:BA:2251:G:N2	27:BA:2252:G:C4	2.33	0.96
27:BA:2494:G:N2	27:BA:2495:G:N9	2.13	0.96
27:BA:2574:G:C4	27:BA:2575:C:C6	2.52	0.96
27:BA:2701:C:H3'	27:BA:2702:U:H5''	1.46	0.96
27:BA:2776:A:C4	27:BA:2778:A:N7	2.33	0.96
29:BE:269:ILE:N	29:BE:269:ILE:HD12	1.79	0.96
29:BE:48:MET:O	29:BE:49:THR:CG2	2.14	0.96
30:BF:81:PRO:CB	30:BF:87:ARG:CB	2.29	0.96
33:BI:120:ALA:O	33:BI:121:ILE:O	1.83	0.96
37:BQ:65:ARG:HH21	37:BQ:85:ILE:HB	1.23	0.96
38:BS:111:PRO:C	38:BS:114:LYS:N	2.18	0.96
38:BS:87:LEU:O	38:BS:90:LEU:N	1.97	0.96
39:BT:53:ASP:O	39:BT:56:ARG:NE	1.98	0.96
45:BU:105:ALA:O	45:BU:108:ALA:HB3	1.64	0.96
46:BV:19:VAL:HG11	46:BV:21:ARG:NH1	1.77	0.96
42:BY:101:LEU:HD21	42:BY:103:LEU:HD21	0.97	0.96
42:BY:72:ILE:CG2	42:BY:73:HIS:H	1.78	0.96

Continued on next page...

Continued from previous page...

Atom-1	Atom-2	Interatomic distance (Å)	Clash overlap (Å)
27:BA:498:G:O2'	42:BY:82:THR:HG23	1.65	0.96
6:AC:91:LEU:HD11	6:AC:99:VAL:HG22	1.45	0.96
54:B8:4:MET:HA	54:B8:5:LYS:HZ1	1.14	0.96
27:BA:1131:G:N1	34:BN:69:TYR:CE1	2.32	0.96
27:BA:2262:U:C2'	27:BA:2263:C:C5'	2.42	0.96
27:BA:2538:C:O2'	27:BA:2539:C:O5'	1.81	0.96
27:BA:2545:G:H2'	27:BA:2546:U:O5'	1.61	0.96
27:BA:2688:U:C2	27:BA:2719:G:C2	2.53	0.96
27:BA:2720:U:OP1	27:BA:2720:U:H4'	1.62	0.96
27:BA:321:G:H1'	30:BF:206:ASN:HD22	1.24	0.96
27:BA:775:G:H4'	27:BA:777:A:C4	2.00	0.96
28:BD:134:ILE:HG23	28:BD:135:PRO:HD2	1.45	0.96
28:BD:178:GLY:O	28:BD:179:GLU:HG2	1.65	0.96
27:BA:1789:A:OP1	28:BD:226:GLY:HA2	1.66	0.96
29:BE:193:PHE:HE2	29:BE:199:ALA:CB	1.75	0.96
29:BE:269:ILE:HG13	29:BE:297:LYS:HG3	1.47	0.96
30:BF:167:ASP:O	30:BF:168:ARG:CG	2.13	0.96
30:BF:197:SER:HB3	30:BF:239:ALA:N	1.74	0.96
27:BA:2314:C:H5"	31:BG:22:VAL:CG1	1.96	0.96
31:BG:94:ALA:O	31:BG:95:THR:OG1	1.80	0.96
33:BI:89:LEU:HD11	33:BI:93:ILE:CG2	1.92	0.96
38:BS:122:ALA:O	38:BS:125:ALA:HB3	1.66	0.96
38:BS:102:LEU:HD12	38:BS:129:ILE:HD12	1.44	0.96
45:BU:56:ASP:O	45:BU:60:LEU:HG	1.65	0.96
45:BU:8:ILE:HA	45:BU:11:ARG:CD	1.94	0.96
40:BW:12:ILE:O	40:BW:14:PRO:HD3	1.65	0.96
42:BY:32:ARG:C	42:BY:33:GLU:OE2	2.03	0.96
43:BZ:105:GLN:O	43:BZ:142:ASN:ND2	1.97	0.96
49:B0:46:LYS:HZ3	49:B0:81:ILE:HD11	1.31	0.96
27:BA:2227:A:C2	27:BA:2228:G:C5	2.52	0.96
27:BA:2259:G:N2	27:BA:2282:G:C6	2.28	0.96
27:BA:2287:A:N6	27:BA:2344:U:C6	2.33	0.96
27:BA:2472:G:C2'	27:BA:2473:U:OP1	2.13	0.96
27:BA:2880:C:N4	27:BA:2881:C:N4	2.13	0.96
27:BA:997:G:P	45:BU:93:LYS:HE2	2.05	0.96
28:BD:175:LEU:HD12	28:BD:179:GLU:HB2	1.42	0.96
29:BE:217:TRP:O	29:BE:219:VAL:HG23	1.64	0.96
29:BE:99:VAL:HG12	29:BE:100:TRP:H	1.26	0.96
30:BF:223:LEU:O	30:BF:231:ARG:HD2	1.64	0.96
33:BI:5:PHE:O	33:BI:36:ALA:HB2	1.63	0.96
34:BN:23:ALA:HA	34:BN:26:VAL:HG21	1.46	0.96

Continued on next page...

Continued from previous page...

Atom-1	Atom-2	Interatomic distance (Å)	Clash overlap (Å)
27:BA:1952:A:H2	35:BO:22:ILE:HG23	1.27	0.96
38:BS:76:GLY:O	38:BS:82:TYR:CB	2.13	0.96
42:BY:78:THR:C	42:BY:89:ARG:HG3	1.84	0.96
43:BZ:176:LEU:HD23	43:BZ:177:THR:N	1.80	0.96
1:AA:1286:A:N6	1:AA:1354:C:H5''	1.79	0.96
16:AM:3:ARG:HH12	31:BG:90:LEU:HD22	1.11	0.96
47:B2:31:ARG:O	47:B2:33:VAL:C	1.89	0.96
50:B4:33:VAL:O	50:B4:34:ASP:OD1	1.82	0.96
27:BA:1819:A:H5''	28:BD:157:ALA:HB2	1.44	0.96
27:BA:2051:A:N6	27:BA:2614:A:C8	2.33	0.96
27:BA:2094:G:O6	27:BA:2196:C:C4	2.18	0.96
27:BA:2227:A:C2	27:BA:2228:G:C6	2.52	0.96
27:BA:2324:C:H42	27:BA:2331:G:H1	1.01	0.96
27:BA:2870:C:O2	27:BA:2871:C:C1'	2.13	0.96
28:BD:216:ALA:HB1	28:BD:223:ASN:HB2	1.46	0.96
29:BE:107:GLU:HG2	29:BE:110:ARG:NH2	1.79	0.96
29:BE:201:VAL:N	29:BE:266:LYS:HD2	1.77	0.96
29:BE:206:LYS:O	29:BE:257:GLY:CA	2.12	0.96
30:BF:196:THR:CA	30:BF:236:THR:CG2	2.42	0.96
32:BH:82:TYR:CD2	32:BH:137:LYS:HB3	2.01	0.96
33:BI:75:LEU:HD13	33:BI:76:THR:N	1.80	0.96
40:BW:96:ILE:H	40:BW:96:ILE:CD1	1.74	0.96
42:BY:45:GLY:CA	42:BY:62:VAL:HG12	1.90	0.96
42:BY:71:VAL:HG12	42:BY:72:ILE:N	1.76	0.96
51:B5:46:CYS:HB3	51:B5:47:PRO:HD2	1.47	0.96
52:B6:8:ILE:CA	52:B6:29:ARG:NH2	2.27	0.96
27:BA:2100:G:C4	27:BA:2190:G:C2	2.54	0.96
27:BA:2234:G:C2'	27:BA:2235:G:H5'	1.94	0.96
27:BA:2258:C:H5	27:BA:2426:A:C4'	1.77	0.96
27:BA:2333:A:C1'	27:BA:2335:A:N3	2.29	0.96
27:BA:2423:U:O2'	27:BA:2424:C:OP2	1.82	0.96
27:BA:2429:G:H5'	27:BA:2430:A:OP2	1.64	0.96
27:BA:2457:U:H2'	27:BA:2458:G:H5'	1.45	0.96
27:BA:2523:G:O4'	27:BA:2765:A:N7	1.99	0.96
27:BA:2567:G:H2'	27:BA:2568:C:C5	1.99	0.96
27:BA:2607:G:H2'	27:BA:2608:G:H5'	1.46	0.96
27:BA:2741:A:H2'	27:BA:2742:C:C6	1.99	0.96
27:BA:2848:G:N2	27:BA:2849:U:C2	2.23	0.96
27:BA:2712:U:O2'	27:BA:712(A):A:C5'	2.12	0.96
27:BA:814:C:P	46:BV:84:THR:HG22	2.05	0.96
28:BD:85:ASN:OD1	28:BD:86:ARG:CZ	2.13	0.96

Continued on next page...

Continued from previous page...

Atom-1	Atom-2	Interatomic distance (Å)	Clash overlap (Å)
31:BG:53:LYS:HG2	31:BG:54:ALA:N	1.76	0.96
31:BG:58:VAL:O	31:BG:58:VAL:HG12	1.61	0.96
31:BG:20:LYS:CA	31:BG:76:ARG:HB3	1.96	0.96
36:BP:81:VAL:HG12	36:BP:81:VAL:O	1.64	0.96
37:BQ:50:VAL:CG1	37:BQ:51:GLU:H	1.74	0.96
37:BQ:88:PHE:HB2	37:BQ:90:PHE:CZ	1.99	0.96
38:BS:94:GLU:C	38:BS:94:GLU:CD	2.22	0.96
46:BV:4:ILE:HG12	46:BV:13:ARG:CA	1.96	0.96
41:BX:52:VAL:HG22	41:BX:65:VAL:O	1.65	0.96
27:BA:440:G:OP1	42:BY:6:LYS:HD2	1.64	0.96
42:BY:51:LEU:HA	42:BY:97:ARG:HH21	0.82	0.96
43:BZ:103:ARG:CG	43:BZ:139:THR:HG22	1.95	0.96
43:BZ:6:LYS:O	43:BZ:31:SER:HB2	1.66	0.96
1:AA:652:U:H1'	1:AA:653:A:H2	1.30	0.96
2:AV:56:C:C2'	31:BG:56:ARG:NH1	2.28	0.96
50:B4:10:VAL:H	50:B4:11:PRO:CD	1.77	0.96
50:B4:6:HIS:HB2	50:B4:56:VAL:HG21	1.45	0.96
27:BA:125:G:H5''	53:B7:19:ARG:HH11	0.81	0.96
55:B9:25:VAL:CG1	55:B9:34:GLN:HB2	1.95	0.96
27:BA:2352:A:C8	27:BA:2366:A:N1	2.33	0.96
27:BA:2509:G:H2'	27:BA:2510:C:H5'	1.45	0.96
27:BA:2574:G:H3'	27:BA:2575:C:H6	1.30	0.96
27:BA:2689:U:C6	27:BA:2713:A:N1	2.34	0.96
27:BA:2819:G:H5''	27:BA:2821:A:H61	1.16	0.96
27:BA:2845:G:O2'	27:BA:2846:G:H5'	0.78	0.96
27:BA:2862:G:O2'	27:BA:2863:C:O4'	1.82	0.96
28:BD:208:GLY:CA	28:BD:210:LYS:HZ1	1.63	0.96
29:BE:176:HIS:O	29:BE:179:ASP:HB2	1.64	0.96
29:BE:44:TYR:HA	29:BE:309:PRO:HD3	0.96	0.96
33:BI:13:GLY:HA2	33:BI:15:LYS:HE3	1.44	0.96
34:BN:138:THR:OG1	34:BN:139:LEU:CD1	2.06	0.96
27:BA:2495:G:H4'	37:BQ:101:MET:HG3	1.47	0.96
37:BQ:108:SER:O	37:BQ:109:VAL:CG1	2.12	0.96
37:BQ:17:ARG:O	37:BQ:18:GLU:HG2	1.61	0.96
45:BU:111:ASP:HA	45:BU:114:ARG:HD2	1.45	0.96
45:BU:39:LEU:O	45:BU:41:ASN:ND2	1.99	0.96
40:BW:104:THR:O	40:BW:105:VAL:HG12	1.62	0.96
43:BZ:116:VAL:HG23	43:BZ:169:VAL:HG21	0.96	0.96
1:AA:1268:A:C2'	24:AU:20:LYS:HA	1.95	0.96
27:BA:2364:C:C1'	49:B0:32:LYS:NZ	2.28	0.96
27:BA:2013:A:C4'	40:BW:96:ILE:CG2	2.38	0.96

Continued on next page...

Continued from previous page...

Atom-1	Atom-2	Interatomic distance (Å)	Clash overlap (Å)
27:BA:2198:A:N1	27:BA:2225:A:N6	2.12	0.96
27:BA:2354:G:O2'	49:B0:31:VAL:CG1	2.14	0.96
27:BA:2412:A:C2'	27:BA:2413:G:H5'	1.94	0.96
27:BA:2758:A:OP2	27:BA:2758:A:O4'	1.83	0.96
27:BA:2864:G:H2'	27:BA:2865:U:C6	2.01	0.96
27:BA:2887:U:H2'	27:BA:2888:C:H6	1.30	0.96
27:BA:533:G:H1	27:BA:560:C:H42	1.13	0.96
27:BA:803:U:H2'	27:BA:804:A:H5'	1.48	0.96
27:BA:932:G:C5'	48:B3:24:LYS:NZ	2.27	0.96
27:BA:965:C:O2'	27:BA:2272:U:H6	1.31	0.96
29:BE:46:ALA:HB3	29:BE:72:VAL:C	1.78	0.96
30:BF:52:ALA:HA	30:BF:55:ARG:CD	1.95	0.96
30:BF:52:ALA:N	30:BF:55:ARG:HB3	1.81	0.96
31:BG:64:ARG:HB2	31:BG:67:ASP:OD2	1.66	0.96
35:BO:58:VAL:HG12	35:BO:59:LYS:N	1.81	0.96
35:BO:77:ILE:CD1	35:BO:79:PHE:HE2	1.77	0.96
36:BP:112:GLY:CA	36:BP:113:GLN:NE2	2.27	0.96
36:BP:66:VAL:HB	36:BP:67:ARG:NE	1.80	0.96
46:BV:62:GLU:C	46:BV:95:ILE:CG2	2.26	0.96
41:BX:3:ASP:O	41:BX:4:VAL:CG1	2.13	0.96
1:AA:1328:C:H5''	16:AM:28:ALA:HB1	0.98	0.96
27:BA:1364:G:OP1	50:B4:2:GLN:O	1.84	0.96
52:B6:12:MET:SD	52:B6:54:LYS:CB	2.53	0.96
27:BA:1924:C:C4	27:BA:1925:C:C5	2.53	0.96
27:BA:2048:G:C6	27:BA:2621:A:C2	2.54	0.96
27:BA:2298:A:C4	27:BA:2321:G:N2	2.34	0.96
27:BA:2430:A:H2'	27:BA:2431:U:H5''	1.48	0.96
27:BA:1526:G:N2	27:BA:545(A):A:N7	2.13	0.96
27:BA:1827:C:H41	28:BD:225:ARG:NH1	1.62	0.96
27:BA:2682:U:C5	29:BE:48:MET:CE	2.48	0.96
31:BG:82:GLU:C	31:BG:85:GLN:HG3	1.85	0.96
32:BH:90:GLY:C	32:BH:159:LYS:HE3	1.86	0.96
33:BI:13:GLY:CA	33:BI:15:LYS:NZ	2.28	0.96
34:BN:10:VAL:HB	34:BN:36:VAL:HA	0.97	0.96
36:BP:128:GLY:O	36:BP:131:GLU:HB2	1.65	0.96
44:BR:33:ARG:HB3	44:BR:115:GLU:CB	1.96	0.96
46:BV:5:ILE:HG23	46:BV:39:PHE:HA	0.96	0.96
42:BY:101:LEU:HD11	42:BY:112:LEU:HG	0.98	0.96
1:AA:1189:C:O2'	6:AC:176:HIS:HD2	1.49	0.96
41:BX:4:VAL:HG21	47:B2:24:LYS:HZ1	1.28	0.96
27:BA:2046:G:OP1	51:B5:19:ARG:CA	2.14	0.96

Continued on next page...

Continued from previous page...

Atom-1	Atom-2	Interatomic distance (Å)	Clash overlap (Å)
55:B9:14:CYS:CA	55:B9:27:CYS:HB2	1.95	0.96
27:BA:2051:A:H4'	29:BE:238:LEU:HD21	1.45	0.96
27:BA:2215:G:H2'	27:BA:2216:G:H8	0.79	0.96
27:BA:2230:G:O2'	27:BA:2231:C:O4'	1.83	0.96
27:BA:2454:G:O2'	27:BA:2455:G:H5'	1.65	0.96
27:BA:2528:U:H5	27:BA:2530:A:C4	1.77	0.96
27:BA:2753:A:C8	27:BA:2754:U:C5	2.53	0.96
27:BA:2850:A:H2'	27:BA:2851:A:H8	1.29	0.96
27:BA:451:C:OP1	30:BF:49:ASP:N	1.99	0.96
30:BF:22:PHE:HZ	30:BF:115:LEU:HD12	1.31	0.96
30:BF:217:GLU:C	30:BF:218:VAL:HG23	1.82	0.96
31:BG:142:ALA:HB2	31:BG:151:ILE:CD1	1.96	0.96
32:BH:84:LYS:HG3	32:BH:140:VAL:HG12	1.43	0.96
33:BI:58:ALA:O	33:BI:62:LEU:HG	1.65	0.96
33:BI:77:VAL:HG23	33:BI:141:LEU:HD11	0.99	0.96
34:BN:66:ASP:C	34:BN:68:GLY:N	2.18	0.96
27:BA:2278:A:P	37:BQ:20:ILE:HG22	2.05	0.96
45:BU:44:THR:HA	45:BU:47:TYR:CD1	2.00	0.96
41:BX:22:ASN:CA	41:BX:68:LEU:HD11	1.95	0.96
42:BY:101:LEU:O	42:BY:103:LEU:CG	2.13	0.96
43:BZ:159:THR:C	43:BZ:160:LEU:HD12	1.86	0.96
43:BZ:69:VAL:HG22	43:BZ:81:VAL:CG1	1.89	0.96
49:B0:69:PHE:O	49:B0:70:ILE:CG2	2.14	0.96
53:B7:43:THR:O	53:B7:45:SER:N	1.97	0.96
27:BA:1518:C:H3'	27:BA:1519:G:H4'	1.46	0.96
27:BA:1809:A:H62	50:B4:3:LYS:HG2	1.31	0.96
27:BA:2249:U:C2	27:BA:2253:G:OP2	2.18	0.96
27:BA:2819:G:N3	27:BA:2821:A:N7	2.14	0.96
28:BD:106:PRO:CA	28:BD:194:VAL:O	2.14	0.96
29:BE:193:PHE:CE2	29:BE:311:PHE:CD1	2.53	0.96
29:BE:99:VAL:HG12	29:BE:100:TRP:N	1.79	0.96
30:BF:240:LEU:CD2	30:BF:243:VAL:HG21	1.95	0.96
30:BF:6:TYR:CE2	30:BF:140:VAL:HA	2.01	0.96
31:BG:27:ILE:C	31:BG:69:ILE:CG2	2.29	0.96
32:BH:41:THR:HB	32:BH:52:THR:CB	1.96	0.96
34:BN:103:VAL:O	34:BN:104:TYR:CD2	2.18	0.96
35:BO:7:ARG:HE	35:BO:44:LYS:CD	1.77	0.96
37:BQ:67:ALA:N	37:BQ:70:ARG:CZ	2.03	0.96
37:BQ:85:ILE:HG23	37:BQ:122:PHE:HB3	1.46	0.96
27:BA:1287:A:C8	44:BR:104:ARG:NH1	2.34	0.96
45:BU:49:ASP:N	45:BU:52:ASN:HD21	1.54	0.96

Continued on next page...

Continued from previous page...

Atom-1	Atom-2	Interatomic distance (Å)	Clash overlap (Å)
42:BY:49:GLU:CG	42:BY:59:GLU:HA	1.95	0.96
1:AA:463:A:OP2	19:AP:75:ARG:NH2	1.99	0.95
1:AA:1320:C:H42	22:AS:36:ARG:HG3	1.28	0.95
47:B2:7:GLU:OE1	47:B2:8:ILE:CG1	2.14	0.95
53:B7:43:THR:OG1	53:B7:44:VAL:N	1.95	0.95
27:BA:2320:A:N3	27:BA:2333:A:C6	2.34	0.95
27:BA:2661:G:O2'	27:BA:2662:A:H5'	1.66	0.95
27:BA:2810:A:N7	27:BA:2811:G:C4	2.34	0.95
27:BA:388:G:P	50:B4:29:PRO:HG3	2.05	0.95
27:BA:443:A:N7	30:BF:43:LYS:CD	2.28	0.95
27:BA:2712:U:C6	27:BA:712(A):A:H8	1.44	0.95
34:BN:139:LEU:N	34:BN:139:LEU:HD13	1.79	0.95
35:BO:35:ILE:HA	35:BO:62:VAL:C	1.84	0.95
35:BO:7:ARG:CZ	35:BO:44:LYS:HD2	1.96	0.95
44:BR:87:TYR:CD1	44:BR:94:TYR:CD2	2.53	0.95
44:BR:87:TYR:HD1	44:BR:94:TYR:CD2	1.84	0.95
27:BA:1152:C:C5'	45:BU:80:ILE:CG2	2.44	0.95
42:BY:28:SER:CB	42:BY:99:THR:HG23	1.95	0.95
27:BA:2355:C:C3'	49:B0:21:LEU:HD11	1.95	0.95
52:B6:40:TYR:N	52:B6:50:PHE:CE1	2.33	0.95
27:BA:1011:G:OP1	45:BU:77:SER:CB	2.13	0.95
27:BA:2094:G:N1	27:BA:2196:C:C2	2.34	0.95
27:BA:2324:C:N4	27:BA:2331:G:H1	1.63	0.95
27:BA:2385:C:O2	27:BA:2386:C:O4'	1.84	0.95
27:BA:2838:G:C4	27:BA:2839:G:C8	2.54	0.95
27:BA:989:G:OP1	48:B3:31:LEU:CD1	2.13	0.95
28:BD:151:GLY:O	28:BD:152:GLN:OE1	1.81	0.95
29:BE:256:THR:HA	29:BE:259:HIS:CE1	2.00	0.95
27:BA:598:G:N2	30:BF:33:LYS:HZ2	1.60	0.95
33:BI:7:LYS:HA	33:BI:14:LYS:CG	1.96	0.95
37:BQ:143:VAL:O	37:BQ:144:THR:CG2	2.14	0.95
46:BV:67:LYS:HE3	46:BV:94:LYS:HD2	1.47	0.95
40:BW:8:ARG:HD2	40:BW:9:TYR:CD1	2.01	0.95
27:BA:325:G:N2	42:BY:7:GLN:NE2	2.14	0.95
1:AA:1061:G:H5'	13:AJ:59:SER:OG	1.67	0.95
49:B0:38:VAL:O	49:B0:40:GLN:CG	1.97	0.95
27:BA:2433:A:H2	50:B4:32:HIS:CE1	1.84	0.95
51:B5:45:ILE:CG2	51:B5:52:TYR:HD1	1.74	0.95
53:B7:10:ARG:O	53:B7:14:LYS:HG3	1.64	0.95
54:B8:26:LYS:HD2	54:B8:44:LYS:HA	0.98	0.95
27:BA:2061:G:N7	27:BA:2501:C:H1'	1.79	0.95

Continued on next page...

Continued from previous page...

Atom-1	Atom-2	Interatomic distance (Å)	Clash overlap (Å)
27:BA:2612:C:O2'	27:BA:2613:U:H5''	1.65	0.95
27:BA:2698:U:H2'	27:BA:2699:C:C6	2.01	0.95
27:BA:600:G:O2'	30:BF:109:LEU:HD11	1.65	0.95
28:BD:131:LEU:CD1	28:BD:171:VAL:HG22	1.93	0.95
29:BE:176:HIS:O	29:BE:179:ASP:CB	2.14	0.95
29:BE:229:GLN:C	29:BE:231:TRP:N	2.12	0.95
31:BG:49:PRO:HB2	31:BG:72:LYS:N	1.79	0.95
31:BG:93:LEU:HD12	31:BG:94:ALA:N	1.80	0.95
32:BH:104:LEU:HB3	32:BH:151:ARG:NH1	1.80	0.95
35:BO:25:LEU:HD12	35:BO:38:VAL:CG1	1.96	0.95
36:BP:141:GLU:HB2	36:BP:145:LEU:CD2	1.96	0.95
36:BP:70:ASP:O	36:BP:74:THR:CG2	2.14	0.95
44:BR:105:ARG:O	44:BR:107:ASP:N	1.97	0.95
38:BS:19:ASP:O	38:BS:21:HIS:N	1.98	0.95
46:BV:43:GLU:O	46:BV:44:GLN:NE2	1.99	0.95
42:BY:51:LEU:HD12	42:BY:97:ARG:CG	1.96	0.95
27:BA:1710:C:O2'	27:BA:2858:C:C4	2.19	0.95
27:BA:2232:U:C2'	27:BA:2233:U:H5'	1.97	0.95
27:BA:2309:A:H5''	27:BA:2310:A:H8	1.21	0.95
27:BA:2579:C:C6	27:BA:2579:C:C4'	2.50	0.95
27:BA:1968:G:OP1	27:BA:2592:G:OP1	1.84	0.95
27:BA:2649:U:H2'	27:BA:2650:U:C6	2.01	0.95
27:BA:2845:G:C2'	27:BA:2846:G:H5'	1.95	0.95
28:BD:146:LYS:NZ	28:BD:184:LEU:CD1	2.29	0.95
30:BF:39:GLN:O	30:BF:40:ALA:O	1.83	0.95
32:BH:101:LYS:HG3	32:BH:115:GLU:CA	1.96	0.95
33:BI:95:SER:HB2	33:BI:98:ILE:HD11	1.44	0.95
27:BA:2683:C:H2'	35:BO:76:TYR:OH	1.65	0.95
36:BP:94:ARG:CB	36:BP:120:LEU:HD23	1.78	0.95
37:BQ:33:MET:CE	37:BQ:34:GLY:O	2.14	0.95
27:BA:2334:G:H21	38:BS:12:ARG:CD	1.79	0.95
42:BY:63:ILE:HD11	42:BY:74:VAL:C	1.85	0.95
43:BZ:172:LEU:CG	43:BZ:173:PRO:CD	2.39	0.95
1:AA:1221:G:H5'	22:AS:36:ARG:HH11	1.31	0.95
48:B3:23:LEU:C	48:B3:28:LEU:HD12	1.85	0.95
27:BA:1364:G:OP1	50:B4:3:LYS:HG3	1.64	0.95
27:BA:1598:C:O3'	41:BX:33:SER:OG	1.83	0.95
27:BA:2021:C:P	51:B5:15:LYS:CE	2.50	0.95
27:BA:2225:A:H5''	27:BA:2226:C:H5''	0.97	0.95
27:BA:2268:A:C4'	27:BA:2269:A:OP2	2.14	0.95
27:BA:2300:G:O2'	27:BA:2301:C:H5'	1.65	0.95

Continued on next page...

Continued from previous page...

Atom-1	Atom-2	Interatomic distance (Å)	Clash overlap (Å)
27:BA:2617:C:O2	27:BA:2618:G:O4'	1.84	0.95
27:BA:2670:A:H5''	27:BA:2670:A:H8	1.30	0.95
27:BA:712(A):A:H5'	27:BA:2714:G:OP2	1.66	0.95
30:BF:32:GLY:HA2	30:BF:35:VAL:HG21	0.97	0.95
30:BF:34:ALA:O	30:BF:35:VAL:O	1.84	0.95
27:BA:2250:G:C5'	37:BQ:102:ARG:HD3	1.96	0.95
37:BQ:58:HIS:N	37:BQ:61:LEU:HD11	1.81	0.95
42:BY:78:THR:HB	42:BY:87:VAL:O	1.66	0.95
43:BZ:71:MET:HA	43:BZ:78:PRO:HA	1.47	0.95
47:B2:34:GLN:N	47:B2:34:GLN:OE1	2.00	0.95
50:B4:14:ILE:O	50:B4:14:ILE:HG22	1.67	0.95
50:B4:58:LYS:HG2	50:B4:62:ARG:NE	1.80	0.95
27:BA:1350:C:H42	27:BA:1381:G:H1	1.06	0.95
27:BA:139:G:H3'	27:BA:141(A):C:O2	1.66	0.95
27:BA:2236:C:C3'	27:BA:2237:G:H5'	1.97	0.95
27:BA:676:A:C8	27:BA:2443:C:H1'	2.00	0.95
27:BA:2488:A:H2'	27:BA:2489:G:O5'	1.66	0.95
27:BA:2625:G:H3'	27:BA:2626:C:H5	1.16	0.95
27:BA:2712:U:H5''	27:BA:2714:G:O5'	1.64	0.95
27:BA:2782:G:OP2	27:BA:2782:G:N7	2.00	0.95
27:BA:68:G:H2'	27:BA:69:C:H6	1.30	0.95
28:BD:167:GLU:O	28:BD:170:TYR:O	1.84	0.95
28:BD:213:LYS:C	28:BD:215:LYS:H	1.60	0.95
30:BF:94:THR:C	30:BF:96:LYS:H	1.70	0.95
31:BG:19:GLU:CG	31:BG:135:VAL:HG22	1.96	0.95
31:BG:49:PRO:HB3	31:BG:72:LYS:O	0.78	0.95
32:BH:93:TYR:C	32:BH:94:ARG:HG3	1.83	0.95
36:BP:132:LYS:N	36:BP:132:LYS:HD2	1.76	0.95
45:BU:15:LYS:O	45:BU:16:LYS:O	1.83	0.95
41:BX:25:GLN:CD	41:BX:65:VAL:HG22	1.87	0.95
43:BZ:26:LYS:C	43:BZ:27:GLU:HG3	1.86	0.95
1:AA:302:G:C2	1:AA:556:C:H4'	2.01	0.95
1:AA:1268:A:H4'	24:AU:20:LYS:HA	1.41	0.95
50:B4:48:ARG:HG2	50:B4:49:PHE:H	1.30	0.95
50:B4:48:ARG:HG2	50:B4:49:PHE:N	1.79	0.95
52:B6:8:ILE:HA	52:B6:29:ARG:HE	1.27	0.95
27:BA:1943:U:C1'	27:BA:1945:G:H5'	1.96	0.95
27:BA:2315:G:H5'	31:BG:133:ASN:ND2	1.80	0.95
27:BA:199:A:C2	27:BA:2433:A:C4	2.55	0.95
27:BA:2543:G:N7	27:BA:2544:G:O6	1.99	0.95
27:BA:2565:A:O3'	27:BA:2566:A:O4'	1.85	0.95

Continued on next page...

Continued from previous page...

Atom-1	Atom-2	Interatomic distance (Å)	Clash overlap (Å)
27:BA:2691:C:O2'	27:BA:2692:C:C5'	2.15	0.95
27:BA:2822:G:P	29:BE:258:TYR:HE2	1.88	0.95
29:BE:70:VAL:HG11	29:BE:296:VAL:H	0.95	0.95
30:BF:219:ASN:N	30:BF:219:ASN:ND2	2.14	0.95
30:BF:48:SER:H	30:BF:92:PRO:HG2	1.21	0.95
31:BG:100:ASP:O	31:BG:102:GLY:N	1.99	0.95
32:BH:166:GLU:O	32:BH:167:LEU:HD23	1.46	0.95
27:BA:994:C:O3'	45:BU:54:LYS:HE2	1.67	0.95
27:BA:974:G:C8	46:BV:80:TYR:CD1	2.54	0.95
42:BY:53:GLY:O	42:BY:56:ALA:N	2.00	0.95
42:BY:63:ILE:HG12	42:BY:75:GLU:OE2	1.64	0.95
43:BZ:13:LYS:C	43:BZ:15:ASP:H	1.65	0.95
43:BZ:112:LEU:HA	43:BZ:174:PRO:HD2	1.48	0.95
4:AX:120:G:H2'	4:AX:121:A:C8	2.01	0.95
47:B2:20:LEU:C	47:B2:20:LEU:CD1	2.35	0.95
48:B3:59:VAL:HG12	48:B3:60:GLU:N	1.76	0.95
50:B4:23:GLU:OE2	50:B4:29:PRO:HG3	1.66	0.95
53:B7:43:THR:O	53:B7:46:ASP:CG	2.05	0.95
54:B8:58:MET:SD	54:B8:61:MET:CG	2.55	0.95
27:BA:1456:G:N2	27:BA:2704:C:C2	2.35	0.95
27:BA:1544:C:H2'	27:BA:1545:A:H4'	1.48	0.95
27:BA:2326:C:H2'	27:BA:2326:C:O2	1.61	0.95
27:BA:2745:C:C1'	32:BH:142:GLU:OE2	2.13	0.95
27:BA:2795:G:H2'	27:BA:2795:G:N3	1.81	0.95
27:BA:2810:A:O2'	27:BA:2811:G:H5'	1.65	0.95
28:BD:174:ARG:CG	28:BD:174:ARG:HH11	1.80	0.95
33:BI:7:LYS:N	33:BI:14:LYS:HG2	1.38	0.95
33:BI:89:LEU:HD13	33:BI:93:ILE:HG22	1.47	0.95
36:BP:128:GLY:HA3	36:BP:132:LYS:NZ	1.72	0.95
36:BP:77:ALA:N	36:BP:81:VAL:CG2	2.24	0.95
36:BP:92:ASP:HB2	36:BP:118:LEU:HD13	1.46	0.95
40:BW:79:GLY:O	40:BW:80:PRO:O	1.84	0.95
27:BA:2352:A:N1	49:B0:30:VAL:HG12	1.82	0.95
52:B6:2:ALA:HB2	52:B6:11:LYS:HZ2	1.14	0.95
27:BA:1818:U:O2	28:BD:153:LEU:HA	1.65	0.95
27:BA:1819:A:H2'	28:BD:177:SER:CA	1.97	0.95
27:BA:2219:G:O2'	27:BA:2224:G:OP1	1.83	0.95
27:BA:2422:A:C4	27:BA:2424:C:H5	1.84	0.95
27:BA:2450:A:H5''	27:BA:2497:A:H61	1.29	0.95
27:BA:2544:G:C2'	27:BA:2545:G:H5'	1.95	0.95
27:BA:2850:A:C2	44:BR:61:HIS:HE1	1.65	0.95

Continued on next page...

Continued from previous page...

Atom-1	Atom-2	Interatomic distance (Å)	Clash overlap (Å)
27:BA:359:A:O2'	27:BA:360:G:C5	2.17	0.95
30:BF:24:THR:HB	30:BF:25:PRO:HD3	1.46	0.95
31:BG:142:ALA:CB	31:BG:151:ILE:CD1	2.44	0.95
32:BH:60:HIS:HA	32:BH:63:LEU:HB2	1.46	0.95
33:BI:43:ASN:N	33:BI:43:ASN:HD22	1.49	0.95
36:BP:64:ILE:CD1	36:BP:106:VAL:HG12	1.97	0.95
37:BQ:145:PRO:C	37:BQ:146:THR:HG1	1.67	0.95
37:BQ:87:LYS:O	37:BQ:88:PHE:HD2	1.46	0.95
41:BX:47:VAL:HB	41:BX:69:SER:CB	1.97	0.95
42:BY:43:ASN:ND2	42:BY:103:LEU:HD21	1.81	0.95
1:AA:939:G:OP1	10:AG:102:ARG:NH1	1.99	0.95
3:AW:1:G:H22	3:AW:2:C:N4	1.65	0.95
27:BA:1082:U:C4'	56:BK:118:ALA:CB	2.44	0.95
27:BA:2199:A:H3'	27:BA:2205:C:H6	1.27	0.95
27:BA:2405:G:N2	27:BA:2413:G:O6	2.00	0.95
27:BA:2412:A:H2'	27:BA:2413:G:H5'	1.49	0.95
27:BA:2488:A:C2'	27:BA:2489:G:C5'	2.39	0.95
27:BA:2574:G:HO2'	29:BE:240:PRO:CB	1.73	0.95
27:BA:2574:G:N9	27:BA:2575:C:C5	2.33	0.95
27:BA:2574:G:C5	27:BA:2575:C:H5	1.46	0.95
27:BA:2631:G:C5	27:BA:2632:A:C8	2.54	0.95
27:BA:2804:C:C5	27:BA:2805:G:N1	2.34	0.95
28:BD:103:ILE:HD11	28:BD:104:ILE:HD11	1.48	0.95
30:BF:102:LEU:HD21	30:BF:106:GLU:HB3	1.47	0.95
30:BF:113:SER:O	30:BF:116:ALA:HB3	1.66	0.95
31:BG:103:ASN:C	31:BG:104:PHE:CD1	2.40	0.95
32:BH:55:SER:HB3	32:BH:60:HIS:HB2	1.45	0.95
34:BN:54:VAL:HG13	34:BN:135:ILE:HA	1.47	0.95
37:BQ:88:PHE:HB2	37:BQ:90:PHE:HE1	1.18	0.95
46:BV:14:VAL:HG12	46:BV:15:SER:H	1.32	0.95
41:BX:68:LEU:N	41:BX:68:LEU:HD23	1.79	0.95
42:BY:33:GLU:CD	42:BY:34:GLU:H	1.69	0.95
43:BZ:113:VAL:HG12	43:BZ:114:ASP:N	1.82	0.95
37:BQ:36:ASN:CG	43:BZ:116:VAL:HG12	1.86	0.95
27:BA:2262:U:H6	49:B0:14:ARG:HH22	1.09	0.94
27:BA:856:C:O2'	49:B0:24:LYS:HD3	1.67	0.94
52:B6:29:ARG:HG2	52:B6:30:ASN:N	1.80	0.94
27:BA:2066:C:N3	27:BA:2445:G:N2	2.14	0.94
27:BA:2225:A:O2'	27:BA:2226:C:OP2	1.82	0.94
27:BA:2236:C:H2'	27:BA:2237:G:C5'	1.96	0.94
27:BA:2310:A:H2'	31:BG:55:LYS:CE	1.96	0.94

Continued on next page...

Continued from previous page...

Atom-1	Atom-2	Interatomic distance (Å)	Clash overlap (Å)
27:BA:2521:C:N3	27:BA:2522:U:C6	2.35	0.94
27:BA:2888:C:O2	27:BA:2889:C:C6	2.20	0.94
29:BE:189:MET:O	29:BE:190:ASN:CG	2.06	0.94
30:BF:243:VAL:O	30:BF:246:ARG:CA	2.15	0.94
32:BH:10:ILE:HD11	32:BH:49:ILE:HG13	1.48	0.94
34:BN:134:GLU:C	34:BN:138:THR:HG23	1.87	0.94
27:BA:245:G:OP2	36:BP:53:ARG:NH1	2.00	0.94
37:BQ:94:ARG:HD3	37:BQ:106:GLY:HA2	0.96	0.94
39:BT:49:LEU:HD23	39:BT:49:LEU:C	1.87	0.94
45:BU:28:ARG:N	45:BU:31:GLN:CG	2.30	0.94
27:BA:535:C:HO2'	45:BU:53:LYS:HG2	1.18	0.94
40:BW:41:LYS:O	40:BW:42:ARG:O	1.84	0.94
42:BY:30:ASP:CG	42:BY:31:LEU:HD23	1.87	0.94
1:AA:1061:G:OP1	13:AJ:59:SER:HA	1.67	0.94
27:BA:2313:C:N4	27:BA:2314:C:N4	2.14	0.94
27:BA:2316:C:H5'	31:BG:142:ALA:HB1	0.96	0.94
27:BA:827:U:OP1	27:BA:2430:A:OP2	1.84	0.94
27:BA:2648:C:C2'	27:BA:2649:U:H5'	1.96	0.94
27:BA:2678:C:O2	27:BA:2679:A:O4'	1.82	0.94
27:BA:2740:A:H8	27:BA:2740:A:H5'	1.31	0.94
27:BA:2826:A:N7	27:BA:2827:C:H5	1.65	0.94
27:BA:2836:U:O2	27:BA:2883:A:C5	2.20	0.94
27:BA:650:C:OP1	54:B8:19:THR:OG1	1.79	0.94
27:BA:749:C:H2'	27:BA:750:A:C8	2.00	0.94
29:BE:107:GLU:CB	29:BE:110:ARG:NE	2.29	0.94
31:BG:151:ILE:HD13	31:BG:156:ARG:HH22	1.31	0.94
34:BN:136:SER:O	34:BN:138:THR:N	2.00	0.94
38:BS:17:ARG:HH11	38:BS:18:THR:HA	1.31	0.94
45:BU:56:ASP:O	45:BU:60:LEU:CG	2.15	0.94
45:BU:99:ALA:CB	45:BU:106:PHE:CE1	2.28	0.94
1:AA:991:U:O3'	1:AA:992:U:P	2.25	0.94
47:B2:51:LYS:O	47:B2:52:ALA:C	2.04	0.94
27:BA:2415:G:N2	27:BA:2416:C:H1'	1.81	0.94
27:BA:2487:G:O2'	27:BA:2488:A:H5'	1.67	0.94
27:BA:2652:C:O2'	27:BA:2653:U:H5'	1.66	0.94
27:BA:2832:U:H6	27:BA:2832:U:C5'	1.58	0.94
27:BA:2896:C:C6	27:BA:2896:C:H3'	2.03	0.94
27:BA:31:C:H5''	27:BA:1239:G:OP1	1.67	0.94
27:BA:825:C:O3'	27:BA:2428:G:C8	2.20	0.94
2:AV:56:C:C2	31:BG:56:ARG:CZ	2.49	0.94
32:BH:101:LYS:CE	32:BH:115:GLU:CB	2.45	0.94

Continued on next page...

Continued from previous page...

Atom-1	Atom-2	Interatomic distance (Å)	Clash overlap (Å)
33:BI:68:LEU:HD11	33:BI:108:LEU:CD2	1.97	0.94
33:BI:80:PRO:HB3	33:BI:146:THR:CG2	1.96	0.94
34:BN:50:GLU:CA	34:BN:53:ILE:CG2	2.36	0.94
34:BN:77:GLY:HA2	34:BN:80:LYS:HG3	1.44	0.94
35:BO:47:THR:HB	35:BO:48:PRO:CD	1.97	0.94
35:BO:66:LYS:HD2	35:BO:66:LYS:C	1.84	0.94
38:BS:23:ARG:CZ	38:BS:37:ARG:HH22	1.81	0.94
39:BT:49:LEU:HD23	39:BT:49:LEU:O	1.65	0.94
45:BU:8:ILE:H	45:BU:11:ARG:HH11	1.05	0.94
42:BY:72:ILE:HG22	42:BY:73:HIS:N	1.72	0.94
42:BY:73:HIS:HD2	42:BY:88:PRO:HB2	1.31	0.94
43:BZ:123:VAL:HB	43:BZ:159:THR:CG2	1.96	0.94
43:BZ:35:ASP:N	43:BZ:39:PHE:CE2	2.34	0.94
48:B3:8:LEU:CD2	48:B3:31:LEU:C	2.33	0.94
51:B5:18:MET:O	51:B5:21:SER:HB3	1.65	0.94
27:BA:684:G:OP1	53:B7:16:HIS:CE1	2.20	0.94
27:BA:1034:G:P	55:B9:18:ARG:NH2	2.40	0.94
27:BA:1162:G:C4'	46:BV:23:GLU:HB2	1.96	0.94
27:BA:2020:A:C5	51:B5:9:LYS:HE2	2.00	0.94
27:BA:2249:U:N3	27:BA:2253:G:P	2.39	0.94
27:BA:2254:C:O2'	27:BA:2255:G:C5'	2.14	0.94
27:BA:2578:G:C2'	27:BA:2579:C:O5'	2.15	0.94
27:BA:2804:C:H5	27:BA:2805:G:C6	1.84	0.94
27:BA:2825:C:H6	27:BA:2825:C:C5'	1.80	0.94
26:BB:8:U:OP1	38:BS:37:ARG:HD2	1.68	0.94
28:BD:80:ILE:HD13	28:BD:82:TYR:HE1	1.23	0.94
32:BH:55:SER:O	32:BH:57:GLU:HG2	1.68	0.94
44:BR:38:VAL:HG11	44:BR:39:PRO:HD3	1.44	0.94
46:BV:4:ILE:CD1	46:BV:13:ARG:CG	2.44	0.94
41:BX:47:VAL:HG11	41:BX:69:SER:CB	1.90	0.94
42:BY:55:PHE:CE2	42:BY:89:ARG:NH2	2.35	0.94
42:BY:73:HIS:CA	42:BY:91:LEU:CG	2.33	0.94
42:BY:28:SER:CB	42:BY:99:THR:CG2	2.44	0.94
43:BZ:112:LEU:CD1	43:BZ:142:ASN:HA	1.97	0.94
43:BZ:92:VAL:O	43:BZ:94:VAL:N	2.00	0.94
50:B4:23:GLU:OE2	50:B4:29:PRO:CG	2.14	0.94
52:B6:32:GLN:CG	52:B6:35:LEU:HD12	1.96	0.94
27:BA:193:U:H2'	27:BA:194:G:H8	1.32	0.94
27:BA:2209:C:C2'	27:BA:2210:G:C3'	2.32	0.94
27:BA:2537:U:H2'	27:BA:2538:C:H6	1.32	0.94
27:BA:25:H4'	40:BW:79:GLY:HA2	0.97	0.94

Continued on next page...

Continued from previous page...

Atom-1	Atom-2	Interatomic distance (Å)	Clash overlap (Å)
27:BA:2617:C:H2'	27:BA:2618:G:H5'	0.95	0.94
27:BA:2693:A:N1	27:BA:2694:G:C6	2.36	0.94
28:BD:194:VAL:HG23	28:BD:195:GLY:H	1.29	0.94
27:BA:2785:C:H4'	29:BE:99:VAL:HA	0.96	0.94
30:BF:102:LEU:HB3	30:BF:107:ARG:HE	1.28	0.94
31:BG:102:GLY:HA2	31:BG:134:LEU:HD12	1.49	0.94
32:BH:143:LEU:CD2	32:BH:144:ALA:N	2.19	0.94
33:BI:98:ILE:HD13	33:BI:115:ILE:HD12	1.48	0.94
33:BI:63:ALA:O	33:BI:67:LYS:HG2	1.67	0.94
33:BI:7:LYS:CA	33:BI:12:LYS:O	2.11	0.94
37:BQ:58:HIS:O	37:BQ:61:LEU:N	2.00	0.94
44:BR:77:ARG:HB2	44:BR:77:ARG:HH12	1.33	0.94
38:BS:83:LEU:N	38:BS:83:LEU:HD12	1.77	0.94
27:BA:328:U:O2'	42:BY:94:SER:OG	1.85	0.94
43:BZ:118:HIS:O	43:BZ:120:LEU:HD23	1.66	0.94
1:AA:1222:G:H5'	22:AS:77:THR:HG21	1.50	0.94
1:AA:1308:U:C5'	16:AM:110:ARG:NH2	2.27	0.94
9:AF:62:TRP:CD1	21:AR:35:ARG:NH2	2.36	0.94
48:B3:26:LEU:HD12	48:B3:28:LEU:HD11	1.48	0.94
52:B6:8:ILE:H	52:B6:8:ILE:HD13	1.32	0.94
27:BA:2432:A:C2	27:BA:2433:A:C5	2.48	0.94
27:BA:2450:A:C2	27:BA:2451:A:C4	2.55	0.94
27:BA:2509:G:O2'	27:BA:2510:C:C5'	2.15	0.94
27:BA:2543:G:N7	27:BA:2544:G:C6	2.36	0.94
27:BA:783:A:H4'	27:BA:2588:G:O3'	1.67	0.94
27:BA:25:U:H4'	40:BW:79:GLY:HA3	1.47	0.94
27:BA:2745:C:H1'	32:BH:142:GLU:OE2	1.67	0.94
28:BD:66:PHE:C	28:BD:67:LYS:HD2	1.86	0.94
29:BE:203:GLY:HA3	29:BE:303:PRO:CD	1.97	0.94
32:BH:101:LYS:CG	32:BH:115:GLU:HB2	1.97	0.94
32:BH:120:LEU:CD1	32:BH:143:LEU:HD12	1.97	0.94
35:BO:98:ILE:HG22	35:BO:99:PHE:N	1.80	0.94
44:BR:20:LEU:HD11	44:BR:21:TYR:HD2	1.17	0.94
39:BT:42:LEU:C	39:BT:44:ARG:N	2.21	0.94
45:BU:115:ASN:O	45:BU:116:ALA:C	2.04	0.94
46:BV:30:GLY:O	46:BV:31:ASP:O	1.85	0.94
46:BV:30:GLY:C	46:BV:33:VAL:HG23	1.76	0.94
40:BW:67:ASP:OD1	40:BW:68:ARG:N	1.99	0.94
41:BX:14:ALA:HA	41:BX:17:ASP:OD2	1.68	0.94
42:BY:28:SER:OG	42:BY:30:ASP:OD1	1.84	0.94
42:BY:78:THR:CA	42:BY:89:ARG:CG	2.44	0.94

Continued on next page...

Continued from previous page...

Atom-1	Atom-2	Interatomic distance (Å)	Clash overlap (Å)
1:AA:1156:G:O3'	1:AA:1157:A:P	2.25	0.94
1:AA:21:G:N3	1:AA:915:A:N6	2.16	0.94
11:AH:21:LYS:O	11:AH:63:LEU:HD11	1.67	0.94
6:AC:9:GLY:HA2	17:AN:49:HIS:O	1.68	0.94
4:AX:120:G:H2'	4:AX:121:A:H8	1.29	0.94
52:B6:37:LEU:HD23	52:B6:51:ARG:CA	1.95	0.94
27:BA:2287:A:H62	27:BA:2344:U:H5	1.12	0.94
27:BA:2320:A:H2	27:BA:2333:A:N3	1.64	0.94
27:BA:2331:G:N7	27:BA:2332:U:C4	2.36	0.94
27:BA:2364:C:O2'	27:BA:2365:G:H5'	1.68	0.94
27:BA:2416:C:C2'	27:BA:2417:C:H5''	1.98	0.94
27:BA:2439:A:N3	27:BA:2439:A:H2'	1.81	0.94
27:BA:2577:A:N1	27:BA:2614:A:H2	1.66	0.94
27:BA:2689:U:C4'	27:BA:2690:C:H5'	1.98	0.94
27:BA:2789:C:O2	27:BA:2893:G:N2	2.01	0.94
27:BA:414:C:H42	27:BA:2409:G:H1	1.01	0.94
30:BF:220:THR:CA	30:BF:224:ALA:HB2	1.97	0.94
32:BH:168:VAL:C	32:BH:169:ARG:HG2	1.88	0.94
36:BP:61:ALA:HB1	36:BP:107:LYS:CE	1.96	0.94
36:BP:92:ASP:HB3	36:BP:118:LEU:HD13	0.95	0.94
37:BQ:89:PRO:O	37:BQ:90:PHE:CG	2.21	0.94
45:BU:110:VAL:O	45:BU:113:SER:OG	1.84	0.94
27:BA:445:C:C3'	45:BU:3:ARG:NH2	2.29	0.94
40:BW:8:ARG:HG2	40:BW:9:TYR:H	1.30	0.94
42:BY:53:GLY:O	42:BY:55:PHE:N	2.00	0.94
43:BZ:39:PHE:N	43:BZ:39:PHE:HD2	1.66	0.94
1:AA:1037:C:N3	1:AA:1038:C:C5	2.36	0.94
1:AA:219:C:O3'	1:AA:220:G:P	2.26	0.94
49:B0:41:ARG:H	49:B0:67:VAL:CG2	1.80	0.94
49:B0:41:ARG:H	49:B0:67:VAL:HG22	1.33	0.94
27:BA:396:G:C2'	50:B4:39:VAL:HG13	1.98	0.94
27:BA:1364:G:C3'	50:B4:3:LYS:HD2	1.88	0.94
52:B6:21:TYR:CZ	52:B6:43:VAL:CG2	2.47	0.94
27:BA:1264:G:OP1	51:B5:16:ARG:HG2	1.66	0.94
27:BA:2574:G:H2'	27:BA:2575:C:C6	2.02	0.94
27:BA:2617:C:C2	27:BA:2618:G:H8	1.84	0.94
27:BA:2755:C:H6	27:BA:2755:C:C5'	1.80	0.94
27:BA:2820:A:N3	27:BA:2820:A:C5'	2.29	0.94
27:BA:932:G:C4'	48:B3:24:LYS:HZ3	1.80	0.94
28:BD:143:ILE:HD12	28:BD:143:ILE:N	1.82	0.94
28:BD:130:PRO:N	28:BD:188:ARG:HG2	1.83	0.94

Continued on next page...

Continued from previous page...

Atom-1	Atom-2	Interatomic distance (Å)	Clash overlap (Å)
29:BE:233:ARG:O	29:BE:234:ARG:HG3	0.77	0.94
27:BA:2303:G:C4'	31:BG:99:ASP:HB3	1.98	0.94
37:BQ:65:ARG:O	37:BQ:68:ALA:CB	2.15	0.94
44:BR:22:ARG:CG	44:BR:26:LYS:HE3	1.97	0.94
44:BR:36:THR:HG23	44:BR:40:LYS:HD2	1.47	0.94
44:BR:52:ILE:CG2	44:BR:53:HIS:N	2.26	0.94
1:AA:1329:A:OP1	16:AM:26:GLY:O	1.86	0.94
1:AA:889:A:H4'	1:AA:890:G:H4'	1.44	0.94
16:AM:66:LEU:C	16:AM:70:LEU:HB2	1.88	0.94
47:B2:47:LYS:O	47:B2:48:GLU:O	1.84	0.94
50:B4:7:PRO:O	50:B4:8:LYS:HB2	1.68	0.94
54:B8:9:MET:O	54:B8:12:ARG:O	1.86	0.94
27:BA:2049:G:N2	27:BA:2620:C:C2	2.36	0.94
27:BA:2567:G:C2	27:BA:2568:C:C4	2.56	0.94
27:BA:2048:G:N1	27:BA:2621:A:C2	2.36	0.94
27:BA:2642:G:C2'	27:BA:2643:G:H5'	1.95	0.94
27:BA:527:C:C2'	34:BN:95:ARG:NH1	2.31	0.94
28:BD:146:LYS:HZ1	28:BD:184:LEU:HD11	1.14	0.94
28:BD:213:LYS:HG2	28:BD:215:LYS:O	1.68	0.94
29:BE:269:ILE:HG13	29:BE:297:LYS:CG	1.98	0.94
30:BF:111:VAL:O	30:BF:114:ALA:CB	2.15	0.94
33:BI:7:LYS:HG3	33:BI:12:LYS:CB	1.97	0.94
34:BN:58:GLU:HG2	34:BN:61:VAL:HG21	1.50	0.94
34:BN:90:LYS:HD2	34:BN:90:LYS:O	1.68	0.94
35:BO:35:ILE:CD1	35:BO:65:THR:HG21	1.95	0.94
35:BO:77:ILE:HD13	35:BO:78:ARG:H	1.28	0.94
37:BQ:41:THR:CG2	37:BQ:125:TRP:CE3	2.51	0.94
37:BQ:32:LYS:NZ	43:BZ:172:LEU:HD11	1.83	0.94
37:BQ:31:PHE:CA	37:BQ:85:ILE:HD11	1.97	0.94
45:BU:59:ARG:O	45:BU:62:ILE:CG1	2.15	0.94
45:BU:61:TRP:HZ3	45:BU:94:VAL:H	0.99	0.94
42:BY:101:LEU:HD21	42:BY:112:LEU:HD21	0.96	0.94
42:BY:73:HIS:HA	42:BY:91:LEU:CD2	1.98	0.94
16:AM:91:ARG:HD3	16:AM:96:LEU:HD12	0.99	0.94
1:AA:1270:C:OP1	24:AU:24:ARG:NH2	2.01	0.94
27:BA:2262:U:OP2	49:B0:14:ARG:CZ	2.15	0.94
50:B4:2:GLN:O	50:B4:3:LYS:HG3	1.66	0.94
52:B6:12:MET:O	52:B6:25:THR:OG1	1.86	0.94
27:BA:1081:U:O2'	56:BK:117:ASN:HB3	1.66	0.94
27:BA:2776:A:N3	27:BA:2778:A:N7	2.16	0.94
27:BA:2781:A:H5''	27:BA:2782:G:H5'	1.47	0.94

Continued on next page...

Continued from previous page...

Atom-1	Atom-2	Interatomic distance (Å)	Clash overlap (Å)
27:BA:687:C:O2	27:BA:787:U:H5''	1.68	0.94
29:BE:211:GLN:H	29:BE:216:ARG:NE	1.66	0.94
30:BF:59:GLU:HB2	30:BF:61:PHE:HE2	0.81	0.94
31:BG:27:ILE:O	31:BG:29:HIS:N	2.00	0.94
27:BA:1140:C:H5	34:BN:49:ARG:CG	1.71	0.94
42:BY:101:LEU:CD1	42:BY:112:LEU:CG	2.41	0.94
53:B7:31:LEU:HD23	53:B7:31:LEU:H	1.33	0.94
27:BA:126:A:C6	53:B7:18:PHE:CD2	2.56	0.94
27:BA:18:C:H4'	45:BU:23:GLY:O	1.67	0.94
27:BA:2332:U:H1'	27:BA:2336:A:H62	1.21	0.94
27:BA:2386:C:H4'	49:B0:39:ARG:NH2	1.83	0.94
27:BA:2416:C:OP1	36:BP:51:PHE:HE2	1.36	0.94
27:BA:2526:G:C5	27:BA:2527:C:H5	1.85	0.94
27:BA:2577:A:N1	27:BA:2614:A:C2	2.36	0.94
27:BA:2682:U:C6	29:BE:48:MET:HE2	2.02	0.94
27:BA:2717:G:N1	27:BA:2718:G:N7	2.15	0.94
27:BA:1818:U:H3'	28:BD:155:ARG:HG2	0.95	0.94
28:BD:208:GLY:N	28:BD:211:HIS:NE2	2.16	0.94
29:BE:211:GLN:C	29:BE:216:ARG:CD	2.28	0.94
31:BG:74:THR:O	31:BG:75:LEU:HG	1.68	0.94
31:BG:82:GLU:O	31:BG:85:GLN:CD	2.07	0.94
32:BH:40:MET:CG	32:BH:64:HIS:CE1	2.51	0.94
34:BN:15:ARG:CB	34:BN:43:ARG:CD	2.36	0.94
37:BQ:32:LYS:HZ2	43:BZ:172:LEU:HD13	1.31	0.94
44:BR:38:VAL:HG12	44:BR:39:PRO:N	1.72	0.94
41:BX:25:GLN:HE22	41:BX:65:VAL:HG13	1.32	0.94
43:BZ:130:ILE:CD1	43:BZ:130:ILE:O	2.15	0.94
43:BZ:143:ILE:HG22	43:BZ:144:GLY:H	0.79	0.94
43:BZ:37:LYS:O	43:BZ:41:ARG:CZ	2.14	0.94
49:B0:7:VAL:O	49:B0:7:VAL:HG12	1.67	0.93
47:B2:8:ILE:HA	47:B2:11:MET:CG	1.98	0.93
48:B3:11:SER:OG	48:B3:13:ILE:HG12	1.68	0.93
52:B6:14:SER:CB	52:B6:51:ARG:O	2.16	0.93
27:BA:1612:C:C2'	53:B7:3:ARG:HE	1.69	0.93
27:BA:1301:A:HO2'	27:BA:1302:A:H8	0.95	0.93
27:BA:2386:C:C4'	49:B0:39:ARG:HH21	1.81	0.93
27:BA:2415:G:H21	27:BA:2416:C:C1'	1.80	0.93
27:BA:2468:G:C8	27:BA:2476:A:N1	2.35	0.93
27:BA:2592:G:C5	27:BA:2593:U:C6	2.56	0.93
27:BA:2605:U:O2	27:BA:2606:C:H5	1.51	0.93
27:BA:2880:C:H2'	27:BA:2881:C:H5'	0.97	0.93

Continued on next page...

Continued from previous page...

Atom-1	Atom-2	Interatomic distance (Å)	Clash overlap (Å)
27:BA:495:G:H21	40:BW:61:ASN:ND2	1.66	0.93
29:BE:80:ALA:HB2	29:BE:187:HIS:CD2	2.03	0.93
30:BF:103:ASN:CB	30:BF:106:GLU:HG3	1.98	0.93
32:BH:101:LYS:HG2	32:BH:115:GLU:CB	1.98	0.93
32:BH:120:LEU:CA	32:BH:121:GLU:OE1	2.16	0.93
32:BH:30:GLY:HA3	32:BH:78:VAL:O	1.68	0.93
33:BI:5:PHE:O	33:BI:36:ALA:HB1	1.67	0.93
34:BN:50:GLU:CA	34:BN:53:ILE:HG21	1.95	0.93
36:BP:73:VAL:HG13	36:BP:76:LEU:CD2	1.97	0.93
37:BQ:58:HIS:C	37:BQ:61:LEU:HG	1.87	0.93
40:BW:13:SER:O	40:BW:17:VAL:HG23	1.66	0.93
41:BX:6:LYS:CE	41:BX:29:ASP:N	2.31	0.93
1:AA:1067:A:O3'	1:AA:1068:G:P	2.25	0.93
47:B2:59:ILE:HG23	47:B2:60:GLN:H	1.32	0.93
27:BA:125:G:C3'	53:B7:19:ARG:NH1	2.31	0.93
27:BA:2093:G:C1'	27:BA:2198:A:N1	2.31	0.93
27:BA:2195:C:O5'	27:BA:2195:C:C6	2.21	0.93
27:BA:2392:A:N7	27:BA:2393:A:C5	2.36	0.93
27:BA:2554:U:C6	27:BA:2554:U:C3'	2.44	0.93
27:BA:2741:A:HO2'	27:BA:2742:C:H5'	1.29	0.93
27:BA:2762:G:C8	27:BA:2763:G:N7	2.36	0.93
27:BA:2842:G:C2	27:BA:2876:G:C2	2.55	0.93
27:BA:558:G:OP2	34:BN:91:LYS:HB3	1.67	0.93
27:BA:1819:A:OP1	28:BD:154:VAL:CA	2.16	0.93
29:BE:216:ARG:HH21	29:BE:255:GLN:HA	1.33	0.93
29:BE:197:GLU:O	29:BE:268:LEU:N	2.01	0.93
30:BF:115:LEU:HG	30:BF:246:ARG:HH22	1.14	0.93
33:BI:98:ILE:HG22	33:BI:99:ALA:H	1.24	0.93
34:BN:95:ARG:HA	34:BN:98:PHE:CD1	2.03	0.93
36:BP:69:ILE:O	36:BP:71:GLU:N	2.01	0.93
36:BP:75:LEU:O	36:BP:75:LEU:CD2	2.16	0.93
41:BX:28:VAL:O	41:BX:30:ASP:N	2.01	0.93
42:BY:23:VAL:CG2	42:BY:67:LEU:HD21	1.98	0.93
27:BA:85:G:P	42:BY:65:VAL:CG1	2.56	0.93
1:AA:1320:C:O4'	22:AS:73:GLU:HG2	1.67	0.93
27:BA:593:G:H5'	54:B8:62:LEU:HD21	1.48	0.93
27:BA:2048:G:N1	27:BA:2620:C:N4	2.16	0.93
27:BA:919:G:H21	27:BA:2268:A:H5'	1.33	0.93
27:BA:2333:A:C1'	27:BA:2335:A:C2	2.50	0.93
27:BA:2330:G:H1	27:BA:2385:C:N4	1.57	0.93
27:BA:2523:G:N2	27:BA:2541:A:N3	2.16	0.93

Continued on next page...

Continued from previous page...

Atom-1	Atom-2	Interatomic distance (Å)	Clash overlap (Å)
28:BD:138:THR:O	28:BD:162:GLN:HA	1.69	0.93
28:BD:174:ARG:HG2	28:BD:174:ARG:NH1	1.77	0.93
27:BA:2512:C:OP1	29:BE:219:VAL:HG13	1.68	0.93
36:BP:68:GLU:O	36:BP:71:GLU:HG3	1.67	0.93
37:BQ:127:ASN:CB	37:BQ:128:PRO:HD3	1.97	0.93
37:BQ:87:LYS:C	37:BQ:88:PHE:CG	2.37	0.93
45:BU:107:LYS:O	45:BU:108:ALA:O	1.86	0.93
46:BV:42:GLY:CA	46:BV:54:TYR:CE2	2.42	0.93
42:BY:17:HIS:O	42:BY:20:HIS:HB3	1.68	0.93
1:AA:406:G:H21	7:AD:119:GLN:HE22	1.14	0.93
7:AD:3:ARG:CG	7:AD:118:ARG:HH11	1.81	0.93
1:AA:541:G:C4'	7:AD:42:GLN:HE21	1.79	0.93
48:B3:20:LYS:HD3	48:B3:23:LEU:HD12	1.51	0.93
53:B7:20:ALA:O	53:B7:21:ARG:C	2.06	0.93
55:B9:10:MET:HB2	55:B9:32:HIS:HD2	1.32	0.93
27:BA:1603:A:H2'	27:BA:1604:C:C6	2.02	0.93
27:BA:2098:U:H3	27:BA:2191:G:H1	1.06	0.93
27:BA:2312:U:H5'	31:BG:53:LYS:HA	0.95	0.93
27:BA:2328:A:C6	27:BA:2329:G:O6	2.21	0.93
27:BA:2520:C:C2	27:BA:2521:C:C5	2.56	0.93
27:BA:2674:G:H2'	27:BA:2675:A:H8	1.12	0.93
28:BD:196:ASN:HA	28:BD:199:ARG:HD3	1.47	0.93
29:BE:271:ILE:HG12	29:BE:294:THR:HA	1.46	0.93
29:BE:71:THR:HG21	29:BE:299:SER:CA	1.97	0.93
31:BG:14:ARG:HA	31:BG:137:PRO:HD3	1.49	0.93
31:BG:142:ALA:HB2	31:BG:151:ILE:HG12	1.51	0.93
31:BG:56:ARG:HG2	31:BG:65:GLU:CB	1.97	0.93
33:BI:68:LEU:HD22	33:BI:108:LEU:HD13	1.47	0.93
34:BN:87:LEU:HB3	34:BN:88:PRO:CD	1.97	0.93
37:BQ:49:VAL:HG21	37:BQ:120:HIS:HA	1.50	0.93
27:BA:1152:C:C5'	45:BU:80:ILE:HG21	1.96	0.93
46:BV:14:VAL:CG1	46:BV:15:SER:H	1.81	0.93
45:BU:44:THR:HG21	46:BV:78:VAL:HG12	1.50	0.93
1:AA:302:G:H2'	1:AA:556:C:H5''	1.48	0.93
49:B0:43:THR:HG21	49:B0:75:GLY:H	1.30	0.93
54:B8:36:LYS:CE	54:B8:40:GLU:OE1	2.16	0.93
27:BA:1140:C:H41	34:BN:49:ARG:CD	1.79	0.93
27:BA:1181:C:HO2'	27:BA:1182:A:H8	1.08	0.93
27:BA:2292:C:C4	27:BA:2293:C:C5	2.56	0.93
27:BA:2604:U:O2	27:BA:2605:U:C6	2.21	0.93
27:BA:2748:A:H8	27:BA:2749:A:C4	1.84	0.93

Continued on next page...

Continued from previous page...

Atom-1	Atom-2	Interatomic distance (Å)	Clash overlap (Å)
29:BE:210:THR:HG22	29:BE:255:GLN:CG	1.97	0.93
34:BN:21:ARG:HA	34:BN:24:SER:HB3	1.48	0.93
34:BN:61:VAL:HG22	34:BN:139:LEU:HB2	1.46	0.93
37:BQ:56:ILE:CG1	37:BQ:113:ALA:O	2.17	0.93
37:BQ:49:VAL:HG12	37:BQ:50:VAL:N	1.84	0.93
38:BS:41:LYS:CD	38:BS:41:LYS:C	2.32	0.93
46:BV:4:ILE:HD11	46:BV:13:ARG:HD3	1.51	0.93
42:BY:74:VAL:HG12	42:BY:74:VAL:O	1.65	0.93
7:AD:187:ARG:CA	7:AD:188:LEU:N	2.32	0.93
2:AV:56:C:O2'	31:BG:56:ARG:CD	2.17	0.93
49:B0:37:LEU:HD12	49:B0:70:ILE:HD13	1.48	0.93
27:BA:1620:G:H1'	53:B7:1:MET:H2	1.15	0.93
27:BA:242:G:H3'	54:B8:5:LYS:NZ	1.81	0.93
27:BA:1128:A:N6	27:BA:2518:A:H61	1.65	0.93
27:BA:2546:U:O4'	27:BA:2565:A:C2	2.22	0.93
29:BE:271:ILE:HG23	29:BE:293:TYR:O	1.67	0.93
30:BF:196:THR:C	30:BF:236:THR:OG1	2.07	0.93
33:BI:103:GLN:HE21	33:BI:109:LYS:CA	1.81	0.93
34:BN:25:GLN:HA	34:BN:28:GLU:HG3	1.49	0.93
35:BO:68:GLY:HA2	35:BO:78:ARG:HG2	1.49	0.93
35:BO:99:PHE:O	35:BO:119:PRO:CG	2.16	0.93
38:BS:16:ALA:O	38:BS:17:ARG:HB3	1.68	0.93
46:BV:20:ILE:O	46:BV:21:ARG:NH2	2.00	0.93
41:BX:33:SER:C	41:BX:37:VAL:CG2	2.37	0.93
41:BX:76:GLU:OE1	41:BX:77:VAL:N	2.01	0.93
42:BY:31:LEU:CD1	42:BY:101:LEU:HB2	1.99	0.93
43:BZ:35:ASP:N	43:BZ:39:PHE:CZ	2.35	0.93
1:AA:1222:G:OP1	1:AA:1321:C:H2'	1.69	0.93
1:AA:1327:C:H5''	24:AU:20:LYS:HE2	1.47	0.93
49:B0:45:PHE:CG	49:B0:78:PHE:HA	2.02	0.93
41:BX:3:ASP:CG	47:B2:24:LYS:HD2	1.88	0.93
27:BA:2395:C:H5''	50:B4:28:ARG:HH11	1.33	0.93
53:B7:34:ARG:HH11	53:B7:42:LEU:CD2	1.80	0.93
54:B8:55:TRP:CE3	54:B8:59:LYS:CE	2.48	0.93
27:BA:1944:U:H1'	27:BA:1955:U:H1'	1.49	0.93
27:BA:2258:C:C5	27:BA:2426:A:H4'	2.04	0.93
27:BA:2262:U:HO2'	27:BA:2263:C:H5''	1.19	0.93
27:BA:2345:G:N7	27:BA:2371:G:N2	2.16	0.93
27:BA:2574:G:C2'	27:BA:2575:C:C6	2.52	0.93
27:BA:2640:G:H1	27:BA:2774:C:N4	1.65	0.93
27:BA:2845:G:HO2'	27:BA:2846:G:H5'	1.31	0.93

Continued on next page...

Continued from previous page...

Atom-1	Atom-2	Interatomic distance (Å)	Clash overlap (Å)
29:BE:177:ALA:O	29:BE:179:ASP:N	2.00	0.93
29:BE:180:ILE:HG21	29:BE:187:HIS:HB3	1.46	0.93
33:BI:68:LEU:HB3	33:BI:72:LEU:CD1	1.98	0.93
36:BP:65:ASP:HB3	36:BP:109:LEU:HB2	1.49	0.93
39:BT:21:PHE:O	39:BT:22:VAL:CG1	2.17	0.93
45:BU:117:ARG:HD3	45:BU:118:GLN:CG	1.97	0.93
41:BX:55:GLN:C	41:BX:56:ASN:HD22	1.70	0.93
42:BY:70:ALA:O	42:BY:93:THR:HG21	1.68	0.93
43:BZ:142:ASN:H	43:BZ:171:VAL:CG2	1.81	0.93
1:AA:1070:U:O4	1:AA:1085:U:C5	2.21	0.93
47:B2:2:VAL:H	47:B2:4:HIS:HE1	0.96	0.93
48:B3:1:MET:CE	48:B3:3:ARG:CD	2.46	0.93
48:B3:1:MET:HE3	48:B3:3:ARG:HD2	1.48	0.93
27:BA:592:G:N2	54:B8:3:LYS:HE2	1.83	0.93
27:BA:1669:A:H8	35:BO:4:GLN:OE1	1.37	0.93
27:BA:2320:A:N6	38:BS:14:ARG:CA	2.31	0.93
27:BA:2330:G:H2'	27:BA:2331:G:H5'	1.48	0.93
27:BA:2542:A:O2'	27:BA:2543:G:C8	2.20	0.93
27:BA:2770:G:H1'	29:BE:316:ARG:HH22	1.32	0.93
28:BD:110:LYS:CA	28:BD:110:LYS:HZ3	1.79	0.93
29:BE:221:LYS:NZ	29:BE:233:ARG:CG	2.32	0.93
29:BE:269:ILE:CD1	29:BE:269:ILE:H	1.77	0.93
29:BE:269:ILE:HD11	29:BE:296:VAL:CA	1.99	0.93
30:BF:111:VAL:O	30:BF:112:ARG:O	1.86	0.93
30:BF:164:ALA:HA	30:BF:232:LEU:CD1	1.96	0.93
33:BI:28:ASN:O	33:BI:32:LYS:HB2	1.65	0.93
33:BI:68:LEU:CB	33:BI:72:LEU:HD11	1.96	0.93
37:BQ:137:ARG:HD3	37:BQ:138:ARG:N	1.83	0.93
37:BQ:41:THR:O	37:BQ:125:TRP:CZ3	2.21	0.93
38:BS:27:LEU:HB2	38:BS:33:ARG:HH21	1.27	0.93
39:BT:38:ASN:OD1	39:BT:39:ASN:N	2.02	0.93
40:BW:10:VAL:HB	40:BW:101:SER:O	1.68	0.93
40:BW:32:ALA:HB2	40:BW:35:ILE:HD12	1.49	0.93
40:BW:84:ARG:HB3	40:BW:96:ILE:CD1	1.99	0.93
42:BY:71:VAL:CG2	42:BY:93:THR:CG2	2.18	0.93
43:BZ:103:ARG:HD3	43:BZ:103:ARG:H	1.34	0.93
43:BZ:141:MET:CA	43:BZ:171:VAL:HG11	1.97	0.93
1:AA:1222:G:OP2	1:AA:1322:C:C5	2.22	0.93
47:B2:8:ILE:O	47:B2:11:MET:HG2	1.69	0.93
50:B4:7:PRO:CG	50:B4:56:VAL:HG11	1.99	0.93
51:B5:12:SER:HB3	51:B5:15:LYS:HZ2	1.29	0.93

Continued on next page...

Continued from previous page...

Atom-1	Atom-2	Interatomic distance (Å)	Clash overlap (Å)
52:B6:2:ALA:CB	52:B6:11:LYS:NZ	2.31	0.93
27:BA:1907:G:H1	27:BA:1923:U:H3	0.98	0.93
27:BA:2209:C:H2'	27:BA:2210:G:H3'	0.93	0.93
27:BA:2357:U:O2'	27:BA:2358:G:C5'	2.16	0.93
27:BA:2661:G:N3	27:BA:2662:A:N7	2.17	0.93
30:BF:225:PRO:O	30:BF:231:ARG:HG3	1.68	0.93
34:BN:106:GLY:C	34:BN:107:ASN:HD22	1.67	0.93
34:BN:88:PRO:HB2	34:BN:90:LYS:N	1.84	0.93
43:BZ:34:LEU:CD1	43:BZ:39:PHE:HZ	1.81	0.93
1:AA:1222:G:OP1	1:AA:1321:C:C2'	2.17	0.93
1:AA:1222:G:OP2	1:AA:1322:C:C4	2.22	0.93
48:B3:50:VAL:HB	48:B3:53:LEU:HD12	1.49	0.93
52:B6:12:MET:HE3	52:B6:54:LYS:H	1.33	0.93
27:BA:1665:A:C3'	35:BO:66:LYS:CE	2.38	0.93
27:BA:2431:U:H2'	27:BA:2432:A:H3'	1.50	0.93
27:BA:2455:G:H2'	27:BA:2456:C:H5'	1.50	0.93
27:BA:2623:G:N2	27:BA:2624:G:C1'	2.31	0.93
27:BA:2652:C:H2'	27:BA:2653:U:H6	1.33	0.93
27:BA:2689:U:H4'	27:BA:2690:C:H5'	1.49	0.93
27:BA:2804:C:C6	27:BA:2805:G:N1	2.37	0.93
27:BA:2881:C:H2'	27:BA:2882:A:H8	1.33	0.93
27:BA:2893:G:O3'	27:BA:2894:G:C4'	2.16	0.93
27:BA:872:A:O2'	37:BQ:31:PHE:CB	2.17	0.93
29:BE:218:GLY:O	29:BE:219:VAL:HG23	1.68	0.93
2:AV:56:C:C1'	31:BG:56:ARG:CD	2.45	0.93
33:BI:5:PHE:HB3	33:BI:17:GLU:O	1.69	0.93
34:BN:78:ILE:O	34:BN:82:THR:CG2	2.17	0.93
37:BQ:41:THR:HG21	37:BQ:126:VAL:CA	1.98	0.93
40:BW:11:ARG:O	40:BW:12:ILE:CG1	2.16	0.93
40:BW:23:LEU:HD22	40:BW:24:ILE:N	1.84	0.93
41:BX:56:ASN:N	41:BX:56:ASN:ND2	2.11	0.93
1:AA:1268:A:C3'	24:AU:20:LYS:HA	1.99	0.92
1:AA:790:A:O5'	2:AV:38:A:O2'	1.86	0.92
3:AW:37:YYG:C21	10:AG:84:ASN:N	2.28	0.92
27:BA:144:C:C5'	41:BX:36:GLU:OE1	2.17	0.92
27:BA:1525:G:C3'	27:BA:1526:G:P	2.58	0.92
27:BA:2555:U:H2'	27:BA:2556:C:H5'	0.94	0.92
27:BA:2628:C:O2	27:BA:2781:A:O2'	1.86	0.92
27:BA:2653:U:H3'	27:BA:2654:A:H8	1.16	0.92
27:BA:2734:A:N6	27:BA:2735:G:C2	2.33	0.92
27:BA:2842:G:O2'	27:BA:2843:G:H5'	1.66	0.92

Continued on next page...

Continued from previous page...

Atom-1	Atom-2	Interatomic distance (Å)	Clash overlap (Å)
27:BA:2852:G:N2	27:BA:2853:C:O2	2.03	0.92
27:BA:831:G:H3'	27:BA:944:G:N2	1.84	0.92
28:BD:143:ILE:HG12	28:BD:153:LEU:HB3	1.51	0.92
29:BE:222:ARG:HD2	29:BE:222:ARG:H	1.33	0.92
29:BE:233:ARG:C	29:BE:234:ARG:HG3	1.87	0.92
29:BE:45:LYS:NZ	29:BE:302:GLY:C	2.20	0.92
29:BE:67:THR:O	29:BE:68:VAL:HG23	1.69	0.92
32:BH:85:ALA:HA	32:BH:131:ILE:HG21	0.95	0.92
32:BH:73:ASN:CG	32:BH:137:LYS:HZ1	1.73	0.92
32:BH:91:VAL:O	32:BH:91:VAL:HG12	1.67	0.92
35:BO:79:PHE:HA	39:BT:22:VAL:CG2	1.99	0.92
36:BP:130:ARG:O	36:BP:133:VAL:HB	1.69	0.92
44:BR:38:VAL:HB	44:BR:39:PRO:CD	1.93	0.92
46:BV:40:VAL:CG1	46:BV:51:ALA:O	2.16	0.92
41:BX:2:TRP:O	41:BX:3:ASP:O	1.87	0.92
42:BY:31:LEU:O	42:BY:32:ARG:O	1.86	0.92
42:BY:57:GLY:HA2	42:BY:97:ARG:HH22	1.30	0.92
43:BZ:62:PHE:CD2	43:BZ:87:THR:CG2	2.51	0.92
1:AA:410:G:P	7:AD:25:ARG:NE	2.42	0.92
48:B3:43:ILE:N	48:B3:43:ILE:HD12	1.84	0.92
27:BA:2400:G:O3'	52:B6:20:PHE:CE1	2.21	0.92
52:B6:16:ALA:O	52:B6:48:VAL:HG11	1.68	0.92
27:BA:2322:A:OP1	27:BA:2322:A:O4'	1.87	0.92
27:BA:2454:G:N2	27:BA:2455:G:H1'	1.83	0.92
27:BA:2597:G:C6	27:BA:2598:A:N6	2.36	0.92
27:BA:2638:G:O2'	27:BA:2639:A:C8	2.21	0.92
27:BA:85:G:OP2	42:BY:65:VAL:HB	1.68	0.92
33:BI:13:GLY:HA2	33:BI:15:LYS:NZ	1.84	0.92
37:BQ:94:ARG:NE	37:BQ:106:GLY:HA3	1.84	0.92
38:BS:81:ALA:HB3	38:BS:117:ALA:HB1	1.49	0.92
27:BA:1218:C:OP2	45:BU:15:LYS:NZ	2.01	0.92
27:BA:996:A:O3'	45:BU:93:LYS:HG2	1.69	0.92
1:AA:1221:G:O2'	22:AS:77:THR:CG2	2.17	0.92
53:B7:8:ASN:HB2	53:B7:11:LYS:CB	1.98	0.92
53:B7:18:PHE:H	53:B7:44:VAL:HG21	1.17	0.92
53:B7:34:ARG:O	53:B7:35:ARG:O	1.85	0.92
27:BA:2414:G:C2	27:BA:2415:G:N7	2.37	0.92
27:BA:2469:A:H61	27:BA:2481:G:H1'	1.34	0.92
27:BA:2737:G:H2'	27:BA:2738:A:H8	1.33	0.92
27:BA:2819:G:N3	27:BA:2821:A:C8	2.36	0.92
28:BD:158:GLY:HA2	28:BD:194:VAL:CB	1.97	0.92

Continued on next page...

Continued from previous page...

Atom-1	Atom-2	Interatomic distance (Å)	Clash overlap (Å)
28:BD:106:PRO:HA	28:BD:194:VAL:O	1.67	0.92
28:BD:74:PRO:HA	28:BD:116:MET:CE	1.99	0.92
29:BE:76:PRO:HB2	29:BE:77:PRO:HD3	0.92	0.92
29:BE:79:ARG:NH1	29:BE:104:PHE:CA	2.32	0.92
32:BH:14:VAL:O	32:BH:14:VAL:HG12	1.67	0.92
32:BH:53:ARG:HH11	32:BH:56:ASP:HA	0.78	0.92
35:BO:10:VAL:HG13	35:BO:12:ASP:OD1	1.70	0.92
36:BP:114:VAL:C	36:BP:115:ARG:HG3	1.90	0.92
45:BU:69:ALA:HA	45:BU:79:PHE:CZ	2.04	0.92
41:BX:8:PRO:O	41:BX:10:VAL:HG23	1.69	0.92
41:BX:25:GLN:C	41:BX:26:PHE:CD1	2.43	0.92
43:BZ:69:VAL:HG12	43:BZ:70:GLN:N	1.84	0.92
1:AA:986:A:H2	22:AS:52:TYR:CE2	1.62	0.92
49:B0:37:LEU:HG	49:B0:68:VAL:CG1	1.98	0.92
49:B0:65:GLY:CA	49:B0:66:LYS:HD2	2.00	0.92
48:B3:40:THR:HG21	48:B3:43:ILE:CG1	1.98	0.92
51:B5:45:ILE:N	51:B5:52:TYR:CE1	2.37	0.92
55:B9:4:ARG:CA	55:B9:36:GLN:HA	2.00	0.92
27:BA:2228:G:H8	27:BA:2228:G:H5''	1.29	0.92
27:BA:2373:G:C2	27:BA:2374:C:C4	2.58	0.92
27:BA:414:C:N4	27:BA:2409:G:H1	1.66	0.92
27:BA:2410:G:H2'	27:BA:2411:A:N7	1.83	0.92
27:BA:2852:G:H1	27:BA:2865:U:H3	0.96	0.92
27:BA:929:G:H21	48:B3:43:ILE:N	1.66	0.92
29:BE:206:LYS:O	29:BE:208:LYS:N	2.02	0.92
27:BA:2317:C:C5'	31:BG:150:SER:CA	2.41	0.92
31:BG:18:ILE:HG22	31:BG:19:GLU:N	1.81	0.92
33:BI:132:LYS:HA	33:BI:138:THR:CG2	1.99	0.92
34:BN:87:LEU:HB3	34:BN:88:PRO:HD2	1.51	0.92
36:BP:109:LEU:HD13	36:BP:110:GLY:N	1.85	0.92
44:BR:63:ARG:HH21	44:BR:77:ARG:HG2	1.20	0.92
45:BU:39:LEU:O	45:BU:41:ASN:N	2.03	0.92
42:BY:30:ASP:O	42:BY:34:GLU:HG3	1.58	0.92
43:BZ:67:LYS:HZ1	43:BZ:67:LYS:CA	1.79	0.92
43:BZ:71:MET:CG	43:BZ:78:PRO:CD	1.89	0.92
43:BZ:79:ILE:O	43:BZ:80:HIS:ND1	2.02	0.92
7:AD:98:GLU:OE2	7:AD:103:ASN:ND2	2.02	0.92
27:BA:849:A:H2	48:B3:21:ALA:CB	1.72	0.92
50:B4:46:GLU:OE1	50:B4:54:GLY:CA	2.15	0.92
53:B7:30:ILE:CG1	53:B7:33:ARG:CD	2.47	0.92
27:BA:2207:C:N3	27:BA:2218:G:N1	2.16	0.92

Continued on next page...

Continued from previous page...

Atom-1	Atom-2	Interatomic distance (Å)	Clash overlap (Å)
27:BA:2393:A:H4'	54:B8:13:ARG:NH2	1.84	0.92
27:BA:2400:G:O3'	52:B6:20:PHE:HZ	1.40	0.92
27:BA:2552:U:C2	27:BA:2554:U:C5'	2.53	0.92
27:BA:2603:G:C6	27:BA:2604:U:C5	2.58	0.92
30:BF:163:HIS:CB	30:BF:166:ILE:HD12	1.98	0.92
27:BA:2314:C:O2'	31:BG:133:ASN:ND2	2.02	0.92
31:BG:14:ARG:HA	31:BG:137:PRO:CD	1.99	0.92
27:BA:2748:A:C2'	32:BH:62:ALA:HB1	1.99	0.92
32:BH:96:SER:HA	32:BH:124:VAL:HG21	1.50	0.92
37:BQ:67:ALA:CB	37:BQ:70:ARG:CZ	2.36	0.92
45:BU:28:ARG:H	45:BU:31:GLN:CD	1.69	0.92
45:BU:44:THR:HA	45:BU:47:TYR:HD1	1.34	0.92
27:BA:1614:A:N7	40:BW:88:ARG:HD2	1.85	0.92
42:BY:35:TYR:HH	42:BY:113:GLU:HG3	1.15	0.92
42:BY:78:THR:C	42:BY:89:ARG:CG	2.34	0.92
1:AA:22:G:H1'	1:AA:914:A:N6	1.83	0.92
1:AA:1270:C:P	24:AU:24:ARG:NH2	2.43	0.92
53:B7:22:MET:O	53:B7:24:THR:N	2.03	0.92
54:B8:16:ILE:CB	54:B8:22:VAL:HG22	1.99	0.92
27:BA:1151:G:H4'	45:BU:81:ASN:OD1	1.67	0.92
27:BA:1820:U:O2	28:BD:200:THR:HG22	1.70	0.92
27:BA:2445:G:H2'	27:BA:2446:G:H5'	1.51	0.92
27:BA:2468:G:O2'	27:BA:2469:A:H8	1.51	0.92
27:BA:2060:A:O2'	27:BA:2502:G:C5'	2.18	0.92
27:BA:2606:C:H5''	27:BA:2606:C:H6	1.34	0.92
27:BA:2631:G:C6	27:BA:2632:A:C8	2.57	0.92
27:BA:2674:G:H4'	35:BO:30:ARG:HG3	1.51	0.92
27:BA:2717:G:C5'	27:BA:2717:G:C8	2.43	0.92
27:BA:2759:G:C2'	27:BA:2760:C:O5'	2.17	0.92
27:BA:2790:A:C5'	27:BA:2791:C:OP1	2.17	0.92
27:BA:2825:C:H2'	27:BA:2826:A:O4'	1.70	0.92
27:BA:2862:G:H2'	27:BA:2863:C:C6	2.03	0.92
31:BG:49:PRO:HD3	31:BG:73:VAL:HG22	1.51	0.92
27:BA:1140:C:OP1	34:BN:18:ILE:HD11	1.67	0.92
36:BP:68:GLU:O	36:BP:71:GLU:CG	2.17	0.92
45:BU:76:TYR:O	45:BU:80:ILE:CG1	2.18	0.92
46:BV:74:TYR:CE1	46:BV:87:ARG:C	2.42	0.92
46:BV:60:VAL:C	46:BV:98:ILE:HB	1.90	0.92
41:BX:18:MET:HE1	41:BX:25:GLN:HB2	1.49	0.92
41:BX:47:VAL:HB	41:BX:69:SER:HB2	1.50	0.92
1:AA:1037:C:C4	1:AA:1038:C:C5	2.58	0.92

Continued on next page...

Continued from previous page...

Atom-1	Atom-2	Interatomic distance (Å)	Clash overlap (Å)
1:AA:1326:C:H5''	24:AU:19:GLY:CA	2.00	0.92
47:B2:59:ILE:HG12	47:B2:60:GLN:N	1.84	0.92
51:B5:51:TYR:O	51:B5:52:TYR:HB2	1.67	0.92
27:BA:1151:G:O3'	45:BU:81:ASN:OD1	1.86	0.92
27:BA:2216:G:C2'	27:BA:2217:G:C5'	2.45	0.92
27:BA:2333:A:C8	27:BA:2335:A:H2	1.81	0.92
27:BA:227:A:N1	27:BA:2407:G:H1'	1.85	0.92
27:BA:2488:A:O2'	27:BA:2489:G:H5'	1.70	0.92
27:BA:2546:U:C4'	27:BA:2565:A:H2	1.79	0.92
27:BA:2619:C:O2'	27:BA:2620:C:H5'	1.70	0.92
27:BA:557:U:H5'	34:BN:92:GLN:NE2	1.83	0.92
28:BD:175:LEU:CG	28:BD:180:VAL:CA	2.46	0.92
29:BE:200:ASP:HA	29:BE:266:LYS:CD	2.00	0.92
30:BF:147:LEU:HD12	30:BF:156:LEU:HD11	0.93	0.92
30:BF:32:GLY:CA	30:BF:35:VAL:HG23	1.98	0.92
32:BH:108:TYR:O	32:BH:109:SER:HB3	1.68	0.92
32:BH:74:MET:O	32:BH:78:VAL:HG23	1.68	0.92
33:BI:13:GLY:C	33:BI:15:LYS:HD2	1.90	0.92
34:BN:13:ASP:HA	34:BN:38:VAL:HG12	0.92	0.92
34:BN:45:VAL:C	34:BN:46:ILE:CG1	2.36	0.92
36:BP:67:ARG:CZ	36:BP:111:ALA:O	2.16	0.92
37:BQ:76:GLY:CA	37:BQ:132:VAL:HG11	2.00	0.92
43:BZ:149:ALA:HB3	43:BZ:165:GLU:N	1.82	0.92
43:BZ:96:VAL:HG12	43:BZ:97:PRO:HD2	1.52	0.92
1:AA:498:U:O2	1:AA:547:A:N6	2.03	0.92
13:AJ:46:ARG:NH1	17:AN:59:ALA:HB1	1.85	0.92
53:B7:30:ILE:CD1	53:B7:33:ARG:NH1	1.72	0.92
27:BA:574:C:H41	27:BA:2054:A:C5'	1.83	0.92
27:BA:2334:G:N2	38:BS:12:ARG:HG3	1.83	0.92
27:BA:2393:A:H4'	54:B8:13:ARG:HH21	1.34	0.92
27:BA:2474:C:H41	27:BA:2529:G:N2	1.68	0.92
27:BA:14:A:C2	27:BA:2625:G:O2'	2.21	0.92
27:BA:2711:A:OP2	27:BA:2714:G:P	2.28	0.92
28:BD:129:LEU:HD23	28:BD:130:PRO:HD3	1.48	0.92
28:BD:70:LYS:HG3	28:BD:73:ILE:HD13	1.48	0.92
29:BE:107:GLU:O	29:BE:110:ARG:HG3	1.70	0.92
29:BE:190:ASN:O	29:BE:192:ILE:CA	2.18	0.92
31:BG:19:GLU:CD	31:BG:135:VAL:HG22	1.89	0.92
32:BH:102:LEU:CD2	32:BH:114:ILE:O	2.17	0.92
33:BI:145:VAL:O	33:BI:146:THR:HG22	1.69	0.92
33:BI:68:LEU:HD21	33:BI:108:LEU:HD11	1.49	0.92

Continued on next page...

Continued from previous page...

Atom-1	Atom-2	Interatomic distance (Å)	Clash overlap (Å)
33:BI:7:LYS:HG3	33:BI:12:LYS:HG2	1.00	0.92
38:BS:81:ALA:HB1	38:BS:118:ILE:N	1.85	0.92
45:BU:72:HIS:CE1	45:BU:110:VAL:HG21	2.04	0.92
40:BW:71:VAL:HG12	40:BW:106:ILE:O	1.68	0.92
43:BZ:26:LYS:O	43:BZ:27:GLU:HG3	1.67	0.92
1:AA:695:A:C2	1:AA:787:A:H4'	2.04	0.92
7:AD:21:LEU:CD2	7:AD:114:ARG:HG3	2.00	0.92
1:AA:1329:A:H5''	16:AM:26:GLY:CA	1.98	0.92
1:AA:1327:C:H5''	24:AU:20:LYS:CE	1.99	0.92
27:BA:1140:C:H1'	27:BA:142(A):A:N1	1.83	0.92
27:BA:126:A:OP1	53:B7:44:VAL:CG1	2.18	0.92
27:BA:1142:U:O3'	27:BA:142(A):A:P	2.28	0.92
27:BA:2212:A:C2'	27:BA:2213:U:H5	1.62	0.92
27:BA:2384:G:H5''	27:BA:2386:C:P	2.09	0.92
27:BA:2552:U:N3	27:BA:2554:U:H5'	1.84	0.92
27:BA:2617:C:C2'	27:BA:2618:G:C5'	2.37	0.92
27:BA:2826:A:C6	27:BA:2827:C:H6	1.68	0.92
27:BA:2833:G:OP1	27:BA:2833:G:H8	1.51	0.92
27:BA:337:C:H3'	27:BA:338:G:C5'	1.98	0.92
27:BA:338:G:H5'	42:BY:24:ARG:NH1	1.84	0.92
26:BB:45:A:H1'	31:BG:76:ARG:HH12	1.30	0.92
29:BE:45:LYS:NZ	29:BE:303:PRO:C	2.23	0.92
29:BE:99:VAL:O	29:BE:100:TRP:CD2	2.22	0.92
30:BF:24:THR:CB	30:BF:25:PRO:CD	2.46	0.92
27:BA:675:A:OP1	30:BF:69:HIS:O	1.86	0.92
31:BG:29:HIS:CE1	31:BG:64:ARG:HH12	1.85	0.92
34:BN:19:MET:CG	34:BN:46:ILE:CD1	2.47	0.92
27:BA:1140:C:N4	34:BN:49:ARG:CZ	2.33	0.92
27:BA:2275:C:O2	37:BQ:103:ALA:HB3	1.69	0.92
37:BQ:91:HIS:N	37:BQ:111:THR:CG2	2.33	0.92
45:BU:13:ARG:HB2	45:BU:13:ARG:HH12	1.27	0.92
40:BW:8:ARG:O	40:BW:10:VAL:CG2	2.18	0.92
27:BA:1339:G:H5'	41:BX:13:LYS:CE	2.00	0.92
41:BX:24:LEU:HB3	41:BX:26:PHE:CZ	2.01	0.92
53:B7:43:THR:CA	53:B7:46:ASP:OD1	2.17	0.92
55:B9:11:CYS:SG	55:B9:14:CYS:N	2.39	0.92
27:BA:1566:A:C6	28:BD:212:HIS:CE1	2.57	0.92
27:BA:14:A:N7	27:BA:15:G:C4	2.37	0.92
27:BA:2306:C:H42	31:BG:53:LYS:NZ	1.65	0.92
27:BA:2354:G:C1'	49:B0:32:LYS:HG2	1.98	0.92
27:BA:2356:C:P	49:B0:21:LEU:HD11	2.09	0.92

Continued on next page...

Continued from previous page...

Atom-1	Atom-2	Interatomic distance (Å)	Clash overlap (Å)
27:BA:2436:G:C6	27:BA:2437:U:C4	2.56	0.92
27:BA:2515:C:N4	27:BA:2569:G:N1	1.82	0.92
28:BD:145:LEU:N	28:BD:152:GLN:CB	2.23	0.92
29:BE:70:VAL:HG11	29:BE:296:VAL:CA	1.90	0.92
27:BA:2636:U:H4'	29:BE:84:ARG:HH22	0.78	0.92
32:BH:86:LEU:N	32:BH:131:ILE:HG22	1.82	0.92
34:BN:136:SER:O	34:BN:137:GLU:C	2.08	0.92
35:BO:112:MET:O	35:BO:115:ILE:N	2.03	0.92
35:BO:35:ILE:CD1	35:BO:65:THR:HG22	1.99	0.92
42:BY:79:LEU:CD1	42:BY:80:GLU:H	1.82	0.92
42:BY:55:PHE:HZ	42:BY:89:ARG:CZ	1.81	0.92
27:BA:2051:A:N1	27:BA:2618:G:O6	2.02	0.91
27:BA:2317:C:C5	27:BA:2318:G:O6	2.23	0.91
27:BA:2350:C:H2'	27:BA:2351:G:C8	2.04	0.91
27:BA:2424:C:H2'	27:BA:2424:C:O2	1.68	0.91
27:BA:2584:U:H6	27:BA:2585:U:C6	1.84	0.91
27:BA:2754:U:H2'	27:BA:2756:U:P	2.09	0.91
29:BE:79:ARG:O	29:BE:187:HIS:HE1	1.37	0.91
29:BE:45:LYS:CE	29:BE:303:PRO:O	2.17	0.91
30:BF:115:LEU:CG	30:BF:246:ARG:NH2	2.28	0.91
31:BG:14:ARG:HA	31:BG:137:PRO:HG3	1.49	0.91
32:BH:95:ALA:O	32:BH:127:GLN:HA	1.70	0.91
34:BN:80:LYS:O	34:BN:81:ARG:O	1.88	0.91
35:BO:98:ILE:CG2	35:BO:99:PHE:H	1.83	0.91
36:BP:116:HIS:HD2	36:BP:118:LEU:HD11	1.29	0.91
27:BA:910:A:H3'	37:BQ:17:ARG:HH21	1.34	0.91
38:BS:36:ALA:HA	38:BS:45:ALA:HB2	1.52	0.91
27:BA:535:C:C5'	45:BU:53:LYS:HE2	2.00	0.91
40:BW:90:ARG:CB	40:BW:90:ARG:CZ	2.45	0.91
27:BA:1364:G:C4'	50:B4:3:LYS:HD3	2.00	0.91
50:B4:41:PRO:HB2	50:B4:57:ASP:HB3	1.48	0.91
27:BA:248:G:H21	27:BA:2431:U:C4'	1.83	0.91
27:BA:2431:U:O2	27:BA:2433:A:OP2	1.87	0.91
27:BA:2463:C:N3	27:BA:2464:C:H5	1.68	0.91
27:BA:2494:G:N1	27:BA:2495:G:C5	2.39	0.91
27:BA:2546:U:O4'	27:BA:2565:A:H2	1.52	0.91
27:BA:2698:U:H2'	27:BA:2699:C:H6	1.30	0.91
27:BA:2740:A:N1	27:BA:2764:A:N3	2.18	0.91
27:BA:2854:G:C2	27:BA:2864:G:C5	2.58	0.91
28:BD:135:PRO:CG	28:BD:138:THR:CG2	2.29	0.91
29:BE:45:LYS:CE	29:BE:303:PRO:CG	2.34	0.91

Continued on next page...

Continued from previous page...

Atom-1	Atom-2	Interatomic distance (Å)	Clash overlap (Å)
30:BF:111:VAL:HA	30:BF:220:THR:HG22	1.51	0.91
31:BG:88:LEU:O	31:BG:88:LEU:CD2	2.16	0.91
33:BI:145:VAL:CG1	33:BI:146:THR:H	1.76	0.91
35:BO:78:ARG:C	35:BO:79:PHE:CD2	2.43	0.91
36:BP:132:LYS:O	36:BP:135:GLY:N	2.03	0.91
36:BP:52:LYS:HD3	36:BP:53:ARG:HH11	1.16	0.91
37:BQ:50:VAL:HG12	37:BQ:52:LYS:H	1.34	0.91
37:BQ:57:ARG:O	37:BQ:61:LEU:CG	2.17	0.91
27:BA:2319:G:C4'	38:BS:9:PRO:N	2.32	0.91
46:BV:11:GLN:CD	46:BV:22:VAL:HG23	1.89	0.91
1:AA:1255:G:H21	1:AA:1258:G:N2	1.68	0.91
6:AC:18:TRP:NE1	17:AN:53:LEU:O	2.01	0.91
7:AD:23:GLY:CA	7:AD:112:VAL:C	2.39	0.91
47:B2:4:HIS:O	47:B2:8:ILE:HD12	1.69	0.91
48:B3:39:ASP:HA	48:B3:44:ARG:HH21	1.34	0.91
48:B3:9:VAL:HG22	48:B3:54:VAL:HA	1.50	0.91
27:BA:1603:A:H2'	27:BA:1604:C:H6	1.30	0.91
27:BA:2255:G:N2	27:BA:2256:G:H1'	1.85	0.91
27:BA:2320:A:C2	38:BS:13:ARG:HG3	2.03	0.91
27:BA:2712:U:C5	27:BA:712(A):A:H8	1.66	0.91
31:BG:53:LYS:HG2	31:BG:54:ALA:H	1.28	0.91
32:BH:127:GLN:O	32:BH:130:ILE:HD11	1.70	0.91
33:BI:59:ALA:O	33:BI:62:LEU:HB2	1.69	0.91
34:BN:94:GLY:O	34:BN:97:ALA:HB3	1.70	0.91
37:BQ:85:ILE:HB	37:BQ:122:PHE:CD2	2.05	0.91
37:BQ:42:TYR:O	37:BQ:125:TRP:CH2	2.23	0.91
37:BQ:143:VAL:HG23	37:BQ:144:THR:H	1.35	0.91
37:BQ:33:MET:HB3	37:BQ:83:PHE:CB	1.99	0.91
38:BS:23:ARG:O	38:BS:33:ARG:NH1	2.02	0.91
45:BU:40:LEU:CD2	45:BU:40:LEU:H	1.83	0.91
45:BU:7:GLY:CA	45:BU:8:ILE:HD12	2.00	0.91
43:BZ:78:PRO:O	43:BZ:79:ILE:CG1	2.19	0.91
27:BA:95:G:C5'	47:B2:41:GLU:OE1	2.18	0.91
52:B6:29:ARG:HG2	52:B6:30:ASN:H	1.33	0.91
53:B7:43:THR:CA	53:B7:46:ASP:OD2	2.17	0.91
27:BA:1162:G:O2'	46:BV:23:GLU:CD	2.08	0.91
27:BA:1698:A:O2'	27:BA:1699:G:H3'	1.70	0.91
27:BA:1924:C:C2	27:BA:1925:C:C6	2.58	0.91
27:BA:2309:A:C3'	27:BA:2310:A:H5'	2.01	0.91
27:BA:2414:G:C2	27:BA:2415:G:C8	2.58	0.91
27:BA:2258:C:N4	27:BA:2426:A:O4'	2.03	0.91

Continued on next page...

Continued from previous page...

Atom-1	Atom-2	Interatomic distance (Å)	Clash overlap (Å)
27:BA:2620:C:O2'	27:BA:2621:A:H5''	1.71	0.91
27:BA:2737:G:N3	27:BA:2738:A:C8	2.38	0.91
30:BF:33:LYS:CA	30:BF:36:ARG:HG3	2.00	0.91
37:BQ:129:ASP:OD1	37:BQ:132:VAL:HG23	1.70	0.91
37:BQ:89:PRO:C	37:BQ:90:PHE:HD1	1.68	0.91
39:BT:44:ARG:HG3	39:BT:45:GLU:H	1.34	0.91
45:BU:25:TRP:O	45:BU:28:ARG:NH1	2.03	0.91
45:BU:57:PHE:HA	45:BU:60:LEU:HG	1.50	0.91
40:BW:21:VAL:HG23	40:BW:22:ASP:H	1.36	0.91
43:BZ:103:ARG:HG2	43:BZ:139:THR:CG2	1.99	0.91
43:BZ:46:GLN:HB2	43:BZ:49:THR:OG1	1.68	0.91
9:AF:46:ARG:HH12	21:AR:37:VAL:HG11	1.35	0.91
27:BA:2185:C:C2	27:BA:2186:G:C8	2.59	0.91
27:BA:2226:C:N3	27:BA:2227:A:H1'	1.84	0.91
27:BA:2290:G:C6	27:BA:2291:U:N3	2.38	0.91
27:BA:2311:A:OP2	27:BA:2311:A:O4'	1.88	0.91
27:BA:2341:G:C5	27:BA:2342:C:C4	2.59	0.91
27:BA:2406:U:C4	36:BP:55:GLN:CB	2.47	0.91
27:BA:2468:G:N2	27:BA:2481:G:H2'	1.83	0.91
27:BA:2473:U:O2	27:BA:2473:U:H2'	1.67	0.91
27:BA:1952:A:H1'	27:BA:2560:C:O2'	1.71	0.91
27:BA:2579:C:H6	27:BA:2579:C:C4'	1.84	0.91
27:BA:2657:A:C6	27:BA:2665:A:N7	2.38	0.91
27:BA:2641:G:C6	27:BA:2774:C:C4	2.58	0.91
27:BA:2887:U:C2	27:BA:2888:C:C5	2.58	0.91
27:BA:1568:G:OP2	28:BD:60:GLN:HB2	1.06	0.91
28:BD:89:ASN:HD21	28:BD:199:ARG:HE	1.04	0.91
29:BE:180:ILE:HB	29:BE:187:HIS:HB3	1.50	0.91
29:BE:199:ALA:HB1	29:BE:312:ARG:O	1.68	0.91
32:BH:121:GLU:OE1	32:BH:121:GLU:N	2.03	0.91
32:BH:7:PRO:HD3	32:BH:68:ARG:HD3	1.51	0.91
27:BA:6:A:C5'	34:BN:4:ALA:N	2.31	0.91
37:BQ:49:VAL:HA	37:BQ:121:ASP:HB2	1.52	0.91
37:BQ:12:PRO:HB2	37:BQ:20:ILE:CD1	2.00	0.91
27:BA:998:C:H5''	45:BU:84:LYS:HZ1	1.28	0.91
46:BV:57:GLN:CG	46:BV:58:ALA:H	1.82	0.91
27:BA:1614:A:H61	40:BW:88:ARG:HB2	1.13	0.91
41:BX:14:ALA:N	41:BX:17:ASP:OD2	2.02	0.91
41:BX:24:LEU:HB2	41:BX:26:PHE:CZ	2.03	0.91
42:BY:87:VAL:HG13	42:BY:88:PRO:CD	1.97	0.91
1:AA:1314:C:H41	22:AS:4:SER:C	1.73	0.91

Continued on next page...

Continued from previous page...

Atom-1	Atom-2	Interatomic distance (Å)	Clash overlap (Å)
1:AA:21:G:C2	1:AA:915:A:N6	2.38	0.91
49:B0:38:VAL:C	49:B0:40:GLN:HG3	1.91	0.91
48:B3:8:LEU:HD22	48:B3:31:LEU:C	1.91	0.91
51:B5:33:CYS:CB	51:B5:37:HIS:N	2.33	0.91
27:BA:1566:A:H2	28:BD:212:HIS:HA	1.17	0.91
27:BA:2528:U:O4	27:BA:2530:A:N3	2.03	0.91
27:BA:2589:A:C5	27:BA:2590:A:N7	2.39	0.91
27:BA:826:U:H5''	27:BA:2429:G:OP2	1.69	0.91
28:BD:135:PRO:HG3	28:BD:138:THR:HG21	1.48	0.91
29:BE:45:LYS:NZ	29:BE:303:PRO:CD	2.30	0.91
33:BI:132:LYS:HA	33:BI:138:THR:HG21	1.50	0.91
34:BN:27:ALA:O	34:BN:29:GLN:N	1.95	0.91
37:BQ:42:TYR:C	37:BQ:125:TRP:HH2	1.74	0.91
44:BR:107:ASP:CG	44:BR:109:ALA:H	1.73	0.91
27:BA:2850:A:C2	44:BR:61:HIS:NE2	2.39	0.91
46:BV:66:GLY:C	46:BV:67:LYS:N	2.24	0.91
40:BW:75:TYR:CD1	40:BW:104:THR:OG1	2.22	0.91
27:BA:1598:C:C5'	41:BX:34:LYS:HG3	1.98	0.91
42:BY:103:LEU:HD22	42:BY:112:LEU:CD2	2.00	0.91
1:AA:302:G:N3	1:AA:556:C:C4'	2.32	0.91
2:AV:56:C:C2	31:BG:56:ARG:NE	2.37	0.91
41:BX:4:VAL:CG2	47:B2:24:LYS:HZ1	1.56	0.91
50:B4:13:LYS:O	50:B4:14:ILE:HB	1.67	0.91
27:BA:2021:C:OP2	51:B5:15:LYS:HE2	1.71	0.91
27:BA:2277:G:O3'	37:BQ:15:THR:HG21	1.29	0.91
27:BA:2320:A:N6	38:BS:14:ARG:HA	1.86	0.91
27:BA:2468:G:O2'	27:BA:2469:A:C5'	2.18	0.91
27:BA:2570:G:C2	27:BA:2571:C:C5	2.59	0.91
27:BA:2678:C:N3	27:BA:2679:A:N7	2.19	0.91
27:BA:2729:G:C2	27:BA:2730:C:C2	2.58	0.91
27:BA:2810:A:N7	27:BA:2811:G:N9	2.18	0.91
27:BA:2:G:N1	27:BA:2902:C:N3	2.19	0.91
28:BD:133:ASN:O	28:BD:134:ILE:HG13	1.68	0.91
30:BF:163:HIS:CB	30:BF:166:ILE:CD1	2.48	0.91
30:BF:52:ALA:HA	30:BF:55:ARG:CB	1.99	0.91
32:BH:82:TYR:CZ	32:BH:137:LYS:CG	2.54	0.91
32:BH:140:VAL:O	32:BH:143:LEU:HD23	1.70	0.91
32:BH:36:PHE:CD2	32:BH:70:LEU:HD11	2.04	0.91
33:BI:7:LYS:CG	33:BI:12:LYS:HD3	1.95	0.91
36:BP:65:ASP:HB3	36:BP:109:LEU:HB3	0.94	0.91
44:BR:19:ALA:O	44:BR:22:ARG:CB	2.17	0.91

Continued on next page...

Continued from previous page...

Atom-1	Atom-2	Interatomic distance (Å)	Clash overlap (Å)
38:BS:27:LEU:CA	38:BS:33:ARG:NH2	2.33	0.91
43:BZ:100:THR:CG2	43:BZ:137:ASP:OD1	2.17	0.91
1:AA:1329:A:H5'	16:AM:26:GLY:H	1.34	0.91
1:AA:426:G:O2'	7:AD:42:GLN:HA	1.70	0.91
9:AF:60:PHE:CZ	21:AR:78:LEU:HD21	2.06	0.91
54:B8:23:MET:CE	54:B8:23:MET:CA	2.49	0.91
54:B8:26:LYS:HZ2	54:B8:44:LYS:H	1.11	0.91
55:B9:15:LYS:N	55:B9:26:ILE:O	2.01	0.91
27:BA:176:G:O3'	27:BA:177:G:OP2	1.88	0.91
27:BA:2391:G:C2'	27:BA:2392:A:OP2	2.17	0.91
27:BA:248:G:N2	27:BA:2431:U:C4'	2.34	0.91
27:BA:2432:A:N1	27:BA:2433:A:N1	2.19	0.91
27:BA:2434:A:O2'	27:BA:2435:A:O5'	1.87	0.91
27:BA:2680:C:H5'	29:BE:302:GLY:H	1.34	0.91
27:BA:974:G:C3'	46:BV:82:ARG:NH2	2.33	0.91
27:BA:2218:G:HO2'	28:BD:146:LYS:HE3	1.14	0.91
28:BD:131:LEU:HD12	28:BD:184:LEU:O	1.71	0.91
29:BE:222:ARG:NH1	29:BE:222:ARG:HG3	1.77	0.91
27:BA:673:C:C1'	30:BF:82:GLN:OE1	2.18	0.91
31:BG:105:SER:HB3	31:BG:131:THR:HG22	1.53	0.91
44:BR:79:LEU:C	44:BR:79:LEU:HD22	1.82	0.91
27:BA:2880:C:H1'	44:BR:91:GLN:O	1.70	0.91
45:BU:65:ILE:HD13	45:BU:96:ALA:CB	1.98	0.91
50:B4:15:ILE:N	50:B4:15:ILE:CD1	2.32	0.91
52:B6:5:GLY:C	52:B6:7:ARG:H	1.74	0.91
27:BA:2346:A:O2'	27:BA:2347:C:OP1	1.87	0.91
27:BA:2380:C:H2'	27:BA:2381:C:H5'	1.53	0.91
27:BA:2380:C:H2'	27:BA:2381:C:H5''	1.49	0.91
27:BA:2454:G:C5	27:BA:2455:G:C8	2.58	0.91
27:BA:2460:U:N3	27:BA:2492:U:O4	2.03	0.91
27:BA:2493:U:O2	27:BA:2493:U:H2'	1.71	0.91
27:BA:2558:C:O2	27:BA:2559:C:C5	2.24	0.91
27:BA:2603:G:C4	27:BA:2604:U:C6	2.59	0.91
27:BA:2821:A:C2'	27:BA:2822:G:O4'	2.19	0.91
27:BA:387:U:H3'	50:B4:23:GLU:OE2	1.68	0.91
29:BE:267:ARG:HD3	29:BE:297:LYS:CD	2.01	0.91
29:BE:267:ARG:HG3	29:BE:297:LYS:HB2	1.51	0.91
30:BF:60:SER:HB3	30:BF:69:HIS:HB3	1.51	0.91
44:BR:36:THR:HG22	44:BR:40:LYS:CB	1.96	0.91
44:BR:85:PRO:C	44:BR:87:TYR:H	1.74	0.91
46:BV:39:PHE:O	46:BV:40:VAL:HG22	0.73	0.91

Continued on next page...

Continued from previous page...

Atom-1	Atom-2	Interatomic distance (Å)	Clash overlap (Å)
40:BW:8:ARG:CG	40:BW:102:HIS:CE1	2.54	0.91
27:BA:71:A:O2'	41:BX:2:TRP:CZ2	2.24	0.91
2:AV:56:C:Cl'	31:BG:56:ARG:CZ	2.49	0.91
53:B7:41:GLN:O	53:B7:42:LEU:CG	2.18	0.91
53:B7:34:ARG:HH11	53:B7:42:LEU:HA	1.18	0.91
27:BA:1278:A:OP1	44:BR:36:THR:OG1	1.87	0.91
27:BA:135:G:H1	27:BA:144:C:H42	1.17	0.91
27:BA:1457:A:C2	27:BA:2703:C:N4	2.39	0.91
1:AA:1517:G:N3	27:BA:1919:A:H4'	1.84	0.91
27:BA:2246:G:HO2'	27:BA:2247:A:H5'	1.22	0.91
27:BA:2567:G:C4	27:BA:2568:C:H5	1.88	0.91
27:BA:2825:C:H5	27:BA:2825:C:OP2	1.53	0.91
27:BA:2826:A:N1	27:BA:2827:C:C6	2.39	0.91
27:BA:342:G:H2'	27:BA:343:C:C6	2.05	0.91
27:BA:75:G:H4'	47:B2:51:LYS:HZ1	1.36	0.91
28:BD:130:PRO:HA	28:BD:188:ARG:HA	1.51	0.91
29:BE:87:GLU:O	29:BE:94:ARG:N	2.01	0.91
30:BF:215:ALA:C	30:BF:242:GLU:HG3	1.92	0.91
32:BH:101:LYS:HE2	32:BH:115:GLU:HB2	1.53	0.91
34:BN:15:ARG:HD3	34:BN:43:ARG:HD2	0.93	0.91
34:BN:47:THR:OG1	34:BN:53:ILE:HD11	1.70	0.91
34:BN:65:ASN:H	34:BN:69:TYR:HB2	1.35	0.91
34:BN:74:ARG:HB3	34:BN:76:ASP:OD2	1.71	0.91
37:BQ:140:TYR:CD1	37:BQ:147:VAL:HG13	2.02	0.91
37:BQ:94:ARG:NE	37:BQ:106:GLY:CA	2.34	0.91
44:BR:44:LEU:O	44:BR:44:LEU:HD13	1.70	0.91
46:BV:4:ILE:CG1	46:BV:13:ARG:HA	2.00	0.91
49:B0:33:ALA:HB3	49:B0:66:LYS:H	1.35	0.90
50:B4:20:VAL:HG12	50:B4:30:GLU:OE1	1.69	0.90
27:BA:1029:A:O3'	27:BA:1030:G:OP1	1.89	0.90
27:BA:2290:G:N2	27:BA:2343:C:H1'	1.86	0.90
27:BA:2428:G:C5'	27:BA:2429:G:OP1	2.18	0.90
27:BA:2494:G:N3	27:BA:2495:G:C8	2.38	0.90
27:BA:2051:A:C2	27:BA:2618:G:C6	2.59	0.90
27:BA:911:A:N9	37:BQ:16:ARG:HD2	1.86	0.90
33:BI:109:LYS:H	33:BI:109:LYS:HE3	1.34	0.90
33:BI:134:HIS:ND1	33:BI:135:PRO:HD2	1.86	0.90
36:BP:94:ARG:CG	36:BP:120:LEU:CD2	2.27	0.90
37:BQ:87:LYS:C	37:BQ:88:PHE:CD2	2.44	0.90
44:BR:37:THR:O	44:BR:38:VAL:O	1.89	0.90
45:BU:27:SER:O	45:BU:29:SER:CA	2.19	0.90

Continued on next page...

Continued from previous page...

Atom-1	Atom-2	Interatomic distance (Å)	Clash overlap (Å)
45:BU:91:ASN:C	45:BU:95:LEU:HD11	1.92	0.90
42:BY:90:PRO:C	42:BY:91:LEU:HD23	1.91	0.90
43:BZ:6:LYS:H	43:BZ:7:PRO:HD3	1.33	0.90
26:BB:76:G:H4'	43:BZ:80:HIS:HB3	1.50	0.90
1:AA:1319:A:C4'	22:AS:70:LYS:NZ	2.32	0.90
1:AA:1320:C:N4	22:AS:36:ARG:HG3	1.84	0.90
1:AA:462:G:H21	19:AP:82:GLN:NE2	1.68	0.90
50:B4:58:LYS:HG2	50:B4:59:PHE:H	1.32	0.90
54:B8:9:MET:O	54:B8:14:ILE:HD13	1.70	0.90
54:B8:55:TRP:CZ3	54:B8:59:LYS:NZ	2.40	0.90
27:BA:1139:G:O2'	27:BA:142(A):A:N3	2.03	0.90
27:BA:2207:C:N3	27:BA:2218:G:C6	2.40	0.90
27:BA:2605:U:O2'	27:BA:2606:C:O5'	1.86	0.90
27:BA:2653:U:C2'	27:BA:2654:A:N7	2.33	0.90
27:BA:2657:A:H62	27:BA:2664:G:H21	1.05	0.90
27:BA:2740:A:O2'	27:BA:2741:A:C5'	2.19	0.90
27:BA:2804:C:H5	27:BA:2805:G:O6	1.54	0.90
27:BA:280:C:N3	27:BA:283:A:N6	2.19	0.90
28:BD:80:ILE:CD1	28:BD:82:TYR:HE1	1.84	0.90
29:BE:214:VAL:HG22	29:BE:221:LYS:HD2	1.52	0.90
30:BF:148:VAL:CG1	30:BF:148:VAL:O	2.20	0.90
32:BH:102:LEU:HD22	32:BH:122:ILE:HD12	1.53	0.90
35:BO:111:PHE:O	35:BO:112:MET:C	2.08	0.90
27:BA:1667:G:H5''	35:BO:5:GLU:OE1	1.71	0.90
35:BO:61:VAL:HG12	35:BO:62:VAL:N	1.84	0.90
44:BR:41:ALA:HB1	44:BR:114:VAL:HG21	1.51	0.90
44:BR:87:TYR:HE1	44:BR:94:TYR:HB3	1.14	0.90
45:BU:30:LYS:O	45:BU:32:TYR:CD2	2.24	0.90
46:BV:61:VAL:C	46:BV:98:ILE:HD11	1.92	0.90
40:BW:89:ALA:N	40:BW:92:ARG:O	2.04	0.90
43:BZ:91:PRO:HG2	43:BZ:127:PRO:HB3	1.50	0.90
43:BZ:19:ILE:N	43:BZ:36:ARG:CG	2.34	0.90
1:AA:1205:U:O2'	6:AC:195:VAL:HG23	1.71	0.90
1:AA:1314:C:N4	22:AS:4:SER:O	2.05	0.90
1:AA:986:A:C4'	22:AS:55:LYS:HG3	2.01	0.90
7:AD:23:GLY:N	7:AD:113:SER:HB3	1.87	0.90
1:AA:1014:A:N3	22:AS:34:TRP:CE3	2.38	0.90
48:B3:22:ALA:HA	48:B3:46:ASN:ND2	1.86	0.90
50:B4:30:GLU:O	50:B4:31:ILE:HD13	1.70	0.90
27:BA:2607:G:C2'	27:BA:2608:G:H5'	2.01	0.90
27:BA:2746:U:C2	27:BA:2759:G:N2	2.37	0.90

Continued on next page...

Continued from previous page...

Atom-1	Atom-2	Interatomic distance (Å)	Clash overlap (Å)
27:BA:2836:U:O2	27:BA:2883:A:C6	2.25	0.90
28:BD:78:ALA:O	28:BD:79:THR:CG2	2.19	0.90
29:BE:205:THR:O	29:BE:206:LYS:HG3	1.71	0.90
30:BF:164:ALA:CA	30:BF:232:LEU:CD1	2.50	0.90
31:BG:14:ARG:HA	31:BG:137:PRO:CG	2.00	0.90
32:BH:10:ILE:HD11	32:BH:49:ILE:HG12	1.50	0.90
33:BI:42:ALA:O	33:BI:45:LYS:HB2	1.70	0.90
36:BP:55:GLN:OE1	36:BP:55:GLN:HA	1.69	0.90
37:BQ:42:TYR:HD2	43:BZ:119:ASN:HA	1.32	0.90
45:BU:13:ARG:NH1	45:BU:13:ARG:CB	1.68	0.90
46:BV:28:GLU:OE2	46:BV:93:ILE:HB	1.72	0.90
40:BW:68:ARG:O	40:BW:110:LYS:N	2.04	0.90
42:BY:103:LEU:HA	42:BY:108:ARG:HB2	1.51	0.90
43:BZ:53:ASP:OD2	43:BZ:62:PHE:O	1.88	0.90
1:AA:1206:G:O4'	6:AC:194:GLY:HA2	1.71	0.90
6:AC:12:LEU:CD2	17:AN:51:GLY:HA3	2.00	0.90
49:B0:29:GLU:O	49:B0:31:VAL:N	2.04	0.90
47:B2:17:GLU:O	47:B2:19:GLU:N	2.04	0.90
50:B4:14:ILE:HG22	50:B4:37:SER:H	1.37	0.90
27:BA:2287:A:HO2'	27:BA:2288:A:P	1.88	0.90
27:BA:2319:G:P	38:BS:9:PRO:HD3	2.11	0.90
27:BA:2077:A:C4	27:BA:2435:A:N7	2.39	0.90
27:BA:2739:U:H6	27:BA:2739:U:H3'	1.35	0.90
27:BA:592:G:C2	54:B8:3:LYS:CE	2.52	0.90
26:BB:40:U:H3'	26:BB:41:U:H5'	1.52	0.90
28:BD:145:LEU:H	28:BD:152:GLN:HB2	1.33	0.90
28:BD:208:GLY:O	28:BD:210:LYS:HG2	1.72	0.90
33:BI:7:LYS:HA	33:BI:14:LYS:HG3	1.53	0.90
27:BA:2640:G:H4'	34:BN:70:PHE:CD2	2.05	0.90
46:BV:49:GLU:O	46:BV:54:TYR:CZ	2.25	0.90
43:BZ:172:LEU:CD2	43:BZ:173:PRO:N	2.27	0.90
1:AA:1030:C:O3'	1:AA:30(A):G:P	2.29	0.90
1:AA:1115:C:H1'	17:AN:61:TRP:O	1.71	0.90
1:AA:1268:A:H4'	24:AU:20:LYS:O	1.70	0.90
3:AW:25:C:N1	3:AW:26:G:C5	2.40	0.90
3:AW:41:U:H6	3:AW:41:U:H5'	1.34	0.90
47:B2:39:ALA:CB	47:B2:40:PRO:HD3	2.01	0.90
47:B2:48:GLU:O	47:B2:49:LEU:C	2.08	0.90
27:BA:76:C:O2'	47:B2:55:ARG:HA	1.72	0.90
47:B2:4:HIS:N	47:B2:8:ILE:HD11	1.86	0.90
51:B5:33:CYS:HB3	51:B5:37:HIS:N	1.86	0.90

Continued on next page...

Continued from previous page...

Atom-1	Atom-2	Interatomic distance (Å)	Clash overlap (Å)
27:BA:459:U:OP2	53:B7:40:HIS:CG	2.24	0.90
53:B7:44:VAL:C	53:B7:46:ASP:N	2.24	0.90
27:BA:1568:G:C3'	28:BD:60:GLN:NE2	2.34	0.90
27:BA:2484:G:N1	27:BA:2485:G:C8	2.40	0.90
27:BA:563:G:H21	45:BU:37:GLN:HE22	0.92	0.90
29:BE:210:THR:CA	29:BE:216:ARG:HH22	1.82	0.90
30:BF:236:THR:O	30:BF:239:ALA:CB	2.19	0.90
31:BG:59:GLY:C	31:BG:60:GLU:HG3	1.92	0.90
32:BH:10:ILE:CD1	32:BH:49:ILE:HG13	2.02	0.90
32:BH:15:THR:HG23	32:BH:26:LYS:N	1.87	0.90
34:BN:95:ARG:C	34:BN:98:PHE:CD1	2.40	0.90
27:BA:2320:A:C6	38:BS:9:PRO:HB3	2.06	0.90
1:AA:781:A:O2'	1:AA:1522:U:O2	1.89	0.90
1:AA:426:G:O2'	7:AD:42:GLN:CA	2.19	0.90
49:B0:42:GLY:HA2	49:B0:66:LYS:CA	2.02	0.90
47:B2:27:LEU:CD1	47:B2:53:ILE:HD13	2.00	0.90
54:B8:23:MET:CE	54:B8:48:PHE:HD2	1.81	0.90
27:BA:2397:G:C5	27:BA:2420:C:O2	2.24	0.90
27:BA:2068:U:O2	27:BA:2430:A:C2	2.25	0.90
27:BA:2484:G:H2'	27:BA:2485:G:C5'	2.01	0.90
27:BA:2583:G:C1'	27:BA:2584:U:O2	2.19	0.90
27:BA:2721:A:H2'	27:BA:2722:G:H8	1.36	0.90
28:BD:148:GLY:O	28:BD:150:GLY:N	2.05	0.90
27:BA:2730:C:C4'	29:BE:265:ASN:HD21	1.82	0.90
30:BF:62:GLY:N	30:BF:65:ARG:NH2	2.18	0.90
30:BF:81:PRO:CA	30:BF:87:ARG:HB3	2.01	0.90
35:BO:77:ILE:HD11	35:BO:79:PHE:HE2	0.98	0.90
44:BR:87:TYR:CD1	44:BR:94:TYR:HB3	2.07	0.90
46:BV:59:GLU:O	46:BV:60:VAL:HG22	1.69	0.90
1:AA:1230:C:O2'	16:AM:126:LYS:HE2	1.72	0.90
1:AA:1500:A:H5''	1:AA:1508:G:H5''	0.91	0.90
27:BA:2262:U:P	49:B0:14:ARG:HH21	1.94	0.90
27:BA:2352:A:N1	49:B0:30:VAL:CG1	2.34	0.90
27:BA:1130:U:H5''	27:BA:2515:C:HO2'	1.21	0.90
27:BA:2227:A:C2	27:BA:2228:G:N1	2.37	0.90
27:BA:2366:A:C8	27:BA:2367:G:N7	2.40	0.90
27:BA:2526:G:C6	27:BA:2527:C:C5	2.58	0.90
27:BA:2675:A:H2'	27:BA:2676:C:H5'	1.54	0.90
27:BA:2722:G:C2	27:BA:2723:C:C5	2.59	0.90
27:BA:280:C:O3'	27:BA:281:G:P	2.30	0.90
27:BA:459:U:OP1	53:B7:40:HIS:CA	2.17	0.90

Continued on next page...

Continued from previous page...

Atom-1	Atom-2	Interatomic distance (Å)	Clash overlap (Å)
27:BA:963:U:C1'	27:BA:2250:G:H21	1.83	0.90
28:BD:106:PRO:O	28:BD:107:LYS:O	1.88	0.90
28:BD:128:ALA:HB1	28:BD:190:THR:HG22	1.48	0.90
29:BE:205:THR:O	29:BE:206:LYS:CG	2.20	0.90
29:BE:216:ARG:HH11	29:BE:253:GLN:HB3	1.37	0.90
27:BA:2682:U:C6	29:BE:48:MET:CE	2.54	0.90
29:BE:94:ARG:CB	29:BE:95:PRO:CD	2.43	0.90
30:BF:223:LEU:HD12	30:BF:223:LEU:C	1.87	0.90
31:BG:82:GLU:C	31:BG:85:GLN:CG	2.37	0.90
32:BH:64:HIS:O	32:BH:66:THR:N	2.05	0.90
37:BQ:49:VAL:HG13	37:BQ:119:ASN:O	1.71	0.90
44:BR:97:VAL:HG13	44:BR:114:VAL:HG22	1.53	0.90
44:BR:18:LEU:CD1	44:BR:19:ALA:N	2.35	0.90
1:AA:1318:A:C5'	22:AS:10:PHE:CB	2.46	0.90
47:B2:52:ALA:O	47:B2:56:ILE:CD1	2.14	0.90
51:B5:45:ILE:HG23	51:B5:52:TYR:HD1	1.09	0.90
27:BA:1482:U:H3'	27:BA:1482:U:H6	1.37	0.90
27:BA:2018:G:H21	45:BU:34:ASN:HD22	0.94	0.90
27:BA:2248:C:H2'	27:BA:2248:C:O2	1.70	0.90
27:BA:2265:U:O2	27:BA:2266:A:N7	2.05	0.90
27:BA:2331:G:N2	27:BA:2385:C:H5	1.69	0.90
27:BA:2436:G:N1	27:BA:2437:U:C2	2.40	0.90
27:BA:2504:U:H3'	27:BA:2504:U:C6	2.07	0.90
27:BA:2768:C:C4	27:BA:2769:C:C5	2.35	0.90
28:BD:103:ILE:HG12	28:BD:104:ILE:HD13	1.50	0.90
28:BD:213:LYS:CB	28:BD:215:LYS:H	1.83	0.90
30:BF:112:ARG:O	30:BF:113:SER:C	2.10	0.90
30:BF:195:VAL:HG13	30:BF:213:ALA:HB3	1.52	0.90
31:BG:35:ALA:O	31:BG:36:ASN:ND2	2.04	0.90
32:BH:130:ILE:HG22	32:BH:131:ILE:N	1.87	0.90
33:BI:95:SER:CB	33:BI:98:ILE:HD11	1.98	0.90
34:BN:23:ALA:HA	34:BN:26:VAL:CG2	2.00	0.90
37:BQ:41:THR:C	37:BQ:125:TRP:HZ3	1.73	0.90
38:BS:116:PHE:HA	38:BS:119:GLN:OE1	1.70	0.90
31:BG:146:LYS:CG	38:BS:15:GLU:CD	2.40	0.90
31:BG:145:ASP:O	38:BS:15:GLU:HA	1.72	0.90
45:BU:41:ASN:ND2	45:BU:42:ALA:N	2.16	0.90
27:BA:564:C:OP2	46:BV:79:GLN:OE1	1.90	0.90
27:BA:974:G:N7	46:BV:80:TYR:CZ	2.40	0.90
41:BX:47:VAL:CB	41:BX:69:SER:CB	2.49	0.90
43:BZ:91:PRO:HB2	43:BZ:127:PRO:CA	2.01	0.90

Continued on next page...

Continued from previous page...

Atom-1	Atom-2	Interatomic distance (Å)	Clash overlap (Å)
1:AA:1221:G:H5'	22:AS:36:ARG:HH12	1.11	0.90
1:AA:1328:C:O5'	16:AM:28:ALA:CB	2.19	0.90
50:B4:35:VAL:HG12	50:B4:36:TRP:N	1.87	0.90
27:BA:1620:G:C1'	53:B7:1:MET:H3	1.81	0.90
27:BA:2094:G:C2	27:BA:2196:C:O2	2.25	0.90
27:BA:2209:C:O2'	27:BA:2210:G:C3'	2.19	0.90
27:BA:2241:A:H8	27:BA:2241:A:H5'	1.34	0.90
27:BA:2331:G:C5	27:BA:2332:U:C4	2.58	0.90
27:BA:2682:U:C5	29:BE:48:MET:HE1	2.07	0.90
27:BA:2700:C:H3'	27:BA:2701:C:C5'	2.00	0.90
27:BA:2718:G:N2	27:BA:2719:G:H1'	1.87	0.90
27:BA:517:C:C2'	40:BW:18:ARG:HH22	1.85	0.90
29:BE:211:GLN:NE2	29:BE:216:ARG:N	2.17	0.90
31:BG:18:ILE:CG2	31:BG:19:GLU:H	1.84	0.90
31:BG:84:LEU:O	31:BG:88:LEU:HB2	1.71	0.90
33:BI:77:VAL:CG1	33:BI:143:VAL:HG22	2.01	0.90
33:BI:94:THR:HG23	33:BI:96:LYS:HB3	1.53	0.90
35:BO:36:GLY:N	35:BO:62:VAL:HB	1.87	0.90
45:BU:28:ARG:CA	45:BU:31:GLN:CG	2.50	0.90
42:BY:73:HIS:N	42:BY:91:LEU:CD1	2.29	0.90
1:AA:1190:G:H5'	6:AC:176:HIS:NE2	1.87	0.90
3:AW:25:C:N4	3:AW:45:G:N2	2.19	0.90
53:B7:9:ASN:O	53:B7:10:ARG:C	2.07	0.90
27:BA:1033:U:C6	27:BA:2750:A:C2	2.59	0.90
27:BA:2695:C:O2'	27:BA:2696:U:C6	2.24	0.90
27:BA:2880:C:O2'	44:BR:90:ARG:HD3	1.71	0.90
26:BB:99:A:H2'	26:BB:100:G:C8	2.07	0.90
28:BD:152:GLN:O	28:BD:153:LEU:HB2	1.72	0.90
29:BE:199:ALA:O	29:BE:266:LYS:HB2	1.72	0.90
29:BE:315:VAL:O	29:BE:317:PRO:CD	2.20	0.90
29:BE:43:GLY:HA3	29:BE:75:THR:OG1	1.72	0.90
29:BE:44:TYR:O	29:BE:74:GLU:OE1	1.90	0.90
30:BF:84:VAL:C	30:BF:85:LYS:CD	2.39	0.90
27:BA:2303:G:C4'	31:BG:99:ASP:CB	2.49	0.90
37:BQ:57:ARG:C	37:BQ:61:LEU:HG	1.93	0.90
38:BS:59:ALA:O	38:BS:91:ARG:NH1	2.04	0.90
42:BY:101:LEU:CD1	42:BY:103:LEU:HD11	2.02	0.90
43:BZ:90:GLU:H	43:BZ:91:PRO:CD	1.85	0.90
1:AA:1222:G:OP2	1:AA:1322:C:N4	2.05	0.89
6:AC:48:TYR:OH	6:AC:122:GLU:OE1	1.89	0.89
3:AW:33:U:C2	3:AW:35:A:H5'	2.06	0.89

Continued on next page...

Continued from previous page...

Atom-1	Atom-2	Interatomic distance (Å)	Clash overlap (Å)
48:B3:43:ILE:H	48:B3:43:ILE:HD12	1.36	0.89
48:B3:54:VAL:HG23	48:B3:55:ARG:H	1.33	0.89
27:BA:2635:C:C2	27:BA:2783:G:N2	2.37	0.89
27:BA:2848:G:H22	27:BA:2867:G:C1'	1.78	0.89
27:BA:782:A:C2	28:BD:229:MET:SD	2.64	0.89
28:BD:128:ALA:CB	28:BD:190:THR:HA	2.00	0.89
29:BE:77:PRO:HB2	29:BE:187:HIS:H	0.76	0.89
29:BE:45:LYS:CD	29:BE:303:PRO:O	2.19	0.89
30:BF:219:ASN:H	30:BF:219:ASN:ND2	1.70	0.89
30:BF:196:THR:CA	30:BF:236:THR:HG23	2.01	0.89
31:BG:146:LYS:HG3	38:BS:15:GLU:OE2	1.72	0.89
32:BH:93:TYR:CG	32:BH:106:VAL:CG2	2.48	0.89
32:BH:147:ILE:HA	32:BH:150:VAL:CG2	2.01	0.89
34:BN:82:THR:OG1	34:BN:83:ILE:N	2.03	0.89
35:BO:99:PHE:HD2	39:BT:24:LYS:CE	1.80	0.89
36:BP:52:LYS:HD3	36:BP:53:ARG:HH12	1.36	0.89
36:BP:94:ARG:CD	36:BP:120:LEU:HD22	2.00	0.89
39:BT:11:THR:HG22	39:BT:12:ASP:N	1.87	0.89
39:BT:21:PHE:C	39:BT:22:VAL:HG13	1.93	0.89
42:BY:31:LEU:O	42:BY:34:GLU:HB2	1.72	0.89
1:AA:41:G:H2'	1:AA:42:G:C8	2.05	0.89
1:AA:1269:A:H5'	24:AU:19:GLY:C	1.92	0.89
50:B4:5:LEU:HD23	50:B4:5:LEU:N	1.87	0.89
27:BA:1019:U:O4	27:BA:142(A):A:N6	2.05	0.89
27:BA:1260:G:H5''	40:BW:83:LYS:HZ1	1.07	0.89
27:BA:1697:G:H3'	27:BA:1698:A:H5'	1.52	0.89
27:BA:2482:G:H2'	27:BA:2483:C:H5'	0.90	0.89
27:BA:2734:A:C5'	27:BA:2734:A:H8	1.83	0.89
27:BA:2771:C:N3	27:BA:2772:C:C5	2.40	0.89
30:BF:193:LEU:HD13	30:BF:223:LEU:CB	2.01	0.89
30:BF:48:SER:N	30:BF:92:PRO:HG3	1.70	0.89
31:BG:146:LYS:CD	38:BS:15:GLU:OE2	2.20	0.89
33:BI:102:LEU:C	33:BI:102:LEU:HD12	1.91	0.89
33:BI:60:GLU:O	33:BI:63:ALA:N	2.06	0.89
34:BN:61:VAL:HG22	34:BN:139:LEU:CB	2.02	0.89
44:BR:102:GLU:HG3	44:BR:103:ARG:H	1.34	0.89
46:BV:35:LEU:O	46:BV:60:VAL:CG1	2.20	0.89
41:BX:25:GLN:OE1	41:BX:25:GLN:CA	2.20	0.89
27:BA:310:A:P	42:BY:53:GLY:H	1.95	0.89
42:BY:78:THR:HG21	42:BY:88:PRO:HA	1.53	0.89
1:AA:1325:C:H4'	24:AU:17:THR:HB	1.54	0.89

Continued on next page...

Continued from previous page...

Atom-1	Atom-2	Interatomic distance (Å)	Clash overlap (Å)
1:AA:1463:C:OP1	39:BT:47:ARG:HG2	1.71	0.89
1:AA:25:C:H4'	1:AA:524:G:H21	1.37	0.89
1:AA:677:U:H3	1:AA:713:G:H1	1.19	0.89
49:B0:23:VAL:CG1	49:B0:24:LYS:N	2.19	0.89
27:BA:2364:C:H5'	49:B0:38:VAL:CG1	2.02	0.89
49:B0:28:GLY:HA3	49:B0:60:PHE:HB3	1.51	0.89
47:B2:26:GLU:CG	47:B2:27:LEU:H	1.82	0.89
50:B4:7:PRO:HD3	50:B4:56:VAL:HG21	1.51	0.89
54:B8:26:LYS:CG	54:B8:44:LYS:HA	2.03	0.89
27:BA:1139:G:O2'	27:BA:142(A):A:O2'	1.89	0.89
27:BA:1819:A:OP2	28:BD:153:LEU:HG	1.72	0.89
27:BA:2330:G:H21	27:BA:2331:G:H1'	1.09	0.89
27:BA:2077:A:N3	27:BA:2435:A:C8	2.41	0.89
27:BA:2553:G:C8	27:BA:2554:U:O4'	2.25	0.89
27:BA:2578:G:O2'	27:BA:2579:C:O5'	1.91	0.89
27:BA:1939:U:H1'	27:BA:2592:G:H4'	1.53	0.89
27:BA:2634:G:C2'	27:BA:2635:C:O5'	2.20	0.89
28:BD:145:LEU:H	28:BD:152:GLN:CB	1.54	0.89
27:BA:2052:G:H4'	29:BE:239:GLY:O	1.71	0.89
29:BE:74:GLU:HA	29:BE:293:TYR:HD2	1.19	0.89
30:BF:34:ALA:HB2	30:BF:110:ALA:HB2	1.50	0.89
31:BG:146:LYS:CG	38:BS:15:GLU:HG3	2.01	0.89
33:BI:93:ILE:O	33:BI:93:ILE:HG13	1.69	0.89
34:BN:12:VAL:HG12	34:BN:38:VAL:HG21	1.54	0.89
34:BN:77:GLY:HA2	34:BN:80:LYS:HG2	1.49	0.89
37:BQ:49:VAL:HG22	37:BQ:121:ASP:H	1.00	0.89
27:BA:2009:G:H1'	44:BR:107:ASP:O	1.71	0.89
27:BA:1223:C:N4	46:BV:87:ARG:HE	1.71	0.89
41:BX:33:SER:O	41:BX:37:VAL:HG23	1.72	0.89
42:BY:103:LEU:HD13	42:BY:113:GLU:HB3	1.51	0.89
42:BY:41:ARG:O	42:BY:112:LEU:HB3	1.71	0.89
1:AA:977:A:C5	1:AA:1224:G:OP1	2.25	0.89
7:AD:24:GLU:N	7:AD:112:VAL:HG12	1.88	0.89
6:AC:12:LEU:HD21	17:AN:51:GLY:HA3	1.52	0.89
47:B2:20:LEU:O	47:B2:23:LEU:N	2.05	0.89
27:BA:1609:A:C6	27:BA:1616:A:H2	1.90	0.89
27:BA:2330:G:C2	27:BA:2331:G:H1'	2.06	0.89
27:BA:2356:C:H2'	27:BA:2357:U:C5'	2.02	0.89
27:BA:2472:G:O2'	27:BA:2473:U:OP1	1.90	0.89
27:BA:2550:G:C4	27:BA:2551:C:H5	1.91	0.89
27:BA:2635:C:O2'	27:BA:2636:U:O5'	1.91	0.89

Continued on next page...

Continued from previous page...

Atom-1	Atom-2	Interatomic distance (Å)	Clash overlap (Å)
27:BA:2821:A:H2'	27:BA:2822:G:C1'	2.01	0.89
27:BA:572:A:H2'	27:BA:573:G:C1'	2.03	0.89
28:BD:71:ASP:OD1	28:BD:118:GLY:N	2.06	0.89
28:BD:211:HIS:HD1	28:BD:212:HIS:CD2	1.91	0.89
28:BD:235:PRO:O	28:BD:236:PHE:C	2.07	0.89
29:BE:81:VAL:HB	29:BE:100:TRP:CZ3	2.07	0.89
29:BE:70:VAL:HG22	29:BE:297:LYS:HA	1.55	0.89
31:BG:76:ARG:HB2	31:BG:77:ASP:OD1	1.71	0.89
32:BH:101:LYS:HZ1	32:BH:115:GLU:CG	1.84	0.89
32:BH:111:PRO:C	32:BH:112:VAL:HG23	1.91	0.89
32:BH:64:HIS:C	32:BH:66:THR:H	1.75	0.89
32:BH:71:LEU:O	32:BH:73:ASN:N	2.05	0.89
35:BO:99:PHE:CE2	39:BT:24:LYS:NZ	2.39	0.89
38:BS:31:LYS:CB	38:BS:32:PRO:CD	2.48	0.89
38:BS:82:TYR:O	38:BS:86:LEU:HG	1.72	0.89
45:BU:39:LEU:O	45:BU:40:LEU:C	2.11	0.89
43:BZ:26:LYS:N	43:BZ:84:TYR:CE1	2.40	0.89
1:AA:1037:C:C2	1:AA:1038:C:C6	2.60	0.89
53:B7:12:ARG:O	53:B7:15:THR:OG1	1.90	0.89
27:BA:2468:G:N1	27:BA:2481:G:C4	2.41	0.89
27:BA:2684:U:H1'	35:BO:70:ARG:HH22	1.35	0.89
27:BA:2799:A:C5'	27:BA:2801:A:OP2	2.20	0.89
27:BA:71:A:H4'	27:BA:72:U:H3'	1.54	0.89
30:BF:243:VAL:HA	30:BF:246:ARG:CG	2.03	0.89
31:BG:97:GLN:HB2	31:BG:106:PHE:HE2	1.31	0.89
32:BH:167:LEU:N	32:BH:167:LEU:HD23	1.86	0.89
34:BN:105:LEU:HG	34:BN:106:GLY:N	1.86	0.89
34:BN:15:ARG:NE	34:BN:40:ASN:HD21	1.65	0.89
34:BN:65:ASN:HB2	34:BN:69:TYR:CE1	2.07	0.89
37:BQ:65:ARG:NH2	37:BQ:85:ILE:C	2.25	0.89
44:BR:107:ASP:OD1	44:BR:108:GLY:N	2.06	0.89
46:BV:74:TYR:HD1	46:BV:86:HIS:O	1.55	0.89
40:BW:21:VAL:HG23	40:BW:22:ASP:N	1.87	0.89
1:AA:376:G:O2'	19:AP:28:ARG:HB3	1.72	0.89
49:B0:48:GLY:HA3	49:B0:55:ARG:HB2	1.54	0.89
47:B2:47:LYS:O	47:B2:48:GLU:C	2.11	0.89
27:BA:75:G:H4'	47:B2:51:LYS:NZ	1.86	0.89
47:B2:51:LYS:O	47:B2:56:ILE:HD11	1.71	0.89
53:B7:24:THR:O	53:B7:28:ARG:HG3	1.72	0.89
27:BA:2287:A:C2	27:BA:2289:G:C8	2.60	0.89
27:BA:2311:A:OP2	31:BG:55:LYS:HE3	1.73	0.89

Continued on next page...

Continued from previous page...

Atom-1	Atom-2	Interatomic distance (Å)	Clash overlap (Å)
27:BA:2484:G:H22	27:BA:2485:G:C1'	1.80	0.89
27:BA:2492:U:O2'	27:BA:2493:U:C5'	2.19	0.89
27:BA:2625:G:C3'	27:BA:2626:C:C6	2.55	0.89
27:BA:2633:G:O2'	27:BA:2634:G:H5'	1.72	0.89
27:BA:2657:A:N7	27:BA:2658:C:C6	2.40	0.89
28:BD:213:LYS:CB	28:BD:215:LYS:HB2	2.02	0.89
28:BD:216:ALA:HA	28:BD:222:PRO:N	1.86	0.89
28:BD:85:ASN:ND2	28:BD:86:ARG:CZ	2.36	0.89
30:BF:37:ALA:CB	30:BF:102:LEU:HD12	2.02	0.89
30:BF:162:VAL:HG12	30:BF:163:HIS:H	1.35	0.89
30:BF:115:LEU:CD2	30:BF:246:ARG:HH22	1.86	0.89
30:BF:52:ALA:O	30:BF:54:LEU:N	2.06	0.89
35:BO:86:ILE:HG22	35:BO:87:ILE:H	1.38	0.89
37:BQ:59:ASN:HD22	37:BQ:60:ALA:N	1.61	0.89
37:BQ:88:PHE:CB	37:BQ:90:PHE:HE1	1.86	0.89
45:BU:86:ALA:HB3	45:BU:90:LEU:CD2	2.02	0.89
46:BV:11:GLN:HE22	46:BV:22:VAL:CB	1.86	0.89
46:BV:57:GLN:HG2	46:BV:58:ALA:N	1.85	0.89
43:BZ:16:GLU:OE1	43:BZ:16:GLU:HA	1.72	0.89
52:B6:14:SER:CB	52:B6:52:GLU:HA	2.02	0.89
54:B8:16:ILE:HG13	54:B8:22:VAL:HG21	1.50	0.89
54:B8:38:GLY:O	54:B8:41:ILE:N	2.05	0.89
27:BA:1139:G:OP1	34:BN:46:ILE:HG23	1.70	0.89
27:BA:2309:A:H3'	27:BA:2310:A:H5'	1.54	0.89
27:BA:2555:U:C2'	27:BA:2556:C:C5'	2.38	0.89
27:BA:2799:A:H5''	27:BA:2801:A:OP2	1.70	0.89
27:BA:2898:U:N3	27:BA:2899:G:N7	2.21	0.89
27:BA:298:G:O6	42:BY:24:ARG:CZ	2.21	0.89
28:BD:127:ASN:O	28:BD:190:THR:HB	1.70	0.89
29:BE:304:ASP:O	29:BE:307:LEU:HB2	1.72	0.89
32:BH:102:LEU:HD12	32:BH:104:LEU:HD11	1.54	0.89
34:BN:60:ARG:HA	34:BN:71:TYR:CE2	2.07	0.89
34:BN:87:LEU:H	34:BN:87:LEU:CD1	1.86	0.89
35:BO:12:ASP:HB2	35:BO:95:GLY:HA3	1.55	0.89
27:BA:637:A:OP2	36:BP:126:SER:OG	1.90	0.89
44:BR:97:VAL:HA	44:BR:114:VAL:HG13	1.53	0.89
41:BX:39:ASP:O	41:BX:41:VAL:N	2.05	0.89
43:BZ:163:ASP:OD2	43:BZ:164:PRO:N	2.05	0.89
43:BZ:2:GLU:H	43:BZ:54:ILE:HG23	1.23	0.89
7:AD:187:ARG:C	7:AD:188:LEU:CA	2.42	0.89
9:AF:89:MET:HG2	21:AR:76:LEU:CD2	2.03	0.89

Continued on next page...

Continued from previous page...

Atom-1	Atom-2	Interatomic distance (Å)	Clash overlap (Å)
16:AM:97:PRO:HG2	16:AM:103:THR:HG22	1.52	0.89
3:AW:25:C:C2	3:AW:26:G:N3	2.41	0.89
48:B3:8:LEU:HB3	48:B3:32:GLN:N	1.88	0.89
51:B5:30:LEU:CD2	51:B5:41:LEU:HD23	2.03	0.89
52:B6:21:TYR:CE1	52:B6:43:VAL:CG2	2.55	0.89
27:BA:1081:U:C5'	56:BK:126:LYS:HD2	2.03	0.89
27:BA:2013:A:H2'	27:BA:2014:A:O4'	1.73	0.89
27:BA:2331:G:C6	27:BA:2332:U:N3	2.39	0.89
27:BA:2457:U:C2'	27:BA:2458:G:C5'	2.50	0.89
27:BA:2494:G:N2	27:BA:2495:G:C8	2.39	0.89
27:BA:2528:U:H5	27:BA:2530:A:C2	1.90	0.89
27:BA:2623:G:H21	27:BA:2624:G:H1'	1.34	0.89
27:BA:2758:A:C1'	27:BA:2758:A:OP2	2.21	0.89
27:BA:2861:G:H5''	27:BA:2861:G:H8	1.37	0.89
27:BA:2893:G:OP2	27:BA:2893:G:H8	1.56	0.89
27:BA:997:G:OP1	45:BU:93:LYS:CE	2.15	0.89
27:BA:1818:U:C5'	28:BD:155:ARG:CB	2.50	0.89
28:BD:213:LYS:HB3	28:BD:215:LYS:CA	2.02	0.89
28:BD:74:PRO:HG2	28:BD:96:ALA:N	1.87	0.89
32:BH:148:ARG:HH11	32:BH:163:TYR:HA	1.08	0.89
32:BH:86:LEU:CD1	32:BH:87:GLU:N	2.33	0.89
33:BI:79:ILE:O	33:BI:145:VAL:HG13	1.73	0.89
34:BN:94:GLY:O	34:BN:98:PHE:CE1	2.24	0.89
36:BP:53:ARG:CD	36:BP:53:ARG:H	1.86	0.89
44:BR:67:LEU:CD2	44:BR:71:GLN:HA	2.03	0.89
39:BT:45:GLU:O	39:BT:48:ASN:ND2	2.05	0.89
46:BV:49:GLU:HA	46:BV:53:LYS:NZ	1.88	0.89
46:BV:74:TYR:CE1	46:BV:86:HIS:O	2.26	0.89
42:BY:11:GLN:HG3	42:BY:21:LYS:HE2	1.53	0.89
42:BY:18:GLU:HB3	42:BY:21:LYS:NZ	1.88	0.89
43:BZ:39:PHE:C	43:BZ:43:PHE:CD2	2.46	0.89
43:BZ:6:LYS:C	43:BZ:31:SER:OG	2.11	0.89
48:B3:22:ALA:O	48:B3:26:LEU:HG	1.73	0.89
48:B3:8:LEU:HB3	48:B3:32:GLN:HA	1.55	0.89
50:B4:41:PRO:CG	50:B4:57:ASP:OD2	2.21	0.89
50:B4:57:ASP:O	50:B4:58:LYS:O	1.91	0.89
52:B6:19:GLY:HA2	52:B6:44:ALA:HB3	1.53	0.89
52:B6:32:GLN:HB3	52:B6:35:LEU:HD12	0.89	0.89
52:B6:8:ILE:HA	52:B6:29:ARG:NE	1.88	0.89
53:B7:8:ASN:O	53:B7:9:ASN:O	1.91	0.89
27:BA:2021:C:OP2	51:B5:15:LYS:NZ	2.06	0.89

Continued on next page...

Continued from previous page...

Atom-1	Atom-2	Interatomic distance (Å)	Clash overlap (Å)
27:BA:2216:G:O2'	27:BA:2217:G:H5''	1.71	0.89
27:BA:2522:U:O2	27:BA:2543:G:N1	2.04	0.89
27:BA:2712:U:H3'	27:BA:2714:G:P	2.12	0.89
27:BA:527:C:C5	27:BA:2779:U:H3'	2.07	0.89
27:BA:2869:G:C2'	27:BA:2870:C:H5'	2.02	0.89
30:BF:150:THR:HB	30:BF:207:LEU:CD2	2.02	0.89
37:BQ:48:ASN:OD1	37:BQ:48:ASN:O	1.91	0.89
37:BQ:88:PHE:C	37:BQ:90:PHE:HE1	1.76	0.89
44:BR:55:ALA:HA	44:BR:80:PHE:CE1	2.06	0.89
40:BW:3:ALA:O	40:BW:4:LYS:HG3	1.73	0.89
40:BW:5:ALA:HB2	40:BW:54:ALA:HB2	1.54	0.89
43:BZ:95:SER:HG	43:BZ:122:ILE:HG12	1.37	0.89
43:BZ:34:LEU:CD1	43:BZ:35:ASP:H	1.85	0.89
7:AD:14:ARG:HD2	7:AD:66:ARG:HH12	1.37	0.89
54:B8:26:LYS:O	54:B8:27:SER:HB2	1.70	0.89
27:BA:2348:U:H5''	54:B8:42:ARG:HH22	1.35	0.89
27:BA:1050:A:O3'	27:BA:1051:G:P	2.31	0.89
27:BA:2240:C:O2	27:BA:2240:C:H2'	1.70	0.89
27:BA:2317:C:H5'	31:BG:150:SER:HB2	1.54	0.89
27:BA:199:A:N1	27:BA:2433:A:N7	2.20	0.89
27:BA:2482:G:H2'	27:BA:2483:C:H5''	1.54	0.89
27:BA:2535:G:N2	27:BA:2536:G:H1'	1.88	0.89
27:BA:2574:G:H3'	27:BA:2575:C:C6	2.06	0.89
30:BF:55:ARG:HG3	30:BF:56:THR:N	1.87	0.89
30:BF:91:PRO:HG2	30:BF:92:PRO:CD	2.02	0.89
32:BH:53:ARG:NH1	32:BH:56:ASP:CA	2.29	0.89
34:BN:19:MET:HE2	34:BN:19:MET:CA	1.98	0.89
36:BP:129:ALA:O	36:BP:133:VAL:HG23	1.73	0.89
44:BR:97:VAL:HG13	44:BR:114:VAL:CG2	2.03	0.89
46:BV:40:VAL:O	46:BV:51:ALA:CB	2.21	0.89
41:BX:11:THR:C	41:BX:15:MET:SD	2.52	0.89
42:BY:11:GLN:HA	42:BY:21:LYS:HE3	1.53	0.89
26:BB:76:G:O3'	43:BZ:80:HIS:CG	2.26	0.89
43:BZ:91:PRO:HG2	43:BZ:127:PRO:CB	2.02	0.89
1:AA:247:G:OP2	20:AQ:99:SER:HB2	1.73	0.88
51:B5:34:PRO:HD2	51:B5:36:CYS:SG	2.12	0.88
27:BA:2246:G:C2	27:BA:2247:A:C5	2.60	0.88
27:BA:965:C:C5'	27:BA:2273:A:H1'	2.00	0.88
27:BA:2316:C:N4	27:BA:2317:C:N4	2.20	0.88
27:BA:2384:G:C2'	27:BA:2386:C:OP2	2.21	0.88
27:BA:2246:G:N9	27:BA:2426:A:C2	2.40	0.88

Continued on next page...

Continued from previous page...

Atom-1	Atom-2	Interatomic distance (Å)	Clash overlap (Å)
27:BA:2606:C:C5'	27:BA:2606:C:C6	2.56	0.88
28:BD:68:ARG:O	28:BD:69:ASP:OD2	1.91	0.88
29:BE:231:TRP:CE3	29:BE:234:ARG:NH2	2.41	0.88
30:BF:200:PRO:HB3	30:BF:212:VAL:HG11	0.92	0.88
32:BH:104:LEU:CB	32:BH:151:ARG:HH12	1.85	0.88
32:BH:15:THR:HG21	32:BH:26:LYS:HB2	0.91	0.88
36:BP:128:GLY:C	36:BP:132:LYS:HD3	1.92	0.88
27:BA:907:U:O2'	37:BQ:88:PHE:CZ	2.24	0.88
44:BR:60:LEU:HG	44:BR:61:HIS:N	1.87	0.88
27:BA:994:C:H4'	45:BU:54:LYS:CE	2.03	0.88
45:BU:74:MET:HE2	45:BU:78:THR:CG2	1.81	0.88
46:BV:61:VAL:HG22	46:BV:97:GLY:CA	2.03	0.88
41:BX:76:GLU:OE1	41:BX:77:VAL:CG2	2.22	0.88
43:BZ:79:ILE:HG22	43:BZ:80:HIS:CE1	2.09	0.88
49:B0:37:LEU:HB3	49:B0:69:PHE:CG	2.08	0.88
27:BA:2051:A:N7	27:BA:2614:A:C6	2.40	0.88
27:BA:2210:G:O6	28:BD:148:GLY:HA3	1.72	0.88
27:BA:2265:U:C2'	27:BA:2266:A:OP1	2.21	0.88
27:BA:2410:G:C2'	27:BA:2411:A:H8	1.82	0.88
27:BA:2476:A:C8	27:BA:2477:C:C6	2.60	0.88
27:BA:2543:G:C2'	27:BA:2544:G:H8	1.71	0.88
27:BA:2550:G:H2'	27:BA:2551:C:C6	2.08	0.88
27:BA:2573:C:P	27:BA:2574:G:OP1	2.32	0.88
27:BA:2703:C:O2'	27:BA:2704:C:O5'	1.91	0.88
27:BA:2884:U:H2'	27:BA:2885:C:O4'	1.73	0.88
27:BA:557:U:H4'	34:BN:92:GLN:NE2	1.89	0.88
27:BA:748:G:H8	27:BA:750:A:OP2	1.55	0.88
27:BA:869:G:H1	27:BA:908:C:H42	1.19	0.88
26:BB:103:U:HO2'	43:BZ:67:LYS:HG2	1.38	0.88
28:BD:131:LEU:CD1	28:BD:171:VAL:HG21	2.00	0.88
27:BA:2771:C:C5'	29:BE:316:ARG:HD2	2.03	0.88
29:BE:314:ALA:O	29:BE:317:PRO:HD3	1.72	0.88
30:BF:221:GLU:O	30:BF:222:ASP:O	1.91	0.88
27:BA:2310:A:C4	31:BG:55:LYS:NZ	2.41	0.88
33:BI:43:ASN:C	33:BI:45:LYS:N	2.23	0.88
35:BO:112:MET:O	35:BO:114:ILE:N	2.06	0.88
35:BO:81:GLU:HG2	35:BO:82:ASN:N	1.83	0.88
37:BQ:144:THR:HG1	37:BQ:145:PRO:HD3	1.32	0.88
44:BR:75:LEU:HA	44:BR:78:LYS:HB3	1.52	0.88
38:BS:41:LYS:NZ	38:BS:68:GLU:CD	2.26	0.88
1:AA:393:A:OP2	19:AP:12:LYS:HD3	1.73	0.88

Continued on next page...

Continued from previous page...

Atom-1	Atom-2	Interatomic distance (Å)	Clash overlap (Å)
50:B4:6:HIS:HB2	50:B4:56:VAL:CG2	2.02	0.88
52:B6:19:GLY:CA	52:B6:44:ALA:CB	2.51	0.88
27:BA:2053:G:OP1	29:BE:241:TRP:HA	1.73	0.88
27:BA:2254:C:H2'	27:BA:2255:G:H5'	0.91	0.88
27:BA:2468:G:C6	27:BA:2481:G:C6	2.61	0.88
27:BA:2512:C:H4'	29:BE:235:ILE:HD12	1.55	0.88
27:BA:2832:U:C6	27:BA:2832:U:C4'	2.56	0.88
28:BD:86:ARG:N	28:BD:86:ARG:HD2	1.87	0.88
29:BE:217:TRP:CZ2	29:BE:251:PRO:HB3	2.09	0.88
32:BH:101:LYS:HG2	32:BH:115:GLU:CA	2.01	0.88
33:BI:77:VAL:HG11	33:BI:143:VAL:CG2	2.02	0.88
27:BA:2640:G:H4'	34:BN:70:PHE:HD2	1.37	0.88
35:BO:63:VAL:HG12	35:BO:102:VAL:HG13	1.54	0.88
36:BP:69:ILE:HA	36:BP:73:VAL:CG2	2.01	0.88
37:BQ:51:GLU:HA	37:BQ:118:ALA:CB	2.03	0.88
45:BU:115:ASN:HD22	45:BU:115:ASN:H	1.21	0.88
27:BA:535:C:C4'	45:BU:53:LYS:HE3	1.77	0.88
46:BV:40:VAL:HG12	46:BV:55:THR:HG23	1.53	0.88
1:AA:1224:G:C2	1:AA:1362:C:N3	2.41	0.88
16:AM:91:ARG:HH12	16:AM:103:THR:HG21	1.02	0.88
52:B6:19:GLY:O	52:B6:42:PRO:HB2	1.73	0.88
27:BA:2320:A:C2	27:BA:2333:A:C4	2.62	0.88
27:BA:2652:C:C6	27:BA:2653:U:C6	2.61	0.88
27:BA:2745:C:O2	32:BH:142:GLU:OE2	1.92	0.88
27:BA:2881:C:C2'	27:BA:2882:A:O5'	2.21	0.88
30:BF:102:LEU:HD21	30:BF:106:GLU:CB	2.02	0.88
32:BH:91:VAL:N	32:BH:159:LYS:HE3	1.88	0.88
33:BI:116:GLU:CG	33:BI:132:LYS:HE3	2.03	0.88
27:BA:1062:G:H21	56:BK:92:PRO:HG3	1.24	0.88
27:BA:2320:A:C2	38:BS:13:ARG:CG	2.56	0.88
38:BS:27:LEU:CB	38:BS:33:ARG:HH22	1.78	0.88
39:BT:4:ARG:O	39:BT:5:GLU:HG2	1.72	0.88
27:BA:1599:C:P	41:BX:33:SER:HG	1.93	0.88
42:BY:101:LEU:HB3	42:BY:113:GLU:OE1	1.73	0.88
42:BY:73:HIS:CE1	42:BY:90:PRO:HA	2.08	0.88
43:BZ:40:ASP:CG	43:BZ:41:ARG:CZ	2.42	0.88
1:AA:1314:C:N4	22:AS:4:SER:CB	2.37	0.88
6:AC:16:ARG:HH22	6:AC:184:TYR:H	1.17	0.88
49:B0:48:GLY:HA3	49:B0:55:ARG:CB	2.03	0.88
47:B2:20:LEU:HD13	47:B2:23:LEU:HB2	1.52	0.88
47:B2:54:ALA:O	47:B2:55:ARG:C	2.09	0.88

Continued on next page...

Continued from previous page...

Atom-1	Atom-2	Interatomic distance (Å)	Clash overlap (Å)
53:B7:34:ARG:HH12	53:B7:42:LEU:HA	1.38	0.88
27:BA:2416:C:H2'	27:BA:2417:C:C5'	2.03	0.88
27:BA:2546:U:C5'	27:BA:2565:A:H2	1.84	0.88
27:BA:2545:G:O2'	27:BA:2546:U:P	2.30	0.88
27:BA:526:A:C2	27:BA:2626:C:H1'	2.08	0.88
27:BA:2839:G:C2	27:BA:2840:C:C2	2.62	0.88
27:BA:359:A:O2'	27:BA:360:G:C4	2.25	0.88
27:BA:932:G:H5'	48:B3:24:LYS:CE	2.03	0.88
27:BA:993:G:O4'	46:BV:90:PHE:CE2	2.17	0.88
28:BD:105:ALA:N	28:BD:106:PRO:CD	2.35	0.88
28:BD:143:ILE:C	28:BD:152:GLN:HB2	1.93	0.88
27:BA:1655:A:H4'	29:BE:211:GLN:HA	1.55	0.88
27:BA:2571:C:HO2'	29:BE:243:PRO:HD3	1.27	0.88
27:BA:2785:C:C4'	29:BE:99:VAL:CA	2.33	0.88
32:BH:7:PRO:HD3	32:BH:68:ARG:CD	2.03	0.88
33:BI:2:LYS:CD	33:BI:39:ALA:HB2	2.03	0.88
34:BN:27:ALA:HA	34:BN:30:ALA:HB3	0.92	0.88
34:BN:95:ARG:O	34:BN:98:PHE:N	2.04	0.88
26:BB:9:G:OP1	38:BS:23:ARG:CZ	2.22	0.88
42:BY:51:LEU:N	42:BY:51:LEU:HD13	1.88	0.88
43:BZ:105:GLN:C	43:BZ:142:ASN:ND2	2.25	0.88
43:BZ:51:LEU:CD1	43:BZ:63:PRO:HB2	2.04	0.88
48:B3:30:ARG:HG3	48:B3:30:ARG:NH1	1.86	0.88
50:B4:16:TYR:C	50:B4:17:GLN:HG3	1.92	0.88
27:BA:2255:G:C5	27:BA:2256:G:C8	2.62	0.88
27:BA:2432:A:C2	27:BA:2433:A:C2	2.60	0.88
27:BA:248:G:N2	27:BA:2431:U:H4'	1.88	0.88
27:BA:2597:G:C2'	27:BA:2598:A:H8	1.83	0.88
27:BA:2785:C:HO2'	27:BA:2786:U:P	1.97	0.88
27:BA:963:U:H1'	27:BA:2250:G:H21	1.25	0.88
28:BD:184:LEU:HB2	28:BD:187:CYS:SG	2.14	0.88
27:BA:1675:C:C2	29:BE:225:LYS:HG2	2.07	0.88
29:BE:304:ASP:O	29:BE:307:LEU:CB	2.22	0.88
30:BF:52:ALA:CB	30:BF:55:ARG:NE	2.31	0.88
30:BF:59:GLU:O	30:BF:61:PHE:HD2	1.55	0.88
32:BH:83:GLU:CD	32:BH:84:LYS:N	2.26	0.88
34:BN:54:VAL:HG22	34:BN:135:ILE:HD13	1.55	0.88
37:BQ:131:ALA:HA	37:BQ:134:PHE:CE2	2.08	0.88
37:BQ:149:ILE:H	37:BQ:149:ILE:HD12	1.39	0.88
37:BQ:58:HIS:CG	37:BQ:59:ASN:H	1.90	0.88
44:BR:113:LEU:HD13	44:BR:113:LEU:C	1.94	0.88

Continued on next page...

Continued from previous page...

Atom-1	Atom-2	Interatomic distance (Å)	Clash overlap (Å)
46:BV:4:ILE:HD11	46:BV:13:ARG:NE	1.87	0.88
42:BY:101:LEU:CD2	42:BY:101:LEU:O	2.21	0.88
42:BY:28:SER:CB	42:BY:99:THR:CB	2.48	0.88
1:AA:671:G:H5'	9:AF:77:ARG:HH21	0.76	0.88
49:B0:64:ASP:O	49:B0:66:LYS:NZ	2.06	0.88
50:B4:41:PRO:HG2	50:B4:57:ASP:CB	2.03	0.88
53:B7:21:ARG:HH12	53:B7:43:THR:HG23	1.31	0.88
27:BA:2206:C:C2'	27:BA:2207:C:H5'	2.04	0.88
27:BA:2361:A:H2'	27:BA:2362:G:H5'	1.55	0.88
27:BA:2626:C:O5'	27:BA:2626:C:C6	2.27	0.88
27:BA:2633:G:H5'	27:BA:2812:G:H5'	1.54	0.88
27:BA:2642:G:O2'	27:BA:2643:G:C5'	2.15	0.88
27:BA:2712:U:C3'	27:BA:2714:G:OP2	2.20	0.88
27:BA:2688:U:O2	27:BA:2719:G:N3	2.06	0.88
27:BA:2740:A:C8	27:BA:2741:A:N7	2.42	0.88
27:BA:2623:G:O2'	27:BA:2825:C:O2'	1.84	0.88
27:BA:617:G:OP1	30:BF:221:GLU:CD	2.11	0.88
27:BA:904:C:O4'	43:BZ:166:LEU:HD21	1.74	0.88
26:BB:12:C:N3	38:BS:10:MET:CE	2.37	0.88
28:BD:161:ALA:CA	28:BD:162:GLN:NE2	2.37	0.88
28:BD:167:GLU:C	28:BD:170:TYR:CE1	2.46	0.88
30:BF:111:VAL:C	30:BF:114:ALA:HB3	1.92	0.88
2:AV:56:C:H1'	31:BG:56:ARG:HD2	1.54	0.88
32:BH:90:GLY:CA	32:BH:159:LYS:HG3	2.00	0.88
33:BI:21:VAL:HG11	33:BI:30:LEU:HD12	1.56	0.88
35:BO:90:ASP:O	35:BO:92:SER:N	2.07	0.88
44:BR:18:LEU:HD13	44:BR:18:LEU:C	1.94	0.88
39:BT:28:THR:C	39:BT:29:THR:HG23	1.93	0.88
27:BA:1151:G:C3'	45:BU:81:ASN:ND2	2.36	0.88
41:BX:17:ASP:CA	41:BX:20:PHE:CE1	2.56	0.88
43:BZ:176:LEU:C	43:BZ:176:LEU:HD23	1.93	0.88
1:AA:958:A:C2	22:AS:55:LYS:HB2	2.09	0.88
1:AA:1339:A:O2'	2:AV:40:C:O2	1.92	0.88
50:B4:14:ILE:HG23	50:B4:16:TYR:HE1	1.32	0.88
27:BA:1809:A:N6	50:B4:3:LYS:HG2	1.88	0.88
51:B5:15:LYS:O	51:B5:18:MET:N	2.06	0.88
52:B6:19:GLY:HA2	52:B6:44:ALA:HB2	1.56	0.88
52:B6:39:LYS:HA	52:B6:50:PHE:CD1	2.08	0.88
53:B7:30:ILE:O	53:B7:33:ARG:CA	2.21	0.88
27:BA:1029:A:H3'	27:BA:1030:G:P	2.12	0.88
27:BA:2051:A:C4'	29:BE:238:LEU:HD21	2.04	0.88

Continued on next page...

Continued from previous page...

Atom-1	Atom-2	Interatomic distance (Å)	Clash overlap (Å)
27:BA:2320:A:H2	27:BA:2333:A:C4	1.91	0.88
27:BA:2295:C:N4	27:BA:2337:G:N1	2.21	0.88
27:BA:2484:G:H1'	37:BQ:142:LYS:NZ	1.88	0.88
27:BA:2517:C:C2	27:BA:2542:A:N6	2.41	0.88
27:BA:2653:U:H3	27:BA:2654:A:N6	1.71	0.88
27:BA:2777:G:O5'	27:BA:2777:G:C8	2.27	0.88
27:BA:1818:U:C4'	28:BD:155:ARG:HG3	2.04	0.88
28:BD:155:ARG:C	28:BD:157:ALA:H	1.75	0.88
29:BE:222:ARG:HD3	29:BE:232:ARG:HA	1.56	0.88
32:BH:93:TYR:HB3	32:BH:106:VAL:CG2	1.99	0.88
34:BN:58:GLU:HA	34:BN:61:VAL:CB	2.03	0.88
35:BO:31:ARG:C	35:BO:32:TYR:CD1	2.47	0.88
36:BP:94:ARG:HB2	36:BP:120:LEU:HD21	0.89	0.88
37:BQ:41:THR:CB	37:BQ:126:VAL:HA	2.03	0.88
37:BQ:58:HIS:ND1	37:BQ:59:ASN:N	2.20	0.88
27:BA:1151:G:C3'	45:BU:81:ASN:HD21	1.85	0.88
42:BY:41:ARG:CB	42:BY:112:LEU:HA	1.98	0.88
42:BY:9:LYS:HE3	42:BY:13:ARG:CZ	2.04	0.88
42:BY:26:THR:O	42:BY:27:LEU:HG	1.72	0.88
42:BY:51:LEU:O	42:BY:52:ARG:HG3	1.73	0.88
42:BY:57:GLY:H	42:BY:97:ARG:NH2	1.70	0.88
50:B4:41:PRO:HB3	50:B4:59:PHE:HE1	1.38	0.88
51:B5:15:LYS:HZ3	51:B5:15:LYS:HB2	1.39	0.88
27:BA:142(A):A:OP2	27:BA:1143:A:C8	2.27	0.88
27:BA:2236:C:C2'	27:BA:2237:G:C5'	2.50	0.88
27:BA:2471:C:O2	27:BA:2479:G:N2	2.06	0.88
27:BA:2575:C:H5'	29:BE:241:TRP:HE1	1.36	0.88
27:BA:2657:A:N6	27:BA:2664:G:N2	2.12	0.88
27:BA:2756:U:N3	27:BA:2759:G:O6	2.07	0.88
27:BA:2813:A:O2'	27:BA:2814:C:H6	1.57	0.88
27:BA:414:C:N3	27:BA:2409:G:N2	2.20	0.88
30:BF:230:GLY:C	30:BF:231:ARG:CG	2.40	0.88
30:BF:47:GLY:HA2	30:BF:92:PRO:CA	2.03	0.88
30:BF:6:TYR:HE2	30:BF:140:VAL:HG22	1.36	0.88
37:BQ:57:ARG:C	37:BQ:61:LEU:HD21	1.93	0.88
38:BS:31:LYS:HB3	38:BS:32:PRO:HD3	1.51	0.88
27:BA:564:C:P	46:BV:79:GLN:CG	2.60	0.88
27:BA:566:U:OP2	46:BV:81:ARG:NE	2.07	0.88
49:B0:43:THR:OG1	49:B0:75:GLY:O	1.90	0.88
47:B2:23:LEU:CA	47:B2:26:GLU:OE1	2.18	0.88
27:BA:1801:G:H8	27:BA:1801:G:OP1	1.57	0.88

Continued on next page...

Continued from previous page...

Atom-1	Atom-2	Interatomic distance (Å)	Clash overlap (Å)
27:BA:1818:U:C5'	28:BD:155:ARG:HB2	2.04	0.88
27:BA:2320:A:H8	27:BA:2320:A:O5'	1.56	0.88
27:BA:2366:A:C8	27:BA:2367:G:C8	2.62	0.88
27:BA:2463:C:O2	27:BA:2464:C:C6	2.26	0.88
27:BA:1783:A:N1	27:BA:2587:A:C2	2.37	0.88
27:BA:2700:C:C2'	27:BA:2701:C:H4'	2.03	0.88
27:BA:2731:G:N2	27:BA:2732:G:C2	2.42	0.88
27:BA:2739:U:O2'	27:BA:2740:A:H5''	1.74	0.88
27:BA:856:C:HO2'	49:B0:24:LYS:HD3	1.35	0.88
29:BE:99:VAL:CG1	29:BE:100:TRP:H	1.87	0.88
29:BE:201:VAL:N	29:BE:266:LYS:CD	2.37	0.88
29:BE:315:VAL:O	29:BE:317:PRO:HD3	1.74	0.88
30:BF:157:LEU:HB2	30:BF:158:GLU:CD	1.93	0.88
30:BF:39:GLN:N	30:BF:39:GLN:OE1	2.07	0.88
26:BB:42:C:H5'	31:BG:48:MET:HB2	1.56	0.88
32:BH:43:THR:HG23	32:BH:52:THR:HG23	0.88	0.88
37:BQ:46:VAL:O	37:BQ:124:ALA:C	2.11	0.88
46:BV:59:GLU:C	46:BV:60:VAL:HG23	1.93	0.88
46:BV:83:ARG:O	46:BV:84:THR:OG1	1.89	0.88
40:BW:8:ARG:CG	40:BW:9:TYR:H	1.85	0.88
41:BX:33:SER:CA	41:BX:37:VAL:CG2	2.51	0.88
41:BX:48:THR:O	41:BX:50:GLU:OE2	1.91	0.88
42:BY:55:PHE:HB3	42:BY:58:GLU:OE2	1.73	0.88
7:AD:23:GLY:N	7:AD:113:SER:CB	2.37	0.87
27:BA:388:G:H5'	50:B4:24:THR:CG2	2.04	0.87
50:B4:32:HIS:O	50:B4:34:ASP:OD1	1.92	0.87
27:BA:2333:A:C4	27:BA:2335:A:C2	2.61	0.87
27:BA:2425:A:O2'	27:BA:2426:A:P	2.32	0.87
27:BA:2458:G:O6	27:BA:2490:G:C2'	2.21	0.87
27:BA:2663:G:H2'	27:BA:2664:G:H8	1.35	0.87
27:BA:2734:A:C8	27:BA:2734:A:H5''	2.09	0.87
27:BA:2734:A:N7	27:BA:2735:G:C8	2.42	0.87
27:BA:1819:A:H2'	28:BD:177:SER:CB	2.04	0.87
29:BE:221:LYS:HZ3	29:BE:233:ARG:HG2	1.37	0.87
27:BA:2574:G:HO2'	29:BE:240:PRO:HB3	0.81	0.87
31:BG:11:HIS:NE2	31:BG:15:GLU:OE2	2.05	0.87
34:BN:83:ILE:O	34:BN:86:MET:N	2.05	0.87
36:BP:101:ASP:O	36:BP:102:ASP:CG	2.13	0.87
37:BQ:57:ARG:C	37:BQ:61:LEU:CG	2.42	0.87
44:BR:21:TYR:HB3	44:BR:47:PHE:CE2	2.09	0.87
41:BX:20:PHE:HD1	41:BX:22:ASN:N	1.71	0.87

Continued on next page...

Continued from previous page...

Atom-1	Atom-2	Interatomic distance (Å)	Clash overlap (Å)
43:BZ:51:LEU:CD2	43:BZ:52:PHE:N	2.33	0.87
43:BZ:14:LEU:CD2	43:BZ:79:ILE:HG21	2.04	0.87
1:AA:1347:G:H8	12:AI:107:ARG:HB3	1.38	0.87
48:B3:54:VAL:HG23	48:B3:55:ARG:N	1.89	0.87
50:B4:51:ASP:O	50:B4:52:THR:HG22	1.75	0.87
51:B5:34:PRO:CD	51:B5:36:CYS:SG	2.63	0.87
54:B8:5:LYS:C	54:B8:7:HIS:N	2.26	0.87
27:BA:1789:A:H4'	28:BD:224:VAL:CG1	2.03	0.87
27:BA:2266:A:N6	27:BA:2273:A:OP2	2.07	0.87
27:BA:2320:A:H62	38:BS:9:PRO:CG	1.87	0.87
27:BA:2067:G:H1	27:BA:2443:C:N4	1.72	0.87
27:BA:2482:G:C5	27:BA:2483:C:C6	2.63	0.87
27:BA:2509:G:N3	27:BA:2580:U:O2	2.06	0.87
27:BA:2045:C:H42	27:BA:2623:G:H1	0.88	0.87
27:BA:2689:U:C5'	27:BA:2690:C:H5''	2.03	0.87
27:BA:2783:G:O5'	27:BA:2783:G:H8	1.57	0.87
27:BA:535:C:H4'	45:BU:53:LYS:HE3	0.89	0.87
27:BA:856:C:O2'	49:B0:24:LYS:CD	2.22	0.87
30:BF:144:PHE:C	30:BF:146:ASP:H	1.77	0.87
30:BF:197:SER:HB3	30:BF:239:ALA:H	1.37	0.87
34:BN:19:MET:CE	34:BN:22:VAL:HG21	2.05	0.87
34:BN:45:VAL:C	34:BN:46:ILE:HG13	1.86	0.87
36:BP:77:ALA:CA	36:BP:81:VAL:CG1	2.51	0.87
27:BA:911:A:N3	37:BQ:16:ARG:HG2	1.90	0.87
37:BQ:67:ALA:H	37:BQ:70:ARG:NH2	1.72	0.87
39:BT:14:GLU:OE1	39:BT:14:GLU:HA	1.73	0.87
46:BV:40:VAL:CB	46:BV:51:ALA:HB1	2.03	0.87
5:AB:32:ILE:HD11	5:AB:40:HIS:HB3	1.57	0.87
7:AD:23:GLY:CA	7:AD:113:SER:HB3	2.05	0.87
47:B2:8:ILE:C	47:B2:11:MET:HG2	1.94	0.87
51:B5:15:LYS:O	51:B5:16:ARG:C	2.09	0.87
27:BA:1789:A:OP1	28:BD:226:GLY:CA	2.21	0.87
27:BA:1906:G:C4	27:BA:1929:G:C5	2.62	0.87
27:BA:25:U:C5'	40:BW:80:PRO:HD2	1.98	0.87
27:BA:2821:A:N3	27:BA:2822:G:C8	2.42	0.87
27:BA:2838:G:C5	27:BA:2839:G:C8	2.62	0.87
27:BA:2720:U:C4	27:BA:2873:A:N6	2.25	0.87
27:BA:911:A:N7	37:BQ:16:ARG:HG3	1.88	0.87
28:BD:75:GLY:C	28:BD:115:ILE:O	2.11	0.87
28:BD:149:ARG:HB2	28:BD:152:GLN:HE21	1.38	0.87
29:BE:79:ARG:NH1	29:BE:104:PHE:O	2.02	0.87

Continued on next page...

Continued from previous page...

Atom-1	Atom-2	Interatomic distance (Å)	Clash overlap (Å)
32:BH:93:TYR:HE1	32:BH:106:VAL:C	1.75	0.87
34:BN:19:MET:HB3	34:BN:46:ILE:CD1	2.05	0.87
34:BN:95:ARG:HA	34:BN:98:PHE:CE1	2.08	0.87
36:BP:106:VAL:CG2	36:BP:122:ALA:HB1	2.03	0.87
37:BQ:41:THR:HG21	37:BQ:126:VAL:HA	1.52	0.87
38:BS:40:ASN:HA	38:BS:114:LYS:HZ2	1.35	0.87
40:BW:85:VAL:CG1	40:BW:95:ILE:HD11	2.03	0.87
42:BY:101:LEU:HD13	42:BY:103:LEU:HD11	1.57	0.87
43:BZ:10:PRO:O	43:BZ:14:LEU:N	2.08	0.87
1:AA:243:A:H4'	1:AA:244:U:H5'	1.57	0.87
51:B5:42:SER:O	51:B5:43:HIS:HB2	1.73	0.87
54:B8:12:ARG:HD2	54:B8:13:ARG:HD2	1.57	0.87
27:BA:1612:C:H2'	53:B7:3:ARG:CD	2.05	0.87
27:BA:2354:G:N3	49:B0:32:LYS:HE2	1.89	0.87
27:BA:2626:C:H2'	27:BA:2627:G:H5'	0.89	0.87
27:BA:2679:A:H61	27:BA:2728:U:H3	1.23	0.87
27:BA:2759:G:O2'	27:BA:2760:C:C5'	2.23	0.87
27:BA:2862:G:H2'	27:BA:2863:C:C5	2.09	0.87
27:BA:2881:C:N4	27:BA:2882:A:H62	1.72	0.87
29:BE:180:ILE:CG2	29:BE:187:HIS:CB	2.48	0.87
30:BF:106:GLU:O	30:BF:109:LEU:HB2	1.74	0.87
30:BF:6:TYR:CE1	30:BF:139:VAL:HB	2.08	0.87
30:BF:164:ALA:CB	30:BF:232:LEU:HD13	2.02	0.87
30:BF:56:THR:HB	30:BF:57:PRO:CD	2.04	0.87
32:BH:25:VAL:HG12	32:BH:78:VAL:HG21	1.56	0.87
36:BP:64:ILE:O	36:BP:108:VAL:HA	1.74	0.87
36:BP:71:GLU:O	36:BP:73:VAL:N	2.07	0.87
37:BQ:65:ARG:HE	37:BQ:85:ILE:HB	1.38	0.87
44:BR:90:ARG:HH22	44:BR:117:VAL:HG22	1.39	0.87
45:BU:98:ILE:O	45:BU:101:ARG:N	2.08	0.87
41:BX:6:LYS:CE	41:BX:29:ASP:CA	2.52	0.87
43:BZ:141:MET:SD	43:BZ:141:MET:N	2.46	0.87
43:BZ:68:ALA:O	43:BZ:69:VAL:HG23	0.70	0.87
1:AA:1287:A:H61	1:AA:1371:G:C4'	1.86	0.87
1:AA:546:G:HO2'	1:AA:548:G:HO2'	0.88	0.87
1:AA:410:G:OP2	7:AD:25:ARG:NE	2.05	0.87
7:AD:49:ARG:O	7:AD:51:PRO:HD3	1.74	0.87
48:B3:38:GLU:O	48:B3:40:THR:HG22	1.74	0.87
27:BA:2400:G:H4'	52:B6:20:PHE:CE1	2.09	0.87
52:B6:8:ILE:HA	52:B6:29:ARG:HH21	1.38	0.87
55:B9:20:HIS:C	55:B9:22:ARG:H	1.78	0.87

Continued on next page...

Continued from previous page...

Atom-1	Atom-2	Interatomic distance (Å)	Clash overlap (Å)
27:BA:2320:A:C2	27:BA:2333:A:N3	2.42	0.87
27:BA:2445:G:O2'	27:BA:2446:G:H5'	1.75	0.87
27:BA:2589:A:H2'	27:BA:2590:A:H5'	1.54	0.87
27:BA:2633:G:N2	27:BA:2634:G:C5	2.42	0.87
27:BA:2706:G:H8	27:BA:2706:G:O5'	1.57	0.87
27:BA:2825:C:C6	27:BA:2825:C:H3'	2.10	0.87
28:BD:61:TYR:HH	28:BD:214:MET:CE	1.79	0.87
30:BF:4:THR:O	30:BF:139:VAL:CG1	2.23	0.87
30:BF:39:GLN:OE1	30:BF:40:ALA:N	2.06	0.87
27:BA:674:G:H5''	30:BF:69:HIS:CA	2.03	0.87
31:BG:135:VAL:HG12	31:BG:135:VAL:O	1.73	0.87
31:BG:57:THR:HG22	31:BG:58:VAL:N	1.90	0.87
32:BH:159:LYS:N	32:BH:162:ARG:HH22	1.72	0.87
33:BI:25:TYR:HD2	33:BI:25:TYR:N	1.70	0.87
34:BN:60:ARG:CA	34:BN:71:TYR:HD2	1.88	0.87
35:BO:99:PHE:CD2	39:BT:24:LYS:HE3	2.07	0.87
36:BP:64:ILE:HD12	36:BP:106:VAL:CB	2.05	0.87
37:BQ:44:ALA:HB1	37:BQ:126:VAL:O	1.73	0.87
37:BQ:140:TYR:O	37:BQ:143:VAL:HG22	1.74	0.87
38:BS:27:LEU:HD13	38:BS:27:LEU:C	1.93	0.87
38:BS:56:ASP:O	38:BS:57:THR:CG2	2.22	0.87
45:BU:5:LYS:O	45:BU:7:GLY:N	2.08	0.87
1:AA:815:A:H2	1:AA:1528:U:H1'	1.37	0.87
49:B0:52:GLY:O	49:B0:53:MET:HG2	1.73	0.87
48:B3:20:LYS:CD	48:B3:23:LEU:HD12	2.03	0.87
51:B5:25:LEU:O	51:B5:26:THR:CG2	2.23	0.87
55:B9:24:LEU:CD1	55:B9:35:ARG:HG3	2.05	0.87
27:BA:1080:C:C1'	56:BK:126:LYS:O	2.23	0.87
27:BA:1966:A:C2	27:BA:2593:U:H5'	2.10	0.87
27:BA:2044:C:C2	27:BA:2624:G:N2	2.38	0.87
27:BA:2084:C:O2	27:BA:2235:G:N2	2.06	0.87
27:BA:2304:G:H4'	31:BG:105:SER:HB2	1.55	0.87
27:BA:2661:G:C4	27:BA:2662:A:N7	2.42	0.87
27:BA:2666:C:H3'	27:BA:2667:C:H5'	1.56	0.87
27:BA:919:G:N2	27:BA:2268:A:C5'	2.37	0.87
28:BD:131:LEU:HD11	28:BD:183:ILE:HG21	0.89	0.87
30:BF:212:VAL:HG12	30:BF:212:VAL:O	1.72	0.87
32:BH:170:LEU:C	32:BH:170:LEU:HD13	1.94	0.87
34:BN:105:LEU:CG	34:BN:106:GLY:H	1.86	0.87
37:BQ:140:TYR:CG	37:BQ:147:VAL:HG11	2.09	0.87
38:BS:74:PRO:O	38:BS:80:SER:N	2.07	0.87

Continued on next page...

Continued from previous page...

Atom-1	Atom-2	Interatomic distance (Å)	Clash overlap (Å)
46:BV:74:TYR:CZ	46:BV:87:ARG:C	2.44	0.87
40:BW:23:LEU:C	40:BW:25:ARG:H	1.76	0.87
40:BW:83:LYS:HA	40:BW:97:LYS:HG2	1.54	0.87
43:BZ:26:LYS:HB3	43:BZ:26:LYS:NZ	1.89	0.87
1:AA:1221:G:OP1	1:AA:1320:C:N4	2.08	0.87
1:AA:891:U:H2'	1:AA:892:A:H8	1.36	0.87
1:AA:944:G:C6	1:AA:1337:G:H2'	2.10	0.87
1:AA:426:G:H1'	7:AD:42:GLN:HG3	1.55	0.87
2:AV:37:G:N2	4:AX:116:U:C2	2.43	0.87
48:B3:3:ARG:HD3	48:B3:60:GLU:CB	2.03	0.87
53:B7:30:ILE:HA	53:B7:33:ARG:HD2	0.95	0.87
54:B8:16:ILE:HG22	54:B8:21:LYS:O	1.74	0.87
54:B8:30:ARG:NH2	54:B8:41:ILE:HG23	1.88	0.87
27:BA:1108:U:O3'	27:BA:1109:C:P	2.33	0.87
27:BA:1127:A:N1	27:BA:2518:A:N3	2.22	0.87
27:BA:1151:G:C4'	45:BU:81:ASN:CG	2.27	0.87
27:BA:1163:G:C5'	46:BV:23:GLU:OE1	2.21	0.87
2:AV:12:U:H1'	27:BA:1923:U:O2'	1.74	0.87
27:BA:2317:C:C5'	31:BG:150:SER:HB3	2.04	0.87
27:BA:2317:C:C6	27:BA:2318:G:N7	2.43	0.87
27:BA:2373:G:N1	27:BA:2374:C:N4	2.22	0.87
27:BA:2581:G:N2	27:BA:2610:C:C6	2.42	0.87
27:BA:2652:C:C6	27:BA:2653:U:H5	1.83	0.87
27:BA:2695:C:H2'	27:BA:2696:U:C6	2.10	0.87
27:BA:602:G:O3'	27:BA:603:A:H4'	1.70	0.87
27:BA:623:G:H2'	27:BA:624:C:H6	1.40	0.87
28:BD:89:ASN:C	28:BD:105:ALA:HB2	1.95	0.87
29:BE:211:GLN:O	29:BE:216:ARG:NH1	2.07	0.87
31:BG:149:ARG:O	31:BG:151:ILE:N	2.06	0.87
31:BG:53:LYS:CG	31:BG:54:ALA:N	2.33	0.87
27:BA:2310:A:C5	31:BG:55:LYS:NZ	2.43	0.87
33:BI:7:LYS:CG	33:BI:12:LYS:HA	2.03	0.87
33:BI:7:LYS:HG3	33:BI:12:LYS:HD3	1.55	0.87
27:BA:1952:A:C2	35:BO:22:ILE:HG23	2.09	0.87
35:BO:40:VAL:HG12	35:BO:40:VAL:O	1.74	0.87
46:BV:42:GLY:O	46:BV:54:TYR:OH	1.93	0.87
40:BW:86:LEU:HB3	40:BW:87:PRO:HD3	1.56	0.87
43:BZ:24:TYR:CD2	43:BZ:84:TYR:CD1	2.61	0.87
1:AA:266:G:H22	1:AA:270:A:H62	1.20	0.87
1:AA:32:A:H2'	1:AA:33:A:C8	2.10	0.87
3:AW:10:G:N7	3:AW:45:G:O2'	2.05	0.87

Continued on next page...

Continued from previous page...

Atom-1	Atom-2	Interatomic distance (Å)	Clash overlap (Å)
50:B4:68:ARG:CG	50:B4:72:LYS:CG	2.52	0.87
53:B7:21:ARG:HD2	53:B7:31:LEU:HD13	1.57	0.87
53:B7:38:GLY:O	53:B7:39:ARG:CB	2.22	0.87
27:BA:126:A:P	53:B7:44:VAL:HG11	2.14	0.87
27:BA:2188:C:C4	27:BA:2189:U:C4	2.63	0.87
27:BA:2227:A:N6	27:BA:2228:G:O6	2.06	0.87
27:BA:2259:G:N7	27:BA:2260:C:C4	2.43	0.87
27:BA:2044:C:H42	27:BA:2624:G:H1	0.88	0.87
27:BA:2699:C:O2	27:BA:2699:C:H2'	1.73	0.87
27:BA:872:A:O2'	37:BQ:31:PHE:CG	2.28	0.87
27:BA:919:G:N2	27:BA:2268:A:H5'	1.90	0.87
29:BE:210:THR:CG2	29:BE:255:GLN:HG2	2.03	0.87
32:BH:51:VAL:HG21	32:BH:68:ARG:HE	1.39	0.87
35:BO:29:GLY:O	35:BO:30:ARG:O	1.90	0.87
36:BP:67:ARG:HH11	36:BP:111:ALA:C	1.77	0.87
38:BS:12:ARG:NH1	38:BS:20:TYR:HE2	1.37	0.87
7:AD:15:GLU:HG2	7:AD:63:LYS:HB3	1.06	0.87
7:AD:9:CYS:SG	7:AD:31:CYS:CA	2.63	0.87
27:BA:372:G:O2'	50:B4:63:PHE:CZ	2.28	0.87
52:B6:41:ASP:HB3	52:B6:47:HIS:N	1.90	0.87
52:B6:45:LYS:C	52:B6:46:LYS:HE2	1.95	0.87
53:B7:30:ILE:HD11	53:B7:33:ARG:HH12	1.39	0.87
27:BA:176:G:C3'	27:BA:177:G:H8	1.87	0.87
27:BA:2046:G:OP1	51:B5:19:ARG:N	2.08	0.87
27:BA:2247:A:H2'	27:BA:2248:C:H6	1.39	0.87
27:BA:2439:A:N3	27:BA:2439:A:C2'	2.37	0.87
27:BA:2616:C:C2'	27:BA:2617:C:C5'	2.44	0.87
27:BA:328:U:O2'	42:BY:94:SER:CB	2.21	0.87
28:BD:126:GLY:O	28:BD:127:ASN:O	1.91	0.87
27:BA:1827:C:N4	28:BD:225:ARG:NH1	2.22	0.87
28:BD:74:PRO:CA	28:BD:116:MET:HE2	1.98	0.87
28:BD:86:ARG:O	28:BD:87:SER:OG	1.92	0.87
29:BE:222:ARG:CG	29:BE:232:ARG:HA	2.05	0.87
30:BF:140:VAL:HG23	30:BF:234:VAL:HB	1.57	0.87
33:BI:75:LEU:CD1	33:BI:76:THR:N	2.36	0.87
33:BI:91:GLY:O	33:BI:92:SER:O	1.92	0.87
34:BN:10:VAL:CG1	34:BN:36:VAL:CG2	1.97	0.87
34:BN:63:ILE:HG21	34:BN:71:TYR:OH	1.73	0.87
36:BP:67:ARG:N	36:BP:67:ARG:NE	2.23	0.87
37:BQ:32:LYS:HZ1	43:BZ:172:LEU:CD1	1.83	0.87
37:BQ:36:ASN:HB3	37:BQ:41:THR:N	1.90	0.87

Continued on next page...

Continued from previous page...

Atom-1	Atom-2	Interatomic distance (Å)	Clash overlap (Å)
37:BQ:89:PRO:HA	37:BQ:113:ALA:HB2	1.57	0.87
38:BS:27:LEU:HB2	38:BS:33:ARG:HH22	1.06	0.87
38:BS:98:GLU:CG	38:BS:99:GLU:H	1.88	0.87
45:BU:8:ILE:N	45:BU:11:ARG:CD	2.38	0.87
27:BA:1151:G:C4'	45:BU:81:ASN:OD1	2.23	0.87
40:BW:66:GLU:HG2	40:BW:67:ASP:N	1.89	0.87
43:BZ:141:MET:CB	43:BZ:171:VAL:HG11	2.05	0.87
43:BZ:85:MET:O	43:BZ:86:VAL:HG23	1.75	0.87
51:B5:34:PRO:HG2	51:B5:36:CYS:SG	2.14	0.86
27:BA:1240:U:H3'	27:BA:1241:A:H8	1.38	0.86
27:BA:1364:G:OP1	50:B4:3:LYS:HG2	1.73	0.86
27:BA:138:G:H2'	27:BA:139:G:H4'	1.57	0.86
27:BA:2049:G:C2	27:BA:2620:C:C2	2.61	0.86
27:BA:2078:C:H4'	27:BA:2434:A:H5'	1.55	0.86
27:BA:2087:G:O6	27:BA:2233:U:C5	2.28	0.86
27:BA:2355:C:H4'	49:B0:21:LEU:HD13	0.95	0.86
27:BA:2376:A:C2	38:BS:102:LEU:CD2	2.57	0.86
27:BA:631:A:H2	27:BA:2415:G:N3	1.72	0.86
27:BA:2258:C:C4	27:BA:2426:A:H1'	2.09	0.86
27:BA:2657:A:C5	27:BA:2664:G:N2	2.42	0.86
27:BA:2721:A:N3	27:BA:2722:G:C8	2.43	0.86
27:BA:2768:C:C2	27:BA:2769:C:H6	1.86	0.86
27:BA:2781:A:H5''	27:BA:2782:G:O5'	1.68	0.86
27:BA:911:A:C2	37:BQ:16:ARG:HG2	2.10	0.86
28:BD:104:ILE:CD1	28:BD:104:ILE:N	2.32	0.86
28:BD:196:ASN:HA	28:BD:199:ARG:CD	2.04	0.86
28:BD:208:GLY:HA2	28:BD:210:LYS:HZ3	0.72	0.86
28:BD:73:ILE:HG22	28:BD:95:TYR:CD2	1.80	0.86
31:BG:142:ALA:HB2	31:BG:151:ILE:HD11	1.55	0.86
31:BG:49:PRO:CB	31:BG:72:LYS:H	1.87	0.86
32:BH:73:ASN:CG	32:BH:137:LYS:NZ	2.28	0.86
34:BN:27:ALA:O	34:BN:28:GLU:C	2.12	0.86
27:BA:1665:A:C2'	35:BO:66:LYS:HZ3	1.75	0.86
43:BZ:156:GLU:CG	43:BZ:157:GLY:H	1.81	0.86
43:BZ:141:MET:HA	43:BZ:171:VAL:HG11	1.55	0.86
1:AA:986:A:C1'	22:AS:55:LYS:CA	2.27	0.86
49:B0:36:ILE:O	49:B0:37:LEU:CD2	2.23	0.86
49:B0:38:VAL:HA	49:B0:40:GLN:NE2	1.89	0.86
51:B5:44:HIS:HA	51:B5:52:TYR:HH	1.06	0.86
54:B8:16:ILE:N	54:B8:16:ILE:HD12	1.91	0.86
54:B8:8:LYS:O	54:B8:11:LYS:N	2.07	0.86

Continued on next page...

Continued from previous page...

Atom-1	Atom-2	Interatomic distance (Å)	Clash overlap (Å)
27:BA:1367:A:O2'	53:B7:25:LYS:NZ	2.08	0.86
27:BA:176:G:H3'	27:BA:177:G:H8	1.39	0.86
27:BA:2234:G:C6	27:BA:2235:G:C5	2.62	0.86
27:BA:2330:G:C2	27:BA:2331:G:C1'	2.58	0.86
27:BA:2344:U:C2'	27:BA:2345:G:P	2.63	0.86
27:BA:2395:C:H3'	27:BA:2395:C:C6	2.09	0.86
27:BA:2414:G:C4	27:BA:2415:G:C8	2.63	0.86
27:BA:2468:G:HO2'	27:BA:2469:A:H8	0.90	0.86
27:BA:1672:C:O2	27:BA:2582:G:O4'	1.93	0.86
27:BA:296:C:H6	27:BA:338:G:N2	1.72	0.86
27:BA:565:C:O2'	27:BA:1253:A:C2	2.26	0.86
28:BD:213:LYS:C	28:BD:215:LYS:N	2.28	0.86
29:BE:225:LYS:O	29:BE:226:HIS:ND1	2.08	0.86
29:BE:61:PRO:HB3	29:BE:69:PRO:HB3	1.56	0.86
31:BG:99:ASP:N	31:BG:104:PHE:CD2	2.42	0.86
32:BH:148:ARG:HH12	32:BH:164:GLU:H	1.22	0.86
32:BH:7:PRO:HD2	32:BH:68:ARG:HD3	1.54	0.86
35:BO:92:SER:CB	35:BO:113:LYS:NZ	2.38	0.86
37:BQ:67:ALA:O	37:BQ:71:PHE:HD1	1.28	0.86
27:BA:1161:C:HO2'	46:BV:22:VAL:HG11	1.39	0.86
1:AA:31:G:C5	1:AA:306:G:H1'	2.10	0.86
7:AD:8:VAL:HB	7:AD:115:ARG:CZ	2.05	0.86
47:B2:7:GLU:OE1	47:B2:8:ILE:HG13	1.74	0.86
50:B4:49:PHE:CZ	50:B4:71:SER:OG	2.20	0.86
27:BA:1055:G:H3'	27:BA:1056:G:P	2.13	0.86
27:BA:2313:C:O2'	27:BA:2314:C:C5'	2.23	0.86
27:BA:2484:G:H2'	27:BA:2485:G:O5'	1.75	0.86
27:BA:2536:G:C6	27:BA:2537:U:N3	2.43	0.86
27:BA:2561:A:C5	27:BA:2562:U:C6	2.64	0.86
27:BA:2653:U:OP2	27:BA:2654:A:H3'	1.74	0.86
27:BA:2869:G:C2	27:BA:2870:C:N1	2.43	0.86
28:BD:61:TYR:OH	28:BD:214:MET:SD	2.29	0.86
29:BE:45:LYS:HE2	29:BE:301:PRO:HB2	1.54	0.86
31:BG:97:GLN:OE1	31:BG:106:PHE:HE2	1.56	0.86
33:BI:13:GLY:CA	33:BI:15:LYS:CE	2.53	0.86
34:BN:16:ASP:N	34:BN:45:VAL:HG23	1.83	0.86
36:BP:61:ALA:HB1	36:BP:107:LYS:HE2	1.57	0.86
36:BP:114:VAL:HG11	36:BP:133:VAL:HA	1.57	0.86
37:BQ:58:HIS:N	37:BQ:61:LEU:CD1	2.38	0.86
38:BS:110:THR:HG22	38:BS:115:VAL:HG23	1.56	0.86
45:BU:27:SER:O	45:BU:29:SER:CB	2.24	0.86

Continued on next page...

Continued from previous page...

Atom-1	Atom-2	Interatomic distance (Å)	Clash overlap (Å)
45:BU:92:ARG:CA	45:BU:95:LEU:CG	2.52	0.86
42:BY:49:GLU:OE2	42:BY:97:ARG:NH1	0.72	0.86
43:BZ:67:LYS:HA	43:BZ:67:LYS:CE	2.05	0.86
1:AA:1014:A:O3'	22:AS:14:HIS:CE1	2.28	0.86
47:B2:24:LYS:HA	47:B2:27:LEU:HD12	1.56	0.86
54:B8:6:THR:O	54:B8:7:HIS:C	2.14	0.86
27:BA:1669:A:H5''	27:BA:2550:G:OP1	1.76	0.86
27:BA:2343:C:H5'	27:BA:2374:C:OP1	1.73	0.86
27:BA:2364:C:C1'	49:B0:32:LYS:HZ2	1.87	0.86
27:BA:2457:U:C5	27:BA:2458:G:N3	2.42	0.86
27:BA:2558:C:N3	27:BA:2559:C:C4	2.43	0.86
27:BA:2739:U:H2'	27:BA:2740:A:H5''	1.46	0.86
27:BA:2870:C:O2	27:BA:2871:C:C6	2.28	0.86
26:BB:56:G:H4'	26:BB:57:A:H5''	1.58	0.86
31:BG:88:LEU:N	31:BG:89:PRO:CD	2.38	0.86
32:BH:36:PHE:HD2	32:BH:70:LEU:HD13	1.39	0.86
37:BQ:31:PHE:CD2	37:BQ:85:ILE:O	2.29	0.86
44:BR:93:GLY:C	44:BR:95:THR:H	1.79	0.86
45:BU:6:THR:O	45:BU:9:VAL:CG2	2.23	0.86
46:BV:61:VAL:C	46:BV:98:ILE:CD1	2.43	0.86
42:BY:108:ARG:O	42:BY:112:LEU:HD23	1.73	0.86
1:AA:1221:G:C4'	22:AS:36:ARG:HH12	1.87	0.86
1:AA:958:A:N3	22:AS:55:LYS:HB2	1.90	0.86
7:AD:23:GLY:CA	7:AD:112:VAL:O	2.23	0.86
7:AD:127:THR:HB	7:AD:147:ALA:HB3	1.58	0.86
16:AM:92:HIS:CE1	16:AM:98:VAL:HG21	2.11	0.86
49:B0:36:ILE:O	49:B0:37:LEU:HD23	1.75	0.86
49:B0:49:GLN:O	49:B0:73:GLY:HA3	1.76	0.86
27:BA:2045:C:O2	51:B5:22:HIS:CE1	2.27	0.86
27:BA:2400:G:C2'	52:B6:20:PHE:HE1	1.88	0.86
54:B8:38:GLY:O	54:B8:40:GLU:N	2.09	0.86
27:BA:1364:G:H8	27:BA:1364:G:H5'	1.40	0.86
27:BA:1525:G:H3'	27:BA:1526:G:P	2.16	0.86
27:BA:2350:C:N4	27:BA:2382:G:N1	2.24	0.86
27:BA:2573:C:C4'	27:BA:2573:C:H6	1.88	0.86
27:BA:2589:A:C6	27:BA:2590:A:N7	2.42	0.86
27:BA:2615:U:H3	51:B5:8:LYS:CG	1.87	0.86
27:BA:2712:U:C3'	27:BA:712(A):A:H5''	2.06	0.86
28:BD:208:GLY:C	28:BD:210:LYS:HG2	1.96	0.86
28:BD:216:ALA:HB1	28:BD:223:ASN:CB	2.04	0.86
27:BA:1789:A:C4'	28:BD:224:VAL:HG11	2.05	0.86

Continued on next page...

Continued from previous page...

Atom-1	Atom-2	Interatomic distance (Å)	Clash overlap (Å)
29:BE:304:ASP:O	29:BE:307:LEU:CG	2.23	0.86
30:BF:81:PRO:CA	30:BF:87:ARG:CB	2.53	0.86
33:BI:102:LEU:HD12	33:BI:103:GLN:CA	2.05	0.86
34:BN:15:ARG:CG	34:BN:43:ARG:HD2	2.05	0.86
35:BO:25:LEU:HD21	35:BO:40:VAL:HG23	0.88	0.86
38:BS:17:ARG:C	38:BS:17:ARG:CD	2.43	0.86
46:BV:3:ALA:C	46:BV:12:TYR:OH	2.08	0.86
46:BV:35:LEU:H	46:BV:60:VAL:CG1	1.89	0.86
41:BX:9:HIS:ND1	41:BX:27:ALA:N	2.24	0.86
42:BY:18:GLU:CA	42:BY:21:LYS:HZ2	1.88	0.86
42:BY:46:ASP:HA	42:BY:102:ASP:CG	1.95	0.86
43:BZ:129:ARG:NE	43:BZ:129:ARG:HA	1.90	0.86
50:B4:41:PRO:HG2	50:B4:57:ASP:HB2	1.58	0.86
50:B4:46:GLU:O	50:B4:47:GLU:HG3	0.69	0.86
54:B8:26:LYS:HG3	54:B8:45:GLY:CA	2.03	0.86
27:BA:1:G:H1	27:BA:2902:C:H42	1.10	0.86
27:BA:530:G:O6	27:BA:2021:C:H3'	1.76	0.86
27:BA:2187:G:H2'	27:BA:2188:C:O4'	1.75	0.86
27:BA:2425:A:HO2'	27:BA:2426:A:P	1.98	0.86
27:BA:2432:A:C2'	27:BA:2432:A:N3	2.37	0.86
27:BA:2457:U:H2'	27:BA:2458:G:C5'	2.05	0.86
27:BA:2251:G:OP2	27:BA:2496:C:OP2	1.94	0.86
27:BA:2517:C:O2'	27:BA:2518:A:O5'	1.87	0.86
27:BA:1759:A:H5'	27:BA:2715:C:H1'	1.55	0.86
27:BA:687:C:O2	27:BA:787:U:C5'	2.23	0.86
29:BE:235:ILE:HG23	29:BE:236:GLY:N	1.89	0.86
29:BE:43:GLY:O	29:BE:309:PRO:O	1.94	0.86
30:BF:219:ASN:H	30:BF:219:ASN:HD22	0.95	0.86
30:BF:38:ALA:O	30:BF:39:GLN:C	2.14	0.86
31:BG:59:GLY:O	31:BG:60:GLU:CG	2.19	0.86
34:BN:47:THR:OG1	34:BN:53:ILE:CD1	2.24	0.86
37:BQ:36:ASN:C	37:BQ:41:THR:HB	1.95	0.86
41:BX:34:LYS:O	41:BX:35:GLY:O	1.91	0.86
43:BZ:91:PRO:CB	43:BZ:127:PRO:HB3	2.04	0.86
1:AA:1276:G:O2'	1:AA:1282:C:H4'	1.76	0.86
49:B0:37:LEU:CG	49:B0:68:VAL:HG12	2.06	0.86
47:B2:55:ARG:O	47:B2:58:THR:CB	2.23	0.86
48:B3:16:PRO:HB2	48:B3:19:GLN:OE1	1.75	0.86
50:B4:23:GLU:O	50:B4:25:MET:N	2.08	0.86
27:BA:1780:A:H3'	27:BA:1781:C:C5'	2.05	0.86
27:BA:2235:G:C4	27:BA:2236:C:C5	2.63	0.86

Continued on next page...

Continued from previous page...

Atom-1	Atom-2	Interatomic distance (Å)	Clash overlap (Å)
27:BA:2287:A:O2'	27:BA:2288:A:H5'	1.76	0.86
27:BA:2306:C:H42	31:BG:53:LYS:HZ2	1.22	0.86
27:BA:2474:C:H41	27:BA:2529:G:H21	1.19	0.86
27:BA:2584:U:C2'	27:BA:2585:U:C5	2.55	0.86
27:BA:2648:C:H2'	27:BA:2649:U:H5'	1.56	0.86
27:BA:932:G:H5'	48:B3:29:ARG:NH2	1.87	0.86
27:BA:1568:G:P	28:BD:60:GLN:CG	2.24	0.86
31:BG:19:GLU:OE1	31:BG:135:VAL:CA	2.22	0.86
33:BI:94:THR:HG22	33:BI:97:GLN:HG3	1.58	0.86
35:BO:75:SER:C	35:BO:76:TYR:HD1	1.78	0.86
37:BQ:65:ARG:HH21	37:BQ:85:ILE:CB	1.89	0.86
27:BA:2334:G:N2	38:BS:12:ARG:CG	2.37	0.86
45:BU:14:HIS:ND1	45:BU:36:PHE:CZ	2.23	0.86
45:BU:50:ARG:NH2	46:BV:73:LYS:O	1.72	0.86
40:BW:104:THR:C	40:BW:105:VAL:HG13	1.91	0.86
41:BX:38:ALA:O	41:BX:39:ASP:C	2.14	0.86
1:AA:1277:C:O2'	1:AA:1282:C:C2	2.27	0.86
1:AA:957:U:H4'	22:AS:79:THR:CB	2.03	0.86
3:AW:75:C:H41	50:B4:27:THR:C	1.79	0.86
53:B7:21:ARG:NH2	53:B7:43:THR:CB	2.38	0.86
27:BA:2276:G:C2	27:BA:2277:G:C8	2.64	0.86
27:BA:957:A:C2	27:BA:2459:A:H5'	2.11	0.86
27:BA:2471:C:H2'	27:BA:2472:G:O5'	1.75	0.86
27:BA:2495:G:H4'	37:BQ:101:MET:CG	2.06	0.86
27:BA:2564:A:C2'	27:BA:2565:A:H8	1.84	0.86
27:BA:2722:G:C4	27:BA:2723:C:C5	2.63	0.86
27:BA:2752:C:O2	27:BA:2752:C:H2'	1.73	0.86
27:BA:2808:U:N3	27:BA:2892:A:C5	2.44	0.86
27:BA:690:G:O2'	27:BA:780:G:OP1	1.92	0.86
28:BD:104:ILE:HD12	28:BD:104:ILE:H	1.34	0.86
29:BE:205:THR:C	29:BE:206:LYS:HG3	1.94	0.86
29:BE:268:LEU:CD2	29:BE:295:LEU:O	2.23	0.86
33:BI:114:LYS:HD2	33:BI:132:LYS:O	1.76	0.86
27:BA:558:G:P	34:BN:91:LYS:HB3	2.15	0.86
34:BN:94:GLY:O	34:BN:98:PHE:CD1	2.29	0.86
37:BQ:65:ARG:CZ	37:BQ:122:PHE:HE2	1.89	0.86
44:BR:43:GLU:OE2	44:BR:43:GLU:N	2.08	0.86
39:BT:6:CYS:HB3	39:BT:9:CYS:O	1.76	0.86
45:BU:20:ARG:HH12	46:BV:75:LYS:NZ	1.73	0.86
40:BW:10:VAL:HG13	40:BW:46:PHE:CE2	2.10	0.86
43:BZ:39:PHE:HD2	43:BZ:39:PHE:H	0.87	0.86

Continued on next page...

Continued from previous page...

Atom-1	Atom-2	Interatomic distance (Å)	Clash overlap (Å)
1:AA:1308:U:H5''	16:AM:110:ARG:HH22	1.41	0.86
51:B5:11:THR:HB	51:B5:16:ARG:HE	1.39	0.86
27:BA:1309:G:OP2	53:B7:9:ASN:ND2	2.09	0.86
27:BA:1613:G:H3'	27:BA:1614:A:H5'	1.56	0.86
27:BA:2228:G:N7	27:BA:2229:C:N1	2.21	0.86
27:BA:2328:A:H2'	27:BA:2329:G:C8	2.08	0.86
27:BA:2386:C:C4'	49:B0:39:ARG:NH2	2.37	0.86
27:BA:2416:C:O2	27:BA:2417:C:C6	2.29	0.86
27:BA:2469:A:N6	27:BA:2481:G:H1'	1.90	0.86
27:BA:2509:G:C2'	27:BA:2510:C:C5'	2.52	0.86
27:BA:2642:G:HO2'	27:BA:2643:G:H5'	1.35	0.86
27:BA:2677:G:O2'	27:BA:2678:C:C5'	2.22	0.86
27:BA:2698:U:N3	27:BA:2699:C:C5	2.43	0.86
27:BA:2768:C:O2'	27:BA:2769:C:C5'	2.23	0.86
27:BA:2768:C:O2	27:BA:2769:C:C6	2.27	0.86
27:BA:2768:C:H2'	27:BA:2769:C:O5'	1.75	0.86
27:BA:2785:C:H2'	27:BA:2786:U:H6	1.40	0.86
27:BA:2832:U:C1'	27:BA:2834:G:H21	1.86	0.86
27:BA:296:C:H6	27:BA:338:G:H21	0.92	0.86
27:BA:558:G:P	34:BN:91:LYS:CB	2.64	0.86
28:BD:131:LEU:CD1	28:BD:183:ILE:HG22	2.06	0.86
29:BE:105:HIS:HB2	29:BE:108:LEU:HG	1.56	0.86
30:BF:52:ALA:HA	30:BF:55:ARG:CG	2.05	0.86
30:BF:84:VAL:C	30:BF:86:GLY:H	1.78	0.86
36:BP:124:ASP:O	36:BP:125:PHE:CG	2.28	0.86
37:BQ:11:LYS:HD2	37:BQ:91:HIS:CD2	2.09	0.86
37:BQ:58:HIS:O	37:BQ:61:LEU:CG	2.20	0.86
37:BQ:58:HIS:CG	37:BQ:59:ASN:N	2.42	0.86
37:BQ:59:ASN:CG	37:BQ:60:ALA:H	1.76	0.86
38:BS:89:GLY:O	38:BS:93:GLN:HG3	1.76	0.86
46:BV:33:VAL:CB	46:BV:63:HIS:CG	2.58	0.86
45:BU:43:ALA:HB2	46:BV:75:LYS:HB3	1.58	0.86
40:BW:32:ALA:HB2	40:BW:35:ILE:CD1	2.05	0.86
42:BY:101:LEU:HD21	42:BY:112:LEU:CG	2.06	0.86
43:BZ:172:LEU:HG	43:BZ:173:PRO:CD	2.02	0.86
43:BZ:57:GLU:C	43:BZ:59:GLY:H	1.75	0.86
47:B2:61:GLY:O	47:B2:64:GLY:N	2.08	0.86
48:B3:8:LEU:HB3	48:B3:32:GLN:CA	2.06	0.86
51:B5:50:GLY:HA2	51:B5:57:VAL:HB	1.57	0.86
27:BA:1952:A:H2	35:BO:22:ILE:CG2	1.89	0.86
27:BA:2311:A:O2'	27:BA:2312:U:O5'	1.94	0.86

Continued on next page...

Continued from previous page...

Atom-1	Atom-2	Interatomic distance (Å)	Clash overlap (Å)
27:BA:2494:G:N2	27:BA:2495:G:C4	2.43	0.86
27:BA:2530:A:H2'	27:BA:2531:A:C5'	2.05	0.86
30:BF:214:THR:H	30:BF:218:VAL:CG2	1.89	0.86
31:BG:22:VAL:HB	31:BG:24:HIS:CE1	2.10	0.86
34:BN:46:ILE:HG13	34:BN:132:LEU:HD13	1.57	0.86
36:BP:120:LEU:HD11	36:BP:122:ALA:HB2	1.57	0.86
44:BR:46:GLY:O	44:BR:49:ASP:CB	2.24	0.86
44:BR:77:ARG:O	44:BR:81:ASP:OD1	1.93	0.86
31:BG:146:LYS:CE	38:BS:15:GLU:CD	2.44	0.86
45:BU:33:ARG:HB2	45:BU:33:ARG:HH11	1.28	0.86
42:BY:103:LEU:HD11	42:BY:113:GLU:HB3	1.58	0.86
42:BY:32:ARG:O	42:BY:33:GLU:C	2.14	0.86
43:BZ:41:ARG:O	43:BZ:44:ARG:HB2	1.75	0.86
20:AQ:8:GLY:HA3	20:AQ:22:LEU:O	1.75	0.85
53:B7:24:THR:HG21	53:B7:27:GLY:HA3	1.56	0.85
27:BA:2093:G:N7	27:BA:2225:A:C5	2.44	0.85
27:BA:2096:U:H3	27:BA:2193:G:H1	1.24	0.85
27:BA:2227:A:H8	27:BA:2227:A:O5'	1.59	0.85
27:BA:2287:A:C2	27:BA:2289:G:O4'	2.21	0.85
27:BA:2324:C:O2'	27:BA:2325:G:OP1	1.94	0.85
27:BA:2416:C:H2'	27:BA:2417:C:H5'	1.58	0.85
27:BA:2416:C:O2'	27:BA:2417:C:H5"	1.76	0.85
27:BA:2520:C:C5	27:BA:2567:G:N9	2.43	0.85
27:BA:2049:G:C6	27:BA:2620:C:N4	2.43	0.85
27:BA:2774:C:C2	27:BA:2775:A:C8	2.63	0.85
27:BA:2853:C:H3'	27:BA:2853:C:H6	1.40	0.85
27:BA:532:A:C8	27:BA:561:G:N2	2.44	0.85
27:BA:993:G:H4'	46:BV:90:PHE:HZ	1.39	0.85
28:BD:140:VAL:CG1	28:BD:141:HIS:H	1.88	0.85
29:BE:225:LYS:O	29:BE:229:GLN:NE2	2.08	0.85
32:BH:110:HIS:O	32:BH:111:PRO:O	1.93	0.85
33:BI:24:GLY:HA2	33:BI:27:ASN:HB3	1.57	0.85
33:BI:43:ASN:N	33:BI:43:ASN:ND2	2.22	0.85
34:BN:42:GLU:C	34:BN:132:LEU:O	2.14	0.85
34:BN:25:GLN:O	34:BN:26:VAL:C	2.11	0.85
34:BN:49:ARG:O	34:BN:53:ILE:HB	1.76	0.85
36:BP:67:ARG:HE	36:BP:67:ARG:N	1.73	0.85
37:BQ:118:ALA:O	37:BQ:119:ASN:HB3	1.75	0.85
37:BQ:15:THR:O	37:BQ:16:ARG:HG3	1.75	0.85
37:BQ:57:ARG:C	37:BQ:61:LEU:CD2	2.44	0.85
45:BU:28:ARG:CA	45:BU:31:GLN:HG3	2.05	0.85

Continued on next page...

Continued from previous page...

Atom-1	Atom-2	Interatomic distance (Å)	Clash overlap (Å)
42:BY:66:ASP:O	42:BY:67:LEU:C	2.14	0.85
43:BZ:37:LYS:C	43:BZ:41:ARG:NH1	2.28	0.85
43:BZ:48:THR:HG22	43:BZ:48:THR:O	1.75	0.85
49:B0:44:LYS:O	49:B0:45:PHE:CD1	2.28	0.85
50:B4:6:HIS:CB	50:B4:56:VAL:CG2	2.51	0.85
50:B4:58:LYS:CD	50:B4:62:ARG:HH21	1.89	0.85
27:BA:148:C:C3'	27:BA:149:A:P	2.64	0.85
27:BA:2330:G:C2	27:BA:2331:G:C4	2.65	0.85
27:BA:2051:A:H2	27:BA:2618:G:C6	1.93	0.85
27:BA:2785:C:C2'	27:BA:2786:U:C5	2.55	0.85
27:BA:2854:G:C6	27:BA:2864:G:O6	2.29	0.85
27:BA:873:G:H4'	37:BQ:32:LYS:CB	2.05	0.85
28:BD:160:SER:O	28:BD:176:ALA:HB2	1.74	0.85
30:BF:6:TYR:CE2	30:BF:140:VAL:CG2	2.60	0.85
30:BF:168:ARG:NH1	30:BF:209:GLY:CA	2.37	0.85
27:BA:2316:C:C4'	31:BG:151:ILE:HD11	1.80	0.85
33:BI:23:ASP:HB2	33:BI:25:TYR:CE2	2.11	0.85
37:BQ:85:ILE:CG2	37:BQ:122:PHE:CD2	2.54	0.85
38:BS:62:HIS:HB2	38:BS:65:ASP:CG	1.97	0.85
41:BX:9:HIS:CE1	41:BX:27:ALA:CB	2.59	0.85
41:BX:57:THR:HB	41:BX:59:ASP:OD2	1.76	0.85
26:BB:77:U:H5'	43:BZ:80:HIS:ND1	1.92	0.85
1:AA:495:U:H2'	1:AA:496:A:H5'	1.59	0.85
1:AA:815:A:C2	1:AA:1528:U:H1'	2.12	0.85
49:B0:37:LEU:CB	49:B0:69:PHE:HD2	1.70	0.85
49:B0:61:ALA:CB	49:B0:80:SER:O	2.23	0.85
47:B2:20:LEU:O	47:B2:21:ASP:O	1.95	0.85
27:BA:2198:A:H5'	27:BA:2199:A:OP2	1.75	0.85
27:BA:2298:A:N9	27:BA:2321:G:N2	2.23	0.85
27:BA:2532:G:C5'	27:BA:2532:G:C8	2.59	0.85
27:BA:687:C:N3	27:BA:787:U:O3'	2.08	0.85
29:BE:205:THR:HG22	29:BE:259:HIS:CB	1.95	0.85
29:BE:265:ASN:HD22	29:BE:265:ASN:C	1.78	0.85
29:BE:70:VAL:HG13	29:BE:296:VAL:CA	1.97	0.85
29:BE:44:TYR:CD1	29:BE:309:PRO:CD	2.58	0.85
30:BF:149:LYS:HB2	30:BF:152:GLU:HG3	1.58	0.85
31:BG:38:GLU:HA	31:BG:41:LEU:HG	1.54	0.85
31:BG:77:ASP:N	31:BG:77:ASP:OD1	2.06	0.85
34:BN:103:VAL:HG12	34:BN:104:TYR:H	1.41	0.85
34:BN:19:MET:HB3	34:BN:46:ILE:HD13	1.57	0.85
35:BO:65:THR:OG1	35:BO:67:ARG:HG2	1.76	0.85

Continued on next page...

Continued from previous page...

Atom-1	Atom-2	Interatomic distance (Å)	Clash overlap (Å)
27:BA:2334:G:P	38:BS:12:ARG:O	2.34	0.85
45:BU:88:ILE:HG22	46:BV:55:THR:OG1	1.75	0.85
40:BW:66:GLU:CG	40:BW:67:ASP:N	2.39	0.85
43:BZ:91:PRO:CG	43:BZ:127:PRO:CB	2.53	0.85
43:BZ:25:ASN:OD1	43:BZ:26:LYS:N	2.08	0.85
43:BZ:39:PHE:O	43:BZ:43:PHE:HB2	1.75	0.85
1:AA:1277:C:C1'	1:AA:1282:C:H1'	2.06	0.85
16:AM:23:TYR:CE2	16:AM:70:LEU:CD2	2.43	0.85
47:B2:20:LEU:HD13	47:B2:20:LEU:O	1.76	0.85
27:BA:2624:G:H1'	51:B5:22:HIS:HE2	1.37	0.85
52:B6:37:LEU:HD21	52:B6:51:ARG:HG2	0.86	0.85
54:B8:26:LYS:HZ2	54:B8:44:LYS:N	1.73	0.85
55:B9:24:LEU:HD22	55:B9:35:ARG:CG	2.05	0.85
27:BA:1077:A:O3'	56:BK:93:LYS:CG	2.22	0.85
27:BA:1127:A:C2	27:BA:2518:A:N3	2.44	0.85
27:BA:1827:C:H41	28:BD:225:ARG:HH12	1.15	0.85
27:BA:2043:C:OP2	27:BA:2779:U:O4	1.94	0.85
27:BA:2209:C:H42	27:BA:2215:G:H1	0.87	0.85
27:BA:2246:G:C4	27:BA:2426:A:N3	2.44	0.85
27:BA:2573:C:C6	27:BA:2573:C:C4'	2.59	0.85
27:BA:2826:A:C5	27:BA:2827:C:H6	1.77	0.85
27:BA:573:G:H3'	27:BA:574:C:H5''	1.59	0.85
28:BD:131:LEU:HD11	28:BD:183:ILE:HG22	1.57	0.85
27:BA:2218:G:O2'	28:BD:146:LYS:HE2	1.74	0.85
30:BF:102:LEU:CD2	30:BF:103:ASN:N	2.40	0.85
31:BG:97:GLN:HB3	31:BG:106:PHE:CE2	2.10	0.85
34:BN:46:ILE:O	34:BN:47:THR:O	1.94	0.85
35:BO:101:PRO:O	35:BO:102:VAL:HG22	1.75	0.85
35:BO:24:VAL:HG11	35:BO:32:TYR:O	1.76	0.85
40:BW:32:ALA:O	40:BW:35:ILE:N	2.09	0.85
1:AA:1004:A:H3'	1:AA:1025:U:C2	2.10	0.85
1:AA:562:C:H1'	15:AL:15:ARG:HD2	1.56	0.85
49:B0:80:SER:OG	49:B0:84:ALA:CB	2.25	0.85
52:B6:19:GLY:CA	52:B6:44:ALA:HB3	2.06	0.85
53:B7:30:ILE:HA	53:B7:33:ARG:HG3	1.57	0.85
27:BA:2246:G:N2	27:BA:2247:A:C4	2.44	0.85
27:BA:2252:G:O6	27:BA:2253:G:O6	1.93	0.85
27:BA:2446:G:N2	27:BA:2501:C:N4	2.25	0.85
27:BA:2523:G:N1	27:BA:2541:A:C2	2.45	0.85
27:BA:2547:U:C6	27:BA:2566:A:C2	2.64	0.85
27:BA:2574:G:C8	27:BA:2575:C:C5	2.55	0.85

Continued on next page...

Continued from previous page...

Atom-1	Atom-2	Interatomic distance (Å)	Clash overlap (Å)
27:BA:2662:A:H2'	27:BA:2663:G:H5'	1.56	0.85
27:BA:2810:A:C2'	27:BA:2811:G:C5'	2.03	0.85
27:BA:2827:C:O2	27:BA:2828:C:H6	1.50	0.85
27:BA:2839:G:H2'	27:BA:2840:C:H6	1.41	0.85
27:BA:650:C:C5'	54:B8:19:THR:HG23	2.06	0.85
26:BB:48:A:OP2	38:BS:107:ASN:ND2	2.09	0.85
28:BD:145:LEU:N	28:BD:152:GLN:HB2	1.88	0.85
28:BD:162:GLN:N	28:BD:162:GLN:CD	2.29	0.85
29:BE:210:THR:HA	29:BE:216:ARG:HH22	1.03	0.85
30:BF:196:THR:CG2	30:BF:236:THR:HG21	2.06	0.85
31:BG:21:VAL:HG11	31:BG:132:VAL:CG2	2.04	0.85
33:BI:121:ILE:HD12	33:BI:121:ILE:H	1.40	0.85
34:BN:51:GLU:C	34:BN:53:ILE:H	1.77	0.85
35:BO:8:LEU:HB2	35:BO:83:ALA:CA	2.06	0.85
37:BQ:76:GLY:HA3	37:BQ:132:VAL:CG1	2.02	0.85
37:BQ:89:PRO:O	37:BQ:90:PHE:CE1	2.30	0.85
44:BR:39:PRO:O	44:BR:42:LYS:N	2.09	0.85
38:BS:47:LEU:CD1	38:BS:58:LEU:HD21	2.06	0.85
45:BU:93:LYS:H	46:BV:10:LYS:HZ2	1.23	0.85
27:BA:25:U:C4'	40:BW:79:GLY:HA3	2.06	0.85
40:BW:8:ARG:HD2	40:BW:9:TYR:HD1	1.38	0.85
27:BA:138:G:H5''	41:BX:43:GLU:CG	2.06	0.85
43:BZ:85:MET:O	43:BZ:86:VAL:CG2	2.23	0.85
1:AA:986:A:O4'	22:AS:55:LYS:HA	1.76	0.85
47:B2:4:HIS:H	47:B2:8:ILE:HD11	1.40	0.85
50:B4:41:PRO:CB	50:B4:57:ASP:OD2	2.21	0.85
53:B7:7:PRO:C	53:B7:8:ASN:ND2	2.29	0.85
54:B8:7:HIS:O	54:B8:8:LYS:O	1.94	0.85
27:BA:2077:A:N7	27:BA:2238:G:O6	2.10	0.85
27:BA:2255:G:C2	27:BA:2256:G:C1'	2.59	0.85
27:BA:2286:A:C4'	27:BA:2287:A:O4'	2.24	0.85
27:BA:2311:A:H2'	27:BA:2312:U:C6	2.10	0.85
27:BA:2304:G:H1	27:BA:2312:U:H3	1.19	0.85
27:BA:2578:G:C5	29:BE:237:ASN:ND2	2.45	0.85
28:BD:175:LEU:HD11	28:BD:180:VAL:H	1.40	0.85
27:BA:1566:A:N1	28:BD:212:HIS:ND1	2.24	0.85
29:BE:45:LYS:CE	29:BE:303:PRO:CD	2.55	0.85
30:BF:235:PHE:HB3	30:BF:239:ALA:CB	2.06	0.85
31:BG:49:PRO:HG3	31:BG:73:VAL:HG23	1.57	0.85
27:BA:2746:U:H4'	32:BH:138:GLN:HA	1.58	0.85
33:BI:115:ILE:HA	33:BI:131:VAL:HA	1.58	0.85

Continued on next page...

Continued from previous page...

Atom-1	Atom-2	Interatomic distance (Å)	Clash overlap (Å)
37:BQ:41:THR:CG2	37:BQ:126:VAL:CA	2.54	0.85
44:BR:100:LEU:CD2	44:BR:112:ALA:HA	2.05	0.85
44:BR:39:PRO:O	44:BR:41:ALA:N	2.08	0.85
41:BX:55:GLN:O	41:BX:63:LYS:N	2.09	0.85
43:BZ:24:TYR:N	43:BZ:83:PHE:O	2.09	0.85
3:AW:25:C:C6	3:AW:26:G:C6	2.63	0.85
47:B2:24:LYS:C	47:B2:26:GLU:OE2	2.15	0.85
47:B2:52:ALA:C	47:B2:56:ILE:CG1	2.35	0.85
27:BA:106:C:H2'	27:BA:107:C:H5''	1.58	0.85
27:BA:2313:C:H5''	31:BG:51:ARG:HH11	1.38	0.85
27:BA:2320:A:N3	27:BA:2333:A:C5	2.44	0.85
27:BA:2334:G:N2	38:BS:12:ARG:NE	2.23	0.85
27:BA:2360:A:N7	27:BA:2361:A:N7	2.24	0.85
27:BA:2484:G:H21	27:BA:2485:G:C1'	1.84	0.85
27:BA:2592:G:C2	27:BA:2603:G:C6	2.64	0.85
27:BA:2633:G:N3	27:BA:2634:G:N7	2.23	0.85
27:BA:782:A:H2	28:BD:233:ASP:OD2	1.58	0.85
29:BE:240:PRO:CB	29:BE:243:PRO:HG2	2.05	0.85
30:BF:6:TYR:CE1	30:BF:139:VAL:CB	2.57	0.85
30:BF:93:LYS:CB	30:BF:96:LYS:HE3	2.07	0.85
31:BG:25:MET:SD	31:BG:129:ASP:HB3	2.16	0.85
27:BA:2749:A:C1'	32:BH:62:ALA:HB2	2.07	0.85
34:BN:15:ARG:HG2	34:BN:43:ARG:HB3	1.56	0.85
41:BX:14:ALA:CA	41:BX:17:ASP:OD2	2.19	0.85
43:BZ:34:LEU:HD13	43:BZ:35:ASP:H	1.42	0.85
43:BZ:24:TYR:HD2	43:BZ:84:TYR:HD1	1.24	0.85
1:AA:1340:A:C4'	2:AV:31:A:O2'	2.21	0.85
1:AA:410:G:P	7:AD:25:ARG:HE	2.00	0.85
1:AA:585:G:O2'	1:AA:879:C:H5''	1.76	0.85
1:AA:668:G:N3	18:AO:46:HIS:NE2	2.24	0.85
47:B2:62:GLU:N	47:B2:62:GLU:OE1	2.09	0.85
54:B8:23:MET:CE	54:B8:48:PHE:CD2	2.58	0.85
27:BA:1024:G:N7	27:BA:1025:G:C8	2.44	0.85
27:BA:2080:G:N1	27:BA:2241:A:C6	2.45	0.85
27:BA:2309:A:H3'	27:BA:2310:A:C5'	2.07	0.85
27:BA:2364:C:H1'	49:B0:32:LYS:NZ	1.89	0.85
27:BA:2397:G:N1	27:BA:2420:C:C2	2.42	0.85
27:BA:199:A:C6	27:BA:2433:A:C8	2.63	0.85
27:BA:2445:G:O2'	27:BA:2446:G:C5'	2.24	0.85
27:BA:2526:G:C2'	27:BA:2527:C:C5'	2.42	0.85
27:BA:2531:A:C2'	27:BA:2532:G:H5''	2.03	0.85

Continued on next page...

Continued from previous page...

Atom-1	Atom-2	Interatomic distance (Å)	Clash overlap (Å)
27:BA:2648:C:C4	27:BA:2649:U:C4	2.65	0.85
27:BA:2731:G:H22	27:BA:2732:G:H21	1.22	0.85
27:BA:2783:G:C4	27:BA:2784:C:C5	2.65	0.85
27:BA:576:U:OP1	27:BA:2503:A:OP1	1.95	0.85
28:BD:154:VAL:HG21	28:BD:160:SER:HA	1.56	0.85
28:BD:155:ARG:O	28:BD:157:ALA:N	2.09	0.85
31:BG:64:ARG:CB	31:BG:67:ASP:OD2	2.24	0.85
35:BO:64:ARG:NH2	35:BO:100:GLY:CA	2.40	0.85
36:BP:69:ILE:HG13	36:BP:70:ASP:H	0.70	0.85
40:BW:67:ASP:CG	40:BW:68:ARG:N	2.24	0.85
43:BZ:37:LYS:CG	43:BZ:41:ARG:HH12	1.89	0.85
3:AW:39:PSU:H4'	14:AK:54:ARG:NH2	1.92	0.85
27:BA:2045:C:N3	27:BA:2624:G:N3	2.24	0.85
27:BA:2411:A:O2'	27:BA:2412:A:H8	1.59	0.85
27:BA:2528:U:HO2'	27:BA:2529:G:H8	1.23	0.85
27:BA:1637:A:C4'	27:BA:2711:A:O2'	2.20	0.85
27:BA:2689:U:C6	27:BA:2713:A:C6	2.65	0.85
26:BB:47:C:O3'	38:BS:107:ASN:ND2	2.09	0.85
28:BD:80:ILE:CD1	28:BD:82:TYR:CE1	2.59	0.85
29:BE:269:ILE:CD1	29:BE:295:LEU:O	2.25	0.85
27:BA:606:U:OP1	30:BF:104:ASP:HB2	1.77	0.85
32:BH:111:PRO:O	32:BH:112:VAL:HG22	1.77	0.85
32:BH:82:TYR:CZ	32:BH:137:LYS:HB3	2.11	0.85
33:BI:6:LEU:HB2	33:BI:36:ALA:CB	2.07	0.85
34:BN:12:VAL:CG1	34:BN:38:VAL:HG21	2.07	0.85
27:BA:558:G:OP1	34:BN:91:LYS:O	1.94	0.85
35:BO:7:ARG:NH2	35:BO:44:LYS:HD2	1.92	0.85
37:BQ:35:ASN:CB	37:BQ:75:SER:HB2	2.07	0.85
44:BR:74:LYS:CA	44:BR:77:ARG:HH22	1.89	0.85
38:BS:109:PRO:HA	38:BS:115:VAL:CG1	2.05	0.85
42:BY:71:VAL:CG2	42:BY:93:THR:N	2.39	0.85
42:BY:71:VAL:HG22	42:BY:93:THR:CB	2.07	0.85
1:AA:983:A:O3'	1:AA:984:C:P	2.34	0.85
7:AD:23:GLY:O	7:AD:112:VAL:O	1.95	0.85
1:AA:1291:G:H4'	12:AI:38:GLN:O	1.76	0.85
1:AA:1270:C:P	24:AU:24:ARG:HH22	1.98	0.85
27:BA:932:G:C5'	48:B3:29:ARG:HH21	1.90	0.85
53:B7:32:ALA:CA	53:B7:35:ARG:HG3	2.06	0.85
27:BA:1479:G:C2'	27:BA:1480:G:H8	1.89	0.85
27:BA:2259:G:N7	27:BA:2260:C:C5	2.44	0.85
27:BA:2268:A:C5'	27:BA:2269:A:OP2	2.25	0.85

Continued on next page...

Continued from previous page...

Atom-1	Atom-2	Interatomic distance (Å)	Clash overlap (Å)
27:BA:2454:G:C2'	27:BA:2455:G:C5'	2.41	0.85
27:BA:2494:G:C2	27:BA:2495:G:C5	2.65	0.85
27:BA:2044:C:C6	27:BA:2625:G:N2	2.45	0.85
27:BA:2769:C:C2'	27:BA:2770:G:C5'	2.55	0.85
27:BA:2782:G:H2'	27:BA:2783:G:H5'	1.59	0.85
26:BB:77:U:H5'	43:BZ:80:HIS:CE1	2.12	0.85
28:BD:208:GLY:C	28:BD:211:HIS:NE2	2.30	0.85
28:BD:66:PHE:HD2	28:BD:67:LYS:HD2	1.42	0.85
29:BE:308:VAL:HG12	29:BE:310:PHE:HE1	1.40	0.85
29:BE:74:GLU:H	29:BE:74:GLU:CD	1.80	0.85
30:BF:109:LEU:O	30:BF:112:ARG:HB2	1.76	0.85
30:BF:91:PRO:CB	30:BF:92:PRO:HD2	1.88	0.85
32:BH:44:VAL:HA	32:BH:49:ILE:HG22	0.89	0.85
33:BI:4:ILE:CB	33:BI:37:ILE:O	2.23	0.85
36:BP:117:GLU:OE2	36:BP:136:ALA:CB	2.25	0.85
36:BP:62:ALA:CB	36:BP:105:TYR:HB2	2.06	0.85
37:BQ:72:VAL:HG21	37:BQ:83:PHE:HZ	1.42	0.85
45:BU:42:ALA:O	45:BU:43:ALA:O	1.95	0.85
43:BZ:124:ALA:H	43:BZ:159:THR:HG21	1.42	0.85
43:BZ:107:GLU:OE2	43:BZ:141:MET:HG3	1.77	0.85
1:AA:947:G:H4'	1:AA:1332:A:H2	1.41	0.84
1:AA:559:A:H4'	1:AA:560:U:O5'	1.75	0.84
49:B0:46:LYS:CG	49:B0:58:THR:H	1.90	0.84
27:BA:2331:G:O3'	49:B0:70:ILE:HB	1.77	0.84
49:B0:43:THR:CG2	49:B0:75:GLY:N	2.40	0.84
52:B6:35:LEU:C	52:B6:36:GLU:HG3	1.98	0.84
27:BA:1339:G:H5'	41:BX:13:LYS:NZ	1.92	0.84
27:BA:1655:A:C5'	29:BE:211:GLN:HA	2.07	0.84
27:BA:1819:A:C2'	28:BD:177:SER:HA	2.06	0.84
27:BA:2525:G:N1	27:BA:2539:C:N4	2.24	0.84
27:BA:2693:A:N1	27:BA:2694:G:C5	2.45	0.84
27:BA:2774:C:OP2	29:BE:260:GLN:NE2	2.10	0.84
27:BA:404:C:H4'	27:BA:405:U:H5'	1.56	0.84
27:BA:774:A:H1'	27:BA:775:G:C8	2.12	0.84
28:BD:181:ARG:CZ	28:BD:181:ARG:HB3	2.02	0.84
29:BE:205:THR:OG1	29:BE:257:GLY:C	2.15	0.84
29:BE:80:ALA:HB2	29:BE:187:HIS:NE2	1.92	0.84
30:BF:5:ILE:HB	30:BF:14:GLY:C	1.95	0.84
32:BH:86:LEU:CD1	32:BH:86:LEU:C	2.40	0.84
32:BH:8:ILE:HG22	32:BH:9:GLU:H	1.41	0.84
35:BO:31:ARG:CB	35:BO:32:TYR:CE1	2.59	0.84

Continued on next page...

Continued from previous page...

Atom-1	Atom-2	Interatomic distance (Å)	Clash overlap (Å)
36:BP:94:ARG:CB	36:BP:120:LEU:HD21	1.80	0.84
27:BA:2251:G:OP1	37:BQ:102:ARG:NE	2.09	0.84
37:BQ:57:ARG:CA	37:BQ:61:LEU:HD21	2.06	0.84
44:BR:36:THR:CG2	44:BR:40:LYS:HD3	2.04	0.84
38:BS:17:ARG:HD2	38:BS:18:THR:N	1.92	0.84
45:BU:99:ALA:HB2	45:BU:106:PHE:CE1	1.78	0.84
41:BX:9:HIS:HE1	41:BX:27:ALA:HA	1.34	0.84
41:BX:7:HIS:ND1	41:BX:8:PRO:HD2	1.92	0.84
42:BY:47:THR:CG2	42:BY:100:ASP:HB2	2.07	0.84
43:BZ:35:ASP:H	43:BZ:39:PHE:HZ	1.22	0.84
43:BZ:96:VAL:CG1	43:BZ:97:PRO:CD	2.55	0.84
1:AA:1014:A:C2	22:AS:34:TRP:CD2	2.65	0.84
49:B0:22:GLY:O	49:B0:23:VAL:O	1.94	0.84
49:B0:43:THR:O	49:B0:64:ASP:CG	2.15	0.84
27:BA:72:U:C5'	47:B2:57:LYS:NZ	2.39	0.84
48:B3:31:LEU:CD2	48:B3:32:GLN:HB3	2.07	0.84
48:B3:40:THR:HG23	48:B3:43:ILE:HD13	0.85	0.84
52:B6:19:GLY:HA3	52:B6:42:PRO:HG2	1.53	0.84
27:BA:1140:C:OP1	34:BN:18:ILE:CD1	2.25	0.84
27:BA:790:C:OP1	27:BA:1781:C:N4	2.10	0.84
27:BA:2369:A:H2'	27:BA:2370:G:H8	1.42	0.84
3:AW:76:A:H2'	27:BA:2422:A:N1	1.92	0.84
27:BA:2603:G:C6	27:BA:2604:U:H5	1.94	0.84
27:BA:527:C:H2'	34:BN:95:ARG:NH1	1.92	0.84
28:BD:175:LEU:HD11	28:BD:180:VAL:CA	2.07	0.84
29:BE:61:PRO:CA	29:BE:69:PRO:HA	2.06	0.84
30:BF:52:ALA:CA	30:BF:55:ARG:CB	2.54	0.84
31:BG:107:GLY:O	31:BG:129:ASP:N	2.10	0.84
32:BH:155:PRO:HB2	32:BH:169:ARG:HG3	1.60	0.84
35:BO:77:ILE:HD11	35:BO:79:PHE:CD2	2.11	0.84
37:BQ:32:LYS:NZ	43:BZ:172:LEU:HD13	1.90	0.84
37:BQ:69:ASN:C	37:BQ:69:ASN:ND2	2.21	0.84
44:BR:52:ILE:HG21	44:BR:94:TYR:CD1	2.12	0.84
26:BB:48:A:P	38:BS:107:ASN:ND2	2.50	0.84
31:BG:146:LYS:CG	38:BS:15:GLU:CG	2.54	0.84
27:BA:2319:G:C4'	38:BS:9:PRO:CD	2.51	0.84
39:BT:48:ASN:OD1	39:BT:49:LEU:N	2.10	0.84
40:BW:36:LEU:HA	40:BW:39:THR:HG22	1.58	0.84
40:BW:70:TYR:CD2	40:BW:71:VAL:N	2.45	0.84
43:BZ:39:PHE:O	43:BZ:43:PHE:CB	2.25	0.84
1:AA:1320:C:C2	22:AS:72:GLY:C	2.50	0.84

Continued on next page...

Continued from previous page...

Atom-1	Atom-2	Interatomic distance (Å)	Clash overlap (Å)
16:AM:66:LEU:C	16:AM:67:GLU:N	2.31	0.84
49:B0:43:THR:O	49:B0:64:ASP:OD1	1.94	0.84
53:B7:43:THR:HA	53:B7:46:ASP:OD1	1.77	0.84
53:B7:7:PRO:O	53:B7:8:ASN:ND2	2.10	0.84
27:BA:2252:G:H2'	27:BA:2253:G:H5'	0.85	0.84
27:BA:2333:A:H1'	27:BA:2335:A:C6	2.12	0.84
27:BA:2729:G:C2	27:BA:2730:C:O2	2.29	0.84
27:BA:2783:G:C5	27:BA:2784:C:C5	2.65	0.84
27:BA:292:C:H2'	27:BA:293:U:H3	1.41	0.84
27:BA:452:G:H3'	27:BA:453:C:H5''	1.59	0.84
27:BA:534:U:O2'	45:BU:49:ASP:CG	2.14	0.84
30:BF:153:VAL:CG1	30:BF:157:LEU:CD2	2.45	0.84
32:BH:101:LYS:CG	32:BH:115:GLU:CB	2.54	0.84
35:BO:52:VAL:O	35:BO:53:LYS:HB2	1.76	0.84
35:BO:71:ARG:O	35:BO:73:ASP:N	2.10	0.84
36:BP:77:ALA:HA	36:BP:81:VAL:CG1	2.07	0.84
37:BQ:140:TYR:O	37:BQ:141:MET:C	2.16	0.84
37:BQ:23:ILE:N	37:BQ:24:PRO:HD3	1.91	0.84
44:BR:44:LEU:HD11	44:BR:48:VAL:HG21	1.56	0.84
38:BS:34:LEU:CD1	38:BS:103:ASP:H	1.90	0.84
38:BS:91:ARG:O	38:BS:94:GLU:HG3	1.77	0.84
45:BU:74:MET:HE3	45:BU:78:THR:CG2	1.86	0.84
46:BV:35:LEU:N	46:BV:60:VAL:CG1	2.40	0.84
41:BX:24:LEU:O	41:BX:25:GLN:OE1	1.94	0.84
41:BX:30:ASP:O	41:BX:31:ARG:O	1.94	0.84
1:AA:409:G:C5'	7:AD:25:ARG:CB	2.19	0.84
48:B3:36:VAL:O	48:B3:37:LEU:HD23	1.77	0.84
48:B3:26:LEU:HD21	48:B3:46:ASN:HD22	1.39	0.84
51:B5:13:LYS:HD3	51:B5:14:SER:N	1.92	0.84
52:B6:37:LEU:CD2	52:B6:51:ARG:CA	2.53	0.84
53:B7:8:ASN:O	53:B7:9:ASN:C	2.16	0.84
27:BA:2236:C:C3'	27:BA:2237:G:C5'	2.54	0.84
27:BA:2332:U:O4'	27:BA:2336:A:N6	2.09	0.84
27:BA:2394:C:C4	27:BA:2395:C:C4	2.65	0.84
27:BA:2416:C:N3	27:BA:2417:C:C5	2.45	0.84
27:BA:2813:A:O2'	27:BA:2814:C:C6	2.31	0.84
27:BA:2896:C:C3'	27:BA:2896:C:C6	2.60	0.84
27:BA:527:C:C6	27:BA:2779:U:C6	2.66	0.84
27:BA:2712:U:H2'	27:BA:712(A):A:H5''	0.86	0.84
29:BE:222:ARG:HH11	29:BE:222:ARG:CG	1.88	0.84
29:BE:304:ASP:O	29:BE:307:LEU:HG	1.77	0.84

Continued on next page...

Continued from previous page...

Atom-1	Atom-2	Interatomic distance (Å)	Clash overlap (Å)
29:BE:70:VAL:HG11	29:BE:295:LEU:CD2	2.07	0.84
30:BF:223:LEU:O	30:BF:224:ALA:C	2.12	0.84
32:BH:83:GLU:C	32:BH:83:GLU:CD	2.36	0.84
33:BI:47:LEU:HD12	33:BI:48:GLU:H	1.38	0.84
27:BA:1080:C:H1'	56:BK:126:LYS:O	1.77	0.84
35:BO:113:LYS:O	35:BO:117:LEU:HD23	1.76	0.84
35:BO:17:ARG:NH2	35:BO:47:THR:C	2.30	0.84
36:BP:66:VAL:CG2	36:BP:109:LEU:O	2.15	0.84
37:BQ:48:ASN:O	37:BQ:121:ASP:CB	2.24	0.84
37:BQ:72:VAL:CG2	37:BQ:135:ALA:HB1	2.07	0.84
27:BA:447:A:OP2	45:BU:5:LYS:NZ	2.10	0.84
40:BW:32:ALA:CA	40:BW:35:ILE:HG13	2.07	0.84
41:BX:45:TYR:OH	41:BX:75:GLN:OE1	1.95	0.84
1:AA:403:C:N4	1:AA:547:A:H5'	1.92	0.84
1:AA:1317:C:O2'	22:AS:10:PHE:CE2	2.24	0.84
2:AV:37:G:C2	4:AX:116:U:N3	2.46	0.84
52:B6:45:LYS:O	52:B6:46:LYS:NZ	2.10	0.84
27:BA:1937:A:H3'	27:BA:1938:A:H5''	1.59	0.84
27:BA:2225:A:H5''	27:BA:2226:C:C4'	2.08	0.84
27:BA:2276:G:OP2	37:BQ:104:PRO:CD	2.25	0.84
27:BA:2309:A:C5'	27:BA:2310:A:C8	2.60	0.84
27:BA:2358:G:N3	27:BA:2358:G:H2'	1.91	0.84
27:BA:2446:G:N2	27:BA:2501:C:H41	1.76	0.84
27:BA:2051:A:C5	27:BA:2614:A:N6	2.43	0.84
27:BA:2:G:C2	27:BA:2902:C:C2	2.64	0.84
27:BA:1799:G:N1	28:BD:153:LEU:HD21	1.92	0.84
30:BF:241:ALA:O	30:BF:245:GLU:OE1	1.59	0.84
31:BG:12:GLU:O	31:BG:12:GLU:CD	2.14	0.84
31:BG:82:GLU:O	31:BG:85:GLN:HG3	1.77	0.84
32:BH:83:GLU:OE1	32:BH:84:LYS:C	2.16	0.84
35:BO:9:LYS:HD3	35:BO:81:GLU:OE2	1.77	0.84
36:BP:113:GLN:HE21	36:BP:113:GLN:N	1.71	0.84
36:BP:117:GLU:OE2	36:BP:136:ALA:HB1	1.77	0.84
37:BQ:20:ILE:HG13	37:BQ:21:SER:H	1.38	0.84
37:BQ:56:ILE:HG22	37:BQ:61:LEU:HD22	1.56	0.84
44:BR:100:LEU:CD2	44:BR:113:LEU:H	1.87	0.84
44:BR:63:ARG:NH2	44:BR:77:ARG:CG	2.37	0.84
38:BS:9:PRO:HG2	38:BS:14:ARG:HB3	1.58	0.84
45:BU:28:ARG:HA	45:BU:31:GLN:CG	2.06	0.84
40:BW:85:VAL:CG1	40:BW:95:ILE:CD1	2.56	0.84
1:AA:1339:A:C2	2:AV:31:A:H1'	2.13	0.84

Continued on next page...

Continued from previous page...

Atom-1	Atom-2	Interatomic distance (Å)	Clash overlap (Å)
1:AA:375:U:O3'	19:AP:6:LEU:HD22	1.77	0.84
52:B6:16:ALA:C	52:B6:18:THR:H	1.78	0.84
53:B7:17:GLY:HA2	53:B7:44:VAL:HG21	1.15	0.84
27:BA:1031:G:H4'	55:B9:8:LYS:NZ	1.93	0.84
27:BA:13:A:N7	27:BA:525:U:C4	2.44	0.84
27:BA:2075:U:C4	27:BA:2238:G:C6	2.65	0.84
27:BA:2264:C:C2'	27:BA:2265:U:O5'	2.23	0.84
27:BA:2283:C:C2	27:BA:2284:C:H1'	2.11	0.84
27:BA:2319:G:P	38:BS:9:PRO:CD	2.66	0.84
27:BA:2323:G:HO2'	27:BA:2337:G:HO2'	1.17	0.84
27:BA:2395:C:H4'	50:B4:28:ARG:HD2	1.58	0.84
27:BA:2428:G:O2'	27:BA:2429:G:C8	2.30	0.84
27:BA:2455:G:C2'	27:BA:2456:C:H5'	2.08	0.84
27:BA:2484:G:C2	27:BA:2485:G:C8	2.66	0.84
27:BA:2537:U:H2'	27:BA:2538:C:C6	2.12	0.84
27:BA:225:A:O2'	27:BA:257:A:H4'	1.78	0.84
27:BA:2722:G:C2	27:BA:2723:C:C6	2.65	0.84
28:BD:141:HIS:HE1	28:BD:192:GLY:O	1.58	0.84
29:BE:44:TYR:N	29:BE:309:PRO:CG	2.24	0.84
29:BE:74:GLU:HB2	29:BE:293:TYR:HE2	1.40	0.84
30:BF:240:LEU:HA	30:BF:243:VAL:HG23	1.60	0.84
31:BG:140:ARG:O	31:BG:142:ALA:N	2.10	0.84
31:BG:73:VAL:O	31:BG:73:VAL:HG12	1.76	0.84
32:BH:34:ARG:HD2	32:BH:36:PHE:CZ	2.12	0.84
33:BI:6:LEU:O	33:BI:6:LEU:HD13	1.76	0.84
35:BO:17:ARG:HH21	35:BO:47:THR:HA	1.42	0.84
35:BO:7:ARG:NE	35:BO:44:LYS:HD2	1.91	0.84
36:BP:62:ALA:HB2	36:BP:104:ASP:O	1.78	0.84
37:BQ:41:THR:HG21	37:BQ:126:VAL:N	1.93	0.84
27:BA:2485:G:C5'	37:BQ:144:THR:CG2	2.44	0.84
44:BR:20:LEU:O	44:BR:21:TYR:C	2.16	0.84
45:BU:14:HIS:O	45:BU:15:LYS:C	2.11	0.84
45:BU:95:LEU:C	45:BU:98:ILE:HD13	1.97	0.84
46:BV:49:GLU:HB3	46:BV:53:LYS:CD	2.07	0.84
27:BA:993:G:C1'	46:BV:90:PHE:HE2	1.86	0.84
27:BA:338:G:H5'	42:BY:24:ARG:HH11	1.43	0.84
42:BY:74:VAL:CB	42:BY:77:VAL:HG23	2.07	0.84
43:BZ:19:ILE:N	43:BZ:36:ARG:HG3	1.91	0.84
1:AA:1058:G:OP1	6:AC:199:LYS:HE3	1.76	0.84
1:AA:1375:A:OP1	10:AG:12:LEU:HD21	1.77	0.84
1:AA:1340:A:OP1	3:AW:34:G:H2'	1.78	0.84

Continued on next page...

Continued from previous page...

Atom-1	Atom-2	Interatomic distance (Å)	Clash overlap (Å)
3:AW:72:C:C2'	3:AW:73:A:C5'	2.55	0.84
49:B0:24:LYS:CG	49:B0:56:ASP:CG	2.45	0.84
51:B5:15:LYS:NZ	51:B5:15:LYS:HB2	1.93	0.84
27:BA:1840:G:H1	27:BA:1902:C:H42	1.24	0.84
27:BA:2411:A:N3	27:BA:2412:A:N7	2.26	0.84
27:BA:2423:U:H1'	27:BA:2425:A:C4	2.12	0.84
27:BA:2528:U:C5	27:BA:2530:A:C2	2.65	0.84
27:BA:2532:G:H8	27:BA:2532:G:O5'	1.60	0.84
27:BA:2847:U:H6	27:BA:2847:U:OP2	1.61	0.84
27:BA:2886:G:N2	27:BA:2887:U:N1	2.25	0.84
27:BA:973:A:H2'	27:BA:974:G:H5''	1.56	0.84
28:BD:213:LYS:CG	28:BD:215:LYS:CB	2.22	0.84
28:BD:75:GLY:O	28:BD:115:ILE:O	1.94	0.84
46:BV:4:ILE:CD1	46:BV:13:ARG:CD	2.52	0.84
42:BY:101:LEU:CG	42:BY:103:LEU:HD11	2.07	0.84
42:BY:45:GLY:HA2	42:BY:62:VAL:HG11	0.90	0.84
43:BZ:113:VAL:HG23	43:BZ:174:PRO:HG3	1.59	0.84
1:AA:1328:C:P	16:AM:28:ALA:CB	2.66	0.84
7:AD:22:LYS:C	7:AD:113:SER:HB2	1.95	0.84
2:AV:30:G:C3'	12:AI:127:LYS:NZ	2.29	0.84
47:B2:46:ILE:O	47:B2:47:LYS:O	1.96	0.84
51:B5:57:VAL:HG12	51:B5:58:LEU:H	0.73	0.84
27:BA:1078:U:C2	27:BA:1088:A:H1'	2.12	0.84
27:BA:2228:G:H8	27:BA:2229:C:C6	1.92	0.84
27:BA:2276:G:O2'	27:BA:2277:G:O5'	1.94	0.84
27:BA:2352:A:H2	49:B0:30:VAL:HG12	0.79	0.84
27:BA:2411:A:C2	27:BA:2412:A:C5	2.66	0.84
27:BA:2447:G:C6	27:BA:2500:U:C5	2.66	0.84
27:BA:2468:G:H22	27:BA:2481:G:C2'	1.90	0.84
27:BA:2475:C:O2	27:BA:2529:G:N2	2.10	0.84
27:BA:2615:U:HO2'	27:BA:2616:C:H5'	1.38	0.84
27:BA:590:A:O3'	30:BF:97:ASP:OD2	1.96	0.84
27:BA:988:A:OP2	48:B3:11:SER:HB3	1.77	0.84
28:BD:146:LYS:HB2	28:BD:149:ARG:HG3	1.59	0.84
28:BD:140:VAL:HG13	28:BD:190:THR:C	1.98	0.84
30:BF:106:GLU:O	30:BF:107:ARG:O	1.95	0.84
30:BF:33:LYS:HA	30:BF:36:ARG:CG	2.07	0.84
34:BN:46:ILE:HD11	34:BN:132:LEU:CD1	2.08	0.84
34:BN:46:ILE:HD11	34:BN:132:LEU:HD11	1.60	0.84
35:BO:2:ILE:HD12	35:BO:2:ILE:N	1.91	0.84
35:BO:68:GLY:CA	35:BO:78:ARG:NE	2.36	0.84

Continued on next page...

Continued from previous page...

Atom-1	Atom-2	Interatomic distance (Å)	Clash overlap (Å)
44:BR:113:LEU:CD1	44:BR:114:VAL:N	2.38	0.84
38:BS:118:ILE:HG23	38:BS:119:GLN:H	1.43	0.84
45:BU:49:ASP:CA	45:BU:52:ASN:HD22	1.62	0.84
27:BA:1151:G:C1'	45:BU:81:ASN:HD21	1.91	0.84
40:BW:6:ILE:HA	40:BW:103:ILE:O	1.77	0.84
43:BZ:147:ILE:O	43:BZ:168:VAL:CB	2.23	0.84
43:BZ:34:LEU:CD1	43:BZ:35:ASP:N	2.41	0.84
1:AA:409:G:O3'	7:AD:25:ARG:HG3	1.78	0.84
1:AA:1220:G:O2'	22:AS:36:ARG:HD3	1.76	0.84
49:B0:38:VAL:CA	49:B0:40:GLN:HG3	2.08	0.84
47:B2:39:ALA:CB	47:B2:40:PRO:CD	2.53	0.84
52:B6:46:LYS:CA	52:B6:46:LYS:NZ	2.12	0.84
54:B8:8:LYS:O	54:B8:9:MET:C	2.14	0.84
27:BA:2252:G:C8	27:BA:2252:G:H3'	2.13	0.84
27:BA:2309:A:C5'	27:BA:2310:A:OP2	2.24	0.84
27:BA:2334:G:OP2	38:BS:13:ARG:CA	2.24	0.84
27:BA:2406:U:H3	36:BP:55:GLN:HB3	1.37	0.84
27:BA:2411:A:HO2'	27:BA:2412:A:H8	0.86	0.84
27:BA:2504:U:C3'	27:BA:2504:U:C6	2.61	0.84
27:BA:2561:A:C6	27:BA:2562:U:C5	2.65	0.84
27:BA:2507:C:O2	27:BA:2583:G:N3	2.11	0.84
27:BA:2607:G:H2'	27:BA:2608:G:C5'	2.06	0.84
27:BA:2729:G:O2'	27:BA:2730:C:H5'	1.76	0.84
27:BA:2839:G:C2	27:BA:2840:C:N1	2.45	0.84
28:BD:211:HIS:ND1	28:BD:212:HIS:CD2	2.46	0.84
28:BD:61:TYR:OH	28:BD:214:MET:HE1	1.77	0.84
29:BE:226:HIS:HA	29:BE:229:GLN:HG3	1.57	0.84
29:BE:203:GLY:HA3	29:BE:303:PRO:HD3	1.58	0.84
37:BQ:56:ILE:HD11	37:BQ:115:SER:N	1.93	0.84
37:BQ:85:ILE:HG22	37:BQ:122:PHE:CD1	2.10	0.84
38:BS:114:LYS:O	38:BS:117:ALA:N	2.11	0.84
38:BS:81:ALA:CB	38:BS:117:ALA:HB1	2.07	0.84
38:BS:116:PHE:O	38:BS:119:GLN:HB2	1.78	0.84
39:BT:53:ASP:C	39:BT:56:ARG:HE	1.81	0.84
45:BU:13:ARG:H	45:BU:13:ARG:CZ	1.90	0.84
46:BV:40:VAL:CG1	46:BV:55:THR:CG2	2.56	0.84
40:BW:12:ILE:O	40:BW:14:PRO:CD	2.26	0.84
41:BX:31:ARG:HE	41:BX:31:ARG:N	1.74	0.84
42:BY:103:LEU:HA	42:BY:108:ARG:HB3	1.56	0.84
42:BY:49:GLU:CD	42:BY:97:ARG:HH12	1.60	0.84
43:BZ:18:MET:CA	43:BZ:36:ARG:HG3	2.08	0.84

Continued on next page...

Continued from previous page...

Atom-1	Atom-2	Interatomic distance (Å)	Clash overlap (Å)
43:BZ:40:ASP:OD2	43:BZ:41:ARG:CZ	2.26	0.84
1:AA:39:G:C8	1:AA:498:U:C4	2.66	0.84
7:AD:31:CYS:O	7:AD:33:MET:N	2.10	0.84
49:B0:43:THR:CG2	49:B0:75:GLY:H	1.90	0.84
48:B3:3:ARG:CB	48:B3:60:GLU:HA	2.07	0.84
27:BA:1251:C:H5''	45:BU:10:ARG:NE	1.92	0.84
27:BA:1364:G:H3'	50:B4:3:LYS:CE	2.07	0.84
27:BA:2253:G:H2'	27:BA:2254:C:O5'	1.78	0.84
27:BA:2314:C:O2'	27:BA:2315:G:C5'	2.26	0.84
27:BA:2358:G:H22	54:B8:52:LYS:HZ3	1.25	0.84
27:BA:2657:A:C8	27:BA:2658:C:C6	2.65	0.84
27:BA:1709:U:O2'	27:BA:2859:G:N3	2.10	0.84
29:BE:225:LYS:C	29:BE:226:HIS:ND1	2.31	0.84
30:BF:96:LYS:N	30:BF:98:ARG:CZ	2.41	0.84
31:BG:25:MET:N	31:BG:129:ASP:OD2	2.11	0.84
33:BI:121:ILE:O	33:BI:122:ARG:HB2	1.75	0.84
33:BI:21:VAL:HG11	33:BI:30:LEU:HD11	1.57	0.84
34:BN:25:GLN:HA	34:BN:28:GLU:CB	2.07	0.84
35:BO:35:ILE:CG2	35:BO:62:VAL:C	2.46	0.84
38:BS:30:GLY:O	38:BS:31:LYS:CE	2.25	0.84
45:BU:94:VAL:CG1	46:BV:4:ILE:HD13	2.08	0.84
43:BZ:15:ASP:OD1	43:BZ:16:GLU:N	2.11	0.84
1:AA:1318:A:H4'	22:AS:10:PHE:HB3	1.58	0.83
49:B0:24:LYS:HG3	49:B0:56:ASP:OD1	1.77	0.83
49:B0:61:ALA:CB	49:B0:80:SER:HA	2.07	0.83
47:B2:50:ARG:HA	47:B2:53:ILE:HD12	1.60	0.83
27:BA:988:A:P	48:B3:11:SER:CB	2.66	0.83
27:BA:1140:C:H5	34:BN:49:ARG:HG3	1.02	0.83
27:BA:2097:C:N3	27:BA:2192:G:N2	2.25	0.83
27:BA:2185:C:H2'	27:BA:2186:G:H8	1.41	0.83
27:BA:2278:A:H4'	37:BQ:19:TYR:HB3	1.60	0.83
27:BA:25:U:H5''	40:BW:80:PRO:HD3	0.86	0.83
27:BA:2676:C:H3'	27:BA:2676:C:C6	2.13	0.83
27:BA:2679:A:C5	27:BA:2680:C:C5	2.65	0.83
29:BE:199:ALA:CA	29:BE:312:ARG:O	2.24	0.83
29:BE:71:THR:CG2	29:BE:299:SER:CA	2.55	0.83
29:BE:94:ARG:CB	29:BE:95:PRO:HD2	2.00	0.83
30:BF:223:LEU:CD1	30:BF:223:LEU:C	2.37	0.83
31:BG:93:LEU:HD22	31:BG:106:PHE:HD2	1.39	0.83
32:BH:101:LYS:HZ1	32:BH:115:GLU:HG3	1.42	0.83
32:BH:148:ARG:NH1	32:BH:163:TYR:CA	2.34	0.83

Continued on next page...

Continued from previous page...

Atom-1	Atom-2	Interatomic distance (Å)	Clash overlap (Å)
33:BI:9:VAL:O	33:BI:9:VAL:HG12	1.78	0.83
34:BN:21:ARG:HA	34:BN:24:SER:CB	2.08	0.83
35:BO:26:GLY:HA3	35:BO:30:ARG:NH1	1.93	0.83
35:BO:35:ILE:CG2	35:BO:63:VAL:N	2.32	0.83
27:BA:2406:U:H3	36:BP:55:GLN:CB	1.91	0.83
37:BQ:20:ILE:CG1	37:BQ:21:SER:N	2.38	0.83
37:BQ:61:LEU:O	37:BQ:62:GLU:C	2.13	0.83
37:BQ:66:ASN:HB2	37:BQ:70:ARG:HH21	1.43	0.83
38:BS:87:LEU:H	38:BS:87:LEU:CD2	1.90	0.83
42:BY:18:GLU:CB	42:BY:21:LYS:NZ	2.40	0.83
1:AA:377:G:OP1	19:AP:3:LYS:HD2	1.78	0.83
14:AK:110:ASP:HB3	21:AR:85:LEU:HB3	1.60	0.83
48:B3:20:LYS:CD	48:B3:23:LEU:CD1	2.55	0.83
50:B4:6:HIS:HE1	50:B4:55:ARG:HB2	1.42	0.83
27:BA:2815:C:C5'	51:B5:29:ASN:ND2	2.37	0.83
55:B9:7:VAL:HG11	55:B9:34:GLN:HG2	0.85	0.83
27:BA:2293:C:N3	27:BA:2339:G:O6	2.11	0.83
27:BA:2539:C:H2'	27:BA:2540:C:O5'	1.78	0.83
27:BA:2550:G:C4	27:BA:2551:C:C5	2.66	0.83
29:BE:267:ARG:CB	29:BE:297:LYS:HD2	2.08	0.83
30:BF:210:ALA:O	30:BF:211:ASP:HB3	1.76	0.83
30:BF:215:ALA:HB2	30:BF:238:SER:C	1.98	0.83
32:BH:164:GLU:OE1	32:BH:164:GLU:CA	2.27	0.83
40:BW:82:LEU:HD21	40:BW:98:LYS:O	1.76	0.83
42:BY:49:GLU:HG2	42:BY:59:GLU:CA	2.02	0.83
43:BZ:112:LEU:HD13	43:BZ:142:ASN:CA	2.00	0.83
1:AA:1277:C:H1'	1:AA:1282:C:H1'	1.60	0.83
1:AA:953:G:O3'	16:AM:124:PRO:O	1.96	0.83
13:AJ:64:GLU:HG2	17:AN:59:ALA:HA	1.57	0.83
50:B4:63:PHE:O	50:B4:65:ASP:N	2.11	0.83
27:BA:1263:U:H4'	51:B5:16:ARG:NE	1.94	0.83
53:B7:30:ILE:CA	53:B7:33:ARG:HG3	2.07	0.83
27:BA:2268:A:H5'	27:BA:2269:A:OP2	1.78	0.83
27:BA:2314:C:H5'	31:BG:22:VAL:HG11	1.60	0.83
27:BA:2484:G:H2'	27:BA:2485:G:H5'	1.60	0.83
27:BA:2552:U:C5'	27:BA:2553:G:OP2	2.23	0.83
27:BA:2688:U:N3	27:BA:2719:G:C4	2.46	0.83
27:BA:2716:U:H2'	27:BA:2717:G:H5'	1.59	0.83
27:BA:2744:G:H2'	27:BA:2745:C:H5'	1.58	0.83
27:BA:396:G:C1'	50:B4:39:VAL:HG11	2.07	0.83
30:BF:6:TYR:CE2	30:BF:140:VAL:HG22	2.13	0.83

Continued on next page...

Continued from previous page...

Atom-1	Atom-2	Interatomic distance (Å)	Clash overlap (Å)
31:BG:97:GLN:CD	31:BG:106:PHE:CD2	2.51	0.83
31:BG:90:LEU:O	31:BG:92:GLU:OE2	1.95	0.83
32:BH:86:LEU:HD13	32:BH:87:GLU:CA	2.08	0.83
33:BI:68:LEU:HD11	33:BI:108:LEU:HD21	1.58	0.83
34:BN:136:SER:HA	34:BN:139:LEU:CD2	2.08	0.83
27:BA:1012:U:O2	34:BN:21:ARG:NH1	2.12	0.83
34:BN:70:PHE:O	34:BN:71:TYR:HB2	1.76	0.83
35:BO:60:ALA:HA	35:BO:87:ILE:HD13	1.59	0.83
45:BU:13:ARG:CA	45:BU:13:ARG:NH1	2.41	0.83
41:BX:26:PHE:N	41:BX:26:PHE:CD1	2.44	0.83
42:BY:57:GLY:N	42:BY:97:ARG:NH2	2.26	0.83
43:BZ:69:VAL:CG1	43:BZ:70:GLN:H	1.90	0.83
1:AA:1400:C:C5	2:AV:34:G:N1	2.46	0.83
1:AA:25:C:H4'	1:AA:524:G:N2	1.94	0.83
1:AA:405:U:OP2	7:AD:5:ILE:HD12	1.77	0.83
1:AA:1220:G:N2	22:AS:54:GLY:CA	2.32	0.83
48:B3:20:LYS:O	48:B3:23:LEU:N	2.11	0.83
50:B4:14:ILE:HG13	50:B4:38:GLY:O	1.78	0.83
53:B7:14:LYS:O	53:B7:15:THR:C	2.16	0.83
27:BA:1786:A:H2	27:BA:2590:A:H1'	1.43	0.83
27:BA:2287:A:C2'	27:BA:2288:A:OP2	2.26	0.83
27:BA:2446:G:N1	27:BA:2501:C:C5	2.45	0.83
27:BA:2476:A:C8	27:BA:2477:C:C5	2.66	0.83
27:BA:2485:G:H2'	27:BA:2486:G:C5'	2.05	0.83
27:BA:2458:G:C8	27:BA:2490:G:N1	2.46	0.83
27:BA:2628:C:C1'	27:BA:2781:A:H2'	2.07	0.83
27:BA:2854:G:N1	27:BA:2864:G:C6	2.46	0.83
27:BA:398:G:OP2	50:B4:59:PHE:CE2	2.30	0.83
27:BA:610:C:H2'	27:BA:611:C:H6	1.42	0.83
28:BD:141:HIS:HB3	28:BD:154:VAL:HG11	1.59	0.83
29:BE:174:LEU:O	29:BE:177:ALA:CB	2.25	0.83
30:BF:103:ASN:HB3	30:BF:106:GLU:HG3	1.58	0.83
31:BG:102:GLY:HA3	31:BG:134:LEU:HD12	0.85	0.83
27:BA:2749:A:C4'	32:BH:62:ALA:HB2	2.07	0.83
35:BO:101:PRO:O	35:BO:102:VAL:CG2	2.27	0.83
35:BO:66:LYS:NZ	35:BO:67:ARG:CD	2.19	0.83
27:BA:2495:G:C2'	37:BQ:101:MET:HE2	2.08	0.83
27:BA:910:A:H2'	37:BQ:17:ARG:NH2	1.94	0.83
37:BQ:54:VAL:O	37:BQ:56:ILE:HD12	1.78	0.83
38:BS:127:LEU:CD2	38:BS:127:LEU:O	2.26	0.83
38:BS:34:LEU:CD2	38:BS:102:LEU:CA	2.52	0.83

Continued on next page...

Continued from previous page...

Atom-1	Atom-2	Interatomic distance (Å)	Clash overlap (Å)
46:BV:3:ALA:CB	46:BV:12:TYR:OH	2.26	0.83
46:BV:31:ASP:C	46:BV:63:HIS:O	2.17	0.83
46:BV:67:LYS:HD3	46:BV:70:TYR:CE1	2.13	0.83
46:BV:78:VAL:HB	46:BV:80:TYR:CD1	2.14	0.83
1:AA:47:C:H4'	1:AA:48:C:C5'	2.08	0.83
47:B2:2:VAL:C	47:B2:4:HIS:HD1	1.80	0.83
51:B5:4:HIS:CB	51:B5:5:PRO:HD3	2.07	0.83
52:B6:37:LEU:C	52:B6:38:LYS:HG3	1.97	0.83
54:B8:23:MET:SD	54:B8:24:ALA:N	2.52	0.83
55:B9:27:CYS:O	55:B9:29:ASN:N	2.11	0.83
27:BA:965:C:C1'	27:BA:2273:A:C2	2.61	0.83
27:BA:2287:A:O2'	27:BA:2288:A:C5'	2.26	0.83
27:BA:2648:C:H42	27:BA:2672:G:H1	1.25	0.83
27:BA:26:G:N1	27:BA:27:G:N2	2.25	0.83
27:BA:649:G:O3'	54:B8:17:THR:CG2	2.27	0.83
29:BE:295:LEU:HD23	29:BE:296:VAL:H	1.41	0.83
30:BF:102:LEU:CD2	30:BF:106:GLU:HB2	2.06	0.83
30:BF:163:HIS:CA	30:BF:166:ILE:CD1	2.56	0.83
30:BF:3:ALA:O	30:BF:16:VAL:N	2.09	0.83
27:BA:1076:C:O2'	56:BK:91:GLU:CB	2.26	0.83
34:BN:61:VAL:CG2	34:BN:139:LEU:HB3	2.08	0.83
34:BN:19:MET:HE2	34:BN:22:VAL:CG2	2.08	0.83
27:BA:1666:G:P	35:BO:66:LYS:HE2	2.17	0.83
37:BQ:135:ALA:O	37:BQ:138:ARG:N	2.11	0.83
37:BQ:142:LYS:CD	37:BQ:143:VAL:H	1.92	0.83
37:BQ:31:PHE:HZ	37:BQ:88:PHE:CD2	1.96	0.83
44:BR:61:HIS:HA	44:BR:64:ARG:HD3	0.89	0.83
42:BY:101:LEU:HD13	42:BY:113:GLU:HB3	1.58	0.83
42:BY:55:PHE:CZ	42:BY:89:ARG:NH2	2.46	0.83
1:AA:1286:A:H62	1:AA:1354:C:H5''	1.39	0.83
49:B0:61:ALA:HB2	49:B0:80:SER:O	1.78	0.83
27:BA:2331:G:HO2'	49:B0:70:ILE:HG21	1.38	0.83
52:B6:36:GLU:C	52:B6:52:GLU:CD	2.35	0.83
27:BA:1152:C:O3'	45:BU:80:ILE:HD13	1.79	0.83
27:BA:2219:G:O2'	27:BA:2224:G:H5''	1.78	0.83
27:BA:2285:C:H1'	27:BA:2288:A:N7	1.93	0.83
27:BA:2313:C:H5''	31:BG:51:ARG:NH1	1.93	0.83
27:BA:2394:C:C4	27:BA:2395:C:N3	2.46	0.83
27:BA:2561:A:H2'	27:BA:2562:U:O5'	1.79	0.83
27:BA:2618:G:C5	27:BA:2619:C:H5	1.96	0.83
27:BA:2722:G:C6	27:BA:2723:C:N4	2.47	0.83

Continued on next page...

Continued from previous page...

Atom-1	Atom-2	Interatomic distance (Å)	Clash overlap (Å)
27:BA:2740:A:N9	27:BA:2741:A:N7	2.25	0.83
27:BA:2785:C:O2	29:BE:100:TRP:CD1	2.32	0.83
27:BA:2852:G:C2	27:BA:2853:C:C2	2.67	0.83
29:BE:226:HIS:HA	29:BE:229:GLN:CG	2.01	0.83
29:BE:199:ALA:HA	29:BE:312:ARG:O	1.77	0.83
33:BI:43:ASN:C	33:BI:45:LYS:H	1.80	0.83
44:BR:24:GLN:HB2	44:BR:44:LEU:HD23	1.60	0.83
44:BR:63:ARG:HH22	44:BR:77:ARG:HG2	1.39	0.83
40:BW:24:ILE:HG22	40:BW:35:ILE:HB	1.58	0.83
41:BX:13:LYS:O	41:BX:16:ASN:N	2.12	0.83
27:BA:441:U:OP2	42:BY:3:GLN:HG2	1.78	0.83
43:BZ:105:GLN:CB	43:BZ:141:MET:SD	2.66	0.83
1:AA:20:U:N3	1:AA:916:G:C2	2.47	0.83
1:AA:768:A:OP1	1:AA:804:U:H5''	1.79	0.83
6:AC:9:GLY:N	17:AN:49:HIS:O	2.10	0.83
7:AD:22:LYS:O	7:AD:113:SER:HB3	1.77	0.83
3:AW:25:C:O2	3:AW:26:G:N3	2.11	0.83
3:AW:9:A:C1'	3:AW:45:G:H2'	2.02	0.83
48:B3:22:ALA:O	48:B3:26:LEU:CD1	2.26	0.83
52:B6:2:ALA:HB3	52:B6:11:LYS:HE3	1.60	0.83
52:B6:48:VAL:O	52:B6:50:PHE:HE1	1.56	0.83
54:B8:16:ILE:HG13	54:B8:22:VAL:HG22	0.85	0.83
27:BA:126:A:H5''	53:B7:18:PHE:HD1	1.44	0.83
27:BA:1340:U:C5	41:BX:55:GLN:NE2	2.47	0.83
27:BA:1818:U:C3'	28:BD:155:ARG:CG	2.51	0.83
27:BA:2090:G:C2	27:BA:2230:G:C6	2.66	0.83
27:BA:2348:U:C5'	54:B8:42:ARG:HH22	1.90	0.83
27:BA:2523:G:C2'	27:BA:2524:G:H5'	2.08	0.83
27:BA:2542:A:O2'	27:BA:2543:G:H8	1.59	0.83
27:BA:2556:C:O2'	27:BA:2557:G:H5''	1.77	0.83
27:BA:2618:G:HO2'	27:BA:2619:C:C5'	1.92	0.83
27:BA:2659:G:C2'	27:BA:2661:G:OP2	2.27	0.83
27:BA:2784:C:OP1	29:BE:95:PRO:HG2	1.79	0.83
27:BA:443:A:N7	30:BF:43:LYS:HD2	1.93	0.83
27:BA:997:G:H5''	45:BU:92:ARG:CZ	2.08	0.83
30:BF:7:ASP:C	30:BF:11:ASN:N	2.31	0.83
30:BF:239:ALA:C	30:BF:241:ALA:N	2.26	0.83
32:BH:95:ALA:H	32:BH:127:GLN:NE2	1.75	0.83
35:BO:24:VAL:CG1	35:BO:32:TYR:O	2.27	0.83
35:BO:43:VAL:HB	35:BO:55:GLY:N	1.94	0.83
37:BQ:46:VAL:HG22	37:BQ:156:ASN:ND2	1.94	0.83

Continued on next page...

Continued from previous page...

Atom-1	Atom-2	Interatomic distance (Å)	Clash overlap (Å)
45:BU:27:SER:HB3	45:BU:31:GLN:CD	1.99	0.83
45:BU:61:TRP:C	45:BU:65:ILE:HG12	1.98	0.83
46:BV:71:ILE:O	46:BV:72:ARG:HG2	1.77	0.83
42:BY:43:ASN:HD22	42:BY:101:LEU:CD2	1.90	0.83
43:BZ:112:LEU:HD23	43:BZ:172:LEU:O	1.78	0.83
1:AA:31:G:O2'	1:AA:46:G:C5'	2.25	0.83
2:AV:35:A:N1	4:AX:118:C:N4	2.03	0.83
3:AW:25:C:C5	3:AW:26:G:O6	2.32	0.83
49:B0:70:ILE:HG12	49:B0:71:ASN:H	1.44	0.83
47:B2:7:GLU:OE1	47:B2:8:ILE:HG12	1.77	0.83
50:B4:41:PRO:HB2	50:B4:57:ASP:CB	2.09	0.83
52:B6:42:PRO:CG	52:B6:44:ALA:HB3	2.04	0.83
55:B9:7:VAL:O	55:B9:8:LYS:HE2	1.75	0.83
27:BA:2253:G:O2'	27:BA:2254:C:C5'	2.26	0.83
27:BA:2430:A:H2'	27:BA:2431:U:C5'	2.08	0.83
27:BA:2457:U:H2'	27:BA:2458:G:C4'	2.08	0.83
27:BA:2580:U:H6	27:BA:2581:G:C8	1.51	0.83
27:BA:2589:A:C2'	27:BA:2590:A:C5'	2.43	0.83
27:BA:2633:G:C2	27:BA:2634:G:C8	2.61	0.83
27:BA:2648:C:O2'	27:BA:2649:U:H5'	1.77	0.83
27:BA:2689:U:C1'	27:BA:2713:A:C2	2.62	0.83
27:BA:2731:G:N2	27:BA:2732:G:H21	1.75	0.83
27:BA:2898:U:N3	27:BA:2899:G:C5	2.46	0.83
27:BA:527:C:H5	27:BA:2779:U:H3'	1.44	0.83
27:BA:825:C:C4'	27:BA:2428:G:O6	2.27	0.83
28:BD:148:GLY:C	28:BD:150:GLY:H	1.82	0.83
28:BD:208:GLY:HA3	28:BD:210:LYS:CE	2.09	0.83
28:BD:80:ILE:C	28:BD:80:ILE:HD12	1.98	0.83
29:BE:222:ARG:HG2	29:BE:232:ARG:CA	2.08	0.83
29:BE:46:ALA:CB	29:BE:72:VAL:C	2.42	0.83
30:BF:52:ALA:O	30:BF:55:ARG:HG2	1.79	0.83
32:BH:100:LYS:C	32:BH:101:LYS:HD2	1.99	0.83
32:BH:101:LYS:CD	32:BH:115:GLU:HB2	2.08	0.83
34:BN:13:ASP:C	34:BN:38:VAL:HG11	1.99	0.83
36:BP:128:GLY:O	36:BP:131:GLU:N	2.11	0.83
27:BA:1453:A:C6	44:BR:77:ARG:HD3	2.13	0.83
40:BW:58:ALA:O	40:BW:60:ASN:N	2.12	0.83
41:BX:28:VAL:CG1	41:BX:64:ALA:HB3	2.08	0.83
41:BX:23:LYS:HA	41:BX:66:VAL:O	1.79	0.83
43:BZ:51:LEU:C	43:BZ:51:LEU:HD23	1.98	0.83
1:AA:1004:A:H5''	1:AA:1025:U:C5	2.14	0.83

Continued on next page...

Continued from previous page...

Atom-1	Atom-2	Interatomic distance (Å)	Clash overlap (Å)
1:AA:37:U:O2	1:AA:397:A:N6	2.09	0.83
1:AA:674:G:H2'	1:AA:675:A:H8	1.44	0.83
49:B0:44:LYS:O	49:B0:45:PHE:HD1	1.61	0.83
48:B3:50:VAL:O	48:B3:53:LEU:HB2	1.79	0.83
54:B8:12:ARG:O	54:B8:13:ARG:O	1.96	0.83
54:B8:30:ARG:HG2	54:B8:31:HIS:N	1.93	0.83
27:BA:1029:A:H2'	27:BA:1030:G:O4'	1.78	0.83
27:BA:2380:C:C2'	27:BA:2381:C:H5''	2.08	0.83
27:BA:10:G:N2	27:BA:2629:A:N3	2.27	0.83
27:BA:1456:G:C2	27:BA:2704:C:N3	2.46	0.83
27:BA:2722:G:H2'	27:BA:2723:C:H6	1.44	0.83
27:BA:2681:C:C5	27:BA:2727:G:N2	2.43	0.83
27:BA:590:A:H4'	30:BF:97:ASP:OD2	1.79	0.83
28:BD:211:HIS:CE1	28:BD:212:HIS:CD2	2.67	0.83
29:BE:180:ILE:CG2	29:BE:187:HIS:HA	2.04	0.83
30:BF:52:ALA:HA	30:BF:55:ARG:HB3	1.57	0.83
33:BI:94:THR:HG23	33:BI:97:GLN:H	1.42	0.83
37:BQ:133:GLU:OE1	37:BQ:134:PHE:N	2.11	0.83
44:BR:36:THR:HG23	44:BR:40:LYS:HD3	1.60	0.83
27:BA:994:C:C2	45:BU:53:LYS:HD2	2.10	0.83
45:BU:91:ASN:OD1	45:BU:95:LEU:CD2	2.25	0.83
45:BU:98:ILE:C	45:BU:100:ALA:N	2.28	0.83
43:BZ:10:PRO:O	43:BZ:14:LEU:HB2	1.78	0.83
43:BZ:112:LEU:CD2	43:BZ:113:VAL:N	2.41	0.83
43:BZ:15:ASP:O	43:BZ:16:GLU:HB2	1.76	0.83
1:AA:1320:C:O4'	22:AS:73:GLU:CG	2.25	0.83
1:AA:436:C:H2'	1:AA:437:U:C6	2.14	0.83
1:AA:397:A:C6	1:AA:548:G:C5	2.67	0.83
1:AA:958:A:C1'	22:AS:55:LYS:HD2	2.08	0.83
3:AW:33:U:O2	3:AW:35:A:H3'	1.79	0.83
27:BA:2385:C:O2'	49:B0:39:ARG:NH2	2.11	0.83
49:B0:67:VAL:O	49:B0:68:VAL:HG23	1.79	0.83
53:B7:8:ASN:O	53:B7:11:LYS:N	2.12	0.83
27:BA:990:A:N6	27:BA:1186:G:N3	2.26	0.83
27:BA:1924:C:N3	27:BA:1925:C:C5	2.47	0.83
27:BA:2263:C:O2'	27:BA:2264:C:C5'	2.24	0.83
27:BA:954:G:O2'	27:BA:2274:A:N1	2.12	0.83
27:BA:2364:C:H5'	49:B0:38:VAL:HG11	1.61	0.83
27:BA:2504:U:H6	27:BA:2504:U:O5'	1.60	0.83
27:BA:2578:G:H2'	27:BA:2579:C:O5'	1.79	0.83
27:BA:2589:A:C4	27:BA:2590:A:C8	2.67	0.83

Continued on next page...

Continued from previous page...

Atom-1	Atom-2	Interatomic distance (Å)	Clash overlap (Å)
27:BA:806:C:O2'	27:BA:2445:G:H4'	1.77	0.83
28:BD:151:GLY:C	28:BD:152:GLN:OE1	2.17	0.83
28:BD:143:ILE:HB	28:BD:153:LEU:N	1.94	0.83
29:BE:250:VAL:O	29:BE:251:PRO:O	1.95	0.83
33:BI:7:LYS:HD2	33:BI:12:LYS:CE	2.09	0.83
34:BN:50:GLU:O	34:BN:51:GLU:O	1.97	0.83
36:BP:109:LEU:HD13	36:BP:109:LEU:C	1.99	0.83
37:BQ:32:LYS:HD2	37:BQ:32:LYS:C	1.99	0.83
37:BQ:88:PHE:C	37:BQ:90:PHE:CE1	2.52	0.83
44:BR:101:ALA:O	51:B5:41:LEU:HD13	1.79	0.83
38:BS:86:LEU:HD23	38:BS:124:ASP:HB2	1.60	0.83
38:BS:12:ARG:HD2	38:BS:20:TYR:CE2	2.13	0.83
38:BS:41:LYS:HZ1	38:BS:68:GLU:CD	1.81	0.83
27:BA:1011:G:OP2	45:BU:75:ASN:HB3	1.77	0.83
45:BU:20:ARG:NH1	46:BV:75:LYS:HE3	1.89	0.83
40:BW:24:ILE:HG22	40:BW:35:ILE:CD1	2.09	0.83
40:BW:69:LEU:HD22	40:BW:109:GLU:CB	2.08	0.83
27:BA:83:G:H5''	42:BY:20:HIS:ND1	1.93	0.83
1:AA:397:A:N6	1:AA:548:G:C5	2.47	0.82
1:AA:597:G:H21	11:AH:94:TYR:HE2	1.24	0.82
1:AA:541:G:H4'	7:AD:42:GLN:HE21	1.44	0.82
27:BA:2262:U:OP2	49:B0:14:ARG:NH2	2.11	0.82
27:BA:923:C:C2	49:B0:26:PHE:CE2	2.65	0.82
50:B4:14:ILE:CG2	50:B4:16:TYR:CE1	2.62	0.82
27:BA:1364:G:P	50:B4:2:GLN:O	2.37	0.82
27:BA:980:A:N3	27:BA:2037:G:O2'	2.11	0.82
27:BA:2297:C:H2'	27:BA:2298:A:H8	0.77	0.82
27:BA:2543:G:C4	27:BA:2544:G:C5	2.67	0.82
27:BA:2799:A:H3'	27:BA:2801:A:OP2	1.77	0.82
27:BA:280:C:C2	27:BA:283:A:N6	2.46	0.82
27:BA:775:G:HO2'	27:BA:791:C:N4	1.73	0.82
30:BF:1:MET:O	30:BF:18:LEU:CD2	2.28	0.82
33:BI:7:LYS:HD3	33:BI:12:LYS:HZ2	1.44	0.82
33:BI:65:ALA:CB	33:BI:134:HIS:HB2	2.09	0.82
33:BI:31:PHE:HE1	33:BI:35:LEU:O	1.61	0.82
33:BI:2:LYS:HG2	33:BI:39:ALA:H	1.44	0.82
27:BA:142(A):A:H4'	34:BN:21:ARG:HH22	1.41	0.82
35:BO:112:MET:O	35:BO:115:ILE:HG13	1.78	0.82
36:BP:104:ASP:O	36:BP:105:TYR:CG	2.31	0.82
37:BQ:44:ALA:HB3	37:BQ:126:VAL:O	1.79	0.82
37:BQ:17:ARG:H	37:BQ:17:ARG:HD3	1.40	0.82

Continued on next page...

Continued from previous page...

Atom-1	Atom-2	Interatomic distance (Å)	Clash overlap (Å)
37:BQ:82:LYS:C	37:BQ:84:ARG:H	1.79	0.82
27:BA:29:U:C4'	45:BU:11:ARG:NH1	2.09	0.82
46:BV:67:LYS:O	46:BV:91:THR:HB	1.78	0.82
42:BY:103:LEU:CD2	42:BY:108:ARG:O	2.27	0.82
43:BZ:112:LEU:HA	43:BZ:174:PRO:CD	2.09	0.82
1:AA:1223:C:P	22:AS:78:ARG:NH2	2.51	0.82
1:AA:1347:G:H22	1:AA:1373:G:H2'	1.42	0.82
7:AD:3:ARG:NH2	7:AD:74:GLN:NE2	2.27	0.82
1:AA:953:G:C2'	16:AM:125:ARG:HA	2.09	0.82
1:AA:1223:C:P	22:AS:78:ARG:HH21	2.02	0.82
50:B4:59:PHE:N	50:B4:62:ARG:HE	1.76	0.82
27:BA:1665:A:C1'	35:BO:66:LYS:NZ	2.41	0.82
27:BA:2066:C:C2	27:BA:2445:G:C2	2.67	0.82
27:BA:2195:C:C6	27:BA:2195:C:OP2	2.31	0.82
27:BA:2093:G:N7	27:BA:2225:A:N7	2.26	0.82
27:BA:2463:C:N3	27:BA:2464:C:C5	2.45	0.82
27:BA:2521:C:H2'	27:BA:2522:U:O5'	1.79	0.82
27:BA:2707:G:C2'	27:BA:2708:G:O5'	2.26	0.82
27:BA:2832:U:H6	27:BA:2832:U:H5''	1.44	0.82
27:BA:2885:C:N4	27:BA:2886:G:C8	2.47	0.82
27:BA:337:C:C3'	27:BA:338:G:H5''	2.02	0.82
27:BA:95:G:P	47:B2:41:GLU:OE1	2.36	0.82
28:BD:110:LYS:NZ	28:BD:110:LYS:CA	2.38	0.82
28:BD:161:ALA:CA	28:BD:162:GLN:HE22	1.91	0.82
29:BE:79:ARG:NH2	29:BE:104:PHE:O	2.10	0.82
30:BF:194:PHE:CE2	30:BF:204:ALA:O	2.33	0.82
30:BF:242:GLU:O	30:BF:245:GLU:HB2	1.78	0.82
27:BA:600:G:C5'	30:BF:27:ARG:HH11	1.93	0.82
31:BG:44:ILE:O	31:BG:83:PHE:HZ	1.58	0.82
34:BN:20:GLY:C	34:BN:22:VAL:N	2.32	0.82
44:BR:74:LYS:O	44:BR:75:LEU:O	1.97	0.82
45:BU:31:GLN:C	45:BU:33:ARG:H	1.79	0.82
46:BV:5:ILE:HD12	46:BV:5:ILE:H	1.44	0.82
46:BV:62:GLU:HB2	46:BV:96:LEU:CD2	2.08	0.82
41:BX:14:ALA:N	41:BX:17:ASP:CG	2.23	0.82
42:BY:101:LEU:HD21	42:BY:112:LEU:CD1	2.09	0.82
42:BY:28:SER:CA	42:BY:99:THR:OG1	2.27	0.82
1:AA:1391:U:H2'	1:AA:1392:G:H8	1.45	0.82
6:AC:91:LEU:HD21	6:AC:99:VAL:H	1.44	0.82
15:AL:23:LYS:O	15:AL:24:VAL:CA	2.17	0.82
47:B2:4:HIS:O	47:B2:7:GLU:OE2	1.95	0.82

Continued on next page...

Continued from previous page...

Atom-1	Atom-2	Interatomic distance (Å)	Clash overlap (Å)
27:BA:974(A):C:O4'	27:BA:1186:G:N2	2.12	0.82
27:BA:2093:G:C5	27:BA:2225:A:N7	2.47	0.82
27:BA:2067:G:N2	27:BA:2444:G:C4	2.47	0.82
27:BA:2526:G:C4	27:BA:2527:C:C6	2.68	0.82
27:BA:2652:C:C5	27:BA:2653:U:O4	2.31	0.82
27:BA:2793:G:N1	27:BA:2794:C:N4	2.28	0.82
27:BA:2864:G:H2'	27:BA:2865:U:H6	1.40	0.82
27:BA:338:G:P	42:BY:21:LYS:HD2	2.19	0.82
27:BA:397:G:H5''	50:B4:59:PHE:HZ	1.41	0.82
27:BA:530:G:H5''	27:BA:561:G:O6	1.79	0.82
28:BD:198:GLY:O	28:BD:200:THR:CB	2.28	0.82
28:BD:74:PRO:CA	28:BD:116:MET:CE	2.54	0.82
30:BF:11:ASN:OD1	30:BF:160:LEU:HD11	1.78	0.82
30:BF:193:LEU:CD1	30:BF:223:LEU:HB2	2.10	0.82
34:BN:54:VAL:HG22	34:BN:135:ILE:CD1	2.09	0.82
37:BQ:17:ARG:N	37:BQ:17:ARG:CD	2.36	0.82
38:BS:20:TYR:HE2	38:BS:21:HIS:CD2	1.94	0.82
46:BV:77:GLY:O	46:BV:78:VAL:HG13	1.79	0.82
40:BW:17:VAL:O	40:BW:20:VAL:CG2	2.27	0.82
42:BY:14:ALA:CB	42:BY:15:PRO:CD	2.54	0.82
42:BY:4:PRO:O	42:BY:5:ASP:HB2	1.76	0.82
20:AQ:22:LEU:HD12	20:AQ:23:VAL:O	1.80	0.82
1:AA:1400:C:C6	2:AV:34:G:N1	2.48	0.82
49:B0:46:LYS:HE3	49:B0:58:THR:HG1	1.43	0.82
51:B5:12:SER:O	51:B5:13:LYS:C	2.17	0.82
52:B6:24:THR:C	52:B6:25:THR:HG23	1.99	0.82
27:BA:2228:G:N7	27:BA:2229:C:C2	2.48	0.82
27:BA:2256:G:N2	27:BA:2257:U:O2	2.13	0.82
27:BA:2364:C:O2'	27:BA:2365:G:C5'	2.28	0.82
27:BA:2574:G:O2'	29:BE:240:PRO:CA	2.27	0.82
28:BD:167:GLU:H	28:BD:182:MET:HE1	1.39	0.82
30:BF:42:ARG:NH1	30:BF:221:GLU:OE1	2.12	0.82
27:BA:2316:C:C5'	31:BG:151:ILE:CD1	2.33	0.82
33:BI:103:GLN:O	33:BI:104:ALA:C	2.16	0.82
37:BQ:123:ILE:HG21	37:BQ:125:TRP:HB2	1.60	0.82
44:BR:100:LEU:C	51:B5:44:HIS:CD2	2.51	0.82
46:BV:15:SER:O	46:BV:97:GLY:O	1.96	0.82
27:BA:71:A:O2'	41:BX:2:TRP:HZ2	1.62	0.82
26:BB:76:G:OP1	43:BZ:32:PHE:CZ	2.23	0.82
1:AA:1014:A:C2	22:AS:34:TRP:CZ3	2.67	0.82
1:AA:1220:G:H4'	22:AS:36:ARG:HG2	1.59	0.82

Continued on next page...

Continued from previous page...

Atom-1	Atom-2	Interatomic distance (Å)	Clash overlap (Å)
47:B2:30:ALA:CA	47:B2:34:GLN:CG	2.57	0.82
48:B3:50:VAL:HB	48:B3:53:LEU:CD1	2.10	0.82
27:BA:1140:C:H4'	27:BA:142(A):A:C5	2.13	0.82
27:BA:1614:A:C5	40:BW:88:ARG:HD2	2.15	0.82
27:BA:2267:A:O4'	27:BA:2267:A:OP1	1.97	0.82
27:BA:2399:G:N2	27:BA:2400:G:H1'	1.94	0.82
27:BA:2703:C:C2'	27:BA:2704:C:O5'	2.27	0.82
27:BA:527:C:H2'	34:BN:95:ARG:HH11	1.44	0.82
27:BA:616:A:H5''	30:BF:42:ARG:HH12	1.41	0.82
31:BG:136:ARG:HB3	31:BG:137:PRO:HD2	1.62	0.82
32:BH:35:THR:O	32:BH:36:PHE:CD1	2.32	0.82
33:BI:133:LEU:N	33:BI:138:THR:HG22	1.93	0.82
34:BN:60:ARG:O	34:BN:71:TYR:CD2	2.33	0.82
35:BO:66:LYS:HZ2	35:BO:67:ARG:HD3	0.66	0.82
37:BQ:65:ARG:HH22	37:BQ:87:LYS:H	1.24	0.82
38:BS:17:ARG:HD3	38:BS:17:ARG:C	1.99	0.82
38:BS:46:GLN:HB3	38:BS:57:THR:HG21	1.60	0.82
46:BV:21:ARG:HE	46:BV:21:ARG:HA	1.44	0.82
46:BV:21:ARG:HA	46:BV:21:ARG:NE	1.95	0.82
42:BY:71:VAL:HG22	42:BY:93:THR:N	1.95	0.82
52:B6:40:TYR:O	52:B6:47:HIS:CA	2.27	0.82
27:BA:650:C:H5''	54:B8:19:THR:HG23	1.59	0.82
54:B8:26:LYS:HD3	54:B8:43:GLY:C	1.99	0.82
54:B8:55:TRP:O	54:B8:56:ALA:O	1.96	0.82
55:B9:7:VAL:HG11	55:B9:25:VAL:HG23	1.62	0.82
27:BA:2098:U:O2	27:BA:2191:G:N2	2.12	0.82
27:BA:2306:C:H42	27:BA:2311:A:H2	1.26	0.82
27:BA:2557:G:H2'	27:BA:2558:C:H6	1.44	0.82
27:BA:2574:G:C3'	27:BA:2575:C:C6	2.59	0.82
27:BA:2586:C:C2	27:BA:2587:A:N7	2.47	0.82
27:BA:2681:C:O2'	27:BA:2682:U:C5'	2.27	0.82
27:BA:2695:C:C2'	27:BA:2696:U:C6	2.63	0.82
27:BA:2785:C:O2'	29:BE:100:TRP:CB	2.27	0.82
27:BA:29:U:C5'	45:BU:11:ARG:NH1	2.35	0.82
28:BD:166:LYS:O	28:BD:167:GLU:OE2	1.96	0.82
27:BA:2785:C:H4'	29:BE:99:VAL:C	1.98	0.82
30:BF:110:ALA:O	30:BF:111:VAL:C	2.17	0.82
32:BH:51:VAL:CG2	32:BH:68:ARG:HG2	2.10	0.82
33:BI:68:LEU:CG	33:BI:108:LEU:HD13	2.10	0.82
37:BQ:65:ARG:HH21	37:BQ:85:ILE:C	1.81	0.82
46:BV:19:VAL:HB	46:BV:21:ARG:HH11	1.44	0.82

Continued on next page...

Continued from previous page...

Atom-1	Atom-2	Interatomic distance (Å)	Clash overlap (Å)
46:BV:72:ARG:O	46:BV:88:GLN:HG2	1.80	0.82
41:BX:17:ASP:N	41:BX:17:ASP:OD1	2.13	0.82
43:BZ:19:ILE:N	43:BZ:36:ARG:HG2	1.95	0.82
48:B3:37:LEU:HD12	48:B3:43:ILE:CG2	2.09	0.82
53:B7:14:LYS:O	53:B7:16:HIS:N	2.12	0.82
27:BA:1341:U:OP2	27:BA:1397:U:N3	2.11	0.82
27:BA:2207:C:O2	27:BA:2218:G:C2	2.33	0.82
27:BA:2267:A:H5''	27:BA:2268:A:O4'	1.80	0.82
27:BA:2292:C:O2	27:BA:2293:C:C6	2.32	0.82
27:BA:2418:A:H2'	27:BA:2419:U:C6	2.15	0.82
27:BA:2758:A:OP2	27:BA:2758:A:C4'	2.27	0.82
27:BA:322:A:OP2	27:BA:322:A:H8	1.63	0.82
28:BD:66:PHE:O	28:BD:67:LYS:HB3	1.77	0.82
30:BF:52:ALA:HA	30:BF:55:ARG:HE	0.99	0.82
33:BI:108:LEU:HD23	33:BI:109:LYS:O	1.80	0.82
37:BQ:136:TRP:O	37:BQ:139:ALA:HB3	1.78	0.82
27:BA:2021:C:C5	45:BU:25:TRP:CH2	2.67	0.82
45:BU:27:SER:C	45:BU:29:SER:N	2.32	0.82
1:AA:1205:U:H4'	6:AC:195:VAL:CG2	2.09	0.82
1:AA:397:A:C5	1:AA:548:G:N7	2.48	0.82
17:AN:24:CYS:HB3	17:AN:40:CYS:H	1.42	0.82
3:AW:37:YYG:N20	10:AG:84:ASN:N	2.28	0.82
49:B0:77:ARG:O	49:B0:79:ILE:HG13	1.80	0.82
27:BA:1799:G:C6	28:BD:177:SER:CB	2.63	0.82
27:BA:193:U:H2'	27:BA:194:G:C8	2.13	0.82
27:BA:2423:U:O4'	27:BA:2425:A:C8	2.32	0.82
27:BA:2064:C:H1'	27:BA:2450:A:C6	2.15	0.82
27:BA:2508:G:N1	27:BA:2582:G:O6	2.13	0.82
27:BA:2543:G:O2'	27:BA:2645:G:N7	2.12	0.82
27:BA:2647:U:HO2'	27:BA:2648:C:H5'	1.40	0.82
27:BA:2773:C:O2'	27:BA:2774:C:O4'	1.97	0.82
27:BA:328:U:HO2'	42:BY:94:SER:CB	1.92	0.82
27:BA:388:G:H2'	27:BA:390:A:N7	1.94	0.82
27:BA:911:A:C8	37:BQ:16:ARG:HD2	2.13	0.82
29:BE:70:VAL:HG13	29:BE:296:VAL:CB	2.09	0.82
27:BA:443:A:C8	30:BF:43:LYS:HD2	2.14	0.82
27:BA:1255:U:O4	30:BF:67:GLN:O	1.97	0.82
31:BG:82:GLU:O	31:BG:85:GLN:CG	2.27	0.82
32:BH:36:PHE:O	32:BH:37:HIS:O	1.98	0.82
34:BN:134:GLU:O	34:BN:138:THR:CB	2.27	0.82
34:BN:61:VAL:CG2	34:BN:139:LEU:CB	2.58	0.82

Continued on next page...

Continued from previous page...

Atom-1	Atom-2	Interatomic distance (Å)	Clash overlap (Å)
35:BO:98:ILE:HG21	35:BO:118:ALA:HA	1.61	0.82
35:BO:56:GLN:OE1	35:BO:56:GLN:HA	1.78	0.82
36:BP:128:GLY:O	36:BP:131:GLU:CB	2.27	0.82
27:BA:974:G:H3'	46:BV:82:ARG:NH2	1.95	0.82
40:BW:84:ARG:HB2	40:BW:96:ILE:CD1	2.05	0.82
40:BW:90:ARG:CB	40:BW:90:ARG:HH11	1.81	0.82
41:BX:6:LYS:HE3	41:BX:29:ASP:H	1.43	0.82
41:BX:37:VAL:O	41:BX:38:ALA:C	2.15	0.82
43:BZ:141:MET:O	43:BZ:142:ASN:CG	2.18	0.82
43:BZ:172:LEU:CD2	43:BZ:173:PRO:CG	2.58	0.82
43:BZ:172:LEU:HD23	43:BZ:173:PRO:CG	2.09	0.82
3:AW:37:YYG:H192	10:AG:84:ASN:HA	0.82	0.82
49:B0:46:LYS:HD2	49:B0:46:LYS:N	1.93	0.82
47:B2:13:PRO:HA	47:B2:16:ARG:CD	2.10	0.82
47:B2:52:ALA:O	47:B2:53:ILE:C	2.17	0.82
48:B3:40:THR:CG2	48:B3:43:ILE:CG1	2.58	0.82
50:B4:17:GLN:O	50:B4:19:GLN:NE2	2.13	0.82
50:B4:58:LYS:CD	50:B4:62:ARG:NH2	2.43	0.82
50:B4:62:ARG:C	50:B4:65:ASP:OD2	2.17	0.82
53:B7:21:ARG:CB	53:B7:31:LEU:CD1	2.53	0.82
27:BA:1665:A:N3	35:BO:67:ARG:NH1	2.28	0.82
27:BA:1780:A:H3'	27:BA:1781:C:H5''	1.60	0.82
27:BA:2416:C:C2'	27:BA:2417:C:C5'	2.57	0.82
27:BA:2508:G:N2	27:BA:2509:G:H1'	1.94	0.82
27:BA:2565:A:O3'	27:BA:2566:A:C4'	2.26	0.82
27:BA:2595:G:H8	27:BA:2595:G:O5'	1.61	0.82
27:BA:2612:C:O2'	27:BA:2613:U:C5'	2.28	0.82
27:BA:2716:U:C2	27:BA:2717:G:N7	2.48	0.82
27:BA:2810:A:H2'	27:BA:2811:G:O5'	1.77	0.82
28:BD:161:ALA:N	28:BD:162:GLN:HE22	1.78	0.82
29:BE:174:LEU:H	29:BE:174:LEU:CD1	1.92	0.82
29:BE:214:VAL:HG22	29:BE:221:LYS:NZ	1.94	0.82
33:BI:86:GLY:C	33:BI:88:ARG:HA	2.00	0.82
34:BN:22:VAL:O	34:BN:26:VAL:HG23	1.80	0.82
35:BO:61:VAL:CG1	35:BO:62:VAL:H	1.92	0.82
37:BQ:57:ARG:O	37:BQ:61:LEU:CD2	2.27	0.82
44:BR:29:LEU:H	44:BR:29:LEU:HD22	1.44	0.82
26:BB:115:G:H5'	38:BS:59:ALA:HB2	1.60	0.82
5:AB:174:VAL:O	5:AB:178:ARG:HB2	1.79	0.82
47:B2:2:VAL:HG12	47:B2:3:LEU:H	1.44	0.82
51:B5:12:SER:HG	51:B5:14:SER:HG	1.22	0.82

Continued on next page...

Continued from previous page...

Atom-1	Atom-2	Interatomic distance (Å)	Clash overlap (Å)
51:B5:16:ARG:O	51:B5:19:ARG:HB3	1.78	0.82
53:B7:30:ILE:HG12	53:B7:33:ARG:HD2	1.60	0.82
27:BA:1022:G:H5''	34:BN:52:GLN:OE1	1.79	0.82
27:BA:2314:C:OP1	31:BG:74:THR:HG22	1.79	0.82
27:BA:2347:C:C2	27:BA:2348:U:C5	2.68	0.82
27:BA:2592:G:C4	27:BA:2593:U:C6	2.67	0.82
27:BA:2627:G:H8	27:BA:2627:G:H5'	1.43	0.82
27:BA:2678:C:H2'	27:BA:2679:A:O5'	1.80	0.82
27:BA:2810:A:H2'	27:BA:2811:G:C4'	2.10	0.82
27:BA:2819:G:C5'	27:BA:2821:A:N6	2.41	0.82
28:BD:211:HIS:HD1	28:BD:212:HIS:HD2	1.19	0.82
29:BE:205:THR:HG21	29:BE:259:HIS:H	1.00	0.82
30:BF:37:ALA:O	30:BF:107:ARG:NH1	2.12	0.82
31:BG:38:GLU:HA	31:BG:41:LEU:CG	2.08	0.82
33:BI:88:ARG:HD3	33:BI:122:ARG:HB3	1.59	0.82
33:BI:43:ASN:HD22	33:BI:43:ASN:H	1.27	0.82
34:BN:58:GLU:HA	34:BN:61:VAL:HG23	0.84	0.82
36:BP:103:ALA:O	36:BP:104:ASP:CG	2.19	0.82
37:BQ:45:GLN:O	37:BQ:155:GLY:O	1.96	0.82
46:BV:5:ILE:CD1	46:BV:12:TYR:CZ	2.63	0.82
46:BV:3:ALA:HB2	46:BV:44:GLN:OE1	1.80	0.82
43:BZ:6:LYS:CA	43:BZ:31:SER:HB3	2.10	0.82
1:AA:1004:A:H5''	1:AA:1025:U:C6	2.15	0.81
1:AA:110:C:O2'	19:AP:25:ARG:O	1.98	0.81
49:B0:23:VAL:HG13	49:B0:24:LYS:H	1.42	0.81
27:BA:1368:G:P	53:B7:25:LYS:NZ	2.42	0.81
54:B8:26:LYS:CD	54:B8:43:GLY:C	2.48	0.81
54:B8:30:ARG:HH21	54:B8:41:ILE:HG23	1.45	0.81
27:BA:2508:G:O2'	27:BA:2509:G:C5'	2.25	0.81
27:BA:2520:C:O2'	27:BA:2521:C:H5'	1.80	0.81
27:BA:2525:G:C2	27:BA:2539:C:C4	2.68	0.81
30:BF:81:PRO:HA	30:BF:87:ARG:CB	2.09	0.81
32:BH:58:LYS:O	32:BH:59:HIS:O	1.96	0.81
32:BH:25:VAL:HG11	32:BH:78:VAL:HG21	1.62	0.81
33:BI:21:VAL:CG1	33:BI:30:LEU:HD11	2.10	0.81
35:BO:17:ARG:NE	35:BO:47:THR:N	2.28	0.81
35:BO:53:LYS:O	35:BO:56:GLN:HG2	1.80	0.81
40:BW:70:TYR:HE2	40:BW:72:LYS:HA	1.45	0.81
42:BY:78:THR:CG2	42:BY:88:PRO:CA	2.22	0.81
43:BZ:2:GLU:HA	43:BZ:54:ILE:HG23	1.61	0.81
1:AA:194:C:O2'	23:AT:68:LYS:HD3	1.81	0.81

Continued on next page...

Continued from previous page...

Atom-1	Atom-2	Interatomic distance (Å)	Clash overlap (Å)
27:BA:94:G:H21	47:B2:42:ASN:HD22	0.85	0.81
48:B3:19:GLN:C	48:B3:23:LEU:HD21	2.00	0.81
53:B7:30:ILE:CD1	53:B7:33:ARG:CZ	2.56	0.81
27:BA:1819:A:H5''	28:BD:157:ALA:CB	2.10	0.81
27:BA:2570:G:H2'	27:BA:2571:C:H6	1.00	0.81
27:BA:2633:G:N2	27:BA:2634:G:C4	2.48	0.81
27:BA:2658:C:H2'	27:BA:2659:G:O5'	1.79	0.81
27:BA:2729:G:N2	27:BA:2730:C:O2	2.14	0.81
27:BA:2741:A:C2'	27:BA:2742:C:O4'	2.26	0.81
28:BD:141:HIS:O	28:BD:143:ILE:N	2.14	0.81
28:BD:210:LYS:HA	28:BD:213:LYS:HD3	0.84	0.81
27:BA:2574:G:C2'	29:BE:240:PRO:HB3	2.11	0.81
29:BE:304:ASP:OD1	29:BE:307:LEU:HD11	1.80	0.81
30:BF:230:GLY:C	30:BF:231:ARG:HG2	1.99	0.81
31:BG:102:GLY:HA2	31:BG:134:LEU:CD1	2.07	0.81
27:BA:2745:C:H1'	32:BH:142:GLU:CD	1.99	0.81
32:BH:10:ILE:CD1	32:BH:49:ILE:CG1	2.56	0.81
33:BI:77:VAL:CB	33:BI:142:LYS:O	2.27	0.81
35:BO:99:PHE:HD2	39:BT:24:LYS:HE3	1.44	0.81
37:BQ:88:PHE:O	37:BQ:90:PHE:CE1	2.33	0.81
45:BU:17:VAL:O	45:BU:18:LEU:C	2.17	0.81
46:BV:11:GLN:HE22	46:BV:22:VAL:HG23	0.97	0.81
43:BZ:37:LYS:O	43:BZ:40:ASP:CG	2.19	0.81
1:AA:1375:A:OP1	10:AG:28:ASN:ND2	2.13	0.81
27:BA:72:U:O5'	47:B2:57:LYS:NZ	2.12	0.81
27:BA:932:G:P	48:B3:29:ARG:HH21	2.02	0.81
50:B4:35:VAL:C	50:B4:36:TRP:CD1	2.54	0.81
52:B6:41:ASP:CB	52:B6:47:HIS:H	1.91	0.81
53:B7:43:THR:CA	53:B7:46:ASP:CG	2.48	0.81
27:BA:594:U:H5'	54:B8:58:MET:CE	2.10	0.81
27:BA:1906:G:C5	27:BA:1929:G:C6	2.69	0.81
27:BA:1972:A:H2'	27:BA:1973:G:H8	1.46	0.81
27:BA:2234:G:C2	27:BA:2235:G:C8	2.68	0.81
27:BA:2242:G:C5	27:BA:2243:U:H5	1.98	0.81
27:BA:2316:C:H4'	31:BG:151:ILE:CG1	2.08	0.81
27:BA:2443:C:C5	27:BA:2444:G:N7	2.48	0.81
27:BA:2457:U:C5	27:BA:2458:G:C4	2.68	0.81
27:BA:2549:G:O2'	27:BA:2550:G:H5'	1.81	0.81
27:BA:2698:U:O2	27:BA:2699:C:H6	1.57	0.81
27:BA:2770:G:C1'	29:BE:316:ARG:HH12	1.90	0.81
27:BA:2854:G:C2	27:BA:2864:G:C6	2.68	0.81

Continued on next page...

Continued from previous page...

Atom-1	Atom-2	Interatomic distance (Å)	Clash overlap (Å)
27:BA:34:C:H2'	27:BA:455:C:H41	1.45	0.81
27:BA:859:G:O2'	27:BA:2268:A:N3	2.13	0.81
30:BF:220:THR:O	30:BF:221:GLU:C	2.19	0.81
30:BF:223:LEU:O	30:BF:231:ARG:CD	2.27	0.81
31:BG:146:LYS:O	31:BG:148:SER:N	2.14	0.81
31:BG:22:VAL:C	31:BG:23:VAL:HG13	2.01	0.81
2:AV:56:C:C2'	31:BG:56:ARG:CZ	2.59	0.81
37:BQ:31:PHE:HE2	37:BQ:86:ARG:HA	1.45	0.81
44:BR:20:LEU:CG	44:BR:21:TYR:N	2.41	0.81
38:BS:10:MET:O	38:BS:12:ARG:N	2.13	0.81
38:BS:23:ARG:NH2	38:BS:35:VAL:HG21	1.96	0.81
38:BS:53:ASN:O	38:BS:54:GLY:C	2.17	0.81
38:BS:94:GLU:CD	38:BS:95:ALA:N	2.33	0.81
46:BV:49:GLU:HA	46:BV:53:LYS:HZ1	1.42	0.81
45:BU:20:ARG:HH11	46:BV:75:LYS:HD2	1.46	0.81
41:BX:18:MET:CE	41:BX:25:GLN:HB2	2.10	0.81
42:BY:43:ASN:OD1	42:BY:112:LEU:HD22	1.80	0.81
43:BZ:69:VAL:HG11	43:BZ:81:VAL:CG2	2.10	0.81
1:AA:1269:A:O4'	1:AA:1326:C:C4'	2.28	0.81
49:B0:79:ILE:O	49:B0:81:ILE:HD12	1.80	0.81
37:BQ:105:PHE:HE1	49:B0:8:GLY:HA2	1.45	0.81
48:B3:12:PRO:HG2	48:B3:20:LYS:NZ	1.95	0.81
50:B4:68:ARG:HG2	50:B4:72:LYS:HG2	1.58	0.81
27:BA:1416:G:H1'	27:BA:1583:A:N1	1.96	0.81
27:BA:1924:C:C2	27:BA:1925:C:C5	2.68	0.81
27:BA:2041:U:H2'	27:BA:2042:A:H5'	1.63	0.81
27:BA:2090:G:C4	27:BA:2230:G:C6	2.68	0.81
27:BA:2093:G:H4'	33:BI:25:TYR:HA	1.61	0.81
27:BA:2482:G:N7	27:BA:2483:C:H5	1.78	0.81
27:BA:2762:G:C6	27:BA:2763:G:C6	2.68	0.81
27:BA:265:A:N6	27:BA:281:G:H5'	1.94	0.81
29:BE:73:ILE:HD13	29:BE:73:ILE:N	1.86	0.81
30:BF:197:SER:N	30:BF:236:THR:OG1	2.13	0.81
30:BF:45:ASP:O	30:BF:46:TYR:CG	2.33	0.81
27:BA:673:C:O4'	30:BF:82:GLN:OE1	1.98	0.81
26:BB:57:A:H2	31:BG:17:ARG:HH12	0.83	0.81
32:BH:85:ALA:C	32:BH:148:ARG:HH22	1.76	0.81
34:BN:54:VAL:HA	34:BN:135:ILE:HD12	1.60	0.81
36:BP:62:ALA:CB	36:BP:105:TYR:O	2.22	0.81
37:BQ:46:VAL:HG12	37:BQ:124:ALA:CB	2.10	0.81
44:BR:97:VAL:HG22	44:BR:114:VAL:HG11	1.61	0.81

Continued on next page...

Continued from previous page...

Atom-1	Atom-2	Interatomic distance (Å)	Clash overlap (Å)
44:BR:115:GLU:OE1	51:B5:56:GLN:NE2	2.14	0.81
41:BX:14:ALA:CA	41:BX:17:ASP:OD1	2.28	0.81
11:AH:18:ARG:HG3	11:AH:18:ARG:HH11	1.44	0.81
49:B0:39:ARG:HG2	49:B0:69:PHE:HE1	1.41	0.81
47:B2:20:LEU:O	47:B2:21:ASP:C	2.17	0.81
52:B6:54:LYS:HA	52:B6:54:LYS:HZ2	1.42	0.81
53:B7:30:ILE:O	53:B7:33:ARG:N	2.13	0.81
54:B8:36:LYS:HE2	54:B8:40:GLU:OE1	1.78	0.81
27:BA:126:A:C5	53:B7:18:PHE:CZ	2.60	0.81
27:BA:2259:G:C2	27:BA:2282:G:C5	2.64	0.81
27:BA:2367:G:C2	27:BA:2368:C:C5	2.68	0.81
27:BA:2575:C:OP1	29:BE:241:TRP:CD1	2.34	0.81
27:BA:2584:U:C5	27:BA:2585:U:N1	2.46	0.81
27:BA:2649:U:O2'	27:BA:2650:U:O5'	1.98	0.81
27:BA:2722:G:N3	27:BA:2723:C:C5	2.48	0.81
27:BA:2744:G:C2'	27:BA:2745:C:H5'	2.11	0.81
27:BA:592:G:H21	54:B8:3:LYS:CE	1.93	0.81
27:BA:706:A:H8	27:BA:706:A:O5'	1.63	0.81
26:BB:59:A:H4'	31:BG:144:ARG:HG2	1.61	0.81
29:BE:267:ARG:CD	29:BE:297:LYS:HD3	2.08	0.81
29:BE:45:LYS:HZ3	29:BE:301:PRO:C	1.82	0.81
31:BG:17:ARG:O	31:BG:18:ILE:O	1.98	0.81
26:BB:42:C:O2	31:BG:74:THR:OG1	1.97	0.81
31:BG:97:GLN:OE1	31:BG:106:PHE:CD2	2.34	0.81
33:BI:7:LYS:CB	33:BI:12:LYS:CD	2.55	0.81
34:BN:14:ALA:HB3	34:BN:40:ASN:HB2	1.60	0.81
37:BQ:143:VAL:HG23	37:BQ:144:THR:N	1.94	0.81
44:BR:78:LYS:HG3	44:BR:82:GLU:HG3	1.60	0.81
45:BU:28:ARG:O	45:BU:30:LYS:N	2.12	0.81
42:BY:101:LEU:HD21	42:BY:112:LEU:HD11	1.62	0.81
42:BY:18:GLU:CB	42:BY:21:LYS:HZ2	1.94	0.81
42:BY:43:ASN:HD21	42:BY:112:LEU:CD2	1.94	0.81
43:BZ:26:LYS:O	43:BZ:27:GLU:CB	2.28	0.81
1:AA:1224:G:N2	1:AA:1362:C:N3	2.28	0.81
1:AA:1313:U:C4	22:AS:4:SER:CB	2.63	0.81
18:AO:87:ILE:O	18:AO:88:ARG:HB2	1.78	0.81
47:B2:15:GLU:O	47:B2:17:GLU:N	2.13	0.81
27:BA:1264:G:P	51:B5:19:ARG:HH12	2.03	0.81
51:B5:56:GLN:O	51:B5:57:VAL:CG2	2.29	0.81
52:B6:47:HIS:O	52:B6:48:VAL:HB	1.79	0.81
27:BA:2361:A:C2	27:BA:2362:G:H1'	2.15	0.81

Continued on next page...

Continued from previous page...

Atom-1	Atom-2	Interatomic distance (Å)	Clash overlap (Å)
27:BA:2592:G:N7	27:BA:2593:U:C4	2.49	0.81
27:BA:2707:G:H2'	27:BA:2708:G:O5'	1.80	0.81
27:BA:2821:A:O2'	27:BA:2822:G:O4'	1.97	0.81
27:BA:325:G:H21	42:BY:7:GLN:HE21	1.24	0.81
29:BE:101:THR:OG1	29:BE:103:GLU:OE2	1.97	0.81
29:BE:79:ARG:HA	29:BE:186:GLU:CA	2.11	0.81
30:BF:22:PHE:HE2	30:BF:118:THR:OG1	1.64	0.81
31:BG:140:ARG:HA	31:BG:143:LYS:NZ	1.96	0.81
32:BH:119:GLY:O	32:BH:121:GLU:OE1	1.96	0.81
33:BI:7:LYS:CA	33:BI:14:LYS:CG	2.57	0.81
27:BA:1665:A:C1'	35:BO:66:LYS:HZ3	1.93	0.81
27:BA:2320:A:N1	38:BS:13:ARG:HG3	1.93	0.81
46:BV:40:VAL:HA	46:BV:51:ALA:HA	1.60	0.81
26:BB:74:U:O2	43:BZ:29:ASN:ND2	2.13	0.81
43:BZ:40:ASP:CB	43:BZ:41:ARG:CZ	2.59	0.81
1:AA:1500:A:H5''	1:AA:1508:G:H5'	1.63	0.81
1:AA:815:A:O2'	1:AA:1527:C:C1'	2.29	0.81
47:B2:54:ALA:O	47:B2:56:ILE:N	2.13	0.81
50:B4:51:ASP:C	50:B4:52:THR:HG23	1.98	0.81
52:B6:2:ALA:HB2	52:B6:11:LYS:HZ1	1.44	0.81
52:B6:19:GLY:O	52:B6:20:PHE:HB2	1.81	0.81
27:BA:2065:C:N4	27:BA:2445:G:H1	1.78	0.81
27:BA:2329:G:H2'	27:BA:2330:G:H8	1.45	0.81
27:BA:2557:G:H2'	27:BA:2558:C:C6	2.15	0.81
27:BA:2606:C:H5''	27:BA:2606:C:C6	2.15	0.81
27:BA:2634:G:C2	27:BA:2635:C:C6	2.68	0.81
27:BA:2769:C:H2'	27:BA:2770:G:C5'	2.11	0.81
27:BA:495:G:N2	40:BW:61:ASN:ND2	2.25	0.81
27:BA:592:G:N2	54:B8:3:LYS:CE	2.43	0.81
26:BB:12:C:O2	38:BS:10:MET:SD	2.37	0.81
27:BA:1791:A:P	28:BD:210:LYS:HD2	2.20	0.81
29:BE:185:GLY:O	29:BE:187:HIS:CD2	2.33	0.81
30:BF:151:GLN:HA	30:BF:154:VAL:HG23	1.61	0.81
30:BF:223:LEU:HD12	30:BF:224:ALA:CA	2.11	0.81
32:BH:41:THR:CB	32:BH:52:THR:CB	2.57	0.81
33:BI:13:GLY:HA3	33:BI:15:LYS:NZ	1.95	0.81
27:BA:1140:C:C4	34:BN:49:ARG:HD2	2.12	0.81
37:BQ:56:ILE:CD1	37:BQ:113:ALA:O	2.29	0.81
45:BU:43:ALA:O	45:BU:44:THR:C	2.16	0.81
27:BA:976:C:OP1	45:BU:48:ARG:CZ	2.28	0.81
46:BV:12:TYR:O	46:BV:13:ARG:HB2	1.81	0.81

Continued on next page...

Continued from previous page...

Atom-1	Atom-2	Interatomic distance (Å)	Clash overlap (Å)
41:BX:11:THR:C	41:BX:15:MET:CG	2.44	0.81
43:BZ:99:HIS:O	43:BZ:135:VAL:HG13	1.80	0.81
43:BZ:64:ALA:CB	43:BZ:85:MET:CA	2.44	0.81
1:AA:406:G:C4'	7:AD:5:ILE:HG21	2.11	0.81
51:B5:11:THR:HB	51:B5:16:ARG:NE	1.96	0.81
27:BA:242:G:C3'	54:B8:5:LYS:HZ3	1.93	0.81
27:BA:142(A):A:P	27:BA:1143:A:C8	2.73	0.81
2:AV:75:C:N4	27:BA:2252:G:H1	1.76	0.81
27:BA:2256:G:N1	27:BA:2257:U:C2	2.49	0.81
27:BA:2329:G:H2'	27:BA:2330:G:C8	2.16	0.81
27:BA:2358:G:N2	27:BA:2359:C:C4'	2.43	0.81
27:BA:2668:G:N2	27:BA:2669:G:C4	2.49	0.81
27:BA:2740:A:H5'	27:BA:2740:A:C8	2.14	0.81
27:BA:612:G:H4'	27:BA:616:A:H61	1.43	0.81
28:BD:80:ILE:CB	28:BD:82:TYR:CE1	2.63	0.81
29:BE:222:ARG:CD	29:BE:232:ARG:HA	2.11	0.81
30:BF:238:SER:O	30:BF:241:ALA:HB2	1.81	0.81
30:BF:27:ARG:O	30:BF:31:ILE:CG1	2.20	0.81
32:BH:58:LYS:HG3	32:BH:59:HIS:N	1.95	0.81
34:BN:52:GLN:O	34:BN:56:LYS:HE2	1.79	0.81
35:BO:24:VAL:HG21	35:BO:32:TYR:N	1.96	0.81
35:BO:7:ARG:HE	35:BO:44:LYS:HD3	1.43	0.81
36:BP:106:VAL:HG23	36:BP:122:ALA:HB1	1.61	0.81
35:BO:78:ARG:O	39:BT:22:VAL:HG22	1.81	0.81
45:BU:59:ARG:C	45:BU:62:ILE:CG1	2.33	0.81
45:BU:69:ALA:O	45:BU:79:PHE:CE1	2.33	0.81
45:BU:20:ARG:NH1	46:BV:75:LYS:CD	2.43	0.81
27:BA:517:C:O2'	40:BW:18:ARG:NH2	2.14	0.81
1:AA:1330:U:P	16:AM:25:ILE:O	2.39	0.81
3:AW:37:YYG:C15	10:AG:84:ASN:N	2.42	0.81
3:AW:65:G:H3'	3:AW:66:A:P	2.21	0.81
49:B0:36:ILE:O	49:B0:37:LEU:HG	1.81	0.81
49:B0:52:GLY:O	49:B0:53:MET:HG3	1.81	0.81
52:B6:8:ILE:HA	52:B6:29:ARG:NH2	1.93	0.81
27:BA:125:G:H22	53:B7:10:ARG:N	1.79	0.81
53:B7:30:ILE:HD13	53:B7:33:ARG:HD3	0.85	0.81
55:B9:29:ASN:CB	55:B9:32:HIS:ND1	2.44	0.81
27:BA:2286:A:H5'	27:BA:2287:A:O4'	1.79	0.81
27:BA:2423:U:C5	27:BA:2425:A:C6	2.67	0.81
27:BA:2449:U:OP1	27:BA:2449:U:O4'	1.99	0.81
27:BA:2051:A:N7	27:BA:2614:A:N7	2.29	0.81

Continued on next page...

Continued from previous page...

Atom-1	Atom-2	Interatomic distance (Å)	Clash overlap (Å)
27:BA:2731:G:C2	27:BA:2732:G:N2	2.46	0.81
27:BA:2815:C:O2'	27:BA:2816:C:H5'	1.69	0.81
27:BA:1709:U:H1'	27:BA:2860:A:H1'	1.60	0.81
27:BA:932:G:H5''	48:B3:29:ARG:HH22	1.46	0.81
28:BD:106:PRO:HB3	28:BD:141:HIS:NE2	1.95	0.81
28:BD:158:GLY:CA	28:BD:194:VAL:CG2	2.57	0.81
28:BD:235:PRO:O	28:BD:236:PHE:O	1.99	0.81
28:BD:74:PRO:HG3	28:BD:96:ALA:HB2	0.81	0.81
29:BE:198:TYR:HE2	29:BE:265:ASN:O	1.63	0.81
29:BE:45:LYS:CE	29:BE:301:PRO:HB2	2.10	0.81
29:BE:46:ALA:CB	29:BE:72:VAL:O	2.28	0.81
32:BH:86:LEU:N	32:BH:131:ILE:HG23	1.79	0.81
32:BH:36:PHE:HD2	32:BH:70:LEU:CD1	1.90	0.81
34:BN:136:SER:OG	34:BN:137:GLU:N	2.14	0.81
37:BQ:72:VAL:HG21	37:BQ:135:ALA:HB1	1.63	0.81
27:BA:911:A:C4	37:BQ:16:ARG:CD	2.64	0.81
38:BS:86:LEU:CD2	38:BS:124:ASP:HB2	2.11	0.81
27:BA:997:G:H5''	45:BU:92:ARG:HH11	0.89	0.81
40:BW:27:LYS:O	40:BW:70:TYR:HB2	1.81	0.81
43:BZ:81:VAL:HG12	43:BZ:82:ASP:N	1.95	0.81
1:AA:1268:A:H4'	24:AU:20:LYS:C	1.99	0.81
1:AA:736:C:OP1	21:AR:72:ARG:NH2	2.14	0.81
7:AD:21:LEU:O	7:AD:113:SER:CB	2.28	0.81
1:AA:597:G:N2	11:AH:94:TYR:HE2	1.79	0.81
47:B2:13:PRO:HD3	47:B2:16:ARG:HH11	1.43	0.81
48:B3:31:LEU:CD2	48:B3:32:GLN:CB	2.59	0.81
50:B4:10:VAL:N	50:B4:11:PRO:CD	2.44	0.81
27:BA:1671:U:O2'	29:BE:225:LYS:NZ	2.12	0.81
27:BA:2188:C:C5	27:BA:2189:U:C5	2.68	0.81
27:BA:2188:C:C6	27:BA:2189:U:C5	2.68	0.81
27:BA:2199:A:H2'	27:BA:2205:C:O4'	1.80	0.81
27:BA:2227:A:C2	27:BA:2228:G:N3	2.48	0.81
27:BA:2249:U:O2	27:BA:2253:G:OP2	1.97	0.81
27:BA:2315:G:O2'	27:BA:2316:C:O5'	1.98	0.81
27:BA:2533:A:C8	27:BA:2534:A:N7	2.49	0.81
27:BA:2556:C:H2'	27:BA:2557:G:C4'	2.11	0.81
27:BA:746:A:C2'	27:BA:2611:U:O2'	2.28	0.81
28:BD:146:LYS:HD3	28:BD:147:PRO:HD3	1.63	0.81
28:BD:130:PRO:CA	28:BD:188:ARG:HG2	2.09	0.81
28:BD:224:VAL:HG12	28:BD:225:ARG:N	1.96	0.81
29:BE:62:ARG:O	29:BE:63:GLU:HG3	1.79	0.81

Continued on next page...

Continued from previous page...

Atom-1	Atom-2	Interatomic distance (Å)	Clash overlap (Å)
30:BF:217:GLU:O	30:BF:218:VAL:HG22	1.80	0.81
32:BH:151:ARG:O	32:BH:161:ILE:HG12	1.80	0.81
32:BH:32:LEU:C	32:BH:32:LEU:HD23	2.02	0.81
33:BI:68:LEU:CG	33:BI:108:LEU:CD1	2.59	0.81
33:BI:81:ALA:O	33:BI:147:GLU:HA	1.80	0.81
27:BA:1059:G:N3	56:BK:127:ILE:HG23	1.96	0.81
35:BO:1:MET:H1	35:BO:32:TYR:HD2	0.83	0.81
37:BQ:144:THR:OG1	37:BQ:145:PRO:CD	2.27	0.81
44:BR:47:PHE:O	44:BR:48:VAL:C	2.16	0.81
40:BW:86:LEU:HB2	40:BW:94:ASP:O	1.81	0.81
27:BA:2012:G:P	40:BW:98:LYS:HD3	2.21	0.81
1:AA:375:U:H4'	19:AP:17:TYR:CE2	2.16	0.81
48:B3:30:ARG:HE	48:B3:33:GLN:HG3	1.44	0.81
50:B4:5:LEU:HA	50:B4:56:VAL:HA	1.59	0.81
27:BA:2022:U:C4	51:B5:9:LYS:NZ	2.49	0.81
53:B7:21:ARG:HH12	53:B7:43:THR:H	1.28	0.81
27:BA:1129:A:C2	27:BA:2570:G:O4'	2.32	0.81
27:BA:1943:U:H1'	27:BA:1945:G:C5'	2.11	0.81
27:BA:2309:A:H5''	27:BA:2310:A:N7	1.95	0.81
27:BA:2726:U:H3'	27:BA:2727:G:C8	2.15	0.81
27:BA:2758:A:OP2	27:BA:2758:A:H3'	1.80	0.81
27:BA:2627:G:C6	27:BA:2777:G:O6	2.34	0.81
27:BA:396:G:H5''	50:B4:10:VAL:HG13	1.61	0.81
27:BA:584:C:H42	27:BA:1256:G:H1	1.29	0.81
28:BD:100:LYS:O	28:BD:101:ARG:CG	2.28	0.81
28:BD:68:ARG:NH2	28:BD:128:ALA:HB3	1.96	0.81
28:BD:208:GLY:O	28:BD:211:HIS:CD2	2.33	0.81
29:BE:105:HIS:ND1	29:BE:108:LEU:HD11	1.95	0.81
29:BE:216:ARG:NH2	29:BE:255:GLN:HA	1.96	0.81
32:BH:164:GLU:OE1	32:BH:164:GLU:HA	1.80	0.81
34:BN:58:GLU:HA	34:BN:61:VAL:HG21	1.59	0.81
44:BR:25:ALA:N	44:BR:44:LEU:HD21	1.96	0.81
44:BR:73:VAL:O	44:BR:74:LYS:C	2.19	0.81
45:BU:91:ASN:O	45:BU:95:LEU:HD11	1.79	0.81
43:BZ:151:ASP:CB	43:BZ:153:LYS:NZ	2.41	0.81
43:BZ:71:MET:CG	43:BZ:78:PRO:HG3	2.11	0.81
1:AA:483:C:O2	19:AP:13:HIS:HE1	1.63	0.80
5:AB:54:THR:HG21	5:AB:201:ILE:HD11	1.62	0.80
21:AR:73:ALA:HB1	21:AR:79:LEU:HD11	1.63	0.80
51:B5:12:SER:OG	51:B5:14:SER:OG	1.98	0.80
27:BA:1545:A:H3'	27:BA:545(A):A:P	2.20	0.80

Continued on next page...

Continued from previous page...

Atom-1	Atom-2	Interatomic distance (Å)	Clash overlap (Å)
27:BA:1646:C:H3'	27:BA:1647:G:C5'	2.11	0.80
27:BA:2251:G:C5'	37:BQ:102:ARG:NH2	2.43	0.80
27:BA:2663:G:O2'	27:BA:2664:G:O4'	1.98	0.80
27:BA:2776:A:C1'	27:BA:2778:A:C8	2.51	0.80
26:BB:28:C:P	38:BS:41:LYS:HG3	2.20	0.80
28:BD:66:PHE:O	28:BD:67:LYS:CB	2.29	0.80
29:BE:204:VAL:O	29:BE:205:THR:O	1.99	0.80
29:BE:229:GLN:O	29:BE:230:GLY:C	2.18	0.80
30:BF:223:LEU:C	30:BF:225:PRO:HD2	2.01	0.80
32:BH:104:LEU:C	32:BH:151:ARG:HH12	1.83	0.80
32:BH:127:GLN:HG3	32:BH:128:THR:H	1.46	0.80
33:BI:7:LYS:CE	33:BI:12:LYS:HG2	2.10	0.80
36:BP:67:ARG:NH1	36:BP:111:ALA:C	2.32	0.80
27:BA:581:C:P	45:BU:33:ARG:HH12	2.03	0.80
45:BU:73:GLY:O	45:BU:74:MET:CG	2.28	0.80
45:BU:78:THR:O	45:BU:79:PHE:C	2.17	0.80
46:BV:40:VAL:CG1	46:BV:55:THR:HG23	2.11	0.80
41:BX:4:VAL:HG23	41:BX:5:ILE:H	1.46	0.80
27:BA:104:U:C4	42:BY:17:HIS:HE1	1.92	0.80
42:BY:66:ASP:OD2	42:BY:72:ILE:HA	1.81	0.80
1:AA:20:U:C4	1:AA:916:G:N1	2.50	0.80
1:AA:737:A:H4'	9:AF:72:VAL:HG11	1.63	0.80
27:BA:2231:C:H5''	50:B4:39:VAL:HG22	1.61	0.80
50:B4:5:LEU:CD2	50:B4:5:LEU:N	2.42	0.80
27:BA:1612:C:N1	53:B7:3:ARG:CZ	2.45	0.80
54:B8:30:ARG:HB3	54:B8:44:LYS:HE3	1.62	0.80
27:BA:2051:A:H4'	29:BE:238:LEU:CD2	2.11	0.80
27:BA:2314:C:C2'	27:BA:2315:G:O5'	2.29	0.80
3:AW:76:A:C8	27:BA:2421:G:C2'	2.59	0.80
27:BA:2498:C:H3'	27:BA:2498:C:P	2.21	0.80
27:BA:2508:G:C2'	27:BA:2509:G:H5'	2.10	0.80
27:BA:2683:C:C2'	27:BA:2684:U:H5'	2.10	0.80
27:BA:2885:C:N3	27:BA:2886:G:C8	2.49	0.80
27:BA:592:G:N3	54:B8:3:LYS:HE2	1.95	0.80
30:BF:103:ASN:HB2	30:BF:106:GLU:CG	2.11	0.80
33:BI:98:ILE:HD13	33:BI:115:ILE:HD13	1.62	0.80
34:BN:51:GLU:C	34:BN:53:ILE:N	2.29	0.80
35:BO:86:ILE:HG22	35:BO:87:ILE:N	1.95	0.80
37:BQ:31:PHE:CE2	37:BQ:86:ARG:HA	2.16	0.80
45:BU:103:PRO:O	45:BU:107:LYS:CG	2.23	0.80
41:BX:18:MET:HE3	41:BX:25:GLN:C	2.01	0.80

Continued on next page...

Continued from previous page...

Atom-1	Atom-2	Interatomic distance (Å)	Clash overlap (Å)
41:BX:58:MET:C	41:BX:59:ASP:OD2	2.18	0.80
1:AA:1319:A:C4'	22:AS:70:LYS:HZ3	1.94	0.80
2:AV:37:G:N2	4:AX:116:U:N3	2.28	0.80
50:B4:14:ILE:CG2	50:B4:37:SER:OG	2.28	0.80
51:B5:52:TYR:O	51:B5:53:ASP:OD1	1.99	0.80
52:B6:16:ALA:HB2	52:B6:50:PHE:CE2	2.16	0.80
27:BA:686:G:O2'	53:B7:6:GLN:OE1	1.99	0.80
27:BA:1675:C:C4	29:BE:225:LYS:HG2	2.16	0.80
27:BA:1924:C:N4	27:BA:1925:C:N4	2.30	0.80
27:BA:2212:A:H2'	27:BA:2213:U:C6	2.16	0.80
27:BA:2352:A:C8	27:BA:2366:A:C6	2.70	0.80
27:BA:244:A:O2'	36:BP:56:LYS:CA	2.28	0.80
27:BA:2498:C:H2'	27:BA:2499:C:H5''	1.62	0.80
27:BA:2593:U:H3	27:BA:2600:A:H61	1.30	0.80
27:BA:2622:C:C2	27:BA:2623:G:N7	2.49	0.80
27:BA:2734:A:N6	27:BA:2735:G:C4	2.47	0.80
27:BA:2850:A:C5	27:BA:2851:A:N7	2.49	0.80
27:BA:599:G:O2'	30:BF:30:LEU:CD2	2.29	0.80
27:BA:1805:U:H5'	28:BD:235:PRO:CG	2.10	0.80
29:BE:99:VAL:O	29:BE:100:TRP:CG	2.34	0.80
32:BH:90:GLY:CA	32:BH:159:LYS:HE3	2.11	0.80
34:BN:82:THR:O	34:BN:85:GLY:N	2.13	0.80
35:BO:58:VAL:CG1	35:BO:59:LYS:N	2.45	0.80
45:BU:56:ASP:O	45:BU:60:LEU:HD21	1.79	0.80
43:BZ:26:LYS:HB3	43:BZ:26:LYS:HZ3	1.45	0.80
1:AA:1222:G:P	1:AA:1321:C:O2	2.40	0.80
1:AA:575:G:N2	1:AA:880:C:O2	2.14	0.80
13:AJ:64:GLU:HB3	17:AN:59:ALA:HB2	1.60	0.80
27:BA:2386:C:H4'	49:B0:39:ARG:CZ	2.11	0.80
47:B2:8:ILE:HA	47:B2:11:MET:HG2	1.63	0.80
48:B3:8:LEU:HA	48:B3:54:VAL:CG1	2.11	0.80
27:BA:2421:G:OP1	52:B6:2:ALA:O	1.99	0.80
27:BA:148:C:N3	27:BA:149:A:C6	2.50	0.80
27:BA:1807:G:N2	27:BA:1809:A:H5'	1.96	0.80
27:BA:965:C:O2'	27:BA:2272:U:C5	2.35	0.80
27:BA:2273:A:N7	27:BA:2274:A:N7	2.29	0.80
27:BA:2479:G:OP1	27:BA:2537:U:O4'	1.98	0.80
27:BA:1953:A:H62	27:BA:2550:G:H4'	1.46	0.80
27:BA:2558:C:N3	27:BA:2559:C:C5	2.50	0.80
27:BA:2584:U:C3'	27:BA:2584:U:H6	1.78	0.80
27:BA:2659:G:O2'	27:BA:2663:G:N2	2.14	0.80

Continued on next page...

Continued from previous page...

Atom-1	Atom-2	Interatomic distance (Å)	Clash overlap (Å)
27:BA:2690:C:H6	27:BA:2690:C:C3'	1.95	0.80
27:BA:2857:G:C8	27:BA:2857:G:O5'	2.32	0.80
28:BD:168:GLY:C	28:BD:170:TYR:H	1.84	0.80
28:BD:167:GLU:CB	28:BD:170:TYR:HE1	1.74	0.80
29:BE:269:ILE:HD11	29:BE:296:VAL:C	2.01	0.80
30:BF:168:ARG:N	30:BF:232:LEU:O	2.14	0.80
31:BG:38:GLU:HA	31:BG:41:LEU:CD1	2.12	0.80
32:BH:23:VAL:CG1	32:BH:74:MET:HE3	2.07	0.80
27:BA:1076:C:H5'	56:BK:94:ARG:NH2	1.97	0.80
35:BO:27:GLY:O	35:BO:28:SER:O	2.00	0.80
36:BP:69:ILE:CA	36:BP:73:VAL:HG23	2.11	0.80
27:BA:911:A:C2'	37:BQ:16:ARG:HE	1.94	0.80
38:BS:122:ALA:O	38:BS:125:ALA:N	2.14	0.80
41:BX:44:GLN:C	41:BX:44:GLN:CD	2.40	0.80
42:BY:91:LEU:CD2	42:BY:91:LEU:N	2.43	0.80
43:BZ:147:ILE:C	43:BZ:168:VAL:HB	2.01	0.80
43:BZ:69:VAL:CG1	43:BZ:81:VAL:CG2	2.54	0.80
1:AA:1329:A:H5''	16:AM:25:ILE:C	2.02	0.80
1:AA:1329:A:O2'	16:AM:24:GLY:CA	2.30	0.80
3:AW:25:C:C6	3:AW:26:G:C5	2.70	0.80
47:B2:45:ARG:HG3	47:B2:49:LEU:HG	1.64	0.80
53:B7:22:MET:O	53:B7:28:ARG:HG3	1.81	0.80
27:BA:126:A:OP1	53:B7:44:VAL:HG13	1.80	0.80
27:BA:243:U:OP2	54:B8:7:HIS:NE2	2.14	0.80
27:BA:2056:G:OP2	27:BA:2504:U:OP2	1.99	0.80
27:BA:2516:G:C4	27:BA:2569:G:N2	2.50	0.80
27:BA:2658:C:H2'	27:BA:2659:G:C5'	2.10	0.80
27:BA:2695:C:H2'	27:BA:2696:U:C5	2.17	0.80
27:BA:2703:C:O2'	27:BA:2704:C:C5'	2.29	0.80
29:BE:42:ALA:CB	29:BE:310:PHE:HA	2.11	0.80
27:BA:2310:A:C8	31:BG:55:LYS:NZ	2.49	0.80
32:BH:102:LEU:HD21	32:BH:114:ILE:CB	2.11	0.80
27:BA:1082:U:H4'	56:BK:118:ALA:CB	2.09	0.80
44:BR:20:LEU:CD1	44:BR:21:TYR:CG	2.64	0.80
38:BS:49:THR:N	38:BS:55:ASP:CG	2.35	0.80
45:BU:33:ARG:NH1	45:BU:33:ARG:CB	2.35	0.80
45:BU:61:TRP:CZ3	45:BU:94:VAL:N	2.43	0.80
42:BY:101:LEU:C	42:BY:101:LEU:HD23	2.02	0.80
42:BY:101:LEU:O	42:BY:101:LEU:HD23	1.82	0.80
42:BY:15:PRO:O	42:BY:18:GLU:HB2	1.82	0.80
1:AA:1315:U:OP2	22:AS:6:LYS:CD	2.28	0.80

Continued on next page...

Continued from previous page...

Atom-1	Atom-2	Interatomic distance (Å)	Clash overlap (Å)
7:AD:3:ARG:HH22	7:AD:74:GLN:CD	1.85	0.80
13:AJ:11:PHE:CE2	17:AN:55:GLY:HA3	2.16	0.80
16:AM:91:ARG:HH12	16:AM:103:THR:CB	1.94	0.80
47:B2:21:ASP:O	47:B2:22:ASP:C	2.18	0.80
27:BA:1790:C:P	28:BD:224:VAL:CG1	2.65	0.80
27:BA:1996:C:H2'	27:BA:1997:G:H4'	1.64	0.80
27:BA:2543:G:C6	27:BA:2544:G:N1	2.49	0.80
27:BA:2561:A:C6	27:BA:2562:U:C6	2.70	0.80
27:BA:2753:A:N7	27:BA:2754:U:C5	2.49	0.80
27:BA:2781:A:C5'	27:BA:2782:G:C5'	2.57	0.80
27:BA:2785:C:H5''	29:BE:99:VAL:CG2	2.11	0.80
27:BA:2887:U:C2	27:BA:2888:C:C6	2.70	0.80
27:BA:326:G:H2'	27:BA:327:G:H8	1.47	0.80
27:BA:687:C:C5'	53:B7:4:THR:HG22	2.11	0.80
27:BA:746:A:OP1	27:BA:2612:C:C2	2.34	0.80
29:BE:221:LYS:HB3	29:BE:222:ARG:HD2	1.63	0.80
31:BG:35:ALA:O	31:BG:36:ASN:CB	2.30	0.80
32:BH:40:MET:CB	32:BH:64:HIS:NE2	2.44	0.80
37:BQ:136:TRP:HA	37:BQ:136:TRP:CE3	2.15	0.80
44:BR:65:LEU:O	44:BR:68:ARG:N	2.14	0.80
38:BS:98:GLU:HG3	38:BS:99:GLU:N	1.95	0.80
45:BU:14:HIS:CE1	45:BU:36:PHE:CE2	2.69	0.80
45:BU:36:PHE:O	45:BU:37:GLN:O	2.00	0.80
46:BV:30:GLY:C	46:BV:33:VAL:HG21	1.89	0.80
43:BZ:112:LEU:CD2	43:BZ:172:LEU:O	2.29	0.80
43:BZ:52:PHE:O	43:BZ:53:ASP:HB2	1.81	0.80
1:AA:1070:U:C4	1:AA:1085:U:C4	2.69	0.80
1:AA:1405:G:O4'	1:AA:1519:A:H4'	1.80	0.80
16:AM:98:VAL:HG23	16:AM:110:ARG:HH21	1.46	0.80
1:AA:1229:A:C2	16:AM:125:ARG:O	2.35	0.80
1:AA:1220:G:H5'	22:AS:36:ARG:H	1.46	0.80
49:B0:46:LYS:HG3	49:B0:58:THR:CB	2.11	0.80
55:B9:24:LEU:HD13	55:B9:35:ARG:CG	2.12	0.80
55:B9:25:VAL:HB	55:B9:34:GLN:CA	2.08	0.80
27:BA:1278:A:O3'	44:BR:34:ILE:HD12	1.82	0.80
27:BA:2252:G:C6	27:BA:2253:G:C6	2.70	0.80
27:BA:2333:A:C8	27:BA:2335:A:N3	2.49	0.80
27:BA:2512:C:H4'	29:BE:235:ILE:CD1	2.11	0.80
27:BA:2540:C:O2'	27:BA:2541:A:O5'	1.99	0.80
27:BA:2653:U:C3'	27:BA:2654:A:C8	2.61	0.80
27:BA:2675:A:C2'	27:BA:2676:C:H5'	2.10	0.80

Continued on next page...

Continued from previous page...

Atom-1	Atom-2	Interatomic distance (Å)	Clash overlap (Å)
27:BA:2810:A:C8	27:BA:2811:G:C8	2.70	0.80
27:BA:566:U:OP2	46:BV:81:ARG:CZ	2.29	0.80
29:BE:180:ILE:CG2	29:BE:187:HIS:CA	2.54	0.80
29:BE:222:ARG:NE	29:BE:232:ARG:O	2.15	0.80
29:BE:268:LEU:HD22	29:BE:269:ILE:N	1.96	0.80
26:BB:42:C:H1'	31:BG:47:GLN:C	2.02	0.80
44:BR:39:PRO:O	44:BR:40:LYS:C	2.20	0.80
39:BT:12:ASP:O	39:BT:13:ILE:HG12	1.79	0.80
45:BU:21:ALA:CA	45:BU:24:PHE:CZ	2.50	0.80
45:BU:46:GLU:O	45:BU:49:ASP:CB	2.30	0.80
46:BV:72:ARG:C	46:BV:88:GLN:HG2	2.02	0.80
41:BX:28:VAL:HG11	41:BX:64:ALA:HB3	1.64	0.80
41:BX:9:HIS:HB2	41:BX:26:PHE:HA	1.64	0.80
42:BY:69:LYS:O	42:BY:70:ALA:HB3	1.81	0.80
42:BY:81:LYS:HG2	42:BY:82:THR:H	1.46	0.80
20:AQ:21:VAL:HG12	20:AQ:23:VAL:HG23	1.63	0.80
2:AV:34:G:C3'	2:AV:35:A:H5''	2.11	0.80
54:B8:26:LYS:CB	54:B8:44:LYS:HA	2.11	0.80
27:BA:1055:G:O3'	27:BA:1056:G:OP1	1.97	0.80
27:BA:197:A:C5	27:BA:2430:A:C8	2.68	0.80
27:BA:2093:G:H1'	27:BA:2198:A:C6	2.17	0.80
27:BA:2240:C:C2'	27:BA:2240:C:O2	2.29	0.80
27:BA:2286:A:C8	27:BA:2286:A:C3'	2.64	0.80
27:BA:2690:C:C6	27:BA:2690:C:H3'	2.16	0.80
27:BA:2768:C:N4	27:BA:2769:C:H41	1.79	0.80
27:BA:2814:C:H2'	27:BA:2815:C:C6	2.16	0.80
27:BA:1791:A:P	28:BD:210:LYS:CD	2.69	0.80
29:BE:42:ALA:HB1	29:BE:310:PHE:HA	1.64	0.80
29:BE:65:MET:SD	29:BE:65:MET:O	2.39	0.80
30:BF:102:LEU:HD22	30:BF:106:GLU:CB	2.07	0.80
32:BH:155:PRO:O	32:BH:169:ARG:HG3	1.81	0.80
34:BN:21:ARG:C	34:BN:24:SER:HG	1.83	0.80
34:BN:63:ILE:HB	34:BN:71:TYR:CE1	2.17	0.80
27:BA:1665:A:C4'	35:BO:66:LYS:HD3	2.12	0.80
36:BP:117:GLU:CD	36:BP:136:ALA:C	2.40	0.80
36:BP:66:VAL:CG1	36:BP:67:ARG:H	1.79	0.80
26:BB:89(A):A:N1	37:BQ:52:LYS:NZ	2.29	0.80
27:BA:2334:G:N2	38:BS:12:ARG:CD	2.44	0.80
45:BU:108:ALA:O	45:BU:109:LEU:C	2.19	0.80
45:BU:43:ALA:CB	46:BV:75:LYS:CB	2.58	0.80
40:BW:11:ARG:HH11	40:BW:11:ARG:CG	1.94	0.80

Continued on next page...

Continued from previous page...

Atom-1	Atom-2	Interatomic distance (Å)	Clash overlap (Å)
40:BW:89:ALA:O	40:BW:90:ARG:NH1	2.14	0.80
1:AA:1288:A:N6	1:AA:1371:G:O2'	2.14	0.80
7:AD:24:GLU:CB	7:AD:112:VAL:HG11	2.08	0.80
13:AJ:51:ARG:HB2	13:AJ:59:SER:CB	2.07	0.80
1:AA:1320:C:H5''	22:AS:3:ARG:CZ	2.11	0.80
47:B2:13:PRO:N	47:B2:16:ARG:HD2	1.96	0.80
52:B6:12:MET:HB2	52:B6:27:ASN:HD21	1.43	0.80
27:BA:2361:A:OP1	54:B8:27:SER:O	1.99	0.80
55:B9:14:CYS:CA	55:B9:27:CYS:HB3	1.93	0.80
27:BA:1263:U:H4'	51:B5:16:ARG:NH1	1.96	0.80
27:BA:1482:U:H3'	27:BA:1482:U:C6	2.17	0.80
27:BA:2248:C:C2'	27:BA:2249:U:H5'	2.11	0.80
27:BA:2298:A:H1'	27:BA:2321:G:N2	1.97	0.80
27:BA:2353:G:N2	27:BA:2364:C:C4	2.32	0.80
27:BA:2380:C:C2'	27:BA:2381:C:C5'	2.60	0.80
27:BA:2470:G:N1	27:BA:2471:C:N4	2.29	0.80
27:BA:2544:G:H2'	27:BA:2545:G:H8	1.47	0.80
27:BA:2741:A:O2'	27:BA:2742:C:C4'	2.28	0.80
27:BA:2825:C:C3'	27:BA:2825:C:C6	2.63	0.80
27:BA:2840:C:N3	27:BA:2841:C:C4	2.50	0.80
27:BA:290:G:H2'	27:BA:291:C:O4'	1.82	0.80
27:BA:849:A:N3	48:B3:21:ALA:CB	2.38	0.80
28:BD:140:VAL:CG2	28:BD:191:VAL:HG12	2.10	0.80
29:BE:174:LEU:N	29:BE:174:LEU:HD12	1.95	0.80
30:BF:107:ARG:O	30:BF:108:GLN:C	2.19	0.80
32:BH:120:LEU:HD23	32:BH:120:LEU:H	1.46	0.80
32:BH:85:ALA:CA	32:BH:131:ILE:CG2	2.48	0.80
27:BA:2745:C:C2'	32:BH:142:GLU:OE2	2.30	0.80
33:BI:62:LEU:C	33:BI:66:LYS:HE2	2.01	0.80
36:BP:61:ALA:CB	36:BP:107:LYS:NZ	2.44	0.80
37:BQ:82:LYS:HB2	37:BQ:125:TRP:CB	2.11	0.80
37:BQ:133:GLU:CD	37:BQ:134:PHE:N	2.35	0.80
37:BQ:58:HIS:CA	37:BQ:61:LEU:HG	2.12	0.80
44:BR:75:LEU:O	44:BR:78:LYS:N	2.15	0.80
40:BW:70:TYR:HD2	40:BW:71:VAL:N	1.80	0.80
41:BX:6:LYS:HZ1	41:BX:29:ASP:CA	1.86	0.80
42:BY:19:ARG:N	42:BY:21:LYS:HZ2	1.79	0.80
43:BZ:138:VAL:C	43:BZ:139:THR:HG1	1.85	0.80
1:AA:250:A:H4'	1:AA:251:G:O5'	1.82	0.80
1:AA:767:A:N6	1:AA:813:U:H3	1.79	0.80
15:AL:117:ARG:CZ	15:AL:124:LYS:HD2	2.12	0.80

Continued on next page...

Continued from previous page...

Atom-1	Atom-2	Interatomic distance (Å)	Clash overlap (Å)
54:B8:16:ILE:H	54:B8:16:ILE:HD12	1.45	0.80
54:B8:62:LEU:CB	54:B8:63:PRO:CD	2.49	0.80
27:BA:1263:U:O2'	51:B5:16:ARG:NH2	2.15	0.80
27:BA:2270:G:O6	27:BA:2271:G:C2	2.35	0.80
27:BA:2295:C:N3	27:BA:2337:G:N2	2.26	0.80
27:BA:2067:G:C2	27:BA:2444:G:C2	2.70	0.80
27:BA:2445:G:H2'	27:BA:2446:G:C8	2.16	0.80
27:BA:2464:C:N4	27:BA:2486:G:H1	1.80	0.80
27:BA:2509:G:H2'	27:BA:2510:C:C5'	2.11	0.80
27:BA:2512:C:H5''	29:BE:219:VAL:CG1	2.12	0.80
27:BA:2547:U:C5	27:BA:2566:A:C4	2.70	0.80
27:BA:2575:C:H5''	27:BA:2576:G:OP2	1.81	0.80
27:BA:2666:C:C5	27:BA:2667:C:C5	2.70	0.80
27:BA:2748:A:N7	27:BA:2749:A:C4	2.48	0.80
27:BA:2776:A:N9	27:BA:2778:A:N7	2.29	0.80
27:BA:2813:A:C8	27:BA:2814:C:C5	2.70	0.80
27:BA:2839:G:C2	27:BA:2840:C:C6	2.70	0.80
27:BA:2865:U:N3	27:BA:2866:U:C5	2.50	0.80
27:BA:854:G:H1	27:BA:923:C:H42	1.30	0.80
29:BE:214:VAL:HG22	29:BE:221:LYS:CD	2.12	0.80
31:BG:54:ALA:O	31:BG:55:LYS:HB2	1.80	0.80
33:BI:92:SER:HB3	33:BI:122:ARG:HH11	1.43	0.80
33:BI:52:GLN:HA	33:BI:55:GLN:CD	2.03	0.80
33:BI:7:LYS:N	33:BI:14:LYS:CG	2.34	0.80
34:BN:75:PRO:CD	34:BN:136:SER:OG	2.27	0.80
34:BN:41:ALA:HB1	34:BN:75:PRO:CB	2.12	0.80
35:BO:63:VAL:HG13	35:BO:102:VAL:CB	2.09	0.80
37:BQ:151:SER:HB3	37:BQ:155:GLY:O	1.82	0.80
44:BR:61:HIS:C	44:BR:64:ARG:HH11	1.85	0.80
38:BS:109:PRO:O	38:BS:116:PHE:CZ	2.35	0.80
38:BS:83:LEU:N	38:BS:83:LEU:CD1	2.43	0.80
45:BU:80:ILE:HA	45:BU:83:LEU:HD12	1.64	0.80
46:BV:3:ALA:HB3	46:BV:12:TYR:OH	1.82	0.80
40:BW:30:GLU:H	40:BW:33:ARG:HD2	1.43	0.80
42:BY:41:ARG:O	42:BY:112:LEU:CA	2.30	0.80
7:AD:23:GLY:C	7:AD:112:VAL:CG1	2.40	0.79
49:B0:48:GLY:O	49:B0:54:GLY:O	1.99	0.79
49:B0:65:GLY:CA	49:B0:66:LYS:HZ2	1.95	0.79
48:B3:42:ALA:HB3	48:B3:43:ILE:HD12	1.63	0.79
48:B3:40:THR:OG1	48:B3:43:ILE:HD11	1.81	0.79
51:B5:45:ILE:CG2	51:B5:52:TYR:CE1	2.61	0.79

Continued on next page...

Continued from previous page...

Atom-1	Atom-2	Interatomic distance (Å)	Clash overlap (Å)
27:BA:1482:U:H1'	27:BA:1512:G:H22	1.47	0.79
27:BA:2022:U:H4'	27:BA:2023:G:OP1	1.79	0.79
27:BA:2082:A:N6	27:BA:2239:G:C6	2.50	0.79
27:BA:2464:C:N4	27:BA:2487:G:O6	2.14	0.79
27:BA:2799:A:C3'	27:BA:2801:A:P	2.59	0.79
27:BA:2862:G:O2'	27:BA:2863:C:C6	1.96	0.79
26:BB:28:C:OP2	38:BS:41:LYS:CG	2.30	0.79
28:BD:143:ILE:HG12	28:BD:153:LEU:CA	2.06	0.79
28:BD:183:ILE:C	28:BD:184:LEU:HD23	1.99	0.79
30:BF:101:ASP:O	30:BF:102:LEU:O	2.00	0.79
30:BF:214:THR:H	30:BF:218:VAL:HG23	1.47	0.79
32:BH:73:ASN:HB3	32:BH:137:LYS:HZ3	0.98	0.79
33:BI:48:GLU:HG3	33:BI:52:GLN:HE21	1.46	0.79
37:BQ:67:ALA:HB2	37:BQ:70:ARG:HH12	1.44	0.79
37:BQ:65:ARG:HE	37:BQ:85:ILE:CB	1.95	0.79
45:BU:40:LEU:H	45:BU:40:LEU:HD23	1.46	0.79
27:BA:1151:G:C2'	45:BU:81:ASN:HD21	1.88	0.79
1:AA:41:G:H2'	1:AA:42:G:H8	1.47	0.79
1:AA:958:A:N6	22:AS:77:THR:O	2.14	0.79
9:AF:94:GLN:HB3	21:AR:32:ARG:NH1	1.96	0.79
1:AA:1061:G:H1'	13:AJ:56:HIS:HE1	1.48	0.79
2:AV:57:G:O4'	31:BG:56:ARG:NH1	2.16	0.79
49:B0:70:ILE:HG12	49:B0:71:ASN:N	1.97	0.79
47:B2:52:ALA:O	47:B2:56:ILE:HG12	1.82	0.79
50:B4:48:ARG:O	50:B4:49:PHE:C	2.21	0.79
52:B6:54:LYS:HZ3	52:B6:54:LYS:HB2	1.47	0.79
27:BA:1924:C:C4	27:BA:1925:C:C4	2.71	0.79
27:BA:196:A:C2	27:BA:805:G:N1	2.50	0.79
27:BA:2242:G:C2	27:BA:2243:U:C5	2.70	0.79
27:BA:2340:G:O2'	27:BA:2341:G:O5'	2.01	0.79
27:BA:2458:G:C5	27:BA:2490:G:C2	2.69	0.79
27:BA:526:A:N1	27:BA:2626:C:O4'	2.14	0.79
28:BD:76:ARG:HD3	28:BD:113:MET:CE	2.12	0.79
28:BD:131:LEU:HG	28:BD:187:CYS:HB2	1.63	0.79
29:BE:189:MET:O	29:BE:190:ASN:CB	2.29	0.79
30:BF:225:PRO:CG	30:BF:231:ARG:HH21	1.95	0.79
34:BN:61:VAL:HG21	34:BN:139:LEU:HB3	1.63	0.79
36:BP:94:ARG:HD3	36:BP:120:LEU:HD23	1.10	0.79
37:BQ:142:LYS:HG3	37:BQ:143:VAL:H	0.63	0.79
38:BS:28:LYS:HB3	38:BS:28:LYS:NZ	1.96	0.79
39:BT:42:LEU:O	39:BT:44:ARG:HA	1.81	0.79

Continued on next page...

Continued from previous page...

Atom-1	Atom-2	Interatomic distance (Å)	Clash overlap (Å)
39:BT:54:THR:HG23	39:BT:55:ALA:H	1.47	0.79
46:BV:30:GLY:HA3	46:BV:33:VAL:CG2	2.01	0.79
46:BV:72:ARG:N	46:BV:88:GLN:HG2	1.97	0.79
40:BW:13:SER:O	40:BW:14:PRO:C	2.21	0.79
40:BW:23:LEU:C	40:BW:25:ARG:N	2.34	0.79
40:BW:26:GLY:O	40:BW:27:LYS:HG3	1.82	0.79
42:BY:23:VAL:CG2	42:BY:67:LEU:CD2	2.59	0.79
42:BY:89:ARG:HB3	42:BY:90:PRO:HD2	1.65	0.79
43:BZ:40:ASP:HB2	43:BZ:41:ARG:CZ	2.10	0.79
1:AA:958:A:O4'	22:AS:55:LYS:NZ	2.14	0.79
27:BA:856:C:H5'	49:B0:25:LYS:HZ1	0.70	0.79
48:B3:23:LEU:CA	48:B3:28:LEU:CD1	2.19	0.79
53:B7:42:LEU:O	53:B7:43:THR:O	2.01	0.79
27:BA:650:C:P	54:B8:19:THR:HG21	2.22	0.79
54:B8:19:THR:CB	54:B8:21:LYS:NZ	2.45	0.79
55:B9:4:ARG:O	55:B9:36:GLN:HB3	1.79	0.79
27:BA:2264:C:C4	27:BA:2265:U:C5	2.70	0.79
27:BA:2555:U:O2'	27:BA:2556:C:H5'	1.80	0.79
27:BA:2580:U:C5	27:BA:2581:G:H8	1.67	0.79
27:BA:2507:C:N3	27:BA:2582:G:N2	2.30	0.79
27:BA:2688:U:H2'	27:BA:2688:U:O2	1.82	0.79
27:BA:2869:G:O2'	27:BA:2870:C:H5'	1.83	0.79
27:BA:2893:G:O2'	27:BA:2894:G:O4'	2.00	0.79
27:BA:396:G:H4'	50:B4:39:VAL:HG12	1.64	0.79
26:BB:12:C:N3	38:BS:10:MET:HE3	1.96	0.79
28:BD:105:ALA:N	28:BD:106:PRO:HD3	1.97	0.79
28:BD:131:LEU:HA	28:BD:134:ILE:HD12	1.64	0.79
30:BF:157:LEU:C	30:BF:159:ALA:H	1.85	0.79
31:BG:29:HIS:CE1	31:BG:64:ARG:CZ	2.65	0.79
33:BI:145:VAL:O	33:BI:146:THR:CG2	2.29	0.79
36:BP:116:HIS:HD2	36:BP:118:LEU:CD1	1.95	0.79
37:BQ:102:ARG:O	37:BQ:104:PRO:HD3	1.82	0.79
27:BA:911:A:C2	37:BQ:16:ARG:HA	2.17	0.79
27:BA:874:G:OP1	37:BQ:32:LYS:NZ	2.15	0.79
46:BV:19:VAL:HG12	46:BV:21:ARG:HH22	1.44	0.79
27:BA:1162:G:O2'	46:BV:23:GLU:OE1	1.98	0.79
45:BU:44:THR:CB	46:BV:77:GLY:O	2.31	0.79
40:BW:11:ARG:NH2	40:BW:98:LYS:CB	2.42	0.79
43:BZ:20:ALA:O	43:BZ:34:LEU:CD2	2.30	0.79
1:AA:22:G:C1'	1:AA:914:A:N6	2.46	0.79
1:AA:302:G:H21	1:AA:556:C:C4'	1.95	0.79

Continued on next page...

Continued from previous page...

Atom-1	Atom-2	Interatomic distance (Å)	Clash overlap (Å)
1:AA:976:G:H2'	1:AA:361(A):C:H42	1.48	0.79
7:AD:23:GLY:HA2	7:AD:113:SER:CA	2.12	0.79
13:AJ:45:ARG:NH2	17:AN:36:PHE:CE2	2.47	0.79
47:B2:8:ILE:CA	47:B2:11:MET:HG2	2.12	0.79
47:B2:27:LEU:CD1	47:B2:53:ILE:CD1	2.59	0.79
52:B6:16:ALA:C	52:B6:48:VAL:HG11	2.02	0.79
52:B6:32:GLN:HB3	52:B6:35:LEU:CG	2.11	0.79
27:BA:125:G:C4'	53:B7:19:ARG:HH11	1.95	0.79
27:BA:1082:U:O4'	56:BK:118:ALA:CB	2.27	0.79
27:BA:2317:C:C5	27:BA:2318:G:C6	2.70	0.79
27:BA:2361:A:C2	27:BA:2362:G:C1'	2.65	0.79
27:BA:2403:C:N4	27:BA:2415:G:C5	2.48	0.79
27:BA:2445:G:H2'	27:BA:2446:G:H8	1.47	0.79
27:BA:2464:C:H2'	27:BA:2465:C:H6	1.46	0.79
27:BA:2479:G:C2'	27:BA:2480:C:O5'	2.30	0.79
27:BA:2569:G:C2	27:BA:2570:G:N7	2.50	0.79
27:BA:2768:C:H42	27:BA:2769:C:H41	1.31	0.79
27:BA:2712:U:H6	27:BA:712(A):A:C8	1.57	0.79
27:BA:932:G:H5'	48:B3:24:LYS:HE2	1.64	0.79
32:BH:41:THR:HG22	32:BH:52:THR:HB	1.65	0.79
34:BN:94:GLY:O	34:BN:97:ALA:N	2.16	0.79
35:BO:22:ILE:CB	35:BO:40:VAL:O	2.30	0.79
35:BO:58:VAL:HG12	35:BO:59:LYS:H	1.47	0.79
37:BQ:138:ARG:HA	37:BQ:141:MET:HG3	1.64	0.79
27:BA:910:A:H3'	37:BQ:17:ARG:NH2	1.97	0.79
37:BQ:49:VAL:HG21	37:BQ:120:HIS:CA	2.12	0.79
38:BS:32:PRO:O	38:BS:101:VAL:CG1	2.29	0.79
38:BS:127:LEU:O	38:BS:127:LEU:HD22	1.81	0.79
45:BU:107:LYS:O	45:BU:110:VAL:CB	2.23	0.79
45:BU:113:SER:O	45:BU:114:ARG:C	2.19	0.79
46:BV:50:ASP:CA	46:BV:53:LYS:HG3	2.12	0.79
27:BA:495:G:H21	40:BW:61:ASN:HD21	0.81	0.79
42:BY:73:HIS:CE1	42:BY:89:ARG:O	2.35	0.79
1:AA:1320:C:N3	22:AS:72:GLY:CA	2.44	0.79
1:AA:829:G:O2'	5:AB:26:PRO:HG2	1.81	0.79
1:AA:1062:U:OP1	13:AJ:58:ASP:OD2	2.01	0.79
47:B2:56:ILE:O	47:B2:59:ILE:HG23	1.82	0.79
48:B3:22:ALA:CA	48:B3:46:ASN:HD21	1.90	0.79
27:BA:444(A):A:N6	27:BA:1462:C:OP1	2.14	0.79
27:BA:2251:G:N2	27:BA:2252:G:C2	2.51	0.79
27:BA:2344:U:C2'	27:BA:2345:G:OP2	2.30	0.79

Continued on next page...

Continued from previous page...

Atom-1	Atom-2	Interatomic distance (Å)	Clash overlap (Å)
27:BA:2366:A:N7	27:BA:2367:G:C5	2.50	0.79
27:BA:2606:C:C2'	27:BA:2607:G:O5'	2.30	0.79
27:BA:2683:C:C5	27:BA:2684:U:C5	2.71	0.79
27:BA:2842:G:H2'	27:BA:2843:G:C5'	2.10	0.79
27:BA:2845:G:H2'	27:BA:2846:G:C8	2.16	0.79
27:BA:1568:G:C3'	28:BD:60:GLN:HE21	1.93	0.79
29:BE:107:GLU:HB3	29:BE:110:ARG:CD	2.13	0.79
29:BE:262:THR:HG1	29:BE:266:LYS:NZ	1.81	0.79
30:BF:103:ASN:O	30:BF:104:ASP:C	2.16	0.79
30:BF:58:ALA:HB2	30:BF:79:ARG:N	1.95	0.79
31:BG:146:LYS:CG	38:BS:15:GLU:OE2	2.30	0.79
34:BN:15:ARG:HH12	34:BN:40:ASN:HA	1.47	0.79
34:BN:83:ILE:HD11	34:BN:84:ARG:HG2	1.64	0.79
27:BA:873:G:OP1	37:BQ:30:GLN:OE1	2.00	0.79
38:BS:127:LEU:C	38:BS:127:LEU:HD23	2.02	0.79
45:BU:106:PHE:O	45:BU:107:LYS:C	2.19	0.79
40:BW:20:VAL:HG11	40:BW:47:VAL:HG22	1.61	0.79
1:AA:404:U:C4	7:AD:2:GLY:CA	2.65	0.79
1:AA:428:G:O2'	7:AD:36:ARG:NH1	2.15	0.79
20:AQ:15:MET:HB3	20:AQ:18:THR:HB	1.64	0.79
47:B2:58:THR:O	47:B2:59:ILE:C	2.21	0.79
48:B3:23:LEU:N	48:B3:23:LEU:HD23	1.97	0.79
48:B3:9:VAL:HG22	48:B3:54:VAL:CA	2.12	0.79
52:B6:21:TYR:OH	52:B6:43:VAL:HG22	1.83	0.79
27:BA:1328:G:H2'	27:BA:1330:C:C5	2.17	0.79
27:BA:1665:A:H4'	35:BO:66:LYS:HD3	1.63	0.79
27:BA:176:G:H2'	27:BA:177:G:C8	2.17	0.79
27:BA:2089:U:O2	27:BA:2231:C:N3	2.16	0.79
27:BA:2484:G:N2	27:BA:2485:G:N9	2.31	0.79
27:BA:2603:G:C5	27:BA:2604:U:H5	2.00	0.79
27:BA:2681:C:O2'	27:BA:2682:U:P	2.40	0.79
27:BA:2690:C:C6	27:BA:2690:C:C3'	2.66	0.79
27:BA:1664:A:N3	27:BA:2726:U:C4	2.50	0.79
27:BA:2799:A:O2'	27:BA:2802:G:N3	2.14	0.79
27:BA:484:C:H2'	27:BA:485:C:C6	2.18	0.79
27:BA:2578:G:N7	29:BE:237:ASN:CG	2.35	0.79
30:BF:112:ARG:O	30:BF:114:ALA:CA	2.30	0.79
30:BF:150:THR:HB	30:BF:207:LEU:HD21	1.62	0.79
30:BF:51:TYR:O	30:BF:55:ARG:N	2.15	0.79
32:BH:145:ALA:O	32:BH:148:ARG:N	2.15	0.79
34:BN:15:ARG:HD2	34:BN:43:ARG:HD2	1.62	0.79

Continued on next page...

Continued from previous page...

Atom-1	Atom-2	Interatomic distance (Å)	Clash overlap (Å)
34:BN:54:VAL:O	34:BN:58:GLU:HG3	1.82	0.79
34:BN:65:ASN:N	34:BN:68:GLY:O	2.14	0.79
35:BO:1:MET:CB	35:BO:2:ILE:HD12	2.12	0.79
27:BA:2485:G:H5'	37:BQ:144:THR:HG22	1.63	0.79
37:BQ:28:ILE:HG22	37:BQ:29:ALA:N	1.96	0.79
44:BR:113:LEU:HD13	44:BR:114:VAL:CA	2.12	0.79
38:BS:15:GLU:O	38:BS:16:ALA:CB	2.31	0.79
39:BT:21:PHE:O	39:BT:22:VAL:HG12	1.82	0.79
27:BA:994:C:H4'	45:BU:54:LYS:HE2	1.61	0.79
42:BY:74:VAL:N	42:BY:91:LEU:CD1	2.40	0.79
43:BZ:108:VAL:HG12	43:BZ:108:VAL:O	1.82	0.79
43:BZ:14:LEU:HD23	43:BZ:14:LEU:O	1.81	0.79
1:AA:60:A:H62	1:AA:110:C:N4	1.79	0.79
1:AA:15:G:O6	1:AA:1396:A:N6	2.15	0.79
19:AP:20:VAL:HG11	19:AP:32:TYR:HB2	1.64	0.79
49:B0:28:GLY:CA	49:B0:60:PHE:HB3	2.12	0.79
49:B0:36:ILE:CA	49:B0:68:VAL:CG1	2.61	0.79
47:B2:2:VAL:O	47:B2:4:HIS:CE1	2.35	0.79
47:B2:4:HIS:C	47:B2:8:ILE:HD12	2.02	0.79
27:BA:988:A:P	48:B3:11:SER:H	2.04	0.79
27:BA:1157:G:O2'	48:B3:31:LEU:HD13	1.82	0.79
27:BA:2287:A:N3	27:BA:2289:G:C8	2.50	0.79
27:BA:2309:A:P	27:BA:2309:A:O4'	2.40	0.79
27:BA:2564:A:C2'	27:BA:2565:A:C8	2.55	0.79
27:BA:2023:G:H5''	27:BA:2617:C:O2'	1.83	0.79
27:BA:2652:C:H2'	27:BA:2653:U:C6	2.17	0.79
27:BA:2721:A:H2'	27:BA:2722:G:C8	2.17	0.79
27:BA:2819:G:N2	27:BA:2821:A:C8	2.50	0.79
27:BA:2856:C:C6	27:BA:2856:C:H3'	2.18	0.79
27:BA:449:A:OP2	30:BF:85:LYS:HB3	1.83	0.79
27:BA:54:G:C1'	53:B7:35:ARG:HH22	1.96	0.79
27:BA:960:A:C2	27:BA:2495:G:N2	2.51	0.79
28:BD:211:HIS:HD1	28:BD:212:HIS:H	1.29	0.79
29:BE:109:ASP:HA	29:BE:112:LEU:CB	2.11	0.79
29:BE:222:ARG:N	29:BE:222:ARG:HD2	1.96	0.79
30:BF:115:LEU:O	30:BF:118:THR:OG1	2.01	0.79
33:BI:102:LEU:CD1	33:BI:103:GLN:H	1.80	0.79
33:BI:145:VAL:C	33:BI:146:THR:HG22	2.03	0.79
34:BN:54:VAL:HA	34:BN:135:ILE:HG23	1.64	0.79
34:BN:27:ALA:HA	34:BN:30:ALA:HB2	0.80	0.79
27:BA:1137:G:H21	34:BN:86:MET:HE3	1.47	0.79

Continued on next page...

Continued from previous page...

Atom-1	Atom-2	Interatomic distance (Å)	Clash overlap (Å)
27:BA:2406:U:N3	36:BP:55:GLN:CB	2.42	0.79
44:BR:74:LYS:HA	44:BR:77:ARG:HH22	1.48	0.79
45:BU:117:ARG:CG	45:BU:118:GLN:H	1.92	0.79
46:BV:40:VAL:C	46:BV:51:ALA:CB	2.51	0.79
40:BW:10:VAL:CG1	40:BW:46:PHE:HE2	1.96	0.79
42:BY:43:ASN:HD22	42:BY:101:LEU:HD23	1.41	0.79
43:BZ:116:VAL:HA	43:BZ:169:VAL:CG2	2.04	0.79
43:BZ:51:LEU:HD11	43:BZ:64:ALA:N	1.98	0.79
43:BZ:62:PHE:HB2	43:BZ:85:MET:SD	2.22	0.79
1:AA:881:G:OP2	15:AL:9:GLN:CD	2.20	0.79
1:AA:957:U:C4'	22:AS:79:THR:HB	2.05	0.79
52:B6:41:ASP:CB	52:B6:46:LYS:HZ2	1.85	0.79
54:B8:19:THR:HB	54:B8:21:LYS:HZ1	1.45	0.79
54:B8:26:LYS:O	54:B8:27:SER:CB	2.30	0.79
27:BA:972:G:N7	27:BA:1188:U:O4	2.16	0.79
27:BA:1364:G:O6	50:B4:2:GLN:OE1	1.99	0.79
27:BA:176:G:C3'	27:BA:177:G:OP2	2.31	0.79
27:BA:2422:A:H2'	27:BA:2424:C:C5	2.17	0.79
27:BA:2574:G:H5''	27:BA:2575:C:P	2.23	0.79
27:BA:2717:G:N1	27:BA:2718:G:C5	2.51	0.79
27:BA:2722:G:C6	27:BA:2723:C:C4	2.71	0.79
27:BA:2818:G:N2	27:BA:2829:C:N3	2.30	0.79
27:BA:885:C:H41	27:BA:889:C:H1'	1.46	0.79
28:BD:213:LYS:CG	28:BD:215:LYS:O	2.31	0.79
27:BA:2051:A:O2'	29:BE:238:LEU:HD23	1.82	0.79
30:BF:33:LYS:N	30:BF:36:ARG:HE	1.80	0.79
27:BA:674:G:O3'	30:BF:69:HIS:O	2.00	0.79
27:BA:449:A:OP1	30:BF:85:LYS:N	2.16	0.79
37:BQ:91:HIS:O	37:BQ:92:VAL:HG13	1.83	0.79
46:BV:49:GLU:CB	46:BV:53:LYS:HD2	2.12	0.79
40:BW:44:ALA:O	40:BW:45:TYR:C	2.21	0.79
42:BY:20:HIS:HA	42:BY:67:LEU:HD21	1.64	0.79
1:AA:1255:G:N2	1:AA:1277:C:O2	2.16	0.79
3:AW:25:C:C2	3:AW:26:G:C5	2.71	0.79
3:AW:72:C:C2'	3:AW:73:A:O4'	2.31	0.79
49:B0:37:LEU:O	49:B0:40:GLN:HG2	1.83	0.79
47:B2:6:GLN:O	47:B2:9:ARG:HB3	1.82	0.79
27:BA:929:G:H1'	48:B3:43:ILE:HG13	1.65	0.79
50:B4:68:ARG:HG2	50:B4:72:LYS:CB	2.13	0.79
52:B6:37:LEU:N	52:B6:52:GLU:OE2	2.15	0.79
54:B8:60:LEU:HD11	54:B8:64:ARG:HB2	0.80	0.79

Continued on next page...

Continued from previous page...

Atom-1	Atom-2	Interatomic distance (Å)	Clash overlap (Å)
27:BA:1076:C:H1'	56:BK:91:GLU:HB3	1.65	0.79
27:BA:14:A:H2	27:BA:2625:G:O2'	1.64	0.79
27:BA:1558:A:C2	27:BA:1560:G:H1'	2.17	0.79
27:BA:2227:A:C6	27:BA:2228:G:C5	2.70	0.79
27:BA:2356:C:OP1	49:B0:19:LYS:HD2	1.82	0.79
27:BA:2886:G:N2	27:BA:2887:U:C2	2.51	0.79
28:BD:104:ILE:HB	28:BD:106:PRO:HD2	1.62	0.79
28:BD:143:ILE:HD13	28:BD:153:LEU:N	1.95	0.79
29:BE:102:ASP:CG	29:BE:104:PHE:CE1	2.56	0.79
30:BF:104:ASP:O	30:BF:105:LYS:C	2.21	0.79
30:BF:32:GLY:O	30:BF:35:VAL:N	2.14	0.79
32:BH:105:SER:O	32:BH:106:VAL:HG23	1.82	0.79
32:BH:130:ILE:CG2	32:BH:131:ILE:H	1.96	0.79
35:BO:34:ASN:O	35:BO:35:ILE:C	2.21	0.79
36:BP:57:VAL:CG1	36:BP:58:GLN:N	2.27	0.79
36:BP:94:ARG:HD3	36:BP:120:LEU:HB2	1.62	0.79
37:BQ:49:VAL:HG21	37:BQ:119:ASN:O	1.83	0.79
46:BV:40:VAL:O	46:BV:51:ALA:HB2	1.83	0.79
46:BV:30:GLY:O	46:BV:63:HIS:CB	2.28	0.79
27:BA:1614:A:H62	40:BW:88:ARG:HB2	0.97	0.79
43:BZ:4:THR:O	43:BZ:33:ALA:CB	2.31	0.79
19:AP:6:LEU:HB2	19:AP:17:TYR:HB3	1.63	0.79
3:AW:37:YYG:H243	10:AG:85:TYR:CE2	2.18	0.79
47:B2:27:LEU:O	47:B2:30:ALA:N	2.16	0.79
48:B3:40:THR:CB	48:B3:43:ILE:CD1	2.44	0.79
48:B3:9:VAL:HG23	48:B3:54:VAL:HA	1.62	0.79
3:AW:74:C:P	50:B4:22:MET:CE	2.71	0.79
50:B4:68:ARG:CZ	50:B4:72:LYS:HD3	2.13	0.79
52:B6:28:ARG:HG3	52:B6:30:ASN:CB	2.12	0.79
27:BA:1368:G:P	53:B7:25:LYS:CE	2.71	0.79
27:BA:1071:G:N3	27:BA:1089:G:H2'	1.97	0.79
27:BA:1857:G:H2'	27:BA:1858:G:C8	2.17	0.79
27:BA:2428:G:C8	27:BA:2428:G:H3'	2.18	0.79
27:BA:2536:G:H2'	27:BA:2537:U:H5'	1.64	0.79
27:BA:2776:A:C4	27:BA:2778:A:C5	2.69	0.79
27:BA:2785:C:C5	27:BA:2786:U:C4	2.69	0.79
27:BA:2820:A:C2	27:BA:2820:A:H5"	2.18	0.79
27:BA:2875:C:N4	27:BA:2876:G:C6	2.51	0.79
27:BA:859:G:O2'	27:BA:2268:A:C4	2.36	0.79
33:BI:24:GLY:O	33:BI:25:TYR:O	2.00	0.79
34:BN:79:PHE:HD1	34:BN:79:PHE:N	1.80	0.79

Continued on next page...

Continued from previous page...

Atom-1	Atom-2	Interatomic distance (Å)	Clash overlap (Å)
36:BP:53:ARG:HD2	36:BP:53:ARG:N	1.96	0.79
36:BP:69:ILE:HB	36:BP:73:VAL:HG21	1.63	0.79
37:BQ:18:GLU:HG2	37:BQ:23:ILE:HD11	1.65	0.79
45:BU:111:ASP:C	45:BU:113:SER:N	2.31	0.79
46:BV:69:ILE:CG2	46:BV:88:GLN:HB3	2.13	0.79
42:BY:55:PHE:CD1	42:BY:89:ARG:NH1	2.51	0.79
43:BZ:67:LYS:HA	43:BZ:67:LYS:HZ2	1.44	0.79
1:AA:1060:C:C5'	13:AJ:51:ARG:HB3	2.13	0.78
19:AP:20:VAL:HG11	19:AP:32:TYR:CB	2.13	0.78
1:AA:1400:C:C4	2:AV:34:G:C2	2.71	0.78
49:B0:36:ILE:HG22	49:B0:36:ILE:O	1.82	0.78
48:B3:51:ALA:C	48:B3:53:LEU:H	1.85	0.78
48:B3:8:LEU:O	48:B3:9:VAL:HG13	1.83	0.78
40:BW:19:LEU:CD1	51:B5:25:LEU:CD2	2.57	0.78
52:B6:36:GLU:HB3	52:B6:52:GLU:HB2	1.63	0.78
27:BA:965:C:O4'	27:BA:2273:A:N3	2.15	0.78
27:BA:249:C:O2	54:B8:11:LYS:NZ	2.15	0.78
27:BA:2592:G:N2	27:BA:2603:G:C6	2.51	0.78
27:BA:2758:A:C2'	27:BA:2759:G:O5'	2.31	0.78
27:BA:2840:C:H2'	27:BA:2841:C:C6	2.18	0.78
27:BA:247:G:H4'	27:BA:386:G:N3	1.98	0.78
27:BA:598:G:H21	30:BF:33:LYS:HZ2	0.81	0.78
27:BA:979:G:H3'	27:BA:980:A:C5'	2.11	0.78
28:BD:167:GLU:O	28:BD:170:TYR:CG	2.36	0.78
29:BE:107:GLU:O	29:BE:110:ARG:N	2.15	0.78
29:BE:222:ARG:HG2	29:BE:232:ARG:N	1.98	0.78
27:BA:2730:C:C4'	29:BE:265:ASN:ND2	2.40	0.78
30:BF:163:HIS:C	30:BF:166:ILE:HG13	2.03	0.78
34:BN:65:ASN:O	34:BN:66:ASP:C	2.21	0.78
35:BO:58:VAL:CG1	35:BO:59:LYS:H	1.95	0.78
36:BP:94:ARG:O	36:BP:95:ASP:HB3	1.84	0.78
37:BQ:42:TYR:C	37:BQ:125:TRP:CH2	2.56	0.78
38:BS:23:ARG:HH21	38:BS:37:ARG:NH2	1.81	0.78
38:BS:49:THR:H	38:BS:55:ASP:CG	1.86	0.78
45:BU:13:ARG:NH1	45:BU:13:ARG:N	2.30	0.78
45:BU:43:ALA:HB1	46:BV:75:LYS:CB	2.13	0.78
40:BW:55:ALA:CA	40:BW:107:LEU:CD1	2.60	0.78
40:BW:11:ARG:HH21	40:BW:98:LYS:HB3	1.45	0.78
27:BA:99:U:H3	42:BY:107:LYS:CD	1.96	0.78
43:BZ:151:ASP:HB3	43:BZ:153:LYS:HZ3	1.46	0.78
27:BA:95:G:C1'	47:B2:42:ASN:HB3	2.12	0.78

Continued on next page...

Continued from previous page...

Atom-1	Atom-2	Interatomic distance (Å)	Clash overlap (Å)
48:B3:20:LYS:C	48:B3:23:LEU:CG	2.27	0.78
3:AW:75:C:N4	50:B4:28:ARG:H	1.75	0.78
51:B5:11:THR:HG21	51:B5:19:ARG:NH2	1.94	0.78
54:B8:60:LEU:HD11	54:B8:64:ARG:HB3	1.62	0.78
55:B9:24:LEU:CD2	55:B9:36:GLN:H	1.96	0.78
27:BA:49:A:N6	27:BA:176:G:N1	2.30	0.78
27:BA:2228:G:N7	27:BA:2229:C:C4	2.50	0.78
27:BA:2303:G:C5'	31:BG:99:ASP:CB	2.61	0.78
27:BA:2331:G:H4'	49:B0:70:ILE:CB	2.13	0.78
27:BA:2349:G:OP2	54:B8:42:ARG:NH2	2.16	0.78
27:BA:2418:A:O2'	27:BA:2419:U:O4'	2.00	0.78
27:BA:2458:G:C8	27:BA:2490:G:C6	2.70	0.78
27:BA:2487:G:H2'	27:BA:2488:A:O5'	1.84	0.78
27:BA:2570:G:C2	27:BA:2571:C:C6	2.70	0.78
27:BA:2793:G:C6	27:BA:2794:C:C4	2.70	0.78
27:BA:2843:G:C4	27:BA:2844:G:C8	2.71	0.78
27:BA:352:G:O5'	27:BA:352:G:H8	1.66	0.78
27:BA:599:G:H1	27:BA:658:C:H42	1.30	0.78
28:BD:90:ILE:HG21	28:BD:103:ILE:N	1.98	0.78
29:BE:79:ARG:NH1	29:BE:104:PHE:HA	1.98	0.78
30:BF:163:HIS:CA	30:BF:166:ILE:CG1	2.55	0.78
31:BG:38:GLU:O	31:BG:41:LEU:HB2	1.84	0.78
36:BP:114:VAL:CG2	36:BP:132:LYS:HB3	2.03	0.78
37:BQ:45:GLN:NE2	37:BQ:153:PRO:CB	2.20	0.78
45:BU:25:TRP:HB3	45:BU:28:ARG:NH1	1.98	0.78
27:BA:1162:G:HO2'	46:BV:23:GLU:CD	1.85	0.78
40:BW:32:ALA:CA	40:BW:35:ILE:CG1	2.56	0.78
41:BX:28:VAL:O	41:BX:62:LYS:CB	2.28	0.78
41:BX:5:ILE:CG2	41:BX:6:LYS:N	1.93	0.78
43:BZ:48:THR:OG1	43:BZ:66:VAL:O	1.99	0.78
43:BZ:25:ASN:HA	43:BZ:84:TYR:CD1	2.18	0.78
1:AA:1327:C:H5'	24:AU:20:LYS:HB3	1.66	0.78
6:AC:11:ARG:HG2	6:AC:15:THR:O	1.82	0.78
50:B4:11:PRO:HA	50:B4:40:HIS:HD2	1.44	0.78
27:BA:126:A:C8	53:B7:18:PHE:CD1	2.71	0.78
54:B8:6:THR:C	54:B8:8:LYS:N	2.35	0.78
27:BA:2195:C:C5'	27:BA:2195:C:C6	2.62	0.78
27:BA:2459:A:H8	27:BA:2460:U:C5	2.00	0.78
25:AY:237:PRO:CA	27:BA:2584:U:O3'	2.32	0.78
27:BA:2593:U:O2	27:BA:2600:A:N1	2.15	0.78
27:BA:2737:G:C4	27:BA:2738:A:C8	2.71	0.78

Continued on next page...

Continued from previous page...

Atom-1	Atom-2	Interatomic distance (Å)	Clash overlap (Å)
27:BA:2737:G:H2'	27:BA:2738:A:C8	2.18	0.78
27:BA:2776:A:H1'	27:BA:2778:A:H8	1.43	0.78
27:BA:2831:G:H5'	27:BA:2834:G:O2'	1.84	0.78
27:BA:2866:U:O2	27:BA:2868:A:O2'	2.01	0.78
27:BA:2881:C:N4	27:BA:2882:A:N6	2.31	0.78
27:BA:457:A:H1'	27:BA:459:U:C2	2.18	0.78
27:BA:562:U:O2'	27:BA:563:G:H5''	1.83	0.78
30:BF:4:THR:O	30:BF:139:VAL:CB	2.30	0.78
30:BF:51:TYR:O	30:BF:55:ARG:HA	1.81	0.78
38:BS:32:PRO:HD2	38:BS:101:VAL:N	1.98	0.78
45:BU:13:ARG:C	45:BU:16:LYS:HB2	2.01	0.78
46:BV:94:LYS:O	46:BV:95:ILE:CG1	2.30	0.78
40:BW:97:LYS:CE	40:BW:99:ARG:NH1	2.46	0.78
41:BX:13:LYS:H	41:BX:13:LYS:HD3	1.48	0.78
41:BX:13:LYS:C	41:BX:16:ASN:OD1	2.22	0.78
41:BX:75:GLN:CB	41:BX:78:ALA:O	2.24	0.78
42:BY:47:THR:HG21	42:BY:100:ASP:HB2	1.64	0.78
48:B3:51:ALA:C	48:B3:53:LEU:N	2.37	0.78
51:B5:6:VAL:HG13	51:B5:7:PRO:HD2	1.65	0.78
52:B6:19:GLY:C	52:B6:42:PRO:HB2	2.02	0.78
53:B7:17:GLY:O	53:B7:18:PHE:C	2.20	0.78
27:BA:1530:G:H21	27:BA:1531:C:H5	1.32	0.78
27:BA:1818:U:O5'	28:BD:155:ARG:CB	2.31	0.78
27:BA:2250:G:H5''	37:BQ:102:ARG:CG	2.14	0.78
27:BA:2605:U:O2'	27:BA:2606:C:C5'	2.32	0.78
27:BA:673:C:C4'	30:BF:82:GLN:OE1	2.31	0.78
28:BD:131:LEU:HG	28:BD:187:CYS:O	1.82	0.78
28:BD:142:ASN:HB2	28:BD:190:THR:H	1.48	0.78
28:BD:202:LYS:O	28:BD:204:PHE:HE1	1.67	0.78
29:BE:222:ARG:NH2	29:BE:234:ARG:HB2	1.97	0.78
29:BE:299:SER:OG	29:BE:301:PRO:CD	2.29	0.78
35:BO:106:LEU:HD23	35:BO:106:LEU:H	1.46	0.78
35:BO:35:ILE:CG1	35:BO:62:VAL:HG12	2.10	0.78
35:BO:14:SER:HB3	35:BO:86:ILE:HD12	1.64	0.78
37:BQ:142:LYS:HE2	37:BQ:143:VAL:O	1.83	0.78
46:BV:33:VAL:HG12	46:BV:34:GLU:H	1.45	0.78
40:BW:55:ALA:HA	40:BW:107:LEU:HD11	1.65	0.78
41:BX:9:HIS:CE1	41:BX:27:ALA:HB2	2.18	0.78
43:BZ:37:LYS:O	43:BZ:41:ARG:CD	2.32	0.78
43:BZ:71:MET:HG2	43:BZ:78:PRO:HD2	1.53	0.78
43:BZ:90:GLU:O	43:BZ:92:VAL:HG23	1.83	0.78

Continued on next page...

Continued from previous page...

Atom-1	Atom-2	Interatomic distance (Å)	Clash overlap (Å)
1:AA:953:G:C2'	16:AM:124:PRO:O	2.31	0.78
10:AG:150:ALA:HA	14:AK:59:TYR:CB	2.12	0.78
1:AA:1317:C:O2'	22:AS:10:PHE:CG	2.36	0.78
48:B3:23:LEU:HA	48:B3:28:LEU:HD11	1.59	0.78
53:B7:5:TYR:O	53:B7:6:GLN:C	2.22	0.78
27:BA:142:G:OP1	27:BA:1595:G:O2'	2.02	0.78
27:BA:2230:G:O2'	27:BA:2231:C:C5'	2.32	0.78
27:BA:2089:U:H3	27:BA:2231:C:H42	1.31	0.78
27:BA:2250:G:H3'	27:BA:2250:G:C8	2.18	0.78
27:BA:2282:G:N2	27:BA:2427:C:O2	2.14	0.78
27:BA:825:C:C4'	27:BA:2428:G:C6	2.67	0.78
27:BA:960:A:H2	27:BA:2495:G:H21	1.29	0.78
27:BA:2604:U:O2'	27:BA:2605:U:H5'	1.84	0.78
27:BA:2646:C:C2'	27:BA:2647:U:H5'	2.13	0.78
27:BA:2684:U:C1'	35:BO:70:ARG:CZ	2.52	0.78
29:BE:42:ALA:HA	29:BE:311:PHE:CE2	2.17	0.78
30:BF:168:ARG:C	30:BF:233:THR:HG22	2.00	0.78
31:BG:58:VAL:CG1	31:BG:58:VAL:O	2.32	0.78
34:BN:135:ILE:C	34:BN:139:LEU:HD11	2.03	0.78
35:BO:31:ARG:O	35:BO:32:TYR:CG	2.37	0.78
35:BO:64:ARG:O	35:BO:82:ASN:HA	1.83	0.78
35:BO:8:LEU:N	35:BO:8:LEU:CD2	2.45	0.78
44:BR:61:HIS:O	44:BR:64:ARG:N	2.16	0.78
45:BU:46:GLU:O	45:BU:47:TYR:O	2.02	0.78
45:BU:92:ARG:H	46:BV:10:LYS:HZ1	0.81	0.78
46:BV:40:VAL:O	46:BV:51:ALA:HB1	1.83	0.78
46:BV:39:PHE:CE2	46:BV:41:GLY:C	2.57	0.78
43:BZ:26:LYS:O	43:BZ:27:GLU:CD	2.21	0.78
43:BZ:62:PHE:CE2	43:BZ:87:THR:HB	2.18	0.78
1:AA:1230:C:O2'	16:AM:126:LYS:CE	2.31	0.78
1:AA:403:C:H42	1:AA:547:A:H5'	1.49	0.78
5:AB:180:LEU:O	5:AB:181:PHE:HB2	1.81	0.78
3:AW:37:YYG:C19	10:AG:84:ASN:CB	2.56	0.78
54:B8:6:THR:O	54:B8:8:LYS:CA	2.31	0.78
27:BA:1416:G:N2	27:BA:1582:C:N4	2.32	0.78
27:BA:2410:G:N3	27:BA:2411:A:N7	2.25	0.78
27:BA:2523:G:H2'	27:BA:2524:G:H5'	1.63	0.78
27:BA:2571:C:O2	27:BA:2571:C:H2'	1.83	0.78
27:BA:2575:C:OP1	29:BE:241:TRP:NE1	2.17	0.78
27:BA:2821:A:C2	27:BA:2822:G:N7	2.51	0.78
27:BA:797:C:H5"	30:BF:57:PRO:HB3	1.65	0.78

Continued on next page...

Continued from previous page...

Atom-1	Atom-2	Interatomic distance (Å)	Clash overlap (Å)
29:BE:45:LYS:NZ	29:BE:303:PRO:CA	2.37	0.78
30:BF:5:ILE:CB	30:BF:14:GLY:O	2.19	0.78
30:BF:195:VAL:CG1	30:BF:213:ALA:HB3	2.13	0.78
30:BF:214:THR:N	30:BF:218:VAL:CG2	2.44	0.78
30:BF:215:ALA:CA	30:BF:242:GLU:HG3	2.14	0.78
31:BG:18:ILE:O	31:BG:135:VAL:HG11	1.83	0.78
33:BI:25:TYR:HD2	33:BI:25:TYR:H	0.86	0.78
34:BN:42:GLU:HA	34:BN:133:GLY:HA3	1.66	0.78
34:BN:79:PHE:O	34:BN:83:ILE:CG2	2.31	0.78
35:BO:103:ALA:CA	35:BO:122:ILE:O	2.28	0.78
27:BA:637:A:OP2	36:BP:126:SER:CB	2.32	0.78
37:BQ:108:SER:O	37:BQ:109:VAL:HG22	1.81	0.78
37:BQ:49:VAL:HA	37:BQ:121:ASP:CB	2.14	0.78
44:BR:60:LEU:CD2	44:BR:61:HIS:H	1.96	0.78
44:BR:67:LEU:HB2	44:BR:76:VAL:HG11	1.63	0.78
38:BS:114:LYS:O	38:BS:115:VAL:C	2.22	0.78
38:BS:127:LEU:O	38:BS:128:ASP:O	2.02	0.78
27:BA:993:G:C1'	46:BV:90:PHE:CE2	2.51	0.78
41:BX:50:GLU:CB	41:BX:67:ARG:O	2.32	0.78
43:BZ:149:ALA:HB3	43:BZ:164:PRO:C	2.03	0.78
43:BZ:51:LEU:HD23	43:BZ:52:PHE:CA	2.12	0.78
1:AA:453:A:H4'	19:AP:72:ARG:HG3	1.64	0.78
6:AC:106:VAL:HG12	6:AC:108:ASN:N	1.99	0.78
19:AP:20:VAL:CG1	19:AP:32:TYR:HB2	2.13	0.78
47:B2:6:GLN:HA	47:B2:9:ARG:HB3	1.66	0.78
48:B3:19:GLN:O	48:B3:23:LEU:HD23	1.81	0.78
50:B4:40:HIS:HB3	50:B4:41:PRO:HD3	1.66	0.78
27:BA:545(A):A:N7	27:BA:1546:C:C2	2.52	0.78
27:BA:1805:U:C5'	28:BD:235:PRO:CB	2.62	0.78
27:BA:963:U:C2'	27:BA:2250:G:H21	1.97	0.78
27:BA:2252:G:C2'	27:BA:2253:G:C5'	2.46	0.78
27:BA:2349:G:C2	27:BA:2369:A:C2	2.72	0.78
27:BA:2461:C:N3	27:BA:2462:U:H5	1.79	0.78
27:BA:2466:C:O2'	27:BA:2467:C:H5'	1.83	0.78
27:BA:2474:C:N4	27:BA:2529:G:N2	2.32	0.78
27:BA:2520:C:C2	27:BA:2521:C:H5	1.95	0.78
27:BA:2597:G:H2'	27:BA:2598:A:H8	1.01	0.78
27:BA:2603:G:C4	27:BA:2604:U:C5	2.72	0.78
27:BA:2607:G:C6	27:BA:2608:G:C2	2.72	0.78
27:BA:2626:C:C5'	27:BA:2626:C:C6	2.62	0.78
27:BA:2769:C:O2	27:BA:2770:G:O4'	2.01	0.78

Continued on next page...

Continued from previous page...

Atom-1	Atom-2	Interatomic distance (Å)	Clash overlap (Å)
27:BA:387:U:C3'	50:B4:23:GLU:OE2	2.32	0.78
28:BD:143:ILE:H	28:BD:143:ILE:CD1	1.81	0.78
29:BE:81:VAL:CG1	29:BE:100:TRP:HZ3	1.96	0.78
32:BH:95:ALA:O	32:BH:127:GLN:HB2	1.83	0.78
35:BO:103:ALA:HB3	35:BO:105:GLU:HG2	1.66	0.78
36:BP:66:VAL:HB	36:BP:67:ARG:NH1	1.97	0.78
37:BQ:56:ILE:HD11	37:BQ:115:SER:H	1.47	0.78
37:BQ:56:ILE:O	37:BQ:61:LEU:HD11	1.82	0.78
44:BR:18:LEU:O	44:BR:19:ALA:C	2.22	0.78
44:BR:63:ARG:HH21	44:BR:77:ARG:CG	1.95	0.78
45:BU:102:GLU:HB2	46:BV:43:GLU:OE2	1.84	0.78
45:BU:59:ARG:O	45:BU:62:ILE:CA	2.31	0.78
40:BW:81:ALA:HB1	40:BW:97:LYS:HD2	1.63	0.78
1:AA:667:G:O2'	18:AO:49:ASP:OD1	2.02	0.78
7:AD:141:ARG:HB3	7:AD:142:PRO:HD2	1.66	0.78
16:AM:92:HIS:CE1	16:AM:110:ARG:NH2	2.51	0.78
49:B0:14:ARG:C	49:B0:14:ARG:HD2	2.01	0.78
27:BA:2261:C:P	49:B0:14:ARG:HG2	2.23	0.78
48:B3:15:TYR:HB3	48:B3:16:PRO:HD2	1.64	0.78
27:BA:458:G:H5'	53:B7:39:ARG:HD3	1.64	0.78
27:BA:1365:A:OP2	50:B4:3:LYS:HD2	1.84	0.78
27:BA:2263:C:H2'	27:BA:2264:C:H5'	1.66	0.78
27:BA:2395:C:C3'	27:BA:2395:C:C6	2.67	0.78
27:BA:2603:G:N3	27:BA:2604:U:H6	1.80	0.78
27:BA:2604:U:C2	27:BA:2605:U:C5	2.71	0.78
27:BA:2652:C:H5	27:BA:2653:U:C4	2.01	0.78
27:BA:2657:A:H2'	27:BA:2658:C:H5'	1.65	0.78
27:BA:2716:U:C2'	27:BA:2717:G:C5'	2.60	0.78
27:BA:2789:C:O2'	27:BA:2893:G:N2	2.16	0.78
27:BA:280:C:O2	27:BA:283:A:C6	2.37	0.78
27:BA:2810:A:C8	27:BA:2811:G:N9	2.52	0.78
27:BA:995:C:H1'	45:BU:57:PHE:CE2	2.17	0.78
28:BD:143:ILE:HD13	28:BD:153:LEU:H	1.49	0.78
28:BD:196:ASN:CA	28:BD:199:ARG:HD3	2.14	0.78
29:BE:189:MET:O	29:BE:190:ASN:OD1	2.00	0.78
29:BE:45:LYS:HZ2	29:BE:303:PRO:C	1.81	0.78
33:BI:89:LEU:HD11	33:BI:93:ILE:HG21	1.66	0.78
37:BQ:156:ASN:O	37:BQ:156:ASN:OD1	2.01	0.78
44:BR:80:PHE:O	44:BR:84:ALA:CB	2.32	0.78
45:BU:102:GLU:CB	46:BV:43:GLU:OE2	2.32	0.78
45:BU:83:LEU:O	45:BU:86:ALA:HB2	1.84	0.78

Continued on next page...

Continued from previous page...

Atom-1	Atom-2	Interatomic distance (Å)	Clash overlap (Å)
40:BW:16:LYS:O	40:BW:17:VAL:C	2.22	0.78
40:BW:20:VAL:HG13	40:BW:47:VAL:HG21	1.61	0.78
40:BW:68:ARG:C	40:BW:69:LEU:HD23	2.04	0.78
27:BA:338:G:C8	42:BY:21:LYS:HB3	2.19	0.78
43:BZ:42:ALA:O	43:BZ:45:GLN:N	2.17	0.78
43:BZ:71:MET:HG3	43:BZ:78:PRO:HG3	1.65	0.78
1:AA:576:G:N7	1:AA:881:G:H1'	1.99	0.78
27:BA:2355:C:C3'	49:B0:21:LEU:CD1	2.54	0.78
49:B0:24:LYS:CG	49:B0:56:ASP:OD1	2.32	0.78
48:B3:8:LEU:CA	48:B3:54:VAL:HG11	2.11	0.78
48:B3:8:LEU:HD23	48:B3:31:LEU:C	1.98	0.78
50:B4:14:ILE:C	50:B4:15:ILE:HD12	2.05	0.78
27:BA:2433:A:C2	50:B4:32:HIS:CE1	2.71	0.78
53:B7:43:THR:HA	53:B7:46:ASP:CG	2.04	0.78
27:BA:1027:A:H61	27:BA:1126:A:H1'	1.48	0.78
27:BA:1240:U:H3'	27:BA:1241:A:C8	2.18	0.78
27:BA:1518:C:H3'	27:BA:1519:G:C4'	2.14	0.78
27:BA:2318:G:C8	27:BA:2318:G:O5'	2.37	0.78
27:BA:631:A:C2	27:BA:2415:G:N2	2.51	0.78
27:BA:2545:G:O2'	27:BA:2546:U:H5'	1.83	0.78
27:BA:746:A:O5'	27:BA:2612:C:C5	2.37	0.78
27:BA:2618:G:HO2'	27:BA:2619:C:P	2.06	0.78
27:BA:2652:C:H42	27:BA:2668:G:H1	1.29	0.78
27:BA:2722:G:H2'	27:BA:2723:C:C6	2.17	0.78
27:BA:2827:C:O2	27:BA:2827:C:H2'	1.84	0.78
27:BA:974(A):C:H1'	27:BA:989:G:N2	1.98	0.78
28:BD:232:VAL:O	28:BD:232:VAL:CG2	2.27	0.78
29:BE:218:GLY:C	29:BE:219:VAL:HG23	2.03	0.78
29:BE:205:THR:CA	29:BE:261:ARG:HD2	2.08	0.78
29:BE:62:ARG:C	29:BE:63:GLU:HG3	2.04	0.78
30:BF:30:LEU:O	30:BF:31:ILE:O	2.01	0.78
31:BG:93:LEU:HD21	31:BG:106:PHE:CD2	2.16	0.78
31:BG:29:HIS:HE1	31:BG:64:ARG:CZ	1.97	0.78
31:BG:56:ARG:CG	31:BG:65:GLU:CB	2.60	0.78
32:BH:121:GLU:CD	32:BH:121:GLU:N	2.37	0.78
27:BA:1665:A:C4'	35:BO:66:LYS:CD	2.62	0.78
35:BO:66:LYS:C	35:BO:66:LYS:CD	2.52	0.78
44:BR:60:LEU:CG	44:BR:61:HIS:N	2.45	0.78
38:BS:35:VAL:HG11	38:BS:37:ARG:CZ	2.13	0.78
38:BS:72:GLU:CB	38:BS:74:PRO:HD2	2.12	0.78
27:BA:997:G:C5'	45:BU:92:ARG:HH11	1.70	0.78

Continued on next page...

Continued from previous page...

Atom-1	Atom-2	Interatomic distance (Å)	Clash overlap (Å)
42:BY:14:ALA:CB	42:BY:15:PRO:HD2	2.12	0.78
7:AD:98:GLU:CD	7:AD:103:ASN:HD21	1.88	0.78
49:B0:36:ILE:H	49:B0:68:VAL:HG22	1.49	0.78
27:BA:94:G:O3'	47:B2:41:GLU:OE2	2.02	0.78
51:B5:11:THR:CG2	51:B5:19:ARG:NH2	2.47	0.78
54:B8:8:LYS:C	54:B8:10:ALA:N	2.37	0.78
54:B8:56:ALA:O	54:B8:57:ARG:C	2.22	0.78
54:B8:7:HIS:O	54:B8:10:ALA:CB	2.29	0.78
27:BA:104:U:O4	42:BY:17:HIS:CE1	2.36	0.78
27:BA:1666:G:C4'	35:BO:67:ARG:NH2	2.47	0.78
27:BA:2227:A:C6	27:BA:2228:G:O6	2.37	0.78
27:BA:2375:G:N1	27:BA:2379:G:C6	2.52	0.78
27:BA:2446:G:H5'	27:BA:2446:G:C8	2.15	0.78
27:BA:2584:U:C1'	27:BA:2585:U:H5	1.97	0.78
27:BA:2729:G:H2'	27:BA:2730:C:O4'	1.83	0.78
27:BA:2744:G:C4	27:BA:2761:G:N2	2.52	0.78
27:BA:328:U:O2'	42:BY:94:SER:HB2	1.83	0.78
27:BA:341:G:H2'	27:BA:342:G:O4'	1.83	0.78
28:BD:162:GLN:OE1	28:BD:174:ARG:HB3	1.84	0.78
27:BA:1566:A:N3	28:BD:212:HIS:HA	1.99	0.78
29:BE:79:ARG:C	29:BE:187:HIS:CE1	2.50	0.78
27:BA:1994:C:OP1	29:BE:227:ALA:HB1	1.84	0.78
30:BF:167:ASP:HB3	30:BF:232:LEU:H	1.48	0.78
30:BF:231:ARG:C	30:BF:232:LEU:HD23	2.02	0.78
30:BF:32:GLY:O	30:BF:35:VAL:CB	2.32	0.78
34:BN:20:GLY:O	34:BN:21:ARG:C	2.22	0.78
35:BO:101:PRO:CB	35:BO:122:ILE:CD1	2.54	0.78
35:BO:17:ARG:NH2	35:BO:47:THR:HA	1.99	0.78
38:BS:100:ALA:H	38:BS:127:LEU:HD21	1.49	0.78
45:BU:68:GLY:O	45:BU:70:ARG:N	2.17	0.78
45:BU:99:ALA:HA	45:BU:106:PHE:CB	1.88	0.78
42:BY:31:LEU:HD13	42:BY:101:LEU:CB	2.13	0.78
27:BA:875:G:OP1	43:BZ:146:HIS:CD2	2.37	0.78
43:BZ:151:ASP:HB3	43:BZ:153:LYS:HZ2	1.46	0.78
43:BZ:40:ASP:OD2	43:BZ:41:ARG:NH2	2.16	0.78
1:AA:571:U:H3'	1:AA:572:A:C5'	2.14	0.77
12:AI:11:LYS:HG3	12:AI:108:VAL:HG11	1.66	0.77
2:AV:30:G:H2'	12:AI:127:LYS:NZ	1.98	0.77
3:AW:1:G:H21	3:AW:2:C:N4	1.80	0.77
48:B3:8:LEU:HD23	48:B3:32:GLN:N	1.96	0.77
54:B8:19:THR:HB	54:B8:21:LYS:HZ2	1.45	0.77

Continued on next page...

Continued from previous page...

Atom-1	Atom-2	Interatomic distance (Å)	Clash overlap (Å)
54:B8:5:LYS:O	54:B8:7:HIS:ND1	2.17	0.77
27:BA:1029:A:C3'	27:BA:1030:G:O5'	2.31	0.77
27:BA:1082:U:OP1	56:BK:123:ALA:CB	2.20	0.77
27:BA:176:G:H3'	27:BA:177:G:C8	2.18	0.77
27:BA:1993:U:H4'	29:BE:228:ARG:HH21	1.49	0.77
27:BA:2264:C:C4	27:BA:2277:G:C6	2.72	0.77
27:BA:2286:A:H1'	27:BA:2346:A:H61	1.48	0.77
27:BA:2479:G:H2'	27:BA:2480:C:O5'	1.84	0.77
27:BA:2674:G:C2'	27:BA:2675:A:H8	1.94	0.77
27:BA:2700:C:C3'	27:BA:2701:C:C5'	2.58	0.77
27:BA:2762:G:N7	27:BA:2763:G:C5	2.51	0.77
27:BA:2827:C:O2'	27:BA:2828:C:H5'	1.83	0.77
27:BA:2850:A:C4	27:BA:2851:A:N7	2.52	0.77
28:BD:129:LEU:HB3	28:BD:130:PRO:HD2	1.66	0.77
28:BD:146:LYS:HD2	28:BD:147:PRO:CD	2.07	0.77
28:BD:158:GLY:CA	28:BD:194:VAL:HG21	2.13	0.77
28:BD:106:PRO:C	28:BD:194:VAL:O	2.21	0.77
29:BE:105:HIS:H	29:BE:108:LEU:HD12	1.49	0.77
29:BE:240:PRO:HB2	29:BE:243:PRO:CG	2.13	0.77
27:BA:2315:G:C5'	31:BG:133:ASN:HD22	1.96	0.77
27:BA:7:G:H5'	34:BN:6:PHE:CD2	2.18	0.77
34:BN:87:LEU:CB	34:BN:88:PRO:CD	2.60	0.77
35:BO:10:VAL:CG2	35:BO:16:ALA:HB3	2.11	0.77
44:BR:18:LEU:HD13	44:BR:19:ALA:N	1.99	0.77
44:BR:91:GLN:O	44:BR:92:GLY:O	2.02	0.77
38:BS:20:TYR:CE2	38:BS:21:HIS:HD2	1.95	0.77
45:BU:59:ARG:O	45:BU:62:ILE:HB	1.82	0.77
46:BV:19:VAL:O	46:BV:21:ARG:HG2	1.83	0.77
46:BV:91:THR:O	46:BV:92:ALA:HB3	1.56	0.77
40:BW:25:ARG:HG2	40:BW:26:GLY:H	1.49	0.77
41:BX:14:ALA:HB1	41:BX:18:MET:CE	2.13	0.77
41:BX:18:MET:SD	41:BX:24:LEU:HA	2.24	0.77
42:BY:92:ASP:O	42:BY:94:SER:N	2.17	0.77
43:BZ:107:GLU:H	43:BZ:107:GLU:CD	1.87	0.77
2:AV:70:C:H2'	2:AV:71:G:H8	1.48	0.77
27:BA:2094:G:C6	27:BA:2196:C:N4	2.46	0.77
27:BA:2189:U:HO2'	27:BA:2190:G:H8	1.28	0.77
27:BA:2398:U:C6	27:BA:2398:U:H3'	2.19	0.77
27:BA:2556:C:C3'	27:BA:2557:G:H5'	2.09	0.77
27:BA:2762:G:C5	27:BA:2763:G:C6	2.72	0.77
27:BA:2769:C:O2'	27:BA:2770:G:O5'	2.02	0.77

Continued on next page...

Continued from previous page...

Atom-1	Atom-2	Interatomic distance (Å)	Clash overlap (Å)
27:BA:476:G:N2	27:BA:478:A:H2'	1.99	0.77
30:BF:225:PRO:O	30:BF:231:ARG:HG2	1.73	0.77
26:BB:43:C:H1'	31:BG:47:GLN:CD	2.03	0.77
33:BI:134:HIS:CG	33:BI:135:PRO:HD2	2.19	0.77
33:BI:13:GLY:CA	33:BI:15:LYS:HZ1	1.93	0.77
35:BO:63:VAL:CG1	35:BO:102:VAL:HG11	1.88	0.77
27:BA:1277:G:N3	44:BR:23:ASN:ND2	2.32	0.77
44:BR:28:LEU:CD1	44:BR:32:GLY:HA2	2.14	0.77
46:BV:21:ARG:O	46:BV:92:ALA:HB1	1.83	0.77
40:BW:14:PRO:HD3	40:BW:99:ARG:O	1.83	0.77
40:BW:15:ARG:O	40:BW:18:ARG:HB2	1.84	0.77
42:BY:101:LEU:CD1	42:BY:112:LEU:HD12	2.15	0.77
42:BY:31:LEU:CD1	42:BY:113:GLU:OE1	2.26	0.77
42:BY:14:ALA:HB1	42:BY:15:PRO:HD3	1.66	0.77
27:BA:337:C:P	42:BY:24:ARG:CB	2.70	0.77
42:BY:73:HIS:CD2	42:BY:88:PRO:HB2	2.17	0.77
43:BZ:149:ALA:O	43:BZ:152:ILE:CG1	2.27	0.77
43:BZ:37:LYS:CG	43:BZ:41:ARG:NH1	2.44	0.77
1:AA:20:U:O4'	1:AA:572:A:N1	2.18	0.77
50:B4:35:VAL:CG1	50:B4:36:TRP:H	1.95	0.77
27:BA:1906:G:C4	27:BA:1929:G:C6	2.72	0.77
27:BA:2392:A:C2'	27:BA:2393:A:C5'	2.59	0.77
27:BA:2246:G:H1'	27:BA:2426:A:H2	1.49	0.77
27:BA:2436:G:O6	27:BA:2437:U:C4	2.38	0.77
27:BA:2464:C:C4	27:BA:2487:G:N1	2.52	0.77
27:BA:2654:A:H61	27:BA:2667:C:H42	1.16	0.77
27:BA:603:A:H2'	27:BA:604:G:C8	2.19	0.77
27:BA:674:G:H5'	30:BF:69:HIS:HA	1.63	0.77
27:BA:932:G:C5'	48:B3:29:ARG:HH22	1.95	0.77
28:BD:129:LEU:CD2	28:BD:130:PRO:CD	2.61	0.77
28:BD:80:ILE:HD13	28:BD:82:TYR:CD1	2.18	0.77
29:BE:214:VAL:HG22	29:BE:221:LYS:CE	2.14	0.77
29:BE:235:ILE:CG2	29:BE:236:GLY:N	2.47	0.77
29:BE:44:TYR:HE1	29:BE:308:VAL:HG13	1.48	0.77
30:BF:196:THR:CA	30:BF:236:THR:HG21	2.11	0.77
31:BG:97:GLN:O	31:BG:104:PHE:HB3	1.85	0.77
31:BG:98:PHE:HA	31:BG:104:PHE:HD2	0.90	0.77
31:BG:38:GLU:CB	31:BG:41:LEU:HD12	2.14	0.77
32:BH:84:LYS:O	32:BH:131:ILE:CG2	2.32	0.77
32:BH:84:LYS:CG	32:BH:140:VAL:HG12	2.14	0.77
32:BH:84:LYS:O	32:BH:131:ILE:HG22	1.84	0.77

Continued on next page...

Continued from previous page...

Atom-1	Atom-2	Interatomic distance (Å)	Clash overlap (Å)
32:BH:93:TYR:C	32:BH:94:ARG:CG	2.46	0.77
33:BI:43:ASN:ND2	33:BI:43:ASN:H	1.81	0.77
35:BO:77:ILE:CD1	35:BO:78:ARG:CA	2.53	0.77
37:BQ:82:LYS:HG2	37:BQ:84:ARG:HG3	1.65	0.77
44:BR:83:ILE:O	44:BR:84:ALA:C	2.22	0.77
38:BS:128:ASP:O	38:BS:129:ILE:HG12	1.84	0.77
38:BS:32:PRO:HD2	38:BS:100:ALA:HA	1.64	0.77
45:BU:33:ARG:HG2	45:BU:34:ASN:H	1.48	0.77
42:BY:73:HIS:HE1	42:BY:90:PRO:HA	1.49	0.77
43:BZ:172:LEU:HD23	43:BZ:173:PRO:CA	2.13	0.77
1:AA:361(A):C:O3'	1:AA:1362:C:P	2.42	0.77
6:AC:18:TRP:HB3	6:AC:20:SER:O	1.83	0.77
16:AM:94:ARG:C	16:AM:95:GLY:N	2.38	0.77
2:AV:5:A:H2'	2:AV:6:U:H6	1.48	0.77
49:B0:36:ILE:O	49:B0:37:LEU:CG	2.32	0.77
27:BA:989:G:N7	48:B3:13:ILE:HD12	1.99	0.77
27:BA:1791:A:O2'	28:BD:204:PHE:HB2	1.83	0.77
27:BA:2195:C:P	27:BA:2195:C:C6	2.77	0.77
27:BA:2570:G:N3	27:BA:2570:G:C2'	2.47	0.77
27:BA:2747:G:H2'	27:BA:2748:A:H5''	1.65	0.77
27:BA:2887:U:O2	27:BA:2888:C:C6	2.37	0.77
27:BA:300:A:O2'	27:BA:318:C:H1'	1.84	0.77
27:BA:358:U:H3'	27:BA:359:A:H5'	1.65	0.77
27:BA:590:A:H5''	30:BF:97:ASP:HB2	1.66	0.77
27:BA:602:G:H2'	27:BA:655:A:C2	2.19	0.77
29:BE:189:MET:C	29:BE:190:ASN:OD1	2.22	0.77
29:BE:222:ARG:HD3	29:BE:233:ARG:N	1.98	0.77
30:BF:239:ALA:O	30:BF:242:GLU:N	2.13	0.77
30:BF:30:LEU:O	30:BF:33:LYS:HB2	1.85	0.77
34:BN:58:GLU:CG	34:BN:61:VAL:HG21	2.14	0.77
35:BO:21:VAL:HA	35:BO:41:ALA:CB	2.12	0.77
36:BP:120:LEU:CD1	36:BP:122:ALA:HB2	2.15	0.77
44:BR:41:ALA:HB1	44:BR:114:VAL:CG2	2.14	0.77
27:BA:2378:A:C2	38:BS:26:LEU:HD23	2.18	0.77
38:BS:87:LEU:O	38:BS:88:ALA:C	2.23	0.77
39:BT:24:LYS:O	39:BT:25:ASP:HB2	1.82	0.77
45:BU:15:LYS:O	45:BU:16:LYS:C	2.22	0.77
41:BX:13:LYS:CA	41:BX:16:ASN:OD1	2.32	0.77
41:BX:33:SER:O	41:BX:37:VAL:CG2	2.33	0.77
1:AA:1107:C:P	6:AC:172:ARG:HG2	2.25	0.77
7:AD:17:VAL:HG11	7:AD:197:PRO:HG2	1.67	0.77

Continued on next page...

Continued from previous page...

Atom-1	Atom-2	Interatomic distance (Å)	Clash overlap (Å)
7:AD:98:GLU:O	7:AD:99:SER:C	2.12	0.77
21:AR:53:ARG:HD2	21:AR:58:LEU:O	1.84	0.77
49:B0:37:LEU:HD13	49:B0:69:PHE:CB	2.09	0.77
48:B3:4:LEU:O	48:B3:36:VAL:CA	2.33	0.77
52:B6:40:TYR:N	52:B6:50:PHE:CD1	2.53	0.77
54:B8:58:MET:O	54:B8:61:MET:N	2.18	0.77
27:BA:2264:C:C4	27:BA:2277:G:O6	2.38	0.77
27:BA:2278:A:OP1	37:BQ:20:ILE:HG22	1.83	0.77
27:BA:2403:C:C2'	27:BA:2403:C:O2	2.32	0.77
27:BA:2470:G:O6	27:BA:2481:G:C2	2.38	0.77
27:BA:2532:G:H8	27:BA:2532:G:H5'	1.46	0.77
27:BA:2543:G:H2'	27:BA:2544:G:H5'	1.66	0.77
27:BA:2051:A:N7	27:BA:2614:A:C5	2.52	0.77
27:BA:2739:U:C6	27:BA:2739:U:H3'	2.18	0.77
28:BD:129:LEU:HD22	28:BD:130:PRO:CD	2.14	0.77
30:BF:150:THR:HG23	30:BF:203:ALA:HB1	1.66	0.77
33:BI:114:LYS:O	33:BI:115:ILE:O	2.03	0.77
33:BI:2:LYS:HD2	33:BI:39:ALA:HB2	1.67	0.77
33:BI:94:THR:HG21	33:BI:96:LYS:HB3	1.63	0.77
34:BN:39:VAL:HA	34:BN:103:VAL:CG1	2.14	0.77
27:BA:2040:C:H4'	34:BN:69:TYR:HE2	1.49	0.77
37:BQ:133:GLU:C	37:BQ:133:GLU:CD	2.42	0.77
37:BQ:136:TRP:O	37:BQ:139:ALA:CB	2.33	0.77
38:BS:34:LEU:HD21	38:BS:102:LEU:CA	2.15	0.77
26:BB:116:G:H4'	38:BS:64:SER:OG	1.85	0.77
38:BS:76:GLY:C	38:BS:82:TYR:HB2	2.04	0.77
45:BU:28:ARG:N	45:BU:31:GLN:OE1	2.18	0.77
45:BU:54:LYS:O	45:BU:58:ARG:HG3	1.85	0.77
40:BW:14:PRO:CD	40:BW:99:ARG:O	2.33	0.77
42:BY:5:ASP:O	42:BY:9:LYS:HD3	1.83	0.77
43:BZ:154:LEU:HD13	43:BZ:160:LEU:CD1	2.12	0.77
1:AA:562:C:O2'	15:AL:15:ARG:HB3	1.85	0.77
1:AA:953:G:H1'	16:AM:125:ARG:CA	2.14	0.77
6:AC:106:VAL:HG12	6:AC:108:ASN:H	1.48	0.77
49:B0:44:LYS:C	49:B0:45:PHE:CD1	2.58	0.77
47:B2:45:ARG:O	47:B2:46:ILE:C	2.22	0.77
27:BA:989:G:C8	48:B3:13:ILE:CD1	2.66	0.77
27:BA:131:G:N2	27:BA:149:A:N1	2.32	0.77
27:BA:148:C:H3'	27:BA:149:A:P	2.25	0.77
27:BA:1652:A:N6	27:BA:1653:G:H21	1.83	0.77
27:BA:1665:A:H4'	35:BO:66:LYS:HZ2	1.49	0.77

Continued on next page...

Continued from previous page...

Atom-1	Atom-2	Interatomic distance (Å)	Clash overlap (Å)
27:BA:2065:C:H42	27:BA:2445:G:H1	1.31	0.77
27:BA:2584:U:C1'	27:BA:2585:U:C5	2.67	0.77
27:BA:2637:U:O2	27:BA:2782:G:N2	2.18	0.77
27:BA:2805:G:C3'	27:BA:2807:G:P	2.73	0.77
27:BA:2812:G:O2'	27:BA:2813:A:C5'	2.32	0.77
27:BA:458:G:H5''	53:B7:39:ARG:CD	2.03	0.77
27:BA:828:U:H2'	27:BA:829:A:C8	2.20	0.77
28:BD:106:PRO:HG3	28:BD:141:HIS:CD2	2.20	0.77
28:BD:71:ASP:C	28:BD:73:ILE:H	1.86	0.77
30:BF:141:SER:OG	30:BF:144:PHE:CD1	2.38	0.77
32:BH:162:ARG:HB3	32:BH:166:GLU:HG3	1.64	0.77
34:BN:103:VAL:O	34:BN:104:TYR:CG	2.37	0.77
35:BO:75:SER:O	35:BO:76:TYR:CD1	2.38	0.77
36:BP:66:VAL:CG2	36:BP:67:ARG:NH2	2.07	0.77
37:BQ:48:ASN:C	37:BQ:48:ASN:OD1	2.23	0.77
44:BR:33:ARG:CA	44:BR:114:VAL:O	2.29	0.77
45:BU:99:ALA:CB	45:BU:106:PHE:CG	2.41	0.77
41:BX:23:LYS:HE2	41:BX:67:ARG:NH1	1.99	0.77
42:BY:43:ASN:ND2	42:BY:112:LEU:CD2	2.46	0.77
27:BA:876:C:H5'	43:BZ:165:GLU:OE2	1.85	0.77
1:AA:886:G:N2	1:AA:912:C:H1'	1.99	0.77
7:AD:14:ARG:CG	7:AD:66:ARG:NH1	2.48	0.77
1:AA:1326:C:H5''	24:AU:19:GLY:HA2	1.63	0.77
49:B0:41:ARG:O	49:B0:74:LYS:HE2	1.84	0.77
27:BA:2331:G:C2'	49:B0:70:ILE:HG21	2.12	0.77
48:B3:9:VAL:H	48:B3:54:VAL:CG1	1.97	0.77
50:B4:14:ILE:CG2	50:B4:16:TYR:HE1	1.97	0.77
27:BA:2421:G:P	52:B6:2:ALA:O	2.43	0.77
53:B7:35:ARG:O	53:B7:36:ALA:O	2.03	0.77
27:BA:2023:G:C5'	27:BA:2617:C:O2'	2.33	0.77
27:BA:2068:U:O2	27:BA:2430:A:N1	2.18	0.77
27:BA:2350:C:O2'	27:BA:2351:G:O5'	2.01	0.77
27:BA:2352:A:N7	27:BA:2366:A:C6	2.52	0.77
27:BA:2364:C:H1'	49:B0:32:LYS:HZ2	1.46	0.77
27:BA:2454:G:H2'	27:BA:2455:G:C5'	1.80	0.77
27:BA:2618:G:C6	27:BA:2619:C:H5	1.96	0.77
27:BA:2646:C:H2'	27:BA:2647:U:C5'	2.14	0.77
27:BA:2717:G:O2'	27:BA:2718:G:O5'	2.02	0.77
27:BA:283:A:C2	27:BA:360:G:C2	2.73	0.77
27:BA:477:A:H2'	27:BA:478:A:C8	2.20	0.77
29:BE:201:VAL:O	29:BE:262:THR:OG1	2.03	0.77

Continued on next page...

Continued from previous page...

Atom-1	Atom-2	Interatomic distance (Å)	Clash overlap (Å)
29:BE:87:GLU:C	29:BE:94:ARG:H	1.86	0.77
32:BH:89:VAL:HG12	32:BH:159:LYS:HA	1.67	0.77
33:BI:82:LYS:HE3	33:BI:149:LYS:O	1.85	0.77
34:BN:38:VAL:O	34:BN:39:VAL:HG22	1.85	0.77
35:BO:64:ARG:HH22	35:BO:100:GLY:HA3	1.42	0.77
36:BP:102:ASP:O	36:BP:103:ALA:CB	2.33	0.77
37:BQ:46:VAL:O	37:BQ:124:ALA:N	2.18	0.77
37:BQ:28:ILE:HG12	37:BQ:62:GLU:OE2	1.84	0.77
37:BQ:65:ARG:NH2	37:BQ:85:ILE:CB	2.47	0.77
37:BQ:94:ARG:NH2	37:BQ:105:PHE:O	2.18	0.77
38:BS:38:LYS:HG2	38:BS:106:LEU:HD12	1.65	0.77
45:BU:25:TRP:C	45:BU:28:ARG:NH1	2.38	0.77
46:BV:63:HIS:HA	46:BV:95:ILE:HG13	1.66	0.77
40:BW:21:VAL:CG2	40:BW:22:ASP:H	1.98	0.77
42:BY:31:LEU:HD13	42:BY:113:GLU:CD	2.04	0.77
1:AA:1256:A:H61	1:AA:1278:U:H1'	1.50	0.77
1:AA:1317:C:O2'	22:AS:10:PHE:CD2	2.37	0.77
27:BA:2262:U:P	49:B0:14:ARG:NH2	2.58	0.77
27:BA:2322:A:C5	27:BA:2323:G:N7	2.52	0.77
27:BA:2385:C:H2'	27:BA:2386:C:H5''	1.65	0.77
27:BA:2446:G:C5'	27:BA:2446:G:H8	1.95	0.77
27:BA:2481:G:O2'	27:BA:2482:G:H5'	1.85	0.77
27:BA:197:A:N6	27:BA:248:G:H22	1.83	0.77
27:BA:2494:G:N1	27:BA:2495:G:N7	2.32	0.77
27:BA:2517:C:C4	27:BA:2542:A:C6	2.73	0.77
27:BA:2645:G:H3'	27:BA:2646:C:H5'	1.67	0.77
27:BA:2679:A:C6	27:BA:2680:C:C5	2.72	0.77
27:BA:2808:U:N3	27:BA:2892:A:N7	2.33	0.77
27:BA:772:C:H2'	27:BA:773:U:C6	2.19	0.77
29:BE:199:ALA:HB2	29:BE:312:ARG:O	1.85	0.77
30:BF:51:TYR:C	30:BF:55:ARG:CB	2.45	0.77
27:BA:674:G:O3'	30:BF:69:HIS:C	2.23	0.77
30:BF:6:TYR:HE2	30:BF:140:VAL:CG2	1.97	0.77
33:BI:6:LEU:HD12	33:BI:35:LEU:HA	1.67	0.77
34:BN:15:ARG:NH1	34:BN:40:ASN:HA	2.00	0.77
35:BO:63:VAL:HG11	35:BO:102:VAL:CG2	2.15	0.77
37:BQ:46:VAL:CA	37:BQ:124:ALA:O	2.33	0.77
44:BR:87:TYR:CD1	44:BR:94:TYR:HD2	2.00	0.77
45:BU:49:ASP:HA	45:BU:52:ASN:HD22	0.75	0.77
46:BV:50:ASP:CG	46:BV:53:LYS:HE3	2.04	0.77
46:BV:49:GLU:O	46:BV:54:TYR:CE1	2.37	0.77

Continued on next page...

Continued from previous page...

Atom-1	Atom-2	Interatomic distance (Å)	Clash overlap (Å)
46:BV:60:VAL:C	46:BV:98:ILE:HD12	2.05	0.77
42:BY:55:PHE:CD2	42:BY:89:ARG:NH1	2.36	0.77
43:BZ:168:VAL:C	43:BZ:169:VAL:HG23	2.01	0.77
43:BZ:53:ASP:CB	43:BZ:62:PHE:O	2.33	0.77
1:AA:1376:U:H2'	1:AA:1377:A:C8	2.20	0.77
49:B0:41:ARG:N	49:B0:67:VAL:HG22	1.99	0.77
48:B3:6:VAL:HG23	48:B3:55:ARG:O	1.85	0.77
3:AW:74:C:P	50:B4:22:MET:HE3	2.25	0.77
50:B4:68:ARG:HG2	50:B4:72:LYS:HA	1.67	0.77
27:BA:746:A:O2'	51:B5:2:ALA:HB2	1.83	0.77
52:B6:16:ALA:HB2	52:B6:50:PHE:HE2	1.50	0.77
27:BA:1161:C:O4'	46:BV:8:GLY:O	2.02	0.77
27:BA:2264:C:N4	27:BA:2277:G:O6	2.17	0.77
27:BA:2403:C:N3	27:BA:2414:G:N2	2.32	0.77
27:BA:2436:G:O2'	27:BA:2437:U:O5'	2.03	0.77
27:BA:2561:A:HO2'	35:BO:40:VAL:CG1	1.87	0.77
27:BA:2579:C:H6	27:BA:2579:C:H5''	0.61	0.77
27:BA:2584:U:C6	27:BA:2585:U:H6	1.99	0.77
27:BA:2544:G:H5'	27:BA:2645:G:N7	1.98	0.77
27:BA:2771:C:C2'	27:BA:2771:C:O2	2.30	0.77
27:BA:2825:C:C5	27:BA:2825:C:OP2	2.38	0.77
27:BA:326:G:H22	27:BA:337:C:H1'	1.50	0.77
28:BD:129:LEU:HB3	28:BD:130:PRO:CD	2.15	0.77
27:BA:1993:U:H4'	29:BE:228:ARG:NH2	1.99	0.77
29:BE:308:VAL:CG1	29:BE:310:PHE:CE1	2.68	0.77
29:BE:312:ARG:C	29:BE:314:ALA:N	2.38	0.77
29:BE:48:MET:C	29:BE:49:THR:CG2	2.53	0.77
30:BF:237:GLU:C	30:BF:239:ALA:N	2.37	0.77
30:BF:84:VAL:CA	30:BF:85:LYS:HD2	2.00	0.77
31:BG:142:ALA:HB1	31:BG:151:ILE:HD11	1.62	0.77
32:BH:98:GLN:HB2	32:BH:103:VAL:CG2	2.15	0.77
32:BH:147:ILE:O	32:BH:161:ILE:CD1	2.32	0.77
32:BH:95:ALA:O	32:BH:127:GLN:CA	2.32	0.77
34:BN:27:ALA:C	34:BN:30:ALA:HB3	2.05	0.77
35:BO:88:ARG:O	35:BO:90:ASP:OD1	2.03	0.77
37:BQ:65:ARG:HH21	37:BQ:122:PHE:HD2	1.26	0.77
31:BG:146:LYS:CE	38:BS:15:GLU:OE1	2.32	0.77
39:BT:53:ASP:HA	39:BT:56:ARG:HG2	1.64	0.77
45:BU:91:ASN:O	45:BU:95:LEU:CD1	2.33	0.77
40:BW:70:TYR:O	40:BW:107:LEU:HD23	1.85	0.77
40:BW:86:LEU:CB	40:BW:87:PRO:CD	2.56	0.77

Continued on next page...

Continued from previous page...

Atom-1	Atom-2	Interatomic distance (Å)	Clash overlap (Å)
42:BY:9:LYS:HZ2	42:BY:13:ARG:NH2	1.82	0.77
43:BZ:69:VAL:O	43:BZ:70:GLN:NE2	2.18	0.77
27:BA:2386:C:H4'	49:B0:39:ARG:HH21	1.42	0.77
50:B4:14:ILE:HD12	50:B4:16:TYR:CE1	2.20	0.77
50:B4:17:GLN:HA	50:B4:33:VAL:CB	2.14	0.77
3:AW:76:A:H2	54:B8:32:GLN:HB3	1.49	0.77
27:BA:2415:G:C6	27:BA:2416:C:H5	2.03	0.77
27:BA:248:G:N2	27:BA:2431:U:O4'	2.18	0.77
27:BA:2846:G:H22	27:BA:2869:G:H1	1.30	0.77
27:BA:514:A:H2'	27:BA:515:A:C8	2.20	0.77
27:BA:617:G:P	30:BF:221:GLU:OE1	2.43	0.77
27:BA:974:G:H3'	46:BV:82:ARG:CZ	2.15	0.77
27:BA:2822:G:P	29:BE:258:TYR:CE2	2.77	0.77
29:BE:74:GLU:O	29:BE:75:THR:OG1	2.01	0.77
30:BF:196:THR:C	30:BF:236:THR:HG1	1.89	0.77
30:BF:240:LEU:HD23	30:BF:243:VAL:CG2	2.14	0.77
30:BF:62:GLY:HA3	30:BF:65:ARG:HH21	0.69	0.77
30:BF:88:SER:O	30:BF:89:ALA:CB	2.32	0.77
31:BG:94:ALA:C	31:BG:95:THR:HG1	1.88	0.77
34:BN:39:VAL:HG12	34:BN:104:TYR:N	1.99	0.77
36:BP:94:ARG:CD	36:BP:120:LEU:CB	2.63	0.77
36:BP:83:GLU:O	36:BP:92:ASP:CA	2.33	0.77
36:BP:94:ARG:CB	36:BP:120:LEU:HD22	1.99	0.77
37:BQ:58:HIS:CB	37:BQ:111:THR:O	2.21	0.77
44:BR:81:ASP:O	44:BR:85:PRO:HD2	1.85	0.77
45:BU:80:ILE:N	45:BU:83:LEU:HD12	2.00	0.77
27:BA:520:G:P	40:BW:25:ARG:HH21	2.08	0.77
27:BA:486:C:O2'	40:BW:60:ASN:ND2	2.18	0.77
27:BA:138:G:H8	41:BX:42:GLU:OE1	1.68	0.77
16:AM:23:TYR:CD2	16:AM:70:LEU:HD22	2.19	0.76
49:B0:61:ALA:HB2	49:B0:80:SER:HA	1.66	0.76
48:B3:42:ALA:O	48:B3:44:ARG:N	2.18	0.76
27:BA:2400:G:C3'	52:B6:20:PHE:CE1	2.68	0.76
27:BA:1620:G:C1'	53:B7:1:MET:H2	1.78	0.76
27:BA:1906:G:C8	27:BA:1929:G:C4	2.72	0.76
27:BA:2192:G:OP2	27:BA:2192:G:H8	1.68	0.76
27:BA:2356:C:C2'	27:BA:2357:U:O5'	2.28	0.76
27:BA:2419:U:H5''	52:B6:24:THR:HG22	1.66	0.76
27:BA:2454:G:O2'	27:BA:2455:G:C5'	2.32	0.76
27:BA:2678:C:O2'	27:BA:2679:A:H5'	1.83	0.76
27:BA:2772:C:C4	27:BA:2773:C:N4	2.53	0.76

Continued on next page...

Continued from previous page...

Atom-1	Atom-2	Interatomic distance (Å)	Clash overlap (Å)
27:BA:1993:U:O2'	29:BE:224:GLY:HA3	1.84	0.76
30:BF:210:ALA:O	30:BF:211:ASP:CB	2.33	0.76
33:BI:7:LYS:HG2	33:BI:8:ASP:OD1	1.84	0.76
27:BA:1078:U:OP1	56:BK:93:LYS:CD	2.32	0.76
34:BN:39:VAL:O	34:BN:40:ASN:CB	2.33	0.76
35:BO:111:PHE:O	35:BO:113:LYS:N	2.17	0.76
27:BA:1665:A:H1'	35:BO:67:ARG:CD	2.14	0.76
35:BO:75:SER:O	35:BO:76:TYR:HD1	1.67	0.76
35:BO:88:ARG:HG2	35:BO:92:SER:O	1.84	0.76
37:BQ:142:LYS:C	37:BQ:143:VAL:HG22	2.06	0.76
27:BA:873:G:H4'	37:BQ:32:LYS:CG	2.14	0.76
44:BR:111:LEU:O	44:BR:112:ALA:HB2	1.85	0.76
44:BR:33:ARG:O	44:BR:33:ARG:HG3	1.85	0.76
45:BU:47:TYR:O	45:BU:49:ASP:N	2.17	0.76
46:BV:2:PHE:HA	46:BV:15:SER:HB3	1.67	0.76
45:BU:47:TYR:CE1	46:BV:75:LYS:O	2.34	0.76
40:BW:104:THR:C	40:BW:105:VAL:CG1	2.51	0.76
40:BW:12:ILE:O	40:BW:101:SER:OG	2.01	0.76
41:BX:47:VAL:CB	41:BX:69:SER:HB3	2.14	0.76
42:BY:11:GLN:HG3	42:BY:21:LYS:CE	2.14	0.76
43:BZ:130:ILE:HD12	43:BZ:130:ILE:C	2.03	0.76
43:BZ:62:PHE:CG	43:BZ:87:THR:CG2	2.68	0.76
48:B3:25:ALA:O	48:B3:27:GLY:N	2.19	0.76
50:B4:17:GLN:HA	50:B4:33:VAL:HB	1.67	0.76
27:BA:1367:A:C3'	53:B7:25:LYS:HZ2	1.98	0.76
53:B7:30:ILE:HA	53:B7:33:ARG:CB	2.15	0.76
27:BA:1620:G:H1'	53:B7:1:MET:H3	1.40	0.76
27:BA:1270:C:O2'	27:BA:1648:C:OP2	2.03	0.76
27:BA:2049:G:N1	27:BA:2620:C:C4	2.54	0.76
27:BA:2209:C:O2'	27:BA:2210:G:H8	1.69	0.76
27:BA:2385:C:C2'	27:BA:2386:C:H5"	2.15	0.76
27:BA:2397:G:C6	27:BA:2420:C:N3	2.52	0.76
27:BA:2423:U:C6	27:BA:2425:A:N7	2.54	0.76
27:BA:2463:C:N3	27:BA:2487:G:O6	2.18	0.76
27:BA:2501:C:O2'	27:BA:2502:G:OP2	2.02	0.76
27:BA:2591:C:N4	27:BA:2604:U:O4	2.18	0.76
27:BA:2611:U:H3'	27:BA:2611:U:H6	1.50	0.76
27:BA:2648:C:N4	27:BA:2672:G:H1	1.83	0.76
27:BA:2688:U:H2'	27:BA:2719:G:N2	2.00	0.76
27:BA:2822:G:OP1	29:BE:258:TYR:HE2	1.66	0.76
28:BD:92:LEU:HD12	28:BD:102:TYR:CD1	2.19	0.76

Continued on next page...

Continued from previous page...

Atom-1	Atom-2	Interatomic distance (Å)	Clash overlap (Å)
29:BE:70:VAL:CG1	29:BE:295:LEU:CD2	2.63	0.76
30:BF:102:LEU:HB2	30:BF:107:ARG:NH2	2.00	0.76
30:BF:243:VAL:HA	30:BF:246:ARG:HD2	0.81	0.76
32:BH:84:LYS:HG3	32:BH:140:VAL:CG1	2.15	0.76
32:BH:166:GLU:OE2	32:BH:166:GLU:HA	1.85	0.76
34:BN:12:VAL:HG12	34:BN:38:VAL:HG11	1.66	0.76
37:BQ:50:VAL:CG1	37:BQ:51:GLU:OE1	2.34	0.76
37:BQ:57:ARG:O	37:BQ:58:HIS:C	2.23	0.76
37:BQ:87:LYS:O	37:BQ:88:PHE:CB	2.33	0.76
42:BY:103:LEU:HD22	42:BY:108:ARG:C	2.04	0.76
43:BZ:18:MET:C	43:BZ:36:ARG:CG	2.52	0.76
1:AA:31:G:C2	1:AA:306:G:O2'	2.38	0.76
3:AW:72:C:C2'	3:AW:73:A:H5'	2.13	0.76
47:B2:50:ARG:CA	47:B2:53:ILE:HD12	2.15	0.76
27:BA:2615:U:C2	51:B5:7:PRO:HA	2.20	0.76
54:B8:4:MET:HG2	54:B8:5:LYS:H	1.51	0.76
27:BA:1024:G:H5''	27:BA:1025:G:H5''	1.64	0.76
27:BA:2363:C:O2'	27:BA:2364:C:H5'	1.84	0.76
27:BA:2472:G:H2'	27:BA:2473:U:OP1	1.83	0.76
27:BA:1966:A:C2	27:BA:2593:U:C4'	2.68	0.76
27:BA:2604:U:O2	27:BA:2604:U:H2'	1.85	0.76
27:BA:2635:C:HO2'	27:BA:2636:U:P	2.07	0.76
27:BA:2718:G:N3	27:BA:2719:G:C8	2.53	0.76
27:BA:2645:G:C4'	27:BA:2732:G:O2'	2.29	0.76
27:BA:2762:G:N7	27:BA:2763:G:N7	2.33	0.76
27:BA:296:C:N3	27:BA:344:G:N2	2.34	0.76
27:BA:307:G:H21	27:BA:330:A:N6	1.83	0.76
27:BA:38:A:H2'	27:BA:39:C:C6	2.20	0.76
27:BA:529:A:O2'	27:BA:530:G:C8	2.36	0.76
27:BA:531:C:H5'	27:BA:532:A:N3	2.00	0.76
27:BA:627:A:N6	27:BA:636:G:O2'	2.19	0.76
27:BA:674:G:H4'	30:BF:69:HIS:HA	1.68	0.76
27:BA:933:A:OP1	48:B3:24:LYS:NZ	2.19	0.76
28:BD:161:ALA:C	28:BD:162:GLN:CD	2.43	0.76
27:BA:1566:A:N6	28:BD:212:HIS:CE1	2.54	0.76
28:BD:70:LYS:CG	28:BD:73:ILE:HD11	2.16	0.76
29:BE:201:VAL:H	29:BE:266:LYS:CE	1.98	0.76
29:BE:70:VAL:CG1	29:BE:71:THR:N	2.14	0.76
30:BF:93:LYS:C	30:BF:96:LYS:HE3	2.06	0.76
31:BG:21:VAL:CG2	31:BG:132:VAL:HG23	2.15	0.76
32:BH:124:VAL:O	32:BH:124:VAL:HG13	1.84	0.76

Continued on next page...

Continued from previous page...

Atom-1	Atom-2	Interatomic distance (Å)	Clash overlap (Å)
33:BI:108:LEU:HD23	33:BI:108:LEU:C	2.05	0.76
34:BN:54:VAL:CA	34:BN:135:ILE:HD12	2.15	0.76
35:BO:17:ARG:HE	35:BO:47:THR:HA	1.49	0.76
37:BQ:41:THR:CG2	37:BQ:125:TRP:CZ3	2.65	0.76
37:BQ:76:GLY:C	37:BQ:82:LYS:N	2.39	0.76
44:BR:23:ASN:HA	44:BR:26:LYS:HD2	1.67	0.76
44:BR:79:LEU:O	44:BR:79:LEU:CD2	2.17	0.76
38:BS:75:THR:O	38:BS:80:SER:N	2.18	0.76
45:BU:111:ASP:O	45:BU:112:ALA:C	2.23	0.76
1:AA:403:C:OP2	7:AD:3:ARG:NH2	2.18	0.76
1:AA:757:U:H5'	1:AA:822:C:O2	1.85	0.76
1:AA:876:G:C1'	11:AH:11:THR:HG21	2.13	0.76
27:BA:2354:G:HO2'	49:B0:31:VAL:HG12	1.50	0.76
47:B2:55:ARG:O	47:B2:56:ILE:C	2.23	0.76
3:AW:75:C:H5	50:B4:28:ARG:H	1.34	0.76
27:BA:396:G:C2'	50:B4:39:VAL:CG1	2.61	0.76
50:B4:58:LYS:HG2	50:B4:59:PHE:N	1.99	0.76
27:BA:2045:C:N4	27:BA:2623:G:N1	2.22	0.76
27:BA:2182:G:H2'	27:BA:2183:C:C6	2.20	0.76
27:BA:2236:C:H3'	27:BA:2237:G:H5'	1.68	0.76
27:BA:2359:C:HO2'	27:BA:2360:A:C1'	1.97	0.76
27:BA:2403:C:C5	27:BA:2415:G:N1	2.52	0.76
27:BA:676:A:H1'	27:BA:2443:C:O4'	1.86	0.76
27:BA:2521:C:C4	27:BA:2522:U:C5	2.73	0.76
27:BA:2049:G:C2	27:BA:2620:C:C4	2.73	0.76
27:BA:2626:C:OP2	27:BA:2626:C:H5	1.67	0.76
27:BA:2645:G:H4'	27:BA:2732:G:HO2'	1.48	0.76
27:BA:2755:C:C6	27:BA:2755:C:C5'	2.67	0.76
27:BA:1751:C:O4'	27:BA:2860:A:H2	1.64	0.76
27:BA:873:G:H5'	37:BQ:32:LYS:H	1.50	0.76
27:BA:919:G:H21	27:BA:2268:A:C5'	1.97	0.76
27:BA:919:G:N2	27:BA:2268:A:H5''	2.00	0.76
28:BD:167:GLU:HG2	28:BD:182:MET:CE	2.13	0.76
28:BD:81:GLU:O	28:BD:82:TYR:C	2.21	0.76
29:BE:109:ASP:CA	29:BE:112:LEU:HB2	1.99	0.76
29:BE:269:ILE:HA	29:BE:297:LYS:HE2	1.66	0.76
32:BH:51:VAL:CG2	32:BH:68:ARG:CG	2.63	0.76
35:BO:103:ALA:CB	35:BO:105:GLU:HG2	2.15	0.76
38:BS:85:GLY:HA3	38:BS:121:GLY:HA3	1.66	0.76
45:BU:20:ARG:NH1	46:BV:75:LYS:HD2	1.98	0.76
40:BW:90:ARG:HH11	40:BW:90:ARG:HB2	0.94	0.76

Continued on next page...

Continued from previous page...

Atom-1	Atom-2	Interatomic distance (Å)	Clash overlap (Å)
42:BY:71:VAL:HG21	42:BY:93:THR:H	1.50	0.76
26:BB:75:G:C1'	43:BZ:22:VAL:CG2	2.61	0.76
1:AA:1250:A:N3	1:AA:1370:G:O2'	2.19	0.76
9:AF:46:ARG:NH1	21:AR:37:VAL:HG11	2.01	0.76
27:BA:2371:G:O2'	52:B6:47:HIS:NE2	2.17	0.76
27:BA:1310:G:H1	27:BA:1604:C:H42	1.31	0.76
27:BA:2045:C:C2	27:BA:2624:G:N2	2.53	0.76
27:BA:2100:G:C5	27:BA:2190:G:N1	2.53	0.76
27:BA:2259:G:C5	27:BA:2260:C:C4	2.74	0.76
27:BA:2332:U:C4'	27:BA:2336:A:N6	2.48	0.76
27:BA:2454:G:N3	27:BA:2455:G:O4'	2.18	0.76
27:BA:2495:G:C4'	37:BQ:101:MET:HG3	2.14	0.76
27:BA:2573:C:OP1	27:BA:2574:G:OP1	2.02	0.76
27:BA:2653:U:C2	27:BA:2654:A:C5	2.73	0.76
27:BA:2822:G:OP1	29:BE:258:TYR:CE2	2.39	0.76
28:BD:141:HIS:O	28:BD:142:ASN:C	2.24	0.76
28:BD:167:GLU:N	28:BD:170:TYR:O	2.18	0.76
28:BD:228:ALA:O	28:BD:229:MET:O	2.04	0.76
28:BD:234:HIS:O	28:BD:237:GLY:HA3	1.85	0.76
27:BA:1655:A:C4'	29:BE:211:GLN:HA	2.16	0.76
27:BA:2575:C:H5'	29:BE:241:TRP:NE1	2.00	0.76
29:BE:246:VAL:CG1	29:BE:247:ARG:N	2.48	0.76
29:BE:217:TRP:CD2	29:BE:251:PRO:HG3	2.21	0.76
30:BF:102:LEU:H	30:BF:107:ARG:HH21	0.80	0.76
30:BF:240:LEU:CD2	30:BF:243:VAL:CG2	2.62	0.76
32:BH:159:LYS:H	32:BH:162:ARG:CZ	1.98	0.76
32:BH:94:ARG:HB3	32:BH:127:GLN:HE22	1.51	0.76
33:BI:98:ILE:CG2	33:BI:99:ALA:N	2.43	0.76
34:BN:63:ILE:O	34:BN:69:TYR:HB3	1.85	0.76
35:BO:7:ARG:HD3	35:BO:44:LYS:CE	2.05	0.76
37:BQ:129:ASP:CG	37:BQ:132:VAL:HG23	2.06	0.76
37:BQ:31:PHE:CZ	37:BQ:88:PHE:CD2	2.74	0.76
27:BA:1287:A:H8	44:BR:104:ARG:CG	1.98	0.76
45:BU:28:ARG:HG2	45:BU:29:SER:H	1.48	0.76
46:BV:49:GLU:C	46:BV:53:LYS:HD2	2.06	0.76
42:BY:34:GLU:O	42:BY:35:TYR:CD2	2.38	0.76
42:BY:74:VAL:HB	42:BY:77:VAL:CG2	2.14	0.76
43:BZ:172:LEU:HD21	43:BZ:173:PRO:HG2	1.67	0.76
43:BZ:34:LEU:HD12	43:BZ:35:ASP:N	2.00	0.76
1:AA:1319:A:H4'	22:AS:70:LYS:HE2	1.66	0.76
1:AA:509:A:C8	7:AD:54:TYR:HE2	2.03	0.76

Continued on next page...

Continued from previous page...

Atom-1	Atom-2	Interatomic distance (Å)	Clash overlap (Å)
1:AA:745:C:H1'	1:AA:836:G:O2'	1.85	0.76
17:AN:40:CYS:O	17:AN:43:CYS:SG	2.44	0.76
49:B0:37:LEU:HD12	49:B0:69:PHE:HB2	1.66	0.76
49:B0:46:LYS:CG	49:B0:58:THR:N	2.47	0.76
47:B2:8:ILE:HA	47:B2:11:MET:HG3	1.67	0.76
48:B3:20:LYS:HD3	48:B3:23:LEU:HD11	1.66	0.76
50:B4:58:LYS:HD2	50:B4:62:ARG:HH21	1.48	0.76
50:B4:68:ARG:HG2	50:B4:72:LYS:CG	2.15	0.76
27:BA:1655:A:H4'	29:BE:211:GLN:CA	2.16	0.76
27:BA:1773:A:OP1	27:BA:1828:G:H3'	1.86	0.76
27:BA:2265:U:O2'	27:BA:2266:A:OP1	2.03	0.76
27:BA:227:A:H61	27:BA:2407:G:H8	1.31	0.76
27:BA:2468:G:C6	27:BA:2481:G:N1	2.54	0.76
27:BA:2465:C:N3	27:BA:2485:G:O6	2.19	0.76
27:BA:2519:U:C3'	27:BA:2519:U:OP1	2.28	0.76
27:BA:2581:G:H2'	27:BA:2581:G:N3	1.99	0.76
27:BA:2713:A:H5''	27:BA:2714:G:OP2	1.84	0.76
27:BA:2744:G:N3	27:BA:2761:G:N2	2.34	0.76
27:BA:2791:C:H5	27:BA:2893:G:C6	2.04	0.76
27:BA:2:G:C2	27:BA:2902:C:O2	2.38	0.76
29:BE:177:ALA:O	29:BE:180:ILE:N	2.19	0.76
30:BF:224:ALA:HB3	30:BF:225:PRO:CD	2.16	0.76
32:BH:35:THR:O	32:BH:36:PHE:CG	2.39	0.76
33:BI:3:VAL:HG21	33:BI:21:VAL:CB	2.16	0.76
33:BI:3:VAL:HG11	33:BI:21:VAL:CG2	2.15	0.76
34:BN:46:ILE:CG1	34:BN:132:LEU:HD13	2.14	0.76
35:BO:35:ILE:CD1	35:BO:35:ILE:N	2.37	0.76
2:AV:1:G:O2'	37:BQ:98:GLY:HA2	1.85	0.76
46:BV:40:VAL:HA	46:BV:51:ALA:CA	2.16	0.76
41:BX:4:VAL:HG22	47:B2:24:LYS:CE	2.14	0.76
42:BY:32:ARG:O	42:BY:35:TYR:N	2.17	0.76
42:BY:64:ASN:O	42:BY:66:ASP:OD1	2.04	0.76
3:AW:7:U:O3'	3:AW:8:U:P	2.43	0.76
47:B2:23:LEU:HA	47:B2:26:GLU:OE1	1.84	0.76
47:B2:3:LEU:HB3	47:B2:8:ILE:HD11	1.66	0.76
47:B2:4:HIS:O	47:B2:8:ILE:CD1	2.33	0.76
50:B4:21:VAL:CG1	50:B4:22:MET:N	2.12	0.76
50:B4:6:HIS:CE1	50:B4:56:VAL:H	2.03	0.76
27:BA:687:C:C4'	53:B7:4:THR:HG22	2.15	0.76
27:BA:1214:A:H2'	27:BA:1215:G:H8	1.46	0.76
27:BA:1350:C:N4	27:BA:1381:G:H1	1.83	0.76

Continued on next page...

Continued from previous page...

Atom-1	Atom-2	Interatomic distance (Å)	Clash overlap (Å)
27:BA:1416:G:H21	27:BA:1582:C:N4	1.83	0.76
27:BA:2207:C:N4	27:BA:2218:G:O6	2.19	0.76
27:BA:2321:G:H2'	27:BA:2321:G:N3	2.00	0.76
27:BA:2324:C:N3	27:BA:2331:G:N2	2.30	0.76
27:BA:2370:G:H2'	27:BA:2371:G:H8	1.49	0.76
27:BA:2393:A:C2'	27:BA:2394:C:O5'	2.33	0.76
27:BA:2539:C:C2'	27:BA:2540:C:O5'	2.32	0.76
27:BA:2519:U:N3	27:BA:2542:A:C5	2.53	0.76
27:BA:2507:C:N1	27:BA:2583:G:N2	2.34	0.76
27:BA:2638:G:O2'	27:BA:2639:A:H8	1.68	0.76
27:BA:2810:A:C8	27:BA:2811:G:C1'	2.68	0.76
27:BA:2848:G:N2	27:BA:2849:U:O2	2.14	0.76
27:BA:396:G:HO2'	50:B4:39:VAL:HG13	0.90	0.76
28:BD:89:ASN:C	28:BD:105:ALA:CB	2.54	0.76
29:BE:225:LYS:C	29:BE:229:GLN:HE21	1.74	0.76
30:BF:209:GLY:O	30:BF:210:ALA:O	2.02	0.76
30:BF:237:GLU:O	30:BF:238:SER:C	2.24	0.76
30:BF:46:TYR:C	30:BF:92:PRO:HB2	2.05	0.76
32:BH:121:GLU:HG2	32:BH:133:LYS:O	1.86	0.76
33:BI:92:SER:CB	33:BI:122:ARG:NH1	2.45	0.76
33:BI:59:ALA:HA	33:BI:62:LEU:CD1	2.13	0.76
45:BU:106:PHE:O	45:BU:108:ALA:N	2.17	0.76
42:BY:15:PRO:HB2	42:BY:18:GLU:HG3	1.66	0.76
43:BZ:131:PRO:O	43:BZ:133:GLU:N	2.19	0.76
43:BZ:57:GLU:O	43:BZ:59:GLY:N	2.18	0.76
1:AA:1404:C:O2	1:AA:1519:A:O2'	2.03	0.76
1:AA:18:C:C2	1:AA:918:A:C2	2.73	0.76
1:AA:31:G:H1'	1:AA:46:G:C5'	2.14	0.76
1:AA:22:G:O2'	1:AA:913:A:C2	2.35	0.76
7:AD:98:GLU:O	7:AD:100:ARG:N	2.19	0.76
1:AA:953:G:C3'	16:AM:124:PRO:O	2.33	0.76
1:AA:1318:A:C4'	22:AS:10:PHE:HB3	2.16	0.76
2:AV:48:C:H2'	2:AV:48:C:O2	1.84	0.76
47:B2:49:LEU:O	47:B2:50:ARG:C	2.23	0.76
27:BA:929:G:H1'	48:B3:43:ILE:CG1	2.15	0.76
27:BA:1789:A:OP1	28:BD:226:GLY:N	2.19	0.76
27:BA:1913:A:N1	27:BA:1916:A:H2'	2.00	0.76
27:BA:2043:C:N4	27:BA:2777:G:N3	2.34	0.76
27:BA:2199:A:C3'	27:BA:2205:C:H6	1.99	0.76
27:BA:2454:G:N3	27:BA:2455:G:C1'	2.49	0.76
27:BA:2454:G:C6	27:BA:2455:G:C4	2.74	0.76

Continued on next page...

Continued from previous page...

Atom-1	Atom-2	Interatomic distance (Å)	Clash overlap (Å)
27:BA:2516:G:C5	27:BA:2569:G:N2	2.53	0.76
27:BA:2720:U:OP1	27:BA:2720:U:C4'	2.34	0.76
27:BA:2731:G:N1	27:BA:2732:G:C2	2.53	0.76
27:BA:2818:G:OP1	27:BA:2837:G:O2'	2.02	0.76
30:BF:157:LEU:C	30:BF:159:ALA:N	2.37	0.76
27:BA:674:G:C4'	30:BF:69:HIS:HA	2.14	0.76
31:BG:156:ARG:HG2	31:BG:156:ARG:O	1.83	0.76
34:BN:19:MET:HB3	34:BN:46:ILE:CG1	2.16	0.76
36:BP:110:GLY:HA2	36:BP:129:ALA:HB2	1.65	0.76
27:BA:1614:A:C6	40:BW:88:ARG:HB2	2.12	0.76
43:BZ:100:THR:HG22	43:BZ:137:ASP:CG	2.06	0.76
43:BZ:79:ILE:O	43:BZ:80:HIS:CG	2.39	0.76
43:BZ:62:PHE:CE2	43:BZ:87:THR:CG2	2.68	0.76
1:AA:651:C:O3'	1:AA:652:U:P	2.44	0.76
6:AC:18:TRP:CD1	17:AN:51:GLY:O	2.38	0.76
1:AA:986:A:H4'	22:AS:55:LYS:CG	2.15	0.76
49:B0:67:VAL:HG11	49:B0:74:LYS:HG2	0.79	0.76
47:B2:52:ALA:C	47:B2:56:ILE:HG12	2.06	0.76
50:B4:18:GLY:N	50:B4:33:VAL:CG2	2.49	0.76
54:B8:60:LEU:HD22	54:B8:61:MET:N	2.01	0.76
27:BA:1058:G:N2	56:BK:117:ASN:OD1	2.16	0.76
27:BA:2353:G:C2	27:BA:2364:C:N4	2.44	0.76
27:BA:2438:U:H4'	27:BA:2440:C:OP1	1.85	0.76
27:BA:2579:C:C5	27:BA:2579:C:H5''	2.15	0.76
27:BA:2626:C:H3'	27:BA:2626:C:C6	2.21	0.76
27:BA:2850:A:N3	44:BR:61:HIS:HE1	1.84	0.76
27:BA:532:A:H3'	27:BA:533:G:O4'	1.85	0.76
28:BD:143:ILE:HG21	28:BD:153:LEU:HB2	1.67	0.76
28:BD:194:VAL:HG23	28:BD:195:GLY:N	2.01	0.76
28:BD:208:GLY:C	28:BD:211:HIS:CE1	2.59	0.76
29:BE:107:GLU:CB	29:BE:110:ARG:CZ	2.60	0.76
30:BF:236:THR:O	30:BF:237:GLU:C	2.24	0.76
30:BF:87:ARG:O	30:BF:88:SER:OG	2.02	0.76
30:BF:89:ALA:HB1	30:BF:90:HIS:NE2	2.00	0.76
30:BF:47:GLY:HA3	30:BF:92:PRO:HG2	1.67	0.76
31:BG:19:GLU:HB3	31:BG:135:VAL:HG21	1.03	0.76
27:BA:2312:U:H5'	31:BG:53:LYS:CB	2.15	0.76
32:BH:121:GLU:OE2	32:BH:134:GLY:CA	2.25	0.76
35:BO:31:ARG:HB2	35:BO:32:TYR:HE1	1.50	0.76
37:BQ:136:TRP:HE3	37:BQ:136:TRP:HA	1.51	0.76
44:BR:84:ALA:CB	44:BR:85:PRO:CD	2.58	0.76

Continued on next page...

Continued from previous page...

Atom-1	Atom-2	Interatomic distance (Å)	Clash overlap (Å)
38:BS:122:ALA:O	38:BS:125:ALA:CB	2.32	0.76
38:BS:36:ALA:HA	38:BS:45:ALA:CB	2.15	0.76
42:BY:74:VAL:HG11	42:BY:77:VAL:CG2	2.14	0.76
43:BZ:107:GLU:O	43:BZ:109:GLN:N	2.16	0.76
48:B3:39:ASP:HA	48:B3:44:ARG:NH2	2.01	0.76
50:B4:13:LYS:O	50:B4:14:ILE:CB	2.32	0.76
27:BA:388:G:H5'	50:B4:24:THR:HG23	1.68	0.76
27:BA:2815:C:H5'	51:B5:29:ASN:HD22	0.75	0.76
53:B7:17:GLY:HA2	53:B7:44:VAL:HG22	0.77	0.76
27:BA:1567:A:H4'	27:BA:1568:G:C2	2.21	0.76
27:BA:1818:U:C4'	28:BD:155:ARG:CG	2.63	0.76
27:BA:2285:C:O2	27:BA:2384:G:N2	2.19	0.76
27:BA:2395:C:C5'	50:B4:28:ARG:HH11	1.99	0.76
27:BA:2617:C:H2'	27:BA:2618:G:O5'	1.85	0.76
27:BA:2631:G:H2'	27:BA:2632:A:O5'	1.85	0.76
27:BA:2691:C:C2'	27:BA:2692:C:H5'	2.16	0.76
27:BA:2744:G:C6	27:BA:2745:C:C4	2.74	0.76
27:BA:1805:U:C5'	28:BD:235:PRO:HB3	2.15	0.76
29:BE:217:TRP:CE3	29:BE:251:PRO:HG3	2.21	0.76
31:BG:103:ASN:O	31:BG:104:PHE:CG	2.38	0.76
33:BI:4:ILE:C	33:BI:5:PHE:CD2	2.60	0.76
35:BO:3:GLN:HG2	35:BO:4:GLN:N	2.01	0.76
27:BA:1666:G:C4'	35:BO:67:ARG:HH22	1.99	0.76
35:BO:87:ILE:HG23	35:BO:92:SER:N	2.00	0.76
37:BQ:31:PHE:CZ	37:BQ:88:PHE:HD2	2.04	0.76
27:BA:2334:G:OP2	38:BS:13:ARG:CB	2.34	0.76
27:BA:2334:G:C2	38:BS:20:TYR:OH	2.38	0.76
39:BT:21:PHE:O	39:BT:22:VAL:HG13	1.83	0.76
45:BU:12:ARG:O	45:BU:13:ARG:C	2.23	0.76
45:BU:17:VAL:HA	45:BU:20:ARG:HG3	1.67	0.76
45:BU:41:ASN:O	45:BU:42:ALA:C	2.24	0.76
45:BU:49:ASP:HA	45:BU:52:ASN:CG	2.03	0.76
42:BY:73:HIS:NE2	42:BY:89:ARG:O	2.19	0.76
43:BZ:64:ALA:HB3	43:BZ:85:MET:HA	0.84	0.76
47:B2:50:ARG:O	47:B2:53:ILE:HB	1.86	0.75
27:BA:1274:A:C6	27:BA:1302:A:H2	2.04	0.75
27:BA:2208:U:H3	27:BA:2216:G:H1	0.80	0.75
27:BA:2261:C:O4'	27:BA:2388:A:H1'	1.86	0.75
27:BA:2366:A:N7	27:BA:2367:G:N7	2.33	0.75
27:BA:2432:A:N6	50:B4:31:ILE:H	1.84	0.75
27:BA:2509:G:OP1	27:BA:2555:U:H5'	1.85	0.75

Continued on next page...

Continued from previous page...

Atom-1	Atom-2	Interatomic distance (Å)	Clash overlap (Å)
27:BA:2771:C:H5'	29:BE:316:ARG:CD	2.06	0.75
27:BA:2788:C:H2'	27:BA:2892:A:C2	2.21	0.75
27:BA:865:C:O2'	27:BA:866:A:N7	2.17	0.75
26:BB:74:U:H2'	26:BB:75:G:H8	1.51	0.75
28:BD:67:LYS:N	28:BD:67:LYS:HD3	2.00	0.75
30:BF:81:PRO:CA	30:BF:87:ARG:CG	2.26	0.75
33:BI:28:ASN:HA	33:BI:32:LYS:HG2	1.68	0.75
34:BN:65:ASN:CG	34:BN:69:TYR:CD1	2.60	0.75
37:BQ:91:HIS:N	37:BQ:111:THR:HG23	2.00	0.75
27:BA:2009:G:O2'	44:BR:106:GLY:O	2.04	0.75
45:BU:113:SER:C	45:BU:115:ASN:N	2.39	0.75
41:BX:24:LEU:CD1	41:BX:68:LEU:CD2	2.64	0.75
1:AA:891:U:H2'	1:AA:892:A:C8	2.21	0.75
1:AA:977:A:N7	1:AA:1224:G:OP1	2.19	0.75
8:AE:51:VAL:HB	8:AE:52:PRO:HD3	1.67	0.75
47:B2:48:GLU:O	47:B2:50:ARG:N	2.19	0.75
27:BA:849:A:H2	48:B3:21:ALA:HB1	0.99	0.75
50:B4:58:LYS:O	50:B4:61:LYS:CG	2.33	0.75
50:B4:68:ARG:CD	50:B4:72:LYS:CG	2.56	0.75
27:BA:1312:U:O2'	27:BA:1314:C:H5	1.68	0.75
27:BA:1534:G:N2	27:BA:1538:G:N3	2.34	0.75
27:BA:1669:A:C5'	27:BA:2550:G:OP1	2.34	0.75
27:BA:1906:G:O4'	27:BA:1929:G:C8	2.39	0.75
27:BA:2185:C:H2'	27:BA:2186:G:C8	2.21	0.75
27:BA:2307:G:C2'	27:BA:2311:A:N6	2.49	0.75
27:BA:2061:G:C8	27:BA:2501:C:H1'	2.21	0.75
27:BA:2606:C:H2'	27:BA:2607:G:O5'	1.86	0.75
27:BA:712(A):A:C8	27:BA:2713:A:OP1	2.40	0.75
27:BA:2722:G:N1	27:BA:2723:C:N3	2.31	0.75
27:BA:2858:C:H2'	27:BA:2858:C:O2	1.85	0.75
27:BA:2836:U:C2	27:BA:2883:A:C6	2.73	0.75
27:BA:54:G:H1'	53:B7:35:ARG:HH22	1.52	0.75
29:BE:211:GLN:OE1	29:BE:212:GLY:N	2.17	0.75
29:BE:44:TYR:CE1	29:BE:308:VAL:CB	2.60	0.75
30:BF:220:THR:HB	30:BF:224:ALA:CB	2.16	0.75
30:BF:167:ASP:HB3	30:BF:232:LEU:N	2.01	0.75
31:BG:21:VAL:HG13	31:BG:132:VAL:CA	2.15	0.75
27:BA:2310:A:C2	31:BG:55:LYS:HD3	2.20	0.75
32:BH:159:LYS:N	32:BH:162:ARG:NH2	2.29	0.75
32:BH:75:VAL:O	32:BH:78:VAL:N	2.18	0.75
33:BI:108:LEU:CD2	33:BI:109:LYS:O	2.34	0.75

Continued on next page...

Continued from previous page...

Atom-1	Atom-2	Interatomic distance (Å)	Clash overlap (Å)
34:BN:77:GLY:O	34:BN:78:ILE:C	2.22	0.75
35:BO:21:VAL:CA	35:BO:41:ALA:HB2	2.15	0.75
27:BA:2406:U:H3	36:BP:55:GLN:CG	1.99	0.75
36:BP:66:VAL:HB	36:BP:110:GLY:O	1.85	0.75
36:BP:96:VAL:HG23	36:BP:101:ASP:H	1.49	0.75
44:BR:46:GLY:O	44:BR:50:HIS:N	2.19	0.75
38:BS:27:LEU:HD13	38:BS:28:LYS:N	2.01	0.75
40:BW:50:VAL:HG21	40:BW:103:ILE:HG21	1.68	0.75
40:BW:50:VAL:HG12	40:BW:50:VAL:O	1.86	0.75
41:BX:33:SER:O	41:BX:34:LYS:C	2.23	0.75
43:BZ:25:ASN:HA	43:BZ:84:TYR:CE1	2.21	0.75
1:AA:1329:A:H4'	16:AM:24:GLY:C	2.07	0.75
1:AA:20:U:O4'	1:AA:572:A:C2	2.38	0.75
1:AA:668:G:H5'	18:AO:48:LYS:O	1.85	0.75
1:AA:673:G:H2'	1:AA:674:G:C8	2.21	0.75
1:AA:585:G:N3	1:AA:879:C:H4'	2.02	0.75
9:AF:7:ASN:ND2	21:AR:34:TYR:CZ	2.55	0.75
2:AV:40:C:C2'	2:AV:41:U:H5''	2.15	0.75
54:B8:25:PHE:O	54:B8:26:LYS:C	2.23	0.75
27:BA:1790:C:O2	27:BA:1790:C:H2'	1.86	0.75
27:BA:1917:U:C3'	27:BA:1918:A:H8	1.93	0.75
27:BA:2325:G:C6	27:BA:2326:C:H5	2.04	0.75
27:BA:2327:A:O2'	27:BA:2328:A:O4'	2.01	0.75
27:BA:2355:C:O3'	49:B0:21:LEU:CD1	2.34	0.75
27:BA:825:C:C3'	27:BA:2428:G:N7	2.49	0.75
27:BA:792:G:C5	27:BA:2440:C:N1	2.55	0.75
27:BA:2482:G:C6	27:BA:2483:C:C6	2.74	0.75
27:BA:2526:G:O2'	27:BA:2527:C:H5'	1.85	0.75
27:BA:2548:G:C8	27:BA:2548:G:H3'	2.20	0.75
27:BA:2507:C:C4	27:BA:2583:G:C2	2.75	0.75
27:BA:2658:C:C2'	27:BA:2659:G:O5'	2.34	0.75
27:BA:1638:C:C3'	27:BA:2709:G:H22	1.99	0.75
27:BA:2755:C:H6	27:BA:2755:C:O5'	1.58	0.75
27:BA:2822:G:OP1	29:BE:207:GLY:C	2.23	0.75
27:BA:752:A:C5	27:BA:1781:C:H1'	2.21	0.75
27:BA:987:G:OP2	48:B3:15:TYR:OH	2.03	0.75
26:BB:76:G:O3'	43:BZ:80:HIS:CD2	2.39	0.75
30:BF:20:ASP:O	30:BF:23:GLU:HB2	1.86	0.75
30:BF:220:THR:CB	30:BF:224:ALA:HB2	2.16	0.75
30:BF:220:THR:HB	30:BF:224:ALA:HB2	1.67	0.75
26:BB:45:A:C1'	31:BG:76:ARG:HH12	1.99	0.75

Continued on next page...

Continued from previous page...

Atom-1	Atom-2	Interatomic distance (Å)	Clash overlap (Å)
32:BH:15:THR:CG2	32:BH:26:LYS:CA	2.63	0.75
35:BO:122:ILE:HD12	35:BO:122:ILE:H	1.51	0.75
36:BP:142:LEU:O	36:BP:145:LEU:HD13	1.87	0.75
37:BQ:31:PHE:C	37:BQ:85:ILE:HD11	2.05	0.75
44:BR:32:GLY:O	44:BR:33:ARG:HB3	1.83	0.75
44:BR:79:LEU:HD22	44:BR:80:PHE:CA	2.17	0.75
46:BV:39:PHE:CD2	46:BV:40:VAL:N	2.54	0.75
42:BY:57:GLY:HA2	42:BY:97:ARG:NH2	2.00	0.75
43:BZ:10:PRO:O	43:BZ:14:LEU:CB	2.34	0.75
1:AA:1400:C:C5	2:AV:34:G:C6	2.74	0.75
20:AQ:44:ALA:CB	20:AQ:59:ILE:HD11	2.16	0.75
27:BA:2354:G:O5'	49:B0:31:VAL:HG21	1.85	0.75
49:B0:50:GLY:C	49:B0:52:GLY:H	1.88	0.75
47:B2:17:GLU:O	47:B2:18:ALA:C	2.24	0.75
41:BX:3:ASP:CA	47:B2:24:LYS:HD3	2.14	0.75
27:BA:2393:A:C4'	54:B8:13:ARG:NH2	2.49	0.75
27:BA:2188:C:C5	27:BA:2189:U:O4	2.39	0.75
27:BA:2821:A:C2	27:BA:2822:G:C8	2.74	0.75
27:BA:72:U:C4'	47:B2:57:LYS:NZ	2.49	0.75
27:BA:792:G:H2'	27:BA:2440:C:N3	2.01	0.75
27:BA:803:U:C2'	27:BA:804:A:H5'	2.16	0.75
27:BA:85:G:OP2	42:BY:65:VAL:CB	2.34	0.75
27:BA:911:A:N1	37:BQ:16:ARG:CA	2.48	0.75
26:BB:42:C:H1'	31:BG:47:GLN:CA	2.15	0.75
28:BD:107:LYS:HB2	28:BD:195:GLY:HA2	1.69	0.75
28:BD:80:ILE:CG1	28:BD:82:TYR:HE1	1.99	0.75
29:BE:63:GLU:O	29:BE:67:THR:HA	1.85	0.75
31:BG:151:ILE:CD1	31:BG:156:ARG:HH22	1.99	0.75
32:BH:116:PRO:HB2	32:BH:120:LEU:O	1.86	0.75
32:BH:120:LEU:HD23	32:BH:120:LEU:N	2.01	0.75
32:BH:23:VAL:CG1	32:BH:74:MET:CE	2.64	0.75
35:BO:1:MET:CB	35:BO:2:ILE:CD1	2.64	0.75
37:BQ:136:TRP:O	37:BQ:139:ALA:CA	2.34	0.75
37:BQ:33:MET:HE1	37:BQ:34:GLY:O	1.84	0.75
27:BA:994:C:N3	45:BU:53:LYS:HD3	2.01	0.75
46:BV:46:VAL:HG12	46:BV:46:VAL:O	1.86	0.75
40:BW:36:LEU:HA	40:BW:39:THR:CG2	2.16	0.75
42:BY:27:LEU:HD23	42:BY:98:VAL:HG12	1.69	0.75
43:BZ:115:ILE:O	43:BZ:169:VAL:HG13	1.87	0.75
1:AA:429:U:P	7:AD:13:ARG:HE	2.09	0.75
8:AE:95:ALA:HB3	8:AE:96:PRO:HD3	1.68	0.75

Continued on next page...

Continued from previous page...

Atom-1	Atom-2	Interatomic distance (Å)	Clash overlap (Å)
20:AQ:87:LYS:O	20:AQ:91:ARG:HB3	1.87	0.75
49:B0:20:TYR:O	49:B0:21:LEU:O	2.04	0.75
47:B2:62:GLU:O	47:B2:63:GLU:C	2.24	0.75
48:B3:48:GLU:HG2	48:B3:49:LYS:H	1.50	0.75
50:B4:17:GLN:CA	50:B4:33:VAL:HB	2.17	0.75
27:BA:2046:G:H1'	51:B5:22:HIS:ND1	2.02	0.75
51:B5:46:CYS:C	51:B5:48:ASN:H	1.88	0.75
54:B8:60:LEU:CD1	54:B8:64:ARG:CB	2.48	0.75
27:BA:1339:G:H5'	41:BX:13:LYS:HE3	1.68	0.75
27:BA:2298:A:C4	27:BA:2321:G:C2	2.75	0.75
27:BA:2488:A:H3'	27:BA:2488:A:C8	2.20	0.75
27:BA:2520:C:C6	27:BA:2567:G:H1'	2.21	0.75
27:BA:2532:G:O5'	27:BA:2532:G:C8	2.39	0.75
27:BA:2516:G:C2	27:BA:2569:G:N3	2.55	0.75
27:BA:2586:C:H2'	27:BA:2587:A:H5'	1.68	0.75
27:BA:2665:A:O2'	27:BA:2666:C:O4'	2.03	0.75
27:BA:2734:A:C8	27:BA:2734:A:C5'	2.69	0.75
27:BA:2793:G:O6	27:BA:2794:C:N4	2.20	0.75
27:BA:2825:C:C5	27:BA:2825:C:O5'	2.40	0.75
28:BD:135:PRO:HG2	28:BD:138:THR:HG21	0.78	0.75
28:BD:230:ASN:O	28:BD:231:ALA:HB2	1.85	0.75
30:BF:87:ARG:O	30:BF:88:SER:CB	2.35	0.75
31:BG:24:HIS:C	31:BG:25:MET:HG2	2.04	0.75
32:BH:102:LEU:CD2	32:BH:102:LEU:H	1.98	0.75
34:BN:19:MET:CA	34:BN:19:MET:HE3	2.17	0.75
27:BA:1140:C:C4	34:BN:49:ARG:CZ	2.69	0.75
36:BP:69:ILE:CA	36:BP:73:VAL:CG2	2.65	0.75
36:BP:73:VAL:CG1	36:BP:76:LEU:HD23	2.15	0.75
45:BU:94:VAL:O	45:BU:98:ILE:HD11	0.94	0.75
42:BY:102:ASP:O	42:BY:103:LEU:HD23	1.86	0.75
42:BY:81:LYS:CG	42:BY:82:THR:H	1.95	0.75
1:AA:1182:G:H4'	1:AA:1183:A:O5'	1.85	0.75
1:AA:826:C:H4'	11:AH:12:ARG:HG2	1.67	0.75
47:B2:13:PRO:CD	47:B2:16:ARG:NH1	2.45	0.75
50:B4:41:PRO:CB	50:B4:57:ASP:HB3	2.17	0.75
27:BA:686:G:O6	53:B7:12:ARG:NE	2.19	0.75
27:BA:592:G:C2	54:B8:3:LYS:HE2	2.17	0.75
27:BA:1266:G:O6	40:BW:13:SER:OG	2.05	0.75
27:BA:2219:G:O2'	27:BA:2224:G:H5'	1.71	0.75
27:BA:2530:A:C3'	27:BA:2531:A:H5''	2.17	0.75
27:BA:2520:C:C6	27:BA:2567:G:C1'	2.69	0.75

Continued on next page...

Continued from previous page...

Atom-1	Atom-2	Interatomic distance (Å)	Clash overlap (Å)
27:BA:2603:G:C5	27:BA:2604:U:C5	2.75	0.75
27:BA:2666:C:C5	27:BA:2667:C:C6	2.74	0.75
27:BA:2826:A:N7	27:BA:2827:C:C5	2.46	0.75
27:BA:2865:U:C6	27:BA:2866:U:C5	2.75	0.75
27:BA:332:A:H2'	27:BA:334:C:OP2	1.86	0.75
26:BB:77:U:C5'	43:BZ:80:HIS:CE1	2.69	0.75
29:BE:222:ARG:HG2	29:BE:232:ARG:HA	1.69	0.75
27:BA:449:A:OP1	30:BF:85:LYS:CA	2.34	0.75
31:BG:44:ILE:HG22	31:BG:83:PHE:CE2	2.12	0.75
31:BG:56:ARG:HA	31:BG:63:ILE:O	1.86	0.75
31:BG:76:ARG:CB	31:BG:77:ASP:OD1	2.35	0.75
32:BH:128:THR:HG23	32:BH:129:LYS:H	1.52	0.75
33:BI:12:LYS:O	33:BI:14:LYS:HG3	1.86	0.75
34:BN:137:GLU:N	34:BN:141:ALA:H	1.84	0.75
35:BO:17:ARG:NH2	35:BO:47:THR:CA	2.49	0.75
35:BO:99:PHE:HE2	39:BT:24:LYS:CD	1.99	0.75
37:BQ:33:MET:CB	37:BQ:83:PHE:HB2	2.17	0.75
44:BR:37:THR:HA	44:BR:111:LEU:CA	2.15	0.75
38:BS:23:ARG:NH2	38:BS:37:ARG:HH22	1.73	0.75
38:BS:30:GLY:O	38:BS:31:LYS:HE2	1.86	0.75
1:AA:1268:A:H2	1:AA:1327:C:H1'	1.51	0.75
1:AA:426:G:O2'	7:AD:42:GLN:CB	2.35	0.75
7:AD:187:ARG:C	7:AD:188:LEU:C	2.46	0.75
47:B2:59:ILE:O	47:B2:60:GLN:C	2.25	0.75
50:B4:6:HIS:CE1	50:B4:55:ARG:HB2	2.21	0.75
27:BA:1495:A:H2'	27:BA:1496:A:N7	2.02	0.75
27:BA:1666:G:O4'	35:BO:67:ARG:NH2	2.20	0.75
27:BA:2206:C:O2'	27:BA:2207:C:C4'	2.34	0.75
27:BA:2232:U:C2'	27:BA:2233:U:C5'	2.61	0.75
27:BA:965:C:H1'	27:BA:2273:A:C2	2.22	0.75
27:BA:2302:G:O2'	27:BA:2303:G:O5'	2.02	0.75
27:BA:2526:G:H2'	27:BA:2527:C:O5'	1.87	0.75
27:BA:2604:U:O2	27:BA:2605:U:C5	2.40	0.75
27:BA:2626:C:C3'	27:BA:2626:C:C6	2.70	0.75
27:BA:2631:G:C5'	27:BA:2892:A:OP1	2.34	0.75
27:BA:2661:G:C6	27:BA:2662:A:N6	2.53	0.75
27:BA:2716:U:N3	27:BA:2717:G:N7	2.33	0.75
27:BA:2852:G:N3	27:BA:2853:C:C2	2.55	0.75
29:BE:235:ILE:HG23	29:BE:236:GLY:H	1.51	0.75
35:BO:10:VAL:HG21	35:BO:16:ALA:CB	2.12	0.75
36:BP:64:ILE:CB	36:BP:107:LYS:O	2.23	0.75

Continued on next page...

Continued from previous page...

Atom-1	Atom-2	Interatomic distance (Å)	Clash overlap (Å)
38:BS:32:PRO:HG3	38:BS:100:ALA:CB	2.16	0.75
39:BT:45:GLU:O	39:BT:48:ASN:CG	2.25	0.75
40:BW:68:ARG:O	40:BW:110:LYS:HB2	1.86	0.75
42:BY:43:ASN:ND2	42:BY:112:LEU:HD21	1.98	0.75
42:BY:78:THR:H	42:BY:89:ARG:CZ	2.00	0.75
43:BZ:19:ILE:CB	43:BZ:39:PHE:CE1	2.66	0.75
1:AA:693:G:H2'	1:AA:694:A:C8	2.22	0.75
13:AJ:45:ARG:HH21	17:AN:36:PHE:HE2	1.34	0.75
2:AV:66:A:H2'	2:AV:67:A:C8	2.22	0.75
27:BA:2354:G:N3	49:B0:32:LYS:CG	2.50	0.75
48:B3:30:ARG:NH1	48:B3:30:ARG:CG	2.38	0.75
55:B9:29:ASN:HD22	55:B9:32:HIS:HE1	1.32	0.75
27:BA:1417:C:H42	27:BA:1581:G:H1	1.34	0.75
27:BA:1651:G:H1	27:BA:2006:C:H42	1.33	0.75
27:BA:2211:G:H2'	27:BA:2211:G:N3	2.00	0.75
27:BA:2330:G:O2'	27:BA:2331:G:H5'	1.85	0.75
27:BA:2473:U:O2	27:BA:2473:U:C2'	2.34	0.75
27:BA:2482:G:C2'	27:BA:2483:C:H5''	2.14	0.75
27:BA:2615:U:C2'	27:BA:2616:C:O5'	2.33	0.75
27:BA:2741:A:C2'	27:BA:2742:C:H6	1.95	0.75
27:BA:2754:U:C2'	27:BA:2756:U:P	2.72	0.75
27:BA:2633:G:N2	27:BA:2785:C:N3	2.32	0.75
27:BA:2813:A:C8	27:BA:2814:C:H5	2.04	0.75
27:BA:2828:C:N3	27:BA:2829:C:C4	2.55	0.75
27:BA:2881:C:H2'	27:BA:2882:A:C8	2.21	0.75
27:BA:95:G:H1'	47:B2:42:ASN:HB3	1.69	0.75
28:BD:175:LEU:HD23	28:BD:175:LEU:H	1.47	0.75
27:BA:1799:G:N1	28:BD:177:SER:OG	2.19	0.75
28:BD:222:PRO:O	28:BD:224:VAL:CG2	2.25	0.75
28:BD:77:VAL:O	28:BD:77:VAL:HG12	1.85	0.75
29:BE:200:ASP:C	29:BE:266:LYS:HD2	2.07	0.75
29:BE:76:PRO:HB2	29:BE:77:PRO:HD2	1.63	0.75
30:BF:102:LEU:HD22	30:BF:103:ASN:N	1.96	0.75
31:BG:103:ASN:C	31:BG:104:PHE:CG	2.59	0.75
31:BG:19:GLU:OE1	31:BG:135:VAL:CB	2.34	0.75
32:BH:82:TYR:CZ	32:BH:137:LYS:HG3	2.20	0.75
33:BI:76:THR:HB	33:BI:144:HIS:CE1	2.21	0.75
35:BO:25:LEU:HD12	35:BO:38:VAL:CB	2.16	0.75
37:BQ:132:VAL:O	37:BQ:135:ALA:HB3	1.86	0.75
44:BR:62:ALA:CB	44:BR:80:PHE:HZ	1.99	0.75
27:BA:2378:A:HO2'	38:BS:30:GLY:HA3	1.49	0.75

Continued on next page...

Continued from previous page...

Atom-1	Atom-2	Interatomic distance (Å)	Clash overlap (Å)
45:BU:74:MET:HE1	45:BU:78:THR:CG2	1.98	0.75
45:BU:47:TYR:CE2	46:BV:74:TYR:O	2.40	0.75
40:BW:15:ARG:O	40:BW:18:ARG:N	2.20	0.75
40:BW:82:LEU:CD2	40:BW:100:THR:N	2.50	0.75
43:BZ:3:LEU:CB	43:BZ:34:LEU:HA	2.05	0.75
1:AA:1073:U:N3	1:AA:1074:G:N7	2.35	0.75
1:AA:541:G:C4'	7:AD:42:GLN:NE2	2.50	0.75
3:AW:37:YYG:H192	10:AG:83:ALA:C	1.96	0.75
48:B3:37:LEU:HD13	48:B3:43:ILE:HG21	1.66	0.75
52:B6:8:ILE:HA	52:B6:29:ARG:CZ	2.17	0.75
54:B8:23:MET:CE	54:B8:48:PHE:CA	2.59	0.75
27:BA:2100:G:C6	27:BA:2190:G:C6	2.74	0.75
27:BA:2543:G:N9	27:BA:2544:G:N7	2.35	0.75
27:BA:2567:G:C4	27:BA:2568:C:C5	2.67	0.75
27:BA:2671:A:H2'	27:BA:2672:G:H8	1.52	0.75
27:BA:2869:G:N2	27:BA:2870:C:C1'	2.48	0.75
27:BA:387:U:H4'	27:BA:388:G:O4'	1.87	0.75
27:BA:535:C:O3'	45:BU:53:LYS:HE2	1.85	0.75
28:BD:155:ARG:C	28:BD:157:ALA:N	2.38	0.75
28:BD:208:GLY:O	28:BD:211:HIS:CE1	2.40	0.75
29:BE:200:ASP:O	29:BE:311:PHE:CA	2.34	0.75
30:BF:22:PHE:HZ	30:BF:115:LEU:CD1	1.99	0.75
30:BF:140:VAL:CG2	30:BF:234:VAL:HB	2.17	0.75
31:BG:57:THR:H	31:BG:63:ILE:HA	1.50	0.75
32:BH:41:THR:HG22	32:BH:52:THR:CB	2.17	0.75
32:BH:86:LEU:HD22	32:BH:87:GLU:N	2.01	0.75
33:BI:31:PHE:CZ	33:BI:36:ALA:HB3	2.21	0.75
34:BN:87:LEU:CB	34:BN:88:PRO:HD2	2.16	0.75
35:BO:105:GLU:O	35:BO:106:LEU:C	2.26	0.75
35:BO:64:ARG:CD	35:BO:81:GLU:HB3	2.17	0.75
37:BQ:27:GLY:O	37:BQ:28:ILE:HG12	1.87	0.75
37:BQ:33:MET:HG3	37:BQ:83:PHE:CG	2.21	0.75
38:BS:23:ARG:NH2	38:BS:37:ARG:HH21	1.83	0.75
45:BU:91:ASN:OD1	45:BU:92:ARG:N	2.19	0.75
42:BY:48:VAL:CG1	42:BY:49:GLU:N	2.19	0.75
1:AA:1095:U:H5'	1:AA:1109:C:C2	2.22	0.74
5:AB:163:PHE:HA	5:AB:185:ILE:O	1.87	0.74
7:AD:21:LEU:C	7:AD:113:SER:HB2	2.07	0.74
1:AA:426:G:H4'	7:AD:42:GLN:HA	1.67	0.74
10:AG:150:ALA:HA	14:AK:59:TYR:CG	2.22	0.74
15:AL:23:LYS:C	15:AL:24:VAL:N	0.70	0.74

Continued on next page...

Continued from previous page...

Atom-1	Atom-2	Interatomic distance (Å)	Clash overlap (Å)
9:AF:62:TRP:CB	21:AR:35:ARG:HH12	1.99	0.74
1:AA:1269:A:H5'	24:AU:19:GLY:O	1.87	0.74
27:BA:2386:C:C1'	49:B0:39:ARG:HH21	1.99	0.74
27:BA:94:G:O3'	47:B2:41:GLU:OE1	2.05	0.74
48:B3:23:LEU:O	48:B3:28:LEU:CD1	2.35	0.74
48:B3:44:ARG:O	48:B3:48:GLU:OE1	2.05	0.74
27:BA:1398:C:H2'	27:BA:1399:C:H6	1.52	0.74
27:BA:1453:A:N6	44:BR:77:ARG:HD3	2.01	0.74
27:BA:1670:C:P	27:BA:2550:G:OP2	2.45	0.74
27:BA:2394:C:N4	27:BA:2395:C:N3	2.35	0.74
27:BA:2633:G:C4	27:BA:2634:G:C8	2.75	0.74
27:BA:2633:G:H1	27:BA:2785:C:N4	1.82	0.74
27:BA:2635:C:N3	27:BA:2783:G:N1	2.34	0.74
27:BA:2785:C:H5'	29:BE:99:VAL:HA	1.68	0.74
27:BA:2818:G:C2	27:BA:2829:C:N3	2.54	0.74
27:BA:495:G:O3'	40:BW:62:HIS:NE2	2.19	0.74
27:BA:715:G:H2'	27:BA:716:A:C8	2.22	0.74
27:BA:983:A:C8	27:BA:984:A:H1'	2.22	0.74
26:BB:42:C:O2'	31:BG:47:GLN:CA	2.31	0.74
28:BD:123:ILE:O	28:BD:125:ILE:N	2.20	0.74
29:BE:205:THR:HG23	29:BE:259:HIS:N	1.97	0.74
29:BE:45:LYS:HE3	29:BE:303:PRO:HG2	0.80	0.74
29:BE:99:VAL:CG1	29:BE:100:TRP:N	2.46	0.74
30:BF:167:ASP:C	30:BF:168:ARG:HG3	2.07	0.74
30:BF:215:ALA:HA	30:BF:239:ALA:HA	1.69	0.74
31:BG:13:MET:O	31:BG:15:GLU:N	2.20	0.74
32:BH:15:THR:HG23	32:BH:26:LYS:HB2	1.63	0.74
33:BI:76:THR:HB	33:BI:144:HIS:HE1	1.51	0.74
33:BI:53:LYS:O	33:BI:57:GLN:OE1	2.04	0.74
34:BN:103:VAL:HG12	34:BN:104:TYR:N	2.01	0.74
34:BN:65:ASN:CB	34:BN:69:TYR:CE1	2.69	0.74
34:BN:83:ILE:O	34:BN:85:GLY:N	2.20	0.74
35:BO:66:LYS:HD2	35:BO:67:ARG:N	2.00	0.74
37:BQ:49:VAL:CG2	37:BQ:120:HIS:HA	2.17	0.74
37:BQ:72:VAL:CG2	37:BQ:135:ALA:CB	2.65	0.74
38:BS:110:THR:OG1	38:BS:111:PRO:CD	2.34	0.74
38:BS:60:SER:HA	38:BS:91:ARG:HD3	1.68	0.74
45:BU:52:ASN:O	45:BU:53:LYS:C	2.24	0.74
42:BY:70:ALA:O	42:BY:71:VAL:HG23	1.87	0.74
43:BZ:154:LEU:C	43:BZ:154:LEU:HD23	2.07	0.74
43:BZ:174:PRO:O	43:BZ:175:ARG:HG2	1.86	0.74

Continued on next page...

Continued from previous page...

Atom-1	Atom-2	Interatomic distance (Å)	Clash overlap (Å)
2:AV:73:A:O3'	2:AV:74:C:OP2	2.05	0.74
49:B0:50:GLY:O	49:B0:52:GLY:N	2.20	0.74
47:B2:15:GLU:O	47:B2:16:ARG:C	2.22	0.74
27:BA:94:G:H22	47:B2:42:ASN:ND2	1.84	0.74
47:B2:62:GLU:C	47:B2:64:GLY:N	2.36	0.74
53:B7:10:ARG:O	53:B7:11:LYS:O	2.06	0.74
27:BA:1518:C:C3'	27:BA:1519:G:H4'	2.15	0.74
27:BA:2414:G:N3	27:BA:2415:G:H8	1.84	0.74
27:BA:631:A:C2	27:BA:2416:C:O4'	2.40	0.74
27:BA:2430:A:C2'	27:BA:2431:U:H5''	2.16	0.74
27:BA:2485:G:N2	27:BA:2486:G:H1'	2.01	0.74
27:BA:2555:U:C5	27:BA:2556:C:C6	2.75	0.74
27:BA:2576:G:H3'	27:BA:2576:G:P	2.27	0.74
27:BA:2804:C:C6	27:BA:2805:G:C6	2.75	0.74
27:BA:2886:G:C2	27:BA:2887:U:C6	2.75	0.74
27:BA:446:G:H3'	45:BU:5:LYS:NZ	2.00	0.74
27:BA:510:C:P	27:BA:512:G:H1	2.09	0.74
27:BA:650:C:OP1	54:B8:19:THR:CG2	2.36	0.74
27:BA:882:G:H1	27:BA:894:C:H42	1.34	0.74
27:BA:989:G:OP2	48:B3:11:SER:HB2	1.86	0.74
28:BD:146:LYS:HZ2	28:BD:184:LEU:CD1	1.92	0.74
28:BD:224:VAL:HG12	28:BD:225:ARG:H	1.51	0.74
27:BA:673:C:H1'	30:BF:82:GLN:OE1	1.86	0.74
32:BH:147:ILE:HD12	32:BH:150:VAL:CB	2.18	0.74
34:BN:108:PRO:HG2	34:BN:109:TYR:CD1	2.21	0.74
35:BO:99:PHE:HE2	39:BT:24:LYS:NZ	1.83	0.74
36:BP:66:VAL:O	36:BP:67:ARG:C	2.24	0.74
37:BQ:32:LYS:HZ2	43:BZ:172:LEU:CD1	1.90	0.74
37:BQ:67:ALA:HB2	37:BQ:70:ARG:HH11	0.94	0.74
46:BV:61:VAL:CG2	46:BV:98:ILE:N	2.42	0.74
46:BV:69:ILE:CG2	46:BV:88:GLN:CB	2.65	0.74
40:BW:32:ALA:O	40:BW:34:ASN:N	2.20	0.74
40:BW:24:ILE:HG22	40:BW:35:ILE:CB	2.16	0.74
27:BA:440:G:OP2	42:BY:3:GLN:OE1	2.05	0.74
42:BY:50:VAL:HG12	42:BY:52:ARG:H	1.50	0.74
1:AA:1201:A:H4'	1:AA:1202:G:H5''	1.69	0.74
7:AD:109:GLY:HA3	7:AD:165:MET:HG3	1.68	0.74
7:AD:15:GLU:CG	7:AD:63:LYS:CB	2.26	0.74
27:BA:2385:C:O2'	49:B0:39:ARG:CZ	2.35	0.74
49:B0:79:ILE:O	49:B0:81:ILE:CD1	2.34	0.74
27:BA:807:U:H5'	27:BA:2445:G:H4'	1.70	0.74

Continued on next page...

Continued from previous page...

Atom-1	Atom-2	Interatomic distance (Å)	Clash overlap (Å)
27:BA:2461:C:C2	27:BA:2462:U:C6	2.75	0.74
27:BA:2468:G:C6	27:BA:2481:G:C2	2.74	0.74
27:BA:2511:U:O2'	27:BA:2512:C:H5'	1.87	0.74
27:BA:2576:G:N3	27:BA:2576:G:H2'	2.02	0.74
27:BA:2737:G:N1	27:BA:2767:C:N4	1.97	0.74
27:BA:2641:G:O6	27:BA:2773:C:N3	2.20	0.74
27:BA:2638:G:C4	27:BA:2775:A:C2	2.75	0.74
27:BA:2783:G:H2'	27:BA:2784:C:H6	1.50	0.74
27:BA:2850:A:H2'	27:BA:2851:A:C8	2.19	0.74
27:BA:989:G:OP2	48:B3:11:SER:OG	2.05	0.74
29:BE:222:ARG:CD	29:BE:222:ARG:H	1.96	0.74
30:BF:215:ALA:CB	30:BF:241:ALA:HB3	2.09	0.74
30:BF:52:ALA:CB	30:BF:55:ARG:HH21	1.75	0.74
27:BA:2304:G:H4'	31:BG:105:SER:O	1.86	0.74
27:BA:2313:C:H5'	31:BG:72:LYS:CB	2.17	0.74
32:BH:41:THR:CG2	32:BH:52:THR:CB	2.66	0.74
33:BI:102:LEU:HD12	33:BI:103:GLN:H	0.93	0.74
33:BI:80:PRO:HA	33:BI:146:THR:O	1.86	0.74
33:BI:43:ASN:O	33:BI:45:LYS:C	2.24	0.74
33:BI:93:ILE:O	33:BI:93:ILE:CG1	2.35	0.74
35:BO:65:THR:OG1	35:BO:67:ARG:CG	2.34	0.74
35:BO:87:ILE:HG21	35:BO:91:LYS:HA	1.68	0.74
36:BP:77:ALA:CA	36:BP:81:VAL:CG2	2.65	0.74
36:BP:94:ARG:O	36:BP:95:ASP:CB	2.34	0.74
37:BQ:35:ASN:HB2	37:BQ:75:SER:HB2	1.68	0.74
37:BQ:31:PHE:HA	37:BQ:85:ILE:CD1	2.18	0.74
46:BV:57:GLN:O	46:BV:58:ALA:HB2	1.87	0.74
41:BX:9:HIS:ND1	41:BX:26:PHE:O	2.16	0.74
42:BY:103:LEU:CD2	42:BY:112:LEU:HD23	2.14	0.74
42:BY:50:VAL:C	42:BY:51:LEU:HD13	2.07	0.74
42:BY:92:ASP:OD1	42:BY:92:ASP:C	2.25	0.74
43:BZ:116:VAL:CB	43:BZ:169:VAL:HG22	2.16	0.74
26:BB:75:G:C2'	43:BZ:32:PHE:CD2	2.68	0.74
1:AA:403:C:OP2	7:AD:74:GLN:NE2	2.20	0.74
11:AH:36:LEU:HA	11:AH:39:LEU:HB2	1.69	0.74
1:AA:1327:C:C5'	24:AU:20:LYS:HE2	2.17	0.74
27:BA:989:G:OP2	48:B3:11:SER:CB	2.34	0.74
48:B3:6:VAL:CG2	48:B3:54:VAL:CG2	2.66	0.74
27:BA:1363:C:P	50:B4:55:ARG:HH22	2.10	0.74
27:BA:1263:U:C4'	51:B5:16:ARG:NH2	2.50	0.74
27:BA:688:U:H5'	27:BA:1780:A:N1	2.02	0.74

Continued on next page...

Continued from previous page...

Atom-1	Atom-2	Interatomic distance (Å)	Clash overlap (Å)
27:BA:2213:U:O2	27:BA:2213:U:H2'	1.86	0.74
27:BA:2256:G:N2	27:BA:2257:U:C2	2.55	0.74
27:BA:2294:C:C4	27:BA:2339:G:O6	2.40	0.74
27:BA:2489:G:N7	27:BA:2490:G:N7	2.35	0.74
27:BA:2571:C:O2'	29:BE:243:PRO:CG	2.35	0.74
27:BA:2626:C:H6	27:BA:2626:C:O5'	1.63	0.74
27:BA:570:G:H2'	27:BA:2030:A:N6	2.02	0.74
27:BA:598:G:N2	30:BF:33:LYS:HZ3	1.80	0.74
28:BD:140:VAL:HG13	28:BD:190:THR:O	1.88	0.74
27:BA:1819:A:H2'	28:BD:177:SER:OG	1.86	0.74
27:BA:2733:A:N3	29:BE:318:ASN:HB2	2.02	0.74
27:BA:2784:C:C2	29:BE:98:GLU:CD	2.46	0.74
30:BF:96:LYS:CB	30:BF:98:ARG:NH2	2.41	0.74
31:BG:44:ILE:C	31:BG:83:PHE:HZ	1.91	0.74
32:BH:123:GLU:OE2	32:BH:123:GLU:N	2.20	0.74
32:BH:55:SER:O	32:BH:57:GLU:N	2.20	0.74
33:BI:92:SER:HA	33:BI:122:ARG:CG	2.08	0.74
34:BN:136:SER:O	34:BN:139:LEU:N	2.20	0.74
34:BN:39:VAL:O	34:BN:40:ASN:HB2	1.85	0.74
27:BA:1131:G:N1	34:BN:69:TYR:CZ	2.54	0.74
34:BN:68:GLY:O	34:BN:69:TYR:HB2	1.88	0.74
37:BQ:142:LYS:C	37:BQ:142:LYS:CE	2.55	0.74
38:BS:46:GLN:HB3	38:BS:57:THR:CG2	2.16	0.74
45:BU:68:GLY:O	45:BU:71:LEU:N	2.21	0.74
46:BV:69:ILE:HG22	46:BV:88:GLN:CB	2.18	0.74
42:BY:50:VAL:CG1	42:BY:51:LEU:N	2.33	0.74
43:BZ:19:ILE:HB	43:BZ:39:PHE:HE1	1.43	0.74
1:AA:1156:G:O2'	1:AA:1179:A:N6	2.20	0.74
49:B0:35:ASN:O	49:B0:36:ILE:CG1	2.33	0.74
47:B2:7:GLU:OE2	47:B2:8:ILE:CG1	2.32	0.74
48:B3:53:LEU:HD23	48:B3:53:LEU:C	2.07	0.74
48:B3:53:LEU:HD22	48:B3:54:VAL:HG13	1.67	0.74
27:BA:1131:G:C2	34:BN:69:TYR:CE1	2.76	0.74
27:BA:1472:A:C2'	27:BA:1473:G:H8	1.99	0.74
27:BA:2287:A:N1	27:BA:2289:G:N9	2.35	0.74
27:BA:2317:C:H5	27:BA:2318:G:O6	1.66	0.74
27:BA:2333:A:H1'	27:BA:2335:A:C2	2.19	0.74
27:BA:2391:G:O2'	27:BA:2392:A:P	2.46	0.74
27:BA:2422:A:O2'	27:BA:2424:C:C6	2.39	0.74
27:BA:2626:C:C4'	27:BA:2626:C:C6	2.70	0.74
27:BA:2678:C:C2	27:BA:2679:A:H8	2.04	0.74

Continued on next page...

Continued from previous page...

Atom-1	Atom-2	Interatomic distance (Å)	Clash overlap (Å)
27:BA:2870:C:C2'	27:BA:2870:C:O2	2.35	0.74
27:BA:396:G:C4'	50:B4:39:VAL:CG1	2.65	0.74
27:BA:452:G:P	30:BF:55:ARG:NH2	2.23	0.74
27:BA:826:U:OP1	27:BA:2428:G:O5'	2.06	0.74
27:BA:932:G:H4'	48:B3:24:LYS:HZ3	1.52	0.74
28:BD:63:ILE:HG22	28:BD:64:ILE:H	0.58	0.74
29:BE:269:ILE:CA	29:BE:297:LYS:HE2	2.17	0.74
30:BF:223:LEU:HD12	30:BF:224:ALA:H	0.93	0.74
30:BF:57:PRO:HG2	30:BF:58:ALA:H	1.52	0.74
31:BG:65:GLU:OE1	31:BG:65:GLU:C	2.25	0.74
32:BH:83:GLU:C	32:BH:83:GLU:OE2	2.25	0.74
33:BI:5:PHE:C	33:BI:36:ALA:HB2	2.06	0.74
34:BN:53:ILE:CG2	34:BN:135:ILE:HD11	2.15	0.74
34:BN:74:ARG:O	34:BN:75:PRO:C	2.23	0.74
44:BR:90:ARG:HH12	44:BR:117:VAL:CG2	2.00	0.74
27:BA:994:C:H4'	45:BU:54:LYS:HE3	1.69	0.74
27:BA:1156:A:OP1	45:BU:55:ARG:NH1	2.19	0.74
41:BX:50:GLU:HB2	41:BX:67:ARG:O	1.87	0.74
42:BY:31:LEU:HD12	42:BY:101:LEU:HB2	1.67	0.74
43:BZ:51:LEU:HD23	43:BZ:52:PHE:H	1.50	0.74
1:AA:1320:C:O4'	22:AS:73:GLU:OE2	2.06	0.74
1:AA:988:G:H4'	1:AA:1014:A:N6	1.99	0.74
1:AA:1060:C:H4'	13:AJ:52:GLY:N	2.02	0.74
1:AA:375:U:HO2'	19:AP:17:TYR:HE2	1.34	0.74
52:B6:46:LYS:HZ1	52:B6:46:LYS:HA	1.51	0.74
27:BA:1197:G:C2	27:BA:1250:G:C2	2.76	0.74
27:BA:792:G:C5	27:BA:2440:C:H1'	2.21	0.74
27:BA:2462:U:C2	27:BA:2463:C:C6	2.75	0.74
27:BA:2652:C:C2'	27:BA:2653:U:H5'	2.16	0.74
27:BA:2748:A:C8	27:BA:2749:A:C5	2.75	0.74
27:BA:627:A:H4'	27:BA:627:A:OP2	1.87	0.74
27:BA:911:A:H5''	27:BA:912:C:H5''	1.68	0.74
28:BD:63:ILE:CG2	28:BD:64:ILE:N	2.08	0.74
30:BF:144:PHE:CD2	30:BF:156:LEU:CD1	2.71	0.74
27:BA:2314:C:C5'	31:BG:22:VAL:CG1	2.62	0.74
32:BH:104:LEU:HB2	32:BH:151:ARG:HH12	1.42	0.74
32:BH:55:SER:C	32:BH:57:GLU:H	1.90	0.74
33:BI:13:GLY:CA	33:BI:15:LYS:HD2	2.16	0.74
33:BI:31:PHE:CE1	33:BI:35:LEU:O	2.40	0.74
35:BO:17:ARG:HB2	35:BO:45:ASP:O	1.87	0.74
37:BQ:49:VAL:CB	37:BQ:119:ASN:O	2.36	0.74

Continued on next page...

Continued from previous page...

Atom-1	Atom-2	Interatomic distance (Å)	Clash overlap (Å)
38:BS:33:ARG:HB3	38:BS:35:VAL:HG22	1.69	0.74
45:BU:117:ARG:NH1	45:BU:118:GLN:OE1	2.20	0.74
46:BV:94:LYS:CA	46:BV:95:ILE:CD1	2.56	0.74
42:BY:78:THR:HA	42:BY:89:ARG:H	1.51	0.74
43:BZ:141:MET:O	43:BZ:142:ASN:ND2	2.20	0.74
1:AA:405:U:OP2	7:AD:5:ILE:CD1	2.35	0.74
3:AW:10:G:O6	3:AW:45:G:N3	2.21	0.74
49:B0:36:ILE:CA	49:B0:68:VAL:HG11	2.17	0.74
48:B3:16:PRO:CB	48:B3:19:GLN:OE1	2.34	0.74
48:B3:4:LEU:N	48:B3:37:LEU:O	2.18	0.74
51:B5:14:SER:O	51:B5:15:LYS:C	2.25	0.74
52:B6:42:PRO:O	52:B6:44:ALA:O	2.05	0.74
53:B7:13:ALA:O	53:B7:14:LYS:C	2.25	0.74
54:B8:31:HIS:O	54:B8:32:GLN:HG2	1.86	0.74
27:BA:1030:G:O3'	27:BA:1031:G:P	2.46	0.74
1:AA:1517:G:H1'	27:BA:1919:A:C5'	2.18	0.74
27:BA:2191:G:H2'	27:BA:2192:G:O4'	1.87	0.74
27:BA:2210:G:C6	28:BD:148:GLY:HA3	2.23	0.74
27:BA:2458:G:C4	27:BA:2490:G:C2	2.75	0.74
27:BA:2613:U:H5'	27:BA:2613:U:C6	2.17	0.74
27:BA:2615:U:H2'	27:BA:2616:C:C6	2.23	0.74
27:BA:2784:C:O2'	29:BE:98:GLU:O	2.04	0.74
27:BA:2859:G:O2'	27:BA:2860:A:H5'	1.87	0.74
27:BA:2808:U:O2	27:BA:2892:A:N1	2.20	0.74
27:BA:593:G:O2'	54:B8:58:MET:HE1	1.86	0.74
27:BA:1566:A:C2	28:BD:212:HIS:CG	2.75	0.74
28:BD:65:ASP:C	28:BD:65:ASP:OD1	2.23	0.74
29:BE:198:TYR:HA	29:BE:266:LYS:O	1.88	0.74
30:BF:138:VAL:O	30:BF:139:VAL:HG23	1.87	0.74
30:BF:216:SER:O	30:BF:217:GLU:HB2	1.87	0.74
32:BH:105:SER:O	32:BH:106:VAL:CG2	2.35	0.74
32:BH:7:PRO:N	32:BH:50:THR:HG1	1.85	0.74
33:BI:115:ILE:HG13	33:BI:131:VAL:HG13	1.68	0.74
34:BN:65:ASN:ND2	34:BN:69:TYR:CD1	2.54	0.74
35:BO:104:ARG:HD2	35:BO:104:ARG:H	1.53	0.74
36:BP:62:ALA:O	36:BP:107:LYS:CE	2.36	0.74
44:BR:58:GLY:O	44:BR:59:ASP:HB3	1.88	0.74
45:BU:98:ILE:O	45:BU:99:ALA:C	2.26	0.74
46:BV:31:ASP:O	46:BV:33:VAL:HG23	1.87	0.74
46:BV:40:VAL:CA	46:BV:51:ALA:HB1	2.17	0.74
46:BV:35:LEU:HG	46:BV:63:HIS:HE2	1.52	0.74

Continued on next page...

Continued from previous page...

Atom-1	Atom-2	Interatomic distance (Å)	Clash overlap (Å)
46:BV:69:ILE:HG22	46:BV:88:GLN:HB3	1.70	0.74
40:BW:55:ALA:N	40:BW:107:LEU:HD12	2.02	0.74
41:BX:28:VAL:CG1	41:BX:64:ALA:CB	2.65	0.74
43:BZ:100:THR:CA	43:BZ:137:ASP:CG	2.50	0.74
43:BZ:12:GLN:O	43:BZ:15:ASP:HB3	1.87	0.74
43:BZ:40:ASP:O	43:BZ:41:ARG:C	2.25	0.74
1:AA:1269:A:H1'	1:AA:1326:C:O4'	1.87	0.74
15:AL:54:LYS:CG	15:AL:75:HIS:HE1	2.01	0.74
16:AM:92:HIS:CE1	16:AM:98:VAL:CG2	2.70	0.74
1:AA:1340:A:P	3:AW:34:G:HO2'	2.10	0.74
48:B3:16:PRO:HB3	48:B3:19:GLN:NE2	2.02	0.74
48:B3:23:LEU:HA	48:B3:28:LEU:HD12	0.74	0.74
50:B4:17:GLN:HA	50:B4:33:VAL:CG1	2.18	0.74
51:B5:42:SER:O	51:B5:43:HIS:CB	2.35	0.74
54:B8:60:LEU:HD22	54:B8:60:LEU:C	2.06	0.74
27:BA:1697:G:H5''	27:BA:1698:A:H5'	1.68	0.74
27:BA:2239:G:N3	27:BA:2240:C:C6	2.56	0.74
27:BA:2298:A:C5	27:BA:2321:G:N1	2.55	0.74
27:BA:2407:G:H5''	27:BA:2408:U:OP2	1.87	0.74
27:BA:2437:U:H5'	27:BA:2598:A:H2	0.97	0.74
27:BA:2488:A:C6	27:BA:2489:G:C5	2.76	0.74
27:BA:2567:G:H2'	27:BA:2568:C:H5	1.51	0.74
27:BA:2620:C:H4'	29:BE:252:GLN:HB2	1.70	0.74
27:BA:2737:G:N3	27:BA:2738:A:N7	2.36	0.74
27:BA:2742:C:H5''	55:B9:35:ARG:NH1	2.01	0.74
27:BA:1:G:C2	27:BA:2902:C:N4	2.56	0.74
28:BD:140:VAL:HG22	28:BD:191:VAL:CG1	2.13	0.74
28:BD:142:ASN:N	28:BD:142:ASN:HD22	1.85	0.74
28:BD:74:PRO:CG	28:BD:96:ALA:CA	2.65	0.74
29:BE:214:VAL:CG2	29:BE:221:LYS:HZ2	2.00	0.74
31:BG:87:ALA:C	31:BG:89:PRO:HD2	2.07	0.74
33:BI:116:GLU:HG2	33:BI:132:LYS:HE2	1.69	0.74
36:BP:130:ARG:HA	36:BP:133:VAL:CG2	2.18	0.74
38:BS:23:ARG:HH21	38:BS:35:VAL:HG21	1.53	0.74
46:BV:33:VAL:CB	46:BV:63:HIS:CD2	2.70	0.74
46:BV:43:GLU:C	46:BV:44:GLN:HE21	1.90	0.74
41:BX:14:ALA:O	41:BX:17:ASP:N	2.20	0.74
42:BY:43:ASN:ND2	42:BY:103:LEU:CD2	2.45	0.74
43:BZ:154:LEU:CD1	43:BZ:160:LEU:HD11	2.17	0.74
43:BZ:67:LYS:O	43:BZ:67:LYS:HG3	1.88	0.74
27:BA:76:C:O2'	47:B2:55:ARG:CA	2.34	0.74

Continued on next page...

Continued from previous page...

Atom-1	Atom-2	Interatomic distance (Å)	Clash overlap (Å)
48:B3:9:VAL:N	48:B3:54:VAL:CG1	2.50	0.74
27:BA:1612:C:O2'	53:B7:5:TYR:HB2	1.87	0.74
27:BA:1287:A:H8	44:BR:104:ARG:HG2	1.53	0.74
27:BA:1935:G:H2'	27:BA:1962:C:N3	2.02	0.74
27:BA:1999:C:HO2'	27:BA:2687:U:HO2'	1.16	0.74
27:BA:2265:U:H2'	27:BA:2266:A:OP1	1.86	0.74
27:BA:2373:G:O2'	27:BA:2374:C:C5'	2.29	0.74
27:BA:712(A):A:H5'	27:BA:2713:A:H5''	1.70	0.74
27:BA:2773:C:H2'	27:BA:2774:C:H6	1.52	0.74
27:BA:2840:C:H5''	44:BR:53:HIS:CD2	2.23	0.74
27:BA:2848:G:N1	27:BA:2867:G:N3	2.35	0.74
27:BA:2831:G:H1'	27:BA:2883:A:C2	2.22	0.74
27:BA:358:U:H3'	27:BA:359:A:C5'	2.17	0.74
27:BA:987:G:OP1	48:B3:10:LYS:HE2	1.88	0.74
27:BA:994:C:C5	46:BV:72:ARG:NH1	2.23	0.74
28:BD:104:ILE:HB	28:BD:106:PRO:HD3	1.68	0.74
29:BE:247:ARG:HB2	29:BE:249:THR:OG1	1.88	0.74
27:BA:2313:C:C5'	31:BG:51:ARG:NH1	2.47	0.74
31:BG:93:LEU:HD22	31:BG:106:PHE:CE2	2.22	0.74
32:BH:104:LEU:CB	32:BH:151:ARG:CZ	2.48	0.74
37:BQ:10:ILE:O	37:BQ:10:ILE:HG13	1.88	0.74
37:BQ:68:ALA:CB	37:BQ:136:TRP:HZ3	2.01	0.74
37:BQ:45:GLN:CD	37:BQ:153:PRO:HB2	2.08	0.74
44:BR:43:GLU:C	44:BR:45:ARG:N	2.36	0.74
38:BS:40:ASN:HA	38:BS:114:LYS:HZ1	1.52	0.74
46:BV:78:VAL:HB	46:BV:80:TYR:CE1	2.22	0.74
46:BV:95:ILE:N	46:BV:95:ILE:CD1	2.33	0.74
40:BW:45:TYR:HD2	40:BW:46:PHE:N	1.85	0.74
40:BW:8:ARG:NE	40:BW:102:HIS:HE1	1.85	0.74
41:BX:9:HIS:ND1	41:BX:27:ALA:CA	2.50	0.74
27:BA:310:A:OP1	42:BY:52:ARG:HB3	1.88	0.74
43:BZ:26:LYS:HD2	43:BZ:27:GLU:OE2	1.87	0.74
43:BZ:67:LYS:HA	43:BZ:67:LYS:HZ1	0.84	0.74
1:AA:450:G:OP1	19:AP:43:LYS:NZ	2.21	0.74
1:AA:39:G:C8	1:AA:547:A:C8	2.76	0.74
1:AA:509:A:H8	7:AD:54:TYR:HE2	1.35	0.74
16:AM:94:ARG:N	16:AM:95:GLY:N	2.35	0.74
50:B4:21:VAL:HG12	50:B4:22:MET:H	0.58	0.74
52:B6:33:ALA:O	52:B6:35:LEU:N	2.21	0.74
27:BA:1101:U:H2'	27:BA:1102:C:H6	1.50	0.74
27:BA:1140:C:H1'	27:BA:142(A):A:C6	2.22	0.74

Continued on next page...

Continued from previous page...

Atom-1	Atom-2	Interatomic distance (Å)	Clash overlap (Å)
27:BA:1489:U:H4'	27:BA:1490:A:OP2	1.87	0.74
27:BA:2188:C:C5	27:BA:2189:U:C4	2.76	0.74
27:BA:2206:C:HO2'	27:BA:2207:C:C4'	2.00	0.74
27:BA:2276:G:C2'	27:BA:2277:G:O5'	2.35	0.74
27:BA:248:G:C2	27:BA:2431:U:H4'	2.23	0.74
27:BA:2546:U:O2	27:BA:2567:G:H8	1.71	0.74
27:BA:2712:U:O2'	27:BA:712(A):A:O5'	2.05	0.74
27:BA:2838:G:N2	27:BA:2881:C:C2	2.56	0.74
27:BA:907:U:O2'	37:BQ:88:PHE:CE1	2.41	0.74
27:BA:910:A:N7	37:BQ:12:PRO:O	2.21	0.74
28:BD:143:ILE:CG1	28:BD:153:LEU:CA	2.66	0.74
27:BA:1799:G:H21	28:BD:153:LEU:CG	2.00	0.74
28:BD:167:GLU:HB2	28:BD:170:TYR:CE1	2.06	0.74
28:BD:175:LEU:CD1	28:BD:180:VAL:CA	2.65	0.74
30:BF:215:ALA:CB	30:BF:238:SER:C	2.54	0.74
31:BG:46:GLY:O	31:BG:47:GLN:HG3	1.88	0.74
32:BH:127:GLN:HG3	32:BH:128:THR:N	2.03	0.74
32:BH:89:VAL:O	32:BH:160:GLY:N	2.21	0.74
27:BA:557:U:C4'	34:BN:92:GLN:HE21	2.01	0.74
36:BP:112:GLY:O	36:BP:113:GLN:OE1	2.06	0.74
36:BP:66:VAL:C	36:BP:67:ARG:NE	2.40	0.74
37:BQ:82:LYS:HB3	37:BQ:123:ILE:HG22	1.70	0.74
37:BQ:94:ARG:CG	37:BQ:107:LYS:N	2.51	0.74
38:BS:17:ARG:HH11	38:BS:18:THR:CA	2.01	0.74
38:BS:97:VAL:O	38:BS:98:GLU:HB3	1.86	0.74
45:BU:63:GLN:C	45:BU:65:ILE:N	2.41	0.74
42:BY:28:SER:OG	42:BY:99:THR:HG23	1.87	0.74
1:AA:266:G:N2	1:AA:270:A:H62	1.85	0.73
2:AV:4:G:H2'	2:AV:5:A:C8	2.23	0.73
47:B2:51:LYS:O	47:B2:54:ALA:CB	2.36	0.73
27:BA:988:A:P	48:B3:11:SER:HB3	2.28	0.73
27:BA:398:G:OP2	50:B4:59:PHE:CZ	2.41	0.73
50:B4:7:PRO:HD2	50:B4:56:VAL:CB	2.18	0.73
27:BA:1140:C:H4'	27:BA:142(A):A:C4	2.23	0.73
27:BA:1427:A:OP1	27:BA:1427:A:H8	1.70	0.73
27:BA:530:G:C6	27:BA:2021:C:C2	2.76	0.73
27:BA:2264:C:H2'	27:BA:2265:U:C5'	2.16	0.73
27:BA:2395:C:H3'	27:BA:2395:C:H6	1.51	0.73
27:BA:2454:G:C4	27:BA:2455:G:C8	2.76	0.73
27:BA:2523:G:O4'	27:BA:2765:A:C8	2.40	0.73
27:BA:2521:C:O4'	27:BA:2565:A:H1'	1.88	0.73

Continued on next page...

Continued from previous page...

Atom-1	Atom-2	Interatomic distance (Å)	Clash overlap (Å)
27:BA:2578:G:C8	29:BE:237:ASN:OD1	2.40	0.73
27:BA:2853:C:H2'	27:BA:2854:G:O5'	1.88	0.73
27:BA:617:G:OP2	30:BF:221:GLU:OE1	2.05	0.73
27:BA:929:G:O2'	48:B3:43:ILE:HG12	1.88	0.73
28:BD:76:ARG:HD3	28:BD:113:MET:HE2	1.70	0.73
29:BE:192:ILE:O	29:BE:193:PHE:C	2.25	0.73
30:BF:167:ASP:O	30:BF:168:ARG:CD	2.35	0.73
32:BH:48:VAL:HG23	32:BH:49:ILE:H	1.53	0.73
33:BI:133:LEU:HD11	33:BI:139:ALA:HB3	1.70	0.73
34:BN:79:PHE:CD1	34:BN:79:PHE:N	2.52	0.73
37:BQ:16:ARG:NH1	37:BQ:19:TYR:HD1	1.86	0.73
44:BR:18:LEU:HD12	44:BR:19:ALA:N	2.02	0.73
27:BA:1156:A:N7	45:BU:55:ARG:NH2	2.35	0.73
45:BU:7:GLY:C	45:BU:9:VAL:H	1.88	0.73
45:BU:88:ILE:O	46:BV:52:GLY:HA2	1.87	0.73
1:AA:20:U:C2	1:AA:916:G:N2	2.56	0.73
1:AA:31:G:C2'	1:AA:46:G:H5'	2.18	0.73
1:AA:47:C:H4'	1:AA:48:C:H5''	1.69	0.73
1:AA:900:A:H2'	1:AA:901:A:C8	2.23	0.73
1:AA:137:C:O2'	19:AP:61:SER:O	2.06	0.73
50:B4:7:PRO:CD	50:B4:56:VAL:CG2	2.27	0.73
51:B5:30:LEU:HD21	51:B5:41:LEU:HD23	1.68	0.73
51:B5:45:ILE:H	51:B5:52:TYR:HE1	1.35	0.73
27:BA:1140:C:OP1	34:BN:18:ILE:CG1	2.36	0.73
27:BA:1612:C:H2'	53:B7:3:ARG:HE	1.21	0.73
27:BA:687:C:O2'	27:BA:1780:A:N6	2.21	0.73
27:BA:2006:C:O2'	27:BA:2823:A:N3	2.21	0.73
27:BA:2309:A:C5'	27:BA:2310:A:H8	1.97	0.73
27:BA:2386:C:H4'	49:B0:39:ARG:NE	2.03	0.73
27:BA:2404:C:N4	27:BA:2405:G:N1	2.36	0.73
27:BA:2508:G:N2	27:BA:2509:G:C1'	2.50	0.73
27:BA:2816:C:H2'	27:BA:2817:G:O5'	1.88	0.73
27:BA:2838:G:C2	27:BA:2839:G:C8	2.76	0.73
27:BA:573:G:H2'	27:BA:574:C:H3'	1.70	0.73
27:BA:987:G:OP1	48:B3:10:LYS:CE	2.36	0.73
28:BD:175:LEU:O	28:BD:176:ALA:C	2.26	0.73
29:BE:265:ASN:O	29:BE:265:ASN:ND2	2.21	0.73
29:BE:268:LEU:HD21	29:BE:295:LEU:O	1.88	0.73
33:BI:89:LEU:HD12	33:BI:93:ILE:HG23	1.68	0.73
34:BN:39:VAL:HA	34:BN:103:VAL:HG13	1.69	0.73
35:BO:31:ARG:O	35:BO:32:TYR:CD1	2.42	0.73

Continued on next page...

Continued from previous page...

Atom-1	Atom-2	Interatomic distance (Å)	Clash overlap (Å)
37:BQ:75:SER:O	37:BQ:132:VAL:HG21	1.88	0.73
37:BQ:51:GLU:OE1	37:BQ:51:GLU:N	2.20	0.73
38:BS:34:LEU:HG	38:BS:102:LEU:C	2.08	0.73
45:BU:83:LEU:O	45:BU:86:ALA:CB	2.36	0.73
46:BV:33:VAL:HB	46:BV:63:HIS:NE2	2.02	0.73
41:BX:31:ARG:CA	41:BX:31:ARG:NE	2.51	0.73
42:BY:102:ASP:C	42:BY:108:ARG:HD3	2.07	0.73
42:BY:31:LEU:CD1	42:BY:101:LEU:CB	2.66	0.73
42:BY:48:VAL:HG12	42:BY:49:GLU:H	0.62	0.73
42:BY:63:ILE:CG1	42:BY:75:GLU:OE2	2.37	0.73
42:BY:73:HIS:HA	42:BY:91:LEU:HD21	1.69	0.73
42:BY:81:LYS:HB3	42:BY:81:LYS:NZ	2.03	0.73
42:BY:70:ALA:O	42:BY:93:THR:HG23	1.89	0.73
42:BY:9:LYS:HZ1	42:BY:13:ARG:HH22	1.35	0.73
1:AA:1259:C:O2'	1:AA:1284:C:O4'	2.06	0.73
1:AA:953:G:H1'	16:AM:125:ARG:O	1.89	0.73
16:AM:91:ARG:O	16:AM:96:LEU:HG	1.88	0.73
1:AA:1320:C:H4'	22:AS:3:ARG:NH2	2.03	0.73
3:AW:65:G:O3'	3:AW:66:A:P	2.45	0.73
25:AY:237:PRO:CA	27:BA:2584:U:C3'	2.66	0.73
49:B0:65:GLY:O	49:B0:66:LYS:CE	2.35	0.73
52:B6:12:MET:HE3	52:B6:54:LYS:N	2.02	0.73
54:B8:9:MET:O	54:B8:14:ILE:CD1	2.35	0.73
27:BA:1266:G:O6	40:BW:13:SER:CB	2.36	0.73
27:BA:190:A:H2'	27:BA:191:A:C8	2.23	0.73
27:BA:2048:G:C6	27:BA:2621:A:N1	2.57	0.73
27:BA:2187:G:H2'	27:BA:2188:C:H5'	1.70	0.73
27:BA:2255:G:C6	27:BA:2256:G:C8	2.77	0.73
27:BA:2320:A:N6	38:BS:9:PRO:CB	2.51	0.73
27:BA:2349:G:O6	27:BA:2350:C:C5	2.42	0.73
27:BA:2868:A:H8	27:BA:2868:A:O5'	1.71	0.73
29:BE:222:ARG:CD	29:BE:232:ARG:CA	2.64	0.73
30:BF:92:PRO:O	30:BF:93:LYS:C	2.24	0.73
31:BG:60:GLU:O	31:BG:61:PHE:HB2	1.86	0.73
33:BI:7:LYS:CB	33:BI:14:LYS:HE2	2.10	0.73
33:BI:43:ASN:HA	33:BI:46:ALA:CB	2.18	0.73
33:BI:50:GLN:HA	33:BI:53:LYS:HG2	1.68	0.73
35:BO:3:GLN:HA	35:BO:21:VAL:CG1	2.19	0.73
44:BR:31:HIS:HD2	44:BR:34:ILE:HD11	1.53	0.73
44:BR:90:ARG:HH12	44:BR:117:VAL:HG21	1.53	0.73
38:BS:28:LYS:HB3	38:BS:28:LYS:HZ3	1.54	0.73

Continued on next page...

Continued from previous page...

Atom-1	Atom-2	Interatomic distance (Å)	Clash overlap (Å)
39:BT:21:PHE:C	39:BT:22:VAL:CG1	2.54	0.73
39:BT:46:ALA:O	39:BT:49:LEU:HB3	1.88	0.73
45:BU:82:GLY:O	45:BU:85:ARG:HB2	1.87	0.73
45:BU:80:ILE:CA	45:BU:83:LEU:HD12	2.17	0.73
41:BX:14:ALA:C	41:BX:17:ASP:OD1	2.26	0.73
41:BX:32:ALA:HA	41:BX:36:GLU:HG3	1.69	0.73
41:BX:46:ASP:OD1	41:BX:46:ASP:N	2.20	0.73
43:BZ:46:GLN:C	43:BZ:47:SER:O	2.26	0.73
1:AA:1107:C:C3'	1:AA:1108:G:P	2.77	0.73
1:AA:634:C:H2'	1:AA:635:G:H8	1.52	0.73
7:AD:78:LEU:CD2	7:AD:139:ARG:HH21	2.01	0.73
16:AM:23:TYR:O	16:AM:67:GLU:N	2.21	0.73
2:AV:56:C:O2	31:BG:56:ARG:CZ	2.35	0.73
3:AW:37:YYG:H31	3:AW:37:YYG:C1'	2.19	0.73
49:B0:71:ASN:O	49:B0:72:LYS:C	2.26	0.73
52:B6:17:GLY:O	52:B6:18:THR:HB	1.88	0.73
27:BA:148:C:HO3'	27:BA:149:A:C5'	2.01	0.73
27:BA:2018:G:H21	45:BU:34:ASN:HD21	0.79	0.73
27:BA:2183:C:H2'	27:BA:2184:G:H8	1.53	0.73
27:BA:2266:A:H5''	27:BA:2267:A:C5	2.22	0.73
27:BA:2410:G:H2'	27:BA:2411:A:H8	1.00	0.73
27:BA:2468:G:N2	27:BA:2481:G:C2'	2.48	0.73
27:BA:2592:G:N2	27:BA:2603:G:C5	2.57	0.73
27:BA:2676:C:O2	27:BA:2732:G:N2	2.21	0.73
27:BA:2838:G:C6	27:BA:2839:G:C5	2.75	0.73
28:BD:215:LYS:O	28:BD:216:ALA:O	2.06	0.73
29:BE:42:ALA:HA	29:BE:311:PHE:HE2	1.53	0.73
31:BG:105:SER:CB	31:BG:131:THR:CG2	2.57	0.73
32:BH:140:VAL:O	32:BH:143:LEU:HD22	1.86	0.73
32:BH:63:LEU:O	32:BH:66:THR:CG2	2.31	0.73
33:BI:105:GLN:O	33:BI:107:GLY:N	2.22	0.73
33:BI:145:VAL:O	33:BI:146:THR:CB	2.34	0.73
34:BN:54:VAL:HG11	34:BN:138:THR:HB	1.70	0.73
34:BN:18:ILE:O	34:BN:20:GLY:N	2.21	0.73
27:BA:1012:U:O2	34:BN:21:ARG:HG2	1.88	0.73
36:BP:124:ASP:HB3	36:BP:130:ARG:NH2	2.02	0.73
36:BP:76:LEU:CA	36:BP:81:VAL:HG21	2.17	0.73
37:BQ:94:ARG:HG2	37:BQ:107:LYS:H	1.54	0.73
39:BT:13:ILE:HG22	39:BT:14:GLU:OE2	1.89	0.73
45:BU:55:ARG:C	45:BU:57:PHE:N	2.41	0.73
45:BU:98:ILE:N	45:BU:98:ILE:HD12	2.04	0.73

Continued on next page...

Continued from previous page...

Atom-1	Atom-2	Interatomic distance (Å)	Clash overlap (Å)
43:BZ:18:MET:HG3	43:BZ:35:ASP:HA	1.70	0.73
43:BZ:4:THR:O	43:BZ:5:ALA:HB3	1.86	0.73
1:AA:1259:C:H2'	1:AA:1283:G:O2'	1.88	0.73
1:AA:450:G:C4'	19:AP:42:ARG:HG2	2.18	0.73
7:AD:185:PHE:HE2	7:AD:189:PRO:HD3	1.54	0.73
7:AD:24:GLU:HB2	7:AD:112:VAL:CG1	2.12	0.73
15:AL:23:LYS:O	15:AL:24:VAL:HA	1.88	0.73
4:AX:119:U:H2'	4:AX:120:G:C8	2.23	0.73
27:BA:1262:A:H2	51:B5:10:LYS:HE2	1.53	0.73
52:B6:19:GLY:HA3	52:B6:42:PRO:HG3	0.74	0.73
27:BA:592:G:N2	54:B8:3:LYS:NZ	2.36	0.73
27:BA:145:G:H4'	41:BX:1:SER:HB2	1.71	0.73
27:BA:148:C:C4	27:BA:149:A:N6	2.56	0.73
27:BA:2241:A:C8	27:BA:2241:A:H5'	2.22	0.73
27:BA:2446:G:H21	27:BA:2501:C:H41	1.34	0.73
27:BA:2528:U:H5	27:BA:2530:A:N3	1.66	0.73
27:BA:2712:U:O2'	27:BA:712(A):A:P	2.46	0.73
27:BA:2892:A:H2'	27:BA:2893:G:C1'	2.18	0.73
27:BA:337:C:OP1	42:BY:21:LYS:O	2.06	0.73
28:BD:128:ALA:HB2	28:BD:190:THR:HA	1.57	0.73
29:BE:79:ARG:CZ	29:BE:104:PHE:O	2.36	0.73
29:BE:267:ARG:HB2	29:BE:297:LYS:CD	2.17	0.73
29:BE:44:TYR:HD1	29:BE:309:PRO:CD	1.99	0.73
29:BE:193:PHE:CZ	29:BE:312:ARG:O	2.42	0.73
29:BE:77:PRO:HB3	29:BE:188:ALA:N	2.02	0.73
29:BE:85:ALA:O	29:BE:96:LEU:O	2.07	0.73
30:BF:33:LYS:CA	30:BF:36:ARG:CG	2.66	0.73
30:BF:56:THR:CB	30:BF:57:PRO:CD	2.66	0.73
33:BI:115:ILE:CG1	33:BI:131:VAL:CG1	2.55	0.73
33:BI:3:VAL:HG11	33:BI:21:VAL:HG21	1.70	0.73
33:BI:51:LYS:O	33:BI:55:GLN:CG	2.30	0.73
33:BI:7:LYS:HG3	33:BI:12:LYS:CA	2.18	0.73
35:BO:17:ARG:HH21	35:BO:47:THR:CA	2.01	0.73
35:BO:73:ASP:C	35:BO:75:SER:H	1.91	0.73
36:BP:64:ILE:O	36:BP:108:VAL:CA	2.35	0.73
37:BQ:142:LYS:HE2	37:BQ:143:VAL:C	2.09	0.73
37:BQ:146:THR:O	37:BQ:147:VAL:HB	1.87	0.73
37:BQ:28:ILE:HG23	37:BQ:62:GLU:CB	2.18	0.73
45:BU:40:LEU:CD2	45:BU:40:LEU:N	2.46	0.73
42:BY:92:ASP:O	42:BY:93:THR:C	2.24	0.73
43:BZ:141:MET:O	43:BZ:142:ASN:CB	2.36	0.73

Continued on next page...

Continued from previous page...

Atom-1	Atom-2	Interatomic distance (Å)	Clash overlap (Å)
1:AA:1298:C:H5''	1:AA:1299:A:OP1	1.89	0.73
1:AA:54:C:N4	1:AA:352:C:H2'	2.04	0.73
1:AA:983:A:C3'	1:AA:984:C:P	2.77	0.73
9:AF:62:TRP:CB	21:AR:35:ARG:NH1	2.52	0.73
11:AH:44:PHE:O	11:AH:64:LYS:HB3	1.88	0.73
1:AA:1357:A:O2'	17:AN:34:TYR:CE2	2.41	0.73
1:AA:1229:A:O3'	2:AV:30:G:H5''	1.89	0.73
49:B0:18:PRO:HB2	49:B0:36:ILE:CD1	2.18	0.73
48:B3:3:ARG:HB2	48:B3:60:GLU:CA	2.18	0.73
50:B4:31:ILE:HD13	50:B4:31:ILE:N	2.02	0.73
27:BA:2025:C:H2'	27:BA:2026:C:C6	2.23	0.73
27:BA:2290:G:H21	27:BA:2343:C:H1'	1.52	0.73
27:BA:2306:C:C4	31:BG:53:LYS:NZ	2.57	0.73
27:BA:2532:G:H5'	27:BA:2532:G:C8	2.22	0.73
27:BA:2546:U:N3	27:BA:2567:G:N7	2.30	0.73
27:BA:2589:A:O2'	27:BA:2590:A:H5''	1.88	0.73
27:BA:2523:G:C1'	27:BA:2765:A:N7	2.51	0.73
27:BA:566:U:OP2	46:BV:81:ARG:NH2	2.21	0.73
27:BA:58:G:H1	27:BA:69:C:N4	1.83	0.73
27:BA:850:C:H42	27:BA:928:G:H1	1.35	0.73
27:BA:1790:C:OP2	28:BD:224:VAL:HG13	1.89	0.73
30:BF:47:GLY:HA2	30:BF:92:PRO:HB2	0.80	0.73
31:BG:14:ARG:CA	31:BG:137:PRO:HG3	2.18	0.73
33:BI:48:GLU:O	33:BI:52:GLN:CG	2.31	0.73
34:BN:68:GLY:O	34:BN:69:TYR:CD1	2.42	0.73
36:BP:65:ASP:O	36:BP:69:ILE:HG23	1.89	0.73
37:BQ:91:HIS:CA	37:BQ:111:THR:HG23	2.17	0.73
37:BQ:125:TRP:C	37:BQ:126:VAL:HG23	2.05	0.73
37:BQ:51:GLU:OE2	37:BQ:148:ASN:HB2	1.88	0.73
44:BR:116:LEU:O	44:BR:116:LEU:HD12	1.88	0.73
38:BS:18:THR:C	38:BS:19:ASP:OD1	2.27	0.73
45:BU:110:VAL:C	45:BU:113:SER:OG	2.26	0.73
27:BA:446:G:OP2	45:BU:3:ARG:NH1	2.20	0.73
42:BY:101:LEU:HD23	42:BY:103:LEU:HG	1.67	0.73
42:BY:47:THR:O	42:BY:48:VAL:CG2	2.35	0.73
37:BQ:36:ASN:HB2	43:BZ:114:ASP:O	1.87	0.73
43:BZ:116:VAL:HG23	43:BZ:169:VAL:HG22	1.64	0.73
47:B2:55:ARG:HA	47:B2:58:THR:CB	2.18	0.73
52:B6:19:GLY:HA3	52:B6:42:PRO:CB	2.17	0.73
27:BA:1248:G:H2'	45:BU:2:PRO:O	1.88	0.73
27:BA:2330:G:N1	27:BA:2331:G:C4	2.56	0.73

Continued on next page...

Continued from previous page...

Atom-1	Atom-2	Interatomic distance (Å)	Clash overlap (Å)
27:BA:2341:G:C6	27:BA:2342:C:N4	2.57	0.73
27:BA:2344:U:O2'	27:BA:2345:G:P	2.46	0.73
27:BA:2457:U:C5	27:BA:2458:G:C2	2.67	0.73
27:BA:2528:U:O2'	27:BA:2529:G:H8	1.72	0.73
27:BA:2561:A:HO2'	35:BO:40:VAL:HG11	0.92	0.73
27:BA:2781:A:H5'	27:BA:2782:G:O5'	1.86	0.73
28:BD:117:SER:HB3	28:BD:128:ALA:O	1.88	0.73
27:BA:1568:G:C5'	28:BD:60:GLN:HG2	2.18	0.73
29:BE:39:GLN:HB2	29:BE:174:LEU:HG	1.70	0.73
30:BF:112:ARG:C	30:BF:114:ALA:N	2.41	0.73
30:BF:196:THR:OG1	30:BF:201:SER:N	2.22	0.73
31:BG:18:ILE:O	31:BG:19:GLU:HB2	1.89	0.73
33:BI:141:LEU:HD22	33:BI:142:LYS:H	1.53	0.73
27:BA:2674:G:C4'	35:BO:30:ARG:HG2	2.09	0.73
37:BQ:23:ILE:H	37:BQ:24:PRO:CD	1.92	0.73
37:BQ:47:GLU:OE1	37:BQ:47:GLU:N	2.22	0.73
37:BQ:67:ALA:O	37:BQ:71:PHE:HE1	1.70	0.73
44:BR:24:GLN:CB	44:BR:44:LEU:HD23	2.19	0.73
26:BB:7:G:O2'	38:BS:37:ARG:CG	2.35	0.73
46:BV:63:HIS:ND1	46:BV:63:HIS:N	2.35	0.73
46:BV:77:GLY:O	46:BV:78:VAL:CG1	2.37	0.73
27:BA:973:A:N1	46:BV:81:ARG:HB2	2.01	0.73
46:BV:64:GLY:H	46:BV:95:ILE:HG13	1.53	0.73
40:BW:23:LEU:HD13	40:BW:35:ILE:CG2	2.19	0.73
40:BW:70:TYR:O	40:BW:107:LEU:HA	1.88	0.73
42:BY:45:GLY:C	42:BY:62:VAL:CB	2.56	0.73
43:BZ:43:PHE:HD2	43:BZ:43:PHE:H	1.36	0.73
1:AA:1156:G:H1'	1:AA:1179:A:H61	1.53	0.73
1:AA:1277:C:H1'	1:AA:1282:C:O2	1.89	0.73
1:AA:1313:U:C5	22:AS:4:SER:HB2	2.22	0.73
27:BA:94:G:O3'	47:B2:41:GLU:CD	2.26	0.73
54:B8:26:LYS:NZ	54:B8:44:LYS:N	2.37	0.73
55:B9:10:MET:HB2	55:B9:32:HIS:CD2	2.15	0.73
55:B9:23:VAL:O	55:B9:24:LEU:HD23	1.89	0.73
27:BA:2009:G:OP1	40:BW:41:LYS:NZ	2.03	0.73
27:BA:2445:G:C2'	27:BA:2446:G:C5'	2.67	0.73
27:BA:957:A:N6	27:BA:2458:G:H4'	2.02	0.73
27:BA:2459:A:N7	27:BA:2460:U:C6	2.56	0.73
27:BA:2579:C:C3'	27:BA:2579:C:C6	2.72	0.73
27:BA:2641:G:C6	27:BA:2774:C:N4	2.57	0.73
27:BA:2816:C:C2'	27:BA:2817:G:O5'	2.35	0.73

Continued on next page...

Continued from previous page...

Atom-1	Atom-2	Interatomic distance (Å)	Clash overlap (Å)
27:BA:342:G:H1	27:BA:344:G:N2	1.87	0.73
27:BA:482:A:N3	27:BA:482:A:H2'	2.02	0.73
27:BA:94:G:H21	47:B2:42:ASN:ND2	1.60	0.73
28:BD:141:HIS:HE1	28:BD:191:VAL:O	1.68	0.73
31:BG:128:LEU:O	31:BG:129:ASP:CB	2.37	0.73
32:BH:14:VAL:HG12	32:BH:16:VAL:HG23	1.70	0.73
37:BQ:123:ILE:HG22	37:BQ:125:TRP:HB2	1.69	0.73
37:BQ:149:ILE:HD12	37:BQ:149:ILE:N	2.03	0.73
38:BS:46:GLN:C	38:BS:47:LEU:HD23	2.05	0.73
46:BV:67:LYS:CG	46:BV:70:TYR:HE1	2.01	0.73
45:BU:44:THR:OG1	46:BV:77:GLY:C	2.25	0.73
40:BW:82:LEU:N	40:BW:82:LEU:HD22	2.03	0.73
41:BX:13:LYS:O	41:BX:14:ALA:C	2.26	0.73
41:BX:76:GLU:OE1	41:BX:77:VAL:HG22	1.89	0.73
42:BY:33:GLU:CG	42:BY:34:GLU:H	2.02	0.73
43:BZ:3:LEU:HB3	43:BZ:34:LEU:CA	2.06	0.73
1:AA:1095:U:H5'	1:AA:1109:C:N3	2.04	0.73
1:AA:1391:U:H2'	1:AA:1392:G:C8	2.23	0.73
1:AA:762:C:H2'	1:AA:763:G:C8	2.24	0.73
10:AG:74:GLU:HG2	10:AG:75:VAL:H	1.52	0.73
1:AA:551:U:H5'	15:AL:119:LYS:HE2	1.69	0.73
49:B0:30:VAL:O	49:B0:30:VAL:HG12	1.86	0.73
49:B0:49:GLN:HE22	49:B0:73:GLY:HA3	1.04	0.73
48:B3:9:VAL:HG22	48:B3:54:VAL:CB	2.19	0.73
53:B7:8:ASN:HD22	53:B7:8:ASN:N	1.85	0.73
55:B9:7:VAL:CG1	55:B9:25:VAL:CG2	2.66	0.73
27:BA:1184:G:OP1	48:B3:29:ARG:HB3	1.89	0.73
27:BA:1528:A:H61	27:BA:1543:A:H62	1.35	0.73
27:BA:1609:A:C6	27:BA:1616:A:C2	2.76	0.73
27:BA:2198:A:C6	27:BA:2225:A:N6	2.55	0.73
27:BA:2330:G:N2	27:BA:2331:G:N3	2.37	0.73
27:BA:2422:A:C2'	27:BA:2424:C:C5	2.71	0.73
27:BA:2520:C:C5	27:BA:2567:G:C8	2.76	0.73
27:BA:2574:G:C4	27:BA:2575:C:C4	2.68	0.73
27:BA:2601:C:N3	27:BA:2603:G:O6	2.21	0.73
27:BA:2605:U:O2	27:BA:2606:C:C5	2.39	0.73
27:BA:2785:C:C5'	29:BE:99:VAL:CA	2.61	0.73
27:BA:2821:A:N3	27:BA:2822:G:N9	2.36	0.73
27:BA:2880:C:N3	27:BA:2881:C:C5	2.56	0.73
29:BE:212:GLY:C	29:BE:214:VAL:H	1.92	0.73
29:BE:86:TYR:O	29:BE:87:GLU:O	2.07	0.73

Continued on next page...

Continued from previous page...

Atom-1	Atom-2	Interatomic distance (Å)	Clash overlap (Å)
30:BF:196:THR:HG22	30:BF:197:SER:H	1.52	0.73
30:BF:63:SER:H	30:BF:65:ARG:NE	1.82	0.73
34:BN:94:GLY:O	34:BN:97:ALA:CB	2.35	0.73
44:BR:14:SER:N	44:BR:17:ARG:HG2	2.03	0.73
44:BR:38:VAL:HG22	44:BR:99:LYS:HE3	1.70	0.73
45:BU:51:ARG:O	45:BU:52:ASN:O	2.07	0.73
45:BU:5:LYS:O	45:BU:6:THR:C	2.28	0.73
46:BV:5:ILE:HD12	46:BV:5:ILE:N	2.04	0.73
46:BV:60:VAL:O	46:BV:98:ILE:CA	2.37	0.73
41:BX:47:VAL:HG12	41:BX:69:SER:HG	1.52	0.73
27:BA:85:G:OP1	42:BY:65:VAL:HG11	1.89	0.73
42:BY:63:ILE:CG1	42:BY:75:GLU:N	2.51	0.73
42:BY:87:VAL:CG1	42:BY:88:PRO:CD	2.60	0.73
42:BY:9:LYS:CE	42:BY:13:ARG:CZ	2.67	0.73
43:BZ:123:VAL:HA	43:BZ:161:ALA:HB3	1.69	0.73
43:BZ:40:ASP:N	43:BZ:40:ASP:OD1	2.18	0.73
43:BZ:45:GLN:HE21	43:BZ:45:GLN:N	1.87	0.73
43:BZ:75:LYS:O	43:BZ:76:ARG:HB2	1.89	0.73
1:AA:696:A:N3	1:AA:786:G:O2'	2.22	0.73
5:AB:145:LEU:O	5:AB:149:LEU:HB2	1.88	0.73
1:AA:375:U:C4'	19:AP:17:TYR:CE2	2.71	0.73
20:AQ:44:ALA:HB2	20:AQ:59:ILE:HD11	1.70	0.73
49:B0:49:GLN:HE21	49:B0:49:GLN:C	1.93	0.73
47:B2:22:ASP:O	47:B2:23:LEU:C	2.25	0.73
47:B2:3:LEU:O	47:B2:4:HIS:CB	2.36	0.73
47:B2:63:GLU:OE2	47:B2:63:GLU:C	2.28	0.73
27:BA:1029:A:O3'	27:BA:1030:G:O5'	2.04	0.73
27:BA:1238:G:C2	27:BA:1239:G:H1'	2.24	0.73
27:BA:2330:G:H2'	27:BA:2331:G:C5'	2.18	0.73
27:BA:2332:U:C4'	27:BA:2336:A:H61	2.02	0.73
27:BA:2444:G:C6	27:BA:2445:G:C6	2.77	0.73
27:BA:2666:C:C2'	27:BA:2667:C:H5'	2.18	0.73
27:BA:527:C:H5"	27:BA:2779:U:O2	1.89	0.73
27:BA:76:C:H4'	47:B2:55:ARG:CD	2.18	0.73
28:BD:139:LEU:C	28:BD:139:LEU:HD12	2.10	0.73
27:BA:1655:A:H4'	29:BE:211:GLN:C	2.09	0.73
29:BE:224:GLY:O	29:BE:225:LYS:HB2	1.89	0.73
32:BH:64:HIS:C	32:BH:66:THR:N	2.33	0.73
32:BH:30:GLY:O	32:BH:78:VAL:HG13	1.89	0.73
33:BI:98:ILE:CG2	33:BI:99:ALA:H	1.98	0.73
34:BN:56:LYS:O	34:BN:59:LYS:CB	2.27	0.73

Continued on next page...

Continued from previous page...

Atom-1	Atom-2	Interatomic distance (Å)	Clash overlap (Å)
34:BN:83:ILE:CD1	34:BN:84:ARG:HG2	2.19	0.73
38:BS:117:ALA:HA	38:BS:120:GLU:CD	2.09	0.73
38:BS:34:LEU:CD1	38:BS:103:ASP:N	2.51	0.73
38:BS:48:VAL:HA	38:BS:55:ASP:OD1	1.89	0.73
43:BZ:26:LYS:CB	43:BZ:84:TYR:OH	2.32	0.73
6:AC:150:LYS:HB2	6:AC:173:VAL:HG21	1.70	0.72
1:AA:1219:U:O2'	22:AS:34:TRP:C	2.26	0.72
1:AA:986:A:H1'	22:AS:55:LYS:HA	0.75	0.72
48:B3:7:LYS:O	48:B3:54:VAL:HB	1.89	0.72
50:B4:10:VAL:N	50:B4:11:PRO:HD3	1.96	0.72
27:BA:1364:G:C3'	50:B4:3:LYS:HZ2	1.99	0.72
54:B8:19:THR:CB	54:B8:21:LYS:HZ2	1.99	0.72
27:BA:1301:A:H62	27:BA:1303:G:H1'	1.54	0.72
27:BA:2060:A:HO2'	27:BA:2502:G:C5'	1.99	0.72
27:BA:2066:C:O2	27:BA:2445:G:C2	2.43	0.72
27:BA:2570:G:C4	27:BA:2571:C:H5	2.02	0.72
27:BA:2619:C:O2'	27:BA:2620:C:C5'	2.37	0.72
27:BA:2680:C:H5'	29:BE:302:GLY:N	2.03	0.72
27:BA:2767:C:H2'	27:BA:2768:C:O5'	1.89	0.72
27:BA:324:A:H62	27:BA:339:U:H1'	1.54	0.72
27:BA:84:A:OP2	42:BY:111:ARG:NH1	2.22	0.72
28:BD:170:TYR:HB2	28:BD:182:MET:SD	2.29	0.72
28:BD:200:THR:OG1	28:BD:201:ASP:OD2	2.07	0.72
29:BE:173:ARG:HB2	29:BE:174:LEU:HD12	1.71	0.72
29:BE:198:TYR:CE2	29:BE:265:ASN:O	2.40	0.72
29:BE:200:ASP:H	29:BE:312:ARG:H	1.37	0.72
32:BH:20:GLY:O	32:BH:21:ASN:HB3	1.88	0.72
33:BI:141:LEU:HD13	33:BI:142:LYS:C	2.09	0.72
35:BO:63:VAL:CG1	35:BO:102:VAL:CG2	2.67	0.72
37:BQ:47:GLU:HA	37:BQ:124:ALA:H	1.53	0.72
44:BR:72:ASP:C	44:BR:72:ASP:OD2	2.28	0.72
38:BS:64:SER:O	38:BS:67:ALA:N	2.21	0.72
38:BS:92:ALA:O	38:BS:95:ALA:N	2.22	0.72
40:BW:6:ILE:O	40:BW:7:ALA:HB2	1.88	0.72
41:BX:9:HIS:H	41:BX:26:PHE:HA	1.53	0.72
41:BX:44:GLN:CD	41:BX:45:TYR:N	2.41	0.72
41:BX:28:VAL:CG2	41:BX:62:LYS:O	2.37	0.72
43:BZ:113:VAL:CG1	43:BZ:114:ASP:H	1.88	0.72
43:BZ:125:PRO:O	43:BZ:127:PRO:HD3	1.88	0.72
1:AA:1037:C:N3	1:AA:1038:C:C6	2.56	0.72
10:AG:77:SER:HB3	10:AG:84:ASN:HB3	1.71	0.72

Continued on next page...

Continued from previous page...

Atom-1	Atom-2	Interatomic distance (Å)	Clash overlap (Å)
13:AJ:63:PHE:HE2	17:AN:49:HIS:CE1	2.06	0.72
49:B0:49:GLN:NE2	49:B0:73:GLY:O	2.04	0.72
50:B4:41:PRO:HG2	50:B4:57:ASP:OD2	1.87	0.72
50:B4:68:ARG:HD3	50:B4:72:LYS:CG	2.17	0.72
27:BA:1248:G:OP1	45:BU:2:PRO:CG	2.36	0.72
27:BA:1364:G:C4	50:B4:3:LYS:NZ	2.55	0.72
27:BA:1809:A:H62	50:B4:3:LYS:CG	2.01	0.72
27:BA:2207:C:C2	27:BA:2218:G:C2	2.77	0.72
27:BA:2297:C:C5	27:BA:2333:A:N1	2.57	0.72
27:BA:2359:C:C4	27:BA:2360:A:N1	2.57	0.72
27:BA:2365:G:OP1	49:B0:39:ARG:O	2.06	0.72
27:BA:2484:G:H22	27:BA:2485:G:H1'	1.36	0.72
27:BA:2059:A:C5	27:BA:2503:A:N7	2.55	0.72
27:BA:2520:C:C2	27:BA:2521:C:C6	2.76	0.72
27:BA:2546:U:C5'	27:BA:2565:A:N1	2.49	0.72
27:BA:2623:G:N2	27:BA:2624:G:H1'	2.00	0.72
27:BA:2633:G:C4	27:BA:2634:G:N7	2.57	0.72
27:BA:2684:U:C2	27:BA:2725:A:N1	2.57	0.72
27:BA:2700:C:C2'	27:BA:2701:C:C4'	2.60	0.72
27:BA:2716:U:C2'	27:BA:2717:G:H5''	2.19	0.72
27:BA:2743:C:C2	27:BA:2762:G:C2	2.77	0.72
27:BA:557:U:C4'	34:BN:92:GLN:NE2	2.51	0.72
26:BB:8:U:H5'	38:BS:37:ARG:NE	2.03	0.72
30:BF:193:LEU:HD11	30:BF:231:ARG:HB3	1.71	0.72
30:BF:6:TYR:HE1	30:BF:139:VAL:HB	1.50	0.72
31:BG:93:LEU:HD13	31:BG:94:ALA:N	1.96	0.72
35:BO:42:THR:HG22	35:BO:57:VAL:HA	1.71	0.72
37:BQ:47:GLU:OE2	37:BQ:151:SER:CA	2.37	0.72
38:BS:82:TYR:O	38:BS:86:LEU:CD1	2.37	0.72
45:BU:104:GLU:OE2	46:BV:46:VAL:CG1	2.37	0.72
40:BW:29:LEU:HG	40:BW:30:GLU:H	1.55	0.72
41:BX:6:LYS:HD2	41:BX:27:ALA:HB1	1.70	0.72
43:BZ:125:PRO:HG3	43:BZ:130:ILE:HG22	1.71	0.72
43:BZ:150:GLY:H	43:BZ:165:GLU:H	1.36	0.72
43:BZ:69:VAL:C	43:BZ:70:GLN:NE2	2.42	0.72
43:BZ:92:VAL:HG13	43:BZ:124:ALA:CB	2.20	0.72
5:AB:170:GLU:HG3	5:AB:173:ALA:HB3	1.70	0.72
1:AA:1060:C:H5''	13:AJ:51:ARG:HB3	1.72	0.72
19:AP:13:HIS:O	19:AP:15:PRO:HD3	1.88	0.72
47:B2:26:GLU:O	47:B2:27:LEU:C	2.27	0.72
48:B3:26:LEU:CD2	48:B3:46:ASN:HD22	2.02	0.72

Continued on next page...

Continued from previous page...

Atom-1	Atom-2	Interatomic distance (Å)	Clash overlap (Å)
50:B4:41:PRO:CG	50:B4:57:ASP:CB	2.67	0.72
54:B8:14:ILE:CG2	54:B8:15:LYS:N	2.52	0.72
54:B8:5:LYS:HB3	54:B8:60:LEU:HA	1.70	0.72
55:B9:19:ARG:O	55:B9:22:ARG:CB	2.32	0.72
27:BA:1027:A:N6	27:BA:1126:A:H1'	2.04	0.72
27:BA:1827:C:OP1	27:BA:1971:A:O2'	2.05	0.72
27:BA:2327:A:C5	27:BA:2388:A:C6	2.77	0.72
27:BA:2516:G:O2'	27:BA:2517:C:O5'	2.06	0.72
27:BA:2533:A:H2'	27:BA:2534:A:C8	2.24	0.72
27:BA:2615:U:H2'	27:BA:2616:C:O5'	1.87	0.72
27:BA:2668:G:H21	27:BA:2669:G:H1'	1.54	0.72
27:BA:269:U:H5''	27:BA:270(Y):G:H2'	1.71	0.72
27:BA:2701:C:H3'	27:BA:2702:U:H5'	1.71	0.72
27:BA:2785:C:C6	27:BA:2786:U:C4	2.77	0.72
27:BA:2815:C:O2	27:BA:2816:C:C5	2.42	0.72
27:BA:2819:G:C4	27:BA:2821:A:N7	2.57	0.72
27:BA:2870:C:C2	27:BA:2871:C:C6	2.77	0.72
29:BE:77:PRO:CB	29:BE:187:HIS:N	2.36	0.72
29:BE:228:ARG:O	29:BE:231:TRP:N	2.22	0.72
29:BE:201:VAL:H	29:BE:266:LYS:NZ	1.86	0.72
29:BE:204:VAL:H	29:BE:303:PRO:HG3	1.54	0.72
30:BF:153:VAL:HG13	30:BF:157:LEU:HD22	1.71	0.72
30:BF:163:HIS:HA	30:BF:166:ILE:CD1	2.15	0.72
30:BF:168:ARG:CZ	30:BF:209:GLY:HA3	2.15	0.72
31:BG:140:ARG:HA	31:BG:143:LYS:HZ3	1.52	0.72
33:BI:6:LEU:HB3	33:BI:35:LEU:O	1.90	0.72
34:BN:82:THR:OG1	34:BN:83:ILE:HG23	1.89	0.72
37:BQ:140:TYR:O	37:BQ:142:LYS:N	2.22	0.72
37:BQ:91:HIS:O	37:BQ:92:VAL:CG1	2.37	0.72
38:BS:46:GLN:O	38:BS:47:LEU:CG	2.36	0.72
38:BS:85:GLY:O	38:BS:86:LEU:C	2.26	0.72
46:BV:36:LYS:HA	46:BV:60:VAL:HG22	1.71	0.72
40:BW:24:ILE:HB	40:BW:32:ALA:HB1	1.72	0.72
43:BZ:92:VAL:O	43:BZ:94:VAL:HG23	1.90	0.72
7:AD:11:LEU:C	7:AD:13:ARG:H	1.93	0.72
20:AQ:67:LYS:O	20:AQ:68:ARG:HB2	1.90	0.72
2:AV:57:G:C1'	31:BG:56:ARG:HH12	2.02	0.72
49:B0:48:GLY:CA	49:B0:55:ARG:HA	2.18	0.72
50:B4:5:LEU:CA	50:B4:56:VAL:HG13	2.20	0.72
27:BA:249:C:O2'	54:B8:8:LYS:CG	2.38	0.72
27:BA:1062:G:N2	56:BK:134:SER:O	2.22	0.72

Continued on next page...

Continued from previous page...

Atom-1	Atom-2	Interatomic distance (Å)	Clash overlap (Å)
27:BA:1340:U:O4	41:BX:57:THR:CG2	2.32	0.72
27:BA:2250:G:H3'	27:BA:2250:G:H8	1.53	0.72
27:BA:2298:A:C1'	27:BA:2321:G:N2	2.52	0.72
27:BA:2359:C:C5	27:BA:2360:A:C2	2.77	0.72
27:BA:2422:A:N3	27:BA:2424:C:C6	2.55	0.72
27:BA:2434:A:HO2'	27:BA:2435:A:P	2.12	0.72
27:BA:2066:C:N3	27:BA:2445:G:C2	2.58	0.72
27:BA:2497:A:O2'	27:BA:2498:C:P	2.47	0.72
27:BA:2497:A:H2'	27:BA:2498:C:OP2	1.88	0.72
27:BA:2551:C:H2'	27:BA:2552:U:H6	1.53	0.72
27:BA:2575:C:C2'	27:BA:2575:C:O2	2.37	0.72
27:BA:2653:U:P	27:BA:2654:A:H3'	2.29	0.72
27:BA:2656:U:C4	27:BA:2665:A:N6	2.57	0.72
27:BA:2762:G:N7	27:BA:2763:G:C6	2.58	0.72
28:BD:116:MET:HG2	28:BD:117:SER:N	2.03	0.72
29:BE:42:ALA:H	29:BE:189:MET:CE	2.00	0.72
29:BE:70:VAL:HG11	29:BE:295:LEU:HD22	1.71	0.72
32:BH:82:TYR:CZ	32:BH:137:LYS:CB	2.72	0.72
32:BH:53:ARG:HD2	32:BH:56:ASP:HA	1.70	0.72
36:BP:67:ARG:NH1	36:BP:109:LEU:HD12	2.05	0.72
37:BQ:135:ALA:O	37:BQ:136:TRP:C	2.28	0.72
37:BQ:142:LYS:HE3	37:BQ:142:LYS:CA	2.19	0.72
44:BR:28:LEU:O	44:BR:30:THR:N	2.21	0.72
27:BA:2880:C:O2'	44:BR:90:ARG:CD	2.36	0.72
38:BS:121:GLY:O	38:BS:125:ALA:N	2.20	0.72
46:BV:62:GLU:CB	46:BV:96:LEU:HD21	2.19	0.72
40:BW:12:ILE:CG2	40:BW:13:SER:N	2.52	0.72
40:BW:82:LEU:O	40:BW:84:ARG:CD	2.27	0.72
49:B0:46:LYS:HG3	49:B0:58:THR:HG23	0.76	0.72
49:B0:45:PHE:HZ	49:B0:78:PHE:HD2	1.33	0.72
48:B3:22:ALA:O	48:B3:26:LEU:CG	2.36	0.72
51:B5:45:ILE:N	51:B5:52:TYR:CZ	2.57	0.72
53:B7:24:THR:CG2	53:B7:27:GLY:HA3	2.18	0.72
53:B7:36:ALA:O	53:B7:37:LYS:C	2.28	0.72
27:BA:1152:C:C4'	45:BU:80:ILE:HG21	2.19	0.72
27:BA:146:G:C2	27:BA:147:U:H1'	2.24	0.72
27:BA:1566:A:N3	28:BD:212:HIS:CA	2.51	0.72
27:BA:1817:G:OP1	28:BD:63:ILE:CD1	2.34	0.72
27:BA:2487:G:C2'	27:BA:2488:A:O5'	2.36	0.72
27:BA:2508:G:C2	27:BA:2582:G:O6	2.41	0.72
27:BA:2585:U:O2'	27:BA:2586:C:OP2	2.06	0.72

Continued on next page...

Continued from previous page...

Atom-1	Atom-2	Interatomic distance (Å)	Clash overlap (Å)
27:BA:2659:G:H1'	27:BA:2663:G:H1	1.53	0.72
27:BA:2866:U:H5''	27:BA:2867:G:OP1	1.90	0.72
27:BA:443:A:N7	30:BF:43:LYS:HD3	2.04	0.72
27:BA:780:G:C6	28:BD:233:ASP:OD2	2.41	0.72
28:BD:181:ARG:CB	28:BD:181:ARG:CZ	2.66	0.72
29:BE:206:LYS:O	29:BE:257:GLY:HA3	1.90	0.72
29:BE:45:LYS:HD2	29:BE:303:PRO:O	1.90	0.72
30:BF:223:LEU:HA	30:BF:231:ARG:HD2	1.71	0.72
30:BF:215:ALA:HB2	30:BF:238:SER:O	1.87	0.72
30:BF:243:VAL:C	30:BF:246:ARG:H	1.92	0.72
27:BA:2306:C:O2	31:BG:27:ILE:HG12	1.89	0.72
32:BH:102:LEU:CD2	32:BH:114:ILE:HB	2.18	0.72
33:BI:103:GLN:CD	33:BI:109:LYS:HA	2.08	0.72
27:BA:1063:G:H4'	56:BK:88:GLY:HA3	1.70	0.72
35:BO:11:ALA:HB1	35:BO:99:PHE:CB	2.18	0.72
36:BP:94:ARG:CZ	36:BP:120:LEU:HB2	1.93	0.72
37:BQ:46:VAL:O	37:BQ:124:ALA:O	2.08	0.72
40:BW:27:LYS:HB3	40:BW:31:GLU:OE2	1.89	0.72
27:BA:496:G:P	40:BW:62:HIS:HE2	2.12	0.72
1:AA:1237:C:C3'	1:AA:1238:A:P	2.78	0.72
27:BA:2354:G:C2'	49:B0:32:LYS:HG2	2.19	0.72
49:B0:61:ALA:HB3	49:B0:81:ILE:HD13	1.71	0.72
54:B8:37:SER:OG	54:B8:38:GLY:N	2.21	0.72
54:B8:30:ARG:CD	54:B8:44:LYS:HD2	2.19	0.72
27:BA:1668:A:O5'	35:BO:5:GLU:OE2	2.07	0.72
27:BA:1966:A:C2	27:BA:2593:U:C5'	2.70	0.72
27:BA:2020:A:C5	51:B5:9:LYS:CE	2.50	0.72
27:BA:2256:G:C2'	27:BA:2257:U:H5'	2.19	0.72
27:BA:2356:C:H2'	27:BA:2357:U:H5'	1.72	0.72
27:BA:2520:C:C4	27:BA:2567:G:C8	2.77	0.72
27:BA:2866:U:H4'	27:BA:2867:G:O5'	1.89	0.72
27:BA:2801:A:H2	27:BA:2895:U:HO2'	0.73	0.72
27:BA:84:A:C6	27:BA:99:U:H1'	2.24	0.72
28:BD:127:ASN:C	28:BD:190:THR:HB	2.09	0.72
29:BE:269:ILE:CD1	29:BE:295:LEU:C	2.57	0.72
30:BF:5:ILE:CA	30:BF:139:VAL:HG11	2.20	0.72
30:BF:36:ARG:O	30:BF:39:GLN:CD	2.26	0.72
32:BH:83:GLU:OE1	32:BH:85:ALA:N	2.23	0.72
35:BO:31:ARG:HB2	35:BO:32:TYR:CD1	2.24	0.72
27:BA:1669:A:N9	35:BO:4:GLN:OE1	2.21	0.72
37:BQ:65:ARG:NH2	37:BQ:122:PHE:HE2	1.84	0.72

Continued on next page...

Continued from previous page...

Atom-1	Atom-2	Interatomic distance (Å)	Clash overlap (Å)
44:BR:27:SER:O	44:BR:30:THR:HB	1.90	0.72
45:BU:85:ARG:CZ	45:BU:116:ALA:O	2.36	0.72
46:BV:42:GLY:C	46:BV:54:TYR:OH	2.26	0.72
46:BV:74:TYR:HE1	46:BV:87:ARG:O	1.73	0.72
40:BW:14:PRO:O	40:BW:17:VAL:HB	1.89	0.72
40:BW:24:ILE:HG22	40:BW:35:ILE:HD12	1.71	0.72
40:BW:30:GLU:HA	40:BW:33:ARG:HD3	0.77	0.72
1:AA:815:A:N1	1:AA:1508:G:N2	2.37	0.72
7:AD:78:LEU:HD21	7:AD:139:ARG:NH2	2.02	0.72
1:AA:1320:C:O4'	22:AS:73:GLU:CD	2.27	0.72
47:B2:43:PRO:HB2	47:B2:46:ILE:H	1.53	0.72
50:B4:6:HIS:CB	50:B4:56:VAL:HG23	2.19	0.72
52:B6:29:ARG:O	52:B6:30:ASN:C	2.28	0.72
27:BA:126:A:OP1	53:B7:44:VAL:HG11	1.89	0.72
27:BA:1071:G:C5	27:BA:1089:G:C2	2.78	0.72
27:BA:1287:A:N9	44:BR:104:ARG:NH1	2.36	0.72
27:BA:1441:G:H4'	27:BA:1628:G:OP1	1.89	0.72
27:BA:1996:C:H6	27:BA:1996:C:H5"	1.53	0.72
27:BA:2028:U:H2'	27:BA:2029:G:C8	2.25	0.72
27:BA:2286:A:C5'	27:BA:2287:A:O4'	2.37	0.72
27:BA:2428:G:H5"	27:BA:2429:G:P	2.29	0.72
27:BA:2536:G:C6	27:BA:2537:U:C4	2.78	0.72
27:BA:2548:G:H8	27:BA:2548:G:H3'	1.55	0.72
27:BA:449:A:OP1	30:BF:85:LYS:HA	1.89	0.72
29:BE:101:THR:O	29:BE:103:GLU:CG	2.37	0.72
32:BH:106:VAL:O	32:BH:106:VAL:HG12	1.87	0.72
32:BH:41:THR:HG22	32:BH:52:THR:CG2	2.18	0.72
32:BH:75:VAL:HG12	32:BH:76:GLU:N	2.05	0.72
34:BN:46:ILE:CD1	34:BN:132:LEU:CD1	2.68	0.72
34:BN:83:ILE:CG1	34:BN:84:ARG:N	1.94	0.72
27:BA:557:U:C5'	34:BN:92:GLN:NE2	2.48	0.72
36:BP:106:VAL:HG21	36:BP:122:ALA:CB	2.20	0.72
36:BP:128:GLY:CA	36:BP:132:LYS:HZ3	1.81	0.72
36:BP:81:VAL:CG1	36:BP:81:VAL:O	2.36	0.72
44:BR:105:ARG:NE	44:BR:105:ARG:N	2.38	0.72
27:BA:2378:A:C2	38:BS:26:LEU:CD2	2.72	0.72
39:BT:5:GLU:OE1	39:BT:56:ARG:NH2	2.23	0.72
45:BU:40:LEU:HD23	45:BU:40:LEU:N	2.04	0.72
45:BU:95:LEU:HD23	45:BU:95:LEU:N	2.05	0.72
27:BA:973:A:C2	46:BV:81:ARG:HD2	2.12	0.72
40:BW:5:ALA:CB	40:BW:54:ALA:HB2	2.19	0.72

Continued on next page...

Continued from previous page...

Atom-1	Atom-2	Interatomic distance (Å)	Clash overlap (Å)
43:BZ:105:GLN:HB2	43:BZ:141:MET:CG	2.18	0.72
1:AA:436:C:H2'	1:AA:437:U:N1	2.05	0.72
47:B2:30:ALA:HA	47:B2:34:GLN:CG	2.18	0.72
47:B2:51:LYS:HA	47:B2:54:ALA:HB2	1.72	0.72
27:BA:76:C:O2'	47:B2:55:ARG:HG3	1.90	0.72
48:B3:44:ARG:O	48:B3:45:GLY:O	2.07	0.72
27:BA:176:G:H21	27:BA:177:G:H1'	1.54	0.72
27:BA:2589:A:N1	27:BA:2606:C:N4	2.38	0.72
27:BA:2606:C:O2	27:BA:2607:G:C8	2.42	0.72
27:BA:2581:G:N1	27:BA:2610:C:H2'	2.04	0.72
27:BA:2618:G:C5	27:BA:2619:C:C5	2.61	0.72
27:BA:2649:U:C2'	27:BA:2650:U:O5'	2.38	0.72
27:BA:2655:G:N3	27:BA:2655:G:H3'	2.05	0.72
27:BA:2734:A:N7	27:BA:2735:G:C5	2.58	0.72
27:BA:2741:A:C2	27:BA:2742:C:H1'	2.25	0.72
29:BE:44:TYR:HD1	29:BE:309:PRO:HD2	1.55	0.72
29:BE:70:VAL:HG13	29:BE:296:VAL:HB	1.71	0.72
30:BF:155:SER:N	30:BF:157:LEU:HG	2.05	0.72
32:BH:145:ALA:C	32:BH:147:ILE:H	1.93	0.72
32:BH:58:LYS:HA	32:BH:61:ARG:HD2	1.70	0.72
34:BN:48:GLY:O	34:BN:53:ILE:CD1	2.37	0.72
27:BA:6:A:O2'	34:BN:6:PHE:CD2	2.27	0.72
36:BP:55:GLN:OE1	36:BP:55:GLN:CA	2.37	0.72
44:BR:36:THR:CG2	44:BR:40:LYS:HD2	2.10	0.72
44:BR:58:GLY:HA2	44:BR:80:PHE:HE2	0.93	0.72
41:BX:16:ASN:HB2	41:BX:20:PHE:CE2	2.25	0.72
42:BY:9:LYS:HZ1	42:BY:13:ARG:NH2	1.86	0.72
42:BY:35:TYR:OH	42:BY:113:GLU:CG	2.31	0.72
43:BZ:149:ALA:CA	43:BZ:152:ILE:HD11	2.20	0.72
43:BZ:18:MET:HA	43:BZ:36:ARG:H	1.55	0.72
1:AA:1095:U:OP1	1:AA:1108:G:N2	2.23	0.72
1:AA:1225:A:O2'	22:AS:80:TYR:HB2	1.90	0.72
1:AA:1268:A:H1'	24:AU:20:LYS:HB3	1.71	0.72
1:AA:361(A):C:O3'	1:AA:1362:C:H5''	1.89	0.72
1:AA:571:U:O4	1:AA:865:A:N1	2.22	0.72
1:AA:568:G:N3	1:AA:574:A:H2	1.87	0.72
1:AA:983:A:C8	1:AA:1201:A:C2	2.77	0.72
3:AW:37:YYG:H31	3:AW:37:YYG:C2'	2.20	0.72
50:B4:5:LEU:HD12	50:B4:60:ASN:HD22	1.55	0.72
27:BA:650:C:P	54:B8:19:THR:CG2	2.78	0.72
54:B8:3:LYS:C	54:B8:4:MET:HE3	2.10	0.72

Continued on next page...

Continued from previous page...

Atom-1	Atom-2	Interatomic distance (Å)	Clash overlap (Å)
27:BA:2742:C:C5'	55:B9:35:ARG:HH12	2.02	0.72
27:BA:1608:A:H2'	27:BA:1611:C:N4	2.05	0.72
27:BA:2235:G:C4	27:BA:2236:C:C6	2.78	0.72
27:BA:2468:G:C6	27:BA:2481:G:C5	2.78	0.72
27:BA:2468:G:O6	27:BA:2481:G:C5	2.42	0.72
27:BA:2678:C:C2'	27:BA:2679:A:O5'	2.35	0.72
27:BA:2740:A:N1	27:BA:2764:A:C4	2.42	0.72
27:BA:1033:U:H6	27:BA:2750:A:H2	1.34	0.72
27:BA:2854:G:N2	27:BA:2864:G:C5	2.58	0.72
27:BA:481:G:OP2	42:BY:81:LYS:CG	2.38	0.72
27:BA:748:G:C8	27:BA:750:A:OP2	2.42	0.72
27:BA:807:U:O4'	27:BA:2445:G:H5'	1.90	0.72
27:BA:1799:G:H21	28:BD:153:LEU:HG	1.55	0.72
27:BA:1826:G:P	28:BD:227:VAL:HG22	2.23	0.72
30:BF:92:PRO:O	30:BF:96:LYS:CD	2.07	0.72
30:BF:96:LYS:H	30:BF:98:ARG:CZ	2.01	0.72
31:BG:97:GLN:CD	31:BG:106:PHE:HD2	1.92	0.72
32:BH:66:THR:CG2	32:BH:67:THR:N	2.53	0.72
36:BP:52:LYS:CD	36:BP:53:ARG:HH12	1.96	0.72
37:BQ:56:ILE:H	37:BQ:56:ILE:HD13	0.63	0.72
37:BQ:58:HIS:CA	37:BQ:61:LEU:CG	2.68	0.72
38:BS:58:LEU:HG	38:BS:58:LEU:O	1.90	0.72
45:BU:115:ASN:C	45:BU:117:ARG:N	2.43	0.72
45:BU:35:ALA:O	45:BU:38:THR:OG1	2.07	0.72
27:BA:441:U:OP2	42:BY:3:GLN:NE2	2.21	0.72
42:BY:49:GLU:HG3	42:BY:59:GLU:HA	1.72	0.72
43:BZ:5:ALA:HB3	43:BZ:33:ALA:CA	2.15	0.72
1:AA:162:A:N3	1:AA:348:G:H4'	2.05	0.72
1:AA:542:G:OP1	7:AD:41:GLY:HA2	1.89	0.72
1:AA:652:U:H1'	1:AA:653:A:C2	2.21	0.72
1:AA:22:G:H1'	1:AA:914:A:C6	2.24	0.72
1:AA:1320:C:H1'	22:AS:73:GLU:HG2	0.72	0.72
50:B4:20:VAL:O	50:B4:21:VAL:O	2.07	0.72
50:B4:68:ARG:CB	50:B4:72:LYS:HG2	2.20	0.72
52:B6:32:GLN:HB3	52:B6:35:LEU:CB	2.20	0.72
27:BA:1301:A:H62	27:BA:1303:G:C1'	2.03	0.72
27:BA:1999:C:O2'	27:BA:2687:U:O2'	2.00	0.72
27:BA:2283:C:C6	27:BA:2389:G:N3	2.57	0.72
27:BA:2378:A:H2'	27:BA:2379:G:O5'	1.89	0.72
27:BA:2397:G:O6	27:BA:2420:C:N3	2.23	0.72
27:BA:2478:A:N7	27:BA:2479:G:C8	2.58	0.72

Continued on next page...

Continued from previous page...

Atom-1	Atom-2	Interatomic distance (Å)	Clash overlap (Å)
27:BA:2716:U:H2'	27:BA:2717:G:H5''	1.68	0.72
27:BA:2717:G:O2'	27:BA:2718:G:C5'	2.38	0.72
27:BA:350:U:O2	27:BA:350:U:H2'	1.90	0.72
27:BA:489:G:H3'	27:BA:491:G:P	2.29	0.72
27:BA:995:C:P	45:BU:54:LYS:HE2	2.29	0.72
32:BH:40:MET:HB2	32:BH:54:PRO:HG3	1.71	0.72
33:BI:21:VAL:O	33:BI:22:ALA:HB3	1.89	0.72
35:BO:95:GLY:C	35:BO:97:ARG:H	1.92	0.72
36:BP:68:GLU:O	36:BP:71:GLU:HG2	1.89	0.72
37:BQ:153:PRO:O	37:BQ:154:ALA:CB	2.37	0.72
38:BS:32:PRO:O	38:BS:101:VAL:HG12	1.89	0.72
45:BU:14:HIS:NE2	45:BU:36:PHE:CE2	2.58	0.72
45:BU:27:SER:C	45:BU:31:GLN:HG3	2.10	0.72
45:BU:57:PHE:C	45:BU:59:ARG:N	2.42	0.72
46:BV:39:PHE:O	46:BV:40:VAL:CB	2.37	0.72
42:BY:73:HIS:N	42:BY:91:LEU:HD12	2.04	0.72
43:BZ:118:HIS:O	43:BZ:120:LEU:CD2	2.38	0.72
43:BZ:51:LEU:HD21	43:BZ:63:PRO:CB	2.20	0.72
1:AA:407:G:H4'	7:AD:115:ARG:HB3	1.70	0.71
49:B0:38:VAL:HA	49:B0:40:GLN:CG	2.19	0.71
47:B2:30:ALA:HA	47:B2:34:GLN:HG3	1.72	0.71
52:B6:2:ALA:CB	52:B6:11:LYS:HZ2	1.98	0.71
52:B6:16:ALA:CB	52:B6:50:PHE:CE2	2.72	0.71
27:BA:249:C:O2'	54:B8:8:LYS:HG3	1.90	0.71
27:BA:1341:U:H4'	41:BX:54:THR:O	1.89	0.71
27:BA:2075:U:O4	27:BA:2238:G:O6	2.06	0.71
27:BA:2320:A:H1'	27:BA:2333:A:N6	2.03	0.71
27:BA:2482:G:C5	27:BA:2483:C:H5	1.97	0.71
27:BA:2652:C:H5	27:BA:2653:U:O4	1.73	0.71
27:BA:2766:G:N3	27:BA:2766:G:H2'	2.05	0.71
27:BA:404:C:H4'	27:BA:405:U:C5'	2.20	0.71
28:BD:115:ILE:HB	28:BD:127:ASN:OD1	1.90	0.71
28:BD:175:LEU:HD12	28:BD:179:GLU:HB3	1.70	0.71
28:BD:89:ASN:ND2	28:BD:199:ARG:NE	2.34	0.71
27:BA:2785:C:O2'	29:BE:100:TRP:CD1	2.43	0.71
29:BE:177:ALA:O	29:BE:178:LEU:C	2.28	0.71
29:BE:79:ARG:CA	29:BE:186:GLU:HA	2.17	0.71
31:BG:44:ILE:C	31:BG:83:PHE:CZ	2.63	0.71
32:BH:104:LEU:HB3	32:BH:151:ARG:HH11	1.55	0.71
27:BA:558:G:P	34:BN:91:LYS:HB2	2.29	0.71
27:BA:527:C:C2'	34:BN:95:ARG:HH12	1.95	0.71

Continued on next page...

Continued from previous page...

Atom-1	Atom-2	Interatomic distance (Å)	Clash overlap (Å)
44:BR:45:ARG:HD3	44:BR:97:VAL:HG23	1.72	0.71
38:BS:100:ALA:HB3	38:BS:127:LEU:HD21	1.71	0.71
45:BU:111:ASP:C	45:BU:113:SER:H	1.93	0.71
46:BV:83:ARG:O	46:BV:84:THR:HG23	1.90	0.71
41:BX:17:ASP:O	41:BX:22:ASN:O	2.07	0.71
41:BX:39:ASP:O	41:BX:40:ALA:C	2.28	0.71
42:BY:18:GLU:HB3	42:BY:21:LYS:CE	2.19	0.71
42:BY:40:VAL:HG12	42:BY:41:ARG:HG2	1.71	0.71
42:BY:45:GLY:C	42:BY:62:VAL:HB	2.10	0.71
43:BZ:13:LYS:C	43:BZ:36:ARG:HH21	1.89	0.71
43:BZ:63:PRO:O	43:BZ:64:ALA:CB	2.37	0.71
1:AA:18:C:H42	1:AA:917:G:H1	1.36	0.71
11:AH:27:PRO:HB2	11:AH:32:LYS:HZ3	1.55	0.71
1:AA:1061:G:H5'	13:AJ:59:SER:HG	1.53	0.71
1:AA:1015:A:OP1	22:AS:14:HIS:CE1	2.43	0.71
49:B0:61:ALA:C	49:B0:62:LEU:CD1	2.48	0.71
49:B0:68:VAL:O	49:B0:68:VAL:HG12	1.90	0.71
47:B2:5:VAL:CG1	47:B2:6:GLN:N	2.13	0.71
50:B4:18:GLY:N	50:B4:33:VAL:HG21	1.96	0.71
52:B6:19:GLY:CA	52:B6:42:PRO:HG2	2.13	0.71
27:BA:1398:C:H2'	27:BA:1399:C:C6	2.25	0.71
27:BA:1472:A:H2'	27:BA:1473:G:H8	1.54	0.71
27:BA:14:A:O3'	27:BA:15:G:O5'	2.06	0.71
27:BA:2043:C:C4	27:BA:2777:G:N3	2.58	0.71
27:BA:2411:A:H2	27:BA:2412:A:C5	2.07	0.71
27:BA:2258:C:H5	27:BA:2426:A:O4'	1.50	0.71
27:BA:2468:G:O6	27:BA:2481:G:N1	2.22	0.71
27:BA:2511:U:C5	27:BA:2512:C:C5	2.77	0.71
27:BA:2605:U:H6	27:BA:2605:U:C5'	2.02	0.71
27:BA:2756:U:C2'	27:BA:2757:A:H5'	2.20	0.71
27:BA:2886:G:H21	27:BA:2887:U:H1'	1.54	0.71
29:BE:201:VAL:N	29:BE:266:LYS:NZ	2.38	0.71
29:BE:295:LEU:CD2	29:BE:296:VAL:H	2.03	0.71
30:BF:215:ALA:C	30:BF:242:GLU:CG	2.54	0.71
31:BG:21:VAL:CB	31:BG:132:VAL:HG23	2.19	0.71
31:BG:19:GLU:HB3	31:BG:135:VAL:HG22	1.09	0.71
32:BH:14:VAL:O	32:BH:16:VAL:HG23	1.90	0.71
32:BH:55:SER:CB	32:BH:60:HIS:CB	2.63	0.71
37:BQ:151:SER:HB3	37:BQ:155:GLY:C	2.11	0.71
37:BQ:93:ILE:O	37:BQ:94:ARG:HB2	1.89	0.71
45:BU:89:ASP:HB3	46:BV:51:ALA:HB3	1.72	0.71

Continued on next page...

Continued from previous page...

Atom-1	Atom-2	Interatomic distance (Å)	Clash overlap (Å)
27:BA:993:G:C3'	46:BV:90:PHE:CE2	2.57	0.71
43:BZ:114:ASP:CA	43:BZ:170:SER:O	2.37	0.71
37:BQ:42:TYR:CE2	43:BZ:116:VAL:HG21	2.25	0.71
1:AA:20:U:C2	1:AA:916:G:C2	2.78	0.71
7:AD:17:VAL:CG1	7:AD:197:PRO:HG2	2.20	0.71
48:B3:6:VAL:HA	48:B3:55:ARG:O	1.90	0.71
50:B4:48:ARG:HG2	50:B4:49:PHE:CD1	2.24	0.71
53:B7:19:ARG:O	53:B7:20:ALA:C	2.26	0.71
53:B7:26:SER:O	53:B7:27:GLY:C	2.28	0.71
55:B9:24:LEU:HD22	55:B9:35:ARG:HG2	1.70	0.71
27:BA:1260:G:C5'	40:BW:83:LYS:HZ2	2.02	0.71
27:BA:2241:A:H2'	27:BA:2242:G:C8	2.25	0.71
27:BA:2404:C:N4	27:BA:2405:G:C5	2.57	0.71
27:BA:2540:C:C2'	27:BA:2541:A:O5'	2.37	0.71
27:BA:2550:G:H2'	27:BA:2551:C:H6	1.51	0.71
27:BA:2676:C:C3'	27:BA:2676:C:C6	2.74	0.71
27:BA:2732:G:OP2	27:BA:2732:G:C8	2.43	0.71
27:BA:2783:G:H8	27:BA:2783:G:C5'	2.03	0.71
27:BA:2783:G:N1	27:BA:2784:C:N4	2.39	0.71
27:BA:2801:A:H2	27:BA:2895:U:O2'	1.50	0.71
27:BA:558:G:OP1	34:BN:91:LYS:CB	2.38	0.71
27:BA:614:U:C3'	27:BA:615:G:H4'	2.17	0.71
27:BA:613:U:O5'	27:BA:615:G:H8	1.73	0.71
27:BA:988:A:OP1	48:B3:11:SER:HB2	1.90	0.71
29:BE:204:VAL:H	29:BE:303:PRO:CG	2.03	0.71
30:BF:215:ALA:HA	30:BF:242:GLU:HG3	1.72	0.71
31:BG:140:ARG:HD2	31:BG:144:ARG:HH22	1.53	0.71
27:BA:2316:C:O3'	31:BG:151:ILE:HG13	1.90	0.71
31:BG:95:THR:O	31:BG:97:GLN:N	2.23	0.71
32:BH:69:SER:O	32:BH:70:LEU:C	2.28	0.71
33:BI:3:VAL:O	33:BI:18:ILE:HA	1.90	0.71
35:BO:25:LEU:HD12	35:BO:38:VAL:C	2.09	0.71
35:BO:35:ILE:HG22	35:BO:62:VAL:O	1.89	0.71
36:BP:120:LEU:C	36:BP:120:LEU:HD13	2.10	0.71
37:BQ:23:ILE:O	37:BQ:23:ILE:HG22	1.90	0.71
44:BR:84:ALA:HB3	44:BR:85:PRO:HD2	1.68	0.71
38:BS:17:ARG:CD	38:BS:18:THR:N	2.52	0.71
38:BS:21:HIS:CD2	38:BS:24:LEU:HD12	2.24	0.71
45:BU:111:ASP:O	45:BU:113:SER:CA	2.38	0.71
46:BV:5:ILE:CD1	46:BV:12:TYR:CE1	2.73	0.71
46:BV:60:VAL:O	46:BV:98:ILE:CG1	2.38	0.71

Continued on next page...

Continued from previous page...

Atom-1	Atom-2	Interatomic distance (Å)	Clash overlap (Å)
41:BX:31:ARG:NE	41:BX:31:ARG:N	2.39	0.71
43:BZ:95:SER:HA	43:BZ:122:ILE:HA	1.72	0.71
1:AA:1255:G:N2	1:AA:1258:G:N2	2.37	0.71
1:AA:31:G:C4	1:AA:306:G:H1'	2.24	0.71
1:AA:483:C:O2	19:AP:13:HIS:CE1	2.42	0.71
1:AA:1325:C:OP1	24:AU:15:ARG:NE	2.23	0.71
1:AA:1268:A:H1'	24:AU:20:LYS:CB	2.20	0.71
2:AV:14:A:H2'	2:AV:15:G:H8	1.55	0.71
47:B2:8:ILE:O	47:B2:11:MET:CG	2.37	0.71
48:B3:18:ASP:O	48:B3:20:LYS:N	2.24	0.71
52:B6:41:ASP:HA	52:B6:47:HIS:O	1.90	0.71
53:B7:27:GLY:O	53:B7:28:ARG:C	2.26	0.71
27:BA:1134:G:H3'	27:BA:1136:G:OP2	1.90	0.71
27:BA:1655:A:H4'	29:BE:212:GLY:N	2.05	0.71
27:BA:1904:G:H21	27:BA:1928:A:H2	1.34	0.71
27:BA:2100:G:H1'	27:BA:2190:G:N2	2.05	0.71
27:BA:2197:U:H2'	27:BA:2224:G:H1	1.55	0.71
27:BA:2313:C:H5'	31:BG:51:ARG:HH11	1.52	0.71
27:BA:2431:U:H2'	27:BA:2431:U:O2	1.90	0.71
27:BA:2461:C:O2	27:BA:2462:U:C6	2.42	0.71
27:BA:2521:C:C2'	27:BA:2522:U:O5'	2.38	0.71
27:BA:2523:G:C2	27:BA:2541:A:N3	2.57	0.71
27:BA:2585:U:C2'	27:BA:2586:C:OP2	2.38	0.71
27:BA:2619:C:C2'	27:BA:2620:C:H5'	2.21	0.71
27:BA:2826:A:C4	27:BA:2827:C:H6	2.08	0.71
27:BA:2852:G:N3	27:BA:2853:C:N3	2.38	0.71
28:BD:61:TYR:OH	28:BD:214:MET:HE3	1.90	0.71
28:BD:85:ASN:N	28:BD:85:ASN:HD22	1.88	0.71
29:BE:211:GLN:CD	29:BE:212:GLY:N	2.44	0.71
29:BE:47:GLY:CA	29:BE:305:LYS:HE2	2.21	0.71
30:BF:1:MET:C	30:BF:18:LEU:CD2	2.59	0.71
30:BF:20:ASP:O	30:BF:21:VAL:O	2.08	0.71
30:BF:58:ALA:CB	30:BF:79:ARG:N	2.53	0.71
34:BN:137:GLU:N	34:BN:141:ALA:N	2.29	0.71
44:BR:80:PHE:O	44:BR:84:ALA:HB3	1.90	0.71
45:BU:32:TYR:HD2	45:BU:32:TYR:H	1.38	0.71
43:BZ:26:LYS:CB	43:BZ:26:LYS:NZ	2.52	0.71
43:BZ:78:PRO:C	43:BZ:79:ILE:HG13	2.11	0.71
1:AA:965:A:O2'	1:AA:966:G:H5''	1.91	0.71
27:BA:76:C:C3'	47:B2:55:ARG:HG3	2.19	0.71
47:B2:5:VAL:O	47:B2:6:GLN:C	2.27	0.71

Continued on next page...

Continued from previous page...

Atom-1	Atom-2	Interatomic distance (Å)	Clash overlap (Å)
27:BA:1367:A:C2'	53:B7:25:LYS:HZ3	2.02	0.71
53:B7:34:ARG:O	53:B7:35:ARG:C	2.28	0.71
54:B8:13:ARG:HB3	54:B8:24:ALA:HB1	1.70	0.71
27:BA:1259:G:H2'	27:BA:1260:G:C8	2.26	0.71
27:BA:125:G:H21	53:B7:10:ARG:N	1.87	0.71
27:BA:1287:A:O4'	44:BR:104:ARG:CD	2.34	0.71
27:BA:2281:C:HO2'	27:BA:2282:G:P	2.13	0.71
27:BA:2464:C:H2'	27:BA:2465:C:C6	2.24	0.71
27:BA:2049:G:N3	27:BA:2620:C:N3	2.39	0.71
27:BA:2689:U:O4'	27:BA:2713:A:C2	2.43	0.71
27:BA:1759:A:H5'	27:BA:2715:C:C1'	2.21	0.71
27:BA:2748:A:C8	27:BA:2749:A:N3	2.53	0.71
27:BA:2762:G:C6	27:BA:2763:G:C5	2.79	0.71
27:BA:2802:G:H2'	27:BA:2803:C:H6	1.54	0.71
27:BA:298:G:O6	42:BY:24:ARG:NH2	2.23	0.71
28:BD:128:ALA:HB3	28:BD:190:THR:HG22	0.72	0.71
30:BF:214:THR:C	30:BF:216:SER:N	2.40	0.71
30:BF:22:PHE:O	30:BF:23:GLU:O	2.08	0.71
31:BG:49:PRO:HD3	31:BG:73:VAL:CG2	2.19	0.71
32:BH:101:LYS:CB	32:BH:114:ILE:O	2.33	0.71
27:BA:1665:A:C3'	35:BO:66:LYS:HE2	2.08	0.71
27:BA:636:G:OP1	36:BP:127:GLU:CG	2.38	0.71
36:BP:73:VAL:O	36:BP:76:LEU:HB3	1.91	0.71
37:BQ:33:MET:CB	37:BQ:83:PHE:CB	2.66	0.71
45:BU:42:ALA:O	45:BU:45:TYR:CB	2.37	0.71
46:BV:75:LYS:HE2	46:BV:75:LYS:HA	1.70	0.71
40:BW:24:ILE:CG2	40:BW:35:ILE:HB	2.20	0.71
5:AB:75:LYS:HA	5:AB:78:GLN:HB2	1.73	0.71
1:AA:1320:C:C2	22:AS:72:GLY:HA3	2.24	0.71
3:AW:72:C:HO2'	3:AW:73:A:C4'	1.93	0.71
49:B0:9:SER:O	49:B0:10:SER:O	2.09	0.71
48:B3:1:MET:SD	48:B3:3:ARG:HG3	2.30	0.71
48:B3:42:ALA:O	48:B3:43:ILE:C	2.28	0.71
53:B7:11:LYS:CE	53:B7:11:LYS:HA	2.21	0.71
55:B9:10:MET:HB3	55:B9:32:HIS:NE2	2.04	0.71
55:B9:7:VAL:HG12	55:B9:34:GLN:NE2	2.05	0.71
27:BA:2332:U:C2'	27:BA:2336:A:H62	2.03	0.71
27:BA:248:G:O2'	27:BA:2432:A:OP1	2.04	0.71
27:BA:2466:C:OP1	55:B9:5:SER:O	2.09	0.71
27:BA:2491:U:HO2'	27:BA:2492:U:H5'	0.86	0.71
27:BA:2504:U:O5'	27:BA:2504:U:C6	2.42	0.71

Continued on next page...

Continued from previous page...

Atom-1	Atom-2	Interatomic distance (Å)	Clash overlap (Å)
27:BA:2619:C:O2	27:BA:2619:C:H2'	1.90	0.71
27:BA:2666:C:H5	27:BA:2667:C:C5	2.07	0.71
27:BA:2838:G:O2'	27:BA:2839:G:H5'	1.91	0.71
28:BD:131:LEU:HB3	28:BD:171:VAL:HG21	1.72	0.71
28:BD:130:PRO:CB	28:BD:186:LYS:O	2.35	0.71
28:BD:208:GLY:O	28:BD:211:HIS:NE2	2.24	0.71
29:BE:268:LEU:CD2	29:BE:269:ILE:H	1.82	0.71
30:BF:163:HIS:O	30:BF:166:ILE:HG13	1.86	0.71
30:BF:30:LEU:O	30:BF:31:ILE:C	2.28	0.71
32:BH:66:THR:O	32:BH:69:SER:OG	2.08	0.71
32:BH:66:THR:HG23	32:BH:67:THR:N	2.05	0.71
33:BI:75:LEU:HD12	33:BI:76:THR:H	1.53	0.71
35:BO:1:MET:HB2	35:BO:2:ILE:CD1	2.21	0.71
35:BO:56:GLN:O	35:BO:58:VAL:CG2	2.34	0.71
38:BS:76:GLY:O	38:BS:83:LEU:CD1	2.39	0.71
27:BA:583:G:P	45:BU:10:ARG:NH1	2.63	0.71
45:BU:13:ARG:O	45:BU:16:LYS:N	2.24	0.71
40:BW:30:GLU:O	40:BW:33:ARG:HB2	1.91	0.71
42:BY:26:THR:C	42:BY:27:LEU:HG	2.10	0.71
43:BZ:108:VAL:O	43:BZ:109:GLN:HG3	1.91	0.71
43:BZ:37:LYS:C	43:BZ:40:ASP:CG	2.49	0.71
1:AA:405:U:P	7:AD:5:ILE:CD1	2.78	0.71
16:AM:92:HIS:CG	16:AM:98:VAL:HG21	2.20	0.71
3:AW:76:A:C2'	27:BA:2422:A:C6	2.71	0.71
27:BA:108:U:H2'	27:BA:109:G:H8	1.56	0.71
27:BA:2607:G:O2'	27:BA:2608:G:H5'	1.91	0.71
27:BA:2718:G:H21	27:BA:2719:G:H1'	1.55	0.71
27:BA:2825:C:C4'	27:BA:2825:C:C6	2.73	0.71
27:BA:2838:G:C4	27:BA:2839:G:H8	2.08	0.71
27:BA:2892:A:H2'	27:BA:2893:G:H1'	1.71	0.71
27:BA:974(A):C:C1'	27:BA:989:G:H22	2.01	0.71
31:BG:55:LYS:O	31:BG:63:ILE:O	2.09	0.71
32:BH:130:ILE:HD12	32:BH:130:ILE:N	1.96	0.71
34:BN:75:PRO:O	34:BN:77:GLY:N	2.23	0.71
35:BO:3:GLN:O	35:BO:4:GLN:C	2.28	0.71
35:BO:37:ASP:C	35:BO:62:VAL:HG23	2.11	0.71
35:BO:35:ILE:CG2	35:BO:62:VAL:O	2.37	0.71
37:BQ:142:LYS:HE2	37:BQ:143:VAL:CA	2.19	0.71
40:BW:8:ARG:HG3	40:BW:102:HIS:ND1	2.05	0.71
42:BY:19:ARG:HG2	42:BY:22:GLN:NE2	2.05	0.71
43:BZ:113:VAL:O	43:BZ:171:VAL:HA	1.90	0.71

Continued on next page...

Continued from previous page...

Atom-1	Atom-2	Interatomic distance (Å)	Clash overlap (Å)
1:AA:397:A:C6	1:AA:548:G:N7	2.59	0.71
7:AD:185:PHE:CE2	7:AD:189:PRO:HD3	2.25	0.71
8:AE:9:LYS:HD2	8:AE:112:LEU:HD23	1.72	0.71
3:AW:76:A:C4	27:BA:2421:G:C4	2.79	0.71
48:B3:31:LEU:CD2	48:B3:32:GLN:CA	2.61	0.71
51:B5:6:VAL:H	51:B5:8:LYS:NZ	1.88	0.71
27:BA:126:A:OP2	53:B7:17:GLY:CA	2.39	0.71
27:BA:592:G:O2'	54:B8:3:LYS:HG3	1.89	0.71
27:BA:1137:G:O2'	34:BN:82:THR:CA	2.38	0.71
27:BA:1364:G:H22	27:BA:1366:A:H3'	1.55	0.71
27:BA:190:A:OP2	27:BA:205:G:N2	2.20	0.71
27:BA:216:A:H2'	27:BA:217:G:C8	2.25	0.71
27:BA:2406:U:H1'	36:BP:57:VAL:HG22	1.72	0.71
27:BA:2421:G:H5''	52:B6:4:ASP:CG	2.06	0.71
27:BA:2485:G:C2	27:BA:2486:G:C1'	2.73	0.71
27:BA:1130:U:C5'	27:BA:2515:C:O2'	2.31	0.71
27:BA:2762:G:O6	27:BA:2763:G:C6	2.44	0.71
27:BA:2793:G:N1	27:BA:2794:C:C4	2.59	0.71
27:BA:2795:G:C2'	27:BA:2795:G:N3	2.53	0.71
27:BA:687:C:O4'	53:B7:4:THR:HG22	1.90	0.71
27:BA:826:U:C2	27:BA:828:U:H1'	2.26	0.71
27:BA:974:G:O6	46:BV:80:TYR:OH	2.06	0.71
27:BA:994:C:OP2	45:BU:54:LYS:CE	2.38	0.71
28:BD:166:LYS:HB2	28:BD:171:VAL:HA	1.73	0.71
28:BD:186:LYS:O	28:BD:187:CYS:O	2.08	0.71
28:BD:196:ASN:O	28:BD:196:ASN:OD1	2.09	0.71
27:BA:764:A:OP1	28:BD:212:HIS:CD2	2.44	0.71
27:BA:1204:A:HO2'	30:BF:230:GLY:N	1.87	0.71
30:BF:51:TYR:O	30:BF:54:LEU:C	2.28	0.71
31:BG:38:GLU:OE2	31:BG:71:ALA:CB	2.39	0.71
33:BI:1:MET:HG3	33:BI:3:VAL:CG2	2.21	0.71
34:BN:139:LEU:N	34:BN:139:LEU:CD1	2.53	0.71
34:BN:18:ILE:O	34:BN:18:ILE:CG2	2.38	0.71
44:BR:105:ARG:NE	44:BR:105:ARG:CA	2.52	0.71
39:BT:8:TYR:CE1	39:BT:54:THR:HB	2.26	0.71
46:BV:51:ALA:O	46:BV:55:THR:HG23	1.91	0.71
42:BY:80:GLU:HG2	42:BY:86:GLU:HG2	1.72	0.71
1:AA:1289:A:H2	1:AA:1372:U:H4'	1.55	0.71
16:AM:91:ARG:O	16:AM:96:LEU:N	2.24	0.71
20:AQ:15:MET:CB	20:AQ:18:THR:HB	2.21	0.71
49:B0:35:ASN:HA	49:B0:68:VAL:HG22	1.70	0.71

Continued on next page...

Continued from previous page...

Atom-1	Atom-2	Interatomic distance (Å)	Clash overlap (Å)
48:B3:59:VAL:C	48:B3:60:GLU:HG3	2.10	0.71
53:B7:29:ASN:O	53:B7:30:ILE:C	2.29	0.71
53:B7:27:GLY:C	53:B7:31:LEU:HG	2.10	0.71
27:BA:1033:U:C5	27:BA:2750:A:C2	2.79	0.71
27:BA:1367:A:C3'	53:B7:25:LYS:NZ	2.51	0.71
27:BA:2081:C:H2'	27:BA:2082:A:H8	1.53	0.71
27:BA:2213:U:O3'	27:BA:2215:G:C8	2.38	0.71
27:BA:2320:A:C6	38:BS:9:PRO:CB	2.73	0.71
27:BA:2455:G:C2	27:BA:2498:C:N4	2.58	0.71
27:BA:2546:U:H4'	27:BA:2565:A:C2	2.25	0.71
27:BA:2607:G:O6	27:BA:2608:G:C2	2.44	0.71
27:BA:2631:G:C2'	27:BA:2632:A:O5'	2.39	0.71
27:BA:594:U:OP1	54:B8:61:MET:CE	2.38	0.71
27:BA:606:U:OP1	30:BF:105:LYS:HD2	1.91	0.71
27:BA:673:C:C4'	30:BF:82:GLN:CD	2.59	0.71
27:BA:904:C:O2'	43:BZ:166:LEU:HD11	1.90	0.71
27:BA:974:G:H4'	27:BA:974(A):C:OP1	1.91	0.71
26:BB:48:A:P	38:BS:107:ASN:HD21	2.12	0.71
30:BF:166:ILE:O	30:BF:168:ARG:HG3	1.91	0.71
30:BF:202:THR:HG22	30:BF:203:ALA:H	1.55	0.71
30:BF:115:LEU:HG	30:BF:246:ARG:NH1	2.05	0.71
31:BG:129:ASP:O	31:BG:130:VAL:CG1	2.38	0.71
32:BH:137:LYS:CD	32:BH:138:GLN:N	2.34	0.71
32:BH:147:ILE:O	32:BH:161:ILE:HD13	1.91	0.71
32:BH:158:GLY:O	32:BH:159:LYS:HB2	1.91	0.71
34:BN:38:VAL:O	34:BN:39:VAL:CB	2.38	0.71
35:BO:73:ASP:C	35:BO:75:SER:N	2.44	0.71
36:BP:60:GLU:O	36:BP:61:ALA:CB	2.39	0.71
27:BA:2278:A:P	37:BQ:15:THR:OG1	2.48	0.71
38:BS:20:TYR:O	38:BS:23:ARG:HB3	1.91	0.71
39:BT:4:ARG:N	39:BT:4:ARG:NE	2.36	0.71
46:BV:74:TYR:CE1	46:BV:87:ARG:O	2.42	0.71
41:BX:25:GLN:HE22	41:BX:65:VAL:CG1	2.02	0.71
43:BZ:66:VAL:CG2	43:BZ:68:ALA:O	2.38	0.71
1:AA:1015:A:OP1	22:AS:14:HIS:HE1	1.74	0.71
1:AA:20:U:O4'	1:AA:572:A:C6	2.44	0.71
23:AT:67:ALA:HA	23:AT:72:LEU:O	1.91	0.71
47:B2:30:ALA:HB1	47:B2:46:ILE:CD1	2.20	0.71
52:B6:16:ALA:O	52:B6:19:GLY:N	2.24	0.71
52:B6:8:ILE:HG23	52:B6:30:ASN:H	1.55	0.71
55:B9:7:VAL:CG1	55:B9:25:VAL:HG23	2.21	0.71

Continued on next page...

Continued from previous page...

Atom-1	Atom-2	Interatomic distance (Å)	Clash overlap (Å)
27:BA:1364:G:C8	27:BA:1364:G:H5'	2.26	0.71
27:BA:2189:U:O2'	27:BA:2190:G:H5'	1.90	0.71
27:BA:2281:C:O2'	27:BA:2282:G:O5'	2.07	0.71
27:BA:2305:A:N1	27:BA:2312:U:O2	2.24	0.71
27:BA:2354:G:C4	49:B0:32:LYS:HE2	2.26	0.71
27:BA:2367:G:O2'	27:BA:2368:C:H5'	1.90	0.71
27:BA:2693:A:C2	27:BA:2694:G:N7	2.58	0.71
27:BA:2802:G:H2'	27:BA:2803:C:C6	2.26	0.71
27:BA:2815:C:C2	27:BA:2816:C:C5	2.79	0.71
27:BA:598:G:H21	30:BF:33:LYS:HZ3	1.28	0.71
27:BA:623:G:H2'	27:BA:624:C:C6	2.26	0.71
27:BA:1818:U:H5''	28:BD:155:ARG:CG	2.06	0.71
28:BD:166:LYS:HA	28:BD:172:ILE:H	1.54	0.71
28:BD:141:HIS:CE1	28:BD:191:VAL:C	2.63	0.71
30:BF:138:VAL:O	30:BF:139:VAL:CB	2.39	0.71
31:BG:23:VAL:HG23	31:BG:23:VAL:O	1.91	0.71
2:AV:1:G:O2'	37:BQ:98:GLY:O	2.09	0.71
44:BR:28:LEU:O	44:BR:31:HIS:N	2.23	0.71
38:BS:61:ALA:CB	38:BS:84:THR:O	2.39	0.71
45:BU:89:ASP:OD2	46:BV:50:ASP:HB3	1.90	0.71
46:BV:6:GLN:HE22	46:BV:10:LYS:HB3	1.56	0.71
41:BX:33:SER:O	41:BX:37:VAL:CB	2.38	0.71
27:BA:99:U:N3	42:BY:107:LYS:CD	2.53	0.71
1:AA:1269:A:H5'	24:AU:19:GLY:CA	2.21	0.70
6:AC:16:ARG:NH2	6:AC:184:TYR:H	1.89	0.70
1:AA:1329:A:H4'	16:AM:24:GLY:O	1.90	0.70
49:B0:51:VAL:O	49:B0:51:VAL:HG12	1.91	0.70
48:B3:16:PRO:CB	48:B3:19:GLN:NE2	2.54	0.70
52:B6:12:MET:HB2	52:B6:27:ASN:HD22	1.51	0.70
27:BA:1779:U:H3'	27:BA:1779:U:H6	1.55	0.70
27:BA:2320:A:C8	27:BA:2320:A:O5'	2.43	0.70
27:BA:2402:C:H5''	27:BA:2403:C:OP1	1.90	0.70
27:BA:2415:G:C5	27:BA:2416:C:C5	2.79	0.70
27:BA:2479:G:OP1	27:BA:2537:U:C4'	2.39	0.70
27:BA:1129:A:N3	27:BA:2570:G:H1'	2.04	0.70
27:BA:2758:A:H2'	27:BA:2759:G:O5'	1.90	0.70
27:BA:2838:G:C6	27:BA:2839:G:C8	2.79	0.70
30:BF:107:ARG:O	30:BF:109:LEU:N	2.24	0.70
31:BG:129:ASP:O	31:BG:130:VAL:HG13	1.90	0.70
31:BG:14:ARG:H	31:BG:14:ARG:HD2	1.55	0.70
31:BG:19:GLU:HB3	31:BG:135:VAL:HG23	1.61	0.70

Continued on next page...

Continued from previous page...

Atom-1	Atom-2	Interatomic distance (Å)	Clash overlap (Å)
33:BI:80:PRO:O	33:BI:148:GLN:CG	2.39	0.70
34:BN:12:VAL:CA	34:BN:38:VAL:HG22	2.21	0.70
34:BN:45:VAL:H	34:BN:132:LEU:CD2	2.02	0.70
34:BN:62:ASP:O	34:BN:64:GLY:N	2.24	0.70
35:BO:105:GLU:O	35:BO:107:ARG:N	2.24	0.70
36:BP:61:ALA:HB1	36:BP:107:LYS:HZ3	1.54	0.70
36:BP:66:VAL:CG2	36:BP:110:GLY:O	2.39	0.70
36:BP:131:GLU:O	36:BP:132:LYS:C	2.29	0.70
37:BQ:142:LYS:CD	37:BQ:143:VAL:N	2.52	0.70
38:BS:76:GLY:O	38:BS:82:TYR:N	2.23	0.70
40:BW:43:GLY:O	40:BW:44:ALA:C	2.29	0.70
27:BA:491:G:C6	40:BW:49:LYS:NZ	2.57	0.70
42:BY:19:ARG:N	42:BY:21:LYS:NZ	2.36	0.70
43:BZ:57:GLU:C	43:BZ:59:GLY:N	2.43	0.70
1:AA:279:A:H5'	1:AA:280:C:H3'	1.73	0.70
10:AG:150:ALA:HA	14:AK:59:TYR:HB3	1.72	0.70
1:AA:136:C:O2'	19:AP:63:GLY:HA3	1.92	0.70
2:AV:56:C:N1	31:BG:56:ARG:CZ	2.53	0.70
49:B0:7:VAL:O	49:B0:7:VAL:CG1	2.38	0.70
47:B2:59:ILE:HG23	47:B2:60:GLN:N	2.06	0.70
48:B3:12:PRO:HG2	48:B3:20:LYS:HZ1	1.53	0.70
50:B4:70:GLY:O	50:B4:71:SER:OG	2.09	0.70
52:B6:32:GLN:HA	52:B6:35:LEU:HD12	1.71	0.70
53:B7:15:THR:OG1	53:B7:16:HIS:N	2.17	0.70
53:B7:43:THR:O	53:B7:46:ASP:OD1	2.08	0.70
27:BA:1081:U:H5'	56:BK:126:LYS:CD	2.15	0.70
27:BA:1470:G:N2	27:BA:1522:G:C2	2.59	0.70
27:BA:1324:G:H1'	27:BA:1616:A:N6	2.06	0.70
27:BA:1646:C:C3'	27:BA:1647:G:H5'	2.21	0.70
27:BA:1906:G:C5	27:BA:1929:G:C5	2.79	0.70
27:BA:196:A:C2	27:BA:805:G:C2	2.79	0.70
27:BA:2086:U:C4	27:BA:2233:U:O4	2.44	0.70
27:BA:2242:G:C4	27:BA:2243:U:C5	2.78	0.70
27:BA:2252:G:C8	27:BA:2252:G:C3'	2.74	0.70
27:BA:2415:G:C5	27:BA:2416:C:H5	2.09	0.70
27:BA:2258:C:H41	27:BA:2426:A:C1'	2.01	0.70
27:BA:2450:A:H2'	27:BA:2451:A:H8	1.56	0.70
27:BA:2783:G:H2'	27:BA:2784:C:C6	2.25	0.70
27:BA:2845:G:HO2'	27:BA:2846:G:C4'	2.03	0.70
27:BA:592:G:C2	54:B8:3:LYS:NZ	2.59	0.70
28:BD:68:ARG:O	28:BD:69:ASP:CG	2.29	0.70

Continued on next page...

Continued from previous page...

Atom-1	Atom-2	Interatomic distance (Å)	Clash overlap (Å)
29:BE:61:PRO:HB3	29:BE:69:PRO:CB	2.20	0.70
30:BF:197:SER:O	30:BF:198:ASP:CB	2.39	0.70
30:BF:19:PRO:O	30:BF:20:ASP:C	2.29	0.70
31:BG:29:HIS:CB	31:BG:69:ILE:HG12	2.18	0.70
33:BI:109:LYS:H	33:BI:109:LYS:HE2	1.56	0.70
33:BI:1:MET:HG3	33:BI:3:VAL:HG23	1.73	0.70
34:BN:14:ALA:H	34:BN:40:ASN:ND2	1.88	0.70
34:BN:52:GLN:CA	34:BN:55:GLU:OE1	2.29	0.70
35:BO:64:ARG:HH22	35:BO:100:GLY:CA	2.04	0.70
37:BQ:130:PRO:C	37:BQ:132:VAL:H	1.94	0.70
27:BA:910:A:C2'	37:BQ:17:ARG:NH2	2.53	0.70
38:BS:55:ASP:OD1	38:BS:56:ASP:N	2.23	0.70
45:BU:93:LYS:O	45:BU:94:VAL:HG23	1.90	0.70
27:BA:1223:C:N4	46:BV:87:ARG:NH2	2.30	0.70
40:BW:81:ALA:CB	40:BW:97:LYS:HD2	2.20	0.70
41:BX:25:GLN:NE2	41:BX:65:VAL:HG13	2.03	0.70
42:BY:33:GLU:CG	42:BY:34:GLU:N	2.54	0.70
43:BZ:2:GLU:O	43:BZ:3:LEU:O	2.09	0.70
1:AA:1278:U:OP1	1:AA:1281:U:H5	1.74	0.70
1:AA:1298:C:C3'	1:AA:1299:A:P	2.79	0.70
1:AA:19:C:O2	1:AA:917:G:C2	2.43	0.70
1:AA:302:G:N3	1:AA:556:C:C5'	2.54	0.70
7:AD:98:GLU:C	7:AD:100:ARG:N	2.35	0.70
13:AJ:34:VAL:HG12	13:AJ:36:GLY:H	1.56	0.70
16:AM:91:ARG:NH1	16:AM:103:THR:HG22	2.05	0.70
49:B0:36:ILE:N	49:B0:68:VAL:CG2	2.54	0.70
53:B7:44:VAL:N	53:B7:46:ASP:OD2	2.24	0.70
54:B8:26:LYS:HG3	54:B8:45:GLY:C	2.10	0.70
27:BA:1259:G:H2'	27:BA:1260:G:H8	1.56	0.70
27:BA:2303:G:H4'	31:BG:99:ASP:HB2	1.71	0.70
27:BA:2297:C:C2	27:BA:2333:A:N6	2.60	0.70
27:BA:2378:A:C2'	27:BA:2379:G:O5'	2.39	0.70
27:BA:2468:G:C8	27:BA:2476:A:C2	2.78	0.70
27:BA:2476:A:C2	27:BA:2481:G:N2	2.59	0.70
27:BA:2583:G:N9	27:BA:2584:U:O2	2.24	0.70
27:BA:2051:A:N6	27:BA:2614:A:C5	2.58	0.70
27:BA:2681:C:N4	27:BA:2725:A:N7	2.39	0.70
27:BA:2821:A:H2'	27:BA:2822:G:O4'	1.89	0.70
27:BA:2853:C:H3'	27:BA:2853:C:C6	2.25	0.70
27:BA:740:U:O4	27:BA:758:C:H1'	1.91	0.70
27:BA:99:U:N3	42:BY:107:LYS:HD2	2.04	0.70

Continued on next page...

Continued from previous page...

Atom-1	Atom-2	Interatomic distance (Å)	Clash overlap (Å)
29:BE:228:ARG:O	29:BE:230:GLY:N	2.24	0.70
29:BE:246:VAL:HG12	29:BE:247:ARG:N	2.05	0.70
29:BE:252:GLN:O	29:BE:254:GLY:N	2.21	0.70
32:BH:120:LEU:HD13	32:BH:143:LEU:HD13	1.73	0.70
34:BN:24:SER:O	34:BN:28:GLU:HG2	1.92	0.70
35:BO:17:ARG:NE	35:BO:47:THR:HA	2.06	0.70
27:BA:911:A:H2'	37:BQ:16:ARG:CD	2.20	0.70
37:BQ:58:HIS:O	37:BQ:59:ASN:C	2.29	0.70
27:BA:1287:A:C4'	44:BR:104:ARG:HD2	2.21	0.70
27:BA:1287:A:C1'	44:BR:104:ARG:HH11	2.04	0.70
38:BS:93:GLN:C	38:BS:93:GLN:OE1	2.29	0.70
45:BU:25:TRP:C	45:BU:28:ARG:HH11	1.93	0.70
40:BW:29:LEU:CG	40:BW:33:ARG:HD2	2.16	0.70
41:BX:7:HIS:HB2	41:BX:8:PRO:CD	2.20	0.70
42:BY:11:GLN:O	42:BY:21:LYS:NZ	2.24	0.70
43:BZ:69:VAL:HG13	43:BZ:81:VAL:CG2	2.16	0.70
1:AA:1320:C:H1'	22:AS:73:GLU:CB	2.21	0.70
1:AA:463:A:H5''	19:AP:80:PHE:HB3	1.73	0.70
7:AD:20:TYR:O	7:AD:22:LYS:N	2.23	0.70
47:B2:35:ALA:O	47:B2:36:ALA:C	2.28	0.70
47:B2:60:GLN:O	47:B2:63:GLU:CB	2.39	0.70
47:B2:4:HIS:N	47:B2:8:ILE:CD1	2.53	0.70
55:B9:3:VAL:O	55:B9:3:VAL:HG12	1.89	0.70
27:BA:1173:G:H22	27:BA:1175:U:H3'	1.56	0.70
27:BA:1937:A:N1	27:BA:1940:U:H5	1.89	0.70
27:BA:1944:U:H1'	27:BA:1955:U:C1'	2.20	0.70
27:BA:1993:U:C4'	29:BE:228:ARG:HH21	2.04	0.70
27:BA:2385:C:O2	27:BA:2386:C:H6	1.72	0.70
27:BA:2616:C:N3	27:BA:2617:C:C5	2.58	0.70
27:BA:2670:A:C8	27:BA:2670:A:H5''	2.22	0.70
27:BA:396:G:H4'	50:B4:39:VAL:CG1	2.20	0.70
27:BA:481:G:OP2	42:BY:81:LYS:HG2	1.91	0.70
28:BD:65:ASP:CG	28:BD:66:PHE:N	2.44	0.70
31:BG:146:LYS:HE3	38:BS:15:GLU:OE2	1.90	0.70
34:BN:19:MET:CE	34:BN:22:VAL:HG11	2.21	0.70
34:BN:53:ILE:CG2	34:BN:54:VAL:N	2.54	0.70
35:BO:20:LEU:HG	35:BO:44:LYS:HG2	1.73	0.70
44:BR:97:VAL:HG22	44:BR:114:VAL:CG1	2.22	0.70
38:BS:127:LEU:C	38:BS:127:LEU:CD2	2.60	0.70
38:BS:87:LEU:N	38:BS:87:LEU:HD22	2.03	0.70
45:BU:10:ARG:O	45:BU:13:ARG:NH1	2.22	0.70

Continued on next page...

Continued from previous page...

Atom-1	Atom-2	Interatomic distance (Å)	Clash overlap (Å)
46:BV:39:PHE:HD2	46:BV:40:VAL:N	1.89	0.70
40:BW:96:ILE:N	40:BW:96:ILE:CD1	2.40	0.70
43:BZ:24:TYR:HD2	43:BZ:84:TYR:CD1	2.06	0.70
43:BZ:67:LYS:CA	43:BZ:67:LYS:CE	2.68	0.70
1:AA:1104:G:O2'	5:AB:111:ARG:NH2	2.24	0.70
1:AA:642:A:C2	11:AH:113:SER:O	2.44	0.70
1:AA:952:U:O2	16:AM:126:LYS:C	2.29	0.70
7:AD:22:LYS:HG3	7:AD:115:ARG:NH2	2.07	0.70
1:AA:1269:A:H4'	24:AU:18:TYR:O	1.91	0.70
49:B0:38:VAL:HG12	49:B0:39:ARG:N	2.07	0.70
47:B2:6:GLN:O	47:B2:9:ARG:CA	2.39	0.70
27:BA:988:A:C5	48:B3:13:ILE:HG21	2.26	0.70
50:B4:49:PHE:CE1	50:B4:71:SER:OG	2.44	0.70
53:B7:24:THR:O	53:B7:28:ARG:NE	2.23	0.70
27:BA:1364:G:N9	50:B4:3:LYS:NZ	2.37	0.70
27:BA:2298:A:C2	27:BA:2299:G:H1'	2.27	0.70
27:BA:2305:A:H5'	27:BA:2306:C:OP2	1.91	0.70
27:BA:2376:A:H2	38:BS:102:LEU:CD2	1.97	0.70
27:BA:2821:A:C2'	27:BA:2822:G:C1'	2.69	0.70
27:BA:72:U:C1'	47:B2:57:LYS:HD2	2.21	0.70
27:BA:764:A:OP1	28:BD:212:HIS:NE2	2.25	0.70
29:BE:202:ALA:HA	29:BE:262:THR:HB	1.74	0.70
32:BH:153:PRO:HB3	32:BH:161:ILE:O	1.92	0.70
33:BI:13:GLY:HA3	33:BI:15:LYS:HZ2	1.55	0.70
34:BN:19:MET:HE1	34:BN:22:VAL:HG11	1.74	0.70
34:BN:74:ARG:HD2	34:BN:141:ALA:O	1.91	0.70
35:BO:90:ASP:N	35:BO:90:ASP:OD1	2.24	0.70
37:BQ:140:TYR:HD1	37:BQ:147:VAL:HG11	0.67	0.70
38:BS:35:VAL:N	38:BS:103:ASP:HB3	2.05	0.70
45:BU:94:VAL:HG11	46:BV:4:ILE:CG2	2.20	0.70
42:BY:43:ASN:O	42:BY:44:ALA:HB3	1.90	0.70
43:BZ:35:ASP:OD1	43:BZ:37:LYS:N	2.24	0.70
43:BZ:45:GLN:N	43:BZ:45:GLN:NE2	2.40	0.70
1:AA:1086:U:H2'	1:AA:1087:G:C8	2.26	0.70
1:AA:1095:U:P	1:AA:1108:G:H22	2.15	0.70
1:AA:1098:C:H4'	1:AA:1167:A:H2	1.55	0.70
1:AA:1328:C:O3'	16:AM:28:ALA:HB3	1.89	0.70
1:AA:769:G:H21	1:AA:900:A:H61	1.38	0.70
1:AA:976:G:H2'	1:AA:361(A):C:N4	2.05	0.70
7:AD:27:TYR:HH	7:AD:106:TYR:HH	1.37	0.70
7:AD:31:CYS:C	7:AD:33:MET:H	1.95	0.70

Continued on next page...

Continued from previous page...

Atom-1	Atom-2	Interatomic distance (Å)	Clash overlap (Å)
3:AW:65:G:C3'	3:AW:66:A:P	2.79	0.70
2:AV:36:A:N6	4:AX:117:U:N3	2.38	0.70
49:B0:25:LYS:C	49:B0:60:PHE:HE1	1.91	0.70
47:B2:12:THR:HB	47:B2:13:PRO:HD2	1.71	0.70
27:BA:2433:A:H2	50:B4:32:HIS:NE2	1.89	0.70
50:B4:56:VAL:HG12	50:B4:57:ASP:N	2.06	0.70
51:B5:8:LYS:O	51:B5:9:LYS:HB2	1.90	0.70
54:B8:30:ARG:HD2	54:B8:44:LYS:CD	2.20	0.70
27:BA:1260:G:H5''	40:BW:83:LYS:HZ2	1.55	0.70
27:BA:1667:G:OP2	27:BA:1667:G:H8	1.75	0.70
27:BA:2022:U:N3	51:B5:9:LYS:NZ	2.39	0.70
27:BA:2090:G:C5	27:BA:2230:G:C6	2.79	0.70
27:BA:2078:C:H4'	27:BA:2434:A:C5'	2.21	0.70
27:BA:2450:A:H2'	27:BA:2451:A:C8	2.27	0.70
27:BA:2520:C:C2'	27:BA:2521:C:C5'	2.67	0.70
27:BA:2638:G:O6	27:BA:2776:A:OP2	2.09	0.70
27:BA:2788:C:H4'	27:BA:2810:A:H5'	1.72	0.70
27:BA:2880:C:C2'	27:BA:2881:C:C5'	2.59	0.70
27:BA:729:G:C5	28:BD:207:ALA:HA	2.26	0.70
28:BD:105:ALA:O	28:BD:194:VAL:O	2.08	0.70
28:BD:74:PRO:HG2	28:BD:96:ALA:CA	2.20	0.70
30:BF:93:LYS:HB2	30:BF:96:LYS:CE	2.22	0.70
2:AV:56:C:C2'	31:BG:56:ARG:HD3	2.21	0.70
33:BI:77:VAL:HB	33:BI:143:VAL:HA	1.73	0.70
27:BA:6:A:H4'	34:BN:4:ALA:O	1.92	0.70
34:BN:51:GLU:O	34:BN:54:VAL:N	2.25	0.70
35:BO:12:ASP:HA	35:BO:97:ARG:O	1.90	0.70
36:BP:114:VAL:CG2	36:BP:132:LYS:C	2.58	0.70
27:BA:910:A:H62	37:BQ:11:LYS:C	1.94	0.70
37:BQ:45:GLN:CB	37:BQ:152:SER:CB	2.62	0.70
37:BQ:67:ALA:C	37:BQ:71:PHE:CE1	2.64	0.70
44:BR:45:ARG:O	44:BR:46:GLY:C	2.30	0.70
44:BR:67:LEU:HD22	44:BR:71:GLN:HA	1.73	0.70
44:BR:75:LEU:O	44:BR:76:VAL:C	2.29	0.70
38:BS:115:VAL:O	38:BS:118:ILE:HG22	1.91	0.70
27:BA:2334:G:OP2	38:BS:13:ARG:HB2	1.90	0.70
38:BS:19:ASP:O	38:BS:22:GLN:N	2.21	0.70
26:BB:51:G:OP2	38:BS:72:GLU:HG2	1.92	0.70
40:BW:78:GLU:CD	40:BW:99:ARG:HB3	2.12	0.70
41:BX:28:VAL:HG11	41:BX:64:ALA:HB2	1.74	0.70
42:BY:92:ASP:OD1	42:BY:94:SER:N	2.25	0.70

Continued on next page...

Continued from previous page...

Atom-1	Atom-2	Interatomic distance (Å)	Clash overlap (Å)
43:BZ:35:ASP:N	43:BZ:39:PHE:HE2	1.85	0.70
1:AA:1255:G:O2'	1:AA:1258:G:H1'	1.92	0.70
1:AA:25:C:C4'	1:AA:524:G:H21	2.03	0.70
27:BA:95:G:H1'	47:B2:42:ASN:CB	2.22	0.70
48:B3:37:LEU:HB3	48:B3:38:GLU:OE1	1.91	0.70
48:B3:41:PRO:O	48:B3:42:ALA:O	2.10	0.70
27:BA:1364:G:H2'	50:B4:3:LYS:HZ2	0.56	0.70
53:B7:1:MET:SD	53:B7:1:MET:C	2.67	0.70
27:BA:1638:C:C5'	27:BA:2710:C:H1'	2.22	0.70
27:BA:2330:G:C2	27:BA:2331:G:N9	2.60	0.70
27:BA:2470:G:C4	27:BA:2471:C:C5	2.79	0.70
27:BA:2493:U:O2	27:BA:2494:G:O4'	2.08	0.70
27:BA:746:A:O5'	27:BA:2612:C:C6	2.45	0.70
27:BA:2888:C:C2	27:BA:2889:C:C6	2.79	0.70
29:BE:268:LEU:CD2	29:BE:269:ILE:HD12	2.16	0.70
30:BF:103:ASN:CB	30:BF:106:GLU:OE2	2.26	0.70
30:BF:93:LYS:O	30:BF:96:LYS:CD	2.39	0.70
27:BA:2304:G:H4'	31:BG:105:SER:CB	2.21	0.70
34:BN:12:VAL:HB	34:BN:38:VAL:CG2	2.21	0.70
27:BA:1140:C:C6	34:BN:49:ARG:HG3	2.20	0.70
37:BQ:82:LYS:HB2	37:BQ:125:TRP:HB3	1.74	0.70
37:BQ:20:ILE:CG1	37:BQ:21:SER:H	2.01	0.70
39:BT:6:CYS:SG	39:BT:31:PHE:HA	2.32	0.70
39:BT:47:ARG:O	39:BT:48:ASN:CB	2.40	0.70
46:BV:83:ARG:O	46:BV:84:THR:CB	2.39	0.70
27:BA:518:G:H1'	40:BW:77:ASP:OD1	1.90	0.70
1:AA:1229:A:O2'	16:AM:125:ARG:NH1	2.24	0.70
1:AA:1314:C:H41	22:AS:4:SER:CB	2.04	0.70
1:AA:302:G:N2	1:AA:556:C:C4'	2.54	0.70
10:AG:145:ALA:O	10:AG:146:GLU:HB3	1.90	0.70
19:AP:11:SER:H	19:AP:14:ASN:HB3	1.55	0.70
1:AA:958:A:N9	22:AS:55:LYS:HD2	2.07	0.70
1:AA:1320:C:O2	22:AS:73:GLU:N	2.25	0.70
2:AV:69:U:H2'	2:AV:70:C:C6	2.27	0.70
27:BA:855:G:O2'	49:B0:25:LYS:HD3	1.92	0.70
27:BA:1055:G:N7	27:BA:1056:G:H1'	2.07	0.70
27:BA:2197:U:C5	27:BA:2224:G:C4	2.62	0.70
27:BA:2250:G:C5'	37:BQ:102:ARG:CD	2.70	0.70
27:BA:2405:G:C2	27:BA:2413:G:O6	2.45	0.70
27:BA:826:U:OP1	27:BA:2428:G:H3'	1.92	0.70
27:BA:2436:G:C2	27:BA:2437:U:C2	2.79	0.70

Continued on next page...

Continued from previous page...

Atom-1	Atom-2	Interatomic distance (Å)	Clash overlap (Å)
27:BA:2441:C:O2'	27:BA:2442:C:O5'	2.05	0.70
27:BA:2520:C:N4	27:BA:2567:G:C5	2.60	0.70
27:BA:2703:C:O2'	27:BA:2704:C:H5'	1.90	0.70
27:BA:2779:U:H5''	27:BA:2780:G:O5'	1.91	0.70
27:BA:2783:G:C6	27:BA:2784:C:C4	2.79	0.70
27:BA:2821:A:H2'	27:BA:2822:G:C8	2.26	0.70
28:BD:211:HIS:C	28:BD:213:LYS:N	2.42	0.70
29:BE:268:LEU:C	29:BE:268:LEU:CD2	2.55	0.70
31:BG:140:ARG:HD2	31:BG:144:ARG:NH2	2.07	0.70
32:BH:82:TYR:CE1	32:BH:137:LYS:CG	2.67	0.70
34:BN:136:SER:HA	34:BN:139:LEU:HD21	1.73	0.70
35:BO:101:PRO:HB3	35:BO:120:GLU:O	1.91	0.70
35:BO:17:ARG:O	35:BO:18:GLU:HG3	1.92	0.70
37:BQ:69:ASN:HD22	37:BQ:70:ARG:CA	2.03	0.70
44:BR:38:VAL:HG12	44:BR:39:PRO:HD3	0.74	0.70
44:BR:51:LEU:O	44:BR:54:LEU:HB2	1.92	0.70
38:BS:35:VAL:O	38:BS:45:ALA:HB1	1.91	0.70
45:BU:63:GLN:O	45:BU:64:ARG:C	2.29	0.70
45:BU:7:GLY:HA3	45:BU:8:ILE:HD12	1.74	0.70
46:BV:40:VAL:C	46:BV:51:ALA:HB1	2.12	0.70
40:BW:26:GLY:O	40:BW:27:LYS:CG	2.39	0.70
41:BX:14:ALA:HB1	41:BX:18:MET:HE2	1.73	0.70
41:BX:20:PHE:CD1	41:BX:22:ASN:N	2.58	0.70
42:BY:78:THR:CA	42:BY:89:ARG:CD	2.67	0.70
1:AA:408:A:OP1	7:AD:22:LYS:HA	1.92	0.70
1:AA:1060:C:O4'	13:AJ:52:GLY:HA3	1.92	0.70
3:AW:25:C:C4	3:AW:45:G:N2	2.60	0.70
49:B0:36:ILE:CA	49:B0:68:VAL:HG13	2.22	0.70
27:BA:396:G:OP1	50:B4:10:VAL:HG13	1.91	0.70
51:B5:32:GLU:HG2	51:B5:39:LYS:HG2	1.74	0.70
27:BA:2615:U:C4	51:B5:8:LYS:HG2	2.27	0.70
27:BA:120:U:C2	27:BA:150:C:C4	2.80	0.70
27:BA:1223:C:N4	46:BV:87:ARG:NE	2.39	0.70
27:BA:1626:G:N7	27:BA:1634:A:H2	1.89	0.70
27:BA:2224:G:O2'	27:BA:2225:A:H5'	1.91	0.70
27:BA:2265:U:N3	27:BA:2266:A:N7	2.39	0.70
27:BA:2316:C:N4	27:BA:2317:C:C4	2.60	0.70
27:BA:2328:A:C2'	27:BA:2329:G:H8	2.01	0.70
27:BA:2333:A:N9	27:BA:2335:A:N3	2.40	0.70
27:BA:2370:G:C2'	27:BA:2371:G:O5'	2.40	0.70
27:BA:2372:G:N1	27:BA:2373:G:C6	2.59	0.70

Continued on next page...

Continued from previous page...

Atom-1	Atom-2	Interatomic distance (Å)	Clash overlap (Å)
27:BA:2515:C:C4	27:BA:2570:G:C6	2.79	0.70
27:BA:2045:C:N3	27:BA:2624:G:N2	2.40	0.70
27:BA:2691:C:N4	27:BA:2719:G:N2	2.39	0.70
27:BA:2825:C:H6	27:BA:2825:C:C4'	2.05	0.70
27:BA:2839:G:O2'	27:BA:2840:C:H5''	1.92	0.70
27:BA:2840:C:C2	27:BA:2841:C:C5	2.80	0.70
27:BA:2870:C:H2'	27:BA:2871:C:O4'	1.92	0.70
27:BA:382:G:H1	27:BA:392:C:H42	1.38	0.70
27:BA:444(A):A:N1	27:BA:1462:C:OP2	2.25	0.70
27:BA:13:A:N6	27:BA:525:U:C6	2.60	0.70
27:BA:574:C:H41	27:BA:2054:A:H5''	1.57	0.70
27:BA:885:C:N4	27:BA:889:C:H1'	2.06	0.70
27:BA:2821:A:O3'	29:BE:258:TYR:HE2	1.73	0.70
30:BF:152:GLU:O	30:BF:155:SER:HB3	1.92	0.70
30:BF:5:ILE:HA	30:BF:139:VAL:CG1	2.22	0.70
33:BI:95:SER:HA	33:BI:98:ILE:HG13	0.70	0.70
37:BQ:72:VAL:CG2	37:BQ:83:PHE:HZ	2.03	0.70
38:BS:32:PRO:O	38:BS:101:VAL:HG13	1.92	0.70
45:BU:85:ARG:NH1	45:BU:116:ALA:O	2.24	0.70
40:BW:39:THR:HA	51:B5:28:PRO:HG3	1.73	0.70
40:BW:58:ALA:O	40:BW:59:VAL:C	2.29	0.70
43:BZ:125:PRO:CG	43:BZ:130:ILE:HG22	2.22	0.70
43:BZ:41:ARG:NE	43:BZ:41:ARG:H	1.90	0.70
1:AA:1224:G:C8	1:AA:1322:C:OP1	2.45	0.70
7:AD:22:LYS:HG3	7:AD:115:ARG:HH22	1.56	0.70
15:AL:45:PRO:HD2	15:AL:50:SER:HA	1.74	0.70
9:AF:7:ASN:ND2	21:AR:34:TYR:CE1	2.60	0.70
1:AA:1219:U:C2'	22:AS:34:TRP:HB3	2.21	0.70
47:B2:4:HIS:H	47:B2:8:ILE:CD1	2.05	0.70
48:B3:26:LEU:HB2	48:B3:28:LEU:HD21	1.74	0.70
48:B3:50:VAL:O	48:B3:51:ALA:C	2.30	0.70
51:B5:58:LEU:O	51:B5:59:ALA:HB2	1.90	0.70
52:B6:16:ALA:C	52:B6:18:THR:N	2.45	0.70
27:BA:1255:U:C4	30:BF:67:GLN:O	2.44	0.70
27:BA:1327:C:H3'	27:BA:1328:G:H8	1.57	0.70
27:BA:1764:G:C6	27:BA:1989:G:C2	2.80	0.70
27:BA:2103:C:O2	27:BA:2187:G:C2	2.43	0.70
27:BA:2225:A:C4'	27:BA:2226:C:H5''	1.87	0.70
27:BA:2267:A:H5''	27:BA:2268:A:P	2.31	0.70
27:BA:2268:A:OP1	27:BA:2268:A:H4'	1.91	0.70
27:BA:965:C:O4'	27:BA:2273:A:C2	2.45	0.70

Continued on next page...

Continued from previous page...

Atom-1	Atom-2	Interatomic distance (Å)	Clash overlap (Å)
27:BA:2358:G:N3	27:BA:2359:C:H5'	2.07	0.70
27:BA:2423:U:O2	27:BA:2423:U:H2'	1.92	0.70
27:BA:2474:C:C2'	27:BA:2475:C:H5'	2.14	0.70
27:BA:2520:C:H5	27:BA:2567:G:C4	2.10	0.70
27:BA:2620:C:O2'	27:BA:2621:A:C4'	2.40	0.70
27:BA:2733:A:H1'	29:BE:318:ASN:HD21	1.57	0.70
27:BA:2737:G:C5	27:BA:2738:A:N7	2.59	0.70
27:BA:2783:G:O5'	27:BA:2783:G:C8	2.43	0.70
27:BA:2833:G:OP1	27:BA:2833:G:C8	2.39	0.70
27:BA:911:A:C6	37:BQ:16:ARG:CA	2.74	0.70
28:BD:87:SER:O	28:BD:156:ALA:HB2	1.92	0.70
29:BE:44:TYR:CB	29:BE:307:LEU:O	2.40	0.70
30:BF:6:TYR:CE2	30:BF:140:VAL:CA	2.74	0.70
32:BH:146:ASN:O	32:BH:146:ASN:OD1	2.09	0.70
32:BH:70:LEU:O	32:BH:73:ASN:HB2	1.91	0.70
33:BI:101:SER:O	33:BI:102:LEU:C	2.30	0.70
33:BI:43:ASN:C	33:BI:46:ALA:H	1.95	0.70
34:BN:12:VAL:HG12	34:BN:38:VAL:CG2	2.22	0.70
34:BN:58:GLU:HG2	34:BN:139:LEU:HB3	1.74	0.70
34:BN:95:ARG:O	34:BN:96:GLU:C	2.28	0.70
35:BO:19:VAL:CG1	35:BO:42:THR:O	2.36	0.70
35:BO:47:THR:CB	35:BO:48:PRO:HD2	2.09	0.70
37:BQ:49:VAL:HG11	37:BQ:119:ASN:O	1.90	0.70
27:BA:1287:A:C5'	44:BR:104:ARG:HD2	2.22	0.70
40:BW:40:ASN:O	40:BW:41:LYS:O	2.10	0.70
40:BW:43:GLY:O	40:BW:44:ALA:O	2.10	0.70
40:BW:56:ALA:O	40:BW:58:ALA:N	2.25	0.70
43:BZ:159:THR:O	43:BZ:160:LEU:HB2	1.90	0.70
1:AA:1500:A:OP1	1:AA:1505:G:P	2.50	0.69
1:AA:950:U:H1'	1:AA:971:G:C4	2.26	0.69
15:AL:28:LYS:HB2	15:AL:30:ALA:HB2	1.72	0.69
1:AA:958:A:H1'	22:AS:55:LYS:HD2	1.72	0.69
47:B2:23:LEU:O	47:B2:27:LEU:HG	1.92	0.69
47:B2:27:LEU:CD2	47:B2:49:LEU:HB3	2.22	0.69
50:B4:14:ILE:O	50:B4:14:ILE:CG2	2.40	0.69
52:B6:2:ALA:HB3	52:B6:11:LYS:CE	2.21	0.69
53:B7:34:ARG:CZ	53:B7:42:LEU:HD23	2.22	0.69
27:BA:1668:A:H1'	27:BA:1669:A:C2	2.26	0.69
27:BA:1789:A:C4'	28:BD:224:VAL:CG1	2.68	0.69
27:BA:218:A:H2'	27:BA:219:G:O4'	1.92	0.69
27:BA:2226:C:O2	27:BA:2227:A:O2'	2.08	0.69

Continued on next page...

Continued from previous page...

Atom-1	Atom-2	Interatomic distance (Å)	Clash overlap (Å)
27:BA:2350:C:N4	27:BA:2382:G:C6	2.60	0.69
27:BA:2478:A:H2'	27:BA:2479:G:H5'	1.73	0.69
27:BA:2657:A:C2'	27:BA:2658:C:H5'	2.22	0.69
27:BA:2787:C:HO2'	27:BA:2810:A:HO2'	1.40	0.69
27:BA:605:C:O3'	30:BF:103:ASN:ND2	2.25	0.69
28:BD:141:HIS:HE1	28:BD:192:GLY:C	1.95	0.69
28:BD:85:ASN:CG	28:BD:86:ARG:NH2	2.43	0.69
29:BE:211:GLN:HG2	29:BE:212:GLY:H	1.57	0.69
32:BH:98:GLN:HB2	32:BH:103:VAL:HG21	1.74	0.69
33:BI:7:LYS:HB2	33:BI:14:LYS:CE	2.12	0.69
56:BK:19:THR:H	56:BK:20:PRO:CD	2.04	0.69
34:BN:15:ARG:O	34:BN:16:ASP:HB2	1.91	0.69
37:BQ:116:HIS:O	37:BQ:116:HIS:CD2	2.45	0.69
37:BQ:152:SER:OG	37:BQ:153:PRO:HD2	1.92	0.69
38:BS:82:TYR:O	38:BS:86:LEU:CG	2.38	0.69
40:BW:8:ARG:O	40:BW:9:TYR:C	2.30	0.69
1:AA:361(A):C:C3'	1:AA:1362:C:H5''	2.22	0.69
3:AW:37:YYG:H243	10:AG:85:TYR:CD2	2.26	0.69
52:B6:33:ALA:C	52:B6:35:LEU:H	1.95	0.69
55:B9:10:MET:CA	55:B9:10:MET:HE3	2.22	0.69
27:BA:545(A):A:OP2	27:BA:1546:C:C4	2.44	0.69
27:BA:1827:C:H2'	27:BA:1828:G:O4'	1.92	0.69
27:BA:2093:G:C6	27:BA:2225:A:N7	2.61	0.69
27:BA:2325:G:C5	27:BA:2326:C:H5	2.09	0.69
27:BA:2373:G:H1	27:BA:2380:C:H42	1.40	0.69
27:BA:2536:G:C2'	27:BA:2537:U:H5'	2.21	0.69
27:BA:2543:G:C8	27:BA:2544:G:C5	2.80	0.69
27:BA:2051:A:H2	27:BA:2618:G:N1	1.90	0.69
27:BA:2657:A:C3'	27:BA:2658:C:H5'	2.22	0.69
27:BA:2740:A:H8	27:BA:2740:A:C5'	2.04	0.69
27:BA:2838:G:C2	27:BA:2881:C:N3	2.59	0.69
27:BA:2842:G:C3'	27:BA:2843:G:H5'	2.22	0.69
27:BA:673:C:H4'	30:BF:82:GLN:CD	2.12	0.69
27:BA:58:G:N2	27:BA:70:G:C5	2.59	0.69
28:BD:110:LYS:O	28:BD:111:VAL:C	2.30	0.69
28:BD:139:LEU:CD1	28:BD:139:LEU:C	2.58	0.69
28:BD:166:LYS:C	28:BD:182:MET:HE1	2.12	0.69
28:BD:198:GLY:C	28:BD:200:THR:N	2.43	0.69
29:BE:109:ASP:OD2	29:BE:112:LEU:HD23	1.91	0.69
30:BF:168:ARG:HH12	30:BF:209:GLY:C	1.91	0.69
27:BA:1076:C:C2'	56:BK:91:GLU:HB3	2.22	0.69

Continued on next page...

Continued from previous page...

Atom-1	Atom-2	Interatomic distance (Å)	Clash overlap (Å)
34:BN:15:ARG:CG	34:BN:43:ARG:CG	2.68	0.69
34:BN:5:GLU:HA	34:BN:109:TYR:CE2	2.27	0.69
34:BN:5:GLU:OE2	34:BN:6:PHE:O	2.10	0.69
34:BN:83:ILE:CG1	34:BN:84:ARG:HG2	2.23	0.69
35:BO:43:VAL:HG23	35:BO:56:GLN:H	1.55	0.69
37:BQ:94:ARG:NE	37:BQ:106:GLY:HA2	2.01	0.69
27:BA:910:A:H62	37:BQ:12:PRO:CA	2.04	0.69
44:BR:111:LEU:O	44:BR:112:ALA:CB	2.40	0.69
44:BR:56:LYS:NZ	44:BR:94:TYR:OH	2.21	0.69
38:BS:115:VAL:O	38:BS:117:ALA:N	2.25	0.69
45:BU:104:GLU:CD	46:BV:46:VAL:CG1	2.60	0.69
45:BU:43:ALA:O	45:BU:45:TYR:CA	2.40	0.69
42:BY:102:ASP:HB3	42:BY:108:ARG:NH1	2.06	0.69
42:BY:71:VAL:HG22	42:BY:93:THR:HG23	0.72	0.69
43:BZ:3:LEU:HD22	43:BZ:34:LEU:C	2.12	0.69
43:BZ:71:MET:HA	43:BZ:78:PRO:CB	2.22	0.69
1:AA:1277:C:O4'	1:AA:1282:C:H1'	1.91	0.69
1:AA:518:C:H2'	1:AA:530:G:C8	2.27	0.69
20:AQ:81:ARG:HG2	20:AQ:84:LEU:HG	1.74	0.69
49:B0:49:GLN:HE21	49:B0:49:GLN:CA	2.04	0.69
48:B3:40:THR:HG21	48:B3:43:ILE:HG12	1.74	0.69
48:B3:45:GLY:O	48:B3:46:ASN:C	2.31	0.69
50:B4:33:VAL:C	50:B4:34:ASP:OD1	2.30	0.69
54:B8:60:LEU:CD2	54:B8:61:MET:O	2.40	0.69
27:BA:1405:U:H2'	27:BA:1406:U:C6	2.26	0.69
27:BA:2236:C:H2'	27:BA:2236:C:O2	1.91	0.69
27:BA:2359:C:C5	27:BA:2360:A:N1	2.60	0.69
27:BA:2394:C:C5	27:BA:2395:C:C4	2.81	0.69
27:BA:2688:U:C2	27:BA:2719:G:N3	2.58	0.69
27:BA:280:C:O2	27:BA:283:A:N1	2.25	0.69
27:BA:2880:C:N4	27:BA:2881:C:H41	1.90	0.69
27:BA:775:G:H5'	27:BA:777:A:H1'	0.85	0.69
30:BF:22:PHE:O	30:BF:23:GLU:C	2.30	0.69
33:BI:8:ASP:O	33:BI:9:VAL:HB	1.92	0.69
35:BO:64:ARG:HH21	35:BO:100:GLY:HA3	1.57	0.69
36:BP:114:VAL:HG21	36:BP:132:LYS:CB	2.22	0.69
37:BQ:36:ASN:CG	43:BZ:116:VAL:CG1	2.58	0.69
37:BQ:49:VAL:CG2	37:BQ:120:HIS:CA	2.70	0.69
44:BR:37:THR:O	44:BR:38:VAL:C	2.29	0.69
44:BR:62:ALA:HB1	44:BR:80:PHE:HZ	1.55	0.69
44:BR:61:HIS:C	44:BR:64:ARG:NH1	2.44	0.69

Continued on next page...

Continued from previous page...

Atom-1	Atom-2	Interatomic distance (Å)	Clash overlap (Å)
38:BS:100:ALA:CB	38:BS:127:LEU:HD21	2.23	0.69
38:BS:97:VAL:O	38:BS:98:GLU:CB	2.40	0.69
45:BU:56:ASP:O	45:BU:60:LEU:HD23	1.89	0.69
40:BW:14:PRO:HD3	40:BW:101:SER:OG	1.92	0.69
40:BW:70:TYR:HD2	40:BW:71:VAL:H	1.40	0.69
42:BY:53:GLY:O	42:BY:54:ASP:C	2.30	0.69
1:AA:566:G:H8	1:AA:566:G:O5'	1.75	0.69
1:AA:586:C:H1'	1:AA:878:G:O2'	1.92	0.69
6:AC:18:TRP:CD1	17:AN:54:PRO:HA	2.27	0.69
21:AR:80:PRO:O	21:AR:82:THR:N	2.23	0.69
49:B0:9:SER:O	49:B0:10:SER:C	2.30	0.69
49:B0:47:ALA:HB1	49:B0:73:GLY:O	1.93	0.69
27:BA:1364:G:C1'	50:B4:3:LYS:HZ3	2.06	0.69
27:BA:1078:U:P	56:BK:93:LYS:CG	2.74	0.69
27:BA:2194:G:C6	27:BA:2195:C:N4	2.60	0.69
27:BA:2233:U:O2	27:BA:2234:G:N9	2.25	0.69
27:BA:2470:G:N1	27:BA:2471:C:C5	2.51	0.69
27:BA:2657:A:C5	27:BA:2658:C:C6	2.80	0.69
27:BA:2768:C:HO2'	27:BA:2769:C:H5'	1.57	0.69
27:BA:2898:U:O2	27:BA:2898:U:H2'	1.92	0.69
27:BA:775:G:H2'	27:BA:794:G:N7	2.07	0.69
27:BA:566:U:O2'	27:BA:809:G:OP2	2.05	0.69
30:BF:153:VAL:C	30:BF:155:SER:N	2.45	0.69
30:BF:25:PRO:C	30:BF:26:VAL:HG23	2.13	0.69
31:BG:146:LYS:O	31:BG:147:ALA:C	2.29	0.69
31:BG:142:ALA:HB3	31:BG:151:ILE:HD11	1.70	0.69
27:BA:2745:C:C1'	32:BH:142:GLU:HG3	2.17	0.69
32:BH:49:ILE:HD12	32:BH:49:ILE:N	2.01	0.69
32:BH:52:THR:O	32:BH:54:PRO:CD	2.37	0.69
33:BI:35:LEU:O	33:BI:36:ALA:CB	2.40	0.69
34:BN:10:VAL:HG11	34:BN:36:VAL:CB	2.16	0.69
44:BR:89:ASP:OD1	44:BR:90:ARG:CG	2.40	0.69
38:BS:76:GLY:C	38:BS:80:SER:N	2.46	0.69
45:BU:39:LEU:HB3	45:BU:40:LEU:HD23	1.74	0.69
45:BU:75:ASN:O	45:BU:78:THR:OG1	2.10	0.69
46:BV:44:GLN:HE21	46:BV:44:GLN:N	1.91	0.69
42:BY:101:LEU:HD22	42:BY:101:LEU:O	1.92	0.69
42:BY:92:ASP:O	42:BY:92:ASP:OD1	2.09	0.69
1:AA:427:U:H5'	7:AD:41:GLY:CA	2.19	0.69
13:AJ:90:LEU:H	13:AJ:91:PRO:HD2	1.56	0.69
27:BA:2262:U:O5'	49:B0:14:ARG:NH2	2.25	0.69

Continued on next page...

Continued from previous page...

Atom-1	Atom-2	Interatomic distance (Å)	Clash overlap (Å)
50:B4:23:GLU:CD	50:B4:29:PRO:CG	2.57	0.69
53:B7:12:ARG:O	53:B7:13:ALA:O	2.10	0.69
53:B7:19:ARG:O	53:B7:22:MET:N	2.25	0.69
53:B7:26:SER:HA	53:B7:29:ASN:HD22	1.57	0.69
27:BA:139:G:H2'	27:BA:141(A):C:O2'	1.93	0.69
27:BA:142(A):A:H5''	27:BA:1143:A:P	2.33	0.69
27:BA:1943:U:N1	27:BA:1945:G:H5'	2.08	0.69
27:BA:1:G:N2	27:BA:2902:C:C4	2.59	0.69
27:BA:2093:G:C8	27:BA:2225:A:C6	2.81	0.69
27:BA:2197:U:HO2'	27:BA:2198:A:H5''	1.58	0.69
27:BA:2210:G:O2'	27:BA:2211:G:P	2.50	0.69
27:BA:2319:G:OP1	38:BS:9:PRO:HD2	1.93	0.69
27:BA:2373:G:C4	27:BA:2374:C:C5	2.80	0.69
27:BA:2484:G:C2	27:BA:2485:G:C1'	2.74	0.69
27:BA:2520:C:H2'	27:BA:2521:C:C5'	2.20	0.69
27:BA:2561:A:C5	27:BA:2562:U:C5	2.80	0.69
27:BA:2682:U:C6	29:BE:48:MET:SD	2.86	0.69
27:BA:519:U:H5''	40:BW:25:ARG:HH22	1.57	0.69
27:BA:671:C:N4	27:BA:809:G:H1	1.90	0.69
28:BD:154:VAL:CG2	28:BD:160:SER:HA	2.23	0.69
28:BD:73:ILE:HG22	28:BD:74:PRO:HD2	1.75	0.69
29:BE:307:LEU:O	29:BE:309:PRO:HD3	1.92	0.69
29:BE:70:VAL:HG22	29:BE:297:LYS:CA	2.22	0.69
30:BF:79:ARG:HG2	30:BF:79:ARG:O	1.92	0.69
31:BG:38:GLU:HG2	31:BG:41:LEU:HD11	1.70	0.69
32:BH:82:TYR:CE2	32:BH:137:LYS:CB	2.67	0.69
27:BA:1082:U:H4'	56:BK:118:ALA:HB2	1.70	0.69
35:BO:10:VAL:CG1	35:BO:12:ASP:O	2.41	0.69
35:BO:78:ARG:O	35:BO:79:PHE:CD2	2.45	0.69
44:BR:47:PHE:O	44:BR:50:HIS:N	2.25	0.69
44:BR:52:ILE:CD1	44:BR:94:TYR:HB2	2.23	0.69
39:BT:6:CYS:O	39:BT:8:TYR:N	2.23	0.69
45:BU:62:ILE:O	45:BU:65:ILE:HB	1.92	0.69
45:BU:68:GLY:HA2	45:BU:71:LEU:HB2	1.74	0.69
43:BZ:51:LEU:HD11	43:BZ:64:ALA:H	1.56	0.69
7:AD:3:ARG:NH2	7:AD:74:GLN:CD	2.44	0.69
1:AA:1268:A:C4'	24:AU:20:LYS:CA	2.58	0.69
3:AW:14:A:C5	3:AW:22:G:C2	2.81	0.69
3:AW:65:G:O3'	3:AW:66:A:H5'	1.90	0.69
49:B0:33:ALA:CB	49:B0:66:LYS:H	2.03	0.69
48:B3:31:LEU:HD22	48:B3:32:GLN:CB	2.21	0.69

Continued on next page...

Continued from previous page...

Atom-1	Atom-2	Interatomic distance (Å)	Clash overlap (Å)
48:B3:44:ARG:O	48:B3:45:GLY:C	2.30	0.69
50:B4:10:VAL:O	50:B4:10:VAL:HG12	1.92	0.69
52:B6:42:PRO:C	52:B6:44:ALA:N	2.43	0.69
27:BA:54:G:C2'	53:B7:35:ARG:HH22	2.05	0.69
54:B8:50:LEU:HD22	54:B8:51:ALA:N	2.01	0.69
27:BA:126:A:OP2	53:B7:17:GLY:C	2.30	0.69
27:BA:1612:C:N1	53:B7:3:ARG:NH1	2.40	0.69
27:BA:1918:A:H2'	27:BA:1919:A:N7	2.07	0.69
27:BA:574:C:N4	27:BA:2054:A:C5'	2.54	0.69
27:BA:2228:G:H8	27:BA:2228:G:C5'	2.05	0.69
27:BA:2087:G:C6	27:BA:2233:U:C6	2.80	0.69
27:BA:953:A:O2'	27:BA:2266:A:OP2	2.11	0.69
27:BA:2287:A:N1	27:BA:2289:G:C1'	2.21	0.69
27:BA:2333:A:O4'	27:BA:2335:A:C4	2.45	0.69
27:BA:2341:G:C6	27:BA:2342:C:C4	2.80	0.69
27:BA:2358:G:H22	54:B8:52:LYS:NZ	1.90	0.69
27:BA:792:G:C5	27:BA:2440:C:C1'	2.76	0.69
27:BA:2740:A:C4	27:BA:2741:A:N7	2.60	0.69
27:BA:2840:C:O2'	27:BA:2841:C:H5'	1.90	0.69
29:BE:84:ARG:HB2	29:BE:174:LEU:HD23	1.74	0.69
29:BE:269:ILE:HD12	29:BE:295:LEU:O	1.92	0.69
27:BA:2785:C:C5'	29:BE:99:VAL:CG2	2.71	0.69
30:BF:147:LEU:HD12	30:BF:156:LEU:HD12	1.72	0.69
30:BF:214:THR:N	30:BF:218:VAL:HG21	1.96	0.69
30:BF:237:GLU:O	30:BF:240:LEU:N	2.26	0.69
30:BF:24:THR:CB	30:BF:25:PRO:HD3	2.15	0.69
32:BH:164:GLU:OE1	32:BH:164:GLU:N	2.25	0.69
36:BP:52:LYS:CE	36:BP:53:ARG:HH12	2.05	0.69
36:BP:69:ILE:O	36:BP:70:ASP:C	2.31	0.69
37:BQ:108:SER:C	37:BQ:109:VAL:HG22	2.13	0.69
37:BQ:67:ALA:HB1	37:BQ:71:PHE:CE1	2.27	0.69
38:BS:35:VAL:HG11	38:BS:37:ARG:NH2	2.08	0.69
45:BU:103:PRO:CA	45:BU:107:LYS:HE2	2.22	0.69
45:BU:66:ASN:O	45:BU:68:GLY:N	2.26	0.69
40:BW:98:LYS:O	40:BW:100:THR:N	2.25	0.69
43:BZ:50:GLY:O	43:BZ:51:LEU:CB	2.40	0.69
43:BZ:81:VAL:CG1	43:BZ:82:ASP:N	2.56	0.69
1:AA:988:G:C4'	1:AA:1014:A:H61	2.02	0.69
7:AD:12:CYS:O	7:AD:33:MET:HB3	1.92	0.69
20:AQ:40:LYS:HD3	20:AQ:42:TYR:HE1	1.57	0.69
3:AW:34:G:OP1	3:AW:34:G:H8	1.75	0.69

Continued on next page...

Continued from previous page...

Atom-1	Atom-2	Interatomic distance (Å)	Clash overlap (Å)
49:B0:41:ARG:O	49:B0:42:GLY:O	2.10	0.69
47:B2:35:ALA:O	47:B2:37:GLY:N	2.26	0.69
47:B2:51:LYS:O	47:B2:54:ALA:CA	2.40	0.69
51:B5:13:LYS:CD	51:B5:14:SER:N	2.56	0.69
27:BA:1134:G:O6	27:BA:1137:G:N7	2.25	0.69
27:BA:1212:G:O2'	27:BA:1213:A:H8	1.74	0.69
27:BA:2209:C:O2'	27:BA:2210:G:C8	2.45	0.69
27:BA:2267:A:N1	27:BA:2272:U:O4	2.26	0.69
27:BA:2470:G:O6	27:BA:2481:G:N2	2.25	0.69
27:BA:2471:C:C2'	27:BA:2472:G:O5'	2.41	0.69
27:BA:2510:C:N4	27:BA:2511:U:C4	2.60	0.69
27:BA:2511:U:C2'	27:BA:2512:C:H5'	2.22	0.69
27:BA:2511:U:C6	27:BA:2512:C:C5	2.81	0.69
27:BA:2734:A:H5'	27:BA:2735:G:OP2	1.92	0.69
27:BA:310:A:H2'	27:BA:312:G:N7	2.08	0.69
27:BA:598:G:C2	30:BF:33:LYS:NZ	2.60	0.69
27:BA:59:U:O4'	27:BA:73:A:N6	2.26	0.69
27:BA:772:C:H2'	27:BA:773:U:H6	1.57	0.69
27:BA:1568:G:C4'	28:BD:60:GLN:NE2	2.37	0.69
33:BI:7:LYS:HG2	33:BI:12:LYS:HA	1.74	0.69
34:BN:8:ALA:HB1	34:BN:11:ILE:HD11	1.75	0.69
34:BN:65:ASN:O	34:BN:68:GLY:O	2.11	0.69
35:BO:37:ASP:O	35:BO:61:VAL:CG1	2.39	0.69
37:BQ:127:ASN:CB	37:BQ:128:PRO:HD2	2.23	0.69
37:BQ:26:LYS:HE3	37:BQ:28:ILE:HD12	1.74	0.69
37:BQ:65:ARG:HH21	37:BQ:85:ILE:CA	2.05	0.69
37:BQ:65:ARG:NE	37:BQ:85:ILE:CB	2.53	0.69
44:BR:24:GLN:CB	44:BR:44:LEU:CD2	2.70	0.69
38:BS:76:GLY:O	38:BS:80:SER:O	2.11	0.69
46:BV:41:GLY:N	46:BV:54:TYR:CD1	2.61	0.69
41:BX:23:LYS:HA	41:BX:67:ARG:HA	1.75	0.69
1:AA:1060:C:H5'	13:AJ:52:GLY:H	1.57	0.69
1:AA:1492:A:H2'	1:AA:1493:A:O4'	1.93	0.69
1:AA:586:C:H5'	1:AA:879:C:OP1	1.92	0.69
17:AN:27:CYS:SG	17:AN:43:CYS:N	2.60	0.69
2:AV:4:G:H2'	2:AV:5:A:H8	1.54	0.69
27:BA:929:G:N3	48:B3:43:ILE:HG13	2.06	0.69
55:B9:13:ASN:O	55:B9:14:CYS:C	2.31	0.69
27:BA:1418:G:N2	27:BA:1580:A:C2	2.60	0.69
27:BA:1624:G:H2'	27:BA:1625:C:C5	2.27	0.69
27:BA:198:C:H4'	27:BA:2243:U:O2'	1.93	0.69

Continued on next page...

Continued from previous page...

Atom-1	Atom-2	Interatomic distance (Å)	Clash overlap (Å)
27:BA:2048:G:C2	27:BA:2621:A:C2	2.79	0.69
27:BA:2308:G:H5'	27:BA:2309:A:OP1	1.91	0.69
27:BA:2414:G:C4	27:BA:2415:G:N7	2.61	0.69
27:BA:245:G:H1	27:BA:253:C:H42	1.39	0.69
27:BA:2573:C:C6	27:BA:2573:C:C3'	2.75	0.69
27:BA:2818:G:N2	27:BA:2829:C:C2	2.61	0.69
27:BA:2888:C:H2'	27:BA:2889:C:O4'	1.92	0.69
27:BA:373:U:C2	27:BA:400:G:N2	2.61	0.69
27:BA:729:G:H1'	27:BA:763:G:H4'	1.74	0.69
27:BA:72:U:H5'	41:BX:2:TRP:CH2	2.28	0.69
27:BA:761:A:H8	27:BA:761:A:O5'	1.75	0.69
28:BD:163:VAL:O	28:BD:165:GLY:N	2.26	0.69
30:BF:163:HIS:C	30:BF:166:ILE:CG1	2.60	0.69
30:BF:215:ALA:O	30:BF:242:GLU:CB	2.40	0.69
27:BA:2317:C:OP1	31:BG:150:SER:HA	1.93	0.69
33:BI:102:LEU:C	33:BI:102:LEU:CD1	2.56	0.69
27:BA:1076:C:C1'	56:BK:91:GLU:HB3	2.21	0.69
44:BR:90:ARG:NH1	44:BR:117:VAL:HG11	2.08	0.69
38:BS:110:THR:HG22	38:BS:115:VAL:CG2	2.21	0.69
45:BU:44:THR:HG23	46:BV:77:GLY:O	1.92	0.69
45:BU:63:GLN:O	45:BU:66:ASN:N	2.25	0.69
46:BV:20:ILE:O	46:BV:21:ARG:CZ	2.40	0.69
41:BX:13:LYS:HA	41:BX:16:ASN:ND2	2.07	0.69
6:AC:156:ARG:HB2	6:AC:196:LEU:HD22	1.75	0.69
7:AD:62:GLN:HE22	7:AD:65:ARG:HH11	1.40	0.69
8:AE:152:ARG:HA	11:AH:64:LYS:HZ1	1.57	0.69
48:B3:50:VAL:O	48:B3:51:ALA:O	2.10	0.69
27:BA:396:G:OP1	50:B4:10:VAL:HG22	1.92	0.69
53:B7:21:ARG:CZ	53:B7:43:THR:OG1	2.41	0.69
27:BA:687:C:H5''	53:B7:4:THR:HG22	1.75	0.69
55:B9:7:VAL:HG12	55:B9:34:GLN:OE1	1.91	0.69
27:BA:2021:C:C6	45:BU:25:TRP:CH2	2.81	0.69
27:BA:2093:G:H4'	33:BI:29:PHE:CE1	2.27	0.69
27:BA:2247:A:H2'	27:BA:2248:C:C6	2.24	0.69
27:BA:2276:G:C4	27:BA:2277:G:H8	2.11	0.69
27:BA:2423:U:C2'	27:BA:2424:C:OP2	2.40	0.69
27:BA:2251:G:C8	27:BA:2450:A:H4'	2.27	0.69
27:BA:2579:C:C2'	27:BA:2580:U:C5'	2.33	0.69
27:BA:2625:G:H2'	27:BA:2626:C:C6	2.28	0.69
27:BA:2631:G:C6	27:BA:2632:A:N7	2.59	0.69
27:BA:2733:A:H61	29:BE:316:ARG:HD3	1.57	0.69

Continued on next page...

Continued from previous page...

Atom-1	Atom-2	Interatomic distance (Å)	Clash overlap (Å)
27:BA:2804:C:C6	27:BA:2805:G:C2	2.81	0.69
27:BA:631:A:H2	27:BA:2415:G:C2	2.11	0.69
27:BA:962:G:H2'	27:BA:963:U:C6	2.28	0.69
30:BF:223:LEU:O	30:BF:225:PRO:CD	2.41	0.69
27:BA:5:A:HO2'	34:BN:4:ALA:N	1.91	0.69
36:BP:127:GLU:HA	36:BP:127:GLU:OE1	1.91	0.69
45:BU:45:TYR:O	45:BU:46:GLU:C	2.30	0.69
46:BV:33:VAL:HG12	46:BV:34:GLU:N	2.08	0.69
40:BW:32:ALA:C	40:BW:34:ASN:H	1.96	0.69
41:BX:76:GLU:OE1	41:BX:77:VAL:HG23	1.92	0.69
42:BY:31:LEU:HD11	42:BY:99:THR:O	1.93	0.69
42:BY:47:THR:O	42:BY:98:VAL:CG1	2.35	0.69
42:BY:63:ILE:CD1	42:BY:75:GLU:CA	2.50	0.69
43:BZ:24:TYR:CB	43:BZ:83:PHE:O	2.41	0.69
1:AA:1320:C:C2	22:AS:72:GLY:CA	2.76	0.69
18:AO:45:VAL:O	18:AO:46:HIS:HB2	1.93	0.69
3:AW:37:YYG:H101	3:AW:37:YYG:N20	2.07	0.69
49:B0:37:LEU:CD1	49:B0:70:ILE:HD11	2.04	0.69
47:B2:26:GLU:O	47:B2:29:ASN:N	2.25	0.69
48:B3:48:GLU:CG	48:B3:49:LYS:H	2.05	0.69
27:BA:2400:G:C4'	52:B6:20:PHE:CE1	2.75	0.69
54:B8:8:LYS:O	54:B8:10:ALA:CA	2.41	0.69
27:BA:1904:G:O2'	27:BA:1927:A:N6	2.26	0.69
27:BA:2013:A:H4'	40:BW:96:ILE:HG23	1.71	0.69
27:BA:2056:G:OP2	27:BA:2504:U:H5''	1.93	0.69
27:BA:2411:A:O2'	27:BA:2412:A:C5'	2.41	0.69
27:BA:2462:U:N3	27:BA:2463:C:C5	2.61	0.69
27:BA:2483:C:H2'	27:BA:2484:G:O5'	1.93	0.69
27:BA:2548:G:H2'	27:BA:2549:G:O5'	1.93	0.69
27:BA:2561:A:C5	27:BA:2562:U:H6	2.11	0.69
27:BA:2597:G:H8	27:BA:2597:G:OP2	1.75	0.69
27:BA:2822:G:H8	27:BA:2822:G:OP2	1.74	0.69
27:BA:2840:C:O3'	44:BR:53:HIS:CE1	2.46	0.69
26:BB:28:C:OP1	38:BS:44:ARG:NH2	2.26	0.69
28:BD:121:ALA:O	28:BD:122:ASP:HB3	1.92	0.69
28:BD:123:ILE:H	28:BD:123:ILE:HD12	1.58	0.69
28:BD:141:HIS:CE1	28:BD:192:GLY:C	2.66	0.69
28:BD:73:ILE:HB	28:BD:95:TYR:HE2	1.57	0.69
29:BE:44:TYR:CG	29:BE:309:PRO:HD3	2.28	0.69
29:BE:44:TYR:O	29:BE:74:GLU:CD	2.30	0.69
29:BE:94:ARG:HB3	29:BE:95:PRO:HD3	1.69	0.69

Continued on next page...

Continued from previous page...

Atom-1	Atom-2	Interatomic distance (Å)	Clash overlap (Å)
30:BF:144:PHE:HE2	30:BF:156:LEU:HD13	1.52	0.69
30:BF:36:ARG:O	30:BF:39:GLN:NE2	2.26	0.69
35:BO:71:ARG:C	35:BO:73:ASP:N	2.46	0.69
35:BO:79:PHE:CG	39:BT:22:VAL:HG21	2.27	0.69
36:BP:67:ARG:HH11	36:BP:111:ALA:CA	2.06	0.69
36:BP:77:ALA:N	36:BP:81:VAL:CB	2.55	0.69
38:BS:100:ALA:N	38:BS:127:LEU:HD21	2.08	0.69
38:BS:12:ARG:CD	38:BS:20:TYR:CZ	2.55	0.69
27:BA:138:G:C4'	41:BX:43:GLU:HG3	2.23	0.69
42:BY:33:GLU:OE1	42:BY:34:GLU:HG2	1.85	0.69
43:BZ:64:ALA:CB	43:BZ:85:MET:C	2.61	0.69
1:AA:778:G:H2'	1:AA:779:C:C6	2.28	0.69
1:AA:813:U:H2'	1:AA:814:A:H8	1.58	0.69
8:AE:16:THR:O	8:AE:26:PHE:HB2	1.92	0.69
9:AF:62:TRP:CG	21:AR:35:ARG:NH1	2.59	0.69
2:AV:60:C:H5'	2:AV:61:C:OP2	1.93	0.69
49:B0:46:LYS:CB	49:B0:58:THR:HG23	2.21	0.69
49:B0:61:ALA:HB3	49:B0:80:SER:O	1.92	0.69
47:B2:20:LEU:HD12	47:B2:21:ASP:N	2.07	0.69
48:B3:33:GLN:CD	48:B3:34:GLU:N	2.47	0.69
48:B3:59:VAL:CG1	48:B3:60:GLU:H	1.82	0.69
52:B6:2:ALA:CB	52:B6:11:LYS:CE	2.70	0.69
54:B8:30:ARG:HB3	54:B8:44:LYS:CE	2.22	0.69
27:BA:138:G:N7	41:BX:39:ASP:OD1	2.26	0.69
27:BA:1462:C:H4'	27:BA:2703:C:H5'	1.75	0.69
27:BA:148:C:H2'	27:BA:149:A:N9	2.08	0.69
27:BA:2250:G:C3'	27:BA:2250:G:C8	2.75	0.69
27:BA:227:A:N1	27:BA:2407:G:C1'	2.52	0.69
3:AW:76:A:C8	27:BA:2422:A:C8	2.59	0.69
27:BA:2246:G:H1'	27:BA:2426:A:C2	2.27	0.69
27:BA:2439:A:H1'	27:BA:2587:A:P	2.33	0.69
27:BA:2445:G:O2'	27:BA:2446:G:H5''	1.93	0.69
27:BA:2485:G:H2'	27:BA:2486:G:O4'	1.93	0.69
27:BA:2487:G:O2'	27:BA:2488:A:C5'	2.41	0.69
27:BA:2668:G:N2	27:BA:2669:G:N9	2.41	0.69
27:BA:2776:A:C2	27:BA:2778:A:C5	2.81	0.69
27:BA:2854:G:C6	27:BA:2864:G:C6	2.80	0.69
27:BA:307:G:H21	27:BA:330:A:H62	1.39	0.69
27:BA:440:G:P	42:BY:3:GLN:OE1	2.50	0.69
27:BA:775:G:N2	27:BA:787:U:H2'	2.08	0.69
27:BA:993:G:N2	45:BU:54:LYS:NZ	2.41	0.69

Continued on next page...

Continued from previous page...

Atom-1	Atom-2	Interatomic distance (Å)	Clash overlap (Å)
26:BB:49:C:OP1	38:BS:111:PRO:CD	2.41	0.69
28:BD:93:ILE:HG22	28:BD:101:ARG:O	1.93	0.69
27:BA:2572:A:N7	29:BE:241:TRP:CD1	2.61	0.69
34:BN:46:ILE:CD1	34:BN:132:LEU:HD13	2.23	0.69
34:BN:48:GLY:O	34:BN:50:GLU:N	2.26	0.69
34:BN:94:GLY:C	34:BN:98:PHE:CD1	2.66	0.69
38:BS:86:LEU:H	38:BS:121:GLY:HA2	1.58	0.69
31:BG:146:LYS:HD2	38:BS:15:GLU:OE2	1.93	0.69
45:BU:13:ARG:CZ	45:BU:13:ARG:CB	2.62	0.69
27:BA:1266:G:O6	40:BW:13:SER:HB2	1.91	0.69
40:BW:25:ARG:CG	40:BW:26:GLY:H	2.06	0.69
40:BW:28:SER:O	40:BW:29:LEU:O	2.10	0.69
40:BW:45:TYR:CD2	40:BW:46:PHE:N	2.61	0.69
40:BW:70:TYR:HE2	40:BW:72:LYS:CA	2.04	0.69
41:BX:28:VAL:HG23	41:BX:62:LYS:HB3	1.75	0.69
42:BY:16:LEU:O	42:BY:19:ARG:HB2	1.93	0.69
42:BY:11:GLN:CA	42:BY:21:LYS:HE3	2.23	0.69
42:BY:28:SER:CB	42:BY:99:THR:HG1	2.02	0.69
1:AA:1248:A:N3	12:AI:70:LYS:NZ	2.38	0.68
1:AA:757:U:O3'	1:AA:821:G:N2	2.25	0.68
1:AA:983:A:C8	1:AA:1201:A:C6	2.81	0.68
21:AR:53:ARG:HH11	21:AR:59:SER:HA	1.58	0.68
49:B0:52:GLY:O	49:B0:53:MET:CB	2.40	0.68
50:B4:20:VAL:CG1	50:B4:30:GLU:OE1	2.41	0.68
50:B4:68:ARG:HG2	50:B4:72:LYS:CA	2.23	0.68
52:B6:29:ARG:O	52:B6:31:THR:O	2.12	0.68
53:B7:9:ASN:O	53:B7:11:LYS:O	2.10	0.68
53:B7:18:PHE:O	53:B7:19:ARG:C	2.30	0.68
53:B7:42:LEU:C	53:B7:46:ASP:OD1	2.31	0.68
27:BA:107:C:H6	27:BA:107:C:H5'	1.58	0.68
27:BA:1358:G:H3'	27:BA:1371:G:H1	1.58	0.68
27:BA:1608:A:H2'	27:BA:1611:C:H41	1.57	0.68
27:BA:1879:C:H2'	27:BA:1880:C:H6	1.58	0.68
27:BA:2199:A:H3'	27:BA:2205:C:C5	2.28	0.68
27:BA:2233:U:O2	27:BA:2234:G:C8	2.45	0.68
27:BA:2356:C:C2'	27:BA:2357:U:C5'	2.71	0.68
27:BA:2405:G:C2	27:BA:2413:G:C6	2.81	0.68
27:BA:2535:G:N3	27:BA:2535:G:H2'	2.06	0.68
27:BA:2638:G:H2'	27:BA:2775:A:N1	2.08	0.68
27:BA:2762:G:C5	27:BA:2763:G:N7	2.60	0.68
27:BA:2784:C:O2	29:BE:98:GLU:OE2	0.69	0.68

Continued on next page...

Continued from previous page...

Atom-1	Atom-2	Interatomic distance (Å)	Clash overlap (Å)
27:BA:2795:G:OP2	27:BA:2795:G:C4	2.47	0.68
28:BD:131:LEU:HB3	28:BD:171:VAL:HG11	1.75	0.68
28:BD:134:ILE:CG2	28:BD:135:PRO:HD2	2.20	0.68
28:BD:179:GLU:O	28:BD:180:VAL:CG2	2.41	0.68
29:BE:211:GLN:CG	29:BE:212:GLY:N	2.56	0.68
29:BE:243:PRO:O	29:BE:244:SER:HB2	1.93	0.68
33:BI:116:GLU:HG3	33:BI:132:LYS:HG3	1.75	0.68
27:BA:142(A):A:C4'	34:BN:21:ARG:NH2	2.50	0.68
34:BN:63:ILE:HB	34:BN:71:TYR:CZ	2.26	0.68
36:BP:124:ASP:C	36:BP:125:PHE:CG	2.63	0.68
37:BQ:44:ALA:HB3	37:BQ:126:VAL:C	2.12	0.68
37:BQ:82:LYS:C	37:BQ:84:ARG:N	2.44	0.68
44:BR:116:LEU:O	44:BR:116:LEU:CD1	2.41	0.68
38:BS:49:THR:O	38:BS:52:PRO:O	2.11	0.68
46:BV:74:TYR:CD1	46:BV:86:HIS:C	2.65	0.68
41:BX:13:LYS:HA	41:BX:16:ASN:HD21	1.59	0.68
43:BZ:1:MET:CE	43:BZ:52:PHE:CD2	2.76	0.68
1:AA:1061:G:H1'	13:AJ:56:HIS:CE1	2.28	0.68
1:AA:113:G:H21	1:AA:353:A:H2'	1.58	0.68
1:AA:426:G:C4'	7:AD:42:GLN:HA	2.22	0.68
2:AV:13:C:H4'	27:BA:1924:C:HO2'	1.57	0.68
3:AW:37:YYG:H31	3:AW:37:YYG:H1'	1.74	0.68
49:B0:44:LYS:HB3	49:B0:45:PHE:CE1	2.28	0.68
47:B2:24:LYS:O	47:B2:25:THR:C	2.31	0.68
51:B5:33:CYS:SG	51:B5:36:CYS:C	2.71	0.68
53:B7:22:MET:O	53:B7:23:LYS:C	2.29	0.68
27:BA:1689:A:H2'	27:BA:1690:A:H8	1.58	0.68
27:BA:2048:G:C2	27:BA:2621:A:N3	2.61	0.68
27:BA:2209:C:N4	27:BA:2215:G:N1	2.29	0.68
27:BA:2305:A:N1	27:BA:2312:U:H1'	2.09	0.68
27:BA:2331:G:H2'	27:BA:2332:U:O4'	1.94	0.68
27:BA:2333:A:C4	27:BA:2335:A:N1	2.60	0.68
27:BA:2459:A:N1	27:BA:2494:G:C4	2.61	0.68
27:BA:2468:G:HO2'	27:BA:2469:A:H5'	1.56	0.68
27:BA:2692:C:N4	27:BA:2717:G:H1	1.91	0.68
27:BA:2864:G:C2'	27:BA:2865:U:C6	2.75	0.68
27:BA:613:U:O5'	27:BA:615:G:C8	2.46	0.68
27:BA:674:G:C5'	30:BF:69:HIS:CA	2.57	0.68
27:BA:988:A:OP1	48:B3:11:SER:CB	2.41	0.68
28:BD:119:PRO:N	28:BD:129:LEU:HD21	2.07	0.68
29:BE:102:ASP:OD2	29:BE:104:PHE:HE1	1.74	0.68

Continued on next page...

Continued from previous page...

Atom-1	Atom-2	Interatomic distance (Å)	Clash overlap (Å)
30:BF:140:VAL:HG11	30:BF:236:THR:HG22	1.74	0.68
31:BG:98:PHE:CA	31:BG:104:PHE:CE2	2.76	0.68
31:BG:38:GLU:HA	31:BG:41:LEU:HD12	1.74	0.68
32:BH:137:LYS:HD2	32:BH:138:GLN:H	0.67	0.68
34:BN:135:ILE:O	34:BN:139:LEU:CD2	2.41	0.68
27:BA:1140:C:OP1	34:BN:18:ILE:HG13	1.93	0.68
27:BA:1022:G:P	34:BN:52:GLN:NE2	2.67	0.68
34:BN:76:ASP:OD2	34:BN:76:ASP:N	2.25	0.68
35:BO:104:ARG:O	35:BO:105:GLU:C	2.29	0.68
35:BO:25:LEU:CD1	35:BO:38:VAL:C	2.61	0.68
35:BO:77:ILE:HD12	35:BO:77:ILE:C	2.12	0.68
37:BQ:137:ARG:NH1	37:BQ:138:ARG:HG2	2.07	0.68
37:BQ:153:PRO:O	37:BQ:154:ALA:HB3	1.93	0.68
37:BQ:41:THR:C	37:BQ:125:TRP:CZ3	2.63	0.68
37:BQ:59:ASN:O	37:BQ:60:ALA:C	2.31	0.68
37:BQ:56:ILE:C	37:BQ:61:LEU:HD21	2.14	0.68
45:BU:55:ARG:C	45:BU:57:PHE:H	1.97	0.68
40:BW:23:LEU:CD2	40:BW:24:ILE:N	2.56	0.68
41:BX:39:ASP:O	41:BX:42:GLU:N	2.27	0.68
42:BY:11:GLN:HA	42:BY:21:LYS:CE	2.23	0.68
42:BY:27:LEU:HD12	42:BY:27:LEU:N	2.08	0.68
43:BZ:159:THR:O	43:BZ:160:LEU:CB	2.40	0.68
1:AA:559:A:H4'	1:AA:560:U:C5'	2.23	0.68
18:AO:28:GLN:O	18:AO:32:LEU:HG	1.94	0.68
2:AV:19:G:H5'	2:AV:20:G:OP2	1.93	0.68
49:B0:9:SER:OG	49:B0:10:SER:N	2.20	0.68
51:B5:46:CYS:CB	51:B5:47:PRO:HD2	2.21	0.68
51:B5:58:LEU:O	51:B5:59:ALA:CB	2.41	0.68
54:B8:22:VAL:N	54:B8:48:PHE:CE2	2.56	0.68
55:B9:7:VAL:HG11	55:B9:25:VAL:CG2	2.23	0.68
27:BA:2423:U:C6	27:BA:2425:A:N6	2.53	0.68
27:BA:2510:C:C4	27:BA:2511:U:C4	2.81	0.68
27:BA:2678:C:H2'	27:BA:2679:A:O4'	1.93	0.68
27:BA:2709:G:C2'	27:BA:2710:C:C5'	2.53	0.68
27:BA:2748:A:H2'	32:BH:62:ALA:CB	2.20	0.68
27:BA:2842:G:O2'	27:BA:2843:G:C5'	2.41	0.68
27:BA:659:C:H2'	27:BA:660:G:H8	1.58	0.68
27:BA:729:G:H3'	27:BA:729:G:N3	2.08	0.68
28:BD:175:LEU:CB	28:BD:179:GLU:O	2.40	0.68
28:BD:188:ARG:O	28:BD:189:ALA:HB2	1.93	0.68
30:BF:22:PHE:CE2	30:BF:115:LEU:C	2.66	0.68

Continued on next page...

Continued from previous page...

Atom-1	Atom-2	Interatomic distance (Å)	Clash overlap (Å)
30:BF:37:ALA:HB1	30:BF:102:LEU:CB	2.16	0.68
31:BG:53:LYS:HG3	31:BG:54:ALA:H	1.55	0.68
31:BG:88:LEU:N	31:BG:89:PRO:HD3	2.09	0.68
32:BH:91:VAL:O	32:BH:91:VAL:CG1	2.41	0.68
34:BN:13:ASP:CA	34:BN:38:VAL:HG13	1.82	0.68
37:BQ:56:ILE:O	37:BQ:112:ALA:HB2	1.88	0.68
44:BR:49:ASP:O	44:BR:52:ILE:HB	1.93	0.68
39:BT:29:THR:HB	39:BT:31:PHE:CE1	2.28	0.68
45:BU:17:VAL:O	45:BU:20:ARG:N	2.26	0.68
45:BU:72:HIS:CE1	45:BU:110:VAL:CG1	2.74	0.68
27:BA:2010:G:O2'	40:BW:42:ARG:NH2	2.26	0.68
41:BX:18:MET:CE	41:BX:25:GLN:H	2.05	0.68
43:BZ:102:GLY:O	43:BZ:103:ARG:C	2.32	0.68
43:BZ:148:THR:O	43:BZ:149:ALA:O	2.11	0.68
43:BZ:37:LYS:O	43:BZ:40:ASP:OD1	2.10	0.68
1:AA:409:G:OP2	7:AD:22:LYS:CD	2.40	0.68
1:AA:988:G:O2'	1:AA:1015:A:N6	2.25	0.68
7:AD:70:ILE:CD1	7:AD:100:ARG:CZ	2.70	0.68
7:AD:12:CYS:CB	7:AD:31:CYS:O	2.41	0.68
49:B0:67:VAL:O	49:B0:68:VAL:CG2	2.42	0.68
49:B0:45:PHE:CE1	49:B0:78:PHE:CB	2.76	0.68
50:B4:62:ARG:O	50:B4:65:ASP:OD2	2.11	0.68
53:B7:21:ARG:C	53:B7:24:THR:HG22	2.14	0.68
54:B8:22:VAL:H	54:B8:48:PHE:HE2	1.36	0.68
27:BA:1166:C:N3	27:BA:1183:G:N2	2.40	0.68
27:BA:176:G:C2'	27:BA:177:G:H8	2.06	0.68
27:BA:176:G:H3'	27:BA:177:G:OP2	1.94	0.68
27:BA:1790:C:OP1	28:BD:224:VAL:HA	1.94	0.68
27:BA:2242:G:C4	27:BA:2243:U:H5	2.11	0.68
27:BA:2359:C:N3	27:BA:2360:A:C2	2.62	0.68
27:BA:2386:C:H2'	27:BA:2387:U:C5	2.28	0.68
27:BA:2423:U:H6	27:BA:2425:A:N7	1.91	0.68
27:BA:244:A:O2'	36:BP:56:LYS:CB	2.42	0.68
27:BA:14:A:H2	27:BA:2625:G:HO2'	1.34	0.68
27:BA:2642:G:C2'	27:BA:2643:G:C5'	2.70	0.68
27:BA:2654:A:H61	27:BA:2667:C:H41	1.42	0.68
27:BA:2888:C:N3	27:BA:2889:C:C5	2.61	0.68
27:BA:2893:G:OP2	27:BA:2893:G:C8	2.44	0.68
29:BE:190:ASN:O	29:BE:192:ILE:HA	1.94	0.68
29:BE:76:PRO:CB	29:BE:292:PRO:HG2	2.21	0.68
27:BA:321:G:C4'	30:BF:206:ASN:HB3	2.18	0.68

Continued on next page...

Continued from previous page...

Atom-1	Atom-2	Interatomic distance (Å)	Clash overlap (Å)
30:BF:39:GLN:N	30:BF:39:GLN:CD	2.45	0.68
31:BG:49:PRO:CB	31:BG:72:LYS:CA	2.70	0.68
16:AM:3:ARG:HH11	31:BG:90:LEU:HD22	1.53	0.68
35:BO:9:LYS:N	35:BO:83:ALA:HB2	2.09	0.68
36:BP:59:GLU:O	36:BP:60:GLU:CG	2.35	0.68
37:BQ:126:VAL:O	37:BQ:127:ASN:O	2.11	0.68
44:BR:18:LEU:CD1	44:BR:18:LEU:C	2.61	0.68
44:BR:73:VAL:HG12	44:BR:77:ARG:NH2	2.08	0.68
38:BS:34:LEU:C	38:BS:103:ASP:HB3	2.13	0.68
38:BS:40:ASN:HA	38:BS:114:LYS:HZ3	1.56	0.68
38:BS:83:LEU:O	38:BS:85:GLY:N	2.26	0.68
45:BU:95:LEU:HD23	45:BU:95:LEU:H	1.59	0.68
41:BX:58:MET:N	41:BX:59:ASP:OD2	2.26	0.68
42:BY:74:VAL:HB	42:BY:77:VAL:HG23	1.72	0.68
43:BZ:163:ASP:CG	43:BZ:164:PRO:HD3	1.79	0.68
1:AA:953:G:O2'	16:AM:124:PRO:C	2.31	0.68
3:AW:75:C:C2	27:BA:2395:C:C1'	2.73	0.68
47:B2:30:ALA:C	47:B2:34:GLN:CG	2.42	0.68
48:B3:50:VAL:CB	48:B3:53:LEU:HD12	2.23	0.68
52:B6:16:ALA:HB1	52:B6:42:PRO:HD3	1.75	0.68
27:BA:1300:U:H1'	27:BA:1626:G:N2	2.07	0.68
27:BA:1664:A:C8	27:BA:1664:A:H3'	2.29	0.68
27:BA:1664:A:N3	27:BA:2726:U:N3	2.41	0.68
27:BA:2096:U:O2	27:BA:2193:G:N2	2.25	0.68
27:BA:2209:C:H2'	27:BA:2210:G:O3'	1.94	0.68
27:BA:2247:A:O2'	27:BA:2248:C:H5'	1.94	0.68
27:BA:2274:A:O3'	27:BA:2275:C:H3'	1.92	0.68
27:BA:2318:G:O5'	27:BA:2318:G:H8	1.74	0.68
27:BA:2363:C:C2'	27:BA:2364:C:H5'	2.24	0.68
27:BA:2486:G:N1	27:BA:2487:G:C8	2.62	0.68
27:BA:2543:G:O3'	27:BA:2645:G:O6	2.11	0.68
27:BA:2737:G:C2	27:BA:2738:A:N7	2.61	0.68
27:BA:2854:G:C6	27:BA:2855:C:N4	2.61	0.68
27:BA:321:G:H4'	30:BF:206:ASN:CB	2.18	0.68
27:BA:449:A:P	30:BF:85:LYS:HA	2.34	0.68
27:BA:801:G:OP2	30:BF:79:ARG:CZ	2.33	0.68
30:BF:110:ALA:O	30:BF:112:ARG:N	2.26	0.68
30:BF:162:VAL:HG12	30:BF:163:HIS:N	2.08	0.68
30:BF:242:GLU:O	30:BF:245:GLU:CB	2.42	0.68
33:BI:68:LEU:CA	33:BI:72:LEU:HD21	2.23	0.68
34:BN:81:ARG:O	34:BN:82:THR:C	2.30	0.68

Continued on next page...

Continued from previous page...

Atom-1	Atom-2	Interatomic distance (Å)	Clash overlap (Å)
36:BP:120:LEU:CD1	36:BP:122:ALA:CB	2.71	0.68
44:BR:21:TYR:HB3	44:BR:47:PHE:HD2	1.58	0.68
44:BR:43:GLU:C	44:BR:45:ARG:H	1.94	0.68
46:BV:54:TYR:O	46:BV:55:THR:C	2.32	0.68
46:BV:68:LYS:O	46:BV:69:ILE:O	2.09	0.68
40:BW:21:VAL:CG2	40:BW:22:ASP:N	2.54	0.68
41:BX:22:ASN:CA	41:BX:68:LEU:CD1	2.65	0.68
27:BA:85:G:OP1	42:BY:65:VAL:HG21	1.93	0.68
42:BY:49:GLU:CD	42:BY:97:ARG:HH11	1.75	0.68
43:BZ:14:LEU:CD2	43:BZ:79:ILE:CG2	2.71	0.68
43:BZ:64:ALA:CB	43:BZ:84:TYR:O	2.42	0.68
1:AA:1250:A:OP1	12:AI:66:ARG:HG2	1.93	0.68
1:AA:1269:A:C2	1:AA:1326:C:O2	2.46	0.68
1:AA:1517:G:C8	27:BA:1920:C:OP1	2.46	0.68
1:AA:13:U:H3	1:AA:21:G:H1	1.39	0.68
5:AB:124:SER:HB2	5:AB:125:PRO:HD2	1.75	0.68
7:AD:152:SER:O	7:AD:158:ILE:HG13	1.93	0.68
13:AJ:11:PHE:CD2	17:AN:55:GLY:HA3	2.28	0.68
47:B2:26:GLU:HA	47:B2:29:ASN:HD22	1.57	0.68
27:BA:72:U:C5'	47:B2:57:LYS:HZ2	2.02	0.68
48:B3:6:VAL:HG22	48:B3:54:VAL:HG21	1.76	0.68
50:B4:17:GLN:HA	50:B4:33:VAL:HG11	1.74	0.68
27:BA:594:U:H5'	54:B8:61:MET:HE3	0.68	0.68
27:BA:1022:G:OP2	34:BN:52:GLN:NE2	2.26	0.68
27:BA:1612:C:C2	53:B7:3:ARG:CZ	2.76	0.68
27:BA:199:A:N7	27:BA:2434:A:N6	2.39	0.68
27:BA:2189:U:O2'	27:BA:2190:G:H8	1.76	0.68
27:BA:2228:G:C8	27:BA:2228:G:H5''	2.21	0.68
27:BA:2239:G:C4	27:BA:2240:C:C6	2.82	0.68
27:BA:2355:C:N4	27:BA:2356:C:N4	2.41	0.68
27:BA:2369:A:C2'	27:BA:2370:G:O5'	2.41	0.68
27:BA:2330:G:C6	27:BA:2385:C:N4	2.61	0.68
27:BA:792:G:C8	27:BA:2440:C:O2	2.47	0.68
27:BA:2525:G:N2	27:BA:2539:C:C4	2.62	0.68
27:BA:2570:G:C2	27:BA:2571:C:C4	2.82	0.68
27:BA:2808:U:OP1	27:BA:2809:A:OP2	2.12	0.68
27:BA:2839:G:C5	27:BA:2840:C:C4	2.80	0.68
27:BA:514:A:H2'	27:BA:515:A:H8	1.56	0.68
27:BA:612:G:O2'	27:BA:615:G:H2'	1.94	0.68
27:BA:859:G:O2'	27:BA:2268:A:C2	2.44	0.68
28:BD:208:GLY:HA3	28:BD:211:HIS:NE2	2.09	0.68

Continued on next page...

Continued from previous page...

Atom-1	Atom-2	Interatomic distance (Å)	Clash overlap (Å)
30:BF:38:ALA:C	30:BF:39:GLN:OE1	2.31	0.68
32:BH:10:ILE:HG21	32:BH:14:VAL:HG12	1.70	0.68
32:BH:104:LEU:CA	32:BH:151:ARG:HH12	2.06	0.68
34:BN:38:VAL:O	34:BN:39:VAL:CG2	2.42	0.68
35:BO:101:PRO:CB	35:BO:120:GLU:O	2.42	0.68
44:BR:74:LYS:N	44:BR:77:ARG:HH22	1.91	0.68
38:BS:115:VAL:O	38:BS:116:PHE:C	2.32	0.68
38:BS:117:ALA:O	38:BS:118:ILE:C	2.31	0.68
38:BS:24:LEU:O	38:BS:27:LEU:HB3	1.94	0.68
38:BS:53:ASN:O	38:BS:55:ASP:CA	2.42	0.68
45:BU:14:HIS:NE2	45:BU:36:PHE:CZ	2.59	0.68
27:BA:1156:A:H8	45:BU:55:ARG:HH22	1.42	0.68
45:BU:70:ARG:O	45:BU:71:LEU:C	2.30	0.68
46:BV:50:ASP:O	46:BV:54:TYR:CD1	2.46	0.68
43:BZ:47:SER:O	43:BZ:49:THR:OG1	2.12	0.68
1:AA:143:A:H4'	1:AA:144:G:C8	2.28	0.68
8:AE:80:ILE:HD13	8:AE:138:ALA:HB1	1.75	0.68
1:AA:587:G:OP1	11:AH:92:ARG:NH2	2.26	0.68
11:AH:97:VAL:HG13	11:AH:98:LYS:H	1.57	0.68
12:AI:53:VAL:HB	12:AI:58:ARG:HH22	1.59	0.68
49:B0:8:GLY:O	49:B0:9:SER:C	2.32	0.68
47:B2:27:LEU:HD21	47:B2:53:ILE:HD11	1.73	0.68
47:B2:62:GLU:C	47:B2:64:GLY:H	1.97	0.68
51:B5:46:CYS:N	51:B5:49:CYS:HB2	2.09	0.68
27:BA:2400:G:C3'	52:B6:20:PHE:HE1	2.06	0.68
53:B7:21:ARG:CZ	53:B7:43:THR:CB	2.70	0.68
53:B7:35:ARG:NH1	53:B7:35:ARG:HB3	2.09	0.68
27:BA:1006:C:H4'	34:BN:28:GLU:OE2	1.94	0.68
27:BA:1129:A:N1	27:BA:2570:G:C1'	2.52	0.68
27:BA:1287:A:C1'	44:BR:104:ARG:NH1	2.57	0.68
27:BA:2317:C:H2'	27:BA:2318:G:C8	2.29	0.68
27:BA:2348:U:H5''	54:B8:42:ARG:NH2	2.09	0.68
27:BA:2552:U:H3	27:BA:2554:U:H5'	1.58	0.68
27:BA:2734:A:C8	27:BA:2735:G:C8	2.81	0.68
27:BA:2828:C:N3	27:BA:2829:C:C5	2.62	0.68
27:BA:304:G:H1	27:BA:313:C:H42	1.41	0.68
27:BA:557:U:H4'	34:BN:92:GLN:HE21	1.52	0.68
27:BA:602:G:N2	27:BA:655:A:H2'	2.06	0.68
27:BA:988:A:C6	48:B3:13:ILE:HG21	2.29	0.68
26:BB:50:G:OP1	38:BS:74:PRO:HB2	1.93	0.68
28:BD:186:LYS:O	28:BD:187:CYS:C	2.32	0.68

Continued on next page...

Continued from previous page...

Atom-1	Atom-2	Interatomic distance (Å)	Clash overlap (Å)
28:BD:81:GLU:O	28:BD:83:ASP:CG	2.32	0.68
30:BF:163:HIS:CB	30:BF:166:ILE:HD11	2.24	0.68
32:BH:150:VAL:HG12	32:BH:151:ARG:HG2	1.76	0.68
32:BH:32:LEU:HD11	32:BH:34:ARG:HH21	1.58	0.68
34:BN:12:VAL:CB	34:BN:38:VAL:CG2	2.71	0.68
34:BN:63:ILE:HG21	34:BN:71:TYR:CZ	2.28	0.68
36:BP:106:VAL:CG2	36:BP:122:ALA:CB	2.71	0.68
44:BR:100:LEU:HD21	44:BR:113:LEU:N	2.06	0.68
27:BA:2320:A:N6	38:BS:9:PRO:CG	2.57	0.68
1:AA:1463:C:OP1	39:BT:47:ARG:CG	2.42	0.68
40:BW:4:LYS:HG2	40:BW:106:ILE:HA	1.75	0.68
40:BW:26:GLY:HA2	40:BW:71:VAL:O	1.94	0.68
40:BW:8:ARG:HD2	40:BW:9:TYR:CE1	2.28	0.68
41:BX:68:LEU:N	41:BX:68:LEU:CD2	2.53	0.68
43:BZ:6:LYS:N	43:BZ:7:PRO:CD	2.51	0.68
43:BZ:74:ARG:O	43:BZ:76:ARG:N	2.27	0.68
1:AA:1319:A:H4'	22:AS:70:LYS:HZ1	1.53	0.68
1:AA:584:G:H1	1:AA:757:U:H3	1.40	0.68
7:AD:187:ARG:HA	7:AD:188:LEU:N	2.07	0.68
11:AH:23:SER:HB2	11:AH:60:ARG:HD2	1.76	0.68
49:B0:37:LEU:C	49:B0:69:PHE:CE2	2.67	0.68
47:B2:42:ASN:OD1	47:B2:42:ASN:C	2.32	0.68
51:B5:40:LYS:CD	51:B5:49:CYS:SG	2.61	0.68
53:B7:20:ALA:O	53:B7:22:MET:N	2.26	0.68
53:B7:30:ILE:CA	53:B7:33:ARG:HB2	2.23	0.68
54:B8:26:LYS:CE	54:B8:44:LYS:N	2.57	0.68
27:BA:1520:U:H2'	27:BA:1521:G:H5''	1.75	0.68
27:BA:1646:C:H3'	27:BA:1647:G:H5'	1.74	0.68
27:BA:2195:C:C5	27:BA:2195:C:P	2.86	0.68
27:BA:2075:U:C4	27:BA:2238:G:O6	2.47	0.68
27:BA:2246:G:H2'	27:BA:2247:A:H8	1.57	0.68
27:BA:2269:A:H2'	27:BA:2270:G:O5'	1.94	0.68
27:BA:2319:G:H4'	38:BS:9:PRO:HD2	1.68	0.68
27:BA:2466:C:N4	27:BA:2467:C:N4	2.42	0.68
27:BA:2562:U:O2	27:BA:2563:U:O4'	2.12	0.68
27:BA:2730:C:H2'	27:BA:2731:G:C8	2.28	0.68
27:BA:2731:G:OP1	29:BE:265:ASN:HB2	1.90	0.68
27:BA:2771:C:C2	27:BA:2772:C:C5	2.81	0.68
27:BA:280:C:O2	27:BA:283:A:N6	2.27	0.68
27:BA:220:G:H22	27:BA:427:U:H2'	1.59	0.68
27:BA:592:G:H2'	54:B8:3:LYS:CE	2.20	0.68

Continued on next page...

Continued from previous page...

Atom-1	Atom-2	Interatomic distance (Å)	Clash overlap (Å)
29:BE:243:PRO:O	29:BE:244:SER:CB	2.40	0.68
29:BE:70:VAL:O	29:BE:71:THR:CG2	2.42	0.68
30:BF:35:VAL:O	30:BF:36:ARG:C	2.33	0.68
32:BH:94:ARG:HB3	32:BH:127:GLN:NE2	2.09	0.68
33:BI:141:LEU:HD11	33:BI:142:LYS:O	1.89	0.68
33:BI:68:LEU:HD11	33:BI:108:LEU:CD1	2.24	0.68
34:BN:18:ILE:O	34:BN:18:ILE:HG23	1.92	0.68
37:BQ:31:PHE:HZ	37:BQ:88:PHE:CE2	2.12	0.68
44:BR:101:ALA:O	51:B5:41:LEU:HD11	1.90	0.68
44:BR:44:LEU:CD1	44:BR:48:VAL:CG2	2.30	0.68
38:BS:12:ARG:HD2	38:BS:20:TYR:CE1	2.23	0.68
35:BO:101:PRO:HD3	39:BT:26:GLY:HA2	1.76	0.68
45:BU:10:ARG:O	45:BU:11:ARG:C	2.32	0.68
45:BU:36:PHE:H	45:BU:36:PHE:HD1	1.41	0.68
45:BU:57:PHE:O	45:BU:58:ARG:C	2.30	0.68
40:BW:97:LYS:NZ	40:BW:99:ARG:HH12	1.89	0.68
1:AA:1061:G:O4'	13:AJ:56:HIS:CE1	2.47	0.68
1:AA:1405:G:H1'	1:AA:1519:A:C4'	2.24	0.68
7:AD:14:ARG:HG2	7:AD:66:ARG:NH1	2.08	0.68
8:AE:103:GLY:O	8:AE:107:ARG:HB2	1.94	0.68
9:AF:50:TYR:CE1	21:AR:77:GLY:HA2	2.29	0.68
1:AA:1221:G:O3'	22:AS:77:THR:HG21	1.93	0.68
49:B0:37:LEU:HD11	49:B0:71:ASN:ND2	2.09	0.68
48:B3:18:ASP:O	48:B3:21:ALA:N	2.27	0.68
48:B3:32:GLN:C	48:B3:32:GLN:CD	2.52	0.68
50:B4:58:LYS:O	50:B4:61:LYS:N	2.09	0.68
50:B4:59:PHE:O	50:B4:60:ASN:C	2.32	0.68
51:B5:6:VAL:HG13	51:B5:7:PRO:CD	2.23	0.68
27:BA:1127:A:C6	27:BA:2518:A:C2	2.81	0.68
27:BA:148:C:HO3'	27:BA:149:A:P	2.14	0.68
27:BA:1764:G:N2	27:BA:1989:G:H1'	2.09	0.68
27:BA:2227:A:N1	27:BA:2228:G:O6	2.21	0.68
27:BA:2243:U:O2	27:BA:2244:U:C6	2.47	0.68
27:BA:2077:A:C2	27:BA:2244:U:N3	2.62	0.68
27:BA:2355:C:C5'	49:B0:21:LEU:HD11	2.09	0.68
27:BA:2526:G:C2	27:BA:2527:C:C6	2.82	0.68
27:BA:2555:U:O2'	27:BA:2556:C:C5'	2.41	0.68
27:BA:2747:G:C2'	27:BA:2748:A:H5''	2.24	0.68
27:BA:2888:C:C2	27:BA:2889:C:C5	2.82	0.68
27:BA:801:G:OP2	30:BF:79:ARG:NH1	2.27	0.68
26:BB:114:G:H1'	38:BS:46:GLN:NE2	2.09	0.68

Continued on next page...

Continued from previous page...

Atom-1	Atom-2	Interatomic distance (Å)	Clash overlap (Å)
28:BD:70:LYS:HG3	28:BD:70:LYS:O	1.92	0.68
29:BE:104:PHE:HB3	29:BE:108:LEU:HD12	1.75	0.68
29:BE:205:THR:OG1	29:BE:206:LYS:N	2.25	0.68
30:BF:157:LEU:CB	30:BF:158:GLU:OE2	2.18	0.68
30:BF:168:ARG:HH22	30:BF:209:GLY:HA2	1.55	0.68
30:BF:241:ALA:O	30:BF:245:GLU:OE2	2.11	0.68
30:BF:57:PRO:O	30:BF:58:ALA:CB	2.42	0.68
35:BO:103:ALA:O	35:BO:104:ARG:C	2.31	0.68
35:BO:20:LEU:HG	35:BO:44:LYS:CG	2.23	0.68
36:BP:129:ALA:C	36:BP:133:VAL:HG23	2.13	0.68
37:BQ:140:TYR:CE1	37:BQ:147:VAL:HG13	2.29	0.68
44:BR:20:LEU:HD22	44:BR:24:GLN:HG3	1.76	0.68
44:BR:87:TYR:CE1	44:BR:94:TYR:CB	2.66	0.68
38:BS:35:VAL:N	38:BS:103:ASP:CB	2.56	0.68
38:BS:81:ALA:O	38:BS:82:TYR:C	2.33	0.68
45:BU:34:ASN:O	45:BU:35:ALA:O	2.10	0.68
40:BW:32:ALA:HA	40:BW:35:ILE:HD11	1.70	0.68
42:BY:101:LEU:HD11	42:BY:112:LEU:HD12	1.74	0.68
43:BZ:5:ALA:C	43:BZ:33:ALA:HB2	2.12	0.68
1:AA:1269:A:H2	1:AA:1326:C:O2	1.77	0.68
13:AJ:53:PRO:O	13:AJ:54:PHE:HB3	1.93	0.68
1:AA:562:C:H1'	15:AL:15:ARG:CD	2.23	0.68
27:BA:2261:C:H3'	49:B0:14:ARG:HH21	1.59	0.68
49:B0:46:LYS:NZ	49:B0:81:ILE:HD11	2.07	0.68
3:AW:74:C:P	50:B4:22:MET:HE1	2.34	0.68
55:B9:25:VAL:CA	55:B9:34:GLN:HB3	2.21	0.68
27:BA:1300:U:H3'	27:BA:1635:G:OP1	1.94	0.68
27:BA:2195:C:H2'	27:BA:2196:C:C4'	2.23	0.68
27:BA:2235:G:N3	27:BA:2236:C:C6	2.62	0.68
27:BA:2282:G:C5'	27:BA:2283:C:O5'	2.42	0.68
27:BA:2283:C:C4	27:BA:2284:C:H1'	2.29	0.68
27:BA:2298:A:C1'	27:BA:2321:G:H22	2.07	0.68
27:BA:2496:C:P	37:BQ:101:MET:CE	2.81	0.68
27:BA:2856:C:C6	27:BA:2856:C:C3'	2.76	0.68
27:BA:2869:G:H2'	27:BA:2870:C:H5'	1.76	0.68
27:BA:30:G:HO3'	27:BA:31:C:P	2.17	0.68
27:BA:510:C:O5'	27:BA:512:G:N1	2.27	0.68
27:BA:1791:A:P	28:BD:210:LYS:HD3	2.34	0.68
29:BE:70:VAL:HB	29:BE:295:LEU:HD21	1.75	0.68
29:BE:87:GLU:O	29:BE:93:GLN:N	2.27	0.68
30:BF:223:LEU:CD1	30:BF:224:ALA:CA	2.70	0.68

Continued on next page...

Continued from previous page...

Atom-1	Atom-2	Interatomic distance (Å)	Clash overlap (Å)
30:BF:34:ALA:O	30:BF:35:VAL:C	2.32	0.68
32:BH:101:LYS:HE2	32:BH:115:GLU:CB	2.18	0.68
32:BH:120:LEU:HB3	32:BH:143:LEU:CD1	2.23	0.68
32:BH:73:ASN:O	32:BH:74:MET:C	2.30	0.68
34:BN:103:VAL:C	34:BN:104:TYR:CG	2.68	0.68
35:BO:8:LEU:HD23	35:BO:8:LEU:H	1.57	0.68
36:BP:94:ARG:CD	36:BP:120:LEU:HB2	2.23	0.68
27:BA:244:A:O2'	36:BP:56:LYS:HB3	1.93	0.68
44:BR:45:ARG:HG2	44:BR:46:GLY:N	2.08	0.68
39:BT:15:PRO:C	39:BT:17:THR:H	1.97	0.68
35:BO:79:PHE:CG	39:BT:22:VAL:CG2	2.76	0.68
45:BU:105:ALA:O	45:BU:108:ALA:CB	2.39	0.68
40:BW:100:THR:O	40:BW:101:SER:OG	2.11	0.68
40:BW:6:ILE:O	40:BW:7:ALA:CB	2.41	0.68
43:BZ:106:GLY:H	43:BZ:141:MET:HG2	1.59	0.68
43:BZ:154:LEU:CD1	43:BZ:160:LEU:CD1	2.72	0.68
43:BZ:149:ALA:HB1	43:BZ:164:PRO:HA	1.75	0.68
43:BZ:19:ILE:CB	43:BZ:39:PHE:HE1	2.05	0.68
43:BZ:79:ILE:O	43:BZ:80:HIS:CB	2.42	0.68
1:AA:1268:A:C1'	24:AU:20:LYS:CB	2.71	0.67
1:AA:1320:C:O2	22:AS:72:GLY:O	2.10	0.67
47:B2:7:GLU:CD	47:B2:8:ILE:H	1.97	0.67
54:B8:13:ARG:HB3	54:B8:24:ALA:CB	2.24	0.67
27:BA:1400:G:H2'	27:BA:1401:G:C8	2.29	0.67
27:BA:1829:A:H3'	27:BA:1830:C:H6	1.59	0.67
27:BA:2099:U:H3	27:BA:2190:G:H1	1.42	0.67
27:BA:2526:G:C4	27:BA:2527:C:H6	2.12	0.67
27:BA:2572:A:C8	29:BE:241:TRP:CD1	2.82	0.67
27:BA:2633:G:O2'	27:BA:2634:G:C5'	2.42	0.67
27:BA:269:U:H5	27:BA:270(Z):U:P	2.17	0.67
27:BA:2771:C:O2	27:BA:2772:C:C6	2.47	0.67
27:BA:979:G:H3'	27:BA:980:A:H5'	1.75	0.67
26:BB:56:G:H4'	26:BB:57:A:C5'	2.23	0.67
27:BA:1819:A:OP2	28:BD:154:VAL:N	2.26	0.67
29:BE:201:VAL:HG22	29:BE:311:PHE:CB	2.20	0.67
29:BE:222:ARG:CG	29:BE:232:ARG:CA	2.69	0.67
29:BE:198:TYR:CE2	29:BE:265:ASN:C	2.68	0.67
30:BF:114:ALA:O	30:BF:117:ALA:N	2.27	0.67
30:BF:57:PRO:O	30:BF:58:ALA:HB3	1.94	0.67
33:BI:6:LEU:HB3	33:BI:35:LEU:C	2.14	0.67
34:BN:77:GLY:CA	34:BN:80:LYS:HG2	2.23	0.67

Continued on next page...

Continued from previous page...

Atom-1	Atom-2	Interatomic distance (Å)	Clash overlap (Å)
35:BO:110:ASP:O	35:BO:111:PHE:CD2	2.44	0.67
35:BO:101:PRO:HB3	35:BO:122:ILE:HD11	1.75	0.67
36:BP:113:GLN:C	36:BP:114:VAL:O	2.32	0.67
36:BP:131:GLU:O	36:BP:134:GLU:N	2.27	0.67
37:BQ:72:VAL:HG21	37:BQ:135:ALA:CB	2.24	0.67
37:BQ:34:GLY:N	37:BQ:83:PHE:HB2	2.09	0.67
44:BR:20:LEU:HD12	44:BR:21:TYR:CG	2.27	0.67
38:BS:32:PRO:HG3	38:BS:100:ALA:HB2	1.76	0.67
27:BA:29:U:C4'	45:BU:11:ARG:HH22	2.06	0.67
27:BA:1151:G:C3'	45:BU:81:ASN:OD1	2.42	0.67
46:BV:31:ASP:O	46:BV:63:HIS:CB	2.34	0.67
42:BY:103:LEU:HD22	42:BY:112:LEU:HD23	1.71	0.67
42:BY:3:GLN:HB2	42:BY:6:LYS:HD2	1.77	0.67
43:BZ:130:ILE:CD1	43:BZ:130:ILE:C	2.62	0.67
1:AA:1224:G:HO3'	1:AA:1225:A:P	2.15	0.67
1:AA:397:A:N7	1:AA:548:G:C8	2.62	0.67
1:AA:813:U:OP1	1:AA:904:C:H5'	1.94	0.67
40:BW:19:LEU:HD22	51:B5:25:LEU:HG	0.71	0.67
52:B6:39:LYS:O	52:B6:40:TYR:HD1	1.77	0.67
27:BA:693:C:O2'	27:BA:1353:A:C2	2.46	0.67
1:AA:1407:C:O2'	27:BA:1912:A:N6	2.27	0.67
27:BA:2191:G:N2	27:BA:2192:G:H1'	2.09	0.67
27:BA:2219:G:O2'	27:BA:2224:G:O5'	2.02	0.67
27:BA:197:A:C6	27:BA:2430:A:N7	2.61	0.67
27:BA:2508:G:C2'	27:BA:2509:G:C5'	2.71	0.67
27:BA:2517:C:N3	27:BA:2542:A:N6	2.41	0.67
27:BA:2842:G:N2	27:BA:2876:G:N3	2.40	0.67
27:BA:2865:U:C5	27:BA:2866:U:C6	2.82	0.67
27:BA:2886:G:H21	27:BA:2887:U:C1'	2.06	0.67
27:BA:1545:A:C5'	27:BA:545(A):A:P	2.80	0.67
28:BD:146:LYS:CB	28:BD:149:ARG:HG3	2.24	0.67
28:BD:181:ARG:HH11	28:BD:181:ARG:HB3	1.55	0.67
27:BA:2821:A:O3'	29:BE:258:TYR:CE2	2.47	0.67
31:BG:71:ALA:O	31:BG:72:LYS:CE	2.42	0.67
32:BH:17:THR:HB	32:BH:24:THR:HG1	1.59	0.67
33:BI:131:VAL:O	33:BI:138:THR:HB	1.94	0.67
36:BP:120:LEU:HD13	36:BP:121:ILE:N	2.09	0.67
37:BQ:91:HIS:O	37:BQ:111:THR:HA	1.95	0.67
27:BA:911:A:C6	37:BQ:16:ARG:HA	2.28	0.67
37:BQ:48:ASN:OD1	37:BQ:121:ASP:HB2	1.91	0.67
37:BQ:86:ARG:HH21	37:BQ:123:ILE:HD12	1.59	0.67

Continued on next page...

Continued from previous page...

Atom-1	Atom-2	Interatomic distance (Å)	Clash overlap (Å)
38:BS:110:THR:HG1	38:BS:111:PRO:HD2	1.59	0.67
38:BS:56:ASP:C	38:BS:57:THR:HG23	2.14	0.67
45:BU:92:ARG:HA	45:BU:95:LEU:HD11	0.69	0.67
40:BW:55:ALA:HA	40:BW:107:LEU:HD13	1.75	0.67
40:BW:66:GLU:CD	40:BW:67:ASP:H	1.97	0.67
41:BX:17:ASP:HA	41:BX:20:PHE:CZ	2.29	0.67
41:BX:5:ILE:HG13	41:BX:40:ALA:HB1	1.76	0.67
42:BY:31:LEU:HD13	42:BY:101:LEU:HB2	1.72	0.67
1:AA:1289:A:C2	1:AA:1372:U:H4'	2.29	0.67
1:AA:123:C:H5''	1:AA:311:C:O2'	1.94	0.67
1:AA:946:A:H61	1:AA:1235:U:H3	1.41	0.67
5:AB:239:VAL:HG12	5:AB:240:GLN:H	1.60	0.67
5:AB:61:LEU:HA	5:AB:64:ARG:HD2	1.76	0.67
10:AG:153:HIS:CE1	14:AK:58:PRO:HG2	2.29	0.67
47:B2:13:PRO:HD3	47:B2:16:ARG:HH12	1.59	0.67
47:B2:54:ALA:HB3	47:B2:55:ARG:HD2	1.75	0.67
48:B3:3:ARG:HA	48:B3:37:LEU:O	1.94	0.67
53:B7:30:ILE:CA	53:B7:33:ARG:CB	2.72	0.67
27:BA:1005:C:H2'	27:BA:1006:C:H6	1.60	0.67
27:BA:2206:C:O2'	27:BA:2207:C:O4'	2.11	0.67
27:BA:2311:A:H2	31:BG:53:LYS:HZ3	1.42	0.67
27:BA:2423:U:H1'	27:BA:2425:A:N9	2.10	0.67
27:BA:2648:C:H2'	27:BA:2649:U:C5'	2.24	0.67
27:BA:1638:C:H4'	27:BA:2709:G:N2	2.10	0.67
27:BA:2757:A:H2'	27:BA:2758:A:H8	1.60	0.67
27:BA:617:G:P	30:BF:221:GLU:CD	2.73	0.67
27:BA:668:G:H2'	27:BA:670:A:H62	1.58	0.67
28:BD:213:LYS:CA	28:BD:215:LYS:H	2.06	0.67
29:BE:190:ASN:C	29:BE:192:ILE:C	2.52	0.67
27:BA:2572:A:N7	29:BE:241:TRP:CG	2.62	0.67
30:BF:138:VAL:O	30:BF:139:VAL:HB	1.94	0.67
27:BA:2745:C:C2	32:BH:142:GLU:OE2	2.47	0.67
34:BN:45:VAL:N	34:BN:132:LEU:HD22	2.05	0.67
34:BN:79:PHE:HD1	34:BN:79:PHE:H	1.40	0.67
35:BO:11:ALA:CB	35:BO:99:PHE:HB3	2.23	0.67
36:BP:75:LEU:C	36:BP:75:LEU:HD23	2.13	0.67
37:BQ:130:PRO:C	37:BQ:132:VAL:N	2.47	0.67
37:BQ:33:MET:HG3	37:BQ:83:PHE:CB	2.25	0.67
44:BR:55:ALA:HB1	44:BR:80:PHE:HA	1.75	0.67
38:BS:33:ARG:HB3	38:BS:35:VAL:HG23	1.74	0.67
27:BA:1011:G:OP1	45:BU:77:SER:HB3	1.93	0.67

Continued on next page...

Continued from previous page...

Atom-1	Atom-2	Interatomic distance (Å)	Clash overlap (Å)
37:BQ:36:ASN:ND2	43:BZ:116:VAL:CG1	2.56	0.67
1:AA:1220:G:O2'	22:AS:52:TYR:O	2.11	0.67
1:AA:1340:A:OP1	3:AW:34:G:N3	2.28	0.67
1:AA:975:A:C4	1:AA:1357:A:H2	2.12	0.67
1:AA:129(A):G:N1	1:AA:190(D):U:H4'	2.08	0.67
1:AA:32:A:H2'	1:AA:33:A:H8	1.60	0.67
1:AA:590:C:H5''	11:AH:30:ARG:CD	2.24	0.67
49:B0:67:VAL:HG12	49:B0:74:LYS:HG2	1.69	0.67
47:B2:13:PRO:CD	47:B2:16:ARG:HH11	2.07	0.67
48:B3:39:ASP:CG	48:B3:40:THR:H	1.96	0.67
55:B9:10:MET:CA	55:B9:10:MET:CE	2.73	0.67
27:BA:1140:C:C5	34:BN:49:ARG:NE	2.57	0.67
27:BA:1273:U:H4'	27:BA:1275:A:OP2	1.93	0.67
27:BA:1924:C:C5	27:BA:1925:C:C5	2.81	0.67
27:BA:2093:G:O2'	33:BI:29:PHE:CD2	2.47	0.67
27:BA:2235:G:C5	27:BA:2236:C:C5	2.82	0.67
27:BA:2354:G:N3	49:B0:32:LYS:HG3	2.10	0.67
27:BA:2422:A:H5''	27:BA:2423:U:OP1	1.94	0.67
27:BA:2491:U:HO2'	27:BA:2492:U:C5'	1.81	0.67
27:BA:2528:U:O2	27:BA:2536:G:C2	2.48	0.67
27:BA:2647:U:H3	27:BA:2673:G:H1	1.41	0.67
27:BA:2711:A:OP2	27:BA:2712:U:O3'	2.03	0.67
27:BA:563:G:H21	45:BU:37:GLN:CD	1.97	0.67
27:BA:72:U:C4'	47:B2:57:LYS:HZ2	2.06	0.67
27:BA:858:U:H5'	49:B0:20:TYR:OH	1.93	0.67
27:BA:910:A:N6	37:BQ:12:PRO:HA	2.10	0.67
28:BD:130:PRO:HA	28:BD:188:ARG:HG2	1.76	0.67
28:BD:74:PRO:CD	28:BD:96:ALA:CB	2.64	0.67
30:BF:39:GLN:O	30:BF:40:ALA:C	2.33	0.67
31:BG:101:THR:O	31:BG:102:GLY:C	2.33	0.67
31:BG:93:LEU:HD22	31:BG:97:GLN:CD	2.14	0.67
32:BH:102:LEU:HD12	32:BH:104:LEU:CD1	2.24	0.67
32:BH:130:ILE:CG2	32:BH:131:ILE:N	2.57	0.67
33:BI:115:ILE:CG2	33:BI:131:VAL:HG22	2.21	0.67
35:BO:77:ILE:CD1	35:BO:79:PHE:CE2	2.56	0.67
35:BO:99:PHE:CE2	39:BT:24:LYS:CD	2.75	0.67
36:BP:92:ASP:HB3	36:BP:118:LEU:HB3	1.76	0.67
44:BR:87:TYR:HD1	44:BR:94:TYR:CG	2.13	0.67
46:BV:35:LEU:HG	46:BV:63:HIS:NE2	2.10	0.67
46:BV:67:LYS:CD	46:BV:70:TYR:CE1	2.77	0.67
46:BV:72:ARG:N	46:BV:88:GLN:CG	2.56	0.67

Continued on next page...

Continued from previous page...

Atom-1	Atom-2	Interatomic distance (Å)	Clash overlap (Å)
27:BA:1340:U:C6	41:BX:55:GLN:NE2	2.61	0.67
43:BZ:129:ARG:CA	43:BZ:129:ARG:HE	1.93	0.67
43:BZ:5:ALA:CB	43:BZ:33:ALA:HA	2.19	0.67
1:AA:29:G:HO2'	1:AA:295:C:H4'	1.56	0.67
1:AA:529:G:C6	15:AL:49:ASN:ND2	2.63	0.67
51:B5:28:PRO:HB2	51:B5:30:LEU:HG	1.75	0.67
27:BA:747:U:P	51:B5:2:ALA:HB3	2.34	0.67
51:B5:51:TYR:O	51:B5:52:TYR:CB	2.41	0.67
27:BA:1339:G:C5'	41:BX:13:LYS:HE3	2.24	0.67
27:BA:1800:C:C6	27:BA:1800:C:H3'	2.30	0.67
27:BA:2044:C:N3	27:BA:2624:G:C2	2.62	0.67
27:BA:2339:G:N3	27:BA:2340:G:C8	2.62	0.67
27:BA:2283:C:H1'	27:BA:2389:G:H21	1.59	0.67
27:BA:256:A:H2'	27:BA:257:A:C8	2.29	0.67
27:BA:2742:C:O2	27:BA:2742:C:H2'	1.94	0.67
27:BA:2779:U:H4'	27:BA:2781:A:N7	2.08	0.67
27:BA:2785:C:C6	27:BA:2786:U:C5	2.83	0.67
27:BA:2837:G:N1	27:BA:2882:A:C6	2.62	0.67
27:BA:2788:C:O2	27:BA:2892:A:H2	1.78	0.67
27:BA:82:G:H5'	27:BA:296:C:OP1	1.95	0.67
27:BA:996:A:H5'	45:BU:93:LYS:HG3	1.76	0.67
28:BD:103:ILE:CD1	28:BD:104:ILE:CD1	2.47	0.67
28:BD:121:ALA:O	28:BD:122:ASP:CB	2.43	0.67
28:BD:188:ARG:O	28:BD:189:ALA:CB	2.42	0.67
28:BD:211:HIS:O	28:BD:213:LYS:N	2.27	0.67
28:BD:70:LYS:NZ	28:BD:70:LYS:HB3	2.09	0.67
30:BF:32:GLY:O	30:BF:33:LYS:C	2.30	0.67
30:BF:58:ALA:HB2	30:BF:79:ARG:HB2	1.77	0.67
32:BH:168:VAL:CG1	32:BH:169:ARG:H	1.91	0.67
32:BH:10:ILE:CD1	32:BH:48:VAL:O	2.41	0.67
32:BH:60:HIS:HA	32:BH:63:LEU:CB	2.23	0.67
33:BI:84:GLY:N	33:BI:147:GLU:OE2	2.28	0.67
33:BI:68:LEU:CD2	33:BI:108:LEU:HD11	2.15	0.67
35:BO:10:VAL:HG12	35:BO:12:ASP:O	1.94	0.67
37:BQ:69:ASN:ND2	37:BQ:70:ARG:CA	2.58	0.67
44:BR:72:ASP:O	44:BR:76:VAL:HG21	1.91	0.67
44:BR:52:ILE:HD13	44:BR:94:TYR:CB	2.25	0.67
38:BS:104:ILE:HG22	38:BS:104:ILE:O	1.94	0.67
38:BS:28:LYS:CB	38:BS:28:LYS:NZ	2.56	0.67
38:BS:9:PRO:CG	38:BS:14:ARG:HB3	2.23	0.67
39:BT:44:ARG:CG	39:BT:45:GLU:H	2.08	0.67

Continued on next page...

Continued from previous page...

Atom-1	Atom-2	Interatomic distance (Å)	Clash overlap (Å)
39:BT:8:TYR:O	39:BT:10:GLY:N	2.28	0.67
45:BU:33:ARG:HB2	45:BU:33:ARG:CZ	2.24	0.67
45:BU:43:ALA:HA	45:BU:46:GLU:OE2	1.95	0.67
46:BV:39:PHE:CZ	46:BV:42:GLY:HA2	2.29	0.67
46:BV:5:ILE:HD12	46:BV:12:TYR:CE1	2.29	0.67
40:BW:20:VAL:HG11	40:BW:47:VAL:HG21	0.69	0.67
40:BW:69:LEU:N	40:BW:69:LEU:CD2	2.50	0.67
27:BA:1260:G:C5'	40:BW:83:LYS:HZ1	1.97	0.67
42:BY:28:SER:HB3	42:BY:99:THR:HG1	1.51	0.67
26:BB:75:G:C4	43:BZ:22:VAL:HG21	2.29	0.67
1:AA:1222:G:H5'	22:AS:77:THR:CG2	2.24	0.67
1:AA:1502:A:H2	1:AA:1505:G:H1	1.43	0.67
1:AA:781:A:H4'	1:AA:1522:U:O2'	1.94	0.67
49:B0:19:LYS:O	49:B0:35:ASN:O	2.13	0.67
49:B0:39:ARG:CG	49:B0:69:PHE:CE1	2.65	0.67
27:BA:1212:G:O2'	27:BA:1213:A:C8	2.46	0.67
27:BA:1264:G:OP1	51:B5:19:ARG:NH1	2.26	0.67
27:BA:1417:C:N4	27:BA:1581:G:H22	1.91	0.67
27:BA:1955:U:H2'	27:BA:1955:U:O2	1.94	0.67
27:BA:2048:G:C6	27:BA:2620:C:N4	2.63	0.67
27:BA:963:U:O2	27:BA:2250:G:N2	2.28	0.67
27:BA:2317:C:H2'	27:BA:2318:G:H8	1.59	0.67
27:BA:2330:G:N1	27:BA:2331:G:N3	2.41	0.67
27:BA:2357:U:O2'	27:BA:2358:G:H5''	1.95	0.67
27:BA:2426:A:OP1	27:BA:2426:A:H8	1.77	0.67
27:BA:2487:G:HO2'	27:BA:2488:A:H5'	1.57	0.67
27:BA:2523:G:C2	27:BA:2541:A:C2	2.82	0.67
27:BA:2603:G:C4	27:BA:2604:U:H6	2.07	0.67
27:BA:2608:G:H8	27:BA:2608:G:H3'	1.59	0.67
27:BA:2631:G:C5	27:BA:2632:A:H8	2.07	0.67
27:BA:2660:A:H8	27:BA:2660:A:O5'	1.78	0.67
27:BA:2712:U:H5''	27:BA:2714:G:C5'	2.24	0.67
27:BA:2739:U:C6	27:BA:2739:U:C3'	2.73	0.67
27:BA:600:G:H5'	30:BF:30:LEU:HD11	0.84	0.67
27:BA:752:A:C6	27:BA:1781:C:H1'	2.30	0.67
27:BA:932:G:H5''	48:B3:29:ARG:NH2	2.00	0.67
27:BA:988:A:N6	48:B3:13:ILE:HG21	2.10	0.67
26:BB:24:G:O6	26:BB:56:G:H2'	1.93	0.67
28:BD:109:LEU:HD13	28:BD:115:ILE:HG12	1.75	0.67
29:BE:102:ASP:C	29:BE:103:GLU:HG3	2.15	0.67
27:BA:1655:A:H5''	29:BE:211:GLN:HG2	1.76	0.67

Continued on next page...

Continued from previous page...

Atom-1	Atom-2	Interatomic distance (Å)	Clash overlap (Å)
30:BF:102:LEU:CB	30:BF:107:ARG:CZ	2.72	0.67
32:BH:101:LYS:HB2	32:BH:113:GLU:CD	2.14	0.67
32:BH:67:THR:HA	32:BH:70:LEU:HB2	1.75	0.67
32:BH:75:VAL:O	32:BH:76:GLU:C	2.31	0.67
45:BU:44:THR:HG21	46:BV:78:VAL:CG1	2.24	0.67
46:BV:12:TYR:CG	46:BV:13:ARG:N	2.58	0.67
41:BX:16:ASN:HB2	41:BX:20:PHE:HE2	1.59	0.67
42:BY:58:GLU:H	42:BY:97:ARG:HH12	1.42	0.67
43:BZ:148:THR:HG22	43:BZ:168:VAL:H	1.58	0.67
1:AA:1073:U:C4	1:AA:1074:G:N7	2.62	0.67
1:AA:1189:C:O2'	6:AC:176:HIS:CD2	2.40	0.67
1:AA:598:U:H4'	11:AH:94:TYR:HB3	1.76	0.67
1:AA:759:A:H8	1:AA:759:A:H5'	1.59	0.67
1:AA:815:A:HO2'	1:AA:1527:C:C1'	2.07	0.67
1:AA:1061:G:C1'	13:AJ:56:HIS:CE1	2.78	0.67
16:AM:23:TYR:HD2	16:AM:70:LEU:HD13	1.59	0.67
1:AA:453:A:H4'	19:AP:72:ARG:CG	2.25	0.67
49:B0:37:LEU:N	49:B0:68:VAL:CG1	2.36	0.67
52:B6:32:GLN:HA	52:B6:35:LEU:CD1	2.23	0.67
27:BA:1085:A:H1'	27:BA:1086:A:H4'	1.77	0.67
27:BA:1252:G:C8	27:BA:1253:A:H1'	2.30	0.67
27:BA:1789:A:H5''	28:BD:224:VAL:CG1	2.25	0.67
27:BA:1853:A:H2'	27:BA:1854:A:C8	2.30	0.67
27:BA:2234:G:C2	27:BA:2235:G:N9	2.63	0.67
27:BA:2520:C:C4	27:BA:2567:G:N7	2.63	0.67
27:BA:2528:U:H3'	27:BA:2528:U:H6	1.60	0.67
27:BA:2765:A:N3	27:BA:2765:A:H2'	2.08	0.67
27:BA:650:C:O2	27:BA:650:C:H2'	1.94	0.67
29:BE:197:GLU:O	29:BE:267:ARG:HA	1.94	0.67
29:BE:269:ILE:HG23	29:BE:297:LYS:HZ1	1.56	0.67
27:BA:38:A:C2	30:BF:46:TYR:OH	2.48	0.67
31:BG:19:GLU:HB2	31:BG:135:VAL:CG1	2.24	0.67
32:BH:148:ARG:HH12	32:BH:164:GLU:N	1.92	0.67
33:BI:119:ASP:CG	33:BI:120:ALA:N	2.47	0.67
27:BA:1020:A:H1'	34:BN:49:ARG:NH2	2.09	0.67
36:BP:102:ASP:O	36:BP:103:ALA:HB2	1.95	0.67
36:BP:128:GLY:O	36:BP:129:ALA:C	2.33	0.67
27:BA:2495:G:O2'	37:BQ:101:MET:CE	2.41	0.67
37:BQ:91:HIS:C	37:BQ:92:VAL:HG13	2.15	0.67
46:BV:4:ILE:CD1	46:BV:13:ARG:HD3	2.23	0.67
41:BX:7:HIS:CB	41:BX:8:PRO:CD	2.72	0.67

Continued on next page...

Continued from previous page...

Atom-1	Atom-2	Interatomic distance (Å)	Clash overlap (Å)
43:BZ:120:LEU:C	43:BZ:121:GLN:HG3	2.13	0.67
43:BZ:37:LYS:CA	43:BZ:40:ASP:OD1	2.42	0.67
43:BZ:37:LYS:CA	43:BZ:41:ARG:NH1	2.58	0.67
2:AV:69:U:H2'	2:AV:70:C:H6	1.59	0.67
3:AW:7:U:HO3'	3:AW:8:U:P	2.18	0.67
47:B2:56:ILE:O	47:B2:59:ILE:CG2	2.41	0.67
27:BA:1662:C:O2'	27:BA:2687:U:OP1	2.13	0.67
27:BA:1772:G:H2'	27:BA:1773:A:H4'	1.77	0.67
27:BA:2208:U:O2'	27:BA:2209:C:H5'	1.93	0.67
27:BA:2248:C:O2	27:BA:2248:C:C2'	2.43	0.67
27:BA:2349:G:C6	27:BA:2369:A:N1	2.62	0.67
27:BA:2511:U:H2'	27:BA:2512:C:H5'	1.77	0.67
27:BA:2517:C:C5	27:BA:2542:A:C5	2.82	0.67
27:BA:1966:A:C2	27:BA:2593:U:H4'	2.29	0.67
27:BA:1819:A:C5'	28:BD:157:ALA:HB2	2.23	0.67
27:BA:1566:A:C2	28:BD:212:HIS:CB	2.78	0.67
28:BD:224:VAL:CG1	28:BD:225:ARG:H	2.07	0.67
29:BE:80:ALA:N	29:BE:187:HIS:NE2	2.42	0.67
30:BF:201:SER:HB2	30:BF:204:ALA:HB3	1.76	0.67
30:BF:32:GLY:C	30:BF:35:VAL:CG2	2.43	0.67
30:BF:59:GLU:O	30:BF:60:SER:C	2.32	0.67
32:BH:23:VAL:CG1	32:BH:74:MET:SD	2.83	0.67
33:BI:94:THR:CG2	33:BI:97:GLN:HG3	2.25	0.67
27:BA:1082:U:P	56:BK:123:ALA:HB2	2.33	0.67
35:BO:66:LYS:NZ	35:BO:67:ARG:NE	2.43	0.67
27:BA:2727:G:H4'	35:BO:70:ARG:CZ	2.25	0.67
44:BR:22:ARG:CG	44:BR:26:LYS:CE	2.72	0.67
31:BG:146:LYS:CE	38:BS:15:GLU:OE2	2.43	0.67
26:BB:9:G:OP1	38:BS:23:ARG:NH2	2.27	0.67
45:BU:111:ASP:OD1	45:BU:111:ASP:N	2.26	0.67
45:BU:27:SER:CB	45:BU:31:GLN:NE2	2.56	0.67
40:BW:79:GLY:O	40:BW:81:ALA:N	2.28	0.67
1:AA:1347:G:H3'	12:AI:108:VAL:HA	1.76	0.67
1:AA:189:G:H1	1:AA:190(J):U:H3	1.40	0.67
1:AA:31:G:H1'	1:AA:46:G:H5'	1.76	0.67
1:AA:1328:C:OP1	16:AM:28:ALA:CB	2.43	0.67
3:AW:44:A:C2'	3:AW:45:G:H5'	2.25	0.67
48:B3:16:PRO:HB3	48:B3:19:GLN:CD	2.13	0.67
51:B5:23:HIS:O	51:B5:24:ALA:HB2	1.93	0.67
52:B6:24:THR:O	52:B6:25:THR:HG22	1.94	0.67
27:BA:1151:G:C3'	45:BU:81:ASN:CG	2.63	0.67

Continued on next page...

Continued from previous page...

Atom-1	Atom-2	Interatomic distance (Å)	Clash overlap (Å)
27:BA:1255:U:H5''	27:BA:1256:G:H5''	1.77	0.67
27:BA:135:G:H1	27:BA:144:C:N4	1.91	0.67
27:BA:1906:G:C2	27:BA:1929:G:O6	2.48	0.67
27:BA:2234:G:C2	27:BA:2235:G:C4	2.83	0.67
27:BA:2266:A:C2	27:BA:2272:U:C2	2.83	0.67
27:BA:2488:A:C2'	27:BA:2489:G:O5'	2.35	0.67
27:BA:2519:U:P	27:BA:2519:U:H3'	2.34	0.67
27:BA:2648:C:N4	27:BA:2649:U:O4	2.27	0.67
27:BA:2814:C:H2'	27:BA:2815:C:C5	2.30	0.67
27:BA:467:G:OP1	53:B7:30:ILE:HG23	1.94	0.67
27:BA:97:C:H2'	27:BA:98:G:O4'	1.94	0.67
28:BD:131:LEU:CG	28:BD:187:CYS:HB2	2.24	0.67
28:BD:208:GLY:O	28:BD:210:LYS:CG	2.42	0.67
28:BD:208:GLY:O	28:BD:209:ASN:C	2.33	0.67
29:BE:44:TYR:CD1	29:BE:308:VAL:CA	2.64	0.67
29:BE:70:VAL:CG1	29:BE:296:VAL:HB	2.25	0.67
31:BG:57:THR:O	31:BG:63:ILE:HB	1.94	0.67
31:BG:95:THR:HG22	31:BG:96:SER:N	2.09	0.67
32:BH:67:THR:O	32:BH:70:LEU:HB3	1.95	0.67
33:BI:77:VAL:HG12	33:BI:77:VAL:O	1.94	0.67
34:BN:78:ILE:HG22	34:BN:79:PHE:CD1	2.30	0.67
35:BO:25:LEU:CD1	35:BO:38:VAL:O	2.43	0.67
37:BQ:133:GLU:CG	37:BQ:134:PHE:N	2.57	0.67
37:BQ:72:VAL:O	37:BQ:73:GLN:CB	2.43	0.67
45:BU:104:GLU:O	45:BU:105:ALA:C	2.34	0.67
45:BU:25:TRP:H	45:BU:28:ARG:HD2	1.60	0.67
45:BU:65:ILE:CB	45:BU:76:TYR:HE2	2.08	0.67
46:BV:38:LEU:N	46:BV:38:LEU:HD23	2.09	0.67
43:BZ:116:VAL:CG2	43:BZ:169:VAL:HG22	2.16	0.67
43:BZ:29:ASN:O	43:BZ:30:VAL:CG2	2.43	0.67
43:BZ:38:ALA:O	43:BZ:39:PHE:C	2.33	0.67
43:BZ:25:ASN:C	43:BZ:84:TYR:CE1	2.68	0.67
1:AA:315:A:H1'	1:AA:353:A:N1	2.10	0.67
49:B0:29:GLU:HA	49:B0:62:LEU:HD22	1.77	0.67
49:B0:38:VAL:CA	49:B0:40:GLN:CG	2.73	0.67
49:B0:48:GLY:HA2	49:B0:56:ASP:H	1.59	0.67
50:B4:43:TRP:HA	50:B4:61:LYS:HE3	1.77	0.67
27:BA:1263:U:C2'	51:B5:16:ARG:NH2	2.58	0.67
55:B9:25:VAL:HB	55:B9:34:GLN:HB3	0.68	0.67
27:BA:1429:G:H2'	27:BA:1430:C:C6	2.30	0.67
27:BA:1819:A:OP1	28:BD:154:VAL:C	2.32	0.67

Continued on next page...

Continued from previous page...

Atom-1	Atom-2	Interatomic distance (Å)	Clash overlap (Å)
27:BA:1906:G:C1'	27:BA:1929:G:C8	2.77	0.67
27:BA:574:C:N4	27:BA:2054:A:H5''	2.09	0.67
27:BA:2215:G:C4	27:BA:2216:G:N7	2.62	0.67
27:BA:2090:G:C4	27:BA:2230:G:O6	2.47	0.67
27:BA:2230:G:O2'	27:BA:2231:C:H5'	1.94	0.67
27:BA:2399:G:H2'	27:BA:2400:G:O5'	1.95	0.67
27:BA:2430:A:C2'	27:BA:2431:U:C5'	2.72	0.67
27:BA:2482:G:C3'	27:BA:2483:C:C5'	2.72	0.67
27:BA:2460:U:O2	27:BA:2493:U:H5	1.74	0.67
27:BA:2595:G:H1'	27:BA:2599:G:N2	2.05	0.67
27:BA:2605:U:H2'	27:BA:2606:C:C5'	2.25	0.67
27:BA:2652:C:H2'	27:BA:2653:U:O4'	1.95	0.67
27:BA:34:C:H2'	27:BA:455:C:N4	2.09	0.67
27:BA:575:A:C4'	27:BA:2500:U:H5'	2.25	0.67
27:BA:911:A:N9	37:BQ:16:ARG:CD	2.58	0.67
26:BB:49:C:OP1	38:BS:110:THR:OG1	2.11	0.67
28:BD:119:PRO:CA	28:BD:129:LEU:HD21	2.24	0.67
28:BD:210:LYS:O	28:BD:211:HIS:C	2.31	0.67
28:BD:75:GLY:N	28:BD:115:ILE:O	2.27	0.67
27:BA:2679:A:N3	29:BE:300:VAL:CG2	2.57	0.67
30:BF:102:LEU:CB	30:BF:107:ARG:NH2	2.58	0.67
30:BF:85:LYS:N	30:BF:85:LYS:CD	2.42	0.67
31:BG:49:PRO:HG3	31:BG:73:VAL:N	2.10	0.67
32:BH:14:VAL:HG12	32:BH:16:VAL:CG2	2.25	0.67
33:BI:112:LYS:CD	33:BI:112:LYS:N	2.55	0.67
33:BI:13:GLY:CA	33:BI:15:LYS:CD	2.72	0.67
33:BI:29:PHE:CD1	33:BI:29:PHE:N	2.62	0.67
33:BI:95:SER:HB2	33:BI:117:LEU:CD1	2.25	0.67
27:BA:1059:G:H22	56:BK:130:GLY:HA3	1.59	0.67
35:BO:20:LEU:HG	35:BO:44:LYS:HD3	1.77	0.67
37:BQ:11:LYS:HD2	37:BQ:91:HIS:HD2	1.57	0.67
38:BS:47:LEU:H	38:BS:57:THR:HG22	1.60	0.67
38:BS:64:SER:O	38:BS:65:ASP:C	2.33	0.67
27:BA:1161:C:C2'	46:BV:22:VAL:HG11	2.25	0.67
42:BY:51:LEU:CD2	42:BY:95:ASN:CG	2.64	0.67
1:AA:1070:U:O4	1:AA:1085:U:C4	2.47	0.66
1:AA:950:U:H3	1:AA:1231:G:H1	1.42	0.66
1:AA:1498:U:H1'	1:AA:1499:A:C8	2.30	0.66
1:AA:523:A:C2	15:AL:91:LYS:HB3	2.30	0.66
1:AA:811:C:OP1	1:AA:898:G:H5'	1.93	0.66
7:AD:22:LYS:CA	7:AD:113:SER:HB2	2.25	0.66

Continued on next page...

Continued from previous page...

Atom-1	Atom-2	Interatomic distance (Å)	Clash overlap (Å)
50:B4:23:GLU:CD	50:B4:29:PRO:HB3	2.15	0.66
27:BA:142(A):A:H3'	27:BA:1143:A:H5'	1.77	0.66
27:BA:2217:G:O2'	27:BA:2218:G:C5'	2.38	0.66
27:BA:2246:G:H2'	27:BA:2247:A:H5'	1.75	0.66
27:BA:2289:G:N1	27:BA:2290:G:C5	2.63	0.66
27:BA:2410:G:C4	27:BA:2411:A:C5	2.82	0.66
27:BA:2419:U:OP1	52:B6:24:THR:HG21	1.95	0.66
27:BA:2511:U:C6	27:BA:2512:C:H5	2.12	0.66
27:BA:2561:A:N6	27:BA:2562:U:C5	2.63	0.66
27:BA:2616:C:N3	27:BA:2617:C:H5	1.89	0.66
27:BA:54:G:H1'	53:B7:35:ARG:NH2	2.09	0.66
27:BA:574:C:H41	27:BA:2054:A:H5'	1.59	0.66
27:BA:593:G:H5''	54:B8:62:LEU:HD23	1.77	0.66
27:BA:963:U:O2'	27:BA:2250:G:N2	2.27	0.66
27:BA:991:C:OP2	27:BA:1186:G:OP2	2.12	0.66
26:BB:75:G:H1'	43:BZ:22:VAL:HG21	1.76	0.66
28:BD:105:ALA:O	28:BD:107:LYS:N	2.28	0.66
27:BA:2210:G:C6	28:BD:148:GLY:CA	2.76	0.66
28:BD:175:LEU:HD21	28:BD:180:VAL:HA	0.67	0.66
28:BD:213:LYS:CB	28:BD:215:LYS:O	2.43	0.66
29:BE:48:MET:C	29:BE:49:THR:HG23	2.15	0.66
30:BF:197:SER:CB	30:BF:236:THR:OG1	2.44	0.66
32:BH:108:TYR:N	32:BH:108:TYR:CD2	2.60	0.66
32:BH:8:ILE:HG22	32:BH:9:GLU:N	2.10	0.66
34:BN:56:LYS:HD3	34:BN:56:LYS:N	2.10	0.66
37:BQ:28:ILE:CG2	37:BQ:29:ALA:H	1.99	0.66
37:BQ:82:LYS:O	37:BQ:84:ARG:N	2.28	0.66
37:BQ:33:MET:HG3	37:BQ:83:PHE:HB2	1.77	0.66
44:BR:113:LEU:CD1	44:BR:113:LEU:C	2.63	0.66
27:BA:2334:G:H1'	38:BS:21:HIS:ND1	2.10	0.66
45:BU:31:GLN:O	45:BU:33:ARG:O	1.96	0.66
41:BX:52:VAL:CG1	41:BX:53:ASN:N	2.57	0.66
41:BX:28:VAL:HG23	41:BX:62:LYS:CG	2.25	0.66
41:BX:7:HIS:ND1	41:BX:8:PRO:CD	2.58	0.66
42:BY:41:ARG:HB2	42:BY:112:LEU:CA	2.13	0.66
42:BY:74:VAL:O	42:BY:75:GLU:C	2.32	0.66
37:BQ:36:ASN:HD21	43:BZ:116:VAL:HB	1.60	0.66
43:BZ:106:GLY:N	43:BZ:142:ASN:HD21	1.87	0.66
43:BZ:14:LEU:HD21	43:BZ:79:ILE:CG2	2.23	0.66
1:AA:1198:G:O2'	13:AJ:54:PHE:CE2	2.20	0.66
1:AA:1426:C:H42	1:AA:1474:G:H1	1.43	0.66

Continued on next page...

Continued from previous page...

Atom-1	Atom-2	Interatomic distance (Å)	Clash overlap (Å)
3:AW:25:C:C2	3:AW:26:G:C6	2.83	0.66
37:BQ:105:PHE:CE1	49:B0:8:GLY:HA2	2.29	0.66
47:B2:20:LEU:CD1	47:B2:21:ASP:N	2.58	0.66
50:B4:59:PHE:HA	50:B4:62:ARG:NE	2.09	0.66
50:B4:7:PRO:O	50:B4:8:LYS:CB	2.43	0.66
55:B9:25:VAL:HG11	55:B9:34:GLN:HB2	1.75	0.66
27:BA:1027:A:C6	27:BA:1126:A:N3	2.63	0.66
27:BA:1538:G:H2'	27:BA:1539:G:H1'	1.77	0.66
27:BA:2457:U:C3'	27:BA:2458:G:H5'	2.17	0.66
27:BA:2549:G:C2'	27:BA:2550:G:H5'	2.24	0.66
27:BA:2562:U:N3	27:BA:2563:U:C4	2.63	0.66
27:BA:2674:G:C2'	27:BA:2675:A:C8	2.64	0.66
27:BA:270(O):U:C5	33:BI:53:LYS:NZ	2.62	0.66
27:BA:2730:C:H2'	27:BA:2731:G:H8	1.60	0.66
27:BA:2785:C:H2'	27:BA:2786:U:H5	1.51	0.66
27:BA:484:C:H2'	27:BA:485:C:H6	1.60	0.66
27:BA:85:G:P	42:BY:65:VAL:CB	2.83	0.66
28:BD:198:GLY:O	28:BD:200:THR:CA	2.42	0.66
29:BE:205:THR:O	29:BE:206:LYS:HG2	1.94	0.66
29:BE:67:THR:O	29:BE:68:VAL:CG2	2.43	0.66
30:BF:195:VAL:HG13	30:BF:213:ALA:CB	2.25	0.66
30:BF:37:ALA:CB	30:BF:102:LEU:CB	2.70	0.66
27:BA:2316:C:C4'	31:BG:142:ALA:HB1	2.25	0.66
32:BH:84:LYS:O	32:BH:131:ILE:HB	1.94	0.66
34:BN:73:LYS:HB3	34:BN:140:GLY:HA3	1.77	0.66
35:BO:122:ILE:HD12	35:BO:122:ILE:N	2.10	0.66
36:BP:128:GLY:O	36:BP:131:GLU:CA	2.44	0.66
37:BQ:65:ARG:HH22	37:BQ:87:LYS:N	1.91	0.66
37:BQ:65:ARG:HE	37:BQ:85:ILE:CG2	2.09	0.66
39:BT:12:ASP:C	39:BT:13:ILE:HG13	2.15	0.66
39:BT:15:PRO:O	39:BT:17:THR:N	2.25	0.66
45:BU:93:LYS:N	46:BV:10:LYS:HZ2	1.90	0.66
27:BA:564:C:P	46:BV:79:GLN:CD	2.74	0.66
43:BZ:35:ASP:CA	43:BZ:39:PHE:CZ	2.63	0.66
1:AA:1182:G:O2'	1:AA:1183:A:OP2	2.11	0.66
1:AA:1287:A:H61	1:AA:1371:G:H4'	1.60	0.66
1:AA:292:G:C5	1:AA:293:G:H1'	2.30	0.66
13:AJ:24:VAL:HA	13:AJ:34:VAL:HG11	1.76	0.66
2:AV:70:C:H2'	2:AV:71:G:C8	2.29	0.66
48:B3:30:ARG:NE	48:B3:33:GLN:HB2	2.10	0.66
50:B4:41:PRO:HB2	50:B4:57:ASP:CG	2.15	0.66

Continued on next page...

Continued from previous page...

Atom-1	Atom-2	Interatomic distance (Å)	Clash overlap (Å)
52:B6:19:GLY:C	52:B6:42:PRO:CB	2.63	0.66
55:B9:24:LEU:HD22	55:B9:35:ARG:HA	1.75	0.66
27:BA:1062:G:O2'	56:BK:135:MET:HB2	1.95	0.66
27:BA:1357:U:H2'	27:BA:1358:G:O4'	1.95	0.66
27:BA:1139:G:C2'	27:BA:142(A):A:HO2'	2.08	0.66
27:BA:1559:G:C4	27:BA:1559:G:H3'	2.30	0.66
27:BA:1673:U:H5	29:BE:225:LYS:HD3	1.59	0.66
27:BA:1996:C:H6	27:BA:1996:C:C5'	2.08	0.66
3:AW:76:A:C4	27:BA:2422:A:N6	2.63	0.66
27:BA:2581:G:N1	27:BA:2610:C:C5	2.60	0.66
27:BA:2611:U:C3'	27:BA:2611:U:C6	2.78	0.66
27:BA:2740:A:C5	27:BA:2764:A:C5	2.82	0.66
28:BD:142:ASN:H	28:BD:142:ASN:HD22	1.43	0.66
28:BD:172:ILE:HA	28:BD:182:MET:HG2	1.78	0.66
28:BD:71:ASP:CA	28:BD:73:ILE:HG13	2.26	0.66
29:BE:201:VAL:CA	29:BE:310:PHE:O	2.42	0.66
27:BA:600:G:H4'	30:BF:109:LEU:HD13	1.76	0.66
30:BF:153:VAL:HG11	30:BF:207:LEU:HD13	1.77	0.66
32:BH:147:ILE:HA	32:BH:150:VAL:HB	1.76	0.66
32:BH:75:VAL:HG12	32:BH:76:GLU:H	1.60	0.66
33:BI:23:ASP:HB2	33:BI:25:TYR:CD2	2.31	0.66
33:BI:95:SER:HB2	33:BI:117:LEU:HD12	1.77	0.66
56:BK:86:GLU:CB	56:BK:87:LYS:N	2.31	0.66
34:BN:90:LYS:NZ	34:BN:95:ARG:NH2	2.43	0.66
35:BO:68:GLY:HA2	35:BO:78:ARG:CG	2.24	0.66
37:BQ:35:ASN:CB	37:BQ:75:SER:CB	2.73	0.66
27:BA:2013:A:C4'	40:BW:96:ILE:HG23	2.26	0.66
42:BY:74:VAL:CG1	42:BY:74:VAL:O	2.39	0.66
43:BZ:110:GLY:C	43:BZ:112:LEU:H	1.98	0.66
43:BZ:119:ASN:HB3	43:BZ:120:LEU:HD23	1.77	0.66
43:BZ:24:TYR:HB3	43:BZ:83:PHE:O	1.96	0.66
43:BZ:41:ARG:O	43:BZ:44:ARG:CB	2.43	0.66
1:AA:1119:C:OP1	12:AI:83:ARG:NH1	2.29	0.66
1:AA:1256:A:OP2	1:AA:1279:A:N6	2.29	0.66
2:AV:35:A:N6	4:AX:117:U:C4	2.63	0.66
49:B0:11:LYS:O	49:B0:12:ASN:O	2.13	0.66
49:B0:29:GLU:OE1	49:B0:29:GLU:HA	1.95	0.66
48:B3:7:LYS:HG2	48:B3:8:LEU:H	1.60	0.66
40:BW:19:LEU:CG	51:B5:25:LEU:HG	2.24	0.66
27:BA:1263:U:C1'	51:B5:16:ARG:NH2	2.58	0.66
27:BA:1340:U:H4'	27:BA:1394:U:H1'	1.77	0.66

Continued on next page...

Continued from previous page...

Atom-1	Atom-2	Interatomic distance (Å)	Clash overlap (Å)
27:BA:1657:C:H5'	29:BE:234:ARG:NH1	2.11	0.66
27:BA:2016:U:H2'	27:BA:2017:U:O4'	1.95	0.66
27:BA:2197:U:H2'	27:BA:2224:G:N2	2.10	0.66
27:BA:2093:G:C5	27:BA:2225:A:N6	2.63	0.66
27:BA:2278:A:C2'	27:BA:2279:G:O5'	2.43	0.66
27:BA:2373:G:C5	27:BA:2374:C:N4	2.63	0.66
27:BA:2376:A:H2'	27:BA:2377:A:C8	2.30	0.66
27:BA:2061:G:N7	27:BA:2501:C:C1'	2.56	0.66
27:BA:2526:G:C5	27:BA:2527:C:C6	2.82	0.66
27:BA:1786:A:C2	27:BA:2590:A:H1'	2.29	0.66
27:BA:270(M):U:H4'	27:BA:270(N):G:C4'	2.21	0.66
27:BA:2748:A:O2'	32:BH:62:ALA:HA	1.95	0.66
27:BA:2862:G:N3	27:BA:2863:C:C6	2.63	0.66
27:BA:2842:G:N1	27:BA:2876:G:C2	2.63	0.66
27:BA:989:G:N7	48:B3:13:ILE:CD1	2.58	0.66
28:BD:108:ASN:CG	28:BD:109:LEU:H	1.98	0.66
29:BE:221:LYS:CE	29:BE:233:ARG:CA	2.64	0.66
30:BF:144:PHE:CE2	30:BF:156:LEU:CD1	2.70	0.66
27:BA:2313:C:C4'	31:BG:72:LYS:HG3	2.25	0.66
32:BH:100:LYS:O	32:BH:101:LYS:HD2	1.95	0.66
32:BH:85:ALA:C	32:BH:131:ILE:CG2	2.63	0.66
32:BH:130:ILE:C	32:BH:131:ILE:HG12	2.16	0.66
34:BN:68:GLY:O	34:BN:69:TYR:CB	2.42	0.66
35:BO:93:PRO:HD2	35:BO:113:LYS:CD	2.26	0.66
27:BA:2406:U:O4	36:BP:55:GLN:HB3	1.70	0.66
37:BQ:156:ASN:O	37:BQ:157:ALA:HB3	1.95	0.66
37:BQ:84:ARG:O	37:BQ:122:PHE:HB3	1.96	0.66
44:BR:83:ILE:O	44:BR:85:PRO:N	2.28	0.66
38:BS:12:ARG:CZ	38:BS:20:TYR:CE2	2.74	0.66
38:BS:34:LEU:CG	38:BS:102:LEU:CA	2.56	0.66
26:BB:8:U:P	38:BS:37:ARG:HD2	2.35	0.66
38:BS:66:LEU:N	38:BS:66:LEU:HD12	2.09	0.66
45:BU:104:GLU:OE2	46:BV:46:VAL:HG11	1.96	0.66
45:BU:110:VAL:O	45:BU:114:ARG:CG	2.37	0.66
45:BU:93:LYS:O	45:BU:94:VAL:CB	2.44	0.66
46:BV:42:GLY:HA3	46:BV:54:TYR:OH	1.83	0.66
41:BX:3:ASP:C	41:BX:4:VAL:HG13	2.14	0.66
42:BY:43:ASN:CG	42:BY:112:LEU:HD22	2.16	0.66
42:BY:69:LYS:O	42:BY:70:ALA:CB	2.40	0.66
1:AA:1189:C:H5''	1:AA:1190:G:OP2	1.95	0.66
1:AA:1242:C:O2'	1:AA:1303:C:H5''	1.96	0.66

Continued on next page...

Continued from previous page...

Atom-1	Atom-2	Interatomic distance (Å)	Clash overlap (Å)
1:AA:1236:A:H4'	1:AA:1304:G:H4'	1.76	0.66
1:AA:1339:A:C2	2:AV:31:A:C1'	2.77	0.66
1:AA:143:A:O3'	1:AA:144:G:H8	1.79	0.66
18:AO:24:SER:O	18:AO:28:GLN:HG2	1.95	0.66
3:AW:37:YYG:H191	10:AG:83:ALA:C	2.16	0.66
48:B3:26:LEU:CD2	48:B3:46:ASN:HB3	2.22	0.66
48:B3:37:LEU:CD1	48:B3:43:ILE:CG2	2.71	0.66
27:BA:125:G:C3'	53:B7:19:ARG:HH11	2.01	0.66
27:BA:1529:A:N7	27:BA:1543:A:C8	2.64	0.66
27:BA:1766:U:H2'	27:BA:1767:C:C6	2.30	0.66
27:BA:1994:C:OP1	29:BE:227:ALA:CB	2.44	0.66
27:BA:2212:A:H2'	27:BA:2212:A:N3	2.10	0.66
27:BA:2307:G:H5''	27:BA:2307:G:H8	1.61	0.66
27:BA:2395:C:O3'	50:B4:28:ARG:HD2	1.96	0.66
27:BA:2397:G:C4	27:BA:2420:C:O2	2.49	0.66
27:BA:2424:C:O2	27:BA:2424:C:C2'	2.43	0.66
27:BA:2489:G:C8	27:BA:2490:G:N7	2.63	0.66
27:BA:2526:G:C4	27:BA:2527:C:C5	2.82	0.66
27:BA:2543:G:H2'	27:BA:2544:G:H8	0.82	0.66
27:BA:2625:G:C2'	27:BA:2626:C:C6	2.78	0.66
27:BA:2648:C:C4	27:BA:2649:U:O4	2.48	0.66
27:BA:265:A:H62	27:BA:281:G:H5'	1.60	0.66
27:BA:2677:G:C2'	27:BA:2678:C:O5'	2.43	0.66
27:BA:2744:G:N3	27:BA:2761:G:C2	2.63	0.66
27:BA:2813:A:H2'	27:BA:2814:C:H6	0.75	0.66
27:BA:2815:C:H2'	27:BA:2816:C:H6	1.61	0.66
28:BD:129:LEU:CB	28:BD:130:PRO:CD	2.74	0.66
27:BA:1820:U:H3	28:BD:198:GLY:HA2	1.59	0.66
30:BF:104:ASP:O	30:BF:106:GLU:N	2.28	0.66
30:BF:22:PHE:HE2	30:BF:118:THR:HG1	1.42	0.66
30:BF:215:ALA:HA	30:BF:242:GLU:CG	2.26	0.66
31:BG:29:HIS:H	31:BG:69:ILE:HD13	1.60	0.66
33:BI:28:ASN:HA	33:BI:32:LYS:CG	2.26	0.66
27:BA:270(P):C:OP2	33:BI:45:LYS:HD3	1.95	0.66
33:BI:8:ASP:HA	33:BI:12:LYS:N	2.09	0.66
34:BN:42:GLU:HA	34:BN:133:GLY:CA	2.26	0.66
35:BO:3:GLN:HA	35:BO:21:VAL:HG11	1.77	0.66
35:BO:52:VAL:O	35:BO:53:LYS:CB	2.44	0.66
27:BA:1665:A:H1'	35:BO:67:ARG:HD2	1.76	0.66
44:BR:46:GLY:O	44:BR:47:PHE:O	2.14	0.66
38:BS:72:GLU:HB3	38:BS:74:PRO:CD	2.20	0.66

Continued on next page...

Continued from previous page...

Atom-1	Atom-2	Interatomic distance (Å)	Clash overlap (Å)
46:BV:3:ALA:O	46:BV:12:TYR:CZ	2.31	0.66
27:BA:974:G:O6	46:BV:80:TYR:CZ	2.48	0.66
41:BX:75:GLN:O	41:BX:76:GLU:C	2.34	0.66
42:BY:78:THR:HG22	42:BY:88:PRO:C	2.15	0.66
43:BZ:71:MET:HG3	43:BZ:78:PRO:CG	2.20	0.66
1:AA:1059:C:H2'	13:AJ:52:GLY:HA2	1.75	0.66
1:AA:890:G:O2'	1:AA:891:U:C6	2.47	0.66
7:AD:19:LEU:HD22	7:AD:67:ILE:HG12	1.77	0.66
8:AE:144:THR:O	8:AE:147:ASP:HB2	1.96	0.66
8:AE:81:GLU:HA	8:AE:89:ILE:O	1.94	0.66
19:AP:7:ALA:H	19:AP:18:ARG:H	1.42	0.66
2:AV:76:A:N6	27:BA:2251:G:O6	2.28	0.66
50:B4:23:GLU:CG	50:B4:29:PRO:HB3	2.26	0.66
51:B5:3:LYS:N	51:B5:3:LYS:HD3	2.11	0.66
27:BA:1082:U:H4'	56:BK:118:ALA:HB1	1.77	0.66
27:BA:1527:G:O5'	27:BA:1527:G:H8	1.79	0.66
27:BA:1953:A:N6	27:BA:2550:G:C4'	2.59	0.66
27:BA:2080:G:C6	27:BA:2241:A:C6	2.84	0.66
27:BA:2266:A:H5''	27:BA:2267:A:C4	2.31	0.66
27:BA:2269:A:C2'	27:BA:2270:G:O5'	2.44	0.66
27:BA:2431:U:OP2	27:BA:2432:A:OP2	2.12	0.66
27:BA:2461:C:C2	27:BA:2462:U:C5	2.83	0.66
27:BA:2525:G:N2	27:BA:2539:C:C5	2.64	0.66
27:BA:2572:A:H5'	27:BA:2574:G:H5'	1.75	0.66
27:BA:25:U:H5'	40:BW:79:GLY:HA3	1.75	0.66
27:BA:2678:C:O2'	27:BA:2679:A:C5'	2.44	0.66
27:BA:2704:C:H2'	27:BA:2705:A:O4'	1.95	0.66
27:BA:2754:U:O2'	27:BA:2756:U:P	2.53	0.66
27:BA:2758:A:P	27:BA:2758:A:C3'	2.70	0.66
27:BA:2769:C:HO2'	27:BA:2770:G:H5'	1.59	0.66
27:BA:2853:C:C2'	27:BA:2854:G:O5'	2.44	0.66
27:BA:2859:G:H2'	27:BA:2860:A:O4'	1.96	0.66
27:BA:445:C:H3'	45:BU:3:ARG:HH21	1.53	0.66
27:BA:511:U:C5	27:BA:512:G:N3	2.64	0.66
27:BA:792:G:C6	27:BA:2440:C:C6	2.83	0.66
28:BD:196:ASN:CB	28:BD:199:ARG:HD3	2.26	0.66
29:BE:217:TRP:CE2	29:BE:251:PRO:CB	2.79	0.66
30:BF:102:LEU:CB	30:BF:107:ARG:NE	2.52	0.66
30:BF:48:SER:H	30:BF:92:PRO:CG	1.82	0.66
30:BF:96:LYS:HB3	30:BF:98:ARG:NH1	1.00	0.66
32:BH:47:ASN:O	32:BH:48:VAL:HG13	1.96	0.66

Continued on next page...

Continued from previous page...

Atom-1	Atom-2	Interatomic distance (Å)	Clash overlap (Å)
32:BH:67:THR:HG23	32:BH:70:LEU:HD13	1.77	0.66
33:BI:3:VAL:CG2	33:BI:21:VAL:CG2	2.62	0.66
33:BI:7:LYS:HE2	33:BI:12:LYS:HG2	1.78	0.66
27:BA:1140:C:C5	34:BN:49:ARG:HD2	2.24	0.66
35:BO:68:GLY:HA3	35:BO:78:ARG:CZ	2.25	0.66
44:BR:24:GLN:HB2	44:BR:44:LEU:CD2	2.24	0.66
44:BR:96:ARG:O	44:BR:96:ARG:HG3	1.96	0.66
26:BB:29:A:OP1	38:BS:39:SER:O	2.14	0.66
45:BU:34:ASN:OD1	45:BU:37:GLN:NE2	2.28	0.66
42:BY:71:VAL:HG22	42:BY:93:THR:H	1.36	0.66
43:BZ:39:PHE:O	43:BZ:40:ASP:O	2.14	0.66
1:AA:738:C:C5'	9:AF:70:ASP:HA	2.25	0.66
1:AA:965:A:OP1	1:AA:1198:G:H5''	1.95	0.66
1:AA:939:G:H5''	10:AG:102:ARG:CZ	2.26	0.66
11:AH:27:PRO:O	11:AH:32:LYS:HD2	1.95	0.66
2:AV:8:U:O2	2:AV:48:C:H1'	1.96	0.66
2:AV:66:A:H2'	2:AV:67:A:H8	1.59	0.66
49:B0:46:LYS:NZ	49:B0:60:PHE:C	2.49	0.66
48:B3:12:PRO:HB2	48:B3:20:LYS:HE2	1.78	0.66
48:B3:23:LEU:CB	48:B3:28:LEU:HD12	2.21	0.66
27:BA:1567:A:N7	28:BD:84:PRO:HB3	2.10	0.66
27:BA:1751:C:C3'	27:BA:1752:C:P	2.83	0.66
27:BA:2094:G:N2	27:BA:2196:C:O2	2.28	0.66
27:BA:2253:G:O2'	27:BA:2254:C:H5'	1.95	0.66
27:BA:2328:A:C6	27:BA:2329:G:C6	2.83	0.66
27:BA:2360:A:N7	27:BA:2361:A:H8	1.51	0.66
27:BA:2369:A:H2'	27:BA:2370:G:C8	2.29	0.66
27:BA:2422:A:C2	27:BA:2424:C:C5	2.82	0.66
27:BA:2246:G:N3	27:BA:2426:A:N3	2.43	0.66
27:BA:2493:U:C2'	27:BA:2494:G:O5'	2.44	0.66
27:BA:1128:A:C5	27:BA:2518:A:N6	2.63	0.66
27:BA:2574:G:O3'	27:BA:2575:C:O4'	2.12	0.66
27:BA:2712:U:H3'	27:BA:2714:G:O5'	1.96	0.66
27:BA:2744:G:O6	27:BA:2745:C:N4	2.29	0.66
27:BA:2762:G:O6	27:BA:2763:G:N1	2.28	0.66
27:BA:2826:A:N6	27:BA:2827:C:C4	2.61	0.66
27:BA:414:C:H2'	27:BA:415:A:H8	1.60	0.66
27:BA:907:U:O2'	37:BQ:88:PHE:HZ	1.78	0.66
27:BA:973:A:C2'	27:BA:974:G:H5''	2.26	0.66
26:BB:89(A):A:H2	37:BQ:52:LYS:NZ	1.86	0.66
29:BE:177:ALA:C	29:BE:179:ASP:N	2.45	0.66

Continued on next page...

Continued from previous page...

Atom-1	Atom-2	Interatomic distance (Å)	Clash overlap (Å)
29:BE:238:LEU:N	29:BE:238:LEU:HD22	2.11	0.66
30:BF:168:ARG:HD2	30:BF:168:ARG:C	2.08	0.66
30:BF:214:THR:C	30:BF:216:SER:H	1.98	0.66
27:BA:617:G:C4'	30:BF:219:ASN:OD1	2.33	0.66
31:BG:97:GLN:CD	31:BG:106:PHE:CE2	2.69	0.66
32:BH:147:ILE:HD13	32:BH:150:VAL:HG11	1.77	0.66
32:BH:87:GLU:HB3	32:BH:164:GLU:OE1	1.96	0.66
32:BH:51:VAL:HG21	32:BH:68:ARG:NE	2.10	0.66
33:BI:99:ALA:O	33:BI:100:GLU:C	2.34	0.66
33:BI:121:ILE:CD1	33:BI:121:ILE:H	2.07	0.66
35:BO:64:ARG:NH1	35:BO:81:GLU:OE1	2.27	0.66
37:BQ:108:SER:O	37:BQ:109:VAL:CG2	2.43	0.66
37:BQ:48:ASN:C	37:BQ:121:ASP:HB2	2.16	0.66
37:BQ:25:GLY:C	37:BQ:26:LYS:HG2	2.13	0.66
37:BQ:45:GLN:OE1	37:BQ:153:PRO:N	2.28	0.66
37:BQ:85:ILE:HA	37:BQ:122:PHE:HA	1.76	0.66
44:BR:44:LEU:O	44:BR:48:VAL:HG21	1.93	0.66
44:BR:84:ALA:CB	44:BR:85:PRO:HD3	2.21	0.66
38:BS:32:PRO:CD	38:BS:100:ALA:CA	2.72	0.66
45:BU:103:PRO:HA	45:BU:107:LYS:HE2	1.78	0.66
45:BU:8:ILE:O	45:BU:11:ARG:CG	2.43	0.66
45:BU:20:ARG:NH1	46:BV:75:LYS:NZ	2.39	0.66
42:BY:92:ASP:OD1	42:BY:94:SER:CB	2.44	0.66
43:BZ:1:MET:O	43:BZ:2:GLU:HB3	1.95	0.66
43:BZ:39:PHE:O	43:BZ:43:PHE:HD2	1.77	0.66
43:BZ:4:THR:O	43:BZ:5:ALA:CB	2.43	0.66
1:AA:1070:U:OP1	8:AE:18:ARG:NH1	2.28	0.66
1:AA:975:A:C4	1:AA:1357:A:C2	2.84	0.66
1:AA:406:G:H21	7:AD:119:GLN:NE2	1.90	0.66
1:AA:761:G:O2'	20:AQ:104:LYS:HA	1.96	0.66
2:AV:1:G:O2'	37:BQ:98:GLY:CA	2.44	0.66
2:AV:36:A:C6	4:AX:117:U:N3	2.64	0.66
49:B0:39:ARG:CG	49:B0:69:PHE:CZ	2.71	0.66
47:B2:13:PRO:O	47:B2:14:ALA:C	2.33	0.66
27:BA:98:G:OP1	47:B2:1:THR:OG1	2.14	0.66
52:B6:32:GLN:HB3	52:B6:35:LEU:HB2	1.77	0.66
27:BA:1080:C:O3'	56:BK:126:LYS:CB	2.43	0.66
27:BA:1081:U:P	56:BK:126:LYS:HD2	2.33	0.66
27:BA:1404:C:HO3'	27:BA:1405:U:P	2.18	0.66
27:BA:1769:G:H4'	27:BA:1958:C:H5''	1.78	0.66
27:BA:2208:U:O2	27:BA:2216:G:N2	2.23	0.66

Continued on next page...

Continued from previous page...

Atom-1	Atom-2	Interatomic distance (Å)	Clash overlap (Å)
27:BA:2246:G:N2	27:BA:2247:A:C5	2.64	0.66
27:BA:2313:C:N4	27:BA:2314:C:H41	1.90	0.66
27:BA:2330:G:C2	27:BA:2331:G:N3	2.64	0.66
27:BA:2472:G:O2'	27:BA:2473:U:P	2.53	0.66
27:BA:2539:C:N3	27:BA:2540:C:C5	2.64	0.66
27:BA:2684:U:O2	27:BA:2725:A:N1	2.29	0.66
27:BA:2690:C:H2'	27:BA:2691:C:OP2	1.95	0.66
27:BA:2817:G:N1	27:BA:2818:G:C4	2.64	0.66
27:BA:969:U:H2'	27:BA:970:C:O4'	1.95	0.66
28:BD:106:PRO:HG3	28:BD:141:HIS:HD2	1.61	0.66
28:BD:175:LEU:CD1	28:BD:179:GLU:CB	2.67	0.66
29:BE:224:GLY:O	29:BE:225:LYS:CB	2.44	0.66
29:BE:295:LEU:CD2	29:BE:296:VAL:N	2.59	0.66
30:BF:202:THR:HG22	30:BF:203:ALA:N	2.10	0.66
30:BF:244:ALA:HB3	30:BF:245:GLU:OE2	1.96	0.66
27:BA:443:A:H62	30:BF:39:GLN:HB2	1.59	0.66
30:BF:56:THR:HG22	30:BF:57:PRO:HD3	1.76	0.66
32:BH:95:ALA:O	32:BH:127:GLN:CB	2.44	0.66
34:BN:10:VAL:CB	34:BN:36:VAL:CA	2.64	0.66
36:BP:130:ARG:CA	36:BP:133:VAL:CG2	2.74	0.66
37:BQ:35:ASN:HB3	37:BQ:75:SER:CB	2.26	0.66
38:BS:12:ARG:HD2	38:BS:20:TYR:OH	1.93	0.66
38:BS:58:LEU:O	38:BS:60:SER:N	2.29	0.66
27:BA:2320:A:N6	38:BS:9:PRO:HG3	2.03	0.66
1:AA:1463:C:OP1	39:BT:47:ARG:HD3	1.96	0.66
27:BA:814:C:OP1	46:BV:84:THR:HG22	1.94	0.66
40:BW:19:LEU:HD13	51:B5:25:LEU:CG	2.25	0.66
43:BZ:172:LEU:C	43:BZ:172:LEU:HD23	2.13	0.66
43:BZ:13:LYS:O	43:BZ:36:ARG:CZ	2.43	0.66
43:BZ:85:MET:C	43:BZ:86:VAL:HG23	2.15	0.66
43:BZ:96:VAL:HG12	43:BZ:97:PRO:CD	2.20	0.66
1:AA:409:G:H5''	7:AD:25:ARG:CG	2.21	0.66
1:AA:17:U:C2	1:AA:919:A:C2	2.84	0.66
5:AB:101:MET:HA	5:AB:108:ILE:HG13	1.78	0.66
49:B0:37:LEU:HD13	49:B0:70:ILE:CD1	2.22	0.66
49:B0:61:ALA:HB2	49:B0:81:ILE:HD11	1.69	0.66
47:B2:39:ALA:O	47:B2:40:PRO:O	2.13	0.66
47:B2:51:LYS:O	47:B2:54:ALA:HB3	1.96	0.66
27:BA:458:G:H3'	53:B7:39:ARG:HB2	1.77	0.66
55:B9:7:VAL:HG23	55:B9:36:GLN:CG	2.26	0.66
27:BA:1139:G:OP1	34:BN:46:ILE:HG21	1.92	0.66

Continued on next page...

Continued from previous page...

Atom-1	Atom-2	Interatomic distance (Å)	Clash overlap (Å)
27:BA:1833:U:H2'	27:BA:1834:U:H6	1.60	0.66
27:BA:2344:U:C3'	27:BA:2345:G:OP2	2.43	0.66
27:BA:2349:G:C6	27:BA:2350:C:C6	2.83	0.66
27:BA:2356:C:C2'	27:BA:2357:U:H5'	2.26	0.66
27:BA:2411:A:C2	27:BA:2412:A:C6	2.83	0.66
27:BA:2246:G:C1'	27:BA:2426:A:C2	2.79	0.66
27:BA:2574:G:N7	27:BA:2575:C:C5	2.40	0.66
27:BA:2597:G:C4	27:BA:2598:A:N7	2.64	0.66
27:BA:2605:U:O5'	27:BA:2605:U:H6	1.79	0.66
27:BA:2620:C:O2'	27:BA:2621:A:O4'	2.14	0.66
27:BA:2624:G:H8	27:BA:2624:G:O5'	1.78	0.66
27:BA:2639:A:C4	27:BA:2778:A:C2	2.84	0.66
27:BA:2657:A:C5	27:BA:2658:C:C5	2.79	0.66
27:BA:2725:A:C4	27:BA:2727:G:C8	2.84	0.66
27:BA:2801:A:H2	27:BA:2895:U:H1'	1.61	0.66
27:BA:28:A:HO2'	27:BA:582:G:HO2'	1.39	0.66
28:BD:146:LYS:CB	28:BD:149:ARG:CG	2.74	0.66
28:BD:71:ASP:C	28:BD:73:ILE:HG13	2.17	0.66
29:BE:199:ALA:O	29:BE:200:ASP:OD1	2.14	0.66
29:BE:315:VAL:CG1	29:BE:316:ARG:N	2.59	0.66
27:BA:2304:G:O4'	31:BG:105:SER:CB	2.38	0.66
31:BG:29:HIS:CG	31:BG:29:HIS:O	2.47	0.66
32:BH:28:PRO:HG2	32:BH:79:SER:HA	1.78	0.66
33:BI:63:ALA:O	33:BI:67:LYS:HE2	1.96	0.66
33:BI:89:LEU:HD11	33:BI:93:ILE:HG22	1.59	0.66
27:BA:1081:U:O2'	56:BK:117:ASN:CB	2.43	0.66
35:BO:43:VAL:HG12	35:BO:45:ASP:N	2.10	0.66
36:BP:101:ASP:O	36:BP:102:ASP:CB	2.43	0.66
37:BQ:142:LYS:CG	37:BQ:143:VAL:N	2.05	0.66
27:BA:2485:G:C4'	37:BQ:144:THR:HG22	2.25	0.66
38:BS:30:GLY:O	38:BS:31:LYS:HE3	1.94	0.66
38:BS:87:LEU:HA	38:BS:90:LEU:HD12	1.78	0.66
46:BV:67:LYS:CE	46:BV:94:LYS:HD2	2.24	0.66
43:BZ:116:VAL:CB	43:BZ:169:VAL:CG2	2.73	0.66
1:AA:1014:A:N1	22:AS:34:TRP:CZ3	2.64	0.66
1:AA:985:C:H2'	1:AA:986:A:H8	1.61	0.66
6:AC:7:PRO:O	6:AC:11:ARG:HB2	1.95	0.66
7:AD:23:GLY:CA	7:AD:113:SER:CB	2.74	0.66
8:AE:144:THR:O	8:AE:147:ASP:N	2.29	0.66
15:AL:102:ARG:HB3	15:AL:109:GLY:HA2	1.78	0.66
27:BA:856:C:C4'	49:B0:25:LYS:NZ	2.59	0.66

Continued on next page...

Continued from previous page...

Atom-1	Atom-2	Interatomic distance (Å)	Clash overlap (Å)
48:B3:18:ASP:O	48:B3:19:GLN:C	2.35	0.66
50:B4:39:VAL:O	50:B4:39:VAL:HG12	1.95	0.66
50:B4:41:PRO:CB	50:B4:57:ASP:CB	2.73	0.66
52:B6:46:LYS:CE	52:B6:46:LYS:HA	2.22	0.66
55:B9:10:MET:HA	55:B9:10:MET:HE3	1.77	0.66
27:BA:1063:G:H5'	56:BK:88:GLY:HA3	1.78	0.66
27:BA:1156:A:H8	45:BU:55:ARG:NH2	1.88	0.66
27:BA:1470:G:H2'	27:BA:1519:G:O6	1.95	0.66
27:BA:2322:A:N3	27:BA:2323:G:H8	1.89	0.66
27:BA:2370:G:H2'	27:BA:2371:G:C8	2.31	0.66
27:BA:2343:C:H4'	27:BA:2373:G:O3'	1.96	0.66
27:BA:2498:C:OP1	27:BA:2498:C:H3'	1.96	0.66
27:BA:2604:U:H2'	27:BA:2605:U:C6	2.31	0.66
27:BA:2741:A:OP2	27:BA:2742:C:H5	1.79	0.66
27:BA:575:A:H2'	27:BA:576:U:C6	2.31	0.66
28:BD:144:GLU:OE1	28:BD:144:GLU:O	2.13	0.66
28:BD:172:ILE:HG13	28:BD:182:MET:CE	2.26	0.66
28:BD:131:LEU:CD1	28:BD:187:CYS:HB2	2.26	0.66
27:BA:1791:A:O2'	28:BD:204:PHE:O	2.13	0.66
29:BE:198:TYR:CD2	29:BE:265:ASN:C	2.69	0.66
29:BE:269:ILE:CG2	29:BE:297:LYS:NZ	2.47	0.66
29:BE:62:ARG:C	29:BE:63:GLU:CG	2.59	0.66
29:BE:70:VAL:CG1	29:BE:296:VAL:CB	2.72	0.66
30:BF:165:ASP:O	30:BF:166:ILE:C	2.34	0.66
30:BF:167:ASP:CB	30:BF:232:LEU:N	2.59	0.66
30:BF:242:GLU:O	30:BF:246:ARG:HG3	1.96	0.66
31:BG:49:PRO:CG	31:BG:72:LYS:C	2.63	0.66
33:BI:13:GLY:HA2	33:BI:15:LYS:HZ1	1.57	0.66
34:BN:65:ASN:CA	34:BN:68:GLY:O	2.44	0.66
35:BO:19:VAL:HG13	35:BO:42:THR:C	2.16	0.66
37:BQ:89:PRO:HA	37:BQ:113:ALA:CB	2.26	0.66
37:BQ:27:GLY:O	37:BQ:28:ILE:CG1	2.44	0.66
44:BR:97:VAL:CA	44:BR:114:VAL:HG13	2.26	0.66
38:BS:119:GLN:O	38:BS:120:GLU:C	2.33	0.66
38:BS:53:ASN:C	38:BS:55:ASP:N	2.48	0.66
38:BS:80:SER:O	38:BS:81:ALA:C	2.34	0.66
45:BU:40:LEU:H	45:BU:40:LEU:HD22	1.60	0.66
40:BW:47:VAL:O	40:BW:51:LEU:HD13	1.96	0.66
42:BY:55:PHE:CG	42:BY:89:ARG:NH1	2.64	0.66
43:BZ:176:LEU:C	43:BZ:176:LEU:CD2	2.64	0.66
43:BZ:40:ASP:OD2	43:BZ:41:ARG:NH1	2.28	0.66

Continued on next page...

Continued from previous page...

Atom-1	Atom-2	Interatomic distance (Å)	Clash overlap (Å)
1:AA:1358:U:H5''	17:AN:34:TYR:HA	1.79	0.65
6:AC:18:TRP:CD1	17:AN:53:LEU:O	2.48	0.65
6:AC:38:ARG:HB3	6:AC:94:LEU:HD21	1.78	0.65
7:AD:23:GLY:C	7:AD:112:VAL:O	2.35	0.65
7:AD:14:ARG:CD	7:AD:66:ARG:HH12	2.07	0.65
3:AW:37:YYG:C21	10:AG:84:ASN:H	2.02	0.65
50:B4:59:PHE:H	50:B4:62:ARG:HE	1.41	0.65
27:BA:593:G:O2'	54:B8:58:MET:CE	2.43	0.65
27:BA:1425:G:O2'	27:BA:1573:G:N2	2.29	0.65
27:BA:2273:A:N7	27:BA:2274:A:C5	2.64	0.65
27:BA:2278:A:H2'	27:BA:2279:G:O5'	1.96	0.65
27:BA:2322:A:C2	27:BA:2323:G:C8	2.73	0.65
27:BA:2355:C:C4	27:BA:2356:C:N4	2.64	0.65
27:BA:2372:G:H5''	27:BA:2372:G:H8	1.61	0.65
27:BA:2391:G:HO2'	27:BA:2392:A:P	2.16	0.65
27:BA:2416:C:C2	27:BA:2417:C:C6	2.84	0.65
27:BA:2447:G:N7	27:BA:2500:U:C5	2.64	0.65
27:BA:2452:C:N4	27:BA:2453:A:C6	2.64	0.65
27:BA:2721:A:C4	27:BA:2722:G:N7	2.63	0.65
27:BA:2862:G:N2	27:BA:2863:C:C2	2.65	0.65
27:BA:2869:G:C2	27:BA:2870:C:C5	2.81	0.65
27:BA:2896:C:H6	27:BA:2896:C:C5'	2.08	0.65
27:BA:397:G:OP1	50:B4:40:HIS:C	2.35	0.65
27:BA:959:A:H2'	27:BA:960:A:C8	2.31	0.65
27:BA:997:G:OP1	45:BU:92:ARG:HD2	1.97	0.65
28:BD:90:ILE:HG21	28:BD:102:TYR:C	2.17	0.65
28:BD:179:GLU:O	28:BD:180:VAL:HG22	1.96	0.65
29:BE:176:HIS:O	29:BE:179:ASP:N	2.29	0.65
30:BF:103:ASN:CB	30:BF:106:GLU:CG	2.68	0.65
30:BF:197:SER:O	30:BF:198:ASP:HB2	1.96	0.65
30:BF:223:LEU:CA	30:BF:231:ARG:HD2	2.25	0.65
32:BH:101:LYS:HG2	32:BH:115:GLU:HB2	1.62	0.65
32:BH:116:PRO:HB2	32:BH:120:LEU:C	2.16	0.65
33:BI:22:ALA:O	33:BI:25:TYR:HB2	1.96	0.65
33:BI:68:LEU:CB	33:BI:72:LEU:HD21	2.26	0.65
33:BI:7:LYS:CD	33:BI:12:LYS:CG	2.58	0.65
35:BO:14:SER:CB	35:BO:86:ILE:CD1	2.70	0.65
35:BO:25:LEU:HD21	35:BO:40:VAL:N	2.11	0.65
36:BP:94:ARG:HD2	36:BP:120:LEU:HA	1.77	0.65
37:BQ:102:ARG:O	37:BQ:104:PRO:CD	2.43	0.65
37:BQ:88:PHE:O	37:BQ:90:PHE:HE1	1.76	0.65

Continued on next page...

Continued from previous page...

Atom-1	Atom-2	Interatomic distance (Å)	Clash overlap (Å)
38:BS:34:LEU:HD21	38:BS:102:LEU:HG	1.77	0.65
38:BS:75:THR:O	38:BS:76:GLY:C	2.35	0.65
45:BU:34:ASN:HA	45:BU:37:GLN:CB	2.21	0.65
46:BV:11:GLN:HE21	46:BV:22:VAL:HG21	1.59	0.65
40:BW:106:ILE:CG2	40:BW:107:LEU:N	2.59	0.65
41:BX:25:GLN:N	41:BX:25:GLN:CD	2.47	0.65
42:BY:19:ARG:C	42:BY:67:LEU:HD22	2.16	0.65
43:BZ:53:ASP:HB2	43:BZ:62:PHE:O	1.95	0.65
1:AA:1220:G:C4'	22:AS:36:ARG:HG2	2.26	0.65
1:AA:1313:U:O4	22:AS:4:SER:CB	2.44	0.65
1:AA:407:G:O5'	1:AA:407:G:H8	1.79	0.65
1:AA:789:U:O2	1:AA:792:A:H8	1.77	0.65
7:AD:24:GLU:N	7:AD:112:VAL:CG1	2.59	0.65
47:B2:6:GLN:O	47:B2:7:GLU:C	2.33	0.65
51:B5:10:LYS:HG3	51:B5:11:THR:O	1.95	0.65
52:B6:14:SER:HB3	52:B6:52:GLU:CA	2.14	0.65
52:B6:16:ALA:O	52:B6:18:THR:N	2.29	0.65
52:B6:44:ALA:O	52:B6:45:LYS:C	2.35	0.65
53:B7:27:GLY:O	53:B7:31:LEU:CG	2.41	0.65
27:BA:1789:A:O3'	28:BD:224:VAL:CG1	2.38	0.65
27:BA:2246:G:N3	27:BA:2247:A:C8	2.64	0.65
27:BA:2373:G:C2	27:BA:2374:C:N3	2.64	0.65
27:BA:199:A:N6	27:BA:2434:A:C6	2.65	0.65
27:BA:2458:G:N7	27:BA:2490:G:C6	2.64	0.65
27:BA:2615:U:C2'	27:BA:2616:C:H5'	2.27	0.65
27:BA:2666:C:OP2	27:BA:2667:C:H5	1.78	0.65
27:BA:2698:U:O2	27:BA:2698:U:H2'	1.94	0.65
27:BA:2712:U:C4	27:BA:712(A):A:N7	2.64	0.65
27:BA:2748:A:N7	27:BA:2749:A:N1	2.44	0.65
27:BA:265:A:N1	27:BA:281:G:OP1	2.29	0.65
27:BA:2839:G:N2	27:BA:2840:C:C2	2.65	0.65
27:BA:299:A:O2'	27:BA:319:C:H4'	1.96	0.65
27:BA:910:A:N6	37:BQ:12:PRO:CA	2.59	0.65
27:BA:987:G:P	48:B3:15:TYR:OH	2.54	0.65
28:BD:123:ILE:O	28:BD:124:LYS:C	2.34	0.65
28:BD:93:ILE:O	28:BD:93:ILE:HG23	1.95	0.65
29:BE:193:PHE:CZ	29:BE:199:ALA:HB2	2.30	0.65
29:BE:70:VAL:HG11	29:BE:295:LEU:HD23	1.78	0.65
30:BF:33:LYS:O	30:BF:34:ALA:C	2.31	0.65
33:BI:133:LEU:H	33:BI:138:THR:CB	2.09	0.65
33:BI:19:LYS:O	33:BI:21:VAL:N	2.28	0.65

Continued on next page...

Continued from previous page...

Atom-1	Atom-2	Interatomic distance (Å)	Clash overlap (Å)
34:BN:23:ALA:CA	34:BN:26:VAL:CG2	2.75	0.65
36:BP:65:ASP:HB2	36:BP:109:LEU:CB	2.06	0.65
44:BR:32:GLY:O	44:BR:33:ARG:CB	2.44	0.65
44:BR:85:PRO:O	44:BR:88:ARG:N	2.29	0.65
45:BU:95:LEU:O	45:BU:98:ILE:HD13	1.95	0.65
46:BV:44:GLN:NE2	46:BV:44:GLN:N	2.42	0.65
41:BX:13:LYS:N	41:BX:13:LYS:HD3	2.10	0.65
43:BZ:22:VAL:O	43:BZ:83:PHE:HB2	1.96	0.65
1:AA:1004:A:H3'	1:AA:1025:U:N3	2.10	0.65
1:AA:1347:G:N2	1:AA:1373:G:H2'	2.10	0.65
1:AA:720:C:C5	1:AA:721:G:H2'	2.30	0.65
1:AA:757:U:OP1	1:AA:822:C:O2'	2.07	0.65
8:AE:29:GLY:HA2	8:AE:46:GLY:O	1.97	0.65
1:AA:1320:C:C4'	22:AS:73:GLU:OE2	2.44	0.65
49:B0:48:GLY:O	49:B0:55:ARG:HA	1.96	0.65
50:B4:41:PRO:HB3	50:B4:59:PHE:CE1	2.27	0.65
53:B7:34:ARG:HH11	53:B7:42:LEU:CA	1.97	0.65
54:B8:41:ILE:C	54:B8:43:GLY:N	2.31	0.65
27:BA:1151:G:C1'	45:BU:81:ASN:ND2	2.53	0.65
27:BA:1140:C:H4'	27:BA:142(A):A:C6	2.31	0.65
27:BA:2242:G:C6	27:BA:2243:U:C5	2.84	0.65
27:BA:2411:A:H2	27:BA:2412:A:C6	2.15	0.65
27:BA:2411:A:C2	27:BA:2412:A:N7	2.64	0.65
27:BA:2484:G:C2'	27:BA:2485:G:O5'	2.41	0.65
27:BA:2497:A:C2'	27:BA:2498:C:OP2	2.44	0.65
27:BA:2573:C:O5'	27:BA:2573:C:H6	1.79	0.65
27:BA:2677:G:H2'	27:BA:2678:C:O5'	1.96	0.65
27:BA:2731:G:N1	27:BA:2732:G:N1	2.45	0.65
27:BA:2748:A:O2'	32:BH:62:ALA:CA	2.44	0.65
27:BA:2779:U:C4'	27:BA:2781:A:N7	2.59	0.65
28:BD:77:VAL:HG21	28:BD:109:LEU:HB3	1.78	0.65
29:BE:206:LYS:C	29:BE:257:GLY:O	2.34	0.65
29:BE:315:VAL:O	29:BE:316:ARG:C	2.34	0.65
29:BE:73:ILE:O	29:BE:293:TYR:HD2	1.80	0.65
30:BF:223:LEU:C	30:BF:225:PRO:CD	2.65	0.65
33:BI:68:LEU:HD22	33:BI:72:LEU:HD21	1.79	0.65
34:BN:138:THR:CB	34:BN:139:LEU:HD13	2.25	0.65
27:BA:1137:G:H21	34:BN:86:MET:CE	2.09	0.65
35:BO:71:ARG:C	35:BO:73:ASP:H	2.00	0.65
36:BP:62:ALA:HB3	36:BP:105:TYR:C	2.14	0.65
37:BQ:45:GLN:OE1	37:BQ:153:PRO:CG	2.45	0.65

Continued on next page...

Continued from previous page...

Atom-1	Atom-2	Interatomic distance (Å)	Clash overlap (Å)
44:BR:45:ARG:HD3	44:BR:97:VAL:CG2	2.25	0.65
38:BS:31:LYS:CG	38:BS:99:GLU:O	2.41	0.65
27:BA:2320:A:N7	38:BS:9:PRO:HB3	2.11	0.65
45:BU:98:ILE:HG22	45:BU:106:PHE:HD1	1.62	0.65
27:BA:446:G:C3'	45:BU:5:LYS:HZ1	2.03	0.65
40:BW:68:ARG:HH21	40:BW:110:LYS:HG3	1.61	0.65
40:BW:24:ILE:CG2	40:BW:32:ALA:HB1	2.26	0.65
41:BX:9:HIS:HB2	41:BX:26:PHE:CA	2.25	0.65
42:BY:27:LEU:HD23	42:BY:98:VAL:CG1	2.26	0.65
42:BY:30:ASP:CB	42:BY:31:LEU:HD23	2.25	0.65
1:AA:1313:U:H5	22:AS:4:SER:CB	1.89	0.65
1:AA:1205:U:H4'	6:AC:195:VAL:HG21	1.78	0.65
1:AA:426:G:C2'	7:AD:42:GLN:HA	2.25	0.65
20:AQ:22:LEU:HD11	20:AQ:24:GLU:HG2	1.77	0.65
21:AR:70:ILE:O	21:AR:74:ARG:HD2	1.96	0.65
2:AV:43:G:H2'	2:AV:44:A:H8	1.60	0.65
47:B2:4:HIS:O	47:B2:5:VAL:O	2.15	0.65
47:B2:6:GLN:CA	47:B2:9:ARG:HB3	2.25	0.65
27:BA:1183:G:H5''	48:B3:29:ARG:HG3	1.79	0.65
27:BA:1358:G:N1	27:BA:1371:G:H2'	2.11	0.65
27:BA:1559:G:C6	27:BA:1560:G:H4'	2.32	0.65
27:BA:2015:A:H8	27:BA:2016:U:C6	2.15	0.65
27:BA:2208:U:H2'	27:BA:2209:C:C6	2.31	0.65
27:BA:24:G:O3'	40:BW:102:HIS:NE2	2.29	0.65
27:BA:2548:G:H2'	27:BA:2549:G:C5'	2.26	0.65
27:BA:2633:G:H2'	27:BA:2634:G:H8	1.60	0.65
27:BA:2817:G:C6	27:BA:2818:G:C5	2.85	0.65
27:BA:496:G:H1'	40:BW:61:ASN:HD22	1.62	0.65
27:BA:85:G:C5'	42:BY:65:VAL:HG12	2.25	0.65
27:BA:904:C:C1'	43:BZ:166:LEU:HD21	2.26	0.65
27:BA:997:G:OP1	45:BU:92:ARG:HB2	1.97	0.65
26:BB:15:A:H5'	26:BB:16:G:N7	2.12	0.65
28:BD:129:LEU:HD22	28:BD:130:PRO:HD2	1.78	0.65
28:BD:133:ASN:C	28:BD:134:ILE:HG13	2.16	0.65
28:BD:152:GLN:O	28:BD:153:LEU:CB	2.44	0.65
28:BD:175:LEU:HB2	28:BD:179:GLU:H	1.60	0.65
27:BA:2785:C:C2'	29:BE:100:TRP:CD1	2.59	0.65
29:BE:45:LYS:HE3	29:BE:303:PRO:CB	2.22	0.65
29:BE:86:TYR:O	29:BE:94:ARG:O	2.15	0.65
31:BG:38:GLU:OE2	31:BG:71:ALA:HA	1.97	0.65
32:BH:119:GLY:O	32:BH:121:GLU:CD	2.34	0.65

Continued on next page...

Continued from previous page...

Atom-1	Atom-2	Interatomic distance (Å)	Clash overlap (Å)
32:BH:84:LYS:O	32:BH:131:ILE:CB	2.45	0.65
33:BI:124:LEU:HG	33:BI:125:GLY:N	2.10	0.65
33:BI:63:ALA:HA	33:BI:66:LYS:CE	2.26	0.65
34:BN:38:VAL:HG12	34:BN:39:VAL:N	2.10	0.65
34:BN:94:GLY:O	34:BN:95:ARG:C	2.34	0.65
35:BO:112:MET:O	35:BO:113:LYS:C	2.33	0.65
36:BP:67:ARG:NH1	36:BP:111:ALA:CA	2.59	0.65
36:BP:76:LEU:HG	36:BP:81:VAL:HG23	1.79	0.65
44:BR:20:LEU:CD2	44:BR:24:GLN:HG3	2.27	0.65
45:BU:95:LEU:CA	45:BU:98:ILE:HD13	2.25	0.65
45:BU:98:ILE:O	45:BU:100:ALA:CA	2.43	0.65
40:BW:29:LEU:O	40:BW:30:GLU:C	2.30	0.65
27:BA:99:U:H3	42:BY:107:LYS:HD3	1.60	0.65
37:BQ:36:ASN:HD21	43:BZ:116:VAL:CG1	2.09	0.65
1:AA:1053:G:H8	1:AA:1053:G:H5''	1.61	0.65
1:AA:1326:C:C5'	24:AU:19:GLY:HA2	2.26	0.65
2:AV:47:U:H1'	2:AV:50:U:OP1	1.97	0.65
3:AW:75:C:C4	50:B4:28:ARG:HB2	2.31	0.65
27:BA:111:A:C4'	47:B2:62:GLU:OE2	2.44	0.65
50:B4:59:PHE:N	50:B4:62:ARG:NE	2.45	0.65
53:B7:35:ARG:HB3	53:B7:35:ARG:HH11	1.61	0.65
54:B8:31:HIS:O	54:B8:32:GLN:CG	2.44	0.65
54:B8:58:MET:HA	54:B8:61:MET:HG2	1.79	0.65
27:BA:1612:C:N1	53:B7:3:ARG:NH2	2.44	0.65
27:BA:2247:A:O2'	27:BA:2248:C:C5'	2.45	0.65
2:AV:76:A:N1	27:BA:2251:G:O6	2.30	0.65
2:AV:75:C:N4	27:BA:2252:G:N1	2.39	0.65
27:BA:2317:C:C5	27:BA:2318:G:N7	2.64	0.65
27:BA:2356:C:O2'	27:BA:2357:U:H5'	1.96	0.65
27:BA:2386:C:O4'	49:B0:39:ARG:NH2	2.30	0.65
27:BA:2410:G:C2	27:BA:2411:A:C8	2.83	0.65
27:BA:2421:G:C5'	52:B6:4:ASP:CG	2.64	0.65
27:BA:2515:C:O2	27:BA:2515:C:H2'	1.95	0.65
27:BA:1953:A:N6	27:BA:2550:G:H4'	2.10	0.65
27:BA:2667:C:C2	27:BA:2668:G:C8	2.84	0.65
27:BA:2671:A:C2'	27:BA:2672:G:O5'	2.44	0.65
27:BA:2712:U:C5'	27:BA:2714:G:O5'	2.42	0.65
27:BA:2817:G:C2	27:BA:2818:G:H1'	2.32	0.65
27:BA:2859:G:C2'	27:BA:2860:A:H5'	2.27	0.65
27:BA:527:C:H6	27:BA:2779:U:C6	2.14	0.65
27:BA:747:U:O2	27:BA:2015:A:H2	1.79	0.65

Continued on next page...

Continued from previous page...

Atom-1	Atom-2	Interatomic distance (Å)	Clash overlap (Å)
28:BD:125:ILE:HG22	28:BD:126:GLY:N	2.11	0.65
28:BD:209:ASN:O	28:BD:212:HIS:HB2	1.96	0.65
29:BE:198:TYR:CE1	29:BE:267:ARG:HB3	2.31	0.65
29:BE:269:ILE:HD11	29:BE:296:VAL:N	2.11	0.65
27:BA:2733:A:C2	29:BE:318:ASN:HB2	2.31	0.65
30:BF:107:ARG:O	30:BF:110:ALA:N	2.29	0.65
30:BF:138:VAL:O	30:BF:139:VAL:CG2	2.44	0.65
27:BA:451:C:P	30:BF:49:ASP:H	2.18	0.65
34:BN:53:ILE:HG23	34:BN:135:ILE:HD12	1.75	0.65
34:BN:63:ILE:HD12	34:BN:71:TYR:HE2	1.54	0.65
27:BA:1138:G:OP1	34:BN:82:THR:HG22	1.97	0.65
35:BO:101:PRO:HB2	35:BO:122:ILE:HD12	1.77	0.65
35:BO:17:ARG:NE	35:BO:47:THR:CA	2.60	0.65
36:BP:94:ARG:CD	36:BP:120:LEU:HA	2.27	0.65
37:BQ:85:ILE:CA	37:BQ:122:PHE:CD2	2.79	0.65
37:BQ:46:VAL:CG1	37:BQ:124:ALA:O	2.42	0.65
37:BQ:134:PHE:C	37:BQ:137:ARG:HB3	2.16	0.65
44:BR:61:HIS:O	44:BR:62:ALA:C	2.34	0.65
38:BS:122:ALA:O	38:BS:125:ALA:CA	2.45	0.65
45:BU:33:ARG:N	45:BU:35:ALA:HB3	2.11	0.65
45:BU:8:ILE:H	45:BU:11:ARG:NH1	1.88	0.65
41:BX:18:MET:CE	41:BX:25:GLN:CB	2.74	0.65
1:AA:1061:G:OP1	13:AJ:51:ARG:HD2	1.96	0.65
1:AA:302:G:N2	1:AA:556:C:O4'	2.27	0.65
6:AC:50:ALA:HB1	6:AC:70:VAL:HG11	1.79	0.65
7:AD:96:LEU:HG	7:AD:139:ARG:CZ	2.26	0.65
1:AA:1269:A:H5'	24:AU:19:GLY:HA2	1.79	0.65
49:B0:23:VAL:HG12	49:B0:26:PHE:HE1	1.60	0.65
48:B3:31:LEU:HD22	48:B3:32:GLN:HG3	1.77	0.65
48:B3:48:GLU:HG2	48:B3:49:LYS:N	2.10	0.65
50:B4:23:GLU:O	50:B4:24:THR:C	2.34	0.65
53:B7:24:THR:O	53:B7:28:ARG:CG	2.44	0.65
55:B9:7:VAL:HG12	55:B9:25:VAL:CG2	2.25	0.65
27:BA:1525:G:HO3'	27:BA:1526:G:P	2.20	0.65
27:BA:2225:A:HO2'	27:BA:2226:C:P	2.17	0.65
27:BA:2297:C:O2'	27:BA:2298:A:H5'	1.95	0.65
27:BA:2511:U:H2'	27:BA:2512:C:H6	1.62	0.65
27:BA:2597:G:C5	27:BA:2598:A:N6	2.65	0.65
27:BA:2689:U:C5	27:BA:2713:A:C6	2.83	0.65
27:BA:2748:A:H2	27:BA:2758:A:N7	1.95	0.65
27:BA:2784:C:C2	29:BE:98:GLU:OE1	2.49	0.65

Continued on next page...

Continued from previous page...

Atom-1	Atom-2	Interatomic distance (Å)	Clash overlap (Å)
27:BA:2870:C:O2	27:BA:2871:C:H6	1.79	0.65
27:BA:59:U:O4'	27:BA:73:A:C6	2.49	0.65
27:BA:780:G:O6	28:BD:233:ASP:OD1	2.15	0.65
28:BD:198:GLY:C	28:BD:200:THR:HG23	2.15	0.65
27:BA:1805:U:C5'	28:BD:235:PRO:CG	2.74	0.65
27:BA:2512:C:H5''	29:BE:219:VAL:HG13	1.76	0.65
30:BF:140:VAL:HG12	30:BF:140:VAL:O	1.95	0.65
31:BG:74:THR:O	31:BG:75:LEU:CG	2.41	0.65
32:BH:130:ILE:O	32:BH:131:ILE:CG2	2.40	0.65
34:BN:63:ILE:CG2	34:BN:71:TYR:CZ	2.79	0.65
36:BP:92:ASP:CB	36:BP:118:LEU:CD1	2.42	0.65
27:BA:2496:C:P	37:BQ:101:MET:HE3	2.37	0.65
37:BQ:76:GLY:O	37:BQ:124:ALA:HA	1.97	0.65
37:BQ:131:ALA:HA	37:BQ:134:PHE:HE2	1.62	0.65
37:BQ:42:TYR:CE2	43:BZ:119:ASN:HA	2.31	0.65
44:BR:55:ALA:HB1	44:BR:79:LEU:CD2	2.26	0.65
27:BA:1152:C:C5'	45:BU:80:ILE:HG22	2.20	0.65
43:BZ:51:LEU:C	43:BZ:51:LEU:CD2	2.62	0.65
1:AA:1255:G:H21	1:AA:1258:G:H21	1.45	0.65
1:AA:429:U:OP1	7:AD:13:ARG:NE	2.29	0.65
49:B0:28:GLY:H	49:B0:60:PHE:HD2	0.71	0.65
27:BA:142(A):A:OP2	27:BA:1143:A:N7	2.30	0.65
27:BA:176:G:N3	27:BA:177:G:H1'	2.12	0.65
27:BA:1843:C:H2'	27:BA:1844:C:C6	2.32	0.65
27:BA:2446:G:N2	27:BA:2501:C:C5	2.64	0.65
27:BA:2595:G:H3'	27:BA:2595:G:C8	2.32	0.65
27:BA:2758:A:OP2	27:BA:2758:A:C2'	2.45	0.65
27:BA:2774:C:H2'	27:BA:2775:A:H8	1.62	0.65
27:BA:2783:G:N1	27:BA:2784:C:C4	2.65	0.65
27:BA:27:G:C2	27:BA:512:G:H2'	2.31	0.65
27:BA:29:U:H4'	45:BU:11:ARG:NH2	2.10	0.65
27:BA:326:G:N2	27:BA:337:C:H1'	2.10	0.65
27:BA:602:G:H2'	27:BA:655:A:N1	2.11	0.65
27:BA:658:C:O2'	30:BF:103:ASN:ND2	2.30	0.65
28:BD:210:LYS:C	28:BD:213:LYS:HB2	1.83	0.65
28:BD:73:ILE:CB	28:BD:95:TYR:CE2	2.79	0.65
29:BE:206:LYS:N	29:BE:257:GLY:O	2.30	0.65
31:BG:24:HIS:CB	31:BG:72:LYS:HD3	2.27	0.65
34:BN:83:ILE:HG13	34:BN:84:ARG:CA	2.20	0.65
35:BO:75:SER:C	35:BO:76:TYR:CD1	2.67	0.65
44:BR:105:ARG:CZ	44:BR:105:ARG:N	2.59	0.65

Continued on next page...

Continued from previous page...

Atom-1	Atom-2	Interatomic distance (Å)	Clash overlap (Å)
45:BU:68:GLY:O	45:BU:69:ALA:C	2.33	0.65
46:BV:33:VAL:HG23	46:BV:63:HIS:HB2	1.79	0.65
40:BW:23:LEU:HD13	40:BW:35:ILE:HG21	1.77	0.65
42:BY:86:GLU:C	42:BY:87:VAL:HG23	2.16	0.65
42:BY:50:VAL:HG13	42:BY:95:ASN:HB3	1.79	0.65
43:BZ:172:LEU:CD2	43:BZ:173:PRO:HG2	2.26	0.65
43:BZ:25:ASN:CA	43:BZ:84:TYR:CE1	2.80	0.65
1:AA:1015:A:P	22:AS:14:HIS:CE1	2.90	0.65
1:AA:1405:G:C1'	1:AA:1519:A:H4'	2.27	0.65
1:AA:247:G:OP2	20:AQ:99:SER:CB	2.42	0.65
1:AA:375:U:O2'	19:AP:17:TYR:HE2	1.78	0.65
1:AA:776:G:N2	1:AA:802:A:OP2	2.29	0.65
1:AA:815:A:OP2	1:AA:816:A:H8	1.80	0.65
47:B2:20:LEU:HD22	47:B2:53:ILE:HG23	1.79	0.65
47:B2:6:GLN:O	47:B2:9:ARG:CB	2.44	0.65
51:B5:44:HIS:CB	51:B5:52:TYR:OH	2.43	0.65
52:B6:19:GLY:O	52:B6:20:PHE:CB	2.44	0.65
52:B6:47:HIS:O	52:B6:48:VAL:CB	2.45	0.65
55:B9:14:CYS:N	55:B9:27:CYS:HB2	2.12	0.65
55:B9:4:ARG:HA	55:B9:36:GLN:CA	2.16	0.65
27:BA:1366:A:H8	27:BA:1366:A:OP2	1.79	0.65
27:BA:1805:U:H5'	28:BD:235:PRO:HB3	1.71	0.65
27:BA:2191:G:C2	27:BA:2192:G:H1'	2.31	0.65
27:BA:2206:C:H2'	27:BA:2207:C:O4'	1.97	0.65
27:BA:2090:G:C2	27:BA:2230:G:O6	2.48	0.65
27:BA:2242:G:C5	27:BA:2243:U:C5	2.83	0.65
27:BA:2637:U:C5	27:BA:2638:G:C5	2.84	0.65
27:BA:2684:U:N3	27:BA:2725:A:N6	2.44	0.65
27:BA:2635:C:N3	27:BA:2783:G:N2	2.43	0.65
27:BA:2816:C:H6	27:BA:2816:C:H5'	1.60	0.65
27:BA:965:C:O2'	27:BA:2273:A:H2	1.79	0.65
26:BB:42:C:C2'	31:BG:47:GLN:HA	2.26	0.65
28:BD:129:LEU:C	28:BD:188:ARG:HG2	2.17	0.65
28:BD:141:HIS:HE1	28:BD:191:VAL:C	1.99	0.65
27:BA:2770:G:C1'	29:BE:316:ARG:HH22	2.07	0.65
29:BE:45:LYS:CE	29:BE:303:PRO:C	2.65	0.65
30:BF:56:THR:CB	30:BF:57:PRO:HD2	2.24	0.65
33:BI:12:LYS:O	33:BI:14:LYS:N	2.29	0.65
33:BI:28:ASN:O	33:BI:32:LYS:CB	2.44	0.65
33:BI:65:ALA:HB1	33:BI:134:HIS:CB	2.25	0.65
34:BN:21:ARG:CA	34:BN:24:SER:HB3	2.25	0.65

Continued on next page...

Continued from previous page...

Atom-1	Atom-2	Interatomic distance (Å)	Clash overlap (Å)
34:BN:38:VAL:C	34:BN:39:VAL:HG13	2.11	0.65
37:BQ:75:SER:O	37:BQ:129:ASP:OD2	2.15	0.65
37:BQ:85:ILE:HA	37:BQ:122:PHE:CB	2.26	0.65
27:BA:1287:A:C8	44:BR:104:ARG:HG2	2.31	0.65
38:BS:83:LEU:O	38:BS:84:THR:C	2.35	0.65
27:BA:1161:C:H4'	46:BV:8:GLY:HA3	1.79	0.65
40:BW:13:SER:HB3	40:BW:16:LYS:HD2	1.78	0.65
41:BX:28:VAL:HG23	41:BX:62:LYS:CB	2.27	0.65
42:BY:31:LEU:HD13	42:BY:101:LEU:HB3	1.77	0.65
1:AA:1220:G:H4'	22:AS:36:ARG:CG	2.27	0.65
21:AR:74:ARG:HG2	21:AR:81:PHE:HB3	1.78	0.65
1:AA:1325:C:OP1	24:AU:15:ARG:HG2	1.97	0.65
49:B0:33:ALA:HB2	49:B0:65:GLY:HA3	1.79	0.65
27:BA:2396:G:P	50:B4:28:ARG:NH1	2.70	0.65
27:BA:396:G:C1'	50:B4:39:VAL:CG1	2.74	0.65
44:BR:101:ALA:C	51:B5:41:LEU:HD12	2.16	0.65
53:B7:11:LYS:O	53:B7:12:ARG:C	2.36	0.65
27:BA:1161:C:C1'	46:BV:8:GLY:O	2.45	0.65
27:BA:1944:U:O4'	27:BA:1955:U:H1'	1.97	0.65
27:BA:2041:U:C2'	27:BA:2042:A:H5'	2.27	0.65
27:BA:2100:G:C5	27:BA:2190:G:C6	2.83	0.65
27:BA:2428:G:O2'	27:BA:2429:G:N7	2.27	0.65
27:BA:1782:C:N3	27:BA:2609:U:C5	2.42	0.65
27:BA:2622:C:H2'	27:BA:2623:G:H8	1.61	0.65
27:BA:2666:C:H2'	27:BA:2667:C:H5'	1.76	0.65
27:BA:2799:A:O2'	27:BA:2802:G:N1	2.26	0.65
27:BA:2887:U:H2'	27:BA:2888:C:C6	2.22	0.65
28:BD:169:LYS:H	28:BD:169:LYS:HZ3	1.44	0.65
28:BD:158:GLY:CA	28:BD:194:VAL:HG13	2.10	0.65
28:BD:76:ARG:HA	28:BD:114:GLU:H	1.61	0.65
27:BA:1658:C:H5"	29:BE:230:GLY:HA3	1.79	0.65
29:BE:45:LYS:HZ3	29:BE:302:GLY:N	1.94	0.65
30:BF:111:VAL:HA	30:BF:220:THR:CG2	2.24	0.65
32:BH:147:ILE:HA	32:BH:150:VAL:CB	2.27	0.65
32:BH:104:LEU:CA	32:BH:151:ARG:NH1	2.60	0.65
33:BI:7:LYS:HG3	33:BI:12:LYS:HA	1.73	0.65
34:BN:135:ILE:O	34:BN:136:SER:O	2.14	0.65
34:BN:136:SER:O	34:BN:139:LEU:HD22	1.97	0.65
35:BO:13:ASN:C	35:BO:15:GLY:N	2.51	0.65
35:BO:66:LYS:CG	35:BO:82:ASN:HD21	1.95	0.65
35:BO:90:ASP:O	35:BO:91:LYS:C	2.34	0.65

Continued on next page...

Continued from previous page...

Atom-1	Atom-2	Interatomic distance (Å)	Clash overlap (Å)
37:BQ:142:LYS:C	37:BQ:142:LYS:HE3	2.17	0.65
37:BQ:47:GLU:OE1	37:BQ:150:ASP:O	2.13	0.65
38:BS:58:LEU:O	38:BS:59:ALA:C	2.35	0.65
40:BW:17:VAL:O	40:BW:20:VAL:CB	2.45	0.65
40:BW:36:LEU:HD13	40:BW:47:VAL:HB	1.79	0.65
43:BZ:159:THR:C	43:BZ:160:LEU:HD13	2.07	0.65
43:BZ:172:LEU:O	43:BZ:174:PRO:HD3	1.97	0.65
1:AA:451:A:H61	1:AA:480:U:H2'	1.62	0.65
1:AA:564:C:H4'	11:AH:91:ARG:NH2	2.12	0.65
1:AA:1250:A:H4'	12:AI:67:GLY:CA	2.27	0.65
13:AJ:38:ILE:HG13	13:AJ:38:ILE:O	1.97	0.65
2:AV:14:A:H2'	2:AV:15:G:C8	2.31	0.65
27:BA:396:G:OP1	50:B4:10:VAL:HA	1.97	0.65
52:B6:12:MET:CA	52:B6:13:GLU:OE1	2.44	0.65
52:B6:32:GLN:CA	52:B6:35:LEU:CD1	2.62	0.65
27:BA:125:G:C4'	53:B7:19:ARG:NH1	2.56	0.65
27:BA:1135:C:H2'	27:BA:1136:G:H8	1.62	0.65
27:BA:1472:A:H2'	27:BA:1473:G:C8	2.31	0.65
27:BA:1482:U:H2'	27:BA:1483:G:H4'	1.79	0.65
27:BA:1753:G:OP1	39:BT:51:TRP:HZ3	1.79	0.65
27:BA:1800:C:C6	27:BA:1800:C:C3'	2.79	0.65
27:BA:1969:A:H4'	27:BA:1970:A:H5'	1.78	0.65
27:BA:2305:A:C3'	27:BA:2306:C:C5'	2.64	0.65
27:BA:2311:A:C2	31:BG:53:LYS:NZ	2.65	0.65
27:BA:2327:A:C6	27:BA:2328:A:C2	2.85	0.65
27:BA:2358:G:C2'	27:BA:2358:G:N3	2.60	0.65
27:BA:2416:C:OP1	36:BP:51:PHE:CD2	2.46	0.65
27:BA:2431:U:O2	27:BA:2433:A:C8	2.50	0.65
27:BA:2536:G:C5	27:BA:2537:U:C4	2.85	0.65
27:BA:2581:G:C2	27:BA:2610:C:C5	2.85	0.65
27:BA:2597:G:H2'	27:BA:2598:A:N7	2.05	0.65
27:BA:2657:A:N6	27:BA:2665:A:N7	2.45	0.65
27:BA:2840:C:C4	27:BA:2841:C:C4	2.85	0.65
27:BA:2840:C:C4	27:BA:2841:C:N4	2.65	0.65
27:BA:338:G:N7	42:BY:21:LYS:HB3	2.12	0.65
27:BA:441:U:OP2	42:BY:3:GLN:CG	2.45	0.65
27:BA:535:C:H4'	45:BU:53:LYS:CD	2.14	0.65
27:BA:606:U:P	30:BF:105:LYS:CD	2.69	0.65
27:BA:712(A):A:H8	27:BA:2713:A:OP1	1.78	0.65
27:BA:780:G:H2'	27:BA:782:A:C8	2.32	0.65
28:BD:141:HIS:CD2	28:BD:142:ASN:ND2	2.65	0.65

Continued on next page...

Continued from previous page...

Atom-1	Atom-2	Interatomic distance (Å)	Clash overlap (Å)
28:BD:224:VAL:CG1	28:BD:225:ARG:N	2.60	0.65
29:BE:221:LYS:HZ3	29:BE:233:ARG:CG	2.02	0.65
29:BE:71:THR:HG23	29:BE:299:SER:CB	2.05	0.65
30:BF:236:THR:O	30:BF:239:ALA:HB3	1.97	0.65
32:BH:113:GLU:OE1	32:BH:114:ILE:CA	2.45	0.65
32:BH:32:LEU:HD23	32:BH:33:THR:N	2.12	0.65
32:BH:89:VAL:O	32:BH:89:VAL:HG12	1.97	0.65
33:BI:92:SER:CA	33:BI:122:ARG:HG3	2.09	0.65
33:BI:77:VAL:CG2	33:BI:142:LYS:O	2.45	0.65
37:BQ:49:VAL:HA	37:BQ:121:ASP:CG	2.17	0.65
37:BQ:45:GLN:HE22	37:BQ:153:PRO:HB2	0.65	0.65
44:BR:96:ARG:CG	44:BR:115:GLU:HG3	2.27	0.65
45:BU:72:HIS:ND1	45:BU:110:VAL:HG21	2.12	0.65
46:BV:35:LEU:CA	46:BV:60:VAL:HG13	2.27	0.65
40:BW:69:LEU:HA	40:BW:109:GLU:HA	1.78	0.65
41:BX:28:VAL:O	41:BX:29:ASP:C	2.35	0.65
42:BY:58:GLU:N	42:BY:97:ARG:HH12	1.94	0.65
43:BZ:107:GLU:CD	43:BZ:107:GLU:N	2.50	0.65
43:BZ:19:ILE:CA	43:BZ:36:ARG:HG2	2.18	0.65
43:BZ:37:LYS:CD	43:BZ:41:ARG:HH12	2.10	0.65
43:BZ:81:VAL:CG1	43:BZ:82:ASP:H	2.10	0.65
7:AD:12:CYS:HB3	7:AD:31:CYS:O	1.96	0.64
50:B4:16:TYR:O	50:B4:17:GLN:CB	2.43	0.64
27:BA:1619:G:H21	53:B7:1:MET:HB3	1.61	0.64
54:B8:58:MET:O	54:B8:59:LYS:C	2.34	0.64
55:B9:14:CYS:SG	55:B9:32:HIS:CD2	2.90	0.64
27:BA:1949:G:H2'	27:BA:1950:G:C8	2.32	0.64
27:BA:1996:C:H2'	27:BA:1997:G:C4'	2.27	0.64
27:BA:2195:C:C4	27:BA:2196:C:C5	2.85	0.64
27:BA:2246:G:C2'	27:BA:2247:A:C5'	2.69	0.64
27:BA:2341:G:C5	27:BA:2342:C:N4	2.65	0.64
27:BA:2378:A:C4	38:BS:26:LEU:CD2	2.80	0.64
27:BA:2404:C:C4	27:BA:2405:G:C5	2.85	0.64
27:BA:248:G:H21	27:BA:2431:U:H4'	1.49	0.64
27:BA:2563:U:H2'	27:BA:2565:A:OP2	1.97	0.64
27:BA:2574:G:N9	27:BA:2575:C:C6	2.62	0.64
27:BA:746:A:C8	27:BA:2611:U:O3'	2.50	0.64
27:BA:2631:G:H5''	27:BA:2892:A:OP1	1.96	0.64
27:BA:2686:G:C5	27:BA:2687:U:C6	2.85	0.64
27:BA:2709:G:O2'	27:BA:2710:C:H5''	1.97	0.64
27:BA:2691:C:C4	27:BA:2719:G:N2	2.66	0.64

Continued on next page...

Continued from previous page...

Atom-1	Atom-2	Interatomic distance (Å)	Clash overlap (Å)
27:BA:963:U:H2'	27:BA:964:C:C6	2.32	0.64
27:BA:989:G:C8	48:B3:13:ILE:HD11	2.32	0.64
28:BD:130:PRO:HA	28:BD:188:ARG:CA	2.25	0.64
27:BA:1673:U:H5	29:BE:225:LYS:CD	2.10	0.64
29:BE:269:ILE:HG13	29:BE:297:LYS:HG2	1.76	0.64
29:BE:70:VAL:HG12	29:BE:71:THR:H	0.54	0.64
33:BI:7:LYS:CG	33:BI:12:LYS:NZ	2.59	0.64
34:BN:75:PRO:O	34:BN:76:ASP:C	2.35	0.64
37:BQ:122:PHE:HB2	37:BQ:136:TRP:CZ2	2.33	0.64
37:BQ:65:ARG:NE	37:BQ:122:PHE:CZ	2.64	0.64
37:BQ:67:ALA:C	37:BQ:71:PHE:HE1	1.98	0.64
37:BQ:67:ALA:HB1	37:BQ:71:PHE:HE1	1.61	0.64
37:BQ:86:ARG:NH2	37:BQ:123:ILE:HD12	2.11	0.64
44:BR:100:LEU:HD21	44:BR:113:LEU:CB	2.27	0.64
44:BR:65:LEU:O	44:BR:66:VAL:C	2.35	0.64
44:BR:67:LEU:O	44:BR:69:ASP:N	2.30	0.64
44:BR:99:LYS:HB3	51:B5:44:HIS:NE2	2.12	0.64
38:BS:13:ARG:O	38:BS:13:ARG:HG2	1.90	0.64
38:BS:16:ALA:O	38:BS:17:ARG:CB	2.45	0.64
38:BS:74:PRO:O	38:BS:75:THR:C	2.35	0.64
39:BT:47:ARG:O	39:BT:48:ASN:HB3	1.97	0.64
41:BX:18:MET:HE1	41:BX:25:GLN:CB	2.26	0.64
41:BX:24:LEU:HD13	41:BX:66:VAL:O	1.96	0.64
41:BX:3:ASP:CG	41:BX:4:VAL:H	1.99	0.64
42:BY:23:VAL:HG23	42:BY:67:LEU:HD23	1.76	0.64
43:BZ:34:LEU:CD1	43:BZ:39:PHE:CZ	2.60	0.64
1:AA:713:G:H2'	1:AA:714:G:C8	2.33	0.64
1:AA:575:G:N2	1:AA:880:C:C2	2.61	0.64
14:AK:18:ARG:HH21	14:AK:37:GLY:HA2	1.62	0.64
3:AW:14:A:C6	3:AW:22:G:C2	2.85	0.64
27:BA:856:C:C2'	49:B0:24:LYS:HB2	2.25	0.64
3:AW:75:C:C5	50:B4:27:THR:HB	2.32	0.64
52:B6:19:GLY:CA	52:B6:42:PRO:CB	2.75	0.64
27:BA:1996:C:H2'	27:BA:1997:G:C5'	2.28	0.64
27:BA:2317:C:C5	27:BA:2318:G:C5	2.85	0.64
27:BA:2297:C:N3	27:BA:2333:A:N6	2.45	0.64
27:BA:2369:A:H2'	27:BA:2370:G:O5'	1.97	0.64
27:BA:2391:G:N2	27:BA:2429:G:H21	1.95	0.64
27:BA:2492:U:O2'	27:BA:2493:U:H5'	1.96	0.64
27:BA:2446:G:N1	27:BA:2501:C:H5	1.86	0.64
27:BA:2520:C:C6	27:BA:2567:G:N9	2.66	0.64

Continued on next page...

Continued from previous page...

Atom-1	Atom-2	Interatomic distance (Å)	Clash overlap (Å)
27:BA:1939:U:C1'	27:BA:2592:G:H4'	2.26	0.64
27:BA:2619:C:C2'	27:BA:2620:C:C5'	2.75	0.64
27:BA:270(H):C:N3	27:BA:270(R):G:N2	2.45	0.64
27:BA:2725:A:C2	27:BA:2727:G:C8	2.86	0.64
27:BA:2732:G:OP2	27:BA:2732:G:H8	1.81	0.64
27:BA:2734:A:N7	27:BA:2735:G:C4	2.65	0.64
27:BA:1050:A:N1	27:BA:2751:G:C8	2.65	0.64
27:BA:2752:C:C2'	27:BA:2752:C:O2	2.44	0.64
27:BA:2836:U:C2	27:BA:2883:A:N6	2.66	0.64
27:BA:2842:G:N1	27:BA:2876:G:N1	2.44	0.64
27:BA:310:A:OP1	42:BY:53:GLY:N	2.29	0.64
27:BA:530:G:H3'	27:BA:530:G:OP2	1.97	0.64
27:BA:685:A:N3	27:BA:688:U:C4	2.65	0.64
27:BA:729:G:O2'	27:BA:763:G:H4'	1.97	0.64
29:BE:175:ASP:O	29:BE:177:ALA:N	2.29	0.64
31:BG:49:PRO:CB	31:BG:72:LYS:N	2.51	0.64
34:BN:56:LYS:H	34:BN:56:LYS:HD3	1.61	0.64
35:BO:79:PHE:HD2	35:BO:79:PHE:N	1.95	0.64
36:BP:109:LEU:CD1	36:BP:109:LEU:C	2.65	0.64
37:BQ:108:SER:O	37:BQ:109:VAL:CB	2.45	0.64
37:BQ:94:ARG:HG2	37:BQ:107:LYS:N	2.11	0.64
44:BR:90:ARG:NH1	44:BR:117:VAL:CG1	2.60	0.64
38:BS:56:ASP:CG	38:BS:57:THR:H	2.01	0.64
40:BW:56:ALA:O	40:BW:57:ASN:C	2.36	0.64
42:BY:9:LYS:HE3	42:BY:13:ARG:HH12	1.58	0.64
43:BZ:112:LEU:CD2	43:BZ:113:VAL:O	2.45	0.64
43:BZ:140:LYS:N	43:BZ:141:MET:CE	2.60	0.64
26:BB:75:G:C2'	43:BZ:32:PHE:HD2	2.03	0.64
43:BZ:1:MET:HE2	43:BZ:52:PHE:CD2	2.32	0.64
1:AA:1107:C:H3'	1:AA:1108:G:P	2.37	0.64
1:AA:394:G:C3'	1:AA:395:C:P	2.86	0.64
1:AA:948:C:H6	1:AA:948:C:O5'	1.80	0.64
6:AC:157:ILE:HD12	6:AC:164:ARG:HG3	1.79	0.64
1:AA:642:A:N7	11:AH:115:SER:HA	2.13	0.64
2:AV:76:A:N1	27:BA:2251:G:C6	2.65	0.64
49:B0:65:GLY:CA	49:B0:66:LYS:CD	2.70	0.64
49:B0:70:ILE:N	49:B0:70:ILE:HD13	2.12	0.64
47:B2:17:GLU:O	47:B2:20:LEU:N	2.28	0.64
47:B2:7:GLU:CG	47:B2:8:ILE:N	2.56	0.64
27:BA:988:A:P	48:B3:11:SER:HB2	2.35	0.64
3:AW:75:C:N4	50:B4:28:ARG:CB	2.60	0.64

Continued on next page...

Continued from previous page...

Atom-1	Atom-2	Interatomic distance (Å)	Clash overlap (Å)
52:B6:28:ARG:CG	52:B6:28:ARG:O	2.45	0.64
27:BA:1184:G:C2'	27:BA:1185:C:H5'	2.26	0.64
27:BA:1492:G:H4'	28:BD:99:GLU:OE2	1.98	0.64
27:BA:14:A:H3'	27:BA:15:G:P	2.36	0.64
27:BA:1914:C:P	27:BA:1916:A:H62	2.21	0.64
27:BA:2082:A:C5	27:BA:2239:G:N1	2.64	0.64
27:BA:2256:G:H2'	27:BA:2257:U:H5'	1.80	0.64
27:BA:2256:G:C2	27:BA:2257:U:O2	2.50	0.64
27:BA:965:C:C4'	27:BA:2273:A:C2	2.81	0.64
27:BA:2335:A:O2'	27:BA:2336:A:C8	2.51	0.64
27:BA:2432:A:N1	27:BA:2433:A:C6	2.59	0.64
27:BA:2492:U:H2'	27:BA:2493:U:O5'	1.95	0.64
27:BA:2251:G:P	27:BA:2496:C:OP2	2.55	0.64
27:BA:2504:U:H6	27:BA:2504:U:C5'	2.10	0.64
27:BA:2521:C:O2	27:BA:2522:U:O4'	2.15	0.64
27:BA:2550:G:C6	27:BA:2559:C:N3	2.66	0.64
27:BA:2520:C:C4	27:BA:2567:G:C5	2.85	0.64
27:BA:2633:G:H8	27:BA:2633:G:O5'	1.81	0.64
27:BA:2689:U:H1'	27:BA:2713:A:C2	2.32	0.64
27:BA:2699:C:O2	27:BA:2699:C:C2'	2.42	0.64
27:BA:2715:C:N3	27:BA:2716:U:C5	2.65	0.64
27:BA:2827:C:O2	27:BA:2828:C:C5	2.50	0.64
27:BA:2840:C:H4'	44:BR:53:HIS:NE2	2.12	0.64
27:BA:2839:G:C6	27:BA:2840:C:N4	2.64	0.64
27:BA:342:G:N1	27:BA:344:G:N2	2.45	0.64
26:BB:76:G:H4'	43:BZ:80:HIS:CB	2.26	0.64
27:BA:605:C:O5'	30:BF:105:LYS:HE2	1.97	0.64
30:BF:81:PRO:O	30:BF:82:GLN:CB	2.45	0.64
30:BF:91:PRO:HB2	30:BF:92:PRO:HD3	0.66	0.64
33:BI:133:LEU:HD12	33:BI:139:ALA:CB	2.12	0.64
36:BP:69:ILE:CB	36:BP:73:VAL:HG21	2.27	0.64
38:BS:109:PRO:HB2	38:BS:116:PHE:CZ	2.33	0.64
38:BS:61:ALA:HB1	38:BS:84:THR:O	1.97	0.64
45:BU:78:THR:O	45:BU:79:PHE:O	2.14	0.64
41:BX:28:VAL:HG13	41:BX:64:ALA:HB3	1.78	0.64
42:BY:108:ARG:O	42:BY:112:LEU:CD2	2.42	0.64
42:BY:24:ARG:O	42:BY:25:ALA:HB2	1.96	0.64
42:BY:43:ASN:ND2	42:BY:112:LEU:CD1	2.61	0.64
43:BZ:3:LEU:CD2	43:BZ:38:ALA:CB	2.70	0.64
43:BZ:46:GLN:O	43:BZ:47:SER:C	2.34	0.64
43:BZ:54:ILE:CG2	43:BZ:55:THR:N	2.59	0.64

Continued on next page...

Continued from previous page...

Atom-1	Atom-2	Interatomic distance (Å)	Clash overlap (Å)
1:AA:1014:A:OP2	22:AS:18:LYS:NZ	2.30	0.64
1:AA:1499:A:OP1	1:AA:1505:G:OP2	2.16	0.64
1:AA:986:A:H1'	22:AS:55:LYS:N	2.12	0.64
1:AA:404:U:C5	7:AD:2:GLY:HA2	2.32	0.64
13:AJ:11:PHE:CZ	17:AN:55:GLY:HA3	2.31	0.64
1:AA:1268:A:O2'	24:AU:19:GLY:C	2.36	0.64
3:AW:75:C:H41	50:B4:28:ARG:H	1.28	0.64
48:B3:6:VAL:CG2	48:B3:54:VAL:HG23	2.26	0.64
52:B6:13:GLU:O	52:B6:52:GLU:O	2.16	0.64
52:B6:12:MET:CE	52:B6:54:LYS:O	2.46	0.64
55:B9:11:CYS:H	55:B9:32:HIS:HE2	1.46	0.64
27:BA:1131:G:N2	34:BN:69:TYR:CZ	2.66	0.64
27:BA:1252:G:OP2	27:BA:1252:G:H4'	1.97	0.64
27:BA:1520:U:C6	27:BA:1520:U:H3'	2.32	0.64
27:BA:1614:A:H62	40:BW:88:ARG:CB	1.81	0.64
27:BA:1972:A:H2'	27:BA:1973:G:C8	2.31	0.64
27:BA:2058:A:H2'	27:BA:2059:A:H8	1.63	0.64
27:BA:2424:C:H5'	27:BA:2425:A:H5'	1.79	0.64
27:BA:2548:G:C3'	27:BA:2548:G:C8	2.79	0.64
27:BA:2045:C:C4	27:BA:2624:G:N2	2.65	0.64
27:BA:396:G:H5''	50:B4:10:VAL:CG1	2.28	0.64
27:BA:594:U:P	54:B8:61:MET:SD	2.95	0.64
27:BA:674:G:H4'	30:BF:69:HIS:CA	2.26	0.64
27:BA:989:G:C8	48:B3:13:ILE:HD12	2.33	0.64
29:BE:81:VAL:HB	29:BE:100:TRP:HZ3	1.62	0.64
30:BF:22:PHE:CZ	30:BF:115:LEU:HD12	2.23	0.64
31:BG:20:LYS:HG2	31:BG:76:ARG:HG2	1.80	0.64
31:BG:28:GLY:N	31:BG:69:ILE:HD13	2.09	0.64
33:BI:121:ILE:N	33:BI:121:ILE:HD12	2.12	0.64
34:BN:101:VAL:O	34:BN:102:ARG:CG	2.45	0.64
34:BN:82:THR:O	34:BN:83:ILE:C	2.36	0.64
35:BO:23:LYS:HG3	35:BO:24:VAL:N	2.10	0.64
37:BQ:127:ASN:HB2	37:BQ:128:PRO:HD2	1.80	0.64
37:BQ:35:ASN:HB3	37:BQ:75:SER:HB2	1.78	0.64
44:BR:28:LEU:O	44:BR:29:LEU:C	2.36	0.64
38:BS:56:ASP:OD1	38:BS:57:THR:N	2.30	0.64
45:BU:28:ARG:C	45:BU:31:GLN:H	1.97	0.64
27:BA:446:G:OP2	45:BU:3:ARG:CD	2.45	0.64
40:BW:78:GLU:OE1	40:BW:99:ARG:NE	2.30	0.64
1:AA:31:G:H1'	1:AA:46:G:H5''	1.78	0.64
1:AA:369:C:H42	1:AA:392:G:H1	1.44	0.64

Continued on next page...

Continued from previous page...

Atom-1	Atom-2	Interatomic distance (Å)	Clash overlap (Å)
12:AI:103:THR:HG22	12:AI:105:ASP:H	1.62	0.64
49:B0:37:LEU:C	49:B0:40:GLN:HG3	2.18	0.64
49:B0:48:GLY:HA2	49:B0:55:ARG:HA	1.78	0.64
49:B0:58:THR:O	49:B0:59:LEU:C	2.35	0.64
50:B4:46:GLU:OE2	50:B4:55:ARG:N	2.30	0.64
52:B6:8:ILE:O	52:B6:28:ARG:HA	1.97	0.64
55:B9:24:LEU:HD22	55:B9:36:GLN:H	1.61	0.64
27:BA:1492:G:H21	27:BA:1493:C:H42	1.46	0.64
27:BA:2218:G:HO2'	28:BD:146:LYS:CE	1.90	0.64
27:BA:2227:A:C8	27:BA:2227:A:O5'	2.47	0.64
27:BA:2234:G:N1	27:BA:2235:G:N7	2.42	0.64
27:BA:2239:G:C4	27:BA:2240:C:C5	2.86	0.64
27:BA:2344:U:H2'	27:BA:2345:G:OP2	1.96	0.64
27:BA:2411:A:O2'	27:BA:2412:A:H5'	1.98	0.64
27:BA:2061:G:N3	27:BA:2503:A:H2	1.95	0.64
27:BA:2662:A:C2	27:BA:2663:G:O4'	2.50	0.64
27:BA:2725:A:N3	27:BA:2727:G:C8	2.65	0.64
27:BA:2785:C:C4	27:BA:2786:U:C4	2.86	0.64
27:BA:2834:G:H3'	27:BA:2834:G:H8	1.63	0.64
30:BF:36:ARG:N	30:BF:39:GLN:NE2	2.46	0.64
31:BG:25:MET:O	31:BG:71:ALA:HB3	1.97	0.64
31:BG:75:LEU:O	31:BG:80:ALA:HB2	1.97	0.64
33:BI:121:ILE:CG2	33:BI:122:ARG:N	2.42	0.64
33:BI:80:PRO:O	33:BI:148:GLN:HG3	1.96	0.64
27:BA:1080:C:O3'	56:BK:126:LYS:CG	2.44	0.64
56:BK:56:VAL:HG22	56:BK:70:ILE:HG23	1.79	0.64
34:BN:49:ARG:C	34:BN:53:ILE:HB	2.17	0.64
34:BN:60:ARG:HA	34:BN:63:ILE:HD12	1.79	0.64
36:BP:61:ALA:C	36:BP:107:LYS:HE3	2.16	0.64
27:BA:910:A:C3'	37:BQ:17:ARG:NH2	2.60	0.64
37:BQ:88:PHE:O	37:BQ:90:PHE:CD1	2.51	0.64
44:BR:90:ARG:HH12	44:BR:117:VAL:CG1	2.10	0.64
44:BR:89:ASP:OD1	44:BR:90:ARG:HG3	1.95	0.64
42:BY:4:PRO:O	42:BY:5:ASP:CB	2.45	0.64
43:BZ:156:GLU:CG	43:BZ:157:GLY:N	2.46	0.64
1:AA:1060:C:H2'	1:AA:1061:G:H8	1.63	0.64
1:AA:1190:G:H5'	6:AC:176:HIS:CE1	2.33	0.64
1:AA:600:C:H4'	11:AH:128:GLY:O	1.97	0.64
1:AA:1219:U:HO2'	22:AS:34:TRP:HB3	1.55	0.64
49:B0:61:ALA:HB2	49:B0:80:SER:CA	2.28	0.64
49:B0:66:LYS:CD	49:B0:66:LYS:N	2.38	0.64

Continued on next page...

Continued from previous page...

Atom-1	Atom-2	Interatomic distance (Å)	Clash overlap (Å)
50:B4:14:ILE:CG2	50:B4:16:TYR:CD1	2.80	0.64
50:B4:40:HIS:HB3	50:B4:41:PRO:CD	2.28	0.64
51:B5:46:CYS:HB3	51:B5:47:PRO:CD	2.26	0.64
54:B8:26:LYS:HB2	54:B8:44:LYS:HA	1.79	0.64
27:BA:1394:U:H4'	27:BA:1603:A:H4'	1.79	0.64
27:BA:1567:A:C5	28:BD:84:PRO:HB3	2.31	0.64
27:BA:1742:C:H2'	27:BA:1743:G:O4'	1.98	0.64
27:BA:2067:G:H1	27:BA:2443:C:H42	1.43	0.64
27:BA:2075:U:O2'	27:BA:2596:U:O2	2.15	0.64
27:BA:2097:C:H42	27:BA:2192:G:H1	1.46	0.64
27:BA:2246:G:N1	27:BA:2426:A:H1'	2.13	0.64
27:BA:2320:A:OP1	38:BS:9:PRO:HD3	1.98	0.64
27:BA:825:C:C4'	27:BA:2428:G:C5	2.65	0.64
27:BA:2452:C:N4	27:BA:2453:A:N6	2.46	0.64
27:BA:2511:U:H2'	27:BA:2512:C:C5'	2.27	0.64
27:BA:452:G:N2	27:BA:457:A:C2	2.65	0.64
27:BA:551:G:C4'	27:BA:1220:A:H2	2.11	0.64
27:BA:583:G:P	45:BU:10:ARG:HH11	2.21	0.64
27:BA:610:C:H2'	27:BA:611:C:C6	2.31	0.64
27:BA:673:C:OP1	30:BF:80:VAL:HG11	1.98	0.64
27:BA:930:U:H2'	27:BA:931:G:H1'	1.79	0.64
28:BD:166:LYS:O	28:BD:167:GLU:OE1	2.15	0.64
28:BD:60:GLN:N	28:BD:62:ARG:HH11	1.95	0.64
29:BE:102:ASP:CG	29:BE:104:PHE:HE1	1.96	0.64
29:BE:204:VAL:O	29:BE:205:THR:C	2.34	0.64
29:BE:268:LEU:HD23	29:BE:295:LEU:O	1.97	0.64
29:BE:199:ALA:HA	29:BE:312:ARG:C	2.18	0.64
30:BF:147:LEU:HD11	30:BF:156:LEU:CD1	2.02	0.64
30:BF:155:SER:O	30:BF:158:GLU:OE2	2.16	0.64
30:BF:236:THR:O	30:BF:239:ALA:CA	2.46	0.64
27:BA:673:C:H4'	30:BF:82:GLN:OE1	1.97	0.64
32:BH:95:ALA:H	32:BH:127:GLN:HE21	1.44	0.64
33:BI:88:ARG:CD	33:BI:122:ARG:HB3	2.27	0.64
34:BN:27:ALA:HB1	34:BN:30:ALA:HB3	1.79	0.64
34:BN:38:VAL:C	34:BN:39:VAL:HG22	2.17	0.64
34:BN:58:GLU:C	34:BN:61:VAL:HB	2.18	0.64
36:BP:129:ALA:O	36:BP:131:GLU:N	2.30	0.64
37:BQ:85:ILE:CA	37:BQ:122:PHE:HD2	2.10	0.64
37:BQ:134:PHE:O	37:BQ:137:ARG:CB	2.31	0.64
37:BQ:35:ASN:N	37:BQ:75:SER:HA	2.13	0.64
38:BS:103:ASP:OD2	38:BS:105:GLY:N	2.27	0.64

Continued on next page...

Continued from previous page...

Atom-1	Atom-2	Interatomic distance (Å)	Clash overlap (Å)
26:BB:9:G:OP1	38:BS:23:ARG:NH1	2.31	0.64
46:BV:83:ARG:O	46:BV:84:THR:CG2	2.46	0.64
46:BV:93:ILE:O	46:BV:95:ILE:CD1	2.45	0.64
41:BX:25:GLN:CA	41:BX:26:PHE:CD1	2.81	0.64
42:BY:103:LEU:CD2	42:BY:108:ARG:HB3	2.21	0.64
43:BZ:91:PRO:CB	43:BZ:127:PRO:CB	2.76	0.64
1:AA:463:A:H4'	19:AP:80:PHE:O	1.98	0.64
1:AA:674:G:H2'	1:AA:675:A:C8	2.32	0.64
1:AA:542:G:OP1	7:AD:41:GLY:CA	2.45	0.64
47:B2:27:LEU:O	47:B2:30:ALA:HB3	1.97	0.64
50:B4:46:GLU:N	50:B4:53:GLU:O	2.31	0.64
50:B4:41:PRO:HG2	50:B4:57:ASP:CG	2.17	0.64
27:BA:372:G:O2'	50:B4:63:PHE:CE2	2.48	0.64
52:B6:21:TYR:CE1	52:B6:43:VAL:HG21	2.32	0.64
27:BA:250:G:OP2	54:B8:12:ARG:NH2	2.27	0.64
27:BA:1080:C:O3'	56:BK:126:LYS:HB3	1.82	0.64
27:BA:1338:G:H4'	41:BX:12:GLU:OE1	1.97	0.64
27:BA:1924:C:C5	27:BA:1925:C:H5	2.15	0.64
27:BA:197:A:C5	27:BA:2430:A:N7	2.65	0.64
27:BA:2212:A:C1'	27:BA:2213:U:C5	2.81	0.64
27:BA:2226:C:O2	27:BA:2227:A:C2'	2.46	0.64
27:BA:2378:A:O4'	38:BS:101:VAL:HG23	1.98	0.64
27:BA:2392:A:C8	27:BA:2393:A:N7	2.65	0.64
27:BA:2603:G:H2'	27:BA:2604:U:O5'	1.97	0.64
27:BA:2637:U:O2	27:BA:2782:G:C2	2.50	0.64
27:BA:2684:U:H1'	35:BO:70:ARG:HH21	1.50	0.64
27:BA:2690:C:C2'	27:BA:2691:C:OP2	2.44	0.64
27:BA:282:A:N6	27:BA:360:G:H21	1.95	0.64
27:BA:2843:G:C5	27:BA:2844:G:N7	2.66	0.64
27:BA:2853:C:C3'	27:BA:2853:C:C6	2.81	0.64
27:BA:440:G:O5'	42:BY:3:GLN:NE2	2.31	0.64
27:BA:792:G:C4	27:BA:2440:C:C2	2.86	0.64
27:BA:854:G:H1	27:BA:923:C:N4	1.94	0.64
28:BD:90:ILE:HG23	28:BD:91:ALA:N	2.12	0.64
29:BE:212:GLY:O	29:BE:214:VAL:N	2.30	0.64
29:BE:314:ALA:O	29:BE:315:VAL:O	2.15	0.64
29:BE:70:VAL:C	29:BE:71:THR:HG23	2.18	0.64
29:BE:72:VAL:O	29:BE:73:ILE:HD12	1.96	0.64
29:BE:74:GLU:HB3	29:BE:293:TYR:CE2	2.27	0.64
30:BF:102:LEU:HD13	30:BF:107:ARG:HG2	1.78	0.64
30:BF:223:LEU:C	30:BF:231:ARG:HD2	2.17	0.64

Continued on next page...

Continued from previous page...

Atom-1	Atom-2	Interatomic distance (Å)	Clash overlap (Å)
31:BG:105:SER:OG	31:BG:131:THR:HG21	1.96	0.64
31:BG:11:HIS:O	31:BG:15:GLU:HG3	1.98	0.64
34:BN:12:VAL:HG13	34:BN:13:ASP:N	1.95	0.64
34:BN:40:ASN:O	34:BN:41:ALA:C	2.35	0.64
34:BN:93:ARG:O	34:BN:94:GLY:C	2.35	0.64
35:BO:105:GLU:O	35:BO:108:ASP:N	2.31	0.64
35:BO:101:PRO:HA	35:BO:120:GLU:O	1.97	0.64
35:BO:63:VAL:HG13	35:BO:102:VAL:HG13	0.64	0.64
36:BP:113:GLN:HB2	36:BP:115:ARG:CZ	2.27	0.64
44:BR:43:GLU:O	44:BR:44:LEU:C	2.35	0.64
44:BR:45:ARG:O	44:BR:49:ASP:HB2	1.98	0.64
45:BU:40:LEU:O	45:BU:43:ALA:HB3	1.98	0.64
45:BU:61:TRP:O	45:BU:65:ILE:HG13	1.90	0.64
41:BX:33:SER:O	41:BX:37:VAL:N	2.26	0.64
1:AA:3(A):G:N1	1:AA:1038:C:H1'	2.12	0.64
1:AA:1115:C:O4'	17:AN:61:TRP:HA	1.98	0.64
1:AA:1328:C:OP1	16:AM:28:ALA:HB2	1.98	0.64
1:AA:18:C:N3	1:AA:918:A:C2	2.65	0.64
1:AA:65:U:H4'	1:AA:66:G:H5'	1.78	0.64
1:AA:801:U:H2'	1:AA:802:A:H8	1.62	0.64
1:AA:939:G:H5''	10:AG:102:ARG:NH2	2.13	0.64
11:AH:18:ARG:HG3	11:AH:18:ARG:NH1	2.13	0.64
15:AL:70:ILE:HG12	15:AL:100:ILE:HD11	1.79	0.64
1:AA:1319:A:P	22:AS:5:LEU:HD22	2.38	0.64
47:B2:49:LEU:O	47:B2:53:ILE:HG13	1.98	0.64
48:B3:48:GLU:O	48:B3:51:ALA:CA	2.46	0.64
51:B5:16:ARG:O	51:B5:19:ARG:CB	2.45	0.64
53:B7:11:LYS:CA	53:B7:11:LYS:HE3	2.28	0.64
54:B8:30:ARG:CG	54:B8:31:HIS:N	2.61	0.64
27:BA:1202:C:C2	27:BA:1243:G:N2	2.64	0.64
27:BA:1559:G:N1	27:BA:1560:G:H4'	2.13	0.64
27:BA:2236:C:C2'	27:BA:2237:G:H5''	2.28	0.64
27:BA:2263:C:C3'	27:BA:2264:C:H5'	2.26	0.64
27:BA:2410:G:N9	27:BA:2411:A:N7	2.46	0.64
27:BA:2428:G:C3'	27:BA:2428:G:C8	2.80	0.64
27:BA:35:G:H1'	27:BA:454:A:N3	2.13	0.64
27:BA:359:A:O2'	27:BA:360:G:C8	2.51	0.64
27:BA:685:A:N3	27:BA:688:U:O4	2.30	0.64
28:BD:175:LEU:HD12	28:BD:179:GLU:CA	2.27	0.64
29:BE:222:ARG:O	29:BE:227:ALA:HA	1.97	0.64
29:BE:228:ARG:O	29:BE:229:GLN:C	2.35	0.64

Continued on next page...

Continued from previous page...

Atom-1	Atom-2	Interatomic distance (Å)	Clash overlap (Å)
29:BE:268:LEU:C	29:BE:297:LYS:HE2	2.18	0.64
30:BF:105:LYS:O	30:BF:106:GLU:C	2.36	0.64
33:BI:145:VAL:O	33:BI:146:THR:HB	1.97	0.64
34:BN:54:VAL:HG11	34:BN:138:THR:CB	2.28	0.64
35:BO:66:LYS:HZ1	35:BO:67:ARG:CZ	2.02	0.64
37:BQ:51:GLU:N	37:BQ:51:GLU:CD	2.51	0.64
37:BQ:88:PHE:CB	37:BQ:90:PHE:CE1	2.60	0.64
44:BR:20:LEU:CD2	44:BR:24:GLN:CD	2.65	0.64
44:BR:44:LEU:HD13	44:BR:48:VAL:HG21	0.68	0.64
38:BS:27:LEU:HA	38:BS:33:ARG:NH2	2.12	0.64
38:BS:33:ARG:CB	38:BS:35:VAL:CG2	2.73	0.64
39:BT:6:CYS:SG	39:BT:31:PHE:CD2	2.91	0.64
45:BU:53:LYS:CA	45:BU:56:ASP:OD2	2.43	0.64
46:BV:59:GLU:OE2	46:BV:99:GLN:HG2	1.98	0.64
40:BW:17:VAL:C	40:BW:20:VAL:HG23	2.19	0.64
40:BW:23:LEU:CD1	40:BW:35:ILE:CG2	2.76	0.64
41:BX:75:GLN:O	41:BX:77:VAL:N	2.31	0.64
42:BY:101:LEU:O	42:BY:102:ASP:C	2.36	0.64
27:BA:99:U:H3	42:BY:107:LYS:HD2	1.59	0.64
42:BY:29:ALA:O	42:BY:30:ASP:C	2.34	0.64
43:BZ:91:PRO:HB2	43:BZ:127:PRO:CB	2.28	0.64
1:AA:1125:U:H2'	1:AA:1281:U:O2	1.97	0.64
6:AC:91:LEU:HD11	6:AC:99:VAL:CG2	2.22	0.64
3:AW:37:YYG:O18	10:AG:83:ALA:C	2.32	0.64
1:AA:463:A:P	19:AP:75:ARG:HH22	2.19	0.64
48:B3:1:MET:HE3	48:B3:3:ARG:CD	2.21	0.64
51:B5:46:CYS:H	51:B5:49:CYS:HB2	1.63	0.64
53:B7:30:ILE:N	53:B7:33:ARG:HD2	2.11	0.64
27:BA:469:G:H1	53:B7:40:HIS:HE2	1.46	0.64
1:AA:1517:G:C1'	27:BA:1919:A:H5''	2.25	0.64
27:BA:2261:C:H1'	27:BA:2388:A:N3	2.12	0.64
27:BA:2372:G:C2	27:BA:2373:G:C5	2.86	0.64
27:BA:2543:G:C5	27:BA:2544:G:O6	2.43	0.64
27:BA:2561:A:C8	27:BA:2561:A:H3'	2.32	0.64
27:BA:2605:U:C2'	27:BA:2606:C:C5'	2.76	0.64
27:BA:2611:U:C3'	27:BA:2611:U:H6	2.10	0.64
27:BA:2717:G:C4	27:BA:2718:G:N7	2.60	0.64
27:BA:2717:G:C6	27:BA:2718:G:N7	2.66	0.64
27:BA:2737:G:C2	27:BA:2738:A:C5	2.85	0.64
27:BA:2840:C:H2'	27:BA:2841:C:H6	1.59	0.64
27:BA:321:G:C8	27:BA:341:G:O2'	2.49	0.64

Continued on next page...

Continued from previous page...

Atom-1	Atom-2	Interatomic distance (Å)	Clash overlap (Å)
27:BA:326:G:H2'	27:BA:327:G:C8	2.32	0.64
27:BA:526:A:H2	27:BA:2626:C:O4'	1.66	0.64
27:BA:856:C:C4'	49:B0:25:LYS:HZ2	2.11	0.64
28:BD:174:ARG:CG	28:BD:174:ARG:NH1	2.49	0.64
29:BE:222:ARG:CD	29:BE:232:ARG:O	2.45	0.64
27:BA:2571:C:O2'	29:BE:243:PRO:HG3	1.97	0.64
29:BE:44:TYR:CD2	29:BE:307:LEU:C	2.70	0.64
31:BG:21:VAL:HG22	31:BG:132:VAL:HG23	1.80	0.64
31:BG:95:THR:HG22	31:BG:96:SER:H	1.62	0.64
32:BH:41:THR:HB	32:BH:52:THR:OG1	1.97	0.64
32:BH:10:ILE:CD1	32:BH:49:ILE:HG12	2.25	0.64
32:BH:67:THR:O	32:BH:70:LEU:CB	2.46	0.64
32:BH:87:GLU:OE2	32:BH:162:ARG:CB	2.41	0.64
34:BN:94:GLY:O	34:BN:95:ARG:O	2.16	0.64
35:BO:85:VAL:O	35:BO:87:ILE:CD1	2.45	0.64
36:BP:94:ARG:HG2	36:BP:120:LEU:HD23	1.71	0.64
37:BQ:91:HIS:H	37:BQ:111:THR:CG2	2.09	0.64
40:BW:72:LYS:HB3	40:BW:106:ILE:HG21	1.80	0.64
41:BX:6:LYS:HZ2	41:BX:29:ASP:CA	2.07	0.64
42:BY:46:ASP:N	42:BY:62:VAL:CB	2.61	0.64
26:BB:104:A:HO2'	43:BZ:24:TYR:HE2	1.46	0.64
1:AA:22:G:C2'	1:AA:913:A:C2	2.81	0.64
1:AA:975:A:C5	1:AA:1357:A:H2	2.15	0.64
14:AK:99:GLN:HG2	14:AK:105:VAL:HG11	1.78	0.64
13:AJ:64:GLU:CG	17:AN:59:ALA:HA	2.28	0.64
21:AR:46:GLU:HB3	21:AR:85:LEU:HD13	1.79	0.64
3:AW:25:C:C2	3:AW:26:G:N1	2.62	0.64
49:B0:36:ILE:H	49:B0:68:VAL:CG2	2.10	0.64
50:B4:11:PRO:O	50:B4:12:CYS:HB2	1.97	0.64
50:B4:9:ALA:O	50:B4:10:VAL:HG23	1.98	0.64
52:B6:41:ASP:CB	52:B6:46:LYS:NZ	2.47	0.64
27:BA:1697:G:C3'	27:BA:1698:A:H5'	2.27	0.64
27:BA:1804:C:H42	27:BA:1813:G:H1	1.46	0.64
27:BA:2250:G:H5''	37:BQ:102:ARG:CD	2.28	0.64
27:BA:2252:G:O5'	27:BA:2252:G:H8	1.80	0.64
27:BA:2313:C:C4	27:BA:2314:C:C4	2.85	0.64
27:BA:2348:U:H3'	54:B8:42:ARG:NH2	2.13	0.64
27:BA:2374:C:H2'	27:BA:2375:G:C8	2.33	0.64
27:BA:2386:C:H2'	27:BA:2387:U:C6	2.33	0.64
27:BA:2576:G:C3'	27:BA:2576:G:OP1	2.43	0.64
27:BA:2616:C:H2'	27:BA:2617:C:C6	2.32	0.64

Continued on next page...

Continued from previous page...

Atom-1	Atom-2	Interatomic distance (Å)	Clash overlap (Å)
27:BA:2717:G:C2	27:BA:2718:G:C4	2.76	0.64
27:BA:2737:G:C6	27:BA:2767:C:N4	2.57	0.64
27:BA:2881:C:C5	27:BA:2882:A:N7	2.66	0.64
27:BA:343:C:N3	27:BA:344:G:C2	2.66	0.64
27:BA:960:A:O4'	27:BA:2457:U:H4'	1.98	0.64
26:BB:75:G:O2'	43:BZ:32:PHE:CE2	2.46	0.64
28:BD:103:ILE:HG12	28:BD:104:ILE:HD12	0.64	0.64
28:BD:65:ASP:OD1	28:BD:66:PHE:CA	2.44	0.64
28:BD:81:GLU:O	28:BD:82:TYR:O	2.16	0.64
29:BE:205:THR:OG1	29:BE:257:GLY:O	2.16	0.64
29:BE:205:THR:OG1	29:BE:258:TYR:N	2.30	0.64
29:BE:93:GLN:O	29:BE:94:ARG:HG3	1.98	0.64
30:BF:34:ALA:HB1	30:BF:110:ALA:HB1	1.72	0.64
30:BF:6:TYR:HE1	30:BF:139:VAL:CB	2.08	0.64
30:BF:145:GLU:HG3	30:BF:196:THR:HG21	1.79	0.64
30:BF:150:THR:CB	30:BF:207:LEU:HD21	2.28	0.64
30:BF:1:MET:O	30:BF:18:LEU:HG	1.97	0.64
27:BA:1140:C:N4	34:BN:49:ARG:NH1	2.46	0.64
36:BP:64:ILE:CD1	36:BP:106:VAL:CG1	2.73	0.64
37:BQ:94:ARG:CG	37:BQ:107:LYS:H	2.10	0.64
37:BQ:143:VAL:CG2	37:BQ:144:THR:H	2.06	0.64
44:BR:33:ARG:HB2	44:BR:115:GLU:HB3	1.77	0.64
45:BU:65:ILE:HD11	45:BU:96:ALA:HB2	1.75	0.64
40:BW:24:ILE:CB	40:BW:32:ALA:HB1	2.28	0.64
42:BY:58:GLU:H	42:BY:97:ARG:NH1	1.96	0.64
1:AA:1221:G:H5''	1:AA:1321:C:O2	1.98	0.63
1:AA:1373:G:H5''	12:AI:42:ARG:HH21	1.63	0.63
1:AA:20:U:C4	1:AA:916:G:C2	2.86	0.63
1:AA:940:C:H2'	1:AA:941:G:C8	2.33	0.63
7:AD:23:GLY:CA	7:AD:113:SER:N	2.57	0.63
16:AM:15:VAL:O	16:AM:19:LEU:HG	1.98	0.63
2:AV:36:A:N6	4:AX:117:U:C4	2.66	0.63
51:B5:46:CYS:O	51:B5:49:CYS:N	2.28	0.63
52:B6:2:ALA:O	52:B6:4:ASP:OD1	2.16	0.63
27:BA:1076:C:O2	56:BK:92:PRO:HG2	1.98	0.63
27:BA:1952:A:C2	35:BO:22:ILE:HD13	2.33	0.63
27:BA:2098:U:N3	27:BA:2191:G:N1	2.41	0.63
27:BA:2478:A:N7	27:BA:2479:G:N7	2.46	0.63
27:BA:2546:U:O2	27:BA:2567:G:C8	2.51	0.63
27:BA:2604:U:H2'	27:BA:2605:U:C5	2.33	0.63
27:BA:2626:C:OP2	27:BA:2626:C:C5	2.51	0.63

Continued on next page...

Continued from previous page...

Atom-1	Atom-2	Interatomic distance (Å)	Clash overlap (Å)
27:BA:2741:A:C2'	27:BA:2742:C:C5'	2.57	0.63
27:BA:2735:G:N1	27:BA:2770:G:N2	2.46	0.63
27:BA:2864:G:C2'	27:BA:2865:U:H6	2.09	0.63
27:BA:495:G:C1'	40:BW:57:ASN:CG	2.63	0.63
29:BE:201:VAL:HG13	29:BE:310:PHE:C	2.18	0.63
29:BE:206:LYS:C	29:BE:257:GLY:CA	2.67	0.63
30:BF:211:ASP:O	30:BF:211:ASP:CG	2.36	0.63
31:BG:93:LEU:CD2	31:BG:97:GLN:OE1	2.36	0.63
32:BH:102:LEU:HD13	32:BH:122:ILE:HD13	1.79	0.63
32:BH:122:ILE:HG12	32:BH:132:VAL:HG22	1.78	0.63
32:BH:53:ARG:CB	32:BH:56:ASP:OD1	2.21	0.63
34:BN:41:ALA:HB1	34:BN:75:PRO:HB3	1.81	0.63
37:BQ:12:PRO:CB	37:BQ:20:ILE:CD1	2.73	0.63
37:BQ:31:PHE:O	37:BQ:85:ILE:HD11	1.99	0.63
44:BR:19:ALA:O	44:BR:20:LEU:O	2.14	0.63
40:BW:6:ILE:HG12	40:BW:7:ALA:H	1.63	0.63
42:BY:30:ASP:O	42:BY:31:LEU:C	2.37	0.63
42:BY:74:VAL:CB	42:BY:77:VAL:CG2	2.70	0.63
43:BZ:3:LEU:O	43:BZ:56:VAL:CG2	2.46	0.63
1:AA:522:C:H2'	1:AA:523:A:H8	1.62	0.63
1:AA:985:C:H2'	1:AA:986:A:C8	2.32	0.63
16:AM:91:ARG:NH2	16:AM:103:THR:HG21	2.13	0.63
1:AA:953:G:H1'	16:AM:125:ARG:HA	1.78	0.63
1:AA:1318:A:O2'	22:AS:37:ARG:O	2.15	0.63
48:B3:26:LEU:HD21	48:B3:46:ASN:ND2	2.11	0.63
27:BA:1364:G:C3'	50:B4:3:LYS:NZ	2.60	0.63
50:B4:6:HIS:CG	50:B4:56:VAL:CG2	2.62	0.63
51:B5:56:GLN:C	51:B5:57:VAL:HG23	2.18	0.63
52:B6:19:GLY:CA	52:B6:44:ALA:HB2	2.24	0.63
27:BA:1598:C:H5'	41:BX:34:LYS:HB2	1.80	0.63
27:BA:2103:C:N3	27:BA:2187:G:C6	2.65	0.63
27:BA:2299:G:H2'	27:BA:2300:G:H8	1.63	0.63
27:BA:2344:U:O2'	27:BA:2345:G:C5'	2.45	0.63
27:BA:2391:G:O2'	27:BA:2392:A:C5'	2.35	0.63
27:BA:2457:U:O2'	27:BA:2458:G:C5'	2.40	0.63
27:BA:2507:C:C5	27:BA:2508:G:N7	2.66	0.63
27:BA:2520:C:C5	27:BA:2567:G:C5	2.86	0.63
27:BA:2619:C:H2'	27:BA:2620:C:O5'	1.98	0.63
27:BA:2653:U:N1	27:BA:2654:A:N7	2.46	0.63
27:BA:2655:G:C2'	27:BA:2655:G:N3	2.61	0.63
27:BA:2676:C:H3'	27:BA:2676:C:H6	1.61	0.63

Continued on next page...

Continued from previous page...

Atom-1	Atom-2	Interatomic distance (Å)	Clash overlap (Å)
27:BA:2700:C:H2'	27:BA:2701:C:O4'	1.97	0.63
27:BA:2689:U:C4	27:BA:2713:A:N6	2.66	0.63
27:BA:2845:G:O2'	27:BA:2846:G:C4'	2.41	0.63
27:BA:848:G:H2'	27:BA:849:A:H8	1.61	0.63
27:BA:931:G:P	48:B3:27:GLY:HA3	2.38	0.63
28:BD:139:LEU:HD13	28:BD:139:LEU:O	1.92	0.63
28:BD:75:GLY:HA3	28:BD:115:ILE:C	2.17	0.63
29:BE:175:ASP:O	29:BE:176:HIS:C	2.34	0.63
31:BG:49:PRO:CG	31:BG:73:VAL:HG23	2.28	0.63
27:BA:2310:A:N9	31:BG:55:LYS:NZ	2.45	0.63
32:BH:123:GLU:O	32:BH:125:PRO:HD2	1.99	0.63
32:BH:57:GLU:O	32:BH:58:LYS:C	2.37	0.63
33:BI:133:LEU:H	33:BI:138:THR:HG22	1.61	0.63
33:BI:68:LEU:CG	33:BI:108:LEU:HD11	2.26	0.63
33:BI:79:ILE:HD12	33:BI:79:ILE:N	2.14	0.63
35:BO:43:VAL:HG11	35:BO:54:LYS:HA	1.80	0.63
37:BQ:152:SER:O	37:BQ:155:GLY:N	2.31	0.63
44:BR:55:ALA:CB	44:BR:79:LEU:HD21	2.28	0.63
38:BS:27:LEU:O	38:BS:28:LYS:C	2.36	0.63
45:BU:113:SER:O	45:BU:115:ASN:CA	2.46	0.63
46:BV:39:PHE:CD2	46:BV:41:GLY:N	2.66	0.63
40:BW:24:ILE:HA	40:BW:35:ILE:HD13	1.79	0.63
40:BW:39:THR:OG1	40:BW:40:ASN:N	2.32	0.63
41:BX:14:ALA:HB1	41:BX:18:MET:HE1	1.80	0.63
41:BX:13:LYS:HA	41:BX:16:ASN:OD1	1.96	0.63
41:BX:25:GLN:N	41:BX:26:PHE:CE1	2.66	0.63
41:BX:26:PHE:HD1	41:BX:26:PHE:N	1.94	0.63
42:BY:46:ASP:N	42:BY:62:VAL:HG11	2.12	0.63
42:BY:71:VAL:HG22	42:BY:93:THR:CA	2.28	0.63
2:AV:56:C:O2'	31:BG:56:ARG:NH1	2.23	0.63
2:AV:57:G:H2'	2:AV:58:A:H5"	1.80	0.63
50:B4:21:VAL:O	50:B4:22:MET:HB2	1.97	0.63
53:B7:43:THR:O	53:B7:44:VAL:C	2.36	0.63
55:B9:10:MET:C	55:B9:10:MET:HE3	2.19	0.63
27:BA:1076:C:O4'	56:BK:91:GLU:OE2	2.16	0.63
27:BA:1779:U:H3'	27:BA:1779:U:C6	2.33	0.63
27:BA:2065:C:N4	27:BA:2445:G:N1	2.40	0.63
27:BA:2199:A:C3'	27:BA:2205:C:C6	2.76	0.63
27:BA:2304:G:C4'	31:BG:105:SER:CB	2.66	0.63
27:BA:2319:G:P	27:BA:2320:A:OP1	2.56	0.63
27:BA:2353:G:H1	27:BA:2364:C:H41	1.31	0.63

Continued on next page...

Continued from previous page...

Atom-1	Atom-2	Interatomic distance (Å)	Clash overlap (Å)
27:BA:2436:G:C2	27:BA:2437:U:N1	2.66	0.63
27:BA:2436:G:N1	27:BA:2437:U:N3	2.45	0.63
27:BA:2651:C:C2	27:BA:2670:A:C2	2.85	0.63
27:BA:2839:G:N1	27:BA:2840:C:C4	2.65	0.63
27:BA:2898:U:C2	27:BA:2899:G:C8	2.86	0.63
27:BA:412:A:H61	27:BA:2411:A:H1'	1.62	0.63
27:BA:464:U:O4'	53:B7:12:ARG:NH2	2.31	0.63
27:BA:575:A:H4'	27:BA:2500:U:H5'	1.80	0.63
27:BA:614:U:H3'	27:BA:615:G:C4'	2.19	0.63
29:BE:217:TRP:CE2	29:BE:251:PRO:HB3	2.33	0.63
29:BE:45:LYS:N	29:BE:74:GLU:OE1	2.31	0.63
30:BF:31:ILE:O	30:BF:32:GLY:C	2.36	0.63
32:BH:126:SER:O	32:BH:128:THR:N	2.31	0.63
33:BI:95:SER:C	33:BI:98:ILE:CB	2.53	0.63
33:BI:9:VAL:O	33:BI:10:LYS:HB3	1.97	0.63
34:BN:15:ARG:CG	34:BN:43:ARG:CD	2.71	0.63
34:BN:60:ARG:CB	34:BN:71:TYR:HD2	2.10	0.63
35:BO:14:SER:OG	35:BO:86:ILE:HD12	1.98	0.63
35:BO:17:ARG:HH21	35:BO:47:THR:C	2.02	0.63
35:BO:17:ARG:C	35:BO:18:GLU:HG3	2.18	0.63
36:BP:106:VAL:HG23	36:BP:123:ASP:H	1.62	0.63
27:BA:873:G:C4'	37:BQ:32:LYS:HB3	2.24	0.63
44:BR:20:LEU:C	44:BR:22:ARG:N	2.52	0.63
44:BR:42:LYS:C	44:BR:43:GLU:OE2	2.36	0.63
38:BS:81:ALA:C	38:BS:83:LEU:N	2.51	0.63
45:BU:94:VAL:O	45:BU:98:ILE:HD13	0.82	0.63
46:BV:61:VAL:HG22	46:BV:97:GLY:C	2.19	0.63
43:BZ:67:LYS:CA	43:BZ:67:LYS:HZ2	2.05	0.63
1:AA:1025:U:H2'	1:AA:1026:G:C8	2.33	0.63
1:AA:1156:G:C1'	1:AA:1179:A:H61	2.10	0.63
1:AA:1221:G:H4'	22:AS:36:ARG:HH12	1.61	0.63
1:AA:815:A:HO2'	1:AA:1527:C:H1'	1.61	0.63
1:AA:768:A:OP1	1:AA:804:U:C5'	2.45	0.63
1:AA:986:A:N9	22:AS:54:GLY:O	2.31	0.63
3:AW:37:YYG:H191	10:AG:79:ARG:HD3	1.79	0.63
3:AW:45:G:O3'	3:AW:46:G:H5'	1.97	0.63
49:B0:36:ILE:N	49:B0:68:VAL:HG22	2.12	0.63
47:B2:43:PRO:O	47:B2:44:GLY:C	2.34	0.63
47:B2:48:GLU:O	47:B2:51:LYS:N	2.32	0.63
50:B4:30:GLU:C	50:B4:31:ILE:CD1	2.47	0.63
54:B8:4:MET:SD	54:B8:4:MET:N	2.72	0.63

Continued on next page...

Continued from previous page...

Atom-1	Atom-2	Interatomic distance (Å)	Clash overlap (Å)
54:B8:52:LYS:C	54:B8:54:GLU:N	2.31	0.63
27:BA:584:C:N4	27:BA:1256:G:H1	1.94	0.63
27:BA:1638:C:H5''	27:BA:2710:C:H1'	1.80	0.63
27:BA:1998:G:O3'	27:BA:2724:C:H4'	1.98	0.63
27:BA:2040:C:H4'	34:BN:69:TYR:CE2	2.32	0.63
27:BA:2234:G:N1	27:BA:2235:G:C4	2.66	0.63
27:BA:2286:A:N6	52:B6:31:THR:O	2.31	0.63
27:BA:2317:C:C4	27:BA:2318:G:C6	2.87	0.63
27:BA:2354:G:O2'	49:B0:32:LYS:HB2	1.99	0.63
27:BA:2485:G:N3	27:BA:2486:G:C1'	2.61	0.63
27:BA:2495:G:H4'	37:BQ:101:MET:CB	2.29	0.63
27:BA:2543:G:N7	27:BA:2544:G:C5	2.63	0.63
27:BA:2579:C:O2'	27:BA:2580:U:H5'	1.96	0.63
27:BA:2774:C:C6	27:BA:2774:C:H5''	2.34	0.63
27:BA:2786:U:H2'	27:BA:2787:C:H6	1.64	0.63
27:BA:566:U:O5'	46:BV:81:ARG:NH2	2.31	0.63
28:BD:105:ALA:H	28:BD:106:PRO:HD3	1.61	0.63
27:BA:1790:C:OP2	28:BD:224:VAL:CG1	2.45	0.63
29:BE:198:TYR:CZ	29:BE:267:ARG:HB3	2.34	0.63
29:BE:47:GLY:HA2	29:BE:305:LYS:HG2	1.79	0.63
30:BF:20:ASP:O	30:BF:21:VAL:C	2.36	0.63
31:BG:20:LYS:HA	31:BG:76:ARG:CG	2.28	0.63
32:BH:91:VAL:N	32:BH:159:LYS:CE	2.61	0.63
33:BI:108:LEU:HD23	33:BI:109:LYS:N	2.13	0.63
33:BI:112:LYS:HD3	33:BI:112:LYS:H	1.60	0.63
34:BN:47:THR:O	34:BN:53:ILE:HD11	1.98	0.63
37:BQ:118:ALA:O	37:BQ:119:ASN:CB	2.46	0.63
37:BQ:130:PRO:HB2	37:BQ:134:PHE:CZ	2.34	0.63
37:BQ:33:MET:C	37:BQ:83:PHE:HB2	2.18	0.63
38:BS:31:LYS:HB3	38:BS:32:PRO:N	2.14	0.63
27:BA:29:U:C4'	45:BU:11:ARG:NH2	2.61	0.63
46:BV:49:GLU:CA	46:BV:53:LYS:HD2	2.28	0.63
42:BY:31:LEU:O	42:BY:34:GLU:HG3	1.92	0.63
27:BA:85:G:C5'	42:BY:65:VAL:CG1	2.77	0.63
43:BZ:47:SER:O	43:BZ:48:THR:C	2.35	0.63
43:BZ:55:THR:HG23	43:BZ:58:GLY:HA2	1.80	0.63
1:AA:1418:A:H8	1:AA:1419:G:O4'	1.79	0.63
1:AA:46:G:O3'	1:AA:47:C:P	2.57	0.63
14:AK:61:ALA:HB1	14:AK:94:ALA:HB2	1.81	0.63
1:AA:1203:C:OP1	17:AN:2:ALA:N	2.32	0.63
27:BA:1612:C:C6	53:B7:3:ARG:NH2	2.67	0.63

Continued on next page...

Continued from previous page...

Atom-1	Atom-2	Interatomic distance (Å)	Clash overlap (Å)
53:B7:8:ASN:HB2	53:B7:11:LYS:HB2	1.80	0.63
27:BA:1482:U:C3'	27:BA:1482:U:C6	2.80	0.63
27:BA:1555:G:C8	27:BA:1555:G:O5'	2.51	0.63
27:BA:1598:C:H5'	41:BX:34:LYS:CG	2.27	0.63
27:BA:2189:U:C2'	27:BA:2190:G:H8	2.12	0.63
27:BA:2216:G:O2'	27:BA:2217:G:C5'	2.40	0.63
27:BA:2286:A:C5'	27:BA:2287:A:H4'	2.17	0.63
27:BA:2429:G:H5''	27:BA:2430:A:OP2	1.95	0.63
27:BA:2462:U:H1'	27:BA:2491:U:O4	1.99	0.63
27:BA:259:G:H2'	27:BA:260:G:H8	1.63	0.63
27:BA:2616:C:C2	27:BA:2617:C:C6	2.86	0.63
27:BA:2619:C:H2'	27:BA:2620:C:C5'	2.28	0.63
27:BA:2657:A:C6	27:BA:2665:A:C5	2.86	0.63
27:BA:1456:G:H22	27:BA:2703:C:H5	1.45	0.63
27:BA:2803:C:H2'	27:BA:2803:C:O2	1.99	0.63
27:BA:291:C:C2'	27:BA:292:C:H5'	2.28	0.63
28:BD:103:ILE:C	28:BD:104:ILE:HD12	2.18	0.63
29:BE:192:ILE:O	29:BE:194:ARG:HG2	1.98	0.63
27:BA:2621:A:O2'	29:BE:255:GLN:NE2	2.31	0.63
27:BA:2679:A:O2'	29:BE:300:VAL:HG12	1.98	0.63
31:BG:53:LYS:O	31:BG:54:ALA:HB2	1.97	0.63
32:BH:87:GLU:CG	32:BH:162:ARG:O	2.34	0.63
34:BN:5:GLU:N	34:BN:109:TYR:HE2	1.97	0.63
34:BN:19:MET:HG2	34:BN:132:LEU:HD11	1.80	0.63
36:BP:114:VAL:CG2	36:BP:133:VAL:N	2.41	0.63
37:BQ:51:GLU:CA	37:BQ:118:ALA:HB2	2.18	0.63
27:BA:910:A:C3'	37:BQ:17:ARG:HH21	2.08	0.63
37:BQ:47:GLU:OE2	37:BQ:151:SER:HA	1.99	0.63
27:BA:1287:A:H8	44:BR:104:ARG:CD	2.11	0.63
44:BR:22:ARG:HG3	44:BR:26:LYS:CE	2.23	0.63
45:BU:17:VAL:O	45:BU:20:ARG:HB2	1.99	0.63
41:BX:76:GLU:CD	41:BX:77:VAL:HG23	2.19	0.63
42:BY:51:LEU:HD23	42:BY:52:ARG:HG3	1.80	0.63
42:BY:55:PHE:HE2	42:BY:89:ARG:HH22	1.46	0.63
42:BY:46:ASP:CG	42:BY:98:VAL:CG1	2.67	0.63
6:AC:12:LEU:HD11	17:AN:51:GLY:CA	2.29	0.63
49:B0:46:LYS:CD	49:B0:46:LYS:N	2.60	0.63
49:B0:69:PHE:C	49:B0:70:ILE:HG23	2.17	0.63
47:B2:31:ARG:C	47:B2:34:GLN:N	2.51	0.63
48:B3:53:LEU:HD23	48:B3:53:LEU:O	1.99	0.63
27:BA:388:G:H5'	50:B4:24:THR:HG22	1.80	0.63

Continued on next page...

Continued from previous page...

Atom-1	Atom-2	Interatomic distance (Å)	Clash overlap (Å)
50:B4:17:GLN:CB	50:B4:33:VAL:HB	2.28	0.63
51:B5:31:THR:OG1	51:B5:32:GLU:N	2.32	0.63
52:B6:2:ALA:CB	52:B6:11:LYS:HE3	2.28	0.63
27:BA:1129:A:H2	27:BA:2570:G:C8	2.16	0.63
27:BA:1131:G:N1	34:BN:69:TYR:HE1	1.90	0.63
27:BA:138:G:C8	41:BX:42:GLU:OE1	2.51	0.63
27:BA:162:U:H4'	27:BA:171:G:H21	1.64	0.63
27:BA:1664:A:H8	27:BA:1664:A:H3'	1.63	0.63
27:BA:2056:G:H21	51:B5:8:LYS:NZ	1.96	0.63
27:BA:2252:G:H3'	27:BA:2252:G:H8	1.63	0.63
27:BA:2509:G:C2	27:BA:2580:U:C2	2.87	0.63
27:BA:2644:G:P	27:BA:2644:G:H8	2.22	0.63
27:BA:2692:C:O2	27:BA:2847:U:O2'	2.13	0.63
27:BA:2746:U:C4'	32:BH:138:GLN:HA	2.29	0.63
27:BA:2637:U:N3	27:BA:2782:G:N1	2.47	0.63
27:BA:2819:G:C3'	27:BA:2821:A:N6	2.42	0.63
27:BA:2881:C:HO2'	27:BA:2882:A:P	2.21	0.63
27:BA:72:U:C5'	47:B2:57:LYS:HZ1	2.10	0.63
27:BA:931:G:OP1	48:B3:27:GLY:HA3	1.96	0.63
28:BD:131:LEU:O	28:BD:132:GLU:C	2.36	0.63
29:BE:80:ALA:CB	29:BE:187:HIS:NE2	2.61	0.63
29:BE:201:VAL:HG13	29:BE:310:PHE:O	1.99	0.63
29:BE:211:GLN:H	29:BE:216:ARG:NH2	1.93	0.63
30:BF:6:TYR:CD1	30:BF:139:VAL:HG12	2.33	0.63
30:BF:39:GLN:O	30:BF:42:ARG:N	2.30	0.63
31:BG:141:VAL:HA	31:BG:144:ARG:NH1	2.13	0.63
32:BH:127:GLN:CG	32:BH:128:THR:N	2.61	0.63
32:BH:40:MET:CB	32:BH:64:HIS:CE1	2.81	0.63
32:BH:41:THR:HG22	32:BH:52:THR:HG21	1.80	0.63
33:BI:141:LEU:HD13	33:BI:142:LYS:CA	2.29	0.63
33:BI:39:ALA:O	33:BI:44:LEU:HG	1.99	0.63
36:BP:94:ARG:H	36:BP:94:ARG:HD2	1.64	0.63
37:BQ:66:ASN:O	37:BQ:68:ALA:N	2.31	0.63
44:BR:72:ASP:C	44:BR:76:VAL:CG2	2.65	0.63
38:BS:87:LEU:O	38:BS:90:LEU:HB2	1.97	0.63
39:BT:45:GLU:O	39:BT:48:ASN:OD1	2.17	0.63
45:BU:28:ARG:O	45:BU:29:SER:C	2.36	0.63
46:BV:61:VAL:HG12	46:BV:95:ILE:HG22	0.70	0.63
41:BX:6:LYS:HD2	41:BX:27:ALA:CB	2.28	0.63
42:BY:20:HIS:HA	42:BY:67:LEU:CD2	2.28	0.63
43:BZ:160:LEU:N	43:BZ:160:LEU:HD12	2.13	0.63

Continued on next page...

Continued from previous page...

Atom-1	Atom-2	Interatomic distance (Å)	Clash overlap (Å)
43:BZ:64:ALA:HB1	43:BZ:84:TYR:O	1.99	0.63
1:AA:1237:C:O2'	1:AA:1300:G:N2	2.32	0.63
1:AA:1326:C:OP1	24:AU:12:LYS:NZ	2.31	0.63
1:AA:36:C:H4'	15:AL:117:ARG:NH2	2.14	0.63
1:AA:789:U:O2	1:AA:792:A:C8	2.51	0.63
7:AD:10:ARG:O	7:AD:13:ARG:HB2	1.99	0.63
2:AV:61:C:H2'	2:AV:62:A:H8	1.64	0.63
50:B4:63:PHE:HD2	50:B4:69:ARG:NH2	1.96	0.63
52:B6:11:LYS:HE2	52:B6:26:LYS:HE2	1.80	0.63
52:B6:21:TYR:HE1	52:B6:43:VAL:HG21	1.64	0.63
27:BA:687:C:O4'	53:B7:4:THR:CG2	2.46	0.63
27:BA:840:C:H4'	27:BA:1192:G:O2'	1.98	0.63
27:BA:1287:A:C5'	44:BR:104:ARG:CD	2.76	0.63
27:BA:1906:G:C6	27:BA:1929:G:N1	2.66	0.63
27:BA:2100:G:C1'	27:BA:2190:G:N2	2.61	0.63
27:BA:2314:C:O2'	27:BA:2315:G:H5'	1.96	0.63
27:BA:2369:A:O2'	27:BA:2370:G:H5'	1.98	0.63
27:BA:2396:G:H2'	27:BA:2396:G:N3	2.11	0.63
27:BA:2398:U:O5'	27:BA:2398:U:H6	1.82	0.63
27:BA:2446:G:C5'	27:BA:2446:G:C8	2.77	0.63
27:BA:2737:G:C6	27:BA:2738:A:N6	2.66	0.63
27:BA:2861:G:C8	27:BA:2861:G:H5''	2.26	0.63
27:BA:2887:U:N3	27:BA:2888:C:C5	2.66	0.63
27:BA:60:G:N3	27:BA:74:A:N6	2.47	0.63
28:BD:179:GLU:C	28:BD:180:VAL:HG23	2.19	0.63
29:BE:176:HIS:O	29:BE:179:ASP:CG	2.36	0.63
27:BA:2770:G:H1'	29:BE:316:ARG:NH2	2.01	0.63
27:BA:2636:U:O2'	29:BE:84:ARG:NH1	2.31	0.63
30:BF:168:ARG:C	30:BF:193:LEU:HG	2.18	0.63
31:BG:141:VAL:HA	31:BG:144:ARG:HH11	1.62	0.63
31:BG:47:GLN:HE21	31:BG:79:MET:HG3	1.63	0.63
32:BH:169:ARG:HE	32:BH:169:ARG:HA	1.64	0.63
32:BH:34:ARG:HH12	32:BH:73:ASN:CB	2.07	0.63
32:BH:71:LEU:O	32:BH:72:ALA:C	2.37	0.63
34:BN:12:VAL:CB	34:BN:38:VAL:HG21	2.29	0.63
34:BN:58:GLU:CA	34:BN:61:VAL:HB	2.29	0.63
34:BN:83:ILE:HG12	34:BN:84:ARG:H	1.49	0.63
37:BQ:127:ASN:HB2	37:BQ:128:PRO:CD	2.29	0.63
37:BQ:85:ILE:N	37:BQ:85:ILE:HD12	2.14	0.63
44:BR:44:LEU:HD13	44:BR:48:VAL:HG23	1.73	0.63
27:BA:2376:A:C6	38:BS:119:GLN:NE2	2.65	0.63

Continued on next page...

Continued from previous page...

Atom-1	Atom-2	Interatomic distance (Å)	Clash overlap (Å)
45:BU:59:ARG:O	45:BU:60:LEU:C	2.36	0.63
45:BU:88:ILE:HG22	46:BV:52:GLY:HA2	1.80	0.63
46:BV:57:GLN:O	46:BV:58:ALA:CB	2.47	0.63
46:BV:93:ILE:C	46:BV:95:ILE:HD11	2.19	0.63
40:BW:58:ALA:HA	40:BW:62:HIS:CB	2.15	0.63
27:BA:85:G:P	42:BY:65:VAL:HG21	2.39	0.63
43:BZ:112:LEU:HD21	43:BZ:172:LEU:N	2.14	0.63
43:BZ:96:VAL:HG13	43:BZ:97:PRO:CD	2.16	0.63
1:AA:1259:C:O2'	1:AA:1284:C:C4'	2.47	0.63
1:AA:949:A:H4'	1:AA:1364:U:H3	1.64	0.63
1:AA:1400:C:N3	2:AV:34:G:C2	2.67	0.63
1:AA:299:G:H2'	1:AA:300:A:C8	2.33	0.63
1:AA:529:G:C5	15:AL:49:ASN:ND2	2.67	0.63
1:AA:703:G:HO3'	1:AA:704:A:P	2.21	0.63
1:AA:940:C:H2'	1:AA:941:G:H8	1.63	0.63
1:AA:944:G:C3'	1:AA:945:G:H5'	2.29	0.63
1:AA:983:A:H5'	1:AA:984:C:P	2.39	0.63
8:AE:17:ALA:HA	8:AE:26:PHE:HB3	1.78	0.63
3:AW:1:G:N2	3:AW:2:C:C4	2.61	0.63
54:B8:16:ILE:HG22	54:B8:17:THR:N	2.14	0.63
55:B9:7:VAL:CG2	55:B9:36:GLN:HG3	2.29	0.63
27:BA:1496:A:C8	27:BA:1496:A:O5'	2.51	0.63
27:BA:1556:C:H2'	27:BA:1557:C:H6	1.64	0.63
27:BA:1614:A:N6	40:BW:88:ARG:CG	2.61	0.63
27:BA:1899:G:N2	27:BA:1902:C:H41	1.96	0.63
27:BA:2023:G:H5''	27:BA:2617:C:HO2'	1.64	0.63
27:BA:2197:U:C2'	27:BA:2224:G:N2	2.62	0.63
27:BA:2234:G:C5	27:BA:2235:G:N7	2.67	0.63
27:BA:2241:A:H2'	27:BA:2242:G:H8	1.64	0.63
27:BA:2436:G:C6	27:BA:2437:U:C5	2.87	0.63
27:BA:2691:C:N4	27:BA:2719:G:C2	2.66	0.63
27:BA:2716:U:O2'	27:BA:2717:G:H5''	1.98	0.63
27:BA:2718:G:C4	27:BA:2719:G:C8	2.86	0.63
27:BA:2735:G:O6	27:BA:2770:G:N2	2.30	0.63
27:BA:2745:C:C2'	27:BA:2746:U:O5'	2.46	0.63
27:BA:2843:G:C5	27:BA:2844:G:C8	2.87	0.63
27:BA:29:U:O3'	45:BU:8:ILE:HG13	1.99	0.63
27:BA:511:U:H5	27:BA:512:G:N3	1.97	0.63
27:BA:67:U:H2'	27:BA:68:G:C8	2.34	0.63
27:BA:997:G:H3'	45:BU:92:ARG:NH1	1.76	0.63
27:BA:598:G:N3	30:BF:33:LYS:NZ	2.47	0.63

Continued on next page...

Continued from previous page...

Atom-1	Atom-2	Interatomic distance (Å)	Clash overlap (Å)
31:BG:93:LEU:CD2	31:BG:106:PHE:HD2	1.94	0.63
31:BG:135:VAL:CG1	31:BG:135:VAL:O	2.47	0.63
36:BP:145:LEU:HD12	36:BP:145:LEU:N	2.04	0.63
27:BA:2251:G:H3'	37:BQ:102:ARG:HH22	1.62	0.63
42:BY:109:GLU:HG2	42:BY:109:GLU:O	1.97	0.63
42:BY:41:ARG:C	42:BY:112:LEU:CB	2.62	0.63
42:BY:84:GLY:O	42:BY:85:GLU:C	2.37	0.63
1:AA:979:C:OP1	1:AA:1222:G:C6	2.51	0.63
1:AA:947:G:H4'	1:AA:1332:A:C2	2.30	0.63
5:AB:103:THR:O	5:AB:104:ASN:HB2	1.99	0.63
10:AG:149:ARG:HD2	14:AK:59:TYR:CZ	2.32	0.63
15:AL:54:LYS:HG2	15:AL:75:HIS:CE1	2.34	0.63
47:B2:24:LYS:O	47:B2:26:GLU:OE2	2.17	0.63
27:BA:1364:G:C1'	50:B4:3:LYS:NZ	2.61	0.63
50:B4:73:LYS:CG	50:B4:73:LYS:OXT	2.43	0.63
51:B5:18:MET:O	51:B5:19:ARG:O	2.17	0.63
27:BA:125:G:C2	53:B7:10:ARG:HA	2.34	0.63
54:B8:50:LEU:CD2	54:B8:51:ALA:CA	2.67	0.63
27:BA:1306:C:H2'	27:BA:1307:A:O4'	1.99	0.63
27:BA:1801:G:C8	27:BA:1801:G:OP1	2.47	0.63
27:BA:2395:C:H6	27:BA:2395:C:O5'	1.81	0.63
27:BA:1129:A:C2	27:BA:2570:G:C8	2.86	0.63
27:BA:2586:C:O2	27:BA:2587:A:C8	2.52	0.63
27:BA:2608:G:C8	27:BA:2608:G:H3'	2.33	0.63
27:BA:2869:G:N1	27:BA:2870:C:C6	2.66	0.63
27:BA:354:G:N3	27:BA:355:G:N7	2.47	0.63
27:BA:527:C:H6	27:BA:2779:U:H2'	1.64	0.63
28:BD:110:LYS:HA	28:BD:110:LYS:CE	2.29	0.63
29:BE:211:GLN:N	29:BE:216:ARG:NH1	2.45	0.63
29:BE:251:PRO:O	29:BE:252:GLN:NE2	2.32	0.63
31:BG:23:VAL:HG12	31:BG:130:VAL:HB	1.81	0.63
32:BH:170:LEU:C	32:BH:170:LEU:CD1	2.62	0.63
33:BI:5:PHE:C	33:BI:36:ALA:CB	2.66	0.63
35:BO:11:ALA:C	35:BO:99:PHE:HB2	2.18	0.63
36:BP:104:ASP:O	36:BP:105:TYR:CB	2.46	0.63
36:BP:114:VAL:HG21	36:BP:133:VAL:H	1.55	0.63
36:BP:71:GLU:C	36:BP:73:VAL:N	2.52	0.63
37:BQ:130:PRO:O	37:BQ:133:GLU:N	2.31	0.63
37:BQ:142:LYS:HE3	37:BQ:142:LYS:HA	1.79	0.63
37:BQ:15:THR:O	37:BQ:16:ARG:CG	2.39	0.63
44:BR:22:ARG:HG2	44:BR:26:LYS:NZ	2.14	0.63

Continued on next page...

Continued from previous page...

Atom-1	Atom-2	Interatomic distance (Å)	Clash overlap (Å)
44:BR:36:THR:HG21	44:BR:40:LYS:HD3	1.79	0.63
38:BS:115:VAL:O	38:BS:118:ILE:CG2	2.47	0.63
38:BS:76:GLY:O	38:BS:82:TYR:CA	2.46	0.63
45:BU:28:ARG:CA	45:BU:31:GLN:HB2	2.12	0.63
45:BU:43:ALA:C	45:BU:45:TYR:N	2.51	0.63
41:BX:23:LYS:O	41:BX:68:LEU:CD2	2.46	0.63
42:BY:41:ARG:HD2	42:BY:111:ARG:HA	1.81	0.63
43:BZ:119:ASN:HB3	43:BZ:120:LEU:CD2	2.29	0.63
43:BZ:26:LYS:HG2	43:BZ:27:GLU:HG3	1.81	0.63
1:AA:1014:A:C4	22:AS:34:TRP:CE3	2.86	0.62
1:AA:1278:U:OP1	1:AA:1281:U:C5	2.51	0.62
1:AA:1285:A:H4'	1:AA:1286:A:O5'	1.98	0.62
1:AA:315:A:H1'	1:AA:353:A:C2	2.34	0.62
1:AA:398:C:H2'	1:AA:399:G:C8	2.34	0.62
1:AA:25:C:H4'	1:AA:524:G:C2	2.33	0.62
1:AA:764:C:C2'	1:AA:765:G:H8	2.03	0.62
1:AA:408:A:OP1	7:AD:115:ARG:CZ	2.46	0.62
1:AA:564:C:O2'	11:AH:91:ARG:NH1	2.32	0.62
13:AJ:64:GLU:CB	17:AN:59:ALA:HB2	2.28	0.62
1:AA:1320:C:C6	22:AS:70:LYS:HD2	2.33	0.62
49:B0:43:THR:HG23	49:B0:75:GLY:HA3	1.72	0.62
47:B2:14:ALA:O	47:B2:17:GLU:HB2	1.98	0.62
48:B3:50:VAL:O	48:B3:53:LEU:N	2.27	0.62
50:B4:58:LYS:HD2	50:B4:62:ARG:NH2	2.11	0.62
52:B6:42:PRO:O	52:B6:44:ALA:N	2.32	0.62
53:B7:33:ARG:O	53:B7:34:ARG:C	2.36	0.62
54:B8:16:ILE:CG2	54:B8:22:VAL:HG22	2.29	0.62
55:B9:7:VAL:CG1	55:B9:34:GLN:NE2	2.60	0.62
27:BA:1152:C:H4'	45:BU:80:ILE:CD1	2.28	0.62
27:BA:1216:G:N2	27:BA:1234:U:H1'	2.14	0.62
27:BA:1655:A:O3'	29:BE:212:GLY:HA3	1.98	0.62
1:AA:1517:G:N9	27:BA:1919:A:O3'	2.32	0.62
27:BA:2322:A:N3	27:BA:2322:A:H2'	2.14	0.62
27:BA:2395:C:C3'	27:BA:2395:C:H6	2.09	0.62
27:BA:2418:A:C2'	27:BA:2419:U:O4'	2.47	0.62
27:BA:2615:U:H2'	27:BA:2616:C:H6	1.63	0.62
27:BA:2051:A:C2	27:BA:2618:G:O6	2.51	0.62
27:BA:2625:G:C8	27:BA:2626:C:C4	2.87	0.62
27:BA:2628:C:H1'	27:BA:2781:A:C2'	2.20	0.62
27:BA:2671:A:H2'	27:BA:2672:G:C8	2.33	0.62
27:BA:2638:G:C2	27:BA:2778:A:N6	2.62	0.62

Continued on next page...

Continued from previous page...

Atom-1	Atom-2	Interatomic distance (Å)	Clash overlap (Å)
27:BA:2894:G:H2'	27:BA:2894:G:N3	2.14	0.62
27:BA:627:A:H2'	27:BA:628:G:O4'	1.99	0.62
27:BA:647:G:OP1	27:BA:2352:A:H4'	1.99	0.62
27:BA:60:G:N3	27:BA:74:A:C6	2.67	0.62
27:BA:771:G:OP2	53:B7:11:LYS:NZ	2.32	0.62
27:BA:2218:G:C4'	28:BD:147:PRO:HG3	2.29	0.62
31:BG:57:THR:N	31:BG:63:ILE:HA	2.13	0.62
32:BH:23:VAL:HG11	32:BH:74:MET:SD	2.39	0.62
34:BN:95:ARG:O	34:BN:97:ALA:N	2.32	0.62
35:BO:31:ARG:C	35:BO:32:TYR:CG	2.72	0.62
35:BO:3:GLN:HG2	35:BO:4:GLN:H	1.63	0.62
37:BQ:50:VAL:HG13	37:BQ:51:GLU:OE1	1.98	0.62
38:BS:33:ARG:CB	38:BS:35:VAL:HG23	2.29	0.62
45:BU:93:LYS:O	45:BU:94:VAL:HB	1.99	0.62
46:BV:71:ILE:C	46:BV:88:GLN:HG3	2.20	0.62
40:BW:17:VAL:HA	40:BW:20:VAL:HG21	1.80	0.62
41:BX:33:SER:H	41:BX:36:GLU:HG3	1.63	0.62
42:BY:55:PHE:O	42:BY:58:GLU:HB2	1.97	0.62
43:BZ:15:ASP:O	43:BZ:16:GLU:CB	2.46	0.62
43:BZ:40:ASP:HB2	43:BZ:41:ARG:HE	1.60	0.62
1:AA:1224:G:C6	1:AA:1322:C:H4'	2.33	0.62
1:AA:946:A:N3	1:AA:1333:A:H2	1.97	0.62
1:AA:571:U:O2	1:AA:917:G:H4'	1.99	0.62
10:AG:149:ARG:HD2	14:AK:59:TYR:OH	1.98	0.62
49:B0:49:GLN:HE21	49:B0:49:GLN:N	1.97	0.62
49:B0:68:VAL:O	49:B0:69:PHE:HB2	1.93	0.62
27:BA:76:C:C5'	47:B2:55:ARG:HE	2.12	0.62
47:B2:61:GLY:O	47:B2:62:GLU:C	2.38	0.62
27:BA:849:A:H2	48:B3:21:ALA:CA	2.13	0.62
27:BA:1270:C:C4'	27:BA:1271:G:H5''	2.23	0.62
27:BA:1916:A:H8	27:BA:1916:A:OP2	1.81	0.62
27:BA:2205:C:HO2'	27:BA:2228:G:N2	1.97	0.62
27:BA:2391:G:H2'	27:BA:2392:A:OP2	1.98	0.62
27:BA:2475:C:O2'	27:BA:2477:C:P	2.57	0.62
27:BA:2533:A:H2'	27:BA:2534:A:H8	1.63	0.62
27:BA:2615:U:C2'	27:BA:2616:C:C5'	2.76	0.62
27:BA:2896:C:C3'	27:BA:2896:C:H6	2.12	0.62
27:BA:8:A:C2	27:BA:2896:C:O2	2.52	0.62
27:BA:531:C:H3'	27:BA:532:A:H4'	1.80	0.62
27:BA:581:C:OP1	45:BU:33:ARG:NH1	2.31	0.62
27:BA:590:A:C4'	30:BF:97:ASP:OD2	2.47	0.62

Continued on next page...

Continued from previous page...

Atom-1	Atom-2	Interatomic distance (Å)	Clash overlap (Å)
28:BD:160:SER:O	28:BD:176:ALA:CB	2.47	0.62
28:BD:85:ASN:ND2	28:BD:86:ARG:HD2	2.14	0.62
27:BA:2679:A:C4	29:BE:300:VAL:HG11	2.33	0.62
27:BA:2770:G:H1'	29:BE:316:ARG:HH12	1.63	0.62
30:BF:216:SER:O	30:BF:217:GLU:CB	2.47	0.62
31:BG:28:GLY:N	31:BG:69:ILE:HG21	2.15	0.62
32:BH:128:THR:HG23	32:BH:129:LYS:N	2.15	0.62
33:BI:66:LYS:O	33:BI:69:LYS:HE2	1.99	0.62
34:BN:101:VAL:O	34:BN:102:ARG:HG3	1.99	0.62
34:BN:20:GLY:C	34:BN:22:VAL:H	2.00	0.62
35:BO:101:PRO:CA	35:BO:120:GLU:O	2.47	0.62
35:BO:79:PHE:N	35:BO:79:PHE:CD2	2.66	0.62
36:BP:125:PHE:H	36:BP:130:ARG:HH21	1.47	0.62
37:BQ:82:LYS:CB	37:BQ:123:ILE:HG22	2.29	0.62
38:BS:86:LEU:CD2	38:BS:124:ASP:CB	2.76	0.62
38:BS:76:GLY:O	38:BS:83:LEU:HD13	1.98	0.62
46:BV:42:GLY:HA3	46:BV:54:TYR:HE2	1.56	0.62
41:BX:31:ARG:HA	41:BX:31:ARG:NE	2.14	0.62
41:BX:52:VAL:C	41:BX:53:ASN:HD22	2.02	0.62
42:BY:105:ASP:O	42:BY:108:ARG:N	2.21	0.62
43:BZ:123:VAL:HB	43:BZ:159:THR:HG23	1.81	0.62
43:BZ:42:ALA:O	43:BZ:43:PHE:C	2.36	0.62
1:AA:1073:U:C2	1:AA:1074:G:C8	2.87	0.62
1:AA:1498:U:H1'	1:AA:1499:A:N7	2.14	0.62
1:AA:568:G:N2	1:AA:574:A:C2	2.65	0.62
1:AA:813:U:H2'	1:AA:814:A:C8	2.34	0.62
1:AA:1124:G:OP1	13:AJ:35:SER:OG	2.15	0.62
17:AN:24:CYS:HB2	17:AN:39:LEU:HA	1.81	0.62
27:BA:988:A:P	48:B3:11:SER:N	2.66	0.62
48:B3:46:ASN:C	48:B3:48:GLU:OE1	2.37	0.62
48:B3:51:ALA:O	48:B3:52:HIS:C	2.33	0.62
27:BA:387:U:H3'	50:B4:29:PRO:HG3	1.81	0.62
51:B5:15:LYS:O	51:B5:16:ARG:O	2.17	0.62
53:B7:34:ARG:HG2	53:B7:35:ARG:N	2.13	0.62
27:BA:1575:C:H2'	27:BA:1576:U:O2	1.99	0.62
27:BA:1309:G:H21	27:BA:1611:C:H5'	1.62	0.62
27:BA:530:G:C6	27:BA:2021:C:O2	2.52	0.62
27:BA:2080:G:C6	27:BA:2241:A:N1	2.67	0.62
27:BA:2193:G:H2'	27:BA:2194:G:O4'	1.99	0.62
27:BA:2258:C:OP2	27:BA:2258:C:O4'	2.18	0.62
27:BA:2398:U:C3'	27:BA:2398:U:C6	2.82	0.62

Continued on next page...

Continued from previous page...

Atom-1	Atom-2	Interatomic distance (Å)	Clash overlap (Å)
27:BA:2507:C:N4	27:BA:2582:G:N1	2.47	0.62
27:BA:2605:U:HO2'	27:BA:2606:C:P	2.20	0.62
27:BA:2663:G:C8	27:BA:2664:G:N7	2.67	0.62
27:BA:2692:C:H2'	27:BA:2693:A:O5'	2.00	0.62
27:BA:2709:G:C3'	27:BA:2710:C:H5'	2.28	0.62
27:BA:2779:U:H5'	27:BA:2781:A:C8	2.34	0.62
27:BA:2842:G:H1	27:BA:2875:C:H42	1.48	0.62
27:BA:2838:G:C2	27:BA:2881:C:C2	2.88	0.62
28:BD:116:MET:HG2	28:BD:117:SER:H	1.63	0.62
28:BD:161:ALA:N	28:BD:162:GLN:NE2	2.45	0.62
28:BD:197:GLY:O	28:BD:199:ARG:N	2.32	0.62
29:BE:79:ARG:NH1	29:BE:105:HIS:N	2.32	0.62
30:BF:104:ASP:HB2	30:BF:105:LYS:HD2	1.81	0.62
31:BG:49:PRO:HB2	31:BG:72:LYS:CA	2.28	0.62
32:BH:30:GLY:CA	32:BH:78:VAL:O	2.46	0.62
33:BI:133:LEU:HB2	33:BI:138:THR:HA	1.80	0.62
33:BI:141:LEU:CD1	33:BI:142:LYS:N	2.57	0.62
33:BI:43:ASN:O	33:BI:44:LEU:C	2.35	0.62
35:BO:71:ARG:NH2	35:BO:77:ILE:HG21	2.14	0.62
36:BP:77:ALA:HA	36:BP:81:VAL:CG2	2.16	0.62
38:BS:100:ALA:H	38:BS:127:LEU:CD2	2.11	0.62
38:BS:20:TYR:CD2	38:BS:21:HIS:HD2	2.17	0.62
45:BU:117:ARG:CD	45:BU:118:GLN:H	2.11	0.62
45:BU:13:ARG:H	45:BU:13:ARG:NH1	1.95	0.62
46:BV:59:GLU:HG2	46:BV:100:GLY:H	1.63	0.62
46:BV:33:VAL:O	46:BV:62:GLU:CA	2.28	0.62
41:BX:25:GLN:OE1	41:BX:25:GLN:HA	1.99	0.62
42:BY:26:THR:O	42:BY:27:LEU:CG	2.45	0.62
42:BY:32:ARG:O	42:BY:34:GLU:CA	2.47	0.62
42:BY:66:ASP:C	42:BY:68:ASP:N	2.53	0.62
43:BZ:139:THR:O	43:BZ:140:LYS:HB2	2.00	0.62
43:BZ:163:ASP:OD2	43:BZ:164:PRO:HD3	0.81	0.62
1:AA:1366:C:OP2	12:AI:117:HIS:NE2	2.32	0.62
23:AT:23:ARG:HA	23:AT:26:ASN:HD21	1.64	0.62
3:AW:44:A:O2'	3:AW:45:G:H5'	2.00	0.62
3:AW:76:A:C4	27:BA:2422:A:C6	2.84	0.62
47:B2:29:ASN:C	47:B2:34:GLN:HG2	2.19	0.62
47:B2:55:ARG:O	47:B2:58:THR:CA	2.48	0.62
51:B5:11:THR:CB	51:B5:16:ARG:HE	2.09	0.62
27:BA:1031:G:H4'	55:B9:8:LYS:HZ2	1.64	0.62
27:BA:108:U:H2'	27:BA:109:G:C8	2.34	0.62

Continued on next page...

Continued from previous page...

Atom-1	Atom-2	Interatomic distance (Å)	Clash overlap (Å)
27:BA:1152:C:H1'	45:BU:77:SER:HB3	1.81	0.62
27:BA:1906:G:N9	27:BA:1929:G:N7	2.48	0.62
27:BA:2268:A:H3'	27:BA:2268:A:C8	2.35	0.62
27:BA:2389:G:OP1	27:BA:2390:U:C5'	2.42	0.62
27:BA:2427:C:H5'	27:BA:2427:C:H6	1.64	0.62
27:BA:247:G:O6	54:B8:11:LYS:NZ	2.21	0.62
27:BA:2579:C:H3'	27:BA:2579:C:C6	2.34	0.62
27:BA:2603:G:H8	27:BA:2603:G:H5''	1.64	0.62
27:BA:2684:U:C4	27:BA:2725:A:N6	2.67	0.62
27:BA:2837:G:C6	27:BA:2882:A:C6	2.87	0.62
27:BA:58:G:H2'	27:BA:73:A:N6	2.14	0.62
27:BA:998:C:H5''	45:BU:84:LYS:HZ3	1.62	0.62
29:BE:265:ASN:C	29:BE:265:ASN:ND2	2.52	0.62
30:BF:196:THR:OG1	30:BF:201:SER:OG	1.84	0.62
31:BG:47:GLN:NE2	31:BG:79:MET:HG3	2.13	0.62
34:BN:61:VAL:HG12	34:BN:62:ASP:N	2.13	0.62
37:BQ:92:VAL:CG1	37:BQ:111:THR:N	2.49	0.62
37:BQ:152:SER:CB	37:BQ:153:PRO:HD2	2.29	0.62
44:BR:52:ILE:O	44:BR:55:ALA:N	2.32	0.62
44:BR:96:ARG:HG2	44:BR:115:GLU:HG3	1.81	0.62
38:BS:122:ALA:HA	38:BS:125:ALA:HB3	1.80	0.62
38:BS:70:GLY:O	38:BS:71:TRP:CE3	2.52	0.62
38:BS:97:VAL:HG12	38:BS:98:GLU:N	2.13	0.62
45:BU:69:ALA:HB3	45:BU:76:TYR:CZ	2.34	0.62
45:BU:69:ALA:O	45:BU:79:PHE:CZ	2.52	0.62
46:BV:39:PHE:CE2	46:BV:41:GLY:CA	2.82	0.62
41:BX:52:VAL:CG2	41:BX:66:VAL:HG22	2.29	0.62
42:BY:102:ASP:O	42:BY:103:LEU:CD2	2.48	0.62
43:BZ:5:ALA:O	43:BZ:33:ALA:CB	2.31	0.62
43:BZ:62:PHE:CE2	43:BZ:87:THR:CB	2.82	0.62
1:AA:1339:A:H2	2:AV:31:A:C1'	2.13	0.62
1:AA:1528:U:H2'	1:AA:1530:G:H5'	1.81	0.62
1:AA:184:G:H4'	1:AA:224:C:H4'	1.82	0.62
20:AQ:40:LYS:HD3	20:AQ:42:TYR:CE1	2.34	0.62
3:AW:25:C:O2	3:AW:26:G:C4	2.50	0.62
49:B0:31:VAL:O	49:B0:32:LYS:C	2.37	0.62
47:B2:20:LEU:CD2	47:B2:53:ILE:HG23	2.29	0.62
47:B2:5:VAL:HG12	47:B2:6:GLN:H	0.54	0.62
48:B3:6:VAL:HG22	48:B3:7:LYS:N	2.14	0.62
50:B4:63:PHE:O	50:B4:66:SER:N	2.33	0.62
52:B6:40:TYR:H	52:B6:50:PHE:HE1	1.36	0.62

Continued on next page...

Continued from previous page...

Atom-1	Atom-2	Interatomic distance (Å)	Clash overlap (Å)
54:B8:9:MET:O	54:B8:14:ILE:CG1	2.48	0.62
27:BA:1274:A:C5	27:BA:1302:A:H2	2.17	0.62
27:BA:1809:A:O2'	27:BA:1810:A:H5'	1.99	0.62
27:BA:2058:A:H2'	27:BA:2059:A:C8	2.35	0.62
27:BA:2078:C:C4'	27:BA:2434:A:H5'	2.29	0.62
27:BA:2253:G:O2'	27:BA:2254:C:P	2.58	0.62
27:BA:2333:A:O4'	27:BA:2335:A:N3	2.32	0.62
27:BA:825:C:O4'	27:BA:2428:G:O6	2.18	0.62
27:BA:2756:U:O2	27:BA:2756:U:C2'	2.47	0.62
27:BA:2748:A:C2	27:BA:2758:A:N7	2.66	0.62
27:BA:2822:G:C8	27:BA:2822:G:OP2	2.52	0.62
27:BA:2863:C:N3	27:BA:2864:G:N7	2.47	0.62
27:BA:388:G:O5'	50:B4:23:GLU:HB3	1.98	0.62
27:BA:535:C:C5'	45:BU:53:LYS:NZ	2.62	0.62
27:BA:657:U:H2'	27:BA:658:C:C6	2.34	0.62
28:BD:119:PRO:O	28:BD:133:ASN:ND2	2.31	0.62
28:BD:70:LYS:HZ3	28:BD:70:LYS:HB3	1.64	0.62
28:BD:90:ILE:CG2	28:BD:91:ALA:N	2.61	0.62
28:BD:95:TYR:HB2	28:BD:99:GLU:O	1.99	0.62
27:BA:2680:C:H4'	29:BE:300:VAL:HA	1.81	0.62
33:BI:83:ALA:HB2	33:BI:89:LEU:HA	1.80	0.62
34:BN:12:VAL:C	34:BN:38:VAL:HG22	2.20	0.62
34:BN:90:LYS:HZ3	34:BN:95:ARG:NH2	1.97	0.62
36:BP:67:ARG:O	36:BP:68:GLU:C	2.36	0.62
37:BQ:116:HIS:O	37:BQ:117:GLY:C	2.38	0.62
37:BQ:130:PRO:O	37:BQ:132:VAL:N	2.32	0.62
37:BQ:58:HIS:N	37:BQ:61:LEU:CG	2.62	0.62
39:BT:10:GLY:H	39:BT:52:THR:HB	1.64	0.62
45:BU:109:LEU:O	45:BU:111:ASP:N	2.32	0.62
45:BU:93:LYS:N	45:BU:93:LYS:HD3	2.13	0.62
41:BX:6:LYS:NZ	41:BX:29:ASP:N	2.46	0.62
43:BZ:151:ASP:HB3	43:BZ:153:LYS:HZ1	1.60	0.62
43:BZ:52:PHE:H	43:BZ:65:LEU:HD11	1.64	0.62
43:BZ:68:ALA:O	43:BZ:69:VAL:CB	2.46	0.62
1:AA:1339:A:H2	2:AV:31:A:H1'	1.63	0.62
1:AA:323:U:H3	1:AA:327:A:H62	1.45	0.62
1:AA:965:A:O2'	1:AA:966:G:C5'	2.47	0.62
10:AG:71:PRO:HG2	10:AG:91:VAL:HG11	1.82	0.62
49:B0:6:GLY:O	49:B0:8:GLY:N	2.32	0.62
52:B6:48:VAL:HG12	52:B6:49:VAL:O	1.99	0.62
53:B7:43:THR:C	53:B7:46:ASP:OD1	2.35	0.62

Continued on next page...

Continued from previous page...

Atom-1	Atom-2	Interatomic distance (Å)	Clash overlap (Å)
27:BA:1222:C:H42	27:BA:1227:A:H61	1.45	0.62
27:BA:1889:A:H2'	27:BA:1890:A:C8	2.35	0.62
27:BA:2014:A:H2'	27:BA:2015:A:C2	2.34	0.62
27:BA:2276:G:N3	27:BA:2277:G:C8	2.67	0.62
27:BA:2345:G:N2	27:BA:2381:C:H3'	2.15	0.62
27:BA:826:U:C5'	27:BA:2429:G:P	2.60	0.62
27:BA:2468:G:C2'	27:BA:2469:A:H5'	2.29	0.62
27:BA:2504:U:C6	27:BA:2504:U:C4'	2.82	0.62
27:BA:2517:C:HO2'	27:BA:2518:A:C5'	1.92	0.62
27:BA:2653:U:C3'	27:BA:2654:A:N7	2.62	0.62
27:BA:2739:U:H5	27:BA:2763:G:C2	2.17	0.62
27:BA:2850:A:C4	27:BA:2851:A:C8	2.87	0.62
27:BA:2857:G:H3'	27:BA:2857:G:C8	2.34	0.62
29:BE:104:PHE:CB	29:BE:108:LEU:HD12	2.29	0.62
30:BF:103:ASN:O	30:BF:107:ARG:HG3	2.00	0.62
30:BF:52:ALA:HB2	30:BF:55:ARG:HH21	0.80	0.62
30:BF:59:GLU:CB	30:BF:61:PHE:CE2	2.57	0.62
31:BG:38:GLU:CA	31:BG:41:LEU:HD12	2.29	0.62
32:BH:75:VAL:C	32:BH:77:GLY:N	2.47	0.62
32:BH:88:LEU:O	32:BH:88:LEU:HD23	1.98	0.62
33:BI:144:HIS:O	33:BI:144:HIS:CD2	2.52	0.62
33:BI:68:LEU:HA	33:BI:72:LEU:HD21	1.81	0.62
34:BN:21:ARG:H	34:BN:21:ARG:HD2	1.64	0.62
27:BA:1131:G:C4	34:BN:65:ASN:CG	2.65	0.62
36:BP:128:GLY:O	36:BP:132:LYS:HD3	1.99	0.62
36:BP:66:VAL:CG1	36:BP:67:ARG:N	2.43	0.62
37:BQ:65:ARG:NE	37:BQ:122:PHE:CD2	2.67	0.62
38:BS:34:LEU:O	38:BS:103:ASP:HB3	2.00	0.62
38:BS:111:PRO:O	38:BS:114:LYS:O	2.18	0.62
40:BW:19:LEU:O	40:BW:20:VAL:C	2.37	0.62
43:BZ:140:LYS:CA	43:BZ:141:MET:SD	2.81	0.62
43:BZ:51:LEU:HA	43:BZ:65:LEU:HD12	1.82	0.62
43:BZ:67:LYS:CB	43:BZ:67:LYS:HZ2	2.13	0.62
1:AA:1222:G:OP1	1:AA:1321:C:O2'	2.15	0.62
1:AA:1406:U:O2	1:AA:1517:G:N2	2.29	0.62
1:AA:819:A:C6	1:AA:1529:G:C5	2.87	0.62
1:AA:296:U:H4'	1:AA:556:C:O2	1.99	0.62
1:AA:302:G:C2	1:AA:556:C:C4'	2.76	0.62
10:AG:111:ARG:HD2	10:AG:123:GLU:HB2	1.81	0.62
1:AA:1250:A:H4'	12:AI:67:GLY:O	1.98	0.62
1:AA:1357:A:O2'	17:AN:34:TYR:HE2	1.82	0.62

Continued on next page...

Continued from previous page...

Atom-1	Atom-2	Interatomic distance (Å)	Clash overlap (Å)
4:AX:119:U:H2'	4:AX:120:G:H8	1.61	0.62
49:B0:68:VAL:HG21	49:B0:72:LYS:HE3	1.82	0.62
50:B4:7:PRO:HD2	50:B4:56:VAL:HG21	0.66	0.62
27:BA:1059:G:N2	56:BK:131:THR:HG23	2.14	0.62
27:BA:1275:A:H2'	27:BA:1276:A:O4'	2.00	0.62
27:BA:1284:A:H2'	27:BA:1285:G:C8	2.33	0.62
27:BA:2211:G:C2'	27:BA:2211:G:N3	2.62	0.62
27:BA:2261:C:H2'	27:BA:2261:C:O2	1.99	0.62
27:BA:2292:C:H42	27:BA:2340:G:H1	1.44	0.62
27:BA:2317:C:P	31:BG:150:SER:HA	2.40	0.62
27:BA:2347:C:H2'	27:BA:2348:U:H6	1.65	0.62
27:BA:2327:A:C5	27:BA:2388:A:N6	2.66	0.62
27:BA:2396:G:N2	27:BA:2397:G:C8	2.67	0.62
27:BA:2472:G:C2'	27:BA:2475:C:N4	2.42	0.62
27:BA:2569:G:N1	27:BA:2570:G:N7	2.47	0.62
27:BA:2595:G:C2	27:BA:2597:G:O5'	2.53	0.62
27:BA:2772:C:N4	27:BA:2773:C:N4	2.47	0.62
27:BA:2836:U:H6	27:BA:2836:U:H3'	1.64	0.62
27:BA:2870:C:N3	27:BA:2871:C:C6	2.67	0.62
27:BA:530:G:H1'	27:BA:532:A:OP2	1.99	0.62
27:BA:917:A:H3'	27:BA:918:A:H5''	1.82	0.62
29:BE:242:ASN:N	29:BE:243:PRO:HD2	2.14	0.62
31:BG:24:HIS:CB	31:BG:72:LYS:HA	2.26	0.62
32:BH:48:VAL:HG23	32:BH:49:ILE:N	2.14	0.62
34:BN:12:VAL:CB	34:BN:38:VAL:HG22	2.30	0.62
35:BO:65:THR:HG1	35:BO:67:ARG:HG2	1.63	0.62
36:BP:120:LEU:HD12	36:BP:122:ALA:HB3	1.81	0.62
36:BP:62:ALA:HB2	36:BP:105:TYR:CB	2.22	0.62
37:BQ:94:ARG:CZ	37:BQ:106:GLY:HA3	2.30	0.62
45:BU:88:ILE:HB	46:BV:52:GLY:CA	2.30	0.62
46:BV:14:VAL:HG21	46:BV:19:VAL:HG21	0.77	0.62
27:BA:487:C:O2	40:BW:53:SER:OG	2.18	0.62
41:BX:38:ALA:HB1	41:BX:49:VAL:HG13	1.81	0.62
42:BY:43:ASN:ND2	42:BY:102:ASP:O	2.33	0.62
43:BZ:18:MET:HA	43:BZ:35:ASP:HA	1.82	0.62
43:BZ:70:GLN:O	43:BZ:72:ASP:OD2	2.17	0.62
1:AA:1197:G:H2'	1:AA:1198:G:H5'	1.80	0.62
1:AA:120:A:H3'	1:AA:120:A:C8	2.35	0.62
1:AA:66:G:N2	1:AA:172:A:C2	2.67	0.62
1:AA:51:A:N1	1:AA:314:C:O2'	2.32	0.62
1:AA:521:G:O6	15:AL:49:ASN:ND2	2.33	0.62

Continued on next page...

Continued from previous page...

Atom-1	Atom-2	Interatomic distance (Å)	Clash overlap (Å)
1:AA:953:G:C1'	16:AM:125:ARG:HA	2.29	0.62
18:AO:36:ILE:HD11	18:AO:60:VAL:HG22	1.81	0.62
20:AQ:67:LYS:O	20:AQ:68:ARG:CB	2.46	0.62
3:AW:37:YYG:H101	3:AW:37:YYG:C21	2.30	0.62
49:B0:24:LYS:O	49:B0:25:LYS:HB2	1.98	0.62
47:B2:20:LEU:CD2	47:B2:53:ILE:CG2	2.77	0.62
47:B2:60:GLN:O	47:B2:63:GLU:HB3	1.99	0.62
48:B3:26:LEU:HD21	48:B3:46:ASN:CB	2.26	0.62
48:B3:25:ALA:C	48:B3:27:GLY:N	2.51	0.62
48:B3:8:LEU:CD2	48:B3:32:GLN:N	2.59	0.62
50:B4:49:PHE:O	50:B4:50:LEU:O	2.17	0.62
51:B5:40:LYS:HD2	51:B5:49:CYS:SG	2.38	0.62
27:BA:2284:C:OP2	52:B6:9:ILE:HG13	2.00	0.62
27:BA:1022:G:O6	34:BN:47:THR:HB	2.00	0.62
27:BA:1358:G:C8	27:BA:1371:G:C6	2.87	0.62
27:BA:197:A:N6	27:BA:2430:A:C8	2.67	0.62
27:BA:2100:G:N9	27:BA:2190:G:N2	2.48	0.62
27:BA:2208:U:H2'	27:BA:2209:C:H6	1.63	0.62
27:BA:2246:G:H2'	27:BA:2247:A:C8	2.34	0.62
27:BA:2297:C:C4	27:BA:2333:A:N6	2.66	0.62
27:BA:2431:U:O4	27:BA:2434:A:OP2	2.17	0.62
27:BA:2496:C:N4	27:BA:2497:A:C2	2.68	0.62
27:BA:2572:A:C5'	27:BA:2574:G:C5'	2.64	0.62
27:BA:2652:C:HO2'	27:BA:2653:U:H5'	1.63	0.62
27:BA:2792:G:H1'	27:BA:2805:G:N2	2.14	0.62
27:BA:2827:C:C2	27:BA:2828:C:C5	2.88	0.62
27:BA:2885:C:N3	27:BA:2886:G:C1'	2.63	0.62
28:BD:213:LYS:O	28:BD:215:LYS:HG2	1.99	0.62
28:BD:226:GLY:C	28:BD:227:VAL:HG12	2.12	0.62
28:BD:71:ASP:HA	28:BD:73:ILE:HG13	1.82	0.62
29:BE:80:ALA:CA	29:BE:187:HIS:NE2	2.63	0.62
29:BE:205:THR:C	29:BE:206:LYS:CG	2.66	0.62
30:BF:1:MET:O	30:BF:18:LEU:HD23	1.99	0.62
30:BF:58:ALA:HB2	30:BF:79:ARG:CB	2.30	0.62
30:BF:93:LYS:CB	30:BF:96:LYS:CE	2.78	0.62
30:BF:93:LYS:HB2	30:BF:96:LYS:HE3	1.80	0.62
31:BG:142:ALA:CB	31:BG:151:ILE:CG1	2.65	0.62
32:BH:42:ILE:C	32:BH:52:THR:CG2	2.56	0.62
32:BH:73:ASN:CB	32:BH:137:LYS:HZ2	2.07	0.62
33:BI:62:LEU:O	33:BI:66:LYS:HG3	2.00	0.62
33:BI:86:GLY:CA	33:BI:88:ARG:N	2.63	0.62

Continued on next page...

Continued from previous page...

Atom-1	Atom-2	Interatomic distance (Å)	Clash overlap (Å)
34:BN:136:SER:CA	34:BN:139:LEU:CD2	2.78	0.62
35:BO:14:SER:HB3	35:BO:86:ILE:CD1	2.30	0.62
36:BP:65:ASP:CB	36:BP:109:LEU:H	2.13	0.62
37:BQ:48:ASN:HD21	37:BQ:122:PHE:HD1	1.47	0.62
37:BQ:58:HIS:CE1	37:BQ:59:ASN:CB	2.77	0.62
38:BS:27:LEU:CD1	38:BS:28:LYS:N	2.62	0.62
38:BS:30:GLY:O	38:BS:31:LYS:CB	2.47	0.62
39:BT:8:TYR:O	39:BT:53:ASP:HB2	1.99	0.62
40:BW:32:ALA:C	40:BW:34:ASN:N	2.53	0.62
42:BY:102:ASP:HB3	42:BY:108:ARG:CZ	2.30	0.62
42:BY:64:ASN:O	42:BY:72:ILE:CG2	2.33	0.62
43:BZ:17:SER:O	43:BZ:36:ARG:N	2.33	0.62
43:BZ:26:LYS:N	43:BZ:84:TYR:HE1	1.95	0.62
1:AA:1395:C:O2	1:AA:1398:A:O2'	2.17	0.62
1:AA:410:G:OP2	7:AD:25:ARG:NH2	2.32	0.62
3:AW:72:C:H2'	3:AW:73:A:H8	1.64	0.62
27:BA:95:G:O2'	47:B2:42:ASN:CB	2.47	0.62
48:B3:59:VAL:C	48:B3:60:GLU:CG	2.62	0.62
50:B4:47:GLU:OE2	50:B4:73:LYS:NZ	2.27	0.62
27:BA:1033:U:C5	27:BA:2750:A:N3	2.68	0.62
27:BA:1239:G:HO2'	27:BA:1240:U:H6	1.48	0.62
27:BA:577:G:O2'	27:BA:1254:A:OP1	2.17	0.62
27:BA:153:C:H42	27:BA:173:G:H1	1.47	0.62
27:BA:1912:A:N7	27:BA:1918:A:H2	1.97	0.62
27:BA:1980:G:C6	27:BA:1982:C:N4	2.68	0.62
27:BA:2207:C:C2	27:BA:2218:G:N1	2.68	0.62
27:BA:2397:G:C2	27:BA:2398:U:C2	2.88	0.62
27:BA:2468:G:N1	27:BA:2481:G:C5	2.67	0.62
27:BA:2503:A:C4'	27:BA:2504:U:OP1	2.38	0.62
27:BA:2516:G:N2	27:BA:2569:G:H1'	2.14	0.62
27:BA:2516:G:N7	27:BA:2517:C:N4	2.47	0.62
27:BA:2564:A:OP1	27:BA:2648:C:H4'	1.99	0.62
27:BA:2652:C:C2'	27:BA:2653:U:H6	2.11	0.62
27:BA:2681:C:H1'	27:BA:2682:U:C5	2.35	0.62
27:BA:2721:A:C2	27:BA:2722:G:C8	2.87	0.62
27:BA:2785:C:O2	29:BE:100:TRP:NE1	2.33	0.62
27:BA:293:U:O2'	27:BA:294:A:O4'	2.17	0.62
27:BA:302:C:H2'	27:BA:303:U:C6	2.35	0.62
27:BA:359:A:H2'	27:BA:360:G:C8	2.35	0.62
26:BB:57:A:H2	31:BG:17:ARG:NH1	1.66	0.62
28:BD:160:SER:C	28:BD:162:GLN:HE22	2.03	0.62

Continued on next page...

Continued from previous page...

Atom-1	Atom-2	Interatomic distance (Å)	Clash overlap (Å)
28:BD:172:ILE:N	28:BD:182:MET:HE2	2.15	0.62
27:BA:2617:C:H1'	29:BE:245:ARG:NH2	2.15	0.62
29:BE:70:VAL:CG1	29:BE:295:LEU:HD23	2.30	0.62
30:BF:37:ALA:CB	30:BF:102:LEU:CD1	2.77	0.62
31:BG:29:HIS:ND1	31:BG:69:ILE:HD11	2.15	0.62
32:BH:14:VAL:O	32:BH:14:VAL:CG1	2.41	0.62
32:BH:43:THR:HG22	32:BH:52:THR:HG22	1.75	0.62
32:BH:86:LEU:CD2	32:BH:87:GLU:H	2.09	0.62
33:BI:68:LEU:CD1	33:BI:108:LEU:CD1	2.78	0.62
33:BI:2:LYS:HG2	33:BI:39:ALA:N	2.15	0.62
34:BN:83:ILE:HG13	34:BN:84:ARG:HG2	1.81	0.62
36:BP:114:VAL:HG12	36:BP:115:ARG:N	2.15	0.62
36:BP:129:ALA:O	36:BP:130:ARG:C	2.38	0.62
44:BR:99:LYS:HA	44:BR:112:ALA:HB1	1.81	0.62
44:BR:52:ILE:C	44:BR:54:LEU:H	2.02	0.62
44:BR:89:ASP:OD1	44:BR:90:ARG:CA	2.48	0.62
45:BU:28:ARG:CA	45:BU:31:GLN:OE1	2.48	0.62
46:BV:61:VAL:HG21	46:BV:97:GLY:CA	2.12	0.62
46:BV:72:ARG:O	46:BV:74:TYR:CE2	2.52	0.62
40:BW:70:TYR:CE2	40:BW:72:LYS:N	2.68	0.62
1:AA:409:G:OP2	7:AD:22:LYS:NZ	2.33	0.62
1:AA:946:A:N3	1:AA:1333:A:C2	2.67	0.62
1:AA:523:A:H2	15:AL:91:LYS:HB3	1.65	0.62
47:B2:26:GLU:O	47:B2:29:ASN:HB2	2.00	0.62
27:BA:2395:C:C4'	50:B4:28:ARG:HH11	2.13	0.62
50:B4:64:GLY:O	50:B4:67:TYR:C	2.38	0.62
55:B9:7:VAL:HG23	55:B9:36:GLN:OE1	2.00	0.62
27:BA:1638:C:H4'	27:BA:2709:G:H22	1.65	0.62
27:BA:1652:A:H62	27:BA:1653:G:H21	1.48	0.62
27:BA:2064:C:H1'	27:BA:2450:A:N6	2.15	0.62
27:BA:2266:A:H4'	27:BA:2267:A:C2	2.35	0.62
27:BA:2465:C:HO2'	27:BA:2466:C:P	2.23	0.62
27:BA:2544:G:C4	27:BA:2545:G:C8	2.88	0.62
27:BA:2665:A:C8	27:BA:2665:A:H5''	2.34	0.62
27:BA:2759:G:C2'	27:BA:2760:C:C5'	2.78	0.62
27:BA:2740:A:C6	27:BA:2764:A:C5	2.68	0.62
27:BA:2628:C:O2	27:BA:2781:A:C2'	2.47	0.62
27:BA:527:C:C6	27:BA:2779:U:H2'	2.35	0.62
27:BA:684:G:N2	27:BA:794:G:C2	2.68	0.62
30:BF:141:SER:OG	30:BF:144:PHE:CE1	2.51	0.62
27:BA:673:C:O4'	30:BF:82:GLN:NE2	2.32	0.62

Continued on next page...

Continued from previous page...

Atom-1	Atom-2	Interatomic distance (Å)	Clash overlap (Å)
32:BH:15:THR:HG23	32:BH:26:LYS:CA	2.29	0.62
35:BO:17:ARG:CZ	35:BO:47:THR:HA	2.30	0.62
36:BP:61:ALA:CB	36:BP:107:LYS:HZ1	2.13	0.62
39:BT:6:CYS:SG	39:BT:31:PHE:HD2	2.23	0.62
39:BT:37:GLU:O	39:BT:39:ASN:N	2.33	0.62
45:BU:57:PHE:C	45:BU:59:ARG:H	2.03	0.62
27:BA:1152:C:H4'	45:BU:80:ILE:HD12	1.81	0.62
45:BU:99:ALA:HA	45:BU:106:PHE:HB2	1.76	0.62
40:BW:32:ALA:CA	40:BW:35:ILE:HD11	2.27	0.62
41:BX:9:HIS:NE2	41:BX:27:ALA:HB2	2.14	0.62
27:BA:338:G:C8	42:BY:21:LYS:CB	2.82	0.62
43:BZ:120:LEU:CD2	43:BZ:120:LEU:N	2.43	0.62
8:AE:79:GLU:HG3	8:AE:93:PRO:HD2	1.82	0.61
1:AA:1198:G:HO2'	13:AJ:54:PHE:HE2	0.63	0.61
14:AK:65:ALA:HB1	14:AK:98:LEU:HG	1.81	0.61
14:AK:99:GLN:HA	14:AK:105:VAL:HG21	1.82	0.61
16:AM:23:TYR:CD2	16:AM:70:LEU:HD13	2.35	0.61
49:B0:25:LYS:HE2	49:B0:57:HIS:ND1	2.15	0.61
49:B0:40:GLN:N	49:B0:69:PHE:CZ	2.68	0.61
48:B3:17:LYS:O	48:B3:18:ASP:C	2.37	0.61
27:BA:1268:A:H2'	27:BA:1269:A:C8	2.35	0.61
27:BA:1273:U:C2	27:BA:2003:G:H5'	2.35	0.61
27:BA:198:C:H2'	27:BA:199:A:H5''	1.81	0.61
27:BA:2353:G:C2	27:BA:2364:C:N3	2.62	0.61
27:BA:2384:G:O5'	27:BA:2386:C:OP1	2.18	0.61
27:BA:2488:A:C3'	27:BA:2488:A:C8	2.83	0.61
27:BA:2611:U:C5	51:B5:4:HIS:NE2	2.68	0.61
27:BA:2782:G:P	27:BA:2782:G:C8	2.93	0.61
27:BA:2852:G:C2	27:BA:2853:C:O2	2.52	0.61
27:BA:322:A:OP2	27:BA:322:A:C8	2.50	0.61
27:BA:46:C:OP2	27:BA:215:G:H3'	2.00	0.61
28:BD:130:PRO:CA	28:BD:188:ARG:HA	2.29	0.61
30:BF:11:ASN:CG	30:BF:160:LEU:HD11	2.20	0.61
30:BF:16:VAL:HG12	30:BF:17:ASP:N	2.13	0.61
27:BA:2317:C:H5''	31:BG:150:SER:HA	1.76	0.61
32:BH:153:PRO:O	32:BH:154:GLU:C	2.38	0.61
32:BH:169:ARG:HA	32:BH:169:ARG:NE	2.15	0.61
35:BO:63:VAL:CG1	35:BO:102:VAL:HG22	2.30	0.61
35:BO:86:ILE:CG2	35:BO:87:ILE:H	2.11	0.61
36:BP:141:GLU:OE1	36:BP:141:GLU:O	2.18	0.61
36:BP:61:ALA:C	36:BP:62:ALA:CA	2.66	0.61

Continued on next page...

Continued from previous page...

Atom-1	Atom-2	Interatomic distance (Å)	Clash overlap (Å)
44:BR:47:PHE:O	44:BR:49:ASP:N	2.32	0.61
46:BV:61:VAL:HG23	46:BV:98:ILE:H	1.62	0.61
40:BW:82:LEU:O	40:BW:83:LYS:C	2.38	0.61
41:BX:52:VAL:CG2	41:BX:65:VAL:O	2.47	0.61
43:BZ:103:ARG:NH1	43:BZ:137:ASP:O	2.32	0.61
43:BZ:46:GLN:C	43:BZ:49:THR:OG1	2.37	0.61
1:AA:1037:C:H2'	1:AA:1038:C:O4'	1.99	0.61
1:AA:574:A:N3	1:AA:883:C:H1'	2.15	0.61
3:AW:40:C:H2'	3:AW:41:U:H5'	1.82	0.61
50:B4:14:ILE:HG22	50:B4:37:SER:N	2.10	0.61
27:BA:388:G:OP2	50:B4:29:PRO:HG3	2.00	0.61
53:B7:11:LYS:HE3	53:B7:11:LYS:HA	1.80	0.61
27:BA:594:U:P	54:B8:61:MET:CE	2.87	0.61
55:B9:11:CYS:HB3	55:B9:32:HIS:CE1	2.36	0.61
27:BA:1426:G:H5''	27:BA:1427:A:H5''	1.81	0.61
27:BA:1819:A:H4'	27:BA:1820:U:C5'	2.30	0.61
27:BA:2206:C:C2'	27:BA:2207:C:O4'	2.47	0.61
27:BA:2337:G:C6	27:BA:2338:G:O6	2.52	0.61
27:BA:2361:A:C3'	27:BA:2362:G:H5'	2.31	0.61
27:BA:2403:C:H42	27:BA:2414:G:H1	1.47	0.61
27:BA:2409:G:H8	27:BA:2409:G:O5'	1.82	0.61
27:BA:2488:A:N1	27:BA:2489:G:C5	2.68	0.61
27:BA:2543:G:HO2'	27:BA:2544:G:H5'	1.61	0.61
27:BA:2516:G:C6	27:BA:2569:G:C2	2.88	0.61
27:BA:2618:G:C2'	27:BA:2619:C:O5'	2.47	0.61
27:BA:2653:U:H3'	27:BA:2654:A:N7	2.15	0.61
27:BA:2682:U:O4'	29:BE:48:MET:HG3	2.01	0.61
27:BA:2814:C:C2	27:BA:2815:C:C5	2.87	0.61
27:BA:2831:G:H1'	27:BA:2883:A:N3	2.15	0.61
27:BA:2886:G:N2	27:BA:2887:U:C1'	2.63	0.61
27:BA:2896:C:C6	27:BA:2896:C:C4'	2.83	0.61
27:BA:465:G:N3	27:BA:683:C:O2'	2.22	0.61
27:BA:660:G:H2'	27:BA:661:C:C6	2.34	0.61
28:BD:163:VAL:O	28:BD:163:VAL:HG12	2.00	0.61
28:BD:71:ASP:C	28:BD:73:ILE:N	2.50	0.61
29:BE:81:VAL:CB	29:BE:100:TRP:CZ3	2.83	0.61
32:BH:149:ALA:C	32:BH:161:ILE:HD11	2.15	0.61
33:BI:24:GLY:O	33:BI:25:TYR:C	2.39	0.61
34:BN:15:ARG:HG2	34:BN:43:ARG:CB	2.30	0.61
34:BN:36:VAL:HG12	34:BN:36:VAL:O	2.00	0.61
34:BN:42:GLU:CA	34:BN:132:LEU:O	2.47	0.61

Continued on next page...

Continued from previous page...

Atom-1	Atom-2	Interatomic distance (Å)	Clash overlap (Å)
34:BN:63:ILE:CD1	34:BN:71:TYR:CE2	2.73	0.61
36:BP:113:GLN:O	36:BP:115:ARG:CD	2.48	0.61
44:BR:62:ALA:HB1	44:BR:80:PHE:CZ	2.35	0.61
38:BS:103:ASP:C	38:BS:105:GLY:H	2.04	0.61
45:BU:117:ARG:NE	45:BU:118:GLN:HG2	2.14	0.61
45:BU:10:ARG:C	45:BU:13:ARG:HH12	2.03	0.61
27:BA:2021:C:C5	45:BU:25:TRP:HZ2	2.15	0.61
41:BX:33:SER:O	41:BX:37:VAL:HB	1.99	0.61
42:BY:41:ARG:CB	42:BY:112:LEU:CA	2.72	0.61
42:BY:45:GLY:C	42:BY:62:VAL:HG12	2.16	0.61
43:BZ:125:PRO:CG	43:BZ:130:ILE:CG2	2.78	0.61
43:BZ:45:GLN:HE21	43:BZ:45:GLN:H	1.45	0.61
1:AA:1406:U:C1'	1:AA:1518:A:O2'	2.48	0.61
1:AA:1148:U:O4'	12:AI:16:ARG:HD2	2.00	0.61
12:AI:32:ASP:HB3	12:AI:35:GLU:HB2	1.83	0.61
3:AW:72:C:H2'	3:AW:73:A:O4'	1.99	0.61
49:B0:48:GLY:CA	49:B0:55:ARG:CA	2.79	0.61
53:B7:33:ARG:HB3	53:B7:37:LYS:HD2	1.82	0.61
27:BA:126:A:H5''	53:B7:18:PHE:CD1	2.31	0.61
27:BA:1417:C:H3'	27:BA:1418:G:H8	1.65	0.61
27:BA:148:C:N3	27:BA:149:A:N6	2.49	0.61
27:BA:2215:G:C2'	27:BA:2216:G:C8	2.55	0.61
27:BA:2416:C:C2	27:BA:2417:C:C5	2.88	0.61
27:BA:2423:U:N1	27:BA:2425:A:C5	2.68	0.61
27:BA:2069:G:C2	27:BA:2443:C:C2	2.88	0.61
27:BA:2476:A:N7	27:BA:2477:C:C6	2.66	0.61
27:BA:2504:U:H6	27:BA:2504:U:C4'	2.13	0.61
27:BA:2521:C:N3	27:BA:2522:U:C5	2.68	0.61
27:BA:2523:G:C4	27:BA:2765:A:N6	2.68	0.61
27:BA:2573:C:OP1	27:BA:2575:C:OP2	2.18	0.61
27:BA:2641:G:C6	27:BA:2774:C:C5	2.88	0.61
27:BA:2744:G:C2	27:BA:2761:G:C2	2.88	0.61
27:BA:2787:C:O2	27:BA:2787:C:H2'	1.98	0.61
27:BA:2805:G:H2'	27:BA:2807:G:C4'	2.30	0.61
27:BA:2817:G:C2	27:BA:2818:G:C4	2.88	0.61
27:BA:34:C:C2'	27:BA:455:C:H41	2.13	0.61
27:BA:440:G:P	42:BY:3:GLN:CD	2.78	0.61
27:BA:51:G:H1'	27:BA:118:A:N6	2.15	0.61
27:BA:865:C:N4	27:BA:908:C:N4	2.48	0.61
28:BD:167:GLU:CA	28:BD:170:TYR:CD1	2.82	0.61
29:BE:61:PRO:HB3	29:BE:69:PRO:CA	2.30	0.61

Continued on next page...

Continued from previous page...

Atom-1	Atom-2	Interatomic distance (Å)	Clash overlap (Å)
30:BF:102:LEU:HB3	30:BF:107:ARG:CZ	2.30	0.61
30:BF:63:SER:N	30:BF:65:ARG:HE	1.87	0.61
31:BG:51:ARG:NH1	31:BG:72:LYS:HB2	2.15	0.61
32:BH:60:HIS:O	32:BH:63:LEU:HB3	2.00	0.61
32:BH:67:THR:O	32:BH:68:ARG:C	2.37	0.61
33:BI:21:VAL:CG1	33:BI:30:LEU:CD1	2.66	0.61
33:BI:63:ALA:HA	33:BI:66:LYS:HE2	1.81	0.61
34:BN:60:ARG:C	34:BN:71:TYR:CD2	2.73	0.61
35:BO:63:VAL:CG1	35:BO:102:VAL:CB	2.76	0.61
27:BA:2250:G:H5''	37:BQ:102:ARG:HD3	1.81	0.61
37:BQ:43:PRO:O	37:BQ:125:TRP:CZ2	2.53	0.61
37:BQ:131:ALA:HA	37:BQ:134:PHE:CD2	2.34	0.61
37:BQ:41:THR:OG1	37:BQ:126:VAL:CA	2.43	0.61
37:BQ:47:GLU:OE2	37:BQ:152:SER:N	2.33	0.61
27:BA:2319:G:C4'	38:BS:9:PRO:HD2	2.26	0.61
45:BU:109:LEU:O	45:BU:110:VAL:C	2.37	0.61
45:BU:15:LYS:HG2	45:BU:19:LYS:HE2	1.82	0.61
46:BV:35:LEU:N	46:BV:60:VAL:HG13	2.14	0.61
46:BV:50:ASP:CB	46:BV:53:LYS:CG	2.28	0.61
46:BV:33:VAL:CB	46:BV:63:HIS:CE1	2.79	0.61
46:BV:67:LYS:HE3	46:BV:94:LYS:CD	2.28	0.61
46:BV:65:ARG:O	46:BV:93:ILE:CB	2.48	0.61
40:BW:26:GLY:HA2	40:BW:71:VAL:HG23	1.82	0.61
42:BY:32:ARG:C	42:BY:34:GLU:N	2.52	0.61
43:BZ:9:THR:O	43:BZ:13:LYS:HB2	2.00	0.61
1:AA:3(A):G:H1	1:AA:1038:C:H1'	1.65	0.61
1:AA:595:G:H2'	1:AA:641:U:O4	2.01	0.61
1:AA:1400:C:N3	2:AV:34:G:N2	2.49	0.61
47:B2:23:LEU:N	47:B2:26:GLU:OE1	2.33	0.61
41:BX:4:VAL:HG13	47:B2:24:LYS:HZ3	1.65	0.61
50:B4:47:GLU:HA	50:B4:53:GLU:H	1.66	0.61
53:B7:26:SER:O	53:B7:29:ASN:CB	2.42	0.61
53:B7:43:THR:O	53:B7:46:ASP:N	2.34	0.61
27:BA:1327:C:H3'	27:BA:1328:G:C8	2.35	0.61
27:BA:1610:A:OP2	27:BA:1610:A:H8	1.83	0.61
27:BA:2233:U:O2	27:BA:2234:G:C1'	2.48	0.61
27:BA:2276:G:C4	27:BA:2277:G:C8	2.89	0.61
27:BA:2400:G:C2	27:BA:2401:U:O2	2.54	0.61
27:BA:2447:G:O6	27:BA:2501:C:O2	2.18	0.61
27:BA:2520:C:O2'	27:BA:2521:C:C5'	2.47	0.61
27:BA:2526:G:N7	27:BA:2527:C:H5	1.98	0.61

Continued on next page...

Continued from previous page...

Atom-1	Atom-2	Interatomic distance (Å)	Clash overlap (Å)
27:BA:2562:U:H2'	27:BA:2562:U:O2	1.99	0.61
27:BA:2620:C:H4'	29:BE:252:GLN:CG	2.30	0.61
27:BA:2693:A:C2	27:BA:2694:G:C4	2.88	0.61
27:BA:1457:A:C2	27:BA:2703:C:C4	2.87	0.61
27:BA:2712:U:C3'	27:BA:2714:G:P	2.85	0.61
27:BA:2801:A:H2	27:BA:2895:U:C2'	2.13	0.61
27:BA:2868:A:C2'	27:BA:2869:G:H5'	2.29	0.61
27:BA:647:G:H2'	27:BA:648:G:H8	1.65	0.61
28:BD:202:LYS:O	28:BD:204:PHE:CE1	2.50	0.61
27:BA:2785:C:C2	29:BE:100:TRP:CD1	2.88	0.61
29:BE:39:GLN:CD	29:BE:174:LEU:CG	2.68	0.61
29:BE:77:PRO:HG2	29:BE:186:GLU:HB2	1.82	0.61
30:BF:84:VAL:H	30:BF:87:ARG:HE	1.49	0.61
31:BG:98:PHE:C	31:BG:104:PHE:CD2	2.73	0.61
33:BI:129:VAL:O	33:BI:131:VAL:HG23	2.00	0.61
33:BI:80:PRO:O	33:BI:148:GLN:HG2	1.99	0.61
36:BP:77:ALA:CA	36:BP:81:VAL:HG11	2.25	0.61
37:BQ:117:GLY:O	37:BQ:118:ALA:HB3	2.01	0.61
37:BQ:131:ALA:CA	37:BQ:134:PHE:CE2	2.83	0.61
44:BR:97:VAL:HG13	44:BR:114:VAL:HG21	1.82	0.61
38:BS:76:GLY:C	38:BS:80:SER:C	2.58	0.61
45:BU:50:ARG:CZ	46:BV:74:TYR:CD2	2.79	0.61
46:BV:94:LYS:C	46:BV:95:ILE:CG1	2.66	0.61
40:BW:69:LEU:HD22	40:BW:109:GLU:HB2	1.83	0.61
42:BY:43:ASN:ND2	42:BY:112:LEU:HD11	2.16	0.61
43:BZ:26:LYS:HB2	43:BZ:84:TYR:HH	1.65	0.61
1:AA:1269:A:C1'	1:AA:1326:C:O4'	2.48	0.61
1:AA:22:G:C2	1:AA:914:A:N7	2.69	0.61
1:AA:877:C:O2'	11:AH:89:PRO:HG2	1.99	0.61
15:AL:54:LYS:HG3	15:AL:75:HIS:HE1	1.65	0.61
1:AA:1313:U:C4	22:AS:4:SER:HB3	2.32	0.61
47:B2:20:LEU:HD13	47:B2:23:LEU:CB	2.29	0.61
48:B3:22:ALA:CA	48:B3:46:ASN:ND2	2.58	0.61
50:B4:68:ARG:CB	50:B4:72:LYS:CG	2.79	0.61
51:B5:30:LEU:HD23	51:B5:41:LEU:HA	1.81	0.61
51:B5:8:LYS:O	51:B5:9:LYS:CB	2.48	0.61
54:B8:4:MET:CA	54:B8:5:LYS:HZ2	1.98	0.61
55:B9:20:HIS:O	55:B9:22:ARG:N	2.32	0.61
27:BA:1127:A:H2	27:BA:2518:A:H1'	1.65	0.61
27:BA:1221:C:H2'	27:BA:1221:C:O2	2.01	0.61
27:BA:1227:A:H8	27:BA:1227:A:H3'	1.65	0.61

Continued on next page...

Continued from previous page...

Atom-1	Atom-2	Interatomic distance (Å)	Clash overlap (Å)
27:BA:1270:C:H4'	27:BA:1271:G:C5'	2.21	0.61
2:AV:25:C:H4'	27:BA:1923:U:OP2	1.99	0.61
27:BA:2219:G:C2	27:BA:2224:G:O4'	2.53	0.61
27:BA:2252:G:C6	27:BA:2253:G:O6	2.54	0.61
27:BA:2330:G:C2	27:BA:2385:C:N4	2.68	0.61
27:BA:2498:C:HO2'	27:BA:2499:C:C5'	2.12	0.61
27:BA:2567:G:H2'	27:BA:2568:C:C6	2.36	0.61
27:BA:2611:U:H3'	27:BA:2611:U:C6	2.31	0.61
27:BA:2706:G:O5'	27:BA:2706:G:C8	2.48	0.61
27:BA:2688:U:N3	27:BA:2719:G:N3	2.49	0.61
27:BA:1051:G:C4'	27:BA:2752:C:O2'	2.38	0.61
27:BA:2755:C:C6	27:BA:2755:C:C4'	2.84	0.61
27:BA:2840:C:C2	27:BA:2841:C:C6	2.88	0.61
27:BA:738:G:N2	27:BA:739:G:O2'	2.33	0.61
27:BA:865:C:O2	27:BA:865:C:H2'	2.01	0.61
27:BA:1799:G:N3	28:BD:153:LEU:HD21	2.04	0.61
30:BF:220:THR:OG1	30:BF:221:GLU:N	2.33	0.61
31:BG:27:ILE:O	31:BG:69:ILE:HD13	1.99	0.61
33:BI:98:ILE:O	33:BI:99:ALA:C	2.39	0.61
27:BA:2674:G:C4'	35:BO:30:ARG:HG3	2.27	0.61
36:BP:94:ARG:CD	36:BP:120:LEU:CA	2.79	0.61
37:BQ:94:ARG:CZ	37:BQ:106:GLY:CA	2.78	0.61
27:BA:2484:G:C1'	37:BQ:142:LYS:HZ2	2.05	0.61
37:BQ:67:ALA:CA	37:BQ:71:PHE:HE1	2.14	0.61
37:BQ:85:ILE:HA	37:BQ:122:PHE:HB3	1.82	0.61
38:BS:105:GLY:C	38:BS:106:LEU:CD2	2.61	0.61
38:BS:31:LYS:CB	38:BS:32:PRO:HD2	2.17	0.61
46:BV:59:GLU:CG	46:BV:99:GLN:HA	2.31	0.61
46:BV:5:ILE:HD13	46:BV:12:TYR:CE1	2.36	0.61
15:AL:54:LYS:HG2	15:AL:75:HIS:HE1	1.65	0.61
16:AM:24:GLY:O	16:AM:29:ARG:HD2	2.01	0.61
47:B2:39:ALA:HB3	47:B2:40:PRO:HD2	1.79	0.61
50:B4:14:ILE:CB	50:B4:37:SER:O	2.42	0.61
50:B4:58:LYS:HG2	50:B4:62:ARG:CZ	2.31	0.61
50:B4:5:LEU:C	50:B4:6:HIS:ND1	2.53	0.61
40:BW:19:LEU:HB3	51:B5:25:LEU:HD11	1.82	0.61
27:BA:1527:G:O5'	27:BA:1527:G:C8	2.53	0.61
27:BA:1655:A:O3'	29:BE:212:GLY:CA	2.47	0.61
27:BA:1792:G:OP1	28:BD:204:PHE:CZ	2.53	0.61
27:BA:2046:G:N2	27:BA:2623:G:C4	2.68	0.61
27:BA:792:G:H21	27:BA:2072:G:H1'	1.65	0.61

Continued on next page...

Continued from previous page...

Atom-1	Atom-2	Interatomic distance (Å)	Clash overlap (Å)
2:AV:2:C:O2'	27:BA:2255:G:O2'	2.18	0.61
27:BA:2321:G:N2	27:BA:2322:A:H1'	2.15	0.61
27:BA:2344:U:O2	27:BA:2344:U:H2'	1.98	0.61
27:BA:2431:U:N3	27:BA:2434:A:OP2	2.34	0.61
27:BA:2525:G:N1	27:BA:2539:C:C4	2.68	0.61
27:BA:2655:G:C3'	27:BA:2655:G:N3	2.63	0.61
27:BA:2695:C:O2	27:BA:2696:U:C5	2.54	0.61
27:BA:2695:C:O2'	27:BA:2696:U:O4'	2.19	0.61
27:BA:2734:A:N7	27:BA:2735:G:N7	2.48	0.61
27:BA:2808:U:N3	27:BA:2892:A:C6	2.68	0.61
27:BA:461:C:N4	27:BA:469:G:H21	1.99	0.61
27:BA:474:G:HO3'	27:BA:475:U:P	2.20	0.61
29:BE:81:VAL:CB	29:BE:100:TRP:HZ3	2.13	0.61
29:BE:202:ALA:HA	29:BE:262:THR:CB	2.30	0.61
29:BE:301:PRO:O	29:BE:303:PRO:CD	2.27	0.61
30:BF:102:LEU:HB2	30:BF:107:ARG:CZ	2.29	0.61
34:BN:7:ASP:O	34:BN:8:ALA:HB2	1.98	0.61
27:BA:911:A:N7	37:BQ:16:ARG:CG	2.54	0.61
38:BS:17:ARG:NH1	38:BS:18:THR:HA	2.11	0.61
38:BS:30:GLY:O	38:BS:31:LYS:HB2	2.00	0.61
45:BU:72:HIS:HE1	45:BU:107:LYS:HA	1.66	0.61
45:BU:94:VAL:HG13	46:BV:4:ILE:HD13	1.82	0.61
46:BV:40:VAL:HG12	46:BV:55:THR:CG2	2.24	0.61
46:BV:39:PHE:CE2	46:BV:41:GLY:N	2.68	0.61
46:BV:50:ASP:CA	46:BV:53:LYS:HE3	2.31	0.61
43:BZ:26:LYS:N	43:BZ:84:TYR:CZ	2.68	0.61
5:AB:102:LEU:HD23	5:AB:177:ALA:HB2	1.83	0.61
1:AA:408:A:OP2	7:AD:115:ARG:NH1	2.34	0.61
18:AO:3:ILE:HG21	18:AO:34:LEU:HD21	1.83	0.61
49:B0:35:ASN:HA	49:B0:68:VAL:CG2	2.29	0.61
48:B3:39:ASP:OD1	48:B3:40:THR:N	2.30	0.61
50:B4:17:GLN:HG2	50:B4:33:VAL:HG12	1.82	0.61
27:BA:974(A):C:C6	27:BA:1186:G:N1	2.68	0.61
27:BA:1418:G:H21	27:BA:1579:A:H62	1.48	0.61
27:BA:2198:A:H2'	27:BA:2198:A:N3	2.16	0.61
27:BA:2246:G:C2	27:BA:2247:A:N7	2.69	0.61
27:BA:2396:G:O5'	27:BA:2396:G:C8	2.53	0.61
27:BA:2542:A:O4'	27:BA:2542:A:P	2.57	0.61
27:BA:2549:G:C2	27:BA:2550:G:C8	2.88	0.61
27:BA:2557:G:C4	27:BA:2558:C:C5	2.89	0.61
27:BA:957:A:OP1	37:BQ:95:GLU:CB	2.49	0.61

Continued on next page...

Continued from previous page...

Atom-1	Atom-2	Interatomic distance (Å)	Clash overlap (Å)
27:BA:996:A:O3'	45:BU:93:LYS:CG	2.47	0.61
28:BD:146:LYS:CG	28:BD:147:PRO:HD2	2.25	0.61
28:BD:154:VAL:O	28:BD:154:VAL:HG12	1.98	0.61
28:BD:208:GLY:O	28:BD:211:HIS:CG	2.53	0.61
29:BE:271:ILE:CD1	29:BE:294:THR:CG2	2.73	0.61
29:BE:39:GLN:CB	29:BE:174:LEU:HG	2.30	0.61
30:BF:16:VAL:CG1	30:BF:17:ASP:N	2.63	0.61
30:BF:96:LYS:HB2	30:BF:98:ARG:NH1	0.68	0.61
31:BG:141:VAL:N	31:BG:144:ARG:NH1	2.48	0.61
31:BG:156:ARG:CG	31:BG:156:ARG:O	2.49	0.61
32:BH:101:LYS:HZ3	32:BH:115:GLU:CB	2.10	0.61
33:BI:132:LYS:CA	33:BI:138:THR:CG2	2.77	0.61
34:BN:10:VAL:CG1	34:BN:36:VAL:HA	2.29	0.61
35:BO:16:ALA:O	35:BO:17:ARG:HG3	2.00	0.61
35:BO:14:SER:HB2	35:BO:86:ILE:HD12	1.81	0.61
36:BP:77:ALA:HB2	36:BP:81:VAL:HG12	1.79	0.61
27:BA:2250:G:H5''	37:BQ:102:ARG:HG2	1.83	0.61
37:BQ:137:ARG:CD	37:BQ:138:ARG:N	2.62	0.61
37:BQ:136:TRP:CE3	37:BQ:139:ALA:CB	2.84	0.61
37:BQ:64:ALA:O	37:BQ:65:ARG:C	2.37	0.61
27:BA:2840:C:C5'	44:BR:53:HIS:CD2	2.84	0.61
38:BS:24:LEU:HA	38:BS:33:ARG:HH22	1.65	0.61
27:BA:1754:C:H5'	39:BT:39:ASN:ND2	2.15	0.61
46:BV:40:VAL:CA	46:BV:51:ALA:HA	2.31	0.61
46:BV:40:VAL:CG1	46:BV:55:THR:HG22	2.30	0.61
46:BV:67:LYS:HG2	46:BV:70:TYR:HE1	1.64	0.61
40:BW:88:ARG:O	40:BW:91:GLY:N	2.29	0.61
42:BY:71:VAL:HG12	42:BY:91:LEU:HB2	1.83	0.61
42:BY:74:VAL:O	42:BY:76:ASP:N	2.33	0.61
1:AA:1004:A:N9	1:AA:1025:U:O4	2.34	0.61
1:AA:1226:C:OP2	16:AM:103:THR:OG1	2.09	0.61
1:AA:983:A:H3'	1:AA:984:C:P	2.40	0.61
7:AD:15:GLU:CD	7:AD:63:LYS:CB	2.56	0.61
9:AF:69:GLU:O	9:AF:72:VAL:HG23	2.01	0.61
23:AT:87:LYS:O	23:AT:91:LEU:HG	2.01	0.61
4:AX:116:U:H2'	4:AX:117:U:C6	2.35	0.61
47:B2:35:ALA:O	47:B2:38:GLY:N	2.29	0.61
50:B4:15:ILE:H	50:B4:15:ILE:CD1	2.12	0.61
27:BA:1022:G:O5'	34:BN:52:GLN:CD	2.36	0.61
27:BA:1800:C:H3'	27:BA:1800:C:H6	1.65	0.61
27:BA:1906:G:C6	27:BA:1929:G:C6	2.88	0.61

Continued on next page...

Continued from previous page...

Atom-1	Atom-2	Interatomic distance (Å)	Clash overlap (Å)
27:BA:199:A:C5	27:BA:2434:A:N1	2.68	0.61
27:BA:223:A:C3'	27:BA:224:G:P	2.89	0.61
27:BA:2319:G:O5'	38:BS:9:PRO:HD3	2.01	0.61
27:BA:2429:G:H5'	27:BA:2430:A:P	2.41	0.61
27:BA:2483:C:C2'	27:BA:2484:G:O5'	2.46	0.61
27:BA:2504:U:C3'	27:BA:2504:U:H6	2.12	0.61
27:BA:2508:G:H2'	27:BA:2509:G:C5'	2.30	0.61
27:BA:2519:U:C2	27:BA:2542:A:C6	2.88	0.61
27:BA:2619:C:H2'	27:BA:2620:C:H5'	1.83	0.61
27:BA:2718:G:C2'	27:BA:2719:G:H8	1.93	0.61
27:BA:2728:U:H2'	27:BA:2729:G:C8	2.36	0.61
27:BA:2740:A:C1'	27:BA:2741:A:C8	2.83	0.61
27:BA:2854:G:N2	27:BA:2864:G:C4	2.69	0.61
27:BA:514:A:H4'	45:BU:32:TYR:OH	2.01	0.61
27:BA:848:G:H21	27:BA:933:A:H1'	1.66	0.61
27:BA:966:G:H1'	27:BA:2267:A:N6	2.14	0.61
27:BA:974(A):C:H2'	27:BA:974(A):C:O2	1.99	0.61
28:BD:175:LEU:HD21	28:BD:180:VAL:C	2.18	0.61
29:BE:247:ARG:HD2	29:BE:249:THR:OG1	2.01	0.61
29:BE:303:PRO:HB2	29:BE:307:LEU:HB3	1.83	0.61
30:BF:37:ALA:HB1	30:BF:107:ARG:CZ	2.30	0.61
30:BF:193:LEU:HD11	30:BF:231:ARG:CB	2.31	0.61
30:BF:52:ALA:C	30:BF:55:ARG:HB3	2.20	0.61
31:BG:145:ASP:HB3	38:BS:16:ALA:N	2.10	0.61
31:BG:75:LEU:HD22	31:BG:79:MET:HB3	1.82	0.61
33:BI:133:LEU:HD12	33:BI:138:THR:O	1.99	0.61
33:BI:80:PRO:CA	33:BI:146:THR:HG23	2.30	0.61
35:BO:35:ILE:HD12	35:BO:62:VAL:CG1	2.30	0.61
36:BP:120:LEU:HD12	36:BP:122:ALA:CB	2.30	0.61
37:BQ:84:ARG:NH2	37:BQ:123:ILE:HD12	2.15	0.61
44:BR:25:ALA:O	44:BR:29:LEU:HD22	2.00	0.61
44:BR:86:ARG:C	44:BR:87:TYR:HD2	2.03	0.61
38:BS:118:ILE:HG23	38:BS:119:GLN:N	2.13	0.61
38:BS:117:ALA:CA	38:BS:120:GLU:CD	2.65	0.61
38:BS:27:LEU:CD1	38:BS:27:LEU:C	2.66	0.61
45:BU:92:ARG:O	45:BU:95:LEU:CB	2.48	0.61
46:BV:3:ALA:N	46:BV:14:VAL:O	2.30	0.61
40:BW:5:ALA:HB3	40:BW:50:VAL:O	2.00	0.61
42:BY:51:LEU:HD22	42:BY:95:ASN:HB3	1.82	0.61
43:BZ:163:ASP:OD2	43:BZ:164:PRO:HD2	0.79	0.61
8:AE:11:ILE:HD11	8:AE:108:ALA:HB2	1.83	0.61

Continued on next page...

Continued from previous page...

Atom-1	Atom-2	Interatomic distance (Å)	Clash overlap (Å)
16:AM:24:GLY:CA	16:AM:70:LEU:CD1	2.79	0.61
49:B0:61:ALA:CB	49:B0:80:SER:CA	2.78	0.61
48:B3:16:PRO:HB2	48:B3:19:GLN:HG2	1.83	0.61
48:B3:31:LEU:HD22	48:B3:32:GLN:N	2.08	0.61
51:B5:41:LEU:O	51:B5:42:SER:C	2.38	0.61
55:B9:4:ARG:O	55:B9:36:GLN:CA	2.48	0.61
55:B9:3:VAL:HG12	55:B9:5:SER:O	1.99	0.61
27:BA:144:C:H2'	27:BA:145:G:H8	1.65	0.61
27:BA:1544:C:C2'	27:BA:1545:A:H4'	2.27	0.61
27:BA:1646:C:C5'	27:BA:1647:G:H5'	2.28	0.61
27:BA:2010:G:OP2	40:BW:41:LYS:HG3	2.00	0.61
27:BA:2296:U:H3'	27:BA:2296:U:H6	1.65	0.61
27:BA:2423:U:C1'	27:BA:2425:A:C8	2.83	0.61
27:BA:2459:A:N7	27:BA:2460:U:C4	2.69	0.61
27:BA:2503:A:C8	27:BA:2503:A:H3'	2.34	0.61
27:BA:2514:U:H2'	27:BA:2515:C:O4'	2.00	0.61
27:BA:2605:U:O2'	27:BA:2606:C:H5''	2.01	0.61
27:BA:2606:C:C6	27:BA:2606:C:H5'	2.34	0.61
27:BA:2615:U:O2	51:B5:8:LYS:N	2.32	0.61
27:BA:2689:U:C6	27:BA:2713:A:N6	2.66	0.61
27:BA:2767:C:H2'	27:BA:2768:C:C5'	2.31	0.61
27:BA:2811:G:N2	27:BA:2891:G:H1'	2.16	0.61
27:BA:974(A):C:C6	27:BA:989:G:N1	2.69	0.61
26:BB:75:G:N9	43:BZ:22:VAL:HG21	2.15	0.61
28:BD:196:ASN:CA	28:BD:199:ARG:CD	2.77	0.61
29:BE:229:GLN:O	29:BE:231:TRP:HD1	1.82	0.61
30:BF:6:TYR:CD1	30:BF:139:VAL:HB	2.35	0.61
33:BI:115:ILE:HG12	33:BI:131:VAL:CG2	2.31	0.61
35:BO:35:ILE:HG13	35:BO:62:VAL:HG12	1.83	0.61
36:BP:57:VAL:O	36:BP:58:GLN:HB3	2.01	0.61
37:BQ:49:VAL:HG22	37:BQ:120:HIS:C	2.20	0.61
44:BR:102:GLU:HG3	44:BR:103:ARG:N	2.11	0.61
39:BT:53:ASP:CA	39:BT:56:ARG:HE	2.14	0.61
45:BU:26:GLY:O	45:BU:27:SER:CB	2.44	0.61
43:BZ:125:PRO:HG2	43:BZ:130:ILE:CG2	2.30	0.61
43:BZ:13:LYS:O	43:BZ:18:MET:O	2.18	0.61
1:AA:1392:G:H21	1:AA:1502:A:H8	1.47	0.61
1:AA:20:U:H1'	1:AA:572:A:C4	2.36	0.61
1:AA:947:G:C4'	1:AA:1332:A:H2	2.13	0.61
7:AD:18:LYS:HA	7:AD:33:MET:CE	2.31	0.61
15:AL:37:CYS:O	15:AL:79:GLU:HA	2.01	0.61

Continued on next page...

Continued from previous page...

Atom-1	Atom-2	Interatomic distance (Å)	Clash overlap (Å)
49:B0:65:GLY:HA2	49:B0:66:LYS:NZ	2.07	0.61
47:B2:15:GLU:O	47:B2:17:GLU:C	2.39	0.61
48:B3:16:PRO:C	48:B3:19:GLN:OE1	2.40	0.61
50:B4:36:TRP:CD1	50:B4:36:TRP:N	2.69	0.61
27:BA:396:G:O4'	50:B4:39:VAL:HG11	2.01	0.61
51:B5:45:ILE:CB	51:B5:52:TYR:CE1	2.84	0.61
54:B8:16:ILE:HG23	54:B8:22:VAL:CG2	2.31	0.61
27:BA:1287:A:C8	27:BA:1287:A:H5'	2.36	0.61
27:BA:444(A):A:N1	27:BA:1462:C:P	2.74	0.61
27:BA:2012:G:OP1	40:BW:98:LYS:HD2	1.94	0.61
27:BA:2252:G:C6	27:BA:2253:G:C5	2.89	0.61
27:BA:2307:G:H1'	27:BA:2311:A:H61	0.59	0.61
27:BA:2425:A:C2'	27:BA:2426:A:OP2	2.48	0.61
27:BA:2537:U:C6	27:BA:2538:C:H5	2.19	0.61
27:BA:2701:C:C3'	27:BA:2702:U:C5'	2.73	0.61
27:BA:2712:U:C3'	27:BA:712(A):A:C5'	2.65	0.61
27:BA:2752:C:N4	27:BA:2753:A:N1	2.49	0.61
27:BA:283:A:C2	27:BA:360:G:N2	2.69	0.61
27:BA:2869:G:N1	27:BA:2870:C:C5	2.69	0.61
27:BA:689:A:H2'	27:BA:690:G:O4'	2.00	0.61
27:BA:783:A:N1	27:BA:785:G:H1'	2.16	0.61
28:BD:175:LEU:HG	28:BD:180:VAL:CA	2.25	0.61
29:BE:221:LYS:HE3	29:BE:233:ARG:CB	2.31	0.61
27:BA:2049:G:O2'	29:BE:253:GLN:OE1	2.18	0.61
29:BE:254:GLY:O	29:BE:255:GLN:C	2.39	0.61
32:BH:59:HIS:O	32:BH:61:ARG:N	2.33	0.61
33:BI:35:LEU:O	33:BI:36:ALA:HB3	2.01	0.61
33:BI:43:ASN:HA	33:BI:46:ALA:HB2	1.81	0.61
33:BI:86:GLY:C	33:BI:88:ARG:CA	2.69	0.61
34:BN:20:GLY:O	34:BN:22:VAL:CA	2.49	0.61
34:BN:53:ILE:HG22	34:BN:54:VAL:HG23	1.82	0.61
36:BP:128:GLY:O	36:BP:129:ALA:O	2.19	0.61
37:BQ:46:VAL:C	37:BQ:124:ALA:O	2.38	0.61
38:BS:122:ALA:CA	38:BS:125:ALA:HB3	2.31	0.61
45:BU:117:ARG:CG	45:BU:118:GLN:N	2.64	0.61
40:BW:66:GLU:O	40:BW:69:LEU:CD2	2.48	0.61
42:BY:40:VAL:O	42:BY:41:ARG:HB2	2.00	0.61
43:BZ:165:GLU:O	43:BZ:166:LEU:HB2	2.01	0.61
43:BZ:81:VAL:HG12	43:BZ:82:ASP:H	1.64	0.61
1:AA:1405:G:H1'	1:AA:1519:A:O4'	2.01	0.60
1:AA:15:G:O6	1:AA:1396:A:C6	2.54	0.60

Continued on next page...

Continued from previous page...

Atom-1	Atom-2	Interatomic distance (Å)	Clash overlap (Å)
1:AA:186:C:H1'	23:AT:81:LYS:HE2	1.81	0.60
7:AD:8:VAL:HB	7:AD:115:ARG:NH1	2.16	0.60
9:AF:23:LYS:HA	9:AF:26:ILE:HD12	1.83	0.60
49:B0:65:GLY:O	49:B0:66:LYS:CG	2.48	0.60
49:B0:75:GLY:O	49:B0:76:ALA:HB2	2.01	0.60
48:B3:31:LEU:HD22	48:B3:32:GLN:HB3	1.81	0.60
50:B4:40:HIS:C	50:B4:41:PRO:CD	2.68	0.60
50:B4:59:PHE:CA	50:B4:62:ARG:NE	2.63	0.60
51:B5:57:VAL:CG1	51:B5:58:LEU:N	2.29	0.60
52:B6:32:GLN:CG	52:B6:35:LEU:CD1	2.67	0.60
52:B6:54:LYS:NZ	52:B6:54:LYS:HB2	2.12	0.60
27:BA:2051:A:C5	27:BA:2614:A:N7	2.69	0.60
27:BA:222:A:N6	27:BA:232:G:N3	2.49	0.60
27:BA:2443:C:H2'	27:BA:2444:G:O4'	2.01	0.60
27:BA:2620:C:O2'	27:BA:2621:A:P	2.59	0.60
27:BA:2810:A:N7	27:BA:2811:G:C8	2.69	0.60
27:BA:2821:A:H2'	27:BA:2821:A:N3	2.16	0.60
27:BA:689:A:N3	27:BA:779:U:O2'	2.32	0.60
29:BE:240:PRO:CG	29:BE:243:PRO:HG2	2.30	0.60
29:BE:247:ARG:HB3	29:BE:249:THR:HG23	1.82	0.60
35:BO:13:ASN:O	35:BO:14:SER:C	2.37	0.60
35:BO:17:ARG:CZ	35:BO:47:THR:CA	2.79	0.60
36:BP:67:ARG:HH11	36:BP:111:ALA:HB3	1.66	0.60
36:BP:64:ILE:HD13	36:BP:106:VAL:HG12	1.81	0.60
37:BQ:9:SER:O	37:BQ:11:LYS:HE2	2.00	0.60
44:BR:20:LEU:CD2	44:BR:24:GLN:CG	2.79	0.60
27:BA:1278:A:O2'	44:BR:27:SER:HB3	2.01	0.60
39:BT:10:GLY:O	39:BT:11:THR:O	2.19	0.60
45:BU:92:ARG:C	45:BU:95:LEU:CD1	2.53	0.60
40:BW:8:ARG:CG	40:BW:102:HIS:HE1	2.09	0.60
27:BA:519:U:O3'	40:BW:25:ARG:NH2	2.34	0.60
43:BZ:13:LYS:C	43:BZ:15:ASP:N	2.36	0.60
43:BZ:149:ALA:O	43:BZ:150:GLY:C	2.38	0.60
43:BZ:34:LEU:O	43:BZ:35:ASP:CB	2.47	0.60
43:BZ:69:VAL:CB	43:BZ:81:VAL:HG13	2.24	0.60
43:BZ:89:GLY:C	43:BZ:91:PRO:HD2	2.21	0.60
1:AA:1320:C:C4'	22:AS:73:GLU:CD	2.69	0.60
1:AA:1327:C:H5''	24:AU:20:LYS:HE3	1.83	0.60
7:AD:24:GLU:O	7:AD:27:TYR:HB2	2.02	0.60
49:B0:61:ALA:HB1	49:B0:80:SER:HA	1.82	0.60
47:B2:27:LEU:CD2	47:B2:53:ILE:HD11	2.31	0.60

Continued on next page...

Continued from previous page...

Atom-1	Atom-2	Interatomic distance (Å)	Clash overlap (Å)
27:BA:989:G:P	48:B3:31:LEU:HD12	2.38	0.60
27:BA:1158:C:H4'	48:B3:32:GLN:OE1	2.01	0.60
48:B3:5:LYS:CB	48:B3:36:VAL:HG12	2.31	0.60
50:B4:21:VAL:O	50:B4:22:MET:CB	2.49	0.60
50:B4:60:ASN:O	50:B4:63:PHE:HB2	2.01	0.60
27:BA:2401:U:P	52:B6:20:PHE:HZ	2.25	0.60
27:BA:14:A:C8	27:BA:15:G:N9	2.70	0.60
27:BA:1556:C:H2'	27:BA:1557:C:C6	2.36	0.60
27:BA:2268:A:P	27:BA:2268:A:O4'	2.59	0.60
27:BA:2331:G:H4'	49:B0:70:ILE:HG13	0.65	0.60
27:BA:2484:G:C1'	37:BQ:142:LYS:NZ	2.63	0.60
27:BA:2446:G:N2	27:BA:2501:C:C4	2.68	0.60
27:BA:2541:A:H2	27:BA:2765:A:H61	1.49	0.60
27:BA:2553:G:C6	27:BA:2554:U:O2	2.54	0.60
27:BA:2603:G:H2'	27:BA:2604:U:O4'	2.01	0.60
27:BA:2684:U:N3	27:BA:2725:A:C6	2.69	0.60
27:BA:2733:A:H3'	27:BA:2733:A:H8	1.66	0.60
27:BA:2754:U:O2'	27:BA:2756:U:OP2	2.19	0.60
27:BA:2786:U:H2'	27:BA:2787:C:C6	2.35	0.60
27:BA:294:A:H3'	27:BA:294:A:C8	2.36	0.60
27:BA:784:A:O2'	27:BA:785:G:H5''	2.00	0.60
27:BA:874:G:H1	27:BA:903:C:H42	1.47	0.60
28:BD:128:ALA:CB	28:BD:190:THR:HB	2.01	0.60
28:BD:203:PRO:C	28:BD:204:PHE:HD1	2.02	0.60
30:BF:167:ASP:CG	30:BF:232:LEU:CG	2.59	0.60
30:BF:81:PRO:O	30:BF:82:GLN:HB3	2.01	0.60
26:BB:43:C:O4'	31:BG:47:GLN:HG2	2.01	0.60
31:BG:49:PRO:HG3	31:BG:73:VAL:CG2	2.28	0.60
56:BK:56:VAL:HG13	56:BK:70:ILE:HA	1.82	0.60
34:BN:22:VAL:HG12	34:BN:23:ALA:N	2.15	0.60
35:BO:17:ARG:HE	35:BO:47:THR:CA	2.13	0.60
44:BR:74:LYS:O	44:BR:77:ARG:NH1	2.33	0.60
44:BR:58:GLY:C	44:BR:80:PHE:HE2	2.03	0.60
38:BS:118:ILE:O	38:BS:119:GLN:C	2.38	0.60
45:BU:93:LYS:O	45:BU:94:VAL:CG2	2.48	0.60
40:BW:23:LEU:C	40:BW:23:LEU:CD2	2.69	0.60
43:BZ:62:PHE:CE1	43:BZ:87:THR:HG21	2.36	0.60
1:AA:1193:G:O2'	8:AE:25:ARG:NH2	2.34	0.60
1:AA:944:G:O6	1:AA:1337:G:H2'	2.00	0.60
1:AA:1422:G:OP1	35:BO:48:PRO:HA	2.01	0.60
1:AA:1403:C:H1'	1:AA:1500:A:N1	2.17	0.60

Continued on next page...

Continued from previous page...

Atom-1	Atom-2	Interatomic distance (Å)	Clash overlap (Å)
1:AA:405:U:O4	7:AD:2:GLY:N	2.33	0.60
1:AA:47:C:H4'	1:AA:48:C:H5'	1.83	0.60
1:AA:541:G:C5'	7:AD:42:GLN:HE21	2.14	0.60
1:AA:627:G:H2'	1:AA:628:G:H8	1.64	0.60
6:AC:48:TYR:OH	6:AC:122:GLU:CD	2.40	0.60
3:AW:37:YYG:C19	10:AG:83:ALA:O	2.50	0.60
49:B0:8:GLY:O	49:B0:10:SER:N	2.33	0.60
47:B2:60:GLN:O	47:B2:61:GLY:C	2.40	0.60
50:B4:14:ILE:HD12	50:B4:16:TYR:HE1	1.63	0.60
27:BA:1365:A:H5''	50:B4:3:LYS:CE	2.31	0.60
27:BA:2419:U:C5'	52:B6:24:THR:HG22	2.31	0.60
52:B6:36:GLU:C	52:B6:52:GLU:OE2	2.39	0.60
52:B6:8:ILE:N	52:B6:8:ILE:HD13	2.05	0.60
53:B7:3:ARG:O	53:B7:4:THR:CG2	2.45	0.60
54:B8:12:ARG:O	54:B8:14:ILE:HD13	1.99	0.60
27:BA:138:G:O4'	41:BX:43:GLU:HG3	2.01	0.60
27:BA:1799:G:N1	28:BD:177:SER:CB	2.64	0.60
27:BA:1800:C:C3'	27:BA:1800:C:H6	2.14	0.60
27:BA:2322:A:N3	27:BA:2323:G:C8	2.65	0.60
27:BA:2432:A:C2	27:BA:2433:A:C4	2.89	0.60
27:BA:2517:C:C4	27:BA:2542:A:N6	2.69	0.60
27:BA:2555:U:C5	27:BA:2556:C:C5	2.89	0.60
27:BA:2597:G:C6	27:BA:2598:A:C6	2.88	0.60
27:BA:2740:A:H2'	27:BA:2741:A:H5'	1.77	0.60
27:BA:2758:A:OP2	27:BA:2758:A:C8	2.54	0.60
27:BA:2776:A:C2	27:BA:2778:A:C6	2.88	0.60
27:BA:511:U:OP2	27:BA:512:G:C5	2.53	0.60
27:BA:606:U:OP1	30:BF:104:ASP:CB	2.49	0.60
26:BB:105:G:H2'	26:BB:106:G:H8	1.66	0.60
26:BB:42:C:O2'	31:BG:47:GLN:HG2	2.01	0.60
29:BE:74:GLU:HB2	29:BE:293:TYR:CE2	2.20	0.60
30:BF:195:VAL:O	30:BF:236:THR:HG23	2.01	0.60
34:BN:12:VAL:HG12	34:BN:38:VAL:CG1	2.31	0.60
27:BA:1012:U:O2	34:BN:21:ARG:NE	2.34	0.60
34:BN:27:ALA:N	34:BN:30:ALA:HB2	2.14	0.60
37:BQ:65:ARG:CZ	37:BQ:122:PHE:CD2	2.78	0.60
38:BS:61:ALA:HB1	38:BS:84:THR:HG22	1.83	0.60
46:BV:50:ASP:CG	46:BV:53:LYS:CE	2.65	0.60
46:BV:69:ILE:HG21	46:BV:88:GLN:C	2.21	0.60
42:BY:101:LEU:CD2	42:BY:101:LEU:C	2.66	0.60
43:BZ:41:ARG:H	43:BZ:41:ARG:HE	1.49	0.60

Continued on next page...

Continued from previous page...

Atom-1	Atom-2	Interatomic distance (Å)	Clash overlap (Å)
1:AA:1268:A:O2'	24:AU:20:LYS:CB	2.48	0.60
1:AA:92:C:H2'	1:AA:93:G:H8	1.66	0.60
13:AJ:49:VAL:HG11	17:AN:45:ARG:HB2	1.84	0.60
49:B0:48:GLY:CA	49:B0:55:ARG:CB	2.78	0.60
47:B2:46:ILE:O	47:B2:47:LYS:C	2.40	0.60
48:B3:11:SER:CB	48:B3:13:ILE:HG12	2.31	0.60
50:B4:58:LYS:C	50:B4:61:LYS:HG3	2.13	0.60
51:B5:50:GLY:HA2	51:B5:57:VAL:CB	2.31	0.60
52:B6:28:ARG:HG2	52:B6:28:ARG:O	2.01	0.60
54:B8:26:LYS:HE3	54:B8:45:GLY:CA	2.31	0.60
55:B9:7:VAL:HG21	55:B9:36:GLN:HG3	1.83	0.60
27:BA:2279:G:H2'	27:BA:2280:G:H8	1.66	0.60
27:BA:2292:C:H2'	27:BA:2293:C:H6	1.66	0.60
27:BA:2393:A:O2'	27:BA:2394:C:O4'	2.19	0.60
27:BA:2415:G:H22	27:BA:2416:C:H1'	1.64	0.60
27:BA:2458:G:O2'	27:BA:2459:A:C8	2.50	0.60
27:BA:2531:A:C4	27:BA:2532:G:C8	2.89	0.60
27:BA:2695:C:O2	27:BA:2696:U:C4	2.54	0.60
27:BA:2741:A:O2'	27:BA:2742:C:O4'	2.18	0.60
27:BA:605:C:C5'	30:BF:105:LYS:HE2	2.32	0.60
27:BA:637:A:P	36:BP:126:SER:OG	2.59	0.60
28:BD:169:LYS:H	28:BD:169:LYS:NZ	1.99	0.60
27:BA:2786:U:O5'	29:BE:100:TRP:HB2	2.00	0.60
27:BA:2512:C:C4'	29:BE:235:ILE:HD12	2.29	0.60
31:BG:146:LYS:CD	38:BS:15:GLU:CD	2.68	0.60
33:BI:52:GLN:HA	33:BI:55:GLN:CG	2.32	0.60
56:BK:22:PRO:HG2	56:BK:23:PRO:HD3	1.82	0.60
37:BQ:16:ARG:H	37:BQ:20:ILE:HG12	1.64	0.60
44:BR:75:LEU:HD23	44:BR:78:LYS:HD3	1.82	0.60
38:BS:41:LYS:HZ3	38:BS:68:GLU:CD	2.04	0.60
27:BA:1754:C:H5'	39:BT:39:ASN:HD21	1.67	0.60
45:BU:115:ASN:H	45:BU:115:ASN:ND2	1.94	0.60
45:BU:61:TRP:C	45:BU:65:ILE:CG1	2.62	0.60
46:BV:5:ILE:O	46:BV:6:GLN:CB	2.50	0.60
40:BW:84:ARG:CB	40:BW:96:ILE:HD11	2.12	0.60
42:BY:101:LEU:HD22	42:BY:103:LEU:CD2	1.99	0.60
1:AA:1014:A:N3	22:AS:34:TRP:CD2	2.67	0.60
1:AA:1277:C:H4'	1:AA:1282:C:O4'	2.02	0.60
1:AA:1342:C:H2'	1:AA:1343:G:H8	1.66	0.60
1:AA:950:U:O4'	1:AA:971:G:C2	2.55	0.60
1:AA:541:G:O4'	7:AD:42:GLN:NE2	2.34	0.60

Continued on next page...

Continued from previous page...

Atom-1	Atom-2	Interatomic distance (Å)	Clash overlap (Å)
10:AG:66:VAL:HG12	10:AG:70:LYS:HE2	1.84	0.60
16:AM:92:HIS:CE1	16:AM:110:ARG:CZ	2.84	0.60
48:B3:20:LYS:O	48:B3:23:LEU:CA	2.50	0.60
50:B4:6:HIS:CB	50:B4:7:PRO:CD	2.65	0.60
52:B6:12:MET:HE1	52:B6:54:LYS:O	2.02	0.60
27:BA:1598:C:OP1	41:BX:34:LYS:HG3	2.01	0.60
27:BA:176:G:C2'	27:BA:177:G:C8	2.82	0.60
27:BA:1818:U:O2	27:BA:1818:U:H2'	2.01	0.60
27:BA:2358:G:H5''	27:BA:2359:C:OP2	2.01	0.60
27:BA:2423:U:C1'	27:BA:2425:A:C4	2.83	0.60
27:BA:2454:G:C6	27:BA:2455:G:C5	2.88	0.60
27:BA:747:U:C5	27:BA:2613:U:C5	2.89	0.60
27:BA:2620:C:C4'	29:BE:252:GLN:CG	2.79	0.60
27:BA:2620:C:H4'	29:BE:252:GLN:CB	2.32	0.60
27:BA:2634:G:C6	27:BA:2635:C:C5	2.89	0.60
27:BA:2825:C:C5	27:BA:2825:C:P	2.94	0.60
27:BA:487:C:H1'	40:BW:53:SER:OG	2.01	0.60
27:BA:533:G:H1	27:BA:560:C:N4	1.93	0.60
27:BA:932:G:OP1	48:B3:29:ARG:NE	2.33	0.60
26:BB:50:G:OP2	38:BS:74:PRO:CB	2.49	0.60
28:BD:167:GLU:O	28:BD:168:GLY:C	2.38	0.60
29:BE:229:GLN:O	29:BE:231:TRP:CD1	2.54	0.60
30:BF:26:VAL:HG12	30:BF:27:ARG:N	2.16	0.60
30:BF:88:SER:O	30:BF:89:ALA:HB2	2.01	0.60
31:BG:151:ILE:CD1	31:BG:156:ARG:NH2	2.51	0.60
31:BG:60:GLU:O	31:BG:61:PHE:CB	2.50	0.60
32:BH:28:PRO:CG	32:BH:79:SER:HA	2.31	0.60
32:BH:88:LEU:HD23	32:BH:88:LEU:C	2.21	0.60
32:BH:88:LEU:HD11	32:BH:94:ARG:HA	1.84	0.60
33:BI:116:GLU:CG	33:BI:132:LYS:HG3	2.32	0.60
34:BN:62:ASP:N	34:BN:62:ASP:OD1	2.34	0.60
35:BO:103:ALA:HB3	35:BO:105:GLU:CG	2.31	0.60
35:BO:20:LEU:HG	35:BO:44:LYS:CD	2.31	0.60
37:BQ:36:ASN:C	37:BQ:41:THR:CB	2.69	0.60
45:BU:66:ASN:OD1	45:BU:66:ASN:N	2.29	0.60
40:BW:11:ARG:NH1	40:BW:11:ARG:CG	2.61	0.60
41:BX:4:VAL:HG23	41:BX:5:ILE:N	2.16	0.60
42:BY:33:GLU:HG2	42:BY:34:GLU:N	2.16	0.60
1:AA:361(A):C:O3'	1:AA:1362:C:C5'	2.50	0.60
1:AA:1490:C:H6	1:AA:1490:C:H5''	1.67	0.60
1:AA:64:G:H4'	1:AA:65:U:H5''	1.82	0.60

Continued on next page...

Continued from previous page...

Atom-1	Atom-2	Interatomic distance (Å)	Clash overlap (Å)
1:AA:801:U:H2'	1:AA:802:A:C8	2.37	0.60
14:AK:58:PRO:HA	14:AK:90:GLY:HA3	1.82	0.60
14:AK:40:ILE:HG23	14:AK:75:TYR:HD2	1.66	0.60
1:AA:1353:G:OP1	24:AU:10:ARG:NH2	2.34	0.60
50:B4:56:VAL:HG12	50:B4:57:ASP:H	1.66	0.60
50:B4:6:HIS:NE2	50:B4:55:ARG:HG3	2.16	0.60
27:BA:2393:A:C4'	54:B8:13:ARG:HH21	2.09	0.60
27:BA:1829:A:H5''	27:BA:1830:C:H5	1.65	0.60
27:BA:2264:C:C5	27:BA:2265:U:H5	2.20	0.60
27:BA:2339:G:C4	27:BA:2340:G:C8	2.90	0.60
27:BA:2351:G:C2	27:BA:2365:G:C6	2.90	0.60
27:BA:2504:U:H3'	27:BA:2504:U:H6	1.66	0.60
27:BA:2662:A:H2'	27:BA:2663:G:C5'	2.31	0.60
27:BA:2697:G:C6	27:BA:2698:U:C5	2.90	0.60
27:BA:2850:A:N6	27:BA:2851:A:N6	2.49	0.60
27:BA:282:A:H62	27:BA:360:G:N2	1.99	0.60
27:BA:530:G:H3'	27:BA:530:G:P	2.41	0.60
27:BA:594:U:H4'	54:B8:58:MET:HE2	1.83	0.60
27:BA:783:A:C2	27:BA:785:G:H1'	2.37	0.60
28:BD:168:GLY:C	28:BD:170:TYR:N	2.46	0.60
29:BE:109:ASP:HA	29:BE:112:LEU:H	1.64	0.60
29:BE:77:PRO:CB	29:BE:187:HIS:C	2.60	0.60
30:BF:220:THR:CA	30:BF:224:ALA:CB	2.76	0.60
31:BG:22:VAL:CB	31:BG:24:HIS:NE2	2.57	0.60
34:BN:18:ILE:O	34:BN:22:VAL:HG21	2.00	0.60
34:BN:83:ILE:O	34:BN:84:ARG:C	2.40	0.60
35:BO:100:GLY:O	35:BO:101:PRO:O	2.19	0.60
37:BQ:9:SER:O	37:BQ:10:ILE:O	2.20	0.60
37:BQ:42:TYR:HB2	37:BQ:43:PRO:HD3	1.83	0.60
44:BR:26:LYS:O	44:BR:27:SER:C	2.40	0.60
44:BR:90:ARG:HH12	44:BR:117:VAL:HG11	1.66	0.60
38:BS:122:ALA:C	38:BS:125:ALA:HB3	2.22	0.60
35:BO:79:PHE:CA	39:BT:22:VAL:CG2	2.78	0.60
46:BV:59:GLU:HG2	46:BV:100:GLY:N	2.17	0.60
40:BW:59:VAL:HG12	40:BW:60:ASN:N	2.16	0.60
42:BY:77:VAL:O	42:BY:78:THR:CG2	2.44	0.60
43:BZ:116:VAL:C	43:BZ:118:HIS:H	2.05	0.60
1:AA:920:U:O4'	1:AA:1080:A:C6	2.54	0.60
7:AD:23:GLY:O	7:AD:112:VAL:CG1	2.45	0.60
8:AE:39:GLY:HA2	8:AE:69:VAL:HB	1.84	0.60
2:AV:20:G:H2'	2:AV:20:G:N3	2.14	0.60

Continued on next page...

Continued from previous page...

Atom-1	Atom-2	Interatomic distance (Å)	Clash overlap (Å)
27:BA:396:G:H1'	50:B4:39:VAL:HG11	1.82	0.60
53:B7:21:ARG:HD2	53:B7:31:LEU:CD1	2.32	0.60
27:BA:1182:A:H2'	27:BA:1183:G:O4'	2.01	0.60
27:BA:1191:G:H2'	27:BA:1192:G:H8	1.66	0.60
27:BA:1339:G:N2	27:BA:1603:A:H8	2.00	0.60
27:BA:1397:U:O2	27:BA:1397:U:H2'	2.01	0.60
27:BA:2226:C:N3	27:BA:2227:A:N3	2.49	0.60
27:BA:2328:A:C4	27:BA:2329:G:C8	2.88	0.60
27:BA:2332:U:H4'	27:BA:2336:A:N6	2.17	0.60
27:BA:2428:G:H8	27:BA:2428:G:H3'	1.64	0.60
27:BA:2461:C:O2	27:BA:2462:U:H6	1.84	0.60
27:BA:2468:G:O2'	27:BA:2469:A:C8	2.35	0.60
27:BA:576:U:H5''	27:BA:2502:G:H2'	1.83	0.60
27:BA:2619:C:C2'	27:BA:2620:C:O5'	2.50	0.60
27:BA:2626:C:C5	27:BA:2626:C:P	2.95	0.60
27:BA:2635:C:N4	27:BA:2784:C:H42	2.00	0.60
27:BA:2881:C:H2'	27:BA:2882:A:O5'	1.99	0.60
26:BB:76:G:OP1	43:BZ:10:PRO:CB	2.44	0.60
28:BD:204:PHE:CD2	28:BD:209:ASN:HB2	2.37	0.60
28:BD:208:GLY:H	28:BD:211:HIS:CE1	2.20	0.60
27:BA:1654:A:O2'	29:BE:210:THR:O	2.13	0.60
29:BE:61:PRO:HD2	29:BE:62:ARG:HG3	1.84	0.60
32:BH:120:LEU:O	32:BH:121:GLU:OE1	2.16	0.60
32:BH:89:VAL:O	32:BH:159:LYS:HA	2.00	0.60
33:BI:133:LEU:H	33:BI:138:THR:CG2	2.15	0.60
34:BN:15:ARG:CB	34:BN:43:ARG:CB	2.77	0.60
34:BN:48:GLY:O	34:BN:49:ARG:C	2.40	0.60
35:BO:43:VAL:HG12	35:BO:45:ASP:H	1.67	0.60
37:BQ:68:ALA:HB1	37:BQ:136:TRP:CZ3	2.37	0.60
44:BR:22:ARG:HG2	44:BR:26:LYS:HZ1	1.66	0.60
44:BR:38:VAL:O	44:BR:39:PRO:C	2.39	0.60
44:BR:87:TYR:HE1	44:BR:94:TYR:CB	2.03	0.60
38:BS:18:THR:O	38:BS:19:ASP:OD1	2.18	0.60
26:BB:115:G:H5'	38:BS:59:ALA:CB	2.32	0.60
45:BU:16:LYS:O	45:BU:17:VAL:C	2.39	0.60
27:BA:535:C:C5'	45:BU:53:LYS:HZ1	2.13	0.60
40:BW:17:VAL:HA	40:BW:20:VAL:CG2	2.32	0.60
40:BW:79:GLY:C	40:BW:80:PRO:O	2.25	0.60
42:BY:11:GLN:C	42:BY:21:LYS:HZ1	2.05	0.60
42:BY:71:VAL:CG1	42:BY:93:THR:H	2.13	0.60
43:BZ:171:VAL:HG23	43:BZ:171:VAL:O	2.02	0.60

Continued on next page...

Continued from previous page...

Atom-1	Atom-2	Interatomic distance (Å)	Clash overlap (Å)
43:BZ:35:ASP:N	43:BZ:39:PHE:HZ	1.88	0.60
43:BZ:54:ILE:HG23	43:BZ:55:THR:N	2.17	0.60
7:AD:3:ARG:HH22	7:AD:74:GLN:HE22	1.45	0.60
47:B2:2:VAL:HG12	47:B2:3:LEU:N	2.14	0.60
48:B3:25:ALA:C	48:B3:27:GLY:H	2.05	0.60
50:B4:56:VAL:CG1	50:B4:57:ASP:H	2.14	0.60
51:B5:15:LYS:HA	51:B5:18:MET:CG	2.32	0.60
52:B6:32:GLN:HG2	52:B6:35:LEU:CD1	2.31	0.60
27:BA:2087:G:C6	27:BA:2233:U:C5	2.89	0.60
27:BA:2242:G:N1	27:BA:2243:U:C5	2.70	0.60
27:BA:2331:G:C4	27:BA:2332:U:C2	2.90	0.60
27:BA:2357:U:O2'	27:BA:2358:G:P	2.59	0.60
27:BA:2377:A:O2'	27:BA:2378:A:O5'	2.20	0.60
27:BA:2416:C:O2	27:BA:2417:C:H6	1.79	0.60
27:BA:2493:U:N3	27:BA:2494:G:N7	2.45	0.60
27:BA:2522:U:O2'	27:BA:2647:U:OP1	2.19	0.60
27:BA:265:A:C6	27:BA:281:G:P	2.95	0.60
27:BA:2740:A:C2	27:BA:2764:A:C2	2.90	0.60
27:BA:2741:A:N3	27:BA:2742:C:H1'	2.17	0.60
27:BA:2774:C:H2'	27:BA:2774:C:O2	1.99	0.60
27:BA:701:G:H1	27:BA:731:C:H42	1.49	0.60
27:BA:711:G:H1	27:BA:720:C:H42	1.50	0.60
28:BD:85:ASN:HD22	28:BD:86:ARG:HD2	1.66	0.60
29:BE:63:GLU:OE1	29:BE:64:GLY:N	2.35	0.60
29:BE:87:GLU:O	29:BE:94:ARG:O	2.19	0.60
30:BF:84:VAL:C	30:BF:86:GLY:N	2.44	0.60
30:BF:84:VAL:H	30:BF:87:ARG:NE	1.98	0.60
30:BF:94:THR:C	30:BF:96:LYS:N	2.34	0.60
31:BG:46:GLY:O	31:BG:47:GLN:CG	2.49	0.60
33:BI:21:VAL:O	33:BI:22:ALA:CB	2.50	0.60
33:BI:92:SER:H	33:BI:122:ARG:CZ	2.13	0.60
56:BK:21:ALA:N	56:BK:22:PRO:HD2	2.17	0.60
27:BA:1022:G:O6	34:BN:47:THR:CB	2.50	0.60
34:BN:83:ILE:HG13	34:BN:84:ARG:H	0.44	0.60
35:BO:63:VAL:HG11	35:BO:102:VAL:HG22	1.81	0.60
35:BO:93:PRO:HD2	35:BO:113:LYS:HD2	1.84	0.60
37:BQ:72:VAL:HG22	37:BQ:135:ALA:CB	2.32	0.60
44:BR:37:THR:CA	44:BR:111:LEU:HA	2.22	0.60
44:BR:21:TYR:O	44:BR:22:ARG:O	2.19	0.60
27:BA:2334:G:H22	38:BS:12:ARG:HG3	1.67	0.60
39:BT:13:ILE:CG2	39:BT:14:GLU:OE2	2.49	0.60

Continued on next page...

Continued from previous page...

Atom-1	Atom-2	Interatomic distance (Å)	Clash overlap (Å)
39:BT:6:CYS:O	39:BT:7:ASP:CG	2.40	0.60
40:BW:15:ARG:O	40:BW:16:LYS:C	2.40	0.60
41:BX:5:ILE:HG22	41:BX:6:LYS:CA	2.27	0.60
42:BY:81:LYS:HG2	42:BY:82:THR:N	2.12	0.60
43:BZ:39:PHE:N	43:BZ:39:PHE:CD2	2.39	0.60
1:AA:112:G:H5'	1:AA:389:A:H4'	1.82	0.60
1:AA:1276:G:O2'	1:AA:1282:C:C4'	2.49	0.60
1:AA:15:G:C6	1:AA:1396:A:C6	2.90	0.60
1:AA:586:C:O2'	1:AA:878:G:H4'	2.01	0.60
1:AA:1366:C:P	12:AI:117:HIS:HE2	2.25	0.60
16:AM:19:LEU:HD13	16:AM:25:ILE:HG21	1.82	0.60
13:AJ:61:GLU:OE1	17:AN:49:HIS:HE1	1.84	0.60
47:B2:4:HIS:O	47:B2:8:ILE:CG1	2.49	0.60
48:B3:41:PRO:O	48:B3:44:ARG:HB3	2.02	0.60
27:BA:2419:U:OP1	52:B6:24:THR:CG2	2.49	0.60
52:B6:29:ARG:CG	52:B6:30:ASN:N	2.58	0.60
27:BA:1799:G:H21	28:BD:153:LEU:CD1	2.14	0.60
27:BA:2067:G:N1	27:BA:2444:G:C6	2.70	0.60
27:BA:2295:C:H2'	27:BA:2295:C:O2	2.02	0.60
27:BA:2300:G:H2'	27:BA:2301:C:H6	1.67	0.60
27:BA:2302:G:N1	27:BA:2315:G:C5	2.70	0.60
27:BA:2331:G:N2	27:BA:2385:C:C5	2.60	0.60
27:BA:2417:C:C2	27:BA:2418:A:C8	2.90	0.60
27:BA:2528:U:H3'	27:BA:2528:U:C6	2.37	0.60
27:BA:2548:G:C2'	27:BA:2549:G:O5'	2.48	0.60
27:BA:2553:G:N7	27:BA:2554:U:C2	2.70	0.60
27:BA:2578:G:H2'	27:BA:2579:C:C5'	2.30	0.60
27:BA:2679:A:C4	27:BA:2680:C:C6	2.89	0.60
27:BA:2686:G:C6	27:BA:2687:U:C5	2.90	0.60
27:BA:2686:G:C5	27:BA:2687:U:C5	2.89	0.60
27:BA:270(K):C:H3'	27:BA:270(L):U:O4'	2.01	0.60
27:BA:2756:U:HO2'	27:BA:2757:A:H5'	1.54	0.60
27:BA:2809:A:C4'	27:BA:2811:G:N7	2.64	0.60
27:BA:303:U:H2'	27:BA:304:G:H8	1.67	0.60
27:BA:589:C:H42	27:BA:668:G:H1	1.47	0.60
28:BD:86:ARG:HG2	28:BD:88:ALA:HB3	1.84	0.60
29:BE:112:LEU:C	29:BE:112:LEU:HD13	2.23	0.60
29:BE:199:ALA:HA	29:BE:314:ALA:HA	1.83	0.60
29:BE:303:PRO:HB2	29:BE:307:LEU:CG	2.30	0.60
30:BF:7:ASP:OD2	30:BF:13:ASP:OD2	2.19	0.60
30:BF:93:LYS:HB2	30:BF:96:LYS:HE2	1.84	0.60

Continued on next page...

Continued from previous page...

Atom-1	Atom-2	Interatomic distance (Å)	Clash overlap (Å)
31:BG:35:ALA:C	31:BG:36:ASN:CG	2.58	0.60
32:BH:53:ARG:NH1	32:BH:56:ASP:O	2.35	0.60
33:BI:145:VAL:CG1	33:BI:146:THR:N	2.47	0.60
33:BI:95:SER:C	33:BI:98:ILE:CG1	2.68	0.60
33:BI:98:ILE:HG21	33:BI:115:ILE:CD1	2.32	0.60
34:BN:98:PHE:N	34:BN:98:PHE:CD1	2.70	0.60
36:BP:67:ARG:HH11	36:BP:111:ALA:CB	2.15	0.60
27:BA:2406:U:H1'	36:BP:57:VAL:CG2	2.32	0.60
37:BQ:36:ASN:HD21	43:BZ:116:VAL:CB	2.15	0.60
44:BR:98:LEU:O	44:BR:113:LEU:O	2.19	0.60
38:BS:48:VAL:CG1	38:BS:55:ASP:OD2	2.50	0.60
38:BS:86:LEU:H	38:BS:121:GLY:CA	2.15	0.60
45:BU:111:ASP:O	45:BU:113:SER:C	2.39	0.60
45:BU:86:ALA:CB	45:BU:90:LEU:CD2	2.79	0.60
42:BY:66:ASP:H	42:BY:72:ILE:HG12	1.65	0.60
43:BZ:108:VAL:O	43:BZ:109:GLN:CG	2.50	0.60
1:AA:944:G:O6	1:AA:1337:G:H8	1.84	0.60
1:AA:324:G:N2	1:AA:327:A:C8	2.70	0.60
1:AA:375:U:O5'	1:AA:375:U:H6	1.85	0.60
1:AA:689:C:O5'	1:AA:689:C:H6	1.84	0.60
5:AB:91:PRO:HG3	5:AB:155:LEU:H	1.66	0.60
1:AA:1374:A:O2'	10:AG:31:MET:SD	2.52	0.60
20:AQ:22:LEU:HD11	20:AQ:24:GLU:CG	2.31	0.60
21:AR:36:ASN:HB3	21:AR:40:LEU:HG	1.83	0.60
16:AM:87:TYR:HB2	22:AS:73:GLU:O	2.00	0.60
27:BA:2261:C:C3'	49:B0:14:ARG:HH21	2.14	0.60
49:B0:33:ALA:HB2	49:B0:65:GLY:CA	2.32	0.60
52:B6:54:LYS:NZ	52:B6:54:LYS:CB	2.64	0.60
27:BA:1766:U:H2'	27:BA:1767:C:H6	1.67	0.60
27:BA:176:G:N2	27:BA:177:G:H1'	2.17	0.60
27:BA:1936:A:H2	27:BA:1943:U:H3	1.49	0.60
27:BA:199:A:C2	27:BA:2433:A:N7	2.69	0.60
27:BA:2215:G:C4	27:BA:2216:G:C8	2.90	0.60
27:BA:2277:G:H2'	27:BA:2277:G:N3	2.16	0.60
27:BA:2297:C:O2	27:BA:2322:A:C8	2.55	0.60
27:BA:2330:G:H2'	27:BA:2331:G:O4'	2.02	0.60
27:BA:2345:G:H21	27:BA:2381:C:H3'	1.66	0.60
27:BA:2353:G:N2	27:BA:2364:C:C2	2.63	0.60
27:BA:2351:G:N2	27:BA:2365:G:C5	2.70	0.60
27:BA:2390:U:H6	27:BA:2390:U:H3'	1.67	0.60
27:BA:2521:C:O2	27:BA:2522:U:C1'	2.50	0.60

Continued on next page...

Continued from previous page...

Atom-1	Atom-2	Interatomic distance (Å)	Clash overlap (Å)
27:BA:2550:G:H2'	27:BA:2551:C:C5	2.37	0.60
27:BA:2573:C:C6	27:BA:2573:C:O5'	2.53	0.60
27:BA:2634:G:H2'	27:BA:2635:C:C5'	2.32	0.60
27:BA:2662:A:C2	27:BA:2663:G:C4'	2.85	0.60
27:BA:2792:G:C6	27:BA:2793:G:O6	2.55	0.60
27:BA:2857:G:H2'	27:BA:2858:C:C5'	2.31	0.60
28:BD:175:LEU:N	28:BD:175:LEU:CD2	2.46	0.60
27:BA:2679:A:H5''	29:BE:261:ARG:NE	2.17	0.60
30:BF:102:LEU:CD2	30:BF:106:GLU:CG	2.80	0.60
30:BF:81:PRO:HB3	30:BF:87:ARG:HB3	0.63	0.60
2:AV:56:C:C2'	31:BG:56:ARG:CD	2.80	0.60
32:BH:64:HIS:O	32:BH:67:THR:N	2.35	0.60
33:BI:109:LYS:N	33:BI:109:LYS:CE	2.57	0.60
34:BN:135:ILE:O	34:BN:139:LEU:CG	2.49	0.60
34:BN:23:ALA:O	34:BN:24:SER:C	2.40	0.60
34:BN:52:GLN:CB	34:BN:55:GLU:OE1	2.50	0.60
35:BO:110:ASP:O	35:BO:111:PHE:CE1	2.53	0.60
36:BP:73:VAL:O	36:BP:76:LEU:N	2.35	0.60
37:BQ:45:GLN:CD	37:BQ:153:PRO:CB	2.69	0.60
38:BS:118:ILE:O	38:BS:121:GLY:N	2.35	0.60
27:BA:517:C:H2'	40:BW:18:ARG:HH22	1.64	0.60
41:BX:30:ASP:C	41:BX:31:ARG:O	2.39	0.60
1:AA:1156:G:H1'	1:AA:1179:A:N6	2.17	0.59
1:AA:1358:U:OP1	17:AN:34:TYR:HA	2.02	0.59
1:AA:290:C:H6	1:AA:290:C:O5'	1.84	0.59
1:AA:454:C:H3'	1:AA:455:C:H6	1.67	0.59
1:AA:755:G:H2'	1:AA:756:C:C6	2.36	0.59
7:AD:55:ALA:O	7:AD:59:ARG:HG2	2.02	0.59
12:AI:78:LYS:HD3	12:AI:101:PHE:HE2	1.66	0.59
3:AW:76:A:C4	27:BA:2421:G:C5	2.90	0.59
48:B3:50:VAL:O	48:B3:53:LEU:CB	2.49	0.59
48:B3:8:LEU:O	48:B3:9:VAL:CG1	2.50	0.59
51:B5:46:CYS:O	51:B5:48:ASN:N	2.35	0.59
53:B7:34:ARG:NE	53:B7:42:LEU:HD23	2.13	0.59
55:B9:29:ASN:HD22	55:B9:32:HIS:CE1	2.16	0.59
27:BA:1189:A:OP2	27:BA:1190:G:N7	2.35	0.59
27:BA:1227:A:H3'	27:BA:1227:A:C8	2.36	0.59
27:BA:1274:A:N3	27:BA:1297:C:H1'	2.17	0.59
27:BA:1805:U:H5'	28:BD:235:PRO:HB2	1.81	0.59
27:BA:1928:A:H8	27:BA:1928:A:H5''	1.67	0.59
27:BA:1906:G:C1'	27:BA:1929:G:N7	2.65	0.59

Continued on next page...

Continued from previous page...

Atom-1	Atom-2	Interatomic distance (Å)	Clash overlap (Å)
27:BA:2300:G:O2'	27:BA:2301:C:C5'	2.45	0.59
27:BA:2411:A:O2'	27:BA:2412:A:O5'	2.19	0.59
27:BA:2485:G:H5''	37:BQ:144:THR:HG21	1.78	0.59
27:BA:2553:G:O6	27:BA:2554:U:O2	2.19	0.59
27:BA:2633:G:N1	27:BA:2634:G:C5	2.70	0.59
27:BA:2679:A:C2'	29:BE:300:VAL:CG1	2.80	0.59
27:BA:2733:A:C8	27:BA:2733:A:H3'	2.37	0.59
27:BA:2801:A:H2	27:BA:2895:U:C1'	2.14	0.59
27:BA:364:C:H2'	27:BA:365:C:C6	2.37	0.59
27:BA:515:A:H2'	27:BA:516:C:C6	2.37	0.59
27:BA:617:G:OP1	30:BF:221:GLU:OE1	2.19	0.59
27:BA:632:A:N3	27:BA:2403:C:O2'	2.30	0.59
27:BA:802:A:H2'	27:BA:803:U:C6	2.37	0.59
26:BB:18:G:OP1	31:BG:149:ARG:HA	2.01	0.59
28:BD:68:ARG:HH21	28:BD:190:THR:HG22	1.65	0.59
28:BD:77:VAL:CB	28:BD:113:MET:CA	2.23	0.59
29:BE:211:GLN:N	29:BE:216:ARG:NH2	2.48	0.59
29:BE:295:LEU:HD23	29:BE:296:VAL:N	2.11	0.59
30:BF:102:LEU:HD23	30:BF:103:ASN:N	2.16	0.59
31:BG:57:THR:CG2	31:BG:58:VAL:H	1.92	0.59
32:BH:55:SER:C	32:BH:57:GLU:N	2.55	0.59
32:BH:74:MET:O	32:BH:75:VAL:O	2.20	0.59
34:BN:54:VAL:HG12	34:BN:139:LEU:HD12	1.84	0.59
35:BO:92:SER:HB3	35:BO:113:LYS:HZ2	1.67	0.59
44:BR:20:LEU:HD21	44:BR:24:GLN:OE1	2.02	0.59
38:BS:104:ILE:HG22	38:BS:106:LEU:O	2.02	0.59
45:BU:8:ILE:O	45:BU:11:ARG:HG2	2.02	0.59
46:BV:42:GLY:N	46:BV:54:TYR:OH	2.29	0.59
42:BY:51:LEU:C	42:BY:52:ARG:HG3	2.22	0.59
1:AA:1312:G:O6	22:AS:2:PRO:O	2.20	0.59
1:AA:1320:C:C2	22:AS:73:GLU:N	2.70	0.59
1:AA:1325:C:H4'	24:AU:17:THR:CB	2.30	0.59
6:AC:23:TYR:HD2	6:AC:24:ALA:N	2.01	0.59
1:AA:1060:C:H4'	13:AJ:51:ARG:HB3	1.84	0.59
48:B3:19:GLN:CD	48:B3:19:GLN:H	2.06	0.59
44:BR:100:LEU:CA	51:B5:44:HIS:HD2	2.15	0.59
54:B8:12:ARG:O	54:B8:13:ARG:C	2.39	0.59
27:BA:1524:G:H2'	27:BA:1525:G:O4'	2.02	0.59
27:BA:2017:U:C2	51:B5:10:LYS:NZ	2.70	0.59
27:BA:223:A:H4'	27:BA:223:A:OP2	2.01	0.59
27:BA:2257:U:C2'	27:BA:2258:C:OP2	2.50	0.59

Continued on next page...

Continued from previous page...

Atom-1	Atom-2	Interatomic distance (Å)	Clash overlap (Å)
27:BA:245:G:H5'	36:BP:55:GLN:C	2.22	0.59
27:BA:2558:C:H2'	27:BA:2558:C:O2	2.01	0.59
27:BA:2788:C:H5''	27:BA:2789:C:P	2.42	0.59
27:BA:291:C:H2'	27:BA:292:C:H5'	1.84	0.59
27:BA:532:A:H2'	27:BA:533:G:O4'	2.01	0.59
27:BA:604:G:H21	27:BA:657:U:H4'	1.66	0.59
27:BA:666:G:H2'	27:BA:667:U:C6	2.36	0.59
27:BA:59:U:C1'	27:BA:73:A:C6	2.85	0.59
27:BA:1657:C:OP1	29:BE:232:ARG:C	2.41	0.59
30:BF:165:ASP:O	30:BF:168:ARG:HB3	2.02	0.59
32:BH:122:ILE:HG22	32:BH:123:GLU:N	2.17	0.59
32:BH:71:LEU:C	32:BH:73:ASN:N	2.55	0.59
35:BO:88:ARG:NE	35:BO:94:ARG:HG2	2.17	0.59
35:BO:92:SER:CB	35:BO:113:LYS:HZ2	2.10	0.59
36:BP:62:ALA:O	36:BP:107:LYS:CG	2.48	0.59
37:BQ:18:GLU:CG	37:BQ:23:ILE:HD11	2.31	0.59
37:BQ:35:ASN:HB2	37:BQ:75:SER:HA	1.84	0.59
37:BQ:63:ALA:O	37:BQ:64:ALA:C	2.40	0.59
38:BS:83:LEU:HA	38:BS:86:LEU:HD12	1.83	0.59
38:BS:85:GLY:O	38:BS:88:ALA:HB3	2.02	0.59
45:BU:13:ARG:O	45:BU:16:LYS:CA	2.50	0.59
45:BU:93:LYS:N	46:BV:10:LYS:NZ	2.49	0.59
43:BZ:29:ASN:C	43:BZ:30:VAL:HG23	2.23	0.59
1:AA:1148:U:H2'	1:AA:1149:C:O4'	2.01	0.59
1:AA:19:C:C2	1:AA:917:G:C2	2.91	0.59
1:AA:355:C:H1'	1:AA:388:G:H2'	1.84	0.59
1:AA:380:G:N2	1:AA:382:A:H3'	2.18	0.59
1:AA:1229:A:H2	16:AM:125:ARG:O	1.85	0.59
3:AW:65:G:C2'	3:AW:66:A:H5'	2.32	0.59
3:AW:72:C:C2'	3:AW:73:A:O5'	2.49	0.59
41:BX:4:VAL:CG1	47:B2:24:LYS:NZ	2.64	0.59
52:B6:54:LYS:HA	52:B6:54:LYS:NZ	2.17	0.59
53:B7:26:SER:O	53:B7:29:ASN:N	2.34	0.59
27:BA:1059:G:H22	56:BK:130:GLY:CA	2.15	0.59
27:BA:1913:A:N1	27:BA:1917:U:C5	2.71	0.59
27:BA:1326:U:HO2'	27:BA:2010:G:HO2'	1.48	0.59
27:BA:2230:G:O2'	27:BA:2231:C:C4'	2.50	0.59
27:BA:2386:C:H4'	49:B0:39:ARG:HE	1.65	0.59
27:BA:2422:A:O2'	27:BA:2424:C:H6	1.84	0.59
27:BA:2512:C:OP1	29:BE:219:VAL:CG1	2.47	0.59
27:BA:2569:G:C2	27:BA:2570:G:C8	2.90	0.59

Continued on next page...

Continued from previous page...

Atom-1	Atom-2	Interatomic distance (Å)	Clash overlap (Å)
27:BA:2574:G:O2'	29:BE:240:PRO:HA	2.01	0.59
27:BA:2593:U:C2	27:BA:2600:A:N1	2.70	0.59
27:BA:2648:C:C2	27:BA:2673:G:N2	2.71	0.59
27:BA:2728:U:H6	27:BA:2728:U:O5'	1.85	0.59
27:BA:273(A):G:H2'	27:BA:273(B):C:C6	2.37	0.59
27:BA:2776:A:N3	27:BA:2778:A:C8	2.70	0.59
27:BA:2862:G:C4	27:BA:2863:C:C5	2.90	0.59
27:BA:2885:C:N4	27:BA:2886:G:N7	2.49	0.59
27:BA:535:C:H5''	45:BU:53:LYS:NZ	2.17	0.59
27:BA:1658:C:O5'	29:BE:230:GLY:CA	2.50	0.59
29:BE:315:VAL:C	29:BE:317:PRO:HD3	2.21	0.59
33:BI:98:ILE:HG21	33:BI:115:ILE:HD12	1.83	0.59
34:BN:83:ILE:HD11	34:BN:84:ARG:CG	2.31	0.59
27:BA:637:A:C8	36:BP:111:ALA:HB1	2.33	0.59
36:BP:114:VAL:HG11	36:BP:133:VAL:CA	2.31	0.59
37:BQ:49:VAL:CA	37:BQ:121:ASP:HB2	2.29	0.59
37:BQ:68:ALA:HB1	37:BQ:136:TRP:HZ3	1.66	0.59
44:BR:41:ALA:O	44:BR:43:GLU:N	2.35	0.59
44:BR:52:ILE:HD12	44:BR:94:TYR:HB2	1.83	0.59
44:BR:60:LEU:HD23	44:BR:61:HIS:H	1.66	0.59
38:BS:111:PRO:O	38:BS:116:PHE:HB2	2.03	0.59
38:BS:114:LYS:O	38:BS:117:ALA:HB3	2.02	0.59
45:BU:4:ALA:C	45:BU:6:THR:N	2.52	0.59
1:AA:104:G:P	23:AT:18:GLN:HE21	2.26	0.59
1:AA:1441:G:H1'	1:AA:1461:G:H22	1.67	0.59
1:AA:943:U:OP1	1:AA:945:G:O6	2.21	0.59
7:AD:12:CYS:HB2	7:AD:31:CYS:O	2.03	0.59
8:AE:28:PHE:CD1	8:AE:28:PHE:N	2.69	0.59
10:AG:102:ARG:HG2	10:AG:106:GLN:HE22	1.67	0.59
1:AA:1269:A:C5'	24:AU:19:GLY:HA2	2.32	0.59
1:AA:1400:C:C2	2:AV:34:G:C2	2.90	0.59
3:AW:75:C:N4	50:B4:28:ARG:HB2	2.17	0.59
27:BA:2386:C:H1'	49:B0:39:ARG:HH21	1.68	0.59
49:B0:73:GLY:O	49:B0:74:LYS:O	2.20	0.59
47:B2:51:LYS:O	47:B2:52:ALA:O	2.20	0.59
48:B3:16:PRO:O	48:B3:17:LYS:O	2.20	0.59
48:B3:36:VAL:O	48:B3:37:LEU:CD2	2.50	0.59
50:B4:44:THR:O	50:B4:46:GLU:OE2	2.19	0.59
50:B4:58:LYS:CG	50:B4:62:ARG:HH21	2.14	0.59
51:B5:44:HIS:CA	51:B5:52:TYR:CZ	2.68	0.59
53:B7:24:THR:HG23	53:B7:28:ARG:H	1.67	0.59

Continued on next page...

Continued from previous page...

Atom-1	Atom-2	Interatomic distance (Å)	Clash overlap (Å)
55:B9:20:HIS:C	55:B9:22:ARG:N	2.48	0.59
55:B9:24:LEU:HD22	55:B9:35:ARG:CA	2.31	0.59
27:BA:1274:A:C5	27:BA:1302:A:C2	2.91	0.59
27:BA:1726:G:H2'	27:BA:1727:U:H5'	1.85	0.59
27:BA:2310:A:N3	31:BG:55:LYS:HD3	2.16	0.59
27:BA:2584:U:H5	27:BA:2585:U:C2'	2.15	0.59
27:BA:2668:G:N2	27:BA:2669:G:H1'	2.17	0.59
27:BA:2725:A:C4	27:BA:2727:G:N7	2.70	0.59
27:BA:2834:G:H3'	27:BA:2834:G:C8	2.37	0.59
27:BA:2880:C:N4	27:BA:2881:C:C4	2.67	0.59
27:BA:450:G:N2	27:BA:454:A:H2	1.99	0.59
27:BA:792:G:C8	27:BA:2440:C:C2	2.91	0.59
27:BA:873:G:H4'	37:BQ:32:LYS:HG2	1.82	0.59
28:BD:146:LYS:HZ1	28:BD:184:LEU:CD1	2.01	0.59
29:BE:237:ASN:C	29:BE:238:LEU:HD22	2.23	0.59
27:BA:2052:G:H1'	29:BE:245:ARG:O	2.02	0.59
30:BF:115:LEU:O	30:BF:116:ALA:C	2.40	0.59
32:BH:103:VAL:HG12	32:BH:103:VAL:O	2.02	0.59
32:BH:13:GLY:O	32:BH:15:THR:N	2.35	0.59
32:BH:104:LEU:C	32:BH:151:ARG:NH1	2.56	0.59
33:BI:82:LYS:O	33:BI:83:ALA:HB2	2.02	0.59
56:BK:116:LEU:HD13	56:BK:117:ASN:N	2.18	0.59
34:BN:57:TYR:O	34:BN:60:ARG:HB2	2.03	0.59
37:BQ:136:TRP:O	37:BQ:137:ARG:C	2.39	0.59
27:BA:2334:G:N2	38:BS:20:TYR:OH	2.35	0.59
45:BU:111:ASP:HA	45:BU:114:ARG:CD	2.28	0.59
46:BV:39:PHE:HE2	46:BV:41:GLY:CA	2.16	0.59
27:BA:495:G:O4'	40:BW:57:ASN:OD1	2.12	0.59
1:AA:1192:C:C6	1:AA:1192:C:H3'	2.37	0.59
1:AA:1521:G:H2'	1:AA:1522:U:C6	2.38	0.59
1:AA:738:C:H4'	9:AF:70:ASP:HA	1.84	0.59
7:AD:70:ILE:HD11	7:AD:100:ARG:CZ	2.32	0.59
13:AJ:16:LEU:HB3	13:AJ:70:ARG:HE	1.66	0.59
2:AV:43:G:H2'	2:AV:44:A:C8	2.37	0.59
47:B2:2:VAL:N	47:B2:4:HIS:CE1	2.62	0.59
27:BA:111:A:H4'	47:B2:62:GLU:OE2	2.01	0.59
47:B2:60:GLN:NE2	47:B2:65:ASP:HA	2.17	0.59
27:BA:1365:A:P	50:B4:3:LYS:HD2	2.41	0.59
54:B8:9:MET:O	54:B8:13:ARG:O	2.19	0.59
27:BA:1430:C:H2'	27:BA:1431:U:C6	2.36	0.59
27:BA:1665:A:O3'	35:BO:66:LYS:NZ	2.04	0.59

Continued on next page...

Continued from previous page...

Atom-1	Atom-2	Interatomic distance (Å)	Clash overlap (Å)
27:BA:215:G:H4'	27:BA:216:A:H4'	1.85	0.59
27:BA:2279:G:C4	27:BA:2280:G:C8	2.90	0.59
27:BA:2372:G:C6	27:BA:2373:G:O6	2.56	0.59
27:BA:2373:G:N1	27:BA:2374:C:C4	2.70	0.59
27:BA:2418:A:H2'	27:BA:2419:U:O4'	2.03	0.59
27:BA:2469:A:C8	27:BA:2469:A:C5'	2.80	0.59
27:BA:2474:C:H5	27:BA:2475:C:C4	2.21	0.59
27:BA:2567:G:HO2'	27:BA:2568:C:H5'	1.63	0.59
27:BA:2051:A:C6	27:BA:2614:A:N7	2.68	0.59
27:BA:269:U:H3	27:BA:270:A:H62	1.48	0.59
27:BA:2751:G:N3	27:BA:2751:G:H2'	2.16	0.59
27:BA:2793:G:C2	27:BA:2794:C:C4	2.91	0.59
27:BA:2817:G:H2'	27:BA:2818:G:O4'	2.02	0.59
27:BA:2875:C:N4	27:BA:2876:G:O6	2.34	0.59
27:BA:472:A:H2'	27:BA:473:G:H5'	1.84	0.59
28:BD:103:ILE:CB	28:BD:104:ILE:HD12	2.29	0.59
29:BE:70:VAL:O	29:BE:71:THR:HG23	2.02	0.59
31:BG:38:GLU:CG	31:BG:41:LEU:CD1	2.61	0.59
32:BH:123:GLU:OE2	32:BH:131:ILE:O	2.20	0.59
32:BH:87:GLU:CD	32:BH:162:ARG:HB2	2.23	0.59
32:BH:50:THR:OG1	32:BH:51:VAL:N	2.36	0.59
32:BH:58:LYS:C	32:BH:61:ARG:HB3	2.23	0.59
33:BI:13:GLY:HA2	33:BI:15:LYS:CD	2.29	0.59
34:BN:65:ASN:N	34:BN:69:TYR:HB2	2.11	0.59
37:BQ:72:VAL:HG22	37:BQ:135:ALA:HB2	1.82	0.59
44:BR:51:LEU:HD11	44:BR:70:LEU:HD21	1.85	0.59
38:BS:92:ALA:O	38:BS:94:GLU:N	2.34	0.59
45:BU:49:ASP:CA	45:BU:52:ASN:CG	2.63	0.59
46:BV:6:GLN:NE2	46:BV:10:LYS:HB3	2.17	0.59
40:BW:97:LYS:HZ1	40:BW:99:ARG:HH12	1.48	0.59
41:BX:35:GLY:O	41:BX:36:GLU:C	2.40	0.59
43:BZ:147:ILE:HG13	43:BZ:168:VAL:CG1	2.33	0.59
1:AA:1060:C:H2'	1:AA:1061:G:C8	2.37	0.59
1:AA:1268:A:C1'	24:AU:20:LYS:HB2	2.32	0.59
1:AA:1126:U:OP2	1:AA:1281:U:C2	2.55	0.59
1:AA:1358:U:H5''	17:AN:33:VAL:O	2.02	0.59
1:AA:642:A:C4	11:AH:114:THR:O	2.56	0.59
5:AB:17:PHE:HD1	5:AB:18:GLY:N	2.00	0.59
1:AA:375:U:O3'	19:AP:6:LEU:CD2	2.48	0.59
49:B0:61:ALA:HB2	49:B0:80:SER:C	2.23	0.59
51:B5:13:LYS:CD	51:B5:14:SER:H	2.15	0.59

Continued on next page...

Continued from previous page...

Atom-1	Atom-2	Interatomic distance (Å)	Clash overlap (Å)
52:B6:42:PRO:HD3	52:B6:50:PHE:HZ	1.68	0.59
54:B8:30:ARG:NH2	54:B8:41:ILE:CG2	2.65	0.59
55:B9:10:MET:HA	55:B9:10:MET:CE	2.31	0.59
27:BA:1351:C:O2'	27:BA:1571:A:H1'	2.02	0.59
27:BA:1454:U:H2'	27:BA:1454:U:O2	2.02	0.59
27:BA:1638:C:OP1	27:BA:2710:C:O2'	2.20	0.59
27:BA:1906:G:N9	27:BA:1929:G:C5	2.70	0.59
27:BA:1924:C:C4	27:BA:1925:C:N4	2.69	0.59
27:BA:2289:G:O3'	27:BA:2383:G:O2'	2.19	0.59
27:BA:2290:G:C5	27:BA:2291:U:N3	2.70	0.59
27:BA:2354:G:N3	49:B0:32:LYS:CD	2.65	0.59
27:BA:2392:A:N7	27:BA:2393:A:C4	2.70	0.59
27:BA:2648:C:C2'	27:BA:2649:U:C5'	2.79	0.59
27:BA:2653:U:OP2	27:BA:2654:A:C3'	2.48	0.59
27:BA:2681:C:O2	27:BA:2681:C:H2'	2.01	0.59
27:BA:2785:C:C4	27:BA:2786:U:O4	2.56	0.59
27:BA:2896:C:H6	27:BA:2896:C:C4'	2.16	0.59
27:BA:325:G:H2'	27:BA:326:G:C8	2.37	0.59
27:BA:481:G:O2'	27:BA:482:A:H8	1.85	0.59
27:BA:728:G:H8	27:BA:728:G:OP2	1.86	0.59
29:BE:267:ARG:CD	29:BE:297:LYS:CD	2.77	0.59
30:BF:197:SER:CB	30:BF:239:ALA:N	2.60	0.59
30:BF:58:ALA:CB	30:BF:79:ARG:HB2	2.33	0.59
26:BB:42:C:C1'	31:BG:47:GLN:C	2.71	0.59
32:BH:101:LYS:HZ3	32:BH:115:GLU:HB2	1.58	0.59
33:BI:110:LEU:HD11	33:BI:133:LEU:CD2	2.33	0.59
34:BN:24:SER:C	34:BN:28:GLU:HG2	2.23	0.59
35:BO:28:SER:O	35:BO:29:GLY:C	2.40	0.59
35:BO:14:SER:N	35:BO:95:GLY:HA2	2.18	0.59
36:BP:76:LEU:HG	36:BP:81:VAL:CG2	2.31	0.59
44:BR:100:LEU:C	51:B5:44:HIS:HD2	2.03	0.59
44:BR:36:THR:HG22	44:BR:37:THR:N	2.16	0.59
46:BV:41:GLY:N	46:BV:54:TYR:CE1	2.71	0.59
46:BV:67:LYS:CD	46:BV:70:TYR:HE1	2.15	0.59
27:BA:974:G:N7	46:BV:80:TYR:CG	2.70	0.59
40:BW:81:ALA:O	40:BW:82:LEU:CD1	2.46	0.59
41:BX:24:LEU:CD1	41:BX:66:VAL:O	2.51	0.59
41:BX:33:SER:HA	41:BX:37:VAL:HG21	1.85	0.59
27:BA:104:U:O4	42:BY:17:HIS:NE2	2.35	0.59
42:BY:81:LYS:HB3	42:BY:81:LYS:HZ3	1.65	0.59
43:BZ:103:ARG:CB	43:BZ:139:THR:HG22	2.33	0.59

Continued on next page...

Continued from previous page...

Atom-1	Atom-2	Interatomic distance (Å)	Clash overlap (Å)
43:BZ:146:HIS:HD2	43:BZ:170:SER:HB2	1.66	0.59
20:AQ:5:VAL:HA	20:AQ:59:ILE:O	2.03	0.59
22:AS:55:LYS:HE2	22:AS:56:GLN:HE21	1.66	0.59
23:AT:72:LEU:HB3	23:AT:77:ALA:HB2	1.83	0.59
3:AW:41:U:H2'	3:AW:42:G:O4'	2.03	0.59
49:B0:30:VAL:HG22	49:B0:63:SER:CB	2.32	0.59
49:B0:41:ARG:HB2	49:B0:74:LYS:NZ	2.17	0.59
41:BX:3:ASP:CG	47:B2:24:LYS:CD	2.60	0.59
50:B4:56:VAL:CG1	50:B4:57:ASP:N	2.66	0.59
52:B6:7:ARG:C	52:B6:29:ARG:NH2	2.54	0.59
27:BA:125:G:C5'	53:B7:19:ARG:NH1	2.28	0.59
27:BA:1363:C:H1'	27:BA:1810:A:H1'	1.83	0.59
27:BA:1366:A:OP2	27:BA:1366:A:C8	2.55	0.59
27:BA:1661:G:H1	27:BA:1999:C:H42	1.50	0.59
27:BA:2056:G:H21	51:B5:8:LYS:HZ1	1.48	0.59
27:BA:2217:G:H2'	27:BA:2218:G:O5'	2.03	0.59
27:BA:2462:U:C2	27:BA:2463:C:C5	2.91	0.59
27:BA:2471:C:N3	27:BA:2479:G:N1	2.50	0.59
27:BA:2507:C:C6	27:BA:2508:G:N7	2.70	0.59
27:BA:2507:C:N3	27:BA:2583:G:C4	2.71	0.59
27:BA:2544:G:N3	27:BA:2545:G:C8	2.71	0.59
27:BA:2617:C:C2	27:BA:2618:G:C8	2.77	0.59
27:BA:2797:U:H1'	27:BA:2799:A:C8	2.38	0.59
27:BA:2841:C:O2	27:BA:2877:G:C2	2.55	0.59
27:BA:359:A:C2'	27:BA:360:G:C8	2.85	0.59
27:BA:380:U:O2'	50:B4:15:ILE:HB	2.02	0.59
27:BA:529:A:O2'	27:BA:530:G:H8	1.84	0.59
27:BA:751:A:C2	27:BA:789:A:C5	2.91	0.59
28:BD:68:ARG:HH21	28:BD:190:THR:CG2	2.15	0.59
29:BE:175:ASP:O	29:BE:178:LEU:N	2.36	0.59
30:BF:6:TYR:CD1	30:BF:139:VAL:CB	2.85	0.59
26:BB:17:C:OP1	31:BG:147:ALA:HA	2.01	0.59
32:BH:25:VAL:HG12	32:BH:78:VAL:HG11	1.84	0.59
33:BI:103:GLN:NE2	33:BI:109:LYS:C	2.32	0.59
34:BN:60:ARG:HD2	34:BN:71:TYR:CE2	2.38	0.59
34:BN:80:LYS:O	34:BN:83:ILE:CG1	2.42	0.59
36:BP:113:GLN:O	36:BP:115:ARG:HG3	2.01	0.59
38:BS:81:ALA:CB	38:BS:117:ALA:CB	2.80	0.59
45:BU:33:ARG:HB3	45:BU:33:ARG:HH11	1.62	0.59
46:BV:35:LEU:H	46:BV:60:VAL:HG12	1.66	0.59
46:BV:40:VAL:CA	46:BV:51:ALA:CB	2.80	0.59

Continued on next page...

Continued from previous page...

Atom-1	Atom-2	Interatomic distance (Å)	Clash overlap (Å)
43:BZ:107:GLU:C	43:BZ:109:GLN:H	2.05	0.59
43:BZ:173:PRO:C	43:BZ:175:ARG:H	2.04	0.59
43:BZ:85:MET:O	43:BZ:86:VAL:HG22	2.03	0.59
1:AA:522:C:H2'	1:AA:523:A:C8	2.38	0.59
13:AJ:64:GLU:HB3	17:AN:59:ALA:CB	2.33	0.59
15:AL:54:LYS:HB3	15:AL:70:ILE:HB	1.85	0.59
50:B4:59:PHE:HA	50:B4:62:ARG:CD	2.32	0.59
27:BA:2577:A:O2'	51:B5:4:HIS:CD2	2.56	0.59
52:B6:31:THR:O	52:B6:32:GLN:C	2.40	0.59
27:BA:123:G:H1	27:BA:128:C:H42	1.51	0.59
27:BA:1482:U:C3'	27:BA:1482:U:H6	2.13	0.59
27:BA:2188:C:C6	27:BA:2189:U:H5	2.19	0.59
27:BA:2194:G:C5	27:BA:2195:C:N4	2.70	0.59
27:BA:2082:A:C6	27:BA:2239:G:O6	2.45	0.59
27:BA:2292:C:N3	27:BA:2293:C:C4	2.69	0.59
27:BA:2377:A:H2'	27:BA:2378:A:C8	2.38	0.59
27:BA:2435:A:C2	27:BA:2436:G:N9	2.71	0.59
27:BA:245:G:N2	27:BA:254:G:H1'	2.18	0.59
27:BA:2493:U:H2'	27:BA:2494:G:O5'	2.03	0.59
27:BA:255:A:H4'	27:BA:255:A:OP1	2.02	0.59
27:BA:2595:G:H2'	27:BA:2597:G:C8	2.37	0.59
27:BA:2675:A:C3'	27:BA:2676:C:H5'	2.31	0.59
27:BA:270:A:H2'	27:BA:270(A):A:H4'	1.85	0.59
27:BA:270(Z):U:H2'	27:BA:270(Z):U:O2	2.02	0.59
27:BA:2692:C:N3	27:BA:2718:G:C6	2.70	0.59
27:BA:2782:G:C2'	27:BA:2783:G:H5'	2.30	0.59
27:BA:2821:A:O2'	27:BA:2822:G:C1'	2.51	0.59
28:BD:149:ARG:CA	28:BD:152:GLN:HE22	2.11	0.59
28:BD:213:LYS:HB3	28:BD:215:LYS:C	2.23	0.59
29:BE:193:PHE:HE2	29:BE:311:PHE:HD1	1.47	0.59
31:BG:128:LEU:O	31:BG:129:ASP:HB3	2.00	0.59
33:BI:23:ASP:OD1	33:BI:23:ASP:N	2.35	0.59
33:BI:29:PHE:O	33:BI:33:GLN:CG	2.50	0.59
33:BI:5:PHE:N	33:BI:5:PHE:CD2	2.71	0.59
34:BN:58:GLU:CA	34:BN:61:VAL:CB	2.73	0.59
37:BQ:36:ASN:O	37:BQ:41:THR:HB	2.02	0.59
37:BQ:33:MET:CG	37:BQ:83:PHE:HB2	2.33	0.59
44:BR:71:GLN:O	44:BR:72:ASP:CB	2.49	0.59
27:BA:581:C:H5''	45:BU:32:TYR:HB2	1.83	0.59
45:BU:70:ARG:O	45:BU:73:GLY:N	2.36	0.59
42:BY:31:LEU:CA	42:BY:113:GLU:OE2	2.39	0.59

Continued on next page...

Continued from previous page...

Atom-1	Atom-2	Interatomic distance (Å)	Clash overlap (Å)
43:BZ:150:GLY:N	43:BZ:165:GLU:H	2.01	0.59
1:AA:989:C:C4'	1:AA:1016:A:H2	2.16	0.59
1:AA:1095:U:H6	1:AA:1095:U:O5'	1.86	0.59
1:AA:1319:A:C5'	22:AS:5:LEU:HD22	2.33	0.59
1:AA:758:G:O5'	1:AA:758:G:H8	1.85	0.59
1:AA:932:C:OP1	10:AG:4:ARG:HG2	2.02	0.59
5:AB:69:LEU:HB2	5:AB:159:PRO:HB2	1.84	0.59
7:AD:201:GLN:O	7:AD:205:GLU:HG2	2.03	0.59
12:AI:114:TYR:CD1	13:AJ:60:ARG:CB	2.85	0.59
49:B0:37:LEU:CD1	49:B0:71:ASN:ND2	2.66	0.59
48:B3:53:LEU:CD2	48:B3:54:VAL:CG1	2.64	0.59
54:B8:58:MET:HE1	54:B8:61:MET:HE3	1.83	0.59
55:B9:19:ARG:O	55:B9:19:ARG:CG	2.51	0.59
55:B9:5:SER:O	55:B9:6:SER:OG	2.21	0.59
27:BA:1055:G:H2'	27:BA:1056:G:H4'	1.83	0.59
27:BA:1222:C:H42	27:BA:1227:A:N6	2.01	0.59
27:BA:1255:U:OP1	27:BA:1256:G:H5''	2.03	0.59
27:BA:1996:C:H5''	27:BA:1996:C:C6	2.35	0.59
27:BA:2031:A:H2'	27:BA:2455:G:O2'	2.03	0.59
27:BA:2093:G:C5	27:BA:2225:A:C5	2.90	0.59
27:BA:2298:A:H1'	27:BA:2322:A:H1'	1.83	0.59
27:BA:2581:G:N2	27:BA:2610:C:C5	2.70	0.59
27:BA:2622:C:N3	27:BA:2623:G:N7	2.50	0.59
27:BA:2639:A:OP2	27:BA:2640:G:N7	2.35	0.59
27:BA:2640:G:N1	27:BA:2774:C:N4	2.33	0.59
27:BA:2717:G:C4	27:BA:2718:G:H8	2.14	0.59
27:BA:2892:A:H3'	27:BA:2893:G:C8	2.38	0.59
27:BA:974:G:C3'	46:BV:82:ARG:CZ	2.79	0.59
28:BD:128:ALA:HB1	28:BD:190:THR:N	2.18	0.59
28:BD:209:ASN:O	28:BD:213:LYS:N	2.36	0.59
28:BD:86:ARG:N	28:BD:86:ARG:CD	2.61	0.59
29:BE:102:ASP:HA	29:BE:104:PHE:CZ	2.37	0.59
29:BE:269:ILE:HD13	29:BE:295:LEU:C	2.22	0.59
30:BF:22:PHE:CE2	30:BF:118:THR:OG1	2.50	0.59
30:BF:22:PHE:CE2	30:BF:115:LEU:CB	2.75	0.59
31:BG:151:ILE:HG21	31:BG:156:ARG:CZ	2.33	0.59
27:BA:2314:C:H5''	31:BG:22:VAL:HG13	1.80	0.59
31:BG:28:GLY:O	31:BG:29:HIS:C	2.39	0.59
32:BH:105:SER:C	32:BH:106:VAL:HG23	2.22	0.59
34:BN:68:GLY:O	34:BN:69:TYR:HD1	1.86	0.59
36:BP:66:VAL:HB	36:BP:111:ALA:O	2.03	0.59

Continued on next page...

Continued from previous page...

Atom-1	Atom-2	Interatomic distance (Å)	Clash overlap (Å)
37:BQ:50:VAL:HG12	37:BQ:51:GLU:OE1	2.01	0.59
38:BS:32:PRO:CG	38:BS:100:ALA:CA	2.80	0.59
38:BS:32:PRO:HD2	38:BS:100:ALA:CA	2.32	0.59
38:BS:12:ARG:HB3	38:BS:20:TYR:CE1	2.38	0.59
45:BU:117:ARG:HG3	45:BU:118:GLN:H	1.65	0.59
27:BA:99:U:N3	42:BY:107:LYS:HD3	2.17	0.59
42:BY:73:HIS:CD2	42:BY:89:ARG:O	2.56	0.59
43:BZ:95:SER:OG	43:BZ:122:ILE:CB	2.51	0.59
1:AA:121:C:H4'	1:AA:122:G:N7	2.18	0.59
1:AA:761:G:H2'	1:AA:762:C:C6	2.38	0.59
7:AD:30:LYS:C	7:AD:32:ALA:H	2.07	0.59
14:AK:110:ASP:CB	21:AR:85:LEU:HB3	2.31	0.59
1:AA:377:G:P	19:AP:5:ARG:HH11	2.25	0.59
47:B2:51:LYS:C	47:B2:54:ALA:HB3	2.23	0.59
50:B4:17:GLN:HB3	50:B4:33:VAL:HB	1.85	0.59
51:B5:33:CYS:SG	51:B5:36:CYS:CA	2.90	0.59
53:B7:21:ARG:HH22	53:B7:43:THR:N	2.00	0.59
27:BA:1133:U:O2'	27:BA:1134:G:H5''	2.03	0.59
27:BA:1260:G:H5''	40:BW:83:LYS:HZ3	1.59	0.59
27:BA:1339:G:N2	27:BA:1603:A:C8	2.71	0.59
27:BA:1638:C:H4'	27:BA:2710:C:O2	2.03	0.59
27:BA:1769:G:H2'	27:BA:1770:G:H8	1.67	0.59
27:BA:2031:A:N6	27:BA:2498:C:C5	2.71	0.59
27:BA:2061:G:C1'	27:BA:2503:A:C2	2.86	0.59
27:BA:2197:U:O2'	27:BA:2198:A:C5'	2.35	0.59
27:BA:2230:G:H2'	27:BA:2231:C:C6	2.38	0.59
27:BA:2345:G:C8	27:BA:2371:G:N2	2.71	0.59
27:BA:2423:U:H5''	27:BA:2423:U:C6	2.35	0.59
27:BA:2462:U:C2'	27:BA:2463:C:O5'	2.51	0.59
27:BA:2758:A:OP2	27:BA:2758:A:N9	2.36	0.59
27:BA:2813:A:N9	27:BA:2814:C:C5	2.71	0.59
27:BA:2874:C:H6	27:BA:2874:C:O5'	1.86	0.59
27:BA:342:G:H2'	27:BA:343:C:C5	2.38	0.59
28:BD:200:THR:OG1	28:BD:201:ASP:CG	2.42	0.59
29:BE:269:ILE:N	29:BE:297:LYS:HE2	2.18	0.59
30:BF:1:MET:SD	30:BF:18:LEU:HB2	2.43	0.59
30:BF:193:LEU:N	30:BF:233:THR:HG22	1.91	0.59
32:BH:138:GLN:O	32:BH:140:VAL:N	2.36	0.59
33:BI:65:ALA:CB	33:BI:134:HIS:CB	2.81	0.59
34:BN:12:VAL:C	34:BN:38:VAL:CG2	2.71	0.59
35:BO:26:GLY:HA3	35:BO:30:ARG:CZ	2.33	0.59

Continued on next page...

Continued from previous page...

Atom-1	Atom-2	Interatomic distance (Å)	Clash overlap (Å)
35:BO:37:ASP:HB2	35:BO:62:VAL:CG2	2.28	0.59
37:BQ:26:LYS:CE	37:BQ:28:ILE:HD12	2.32	0.59
2:AV:1:G:O5'	37:BQ:97:ASP:OD2	2.12	0.59
27:BA:447:A:P	45:BU:5:LYS:NZ	2.76	0.59
40:BW:42:ARG:HG2	40:BW:43:GLY:H	1.68	0.59
40:BW:83:LYS:CA	40:BW:97:LYS:HG2	2.29	0.59
41:BX:17:ASP:CA	41:BX:20:PHE:HE1	2.00	0.59
43:BZ:110:GLY:O	43:BZ:112:LEU:N	2.34	0.59
1:AA:1084:G:H2'	1:AA:1085:U:C6	2.37	0.58
1:AA:1314:C:N4	22:AS:4:SER:HB2	2.18	0.58
1:AA:1406:U:C2	1:AA:1517:G:N2	2.71	0.58
1:AA:794:A:H4'	1:AA:1521:G:O2'	2.03	0.58
1:AA:17:U:C2	1:AA:919:A:H2	2.20	0.58
1:AA:298:A:H3'	1:AA:299:G:H8	1.68	0.58
1:AA:900:A:H2'	1:AA:901:A:H8	1.68	0.58
6:AC:180:ALA:HB1	6:AC:203:PHE:HE1	1.66	0.58
7:AD:106:TYR:HA	7:AD:111:ALA:HB3	1.85	0.58
1:AA:429:U:P	7:AD:13:ARG:NE	2.67	0.58
20:AQ:57:VAL:HG12	20:AQ:76:LEU:HA	1.84	0.58
1:AA:1221:G:C4'	22:AS:36:ARG:NH1	2.58	0.58
2:AV:34:G:C3'	2:AV:35:A:C5'	2.80	0.58
48:B3:48:GLU:CG	48:B3:49:LYS:N	2.66	0.58
48:B3:48:GLU:O	48:B3:49:LYS:C	2.41	0.58
50:B4:4:ASP:OD1	50:B4:11:PRO:HG3	2.03	0.58
27:BA:1027:A:C6	27:BA:1126:A:C4	2.91	0.58
27:BA:176:G:H3'	27:BA:177:G:P	2.36	0.58
27:BA:2070:G:H2'	27:BA:2071:A:C8	2.38	0.58
27:BA:2100:G:C6	27:BA:2190:G:C5	2.91	0.58
27:BA:2208:U:O2'	27:BA:2209:C:O4'	2.20	0.58
27:BA:2433:A:C2	50:B4:32:HIS:NE2	2.70	0.58
27:BA:792:G:C5	27:BA:2440:C:C2	2.91	0.58
27:BA:830:G:O6	27:BA:2446:G:C1'	2.51	0.58
27:BA:2526:G:O2'	27:BA:2527:C:C5'	2.49	0.58
27:BA:2515:C:N4	27:BA:2570:G:O6	2.37	0.58
27:BA:2574:G:C2	27:BA:2575:C:C4	2.91	0.58
27:BA:2781:A:P	27:BA:2781:A:O4'	2.61	0.58
27:BA:26:G:H1	27:BA:27:G:H21	1.47	0.58
27:BA:2821:A:C2	27:BA:2822:G:N9	2.71	0.58
30:BF:91:PRO:CG	30:BF:92:PRO:CD	2.41	0.58
27:BA:2311:A:H2	31:BG:53:LYS:NZ	1.99	0.58
32:BH:120:LEU:HB3	32:BH:143:LEU:HD11	1.83	0.58

Continued on next page...

Continued from previous page...

Atom-1	Atom-2	Interatomic distance (Å)	Clash overlap (Å)
32:BH:168:VAL:CG1	32:BH:169:ARG:N	2.44	0.58
33:BI:25:TYR:N	33:BI:25:TYR:CD2	2.44	0.58
33:BI:43:ASN:O	33:BI:45:LYS:CA	2.50	0.58
35:BO:14:SER:OG	35:BO:94:ARG:HB2	2.03	0.58
36:BP:145:LEU:N	36:BP:145:LEU:CD1	2.64	0.58
36:BP:94:ARG:HD3	36:BP:120:LEU:CA	2.32	0.58
37:BQ:116:HIS:O	37:BQ:118:ALA:O	2.21	0.58
38:BS:47:LEU:CD1	38:BS:58:LEU:CD2	2.67	0.58
45:BU:21:ALA:C	45:BU:24:PHE:CZ	2.76	0.58
45:BU:94:VAL:CG1	46:BV:4:ILE:HG21	2.24	0.58
46:BV:96:LEU:HD23	46:BV:96:LEU:H	1.67	0.58
40:BW:17:VAL:O	40:BW:20:VAL:N	2.36	0.58
41:BX:23:LYS:CA	41:BX:66:VAL:O	2.50	0.58
41:BX:28:VAL:HG23	41:BX:62:LYS:HG2	1.84	0.58
41:BX:5:ILE:HG22	41:BX:6:LYS:H	0.43	0.58
42:BY:32:ARG:CA	42:BY:33:GLU:OE2	2.51	0.58
37:BQ:36:ASN:OD1	43:BZ:116:VAL:N	2.36	0.58
43:BZ:149:ALA:HA	43:BZ:152:ILE:CD1	2.26	0.58
43:BZ:151:ASP:CB	43:BZ:153:LYS:HZ3	2.12	0.58
43:BZ:150:GLY:H	43:BZ:165:GLU:N	2.00	0.58
43:BZ:115:ILE:O	43:BZ:169:VAL:HA	2.03	0.58
43:BZ:46:GLN:C	43:BZ:49:THR:HG1	1.99	0.58
43:BZ:46:GLN:CB	43:BZ:49:THR:OG1	2.46	0.58
43:BZ:69:VAL:HG22	43:BZ:82:ASP:N	2.11	0.58
1:AA:361(A):C:C2'	1:AA:1362:C:H5''	2.32	0.58
1:AA:21:G:N2	1:AA:915:A:N6	2.50	0.58
1:AA:987:G:H21	1:AA:1014:A:H2	1.48	0.58
5:AB:28:PHE:CZ	5:AB:42:ILE:HD11	2.39	0.58
1:AA:1226:C:C4	16:AM:104:ARG:HG3	2.37	0.58
1:AA:1328:C:C5'	16:AM:28:ALA:HB3	2.31	0.58
47:B2:49:LEU:O	47:B2:50:ARG:O	2.21	0.58
48:B3:39:ASP:CG	48:B3:40:THR:N	2.57	0.58
48:B3:9:VAL:CG2	48:B3:54:VAL:CA	2.62	0.58
50:B4:10:VAL:O	50:B4:10:VAL:CG1	2.51	0.58
50:B4:63:PHE:CD2	50:B4:69:ARG:NH2	2.71	0.58
51:B5:44:HIS:CA	51:B5:52:TYR:HH	1.88	0.58
54:B8:14:ILE:O	54:B8:15:LYS:HB2	2.03	0.58
27:BA:1675:C:N3	29:BE:225:LYS:CG	2.52	0.58
27:BA:1759:A:H4'	27:BA:2715:C:O4'	2.02	0.58
27:BA:1937:A:N1	27:BA:1940:U:C5	2.71	0.58
27:BA:2262:U:C2'	27:BA:2263:C:H5''	2.20	0.58

Continued on next page...

Continued from previous page...

Atom-1	Atom-2	Interatomic distance (Å)	Clash overlap (Å)
27:BA:2287:A:N1	27:BA:2289:G:C4	2.71	0.58
27:BA:2414:G:H2'	27:BA:2415:G:H8	1.68	0.58
27:BA:2485:G:N3	27:BA:2486:G:H1'	2.17	0.58
27:BA:2704:C:H2'	27:BA:2705:A:C8	2.38	0.58
27:BA:2844:G:N2	27:BA:2845:G:O4'	2.36	0.58
27:BA:2892:A:OP1	27:BA:2892:A:H4'	2.03	0.58
27:BA:282:A:H62	27:BA:360:G:H21	1.50	0.58
27:BA:479:A:O2'	27:BA:480:A:H3'	2.02	0.58
27:BA:63:U:H6	27:BA:63:U:H3'	1.68	0.58
28:BD:167:GLU:C	28:BD:168:GLY:O	2.41	0.58
28:BD:83:ASP:N	28:BD:83:ASP:OD2	2.35	0.58
28:BD:87:SER:O	28:BD:156:ALA:CB	2.52	0.58
29:BE:99:VAL:C	29:BE:100:TRP:CG	2.75	0.58
33:BI:95:SER:CB	33:BI:117:LEU:HD12	2.33	0.58
34:BN:23:ALA:O	34:BN:26:VAL:HB	2.03	0.58
34:BN:50:GLU:O	34:BN:51:GLU:C	2.36	0.58
35:BO:13:ASN:C	35:BO:15:GLY:H	2.04	0.58
35:BO:43:VAL:HB	35:BO:55:GLY:H	1.68	0.58
37:BQ:85:ILE:HG23	37:BQ:136:TRP:HZ2	1.69	0.58
38:BS:53:ASN:OD1	38:BS:53:ASN:O	2.20	0.58
38:BS:72:GLU:O	38:BS:74:PRO:C	2.37	0.58
39:BT:5:GLU:HB3	39:BT:53:ASP:OD2	2.02	0.58
39:BT:5:GLU:O	39:BT:8:TYR:N	2.36	0.58
45:BU:57:PHE:CA	45:BU:60:LEU:HG	2.29	0.58
41:BX:55:GLN:C	41:BX:56:ASN:ND2	2.51	0.58
42:BY:81:LYS:NZ	42:BY:81:LYS:CB	2.66	0.58
1:AA:1342:C:H2'	1:AA:1343:G:C8	2.37	0.58
7:AD:173:TRP:CZ3	7:AD:193:ASP:O	2.56	0.58
7:AD:29:PRO:HB3	7:AD:34:GLU:HG2	1.85	0.58
9:AF:62:TRP:NE1	21:AR:35:ARG:NH2	2.49	0.58
11:AH:29:SER:HB2	11:AH:32:LYS:HZ1	1.69	0.58
47:B2:13:PRO:O	47:B2:16:ARG:HB2	2.03	0.58
47:B2:51:LYS:HA	47:B2:54:ALA:CB	2.33	0.58
50:B4:5:LEU:HD12	50:B4:60:ASN:HD21	1.64	0.58
44:BR:100:LEU:CA	51:B5:44:HIS:CD2	2.86	0.58
27:BA:125:G:H5''	53:B7:19:ARG:CD	2.33	0.58
53:B7:25:LYS:O	53:B7:28:ARG:HB2	2.04	0.58
27:BA:1279:G:P	44:BR:34:ILE:HD12	2.43	0.58
27:BA:1545:A:O3'	27:BA:545(A):A:OP1	2.22	0.58
27:BA:1613:G:H2'	27:BA:1617:C:H42	1.68	0.58
27:BA:1637:A:H4'	27:BA:2711:A:HO2'	1.63	0.58

Continued on next page...

Continued from previous page...

Atom-1	Atom-2	Interatomic distance (Å)	Clash overlap (Å)
27:BA:2090:G:N3	27:BA:2230:G:C6	2.70	0.58
27:BA:2189:U:H2'	27:BA:2190:G:H8	1.67	0.58
27:BA:2234:G:C4	27:BA:2235:G:C8	2.91	0.58
27:BA:2266:A:H4'	27:BA:2267:A:N3	2.17	0.58
27:BA:2276:G:N1	27:BA:2277:G:N7	2.51	0.58
27:BA:2346:A:H1'	27:BA:2383:G:C8	2.38	0.58
27:BA:2417:C:O2'	27:BA:2418:A:H5'	2.03	0.58
27:BA:2443:C:C5	27:BA:2444:G:C8	2.91	0.58
27:BA:2455:G:N2	27:BA:2498:C:H41	2.01	0.58
27:BA:2586:C:H2'	27:BA:2587:A:C5'	2.32	0.58
27:BA:2596:U:C5	27:BA:2597:G:C5	2.90	0.58
27:BA:295:G:H2'	27:BA:295:G:N3	2.18	0.58
27:BA:465:G:H21	27:BA:683:C:H2'	1.68	0.58
29:BE:172:ASP:O	29:BE:175:ASP:N	2.36	0.58
27:BA:1658:C:C5'	29:BE:230:GLY:HA3	2.33	0.58
30:BF:6:TYR:HE1	30:BF:138:VAL:C	2.07	0.58
30:BF:115:LEU:HD21	30:BF:246:ARG:HH22	1.67	0.58
31:BG:42:GLY:HA2	31:BG:48:MET:SD	2.43	0.58
32:BH:101:LYS:HE2	32:BH:115:GLU:CG	2.33	0.58
32:BH:15:THR:HG23	32:BH:26:LYS:CB	2.28	0.58
27:BA:270(O):U:H5	33:BI:53:LYS:NZ	2.01	0.58
34:BN:13:ASP:O	34:BN:38:VAL:HG11	2.03	0.58
34:BN:51:GLU:O	34:BN:52:GLN:C	2.41	0.58
34:BN:53:ILE:HG23	34:BN:54:VAL:N	2.17	0.58
34:BN:58:GLU:HG2	34:BN:61:VAL:CG2	2.29	0.58
35:BO:85:VAL:O	35:BO:87:ILE:HD11	2.03	0.58
36:BP:67:ARG:NH1	36:BP:109:LEU:CD1	2.66	0.58
37:BQ:35:ASN:HB2	37:BQ:75:SER:CB	2.32	0.58
39:BT:6:CYS:C	39:BT:7:ASP:CG	2.62	0.58
45:BU:115:ASN:HD22	45:BU:115:ASN:N	1.96	0.58
46:BV:67:LYS:HG3	46:BV:94:LYS:HG3	1.85	0.58
1:AA:1268:A:O4'	24:AU:20:LYS:HB2	2.04	0.58
1:AA:1340:A:H4'	2:AV:31:A:O2'	2.03	0.58
1:AA:1418:A:C8	1:AA:1419:G:H1'	2.38	0.58
1:AA:939:G:OP1	10:AG:102:ARG:CZ	2.51	0.58
1:AA:977:A:H2'	1:AA:977:A:N3	2.18	0.58
1:AA:991:U:O2'	1:AA:993:G:H1'	2.02	0.58
7:AD:102:ASP:HB3	7:AD:136:PRO:HB3	1.84	0.58
7:AD:157:LEU:HD23	7:AD:160:GLN:HG3	1.84	0.58
1:AA:1291:G:H5'	12:AI:40:LEU:HD23	1.85	0.58
15:AL:82:VAL:O	15:AL:83:VAL:HB	2.01	0.58

Continued on next page...

Continued from previous page...

Atom-1	Atom-2	Interatomic distance (Å)	Clash overlap (Å)
47:B2:19:GLU:HG2	47:B2:23:LEU:HD21	1.84	0.58
51:B5:40:LYS:HE3	51:B5:48:ASN:HB2	1.85	0.58
52:B6:48:VAL:O	52:B6:50:PHE:HD1	1.73	0.58
54:B8:26:LYS:N	54:B8:46:LYS:HA	2.18	0.58
27:BA:2358:G:N2	54:B8:52:LYS:NZ	2.52	0.58
27:BA:1261:C:OP1	40:BW:83:LYS:HE2	2.03	0.58
27:BA:131:G:N2	27:BA:149:A:C2	2.72	0.58
27:BA:1364:G:N2	27:BA:1366:A:H3'	2.18	0.58
27:BA:1492:G:H21	27:BA:1493:C:N4	2.01	0.58
27:BA:2298:A:H1'	27:BA:2321:G:H21	1.64	0.58
27:BA:2435:A:C2	27:BA:2436:G:C1'	2.86	0.58
27:BA:2071:A:C2	27:BA:2441:C:N3	2.71	0.58
27:BA:2482:G:C4	27:BA:2483:C:C6	2.91	0.58
27:BA:1670:C:OP2	27:BA:2550:G:OP2	2.21	0.58
27:BA:2666:C:C3'	27:BA:2667:C:C5'	2.76	0.58
27:BA:2671:A:O2'	27:BA:2672:G:O5'	2.21	0.58
27:BA:2696:U:C4	27:BA:2714:G:N2	2.71	0.58
27:BA:2836:U:H2'	27:BA:2837:G:H8	1.68	0.58
27:BA:2875:C:C4	27:BA:2876:G:C5	2.91	0.58
27:BA:2888:C:O2	27:BA:2889:C:N1	2.36	0.58
27:BA:339:U:H2'	27:BA:340:A:C8	2.38	0.58
27:BA:599:G:H5'	30:BF:29:ASP:OD2	2.04	0.58
28:BD:130:PRO:HA	28:BD:188:ARG:CG	2.33	0.58
28:BD:208:GLY:HA3	28:BD:210:LYS:HE2	1.85	0.58
28:BD:213:LYS:CB	28:BD:215:LYS:CB	2.72	0.58
29:BE:212:GLY:C	29:BE:214:VAL:N	2.54	0.58
29:BE:315:VAL:HG12	29:BE:316:ARG:N	2.17	0.58
29:BE:39:GLN:OE1	29:BE:174:LEU:CG	2.51	0.58
31:BG:54:ALA:O	31:BG:55:LYS:CB	2.50	0.58
32:BH:102:LEU:N	32:BH:102:LEU:HD23	2.05	0.58
33:BI:24:GLY:CA	33:BI:27:ASN:HB3	2.31	0.58
37:BQ:50:VAL:HG12	37:BQ:52:LYS:N	2.12	0.58
37:BQ:59:ASN:C	37:BQ:59:ASN:HD22	2.05	0.58
38:BS:116:PHE:C	38:BS:120:GLU:OE2	2.42	0.58
45:BU:88:ILE:HB	46:BV:52:GLY:HA3	1.85	0.58
46:BV:39:PHE:HB3	46:BV:54:TYR:HB3	1.86	0.58
46:BV:40:VAL:HA	46:BV:54:TYR:HD1	1.67	0.58
40:BW:19:LEU:CD2	51:B5:25:LEU:CG	2.46	0.58
40:BW:24:ILE:HG22	40:BW:32:ALA:HB1	1.85	0.58
41:BX:2:TRP:O	41:BX:3:ASP:C	2.42	0.58
41:BX:33:SER:HA	41:BX:37:VAL:CG2	2.30	0.58

Continued on next page...

Continued from previous page...

Atom-1	Atom-2	Interatomic distance (Å)	Clash overlap (Å)
41:BX:7:HIS:O	41:BX:26:PHE:HB3	2.03	0.58
27:BA:84:A:OP1	42:BY:20:HIS:NE2	2.36	0.58
27:BA:338:G:C5'	42:BY:24:ARG:NH1	2.61	0.58
42:BY:51:LEU:HD21	42:BY:95:ASN:CG	2.24	0.58
42:BY:81:LYS:CG	42:BY:82:THR:N	2.66	0.58
43:BZ:30:VAL:O	43:BZ:31:SER:C	2.40	0.58
1:AA:1221:G:H5'	22:AS:36:ARG:CZ	2.18	0.58
1:AA:1468:A:H2'	1:AA:1469:G:O4'	2.03	0.58
1:AA:54:C:H41	1:AA:352:C:H2'	1.68	0.58
1:AA:565:U:H3'	1:AA:566:G:C8	2.38	0.58
14:AK:12:ARG:NH1	14:AK:40:ILE:HA	2.18	0.58
17:AN:40:CYS:N	17:AN:43:CYS:SG	2.77	0.58
47:B2:11:MET:O	47:B2:16:ARG:HG3	2.02	0.58
27:BA:1183:G:C5'	48:B3:29:ARG:HG3	2.33	0.58
50:B4:48:ARG:CG	50:B4:49:PHE:CD1	2.85	0.58
50:B4:55:ARG:C	50:B4:56:VAL:O	2.41	0.58
51:B5:15:LYS:HA	51:B5:18:MET:HG3	1.85	0.58
54:B8:57:ARG:O	54:B8:58:MET:C	2.40	0.58
55:B9:13:ASN:O	55:B9:14:CYS:O	2.22	0.58
27:BA:1743:G:H3'	27:BA:1746:G:H5'	1.85	0.58
27:BA:688:U:H5'	27:BA:1780:A:C2	2.38	0.58
27:BA:1678:G:N2	27:BA:1989:G:H22	2.00	0.58
27:BA:2186:G:C2	27:BA:2187:G:N7	2.72	0.58
27:BA:2188:C:C5	27:BA:2189:U:H5	2.21	0.58
27:BA:2189:U:H2'	27:BA:2190:G:C8	2.39	0.58
27:BA:2217:G:C2'	27:BA:2218:G:O5'	2.52	0.58
27:BA:2292:C:N4	27:BA:2293:C:N4	2.51	0.58
3:AW:76:A:N9	27:BA:2422:A:C5	2.66	0.58
27:BA:2067:G:N3	27:BA:2444:G:C2	2.72	0.58
27:BA:2458:G:C4	27:BA:2490:G:N2	2.71	0.58
27:BA:2538:C:HO2'	27:BA:2539:C:P	2.24	0.58
27:BA:2565:A:O5'	27:BA:2566:A:OP2	2.21	0.58
27:BA:2570:G:C5'	27:BA:2571:C:OP2	2.50	0.58
27:BA:2610:C:H4'	27:BA:2611:U:O5'	2.03	0.58
27:BA:1265:A:OP2	27:BA:2615:U:O5'	2.22	0.58
27:BA:2627:G:H1'	27:BA:2781:A:C2	2.38	0.58
27:BA:2631:G:C4	27:BA:2632:A:C8	2.91	0.58
27:BA:2668:G:C2	27:BA:2669:G:C8	2.92	0.58
27:BA:2691:C:C2'	27:BA:2692:C:C5'	2.79	0.58
27:BA:270(P):C:H2'	27:BA:270(Q):C:C6	2.39	0.58
27:BA:319:C:N4	27:BA:320:A:N6	2.52	0.58

Continued on next page...

Continued from previous page...

Atom-1	Atom-2	Interatomic distance (Å)	Clash overlap (Å)
27:BA:526:A:H4'	27:BA:527:C:OP1	2.03	0.58
27:BA:729:G:H1'	27:BA:763:G:O3'	2.03	0.58
27:BA:780:G:O6	28:BD:233:ASP:CG	2.42	0.58
28:BD:173:VAL:O	28:BD:180:VAL:HG13	2.03	0.58
28:BD:179:GLU:C	28:BD:180:VAL:CG2	2.72	0.58
30:BF:236:THR:O	30:BF:239:ALA:HB2	2.02	0.58
32:BH:117:GLU:O	32:BH:118:GLU:C	2.42	0.58
32:BH:52:THR:C	32:BH:54:PRO:HD3	2.23	0.58
33:BI:9:VAL:O	33:BI:10:LYS:CB	2.51	0.58
34:BN:84:ARG:HA	34:BN:87:LEU:HD13	1.86	0.58
36:BP:104:ASP:C	36:BP:105:TYR:CG	2.73	0.58
38:BS:82:TYR:C	38:BS:83:LEU:HD12	2.24	0.58
27:BA:1251:C:C5'	45:BU:10:ARG:CD	2.81	0.58
45:BU:28:ARG:HG2	45:BU:29:SER:N	2.16	0.58
27:BA:447:A:P	45:BU:5:LYS:HZ3	2.27	0.58
41:BX:57:THR:C	41:BX:59:ASP:OD2	2.41	0.58
1:AA:1260:C:H4'	1:AA:1284:C:H5'	1.86	0.58
1:AA:1236:A:H4'	1:AA:1304:G:C5'	2.33	0.58
1:AA:986:A:C4	22:AS:54:GLY:O	2.55	0.58
7:AD:8:VAL:CB	7:AD:115:ARG:CZ	2.79	0.58
1:AA:932:C:H4'	10:AG:4:ARG:NH2	2.18	0.58
14:AK:79:SER:HA	14:AK:104:GLN:HB3	1.85	0.58
27:BA:76:C:O2'	47:B2:55:ARG:CB	2.52	0.58
50:B4:33:VAL:HG12	50:B4:34:ASP:N	2.18	0.58
52:B6:39:LYS:CA	52:B6:50:PHE:CD1	2.86	0.58
27:BA:650:C:P	54:B8:17:THR:HG21	2.44	0.58
54:B8:38:GLY:O	54:B8:39:ASP:C	2.41	0.58
54:B8:36:LYS:CG	54:B8:40:GLU:OE1	2.50	0.58
55:B9:19:ARG:O	55:B9:20:HIS:HB2	2.04	0.58
27:BA:1129:A:C4	27:BA:2570:G:H1'	2.38	0.58
27:BA:1139:G:OP1	34:BN:19:MET:O	2.22	0.58
27:BA:1274:A:C6	27:BA:1302:A:C2	2.91	0.58
27:BA:1786:A:H2	27:BA:2590:A:C1'	2.15	0.58
27:BA:1840:G:H1	27:BA:1902:C:N4	1.99	0.58
27:BA:1906:G:N7	27:BA:1929:G:C4	2.71	0.58
27:BA:2006:C:H4'	27:BA:2048:G:H4'	1.85	0.58
27:BA:2056:G:O6	27:BA:2577:A:H1'	2.03	0.58
27:BA:2077:A:C5	27:BA:2435:A:N7	2.71	0.58
27:BA:2279:G:C5	27:BA:2280:G:N7	2.72	0.58
27:BA:2259:G:N1	27:BA:2282:G:C6	2.71	0.58
27:BA:2398:U:H4'	27:BA:2399:G:OP1	2.04	0.58

Continued on next page...

Continued from previous page...

Atom-1	Atom-2	Interatomic distance (Å)	Clash overlap (Å)
27:BA:2428:G:O5'	27:BA:2429:G:OP1	2.20	0.58
27:BA:945:A:N1	27:BA:2448:A:N3	2.46	0.58
27:BA:2481:G:C2'	27:BA:2482:G:OP2	2.51	0.58
27:BA:2555:U:C6	27:BA:2556:C:C6	2.91	0.58
27:BA:2561:A:C2'	27:BA:2562:U:O5'	2.44	0.58
27:BA:26:G:C6	27:BA:27:G:N2	2.71	0.58
27:BA:2815:C:H2'	27:BA:2816:C:C6	2.38	0.58
27:BA:602:G:C2'	27:BA:655:A:C2	2.86	0.58
27:BA:673:C:O4'	30:BF:82:GLN:CD	2.42	0.58
27:BA:763:G:O2'	27:BA:764:A:H5'	2.04	0.58
30:BF:37:ALA:HB1	30:BF:107:ARG:NH2	2.18	0.58
32:BH:19:ASN:HD22	32:BH:19:ASN:C	2.07	0.58
27:BA:1062:G:H21	56:BK:92:PRO:CG	1.95	0.58
34:BN:63:ILE:CB	34:BN:71:TYR:CZ	2.87	0.58
35:BO:101:PRO:C	35:BO:102:VAL:CG2	2.71	0.58
27:BA:2685:G:OP1	35:BO:78:ARG:NH1	2.35	0.58
36:BP:83:GLU:O	36:BP:92:ASP:HA	2.04	0.58
37:BQ:72:VAL:HG21	37:BQ:83:PHE:CZ	2.32	0.58
37:BQ:85:ILE:CD1	37:BQ:85:ILE:O	2.51	0.58
27:BA:1287:A:C8	44:BR:104:ARG:HD2	2.38	0.58
44:BR:24:GLN:HB3	44:BR:44:LEU:CD2	2.33	0.58
26:BB:48:A:OP1	38:BS:110:THR:HB	2.03	0.58
38:BS:19:ASP:O	38:BS:20:TYR:C	2.41	0.58
45:BU:117:ARG:HD3	45:BU:118:GLN:H	1.67	0.58
45:BU:46:GLU:O	45:BU:47:TYR:C	2.40	0.58
46:BV:77:GLY:C	46:BV:78:VAL:HG13	2.24	0.58
40:BW:12:ILE:HD11	40:BW:42:ARG:CD	2.33	0.58
43:BZ:9:THR:O	43:BZ:13:LYS:CB	2.52	0.58
43:BZ:141:MET:CB	43:BZ:171:VAL:CG1	2.79	0.58
1:AA:1220:G:H21	22:AS:54:GLY:HA3	1.58	0.58
1:AA:403:C:H42	1:AA:547:A:C5'	2.16	0.58
1:AA:546:G:C3'	1:AA:547:A:P	2.90	0.58
1:AA:776:G:H22	1:AA:802:A:P	2.27	0.58
1:AA:886:G:H22	1:AA:912:C:H1'	1.68	0.58
1:AA:1347:G:C8	12:AI:107:ARG:HB3	2.28	0.58
15:AL:82:VAL:O	15:AL:106:ASP:HB2	2.03	0.58
19:AP:22:THR:HA	19:AP:33:ILE:HG13	1.84	0.58
1:AA:1222:G:H5''	22:AS:78:ARG:NH2	2.18	0.58
49:B0:50:GLY:C	49:B0:52:GLY:N	2.57	0.58
52:B6:16:ALA:C	52:B6:48:VAL:CG1	2.71	0.58
27:BA:686:G:C8	53:B7:7:PRO:HA	2.38	0.58

Continued on next page...

Continued from previous page...

Atom-1	Atom-2	Interatomic distance (Å)	Clash overlap (Å)
54:B8:50:LEU:CD2	54:B8:50:LEU:C	2.62	0.58
27:BA:1225:C:OP1	46:BV:87:ARG:HG3	2.04	0.58
27:BA:1528:A:N3	27:BA:1529:A:H1'	2.19	0.58
27:BA:2290:G:N2	27:BA:2343:C:C1'	2.63	0.58
27:BA:2409:G:C8	27:BA:2409:G:O5'	2.55	0.58
27:BA:2485:G:N3	27:BA:2486:G:O4'	2.36	0.58
27:BA:2446:G:N3	27:BA:2501:C:H5	1.98	0.58
27:BA:2652:C:N1	27:BA:2653:U:C6	2.72	0.58
27:BA:2666:C:C6	27:BA:2667:C:C6	2.92	0.58
27:BA:2715:C:C2	27:BA:2716:U:C5	2.92	0.58
27:BA:273(A):G:H2'	27:BA:273(B):C:H6	1.69	0.58
27:BA:2819:G:H8	27:BA:2819:G:O5'	1.87	0.58
27:BA:2838:G:N3	27:BA:2839:G:C8	2.71	0.58
27:BA:352:G:O5'	27:BA:352:G:C8	2.54	0.58
27:BA:532:A:OP2	27:BA:2021:C:N4	2.36	0.58
27:BA:636:G:H3'	36:BP:126:SER:HB3	1.86	0.58
27:BA:995:C:H2'	27:BA:995:C:O2	2.03	0.58
27:BA:2786:U:H5''	29:BE:100:TRP:O	1.98	0.58
29:BE:199:ALA:HA	29:BE:314:ALA:CA	2.33	0.58
29:BE:264:LEU:O	29:BE:265:ASN:ND2	2.36	0.58
29:BE:308:VAL:CG1	29:BE:310:PHE:HE1	2.12	0.58
33:BI:133:LEU:HD12	33:BI:138:THR:C	2.23	0.58
34:BN:25:GLN:N	34:BN:28:GLU:HG2	2.18	0.58
34:BN:19:MET:CB	34:BN:46:ILE:HD13	2.15	0.58
34:BN:71:TYR:O	34:BN:72:PRO:O	2.21	0.58
35:BO:106:LEU:N	35:BO:106:LEU:HD23	2.15	0.58
36:BP:113:GLN:O	36:BP:115:ARG:HD2	2.04	0.58
36:BP:52:LYS:NZ	36:BP:53:ARG:HH12	2.01	0.58
36:BP:56:LYS:HG3	36:BP:57:VAL:H	1.68	0.58
37:BQ:116:HIS:O	37:BQ:116:HIS:CG	2.56	0.58
37:BQ:85:ILE:H	37:BQ:85:ILE:HD12	1.68	0.58
44:BR:22:ARG:HG2	44:BR:26:LYS:HE3	1.81	0.58
38:BS:102:LEU:CD1	38:BS:129:ILE:HD12	2.28	0.58
39:BT:50:GLU:HG3	39:BT:55:ALA:CB	2.34	0.58
45:BU:72:HIS:HE1	45:BU:110:VAL:HG21	1.67	0.58
45:BU:9:VAL:HG12	45:BU:13:ARG:HH21	1.68	0.58
45:BU:28:ARG:CG	45:BU:29:SER:N	2.66	0.58
40:BW:25:ARG:HG2	40:BW:26:GLY:N	2.18	0.58
1:AA:1134:G:H1	1:AA:1140:C:H42	1.52	0.58
1:AA:1219:U:O2	22:AS:34:TRP:HD1	1.77	0.58
1:AA:463:A:P	19:AP:75:ARG:NH2	2.75	0.58

Continued on next page...

Continued from previous page...

Atom-1	Atom-2	Interatomic distance (Å)	Clash overlap (Å)
1:AA:501:C:H1'	1:AA:549:C:H1'	1.85	0.58
1:AA:761:G:H1'	20:AQ:103:GLY:O	2.04	0.58
1:AA:406:G:C5'	7:AD:5:ILE:HG21	2.33	0.58
1:AA:1060:C:C4'	13:AJ:51:ARG:HB3	2.33	0.58
15:AL:23:LYS:O	15:AL:97:ARG:HD3	2.04	0.58
48:B3:53:LEU:CD2	48:B3:53:LEU:C	2.71	0.58
50:B4:23:GLU:O	50:B4:26:SER:N	2.37	0.58
50:B4:48:ARG:CG	50:B4:49:PHE:N	2.59	0.58
50:B4:6:HIS:CE1	50:B4:55:ARG:HG3	2.37	0.58
51:B5:12:SER:O	51:B5:14:SER:OG	2.22	0.58
27:BA:125:G:H21	53:B7:10:ARG:CA	2.13	0.58
27:BA:458:G:C2'	53:B7:40:HIS:NE2	2.62	0.58
27:BA:1005:C:H2'	27:BA:1006:C:C6	2.38	0.58
27:BA:1241:A:OP2	27:BA:1241:A:C8	2.57	0.58
27:BA:1538:G:H2'	27:BA:1539:G:C1'	2.33	0.58
27:BA:1952:A:N3	35:BO:22:ILE:HD13	2.19	0.58
27:BA:2090:G:C2	27:BA:2230:G:C5	2.92	0.58
27:BA:2276:G:C6	27:BA:2277:G:N7	2.72	0.58
27:BA:2555:U:H5	27:BA:2556:C:C5	2.21	0.58
27:BA:1638:C:C4'	27:BA:2709:G:H22	2.16	0.58
27:BA:2744:G:C6	27:BA:2745:C:N4	2.72	0.58
27:BA:325:G:H2'	27:BA:326:G:H8	1.68	0.58
27:BA:443:A:N6	30:BF:39:GLN:HB2	2.18	0.58
27:BA:1566:A:C2	28:BD:212:HIS:ND1	2.72	0.58
29:BE:206:LYS:H	29:BE:257:GLY:C	2.06	0.58
30:BF:153:VAL:C	30:BF:155:SER:H	2.06	0.58
32:BH:9:GLU:CD	32:BH:11:PRO:HD3	2.23	0.58
33:BI:47:LEU:CD1	33:BI:48:GLU:N	2.59	0.58
44:BR:22:ARG:HG2	44:BR:26:LYS:CE	2.34	0.58
38:BS:32:PRO:HD3	38:BS:100:ALA:HA	1.81	0.58
38:BS:31:LYS:CD	38:BS:99:GLU:C	2.55	0.58
45:BU:95:LEU:O	45:BU:98:ILE:CB	2.44	0.58
46:BV:50:ASP:OD1	46:BV:53:LYS:HE2	2.01	0.58
40:BW:8:ARG:CD	40:BW:9:TYR:CD1	2.82	0.58
41:BX:23:LYS:CA	41:BX:67:ARG:HA	2.34	0.58
41:BX:46:ASP:O	41:BX:47:VAL:O	2.21	0.58
43:BZ:72:ASP:OD2	43:BZ:72:ASP:N	2.37	0.58
7:AD:18:LYS:HA	7:AD:33:MET:HE1	1.86	0.58
7:AD:10:ARG:HG2	7:AD:40:PRO:HG3	1.84	0.58
1:AA:738:C:H5''	9:AF:70:ASP:HA	1.85	0.58
16:AM:3:ARG:NH1	31:BG:90:LEU:HD21	2.14	0.58

Continued on next page...

Continued from previous page...

Atom-1	Atom-2	Interatomic distance (Å)	Clash overlap (Å)
18:AO:45:VAL:O	18:AO:46:HIS:CB	2.52	0.58
3:AW:41:U:H5'	3:AW:41:U:C6	2.27	0.58
48:B3:23:LEU:C	48:B3:28:LEU:CD1	2.57	0.58
27:BA:1287:A:H5''	44:BR:104:ARG:CD	2.32	0.58
27:BA:136:G:C3'	27:BA:137:C:H4'	2.33	0.58
27:BA:1398:C:H4'	41:BX:23:LYS:NZ	2.19	0.58
27:BA:1482:U:H1'	27:BA:1512:G:N2	2.18	0.58
27:BA:1669:A:O2'	27:BA:2549:G:H4'	2.03	0.58
27:BA:1742:C:H2'	27:BA:1743:G:C1'	2.33	0.58
27:BA:2250:G:C8	27:BA:2496:C:OP1	2.57	0.58
27:BA:2309:A:C3'	27:BA:2310:A:C5'	2.72	0.58
27:BA:2319:G:P	38:BS:9:PRO:HD2	2.43	0.58
27:BA:2546:U:O2'	27:BA:2547:U:OP2	2.16	0.58
27:BA:2569:G:N3	27:BA:2570:G:C8	2.72	0.58
27:BA:2573:C:C6	27:BA:2573:C:H3'	2.39	0.58
27:BA:2647:U:O2	27:BA:2673:G:N2	2.36	0.58
27:BA:2679:A:C6	27:BA:2729:G:C6	2.92	0.58
27:BA:2679:A:H2'	27:BA:2680:C:O5'	2.04	0.58
27:BA:2682:U:H6	29:BE:48:MET:SD	2.26	0.58
27:BA:712(A):A:C5'	27:BA:2714:G:OP2	2.47	0.58
27:BA:2731:G:N1	27:BA:2732:G:N2	2.52	0.58
27:BA:2801:A:C2	27:BA:2895:U:H1'	2.38	0.58
27:BA:2881:C:C4	27:BA:2882:A:N7	2.71	0.58
27:BA:299:A:H1'	27:BA:319:C:O2'	2.04	0.58
27:BA:447:A:N6	27:BA:454:A:N7	2.51	0.58
27:BA:475:U:H4'	27:BA:510:C:H5'	1.86	0.58
27:BA:566:U:P	46:BV:81:ARG:NH2	2.76	0.58
27:BA:60:G:H1'	27:BA:74:A:N1	2.19	0.58
26:BB:28:C:OP2	38:BS:41:LYS:HE3	2.04	0.58
28:BD:197:GLY:H	28:BD:199:ARG:NH1	2.01	0.58
28:BD:77:VAL:HB	28:BD:113:MET:N	2.16	0.58
29:BE:221:LYS:CE	29:BE:233:ARG:CG	2.81	0.58
30:BF:6:TYR:CE1	30:BF:139:VAL:N	2.63	0.58
30:BF:244:ALA:C	30:BF:246:ARG:N	2.54	0.58
32:BH:147:ILE:CD1	32:BH:150:VAL:CG1	2.82	0.58
32:BH:15:THR:HG22	32:BH:26:LYS:C	2.24	0.58
32:BH:66:THR:CG2	32:BH:67:THR:H	2.16	0.58
33:BI:111:ASP:HB3	33:BI:114:LYS:HG2	1.85	0.58
33:BI:80:PRO:CA	33:BI:146:THR:O	2.51	0.58
34:BN:66:ASP:O	34:BN:67:ASN:C	2.39	0.58
35:BO:3:GLN:HA	35:BO:21:VAL:HG12	1.85	0.58

Continued on next page...

Continued from previous page...

Atom-1	Atom-2	Interatomic distance (Å)	Clash overlap (Å)
27:BA:1251:C:C5'	45:BU:10:ARG:HG3	2.33	0.58
45:BU:47:TYR:O	45:BU:48:ARG:C	2.41	0.58
45:BU:76:TYR:O	45:BU:80:ILE:HG13	2.01	0.58
46:BV:30:GLY:O	46:BV:33:VAL:HG21	1.93	0.58
46:BV:4:ILE:O	46:BV:4:ILE:HG22	2.03	0.58
43:BZ:15:ASP:OD1	43:BZ:15:ASP:C	2.42	0.58
43:BZ:53:ASP:O	43:BZ:54:ILE:HD12	2.03	0.58
43:BZ:6:LYS:N	43:BZ:7:PRO:HD3	2.13	0.58
1:AA:988:G:N2	1:AA:1016:A:H1'	2.19	0.58
1:AA:29:G:O2'	1:AA:295:C:C4'	2.36	0.58
1:AA:560:U:H5'	1:AA:566:G:N2	2.18	0.58
5:AB:93:VAL:HG21	5:AB:97:TRP:HD1	1.69	0.58
1:AA:1060:C:C4'	13:AJ:52:GLY:HA3	2.34	0.58
1:AA:1319:A:OP2	22:AS:5:LEU:HB3	2.03	0.58
2:AV:73:A:H3'	2:AV:74:C:OP1	2.03	0.58
49:B0:67:VAL:CG1	49:B0:74:LYS:CG	2.47	0.58
52:B6:8:ILE:H	52:B6:29:ARG:NH2	1.93	0.58
53:B7:30:ILE:HD13	53:B7:33:ARG:NE	2.18	0.58
27:BA:1022:G:O6	34:BN:47:THR:HG21	2.03	0.58
27:BA:1022:G:OP2	34:BN:52:GLN:CD	2.42	0.58
27:BA:111:A:O4'	47:B2:62:GLU:OE2	2.21	0.58
27:BA:1782:C:N3	27:BA:2609:U:H5	2.01	0.58
27:BA:2268:A:C3'	27:BA:2268:A:C8	2.87	0.58
27:BA:2268:A:H3'	27:BA:2268:A:H8	1.69	0.58
27:BA:2510:C:N3	27:BA:2578:G:O6	2.37	0.58
27:BA:2680:C:C4'	29:BE:300:VAL:HA	2.34	0.58
27:BA:2689:U:N1	27:BA:2713:A:N1	2.52	0.58
27:BA:270(O):U:H5''	27:BA:270(P):C:C5	2.39	0.58
27:BA:2869:G:C2	27:BA:2870:C:C1'	2.87	0.58
27:BA:919:G:H2'	27:BA:920:G:C8	2.39	0.58
27:BA:959:A:H2'	27:BA:960:A:H8	1.67	0.58
28:BD:183:ILE:HG22	28:BD:184:LEU:H	0.48	0.58
29:BE:206:LYS:C	29:BE:257:GLY:HA2	2.24	0.58
29:BE:44:TYR:CA	29:BE:307:LEU:O	2.52	0.58
30:BF:223:LEU:HD23	30:BF:233:THR:OG1	2.04	0.58
30:BF:58:ALA:O	30:BF:59:GLU:OE2	2.22	0.58
32:BH:41:THR:CB	32:BH:52:THR:OG1	2.52	0.58
35:BO:114:ILE:O	35:BO:116:SER:N	2.37	0.58
36:BP:132:LYS:O	36:BP:133:VAL:C	2.42	0.58
37:BQ:136:TRP:C	37:BQ:139:ALA:H	2.05	0.58
37:BQ:42:TYR:HB3	43:BZ:119:ASN:OD1	2.04	0.58

Continued on next page...

Continued from previous page...

Atom-1	Atom-2	Interatomic distance (Å)	Clash overlap (Å)
44:BR:52:ILE:CD1	44:BR:94:TYR:CB	2.81	0.58
38:BS:109:PRO:HB2	38:BS:116:PHE:CE2	2.39	0.58
38:BS:114:LYS:O	38:BS:117:ALA:CB	2.52	0.58
39:BT:23:HIS:ND1	39:BT:24:LYS:O	2.36	0.58
46:BV:34:GLU:C	46:BV:35:LEU:HD23	2.17	0.58
27:BA:565:C:OP1	46:BV:79:GLN:O	2.22	0.58
40:BW:66:GLU:O	40:BW:69:LEU:HD21	2.03	0.58
43:BZ:103:ARG:CD	43:BZ:103:ARG:H	2.14	0.58
1:AA:120:A:H3'	1:AA:120:A:H8	1.68	0.57
1:AA:1396:A:N3	1:AA:1398:A:C2	2.72	0.57
1:AA:409:G:C5'	7:AD:25:ARG:HB3	2.24	0.57
1:AA:575:G:OP1	1:AA:575:G:H4'	2.03	0.57
1:AA:939:G:P	10:AG:102:ARG:NH1	2.60	0.57
1:AA:691:G:H1	14:AK:52:GLY:HA2	1.69	0.57
1:AA:1225:A:OP2	16:AM:104:ARG:HB2	2.04	0.57
13:AJ:64:GLU:OE1	17:AN:57:ARG:HB3	2.04	0.57
50:B4:14:ILE:HG21	50:B4:37:SER:C	2.25	0.57
50:B4:14:ILE:CG2	50:B4:37:SER:H	2.13	0.57
50:B4:4:ASP:HB3	50:B4:5:LEU:CD2	2.34	0.57
51:B5:40:LYS:HE2	51:B5:46:CYS:CB	2.20	0.57
52:B6:12:MET:HE3	52:B6:54:LYS:C	2.23	0.57
55:B9:29:ASN:HB2	55:B9:32:HIS:CE1	2.39	0.57
27:BA:120:U:N3	27:BA:150:C:C4	2.72	0.57
27:BA:1813:G:H2'	27:BA:1814:G:O4'	2.04	0.57
27:BA:1906:G:C8	27:BA:1929:G:C5	2.92	0.57
1:AA:1418:A:N3	27:BA:1959:G:H1'	2.19	0.57
27:BA:2263:C:H6	27:BA:2263:C:H5'	1.68	0.57
27:BA:2333:A:H5'	27:BA:2335:A:O4'	2.03	0.57
27:BA:2344:U:O2	27:BA:2344:U:C2'	2.51	0.57
27:BA:2423:U:O2'	27:BA:2424:C:P	2.62	0.57
27:BA:2458:G:O6	27:BA:2490:G:O2'	2.21	0.57
27:BA:245:G:H22	27:BA:254:G:H1'	1.69	0.57
27:BA:2542:A:H5'	27:BA:2543:G:OP1	2.04	0.57
27:BA:2593:U:H3	27:BA:2600:A:N6	2.01	0.57
27:BA:2605:U:O5'	27:BA:2605:U:C6	2.56	0.57
27:BA:2052:G:N1	27:BA:2618:G:C8	2.72	0.57
27:BA:2694:G:C6	27:BA:2695:C:C5	2.92	0.57
27:BA:2792:G:N3	27:BA:2805:G:N2	2.38	0.57
27:BA:2826:A:C2	27:BA:2827:C:H6	2.21	0.57
27:BA:575:A:H4'	27:BA:2500:U:C5'	2.34	0.57
27:BA:632:A:H2	27:BA:2403:C:H4'	1.69	0.57

Continued on next page...

Continued from previous page...

Atom-1	Atom-2	Interatomic distance (Å)	Clash overlap (Å)
27:BA:780:G:C6	28:BD:233:ASP:CG	2.78	0.57
29:BE:47:GLY:HA2	29:BE:305:LYS:HE2	1.86	0.57
29:BE:75:THR:HG21	29:BE:189:MET:SD	2.43	0.57
30:BF:21:VAL:O	30:BF:22:PHE:C	2.40	0.57
30:BF:35:VAL:O	30:BF:38:ALA:N	2.37	0.57
30:BF:55:ARG:HG3	30:BF:56:THR:H	1.66	0.57
34:BN:16:ASP:H	34:BN:45:VAL:HG23	1.65	0.57
34:BN:83:ILE:CG1	34:BN:84:ARG:CG	2.82	0.57
35:BO:63:VAL:HG12	35:BO:63:VAL:O	2.04	0.57
27:BA:911:A:C8	37:BQ:16:ARG:CD	2.86	0.57
37:BQ:9:SER:O	37:BQ:10:ILE:C	2.43	0.57
44:BR:48:VAL:O	44:BR:51:LEU:HB2	2.03	0.57
38:BS:120:GLU:O	38:BS:121:GLY:C	2.42	0.57
38:BS:61:ALA:HB1	38:BS:84:THR:CG2	2.34	0.57
45:BU:105:ALA:O	45:BU:106:PHE:C	2.42	0.57
45:BU:115:ASN:O	45:BU:117:ARG:CA	2.51	0.57
45:BU:36:PHE:N	45:BU:36:PHE:CD1	2.72	0.57
46:BV:43:GLU:O	46:BV:44:GLN:CD	2.42	0.57
1:AA:18:C:N4	1:AA:917:G:H1	2.02	0.57
52:B6:9:ILE:HG22	52:B6:9:ILE:O	2.02	0.57
54:B8:55:TRP:HZ3	54:B8:59:LYS:NZ	1.86	0.57
27:BA:1055:G:C3'	27:BA:1056:G:OP2	2.51	0.57
27:BA:1367:A:C2'	53:B7:25:LYS:NZ	2.64	0.57
27:BA:1462:C:H5'	27:BA:2703:C:H5'	1.87	0.57
27:BA:2078:C:H2'	27:BA:2079:U:O4'	2.04	0.57
27:BA:2435:A:H2'	27:BA:2436:G:H5''	1.84	0.57
27:BA:2464:C:C2	27:BA:2465:C:C6	2.91	0.57
27:BA:2470:G:H1	27:BA:2471:C:N4	2.02	0.57
27:BA:2447:G:C8	27:BA:2500:U:H5	2.23	0.57
27:BA:2617:C:O2'	27:BA:2618:G:H5'	2.02	0.57
27:BA:2679:A:C2	27:BA:2680:C:C6	2.92	0.57
27:BA:2684:U:O4'	35:BO:76:TYR:OH	2.16	0.57
27:BA:270(W):G:H3'	27:BA:270(X):G:H8	1.68	0.57
27:BA:2716:U:O2	27:BA:2717:G:C8	2.57	0.57
27:BA:1665:A:N7	27:BA:2726:U:O2	2.37	0.57
27:BA:2783:G:C2	27:BA:2784:C:C4	2.93	0.57
27:BA:2826:A:N6	27:BA:2827:C:C6	2.38	0.57
27:BA:2862:G:N3	27:BA:2863:C:C5	2.71	0.57
27:BA:2846:G:N2	27:BA:2869:G:H1	2.01	0.57
27:BA:374:A:H2'	27:BA:375:C:O4'	2.04	0.57
27:BA:498:G:H8	27:BA:498:G:O5'	1.87	0.57

Continued on next page...

Continued from previous page...

Atom-1	Atom-2	Interatomic distance (Å)	Clash overlap (Å)
27:BA:635:C:H2'	27:BA:636:G:O4'	2.05	0.57
27:BA:668:G:H2'	27:BA:670:A:N7	2.19	0.57
27:BA:672:C:O2'	30:BF:82:GLN:NE2	2.37	0.57
27:BA:987:G:OP1	48:B3:10:LYS:HE3	2.03	0.57
28:BD:234:HIS:O	28:BD:235:PRO:O	2.22	0.57
28:BD:73:ILE:CB	28:BD:95:TYR:HE2	2.15	0.57
28:BD:73:ILE:CG2	28:BD:74:PRO:HD2	2.33	0.57
28:BD:76:ARG:O	28:BD:113:MET:HG2	2.02	0.57
28:BD:90:ILE:CG2	28:BD:103:ILE:N	2.68	0.57
29:BE:311:PHE:N	29:BE:311:PHE:CD2	2.72	0.57
30:BF:166:ILE:O	30:BF:167:ASP:O	2.22	0.57
30:BF:243:VAL:CB	30:BF:246:ARG:HD2	2.33	0.57
32:BH:148:ARG:NH1	32:BH:164:GLU:H	1.98	0.57
33:BI:38:GLU:O	33:BI:39:ALA:C	2.42	0.57
34:BN:58:GLU:C	34:BN:61:VAL:H	2.07	0.57
27:BA:2640:G:C4'	34:BN:70:PHE:HD2	2.13	0.57
34:BN:87:LEU:HB3	34:BN:88:PRO:HD3	1.85	0.57
35:BO:93:PRO:HD2	35:BO:113:LYS:HD3	1.87	0.57
37:BQ:88:PHE:CA	37:BQ:90:PHE:HE1	2.17	0.57
2:AV:1:G:O2'	37:BQ:98:GLY:C	2.43	0.57
44:BR:62:ALA:CB	44:BR:80:PHE:CZ	2.86	0.57
45:BU:47:TYR:HD2	45:BU:50:ARG:HD2	1.69	0.57
45:BU:88:ILE:HG22	45:BU:88:ILE:O	2.04	0.57
46:BV:5:ILE:HD12	46:BV:12:TYR:OH	2.03	0.57
46:BV:66:GLY:HA2	46:BV:93:ILE:HA	1.86	0.57
42:BY:3:GLN:HB3	42:BY:4:PRO:HD2	1.86	0.57
43:BZ:40:ASP:O	43:BZ:44:ARG:HG2	2.04	0.57
43:BZ:91:PRO:N	43:BZ:127:PRO:HB3	2.18	0.57
1:AA:1307:U:H2'	1:AA:1308:U:C6	2.38	0.57
1:AA:815:A:OP2	1:AA:816:A:C8	2.57	0.57
48:B3:40:THR:O	48:B3:40:THR:HG23	2.04	0.57
53:B7:21:ARG:NH2	53:B7:43:THR:HG23	2.14	0.57
27:BA:1072:C:H42	27:BA:1100:C:H41	1.52	0.57
27:BA:1352:U:H2'	27:BA:1352:U:O2	2.03	0.57
27:BA:1372:U:H2'	27:BA:1373:A:C8	2.39	0.57
27:BA:1372:U:H2'	27:BA:1373:A:H8	1.69	0.57
27:BA:1350:C:C2	27:BA:1381:G:N2	2.66	0.57
27:BA:545(A):A:C8	27:BA:1546:C:C2	2.92	0.57
27:BA:729:G:N2	27:BA:1775:U:C6	2.73	0.57
27:BA:2187:G:O2'	27:BA:2188:C:C5'	2.45	0.57
27:BA:2278:A:OP1	37:BQ:15:THR:OG1	2.21	0.57

Continued on next page...

Continued from previous page...

Atom-1	Atom-2	Interatomic distance (Å)	Clash overlap (Å)
27:BA:2311:A:OP2	31:BG:55:LYS:CE	2.49	0.57
27:BA:2347:C:H2'	27:BA:2348:U:C6	2.38	0.57
27:BA:2360:A:C5	27:BA:2361:A:C8	2.80	0.57
27:BA:2364:C:C5'	49:B0:38:VAL:HG11	2.20	0.57
27:BA:2404:C:N4	27:BA:2405:G:C2	2.72	0.57
27:BA:2468:G:C6	27:BA:2481:G:C4	2.90	0.57
27:BA:2572:A:OP2	29:BE:241:TRP:HB2	2.03	0.57
27:BA:2766:G:C2	27:BA:2767:C:C6	2.91	0.57
27:BA:2827:C:O2'	27:BA:2828:C:C5'	2.52	0.57
27:BA:481:G:H1	27:BA:509:C:H42	1.52	0.57
27:BA:648:G:H2'	27:BA:649:G:C8	2.39	0.57
29:BE:211:GLN:O	29:BE:216:ARG:CZ	2.52	0.57
30:BF:138:VAL:HG12	30:BF:138:VAL:O	2.04	0.57
32:BH:53:ARG:NH1	32:BH:56:ASP:C	2.57	0.57
32:BH:96:SER:HA	32:BH:124:VAL:CG2	2.30	0.57
33:BI:115:ILE:CG2	33:BI:129:VAL:CG1	2.82	0.57
35:BO:46:ALA:C	35:BO:47:THR:O	2.39	0.57
35:BO:98:ILE:CG2	35:BO:118:ALA:HA	2.34	0.57
36:BP:70:ASP:OD1	36:BP:115:ARG:HB2	2.04	0.57
37:BQ:71:PHE:HB3	37:BQ:138:ARG:HH11	1.69	0.57
44:BR:36:THR:CG2	44:BR:40:LYS:CG	2.82	0.57
44:BR:55:ALA:CB	44:BR:79:LEU:CD2	2.82	0.57
38:BS:47:LEU:HD12	38:BS:58:LEU:HD23	1.78	0.57
45:BU:8:ILE:C	45:BU:11:ARG:HD3	2.20	0.57
45:BU:43:ALA:HB2	46:BV:75:LYS:CB	2.26	0.57
46:BV:69:ILE:HG22	46:BV:88:GLN:HB2	1.87	0.57
41:BX:45:TYR:O	41:BX:46:ASP:C	2.41	0.57
41:BX:57:THR:CB	41:BX:59:ASP:OD2	2.52	0.57
42:BY:74:VAL:HB	42:BY:77:VAL:HG21	1.86	0.57
43:BZ:112:LEU:HD22	43:BZ:113:VAL:O	2.04	0.57
43:BZ:37:LYS:HD2	43:BZ:41:ARG:HH12	1.67	0.57
43:BZ:58:GLY:O	43:BZ:59:GLY:C	2.42	0.57
43:BZ:5:ALA:O	43:BZ:6:LYS:HB3	2.03	0.57
1:AA:1101:A:O2'	1:AA:1102:A:OP2	2.20	0.57
1:AA:1319:A:C3'	22:AS:70:LYS:HZ1	2.17	0.57
1:AA:1481:U:H2'	1:AA:1482:G:C8	2.40	0.57
1:AA:1406:U:H1'	1:AA:1518:A:O2'	2.05	0.57
1:AA:22:G:H4'	1:AA:885:G:C8	2.39	0.57
1:AA:31:G:C1'	1:AA:46:G:H5'	2.34	0.57
1:AA:20:U:C4'	1:AA:572:A:C6	2.88	0.57
3:AW:37:YYG:C24	10:AG:85:TYR:CE2	2.87	0.57

Continued on next page...

Continued from previous page...

Atom-1	Atom-2	Interatomic distance (Å)	Clash overlap (Å)
1:AA:1308:U:H5'	16:AM:110:ARG:NH2	2.09	0.57
1:AA:1220:G:O3'	22:AS:36:ARG:HD3	2.03	0.57
3:AW:25:C:N3	3:AW:26:G:C6	2.69	0.57
47:B2:9:ARG:HA	47:B2:59:ILE:HD11	1.86	0.57
48:B3:3:ARG:HD3	48:B3:60:GLU:CA	2.34	0.57
50:B4:4:ASP:HB3	50:B4:5:LEU:HD23	1.86	0.57
27:BA:1184:G:O2'	27:BA:1185:C:H5'	2.03	0.57
27:BA:1802:A:H3'	27:BA:1803:A:C8	2.40	0.57
27:BA:1991:U:C6	27:BA:1991:U:H3'	2.39	0.57
27:BA:2047:U:H2'	27:BA:2048:G:C8	2.40	0.57
27:BA:204:A:OP1	27:BA:206:U:H1'	2.04	0.57
27:BA:2069:G:N3	27:BA:2443:C:O2	2.36	0.57
27:BA:2196:C:C5'	27:BA:2197:U:OP2	2.38	0.57
27:BA:2481:G:O2'	27:BA:2482:G:H8	1.87	0.57
27:BA:2547:U:C6	27:BA:2566:A:N1	2.73	0.57
27:BA:2684:U:H3	27:BA:2725:A:N6	2.02	0.57
27:BA:2828:C:C2	27:BA:2829:C:C5	2.92	0.57
27:BA:2844:G:H2'	27:BA:2844:G:N3	2.19	0.57
27:BA:2856:C:H2'	27:BA:2857:G:H5'	1.86	0.57
27:BA:311:A:N3	27:BA:311:A:H2'	2.17	0.57
27:BA:321:G:H2'	27:BA:341:G:H4'	1.86	0.57
27:BA:530:G:N1	27:BA:2021:C:C2	2.72	0.57
27:BA:60:G:N7	27:BA:63:U:H5	2.02	0.57
27:BA:72:U:C4'	47:B2:57:LYS:HZ1	2.17	0.57
27:BA:775:G:C2	27:BA:787:U:H2'	2.40	0.57
27:BA:839:U:H4'	27:BA:1191:G:N3	2.20	0.57
28:BD:107:LYS:O	28:BD:108:ASN:HB3	2.05	0.57
28:BD:175:LEU:HD21	28:BD:181:ARG:N	2.20	0.57
29:BE:107:GLU:O	29:BE:109:ASP:N	2.38	0.57
30:BF:3:ALA:CA	30:BF:16:VAL:O	2.50	0.57
30:BF:211:ASP:OD2	30:BF:211:ASP:C	2.37	0.57
31:BG:129:ASP:C	31:BG:130:VAL:HG13	2.25	0.57
32:BH:147:ILE:CD1	32:BH:150:VAL:HG11	2.34	0.57
33:BI:7:LYS:CG	33:BI:12:LYS:HZ2	2.11	0.57
34:BN:45:VAL:N	34:BN:132:LEU:CD2	2.66	0.57
35:BO:43:VAL:CG2	35:BO:56:GLN:H	2.16	0.57
36:BP:73:VAL:HA	36:BP:76:LEU:HB2	1.86	0.57
39:BT:13:ILE:HD12	39:BT:33:SER:OG	2.03	0.57
45:BU:59:ARG:CA	45:BU:62:ILE:HG13	1.94	0.57
45:BU:8:ILE:H	45:BU:11:ARG:CD	2.15	0.57
45:BU:95:LEU:N	45:BU:98:ILE:HD13	2.18	0.57

Continued on next page...

Continued from previous page...

Atom-1	Atom-2	Interatomic distance (Å)	Clash overlap (Å)
40:BW:8:ARG:HH11	40:BW:8:ARG:HB3	1.68	0.57
40:BW:8:ARG:CD	40:BW:9:TYR:HD1	2.13	0.57
41:BX:50:GLU:N	41:BX:50:GLU:CD	2.57	0.57
1:AA:1222:G:H5''	22:AS:78:ARG:CZ	2.34	0.57
1:AA:1237:C:O2	1:AA:1335:C:H5'	2.04	0.57
1:AA:570:G:H2'	1:AA:571:U:C5	2.40	0.57
1:AA:965:A:H1'	1:AA:969:A:C8	2.39	0.57
10:AG:26:PHE:HB2	10:AG:101:LEU:HD22	1.86	0.57
11:AH:96:GLY:HA2	11:AH:130:GLY:HA3	1.87	0.57
49:B0:41:ARG:O	49:B0:67:VAL:HG13	2.03	0.57
48:B3:31:LEU:HD22	48:B3:32:GLN:CG	2.33	0.57
27:BA:1317:A:H2'	27:BA:1318:C:C6	2.39	0.57
27:BA:138:G:O6	27:BA:142:G:O2'	2.23	0.57
27:BA:1341:U:OP2	27:BA:1397:U:C2	2.57	0.57
27:BA:141(A):C:H5''	27:BA:1595:G:H4'	1.85	0.57
27:BA:1913:A:H61	27:BA:1917:U:P	2.27	0.57
27:BA:2431:U:C4	27:BA:2434:A:OP2	2.58	0.57
27:BA:2461:C:H1'	27:BA:2492:U:N3	2.18	0.57
27:BA:2468:G:O2'	27:BA:2469:A:H5''	2.01	0.57
27:BA:2572:A:C5'	27:BA:2574:G:H4'	2.34	0.57
27:BA:2627:G:C8	27:BA:2627:G:H5'	2.33	0.57
27:BA:2678:C:H42	27:BA:2729:G:H1	1.51	0.57
27:BA:1758:G:N1	27:BA:2696:U:H5'	2.19	0.57
27:BA:270(S):G:H2'	27:BA:270(T):G:C8	2.40	0.57
27:BA:2710:C:HO2'	27:BA:2711:A:H5'	1.66	0.57
27:BA:445:C:OP1	45:BU:2:PRO:CD	2.52	0.57
27:BA:535:C:H5''	45:BU:53:LYS:HZ1	1.67	0.57
27:BA:579:G:H1'	51:B5:10:LYS:NZ	2.19	0.57
27:BA:659:C:H2'	27:BA:660:G:C8	2.37	0.57
26:BB:42:C:O2	31:BG:47:GLN:HB3	2.04	0.57
28:BD:128:ALA:CB	28:BD:190:THR:N	2.68	0.57
29:BE:222:ARG:NH1	29:BE:222:ARG:CG	2.58	0.57
27:BA:2620:C:H4'	29:BE:252:GLN:HG2	1.87	0.57
30:BF:150:THR:HG22	30:BF:203:ALA:O	2.05	0.57
30:BF:193:LEU:O	30:BF:233:THR:HB	2.04	0.57
30:BF:237:GLU:O	30:BF:239:ALA:CA	2.52	0.57
32:BH:15:THR:CG2	32:BH:26:LYS:O	2.45	0.57
32:BH:96:SER:O	32:BH:98:GLN:HG3	2.04	0.57
33:BI:91:GLY:O	33:BI:92:SER:C	2.42	0.57
35:BO:101:PRO:C	35:BO:102:VAL:HG23	2.24	0.57
35:BO:25:LEU:HD21	35:BO:40:VAL:CB	2.32	0.57

Continued on next page...

Continued from previous page...

Atom-1	Atom-2	Interatomic distance (Å)	Clash overlap (Å)
37:BQ:58:HIS:N	37:BQ:61:LEU:HG	2.19	0.57
38:BS:102:LEU:N	38:BS:102:LEU:HD12	2.19	0.57
39:BT:8:TYR:HE1	39:BT:54:THR:HB	1.66	0.57
45:BU:69:ALA:CA	45:BU:79:PHE:CZ	2.84	0.57
46:BV:57:GLN:HE22	46:BV:100:GLY:C	2.07	0.57
46:BV:83:ARG:C	46:BV:84:THR:OG1	2.42	0.57
46:BV:65:ARG:O	46:BV:93:ILE:HG13	2.04	0.57
40:BW:42:ARG:HG2	40:BW:43:GLY:N	2.19	0.57
42:BY:20:HIS:N	42:BY:67:LEU:HD22	2.19	0.57
43:BZ:113:VAL:HG23	43:BZ:174:PRO:CG	2.32	0.57
43:BZ:29:ASN:O	43:BZ:30:VAL:HG23	2.05	0.57
1:AA:1071:C:H5''	8:AE:49:PRO:HG3	1.86	0.57
1:AA:1269:A:C4'	1:AA:1326:C:H4'	2.34	0.57
1:AA:1376:U:H5''	10:AG:94:ARG:HH22	1.67	0.57
1:AA:314:C:O2'	1:AA:353:A:N1	2.36	0.57
1:AA:946:A:H2'	1:AA:947:G:H8	1.69	0.57
16:AM:8:GLU:HG3	16:AM:22:ILE:HG12	1.85	0.57
19:AP:59:TRP:O	19:AP:64:ALA:HB3	2.05	0.57
49:B0:59:LEU:O	49:B0:60:PHE:CD1	2.58	0.57
47:B2:20:LEU:HD22	47:B2:23:LEU:CB	2.34	0.57
27:BA:1364:G:O6	50:B4:2:GLN:CD	2.42	0.57
52:B6:26:LYS:C	52:B6:27:ASN:OD1	2.42	0.57
53:B7:32:ALA:HA	53:B7:35:ARG:HD2	1.85	0.57
27:BA:1521:G:H5'	27:BA:1522:G:C8	2.40	0.57
27:BA:1670:C:P	27:BA:2550:G:P	3.02	0.57
27:BA:1743:G:H3'	27:BA:1746:G:P	2.45	0.57
27:BA:1906:G:C8	27:BA:1929:G:N9	2.73	0.57
27:BA:2017:U:H3	51:B5:10:LYS:HZ3	1.51	0.57
27:BA:2199:A:C5	27:BA:2225:A:C2	2.93	0.57
27:BA:2077:A:H2	27:BA:2244:U:C2	2.23	0.57
27:BA:2264:C:C5	27:BA:2265:U:C5	2.93	0.57
27:BA:2299:G:H2'	27:BA:2300:G:C8	2.39	0.57
27:BA:2311:A:C2'	27:BA:2312:U:O5'	2.53	0.57
27:BA:199:A:N1	27:BA:2433:A:C5	2.61	0.57
27:BA:2476:A:N3	27:BA:2481:G:N2	2.51	0.57
27:BA:2589:A:C6	27:BA:2590:A:C5	2.92	0.57
27:BA:2661:G:C2	27:BA:2662:A:N7	2.73	0.57
27:BA:2717:G:HO2'	27:BA:2718:G:C4'	2.18	0.57
27:BA:2821:A:N3	27:BA:2822:G:C4	2.71	0.57
27:BA:2866:U:O2	27:BA:2868:A:H4'	2.05	0.57
27:BA:60:G:C2	27:BA:74:A:N6	2.73	0.57

Continued on next page...

Continued from previous page...

Atom-1	Atom-2	Interatomic distance (Å)	Clash overlap (Å)
27:BA:733:G:OP2	27:BA:761:A:N6	2.36	0.57
28:BD:167:GLU:O	28:BD:170:TYR:N	2.38	0.57
28:BD:128:ALA:HB1	28:BD:190:THR:CA	2.28	0.57
29:BE:222:ARG:NE	29:BE:232:ARG:C	2.56	0.57
29:BE:222:ARG:O	29:BE:227:ALA:CB	2.53	0.57
30:BF:214:THR:O	30:BF:216:SER:C	2.42	0.57
30:BF:91:PRO:O	30:BF:96:LYS:NZ	2.36	0.57
31:BG:20:LYS:N	31:BG:76:ARG:HB3	2.19	0.57
16:AM:3:ARG:HH12	31:BG:90:LEU:CD1	2.17	0.57
34:BN:27:ALA:C	34:BN:29:GLN:N	2.58	0.57
44:BR:44:LEU:O	44:BR:48:VAL:CB	2.51	0.57
44:BR:87:TYR:CD1	44:BR:94:TYR:CB	2.84	0.57
38:BS:117:ALA:O	38:BS:120:GLU:N	2.38	0.57
38:BS:56:ASP:CG	38:BS:57:THR:N	2.58	0.57
40:BW:10:VAL:CG1	40:BW:46:PHE:CE2	2.80	0.57
41:BX:22:ASN:HA	41:BX:68:LEU:CG	2.34	0.57
43:BZ:37:LYS:CA	43:BZ:40:ASP:OD2	2.44	0.57
1:AA:1098:C:H4'	1:AA:1167:A:C2	2.39	0.57
1:AA:1402:C:H2'	1:AA:1403:C:O4'	2.05	0.57
1:AA:46:G:P	1:AA:306:G:H21	2.28	0.57
1:AA:574:A:HO2'	1:AA:882:C:C2'	2.14	0.57
1:AA:828:A:N6	1:AA:858:G:O2'	2.37	0.57
7:AD:101:LEU:HD13	7:AD:138:TYR:CD2	2.40	0.57
7:AD:170:VAL:HG12	7:AD:171:GLY:H	1.70	0.57
49:B0:67:VAL:HG12	49:B0:74:LYS:HA	1.86	0.57
48:B3:20:LYS:HA	48:B3:23:LEU:HD12	1.66	0.57
48:B3:6:VAL:HG22	48:B3:54:VAL:CG2	2.31	0.57
27:BA:1240:U:C3'	27:BA:1241:A:H8	2.14	0.57
27:BA:1417:C:H42	27:BA:1581:G:H22	1.51	0.57
27:BA:1566:A:N1	28:BD:212:HIS:CE1	2.71	0.57
27:BA:1664:A:H2'	27:BA:1665:A:H8	1.68	0.57
27:BA:1841:U:H2'	27:BA:1842:G:H8	1.70	0.57
27:BA:1936:A:C6	27:BA:1945:G:C4	2.93	0.57
27:BA:2213:U:O3'	27:BA:2215:G:P	2.62	0.57
27:BA:2385:C:C2'	27:BA:2385:C:O2	2.52	0.57
27:BA:2441:C:C2'	27:BA:2442:C:O5'	2.51	0.57
27:BA:2461:C:O2'	27:BA:2462:U:H5'	2.04	0.57
27:BA:2509:G:HO2'	27:BA:2510:C:H5'	1.61	0.57
27:BA:1128:A:N6	27:BA:2518:A:N1	2.53	0.57
27:BA:2551:C:C2	27:BA:2552:U:C6	2.93	0.57
27:BA:2574:G:N3	27:BA:2575:C:C5	2.65	0.57

Continued on next page...

Continued from previous page...

Atom-1	Atom-2	Interatomic distance (Å)	Clash overlap (Å)
27:BA:2717:G:O2'	27:BA:2718:G:O4'	2.17	0.57
27:BA:2814:C:H2'	27:BA:2815:C:H6	1.64	0.57
27:BA:2852:G:O2'	27:BA:2853:C:H5'	2.05	0.57
27:BA:607:U:H3'	27:BA:608:A:H8	1.69	0.57
28:BD:143:ILE:HB	28:BD:152:GLN:CA	2.34	0.57
28:BD:76:ARG:HG2	28:BD:76:ARG:HH11	1.69	0.57
28:BD:85:ASN:ND2	28:BD:85:ASN:N	2.49	0.57
29:BE:70:VAL:HB	29:BE:295:LEU:CD2	2.35	0.57
29:BE:203:GLY:CA	29:BE:303:PRO:HD3	2.33	0.57
26:BB:59:A:H4'	31:BG:144:ARG:CG	2.34	0.57
26:BB:45:A:C1'	31:BG:76:ARG:NH1	2.54	0.57
34:BN:90:LYS:CD	34:BN:90:LYS:O	2.47	0.57
27:BA:2684:U:O2	35:BO:70:ARG:NH2	2.37	0.57
36:BP:65:ASP:OD1	36:BP:65:ASP:N	2.38	0.57
36:BP:77:ALA:CB	36:BP:81:VAL:HG12	2.34	0.57
44:BR:94:TYR:C	44:BR:117:VAL:HG12	2.25	0.57
38:BS:76:GLY:C	38:BS:83:LEU:HD13	2.25	0.57
39:BT:42:LEU:C	39:BT:44:ARG:CA	2.73	0.57
45:BU:55:ARG:O	45:BU:56:ASP:C	2.43	0.57
45:BU:72:HIS:ND1	45:BU:110:VAL:HG11	2.18	0.57
45:BU:92:ARG:N	46:BV:10:LYS:NZ	2.29	0.57
45:BU:47:TYR:CZ	46:BV:75:LYS:O	2.53	0.57
40:BW:12:ILE:HG23	40:BW:13:SER:H	1.68	0.57
40:BW:24:ILE:HB	40:BW:32:ALA:CB	2.34	0.57
42:BY:20:HIS:O	42:BY:22:GLN:N	2.37	0.57
43:BZ:147:ILE:HG13	43:BZ:168:VAL:HG11	1.86	0.57
43:BZ:24:TYR:CA	43:BZ:83:PHE:O	2.51	0.57
43:BZ:66:VAL:HG22	43:BZ:68:ALA:H	1.69	0.57
1:AA:376:G:P	19:AP:6:LEU:HD22	2.45	0.57
1:AA:563:A:C5	1:AA:567:G:H1'	2.39	0.57
1:AA:664:G:H22	1:AA:741:G:H1	1.53	0.57
19:AP:7:ALA:O	19:AP:17:TYR:HA	2.05	0.57
3:AW:44:A:H2'	3:AW:45:G:O4'	2.04	0.57
49:B0:37:LEU:HB3	49:B0:69:PHE:HD2	0.78	0.57
27:BA:931:G:P	48:B3:27:GLY:CA	2.93	0.57
48:B3:59:VAL:CG1	48:B3:60:GLU:N	2.49	0.57
27:BA:1168:G:H2'	27:BA:1169:G:O4'	2.04	0.57
27:BA:148:C:C2	27:BA:149:A:C6	2.92	0.57
27:BA:1675:C:C4	29:BE:225:LYS:CG	2.87	0.57
27:BA:1680:U:O2	27:BA:1764:G:O5'	2.23	0.57
27:BA:747:U:O2	27:BA:2015:A:C2	2.56	0.57

Continued on next page...

Continued from previous page...

Atom-1	Atom-2	Interatomic distance (Å)	Clash overlap (Å)
27:BA:2195:C:C2	27:BA:2196:C:C6	2.93	0.57
27:BA:2292:C:C4	27:BA:2293:C:C4	2.92	0.57
27:BA:2295:C:H42	27:BA:2337:G:H1	1.37	0.57
27:BA:2385:C:C4	27:BA:2386:C:C5	2.90	0.57
27:BA:2472:G:C2	27:BA:2475:C:C2	2.93	0.57
27:BA:247:G:O3'	27:BA:386:G:N2	2.37	0.57
27:BA:2447:G:N9	27:BA:2500:U:H5	2.00	0.57
27:BA:2515:C:N3	27:BA:2569:G:N2	2.53	0.57
27:BA:2637:U:C2	27:BA:2782:G:C2	2.93	0.57
27:BA:2744:G:N1	27:BA:2745:C:C4	2.72	0.57
27:BA:414:C:H2'	27:BA:415:A:C8	2.39	0.57
27:BA:452:G:N2	27:BA:458:G:N3	2.53	0.57
27:BA:783:A:H2'	27:BA:784:A:H4'	1.86	0.57
27:BA:995:C:H1'	45:BU:57:PHE:CZ	2.39	0.57
28:BD:144:GLU:CD	28:BD:188:ARG:H	2.08	0.57
28:BD:68:ARG:N	28:BD:68:ARG:HD3	2.20	0.57
29:BE:269:ILE:HD11	29:BE:296:VAL:HA	1.85	0.57
30:BF:194:PHE:HZ	30:BF:207:LEU:HD12	1.68	0.57
33:BI:132:LYS:HA	33:BI:138:THR:CB	2.35	0.57
27:BA:1077:A:H4'	56:BK:93:LYS:HB2	1.87	0.57
34:BN:54:VAL:CG1	34:BN:138:THR:CB	2.83	0.57
35:BO:24:VAL:HG13	35:BO:32:TYR:O	2.02	0.57
36:BP:62:ALA:H	36:BP:107:LYS:HE3	0.75	0.57
36:BP:110:GLY:H	36:BP:126:SER:HG	1.53	0.57
36:BP:66:VAL:CB	36:BP:67:ARG:NE	2.52	0.57
37:BQ:55:GLN:O	37:BQ:56:ILE:C	2.42	0.57
37:BQ:93:ILE:O	37:BQ:94:ARG:CB	2.52	0.57
44:BR:88:ARG:O	44:BR:89:ASP:HB3	2.03	0.57
39:BT:9:CYS:O	39:BT:9:CYS:SG	2.63	0.57
45:BU:79:PHE:O	45:BU:80:ILE:C	2.43	0.57
40:BW:13:SER:OG	40:BW:16:LYS:HG3	2.04	0.57
40:BW:36:LEU:CA	40:BW:39:THR:HG22	2.33	0.57
40:BW:35:ILE:O	40:BW:39:THR:N	2.37	0.57
41:BX:19:ASP:O	41:BX:20:PHE:C	2.43	0.57
41:BX:18:MET:HE3	41:BX:25:GLN:CA	2.35	0.57
42:BY:30:ASP:OD1	42:BY:31:LEU:HG	2.05	0.57
43:BZ:105:GLN:HB2	43:BZ:141:MET:HG2	1.85	0.57
1:AA:1101:A:HO2'	1:AA:1102:A:P	2.28	0.57
1:AA:497:A:O2'	1:AA:498:U:P	2.63	0.57
1:AA:59:A:H5''	1:AA:60:A:H5'	1.87	0.57
1:AA:609:A:H2'	1:AA:610:G:O4'	2.05	0.57

Continued on next page...

Continued from previous page...

Atom-1	Atom-2	Interatomic distance (Å)	Clash overlap (Å)
1:AA:966:G:H2'	1:AA:967:C:C6	2.40	0.57
1:AA:988:G:N3	1:AA:1015:A:C2	2.73	0.57
5:AB:46:LYS:HA	5:AB:46:LYS:HE2	1.86	0.57
14:AK:110:ASP:HB3	21:AR:85:LEU:CB	2.34	0.57
2:AV:19:G:H5'	2:AV:20:G:P	2.44	0.57
2:AV:7:U:O4	2:AV:49:C:N4	2.38	0.57
2:AV:8:U:H1'	2:AV:48:C:H1'	1.87	0.57
48:B3:27:GLY:O	48:B3:28:LEU:HD23	2.05	0.57
48:B3:54:VAL:CG2	48:B3:55:ARG:N	2.59	0.57
54:B8:14:ILE:HG23	54:B8:15:LYS:N	2.19	0.57
27:BA:247:G:N1	54:B8:8:LYS:HE3	2.16	0.57
27:BA:1027:A:C5	27:BA:1126:A:C2	2.93	0.57
27:BA:14:A:N3	27:BA:2625:G:O2'	2.37	0.57
27:BA:1751:C:O2'	27:BA:2861:G:O2'	2.15	0.57
27:BA:1857:G:H1	27:BA:1884:A:N6	2.02	0.57
27:BA:2051:A:C5	27:BA:2614:A:C6	2.90	0.57
27:BA:2064:C:C2	27:BA:2450:A:N6	2.73	0.57
27:BA:2218:G:C2	27:BA:2219:G:C8	2.93	0.57
27:BA:2255:G:N1	27:BA:2256:G:H1'	2.19	0.57
27:BA:2284:C:O2	27:BA:2284:C:H2'	2.04	0.57
27:BA:2310:A:N7	31:BG:55:LYS:NZ	2.53	0.57
27:BA:2341:G:H2'	27:BA:2342:C:C6	2.40	0.57
27:BA:2350:C:C2'	27:BA:2351:G:O5'	2.52	0.57
27:BA:2423:U:C1'	27:BA:2425:A:C5	2.88	0.57
27:BA:2431:U:O2	27:BA:2432:A:H3'	2.05	0.57
27:BA:2523:G:O2'	27:BA:2524:G:H5'	2.05	0.57
27:BA:2533:A:C8	27:BA:2534:A:C8	2.93	0.57
27:BA:2546:U:H5'	27:BA:2565:A:H2	1.39	0.57
27:BA:2583:G:C4	27:BA:2584:U:O2	2.58	0.57
27:BA:2075:U:O2'	27:BA:2596:U:C2	2.57	0.57
27:BA:2657:A:C6	27:BA:2664:G:N2	2.53	0.57
27:BA:2681:C:H4'	27:BA:2682:U:H5'	1.87	0.57
27:BA:2693:A:N6	27:BA:2694:G:O6	2.37	0.57
27:BA:2697:G:C5	27:BA:2698:U:C5	2.93	0.57
27:BA:2701:C:H5	27:BA:2703:C:OP2	1.87	0.57
27:BA:2729:G:N1	27:BA:2730:C:N3	2.53	0.57
27:BA:2868:A:H2'	27:BA:2869:G:H5'	1.87	0.57
27:BA:2896:C:H6	27:BA:2896:C:H3'	1.62	0.57
27:BA:492:A:N1	40:BW:49:LYS:HE2	2.20	0.57
28:BD:116:MET:O	28:BD:117:SER:OG	2.17	0.57
28:BD:142:ASN:N	28:BD:142:ASN:ND2	2.52	0.57

Continued on next page...

Continued from previous page...

Atom-1	Atom-2	Interatomic distance (Å)	Clash overlap (Å)
28:BD:158:GLY:O	28:BD:194:VAL:HG13	2.04	0.57
28:BD:172:ILE:HG13	28:BD:182:MET:HE2	1.85	0.57
29:BE:44:TYR:CG	29:BE:307:LEU:C	2.78	0.57
30:BF:100:LEU:O	30:BF:101:ASP:C	2.43	0.57
30:BF:225:PRO:C	30:BF:230:GLY:N	2.43	0.57
30:BF:49:ASP:HB3	30:BF:52:ALA:HB3	1.87	0.57
31:BG:21:VAL:HG13	31:BG:132:VAL:HA	1.85	0.57
31:BG:149:ARG:C	31:BG:151:ILE:H	2.05	0.57
32:BH:27:GLY:HA3	32:BH:78:VAL:HG12	1.85	0.57
34:BN:13:ASP:CA	34:BN:38:VAL:HG12	1.84	0.57
34:BN:4:ALA:O	34:BN:5:GLU:C	2.43	0.57
35:BO:91:LYS:HB3	35:BO:111:PHE:CE2	2.40	0.57
36:BP:124:ASP:HB3	36:BP:130:ARG:HH21	1.67	0.57
36:BP:142:LEU:O	36:BP:143:THR:C	2.42	0.57
36:BP:67:ARG:HG2	36:BP:68:GLU:H	1.69	0.57
37:BQ:58:HIS:H	37:BQ:112:ALA:HB2	1.69	0.57
40:BW:50:VAL:HG21	40:BW:103:ILE:CG2	2.34	0.57
42:BY:34:GLU:C	42:BY:35:TYR:CG	2.77	0.57
43:BZ:107:GLU:OE2	43:BZ:141:MET:CG	2.51	0.57
1:AA:1287:A:N6	1:AA:1371:G:H4'	2.20	0.57
1:AA:677:U:H2'	1:AA:678:U:C6	2.40	0.57
1:AA:958:A:C4	22:AS:55:LYS:HD2	2.40	0.57
1:AA:983:A:H5'	1:AA:984:C:OP2	2.05	0.57
1:AA:1107:C:OP1	6:AC:172:ARG:HG2	2.03	0.57
3:AW:64:A:H2'	3:AW:65:G:O4'	2.04	0.57
41:BX:8:PRO:HD3	47:B2:33:VAL:HG22	1.85	0.57
27:BA:396:G:C5'	50:B4:10:VAL:HG13	2.34	0.57
27:BA:1080:C:C4'	56:BK:126:LYS:HB3	2.24	0.57
27:BA:1324:G:H4'	27:BA:1616:A:N7	2.20	0.57
25:AY:261:THR:CA	27:BA:1943:U:OP2	2.53	0.57
27:BA:2299:G:O6	27:BA:2300:G:O6	2.22	0.57
27:BA:2354:G:N2	49:B0:32:LYS:CE	2.58	0.57
27:BA:2447:G:C2	27:BA:2500:U:C4	2.92	0.57
27:BA:2592:G:C5	27:BA:2593:U:C4	2.91	0.57
27:BA:2729:G:O2'	27:BA:2730:C:C5'	2.52	0.57
27:BA:2808:U:C2	27:BA:2892:A:C5	2.86	0.57
27:BA:2811:G:H22	27:BA:2891:G:H1'	1.68	0.57
27:BA:359:A:C3'	27:BA:360:G:P	2.92	0.57
27:BA:405:U:H5''	27:BA:406:G:O5'	2.03	0.57
27:BA:514:A:O3'	45:BU:32:TYR:OH	2.17	0.57
27:BA:535:C:O2'	45:BU:53:LYS:CD	2.49	0.57

Continued on next page...

Continued from previous page...

Atom-1	Atom-2	Interatomic distance (Å)	Clash overlap (Å)
26:BB:75:G:C1'	43:BZ:22:VAL:HG21	2.33	0.57
28:BD:80:ILE:CG1	28:BD:80:ILE:O	2.40	0.57
29:BE:73:ILE:HB	29:BE:294:THR:OG1	2.04	0.57
33:BI:125:GLY:O	33:BI:144:HIS:HA	2.05	0.57
33:BI:3:VAL:CB	33:BI:21:VAL:HG23	2.34	0.57
33:BI:9:VAL:O	33:BI:9:VAL:CG1	2.50	0.57
34:BN:136:SER:OG	34:BN:141:ALA:HA	2.05	0.57
35:BO:8:LEU:CB	35:BO:83:ALA:HA	2.13	0.57
46:BV:63:HIS:HA	46:BV:95:ILE:CG1	2.33	0.57
46:BV:69:ILE:HD12	46:BV:69:ILE:N	2.20	0.57
40:BW:83:LYS:HG2	40:BW:97:LYS:CD	2.24	0.57
42:BY:19:ARG:NH1	42:BY:67:LEU:C	2.59	0.57
42:BY:23:VAL:HG12	42:BY:23:VAL:O	2.04	0.57
42:BY:44:ALA:HB1	42:BY:65:VAL:HG22	1.87	0.57
27:BA:329:G:P	42:BY:92:ASP:OD2	2.63	0.57
43:BZ:116:VAL:O	43:BZ:116:VAL:HG13	2.04	0.57
1:AA:1192:C:H3'	1:AA:1192:C:H6	1.70	0.56
1:AA:986:A:H2'	22:AS:52:TYR:OH	2.05	0.56
18:AO:63:ARG:HH12	18:AO:87:ILE:HG12	1.70	0.56
49:B0:36:ILE:O	49:B0:36:ILE:CG2	2.52	0.56
41:BX:4:VAL:CB	47:B2:24:LYS:NZ	2.62	0.56
27:BA:1262:A:C2	51:B5:10:LYS:HE2	2.37	0.56
54:B8:5:LYS:HB3	54:B8:59:LYS:O	2.05	0.56
54:B8:60:LEU:HD23	54:B8:61:MET:O	2.04	0.56
55:B9:24:LEU:HD22	55:B9:35:ARG:HG3	1.87	0.56
27:BA:1324:G:C1'	27:BA:1616:A:H62	2.18	0.56
27:BA:2019:A:H2'	27:BA:2020:A:O4'	2.05	0.56
27:BA:2192:G:OP2	27:BA:2192:G:C8	2.54	0.56
27:BA:2252:G:C3'	27:BA:2253:G:H5'	2.35	0.56
27:BA:2410:G:C2'	27:BA:2411:A:N7	2.63	0.56
27:BA:2556:C:H2'	27:BA:2557:G:H5'	0.57	0.56
27:BA:2617:C:O2'	27:BA:2618:G:C5'	2.52	0.56
27:BA:2644:G:P	27:BA:2644:G:C8	2.97	0.56
27:BA:270(I):G:N2	27:BA:270(R):G:H1'	2.20	0.56
27:BA:2718:G:N2	27:BA:2719:G:C1'	2.66	0.56
27:BA:2734:A:C8	27:BA:2734:A:C4'	2.88	0.56
27:BA:2780:G:H22	34:BN:80:LYS:NZ	2.03	0.56
27:BA:2880:C:N3	27:BA:2881:C:C4	2.73	0.56
27:BA:2788:C:H2'	27:BA:2892:A:H2	1.66	0.56
27:BA:605:C:H2'	27:BA:606:U:C6	2.40	0.56
27:BA:664:C:H2'	27:BA:665:C:C6	2.39	0.56

Continued on next page...

Continued from previous page...

Atom-1	Atom-2	Interatomic distance (Å)	Clash overlap (Å)
28:BD:74:PRO:CG	28:BD:96:ALA:N	2.63	0.56
29:BE:271:ILE:HD11	29:BE:294:THR:HG22	1.85	0.56
30:BF:196:THR:HG22	30:BF:197:SER:N	2.19	0.56
34:BN:77:GLY:O	34:BN:79:PHE:CA	2.50	0.56
35:BO:9:LYS:H	35:BO:83:ALA:HB2	1.70	0.56
36:BP:116:HIS:CG	36:BP:118:LEU:HD11	2.39	0.56
37:BQ:49:VAL:CG2	37:BQ:120:HIS:C	2.71	0.56
37:BQ:51:GLU:HA	37:BQ:118:ALA:CA	2.34	0.56
37:BQ:59:ASN:O	37:BQ:61:LEU:N	2.38	0.56
38:BS:27:LEU:HA	38:BS:33:ARG:CZ	2.34	0.56
38:BS:31:LYS:CB	38:BS:32:PRO:HD3	2.28	0.56
39:BT:13:ILE:HG13	39:BT:33:SER:HB2	1.87	0.56
39:BT:45:GLU:HG3	39:BT:47:ARG:O	2.05	0.56
45:BU:108:ALA:O	45:BU:110:VAL:CA	2.52	0.56
45:BU:9:VAL:O	45:BU:12:ARG:HB2	2.04	0.56
46:BV:61:VAL:HG11	46:BV:95:ILE:C	2.24	0.56
27:BA:1266:G:O4'	40:BW:15:ARG:NH2	2.38	0.56
41:BX:16:ASN:N	41:BX:16:ASN:OD1	2.33	0.56
42:BY:101:LEU:CD2	42:BY:112:LEU:CD1	2.53	0.56
1:AA:1317:C:C2'	22:AS:10:PHE:CE2	2.88	0.56
1:AA:17:U:O2	1:AA:919:A:C2	2.58	0.56
1:AA:824:C:H1'	11:AH:1:MET:N	2.19	0.56
5:AB:164:VAL:HG21	5:AB:170:GLU:CB	2.35	0.56
10:AG:69:VAL:HA	10:AG:138:LYS:HD2	1.86	0.56
48:B3:5:LYS:HA	48:B3:36:VAL:HG12	1.87	0.56
27:BA:136:G:O3'	27:BA:137:C:H4'	2.04	0.56
1:AA:1407:C:HO2'	27:BA:1912:A:H61	1.50	0.56
27:BA:1906:G:C8	27:BA:1929:G:C8	2.93	0.56
27:BA:2299:G:C2'	27:BA:2300:G:H5'	2.34	0.56
27:BA:2343:C:C2'	27:BA:2344:U:H5'	2.35	0.56
27:BA:1669:A:C4'	27:BA:2550:G:OP1	2.53	0.56
27:BA:2605:U:C2'	27:BA:2606:C:O5'	2.53	0.56
27:BA:2606:C:O2'	27:BA:2607:G:O5'	2.23	0.56
27:BA:2655:G:H2'	27:BA:2655:G:N3	2.19	0.56
27:BA:2695:C:O2'	27:BA:2696:U:H6	1.76	0.56
27:BA:2884:U:C6	27:BA:2885:C:C6	2.94	0.56
27:BA:404:C:O5'	27:BA:404:C:H6	1.87	0.56
27:BA:664:C:H2'	27:BA:665:C:H6	1.68	0.56
27:BA:746:A:H8	27:BA:2611:U:O3'	1.88	0.56
31:BG:103:ASN:CG	31:BG:133:ASN:HA	2.25	0.56
32:BH:121:GLU:OE2	32:BH:133:LYS:O	2.23	0.56

Continued on next page...

Continued from previous page...

Atom-1	Atom-2	Interatomic distance (Å)	Clash overlap (Å)
33:BI:122:ARG:O	33:BI:124:LEU:N	2.38	0.56
33:BI:24:GLY:O	33:BI:29:PHE:CE1	2.58	0.56
34:BN:65:ASN:HB2	34:BN:68:GLY:O	2.05	0.56
35:BO:35:ILE:CG1	35:BO:65:THR:HG22	2.35	0.56
44:BR:65:LEU:O	44:BR:67:LEU:N	2.38	0.56
38:BS:17:ARG:HD3	38:BS:17:ARG:O	2.04	0.56
38:BS:46:GLN:CD	38:BS:57:THR:HG21	2.25	0.56
38:BS:32:PRO:HA	38:BS:49:THR:OG1	2.04	0.56
27:BA:1251:C:H5'	45:BU:10:ARG:CD	2.36	0.56
45:BU:111:ASP:CA	45:BU:114:ARG:HD2	2.29	0.56
45:BU:63:GLN:C	45:BU:65:ILE:H	2.08	0.56
41:BX:13:LYS:HA	41:BX:16:ASN:CG	2.25	0.56
41:BX:25:GLN:NE2	41:BX:65:VAL:HG22	2.20	0.56
41:BX:23:LYS:HA	41:BX:67:ARG:CA	2.34	0.56
42:BY:43:ASN:O	42:BY:44:ALA:CB	2.52	0.56
42:BY:67:LEU:O	42:BY:70:ALA:N	2.36	0.56
43:BZ:141:MET:HB2	43:BZ:171:VAL:HG11	1.84	0.56
43:BZ:66:VAL:CG2	43:BZ:69:VAL:HG23	2.34	0.56
1:AA:1004:A:H2'	1:AA:1025:U:N3	2.20	0.56
1:AA:1286:A:N3	24:AU:22:ARG:NH2	2.54	0.56
1:AA:403:C:N4	1:AA:547:A:C5'	2.66	0.56
1:AA:826:C:O5'	1:AA:826:C:H6	1.87	0.56
1:AA:903:G:OP1	1:AA:1512:U:OP1	2.23	0.56
5:AB:17:PHE:HD1	5:AB:18:GLY:H	1.50	0.56
1:AA:1107:C:OP1	6:AC:172:ARG:HA	2.06	0.56
27:BA:988:A:N6	48:B3:13:ILE:CG2	2.67	0.56
48:B3:30:ARG:HE	48:B3:33:GLN:CG	2.16	0.56
27:BA:2021:C:P	51:B5:15:LYS:HE2	2.34	0.56
51:B5:33:CYS:HB2	51:B5:37:HIS:CA	2.36	0.56
27:BA:1598:C:H5'	41:BX:34:LYS:CB	2.34	0.56
27:BA:1619:G:N3	53:B7:1:MET:HB3	2.21	0.56
27:BA:2045:C:N4	27:BA:2624:G:N1	2.53	0.56
27:BA:2225:A:C5'	27:BA:2226:C:C4'	2.74	0.56
27:BA:2603:G:C2'	27:BA:2604:U:O5'	2.53	0.56
27:BA:2722:G:N1	27:BA:2723:C:N4	2.49	0.56
27:BA:2740:A:C2'	27:BA:2741:A:N7	2.64	0.56
27:BA:2862:G:H2'	27:BA:2863:C:H5	1.70	0.56
27:BA:337:C:OP1	42:BY:24:ARG:CG	2.53	0.56
27:BA:373:U:H4'	27:BA:374:A:C8	2.40	0.56
27:BA:414:C:C2	27:BA:2409:G:N2	2.68	0.56
27:BA:606:U:P	30:BF:105:LYS:HD2	2.45	0.56

Continued on next page...

Continued from previous page...

Atom-1	Atom-2	Interatomic distance (Å)	Clash overlap (Å)
27:BA:655:A:O3'	27:BA:656:G:O4'	2.23	0.56
27:BA:706:A:C8	27:BA:706:A:O5'	2.53	0.56
27:BA:945:A:H2'	27:BA:945:A:N3	2.20	0.56
28:BD:163:VAL:HA	28:BD:172:ILE:O	2.06	0.56
28:BD:73:ILE:HB	28:BD:95:TYR:CE2	2.37	0.56
29:BE:186:GLU:O	29:BE:187:HIS:CD2	2.58	0.56
29:BE:45:LYS:CE	29:BE:303:PRO:HD2	2.32	0.56
30:BF:193:LEU:HD13	30:BF:223:LEU:HB3	1.85	0.56
31:BG:18:ILE:C	31:BG:135:VAL:HG21	2.25	0.56
32:BH:104:LEU:HB2	32:BH:151:ARG:NH2	2.15	0.56
33:BI:54:GLU:HA	33:BI:54:GLU:OE1	2.05	0.56
33:BI:96:LYS:C	33:BI:98:ILE:N	2.58	0.56
34:BN:4:ALA:O	34:BN:5:GLU:O	2.23	0.56
35:BO:10:VAL:HG12	35:BO:11:ALA:N	2.20	0.56
27:BA:2674:G:O3'	35:BO:30:ARG:HA	2.06	0.56
36:BP:101:ASP:C	36:BP:102:ASP:OD1	2.42	0.56
36:BP:64:ILE:HD12	36:BP:106:VAL:CG1	2.34	0.56
36:BP:65:ASP:HB3	36:BP:109:LEU:CA	2.31	0.56
37:BQ:142:LYS:C	37:BQ:142:LYS:HE2	2.20	0.56
37:BQ:35:ASN:H	37:BQ:76:GLY:H	1.53	0.56
37:BQ:70:ARG:HD2	37:BQ:71:PHE:HE1	1.69	0.56
44:BR:59:ASP:O	44:BR:60:LEU:C	2.44	0.56
44:BR:78:LYS:O	44:BR:82:GLU:CG	2.53	0.56
38:BS:34:LEU:HD21	38:BS:102:LEU:CB	2.35	0.56
38:BS:80:SER:O	38:BS:83:LEU:HD13	2.05	0.56
46:BV:3:ALA:HB3	46:BV:12:TYR:HH	1.68	0.56
45:BU:104:GLU:CD	46:BV:46:VAL:HG13	2.26	0.56
40:BW:23:LEU:O	40:BW:24:ILE:C	2.44	0.56
40:BW:46:PHE:O	40:BW:47:VAL:C	2.43	0.56
40:BW:84:ARG:O	40:BW:96:ILE:HD12	2.05	0.56
43:BZ:51:LEU:CD1	43:BZ:64:ALA:H	2.17	0.56
1:AA:1323:G:H2'	1:AA:1324:A:C8	2.39	0.56
1:AA:23:C:H4'	1:AA:913:A:N6	2.19	0.56
1:AA:575:G:N2	1:AA:880:C:N3	2.44	0.56
1:AA:908:A:H2'	1:AA:909:A:H8	1.69	0.56
1:AA:968:A:H5''	1:AA:969:A:OP2	2.05	0.56
20:AQ:87:LYS:O	20:AQ:91:ARG:CB	2.52	0.56
9:AF:60:PHE:HZ	21:AR:78:LEU:HD21	1.64	0.56
1:AA:1320:C:C4	22:AS:72:GLY:HA3	2.37	0.56
25:AY:235:SER:CA	27:BA:2553:G:O6	2.54	0.56
49:B0:42:GLY:HA3	49:B0:66:LYS:HA	1.78	0.56

Continued on next page...

Continued from previous page...

Atom-1	Atom-2	Interatomic distance (Å)	Clash overlap (Å)
48:B3:1:MET:HE1	48:B3:3:ARG:CD	2.20	0.56
48:B3:6:VAL:HG23	48:B3:54:VAL:HG23	1.88	0.56
52:B6:8:ILE:HG22	52:B6:28:ARG:HB2	1.85	0.56
54:B8:4:MET:HG2	54:B8:5:LYS:N	2.19	0.56
55:B9:17:VAL:CG1	55:B9:18:ARG:N	2.68	0.56
27:BA:2742:C:OP1	55:B9:35:ARG:NH1	2.38	0.56
27:BA:1071:G:C6	27:BA:1089:G:N2	2.73	0.56
27:BA:10:G:N2	27:BA:2629:A:N1	2.52	0.56
27:BA:1249:U:C6	27:BA:1249:U:H3'	2.41	0.56
27:BA:1398:C:OP1	41:BX:53:ASN:OD1	2.23	0.56
27:BA:1611:C:H2'	27:BA:1612:C:C6	2.40	0.56
27:BA:2093:G:OP2	33:BI:25:TYR:CE2	2.59	0.56
27:BA:2080:G:C2	27:BA:2241:A:C2	2.93	0.56
27:BA:2261:C:N3	27:BA:2262:U:C5	2.73	0.56
27:BA:2334:G:H1'	38:BS:21:HIS:CG	2.40	0.56
27:BA:2437:U:H5'	27:BA:2598:A:N1	2.10	0.56
27:BA:2472:G:N2	27:BA:2477:C:OP1	2.24	0.56
27:BA:2450:A:C5'	27:BA:2497:A:C6	2.68	0.56
27:BA:2509:G:N2	27:BA:2510:C:H1'	2.20	0.56
27:BA:2607:G:O6	27:BA:2608:G:N2	2.38	0.56
27:BA:2712:U:O3'	27:BA:2714:G:OP2	2.22	0.56
27:BA:2810:A:H8	27:BA:2811:G:C8	2.19	0.56
27:BA:311:A:H1'	27:BA:332:A:C5	2.39	0.56
27:BA:515:A:H2'	27:BA:516:C:H6	1.70	0.56
27:BA:59:U:O5'	27:BA:73:A:N6	2.38	0.56
27:BA:963:U:H2'	27:BA:964:C:H6	1.70	0.56
27:BA:994:C:H4'	27:BA:994:C:OP2	2.05	0.56
26:BB:11:C:N4	38:BS:11:ARG:HH12	2.03	0.56
28:BD:146:LYS:CB	28:BD:147:PRO:HD2	2.33	0.56
29:BE:186:GLU:C	29:BE:187:HIS:CG	2.79	0.56
29:BE:192:ILE:O	29:BE:194:ARG:CG	2.54	0.56
29:BE:270:ASP:O	29:BE:271:ILE:HG13	2.05	0.56
29:BE:45:LYS:NZ	29:BE:303:PRO:HD2	2.17	0.56
27:BA:606:U:OP1	30:BF:105:LYS:CD	2.53	0.56
32:BH:55:SER:OG	32:BH:60:HIS:HB2	2.05	0.56
34:BN:60:ARG:HB3	34:BN:71:TYR:HD2	1.69	0.56
27:BA:2495:G:C3'	37:BQ:101:MET:CE	2.62	0.56
37:BQ:47:GLU:HB3	37:BQ:123:ILE:HG12	1.87	0.56
38:BS:12:ARG:HB2	38:BS:20:TYR:OH	2.05	0.56
39:BT:53:ASP:O	39:BT:56:ARG:CZ	2.53	0.56
39:BT:10:GLY:HA2	39:BT:53:ASP:OD2	2.06	0.56

Continued on next page...

Continued from previous page...

Atom-1	Atom-2	Interatomic distance (Å)	Clash overlap (Å)
45:BU:105:ALA:O	45:BU:106:PHE:O	2.24	0.56
45:BU:108:ALA:O	45:BU:111:ASP:N	2.36	0.56
46:BV:50:ASP:HB2	46:BV:53:LYS:H	1.70	0.56
41:BX:33:SER:CA	41:BX:37:VAL:HG21	2.36	0.56
41:BX:3:ASP:CG	41:BX:4:VAL:N	2.58	0.56
41:BX:76:GLU:OE1	41:BX:77:VAL:CA	2.53	0.56
43:BZ:6:LYS:CA	43:BZ:31:SER:CB	2.78	0.56
1:AA:173:U:OP1	1:AA:198:G:H4'	2.05	0.56
1:AA:573:A:H2'	1:AA:574:A:C8	2.40	0.56
1:AA:976:G:C5	1:AA:361(A):C:C5	2.93	0.56
8:AE:105:VAL:HB	8:AE:106:PRO:HD3	1.86	0.56
9:AF:62:TRP:HB2	21:AR:35:ARG:NH1	2.20	0.56
1:AA:1342:C:H4'	12:AI:125:TYR:HB2	1.88	0.56
1:AA:986:A:C2'	22:AS:52:TYR:OH	2.53	0.56
49:B0:38:VAL:C	49:B0:40:GLN:CG	2.64	0.56
47:B2:12:THR:C	47:B2:16:ARG:HD2	2.25	0.56
47:B2:7:GLU:CG	47:B2:8:ILE:H	2.18	0.56
48:B3:5:LYS:HG3	48:B3:36:VAL:CG1	2.36	0.56
48:B3:7:LYS:HG2	48:B3:8:LEU:N	2.21	0.56
27:BA:1365:A:H5''	50:B4:3:LYS:HE3	1.87	0.56
27:BA:1904:G:N2	27:BA:1928:A:H2	2.04	0.56
27:BA:197:A:H61	27:BA:248:G:H22	1.53	0.56
27:BA:2093:G:N9	27:BA:2225:A:N6	2.54	0.56
27:BA:2356:C:OP2	49:B0:21:LEU:HD11	2.05	0.56
27:BA:2493:U:O2	27:BA:2493:U:C2'	2.46	0.56
27:BA:2535:G:H21	27:BA:2536:G:H1'	1.66	0.56
27:BA:2562:U:N3	27:BA:2563:U:N3	2.44	0.56
27:BA:2577:A:H2	27:BA:2614:A:C2	2.20	0.56
27:BA:2753:A:C8	27:BA:2754:U:H5	2.18	0.56
27:BA:671:C:N4	27:BA:809:G:N1	2.53	0.56
27:BA:95:G:O2'	47:B2:42:ASN:HB3	2.05	0.56
28:BD:125:ILE:CG2	28:BD:126:GLY:N	2.68	0.56
28:BD:131:LEU:CA	28:BD:134:ILE:HD12	2.35	0.56
29:BE:200:ASP:HA	29:BE:266:LYS:CG	2.36	0.56
29:BE:71:THR:CG2	29:BE:299:SER:HA	2.36	0.56
27:BA:321:G:C1'	30:BF:206:ASN:HD22	2.09	0.56
30:BF:98:ARG:N	30:BF:98:ARG:HD3	2.21	0.56
31:BG:19:GLU:CA	31:BG:135:VAL:HG21	2.27	0.56
31:BG:18:ILE:CG2	31:BG:19:GLU:N	2.47	0.56
31:BG:24:HIS:HB2	31:BG:72:LYS:HD3	1.88	0.56
32:BH:83:GLU:CA	32:BH:83:GLU:OE2	2.52	0.56

Continued on next page...

Continued from previous page...

Atom-1	Atom-2	Interatomic distance (Å)	Clash overlap (Å)
33:BI:115:ILE:CG2	33:BI:129:VAL:HG11	2.35	0.56
44:BR:20:LEU:HD21	44:BR:24:GLN:CD	2.26	0.56
44:BR:51:LEU:CD1	44:BR:70:LEU:HD21	2.35	0.56
44:BR:79:LEU:HD22	44:BR:80:PHE:HA	1.87	0.56
45:BU:13:ARG:NH1	45:BU:13:ARG:CG	2.46	0.56
27:BA:974:G:C8	46:BV:80:TYR:CG	2.94	0.56
42:BY:102:ASP:C	42:BY:103:LEU:HG	2.26	0.56
42:BY:26:THR:C	42:BY:27:LEU:CG	2.68	0.56
43:BZ:67:LYS:CB	43:BZ:67:LYS:NZ	2.68	0.56
1:AA:1205:U:H4'	6:AC:195:VAL:HG23	1.87	0.56
1:AA:1517:G:C2	27:BA:1919:A:O2'	2.55	0.56
1:AA:297:G:H5'	1:AA:557:G:H4'	1.87	0.56
1:AA:450:G:H21	19:AP:13:HIS:CE1	2.22	0.56
9:AF:46:ARG:HH12	21:AR:37:VAL:CG1	2.15	0.56
16:AM:66:LEU:CA	16:AM:70:LEU:HD12	2.24	0.56
27:BA:2261:C:H3'	49:B0:14:ARG:NH2	2.20	0.56
49:B0:33:ALA:HB3	49:B0:66:LYS:N	2.14	0.56
49:B0:64:ASP:C	49:B0:66:LYS:HZ1	2.08	0.56
49:B0:80:SER:OG	49:B0:84:ALA:HB2	2.05	0.56
47:B2:27:LEU:HD23	47:B2:49:LEU:HD13	1.88	0.56
27:BA:111:A:C1'	47:B2:62:GLU:OE2	2.54	0.56
27:BA:2255:G:C4	27:BA:2256:G:C8	2.93	0.56
27:BA:2431:U:C2'	27:BA:2432:A:H3'	2.31	0.56
27:BA:2443:C:C6	27:BA:2444:G:C8	2.93	0.56
27:BA:2474:C:N4	27:BA:2529:G:H21	1.91	0.56
27:BA:2530:A:C3'	27:BA:2531:A:C5'	2.83	0.56
27:BA:2584:U:H6	27:BA:2585:U:C5	2.04	0.56
27:BA:2707:G:O2'	27:BA:2708:G:O5'	2.22	0.56
27:BA:2809:A:H5'	27:BA:2809:A:N3	2.21	0.56
27:BA:678:C:H42	27:BA:799:G:H1	1.54	0.56
28:BD:138:THR:O	28:BD:162:GLN:CA	2.50	0.56
28:BD:66:PHE:O	28:BD:67:LYS:CG	2.54	0.56
29:BE:186:GLU:C	29:BE:187:HIS:CD2	2.78	0.56
29:BE:211:GLN:O	29:BE:216:ARG:NE	2.36	0.56
30:BF:138:VAL:C	30:BF:139:VAL:HG23	2.25	0.56
30:BF:6:TYR:CE2	30:BF:140:VAL:HG23	2.37	0.56
33:BI:8:ASP:O	33:BI:9:VAL:CB	2.53	0.56
56:BK:25:GLY:HA2	56:BK:35:ILE:HD13	1.88	0.56
35:BO:88:ARG:C	35:BO:90:ASP:N	2.48	0.56
36:BP:73:VAL:C	36:BP:76:LEU:H	2.08	0.56
37:BQ:47:GLU:OE1	37:BQ:47:GLU:CA	2.54	0.56

Continued on next page...

Continued from previous page...

Atom-1	Atom-2	Interatomic distance (Å)	Clash overlap (Å)
37:BQ:71:PHE:CD1	37:BQ:71:PHE:N	2.74	0.56
44:BR:107:ASP:OD1	44:BR:108:GLY:C	2.44	0.56
44:BR:67:LEU:CD1	44:BR:68:ARG:N	2.65	0.56
44:BR:71:GLN:O	44:BR:72:ASP:HB2	2.04	0.56
27:BA:2320:A:C2	38:BS:13:ARG:HG2	2.34	0.56
38:BS:27:LEU:CA	38:BS:33:ARG:CZ	2.84	0.56
39:BT:21:PHE:HB2	39:BT:31:PHE:HD1	1.69	0.56
45:BU:4:ALA:C	45:BU:6:THR:H	1.95	0.56
45:BU:7:GLY:C	45:BU:8:ILE:HD13	2.23	0.56
45:BU:85:ARG:O	45:BU:86:ALA:O	2.23	0.56
42:BY:41:ARG:C	42:BY:112:LEU:HB3	2.26	0.56
42:BY:93:THR:O	42:BY:94:SER:O	2.23	0.56
43:BZ:79:ILE:HG22	43:BZ:80:HIS:ND1	2.21	0.56
1:AA:1329:A:OP1	16:AM:26:GLY:CA	2.53	0.56
1:AA:1347:G:H22	1:AA:1373:G:C2'	2.16	0.56
1:AA:1382:C:O5'	1:AA:1382:C:H6	1.88	0.56
1:AA:599:C:O2'	11:AH:129:VAL:HA	2.06	0.56
1:AA:376:G:H5''	19:AP:5:ARG:HB2	1.86	0.56
1:AA:790:A:P	2:AV:38:A:O2'	2.64	0.56
3:AW:14:A:C6	3:AW:22:G:N3	2.74	0.56
51:B5:46:CYS:C	51:B5:48:ASN:N	2.57	0.56
53:B7:26:SER:CA	53:B7:29:ASN:HD22	2.18	0.56
54:B8:26:LYS:CG	54:B8:44:LYS:C	2.62	0.56
54:B8:55:TRP:O	54:B8:56:ALA:C	2.44	0.56
27:BA:1186:G:H2'	27:BA:1187:G:H8	1.70	0.56
27:BA:1339:G:H5'	41:BX:13:LYS:HZ1	1.66	0.56
27:BA:1646:C:C3'	27:BA:1647:G:C5'	2.80	0.56
27:BA:1684:C:H2'	27:BA:1685:C:C6	2.41	0.56
27:BA:176:G:H21	27:BA:177:G:C1'	2.17	0.56
27:BA:2052:G:H21	29:BE:245:ARG:CD	2.18	0.56
27:BA:2311:A:HO2'	27:BA:2312:U:C5'	2.17	0.56
27:BA:2351:G:N2	27:BA:2365:G:C4	2.73	0.56
27:BA:2262:U:H5'	27:BA:2387:U:O2	2.06	0.56
27:BA:2543:G:O2'	27:BA:2544:G:C5'	2.46	0.56
27:BA:1953:A:C2	27:BA:2560:C:H1'	2.38	0.56
27:BA:2839:G:N1	27:BA:2840:C:N3	2.52	0.56
27:BA:2835:A:N6	27:BA:2879:C:OP2	2.38	0.56
27:BA:650:C:OP1	54:B8:19:THR:CB	2.54	0.56
27:BA:72:U:H4'	47:B2:57:LYS:HZ1	1.70	0.56
29:BE:205:THR:HG22	29:BE:259:HIS:C	2.18	0.56
30:BF:163:HIS:CA	30:BF:166:ILE:HD12	2.33	0.56

Continued on next page...

Continued from previous page...

Atom-1	Atom-2	Interatomic distance (Å)	Clash overlap (Å)
34:BN:105:LEU:H	34:BN:105:LEU:HD23	1.71	0.56
34:BN:106:GLY:CA	34:BN:107:ASN:ND2	2.68	0.56
35:BO:112:MET:O	35:BO:115:ILE:CG1	2.49	0.56
36:BP:61:ALA:CB	36:BP:107:LYS:CE	2.77	0.56
36:BP:73:VAL:HG13	36:BP:76:LEU:HB3	1.87	0.56
37:BQ:36:ASN:CB	37:BQ:41:THR:N	2.66	0.56
37:BQ:46:VAL:O	37:BQ:124:ALA:CA	2.53	0.56
45:BU:13:ARG:CZ	45:BU:13:ARG:N	2.62	0.56
45:BU:13:ARG:O	45:BU:14:HIS:C	2.44	0.56
43:BZ:37:LYS:CA	43:BZ:40:ASP:CG	2.73	0.56
1:AA:1237:C:H3'	1:AA:1238:A:P	2.44	0.56
1:AA:1330:U:OP1	16:AM:25:ILE:O	2.23	0.56
1:AA:878:G:H5'	11:AH:89:PRO:HB2	1.87	0.56
7:AD:21:LEU:HD11	7:AD:67:ILE:HA	1.88	0.56
21:AR:80:PRO:C	21:AR:82:THR:H	2.08	0.56
49:B0:46:LYS:HB2	49:B0:79:ILE:HD12	1.87	0.56
50:B4:20:VAL:HG12	50:B4:20:VAL:O	2.05	0.56
27:BA:1263:U:C1'	51:B5:16:ARG:HH22	2.19	0.56
54:B8:25:PHE:HA	54:B8:46:LYS:HG2	1.87	0.56
27:BA:1127:A:C2	27:BA:2518:A:H1'	2.40	0.56
27:BA:1358:G:H2'	27:BA:1371:G:N2	2.20	0.56
27:BA:148:C:C2	27:BA:149:A:C5	2.94	0.56
27:BA:1394:U:C5'	27:BA:1603:A:H4'	2.36	0.56
27:BA:1657:C:H3'	27:BA:1657:C:C6	2.41	0.56
27:BA:2197:U:C2'	27:BA:2198:A:H5''	2.34	0.56
27:BA:2354:G:C2'	49:B0:32:LYS:CG	2.84	0.56
27:BA:2464:C:N3	27:BA:2486:G:N2	2.53	0.56
27:BA:2471:C:H2'	27:BA:2472:G:C5'	2.36	0.56
27:BA:2501:C:HO2'	27:BA:2502:G:P	2.28	0.56
27:BA:2626:C:P	27:BA:2626:C:H5	2.28	0.56
27:BA:2637:U:C5	27:BA:2638:G:C6	2.94	0.56
27:BA:2653:U:C4	27:BA:2654:A:C6	2.91	0.56
27:BA:2657:A:N7	27:BA:2658:C:C4	2.64	0.56
27:BA:2677:G:C5	27:BA:2678:C:H5	2.23	0.56
27:BA:2695:C:C2'	27:BA:2696:U:H6	2.12	0.56
27:BA:2704:C:C2'	27:BA:2705:A:O4'	2.53	0.56
27:BA:2721:A:C4	27:BA:2722:G:C8	2.93	0.56
27:BA:286:C:H2'	27:BA:287:C:H5'	1.88	0.56
27:BA:247:G:H4'	27:BA:386:G:C2	2.40	0.56
27:BA:918:A:N3	27:BA:918:A:H5'	2.21	0.56
28:BD:134:ILE:HG21	28:BD:163:VAL:HG21	1.88	0.56

Continued on next page...

Continued from previous page...

Atom-1	Atom-2	Interatomic distance (Å)	Clash overlap (Å)
29:BE:271:ILE:CG2	29:BE:272:GLY:N	2.69	0.56
30:BF:165:ASP:O	30:BF:168:ARG:CG	2.54	0.56
36:BP:71:GLU:O	36:BP:72:ASN:C	2.44	0.56
37:BQ:45:GLN:OE1	37:BQ:152:SER:HB3	2.05	0.56
37:BQ:67:ALA:CB	37:BQ:71:PHE:HE1	2.18	0.56
38:BS:23:ARG:HH21	38:BS:35:VAL:HG11	1.71	0.56
38:BS:81:ALA:HB1	38:BS:118:ILE:H	1.69	0.56
46:BV:96:LEU:CD2	46:BV:96:LEU:H	2.19	0.56
40:BW:80:PRO:CB	40:BW:100:THR:HG21	2.26	0.56
42:BY:101:LEU:CD2	42:BY:112:LEU:CG	2.78	0.56
43:BZ:113:VAL:CG1	43:BZ:114:ASP:N	2.56	0.56
43:BZ:163:ASP:CB	43:BZ:164:PRO:CD	2.79	0.56
1:AA:185:A:N3	23:AT:81:LYS:NZ	2.53	0.56
7:AD:23:GLY:HA3	7:AD:113:SER:HB3	1.88	0.56
49:B0:68:VAL:HG12	49:B0:71:ASN:HD22	1.70	0.56
48:B3:1:MET:CE	48:B3:3:ARG:CG	2.83	0.56
50:B4:32:HIS:O	50:B4:33:VAL:C	2.40	0.56
50:B4:14:ILE:HD11	50:B4:39:VAL:HG21	1.88	0.56
50:B4:2:GLN:C	50:B4:3:LYS:HG3	2.25	0.56
51:B5:12:SER:HB3	51:B5:15:LYS:HZ1	0.75	0.56
52:B6:17:GLY:O	52:B6:18:THR:CB	2.54	0.56
52:B6:26:LYS:O	52:B6:27:ASN:OD1	2.23	0.56
53:B7:30:ILE:O	53:B7:31:LEU:C	2.44	0.56
27:BA:459:U:P	53:B7:40:HIS:HA	2.45	0.56
54:B8:21:LYS:HB3	54:B8:48:PHE:CZ	2.40	0.56
27:BA:1287:A:H8	44:BR:104:ARG:HD2	1.70	0.56
27:BA:1315:C:HO2'	27:BA:1392:A:HI1'	1.69	0.56
27:BA:1829:A:H5''	27:BA:1830:C:C5	2.41	0.56
27:BA:1988:C:H2'	27:BA:1989:G:H5'	1.88	0.56
27:BA:2215:G:O2'	27:BA:2216:G:O4'	2.21	0.56
27:BA:2313:C:C5	27:BA:2314:C:C5	2.94	0.56
27:BA:2380:C:C2'	27:BA:2381:C:H5'	2.27	0.56
27:BA:2398:U:H2'	27:BA:2399:G:H8	1.71	0.56
27:BA:2258:C:C6	27:BA:2426:A:H4'	2.40	0.56
27:BA:2454:G:H2'	27:BA:2455:G:C4'	2.36	0.56
27:BA:2595:G:C3'	27:BA:2595:G:C8	2.88	0.56
27:BA:2633:G:C8	27:BA:2633:G:OP2	2.59	0.56
27:BA:2668:G:N2	27:BA:2669:G:C1'	2.69	0.56
27:BA:2687:U:C2'	27:BA:2687:U:O2	2.40	0.56
27:BA:2792:G:H1	27:BA:2803:C:H42	1.53	0.56
27:BA:2837:G:C6	27:BA:2882:A:N6	2.74	0.56

Continued on next page...

Continued from previous page...

Atom-1	Atom-2	Interatomic distance (Å)	Clash overlap (Å)
27:BA:598:G:H2'	27:BA:599:G:O4'	2.04	0.56
28:BD:116:MET:CG	28:BD:117:SER:H	2.16	0.56
28:BD:166:LYS:C	28:BD:167:GLU:CD	2.65	0.56
29:BE:199:ALA:HB1	29:BE:312:ARG:H	1.70	0.56
30:BF:215:ALA:CA	30:BF:242:GLU:CG	2.82	0.56
32:BH:101:LYS:NZ	32:BH:115:GLU:HB3	2.13	0.56
32:BH:51:VAL:HG22	32:BH:68:ARG:CG	2.35	0.56
32:BH:51:VAL:HG22	32:BH:68:ARG:HG2	1.86	0.56
37:BQ:136:TRP:CE3	37:BQ:139:ALA:HB2	2.41	0.56
37:BQ:31:PHE:CA	37:BQ:85:ILE:CD1	2.79	0.56
45:BU:69:ALA:O	45:BU:79:PHE:HE1	1.86	0.56
46:BV:15:SER:O	46:BV:99:GLN:HG3	2.06	0.56
42:BY:79:LEU:CD1	42:BY:80:GLU:N	2.52	0.56
43:BZ:40:ASP:C	43:BZ:44:ARG:HG2	2.26	0.56
1:AA:1060:C:C5	6:AC:2:GLY:O	2.59	0.56
1:AA:1418:A:C8	1:AA:1419:G:C1'	2.89	0.56
1:AA:818:G:O2'	1:AA:820:U:C5	2.59	0.56
7:AD:78:LEU:CD2	7:AD:139:ARG:NH2	2.67	0.56
13:AJ:10:GLY:CA	13:AJ:16:LEU:HD21	2.28	0.56
14:AK:44:SER:H	14:AK:47:VAL:HB	1.70	0.56
20:AQ:65:ILE:HG13	20:AQ:69:LYS:O	2.04	0.56
47:B2:34:GLN:CA	47:B2:34:GLN:OE1	2.54	0.56
48:B3:33:GLN:NE2	48:B3:34:GLU:C	2.59	0.56
40:BW:38:TYR:CD1	51:B5:41:LEU:HD21	2.41	0.56
53:B7:25:LYS:O	53:B7:26:SER:C	2.45	0.56
54:B8:23:MET:SD	54:B8:48:PHE:HA	2.46	0.56
54:B8:62:LEU:HB3	54:B8:63:PRO:HD3	1.83	0.56
55:B9:24:LEU:CD2	55:B9:35:ARG:CG	2.82	0.56
27:BA:1614:A:C6	40:BW:88:ARG:CG	2.88	0.56
27:BA:1827:C:H5'	27:BA:1971:A:C4'	2.14	0.56
27:BA:2228:G:H5''	27:BA:2229:C:C6	2.41	0.56
27:BA:2395:C:C6	27:BA:2395:C:O5'	2.59	0.56
27:BA:2421:G:OP1	52:B6:4:ASP:CG	2.44	0.56
27:BA:2486:G:N1	27:BA:2487:G:N7	2.53	0.56
27:BA:2520:C:H6	27:BA:2567:G:H1'	1.69	0.56
27:BA:2531:A:C6	27:BA:2532:G:C5	2.94	0.56
27:BA:2783:G:C5	27:BA:2784:C:H5	2.22	0.56
27:BA:2819:G:C4'	27:BA:2821:A:H62	2.17	0.56
27:BA:2899:G:HO2'	27:BA:2900:A:H8	1.53	0.56
27:BA:311:A:N6	27:BA:329:G:H5'	2.21	0.56
27:BA:775:G:H22	27:BA:787:U:C3'	2.18	0.56

Continued on next page...

Continued from previous page...

Atom-1	Atom-2	Interatomic distance (Å)	Clash overlap (Å)
27:BA:776:G:N7	27:BA:793:A:H2'	2.20	0.56
27:BA:840:C:H42	27:BA:938:G:H1	1.54	0.56
28:BD:115:ILE:HD12	28:BD:115:ILE:C	2.26	0.56
28:BD:143:ILE:CB	28:BD:153:LEU:N	2.68	0.56
28:BD:167:GLU:CA	28:BD:170:TYR:CE1	2.88	0.56
28:BD:216:ALA:HB1	28:BD:223:ASN:H	1.70	0.56
29:BE:107:GLU:HB3	29:BE:110:ARG:HE	1.58	0.56
30:BF:168:ARG:C	30:BF:193:LEU:CG	2.67	0.56
30:BF:33:LYS:O	30:BF:36:ARG:HG2	2.06	0.56
30:BF:61:PHE:O	30:BF:62:GLY:C	2.43	0.56
32:BH:94:ARG:CB	32:BH:127:GLN:HE22	2.18	0.56
32:BH:10:ILE:CG1	32:BH:49:ILE:CG1	2.84	0.56
33:BI:60:GLU:O	33:BI:62:LEU:N	2.39	0.56
33:BI:7:LYS:HB2	33:BI:12:LYS:CE	2.35	0.56
34:BN:52:GLN:CA	34:BN:55:GLU:CG	2.75	0.56
34:BN:74:ARG:C	34:BN:76:ASP:OD2	2.44	0.56
35:BO:31:ARG:CB	35:BO:32:TYR:CD1	2.87	0.56
27:BA:245:G:P	36:BP:53:ARG:NH1	2.78	0.56
36:BP:58:GLN:HG3	36:BP:59:GLU:N	2.21	0.56
44:BR:51:LEU:O	44:BR:52:ILE:C	2.44	0.56
38:BS:110:THR:CG2	38:BS:115:VAL:HG23	2.32	0.56
38:BS:76:GLY:CA	38:BS:82:TYR:HB2	2.36	0.56
45:BU:14:HIS:CD2	45:BU:36:PHE:CE2	2.93	0.56
40:BW:103:ILE:HG23	40:BW:103:ILE:O	2.05	0.56
41:BX:6:LYS:HB2	41:BX:27:ALA:O	2.03	0.56
27:BA:138:G:O4'	41:BX:43:GLU:OE2	2.23	0.56
41:BX:7:HIS:CG	41:BX:8:PRO:HD2	2.41	0.56
42:BY:34:GLU:O	42:BY:35:TYR:CB	2.54	0.56
1:AA:1059:C:C2'	13:AJ:52:GLY:HA2	2.35	0.56
1:AA:1317:C:C4	17:AN:16:PHE:CE1	2.94	0.56
1:AA:1405:G:C1'	1:AA:1519:A:C4'	2.84	0.56
1:AA:242:C:C2	1:AA:285:G:N2	2.74	0.56
1:AA:573:A:N3	1:AA:883:C:O2'	2.29	0.56
1:AA:59:A:H3'	1:AA:60:A:C5'	2.36	0.56
1:AA:627:G:H2'	1:AA:628:G:C8	2.41	0.56
1:AA:946:A:O2'	1:AA:1333:A:C2'	2.54	0.56
1:AA:1114:C:O2'	17:AN:60:SER:O	2.24	0.56
47:B2:20:LEU:O	47:B2:23:LEU:CA	2.22	0.56
48:B3:54:VAL:CG2	48:B3:55:ARG:H	2.01	0.56
53:B7:15:THR:HG1	53:B7:16:HIS:H	1.49	0.56
53:B7:43:THR:HA	53:B7:46:ASP:OD2	1.95	0.56

Continued on next page...

Continued from previous page...

Atom-1	Atom-2	Interatomic distance (Å)	Clash overlap (Å)
55:B9:7:VAL:CG2	55:B9:36:GLN:CG	2.85	0.56
27:BA:1177:A:H2'	27:BA:1178:C:C6	2.41	0.56
27:BA:1665:A:H1'	35:BO:67:ARG:HD3	1.88	0.56
27:BA:1816:G:C8	28:BD:63:ILE:HG13	2.40	0.56
27:BA:1841:U:H2'	27:BA:1842:G:C8	2.40	0.56
27:BA:1936:A:N6	27:BA:1945:G:C2	2.74	0.56
27:BA:2319:G:OP2	38:BS:9:PRO:HD3	2.06	0.56
27:BA:2422:A:N9	27:BA:2424:C:H5	2.03	0.56
27:BA:2432:A:C2	27:BA:2433:A:N6	2.68	0.56
27:BA:2468:G:H8	27:BA:2476:A:N1	1.97	0.56
27:BA:2515:C:C4	27:BA:2570:G:O6	2.60	0.56
27:BA:2525:G:C6	27:BA:2539:C:N4	2.74	0.56
27:BA:2729:G:C6	27:BA:2730:C:N3	2.73	0.56
27:BA:2734:A:N7	27:BA:2735:G:N9	2.54	0.56
27:BA:2744:G:C4	27:BA:2761:G:C2	2.94	0.56
27:BA:2788:C:H5''	27:BA:2789:C:OP2	2.06	0.56
27:BA:2852:G:N2	27:BA:2853:C:C2	2.72	0.56
27:BA:2831:G:C1'	27:BA:2883:A:C2	2.88	0.56
27:BA:2885:C:H2'	27:BA:2885:C:O2	2.04	0.56
27:BA:446:G:H5'	45:BU:5:LYS:HE3	1.87	0.56
27:BA:988:A:OP1	48:B3:11:SER:CA	2.50	0.56
28:BD:196:ASN:HB2	28:BD:199:ARG:HB2	1.88	0.56
28:BD:197:GLY:C	28:BD:199:ARG:N	2.59	0.56
28:BD:208:GLY:HA3	28:BD:210:LYS:HZ1	1.47	0.56
29:BE:189:MET:O	29:BE:190:ASN:HB3	2.05	0.56
29:BE:205:THR:HG22	29:BE:261:ARG:HG3	1.88	0.56
29:BE:199:ALA:HB1	29:BE:312:ARG:N	2.20	0.56
30:BF:168:ARG:NH2	30:BF:209:GLY:CA	2.44	0.56
31:BG:13:MET:O	31:BG:14:ARG:C	2.44	0.56
31:BG:145:ASP:HB3	38:BS:15:GLU:CA	2.31	0.56
32:BH:148:ARG:HH11	32:BH:163:TYR:CA	2.00	0.56
33:BI:114:LYS:HB3	33:BI:132:LYS:O	2.06	0.56
33:BI:133:LEU:CD1	33:BI:139:ALA:HB3	2.25	0.56
33:BI:81:ALA:O	33:BI:147:GLU:CA	2.53	0.56
56:BK:96:ILE:HG21	56:BK:138:GLU:HB2	1.88	0.56
34:BN:83:ILE:C	34:BN:85:GLY:N	2.59	0.56
36:BP:96:VAL:CG2	36:BP:101:ASP:H	2.18	0.56
36:BP:114:VAL:HG12	36:BP:115:ARG:H	1.71	0.56
37:BQ:130:PRO:HA	37:BQ:133:GLU:HB3	1.88	0.56
37:BQ:33:MET:CG	37:BQ:83:PHE:CB	2.84	0.56
38:BS:70:GLY:O	38:BS:71:TRP:HE3	1.87	0.56

Continued on next page...

Continued from previous page...

Atom-1	Atom-2	Interatomic distance (Å)	Clash overlap (Å)
38:BS:90:LEU:HA	38:BS:93:GLN:HE21	1.71	0.56
45:BU:79:PHE:O	45:BU:82:GLY:N	2.39	0.56
40:BW:97:LYS:CE	40:BW:99:ARG:HH12	2.15	0.56
43:BZ:156:GLU:O	43:BZ:157:GLY:C	2.43	0.56
43:BZ:123:VAL:HA	43:BZ:161:ALA:CB	2.36	0.56
43:BZ:176:LEU:HD23	43:BZ:177:THR:CA	2.36	0.56
43:BZ:18:MET:C	43:BZ:36:ARG:HE	2.07	0.56
43:BZ:64:ALA:HB2	43:BZ:85:MET:C	2.25	0.56
1:AA:505:G:OP2	1:AA:534:U:O2'	2.13	0.55
8:AE:80:ILE:HD12	8:AE:91:LEU:HB3	1.88	0.55
11:AH:135:CYS:SG	11:AH:136:GLU:N	2.78	0.55
14:AK:33:THR:HA	14:AK:39:PRO:HA	1.88	0.55
1:AA:1014:A:H4'	22:AS:14:HIS:CG	2.41	0.55
2:AV:23:A:H2'	2:AV:24:G:C8	2.40	0.55
2:AV:34:G:H3'	2:AV:35:A:C5'	2.36	0.55
2:AV:7:U:C4	2:AV:49:C:C5	2.93	0.55
47:B2:27:LEU:HD11	47:B2:53:ILE:HD11	1.87	0.55
47:B2:52:ALA:HA	47:B2:55:ARG:NH1	2.21	0.55
48:B3:8:LEU:HD23	48:B3:32:GLN:H	1.69	0.55
50:B4:17:GLN:CD	50:B4:34:ASP:HA	2.27	0.55
3:AW:75:C:N4	50:B4:28:ARG:HG3	2.21	0.55
27:BA:107:C:H2'	27:BA:108:U:C6	2.41	0.55
27:BA:1416:G:H2'	27:BA:1417:C:C6	2.41	0.55
27:BA:1456:G:H1	27:BA:2704:C:N4	2.05	0.55
27:BA:154:G:H5''	27:BA:155:C:H5	1.70	0.55
27:BA:2093:G:C8	27:BA:2225:A:C5	2.94	0.55
27:BA:2303:G:C2	27:BA:2314:C:N3	2.75	0.55
27:BA:2350:C:N4	27:BA:2382:G:H1	2.03	0.55
27:BA:270(X):G:H2'	27:BA:270(Y):G:C5'	2.36	0.55
27:BA:2725:A:C5	27:BA:2727:G:C5	2.94	0.55
27:BA:27:G:C8	27:BA:27:G:H3'	2.42	0.55
27:BA:2865:U:C6	27:BA:2866:U:C6	2.94	0.55
27:BA:2887:U:C6	27:BA:2887:U:O5'	2.59	0.55
27:BA:746:A:H2'	27:BA:2611:U:O2'	2.03	0.55
27:BA:792:G:N7	27:BA:2440:C:C1'	2.61	0.55
26:BB:12:C:N3	38:BS:10:MET:HE1	2.20	0.55
29:BE:271:ILE:HG22	29:BE:272:GLY:N	2.20	0.55
30:BF:163:HIS:CG	30:BF:166:ILE:HD11	2.41	0.55
31:BG:104:PHE:N	31:BG:104:PHE:CD1	2.74	0.55
31:BG:141:VAL:CA	31:BG:144:ARG:HH11	2.19	0.55
27:BA:2316:C:C5'	31:BG:142:ALA:HB3	2.14	0.55

Continued on next page...

Continued from previous page...

Atom-1	Atom-2	Interatomic distance (Å)	Clash overlap (Å)
32:BH:136:ASP:O	32:BH:137:LYS:C	2.43	0.55
32:BH:32:LEU:CD2	32:BH:32:LEU:C	2.74	0.55
32:BH:86:LEU:CD2	32:BH:87:GLU:N	2.68	0.55
33:BI:102:LEU:O	33:BI:103:GLN:O	2.24	0.55
35:BO:63:VAL:O	35:BO:102:VAL:HG13	2.06	0.55
35:BO:87:ILE:HG22	35:BO:88:ARG:N	2.21	0.55
36:BP:75:LEU:C	36:BP:75:LEU:CD2	2.74	0.55
35:BO:78:ARG:O	39:BT:22:VAL:CG2	2.52	0.55
35:BO:79:PHE:CD2	39:BT:22:VAL:HG21	2.40	0.55
45:BU:20:ARG:HH11	46:BV:75:LYS:CD	2.07	0.55
45:BU:35:ALA:O	45:BU:36:PHE:C	2.43	0.55
46:BV:20:ILE:HG21	46:BV:67:LYS:HD2	1.86	0.55
40:BW:44:ALA:O	40:BW:47:VAL:N	2.39	0.55
41:BX:35:GLY:C	41:BX:37:VAL:N	2.58	0.55
41:BX:52:VAL:HG12	41:BX:53:ASN:N	2.21	0.55
41:BX:25:GLN:NE2	41:BX:65:VAL:CG1	2.65	0.55
42:BY:22:GLN:C	42:BY:24:ARG:H	2.07	0.55
1:AA:1358:U:OP1	17:AN:34:TYR:CA	2.54	0.55
1:AA:1107:C:OP1	6:AC:172:ARG:CB	2.54	0.55
7:AD:140:VAL:CG1	7:AD:144:ASP:HB2	2.35	0.55
1:AA:590:C:H5''	11:AH:30:ARG:HD3	1.88	0.55
22:AS:40:ILE:HD13	22:AS:62:ILE:HD13	1.88	0.55
49:B0:28:GLY:N	49:B0:60:PHE:CG	2.69	0.55
49:B0:67:VAL:C	49:B0:68:VAL:HG23	2.26	0.55
48:B3:41:PRO:O	48:B3:45:GLY:N	2.33	0.55
53:B7:21:ARG:C	53:B7:24:THR:CG2	2.69	0.55
27:BA:594:U:C5'	54:B8:61:MET:HE1	1.89	0.55
27:BA:1758:G:O6	27:BA:2695:C:H4'	2.05	0.55
27:BA:1826:G:OP1	28:BD:227:VAL:HG23	1.98	0.55
27:BA:1937:A:H3'	27:BA:1938:A:C5'	2.34	0.55
27:BA:2185:C:C2	27:BA:2186:G:N7	2.73	0.55
27:BA:2213:U:H5''	27:BA:2213:U:C6	2.41	0.55
27:BA:2224:G:O2'	27:BA:2225:A:C5'	2.54	0.55
27:BA:2259:G:C2	27:BA:2282:G:N1	2.74	0.55
27:BA:2281:C:O2'	27:BA:2282:G:P	2.61	0.55
27:BA:2376:A:OP1	27:BA:2376:A:C8	2.60	0.55
27:BA:2376:A:N6	38:BS:109:PRO:HG3	2.20	0.55
27:BA:2416:C:O2	27:BA:2416:C:H2'	2.06	0.55
27:BA:2508:G:C2	27:BA:2509:G:C8	2.94	0.55
27:BA:2513:G:C5	27:BA:2514:U:C4	2.95	0.55
27:BA:2540:C:H2'	27:BA:2541:A:C8	2.41	0.55

Continued on next page...

Continued from previous page...

Atom-1	Atom-2	Interatomic distance (Å)	Clash overlap (Å)
27:BA:2570:G:C3'	27:BA:2571:C:C6	2.89	0.55
27:BA:2578:G:N7	29:BE:237:ASN:OD1	2.39	0.55
27:BA:2596:U:C5	27:BA:2597:G:N7	2.74	0.55
27:BA:2653:U:C2	27:BA:2654:A:N7	2.74	0.55
27:BA:2756:U:N3	27:BA:2759:G:C6	2.73	0.55
27:BA:2759:G:C8	27:BA:2759:G:H3'	2.41	0.55
27:BA:2844:G:N2	27:BA:2845:G:C1'	2.69	0.55
27:BA:628:G:H1	27:BA:635:C:H42	1.54	0.55
27:BA:729:G:N1	28:BD:206:LYS:O	2.39	0.55
27:BA:965:C:O2'	27:BA:2273:A:C2	2.60	0.55
28:BD:77:VAL:HB	28:BD:113:MET:HA	0.58	0.55
27:BA:1789:A:H5''	28:BD:224:VAL:HG12	1.87	0.55
28:BD:63:ILE:O	28:BD:64:ILE:CB	2.54	0.55
30:BF:108:GLN:O	30:BF:109:LEU:C	2.44	0.55
30:BF:149:LYS:HB2	30:BF:152:GLU:CG	2.35	0.55
30:BF:215:ALA:O	30:BF:242:GLU:CA	2.54	0.55
27:BA:673:C:C4'	30:BF:82:GLN:NE2	2.69	0.55
27:BA:2311:A:N3	31:BG:53:LYS:HE2	2.21	0.55
32:BH:88:LEU:HD13	32:BH:127:GLN:O	2.04	0.55
33:BI:121:ILE:O	33:BI:122:ARG:CB	2.49	0.55
33:BI:86:GLY:C	33:BI:88:ARG:N	2.59	0.55
34:BN:15:ARG:HB3	34:BN:43:ARG:HG2	0.56	0.55
34:BN:26:VAL:O	34:BN:30:ALA:N	2.39	0.55
37:BQ:116:HIS:CD2	37:BQ:119:ASN:HB3	2.41	0.55
37:BQ:47:GLU:CD	37:BQ:47:GLU:N	2.60	0.55
37:BQ:66:ASN:O	37:BQ:67:ALA:C	2.42	0.55
37:BQ:33:MET:HE2	37:BQ:74:ASN:O	2.04	0.55
27:BA:2009:G:C1'	44:BR:107:ASP:O	2.51	0.55
44:BR:93:GLY:C	44:BR:95:THR:N	2.48	0.55
38:BS:15:GLU:O	38:BS:16:ALA:HB2	1.86	0.55
39:BT:28:THR:O	39:BT:29:THR:HG22	1.99	0.55
27:BA:1251:C:H5'	45:BU:10:ARG:HD3	1.89	0.55
41:BX:5:ILE:HG23	41:BX:6:LYS:N	2.12	0.55
42:BY:105:ASP:O	42:BY:107:LYS:N	2.39	0.55
27:BA:328:U:O3'	42:BY:92:ASP:OD2	2.23	0.55
43:BZ:34:LEU:O	43:BZ:35:ASP:HB3	2.05	0.55
1:AA:1205:U:C4'	6:AC:195:VAL:CG2	2.82	0.55
1:AA:1220:G:C2	22:AS:54:GLY:HA2	2.37	0.55
1:AA:17:U:H3	1:AA:918:A:H61	1.52	0.55
7:AD:31:CYS:HB3	7:AD:33:MET:SD	2.46	0.55
12:AI:55:ALA:HB3	12:AI:58:ARG:NE	2.22	0.55

Continued on next page...

Continued from previous page...

Atom-1	Atom-2	Interatomic distance (Å)	Clash overlap (Å)
2:AV:27:C:H2'	2:AV:28:C:C6	2.41	0.55
27:BA:856:C:C5'	49:B0:25:LYS:HZ2	2.10	0.55
49:B0:38:VAL:CA	49:B0:40:GLN:CD	2.64	0.55
49:B0:43:THR:OG1	49:B0:44:LYS:N	2.32	0.55
27:BA:17:G:P	51:B5:13:LYS:NZ	2.80	0.55
27:BA:1612:C:C1'	53:B7:3:ARG:CZ	2.57	0.55
27:BA:80:G:H1	27:BA:106:C:H42	1.55	0.55
27:BA:564:C:O2'	27:BA:1252:G:O6	2.25	0.55
27:BA:176:G:C3'	27:BA:177:G:C8	2.79	0.55
27:BA:1907:G:C6	27:BA:1908:C:N4	2.74	0.55
27:BA:2299:G:C6	27:BA:2300:G:C6	2.94	0.55
27:BA:2353:G:C2	27:BA:2364:C:C4	2.88	0.55
27:BA:2351:G:C2	27:BA:2365:G:C5	2.95	0.55
27:BA:2381:C:H6	27:BA:2381:C:H5'	1.70	0.55
27:BA:2408:U:H2'	27:BA:2409:G:O5'	2.06	0.55
27:BA:2422:A:C2'	27:BA:2424:C:H5	2.16	0.55
27:BA:249:C:O2'	54:B8:8:LYS:CE	2.55	0.55
27:BA:2508:G:C2'	27:BA:2509:G:O5'	2.54	0.55
27:BA:2508:G:H2'	27:BA:2509:G:O5'	2.05	0.55
27:BA:2514:U:H3'	27:BA:2514:U:C6	2.41	0.55
27:BA:2693:A:C6	27:BA:2694:G:C6	2.95	0.55
27:BA:2715:C:C4	27:BA:2716:U:C5	2.94	0.55
27:BA:2783:G:C8	27:BA:2783:G:C5'	2.86	0.55
27:BA:2825:C:C6	27:BA:2825:C:C5'	2.73	0.55
27:BA:458:G:O2'	27:BA:469:G:N1	2.36	0.55
27:BA:532:A:C3'	27:BA:533:G:O4'	2.55	0.55
27:BA:559:G:H2'	27:BA:560:C:C6	2.42	0.55
27:BA:2712:U:O2'	27:BA:712(A):A:OP1	2.21	0.55
27:BA:76:C:O2'	47:B2:55:ARG:CG	2.54	0.55
27:BA:689:A:O2'	27:BA:780:G:H5'	2.06	0.55
27:BA:783:A:H4'	27:BA:2589:A:P	2.47	0.55
28:BD:158:GLY:HA2	28:BD:194:VAL:HG22	1.84	0.55
30:BF:101:ASP:C	30:BF:102:LEU:O	2.45	0.55
27:BA:1255:U:C5	30:BF:67:GLN:O	2.60	0.55
34:BN:27:ALA:CB	34:BN:30:ALA:CB	2.65	0.55
35:BO:103:ALA:O	35:BO:106:LEU:HG	2.06	0.55
36:BP:131:GLU:O	36:BP:133:VAL:N	2.39	0.55
37:BQ:84:ARG:HH21	37:BQ:123:ILE:HD12	1.71	0.55
37:BQ:46:VAL:HG22	37:BQ:156:ASN:HD22	1.72	0.55
44:BR:87:TYR:CD1	44:BR:94:TYR:CG	2.93	0.55
38:BS:122:ALA:O	38:BS:123:ILE:C	2.45	0.55

Continued on next page...

Continued from previous page...

Atom-1	Atom-2	Interatomic distance (Å)	Clash overlap (Å)
38:BS:64:SER:O	38:BS:66:LEU:N	2.39	0.55
38:BS:72:GLU:CB	38:BS:74:PRO:CD	2.84	0.55
46:BV:35:LEU:HG	46:BV:63:HIS:CE1	2.42	0.55
27:BA:495:G:C2	40:BW:61:ASN:ND2	2.74	0.55
27:BA:495:G:O2'	40:BW:62:HIS:CD2	2.60	0.55
27:BA:496:G:P	40:BW:62:HIS:NE2	2.78	0.55
40:BW:89:ALA:HB3	40:BW:92:ARG:H	1.71	0.55
41:BX:24:LEU:C	41:BX:26:PHE:CZ	2.73	0.55
41:BX:75:GLN:O	41:BX:77:VAL:C	2.45	0.55
41:BX:7:HIS:HB2	41:BX:8:PRO:HD2	1.89	0.55
42:BY:51:LEU:O	42:BY:52:ARG:CG	2.50	0.55
43:BZ:18:MET:N	43:BZ:36:ARG:HG3	2.21	0.55
1:AA:1097:C:O2'	1:AA:1168:A:N3	2.33	0.55
1:AA:1236:A:H4'	1:AA:1304:G:H5''	1.88	0.55
1:AA:1330:U:OP1	16:AM:20:THR:O	2.24	0.55
1:AA:311:C:H2'	1:AA:312:C:O4'	2.07	0.55
7:AD:23:GLY:CA	7:AD:113:SER:CA	2.83	0.55
7:AD:20:TYR:C	7:AD:22:LYS:H	2.09	0.55
7:AD:70:ILE:HD12	7:AD:100:ARG:CZ	2.36	0.55
8:AE:147:ASP:HA	8:AE:150:ARG:HB2	1.89	0.55
16:AM:92:HIS:CG	16:AM:98:VAL:CG2	2.86	0.55
1:AA:1269:A:C5'	24:AU:19:GLY:O	2.53	0.55
2:AV:41:U:O2	2:AV:41:U:H2'	2.04	0.55
48:B3:9:VAL:HG22	48:B3:54:VAL:HG12	1.87	0.55
50:B4:68:ARG:HB2	50:B4:72:LYS:CG	2.36	0.55
51:B5:19:ARG:C	51:B5:21:SER:N	2.33	0.55
27:BA:180:G:OP1	53:B7:32:ALA:HB1	2.06	0.55
54:B8:26:LYS:CE	54:B8:44:LYS:C	2.65	0.55
54:B8:61:MET:O	54:B8:62:LEU:HB2	2.07	0.55
27:BA:1151:G:O2'	45:BU:81:ASN:CG	2.42	0.55
27:BA:127:A:N6	53:B7:18:PHE:HZ	2.04	0.55
27:BA:120:U:N3	27:BA:150:C:N4	2.55	0.55
27:BA:1634:A:O2'	27:BA:1635:G:OP1	2.24	0.55
27:BA:1690:A:H2'	27:BA:1690:A:N3	2.21	0.55
27:BA:1826:G:H8	27:BA:1826:G:OP2	1.89	0.55
27:BA:1918:A:C8	27:BA:1918:A:OP2	2.60	0.55
27:BA:2047:U:H2'	27:BA:2048:G:H8	1.72	0.55
27:BA:2372:G:H5''	27:BA:2372:G:C8	2.40	0.55
27:BA:2460:U:H2'	27:BA:2461:C:H6	1.71	0.55
27:BA:2476:A:H2'	27:BA:2477:C:O4'	2.06	0.55
27:BA:2533:A:C2'	27:BA:2534:A:H8	2.19	0.55

Continued on next page...

Continued from previous page...

Atom-1	Atom-2	Interatomic distance (Å)	Clash overlap (Å)
27:BA:2638:G:C8	27:BA:2775:A:N1	2.75	0.55
27:BA:2684:U:C1'	35:BO:70:ARG:HH22	1.95	0.55
27:BA:911:A:H2'	37:BQ:16:ARG:HD2	1.88	0.55
26:BB:110:G:H2'	26:BB:111:U:O4'	2.07	0.55
28:BD:164:LEU:O	28:BD:172:ILE:HG21	2.07	0.55
28:BD:63:ILE:C	28:BD:64:ILE:CG1	2.55	0.55
29:BE:44:TYR:CD2	29:BE:307:LEU:O	2.59	0.55
29:BE:44:TYR:CZ	29:BE:308:VAL:CA	2.89	0.55
29:BE:319:ASP:O	29:BE:320:GLN:C	2.44	0.55
30:BF:34:ALA:HB1	30:BF:110:ALA:CB	2.33	0.55
27:BA:675:A:H5'	30:BF:69:HIS:C	2.27	0.55
27:BA:2314:C:OP1	31:BG:74:THR:CG2	2.52	0.55
56:BK:85:ILE:HG12	56:BK:87:LYS:O	2.06	0.55
34:BN:103:VAL:CG1	34:BN:104:TYR:H	2.15	0.55
34:BN:12:VAL:HB	34:BN:38:VAL:HG22	1.87	0.55
34:BN:136:SER:HA	34:BN:139:LEU:HD22	1.88	0.55
34:BN:41:ALA:O	34:BN:42:GLU:C	2.44	0.55
35:BO:8:LEU:HD23	35:BO:19:VAL:O	2.06	0.55
37:BQ:105:PHE:HE1	49:B0:8:GLY:CA	2.19	0.55
37:BQ:50:VAL:C	37:BQ:51:GLU:CD	2.65	0.55
38:BS:83:LEU:CD1	38:BS:83:LEU:H	2.17	0.55
45:BU:33:ARG:HA	45:BU:36:PHE:CD1	2.41	0.55
45:BU:55:ARG:O	45:BU:58:ARG:N	2.40	0.55
46:BV:68:LYS:O	46:BV:69:ILE:C	2.44	0.55
46:BV:74:TYR:HE2	46:BV:88:GLN:NE2	2.05	0.55
27:BA:993:G:C4'	46:BV:90:PHE:CZ	2.54	0.55
42:BY:55:PHE:CB	42:BY:58:GLU:OE2	2.50	0.55
43:BZ:73:LYS:HG3	43:BZ:75:LYS:HE3	1.87	0.55
1:AA:1347:G:H3'	12:AI:108:VAL:CA	2.37	0.55
1:AA:952:U:H2'	16:AM:126:LYS:OXT	2.05	0.55
1:AA:955:U:OP1	16:AM:120:LYS:HD2	2.07	0.55
20:AQ:22:LEU:HD13	20:AQ:39:SER:OG	2.06	0.55
3:AW:29:A:O2'	3:AW:30:G:H5'	2.06	0.55
47:B2:22:ASP:O	47:B2:25:THR:N	2.40	0.55
47:B2:28:LEU:HG	47:B2:31:ARG:HH21	1.72	0.55
47:B2:34:GLN:O	47:B2:35:ALA:C	2.44	0.55
50:B4:58:LYS:HD3	50:B4:62:ARG:NH2	2.20	0.55
54:B8:56:ALA:O	54:B8:58:MET:N	2.40	0.55
54:B8:62:LEU:HB2	54:B8:63:PRO:HD2	1.83	0.55
27:BA:1358:G:N7	27:BA:1371:G:C6	2.74	0.55
27:BA:1418:G:N2	27:BA:1579:A:H62	2.04	0.55

Continued on next page...

Continued from previous page...

Atom-1	Atom-2	Interatomic distance (Å)	Clash overlap (Å)
27:BA:1395:A:P	27:BA:1603:A:H5''	2.47	0.55
27:BA:1799:G:N2	28:BD:153:LEU:CD1	2.68	0.55
27:BA:1805:U:H5''	28:BD:235:PRO:HB3	1.86	0.55
27:BA:2067:G:H8	27:BA:2067:G:O5'	1.90	0.55
27:BA:2086:U:N3	27:BA:2233:U:C4	2.57	0.55
27:BA:2291:U:H2'	27:BA:2292:C:H6	1.72	0.55
27:BA:2296:U:H3	38:BS:16:ALA:HA	1.72	0.55
27:BA:2380:C:H3'	27:BA:2380:C:C6	2.41	0.55
27:BA:2412:A:C3'	27:BA:2413:G:H5'	2.36	0.55
27:BA:2469:A:H2'	27:BA:2470:G:H5'	1.89	0.55
27:BA:2481:G:O2'	27:BA:2482:G:OP2	2.22	0.55
27:BA:2556:C:HO2'	27:BA:2557:G:C5'	2.16	0.55
27:BA:2567:G:C2	27:BA:2568:C:N4	2.74	0.55
27:BA:2698:U:C2'	27:BA:2698:U:O2	2.54	0.55
27:BA:2727:G:H2'	27:BA:2728:U:C5	2.40	0.55
27:BA:2839:G:N2	27:BA:2840:C:H1'	2.21	0.55
27:BA:2881:C:C6	27:BA:2882:A:N7	2.75	0.55
27:BA:397:G:H5''	50:B4:59:PHE:CZ	2.33	0.55
27:BA:447:A:C6	27:BA:454:A:N7	2.75	0.55
28:BD:131:LEU:CG	28:BD:171:VAL:HG21	2.35	0.55
28:BD:172:ILE:HG12	28:BD:182:MET:HG3	1.88	0.55
28:BD:208:GLY:HA3	28:BD:211:HIS:CD2	2.42	0.55
29:BE:175:ASP:C	29:BE:177:ALA:N	2.56	0.55
32:BH:20:GLY:O	32:BH:21:ASN:CB	2.51	0.55
33:BI:104:ALA:O	33:BI:105:GLN:O	2.24	0.55
33:BI:95:SER:CA	33:BI:98:ILE:CB	2.83	0.55
34:BN:39:VAL:HG12	34:BN:104:TYR:H	1.71	0.55
36:BP:113:GLN:O	36:BP:114:VAL:C	2.35	0.55
27:BA:636:G:H3'	36:BP:126:SER:CB	2.37	0.55
37:BQ:147:VAL:CG1	37:BQ:148:ASN:N	2.69	0.55
44:BR:52:ILE:C	44:BR:54:LEU:N	2.51	0.55
27:BA:2378:A:C4	38:BS:26:LEU:HD21	2.41	0.55
38:BS:24:LEU:HA	38:BS:27:LEU:HB2	1.89	0.55
38:BS:31:LYS:HD3	38:BS:99:GLU:HB2	1.88	0.55
39:BT:42:LEU:O	39:BT:44:ARG:CA	2.54	0.55
45:BU:98:ILE:HB	45:BU:106:PHE:CE1	2.42	0.55
46:BV:6:GLN:CD	46:BV:10:LYS:HG2	2.27	0.55
46:BV:5:ILE:H	46:BV:5:ILE:CD1	2.17	0.55
41:BX:17:ASP:CA	41:BX:20:PHE:CZ	2.89	0.55
42:BY:102:ASP:O	42:BY:108:ARG:HD3	2.05	0.55
42:BY:15:PRO:HD2	42:BY:18:GLU:OE2	2.07	0.55

Continued on next page...

Continued from previous page...

Atom-1	Atom-2	Interatomic distance (Å)	Clash overlap (Å)
43:BZ:173:PRO:C	43:BZ:175:ARG:N	2.58	0.55
1:AA:1328:C:P	24:AU:20:LYS:NZ	2.79	0.55
5:AB:84:GLU:HG3	5:AB:212:GLN:NE2	2.21	0.55
7:AD:26:CYS:O	7:AD:31:CYS:HB2	2.06	0.55
1:AA:598:U:H4'	11:AH:94:TYR:CB	2.36	0.55
1:AA:1060:C:H5'	13:AJ:52:GLY:N	2.22	0.55
13:AJ:7:LYS:HB3	13:AJ:97:GLU:HB2	1.89	0.55
9:AF:89:MET:CG	21:AR:76:LEU:HD21	2.22	0.55
2:AV:34:G:H3'	2:AV:35:A:H5''	1.88	0.55
2:AV:59:U:O2	2:AV:59:U:C2'	2.55	0.55
48:B3:7:LYS:O	48:B3:54:VAL:CG1	2.54	0.55
27:BA:2017:U:H3	51:B5:10:LYS:NZ	2.02	0.55
53:B7:17:GLY:O	53:B7:19:ARG:N	2.39	0.55
54:B8:36:LYS:HG2	54:B8:40:GLU:OE2	2.06	0.55
27:BA:990:A:N6	27:BA:1186:G:H1'	2.18	0.55
27:BA:2093:G:H5'	33:BI:25:TYR:CG	2.41	0.55
27:BA:2100:G:C2	27:BA:2190:G:C4	2.95	0.55
27:BA:2349:G:O6	27:BA:2350:C:C4	2.60	0.55
27:BA:2354:G:N3	27:BA:2355:C:C6	2.75	0.55
27:BA:2410:G:C4	27:BA:2411:A:C8	2.70	0.55
27:BA:2466:C:C4	27:BA:2467:C:C4	2.94	0.55
27:BA:2564:A:C6	27:BA:2565:A:N6	2.75	0.55
27:BA:2678:C:N3	27:BA:2679:A:C5	2.75	0.55
27:BA:2703:C:H2'	27:BA:2704:C:O5'	2.03	0.55
27:BA:2856:C:O5'	27:BA:2856:C:H6	1.89	0.55
27:BA:551:G:H4'	27:BA:1220:A:H2	1.69	0.55
27:BA:666:G:H2'	27:BA:667:U:H6	1.72	0.55
29:BE:107:GLU:CG	29:BE:110:ARG:CZ	2.85	0.55
29:BE:193:PHE:HD1	29:BE:193:PHE:H	1.54	0.55
30:BF:114:ALA:O	30:BF:115:LEU:C	2.43	0.55
30:BF:27:ARG:O	30:BF:28:SER:C	2.43	0.55
30:BF:60:SER:HB3	30:BF:69:HIS:CB	2.30	0.55
31:BG:140:ARG:O	31:BG:141:VAL:C	2.45	0.55
31:BG:28:GLY:O	31:BG:69:ILE:HD11	2.05	0.55
32:BH:130:ILE:N	32:BH:130:ILE:CD1	2.59	0.55
32:BH:85:ALA:CA	32:BH:131:ILE:HG22	2.34	0.55
33:BI:60:GLU:C	33:BI:62:LEU:N	2.59	0.55
34:BN:102:ARG:HB3	34:BN:104:TYR:OH	2.07	0.55
34:BN:23:ALA:O	34:BN:26:VAL:N	2.39	0.55
27:BA:7:G:OP1	34:BN:6:PHE:CZ	2.53	0.55
36:BP:110:GLY:CA	36:BP:129:ALA:HB2	2.35	0.55

Continued on next page...

Continued from previous page...

Atom-1	Atom-2	Interatomic distance (Å)	Clash overlap (Å)
36:BP:62:ALA:CB	36:BP:104:ASP:O	2.53	0.55
38:BS:38:LYS:CG	38:BS:106:LEU:HD12	2.37	0.55
45:BU:25:TRP:CB	45:BU:28:ARG:NH1	2.67	0.55
45:BU:61:TRP:O	45:BU:65:ILE:CB	2.53	0.55
40:BW:11:ARG:O	40:BW:12:ILE:CB	2.55	0.55
40:BW:14:PRO:HG2	40:BW:99:ARG:HB2	1.89	0.55
42:BY:78:THR:HG22	42:BY:89:ARG:N	2.21	0.55
43:BZ:172:LEU:O	43:BZ:174:PRO:CD	2.55	0.55
43:BZ:45:GLN:CA	43:BZ:45:GLN:NE2	2.69	0.55
43:BZ:4:THR:O	43:BZ:34:LEU:N	2.39	0.55
1:AA:1224:G:C6	1:AA:1322:C:C4'	2.89	0.55
1:AA:1374:A:H1'	10:AG:31:MET:SD	2.47	0.55
1:AA:1451:A:H3'	1:AA:1451:A:C8	2.41	0.55
49:B0:39:ARG:HG2	49:B0:69:PHE:HZ	1.61	0.55
47:B2:2:VAL:N	47:B2:4:HIS:HE1	1.82	0.55
48:B3:50:VAL:HB	48:B3:53:LEU:HB2	1.89	0.55
27:BA:458:G:C2'	53:B7:40:HIS:CE1	2.74	0.55
27:BA:1255:U:H5''	27:BA:1256:G:C5'	2.36	0.55
27:BA:147:U:H2'	27:BA:148:C:O4'	2.07	0.55
27:BA:2189:U:O2'	27:BA:2190:G:O4'	2.25	0.55
27:BA:2250:G:H5'	37:BQ:102:ARG:CD	2.25	0.55
27:BA:2256:G:N1	27:BA:2257:U:N3	2.55	0.55
27:BA:2306:C:C6	27:BA:2306:C:H3'	2.41	0.55
27:BA:2327:A:N7	27:BA:2388:A:C6	2.73	0.55
27:BA:2385:C:O2	27:BA:2385:C:H2'	2.05	0.55
27:BA:248:G:N3	27:BA:2431:U:H4'	2.21	0.55
27:BA:247:G:H4'	27:BA:386:G:C4	2.41	0.55
27:BA:1669:A:C3'	27:BA:2550:G:OP1	2.54	0.55
27:BA:2693:A:C6	27:BA:2694:G:O6	2.60	0.55
27:BA:2693:A:N3	27:BA:2694:G:C8	2.75	0.55
27:BA:284:U:H2'	27:BA:285:C:C6	2.40	0.55
27:BA:359:A:C2	27:BA:361:G:N2	2.74	0.55
26:BB:15:A:H5'	26:BB:16:G:C8	2.41	0.55
26:BB:95:U:H2'	26:BB:96:G:C8	2.42	0.55
28:BD:143:ILE:CD1	28:BD:153:LEU:N	2.67	0.55
28:BD:144:GLU:HG3	28:BD:188:ARG:HB2	1.88	0.55
29:BE:107:GLU:HG2	29:BE:110:ARG:CZ	2.37	0.55
30:BF:111:VAL:O	30:BF:115:LEU:N	2.33	0.55
30:BF:223:LEU:C	30:BF:225:PRO:N	2.59	0.55
30:BF:79:ARG:CG	30:BF:79:ARG:O	2.54	0.55
27:BA:2317:C:H4'	31:BG:150:SER:HB3	1.87	0.55

Continued on next page...

Continued from previous page...

Atom-1	Atom-2	Interatomic distance (Å)	Clash overlap (Å)
32:BH:41:THR:H	32:BH:54:PRO:HG3	1.72	0.55
32:BH:67:THR:HA	32:BH:70:LEU:CB	2.36	0.55
33:BI:5:PHE:CB	33:BI:17:GLU:O	2.49	0.55
33:BI:77:VAL:CG1	33:BI:143:VAL:HA	2.36	0.55
34:BN:57:TYR:HB2	34:BN:135:ILE:HG21	1.89	0.55
35:BO:102:VAL:HG12	35:BO:103:ALA:H	1.71	0.55
37:BQ:84:ARG:O	37:BQ:85:ILE:HG23	2.07	0.55
27:BA:533:G:HO2'	45:BU:45:TYR:HD2	1.53	0.55
46:BV:43:GLU:C	46:BV:44:GLN:HE22	2.04	0.55
41:BX:7:HIS:HB2	41:BX:8:PRO:HD3	1.87	0.55
42:BY:46:ASP:N	42:BY:62:VAL:HB	2.13	0.55
42:BY:71:VAL:HA	42:BY:93:THR:HG22	1.88	0.55
43:BZ:172:LEU:HD21	43:BZ:173:PRO:CG	2.29	0.55
43:BZ:37:LYS:HA	43:BZ:40:ASP:CG	2.26	0.55
43:BZ:75:LYS:O	43:BZ:76:ARG:CB	2.55	0.55
1:AA:1206:G:O4'	6:AC:194:GLY:CA	2.52	0.55
1:AA:1277:C:H1'	1:AA:1282:C:C2	2.41	0.55
1:AA:948:C:H4'	1:AA:1306:A:O3'	2.06	0.55
1:AA:143:A:H4'	1:AA:144:G:H8	1.69	0.55
1:AA:375:U:O4'	19:AP:17:TYR:OH	2.22	0.55
1:AA:501:C:H3'	1:AA:501:C:C6	2.42	0.55
1:AA:563:A:H2	15:AL:15:ARG:HH12	1.55	0.55
1:AA:579:G:H4'	1:AA:728:A:H1'	1.89	0.55
1:AA:642:A:C8	11:AH:115:SER:HA	2.40	0.55
1:AA:826:C:H5'	11:AH:12:ARG:NE	2.08	0.55
12:AI:37:PHE:N	12:AI:37:PHE:CD2	2.74	0.55
16:AM:44:ARG:HB3	16:AM:46:LYS:HG2	1.88	0.55
49:B0:22:GLY:O	49:B0:23:VAL:C	2.45	0.55
48:B3:19:GLN:OE1	48:B3:19:GLN:N	2.39	0.55
50:B4:63:PHE:O	50:B4:64:GLY:C	2.44	0.55
27:BA:10:G:N2	27:BA:2629:A:C4	2.75	0.55
27:BA:153:C:H1'	27:BA:175:G:N2	2.22	0.55
27:BA:1653:G:H5''	27:BA:1653:G:H8	1.72	0.55
27:BA:1665:A:C1'	35:BO:67:ARG:HD3	2.36	0.55
27:BA:16:G:O6	27:BA:525:U:C4	2.59	0.55
27:BA:184:C:H2'	27:BA:185:U:C6	2.42	0.55
27:BA:2196:C:H2'	27:BA:2196:C:O2	2.05	0.55
27:BA:199:A:C6	27:BA:2434:A:N1	2.75	0.55
27:BA:2462:U:C4	27:BA:2463:C:C4	2.95	0.55
27:BA:2521:C:C2	27:BA:2522:U:H6	2.14	0.55
27:BA:2603:G:N1	27:BA:2604:U:C4	2.74	0.55

Continued on next page...

Continued from previous page...

Atom-1	Atom-2	Interatomic distance (Å)	Clash overlap (Å)
27:BA:2657:A:N1	27:BA:2665:A:C8	2.74	0.55
27:BA:2725:A:H2'	27:BA:2726:U:H5''	1.87	0.55
27:BA:2678:C:N4	27:BA:2729:G:H1	2.05	0.55
27:BA:2791:C:O2'	27:BA:2792:G:O4'	2.20	0.55
27:BA:752:A:N7	27:BA:1781:C:O2	2.40	0.55
27:BA:826:U:OP1	27:BA:2428:G:H8	1.89	0.55
27:BA:600:G:C5'	30:BF:27:ARG:NH1	2.45	0.55
31:BG:29:HIS:O	31:BG:29:HIS:CD2	2.60	0.55
32:BH:40:MET:CB	32:BH:54:PRO:HG3	2.37	0.55
33:BI:62:LEU:O	33:BI:66:LYS:CE	2.48	0.55
27:BA:1005:C:H1'	34:BN:21:ARG:HG3	1.89	0.55
34:BN:25:GLN:O	34:BN:27:ALA:C	2.45	0.55
34:BN:38:VAL:HG12	34:BN:39:VAL:H	1.70	0.55
34:BN:58:GLU:CB	34:BN:61:VAL:HG21	2.37	0.55
35:BO:110:ASP:C	35:BO:111:PHE:CG	2.71	0.55
36:BP:120:LEU:CD1	36:BP:120:LEU:C	2.75	0.55
36:BP:92:ASP:HB3	36:BP:118:LEU:CB	2.37	0.55
38:BS:40:ASN:CA	38:BS:114:LYS:NZ	2.46	0.55
27:BA:2319:G:C5'	38:BS:9:PRO:HD2	2.36	0.55
45:BU:24:PHE:CD1	45:BU:28:ARG:HG3	2.42	0.55
46:BV:38:LEU:HD23	46:BV:38:LEU:H	1.70	0.55
41:BX:30:ASP:HB3	41:BX:62:LYS:HB2	1.89	0.55
43:BZ:106:GLY:N	43:BZ:142:ASN:ND2	2.42	0.55
43:BZ:111:GLY:O	43:BZ:174:PRO:HG3	2.06	0.55
1:AA:988:G:N3	1:AA:1015:A:H2	2.05	0.55
1:AA:1074:G:H2'	1:AA:1075:C:O4'	2.07	0.55
1:AA:1182:G:H4'	1:AA:1183:A:C5'	2.37	0.55
1:AA:1237:C:HO2'	1:AA:1300:G:H22	1.52	0.55
1:AA:3(A):G:C6	1:AA:1038:C:C2	2.95	0.55
1:AA:509:A:C8	7:AD:54:TYR:CE2	2.90	0.55
1:AA:868:C:O4'	1:AA:873:A:C6	2.60	0.55
1:AA:922:G:H2'	1:AA:923:A:C8	2.41	0.55
1:AA:939:G:O2'	1:AA:940:C:O4'	2.24	0.55
9:AF:49:ALA:HB2	21:AR:78:LEU:O	2.06	0.55
49:B0:31:VAL:HG12	49:B0:32:LYS:N	2.21	0.55
49:B0:68:VAL:O	49:B0:69:PHE:CB	2.54	0.55
27:BA:1364:G:C6	50:B4:2:GLN:OE1	2.60	0.55
27:BA:1223:C:N4	46:BV:87:ARG:CZ	2.70	0.55
27:BA:1609:A:C5	27:BA:1616:A:C2	2.95	0.55
27:BA:1899:G:H22	27:BA:1902:C:H41	1.54	0.55
27:BA:2094:G:N1	27:BA:2196:C:C4	2.66	0.55

Continued on next page...

Continued from previous page...

Atom-1	Atom-2	Interatomic distance (Å)	Clash overlap (Å)
27:BA:2080:G:C6	27:BA:2241:A:N6	2.75	0.55
27:BA:2331:G:H2'	27:BA:2332:U:C1'	2.37	0.55
27:BA:2370:G:H2'	27:BA:2371:G:O5'	2.05	0.55
27:BA:2392:A:N7	27:BA:2393:A:N7	2.54	0.55
27:BA:2395:C:H4'	50:B4:28:ARG:CD	2.32	0.55
27:BA:2450:A:H5''	27:BA:2497:A:H62	0.72	0.55
27:BA:2051:A:C5	27:BA:2614:A:C5	2.94	0.55
27:BA:2767:C:C4	27:BA:2768:C:C4	2.94	0.55
27:BA:2804:C:C5	27:BA:2805:G:O6	2.43	0.55
27:BA:2807:G:C8	27:BA:2808:U:H5	2.25	0.55
27:BA:5:A:C6	27:BA:2899:G:N1	2.75	0.55
27:BA:30:G:H2'	27:BA:31:C:C6	2.41	0.55
27:BA:729:G:H8	27:BA:764:A:P	2.30	0.55
27:BA:971:C:N4	27:BA:972:G:H21	2.05	0.55
27:BA:974:G:C5	46:BV:80:TYR:CZ	2.95	0.55
29:BE:190:ASN:C	29:BE:192:ILE:N	2.60	0.55
30:BF:11:ASN:ND2	30:BF:160:LEU:HD11	2.21	0.55
31:BG:142:ALA:HB2	31:BG:151:ILE:HG13	1.83	0.55
34:BN:24:SER:OG	34:BN:25:GLN:N	2.40	0.55
35:BO:66:LYS:H	35:BO:82:ASN:ND2	2.04	0.55
37:BQ:49:VAL:HG21	37:BQ:119:ASN:C	2.27	0.55
37:BQ:85:ILE:HA	37:BQ:122:PHE:CA	2.37	0.55
44:BR:18:LEU:O	44:BR:20:LEU:N	2.39	0.55
44:BR:58:GLY:CA	44:BR:80:PHE:CZ	2.76	0.55
44:BR:85:PRO:C	44:BR:87:TYR:N	2.40	0.55
38:BS:116:PHE:O	38:BS:120:GLU:OE2	2.25	0.55
39:BT:37:GLU:O	39:BT:38:ASN:C	2.44	0.55
40:BW:66:GLU:O	40:BW:68:ARG:N	2.39	0.55
42:BY:67:LEU:O	42:BY:68:ASP:C	2.45	0.55
43:BZ:37:LYS:O	43:BZ:41:ARG:HD2	2.06	0.55
43:BZ:3:LEU:O	43:BZ:56:VAL:HG22	2.07	0.55
1:AA:1259:C:H42	1:AA:1276:G:H1	1.53	0.55
6:AC:29:TYR:HE2	17:AN:54:PRO:HG2	1.72	0.55
19:AP:8:ARG:NH1	19:AP:11:SER:O	2.33	0.55
48:B3:1:MET:O	48:B3:3:ARG:HG3	2.07	0.55
52:B6:46:LYS:CA	52:B6:46:LYS:CE	2.84	0.55
53:B7:38:GLY:O	53:B7:39:ARG:CG	2.55	0.55
27:BA:687:C:C4'	53:B7:4:THR:CG2	2.85	0.55
54:B8:9:MET:HA	54:B8:12:ARG:HG2	1.88	0.55
27:BA:1055:G:H3'	27:BA:1056:G:OP2	2.06	0.55
27:BA:1129:A:C2	27:BA:2570:G:N9	2.75	0.55

Continued on next page...

Continued from previous page...

Atom-1	Atom-2	Interatomic distance (Å)	Clash overlap (Å)
27:BA:1151:G:O3'	45:BU:81:ASN:CG	2.44	0.55
27:BA:974(A):C:H6	27:BA:1186:G:N1	2.04	0.55
27:BA:1303:G:H5'	27:BA:1642:G:H21	1.72	0.55
27:BA:1416:G:H1'	27:BA:1583:A:C2	2.42	0.55
27:BA:1482:U:C1'	27:BA:1512:G:H22	2.20	0.55
27:BA:1802:A:H61	27:BA:1822:G:H1'	1.72	0.55
27:BA:1809:A:N6	50:B4:3:LYS:CG	2.63	0.55
27:BA:1906:G:N9	27:BA:1929:G:C8	2.75	0.55
27:BA:2209:C:N4	27:BA:2215:G:C6	2.73	0.55
27:BA:2319:G:OP1	38:BS:9:PRO:CD	2.55	0.55
27:BA:2355:C:H2'	27:BA:2355:C:O2	2.06	0.55
27:BA:2355:C:C4	27:BA:2356:C:C4	2.95	0.55
27:BA:2392:A:N6	27:BA:2393:A:N6	2.54	0.55
27:BA:2491:U:H5'	27:BA:2570:G:H5'	1.89	0.55
27:BA:2494:G:C2	27:BA:2495:G:C4	2.93	0.55
27:BA:2478:A:H1'	27:BA:2529:G:N7	2.22	0.55
27:BA:2570:G:C3'	27:BA:2571:C:H6	2.17	0.55
27:BA:2589:A:C5	27:BA:2590:A:C8	2.93	0.55
27:BA:2862:G:HO2'	27:BA:2863:C:C1'	2.20	0.55
27:BA:363(A):A:N3	27:BA:363(A):A:H2'	2.20	0.55
27:BA:857:C:H42	27:BA:920:G:H1	1.55	0.55
27:BA:929:G:H21	48:B3:42:ALA:C	2.10	0.55
27:BA:931:G:H2'	27:BA:932:G:N9	2.20	0.55
28:BD:213:LYS:CB	28:BD:215:LYS:CA	2.80	0.55
28:BD:63:ILE:O	28:BD:64:ILE:HG23	2.05	0.55
29:BE:210:THR:HA	29:BE:216:ARG:HH21	1.57	0.55
29:BE:269:ILE:HA	29:BE:297:LYS:CE	2.37	0.55
31:BG:19:GLU:HB2	31:BG:135:VAL:HG11	1.88	0.55
33:BI:122:ARG:C	33:BI:124:LEU:H	2.11	0.55
33:BI:76:THR:CB	33:BI:144:HIS:HE1	2.19	0.55
33:BI:7:LYS:HB2	33:BI:12:LYS:HZ2	1.72	0.55
27:BA:2880:C:H1'	44:BR:92:GLY:O	2.06	0.55
38:BS:116:PHE:C	38:BS:120:GLU:OE1	2.41	0.55
38:BS:39:SER:O	38:BS:41:LYS:N	2.40	0.55
45:BU:69:ALA:HA	45:BU:79:PHE:CE2	2.41	0.55
46:BV:78:VAL:CB	46:BV:80:TYR:CD1	2.88	0.55
40:BW:68:ARG:NE	40:BW:110:LYS:HB3	2.22	0.55
40:BW:88:ARG:C	40:BW:91:GLY:H	2.10	0.55
41:BX:50:GLU:OE1	41:BX:50:GLU:CA	2.55	0.55
42:BY:51:LEU:N	42:BY:51:LEU:CD1	2.61	0.55
42:BY:51:LEU:CD1	42:BY:97:ARG:CG	2.80	0.55

Continued on next page...

Continued from previous page...

Atom-1	Atom-2	Interatomic distance (Å)	Clash overlap (Å)
43:BZ:38:ALA:O	43:BZ:40:ASP:N	2.39	0.55
1:AA:1107:C:OP1	6:AC:172:ARG:CG	2.55	0.54
1:AA:1326:C:H4'	24:AU:19:GLY:HA2	1.88	0.54
1:AA:1349:A:OP2	12:AI:118:LYS:NZ	2.29	0.54
1:AA:1463:C:OP1	39:BT:47:ARG:CD	2.54	0.54
1:AA:160:A:H2'	1:AA:161:A:O4'	2.07	0.54
1:AA:18:C:N3	1:AA:917:G:N2	2.48	0.54
1:AA:294:U:H2'	1:AA:295:C:C6	2.42	0.54
1:AA:749:C:O2	1:AA:749:C:H2'	2.07	0.54
1:AA:979:C:OP1	1:AA:1222:G:O6	2.25	0.54
1:AA:1148:U:O3'	12:AI:14:VAL:HG11	2.07	0.54
20:AQ:67:LYS:HA	20:AQ:70:ARG:NH2	2.22	0.54
2:AV:76:A:C6	27:BA:2251:G:O6	2.59	0.54
25:AY:35:ASP:CA	56:BK:22:PRO:HB3	2.34	0.54
27:BA:2355:C:H5'	49:B0:21:LEU:CD2	2.36	0.54
49:B0:86:THR:O	49:B0:87:GLU:C	2.45	0.54
47:B2:31:ARG:O	47:B2:34:GLN:N	2.38	0.54
52:B6:13:GLU:O	52:B6:52:GLU:HA	2.06	0.54
52:B6:42:PRO:HD3	52:B6:50:PHE:CZ	2.42	0.54
27:BA:1071:G:C2	27:BA:1089:G:H2'	2.41	0.54
27:BA:1179:C:H2'	27:BA:1180:C:C6	2.42	0.54
27:BA:2246:G:N3	27:BA:2247:A:N7	2.56	0.54
27:BA:2289:G:N2	27:BA:2290:G:C4	2.76	0.54
27:BA:2384:G:C3'	27:BA:2386:C:OP2	2.55	0.54
27:BA:2396:G:O2'	50:B4:27:THR:N	2.33	0.54
27:BA:2400:G:N2	27:BA:2401:U:O2	2.40	0.54
27:BA:2414:G:H2'	27:BA:2415:G:C8	2.42	0.54
27:BA:2472:G:H2'	27:BA:2475:C:C4	2.39	0.54
27:BA:2676:C:H2'	27:BA:2677:G:O5'	2.07	0.54
27:BA:2698:U:N3	27:BA:2699:C:H5	1.87	0.54
27:BA:2821:A:C2	27:BA:2822:G:C6	2.89	0.54
27:BA:2853:C:O2'	27:BA:2854:G:H5'	2.08	0.54
27:BA:1526:G:N2	27:BA:545(A):A:C8	2.71	0.54
27:BA:59:U:C2	27:BA:73:A:C2	2.95	0.54
27:BA:830:G:O6	27:BA:2446:G:O4'	2.24	0.54
28:BD:143:ILE:CG1	28:BD:153:LEU:CB	2.78	0.54
28:BD:156:ALA:HB1	28:BD:196:ASN:HB3	1.88	0.54
27:BA:1566:A:N3	28:BD:212:HIS:CB	2.70	0.54
29:BE:205:THR:N	29:BE:259:HIS:O	2.39	0.54
30:BF:81:PRO:O	30:BF:82:GLN:CG	2.55	0.54
27:BA:2304:G:H4'	31:BG:105:SER:C	2.27	0.54

Continued on next page...

Continued from previous page...

Atom-1	Atom-2	Interatomic distance (Å)	Clash overlap (Å)
32:BH:100:LYS:HG3	32:BH:100:LYS:O	2.07	0.54
32:BH:126:SER:O	32:BH:127:GLN:C	2.45	0.54
32:BH:32:LEU:HD21	32:BH:34:ARG:HB2	1.89	0.54
32:BH:82:TYR:CZ	32:BH:137:LYS:HG2	2.41	0.54
35:BO:104:ARG:HH12	35:BO:122:ILE:HA	1.71	0.54
35:BO:60:ALA:HB1	35:BO:85:VAL:O	2.07	0.54
44:BR:104:ARG:CA	44:BR:105:ARG:NH2	2.43	0.54
44:BR:72:ASP:C	44:BR:76:VAL:HG21	2.27	0.54
44:BR:81:ASP:O	44:BR:85:PRO:CD	2.54	0.54
44:BR:84:ALA:O	44:BR:87:TYR:HB2	2.07	0.54
38:BS:114:LYS:O	38:BS:115:VAL:O	2.24	0.54
45:BU:43:ALA:HA	45:BU:46:GLU:CD	2.28	0.54
41:BX:40:ALA:N	41:BX:43:GLU:OE1	2.40	0.54
42:BY:74:VAL:HG12	42:BY:77:VAL:CG2	2.19	0.54
43:BZ:124:ALA:H	43:BZ:159:THR:CG2	2.18	0.54
43:BZ:66:VAL:HG23	43:BZ:68:ALA:O	2.07	0.54
1:AA:1259:C:O3'	1:AA:1284:C:H4'	2.07	0.54
1:AA:1517:G:C4	27:BA:1919:A:O3'	2.60	0.54
8:AE:7:GLU:HB3	8:AE:112:LEU:HD11	1.88	0.54
8:AE:15:ARG:HG2	8:AE:28:PHE:CD2	2.43	0.54
13:AJ:6:ILE:HG22	13:AJ:98:ILE:HG12	1.88	0.54
15:AL:37:CYS:HA	15:AL:57:LYS:O	2.07	0.54
16:AM:92:HIS:HE1	16:AM:110:ARG:NH2	2.00	0.54
1:AA:1225:A:O4'	22:AS:78:ARG:HD3	2.06	0.54
23:AT:41:VAL:O	23:AT:45:GLN:HB2	2.07	0.54
51:B5:42:SER:O	51:B5:43:HIS:ND1	2.40	0.54
54:B8:54:GLU:O	54:B8:55:TRP:C	2.43	0.54
27:BA:1912:A:C8	27:BA:1913:A:H1'	2.41	0.54
27:BA:563:G:C6	27:BA:2018:G:C5	2.95	0.54
27:BA:215:G:H4'	27:BA:216:A:O5'	2.07	0.54
27:BA:2075:U:O4	27:BA:2238:G:C6	2.57	0.54
27:BA:2321:G:C2'	27:BA:2321:G:N3	2.70	0.54
27:BA:2454:G:N1	27:BA:2455:G:C4	2.74	0.54
27:BA:2455:G:N2	27:BA:2498:C:N4	2.55	0.54
27:BA:2510:C:N4	27:BA:2511:U:O4	2.41	0.54
27:BA:2558:C:C2'	27:BA:2559:C:H5'	2.37	0.54
27:BA:2575:C:C5'	27:BA:2576:G:OP2	2.52	0.54
27:BA:2610:C:O4'	27:BA:2610:C:OP2	2.25	0.54
27:BA:2630:G:H2'	27:BA:2892:A:O2'	2.07	0.54
27:BA:2691:C:O4'	27:BA:2872:G:N7	2.40	0.54
27:BA:2737:G:C2	27:BA:2738:A:C8	2.95	0.54

Continued on next page...

Continued from previous page...

Atom-1	Atom-2	Interatomic distance (Å)	Clash overlap (Å)
27:BA:2740:A:C2	27:BA:2764:A:N3	2.75	0.54
27:BA:2799:A:O5'	27:BA:2801:A:OP2	2.25	0.54
27:BA:683:C:N4	27:BA:684:G:O6	2.39	0.54
27:BA:715:G:H8	27:BA:715:G:H5'	1.72	0.54
27:BA:830:G:C6	27:BA:2446:G:O4'	2.61	0.54
28:BD:174:ARG:HD3	28:BD:180:VAL:HG22	1.88	0.54
28:BD:209:ASN:O	28:BD:210:LYS:C	2.45	0.54
29:BE:42:ALA:N	29:BE:189:MET:HE1	2.02	0.54
31:BG:25:MET:SD	31:BG:129:ASP:CB	2.91	0.54
32:BH:115:GLU:O	32:BH:115:GLU:OE1	2.25	0.54
32:BH:34:ARG:HD2	32:BH:36:PHE:HZ	1.69	0.54
36:BP:115:ARG:O	36:BP:117:GLU:N	2.40	0.54
37:BQ:66:ASN:O	37:BQ:69:ASN:N	2.40	0.54
44:BR:64:ARG:HG2	44:BR:65:LEU:N	2.22	0.54
35:BO:79:PHE:CA	39:BT:22:VAL:HG22	2.24	0.54
45:BU:28:ARG:CA	45:BU:31:GLN:CB	2.69	0.54
46:BV:19:VAL:CG1	46:BV:21:ARG:HH22	2.14	0.54
40:BW:99:ARG:CA	40:BW:100:THR:N	2.68	0.54
40:BW:25:ARG:CG	40:BW:26:GLY:N	2.71	0.54
27:BA:1614:A:C6	40:BW:88:ARG:HG3	2.43	0.54
42:BY:47:THR:O	42:BY:98:VAL:HA	2.06	0.54
42:BY:83:ASP:OD1	42:BY:83:ASP:N	2.40	0.54
1:AA:109:A:N7	1:AA:326:G:C2	2.76	0.54
1:AA:15:G:H4'	8:AE:24:ARG:HH22	1.72	0.54
1:AA:279:A:H4'	1:AA:280:C:OP2	2.06	0.54
1:AA:405:U:OP1	7:AD:5:ILE:CD1	2.56	0.54
5:AB:164:VAL:HG21	5:AB:170:GLU:HB3	1.89	0.54
5:AB:96:ARG:H	5:AB:96:ARG:HD2	1.72	0.54
6:AC:150:LYS:HE3	6:AC:167:TRP:HE1	1.71	0.54
11:AH:111:ILE:HG22	11:AH:134:ILE:HD12	1.89	0.54
1:AA:790:A:C5'	2:AV:38:A:O2'	2.55	0.54
27:BA:2354:G:P	49:B0:31:VAL:HG21	2.47	0.54
50:B4:41:PRO:CB	50:B4:57:ASP:CG	2.73	0.54
50:B4:5:LEU:HD21	50:B4:9:ALA:HA	1.90	0.54
53:B7:30:ILE:N	53:B7:33:ARG:HG3	2.22	0.54
54:B8:54:GLU:O	54:B8:55:TRP:O	2.25	0.54
27:BA:582:G:H1	27:BA:1258:C:H42	1.55	0.54
27:BA:1264:G:O6	27:BA:1265:A:N6	2.40	0.54
27:BA:1666:G:O2'	35:BO:6:SER:CB	2.42	0.54
27:BA:2228:G:H5''	27:BA:2229:C:C5	2.42	0.54
27:BA:2281:C:OP2	27:BA:2281:C:H6	1.90	0.54

Continued on next page...

Continued from previous page...

Atom-1	Atom-2	Interatomic distance (Å)	Clash overlap (Å)
27:BA:2292:C:N4	27:BA:2340:G:H1	2.04	0.54
27:BA:2471:C:C2	27:BA:2479:G:N2	2.65	0.54
27:BA:2679:A:H2'	29:BE:300:VAL:HG13	1.89	0.54
27:BA:2693:A:C2	27:BA:2694:G:C8	2.95	0.54
27:BA:2716:U:C2	27:BA:2717:G:C8	2.96	0.54
27:BA:781:A:H5'	27:BA:782:A:H8	1.73	0.54
29:BE:296:VAL:HG12	29:BE:297:LYS:N	2.22	0.54
29:BE:44:TYR:HA	29:BE:307:LEU:O	2.08	0.54
30:BF:140:VAL:HB	30:BF:235:PHE:C	2.27	0.54
30:BF:144:PHE:C	30:BF:146:ASP:N	2.45	0.54
30:BF:163:HIS:CD2	30:BF:166:ILE:HD11	2.41	0.54
30:BF:238:SER:HA	30:BF:241:ALA:HB2	1.89	0.54
30:BF:57:PRO:O	30:BF:79:ARG:CB	2.48	0.54
31:BG:29:HIS:HE1	31:BG:64:ARG:NH1	1.81	0.54
32:BH:122:ILE:C	32:BH:123:GLU:OE2	2.46	0.54
32:BH:143:LEU:CG	32:BH:144:ALA:N	2.70	0.54
32:BH:15:THR:O	32:BH:25:VAL:HA	2.08	0.54
33:BI:68:LEU:CD2	33:BI:72:LEU:HD21	2.37	0.54
56:BK:19:THR:N	56:BK:20:PRO:CD	2.68	0.54
34:BN:136:SER:CA	34:BN:139:LEU:HD22	2.38	0.54
34:BN:15:ARG:CG	34:BN:43:ARG:CB	2.85	0.54
35:BO:66:LYS:HZ1	35:BO:67:ARG:NE	2.03	0.54
35:BO:66:LYS:H	35:BO:82:ASN:HD22	1.54	0.54
36:BP:92:ASP:HB3	36:BP:118:LEU:CG	2.34	0.54
38:BS:63:SER:O	38:BS:68:GLU:HA	2.08	0.54
38:BS:76:GLY:C	38:BS:80:SER:O	2.45	0.54
39:BT:5:GLU:O	39:BT:8:TYR:C	2.45	0.54
46:BV:50:ASP:CB	46:BV:53:LYS:H	2.20	0.54
40:BW:50:VAL:CG1	40:BW:50:VAL:O	2.54	0.54
41:BX:22:ASN:C	41:BX:68:LEU:HD11	2.27	0.54
42:BY:103:LEU:HD11	42:BY:113:GLU:CB	2.36	0.54
42:BY:55:PHE:CZ	42:BY:89:ARG:NE	2.63	0.54
42:BY:51:LEU:CD2	42:BY:95:ASN:CB	2.86	0.54
1:AA:1222:G:OP1	1:AA:1321:C:O2	2.24	0.54
1:AA:1269:A:H1'	1:AA:1326:C:C1'	2.37	0.54
1:AA:1354:C:H2'	1:AA:1355:G:C8	2.43	0.54
1:AA:769:G:N2	1:AA:900:A:H61	2.06	0.54
7:AD:101:LEU:HD13	7:AD:138:TYR:HD2	1.72	0.54
12:AI:37:PHE:HD2	12:AI:37:PHE:N	2.05	0.54
14:AK:72:ALA:O	14:AK:77:MET:HB2	2.07	0.54
16:AM:24:GLY:HA2	16:AM:70:LEU:HD11	1.89	0.54

Continued on next page...

Continued from previous page...

Atom-1	Atom-2	Interatomic distance (Å)	Clash overlap (Å)
9:AF:7:ASN:ND2	21:AR:34:TYR:OH	2.27	0.54
2:AV:7:U:O4	2:AV:49:C:C4	2.61	0.54
49:B0:30:VAL:HG23	49:B0:62:LEU:HB3	1.90	0.54
27:BA:2386:C:C1'	49:B0:39:ARG:NH2	2.69	0.54
51:B5:34:PRO:HG3	51:B5:36:CYS:SG	2.41	0.54
52:B6:28:ARG:HB2	52:B6:28:ARG:HH11	1.66	0.54
54:B8:16:ILE:N	54:B8:16:ILE:CD1	2.64	0.54
55:B9:18:ARG:HA	55:B9:22:ARG:O	2.07	0.54
27:BA:1264:G:OP1	51:B5:16:ARG:CG	2.47	0.54
27:BA:1472:A:C2'	27:BA:1473:G:C8	2.86	0.54
27:BA:1632:A:H8	27:BA:1632:A:O5'	1.90	0.54
27:BA:2348:U:H3'	54:B8:42:ARG:CZ	2.38	0.54
27:BA:2468:G:O6	27:BA:2481:G:O6	2.19	0.54
27:BA:2479:G:C6	27:BA:2480:C:N3	2.75	0.54
27:BA:2607:G:C2'	27:BA:2608:G:C5'	2.73	0.54
27:BA:2694:G:C6	27:BA:2695:C:C4	2.96	0.54
27:BA:2725:A:N1	27:BA:2727:G:H1'	2.22	0.54
27:BA:2759:G:H2'	27:BA:2760:C:C5'	2.38	0.54
27:BA:2839:G:H21	27:BA:2840:C:H1'	1.73	0.54
27:BA:2864:G:O2'	27:BA:2865:U:C1'	2.54	0.54
27:BA:286:C:H2'	27:BA:287:C:C5'	2.37	0.54
27:BA:451:C:P	30:BF:49:ASP:HB2	2.47	0.54
27:BA:531:C:OP1	27:BA:561:G:N1	2.40	0.54
27:BA:1819:A:P	28:BD:154:VAL:N	2.80	0.54
29:BE:242:ASN:HD22	29:BE:242:ASN:N	2.03	0.54
29:BE:311:PHE:C	29:BE:312:ARG:HG3	2.27	0.54
30:BF:200:PRO:CB	30:BF:205:ARG:HD3	2.37	0.54
30:BF:150:THR:CG2	30:BF:207:LEU:HD21	2.38	0.54
32:BH:108:TYR:O	32:BH:109:SER:CB	2.47	0.54
32:BH:101:LYS:NZ	32:BH:115:GLU:HG3	2.20	0.54
32:BH:90:GLY:CA	32:BH:159:LYS:CE	2.85	0.54
33:BI:40:THR:O	33:BI:41:PRO:C	2.45	0.54
34:BN:15:ARG:CG	34:BN:43:ARG:HB3	2.30	0.54
36:BP:65:ASP:OD1	36:BP:68:GLU:OE1	2.26	0.54
36:BP:96:VAL:HG23	36:BP:101:ASP:N	2.21	0.54
27:BA:911:A:N1	37:BQ:16:ARG:HG2	2.19	0.54
27:BA:2379:G:P	38:BS:30:GLY:HA2	2.47	0.54
38:BS:92:ALA:C	38:BS:94:GLU:H	2.10	0.54
39:BT:6:CYS:O	39:BT:7:ASP:OD2	2.25	0.54
45:BU:41:ASN:CG	45:BU:42:ALA:H	2.07	0.54
45:BU:70:ARG:HA	45:BU:74:MET:O	2.08	0.54

Continued on next page...

Continued from previous page...

Atom-1	Atom-2	Interatomic distance (Å)	Clash overlap (Å)
45:BU:74:MET:HE2	45:BU:78:THR:CB	2.35	0.54
45:BU:7:GLY:CA	45:BU:8:ILE:CD1	2.80	0.54
46:BV:74:TYR:CE1	46:BV:86:HIS:C	2.80	0.54
40:BW:75:TYR:HE1	40:BW:104:THR:HG1	1.33	0.54
41:BX:23:LYS:O	41:BX:68:LEU:HD22	2.05	0.54
42:BY:31:LEU:HB3	42:BY:113:GLU:CD	2.27	0.54
42:BY:47:THR:HG22	42:BY:100:ASP:O	2.07	0.54
43:BZ:140:LYS:N	43:BZ:141:MET:SD	2.80	0.54
1:AA:1054:C:H1'	1:AA:1196:U:C5	2.41	0.54
1:AA:1268:A:C2	1:AA:1327:C:H1'	2.38	0.54
1:AA:1263:C:H42	1:AA:1272:G:H1	1.55	0.54
1:AA:20:U:C6	1:AA:916:G:N2	2.75	0.54
1:AA:280:C:O2	20:AQ:39:SER:N	2.36	0.54
1:AA:325:A:H2'	1:AA:326:G:O4'	2.07	0.54
1:AA:695:A:H2'	1:AA:696:A:C8	2.42	0.54
5:AB:103:THR:O	5:AB:104:ASN:CB	2.54	0.54
6:AC:188:LEU:HD12	6:AC:190:ARG:HG3	1.89	0.54
10:AG:71:PRO:HA	10:AG:138:LYS:HE3	1.90	0.54
1:AA:877:C:O3'	11:AH:89:PRO:HD2	2.07	0.54
14:AK:57:THR:HG23	14:AK:60:ALA:H	1.73	0.54
18:AO:82:ILE:O	18:AO:86:GLY:N	2.34	0.54
2:AV:56:C:C5	2:AV:57:G:C6	2.96	0.54
3:AW:72:C:H2'	3:AW:73:A:C8	2.43	0.54
47:B2:27:LEU:O	47:B2:28:LEU:C	2.45	0.54
47:B2:3:LEU:HD22	47:B2:8:ILE:CD1	2.38	0.54
50:B4:23:GLU:O	50:B4:26:SER:O	2.25	0.54
54:B8:7:HIS:C	54:B8:10:ALA:HB3	2.21	0.54
54:B8:36:LYS:HE2	54:B8:40:GLU:CD	2.27	0.54
27:BA:818:G:C5	27:BA:1187:G:C2	2.95	0.54
27:BA:1511:A:H2'	27:BA:1512:G:O4'	2.07	0.54
27:BA:2299:G:C4	27:BA:2300:G:N7	2.76	0.54
27:BA:2299:G:C6	27:BA:2300:G:O6	2.61	0.54
27:BA:2414:G:C4	27:BA:2415:G:H8	2.18	0.54
27:BA:2458:G:C5	27:BA:2490:G:N3	2.74	0.54
27:BA:2544:G:H2'	27:BA:2545:G:H5'	1.85	0.54
27:BA:2718:G:C2	27:BA:2719:G:N9	2.75	0.54
27:BA:2727:G:H4'	35:BO:70:ARG:NE	2.22	0.54
27:BA:2734:A:C5'	27:BA:2735:G:OP2	2.55	0.54
27:BA:2736:G:N1	27:BA:2769:C:C4	2.75	0.54
27:BA:2854:G:N1	27:BA:2864:G:C5	2.72	0.54
27:BA:2869:G:H2'	27:BA:2870:C:C5'	2.36	0.54

Continued on next page...

Continued from previous page...

Atom-1	Atom-2	Interatomic distance (Å)	Clash overlap (Å)
27:BA:637:A:OP2	36:BP:110:GLY:N	2.24	0.54
27:BA:801:G:O4'	30:BF:80:VAL:CG2	2.56	0.54
29:BE:211:GLN:N	29:BE:216:ARG:NE	2.40	0.54
27:BA:2620:C:C4'	29:BE:252:GLN:HB2	2.38	0.54
29:BE:44:TYR:HE1	29:BE:308:VAL:CG1	2.18	0.54
30:BF:243:VAL:CA	30:BF:246:ARG:CG	2.83	0.54
31:BG:13:MET:CE	31:BG:13:MET:HA	2.38	0.54
31:BG:56:ARG:C	31:BG:63:ILE:HG13	2.28	0.54
31:BG:81:GLU:C	31:BG:85:GLN:HG2	2.15	0.54
32:BH:40:MET:HA	32:BH:54:PRO:CB	2.37	0.54
33:BI:7:LYS:HB2	33:BI:12:LYS:HD3	1.77	0.54
33:BI:2:LYS:CD	33:BI:39:ALA:CB	2.82	0.54
34:BN:21:ARG:CA	34:BN:24:SER:CB	2.84	0.54
37:BQ:129:ASP:CG	37:BQ:132:VAL:CG2	2.76	0.54
44:BR:59:ASP:N	44:BR:80:PHE:HE2	2.04	0.54
44:BR:77:ARG:C	44:BR:81:ASP:OD1	2.45	0.54
38:BS:106:LEU:O	38:BS:107:ASN:C	2.45	0.54
38:BS:110:THR:O	38:BS:116:PHE:CD1	2.61	0.54
39:BT:20:MET:CB	39:BT:30:HIS:HA	2.37	0.54
45:BU:78:THR:OG1	45:BU:79:PHE:N	2.39	0.54
45:BU:92:ARG:O	45:BU:95:LEU:CD1	2.52	0.54
46:BV:40:VAL:CA	46:BV:51:ALA:CA	2.84	0.54
27:BA:1340:U:H6	41:BX:55:GLN:HE22	1.51	0.54
42:BY:70:ALA:O	42:BY:71:VAL:CG2	2.54	0.54
43:BZ:52:PHE:O	43:BZ:53:ASP:CB	2.53	0.54
43:BZ:92:VAL:O	43:BZ:93:GLU:C	2.44	0.54
1:AA:1004:A:H2'	1:AA:1025:U:H3	1.72	0.54
1:AA:1085:U:O4'	1:AA:1094:G:N1	2.41	0.54
1:AA:1098:C:C4'	1:AA:1167:A:H2	2.20	0.54
1:AA:1127:G:H2'	1:AA:1128:C:C6	2.43	0.54
1:AA:1267:C:O2'	24:AU:20:LYS:HD3	2.08	0.54
1:AA:1269:A:C4'	24:AU:19:GLY:HA2	2.38	0.54
1:AA:1319:A:H5'	22:AS:5:LEU:HD22	1.90	0.54
1:AA:975:A:C8	1:AA:1357:A:H2	2.25	0.54
1:AA:1372:U:H2'	1:AA:1373:G:O4'	2.07	0.54
1:AA:578:C:O2	1:AA:728:A:H2	1.90	0.54
5:AB:18:GLY:HA3	5:AB:41:ILE:HA	1.90	0.54
9:AF:76:ALA:HB1	9:AF:80:ARG:HH21	1.71	0.54
15:AL:100:ILE:HD13	15:AL:100:ILE:H	1.72	0.54
16:AM:14:ARG:HA	16:AM:44:ARG:HA	1.89	0.54
19:AP:4:ILE:HG12	19:AP:21:VAL:HG13	1.88	0.54

Continued on next page...

Continued from previous page...

Atom-1	Atom-2	Interatomic distance (Å)	Clash overlap (Å)
1:AA:228:A:O4'	19:AP:62:VAL:HG11	2.06	0.54
1:AA:736:C:OP1	21:AR:72:ARG:CZ	2.55	0.54
49:B0:30:VAL:O	49:B0:31:VAL:CG2	2.55	0.54
47:B2:52:ALA:O	47:B2:56:ILE:HD11	1.84	0.54
48:B3:38:GLU:O	48:B3:39:ASP:C	2.45	0.54
50:B4:23:GLU:HA	50:B4:27:THR:O	2.07	0.54
50:B4:39:VAL:O	50:B4:39:VAL:CG1	2.56	0.54
55:B9:7:VAL:HG13	55:B9:34:GLN:HG3	1.75	0.54
27:BA:1127:A:C6	27:BA:2518:A:N3	2.76	0.54
27:BA:1610:A:OP1	27:BA:1611:C:H5	1.90	0.54
27:BA:199:A:C6	27:BA:2434:A:C6	2.96	0.54
27:BA:200:U:O2'	50:B4:31:ILE:HG13	2.06	0.54
27:BA:2067:G:C2	27:BA:2444:G:C4	2.96	0.54
27:BA:2100:G:C5	27:BA:2190:G:C2	2.95	0.54
27:BA:2208:U:C2	27:BA:2217:G:C2	2.95	0.54
27:BA:2386:C:O2'	27:BA:2387:U:O5'	2.26	0.54
27:BA:199:A:C2	27:BA:2433:A:C8	2.92	0.54
27:BA:2484:G:N3	27:BA:2485:G:O4'	2.41	0.54
27:BA:2623:G:C2	27:BA:2624:G:C4	2.94	0.54
27:BA:2641:G:N1	27:BA:2774:C:C4	2.76	0.54
27:BA:2821:A:H2'	27:BA:2822:G:N9	2.22	0.54
27:BA:296:C:O5'	27:BA:338:G:N2	2.41	0.54
27:BA:338:G:OP2	42:BY:21:LYS:HG3	2.07	0.54
27:BA:774:A:C5'	27:BA:778:G:H4'	2.37	0.54
26:BB:42:C:H1'	31:BG:47:GLN:HB3	1.88	0.54
28:BD:154:VAL:HA	28:BD:157:ALA:HB3	1.89	0.54
29:BE:39:GLN:OE1	29:BE:174:LEU:HD11	1.96	0.54
29:BE:181:VAL:CG1	29:BE:181:VAL:O	2.55	0.54
29:BE:71:THR:CG2	29:BE:299:SER:OG	2.31	0.54
30:BF:37:ALA:CB	30:BF:102:LEU:CG	2.86	0.54
30:BF:201:SER:CB	30:BF:204:ALA:HB3	2.37	0.54
27:BA:2317:C:H5''	31:BG:150:SER:CA	2.32	0.54
31:BG:97:GLN:CB	31:BG:106:PHE:CZ	2.88	0.54
32:BH:121:GLU:CG	32:BH:133:LYS:O	2.54	0.54
32:BH:147:ILE:HA	32:BH:150:VAL:HG21	1.86	0.54
34:BN:25:GLN:O	34:BN:27:ALA:N	2.40	0.54
27:BA:1131:G:C2	34:BN:69:TYR:CZ	2.95	0.54
35:BO:90:ASP:O	35:BO:92:SER:HB3	2.08	0.54
39:BT:49:LEU:C	39:BT:49:LEU:CD2	2.62	0.54
45:BU:14:HIS:CG	45:BU:36:PHE:CZ	2.94	0.54
45:BU:41:ASN:O	45:BU:43:ALA:N	2.40	0.54

Continued on next page...

Continued from previous page...

Atom-1	Atom-2	Interatomic distance (Å)	Clash overlap (Å)
45:BU:44:THR:HG21	46:BV:77:GLY:O	2.04	0.54
41:BX:3:ASP:OD2	47:B2:24:LYS:CE	2.52	0.54
42:BY:46:ASP:OD1	42:BY:98:VAL:HG13	2.07	0.54
1:AA:1156:G:C2'	1:AA:1179:A:H61	2.20	0.54
1:AA:397:A:N6	1:AA:548:G:C4	2.75	0.54
1:AA:695:A:H2	1:AA:787:A:C4'	2.06	0.54
6:AC:70:VAL:HG12	6:AC:72:LYS:H	1.73	0.54
27:BA:1024:G:N7	27:BA:1025:G:N7	2.55	0.54
27:BA:126:A:OP2	53:B7:17:GLY:HA3	2.07	0.54
27:BA:2308:G:C5'	27:BA:2309:A:OP1	2.55	0.54
27:BA:2330:G:C3'	27:BA:2331:G:H5'	2.38	0.54
27:BA:2436:G:C6	27:BA:2437:U:N3	2.76	0.54
27:BA:2496:C:N4	27:BA:2497:A:N1	2.56	0.54
27:BA:2529:G:H5''	27:BA:2530:A:H5''	1.88	0.54
27:BA:2654:A:O5'	27:BA:2654:A:H8	1.90	0.54
27:BA:2793:G:C2	27:BA:2794:C:N3	2.75	0.54
27:BA:2871:C:H2'	27:BA:2871:C:O2	2.08	0.54
27:BA:2899:G:O2'	27:BA:2900:A:H8	1.90	0.54
28:BD:140:VAL:HA	28:BD:191:VAL:HA	1.89	0.54
29:BE:44:TYR:CE1	29:BE:308:VAL:HG13	2.36	0.54
33:BI:132:LYS:CA	33:BI:138:THR:HG21	2.29	0.54
33:BI:6:LEU:HB2	33:BI:36:ALA:CA	2.36	0.54
34:BN:131:THR:O	34:BN:131:THR:OG1	2.22	0.54
34:BN:52:GLN:HA	34:BN:55:GLU:OE2	1.97	0.54
34:BN:65:ASN:HB2	34:BN:69:TYR:HD1	0.53	0.54
34:BN:93:ARG:O	34:BN:94:GLY:O	2.25	0.54
36:BP:132:LYS:O	36:BP:135:GLY:CA	2.55	0.54
37:BQ:58:HIS:C	37:BQ:59:ASN:HD22	2.10	0.54
44:BR:55:ALA:HB1	44:BR:79:LEU:HD21	1.86	0.54
38:BS:121:GLY:O	38:BS:122:ALA:C	2.43	0.54
45:BU:23:GLY:O	45:BU:24:PHE:O	2.25	0.54
46:BV:5:ILE:CD1	46:BV:12:TYR:OH	2.56	0.54
46:BV:72:ARG:O	46:BV:88:GLN:N	2.40	0.54
40:BW:29:LEU:C	40:BW:31:GLU:N	2.57	0.54
40:BW:8:ARG:HG3	40:BW:102:HIS:HE1	1.56	0.54
41:BX:19:ASP:OD1	41:BX:20:PHE:CG	2.57	0.54
43:BZ:40:ASP:CB	43:BZ:41:ARG:NH2	2.70	0.54
1:AA:1059:C:O2'	13:AJ:53:PRO:HD2	2.07	0.54
1:AA:1418:A:N7	1:AA:1419:G:H1'	2.23	0.54
1:AA:129(A):G:H2'	1:AA:190(E):U:H5''	1.89	0.54
1:AA:765:G:H1	1:AA:812:C:C2'	2.20	0.54

Continued on next page...

Continued from previous page...

Atom-1	Atom-2	Interatomic distance (Å)	Clash overlap (Å)
16:AM:23:TYR:HB3	16:AM:67:GLU:HA	1.90	0.54
48:B3:21:ALA:C	48:B3:23:LEU:N	2.61	0.54
48:B3:8:LEU:HD23	48:B3:31:LEU:CG	2.38	0.54
50:B4:6:HIS:CE1	50:B4:55:ARG:CB	2.91	0.54
27:BA:2017:U:N3	51:B5:10:LYS:NZ	2.56	0.54
27:BA:1368:G:P	53:B7:25:LYS:HE3	2.42	0.54
27:BA:1677:A:H2'	27:BA:1678:G:C8	2.43	0.54
27:BA:1943:U:C1'	27:BA:1945:G:C5'	2.74	0.54
27:BA:2252:G:C5	27:BA:2253:G:N7	2.76	0.54
27:BA:2373:G:C4	27:BA:2374:C:C4	2.96	0.54
27:BA:2421:G:H5''	27:BA:2422:A:OP2	2.07	0.54
27:BA:2453:A:O3'	27:BA:2572:A:O2'	2.25	0.54
27:BA:2466:C:C4	27:BA:2467:C:N4	2.75	0.54
27:BA:2543:G:C1'	27:BA:2544:G:C8	2.91	0.54
27:BA:2697:G:C4	27:BA:2698:U:C6	2.96	0.54
27:BA:2705:A:N6	27:BA:2706:G:N1	2.55	0.54
27:BA:2842:G:H2'	27:BA:2843:G:O4'	2.07	0.54
27:BA:2889:C:H2'	27:BA:2891:G:O4'	2.07	0.54
27:BA:285:C:H42	27:BA:354:G:N2	2.05	0.54
27:BA:617:G:H2'	27:BA:618:G:C8	2.43	0.54
27:BA:67:U:H2'	27:BA:68:G:H8	1.73	0.54
27:BA:72:U:O4'	47:B2:57:LYS:HD2	2.07	0.54
26:BB:40:U:C3'	26:BB:41:U:H5'	2.34	0.54
30:BF:157:LEU:HB2	30:BF:158:GLU:OE1	2.07	0.54
30:BF:58:ALA:CB	30:BF:79:ARG:CB	2.86	0.54
32:BH:85:ALA:C	32:BH:131:ILE:HG22	2.26	0.54
32:BH:168:VAL:O	32:BH:169:ARG:CD	2.54	0.54
32:BH:86:LEU:HD23	32:BH:148:ARG:NE	2.22	0.54
34:BN:25:GLN:HG2	34:BN:28:GLU:HG3	1.90	0.54
34:BN:94:GLY:O	34:BN:97:ALA:CA	2.54	0.54
44:BR:116:LEU:O	44:BR:117:VAL:C	2.44	0.54
44:BR:74:LYS:N	44:BR:77:ARG:NH2	2.55	0.54
38:BS:18:THR:OG1	38:BS:19:ASP:N	2.40	0.54
38:BS:34:LEU:HD12	38:BS:103:ASP:HB3	1.88	0.54
45:BU:14:HIS:CD2	45:BU:36:PHE:HE2	2.25	0.54
40:BW:25:ARG:O	40:BW:26:GLY:C	2.46	0.54
41:BX:6:LYS:HZ2	41:BX:28:VAL:C	2.11	0.54
41:BX:28:VAL:C	41:BX:30:ASP:N	2.60	0.54
1:AA:988:G:HO2'	1:AA:1015:A:N6	2.03	0.54
1:AA:989:C:O4'	1:AA:1016:A:H2	1.90	0.54
1:AA:1060:C:N4	6:AC:2:GLY:HA3	2.23	0.54

Continued on next page...

Continued from previous page...

Atom-1	Atom-2	Interatomic distance (Å)	Clash overlap (Å)
1:AA:1306:A:H61	1:AA:1331:G:H1'	1.73	0.54
1:AA:1315:U:H3	1:AA:1319:A:H62	1.54	0.54
1:AA:621:A:H2'	1:AA:622:A:C8	2.43	0.54
6:AC:178:LEU:O	6:AC:179:ARG:CB	2.55	0.54
1:AA:426:G:H4'	7:AD:42:GLN:CA	2.35	0.54
1:AA:1348:U:OP1	12:AI:109:VAL:HA	2.08	0.54
12:AI:96:LEU:HG	12:AI:101:PHE:HB2	1.90	0.54
1:AA:1225:A:C4'	22:AS:78:ARG:HD3	2.38	0.54
1:AA:186:C:OP1	23:AT:78:ALA:HB1	2.07	0.54
49:B0:20:TYR:O	49:B0:21:LEU:C	2.46	0.54
48:B3:8:LEU:HD23	48:B3:31:LEU:CB	2.34	0.54
50:B4:59:PHE:HA	50:B4:62:ARG:HD2	1.90	0.54
50:B4:68:ARG:NH1	50:B4:72:LYS:HD3	2.22	0.54
54:B8:50:LEU:CG	54:B8:51:ALA:H	2.06	0.54
27:BA:1024:G:C5'	27:BA:1025:G:H5''	2.36	0.54
27:BA:1152:C:H4'	45:BU:80:ILE:HG21	1.89	0.54
27:BA:120:U:C6	27:BA:150:C:C2	2.96	0.54
27:BA:1637:A:O2'	27:BA:2711:A:H1'	2.08	0.54
27:BA:197:A:C4	27:BA:2430:A:C5	2.96	0.54
27:BA:2054:A:C2	27:BA:2616:C:N3	2.76	0.54
27:BA:2075:U:H3'	27:BA:2238:G:N2	2.23	0.54
27:BA:2185:C:N3	27:BA:2186:G:N7	2.56	0.54
27:BA:2349:G:N3	27:BA:2369:A:C2	2.75	0.54
27:BA:2415:G:C4	27:BA:2416:C:C5	2.92	0.54
27:BA:2515:C:H41	27:BA:2569:G:H1	1.38	0.54
27:BA:2608:G:C3'	27:BA:2608:G:C8	2.91	0.54
27:BA:265:A:N6	27:BA:428:A:C5	2.76	0.54
27:BA:2687:U:H5''	27:BA:2688:U:OP2	2.07	0.54
27:BA:2745:C:O2	32:BH:142:GLU:CD	2.45	0.54
27:BA:2881:C:H6	27:BA:2881:C:H3'	1.72	0.54
26:BB:24:G:O2'	26:BB:27:C:N4	2.40	0.54
28:BD:141:HIS:ND1	28:BD:141:HIS:N	2.56	0.54
28:BD:68:ARG:NH2	28:BD:190:THR:CG2	2.71	0.54
28:BD:82:TYR:C	28:BD:83:ASP:OD2	2.46	0.54
29:BE:79:ARG:HA	29:BE:186:GLU:N	2.23	0.54
29:BE:47:GLY:HA3	29:BE:305:LYS:HE2	1.89	0.54
30:BF:103:ASN:HB2	30:BF:106:GLU:HG3	1.73	0.54
2:AV:56:C:N1	31:BG:56:ARG:NE	2.56	0.54
34:BN:12:VAL:HB	34:BN:38:VAL:HG21	1.88	0.54
34:BN:45:VAL:CA	34:BN:132:LEU:HB2	2.28	0.54
36:BP:126:SER:O	36:BP:130:ARG:HG3	2.08	0.54

Continued on next page...

Continued from previous page...

Atom-1	Atom-2	Interatomic distance (Å)	Clash overlap (Å)
36:BP:61:ALA:CA	36:BP:62:ALA:N	2.66	0.54
37:BQ:92:VAL:HG12	37:BQ:110:GLY:C	2.26	0.54
45:BU:115:ASN:ND2	45:BU:115:ASN:N	2.52	0.54
27:BA:2018:G:N2	45:BU:34:ASN:HD22	1.64	0.54
46:BV:75:LYS:CE	46:BV:75:LYS:HA	2.38	0.54
40:BW:49:LYS:O	40:BW:51:LEU:N	2.40	0.54
42:BY:11:GLN:CB	42:BY:21:LYS:HE3	2.38	0.54
43:BZ:92:VAL:HG13	43:BZ:124:ALA:HB2	1.90	0.54
43:BZ:48:THR:CG2	43:BZ:48:THR:O	2.49	0.54
1:AA:105:G:H2'	1:AA:106:C:C6	2.43	0.54
1:AA:121:C:H41	1:AA:235:C:H3'	1.72	0.54
1:AA:345:C:H4'	1:AA:346:G:O5'	2.07	0.54
14:AK:121:PRO:HB2	14:AK:125:PHE:HB2	1.89	0.54
1:AA:1319:A:OP2	22:AS:5:LEU:HD22	2.08	0.54
1:AA:1222:G:H5''	22:AS:78:ARG:NE	2.23	0.54
2:AV:31:A:O3'	12:AI:127:LYS:HB2	2.08	0.54
49:B0:39:ARG:O	49:B0:40:GLN:C	2.45	0.54
49:B0:64:ASP:C	49:B0:66:LYS:NZ	2.61	0.54
50:B4:28:ARG:HB3	50:B4:29:PRO:HD2	1.90	0.54
53:B7:41:GLN:O	53:B7:42:LEU:CB	2.56	0.54
53:B7:21:ARG:NH1	53:B7:43:THR:H	1.98	0.54
27:BA:1077:A:OP1	56:BK:93:LYS:O	2.25	0.54
27:BA:1648:C:H2'	27:BA:1649:G:H8	1.72	0.54
27:BA:1826:G:O2'	27:BA:1971:A:O5'	2.26	0.54
27:BA:2074:U:O2'	27:BA:2597:G:O2'	1.83	0.54
27:BA:2183:C:H2'	27:BA:2184:G:C8	2.40	0.54
27:BA:2270:G:O6	27:BA:2271:G:N2	2.39	0.54
27:BA:2376:A:C2	27:BA:2377:A:C4	2.96	0.54
27:BA:2452:C:C4	27:BA:2453:A:C6	2.96	0.54
27:BA:2447:G:C6	27:BA:2500:U:C4	2.96	0.54
27:BA:2561:A:C4	27:BA:2562:U:H6	2.25	0.54
27:BA:2681:C:H5	27:BA:2727:G:C2	2.20	0.54
27:BA:2741:A:N3	27:BA:2742:C:C1'	2.71	0.54
27:BA:2744:G:H1'	27:BA:2761:G:N2	2.23	0.54
27:BA:2758:A:O2'	27:BA:2759:G:O5'	2.26	0.54
27:BA:2785:C:N1	27:BA:2786:U:C5	2.76	0.54
27:BA:2785:C:O2'	29:BE:100:TRP:CG	2.61	0.54
27:BA:27:G:N2	27:BA:512:G:H2'	2.23	0.54
27:BA:1750:G:O2'	27:BA:2860:A:N1	2.38	0.54
27:BA:2898:U:N3	27:BA:2899:G:C8	2.76	0.54
27:BA:391:G:H2'	27:BA:392:C:C6	2.43	0.54

Continued on next page...

Continued from previous page...

Atom-1	Atom-2	Interatomic distance (Å)	Clash overlap (Å)
27:BA:647:G:H1'	27:BA:2351:G:OP1	2.08	0.54
27:BA:780:G:H2'	27:BA:782:A:N7	2.22	0.54
28:BD:77:VAL:CG2	28:BD:113:MET:HA	2.26	0.54
28:BD:60:GLN:N	28:BD:62:ARG:NH1	2.56	0.54
29:BE:300:VAL:N	29:BE:301:PRO:CD	2.70	0.54
30:BF:106:GLU:O	30:BF:107:ARG:C	2.44	0.54
34:BN:80:LYS:C	34:BN:84:ARG:HG3	2.25	0.54
35:BO:34:ASN:C	35:BO:35:ILE:O	2.41	0.54
35:BO:68:GLY:CA	35:BO:78:ARG:HG2	2.31	0.54
37:BQ:136:TRP:HE3	37:BQ:139:ALA:HB2	1.73	0.54
37:BQ:64:ALA:HB2	37:BQ:142:LYS:HD3	1.90	0.54
39:BT:10:GLY:HA3	39:BT:53:ASP:CG	2.28	0.54
39:BT:50:GLU:HG3	39:BT:55:ALA:HB1	1.89	0.54
45:BU:47:TYR:CZ	46:BV:74:TYR:O	2.61	0.54
45:BU:66:ASN:O	45:BU:67:ALA:C	2.47	0.54
45:BU:47:TYR:HE2	46:BV:74:TYR:O	1.87	0.54
40:BW:68:ARG:O	40:BW:110:LYS:CB	2.54	0.54
40:BW:12:ILE:HG22	40:BW:13:SER:N	2.22	0.54
42:BY:101:LEU:CB	42:BY:113:GLU:OE1	2.51	0.54
43:BZ:112:LEU:CD1	43:BZ:177:THR:HG21	2.38	0.54
26:BB:104:A:N9	43:BZ:24:TYR:OH	2.41	0.54
43:BZ:37:LYS:O	43:BZ:41:ARG:NE	2.40	0.54
15:AL:42:THR:OG1	15:AL:52:LEU:HB3	2.08	0.53
16:AM:24:GLY:HA3	16:AM:70:LEU:CD1	2.38	0.53
1:AA:188:C:H1'	23:AT:105:SER:O	2.08	0.53
1:AA:1235:U:H5''	24:AU:3:LYS:HD2	1.90	0.53
49:B0:24:LYS:O	49:B0:25:LYS:CB	2.56	0.53
49:B0:70:ILE:CG1	49:B0:71:ASN:H	2.17	0.53
27:BA:932:G:OP1	48:B3:29:ARG:NH2	2.40	0.53
48:B3:29:ARG:O	48:B3:30:ARG:O	2.25	0.53
51:B5:13:LYS:O	51:B5:16:ARG:HB2	2.08	0.53
52:B6:45:LYS:C	52:B6:46:LYS:CE	2.65	0.53
54:B8:36:LYS:HG2	54:B8:40:GLU:CD	2.27	0.53
27:BA:1031:G:H4'	55:B9:8:LYS:HD3	1.90	0.53
27:BA:1173:G:N2	27:BA:1175:U:H3'	2.22	0.53
27:BA:840:C:H5'	27:BA:1192:G:H1'	1.90	0.53
27:BA:1364:G:N7	50:B4:2:GLN:OE1	2.40	0.53
27:BA:199:A:N3	27:BA:2433:A:C6	2.76	0.53
27:BA:2228:G:H8	27:BA:2229:C:C5	2.09	0.53
27:BA:2228:G:H3'	27:BA:2229:C:O4'	2.08	0.53
27:BA:2252:G:C8	27:BA:2252:G:O5'	2.60	0.53

Continued on next page...

Continued from previous page...

Atom-1	Atom-2	Interatomic distance (Å)	Clash overlap (Å)
27:BA:965:C:O4'	27:BA:2273:A:C4	2.60	0.53
27:BA:2346:A:HO2'	27:BA:2347:C:P	2.22	0.53
27:BA:2350:C:C2	27:BA:2351:G:C8	2.96	0.53
27:BA:2412:A:H2'	27:BA:2413:G:C5'	2.31	0.53
27:BA:830:G:N1	27:BA:2446:G:O4'	2.40	0.53
27:BA:2558:C:H2'	27:BA:2559:C:H5'	1.88	0.53
27:BA:2557:G:C4	27:BA:2558:C:H5	2.26	0.53
27:BA:2666:C:H2'	27:BA:2667:C:C5'	2.38	0.53
27:BA:2868:A:C4	27:BA:2869:G:C8	2.96	0.53
27:BA:627:A:H61	27:BA:638:G:H1'	1.73	0.53
27:BA:874:G:OP1	43:BZ:172:LEU:CD1	2.56	0.53
27:BA:940:G:HO3'	27:BA:941:A:P	2.26	0.53
27:BA:947:G:H2'	27:BA:948:G:H8	1.73	0.53
28:BD:89:ASN:H	28:BD:105:ALA:CB	2.20	0.53
27:BA:2052:G:N2	29:BE:245:ARG:CG	2.46	0.53
29:BE:71:THR:HG23	29:BE:299:SER:CA	2.33	0.53
33:BI:102:LEU:HD11	33:BI:103:GLN:HG3	1.88	0.53
34:BN:69:TYR:O	34:BN:71:TYR:HD1	1.90	0.53
37:BQ:66:ASN:C	37:BQ:68:ALA:N	2.57	0.53
38:BS:63:SER:O	38:BS:67:ALA:C	2.46	0.53
27:BA:535:C:C5'	45:BU:53:LYS:HE3	2.27	0.53
46:BV:72:ARG:HG3	46:BV:88:GLN:HG3	1.90	0.53
46:BV:93:ILE:C	46:BV:95:ILE:CD1	2.77	0.53
40:BW:12:ILE:HG23	40:BW:13:SER:N	2.23	0.53
40:BW:36:LEU:CD1	40:BW:47:VAL:CB	2.85	0.53
42:BY:73:HIS:CA	42:BY:91:LEU:HG	2.07	0.53
43:BZ:40:ASP:CG	43:BZ:41:ARG:NH1	2.61	0.53
1:AA:971:G:N2	1:AA:1363:A:OP2	2.40	0.53
1:AA:1504:G:H3'	1:AA:1504:G:P	2.48	0.53
1:AA:22:G:H2'	1:AA:913:A:C2	2.43	0.53
1:AA:375:U:O4'	19:AP:17:TYR:CE2	2.61	0.53
1:AA:48:C:OP1	1:AA:115:G:OP1	2.26	0.53
7:AD:123:HIS:HB2	7:AD:125:HIS:NE2	2.23	0.53
7:AD:30:LYS:C	7:AD:32:ALA:N	2.61	0.53
3:AW:37:YYG:O22	10:AG:84:ASN:N	2.41	0.53
13:AJ:84:GLN:HA	13:AJ:88:LEU:HD12	1.91	0.53
3:AW:76:A:H2'	27:BA:2422:A:C5	2.40	0.53
49:B0:30:VAL:O	49:B0:31:VAL:HG23	2.08	0.53
47:B2:27:LEU:O	47:B2:30:ALA:CB	2.57	0.53
48:B3:8:LEU:CB	48:B3:32:GLN:HA	2.35	0.53
27:BA:1071:G:O2'	27:BA:1090:U:OP1	2.17	0.53

Continued on next page...

Continued from previous page...

Atom-1	Atom-2	Interatomic distance (Å)	Clash overlap (Å)
27:BA:1473:G:H2'	27:BA:1474:C:O4'	2.08	0.53
27:BA:1809:A:N6	50:B4:3:LYS:HB3	2.23	0.53
27:BA:1882:C:H2'	27:BA:1883:G:H5'	1.89	0.53
27:BA:2195:C:H6	27:BA:2195:C:P	2.25	0.53
27:BA:2243:U:O2	27:BA:2244:U:N1	2.41	0.53
27:BA:2248:C:C3'	27:BA:2249:U:H5'	2.38	0.53
27:BA:2411:A:H2'	27:BA:2412:A:C8	2.44	0.53
27:BA:2414:G:N1	27:BA:2415:G:N7	2.56	0.53
27:BA:2454:G:H2'	27:BA:2455:G:O4'	2.08	0.53
27:BA:2589:A:N6	27:BA:2590:A:N6	2.56	0.53
27:BA:2623:G:C2	27:BA:2624:G:N9	2.76	0.53
27:BA:2736:G:O2'	27:BA:2737:G:H5'	2.08	0.53
27:BA:2836:U:H2'	27:BA:2837:G:C8	2.42	0.53
27:BA:551:G:H4'	27:BA:1220:A:C2	2.44	0.53
27:BA:684:G:N2	27:BA:794:G:N3	2.56	0.53
27:BA:85:G:H1	27:BA:97:C:H42	1.54	0.53
27:BA:868:U:H3	27:BA:909:A:H61	1.55	0.53
27:BA:963:U:H1'	27:BA:2250:G:H22	1.59	0.53
28:BD:131:LEU:CB	28:BD:171:VAL:HG21	2.37	0.53
29:BE:180:ILE:CB	29:BE:183:ASP:OD2	2.54	0.53
30:BF:237:GLU:C	30:BF:239:ALA:H	2.10	0.53
30:BF:33:LYS:O	30:BF:36:ARG:CG	2.57	0.53
27:BA:450:G:OP2	30:BF:85:LYS:O	2.25	0.53
33:BI:68:LEU:HD11	33:BI:108:LEU:HD11	1.89	0.53
33:BI:7:LYS:CB	33:BI:12:LYS:HZ2	2.21	0.53
34:BN:47:THR:O	34:BN:53:ILE:CD1	2.56	0.53
35:BO:104:ARG:O	35:BO:105:GLU:O	2.26	0.53
27:BA:2674:G:C4'	35:BO:30:ARG:CG	2.59	0.53
37:BQ:86:ARG:NH2	37:BQ:123:ILE:CD1	2.71	0.53
44:BR:67:LEU:HD22	44:BR:67:LEU:C	2.29	0.53
44:BR:67:LEU:O	44:BR:68:ARG:C	2.46	0.53
38:BS:80:SER:O	38:BS:81:ALA:O	2.26	0.53
45:BU:39:LEU:C	45:BU:41:ASN:ND2	2.61	0.53
45:BU:71:LEU:CD2	45:BU:71:LEU:C	2.77	0.53
45:BU:72:HIS:CE1	45:BU:110:VAL:CG2	2.84	0.53
46:BV:88:GLN:OE1	46:BV:90:PHE:HE1	1.91	0.53
40:BW:20:VAL:CG1	40:BW:47:VAL:CG2	2.29	0.53
40:BW:35:ILE:O	40:BW:39:THR:HG22	2.09	0.53
27:BA:496:G:H1'	40:BW:61:ASN:ND2	2.23	0.53
42:BY:66:ASP:CG	42:BY:72:ILE:HA	2.28	0.53
42:BY:80:GLU:HG2	42:BY:86:GLU:HA	1.89	0.53

Continued on next page...

Continued from previous page...

Atom-1	Atom-2	Interatomic distance (Å)	Clash overlap (Å)
1:AA:1058:G:H2'	1:AA:1059:C:O4'	2.08	0.53
1:AA:1066:C:H2'	1:AA:1067:A:C8	2.43	0.53
1:AA:563:A:O2'	1:AA:566:G:O2'	2.25	0.53
1:AA:68:G:H2'	1:AA:69:G:O4'	2.07	0.53
1:AA:915:A:N7	1:AA:916:G:C8	2.76	0.53
7:AD:24:GLU:CA	7:AD:112:VAL:CG1	2.87	0.53
49:B0:70:ILE:CG1	49:B0:71:ASN:N	2.71	0.53
49:B0:45:PHE:HD1	49:B0:78:PHE:HA	1.53	0.53
27:BA:95:G:H1'	47:B2:42:ASN:CG	2.28	0.53
48:B3:11:SER:C	48:B3:13:ILE:H	2.09	0.53
50:B4:1:MET:C	50:B4:2:GLN:HG3	2.29	0.53
27:BA:125:G:H22	53:B7:10:ARG:H	1.53	0.53
53:B7:43:THR:OG1	53:B7:44:VAL:HG23	2.08	0.53
27:BA:126:A:OP2	53:B7:44:VAL:HG21	2.08	0.53
54:B8:4:MET:HE3	54:B8:4:MET:N	2.23	0.53
27:BA:2359:C:H4'	54:B8:52:LYS:HZ1	1.74	0.53
27:BA:1152:C:O4'	45:BU:77:SER:HA	2.09	0.53
27:BA:1534:G:N3	27:BA:1534:G:H2'	2.23	0.53
27:BA:1638:C:OP1	27:BA:2711:A:H5'	2.08	0.53
27:BA:1743:G:C3'	27:BA:1746:G:H5'	2.38	0.53
27:BA:530:G:C2	27:BA:2021:C:C6	2.95	0.53
27:BA:2084:C:N3	27:BA:2235:G:N1	2.51	0.53
27:BA:389:G:O4'	27:BA:2413:G:H4'	2.08	0.53
27:BA:2472:G:H8	27:BA:2472:G:O5'	1.91	0.53
27:BA:2495:G:H2'	27:BA:2496:C:O4'	2.08	0.53
27:BA:2496:C:C4	27:BA:2497:A:C2	2.96	0.53
27:BA:2527:C:O2'	27:BA:2528:U:H5'	2.08	0.53
27:BA:2615:U:C2	51:B5:8:LYS:N	2.76	0.53
27:BA:2781:A:H5'	27:BA:2782:G:O4'	2.08	0.53
27:BA:786:C:H2'	27:BA:787:U:O4'	2.08	0.53
27:BA:85:G:H5'	42:BY:65:VAL:HG12	1.89	0.53
27:BA:957:A:OP1	37:BQ:95:GLU:HB2	2.07	0.53
27:BA:1799:G:H21	28:BD:153:LEU:HD11	1.73	0.53
28:BD:77:VAL:HG12	28:BD:111:VAL:O	2.08	0.53
29:BE:203:GLY:HA3	29:BE:303:PRO:HD2	1.86	0.53
27:BA:443:A:OP1	30:BF:44:GLN:HB2	2.08	0.53
31:BG:105:SER:HB3	31:BG:131:THR:CG2	2.30	0.53
31:BG:141:VAL:HA	31:BG:144:ARG:HD3	1.90	0.53
31:BG:24:HIS:CD2	31:BG:72:LYS:HB3	2.44	0.53
32:BH:119:GLY:C	32:BH:121:GLU:OE1	2.46	0.53
34:BN:37:ALA:HA	34:BN:102:ARG:O	2.08	0.53

Continued on next page...

Continued from previous page...

Atom-1	Atom-2	Interatomic distance (Å)	Clash overlap (Å)
34:BN:82:THR:O	34:BN:85:GLY:CA	2.56	0.53
38:BS:20:TYR:O	38:BS:23:ARG:CB	2.55	0.53
45:BU:12:ARG:O	45:BU:15:LYS:N	2.42	0.53
46:BV:10:LYS:O	46:BV:12:TYR:N	2.41	0.53
42:BY:78:THR:N	42:BY:89:ARG:CD	2.71	0.53
42:BY:71:VAL:HG21	42:BY:93:THR:N	2.15	0.53
43:BZ:126:GLY:O	43:BZ:127:PRO:O	2.26	0.53
27:BA:876:C:C5'	43:BZ:165:GLU:OE2	2.55	0.53
43:BZ:63:PRO:O	43:BZ:64:ALA:HB2	2.08	0.53
26:BB:77:U:H5'	43:BZ:80:HIS:HD1	1.69	0.53
1:AA:1060:C:H5''	13:AJ:51:ARG:HD3	1.90	0.53
1:AA:263:A:H2'	1:AA:264:U:H5'	1.91	0.53
1:AA:398:C:H2'	1:AA:399:G:H8	1.73	0.53
1:AA:775:G:O2'	1:AA:776:G:H5'	2.08	0.53
7:AD:159:ARG:O	7:AD:163:GLU:HB3	2.08	0.53
16:AM:92:HIS:HE1	16:AM:110:ARG:CZ	2.20	0.53
3:AW:16:U:H1'	3:AW:17:U:OP2	2.08	0.53
41:BX:4:VAL:HG13	47:B2:24:LYS:NZ	2.24	0.53
27:BA:72:U:H1'	47:B2:57:LYS:HD2	1.88	0.53
48:B3:9:VAL:O	48:B3:53:LEU:O	2.27	0.53
27:BA:2395:C:C4'	50:B4:28:ARG:HD2	2.32	0.53
51:B5:50:GLY:CA	51:B5:57:VAL:HB	2.35	0.53
53:B7:8:ASN:O	53:B7:11:LYS:CA	2.56	0.53
55:B9:20:HIS:HB2	55:B9:22:ARG:HG3	1.90	0.53
55:B9:24:LEU:CD2	55:B9:35:ARG:HG2	2.38	0.53
27:BA:1022:G:P	34:BN:52:GLN:CD	2.87	0.53
27:BA:1530:G:H22	27:BA:1532:C:N4	2.06	0.53
27:BA:49:A:N6	27:BA:176:G:H1	2.05	0.53
27:BA:197:A:N6	27:BA:248:G:N2	2.53	0.53
27:BA:2060:A:OP1	30:BF:64:GLY:CA	2.43	0.53
27:BA:2205:C:H6	27:BA:2205:C:O5'	1.90	0.53
27:BA:2415:G:N3	27:BA:2415:G:H2'	2.22	0.53
27:BA:2435:A:C2	27:BA:2436:G:H1'	2.43	0.53
27:BA:2539:C:N3	27:BA:2540:C:H5	2.06	0.53
27:BA:2553:G:N7	27:BA:2554:U:C1'	2.71	0.53
27:BA:2661:G:H2'	27:BA:2662:A:C8	2.43	0.53
27:BA:2718:G:C2	27:BA:2719:G:C4	2.96	0.53
27:BA:2842:G:C6	27:BA:2876:G:N1	2.76	0.53
27:BA:495:G:O2'	40:BW:57:ASN:CG	2.45	0.53
27:BA:612:G:H1'	27:BA:617:G:H22	1.74	0.53
27:BA:856:C:C1'	49:B0:24:LYS:HB2	2.38	0.53

Continued on next page...

Continued from previous page...

Atom-1	Atom-2	Interatomic distance (Å)	Clash overlap (Å)
28:BD:148:GLY:C	28:BD:150:GLY:N	2.49	0.53
28:BD:79:THR:H	28:BD:91:ALA:HB1	1.73	0.53
27:BA:2785:C:H4'	29:BE:100:TRP:N	2.22	0.53
29:BE:222:ARG:C	29:BE:227:ALA:HA	2.28	0.53
30:BF:197:SER:HA	30:BF:215:ALA:HB2	1.90	0.53
30:BF:92:PRO:O	30:BF:94:THR:N	2.40	0.53
31:BG:21:VAL:HG12	31:BG:132:VAL:HB	1.87	0.53
31:BG:93:LEU:O	31:BG:94:ALA:HB3	2.09	0.53
32:BH:55:SER:HB2	32:BH:60:HIS:HB2	1.82	0.53
33:BI:108:LEU:C	33:BI:108:LEU:CD2	2.77	0.53
33:BI:28:ASN:OD1	33:BI:28:ASN:C	2.46	0.53
35:BO:10:VAL:CG1	35:BO:11:ALA:N	2.71	0.53
37:BQ:136:TRP:HA	37:BQ:139:ALA:CB	2.39	0.53
37:BQ:156:ASN:O	37:BQ:156:ASN:CG	2.46	0.53
37:BQ:35:ASN:O	37:BQ:36:ASN:C	2.45	0.53
37:BQ:35:ASN:HB2	37:BQ:75:SER:CA	2.38	0.53
37:BQ:31:PHE:CE1	37:BQ:88:PHE:HD2	2.26	0.53
44:BR:100:LEU:HB2	44:BR:112:ALA:HA	1.91	0.53
44:BR:38:VAL:CG1	44:BR:39:PRO:HD2	1.89	0.53
38:BS:116:PHE:CD2	38:BS:119:GLN:OE1	2.60	0.53
38:BS:61:ALA:HB2	38:BS:84:THR:O	2.09	0.53
45:BU:34:ASN:O	45:BU:38:THR:CB	2.55	0.53
46:BV:12:TYR:CD2	46:BV:13:ARG:N	2.70	0.53
40:BW:48:ALA:O	40:BW:49:LYS:C	2.46	0.53
40:BW:69:LEU:HD22	40:BW:109:GLU:CA	2.38	0.53
40:BW:8:ARG:C	40:BW:10:VAL:N	2.57	0.53
43:BZ:90:GLU:HG3	43:BZ:90:GLU:O	2.09	0.53
1:AA:1055:A:H2	6:AC:194:GLY:HA3	1.74	0.53
1:AA:1287:A:N6	1:AA:1371:G:C4'	2.66	0.53
1:AA:25:C:H4'	1:AA:524:G:N3	2.23	0.53
1:AA:375:U:O4'	19:AP:17:TYR:CZ	2.62	0.53
1:AA:39:G:C5	1:AA:498:U:O4	2.62	0.53
1:AA:640:A:O2'	11:AH:116:LYS:NZ	2.27	0.53
1:AA:720:C:H6	1:AA:720:C:O5'	1.92	0.53
1:AA:831:U:H2'	1:AA:832:C:C6	2.43	0.53
1:AA:1347:G:OP2	12:AI:107:ARG:HD2	2.08	0.53
16:AM:10:PRO:HG2	16:AM:18:ALA:HB1	1.90	0.53
20:AQ:3:LYS:HB3	20:AQ:61:GLU:O	2.07	0.53
2:AV:18:G:H2'	2:AV:19:G:O5'	2.09	0.53
1:AA:1338:G:H21	2:AV:41:U:H1'	1.74	0.53
49:B0:23:VAL:HG12	49:B0:26:PHE:CE1	2.43	0.53

Continued on next page...

Continued from previous page...

Atom-1	Atom-2	Interatomic distance (Å)	Clash overlap (Å)
47:B2:20:LEU:HD22	47:B2:23:LEU:HB3	1.90	0.53
47:B2:34:GLN:CD	47:B2:34:GLN:H	2.11	0.53
48:B3:2:PRO:HB2	48:B3:39:ASP:HB3	1.91	0.53
27:BA:579:G:H1'	51:B5:10:LYS:HZ3	1.74	0.53
27:BA:650:C:H5'	54:B8:17:THR:HB	1.89	0.53
54:B8:8:LYS:C	54:B8:10:ALA:H	2.06	0.53
55:B9:3:VAL:O	55:B9:3:VAL:CG1	2.55	0.53
27:BA:1328:G:H2'	27:BA:1330:C:H5	1.71	0.53
27:BA:1440:G:H2'	27:BA:1441:G:O4'	2.08	0.53
27:BA:1575:C:H6	27:BA:1575:C:H3'	1.74	0.53
27:BA:2370:G:C4	27:BA:2371:G:C8	2.96	0.53
27:BA:2469:A:H8	27:BA:2469:A:C5'	2.04	0.53
27:BA:2526:G:N3	27:BA:2527:C:C6	2.76	0.53
27:BA:2516:G:N1	27:BA:2569:G:C2	2.76	0.53
27:BA:2589:A:C3'	27:BA:2590:A:H5''	2.35	0.53
27:BA:2615:U:N3	51:B5:8:LYS:CG	2.56	0.53
27:BA:2022:U:H2'	27:BA:2617:C:H4'	1.90	0.53
27:BA:2044:C:C5	27:BA:2625:G:N2	2.76	0.53
27:BA:2641:G:N1	27:BA:2774:C:C5	2.76	0.53
27:BA:2710:C:O2'	27:BA:2711:A:C4'	2.56	0.53
27:BA:1637:A:O3'	27:BA:2711:A:H4'	2.09	0.53
27:BA:2720:U:O4	27:BA:2873:A:C6	2.54	0.53
27:BA:2735:G:N1	27:BA:2770:G:C2	2.77	0.53
27:BA:2767:C:C4	27:BA:2768:C:C5	2.96	0.53
27:BA:2838:G:H2'	27:BA:2839:G:C5'	2.19	0.53
27:BA:2857:G:C3'	27:BA:2857:G:C8	2.91	0.53
27:BA:283:A:C2	27:BA:360:G:N1	2.77	0.53
27:BA:474:G:C3'	27:BA:475:U:P	2.97	0.53
27:BA:629:G:H5''	27:BA:649:G:O2'	2.09	0.53
27:BA:638:G:H2'	27:BA:639:U:O4'	2.09	0.53
27:BA:774:A:C1'	27:BA:775:G:C8	2.87	0.53
27:BA:988:A:N7	48:B3:13:ILE:HG21	2.23	0.53
27:BA:1789:A:C5'	28:BD:224:VAL:CG1	2.87	0.53
29:BE:208:LYS:H	29:BE:257:GLY:CA	2.12	0.53
27:BA:2785:C:H5'	29:BE:98:GLU:O	2.08	0.53
27:BA:2785:C:O4'	29:BE:98:GLU:O	2.26	0.53
30:BF:150:THR:HB	30:BF:207:LEU:HD22	1.89	0.53
31:BG:27:ILE:C	31:BG:29:HIS:H	2.04	0.53
27:BA:2748:A:O2'	32:BH:62:ALA:O	2.23	0.53
32:BH:67:THR:HG23	32:BH:70:LEU:CD1	2.39	0.53
32:BH:73:ASN:CG	32:BH:137:LYS:HZ2	2.11	0.53

Continued on next page...

Continued from previous page...

Atom-1	Atom-2	Interatomic distance (Å)	Clash overlap (Å)
33:BI:2:LYS:CG	33:BI:39:ALA:HB2	2.38	0.53
33:BI:41:PRO:O	33:BI:42:ALA:C	2.47	0.53
27:BA:1078:U:OP1	56:BK:93:LYS:HG3	2.06	0.53
34:BN:23:ALA:O	34:BN:26:VAL:CB	2.57	0.53
37:BQ:49:VAL:CG1	37:BQ:119:ASN:H	2.21	0.53
44:BR:20:LEU:O	44:BR:22:ARG:CA	2.57	0.53
44:BR:36:THR:CG2	44:BR:37:THR:N	2.71	0.53
45:BU:41:ASN:HD22	45:BU:41:ASN:C	2.09	0.53
27:BA:993:G:N2	45:BU:54:LYS:HZ1	2.06	0.53
45:BU:83:LEU:O	45:BU:86:ALA:N	2.36	0.53
46:BV:42:GLY:CA	46:BV:54:TYR:HH	2.18	0.53
45:BU:47:TYR:OH	46:BV:74:TYR:O	2.25	0.53
40:BW:43:GLY:O	40:BW:46:PHE:HB2	2.07	0.53
40:BW:85:VAL:HA	40:BW:95:ILE:HG12	0.72	0.53
41:BX:34:LYS:O	41:BX:38:ALA:N	2.40	0.53
42:BY:19:ARG:O	42:BY:22:GLN:HB2	2.09	0.53
43:BZ:113:VAL:O	43:BZ:171:VAL:CA	2.57	0.53
43:BZ:117:VAL:O	43:BZ:117:VAL:HG12	2.08	0.53
43:BZ:105:GLN:CB	43:BZ:141:MET:HG2	2.39	0.53
43:BZ:149:ALA:CB	43:BZ:164:PRO:C	2.76	0.53
43:BZ:79:ILE:O	43:BZ:80:HIS:HB2	2.07	0.53
1:AA:1225:A:OP2	1:AA:1226:C:H5	1.91	0.53
1:AA:667:G:H1	1:AA:739:C:H42	1.57	0.53
1:AA:708:C:H4'	14:AK:37:GLY:HA3	1.91	0.53
1:AA:762:C:H2'	1:AA:763:G:H8	1.71	0.53
1:AA:767:A:H1'	1:AA:1525:G:H1'	1.91	0.53
1:AA:426:G:C1'	7:AD:42:GLN:HG3	2.34	0.53
10:AG:146:GLU:O	10:AG:149:ARG:HB2	2.08	0.53
48:B3:22:ALA:O	48:B3:26:LEU:HD12	2.08	0.53
48:B3:30:ARG:CZ	48:B3:33:GLN:HB2	2.38	0.53
50:B4:58:LYS:CG	50:B4:59:PHE:H	2.04	0.53
1:AA:1407:C:HO2'	27:BA:1912:A:N6	2.04	0.53
27:BA:2191:G:N3	27:BA:2192:G:H1'	2.24	0.53
27:BA:2320:A:C5	38:BS:9:PRO:CB	2.78	0.53
27:BA:2325:G:C2	27:BA:2326:C:C5	2.97	0.53
27:BA:2331:G:C6	27:BA:2332:U:C4	2.94	0.53
27:BA:2484:G:C2	27:BA:2485:G:N9	2.74	0.53
27:BA:2497:A:O2'	27:BA:2498:C:C6	2.62	0.53
27:BA:2514:U:O4'	29:BE:247:ARG:NH1	2.41	0.53
27:BA:2537:U:C6	27:BA:2538:C:C5	2.96	0.53
27:BA:2547:U:C5	27:BA:2566:A:C5	2.96	0.53

Continued on next page...

Continued from previous page...

Atom-1	Atom-2	Interatomic distance (Å)	Clash overlap (Å)
27:BA:2592:G:H2'	27:BA:2593:U:C5'	2.38	0.53
27:BA:2634:G:O2'	27:BA:2635:C:H5'	2.08	0.53
27:BA:2715:C:H2'	27:BA:2716:U:H6	1.73	0.53
27:BA:2868:A:C5	27:BA:2869:G:N7	2.77	0.53
27:BA:60:G:N7	27:BA:63:U:C5	2.77	0.53
27:BA:971:C:OP2	27:BA:974(A):C:O2	2.27	0.53
26:BB:80:U:HO2'	27:BA:918:A:H8	1.56	0.53
28:BD:107:LYS:HG2	28:BD:193:GLU:OE1	2.08	0.53
27:BA:1799:G:N1	28:BD:177:SER:HB2	2.21	0.53
29:BE:267:ARG:CG	29:BE:297:LYS:HB2	2.34	0.53
30:BF:223:LEU:HD13	30:BF:223:LEU:C	2.26	0.53
31:BG:36:ASN:O	31:BG:38:GLU:N	2.42	0.53
32:BH:19:ASN:C	32:BH:21:ASN:H	2.11	0.53
33:BI:109:LYS:N	33:BI:109:LYS:HE2	2.20	0.53
33:BI:99:ALA:O	33:BI:101:SER:N	2.42	0.53
56:BK:99:LYS:H	56:BK:99:LYS:HD2	1.74	0.53
34:BN:136:SER:C	34:BN:141:ALA:H	2.11	0.53
35:BO:64:ARG:HD2	35:BO:81:GLU:OE1	2.09	0.53
35:BO:86:ILE:CG2	35:BO:87:ILE:N	2.66	0.53
44:BR:107:ASP:CG	44:BR:109:ALA:N	2.41	0.53
38:BS:108:SER:C	38:BS:110:THR:N	2.59	0.53
38:BS:76:GLY:N	38:BS:82:TYR:HD1	2.06	0.53
38:BS:87:LEU:HD13	38:BS:90:LEU:HD12	1.89	0.53
45:BU:94:VAL:HG12	45:BU:98:ILE:HD11	1.91	0.53
40:BW:11:ARG:HA	40:BW:11:ARG:NE	2.19	0.53
40:BW:29:LEU:HG	40:BW:33:ARG:CD	2.23	0.53
41:BX:32:ALA:C	41:BX:37:VAL:HG23	2.29	0.53
27:BA:338:G:H8	42:BY:21:LYS:CB	2.21	0.53
1:AA:311:C:C5	1:AA:312:C:C5	2.96	0.53
1:AA:450:G:H1	1:AA:483:C:H42	1.56	0.53
1:AA:726:C:N4	1:AA:731:G:H1	2.07	0.53
6:AC:35:GLU:OE2	6:AC:97:LYS:HG3	2.09	0.53
12:AI:114:TYR:CD1	13:AJ:60:ARG:HB3	2.44	0.53
2:AV:32:C:P	12:AI:127:LYS:HB2	2.49	0.53
20:AQ:9:VAL:HG12	20:AQ:56:VAL:HG22	1.91	0.53
50:B4:58:LYS:HG2	50:B4:62:ARG:NH2	2.24	0.53
27:BA:2045:C:C2	51:B5:22:HIS:CE1	2.96	0.53
52:B6:41:ASP:HB2	52:B6:46:LYS:HZ3	1.64	0.53
52:B6:49:VAL:HG12	52:B6:50:PHE:N	2.24	0.53
54:B8:14:ILE:O	54:B8:15:LYS:CB	2.57	0.53
27:BA:1022:G:O6	34:BN:47:THR:CG2	2.57	0.53

Continued on next page...

Continued from previous page...

Atom-1	Atom-2	Interatomic distance (Å)	Clash overlap (Å)
27:BA:125:G:H5''	53:B7:19:ARG:CZ	2.33	0.53
27:BA:1433:U:O5'	27:BA:1433:U:H6	1.92	0.53
27:BA:1568:G:H5''	28:BD:60:GLN:CD	2.24	0.53
27:BA:530:G:N2	27:BA:2020:A:O2'	2.42	0.53
27:BA:2051:A:N1	27:BA:2618:G:C6	2.68	0.53
27:BA:2052:G:H2'	27:BA:2053:G:H8	1.74	0.53
27:BA:2094:G:C2	27:BA:2196:C:N3	2.68	0.53
27:BA:2094:G:N2	27:BA:2196:C:C2	2.76	0.53
27:BA:2187:G:H2'	27:BA:2188:C:C5'	2.35	0.53
27:BA:2217:G:N3	27:BA:2218:G:C8	2.77	0.53
27:BA:2259:G:H2'	27:BA:2260:C:C6	2.44	0.53
27:BA:414:C:N4	27:BA:2409:G:N1	2.42	0.53
27:BA:2415:G:N2	27:BA:2416:C:O4'	2.37	0.53
27:BA:2453:A:O2'	27:BA:2454:G:O5'	2.26	0.53
27:BA:2486:G:C2	27:BA:2487:G:C8	2.97	0.53
27:BA:2479:G:OP1	27:BA:2537:U:H4'	2.09	0.53
27:BA:2543:G:N9	27:BA:2544:G:C8	2.76	0.53
27:BA:2567:G:C2'	27:BA:2568:C:C5	2.85	0.53
27:BA:295:G:O5'	27:BA:296:C:OP2	2.27	0.53
27:BA:355:G:H2'	27:BA:356:G:C8	2.44	0.53
27:BA:591:C:C4	27:BA:592:G:N7	2.77	0.53
27:BA:775:G:C4'	27:BA:777:A:C4	2.85	0.53
27:BA:1819:A:N9	28:BD:177:SER:OG	2.42	0.53
28:BD:68:ARG:NH2	28:BD:190:THR:HG21	2.23	0.53
27:BA:2785:C:N1	29:BE:100:TRP:CD1	2.71	0.53
30:BF:6:TYR:HE1	30:BF:138:VAL:O	1.92	0.53
26:BB:42:C:C5'	31:BG:48:MET:HB2	2.36	0.53
32:BH:100:LYS:O	32:BH:100:LYS:CG	2.57	0.53
27:BA:1081:U:HO2'	56:BK:117:ASN:HB3	1.69	0.53
34:BN:19:MET:CG	34:BN:46:ILE:HD13	2.35	0.53
35:BO:40:VAL:CG1	35:BO:40:VAL:O	2.47	0.53
44:BR:55:ALA:HB1	44:BR:79:LEU:HD22	1.89	0.53
38:BS:41:LYS:CE	38:BS:68:GLU:OE2	2.57	0.53
38:BS:87:LEU:CD2	38:BS:87:LEU:N	2.66	0.53
45:BU:76:TYR:N	45:BU:76:TYR:CD1	2.75	0.53
45:BU:5:LYS:C	45:BU:7:GLY:N	2.62	0.53
27:BA:998:C:P	45:BU:92:ARG:NH1	2.64	0.53
40:BW:84:ARG:HA	40:BW:84:ARG:HE	1.74	0.53
42:BY:30:ASP:CG	42:BY:31:LEU:N	2.62	0.53
42:BY:66:ASP:O	42:BY:68:ASP:CA	2.55	0.53
42:BY:78:THR:H	42:BY:89:ARG:NE	2.06	0.53

Continued on next page...

Continued from previous page...

Atom-1	Atom-2	Interatomic distance (Å)	Clash overlap (Å)
43:BZ:142:ASN:CA	43:BZ:171:VAL:HG21	2.36	0.53
43:BZ:35:ASP:OD1	43:BZ:35:ASP:C	2.47	0.53
1:AA:1219:U:O2	22:AS:34:TRP:NE1	2.39	0.53
1:AA:20:U:N1	1:AA:916:G:N2	2.56	0.53
1:AA:54:C:C4	1:AA:352:C:H2'	2.44	0.53
1:AA:645:C:H2'	1:AA:646:U:C6	2.44	0.53
7:AD:141:ARG:HB3	7:AD:142:PRO:CD	2.36	0.53
7:AD:58:LEU:HD13	7:AD:59:ARG:HH11	1.73	0.53
8:AE:36:ASP:O	8:AE:37:ARG:HB2	2.09	0.53
11:AH:82:HIS:O	11:AH:137:VAL:HA	2.09	0.53
13:AJ:60:ARG:O	13:AJ:61:GLU:HB2	2.08	0.53
23:AT:61:SER:O	23:AT:65:LYS:HG2	2.08	0.53
49:B0:68:VAL:HG21	49:B0:72:LYS:CE	2.38	0.53
47:B2:29:ASN:C	47:B2:34:GLN:CG	2.74	0.53
48:B3:25:ALA:O	48:B3:26:LEU:C	2.48	0.53
48:B3:39:ASP:CB	48:B3:44:ARG:NH2	2.72	0.53
52:B6:42:PRO:O	52:B6:43:VAL:C	2.45	0.53
55:B9:4:ARG:O	55:B9:36:GLN:HA	2.09	0.53
27:BA:1161:C:H1'	46:BV:8:GLY:O	2.09	0.53
27:BA:1324:G:C1'	27:BA:1616:A:N6	2.71	0.53
27:BA:2037:G:H2'	27:BA:2038:G:C8	2.44	0.53
27:BA:2182:G:H2'	27:BA:2183:C:C5	2.43	0.53
27:BA:2207:C:O2	27:BA:2218:G:N2	2.42	0.53
2:AV:76:A:N1	27:BA:2251:G:N1	2.57	0.53
27:BA:2277:G:C2'	27:BA:2277:G:N3	2.72	0.53
27:BA:2282:G:H5''	27:BA:2283:C:O5'	2.09	0.53
27:BA:2311:A:C2	31:BG:53:LYS:CE	2.91	0.53
27:BA:2312:U:H5'	31:BG:53:LYS:HB2	1.91	0.53
27:BA:2320:A:C2	27:BA:2333:A:C5	2.95	0.53
27:BA:2369:A:O2'	27:BA:2370:G:C5'	2.57	0.53
27:BA:2488:A:C6	27:BA:2489:G:N7	2.76	0.53
27:BA:2489:G:C5	27:BA:2490:G:C5	2.97	0.53
27:BA:1129:A:N1	27:BA:2570:G:H1'	2.21	0.53
27:BA:2616:C:O5'	27:BA:2616:C:H6	1.92	0.53
27:BA:2626:C:C3'	27:BA:2627:G:C5'	2.87	0.53
27:BA:2633:G:N1	27:BA:2634:G:N7	2.56	0.53
27:BA:2642:G:H2'	27:BA:2643:G:C5'	2.39	0.53
27:BA:2748:A:C2'	32:BH:62:ALA:CB	2.83	0.53
27:BA:2737:G:N2	27:BA:2767:C:N3	2.43	0.53
27:BA:2791:C:C5	27:BA:2807:G:N1	2.77	0.53
27:BA:2799:A:C3'	27:BA:2801:A:OP2	2.54	0.53

Continued on next page...

Continued from previous page...

Atom-1	Atom-2	Interatomic distance (Å)	Clash overlap (Å)
27:BA:2893:G:O2'	27:BA:2894:G:N9	2.29	0.53
27:BA:326:G:H1'	42:BY:7:GLN:HE22	1.73	0.53
28:BD:141:HIS:CD2	28:BD:142:ASN:HD21	2.27	0.53
29:BE:201:VAL:CG1	29:BE:310:PHE:O	2.57	0.53
30:BF:238:SER:C	30:BF:241:ALA:CB	2.68	0.53
31:BG:38:GLU:OE2	31:BG:71:ALA:CA	2.56	0.53
33:BI:133:LEU:N	33:BI:138:THR:CG2	2.68	0.53
33:BI:21:VAL:HG21	33:BI:30:LEU:CD1	2.39	0.53
34:BN:15:ARG:HE	34:BN:40:ASN:HD21	1.55	0.53
35:BO:44:LYS:O	35:BO:45:ASP:HB3	2.09	0.53
35:BO:88:ARG:HG3	35:BO:92:SER:OG	2.09	0.53
36:BP:124:ASP:O	36:BP:125:PHE:CE2	2.56	0.53
27:BA:637:A:OP2	36:BP:126:SER:HB3	2.07	0.53
36:BP:132:LYS:N	36:BP:132:LYS:CD	2.48	0.53
36:BP:66:VAL:CB	36:BP:110:GLY:O	2.48	0.53
44:BR:59:ASP:CG	44:BR:60:LEU:HD23	2.29	0.53
38:BS:116:PHE:HD2	38:BS:119:GLN:OE1	1.92	0.53
27:BA:1248:G:P	45:BU:2:PRO:HB3	2.46	0.53
41:BX:18:MET:CE	41:BX:25:GLN:CA	2.87	0.53
41:BX:40:ALA:O	41:BX:41:VAL:C	2.47	0.53
41:BX:23:LYS:HG2	41:BX:67:ARG:HA	1.90	0.53
42:BY:80:GLU:HA	42:BY:86:GLU:HA	1.90	0.53
42:BY:50:VAL:HA	42:BY:97:ARG:HG3	1.91	0.53
43:BZ:118:HIS:CE1	43:BZ:167:THR:OG1	2.62	0.53
43:BZ:139:THR:C	43:BZ:141:MET:HE1	2.30	0.53
43:BZ:146:HIS:CD2	43:BZ:170:SER:HB2	2.44	0.53
43:BZ:69:VAL:O	43:BZ:70:GLN:HB3	2.07	0.53
1:AA:1317:C:OP1	17:AN:16:PHE:HA	2.09	0.53
1:AA:1320:C:H5'	22:AS:3:ARG:NH2	2.23	0.53
9:AF:62:TRP:CD1	21:AR:35:ARG:CZ	2.92	0.53
49:B0:77:ARG:O	49:B0:79:ILE:CG1	2.54	0.53
50:B4:24:THR:C	50:B4:26:SER:H	2.12	0.53
54:B8:55:TRP:HE3	54:B8:59:LYS:CE	2.12	0.53
27:BA:138:G:C3'	27:BA:138:G:N3	2.63	0.53
27:BA:1529:A:N7	27:BA:1543:A:H8	2.06	0.53
27:BA:1697:G:O6	27:BA:1698:A:C6	2.62	0.53
27:BA:1778:U:C6	27:BA:1784:A:H2	2.27	0.53
27:BA:1826:G:C6	27:BA:1827:C:C5	2.96	0.53
27:BA:2011:U:H2'	27:BA:2012:G:O4'	2.08	0.53
27:BA:2295:C:N4	27:BA:2337:G:C6	2.77	0.53
27:BA:2345:G:H21	27:BA:2381:C:C3'	2.22	0.53

Continued on next page...

Continued from previous page...

Atom-1	Atom-2	Interatomic distance (Å)	Clash overlap (Å)
27:BA:2067:G:C2	27:BA:2444:G:N3	2.77	0.53
27:BA:2488:A:N6	27:BA:2489:G:C6	2.77	0.53
27:BA:2549:G:N3	27:BA:2550:G:C8	2.76	0.53
27:BA:1630:G:O4'	27:BA:2698:U:OP1	2.27	0.53
27:BA:304:G:H1	27:BA:313:C:N4	2.03	0.53
27:BA:38:A:H2'	27:BA:39:C:H6	1.72	0.53
27:BA:570:G:H2'	27:BA:2030:A:C6	2.44	0.53
27:BA:684:G:C2	27:BA:794:G:C2	2.97	0.53
27:BA:972:G:OP1	27:BA:975:G:OP1	2.26	0.53
28:BD:183:ILE:HG23	28:BD:184:LEU:N	2.16	0.53
29:BE:41:PHE:O	29:BE:42:ALA:HB2	2.09	0.53
29:BE:44:TYR:CE1	29:BE:308:VAL:CG1	2.91	0.53
30:BF:105:LYS:HD2	30:BF:105:LYS:N	2.24	0.53
30:BF:142:ASP:O	30:BF:144:PHE:N	2.42	0.53
30:BF:151:GLN:OE1	30:BF:151:GLN:HA	2.09	0.53
27:BA:321:G:C1'	30:BF:206:ASN:ND2	2.62	0.53
33:BI:123:ALA:O	33:BI:124:LEU:O	2.25	0.53
33:BI:3:VAL:HB	33:BI:19:LYS:O	2.09	0.53
33:BI:38:GLU:O	33:BI:40:THR:N	2.41	0.53
34:BN:54:VAL:CG1	34:BN:138:THR:HB	2.38	0.53
36:BP:67:ARG:NH1	36:BP:111:ALA:HB3	2.23	0.53
37:BQ:69:ASN:ND2	37:BQ:70:ARG:H	2.01	0.53
44:BR:77:ARG:NH1	44:BR:77:ARG:CG	2.38	0.53
38:BS:59:ALA:O	38:BS:91:ARG:CZ	2.56	0.53
46:BV:39:PHE:CE2	46:BV:42:GLY:N	2.77	0.53
46:BV:33:VAL:C	46:BV:63:HIS:CE1	2.82	0.53
46:BV:64:GLY:N	46:BV:95:ILE:HG13	2.21	0.53
40:BW:12:ILE:HD11	40:BW:42:ARG:HD3	1.90	0.53
40:BW:36:LEU:HD13	40:BW:47:VAL:CB	2.39	0.53
40:BW:84:ARG:CB	40:BW:96:ILE:HD13	2.15	0.53
42:BY:14:ALA:HB3	42:BY:18:GLU:OE1	2.09	0.53
43:BZ:149:ALA:C	43:BZ:152:ILE:HG13	2.22	0.53
43:BZ:25:ASN:C	43:BZ:84:TYR:HE1	2.12	0.53
1:AA:986:A:C4'	22:AS:55:LYS:CG	2.81	0.53
11:AH:112:LEU:HD22	11:AH:114:THR:HG22	1.91	0.53
16:AM:88:ARG:HB2	16:AM:98:VAL:CG1	2.39	0.53
2:AV:7:U:H5'	2:AV:8:U:P	2.49	0.53
50:B4:30:GLU:O	50:B4:31:ILE:CD1	2.53	0.53
51:B5:4:HIS:CB	51:B5:5:PRO:CD	2.80	0.53
53:B7:30:ILE:HD13	53:B7:33:ARG:CZ	2.31	0.53
27:BA:2349:G:OP2	54:B8:42:ARG:CZ	2.57	0.53

Continued on next page...

Continued from previous page...

Atom-1	Atom-2	Interatomic distance (Å)	Clash overlap (Å)
27:BA:249:C:O2'	54:B8:8:LYS:HE2	2.07	0.53
27:BA:1055:G:C8	27:BA:1056:G:H1'	2.44	0.53
27:BA:1417:C:H3'	27:BA:1418:G:C8	2.43	0.53
27:BA:1582:C:H3'	27:BA:1583:A:H4'	1.91	0.53
27:BA:1648:C:H2'	27:BA:1649:G:C8	2.43	0.53
27:BA:2041:U:H2'	27:BA:2042:A:C5'	2.34	0.53
27:BA:2272:U:H6	27:BA:2273:A:H2	1.57	0.53
27:BA:2306:C:N4	31:BG:53:LYS:HZ2	1.81	0.53
3:AW:76:A:O2'	27:BA:2395:C:N3	2.42	0.53
27:BA:2455:G:C6	27:BA:2456:C:C4	2.97	0.53
27:BA:2489:G:C5	27:BA:2490:G:N7	2.77	0.53
27:BA:2570:G:N2	27:BA:2571:C:C2	2.77	0.53
27:BA:2624:G:H1'	51:B5:22:HIS:NE2	2.15	0.53
27:BA:2001:A:H4'	27:BA:2689:U:H2'	1.90	0.53
27:BA:2795:G:N9	27:BA:2795:G:OP2	2.42	0.53
27:BA:2826:A:N1	27:BA:2827:C:H6	1.94	0.53
27:BA:632:A:C2	27:BA:2403:C:H4'	2.43	0.53
26:BB:8:U:H5'	38:BS:37:ARG:CD	2.39	0.53
28:BD:119:PRO:HA	28:BD:129:LEU:HD21	1.91	0.53
28:BD:141:HIS:C	28:BD:143:ILE:N	2.61	0.53
29:BE:304:ASP:N	29:BE:304:ASP:OD1	2.40	0.53
30:BF:167:ASP:CB	30:BF:232:LEU:H	2.20	0.53
30:BF:39:GLN:O	30:BF:42:ARG:CB	2.57	0.53
30:BF:57:PRO:HG2	30:BF:58:ALA:N	2.21	0.53
31:BG:21:VAL:HG11	31:BG:132:VAL:HG21	1.87	0.53
33:BI:117:LEU:HD22	33:BI:121:ILE:CD1	2.39	0.53
34:BN:134:GLU:C	34:BN:138:THR:CG2	2.62	0.53
34:BN:25:GLN:O	34:BN:28:GLU:N	2.42	0.53
34:BN:60:ARG:HD2	34:BN:71:TYR:HE2	1.73	0.53
35:BO:88:ARG:CG	35:BO:92:SER:OG	2.57	0.53
37:BQ:134:PHE:O	37:BQ:135:ALA:O	2.27	0.53
27:BA:2485:G:H4'	37:BQ:144:THR:HG22	1.90	0.53
37:BQ:65:ARG:NH1	37:BQ:87:LYS:HB2	2.24	0.53
44:BR:49:ASP:O	44:BR:50:HIS:C	2.47	0.53
26:BB:12:C:C2	38:BS:10:MET:SD	3.02	0.53
45:BU:14:HIS:O	45:BU:15:LYS:O	2.27	0.53
45:BU:62:ILE:HD13	45:BU:62:ILE:N	2.24	0.53
45:BU:43:ALA:HB1	46:BV:75:LYS:O	2.09	0.53
42:BY:26:THR:O	42:BY:27:LEU:CB	2.56	0.53
42:BY:78:THR:N	42:BY:89:ARG:NE	2.55	0.53
43:BZ:5:ALA:O	43:BZ:6:LYS:CB	2.57	0.53

Continued on next page...

Continued from previous page...

Atom-1	Atom-2	Interatomic distance (Å)	Clash overlap (Å)
43:BZ:74:ARG:HD3	43:BZ:75:LYS:H	1.73	0.53
1:AA:1345:U:O2	1:AA:1375:A:N1	2.42	0.52
1:AA:302:G:N3	1:AA:556:C:H5''	2.24	0.52
7:AD:3:ARG:CD	7:AD:118:ARG:NH1	2.71	0.52
9:AF:50:TYR:OH	21:AR:77:GLY:HA2	2.09	0.52
9:AF:37:VAL:HA	9:AF:65:VAL:HG12	1.91	0.52
22:AS:39:THR:HA	22:AS:70:LYS:HA	1.89	0.52
49:B0:44:LYS:C	49:B0:45:PHE:CG	2.82	0.52
48:B3:11:SER:OG	48:B3:13:ILE:CG1	2.50	0.52
48:B3:39:ASP:CA	48:B3:44:ARG:NH2	2.72	0.52
50:B4:28:ARG:HB3	50:B4:29:PRO:CD	2.39	0.52
27:BA:2021:C:OP1	51:B5:15:LYS:HE3	2.07	0.52
27:BA:135:G:C2	27:BA:145:G:C6	2.96	0.52
27:BA:1827:C:H1'	27:BA:1970:A:H2	1.74	0.52
27:BA:2007:C:H4'	27:BA:2824:C:O2'	2.08	0.52
27:BA:2051:A:C4'	29:BE:238:LEU:CD2	2.80	0.52
27:BA:2103:C:C2	27:BA:2187:G:N1	2.46	0.52
27:BA:2212:A:H1'	27:BA:2213:U:O4	2.07	0.52
27:BA:2224:G:O2'	27:BA:2225:A:O4'	2.26	0.52
27:BA:2324:C:C2'	27:BA:2325:G:OP1	2.57	0.52
27:BA:2333:A:N9	27:BA:2335:A:N1	2.55	0.52
27:BA:2418:A:O2'	27:BA:2419:U:H5'	2.09	0.52
27:BA:2589:A:N3	27:BA:2590:A:C8	2.77	0.52
27:BA:2605:U:C4'	27:BA:2605:U:C6	2.93	0.52
27:BA:2023:G:C5'	27:BA:2618:G:OP1	2.57	0.52
27:BA:2658:C:H2'	27:BA:2659:G:H5'	1.88	0.52
27:BA:1758:G:N7	27:BA:2695:C:H4'	2.24	0.52
27:BA:2787:C:H5''	27:BA:2788:C:OP2	2.08	0.52
27:BA:2880:C:C4	27:BA:2881:C:C5	2.97	0.52
27:BA:2788:C:H2'	27:BA:2892:A:N1	2.24	0.52
27:BA:450:G:N2	27:BA:454:A:C2	2.77	0.52
27:BA:600:G:H5''	30:BF:27:ARG:HH12	1.63	0.52
27:BA:848:G:H3'	27:BA:848:G:C8	2.43	0.52
28:BD:94:ASN:OD1	28:BD:100:LYS:HE2	2.09	0.52
30:BF:168:ARG:CA	30:BF:232:LEU:O	2.57	0.52
30:BF:58:ALA:HB2	30:BF:79:ARG:CA	2.39	0.52
31:BG:86:THR:O	31:BG:86:THR:HG22	2.09	0.52
33:BI:81:ALA:O	33:BI:148:GLN:HG3	2.08	0.52
34:BN:49:ARG:O	34:BN:50:GLU:C	2.47	0.52
35:BO:22:ILE:CG1	35:BO:40:VAL:O	2.57	0.52
36:BP:61:ALA:C	36:BP:107:LYS:CE	2.78	0.52

Continued on next page...

Continued from previous page...

Atom-1	Atom-2	Interatomic distance (Å)	Clash overlap (Å)
36:BP:125:PHE:O	36:BP:130:ARG:NE	2.42	0.52
36:BP:114:VAL:HG21	36:BP:132:LYS:HB2	1.81	0.52
37:BQ:10:ILE:O	37:BQ:10:ILE:CG1	2.55	0.52
44:BR:96:ARG:O	44:BR:98:LEU:HG	2.10	0.52
26:BB:47:C:O3'	38:BS:107:ASN:CG	2.46	0.52
40:BW:95:ILE:HG22	40:BW:96:ILE:O	2.09	0.52
41:BX:6:LYS:HD2	41:BX:27:ALA:C	2.29	0.52
42:BY:19:ARG:NH1	42:BY:67:LEU:HB3	2.24	0.52
42:BY:47:THR:OG1	42:BY:60:GLY:O	2.27	0.52
42:BY:78:THR:HA	42:BY:89:ARG:N	2.22	0.52
43:BZ:71:MET:SD	43:BZ:78:PRO:HD3	2.39	0.52
43:BZ:62:PHE:CD1	43:BZ:87:THR:HG21	2.44	0.52
1:AA:129(A):G:C6	1:AA:190(D):U:H4'	2.44	0.52
1:AA:501:C:O2	1:AA:549:C:O2'	2.22	0.52
1:AA:854:G:H3'	1:AA:871:U:O4	2.08	0.52
48:B3:7:LYS:CG	48:B3:8:LEU:H	2.22	0.52
50:B4:39:VAL:H	50:B4:40:HIS:CE1	2.26	0.52
55:B9:5:SER:O	55:B9:6:SER:CB	2.56	0.52
27:BA:118:A:C8	27:BA:119:A:C8	2.97	0.52
27:BA:1524:G:C4	27:BA:1525:G:C8	2.97	0.52
27:BA:1609:A:C5	27:BA:1616:A:N3	2.77	0.52
27:BA:743:G:O2'	27:BA:1659:U:OP1	2.25	0.52
27:BA:1697:G:O6	27:BA:1698:A:N6	2.41	0.52
27:BA:1943:U:H4'	27:BA:1944:U:H5'	1.91	0.52
27:BA:2100:G:C4	27:BA:2190:G:N2	2.77	0.52
27:BA:2185:C:C2'	27:BA:2186:G:H8	2.17	0.52
27:BA:2378:A:N3	38:BS:26:LEU:HD21	2.19	0.52
27:BA:631:A:C2	27:BA:2415:G:C2	2.93	0.52
27:BA:2517:C:C5	27:BA:2542:A:N7	2.77	0.52
27:BA:2553:G:H8	27:BA:2554:U:O4'	1.87	0.52
27:BA:2600:A:H2'	27:BA:2601:C:C5	2.44	0.52
27:BA:2733:A:H2'	27:BA:2734:A:O4'	2.09	0.52
27:BA:2745:C:O2'	27:BA:2746:U:O5'	2.23	0.52
27:BA:2858:C:C2'	27:BA:2858:C:O2	2.57	0.52
27:BA:2887:U:O2'	27:BA:2888:C:H5'	2.08	0.52
27:BA:687:C:H2'	27:BA:688:U:C6	2.44	0.52
27:BA:848:G:H2'	27:BA:849:A:C8	2.42	0.52
27:BA:998:C:OP1	45:BU:92:ARG:CZ	2.37	0.52
28:BD:127:ASN:O	28:BD:190:THR:CB	2.51	0.52
28:BD:157:ALA:O	28:BD:158:GLY:C	2.46	0.52
29:BE:268:LEU:HD11	29:BE:271:ILE:HD11	1.90	0.52

Continued on next page...

Continued from previous page...

Atom-1	Atom-2	Interatomic distance (Å)	Clash overlap (Å)
30:BF:52:ALA:O	30:BF:55:ARG:CG	2.54	0.52
30:BF:97:ASP:C	30:BF:98:ARG:HD3	2.29	0.52
31:BG:103:ASN:CA	31:BG:104:PHE:CD1	2.92	0.52
32:BH:10:ILE:CG2	32:BH:14:VAL:CB	2.50	0.52
33:BI:94:THR:CG2	33:BI:97:GLN:H	2.16	0.52
34:BN:88:PRO:C	34:BN:90:LYS:N	2.62	0.52
35:BO:63:VAL:CG1	35:BO:63:VAL:O	2.57	0.52
36:BP:66:VAL:C	36:BP:68:GLU:N	2.62	0.52
37:BQ:126:VAL:HG12	37:BQ:127:ASN:N	2.24	0.52
44:BR:104:ARG:O	44:BR:107:ASP:OD2	2.27	0.52
44:BR:38:VAL:CG1	44:BR:39:PRO:N	2.46	0.52
44:BR:67:LEU:HD13	44:BR:68:ARG:CA	2.39	0.52
44:BR:80:PHE:O	44:BR:84:ALA:HB2	2.07	0.52
45:BU:98:ILE:HB	45:BU:106:PHE:CD1	2.43	0.52
45:BU:46:GLU:O	45:BU:49:ASP:N	2.42	0.52
46:BV:69:ILE:CG2	46:BV:88:GLN:HB2	2.38	0.52
46:BV:7:THR:O	46:BV:9:GLY:O	2.27	0.52
42:BY:87:VAL:CG1	42:BY:88:PRO:N	2.72	0.52
43:BZ:113:VAL:H	43:BZ:174:PRO:HD3	1.74	0.52
43:BZ:50:GLY:O	43:BZ:51:LEU:HB2	2.08	0.52
1:AA:1080:A:H5'	8:AE:14:ARG:HH22	1.74	0.52
1:AA:1220:G:H4'	22:AS:36:ARG:CD	2.39	0.52
1:AA:340:U:H2'	1:AA:341:C:H6	1.74	0.52
1:AA:11:G:O2'	1:AA:506:G:N2	2.42	0.52
1:AA:576:G:C8	1:AA:881:G:H1'	2.43	0.52
1:AA:818:G:C2'	1:AA:819:A:H5''	2.39	0.52
5:AB:36:ARG:HB2	5:AB:41:ILE:HD13	1.90	0.52
6:AC:142:MET:HA	6:AC:146:ALA:HB3	1.91	0.52
7:AD:11:LEU:C	7:AD:13:ARG:N	2.63	0.52
1:AA:410:G:P	7:AD:25:ARG:CZ	2.92	0.52
15:AL:53:ARG:NH1	15:AL:93:LEU:HD22	2.23	0.52
19:AP:4:ILE:HG12	19:AP:21:VAL:CG1	2.39	0.52
49:B0:48:GLY:HA2	49:B0:56:ASP:N	2.24	0.52
49:B0:58:THR:O	49:B0:58:THR:OG1	2.24	0.52
49:B0:37:LEU:O	49:B0:68:VAL:HA	2.09	0.52
52:B6:12:MET:CE	52:B6:54:LYS:C	2.78	0.52
55:B9:2:LYS:O	55:B9:4:ARG:N	2.42	0.52
55:B9:4:ARG:C	55:B9:36:GLN:HG2	2.26	0.52
27:BA:1007:C:N3	27:BA:1008:C:N4	2.57	0.52
27:BA:1029:A:H3'	27:BA:1030:G:O5'	2.06	0.52
27:BA:1028:A:H2'	27:BA:1029:A:H8	1.74	0.52

Continued on next page...

Continued from previous page...

Atom-1	Atom-2	Interatomic distance (Å)	Clash overlap (Å)
27:BA:1174:A:N1	27:BA:1176:G:H8	2.08	0.52
27:BA:1355:G:H1	27:BA:1376:C:H42	1.57	0.52
27:BA:1554:A:O5'	27:BA:1555:G:OP2	2.27	0.52
27:BA:199:A:N1	27:BA:2433:A:N9	2.56	0.52
27:BA:2296:U:OP2	27:BA:2296:U:O4'	2.27	0.52
27:BA:2299:G:C5	27:BA:2300:G:N7	2.77	0.52
27:BA:2378:A:C2	38:BS:26:LEU:HD21	2.43	0.52
27:BA:2423:U:HO2'	27:BA:2424:C:P	2.23	0.52
27:BA:806:C:O2'	27:BA:2445:G:C1'	2.55	0.52
27:BA:2474:C:H5	27:BA:2475:C:N3	2.07	0.52
27:BA:2490:G:H4'	27:BA:2491:U:OP1	2.09	0.52
27:BA:2544:G:H2'	27:BA:2545:G:C8	2.36	0.52
27:BA:2586:C:O5'	27:BA:2586:C:H6	1.91	0.52
27:BA:2657:A:C6	27:BA:2665:A:C8	2.97	0.52
27:BA:2742:C:N3	27:BA:2743:C:C5	2.77	0.52
27:BA:2749:A:H5'	32:BH:62:ALA:HA	1.90	0.52
27:BA:2786:U:C5'	29:BE:100:TRP:HB2	2.40	0.52
27:BA:2828:C:H42	27:BA:2829:C:N4	2.07	0.52
27:BA:381:G:H1	27:BA:393:C:H42	1.56	0.52
27:BA:549:G:H2'	27:BA:550:G:O4'	2.09	0.52
27:BA:919:G:H2'	27:BA:920:G:H8	1.75	0.52
28:BD:144:GLU:HB3	28:BD:188:ARG:O	2.09	0.52
28:BD:143:ILE:CG1	28:BD:153:LEU:N	2.73	0.52
29:BE:107:GLU:CG	29:BE:110:ARG:NH2	2.63	0.52
29:BE:296:VAL:CG1	29:BE:297:LYS:N	2.72	0.52
29:BE:61:PRO:CB	29:BE:69:PRO:HA	2.38	0.52
29:BE:70:VAL:C	29:BE:71:THR:CG2	2.78	0.52
27:BA:449:A:P	30:BF:85:LYS:CA	2.97	0.52
32:BH:120:LEU:CD1	32:BH:143:LEU:CD1	2.69	0.52
32:BH:140:VAL:O	32:BH:141:GLY:C	2.47	0.52
34:BN:136:SER:CA	34:BN:139:LEU:HD21	2.37	0.52
34:BN:74:ARG:CB	34:BN:76:ASP:OD2	2.53	0.52
35:BO:102:VAL:O	35:BO:122:ILE:O	2.26	0.52
38:BS:22:GLN:OE1	38:BS:23:ARG:N	2.42	0.52
38:BS:46:GLN:C	38:BS:47:LEU:CG	2.78	0.52
38:BS:70:GLY:C	38:BS:71:TRP:CE3	2.82	0.52
39:BT:13:ILE:HD12	39:BT:33:SER:CB	2.38	0.52
39:BT:22:VAL:N	39:BT:29:THR:OG1	2.43	0.52
39:BT:47:ARG:O	39:BT:48:ASN:CG	2.47	0.52
39:BT:46:ALA:O	39:BT:48:ASN:OD1	2.27	0.52
27:BA:1251:C:H5'	45:BU:10:ARG:HG3	1.91	0.52

Continued on next page...

Continued from previous page...

Atom-1	Atom-2	Interatomic distance (Å)	Clash overlap (Å)
45:BU:46:GLU:O	45:BU:49:ASP:CA	2.58	0.52
46:BV:50:ASP:CB	46:BV:53:LYS:HE3	2.39	0.52
40:BW:4:LYS:CG	40:BW:106:ILE:HA	2.39	0.52
40:BW:5:ALA:CB	40:BW:50:VAL:O	2.57	0.52
41:BX:7:HIS:ND1	41:BX:8:PRO:N	2.56	0.52
43:BZ:34:LEU:HD13	43:BZ:39:PHE:CE1	2.38	0.52
1:AA:1297:C:H1'	1:AA:1298:C:H5	1.75	0.52
1:AA:1298:C:H5''	1:AA:1299:A:P	2.49	0.52
1:AA:1329:A:H5''	16:AM:26:GLY:HA3	1.88	0.52
8:AE:17:ALA:HA	8:AE:26:PHE:CB	2.39	0.52
15:AL:71:PRO:O	15:AL:102:ARG:HD2	2.09	0.52
49:B0:45:PHE:HE1	49:B0:78:PHE:CE2	2.22	0.52
47:B2:26:GLU:HG2	47:B2:27:LEU:HG	1.91	0.52
47:B2:2:VAL:C	47:B2:4:HIS:ND1	2.50	0.52
50:B4:11:PRO:CA	50:B4:40:HIS:CD2	2.82	0.52
44:BR:100:LEU:O	51:B5:44:HIS:CD2	2.63	0.52
53:B7:22:MET:HA	53:B7:28:ARG:HG2	1.91	0.52
54:B8:10:ALA:HA	54:B8:14:ILE:HG21	1.92	0.52
54:B8:31:HIS:C	54:B8:32:GLN:CG	2.78	0.52
27:BA:152:G:H2'	27:BA:153:C:H5'	1.91	0.52
27:BA:1568:G:C5'	28:BD:60:GLN:CD	2.76	0.52
27:BA:2297:C:N4	27:BA:2320:A:C8	2.77	0.52
27:BA:2311:A:H2'	27:BA:2312:U:H6	1.73	0.52
27:BA:2355:C:H5''	27:BA:2356:C:OP2	2.08	0.52
27:BA:2378:A:C1'	38:BS:101:VAL:HG23	2.39	0.52
27:BA:2429:G:C5'	27:BA:2430:A:P	2.97	0.52
27:BA:2476:A:N7	27:BA:2477:C:H5	1.99	0.52
27:BA:2488:A:C2	27:BA:2489:G:C4	2.97	0.52
27:BA:2524:G:N1	27:BA:2540:C:C4	2.77	0.52
27:BA:2526:G:N3	27:BA:2527:C:H6	2.06	0.52
27:BA:2533:A:C2'	27:BA:2534:A:C8	2.90	0.52
27:BA:2597:G:O6	27:BA:2598:A:N6	2.41	0.52
27:BA:2633:G:H8	27:BA:2633:G:P	2.31	0.52
27:BA:2682:U:H2'	27:BA:2683:C:O5'	2.09	0.52
27:BA:2748:A:H2	27:BA:2758:A:H62	1.58	0.52
27:BA:484:C:H6	27:BA:484:C:O5'	1.92	0.52
28:BD:158:GLY:HA3	28:BD:194:VAL:HG21	1.89	0.52
29:BE:229:GLN:HB2	29:BE:231:TRP:HB2	1.90	0.52
27:BA:2053:G:H1'	29:BE:245:ARG:HG3	1.91	0.52
29:BE:271:ILE:HD11	29:BE:294:THR:CG2	2.40	0.52
29:BE:303:PRO:HB2	29:BE:307:LEU:CB	2.38	0.52

Continued on next page...

Continued from previous page...

Atom-1	Atom-2	Interatomic distance (Å)	Clash overlap (Å)
30:BF:153:VAL:HG11	30:BF:207:LEU:CD1	2.39	0.52
30:BF:153:VAL:CB	30:BF:157:LEU:HD21	2.18	0.52
32:BH:124:VAL:HG22	32:BH:124:VAL:O	2.09	0.52
32:BH:96:SER:O	32:BH:97:LYS:C	2.40	0.52
33:BI:39:ALA:O	33:BI:40:THR:C	2.47	0.52
34:BN:39:VAL:CA	34:BN:103:VAL:HG13	2.37	0.52
35:BO:25:LEU:HD12	35:BO:38:VAL:HB	1.91	0.52
35:BO:35:ILE:HA	35:BO:62:VAL:CA	1.87	0.52
36:BP:115:ARG:C	36:BP:117:GLU:N	2.61	0.52
36:BP:66:VAL:CA	36:BP:67:ARG:NE	2.70	0.52
37:BQ:18:GLU:CB	37:BQ:23:ILE:HD11	2.40	0.52
37:BQ:50:VAL:CG1	37:BQ:52:LYS:H	2.16	0.52
44:BR:50:HIS:O	44:BR:51:LEU:C	2.48	0.52
44:BR:92:GLY:HA2	44:BR:94:TYR:CE1	2.44	0.52
38:BS:90:LEU:HA	38:BS:93:GLN:NE2	2.24	0.52
40:BW:69:LEU:HD22	40:BW:109:GLU:HA	1.92	0.52
27:BA:1598:C:H5'	41:BX:34:LYS:HG3	1.83	0.52
42:BY:11:GLN:CG	42:BY:21:LYS:CE	2.87	0.52
1:AA:1201:A:O2'	1:AA:1202:G:OP2	2.21	0.52
1:AA:281:G:O2'	1:AA:282:A:H8	1.91	0.52
1:AA:640:A:H2'	11:AH:115:SER:OG	2.10	0.52
1:AA:878:G:O4'	11:AH:3:THR:HG21	2.09	0.52
1:AA:1298:C:P	10:AG:114:ARG:HH12	2.32	0.52
8:AE:79:GLU:OE2	11:AH:104:ARG:HD3	2.09	0.52
1:AA:823:G:H21	11:AH:1:MET:H3	1.58	0.52
11:AH:34:GLU:HA	11:AH:37:ARG:HB3	1.90	0.52
16:AM:11:ARG:HH12	16:AM:46:LYS:HB3	1.74	0.52
50:B4:48:ARG:O	50:B4:49:PHE:O	2.27	0.52
51:B5:45:ILE:CB	51:B5:52:TYR:HE1	2.19	0.52
27:BA:125:G:OP2	53:B7:19:ARG:HD3	2.09	0.52
27:BA:2283:C:H1'	27:BA:2389:G:N2	2.25	0.52
27:BA:2306:C:C5	27:BA:2311:A:N1	2.77	0.52
27:BA:2380:C:C3'	27:BA:2381:C:C5'	2.87	0.52
27:BA:2479:G:C2	27:BA:2480:C:O2	2.62	0.52
27:BA:2605:U:H2'	27:BA:2606:C:H5'	1.92	0.52
27:BA:2581:G:C6	27:BA:2610:C:H6	2.07	0.52
27:BA:270(X):G:H2'	27:BA:270(Y):G:H5'	1.90	0.52
27:BA:2728:U:O5'	27:BA:2728:U:C6	2.62	0.52
27:BA:2771:C:N3	27:BA:2772:C:C4	2.78	0.52
27:BA:2642:G:C2	27:BA:2773:C:C2	2.97	0.52
27:BA:2842:G:H1	27:BA:2875:C:N4	2.07	0.52

Continued on next page...

Continued from previous page...

Atom-1	Atom-2	Interatomic distance (Å)	Clash overlap (Å)
27:BA:327:G:C2	27:BA:328:U:H6	2.27	0.52
27:BA:383:U:HO2'	27:BA:384:U:H5	1.57	0.52
27:BA:637:A:C8	36:BP:111:ALA:HB3	2.36	0.52
27:BA:792:G:C6	27:BA:2440:C:C1'	2.93	0.52
26:BB:100:G:N2	27:BA:863:A:H4'	2.24	0.52
28:BD:107:LYS:HB3	28:BD:193:GLU:HB2	1.92	0.52
28:BD:67:LYS:O	28:BD:67:LYS:HG2	2.10	0.52
28:BD:75:GLY:N	28:BD:116:MET:HB2	2.25	0.52
29:BE:189:MET:C	29:BE:190:ASN:CG	2.68	0.52
30:BF:153:VAL:O	30:BF:155:SER:N	2.42	0.52
30:BF:239:ALA:O	30:BF:242:GLU:CG	2.54	0.52
31:BG:56:ARG:HA	31:BG:63:ILE:HA	1.90	0.52
31:BG:63:ILE:HG23	31:BG:64:ARG:N	2.24	0.52
33:BI:117:LEU:HD22	33:BI:121:ILE:HD11	1.91	0.52
33:BI:94:THR:HG23	33:BI:96:LYS:CB	2.34	0.52
34:BN:21:ARG:CD	34:BN:21:ARG:H	2.22	0.52
34:BN:39:VAL:O	34:BN:40:ASN:CG	2.48	0.52
34:BN:76:ASP:O	34:BN:80:LYS:HG2	2.09	0.52
35:BO:104:ARG:NH1	35:BO:122:ILE:HA	2.24	0.52
45:BU:102:GLU:HB3	45:BU:105:ALA:HB3	1.91	0.52
45:BU:115:ASN:HA	45:BU:118:GLN:O	2.09	0.52
45:BU:39:LEU:O	45:BU:41:ASN:C	2.48	0.52
45:BU:98:ILE:N	45:BU:98:ILE:CD1	2.72	0.52
40:BW:48:ALA:O	40:BW:51:LEU:HB2	2.09	0.52
41:BX:8:PRO:HG3	47:B2:33:VAL:HG22	1.91	0.52
42:BY:41:ARG:O	42:BY:112:LEU:HA	2.10	0.52
1:AA:1101:A:O2'	1:AA:1102:A:P	2.67	0.52
1:AA:361(A):C:O2'	1:AA:1362:C:O4'	2.21	0.52
1:AA:1405:G:N2	1:AA:1518:A:C2	2.76	0.52
1:AA:791:G:OP2	1:AA:791:G:H8	1.92	0.52
5:AB:91:PRO:HG2	5:AB:155:LEU:HB2	1.92	0.52
1:AA:590:C:H5''	11:AH:30:ARG:HD2	1.90	0.52
14:AK:108:ILE:HB	21:AR:87:ARG:O	2.10	0.52
51:B5:6:VAL:N	51:B5:8:LYS:CE	2.73	0.52
54:B8:4:MET:CA	54:B8:5:LYS:HZ1	2.00	0.52
54:B8:60:LEU:O	54:B8:60:LEU:CD2	2.35	0.52
27:BA:1512:G:HO3'	27:BA:1513:C:P	2.27	0.52
27:BA:2279:G:C6	27:BA:2280:G:C5	2.97	0.52
27:BA:2319:G:C5'	38:BS:9:PRO:CD	2.88	0.52
27:BA:2376:A:H2'	27:BA:2377:A:H8	1.74	0.52
27:BA:2404:C:C4	27:BA:2405:G:C4	2.98	0.52

Continued on next page...

Continued from previous page...

Atom-1	Atom-2	Interatomic distance (Å)	Clash overlap (Å)
27:BA:2565:A:C3'	27:BA:2566:A:O4'	2.57	0.52
27:BA:2048:G:N1	27:BA:2621:A:N3	2.58	0.52
27:BA:2662:A:C2	27:BA:2663:G:H4'	2.45	0.52
27:BA:2762:G:H2'	27:BA:2763:G:H8	1.74	0.52
27:BA:2795:G:H3'	27:BA:2795:G:P	2.50	0.52
27:BA:2827:C:O2	27:BA:2827:C:C2'	2.52	0.52
27:BA:2865:U:C2	27:BA:2866:U:C5	2.97	0.52
27:BA:479:A:O2'	27:BA:481:G:H5''	2.10	0.52
27:BA:570:G:O6	27:BA:2499:C:OP1	2.28	0.52
27:BA:574:C:N4	27:BA:2054:A:H5'	2.21	0.52
27:BA:650:C:OP1	54:B8:19:THR:HG23	2.09	0.52
27:BA:758:C:H2'	27:BA:759:G:C8	2.45	0.52
27:BA:869:G:H2'	27:BA:870:A:O4'	2.10	0.52
27:BA:945:A:H2'	27:BA:946:G:O5'	2.10	0.52
28:BD:145:LEU:HD13	28:BD:146:LYS:N	2.24	0.52
28:BD:167:GLU:O	28:BD:170:TYR:C	2.47	0.52
29:BE:102:ASP:OD1	29:BE:104:PHE:CZ	2.62	0.52
29:BE:200:ASP:H	29:BE:312:ARG:N	2.07	0.52
30:BF:22:PHE:CZ	30:BF:115:LEU:CG	2.93	0.52
30:BF:88:SER:O	30:BF:89:ALA:HB3	2.09	0.52
31:BG:25:MET:O	31:BG:71:ALA:O	2.28	0.52
31:BG:55:LYS:O	31:BG:65:GLU:CB	2.58	0.52
32:BH:166:GLU:OE2	32:BH:166:GLU:CA	2.57	0.52
32:BH:23:VAL:HG12	32:BH:74:MET:SD	2.49	0.52
33:BI:130:PRO:HA	33:BI:140:THR:HA	1.91	0.52
34:BN:21:ARG:O	34:BN:24:SER:CB	2.57	0.52
36:BP:73:VAL:CG1	36:BP:76:LEU:HB3	2.40	0.52
37:BQ:140:TYR:O	37:BQ:142:LYS:C	2.48	0.52
45:BU:113:SER:O	45:BU:115:ASN:C	2.48	0.52
27:BA:993:G:C2	45:BU:54:LYS:NZ	2.78	0.52
40:BW:84:ARG:HA	40:BW:84:ARG:NE	2.25	0.52
41:BX:33:SER:N	41:BX:37:VAL:CG2	2.64	0.52
41:BX:45:TYR:CE2	41:BX:73:ASP:HA	2.44	0.52
42:BY:44:ALA:HB1	42:BY:65:VAL:CG2	2.40	0.52
43:BZ:114:ASP:HA	43:BZ:170:SER:O	2.07	0.52
1:AA:1058:G:P	6:AC:199:LYS:HE3	2.50	0.52
1:AA:1254:C:OP1	13:AJ:45:ARG:HD2	2.10	0.52
1:AA:20:U:C1'	1:AA:572:A:C2	2.93	0.52
1:AA:377:G:OP1	19:AP:5:ARG:NH1	2.40	0.52
1:AA:578:C:H2'	1:AA:579:G:C8	2.45	0.52
1:AA:686:U:H2'	1:AA:686:U:O2	2.09	0.52

Continued on next page...

Continued from previous page...

Atom-1	Atom-2	Interatomic distance (Å)	Clash overlap (Å)
5:AB:47:THR:HG23	5:AB:202:PRO:HD2	1.91	0.52
6:AC:205:GLY:O	6:AC:206:GLU:HB2	2.09	0.52
9:AF:50:TYR:HE1	21:AR:77:GLY:HA2	1.72	0.52
10:AG:106:GLN:O	10:AG:110:GLN:HG2	2.09	0.52
1:AA:1297:C:O2'	10:AG:114:ARG:HD3	2.10	0.52
3:AW:40:C:O2	10:AG:144:MET:SD	2.68	0.52
2:AV:37:G:C2	4:AX:116:U:C2	2.97	0.52
48:B3:7:LYS:HA	48:B3:33:GLN:O	2.10	0.52
50:B4:7:PRO:HD2	50:B4:56:VAL:CG1	2.39	0.52
53:B7:21:ARG:CZ	53:B7:43:THR:HG21	2.30	0.52
54:B8:14:ILE:HG22	54:B8:15:LYS:N	2.23	0.52
27:BA:148:C:N4	27:BA:149:A:N6	2.57	0.52
27:BA:1530:G:H1'	27:BA:1542:G:C6	2.45	0.52
27:BA:1794:U:O4'	27:BA:1900:A:C6	2.63	0.52
27:BA:530:G:C6	27:BA:2021:C:H3'	2.45	0.52
27:BA:2228:G:C8	27:BA:2228:G:C5'	2.89	0.52
27:BA:2259:G:N7	27:BA:2260:C:N4	2.56	0.52
27:BA:2307:G:C5'	27:BA:2307:G:H8	2.21	0.52
27:BA:2373:G:N3	27:BA:2374:C:C4	2.78	0.52
27:BA:2394:C:C4	27:BA:2395:C:N4	2.77	0.52
27:BA:2474:C:C5	27:BA:2475:C:C2	2.98	0.52
27:BA:2623:G:C2	27:BA:2624:G:C8	2.97	0.52
27:BA:2654:A:O3'	27:BA:2655:G:H4'	2.10	0.52
27:BA:2673:G:C2	27:BA:2674:G:C5	2.98	0.52
27:BA:2710:C:O2'	27:BA:2711:A:O4'	2.28	0.52
27:BA:2839:G:C6	27:BA:2840:C:C5	2.85	0.52
27:BA:301:G:H2'	27:BA:302:C:C6	2.44	0.52
27:BA:675:A:N3	27:BA:2443:C:C2'	2.73	0.52
27:BA:910:A:N6	37:BQ:12:PRO:C	2.63	0.52
27:BA:980:A:C2	27:BA:2037:G:O2'	2.54	0.52
29:BE:70:VAL:CB	29:BE:295:LEU:CD2	2.87	0.52
29:BE:77:PRO:HB2	29:BE:186:GLU:HB2	1.90	0.52
30:BF:26:VAL:CG1	30:BF:27:ARG:N	2.72	0.52
31:BG:18:ILE:O	31:BG:135:VAL:HG21	2.10	0.52
31:BG:55:LYS:O	31:BG:56:ARG:HG2	2.09	0.52
32:BH:58:LYS:HG3	32:BH:59:HIS:ND1	2.24	0.52
32:BH:7:PRO:CD	32:BH:68:ARG:CD	2.64	0.52
27:BA:1059:G:N2	56:BK:127:ILE:O	2.36	0.52
34:BN:139:LEU:H	34:BN:139:LEU:CD1	1.95	0.52
36:BP:67:ARG:HG2	36:BP:68:GLU:N	2.25	0.52
27:BA:911:A:C8	37:BQ:16:ARG:CG	2.92	0.52

Continued on next page...

Continued from previous page...

Atom-1	Atom-2	Interatomic distance (Å)	Clash overlap (Å)
37:BQ:27:GLY:C	37:BQ:28:ILE:CG1	2.78	0.52
44:BR:75:LEU:O	44:BR:77:ARG:CA	2.58	0.52
44:BR:82:GLU:HA	44:BR:82:GLU:OE1	2.09	0.52
38:BS:127:LEU:O	38:BS:128:ASP:C	2.47	0.52
38:BS:11:ARG:HA	38:BS:14:ARG:CZ	2.40	0.52
38:BS:34:LEU:HD21	38:BS:102:LEU:CG	2.39	0.52
38:BS:52:PRO:O	38:BS:53:ASN:C	2.48	0.52
45:BU:17:VAL:HG11	45:BU:36:PHE:HA	1.90	0.52
46:BV:33:VAL:CB	46:BV:63:HIS:ND1	2.63	0.52
46:BV:74:TYR:CE1	46:BV:87:ARG:CA	2.93	0.52
42:BY:34:GLU:C	42:BY:35:TYR:CD2	2.83	0.52
42:BY:46:ASP:N	42:BY:62:VAL:CG1	2.70	0.52
43:BZ:134:LEU:HD23	43:BZ:135:VAL:N	2.25	0.52
1:AA:928:G:O2'	1:AA:1533:C:N4	2.42	0.52
7:AD:173:TRP:CG	7:AD:189:PRO:HB3	2.44	0.52
16:AM:3:ARG:HH22	31:BG:90:LEU:HD13	1.75	0.52
1:AA:1317:C:C6	17:AN:16:PHE:CD2	2.98	0.52
1:AA:190(E):U:H3	20:AQ:63:ARG:HB2	1.73	0.52
1:AA:1014:A:C2	22:AS:34:TRP:CE2	2.98	0.52
1:AA:1314:C:C4	22:AS:4:SER:HB2	2.45	0.52
3:AW:41:U:H6	3:AW:41:U:C5'	2.13	0.52
3:AW:65:G:C3'	3:AW:66:A:H5'	2.40	0.52
4:AX:117:U:O2'	4:AX:118:C:H5'	2.10	0.52
49:B0:36:ILE:C	49:B0:37:LEU:HG	2.30	0.52
49:B0:37:LEU:CG	49:B0:68:VAL:CG1	2.78	0.52
51:B5:45:ILE:CG1	51:B5:52:TYR:CE1	2.61	0.52
27:BA:1128:A:N6	27:BA:2518:A:N6	2.39	0.52
27:BA:993:G:H1'	27:BA:1162:G:N2	2.24	0.52
27:BA:1422:G:H2'	27:BA:1423:G:C8	2.43	0.52
27:BA:1678:G:H22	27:BA:1989:G:H22	1.55	0.52
27:BA:2283:C:C2	27:BA:2284:C:C1'	2.90	0.52
27:BA:2300:G:H2'	27:BA:2301:C:C6	2.44	0.52
27:BA:2330:G:N3	27:BA:2331:G:C1'	2.71	0.52
27:BA:2471:C:N3	27:BA:2479:G:N2	2.58	0.52
27:BA:2616:C:H2'	27:BA:2617:C:H6	1.74	0.52
27:BA:2734:A:C6	27:BA:2735:G:C4	2.98	0.52
27:BA:2628:C:C2'	27:BA:2781:A:H2'	2.39	0.52
27:BA:2792:G:C6	27:BA:2793:G:C6	2.98	0.52
27:BA:2832:U:H3'	27:BA:2832:U:C2	2.41	0.52
27:BA:452:G:H21	27:BA:457:A:H2	1.56	0.52
27:BA:530:G:HO2'	27:BA:531:C:C5'	2.23	0.52

Continued on next page...

Continued from previous page...

Atom-1	Atom-2	Interatomic distance (Å)	Clash overlap (Å)
27:BA:616:A:H5''	30:BF:42:ARG:NH1	2.20	0.52
27:BA:686:G:N3	27:BA:686:G:H5''	2.25	0.52
29:BE:81:VAL:HG11	29:BE:100:TRP:HZ3	1.75	0.52
29:BE:65:MET:SD	29:BE:65:MET:C	2.85	0.52
30:BF:105:LYS:O	30:BF:106:GLU:O	2.28	0.52
30:BF:165:ASP:O	30:BF:168:ARG:CB	2.58	0.52
30:BF:237:GLU:O	30:BF:239:ALA:C	2.48	0.52
31:BG:140:ARG:O	31:BG:143:LYS:N	2.43	0.52
32:BH:121:GLU:O	32:BH:123:GLU:OE1	2.28	0.52
32:BH:57:GLU:O	32:BH:59:HIS:N	2.42	0.52
33:BI:77:VAL:CB	33:BI:143:VAL:HA	2.38	0.52
33:BI:1:MET:CB	33:BI:22:ALA:H	2.22	0.52
33:BI:43:ASN:HA	33:BI:46:ALA:HB3	1.91	0.52
34:BN:107:ASN:N	34:BN:107:ASN:ND2	2.51	0.52
34:BN:14:ALA:HB3	34:BN:40:ASN:CB	2.36	0.52
27:BA:2041:U:H5'	34:BN:70:PHE:CE1	2.44	0.52
35:BO:101:PRO:O	35:BO:102:VAL:HG23	2.09	0.52
37:BQ:54:VAL:C	37:BQ:56:ILE:N	2.62	0.52
44:BR:81:ASP:CG	44:BR:82:GLU:H	2.13	0.52
39:BT:53:ASP:C	39:BT:56:ARG:NE	2.52	0.52
39:BT:8:TYR:CD1	39:BT:54:THR:HB	2.44	0.52
45:BU:8:ILE:C	45:BU:11:ARG:CG	2.79	0.52
46:BV:42:GLY:HA3	46:BV:54:TYR:HH	1.72	0.52
40:BW:29:LEU:HG	40:BW:30:GLU:N	2.22	0.52
42:BY:103:LEU:CD2	42:BY:108:ARG:C	2.76	0.52
43:BZ:125:PRO:HG3	43:BZ:130:ILE:CG2	2.38	0.52
43:BZ:152:ILE:HG22	43:BZ:153:LYS:N	2.23	0.52
1:AA:1037:C:C4	1:AA:1038:C:H5	2.22	0.52
1:AA:939:G:OP1	10:AG:102:ARG:NH2	2.43	0.52
6:AC:12:LEU:CD1	17:AN:51:GLY:CA	2.87	0.52
23:AT:60:GLU:HA	23:AT:63:ILE:HD12	1.91	0.52
2:AV:48:C:C2'	2:AV:48:C:O2	2.55	0.52
2:AV:73:A:HO3'	2:AV:74:C:P	2.27	0.52
49:B0:80:SER:OG	49:B0:84:ALA:HB3	2.06	0.52
47:B2:47:LYS:O	47:B2:50:ARG:N	2.43	0.52
48:B3:12:PRO:O	48:B3:20:LYS:HE2	2.10	0.52
50:B4:14:ILE:HG13	50:B4:38:GLY:C	2.29	0.52
51:B5:10:LYS:O	51:B5:11:THR:C	2.48	0.52
27:BA:1076:C:O2	56:BK:92:PRO:CG	2.58	0.52
27:BA:1208:C:H2'	27:BA:1209:G:H8	1.75	0.52
27:BA:126:A:P	53:B7:44:VAL:CG1	2.87	0.52

Continued on next page...

Continued from previous page...

Atom-1	Atom-2	Interatomic distance (Å)	Clash overlap (Å)
27:BA:1689:A:H2'	27:BA:1690:A:C8	2.42	0.52
27:BA:1751:C:H3'	27:BA:1752:C:P	2.50	0.52
27:BA:530:G:N2	27:BA:2021:C:C6	2.77	0.52
27:BA:2217:G:HO2'	27:BA:2218:G:H5'	1.71	0.52
27:BA:2077:A:C2	27:BA:2244:U:C2	2.97	0.52
27:BA:2385:C:HO2'	49:B0:39:ARG:CZ	2.22	0.52
27:BA:2077:A:N3	27:BA:2435:A:H8	2.00	0.52
27:BA:2475:C:O2'	27:BA:2477:C:OP2	2.28	0.52
27:BA:2531:A:N3	27:BA:2532:G:H5'	2.25	0.52
27:BA:2549:G:H8	27:BA:2549:G:H5''	1.74	0.52
27:BA:2584:U:C5	27:BA:2585:U:H2'	2.45	0.52
27:BA:2584:U:C5	27:BA:2585:U:C2'	2.93	0.52
27:BA:2049:G:N1	27:BA:2620:C:N4	2.58	0.52
27:BA:2632:A:H2'	27:BA:2632:A:N3	2.24	0.52
27:BA:2668:G:C2	27:BA:2669:G:N9	2.77	0.52
27:BA:1759:A:N7	27:BA:2696:U:O2	2.42	0.52
27:BA:2704:C:O2'	27:BA:2705:A:O4'	2.27	0.52
27:BA:2753:A:N7	27:BA:2754:U:C4	2.78	0.52
27:BA:2807:G:C8	27:BA:2808:U:C5	2.98	0.52
27:BA:360:G:H2'	27:BA:361:G:O4'	2.10	0.52
27:BA:459:U:OP1	53:B7:40:HIS:N	2.43	0.52
26:BB:42:C:H1'	31:BG:47:GLN:CB	2.40	0.52
28:BD:64:ILE:HD13	28:BD:102:TYR:O	2.08	0.52
27:BA:1819:A:P	28:BD:154:VAL:HA	2.50	0.52
28:BD:216:ALA:CB	28:BD:223:ASN:HB2	2.30	0.52
29:BE:104:PHE:HB3	29:BE:108:LEU:CD1	2.40	0.52
29:BE:199:ALA:HB1	29:BE:312:ARG:C	2.29	0.52
30:BF:61:PHE:HB2	30:BF:67:GLN:OE1	2.10	0.52
31:BG:97:GLN:CG	31:BG:106:PHE:CE2	2.93	0.52
31:BG:21:VAL:O	31:BG:75:LEU:O	2.28	0.52
32:BH:60:HIS:O	32:BH:63:LEU:CB	2.58	0.52
32:BH:7:PRO:HD3	32:BH:68:ARG:NE	2.24	0.52
27:BA:2495:G:C4'	37:BQ:101:MET:HE2	2.40	0.52
37:BQ:41:THR:HG21	37:BQ:125:TRP:CE3	2.44	0.52
37:BQ:147:VAL:HG13	37:BQ:148:ASN:N	2.25	0.52
44:BR:22:ARG:NH2	44:BR:69:ASP:HB3	2.25	0.52
44:BR:67:LEU:HB2	44:BR:76:VAL:CG1	2.35	0.52
46:BV:4:ILE:CG1	46:BV:13:ARG:HD3	2.39	0.52
46:BV:50:ASP:N	46:BV:53:LYS:CG	2.72	0.52
46:BV:93:ILE:O	46:BV:95:ILE:HD11	2.09	0.52
40:BW:17:VAL:CA	40:BW:20:VAL:HG23	2.40	0.52

Continued on next page...

Continued from previous page...

Atom-1	Atom-2	Interatomic distance (Å)	Clash overlap (Å)
40:BW:4:LYS:HD2	40:BW:106:ILE:HG12	1.91	0.52
42:BY:18:GLU:CB	42:BY:21:LYS:HZ1	2.23	0.52
42:BY:31:LEU:O	42:BY:32:ARG:C	2.49	0.52
42:BY:46:ASP:CG	42:BY:98:VAL:HG13	2.30	0.52
43:BZ:145:ASP:O	43:BZ:146:HIS:CG	2.59	0.52
26:BB:76:G:C4'	43:BZ:80:HIS:HB3	2.32	0.52
1:AA:1230:C:H2'	1:AA:1231:G:H8	1.75	0.52
1:AA:1305:G:N2	1:AA:1331:G:H2'	2.24	0.52
1:AA:660:G:H1	1:AA:745:C:H42	1.57	0.52
6:AC:29:TYR:CE2	17:AN:54:PRO:HG2	2.45	0.52
11:AH:38:ILE:HG13	11:AH:118:VAL:HB	1.92	0.52
1:AA:668:G:C5'	18:AO:48:LYS:O	2.56	0.52
2:AV:37:G:H2'	2:AV:38:A:H8	1.75	0.52
3:AW:25:C:O3'	3:AW:26:G:O5'	2.28	0.52
47:B2:50:ARG:O	47:B2:53:ILE:CB	2.57	0.52
50:B4:7:PRO:CD	50:B4:56:VAL:HG11	2.39	0.52
52:B6:16:ALA:CB	52:B6:42:PRO:HG3	2.40	0.52
27:BA:1006:C:O2'	34:BN:86:MET:HB3	2.10	0.52
27:BA:1141:U:H2'	27:BA:1141:U:O2	2.10	0.52
27:BA:1263:U:H3'	27:BA:1264:G:C8	2.45	0.52
27:BA:1672:C:C2	27:BA:2582:G:O4'	2.62	0.52
27:BA:1790:C:OP2	28:BD:225:ARG:N	2.32	0.52
27:BA:747:U:C2	27:BA:2015:A:H2	2.28	0.52
27:BA:2072:G:N1	27:BA:2438:U:N3	2.58	0.52
27:BA:2284:C:C2'	27:BA:2284:C:O2	2.58	0.52
27:BA:2305:A:H8	27:BA:2306:C:H5''	1.75	0.52
27:BA:2330:G:N3	27:BA:2331:G:O4'	2.42	0.52
27:BA:2365:G:OP1	49:B0:40:GLN:O	2.27	0.52
27:BA:2329:G:C2	27:BA:2386:C:N3	2.65	0.52
27:BA:2410:G:C5	27:BA:2411:A:C5	2.98	0.52
27:BA:2485:G:O2'	27:BA:2486:G:C4'	2.54	0.52
27:BA:2817:G:N3	27:BA:2818:G:H1'	2.25	0.52
27:BA:2848:G:C6	27:BA:2867:G:N2	2.77	0.52
27:BA:299:A:N3	27:BA:319:C:O2'	2.43	0.52
27:BA:38:A:H1'	30:BF:46:TYR:CD2	2.45	0.52
27:BA:673:C:H5'	30:BF:80:VAL:CG1	2.40	0.52
27:BA:789:A:HO2'	27:BA:1781:C:H42	1.57	0.52
27:BA:86:C:OP1	42:BY:68:ASP:CG	2.49	0.52
27:BA:983:A:H3'	27:BA:984:A:O4'	2.10	0.52
26:BB:80:U:H2'	26:BB:81:G:C8	2.44	0.52
28:BD:154:VAL:HG21	28:BD:160:SER:CA	2.35	0.52

Continued on next page...

Continued from previous page...

Atom-1	Atom-2	Interatomic distance (Å)	Clash overlap (Å)
29:BE:101:THR:O	29:BE:102:ASP:C	2.47	0.52
29:BE:172:ASP:O	29:BE:173:ARG:C	2.46	0.52
29:BE:180:ILE:C	29:BE:183:ASP:OD2	2.46	0.52
29:BE:238:LEU:N	29:BE:238:LEU:CD2	2.74	0.52
29:BE:205:THR:OG1	29:BE:258:TYR:CA	2.57	0.52
29:BE:263:GLU:C	29:BE:266:LYS:HE3	2.30	0.52
30:BF:103:ASN:O	30:BF:107:ARG:CG	2.59	0.52
30:BF:197:SER:HB3	30:BF:236:THR:O	2.10	0.52
32:BH:30:GLY:HA3	32:BH:78:VAL:C	2.28	0.52
35:BO:8:LEU:CB	35:BO:82:ASN:O	2.58	0.52
36:BP:127:GLU:O	36:BP:128:GLY:C	2.47	0.52
36:BP:52:LYS:CE	36:BP:53:ARG:NH1	2.70	0.52
37:BQ:133:GLU:HG3	37:BQ:134:PHE:H	1.74	0.52
37:BQ:46:VAL:CG2	37:BQ:156:ASN:ND2	2.70	0.52
44:BR:52:ILE:O	44:BR:53:HIS:C	2.48	0.52
26:BB:47:C:O3'	38:BS:107:ASN:OD1	2.29	0.52
38:BS:33:ARG:HB2	38:BS:48:VAL:HB	1.92	0.52
27:BA:994:C:C4'	45:BU:54:LYS:HE2	2.36	0.52
43:BZ:151:ASP:CB	43:BZ:153:LYS:HZ2	2.16	0.52
1:AA:1095:U:H5'	1:AA:1109:C:O2	2.10	0.51
1:AA:15:G:H2'	1:AA:16:A:C8	2.45	0.51
1:AA:397:A:C5	1:AA:548:G:C8	2.98	0.51
6:AC:52:LEU:O	6:AC:53:ALA:HB2	2.10	0.51
6:AC:5:ILE:HG23	13:AJ:51:ARG:HH22	1.75	0.51
1:AA:450:G:N2	19:AP:13:HIS:CE1	2.78	0.51
19:AP:48:TRP:HD1	19:AP:48:TRP:H	1.58	0.51
49:B0:65:GLY:CA	49:B0:66:LYS:NZ	2.68	0.51
47:B2:33:VAL:O	47:B2:34:GLN:C	2.48	0.51
48:B3:2:PRO:O	48:B3:39:ASP:N	2.43	0.51
53:B7:43:THR:O	53:B7:45:SER:OG	2.26	0.51
27:BA:1063:G:C5'	56:BK:88:GLY:HA3	2.40	0.51
27:BA:1328:G:H4'	27:BA:1329:U:H5	1.74	0.51
27:BA:196:A:C2	27:BA:2068:U:H5	2.29	0.51
27:BA:2054:A:OP1	27:BA:2055:C:H1'	2.10	0.51
27:BA:2082:A:C5	27:BA:2239:G:C6	2.97	0.51
27:BA:2251:G:OP2	27:BA:2496:C:P	2.67	0.51
27:BA:2361:A:C4	27:BA:2362:G:C8	2.98	0.51
27:BA:2461:C:C4	27:BA:2462:U:H5	2.28	0.51
27:BA:2511:U:C2'	27:BA:2512:C:C5'	2.86	0.51
27:BA:2589:A:C2	27:BA:2590:A:C8	2.98	0.51
27:BA:2592:G:H2'	27:BA:2593:U:H5'	1.92	0.51

Continued on next page...

Continued from previous page...

Atom-1	Atom-2	Interatomic distance (Å)	Clash overlap (Å)
27:BA:2640:G:C6	27:BA:2774:C:N4	2.68	0.51
27:BA:2715:C:C2	27:BA:2716:U:C6	2.98	0.51
27:BA:2761:G:C2'	27:BA:2762:G:C5'	2.79	0.51
27:BA:2762:G:H2'	27:BA:2763:G:C8	2.45	0.51
27:BA:2814:C:C2	27:BA:2815:C:H5	2.28	0.51
27:BA:2827:C:C2'	27:BA:2828:C:O5'	2.58	0.51
27:BA:1751:C:C1'	27:BA:2860:A:C2	2.93	0.51
27:BA:294:A:O2'	42:BY:15:PRO:HG3	2.10	0.51
27:BA:38:A:H1'	30:BF:46:TYR:CE2	2.45	0.51
27:BA:619:G:N7	27:BA:620:G:C2	2.78	0.51
27:BA:632:A:H2'	27:BA:633:A:C8	2.45	0.51
27:BA:759:G:H2'	27:BA:760:G:H8	1.75	0.51
27:BA:918:A:H5'	27:BA:919:G:C8	2.44	0.51
27:BA:95:G:O2'	47:B2:42:ASN:CG	2.49	0.51
28:BD:142:ASN:ND2	28:BD:142:ASN:H	2.09	0.51
27:BA:1799:G:H22	28:BD:153:LEU:HG	1.66	0.51
29:BE:271:ILE:HG12	29:BE:294:THR:CA	2.31	0.51
30:BF:196:THR:CB	30:BF:236:THR:HG21	2.39	0.51
31:BG:60:GLU:O	31:BG:61:PHE:HD1	1.93	0.51
31:BG:81:GLU:O	31:BG:85:GLN:HG3	2.03	0.51
32:BH:32:LEU:HD12	32:BH:136:ASP:OD2	2.10	0.51
32:BH:37:HIS:CG	32:BH:40:MET:HG3	2.45	0.51
35:BO:97:ARG:HG2	35:BO:98:ILE:N	2.25	0.51
37:BQ:82:LYS:CG	37:BQ:84:ARG:HG3	2.37	0.51
44:BR:67:LEU:HD23	44:BR:72:ASP:H	1.75	0.51
45:BU:104:GLU:O	45:BU:105:ALA:O	2.28	0.51
40:BW:105:VAL:O	40:BW:105:VAL:HG23	2.10	0.51
41:BX:51:GLN:O	41:BX:52:VAL:CB	2.57	0.51
42:BY:11:GLN:CB	42:BY:21:LYS:CE	2.88	0.51
42:BY:87:VAL:HG12	42:BY:88:PRO:N	2.26	0.51
43:BZ:112:LEU:HD22	43:BZ:171:VAL:HB	1.92	0.51
1:AA:1329:A:O3'	16:AM:25:ILE:N	2.43	0.51
1:AA:1347:G:H5''	12:AI:107:ARG:HA	1.93	0.51
1:AA:1381:U:H2'	1:AA:1381:U:O2	2.10	0.51
1:AA:22:G:N3	1:AA:914:A:N7	2.58	0.51
1:AA:436:C:C2'	1:AA:437:U:C6	2.92	0.51
6:AC:52:LEU:O	6:AC:53:ALA:CB	2.58	0.51
1:AA:1373:G:C5'	12:AI:42:ARG:HH21	2.23	0.51
1:AA:880:C:H3'	15:AL:9:GLN:NE2	2.25	0.51
3:AW:75:C:H41	50:B4:27:THR:CA	2.22	0.51
49:B0:73:GLY:O	49:B0:74:LYS:C	2.48	0.51

Continued on next page...

Continued from previous page...

Atom-1	Atom-2	Interatomic distance (Å)	Clash overlap (Å)
47:B2:6:GLN:C	47:B2:9:ARG:HB3	2.29	0.51
50:B4:56:VAL:HG12	50:B4:61:LYS:NZ	2.23	0.51
50:B4:68:ARG:CG	50:B4:72:LYS:HA	2.36	0.51
54:B8:55:TRP:CE3	54:B8:59:LYS:NZ	2.75	0.51
27:BA:1078:U:OP1	56:BK:93:LYS:CG	2.58	0.51
27:BA:1252:G:H22	45:BU:37:GLN:HB2	1.76	0.51
27:BA:1530:G:N3	27:BA:1530:G:H2'	2.25	0.51
27:BA:1666:G:H4'	35:BO:67:ARG:NH2	2.24	0.51
27:BA:1791:A:OP1	28:BD:210:LYS:HB3	2.09	0.51
27:BA:2181:G:C3'	27:BA:2182:G:H5''	2.41	0.51
27:BA:220:G:N2	27:BA:427:U:H2'	2.26	0.51
27:BA:2252:G:N1	27:BA:2253:G:C6	2.78	0.51
27:BA:2334:G:H21	38:BS:12:ARG:CB	2.24	0.51
27:BA:2356:C:H4'	49:B0:17:ASN:ND2	2.25	0.51
27:BA:2399:G:N2	27:BA:2400:G:C1'	2.71	0.51
27:BA:2447:G:C6	27:BA:2501:C:O2	2.63	0.51
27:BA:2520:C:H2'	27:BA:2520:C:O2	2.10	0.51
27:BA:2544:G:C4	27:BA:2545:G:N7	2.78	0.51
27:BA:2551:C:O2	27:BA:2552:U:C6	2.63	0.51
27:BA:2657:A:C5	27:BA:2665:A:C6	2.98	0.51
27:BA:2663:G:C2'	27:BA:2664:G:C8	2.70	0.51
27:BA:2810:A:N7	27:BA:2811:G:C1'	2.71	0.51
27:BA:2838:G:N1	27:BA:2839:G:C8	2.78	0.51
27:BA:465:G:C6	27:BA:466:A:C6	2.98	0.51
27:BA:573:G:C3'	27:BA:574:C:H5''	2.36	0.51
27:BA:965:C:H2'	27:BA:966:G:O4'	2.10	0.51
28:BD:76:ARG:HG2	28:BD:113:MET:HB2	1.92	0.51
28:BD:118:GLY:O	28:BD:129:LEU:HG	2.00	0.51
29:BE:39:GLN:HE22	29:BE:174:LEU:HD11	1.54	0.51
30:BF:94:THR:HG23	30:BF:95:GLU:H	1.75	0.51
32:BH:163:TYR:O	32:BH:166:GLU:HG2	2.10	0.51
32:BH:34:ARG:HG2	32:BH:35:THR:H	1.75	0.51
33:BI:103:GLN:HG2	33:BI:109:LYS:HA	1.92	0.51
56:BK:73:PRO:HD2	56:BK:74:PRO:CA	2.41	0.51
34:BN:54:VAL:N	34:BN:135:ILE:HD12	2.24	0.51
34:BN:25:GLN:HA	34:BN:28:GLU:HB2	1.90	0.51
27:BA:1022:G:P	34:BN:52:GLN:HE22	2.33	0.51
35:BO:14:SER:H	35:BO:95:GLY:HA2	1.75	0.51
27:BA:245:G:C5'	36:BP:55:GLN:O	2.39	0.51
37:BQ:85:ILE:CA	37:BQ:122:PHE:HB3	2.39	0.51
44:BR:105:ARG:C	44:BR:107:ASP:N	2.62	0.51

Continued on next page...

Continued from previous page...

Atom-1	Atom-2	Interatomic distance (Å)	Clash overlap (Å)
44:BR:60:LEU:HD23	44:BR:61:HIS:N	2.24	0.51
46:BV:59:GLU:OE1	46:BV:99:GLN:HA	2.07	0.51
40:BW:9:TYR:H	40:BW:9:TYR:HD1	1.58	0.51
42:BY:33:GLU:O	42:BY:35:TYR:N	2.43	0.51
43:BZ:12:GLN:O	43:BZ:36:ARG:NH2	2.43	0.51
1:AA:927:G:N2	1:AA:1391:U:H1'	2.25	0.51
1:AA:1396:A:C2	1:AA:1398:A:C2	2.98	0.51
1:AA:1514:C:H6	1:AA:1514:C:O5'	1.93	0.51
1:AA:397:A:C6	1:AA:548:G:C6	2.98	0.51
1:AA:888:G:H21	1:AA:909:A:H62	1.58	0.51
1:AA:926:G:H22	4:AX:116:U:P	2.33	0.51
1:AA:949:A:HO2'	1:AA:971:G:H1	1.57	0.51
10:AG:149:ARG:HD2	14:AK:59:TYR:CE1	2.45	0.51
1:AA:1251:A:H5'	12:AI:12:GLU:HB2	1.90	0.51
2:AV:56:C:H2'	31:BG:56:ARG:CZ	2.31	0.51
3:AW:25:C:O2	3:AW:26:G:C2	2.59	0.51
2:AV:36:A:C6	4:AX:117:U:C2	2.99	0.51
27:BA:388:G:C5'	50:B4:24:THR:HG23	2.37	0.51
50:B4:63:PHE:C	50:B4:65:ASP:OD2	2.47	0.51
27:BA:1362:C:H2'	27:BA:1363:C:H6	1.75	0.51
27:BA:1524:G:C5	27:BA:1525:G:C8	2.98	0.51
27:BA:1567:A:H4'	27:BA:1568:G:N1	2.25	0.51
27:BA:1917:U:H5''	27:BA:1918:A:N7	2.24	0.51
27:BA:1998:G:O2'	27:BA:2724:C:H1'	2.10	0.51
27:BA:2213:U:HO3'	27:BA:2215:G:H8	1.40	0.51
27:BA:2236:C:O2	27:BA:2236:C:C2'	2.55	0.51
27:BA:2269:A:H8	27:BA:2269:A:O5'	1.93	0.51
27:BA:2334:G:OP1	38:BS:12:ARG:O	2.28	0.51
27:BA:2339:G:C4	27:BA:2340:G:N7	2.78	0.51
27:BA:834:C:O2'	27:BA:2358:G:C2'	2.59	0.51
27:BA:2411:A:C2'	27:BA:2412:A:H8	2.23	0.51
27:BA:2422:A:H2'	27:BA:2424:C:H5	1.73	0.51
27:BA:2495:G:N3	27:BA:2496:C:H1'	2.26	0.51
27:BA:2503:A:C8	27:BA:2503:A:C3'	2.94	0.51
27:BA:2515:C:N4	27:BA:2569:G:C6	2.74	0.51
27:BA:2562:U:C4	27:BA:2563:U:C4	2.98	0.51
27:BA:2625:G:C2'	27:BA:2626:C:H5'	2.41	0.51
27:BA:264:C:C3'	27:BA:265:A:H5''	2.39	0.51
27:BA:2716:U:H2'	27:BA:2717:G:O5'	2.10	0.51
27:BA:2785:C:C1'	29:BE:100:TRP:NE1	2.45	0.51
27:BA:2792:G:N2	27:BA:2804:C:O2	2.34	0.51

Continued on next page...

Continued from previous page...

Atom-1	Atom-2	Interatomic distance (Å)	Clash overlap (Å)
27:BA:2797:U:H1'	27:BA:2799:A:H8	1.74	0.51
27:BA:729:G:N1	27:BA:1775:U:C4	2.79	0.51
27:BA:932:G:H4'	48:B3:24:LYS:NZ	2.24	0.51
27:BA:946:G:H2'	27:BA:947:G:C8	2.45	0.51
28:BD:60:GLN:O	28:BD:60:GLN:OE1	2.27	0.51
29:BE:208:LYS:N	29:BE:257:GLY:HA3	2.11	0.51
30:BF:223:LEU:O	30:BF:225:PRO:CA	2.57	0.51
32:BH:51:VAL:HG21	32:BH:68:ARG:CG	2.39	0.51
32:BH:75:VAL:C	32:BH:77:GLY:H	2.09	0.51
34:BN:15:ARG:NH1	34:BN:40:ASN:CA	2.70	0.51
34:BN:82:THR:O	34:BN:83:ILE:O	2.29	0.51
27:BA:2275:C:C2	37:BQ:103:ALA:HB2	2.39	0.51
37:BQ:29:ALA:HB3	37:BQ:66:ASN:HD21	1.75	0.51
44:BR:67:LEU:HD13	44:BR:67:LEU:C	2.30	0.51
38:BS:127:LEU:HD23	38:BS:127:LEU:O	2.03	0.51
39:BT:54:THR:HG23	39:BT:55:ALA:N	2.21	0.51
40:BW:70:TYR:CE2	40:BW:72:LYS:CA	2.89	0.51
41:BX:52:VAL:O	41:BX:53:ASN:ND2	2.43	0.51
41:BX:41:VAL:HG11	41:BX:66:VAL:HG21	1.92	0.51
42:BY:49:GLU:O	42:BY:49:GLU:OE2	2.28	0.51
42:BY:51:LEU:CD2	42:BY:95:ASN:HB3	2.41	0.51
42:BY:51:LEU:HD22	42:BY:51:LEU:C	2.31	0.51
43:BZ:51:LEU:HD21	43:BZ:63:PRO:CA	2.40	0.51
43:BZ:25:ASN:CA	43:BZ:84:TYR:CD1	2.90	0.51
1:AA:1127:G:O5'	1:AA:1127:G:H8	1.93	0.51
10:AG:153:HIS:CE1	14:AK:58:PRO:CG	2.93	0.51
15:AL:85:ILE:HG12	15:AL:98:TYR:HB3	1.92	0.51
3:AW:40:C:H2'	3:AW:41:U:C5'	2.40	0.51
3:AW:69:U:H2'	3:AW:70:C:C6	2.46	0.51
41:BX:4:VAL:HG22	47:B2:24:LYS:HZ2	0.48	0.51
27:BA:76:C:C2'	47:B2:55:ARG:HG3	2.41	0.51
48:B3:8:LEU:HD22	48:B3:30:ARG:O	2.09	0.51
52:B6:53:LYS:O	52:B6:54:LYS:NZ	2.44	0.51
53:B7:22:MET:C	53:B7:24:THR:N	2.61	0.51
27:BA:1612:C:N3	53:B7:3:ARG:NH1	2.56	0.51
53:B7:5:TYR:O	53:B7:7:PRO:N	2.43	0.51
55:B9:11:CYS:C	55:B9:13:ASN:H	2.13	0.51
27:BA:1051:G:H4'	27:BA:2752:C:HO2'	1.70	0.51
27:BA:1059:G:C2	56:BK:131:THR:HG23	2.45	0.51
27:BA:106:C:O2'	27:BA:293:U:O2'	2.28	0.51
27:BA:1162:G:O2'	46:BV:23:GLU:CG	2.59	0.51

Continued on next page...

Continued from previous page...

Atom-1	Atom-2	Interatomic distance (Å)	Clash overlap (Å)
27:BA:1575:C:H3'	27:BA:1575:C:C6	2.46	0.51
27:BA:1773:A:H2'	27:BA:1774:C:O4'	2.10	0.51
27:BA:2021:C:OP2	51:B5:12:SER:HB3	2.10	0.51
27:BA:2023:G:H8	27:BA:2023:G:OP2	1.92	0.51
27:BA:2218:G:H2'	27:BA:2219:G:O5'	2.10	0.51
27:BA:2090:G:C4	27:BA:2230:G:N1	2.78	0.51
27:BA:2268:A:C8	27:BA:2268:A:H5''	2.45	0.51
27:BA:2392:A:C3'	27:BA:2393:A:H5'	2.40	0.51
27:BA:2411:A:N3	27:BA:2412:A:C8	2.78	0.51
27:BA:2416:C:H2'	27:BA:2417:C:H5''	1.74	0.51
27:BA:2399:G:O6	27:BA:2418:A:C6	2.63	0.51
3:AW:76:A:H2'	27:BA:2422:A:C2	2.46	0.51
27:BA:2484:G:C2'	27:BA:2485:G:H5'	2.36	0.51
27:BA:2519:U:C3'	27:BA:2519:U:P	2.98	0.51
27:BA:2700:C:C2'	27:BA:2701:C:H5''	2.40	0.51
27:BA:272:G:H1	27:BA:365:C:N4	2.08	0.51
27:BA:2857:G:N2	27:BA:2859:G:C8	2.78	0.51
27:BA:265:A:N7	27:BA:428:A:C6	2.79	0.51
27:BA:573:G:H3'	27:BA:574:C:C5'	2.37	0.51
27:BA:775:G:N2	27:BA:787:U:C2'	2.73	0.51
27:BA:949:C:H2'	27:BA:950:G:C8	2.45	0.51
28:BD:65:ASP:O	28:BD:66:PHE:CB	2.59	0.51
29:BE:204:VAL:N	29:BE:303:PRO:HG3	2.24	0.51
29:BE:47:GLY:N	29:BE:72:VAL:HG22	2.25	0.51
30:BF:201:SER:HB2	30:BF:204:ALA:CB	2.40	0.51
31:BG:98:PHE:HB3	31:BG:104:PHE:CE2	2.45	0.51
32:BH:64:HIS:HA	32:BH:67:THR:OG1	2.10	0.51
32:BH:67:THR:O	32:BH:70:LEU:N	2.43	0.51
33:BI:103:GLN:CG	33:BI:109:LYS:HA	2.40	0.51
33:BI:136:GLU:OE1	33:BI:136:GLU:N	2.41	0.51
33:BI:21:VAL:C	33:BI:26:ALA:HB2	2.24	0.51
34:BN:45:VAL:HG12	34:BN:46:ILE:N	2.26	0.51
36:BP:64:ILE:CD1	36:BP:106:VAL:CA	2.58	0.51
36:BP:94:ARG:NE	36:BP:120:LEU:HB2	2.22	0.51
36:BP:57:VAL:O	36:BP:58:GLN:CB	2.59	0.51
36:BP:67:ARG:HD3	36:BP:111:ALA:O	2.10	0.51
27:BA:955:C:OP2	37:BQ:10:ILE:HB	2.10	0.51
37:BQ:139:ALA:O	37:BQ:143:VAL:HG13	2.11	0.51
44:BR:28:LEU:HD13	44:BR:32:GLY:CA	2.40	0.51
38:BS:24:LEU:HA	38:BS:27:LEU:CB	2.39	0.51
45:BU:34:ASN:CA	45:BU:37:GLN:HB3	2.27	0.51

Continued on next page...

Continued from previous page...

Atom-1	Atom-2	Interatomic distance (Å)	Clash overlap (Å)
46:BV:21:ARG:NE	46:BV:21:ARG:CA	2.72	0.51
40:BW:66:GLU:O	40:BW:67:ASP:C	2.49	0.51
41:BX:14:ALA:C	41:BX:17:ASP:CG	2.68	0.51
41:BX:30:ASP:O	41:BX:62:LYS:NZ	2.43	0.51
42:BY:22:GLN:C	42:BY:24:ARG:N	2.64	0.51
42:BY:30:ASP:CG	42:BY:31:LEU:H	2.12	0.51
42:BY:50:VAL:C	42:BY:51:LEU:CD1	2.77	0.51
43:BZ:116:VAL:C	43:BZ:118:HIS:N	2.63	0.51
37:BQ:42:TYR:C	43:BZ:119:ASN:HD21	2.02	0.51
43:BZ:42:ALA:O	43:BZ:45:GLN:HB2	2.10	0.51
43:BZ:90:GLU:H	43:BZ:91:PRO:HD3	1.70	0.51
1:AA:1255:G:N2	1:AA:1258:G:H21	2.04	0.51
1:AA:1268:A:H2	1:AA:1327:C:C1'	2.23	0.51
1:AA:22:G:N2	1:AA:913:A:O2'	2.44	0.51
1:AA:717:C:H2'	1:AA:734:G:H5'	1.92	0.51
1:AA:889:A:C4'	1:AA:890:G:H4'	2.28	0.51
14:AK:66:LEU:HB3	14:AK:70:LYS:HE3	1.93	0.51
17:AN:37:PHE:HE1	17:AN:53:LEU:HD13	1.75	0.51
49:B0:43:THR:CB	49:B0:75:GLY:CA	2.88	0.51
47:B2:29:ASN:O	47:B2:34:GLN:OE1	2.26	0.51
47:B2:30:ALA:HB1	47:B2:46:ILE:HD12	1.93	0.51
47:B2:45:ARG:O	47:B2:46:ILE:O	2.28	0.51
50:B4:68:ARG:HB2	50:B4:72:LYS:HG2	1.93	0.51
51:B5:10:LYS:C	51:B5:11:THR:O	2.49	0.51
52:B6:35:LEU:C	52:B6:36:GLU:CG	2.70	0.51
27:BA:2068:U:O2	27:BA:2430:A:H2	1.88	0.51
27:BA:2327:A:C6	27:BA:2388:A:C6	2.97	0.51
27:BA:2407:G:H2'	27:BA:2407:G:N3	2.26	0.51
27:BA:2078:C:H5'	27:BA:2434:A:H4'	1.91	0.51
27:BA:2517:C:C5	27:BA:2542:A:C6	2.98	0.51
27:BA:2550:G:N1	27:BA:2559:C:C2	2.79	0.51
27:BA:2555:U:C2'	27:BA:2556:C:O5'	2.57	0.51
27:BA:2656:U:C6	27:BA:2656:U:H3'	2.45	0.51
27:BA:2681:C:O2	27:BA:2681:C:C2'	2.57	0.51
27:BA:2686:G:C4	27:BA:2687:U:C6	2.98	0.51
27:BA:2684:U:O2	27:BA:2725:A:C2	2.63	0.51
27:BA:2741:A:C3'	27:BA:2742:C:H5'	2.30	0.51
27:BA:2753:A:C8	27:BA:2754:U:C6	2.98	0.51
27:BA:2770:G:C1'	29:BE:316:ARG:NH2	2.66	0.51
27:BA:2840:C:N4	27:BA:2841:C:N4	2.59	0.51
28:BD:133:ASN:O	28:BD:134:ILE:CG1	2.51	0.51

Continued on next page...

Continued from previous page...

Atom-1	Atom-2	Interatomic distance (Å)	Clash overlap (Å)
28:BD:166:LYS:HA	28:BD:182:MET:HE2	1.92	0.51
29:BE:43:GLY:N	29:BE:309:PRO:O	2.42	0.51
31:BG:141:VAL:C	31:BG:143:LYS:H	2.13	0.51
31:BG:78:GLU:O	31:BG:82:GLU:OE2	2.27	0.51
33:BI:68:LEU:CD1	33:BI:108:LEU:HD13	2.40	0.51
33:BI:115:ILE:HG23	33:BI:129:VAL:HG12	1.93	0.51
36:BP:114:VAL:CG1	36:BP:133:VAL:HA	2.35	0.51
36:BP:69:ILE:C	36:BP:71:GLU:N	2.63	0.51
37:BQ:152:SER:CB	37:BQ:153:PRO:CD	2.88	0.51
44:BR:28:LEU:HD11	44:BR:32:GLY:HA2	1.90	0.51
38:BS:104:ILE:HG21	38:BS:109:PRO:HD3	1.93	0.51
26:BB:50:G:OP1	38:BS:75:THR:HG23	2.09	0.51
45:BU:22:LYS:N	45:BU:24:PHE:CZ	2.79	0.51
45:BU:28:ARG:CA	45:BU:31:GLN:CD	2.77	0.51
45:BU:30:LYS:O	45:BU:32:TYR:N	2.43	0.51
46:BV:23:GLU:O	46:BV:24:SER:CB	2.58	0.51
27:BA:974:G:C6	46:BV:80:TYR:CZ	2.99	0.51
26:BB:74:U:C2	43:BZ:29:ASN:ND2	2.79	0.51
1:AA:1070:U:H5'	8:AE:18:ARG:HH12	1.76	0.51
1:AA:1206:G:H2'	1:AA:1207:G:O4'	2.11	0.51
1:AA:1241:G:OP2	1:AA:1241:G:H8	1.93	0.51
1:AA:1484:C:H2'	1:AA:1485:U:O4'	2.11	0.51
1:AA:1510:U:H3	1:AA:1525:G:H1	1.56	0.51
1:AA:327:A:H4'	1:AA:328:C:OP1	2.11	0.51
1:AA:730:G:C5	1:AA:731:G:H1'	2.46	0.51
1:AA:897:C:O2	1:AA:903:G:C2	2.64	0.51
1:AA:946:A:H2'	1:AA:947:G:C8	2.46	0.51
7:AD:170:VAL:HG12	7:AD:171:GLY:N	2.26	0.51
10:AG:59:LEU:O	10:AG:63:LYS:HG2	2.10	0.51
11:AH:20:TYR:HA	11:AH:65:TYR:OH	2.10	0.51
16:AM:87:TYR:CD1	22:AS:73:GLU:O	2.64	0.51
22:AS:44:MET:HA	22:AS:47:HIS:HD2	1.76	0.51
48:B3:12:PRO:HB2	48:B3:20:LYS:CE	2.41	0.51
53:B7:11:LYS:CA	53:B7:11:LYS:CE	2.86	0.51
53:B7:33:ARG:O	53:B7:37:LYS:HB2	2.11	0.51
54:B8:16:ILE:CG2	54:B8:22:VAL:CG2	2.88	0.51
54:B8:6:THR:C	54:B8:8:LYS:H	2.13	0.51
27:BA:1210:A:N3	27:BA:1212:G:N2	2.57	0.51
27:BA:123:G:H1	27:BA:128:C:N4	2.09	0.51
27:BA:1363:C:H2'	27:BA:1364:G:H5''	1.91	0.51
27:BA:1495:A:H2'	27:BA:1496:A:C8	2.45	0.51

Continued on next page...

Continued from previous page...

Atom-1	Atom-2	Interatomic distance (Å)	Clash overlap (Å)
27:BA:14:A:C3'	27:BA:15:G:O5'	2.58	0.51
27:BA:1528:A:N6	27:BA:1543:A:H62	2.06	0.51
27:BA:1418:G:OP1	27:BA:1588:C:H4'	2.11	0.51
27:BA:2029:G:H2'	27:BA:2030:A:H3'	1.92	0.51
27:BA:2061:G:H1'	27:BA:2503:A:C2	2.46	0.51
27:BA:2219:G:H2'	27:BA:2224:G:H8	1.76	0.51
27:BA:826:U:C4'	27:BA:2429:G:OP2	2.57	0.51
27:BA:830:G:O6	27:BA:2446:G:H1'	2.11	0.51
27:BA:2458:G:N7	27:BA:2490:G:C5	2.78	0.51
27:BA:245:G:OP1	36:BP:53:ARG:NE	2.39	0.51
27:BA:2552:U:O2	27:BA:2552:U:H2'	2.10	0.51
27:BA:2576:G:OP1	27:BA:2577:A:OP1	2.29	0.51
27:BA:2615:U:N1	51:B5:7:PRO:HA	2.26	0.51
27:BA:2688:U:O2'	27:BA:2689:U:P	2.67	0.51
27:BA:2734:A:C8	27:BA:2734:A:C3'	2.93	0.51
27:BA:2762:G:N7	27:BA:2763:G:O6	2.43	0.51
27:BA:2767:C:H2'	27:BA:2768:C:H5'	1.92	0.51
27:BA:2768:C:H42	27:BA:2769:C:N4	2.02	0.51
27:BA:2805:G:H3'	27:BA:2807:G:H5''	1.93	0.51
27:BA:2825:C:H5	27:BA:2825:C:P	2.31	0.51
27:BA:1750:G:O2'	27:BA:2860:A:C2	2.62	0.51
27:BA:321:G:C2'	27:BA:341:G:H4'	2.40	0.51
27:BA:519:U:H5''	40:BW:25:ARG:NH2	2.24	0.51
27:BA:609(A):G:H22	27:BA:618(A):C:H2'	1.76	0.51
27:BA:644:A:O2'	27:BA:646:A:N7	2.42	0.51
29:BE:75:THR:CG2	29:BE:189:MET:SD	2.99	0.51
29:BE:267:ARG:HD3	29:BE:297:LYS:CB	2.40	0.51
31:BG:14:ARG:CA	31:BG:137:PRO:HD3	2.31	0.51
32:BH:122:ILE:C	32:BH:123:GLU:CD	2.69	0.51
32:BH:86:LEU:HB3	32:BH:130:ILE:O	2.10	0.51
32:BH:73:ASN:CB	32:BH:137:LYS:HZ3	1.85	0.51
32:BH:120:LEU:CB	32:BH:143:LEU:CD1	2.89	0.51
34:BN:109:TYR:O	34:BN:110:ASP:C	2.49	0.51
37:BQ:16:ARG:NH1	37:BQ:19:TYR:CD1	2.74	0.51
37:BQ:35:ASN:CB	37:BQ:75:SER:HA	2.41	0.51
38:BS:92:ALA:C	38:BS:94:GLU:N	2.63	0.51
45:BU:86:ALA:CB	45:BU:90:LEU:HD21	2.22	0.51
40:BW:34:ASN:HA	40:BW:37:ARG:HB3	1.91	0.51
40:BW:4:LYS:CG	40:BW:106:ILE:HG12	2.40	0.51
43:BZ:145:ASP:C	43:BZ:146:HIS:CG	2.84	0.51
43:BZ:62:PHE:CZ	43:BZ:87:THR:HG21	2.46	0.51

Continued on next page...

Continued from previous page...

Atom-1	Atom-2	Interatomic distance (Å)	Clash overlap (Å)
1:AA:1150:U:H2'	1:AA:1151:A:C8	2.46	0.51
1:AA:123:C:C5'	1:AA:311:C:O2'	2.58	0.51
1:AA:1306:A:N6	1:AA:1331:G:H1'	2.25	0.51
1:AA:36:C:H4'	15:AL:117:ARG:HH22	1.73	0.51
1:AA:409:G:OP1	7:AD:25:ARG:HB3	2.11	0.51
1:AA:571:U:H3'	1:AA:572:A:H5'	1.90	0.51
10:AG:33:ASP:HB2	10:AG:35:LYS:HD3	1.91	0.51
6:AC:8:ILE:HG21	17:AN:50:LYS:O	2.11	0.51
23:AT:63:ILE:HG21	23:AT:81:LYS:HG3	1.93	0.51
50:B4:49:PHE:CE1	50:B4:70:GLY:O	2.54	0.51
51:B5:17:ASP:O	51:B5:18:MET:C	2.48	0.51
52:B6:46:LYS:HZ3	52:B6:46:LYS:CB	2.17	0.51
53:B7:11:LYS:CG	53:B7:12:ARG:H	2.23	0.51
54:B8:3:LYS:C	54:B8:4:MET:CE	2.77	0.51
55:B9:19:ARG:HD2	55:B9:24:LEU:HD12	1.92	0.51
27:BA:126:A:C5	53:B7:18:PHE:CG	2.99	0.51
27:BA:1389:G:H2'	27:BA:1390:U:C6	2.46	0.51
27:BA:1406:U:H2'	27:BA:1407:C:C6	2.46	0.51
27:BA:1665:A:C5'	35:BO:66:LYS:CD	2.71	0.51
27:BA:1758:G:C6	27:BA:2695:C:H4'	2.46	0.51
27:BA:2182:G:N3	27:BA:2183:C:N3	2.58	0.51
27:BA:2189:U:O2'	27:BA:2190:G:C5'	2.57	0.51
27:BA:2077:A:H2	27:BA:2244:U:O2	1.94	0.51
27:BA:2264:C:C5	27:BA:2277:G:O6	2.63	0.51
27:BA:2274:A:H2'	27:BA:2276:G:H5''	1.93	0.51
27:BA:2313:C:C6	27:BA:2314:C:C5	2.99	0.51
27:BA:2323:G:H2'	27:BA:2324:C:C6	2.46	0.51
27:BA:2330:G:H21	27:BA:2331:G:C1'	2.01	0.51
27:BA:2403:C:C4	27:BA:2415:G:N1	2.73	0.51
27:BA:2461:C:H1'	27:BA:2492:U:C2	2.46	0.51
27:BA:2531:A:C2	27:BA:2532:G:O4'	2.64	0.51
27:BA:2521:C:O2'	27:BA:2564:A:H1'	2.11	0.51
27:BA:2592:G:C2	27:BA:2603:G:O6	2.64	0.51
27:BA:2647:U:H2'	27:BA:2648:C:C6	2.46	0.51
27:BA:2662:A:N3	27:BA:2662:A:H2'	2.25	0.51
27:BA:2657:A:C8	27:BA:2665:A:N6	2.79	0.51
27:BA:2749:A:H62	27:BA:2753:A:N6	2.08	0.51
27:BA:2758:A:OP1	27:BA:2758:A:H3'	2.10	0.51
27:BA:2840:C:O3'	44:BR:53:HIS:NE2	2.44	0.51
27:BA:2887:U:H6	27:BA:2887:U:O5'	1.93	0.51
27:BA:408:G:H2'	27:BA:409:C:O4'	2.11	0.51

Continued on next page...

Continued from previous page...

Atom-1	Atom-2	Interatomic distance (Å)	Clash overlap (Å)
27:BA:498:G:H3'	27:BA:498:G:C8	2.44	0.51
27:BA:760:G:C2	27:BA:761:A:H1'	2.46	0.51
27:BA:2785:C:H5'	29:BE:99:VAL:HG22	1.86	0.51
30:BF:243:VAL:CA	30:BF:246:ARG:CD	2.50	0.51
31:BG:140:ARG:HB3	31:BG:144:ARG:HH12	1.76	0.51
26:BB:43:C:C1'	31:BG:47:GLN:HG2	2.41	0.51
31:BG:55:LYS:O	31:BG:65:GLU:HB2	2.10	0.51
33:BI:68:LEU:HD21	33:BI:108:LEU:HD13	0.57	0.51
34:BN:135:ILE:HG22	34:BN:139:LEU:HD11	1.92	0.51
34:BN:53:ILE:HG22	34:BN:54:VAL:H	1.76	0.51
35:BO:73:ASP:O	35:BO:75:SER:OG	2.21	0.51
46:BV:57:GLN:CG	46:BV:58:ALA:N	2.52	0.51
41:BX:5:ILE:HG13	41:BX:40:ALA:CB	2.39	0.51
42:BY:63:ILE:CD1	42:BY:75:GLU:HA	2.37	0.51
43:BZ:112:LEU:HA	43:BZ:174:PRO:CG	2.40	0.51
43:BZ:51:LEU:CD2	43:BZ:63:PRO:CB	2.88	0.51
1:AA:113:G:H1'	1:AA:354:G:H5''	1.91	0.51
1:AA:1270:C:P	24:AU:24:ARG:HH21	2.31	0.51
1:AA:1317:C:C2	17:AN:16:PHE:CE2	2.98	0.51
1:AA:501:C:OP1	15:AL:124:LYS:HD3	2.10	0.51
1:AA:792:A:C4	1:AA:794:A:N6	2.79	0.51
5:AB:63:MET:HB3	5:AB:225:ALA:HB1	1.92	0.51
7:AD:3:ARG:CB	7:AD:118:ARG:HH11	2.23	0.51
7:AD:22:LYS:HB2	7:AD:26:CYS:SG	2.51	0.51
8:AE:126:ARG:HA	8:AE:131:ILE:HG13	1.93	0.51
11:AH:113:SER:HB2	11:AH:134:ILE:HD11	1.92	0.51
17:AN:24:CYS:HB2	17:AN:39:LEU:CA	2.41	0.51
1:AA:1235:U:OP1	24:AU:3:LYS:HD3	2.10	0.51
47:B2:24:LYS:HE3	47:B2:28:LEU:HD12	1.93	0.51
47:B2:60:GLN:O	47:B2:63:GLU:HB2	2.11	0.51
48:B3:3:ARG:CD	48:B3:60:GLU:HA	2.40	0.51
27:BA:396:G:H5''	50:B4:10:VAL:O	2.10	0.51
27:BA:1518:C:C2	27:BA:1519:G:H1'	2.46	0.51
27:BA:1520:U:H6	27:BA:1520:U:O5'	1.93	0.51
27:BA:1657:C:H6	27:BA:1657:C:O5'	1.93	0.51
27:BA:177:G:N3	27:BA:177:G:H2'	2.26	0.51
27:BA:2046:G:H1'	51:B5:22:HIS:CE1	2.46	0.51
27:BA:2212:A:N3	27:BA:2213:U:H5''	2.26	0.51
27:BA:2233:U:C2	27:BA:2234:G:C8	2.98	0.51
27:BA:2411:A:C2'	27:BA:2412:A:C8	2.94	0.51
27:BA:2462:U:H2'	27:BA:2463:C:O5'	2.10	0.51

Continued on next page...

Continued from previous page...

Atom-1	Atom-2	Interatomic distance (Å)	Clash overlap (Å)
27:BA:2466:C:C2'	27:BA:2467:C:H5'	2.40	0.51
27:BA:2519:U:O2	27:BA:2542:A:C2	2.63	0.51
27:BA:2567:G:N3	27:BA:2568:C:C6	2.69	0.51
27:BA:2022:U:C2'	27:BA:2617:C:H4'	2.41	0.51
27:BA:2678:C:C2'	27:BA:2679:A:C5'	2.88	0.51
27:BA:2725:A:C6	27:BA:2727:G:C4	2.98	0.51
27:BA:2740:A:C3'	27:BA:2741:A:H5'	2.32	0.51
27:BA:2815:C:C2	27:BA:2816:C:C6	2.95	0.51
27:BA:293:U:H2'	27:BA:294:A:C8	2.46	0.51
27:BA:311:A:H62	27:BA:329:G:H5'	1.76	0.51
27:BA:802:A:H2'	27:BA:803:U:H6	1.75	0.51
28:BD:115:ILE:O	28:BD:116:MET:HB2	2.11	0.51
29:BE:45:LYS:CD	29:BE:301:PRO:HB2	2.41	0.51
31:BG:38:GLU:OE2	31:BG:71:ALA:HB1	2.10	0.51
36:BP:114:VAL:HG21	36:BP:132:LYS:CA	2.39	0.51
36:BP:59:GLU:O	36:BP:60:GLU:HG3	2.09	0.51
44:BR:56:LYS:HD3	44:BR:94:TYR:CZ	2.46	0.51
38:BS:34:LEU:HG	38:BS:101:VAL:O	2.11	0.51
38:BS:48:VAL:HG12	38:BS:55:ASP:OD2	2.09	0.51
40:BW:88:ARG:HD3	40:BW:91:GLY:O	2.11	0.51
41:BX:75:GLN:O	41:BX:78:ALA:N	2.44	0.51
42:BY:11:GLN:CG	42:BY:21:LYS:HE2	2.35	0.51
43:BZ:4:THR:C	43:BZ:33:ALA:CB	2.68	0.51
1:AA:118:U:H3'	1:AA:288:A:H61	1.75	0.51
1:AA:22:G:C2'	1:AA:913:A:H2	2.24	0.51
1:AA:864:A:H2	1:AA:917:G:N3	2.09	0.51
1:AA:22:G:N2	1:AA:914:A:C8	2.79	0.51
1:AA:1205:U:C4'	6:AC:195:VAL:HG21	2.39	0.51
7:AD:8:VAL:HB	7:AD:115:ARG:NH2	2.25	0.51
13:AJ:48:THR:HG22	13:AJ:60:ARG:HG3	1.93	0.51
1:AA:1317:C:OP1	17:AN:16:PHE:HB3	2.10	0.51
1:AA:1014:A:N1	22:AS:34:TRP:CH2	2.79	0.51
2:AV:36:A:N6	4:AX:116:U:H3	2.09	0.51
49:B0:60:PHE:N	49:B0:81:ILE:HG12	2.26	0.51
27:BA:2331:G:O4'	49:B0:70:ILE:HG13	2.05	0.51
50:B4:5:LEU:CB	50:B4:56:VAL:CG1	2.61	0.51
50:B4:41:PRO:CG	50:B4:57:ASP:HB2	2.34	0.51
51:B5:23:HIS:O	51:B5:24:ALA:CB	2.56	0.51
51:B5:33:CYS:SG	51:B5:37:HIS:N	2.83	0.51
54:B8:38:GLY:C	54:B8:40:GLU:N	2.64	0.51
54:B8:50:LEU:O	54:B8:51:ALA:HB3	2.10	0.51

Continued on next page...

Continued from previous page...

Atom-1	Atom-2	Interatomic distance (Å)	Clash overlap (Å)
27:BA:121:G:N2	27:BA:131:G:C4	2.79	0.51
27:BA:1359:A:N7	27:BA:1372:U:O4	2.43	0.51
27:BA:1555:G:O5'	27:BA:1555:G:H8	1.92	0.51
27:BA:1763:G:H5'	27:BA:1763:G:C8	2.46	0.51
27:BA:1791:A:C8	27:BA:1792:G:C8	2.99	0.51
27:BA:1924:C:C6	27:BA:1925:C:C5	2.98	0.51
27:BA:2182:G:H2'	27:BA:2183:C:N1	2.25	0.51
27:BA:2265:U:O2'	27:BA:2266:A:P	2.69	0.51
27:BA:2271:G:O2'	27:BA:2272:U:C5'	2.57	0.51
27:BA:2276:G:N3	27:BA:2277:G:H8	2.06	0.51
27:BA:2357:U:C2'	27:BA:2358:G:C5'	2.89	0.51
27:BA:2246:G:N3	27:BA:2426:A:C2	2.79	0.51
27:BA:2735:G:C6	27:BA:2770:G:C2	2.95	0.51
27:BA:322:A:H1'	27:BA:341:G:C8	2.45	0.51
27:BA:396:G:O4'	50:B4:39:VAL:CG1	2.58	0.51
27:BA:29:U:O2	27:BA:511:U:O2	2.29	0.51
27:BA:787:U:C4	27:BA:791:C:C5	2.99	0.51
26:BB:83:G:H4'	48:B3:52:HIS:HD2	1.76	0.51
28:BD:89:ASN:N	28:BD:105:ALA:CB	2.74	0.51
29:BE:228:ARG:HD2	29:BE:228:ARG:N	2.26	0.51
29:BE:295:LEU:HD22	29:BE:296:VAL:N	2.26	0.51
30:BF:240:LEU:HD23	30:BF:243:VAL:HG23	1.91	0.51
30:BF:98:ARG:C	30:BF:99:SER:O	2.44	0.51
35:BO:1:MET:CB	35:BO:2:ILE:HD11	2.41	0.51
35:BO:35:ILE:CA	35:BO:62:VAL:C	2.70	0.51
46:BV:94:LYS:O	46:BV:95:ILE:HG13	2.07	0.51
27:BA:1614:A:H61	40:BW:88:ARG:N	2.09	0.51
41:BX:28:VAL:HG23	41:BX:28:VAL:O	2.11	0.51
42:BY:15:PRO:O	42:BY:18:GLU:CB	2.56	0.51
42:BY:79:LEU:CG	42:BY:80:GLU:N	2.73	0.51
1:AA:1074:G:N2	1:AA:1102:A:C8	2.78	0.51
1:AA:116:A:N1	1:AA:313:A:C2'	2.72	0.51
1:AA:1117:G:N2	1:AA:1180:A:H1'	2.25	0.51
1:AA:1441:G:H1'	1:AA:1461:G:N2	2.25	0.51
1:AA:68:G:C4'	1:AA:171:A:H1'	2.41	0.51
1:AA:1361:G:HO3'	1:AA:361(A):C:P	2.29	0.51
1:AA:670:G:O2'	9:AF:77:ARG:NH2	2.44	0.51
1:AA:739:C:H5''	18:AO:2:PRO:HD3	1.92	0.51
1:AA:949:A:C4'	1:AA:1364:U:H3	2.23	0.51
1:AA:953:G:HO2'	16:AM:124:PRO:C	2.01	0.51
3:AW:37:YYG:H191	10:AG:83:ALA:O	2.11	0.51

Continued on next page...

Continued from previous page...

Atom-1	Atom-2	Interatomic distance (Å)	Clash overlap (Å)
11:AH:88:LYS:O	11:AH:90:GLY:N	2.44	0.51
12:AI:112:LYS:HG3	12:AI:117:HIS:O	2.10	0.51
2:AV:33:U:C5	12:AI:128:ARG:O	2.64	0.51
14:AK:42:TRP:HZ3	14:AK:47:VAL:HG21	1.76	0.51
2:AV:55:U:C2	2:AV:57:G:OP2	2.65	0.51
49:B0:18:PRO:HB2	49:B0:36:ILE:HD13	1.93	0.51
49:B0:68:VAL:O	49:B0:68:VAL:CG1	2.56	0.51
49:B0:76:ALA:O	49:B0:78:PHE:CD1	2.64	0.51
48:B3:31:LEU:O	48:B3:33:GLN:N	2.43	0.51
27:BA:929:G:C1'	48:B3:43:ILE:HG13	2.39	0.51
27:BA:2021:C:OP2	51:B5:12:SER:CB	2.59	0.51
40:BW:34:ASN:HD22	51:B5:39:LYS:HB2	1.74	0.51
51:B5:6:VAL:H	51:B5:8:LYS:CE	2.21	0.51
27:BA:1805:U:H5'	28:BD:235:PRO:HG2	1.91	0.51
27:BA:1944:U:H4'	27:BA:1955:U:O2'	2.11	0.51
27:BA:2254:C:H2'	27:BA:2255:G:O5'	2.09	0.51
27:BA:2246:G:H1	27:BA:2258:C:H42	1.58	0.51
27:BA:2335:A:N6	27:BA:2337:G:N2	2.58	0.51
27:BA:834:C:O2'	27:BA:2358:G:H2'	2.10	0.51
27:BA:2357:U:C2'	27:BA:2358:G:O5'	2.54	0.51
27:BA:2363:C:H2'	27:BA:2364:C:H5'	1.92	0.51
27:BA:24:G:O2'	40:BW:102:HIS:CD2	2.64	0.51
27:BA:2526:G:C6	27:BA:2527:C:C6	2.98	0.51
27:BA:2528:U:C6	27:BA:2528:U:C3'	2.94	0.51
27:BA:2550:G:O2'	27:BA:2551:C:H5'	2.11	0.51
27:BA:2584:U:H5	27:BA:2585:U:C3'	2.24	0.51
27:BA:2604:U:O2'	27:BA:2605:U:C5'	2.56	0.51
27:BA:2618:G:N1	27:BA:2619:C:C4	2.51	0.51
27:BA:527:C:OP1	27:BA:527:C:H4'	2.11	0.51
27:BA:826:U:N3	27:BA:828:U:H1'	2.26	0.51
26:BB:41:U:C5	31:BG:50:VAL:HB	2.46	0.51
28:BD:135:PRO:HG2	28:BD:138:THR:CB	2.34	0.51
28:BD:197:GLY:C	28:BD:199:ARG:H	2.14	0.51
28:BD:208:GLY:CA	28:BD:210:LYS:CE	2.73	0.51
28:BD:215:LYS:C	28:BD:216:ALA:O	2.48	0.51
27:BA:782:A:N1	28:BD:233:ASP:OD2	2.43	0.51
28:BD:70:LYS:CB	28:BD:73:ILE:HD11	2.38	0.51
28:BD:70:LYS:CG	28:BD:73:ILE:CD1	2.65	0.51
28:BD:73:ILE:HD13	28:BD:95:TYR:CE2	2.46	0.51
29:BE:210:THR:C	29:BE:216:ARG:CZ	2.77	0.51
27:BA:2770:G:H1'	29:BE:316:ARG:NH1	2.23	0.51

Continued on next page...

Continued from previous page...

Atom-1	Atom-2	Interatomic distance (Å)	Clash overlap (Å)
29:BE:70:VAL:O	29:BE:71:THR:HG22	2.11	0.51
30:BF:200:PRO:CB	30:BF:212:VAL:CG1	2.67	0.51
27:BA:2315:G:C5'	31:BG:133:ASN:ND2	2.62	0.51
16:AM:3:ARG:HH11	31:BG:90:LEU:CD2	2.15	0.51
31:BG:99:ASP:N	31:BG:104:PHE:CE2	2.79	0.51
32:BH:49:ILE:O	32:BH:50:THR:HB	2.11	0.51
33:BI:124:LEU:CG	33:BI:125:GLY:N	2.74	0.51
34:BN:137:GLU:O	34:BN:138:THR:C	2.50	0.51
36:BP:65:ASP:OD1	36:BP:68:GLU:CD	2.49	0.51
36:BP:66:VAL:O	36:BP:68:GLU:CA	2.59	0.51
37:BQ:94:ARG:HG2	37:BQ:107:LYS:O	2.11	0.51
37:BQ:156:ASN:O	37:BQ:157:ALA:CB	2.59	0.51
37:BQ:91:HIS:O	37:BQ:111:THR:CA	2.58	0.51
44:BR:28:LEU:CD1	44:BR:32:GLY:CA	2.87	0.51
45:BU:66:ASN:HA	45:BU:76:TYR:CE1	1.97	0.51
40:BW:10:VAL:CB	40:BW:101:SER:O	2.50	0.51
40:BW:97:LYS:HE3	40:BW:99:ARG:HH11	1.68	0.51
42:BY:11:GLN:CA	42:BY:21:LYS:CE	2.88	0.51
42:BY:78:THR:HG22	42:BY:88:PRO:HA	0.54	0.51
42:BY:46:ASP:OD2	42:BY:98:VAL:CG1	2.59	0.51
42:BY:46:ASP:CG	42:BY:98:VAL:HG11	2.31	0.51
1:AA:1060:C:C4'	13:AJ:52:GLY:N	2.72	0.50
1:AA:1302:U:P	16:AM:13:LYS:NZ	2.84	0.50
5:AB:15:VAL:HG22	5:AB:209:ARG:HD2	1.93	0.50
7:AD:3:ARG:HG3	7:AD:118:ARG:HH12	1.67	0.50
15:AL:88:GLY:O	15:AL:99:HIS:CE1	2.64	0.50
25:AY:237:PRO:CA	27:BA:2584:U:O2'	2.59	0.50
49:B0:37:LEU:CB	49:B0:69:PHE:CG	2.83	0.50
47:B2:45:ARG:HE	47:B2:49:LEU:HD21	1.76	0.50
50:B4:40:HIS:CB	50:B4:41:PRO:CD	2.89	0.50
53:B7:22:MET:O	53:B7:24:THR:O	2.29	0.50
27:BA:126:A:C4	53:B7:18:PHE:CD2	2.99	0.50
27:BA:1924:C:N3	27:BA:1925:C:C4	2.77	0.50
27:BA:192:C:H3'	27:BA:193:U:C6	2.46	0.50
27:BA:2015:A:C8	27:BA:2016:U:C5	2.99	0.50
27:BA:2212:A:H2	27:BA:2213:U:H3'	1.75	0.50
27:BA:2302:G:C2	27:BA:2315:G:C6	2.99	0.50
27:BA:2349:G:H3'	27:BA:2350:C:H5''	1.92	0.50
27:BA:2361:A:O2'	27:BA:2362:G:H5'	2.11	0.50
27:BA:2352:A:N7	27:BA:2366:A:N1	2.53	0.50
27:BA:2462:U:C4	27:BA:2463:C:C5	2.99	0.50

Continued on next page...

Continued from previous page...

Atom-1	Atom-2	Interatomic distance (Å)	Clash overlap (Å)
27:BA:576:U:H4'	27:BA:2502:G:C8	2.46	0.50
27:BA:2612:C:C2'	27:BA:2613:U:C5'	2.89	0.50
27:BA:2635:C:N3	27:BA:2783:G:C2	2.79	0.50
27:BA:2740:A:C5'	27:BA:2740:A:C8	2.89	0.50
27:BA:2768:C:O2	27:BA:2769:C:H6	1.81	0.50
27:BA:2783:G:O6	27:BA:2784:C:N4	2.40	0.50
27:BA:2864:G:HO2'	27:BA:2865:U:C1'	2.14	0.50
27:BA:2836:U:C2	27:BA:2883:A:C5	2.97	0.50
27:BA:223:A:C6	27:BA:422:A:C6	2.98	0.50
27:BA:449:A:OP2	30:BF:85:LYS:CB	2.57	0.50
27:BA:496:G:OP1	40:BW:62:HIS:CE1	2.64	0.50
27:BA:599:G:H1	27:BA:658:C:N4	2.05	0.50
27:BA:566:U:O2'	27:BA:808:G:H5''	2.10	0.50
27:BA:993:G:H2'	27:BA:993:G:N3	2.26	0.50
28:BD:104:ILE:C	28:BD:106:PRO:HD2	2.31	0.50
28:BD:113:MET:N	28:BD:113:MET:SD	2.84	0.50
28:BD:140:VAL:CG1	28:BD:141:HIS:N	2.47	0.50
28:BD:170:TYR:O	28:BD:182:MET:HE1	2.10	0.50
29:BE:193:PHE:CZ	29:BE:199:ALA:CB	2.92	0.50
29:BE:214:VAL:CG2	29:BE:221:LYS:CE	2.79	0.50
30:BF:220:THR:C	30:BF:222:ASP:N	2.60	0.50
26:BB:42:C:C1'	31:BG:47:GLN:CA	2.87	0.50
32:BH:51:VAL:HG13	32:BH:64:HIS:HB3	1.93	0.50
33:BI:105:GLN:O	33:BI:106:HIS:C	2.49	0.50
34:BN:70:PHE:O	34:BN:71:TYR:CB	2.53	0.50
35:BO:38:VAL:HG22	35:BO:61:VAL:HG22	1.92	0.50
37:BQ:133:GLU:HG3	37:BQ:134:PHE:CD1	2.46	0.50
44:BR:105:ARG:NH2	44:BR:105:ARG:N	2.59	0.50
44:BR:96:ARG:HE	44:BR:117:VAL:HA	1.75	0.50
44:BR:45:ARG:C	44:BR:49:ASP:HB2	2.31	0.50
38:BS:116:PHE:C	38:BS:120:GLU:CD	2.68	0.50
38:BS:31:LYS:CA	38:BS:32:PRO:N	2.72	0.50
46:BV:42:GLY:O	46:BV:48:GLY:HA2	2.10	0.50
41:BX:13:LYS:CD	41:BX:13:LYS:H	2.22	0.50
37:BQ:36:ASN:ND2	43:BZ:116:VAL:HB	2.25	0.50
1:AA:583:A:H2'	1:AA:584:G:O4'	2.11	0.50
5:AB:112:VAL:CA	5:AB:113:HIS:N	2.71	0.50
5:AB:115:LEU:HB2	5:AB:145:LEU:HD12	1.93	0.50
1:AA:452:A:O2'	19:AP:72:ARG:CZ	2.59	0.50
20:AQ:54:GLY:HA2	20:AQ:85:VAL:HG21	1.94	0.50
1:AA:986:A:C1'	22:AS:54:GLY:O	2.59	0.50

Continued on next page...

Continued from previous page...

Atom-1	Atom-2	Interatomic distance (Å)	Clash overlap (Å)
3:AW:65:G:O3'	3:AW:66:A:C5'	2.60	0.50
48:B3:37:LEU:CB	48:B3:38:GLU:OE1	2.55	0.50
48:B3:9:VAL:HG22	48:B3:54:VAL:CG1	2.41	0.50
51:B5:45:ILE:N	51:B5:45:ILE:HD12	2.26	0.50
52:B6:16:ALA:HB1	52:B6:42:PRO:CD	2.40	0.50
53:B7:11:LYS:HA	53:B7:11:LYS:HE2	1.94	0.50
54:B8:16:ILE:H	54:B8:16:ILE:CD1	2.20	0.50
54:B8:60:LEU:C	54:B8:61:MET:O	2.47	0.50
27:BA:1797:C:C2	27:BA:1823:G:N2	2.79	0.50
27:BA:1899:G:N2	27:BA:1902:C:N4	2.58	0.50
27:BA:2045:C:N4	27:BA:2624:G:C2	2.79	0.50
27:BA:2280:G:C2	27:BA:2281:C:C5	2.99	0.50
27:BA:2306:C:C3'	27:BA:2306:C:C6	2.95	0.50
27:BA:2322:A:C6	27:BA:2323:G:C4	2.81	0.50
27:BA:2325:G:C4	27:BA:2326:C:C5	3.00	0.50
27:BA:2349:G:OP2	54:B8:42:ARG:NE	2.44	0.50
27:BA:2400:G:N1	27:BA:2417:C:C4	2.79	0.50
27:BA:2431:U:C2'	27:BA:2431:U:O2	2.56	0.50
27:BA:2549:G:C4	27:BA:2550:G:C8	2.99	0.50
27:BA:2556:C:H2'	27:BA:2557:G:O4'	2.11	0.50
27:BA:2588:G:O6	27:BA:2589:A:C6	2.64	0.50
27:BA:2589:A:C3'	27:BA:2590:A:C5'	2.89	0.50
27:BA:2595:G:O5'	27:BA:2595:G:C8	2.52	0.50
27:BA:2734:A:C5	27:BA:2735:G:C4	2.98	0.50
27:BA:2745:C:H2'	27:BA:2746:U:O5'	2.11	0.50
27:BA:2772:C:C2'	27:BA:2773:C:O5'	2.59	0.50
27:BA:2781:A:C4'	27:BA:2782:G:O5'	2.55	0.50
27:BA:2827:C:N3	27:BA:2828:C:C5	2.79	0.50
27:BA:2791:C:C6	27:BA:2893:G:O6	2.60	0.50
27:BA:443:A:N6	30:BF:39:GLN:CB	2.74	0.50
27:BA:972:G:C8	27:BA:974:G:OP1	2.64	0.50
28:BD:74:PRO:HD3	28:BD:96:ALA:HB2	1.87	0.50
29:BE:267:ARG:C	29:BE:297:LYS:HD2	2.32	0.50
29:BE:47:GLY:CA	29:BE:305:LYS:HG2	2.41	0.50
30:BF:2:GLU:C	30:BF:18:LEU:HD21	2.32	0.50
30:BF:52:ALA:CA	30:BF:55:ARG:CG	2.86	0.50
32:BH:147:ILE:O	32:BH:147:ILE:HD12	2.11	0.50
32:BH:18:VAL:HG22	32:BH:23:VAL:HG22	0.76	0.50
32:BH:62:ALA:O	32:BH:65:GLY:N	2.44	0.50
32:BH:25:VAL:HG21	32:BH:74:MET:HB3	1.92	0.50
32:BH:86:LEU:CD1	32:BH:87:GLU:C	2.80	0.50

Continued on next page...

Continued from previous page...

Atom-1	Atom-2	Interatomic distance (Å)	Clash overlap (Å)
33:BI:19:LYS:O	33:BI:21:VAL:HG23	2.11	0.50
56:BK:23:PRO:HG2	56:BK:24:VAL:H	1.76	0.50
34:BN:15:ARG:NH1	34:BN:40:ASN:CG	2.42	0.50
36:BP:122:ALA:O	36:BP:141:GLU:HA	2.10	0.50
36:BP:65:ASP:CB	36:BP:109:LEU:CA	2.86	0.50
37:BQ:142:LYS:CE	37:BQ:142:LYS:CA	2.88	0.50
37:BQ:142:LYS:CE	37:BQ:143:VAL:O	2.59	0.50
45:BU:115:ASN:O	45:BU:117:ARG:HG3	2.12	0.50
45:BU:47:TYR:C	45:BU:49:ASP:N	2.62	0.50
46:BV:3:ALA:CA	46:BV:12:TYR:OH	2.59	0.50
46:BV:96:LEU:N	46:BV:96:LEU:HD23	2.26	0.50
27:BA:492:A:N1	40:BW:49:LYS:NZ	2.60	0.50
41:BX:18:MET:CE	41:BX:25:GLN:N	2.70	0.50
41:BX:22:ASN:CA	41:BX:68:LEU:CG	2.88	0.50
42:BY:81:LYS:HD2	42:BY:83:ASP:N	2.11	0.50
43:BZ:116:VAL:HG22	43:BZ:116:VAL:O	2.09	0.50
43:BZ:149:ALA:CB	43:BZ:164:PRO:HA	2.41	0.50
1:AA:765:G:H21	1:AA:816:A:H2	1.56	0.50
1:AA:901:A:H8	1:AA:901:A:O5'	1.94	0.50
1:AA:942:G:H2'	1:AA:943:U:H6	1.77	0.50
1:AA:975:A:O2'	17:AN:32:SER:HB2	2.11	0.50
1:AA:983:A:H8	1:AA:1201:A:C2	2.27	0.50
5:AB:17:PHE:CD1	5:AB:18:GLY:N	2.78	0.50
6:AC:139:GLN:HA	6:AC:170:GLN:HE22	1.77	0.50
7:AD:62:GLN:HE22	7:AD:65:ARG:HD3	1.75	0.50
10:AG:113:GLU:HG3	10:AG:118:VAL:HB	1.93	0.50
12:AI:74:ILE:HA	12:AI:77:ILE:HD12	1.93	0.50
13:AJ:51:ARG:CB	13:AJ:59:SER:HB3	2.11	0.50
3:AW:10:G:C8	3:AW:45:G:O2'	2.63	0.50
49:B0:14:ARG:HH11	49:B0:14:ARG:H	1.58	0.50
49:B0:40:GLN:N	49:B0:69:PHE:CE1	2.79	0.50
48:B3:5:LYS:CA	48:B3:36:VAL:HG12	2.41	0.50
53:B7:9:ASN:O	53:B7:11:LYS:N	2.44	0.50
27:BA:126:A:OP2	53:B7:44:VAL:HG11	2.11	0.50
27:BA:1131:G:C6	34:BN:69:TYR:HE1	2.29	0.50
27:BA:1935:G:O2'	27:BA:1937:A:H2	1.94	0.50
27:BA:2093:G:N9	27:BA:2198:A:N1	2.60	0.50
27:BA:2195:C:H6	27:BA:2195:C:H5''	1.65	0.50
27:BA:2195:C:N3	27:BA:2196:C:C6	2.80	0.50
27:BA:2210:G:H4'	27:BA:2211:G:O5'	2.11	0.50
27:BA:2305:A:H1'	31:BG:129:ASP:HB2	1.93	0.50

Continued on next page...

Continued from previous page...

Atom-1	Atom-2	Interatomic distance (Å)	Clash overlap (Å)
27:BA:2381:C:H6	27:BA:2381:C:C5'	2.24	0.50
27:BA:2397:G:H2'	27:BA:2398:U:C6	2.47	0.50
27:BA:2398:U:O2'	27:BA:2399:G:OP1	2.29	0.50
27:BA:2450:A:C2	27:BA:2451:A:N9	2.80	0.50
27:BA:2512:C:H5''	29:BE:219:VAL:HG11	1.91	0.50
27:BA:2549:G:C6	27:BA:2550:G:N7	2.79	0.50
27:BA:2620:C:C4'	29:BE:252:GLN:HG2	2.42	0.50
27:BA:2544:G:C4'	27:BA:2645:G:C8	2.94	0.50
27:BA:2652:C:C4	27:BA:2653:U:N3	2.78	0.50
27:BA:2734:A:C8	27:BA:2734:A:H3'	2.47	0.50
27:BA:2808:U:C4	27:BA:2892:A:N7	2.79	0.50
27:BA:35:G:N3	27:BA:454:A:C2	2.79	0.50
27:BA:551:G:C4'	27:BA:1220:A:C2	2.94	0.50
27:BA:561:G:H21	45:BU:45:TYR:HE2	1.59	0.50
27:BA:863:A:H2'	27:BA:864:G:C8	2.45	0.50
27:BA:2785:C:O2'	29:BE:100:TRP:HD1	1.86	0.50
29:BE:199:ALA:HA	29:BE:314:ALA:N	2.27	0.50
31:BG:98:PHE:C	31:BG:104:PHE:HD2	2.09	0.50
27:BA:2304:G:C1'	31:BG:105:SER:CB	2.89	0.50
31:BG:84:LEU:O	31:BG:88:LEU:CB	2.54	0.50
33:BI:89:LEU:HD13	33:BI:92:SER:O	2.12	0.50
33:BI:93:ILE:HG12	33:BI:121:ILE:HB	1.94	0.50
27:BA:1080:C:H4'	56:BK:126:LYS:HB3	1.92	0.50
36:BP:73:VAL:HA	36:BP:76:LEU:CB	2.40	0.50
44:BR:28:LEU:HD13	44:BR:32:GLY:HA2	1.92	0.50
44:BR:22:ARG:NH2	44:BR:69:ASP:CB	2.75	0.50
44:BR:91:GLN:C	44:BR:92:GLY:O	2.50	0.50
27:BA:2320:A:N6	38:BS:14:ARG:CB	2.73	0.50
45:BU:8:ILE:H	45:BU:11:ARG:HD3	1.65	0.50
27:BA:444:C:OP2	45:BU:2:PRO:CG	2.59	0.50
46:BV:14:VAL:CG2	46:BV:19:VAL:CG2	2.54	0.50
46:BV:39:PHE:C	46:BV:40:VAL:CG2	2.47	0.50
40:BW:24:ILE:C	40:BW:25:ARG:O	2.46	0.50
27:BA:487:C:C2	40:BW:53:SER:OG	2.65	0.50
43:BZ:85:MET:C	43:BZ:86:VAL:CG2	2.77	0.50
1:AA:104:G:O3'	1:AA:174:C:H4'	2.12	0.50
1:AA:1397:C:O2	1:AA:1397:C:H2'	2.11	0.50
1:AA:1516:G:H22	1:AA:1518:A:H3'	1.76	0.50
1:AA:66:G:N2	1:AA:172:A:H2	2.10	0.50
5:AB:174:VAL:HG13	5:AB:184:VAL:HG11	1.94	0.50
6:AC:43:LEU:O	6:AC:47:LEU:HB2	2.11	0.50

Continued on next page...

Continued from previous page...

Atom-1	Atom-2	Interatomic distance (Å)	Clash overlap (Å)
11:AH:29:SER:CB	11:AH:32:LYS:HZ1	2.23	0.50
14:AK:12:ARG:HH12	14:AK:40:ILE:HA	1.74	0.50
16:AM:22:ILE:HG23	16:AM:67:GLU:HB2	1.94	0.50
3:AW:16:U:O2'	3:AW:17:U:OP2	2.21	0.50
49:B0:67:VAL:HG23	49:B0:68:VAL:N	2.26	0.50
48:B3:43:ILE:CD1	48:B3:43:ILE:N	2.57	0.50
48:B3:6:VAL:CG2	48:B3:7:LYS:N	2.74	0.50
53:B7:30:ILE:CD1	53:B7:33:ARG:NE	2.75	0.50
53:B7:38:GLY:O	53:B7:39:ARG:HG3	2.12	0.50
54:B8:16:ILE:HG22	54:B8:17:THR:H	1.76	0.50
54:B8:23:MET:HE3	54:B8:48:PHE:CG	2.41	0.50
27:BA:1000:A:C8	27:BA:1154:G:N2	2.80	0.50
27:BA:1028:A:C2	27:BA:2486:G:O2'	2.62	0.50
27:BA:1071:G:H2'	27:BA:1072:C:H5'	1.93	0.50
27:BA:1197:G:N3	27:BA:1250:G:C2	2.79	0.50
27:BA:1203:G:H1'	27:BA:1241:A:N1	2.25	0.50
27:BA:134:C:H2'	27:BA:135:G:O4'	2.11	0.50
27:BA:1470:G:N1	27:BA:1520:U:N3	2.54	0.50
27:BA:1518:C:H2'	27:BA:1519:G:O2'	2.11	0.50
27:BA:1665:A:H4'	35:BO:67:ARG:HD3	1.89	0.50
27:BA:1668:A:H61	27:BA:1676:A:H61	1.57	0.50
27:BA:1819:A:H4'	27:BA:1820:U:H5'	1.93	0.50
27:BA:192:C:H3'	27:BA:193:U:H6	1.77	0.50
27:BA:1966:A:N3	27:BA:2593:U:H5''	2.23	0.50
27:BA:2258:C:C5	27:BA:2426:A:C1'	2.83	0.50
27:BA:2325:G:C2	27:BA:2326:C:C6	3.00	0.50
27:BA:2325:G:C5	27:BA:2326:C:C5	2.96	0.50
27:BA:2352:A:O2'	27:BA:2353:G:H5'	2.11	0.50
27:BA:2352:A:C8	27:BA:2366:A:N6	2.80	0.50
27:BA:2482:G:C4	27:BA:2483:C:H6	2.28	0.50
27:BA:2514:U:C3'	27:BA:2514:U:C6	2.94	0.50
27:BA:2544:G:C2	27:BA:2545:G:C5	3.00	0.50
27:BA:2636:U:C2'	27:BA:2637:U:O5'	2.60	0.50
27:BA:2705:A:N6	27:BA:2706:G:C2	2.79	0.50
27:BA:2717:G:O2'	27:BA:2718:G:C4'	2.59	0.50
27:BA:2523:G:N3	27:BA:2765:A:N6	2.59	0.50
27:BA:2839:G:H2'	27:BA:2840:C:C6	2.32	0.50
27:BA:2892:A:C4'	27:BA:2892:A:OP1	2.59	0.50
27:BA:298:G:H8	27:BA:298:G:O5'	1.94	0.50
28:BD:142:ASN:CB	28:BD:190:THR:HG23	2.41	0.50
28:BD:74:PRO:HG3	28:BD:96:ALA:CA	2.32	0.50

Continued on next page...

Continued from previous page...

Atom-1	Atom-2	Interatomic distance (Å)	Clash overlap (Å)
29:BE:190:ASN:C	29:BE:192:ILE:CA	2.79	0.50
30:BF:39:GLN:CA	30:BF:39:GLN:OE1	2.60	0.50
30:BF:52:ALA:N	30:BF:55:ARG:CB	2.67	0.50
31:BG:103:ASN:O	31:BG:104:PHE:CD2	2.65	0.50
31:BG:22:VAL:CB	31:BG:24:HIS:CE1	2.89	0.50
33:BI:3:VAL:HG21	33:BI:21:VAL:H	1.76	0.50
33:BI:6:LEU:HB3	33:BI:36:ALA:HB2	1.85	0.50
33:BI:68:LEU:HD11	33:BI:108:LEU:HD22	1.88	0.50
33:BI:94:THR:HG23	33:BI:97:GLN:N	2.19	0.50
35:BO:24:VAL:HG21	35:BO:32:TYR:CA	2.41	0.50
35:BO:1:MET:SD	35:BO:67:ARG:HD2	2.52	0.50
35:BO:88:ARG:CZ	35:BO:94:ARG:HG2	2.42	0.50
37:BQ:82:LYS:HB2	37:BQ:125:TRP:HB2	1.90	0.50
37:BQ:85:ILE:CG2	37:BQ:136:TRP:HZ2	2.24	0.50
37:BQ:65:ARG:NH2	37:BQ:85:ILE:O	2.44	0.50
27:BA:814:C:OP2	46:BV:84:THR:HG22	2.12	0.50
40:BW:17:VAL:O	40:BW:20:VAL:HB	2.10	0.50
40:BW:58:ALA:O	40:BW:61:ASN:N	2.44	0.50
1:AA:1020:U:H2'	1:AA:1021:G:C8	2.46	0.50
5:AB:167:PRO:HG2	5:AB:192:SER:HB3	1.93	0.50
7:AD:98:GLU:C	7:AD:100:ARG:H	2.15	0.50
7:AD:27:TYR:OH	7:AD:106:TYR:OH	2.08	0.50
47:B2:15:GLU:C	47:B2:17:GLU:N	2.64	0.50
27:BA:396:G:P	50:B4:10:VAL:HG13	2.50	0.50
27:BA:1263:U:HO2'	51:B5:16:ARG:HH21	1.57	0.50
27:BA:2421:G:OP1	52:B6:4:ASP:OD1	2.30	0.50
27:BA:2742:C:C5'	55:B9:35:ARG:NH1	2.70	0.50
27:BA:1160:G:H2'	27:BA:1161:C:C6	2.46	0.50
27:BA:204:A:H8	27:BA:204:A:OP1	1.94	0.50
27:BA:206:U:H2'	27:BA:207:A:H8	1.76	0.50
27:BA:2186:G:N1	27:BA:2187:G:O6	2.37	0.50
27:BA:2212:A:C2'	27:BA:2213:U:C6	2.80	0.50
27:BA:2234:G:N3	27:BA:2235:G:C8	2.78	0.50
27:BA:2277:G:O3'	37:BQ:20:ILE:HG22	2.11	0.50
27:BA:2298:A:C1'	27:BA:2322:A:O2'	2.60	0.50
27:BA:2320:A:C2	27:BA:2333:A:N1	2.79	0.50
27:BA:2334:G:C4	38:BS:21:HIS:CE1	2.99	0.50
27:BA:2354:G:C2	27:BA:2355:C:C6	3.00	0.50
27:BA:2384:G:H3'	27:BA:2386:C:P	2.52	0.50
27:BA:2410:G:C2	27:BA:2411:A:C4	2.99	0.50
27:BA:2454:G:C2	27:BA:2455:G:N9	2.80	0.50

Continued on next page...

Continued from previous page...

Atom-1	Atom-2	Interatomic distance (Å)	Clash overlap (Å)
27:BA:2569:G:C6	27:BA:2570:G:N7	2.80	0.50
27:BA:2569:G:C4	27:BA:2570:G:C8	2.99	0.50
27:BA:2690:C:C6	27:BA:2690:C:O5'	2.65	0.50
27:BA:2698:U:C2'	27:BA:2699:C:H6	2.15	0.50
27:BA:2718:G:C4	27:BA:2719:G:N7	2.80	0.50
27:BA:2767:C:C2'	27:BA:2768:C:O5'	2.52	0.50
27:BA:1709:U:C1'	27:BA:2860:A:H1'	2.35	0.50
27:BA:2852:G:O6	27:BA:2866:U:O4	2.29	0.50
27:BA:466:A:C2	27:BA:682:G:N2	2.80	0.50
27:BA:747:U:OP1	51:B5:2:ALA:CB	2.37	0.50
27:BA:905:U:O2'	43:BZ:117:VAL:HG13	2.11	0.50
28:BD:166:LYS:HA	28:BD:182:MET:CE	2.42	0.50
29:BE:198:TYR:HE2	29:BE:265:ASN:C	2.12	0.50
30:BF:165:ASP:O	30:BF:168:ARG:HG3	2.10	0.50
30:BF:19:PRO:O	30:BF:21:VAL:N	2.44	0.50
27:BA:442:G:O4'	30:BF:44:GLN:OE1	2.30	0.50
32:BH:145:ALA:C	32:BH:147:ILE:N	2.51	0.50
33:BI:115:ILE:HG12	33:BI:131:VAL:HG11	1.86	0.50
35:BO:3:GLN:CG	35:BO:4:GLN:H	2.23	0.50
35:BO:87:ILE:HG23	35:BO:92:SER:H	1.74	0.50
44:BR:33:ARG:HB2	44:BR:113:LEU:HD11	1.94	0.50
44:BR:20:LEU:O	44:BR:22:ARG:C	2.50	0.50
44:BR:45:ARG:HG2	44:BR:46:GLY:H	1.77	0.50
35:BO:101:PRO:HD3	39:BT:26:GLY:CA	2.40	0.50
27:BA:29:U:H5'	45:BU:11:ARG:NH1	2.22	0.50
45:BU:39:LEU:C	45:BU:41:ASN:N	2.61	0.50
27:BA:492:A:N1	40:BW:49:LYS:CE	2.74	0.50
27:BA:2013:A:O4'	40:BW:96:ILE:CG2	2.59	0.50
27:BA:1340:U:C4	41:BX:57:THR:HG22	2.40	0.50
43:BZ:116:VAL:O	43:BZ:118:HIS:N	2.43	0.50
1:AA:1127:G:H2'	1:AA:1128:C:H6	1.75	0.50
1:AA:31:G:O4'	1:AA:306:G:C2	2.64	0.50
6:AC:141:VAL:HG11	6:AC:202:ILE:HG12	1.93	0.50
16:AM:87:TYR:HD1	22:AS:73:GLU:O	1.94	0.50
2:AV:24:G:H2'	2:AV:25:C:C6	2.47	0.50
49:B0:62:LEU:O	49:B0:63:SER:C	2.49	0.50
49:B0:37:LEU:CA	49:B0:69:PHE:CD2	2.92	0.50
47:B2:59:ILE:CG1	47:B2:60:GLN:N	2.56	0.50
51:B5:18:MET:C	51:B5:21:SER:HB3	2.32	0.50
52:B6:16:ALA:HB1	52:B6:42:PRO:HG3	1.94	0.50
53:B7:28:ARG:O	53:B7:31:LEU:HB2	2.12	0.50

Continued on next page...

Continued from previous page...

Atom-1	Atom-2	Interatomic distance (Å)	Clash overlap (Å)
27:BA:996:A:H61	27:BA:1159:U:H3	1.60	0.50
27:BA:121:G:C2	27:BA:131:G:C5	2.99	0.50
27:BA:1655:A:O3'	29:BE:212:GLY:N	2.44	0.50
27:BA:2076:U:H3'	27:BA:2076:U:C6	2.46	0.50
27:BA:2095:C:N3	27:BA:2194:G:O6	2.45	0.50
27:BA:2322:A:N6	27:BA:2323:G:C4	2.80	0.50
27:BA:2431:U:O2	27:BA:2433:A:P	2.69	0.50
27:BA:2508:G:H2'	27:BA:2509:G:H5'	1.92	0.50
27:BA:2531:A:C2	27:BA:2658:C:H1'	2.46	0.50
27:BA:2531:A:C3'	27:BA:2532:G:C5'	2.88	0.50
25:AY:233:ARG:CA	27:BA:2555:U:H3	2.25	0.50
27:BA:2562:U:N3	27:BA:2563:U:C2	2.69	0.50
27:BA:2516:G:N1	27:BA:2569:G:N3	2.59	0.50
27:BA:2652:C:C2'	27:BA:2653:U:C5'	2.88	0.50
27:BA:2657:A:C3'	27:BA:2658:C:C5'	2.87	0.50
27:BA:2771:C:C2	27:BA:2772:C:C6	2.99	0.50
27:BA:2850:A:C2	27:BA:2869:G:H4'	2.47	0.50
27:BA:2868:A:C5	27:BA:2869:G:C8	2.99	0.50
27:BA:519:U:C4'	40:BW:75:TYR:HB3	2.42	0.50
27:BA:558:G:OP1	34:BN:91:LYS:HB2	2.10	0.50
27:BA:738:G:N3	27:BA:739:G:H1'	2.27	0.50
27:BA:764:A:C8	27:BA:764:A:H5''	2.46	0.50
28:BD:167:GLU:OE1	28:BD:167:GLU:HA	2.10	0.50
27:BA:1655:A:H5'	29:BE:211:GLN:HA	1.90	0.50
30:BF:214:THR:O	30:BF:215:ALA:C	2.45	0.50
31:BG:27:ILE:C	31:BG:69:ILE:HD13	2.30	0.50
31:BG:90:LEU:C	31:BG:92:GLU:OE2	2.49	0.50
34:BN:53:ILE:CG2	34:BN:54:VAL:HG23	2.41	0.50
34:BN:83:ILE:HG13	34:BN:84:ARG:CG	2.41	0.50
35:BO:15:GLY:O	35:BO:46:ALA:HB1	2.12	0.50
35:BO:17:ARG:HE	35:BO:47:THR:N	2.08	0.50
35:BO:9:LYS:C	35:BO:83:ALA:HB1	2.26	0.50
35:BO:87:ILE:CG2	35:BO:88:ARG:N	2.75	0.50
36:BP:60:GLU:O	36:BP:61:ALA:HB2	2.10	0.50
36:BP:92:ASP:C	36:BP:92:ASP:OD1	2.50	0.50
37:BQ:135:ALA:O	37:BQ:137:ARG:N	2.45	0.50
37:BQ:85:ILE:HD13	37:BQ:85:ILE:O	2.11	0.50
27:BA:1251:C:C5'	45:BU:10:ARG:NE	2.69	0.50
45:BU:98:ILE:O	45:BU:100:ALA:C	2.49	0.50
40:BW:23:LEU:CD1	40:BW:35:ILE:HG21	2.39	0.50
40:BW:45:TYR:O	40:BW:46:PHE:C	2.49	0.50

Continued on next page...

Continued from previous page...

Atom-1	Atom-2	Interatomic distance (Å)	Clash overlap (Å)
42:BY:11:GLN:CA	42:BY:21:LYS:HZ1	2.25	0.50
42:BY:89:ARG:O	42:BY:91:LEU:HD21	2.12	0.50
43:BZ:67:LYS:O	43:BZ:67:LYS:CG	2.58	0.50
43:BZ:6:LYS:O	43:BZ:31:SER:OG	2.18	0.50
1:AA:1268:A:C2'	24:AU:20:LYS:CA	2.70	0.50
1:AA:668:G:H1'	18:AO:46:HIS:CD2	2.46	0.50
1:AA:944:G:C8	1:AA:945:G:C8	2.99	0.50
1:AA:946:A:H1'	1:AA:1334:G:O4'	2.12	0.50
11:AH:12:ARG:HH11	11:AH:27:PRO:HD3	1.76	0.50
12:AI:111:ARG:HG2	12:AI:112:LYS:O	2.12	0.50
1:AA:1199:U:H4'	13:AJ:54:PHE:CE2	2.47	0.50
14:AK:18:ARG:NH2	14:AK:37:GLY:HA2	2.27	0.50
16:AM:3:ARG:HH12	31:BG:90:LEU:CG	2.22	0.50
20:AQ:22:LEU:HD12	20:AQ:23:VAL:C	2.32	0.50
49:B0:36:ILE:N	49:B0:68:VAL:CG1	2.75	0.50
53:B7:12:ARG:O	53:B7:13:ALA:C	2.50	0.50
53:B7:30:ILE:HG12	53:B7:33:ARG:CD	2.29	0.50
27:BA:1118:C:H2'	27:BA:1119:C:O4'	2.12	0.50
27:BA:1156:A:OP1	45:BU:55:ARG:NH2	2.44	0.50
27:BA:1155:A:H2'	27:BA:1157:G:N7	2.25	0.50
27:BA:1449:A:H5'	27:BA:1528:A:C2	2.47	0.50
27:BA:1656:C:P	29:BE:233:ARG:HD3	2.52	0.50
27:BA:2093:G:OP2	33:BI:25:TYR:CZ	2.64	0.50
27:BA:2228:G:H5'	27:BA:2229:C:OP2	2.12	0.50
27:BA:2313:C:HO2'	27:BA:2314:C:H5'	1.68	0.50
27:BA:2385:C:O2	27:BA:2386:C:C1'	2.59	0.50
27:BA:2436:G:N2	27:BA:2437:U:C1'	2.75	0.50
27:BA:2562:U:C2'	27:BA:2562:U:O2	2.59	0.50
27:BA:2571:C:C2'	27:BA:2571:C:O2	2.54	0.50
27:BA:2671:A:H2'	27:BA:2672:G:O5'	2.11	0.50
27:BA:1999:C:H4'	27:BA:2723:C:O2	2.12	0.50
27:BA:452:G:OP1	30:BF:52:ALA:HB1	2.11	0.50
27:BA:602:G:O2'	27:BA:655:A:H2	1.94	0.50
27:BA:721:C:H2'	27:BA:722:A:C8	2.47	0.50
27:BA:793:A:OP1	27:BA:2071:A:O2'	2.26	0.50
27:BA:851:U:H2'	27:BA:852:G:H8	1.77	0.50
26:BB:74:U:H2'	26:BB:75:G:C8	2.41	0.50
29:BE:217:TRP:O	29:BE:218:GLY:C	2.47	0.50
29:BE:216:ARG:HD3	29:BE:253:GLN:HA	1.92	0.50
29:BE:74:GLU:O	29:BE:75:THR:CB	2.60	0.50
29:BE:78:MET:O	29:BE:79:ARG:O	2.29	0.50

Continued on next page...

Continued from previous page...

Atom-1	Atom-2	Interatomic distance (Å)	Clash overlap (Å)
30:BF:89:ALA:HB1	30:BF:90:HIS:CD2	2.47	0.50
31:BG:140:ARG:HA	31:BG:143:LYS:HZ2	1.72	0.50
31:BG:60:GLU:C	31:BG:61:PHE:HD1	2.15	0.50
33:BI:111:ASP:C	33:BI:112:LYS:HD3	2.31	0.50
34:BN:136:SER:C	34:BN:138:THR:N	2.63	0.50
27:BA:1137:G:H5''	34:BN:60:ARG:NH2	2.26	0.50
34:BN:92:GLN:O	34:BN:95:ARG:HB2	2.11	0.50
37:BQ:33:MET:HG3	37:BQ:83:PHE:CD1	2.47	0.50
44:BR:105:ARG:HA	44:BR:105:ARG:NE	2.25	0.50
38:BS:41:LYS:C	38:BS:42:HIS:CG	2.84	0.50
46:BV:35:LEU:C	46:BV:60:VAL:CG1	2.64	0.50
27:BA:144:C:H4'	41:BX:36:GLU:OE1	2.12	0.50
42:BY:33:GLU:CD	42:BY:34:GLU:N	2.51	0.50
43:BZ:106:GLY:N	43:BZ:141:MET:HG2	2.25	0.50
43:BZ:159:THR:CG2	43:BZ:160:LEU:N	2.45	0.50
43:BZ:51:LEU:HD21	43:BZ:52:PHE:O	2.10	0.50
1:AA:1014:A:C6	22:AS:34:TRP:CZ3	2.99	0.50
1:AA:162:A:H1'	1:AA:348:G:O2'	2.12	0.50
1:AA:453:A:C4'	19:AP:72:ARG:HD2	2.42	0.50
1:AA:541:G:H5'	7:AD:42:GLN:HE21	1.75	0.50
1:AA:760:G:N1	20:AQ:104:LYS:O	2.44	0.50
6:AC:119:ARG:HG2	6:AC:140:ARG:HH12	1.75	0.50
1:AA:1314:C:C5	22:AS:4:SER:HB2	2.47	0.50
22:AS:60:VAL:HG11	22:AS:74:PHE:HB3	1.94	0.50
49:B0:14:ARG:C	49:B0:14:ARG:CD	2.75	0.50
48:B3:13:ILE:O	48:B3:15:TYR:CD1	2.65	0.50
50:B4:26:SER:O	50:B4:27:THR:O	2.30	0.50
27:BA:1012:U:C2	34:BN:21:ARG:HG2	2.47	0.50
27:BA:1988:C:H2'	27:BA:1989:G:C5'	2.42	0.50
27:BA:1993:U:H2'	27:BA:1994:C:O4'	2.12	0.50
27:BA:2246:G:C2	27:BA:2426:A:N3	2.80	0.50
27:BA:2325:G:C6	27:BA:2326:C:C5	2.94	0.50
27:BA:2327:A:C6	27:BA:2328:A:N1	2.80	0.50
27:BA:2349:G:C4	27:BA:2369:A:C2	3.00	0.50
27:BA:957:A:N1	27:BA:2458:G:O3'	2.44	0.50
27:BA:2485:G:H2'	27:BA:2486:G:C4'	2.42	0.50
27:BA:2511:U:C5	27:BA:2512:C:H5	2.26	0.50
27:BA:2592:G:C8	27:BA:2593:U:C6	2.97	0.50
27:BA:2633:G:C2'	27:BA:2634:G:O5'	2.60	0.50
27:BA:2712:U:H5''	27:BA:2714:G:H4'	1.94	0.50
27:BA:2696:U:O4	27:BA:2714:G:N2	2.44	0.50

Continued on next page...

Continued from previous page...

Atom-1	Atom-2	Interatomic distance (Å)	Clash overlap (Å)
27:BA:2725:A:H2'	27:BA:2727:G:N7	2.27	0.50
27:BA:2839:G:N1	27:BA:2840:C:C2	2.79	0.50
27:BA:2862:G:C2	27:BA:2863:C:C4	2.99	0.50
27:BA:2863:C:C2	27:BA:2864:G:C8	2.99	0.50
27:BA:2882:A:C3'	27:BA:2883:A:P	2.98	0.50
27:BA:2886:G:N2	27:BA:2887:U:H1'	2.23	0.50
27:BA:673:C:N4	27:BA:808:G:C6	2.79	0.50
27:BA:689:A:O2'	27:BA:780:G:C4'	2.60	0.50
27:BA:978:G:C6	27:BA:979:G:C6	3.00	0.50
28:BD:68:ARG:H	28:BD:68:ARG:HD3	1.76	0.50
28:BD:73:ILE:CD1	28:BD:95:TYR:CE2	2.95	0.50
29:BE:229:GLN:O	29:BE:231:TRP:CA	2.57	0.50
27:BA:1657:C:OP1	29:BE:233:ARG:N	2.45	0.50
30:BF:36:ARG:C	30:BF:39:GLN:NE2	2.45	0.50
30:BF:57:PRO:CG	30:BF:58:ALA:N	2.74	0.50
31:BG:64:ARG:HB3	31:BG:67:ASP:OD2	2.08	0.50
32:BH:124:VAL:O	32:BH:125:PRO:C	2.49	0.50
32:BH:47:ASN:O	32:BH:48:VAL:CG1	2.60	0.50
32:BH:87:GLU:HG3	32:BH:162:ARG:C	2.27	0.50
36:BP:128:GLY:C	36:BP:132:LYS:CD	2.73	0.50
37:BQ:141:MET:O	37:BQ:142:LYS:O	2.30	0.50
44:BR:77:ARG:O	44:BR:78:LYS:C	2.50	0.50
44:BR:59:ASP:N	44:BR:80:PHE:CE2	2.79	0.50
27:BA:2320:A:H62	38:BS:14:ARG:CB	2.25	0.50
26:BB:7:G:HO2'	38:BS:37:ARG:HG3	1.71	0.50
40:BW:106:ILE:HG23	40:BW:107:LEU:N	2.26	0.50
40:BW:12:ILE:CD1	40:BW:42:ARG:HD2	2.41	0.50
40:BW:49:LYS:C	40:BW:51:LEU:H	2.16	0.50
40:BW:7:ALA:O	40:BW:10:VAL:CG2	2.59	0.50
41:BX:17:ASP:O	41:BX:20:PHE:CE1	2.65	0.50
41:BX:45:TYR:HE2	41:BX:73:ASP:HA	1.77	0.50
41:BX:76:GLU:OE1	41:BX:76:GLU:C	2.49	0.50
43:BZ:113:VAL:N	43:BZ:174:PRO:HD3	2.27	0.50
43:BZ:67:LYS:HB2	43:BZ:67:LYS:HZ2	1.77	0.50
1:AA:1298:C:N4	10:AG:114:ARG:O	2.45	0.50
1:AA:1502:A:H2	1:AA:1505:G:N1	2.07	0.50
5:AB:162:ILE:H	5:AB:162:ILE:HD13	1.75	0.50
1:AA:1230:C:O2'	16:AM:126:LYS:CD	2.60	0.50
1:AA:280:C:O2	20:AQ:38:ARG:HG3	2.12	0.50
21:AR:21:LYS:H	21:AR:55:ARG:HH12	1.60	0.50
49:B0:55:ARG:HB3	49:B0:55:ARG:CZ	2.42	0.50

Continued on next page...

Continued from previous page...

Atom-1	Atom-2	Interatomic distance (Å)	Clash overlap (Å)
27:BA:388:G:OP1	50:B4:29:PRO:HG3	2.11	0.50
52:B6:2:ALA:CB	52:B6:11:LYS:HZ1	2.15	0.50
53:B7:11:LYS:HG3	53:B7:12:ARG:H	1.77	0.50
54:B8:58:MET:O	54:B8:60:LEU:CA	2.57	0.50
27:BA:1031:G:H4'	55:B9:8:LYS:CE	2.42	0.50
27:BA:1009:A:O4'	45:BU:59:ARG:HD3	2.12	0.50
27:BA:1359:A:OP2	27:BA:1371:G:N2	2.45	0.50
27:BA:144:C:OP1	41:BX:36:GLU:OE2	2.29	0.50
27:BA:1450:C:H2'	27:BA:1451:C:H4'	1.94	0.50
27:BA:1657:C:C6	27:BA:1657:C:O5'	2.65	0.50
27:BA:1791:A:O3'	28:BD:204:PHE:CD2	2.65	0.50
27:BA:1935:G:H2'	27:BA:1962:C:H42	1.77	0.50
27:BA:2182:G:C5	27:BA:2183:C:N4	2.80	0.50
27:BA:2077:A:N3	27:BA:2435:A:N7	2.55	0.50
27:BA:2459:A:H8	27:BA:2460:U:H5	1.58	0.50
27:BA:2459:A:H2'	27:BA:2460:U:H5'	1.93	0.50
27:BA:2615:U:O2'	27:BA:2616:C:O5'	2.30	0.50
27:BA:2692:C:O2	27:BA:2847:U:H4'	2.12	0.50
27:BA:270(G):C:H2'	27:BA:270(H):C:H6	1.76	0.50
27:BA:2776:A:C4	27:BA:2778:A:C6	2.99	0.50
27:BA:2776:A:N3	27:BA:2778:A:C6	2.74	0.50
27:BA:2830:G:N3	27:BA:2883:A:H2	2.10	0.50
27:BA:2880:C:O2	44:BR:93:GLY:HA3	2.12	0.50
27:BA:2629:A:N6	27:BA:2895:U:O2	2.45	0.50
27:BA:494:G:H4'	40:BW:6:ILE:HG23	1.83	0.50
27:BA:669:G:N3	27:BA:669:G:H2'	2.25	0.50
27:BA:747:U:P	51:B5:2:ALA:CB	3.00	0.50
28:BD:104:ILE:CD1	28:BD:104:ILE:H	2.02	0.50
28:BD:140:VAL:C	28:BD:141:HIS:HD1	2.14	0.50
29:BE:83:LEU:HD12	29:BE:178:LEU:HD23	1.94	0.50
29:BE:185:GLY:O	29:BE:187:HIS:HD2	1.91	0.50
29:BE:193:PHE:CE2	29:BE:199:ALA:HB1	2.39	0.50
29:BE:233:ARG:O	29:BE:234:ARG:CB	2.48	0.50
27:BA:2682:U:H1'	29:BE:49:THR:HA	1.94	0.50
30:BF:238:SER:O	30:BF:241:ALA:CA	2.54	0.50
31:BG:141:VAL:CA	31:BG:144:ARG:NH1	2.75	0.50
31:BG:97:GLN:CB	31:BG:106:PHE:CD2	2.90	0.50
33:BI:119:ASP:OD1	33:BI:119:ASP:C	2.50	0.50
35:BO:10:VAL:CG1	35:BO:12:ASP:OD1	2.52	0.50
35:BO:13:ASN:ND2	35:BO:97:ARG:HB3	2.27	0.50
36:BP:130:ARG:CA	36:BP:133:VAL:HG23	2.42	0.50

Continued on next page...

Continued from previous page...

Atom-1	Atom-2	Interatomic distance (Å)	Clash overlap (Å)
36:BP:59:GLU:OE1	36:BP:60:GLU:CB	2.58	0.50
36:BP:66:VAL:HG21	36:BP:110:GLY:O	2.11	0.50
37:BQ:42:TYR:CZ	43:BZ:116:VAL:HG21	2.46	0.50
44:BR:23:ASN:OD1	44:BR:24:GLN:N	2.45	0.50
38:BS:10:MET:H	38:BS:13:ARG:HE	1.60	0.50
46:BV:72:ARG:CG	46:BV:88:GLN:HG3	2.27	0.50
40:BW:36:LEU:CD1	40:BW:47:VAL:HB	2.42	0.50
40:BW:86:LEU:CB	40:BW:87:PRO:HD2	2.28	0.50
42:BY:20:HIS:C	42:BY:22:GLN:N	2.62	0.50
42:BY:30:ASP:CG	42:BY:31:LEU:CG	2.80	0.50
43:BZ:141:MET:HA	43:BZ:171:VAL:CG1	2.36	0.50
43:BZ:1:MET:HE1	43:BZ:52:PHE:CD2	2.45	0.50
1:AA:1084:G:H3'	1:AA:1085:U:H3'	1.94	0.49
1:AA:1220:G:H5'	22:AS:35:SER:HA	1.94	0.49
1:AA:1286:A:N6	1:AA:1355:G:P	2.85	0.49
1:AA:1317:C:C4	17:AN:16:PHE:CZ	3.00	0.49
1:AA:1377:A:P	10:AG:94:ARG:NH2	2.85	0.49
1:AA:1418:A:H8	1:AA:1419:G:C1'	2.25	0.49
1:AA:1462:G:H2'	1:AA:1463:C:C6	2.46	0.49
1:AA:687:A:O2'	1:AA:688:G:P	2.70	0.49
1:AA:579:G:O5'	1:AA:728:A:O2'	2.30	0.49
1:AA:665:A:C1'	1:AA:733:A:H1'	2.42	0.49
8:AE:122:GLU:HB3	8:AE:126:ARG:HG2	1.93	0.49
9:AF:80:ARG:HG3	9:AF:88:VAL:HG21	1.95	0.49
1:AA:1240:U:O4'	10:AG:42:ILE:HD11	2.12	0.49
13:AJ:11:PHE:CD2	17:AN:55:GLY:CA	2.95	0.49
13:AJ:11:PHE:HE2	13:AJ:65:LEU:HG	1.75	0.49
14:AK:40:ILE:HG23	14:AK:75:TYR:CD2	2.47	0.49
1:AA:1307:U:H4'	16:AM:109:THR:CG2	2.41	0.49
2:AV:58:A:C6	2:AV:61:C:C6	2.99	0.49
49:B0:39:ARG:C	49:B0:40:GLN:O	2.47	0.49
47:B2:7:GLU:HG2	47:B2:8:ILE:N	2.26	0.49
27:BA:988:A:H62	48:B3:13:ILE:HG21	1.77	0.49
48:B3:8:LEU:HB2	48:B3:33:GLN:H	1.77	0.49
48:B3:7:LYS:O	48:B3:54:VAL:HG11	2.12	0.49
50:B4:58:LYS:HG2	50:B4:62:ARG:HH21	1.75	0.49
50:B4:6:HIS:HE2	50:B4:55:ARG:HG3	1.77	0.49
51:B5:30:LEU:CD2	51:B5:41:LEU:HA	2.41	0.49
27:BA:1151:G:O2'	45:BU:77:SER:O	2.29	0.49
27:BA:1303:G:C5'	27:BA:1642:G:H21	2.25	0.49
27:BA:1324:G:C4'	27:BA:1616:A:H62	2.24	0.49

Continued on next page...

Continued from previous page...

Atom-1	Atom-2	Interatomic distance (Å)	Clash overlap (Å)
27:BA:1818:U:OP1	28:BD:86:ARG:O	2.30	0.49
27:BA:1827:C:C5'	27:BA:1971:A:H4'	2.15	0.49
27:BA:2061:G:C5	27:BA:2063:C:N4	2.80	0.49
27:BA:2230:G:H2'	27:BA:2231:C:H6	1.76	0.49
27:BA:2087:G:N1	27:BA:2233:U:C6	2.80	0.49
27:BA:2325:G:H8	27:BA:2325:G:C5'	2.25	0.49
27:BA:2359:C:C4	27:BA:2360:A:H2	2.17	0.49
27:BA:807:U:C5'	27:BA:2445:G:H4'	2.40	0.49
27:BA:2487:G:C2'	27:BA:2488:A:C5'	2.90	0.49
27:BA:960:A:H2	27:BA:2496:C:H1'	1.77	0.49
25:AY:238:GLY:CA	27:BA:2585:U:OP1	2.60	0.49
27:BA:2586:C:C2'	27:BA:2587:A:H5'	2.41	0.49
27:BA:1782:C:C4	27:BA:2609:U:H5	2.30	0.49
27:BA:2642:G:H2'	27:BA:2643:G:H5'	1.90	0.49
27:BA:2678:C:H2'	27:BA:2679:A:C5'	2.41	0.49
27:BA:2686:G:C4	27:BA:2687:U:H6	2.30	0.49
27:BA:2641:G:O6	27:BA:2774:C:C5	2.65	0.49
27:BA:2869:G:N2	27:BA:2870:C:N1	2.59	0.49
27:BA:292:C:H2'	27:BA:293:U:N3	2.20	0.49
27:BA:566:U:C5'	46:BV:81:ARG:NH2	2.75	0.49
27:BA:602:G:HO2'	27:BA:655:A:H2	1.58	0.49
27:BA:2822:G:P	29:BE:207:GLY:CA	2.98	0.49
29:BE:268:LEU:C	29:BE:268:LEU:HD22	2.27	0.49
29:BE:301:PRO:C	29:BE:303:PRO:HD2	2.22	0.49
30:BF:112:ARG:O	30:BF:115:LEU:N	2.45	0.49
30:BF:167:ASP:O	30:BF:168:ARG:HD2	2.11	0.49
30:BF:29:ASP:O	30:BF:30:LEU:C	2.50	0.49
32:BH:73:ASN:HB3	32:BH:137:LYS:HZ1	0.76	0.49
33:BI:115:ILE:HG12	33:BI:131:VAL:HG22	1.94	0.49
33:BI:119:ASP:OD1	33:BI:120:ALA:N	2.45	0.49
33:BI:86:GLY:O	33:BI:88:ARG:HA	2.11	0.49
56:BK:9:ILE:HG22	56:BK:10:LYS:N	2.27	0.49
34:BN:58:GLU:O	34:BN:61:VAL:CB	2.48	0.49
37:BQ:16:ARG:NH1	37:BQ:17:ARG:N	2.60	0.49
37:BQ:45:GLN:OE1	37:BQ:153:PRO:CB	2.60	0.49
27:BA:1249:U:H5''	45:BU:4:ALA:HB2	1.94	0.49
45:BU:84:LYS:C	45:BU:86:ALA:N	2.60	0.49
46:BV:40:VAL:HG13	46:BV:55:THR:HG22	1.93	0.49
46:BV:78:VAL:CG2	46:BV:80:TYR:CD1	2.95	0.49
42:BY:24:ARG:O	42:BY:25:ALA:CB	2.60	0.49
43:BZ:141:MET:O	43:BZ:142:ASN:HB2	2.09	0.49

Continued on next page...

Continued from previous page...

Atom-1	Atom-2	Interatomic distance (Å)	Clash overlap (Å)
43:BZ:95:SER:OG	43:BZ:122:ILE:HG23	2.12	0.49
1:AA:1065:U:O2	1:AA:1066:C:H5	1.95	0.49
1:AA:106:C:H2'	1:AA:107:G:H8	1.75	0.49
1:AA:416:G:H2'	1:AA:417:C:C6	2.48	0.49
1:AA:778:G:H2'	1:AA:779:C:H6	1.77	0.49
1:AA:976:G:P	17:AN:32:SER:HA	2.52	0.49
22:AS:15:LEU:HD22	22:AS:33:THR:HG21	1.94	0.49
3:AW:14:A:C5	3:AW:22:G:N2	2.80	0.49
3:AW:23:A:O2'	3:AW:24:G:H5'	2.12	0.49
3:AW:30:G:O2'	3:AW:31:A:H5'	2.12	0.49
48:B3:42:ALA:C	48:B3:44:ARG:N	2.65	0.49
27:BA:993:G:C8	27:BA:1162:G:N1	2.80	0.49
27:BA:1602:U:OP2	27:BA:1602:U:C4	2.64	0.49
27:BA:1924:C:C6	27:BA:1925:C:H5	2.29	0.49
27:BA:197:A:H61	27:BA:248:G:N2	2.08	0.49
27:BA:2261:C:O4'	27:BA:2388:A:C1'	2.57	0.49
27:BA:2277:G:H3'	27:BA:2278:A:H5''	1.94	0.49
27:BA:2458:G:C6	27:BA:2490:G:N3	2.80	0.49
27:BA:1127:A:C6	27:BA:2518:A:H2	2.27	0.49
27:BA:2533:A:C3'	27:BA:2534:A:H8	2.25	0.49
27:BA:2604:U:O2	27:BA:2604:U:C2'	2.52	0.49
27:BA:2616:C:C4	27:BA:2617:C:H5	2.30	0.49
27:BA:2631:G:C4	27:BA:2632:A:H8	2.27	0.49
27:BA:2677:G:C4	27:BA:2678:C:H5	2.29	0.49
27:BA:2718:G:C2'	27:BA:2719:G:C8	2.71	0.49
27:BA:2731:G:H4'	29:BE:264:LEU:HD12	1.93	0.49
27:BA:265:A:C6	27:BA:281:G:OP1	2.64	0.49
27:BA:39:C:H2'	27:BA:40:C:C6	2.47	0.49
27:BA:440:G:H3'	42:BY:3:GLN:HE21	1.77	0.49
27:BA:778:G:C6	27:BA:779:U:N3	2.81	0.49
27:BA:782:A:OP2	27:BA:1778:U:H1'	2.13	0.49
26:BB:60:C:H2'	26:BB:61:G:H8	1.77	0.49
29:BE:193:PHE:HA	29:BE:197:GLU:OE1	2.12	0.49
27:BA:2680:C:C5'	29:BE:206:LYS:NZ	2.73	0.49
27:BA:2052:G:C4'	29:BE:239:GLY:O	2.53	0.49
29:BE:46:ALA:HB2	29:BE:72:VAL:C	2.29	0.49
30:BF:140:VAL:HB	30:BF:235:PHE:O	2.12	0.49
30:BF:155:SER:OG	30:BF:156:LEU:N	2.45	0.49
30:BF:157:LEU:O	30:BF:158:GLU:C	2.47	0.49
30:BF:28:SER:O	30:BF:29:ASP:C	2.50	0.49
31:BG:145:ASP:CB	38:BS:16:ALA:N	2.72	0.49

Continued on next page...

Continued from previous page...

Atom-1	Atom-2	Interatomic distance (Å)	Clash overlap (Å)
31:BG:60:GLU:O	31:BG:61:PHE:CD1	2.65	0.49
32:BH:32:LEU:CD1	32:BH:136:ASP:OD2	2.60	0.49
32:BH:140:VAL:HA	32:BH:143:LEU:HD22	1.94	0.49
27:BA:2748:A:H4'	32:BH:65:GLY:O	2.12	0.49
32:BH:87:GLU:CG	32:BH:162:ARG:HB2	2.42	0.49
34:BN:12:VAL:O	34:BN:38:VAL:HA	2.11	0.49
34:BN:15:ARG:CB	34:BN:43:ARG:HD2	2.22	0.49
34:BN:52:GLN:CA	34:BN:55:GLU:HG3	2.41	0.49
34:BN:80:LYS:O	34:BN:81:ARG:C	2.49	0.49
35:BO:98:ILE:CG2	35:BO:99:PHE:N	2.53	0.49
36:BP:58:GLN:HG3	36:BP:59:GLU:H	1.77	0.49
36:BP:69:ILE:CA	36:BP:73:VAL:HG21	2.40	0.49
39:BT:37:GLU:CG	39:BT:38:ASN:N	2.37	0.49
45:BU:66:ASN:CG	45:BU:76:TYR:CZ	2.85	0.49
45:BU:69:ALA:HB3	45:BU:76:TYR:CE1	2.47	0.49
45:BU:69:ALA:O	45:BU:74:MET:O	2.30	0.49
40:BW:24:ILE:HA	40:BW:35:ILE:CD1	2.42	0.49
40:BW:80:PRO:HB2	40:BW:100:THR:CG2	2.30	0.49
42:BY:40:VAL:O	42:BY:41:ARG:CB	2.59	0.49
42:BY:81:LYS:NZ	42:BY:83:ASP:HB2	2.26	0.49
43:BZ:94:VAL:HG11	43:BZ:130:ILE:HG21	1.94	0.49
43:BZ:26:LYS:O	43:BZ:27:GLU:HB2	2.10	0.49
43:BZ:67:LYS:HD2	43:BZ:93:GLU:OE2	2.03	0.49
1:AA:1100:C:O2'	1:AA:1101:A:H4'	2.12	0.49
1:AA:1179:A:H2'	1:AA:1180:A:C8	2.47	0.49
1:AA:120:A:O5'	1:AA:120:A:C8	2.65	0.49
1:AA:1229:A:H8	1:AA:1229:A:O5'	1.95	0.49
1:AA:281:G:HO2'	1:AA:282:A:H8	1.60	0.49
1:AA:60:A:H62	1:AA:110:C:H42	1.57	0.49
1:AA:891:U:C5	1:AA:906:G:C2	3.00	0.49
1:AA:92:C:H2'	1:AA:93:G:C8	2.47	0.49
5:AB:71:VAL:HG11	5:AB:170:GLU:HG2	1.94	0.49
7:AD:101:LEU:HD22	7:AD:138:TYR:HB3	1.94	0.49
18:AO:42:HIS:O	18:AO:45:VAL:O	2.30	0.49
2:AV:11:C:H4'	27:BA:1909:C:O2'	2.12	0.49
2:AV:5:A:H2'	2:AV:6:U:C6	2.38	0.49
47:B2:8:ILE:CA	47:B2:11:MET:CG	2.75	0.49
50:B4:43:TRP:HA	50:B4:56:VAL:O	2.13	0.49
27:BA:1263:U:H1'	51:B5:16:ARG:HH22	1.77	0.49
44:BR:100:LEU:HA	51:B5:44:HIS:HD2	1.77	0.49
53:B7:26:SER:O	53:B7:27:GLY:O	2.30	0.49

Continued on next page...

Continued from previous page...

Atom-1	Atom-2	Interatomic distance (Å)	Clash overlap (Å)
27:BA:467:G:OP1	53:B7:30:ILE:HD12	2.12	0.49
55:B9:2:LYS:C	55:B9:4:ARG:H	2.14	0.49
27:BA:1316:U:H2'	27:BA:1317:A:C8	2.48	0.49
27:BA:14:A:N7	27:BA:15:G:C5	2.78	0.49
27:BA:1539:G:H2'	27:BA:1540:G:C8	2.48	0.49
27:BA:1935:G:HO2'	27:BA:1937:A:H2	1.59	0.49
27:BA:2185:C:C4	27:BA:2186:G:N7	2.80	0.49
27:BA:2242:G:N3	27:BA:2243:U:C6	2.81	0.49
27:BA:2327:A:H2'	27:BA:2328:A:C8	2.48	0.49
27:BA:2398:U:O2'	27:BA:2399:G:P	2.69	0.49
27:BA:2454:G:HO2'	27:BA:2455:G:H5'	1.74	0.49
27:BA:2605:U:H6	27:BA:2605:U:C4'	2.26	0.49
27:BA:2607:G:H2'	27:BA:2608:G:O5'	2.12	0.49
27:BA:2044:C:C5	27:BA:2625:G:C2	3.00	0.49
27:BA:2564:A:C6	27:BA:2647:U:H4'	2.47	0.49
27:BA:2665:A:N3	27:BA:2665:A:H2'	2.27	0.49
27:BA:2714:G:H2'	27:BA:2715:C:H5'	1.94	0.49
27:BA:2747:G:C2	27:BA:2754:U:N3	2.80	0.49
27:BA:2627:G:N3	27:BA:2781:A:H2	2.10	0.49
27:BA:2854:G:N2	27:BA:2864:G:C8	2.80	0.49
27:BA:2865:U:C4	27:BA:2866:U:C4	2.94	0.49
27:BA:2894:G:C2'	27:BA:2894:G:N3	2.75	0.49
27:BA:290:G:C8	27:BA:290:G:OP2	2.65	0.49
27:BA:303:U:H2'	27:BA:304:G:C8	2.45	0.49
27:BA:388:G:P	50:B4:29:PRO:CG	2.92	0.49
27:BA:444(A):A:P	27:BA:444(A):A:H8	2.35	0.49
27:BA:452:G:C3'	27:BA:453:C:H5"	2.36	0.49
27:BA:1545:A:C4'	27:BA:545(A):A:P	3.00	0.49
27:BA:648:G:H2'	27:BA:649:G:H8	1.77	0.49
27:BA:729:G:H8	27:BA:764:A:OP1	1.95	0.49
27:BA:856:C:O2'	49:B0:24:LYS:HG2	2.08	0.49
28:BD:125:ILE:CG2	28:BD:126:GLY:H	2.24	0.49
29:BE:107:GLU:C	29:BE:110:ARG:HG3	2.29	0.49
30:BF:120:ASP:OD1	30:BF:120:ASP:N	2.45	0.49
27:BA:321:G:OP2	30:BF:150:THR:OG1	2.30	0.49
31:BG:20:LYS:HA	31:BG:76:ARG:HG2	1.93	0.49
32:BH:147:ILE:HA	32:BH:150:VAL:HG23	1.85	0.49
32:BH:155:PRO:HB2	32:BH:169:ARG:CG	2.37	0.49
34:BN:58:GLU:CB	34:BN:61:VAL:CG2	2.89	0.49
34:BN:77:GLY:HA2	34:BN:80:LYS:CB	2.39	0.49
37:BQ:74:ASN:HB3	43:BZ:174:PRO:HB2	1.93	0.49

Continued on next page...

Continued from previous page...

Atom-1	Atom-2	Interatomic distance (Å)	Clash overlap (Å)
44:BR:72:ASP:OD2	44:BR:72:ASP:O	2.30	0.49
44:BR:83:ILE:O	44:BR:86:ARG:N	2.45	0.49
38:BS:9:PRO:CG	38:BS:14:ARG:CB	2.89	0.49
38:BS:35:VAL:CG1	38:BS:37:ARG:CZ	2.89	0.49
45:BU:115:ASN:O	45:BU:117:ARG:C	2.50	0.49
46:BV:29:ALA:O	46:BV:31:ASP:N	2.45	0.49
43:BZ:98:VAL:HA	43:BZ:134:LEU:O	2.11	0.49
43:BZ:154:LEU:C	43:BZ:154:LEU:CD2	2.80	0.49
43:BZ:164:PRO:O	43:BZ:165:GLU:O	2.29	0.49
1:AA:1464:G:H2'	1:AA:1465:C:C6	2.48	0.49
1:AA:1521:G:H2'	1:AA:1522:U:H6	1.77	0.49
1:AA:668:G:N3	18:AO:46:HIS:CE1	2.80	0.49
1:AA:676:A:H2'	1:AA:677:U:C6	2.47	0.49
1:AA:741:G:O2'	18:AO:55:GLY:HA3	2.13	0.49
1:AA:981:U:H6	1:AA:981:U:O5'	1.95	0.49
10:AG:74:GLU:HG2	10:AG:75:VAL:N	2.25	0.49
16:AM:81:LEU:HA	16:AM:84:ILE:HG12	1.94	0.49
13:AJ:63:PHE:CE2	17:AN:49:HIS:CE1	2.94	0.49
1:AA:375:U:H4'	19:AP:6:LEU:HD23	1.94	0.49
2:AV:59:U:H2'	2:AV:59:U:O2	2.10	0.49
49:B0:45:PHE:CD1	49:B0:78:PHE:CB	2.96	0.49
49:B0:48:GLY:HA2	49:B0:55:ARG:CA	2.40	0.49
48:B3:50:VAL:CG1	48:B3:53:LEU:HD12	2.42	0.49
52:B6:37:LEU:CD2	52:B6:51:ARG:CG	2.52	0.49
53:B7:21:ARG:HH22	53:B7:43:THR:CA	2.25	0.49
54:B8:16:ILE:HG23	54:B8:22:VAL:HG22	1.93	0.49
27:BA:1062:G:N2	56:BK:92:PRO:CD	2.66	0.49
27:BA:1326:U:O2'	27:BA:2010:G:O2'	2.21	0.49
27:BA:2053:G:H1'	29:BE:245:ARG:CG	2.43	0.49
27:BA:2181:G:H2'	27:BA:2182:G:H5''	1.93	0.49
27:BA:2259:G:H2'	27:BA:2260:C:O4'	2.12	0.49
27:BA:2322:A:P	27:BA:2322:A:O4'	2.71	0.49
27:BA:2337:G:C2	27:BA:2338:G:N7	2.80	0.49
27:BA:2341:G:O6	27:BA:2342:C:N4	2.44	0.49
27:BA:2356:C:O2'	27:BA:2357:U:C5'	2.59	0.49
27:BA:2395:C:OP2	27:BA:2396:G:OP2	2.31	0.49
27:BA:2399:G:C2'	27:BA:2400:G:O5'	2.60	0.49
27:BA:1462:C:C5'	27:BA:2703:C:H5'	2.41	0.49
27:BA:2834:G:C8	27:BA:2834:G:C3'	2.95	0.49
27:BA:291:C:N4	27:BA:349:G:C6	2.81	0.49
27:BA:464:U:C4'	53:B7:12:ARG:NH2	2.75	0.49

Continued on next page...

Continued from previous page...

Atom-1	Atom-2	Interatomic distance (Å)	Clash overlap (Å)
27:BA:512:G:H5'	27:BA:513:A:OP1	2.13	0.49
27:BA:565:C:O2'	27:BA:1253:A:N3	2.45	0.49
27:BA:704:G:C4	27:BA:726:G:N2	2.80	0.49
28:BD:105:ALA:N	28:BD:106:PRO:HD2	2.24	0.49
28:BD:173:VAL:O	28:BD:175:LEU:HD23	2.12	0.49
28:BD:80:ILE:HB	28:BD:82:TYR:CZ	2.42	0.49
29:BE:222:ARG:HG2	29:BE:232:ARG:H	1.75	0.49
29:BE:250:VAL:C	29:BE:251:PRO:O	2.49	0.49
27:BA:2682:U:C5	29:BE:48:MET:SD	3.04	0.49
30:BF:104:ASP:O	30:BF:107:ARG:N	2.45	0.49
30:BF:93:LYS:O	30:BF:96:LYS:CB	2.57	0.49
31:BG:98:PHE:CB	31:BG:104:PHE:CE2	2.96	0.49
32:BH:10:ILE:HD11	32:BH:48:VAL:O	1.99	0.49
32:BH:140:VAL:HA	32:BH:143:LEU:CD2	2.42	0.49
32:BH:86:LEU:HB2	32:BH:148:ARG:HE	1.78	0.49
32:BH:69:SER:O	32:BH:72:ALA:N	2.46	0.49
33:BI:98:ILE:O	33:BI:99:ALA:O	2.30	0.49
34:BN:134:GLU:O	34:BN:138:THR:OG1	2.31	0.49
34:BN:23:ALA:CA	34:BN:26:VAL:HG23	2.41	0.49
34:BN:52:GLN:HA	34:BN:55:GLU:HG3	1.88	0.49
34:BN:52:GLN:HB3	34:BN:55:GLU:OE1	2.12	0.49
34:BN:63:ILE:O	34:BN:71:TYR:CE1	2.66	0.49
36:BP:130:ARG:O	36:BP:133:VAL:CB	2.53	0.49
44:BR:110:PRO:O	44:BR:111:LEU:C	2.50	0.49
38:BS:86:LEU:N	38:BS:121:GLY:CA	2.75	0.49
45:BU:72:HIS:NE2	45:BU:110:VAL:HG11	2.21	0.49
45:BU:47:TYR:CE2	46:BV:74:TYR:C	2.85	0.49
45:BU:73:GLY:O	45:BU:74:MET:CB	2.61	0.49
45:BU:88:ILE:HG22	46:BV:55:THR:CG2	2.42	0.49
27:BA:487:C:H1'	40:BW:53:SER:HA	1.95	0.49
41:BX:25:GLN:C	41:BX:26:PHE:CG	2.84	0.49
41:BX:32:ALA:C	41:BX:37:VAL:CG2	2.81	0.49
43:BZ:108:VAL:CG1	43:BZ:108:VAL:O	2.55	0.49
43:BZ:14:LEU:O	43:BZ:14:LEU:CD2	2.56	0.49
43:BZ:19:ILE:CG2	43:BZ:39:PHE:HE1	2.25	0.49
43:BZ:50:GLY:O	43:BZ:51:LEU:HB3	2.11	0.49
1:AA:1326:C:H5''	24:AU:19:GLY:HA3	1.88	0.49
1:AA:406:G:H4'	7:AD:5:ILE:CG2	2.26	0.49
1:AA:986:A:H2'	1:AA:987:G:C8	2.47	0.49
1:AA:989:C:H4'	1:AA:1016:A:C2	2.47	0.49
5:AB:112:VAL:HA	5:AB:115:LEU:HB3	1.94	0.49

Continued on next page...

Continued from previous page...

Atom-1	Atom-2	Interatomic distance (Å)	Clash overlap (Å)
5:AB:152:PHE:CD1	5:AB:152:PHE:C	2.86	0.49
13:AJ:11:PHE:CE2	13:AJ:65:LEU:HG	2.47	0.49
1:AA:1229:A:C2'	16:AM:125:ARG:NH1	2.76	0.49
17:AN:27:CYS:N	17:AN:43:CYS:HB3	2.27	0.49
27:BA:2354:G:O2'	49:B0:32:LYS:CB	2.60	0.49
47:B2:22:ASP:O	47:B2:26:GLU:CD	2.47	0.49
47:B2:25:THR:O	47:B2:26:GLU:C	2.48	0.49
48:B3:13:ILE:O	48:B3:15:TYR:CE1	2.65	0.49
27:BA:1129:A:H4'	27:BA:2516:G:H5'	1.94	0.49
27:BA:1213:A:N1	27:BA:1237:A:H1'	2.27	0.49
27:BA:1394:U:H5''	27:BA:1603:A:O3'	2.12	0.49
27:BA:1497:U:H6	27:BA:1497:U:O5'	1.95	0.49
27:BA:1422:G:N2	27:BA:1576:U:C2	2.80	0.49
27:BA:1666:G:N2	27:BA:1669:A:H62	2.09	0.49
27:BA:1697:G:C5'	27:BA:1698:A:H5'	2.40	0.49
27:BA:176:G:C2	27:BA:177:G:H1'	2.47	0.49
27:BA:1789:A:H5''	27:BA:1790:C:OP2	2.13	0.49
27:BA:2320:A:N3	27:BA:2333:A:N1	2.59	0.49
27:BA:2353:G:N2	49:B0:32:LYS:HE2	2.27	0.49
27:BA:2423:U:C6	27:BA:2423:U:C4'	2.95	0.49
27:BA:243:U:H5''	27:BA:244:A:OP2	2.11	0.49
27:BA:2540:C:H2'	27:BA:2541:A:O5'	2.12	0.49
27:BA:2555:U:H2'	27:BA:2556:C:O5'	2.10	0.49
27:BA:2584:U:H6	27:BA:2585:U:H6	1.49	0.49
27:BA:1783:A:C6	27:BA:2587:A:C2	3.00	0.49
27:BA:2606:C:O2	27:BA:2607:G:N9	2.46	0.49
27:BA:2843:G:C6	27:BA:2844:G:N7	2.80	0.49
27:BA:525:U:H5''	27:BA:526:A:P	2.52	0.49
27:BA:611:C:H2'	27:BA:611:C:O2	2.11	0.49
27:BA:911:A:H5''	27:BA:912:C:C5'	2.39	0.49
28:BD:213:LYS:HB3	28:BD:215:LYS:O	2.11	0.49
27:BA:2820:A:O2'	29:BE:207:GLY:CA	2.60	0.49
29:BE:305:LYS:O	29:BE:306:ARG:HB2	2.12	0.49
31:BG:98:PHE:HB3	31:BG:104:PHE:HE2	1.77	0.49
32:BH:55:SER:HB2	32:BH:60:HIS:CB	2.39	0.49
33:BI:82:LYS:O	33:BI:89:LEU:HD23	2.12	0.49
33:BI:94:THR:HG22	33:BI:97:GLN:CG	2.37	0.49
56:BK:95:LYS:O	56:BK:95:LYS:HG2	2.12	0.49
56:BK:93:LYS:H	56:BK:96:ILE:HD11	1.77	0.49
34:BN:46:ILE:O	34:BN:47:THR:C	2.49	0.49
27:BA:2640:G:H5''	34:BN:70:PHE:HB3	1.95	0.49

Continued on next page...

Continued from previous page...

Atom-1	Atom-2	Interatomic distance (Å)	Clash overlap (Å)
35:BO:104:ARG:HD2	35:BO:104:ARG:N	2.19	0.49
37:BQ:16:ARG:C	37:BQ:17:ARG:HD3	2.32	0.49
37:BQ:61:LEU:O	37:BQ:63:ALA:C	2.50	0.49
37:BQ:68:ALA:CB	37:BQ:136:TRP:CZ3	2.89	0.49
44:BR:65:LEU:O	44:BR:68:ARG:HB2	2.12	0.49
45:BU:21:ALA:O	45:BU:22:LYS:O	2.30	0.49
45:BU:87:ASN:HD22	45:BU:87:ASN:C	2.16	0.49
46:BV:10:LYS:O	46:BV:11:GLN:C	2.50	0.49
46:BV:22:VAL:O	46:BV:23:GLU:O	2.30	0.49
46:BV:40:VAL:HG13	46:BV:55:THR:CG2	2.41	0.49
40:BW:52:GLU:HA	40:BW:52:GLU:OE2	2.13	0.49
43:BZ:21:ALA:H	43:BZ:32:PHE:HB2	1.76	0.49
43:BZ:51:LEU:CD2	43:BZ:52:PHE:O	2.60	0.49
43:BZ:69:VAL:HG13	43:BZ:81:VAL:HA	1.95	0.49
43:BZ:74:ARG:O	43:BZ:76:ARG:HG2	2.12	0.49
43:BZ:69:VAL:CG1	43:BZ:81:VAL:HG13	2.43	0.49
1:AA:1093:A:C2	1:AA:1109:C:O2	2.65	0.49
1:AA:112:G:C5'	1:AA:389:A:H4'	2.43	0.49
1:AA:144:G:H1	1:AA:178:C:H42	1.60	0.49
1:AA:20:U:H1'	1:AA:572:A:N3	2.28	0.49
1:AA:291:C:H3'	1:AA:305:G:H22	1.78	0.49
1:AA:767:A:N6	1:AA:813:U:N3	2.57	0.49
1:AA:404:U:C5	7:AD:2:GLY:CA	2.94	0.49
7:AD:62:GLN:NE2	7:AD:65:ARG:HD3	2.27	0.49
17:AN:16:PHE:O	17:AN:18:VAL:N	2.45	0.49
2:AV:24:G:H2'	2:AV:25:C:H6	1.77	0.49
49:B0:35:ASN:C	49:B0:36:ILE:HG12	2.30	0.49
52:B6:31:THR:O	52:B6:32:GLN:O	2.31	0.49
27:BA:1301:A:N7	27:BA:1303:G:O4'	2.45	0.49
27:BA:1547:C:H2'	27:BA:1548:C:C6	2.47	0.49
27:BA:1627:G:H1	27:BA:1639:U:H3	1.60	0.49
27:BA:1657:C:H3'	27:BA:1657:C:H6	1.77	0.49
27:BA:1818:U:O2	28:BD:153:LEU:CA	2.50	0.49
27:BA:1265:A:N6	27:BA:2013:A:H5'	2.27	0.49
27:BA:2060:A:O2'	27:BA:2502:G:H5'	2.07	0.49
27:BA:2300:G:H1	27:BA:2316:C:H42	1.59	0.49
27:BA:2300:G:HO2'	27:BA:2301:C:H5'	1.73	0.49
27:BA:2340:G:HO2'	27:BA:2341:G:C5'	2.20	0.49
27:BA:2366:A:N7	27:BA:2367:G:C8	2.78	0.49
27:BA:2393:A:H5''	54:B8:13:ARG:NH2	2.28	0.49
27:BA:2416:C:C2'	27:BA:2417:C:H5'	2.32	0.49

Continued on next page...

Continued from previous page...

Atom-1	Atom-2	Interatomic distance (Å)	Clash overlap (Å)
27:BA:2509:G:C4	27:BA:2580:U:O2	2.65	0.49
27:BA:2819:G:C5'	27:BA:2821:A:H62	2.17	0.49
27:BA:2854:G:C2	27:BA:2864:G:C4	3.00	0.49
27:BA:2870:C:O2	27:BA:2871:C:N1	2.45	0.49
27:BA:1:G:C6	27:BA:2902:C:N4	2.71	0.49
27:BA:617:G:C8	27:BA:618:G:N7	2.80	0.49
27:BA:662:G:H2'	27:BA:663:G:C8	2.48	0.49
27:BA:729:G:C1'	27:BA:763:G:H4'	2.41	0.49
28:BD:107:LYS:O	28:BD:108:ASN:CB	2.59	0.49
28:BD:107:LYS:HG2	28:BD:108:ASN:N	2.27	0.49
27:BA:1566:A:N3	28:BD:212:HIS:O	2.46	0.49
29:BE:177:ALA:C	29:BE:179:ASP:H	2.13	0.49
30:BF:103:ASN:O	30:BF:106:GLU:HB2	2.12	0.49
32:BH:66:THR:HG22	32:BH:67:THR:H	1.77	0.49
32:BH:8:ILE:CG2	32:BH:9:GLU:H	2.13	0.49
35:BO:106:LEU:O	35:BO:107:ARG:C	2.51	0.49
36:BP:113:GLN:O	36:BP:115:ARG:CG	2.61	0.49
36:BP:129:ALA:C	36:BP:131:GLU:N	2.65	0.49
37:BQ:143:VAL:C	37:BQ:144:THR:HG23	2.21	0.49
37:BQ:50:VAL:C	37:BQ:51:GLU:OE1	2.50	0.49
37:BQ:31:PHE:CZ	37:BQ:88:PHE:CE2	2.98	0.49
44:BR:105:ARG:O	44:BR:107:ASP:HB3	2.12	0.49
44:BR:34:ILE:HG23	44:BR:35:THR:N	2.03	0.49
38:BS:81:ALA:C	38:BS:83:LEU:H	2.13	0.49
35:BO:80:ASP:N	39:BT:22:VAL:O	2.40	0.49
45:BU:68:GLY:C	45:BU:70:ARG:N	2.64	0.49
45:BU:91:ASN:O	45:BU:95:LEU:HD13	2.10	0.49
40:BW:60:ASN:C	40:BW:61:ASN:OD1	2.51	0.49
40:BW:86:LEU:HD23	40:BW:86:LEU:N	2.10	0.49
42:BY:16:LEU:O	42:BY:19:ARG:N	2.40	0.49
42:BY:71:VAL:CG1	42:BY:93:THR:N	2.76	0.49
42:BY:89:ARG:O	42:BY:91:LEU:CD2	2.61	0.49
43:BZ:166:LEU:O	43:BZ:167:THR:C	2.50	0.49
43:BZ:2:GLU:O	43:BZ:54:ILE:HG22	1.99	0.49
1:AA:106:C:H2'	1:AA:107:G:C8	2.47	0.49
1:AA:18:C:N3	1:AA:918:A:N1	2.60	0.49
9:AF:95:GLU:CB	9:AF:96:PRO:HD3	2.29	0.49
1:AA:1370:G:H5''	12:AI:12:GLU:CD	2.33	0.49
22:AS:44:MET:HA	22:AS:47:HIS:CD2	2.48	0.49
3:AW:72:C:C3'	3:AW:73:A:H5'	2.39	0.49
49:B0:11:LYS:O	49:B0:12:ASN:C	2.50	0.49

Continued on next page...

Continued from previous page...

Atom-1	Atom-2	Interatomic distance (Å)	Clash overlap (Å)
47:B2:51:LYS:O	47:B2:53:ILE:N	2.45	0.49
48:B3:12:PRO:HG2	48:B3:20:LYS:HZ3	1.74	0.49
48:B3:31:LEU:CG	48:B3:32:GLN:H	2.14	0.49
50:B4:58:LYS:CG	50:B4:59:PHE:N	2.66	0.49
51:B5:16:ARG:O	51:B5:17:ASP:C	2.49	0.49
51:B5:25:LEU:C	51:B5:26:THR:HG23	2.25	0.49
27:BA:1619:G:N2	53:B7:1:MET:HB3	2.25	0.49
53:B7:35:ARG:O	53:B7:36:ALA:C	2.50	0.49
55:B9:4:ARG:C	55:B9:36:GLN:HA	2.33	0.49
27:BA:1085:A:H1'	27:BA:1086:A:C4'	2.43	0.49
27:BA:1324:G:O3'	27:BA:1325:G:H4'	2.13	0.49
27:BA:2297:C:O2'	27:BA:2298:A:C5'	2.61	0.49
27:BA:2347:C:N3	27:BA:2348:U:C5	2.80	0.49
27:BA:2358:G:C6	27:BA:2359:C:C2	3.00	0.49
27:BA:2359:C:N3	27:BA:2360:A:H2	2.09	0.49
27:BA:2373:G:H2'	27:BA:2374:C:C6	2.47	0.49
27:BA:2402:C:C6	27:BA:2402:C:O5'	2.65	0.49
27:BA:2431:U:N3	27:BA:2433:A:OP2	2.43	0.49
27:BA:2492:U:O2'	27:BA:2493:U:P	2.68	0.49
27:BA:2523:G:H2'	27:BA:2524:G:C5'	2.37	0.49
27:BA:2536:G:C3'	27:BA:2537:U:H5'	2.42	0.49
27:BA:2544:G:C5'	27:BA:2645:G:C8	2.89	0.49
27:BA:2564:A:N6	27:BA:2565:A:N6	2.60	0.49
27:BA:2565:A:O3'	27:BA:2566:A:H4'	2.09	0.49
27:BA:2703:C:O4'	27:BA:2703:C:O2	2.29	0.49
27:BA:2729:G:N3	27:BA:2730:C:C2	2.80	0.49
27:BA:527:C:C6	27:BA:2779:U:H3'	2.47	0.49
27:BA:452:G:C2	27:BA:458:G:C2	3.01	0.49
27:BA:545(A):A:O3'	27:BA:1546:C:P	2.71	0.49
27:BA:80:G:O5'	27:BA:80:G:H8	1.95	0.49
28:BD:146:LYS:HB3	28:BD:149:ARG:CG	2.42	0.49
29:BE:176:HIS:HA	29:BE:179:ASP:OD1	2.13	0.49
29:BE:198:TYR:HD2	29:BE:265:ASN:C	2.13	0.49
32:BH:10:ILE:CG1	32:BH:49:ILE:HG13	2.42	0.49
33:BI:108:LEU:HD23	33:BI:109:LYS:C	2.33	0.49
33:BI:43:ASN:CA	33:BI:46:ALA:H	2.26	0.49
34:BN:12:VAL:C	34:BN:38:VAL:CB	2.79	0.49
34:BN:7:ASP:O	34:BN:8:ALA:CB	2.59	0.49
35:BO:43:VAL:CG1	35:BO:54:LYS:HA	2.42	0.49
27:BA:1665:A:C1'	35:BO:67:ARG:CD	2.89	0.49
36:BP:71:GLU:HG3	36:BP:72:ASN:H	1.78	0.49

Continued on next page...

Continued from previous page...

Atom-1	Atom-2	Interatomic distance (Å)	Clash overlap (Å)
44:BR:28:LEU:C	44:BR:28:LEU:CD1	2.81	0.49
44:BR:38:VAL:CG2	44:BR:99:LYS:HE3	2.41	0.49
38:BS:76:GLY:HA2	38:BS:82:TYR:HB2	1.94	0.49
45:BU:44:THR:O	45:BU:47:TYR:CB	2.38	0.49
46:BV:34:GLU:O	46:BV:35:LEU:CG	2.58	0.49
45:BU:40:LEU:HD21	46:BV:83:ARG:NH1	2.27	0.49
46:BV:61:VAL:CG1	46:BV:96:LEU:N	2.75	0.49
41:BX:14:ALA:O	41:BX:15:MET:C	2.51	0.49
41:BX:28:VAL:HG22	41:BX:62:LYS:C	2.32	0.49
41:BX:6:LYS:HZ2	41:BX:29:ASP:N	2.09	0.49
43:BZ:95:SER:HB3	43:BZ:122:ILE:HG12	1.89	0.49
43:BZ:151:ASP:OD1	43:BZ:151:ASP:N	2.46	0.49
43:BZ:6:LYS:CB	43:BZ:31:SER:HB3	2.43	0.49
1:AA:1378:C:H2'	1:AA:1378:C:O2	2.13	0.49
1:AA:453:A:H4'	19:AP:72:ARG:HD2	1.94	0.49
1:AA:484:G:C8	1:AA:486:U:C2	3.00	0.49
1:AA:815:A:C6	1:AA:1508:G:N2	2.80	0.49
7:AD:3:ARG:HD2	7:AD:118:ARG:NH1	2.27	0.49
1:AA:1370:G:H5''	12:AI:12:GLU:HG3	1.93	0.49
44:BR:101:ALA:CA	51:B5:41:LEU:HD12	2.43	0.49
27:BA:1358:G:C5	27:BA:1371:G:C5	3.01	0.49
27:BA:1644:C:H2'	27:BA:1645:G:H8	1.76	0.49
27:BA:1804:C:N4	27:BA:1813:G:H1	2.11	0.49
27:BA:1819:A:C8	28:BD:177:SER:OG	2.65	0.49
27:BA:1912:A:C5	27:BA:1918:A:H2	2.30	0.49
27:BA:2023:G:H2'	27:BA:2024:G:C8	2.48	0.49
27:BA:2205:C:N4	27:BA:2206:C:H41	2.11	0.49
27:BA:2242:G:C2	27:BA:2243:U:C6	2.99	0.49
27:BA:2254:C:C2'	27:BA:2255:G:O5'	2.61	0.49
27:BA:2322:A:N3	27:BA:2322:A:C2'	2.76	0.49
27:BA:2340:G:C2'	27:BA:2341:G:O5'	2.61	0.49
27:BA:2349:G:N1	27:BA:2369:A:N1	2.60	0.49
27:BA:2410:G:C2	27:BA:2411:A:C5	3.01	0.49
27:BA:2463:C:C2	27:BA:2464:C:C6	2.93	0.49
27:BA:2519:U:C6	27:BA:2541:A:N6	2.80	0.49
27:BA:2523:G:N2	27:BA:2541:A:H1'	2.28	0.49
27:BA:2556:C:C3'	27:BA:2557:G:C5'	2.78	0.49
27:BA:2571:C:H2'	27:BA:2572:A:OP1	2.12	0.49
27:BA:2544:G:C4'	27:BA:2645:G:N7	2.74	0.49
27:BA:2653:U:N3	27:BA:2654:A:C5	2.79	0.49
27:BA:270(A):A:H62	27:BA:270(Z):U:H5''	1.78	0.49

Continued on next page...

Continued from previous page...

Atom-1	Atom-2	Interatomic distance (Å)	Clash overlap (Å)
27:BA:2729:G:C4'	29:BE:298:GLY:HA3	2.43	0.49
27:BA:2821:A:H2'	27:BA:2822:G:H1'	1.92	0.49
27:BA:28:A:N3	45:BU:11:ARG:NH2	2.60	0.49
27:BA:880:G:H1	27:BA:897:C:H42	1.61	0.49
29:BE:207:GLY:N	29:BE:257:GLY:O	2.46	0.49
29:BE:193:PHE:CD2	29:BE:311:PHE:CD1	3.00	0.49
30:BF:145:GLU:HG3	30:BF:196:THR:CG2	2.43	0.49
30:BF:197:SER:O	30:BF:238:SER:HB3	2.13	0.49
30:BF:99:SER:O	30:BF:100:LEU:HG	2.13	0.49
31:BG:29:HIS:HE2	31:BG:64:ARG:HH22	1.61	0.49
31:BG:47:GLN:CD	31:BG:75:LEU:HD23	2.33	0.49
32:BH:62:ALA:O	32:BH:63:LEU:C	2.51	0.49
27:BA:1007:C:O4'	34:BN:86:MET:O	2.31	0.49
36:BP:116:HIS:CD2	36:BP:118:LEU:HD21	2.48	0.49
27:BA:636:G:OP2	36:BP:126:SER:HA	2.12	0.49
37:BQ:122:PHE:CB	37:BQ:136:TRP:HZ2	2.25	0.49
37:BQ:85:ILE:HA	37:BQ:122:PHE:CD2	2.47	0.49
44:BR:28:LEU:C	44:BR:30:THR:N	2.66	0.49
44:BR:22:ARG:HH21	44:BR:69:ASP:HB3	1.77	0.49
38:BS:86:LEU:O	38:BS:87:LEU:C	2.50	0.49
45:BU:102:GLU:HB3	46:BV:43:GLU:OE2	2.10	0.49
40:BW:5:ALA:HB2	40:BW:54:ALA:CB	2.34	0.49
40:BW:85:VAL:HG12	40:BW:95:ILE:CG1	2.43	0.49
1:AA:1004:A:C3'	1:AA:1025:U:N3	2.75	0.49
1:AA:1233:G:H2'	1:AA:1234:C:C6	2.47	0.49
1:AA:130:A:H8	1:AA:130:A:OP1	1.95	0.49
1:AA:1374:A:OP1	10:AG:36:LYS:NZ	2.44	0.49
1:AA:401:C:H1'	1:AA:622:A:H1'	1.94	0.49
1:AA:19:C:O2'	1:AA:572:A:N1	2.34	0.49
1:AA:596:C:H2'	1:AA:597:G:H8	1.78	0.49
1:AA:960:U:H4'	1:AA:961:U:OP2	2.11	0.49
6:AC:122:GLU:HA	6:AC:125:GLU:CG	2.43	0.49
7:AD:68:TYR:CZ	7:AD:97:LEU:HB3	2.48	0.49
1:AA:1320:C:H1'	22:AS:73:GLU:CA	2.43	0.49
47:B2:50:ARG:O	47:B2:53:ILE:HD12	2.13	0.49
27:BA:76:C:H5''	47:B2:55:ARG:HE	1.78	0.49
48:B3:31:LEU:HD21	48:B3:32:GLN:HB3	1.90	0.49
52:B6:8:ILE:HD13	52:B6:29:ARG:CZ	2.43	0.49
27:BA:594:U:C5'	54:B8:58:MET:CE	2.89	0.49
27:BA:1068:G:O2'	27:BA:1096:A:O2'	2.17	0.49
27:BA:1264:G:H3'	27:BA:1265:A:C5'	2.43	0.49

Continued on next page...

Continued from previous page...

Atom-1	Atom-2	Interatomic distance (Å)	Clash overlap (Å)
27:BA:145:G:H2'	27:BA:146:G:H8	1.78	0.49
27:BA:1496:A:H8	27:BA:1496:A:O5'	1.93	0.49
27:BA:1566:A:N6	28:BD:212:HIS:HE1	2.08	0.49
27:BA:1796:U:H2'	27:BA:1797:C:C5	2.47	0.49
27:BA:1968:G:C8	27:BA:1968:G:H3'	2.47	0.49
27:BA:2215:G:O2'	27:BA:2216:G:C4'	2.58	0.49
27:BA:2239:G:C5	27:BA:2240:C:C5	3.00	0.49
27:BA:2334:G:OP2	38:BS:12:ARG:O	2.30	0.49
27:BA:2294:C:N3	27:BA:2339:G:O6	2.45	0.49
27:BA:2392:A:C5	27:BA:2393:A:C5	3.01	0.49
27:BA:2399:G:C2	27:BA:2400:G:N9	2.81	0.49
27:BA:2434:A:O2'	27:BA:2435:A:C5'	2.60	0.49
27:BA:2493:U:O2'	27:BA:2494:G:O5'	2.31	0.49
27:BA:2521:C:O4'	27:BA:2565:A:C1'	2.60	0.49
27:BA:2543:G:C3'	27:BA:2544:G:H5'	2.43	0.49
27:BA:2553:G:C8	27:BA:2554:U:C1'	2.95	0.49
27:BA:2022:U:H2'	27:BA:2617:C:C4'	2.43	0.49
27:BA:2622:C:O2	27:BA:2623:G:H8	1.79	0.49
27:BA:2712:U:H5''	27:BA:2714:G:C4'	2.43	0.49
27:BA:2808:U:H5''	27:BA:2809:A:OP2	2.13	0.49
27:BA:2885:C:N3	27:BA:2886:G:N9	2.61	0.49
27:BA:311:A:H1'	27:BA:332:A:C4	2.48	0.49
27:BA:529:A:O2'	27:BA:530:G:P	2.71	0.49
27:BA:67:U:C2	27:BA:68:G:N7	2.81	0.49
28:BD:74:PRO:C	28:BD:116:MET:HE2	2.33	0.49
28:BD:124:LYS:O	28:BD:127:ASN:ND2	2.46	0.49
28:BD:167:GLU:CB	28:BD:170:TYR:HD1	1.99	0.49
27:BA:1566:A:N1	28:BD:212:HIS:CG	2.79	0.49
28:BD:76:ARG:HG2	28:BD:76:ARG:NH1	2.28	0.49
29:BE:252:GLN:C	29:BE:254:GLY:N	2.67	0.49
30:BF:167:ASP:HB2	30:BF:232:LEU:HB2	1.95	0.49
30:BF:223:LEU:O	30:BF:231:ARG:CG	2.61	0.49
31:BG:35:ALA:O	31:BG:36:ASN:HB2	2.12	0.49
32:BH:36:PHE:C	32:BH:37:HIS:HD1	2.16	0.49
32:BH:43:THR:HG21	32:BH:51:VAL:C	2.33	0.49
27:BA:1665:A:C4	35:BO:67:ARG:NH1	2.80	0.49
36:BP:60:GLU:O	36:BP:61:ALA:HB3	2.12	0.49
44:BR:63:ARG:NH2	44:BR:77:ARG:HA	2.28	0.49
38:BS:115:VAL:HG12	38:BS:116:PHE:N	2.28	0.49
27:BA:2334:G:H5'	38:BS:20:TYR:CE1	2.48	0.49
45:BU:36:PHE:O	45:BU:39:LEU:HB3	2.07	0.49

Continued on next page...

Continued from previous page...

Atom-1	Atom-2	Interatomic distance (Å)	Clash overlap (Å)
45:BU:94:VAL:HG11	46:BV:4:ILE:HD13	1.94	0.49
46:BV:93:ILE:O	46:BV:95:ILE:HD13	2.12	0.49
40:BW:45:TYR:O	40:BW:48:ALA:HB3	2.13	0.49
41:BX:9:HIS:ND1	41:BX:27:ALA:HA	2.10	0.49
27:BA:294:A:O2'	42:BY:15:PRO:CG	2.61	0.49
42:BY:51:LEU:CD2	42:BY:52:ARG:HG3	2.41	0.49
42:BY:9:LYS:NZ	42:BY:13:ARG:CZ	2.76	0.49
43:BZ:110:GLY:C	43:BZ:112:LEU:N	2.65	0.49
43:BZ:20:ALA:O	43:BZ:21:ALA:HB2	2.13	0.49
1:AA:1328:C:C3'	16:AM:28:ALA:HB3	2.42	0.49
1:AA:1250:A:C2	1:AA:1370:G:O2'	2.64	0.49
1:AA:958:A:C2	22:AS:55:LYS:CB	2.91	0.49
12:AI:115:GLY:O	12:AI:116:LYS:C	2.52	0.49
21:AR:58:LEU:HD22	21:AR:62:GLU:HG2	1.95	0.49
1:AA:1270:C:OP2	24:AU:24:ARG:NH2	2.45	0.49
27:BA:1062:G:H2'	27:BA:1062:G:N3	2.28	0.49
27:BA:1065:U:H3'	27:BA:1066:U:H5''	1.95	0.49
27:BA:1129:A:H4'	27:BA:2516:G:C5'	2.43	0.49
27:BA:1208:C:H2'	27:BA:1209:G:C8	2.47	0.49
27:BA:2182:G:C2	27:BA:2183:C:N3	2.81	0.49
27:BA:2207:C:C4	27:BA:2218:G:C6	3.00	0.49
27:BA:2218:G:N3	27:BA:2219:G:C8	2.81	0.49
27:BA:2329:G:N3	27:BA:2330:G:C8	2.80	0.49
27:BA:2334:G:H21	38:BS:12:ARG:HD2	1.74	0.49
27:BA:2478:A:H2'	27:BA:2479:G:C5'	2.42	0.49
27:BA:2574:G:H1'	29:BE:240:PRO:HG3	1.94	0.49
27:BA:2045:C:C2	27:BA:2624:G:C2	2.95	0.49
27:BA:2633:G:H8	27:BA:2633:G:OP2	1.95	0.49
27:BA:2657:A:H8	27:BA:2658:C:H5	1.41	0.49
27:BA:2722:G:C5	27:BA:2723:C:C5	3.01	0.49
27:BA:1752:C:H4'	27:BA:2862:G:OP1	2.12	0.49
27:BA:391:G:H2'	27:BA:392:C:H6	1.77	0.49
27:BA:511:U:C5	27:BA:512:G:H1'	2.48	0.49
27:BA:525:U:C5'	27:BA:526:A:P	3.01	0.49
27:BA:527:C:H6	27:BA:2779:U:C2'	2.24	0.49
27:BA:747:U:H5	27:BA:2613:U:C5	2.29	0.49
27:BA:678:C:N4	27:BA:799:G:H1	2.11	0.49
26:BB:59:A:C4'	31:BG:144:ARG:NE	2.76	0.49
26:BB:60:C:H2'	26:BB:61:G:C8	2.48	0.49
28:BD:134:ILE:CG2	28:BD:163:VAL:HG21	2.43	0.49
28:BD:170:TYR:C	28:BD:182:MET:SD	2.92	0.49

Continued on next page...

Continued from previous page...

Atom-1	Atom-2	Interatomic distance (Å)	Clash overlap (Å)
28:BD:62:ARG:HH22	28:BD:83:ASP:HB3	1.78	0.49
29:BE:176:HIS:HA	29:BE:179:ASP:CG	2.33	0.49
30:BF:113:SER:O	30:BF:114:ALA:C	2.51	0.49
30:BF:200:PRO:HD3	30:BF:214:THR:HG22	1.94	0.49
31:BG:99:ASP:N	31:BG:104:PHE:HD2	1.96	0.49
32:BH:159:LYS:N	32:BH:162:ARG:NH1	2.61	0.49
33:BI:6:LEU:HD22	33:BI:6:LEU:O	2.13	0.49
35:BO:114:ILE:O	35:BO:115:ILE:C	2.51	0.49
44:BR:100:LEU:HD21	44:BR:113:LEU:HB3	1.94	0.49
44:BR:105:ARG:CZ	44:BR:105:ARG:H	2.26	0.49
44:BR:20:LEU:HD12	44:BR:21:TYR:CE2	2.43	0.49
44:BR:58:GLY:O	44:BR:59:ASP:CB	2.59	0.49
45:BU:50:ARG:CZ	46:BV:74:TYR:HD2	2.26	0.49
27:BA:535:C:H5"	45:BU:53:LYS:CE	2.35	0.49
42:BY:33:GLU:C	42:BY:35:TYR:N	2.66	0.49
42:BY:51:LEU:HD22	42:BY:95:ASN:CB	2.43	0.49
43:BZ:95:SER:CA	43:BZ:122:ILE:HA	2.40	0.49
43:BZ:126:GLY:C	43:BZ:129:ARG:HB2	2.17	0.49
43:BZ:142:ASN:O	43:BZ:171:VAL:HG21	2.13	0.49
1:AA:1073:U:C2'	1:AA:1074:G:H5'	2.42	0.48
1:AA:1319:A:H5'	22:AS:5:LEU:CD2	2.43	0.48
1:AA:1406:U:H1'	1:AA:1518:A:O4'	2.13	0.48
1:AA:585:G:O2'	1:AA:879:C:C5'	2.56	0.48
7:AD:100:ARG:HB2	7:AD:103:ASN:HB3	1.95	0.48
7:AD:3:ARG:CB	7:AD:118:ARG:NH1	2.76	0.48
7:AD:126:ILE:O	7:AD:132:ARG:HB3	2.13	0.48
7:AD:79:PHE:HB2	7:AD:93:PHE:CZ	2.48	0.48
12:AI:104:ARG:O	12:AI:105:ASP:HB2	2.13	0.48
1:AA:1149:C:OP1	12:AI:9:ARG:HD3	2.13	0.48
13:AJ:47:PHE:HE1	13:AJ:63:PHE:HB2	1.78	0.48
16:AM:77:ASN:O	16:AM:81:LEU:HD13	2.13	0.48
16:AM:81:LEU:HD21	16:AM:88:ARG:HE	1.76	0.48
17:AN:26:ARG:HH12	17:AN:46:GLU:HB2	1.78	0.48
20:AQ:29:HIS:N	20:AQ:33:GLY:O	2.46	0.48
20:AQ:90:ILE:HA	20:AQ:93:GLN:HB2	1.95	0.48
53:B7:10:ARG:O	53:B7:13:ALA:HB3	2.13	0.48
54:B8:4:MET:CE	54:B8:4:MET:N	2.76	0.48
54:B8:61:MET:O	54:B8:63:PRO:CD	2.46	0.48
27:BA:1012:U:O2	34:BN:21:ARG:CG	2.61	0.48
27:BA:106:C:C2'	27:BA:107:C:H5"	2.35	0.48
27:BA:1790:C:O3'	28:BD:210:LYS:HD2	2.12	0.48

Continued on next page...

Continued from previous page...

Atom-1	Atom-2	Interatomic distance (Å)	Clash overlap (Å)
27:BA:1851:U:H3	27:BA:1891:G:H1	1.60	0.48
27:BA:2628:C:H1'	27:BA:2781:A:N3	2.28	0.48
27:BA:2645:G:C8	27:BA:2645:G:OP2	2.66	0.48
27:BA:2647:U:O2	27:BA:2648:C:C5	2.66	0.48
27:BA:2865:U:N3	27:BA:2866:U:C4	2.80	0.48
27:BA:366:C:H2'	27:BA:366:C:O2	2.12	0.48
27:BA:676:A:C8	27:BA:2443:C:O2	2.67	0.48
27:BA:823:G:H2'	27:BA:824:A:C8	2.48	0.48
26:BB:77:U:H4'	43:BZ:73:LYS:NZ	2.28	0.48
28:BD:128:ALA:CA	28:BD:190:THR:HA	2.43	0.48
29:BE:215:LYS:HZ3	29:BE:215:LYS:HB3	1.78	0.48
27:BA:797:C:P	30:BF:59:GLU:OE1	2.71	0.48
30:BF:6:TYR:CD1	30:BF:139:VAL:CG1	2.96	0.48
32:BH:102:LEU:N	32:BH:102:LEU:CD2	2.70	0.48
33:BI:7:LYS:HA	33:BI:12:LYS:CD	2.29	0.48
27:BA:1082:U:C1'	56:BK:118:ALA:HB2	2.35	0.48
34:BN:12:VAL:O	34:BN:38:VAL:CB	2.60	0.48
34:BN:74:ARG:HD2	34:BN:141:ALA:C	2.32	0.48
35:BO:77:ILE:O	35:BO:78:ARG:HG2	2.12	0.48
36:BP:116:HIS:CD2	36:BP:118:LEU:CD1	2.71	0.48
36:BP:71:GLU:C	36:BP:73:VAL:H	2.16	0.48
36:BP:76:LEU:CB	36:BP:81:VAL:CG2	2.91	0.48
38:BS:106:LEU:C	38:BS:107:ASN:O	2.44	0.48
45:BU:109:LEU:C	45:BU:111:ASP:N	2.64	0.48
45:BU:39:LEU:O	45:BU:41:ASN:CA	2.61	0.48
45:BU:72:HIS:ND1	45:BU:110:VAL:CG2	2.77	0.48
46:BV:18:ASP:OD2	46:BV:94:LYS:HE2	2.13	0.48
41:BX:50:GLU:CD	41:BX:50:GLU:H	2.15	0.48
41:BX:52:VAL:HA	41:BX:65:VAL:O	2.13	0.48
42:BY:28:SER:HB3	42:BY:99:THR:CA	2.34	0.48
27:BA:440:G:O5'	42:BY:3:GLN:CD	2.52	0.48
42:BY:49:GLU:OE2	42:BY:49:GLU:C	2.51	0.48
43:BZ:29:ASN:O	43:BZ:30:VAL:HG22	2.12	0.48
43:BZ:52:PHE:H	43:BZ:65:LEU:CD1	2.26	0.48
1:AA:1067:A:H3'	1:AA:1093:A:O3'	2.12	0.48
1:AA:1172:C:H2'	1:AA:1173:G:H8	1.78	0.48
1:AA:1392:G:N2	1:AA:1502:A:H8	2.09	0.48
1:AA:323:U:H3	1:AA:327:A:N6	2.10	0.48
1:AA:376:G:H5''	19:AP:5:ARG:HD2	1.94	0.48
1:AA:671:G:C2	1:AA:672:U:C2	3.00	0.48
1:AA:686:U:H1'	14:AK:42:TRP:NE1	2.27	0.48

Continued on next page...

Continued from previous page...

Atom-1	Atom-2	Interatomic distance (Å)	Clash overlap (Å)
5:AB:73:THR:HG21	5:AB:97:TRP:H	1.77	0.48
13:AJ:8:LEU:HB2	13:AJ:70:ARG:HB2	1.94	0.48
15:AL:54:LYS:CG	15:AL:75:HIS:CE1	2.88	0.48
6:AC:8:ILE:CG2	17:AN:50:LYS:O	2.61	0.48
1:AA:1328:C:P	24:AU:20:LYS:HZ3	2.36	0.48
47:B2:34:GLN:O	47:B2:37:GLY:N	2.45	0.48
50:B4:14:ILE:HD11	50:B4:39:VAL:CG2	2.43	0.48
51:B5:34:PRO:HG2	51:B5:35:GLN:H	1.77	0.48
53:B7:9:ASN:O	53:B7:10:ARG:O	2.29	0.48
55:B9:29:ASN:HB3	55:B9:32:HIS:ND1	2.28	0.48
27:BA:1267:U:C5	27:BA:2012:G:N2	2.81	0.48
27:BA:1321:A:H2'	27:BA:1321:A:N3	2.28	0.48
27:BA:1351:C:H42	27:BA:1380:G:H1	1.61	0.48
27:BA:1513:C:H6	27:BA:1513:C:H3'	1.78	0.48
27:BA:1638:C:O2	27:BA:2698:U:O2'	2.28	0.48
27:BA:2089:U:H3	27:BA:2231:C:N4	2.05	0.48
27:BA:2239:G:C2	27:BA:2240:C:C6	3.01	0.48
27:BA:2259:G:C8	27:BA:2260:C:C6	3.00	0.48
27:BA:2264:C:H2'	27:BA:2265:U:H5'	1.94	0.48
27:BA:2316:C:H4'	31:BG:151:ILE:HD12	0.48	0.48
27:BA:2331:G:C5	27:BA:2332:U:C2	2.99	0.48
27:BA:2354:G:C4	27:BA:2355:C:C6	3.01	0.48
27:BA:410:G:C2	27:BA:2407:G:N7	2.82	0.48
27:BA:2439:A:N3	27:BA:2439:A:O2'	2.45	0.48
27:BA:2474:C:H2'	27:BA:2475:C:C5'	2.23	0.48
27:BA:2488:A:O5'	27:BA:2488:A:H8	1.95	0.48
27:BA:2517:C:O2'	27:BA:2518:A:P	2.71	0.48
27:BA:2549:G:C2	27:BA:2550:G:N7	2.81	0.48
27:BA:2572:A:OP1	29:BE:240:PRO:HB3	2.13	0.48
27:BA:2644:G:H3'	27:BA:2644:G:C8	2.47	0.48
27:BA:2679:A:N3	29:BE:300:VAL:CB	2.72	0.48
27:BA:2739:U:HO2'	27:BA:2740:A:H5''	1.75	0.48
27:BA:2805:G:H3'	27:BA:2807:G:C5'	2.43	0.48
27:BA:2857:G:N2	27:BA:2860:A:OP2	2.40	0.48
27:BA:307:G:N2	27:BA:310:A:O4'	2.45	0.48
27:BA:35:G:H5'	27:BA:455:C:H42	1.78	0.48
27:BA:585:G:N2	27:BA:1256:G:C6	2.82	0.48
27:BA:775:G:H1'	27:BA:777:A:C2	2.47	0.48
27:BA:873:G:C5'	37:BQ:32:LYS:HG3	2.44	0.48
27:BA:873:G:H2'	27:BA:874:G:O4'	2.13	0.48
28:BD:65:ASP:OD2	28:BD:101:ARG:HD3	2.13	0.48

Continued on next page...

Continued from previous page...

Atom-1	Atom-2	Interatomic distance (Å)	Clash overlap (Å)
28:BD:198:GLY:C	28:BD:200:THR:H	2.07	0.48
30:BF:221:GLU:O	30:BF:222:ASP:C	2.50	0.48
27:BA:2317:C:C4'	31:BG:150:SER:HB3	2.42	0.48
26:BB:42:C:C1'	31:BG:47:GLN:HA	2.42	0.48
2:AV:56:C:O2	31:BG:56:ARG:NH2	2.39	0.48
32:BH:101:LYS:CE	32:BH:115:GLU:CG	2.90	0.48
32:BH:101:LYS:CB	32:BH:113:GLU:CD	2.81	0.48
32:BH:147:ILE:CD1	32:BH:150:VAL:HB	2.28	0.48
33:BI:114:LYS:O	33:BI:115:ILE:C	2.51	0.48
33:BI:68:LEU:HB3	33:BI:72:LEU:HD21	1.94	0.48
27:BA:1063:G:H5'	56:BK:88:GLY:CA	2.43	0.48
34:BN:41:ALA:O	34:BN:132:LEU:O	2.31	0.48
34:BN:21:ARG:CA	34:BN:24:SER:OG	2.61	0.48
35:BO:91:LYS:HB3	35:BO:111:PHE:HE2	1.77	0.48
37:BQ:56:ILE:HD11	37:BQ:113:ALA:O	2.09	0.48
37:BQ:18:GLU:HB3	37:BQ:23:ILE:HD11	1.95	0.48
37:BQ:43:PRO:O	37:BQ:44:ALA:C	2.52	0.48
37:BQ:82:LYS:HG2	37:BQ:84:ARG:CG	2.34	0.48
39:BT:5:GLU:O	39:BT:6:CYS:C	2.49	0.48
45:BU:39:LEU:HB3	45:BU:40:LEU:CD2	2.41	0.48
46:BV:22:VAL:CG1	46:BV:23:GLU:N	2.76	0.48
46:BV:39:PHE:HE2	46:BV:41:GLY:C	2.11	0.48
27:BA:138:G:C8	41:BX:39:ASP:OD1	2.65	0.48
41:BX:46:ASP:O	41:BX:47:VAL:C	2.50	0.48
27:BA:294:A:H4'	42:BY:15:PRO:CD	2.43	0.48
43:BZ:128:ARG:O	43:BZ:129:ARG:HG2	2.13	0.48
43:BZ:139:THR:O	43:BZ:140:LYS:CB	2.60	0.48
43:BZ:1:MET:O	43:BZ:2:GLU:CB	2.61	0.48
43:BZ:54:ILE:HG23	43:BZ:55:THR:H	1.78	0.48
1:AA:1107:C:OP1	6:AC:172:ARG:CA	2.61	0.48
1:AA:1225:A:OP2	1:AA:1226:C:C5	2.66	0.48
1:AA:1279:A:N3	1:AA:1279:A:H2'	2.26	0.48
1:AA:1305:G:O2'	1:AA:1331:G:N2	2.46	0.48
1:AA:1395:C:H4'	1:AA:1401:G:O2'	2.12	0.48
1:AA:945:G:N2	1:AA:1337:G:C2	2.81	0.48
7:AD:201:GLN:O	7:AD:205:GLU:CG	2.61	0.48
47:B2:34:GLN:O	47:B2:35:ALA:O	2.31	0.48
27:BA:850:C:C4'	48:B3:18:ASP:CG	2.61	0.48
48:B3:30:ARG:NE	48:B3:33:GLN:CB	2.77	0.48
27:BA:1239:G:C2'	27:BA:1240:U:H6	2.26	0.48
27:BA:1544:C:H2'	27:BA:1545:A:C4'	2.33	0.48

Continued on next page...

Continued from previous page...

Atom-1	Atom-2	Interatomic distance (Å)	Clash overlap (Å)
27:BA:2212:A:H2'	27:BA:2213:U:H5''	1.94	0.48
27:BA:2237:G:O2'	27:BA:2239:G:N7	2.47	0.48
27:BA:2256:G:N1	27:BA:2257:U:O2	2.46	0.48
27:BA:2287:A:C6	27:BA:2289:G:C4	3.01	0.48
27:BA:2298:A:C4	27:BA:2321:G:N1	2.79	0.48
27:BA:2326:C:C2'	27:BA:2326:C:O2	2.41	0.48
27:BA:2487:G:H2'	27:BA:2488:A:C5'	2.43	0.48
27:BA:2513:G:C6	27:BA:2514:U:N3	2.81	0.48
27:BA:2586:C:H3'	27:BA:2586:C:C6	2.49	0.48
27:BA:2023:G:O4'	27:BA:2618:G:OP1	2.31	0.48
27:BA:2622:C:C2'	27:BA:2623:G:O5'	2.62	0.48
27:BA:2652:C:C2'	27:BA:2653:U:C6	2.92	0.48
27:BA:2658:C:C2'	27:BA:2659:G:C5'	2.86	0.48
27:BA:2700:C:C2'	27:BA:2701:C:C5'	2.90	0.48
27:BA:2822:G:OP1	29:BE:207:GLY:HA3	2.03	0.48
27:BA:2720:U:O4	27:BA:2872:G:C6	2.66	0.48
27:BA:530:G:H1'	27:BA:532:A:P	2.54	0.48
27:BA:585:G:H2'	27:BA:586:A:C8	2.47	0.48
27:BA:630(A):C:H3'	27:BA:1631:A:OP2	2.07	0.48
27:BA:641:C:H2'	27:BA:642:G:O4'	2.13	0.48
27:BA:647:G:H2'	27:BA:648:G:C8	2.46	0.48
27:BA:783:A:C4'	27:BA:2589:A:P	3.01	0.48
28:BD:108:ASN:CG	28:BD:109:LEU:N	2.64	0.48
28:BD:122:ASP:O	28:BD:122:ASP:CG	2.51	0.48
28:BD:175:LEU:CD1	28:BD:179:GLU:HB3	2.40	0.48
28:BD:206:LYS:HD3	28:BD:206:LYS:H	1.78	0.48
29:BE:225:LYS:O	29:BE:226:HIS:CG	2.66	0.48
27:BA:2051:A:C2'	29:BE:238:LEU:CD2	2.90	0.48
30:BF:37:ALA:HB2	30:BF:102:LEU:CG	2.43	0.48
32:BH:104:LEU:N	32:BH:104:LEU:HD12	2.27	0.48
32:BH:93:TYR:CD2	32:BH:159:LYS:HE2	2.48	0.48
32:BH:52:THR:O	32:BH:64:HIS:HD2	1.97	0.48
33:BI:1:MET:HB3	33:BI:22:ALA:H	1.77	0.48
33:BI:23:ASP:O	33:BI:24:GLY:C	2.51	0.48
56:BK:9:ILE:HG22	56:BK:10:LYS:H	1.78	0.48
34:BN:61:VAL:HG11	34:BN:62:ASP:OD1	2.03	0.48
35:BO:24:VAL:HG11	35:BO:32:TYR:C	2.34	0.48
36:BP:115:ARG:C	36:BP:117:GLU:H	2.16	0.48
37:BQ:111:THR:HG22	37:BQ:112:ALA:N	2.27	0.48
37:BQ:27:GLY:C	37:BQ:28:ILE:HG13	2.32	0.48
37:BQ:62:GLU:O	37:BQ:63:ALA:C	2.42	0.48

Continued on next page...

Continued from previous page...

Atom-1	Atom-2	Interatomic distance (Å)	Clash overlap (Å)
44:BR:62:ALA:HB3	44:BR:80:PHE:HZ	1.73	0.48
45:BU:8:ILE:C	45:BU:11:ARG:CD	2.81	0.48
45:BU:8:ILE:N	45:BU:11:ARG:HH11	1.90	0.48
45:BU:47:TYR:HA	45:BU:50:ARG:CG	2.43	0.48
41:BX:77:VAL:O	41:BX:78:ALA:C	2.51	0.48
42:BY:20:HIS:O	42:BY:23:VAL:N	2.46	0.48
42:BY:80:GLU:HG2	42:BY:86:GLU:CG	2.43	0.48
42:BY:93:THR:O	42:BY:94:SER:C	2.51	0.48
43:BZ:148:THR:HB	43:BZ:166:LEU:O	2.14	0.48
43:BZ:25:ASN:OD1	43:BZ:25:ASN:C	2.51	0.48
1:AA:1317:C:C5	17:AN:16:PHE:CG	3.01	0.48
1:AA:1455:G:O3'	23:AT:28:ALA:HB1	2.13	0.48
1:AA:17:U:H3	1:AA:918:A:N6	2.10	0.48
1:AA:235:C:H2'	1:AA:236:G:H8	1.78	0.48
1:AA:834:C:H2'	1:AA:835:U:C6	2.48	0.48
1:AA:813:U:OP1	1:AA:904:C:C5'	2.60	0.48
1:AA:956:U:O2'	22:AS:80:TYR:HA	2.14	0.48
6:AC:121:ALA:O	6:AC:125:GLU:HG2	2.13	0.48
16:AM:77:ASN:HA	16:AM:80:ARG:HB3	1.95	0.48
20:AQ:64:PRO:HB3	20:AQ:70:ARG:HH11	1.77	0.48
49:B0:37:LEU:HD11	49:B0:71:ASN:HD21	1.76	0.48
48:B3:3:ARG:HH11	48:B3:3:ARG:HG2	1.79	0.48
50:B4:5:LEU:CD2	50:B4:9:ALA:HA	2.43	0.48
52:B6:49:VAL:C	52:B6:50:PHE:CD1	2.87	0.48
52:B6:37:LEU:CD2	52:B6:51:ARG:N	2.75	0.48
27:BA:1011:G:OP2	45:BU:75:ASN:CB	2.54	0.48
27:BA:119:A:O2'	27:BA:120:U:P	2.72	0.48
27:BA:1257:C:O2'	30:BF:83:ALA:HB1	2.13	0.48
27:BA:1936:A:C5	27:BA:1945:G:C6	3.02	0.48
27:BA:2077:A:H1'	27:BA:2435:A:C8	2.48	0.48
27:BA:2206:C:H2'	27:BA:2207:C:C6	2.48	0.48
27:BA:2250:G:H5''	37:BQ:102:ARG:CB	2.43	0.48
27:BA:2259:G:C2	27:BA:2282:G:O6	2.64	0.48
27:BA:2354:G:C5	27:BA:2355:C:C5	3.01	0.48
27:BA:2393:A:O2'	27:BA:2394:C:P	2.71	0.48
27:BA:2423:U:O4'	27:BA:2425:A:N7	2.46	0.48
27:BA:2465:C:O3'	55:B9:5:SER:OG	2.27	0.48
27:BA:2468:G:C2'	27:BA:2469:A:C8	2.97	0.48
27:BA:2519:U:O2	27:BA:2542:A:N1	2.46	0.48
27:BA:2595:G:H2'	27:BA:2597:G:OP2	2.13	0.48
27:BA:2696:U:N3	27:BA:2714:G:N2	2.61	0.48

Continued on next page...

Continued from previous page...

Atom-1	Atom-2	Interatomic distance (Å)	Clash overlap (Å)
27:BA:527:C:C5	27:BA:2779:U:C6	3.01	0.48
27:BA:2817:G:N2	27:BA:2818:G:H1'	2.28	0.48
27:BA:2842:G:N2	27:BA:2876:G:C4	2.81	0.48
27:BA:2830:G:N2	27:BA:2883:A:C2	2.80	0.48
27:BA:686:G:H4'	27:BA:687:C:P	2.53	0.48
27:BA:911:A:OP1	27:BA:912:C:H6	1.97	0.48
27:BA:957:A:OP1	37:BQ:95:GLU:HB3	2.12	0.48
28:BD:167:GLU:O	28:BD:170:TYR:CA	2.61	0.48
28:BD:175:LEU:N	28:BD:179:GLU:O	2.45	0.48
29:BE:205:THR:CB	29:BE:259:HIS:N	2.71	0.48
30:BF:32:GLY:O	30:BF:35:VAL:CA	2.61	0.48
30:BF:55:ARG:CG	30:BF:56:THR:N	2.68	0.48
30:BF:89:ALA:CB	30:BF:90:HIS:NE2	2.73	0.48
26:BB:42:C:C2	31:BG:74:THR:OG1	2.66	0.48
33:BI:116:GLU:CG	33:BI:130:PRO:O	2.61	0.48
34:BN:107:ASN:N	34:BN:107:ASN:HD22	2.09	0.48
42:BY:34:GLU:O	42:BY:35:TYR:CG	2.65	0.48
42:BY:51:LEU:HD21	42:BY:95:ASN:CB	2.43	0.48
42:BY:58:GLU:HG2	42:BY:76:ASP:OD2	2.13	0.48
43:BZ:126:GLY:O	43:BZ:127:PRO:C	2.51	0.48
1:AA:1226:C:H5''	16:AM:103:THR:O	2.13	0.48
1:AA:1327:C:OP1	24:AU:20:LYS:HG2	2.13	0.48
1:AA:526:C:O5'	1:AA:526:C:H6	1.96	0.48
1:AA:794:A:O2'	1:AA:1521:G:O3'	2.31	0.48
5:AB:70:PHE:O	5:AB:92:TYR:HA	2.14	0.48
11:AH:29:SER:CB	11:AH:32:LYS:NZ	2.77	0.48
13:AJ:47:PHE:CE1	13:AJ:63:PHE:HB2	2.49	0.48
16:AM:92:HIS:CE1	16:AM:98:VAL:HG23	2.46	0.48
18:AO:64:ARG:HA	18:AO:67:LEU:HD12	1.94	0.48
50:B4:46:GLU:CD	50:B4:54:GLY:HA3	2.30	0.48
52:B6:13:GLU:O	52:B6:52:GLU:CA	2.61	0.48
55:B9:3:VAL:C	55:B9:5:SER:N	2.65	0.48
27:BA:1171:G:H2'	27:BA:1173:G:H4'	1.94	0.48
27:BA:1474:C:H2'	27:BA:1475:G:N7	2.29	0.48
27:BA:1523:U:C4	27:BA:1524:G:N7	2.82	0.48
27:BA:1651:G:H2'	27:BA:1652:A:H8	1.76	0.48
27:BA:1655:A:H2'	27:BA:1656:C:O4'	2.14	0.48
27:BA:1889:A:H2'	27:BA:1890:A:H8	1.77	0.48
27:BA:1969:A:C4'	27:BA:1970:A:H5'	2.41	0.48
27:BA:2034:U:H2'	27:BA:2034:U:O2	2.13	0.48
27:BA:2225:A:O2'	27:BA:2226:C:P	2.67	0.48

Continued on next page...

Continued from previous page...

Atom-1	Atom-2	Interatomic distance (Å)	Clash overlap (Å)
27:BA:2226:C:C4	27:BA:2227:A:N3	2.82	0.48
27:BA:221:A:H4'	27:BA:222:A:O5'	2.12	0.48
27:BA:2234:G:C6	27:BA:2235:G:C6	3.01	0.48
27:BA:2242:G:N3	27:BA:2243:U:C5	2.80	0.48
27:BA:2302:G:C2'	27:BA:2303:G:O5'	2.60	0.48
27:BA:2308:G:H5'	27:BA:2309:A:P	2.52	0.48
27:BA:2372:G:N1	27:BA:2373:G:C5	2.82	0.48
27:BA:245:G:P	36:BP:53:ARG:CZ	3.01	0.48
27:BA:2447:G:C8	27:BA:2500:U:C5	2.99	0.48
27:BA:2567:G:N2	27:BA:2568:C:C5	2.81	0.48
27:BA:259:G:H2'	27:BA:260:G:C8	2.47	0.48
27:BA:2049:G:H1	27:BA:2619:C:N4	2.11	0.48
27:BA:2633:G:H2'	27:BA:2634:G:O5'	2.14	0.48
27:BA:1665:A:N7	27:BA:2726:U:C2	2.81	0.48
27:BA:2729:G:C2'	27:BA:2730:C:O4'	2.58	0.48
27:BA:2773:C:OP1	29:BE:260:GLN:O	2.31	0.48
27:BA:2832:U:O2'	27:BA:2834:G:C4	2.61	0.48
27:BA:2691:C:O4'	27:BA:2872:G:C5	2.66	0.48
27:BA:388:G:OP2	50:B4:29:PRO:CG	2.61	0.48
27:BA:602:G:O2'	27:BA:655:A:C2	2.67	0.48
28:BD:103:ILE:HG13	28:BD:104:ILE:CD1	2.21	0.48
28:BD:106:PRO:O	28:BD:107:LYS:C	2.51	0.48
28:BD:89:ASN:O	28:BD:105:ALA:HB2	1.88	0.48
29:BE:205:THR:CG2	29:BE:259:HIS:H	1.84	0.48
29:BE:317:PRO:HG2	29:BE:320:GLN:HG2	1.94	0.48
30:BF:194:PHE:N	30:BF:211:ASP:OD2	2.46	0.48
30:BF:197:SER:O	30:BF:238:SER:CB	2.61	0.48
30:BF:238:SER:C	30:BF:241:ALA:HB2	2.33	0.48
31:BG:136:ARG:HB3	31:BG:137:PRO:CD	2.39	0.48
31:BG:77:ASP:O	31:BG:79:MET:N	2.47	0.48
32:BH:101:LYS:HB2	32:BH:113:GLU:OE2	2.13	0.48
32:BH:10:ILE:HD11	32:BH:49:ILE:CG2	2.42	0.48
32:BH:123:GLU:C	32:BH:125:PRO:CD	2.81	0.48
34:BN:5:GLU:CA	34:BN:109:TYR:HE2	2.27	0.48
27:BA:1140:C:H42	34:BN:49:ARG:CZ	2.23	0.48
37:BQ:16:ARG:HH11	37:BQ:16:ARG:HB2	1.54	0.48
44:BR:20:LEU:CD1	44:BR:21:TYR:CE2	2.89	0.48
38:BS:15:GLU:HG2	38:BS:16:ALA:N	2.29	0.48
27:BA:1152:C:O2'	45:BU:80:ILE:HD12	2.14	0.48
46:BV:67:LYS:HG2	46:BV:70:TYR:CE1	2.47	0.48
27:BA:140:A:C8	41:BX:48:THR:CG2	2.96	0.48

Continued on next page...

Continued from previous page...

Atom-1	Atom-2	Interatomic distance (Å)	Clash overlap (Å)
43:BZ:24:TYR:HD2	43:BZ:25:ASN:N	2.11	0.48
43:BZ:29:ASN:C	43:BZ:30:VAL:CG2	2.82	0.48
43:BZ:66:VAL:CG2	43:BZ:69:VAL:CG2	2.92	0.48
43:BZ:6:LYS:HB2	43:BZ:31:SER:HB3	1.96	0.48
1:AA:1014:A:C2	22:AS:34:TRP:CH2	3.01	0.48
1:AA:988:G:H21	1:AA:1016:A:H1'	1.76	0.48
1:AA:116:A:H2'	1:AA:117:G:O4'	2.13	0.48
1:AA:599:C:H4'	11:AH:96:GLY:HA3	1.94	0.48
1:AA:67:C:H4'	1:AA:172:A:H4'	1.95	0.48
1:AA:878:G:H5''	11:AH:89:PRO:O	2.13	0.48
1:AA:1206:G:H4'	6:AC:194:GLY:N	2.29	0.48
7:AD:140:VAL:HG13	7:AD:144:ASP:HB2	1.95	0.48
8:AE:152:ARG:HA	11:AH:64:LYS:NZ	2.28	0.48
8:AE:87:SER:OG	8:AE:130:ASN:HB3	2.13	0.48
12:AI:20:ARG:O	12:AI:60:ASP:N	2.47	0.48
12:AI:26:VAL:HB	12:AI:33:PHE:HB2	1.96	0.48
16:AM:91:ARG:HH12	16:AM:103:THR:HB	1.78	0.48
49:B0:16:SER:O	49:B0:17:ASN:CB	2.62	0.48
49:B0:30:VAL:C	49:B0:31:VAL:HG23	2.33	0.48
48:B3:53:LEU:HD22	48:B3:54:VAL:HG22	1.95	0.48
51:B5:33:CYS:HB2	51:B5:37:HIS:N	2.28	0.48
53:B7:22:MET:O	53:B7:28:ARG:CG	2.58	0.48
27:BA:1028:A:H2'	27:BA:1029:A:C8	2.48	0.48
27:BA:125:G:H3'	53:B7:19:ARG:HH12	1.70	0.48
27:BA:1528:A:H61	27:BA:1543:A:N6	2.09	0.48
27:BA:1598:C:C5'	41:BX:34:LYS:CB	2.91	0.48
27:BA:2196:C:C2	27:BA:2197:U:O2	2.66	0.48
27:BA:2206:C:H5'	27:BA:2228:G:H21	1.78	0.48
27:BA:2315:G:C2'	27:BA:2316:C:O5'	2.61	0.48
27:BA:631:A:C2	27:BA:2415:G:N3	2.65	0.48
27:BA:2524:G:N2	27:BA:2540:C:C6	2.82	0.48
27:BA:2472:G:H21	27:BA:2529:G:H1	1.62	0.48
27:BA:2548:G:C5	27:BA:2549:G:N7	2.82	0.48
27:BA:2633:G:N1	27:BA:2634:G:C6	2.81	0.48
27:BA:270(Q):C:H2'	27:BA:270(R):G:H8	1.79	0.48
27:BA:2840:C:O2'	27:BA:2841:C:C5'	2.61	0.48
27:BA:2848:G:C2	27:BA:2867:G:N3	2.81	0.48
27:BA:603:A:C6	27:BA:625:G:C6	3.02	0.48
27:BA:780:G:N1	28:BD:233:ASP:CG	2.64	0.48
28:BD:216:ALA:HB1	28:BD:223:ASN:N	2.28	0.48
28:BD:216:ALA:CA	28:BD:222:PRO:N	2.69	0.48

Continued on next page...

Continued from previous page...

Atom-1	Atom-2	Interatomic distance (Å)	Clash overlap (Å)
28:BD:62:ARG:HD3	28:BD:62:ARG:N	2.27	0.48
27:BA:2733:A:N6	29:BE:316:ARG:HD3	2.27	0.48
30:BF:6:TYR:OH	30:BF:234:VAL:HG12	2.13	0.48
32:BH:68:ARG:O	32:BH:71:LEU:HB2	2.13	0.48
34:BN:39:VAL:HA	34:BN:103:VAL:HG12	1.93	0.48
34:BN:63:ILE:CB	34:BN:71:TYR:CE1	2.95	0.48
37:BQ:16:ARG:HA	37:BQ:17:ARG:HD3	1.95	0.48
44:BR:45:ARG:O	44:BR:49:ASP:N	2.41	0.48
44:BR:67:LEU:O	44:BR:67:LEU:HD22	2.14	0.48
38:BS:87:LEU:O	38:BS:90:LEU:CA	2.62	0.48
46:BV:69:ILE:HG21	46:BV:88:GLN:CB	2.42	0.48
46:BV:88:GLN:O	46:BV:89:ASN:OD1	2.30	0.48
41:BX:14:ALA:CB	41:BX:18:MET:HE1	2.42	0.48
41:BX:18:MET:SD	41:BX:24:LEU:CA	2.99	0.48
41:BX:38:ALA:O	41:BX:41:VAL:HG23	2.13	0.48
41:BX:76:GLU:CD	41:BX:77:VAL:CG2	2.81	0.48
1:AA:1340:A:O4'	2:AV:31:A:O2'	2.15	0.48
1:AA:273:A:H2'	1:AA:274:A:O4'	2.13	0.48
1:AA:594:G:H2'	1:AA:595:G:O4'	2.14	0.48
5:AB:82:ARG:HB2	5:AB:94:ASN:HD21	1.79	0.48
6:AC:12:LEU:HD11	17:AN:51:GLY:N	2.28	0.48
6:AC:182:ILE:HG12	6:AC:203:PHE:HA	1.96	0.48
1:AA:405:U:P	7:AD:5:ILE:HD13	2.53	0.48
11:AH:36:LEU:HD13	11:AH:48:TYR:HB2	1.96	0.48
1:AA:1061:G:H5''	13:AJ:59:SER:H	1.79	0.48
15:AL:117:ARG:HB2	15:AL:117:ARG:NH1	2.28	0.48
1:AA:462:G:N2	19:AP:82:GLN:HE21	1.90	0.48
1:AA:1320:C:C5	22:AS:70:LYS:HD2	2.48	0.48
49:B0:65:GLY:O	49:B0:66:LYS:HE3	2.12	0.48
47:B2:27:LEU:CD1	47:B2:53:ILE:HD11	2.41	0.48
47:B2:7:GLU:OE2	47:B2:8:ILE:CD1	2.62	0.48
50:B4:68:ARG:HH11	50:B4:72:LYS:HE2	1.78	0.48
51:B5:30:LEU:HD22	51:B5:41:LEU:HD23	1.92	0.48
54:B8:31:HIS:C	54:B8:32:GLN:HG3	2.34	0.48
27:BA:1273:U:H5''	27:BA:1646:C:N4	2.29	0.48
27:BA:1777:U:H2'	27:BA:1778:U:H6	1.78	0.48
27:BA:1967:C:N4	27:BA:1968:G:C2	2.81	0.48
27:BA:2189:U:C2'	27:BA:2190:G:C8	2.94	0.48
27:BA:2213:U:H4'	27:BA:2215:G:N7	2.29	0.48
27:BA:2217:G:C2	27:BA:2218:G:C8	3.02	0.48
27:BA:2348:U:O2'	27:BA:2349:G:H5'	2.14	0.48

Continued on next page...

Continued from previous page...

Atom-1	Atom-2	Interatomic distance (Å)	Clash overlap (Å)
27:BA:2401:U:H2'	27:BA:2402:C:O4'	2.12	0.48
27:BA:2450:A:C2	27:BA:2451:A:N3	2.82	0.48
27:BA:2561:A:C8	27:BA:2561:A:C3'	2.96	0.48
27:BA:2685:G:N2	27:BA:2725:A:C5	2.82	0.48
27:BA:270(H):C:C2	27:BA:270(R):G:N2	2.82	0.48
27:BA:2747:G:O2'	32:BH:66:THR:OG1	2.32	0.48
27:BA:2785:C:C2'	27:BA:2786:U:H6	2.09	0.48
27:BA:294:A:H2'	27:BA:295:G:H5''	1.96	0.48
27:BA:637:A:P	36:BP:126:SER:CB	3.02	0.48
27:BA:686:G:C8	53:B7:6:GLN:O	2.66	0.48
27:BA:984:A:H3'	27:BA:985:C:C5	2.48	0.48
26:BB:70:C:H42	26:BB:106:G:H1	1.61	0.48
29:BE:102:ASP:O	29:BE:103:GLU:CG	2.62	0.48
29:BE:42:ALA:HB2	29:BE:310:PHE:HA	1.91	0.48
30:BF:22:PHE:CD2	30:BF:116:ALA:HA	2.49	0.48
30:BF:197:SER:OG	30:BF:236:THR:OG1	2.25	0.48
30:BF:236:THR:O	30:BF:237:GLU:O	2.31	0.48
30:BF:1:MET:SD	30:BF:23:GLU:HG2	2.53	0.48
27:BA:801:G:N7	30:BF:54:LEU:HD22	2.29	0.48
30:BF:93:LYS:C	30:BF:96:LYS:HG3	2.14	0.48
32:BH:59:HIS:O	32:BH:60:HIS:C	2.50	0.48
32:BH:75:VAL:O	32:BH:77:GLY:CA	2.58	0.48
33:BI:63:ALA:HA	33:BI:66:LYS:HE3	1.96	0.48
33:BI:83:ALA:CB	33:BI:89:LEU:HA	2.44	0.48
35:BO:73:ASP:HB3	35:BO:75:SER:OG	2.14	0.48
35:BO:11:ALA:CA	35:BO:99:PHE:HB2	2.44	0.48
37:BQ:85:ILE:CG2	37:BQ:136:TRP:CZ2	2.95	0.48
37:BQ:152:SER:OG	37:BQ:153:PRO:CD	2.60	0.48
44:BR:36:THR:HG21	44:BR:40:LYS:CD	2.29	0.48
44:BR:59:ASP:CG	44:BR:60:LEU:CD2	2.82	0.48
38:BS:66:LEU:O	38:BS:67:ALA:O	2.31	0.48
40:BW:96:ILE:C	40:BW:96:ILE:CD1	2.82	0.48
42:BY:9:LYS:CE	42:BY:13:ARG:NH2	2.75	0.48
43:BZ:26:LYS:CB	43:BZ:26:LYS:HZ2	2.27	0.48
43:BZ:3:LEU:CD2	43:BZ:35:ASP:HB3	2.44	0.48
1:AA:1259:C:O2'	1:AA:1284:C:H4'	2.13	0.48
1:AA:1314:C:H41	22:AS:4:SER:CA	2.26	0.48
1:AA:109:A:N6	1:AA:326:G:C6	2.82	0.48
1:AA:413:G:N3	1:AA:413:G:H2'	2.28	0.48
1:AA:482:A:N3	1:AA:482:A:H2'	2.27	0.48
1:AA:671:G:H2'	1:AA:672:U:C6	2.49	0.48

Continued on next page...

Continued from previous page...

Atom-1	Atom-2	Interatomic distance (Å)	Clash overlap (Å)
1:AA:950:U:H1'	1:AA:971:G:N3	2.29	0.48
6:AC:106:VAL:O	6:AC:107:GLN:O	2.23	0.48
6:AC:122:GLU:HA	6:AC:125:GLU:HG3	1.96	0.48
14:AK:67:ASP:HA	14:AK:70:LYS:HD2	1.95	0.48
21:AR:29:PHE:HE1	21:AR:36:ASN:OD1	1.97	0.48
23:AT:81:LYS:HA	23:AT:84:LEU:HB3	1.95	0.48
2:AV:20:G:N3	2:AV:20:G:C2'	2.77	0.48
2:AV:71:G:H2'	2:AV:72:C:H6	1.77	0.48
49:B0:9:SER:O	49:B0:11:LYS:HG3	2.13	0.48
50:B4:56:VAL:CG1	50:B4:61:LYS:NZ	2.77	0.48
55:B9:2:LYS:HZ3	55:B9:2:LYS:N	2.12	0.48
27:BA:1044:G:O3'	27:BA:1045:A:H4'	2.14	0.48
27:BA:1197:G:N3	27:BA:1250:G:N2	2.62	0.48
27:BA:1264:G:H3'	27:BA:1265:A:H5''	1.95	0.48
27:BA:1265:A:OP2	27:BA:2615:U:P	2.72	0.48
27:BA:1369:G:H2'	27:BA:1370:C:O4'	2.14	0.48
27:BA:1358:G:H1	27:BA:1371:G:H2'	1.79	0.48
27:BA:1638:C:C3'	27:BA:2709:G:N2	2.69	0.48
27:BA:1718:G:N1	27:BA:1741:C:N4	2.58	0.48
27:BA:1907:G:N2	27:BA:1924:C:C2	2.82	0.48
27:BA:2033:A:O2'	27:BA:2034:U:P	2.71	0.48
27:BA:2185:C:H2'	27:BA:2186:G:O4'	2.14	0.48
27:BA:2352:A:H2'	27:BA:2353:G:O4'	2.14	0.48
27:BA:2368:C:H42	27:BA:2369:A:N6	2.12	0.48
27:BA:2285:C:C2	27:BA:2384:G:N2	2.82	0.48
27:BA:2423:U:H5'	27:BA:2423:U:C5	2.40	0.48
27:BA:2447:G:C5	27:BA:2501:C:N3	2.82	0.48
27:BA:2453:A:H4'	27:BA:2572:A:O2'	2.14	0.48
27:BA:2528:U:H5	27:BA:2530:A:C5	2.28	0.48
27:BA:2617:C:H2'	27:BA:2617:C:O2	2.13	0.48
27:BA:2634:G:N1	27:BA:2635:C:C5	2.82	0.48
27:BA:2645:G:O4'	27:BA:2645:G:P	2.71	0.48
27:BA:2679:A:C2'	27:BA:2680:C:O5'	2.61	0.48
27:BA:2691:C:C2	27:BA:2872:G:O6	2.67	0.48
27:BA:1638:C:C4'	27:BA:2709:G:N2	2.75	0.48
27:BA:2773:C:C2'	27:BA:2774:C:H6	2.24	0.48
27:BA:2793:G:C5	27:BA:2794:C:C5	3.01	0.48
27:BA:2819:G:C4	27:BA:2821:A:C5	3.02	0.48
27:BA:1:G:N2	27:BA:2902:C:N3	2.61	0.48
27:BA:332:A:C2'	27:BA:334:C:OP2	2.58	0.48
27:BA:44:A:H2'	27:BA:45:G:C8	2.48	0.48

Continued on next page...

Continued from previous page...

Atom-1	Atom-2	Interatomic distance (Å)	Clash overlap (Å)
27:BA:689:A:O2'	27:BA:780:G:H4'	2.14	0.48
27:BA:896:A:N3	27:BA:896:A:H3'	2.29	0.48
28:BD:104:ILE:CB	28:BD:106:PRO:HD3	2.39	0.48
27:BA:2210:G:C5	28:BD:148:GLY:HA3	2.49	0.48
28:BD:168:GLY:N	28:BD:170:TYR:CE1	2.82	0.48
28:BD:89:ASN:ND2	28:BD:199:ARG:HE	1.88	0.48
28:BD:210:LYS:HG3	28:BD:211:HIS:H	1.79	0.48
29:BE:214:VAL:HG21	29:BE:221:LYS:HZ2	1.61	0.48
27:BA:2679:A:C2'	29:BE:300:VAL:HG12	2.44	0.48
30:BF:203:ALA:C	30:BF:205:ARG:N	2.64	0.48
30:BF:32:GLY:O	30:BF:36:ARG:HG2	2.14	0.48
30:BF:96:LYS:C	30:BF:98:ARG:NH1	2.53	0.48
32:BH:136:ASP:O	32:BH:138:GLN:N	2.47	0.48
32:BH:85:ALA:HB1	32:BH:164:GLU:HG2	1.94	0.48
33:BI:103:GLN:NE2	33:BI:109:LYS:CB	2.76	0.48
33:BI:119:ASP:CG	33:BI:120:ALA:H	2.15	0.48
33:BI:30:LEU:HA	33:BI:33:GLN:NE2	2.29	0.48
33:BI:60:GLU:C	33:BI:62:LEU:H	2.17	0.48
56:BK:19:THR:H	56:BK:20:PRO:HD2	1.78	0.48
34:BN:8:ALA:O	34:BN:11:ILE:HG13	2.14	0.48
35:BO:1:MET:HB2	35:BO:2:ILE:HD11	1.93	0.48
35:BO:63:VAL:HG11	35:BO:102:VAL:HG21	1.93	0.48
37:BQ:17:ARG:HA	37:BQ:22:GLY:HA3	1.95	0.48
37:BQ:52:LYS:HD3	37:BQ:52:LYS:HA	1.57	0.48
37:BQ:84:ARG:HH21	37:BQ:123:ILE:CD1	2.26	0.48
44:BR:65:LEU:HD23	44:BR:68:ARG:HD2	1.95	0.48
44:BR:81:ASP:O	44:BR:82:GLU:C	2.52	0.48
38:BS:128:ASP:O	38:BS:129:ILE:CG1	2.58	0.48
38:BS:12:ARG:CD	38:BS:20:TYR:CE2	2.91	0.48
38:BS:52:PRO:O	38:BS:53:ASN:O	2.31	0.48
45:BU:107:LYS:O	45:BU:111:ASP:OD1	2.32	0.48
45:BU:42:ALA:O	45:BU:46:GLU:HG3	2.13	0.48
45:BU:89:ASP:CB	46:BV:51:ALA:HB3	2.41	0.48
46:BV:72:ARG:O	46:BV:88:GLN:CG	2.59	0.48
46:BV:88:GLN:OE1	46:BV:90:PHE:CE1	2.67	0.48
46:BV:67:LYS:HG3	46:BV:94:LYS:CG	2.43	0.48
40:BW:83:LYS:HA	40:BW:97:LYS:CG	2.36	0.48
42:BY:19:ARG:O	42:BY:22:GLN:N	2.42	0.48
43:BZ:114:ASP:HA	43:BZ:171:VAL:HA	1.96	0.48
43:BZ:139:THR:C	43:BZ:141:MET:CE	2.82	0.48
1:AA:1504:G:H3'	1:AA:1504:G:OP1	2.14	0.48

Continued on next page...

Continued from previous page...

Atom-1	Atom-2	Interatomic distance (Å)	Clash overlap (Å)
1:AA:296:U:O2	1:AA:556:C:O2'	2.32	0.48
1:AA:719:C:H3'	1:AA:720:C:C6	2.49	0.48
1:AA:928:G:O3'	1:AA:1533:C:N4	2.47	0.48
1:AA:1060:C:C1'	13:AJ:52:GLY:HA3	2.44	0.48
13:AJ:60:ARG:O	13:AJ:61:GLU:CB	2.62	0.48
2:AV:49:C:O2	2:AV:49:C:H2'	2.12	0.48
27:BA:2355:C:H5'	49:B0:21:LEU:HD22	1.96	0.48
50:B4:20:VAL:O	50:B4:30:GLU:CD	2.51	0.48
54:B8:23:MET:HG3	54:B8:46:LYS:HB3	1.95	0.48
27:BA:1071:G:N7	27:BA:1089:G:C2	2.82	0.48
27:BA:1129:A:N1	27:BA:2570:G:C4'	2.77	0.48
27:BA:121:G:N2	27:BA:131:G:C5	2.82	0.48
27:BA:1800:C:C4	27:BA:1817:G:N1	2.81	0.48
27:BA:1795:C:H1'	27:BA:1901:A:OP2	2.14	0.48
27:BA:2092:U:OP1	27:BA:2199:A:H1'	2.14	0.48
27:BA:2197:U:H2'	27:BA:2224:G:N1	2.23	0.48
27:BA:2250:G:H5''	37:BQ:102:ARG:HB3	1.95	0.48
27:BA:2281:C:OP2	27:BA:2281:C:C6	2.67	0.48
27:BA:2399:G:H1'	52:B6:22:TYR:CE1	2.49	0.48
27:BA:2417:C:H2'	27:BA:2418:A:H8	1.78	0.48
27:BA:2461:C:H2'	27:BA:2462:U:C5'	2.44	0.48
27:BA:2695:C:H2'	27:BA:2696:U:H6	1.68	0.48
27:BA:1638:C:H5'	27:BA:2710:C:H1'	1.95	0.48
27:BA:2766:G:C2'	27:BA:2766:G:N3	2.75	0.48
27:BA:2639:A:H1'	27:BA:2778:A:H2	1.78	0.48
27:BA:2815:C:HO2'	27:BA:2816:C:H5''	1.70	0.48
27:BA:286:C:H2'	27:BA:287:C:O5'	2.14	0.48
27:BA:297:C:C5	27:BA:298:G:C4	3.02	0.48
27:BA:603:A:H2'	27:BA:604:G:H8	1.77	0.48
27:BA:606:U:P	30:BF:104:ASP:HB2	2.53	0.48
27:BA:710:G:H1	27:BA:721:C:H42	1.61	0.48
27:BA:978:G:N2	27:BA:986:C:N3	2.62	0.48
28:BD:145:LEU:CD1	28:BD:146:LYS:N	2.77	0.48
27:BA:2785:C:C2	29:BE:100:TRP:NE1	2.82	0.48
29:BE:111:THR:HG22	29:BE:111:THR:O	2.13	0.48
29:BE:44:TYR:N	29:BE:309:PRO:HG2	1.92	0.48
29:BE:71:THR:HG21	29:BE:299:SER:HA	1.88	0.48
31:BG:36:ASN:O	31:BG:37:ALA:C	2.52	0.48
31:BG:29:HIS:CE1	31:BG:64:ARG:NH2	2.81	0.48
32:BH:22:THR:HG23	32:BH:34:ARG:O	2.14	0.48
32:BH:34:ARG:HH11	32:BH:70:LEU:HD23	1.78	0.48

Continued on next page...

Continued from previous page...

Atom-1	Atom-2	Interatomic distance (Å)	Clash overlap (Å)
32:BH:34:ARG:NH1	32:BH:73:ASN:HB2	2.10	0.48
32:BH:75:VAL:CG1	32:BH:76:GLU:H	2.22	0.48
33:BI:102:LEU:HA	33:BI:106:HIS:HB2	1.96	0.48
33:BI:84:GLY:O	33:BI:85:GLU:HG3	2.14	0.48
56:BK:73:PRO:HD2	56:BK:74:PRO:HA	1.96	0.48
34:BN:92:GLN:O	34:BN:93:ARG:C	2.51	0.48
35:BO:5:GLU:HB2	35:BO:20:LEU:HD22	1.95	0.48
37:BQ:87:LYS:HZ2	37:BQ:115:SER:HA	1.79	0.48
37:BQ:88:PHE:O	37:BQ:113:ALA:HB2	2.14	0.48
44:BR:24:GLN:C	44:BR:44:LEU:HD21	2.34	0.48
38:BS:22:GLN:OE1	38:BS:22:GLN:C	2.53	0.48
45:BU:66:ASN:OD1	45:BU:76:TYR:CZ	2.66	0.48
45:BU:8:ILE:N	45:BU:11:ARG:HD2	2.28	0.48
40:BW:68:ARG:HE	40:BW:110:LYS:HB3	1.79	0.48
42:BY:18:GLU:HB3	42:BY:21:LYS:HZ1	1.74	0.48
1:AA:1226:C:N4	16:AM:104:ARG:HG3	2.27	0.48
1:AA:1517:G:H3'	1:AA:1518:A:C8	2.49	0.48
1:AA:429:U:H4'	1:AA:430:A:O5'	2.13	0.48
1:AA:68:G:O4'	1:AA:171:A:H1'	2.14	0.48
5:AB:180:LEU:O	5:AB:181:PHE:CB	2.58	0.48
7:AD:173:TRP:CD1	7:AD:189:PRO:HB3	2.49	0.48
7:AD:30:LYS:O	7:AD:32:ALA:N	2.39	0.48
1:AA:545:C:H5''	7:AD:72:GLU:HG2	1.95	0.48
11:AH:64:LYS:HG2	11:AH:79:VAL:HG21	1.95	0.48
11:AH:6:ILE:O	11:AH:10:LEU:HG	2.13	0.48
1:AA:190(E):U:H3	20:AQ:63:ARG:CB	2.26	0.48
3:AW:33:U:O2	3:AW:35:A:H5'	2.13	0.48
47:B2:23:LEU:HD23	47:B2:23:LEU:H	1.79	0.48
47:B2:8:ILE:O	47:B2:11:MET:CB	2.61	0.48
48:B3:5:LYS:HG3	48:B3:36:VAL:HG12	1.95	0.48
27:BA:2400:G:O2'	52:B6:20:PHE:CD1	2.51	0.48
54:B8:14:ILE:HG23	54:B8:15:LYS:H	1.78	0.48
27:BA:1080:C:O4'	56:BK:126:LYS:O	2.31	0.48
27:BA:120:U:H2'	27:BA:120:U:O2	2.14	0.48
27:BA:2208:U:O4	27:BA:2216:G:O6	2.31	0.48
27:BA:2241:A:O2'	27:BA:2242:G:O5'	2.32	0.48
27:BA:2256:G:N2	27:BA:2257:U:C1'	2.77	0.48
27:BA:2259:G:O6	27:BA:2281:C:N3	2.47	0.48
27:BA:2304:G:H2'	27:BA:2305:A:O5'	2.14	0.48
27:BA:2324:C:O2'	27:BA:2325:G:P	2.71	0.48
27:BA:2331:G:H4'	49:B0:70:ILE:HG12	1.72	0.48

Continued on next page...

Continued from previous page...

Atom-1	Atom-2	Interatomic distance (Å)	Clash overlap (Å)
27:BA:2341:G:C8	27:BA:2342:C:C5	3.02	0.48
27:BA:2519:U:OP2	27:BA:2519:U:C6	2.67	0.48
27:BA:2538:C:C2'	27:BA:2539:C:O5'	2.61	0.48
27:BA:2549:G:N1	27:BA:2550:G:N7	2.62	0.48
27:BA:2627:G:H1'	27:BA:2781:A:H2	1.78	0.48
27:BA:2673:G:N1	27:BA:2674:G:C5	2.81	0.48
27:BA:270(A):A:H3'	27:BA:270(A):A:N3	2.29	0.48
27:BA:2711:A:P	27:BA:2714:G:OP1	2.67	0.48
27:BA:2844:G:C6	27:BA:2845:G:C5	3.01	0.48
27:BA:2857:G:N2	27:BA:2859:G:H3'	2.29	0.48
27:BA:337:C:P	42:BY:24:ARG:HB3	2.51	0.48
27:BA:414:C:N3	27:BA:2409:G:C2	2.80	0.48
27:BA:558:G:OP1	34:BN:91:LYS:CA	2.59	0.48
27:BA:59:U:O4'	27:BA:73:A:C5	2.66	0.48
27:BA:669:G:HO2'	27:BA:801:G:N2	2.12	0.48
27:BA:71:A:C2	27:BA:73:A:N7	2.82	0.48
27:BA:60:G:H1'	27:BA:74:A:C2	2.49	0.48
27:BA:764:A:H8	27:BA:764:A:H5''	1.79	0.48
27:BA:775:G:H4'	27:BA:777:A:N3	2.28	0.48
27:BA:954:G:H2'	27:BA:955:C:O4'	2.13	0.48
28:BD:130:PRO:O	28:BD:134:ILE:CD1	2.62	0.48
28:BD:198:GLY:O	28:BD:199:ARG:C	2.45	0.48
29:BE:102:ASP:C	29:BE:103:GLU:CG	2.82	0.48
29:BE:221:LYS:HZ1	29:BE:233:ARG:CG	2.07	0.48
30:BF:102:LEU:CA	30:BF:107:ARG:HH21	2.23	0.48
30:BF:164:ALA:O	30:BF:167:ASP:HB2	2.14	0.48
30:BF:50:GLU:HG3	30:BF:51:TYR:H	1.79	0.48
27:BA:2311:A:C2	31:BG:53:LYS:HE2	2.49	0.48
32:BH:40:MET:CA	32:BH:54:PRO:HG3	2.44	0.48
32:BH:86:LEU:CG	32:BH:87:GLU:N	2.77	0.48
33:BI:124:LEU:HD12	33:BI:125:GLY:H	1.79	0.48
33:BI:83:ALA:N	33:BI:147:GLU:HB3	2.29	0.48
56:BK:19:THR:N	56:BK:20:PRO:HD2	2.28	0.48
34:BN:108:PRO:HD2	34:BN:109:TYR:H	1.78	0.48
34:BN:15:ARG:NH1	34:BN:40:ASN:CB	2.77	0.48
35:BO:37:ASP:CB	35:BO:62:VAL:HG21	2.30	0.48
35:BO:64:ARG:HG2	35:BO:81:GLU:O	2.14	0.48
35:BO:71:ARG:O	35:BO:72:PRO:C	2.51	0.48
35:BO:81:GLU:CG	35:BO:82:ASN:H	2.14	0.48
35:BO:90:ASP:C	35:BO:92:SER:N	2.66	0.48
37:BQ:94:ARG:HG3	37:BQ:107:LYS:N	2.28	0.48

Continued on next page...

Continued from previous page...

Atom-1	Atom-2	Interatomic distance (Å)	Clash overlap (Å)
38:BS:86:LEU:HD21	38:BS:124:ASP:HB2	1.95	0.48
39:BT:38:ASN:O	39:BT:39:ASN:C	2.52	0.48
45:BU:94:VAL:HG13	46:BV:13:ARG:HG2	1.96	0.48
46:BV:33:VAL:C	46:BV:63:HIS:ND1	2.67	0.48
41:BX:6:LYS:CD	41:BX:27:ALA:HB1	2.43	0.48
43:BZ:127:PRO:O	43:BZ:128:ARG:C	2.53	0.48
43:BZ:135:VAL:O	43:BZ:136:VAL:CG2	2.61	0.48
43:BZ:37:LYS:CA	43:BZ:41:ARG:HH12	2.25	0.48
1:AA:1222:G:P	1:AA:1322:C:C5	3.07	0.47
7:AD:22:LYS:O	7:AD:113:SER:CB	2.49	0.47
7:AD:8:VAL:HG21	7:AD:115:ARG:HD3	1.95	0.47
7:AD:76:ARG:O	7:AD:79:PHE:HB3	2.13	0.47
11:AH:17:THR:HB	11:AH:18:ARG:NH2	2.28	0.47
15:AL:41:ARG:HG2	15:AL:42:THR:H	1.78	0.47
2:AV:60:C:OP2	2:AV:61:C:C5	2.68	0.47
2:AV:7:U:C4	2:AV:49:C:C4	3.02	0.47
47:B2:25:THR:O	47:B2:26:GLU:O	2.32	0.47
47:B2:43:PRO:O	47:B2:46:ILE:HB	2.14	0.47
50:B4:41:PRO:CG	50:B4:57:ASP:CG	2.80	0.47
51:B5:11:THR:HG22	51:B5:19:ARG:NH2	2.28	0.47
52:B6:54:LYS:CA	52:B6:54:LYS:NZ	2.76	0.47
54:B8:9:MET:O	54:B8:14:ILE:HG12	2.14	0.47
54:B8:30:ARG:HG2	54:B8:31:HIS:H	1.78	0.47
27:BA:1140:C:H42	34:BN:49:ARG:NH1	2.12	0.47
27:BA:1279:G:H5'	44:BR:34:ILE:CD1	2.44	0.47
27:BA:1470:G:N2	27:BA:1522:G:N1	2.60	0.47
27:BA:199:A:C2	27:BA:2433:A:C6	2.98	0.47
27:BA:2033:A:O2'	27:BA:2034:U:O5'	2.29	0.47
27:BA:2103:C:H42	27:BA:2186:G:H1	1.60	0.47
27:BA:2195:C:C6	27:BA:2195:C:C4'	2.97	0.47
27:BA:2257:U:H2'	27:BA:2258:C:OP2	2.13	0.47
27:BA:2346:A:O2'	27:BA:2347:C:P	2.70	0.47
27:BA:2364:C:C2'	27:BA:2365:G:O5'	2.62	0.47
27:BA:2390:U:C6	27:BA:2390:U:H3'	2.48	0.47
27:BA:2069:G:C2	27:BA:2443:C:O2	2.67	0.47
27:BA:2461:C:C2	27:BA:2462:U:H6	2.27	0.47
27:BA:2560:C:H2'	27:BA:2560:C:O2	2.14	0.47
27:BA:2049:G:H1	27:BA:2619:C:H42	1.62	0.47
27:BA:265:A:N6	27:BA:281:G:C5'	2.74	0.47
27:BA:221:A:N7	27:BA:266:G:N7	2.62	0.47
27:BA:1665:A:N7	27:BA:2726:U:N3	2.60	0.47

Continued on next page...

Continued from previous page...

Atom-1	Atom-2	Interatomic distance (Å)	Clash overlap (Å)
27:BA:2785:C:C2'	27:BA:2786:U:O5'	2.58	0.47
27:BA:27:G:H2'	27:BA:28:A:H8	1.79	0.47
27:BA:382:G:H1	27:BA:392:C:N4	2.09	0.47
27:BA:807:U:O4'	27:BA:2445:G:C5'	2.61	0.47
26:BB:114:G:H1'	38:BS:46:GLN:HE21	1.79	0.47
28:BD:144:GLU:CG	28:BD:188:ARG:H	2.27	0.47
28:BD:70:LYS:CB	28:BD:70:LYS:NZ	2.76	0.47
28:BD:80:ILE:O	28:BD:82:TYR:CD1	2.67	0.47
29:BE:109:ASP:OD2	29:BE:112:LEU:CD2	2.57	0.47
29:BE:215:LYS:O	29:BE:216:ARG:C	2.53	0.47
29:BE:270:ASP:OD2	29:BE:270:ASP:N	2.46	0.47
30:BF:230:GLY:C	30:BF:231:ARG:HG3	2.19	0.47
27:BA:443:A:C5	30:BF:43:LYS:HD3	2.49	0.47
32:BH:129:LYS:O	32:BH:130:ILE:CG1	2.60	0.47
33:BI:68:LEU:CD1	33:BI:108:LEU:CD2	2.81	0.47
33:BI:68:LEU:CD1	33:BI:108:LEU:HD22	2.43	0.47
33:BI:9:VAL:C	33:BI:10:LYS:HG2	2.35	0.47
35:BO:2:ILE:HG21	35:BO:8:LEU:HD13	1.96	0.47
37:BQ:116:HIS:CD2	37:BQ:118:ALA:O	2.67	0.47
37:BQ:149:ILE:H	37:BQ:149:ILE:CD1	2.17	0.47
37:BQ:45:GLN:CD	37:BQ:153:PRO:N	2.67	0.47
37:BQ:36:ASN:ND2	37:BQ:41:THR:N	2.62	0.47
37:BQ:34:GLY:C	37:BQ:74:ASN:O	2.53	0.47
37:BQ:87:LYS:O	37:BQ:88:PHE:HB3	2.14	0.47
44:BR:20:LEU:CD1	44:BR:21:TYR:CA	2.48	0.47
27:BA:1277:G:H1'	44:BR:23:ASN:HD21	1.79	0.47
38:BS:104:ILE:C	38:BS:106:LEU:N	2.62	0.47
45:BU:88:ILE:CG2	46:BV:52:GLY:HA2	2.44	0.47
45:BU:89:ASP:CG	46:BV:51:ALA:N	2.64	0.47
46:BV:40:VAL:C	46:BV:51:ALA:HB2	2.32	0.47
46:BV:61:VAL:HG13	46:BV:96:LEU:N	2.29	0.47
46:BV:69:ILE:N	46:BV:91:THR:HG22	2.11	0.47
40:BW:12:ILE:HD11	40:BW:42:ARG:HD2	1.96	0.47
41:BX:31:ARG:O	41:BX:32:ALA:C	2.46	0.47
42:BY:75:GLU:O	42:BY:76:ASP:O	2.32	0.47
43:BZ:143:ILE:CG2	43:BZ:144:GLY:N	2.37	0.47
43:BZ:79:ILE:C	43:BZ:80:HIS:CG	2.85	0.47
1:AA:1406:U:H1'	1:AA:1518:A:C1'	2.44	0.47
1:AA:1540:U:H2'	1:AA:1541:U:O4'	2.13	0.47
1:AA:19:C:C2	1:AA:917:G:N2	2.83	0.47
1:AA:1374:A:P	10:AG:36:LYS:HZ3	2.37	0.47

Continued on next page...

Continued from previous page...

Atom-1	Atom-2	Interatomic distance (Å)	Clash overlap (Å)
10:AG:49:ILE:HA	10:AG:52:GLU:HB2	1.96	0.47
16:AM:22:ILE:HD12	16:AM:25:ILE:HD12	1.95	0.47
1:AA:1317:C:C2'	22:AS:10:PHE:CD2	2.97	0.47
2:AV:19:G:H1'	2:AV:57:G:N2	2.29	0.47
49:B0:37:LEU:CA	49:B0:68:VAL:HG13	2.36	0.47
47:B2:27:LEU:HD22	47:B2:49:LEU:HB3	1.96	0.47
48:B3:5:LYS:HA	48:B3:35:ARG:O	2.14	0.47
27:BA:380:U:HO2'	50:B4:15:ILE:HB	1.77	0.47
27:BA:1030:G:C6	27:BA:1125:G:N2	2.82	0.47
27:BA:1279:G:H4'	44:BR:31:HIS:NE2	2.29	0.47
27:BA:1312:U:H1'	27:BA:1313:U:C5	2.49	0.47
27:BA:1343:G:H5'	27:BA:1598:C:OP2	2.14	0.47
27:BA:1520:U:H6	27:BA:1520:U:H3'	1.79	0.47
27:BA:152:G:H3'	27:BA:152:G:C8	2.48	0.47
27:BA:1339:G:H22	27:BA:1603:A:H8	1.60	0.47
27:BA:1855:G:H1	27:BA:1887:C:H42	1.62	0.47
27:BA:1905:C:H5''	27:BA:1906:G:OP1	2.14	0.47
27:BA:2012:G:OP1	40:BW:98:LYS:CG	2.59	0.47
27:BA:2045:C:C4	27:BA:2624:G:N1	2.81	0.47
27:BA:2075:U:C4	27:BA:2238:G:N1	2.82	0.47
27:BA:2228:G:N7	27:BA:2229:C:N3	2.61	0.47
27:BA:2234:G:N2	27:BA:2235:G:C4	2.82	0.47
27:BA:2247:A:C2'	27:BA:2248:C:O5'	2.62	0.47
27:BA:2269:A:H2'	27:BA:2270:G:O4'	2.14	0.47
27:BA:2276:G:H2'	27:BA:2277:G:O5'	2.13	0.47
27:BA:2296:U:H3'	27:BA:2296:U:C6	2.47	0.47
27:BA:2310:A:C4	31:BG:55:LYS:CE	2.98	0.47
27:BA:2313:C:C5	27:BA:2314:C:N4	2.79	0.47
27:BA:2320:A:N7	38:BS:9:PRO:CG	2.78	0.47
27:BA:2294:C:C2	27:BA:2339:G:C6	3.02	0.47
27:BA:2367:G:C2	27:BA:2368:C:C6	3.01	0.47
27:BA:2380:C:C3'	27:BA:2380:C:C6	2.97	0.47
27:BA:2392:A:N6	27:BA:2393:A:C6	2.82	0.47
27:BA:2402:C:O5'	27:BA:2402:C:H6	1.96	0.47
27:BA:2436:G:O6	27:BA:2437:U:O4	2.31	0.47
27:BA:2475:C:H2'	27:BA:2477:C:P	2.54	0.47
27:BA:2537:U:C5	27:BA:2538:C:H5	2.31	0.47
27:BA:2562:U:O2	27:BA:2563:U:N1	2.47	0.47
27:BA:2051:A:C2	27:BA:2618:G:N1	2.76	0.47
27:BA:2683:C:C5	27:BA:2684:U:H5	2.25	0.47
27:BA:2717:G:C5	27:BA:2718:G:N7	2.82	0.47

Continued on next page...

Continued from previous page...

Atom-1	Atom-2	Interatomic distance (Å)	Clash overlap (Å)
27:BA:729:G:C3'	27:BA:729:G:N3	2.75	0.47
27:BA:949:C:H2'	27:BA:950:G:H8	1.79	0.47
27:BA:971:C:P	27:BA:974(A):C:O2	2.71	0.47
28:BD:111:VAL:C	28:BD:113:MET:N	2.57	0.47
29:BE:214:VAL:HG12	29:BE:215:LYS:N	2.28	0.47
29:BE:203:GLY:CA	29:BE:303:PRO:CD	2.81	0.47
29:BE:45:LYS:HD2	29:BE:303:PRO:C	2.33	0.47
30:BF:151:GLN:HA	30:BF:154:VAL:CG2	2.39	0.47
32:BH:123:GLU:C	32:BH:125:PRO:HD2	2.35	0.47
32:BH:120:LEU:HD12	32:BH:143:LEU:HD12	1.91	0.47
32:BH:161:ILE:HG13	32:BH:161:ILE:O	2.13	0.47
32:BH:51:VAL:HG23	32:BH:68:ARG:HG2	1.95	0.47
34:BN:63:ILE:HB	34:BN:71:TYR:CD1	2.49	0.47
37:BQ:28:ILE:CG1	37:BQ:62:GLU:HG2	2.44	0.47
27:BA:873:G:H5'	37:BQ:32:LYS:HG3	1.95	0.47
44:BR:61:HIS:O	44:BR:63:ARG:N	2.47	0.47
38:BS:41:LYS:HZ2	38:BS:42:HIS:CG	2.24	0.47
45:BU:103:PRO:CB	45:BU:107:LYS:HE2	2.44	0.47
45:BU:95:LEU:CD2	45:BU:95:LEU:H	2.19	0.47
46:BV:61:VAL:CG1	46:BV:95:ILE:C	2.82	0.47
40:BW:20:VAL:HG12	40:BW:47:VAL:HG11	1.96	0.47
42:BY:17:HIS:O	42:BY:20:HIS:N	2.47	0.47
42:BY:19:ARG:HA	42:BY:22:GLN:HG3	1.96	0.47
43:BZ:151:ASP:O	43:BZ:153:LYS:HD2	2.13	0.47
43:BZ:40:ASP:O	43:BZ:41:ARG:O	2.32	0.47
43:BZ:66:VAL:HG23	43:BZ:69:VAL:HG23	1.96	0.47
1:AA:1085:U:O4'	1:AA:1094:G:C6	2.67	0.47
1:AA:1068:G:OP2	1:AA:1094:G:H8	1.97	0.47
1:AA:1220:G:C3'	22:AS:36:ARG:HD3	2.44	0.47
1:AA:1242:C:O5'	1:AA:1242:C:H6	1.97	0.47
1:AA:31:G:H5'	1:AA:306:G:N1	2.28	0.47
1:AA:312:C:H2'	1:AA:313:A:H8	1.80	0.47
1:AA:820:U:C3'	1:AA:821:G:P	3.00	0.47
12:AI:48:GLU:N	12:AI:49:PRO:HD2	2.29	0.47
1:AA:692:U:H5	14:AK:26:ASN:HD21	1.61	0.47
15:AL:23:LYS:N	15:AL:24:VAL:N	2.60	0.47
17:AN:24:CYS:HB3	17:AN:40:CYS:HB3	1.79	0.47
13:AJ:51:ARG:HA	17:AN:45:ARG:CZ	2.45	0.47
6:AC:12:LEU:CD1	17:AN:51:GLY:HA3	2.44	0.47
2:AV:56:C:C5	2:AV:57:G:C5	3.02	0.47
27:BA:2354:G:C4	49:B0:32:LYS:CE	2.80	0.47

Continued on next page...

Continued from previous page...

Atom-1	Atom-2	Interatomic distance (Å)	Clash overlap (Å)
49:B0:78:PHE:N	49:B0:78:PHE:CD1	2.81	0.47
47:B2:59:ILE:HG12	47:B2:60:GLN:H	1.76	0.47
51:B5:31:THR:HG23	51:B5:32:GLU:N	2.28	0.47
27:BA:31:C:C5'	27:BA:1239:G:OP1	2.53	0.47
27:BA:1264:G:N7	27:BA:1265:A:C5	2.81	0.47
27:BA:2354:G:C4	27:BA:2355:C:C5	3.02	0.47
27:BA:2462:U:N3	27:BA:2463:C:C4	2.83	0.47
27:BA:2468:G:C5	27:BA:2481:G:C2	3.02	0.47
27:BA:2075:U:O2'	27:BA:2596:U:N3	2.47	0.47
27:BA:2711:A:H3'	27:BA:2712:U:H5'	1.96	0.47
27:BA:2733:A:C3'	27:BA:2733:A:C8	2.96	0.47
27:BA:2885:C:N4	27:BA:2886:G:C5	2.83	0.47
27:BA:674:G:C4'	30:BF:69:HIS:CA	2.89	0.47
28:BD:107:LYS:CG	28:BD:193:GLU:OE1	2.62	0.47
28:BD:152:GLN:CA	28:BD:152:GLN:OE1	2.62	0.47
28:BD:164:LEU:HD23	28:BD:164:LEU:HA	1.66	0.47
28:BD:194:VAL:HG21	28:BD:196:ASN:OD1	2.14	0.47
28:BD:196:ASN:HB2	28:BD:199:ARG:HD3	1.96	0.47
30:BF:6:TYR:CE1	30:BF:138:VAL:C	2.88	0.47
30:BF:39:GLN:O	30:BF:42:ARG:CA	2.62	0.47
32:BH:148:ARG:HH12	32:BH:163:TYR:HA	1.63	0.47
33:BI:5:PHE:CD2	33:BI:17:GLU:C	2.87	0.47
39:BT:24:LYS:O	39:BT:25:ASP:CB	2.60	0.47
40:BW:24:ILE:HD13	40:BW:36:LEU:CD1	2.45	0.47
40:BW:40:ASN:O	40:BW:41:LYS:C	2.51	0.47
40:BW:11:ARG:CZ	40:BW:98:LYS:HB3	2.34	0.47
42:BY:17:HIS:O	42:BY:20:HIS:CB	2.53	0.47
42:BY:19:ARG:HA	42:BY:22:GLN:NE2	2.29	0.47
42:BY:76:ASP:O	42:BY:77:VAL:C	2.51	0.47
43:BZ:154:LEU:CD1	43:BZ:160:LEU:HD12	2.45	0.47
43:BZ:52:PHE:N	43:BZ:65:LEU:HD11	2.28	0.47
43:BZ:71:MET:O	43:BZ:72:ASP:C	2.52	0.47
1:AA:1046:A:C3'	1:AA:1047:G:P	3.00	0.47
1:AA:1286:A:H62	1:AA:1354:C:C5'	2.16	0.47
1:AA:1221:G:H5''	1:AA:1321:C:C2	2.49	0.47
1:AA:39:G:C8	1:AA:498:U:N3	2.82	0.47
1:AA:501:C:H2'	1:AA:502:G:H8	1.79	0.47
7:AD:21:LEU:O	7:AD:114:ARG:N	2.47	0.47
9:AF:48:LEU:HD13	9:AF:52:ILE:HB	1.97	0.47
11:AH:29:SER:HB2	11:AH:32:LYS:NZ	2.28	0.47
1:AA:1060:C:H4'	13:AJ:52:GLY:CA	2.44	0.47

Continued on next page...

Continued from previous page...

Atom-1	Atom-2	Interatomic distance (Å)	Clash overlap (Å)
15:AL:85:ILE:HA	15:AL:100:ILE:HA	1.95	0.47
1:AA:952:U:C2	16:AM:126:LYS:O	2.59	0.47
1:AA:191:G:N2	23:AT:103:GLY:O	2.46	0.47
49:B0:48:GLY:C	49:B0:55:ARG:HA	2.34	0.47
52:B6:42:PRO:C	52:B6:44:ALA:H	2.17	0.47
27:BA:1006:C:H1'	34:BN:86:MET:SD	2.55	0.47
27:BA:1040:C:H2'	27:BA:1040:C:O2	2.15	0.47
27:BA:1395:A:OP2	27:BA:1603:A:H5''	2.14	0.47
27:BA:1666:G:O3'	35:BO:6:SER:HB3	2.15	0.47
27:BA:1771:C:H2'	27:BA:1772:G:C8	2.49	0.47
27:BA:185:U:H4'	27:BA:218:A:H4'	1.95	0.47
27:BA:2212:A:O2'	27:BA:2213:U:C6	2.51	0.47
27:BA:2082:A:H61	27:BA:2237:G:H1'	1.79	0.47
27:BA:2252:G:C3'	27:BA:2253:G:C5'	2.93	0.47
27:BA:2263:C:H42	27:BA:2278:A:N6	2.12	0.47
27:BA:2316:C:C4	27:BA:2317:C:C4	3.03	0.47
27:BA:2415:G:H22	27:BA:2416:C:C1'	2.16	0.47
27:BA:2447:G:C5	27:BA:2500:U:C6	2.94	0.47
27:BA:2475:C:HO2'	27:BA:2477:C:P	2.35	0.47
27:BA:2479:G:H2'	27:BA:2480:C:O4'	2.14	0.47
27:BA:2657:A:C5	27:BA:2665:A:C5	3.02	0.47
27:BA:2679:A:C5	27:BA:2680:C:C6	3.02	0.47
27:BA:2740:A:O2'	27:BA:2741:A:H5''	2.13	0.47
27:BA:2817:G:C4	27:BA:2830:G:N2	2.81	0.47
27:BA:2882:A:C2'	27:BA:2883:A:O5'	2.62	0.47
27:BA:386:G:HO2'	27:BA:387:U:P	2.37	0.47
27:BA:603:A:N1	27:BA:625:G:C5	2.82	0.47
27:BA:636:G:P	36:BP:126:SER:HA	2.54	0.47
27:BA:651:G:H3'	27:BA:652:C:C6	2.49	0.47
27:BA:826:U:C6	27:BA:828:U:H6	2.32	0.47
27:BA:85:G:OP2	42:BY:65:VAL:CG2	2.62	0.47
26:BB:41:U:O4	31:BG:50:VAL:O	2.31	0.47
28:BD:81:GLU:C	28:BD:82:TYR:O	2.51	0.47
29:BE:211:GLN:HB3	29:BE:216:ARG:HG2	1.95	0.47
29:BE:264:LEU:O	29:BE:265:ASN:C	2.52	0.47
30:BF:195:VAL:HG13	30:BF:213:ALA:C	2.35	0.47
27:BA:673:C:C5'	30:BF:80:VAL:HG11	2.44	0.47
30:BF:93:LYS:O	30:BF:94:THR:C	2.53	0.47
31:BG:88:LEU:CD2	31:BG:88:LEU:C	2.79	0.47
32:BH:138:GLN:C	32:BH:140:VAL:H	2.18	0.47
32:BH:147:ILE:O	32:BH:150:VAL:HB	2.14	0.47

Continued on next page...

Continued from previous page...

Atom-1	Atom-2	Interatomic distance (Å)	Clash overlap (Å)
34:BN:45:VAL:N	34:BN:132:LEU:CG	2.76	0.47
35:BO:21:VAL:HG22	35:BO:39:VAL:HG11	1.95	0.47
38:BS:100:ALA:HB3	38:BS:127:LEU:CD2	2.40	0.47
38:BS:121:GLY:O	38:BS:125:ALA:HB2	2.15	0.47
38:BS:62:HIS:HB2	38:BS:65:ASP:OD2	2.14	0.47
38:BS:85:GLY:O	38:BS:86:LEU:O	2.32	0.47
38:BS:83:LEU:C	38:BS:87:LEU:HD23	2.35	0.47
45:BU:10:ARG:CA	45:BU:13:ARG:HH12	2.26	0.47
45:BU:55:ARG:HA	45:BU:58:ARG:HD2	1.96	0.47
45:BU:66:ASN:C	45:BU:68:GLY:N	2.67	0.47
45:BU:98:ILE:CG2	45:BU:106:PHE:HD1	2.25	0.47
40:BW:6:ILE:HG23	40:BW:7:ALA:N	2.30	0.47
40:BW:82:LEU:CD2	40:BW:82:LEU:N	2.74	0.47
40:BW:89:ALA:O	40:BW:90:ARG:HB2	2.13	0.47
27:BA:140:A:C8	41:BX:48:THR:HG21	2.49	0.47
1:AA:1060:C:C4'	13:AJ:52:GLY:CA	2.92	0.47
1:AA:920:U:O4'	1:AA:1080:A:N1	2.47	0.47
1:AA:1150:U:H1'	1:AA:1280:A:N6	2.29	0.47
1:AA:1328:C:P	16:AM:28:ALA:HB1	2.53	0.47
1:AA:1511:G:H2'	1:AA:1512:U:O4'	2.14	0.47
1:AA:197:A:H8	1:AA:197:A:O5'	1.98	0.47
1:AA:33:A:H2'	1:AA:34:C:C6	2.49	0.47
1:AA:765:G:N2	1:AA:816:A:C2	2.74	0.47
5:AB:19:HIS:CE1	5:AB:206:ASP:HB2	2.50	0.47
11:AH:98:LYS:O	11:AH:98:LYS:HG2	2.15	0.47
13:AJ:24:VAL:O	13:AJ:28:ARG:HG3	2.14	0.47
15:AL:12:ARG:HD2	15:AL:13:LYS:HZ2	1.79	0.47
6:AC:9:GLY:HA3	17:AN:49:HIS:O	2.01	0.47
27:BA:95:G:OP1	47:B2:41:GLU:OE1	2.32	0.47
50:B4:9:ALA:O	50:B4:10:VAL:CG2	2.62	0.47
27:BA:1364:G:OP2	50:B4:2:GLN:O	2.32	0.47
27:BA:1263:U:C4'	51:B5:16:ARG:NH1	2.66	0.47
54:B8:16:ILE:HG23	54:B8:22:VAL:HG23	1.95	0.47
27:BA:1174:A:N6	27:BA:1177:A:C2	2.83	0.47
27:BA:131:G:N2	27:BA:132:G:C5	2.83	0.47
27:BA:135:G:H1'	27:BA:145:G:H22	1.79	0.47
27:BA:1790:C:H5'	27:BA:1791:A:OP2	2.14	0.47
27:BA:2254:C:O2'	27:BA:2255:G:H5''	2.09	0.47
27:BA:2333:A:H4'	27:BA:2335:A:O4'	2.14	0.47
3:AW:76:A:C8	27:BA:2422:A:C5	3.00	0.47
27:BA:2077:A:H1'	27:BA:2435:A:C1'	2.44	0.47

Continued on next page...

Continued from previous page...

Atom-1	Atom-2	Interatomic distance (Å)	Clash overlap (Å)
27:BA:2454:G:C6	27:BA:2455:G:N9	2.83	0.47
27:BA:2478:A:C2'	27:BA:2479:G:H5'	2.41	0.47
27:BA:2484:G:C2'	27:BA:2485:G:C5'	2.83	0.47
27:BA:2475:C:O2	27:BA:2529:G:C2	2.66	0.47
27:BA:2550:G:C2'	27:BA:2551:C:H6	2.25	0.47
27:BA:2567:G:N2	27:BA:2568:C:C4	2.80	0.47
27:BA:2633:G:C2	27:BA:2634:G:C4	2.94	0.47
27:BA:2656:U:C6	27:BA:2656:U:C3'	2.98	0.47
27:BA:2657:A:C4	27:BA:2665:A:C6	3.01	0.47
27:BA:2679:A:H5''	29:BE:261:ARG:CD	2.44	0.47
27:BA:2755:C:C5	27:BA:2755:C:O5'	2.64	0.47
27:BA:2735:G:C5	27:BA:2770:G:N2	2.79	0.47
27:BA:2836:U:C6	27:BA:2836:U:C3'	2.98	0.47
27:BA:2841:C:C2	27:BA:2877:G:N1	2.83	0.47
27:BA:359:A:O2'	27:BA:360:G:N9	2.46	0.47
27:BA:5:A:C4	27:BA:2899:G:N2	2.83	0.47
27:BA:619:G:H3'	27:BA:619:G:C8	2.50	0.47
27:BA:2712:U:N1	27:BA:712(A):A:N7	2.58	0.47
27:BA:70:G:H5''	27:BA:71:A:OP1	2.14	0.47
27:BA:914:C:H2'	27:BA:915:C:H5'	1.97	0.47
26:BB:50:G:P	38:BS:74:PRO:CG	2.82	0.47
28:BD:146:LYS:C	28:BD:149:ARG:HG2	2.34	0.47
29:BE:44:TYR:HA	29:BE:309:PRO:HG3	1.43	0.47
30:BF:35:VAL:O	30:BF:38:ALA:CB	2.62	0.47
31:BG:95:THR:CG2	31:BG:96:SER:H	2.25	0.47
33:BI:65:ALA:CB	33:BI:134:HIS:CG	2.97	0.47
33:BI:68:LEU:CD1	33:BI:108:LEU:HD11	2.45	0.47
27:BA:1952:A:C2	35:BO:22:ILE:CG2	2.81	0.47
35:BO:60:ALA:CB	35:BO:85:VAL:O	2.63	0.47
36:BP:65:ASP:CA	36:BP:109:LEU:N	2.56	0.47
36:BP:92:ASP:N	36:BP:118:LEU:HD22	2.30	0.47
37:BQ:93:ILE:HG22	37:BQ:94:ARG:H	1.79	0.47
44:BR:39:PRO:HA	44:BR:42:LYS:HB2	1.96	0.47
26:BB:37:C:O2	38:BS:111:PRO:HG2	2.14	0.47
38:BS:121:GLY:O	38:BS:125:ALA:CB	2.63	0.47
38:BS:46:GLN:C	38:BS:47:LEU:HG	2.35	0.47
38:BS:49:THR:N	38:BS:55:ASP:OD2	2.47	0.47
39:BT:36:CYS:O	39:BT:37:GLU:C	2.46	0.47
45:BU:93:LYS:C	45:BU:94:VAL:HG23	2.35	0.47
46:BV:68:LYS:C	46:BV:69:ILE:HD12	2.35	0.47
46:BV:78:VAL:HG21	46:BV:80:TYR:HD1	1.80	0.47

Continued on next page...

Continued from previous page...

Atom-1	Atom-2	Interatomic distance (Å)	Clash overlap (Å)
46:BV:61:VAL:C	46:BV:98:ILE:HD12	2.18	0.47
40:BW:8:ARG:CD	40:BW:102:HIS:HE1	2.26	0.47
41:BX:13:LYS:O	41:BX:16:ASN:CG	2.48	0.47
41:BX:67:ARG:C	41:BX:68:LEU:HD23	2.34	0.47
37:BQ:42:TYR:C	43:BZ:119:ASN:ND2	2.65	0.47
43:BZ:91:PRO:CB	43:BZ:127:PRO:CA	2.83	0.47
43:BZ:12:GLN:O	43:BZ:15:ASP:CB	2.59	0.47
43:BZ:134:LEU:HD11	43:BZ:155:PRO:HG2	1.95	0.47
43:BZ:3:LEU:HD22	43:BZ:35:ASP:HB3	1.97	0.47
43:BZ:4:THR:O	43:BZ:33:ALA:CA	2.62	0.47
1:AA:192:U:H2'	1:AA:193:C:C6	2.50	0.47
1:AA:252:U:O2'	1:AA:275:G:N2	2.48	0.47
1:AA:403:C:OP1	7:AD:3:ARG:NH1	2.47	0.47
1:AA:528:C:N4	15:AL:49:ASN:CG	2.67	0.47
1:AA:571:U:C4	1:AA:865:A:N1	2.83	0.47
1:AA:62:U:OP1	1:AA:385:C:O2'	2.29	0.47
1:AA:18:C:C4	1:AA:918:A:N1	2.82	0.47
5:AB:160:ASP:O	5:AB:161:ALA:CB	2.62	0.47
6:AC:8:ILE:O	6:AC:12:LEU:HG	2.14	0.47
16:AM:88:ARG:HB2	16:AM:98:VAL:HG13	1.95	0.47
16:AM:94:ARG:HB2	16:AM:96:LEU:HD21	1.96	0.47
19:AP:6:LEU:HA	19:AP:18:ARG:O	2.15	0.47
24:AU:16:GLY:O	24:AU:17:THR:C	2.52	0.47
49:B0:28:GLY:N	49:B0:60:PHE:HB3	2.29	0.47
48:B3:33:GLN:CG	48:B3:34:GLU:N	2.77	0.47
48:B3:40:THR:HG21	48:B3:43:ILE:HD11	1.80	0.47
27:BA:929:G:N2	48:B3:43:ILE:N	2.49	0.47
50:B4:39:VAL:C	50:B4:40:HIS:CG	2.88	0.47
27:BA:2056:G:N2	51:B5:5:PRO:HA	2.29	0.47
52:B6:36:GLU:HA	52:B6:52:GLU:OE2	2.14	0.47
53:B7:33:ARG:CA	53:B7:37:LYS:HD2	2.45	0.47
27:BA:1004:C:H1'	27:BA:1010:A:C4	2.49	0.47
27:BA:1401:G:C6	27:BA:1402:C:C4	3.02	0.47
27:BA:140:A:H8	41:BX:48:THR:HG21	1.78	0.47
27:BA:1304:C:H42	27:BA:1624:G:H1	1.60	0.47
27:BA:1647:G:OP2	27:BA:1647:G:H3'	2.14	0.47
27:BA:2045:C:N4	27:BA:2624:G:C6	2.82	0.47
27:BA:2199:A:C4	27:BA:2225:A:C2	3.03	0.47
27:BA:2255:G:C6	27:BA:2256:G:C4	3.02	0.47
27:BA:2278:A:OP1	37:BQ:20:ILE:CG2	2.59	0.47
27:BA:2282:G:C4'	27:BA:2283:C:O5'	2.62	0.47

Continued on next page...

Continued from previous page...

Atom-1	Atom-2	Interatomic distance (Å)	Clash overlap (Å)
27:BA:2305:A:N7	27:BA:2306:C:C6	2.82	0.47
27:BA:2325:G:N3	27:BA:2326:C:H6	2.12	0.47
27:BA:2478:A:C8	27:BA:2479:G:C8	3.02	0.47
27:BA:2465:C:C2	27:BA:2485:G:N1	2.70	0.47
27:BA:2494:G:N1	27:BA:2495:G:C6	2.82	0.47
27:BA:2508:G:C2	27:BA:2509:G:N9	2.83	0.47
27:BA:2565:A:C4'	27:BA:2566:A:OP2	2.59	0.47
27:BA:2593:U:O2	27:BA:2600:A:C2	2.67	0.47
27:BA:2637:U:N3	27:BA:2782:G:C2	2.83	0.47
27:BA:2733:A:N3	29:BE:318:ASN:CB	2.75	0.47
27:BA:2875:C:C4	27:BA:2876:G:N7	2.83	0.47
27:BA:389:G:H1'	27:BA:2413:G:O4'	2.14	0.47
28:BD:131:LEU:HG	28:BD:187:CYS:C	2.34	0.47
28:BD:213:LYS:HG3	28:BD:215:LYS:CG	2.34	0.47
29:BE:263:GLU:O	29:BE:266:LYS:HE3	2.15	0.47
29:BE:45:LYS:CE	29:BE:303:PRO:CA	2.93	0.47
30:BF:93:LYS:C	30:BF:96:LYS:CE	2.80	0.47
26:BB:58:A:N3	31:BG:140:ARG:NH1	2.63	0.47
32:BH:48:VAL:CG2	32:BH:49:ILE:H	2.18	0.47
33:BI:30:LEU:O	33:BI:35:LEU:HG	2.15	0.47
27:BA:1079:C:O2	56:BK:130:GLY:HA3	2.14	0.47
34:BN:136:SER:C	34:BN:139:LEU:HD22	2.35	0.47
34:BN:88:PRO:CB	34:BN:90:LYS:N	2.68	0.47
36:BP:102:ASP:O	36:BP:102:ASP:CG	2.53	0.47
36:BP:120:LEU:O	36:BP:140:VAL:O	2.31	0.47
36:BP:94:ARG:HD3	36:BP:120:LEU:HD22	1.59	0.47
37:BQ:85:ILE:HG23	37:BQ:136:TRP:CZ2	2.49	0.47
37:BQ:91:HIS:N	37:BQ:111:THR:HG21	2.26	0.47
44:BR:107:ASP:C	44:BR:107:ASP:OD1	2.53	0.47
44:BR:46:GLY:O	44:BR:47:PHE:C	2.53	0.47
45:BU:8:ILE:O	45:BU:11:ARG:HG3	2.14	0.47
40:BW:23:LEU:HD13	40:BW:35:ILE:HG22	1.96	0.47
40:BW:36:LEU:HD22	40:BW:44:ALA:CA	2.32	0.47
41:BX:12:GLU:C	41:BX:16:ASN:OD1	2.45	0.47
42:BY:30:ASP:HB2	42:BY:31:LEU:HD23	1.97	0.47
43:BZ:71:MET:CA	43:BZ:78:PRO:HA	2.32	0.47
43:BZ:8:ARG:O	43:BZ:9:THR:HG23	2.15	0.47
1:AA:1491:G:HO2'	1:AA:1492:A:H8	1.61	0.47
1:AA:1500:A:OP1	1:AA:1508:G:OP1	2.32	0.47
1:AA:741:G:H5'	18:AO:39:LEU:HD11	1.96	0.47
5:AB:152:PHE:C	5:AB:152:PHE:HD1	2.17	0.47

Continued on next page...

Continued from previous page...

Atom-1	Atom-2	Interatomic distance (Å)	Clash overlap (Å)
6:AC:36:ASP:HA	6:AC:39:ILE:HD12	1.97	0.47
7:AD:19:LEU:CD2	7:AD:67:ILE:HG12	2.45	0.47
12:AI:115:GLY:HA2	13:AJ:57:LYS:NZ	2.30	0.47
1:AA:1269:A:C5'	24:AU:19:GLY:CA	2.91	0.47
1:AA:1326:C:C4'	24:AU:19:GLY:HA2	2.44	0.47
2:AV:18:G:C2'	2:AV:19:G:O5'	2.63	0.47
49:B0:77:ARG:O	49:B0:78:PHE:C	2.41	0.47
47:B2:11:MET:O	47:B2:12:THR:C	2.51	0.47
48:B3:51:ALA:O	48:B3:53:LEU:CA	2.58	0.47
27:BA:2395:C:C5'	50:B4:28:ARG:NH1	2.59	0.47
53:B7:43:THR:O	53:B7:45:SER:CA	2.62	0.47
27:BA:148:C:O2'	27:BA:149:A:O4'	2.30	0.47
27:BA:1617:C:H5''	27:BA:1618:A:OP2	2.15	0.47
27:BA:1832:C:N4	27:BA:1833:U:C4	2.82	0.47
27:BA:2086:U:O4	27:BA:2233:U:O4	2.32	0.47
27:BA:2261:C:C2'	27:BA:2261:C:O2	2.63	0.47
27:BA:2287:A:C4	27:BA:2289:G:C8	3.02	0.47
27:BA:2364:C:H1'	49:B0:32:LYS:HZ3	1.70	0.47
27:BA:2402:C:C6	27:BA:2402:C:C3'	2.97	0.47
27:BA:2428:G:C5'	27:BA:2429:G:P	2.97	0.47
27:BA:2078:C:H1'	27:BA:2434:A:N3	2.30	0.47
27:BA:2479:G:OP1	27:BA:2537:U:C1'	2.62	0.47
27:BA:2488:A:N1	27:BA:2489:G:C4	2.83	0.47
27:BA:2531:A:C8	27:BA:2531:A:O5'	2.67	0.47
27:BA:2044:C:C4	27:BA:2625:G:C2	3.02	0.47
27:BA:2543:G:O2'	27:BA:2645:G:C5	2.62	0.47
27:BA:2692:C:C2'	27:BA:2693:A:O5'	2.62	0.47
27:BA:2679:A:N6	27:BA:2729:G:O6	2.47	0.47
27:BA:338:G:C4'	42:BY:24:ARG:NH1	2.78	0.47
27:BA:88:G:N3	27:BA:88:G:H2'	2.30	0.47
27:BA:910:A:C5	37:BQ:12:PRO:O	2.68	0.47
28:BD:84:PRO:O	28:BD:85:ASN:HB3	2.14	0.47
29:BE:193:PHE:CD2	29:BE:311:PHE:HD1	2.28	0.47
30:BF:112:ARG:O	30:BF:114:ALA:C	2.53	0.47
30:BF:223:LEU:HD13	30:BF:224:ALA:N	2.14	0.47
31:BG:49:PRO:HG3	31:BG:72:LYS:C	2.32	0.47
31:BG:53:LYS:O	31:BG:54:ALA:CB	2.63	0.47
32:BH:124:VAL:O	32:BH:126:SER:N	2.47	0.47
56:BK:73:PRO:HD2	56:BK:74:PRO:N	2.30	0.47
34:BN:74:ARG:HB3	34:BN:76:ASP:CG	2.34	0.47
27:BA:1138:G:OP1	34:BN:82:THR:CG2	2.62	0.47

Continued on next page...

Continued from previous page...

Atom-1	Atom-2	Interatomic distance (Å)	Clash overlap (Å)
35:BO:31:ARG:HB3	35:BO:32:TYR:CE1	2.48	0.47
36:BP:62:ALA:C	36:BP:107:LYS:CD	2.69	0.47
37:BQ:45:GLN:HA	37:BQ:125:TRP:CD1	2.49	0.47
44:BR:90:ARG:NH2	44:BR:117:VAL:HG22	2.18	0.47
45:BU:99:ALA:HB3	45:BU:106:PHE:CE1	2.41	0.47
46:BV:19:VAL:CG1	46:BV:21:ARG:CZ	2.46	0.47
46:BV:43:GLU:H	46:BV:44:GLN:HE22	1.62	0.47
40:BW:19:LEU:O	40:BW:20:VAL:O	2.32	0.47
40:BW:36:LEU:HD13	40:BW:47:VAL:CG1	2.38	0.47
41:BX:43:GLU:H	41:BX:43:GLU:CD	2.16	0.47
41:BX:25:GLN:HA	41:BX:64:ALA:O	2.14	0.47
43:BZ:118:HIS:O	43:BZ:119:ASN:HB3	2.13	0.47
27:BA:904:C:C1'	43:BZ:166:LEU:HD11	2.45	0.47
43:BZ:62:PHE:CD1	43:BZ:87:THR:CG2	2.97	0.47
1:AA:737:A:H2'	1:AA:738:C:C6	2.50	0.47
1:AA:986:A:O4'	22:AS:55:LYS:CA	2.55	0.47
5:AB:170:GLU:O	5:AB:174:VAL:HG23	2.13	0.47
7:AD:173:TRP:CD2	7:AD:189:PRO:HB3	2.49	0.47
1:AA:277:C:OP1	20:AQ:41:LYS:HD2	2.14	0.47
2:AV:11:C:H2'	2:AV:12:U:H6	1.80	0.47
27:BA:2356:C:H4'	49:B0:17:ASN:CG	2.35	0.47
49:B0:31:VAL:CG1	49:B0:32:LYS:N	2.77	0.47
48:B3:50:VAL:HB	48:B3:53:LEU:CB	2.44	0.47
50:B4:20:VAL:O	50:B4:30:GLU:CG	2.63	0.47
50:B4:11:PRO:CA	50:B4:40:HIS:HD2	2.22	0.47
50:B4:40:HIS:CB	50:B4:41:PRO:HD3	2.42	0.47
52:B6:16:ALA:HB1	52:B6:42:PRO:CG	2.45	0.47
53:B7:33:ARG:CB	53:B7:37:LYS:HD2	2.45	0.47
54:B8:30:ARG:HD2	54:B8:44:LYS:HZ2	1.79	0.47
54:B8:58:MET:HB3	54:B8:59:LYS:H	1.53	0.47
27:BA:124:G:OP1	27:BA:1376:C:H1'	2.14	0.47
27:BA:1809:A:H3'	27:BA:1810:A:N3	2.30	0.47
27:BA:2255:G:C6	27:BA:2256:G:C5	3.02	0.47
27:BA:2266:A:N1	27:BA:2272:U:H3'	2.29	0.47
27:BA:2305:A:N7	27:BA:2306:C:C5	2.83	0.47
27:BA:2367:G:N3	27:BA:2368:C:C6	2.83	0.47
27:BA:2467:C:O3'	37:BQ:141:MET:HE3	2.14	0.47
27:BA:2533:A:N7	27:BA:2534:A:N7	2.62	0.47
27:BA:2615:U:H2'	27:BA:2616:C:C5'	2.44	0.47
27:BA:2649:U:H2'	27:BA:2650:U:O5'	2.12	0.47
27:BA:2673:G:N1	27:BA:2674:G:C6	2.82	0.47

Continued on next page...

Continued from previous page...

Atom-1	Atom-2	Interatomic distance (Å)	Clash overlap (Å)
27:BA:2742:C:C2'	27:BA:2742:C:O2	2.59	0.47
27:BA:479:A:H1'	27:BA:480:A:C8	2.50	0.47
27:BA:533:G:OP1	45:BU:25:TRP:HB2	2.15	0.47
27:BA:63:U:C6	27:BA:63:U:H3'	2.48	0.47
27:BA:642:G:H21	27:BA:646:A:H61	1.63	0.47
27:BA:721:C:H2'	27:BA:722:A:H8	1.80	0.47
27:BA:994:C:O2	45:BU:53:LYS:HB3	2.15	0.47
27:BA:1818:U:O2	28:BD:153:LEU:HD12	2.15	0.47
28:BD:208:GLY:CA	28:BD:211:HIS:CD2	2.94	0.47
28:BD:85:ASN:HD21	28:BD:86:ARG:CZ	2.25	0.47
27:BA:2574:G:C1'	29:BE:240:PRO:HB3	2.44	0.47
29:BE:262:THR:OG1	29:BE:266:LYS:NZ	2.47	0.47
30:BF:58:ALA:C	30:BF:59:GLU:OE2	2.53	0.47
32:BH:94:ARG:CA	32:BH:127:GLN:HE22	2.27	0.47
56:BK:18:ALA:O	56:BK:19:THR:HG23	2.15	0.47
34:BN:15:ARG:HA	34:BN:44:ALA:N	2.29	0.47
35:BO:33:ALA:HB1	35:BO:39:VAL:CG2	2.44	0.47
36:BP:114:VAL:O	36:BP:115:ARG:CB	2.53	0.47
36:BP:66:VAL:HG23	36:BP:109:LEU:C	2.21	0.47
37:BQ:122:PHE:HB2	37:BQ:136:TRP:HZ2	1.77	0.47
37:BQ:136:TRP:HA	37:BQ:139:ALA:HB3	1.96	0.47
37:BQ:143:VAL:CG2	37:BQ:144:THR:N	2.64	0.47
37:BQ:65:ARG:HG2	37:BQ:85:ILE:HG21	1.96	0.47
38:BS:34:LEU:HD11	38:BS:103:ASP:N	2.07	0.47
38:BS:80:SER:OG	38:BS:81:ALA:N	2.48	0.47
38:BS:98:GLU:CG	38:BS:99:GLU:N	2.60	0.47
46:BV:12:TYR:O	46:BV:13:ARG:CB	2.58	0.47
46:BV:40:VAL:CA	46:BV:54:TYR:HD1	2.28	0.47
40:BW:57:ASN:O	40:BW:58:ALA:O	2.32	0.47
41:BX:13:LYS:O	41:BX:15:MET:N	2.47	0.47
41:BX:48:THR:O	41:BX:50:GLU:CD	2.52	0.47
42:BY:101:LEU:CD2	42:BY:112:LEU:CD2	2.55	0.47
43:BZ:149:ALA:HB1	43:BZ:163:ASP:O	2.15	0.47
43:BZ:63:PRO:O	43:BZ:64:ALA:HB3	2.12	0.47
43:BZ:73:LYS:HG3	43:BZ:75:LYS:CE	2.45	0.47
1:AA:1198:G:H2'	1:AA:1199:U:O4'	2.14	0.47
1:AA:32:A:C6	1:AA:33:A:C6	3.03	0.47
1:AA:3(A):G:O6	1:AA:1038:C:C2	2.68	0.47
1:AA:60:A:C2	1:AA:107:G:N3	2.83	0.47
1:AA:796:C:OP1	14:AK:123:LYS:HD3	2.13	0.47
1:AA:826:C:C4'	11:AH:12:ARG:HG2	2.41	0.47

Continued on next page...

Continued from previous page...

Atom-1	Atom-2	Interatomic distance (Å)	Clash overlap (Å)
15:AL:60:LEU:HD23	15:AL:64:TYR:CB	2.44	0.47
21:AR:80:PRO:HB2	21:AR:83:GLU:HB2	1.96	0.47
49:B0:36:ILE:N	49:B0:68:VAL:HG21	2.28	0.47
47:B2:19:GLU:CD	47:B2:20:LEU:N	2.68	0.47
27:BA:1072:C:H42	27:BA:1100:C:N4	2.12	0.47
27:BA:1270:C:O3'	27:BA:1648:C:OP1	2.33	0.47
27:BA:131:G:C2	27:BA:149:A:N1	2.83	0.47
27:BA:1906:G:H1'	27:BA:1929:G:N7	2.30	0.47
27:BA:2052:G:H21	29:BE:245:ARG:CB	2.26	0.47
27:BA:2053:G:N1	27:BA:2617:C:C4	2.82	0.47
27:BA:2081:C:C5'	50:B4:35:VAL:HG21	2.45	0.47
27:BA:2273:A:H8	27:BA:2274:A:C8	2.20	0.47
27:BA:2320:A:N7	38:BS:9:PRO:CB	2.76	0.47
27:BA:2411:A:HO2'	27:BA:2412:A:C5'	2.25	0.47
27:BA:2071:A:C2	27:BA:2441:C:C4	3.03	0.47
27:BA:2515:C:N4	27:BA:2570:G:C6	2.83	0.47
27:BA:2596:U:C6	27:BA:2597:G:C8	3.03	0.47
27:BA:2611:U:C5'	27:BA:2611:U:C6	2.98	0.47
27:BA:2657:A:N7	27:BA:2665:A:N6	2.63	0.47
27:BA:2875:C:N3	27:BA:2876:G:C5	2.83	0.47
27:BA:2900:A:H2'	27:BA:2901:C:O4'	2.15	0.47
27:BA:605:C:H2'	27:BA:606:U:H6	1.79	0.47
27:BA:780:G:N3	27:BA:785:G:O6	2.48	0.47
27:BA:775:G:N2	27:BA:787:U:C3'	2.77	0.47
27:BA:818:G:C4	27:BA:1187:G:N2	2.83	0.47
27:BA:971:C:H42	27:BA:972:G:H21	1.62	0.47
27:BA:99:U:C2	42:BY:107:LYS:HD3	2.49	0.47
28:BD:110:LYS:O	28:BD:111:VAL:O	2.32	0.47
28:BD:75:GLY:H	28:BD:116:MET:HB2	1.79	0.47
28:BD:191:VAL:HG23	28:BD:192:GLY:N	2.30	0.47
29:BE:225:LYS:O	29:BE:226:HIS:CE1	2.68	0.47
29:BE:246:VAL:HG13	29:BE:247:ARG:H	1.79	0.47
29:BE:202:ALA:CA	29:BE:262:THR:HB	2.44	0.47
29:BE:269:ILE:N	29:BE:269:ILE:CD1	2.51	0.47
29:BE:315:VAL:C	29:BE:317:PRO:CD	2.80	0.47
30:BF:22:PHE:HE2	30:BF:115:LEU:C	2.18	0.47
30:BF:55:ARG:HG3	30:BF:56:THR:OG1	2.15	0.47
31:BG:136:ARG:HD2	31:BG:136:ARG:H	1.80	0.47
33:BI:116:GLU:HG3	33:BI:130:PRO:O	2.14	0.47
33:BI:6:LEU:CD1	33:BI:6:LEU:O	2.58	0.47
37:BQ:61:LEU:O	37:BQ:63:ALA:N	2.47	0.47

Continued on next page...

Continued from previous page...

Atom-1	Atom-2	Interatomic distance (Å)	Clash overlap (Å)
39:BT:44:ARG:HG3	39:BT:45:GLU:N	2.17	0.47
39:BT:50:GLU:O	39:BT:51:TRP:C	2.46	0.47
45:BU:9:VAL:HG12	45:BU:13:ARG:NH2	2.28	0.47
27:BA:18:C:O3'	45:BU:23:GLY:HA3	2.15	0.47
46:BV:87:ARG:O	46:BV:88:GLN:O	2.33	0.47
42:BY:32:ARG:C	42:BY:33:GLU:CD	2.72	0.47
42:BY:33:GLU:C	42:BY:35:TYR:H	2.18	0.47
43:BZ:114:ASP:OD1	43:BZ:114:ASP:N	2.47	0.47
43:BZ:118:HIS:CE1	43:BZ:166:LEU:O	2.67	0.47
1:AA:1082:G:H2'	1:AA:1083:U:O4'	2.15	0.47
1:AA:1254:C:H2'	1:AA:1255:G:H8	1.79	0.47
1:AA:1328:C:OP1	16:AM:28:ALA:HB1	2.15	0.47
1:AA:1305:G:H21	1:AA:1331:G:H2'	1.80	0.47
1:AA:22:G:N9	1:AA:914:A:N6	2.63	0.47
1:AA:392:G:O2'	1:AA:483:C:H1'	2.15	0.47
1:AA:817:C:H4'	1:AA:818:G:OP1	2.14	0.47
1:AA:834:C:H2'	1:AA:835:U:H6	1.80	0.47
5:AB:28:PHE:HZ	5:AB:42:ILE:HD11	1.80	0.47
13:AJ:90:LEU:N	13:AJ:91:PRO:HD2	2.26	0.47
15:AL:45:PRO:CD	15:AL:50:SER:HA	2.44	0.47
9:AF:50:TYR:CZ	21:AR:77:GLY:HA2	2.49	0.47
2:AV:13:C:O2	2:AV:13:C:H2'	2.14	0.47
3:AW:65:G:H2'	3:AW:66:A:H5'	1.96	0.47
3:AW:75:C:N4	50:B4:28:ARG:CG	2.78	0.47
49:B0:41:ARG:O	49:B0:67:VAL:CG1	2.62	0.47
48:B3:1:MET:SD	48:B3:3:ARG:CD	2.96	0.47
48:B3:43:ILE:CD1	48:B3:43:ILE:H	2.08	0.47
48:B3:26:LEU:HD22	48:B3:47:VAL:HG23	1.95	0.47
51:B5:18:MET:O	51:B5:21:SER:N	2.48	0.47
40:BW:19:LEU:CD1	51:B5:25:LEU:CG	2.91	0.47
53:B7:31:LEU:C	53:B7:33:ARG:N	2.64	0.47
54:B8:3:LYS:HA	54:B8:4:MET:HE1	1.97	0.47
54:B8:26:LYS:H	54:B8:45:GLY:C	2.18	0.47
55:B9:24:LEU:CD2	55:B9:35:ARG:HG3	2.45	0.47
27:BA:1010:A:O2'	27:BA:1152:C:O2	2.33	0.47
27:BA:1019:U:C2	27:BA:1143:A:N1	2.83	0.47
27:BA:1823:G:C2	27:BA:1824:G:C8	3.03	0.47
27:BA:197:A:N6	27:BA:2430:A:H8	2.12	0.47
27:BA:2093:G:C5	27:BA:2225:A:C6	3.03	0.47
27:BA:2299:G:O2'	27:BA:2300:G:H5'	2.15	0.47
27:BA:2309:A:H5'	27:BA:2310:A:P	2.48	0.47

Continued on next page...

Continued from previous page...

Atom-1	Atom-2	Interatomic distance (Å)	Clash overlap (Å)
27:BA:2331:G:C4	27:BA:2332:U:N3	2.80	0.47
27:BA:2370:G:O2'	27:BA:2371:G:O5'	2.33	0.47
27:BA:2283:C:C6	27:BA:2389:G:C2	3.03	0.47
27:BA:2505:G:O2'	27:BA:2506:U:H5''	2.15	0.47
27:BA:2527:C:C2'	27:BA:2528:U:O5'	2.62	0.47
27:BA:2554:U:C4'	27:BA:2554:U:C6	2.98	0.47
27:BA:2579:C:H2'	27:BA:2580:U:H5'	0.62	0.47
27:BA:2772:C:N3	27:BA:2773:C:C4	2.83	0.47
27:BA:2836:U:H3'	27:BA:2836:U:C6	2.48	0.47
27:BA:2881:C:C3'	27:BA:2881:C:C6	2.98	0.47
27:BA:2881:C:H3'	27:BA:2881:C:C6	2.50	0.47
27:BA:792:G:O2'	27:BA:793:A:P	2.73	0.47
27:BA:910:A:C2'	37:BQ:17:ARG:HH22	2.25	0.47
27:BA:964:C:O2'	27:BA:2273:A:C8	2.67	0.47
27:BA:997:G:P	45:BU:93:LYS:CE	2.92	0.47
28:BD:173:VAL:O	28:BD:175:LEU:CD2	2.63	0.47
28:BD:131:LEU:HD11	28:BD:187:CYS:HB2	1.95	0.47
28:BD:230:ASN:O	28:BD:231:ALA:CB	2.53	0.47
29:BE:109:ASP:CA	29:BE:112:LEU:CB	2.80	0.47
29:BE:247:ARG:CB	29:BE:249:THR:OG1	2.62	0.47
30:BF:113:SER:O	30:BF:114:ALA:O	2.32	0.47
32:BH:158:GLY:O	32:BH:159:LYS:CB	2.60	0.47
32:BH:60:HIS:O	32:BH:61:ARG:C	2.53	0.47
33:BI:3:VAL:HG21	33:BI:21:VAL:HB	1.95	0.47
33:BI:95:SER:HB2	33:BI:117:LEU:HD11	1.97	0.47
56:BK:116:LEU:HD11	56:BK:124:ALA:HA	1.96	0.47
34:BN:77:GLY:O	34:BN:79:PHE:C	2.52	0.47
35:BO:107:ARG:HG3	35:BO:115:ILE:HG21	1.96	0.47
35:BO:9:LYS:N	35:BO:83:ALA:CB	2.78	0.47
36:BP:127:GLU:O	36:BP:131:GLU:HG3	2.15	0.47
36:BP:65:ASP:CB	36:BP:109:LEU:N	2.77	0.47
37:BQ:56:ILE:CD1	37:BQ:56:ILE:N	2.24	0.47
46:BV:61:VAL:HG13	46:BV:96:LEU:HD23	1.97	0.47
41:BX:32:ALA:CB	41:BX:36:GLU:HB2	2.44	0.47
42:BY:27:LEU:HB3	42:BY:98:VAL:N	2.30	0.47
1:AA:1180:A:O2'	1:AA:1184:G:H1'	2.15	0.47
1:AA:979:C:P	1:AA:1223:C:N4	2.82	0.47
1:AA:1517:G:C8	27:BA:1920:C:P	3.08	0.47
1:AA:95:U:H2'	1:AA:96:G:C8	2.50	0.47
11:AH:49:GLU:OE1	11:AH:60:ARG:HB3	2.15	0.47
1:AA:1344:C:H4'	12:AI:120:ARG:HB3	1.97	0.47

Continued on next page...

Continued from previous page...

Atom-1	Atom-2	Interatomic distance (Å)	Clash overlap (Å)
2:AV:31:A:C3'	12:AI:127:LYS:HB2	2.45	0.47
12:AI:37:PHE:CZ	12:AI:74:ILE:HG12	2.50	0.47
1:AA:450:G:O2'	19:AP:42:ARG:HD3	2.14	0.47
1:AA:1225:A:H5'	22:AS:78:ARG:NH1	2.30	0.47
50:B4:14:ILE:CG1	50:B4:39:VAL:HB	2.45	0.47
50:B4:68:ARG:HB2	50:B4:72:LYS:HG3	1.97	0.47
52:B6:12:MET:HA	52:B6:13:GLU:OE1	2.13	0.47
53:B7:21:ARG:NH2	53:B7:43:THR:CA	2.77	0.47
27:BA:1184:G:H2'	27:BA:1185:C:H5'	1.97	0.47
27:BA:143:C:O4'	27:BA:143:C:OP2	2.33	0.47
27:BA:14:A:C8	27:BA:15:G:C8	3.03	0.47
27:BA:1664:A:C8	27:BA:1664:A:C3'	2.96	0.47
27:BA:1670:C:OP2	27:BA:1671:U:H5	1.97	0.47
27:BA:1862:G:H1	27:BA:1880:C:N4	2.13	0.47
27:BA:1890:A:C2	27:BA:1891:G:H1'	2.49	0.47
27:BA:1917:U:C3'	27:BA:1918:A:C8	2.79	0.47
27:BA:2067:G:N2	27:BA:2444:G:N3	2.62	0.47
27:BA:2092:U:H5	27:BA:2227:A:N6	2.13	0.47
27:BA:2248:C:C3'	27:BA:2249:U:C5'	2.93	0.47
27:BA:2343:C:HO2'	27:BA:2344:U:H5'	1.70	0.47
27:BA:2442:C:O2'	27:BA:2443:C:H5'	2.15	0.47
27:BA:2509:G:H1	27:BA:2579:C:H42	1.62	0.47
27:BA:2511:U:C4	27:BA:2512:C:C5	3.03	0.47
27:BA:2511:U:H2'	27:BA:2512:C:O5'	2.15	0.47
27:BA:242:G:O2'	27:BA:254:G:N1	2.46	0.47
27:BA:2623:G:H4'	27:BA:2826:A:H1'	1.97	0.47
27:BA:2649:U:H2'	27:BA:2650:U:C5	2.49	0.47
27:BA:2816:C:C5'	27:BA:2816:C:H6	2.27	0.47
27:BA:734:A:C3'	27:BA:735:A:P	2.99	0.47
27:BA:775:G:HO2'	27:BA:794:G:H8	1.61	0.47
27:BA:89:G:H3'	27:BA:90:U:H5''	1.96	0.47
28:BD:119:PRO:HA	28:BD:129:LEU:CD2	2.44	0.47
28:BD:162:GLN:OE1	28:BD:162:GLN:N	2.48	0.47
28:BD:188:ARG:HB3	28:BD:189:ALA:H	1.57	0.47
27:BA:1566:A:N3	28:BD:212:HIS:HB3	2.30	0.47
28:BD:74:PRO:HD2	28:BD:96:ALA:H	1.80	0.47
28:BD:97:ASP:HB3	28:BD:99:GLU:OE2	2.15	0.47
29:BE:176:HIS:O	29:BE:179:ASP:CA	2.64	0.47
29:BE:199:ALA:CA	29:BE:312:ARG:C	2.82	0.47
29:BE:74:GLU:CA	29:BE:293:TYR:HD2	2.06	0.47
27:BA:2682:U:C1'	29:BE:49:THR:HA	2.45	0.47

Continued on next page...

Continued from previous page...

Atom-1	Atom-2	Interatomic distance (Å)	Clash overlap (Å)
30:BF:244:ALA:C	30:BF:246:ARG:H	2.15	0.47
31:BG:23:VAL:O	31:BG:23:VAL:CG2	2.62	0.47
32:BH:159:LYS:N	32:BH:162:ARG:HH12	2.13	0.47
32:BH:36:PHE:C	32:BH:37:HIS:ND1	2.68	0.47
33:BI:145:VAL:C	33:BI:146:THR:CG2	2.72	0.47
33:BI:40:THR:O	33:BI:43:ASN:N	2.48	0.47
33:BI:7:LYS:CD	33:BI:12:LYS:CE	2.84	0.47
33:BI:8:ASP:N	33:BI:12:LYS:HA	2.18	0.47
27:BA:1076:C:H4'	56:BK:94:ARG:CZ	2.44	0.47
35:BO:102:VAL:HG12	35:BO:103:ALA:N	2.30	0.47
36:BP:94:ARG:HH21	36:BP:118:LEU:HB2	1.80	0.47
37:BQ:101:MET:SD	37:BQ:101:MET:O	2.73	0.47
37:BQ:18:GLU:HG2	37:BQ:23:ILE:CD1	2.41	0.47
37:BQ:54:VAL:O	37:BQ:54:VAL:HG13	2.15	0.47
38:BS:46:GLN:CB	38:BS:57:THR:HG21	2.38	0.47
38:BS:76:GLY:C	38:BS:83:LEU:CD1	2.83	0.47
39:BT:13:ILE:CG1	39:BT:33:SER:HB2	2.45	0.47
39:BT:6:CYS:C	39:BT:8:TYR:N	2.65	0.47
46:BV:18:ASP:HA	46:BV:96:LEU:HA	1.97	0.47
41:BX:11:THR:O	41:BX:15:MET:SD	2.68	0.47
27:BA:138:G:H1'	41:BX:42:GLU:HG2	1.97	0.47
42:BY:102:ASP:O	42:BY:103:LEU:HG	2.15	0.47
42:BY:103:LEU:HD23	42:BY:108:ARG:CB	2.26	0.47
42:BY:52:ARG:CD	42:BY:95:ASN:OD1	2.48	0.47
43:BZ:63:PRO:O	43:BZ:85:MET:HA	2.15	0.47
1:AA:193:C:O2'	23:AT:64:ASP:HB2	2.15	0.46
1:AA:39:G:C8	1:AA:547:A:N7	2.84	0.46
6:AC:48:TYR:HE1	6:AC:122:GLU:OE2	1.98	0.46
7:AD:198:VAL:O	7:AD:199:ASN:HB3	2.15	0.46
11:AH:65:TYR:HA	11:AH:79:VAL:HG23	1.96	0.46
12:AI:114:TYR:CD1	13:AJ:60:ARG:HB2	2.51	0.46
22:AS:13:ASP:HA	22:AS:16:LEU:HB3	1.96	0.46
1:AA:187:C:C1'	23:AT:85:MET:SD	3.03	0.46
49:B0:67:VAL:HG11	49:B0:74:LYS:CD	2.38	0.46
50:B4:68:ARG:NE	50:B4:72:LYS:HG2	2.25	0.46
52:B6:12:MET:HE3	52:B6:54:LYS:CA	2.45	0.46
53:B7:17:GLY:C	53:B7:44:VAL:CG2	2.49	0.46
55:B9:10:MET:HB3	55:B9:32:HIS:HE2	1.77	0.46
27:BA:1005:C:H5	27:BA:1143:A:H5''	1.79	0.46
27:BA:1023:U:H2'	27:BA:1024:G:O4'	2.15	0.46
27:BA:1434:A:H61	27:BA:1558:A:N6	2.13	0.46

Continued on next page...

Continued from previous page...

Atom-1	Atom-2	Interatomic distance (Å)	Clash overlap (Å)
27:BA:1466:G:H2'	27:BA:1547:C:C5	2.49	0.46
27:BA:1775:U:H2'	27:BA:1776:G:O4'	2.15	0.46
27:BA:1781:C:H6	27:BA:1781:C:H3'	1.80	0.46
27:BA:1872:A:C5	27:BA:1878:G:H1'	2.50	0.46
2:AV:13:C:C4'	27:BA:1924:C:O2'	2.43	0.46
27:BA:2024:G:H2'	27:BA:2025:C:O4'	2.15	0.46
27:BA:2217:G:C2	27:BA:2218:G:C5	3.02	0.46
27:BA:2307:G:C8	27:BA:2307:G:H5''	2.47	0.46
27:BA:2313:C:H4'	31:BG:72:LYS:HB3	1.97	0.46
27:BA:2341:G:C6	27:BA:2342:C:N3	2.84	0.46
27:BA:2491:U:O2'	27:BA:2492:U:O5'	2.31	0.46
27:BA:2495:G:C2	27:BA:2496:C:H1'	2.50	0.46
27:BA:2503:A:O2'	27:BA:2504:U:OP1	2.20	0.46
27:BA:2682:U:C2'	27:BA:2683:C:O5'	2.63	0.46
27:BA:2705:A:C5	27:BA:2706:G:C5	3.03	0.46
27:BA:2817:G:C2	27:BA:2818:G:C1'	2.98	0.46
27:BA:443:A:N7	30:BF:43:LYS:CG	2.78	0.46
27:BA:911:A:C2'	37:BQ:16:ARG:HD2	2.45	0.46
29:BE:109:ASP:HA	29:BE:112:LEU:N	2.29	0.46
29:BE:268:LEU:CD2	29:BE:270:ASP:N	2.78	0.46
31:BG:71:ALA:C	31:BG:72:LYS:HD3	2.24	0.46
31:BG:97:GLN:HB2	31:BG:106:PHE:CZ	2.38	0.46
32:BH:147:ILE:HD12	32:BH:150:VAL:CG1	2.44	0.46
33:BI:141:LEU:CD2	33:BI:142:LYS:H	2.25	0.46
34:BN:103:VAL:CG1	34:BN:104:TYR:N	2.71	0.46
27:BA:1139:G:P	34:BN:46:ILE:CG2	3.03	0.46
37:BQ:52:LYS:HD2	37:BQ:53:PRO:HD2	1.96	0.46
44:BR:20:LEU:HD22	44:BR:20:LEU:C	2.35	0.46
38:BS:34:LEU:HB3	38:BS:101:VAL:O	2.15	0.46
38:BS:18:THR:O	38:BS:19:ASP:CG	2.53	0.46
26:BB:7:G:O3'	38:BS:37:ARG:HB3	2.15	0.46
46:BV:43:GLU:N	46:BV:44:GLN:HE22	2.13	0.46
40:BW:14:PRO:CG	40:BW:99:ARG:O	2.62	0.46
43:BZ:117:VAL:HB	43:BZ:167:THR:HB	1.96	0.46
43:BZ:112:LEU:HD21	43:BZ:171:VAL:C	2.35	0.46
43:BZ:71:MET:HA	43:BZ:78:PRO:HB3	1.95	0.46
1:AA:1199:U:C4'	13:AJ:54:PHE:CE2	2.98	0.46
1:AA:1279:A:H5''	1:AA:1280:A:OP1	2.15	0.46
1:AA:1308:U:H2'	1:AA:1309:G:H8	1.81	0.46
1:AA:659:U:H2'	1:AA:660:G:C8	2.50	0.46
5:AB:239:VAL:HG12	5:AB:240:GLN:N	2.28	0.46

Continued on next page...

Continued from previous page...

Atom-1	Atom-2	Interatomic distance (Å)	Clash overlap (Å)
5:AB:54:THR:HG22	5:AB:58:ILE:HD11	1.97	0.46
6:AC:82:GLU:HG3	6:AC:83:ARG:N	2.30	0.46
1:AA:1015:A:P	22:AS:14:HIS:HE1	2.34	0.46
2:AV:7:U:C3'	2:AV:8:U:P	2.99	0.46
3:AW:72:C:H2'	3:AW:73:A:O5'	2.15	0.46
50:B4:14:ILE:HD11	50:B4:39:VAL:CB	2.45	0.46
50:B4:33:VAL:O	50:B4:34:ASP:CG	2.51	0.46
54:B8:26:LYS:HD3	54:B8:43:GLY:O	2.16	0.46
27:BA:2419:U:O4	54:B8:31:HIS:CE1	2.68	0.46
55:B9:25:VAL:HG23	55:B9:34:GLN:HB3	1.84	0.46
27:BA:1027:A:N6	27:BA:1126:A:N3	2.63	0.46
27:BA:1057:A:H61	27:BA:1081:U:H3	1.64	0.46
27:BA:139:G:C8	27:BA:142:G:H1'	2.51	0.46
27:BA:1678:G:N2	27:BA:1989:G:N2	2.63	0.46
27:BA:2000:G:H2'	27:BA:2001:A:H8	1.81	0.46
27:BA:2286:A:OP2	52:B6:28:ARG:HD2	2.15	0.46
27:BA:2367:G:N3	27:BA:2368:C:C5	2.83	0.46
27:BA:2380:C:H3'	27:BA:2380:C:H6	1.80	0.46
27:BA:2412:A:H2'	27:BA:2413:G:O4'	2.16	0.46
27:BA:2431:U:C2	27:BA:2433:A:C8	3.03	0.46
27:BA:245:G:H1	27:BA:253:C:N4	2.12	0.46
27:BA:2706:G:H4'	27:BA:2851:A:H4'	1.97	0.46
27:BA:2785:C:H5'	29:BE:99:VAL:CA	2.38	0.46
27:BA:2808:U:P	27:BA:2809:A:OP2	2.73	0.46
27:BA:2817:G:C2	27:BA:2818:G:N9	2.84	0.46
27:BA:309:G:O5'	42:BY:54:ASP:OD1	2.33	0.46
27:BA:746:A:O2'	51:B5:2:ALA:CB	2.59	0.46
27:BA:988:A:H62	48:B3:13:ILE:CG2	2.28	0.46
26:BB:104:A:H1'	43:BZ:24:TYR:CE2	2.48	0.46
26:BB:8:U:H5'	38:BS:37:ARG:CZ	2.45	0.46
28:BD:141:HIS:CE1	28:BD:193:GLU:O	2.69	0.46
29:BE:200:ASP:O	29:BE:312:ARG:N	2.48	0.46
30:BF:148:VAL:O	30:BF:149:LYS:HG3	2.15	0.46
32:BH:85:ALA:CB	32:BH:164:GLU:HG2	2.45	0.46
32:BH:33:THR:OG1	32:BH:33:THR:O	2.32	0.46
32:BH:70:LEU:O	32:BH:73:ASN:CB	2.62	0.46
32:BH:83:GLU:CD	32:BH:84:LYS:C	2.74	0.46
32:BH:86:LEU:CA	32:BH:148:ARG:HH22	2.04	0.46
33:BI:23:ASP:O	33:BI:25:TYR:N	2.48	0.46
36:BP:67:ARG:CZ	36:BP:109:LEU:HD12	2.45	0.46
37:BQ:45:GLN:HA	37:BQ:125:TRP:NE1	2.30	0.46

Continued on next page...

Continued from previous page...

Atom-1	Atom-2	Interatomic distance (Å)	Clash overlap (Å)
37:BQ:93:ILE:HG22	37:BQ:94:ARG:N	2.30	0.46
38:BS:97:VAL:HG12	38:BS:98:GLU:H	1.78	0.46
45:BU:110:VAL:C	45:BU:113:SER:HG	2.12	0.46
45:BU:95:LEU:O	45:BU:98:ILE:CD1	2.62	0.46
46:BV:67:LYS:HG3	46:BV:94:LYS:HD2	1.98	0.46
40:BW:45:TYR:O	40:BW:46:PHE:O	2.34	0.46
40:BW:52:GLU:OE2	40:BW:52:GLU:CA	2.63	0.46
41:BX:25:GLN:NE2	41:BX:65:VAL:CG2	2.78	0.46
42:BY:102:ASP:O	42:BY:108:ARG:HB3	2.15	0.46
43:BZ:51:LEU:HD21	43:BZ:63:PRO:HB3	1.97	0.46
1:AA:983:A:N7	1:AA:1201:A:N1	2.61	0.46
1:AA:67:C:H1'	1:AA:172:A:H1'	1.97	0.46
1:AA:413:G:N1	7:AD:36:ARG:NH1	2.63	0.46
1:AA:303:A:H5'	1:AA:556:C:OP1	2.14	0.46
1:AA:757:U:H2'	1:AA:758:G:O4'	2.15	0.46
1:AA:878:G:OP1	11:AH:88:LYS:HB3	2.15	0.46
6:AC:10:PHE:O	6:AC:10:PHE:CG	2.68	0.46
7:AD:59:ARG:CZ	7:AD:59:ARG:HA	2.46	0.46
10:AG:31:MET:HG2	10:AG:32:ARG:N	2.30	0.46
1:AA:824:C:H1'	11:AH:1:MET:CA	2.45	0.46
11:AH:9:MET:HG3	11:AH:26:VAL:HG21	1.96	0.46
14:AK:29:ILE:HG22	14:AK:44:SER:HB2	1.98	0.46
1:AA:1225:A:P	16:AM:104:ARG:HB2	2.56	0.46
16:AM:92:HIS:CE1	16:AM:110:ARG:HH21	2.33	0.46
20:AQ:21:VAL:CG1	20:AQ:23:VAL:HG23	2.38	0.46
23:AT:50:GLU:H	23:AT:99:LEU:HD12	1.80	0.46
1:AA:1325:C:OP1	24:AU:15:ARG:CG	2.63	0.46
49:B0:29:GLU:OE1	49:B0:29:GLU:CA	2.62	0.46
27:BA:2386:C:H1'	49:B0:39:ARG:NH2	2.30	0.46
49:B0:45:PHE:C	49:B0:46:LYS:HD2	2.35	0.46
47:B2:4:HIS:O	47:B2:8:ILE:HG13	2.13	0.46
48:B3:20:LYS:HD2	48:B3:23:LEU:HD12	1.90	0.46
50:B4:38:GLY:O	50:B4:39:VAL:CB	2.63	0.46
27:BA:1418:G:N2	27:BA:1580:A:H2	2.13	0.46
27:BA:194:G:C6	27:BA:195:A:C5	3.04	0.46
27:BA:2052:G:N2	29:BE:245:ARG:CD	2.77	0.46
27:BA:2370:G:C6	27:BA:2371:G:C5	3.04	0.46
27:BA:2474:C:C5	27:BA:2475:C:C4	3.03	0.46
27:BA:2478:A:N7	27:BA:2479:G:C5	2.83	0.46
27:BA:2485:G:C2'	27:BA:2486:G:O4'	2.63	0.46
27:BA:2489:G:O6	27:BA:2490:G:C6	2.68	0.46

Continued on next page...

Continued from previous page...

Atom-1	Atom-2	Interatomic distance (Å)	Clash overlap (Å)
27:BA:2491:U:C2'	27:BA:2492:U:H5'	2.26	0.46
27:BA:2460:U:C2	27:BA:2493:U:C5	3.00	0.46
27:BA:2516:G:H22	27:BA:2569:G:H1'	1.81	0.46
27:BA:1952:A:C1'	27:BA:2560:C:O2'	2.52	0.46
27:BA:2576:G:C2'	27:BA:2576:G:N3	2.77	0.46
27:BA:2584:U:N1	27:BA:2585:U:C4	2.82	0.46
27:BA:2631:G:C2	27:BA:2632:A:H1'	2.51	0.46
27:BA:2681:C:O2'	27:BA:2682:U:H5'	2.12	0.46
27:BA:270:A:H2'	27:BA:270(A):A:C4'	2.46	0.46
27:BA:2679:A:N6	27:BA:2728:U:H3	2.00	0.46
27:BA:2748:A:H8	27:BA:2749:A:C5	2.21	0.46
27:BA:2842:G:C2	27:BA:2876:G:N2	2.83	0.46
27:BA:684:G:C2	27:BA:775:G:C6	3.03	0.46
27:BA:828:U:H4'	27:BA:831:G:C2	2.50	0.46
27:BA:885:C:H41	27:BA:889:C:C1'	2.23	0.46
27:BA:932:G:O2'	27:BA:933:A:C8	2.63	0.46
26:BB:45:A:H1'	31:BG:76:ARG:HH11	1.70	0.46
28:BD:109:LEU:HD11	28:BD:126:GLY:HA3	1.96	0.46
29:BE:205:THR:CG2	29:BE:258:TYR:C	2.74	0.46
29:BE:212:GLY:O	29:BE:216:ARG:CG	2.45	0.46
27:BA:2578:G:C6	29:BE:237:ASN:ND2	2.84	0.46
30:BF:202:THR:CG2	30:BF:203:ALA:H	2.27	0.46
27:BA:590:A:C3'	30:BF:97:ASP:OD2	2.63	0.46
32:BH:115:GLU:O	32:BH:115:GLU:CD	2.54	0.46
33:BI:26:ALA:HB1	33:BI:30:LEU:HD12	1.96	0.46
33:BI:56:ARG:O	33:BI:60:GLU:CB	2.64	0.46
35:BO:21:VAL:HG13	35:BO:39:VAL:CG1	2.45	0.46
37:BQ:126:VAL:CG1	37:BQ:127:ASN:N	2.77	0.46
44:BR:18:LEU:HD21	44:BR:22:ARG:NH2	2.30	0.46
38:BS:66:LEU:CD1	38:BS:66:LEU:N	2.77	0.46
45:BU:46:GLU:C	45:BU:49:ASP:HB2	2.30	0.46
46:BV:14:VAL:CG1	46:BV:15:SER:N	2.39	0.46
46:BV:55:THR:O	46:BV:56:VAL:HG23	2.15	0.46
40:BW:25:ARG:O	40:BW:27:LYS:N	2.48	0.46
27:BA:495:G:N3	40:BW:61:ASN:ND2	2.63	0.46
41:BX:71:ASP:HB3	41:BX:72:ASP:H	1.57	0.46
42:BY:6:LYS:HA	42:BY:9:LYS:HB2	1.96	0.46
43:BZ:159:THR:O	43:BZ:160:LEU:CG	2.63	0.46
43:BZ:18:MET:HA	43:BZ:36:ARG:N	2.28	0.46
43:BZ:62:PHE:CZ	43:BZ:87:THR:CG2	2.99	0.46
1:AA:1053:G:H5''	1:AA:1053:G:C8	2.47	0.46

Continued on next page...

Continued from previous page...

Atom-1	Atom-2	Interatomic distance (Å)	Clash overlap (Å)
1:AA:1144:G:N2	1:AA:1146:A:H62	2.12	0.46
1:AA:1091:U:OP1	1:AA:1172:C:H4'	2.15	0.46
1:AA:119:A:H4'	1:AA:120:A:O5'	2.14	0.46
1:AA:1229:A:O3'	2:AV:30:G:C5'	2.62	0.46
1:AA:256:U:H2'	1:AA:257:G:O4'	2.15	0.46
5:AB:155:LEU:HB2	5:AB:159:PRO:HG3	1.97	0.46
7:AD:23:GLY:N	7:AD:113:SER:HB2	2.23	0.46
1:AA:1373:G:O2'	10:AG:34:GLY:HA2	2.14	0.46
12:AI:45:ALA:O	12:AI:78:LYS:HG3	2.15	0.46
16:AM:84:ILE:HG13	16:AM:85:GLY:H	1.80	0.46
1:AA:668:G:O2'	18:AO:46:HIS:CD2	2.68	0.46
1:AA:761:G:H5''	20:AQ:102:GLY:HA3	1.97	0.46
22:AS:66:MET:HB2	22:AS:74:PHE:CE2	2.50	0.46
1:AA:187:C:O4'	23:AT:85:MET:SD	2.73	0.46
49:B0:22:GLY:C	49:B0:23:VAL:O	2.52	0.46
52:B6:16:ALA:CB	52:B6:42:PRO:CG	2.93	0.46
54:B8:30:ARG:HH21	54:B8:41:ILE:CG2	2.22	0.46
27:BA:990:A:OP2	27:BA:1185:C:OP1	2.32	0.46
27:BA:974:G:OP2	27:BA:1188:U:C6	2.69	0.46
27:BA:1300:U:C6	27:BA:1301:A:C2	3.02	0.46
27:BA:1522:G:O5'	27:BA:1522:G:H8	1.99	0.46
27:BA:1759:A:C5'	27:BA:2715:C:O4'	2.63	0.46
27:BA:2314:C:H2'	27:BA:2315:G:H8	1.80	0.46
27:BA:2297:C:N4	27:BA:2320:A:N9	2.64	0.46
27:BA:2385:C:C2	27:BA:2386:C:H6	2.18	0.46
27:BA:2395:C:C4'	27:BA:2395:C:C6	2.98	0.46
27:BA:2469:A:C5	27:BA:2470:G:C8	3.03	0.46
27:BA:2546:U:C2'	27:BA:2547:U:OP2	2.63	0.46
27:BA:2616:C:C5'	27:BA:2616:C:H6	2.28	0.46
27:BA:2620:C:C5	27:BA:2621:A:C8	3.03	0.46
27:BA:2652:C:H2'	27:BA:2653:U:C5'	2.45	0.46
27:BA:2662:A:H2	27:BA:2663:G:H4'	1.80	0.46
27:BA:2720:U:C2	27:BA:2721:A:C8	3.03	0.46
27:BA:2729:G:H4'	29:BE:298:GLY:HA3	1.96	0.46
27:BA:2773:C:H2'	27:BA:2774:C:O5'	2.16	0.46
27:BA:2636:U:H3	27:BA:2782:G:H1	1.64	0.46
27:BA:2793:G:C5	27:BA:2794:C:C4	3.03	0.46
27:BA:2795:G:OP2	27:BA:2795:G:H3'	2.15	0.46
27:BA:2813:A:C4	27:BA:2814:C:C5	3.03	0.46
27:BA:532:A:C2'	27:BA:533:G:O4'	2.63	0.46
27:BA:783:A:C6	27:BA:785:G:H1'	2.49	0.46

Continued on next page...

Continued from previous page...

Atom-1	Atom-2	Interatomic distance (Å)	Clash overlap (Å)
27:BA:817:C:H2'	27:BA:818:G:O4'	2.15	0.46
27:BA:872:A:H2'	27:BA:873:G:H8	1.80	0.46
28:BD:167:GLU:C	28:BD:170:TYR:O	2.53	0.46
28:BD:175:LEU:HB2	28:BD:179:GLU:N	2.28	0.46
28:BD:131:LEU:CG	28:BD:187:CYS:O	2.59	0.46
30:BF:157:LEU:O	30:BF:160:LEU:N	2.48	0.46
31:BG:29:HIS:N	31:BG:69:ILE:CG1	2.76	0.46
31:BG:63:ILE:O	31:BG:64:ARG:C	2.53	0.46
31:BG:97:GLN:HB3	31:BG:106:PHE:CZ	2.49	0.46
32:BH:40:MET:HA	32:BH:54:PRO:CG	2.46	0.46
32:BH:52:THR:O	32:BH:64:HIS:CD2	2.68	0.46
33:BI:21:VAL:HG21	33:BI:30:LEU:HD12	1.96	0.46
34:BN:56:LYS:H	34:BN:56:LYS:CD	2.22	0.46
35:BO:19:VAL:HA	35:BO:42:THR:O	2.15	0.46
35:BO:77:ILE:CD1	35:BO:78:ARG:HA	2.42	0.46
36:BP:53:ARG:CB	36:BP:54:PRO:CD	2.93	0.46
37:BQ:145:PRO:O	37:BQ:146:THR:CB	2.58	0.46
37:BQ:32:LYS:HD2	37:BQ:32:LYS:O	2.15	0.46
37:BQ:70:ARG:H	37:BQ:70:ARG:HG3	1.58	0.46
44:BR:56:LYS:O	44:BR:57:ARG:C	2.54	0.46
27:BA:2377:A:O2'	38:BS:129:ILE:O	2.20	0.46
38:BS:21:HIS:CD2	38:BS:24:LEU:CD1	2.96	0.46
39:BT:11:THR:CG2	39:BT:12:ASP:H	1.94	0.46
39:BT:44:ARG:CG	39:BT:45:GLU:N	2.78	0.46
45:BU:7:GLY:HA3	45:BU:8:ILE:CD1	2.44	0.46
46:BV:67:LYS:HG3	46:BV:94:LYS:CD	2.46	0.46
41:BX:52:VAL:HG13	41:BX:65:VAL:O	2.15	0.46
41:BX:52:VAL:HG22	41:BX:66:VAL:HA	1.97	0.46
42:BY:2:LYS:C	42:BY:3:GLN:HG3	2.35	0.46
42:BY:50:VAL:CA	42:BY:51:LEU:HD13	2.44	0.46
42:BY:49:GLU:CB	42:BY:97:ARG:HH11	2.29	0.46
1:AA:120:A:C8	1:AA:120:A:C3'	2.99	0.46
1:AA:979:C:P	1:AA:1222:G:O6	2.74	0.46
1:AA:1298:C:C4'	1:AA:1299:A:P	3.04	0.46
1:AA:1443:G:C8	1:AA:1443:G:H5'	2.50	0.46
1:AA:324:G:N2	1:AA:327:A:H8	2.13	0.46
1:AA:819:A:N1	1:AA:1529:G:N7	2.63	0.46
1:AA:757:U:C5'	1:AA:822:C:O2	2.61	0.46
1:AA:1060:C:C5	6:AC:2:GLY:C	2.89	0.46
7:AD:128:VAL:O	7:AD:130:GLY:N	2.49	0.46
7:AD:96:LEU:HD23	7:AD:139:ARG:NH2	2.30	0.46

Continued on next page...

Continued from previous page...

Atom-1	Atom-2	Interatomic distance (Å)	Clash overlap (Å)
11:AH:63:LEU:H	11:AH:63:LEU:HD22	1.81	0.46
15:AL:25:PRO:C	15:AL:27:LEU:H	2.18	0.46
19:AP:27:LYS:C	19:AP:29:ASP:H	2.18	0.46
1:AA:1326:C:C5'	24:AU:19:GLY:CA	2.83	0.46
48:B3:41:PRO:HA	48:B3:44:ARG:HB3	1.97	0.46
52:B6:39:LYS:O	52:B6:40:TYR:CD1	2.64	0.46
27:BA:1309:G:OP1	53:B7:8:ASN:HA	2.15	0.46
27:BA:1254:A:N7	27:BA:1256:G:C4	2.84	0.46
27:BA:1781:C:C6	27:BA:1781:C:H3'	2.51	0.46
27:BA:2009:G:C2'	44:BR:106:GLY:O	2.63	0.46
27:BA:2256:G:C6	27:BA:2257:U:N3	2.83	0.46
27:BA:2320:A:C2	27:BA:2333:A:C6	3.04	0.46
27:BA:2343:C:H2'	27:BA:2343:C:O2	2.15	0.46
27:BA:2402:C:C6	27:BA:2402:C:H3'	2.50	0.46
27:BA:2419:U:P	54:B8:41:ILE:HD11	2.55	0.46
27:BA:199:A:N3	27:BA:2433:A:C5	2.80	0.46
27:BA:2435:A:C2	27:BA:2436:G:C8	3.04	0.46
27:BA:2515:C:O2	27:BA:2515:C:C2'	2.64	0.46
27:BA:2555:U:HO2'	27:BA:2556:C:P	2.39	0.46
27:BA:2564:A:C4	27:BA:2565:A:N7	2.84	0.46
27:BA:2546:U:C2	27:BA:2567:G:C8	3.03	0.46
27:BA:2579:C:O4'	29:BE:231:TRP:CH2	2.69	0.46
27:BA:2617:C:O2	27:BA:2618:G:H5'	2.14	0.46
27:BA:2623:G:H4'	27:BA:2826:A:C1'	2.46	0.46
27:BA:2633:G:C8	27:BA:2633:G:O5'	2.64	0.46
27:BA:2762:G:C4	27:BA:2763:G:C8	3.02	0.46
27:BA:2772:C:C2	27:BA:2773:C:C5	3.03	0.46
27:BA:2839:G:N2	27:BA:2840:C:N1	2.64	0.46
27:BA:349:G:N3	27:BA:349:G:H2'	2.31	0.46
27:BA:510:C:P	27:BA:512:G:H22	2.38	0.46
27:BA:576:U:H5''	27:BA:2503:A:OP1	2.16	0.46
27:BA:580:C:OP1	27:BA:2018:G:O2'	2.28	0.46
27:BA:989:G:HO2'	27:BA:990:A:P	2.38	0.46
29:BE:256:THR:CA	29:BE:259:HIS:HE1	2.03	0.46
29:BE:262:THR:OG1	29:BE:263:GLU:N	2.46	0.46
30:BF:102:LEU:CB	30:BF:107:ARG:HH21	2.24	0.46
30:BF:167:ASP:OD1	30:BF:167:ASP:N	2.44	0.46
30:BF:199:GLU:O	30:BF:200:PRO:O	2.34	0.46
30:BF:215:ALA:CA	30:BF:239:ALA:HA	2.42	0.46
31:BG:134:LEU:C	31:BG:135:VAL:HG23	2.36	0.46
31:BG:19:GLU:HB2	31:BG:135:VAL:CB	2.43	0.46

Continued on next page...

Continued from previous page...

Atom-1	Atom-2	Interatomic distance (Å)	Clash overlap (Å)
31:BG:48:MET:HA	31:BG:49:PRO:HD3	1.74	0.46
31:BG:67:ASP:N	31:BG:67:ASP:OD1	2.46	0.46
32:BH:15:THR:CG2	32:BH:26:LYS:C	2.83	0.46
32:BH:40:MET:HE1	32:BH:42:ILE:N	2.30	0.46
33:BI:42:ALA:HB3	33:BI:43:ASN:ND2	2.30	0.46
34:BN:12:VAL:CG1	34:BN:38:VAL:CG2	2.82	0.46
34:BN:63:ILE:CG2	34:BN:71:TYR:OH	2.55	0.46
37:BQ:130:PRO:HB2	37:BQ:134:PHE:CE1	2.51	0.46
44:BR:41:ALA:O	44:BR:42:LYS:C	2.54	0.46
39:BT:18:GLY:O	39:BT:19:THR:HB	2.15	0.46
27:BA:996:A:O2'	46:BV:10:LYS:HE3	2.16	0.46
46:BV:14:VAL:HG13	46:BV:15:SER:H	1.74	0.46
46:BV:35:LEU:N	46:BV:60:VAL:HG11	2.28	0.46
46:BV:69:ILE:HG23	46:BV:89:ASN:O	2.15	0.46
41:BX:7:HIS:CB	41:BX:8:PRO:HD2	2.41	0.46
42:BY:11:GLN:HA	42:BY:21:LYS:HZ1	1.80	0.46
42:BY:92:ASP:OD1	42:BY:94:SER:HB3	2.13	0.46
43:BZ:174:PRO:C	43:BZ:175:ARG:HG2	2.36	0.46
1:AA:1429:C:H2'	1:AA:1430:C:H6	1.81	0.46
1:AA:376:G:O3'	19:AP:5:ARG:NH1	2.48	0.46
1:AA:573:A:N3	1:AA:883:C:C2'	2.79	0.46
1:AA:597:G:C8	1:AA:597:G:O5'	2.68	0.46
1:AA:780:A:O5'	1:AA:780:A:H8	1.98	0.46
1:AA:890:G:N2	1:AA:907:A:O5'	2.49	0.46
1:AA:964:A:H5''	1:AA:1198:G:O3'	2.16	0.46
5:AB:160:ASP:O	5:AB:161:ALA:HB2	2.16	0.46
5:AB:60:ASP:O	5:AB:64:ARG:HB3	2.15	0.46
5:AB:9:GLU:OE2	5:AB:12:GLU:HG2	2.16	0.46
10:AG:70:LYS:HB3	10:AG:96:GLN:HG2	1.96	0.46
11:AH:35:ILE:O	11:AH:39:LEU:HD23	2.16	0.46
13:AJ:12:ASP:O	13:AJ:16:LEU:HD23	2.16	0.46
1:AA:236:G:H5''	20:AQ:42:TYR:OH	2.15	0.46
27:BA:95:G:O2'	47:B2:42:ASN:OD1	2.34	0.46
48:B3:4:LEU:HD11	48:B3:39:ASP:HA	1.98	0.46
27:BA:2399:G:H1'	52:B6:22:TYR:OH	2.16	0.46
53:B7:34:ARG:HH12	53:B7:42:LEU:CA	2.14	0.46
53:B7:38:GLY:C	53:B7:40:HIS:CE1	2.89	0.46
27:BA:458:G:H8	53:B7:38:GLY:O	1.99	0.46
54:B8:30:ARG:CG	54:B8:31:HIS:H	2.27	0.46
55:B9:31:LYS:O	55:B9:32:HIS:CG	2.68	0.46
27:BA:1076:C:O2'	56:BK:91:GLU:HB2	2.14	0.46

Continued on next page...

Continued from previous page...

Atom-1	Atom-2	Interatomic distance (Å)	Clash overlap (Å)
27:BA:940:G:H21	27:BA:1191:G:H4'	1.81	0.46
27:BA:1315:C:O2'	27:BA:1392:A:C1'	2.48	0.46
27:BA:138:G:H1'	41:BX:42:GLU:CG	2.46	0.46
27:BA:1665:A:C4'	35:BO:67:ARG:HD3	2.43	0.46
1:AA:1517:G:H1'	27:BA:1919:A:C4'	2.45	0.46
27:BA:1956:U:H2'	27:BA:1956:U:O2	2.15	0.46
27:BA:2094:G:C5	27:BA:2196:C:N3	2.80	0.46
27:BA:2358:G:C2	27:BA:2359:C:H5'	2.49	0.46
27:BA:2348:U:O4	27:BA:2382:G:N2	2.48	0.46
27:BA:2414:G:C5	27:BA:2415:G:N7	2.84	0.46
27:BA:2653:U:OP2	27:BA:2654:A:H2'	2.15	0.46
27:BA:325:G:H21	42:BY:7:GLN:HE22	1.45	0.46
27:BA:487:C:H42	27:BA:493:G:H1	1.62	0.46
28:BD:158:GLY:O	28:BD:160:SER:N	2.49	0.46
28:BD:86:ARG:HG2	28:BD:88:ALA:CB	2.45	0.46
29:BE:232:ARG:O	29:BE:233:ARG:C	2.53	0.46
29:BE:251:PRO:O	29:BE:252:GLN:HG2	2.15	0.46
30:BF:11:ASN:HD21	30:BF:160:LEU:CG	2.27	0.46
32:BH:95:ALA:N	32:BH:127:GLN:NE2	2.54	0.46
32:BH:58:LYS:O	32:BH:59:HIS:C	2.54	0.46
32:BH:86:LEU:HD11	32:BH:87:GLU:C	2.35	0.46
34:BN:44:ALA:C	34:BN:45:VAL:HG23	2.36	0.46
34:BN:47:THR:O	34:BN:48:GLY:O	2.34	0.46
34:BN:68:GLY:O	34:BN:69:TYR:CG	2.69	0.46
27:BA:1669:A:C1'	35:BO:4:GLN:OE1	2.64	0.46
36:BP:108:VAL:O	36:BP:125:PHE:HB3	2.15	0.46
36:BP:73:VAL:HG13	36:BP:76:LEU:CB	2.46	0.46
27:BA:2250:G:N7	37:BQ:102:ARG:HA	2.31	0.46
37:BQ:35:ASN:O	37:BQ:126:VAL:HG22	2.15	0.46
44:BR:18:LEU:HD12	44:BR:19:ALA:H	1.80	0.46
44:BR:65:LEU:HA	44:BR:68:ARG:HB2	1.98	0.46
44:BR:96:ARG:HH21	44:BR:117:VAL:HG23	1.80	0.46
38:BS:32:PRO:CG	38:BS:100:ALA:HA	2.38	0.46
38:BS:31:LYS:C	38:BS:101:VAL:HG12	2.35	0.46
38:BS:34:LEU:HG	38:BS:103:ASP:N	2.31	0.46
45:BU:108:ALA:O	45:BU:110:VAL:HB	2.15	0.46
45:BU:113:SER:C	45:BU:115:ASN:H	2.11	0.46
45:BU:117:ARG:HG3	45:BU:118:GLN:N	2.28	0.46
45:BU:57:PHE:O	45:BU:60:LEU:N	2.48	0.46
46:BV:59:GLU:HB3	46:BV:60:VAL:H	1.51	0.46
40:BW:61:ASN:N	40:BW:61:ASN:OD1	2.49	0.46

Continued on next page...

Continued from previous page...

Atom-1	Atom-2	Interatomic distance (Å)	Clash overlap (Å)
40:BW:69:LEU:O	40:BW:70:TYR:HB3	2.15	0.46
40:BW:8:ARG:HB3	40:BW:8:ARG:NH1	2.28	0.46
41:BX:1:SER:C	41:BX:2:TRP:HD1	2.19	0.46
42:BY:51:LEU:CA	42:BY:97:ARG:NH2	2.44	0.46
42:BY:51:LEU:HD22	42:BY:95:ASN:ND2	2.31	0.46
43:BZ:92:VAL:HA	43:BZ:124:ALA:HB1	1.96	0.46
1:AA:989:C:H4'	1:AA:1016:A:H2	1.81	0.46
1:AA:1007:C:C2	1:AA:1022:G:N2	2.83	0.46
1:AA:1062:U:H2'	1:AA:1063:C:C5	2.51	0.46
1:AA:118:U:H3'	1:AA:288:A:N6	2.31	0.46
1:AA:1291:G:H5'	12:AI:40:LEU:CD2	2.45	0.46
1:AA:1346:A:N6	1:AA:1374:A:H3'	2.31	0.46
1:AA:1414:U:H2'	1:AA:1415:G:C8	2.51	0.46
1:AA:241:C:H42	1:AA:285:G:H1	1.64	0.46
1:AA:568:G:C2	1:AA:574:A:H2	2.32	0.46
1:AA:781:A:O3'	1:AA:1522:U:H1'	2.16	0.46
1:AA:949:A:H2'	1:AA:950:U:C6	2.51	0.46
1:AA:1194:U:H4'	8:AE:22:GLY:C	2.36	0.46
12:AI:114:TYR:HD1	13:AJ:60:ARG:CB	2.26	0.46
10:AG:150:ALA:HA	14:AK:59:TYR:CD2	2.50	0.46
16:AM:23:TYR:O	16:AM:70:LEU:HD13	2.16	0.46
48:B3:1:MET:N	48:B3:2:PRO:CD	2.78	0.46
48:B3:47:VAL:C	48:B3:48:GLU:OE1	2.49	0.46
52:B6:37:LEU:CG	52:B6:51:ARG:HG2	2.40	0.46
55:B9:10:MET:HB3	55:B9:11:CYS:H	1.48	0.46
27:BA:1639:U:O2'	27:BA:2699:C:H4'	2.15	0.46
27:BA:2096:U:H2'	27:BA:2097:C:H6	1.81	0.46
27:BA:2100:G:H1'	27:BA:2190:G:H21	1.78	0.46
27:BA:2097:C:N4	27:BA:2192:G:H1	2.14	0.46
27:BA:2216:G:C2	27:BA:2217:G:C8	3.03	0.46
27:BA:223:A:H3'	27:BA:224:G:P	2.55	0.46
27:BA:2348:U:C3'	54:B8:42:ARG:NH2	2.78	0.46
27:BA:2361:A:N3	27:BA:2362:G:O4'	2.48	0.46
27:BA:2450:A:N3	27:BA:2451:A:N9	2.63	0.46
27:BA:2461:C:C1'	27:BA:2492:U:N3	2.78	0.46
27:BA:2461:C:C2'	27:BA:2462:U:H5'	2.46	0.46
27:BA:2514:U:H2'	27:BA:2515:C:C6	2.51	0.46
27:BA:2538:C:O2'	27:BA:2539:C:P	2.71	0.46
27:BA:2584:U:H5	27:BA:2585:U:H3'	1.80	0.46
27:BA:264:C:C2'	27:BA:265:A:H5''	2.46	0.46
27:BA:2776:A:N3	27:BA:2778:A:C4	2.77	0.46

Continued on next page...

Continued from previous page...

Atom-1	Atom-2	Interatomic distance (Å)	Clash overlap (Å)
27:BA:2824:C:C4	27:BA:2825:C:C2	3.04	0.46
27:BA:2885:C:N3	27:BA:2886:G:H1'	2.31	0.46
27:BA:301:G:C8	27:BA:317:G:C2	3.04	0.46
27:BA:265:A:N7	27:BA:428:A:N1	2.64	0.46
27:BA:476:G:H22	27:BA:478:A:H2'	1.79	0.46
27:BA:989:G:O2'	27:BA:990:A:P	2.74	0.46
28:BD:159:THR:O	28:BD:176:ALA:HB1	2.16	0.46
28:BD:76:ARG:HA	28:BD:114:GLU:N	2.30	0.46
29:BE:217:TRP:CD2	29:BE:251:PRO:CG	2.97	0.46
27:BA:2679:A:C1'	29:BE:300:VAL:CG1	2.94	0.46
30:BF:16:VAL:CG1	30:BF:17:ASP:H	2.29	0.46
31:BG:27:ILE:O	31:BG:69:ILE:HG21	1.68	0.46
32:BH:166:GLU:HA	32:BH:167:LEU:HD23	1.88	0.46
27:BA:1063:G:C4'	56:BK:88:GLY:HA3	2.41	0.46
34:BN:5:GLU:HA	34:BN:109:TYR:HE2	1.78	0.46
36:BP:76:LEU:CB	36:BP:81:VAL:HG21	2.46	0.46
37:BQ:16:ARG:HA	37:BQ:17:ARG:NH1	2.26	0.46
44:BR:63:ARG:HH22	44:BR:77:ARG:HA	1.81	0.46
44:BR:89:ASP:OD1	44:BR:89:ASP:C	2.49	0.46
45:BU:14:HIS:NE2	45:BU:36:PHE:HE2	2.10	0.46
27:BA:1252:G:N2	45:BU:37:GLN:HB2	2.31	0.46
46:BV:37:ALA:O	46:BV:58:ALA:HB1	2.15	0.46
27:BA:973:A:N7	46:BV:80:TYR:HA	2.31	0.46
40:BW:69:LEU:HD22	40:BW:109:GLU:HB3	1.91	0.46
42:BY:34:GLU:O	42:BY:35:TYR:HB3	2.16	0.46
42:BY:92:ASP:CG	42:BY:94:SER:HB3	2.36	0.46
43:BZ:71:MET:HA	43:BZ:78:PRO:N	2.31	0.46
43:BZ:8:ARG:C	43:BZ:9:THR:HG23	2.36	0.46
1:AA:690:G:H2'	1:AA:691:G:C8	2.50	0.46
7:AD:14:ARG:CD	7:AD:66:ARG:NH1	2.74	0.46
1:AA:1371:G:H5''	12:AI:68:GLY:C	2.35	0.46
16:AM:27:LYS:O	16:AM:28:ALA:HB2	2.16	0.46
18:AO:32:LEU:HB2	18:AO:63:ARG:HG2	1.97	0.46
18:AO:33:THR:O	18:AO:36:ILE:HG22	2.16	0.46
20:AQ:15:MET:HB2	20:AQ:18:THR:HB	1.98	0.46
22:AS:47:HIS:O	22:AS:62:ILE:HG22	2.16	0.46
48:B3:31:LEU:O	48:B3:32:GLN:C	2.53	0.46
50:B4:58:LYS:CG	50:B4:62:ARG:HE	2.04	0.46
53:B7:26:SER:OG	53:B7:27:GLY:N	2.47	0.46
27:BA:1020:A:H1'	34:BN:49:ARG:HH21	1.80	0.46
27:BA:1031:G:H4'	55:B9:8:LYS:HZ3	1.78	0.46

Continued on next page...

Continued from previous page...

Atom-1	Atom-2	Interatomic distance (Å)	Clash overlap (Å)
27:BA:1332:G:C5	27:BA:1609:A:N6	2.83	0.46
27:BA:1520:U:C6	27:BA:1520:U:C3'	2.98	0.46
27:BA:1676:A:H2'	27:BA:1677:A:O4'	2.16	0.46
27:BA:1899:G:H22	27:BA:1902:C:N4	2.11	0.46
27:BA:2013:A:H8	27:BA:2013:A:H5''	1.81	0.46
27:BA:2194:G:H2'	27:BA:2194:G:N3	2.30	0.46
27:BA:2234:G:O6	27:BA:2235:G:C6	2.69	0.46
27:BA:2271:G:O2'	27:BA:2272:U:P	2.72	0.46
27:BA:2292:C:N3	27:BA:2293:C:C6	2.59	0.46
27:BA:2349:G:O6	27:BA:2350:C:C6	2.69	0.46
27:BA:2377:A:H2'	27:BA:2378:A:N7	2.30	0.46
27:BA:2390:U:C6	27:BA:2390:U:C3'	2.99	0.46
27:BA:2520:C:N4	27:BA:2567:G:N7	2.63	0.46
27:BA:2648:C:C5	27:BA:2649:U:C5	3.03	0.46
27:BA:2649:U:HO2'	27:BA:2650:U:P	2.38	0.46
27:BA:2657:A:N6	27:BA:2664:G:C2	2.66	0.46
27:BA:265:A:C5	27:BA:428:A:C6	3.04	0.46
27:BA:270(O):U:O4	33:BI:53:LYS:NZ	2.49	0.46
27:BA:2713:A:C3'	27:BA:2714:G:H5''	2.45	0.46
27:BA:1759:A:C5'	27:BA:2715:C:C1'	2.93	0.46
27:BA:2043:C:C4	27:BA:2777:G:C4	2.99	0.46
27:BA:2830:G:C2	27:BA:2883:A:H2	2.34	0.46
27:BA:2857:G:H22	27:BA:2859:G:H3'	1.81	0.46
27:BA:2869:G:C2'	27:BA:2870:C:C5'	2.83	0.46
27:BA:2882:A:H2'	27:BA:2883:A:O5'	2.16	0.46
27:BA:2887:U:C2'	27:BA:2888:C:H5'	2.46	0.46
27:BA:300:A:H4'	27:BA:318:C:O2'	2.16	0.46
27:BA:588:U:O4	27:BA:670:A:H2'	2.14	0.46
27:BA:640:C:O2	27:BA:648:G:C2	2.69	0.46
27:BA:74:A:H4'	27:BA:75:G:O4'	2.16	0.46
27:BA:853:G:H2'	27:BA:854:G:C8	2.51	0.46
27:BA:85:G:P	42:BY:65:VAL:CG2	3.03	0.46
26:BB:50:G:P	38:BS:74:PRO:HB2	2.56	0.46
27:BA:1818:U:P	28:BD:155:ARG:HB3	2.55	0.46
28:BD:63:ILE:O	28:BD:64:ILE:CG2	2.64	0.46
29:BE:246:VAL:HG12	29:BE:247:ARG:O	2.16	0.46
29:BE:44:TYR:CD2	29:BE:306:ARG:O	2.69	0.46
29:BE:77:PRO:HB3	29:BE:187:HIS:CA	2.43	0.46
30:BF:159:ALA:O	30:BF:160:LEU:CD2	2.49	0.46
30:BF:200:PRO:HB2	30:BF:205:ARG:HD3	1.97	0.46
30:BF:193:LEU:HA	30:BF:211:ASP:OD1	2.15	0.46

Continued on next page...

Continued from previous page...

Atom-1	Atom-2	Interatomic distance (Å)	Clash overlap (Å)
31:BG:98:PHE:C	31:BG:104:PHE:CE2	2.90	0.46
33:BI:96:LYS:C	33:BI:98:ILE:H	2.18	0.46
34:BN:27:ALA:O	34:BN:31:LEU:N	2.48	0.46
34:BN:84:ARG:CA	34:BN:87:LEU:HD13	2.45	0.46
37:BQ:29:ALA:O	37:BQ:30:GLN:O	2.34	0.46
27:BA:873:G:C4'	37:BQ:32:LYS:CG	2.91	0.46
37:BQ:36:ASN:ND2	43:BZ:116:VAL:HG11	2.31	0.46
44:BR:72:ASP:O	44:BR:73:VAL:O	2.34	0.46
27:BA:2839:G:HO2'	44:BR:92:GLY:HA3	1.73	0.46
38:BS:19:ASP:HB3	38:BS:22:GLN:HG3	1.51	0.46
27:BA:2378:A:HO2'	38:BS:30:GLY:CA	2.14	0.46
38:BS:82:TYR:CB	38:BS:83:LEU:HD12	2.46	0.46
38:BS:84:THR:O	38:BS:88:ALA:HB2	2.15	0.46
39:BT:50:GLU:C	39:BT:52:THR:N	2.66	0.46
45:BU:10:ARG:HA	45:BU:13:ARG:NH1	2.31	0.46
45:BU:91:ASN:CG	45:BU:95:LEU:HD21	2.25	0.46
40:BW:36:LEU:HD23	40:BW:39:THR:HG21	1.98	0.46
41:BX:54:THR:O	41:BX:55:GLN:HB2	2.15	0.46
42:BY:50:VAL:CA	42:BY:97:ARG:HG3	2.46	0.46
43:BZ:112:LEU:HD12	43:BZ:177:THR:HG21	1.96	0.46
43:BZ:124:ALA:O	43:BZ:159:THR:HB	2.16	0.46
43:BZ:131:PRO:C	43:BZ:133:GLU:N	2.69	0.46
1:AA:1192:C:C6	1:AA:1192:C:C3'	2.99	0.46
1:AA:1304:G:H21	1:AA:1333:A:H62	1.62	0.46
1:AA:909:A:C2	1:AA:910:C:H1'	2.51	0.46
1:AA:22:G:C2'	1:AA:913:A:N1	2.78	0.46
7:AD:49:ARG:O	7:AD:51:PRO:CD	2.56	0.46
8:AE:151:LEU:CB	11:AH:79:VAL:HG22	2.45	0.46
10:AG:150:ALA:HB1	14:AK:57:THR:HG21	1.98	0.46
23:AT:66:ALA:HB3	23:AT:72:LEU:HD12	1.98	0.46
2:AV:28:C:H2'	2:AV:29:A:H8	1.81	0.46
49:B0:30:VAL:HG13	49:B0:63:SER:OG	2.16	0.46
49:B0:44:LYS:O	49:B0:45:PHE:CB	2.63	0.46
50:B4:48:ARG:CG	50:B4:49:PHE:CE1	2.99	0.46
27:BA:747:U:P	51:B5:2:ALA:N	2.88	0.46
53:B7:31:LEU:CD2	53:B7:31:LEU:H	2.05	0.46
27:BA:14:A:N7	27:BA:15:G:N9	2.64	0.46
27:BA:1582:C:C3'	27:BA:1583:A:H4'	2.46	0.46
27:BA:1707:G:H1	27:BA:1751:C:H42	1.64	0.46
27:BA:1938:A:HO2'	27:BA:1939:U:C5'	2.29	0.46
27:BA:2273:A:C8	27:BA:2274:A:N9	2.84	0.46

Continued on next page...

Continued from previous page...

Atom-1	Atom-2	Interatomic distance (Å)	Clash overlap (Å)
27:BA:2283:C:OP1	52:B6:3:LYS:NZ	2.47	0.46
27:BA:2384:G:H3'	27:BA:2386:C:OP2	2.16	0.46
27:BA:2482:G:N7	27:BA:2483:C:C5	2.61	0.46
27:BA:2567:G:C2'	27:BA:2568:C:C6	2.99	0.46
27:BA:2638:G:N2	27:BA:2776:A:C8	2.83	0.46
27:BA:2729:G:C2	27:BA:2730:C:N3	2.84	0.46
27:BA:2637:U:C2	27:BA:2782:G:N2	2.84	0.46
27:BA:2898:U:O2	27:BA:2898:U:C2'	2.63	0.46
27:BA:385:C:H42	27:BA:391:G:H1	1.64	0.46
27:BA:631:A:H2	27:BA:2415:G:N2	2.02	0.46
27:BA:791:C:O2'	27:BA:792:G:H5''	2.15	0.46
26:BB:8:U:O2	26:BB:112:G:O6	2.34	0.46
29:BE:77:PRO:CG	29:BE:186:GLU:HB2	2.46	0.46
29:BE:82:ALA:O	29:BE:83:LEU:CB	2.63	0.46
30:BF:11:ASN:HD21	30:BF:160:LEU:HG	1.81	0.46
31:BG:11:HIS:CG	31:BG:15:GLU:OE2	2.58	0.46
31:BG:22:VAL:CG2	31:BG:24:HIS:CE1	2.98	0.46
32:BH:147:ILE:CD1	32:BH:150:VAL:CB	2.91	0.46
32:BH:41:THR:N	32:BH:54:PRO:HG3	2.31	0.46
32:BH:66:THR:O	32:BH:67:THR:C	2.54	0.46
33:BI:115:ILE:CG2	33:BI:129:VAL:HG12	2.45	0.46
33:BI:77:VAL:HG12	33:BI:143:VAL:HG13	1.97	0.46
33:BI:4:ILE:O	33:BI:4:ILE:HG23	2.11	0.46
33:BI:62:LEU:O	33:BI:66:LYS:CG	2.64	0.46
37:BQ:152:SER:O	37:BQ:153:PRO:C	2.54	0.46
44:BR:44:LEU:HD13	44:BR:44:LEU:C	2.34	0.46
44:BR:99:LYS:HA	44:BR:112:ALA:CB	2.44	0.46
38:BS:41:LYS:O	38:BS:42:HIS:CB	2.64	0.46
38:BS:94:GLU:CG	38:BS:95:ALA:N	2.78	0.46
45:BU:8:ILE:C	45:BU:11:ARG:HG2	2.37	0.46
43:BZ:114:ASP:HB3	43:BZ:171:VAL:HG12	1.97	0.46
1:AA:1143:G:H2'	1:AA:1144:G:C8	2.51	0.46
1:AA:361(A):C:H3'	1:AA:1362:C:OP2	2.16	0.46
1:AA:500:G:O2'	1:AA:548:G:N2	2.49	0.46
1:AA:641:U:C4'	11:AH:115:SER:OG	2.63	0.46
1:AA:721:G:H4'	1:AA:722:A:O4'	2.16	0.46
1:AA:863:U:H2'	1:AA:865:A:OP2	2.16	0.46
1:AA:909:A:H3'	1:AA:910:C:C6	2.50	0.46
1:AA:953:G:C4'	16:AM:124:PRO:O	2.64	0.46
5:AB:80:ILE:HG23	5:AB:212:GLN:HG2	1.98	0.46
1:AA:939:G:H5''	10:AG:102:ARG:NH1	2.30	0.46

Continued on next page...

Continued from previous page...

Atom-1	Atom-2	Interatomic distance (Å)	Clash overlap (Å)
5:AB:181:PHE:CD1	11:AH:71:GLY:HA3	2.51	0.46
1:AA:1220:G:C5'	22:AS:36:ARG:HG2	2.46	0.46
3:AW:34:G:OP1	3:AW:34:G:C8	2.64	0.46
3:AW:37:YYG:H31	3:AW:37:YYG:O2'	2.15	0.46
47:B2:45:ARG:HE	47:B2:49:LEU:CD2	2.29	0.46
47:B2:7:GLU:CD	47:B2:8:ILE:N	2.64	0.46
50:B4:5:LEU:HD11	50:B4:8:LYS:CB	2.32	0.46
54:B8:16:ILE:HD13	54:B8:64:ARG:OXT	2.16	0.46
27:BA:1341:U:O2'	41:BX:53:ASN:CB	2.50	0.46
27:BA:2015:A:C8	27:BA:2016:U:C6	3.01	0.46
27:BA:2067:G:H3'	27:BA:2068:U:C5'	2.46	0.46
27:BA:2224:G:O5'	27:BA:2224:G:H8	1.99	0.46
27:BA:2271:G:C2'	27:BA:2272:U:O5'	2.62	0.46
27:BA:2331:G:C2'	27:BA:2332:U:O4'	2.63	0.46
27:BA:2361:A:H2	27:BA:2362:G:H1'	1.75	0.46
27:BA:2454:G:C6	27:BA:2455:G:C8	3.02	0.46
27:BA:2479:G:C6	27:BA:2480:C:C2	3.03	0.46
27:BA:2519:U:C2	27:BA:2542:A:C5	3.04	0.46
27:BA:2548:G:C6	27:BA:2549:G:N7	2.84	0.46
27:BA:2586:C:C3'	27:BA:2586:C:C6	2.99	0.46
27:BA:2051:A:C6	27:BA:2614:A:C5	3.04	0.46
27:BA:2627:G:H8	27:BA:2627:G:C5'	2.20	0.46
27:BA:2641:G:O6	27:BA:2774:C:N4	2.48	0.46
27:BA:2644:G:C8	27:BA:2644:G:C3'	2.99	0.46
27:BA:2676:C:H6	27:BA:2676:C:C3'	2.23	0.46
27:BA:2677:G:C4	27:BA:2678:C:C5	3.04	0.46
27:BA:2728:U:O2'	27:BA:2729:G:H5'	2.16	0.46
27:BA:27:G:H3'	27:BA:27:G:H8	1.80	0.46
27:BA:2826:A:OP2	27:BA:2826:A:H8	1.99	0.46
27:BA:2832:U:C6	27:BA:2832:U:C3'	2.94	0.46
27:BA:2857:G:C5'	27:BA:2857:G:H8	2.26	0.46
27:BA:37:C:OP1	27:BA:451:C:H1'	2.17	0.46
27:BA:593:G:C2	27:BA:665:C:C2	3.04	0.46
27:BA:861:A:H62	27:BA:916:G:H21	1.64	0.46
26:BB:76:G:H4'	43:BZ:80:HIS:CG	2.51	0.46
28:BD:114:GLU:O	28:BD:115:ILE:HG23	2.16	0.46
29:BE:226:HIS:CD2	29:BE:229:GLN:OE1	2.68	0.46
29:BE:67:THR:C	29:BE:68:VAL:HG23	2.35	0.46
29:BE:72:VAL:CA	29:BE:73:ILE:HD13	2.30	0.46
27:BA:605:C:OP1	30:BF:105:LYS:HG2	2.16	0.46
30:BF:239:ALA:O	30:BF:242:GLU:HG3	2.16	0.46

Continued on next page...

Continued from previous page...

Atom-1	Atom-2	Interatomic distance (Å)	Clash overlap (Å)
30:BF:31:ILE:HG22	30:BF:32:GLY:N	2.31	0.46
26:BB:42:C:H4'	31:BG:48:MET:H	1.79	0.46
31:BG:60:GLU:C	31:BG:61:PHE:CD1	2.89	0.46
27:BA:270(O):U:C4	33:BI:53:LYS:NZ	2.84	0.46
33:BI:59:ALA:HA	33:BI:62:LEU:CG	2.44	0.46
33:BI:6:LEU:CB	33:BI:36:ALA:CB	2.75	0.46
33:BI:77:VAL:HG12	33:BI:79:ILE:HD11	1.98	0.46
35:BO:5:GLU:CB	35:BO:20:LEU:HD22	2.46	0.46
36:BP:109:LEU:HD13	36:BP:110:GLY:C	2.36	0.46
37:BQ:134:PHE:O	37:BQ:138:ARG:HG3	2.16	0.46
37:BQ:43:PRO:O	37:BQ:45:GLN:HG2	2.15	0.46
37:BQ:92:VAL:HG12	37:BQ:111:THR:HA	0.92	0.46
44:BR:103:ARG:O	44:BR:105:ARG:NH2	2.49	0.46
44:BR:97:VAL:CG1	44:BR:114:VAL:HG22	2.36	0.46
44:BR:73:VAL:O	44:BR:75:LEU:C	2.54	0.46
44:BR:94:TYR:O	44:BR:116:LEU:HA	2.16	0.46
38:BS:86:LEU:HD21	38:BS:124:ASP:CB	2.46	0.46
38:BS:49:THR:HG23	38:BS:52:PRO:HD2	1.98	0.46
46:BV:33:VAL:CG1	46:BV:34:GLU:N	2.78	0.46
40:BW:73:ALA:O	40:BW:106:ILE:HB	2.16	0.46
41:BX:3:ASP:HA	47:B2:24:LYS:CD	2.26	0.46
42:BY:47:THR:HG23	42:BY:100:ASP:HB2	1.93	0.46
43:BZ:154:LEU:HD23	43:BZ:154:LEU:O	2.15	0.46
43:BZ:12:GLN:O	43:BZ:15:ASP:O	2.34	0.46
1:AA:274:A:O2'	1:AA:275:G:O4'	2.33	0.45
1:AA:302:G:C8	1:AA:302:G:H5''	2.50	0.45
1:AA:51:A:H61	1:AA:314:C:H1'	1.81	0.45
6:AC:52:LEU:HA	6:AC:70:VAL:HG22	1.96	0.45
8:AE:102:ALA:O	8:AE:107:ARG:NH2	2.49	0.45
12:AI:67:GLY:O	12:AI:73:GLN:NE2	2.45	0.45
1:AA:948:C:OP1	16:AM:108:ARG:N	2.49	0.45
19:AP:20:VAL:HG11	19:AP:32:TYR:HB3	1.97	0.45
3:AW:7:U:O2'	3:AW:49:C:OP2	2.29	0.45
49:B0:41:ARG:HB2	49:B0:74:LYS:CE	2.46	0.45
47:B2:19:GLU:HG2	47:B2:23:LEU:CD2	2.45	0.45
48:B3:22:ALA:CB	48:B3:46:ASN:ND2	2.79	0.45
52:B6:12:MET:CE	52:B6:54:LYS:H	2.18	0.45
54:B8:57:ARG:O	54:B8:60:LEU:HB3	2.16	0.45
54:B8:60:LEU:CG	54:B8:64:ARG:HB2	2.42	0.45
27:BA:1068:G:N2	27:BA:1096:A:OP1	2.49	0.45
27:BA:1166:C:H2'	27:BA:1167:U:C6	2.51	0.45

Continued on next page...

Continued from previous page...

Atom-1	Atom-2	Interatomic distance (Å)	Clash overlap (Å)
27:BA:1239:G:O2'	27:BA:1240:U:H6	1.98	0.45
27:BA:1287:A:C5'	44:BR:104:ARG:HG3	2.47	0.45
27:BA:1341:U:O2'	27:BA:1342:A:P	2.74	0.45
27:BA:1364:G:OP1	50:B4:3:LYS:HA	2.15	0.45
27:BA:1394:U:H4'	27:BA:1603:A:C5'	2.46	0.45
27:BA:1741:C:H2'	27:BA:1742:C:O4'	2.17	0.45
27:BA:1906:G:C8	27:BA:1929:G:H2'	2.51	0.45
27:BA:197:A:C4	27:BA:2430:A:N7	2.84	0.45
27:BA:2012:G:OP1	40:BW:98:LYS:CB	2.64	0.45
27:BA:2066:C:N3	27:BA:2445:G:N1	2.64	0.45
27:BA:2100:G:C4	27:BA:2190:G:N1	2.79	0.45
27:BA:2308:G:OP2	27:BA:2310:A:N6	2.49	0.45
27:BA:2356:C:O2'	49:B0:17:ASN:ND2	2.49	0.45
27:BA:2380:C:C5	27:BA:2381:C:C5	3.05	0.45
27:BA:2380:C:C4	27:BA:2381:C:C5	3.03	0.45
27:BA:2534:A:C2	27:BA:2535:G:C8	3.04	0.45
27:BA:2543:G:H2'	27:BA:2544:G:C5'	2.41	0.45
27:BA:2516:G:C2	27:BA:2569:G:C2	3.04	0.45
27:BA:2580:U:H2'	27:BA:2581:G:O4'	2.15	0.45
27:BA:2658:C:C4	27:BA:2664:G:N2	2.84	0.45
27:BA:2682:U:O2'	29:BE:61:PRO:HD3	2.16	0.45
27:BA:693:C:O2'	27:BA:1353:A:H2	1.97	0.45
27:BA:794:G:C2	27:BA:795:C:C2	3.04	0.45
27:BA:821:A:O2'	27:BA:945:A:H3'	2.15	0.45
26:BB:8:U:H2'	26:BB:9:G:H8	1.81	0.45
28:BD:144:GLU:OE2	28:BD:187:CYS:HA	2.16	0.45
28:BD:80:ILE:CB	28:BD:82:TYR:HE1	2.15	0.45
29:BE:221:LYS:CE	29:BE:233:ARG:CB	2.94	0.45
29:BE:61:PRO:CB	29:BE:69:PRO:CA	2.95	0.45
30:BF:220:THR:O	30:BF:222:ASP:N	2.50	0.45
32:BH:119:GLY:O	32:BH:121:GLU:OE2	2.34	0.45
32:BH:88:LEU:O	32:BH:88:LEU:CD2	2.62	0.45
33:BI:31:PHE:O	33:BI:34:GLY:N	2.49	0.45
33:BI:75:LEU:HD12	33:BI:76:THR:N	2.20	0.45
34:BN:14:ALA:N	34:BN:40:ASN:ND2	2.56	0.45
35:BO:105:GLU:CD	35:BO:105:GLU:H	2.20	0.45
36:BP:110:GLY:N	36:BP:126:SER:HG	2.14	0.45
37:BQ:137:ARG:O	37:BQ:141:MET:HG2	2.16	0.45
37:BQ:36:ASN:HD21	43:BZ:116:VAL:HG11	1.81	0.45
37:BQ:42:TYR:HD2	43:BZ:119:ASN:CA	2.17	0.45
44:BR:29:LEU:CD2	44:BR:29:LEU:H	2.23	0.45

Continued on next page...

Continued from previous page...

Atom-1	Atom-2	Interatomic distance (Å)	Clash overlap (Å)
38:BS:87:LEU:HA	38:BS:90:LEU:HB2	1.98	0.45
27:BA:18:C:C4'	45:BU:23:GLY:O	2.54	0.45
45:BU:46:GLU:O	45:BU:50:ARG:N	2.48	0.45
27:BA:535:C:H5'	45:BU:53:LYS:CE	2.40	0.45
46:BV:33:VAL:CG1	46:BV:34:GLU:H	2.21	0.45
46:BV:49:GLU:HB3	46:BV:53:LYS:HD3	1.94	0.45
46:BV:49:GLU:O	46:BV:54:TYR:OH	2.32	0.45
40:BW:68:ARG:HE	40:BW:110:LYS:CB	2.29	0.45
42:BY:102:ASP:O	42:BY:103:LEU:CG	2.64	0.45
42:BY:49:GLU:CG	42:BY:59:GLU:CA	2.66	0.45
42:BY:31:LEU:CD1	42:BY:99:THR:O	2.64	0.45
43:BZ:154:LEU:HA	43:BZ:155:PRO:HD3	1.81	0.45
1:AA:246:A:O2'	1:AA:247:G:OP2	2.28	0.45
1:AA:304:U:H2'	1:AA:305:G:H8	1.81	0.45
1:AA:687:A:O2'	1:AA:688:G:O5'	2.32	0.45
1:AA:868:C:H1'	1:AA:873:A:C4	2.51	0.45
5:AB:69:LEU:HD23	5:AB:91:PRO:HB2	1.98	0.45
16:AM:11:ARG:HH12	16:AM:46:LYS:HD2	1.81	0.45
23:AT:45:GLN:HG2	23:AT:91:LEU:HD22	1.99	0.45
2:AV:27:C:H2'	2:AV:28:C:H6	1.81	0.45
47:B2:29:ASN:O	47:B2:30:ALA:C	2.53	0.45
48:B3:8:LEU:C	48:B3:9:VAL:HG13	2.36	0.45
50:B4:23:GLU:C	50:B4:25:MET:N	2.70	0.45
27:BA:2395:C:H4'	50:B4:28:ARG:HH11	1.80	0.45
50:B4:41:PRO:CD	50:B4:57:ASP:OD2	2.63	0.45
27:BA:1008:C:O2'	27:BA:1009:A:H8	1.99	0.45
27:BA:1106:G:H2'	27:BA:1107:G:C8	2.51	0.45
27:BA:1260:G:H5'	40:BW:83:LYS:HZ2	1.76	0.45
27:BA:1406:U:H2'	27:BA:1407:C:H6	1.79	0.45
27:BA:148:C:O3'	27:BA:149:A:C5'	2.64	0.45
27:BA:1530:G:O6	27:BA:1540:G:C6	2.70	0.45
27:BA:1618:A:OP1	27:BA:1618:A:H8	1.99	0.45
27:BA:2228:G:C5	27:BA:2229:C:C2	3.04	0.45
27:BA:2292:C:C4	27:BA:2293:C:H5	2.23	0.45
27:BA:2319:G:O5'	38:BS:9:PRO:CD	2.63	0.45
27:BA:825:C:H5'	27:BA:2428:G:O6	2.15	0.45
27:BA:2447:G:N1	27:BA:2500:U:C4	2.84	0.45
27:BA:2464:C:C2'	27:BA:2465:C:H6	2.21	0.45
27:BA:2512:C:O2	27:BA:2513:G:H1'	2.16	0.45
27:BA:2517:C:C6	27:BA:2542:A:N7	2.84	0.45
27:BA:2536:G:N1	27:BA:2537:U:C2	2.84	0.45

Continued on next page...

Continued from previous page...

Atom-1	Atom-2	Interatomic distance (Å)	Clash overlap (Å)
27:BA:2547:U:C6	27:BA:2566:A:C6	3.05	0.45
27:BA:2570:G:H5'	27:BA:2571:C:OP2	2.15	0.45
27:BA:2643:G:C6	27:BA:2644:G:C2	3.04	0.45
27:BA:2677:G:C2'	27:BA:2678:C:C5'	2.93	0.45
27:BA:2782:G:C8	27:BA:2782:G:O5'	2.69	0.45
27:BA:2803:C:O2	27:BA:2803:C:C2'	2.64	0.45
27:BA:2857:G:C2	27:BA:2859:G:OP2	2.69	0.45
27:BA:491:G:H2'	27:BA:492:A:C8	2.52	0.45
27:BA:617:G:OP1	30:BF:221:GLU:CG	2.64	0.45
29:BE:101:THR:O	29:BE:102:ASP:O	2.33	0.45
29:BE:102:ASP:OD1	29:BE:104:PHE:HZ	2.00	0.45
27:BA:2511:U:H5'	29:BE:223:LYS:HE2	1.97	0.45
27:BA:2575:C:C5'	29:BE:241:TRP:HE1	2.16	0.45
29:BE:68:VAL:HG13	29:BE:69:PRO:HD2	1.97	0.45
30:BF:213:ALA:HB2	30:BF:218:VAL:HG13	1.33	0.45
30:BF:3:ALA:HB2	30:BF:17:ASP:C	2.36	0.45
27:BA:673:C:H5'	30:BF:80:VAL:HG11	1.97	0.45
31:BG:103:ASN:O	31:BG:104:PHE:CD1	2.64	0.45
31:BG:74:THR:C	31:BG:75:LEU:HG	2.36	0.45
32:BH:84:LYS:CG	32:BH:140:VAL:CG1	2.86	0.45
33:BI:4:ILE:O	33:BI:5:PHE:C	2.51	0.45
34:BN:60:ARG:CD	34:BN:71:TYR:HE2	2.29	0.45
34:BN:65:ASN:CB	34:BN:68:GLY:O	2.64	0.45
37:BQ:97:ASP:OD1	37:BQ:107:LYS:HD2	2.16	0.45
37:BQ:124:ALA:HB2	37:BQ:136:TRP:CD1	2.51	0.45
44:BR:95:THR:HG23	44:BR:115:GLU:O	2.17	0.45
38:BS:48:VAL:HG13	38:BS:55:ASP:OD2	2.16	0.45
45:BU:24:PHE:N	45:BU:24:PHE:CD1	2.82	0.45
45:BU:32:TYR:N	45:BU:32:TYR:HD2	2.08	0.45
27:BA:25:U:P	40:BW:102:HIS:HE2	2.39	0.45
41:BX:37:VAL:O	41:BX:38:ALA:O	2.33	0.45
42:BY:101:LEU:HD13	42:BY:103:LEU:CD1	2.39	0.45
42:BY:78:THR:N	42:BY:89:ARG:HD2	2.31	0.45
43:BZ:166:LEU:HD13	43:BZ:167:THR:N	2.31	0.45
1:AA:1034:G:H2'	1:AA:1035:A:C8	2.52	0.45
1:AA:1443:G:H8	1:AA:1443:G:H5'	1.81	0.45
1:AA:1490:C:C6	1:AA:1490:C:H5''	2.48	0.45
1:AA:1409:C:H42	1:AA:1491:G:H1	1.64	0.45
1:AA:411:A:H2'	1:AA:413:G:H1'	1.98	0.45
1:AA:451:A:H1'	1:AA:452:A:C8	2.51	0.45
1:AA:686:U:H1'	14:AK:42:TRP:HE1	1.79	0.45

Continued on next page...

Continued from previous page...

Atom-1	Atom-2	Interatomic distance (Å)	Clash overlap (Å)
1:AA:573:A:H2	1:AA:883:C:O2	1.99	0.45
1:AA:953:G:H4'	16:AM:124:PRO:HB2	1.97	0.45
7:AD:25:ARG:C	7:AD:27:TYR:N	2.69	0.45
13:AJ:27:ALA:HB2	13:AJ:85:LEU:HD21	1.99	0.45
13:AJ:40:LEU:HB3	13:AJ:41:PRO:HD2	1.97	0.45
15:AL:69:TYR:HB2	15:AL:90:VAL:HG21	1.99	0.45
21:AR:62:GLU:HB3	21:AR:66:LEU:HD23	1.98	0.45
49:B0:37:LEU:CB	49:B0:68:VAL:CG1	2.93	0.45
47:B2:59:ILE:O	47:B2:60:GLN:O	2.34	0.45
50:B4:42:PHE:CG	50:B4:43:TRP:N	2.84	0.45
27:BA:2611:U:H5	51:B5:4:HIS:HE2	1.64	0.45
27:BA:142(A):A:OP1	27:BA:1143:A:H8	1.96	0.45
27:BA:1174:A:N1	27:BA:1176:G:C8	2.84	0.45
27:BA:126:A:N7	27:BA:127:A:C6	2.84	0.45
27:BA:1315:C:H42	27:BA:1337:G:H1	1.63	0.45
27:BA:1655:A:H2	27:BA:2050:C:OP1	1.99	0.45
27:BA:1779:U:H3	27:BA:1785:A:N6	2.14	0.45
27:BA:1782:C:H5''	27:BA:1783:A:P	2.56	0.45
27:BA:1778:U:C6	27:BA:1784:A:C2	3.04	0.45
27:BA:2212:A:H1'	27:BA:2213:U:C4	2.52	0.45
27:BA:2215:G:C2'	27:BA:2216:G:C5'	2.94	0.45
27:BA:2219:G:HO2'	27:BA:2224:G:P	2.15	0.45
27:BA:223:A:N1	27:BA:407:G:O2'	2.46	0.45
27:BA:2262:U:H3	27:BA:2278:A:H61	1.65	0.45
27:BA:2331:G:N7	27:BA:2332:U:O4	2.48	0.45
27:BA:792:G:N9	27:BA:2440:C:C2	2.85	0.45
27:BA:2453:A:HO2'	27:BA:2454:G:C5'	2.19	0.45
27:BA:2570:G:C2'	27:BA:2571:C:C5	2.80	0.45
27:BA:2603:G:O2'	27:BA:2604:U:H5'	2.16	0.45
27:BA:2666:C:O5'	27:BA:2666:C:H6	1.98	0.45
27:BA:2688:U:C2'	27:BA:2688:U:O2	2.55	0.45
27:BA:2740:A:N9	27:BA:2741:A:C8	2.81	0.45
27:BA:2759:G:C8	27:BA:2759:G:C3'	2.99	0.45
27:BA:2788:C:HO3'	27:BA:2789:C:P	2.34	0.45
27:BA:2826:A:C2	27:BA:2827:C:C6	2.99	0.45
27:BA:2828:C:O2	27:BA:2829:C:C6	2.69	0.45
27:BA:358:U:C3'	27:BA:359:A:H5'	2.40	0.45
27:BA:387:U:H2'	27:BA:387:U:O2	2.15	0.45
27:BA:551:G:O4'	27:BA:1220:A:C2	2.69	0.45
27:BA:593:G:C5'	54:B8:62:LEU:CD2	2.54	0.45
27:BA:59:U:C1'	27:BA:73:A:C5	2.99	0.45

Continued on next page...

Continued from previous page...

Atom-1	Atom-2	Interatomic distance (Å)	Clash overlap (Å)
27:BA:685:A:H5''	27:BA:686:G:H21	1.81	0.45
27:BA:692:C:H42	27:BA:770:G:H1	1.64	0.45
26:BB:57:A:O2'	31:BG:13:MET:CG	2.63	0.45
28:BD:143:ILE:CG2	28:BD:153:LEU:HB2	2.43	0.45
28:BD:194:VAL:CG2	28:BD:195:GLY:N	2.69	0.45
28:BD:80:ILE:CG1	28:BD:82:TYR:CE1	2.85	0.45
27:BA:1656:C:OP1	29:BE:233:ARG:HB3	2.15	0.45
29:BE:81:VAL:HG23	29:BE:81:VAL:O	2.17	0.45
30:BF:163:HIS:HA	30:BF:166:ILE:HD11	1.98	0.45
30:BF:150:THR:CG2	30:BF:203:ALA:HB1	2.43	0.45
31:BG:88:LEU:H	31:BG:89:PRO:HD3	1.80	0.45
32:BH:55:SER:OG	32:BH:57:GLU:CG	2.64	0.45
33:BI:63:ALA:CA	33:BI:66:LYS:HE2	2.45	0.45
27:BA:2780:G:H22	34:BN:80:LYS:HZ1	1.64	0.45
35:BO:39:VAL:HG12	35:BO:40:VAL:N	2.30	0.45
37:BQ:64:ALA:HA	37:BQ:142:LYS:HG2	1.98	0.45
37:BQ:52:LYS:HA	37:BQ:53:PRO:HD3	1.82	0.45
38:BS:27:LEU:CB	38:BS:33:ARG:HH21	2.02	0.45
46:BV:65:ARG:O	46:BV:93:ILE:CG1	2.64	0.45
40:BW:15:ARG:O	40:BW:18:ARG:CB	2.62	0.45
40:BW:81:ALA:CA	40:BW:82:LEU:HD22	2.46	0.45
40:BW:85:VAL:HG13	40:BW:95:ILE:CD1	2.43	0.45
41:BX:23:LYS:O	41:BX:68:LEU:HD21	2.07	0.45
42:BY:55:PHE:HE2	42:BY:89:ARG:NH2	2.00	0.45
43:BZ:19:ILE:HD12	43:BZ:19:ILE:N	2.26	0.45
43:BZ:8:ARG:O	43:BZ:9:THR:CG2	2.64	0.45
1:AA:112:G:H4'	1:AA:389:A:O5'	2.17	0.45
1:AA:1406:U:H1'	1:AA:1518:A:C4'	2.47	0.45
1:AA:228:A:O2'	19:AP:62:VAL:HG21	2.16	0.45
1:AA:944:G:C2'	1:AA:945:G:H5'	2.47	0.45
7:AD:20:TYR:HA	7:AD:31:CYS:SG	2.56	0.45
8:AE:151:LEU:HB3	11:AH:79:VAL:HG22	1.99	0.45
16:AM:23:TYR:CD2	16:AM:70:LEU:HB3	2.51	0.45
1:AA:741:G:C5'	18:AO:39:LEU:HD11	2.46	0.45
23:AT:76:ALA:HA	23:AT:79:ARG:NH1	2.31	0.45
49:B0:37:LEU:HG	49:B0:71:ASN:ND2	2.32	0.45
49:B0:49:GLN:O	49:B0:72:LYS:O	2.34	0.45
47:B2:58:THR:O	47:B2:60:GLN:N	2.49	0.45
50:B4:47:GLU:O	50:B4:72:LYS:O	2.34	0.45
52:B6:33:ALA:C	52:B6:35:LEU:N	2.63	0.45
27:BA:940:G:H21	27:BA:1191:G:C4'	2.29	0.45

Continued on next page...

Continued from previous page...

Atom-1	Atom-2	Interatomic distance (Å)	Clash overlap (Å)
27:BA:136:G:H3'	27:BA:137:C:H4'	1.98	0.45
27:BA:138:G:C5'	41:BX:43:GLU:CG	2.76	0.45
27:BA:139:G:C3'	27:BA:141(A):C:H1'	2.47	0.45
27:BA:14:A:H8	27:BA:15:G:C1'	2.29	0.45
27:BA:1628:G:H1	27:BA:1638:C:H42	1.63	0.45
27:BA:1779:U:C3'	27:BA:1779:U:C6	2.99	0.45
27:BA:1805:U:H4'	28:BD:235:PRO:HG2	1.98	0.45
27:BA:2187:G:C2'	27:BA:2188:C:C5'	2.72	0.45
27:BA:2325:G:N3	27:BA:2326:C:C6	2.84	0.45
27:BA:792:G:C2'	27:BA:2440:C:N3	2.77	0.45
27:BA:2447:G:N7	27:BA:2500:U:C6	2.84	0.45
27:BA:2570:G:N2	27:BA:2571:C:N1	2.65	0.45
27:BA:2581:G:H1	27:BA:2610:C:C2'	2.28	0.45
27:BA:2589:A:N6	27:BA:2590:A:H62	2.14	0.45
27:BA:2722:G:N3	27:BA:2723:C:N1	2.60	0.45
27:BA:271:G:H2'	27:BA:272:G:H8	1.81	0.45
27:BA:2792:G:N2	27:BA:2804:C:C4	2.83	0.45
27:BA:301:G:C6	27:BA:317:G:C5	3.04	0.45
27:BA:466:A:N3	27:BA:683:C:H1'	2.32	0.45
27:BA:511:U:OP2	27:BA:512:G:C6	2.70	0.45
27:BA:532:A:OP1	45:BU:25:TRP:CD1	2.69	0.45
27:BA:671:C:N3	27:BA:809:G:N2	2.65	0.45
27:BA:725:G:N1	27:BA:726:G:N2	2.65	0.45
27:BA:751:A:N1	27:BA:789:A:C5	2.85	0.45
27:BA:872:A:H2'	27:BA:873:G:C8	2.51	0.45
27:BA:944:G:O2'	27:BA:945:A:OP2	2.22	0.45
28:BD:126:GLY:C	28:BD:127:ASN:O	2.53	0.45
28:BD:146:LYS:CB	28:BD:149:ARG:HG2	2.47	0.45
28:BD:143:ILE:CB	28:BD:152:GLN:C	2.66	0.45
29:BE:210:THR:C	29:BE:216:ARG:NH2	2.70	0.45
29:BE:222:ARG:O	29:BE:227:ALA:CA	2.63	0.45
30:BF:214:THR:O	30:BF:216:SER:CA	2.61	0.45
27:BA:451:C:O5'	30:BF:49:ASP:HB2	2.17	0.45
31:BG:101:THR:O	31:BG:103:ASN:CG	2.54	0.45
32:BH:25:VAL:HG12	32:BH:78:VAL:CG2	2.38	0.45
32:BH:41:THR:C	32:BH:52:THR:HG21	2.37	0.45
33:BI:117:LEU:CD2	33:BI:121:ILE:HD11	2.47	0.45
33:BI:21:VAL:HG13	33:BI:30:LEU:HD11	1.93	0.45
33:BI:81:ALA:N	33:BI:146:THR:O	2.49	0.45
34:BN:79:PHE:O	34:BN:83:ILE:HG12	2.16	0.45
35:BO:7:ARG:HH21	35:BO:44:LYS:HD2	1.75	0.45

Continued on next page...

Continued from previous page...

Atom-1	Atom-2	Interatomic distance (Å)	Clash overlap (Å)
36:BP:67:ARG:CD	36:BP:111:ALA:O	2.64	0.45
37:BQ:140:TYR:CB	37:BQ:147:VAL:HG11	2.47	0.45
44:BR:38:VAL:O	44:BR:39:PRO:O	2.33	0.45
38:BS:86:LEU:HB2	38:BS:87:LEU:HD22	1.98	0.45
45:BU:114:ARG:HA	45:BU:117:ARG:HD2	1.98	0.45
45:BU:104:GLU:OE1	46:BV:46:VAL:HG12	2.15	0.45
40:BW:55:ALA:CA	40:BW:107:LEU:HD11	2.35	0.45
40:BW:13:SER:O	40:BW:14:PRO:O	2.35	0.45
41:BX:32:ALA:HA	41:BX:36:GLU:CG	2.42	0.45
42:BY:30:ASP:CG	42:BY:31:LEU:HG	2.37	0.45
1:AA:1070:U:OP1	8:AE:18:ARG:CZ	2.65	0.45
1:AA:1255:G:H21	1:AA:1258:G:H22	1.57	0.45
1:AA:1236:A:H5'	1:AA:1304:G:H5''	1.98	0.45
1:AA:1525:G:H2'	1:AA:1526:G:O4'	2.16	0.45
1:AA:323:U:O4	1:AA:327:A:N7	2.49	0.45
1:AA:531:U:H4'	1:AA:532:A:C5'	2.46	0.45
1:AA:935:A:H2'	1:AA:936:C:C6	2.51	0.45
15:AL:32:PHE:HB3	15:AL:84:LEU:HD21	1.98	0.45
17:AN:12:ARG:O	17:AN:13:THR:C	2.54	0.45
17:AN:39:LEU:HD22	17:AN:43:CYS:HB2	1.99	0.45
9:AF:62:TRP:HB3	21:AR:35:ARG:HH12	1.80	0.45
48:B3:40:THR:HG23	48:B3:43:ILE:CG1	2.37	0.45
50:B4:14:ILE:HD11	50:B4:39:VAL:HB	1.97	0.45
50:B4:31:ILE:HG22	50:B4:32:HIS:H	1.80	0.45
53:B7:20:ALA:O	53:B7:23:LYS:N	2.49	0.45
53:B7:30:ILE:CB	53:B7:33:ARG:CD	2.72	0.45
55:B9:11:CYS:N	55:B9:14:CYS:SG	2.89	0.45
55:B9:17:VAL:CG2	55:B9:26:ILE:HD12	2.46	0.45
55:B9:14:CYS:HA	55:B9:26:ILE:O	2.16	0.45
27:BA:1313:U:H2'	27:BA:1610:A:C2	2.51	0.45
27:BA:1853:A:H2'	27:BA:1854:A:H8	1.78	0.45
27:BA:1835:G:H1'	27:BA:1931:U:O2	2.17	0.45
27:BA:2292:C:C2	27:BA:2293:C:H6	2.18	0.45
27:BA:2430:A:H2'	27:BA:2431:U:H5'	1.97	0.45
27:BA:2463:C:C2'	27:BA:2464:C:O5'	2.65	0.45
27:BA:2494:G:C6	27:BA:2495:G:N7	2.84	0.45
27:BA:2617:C:C2'	27:BA:2618:G:O5'	2.45	0.45
27:BA:2689:U:O4'	27:BA:2713:A:H2	1.95	0.45
27:BA:2734:A:C5	27:BA:2735:G:N9	2.84	0.45
27:BA:2766:G:C5'	27:BA:2767:C:P	3.02	0.45
27:BA:2787:C:O2	27:BA:2787:C:C2'	2.62	0.45

Continued on next page...

Continued from previous page...

Atom-1	Atom-2	Interatomic distance (Å)	Clash overlap (Å)
27:BA:27:G:C8	27:BA:27:G:C3'	3.00	0.45
27:BA:2864:G:O2'	27:BA:2865:U:C6	2.70	0.45
27:BA:791:C:C4	27:BA:794:G:O4'	2.69	0.45
28:BD:106:PRO:CB	28:BD:141:HIS:NE2	2.74	0.45
28:BD:146:LYS:HD2	28:BD:147:PRO:CG	2.45	0.45
28:BD:141:HIS:CB	28:BD:154:VAL:HG11	2.41	0.45
28:BD:131:LEU:CB	28:BD:171:VAL:HG11	2.46	0.45
28:BD:202:LYS:HA	28:BD:203:PRO:HD3	1.87	0.45
27:BA:2574:G:H1'	29:BE:240:PRO:CG	2.47	0.45
30:BF:194:PHE:CZ	30:BF:204:ALA:O	2.70	0.45
31:BG:25:MET:CE	31:BG:128:LEU:HB3	2.47	0.45
31:BG:102:GLY:C	31:BG:134:LEU:HG	2.37	0.45
32:BH:113:GLU:OE1	32:BH:114:ILE:C	2.55	0.45
32:BH:124:VAL:O	32:BH:124:VAL:CG1	2.54	0.45
33:BI:110:LEU:HD11	33:BI:133:LEU:HD22	1.99	0.45
27:BA:2093:G:C4'	33:BI:25:TYR:HA	2.41	0.45
34:BN:77:GLY:C	34:BN:79:PHE:N	2.55	0.45
34:BN:90:LYS:HZ2	34:BN:95:ARG:NH2	2.15	0.45
35:BO:1:MET:HB3	35:BO:67:ARG:HG3	1.99	0.45
37:BQ:47:GLU:OE1	37:BQ:47:GLU:C	2.54	0.45
44:BR:73:VAL:HG12	44:BR:77:ARG:NE	2.27	0.45
44:BR:55:ALA:CA	44:BR:80:PHE:CE1	2.92	0.45
38:BS:118:ILE:CG2	38:BS:119:GLN:H	2.23	0.45
45:BU:25:TRP:HB3	45:BU:28:ARG:CZ	2.45	0.45
45:BU:17:VAL:HG13	45:BU:39:LEU:HD12	1.99	0.45
45:BU:55:ARG:HA	45:BU:58:ARG:CD	2.47	0.45
45:BU:96:ALA:O	45:BU:106:PHE:HE1	2.00	0.45
46:BV:46:VAL:CG1	46:BV:46:VAL:O	2.58	0.45
46:BV:71:ILE:O	46:BV:88:GLN:HG3	2.16	0.45
40:BW:106:ILE:HG22	40:BW:107:LEU:N	2.32	0.45
40:BW:75:TYR:CZ	40:BW:104:THR:HG21	2.52	0.45
27:BA:72:U:C5'	41:BX:2:TRP:CH2	2.98	0.45
27:BA:144:C:C4'	41:BX:36:GLU:OE1	2.64	0.45
41:BX:28:VAL:CG2	41:BX:62:LYS:HG2	2.46	0.45
42:BY:71:VAL:CG1	42:BY:91:LEU:HB2	2.44	0.45
42:BY:74:VAL:O	42:BY:77:VAL:HG23	2.16	0.45
42:BY:28:SER:N	42:BY:99:THR:OG1	2.49	0.45
43:BZ:64:ALA:HB3	43:BZ:84:TYR:O	2.14	0.45
43:BZ:62:PHE:CB	43:BZ:85:MET:SD	3.01	0.45
1:AA:1070:U:C5	1:AA:1085:U:C4	3.05	0.45
1:AA:1089:G:O2'	1:AA:1169:A:H2	2.00	0.45

Continued on next page...

Continued from previous page...

Atom-1	Atom-2	Interatomic distance (Å)	Clash overlap (Å)
1:AA:1329:A:C5'	16:AM:25:ILE:C	2.74	0.45
1:AA:1496:C:H2'	1:AA:1497:G:O4'	2.15	0.45
1:AA:267:C:OP2	20:AQ:67:LYS:HD3	2.17	0.45
1:AA:340:U:H2'	1:AA:341:C:C6	2.52	0.45
1:AA:413:G:H1	7:AD:36:ARG:NH1	2.15	0.45
5:AB:153:ARG:HH22	5:AB:156:LYS:HB2	1.82	0.45
7:AD:3:ARG:HD2	7:AD:118:ARG:HH12	1.82	0.45
1:AA:426:G:O2'	7:AD:42:GLN:HG3	2.16	0.45
1:AA:923:A:OP1	8:AE:21:ALA:HB2	2.16	0.45
6:AC:5:ILE:HG21	13:AJ:61:GLU:OE2	2.17	0.45
1:AA:1329:A:C5'	16:AM:26:GLY:CA	2.79	0.45
23:AT:30:LYS:HA	23:AT:33:ILE:HD12	1.99	0.45
1:AA:1229:A:H4'	2:AV:29:A:O3'	2.16	0.45
49:B0:51:VAL:O	49:B0:51:VAL:CG1	2.63	0.45
47:B2:55:ARG:HD2	47:B2:55:ARG:N	2.32	0.45
48:B3:21:ALA:O	48:B3:25:ALA:N	2.43	0.45
48:B3:46:ASN:O	48:B3:47:VAL:C	2.54	0.45
52:B6:49:VAL:CG1	52:B6:50:PHE:N	2.80	0.45
27:BA:1149:G:H2'	27:BA:1150:C:O4'	2.16	0.45
27:BA:1252:G:H8	27:BA:1253:A:C8	2.35	0.45
27:BA:1279:G:H5'	44:BR:34:ILE:HD11	1.97	0.45
27:BA:1669:A:H1'	35:BO:4:GLN:OE1	2.16	0.45
27:BA:1790:C:N4	27:BA:1828:G:H2'	2.31	0.45
27:BA:1992:G:N2	27:BA:1995:U:H5	2.15	0.45
27:BA:2095:C:N3	27:BA:2194:G:C6	2.84	0.45
27:BA:2234:G:C3'	27:BA:2235:G:H5'	2.44	0.45
27:BA:2077:A:N9	27:BA:2435:A:C8	2.82	0.45
27:BA:2458:G:O2'	27:BA:2459:A:N7	2.45	0.45
27:BA:2476:A:C8	27:BA:2477:C:H6	2.27	0.45
27:BA:2531:A:C6	27:BA:2532:G:C4	3.04	0.45
27:BA:10:G:C2	27:BA:2629:A:C6	3.04	0.45
27:BA:2657:A:H2'	27:BA:2658:C:C5'	2.42	0.45
27:BA:1758:G:C5	27:BA:2695:C:H4'	2.52	0.45
27:BA:2714:G:C2'	27:BA:2715:C:H5'	2.46	0.45
27:BA:2717:G:C2	27:BA:2718:G:N9	2.77	0.45
27:BA:2731:G:H1	27:BA:2732:G:N2	2.15	0.45
27:BA:2630:G:O6	27:BA:2788:C:N3	2.50	0.45
27:BA:2793:G:N2	27:BA:2803:C:C2	2.83	0.45
27:BA:2810:A:O2'	27:BA:2811:G:C5'	2.42	0.45
27:BA:2898:U:C4	27:BA:2899:G:N7	2.85	0.45
27:BA:946:G:H2'	27:BA:947:G:O4'	2.15	0.45

Continued on next page...

Continued from previous page...

Atom-1	Atom-2	Interatomic distance (Å)	Clash overlap (Å)
26:BB:16:G:OP2	26:BB:16:G:H3'	2.17	0.45
26:BB:50:G:P	38:BS:74:PRO:CB	3.05	0.45
28:BD:152:GLN:O	28:BD:153:LEU:HD13	2.17	0.45
28:BD:170:TYR:O	28:BD:182:MET:SD	2.75	0.45
29:BE:224:GLY:O	29:BE:225:LYS:HG3	2.15	0.45
29:BE:311:PHE:O	29:BE:312:ARG:HG3	2.16	0.45
30:BF:115:LEU:HG	30:BF:246:ARG:HH12	1.80	0.45
30:BF:200:PRO:HD3	30:BF:214:THR:CG2	2.47	0.45
30:BF:238:SER:CA	30:BF:241:ALA:HB2	2.45	0.45
31:BG:83:PHE:O	31:BG:87:ALA:HB3	2.16	0.45
33:BI:115:ILE:CA	33:BI:131:VAL:HG13	2.47	0.45
34:BN:42:GLU:O	34:BN:43:ARG:C	2.53	0.45
34:BN:15:ARG:HA	34:BN:43:ARG:HG2	1.83	0.45
34:BN:47:THR:OG1	34:BN:53:ILE:HD12	2.09	0.45
27:BA:2495:G:H4'	37:BQ:101:MET:CE	2.46	0.45
37:BQ:50:VAL:HG23	37:BQ:121:ASP:OD1	2.17	0.45
37:BQ:45:GLN:CD	37:BQ:153:PRO:CA	2.85	0.45
44:BR:24:GLN:CB	44:BR:44:LEU:HD21	2.46	0.45
44:BR:39:PRO:O	44:BR:41:ALA:C	2.54	0.45
38:BS:81:ALA:CB	38:BS:118:ILE:H	2.28	0.45
38:BS:30:GLY:O	38:BS:31:LYS:CG	2.65	0.45
38:BS:35:VAL:O	38:BS:45:ALA:CB	2.64	0.45
38:BS:83:LEU:O	38:BS:87:LEU:HD23	2.16	0.45
45:BU:109:LEU:O	45:BU:113:SER:OG	2.33	0.45
45:BU:63:GLN:O	45:BU:65:ILE:C	2.54	0.45
45:BU:95:LEU:CD2	45:BU:95:LEU:N	2.73	0.45
40:BW:5:ALA:HB1	40:BW:50:VAL:HG13	1.99	0.45
41:BX:52:VAL:C	41:BX:53:ASN:ND2	2.70	0.45
41:BX:58:MET:C	41:BX:59:ASP:CG	2.76	0.45
43:BZ:129:ARG:CA	43:BZ:129:ARG:NE	2.62	0.45
1:AA:1060:C:C5	6:AC:2:GLY:CA	3.00	0.45
1:AA:1189:C:H5''	1:AA:1190:G:P	2.56	0.45
1:AA:1220:G:O2'	22:AS:36:ARG:CD	2.58	0.45
1:AA:1395:C:O2'	1:AA:1398:A:H4'	2.17	0.45
1:AA:280:C:H1'	20:AQ:38:ARG:NE	2.32	0.45
1:AA:160:A:H1'	1:AA:344:A:H62	1.82	0.45
1:AA:501:C:H6	1:AA:501:C:H3'	1.82	0.45
1:AA:673:G:N2	1:AA:734:G:H1'	2.31	0.45
1:AA:828:A:H2'	1:AA:829:G:O4'	2.15	0.45
7:AD:70:ILE:CD1	7:AD:100:ARG:NH2	2.80	0.45
11:AH:11:THR:HA	11:AH:14:ARG:HD2	1.99	0.45

Continued on next page...

Continued from previous page...

Atom-1	Atom-2	Interatomic distance (Å)	Clash overlap (Å)
48:B3:6:VAL:CA	48:B3:55:ARG:O	2.64	0.45
27:BA:396:G:C4'	50:B4:39:VAL:HG12	2.35	0.45
52:B6:8:ILE:HG21	52:B6:30:ASN:HB2	1.97	0.45
55:B9:24:LEU:CG	55:B9:35:ARG:HG3	2.47	0.45
27:BA:120:U:C2	27:BA:150:C:C5	3.05	0.45
27:BA:1227:A:C8	27:BA:1227:A:C3'	2.99	0.45
27:BA:125:G:C5'	53:B7:19:ARG:CD	2.94	0.45
27:BA:1455:G:O6	27:BA:2705:A:C2	2.69	0.45
27:BA:1300:U:H2'	27:BA:1634:A:O2'	2.17	0.45
27:BA:1697:G:C3'	27:BA:1698:A:C5'	2.77	0.45
27:BA:171:G:H2'	27:BA:172:C:C5	2.51	0.45
27:BA:199:A:H62	27:BA:2434:A:N6	2.15	0.45
27:BA:2296:U:C3'	27:BA:2296:U:C6	2.99	0.45
27:BA:2317:C:N4	27:BA:2318:G:C6	2.85	0.45
27:BA:2392:A:C3'	27:BA:2393:A:C5'	2.94	0.45
27:BA:2400:G:H4'	52:B6:20:PHE:CZ	2.49	0.45
27:BA:197:A:C5	27:BA:2430:A:C5	3.05	0.45
27:BA:2454:G:C4	27:BA:2455:G:O4'	2.70	0.45
27:BA:2468:G:N7	27:BA:2476:A:N1	2.63	0.45
27:BA:2489:G:C6	27:BA:2490:G:C6	3.04	0.45
27:BA:2494:G:N2	27:BA:2495:G:C1'	2.77	0.45
27:BA:2446:G:H21	27:BA:2501:C:N4	1.99	0.45
27:BA:2618:G:O2'	27:BA:2619:C:P	2.66	0.45
27:BA:2645:G:OP2	27:BA:2645:G:C1'	2.63	0.45
27:BA:2741:A:C2'	27:BA:2742:C:C4'	2.93	0.45
27:BA:2821:A:H2	27:BA:2822:G:C6	2.28	0.45
27:BA:2828:C:N4	27:BA:2829:C:N4	2.65	0.45
27:BA:2852:G:C4	27:BA:2853:C:N3	2.84	0.45
27:BA:558:G:OP2	34:BN:91:LYS:CB	2.50	0.45
27:BA:674:G:H5''	30:BF:69:HIS:C	2.36	0.45
27:BA:839:U:H2'	27:BA:840:C:C6	2.52	0.45
27:BA:992:C:H2'	27:BA:993:G:H5''	1.99	0.45
28:BD:161:ALA:O	28:BD:162:GLN:NE2	2.50	0.45
28:BD:211:HIS:O	28:BD:212:HIS:C	2.53	0.45
28:BD:77:VAL:O	28:BD:111:VAL:O	2.35	0.45
29:BE:83:LEU:CD1	29:BE:178:LEU:HD23	2.47	0.45
31:BG:52:THR:HB	31:BG:67:ASP:O	2.16	0.45
31:BG:49:PRO:CD	31:BG:73:VAL:CG2	2.91	0.45
32:BH:10:ILE:HG22	32:BH:14:VAL:CG2	2.42	0.45
32:BH:35:THR:C	32:BH:36:PHE:CD1	2.89	0.45
32:BH:36:PHE:O	32:BH:37:HIS:C	2.54	0.45

Continued on next page...

Continued from previous page...

Atom-1	Atom-2	Interatomic distance (Å)	Clash overlap (Å)
33:BI:141:LEU:HD22	33:BI:142:LYS:HG2	1.98	0.45
34:BN:5:GLU:CA	34:BN:109:TYR:CE2	2.97	0.45
34:BN:8:ALA:CB	34:BN:11:ILE:HD11	2.46	0.45
34:BN:46:ILE:HD11	34:BN:132:LEU:HD13	1.86	0.45
34:BN:96:GLU:C	34:BN:98:PHE:H	2.20	0.45
35:BO:79:PHE:HA	39:BT:22:VAL:HG23	1.94	0.45
35:BO:86:ILE:HG21	35:BO:94:ARG:NE	2.32	0.45
36:BP:92:ASP:O	36:BP:119:THR:O	2.34	0.45
38:BS:102:LEU:HD12	38:BS:129:ILE:CD1	2.25	0.45
38:BS:76:GLY:O	38:BS:83:LEU:HD12	2.17	0.45
45:BU:72:HIS:CE1	45:BU:107:LYS:HA	2.50	0.45
45:BU:114:ARG:CA	45:BU:117:ARG:HD2	2.46	0.45
46:BV:54:TYR:O	46:BV:56:VAL:HB	2.17	0.45
46:BV:34:GLU:N	46:BV:63:HIS:CE1	2.85	0.45
27:BA:1161:C:C4'	46:BV:8:GLY:HA3	2.45	0.45
40:BW:3:ALA:C	40:BW:4:LYS:HG3	2.36	0.45
27:BA:1261:C:OP1	40:BW:83:LYS:CE	2.65	0.45
41:BX:50:GLU:CG	41:BX:67:ARG:O	2.63	0.45
42:BY:109:GLU:O	42:BY:109:GLU:CG	2.65	0.45
42:BY:19:ARG:O	42:BY:22:GLN:CB	2.63	0.45
42:BY:2:LYS:O	42:BY:3:GLN:HG3	2.16	0.45
42:BY:71:VAL:HG13	42:BY:72:ILE:H	1.73	0.45
1:AA:1320:C:H4'	22:AS:73:GLU:CD	2.37	0.45
1:AA:1396:A:O2'	1:AA:1397:C:OP2	2.31	0.45
1:AA:450:G:N7	1:AA:481:G:C6	2.85	0.45
1:AA:579:G:C4'	1:AA:728:A:H1'	2.47	0.45
1:AA:768:A:H2	1:AA:1512:U:H4'	1.82	0.45
1:AA:942:G:H2'	1:AA:943:U:C6	2.52	0.45
10:AG:153:HIS:ND1	14:AK:58:PRO:HG2	2.31	0.45
12:AI:9:ARG:HB3	12:AI:104:ARG:HE	1.81	0.45
14:AK:103:LEU:O	14:AK:104:GLN:C	2.55	0.45
14:AK:24:SER:C	14:AK:26:ASN:H	2.19	0.45
1:AA:1219:U:O2'	22:AS:35:SER:N	2.50	0.45
1:AA:1438:G:OP1	23:AT:34:LYS:HE3	2.17	0.45
49:B0:46:LYS:HE2	49:B0:58:THR:C	2.37	0.45
49:B0:46:LYS:CE	49:B0:60:PHE:H	2.30	0.45
47:B2:52:ALA:HA	47:B2:55:ARG:HD3	1.98	0.45
40:BW:19:LEU:CD1	51:B5:25:LEU:HG	2.46	0.45
55:B9:29:ASN:CB	55:B9:32:HIS:CE1	3.00	0.45
27:BA:139:G:H3'	27:BA:141(A):C:H1'	1.97	0.45
27:BA:1609:A:N3	27:BA:1609:A:H2'	2.31	0.45

Continued on next page...

Continued from previous page...

Atom-1	Atom-2	Interatomic distance (Å)	Clash overlap (Å)
27:BA:1826:G:C5	27:BA:1827:C:C5	3.05	0.45
27:BA:182:A:H2'	27:BA:183:C:C6	2.52	0.45
27:BA:2100:G:N3	27:BA:2190:G:C2	2.85	0.45
27:BA:2264:C:N4	27:BA:2277:G:C6	2.83	0.45
27:BA:2283:C:C4	27:BA:2284:C:C1'	2.99	0.45
27:BA:2290:G:C2	27:BA:2291:U:O2	2.70	0.45
27:BA:2330:G:O2'	49:B0:71:ASN:OD1	2.35	0.45
27:BA:2692:C:N3	27:BA:2717:G:N2	2.53	0.45
27:BA:2708:G:H2'	27:BA:2709:G:H8	1.82	0.45
27:BA:2734:A:H62	27:BA:2735:G:N3	1.47	0.45
27:BA:2844:G:N1	27:BA:2845:G:C4	2.85	0.45
27:BA:298:G:O6	27:BA:338:G:H4'	2.17	0.45
27:BA:489:G:N2	27:BA:1321:A:OP1	2.49	0.45
27:BA:611:C:O2	27:BA:617:G:C2	2.70	0.45
27:BA:827:U:H4'	27:BA:828:U:O2	2.17	0.45
27:BA:932:G:OP1	48:B3:29:ARG:CZ	2.65	0.45
26:BB:42:C:C4'	31:BG:48:MET:N	2.80	0.45
28:BD:165:GLY:O	28:BD:172:ILE:CA	2.60	0.45
28:BD:204:PHE:O	28:BD:205:VAL:O	2.35	0.45
28:BD:211:HIS:O	28:BD:214:MET:N	2.43	0.45
29:BE:269:ILE:CD1	29:BE:296:VAL:N	2.75	0.45
29:BE:42:ALA:HA	29:BE:311:PHE:CD2	2.51	0.45
30:BF:118:THR:O	30:BF:119:ALA:C	2.55	0.45
31:BG:95:THR:CG2	31:BG:96:SER:N	2.76	0.45
32:BH:34:ARG:HG2	32:BH:35:THR:N	2.32	0.45
33:BI:133:LEU:H	33:BI:138:THR:HB	1.80	0.45
33:BI:1:MET:HE3	33:BI:23:ASP:CA	2.47	0.45
33:BI:86:GLY:HA3	33:BI:88:ARG:N	2.30	0.45
34:BN:21:ARG:O	34:BN:22:VAL:C	2.55	0.45
27:BA:2040:C:C4'	34:BN:69:TYR:HE2	2.26	0.45
27:BA:2485:G:H5'	37:BQ:144:THR:CG2	2.34	0.45
45:BU:15:LYS:HG2	45:BU:19:LYS:CE	2.47	0.45
45:BU:33:ARG:HG2	45:BU:34:ASN:N	2.25	0.45
46:BV:11:GLN:OE1	46:BV:22:VAL:HG23	2.15	0.45
46:BV:39:PHE:CZ	46:BV:42:GLY:CA	2.97	0.45
40:BW:85:VAL:HG13	40:BW:95:ILE:HD13	1.99	0.45
41:BX:29:ASP:CG	41:BX:30:ASP:OD1	2.55	0.45
42:BY:31:LEU:CD2	42:BY:31:LEU:N	2.40	0.45
42:BY:42:VAL:O	42:BY:112:LEU:HB3	2.17	0.45
42:BY:54:ASP:C	42:BY:56:ALA:N	2.69	0.45
43:BZ:168:VAL:O	43:BZ:169:VAL:CB	2.59	0.45

Continued on next page...

Continued from previous page...

Atom-1	Atom-2	Interatomic distance (Å)	Clash overlap (Å)
43:BZ:69:VAL:CG2	43:BZ:82:ASP:H	2.15	0.45
1:AA:3(A):G:C2	1:AA:1038:C:H1'	2.52	0.45
1:AA:1197:G:C8	1:AA:1197:G:P	3.10	0.45
1:AA:1411:C:H2'	1:AA:1412:C:H6	1.81	0.45
1:AA:1517:G:H3'	1:AA:1518:A:H8	1.80	0.45
1:AA:190(I):G:H2'	1:AA:190(J):U:C6	2.51	0.45
1:AA:427:U:H1'	1:AA:541:G:OP1	2.17	0.45
1:AA:544:G:C6	1:AA:545:C:C4	3.05	0.45
1:AA:574:A:H8	1:AA:574:A:O5'	2.00	0.45
1:AA:950:U:H5''	16:AM:102:ARG:HH22	1.82	0.45
6:AC:156:ARG:HD3	6:AC:193:TYR:O	2.16	0.45
7:AD:191:ARG:NH2	7:AD:196:LEU:O	2.47	0.45
8:AE:20:GLN:OE1	8:AE:21:ALA:N	2.49	0.45
11:AH:87:SER:HB3	11:AH:92:ARG:HA	1.99	0.45
17:AN:27:CYS:H	17:AN:43:CYS:HB3	1.81	0.45
18:AO:3:ILE:H	18:AO:3:ILE:HG13	1.58	0.45
19:AP:7:ALA:N	19:AP:18:ARG:H	2.14	0.45
24:AU:20:LYS:HG3	24:AU:21:TYR:N	2.32	0.45
26:BB:83:G:H4'	48:B3:52:HIS:CD2	2.52	0.45
51:B5:42:SER:O	51:B5:43:HIS:CG	2.69	0.45
52:B6:22:TYR:O	52:B6:23:THR:CB	2.65	0.45
27:BA:1251:C:C5'	45:BU:10:ARG:CG	2.94	0.45
27:BA:146:G:H2'	27:BA:147:U:O4'	2.16	0.45
27:BA:1602:U:O5'	27:BA:1602:U:C2	2.70	0.45
27:BA:1834:U:C3'	27:BA:1835:G:P	3.01	0.45
27:BA:1978:A:H2'	27:BA:1979:C:O4'	2.16	0.45
27:BA:1991:U:C3'	27:BA:1991:U:C6	2.99	0.45
27:BA:2092:U:H5	27:BA:2227:A:H62	1.65	0.45
27:BA:2279:G:C4	27:BA:2280:G:N7	2.85	0.45
27:BA:2333:A:H1'	27:BA:2335:A:N1	2.30	0.45
27:BA:2562:U:C2'	27:BA:2563:U:H5'	2.47	0.45
27:BA:2596:U:H5	27:BA:2597:G:N7	2.15	0.45
27:BA:2723:C:O2'	27:BA:2724:C:H5'	2.16	0.45
27:BA:2762:G:C4	27:BA:2763:G:N7	2.85	0.45
27:BA:2844:G:C2	27:BA:2845:G:N9	2.85	0.45
27:BA:2866:U:O2	27:BA:2868:A:C4'	2.64	0.45
27:BA:2869:G:C5	27:BA:2870:C:C6	2.72	0.45
27:BA:440:G:H3'	42:BY:3:GLN:NE2	2.32	0.45
27:BA:774:A:H5'	27:BA:778:G:H4'	1.99	0.45
27:BA:826:U:P	27:BA:2428:G:C8	3.09	0.45
28:BD:158:GLY:C	28:BD:194:VAL:HG13	2.37	0.45

Continued on next page...

Continued from previous page...

Atom-1	Atom-2	Interatomic distance (Å)	Clash overlap (Å)
28:BD:209:ASN:O	28:BD:210:LYS:O	2.34	0.45
28:BD:213:LYS:CG	28:BD:215:LYS:CA	2.94	0.45
29:BE:270:ASP:OD2	29:BE:295:LEU:HB3	2.16	0.45
29:BE:44:TYR:CB	29:BE:309:PRO:HD3	2.43	0.45
30:BF:1:MET:O	30:BF:18:LEU:CG	2.53	0.45
31:BG:83:PHE:O	31:BG:84:LEU:C	2.56	0.45
32:BH:14:VAL:CG1	32:BH:16:VAL:CG2	2.95	0.45
33:BI:101:SER:C	33:BI:103:GLN:N	2.69	0.45
33:BI:75:LEU:O	33:BI:141:LEU:HD21	2.17	0.45
35:BO:33:ALA:CB	35:BO:39:VAL:HG22	2.47	0.45
27:BA:1666:G:C2'	35:BO:6:SER:HB3	2.41	0.45
45:BU:89:ASP:O	45:BU:90:LEU:CD2	2.47	0.45
46:BV:31:ASP:O	46:BV:63:HIS:C	2.50	0.45
46:BV:60:VAL:C	46:BV:98:ILE:CD1	2.83	0.45
27:BA:496:G:C1'	40:BW:61:ASN:HD22	2.28	0.45
40:BW:81:ALA:C	40:BW:82:LEU:CD2	2.66	0.45
27:BA:1614:A:H61	40:BW:88:ARG:H	1.65	0.45
41:BX:23:LYS:HD3	41:BX:65:VAL:HG11	1.98	0.45
42:BY:51:LEU:C	42:BY:51:LEU:CD2	2.85	0.45
42:BY:71:VAL:CG1	42:BY:72:ILE:N	2.39	0.45
42:BY:75:GLU:O	42:BY:76:ASP:C	2.54	0.45
43:BZ:152:ILE:HG22	43:BZ:153:LYS:H	1.82	0.45
43:BZ:69:VAL:HG21	43:BZ:81:VAL:HG11	1.87	0.45
37:BQ:120:HIS:CE1	43:BZ:76:ARG:HH12	2.35	0.45
1:AA:1156:G:C3'	1:AA:1157:A:P	3.05	0.45
1:AA:279:A:OP1	1:AA:281:G:H5'	2.17	0.45
1:AA:474:G:H5'	19:AP:81:ARG:HG3	1.99	0.45
1:AA:52:G:H5''	1:AA:52:G:H8	1.81	0.45
1:AA:786:G:C2	1:AA:787:A:H1'	2.51	0.45
5:AB:69:LEU:HB3	5:AB:162:ILE:HG22	1.99	0.45
7:AD:24:GLU:CA	7:AD:112:VAL:HG12	2.47	0.45
7:AD:58:LEU:HD13	7:AD:59:ARG:NH1	2.32	0.45
9:AF:95:GLU:HB2	9:AF:96:PRO:HD2	1.90	0.45
16:AM:84:ILE:HG13	16:AM:85:GLY:N	2.31	0.45
1:AA:390:C:O3'	19:AP:28:ARG:NH2	2.50	0.45
47:B2:26:GLU:CG	47:B2:27:LEU:N	2.54	0.45
47:B2:29:ASN:C	47:B2:34:GLN:CD	2.71	0.45
27:BA:75:G:C4'	47:B2:51:LYS:NZ	2.68	0.45
50:B4:20:VAL:HB	50:B4:30:GLU:CD	2.38	0.45
50:B4:8:LYS:CA	50:B4:9:ALA:N	2.77	0.45
51:B5:18:MET:O	51:B5:19:ARG:C	2.55	0.45

Continued on next page...

Continued from previous page...

Atom-1	Atom-2	Interatomic distance (Å)	Clash overlap (Å)
54:B8:16:ILE:HA	54:B8:22:VAL:HA	1.99	0.45
55:B9:17:VAL:HG21	55:B9:26:ILE:HD12	1.98	0.45
27:BA:1155:A:O2'	27:BA:1156:A:H2'	2.17	0.45
27:BA:1908:C:H42	27:BA:1922:G:H1	1.65	0.45
27:BA:1910:G:N2	27:BA:1921:G:H1'	2.32	0.45
27:BA:2219:G:N3	27:BA:2224:G:O4'	2.49	0.45
27:BA:2280:G:N1	27:BA:2281:C:C4	2.85	0.45
27:BA:2305:A:H8	27:BA:2306:C:C5'	2.29	0.45
27:BA:2322:A:N7	27:BA:2323:G:N7	2.65	0.45
27:BA:2341:G:N7	27:BA:2342:C:C4	2.85	0.45
27:BA:825:C:C5'	27:BA:2428:G:O6	2.64	0.45
27:BA:2077:A:C2	27:BA:2435:A:N7	2.85	0.45
27:BA:2438:U:C4'	27:BA:2440:C:OP1	2.63	0.45
27:BA:2533:A:H2'	27:BA:2534:A:O4'	2.17	0.45
27:BA:2553:G:N7	27:BA:2554:U:N1	2.64	0.45
27:BA:2592:G:H2'	27:BA:2593:U:O5'	2.17	0.45
27:BA:2621:A:O2'	29:BE:255:GLN:CD	2.54	0.45
27:BA:270(L):U:H4'	27:BA:270(M):U:OP1	2.16	0.45
27:BA:2757:A:H2'	27:BA:2758:A:O4'	2.17	0.45
27:BA:2766:G:N2	27:BA:2767:C:C6	2.85	0.45
27:BA:2771:C:H42	27:BA:2772:C:N4	2.15	0.45
27:BA:2840:C:C2	27:BA:2841:C:C4	3.04	0.45
27:BA:322:A:C2	27:BA:341:G:C5	3.05	0.45
27:BA:396:G:OP1	50:B4:10:VAL:CA	2.65	0.45
27:BA:422:A:H2'	27:BA:422:A:N3	2.31	0.45
27:BA:450:G:C2	27:BA:454:A:H2	2.34	0.45
27:BA:528:A:C8	27:BA:528:A:H3'	2.51	0.45
27:BA:566:U:H3'	27:BA:567:A:H8	1.81	0.45
26:BB:105:G:H2'	26:BB:106:G:C8	2.47	0.45
26:BB:57:A:N3	31:BG:13:MET:HE2	2.24	0.45
28:BD:106:PRO:CG	28:BD:141:HIS:CD2	2.98	0.45
28:BD:172:ILE:HG13	28:BD:182:MET:HE3	1.98	0.45
28:BD:75:GLY:O	28:BD:115:ILE:C	2.55	0.45
29:BE:206:LYS:CA	29:BE:257:GLY:O	2.64	0.45
29:BE:268:LEU:HD11	29:BE:271:ILE:CD1	2.46	0.45
29:BE:204:VAL:N	29:BE:303:PRO:HD3	2.32	0.45
29:BE:68:VAL:HA	29:BE:69:PRO:HD3	1.72	0.45
30:BF:6:TYR:OH	30:BF:139:VAL:N	2.50	0.45
30:BF:168:ARG:O	30:BF:168:ARG:HD3	2.06	0.45
30:BF:56:THR:O	30:BF:79:ARG:HD2	2.17	0.45
30:BF:93:LYS:C	30:BF:96:LYS:CD	2.85	0.45

Continued on next page...

Continued from previous page...

Atom-1	Atom-2	Interatomic distance (Å)	Clash overlap (Å)
31:BG:19:GLU:OE1	31:BG:134:LEU:O	2.34	0.45
31:BG:44:ILE:O	31:BG:83:PHE:HE2	1.86	0.45
31:BG:55:LYS:O	31:BG:56:ARG:CG	2.64	0.45
32:BH:85:ALA:O	32:BH:148:ARG:CZ	2.56	0.45
33:BI:132:LYS:HA	33:BI:138:THR:HB	1.98	0.45
27:BA:1059:G:N2	56:BK:131:THR:N	2.65	0.45
36:BP:94:ARG:HD2	36:BP:119:THR:O	2.17	0.45
37:BQ:26:LYS:NZ	37:BQ:88:PHE:HB3	2.32	0.45
38:BS:33:ARG:CG	38:BS:48:VAL:O	2.65	0.45
45:BU:60:LEU:H	45:BU:60:LEU:HD23	1.82	0.45
45:BU:91:ASN:C	45:BU:95:LEU:CD1	2.75	0.45
46:BV:54:TYR:O	46:BV:56:VAL:CB	2.65	0.45
40:BW:29:LEU:C	40:BW:33:ARG:HG3	2.37	0.45
40:BW:26:GLY:CA	40:BW:71:VAL:HG23	2.47	0.45
42:BY:63:ILE:HG13	42:BY:74:VAL:HA	1.98	0.45
1:AA:1181:G:H4'	1:AA:1184:G:O4'	2.17	0.44
1:AA:1308:U:H3'	16:AM:99:ARG:HH12	1.82	0.44
1:AA:1320:C:H4'	22:AS:3:ARG:HH22	1.78	0.44
1:AA:405:U:OP1	7:AD:5:ILE:HD13	2.18	0.44
1:AA:407:G:N2	1:AA:436:C:H1'	2.32	0.44
1:AA:475:G:H2'	1:AA:476:G:H8	1.81	0.44
1:AA:557:G:H5''	1:AA:558:G:OP2	2.17	0.44
1:AA:944:G:H2'	1:AA:945:G:H5'	1.99	0.44
1:AA:962:C:C2	1:AA:963:G:C8	3.05	0.44
7:AD:8:VAL:HG11	7:AD:115:ARG:NE	2.32	0.44
1:AA:1240:U:N3	10:AG:30:ILE:O	2.44	0.44
10:AG:64:GLN:HE21	10:AG:68:ASN:HD21	1.64	0.44
14:AK:111:ASP:O	14:AK:112:THR:C	2.55	0.44
1:AA:881:G:OP2	15:AL:9:GLN:CG	2.64	0.44
16:AM:94:ARG:CA	16:AM:95:GLY:N	2.80	0.44
3:AW:23:A:H2'	3:AW:24:G:C8	2.52	0.44
3:AW:75:C:C5	50:B4:28:ARG:N	2.62	0.44
48:B3:20:LYS:O	48:B3:23:LEU:HB2	2.09	0.44
53:B7:43:THR:N	53:B7:46:ASP:OD1	2.49	0.44
54:B8:22:VAL:N	54:B8:48:PHE:HE2	1.90	0.44
27:BA:1071:G:C8	27:BA:1089:G:C6	3.05	0.44
27:BA:1152:C:C4'	45:BU:77:SER:HA	2.47	0.44
27:BA:1559:G:C4	27:BA:1559:G:C3'	2.92	0.44
27:BA:1651:G:H2'	27:BA:1652:A:C8	2.52	0.44
27:BA:1763:G:H5'	27:BA:1763:G:H8	1.82	0.44
27:BA:1809:A:N6	50:B4:3:LYS:CB	2.80	0.44

Continued on next page...

Continued from previous page...

Atom-1	Atom-2	Interatomic distance (Å)	Clash overlap (Å)
27:BA:1914:C:OP2	27:BA:1916:A:N6	2.50	0.44
27:BA:1916:A:C8	27:BA:1916:A:OP2	2.68	0.44
27:BA:2017:U:O2	51:B5:10:LYS:NZ	2.26	0.44
27:BA:2185:C:N3	27:BA:2186:G:C5	2.85	0.44
27:BA:2234:G:O6	27:BA:2235:G:O6	2.34	0.44
27:BA:2251:G:C2	27:BA:2252:G:C4	3.03	0.44
27:BA:2263:C:N4	27:BA:2278:A:N6	2.65	0.44
27:BA:2292:C:N3	27:BA:2340:G:N2	2.61	0.44
27:BA:2298:A:C6	27:BA:2321:G:N1	2.85	0.44
27:BA:2353:G:C6	27:BA:2364:C:N4	2.71	0.44
27:BA:2329:G:O6	27:BA:2387:U:O4	2.35	0.44
27:BA:2455:G:C3'	27:BA:2456:C:H5'	2.47	0.44
27:BA:1028:A:H2	27:BA:2486:G:O2'	1.98	0.44
27:BA:2464:C:C5	27:BA:2487:G:N1	2.85	0.44
27:BA:2508:G:C2	27:BA:2509:G:C1'	3.00	0.44
27:BA:1128:A:N6	27:BA:2518:A:C6	2.85	0.44
27:BA:2611:U:H5'	27:BA:2611:U:C6	2.51	0.44
27:BA:2644:G:H8	27:BA:2644:G:C5'	2.16	0.44
27:BA:492:A:H2'	27:BA:493:G:O4'	2.17	0.44
27:BA:54:G:H1	27:BA:116:C:H42	1.64	0.44
27:BA:564:C:OP2	46:BV:79:GLN:CG	2.60	0.44
27:BA:629:G:H21	27:BA:640:C:P	2.40	0.44
28:BD:124:LYS:HB2	28:BD:127:ASN:ND2	2.31	0.44
28:BD:175:LEU:HD21	28:BD:181:ARG:H	1.81	0.44
27:BA:1656:C:P	29:BE:212:GLY:HA3	2.57	0.44
27:BA:2679:A:C4	29:BE:300:VAL:CG1	2.85	0.44
29:BE:45:LYS:NZ	29:BE:301:PRO:C	2.62	0.44
29:BE:201:VAL:HA	29:BE:311:PHE:HA	1.98	0.44
29:BE:80:ALA:HB3	29:BE:181:VAL:HA	1.51	0.44
30:BF:142:ASP:O	30:BF:145:GLU:N	2.47	0.44
31:BG:146:LYS:C	31:BG:148:SER:N	2.70	0.44
32:BH:120:LEU:HA	32:BH:121:GLU:OE1	2.12	0.44
32:BH:122:ILE:HG22	32:BH:123:GLU:H	1.82	0.44
32:BH:51:VAL:CG2	32:BH:68:ARG:HG3	2.43	0.44
27:BA:2748:A:H1'	32:BH:66:THR:HB	1.99	0.44
32:BH:97:LYS:C	32:BH:98:GLN:HG3	2.20	0.44
33:BI:7:LYS:CG	33:BI:12:LYS:CE	2.93	0.44
34:BN:42:GLU:HG2	34:BN:43:ARG:H	1.81	0.44
34:BN:78:ILE:CG2	34:BN:79:PHE:CD1	2.99	0.44
35:BO:112:MET:O	35:BO:114:ILE:C	2.55	0.44
45:BU:76:TYR:O	45:BU:80:ILE:HD11	1.95	0.44

Continued on next page...

Continued from previous page...

Atom-1	Atom-2	Interatomic distance (Å)	Clash overlap (Å)
46:BV:19:VAL:O	46:BV:20:ILE:C	2.55	0.44
46:BV:61:VAL:CG1	46:BV:95:ILE:CG2	2.41	0.44
42:BY:43:ASN:CG	42:BY:112:LEU:CD2	2.81	0.44
43:BZ:148:THR:O	43:BZ:149:ALA:C	2.55	0.44
1:AA:1004:A:C2'	1:AA:1025:U:N3	2.80	0.44
1:AA:111:G:H3'	1:AA:112:G:H8	1.82	0.44
1:AA:1206:G:H4'	6:AC:194:GLY:H	1.82	0.44
1:AA:1249:C:C2	12:AI:70:LYS:NZ	2.83	0.44
1:AA:1367:C:OP1	12:AI:114:TYR:HA	2.18	0.44
1:AA:67:C:C1'	1:AA:172:A:H1'	2.46	0.44
1:AA:263:A:OP1	23:AT:75:ASN:HB2	2.16	0.44
1:AA:976:G:C6	1:AA:361(A):C:C5	3.06	0.44
1:AA:528:C:N4	15:AL:49:ASN:ND2	2.66	0.44
1:AA:983:A:H3'	1:AA:983:A:N3	2.33	0.44
5:AB:88:ALA:HA	5:AB:222:ILE:HD11	2.00	0.44
7:AD:12:CYS:HB3	7:AD:31:CYS:HB3	1.76	0.44
8:AE:76:ILE:CG2	8:AE:142:LEU:HD22	2.47	0.44
11:AH:25:ASP:OD1	11:AH:60:ARG:HD3	2.17	0.44
1:AA:501:C:P	15:AL:124:LYS:HD3	2.57	0.44
20:AQ:46:ASP:HA	20:AQ:47:PRO:HD3	1.80	0.44
3:AW:75:C:O2	27:BA:2395:C:C1'	2.49	0.44
50:B4:35:VAL:C	50:B4:36:TRP:HD1	2.17	0.44
51:B5:12:SER:O	51:B5:14:SER:N	2.50	0.44
51:B5:50:GLY:HA2	51:B5:57:VAL:CG2	2.47	0.44
53:B7:44:VAL:O	53:B7:45:SER:C	2.55	0.44
27:BA:1283:G:H2'	27:BA:1285:G:N7	2.32	0.44
27:BA:1528:A:C2	27:BA:1529:A:H1'	2.52	0.44
27:BA:1529:A:H2'	27:BA:1530:G:H5'	1.99	0.44
27:BA:1602:U:C6	27:BA:1602:U:C3'	3.00	0.44
27:BA:1698:A:H1'	27:BA:1700:A:O5'	2.17	0.44
27:BA:2191:G:H21	27:BA:2192:G:H1'	1.78	0.44
27:BA:2240:C:H2'	27:BA:2241:A:C8	2.52	0.44
27:BA:2246:G:C8	27:BA:2426:A:N1	2.85	0.44
27:BA:2266:A:H2	27:BA:2272:U:C2	2.35	0.44
27:BA:2314:C:H2'	27:BA:2315:G:O5'	2.14	0.44
27:BA:2385:C:C2'	27:BA:2386:C:C5'	2.93	0.44
27:BA:2397:G:C5	27:BA:2398:U:C4	3.04	0.44
27:BA:2531:A:C5	27:BA:2532:G:N7	2.85	0.44
27:BA:2023:G:H5'	27:BA:2617:C:O2'	2.13	0.44
27:BA:2634:G:N1	27:BA:2635:C:C6	2.86	0.44
27:BA:2670:A:H8	27:BA:2670:A:C5'	2.15	0.44

Continued on next page...

Continued from previous page...

Atom-1	Atom-2	Interatomic distance (Å)	Clash overlap (Å)
27:BA:1999:C:C2'	27:BA:2687:U:O2'	2.65	0.44
27:BA:2755:C:C6	27:BA:2755:C:C3'	3.00	0.44
27:BA:2774:C:C2'	27:BA:2774:C:O2	2.63	0.44
27:BA:2822:G:O2'	27:BA:2825:C:N4	2.47	0.44
27:BA:2857:G:H2'	27:BA:2858:C:H5''	1.98	0.44
27:BA:396:G:OP1	50:B4:10:VAL:CG2	2.63	0.44
27:BA:476:G:H2'	27:BA:478:A:OP2	2.17	0.44
27:BA:504:U:H5''	27:BA:506:G:OP2	2.16	0.44
27:BA:5:A:H2'	27:BA:6:A:O4'	2.16	0.44
28:BD:213:LYS:HG3	28:BD:215:LYS:HB2	0.49	0.44
30:BF:144:PHE:HD2	30:BF:156:LEU:CD1	2.25	0.44
31:BG:24:HIS:HB3	31:BG:72:LYS:HD3	1.99	0.44
32:BH:9:GLU:C	32:BH:10:ILE:HG13	2.37	0.44
56:BK:80:LYS:HD2	56:BK:86:GLU:HG2	1.98	0.44
34:BN:39:VAL:HG12	34:BN:104:TYR:CA	2.46	0.44
35:BO:25:LEU:CB	35:BO:38:VAL:O	2.64	0.44
35:BO:35:ILE:HG22	35:BO:63:VAL:HA	1.68	0.44
35:BO:97:ARG:HG2	35:BO:98:ILE:H	1.82	0.44
37:BQ:59:ASN:CG	37:BQ:60:ALA:N	2.47	0.44
37:BQ:66:ASN:O	37:BQ:70:ARG:HG3	2.16	0.44
37:BQ:85:ILE:O	37:BQ:85:ILE:HD12	2.16	0.44
37:BQ:88:PHE:HD1	37:BQ:88:PHE:O	2.00	0.44
44:BR:73:VAL:O	44:BR:74:LYS:O	2.35	0.44
44:BR:77:ARG:CZ	44:BR:77:ARG:CB	2.58	0.44
38:BS:117:ALA:HA	38:BS:120:GLU:OE2	2.16	0.44
45:BU:103:PRO:O	45:BU:107:LYS:N	2.50	0.44
45:BU:34:ASN:O	45:BU:35:ALA:C	2.55	0.44
40:BW:30:GLU:CA	40:BW:33:ARG:CG	2.93	0.44
41:BX:38:ALA:O	41:BX:41:VAL:HB	2.18	0.44
27:BA:1340:U:H5	41:BX:55:GLN:NE2	2.10	0.44
42:BY:93:THR:O	42:BY:96:VAL:HG23	2.17	0.44
1:AA:1169:A:O5'	1:AA:1169:A:H8	2.01	0.44
1:AA:977:A:N3	1:AA:1223:C:C5	2.85	0.44
1:AA:1496:C:H2'	1:AA:1497:G:C1'	2.47	0.44
1:AA:475:G:H2'	1:AA:476:G:C8	2.52	0.44
1:AA:497:A:HO2'	1:AA:498:U:P	2.40	0.44
1:AA:501:C:H2'	1:AA:502:G:C8	2.52	0.44
1:AA:667:G:H2'	1:AA:668:G:C8	2.53	0.44
1:AA:774:G:C4	1:AA:775:G:C8	3.05	0.44
1:AA:889:A:H62	1:AA:908:A:H62	1.64	0.44
5:AB:100:GLY:O	5:AB:104:ASN:HB3	2.16	0.44

Continued on next page...

Continued from previous page...

Atom-1	Atom-2	Interatomic distance (Å)	Clash overlap (Å)
6:AC:91:LEU:HD21	6:AC:99:VAL:N	2.23	0.44
14:AK:45:GLY:O	14:AK:50:TYR:HB2	2.17	0.44
16:AM:40:ASN:HA	16:AM:41:PRO:HD3	1.88	0.44
1:AA:1319:A:C4'	22:AS:70:LYS:HE2	2.43	0.44
1:AA:959:A:N6	22:AS:78:ARG:HA	2.32	0.44
1:AA:1269:A:H4'	24:AU:19:GLY:HA2	1.97	0.44
2:AV:5:A:O2'	2:AV:6:U:H5'	2.17	0.44
3:AW:25:C:H41	3:AW:44:A:N6	2.16	0.44
49:B0:61:ALA:CB	49:B0:80:SER:C	2.84	0.44
48:B3:42:ALA:CB	48:B3:43:ILE:HD12	2.42	0.44
27:BA:1055:G:C4	27:BA:1056:G:O2'	2.68	0.44
27:BA:125:G:C5'	53:B7:19:ARG:HD2	2.46	0.44
27:BA:1352:U:O2	27:BA:1353:A:N7	2.51	0.44
27:BA:1417:C:H42	27:BA:1581:G:N2	2.14	0.44
27:BA:1491:G:O2'	27:BA:1492:G:O4'	2.35	0.44
27:BA:154:G:H3'	27:BA:155:C:H6	1.82	0.44
27:BA:1790:C:O3'	28:BD:210:LYS:HE3	2.17	0.44
27:BA:2195:C:H5''	27:BA:2195:C:C6	2.46	0.44
27:BA:2226:C:N4	27:BA:2227:A:C2	2.86	0.44
27:BA:2333:A:H4'	27:BA:2334:G:H2'	2.00	0.44
27:BA:2295:C:C6	27:BA:2338:G:N1	2.85	0.44
27:BA:2394:C:O2	27:BA:2394:C:H2'	2.17	0.44
27:BA:2416:C:N3	27:BA:2417:C:H5	2.10	0.44
27:BA:2464:C:C4	27:BA:2487:G:C2	3.06	0.44
27:BA:2474:C:C5	27:BA:2475:C:N3	2.85	0.44
27:BA:2514:U:O5'	27:BA:2514:U:H6	2.00	0.44
27:BA:2535:G:N2	27:BA:2536:G:C1'	2.72	0.44
27:BA:2553:G:N3	27:BA:2583:G:O4'	2.51	0.44
27:BA:2636:U:C4'	29:BE:84:ARG:NH2	2.42	0.44
27:BA:2643:G:O5'	27:BA:2643:G:H8	1.99	0.44
27:BA:2655:G:O2'	27:BA:2656:U:C5	2.66	0.44
27:BA:2737:G:C2'	27:BA:2738:A:H8	2.18	0.44
27:BA:2777:G:C5'	27:BA:2777:G:N9	2.80	0.44
27:BA:2816:C:C2	27:BA:2831:G:C2	3.05	0.44
27:BA:2842:G:C2	27:BA:2876:G:N3	2.78	0.44
27:BA:2869:G:H2'	27:BA:2870:C:O4'	2.17	0.44
27:BA:2842:G:N1	27:BA:2876:G:C6	2.85	0.44
27:BA:387:U:H3'	50:B4:29:PRO:CG	2.47	0.44
27:BA:37:C:H42	27:BA:442:G:H1	1.63	0.44
27:BA:781:A:H5'	27:BA:782:A:C8	2.51	0.44
26:BB:17:C:H2'	26:BB:18:G:O4'	2.17	0.44

Continued on next page...

Continued from previous page...

Atom-1	Atom-2	Interatomic distance (Å)	Clash overlap (Å)
28:BD:175:LEU:O	28:BD:178:GLY:N	2.50	0.44
27:BA:1789:A:P	28:BD:226:GLY:HA2	2.55	0.44
27:BA:2620:C:O4'	29:BE:252:GLN:HG3	2.17	0.44
30:BF:140:VAL:HG12	30:BF:236:THR:HA	2.00	0.44
30:BF:168:ARG:HA	30:BF:232:LEU:O	2.18	0.44
30:BF:243:VAL:O	30:BF:246:ARG:C	2.54	0.44
31:BG:102:GLY:HA2	31:BG:134:LEU:HD11	1.95	0.44
31:BG:56:ARG:HG3	31:BG:65:GLU:CG	2.47	0.44
33:BI:141:LEU:HD13	33:BI:142:LYS:H	1.73	0.44
34:BN:21:ARG:HA	34:BN:24:SER:OG	2.17	0.44
35:BO:3:GLN:CA	35:BO:21:VAL:CG1	2.93	0.44
36:BP:61:ALA:CB	36:BP:107:LYS:HE2	2.39	0.44
36:BP:144:ASP:CA	36:BP:145:LEU:HD12	2.32	0.44
44:BR:36:THR:O	44:BR:112:ALA:O	2.34	0.44
38:BS:87:LEU:O	38:BS:88:ALA:O	2.36	0.44
39:BT:13:ILE:CD1	39:BT:33:SER:HB2	2.47	0.44
45:BU:7:GLY:C	45:BU:9:VAL:N	2.51	0.44
46:BV:33:VAL:CG2	46:BV:63:HIS:CG	3.00	0.44
27:BA:1223:C:H42	46:BV:87:ARG:HE	1.58	0.44
40:BW:14:PRO:O	40:BW:17:VAL:CB	2.61	0.44
40:BW:45:TYR:CD2	40:BW:45:TYR:C	2.91	0.44
41:BX:31:ARG:HA	41:BX:31:ARG:CZ	2.47	0.44
27:BA:84:A:N7	42:BY:111:ARG:NH2	2.61	0.44
42:BY:40:VAL:CG1	42:BY:41:ARG:HG2	2.46	0.44
42:BY:51:LEU:HD22	42:BY:95:ASN:CG	2.37	0.44
43:BZ:125:PRO:O	43:BZ:127:PRO:CD	2.61	0.44
43:BZ:146:HIS:HB3	43:BZ:170:SER:HB3	1.98	0.44
26:BB:104:A:O2'	43:BZ:24:TYR:HE2	1.99	0.44
1:AA:1058:G:OP1	6:AC:199:LYS:CE	2.58	0.44
1:AA:1181:G:H4'	1:AA:1184:G:C4'	2.48	0.44
1:AA:1411:C:H42	1:AA:1489:G:H1	1.65	0.44
1:AA:36:C:O2'	1:AA:501:C:H5''	2.18	0.44
1:AA:451:A:N6	1:AA:480:U:H2'	2.28	0.44
1:AA:509:A:H8	7:AD:54:TYR:CE2	2.25	0.44
1:AA:303:A:H4'	1:AA:555:C:O3'	2.17	0.44
1:AA:60:A:C2	1:AA:107:G:N2	2.85	0.44
7:AD:31:CYS:C	7:AD:33:MET:N	2.60	0.44
11:AH:46:LYS:HE3	11:AH:64:LYS:HG3	1.99	0.44
2:AV:68:U:H2'	2:AV:69:U:C6	2.52	0.44
49:B0:62:LEU:O	49:B0:63:SER:O	2.35	0.44
47:B2:59:ILE:CG1	47:B2:60:GLN:H	2.29	0.44

Continued on next page...

Continued from previous page...

Atom-1	Atom-2	Interatomic distance (Å)	Clash overlap (Å)
48:B3:3:ARG:HD3	48:B3:60:GLU:HA	1.99	0.44
50:B4:58:LYS:CG	50:B4:62:ARG:NH2	2.76	0.44
51:B5:30:LEU:HD21	51:B5:41:LEU:CD2	2.42	0.44
53:B7:21:ARG:HB3	53:B7:31:LEU:HD12	1.78	0.44
27:BA:1102:C:H2'	27:BA:1103:A:H8	1.82	0.44
27:BA:1275:A:H61	44:BR:19:ALA:CB	2.30	0.44
27:BA:1300:U:C6	27:BA:1301:A:H2	2.35	0.44
27:BA:1954:G:N3	27:BA:2551:C:H5''	2.32	0.44
27:BA:2349:G:C5	27:BA:2350:C:C6	3.06	0.44
27:BA:227:A:N6	27:BA:2407:G:C8	2.74	0.44
27:BA:2439:A:C8	27:BA:2586:C:O3'	2.70	0.44
27:BA:2633:G:O2'	29:BE:111:THR:HG22	2.17	0.44
27:BA:2689:U:C4'	27:BA:2690:C:C5'	2.78	0.44
27:BA:2705:A:H8	27:BA:2705:A:O5'	2.00	0.44
27:BA:2756:U:O2'	27:BA:2757:A:O5'	2.33	0.44
27:BA:2814:C:N1	27:BA:2815:C:H5	2.16	0.44
27:BA:2876:G:H2'	27:BA:2877:G:H8	1.82	0.44
27:BA:674:G:C2	27:BA:804:A:C2	3.05	0.44
27:BA:772:C:H6	27:BA:772:C:O5'	2.01	0.44
28:BD:194:VAL:CG2	28:BD:195:GLY:H	2.04	0.44
30:BF:160:LEU:O	30:BF:165:ASP:OD2	2.36	0.44
30:BF:164:ALA:C	30:BF:232:LEU:HD12	2.31	0.44
31:BG:13:MET:C	31:BG:15:GLU:N	2.71	0.44
32:BH:101:LYS:HG2	32:BH:115:GLU:N	2.32	0.44
32:BH:55:SER:O	32:BH:57:GLU:CG	2.53	0.44
33:BI:140:THR:HG22	33:BI:140:THR:O	2.17	0.44
33:BI:50:GLN:CG	33:BI:50:GLN:O	2.66	0.44
33:BI:95:SER:HG	33:BI:98:ILE:CD1	2.01	0.44
34:BN:41:ALA:HB1	34:BN:75:PRO:HB2	1.95	0.44
34:BN:54:VAL:CG1	34:BN:139:LEU:CD1	2.96	0.44
34:BN:74:ARG:O	34:BN:75:PRO:O	2.35	0.44
35:BO:107:ARG:HG3	35:BO:115:ILE:CG2	2.48	0.44
35:BO:73:ASP:O	35:BO:74:GLY:C	2.49	0.44
36:BP:56:LYS:O	36:BP:57:VAL:HB	2.18	0.44
27:BA:911:A:C1'	37:BQ:16:ARG:HD2	2.46	0.44
37:BQ:16:ARG:O	37:BQ:20:ILE:HG12	2.17	0.44
37:BQ:95:GLU:CD	37:BQ:95:GLU:N	2.70	0.44
39:BT:27:ALA:C	39:BT:28:THR:HG23	2.38	0.44
39:BT:5:GLU:O	39:BT:8:TYR:CA	2.66	0.44
45:BU:63:GLN:O	45:BU:65:ILE:CA	2.65	0.44
46:BV:18:ASP:CB	46:BV:96:LEU:HA	2.47	0.44

Continued on next page...

Continued from previous page...

Atom-1	Atom-2	Interatomic distance (Å)	Clash overlap (Å)
46:BV:50:ASP:HB2	46:BV:53:LYS:HG3	0.53	0.44
27:BA:1261:C:OP1	40:BW:97:LYS:NZ	2.51	0.44
42:BY:105:ASP:O	42:BY:106:GLU:C	2.55	0.44
42:BY:103:LEU:CG	42:BY:112:LEU:HD21	2.24	0.44
42:BY:46:ASP:OD1	42:BY:47:THR:O	2.36	0.44
42:BY:79:LEU:O	42:BY:87:VAL:N	2.50	0.44
27:BA:874:G:OP1	43:BZ:172:LEU:HD11	2.16	0.44
1:AA:1150:U:H1'	1:AA:1280:A:C6	2.53	0.44
1:AA:1347:G:O2'	1:AA:1348:U:OP2	2.32	0.44
1:AA:1375:A:H5'	10:AG:28:ASN:HB3	1.99	0.44
1:AA:1429:C:H2'	1:AA:1430:C:C6	2.51	0.44
1:AA:193:C:H2'	1:AA:194:C:C6	2.53	0.44
1:AA:394:G:H3'	1:AA:395:C:P	2.57	0.44
1:AA:453:A:H4'	19:AP:72:ARG:CD	2.46	0.44
1:AA:302:G:C2'	1:AA:556:C:H5''	2.34	0.44
1:AA:986:A:H1'	22:AS:54:GLY:C	2.37	0.44
5:AB:54:THR:O	5:AB:58:ILE:HG13	2.17	0.44
1:AA:728:A:N7	18:AO:54:ARG:HD2	2.32	0.44
49:B0:39:ARG:CG	49:B0:69:PHE:HE1	2.17	0.44
47:B2:55:ARG:HB2	47:B2:56:ILE:H	1.67	0.44
51:B5:10:LYS:NZ	51:B5:10:LYS:HB2	2.33	0.44
53:B7:11:LYS:O	53:B7:13:ALA:CA	2.62	0.44
53:B7:32:ALA:HA	53:B7:35:ARG:HD3	1.93	0.44
27:BA:121:G:N2	27:BA:131:G:C8	2.85	0.44
27:BA:1364:G:H3'	50:B4:3:LYS:NZ	2.31	0.44
27:BA:1379:A:H3'	27:BA:1379:A:N3	2.31	0.44
27:BA:1649:G:O2'	44:BR:104:ARG:NH1	2.48	0.44
27:BA:1657:C:C5	27:BA:1658:C:H5	2.36	0.44
27:BA:1790:C:O3'	28:BD:210:LYS:CD	2.65	0.44
27:BA:184:C:H4'	27:BA:217:G:N2	2.32	0.44
27:BA:2023:G:C8	27:BA:2023:G:OP2	2.70	0.44
27:BA:2044:C:N4	27:BA:2624:G:N1	2.32	0.44
27:BA:2234:G:N1	27:BA:2235:G:C6	2.84	0.44
27:BA:2246:G:C5	27:BA:2426:A:C4	3.05	0.44
27:BA:2256:G:C2	27:BA:2257:U:N1	2.85	0.44
27:BA:2259:G:C6	27:BA:2281:C:N3	2.85	0.44
27:BA:2302:G:C6	27:BA:2315:G:N1	2.81	0.44
27:BA:2309:A:N3	27:BA:2309:A:H2'	2.32	0.44
27:BA:2337:G:N1	27:BA:2338:G:O6	2.49	0.44
27:BA:2400:G:N1	27:BA:2401:U:C2	2.85	0.44
27:BA:2073:C:H42	27:BA:2437:U:H3	1.64	0.44

Continued on next page...

Continued from previous page...

Atom-1	Atom-2	Interatomic distance (Å)	Clash overlap (Å)
27:BA:2516:G:N7	27:BA:2517:C:C4	2.86	0.44
27:BA:2531:A:O2'	27:BA:2532:G:H5''	2.18	0.44
27:BA:269:U:C5'	27:BA:270(Y):G:H2'	2.44	0.44
27:BA:2804:C:H2'	27:BA:2804:C:H6	1.67	0.44
27:BA:2852:G:C6	27:BA:2866:U:O4	2.71	0.44
27:BA:337:C:OP1	42:BY:24:ARG:CD	2.65	0.44
27:BA:342:G:H1	27:BA:344:G:H22	1.62	0.44
27:BA:37:C:H5'	27:BA:451:C:O4'	2.17	0.44
27:BA:604:G:N2	27:BA:657:U:H4'	2.30	0.44
26:BB:40:U:H3'	26:BB:41:U:C5'	2.35	0.44
28:BD:66:PHE:HD2	28:BD:67:LYS:CD	2.22	0.44
27:BA:2679:A:H5''	29:BE:261:ARG:HD3	1.98	0.44
30:BF:22:PHE:HZ	30:BF:115:LEU:CG	2.30	0.44
31:BG:24:HIS:O	31:BG:129:ASP:HB3	2.17	0.44
31:BG:129:ASP:O	31:BG:130:VAL:HG12	2.17	0.44
32:BH:159:LYS:N	32:BH:162:ARG:CZ	2.74	0.44
33:BI:5:PHE:CD2	33:BI:17:GLU:O	2.70	0.44
34:BN:52:GLN:CA	34:BN:55:GLU:OE2	2.61	0.44
27:BA:2563:U:H4'	35:BO:27:GLY:HA2	2.00	0.44
35:BO:62:VAL:O	35:BO:63:VAL:HG23	2.17	0.44
38:BS:52:PRO:O	38:BS:55:ASP:HB3	2.14	0.44
39:BT:15:PRO:C	39:BT:17:THR:N	2.63	0.44
27:BA:1251:C:O5'	45:BU:10:ARG:HG3	2.17	0.44
45:BU:66:ASN:CB	45:BU:76:TYR:CZ	2.74	0.44
45:BU:63:GLN:HA	45:BU:66:ASN:CG	2.38	0.44
45:BU:88:ILE:O	46:BV:52:GLY:CA	2.61	0.44
46:BV:5:ILE:N	46:BV:12:TYR:CZ	2.65	0.44
43:BZ:6:LYS:H	43:BZ:7:PRO:HD2	1.73	0.44
1:AA:121:C:H1'	1:AA:123:C:H41	1.83	0.44
1:AA:1239:A:H1'	1:AA:1241:G:C4	2.53	0.44
1:AA:1316:G:N7	22:AS:6:LYS:HE2	2.33	0.44
1:AA:1534:A:H3'	1:AA:1534:A:N3	2.32	0.44
1:AA:129(A):G:C2'	1:AA:190(E):U:H5''	2.46	0.44
1:AA:458:C:H42	1:AA:474:G:H1	1.65	0.44
5:AB:164:VAL:HG22	5:AB:165:VAL:N	2.32	0.44
1:AA:1205:U:C4'	6:AC:195:VAL:HG23	2.47	0.44
7:AD:133:VAL:C	7:AD:135:LEU:H	2.21	0.44
11:AH:13:ILE:O	11:AH:17:THR:OG1	2.30	0.44
16:AM:9:ILE:N	16:AM:10:PRO:CD	2.80	0.44
1:AA:1329:A:HO2'	16:AM:24:GLY:HA2	1.77	0.44
1:AA:761:G:C5'	20:AQ:102:GLY:HA3	2.47	0.44

Continued on next page...

Continued from previous page...

Atom-1	Atom-2	Interatomic distance (Å)	Clash overlap (Å)
23:AT:82:SER:O	23:AT:86:ARG:HB3	2.17	0.44
49:B0:37:LEU:HG	49:B0:71:ASN:HD22	1.82	0.44
49:B0:49:GLN:N	49:B0:49:GLN:NE2	2.66	0.44
47:B2:18:ALA:O	47:B2:21:ASP:HB2	2.18	0.44
47:B2:52:ALA:HA	47:B2:55:ARG:HH11	1.82	0.44
48:B3:24:LYS:HG3	48:B3:24:LYS:O	2.17	0.44
50:B4:62:ARG:HG3	50:B4:62:ARG:H	1.42	0.44
27:BA:126:A:C4	53:B7:18:PHE:CG	3.05	0.44
53:B7:28:ARG:O	53:B7:31:LEU:HG	2.18	0.44
53:B7:31:LEU:O	53:B7:35:ARG:HG3	2.17	0.44
27:BA:1330:C:O2	27:BA:1330:C:H2'	2.17	0.44
27:BA:1651:G:H1	27:BA:2006:C:N4	2.10	0.44
27:BA:2032:G:N2	27:BA:2055:C:H42	2.16	0.44
27:BA:2272:U:C6	27:BA:2273:A:H2	2.36	0.44
27:BA:2400:G:N1	27:BA:2401:U:O2	2.50	0.44
27:BA:2417:C:C4	27:BA:2418:A:N7	2.85	0.44
27:BA:2461:C:H2'	27:BA:2462:U:O5'	2.18	0.44
27:BA:2514:U:H2'	27:BA:2515:C:H6	1.81	0.44
27:BA:2548:G:C5	27:BA:2549:G:C8	3.06	0.44
27:BA:2611:U:C4'	27:BA:2611:U:C6	3.01	0.44
27:BA:2623:G:H5'	27:BA:2826:A:O2'	2.17	0.44
27:BA:2676:C:C2'	27:BA:2677:G:O5'	2.66	0.44
27:BA:2793:G:N2	27:BA:2803:C:O2	2.49	0.44
27:BA:297:C:C2	27:BA:342:G:N2	2.84	0.44
27:BA:49:A:H61	27:BA:176:G:H1	1.64	0.44
27:BA:594:U:OP1	54:B8:61:MET:HE1	2.15	0.44
27:BA:611:C:O2'	27:BA:616:A:C2	2.68	0.44
27:BA:920:G:O5'	27:BA:920:G:C8	2.71	0.44
27:BA:997:G:C5'	45:BU:92:ARG:CZ	2.79	0.44
28:BD:229:MET:SD	28:BD:233:ASP:HB2	2.58	0.44
27:BA:1568:G:C5'	28:BD:60:GLN:CG	2.85	0.44
29:BE:96:LEU:C	29:BE:97:THR:HG23	2.38	0.44
30:BF:11:ASN:HD21	30:BF:160:LEU:HD11	1.82	0.44
30:BF:220:THR:CB	30:BF:224:ALA:CB	2.84	0.44
30:BF:62:GLY:N	30:BF:65:ARG:CZ	2.78	0.44
31:BG:103:ASN:N	31:BG:104:PHE:CE1	2.86	0.44
31:BG:128:LEU:O	31:BG:129:ASP:HB2	2.15	0.44
33:BI:22:ALA:O	33:BI:23:ASP:C	2.47	0.44
34:BN:22:VAL:O	34:BN:23:ALA:C	2.55	0.44
34:BN:21:ARG:C	34:BN:24:SER:OG	2.42	0.44
35:BO:17:ARG:CZ	35:BO:47:THR:N	2.79	0.44

Continued on next page...

Continued from previous page...

Atom-1	Atom-2	Interatomic distance (Å)	Clash overlap (Å)
35:BO:1:MET:HB3	35:BO:67:ARG:NE	2.32	0.44
35:BO:53:LYS:O	35:BO:54:LYS:O	2.35	0.44
37:BQ:42:TYR:N	37:BQ:43:PRO:CD	2.81	0.44
27:BA:1287:A:H1'	44:BR:104:ARG:NH1	2.32	0.44
27:BA:2841:C:P	44:BR:53:HIS:CE1	3.10	0.44
38:BS:21:HIS:HA	38:BS:24:LEU:HG	1.99	0.44
27:BA:994:C:C3'	45:BU:54:LYS:HE2	2.46	0.44
45:BU:85:ARG:C	45:BU:86:ALA:O	2.56	0.44
41:BX:6:LYS:HE2	41:BX:29:ASP:HA	1.92	0.44
27:BA:84:A:OP1	42:BY:20:HIS:CD2	2.70	0.44
43:BZ:148:THR:HB	43:BZ:166:LEU:H	1.81	0.44
43:BZ:40:ASP:C	43:BZ:44:ARG:CG	2.86	0.44
43:BZ:74:ARG:O	43:BZ:75:LYS:C	2.56	0.44
1:AA:979:C:O5'	1:AA:1222:G:O6	2.34	0.44
1:AA:1236:A:H4'	1:AA:1304:G:C4'	2.46	0.44
1:AA:1259:C:HO2'	1:AA:1283:G:H2'	1.82	0.44
1:AA:1317:C:C5	17:AN:16:PHE:CD1	3.06	0.44
1:AA:1399:C:C2	1:AA:1502:A:N6	2.85	0.44
1:AA:1541:U:H2'	1:AA:1542:U:O3'	2.16	0.44
1:AA:571:U:H3'	1:AA:572:A:H5"	1.95	0.44
6:AC:64:VAL:HG12	6:AC:66:VAL:HG23	2.00	0.44
7:AD:101:LEU:HB2	7:AD:138:TYR:HB3	2.00	0.44
7:AD:120:LEU:HG	7:AD:125:HIS:HB2	1.99	0.44
8:AE:76:ILE:O	8:AE:93:PRO:HB3	2.17	0.44
13:AJ:49:VAL:O	13:AJ:60:ARG:HA	2.17	0.44
13:AJ:16:LEU:HD12	13:AJ:70:ARG:HG2	1.99	0.44
17:AN:37:PHE:HB3	17:AN:39:LEU:HD12	2.00	0.44
1:AA:1325:C:C5'	24:AU:17:THR:OG1	2.66	0.44
3:AW:34:G:H3'	3:AW:35:A:H5"	2.00	0.44
47:B2:24:LYS:O	47:B2:27:LEU:N	2.51	0.44
50:B4:58:LYS:O	50:B4:61:LYS:CB	2.65	0.44
53:B7:20:ALA:O	53:B7:22:MET:C	2.56	0.44
54:B8:8:LYS:HA	54:B8:11:LYS:HG3	1.99	0.44
55:B9:24:LEU:HD22	55:B9:36:GLN:N	2.28	0.44
27:BA:1080:C:H2'	27:BA:1081:U:O4'	2.17	0.44
27:BA:1472:A:C1'	27:BA:1473:G:C8	3.01	0.44
27:BA:1520:U:C2'	27:BA:1521:G:H5"	2.44	0.44
27:BA:1778:U:H3	27:BA:1785:A:H62	1.64	0.44
27:BA:1924:C:N4	27:BA:1925:C:H41	2.13	0.44
27:BA:1933:G:O6	27:BA:1968:G:N2	2.50	0.44
27:BA:2029:G:C5	27:BA:2031:A:OP1	2.70	0.44

Continued on next page...

Continued from previous page...

Atom-1	Atom-2	Interatomic distance (Å)	Clash overlap (Å)
27:BA:204:A:O2'	27:BA:205:G:P	2.75	0.44
27:BA:2061:G:C4	27:BA:2503:A:C2	3.06	0.44
27:BA:2218:G:H4'	28:BD:147:PRO:HG3	1.98	0.44
27:BA:2232:U:C2'	27:BA:2233:U:H5''	2.45	0.44
27:BA:2271:G:O2'	27:BA:2272:U:O2	2.35	0.44
27:BA:2336:A:H2'	27:BA:2337:G:H8	1.82	0.44
27:BA:2376:A:H62	38:BS:109:PRO:CG	2.31	0.44
27:BA:2393:A:H5''	54:B8:13:ARG:HH21	1.83	0.44
27:BA:2397:G:C6	27:BA:2398:U:C4	3.06	0.44
27:BA:2550:G:N3	27:BA:2551:C:C5	2.85	0.44
27:BA:2561:A:H8	27:BA:2561:A:H3'	1.79	0.44
27:BA:2701:C:H42	27:BA:2705:A:H62	1.65	0.44
27:BA:2679:A:C6	27:BA:2729:G:N1	2.86	0.44
27:BA:2721:A:O2'	27:BA:2874:C:H5'	2.17	0.44
27:BA:380:U:HO2'	50:B4:15:ILE:C	2.21	0.44
27:BA:533:G:OP1	45:BU:24:PHE:HB2	2.17	0.44
27:BA:592:G:H1'	54:B8:2:PRO:N	2.32	0.44
27:BA:651:G:H3'	27:BA:652:C:H6	1.82	0.44
27:BA:59:U:N1	27:BA:73:A:C6	2.86	0.44
27:BA:834:C:HO2'	27:BA:2358:G:H2'	1.83	0.44
27:BA:918:A:OP1	27:BA:918:A:H4'	2.18	0.44
28:BD:197:GLY:N	28:BD:199:ARG:HH11	2.15	0.44
28:BD:73:ILE:HG13	28:BD:73:ILE:H	1.59	0.44
29:BE:180:ILE:CG2	29:BE:186:GLU:C	2.80	0.44
29:BE:180:ILE:CG2	29:BE:183:ASP:OD2	2.65	0.44
30:BF:153:VAL:HG12	30:BF:157:LEU:HD11	2.00	0.44
30:BF:36:ARG:HA	30:BF:39:GLN:HE21	1.64	0.44
32:BH:53:ARG:HD2	32:BH:56:ASP:CA	2.44	0.44
33:BI:92:SER:O	33:BI:93:ILE:HG22	2.18	0.44
35:BO:24:VAL:CG1	35:BO:32:TYR:C	2.86	0.44
44:BR:39:PRO:HB2	44:BR:40:LYS:H	1.65	0.44
38:BS:81:ALA:CB	38:BS:118:ILE:N	2.69	0.44
31:BG:145:ASP:CG	38:BS:15:GLU:O	2.54	0.44
39:BT:52:THR:HB	39:BT:53:ASP:H	1.61	0.44
46:BV:64:GLY:N	46:BV:94:LYS:O	2.49	0.44
40:BW:53:SER:O	40:BW:57:ASN:HB2	2.18	0.44
27:BA:338:G:O5'	42:BY:21:LYS:HB2	2.17	0.44
42:BY:55:PHE:O	42:BY:56:ALA:C	2.55	0.44
43:BZ:164:PRO:O	43:BZ:165:GLU:C	2.55	0.44
43:BZ:69:VAL:CG1	43:BZ:70:GLN:N	2.58	0.44
1:AA:1073:U:H2'	1:AA:1074:G:C5'	2.48	0.44

Continued on next page...

Continued from previous page...

Atom-1	Atom-2	Interatomic distance (Å)	Clash overlap (Å)
1:AA:1128:C:H42	1:AA:1143:G:H1	1.63	0.44
1:AA:1277:C:H4'	1:AA:1282:C:C1'	2.48	0.44
1:AA:922:G:C2	1:AA:1398:A:C2	3.04	0.44
1:AA:116:A:C2	1:AA:314:C:O4'	2.70	0.44
1:AA:531:U:H4'	1:AA:532:A:O5'	2.17	0.44
1:AA:296:U:H1'	1:AA:556:C:H1'	2.00	0.44
1:AA:600:C:OP1	11:AH:97:VAL:CB	2.50	0.44
1:AA:22:G:C2	1:AA:914:A:C8	3.05	0.44
5:AB:79:ASP:O	5:AB:83:MET:HG2	2.18	0.44
5:AB:95:GLN:O	5:AB:96:ARG:C	2.56	0.44
6:AC:18:TRP:CD1	17:AN:53:LEU:C	2.91	0.44
11:AH:120:THR:O	11:AH:121:ASP:C	2.56	0.44
15:AL:78:GLN:H	15:AL:81:SER:HB2	1.83	0.44
1:AA:1115:C:C1'	17:AN:61:TRP:O	2.56	0.44
20:AQ:58:GLU:HB2	20:AQ:74:LEU:HB3	1.99	0.44
2:AV:11:C:H2'	2:AV:12:U:C6	2.53	0.44
41:BX:4:VAL:CB	47:B2:24:LYS:HZ2	2.20	0.44
50:B4:68:ARG:NH1	50:B4:72:LYS:HE2	2.33	0.44
53:B7:30:ILE:C	53:B7:33:ARG:CB	2.48	0.44
27:BA:1022:G:O2'	27:BA:1023:U:OP2	2.35	0.44
27:BA:1173:G:N2	27:BA:1174:A:C2	2.84	0.44
27:BA:148:C:HO3'	27:BA:149:A:C4'	2.30	0.44
27:BA:1476:C:N4	27:BA:1517:G:H1'	2.33	0.44
27:BA:1942:C:H2'	27:BA:1943:U:C5	2.53	0.44
27:BA:2228:G:C4'	27:BA:2228:G:C8	3.01	0.44
27:BA:2279:G:C6	27:BA:2280:G:C6	3.05	0.44
27:BA:2330:G:N2	27:BA:2331:G:C4	2.79	0.44
27:BA:2333:A:C5	27:BA:2335:A:C2	3.05	0.44
27:BA:2497:A:O2'	27:BA:2498:C:C5	2.67	0.44
27:BA:2548:G:C6	27:BA:2549:G:C5	3.05	0.44
27:BA:2581:G:H1	27:BA:2610:C:H2'	1.74	0.44
27:BA:2620:C:C6	27:BA:2621:A:C8	3.06	0.44
27:BA:2048:G:C5	27:BA:2621:A:C2	3.03	0.44
27:BA:2634:G:C2'	27:BA:2635:C:C5'	2.93	0.44
27:BA:2657:A:C5	27:BA:2665:A:N6	2.86	0.44
27:BA:2657:A:H3'	27:BA:2658:C:H5'	1.97	0.44
27:BA:270(S):G:H2'	27:BA:270(T):G:H8	1.81	0.44
27:BA:2786:U:H4'	29:BE:102:ASP:OD1	2.18	0.44
27:BA:2839:G:C2	27:BA:2840:C:C5	3.06	0.44
27:BA:2845:G:HO2'	27:BA:2846:G:C5'	1.91	0.44
27:BA:292:C:H5''	27:BA:293:U:OP1	2.17	0.44

Continued on next page...

Continued from previous page...

Atom-1	Atom-2	Interatomic distance (Å)	Clash overlap (Å)
27:BA:338:G:H8	42:BY:21:LYS:HB2	1.83	0.44
27:BA:273(A):G:C6	27:BA:363(D):G:O6	2.71	0.44
27:BA:482:A:N6	27:BA:506:G:C4	2.86	0.44
27:BA:775:G:C4'	27:BA:777:A:N3	2.81	0.44
26:BB:37:C:O2	38:BS:111:PRO:CG	2.66	0.44
26:BB:99:A:H2'	26:BB:100:G:H8	1.73	0.44
28:BD:143:ILE:N	28:BD:143:ILE:CD1	2.54	0.44
27:BA:1819:A:P	28:BD:154:VAL:CA	3.04	0.44
28:BD:197:GLY:N	28:BD:199:ARG:HD2	2.33	0.44
28:BD:215:LYS:O	28:BD:216:ALA:C	2.56	0.44
28:BD:79:THR:N	28:BD:91:ALA:HB1	2.32	0.44
29:BE:105:HIS:ND1	29:BE:108:LEU:CD1	2.74	0.44
29:BE:267:ARG:HD3	29:BE:297:LYS:HB3	1.99	0.44
27:BA:600:G:HO2'	30:BF:109:LEU:HD11	1.78	0.44
30:BF:33:LYS:O	30:BF:34:ALA:O	2.34	0.44
30:BF:99:SER:O	30:BF:100:LEU:CG	2.65	0.44
31:BG:134:LEU:O	31:BG:135:VAL:CG2	2.65	0.44
31:BG:55:LYS:C	31:BG:56:ARG:CG	2.86	0.44
31:BG:98:PHE:N	31:BG:98:PHE:HD2	2.16	0.44
32:BH:19:ASN:O	32:BH:21:ASN:N	2.46	0.44
32:BH:37:HIS:HA	32:BH:38:PRO:HD3	1.90	0.44
32:BH:55:SER:OG	32:BH:57:GLU:HG2	2.18	0.44
32:BH:8:ILE:HD13	32:BH:72:ALA:HB2	1.99	0.44
32:BH:85:ALA:C	32:BH:164:GLU:HG2	2.38	0.44
33:BI:59:ALA:C	33:BI:62:LEU:HB2	2.34	0.44
27:BA:1059:G:H1'	56:BK:127:ILE:HG21	1.99	0.44
34:BN:11:ILE:O	34:BN:11:ILE:HG22	2.18	0.44
34:BN:78:ILE:O	34:BN:82:THR:HG21	2.12	0.44
35:BO:8:LEU:CD2	35:BO:19:VAL:O	2.65	0.44
35:BO:13:ASN:HD21	35:BO:97:ARG:HB3	1.83	0.44
44:BR:51:LEU:HA	44:BR:51:LEU:HD23	1.84	0.44
44:BR:90:ARG:HB3	44:BR:91:GLN:H	1.57	0.44
38:BS:103:ASP:C	38:BS:105:GLY:N	2.68	0.44
38:BS:37:ARG:HB2	38:BS:44:ARG:O	2.18	0.44
38:BS:37:ARG:N	38:BS:44:ARG:O	2.51	0.44
27:BA:444:C:OP2	45:BU:2:PRO:HD3	2.18	0.44
41:BX:11:THR:O	41:BX:15:MET:HE2	2.16	0.44
41:BX:14:ALA:O	41:BX:17:ASP:OD1	2.35	0.44
1:AA:1396:A:O2'	1:AA:1397:C:P	2.76	0.44
1:AA:370:C:H42	1:AA:391:G:H1	1.66	0.44
1:AA:401:C:OP2	7:AD:73:ARG:NH2	2.51	0.44

Continued on next page...

Continued from previous page...

Atom-1	Atom-2	Interatomic distance (Å)	Clash overlap (Å)
1:AA:918:A:H2'	1:AA:919:A:O4'	2.18	0.44
1:AA:924:C:H2'	1:AA:925:G:C8	2.53	0.44
1:AA:962:C:H2'	1:AA:963:G:O4'	2.18	0.44
6:AC:121:ALA:HA	6:AC:124:ILE:HD12	1.99	0.44
7:AD:79:PHE:HE1	7:AD:204:ILE:HG13	1.82	0.44
23:AT:73:HIS:C	23:AT:74:LYS:HG2	2.38	0.44
2:AV:45:G:H2'	2:AV:46:G:OP2	2.18	0.44
2:AV:36:A:H61	4:AX:116:U:H3	1.58	0.44
49:B0:49:GLN:CA	49:B0:49:GLN:NE2	2.76	0.44
52:B6:8:ILE:HD12	52:B6:29:ARG:NE	2.33	0.44
27:BA:2286:A:N6	52:B6:32:GLN:O	2.51	0.44
27:BA:1166:C:H42	27:BA:1183:G:H1	1.66	0.44
27:BA:546:C:C5	27:BA:1221:C:OP1	2.71	0.44
27:BA:125:G:H21	53:B7:9:ASN:C	2.21	0.44
27:BA:1554:A:N6	27:BA:1626:G:OP2	2.50	0.44
27:BA:162:U:H4'	27:BA:171:G:N3	2.33	0.44
27:BA:1805:U:H2'	27:BA:1806:C:H6	1.83	0.44
27:BA:1935:G:H2'	27:BA:1962:C:C4	2.53	0.44
27:BA:2287:A:O2'	27:BA:2288:A:O5'	2.34	0.44
27:BA:2302:G:C2	27:BA:2315:G:C5	3.06	0.44
27:BA:2376:A:N3	27:BA:2377:A:C8	2.86	0.44
27:BA:199:A:H2	27:BA:2433:A:C4	2.28	0.44
27:BA:2511:U:C4	27:BA:2512:C:C4	3.06	0.44
27:BA:2519:U:O2	27:BA:2542:A:C6	2.70	0.44
27:BA:2525:G:H1	27:BA:2539:C:N4	2.13	0.44
27:BA:2521:C:H4'	27:BA:2564:A:O2'	2.18	0.44
27:BA:2620:C:HO2'	27:BA:2621:A:P	2.35	0.44
27:BA:2751:G:N3	27:BA:2751:G:C2'	2.81	0.44
27:BA:2805:G:H8	27:BA:2807:G:O4'	2.01	0.44
27:BA:2888:C:N3	27:BA:2889:C:C4	2.85	0.44
27:BA:396:G:OP1	50:B4:10:VAL:CG1	2.63	0.44
27:BA:566:U:C5'	46:BV:81:ARG:HH22	2.30	0.44
27:BA:569:U:C4	27:BA:570:G:C6	3.06	0.44
27:BA:59:U:C2	27:BA:73:A:N1	2.86	0.44
27:BA:680:G:C6	27:BA:681:G:C6	3.06	0.44
27:BA:853:G:H2'	27:BA:854:G:H8	1.82	0.44
27:BA:95:G:O2'	47:B2:42:ASN:C	2.51	0.44
26:BB:18:G:H2'	26:BB:19:G:H8	1.82	0.44
26:BB:51:G:OP2	38:BS:72:GLU:CG	2.65	0.44
26:BB:59:A:O4'	31:BG:144:ARG:NE	2.51	0.44
28:BD:142:ASN:CG	28:BD:190:THR:HG23	2.39	0.44

Continued on next page...

Continued from previous page...

Atom-1	Atom-2	Interatomic distance (Å)	Clash overlap (Å)
27:BA:2786:U:O5'	29:BE:100:TRP:O	2.30	0.44
29:BE:176:HIS:O	29:BE:177:ALA:C	2.55	0.44
29:BE:274:GLY:H	29:BE:291:GLY:C	2.21	0.44
30:BF:195:VAL:HG13	30:BF:213:ALA:CA	2.47	0.44
31:BG:14:ARG:HG3	31:BG:137:PRO:HG3	2.00	0.44
31:BG:98:PHE:HA	31:BG:104:PHE:CE2	2.27	0.44
32:BH:151:ARG:HA	32:BH:152:PRO:HD2	1.76	0.44
32:BH:44:VAL:CB	32:BH:49:ILE:HG22	2.46	0.44
32:BH:87:GLU:HB3	32:BH:164:GLU:CD	2.38	0.44
33:BI:93:ILE:HG23	33:BI:122:ARG:HA	1.99	0.44
33:BI:116:GLU:OE1	33:BI:130:PRO:HB2	2.17	0.44
33:BI:5:PHE:CG	33:BI:17:GLU:O	2.71	0.44
33:BI:39:ALA:O	33:BI:40:THR:O	2.36	0.44
33:BI:49:ALA:O	33:BI:53:LYS:HG2	2.18	0.44
27:BA:1140:C:P	34:BN:18:ILE:HD11	2.58	0.44
34:BN:21:ARG:O	34:BN:22:VAL:O	2.35	0.44
34:BN:25:GLN:CA	34:BN:28:GLU:HG3	2.28	0.44
34:BN:31:LEU:C	34:BN:33:GLY:N	2.67	0.44
34:BN:44:ALA:O	34:BN:45:VAL:CG2	2.65	0.44
34:BN:96:GLU:O	34:BN:98:PHE:N	2.51	0.44
35:BO:11:ALA:CA	35:BO:99:PHE:CB	2.96	0.44
37:BQ:102:ARG:O	37:BQ:104:PRO:N	2.51	0.44
38:BS:120:GLU:OE1	38:BS:120:GLU:N	2.51	0.44
38:BS:123:ILE:O	38:BS:124:ASP:C	2.55	0.44
45:BU:99:ALA:HB3	45:BU:106:PHE:CZ	2.41	0.44
27:BA:1156:A:P	45:BU:55:ARG:NH1	2.90	0.44
45:BU:55:ARG:O	45:BU:57:PHE:C	2.56	0.44
45:BU:61:TRP:CE3	45:BU:93:LYS:HA	2.53	0.44
45:BU:64:ARG:O	45:BU:67:ALA:HB3	2.18	0.44
45:BU:65:ILE:O	45:BU:66:ASN:C	2.56	0.44
46:BV:89:ASN:O	46:BV:90:PHE:C	2.56	0.44
40:BW:13:SER:HB3	40:BW:16:LYS:HB2	2.00	0.44
40:BW:24:ILE:HD13	40:BW:36:LEU:HG	2.00	0.44
40:BW:3:ALA:HB2	40:BW:62:HIS:CB	2.48	0.44
41:BX:46:ASP:HB2	41:BX:47:VAL:H	1.64	0.44
42:BY:22:GLN:O	42:BY:24:ARG:N	2.51	0.44
43:BZ:21:ALA:HA	43:BZ:81:VAL:O	2.18	0.44
1:AA:1288:A:H2	1:AA:1352:C:O2	2.01	0.43
1:AA:1309:G:OP2	16:AM:99:ARG:NH1	2.50	0.43
1:AA:1319:A:C4'	22:AS:70:LYS:HZ1	2.18	0.43
1:AA:1343:G:H2'	1:AA:1344:C:C6	2.53	0.43

Continued on next page...

Continued from previous page...

Atom-1	Atom-2	Interatomic distance (Å)	Clash overlap (Å)
1:AA:25:C:O2'	1:AA:524:G:N2	2.51	0.43
1:AA:20:U:C1'	1:AA:572:A:C4	3.01	0.43
1:AA:695:A:H2'	1:AA:696:A:O4'	2.17	0.43
1:AA:986:A:H1'	22:AS:54:GLY:O	2.17	0.43
1:AA:996:A:N1	1:AA:1046:A:H4'	2.32	0.43
5:AB:205:ASP:O	5:AB:211:ILE:HD11	2.18	0.43
5:AB:93:VAL:HG11	5:AB:97:TRP:HA	2.00	0.43
8:AE:76:ILE:HG21	8:AE:142:LEU:HD22	2.00	0.43
8:AE:95:ALA:CB	8:AE:96:PRO:HD3	2.44	0.43
1:AA:1328:C:O2'	16:AM:29:ARG:HG3	2.18	0.43
21:AR:46:GLU:CB	21:AR:85:LEU:HD13	2.47	0.43
47:B2:19:GLU:OE1	47:B2:20:LEU:N	2.50	0.43
48:B3:8:LEU:HD23	48:B3:31:LEU:HD23	1.98	0.43
50:B4:68:ARG:HB3	50:B4:72:LYS:HA	2.00	0.43
52:B6:28:ARG:O	52:B6:29:ARG:C	2.57	0.43
52:B6:48:VAL:C	52:B6:50:PHE:CE1	2.78	0.43
27:BA:54:G:HO2'	53:B7:35:ARG:NH2	2.06	0.43
53:B7:43:THR:C	53:B7:45:SER:N	2.68	0.43
27:BA:1375:C:H2'	27:BA:1376:C:H6	1.83	0.43
27:BA:13:A:N1	27:BA:525:U:H2'	2.32	0.43
27:BA:148:C:O2'	27:BA:149:A:C1'	2.65	0.43
27:BA:161:U:H5'	27:BA:162:U:C6	2.53	0.43
27:BA:1657:C:C3'	27:BA:1657:C:C6	3.01	0.43
27:BA:2093:G:C1'	27:BA:2198:A:C6	2.91	0.43
27:BA:2322:A:C4'	27:BA:2322:A:OP1	2.66	0.43
27:BA:2328:A:C6	27:BA:2329:G:N7	2.83	0.43
27:BA:2352:A:C2'	27:BA:2353:G:O5'	2.66	0.43
27:BA:2422:A:C2	27:BA:2424:C:C4	3.06	0.43
27:BA:2532:G:O2'	27:BA:2533:A:H5'	2.18	0.43
27:BA:2588:G:H5''	27:BA:2589:A:OP2	2.18	0.43
27:BA:2605:U:C6	27:BA:2605:U:C3'	3.01	0.43
27:BA:2611:U:H5'	27:BA:2611:U:H6	1.83	0.43
27:BA:2747:G:O2'	27:BA:2748:A:H5''	2.18	0.43
27:BA:2638:G:C6	27:BA:2776:A:OP2	2.70	0.43
27:BA:452:G:N2	27:BA:457:A:H2	2.13	0.43
27:BA:521:G:H2'	27:BA:522:G:H8	1.81	0.43
27:BA:668:G:C2'	27:BA:670:A:H62	2.29	0.43
27:BA:707:G:H1	27:BA:724:U:H3	1.66	0.43
27:BA:994:C:O2	45:BU:53:LYS:CG	2.66	0.43
26:BB:6:C:H2'	26:BB:7:G:C8	2.53	0.43
28:BD:107:LYS:H	28:BD:194:VAL:C	2.06	0.43

Continued on next page...

Continued from previous page...

Atom-1	Atom-2	Interatomic distance (Å)	Clash overlap (Å)
28:BD:141:HIS:HE1	28:BD:192:GLY:CA	2.30	0.43
28:BD:216:ALA:CB	28:BD:223:ASN:H	2.31	0.43
28:BD:74:PRO:HA	28:BD:116:MET:HE3	1.94	0.43
29:BE:43:GLY:HA3	29:BE:75:THR:HG1	1.79	0.43
30:BF:113:SER:O	30:BF:116:ALA:CB	2.51	0.43
30:BF:164:ALA:O	30:BF:232:LEU:HB2	2.18	0.43
30:BF:37:ALA:HB2	30:BF:102:LEU:HG	2.00	0.43
31:BG:145:ASP:HB2	38:BS:15:GLU:HG2	1.99	0.43
31:BG:56:ARG:CG	31:BG:65:GLU:CG	2.96	0.43
31:BG:98:PHE:N	31:BG:98:PHE:CD2	2.85	0.43
32:BH:34:ARG:HD2	32:BH:36:PHE:CE1	2.52	0.43
33:BI:6:LEU:CD2	33:BI:14:LYS:HD3	2.28	0.43
33:BI:47:LEU:O	33:BI:51:LYS:HG3	2.18	0.43
34:BN:54:VAL:HG13	34:BN:138:THR:OG1	2.18	0.43
36:BP:55:GLN:CG	36:BP:56:LYS:N	2.80	0.43
36:BP:71:GLU:O	36:BP:74:THR:OG1	2.33	0.43
44:BR:28:LEU:C	44:BR:28:LEU:HD13	2.37	0.43
38:BS:104:ILE:CG2	38:BS:104:ILE:O	2.65	0.43
38:BS:103:ASP:OD2	38:BS:105:GLY:CA	2.66	0.43
27:BA:995:C:C1'	45:BU:57:PHE:CE2	2.96	0.43
40:BW:66:GLU:CD	40:BW:67:ASP:N	2.67	0.43
41:BX:11:THR:O	41:BX:12:GLU:C	2.56	0.43
41:BX:55:GLN:N	41:BX:63:LYS:O	2.51	0.43
41:BX:28:VAL:HG21	41:BX:64:ALA:HB2	2.00	0.43
43:BZ:141:MET:HB2	43:BZ:171:VAL:CG1	2.47	0.43
43:BZ:166:LEU:HD13	43:BZ:167:THR:OG1	2.17	0.43
1:AA:1511:G:C6	1:AA:1512:U:N3	2.85	0.43
1:AA:500:G:N2	1:AA:546:G:H1'	2.32	0.43
1:AA:517:G:N2	1:AA:533:A:OP2	2.51	0.43
1:AA:665:A:H2'	1:AA:725:G:N2	2.33	0.43
1:AA:752:G:H1'	1:AA:754:C:N4	2.33	0.43
1:AA:908:A:H2'	1:AA:909:A:C8	2.52	0.43
1:AA:980:C:H2'	1:AA:981:U:O4'	2.18	0.43
13:AJ:90:LEU:H	13:AJ:91:PRO:CD	2.27	0.43
1:AA:953:G:H4'	16:AM:124:PRO:O	2.18	0.43
16:AM:33:ALA:HA	16:AM:59:TYR:HE2	1.83	0.43
1:AA:1358:U:OP1	17:AN:35:ARG:N	2.51	0.43
17:AN:26:ARG:HB3	17:AN:43:CYS:HB2	2.01	0.43
21:AR:31:LEU:HD11	21:AR:62:GLU:HG3	2.00	0.43
1:AA:1317:C:O2	22:AS:10:PHE:CE2	2.71	0.43
2:AV:58:A:C5	2:AV:61:C:C4	3.06	0.43

Continued on next page...

Continued from previous page...

Atom-1	Atom-2	Interatomic distance (Å)	Clash overlap (Å)
49:B0:35:ASN:CA	49:B0:68:VAL:CG2	2.95	0.43
47:B2:3:LEU:HB3	47:B2:4:HIS:H	1.42	0.43
48:B3:7:LYS:CG	48:B3:8:LEU:N	2.81	0.43
50:B4:35:VAL:CG1	50:B4:36:TRP:N	2.58	0.43
27:BA:1263:U:O4'	51:B5:16:ARG:NH2	2.50	0.43
51:B5:34:PRO:HD2	51:B5:36:CYS:CB	2.48	0.43
52:B6:16:ALA:HA	52:B6:50:PHE:CE2	2.53	0.43
52:B6:49:VAL:O	52:B6:50:PHE:CD1	2.71	0.43
52:B6:14:SER:CA	52:B6:51:ARG:O	2.66	0.43
53:B7:11:LYS:HG3	53:B7:12:ARG:N	2.33	0.43
27:BA:1265:A:OP2	27:BA:2615:U:OP1	2.37	0.43
27:BA:1547:C:H2'	27:BA:1548:C:H6	1.83	0.43
27:BA:1707:G:H2'	27:BA:1708:C:C6	2.53	0.43
27:BA:1857:G:C2	27:BA:1858:G:O6	2.71	0.43
27:BA:1906:G:C4	27:BA:1929:G:N7	2.85	0.43
27:BA:2218:G:N1	27:BA:2219:G:C5	2.86	0.43
27:BA:2246:G:O2'	27:BA:2247:A:H5''	2.11	0.43
27:BA:2264:C:N3	27:BA:2265:U:C6	2.86	0.43
27:BA:2286:A:H1'	27:BA:2346:A:N6	2.23	0.43
27:BA:2297:C:O2'	27:BA:2298:A:O4'	2.27	0.43
27:BA:792:G:C6	27:BA:2440:C:N1	2.85	0.43
27:BA:2478:A:H3'	27:BA:2478:A:C8	2.53	0.43
27:BA:1028:A:H1'	27:BA:2487:G:OP1	2.18	0.43
27:BA:2726:U:H6	27:BA:2726:U:H2'	1.61	0.43
27:BA:2743:C:C2	27:BA:2762:G:N2	2.86	0.43
27:BA:2792:G:C2	27:BA:2804:C:C4	3.06	0.43
27:BA:2828:C:C2	27:BA:2829:C:C6	3.05	0.43
27:BA:2875:C:N4	27:BA:2876:G:C5	2.86	0.43
27:BA:2892:A:C2'	27:BA:2893:G:C1'	2.94	0.43
27:BA:347:A:H3'	27:BA:347:A:C8	2.53	0.43
27:BA:563:G:H2'	27:BA:563:G:N3	2.33	0.43
27:BA:685:A:H4'	27:BA:686:G:O5'	2.19	0.43
27:BA:860:U:H2'	27:BA:861:A:H5'	1.99	0.43
26:BB:106:G:N1	26:BB:107:U:C4	2.86	0.43
26:BB:28:C:H2'	26:BB:29:A:O4'	2.18	0.43
29:BE:41:PHE:HE1	29:BE:173:ARG:HH11	1.65	0.43
27:BA:1993:U:C5'	29:BE:228:ARG:HE	2.31	0.43
29:BE:44:TYR:HD2	29:BE:306:ARG:O	2.01	0.43
30:BF:25:PRO:HG2	30:BF:26:VAL:H	1.83	0.43
31:BG:14:ARG:H	31:BG:14:ARG:CD	2.28	0.43
32:BH:90:GLY:HA2	32:BH:159:LYS:CE	2.48	0.43

Continued on next page...

Continued from previous page...

Atom-1	Atom-2	Interatomic distance (Å)	Clash overlap (Å)
33:BI:12:LYS:O	33:BI:13:GLY:C	2.57	0.43
34:BN:55:GLU:O	34:BN:56:LYS:C	2.56	0.43
34:BN:5:GLU:HA	34:BN:109:TYR:CD2	2.52	0.43
34:BN:65:ASN:C	34:BN:68:GLY:O	2.56	0.43
35:BO:107:ARG:CG	35:BO:115:ILE:HG21	2.48	0.43
38:BS:109:PRO:O	38:BS:116:PHE:CG	2.66	0.43
38:BS:53:ASN:O	38:BS:53:ASN:CG	2.55	0.43
40:BW:6:ILE:HG13	40:BW:104:THR:HG22	1.99	0.43
40:BW:14:PRO:O	40:BW:15:ARG:C	2.57	0.43
40:BW:26:GLY:C	40:BW:27:LYS:HG3	2.38	0.43
40:BW:58:ALA:C	40:BW:60:ASN:N	2.71	0.43
41:BX:45:TYR:O	41:BX:47:VAL:O	2.35	0.43
41:BX:22:ASN:CA	41:BX:68:LEU:HG	2.48	0.43
42:BY:19:ARG:NH1	42:BY:68:ASP:N	2.66	0.43
43:BZ:150:GLY:H	43:BZ:164:PRO:HA	1.83	0.43
43:BZ:26:LYS:CA	43:BZ:84:TYR:OH	2.66	0.43
43:BZ:38:ALA:C	43:BZ:40:ASP:N	2.71	0.43
1:AA:1004:A:O4'	1:AA:1025:U:C4	2.71	0.43
1:AA:112:G:OP1	19:AP:27:LYS:HD3	2.18	0.43
1:AA:1320:C:H2'	1:AA:1321:C:C6	2.53	0.43
1:AA:21:G:H2'	1:AA:22:G:C8	2.54	0.43
1:AA:253:U:H4'	1:AA:276:G:O2'	2.18	0.43
1:AA:769:G:H22	1:AA:811:C:H1'	1.84	0.43
1:AA:770:C:C4	1:AA:771:G:N7	2.85	0.43
1:AA:585:G:C2'	1:AA:879:C:H5''	2.48	0.43
1:AA:1057:G:H5''	6:AC:154:SER:HB2	2.00	0.43
1:AA:426:G:C3'	7:AD:42:GLN:HA	2.47	0.43
10:AG:93:PRO:HA	10:AG:96:GLN:HB2	1.98	0.43
2:AV:32:C:OP2	12:AI:128:ARG:N	2.52	0.43
1:AA:1221:G:H1'	22:AS:53:ASN:O	2.17	0.43
1:AA:1325:C:H5'	24:AU:17:THR:OG1	2.18	0.43
2:AV:32:C:OP2	12:AI:127:LYS:HB2	2.18	0.43
3:AW:14:A:C6	3:AW:22:G:C4	3.06	0.43
3:AW:43:G:H2'	3:AW:44:A:C8	2.53	0.43
3:AW:50:U:O2'	3:AW:51:G:H5'	2.17	0.43
2:AV:35:A:C6	4:AX:118:C:N4	2.82	0.43
47:B2:56:ILE:O	47:B2:57:LYS:C	2.55	0.43
27:BA:72:U:H4'	47:B2:57:LYS:NZ	2.27	0.43
47:B2:9:ARG:HB2	47:B2:59:ILE:CD1	2.49	0.43
50:B4:63:PHE:C	50:B4:65:ASP:N	2.71	0.43
51:B5:33:CYS:HB2	51:B5:38:GLY:N	2.33	0.43

Continued on next page...

Continued from previous page...

Atom-1	Atom-2	Interatomic distance (Å)	Clash overlap (Å)
27:BA:242:G:C3'	54:B8:5:LYS:NZ	2.66	0.43
27:BA:585:G:C6	27:BA:1251:C:C5	3.05	0.43
27:BA:133:C:H2'	27:BA:134:C:H6	1.83	0.43
27:BA:1709:U:O2'	27:BA:2859:G:H1'	2.18	0.43
27:BA:1780:A:H3'	27:BA:1781:C:H5'	1.95	0.43
27:BA:1788:C:C2	27:BA:1789:A:C8	3.07	0.43
27:BA:1794:U:H5'	27:BA:1900:A:N6	2.33	0.43
27:BA:1812:A:H2'	27:BA:1813:G:O4'	2.19	0.43
27:BA:1906:G:H2'	27:BA:1907:G:C8	2.52	0.43
2:AV:12:U:O2'	27:BA:1924:C:O4'	2.28	0.43
27:BA:1996:C:C5'	27:BA:1996:C:C6	2.95	0.43
27:BA:747:U:C2	27:BA:2015:A:C2	3.06	0.43
27:BA:2255:G:C6	27:BA:2256:G:N9	2.86	0.43
27:BA:2259:G:H2'	27:BA:2260:C:H6	1.82	0.43
27:BA:2295:C:C5	27:BA:2338:G:N1	2.86	0.43
27:BA:2304:G:C2'	27:BA:2305:A:O5'	2.66	0.43
27:BA:2298:A:H1'	27:BA:2322:A:O2'	2.18	0.43
27:BA:2392:A:C8	27:BA:2393:A:N9	2.86	0.43
27:BA:2391:G:H21	27:BA:2429:G:H21	1.65	0.43
27:BA:2482:G:C3'	27:BA:2483:C:H5'	2.41	0.43
27:BA:2060:A:O2'	27:BA:2502:G:O4'	2.35	0.43
27:BA:2509:G:HO2'	27:BA:2510:C:C5'	2.23	0.43
27:BA:2578:G:H2'	27:BA:2579:C:H5''	1.99	0.43
27:BA:2596:U:H3'	27:BA:2597:G:C8	2.53	0.43
27:BA:2679:A:H2'	29:BE:300:VAL:CG1	2.48	0.43
27:BA:2736:G:C2'	27:BA:2737:G:H5'	2.48	0.43
27:BA:2783:G:C6	27:BA:2784:C:C5	3.04	0.43
27:BA:2885:C:O2	27:BA:2885:C:C2'	2.64	0.43
27:BA:321:G:O2'	27:BA:341:G:H4'	2.17	0.43
27:BA:323:G:OP2	27:BA:340:A:C2	2.72	0.43
27:BA:558:G:H2'	27:BA:559:G:H8	1.82	0.43
27:BA:792:G:H21	27:BA:2072:G:C1'	2.28	0.43
27:BA:968:G:H2'	27:BA:969:U:O4'	2.18	0.43
26:BB:55:U:H2'	26:BB:56:G:C8	2.54	0.43
28:BD:166:LYS:CB	28:BD:171:VAL:HA	2.45	0.43
28:BD:142:ASN:O	28:BD:189:ALA:HA	2.18	0.43
28:BD:76:ARG:HD3	28:BD:113:MET:HE1	1.99	0.43
29:BE:180:ILE:CD1	29:BE:187:HIS:CB	2.97	0.43
29:BE:267:ARG:CG	29:BE:297:LYS:HD2	2.48	0.43
27:BA:2679:A:H1'	29:BE:300:VAL:CG1	2.49	0.43
30:BF:111:VAL:CA	30:BF:114:ALA:HB3	2.49	0.43

Continued on next page...

Continued from previous page...

Atom-1	Atom-2	Interatomic distance (Å)	Clash overlap (Å)
30:BF:38:ALA:O	30:BF:39:GLN:O	2.35	0.43
32:BH:34:ARG:HB3	32:BH:36:PHE:HE1	1.83	0.43
32:BH:55:SER:C	32:BH:57:GLU:HG2	2.38	0.43
33:BI:134:HIS:N	33:BI:137:VAL:O	2.48	0.43
33:BI:2:LYS:HD3	33:BI:39:ALA:CB	2.47	0.43
35:BO:53:LYS:O	35:BO:54:LYS:C	2.56	0.43
37:BQ:23:ILE:O	37:BQ:23:ILE:CG2	2.62	0.43
37:BQ:32:LYS:HD2	37:BQ:33:MET:N	2.32	0.43
38:BS:54:GLY:O	38:BS:55:ASP:O	2.35	0.43
45:BU:10:ARG:HA	45:BU:13:ARG:HH12	1.83	0.43
45:BU:18:LEU:HD22	45:BU:18:LEU:HA	1.79	0.43
45:BU:68:GLY:HA2	45:BU:71:LEU:CB	2.47	0.43
45:BU:7:GLY:O	45:BU:8:ILE:CD1	2.63	0.43
46:BV:54:TYR:O	46:BV:56:VAL:CA	2.63	0.43
40:BW:17:VAL:CA	40:BW:20:VAL:CG2	2.95	0.43
41:BX:1:SER:C	41:BX:2:TRP:CD1	2.92	0.43
42:BY:20:HIS:C	42:BY:22:GLN:H	2.20	0.43
42:BY:73:HIS:CE1	42:BY:90:PRO:CA	2.91	0.43
43:BZ:51:LEU:HD21	43:BZ:63:PRO:HA	2.00	0.43
1:AA:1078:U:H4'	8:AE:84:PHE:CZ	2.53	0.43
1:AA:1255:G:N2	1:AA:1258:G:H22	2.14	0.43
1:AA:1343:G:H4'	12:AI:122:ALA:HB3	2.00	0.43
1:AA:1449:C:H42	1:AA:1454:G:H1	1.67	0.43
1:AA:564:C:H2'	1:AA:565:U:O4'	2.17	0.43
1:AA:659:U:H2'	1:AA:660:G:H8	1.83	0.43
1:AA:686:U:O2	14:AK:42:TRP:HZ2	2.01	0.43
1:AA:944:G:H3'	1:AA:945:G:H5'	2.00	0.43
1:AA:99:C:H2'	1:AA:101:A:C8	2.53	0.43
5:AB:112:VAL:C	5:AB:113:HIS:CA	2.77	0.43
6:AC:135:LYS:HZ1	8:AE:50:GLU:HB3	1.83	0.43
7:AD:96:LEU:CD2	7:AD:139:ARG:NH1	2.81	0.43
11:AH:38:ILE:HG22	11:AH:38:ILE:O	2.19	0.43
49:B0:67:VAL:HG11	49:B0:74:LYS:CE	2.49	0.43
49:B0:45:PHE:CE1	49:B0:78:PHE:CA	2.96	0.43
47:B2:56:ILE:HB	47:B2:57:LYS:H	1.48	0.43
50:B4:7:PRO:CD	50:B4:56:VAL:CB	2.90	0.43
51:B5:44:HIS:CG	51:B5:52:TYR:OH	2.72	0.43
51:B5:45:ILE:N	51:B5:52:TYR:OH	2.51	0.43
52:B6:5:GLY:C	52:B6:7:ARG:N	2.42	0.43
27:BA:142(A):A:H2'	27:BA:1143:A:O4'	2.19	0.43
27:BA:1317:A:H2'	27:BA:1318:C:H6	1.80	0.43

Continued on next page...

Continued from previous page...

Atom-1	Atom-2	Interatomic distance (Å)	Clash overlap (Å)
27:BA:1655:A:H5''	29:BE:211:GLN:CG	2.47	0.43
27:BA:2000:G:H2'	27:BA:2001:A:C8	2.53	0.43
27:BA:2058:A:H8	27:BA:2058:A:O5'	2.01	0.43
27:BA:2217:G:C2	27:BA:2218:G:N7	2.86	0.43
27:BA:2249:U:N3	27:BA:2253:G:OP1	2.43	0.43
27:BA:2267:A:C6	27:BA:2272:U:O4	2.72	0.43
27:BA:2302:G:C5	27:BA:2315:G:N1	2.86	0.43
27:BA:2325:G:C4	27:BA:2326:C:H5	2.36	0.43
27:BA:2328:A:C6	27:BA:2329:G:C5	3.07	0.43
27:BA:2352:A:N3	27:BA:2353:G:O4'	2.51	0.43
27:BA:2432:A:N7	50:B4:30:GLU:HB3	2.34	0.43
27:BA:2622:C:H5'	29:BE:255:GLN:OE1	2.18	0.43
27:BA:2638:G:H2'	27:BA:2775:A:C2	2.53	0.43
27:BA:2648:C:N3	27:BA:2672:G:N2	2.59	0.43
27:BA:2648:C:C2	27:BA:2673:G:C2	3.05	0.43
27:BA:1456:G:N2	27:BA:2703:C:H5	2.14	0.43
27:BA:1638:C:C4'	27:BA:2710:C:O2	2.65	0.43
27:BA:27:G:O2'	27:BA:513:A:N6	2.52	0.43
27:BA:307:G:N2	27:BA:309:G:H3'	2.33	0.43
27:BA:295:G:C8	27:BA:345:A:H2	2.36	0.43
27:BA:673:C:OP1	30:BF:80:VAL:CG1	2.64	0.43
26:BB:100:G:H2'	26:BB:101:A:O4'	2.18	0.43
26:BB:42:C:H1'	31:BG:47:GLN:O	2.17	0.43
28:BD:77:VAL:O	28:BD:78:ALA:C	2.57	0.43
29:BE:39:GLN:OE1	29:BE:174:LEU:CD1	2.57	0.43
27:BA:2729:G:O4'	29:BE:298:GLY:HA3	2.18	0.43
29:BE:42:ALA:CB	29:BE:310:PHE:CD2	3.02	0.43
30:BF:167:ASP:OD2	30:BF:231:ARG:C	2.56	0.43
31:BG:140:ARG:O	31:BG:143:LYS:HG3	2.17	0.43
27:BA:2317:C:H5''	31:BG:150:SER:HB3	1.97	0.43
34:BN:10:VAL:CG1	34:BN:36:VAL:CA	2.94	0.43
34:BN:12:VAL:N	34:BN:38:VAL:HG22	2.33	0.43
35:BO:60:ALA:HA	35:BO:85:VAL:O	2.18	0.43
36:BP:69:ILE:CG1	36:BP:70:ASP:N	2.30	0.43
38:BS:34:LEU:C	38:BS:103:ASP:CB	2.83	0.43
45:BU:21:ALA:CB	45:BU:24:PHE:HZ	2.27	0.43
46:BV:22:VAL:HG12	46:BV:23:GLU:N	2.33	0.43
40:BW:8:ARG:C	40:BW:10:VAL:HG23	2.28	0.43
40:BW:23:LEU:HD23	40:BW:23:LEU:C	2.37	0.43
41:BX:22:ASN:CB	41:BX:68:LEU:HG	2.48	0.43
1:AA:1006:C:O2	1:AA:1006:C:H2'	2.18	0.43

Continued on next page...

Continued from previous page...

Atom-1	Atom-2	Interatomic distance (Å)	Clash overlap (Å)
1:AA:15:G:C6	1:AA:1396:A:N1	2.86	0.43
1:AA:123:C:H5''	1:AA:311:C:C2'	2.47	0.43
1:AA:558:G:H2'	1:AA:559:A:H2	1.83	0.43
6:AC:178:LEU:O	6:AC:179:ARG:HB2	2.18	0.43
1:AA:1377:A:P	10:AG:94:ARG:HH21	2.42	0.43
12:AI:27:THR:HB	12:AI:62:TYR:HD1	1.83	0.43
47:B2:17:GLU:O	47:B2:19:GLU:OE1	2.37	0.43
27:BA:75:G:C3'	47:B2:51:LYS:HZ3	2.28	0.43
48:B3:4:LEU:N	48:B3:4:LEU:HD23	2.32	0.43
51:B5:44:HIS:C	51:B5:52:TYR:CZ	2.92	0.43
52:B6:16:ALA:HB3	52:B6:42:PRO:HB3	2.00	0.43
27:BA:1341:U:N3	27:BA:1398:C:H5'	2.33	0.43
27:BA:1496:A:N1	27:BA:1577:C:O2'	2.46	0.43
27:BA:1819:A:C4	28:BD:177:SER:HB3	2.54	0.43
27:BA:1859:A:N6	27:BA:1883:G:O2'	2.51	0.43
27:BA:1917:U:H6	27:BA:1918:A:C8	2.36	0.43
27:BA:1930:G:O2'	27:BA:1931:U:P	2.77	0.43
27:BA:1935:G:N2	27:BA:1962:C:H2'	2.34	0.43
27:BA:1936:A:C5	27:BA:1945:G:C5	3.06	0.43
27:BA:2208:U:H2'	27:BA:2209:C:O4'	2.18	0.43
27:BA:2404:C:N4	27:BA:2405:G:C4	2.86	0.43
27:BA:2416:C:C3'	27:BA:2417:C:C5'	2.96	0.43
27:BA:2475:C:C2'	27:BA:2477:C:P	3.07	0.43
27:BA:2048:G:N2	27:BA:2620:C:N3	2.64	0.43
27:BA:2666:C:C2'	27:BA:2667:C:C5'	2.93	0.43
27:BA:2666:C:OP2	27:BA:2667:C:C5	2.66	0.43
27:BA:2772:C:C4	27:BA:2773:C:C4	3.05	0.43
27:BA:2810:A:N6	27:BA:2811:G:C2	2.83	0.43
27:BA:2834:G:O6	27:BA:2835:A:C2	2.71	0.43
27:BA:2849:U:O4'	27:BA:2868:A:N3	2.50	0.43
27:BA:63:U:H2'	27:BA:64:A:N7	2.34	0.43
27:BA:686:G:C3'	27:BA:687:C:P	3.02	0.43
27:BA:705:A:C8	27:BA:705:A:OP2	2.71	0.43
27:BA:2712:U:H5	27:BA:712(A):A:C8	2.10	0.43
27:BA:76:C:HO2'	47:B2:58:THR:HG21	1.84	0.43
27:BA:775:G:C5'	27:BA:777:A:C1'	2.63	0.43
27:BA:948:G:H1	27:BA:969:U:H3	1.65	0.43
26:BB:76:G:O3'	43:BZ:80:HIS:ND1	2.51	0.43
26:BB:8:U:C5'	38:BS:37:ARG:CZ	2.95	0.43
28:BD:140:VAL:HG13	28:BD:191:VAL:N	2.31	0.43
29:BE:180:ILE:CD1	29:BE:187:HIS:HB3	2.49	0.43

Continued on next page...

Continued from previous page...

Atom-1	Atom-2	Interatomic distance (Å)	Clash overlap (Å)
29:BE:263:GLU:O	29:BE:264:LEU:HD23	2.18	0.43
29:BE:63:GLU:HB2	29:BE:64:GLY:H	1.59	0.43
30:BF:220:THR:O	30:BF:225:PRO:HD2	2.19	0.43
30:BF:238:SER:O	30:BF:241:ALA:N	2.51	0.43
30:BF:87:ARG:O	30:BF:88:SER:HB2	2.16	0.43
31:BG:27:ILE:C	31:BG:29:HIS:N	2.64	0.43
32:BH:10:ILE:CG1	32:BH:49:ILE:HG12	2.48	0.43
32:BH:60:HIS:O	32:BH:63:LEU:N	2.52	0.43
34:BN:103:VAL:O	34:BN:104:TYR:CE2	2.68	0.43
34:BN:83:ILE:HD11	34:BN:84:ARG:HE	1.84	0.43
35:BO:20:LEU:CD2	35:BO:44:LYS:HD3	2.49	0.43
37:BQ:92:VAL:HG11	37:BQ:111:THR:N	2.31	0.43
37:BQ:26:LYS:NZ	37:BQ:88:PHE:CB	2.82	0.43
37:BQ:59:ASN:C	37:BQ:61:LEU:N	2.68	0.43
44:BR:105:ARG:N	44:BR:105:ARG:HE	2.13	0.43
38:BS:10:MET:O	38:BS:11:ARG:C	2.55	0.43
38:BS:115:VAL:C	38:BS:117:ALA:N	2.72	0.43
38:BS:27:LEU:N	38:BS:33:ARG:NH1	2.66	0.43
38:BS:74:PRO:C	38:BS:75:THR:O	2.52	0.43
45:BU:108:ALA:C	45:BU:110:VAL:N	2.59	0.43
45:BU:60:LEU:O	45:BU:61:TRP:C	2.57	0.43
46:BV:78:VAL:CG2	46:BV:82:ARG:HB2	2.48	0.43
42:BY:11:GLN:HG3	42:BY:21:LYS:NZ	2.34	0.43
42:BY:11:GLN:HG3	42:BY:22:GLN:HE21	1.83	0.43
27:BA:338:G:OP2	42:BY:21:LYS:CG	2.66	0.43
42:BY:27:LEU:O	42:BY:28:SER:O	2.37	0.43
1:AA:1163:C:H42	1:AA:1173:G:H1	1.67	0.43
1:AA:1250:A:OP1	12:AI:66:ARG:NE	2.51	0.43
1:AA:1417:G:N2	1:AA:1484:C:C4	2.87	0.43
1:AA:1506:U:O2'	1:AA:1507:A:H5'	2.19	0.43
1:AA:39:G:H1'	1:AA:498:U:C5	2.52	0.43
1:AA:531:U:H4'	1:AA:532:A:H5''	2.01	0.43
1:AA:54:C:H41	1:AA:352:C:C2'	2.32	0.43
1:AA:815:A:N3	1:AA:1527:C:O2'	2.42	0.43
1:AA:1194:U:H4'	8:AE:22:GLY:O	2.17	0.43
1:AA:878:G:C5'	11:AH:89:PRO:O	2.67	0.43
14:AK:120:ARG:HA	14:AK:121:PRO:HD3	1.87	0.43
16:AM:24:GLY:CA	16:AM:70:LEU:HD11	2.48	0.43
3:AW:14:A:N6	3:AW:22:G:C4	2.87	0.43
3:AW:16:U:C2'	3:AW:17:U:OP2	2.65	0.43
49:B0:45:PHE:HE1	49:B0:78:PHE:CG	2.10	0.43

Continued on next page...

Continued from previous page...

Atom-1	Atom-2	Interatomic distance (Å)	Clash overlap (Å)
49:B0:70:ILE:N	49:B0:70:ILE:CD1	2.81	0.43
48:B3:5:LYS:CG	48:B3:36:VAL:HG12	2.48	0.43
27:BA:929:G:C2'	48:B3:43:ILE:HG12	2.49	0.43
48:B3:4:LEU:O	48:B3:37:LEU:N	2.50	0.43
52:B6:19:GLY:O	52:B6:44:ALA:HB2	2.19	0.43
54:B8:29:LYS:C	54:B8:30:ARG:O	2.54	0.43
27:BA:120:U:C2'	27:BA:120:U:O2	2.67	0.43
27:BA:1559:G:N3	27:BA:1559:G:C2'	2.81	0.43
27:BA:2033:A:N6	27:BA:2036:C:C2	2.86	0.43
27:BA:2210:G:H4'	27:BA:2211:G:C5'	2.49	0.43
27:BA:2218:G:C2'	27:BA:2219:G:O5'	2.67	0.43
27:BA:2093:G:O6	27:BA:2225:A:N7	2.52	0.43
27:BA:2226:C:C3'	27:BA:2227:A:O4'	2.64	0.43
27:BA:2246:G:C2	27:BA:2247:A:C8	3.06	0.43
27:BA:2290:G:C6	27:BA:2291:U:C2	3.06	0.43
27:BA:2337:G:O6	27:BA:2338:G:O6	2.36	0.43
27:BA:2356:C:OP2	49:B0:21:LEU:HD21	2.19	0.43
27:BA:2391:G:H21	27:BA:2429:G:N2	2.15	0.43
27:BA:2458:G:C5	27:BA:2490:G:C4	3.07	0.43
27:BA:2528:U:O2'	27:BA:2529:G:C8	2.61	0.43
27:BA:2535:G:N3	27:BA:2535:G:C2'	2.80	0.43
27:BA:2540:C:P	27:BA:2540:C:H3'	2.58	0.43
27:BA:2561:A:C4	27:BA:2562:U:C6	3.04	0.43
27:BA:2562:U:O2	27:BA:2563:U:C1'	2.66	0.43
27:BA:2626:C:H5'	27:BA:2626:C:H6	1.72	0.43
27:BA:2639:A:N3	27:BA:2778:A:C2	2.86	0.43
27:BA:2664:G:N2	27:BA:2665:A:H62	2.16	0.43
27:BA:2756:U:O2	27:BA:2756:U:O2'	2.31	0.43
27:BA:2641:G:O6	27:BA:2774:C:C4	2.71	0.43
27:BA:2803:C:N3	27:BA:2804:C:N3	2.66	0.43
27:BA:2809:A:N3	27:BA:2811:G:O6	2.51	0.43
27:BA:2840:C:H4'	44:BR:53:HIS:CD2	2.54	0.43
27:BA:2861:G:H2'	27:BA:2862:G:H8	1.83	0.43
27:BA:292:C:C2'	27:BA:293:U:H3	2.22	0.43
27:BA:611:C:O2	27:BA:617:G:N2	2.52	0.43
27:BA:689:A:O2'	27:BA:780:G:C5'	2.66	0.43
27:BA:881:G:H3'	27:BA:882:G:H8	1.82	0.43
28:BD:85:ASN:CG	28:BD:86:ARG:HE	2.10	0.43
28:BD:90:ILE:HG23	28:BD:91:ALA:H	1.82	0.43
29:BE:96:LEU:O	29:BE:97:THR:HG23	2.19	0.43
30:BF:1:MET:O	30:BF:18:LEU:HD21	2.15	0.43

Continued on next page...

Continued from previous page...

Atom-1	Atom-2	Interatomic distance (Å)	Clash overlap (Å)
30:BF:215:ALA:C	30:BF:242:GLU:HG2	2.37	0.43
30:BF:35:VAL:HB	30:BF:36:ARG:H	1.39	0.43
30:BF:6:TYR:C	30:BF:11:ASN:N	2.71	0.43
30:BF:81:PRO:HA	30:BF:87:ARG:HG2	0.53	0.43
27:BA:2317:C:OP1	31:BG:149:ARG:C	2.57	0.43
31:BG:97:GLN:CG	31:BG:106:PHE:CD2	3.01	0.43
32:BH:105:SER:C	32:BH:106:VAL:CG2	2.86	0.43
32:BH:108:TYR:N	32:BH:108:TYR:HD2	2.10	0.43
32:BH:120:LEU:CD2	32:BH:120:LEU:H	2.15	0.43
32:BH:80:LYS:O	32:BH:81:GLY:C	2.31	0.43
35:BO:102:VAL:CG1	35:BO:106:LEU:HD11	2.49	0.43
35:BO:27:GLY:O	35:BO:28:SER:C	2.54	0.43
35:BO:2:ILE:HB	35:BO:33:ALA:HB3	2.01	0.43
37:BQ:140:TYR:O	37:BQ:142:LYS:O	2.35	0.43
37:BQ:151:SER:HB3	37:BQ:155:GLY:CA	2.48	0.43
27:BA:2278:A:C4'	37:BQ:19:TYR:HB3	2.40	0.43
37:BQ:49:VAL:HG23	37:BQ:121:ASP:N	1.96	0.43
44:BR:43:GLU:OE2	44:BR:43:GLU:CA	2.63	0.43
44:BR:79:LEU:O	44:BR:80:PHE:C	2.57	0.43
38:BS:33:ARG:HG2	38:BS:48:VAL:O	2.19	0.43
45:BU:34:ASN:O	45:BU:38:THR:CG2	2.66	0.43
45:BU:94:VAL:CG1	45:BU:98:ILE:HD11	2.49	0.43
27:BA:1162:G:H5"	46:BV:24:SER:HA	2.00	0.43
40:BW:7:ALA:O	40:BW:10:VAL:HG21	2.18	0.43
42:BY:45:GLY:HA2	42:BY:62:VAL:HG13	1.68	0.43
43:BZ:95:SER:OG	43:BZ:122:ILE:CG2	2.66	0.43
43:BZ:37:LYS:HA	43:BZ:41:ARG:NH1	2.31	0.43
43:BZ:39:PHE:HB3	43:BZ:43:PHE:CE1	2.54	0.43
1:AA:104:G:C6	1:AA:105:G:N7	2.87	0.43
1:AA:819:A:C2	1:AA:1529:G:O6	2.71	0.43
1:AA:833:U:H3	1:AA:853:G:H1	1.65	0.43
1:AA:834:C:C2	1:AA:853:G:C2	3.06	0.43
1:AA:17:U:N3	1:AA:919:A:C2	2.86	0.43
7:AD:70:ILE:HD11	7:AD:100:ARG:NH2	2.33	0.43
1:AA:738:C:OP1	9:AF:2:ARG:NH1	2.51	0.43
15:AL:87:GLY:O	15:AL:99:HIS:CE1	2.70	0.43
1:AA:462:G:N2	19:AP:82:GLN:NE2	2.51	0.43
20:AQ:11:VAL:HB	20:AQ:88:TYR:CE2	2.53	0.43
21:AR:21:LYS:H	21:AR:55:ARG:NH1	2.16	0.43
48:B3:42:ALA:O	48:B3:45:GLY:N	2.52	0.43
50:B4:14:ILE:HG21	50:B4:37:SER:CB	2.44	0.43

Continued on next page...

Continued from previous page...

Atom-1	Atom-2	Interatomic distance (Å)	Clash overlap (Å)
27:BA:2396:G:OP1	50:B4:28:ARG:CZ	2.66	0.43
27:BA:592:G:N2	54:B8:3:LYS:HZ1	2.09	0.43
27:BA:1249:U:C3'	27:BA:1249:U:C6	3.02	0.43
27:BA:133:C:H2'	27:BA:134:C:C6	2.54	0.43
27:BA:134:C:C2	27:BA:135:G:C8	3.06	0.43
27:BA:1658:C:O5'	29:BE:230:GLY:HA3	2.16	0.43
27:BA:2103:C:C2	27:BA:2187:G:C6	3.07	0.43
27:BA:2212:A:C2'	27:BA:2212:A:N3	2.78	0.43
27:BA:2233:U:H2'	27:BA:2234:G:O4'	2.18	0.43
27:BA:2264:C:C2	27:BA:2265:U:C6	3.07	0.43
27:BA:2264:C:C2'	27:BA:2265:U:C5'	2.91	0.43
27:BA:2309:A:H3'	27:BA:2310:A:O4'	2.19	0.43
27:BA:2359:C:C2	27:BA:2360:A:C2	3.07	0.43
27:BA:2396:G:C2	27:BA:2397:G:C8	3.07	0.43
27:BA:2398:U:H2'	27:BA:2399:G:C8	2.52	0.43
27:BA:2481:G:O2'	27:BA:2482:G:C8	2.71	0.43
27:BA:2520:C:N4	27:BA:2567:G:C6	2.87	0.43
27:BA:2589:A:C6	27:BA:2606:C:N4	2.86	0.43
27:BA:2647:U:O2	27:BA:2648:C:C6	2.71	0.43
27:BA:1999:C:C2'	27:BA:2687:U:HO2'	2.28	0.43
27:BA:2731:G:C6	27:BA:2732:G:N1	2.86	0.43
27:BA:2737:G:N1	27:BA:2738:A:C5	2.87	0.43
27:BA:2739:U:C3'	27:BA:2740:A:C5'	2.97	0.43
27:BA:2746:U:H4'	32:BH:138:GLN:CA	2.37	0.43
27:BA:2757:A:H2'	27:BA:2758:A:C8	2.46	0.43
27:BA:2819:G:C2'	27:BA:2821:A:H62	2.30	0.43
27:BA:2854:G:C6	27:BA:2855:C:C4	3.06	0.43
27:BA:2850:A:N3	27:BA:2869:G:H4'	2.32	0.43
27:BA:2880:C:C4	27:BA:2881:C:C4	3.07	0.43
27:BA:28:A:N6	27:BA:512:G:O2'	2.52	0.43
27:BA:346:A:H2'	27:BA:347:A:N7	2.34	0.43
27:BA:396:G:OP1	50:B4:10:VAL:CB	2.67	0.43
27:BA:521:G:H2'	27:BA:522:G:C8	2.54	0.43
27:BA:527:C:C6	27:BA:2779:U:C2'	3.00	0.43
27:BA:66:C:H2'	27:BA:67:U:O4'	2.19	0.43
27:BA:747:U:O4'	51:B5:3:LYS:NZ	2.51	0.43
27:BA:684:G:N1	27:BA:794:G:C2	2.87	0.43
28:BD:234:HIS:HB3	28:BD:235:PRO:HD2	2.00	0.43
30:BF:6:TYR:CZ	30:BF:139:VAL:N	2.86	0.43
30:BF:59:GLU:CA	30:BF:59:GLU:OE2	2.67	0.43
31:BG:135:VAL:C	31:BG:136:ARG:O	2.57	0.43

Continued on next page...

Continued from previous page...

Atom-1	Atom-2	Interatomic distance (Å)	Clash overlap (Å)
31:BG:51:ARG:NH1	31:BG:72:LYS:CB	2.82	0.43
31:BG:56:ARG:HA	31:BG:63:ILE:CA	2.47	0.43
32:BH:117:GLU:HG2	32:BH:118:GLU:N	2.34	0.43
33:BI:102:LEU:O	33:BI:107:GLY:N	2.48	0.43
33:BI:43:ASN:HA	33:BI:46:ALA:H	1.84	0.43
34:BN:135:ILE:CG2	34:BN:139:LEU:HD11	2.48	0.43
35:BO:25:LEU:HD11	35:BO:39:VAL:C	2.39	0.43
35:BO:25:LEU:HD12	35:BO:38:VAL:O	2.13	0.43
35:BO:84:CYS:HB3	35:BO:85:VAL:H	1.57	0.43
37:BQ:133:GLU:HG3	37:BQ:134:PHE:N	2.29	0.43
37:BQ:16:ARG:CA	37:BQ:17:ARG:HD3	2.48	0.43
44:BR:63:ARG:HH22	44:BR:77:ARG:CG	2.22	0.43
38:BS:102:LEU:N	38:BS:102:LEU:CD1	2.81	0.43
46:BV:39:PHE:CZ	46:BV:42:GLY:N	2.87	0.43
46:BV:68:LYS:CG	46:BV:69:ILE:HD12	2.49	0.43
46:BV:5:ILE:C	46:BV:6:GLN:HG2	2.19	0.43
46:BV:93:ILE:N	46:BV:93:ILE:HD12	2.32	0.43
40:BW:48:ALA:O	40:BW:51:LEU:N	2.41	0.43
40:BW:55:ALA:N	40:BW:107:LEU:CD1	2.72	0.43
41:BX:11:THR:O	41:BX:15:MET:N	2.50	0.43
42:BY:51:LEU:CD2	42:BY:95:ASN:ND2	2.82	0.43
42:BY:19:ARG:HH12	42:BY:68:ASP:N	2.17	0.43
42:BY:27:LEU:HB3	42:BY:98:VAL:H	1.83	0.43
1:AA:1047:G:H5''	17:AN:4:LYS:HD2	2.01	0.43
1:AA:1240:U:N3	10:AG:30:ILE:HG22	2.34	0.43
1:AA:1278:U:H5''	1:AA:1279:A:O4'	2.19	0.43
1:AA:146:G:H1	1:AA:176:C:H42	1.65	0.43
1:AA:303:A:C4'	1:AA:556:C:OP1	2.67	0.43
1:AA:819:A:N6	1:AA:1529:G:C8	2.86	0.43
1:AA:909:A:H3'	1:AA:910:C:H6	1.84	0.43
5:AB:136:VAL:HA	5:AB:139:LYS:HE3	2.01	0.43
7:AD:15:GLU:OE2	7:AD:63:LYS:CA	2.66	0.43
8:AE:81:GLU:HB3	8:AE:90:VAL:HG22	2.00	0.43
11:AH:44:PHE:O	11:AH:64:LYS:HD3	2.19	0.43
1:AA:562:C:C1'	15:AL:15:ARG:HD2	2.39	0.43
16:AM:24:GLY:HA2	16:AM:70:LEU:CD1	2.48	0.43
3:AW:50:U:C2'	3:AW:51:G:H5'	2.48	0.43
49:B0:24:LYS:HG3	49:B0:56:ASP:CG	2.25	0.43
49:B0:75:GLY:O	49:B0:76:ALA:CB	2.66	0.43
27:BA:95:G:C2'	47:B2:42:ASN:HB3	2.48	0.43
50:B4:14:ILE:O	50:B4:36:TRP:HA	2.18	0.43

Continued on next page...

Continued from previous page...

Atom-1	Atom-2	Interatomic distance (Å)	Clash overlap (Å)
50:B4:7:PRO:HD2	50:B4:56:VAL:HG11	2.01	0.43
27:BA:1079:C:O2	56:BK:130:GLY:CA	2.66	0.43
27:BA:1359:A:N6	27:BA:1372:U:H3	2.16	0.43
27:BA:1510:A:H3'	27:BA:1511:A:C8	2.52	0.43
27:BA:1586:A:O2'	27:BA:1587:A:C8	2.70	0.43
27:BA:1663:C:H1'	27:BA:2686:G:H4'	2.00	0.43
27:BA:1650:G:H1	27:BA:2007:C:H42	1.67	0.43
27:BA:2199:A:C2'	27:BA:2205:C:C5'	2.95	0.43
27:BA:2267:A:C5'	27:BA:2268:A:P	3.02	0.43
27:BA:2373:G:N3	27:BA:2374:C:C5	2.87	0.43
27:BA:2410:G:C6	27:BA:2411:A:C6	3.07	0.43
27:BA:2489:G:C8	27:BA:2490:G:C8	3.06	0.43
27:BA:2440:C:H5''	27:BA:2587:A:H4'	2.01	0.43
27:BA:2586:C:H42	27:BA:2608:G:H1'	1.84	0.43
27:BA:2648:C:N3	27:BA:2673:G:C2	2.87	0.43
27:BA:2774:C:O2	27:BA:2775:A:C8	2.71	0.43
27:BA:517:C:H2'	40:BW:18:ARG:NH2	2.31	0.43
27:BA:774:A:HO2'	27:BA:775:G:H8	1.64	0.43
27:BA:799:G:OP1	27:BA:800:A:H3'	2.18	0.43
27:BA:812:C:H42	27:BA:1195:G:H1	1.66	0.43
27:BA:917:A:N7	27:BA:2268:A:N6	2.67	0.43
28:BD:176:ALA:O	28:BD:177:SER:C	2.57	0.43
28:BD:183:ILE:C	28:BD:184:LEU:CD2	2.75	0.43
28:BD:65:ASP:O	28:BD:66:PHE:HB3	2.19	0.43
28:BD:86:ARG:H	28:BD:86:ARG:HD2	1.76	0.43
28:BD:89:ASN:N	28:BD:105:ALA:HB2	2.34	0.43
29:BE:102:ASP:CG	29:BE:104:PHE:CZ	2.90	0.43
29:BE:242:ASN:N	29:BE:242:ASN:ND2	2.67	0.43
29:BE:247:ARG:C	29:BE:249:THR:H	2.21	0.43
30:BF:213:ALA:HB3	30:BF:218:VAL:HG11	1.50	0.43
33:BI:52:GLN:HA	33:BI:55:GLN:HG3	2.00	0.43
34:BN:38:VAL:CG1	34:BN:39:VAL:H	2.29	0.43
35:BO:103:ALA:CB	35:BO:105:GLU:CG	2.91	0.43
35:BO:42:THR:CG2	35:BO:57:VAL:HA	2.45	0.43
27:BA:245:G:H4'	36:BP:55:GLN:OE1	2.19	0.43
44:BR:61:HIS:HB3	44:BR:64:ARG:CZ	2.49	0.43
38:BS:19:ASP:C	38:BS:21:HIS:N	2.63	0.43
38:BS:27:LEU:N	38:BS:33:ARG:CZ	2.81	0.43
38:BS:66:LEU:C	38:BS:67:ALA:O	2.57	0.43
39:BT:23:HIS:CD2	39:BT:28:THR:N	2.87	0.43
45:BU:88:ILE:CG2	46:BV:55:THR:HG1	2.23	0.43

Continued on next page...

Continued from previous page...

Atom-1	Atom-2	Interatomic distance (Å)	Clash overlap (Å)
46:BV:35:LEU:H	46:BV:60:VAL:HG13	1.72	0.43
40:BW:19:LEU:HB3	51:B5:25:LEU:CD1	2.49	0.43
1:AA:1095:U:C5'	1:AA:1109:C:O2	2.66	0.43
1:AA:1197:G:C2'	1:AA:1198:G:H5'	2.47	0.43
1:AA:123:C:H2'	1:AA:124:G:H8	1.84	0.43
1:AA:1250:A:OP1	12:AI:66:ARG:CG	2.65	0.43
1:AA:1259:C:O2'	1:AA:1284:C:C1'	2.67	0.43
1:AA:297:G:N2	1:AA:300:A:OP2	2.48	0.43
1:AA:390:C:H2'	1:AA:391:G:C8	2.54	0.43
1:AA:25:C:H5'	1:AA:524:G:H1'	2.01	0.43
1:AA:551:U:O5'	1:AA:551:U:H6	2.02	0.43
1:AA:563:A:C2	1:AA:567:G:C4	3.07	0.43
1:AA:69:G:H1	1:AA:99:C:H42	1.65	0.43
1:AA:409:G:O5'	7:AD:25:ARG:HB3	2.18	0.43
13:AJ:64:GLU:HG2	17:AN:59:ALA:CA	2.39	0.43
15:AL:102:ARG:HE	15:AL:109:GLY:C	2.21	0.43
3:AW:14:A:N6	3:AW:22:G:C5	2.86	0.43
3:AW:75:C:H42	50:B4:28:ARG:HG3	1.83	0.43
27:BA:856:C:C3'	49:B0:56:ASP:OD2	2.66	0.43
47:B2:54:ALA:O	47:B2:56:ILE:CA	2.57	0.43
27:BA:76:C:O2'	47:B2:58:THR:HG21	2.19	0.43
48:B3:3:ARG:C	48:B3:4:LEU:HD23	2.39	0.43
51:B5:12:SER:O	51:B5:14:SER:C	2.57	0.43
52:B6:53:LYS:HE3	52:B6:53:LYS:HB3	1.90	0.43
27:BA:1196:C:H2'	27:BA:1197:G:C8	2.54	0.43
27:BA:1202:C:O2	27:BA:1202:C:H2'	2.18	0.43
27:BA:1411:C:H2'	27:BA:1412:A:H8	1.83	0.43
27:BA:1802:A:H2'	27:BA:1802:A:N3	2.33	0.43
27:BA:2243:U:O2	27:BA:2243:U:H2'	2.18	0.43
27:BA:2317:C:OP1	31:BG:150:SER:CA	2.65	0.43
27:BA:2414:G:C6	27:BA:2415:G:N7	2.86	0.43
27:BA:2078:C:H1'	27:BA:2434:A:C2	2.52	0.43
27:BA:2450:A:N3	27:BA:2451:A:C8	2.87	0.43
27:BA:2476:A:H3'	27:BA:2476:A:H8	1.83	0.43
27:BA:2550:G:C5	27:BA:2551:C:C5	3.06	0.43
27:BA:2550:G:C5	27:BA:2551:C:H5	2.34	0.43
27:BA:2615:U:C4	51:B5:8:LYS:HE3	2.54	0.43
27:BA:2623:G:N3	27:BA:2623:G:H2'	2.34	0.43
27:BA:1755:A:H61	27:BA:2694:G:H21	1.65	0.43
27:BA:270:A:C8	27:BA:270(A):A:H1'	2.53	0.43
27:BA:2739:U:H5	27:BA:2763:G:N1	2.17	0.43

Continued on next page...

Continued from previous page...

Atom-1	Atom-2	Interatomic distance (Å)	Clash overlap (Å)
27:BA:2:G:H2'	27:BA:3:U:C6	2.53	0.43
27:BA:650:C:H5''	54:B8:19:THR:CG2	2.40	0.43
27:BA:80:G:O5'	27:BA:80:G:C8	2.72	0.43
27:BA:918:A:N3	27:BA:918:A:C5'	2.82	0.43
27:BA:920:G:O5'	27:BA:920:G:H8	2.01	0.43
27:BA:978:G:C2	27:BA:986:C:N3	2.86	0.43
26:BB:87:G:H3'	26:BB:88:C:C5'	2.49	0.43
27:BA:2785:C:H5'	29:BE:99:VAL:CG2	2.45	0.43
31:BG:102:GLY:O	31:BG:134:LEU:HB2	2.19	0.43
32:BH:153:PRO:O	32:BH:154:GLU:O	2.37	0.43
33:BI:3:VAL:CG1	33:BI:21:VAL:CG2	2.91	0.43
33:BI:7:LYS:HB2	33:BI:12:LYS:CD	2.38	0.43
27:BA:2780:G:N2	34:BN:80:LYS:HZ1	2.17	0.43
35:BO:63:VAL:HG22	35:BO:106:LEU:CD2	2.49	0.43
44:BR:36:THR:CG2	44:BR:37:THR:H	2.30	0.43
27:BA:2840:C:C4'	44:BR:53:HIS:NE2	2.82	0.43
38:BS:34:LEU:HD23	38:BS:102:LEU:HA	1.79	0.43
38:BS:17:ARG:HH11	38:BS:18:THR:CB	2.31	0.43
38:BS:46:GLN:OE1	38:BS:57:THR:HG21	2.19	0.43
45:BU:15:LYS:O	45:BU:18:LEU:HB2	2.19	0.43
46:BV:61:VAL:HG22	46:BV:96:LEU:C	2.15	0.43
40:BW:51:LEU:O	40:BW:54:ALA:HB3	2.19	0.43
43:BZ:20:ALA:HB3	43:BZ:80:HIS:HA	2.00	0.43
1:AA:1218:C:H2'	1:AA:1219:U:C6	2.53	0.43
1:AA:1015:A:O2'	1:AA:1218:C:H4'	2.18	0.43
1:AA:1346:A:H61	1:AA:1374:A:H3'	1.84	0.43
1:AA:409:G:H5''	7:AD:25:ARG:HB2	0.49	0.43
1:AA:541:G:H5'	7:AD:42:GLN:NE2	2.34	0.43
1:AA:570:G:H2'	1:AA:571:U:C6	2.54	0.43
1:AA:685:G:H2'	1:AA:686:U:H6	1.83	0.43
1:AA:880:C:OP2	15:AL:6:THR:OG1	2.31	0.43
1:AA:522:C:H5''	15:AL:120:TYR:OH	2.19	0.43
2:AV:40:C:H2'	2:AV:41:U:C5'	2.26	0.43
47:B2:36:ALA:O	47:B2:37:GLY:C	2.57	0.43
47:B2:7:GLU:O	47:B2:10:ASP:N	2.43	0.43
48:B3:22:ALA:O	48:B3:26:LEU:HD11	2.14	0.43
50:B4:46:GLU:HB2	50:B4:47:GLU:H	1.44	0.43
27:BA:1777:U:H2'	27:BA:1778:U:C6	2.53	0.43
27:BA:1996:C:OP1	35:BO:31:ARG:NH1	2.48	0.43
27:BA:2086:U:H2'	27:BA:2087:G:C8	2.54	0.43
27:BA:2251:G:H2'	27:BA:2251:G:N3	2.34	0.43

Continued on next page...

Continued from previous page...

Atom-1	Atom-2	Interatomic distance (Å)	Clash overlap (Å)
27:BA:2275:C:O2'	27:BA:2276:G:OP2	2.37	0.43
27:BA:2299:G:N1	27:BA:2300:G:C6	2.87	0.43
27:BA:2403:C:C2'	27:BA:2404:C:H5'	2.48	0.43
27:BA:2244:U:O2	27:BA:2434:A:H1'	2.19	0.43
27:BA:2438:U:O3'	27:BA:2439:A:H3'	2.19	0.43
27:BA:2472:G:N2	27:BA:2475:C:C2	2.87	0.43
27:BA:2450:A:C4'	27:BA:2497:A:N6	2.71	0.43
27:BA:2549:G:HO2'	27:BA:2550:G:H5'	1.78	0.43
27:BA:2587:A:O2'	27:BA:2588:G:O5'	2.37	0.43
27:BA:2615:U:H2'	27:BA:2616:C:C5	2.53	0.43
27:BA:2678:C:O2	27:BA:2679:A:H1'	2.07	0.43
27:BA:2690:C:C4'	27:BA:2690:C:C6	3.02	0.43
27:BA:2710:C:C2'	27:BA:2711:A:C5'	2.94	0.43
27:BA:2725:A:C5	27:BA:2727:G:C4	3.07	0.43
27:BA:2769:C:H2'	27:BA:2770:G:O4'	2.18	0.43
27:BA:2773:C:C2'	27:BA:2774:C:O5'	2.66	0.43
27:BA:359:A:H2'	27:BA:360:G:N7	2.32	0.43
27:BA:409:C:H2'	27:BA:410:G:C8	2.54	0.43
27:BA:446:G:OP1	45:BU:3:ARG:HB2	2.19	0.43
27:BA:628:G:H8	27:BA:628:G:O5'	2.02	0.43
27:BA:807:U:C1'	27:BA:2445:G:H5'	2.49	0.43
28:BD:149:ARG:CG	28:BD:152:GLN:NE2	2.77	0.43
28:BD:213:LYS:O	28:BD:214:MET:HB2	2.19	0.43
28:BD:75:GLY:O	28:BD:115:ILE:CA	2.64	0.43
27:BA:1655:A:H5''	29:BE:211:GLN:HA	1.96	0.43
27:BA:1673:U:C5	29:BE:225:LYS:HD3	2.46	0.43
29:BE:87:GLU:OE1	29:BE:96:LEU:HD12	2.18	0.43
31:BG:140:ARG:C	31:BG:142:ALA:N	2.68	0.43
31:BG:36:ASN:C	31:BG:38:GLU:N	2.72	0.43
31:BG:93:LEU:HD21	31:BG:106:PHE:CG	2.53	0.43
32:BH:45:GLU:OE1	32:BH:49:ILE:HA	2.19	0.43
32:BH:82:TYR:OH	32:BH:137:LYS:HG2	2.19	0.43
33:BI:148:GLN:O	33:BI:149:LYS:HB3	2.18	0.43
34:BN:49:ARG:O	34:BN:53:ILE:N	2.51	0.43
35:BO:65:THR:HG23	35:BO:65:THR:O	2.19	0.43
27:BA:637:A:N7	36:BP:111:ALA:CB	2.77	0.43
36:BP:125:PHE:O	36:BP:130:ARG:CZ	2.67	0.43
36:BP:117:GLU:CA	36:BP:136:ALA:O	2.45	0.43
36:BP:68:GLU:HA	36:BP:71:GLU:OE2	2.18	0.43
37:BQ:137:ARG:C	37:BQ:137:ARG:HD3	2.36	0.43
44:BR:106:GLY:O	44:BR:107:ASP:O	2.36	0.43

Continued on next page...

Continued from previous page...

Atom-1	Atom-2	Interatomic distance (Å)	Clash overlap (Å)
44:BR:54:LEU:N	44:BR:54:LEU:CD1	2.82	0.43
38:BS:109:PRO:CB	38:BS:116:PHE:CE2	3.02	0.43
38:BS:28:LYS:HZ2	38:BS:28:LYS:CB	2.31	0.43
38:BS:31:LYS:C	38:BS:32:PRO:CA	2.80	0.43
39:BT:23:HIS:CE1	39:BT:24:LYS:O	2.71	0.43
42:BY:31:LEU:HA	42:BY:113:GLU:OE2	2.19	0.43
43:BZ:135:VAL:C	43:BZ:136:VAL:HG23	2.39	0.43
43:BZ:16:GLU:OE1	43:BZ:16:GLU:CA	2.49	0.43
43:BZ:112:LEU:HD21	43:BZ:172:LEU:O	2.15	0.43
1:AA:1147:C:O2	12:AI:16:ARG:NH2	2.52	0.42
1:AA:116:A:N6	1:AA:313:A:N3	2.67	0.42
1:AA:965:A:P	1:AA:1198:G:H5''	2.59	0.42
1:AA:1269:A:C4	1:AA:1326:C:H1'	2.45	0.42
1:AA:1287:A:N6	1:AA:1371:G:O4'	2.48	0.42
1:AA:1483:A:OP2	1:AA:1484:C:C5	2.72	0.42
1:AA:14:U:O5'	1:AA:14:U:H6	2.02	0.42
1:AA:367:U:H4'	1:AA:368:U:OP1	2.18	0.42
1:AA:949:A:H4'	1:AA:1364:U:N3	2.31	0.42
6:AC:38:ARG:CB	6:AC:94:LEU:HD21	2.46	0.42
13:AJ:51:ARG:HG3	13:AJ:60:ARG:O	2.19	0.42
20:AQ:97:SER:HB2	20:AQ:102:GLY:C	2.39	0.42
20:AQ:76:LEU:HD11	20:AQ:79:SER:HB3	2.01	0.42
3:AW:44:A:C2'	3:AW:45:G:C5'	2.96	0.42
49:B0:17:ASN:H	49:B0:18:PRO:HD3	1.82	0.42
47:B2:26:GLU:OE2	47:B2:26:GLU:N	2.53	0.42
47:B2:51:LYS:O	47:B2:53:ILE:C	2.43	0.42
47:B2:55:ARG:C	47:B2:58:THR:CB	2.77	0.42
47:B2:57:LYS:O	47:B2:60:GLN:CB	2.50	0.42
48:B3:33:GLN:CG	48:B3:34:GLU:H	2.32	0.42
48:B3:49:LYS:C	48:B3:51:ALA:N	2.72	0.42
48:B3:52:HIS:O	48:B3:53:LEU:C	2.57	0.42
51:B5:33:CYS:SG	51:B5:34:PRO:HD2	2.59	0.42
54:B8:36:LYS:HG2	54:B8:40:GLU:OE1	2.19	0.42
27:BA:1086:A:C3'	27:BA:1087:G:P	3.05	0.42
27:BA:1420:U:O2	27:BA:1421:G:N7	2.52	0.42
27:BA:1829:A:N3	27:BA:1829:A:H2'	2.34	0.42
27:BA:1857:G:H21	27:BA:1886:C:H42	1.67	0.42
27:BA:2283:C:C1'	27:BA:2389:G:H21	2.27	0.42
27:BA:2389:G:OP2	27:BA:2389:G:H3'	2.19	0.42
27:BA:2416:C:HO2'	27:BA:2417:C:H5''	1.80	0.42
27:BA:2441:C:HO2'	27:BA:2442:C:C5'	2.27	0.42

Continued on next page...

Continued from previous page...

Atom-1	Atom-2	Interatomic distance (Å)	Clash overlap (Å)
27:BA:2453:A:H61	27:BA:2500:U:H3	1.66	0.42
27:BA:2571:C:C2'	27:BA:2572:A:OP1	2.66	0.42
27:BA:2698:U:H2'	27:BA:2699:C:C5	2.47	0.42
27:BA:2697:G:H2'	27:BA:2698:U:O4'	2.18	0.42
27:BA:2725:A:C2'	27:BA:2726:U:H5''	2.48	0.42
27:BA:2886:G:N2	27:BA:2887:U:C6	2.82	0.42
27:BA:34:C:O4'	42:BY:8:ARG:NH1	2.52	0.42
27:BA:63:U:H2'	27:BA:64:A:C8	2.54	0.42
27:BA:727:A:C2'	27:BA:728:G:O5'	2.67	0.42
27:BA:7:G:H5'	34:BN:6:PHE:HD2	1.76	0.42
27:BA:830:G:C4	27:BA:2448:A:N7	2.87	0.42
28:BD:115:ILE:C	28:BD:115:ILE:CD1	2.87	0.42
28:BD:169:LYS:HB2	28:BD:169:LYS:HE2	1.88	0.42
28:BD:78:ALA:HA	28:BD:94:ASN:ND2	2.33	0.42
30:BF:147:LEU:CD1	30:BF:156:LEU:CG	2.93	0.42
31:BG:103:ASN:CB	31:BG:133:ASN:HA	2.49	0.42
32:BH:88:LEU:HD22	32:BH:128:THR:HA	2.00	0.42
32:BH:83:GLU:OE2	32:BH:132:VAL:O	2.36	0.42
32:BH:86:LEU:HD13	32:BH:87:GLU:C	2.39	0.42
33:BI:89:LEU:HD12	33:BI:122:ARG:HA	2.01	0.42
33:BI:122:ARG:C	33:BI:124:LEU:N	2.71	0.42
33:BI:5:PHE:O	33:BI:6:LEU:HB2	2.19	0.42
33:BI:94:THR:C	33:BI:96:LYS:N	2.73	0.42
34:BN:19:MET:HE2	34:BN:22:VAL:CB	2.48	0.42
35:BO:106:LEU:O	35:BO:109:LYS:N	2.49	0.42
44:BR:19:ALA:O	44:BR:20:LEU:C	2.57	0.42
44:BR:48:VAL:O	44:BR:49:ASP:C	2.57	0.42
38:BS:103:ASP:C	38:BS:103:ASP:OD2	2.57	0.42
38:BS:93:GLN:OE1	38:BS:94:GLU:N	2.51	0.42
35:BO:101:PRO:HD3	39:BT:26:GLY:H	1.84	0.42
45:BU:47:TYR:HA	45:BU:50:ARG:HG3	2.00	0.42
45:BU:7:GLY:O	45:BU:8:ILE:HD13	2.18	0.42
40:BW:30:GLU:O	40:BW:33:ARG:CB	2.64	0.42
41:BX:52:VAL:HG13	41:BX:53:ASN:N	2.34	0.42
42:BY:51:LEU:CB	42:BY:97:ARG:HE	2.29	0.42
42:BY:44:ALA:O	42:BY:62:VAL:HG11	2.19	0.42
42:BY:27:LEU:HD23	42:BY:98:VAL:CB	2.49	0.42
43:BZ:18:MET:HG3	43:BZ:35:ASP:CA	2.47	0.42
43:BZ:26:LYS:N	43:BZ:84:TYR:OH	2.52	0.42
1:AA:1220:G:H5'	22:AS:36:ARG:N	2.25	0.42
1:AA:1298:C:P	10:AG:114:ARG:NH1	2.92	0.42

Continued on next page...

Continued from previous page...

Atom-1	Atom-2	Interatomic distance (Å)	Clash overlap (Å)
1:AA:1515:C:H2'	1:AA:1516:G:H8	1.84	0.42
1:AA:66:G:H4'	1:AA:173:U:O4	2.19	0.42
1:AA:512:U:H2'	1:AA:513:C:C6	2.54	0.42
1:AA:520:A:N6	1:AA:529:G:C2	2.87	0.42
1:AA:546:G:O3'	1:AA:548:G:H4'	2.19	0.42
11:AH:39:LEU:HB3	11:AH:45:ILE:HG12	2.01	0.42
1:AA:1317:C:H2'	22:AS:10:PHE:CD2	2.54	0.42
2:AV:19:G:H1'	2:AV:57:G:H21	1.84	0.42
3:AW:25:C:N1	3:AW:26:G:C6	2.79	0.42
47:B2:30:ALA:N	47:B2:34:GLN:HG2	2.32	0.42
50:B4:17:GLN:NE2	50:B4:34:ASP:HA	2.34	0.42
55:B9:2:LYS:NZ	55:B9:2:LYS:HA	2.34	0.42
27:BA:117:G:C4	27:BA:119:A:N6	2.86	0.42
27:BA:123:G:H2'	27:BA:124:G:O4'	2.19	0.42
27:BA:1363:C:H2'	27:BA:1363:C:O2	2.18	0.42
27:BA:1509:C:O2	27:BA:1509:C:H2'	2.19	0.42
27:BA:1513:C:H2'	27:BA:1514:U:C5	2.54	0.42
27:BA:1598:C:C5'	41:BX:34:LYS:HB2	2.46	0.42
27:BA:1647:G:H4'	27:BA:1648:C:C5'	2.49	0.42
27:BA:1657:C:OP1	29:BE:233:ARG:O	2.37	0.42
27:BA:1942:C:H3'	27:BA:1942:C:P	2.59	0.42
27:BA:1983:C:H4'	27:BA:2606:C:O2'	2.19	0.42
27:BA:2009:G:H5''	40:BW:41:LYS:HD2	1.13	0.42
27:BA:530:G:N1	27:BA:2021:C:N1	2.67	0.42
27:BA:2196:C:O2	27:BA:2196:C:C2'	2.67	0.42
27:BA:2255:G:N1	27:BA:2256:G:N9	2.67	0.42
27:BA:2256:G:N2	27:BA:2257:U:H1'	2.33	0.42
27:BA:2328:A:C8	27:BA:2329:G:N7	2.88	0.42
27:BA:2410:G:C2	27:BA:2411:A:N9	2.88	0.42
27:BA:2419:U:OP2	54:B8:41:ILE:CD1	2.67	0.42
27:BA:2422:A:C1'	27:BA:2424:C:H5	2.31	0.42
27:BA:2461:C:H2'	27:BA:2462:U:H5'	2.01	0.42
27:BA:2461:C:O5'	27:BA:2461:C:C6	2.72	0.42
27:BA:2498:C:O2'	27:BA:2499:C:C4'	2.64	0.42
27:BA:2554:U:O4	27:BA:2555:U:O4	2.37	0.42
27:BA:2606:C:C6	27:BA:2606:C:C4'	3.02	0.42
27:BA:2625:G:C3'	27:BA:2626:C:H5	2.04	0.42
27:BA:2634:G:O6	27:BA:2785:C:N4	2.53	0.42
27:BA:2638:G:N9	27:BA:2775:A:N1	2.67	0.42
27:BA:2652:C:N4	27:BA:2653:U:C4	2.86	0.42
27:BA:2681:C:C4'	29:BE:48:MET:SD	3.08	0.42

Continued on next page...

Continued from previous page...

Atom-1	Atom-2	Interatomic distance (Å)	Clash overlap (Å)
27:BA:2741:A:H5'	27:BA:2741:A:H8	1.82	0.42
27:BA:2768:C:C6	27:BA:2768:C:H3'	2.53	0.42
27:BA:2819:G:C8	27:BA:2819:G:O5'	2.69	0.42
27:BA:2839:G:N2	27:BA:2840:C:C1'	2.82	0.42
27:BA:2840:C:O2	27:BA:2841:C:C6	2.72	0.42
27:BA:279:C:O4'	27:BA:359:A:C2	2.72	0.42
27:BA:273:G:H1	27:BA:364:C:H42	1.66	0.42
27:BA:371:A:O2'	27:BA:372:G:P	2.77	0.42
27:BA:412:A:H2'	27:BA:413:C:O4'	2.18	0.42
27:BA:681:G:H1	27:BA:796:C:H42	1.65	0.42
27:BA:746:A:C5'	27:BA:2612:C:C5	3.01	0.42
27:BA:807:U:C4'	27:BA:2445:G:H4'	2.49	0.42
27:BA:831:G:C6	27:BA:832:G:C5	3.07	0.42
28:BD:71:ASP:O	28:BD:73:ILE:HG13	2.19	0.42
28:BD:93:ILE:O	28:BD:93:ILE:CG2	2.64	0.42
29:BE:203:GLY:CA	29:BE:303:PRO:HG3	2.49	0.42
29:BE:311:PHE:N	29:BE:311:PHE:HD2	2.15	0.42
30:BF:11:ASN:HD21	30:BF:160:LEU:CD1	2.32	0.42
32:BH:122:ILE:CG2	32:BH:123:GLU:N	2.81	0.42
33:BI:3:VAL:HG11	33:BI:21:VAL:HG23	1.98	0.42
34:BN:39:VAL:N	34:BN:103:VAL:HG13	2.34	0.42
34:BN:78:ILE:HG22	34:BN:79:PHE:HD1	1.81	0.42
34:BN:90:LYS:HD3	34:BN:95:ARG:NE	2.34	0.42
35:BO:17:ARG:HG3	35:BO:47:THR:H	1.84	0.42
37:BQ:91:HIS:O	37:BQ:111:THR:CB	2.62	0.42
31:BG:145:ASP:C	38:BS:15:GLU:HA	2.36	0.42
27:BA:2296:U:H3	38:BS:16:ALA:CA	2.29	0.42
38:BS:76:GLY:O	38:BS:81:ALA:C	2.57	0.42
46:BV:59:GLU:HG2	46:BV:99:GLN:HA	2.00	0.42
40:BW:110:LYS:HD2	40:BW:110:LYS:HA	1.80	0.42
40:BW:50:VAL:HG11	40:BW:103:ILE:CG2	2.49	0.42
40:BW:8:ARG:HB2	40:BW:102:HIS:ND1	2.33	0.42
41:BX:2:TRP:CD1	41:BX:2:TRP:N	2.86	0.42
42:BY:78:THR:HG22	42:BY:89:ARG:H	1.84	0.42
42:BY:73:HIS:CG	42:BY:91:LEU:HD21	2.54	0.42
43:BZ:90:GLU:O	43:BZ:91:PRO:C	2.56	0.42
1:AA:1289:A:C2	1:AA:1372:U:C4'	3.01	0.42
1:AA:1532:U:H3'	1:AA:1532:U:C6	2.55	0.42
1:AA:406:G:O3'	7:AD:5:ILE:HG23	2.20	0.42
1:AA:823:G:H21	11:AH:1:MET:N	2.17	0.42
1:AA:914:A:H2'	1:AA:915:A:C8	2.53	0.42

Continued on next page...

Continued from previous page...

Atom-1	Atom-2	Interatomic distance (Å)	Clash overlap (Å)
5:AB:15:VAL:HG21	5:AB:209:ARG:HB3	2.01	0.42
11:AH:16:ALA:HB1	11:AH:21:LYS:HB2	2.01	0.42
1:AA:1250:A:P	12:AI:66:ARG:HG2	2.58	0.42
10:AG:150:ALA:CA	14:AK:59:TYR:HB3	2.47	0.42
15:AL:26:ALA:O	15:AL:33:ARG:HD2	2.19	0.42
19:AP:36:ILE:HD12	19:AP:56:ALA:HB2	2.02	0.42
2:AV:58:A:C5	2:AV:61:C:C5	3.08	0.42
48:B3:53:LEU:O	48:B3:54:VAL:CG1	2.67	0.42
50:B4:6:HIS:HB2	50:B4:56:VAL:HG23	1.88	0.42
51:B5:43:HIS:O	51:B5:52:TYR:HE2	2.02	0.42
40:BW:37:ARG:HH22	51:B5:48:ASN:HD21	1.67	0.42
52:B6:37:LEU:O	52:B6:38:LYS:HG2	2.12	0.42
53:B7:24:THR:OG1	53:B7:26:SER:OG	2.33	0.42
27:BA:2393:A:C5'	54:B8:13:ARG:NH2	2.83	0.42
54:B8:58:MET:O	54:B8:60:LEU:C	2.57	0.42
54:B8:8:LYS:HB3	54:B8:9:MET:H	1.57	0.42
27:BA:1076:C:H1'	56:BK:91:GLU:CB	2.44	0.42
27:BA:1131:G:H4'	27:BA:1132:A:OP1	2.18	0.42
27:BA:1137:G:C5	27:BA:1138:G:H1'	2.54	0.42
27:BA:1328:G:H4'	27:BA:1329:U:C5	2.53	0.42
27:BA:1476:C:C5	27:BA:1477:A:N3	2.87	0.42
27:BA:162:U:H4'	27:BA:171:G:N2	2.31	0.42
27:BA:1934:C:H4'	27:BA:1974:C:H4'	2.00	0.42
27:BA:1974:C:H6	27:BA:1974:C:O5'	2.02	0.42
27:BA:1266:G:HO2'	27:BA:2012:G:H1	1.67	0.42
27:BA:2077:A:OP2	27:BA:2238:G:N1	2.49	0.42
27:BA:2218:G:C6	27:BA:2219:G:N7	2.87	0.42
27:BA:2262:U:C6	49:B0:14:ARG:NH2	2.71	0.42
27:BA:2267:A:O5'	27:BA:2268:A:OP1	2.35	0.42
27:BA:2313:C:N4	27:BA:2314:C:H42	2.09	0.42
27:BA:2348:U:C2'	27:BA:2349:G:H5'	2.49	0.42
27:BA:2392:A:C6	27:BA:2393:A:N6	2.87	0.42
27:BA:2408:U:C2	27:BA:2409:G:N7	2.87	0.42
27:BA:2512:C:O2	27:BA:2513:G:C1'	2.67	0.42
27:BA:2547:U:C4	27:BA:2566:A:C5	3.08	0.42
27:BA:2554:U:C4	27:BA:2555:U:O4	2.73	0.42
27:BA:2576:G:H4'	27:BA:2577:A:C5'	2.49	0.42
27:BA:2752:C:H42	27:BA:2753:A:H2	1.42	0.42
27:BA:2827:C:H2'	27:BA:2828:C:O5'	2.17	0.42
27:BA:285:C:C4	27:BA:286:C:N4	2.87	0.42
27:BA:285:C:H2'	27:BA:286:C:N1	2.34	0.42

Continued on next page...

Continued from previous page...

Atom-1	Atom-2	Interatomic distance (Å)	Clash overlap (Å)
27:BA:2886:G:C2	27:BA:2887:U:C5	3.07	0.42
27:BA:299:A:N3	27:BA:320:A:H5'	2.34	0.42
27:BA:322:A:H1'	27:BA:341:G:O4'	2.19	0.42
27:BA:500:G:H3'	27:BA:500:G:C8	2.54	0.42
27:BA:536:A:O5'	27:BA:536:A:H8	2.02	0.42
27:BA:680:G:H2'	27:BA:681:G:C8	2.54	0.42
27:BA:747:U:C5	27:BA:2613:U:C4	3.08	0.42
27:BA:826:U:C6	27:BA:828:U:C6	3.07	0.42
28:BD:140:VAL:HG22	28:BD:191:VAL:HA	2.02	0.42
29:BE:214:VAL:HG21	29:BE:233:ARG:HG2	1.97	0.42
29:BE:222:ARG:HB3	29:BE:226:HIS:O	2.20	0.42
29:BE:270:ASP:O	29:BE:271:ILE:CG1	2.66	0.42
29:BE:42:ALA:HB1	29:BE:310:PHE:CA	2.43	0.42
30:BF:163:HIS:O	30:BF:166:ILE:CD1	2.66	0.42
30:BF:222:ASP:O	30:BF:231:ARG:NH1	2.53	0.42
31:BG:13:MET:HB3	31:BG:14:ARG:HD2	2.01	0.42
31:BG:23:VAL:HB	31:BG:130:VAL:HG12	2.00	0.42
33:BI:31:PHE:O	33:BI:32:LYS:C	2.56	0.42
34:BN:108:PRO:CD	34:BN:109:TYR:H	2.32	0.42
35:BO:10:VAL:HG11	35:BO:12:ASP:O	2.17	0.42
35:BO:3:GLN:O	35:BO:21:VAL:HB	2.19	0.42
36:BP:102:ASP:O	36:BP:103:ALA:HB3	2.17	0.42
37:BQ:31:PHE:CG	37:BQ:85:ILE:CD1	3.03	0.42
37:BQ:54:VAL:O	37:BQ:54:VAL:CG1	2.67	0.42
44:BR:104:ARG:HB3	44:BR:107:ASP:OD2	2.19	0.42
44:BR:65:LEU:O	44:BR:68:ARG:CB	2.68	0.42
38:BS:83:LEU:C	38:BS:85:GLY:N	2.71	0.42
39:BT:31:PHE:HD2	39:BT:32:CYS:SG	2.42	0.42
45:BU:32:TYR:N	45:BU:32:TYR:CD2	2.79	0.42
45:BU:33:ARG:CA	45:BU:36:PHE:CD1	3.02	0.42
45:BU:7:GLY:O	45:BU:9:VAL:CG2	2.52	0.42
45:BU:87:ASN:O	45:BU:88:ILE:HD13	2.19	0.42
45:BU:88:ILE:HG22	46:BV:55:THR:CB	2.49	0.42
40:BW:90:ARG:HB3	40:BW:90:ARG:CZ	2.41	0.42
42:BY:34:GLU:O	42:BY:35:TYR:HD2	1.94	0.42
43:BZ:100:THR:CG2	43:BZ:137:ASP:CG	2.79	0.42
43:BZ:41:ARG:N	43:BZ:41:ARG:CD	2.83	0.42
1:AA:929:G:H5'	1:AA:1533:C:H42	1.84	0.42
1:AA:426:G:O2'	7:AD:42:GLN:CG	2.67	0.42
1:AA:505:G:H4'	1:AA:534:U:C4	2.55	0.42
1:AA:573:A:N3	1:AA:883:C:H2'	2.34	0.42

Continued on next page...

Continued from previous page...

Atom-1	Atom-2	Interatomic distance (Å)	Clash overlap (Å)
1:AA:578:C:H2'	1:AA:579:G:H8	1.82	0.42
1:AA:616:G:H1	1:AA:624:C:H42	1.67	0.42
1:AA:953:G:O2'	16:AM:125:ARG:N	2.51	0.42
7:AD:102:ASP:O	7:AD:117:ALA:HB1	2.19	0.42
7:AD:15:GLU:OE2	7:AD:63:LYS:HA	2.19	0.42
16:AM:108:ARG:HD2	16:AM:108:ARG:HA	1.86	0.42
17:AN:29:ARG:HG3	17:AN:31:ARG:H	1.83	0.42
2:AV:31:A:O3'	12:AI:127:LYS:CB	2.68	0.42
2:AV:36:A:N6	4:AX:116:U:N3	2.62	0.42
27:BA:72:U:C6	47:B2:57:LYS:HD2	2.55	0.42
50:B4:38:GLY:O	50:B4:39:VAL:HB	2.19	0.42
50:B4:38:GLY:O	50:B4:39:VAL:HG23	2.18	0.42
54:B8:16:ILE:CG2	54:B8:17:THR:N	2.82	0.42
55:B9:19:ARG:O	55:B9:19:ARG:HG3	2.19	0.42
27:BA:1162:G:H2'	27:BA:1163:G:C8	2.55	0.42
27:BA:1718:G:N2	27:BA:1742:C:C2	2.87	0.42
27:BA:1968:G:H3'	27:BA:1968:G:H8	1.85	0.42
27:BA:1971:A:H8	27:BA:1971:A:H3'	1.84	0.42
27:BA:2251:G:C5'	37:BQ:102:ARG:HH21	2.31	0.42
27:BA:2251:G:C2	27:BA:2252:G:C2	3.07	0.42
27:BA:2249:U:C4	27:BA:2253:G:OP1	2.73	0.42
27:BA:2329:G:N2	27:BA:2386:C:C4	2.37	0.42
27:BA:2465:C:HO2'	27:BA:2466:C:C5'	2.18	0.42
27:BA:2494:G:H21	27:BA:2495:G:C1'	2.32	0.42
27:BA:2509:G:N2	27:BA:2510:C:C1'	2.82	0.42
27:BA:2522:U:C2	27:BA:2543:G:N1	2.79	0.42
27:BA:2533:A:N7	27:BA:2534:A:C5	2.88	0.42
27:BA:2622:C:H2'	27:BA:2623:G:O5'	2.20	0.42
27:BA:2626:C:C5	27:BA:2626:C:O5'	2.69	0.42
27:BA:2707:G:O2'	27:BA:2708:G:P	2.76	0.42
27:BA:2717:G:N1	27:BA:2718:G:C6	2.86	0.42
27:BA:281:G:C8	27:BA:281:G:O5'	2.73	0.42
27:BA:265:A:C5	27:BA:281:G:OP2	2.72	0.42
27:BA:2844:G:C2	27:BA:2845:G:C8	3.07	0.42
27:BA:2848:G:C2	27:BA:2849:U:N3	2.68	0.42
27:BA:30:G:H5'	45:BU:8:ILE:HG12	1.99	0.42
27:BA:606:U:OP1	30:BF:104:ASP:N	2.52	0.42
27:BA:991:C:C5	27:BA:1185:C:N4	2.88	0.42
29:BE:202:ALA:CB	29:BE:262:THR:HB	2.49	0.42
29:BE:242:ASN:N	29:BE:243:PRO:CD	2.81	0.42
29:BE:87:GLU:CD	29:BE:87:GLU:H	2.22	0.42

Continued on next page...

Continued from previous page...

Atom-1	Atom-2	Interatomic distance (Å)	Clash overlap (Å)
29:BE:96:LEU:O	29:BE:97:THR:CG2	2.67	0.42
31:BG:55:LYS:H	31:BG:65:GLU:HG2	1.85	0.42
31:BG:78:GLU:O	31:BG:81:GLU:HB2	2.19	0.42
32:BH:139:ARG:H	32:BH:139:ARG:HG3	1.61	0.42
32:BH:104:LEU:HD23	32:BH:151:ARG:HD2	2.01	0.42
32:BH:10:ILE:HD11	32:BH:49:ILE:HG21	2.01	0.42
32:BH:7:PRO:C	32:BH:8:ILE:HG13	2.38	0.42
33:BI:120:ALA:C	33:BI:121:ILE:O	2.54	0.42
33:BI:7:LYS:HB2	33:BI:12:LYS:NZ	2.34	0.42
56:BK:11:LEU:HD11	56:BK:28:LEU:HD21	2.01	0.42
34:BN:95:ARG:C	34:BN:97:ALA:N	2.71	0.42
35:BO:64:ARG:CD	35:BO:81:GLU:OE1	2.67	0.42
35:BO:89:ASP:N	35:BO:89:ASP:OD1	2.52	0.42
37:BQ:65:ARG:HE	37:BQ:85:ILE:HG21	1.83	0.42
38:BS:110:THR:C	38:BS:116:PHE:CD1	2.93	0.42
38:BS:27:LEU:HD13	38:BS:28:LYS:CA	2.49	0.42
39:BT:11:THR:CG2	39:BT:12:ASP:N	2.58	0.42
39:BT:54:THR:C	39:BT:56:ARG:H	2.22	0.42
45:BU:106:PHE:C	45:BU:108:ALA:N	2.73	0.42
27:BA:1009:A:O4'	45:BU:59:ARG:CD	2.67	0.42
46:BV:30:GLY:O	46:BV:31:ASP:C	2.53	0.42
46:BV:35:LEU:O	46:BV:60:VAL:HA	2.19	0.42
46:BV:93:ILE:CD1	46:BV:93:ILE:N	2.82	0.42
41:BX:50:GLU:OE1	41:BX:50:GLU:N	2.53	0.42
42:BY:46:ASP:N	42:BY:62:VAL:HG21	2.34	0.42
43:BZ:40:ASP:HB2	43:BZ:41:ARG:H	1.39	0.42
1:AA:1115:C:H2'	1:AA:1116:C:O4'	2.20	0.42
1:AA:1224:G:C5	1:AA:1322:C:H5'	2.54	0.42
1:AA:1260:C:O5'	1:AA:1285:A:OP2	2.38	0.42
1:AA:819:A:C6	1:AA:1529:G:N7	2.88	0.42
1:AA:191:G:O2'	23:AT:102:GLY:HA2	2.18	0.42
1:AA:948:C:C6	1:AA:948:C:O5'	2.67	0.42
7:AD:175:SER:O	7:AD:183:GLY:HA2	2.20	0.42
7:AD:34:GLU:O	7:AD:35:ARG:HB2	2.19	0.42
8:AE:135:THR:O	8:AE:139:LEU:HG	2.20	0.42
49:B0:30:VAL:CG1	49:B0:63:SER:OG	2.67	0.42
47:B2:43:PRO:C	47:B2:45:ARG:N	2.71	0.42
48:B3:48:GLU:O	48:B3:51:ALA:HB2	2.19	0.42
51:B5:12:SER:CB	51:B5:15:LYS:HZ2	2.13	0.42
52:B6:37:LEU:HD23	52:B6:37:LEU:HA	1.79	0.42
53:B7:21:ARG:HH12	53:B7:43:THR:N	2.07	0.42

Continued on next page...

Continued from previous page...

Atom-1	Atom-2	Interatomic distance (Å)	Clash overlap (Å)
27:BA:1024:G:H3'	27:BA:1025:G:C5'	2.50	0.42
27:BA:1270:C:O2'	27:BA:1648:C:P	2.77	0.42
27:BA:1315:C:H2'	27:BA:1316:U:C6	2.54	0.42
27:BA:1398:C:H4'	41:BX:23:LYS:HZ2	1.82	0.42
27:BA:1755:A:H8	27:BA:1755:A:OP2	2.02	0.42
27:BA:2228:G:C8	27:BA:2229:C:N1	2.72	0.42
27:BA:2361:A:C2	27:BA:2362:G:N9	2.87	0.42
27:BA:1462:C:C4'	27:BA:2703:C:H5'	2.47	0.42
27:BA:2727:G:N3	27:BA:2727:G:H2'	2.34	0.42
27:BA:2523:G:H1'	27:BA:2765:A:N7	2.34	0.42
27:BA:310:A:P	42:BY:53:GLY:N	2.78	0.42
27:BA:397:G:O2'	27:BA:2231:C:H1'	2.20	0.42
27:BA:465:G:C6	27:BA:466:A:N6	2.88	0.42
27:BA:480:A:H3'	27:BA:481:G:H5"	2.00	0.42
27:BA:515:A:H3'	27:BA:516:C:C6	2.54	0.42
27:BA:51:G:H1'	27:BA:118:A:H62	1.84	0.42
27:BA:587:C:H4'	27:BA:588:U:OP2	2.19	0.42
27:BA:650:C:P	54:B8:19:THR:HG23	2.57	0.42
27:BA:995:C:O2	45:BU:61:TRP:CZ2	2.72	0.42
29:BE:211:GLN:HG2	29:BE:212:GLY:N	2.22	0.42
27:BA:2680:C:H5"	29:BE:302:GLY:O	2.20	0.42
29:BE:77:PRO:CB	29:BE:187:HIS:CA	2.98	0.42
30:BF:33:LYS:CA	30:BF:36:ARG:HG2	2.48	0.42
30:BF:63:SER:O	30:BF:64:GLY:C	2.57	0.42
30:BF:6:TYR:O	30:BF:11:ASN:N	2.52	0.42
31:BG:40:ILE:O	31:BG:44:ILE:HG13	2.19	0.42
31:BG:49:PRO:CG	31:BG:72:LYS:H	2.31	0.42
32:BH:88:LEU:HD13	32:BH:128:THR:HA	2.01	0.42
34:BN:106:GLY:O	34:BN:107:ASN:OD1	2.28	0.42
27:BA:2780:G:N2	34:BN:80:LYS:NZ	2.65	0.42
35:BO:109:LYS:O	35:BO:110:ASP:HB2	2.20	0.42
37:BQ:117:GLY:O	37:BQ:118:ALA:CB	2.66	0.42
38:BS:90:LEU:HD23	38:BS:93:GLN:HE21	1.84	0.42
46:BV:58:ALA:O	46:BV:100:GLY:O	2.38	0.42
40:BW:105:VAL:CG2	40:BW:105:VAL:O	2.68	0.42
40:BW:23:LEU:HD11	40:BW:35:ILE:CG2	2.49	0.42
41:BX:14:ALA:HA	41:BX:17:ASP:CB	2.48	0.42
42:BY:47:THR:C	42:BY:48:VAL:HG23	2.33	0.42
43:BZ:151:ASP:CA	43:BZ:153:LYS:HZ2	2.32	0.42
43:BZ:92:VAL:HG12	43:BZ:93:GLU:N	2.33	0.42
1:AA:1164:G:H1	1:AA:1172:C:H42	1.67	0.42

Continued on next page...

Continued from previous page...

Atom-1	Atom-2	Interatomic distance (Å)	Clash overlap (Å)
1:AA:1189:C:C5'	1:AA:1190:G:OP2	2.65	0.42
1:AA:1242:C:O2'	1:AA:1303:C:C5'	2.67	0.42
1:AA:1249:C:O2'	12:AI:73:GLN:NE2	2.53	0.42
1:AA:946:A:O2'	1:AA:1333:A:C1'	2.68	0.42
1:AA:1506:U:O4	1:AA:1521:G:H5''	2.20	0.42
1:AA:973:G:H3'	1:AA:974:A:H5''	2.01	0.42
5:AB:51:LEU:O	5:AB:55:PHE:HD1	2.02	0.42
13:AJ:66:ARG:NH1	17:AN:57:ARG:NH1	2.68	0.42
9:AF:62:TRP:CG	21:AR:35:ARG:NH2	2.84	0.42
1:AA:835:U:OP1	21:AR:61:LYS:HD2	2.20	0.42
27:BA:855:G:N2	49:B0:26:PHE:CZ	2.87	0.42
47:B2:60:GLN:HE22	47:B2:65:ASP:HA	1.83	0.42
48:B3:39:ASP:O	48:B3:40:THR:O	2.38	0.42
48:B3:6:VAL:CG2	48:B3:55:ARG:O	2.63	0.42
50:B4:5:LEU:HG	50:B4:8:LYS:N	2.35	0.42
51:B5:3:LYS:O	51:B5:4:HIS:C	2.58	0.42
52:B6:39:LYS:C	52:B6:50:PHE:CD1	2.93	0.42
27:BA:2393:A:C5'	54:B8:13:ARG:HH21	2.32	0.42
27:BA:1075:C:H2'	56:BK:91:GLU:OE2	2.19	0.42
27:BA:1259:G:C4	27:BA:1260:G:C8	3.08	0.42
27:BA:1656:C:OP1	29:BE:212:GLY:HA3	2.18	0.42
27:BA:1666:G:O3'	35:BO:6:SER:CB	2.68	0.42
27:BA:1668:A:HO2'	27:BA:1669:A:P	2.42	0.42
27:BA:176:G:N3	27:BA:177:G:C1'	2.82	0.42
27:BA:1858:G:C2	27:BA:1885:A:C5	3.07	0.42
1:AA:1517:G:C4	27:BA:1919:A:H4'	2.52	0.42
27:BA:2217:G:C2'	27:BA:2218:G:C5'	2.97	0.42
27:BA:2321:G:H21	27:BA:2322:A:H1'	1.83	0.42
27:BA:2444:G:C6	27:BA:2445:G:N1	2.87	0.42
27:BA:807:U:H1'	27:BA:2445:G:OP1	2.19	0.42
27:BA:2487:G:C2'	27:BA:2488:A:H5'	2.49	0.42
27:BA:2581:G:N3	27:BA:2581:G:C2'	2.76	0.42
27:BA:5:A:C2	27:BA:2899:G:C2	3.08	0.42
27:BA:451:C:H2'	27:BA:452:G:N7	2.34	0.42
27:BA:774:A:O2'	27:BA:775:G:H8	2.02	0.42
27:BA:863:A:H61	27:BA:913:U:H3	1.66	0.42
27:BA:1500:G:O2'	28:BD:98:GLY:O	2.37	0.42
30:BF:37:ALA:HB2	30:BF:102:LEU:HB2	1.93	0.42
30:BF:84:VAL:N	30:BF:87:ARG:HE	2.17	0.42
31:BG:149:ARG:C	31:BG:151:ILE:N	2.66	0.42
31:BG:51:ARG:HH11	31:BG:72:LYS:HB2	1.82	0.42

Continued on next page...

Continued from previous page...

Atom-1	Atom-2	Interatomic distance (Å)	Clash overlap (Å)
31:BG:57:THR:CG2	31:BG:58:VAL:N	2.62	0.42
32:BH:101:LYS:HG3	32:BH:116:PRO:CD	2.49	0.42
32:BH:148:ARG:NH1	32:BH:164:GLU:N	2.63	0.42
32:BH:30:GLY:HA3	32:BH:78:VAL:HA	2.02	0.42
32:BH:96:SER:C	32:BH:97:LYS:O	2.45	0.42
33:BI:103:GLN:O	33:BI:104:ALA:O	2.38	0.42
33:BI:92:SER:H	33:BI:122:ARG:NH2	2.18	0.42
33:BI:3:VAL:CG2	33:BI:19:LYS:O	2.68	0.42
33:BI:1:MET:HG3	33:BI:3:VAL:HG22	1.96	0.42
33:BI:82:LYS:O	33:BI:83:ALA:CB	2.68	0.42
34:BN:80:LYS:O	34:BN:84:ARG:CG	2.44	0.42
35:BO:105:GLU:HB2	35:BO:106:LEU:H	1.57	0.42
2:AV:1:G:C5'	37:BQ:97:ASP:OD2	2.68	0.42
44:BR:74:LYS:O	44:BR:75:LEU:C	2.58	0.42
38:BS:97:VAL:O	38:BS:98:GLU:CG	2.68	0.42
39:BT:46:ALA:O	39:BT:49:LEU:N	2.38	0.42
46:BV:66:GLY:HA2	46:BV:93:ILE:HG13	2.02	0.42
41:BX:7:HIS:CG	41:BX:8:PRO:CD	3.01	0.42
42:BY:105:ASP:OD1	42:BY:105:ASP:N	2.53	0.42
43:BZ:118:HIS:CD2	43:BZ:168:VAL:HA	2.54	0.42
43:BZ:71:MET:HG2	43:BZ:78:PRO:HD3	0.44	0.42
43:BZ:94:VAL:O	43:BZ:123:VAL:N	2.37	0.42
1:AA:1143:G:H2'	1:AA:1144:G:H8	1.84	0.42
1:AA:1221:G:OP1	1:AA:1321:C:N4	2.53	0.42
1:AA:1223:C:H5''	1:AA:1224:G:H5''	2.00	0.42
1:AA:1260:C:H4'	1:AA:1284:C:C5'	2.50	0.42
1:AA:1370:G:H5''	12:AI:12:GLU:CG	2.50	0.42
1:AA:236:G:H2'	1:AA:237:C:C6	2.55	0.42
1:AA:39:G:N9	1:AA:498:U:C4	2.86	0.42
1:AA:574:A:O2'	1:AA:882:C:H1'	2.19	0.42
5:AB:162:ILE:HD13	5:AB:162:ILE:N	2.35	0.42
6:AC:53:ALA:HB2	6:AC:115:LEU:HD11	2.02	0.42
6:AC:153:VAL:HB	6:AC:166:GLU:HB3	2.01	0.42
6:AC:12:LEU:HD22	17:AN:51:GLY:HA3	1.91	0.42
20:AQ:25:ARG:HB3	20:AQ:38:ARG:HB3	2.01	0.42
1:AA:1319:A:C5'	22:AS:70:LYS:HE2	2.50	0.42
24:AU:5:ASP:O	24:AU:11:GLY:HA3	2.19	0.42
47:B2:55:ARG:O	47:B2:57:LYS:N	2.53	0.42
48:B3:8:LEU:CA	48:B3:54:VAL:CG1	2.85	0.42
50:B4:14:ILE:CG2	50:B4:37:SER:C	2.87	0.42
50:B4:14:ILE:HG21	50:B4:37:SER:CA	2.49	0.42

Continued on next page...

Continued from previous page...

Atom-1	Atom-2	Interatomic distance (Å)	Clash overlap (Å)
27:BA:13:A:N7	27:BA:525:U:O4	2.51	0.42
27:BA:1559:G:N3	27:BA:1559:G:H2'	2.35	0.42
27:BA:1809:A:H61	50:B4:3:LYS:HB3	1.82	0.42
27:BA:197:A:H2'	27:BA:198:C:O4'	2.20	0.42
27:BA:2031:A:N6	27:BA:2498:C:C6	2.85	0.42
27:BA:2077:A:H1'	27:BA:2435:A:O4'	2.20	0.42
27:BA:2290:G:O2'	27:BA:2381:C:H1'	2.20	0.42
27:BA:2353:G:H8	27:BA:2353:G:O5'	2.03	0.42
27:BA:2370:G:C5	27:BA:2371:G:N7	2.88	0.42
27:BA:2400:G:C2	27:BA:2401:U:C2	3.07	0.42
27:BA:2403:C:C5	27:BA:2415:G:C2	3.07	0.42
27:BA:2408:U:C2'	27:BA:2409:G:O5'	2.68	0.42
27:BA:2436:G:N2	27:BA:2437:U:C2	2.87	0.42
27:BA:1128:A:N1	27:BA:2518:A:N6	2.59	0.42
27:BA:2571:C:O2	27:BA:2574:G:H1'	2.20	0.42
27:BA:2649:U:C2	27:BA:2650:U:C5	3.07	0.42
27:BA:2737:G:O6	27:BA:2738:A:N6	2.52	0.42
27:BA:2816:C:C2	27:BA:2831:G:N2	2.88	0.42
27:BA:2832:U:C1'	27:BA:2834:G:N2	2.62	0.42
27:BA:389:G:O4'	27:BA:2413:G:C4'	2.68	0.42
27:BA:535:C:C3'	45:BU:53:LYS:CE	2.62	0.42
27:BA:618(A):C:N4	27:BA:619:G:H21	2.18	0.42
27:BA:747:U:C1'	51:B5:3:LYS:HZ2	2.31	0.42
27:BA:752:A:C8	27:BA:752:A:O5'	2.72	0.42
27:BA:75:G:O3'	47:B2:51:LYS:NZ	2.36	0.42
27:BA:803:U:H2'	27:BA:804:A:C5'	2.33	0.42
27:BA:965:C:H1'	27:BA:2273:A:N1	2.34	0.42
27:BA:994:C:O2'	45:BU:54:LYS:CG	2.47	0.42
28:BD:171:VAL:C	28:BD:182:MET:HG2	2.40	0.42
28:BD:80:ILE:CD1	28:BD:82:TYR:CD1	2.95	0.42
28:BD:82:TYR:HA	28:BD:89:ASN:HB3	2.01	0.42
28:BD:89:ASN:ND2	28:BD:199:ARG:CZ	2.83	0.42
29:BE:222:ARG:NH2	29:BE:234:ARG:CB	2.71	0.42
30:BF:215:ALA:HB2	30:BF:239:ALA:N	2.32	0.42
30:BF:45:ASP:HB3	30:BF:98:ARG:HG3	2.01	0.42
30:BF:52:ALA:O	30:BF:55:ARG:CB	2.68	0.42
31:BG:55:LYS:O	31:BG:65:GLU:CA	2.67	0.42
32:BH:162:ARG:HB3	32:BH:166:GLU:CG	2.43	0.42
32:BH:43:THR:HG21	32:BH:51:VAL:O	2.20	0.42
33:BI:110:LEU:HD23	33:BI:111:ASP:N	2.35	0.42
34:BN:10:VAL:CG1	34:BN:36:VAL:CB	2.88	0.42

Continued on next page...

Continued from previous page...

Atom-1	Atom-2	Interatomic distance (Å)	Clash overlap (Å)
27:BA:2673:G:O2'	35:BO:30:ARG:NH2	2.52	0.42
35:BO:45:ASP:OD1	35:BO:45:ASP:O	2.37	0.42
35:BO:65:THR:HG1	35:BO:67:ARG:CG	2.25	0.42
37:BQ:122:PHE:CB	37:BQ:136:TRP:CZ2	3.00	0.42
37:BQ:72:VAL:HB	37:BQ:83:PHE:CZ	2.55	0.42
37:BQ:93:ILE:CG2	37:BQ:94:ARG:H	2.30	0.42
27:BA:1287:A:H5''	44:BR:104:ARG:HG3	2.02	0.42
44:BR:20:LEU:HD22	44:BR:24:GLN:CG	2.41	0.42
38:BS:58:LEU:HD11	38:BS:92:ALA:HA	2.00	0.42
45:BU:47:TYR:HE2	45:BU:50:ARG:NH1	2.17	0.42
46:BV:41:GLY:CA	46:BV:54:TYR:CE1	3.03	0.42
46:BV:43:GLU:N	46:BV:44:GLN:NE2	2.68	0.42
46:BV:94:LYS:N	46:BV:95:ILE:CD1	2.82	0.42
42:BY:57:GLY:CA	42:BY:97:ARG:NH2	2.50	0.42
42:BY:92:ASP:C	42:BY:94:SER:N	2.73	0.42
43:BZ:101:THR:HB	43:BZ:103:ARG:HD3	2.02	0.42
27:BA:904:C:H1'	43:BZ:166:LEU:HD21	2.01	0.42
1:AA:1004:A:H8	1:AA:1036:G:O6	2.03	0.42
1:AA:1114:C:O2'	17:AN:60:SER:C	2.58	0.42
1:AA:948:C:H5'	1:AA:1306:A:O2'	2.20	0.42
1:AA:361(A):C:HO3'	1:AA:1362:C:H5''	1.84	0.42
1:AA:450:G:O6	1:AA:481:G:H2'	2.20	0.42
1:AA:765:G:N1	1:AA:812:C:H1'	2.34	0.42
1:AA:832:C:H1'	1:AA:855:G:N2	2.35	0.42
1:AA:870:U:H6	1:AA:870:U:O5'	2.02	0.42
1:AA:881:G:OP2	15:AL:9:GLN:HG2	2.20	0.42
1:AA:891:U:H5	1:AA:906:G:C2	2.38	0.42
1:AA:946:A:O2'	1:AA:1333:A:H1'	2.20	0.42
5:AB:80:ILE:CG2	5:AB:212:GLN:HG2	2.49	0.42
5:AB:82:ARG:HD2	5:AB:92:TYR:HE1	1.84	0.42
8:AE:151:LEU:O	11:AH:64:LYS:HE3	2.20	0.42
1:AA:1123:A:O2'	13:AJ:38:ILE:HG22	2.20	0.42
15:AL:97:ARG:O	15:AL:97:ARG:HG2	2.20	0.42
24:AU:6:ARG:HH11	24:AU:15:ARG:HH22	1.66	0.42
1:AA:1268:A:HO2'	24:AU:20:LYS:N	2.09	0.42
3:AW:37:YYG:H32	3:AW:38:A:O4'	2.20	0.42
49:B0:33:ALA:CB	49:B0:66:LYS:N	2.77	0.42
27:BA:2364:C:C4'	49:B0:38:VAL:CG1	2.96	0.42
48:B3:47:VAL:N	48:B3:48:GLU:OE1	2.52	0.42
52:B6:46:LYS:C	52:B6:47:HIS:HD1	2.23	0.42
52:B6:40:TYR:CA	52:B6:50:PHE:CE1	3.03	0.42

Continued on next page...

Continued from previous page...

Atom-1	Atom-2	Interatomic distance (Å)	Clash overlap (Å)
54:B8:15:LYS:HE3	54:B8:15:LYS:HB2	1.73	0.42
27:BA:1351:C:H4'	27:BA:1571:A:H2'	2.02	0.42
27:BA:1771:C:H2'	27:BA:1772:G:H8	1.85	0.42
27:BA:729:G:C2	27:BA:1775:U:C6	3.08	0.42
27:BA:205:G:O2'	27:BA:206:U:P	2.78	0.42
27:BA:212:G:H2'	27:BA:213:A:H8	1.85	0.42
27:BA:2182:G:H2'	27:BA:2183:C:C2	2.55	0.42
27:BA:2251:G:H5''	37:BQ:102:ARG:CZ	2.46	0.42
27:BA:2249:U:O4	27:BA:2253:G:OP1	2.38	0.42
27:BA:2257:U:HO2'	27:BA:2258:C:C4'	2.32	0.42
27:BA:2263:C:C6	27:BA:2263:C:H5'	2.53	0.42
27:BA:2417:C:N4	27:BA:2418:A:N6	2.68	0.42
27:BA:2453:A:HO2'	27:BA:2454:G:H5'	1.64	0.42
27:BA:2458:G:H2'	27:BA:2490:G:H1	1.85	0.42
27:BA:2488:A:C6	27:BA:2489:G:C6	3.08	0.42
27:BA:2513:G:H2'	27:BA:2514:U:C6	2.55	0.42
27:BA:2530:A:C2'	27:BA:2531:A:C5'	2.71	0.42
27:BA:2537:U:C5	27:BA:2538:C:C5	3.07	0.42
27:BA:2522:U:C2	27:BA:2543:G:O6	2.73	0.42
27:BA:2623:G:H4'	27:BA:2826:A:O4'	2.20	0.42
27:BA:2634:G:O2'	27:BA:2635:C:C5'	2.68	0.42
27:BA:2703:C:H2'	27:BA:2704:C:C6	2.54	0.42
27:BA:270(C):C:H2'	27:BA:270(D):C:C6	2.54	0.42
27:BA:2729:G:H8	27:BA:2729:G:O5'	2.03	0.42
27:BA:2817:G:C4	27:BA:2818:G:C8	3.08	0.42
27:BA:2892:A:H3'	27:BA:2893:G:H8	1.84	0.42
27:BA:342:G:C2	27:BA:343:C:C2	3.08	0.42
27:BA:295:G:C8	27:BA:345:A:C2	3.08	0.42
27:BA:777:A:N7	27:BA:793:A:H2	2.17	0.42
27:BA:774:A:H5''	27:BA:778:G:H4'	2.01	0.42
27:BA:826:U:OP1	27:BA:2429:G:P	2.74	0.42
29:BE:211:GLN:CG	29:BE:212:GLY:H	2.18	0.42
29:BE:242:ASN:O	29:BE:243:PRO:C	2.58	0.42
27:BA:2514:U:C1'	29:BE:247:ARG:HH12	2.33	0.42
29:BE:193:PHE:HZ	29:BE:312:ARG:O	2.00	0.42
29:BE:94:ARG:CB	29:BE:95:PRO:HD3	2.40	0.42
30:BF:22:PHE:O	30:BF:24:THR:OG1	2.38	0.42
30:BF:33:LYS:C	30:BF:36:ARG:HG2	2.40	0.42
30:BF:39:GLN:O	30:BF:42:ARG:HB3	2.19	0.42
30:BF:44:GLN:HB3	30:BF:45:ASP:H	1.76	0.42
30:BF:52:ALA:C	30:BF:54:LEU:N	2.73	0.42

Continued on next page...

Continued from previous page...

Atom-1	Atom-2	Interatomic distance (Å)	Clash overlap (Å)
30:BF:52:ALA:O	30:BF:55:ARG:N	2.53	0.42
31:BG:19:GLU:N	31:BG:135:VAL:HG21	2.34	0.42
31:BG:71:ALA:O	31:BG:72:LYS:HE3	2.17	0.42
32:BH:90:GLY:HA2	32:BH:159:LYS:CD	2.47	0.42
34:BN:137:GLU:O	34:BN:140:GLY:N	2.42	0.42
34:BN:82:THR:O	34:BN:85:GLY:HA3	2.20	0.42
35:BO:21:VAL:HG13	35:BO:39:VAL:HG13	2.02	0.42
37:BQ:49:VAL:HG13	37:BQ:50:VAL:N	2.02	0.42
37:BQ:57:ARG:O	37:BQ:60:ALA:HB3	2.20	0.42
27:BA:1287:A:C8	44:BR:104:ARG:CD	2.95	0.42
44:BR:41:ALA:C	44:BR:43:GLU:N	2.73	0.42
39:BT:29:THR:HB	39:BT:31:PHE:HE1	1.83	0.42
45:BU:16:LYS:HB3	45:BU:17:VAL:H	1.39	0.42
45:BU:28:ARG:C	45:BU:30:LYS:N	2.73	0.42
45:BU:72:HIS:ND1	45:BU:110:VAL:CG1	2.81	0.42
45:BU:94:VAL:CA	45:BU:98:ILE:HD11	2.46	0.42
46:BV:18:ASP:HB3	46:BV:96:LEU:HA	2.00	0.42
40:BW:46:PHE:O	40:BW:48:ALA:N	2.53	0.42
42:BY:32:ARG:HG2	42:BY:33:GLU:H	1.84	0.42
43:BZ:171:VAL:O	43:BZ:171:VAL:CG2	2.68	0.42
1:AA:1002:G:H2'	1:AA:1003:G:O4'	2.20	0.42
1:AA:1164:G:H1	1:AA:1172:C:N4	2.18	0.42
1:AA:922:G:O2'	1:AA:1398:A:N1	2.41	0.42
1:AA:1451:A:C8	1:AA:1451:A:C3'	3.03	0.42
1:AA:328:C:H4'	1:AA:329:A:H5'	2.01	0.42
1:AA:21:G:N2	1:AA:915:A:H62	2.16	0.42
5:AB:182:ILE:HA	5:AB:183:PRO:HD3	1.91	0.42
1:AA:427:U:C5'	7:AD:41:GLY:HA2	2.30	0.42
8:AE:26:PHE:HB2	8:AE:27:ARG:H	1.74	0.42
15:AL:75:HIS:HB3	15:AL:102:ARG:HH12	1.83	0.42
19:AP:55:ARG:O	19:AP:59:TRP:HD1	2.03	0.42
22:AS:64:GLU:HG3	22:AS:65:ASN:N	2.35	0.42
47:B2:49:LEU:HD23	47:B2:49:LEU:HA	1.87	0.42
47:B2:59:ILE:CG2	47:B2:60:GLN:N	2.71	0.42
50:B4:59:PHE:H	50:B4:62:ARG:NE	2.12	0.42
50:B4:5:LEU:HB2	50:B4:56:VAL:HG11	1.85	0.42
51:B5:41:LEU:O	51:B5:42:SER:O	2.38	0.42
52:B6:8:ILE:C	52:B6:29:ARG:HH21	2.18	0.42
52:B6:44:ALA:O	52:B6:45:LYS:O	2.38	0.42
27:BA:464:U:O2'	53:B7:12:ARG:NH2	2.52	0.42
54:B8:26:LYS:NZ	54:B8:44:LYS:H	1.93	0.42

Continued on next page...

Continued from previous page...

Atom-1	Atom-2	Interatomic distance (Å)	Clash overlap (Å)
27:BA:2358:G:N2	54:B8:52:LYS:HZ3	2.02	0.42
27:BA:1140:C:OP2	34:BN:47:THR:N	2.50	0.42
27:BA:1203:G:N3	27:BA:1203:G:H3'	2.34	0.42
27:BA:138:G:C2'	27:BA:139:G:H4'	2.38	0.42
27:BA:1602:U:C6	27:BA:1602:U:H3'	2.55	0.42
27:BA:1661:G:H1	27:BA:1999:C:N4	2.15	0.42
27:BA:2020:A:N7	51:B5:9:LYS:NZ	2.49	0.42
27:BA:220:G:H1	27:BA:427:U:H3'	1.84	0.42
27:BA:221:A:H8	27:BA:221:A:H3'	1.85	0.42
27:BA:2370:G:C6	27:BA:2371:G:C6	3.07	0.42
27:BA:2385:C:O2	27:BA:2386:C:N1	2.49	0.42
27:BA:2428:G:H1'	27:BA:2429:G:C6	2.55	0.42
27:BA:2648:C:C5	27:BA:2649:U:C4	3.08	0.42
27:BA:2684:U:C2'	27:BA:2685:G:O5'	2.67	0.42
27:BA:26:G:H1	27:BA:27:G:N2	2.05	0.42
27:BA:2744:G:O2'	27:BA:2745:C:H5'	2.20	0.42
27:BA:2043:C:P	27:BA:2779:U:O4	2.77	0.42
27:BA:2783:G:C4	27:BA:2784:C:C6	3.08	0.42
27:BA:2812:G:C2'	27:BA:2813:A:O5'	2.68	0.42
27:BA:265:A:C6	27:BA:281:G:OP2	2.73	0.42
27:BA:323:G:C5	27:BA:333:G:C8	3.08	0.42
27:BA:481:G:O2'	27:BA:482:A:C8	2.71	0.42
27:BA:650:C:C5'	54:B8:19:THR:CG2	2.89	0.42
27:BA:690:G:O2'	27:BA:780:G:P	2.78	0.42
26:BB:42:C:H4'	31:BG:48:MET:N	2.34	0.42
28:BD:131:LEU:HG	28:BD:187:CYS:CB	2.44	0.42
28:BD:144:GLU:OE1	28:BD:144:GLU:C	2.58	0.42
28:BD:156:ALA:C	28:BD:158:GLY:H	2.23	0.42
27:BA:1819:A:C2'	28:BD:177:SER:OG	2.62	0.42
29:BE:112:LEU:C	29:BE:112:LEU:CD1	2.88	0.42
27:BA:1995:U:P	29:BE:220:GLN:NE2	2.81	0.42
30:BF:111:VAL:O	30:BF:115:LEU:HD23	2.19	0.42
31:BG:150:SER:O	31:BG:151:ILE:O	2.38	0.42
33:BI:80:PRO:C	33:BI:146:THR:O	2.58	0.42
33:BI:70:GLU:CG	33:BI:71:GLN:N	2.78	0.42
34:BN:17:CYS:O	34:BN:45:VAL:CG1	2.58	0.42
34:BN:63:ILE:CG2	34:BN:71:TYR:CE1	3.03	0.42
35:BO:116:SER:O	35:BO:117:LEU:C	2.58	0.42
36:BP:128:GLY:O	36:BP:132:LYS:CD	2.65	0.42
36:BP:65:ASP:HB3	36:BP:109:LEU:N	2.35	0.42
36:BP:73:VAL:O	36:BP:76:LEU:CB	2.65	0.42

Continued on next page...

Continued from previous page...

Atom-1	Atom-2	Interatomic distance (Å)	Clash overlap (Å)
36:BP:80:ASP:O	36:BP:92:ASP:HA	2.20	0.42
37:BQ:70:ARG:HD2	37:BQ:71:PHE:CE1	2.52	0.42
38:BS:22:GLN:CA	38:BS:22:GLN:OE1	2.67	0.42
39:BT:21:PHE:HB2	39:BT:31:PHE:CD1	2.52	0.42
45:BU:9:VAL:O	45:BU:10:ARG:C	2.56	0.42
40:BW:46:PHE:O	40:BW:49:LYS:N	2.52	0.42
42:BY:92:ASP:OD1	42:BY:94:SER:HB2	2.16	0.42
1:AA:1114:C:H1'	17:AN:60:SER:HB3	2.02	0.42
1:AA:1226:C:OP2	16:AM:103:THR:CB	2.67	0.42
1:AA:1278:U:H5''	1:AA:1279:A:C4'	2.49	0.42
1:AA:1286:A:C6	1:AA:1354:C:H5''	2.51	0.42
1:AA:1288:A:C2	1:AA:1371:G:N3	2.88	0.42
1:AA:791:G:H22	1:AA:1498:U:P	2.43	0.42
1:AA:357:G:H1'	1:AA:368:U:O2	2.19	0.42
1:AA:509:A:O2'	1:AA:510:A:H5'	2.20	0.42
1:AA:571:U:H3	1:AA:865:A:H2	1.66	0.42
1:AA:766:A:H61	1:AA:1511:G:H1'	1.84	0.42
1:AA:967:C:H4'	12:AI:128:ARG:NH2	2.35	0.42
1:AA:991:U:OP1	1:AA:1018:C:OP1	2.37	0.42
5:AB:28:PHE:CD2	5:AB:194:PRO:HG3	2.55	0.42
7:AD:68:TYR:CE2	7:AD:97:LEU:HB3	2.54	0.42
1:AA:1202:G:H21	17:AN:27:CYS:HB2	1.84	0.42
19:AP:7:ALA:HB3	19:AP:18:ARG:HB2	2.01	0.42
3:AW:37:YYG:H192	10:AG:83:ALA:O	2.17	0.42
3:AW:75:C:C5	50:B4:27:THR:CB	3.00	0.42
49:B0:29:GLU:OE1	49:B0:62:LEU:CD2	2.68	0.42
47:B2:23:LEU:O	47:B2:24:LYS:C	2.56	0.42
48:B3:20:LYS:CA	48:B3:23:LEU:HD12	2.36	0.42
48:B3:44:ARG:O	48:B3:48:GLU:CD	2.55	0.42
50:B4:5:LEU:CD1	50:B4:60:ASN:ND2	2.67	0.42
53:B7:28:ARG:O	53:B7:31:LEU:CB	2.68	0.42
54:B8:6:THR:O	54:B8:8:LYS:C	2.59	0.42
27:BA:1078:U:O2	27:BA:1088:A:H4'	2.20	0.42
27:BA:1212:G:N7	27:BA:1235:G:O6	2.53	0.42
27:BA:1299:G:H5'	27:BA:1301:A:H1'	2.00	0.42
27:BA:1418:G:O6	27:BA:1577:C:H5''	2.20	0.42
27:BA:1443:G:C2	27:BA:1444:G:H1'	2.54	0.42
27:BA:2022:U:C3'	27:BA:2617:C:H4'	2.50	0.42
27:BA:2181:G:C2'	27:BA:2182:G:H5''	2.49	0.42
27:BA:2259:G:N2	27:BA:2282:G:C2	2.88	0.42
27:BA:227:A:H8	27:BA:227:A:O5'	2.02	0.42

Continued on next page...

Continued from previous page...

Atom-1	Atom-2	Interatomic distance (Å)	Clash overlap (Å)
27:BA:2333:A:C4'	27:BA:2335:A:O4'	2.68	0.42
27:BA:2418:A:C2	27:BA:2419:U:O2	2.73	0.42
27:BA:2063:C:O2	27:BA:2450:A:N1	2.53	0.42
27:BA:2454:G:C5	27:BA:2455:G:N7	2.88	0.42
27:BA:2531:A:C2	27:BA:2532:G:C1'	3.02	0.42
27:BA:2576:G:H4'	27:BA:2577:A:H5'	2.01	0.42
27:BA:2635:C:N4	27:BA:2784:C:N4	2.65	0.42
27:BA:2744:G:N1	27:BA:2745:C:N3	2.68	0.42
27:BA:2749:A:N7	27:BA:2750:A:C8	2.88	0.42
27:BA:2809:A:C1'	27:BA:2811:G:N7	2.81	0.42
27:BA:297:C:H2'	27:BA:298:G:O4'	2.20	0.42
27:BA:308:G:O2'	42:BY:54:ASP:OD2	2.38	0.42
27:BA:337:C:OP2	42:BY:24:ARG:HB3	2.20	0.42
27:BA:464:U:C4'	53:B7:12:ARG:HH22	2.32	0.42
27:BA:706:A:H2'	27:BA:707:G:O4'	2.20	0.42
30:BF:115:LEU:O	30:BF:117:ALA:N	2.53	0.42
30:BF:200:PRO:HB3	30:BF:205:ARG:HD3	2.02	0.42
30:BF:168:ARG:CA	30:BF:233:THR:HG22	2.48	0.42
30:BF:38:ALA:HB1	30:BF:221:GLU:HG2	2.02	0.42
31:BG:141:VAL:N	31:BG:144:ARG:HH11	2.15	0.42
31:BG:140:ARG:CB	31:BG:144:ARG:HH12	2.33	0.42
32:BH:129:LYS:CA	32:BH:130:ILE:HD12	2.31	0.42
32:BH:138:GLN:C	32:BH:140:VAL:N	2.72	0.42
32:BH:71:LEU:O	32:BH:74:MET:N	2.52	0.42
32:BH:91:VAL:C	32:BH:159:LYS:HZ2	2.23	0.42
56:BK:42:PHE:C	56:BK:44:ALA:H	2.23	0.42
56:BK:99:LYS:HD2	56:BK:99:LYS:N	2.35	0.42
34:BN:50:GLU:HB2	34:BN:51:GLU:H	1.65	0.42
34:BN:82:THR:HG1	34:BN:83:ILE:HG23	1.85	0.42
35:BO:63:VAL:HG22	35:BO:106:LEU:HD22	2.02	0.42
35:BO:7:ARG:C	35:BO:8:LEU:CD2	2.87	0.42
44:BR:22:ARG:NH2	44:BR:69:ASP:HA	2.35	0.42
44:BR:75:LEU:O	44:BR:77:ARG:C	2.58	0.42
38:BS:23:ARG:CZ	38:BS:37:ARG:NH2	2.50	0.42
40:BW:8:ARG:CB	40:BW:102:HIS:ND1	2.83	0.42
40:BW:32:ALA:HB2	40:BW:35:ILE:HD11	1.94	0.42
40:BW:60:ASN:HB3	40:BW:61:ASN:OD1	2.19	0.42
40:BW:68:ARG:HH21	40:BW:110:LYS:CG	2.30	0.42
41:BX:9:HIS:CB	41:BX:26:PHE:HA	2.42	0.42
42:BY:54:ASP:C	42:BY:56:ALA:H	2.24	0.42
43:BZ:6:LYS:HA	43:BZ:31:SER:CB	2.48	0.42

Continued on next page...

Continued from previous page...

Atom-1	Atom-2	Interatomic distance (Å)	Clash overlap (Å)
1:AA:120:A:H2'	1:AA:122:G:N7	2.35	0.41
1:AA:1398:A:H3'	1:AA:1398:A:C8	2.55	0.41
1:AA:925:G:H1	1:AA:1391:U:H3	1.68	0.41
1:AA:1205:U:C2'	6:AC:195:VAL:HG23	2.49	0.41
7:AD:104:VAL:O	7:AD:104:VAL:HG12	2.20	0.41
7:AD:63:LYS:O	7:AD:67:ILE:HG13	2.20	0.41
19:AP:9:PHE:HB2	19:AP:16:HIS:O	2.20	0.41
49:B0:67:VAL:HG11	49:B0:74:LYS:HE2	2.02	0.41
47:B2:34:GLN:HB2	47:B2:35:ALA:H	1.73	0.41
47:B2:46:ILE:HG22	47:B2:47:LYS:N	2.35	0.41
50:B4:16:TYR:CE1	50:B4:37:SER:OG	2.73	0.41
55:B9:3:VAL:O	55:B9:4:ARG:C	2.48	0.41
27:BA:124:G:H5'	27:BA:1376:C:O2'	2.20	0.41
27:BA:1500:G:H21	28:BD:97:ASP:CG	2.21	0.41
27:BA:1521:G:H3'	27:BA:1522:G:O4'	2.19	0.41
27:BA:1394:U:C4'	27:BA:1603:A:H4'	2.48	0.41
27:BA:1603:A:C2'	27:BA:1604:C:H6	2.17	0.41
27:BA:1672:C:H4'	27:BA:2553:G:O3'	2.20	0.41
27:BA:1764:G:N1	27:BA:1989:G:C4	2.88	0.41
27:BA:1905:C:H4'	27:BA:1928:A:N1	2.35	0.41
27:BA:2090:G:N1	27:BA:2230:G:C6	2.71	0.41
27:BA:2262:U:C5	49:B0:14:ARG:NH1	2.87	0.41
27:BA:2317:C:C2'	27:BA:2318:G:C8	3.03	0.41
27:BA:2353:G:H2'	27:BA:2354:G:O5'	2.19	0.41
27:BA:2431:U:P	27:BA:2432:A:OP2	2.78	0.41
27:BA:2519:U:H2'	27:BA:2519:U:H6	1.59	0.41
27:BA:2567:G:N1	27:BA:2568:C:N4	2.68	0.41
27:BA:2572:A:OP1	27:BA:2574:G:H4'	2.20	0.41
27:BA:2693:A:C4	27:BA:2694:G:N7	2.88	0.41
27:BA:2774:C:C2'	27:BA:2775:A:H8	2.30	0.41
27:BA:279:C:H2'	27:BA:360:G:O6	2.20	0.41
27:BA:2801:A:OP1	27:BA:2802:G:O4'	2.38	0.41
27:BA:2837:G:C6	27:BA:2882:A:N1	2.88	0.41
27:BA:466:A:H2	27:BA:682:G:H22	1.68	0.41
27:BA:626:U:H3'	27:BA:627:A:C5'	2.49	0.41
27:BA:1567:A:N1	28:BD:82:TYR:O	2.53	0.41
29:BE:200:ASP:O	29:BE:311:PHE:C	2.58	0.41
30:BF:203:ALA:C	30:BF:205:ARG:H	2.22	0.41
30:BF:1:MET:HB2	30:BF:2:GLU:H	1.59	0.41
30:BF:46:TYR:O	30:BF:92:PRO:HB2	2.19	0.41
31:BG:25:MET:SD	31:BG:128:LEU:CB	3.08	0.41

Continued on next page...

Continued from previous page...

Atom-1	Atom-2	Interatomic distance (Å)	Clash overlap (Å)
32:BH:140:VAL:CA	32:BH:143:LEU:HD22	2.50	0.41
32:BH:142:GLU:O	32:BH:143:LEU:C	2.58	0.41
33:BI:102:LEU:O	33:BI:106:HIS:HB2	2.19	0.41
37:BQ:72:VAL:CB	37:BQ:83:PHE:HZ	2.33	0.41
44:BR:70:LEU:HD23	44:BR:70:LEU:N	2.34	0.41
46:BV:19:VAL:CG1	46:BV:21:ARG:NH2	2.58	0.41
40:BW:68:ARG:O	40:BW:110:LYS:CA	2.66	0.41
43:BZ:125:PRO:HB2	43:BZ:126:GLY:H	1.71	0.41
43:BZ:136:VAL:O	43:BZ:137:ASP:OD1	2.38	0.41
43:BZ:148:THR:CB	43:BZ:166:LEU:H	2.33	0.41
43:BZ:78:PRO:O	43:BZ:79:ILE:HG12	2.12	0.41
1:AA:1060:C:H4'	13:AJ:52:GLY:HA3	2.01	0.41
1:AA:250:A:H5'	1:AA:252:U:O4'	2.19	0.41
1:AA:439:A:OP2	1:AA:494:G:N1	2.43	0.41
1:AA:489:C:H2'	1:AA:490:G:H8	1.85	0.41
1:AA:585:G:H1'	1:AA:879:C:H5''	2.01	0.41
1:AA:947:G:C4'	1:AA:1332:A:C2	2.98	0.41
10:AG:12:LEU:CD2	10:AG:28:ASN:ND2	2.83	0.41
12:AI:35:GLU:O	12:AI:38:GLN:HG2	2.21	0.41
12:AI:55:ALA:HB3	12:AI:58:ARG:HE	1.85	0.41
15:AL:44:THR:HA	15:AL:45:PRO:HD3	1.83	0.41
16:AM:3:ARG:HH12	31:BG:90:LEU:HD13	1.83	0.41
1:AA:227:G:H21	19:AP:62:VAL:HB	1.85	0.41
1:AA:1268:A:O3'	24:AU:20:LYS:HA	2.20	0.41
49:B0:30:VAL:HG13	49:B0:63:SER:HG	1.84	0.41
47:B2:28:LEU:O	47:B2:29:ASN:C	2.59	0.41
27:BA:1365:A:H5''	50:B4:3:LYS:NZ	2.34	0.41
52:B6:8:ILE:CD1	52:B6:8:ILE:H	2.14	0.41
27:BA:1033:U:H6	27:BA:2750:A:C2	2.21	0.41
27:BA:126:A:N7	27:BA:127:A:C5	2.88	0.41
27:BA:1377:G:H8	27:BA:1377:G:O5'	2.03	0.41
27:BA:1378:A:HO2'	27:BA:1379:A:P	2.43	0.41
27:BA:1996:C:O2	27:BA:1997:G:H4'	2.21	0.41
27:BA:2187:G:H2'	27:BA:2188:C:C4'	2.50	0.41
27:BA:2208:U:C2'	27:BA:2209:C:O4'	2.68	0.41
27:BA:2082:A:N6	27:BA:2237:G:H1'	2.35	0.41
27:BA:2246:G:H1	27:BA:2258:C:N4	2.18	0.41
27:BA:2303:G:C5'	31:BG:99:ASP:CG	2.86	0.41
27:BA:2304:G:H5'	31:BG:105:SER:O	2.20	0.41
27:BA:2341:G:N7	27:BA:2342:C:N4	2.68	0.41
27:BA:2399:G:C1'	52:B6:22:TYR:OH	2.68	0.41

Continued on next page...

Continued from previous page...

Atom-1	Atom-2	Interatomic distance (Å)	Clash overlap (Å)
27:BA:2462:U:O2	27:BA:2463:C:C6	2.73	0.41
27:BA:2479:G:O2'	27:BA:2480:C:O5'	2.38	0.41
27:BA:2485:G:C2'	27:BA:2486:G:C4'	2.97	0.41
27:BA:2487:G:H2'	27:BA:2488:A:C8	2.55	0.41
27:BA:2447:G:C5	27:BA:2501:C:C2	3.08	0.41
27:BA:2547:U:C5	27:BA:2566:A:N3	2.88	0.41
27:BA:2611:U:H2'	51:B5:2:ALA:HB1	2.02	0.41
27:BA:2616:C:O2	27:BA:2617:C:C6	2.73	0.41
27:BA:2652:C:C4	27:BA:2653:U:C5	2.91	0.41
27:BA:2661:G:N3	27:BA:2662:A:C8	2.86	0.41
27:BA:2694:G:H8	27:BA:2694:G:O5'	2.02	0.41
27:BA:2830:G:C6	27:BA:2831:G:N7	2.89	0.41
27:BA:2886:G:N3	27:BA:2887:U:C6	2.89	0.41
27:BA:327:G:C2	27:BA:328:U:C6	3.08	0.41
27:BA:329:G:OP2	27:BA:329:G:H8	2.03	0.41
27:BA:443:A:H62	30:BF:39:GLN:CB	2.29	0.41
27:BA:618(A):C:C5	27:BA:619:G:N2	2.88	0.41
27:BA:738:G:H2'	27:BA:739:G:O4'	2.20	0.41
27:BA:796:C:H2'	27:BA:797:C:C6	2.55	0.41
28:BD:134:ILE:CG2	28:BD:135:PRO:CD	2.94	0.41
27:BA:2634:G:H5'	29:BE:111:THR:CG2	2.50	0.41
29:BE:268:LEU:HD11	29:BE:271:ILE:HG13	2.02	0.41
30:BF:7:ASP:HB3	30:BF:13:ASP:HB2	2.01	0.41
31:BG:102:GLY:C	31:BG:134:LEU:HD12	2.27	0.41
31:BG:136:ARG:HD2	31:BG:136:ARG:N	2.36	0.41
32:BH:37:HIS:CE1	32:BH:67:THR:HG21	2.55	0.41
32:BH:51:VAL:HG22	32:BH:68:ARG:HG3	2.02	0.41
33:BI:134:HIS:O	33:BI:136:GLU:N	2.53	0.41
33:BI:124:LEU:HA	33:BI:145:VAL:HB	2.02	0.41
56:BK:100:VAL:HG12	56:BK:101:THR:N	2.35	0.41
34:BN:23:ALA:O	34:BN:26:VAL:HG23	2.20	0.41
35:BO:17:ARG:CZ	35:BO:46:ALA:C	2.89	0.41
37:BQ:46:VAL:CG1	37:BQ:124:ALA:CB	2.90	0.41
44:BR:86:ARG:O	44:BR:87:TYR:HD2	2.03	0.41
45:BU:39:LEU:O	45:BU:42:ALA:N	2.52	0.41
45:BU:91:ASN:CG	45:BU:92:ARG:N	2.73	0.41
41:BX:17:ASP:C	41:BX:20:PHE:CE1	2.93	0.41
42:BY:32:ARG:HB3	42:BY:33:GLU:OE2	2.20	0.41
43:BZ:149:ALA:HB1	43:BZ:164:PRO:CA	2.47	0.41
1:AA:1117:G:OP1	12:AI:104:ARG:NH1	2.53	0.41
1:AA:1222:G:O5'	1:AA:1222:G:H8	2.04	0.41

Continued on next page...

Continued from previous page...

Atom-1	Atom-2	Interatomic distance (Å)	Clash overlap (Å)
1:AA:1377:A:OP1	10:AG:94:ARG:CZ	2.68	0.41
1:AA:279:A:N7	20:AQ:95:TYR:CE2	2.89	0.41
1:AA:563:A:N1	1:AA:567:G:N3	2.69	0.41
1:AA:695:A:H2'	1:AA:696:A:H8	1.84	0.41
1:AA:79:G:H2'	1:AA:80:G:H8	1.85	0.41
1:AA:890:G:O2'	1:AA:891:U:H6	1.98	0.41
1:AA:892:A:C2	1:AA:893:C:C2	3.09	0.41
1:AA:975:A:H8	1:AA:1365:G:H22	1.67	0.41
5:AB:152:PHE:O	5:AB:154:LEU:N	2.53	0.41
5:AB:28:PHE:HE2	5:AB:189:ASP:O	2.04	0.41
5:AB:82:ARG:HB2	5:AB:94:ASN:ND2	2.35	0.41
6:AC:139:GLN:HE21	6:AC:170:GLN:HE22	1.68	0.41
11:AH:49:GLU:OE1	11:AH:51:VAL:HG23	2.20	0.41
1:AA:1317:C:N3	17:AN:16:PHE:CZ	2.89	0.41
1:AA:1325:C:P	24:AU:15:ARG:NE	2.93	0.41
49:B0:16:SER:O	49:B0:17:ASN:HB2	2.20	0.41
27:BA:1021:A:C2	27:BA:1023:U:H1'	2.55	0.41
27:BA:1055:G:C2'	27:BA:1056:G:H4'	2.50	0.41
27:BA:142(A):A:OP1	27:BA:1143:A:C8	2.72	0.41
27:BA:1339:G:O5'	27:BA:1339:G:C8	2.73	0.41
27:BA:143:C:O2'	27:BA:144:C:O4'	2.34	0.41
27:BA:1857:G:H2'	27:BA:1858:G:N7	2.32	0.41
27:BA:199:A:C5	27:BA:2434:A:C6	3.08	0.41
27:BA:1268:A:N6	27:BA:2012:G:O2'	2.52	0.41
27:BA:2093:G:N7	27:BA:2225:A:C6	2.85	0.41
27:BA:211:A:H2'	27:BA:212:G:O4'	2.20	0.41
27:BA:2352:A:H2'	27:BA:2353:G:C5'	2.50	0.41
27:BA:2423:U:N1	27:BA:2423:U:H5'	2.26	0.41
27:BA:2524:G:C6	27:BA:2525:G:C5	3.08	0.41
27:BA:2533:A:H3'	27:BA:2534:A:H8	1.85	0.41
27:BA:2539:C:O2	27:BA:2539:C:H2'	2.20	0.41
27:BA:2568:C:O2	27:BA:2568:C:H2'	2.19	0.41
27:BA:2636:U:O2'	27:BA:2637:U:O5'	2.34	0.41
27:BA:1663:C:O2'	27:BA:2686:G:C5'	2.68	0.41
27:BA:2694:G:C5	27:BA:2695:C:C5	3.07	0.41
27:BA:272:G:H1	27:BA:365:C:H42	1.68	0.41
27:BA:440:G:OP1	42:BY:6:LYS:HD3	2.12	0.41
27:BA:654:A:C2	27:BA:655:A:C8	3.09	0.41
26:BB:5:C:H2'	26:BB:6:C:H6	1.85	0.41
26:BB:5:C:H2'	26:BB:6:C:C6	2.55	0.41
28:BD:77:VAL:CG1	28:BD:111:VAL:O	2.67	0.41

Continued on next page...

Continued from previous page...

Atom-1	Atom-2	Interatomic distance (Å)	Clash overlap (Å)
28:BD:144:GLU:HA	28:BD:150:GLY:O	2.20	0.41
29:BE:105:HIS:HB3	29:BE:106:SER:H	1.55	0.41
29:BE:180:ILE:HG23	29:BE:183:ASP:OD2	2.20	0.41
29:BE:251:PRO:O	29:BE:252:GLN:CG	2.68	0.41
30:BF:166:ILE:O	30:BF:167:ASP:C	2.59	0.41
30:BF:140:VAL:CG1	30:BF:236:THR:HA	2.50	0.41
30:BF:242:GLU:O	30:BF:245:GLU:CD	2.55	0.41
27:BA:38:A:N3	30:BF:46:TYR:CE2	2.88	0.41
31:BG:56:ARG:CA	31:BG:63:ILE:HG13	2.51	0.41
31:BG:20:LYS:H	31:BG:76:ARG:HB3	1.85	0.41
33:BI:134:HIS:CE1	33:BI:135:PRO:HD2	2.54	0.41
34:BN:41:ALA:O	34:BN:44:ALA:N	2.53	0.41
34:BN:96:GLU:C	34:BN:98:PHE:N	2.73	0.41
35:BO:14:SER:H	35:BO:95:GLY:CA	2.34	0.41
27:BA:1996:C:P	35:BO:31:ARG:HH12	2.43	0.41
35:BO:88:ARG:HB2	35:BO:92:SER:OG	2.19	0.41
36:BP:55:GLN:HG3	36:BP:56:LYS:N	2.35	0.41
37:BQ:140:TYR:C	37:BQ:142:LYS:N	2.72	0.41
37:BQ:64:ALA:O	37:BQ:66:ASN:N	2.53	0.41
46:BV:14:VAL:HG11	46:BV:19:VAL:HG23	2.02	0.41
46:BV:71:ILE:HG22	46:BV:72:ARG:N	2.35	0.41
27:BA:519:U:C5'	40:BW:25:ARG:HH22	2.29	0.41
41:BX:12:GLU:OE1	41:BX:13:LYS:NZ	2.47	0.41
42:BY:20:HIS:O	42:BY:21:LYS:C	2.58	0.41
43:BZ:104:SER:O	43:BZ:105:GLN:CD	2.59	0.41
43:BZ:18:MET:O	43:BZ:36:ARG:NE	2.29	0.41
1:AA:1241:G:H2'	1:AA:1242:C:C6	2.56	0.41
1:AA:1268:A:O2'	24:AU:20:LYS:HB3	2.19	0.41
1:AA:1428:A:H2'	1:AA:1429:C:C6	2.55	0.41
1:AA:31:G:O2'	1:AA:46:G:C4'	2.67	0.41
1:AA:330:C:C2	1:AA:331:G:C8	3.09	0.41
1:AA:565:U:H3'	1:AA:566:G:H8	1.83	0.41
1:AA:757:U:OP1	1:AA:822:C:C2'	2.68	0.41
6:AC:14:ILE:HG22	6:AC:15:THR:HG23	2.02	0.41
12:AI:102:LEU:O	12:AI:103:THR:CB	2.68	0.41
19:AP:27:LYS:C	19:AP:29:ASP:N	2.73	0.41
47:B2:35:ALA:C	47:B2:37:GLY:N	2.73	0.41
47:B2:51:LYS:C	47:B2:54:ALA:CB	2.88	0.41
27:BA:929:G:HO2'	48:B3:43:ILE:HG12	1.85	0.41
51:B5:42:SER:C	51:B5:43:HIS:HD1	2.22	0.41
54:B8:26:LYS:CG	54:B8:44:LYS:CA	2.68	0.41

Continued on next page...

Continued from previous page...

Atom-1	Atom-2	Interatomic distance (Å)	Clash overlap (Å)
54:B8:58:MET:HA	54:B8:61:MET:CG	2.49	0.41
54:B8:58:MET:CE	54:B8:61:MET:HE3	2.49	0.41
27:BA:1055:G:O6	27:BA:1056:G:N2	2.54	0.41
27:BA:1152:C:H1'	45:BU:77:SER:CB	2.49	0.41
27:BA:1530:G:P	27:BA:1539:G:H1	2.43	0.41
27:BA:1418:G:C2	27:BA:1580:A:H2	2.39	0.41
27:BA:1667:G:C8	27:BA:1667:G:OP2	2.64	0.41
27:BA:1788:C:O2'	27:BA:1789:A:H5'	2.20	0.41
27:BA:191:A:H62	27:BA:204:A:H62	1.66	0.41
27:BA:2096:U:H2'	27:BA:2097:C:C6	2.55	0.41
27:BA:212:G:H2'	27:BA:213:A:C8	2.55	0.41
27:BA:2250:G:C3'	27:BA:2250:G:H8	2.22	0.41
27:BA:2303:G:C2	27:BA:2314:C:C2	3.08	0.41
27:BA:2307:G:O2'	27:BA:2311:A:C6	2.62	0.41
27:BA:2436:G:C2	27:BA:2437:U:C1'	3.02	0.41
27:BA:2436:G:N2	27:BA:2437:U:H1'	2.35	0.41
27:BA:2486:G:C6	27:BA:2487:G:N7	2.89	0.41
27:BA:2537:U:O2'	27:BA:2538:C:H5'	2.20	0.41
27:BA:2546:U:N3	27:BA:2567:G:C8	2.84	0.41
27:BA:1264:G:O3'	27:BA:2615:U:H5''	2.20	0.41
27:BA:2683:C:C4	27:BA:2684:U:C5	3.09	0.41
27:BA:1456:G:H1	27:BA:2704:C:H42	1.66	0.41
27:BA:1456:G:N1	27:BA:2704:C:N4	2.67	0.41
27:BA:2818:G:H1	27:BA:2828:C:H42	1.67	0.41
27:BA:443:A:N7	30:BF:43:LYS:HG2	2.35	0.41
27:BA:603:A:C2	27:BA:625:G:C5	3.08	0.41
27:BA:711:G:H1	27:BA:720:C:N4	2.16	0.41
27:BA:2712:U:H6	27:BA:712(A):A:H8	1.11	0.41
27:BA:944:G:N3	27:BA:944:G:H2'	2.36	0.41
27:BA:965:C:H4'	27:BA:2273:A:C2	2.43	0.41
27:BA:981:A:C8	27:BA:982:C:C5	3.08	0.41
26:BB:59:A:H4'	31:BG:144:ARG:NE	2.36	0.41
26:BB:75:G:C4	43:BZ:22:VAL:CG2	3.02	0.41
28:BD:205:VAL:HB	28:BD:206:LYS:HD3	2.01	0.41
29:BE:44:TYR:CD1	29:BE:307:LEU:O	2.71	0.41
30:BF:100:LEU:HD23	30:BF:100:LEU:HA	1.66	0.41
30:BF:163:HIS:O	30:BF:166:ILE:CA	2.62	0.41
33:BI:52:GLN:HA	33:BI:55:GLN:NE2	2.34	0.41
34:BN:132:LEU:HA	34:BN:132:LEU:HD12	1.92	0.41
34:BN:70:PHE:HB2	34:BN:71:TYR:H	1.64	0.41
36:BP:110:GLY:C	36:BP:111:ALA:O	2.51	0.41

Continued on next page...

Continued from previous page...

Atom-1	Atom-2	Interatomic distance (Å)	Clash overlap (Å)
37:BQ:151:SER:HB3	37:BQ:155:GLY:HA2	2.03	0.41
37:BQ:70:ARG:HB2	37:BQ:71:PHE:CD1	2.55	0.41
44:BR:28:LEU:HD13	44:BR:32:GLY:H	1.85	0.41
44:BR:67:LEU:C	44:BR:69:ASP:N	2.72	0.41
38:BS:123:ILE:O	38:BS:126:GLY:N	2.40	0.41
45:BU:17:VAL:O	45:BU:20:ARG:CB	2.66	0.41
45:BU:60:LEU:N	45:BU:60:LEU:HD23	2.35	0.41
40:BW:18:ARG:O	40:BW:19:LEU:C	2.59	0.41
41:BX:28:VAL:C	41:BX:30:ASP:H	2.23	0.41
43:BZ:118:HIS:O	43:BZ:119:ASN:CB	2.67	0.41
1:AA:1021:G:C2	1:AA:1022:G:H1'	2.56	0.41
1:AA:1127:G:H21	1:AA:1147:C:H42	1.68	0.41
1:AA:1148:U:OP1	12:AI:5:TYR:OH	2.23	0.41
1:AA:119:A:H4'	1:AA:120:A:C8	2.56	0.41
1:AA:1307:U:C4'	16:AM:109:THR:HG21	2.49	0.41
1:AA:1511:G:C6	1:AA:1512:U:C2	3.08	0.41
1:AA:246:A:H62	1:AA:281:G:H21	1.69	0.41
1:AA:807:A:C6	1:AA:808:C:N3	2.88	0.41
1:AA:937:A:C3'	1:AA:938:A:P	3.06	0.41
5:AB:68:ILE:O	5:AB:91:PRO:HD2	2.20	0.41
7:AD:13:ARG:HB3	7:AD:40:PRO:HD3	2.03	0.41
8:AE:42:GLY:HA3	8:AE:66:MET:SD	2.60	0.41
9:AF:10:LEU:HD11	9:AF:26:ILE:HD11	2.02	0.41
9:AF:79:LEU:O	9:AF:85:VAL:HG21	2.21	0.41
10:AG:27:ILE:HA	10:AG:30:ILE:HD12	2.02	0.41
11:AH:29:SER:HB3	11:AH:32:LYS:HG2	2.03	0.41
14:AK:58:PRO:CA	14:AK:90:GLY:HA3	2.48	0.41
16:AM:94:ARG:C	16:AM:95:GLY:CA	2.88	0.41
17:AN:21:TYR:N	17:AN:21:TYR:CD1	2.89	0.41
1:AA:1317:C:O2	22:AS:10:PHE:HE2	2.03	0.41
49:B0:28:GLY:O	49:B0:62:LEU:HD22	2.20	0.41
47:B2:2:VAL:CG1	47:B2:3:LEU:H	2.25	0.41
48:B3:1:MET:O	48:B3:1:MET:CG	2.65	0.41
48:B3:26:LEU:HG	48:B3:26:LEU:H	1.46	0.41
48:B3:27:GLY:C	48:B3:28:LEU:HD23	2.41	0.41
27:BA:1365:A:H1'	50:B4:12:CYS:SG	2.60	0.41
55:B9:2:LYS:C	55:B9:4:ARG:N	2.74	0.41
27:BA:1124:C:H3'	27:BA:1125:G:C8	2.55	0.41
27:BA:1127:A:H2	27:BA:2518:A:C1'	2.31	0.41
27:BA:1328:G:N2	27:BA:1330:C:C2	2.89	0.41
27:BA:1324:G:N2	27:BA:1331:A:C4	2.89	0.41

Continued on next page...

Continued from previous page...

Atom-1	Atom-2	Interatomic distance (Å)	Clash overlap (Å)
27:BA:742:G:O2'	27:BA:1676:A:H4'	2.21	0.41
27:BA:1811:G:H2'	27:BA:1812:A:C8	2.55	0.41
27:BA:1924:C:N4	27:BA:1925:C:C4	2.84	0.41
27:BA:1764:G:C5	27:BA:1989:G:N2	2.88	0.41
27:BA:2182:G:C4	27:BA:2183:C:C4	3.07	0.41
27:BA:2276:G:HO2'	27:BA:2277:G:C5'	2.24	0.41
27:BA:2376:A:N6	38:BS:109:PRO:CG	2.84	0.41
27:BA:199:A:N6	27:BA:2433:A:C8	2.88	0.41
27:BA:2431:U:H2'	27:BA:2433:A:OP2	2.20	0.41
27:BA:792:G:C5	27:BA:2440:C:C6	3.06	0.41
27:BA:2540:C:O2	27:BA:2541:A:C1'	2.69	0.41
27:BA:2546:U:C3'	27:BA:2546:U:C6	3.03	0.41
27:BA:2729:G:C6	27:BA:2730:C:C4	3.07	0.41
27:BA:2748:A:HO2'	32:BH:62:ALA:C	2.22	0.41
27:BA:2747:G:N2	27:BA:2754:U:H3	2.16	0.41
27:BA:2756:U:O2	27:BA:2756:U:H2'	2.18	0.41
27:BA:2831:G:O2'	27:BA:2883:A:H2'	2.20	0.41
27:BA:2839:G:O2'	44:BR:92:GLY:CA	2.42	0.41
27:BA:2841:C:OP1	44:BR:53:HIS:HE1	2.04	0.41
27:BA:2842:G:H8	27:BA:2842:G:O5'	2.04	0.41
27:BA:404:C:O4'	27:BA:406:G:C8	2.73	0.41
27:BA:556:G:H2'	27:BA:557:U:O4'	2.20	0.41
27:BA:742:G:H4'	27:BA:1675:C:O2'	2.20	0.41
26:BB:28:C:OP2	38:BS:41:LYS:CE	2.68	0.41
28:BD:125:ILE:HG22	28:BD:126:GLY:H	1.80	0.41
28:BD:93:ILE:HD11	28:BD:115:ILE:HD11	2.02	0.41
29:BE:80:ALA:N	29:BE:185:GLY:O	2.53	0.41
29:BE:87:GLU:CA	29:BE:93:GLN:N	2.75	0.41
30:BF:149:LYS:CB	30:BF:152:GLU:HG3	2.40	0.41
30:BF:167:ASP:OD2	30:BF:232:LEU:CD2	2.63	0.41
30:BF:196:THR:CG2	30:BF:197:SER:H	2.24	0.41
30:BF:1:MET:C	30:BF:18:LEU:HD21	2.38	0.41
30:BF:61:PHE:HB3	30:BF:65:ARG:NH1	2.35	0.41
31:BG:24:HIS:HB2	31:BG:72:LYS:CD	2.51	0.41
32:BH:10:ILE:O	32:BH:11:PRO:O	2.39	0.41
33:BI:144:HIS:O	33:BI:144:HIS:CG	2.74	0.41
33:BI:63:ALA:O	33:BI:67:LYS:CG	2.54	0.41
27:BA:1058:G:C2	56:BK:117:ASN:OD1	2.73	0.41
34:BN:136:SER:O	34:BN:138:THR:CA	2.66	0.41
35:BO:63:VAL:HG22	35:BO:102:VAL:HG11	2.02	0.41
44:BR:21:TYR:O	44:BR:25:ALA:CB	2.69	0.41

Continued on next page...

Continued from previous page...

Atom-1	Atom-2	Interatomic distance (Å)	Clash overlap (Å)
38:BS:9:PRO:HG3	38:BS:14:ARG:CB	2.51	0.41
38:BS:22:GLN:H	38:BS:22:GLN:CD	2.20	0.41
38:BS:82:TYR:O	38:BS:86:LEU:HD12	2.19	0.41
45:BU:98:ILE:CB	45:BU:106:PHE:CD1	3.04	0.41
45:BU:117:ARG:NH1	45:BU:118:GLN:CD	2.74	0.41
45:BU:25:TRP:O	45:BU:26:GLY:C	2.58	0.41
45:BU:24:PHE:HB2	45:BU:28:ARG:HD2	2.02	0.41
46:BV:50:ASP:O	46:BV:54:TYR:CE1	2.73	0.41
42:BY:11:GLN:HA	42:BY:21:LYS:NZ	2.35	0.41
43:BZ:131:PRO:C	43:BZ:133:GLU:H	2.23	0.41
43:BZ:18:MET:C	43:BZ:19:ILE:HD12	2.38	0.41
43:BZ:70:GLN:HG3	43:BZ:72:ASP:HB3	2.02	0.41
1:AA:1067:A:H2'	1:AA:1093:A:O2'	2.20	0.41
1:AA:1132:C:H42	1:AA:1142:G:H1	1.67	0.41
1:AA:1229:A:O2'	16:AM:125:ARG:CZ	2.68	0.41
1:AA:1401:G:H2'	1:AA:1402:C:O4'	2.20	0.41
1:AA:190(J):U:H2'	1:AA:190(K):G:H8	1.86	0.41
1:AA:454:C:H3'	1:AA:455:C:C6	2.49	0.41
1:AA:859:A:H2'	1:AA:860:A:C8	2.56	0.41
1:AA:867:G:N3	1:AA:873:A:C2	2.89	0.41
1:AA:19:C:H1'	1:AA:917:G:N2	2.35	0.41
5:AB:50:GLU:HB3	5:AB:200:ILE:O	2.20	0.41
8:AE:36:ASP:OD1	8:AE:40:ARG:HB2	2.20	0.41
10:AG:34:GLY:O	10:AG:36:LYS:N	2.53	0.41
1:AA:1377:A:OP1	10:AG:94:ARG:NE	2.54	0.41
13:AJ:38:ILE:HG13	13:AJ:71:LEU:HB3	2.01	0.41
13:AJ:39:PRO:O	13:AJ:40:LEU:HB2	2.20	0.41
1:AA:528:C:H41	15:AL:49:ASN:CG	2.23	0.41
16:AM:66:LEU:HA	16:AM:70:LEU:CD1	2.29	0.41
19:AP:3:LYS:HE2	19:AP:24:ALA:HB2	2.03	0.41
24:AU:22:ARG:HA	24:AU:23:PRO:HD3	1.92	0.41
2:AV:50:U:C2	2:AV:51:G:C8	3.08	0.41
3:AW:75:C:N4	50:B4:28:ARG:CA	2.81	0.41
41:BX:8:PRO:CD	47:B2:33:VAL:HG22	2.50	0.41
48:B3:42:ALA:HB3	48:B3:43:ILE:CD1	2.41	0.41
3:AW:75:C:C4	50:B4:28:ARG:N	2.64	0.41
50:B4:51:ASP:N	50:B4:51:ASP:OD1	2.53	0.41
50:B4:63:PHE:HB3	50:B4:64:GLY:H	1.47	0.41
50:B4:6:HIS:CE1	50:B4:55:ARG:CG	3.02	0.41
52:B6:8:ILE:CA	52:B6:29:ARG:CZ	2.88	0.41
27:BA:687:C:H5"	53:B7:4:THR:HA	2.02	0.41

Continued on next page...

Continued from previous page...

Atom-1	Atom-2	Interatomic distance (Å)	Clash overlap (Å)
27:BA:1021:A:H8	34:BN:49:ARG:HH11	1.51	0.41
27:BA:1022:G:N2	27:BA:1140:C:C2	2.88	0.41
27:BA:1061:U:OP1	27:BA:1062:G:H8	2.03	0.41
27:BA:1130:U:O2'	27:BA:1131:G:H8	2.03	0.41
27:BA:1202:C:N3	27:BA:1243:G:N2	2.56	0.41
27:BA:1216:G:N2	27:BA:1234:U:C1'	2.82	0.41
27:BA:1238:G:C5	27:BA:1239:G:C8	3.08	0.41
27:BA:1239:G:N3	27:BA:1240:U:C5	2.88	0.41
27:BA:1263:U:C3'	51:B5:16:ARG:NH2	2.83	0.41
27:BA:1424:G:N1	27:BA:1574:C:O2	2.53	0.41
27:BA:1470:G:N2	27:BA:1522:G:N2	2.67	0.41
27:BA:1539:G:H2'	27:BA:1540:G:C5	2.56	0.41
27:BA:1647:G:H4'	27:BA:1648:C:O5'	2.20	0.41
27:BA:1832:C:C4	27:BA:1833:U:C4	3.08	0.41
27:BA:1935:G:H2'	27:BA:1962:C:N4	2.35	0.41
27:BA:2228:G:C8	27:BA:2228:G:C3'	3.03	0.41
27:BA:2263:C:H2'	27:BA:2264:C:H6	1.85	0.41
27:BA:2289:G:C2	27:BA:2290:G:C4	3.09	0.41
27:BA:2411:A:O2'	27:BA:2412:A:C8	2.49	0.41
27:BA:2418:A:O2'	27:BA:2419:U:C5'	2.68	0.41
27:BA:2246:G:C8	27:BA:2426:A:C2	3.08	0.41
27:BA:245:G:OP2	36:BP:53:ARG:CZ	2.67	0.41
27:BA:2522:U:O2	27:BA:2543:G:C6	2.74	0.41
27:BA:2606:C:C2	27:BA:2607:G:C8	3.08	0.41
27:BA:2656:U:H2'	27:BA:2657:A:H5'	2.01	0.41
27:BA:2648:C:N4	27:BA:2672:G:N1	2.52	0.41
27:BA:26:G:O5'	27:BA:26:G:H8	2.03	0.41
27:BA:2711:A:C3'	27:BA:2712:U:H5'	2.50	0.41
27:BA:2692:C:C4	27:BA:2718:G:N1	2.87	0.41
27:BA:2720:U:O4	27:BA:2872:G:C2	2.73	0.41
27:BA:2721:A:C2'	27:BA:2722:G:H8	2.20	0.41
27:BA:2771:C:N4	27:BA:2772:C:N4	2.69	0.41
27:BA:2857:G:C4	27:BA:2859:G:OP2	2.73	0.41
27:BA:319:C:H2'	27:BA:320:A:C8	2.54	0.41
27:BA:282:A:C5	27:BA:360:G:N2	2.88	0.41
27:BA:364:C:H2'	27:BA:365:C:C5	2.55	0.41
27:BA:466:A:H2	27:BA:795:C:O2	2.03	0.41
27:BA:612:G:C4'	27:BA:616:A:N6	2.67	0.41
27:BA:669:G:N3	27:BA:669:G:C2'	2.83	0.41
27:BA:673:C:N4	27:BA:808:G:N1	2.68	0.41
27:BA:687:C:O2	27:BA:787:U:H5'	2.18	0.41

Continued on next page...

Continued from previous page...

Atom-1	Atom-2	Interatomic distance (Å)	Clash overlap (Å)
27:BA:76:C:H5'	47:B2:51:LYS:HB3	2.03	0.41
27:BA:775:G:H4'	27:BA:777:A:N9	2.33	0.41
27:BA:792:G:C2	27:BA:2440:C:C5	3.09	0.41
26:BB:43:C:H1'	31:BG:47:GLN:CG	2.49	0.41
28:BD:108:ASN:O	28:BD:109:LEU:C	2.59	0.41
28:BD:152:GLN:OE1	28:BD:152:GLN:N	2.51	0.41
27:BA:1818:U:P	28:BD:155:ARG:CB	3.08	0.41
28:BD:166:LYS:HA	28:BD:172:ILE:N	2.30	0.41
28:BD:81:GLU:C	28:BD:83:ASP:OD2	2.48	0.41
27:BA:1656:C:OP2	29:BE:233:ARG:HD3	2.21	0.41
29:BE:77:PRO:O	29:BE:79:ARG:N	2.49	0.41
30:BF:40:ALA:HB1	30:BF:100:LEU:HB2	2.02	0.41
30:BF:167:ASP:HB2	30:BF:232:LEU:CB	2.51	0.41
30:BF:38:ALA:O	30:BF:40:ALA:N	2.53	0.41
31:BG:106:PHE:O	31:BG:107:GLY:C	2.58	0.41
31:BG:24:HIS:CB	31:BG:72:LYS:CD	2.98	0.41
27:BA:2312:U:C5'	31:BG:53:LYS:CA	2.57	0.41
31:BG:83:PHE:C	31:BG:85:GLN:N	2.72	0.41
32:BH:124:VAL:HA	32:BH:130:ILE:HG13	2.03	0.41
32:BH:82:TYR:CD1	32:BH:137:LYS:N	2.78	0.41
32:BH:91:VAL:H	32:BH:159:LYS:HD2	1.86	0.41
33:BI:28:ASN:O	33:BI:32:LYS:CG	2.69	0.41
34:BN:44:ALA:O	34:BN:45:VAL:HG23	2.21	0.41
34:BN:55:GLU:O	34:BN:58:GLU:N	2.53	0.41
36:BP:64:ILE:HD11	36:BP:106:VAL:HA	1.86	0.41
37:BQ:31:PHE:CZ	37:BQ:87:LYS:O	2.73	0.41
37:BQ:50:VAL:CA	37:BQ:51:GLU:OE1	2.69	0.41
37:BQ:66:ASN:CB	37:BQ:70:ARG:HH21	2.24	0.41
37:BQ:91:HIS:C	37:BQ:92:VAL:CG1	2.81	0.41
44:BR:37:THR:HA	44:BR:111:LEU:C	2.40	0.41
39:BT:54:THR:O	39:BT:56:ARG:N	2.47	0.41
46:BV:49:GLU:HA	46:BV:53:LYS:HZ2	1.75	0.41
46:BV:65:ARG:O	46:BV:93:ILE:CA	2.69	0.41
46:BV:78:VAL:HG22	46:BV:82:ARG:HB2	2.02	0.41
41:BX:37:VAL:HG12	41:BX:38:ALA:N	2.36	0.41
41:BX:44:GLN:CD	41:BX:45:TYR:CA	2.86	0.41
42:BY:30:ASP:OD2	42:BY:31:LEU:CG	2.61	0.41
43:BZ:107:GLU:C	43:BZ:109:GLN:N	2.70	0.41
43:BZ:172:LEU:C	43:BZ:172:LEU:CD2	2.81	0.41
43:BZ:2:GLU:HA	43:BZ:54:ILE:CG2	2.24	0.41
1:AA:1127:G:H21	1:AA:1147:C:N4	2.19	0.41

Continued on next page...

Continued from previous page...

Atom-1	Atom-2	Interatomic distance (Å)	Clash overlap (Å)
1:AA:983:A:H1'	1:AA:1201:A:C6	2.55	0.41
1:AA:19:C:H2'	1:AA:20:U:C6	2.56	0.41
1:AA:392:G:O5'	19:AP:12:LYS:HE2	2.20	0.41
1:AA:405:U:OP1	7:AD:5:ILE:HD11	2.20	0.41
1:AA:407:G:O5'	1:AA:407:G:C8	2.65	0.41
1:AA:687:A:HO2'	1:AA:688:G:C5'	2.32	0.41
1:AA:878:G:H8	1:AA:878:G:O5'	2.02	0.41
8:AE:102:ALA:HB1	8:AE:106:PRO:HB2	2.02	0.41
1:AA:948:C:C5	16:AM:106:ASN:OD1	2.73	0.41
16:AM:81:LEU:HD21	16:AM:88:ARG:NE	2.35	0.41
49:B0:14:ARG:CD	49:B0:15:ASP:N	2.83	0.41
47:B2:48:GLU:HB3	47:B2:49:LEU:H	1.54	0.41
27:BA:1364:G:C5	50:B4:2:GLN:OE1	2.74	0.41
27:BA:2432:A:H62	50:B4:31:ILE:H	1.65	0.41
54:B8:51:ALA:O	54:B8:54:GLU:HG3	2.20	0.41
27:BA:1396:U:H6	27:BA:1396:U:H3'	1.86	0.41
27:BA:1451:C:H6	27:BA:1453:A:H4'	1.85	0.41
27:BA:1653:G:OP1	27:BA:2822:G:N1	2.50	0.41
27:BA:2235:G:C6	27:BA:2236:C:C4	3.08	0.41
27:BA:2339:G:C2	27:BA:2340:G:C4	3.08	0.41
27:BA:2351:G:H5'	27:BA:2352:A:OP1	2.19	0.41
27:BA:2343:C:H4'	27:BA:2373:G:H4'	2.02	0.41
27:BA:2476:A:C8	27:BA:2476:A:H3'	2.56	0.41
27:BA:2458:G:N7	27:BA:2490:G:N1	2.68	0.41
27:BA:2459:A:N1	27:BA:2494:G:C5	2.89	0.41
27:BA:2634:G:C6	27:BA:2785:C:N4	2.88	0.41
27:BA:2846:G:C2	27:BA:2847:U:O2	2.73	0.41
27:BA:628:G:H2'	27:BA:629:G:H8	1.86	0.41
27:BA:769:G:H2'	27:BA:770:G:H8	1.85	0.41
27:BA:815:C:H2'	27:BA:816:C:H6	1.85	0.41
27:BA:910:A:H62	37:BQ:12:PRO:N	2.17	0.41
28:BD:198:GLY:O	28:BD:200:THR:OG1	2.37	0.41
29:BE:267:ARG:CD	29:BE:297:LYS:CB	2.98	0.41
30:BF:144:PHE:HE2	30:BF:156:LEU:HD22	1.86	0.41
30:BF:56:THR:O	30:BF:79:ARG:CD	2.68	0.41
30:BF:89:ALA:CB	30:BF:90:HIS:CD2	3.04	0.41
31:BG:97:GLN:HB3	31:BG:106:PHE:CD2	2.52	0.41
32:BH:102:LEU:O	32:BH:113:GLU:HA	2.21	0.41
32:BH:123:GLU:CD	32:BH:123:GLU:N	2.73	0.41
32:BH:98:GLN:HB2	32:BH:103:VAL:HG23	1.97	0.41
33:BI:129:VAL:HA	33:BI:130:PRO:HD2	1.96	0.41

Continued on next page...

Continued from previous page...

Atom-1	Atom-2	Interatomic distance (Å)	Clash overlap (Å)
34:BN:75:PRO:HD3	34:BN:136:SER:CB	2.44	0.41
27:BA:2566:A:H61	35:BO:28:SER:HA	1.85	0.41
35:BO:27:GLY:C	35:BO:28:SER:O	2.56	0.41
36:BP:109:LEU:HD13	36:BP:110:GLY:CA	2.49	0.41
37:BQ:25:GLY:O	37:BQ:26:LYS:HG3	2.06	0.41
27:BA:873:G:C5'	37:BQ:32:LYS:CG	2.99	0.41
44:BR:47:PHE:C	44:BR:49:ASP:N	2.74	0.41
44:BR:51:LEU:O	44:BR:54:LEU:N	2.44	0.41
45:BU:11:ARG:CG	45:BU:12:ARG:H	2.34	0.41
45:BU:18:LEU:HD11	45:BU:30:LYS:HA	2.03	0.41
27:BA:1152:C:H4'	45:BU:80:ILE:CG2	2.50	0.41
46:BV:31:ASP:O	46:BV:33:VAL:N	2.53	0.41
46:BV:61:VAL:HG22	46:BV:97:GLY:N	2.35	0.41
40:BW:96:ILE:C	40:BW:96:ILE:HD13	2.41	0.41
41:BX:33:SER:C	41:BX:37:VAL:CB	2.87	0.41
41:BX:35:GLY:C	41:BX:37:VAL:H	2.24	0.41
43:BZ:70:GLN:C	43:BZ:72:ASP:H	2.24	0.41
1:AA:106:C:H6	1:AA:106:C:OP2	2.04	0.41
1:AA:1097:C:C4'	1:AA:1169:A:H4'	2.50	0.41
1:AA:123:C:H2'	1:AA:124:G:C8	2.56	0.41
1:AA:1250:A:H4'	12:AI:67:GLY:HA2	2.00	0.41
1:AA:1328:C:OP1	24:AU:20:LYS:NZ	2.51	0.41
1:AA:1388:C:H2'	1:AA:1389:C:C6	2.56	0.41
1:AA:40:C:H2'	1:AA:41:G:O4'	2.20	0.41
1:AA:426:G:O2'	7:AD:42:GLN:HB2	2.17	0.41
1:AA:522:C:H41	15:AL:53:ARG:HH21	1.68	0.41
1:AA:658:G:O2'	18:AO:22:THR:HB	2.21	0.41
1:AA:668:G:H4'	18:AO:48:LYS:O	2.20	0.41
5:AB:69:LEU:CD2	5:AB:91:PRO:HB2	2.51	0.41
5:AB:85:ALA:HA	5:AB:88:ALA:HB3	2.02	0.41
6:AC:91:LEU:CD1	6:AC:99:VAL:HG22	2.32	0.41
14:AK:23:ALA:HB2	14:AK:28:THR:HG23	2.03	0.41
1:AA:362:G:O5'	15:AL:34:ARG:NH2	2.54	0.41
2:AV:45:G:C2'	2:AV:46:G:OP2	2.65	0.41
1:AA:1340:A:OP2	3:AW:34:G:O2'	2.37	0.41
3:AW:9:A:C6	3:AW:45:G:C6	3.09	0.41
27:BA:95:G:N3	47:B2:42:ASN:ND2	2.69	0.41
48:B3:47:VAL:HA	48:B3:50:VAL:HG21	1.81	0.41
50:B4:20:VAL:O	50:B4:30:GLU:HG2	2.20	0.41
27:BA:2577:A:O2'	51:B5:4:HIS:CG	2.74	0.41
51:B5:6:VAL:H	51:B5:8:LYS:HZ3	1.67	0.41

Continued on next page...

Continued from previous page...

Atom-1	Atom-2	Interatomic distance (Å)	Clash overlap (Å)
52:B6:29:ARG:C	52:B6:31:THR:N	2.71	0.41
52:B6:46:LYS:C	52:B6:47:HIS:ND1	2.74	0.41
54:B8:16:ILE:CG1	54:B8:22:VAL:HG21	2.23	0.41
27:BA:1102:C:H2'	27:BA:1103:A:C8	2.56	0.41
27:BA:817:C:H42	27:BA:1190:G:H1	1.67	0.41
27:BA:1239:G:H2'	27:BA:1240:U:H6	1.85	0.41
27:BA:1544:C:C2	27:BA:1545:A:H1'	2.55	0.41
27:BA:1647:G:H4'	27:BA:1648:C:H5'	2.03	0.41
27:BA:1709:U:O2'	27:BA:2859:G:C1'	2.68	0.41
27:BA:2347:C:C2	27:BA:2348:U:H5	2.32	0.41
27:BA:2488:A:C5	27:BA:2489:G:N7	2.89	0.41
27:BA:256:A:H2'	27:BA:257:A:H8	1.78	0.41
27:BA:2574:G:C5'	27:BA:2575:C:P	2.99	0.41
27:BA:2604:U:C2'	27:BA:2605:U:H5'	2.49	0.41
27:BA:2581:G:C6	27:BA:2610:C:H2'	2.56	0.41
27:BA:2763:G:O5'	27:BA:2763:G:H8	2.04	0.41
27:BA:2785:C:H5''	29:BE:99:VAL:CB	2.51	0.41
27:BA:2830:G:H2'	27:BA:2883:A:N1	2.36	0.41
27:BA:29:U:O5'	27:BA:29:U:H6	2.03	0.41
27:BA:556:G:H2'	27:BA:557:U:C6	2.56	0.41
27:BA:628:G:H2'	27:BA:629:G:C8	2.55	0.41
27:BA:65:C:H2'	27:BA:66:C:H6	1.85	0.41
27:BA:76:C:O3'	47:B2:55:ARG:CG	2.68	0.41
27:BA:784:A:N7	27:BA:792:G:C4	2.89	0.41
27:BA:910:A:H62	37:BQ:12:PRO:C	2.22	0.41
28:BD:77:VAL:HG11	28:BD:109:LEU:O	2.20	0.41
28:BD:89:ASN:O	28:BD:105:ALA:CA	2.66	0.41
29:BE:71:THR:HG22	29:BE:299:SER:CB	2.03	0.41
30:BF:210:ALA:O	30:BF:211:ASP:CG	2.59	0.41
32:BH:124:VAL:N	32:BH:125:PRO:CD	2.83	0.41
32:BH:59:HIS:C	32:BH:61:ARG:N	2.72	0.41
32:BH:25:VAL:CB	32:BH:78:VAL:HG21	2.44	0.41
33:BI:78:THR:O	33:BI:79:ILE:HG13	2.21	0.41
35:BO:60:ALA:CA	35:BO:85:VAL:O	2.69	0.41
36:BP:133:VAL:C	36:BP:135:GLY:N	2.72	0.41
36:BP:51:PHE:N	36:BP:51:PHE:CD1	2.88	0.41
37:BQ:134:PHE:O	37:BQ:137:ARG:HD2	2.20	0.41
37:BQ:140:TYR:CE1	37:BQ:147:VAL:CG1	2.80	0.41
37:BQ:20:ILE:HG13	37:BQ:21:SER:OG	2.20	0.41
44:BR:118:GLU:OE2	44:BR:118:GLU:HA	2.19	0.41
38:BS:27:LEU:N	38:BS:33:ARG:NH2	2.68	0.41

Continued on next page...

Continued from previous page...

Atom-1	Atom-2	Interatomic distance (Å)	Clash overlap (Å)
45:BU:11:ARG:O	45:BU:12:ARG:C	2.59	0.41
45:BU:80:ILE:O	45:BU:83:LEU:HB2	2.21	0.41
45:BU:88:ILE:HG22	46:BV:55:THR:HG21	2.02	0.41
45:BU:50:ARG:NH2	46:BV:74:TYR:CD2	2.86	0.41
40:BW:69:LEU:CD2	40:BW:109:GLU:HB2	2.50	0.41
42:BY:41:ARG:HD3	42:BY:111:ARG:HG2	2.02	0.41
42:BY:55:PHE:O	42:BY:56:ALA:O	2.39	0.41
43:BZ:40:ASP:CB	43:BZ:41:ARG:NE	2.56	0.41
1:AA:1074:G:C2	1:AA:1102:A:C4	3.09	0.41
1:AA:1095:U:P	1:AA:1108:G:N2	2.87	0.41
1:AA:1320:C:C5'	22:AS:73:GLU:OE2	2.69	0.41
1:AA:549:C:C4	1:AA:550:G:N7	2.89	0.41
6:AC:5:ILE:HG23	13:AJ:51:ARG:NH2	2.36	0.41
7:AD:14:ARG:HG2	7:AD:66:ARG:CZ	2.51	0.41
1:AA:588:G:O3'	11:AH:5:PRO:HG2	2.20	0.41
12:AI:13:ALA:HA	12:AI:67:GLY:HA3	2.02	0.41
13:AJ:46:ARG:NH1	17:AN:59:ALA:CB	2.71	0.41
1:AA:1367:C:H5'	13:AJ:60:ARG:NH2	2.36	0.41
1:AA:1114:C:O2'	17:AN:60:SER:HB2	2.20	0.41
2:AV:16:U:H4'	2:AV:18:G:C5'	2.51	0.41
2:AV:50:U:H2'	2:AV:51:G:C8	2.56	0.41
2:AV:72:C:H2'	2:AV:73:A:O4'	2.20	0.41
49:B0:26:PHE:N	49:B0:26:PHE:CD1	2.89	0.41
49:B0:41:ARG:C	49:B0:67:VAL:HG22	2.41	0.41
47:B2:50:ARG:O	47:B2:51:LYS:C	2.57	0.41
47:B2:61:GLY:O	47:B2:65:ASP:N	2.47	0.41
48:B3:12:PRO:C	48:B3:15:TYR:HD1	2.25	0.41
50:B4:14:ILE:HG23	50:B4:16:TYR:HD1	1.70	0.41
54:B8:23:MET:SD	54:B8:48:PHE:CA	3.08	0.41
55:B9:17:VAL:HG13	55:B9:18:ARG:N	2.36	0.41
27:BA:1063:G:O5'	56:BK:135:MET:HG2	2.20	0.41
27:BA:1080:C:O2	56:BK:127:ILE:HG13	2.21	0.41
27:BA:1152:C:H4'	45:BU:80:ILE:CB	2.51	0.41
27:BA:1166:C:O2	27:BA:1184:G:N2	2.54	0.41
27:BA:1174:A:N6	27:BA:1177:A:N3	2.69	0.41
27:BA:1252:G:C8	27:BA:1253:A:C1'	3.03	0.41
27:BA:1513:C:H2'	27:BA:1514:U:C6	2.56	0.41
27:BA:1629:U:O2	27:BA:2698:U:H4'	2.21	0.41
27:BA:530:G:C2	27:BA:2021:C:N1	2.89	0.41
27:BA:2049:G:N1	27:BA:2619:C:N4	2.66	0.41
27:BA:2058:A:C8	27:BA:2058:A:O5'	2.74	0.41

Continued on next page...

Continued from previous page...

Atom-1	Atom-2	Interatomic distance (Å)	Clash overlap (Å)
27:BA:2181:G:H3'	27:BA:2182:G:H5''	2.03	0.41
27:BA:2306:C:C4	27:BA:2311:A:N1	2.88	0.41
27:BA:2334:G:O4'	27:BA:2334:G:OP1	2.39	0.41
27:BA:2358:G:H21	27:BA:2359:C:C4'	2.30	0.41
27:BA:2468:G:C2'	27:BA:2469:A:C5'	2.96	0.41
27:BA:2555:U:O2'	27:BA:2556:C:P	2.78	0.41
27:BA:261:G:H2'	27:BA:262:A:H8	1.86	0.41
27:BA:2689:U:C1'	27:BA:2713:A:N1	2.84	0.41
27:BA:2691:C:C2'	27:BA:2692:C:O5'	2.69	0.41
27:BA:2743:C:N1	27:BA:2762:G:N2	2.69	0.41
27:BA:2779:U:C5'	27:BA:2781:A:C8	3.04	0.41
27:BA:2785:C:C5'	29:BE:99:VAL:CB	2.99	0.41
27:BA:619:G:C3'	27:BA:619:G:C8	3.03	0.41
27:BA:807:U:C5'	27:BA:2445:G:O3'	2.69	0.41
28:BD:140:VAL:N	28:BD:161:ALA:O	2.50	0.41
28:BD:157:ALA:C	28:BD:194:VAL:HG11	2.30	0.41
29:BE:216:ARG:NH2	29:BE:255:GLN:CA	2.77	0.41
27:BA:2820:A:N7	29:BE:304:ASP:OD2	2.53	0.41
30:BF:3:ALA:HB2	30:BF:18:LEU:HD23	2.03	0.41
30:BF:25:PRO:CG	30:BF:26:VAL:H	2.34	0.41
27:BA:2315:G:C4'	31:BG:133:ASN:HD22	2.33	0.41
31:BG:63:ILE:CG2	31:BG:64:ARG:N	2.83	0.41
31:BG:29:HIS:ND1	31:BG:69:ILE:CG1	2.84	0.41
32:BH:82:TYR:CE1	32:BH:137:LYS:CB	3.02	0.41
32:BH:145:ALA:HA	32:BH:148:ARG:HG3	2.01	0.41
32:BH:75:VAL:CG1	32:BH:76:GLU:N	2.71	0.41
32:BH:99:GLY:C	32:BH:101:LYS:H	2.22	0.41
33:BI:63:ALA:N	33:BI:66:LYS:HE2	2.35	0.41
33:BI:68:LEU:HD22	33:BI:72:LEU:CD2	2.49	0.41
35:BO:77:ILE:C	35:BO:78:ARG:CG	2.89	0.41
37:BQ:136:TRP:C	37:BQ:139:ALA:HB3	2.37	0.41
37:BQ:137:ARG:C	37:BQ:139:ALA:N	2.73	0.41
37:BQ:25:GLY:C	37:BQ:27:GLY:H	2.24	0.41
37:BQ:61:LEU:O	37:BQ:62:GLU:O	2.38	0.41
44:BR:91:GLN:O	44:BR:92:GLY:C	2.54	0.41
38:BS:102:LEU:HD21	38:BS:129:ILE:HG22	1.47	0.41
39:BT:14:GLU:O	39:BT:15:PRO:O	2.39	0.41
27:BA:2021:C:H6	45:BU:25:TRP:CH2	2.34	0.41
42:BY:101:LEU:O	42:BY:103:LEU:CD1	2.68	0.41
42:BY:34:GLU:H	42:BY:34:GLU:HG3	1.44	0.41
42:BY:47:THR:HA	42:BY:61:GLU:HA	2.03	0.41

Continued on next page...

Continued from previous page...

Atom-1	Atom-2	Interatomic distance (Å)	Clash overlap (Å)
42:BY:20:HIS:CA	42:BY:67:LEU:CD2	2.98	0.41
43:BZ:41:ARG:CD	43:BZ:41:ARG:H	2.33	0.41
1:AA:1197:G:OP1	1:AA:1197:G:H3'	2.20	0.41
1:AA:975:A:N9	1:AA:1357:A:C2	2.89	0.41
1:AA:1347:G:N2	1:AA:1373:G:C4	2.89	0.41
1:AA:224:C:H2'	1:AA:225:C:C6	2.55	0.41
1:AA:512:U:H2'	1:AA:513:C:H6	1.86	0.41
1:AA:511:C:H42	1:AA:541:G:N2	2.19	0.41
1:AA:599:C:H5''	11:AH:96:GLY:N	2.36	0.41
1:AA:672:U:O2	1:AA:672:U:H2'	2.21	0.41
1:AA:975:A:C5	1:AA:1357:A:C2	3.02	0.41
11:AH:27:PRO:HB2	11:AH:32:LYS:NZ	2.30	0.41
8:AE:152:ARG:HA	11:AH:64:LYS:CE	2.51	0.41
14:AK:48:ILE:HD13	14:AK:63:LEU:HB3	2.03	0.41
17:AN:24:CYS:HB3	17:AN:40:CYS:N	2.13	0.41
1:AA:376:G:OP1	19:AP:6:LEU:HD22	2.21	0.41
20:AQ:97:SER:CB	20:AQ:103:GLY:CA	2.99	0.41
1:AA:1320:C:H6	22:AS:70:LYS:HD2	1.82	0.41
49:B0:6:GLY:O	49:B0:7:VAL:C	2.58	0.41
48:B3:40:THR:O	48:B3:41:PRO:C	2.60	0.41
51:B5:31:THR:HG22	51:B5:42:SER:HA	2.02	0.41
27:BA:747:U:N3	51:B5:3:LYS:HD2	2.35	0.41
53:B7:13:ALA:O	53:B7:16:HIS:C	2.54	0.41
53:B7:21:ARG:HH21	53:B7:44:VAL:HG23	1.85	0.41
53:B7:30:ILE:O	53:B7:31:LEU:O	2.38	0.41
3:AW:76:A:C2	54:B8:32:GLN:HB3	2.40	0.41
27:BA:1012:U:H3'	27:BA:1012:U:C6	2.56	0.41
27:BA:1023:U:H2'	27:BA:1024:G:C4'	2.51	0.41
27:BA:1277:G:H1'	44:BR:23:ASN:ND2	2.35	0.41
27:BA:1298:C:H4'	27:BA:1302:A:N6	2.36	0.41
27:BA:1303:G:H1	27:BA:1625:C:N4	2.19	0.41
27:BA:1382:G:H2'	27:BA:1383:C:C6	2.56	0.41
27:BA:131:G:H1	27:BA:148:C:H42	1.69	0.41
27:BA:15:G:C2	27:BA:16:G:H1'	2.55	0.41
27:BA:1781:C:C6	27:BA:1781:C:C3'	3.04	0.41
27:BA:194:G:C6	27:BA:195:A:C6	3.09	0.41
27:BA:2093:G:C4	27:BA:2198:A:N1	2.87	0.41
27:BA:2206:C:C2	27:BA:2207:C:C6	3.09	0.41
27:BA:2207:C:N4	27:BA:2218:G:C6	2.89	0.41
27:BA:2199:A:H61	27:BA:2224:G:H1'	1.86	0.41
27:BA:2239:G:H5''	27:BA:2240:C:OP2	2.21	0.41

Continued on next page...

Continued from previous page...

Atom-1	Atom-2	Interatomic distance (Å)	Clash overlap (Å)
27:BA:2272:U:O4'	27:BA:2272:U:O2	2.38	0.41
27:BA:2250:G:OP1	27:BA:2275:C:C2	2.74	0.41
27:BA:2491:U:C2'	27:BA:2492:U:C5'	2.88	0.41
27:BA:2061:G:C4	27:BA:2503:A:H2	2.38	0.41
27:BA:2516:G:C2'	27:BA:2517:C:O5'	2.68	0.41
27:BA:2548:G:O5'	27:BA:2548:G:H8	2.04	0.41
27:BA:2572:A:C3'	27:BA:2572:A:C8	3.04	0.41
27:BA:2053:G:N2	27:BA:2617:C:C6	2.89	0.41
27:BA:2048:G:O6	27:BA:2621:A:N1	2.53	0.41
27:BA:2686:G:C6	27:BA:2687:U:C6	3.09	0.41
27:BA:2693:A:N3	27:BA:2694:G:N7	2.68	0.41
27:BA:2695:C:C2'	27:BA:2696:U:C5	2.93	0.41
27:BA:2710:C:H2'	27:BA:2711:A:H8	1.86	0.41
27:BA:2783:G:H2'	27:BA:2784:C:O4'	2.21	0.41
27:BA:388:G:C2'	27:BA:390:A:N7	2.77	0.41
27:BA:697:C:H2'	27:BA:698:C:H6	1.85	0.41
27:BA:774:A:H4'	27:BA:778:G:O4'	2.21	0.41
27:BA:798:G:N1	27:BA:799:G:C6	2.88	0.41
26:BB:8:U:H2'	26:BB:9:G:C8	2.55	0.41
28:BD:104:ILE:HB	28:BD:106:PRO:CG	2.49	0.41
29:BE:41:PHE:CD1	29:BE:193:PHE:CE1	3.09	0.41
29:BE:86:TYR:N	29:BE:86:TYR:CD1	2.88	0.41
30:BF:220:THR:O	30:BF:225:PRO:CD	2.68	0.41
30:BF:164:ALA:HB1	30:BF:232:LEU:HD12	1.71	0.41
32:BH:143:LEU:O	32:BH:144:ALA:C	2.57	0.41
34:BN:101:VAL:O	34:BN:102:ARG:HG2	2.21	0.41
34:BN:135:ILE:CA	34:BN:139:LEU:HD11	2.51	0.41
34:BN:16:ASP:HA	34:BN:45:VAL:HG22	1.47	0.41
34:BN:48:GLY:C	34:BN:50:GLU:N	2.74	0.41
35:BO:81:GLU:CG	35:BO:82:ASN:N	2.66	0.41
36:BP:132:LYS:O	36:BP:135:GLY:HA3	2.19	0.41
37:BQ:16:ARG:N	37:BQ:20:ILE:HG12	2.34	0.41
37:BQ:42:TYR:H	37:BQ:43:PRO:CD	2.34	0.41
37:BQ:72:VAL:CG2	37:BQ:135:ALA:HB2	2.42	0.41
27:BA:2334:G:N9	38:BS:21:HIS:CE1	2.88	0.41
38:BS:36:ALA:CB	38:BS:118:ILE:HD13	2.51	0.41
38:BS:86:LEU:HA	38:BS:125:ALA:HB2	2.03	0.41
39:BT:53:ASP:CA	39:BT:56:ARG:HG2	2.42	0.41
45:BU:68:GLY:O	45:BU:70:ARG:C	2.58	0.41
45:BU:84:LYS:C	45:BU:86:ALA:H	2.23	0.41
46:BV:73:LYS:C	46:BV:74:TYR:CD2	2.94	0.41

Continued on next page...

Continued from previous page...

Atom-1	Atom-2	Interatomic distance (Å)	Clash overlap (Å)
43:BZ:34:LEU:HD13	43:BZ:35:ASP:N	2.16	0.41
1:AA:1067:A:H3'	1:AA:1093:A:H4'	2.03	0.41
1:AA:150:C:H2'	1:AA:151:A:O4'	2.20	0.41
1:AA:54:C:C5	1:AA:352:C:H2'	2.56	0.41
1:AA:508:C:H4'	1:AA:509:A:O5'	2.21	0.41
1:AA:950:U:C2	1:AA:951:G:C8	3.08	0.41
1:AA:95:U:H2'	1:AA:96:G:H8	1.85	0.41
5:AB:15:VAL:CG2	5:AB:209:ARG:HD2	2.50	0.41
6:AC:88:ARG:CZ	6:AC:101:LEU:H	2.34	0.41
7:AD:121:VAL:HG22	7:AD:126:ILE:HG13	2.03	0.41
16:AM:23:TYR:C	16:AM:70:LEU:HD13	2.41	0.41
1:AA:1329:A:P	16:AM:28:ALA:HB3	2.60	0.41
21:AR:47:THR:O	21:AR:82:THR:HA	2.21	0.41
1:AA:1268:A:C4'	24:AU:20:LYS:HB2	2.51	0.41
2:AV:67:A:O2'	2:AV:68:U:H5'	2.21	0.41
49:B0:35:ASN:C	49:B0:68:VAL:HG21	2.41	0.41
54:B8:16:ILE:CA	54:B8:22:VAL:HG22	2.50	0.41
54:B8:29:LYS:HB2	54:B8:30:ARG:H	1.71	0.41
54:B8:4:MET:CB	54:B8:5:LYS:HZ2	2.35	0.41
27:BA:1315:C:N4	27:BA:1337:G:H1	2.19	0.41
27:BA:1364:G:C8	27:BA:1364:G:C5'	3.00	0.41
27:BA:1441:G:O3'	27:BA:1628:G:H5'	2.21	0.41
27:BA:1484:G:C2	27:BA:1506:C:C4	3.09	0.41
27:BA:1529:A:H3'	27:BA:1530:G:O4'	2.21	0.41
27:BA:1802:A:OP2	27:BA:1815:A:N6	2.51	0.41
27:BA:1842:G:H2'	27:BA:1843:C:O4'	2.21	0.41
27:BA:1906:G:C5	27:BA:1929:G:N1	2.88	0.41
27:BA:2043:C:N4	27:BA:2777:G:N9	2.64	0.41
27:BA:2246:G:HO2'	27:BA:2247:A:C5'	2.07	0.41
27:BA:2305:A:C8	27:BA:2306:C:C6	3.09	0.41
27:BA:2330:G:H2'	27:BA:2331:G:C4'	2.51	0.41
27:BA:2562:U:H2'	27:BA:2563:U:H5'	2.02	0.41
27:BA:2574:G:N3	27:BA:2575:C:C6	2.88	0.41
27:BA:2588:G:H2'	27:BA:2589:A:O4'	2.21	0.41
27:BA:2637:U:H5	27:BA:2638:G:C6	2.37	0.41
27:BA:2648:C:C6	27:BA:2649:U:C5	3.09	0.41
27:BA:2842:G:C2'	27:BA:2843:G:C5'	2.54	0.41
27:BA:2861:G:C4	27:BA:2862:G:N7	2.89	0.41
27:BA:477:A:C6	27:BA:478:A:N6	2.88	0.41
27:BA:705:A:H8	27:BA:705:A:OP2	2.04	0.41
27:BA:816:C:N4	27:BA:1192:G:O6	2.54	0.41

Continued on next page...

Continued from previous page...

Atom-1	Atom-2	Interatomic distance (Å)	Clash overlap (Å)
27:BA:957:A:C2	27:BA:2459:A:C5'	2.94	0.41
28:BD:175:LEU:HD12	28:BD:179:GLU:C	2.16	0.41
28:BD:78:ALA:HA	28:BD:94:ASN:HD22	1.86	0.41
31:BG:100:ASP:HB2	31:BG:101:THR:H	1.66	0.41
31:BG:144:ARG:HD2	31:BG:144:ARG:N	2.36	0.41
31:BG:71:ALA:C	31:BG:72:LYS:CD	2.84	0.41
32:BH:128:THR:CG2	32:BH:129:LYS:H	2.27	0.41
32:BH:140:VAL:C	32:BH:143:LEU:CD2	2.84	0.41
32:BH:10:ILE:HG13	32:BH:49:ILE:CG1	2.51	0.41
32:BH:71:LEU:C	32:BH:73:ASN:H	2.22	0.41
33:BI:92:SER:C	33:BI:93:ILE:CG2	2.90	0.41
34:BN:135:ILE:O	34:BN:139:LEU:HD22	2.20	0.41
35:BO:102:VAL:HG11	35:BO:106:LEU:HD11	2.03	0.41
37:BQ:35:ASN:CB	37:BQ:75:SER:CA	2.98	0.41
27:BA:2484:G:O2'	37:BQ:60:ALA:HB1	2.20	0.41
27:BA:1287:A:C8	44:BR:104:ARG:CG	2.89	0.41
44:BR:20:LEU:HD13	44:BR:21:TYR:CB	2.40	0.41
38:BS:60:SER:O	38:BS:88:ALA:CA	2.43	0.41
38:BS:61:ALA:CB	38:BS:88:ALA:CB	2.70	0.41
46:BV:3:ALA:O	46:BV:14:VAL:N	2.52	0.41
40:BW:4:LYS:HG2	40:BW:106:ILE:HG12	2.03	0.41
27:BA:294:A:H4'	42:BY:15:PRO:CG	2.51	0.41
42:BY:73:HIS:C	42:BY:91:LEU:HD12	2.26	0.41
42:BY:51:LEU:N	42:BY:97:ARG:HH21	2.16	0.41
43:BZ:102:GLY:O	43:BZ:103:ARG:O	2.39	0.41
43:BZ:112:LEU:HD12	43:BZ:177:THR:CG2	2.51	0.41
43:BZ:35:ASP:OD1	43:BZ:38:ALA:N	2.48	0.41
43:BZ:19:ILE:H	43:BZ:36:ARG:N	2.18	0.41
1:AA:1080:A:H5'	8:AE:14:ARG:NH2	2.36	0.40
1:AA:157:G:C2	1:AA:165:C:N3	2.89	0.40
1:AA:31:G:C5	1:AA:306:G:C1'	2.95	0.40
1:AA:673:G:C2	1:AA:734:G:C4	3.09	0.40
1:AA:908:A:O5'	1:AA:908:A:H8	2.04	0.40
6:AC:18:TRP:O	6:AC:21:ARG:HG2	2.21	0.40
7:AD:119:GLN:HG2	7:AD:123:HIS:CD2	2.56	0.40
1:AA:409:G:P	7:AD:25:ARG:HB3	2.61	0.40
7:AD:21:LEU:CD1	7:AD:67:ILE:HA	2.50	0.40
12:AI:58:ARG:HB3	12:AI:59:PHE:HD1	1.86	0.40
15:AL:60:LEU:HD23	15:AL:64:TYR:HB3	2.02	0.40
18:AO:35:ARG:HH12	18:AO:59:MET:HG3	1.86	0.40
18:AO:39:LEU:HB3	18:AO:56:LEU:HD13	2.03	0.40

Continued on next page...

Continued from previous page...

Atom-1	Atom-2	Interatomic distance (Å)	Clash overlap (Å)
1:AA:187:C:H1'	23:AT:85:MET:SD	2.61	0.40
2:AV:58:A:N7	2:AV:61:C:C4	2.89	0.40
3:AW:52:U:O2'	3:AW:53:G:H5'	2.20	0.40
49:B0:37:LEU:CG	49:B0:71:ASN:ND2	2.84	0.40
47:B2:21:ASP:O	47:B2:22:ASP:O	2.36	0.40
47:B2:22:ASP:HB2	47:B2:23:LEU:H	1.78	0.40
47:B2:9:ARG:HB2	47:B2:59:ILE:HD11	2.03	0.40
48:B3:26:LEU:HD22	48:B3:47:VAL:CG2	2.52	0.40
48:B3:39:ASP:O	48:B3:44:ARG:HB2	2.21	0.40
50:B4:23:GLU:CG	50:B4:29:PRO:CB	2.96	0.40
52:B6:19:GLY:C	52:B6:44:ALA:HB2	2.42	0.40
53:B7:21:ARG:O	53:B7:22:MET:O	2.40	0.40
53:B7:31:LEU:O	53:B7:33:ARG:N	2.54	0.40
54:B8:26:LYS:HE3	54:B8:44:LYS:C	2.30	0.40
27:BA:1276:A:C2	27:BA:1295:C:H1'	2.56	0.40
27:BA:1422:G:H2'	27:BA:1423:G:H8	1.86	0.40
27:BA:1764:G:C5	27:BA:1989:G:C2	3.09	0.40
27:BA:176:G:H2'	27:BA:177:G:C1'	2.51	0.40
27:BA:1789:A:H2'	27:BA:1790:C:H1'	2.04	0.40
27:BA:1895:C:H2'	27:BA:1896:G:O4'	2.20	0.40
27:BA:1913:A:N6	27:BA:1917:U:O5'	2.54	0.40
27:BA:1906:G:H1	27:BA:1924:C:H42	1.69	0.40
27:BA:1996:C:H2'	27:BA:1997:G:O5'	2.22	0.40
27:BA:747:U:N3	27:BA:2015:A:C2	2.86	0.40
27:BA:2218:G:C4	27:BA:2219:G:C8	3.08	0.40
27:BA:2243:U:O2	27:BA:2244:U:O4'	2.38	0.40
27:BA:2257:U:O2'	27:BA:2258:C:P	2.79	0.40
27:BA:2276:G:C2	27:BA:2277:G:N7	2.86	0.40
27:BA:2327:A:N1	27:BA:2328:A:H2	2.03	0.40
27:BA:2372:G:O6	27:BA:2373:G:O6	2.38	0.40
27:BA:2381:C:C3'	27:BA:2381:C:C6	3.04	0.40
27:BA:827:U:P	27:BA:2429:G:OP2	2.77	0.40
27:BA:2531:A:O5'	27:BA:2531:A:H8	2.03	0.40
27:BA:2681:C:H4'	29:BE:48:MET:SD	2.60	0.40
27:BA:273:G:H2'	27:BA:273(A):G:C8	2.56	0.40
27:BA:2768:C:C6	27:BA:2768:C:C3'	3.04	0.40
27:BA:2774:C:H2'	27:BA:2775:A:C8	2.47	0.40
27:BA:2816:C:O2'	27:BA:2817:G:O5'	2.39	0.40
27:BA:2870:C:H2'	27:BA:2871:C:O5'	2.21	0.40
27:BA:359:A:C2'	27:BA:360:G:N7	2.84	0.40
27:BA:530:G:O2'	27:BA:531:C:O5'	2.36	0.40

Continued on next page...

Continued from previous page...

Atom-1	Atom-2	Interatomic distance (Å)	Clash overlap (Å)
27:BA:636:G:OP1	36:BP:127:GLU:N	2.54	0.40
27:BA:780:G:H1	28:BD:233:ASP:CG	2.21	0.40
26:BB:113:C:O2'	38:BS:56:ASP:OD1	2.38	0.40
27:BA:729:G:C2	28:BD:206:LYS:O	2.73	0.40
29:BE:45:LYS:HD3	29:BE:301:PRO:CG	2.52	0.40
30:BF:151:GLN:OE1	30:BF:154:VAL:HG23	2.07	0.40
30:BF:196:THR:OG1	30:BF:201:SER:CA	2.69	0.40
30:BF:32:GLY:C	30:BF:36:ARG:HG2	2.41	0.40
31:BG:141:VAL:C	31:BG:143:LYS:N	2.74	0.40
2:AV:56:C:C1'	31:BG:56:ARG:HD2	2.35	0.40
32:BH:57:GLU:HG2	32:BH:57:GLU:H	1.68	0.40
33:BI:84:GLY:O	33:BI:85:GLU:CG	2.70	0.40
33:BI:84:GLY:C	33:BI:85:GLU:HG3	2.42	0.40
33:BI:88:ARG:HD3	33:BI:122:ARG:CB	2.41	0.40
56:BK:86:GLU:HB2	56:BK:87:LYS:N	2.30	0.40
34:BN:57:TYR:HB2	34:BN:135:ILE:CG2	2.51	0.40
35:BO:34:ASN:C	35:BO:62:VAL:HG21	2.40	0.40
36:BP:106:VAL:HG21	36:BP:122:ALA:CA	2.51	0.40
36:BP:66:VAL:O	36:BP:69:ILE:N	2.53	0.40
37:BQ:47:GLU:CB	37:BQ:123:ILE:HG12	2.49	0.40
44:BR:37:THR:HG22	44:BR:111:LEU:HD23	2.02	0.40
38:BS:65:ASP:C	38:BS:66:LEU:HD12	2.41	0.40
39:BT:13:ILE:HD12	39:BT:33:SER:HB2	2.03	0.40
43:BZ:107:GLU:OE1	43:BZ:107:GLU:N	2.35	0.40
43:BZ:77:ALA:HA	43:BZ:78:PRO:HD2	1.77	0.40
1:AA:1123:A:O2'	13:AJ:38:ILE:CG2	2.69	0.40
1:AA:1182:G:H4'	1:AA:1183:A:H5''	2.03	0.40
1:AA:1327:C:H5'	24:AU:20:LYS:CB	2.44	0.40
1:AA:1339:A:C2	2:AV:31:A:O4'	2.74	0.40
1:AA:1392:G:N2	1:AA:1502:A:C8	2.87	0.40
1:AA:1526:G:OP2	1:AA:1526:G:H8	2.05	0.40
1:AA:862:C:H1'	1:AA:874:G:H5''	2.02	0.40
1:AA:978:A:O2'	22:AS:37:ARG:NH2	2.46	0.40
9:AF:41:GLU:O	9:AF:42:GLU:HB3	2.21	0.40
10:AG:5:ARG:HB3	10:AG:6:ARG:H	1.60	0.40
1:AA:823:G:N2	11:AH:1:MET:N	2.70	0.40
14:AK:42:TRP:CZ3	14:AK:47:VAL:HG21	2.55	0.40
1:AA:1320:C:C5'	22:AS:3:ARG:NH2	2.83	0.40
49:B0:39:ARG:CB	49:B0:69:PHE:HZ	2.35	0.40
49:B0:65:GLY:C	49:B0:66:LYS:CE	2.77	0.40
41:BX:3:ASP:CB	47:B2:24:LYS:HD3	2.52	0.40

Continued on next page...

Continued from previous page...

Atom-1	Atom-2	Interatomic distance (Å)	Clash overlap (Å)
47:B2:33:VAL:O	47:B2:34:GLN:O	2.39	0.40
51:B5:58:LEU:HB3	51:B5:59:ALA:H	1.47	0.40
51:B5:6:VAL:CG1	51:B5:7:PRO:N	2.83	0.40
52:B6:45:LYS:C	52:B6:46:LYS:NZ	2.73	0.40
54:B8:23:MET:HE3	54:B8:48:PHE:CB	2.50	0.40
27:BA:1153:C:C4	27:BA:1154:G:C6	3.09	0.40
27:BA:120:U:C5	27:BA:150:C:N3	2.90	0.40
27:BA:1351:C:N4	27:BA:1380:G:H1	2.19	0.40
27:BA:13:A:N6	27:BA:525:U:C5	2.89	0.40
27:BA:1624:G:H2'	27:BA:1625:C:C6	2.56	0.40
27:BA:1882:C:C2'	27:BA:1883:G:H5'	2.52	0.40
27:BA:1906:G:C2	27:BA:1929:G:C6	3.09	0.40
27:BA:2215:G:C2'	27:BA:2216:G:O5'	2.69	0.40
27:BA:2279:G:N1	27:BA:2280:G:C5	2.89	0.40
27:BA:2354:G:H1'	49:B0:32:LYS:H	1.87	0.40
27:BA:2355:C:C5'	27:BA:2356:C:OP2	2.69	0.40
27:BA:2468:G:H2'	27:BA:2469:A:C8	2.56	0.40
27:BA:2491:U:O2	27:BA:2491:U:C2'	2.69	0.40
27:BA:2447:G:N1	27:BA:2500:U:O4	2.50	0.40
27:BA:2557:G:N9	27:BA:2558:C:H5	2.19	0.40
27:BA:2549:G:N2	27:BA:2559:C:O2	2.44	0.40
27:BA:2589:A:N1	27:BA:2606:C:C4	2.89	0.40
27:BA:2710:C:H2'	27:BA:2711:A:O4'	2.20	0.40
27:BA:2717:G:C2'	27:BA:2718:G:H5''	2.51	0.40
27:BA:575:A:OP1	27:BA:2499:C:O2'	2.26	0.40
28:BD:144:GLU:HB3	28:BD:188:ARG:C	2.42	0.40
28:BD:145:LEU:C	28:BD:145:LEU:HD13	2.41	0.40
27:BA:1799:G:N2	28:BD:153:LEU:HD11	2.32	0.40
28:BD:74:PRO:HG2	28:BD:96:ALA:H	1.78	0.40
30:BF:94:THR:HG23	30:BF:95:GLU:N	2.36	0.40
31:BG:140:ARG:HD2	31:BG:144:ARG:CZ	2.51	0.40
32:BH:7:PRO:HA	32:BH:50:THR:OG1	2.21	0.40
33:BI:134:HIS:CD2	33:BI:136:GLU:OE1	2.74	0.40
33:BI:3:VAL:CG1	33:BI:21:VAL:HG21	2.47	0.40
33:BI:56:ARG:O	33:BI:60:GLU:HB2	2.22	0.40
56:BK:70:ILE:HD12	56:BK:70:ILE:N	2.35	0.40
34:BN:96:GLU:O	34:BN:99:GLU:N	2.54	0.40
35:BO:115:ILE:O	35:BO:121:VAL:HG21	2.21	0.40
37:BQ:131:ALA:N	37:BQ:134:PHE:CE2	2.89	0.40
37:BQ:17:ARG:O	37:BQ:22:GLY:O	2.38	0.40
37:BQ:74:ASN:N	37:BQ:74:ASN:OD1	2.54	0.40

Continued on next page...

Continued from previous page...

Atom-1	Atom-2	Interatomic distance (Å)	Clash overlap (Å)
44:BR:17:ARG:O	44:BR:20:LEU:HB3	2.21	0.40
39:BT:13:ILE:HG22	39:BT:14:GLU:CD	2.41	0.40
39:BT:10:GLY:CA	39:BT:53:ASP:CG	2.89	0.40
27:BA:444:C:OP2	45:BU:2:PRO:HG3	2.21	0.40
45:BU:34:ASN:O	45:BU:38:THR:HG23	2.21	0.40
45:BU:52:ASN:HB2	45:BU:53:LYS:H	1.65	0.40
46:BV:49:GLU:O	46:BV:50:ASP:C	2.60	0.40
40:BW:28:SER:O	40:BW:31:GLU:HB3	2.21	0.40
42:BY:50:VAL:CG1	42:BY:52:ARG:H	2.28	0.40
42:BY:81:LYS:CB	42:BY:81:LYS:HZ2	2.34	0.40
42:BY:71:VAL:CB	42:BY:93:THR:H	2.26	0.40
42:BY:48:VAL:HG21	42:BY:98:VAL:HG23	1.32	0.40
43:BZ:111:GLY:O	43:BZ:112:LEU:O	2.40	0.40
1:AA:1128:C:H1'	1:AA:1146:A:H61	1.85	0.40
1:AA:1368:G:C8	12:AI:112:LYS:HD2	2.56	0.40
1:AA:198:G:H2'	1:AA:199:G:H8	1.87	0.40
1:AA:204:U:H2'	1:AA:204:U:O2	2.21	0.40
1:AA:376:G:O4'	19:AP:28:ARG:HB2	2.21	0.40
1:AA:628:G:H2'	1:AA:629:G:C8	2.56	0.40
5:AB:19:HIS:CD2	5:AB:20:GLU:HG2	2.56	0.40
7:AD:187:ARG:O	7:AD:188:LEU:C	2.60	0.40
7:AD:57:ARG:HB3	7:AD:206:PHE:HB2	2.02	0.40
7:AD:58:LEU:HD23	7:AD:206:PHE:CE1	2.56	0.40
7:AD:79:PHE:CE1	7:AD:204:ILE:HG13	2.56	0.40
7:AD:94:LEU:HA	7:AD:97:LEU:HD12	2.02	0.40
1:AA:1199:U:O4'	13:AJ:54:PHE:CE2	2.74	0.40
15:AL:60:LEU:HD23	15:AL:64:TYR:HB2	2.02	0.40
1:AA:1220:G:C2'	22:AS:36:ARG:HD3	2.49	0.40
1:AA:1327:C:H5	24:AU:6:ARG:HH21	1.69	0.40
3:AW:72:C:C2	3:AW:73:A:C8	3.10	0.40
48:B3:37:LEU:HA	48:B3:37:LEU:HD23	1.85	0.40
53:B7:27:GLY:O	53:B7:28:ARG:O	2.39	0.40
53:B7:41:GLN:HB2	53:B7:42:LEU:H	1.60	0.40
54:B8:52:LYS:HE3	54:B8:52:LYS:HB2	1.75	0.40
27:BA:1058:G:H21	56:BK:117:ASN:CG	2.17	0.40
27:BA:1206:G:H1'	27:BA:1242:A:N6	2.36	0.40
27:BA:1397:U:O2	27:BA:1397:U:C2'	2.69	0.40
27:BA:14:A:C8	27:BA:15:G:C1'	3.03	0.40
27:BA:1575:C:C3'	27:BA:1575:C:C6	3.05	0.40
27:BA:1857:G:H1	27:BA:1884:A:H61	1.68	0.40
27:BA:2049:G:C6	27:BA:2619:C:N4	2.81	0.40

Continued on next page...

Continued from previous page...

Atom-1	Atom-2	Interatomic distance (Å)	Clash overlap (Å)
27:BA:2317:C:OP1	31:BG:149:ARG:O	2.39	0.40
27:BA:2376:A:H2'	27:BA:2376:A:N3	2.36	0.40
27:BA:2395:C:H5''	50:B4:28:ARG:HH12	1.75	0.40
27:BA:2416:C:C2'	27:BA:2416:C:O2	2.69	0.40
27:BA:2475:C:OP1	27:BA:2476:A:OP2	2.39	0.40
27:BA:2525:G:N2	27:BA:2539:C:C6	2.90	0.40
27:BA:2599:G:C2'	27:BA:2600:A:O4'	2.49	0.40
27:BA:2646:C:C2'	27:BA:2647:U:C5'	2.89	0.40
27:BA:2689:U:N1	27:BA:2713:A:C6	2.88	0.40
27:BA:2805:G:O3'	27:BA:2807:G:P	2.79	0.40
27:BA:388:G:H5'	27:BA:389:G:OP2	2.21	0.40
27:BA:466:A:OP1	53:B7:34:ARG:NH2	2.53	0.40
27:BA:632:A:N6	27:BA:641:C:OP1	2.53	0.40
27:BA:774:A:O2'	27:BA:775:G:C8	2.73	0.40
27:BA:855:G:C2'	49:B0:25:LYS:HZ3	2.33	0.40
27:BA:910:A:H2'	37:BQ:17:ARG:HH22	1.81	0.40
27:BA:977:G:H2'	27:BA:978:G:O4'	2.21	0.40
28:BD:128:ALA:HB1	28:BD:189:ALA:C	2.41	0.40
28:BD:167:GLU:N	28:BD:182:MET:CE	2.51	0.40
29:BE:199:ALA:CA	29:BE:314:ALA:HA	2.50	0.40
30:BF:158:GLU:HA	30:BF:161:ASP:OD2	2.22	0.40
30:BF:240:LEU:HA	30:BF:243:VAL:CG2	2.41	0.40
30:BF:56:THR:CG2	30:BF:57:PRO:HD3	2.46	0.40
30:BF:6:TYR:H	30:BF:139:VAL:HG12	1.86	0.40
32:BH:146:ASN:C	32:BH:150:VAL:HG23	2.25	0.40
33:BI:30:LEU:HA	33:BI:33:GLN:HE21	1.87	0.40
34:BN:54:VAL:HG11	34:BN:138:THR:CG2	2.52	0.40
35:BO:112:MET:HG2	35:BO:115:ILE:HD13	1.76	0.40
35:BO:63:VAL:CG2	35:BO:102:VAL:HG11	2.51	0.40
36:BP:110:GLY:O	36:BP:111:ALA:C	2.48	0.40
37:BQ:137:ARG:HD3	37:BQ:138:ARG:CA	2.47	0.40
37:BQ:85:ILE:HB	37:BQ:122:PHE:CE2	2.53	0.40
44:BR:100:LEU:HA	44:BR:100:LEU:HD13	1.90	0.40
44:BR:16:HIS:O	44:BR:17:ARG:C	2.59	0.40
38:BS:81:ALA:O	38:BS:83:LEU:CA	2.59	0.40
39:BT:9:CYS:HB2	39:BT:36:CYS:HB3	1.68	0.40
27:BA:995:C:H2'	45:BU:61:TRP:HZ2	1.86	0.40
46:BV:41:GLY:C	46:BV:54:TYR:CE1	2.87	0.40
46:BV:71:ILE:O	46:BV:72:ARG:CB	2.60	0.40
40:BW:100:THR:C	40:BW:101:SER:OG	2.60	0.40
40:BW:23:LEU:HD21	51:B5:27:ALA:HB2	2.03	0.40

Continued on next page...

Continued from previous page...

Atom-1	Atom-2	Interatomic distance (Å)	Clash overlap (Å)
41:BX:58:MET:O	41:BX:59:ASP:OD2	2.39	0.40
42:BY:50:VAL:HG12	42:BY:52:ARG:N	2.26	0.40
43:BZ:39:PHE:CA	43:BZ:43:PHE:CZ	2.80	0.40
43:BZ:66:VAL:HG23	43:BZ:69:VAL:CG2	2.52	0.40
1:AA:1182:G:O2'	1:AA:1183:A:P	2.79	0.40
1:AA:39:G:N7	1:AA:498:U:O4	2.54	0.40
1:AA:570:G:H2'	1:AA:571:U:H5	1.82	0.40
1:AA:620:C:C4	7:AD:135:LEU:HD13	2.56	0.40
1:AA:988:G:O2'	1:AA:1014:A:N6	2.54	0.40
5:AB:55:PHE:HD2	5:AB:221:LEU:HG	1.86	0.40
1:AA:1206:G:C4'	6:AC:194:GLY:N	2.85	0.40
7:AD:21:LEU:HD23	7:AD:114:ARG:HG3	1.96	0.40
1:AA:400:C:O5'	7:AD:73:ARG:NH2	2.54	0.40
10:AG:75:VAL:HG23	10:AG:145:ALA:HA	2.04	0.40
10:AG:26:PHE:CE2	10:AG:30:ILE:HD11	2.56	0.40
1:AA:1118:C:P	12:AI:104:ARG:HB2	2.61	0.40
12:AI:28:VAL:N	12:AI:31:GLN:O	2.51	0.40
15:AL:33:ARG:HG2	15:AL:60:LEU:HG	2.03	0.40
16:AM:108:ARG:NH2	16:AM:114:ARG:HA	2.36	0.40
16:AM:77:ASN:HA	16:AM:80:ARG:HD3	2.04	0.40
49:B0:71:ASN:O	49:B0:73:GLY:N	2.54	0.40
48:B3:48:GLU:O	48:B3:51:ALA:CB	2.69	0.40
50:B4:24:THR:C	50:B4:26:SER:N	2.75	0.40
50:B4:5:LEU:CD1	50:B4:8:LYS:CB	2.99	0.40
53:B7:21:ARG:O	53:B7:22:MET:C	2.58	0.40
54:B8:18:GLY:C	54:B8:20:GLY:N	2.75	0.40
27:BA:1163:G:C2	27:BA:1164:G:C8	3.09	0.40
27:BA:1208:C:C4	27:BA:1240:U:O4	2.74	0.40
27:BA:810:U:OP1	27:BA:1253:A:C5	2.75	0.40
27:BA:1342:A:H8	27:BA:1342:A:O5'	2.05	0.40
27:BA:1363:C:O2	27:BA:1364:G:H5'	2.22	0.40
27:BA:1518:C:N1	27:BA:1519:G:H1'	2.37	0.40
27:BA:1729:A:OP2	27:BA:1730:U:C4	2.75	0.40
27:BA:1795:C:H6	27:BA:1795:C:O5'	2.05	0.40
27:BA:2045:C:H2'	27:BA:2046:G:O4'	2.21	0.40
27:BA:2190:G:H2'	27:BA:2191:G:H8	1.87	0.40
27:BA:2247:A:H2'	27:BA:2248:C:O5'	2.21	0.40
27:BA:2309:A:H3'	27:BA:2310:A:C4'	2.50	0.40
27:BA:2484:G:C2'	37:BQ:142:LYS:NZ	2.85	0.40
27:BA:2543:G:C6	27:BA:2544:G:O6	2.71	0.40
27:BA:2507:C:C6	27:BA:2583:G:N2	2.90	0.40

Continued on next page...

Continued from previous page...

Atom-1	Atom-2	Interatomic distance (Å)	Clash overlap (Å)
27:BA:2588:G:C6	27:BA:2589:A:C5	3.09	0.40
27:BA:2704:C:H2'	27:BA:2705:A:C1'	2.51	0.40
27:BA:2742:C:OP1	55:B9:35:ARG:HD3	2.21	0.40
27:BA:2748:A:C5	27:BA:2749:A:C2	2.95	0.40
27:BA:2768:C:N4	27:BA:2769:C:N4	2.57	0.40
27:BA:2779:U:O4'	27:BA:2781:A:N7	2.55	0.40
27:BA:27:G:H2'	27:BA:28:A:C8	2.56	0.40
27:BA:2813:A:C2	27:BA:2888:C:C2	3.10	0.40
27:BA:2815:C:O2	27:BA:2815:C:H2'	2.21	0.40
27:BA:2821:A:C2'	27:BA:2822:G:H1'	2.50	0.40
27:BA:294:A:C3'	27:BA:294:A:C8	3.05	0.40
27:BA:296:C:N3	27:BA:297:C:C4	2.90	0.40
27:BA:296:C:C2	27:BA:344:G:N2	2.89	0.40
27:BA:357:A:H2'	27:BA:358:U:O4'	2.22	0.40
27:BA:460:A:C8	27:BA:461:C:C5	3.10	0.40
27:BA:30:G:N2	27:BA:511:U:H1'	2.36	0.40
27:BA:611:C:O2'	27:BA:616:A:H2	2.02	0.40
27:BA:812:C:H2'	27:BA:813:U:H6	1.86	0.40
27:BA:821:A:H2'	27:BA:946:G:C8	2.56	0.40
26:BB:10:C:H2'	26:BB:11:C:H6	1.86	0.40
26:BB:76:G:O2'	43:BZ:80:HIS:CB	2.69	0.40
28:BD:143:ILE:HG21	28:BD:153:LEU:CB	2.46	0.40
28:BD:146:LYS:O	28:BD:149:ARG:HG2	2.21	0.40
27:BA:1799:G:N1	28:BD:153:LEU:CD2	2.68	0.40
29:BE:211:GLN:C	29:BE:211:GLN:CD	2.79	0.40
30:BF:36:ARG:HB2	30:BF:37:ALA:H	1.53	0.40
30:BF:67:GLN:HB3	30:BF:68:ALA:H	1.67	0.40
32:BH:137:LYS:O	32:BH:138:GLN:O	2.38	0.40
32:BH:9:GLU:CA	32:BH:49:ILE:HD11	2.52	0.40
35:BO:111:PHE:O	35:BO:113:LYS:HB2	2.21	0.40
35:BO:33:ALA:HB2	35:BO:39:VAL:HG22	2.04	0.40
35:BO:39:VAL:CG1	35:BO:40:VAL:N	2.84	0.40
35:BO:20:LEU:CG	35:BO:44:LYS:HD3	2.47	0.40
37:BQ:136:TRP:CA	37:BQ:139:ALA:HB3	2.52	0.40
37:BQ:58:HIS:O	37:BQ:61:LEU:CB	2.68	0.40
37:BQ:61:LEU:HB2	37:BQ:62:GLU:H	1.60	0.40
37:BQ:65:ARG:NH2	37:BQ:86:ARG:N	2.69	0.40
44:BR:33:ARG:C	44:BR:113:LEU:HD21	2.42	0.40
27:BA:2378:A:H1'	38:BS:101:VAL:CG2	2.52	0.40
45:BU:24:PHE:HB2	45:BU:25:TRP:H	1.47	0.40
45:BU:60:LEU:C	45:BU:62:ILE:N	2.73	0.40

Continued on next page...

Continued from previous page...

Atom-1	Atom-2	Interatomic distance (Å)	Clash overlap (Å)
40:BW:24:ILE:HG22	40:BW:35:ILE:CG1	2.52	0.40
40:BW:42:ARG:CG	40:BW:43:GLY:N	2.82	0.40
40:BW:27:LYS:H	40:BW:71:VAL:HG23	1.87	0.40
42:BY:80:GLU:CG	42:BY:86:GLU:HG2	2.46	0.40
42:BY:49:GLU:HB3	42:BY:97:ARG:HH11	1.85	0.40
43:BZ:172:LEU:HD21	43:BZ:173:PRO:CD	2.29	0.40
1:AA:130:A:H5''	1:AA:190(F):G:H2'	2.03	0.40
1:AA:443:C:H42	1:AA:491:G:H1	1.70	0.40
1:AA:987:G:HO2'	22:AS:34:TRP:HH2	1.64	0.40
6:AC:19:GLU:HA	6:AC:54:ARG:HH21	1.86	0.40
7:AD:68:TYR:HB3	7:AD:70:ILE:HG12	2.03	0.40
11:AH:63:LEU:H	11:AH:63:LEU:HD13	1.84	0.40
13:AJ:66:ARG:HD3	13:AJ:68:HIS:NE2	2.37	0.40
13:AJ:11:PHE:CG	17:AN:55:GLY:HA3	2.56	0.40
23:AT:73:HIS:HB3	23:AT:74:LYS:HE2	2.04	0.40
23:AT:88:VAL:O	23:AT:92:LEU:HG	2.22	0.40
49:B0:38:VAL:C	49:B0:69:PHE:CZ	2.95	0.40
27:BA:1024:G:N2	27:BA:1139:G:N2	2.69	0.40
27:BA:117:G:C5	27:BA:119:A:N6	2.89	0.40
27:BA:1341:U:OP2	27:BA:1397:U:O2	2.39	0.40
27:BA:135:G:N1	27:BA:144:C:N4	2.63	0.40
27:BA:145:G:H2'	27:BA:146:G:C8	2.56	0.40
27:BA:2014:A:C4	27:BA:2015:A:N1	2.90	0.40
27:BA:2317:C:C4	27:BA:2318:G:C5	3.09	0.40
27:BA:2320:A:P	27:BA:2320:A:H8	2.41	0.40
27:BA:2543:G:C4	27:BA:2544:G:N7	2.86	0.40
27:BA:2553:G:H3'	27:BA:2553:G:H8	1.86	0.40
27:BA:2563:U:H3	27:BA:2566:A:H8	1.69	0.40
27:BA:2644:G:C8	27:BA:2644:G:C5'	2.99	0.40
27:BA:2666:C:C6	27:BA:2667:C:C5	3.08	0.40
27:BA:2669:G:H2'	27:BA:2670:A:O5'	2.20	0.40
27:BA:2695:C:C2	27:BA:2696:U:C5	3.10	0.40
27:BA:2808:U:C5'	27:BA:2809:A:OP2	2.69	0.40
27:BA:2850:A:C6	27:BA:2851:A:C5	3.10	0.40
27:BA:619:G:H8	27:BA:619:G:H3'	1.86	0.40
27:BA:856:C:H1'	49:B0:24:LYS:HB2	2.02	0.40
27:BA:898:C:H3'	27:BA:899:A:H5''	2.02	0.40
28:BD:141:HIS:HD1	28:BD:141:HIS:N	2.18	0.40
28:BD:69:ASP:HA	28:BD:188:ARG:HH12	1.87	0.40
28:BD:140:VAL:CG1	28:BD:190:THR:O	2.65	0.40
28:BD:105:ALA:C	28:BD:194:VAL:O	2.60	0.40

Continued on next page...

Continued from previous page...

Atom-1	Atom-2	Interatomic distance (Å)	Clash overlap (Å)
28:BD:83:ASP:HA	28:BD:84:PRO:HD3	1.85	0.40
29:BE:179:ASP:OD1	29:BE:179:ASP:N	2.55	0.40
29:BE:215:LYS:HG3	29:BE:216:ARG:N	2.37	0.40
27:BA:2784:C:H1'	29:BE:98:GLU:CD	2.42	0.40
30:BF:51:TYR:O	30:BF:54:LEU:O	2.39	0.40
30:BF:52:ALA:N	30:BF:55:ARG:HE	2.13	0.40
32:BH:141:GLY:O	32:BH:144:ALA:HB3	2.22	0.40
32:BH:8:ILE:CD1	32:BH:72:ALA:HB2	2.52	0.40
33:BI:132:LYS:C	33:BI:138:THR:HG22	2.42	0.40
56:BK:15:ALA:HB3	56:BK:51:GLY:H	1.87	0.40
34:BN:42:GLU:HA	34:BN:132:LEU:O	2.20	0.40
34:BN:24:SER:HG	34:BN:25:GLN:H	1.70	0.40
34:BN:92:GLN:HG2	34:BN:93:ARG:N	2.36	0.40
35:BO:22:ILE:H	35:BO:41:ALA:HB2	1.87	0.40
35:BO:43:VAL:HG21	35:BO:53:LYS:O	2.21	0.40
35:BO:2:ILE:HA	35:BO:6:SER:OG	2.22	0.40
36:BP:129:ALA:N	36:BP:132:LYS:HD3	2.35	0.40
37:BQ:49:VAL:HG11	37:BQ:119:ASN:H	1.85	0.40
37:BQ:11:LYS:HD2	37:BQ:91:HIS:NE2	2.34	0.40
37:BQ:28:ILE:CB	37:BQ:62:GLU:HG2	2.49	0.40
44:BR:100:LEU:CB	44:BR:112:ALA:HA	2.52	0.40
44:BR:49:ASP:HB3	44:BR:50:HIS:H	1.76	0.40
44:BR:62:ALA:HB3	44:BR:80:PHE:CZ	2.52	0.40
38:BS:34:LEU:CG	38:BS:103:ASP:N	2.84	0.40
38:BS:59:ALA:HA	38:BS:62:HIS:HE1	1.87	0.40
38:BS:91:ARG:O	38:BS:94:GLU:CG	2.61	0.40
39:BT:10:GLY:N	39:BT:52:THR:HB	2.33	0.40
45:BU:27:SER:HB3	45:BU:28:ARG:H	1.65	0.40
45:BU:39:LEU:HB3	45:BU:40:LEU:H	1.46	0.40
45:BU:53:LYS:O	45:BU:56:ASP:N	2.54	0.40
45:BU:95:LEU:O	45:BU:96:ALA:O	2.40	0.40
41:BX:9:HIS:N	41:BX:26:PHE:HA	2.28	0.40
41:BX:39:ASP:O	41:BX:41:VAL:CA	2.70	0.40
42:BY:3:GLN:HB2	42:BY:6:LYS:CD	2.49	0.40
43:BZ:18:MET:C	43:BZ:36:ARG:NE	2.75	0.40

All (136) symmetry-related close contacts are listed below. The label for Atom-2 includes the symmetry operator and encoded unit-cell translations to be applied.

Atom-1	Atom-2	Interatomic distance (Å)	Clash overlap (Å)
27:BA:6:A:O4'	27:BA:2902:C:C1'[8_554]	0.64	1.56

Continued on next page...

Continued from previous page...

Atom-1	Atom-2	Interatomic distance (Å)	Clash overlap (Å)
27:BA:6:A:C4'	27:BA:2902:C:O2'[8_554]	0.74	1.46
27:BA:6:A:C4'	27:BA:2902:C:C2'[8_554]	0.77	1.43
27:BA:5:A:N7	27:BA:2901:C:N1[8_554]	0.83	1.37
27:BA:6:A:O4'	27:BA:2902:C:C2'[8_554]	0.90	1.30
27:BA:5:A:N6	27:BA:2901:C:C5[8_554]	1.06	1.14
27:BA:1:G:C5	27:BA:2898:U:O2'[8_554]	1.09	1.11
27:BA:5:A:N7	27:BA:2901:C:C1'[8_554]	1.11	1.09
27:BA:4:C:C5	27:BA:2900:A:C2'[8_554]	1.16	1.04
27:BA:6:A:N9	27:BA:2902:C:C6[8_554]	1.16	1.04
27:BA:5:A:N9	27:BA:2901:C:O2[8_554]	1.17	1.03
1:AA:359:U:OP1	33:BI:82:LYS:NZ[3_454]	1.19	1.01
27:BA:3:U:O4	27:BA:2899:G:O2'[8_554]	1.20	1.00
27:BA:1:G:O6	27:BA:2898:U:O2[8_554]	1.28	0.92
27:BA:5:A:C5	27:BA:2901:C:C2[8_554]	1.29	0.91
27:BA:6:A:O5'	27:BA:2902:C:C4'[8_554]	1.29	0.91
27:BA:2899:G:N1	27:BA:2901:C:C4[8_554]	1.30	0.90
27:BA:4:C:C2	27:BA:2900:A:N3[8_554]	1.31	0.89
27:BA:5:A:C5	27:BA:2901:C:N1[8_554]	1.33	0.87
27:BA:4:C:N3	27:BA:2900:A:N3[8_554]	1.38	0.82
27:BA:1:G:O6	27:BA:2898:U:C2'[8_554]	1.40	0.80
27:BA:2899:G:C6	27:BA:2901:C:N4[8_554]	1.42	0.78
27:BA:2900:A:C6	27:BA:2900:A:C6[8_554]	1.44	0.76
27:BA:5:A:C6	27:BA:2901:C:C5[8_554]	1.45	0.75
27:BA:4:C:O2	27:BA:2900:A:C2[8_554]	1.45	0.75
27:BA:4:C:C5	27:BA:2900:A:O2'[8_554]	1.45	0.75
27:BA:1:G:N7	27:BA:2898:U:O2'[8_554]	1.47	0.73
29:BE:93:GLN:NE2	29:BE:96:LEU:CD2[8_554]	1.47	0.73
27:BA:6:A:C3'	27:BA:2902:C:C2'[8_554]	1.48	0.72
27:BA:6:A:C1'	27:BA:2902:C:N1[8_554]	1.48	0.72
27:BA:5:A:C4	27:BA:2901:C:C2[8_554]	1.50	0.70
29:BE:93:GLN:NE2	29:BE:96:LEU:CD1[8_554]	1.52	0.68
27:BA:2899:G:N1	27:BA:2901:C:N3[8_554]	1.52	0.68
27:BA:6:A:C5'	27:BA:2902:C:O2'[8_554]	1.53	0.67
27:BA:5:A:N6	27:BA:2901:C:C6[8_554]	1.53	0.67
27:BA:6:A:C1'	27:BA:2902:C:C6[8_554]	1.54	0.66
27:BA:2900:A:N7	27:BA:2900:A:N6[8_554]	1.54	0.66
1:AA:359:U:OP1	33:BI:82:LYS:CE[3_454]	1.54	0.66
27:BA:5:A:C6	27:BA:2901:C:C4[8_554]	1.55	0.65
27:BA:3:U:C5	27:BA:2900:A:O4'[8_554]	1.55	0.65
27:BA:2899:G:C5	27:BA:2901:C:N4[8_554]	1.58	0.62
27:BA:5:A:C8	27:BA:2901:C:O2[8_554]	1.58	0.62

Continued on next page...

Continued from previous page...

Atom-1	Atom-2	Interatomic distance (Å)	Clash overlap (Å)
27:BA:4:C:O2	27:BA:2900:A:N3[8_554]	1.59	0.61
27:BA:6:A:C4	27:BA:2902:C:C6[8_554]	1.60	0.60
27:BA:6:A:C1'	27:BA:2902:C:C2'[8_554]	1.61	0.59
27:BA:5:A:C8	27:BA:2901:C:C1'[8_554]	1.61	0.59
27:BA:6:A:C1'	27:BA:2902:C:C1'[8_554]	1.61	0.59
27:BA:2900:A:C5	27:BA:2900:A:N6[8_554]	1.61	0.59
27:BA:1:G:C6	27:BA:2898:U:C2'[8_554]	1.62	0.58
27:BA:99:U:OP2	27:BA:101:G:O6[7_555]	1.62	0.58
27:BA:6:A:C3'	27:BA:2902:C:C3'[8_554]	1.63	0.57
27:BA:1:G:O6	27:BA:2898:U:C2[8_554]	1.65	0.55
29:BE:93:GLN:NE2	29:BE:96:LEU:CG[8_554]	1.66	0.54
27:BA:6:A:O4'	27:BA:2902:C:O4'[8_554]	1.67	0.53
27:BA:2899:G:C2	27:BA:2901:C:N3[8_554]	1.67	0.53
27:BA:6:A:C8	27:BA:2902:C:O4'[8_554]	1.68	0.52
27:BA:5:A:N7	27:BA:2901:C:C2[8_554]	1.69	0.51
27:BA:1:G:O6	27:BA:2898:U:C1'[8_554]	1.69	0.51
27:BA:2899:G:C6	27:BA:2901:C:C4[8_554]	1.69	0.51
27:BA:5:A:C4	27:BA:2901:C:O2[8_554]	1.70	0.50
27:BA:5:A:N1	27:BA:2901:C:C4[8_554]	1.71	0.49
27:BA:5:A:C8	27:BA:2901:C:C2'[8_554]	1.71	0.49
27:BA:2900:A:C5	27:BA:2900:A:C6[8_554]	1.71	0.49
27:BA:4:C:N3	27:BA:2900:A:C4[8_554]	1.73	0.47
27:BA:3:U:C4	27:BA:2899:G:O2'[8_554]	1.74	0.46
27:BA:5:A:N7	27:BA:2901:C:C2'[8_554]	1.74	0.46
27:BA:3:U:O4	27:BA:2900:A:C8[8_554]	1.74	0.46
27:BA:4:C:C6	27:BA:2900:A:O2'[8_554]	1.75	0.45
27:BA:1:G:C6	27:BA:2898:U:O2'[8_554]	1.77	0.43
27:BA:4:C:C4	27:BA:2900:A:C2'[8_554]	1.77	0.43
27:BA:3:U:C6	27:BA:2900:A:O4'[8_554]	1.78	0.42
27:BA:2:G:O6	27:BA:2899:G:C4[8_554]	1.78	0.42
27:BA:6:A:C4'	27:BA:2902:C:C3'[8_554]	1.79	0.41
27:BA:2899:G:N1	27:BA:2901:C:N4[8_554]	1.80	0.40
27:BA:5:A:C6	27:BA:2901:C:C6[8_554]	1.82	0.38
27:BA:1:G:O6	27:BA:2898:U:N1[8_554]	1.83	0.37
27:BA:5:A:C5	27:BA:2901:C:N3[8_554]	1.83	0.37
27:BA:6:A:N3	27:BA:2902:C:C5[8_554]	1.84	0.36
27:BA:1:G:C5	27:BA:2898:U:C2'[8_554]	1.84	0.36
27:BA:2:G:O6	27:BA:2899:G:N3[8_554]	1.84	0.36
27:BA:6:A:C3'	27:BA:2902:C:O3'[8_554]	1.85	0.35
27:BA:6:A:O4'	27:BA:2902:C:N1[8_554]	1.85	0.35
27:BA:2:G:O6	27:BA:2899:G:N9[8_554]	1.86	0.34

Continued on next page...

Continued from previous page...

Atom-1	Atom-2	Interatomic distance (Å)	Clash overlap (Å)
27:BA:2899:G:N2	27:BA:2901:C:N3[8_554]	1.86	0.34
27:BA:1:G:N7	27:BA:2898:U:O3'[8_554]	1.87	0.33
27:BA:6:A:C2'	27:BA:2902:C:C2'[8_554]	1.87	0.33
27:BA:5:A:C4	27:BA:2901:C:N3[8_554]	1.88	0.32
27:BA:6:A:O4'	27:BA:2902:C:C3'[8_554]	1.89	0.31
27:BA:5:A:C2	27:BA:2902:C:C4[8_554]	1.90	0.30
27:BA:5:A:N9	27:BA:2901:C:C2[8_554]	1.90	0.30
27:BA:5:A:C8	27:BA:2901:C:N1[8_554]	1.91	0.29
27:BA:6:A:N9	27:BA:2902:C:N1[8_554]	1.92	0.28
27:BA:6:A:C4	27:BA:2902:C:C5[8_554]	1.92	0.28
27:BA:3:U:O4	27:BA:2899:G:C2'[8_554]	1.92	0.28
27:BA:5:A:C5	27:BA:2901:C:C6[8_554]	1.92	0.28
27:BA:2899:G:O6	27:BA:2901:C:C5[8_554]	1.92	0.28
27:BA:5:A:C8	27:BA:2901:C:C2[8_554]	1.92	0.28
27:BA:1:G:C6	27:BA:2898:U:O2[8_554]	1.93	0.27
27:BA:6:A:O4'	27:BA:2902:C:O2'[8_554]	1.95	0.25
27:BA:2900:A:C6	27:BA:2900:A:N6[8_554]	1.95	0.25
1:AA:359:U:P	33:BI:82:LYS:NZ[3_454]	1.95	0.25
27:BA:5:A:N7	27:BA:2901:C:C6[8_554]	1.96	0.24
27:BA:4:C:C5	27:BA:2901:C:O4'[8_554]	1.97	0.23
27:BA:1:G:N7	27:BA:2898:U:C2'[8_554]	1.99	0.21
27:BA:5:A:N1	27:BA:2901:C:N4[8_554]	2.00	0.20
27:BA:4:C:OP2	27:BA:2900:A:O2'[8_554]	2.02	0.18
27:BA:6:A:OP2	27:BA:2902:C:C5'[8_554]	2.02	0.18
27:BA:3:U:C4	27:BA:2900:A:O4'[8_554]	2.02	0.18
27:BA:6:A:O5'	27:BA:2902:C:C3'[8_554]	2.02	0.18
27:BA:6:A:C4'	27:BA:2902:C:C1'[8_554]	2.02	0.18
27:BA:5:A:C6	27:BA:2901:C:N3[8_554]	2.03	0.17
27:BA:2900:A:C5	27:BA:2900:A:N1[8_554]	2.04	0.16
27:BA:2:G:O6	27:BA:2899:G:C1'[8_554]	2.04	0.16
27:BA:6:A:C3'	27:BA:2902:C:O2'[8_554]	2.04	0.16
27:BA:4:C:C2	27:BA:2900:A:C2[8_554]	2.05	0.15
27:BA:1:G:C4	27:BA:2898:U:O2'[8_554]	2.07	0.13
27:BA:2900:A:N6	27:BA:2900:A:N6[8_554]	2.08	0.12
29:BE:93:GLN:CD	29:BE:96:LEU:CD2[8_554]	2.08	0.12
27:BA:2899:G:C4	27:BA:2901:C:N4[8_554]	2.09	0.11
27:BA:6:A:C5'	27:BA:2902:C:C2'[8_554]	2.11	0.09
26:BB:0:A:O5'	26:BB:120:U:O5'[7_554]	2.11	0.09
27:BA:3:U:C4	27:BA:2900:A:C8[8_554]	2.12	0.08
27:BA:2900:A:N1	27:BA:2900:A:C4[8_554]	2.13	0.07
27:BA:6:A:O4'	27:BA:2902:C:C4'[8_554]	2.13	0.07

Continued on next page...

Continued from previous page...

Atom-1	Atom-2	Interatomic distance (Å)	Clash overlap (Å)
27:BA:5:A:C1'	27:BA:2901:C:O2[8_554]	2.14	0.06
27:BA:3:U:C5	27:BA:2899:G:O2'[8_554]	2.14	0.06
27:BA:5:A:N3	27:BA:2902:C:N3[8_554]	2.15	0.05
27:BA:4:C:N4	27:BA:2901:C:C6[8_554]	2.15	0.05
27:BA:2:G:C6	27:BA:2899:G:N3[8_554]	2.15	0.05
1:AA:359:U:OP1	33:BI:82:LYS:CD[3_454]	2.17	0.03
27:BA:5:A:N3	27:BA:2902:C:C2[8_554]	2.17	0.03
27:BA:5:A:N6	27:BA:2901:C:C4[8_554]	2.18	0.02
27:BA:5:A:N3	27:BA:2901:C:N3[8_554]	2.18	0.02
27:BA:101:G:O5'	27:BA:101:G:N2[7_555]	2.18	0.02
27:BA:6:A:N3	27:BA:2902:C:C6[8_554]	2.19	0.01
27:BA:2899:G:C2	27:BA:2901:C:C4[8_554]	2.19	0.01

5.3 Torsion angles ⓘ

5.3.1 Protein backbone ⓘ

In the following table, the Percentiles column shows the percent Ramachandran outliers of the chain as a percentile score with respect to all X-ray entries followed by that with respect to entries of similar resolution.

The Analysed column shows the number of residues for which the backbone conformation was analysed, and the total number of residues.

Mol	Chain	Analysed	Favoured	Allowed	Outliers	Percentiles	
5	AB	232/256 (91%)	183 (79%)	34 (15%)	15 (6%)	1	16
6	AC	204/239 (85%)	165 (81%)	23 (11%)	16 (8%)	1	13
7	AD	206/209 (99%)	156 (76%)	33 (16%)	17 (8%)	1	12
8	AE	148/162 (91%)	115 (78%)	29 (20%)	4 (3%)	5	31
9	AF	99/101 (98%)	85 (86%)	10 (10%)	4 (4%)	3	23
10	AG	153/156 (98%)	131 (86%)	18 (12%)	4 (3%)	5	31
11	AH	136/138 (99%)	101 (74%)	25 (18%)	10 (7%)	1	14
12	AI	125/128 (98%)	87 (70%)	30 (24%)	8 (6%)	1	16
13	AJ	96/105 (91%)	73 (76%)	14 (15%)	9 (9%)	0	10
14	AK	117/129 (91%)	88 (75%)	22 (19%)	7 (6%)	1	17
15	AL	122/135 (90%)	92 (75%)	13 (11%)	17 (14%)	0	4
16	AM	119/126 (94%)	95 (80%)	19 (16%)	5 (4%)	3	22

Continued on next page...

Continued from previous page...

Mol	Chain	Analysed	Favoured	Allowed	Outliers	Percentiles	
17	AN	58/61 (95%)	42 (72%)	12 (21%)	4 (7%)	1	15
18	AO	86/89 (97%)	76 (88%)	9 (10%)	1 (1%)	13	50
19	AP	81/88 (92%)	64 (79%)	10 (12%)	7 (9%)	1	12
20	AQ	102/105 (97%)	78 (76%)	18 (18%)	6 (6%)	1	17
21	AR	71/88 (81%)	54 (76%)	11 (16%)	6 (8%)	1	12
22	AS	78/93 (84%)	60 (77%)	15 (19%)	3 (4%)	3	24
23	AT	97/106 (92%)	79 (81%)	12 (12%)	6 (6%)	1	17
24	AU	22/27 (82%)	17 (77%)	3 (14%)	2 (9%)	1	11
28	BD	169/173 (98%)	60 (36%)	34 (20%)	75 (44%)	0	0
29	BE	183/338 (54%)	90 (49%)	34 (19%)	59 (32%)	0	0
30	BF	179/246 (73%)	51 (28%)	47 (26%)	81 (45%)	0	0
31	BG	116/176 (66%)	46 (40%)	31 (27%)	39 (34%)	0	0
32	BH	162/177 (92%)	74 (46%)	39 (24%)	49 (30%)	0	0
33	BI	144/149 (97%)	71 (49%)	29 (20%)	44 (31%)	0	0
34	BN	111/145 (77%)	34 (31%)	20 (18%)	57 (51%)	0	0
35	BO	120/122 (98%)	61 (51%)	27 (22%)	32 (27%)	0	0
36	BP	82/164 (50%)	29 (35%)	19 (23%)	34 (42%)	0	0
37	BQ	130/138 (94%)	38 (29%)	35 (27%)	57 (44%)	0	0
38	BS	105/186 (56%)	36 (34%)	20 (19%)	49 (47%)	0	0
39	BT	48/66 (73%)	17 (35%)	13 (27%)	18 (38%)	0	0
40	BW	104/113 (92%)	41 (39%)	16 (15%)	47 (45%)	0	0
41	BX	72/84 (86%)	26 (36%)	18 (25%)	28 (39%)	0	0
42	BY	108/119 (91%)	49 (45%)	20 (18%)	39 (36%)	0	0
43	BZ	175/253 (69%)	53 (30%)	52 (30%)	70 (40%)	0	0
44	BR	103/118 (87%)	35 (34%)	20 (19%)	48 (47%)	0	0
45	BU	115/118 (98%)	22 (19%)	23 (20%)	70 (61%)	0	0
46	BV	96/100 (96%)	39 (41%)	25 (26%)	32 (33%)	0	0
47	B2	62/70 (89%)	8 (13%)	9 (14%)	45 (73%)	0	0
48	B3	58/60 (97%)	24 (41%)	13 (22%)	21 (36%)	0	0
49	B0	84/91 (92%)	33 (39%)	17 (20%)	34 (40%)	0	0
50	B4	71/73 (97%)	21 (30%)	16 (22%)	34 (48%)	0	0

Continued on next page...

Continued from previous page...

Mol	Chain	Analysed	Favoured	Allowed	Outliers	Percentiles	
51	B5	56/60 (93%)	16 (29%)	17 (30%)	23 (41%)	0	0
52	B6	51/82 (62%)	21 (41%)	9 (18%)	21 (41%)	0	0
53	B7	44/47 (94%)	4 (9%)	7 (16%)	33 (75%)	0	0
54	B8	61/64 (95%)	22 (36%)	9 (15%)	30 (49%)	0	0
55	B9	33/36 (92%)	14 (42%)	9 (27%)	10 (30%)	0	0
56	BK	124/141 (88%)	92 (74%)	26 (21%)	6 (5%)	2	21
All	All	5318/6250 (85%)	2968 (56%)	1014 (19%)	1336 (25%)	0	1

All (1336) Ramachandran outliers are listed below:

Mol	Chain	Res	Type
5	AB	24	TRP
5	AB	104	ASN
5	AB	153	ARG
5	AB	154	LEU
5	AB	161	ALA
6	AC	18	TRP
6	AC	19	GLU
6	AC	52	LEU
6	AC	53	ALA
7	AD	5	ILE
7	AD	20	TYR
7	AD	21	LEU
7	AD	29	PRO
7	AD	32	ALA
7	AD	129	ASN
7	AD	170	VAL
9	AF	95	GLU
10	AG	35	LYS
11	AH	44	PHE
11	AH	74	PRO
11	AH	97	VAL
11	AH	121	ASP
11	AH	134	ILE
12	AI	12	GLU
12	AI	70	LYS
13	AJ	61	GLU
14	AK	104	GLN
15	AL	12	ARG
15	AL	27	LEU

Continued on next page...

Continued from previous page...

Mol	Chain	Res	Type
15	AL	46	LYS
15	AL	48	PRO
15	AL	127	GLU
16	AM	28	ALA
18	AO	88	ARG
20	AQ	34	LYS
20	AQ	99	SER
20	AQ	104	LYS
21	AR	81	PHE
21	AR	82	THR
21	AR	84	LYS
23	AT	71	THR
28	BD	64	ILE
28	BD	66	PHE
28	BD	67	LYS
28	BD	82	TYR
28	BD	85	ASN
28	BD	104	ILE
28	BD	106	PRO
28	BD	107	LYS
28	BD	108	ASN
28	BD	111	VAL
28	BD	112	GLY
28	BD	113	MET
28	BD	114	GLU
28	BD	116	MET
28	BD	120	ASP
28	BD	122	ASP
28	BD	124	LYS
28	BD	125	ILE
28	BD	127	ASN
28	BD	142	ASN
28	BD	143	ILE
28	BD	145	LEU
28	BD	149	ARG
28	BD	153	LEU
28	BD	156	ALA
28	BD	163	VAL
28	BD	164	LEU
28	BD	168	GLY
28	BD	169	LYS
28	BD	187	CYS

Continued on next page...

Continued from previous page...

Mol	Chain	Res	Type
28	BD	189	ALA
28	BD	191	VAL
28	BD	199	ARG
28	BD	205	VAL
28	BD	210	LYS
28	BD	223	ASN
28	BD	224	VAL
28	BD	227	VAL
28	BD	229	MET
28	BD	231	ALA
28	BD	232	VAL
29	BE	41	PHE
29	BE	61	PRO
29	BE	79	ARG
29	BE	93	GLN
29	BE	94	ARG
29	BE	105	HIS
29	BE	108	LEU
29	BE	178	LEU
29	BE	205	THR
29	BE	207	GLY
29	BE	214	VAL
29	BE	229	GLN
29	BE	230	GLY
29	BE	232	ARG
29	BE	233	ARG
29	BE	234	ARG
29	BE	244	SER
29	BE	251	PRO
29	BE	253	GLN
29	BE	255	GLN
29	BE	315	VAL
29	BE	316	ARG
30	BF	2	GLU
30	BF	6	TYR
30	BF	21	VAL
30	BF	23	GLU
30	BF	24	THR
30	BF	25	PRO
30	BF	31	ILE
30	BF	35	VAL
30	BF	36	ARG

Continued on next page...

Continued from previous page...

Mol	Chain	Res	Type
30	BF	37	ALA
30	BF	40	ALA
30	BF	41	ASN
30	BF	53	GLY
30	BF	54	LEU
30	BF	57	PRO
30	BF	58	ALA
30	BF	62	GLY
30	BF	63	SER
30	BF	82	GLN
30	BF	84	VAL
30	BF	85	LYS
30	BF	87	ARG
30	BF	88	SER
30	BF	89	ALA
30	BF	90	HIS
30	BF	91	PRO
30	BF	93	LYS
30	BF	95	GLU
30	BF	99	SER
30	BF	100	LEU
30	BF	102	LEU
30	BF	104	ASP
30	BF	105	LYS
30	BF	106	GLU
30	BF	107	ARG
30	BF	108	GLN
30	BF	110	ALA
30	BF	111	VAL
30	BF	112	ARG
30	BF	113	SER
30	BF	114	ALA
30	BF	139	VAL
30	BF	145	GLU
30	BF	156	LEU
30	BF	158	GLU
30	BF	162	VAL
30	BF	166	ILE
30	BF	167	ASP
30	BF	193	LEU
30	BF	195	VAL
30	BF	198	ASP

Continued on next page...

Continued from previous page...

Mol	Chain	Res	Type
30	BF	200	PRO
30	BF	202	THR
30	BF	203	ALA
30	BF	207	LEU
30	BF	210	ALA
30	BF	211	ASP
30	BF	215	ALA
30	BF	218	VAL
30	BF	222	ASP
30	BF	224	ALA
30	BF	237	GLU
30	BF	238	SER
30	BF	240	LEU
31	BG	11	HIS
31	BG	14	ARG
31	BG	18	ILE
31	BG	19	GLU
31	BG	21	VAL
31	BG	23	VAL
31	BG	36	ASN
31	BG	54	ALA
31	BG	55	LYS
31	BG	60	GLU
31	BG	77	ASP
31	BG	78	GLU
31	BG	96	SER
31	BG	97	GLN
31	BG	100	ASP
31	BG	101	THR
31	BG	129	ASP
31	BG	141	VAL
31	BG	147	ALA
31	BG	150	SER
32	BH	11	PRO
32	BH	14	VAL
32	BH	21	ASN
32	BH	28	PRO
32	BH	37	HIS
32	BH	48	VAL
32	BH	49	ILE
32	BH	56	ASP
32	BH	58	LYS

Continued on next page...

Continued from previous page...

Mol	Chain	Res	Type
32	BH	59	HIS
32	BH	72	ALA
32	BH	75	VAL
32	BH	76	GLU
32	BH	81	GLY
32	BH	97	LYS
32	BH	106	VAL
32	BH	111	PRO
32	BH	127	GLN
32	BH	138	GLN
32	BH	142	GLU
32	BH	146	ASN
32	BH	150	VAL
32	BH	167	LEU
32	BH	169	ARG
33	BI	5	PHE
33	BI	6	LEU
33	BI	7	LYS
33	BI	9	VAL
33	BI	13	GLY
33	BI	20	ASN
33	BI	23	ASP
33	BI	25	TYR
33	BI	36	ALA
33	BI	39	ALA
33	BI	44	LEU
33	BI	92	SER
33	BI	98	ILE
33	BI	99	ALA
33	BI	100	GLU
33	BI	101	SER
33	BI	102	LEU
33	BI	103	GLN
33	BI	104	ALA
33	BI	105	GLN
33	BI	111	ASP
33	BI	114	LYS
33	BI	115	ILE
33	BI	121	ILE
33	BI	146	THR
33	BI	148	GLN
34	BN	5	GLU

Continued on next page...

Continued from previous page...

Mol	Chain	Res	Type
34	BN	8	ALA
34	BN	15	ARG
34	BN	17	CYS
34	BN	21	ARG
34	BN	22	VAL
34	BN	24	SER
34	BN	26	VAL
34	BN	28	GLU
34	BN	32	ASP
34	BN	39	VAL
34	BN	44	ALA
34	BN	47	THR
34	BN	49	ARG
34	BN	50	GLU
34	BN	51	GLU
34	BN	52	GLN
34	BN	61	VAL
34	BN	63	ILE
34	BN	67	ASN
34	BN	69	TYR
34	BN	70	PHE
34	BN	72	PRO
34	BN	76	ASP
34	BN	78	ILE
34	BN	80	LYS
34	BN	81	ARG
34	BN	83	ILE
34	BN	84	ARG
34	BN	95	ARG
34	BN	105	LEU
34	BN	136	SER
34	BN	137	GLU
35	BO	4	GLN
35	BO	14	SER
35	BO	28	SER
35	BO	30	ARG
35	BO	35	ILE
35	BO	47	THR
35	BO	74	GLY
35	BO	89	ASP
35	BO	91	LYS
35	BO	96	THR

Continued on next page...

Continued from previous page...

Mol	Chain	Res	Type
35	BO	101	PRO
35	BO	102	VAL
35	BO	105	GLU
35	BO	106	LEU
35	BO	111	PHE
35	BO	112	MET
35	BO	113	LYS
35	BO	115	ILE
36	BP	55	GLN
36	BP	61	ALA
36	BP	66	VAL
36	BP	67	ARG
36	BP	69	ILE
36	BP	70	ASP
36	BP	72	ASN
36	BP	95	ASP
36	BP	96	VAL
36	BP	100	ALA
36	BP	102	ASP
36	BP	103	ALA
36	BP	105	TYR
36	BP	111	ALA
36	BP	114	VAL
36	BP	115	ARG
36	BP	117	GLU
36	BP	127	GLU
36	BP	129	ALA
36	BP	131	GLU
36	BP	133	VAL
36	BP	143	THR
37	BQ	10	ILE
37	BQ	18	GLU
37	BQ	23	ILE
37	BQ	28	ILE
37	BQ	30	GLN
37	BQ	43	PRO
37	BQ	55	GLN
37	BQ	56	ILE
37	BQ	58	HIS
37	BQ	59	ASN
37	BQ	61	LEU
37	BQ	62	GLU

Continued on next page...

Continued from previous page...

Mol	Chain	Res	Type
37	BQ	63	ALA
37	BQ	73	GLN
37	BQ	83	PHE
37	BQ	88	PHE
37	BQ	93	ILE
37	BQ	94	ARG
37	BQ	102	ARG
37	BQ	105	PHE
37	BQ	109	VAL
37	BQ	119	ASN
37	BQ	127	ASN
37	BQ	135	ALA
37	BQ	141	MET
37	BQ	142	LYS
37	BQ	144	THR
37	BQ	147	VAL
37	BQ	154	ALA
38	BS	11	ARG
38	BS	16	ALA
38	BS	17	ARG
38	BS	20	TYR
38	BS	31	LYS
38	BS	34	LEU
38	BS	41	LYS
38	BS	53	ASN
38	BS	54	GLY
38	BS	55	ASP
38	BS	59	ALA
38	BS	72	GLU
38	BS	74	PRO
38	BS	75	THR
38	BS	81	ALA
38	BS	82	TYR
38	BS	84	THR
38	BS	86	LEU
38	BS	97	VAL
38	BS	98	GLU
38	BS	105	GLY
38	BS	107	ASN
38	BS	109	PRO
38	BS	115	VAL
38	BS	116	PHE

Continued on next page...

Continued from previous page...

Mol	Chain	Res	Type
38	BS	117	ALA
38	BS	118	ILE
38	BS	123	ILE
38	BS	128	ASP
39	BT	5	GLU
39	BT	9	CYS
39	BT	11	THR
39	BT	12	ASP
39	BT	15	PRO
39	BT	29	THR
39	BT	37	GLU
39	BT	38	ASN
39	BT	51	TRP
40	BW	6	ILE
40	BW	7	ALA
40	BW	9	TYR
40	BW	17	VAL
40	BW	20	VAL
40	BW	22	ASP
40	BW	24	ILE
40	BW	25	ARG
40	BW	29	LEU
40	BW	30	GLU
40	BW	33	ARG
40	BW	39	THR
40	BW	41	LYS
40	BW	42	ARG
40	BW	43	GLY
40	BW	44	ALA
40	BW	45	TYR
40	BW	46	PHE
40	BW	56	ALA
40	BW	57	ASN
40	BW	58	ALA
40	BW	59	VAL
40	BW	66	GLU
40	BW	67	ASP
40	BW	68	ARG
40	BW	89	ALA
40	BW	100	THR
41	BX	2	TRP
41	BX	3	ASP

Continued on next page...

Continued from previous page...

Mol	Chain	Res	Type
41	BX	4	VAL
41	BX	5	ILE
41	BX	13	LYS
41	BX	19	ASP
41	BX	29	ASP
41	BX	30	ASP
41	BX	31	ARG
41	BX	32	ALA
41	BX	35	GLY
41	BX	36	GLU
41	BX	37	VAL
41	BX	38	ALA
41	BX	39	ASP
41	BX	40	ALA
41	BX	46	ASP
41	BX	47	VAL
41	BX	52	VAL
41	BX	57	THR
41	BX	76	GLU
42	BY	14	ALA
42	BY	25	ALA
42	BY	27	LEU
42	BY	28	SER
42	BY	30	ASP
42	BY	31	LEU
42	BY	32	ARG
42	BY	33	GLU
42	BY	35	TYR
42	BY	44	ALA
42	BY	48	VAL
42	BY	50	VAL
42	BY	54	ASP
42	BY	67	LEU
42	BY	75	GLU
42	BY	76	ASP
42	BY	85	GLU
42	BY	93	THR
42	BY	94	SER
43	BZ	3	LEU
43	BZ	6	LYS
43	BZ	14	LEU
43	BZ	16	GLU

Continued on next page...

Continued from previous page...

Mol	Chain	Res	Type
43	BZ	31	SER
43	BZ	34	LEU
43	BZ	35	ASP
43	BZ	40	ASP
43	BZ	41	ARG
43	BZ	46	GLN
43	BZ	47	SER
43	BZ	48	THR
43	BZ	51	LEU
43	BZ	69	VAL
43	BZ	72	ASP
43	BZ	73	LYS
43	BZ	75	LYS
43	BZ	79	ILE
43	BZ	80	HIS
43	BZ	86	VAL
43	BZ	93	GLU
43	BZ	108	VAL
43	BZ	132	GLN
43	BZ	142	ASN
43	BZ	149	ALA
43	BZ	153	LYS
43	BZ	160	LEU
43	BZ	161	ALA
43	BZ	165	GLU
43	BZ	169	VAL
44	BR	18	LEU
44	BR	19	ALA
44	BR	20	LEU
44	BR	21	TYR
44	BR	22	ARG
44	BR	26	LYS
44	BR	28	LEU
44	BR	29	LEU
44	BR	33	ARG
44	BR	38	VAL
44	BR	39	PRO
44	BR	40	LYS
44	BR	44	LEU
44	BR	45	ARG
44	BR	47	PHE
44	BR	48	VAL

Continued on next page...

Continued from previous page...

Mol	Chain	Res	Type
44	BR	52	ILE
44	BR	53	HIS
44	BR	60	LEU
44	BR	61	HIS
44	BR	62	ALA
44	BR	66	VAL
44	BR	68	ARG
44	BR	72	ASP
44	BR	73	VAL
44	BR	74	LYS
44	BR	75	LEU
44	BR	76	VAL
44	BR	82	GLU
44	BR	84	ALA
44	BR	86	ARG
44	BR	89	ASP
44	BR	94	TYR
44	BR	106	GLY
44	BR	107	ASP
44	BR	111	LEU
44	BR	112	ALA
45	BU	5	LYS
45	BU	6	THR
45	BU	7	GLY
45	BU	8	ILE
45	BU	13	ARG
45	BU	16	LYS
45	BU	17	VAL
45	BU	20	ARG
45	BU	22	LYS
45	BU	24	PHE
45	BU	27	SER
45	BU	28	ARG
45	BU	29	SER
45	BU	32	TYR
45	BU	34	ASN
45	BU	35	ALA
45	BU	37	GLN
45	BU	38	THR
45	BU	39	LEU
45	BU	40	LEU
45	BU	41	ASN

Continued on next page...

Continued from previous page...

Mol	Chain	Res	Type
45	BU	43	ALA
45	BU	44	THR
45	BU	47	TYR
45	BU	48	ARG
45	BU	52	ASN
45	BU	53	LYS
45	BU	54	LYS
45	BU	56	ASP
45	BU	58	ARG
45	BU	64	ARG
45	BU	67	ALA
45	BU	69	ALA
45	BU	71	LEU
45	BU	79	PHE
45	BU	80	ILE
45	BU	86	ALA
45	BU	94	VAL
45	BU	96	ALA
45	BU	97	ASP
45	BU	99	ALA
45	BU	105	ALA
45	BU	106	PHE
45	BU	107	LYS
45	BU	108	ALA
45	BU	109	LEU
45	BU	112	ALA
45	BU	114	ARG
45	BU	116	ALA
45	BU	117	ARG
46	BV	5	ILE
46	BV	6	GLN
46	BV	8	GLY
46	BV	11	GLN
46	BV	13	ARG
46	BV	23	GLU
46	BV	24	SER
46	BV	28	GLU
46	BV	29	ALA
46	BV	31	ASP
46	BV	40	VAL
46	BV	55	THR
46	BV	58	ALA

Continued on next page...

Continued from previous page...

Mol	Chain	Res	Type
46	BV	69	ILE
46	BV	71	ILE
46	BV	72	ARG
46	BV	84	THR
46	BV	88	GLN
46	BV	92	ALA
47	B2	2	VAL
47	B2	4	HIS
47	B2	5	VAL
47	B2	6	GLN
47	B2	7	GLU
47	B2	12	THR
47	B2	16	ARG
47	B2	17	GLU
47	B2	18	ALA
47	B2	21	ASP
47	B2	23	LEU
47	B2	25	THR
47	B2	26	GLU
47	B2	31	ARG
47	B2	33	VAL
47	B2	34	GLN
47	B2	35	ALA
47	B2	36	ALA
47	B2	40	PRO
47	B2	46	ILE
47	B2	47	LYS
47	B2	48	GLU
47	B2	49	LEU
47	B2	50	ARG
47	B2	51	LYS
47	B2	52	ALA
47	B2	53	ILE
47	B2	54	ALA
47	B2	55	ARG
47	B2	56	ILE
47	B2	58	THR
47	B2	59	ILE
47	B2	60	GLN
47	B2	63	GLU
48	B3	17	LYS
48	B3	18	ASP

Continued on next page...

Continued from previous page...

Mol	Chain	Res	Type
48	B3	19	GLN
48	B3	26	LEU
48	B3	30	ARG
48	B3	32	GLN
48	B3	42	ALA
48	B3	43	ILE
48	B3	46	ASN
48	B3	51	ALA
48	B3	52	HIS
48	B3	54	VAL
49	B0	9	SER
49	B0	10	SER
49	B0	12	ASN
49	B0	17	ASN
49	B0	21	LEU
49	B0	23	VAL
49	B0	25	LYS
49	B0	30	VAL
49	B0	33	ALA
49	B0	36	ILE
49	B0	38	VAL
49	B0	39	ARG
49	B0	40	GLN
49	B0	51	VAL
49	B0	53	MET
49	B0	59	LEU
49	B0	63	SER
49	B0	68	VAL
49	B0	70	ILE
49	B0	71	ASN
49	B0	72	LYS
49	B0	74	LYS
49	B0	76	ALA
49	B0	78	PHE
49	B0	79	ILE
49	B0	81	ILE
50	B4	6	HIS
50	B4	10	VAL
50	B4	14	ILE
50	B4	17	GLN
50	B4	21	VAL
50	B4	24	THR

Continued on next page...

Continued from previous page...

Mol	Chain	Res	Type
50	B4	27	THR
50	B4	32	HIS
50	B4	33	VAL
50	B4	39	VAL
50	B4	40	HIS
50	B4	41	PRO
50	B4	49	PHE
50	B4	50	LEU
50	B4	51	ASP
50	B4	52	THR
50	B4	55	ARG
50	B4	56	VAL
50	B4	58	LYS
50	B4	59	PHE
50	B4	60	ASN
50	B4	64	GLY
50	B4	68	ARG
51	B5	7	PRO
51	B5	9	LYS
51	B5	13	LYS
51	B5	14	SER
51	B5	16	ARG
51	B5	19	ARG
51	B5	20	ARG
51	B5	30	LEU
51	B5	43	HIS
51	B5	52	TYR
51	B5	57	VAL
52	B6	6	PRO
52	B6	8	ILE
52	B6	19	GLY
52	B6	20	PHE
52	B6	30	ASN
52	B6	32	GLN
52	B6	33	ALA
52	B6	34	LYS
52	B6	36	GLU
52	B6	45	LYS
53	B7	4	THR
53	B7	9	ASN
53	B7	10	ARG
53	B7	11	LYS

Continued on next page...

Continued from previous page...

Mol	Chain	Res	Type
53	B7	12	ARG
53	B7	13	ALA
53	B7	14	LYS
53	B7	15	THR
53	B7	18	PHE
53	B7	19	ARG
53	B7	20	ALA
53	B7	22	MET
53	B7	23	LYS
53	B7	26	SER
53	B7	29	ASN
53	B7	30	ILE
53	B7	31	LEU
53	B7	33	ARG
53	B7	34	ARG
53	B7	35	ARG
53	B7	36	ALA
53	B7	37	LYS
53	B7	39	ARG
53	B7	43	THR
53	B7	44	VAL
53	B7	45	SER
54	B8	5	LYS
54	B8	6	THR
54	B8	7	HIS
54	B8	8	LYS
54	B8	9	MET
54	B8	11	LYS
54	B8	13	ARG
54	B8	14	ILE
54	B8	15	LYS
54	B8	26	LYS
54	B8	27	SER
54	B8	30	ARG
54	B8	32	GLN
54	B8	34	THR
54	B8	39	ASP
54	B8	42	ARG
54	B8	53	ALA
54	B8	56	ALA
54	B8	57	ARG
54	B8	58	MET

Continued on next page...

Continued from previous page...

Mol	Chain	Res	Type
54	B8	59	LYS
54	B8	61	MET
54	B8	62	LEU
55	B9	4	ARG
55	B9	6	SER
55	B9	11	CYS
55	B9	14	CYS
55	B9	28	SER
55	B9	33	LYS
56	BK	19	THR
56	BK	86	GLU
5	AB	15	VAL
5	AB	17	PHE
5	AB	181	PHE
5	AB	232	PRO
6	AC	4	LYS
6	AC	25	GLY
6	AC	98	ASN
6	AC	179	ARG
6	AC	206	GLU
7	AD	12	CYS
7	AD	30	LYS
7	AD	99	SER
8	AE	11	ILE
8	AE	37	ARG
8	AE	95	ALA
9	AF	69	GLU
11	AH	89	PRO
12	AI	68	GLY
12	AI	103	THR
12	AI	116	LYS
13	AJ	34	VAL
13	AJ	52	GLY
13	AJ	72	VAL
14	AK	126	ARG
15	AL	77	LEU
15	AL	105	TYR
15	AL	116	SER
15	AL	121	GLY
16	AM	7	VAL
17	AN	17	LYS
20	AQ	68	ARG

Continued on next page...

Continued from previous page...

Mol	Chain	Res	Type
21	AR	37	VAL
22	AS	64	GLU
23	AT	68	LYS
24	AU	17	THR
24	AU	21	TYR
28	BD	77	VAL
28	BD	86	ARG
28	BD	117	SER
28	BD	147	PRO
28	BD	154	VAL
28	BD	158	GLY
28	BD	159	THR
28	BD	160	SER
28	BD	176	ALA
28	BD	178	GLY
28	BD	183	ILE
28	BD	198	GLY
28	BD	209	ASN
28	BD	211	HIS
28	BD	212	HIS
28	BD	235	PRO
29	BE	67	THR
29	BE	76	PRO
29	BE	87	GLU
29	BE	102	ASP
29	BE	104	PHE
29	BE	176	HIS
29	BE	186	GLU
29	BE	225	LYS
29	BE	245	ARG
30	BF	20	ASP
30	BF	26	VAL
30	BF	29	ASP
30	BF	33	LYS
30	BF	49	ASP
30	BF	101	ASP
30	BF	143	ASP
30	BF	213	ALA
30	BF	217	GLU
30	BF	239	ALA
31	BG	28	GLY
31	BG	37	ALA

Continued on next page...

Continued from previous page...

Mol	Chain	Res	Type
31	BG	61	PHE
31	BG	102	GLY
32	BH	8	ILE
32	BH	50	THR
32	BH	60	HIS
32	BH	65	GLY
32	BH	70	LEU
32	BH	71	LEU
32	BH	98	GLN
32	BH	109	SER
32	BH	131	ILE
32	BH	139	ARG
32	BH	159	LYS
33	BI	8	ASP
33	BI	10	LYS
33	BI	22	ALA
33	BI	61	GLU
33	BI	83	ALA
33	BI	106	HIS
33	BI	122	ARG
33	BI	123	ALA
33	BI	124	LEU
33	BI	145	VAL
34	BN	19	MET
34	BN	31	LEU
34	BN	40	ASN
34	BN	42	GLU
34	BN	46	ILE
34	BN	48	GLY
34	BN	66	ASP
34	BN	77	GLY
34	BN	82	THR
34	BN	92	GLN
34	BN	94	GLY
34	BN	96	GLU
35	BO	22	ILE
35	BO	29	GLY
35	BO	53	LYS
35	BO	54	LYS
35	BO	72	PRO
36	BP	71	GLU
36	BP	110	GLY

Continued on next page...

Continued from previous page...

Mol	Chain	Res	Type
36	BP	116	HIS
36	BP	130	ARG
37	BQ	27	GLY
37	BQ	57	ARG
37	BQ	64	ALA
37	BQ	67	ALA
37	BQ	90	PHE
37	BQ	95	GLU
37	BQ	116	HIS
37	BQ	117	GLY
37	BQ	121	ASP
37	BQ	131	ALA
37	BQ	136	TRP
38	BS	18	THR
38	BS	40	ASN
38	BS	42	HIS
38	BS	65	ASP
38	BS	67	ALA
38	BS	88	ALA
38	BS	93	GLN
38	BS	121	GLY
38	BS	122	ALA
39	BT	16	GLY
39	BT	25	ASP
39	BT	48	ASN
40	BW	12	ILE
40	BW	13	SER
40	BW	15	ARG
40	BW	16	LYS
40	BW	26	GLY
40	BW	31	GLU
40	BW	47	VAL
40	BW	49	LYS
40	BW	50	VAL
40	BW	70	TYR
40	BW	80	PRO
40	BW	91	GLY
40	BW	99	ARG
40	BW	105	VAL
41	BX	14	ALA
41	BX	41	VAL
41	BX	50	GLU

Continued on next page...

Continued from previous page...

Mol	Chain	Res	Type
41	BX	59	ASP
41	BX	73	ASP
42	BY	5	ASP
42	BY	21	LYS
42	BY	34	GLU
42	BY	56	ALA
42	BY	68	ASP
42	BY	81	LYS
42	BY	92	ASP
42	BY	106	GLU
43	BZ	2	GLU
43	BZ	5	ALA
43	BZ	7	PRO
43	BZ	21	ALA
43	BZ	27	GLU
43	BZ	37	LYS
43	BZ	39	PHE
43	BZ	42	ALA
43	BZ	53	ASP
43	BZ	58	GLY
43	BZ	59	GLY
43	BZ	64	ALA
43	BZ	76	ARG
43	BZ	112	LEU
43	BZ	127	PRO
43	BZ	139	THR
43	BZ	143	ILE
43	BZ	150	GLY
43	BZ	157	GLY
43	BZ	167	THR
44	BR	42	LYS
44	BR	46	GLY
44	BR	49	ASP
44	BR	58	GLY
44	BR	88	ARG
44	BR	90	ARG
44	BR	92	GLY
44	BR	117	VAL
45	BU	12	ARG
45	BU	18	LEU
45	BU	31	GLN
45	BU	42	ALA

Continued on next page...

Continued from previous page...

Mol	Chain	Res	Type
45	BU	45	TYR
45	BU	73	GLY
45	BU	110	VAL
45	BU	113	SER
45	BU	115	ASN
46	BV	17	GLY
46	BV	30	GLY
46	BV	42	GLY
46	BV	56	VAL
46	BV	75	LYS
47	B2	22	ASP
47	B2	27	LEU
47	B2	39	ALA
47	B2	61	GLY
48	B3	16	PRO
48	B3	44	ARG
48	B3	45	GLY
49	B0	42	GLY
49	B0	54	GLY
49	B0	67	VAL
50	B4	8	LYS
50	B4	12	CYS
50	B4	22	MET
50	B4	26	SER
50	B4	47	GLU
50	B4	63	PHE
51	B5	15	LYS
51	B5	24	ALA
51	B5	37	HIS
51	B5	42	SER
51	B5	45	ILE
51	B5	47	PRO
52	B6	3	LYS
52	B6	17	GLY
52	B6	18	THR
52	B6	23	THR
52	B6	43	VAL
52	B6	48	VAL
53	B7	21	ARG
53	B7	25	LYS
53	B7	27	GLY
53	B7	28	ARG

Continued on next page...

Continued from previous page...

Mol	Chain	Res	Type
53	B7	42	LEU
54	B8	28	GLY
54	B8	36	LYS
55	B9	3	VAL
55	B9	9	LYS
56	BK	23	PRO
5	AB	96	ARG
5	AB	152	PHE
6	AC	28	GLN
6	AC	64	VAL
7	AD	179	GLU
8	AE	145	LYS
11	AH	75	ARG
12	AI	55	ALA
13	AJ	54	PHE
14	AK	103	LEU
14	AK	112	THR
15	AL	17	LYS
15	AL	83	VAL
16	AM	15	VAL
17	AN	31	ARG
19	AP	43	LYS
19	AP	81	ARG
28	BD	69	ASP
28	BD	78	ALA
28	BD	84	PRO
28	BD	101	ARG
28	BD	109	LEU
28	BD	115	ILE
28	BD	132	GLU
28	BD	193	GLU
29	BE	39	GLN
29	BE	63	GLU
29	BE	75	THR
29	BE	77	PRO
29	BE	83	LEU
29	BE	103	GLU
29	BE	177	ALA
29	BE	187	HIS
29	BE	193	PHE
29	BE	213	PRO
29	BE	222	ARG

Continued on next page...

Continued from previous page...

Mol	Chain	Res	Type
29	BE	223	LYS
29	BE	299	SER
30	BF	34	ALA
30	BF	52	ALA
30	BF	154	VAL
31	BG	20	LYS
31	BG	53	LYS
31	BG	64	ARG
31	BG	66	GLY
31	BG	93	LEU
32	BH	55	SER
32	BH	68	ARG
32	BH	91	VAL
32	BH	112	VAL
32	BH	137	LYS
32	BH	154	GLU
32	BH	168	VAL
34	BN	38	VAL
34	BN	41	ALA
34	BN	108	PRO
35	BO	45	ASP
35	BO	50	GLY
35	BO	99	PHE
36	BP	57	VAL
36	BP	68	GLU
36	BP	104	ASP
36	BP	132	LYS
36	BP	136	ALA
37	BQ	21	SER
37	BQ	44	ALA
37	BQ	51	GLU
37	BQ	60	ALA
37	BQ	65	ARG
37	BQ	112	ALA
37	BQ	126	VAL
37	BQ	146	THR
38	BS	15	GLU
38	BS	28	LYS
38	BS	56	ASP
38	BS	87	LEU
39	BT	36	CYS
40	BW	83	LYS

Continued on next page...

Continued from previous page...

Mol	Chain	Res	Type
40	BW	98	LYS
41	BX	24	LEU
41	BX	34	LYS
42	BY	49	GLU
42	BY	70	ALA
42	BY	71	VAL
42	BY	102	ASP
43	BZ	10	PRO
43	BZ	11	LYS
43	BZ	26	LYS
43	BZ	103	ARG
43	BZ	125	PRO
45	BU	11	ARG
45	BU	19	LYS
45	BU	26	GLY
45	BU	60	LEU
46	BV	32	LYS
46	BV	50	ASP
46	BV	60	VAL
46	BV	90	PHE
47	B2	24	LYS
47	B2	45	ARG
48	B3	2	PRO
49	B0	32	LYS
49	B0	45	PHE
49	B0	69	PHE
50	B4	67	TYR
51	B5	51	TYR
53	B7	2	LYS
54	B8	12	ARG
54	B8	55	TRP
5	AB	158	LEU
6	AC	16	ARG
6	AC	66	VAL
7	AD	4	TYR
7	AD	196	LEU
10	AG	90	GLU
11	AH	65	TYR
11	AH	73	ASP
11	AH	77	GLU
14	AK	13	GLN
14	AK	113	PRO

Continued on next page...

Continued from previous page...

Mol	Chain	Res	Type
14	AK	128	ALA
15	AL	76	ASN
15	AL	96	VAL
15	AL	126	LYS
16	AM	117	VAL
19	AP	13	HIS
19	AP	44	THR
21	AR	21	LYS
21	AR	87	ARG
23	AT	69	GLY
23	AT	97	ALA
23	AT	98	PRO
28	BD	197	GLY
28	BD	206	LYS
28	BD	214	MET
28	BD	236	PHE
29	BE	173	ARG
29	BE	243	PRO
29	BE	254	GLY
29	BE	262	THR
29	BE	263	GLU
30	BF	32	GLY
30	BF	39	GLN
30	BF	119	ALA
31	BG	25	MET
31	BG	45	THR
31	BG	46	GLY
31	BG	85	GLN
31	BG	135	VAL
32	BH	74	MET
32	BH	152	PRO
33	BI	24	GLY
33	BI	37	ILE
33	BI	60	GLU
33	BI	69	LYS
33	BI	135	PRO
34	BN	33	GLY
34	BN	71	TYR
34	BN	75	PRO
35	BO	17	ARG
35	BO	104	ARG
36	BP	101	ASP

Continued on next page...

Continued from previous page...

Mol	Chain	Res	Type
37	BQ	120	HIS
37	BQ	137	ARG
37	BQ	143	VAL
38	BS	19	ASP
38	BS	119	GLN
39	BT	14	GLU
39	BT	39	ASN
40	BW	103	ILE
42	BY	41	ARG
43	BZ	70	GLN
43	BZ	91	PRO
43	BZ	109	GLN
43	BZ	117	VAL
43	BZ	151	ASP
43	BZ	152	ILE
43	BZ	156	GLU
43	BZ	166	LEU
44	BR	27	SER
44	BR	59	ASP
45	BU	14	HIS
45	BU	46	GLU
45	BU	87	ASN
45	BU	104	GLU
46	BV	20	ILE
46	BV	54	TYR
47	B2	14	ALA
47	B2	15	GLU
48	B3	40	THR
49	B0	7	VAL
51	B5	11	THR
52	B6	21	TYR
54	B8	19	THR
54	B8	25	PHE
55	B9	12	ASP
55	B9	21	GLY
5	AB	191	ASP
7	AD	131	ARG
7	AD	134	ASP
7	AD	143	GLY
9	AF	15	ASP
12	AI	105	ASP
13	AJ	32	ALA

Continued on next page...

Continued from previous page...

Mol	Chain	Res	Type
13	AJ	58	ASP
13	AJ	90	LEU
15	AL	22	SER
19	AP	15	PRO
28	BD	63	ILE
28	BD	196	ASN
28	BD	202	LYS
29	BE	62	ARG
29	BE	70	VAL
29	BE	265	ASN
31	BG	151	ILE
32	BH	118	GLU
32	BH	157	LYS
34	BN	7	ASP
34	BN	27	ALA
34	BN	87	LEU
34	BN	97	ALA
35	BO	2	ILE
35	BO	63	VAL
35	BO	110	ASP
37	BQ	54	VAL
37	BQ	100	GLY
37	BQ	103	ALA
39	BT	6	CYS
39	BT	32	CYS
39	BT	55	ALA
40	BW	48	ALA
42	BY	51	LEU
42	BY	101	LEU
43	BZ	50	GLY
43	BZ	52	PHE
43	BZ	111	GLY
44	BR	85	PRO
45	BU	74	MET
45	BU	111	ASP
47	B2	13	PRO
47	B2	62	GLU
48	B3	25	ALA
48	B3	59	VAL
50	B4	3	LYS
50	B4	70	GLY
50	B4	71	SER

Continued on next page...

Continued from previous page...

Mol	Chain	Res	Type
51	B5	5	PRO
51	B5	26	THR
52	B6	40	TYR
52	B6	47	HIS
54	B8	52	LYS
56	BK	100	VAL
5	AB	130	ARG
10	AG	81	GLY
15	AL	19	ARG
16	AM	68	GLY
20	AQ	4	LYS
20	AQ	66	SER
28	BD	185	GLY
29	BE	226	HIS
29	BE	240	PRO
29	BE	309	PRO
31	BG	68	PRO
31	BG	95	THR
31	BG	140	ARG
32	BH	117	GLU
33	BI	40	THR
34	BN	93	ARG
35	BO	95	GLY
36	BP	94	ARG
37	BQ	72	VAL
37	BQ	153	PRO
38	BS	47	LEU
38	BS	96	GLY
38	BS	104	ILE
40	BW	14	PRO
43	BZ	78	PRO
43	BZ	175	ARG
45	BU	15	LYS
48	B3	47	VAL
50	B4	25	MET
51	B5	46	CYS
52	B6	49	VAL
56	BK	90	SER
56	BK	136	GLY
6	AC	5	ILE
7	AD	109	GLY
17	AN	7	ILE

Continued on next page...

Continued from previous page...

Mol	Chain	Res	Type
29	BE	218	GLY
29	BE	298	GLY
30	BF	209	GLY
32	BH	125	PRO
40	BW	21	VAL
42	BY	23	VAL
42	BY	42	VAL
42	BY	77	VAL
47	B2	43	PRO
52	B6	41	ASP
53	B7	6	GLN
6	AC	81	GLY
12	AI	100	GLY
17	AN	56	VAL
19	AP	19	ILE
22	AS	8	GLY
22	AS	45	VAL
28	BD	105	ALA
28	BD	194	VAL
29	BE	219	VAL
31	BG	136	ARG
34	BN	133	GLY
36	BP	128	GLY
38	BS	85	GLY
42	BY	53	GLY
5	AB	124	SER
10	AG	71	PRO
15	AL	31	PRO
23	AT	96	GLY
29	BE	235	ILE
33	BI	130	PRO
42	BY	36	GLY
43	BZ	90	GLU
46	BV	46	VAL
49	B0	73	GLY
6	AC	14	ILE
9	AF	68	PRO
32	BH	130	ILE
33	BI	4	ILE
38	BS	110	THR
43	BZ	113	VAL
48	B3	13	ILE

Continued on next page...

Continued from previous page...

Mol	Chain	Res	Type
13	AJ	82	ILE
19	AP	63	GLY
37	BQ	50	VAL
46	BV	22	VAL
51	B5	33	CYS

5.3.2 Protein sidechains ⓘ

In the following table, the Percentiles column shows the percent sidechain outliers of the chain as a percentile score with respect to all X-ray entries followed by that with respect to entries of similar resolution.

The Analysed column shows the number of residues for which the sidechain conformation was analysed, and the total number of residues.

Mol	Chain	Analysed	Rotameric	Outliers	Percentiles	
5	AB	202/220 (92%)	173 (86%)	29 (14%)	3	16
6	AC	160/188 (85%)	146 (91%)	14 (9%)	10	31
7	AD	180/181 (99%)	162 (90%)	18 (10%)	7	26
8	AE	115/123 (94%)	94 (82%)	21 (18%)	1	10
9	AF	90/90 (100%)	83 (92%)	7 (8%)	12	36
10	AG	126/127 (99%)	116 (92%)	10 (8%)	12	36
11	AH	119/119 (100%)	91 (76%)	28 (24%)	1	4
12	AI	98/99 (99%)	90 (92%)	8 (8%)	11	34
13	AJ	88/92 (96%)	77 (88%)	11 (12%)	4	19
14	AK	90/99 (91%)	85 (94%)	5 (6%)	21	46
15	AL	104/111 (94%)	93 (89%)	11 (11%)	6	24
16	AM	100/101 (99%)	87 (87%)	13 (13%)	4	18
17	AN	49/50 (98%)	43 (88%)	6 (12%)	5	20
18	AO	79/80 (99%)	70 (89%)	9 (11%)	5	21
19	AP	72/74 (97%)	62 (86%)	10 (14%)	3	17
20	AQ	96/97 (99%)	87 (91%)	9 (9%)	8	28
21	AR	64/77 (83%)	57 (89%)	7 (11%)	6	23
22	AS	71/80 (89%)	64 (90%)	7 (10%)	8	26
23	AT	76/82 (93%)	68 (90%)	8 (10%)	7	24
24	AU	19/22 (86%)	19 (100%)	0	100	100

Continued on next page...

Continued from previous page...

Mol	Chain	Analysed	Rotameric	Outliers	Percentiles	
28	BD	135/135 (100%)	99 (73%)	36 (27%)	0	3
29	BE	156/284 (55%)	128 (82%)	28 (18%)	2	10
30	BF	152/193 (79%)	124 (82%)	28 (18%)	1	9
31	BG	102/147 (69%)	93 (91%)	9 (9%)	10	31
32	BH	137/147 (93%)	111 (81%)	26 (19%)	1	8
33	BI	119/119 (100%)	98 (82%)	21 (18%)	2	11
34	BN	95/121 (78%)	80 (84%)	15 (16%)	2	14
35	BO	101/101 (100%)	81 (80%)	20 (20%)	1	8
36	BP	67/126 (53%)	56 (84%)	11 (16%)	2	12
37	BQ	110/110 (100%)	83 (76%)	27 (24%)	0	4
38	BS	89/149 (60%)	73 (82%)	16 (18%)	1	10
39	BT	44/52 (85%)	30 (68%)	14 (32%)	0	2
40	BW	88/92 (96%)	74 (84%)	14 (16%)	2	13
41	BX	67/73 (92%)	44 (66%)	23 (34%)	0	1
42	BY	97/105 (92%)	80 (82%)	17 (18%)	2	11
43	BZ	151/203 (74%)	130 (86%)	21 (14%)	3	17
44	BR	89/101 (88%)	71 (80%)	18 (20%)	1	7
45	BU	96/97 (99%)	68 (71%)	28 (29%)	0	2
46	BV	79/79 (100%)	69 (87%)	10 (13%)	4	18
47	B2	51/56 (91%)	37 (72%)	14 (28%)	0	3
48	B3	52/52 (100%)	47 (90%)	5 (10%)	8	27
49	B0	64/67 (96%)	57 (89%)	7 (11%)	6	23
50	B4	66/66 (100%)	54 (82%)	12 (18%)	1	10
51	B5	51/53 (96%)	43 (84%)	8 (16%)	2	14
52	B6	46/69 (67%)	39 (85%)	7 (15%)	3	14
53	B7	39/40 (98%)	31 (80%)	8 (20%)	1	7
54	B8	50/51 (98%)	39 (78%)	11 (22%)	1	6
55	B9	34/35 (97%)	30 (88%)	4 (12%)	5	20
56	BK	108/113 (96%)	105 (97%)	3 (3%)	43	65
All	All	4533/5148 (88%)	3841 (85%)	692 (15%)	2	14

All (692) residues with a non-rotameric sidechain are listed below:

Mol	Chain	Res	Type
5	AB	10	LEU
5	AB	11	LEU
5	AB	15	VAL
5	AB	17	PHE
5	AB	21	ARG
5	AB	23	ARG
5	AB	28	PHE
5	AB	30	ARG
5	AB	36	ARG
5	AB	42	ILE
5	AB	48	MET
5	AB	64	ARG
5	AB	68	ILE
5	AB	96	ARG
5	AB	103	THR
5	AB	135	GLN
5	AB	147	LYS
5	AB	152	PHE
5	AB	154	LEU
5	AB	158	LEU
5	AB	162	ILE
5	AB	169	LYS
5	AB	198	ASP
5	AB	204	ASN
5	AB	205	ASP
5	AB	209	ARG
5	AB	212	GLN
5	AB	215	LEU
5	AB	238	LEU
6	AC	3	ASN
6	AC	23	TYR
6	AC	28	GLN
6	AC	52	LEU
6	AC	82	GLU
6	AC	91	LEU
6	AC	98	ASN
6	AC	99	VAL
6	AC	156	ARG
6	AC	176	HIS
6	AC	177	THR
6	AC	188	LEU
6	AC	192	THR
6	AC	196	LEU

Continued on next page...

Continued from previous page...

Mol	Chain	Res	Type
7	AD	9	CYS
7	AD	20	TYR
7	AD	31	CYS
7	AD	33	MET
7	AD	53	ASP
7	AD	60	GLU
7	AD	61	LYS
7	AD	71	SER
7	AD	78	LEU
7	AD	79	PHE
7	AD	103	ASN
7	AD	107	ARG
7	AD	122	ARG
7	AD	131	ARG
7	AD	182	LYS
7	AD	191	ARG
7	AD	193	ASP
7	AD	194	LEU
8	AE	5	ASP
8	AE	12	LEU
8	AE	13	ILE
8	AE	14	ARG
8	AE	15	ARG
8	AE	20	GLN
8	AE	27	ARG
8	AE	28	PHE
8	AE	38	GLN
8	AE	41	VAL
8	AE	47	LYS
8	AE	56	GLN
8	AE	63	ARG
8	AE	64	ARG
8	AE	68	GLU
8	AE	80	ILE
8	AE	81	GLU
8	AE	89	ILE
8	AE	112	LEU
8	AE	135	THR
8	AE	150	ARG
9	AF	15	ASP
9	AF	48	LEU
9	AF	57	GLN

Continued on next page...

Continued from previous page...

Mol	Chain	Res	Type
9	AF	86	ARG
9	AF	94	GLN
9	AF	95	GLU
9	AF	98	LEU
10	AG	3	ARG
10	AG	8	GLU
10	AG	31	MET
10	AG	36	LYS
10	AG	37	ASN
10	AG	103	TRP
10	AG	104	LEU
10	AG	106	GLN
10	AG	125	MET
10	AG	155	ARG
11	AH	3	THR
11	AH	6	ILE
11	AH	8	ASP
11	AH	14	ARG
11	AH	17	THR
11	AH	18	ARG
11	AH	25	ASP
11	AH	26	VAL
11	AH	37	ARG
11	AH	41	ARG
11	AH	49	GLU
11	AH	50	ARG
11	AH	56	LYS
11	AH	58	TYR
11	AH	59	LEU
11	AH	63	LEU
11	AH	65	TYR
11	AH	77	GLU
11	AH	84	ARG
11	AH	98	LYS
11	AH	100	ILE
11	AH	101	PRO
11	AH	107	LEU
11	AH	112	LEU
11	AH	122	ARG
11	AH	126	LYS
11	AH	127	LEU
11	AH	136	GLU

Continued on next page...

Continued from previous page...

Mol	Chain	Res	Type
12	AI	3	GLN
12	AI	37	PHE
12	AI	47	LEU
12	AI	50	LEU
12	AI	51	ARG
12	AI	102	LEU
12	AI	114	TYR
12	AI	116	LYS
13	AJ	13	HIS
13	AJ	45	ARG
13	AJ	47	PHE
13	AJ	60	ARG
13	AJ	62	HIS
13	AJ	63	PHE
13	AJ	71	LEU
13	AJ	73	ASP
13	AJ	82	ILE
13	AJ	87	THR
13	AJ	94	VAL
14	AK	18	ARG
14	AK	41	THR
14	AK	62	GLN
14	AK	103	LEU
14	AK	116	HIS
15	AL	7	ILE
15	AL	22	SER
15	AL	23	LYS
15	AL	50	SER
15	AL	85	ILE
15	AL	99	HIS
15	AL	100	ILE
15	AL	101	VAL
15	AL	113	ARG
15	AL	126	LYS
15	AL	127	GLU
16	AM	32	GLU
16	AM	44	ARG
16	AM	48	LEU
16	AM	64	TRP
16	AM	66	LEU
16	AM	77	ASN
16	AM	80	ARG

Continued on next page...

Continued from previous page...

Mol	Chain	Res	Type
16	AM	81	LEU
16	AM	86	CYS
16	AM	88	ARG
16	AM	96	LEU
16	AM	108	ARG
16	AM	110	ARG
17	AN	16	PHE
17	AN	21	TYR
17	AN	22	THR
17	AN	24	CYS
17	AN	42	ILE
17	AN	58	LYS
18	AO	3	ILE
18	AO	4	THR
18	AO	10	LYS
18	AO	34	LEU
18	AO	36	ILE
18	AO	38	ARG
18	AO	44	LYS
18	AO	46	HIS
18	AO	54	ARG
19	AP	3	LYS
19	AP	6	LEU
19	AP	12	LYS
19	AP	21	VAL
19	AP	27	LYS
19	AP	28	ARG
19	AP	29	ASP
19	AP	34	GLU
19	AP	43	LYS
19	AP	48	TRP
20	AQ	20	THR
20	AQ	36	ILE
20	AQ	38	ARG
20	AQ	48	GLU
20	AQ	60	ILE
20	AQ	78	GLU
20	AQ	93	GLN
20	AQ	96	GLN
20	AQ	101	ARG
21	AR	28	GLU
21	AR	36	ASN

Continued on next page...

Continued from previous page...

Mol	Chain	Res	Type
21	AR	47	THR
21	AR	49	LYS
21	AR	54	ARG
21	AR	79	LEU
21	AR	88	LYS
22	AS	15	LEU
22	AS	18	LYS
22	AS	25	LYS
22	AS	30	LEU
22	AS	34	TRP
22	AS	43	GLU
22	AS	61	TYR
23	AT	26	ASN
23	AT	30	LYS
23	AT	48	LYS
23	AT	71	THR
23	AT	73	HIS
23	AT	75	ASN
23	AT	90	GLN
23	AT	100	ILE
28	BD	62	ARG
28	BD	64	ILE
28	BD	65	ASP
28	BD	66	PHE
28	BD	67	LYS
28	BD	68	ARG
28	BD	70	LYS
28	BD	71	ASP
28	BD	76	ARG
28	BD	83	ASP
28	BD	85	ASN
28	BD	86	ARG
28	BD	104	ILE
28	BD	110	LYS
28	BD	114	GLU
28	BD	120	ASP
28	BD	139	LEU
28	BD	141	HIS
28	BD	142	ASN
28	BD	143	ILE
28	BD	144	GLU
28	BD	152	GLN

Continued on next page...

Continued from previous page...

Mol	Chain	Res	Type
28	BD	162	GLN
28	BD	174	ARG
28	BD	175	LEU
28	BD	181	ARG
28	BD	190	THR
28	BD	199	ARG
28	BD	201	ASP
28	BD	204	PHE
28	BD	205	VAL
28	BD	206	LYS
28	BD	223	ASN
28	BD	232	VAL
28	BD	233	ASP
28	BD	236	PHE
29	BE	38	VAL
29	BE	41	PHE
29	BE	49	THR
29	BE	63	GLU
29	BE	65	MET
29	BE	73	ILE
29	BE	86	TYR
29	BE	98	GLU
29	BE	104	PHE
29	BE	107	GLU
29	BE	109	ASP
29	BE	174	LEU
29	BE	179	ASP
29	BE	183	ASP
29	BE	187	HIS
29	BE	192	ILE
29	BE	211	GLN
29	BE	215	LYS
29	BE	222	ARG
29	BE	228	ARG
29	BE	235	ILE
29	BE	238	LEU
29	BE	265	ASN
29	BE	268	LEU
29	BE	269	ILE
29	BE	295	LEU
29	BE	304	ASP
29	BE	311	PHE

Continued on next page...

Continued from previous page...

Mol	Chain	Res	Type
30	BF	1	MET
30	BF	20	ASP
30	BF	35	VAL
30	BF	36	ARG
30	BF	39	GLN
30	BF	45	ASP
30	BF	49	ASP
30	BF	50	GLU
30	BF	54	LEU
30	BF	55	ARG
30	BF	56	THR
30	BF	59	GLU
30	BF	82	GLN
30	BF	85	LYS
30	BF	87	ARG
30	BF	94	THR
30	BF	100	LEU
30	BF	103	ASN
30	BF	107	ARG
30	BF	120	ASP
30	BF	142	ASP
30	BF	158	GLU
30	BF	167	ASP
30	BF	211	ASP
30	BF	219	ASN
30	BF	223	LEU
30	BF	242	GLU
30	BF	245	GLU
31	BG	13	MET
31	BG	24	HIS
31	BG	67	ASP
31	BG	76	ARG
31	BG	77	ASP
31	BG	85	GLN
31	BG	93	LEU
31	BG	100	ASP
31	BG	104	PHE
32	BH	19	ASN
32	BH	32	LEU
32	BH	37	HIS
32	BH	40	MET
32	BH	49	ILE

Continued on next page...

Continued from previous page...

Mol	Chain	Res	Type
32	BH	70	LEU
32	BH	76	GLU
32	BH	83	GLU
32	BH	86	LEU
32	BH	87	GLU
32	BH	101	LYS
32	BH	102	LEU
32	BH	108	TYR
32	BH	113	GLU
32	BH	115	GLU
32	BH	120	LEU
32	BH	121	GLU
32	BH	127	GLN
32	BH	130	ILE
32	BH	131	ILE
32	BH	137	LYS
32	BH	143	LEU
32	BH	157	LYS
32	BH	164	GLU
32	BH	167	LEU
32	BH	170	LEU
33	BI	5	PHE
33	BI	8	ASP
33	BI	12	LYS
33	BI	15	LYS
33	BI	18	ILE
33	BI	19	LYS
33	BI	23	ASP
33	BI	25	TYR
33	BI	29	PHE
33	BI	43	ASN
33	BI	64	ASN
33	BI	70	GLU
33	BI	75	LEU
33	BI	79	ILE
33	BI	93	ILE
33	BI	102	LEU
33	BI	109	LYS
33	BI	110	LEU
33	BI	112	LYS
33	BI	119	ASP
33	BI	148	GLN

Continued on next page...

Continued from previous page...

Mol	Chain	Res	Type
34	BN	7	ASP
34	BN	17	CYS
34	BN	19	MET
34	BN	21	ARG
34	BN	62	ASP
34	BN	70	PHE
34	BN	74	ARG
34	BN	76	ASP
34	BN	79	PHE
34	BN	87	LEU
34	BN	90	LYS
34	BN	98	PHE
34	BN	100	SER
34	BN	107	ASN
34	BN	139	LEU
35	BO	2	ILE
35	BO	3	GLN
35	BO	5	GLU
35	BO	7	ARG
35	BO	8	LEU
35	BO	23	LYS
35	BO	35	ILE
35	BO	66	LYS
35	BO	73	ASP
35	BO	77	ILE
35	BO	78	ARG
35	BO	79	PHE
35	BO	82	ASN
35	BO	84	CYS
35	BO	87	ILE
35	BO	89	ASP
35	BO	90	ASP
35	BO	104	ARG
35	BO	106	LEU
35	BO	122	ILE
36	BP	53	ARG
36	BP	59	GLU
36	BP	67	ARG
36	BP	92	ASP
36	BP	94	ARG
36	BP	95	ASP
36	BP	109	LEU

Continued on next page...

Continued from previous page...

Mol	Chain	Res	Type
36	BP	113	GLN
36	BP	123	ASP
36	BP	141	GLU
36	BP	145	LEU
37	BQ	10	ILE
37	BQ	16	ARG
37	BQ	17	ARG
37	BQ	32	LYS
37	BQ	33	MET
37	BQ	47	GLU
37	BQ	48	ASN
37	BQ	51	GLU
37	BQ	56	ILE
37	BQ	59	ASN
37	BQ	61	LEU
37	BQ	69	ASN
37	BQ	71	PHE
37	BQ	74	ASN
37	BQ	85	ILE
37	BQ	88	PHE
37	BQ	91	HIS
37	BQ	95	GLU
37	BQ	116	HIS
37	BQ	125	TRP
37	BQ	133	GLU
37	BQ	134	PHE
37	BQ	136	TRP
37	BQ	142	LYS
37	BQ	148	ASN
37	BQ	149	ILE
37	BQ	152	SER
38	BS	12	ARG
38	BS	14	ARG
38	BS	17	ARG
38	BS	19	ASP
38	BS	21	HIS
38	BS	22	GLN
38	BS	27	LEU
38	BS	28	LYS
38	BS	34	LEU
38	BS	41	LYS
38	BS	83	LEU

Continued on next page...

Continued from previous page...

Mol	Chain	Res	Type
38	BS	87	LEU
38	BS	93	GLN
38	BS	94	GLU
38	BS	106	LEU
38	BS	127	LEU
39	BT	4	ARG
39	BT	7	ASP
39	BT	8	TYR
39	BT	9	CYS
39	BT	12	ASP
39	BT	14	GLU
39	BT	20	MET
39	BT	21	PHE
39	BT	25	ASP
39	BT	36	CYS
39	BT	47	ARG
39	BT	49	LEU
39	BT	51	TRP
39	BT	54	THR
40	BW	11	ARG
40	BW	23	LEU
40	BW	52	GLU
40	BW	59	VAL
40	BW	61	ASN
40	BW	67	ASP
40	BW	69	LEU
40	BW	84	ARG
40	BW	86	LEU
40	BW	90	ARG
40	BW	96	ILE
40	BW	103	ILE
40	BW	104	THR
40	BW	107	LEU
41	BX	2	TRP
41	BX	16	ASN
41	BX	17	ASP
41	BX	19	ASP
41	BX	20	PHE
41	BX	24	LEU
41	BX	25	GLN
41	BX	26	PHE
41	BX	30	ASP

Continued on next page...

Continued from previous page...

Mol	Chain	Res	Type
41	BX	31	ARG
41	BX	36	GLU
41	BX	44	GLN
41	BX	45	TYR
41	BX	46	ASP
41	BX	47	VAL
41	BX	50	GLU
41	BX	56	ASN
41	BX	57	THR
41	BX	58	MET
41	BX	59	ASP
41	BX	68	LEU
41	BX	71	ASP
41	BX	76	GLU
42	BY	27	LEU
42	BY	31	LEU
42	BY	34	GLU
42	BY	51	LEU
42	BY	61	GLU
42	BY	66	ASP
42	BY	68	ASP
42	BY	73	HIS
42	BY	76	ASP
42	BY	77	VAL
42	BY	81	LYS
42	BY	83	ASP
42	BY	91	LEU
42	BY	92	ASP
42	BY	97	ARG
42	BY	105	ASP
42	BY	112	LEU
43	BZ	2	GLU
43	BZ	24	TYR
43	BZ	26	LYS
43	BZ	32	PHE
43	BZ	35	ASP
43	BZ	39	PHE
43	BZ	40	ASP
43	BZ	41	ARG
43	BZ	43	PHE
43	BZ	45	GLN
43	BZ	49	THR

Continued on next page...

Continued from previous page...

Mol	Chain	Res	Type
43	BZ	67	LYS
43	BZ	70	GLN
43	BZ	74	ARG
43	BZ	103	ARG
43	BZ	118	HIS
43	BZ	120	LEU
43	BZ	129	ARG
43	BZ	141	MET
43	BZ	151	ASP
43	BZ	154	LEU
44	BR	16	HIS
44	BR	20	LEU
44	BR	23	ASN
44	BR	28	LEU
44	BR	43	GLU
44	BR	52	ILE
44	BR	64	ARG
44	BR	67	LEU
44	BR	72	ASP
44	BR	77	ARG
44	BR	79	LEU
44	BR	80	PHE
44	BR	88	ARG
44	BR	91	GLN
44	BR	98	LEU
44	BR	105	ARG
44	BR	107	ASP
44	BR	116	LEU
45	BU	8	ILE
45	BU	11	ARG
45	BU	13	ARG
45	BU	16	LYS
45	BU	18	LEU
45	BU	24	PHE
45	BU	25	TRP
45	BU	27	SER
45	BU	28	ARG
45	BU	32	TYR
45	BU	36	PHE
45	BU	39	LEU
45	BU	40	LEU
45	BU	41	ASN

Continued on next page...

Continued from previous page...

Mol	Chain	Res	Type
45	BU	44	THR
45	BU	51	ARG
45	BU	59	ARG
45	BU	66	ASN
45	BU	71	LEU
45	BU	76	TYR
45	BU	85	ARG
45	BU	87	ASN
45	BU	95	LEU
45	BU	106	PHE
45	BU	111	ASP
45	BU	114	ARG
45	BU	115	ASN
45	BU	117	ARG
46	BV	13	ARG
46	BV	39	PHE
46	BV	44	GLN
46	BV	63	HIS
46	BV	69	ILE
46	BV	74	TYR
46	BV	80	TYR
46	BV	84	THR
46	BV	90	PHE
46	BV	95	ILE
47	B2	7	GLU
47	B2	19	GLU
47	B2	20	LEU
47	B2	22	ASP
47	B2	26	GLU
47	B2	34	GLN
47	B2	45	ARG
47	B2	55	ARG
47	B2	56	ILE
47	B2	58	THR
47	B2	59	ILE
47	B2	60	GLN
47	B2	62	GLU
47	B2	63	GLU
48	B3	23	LEU
48	B3	30	ARG
48	B3	32	GLN
48	B3	38	GLU

Continued on next page...

Continued from previous page...

Mol	Chain	Res	Type
48	B3	43	ILE
49	B0	10	SER
49	B0	14	ARG
49	B0	49	GLN
49	B0	57	HIS
49	B0	58	THR
49	B0	70	ILE
49	B0	81	ILE
50	B4	5	LEU
50	B4	15	ILE
50	B4	27	THR
50	B4	30	GLU
50	B4	31	ILE
50	B4	43	TRP
50	B4	46	GLU
50	B4	49	PHE
50	B4	57	ASP
50	B4	59	PHE
50	B4	68	ARG
50	B4	73	LYS
51	B5	3	LYS
51	B5	8	LYS
51	B5	10	LYS
51	B5	11	THR
51	B5	17	ASP
51	B5	22	HIS
51	B5	33	CYS
51	B5	45	ILE
52	B6	4	ASP
52	B6	10	VAL
52	B6	22	TYR
52	B6	28	ARG
52	B6	40	TYR
52	B6	46	LYS
52	B6	54	LYS
53	B7	3	ARG
53	B7	4	THR
53	B7	8	ASN
53	B7	11	LYS
53	B7	24	THR
53	B7	31	LEU
53	B7	43	THR

Continued on next page...

Continued from previous page...

Mol	Chain	Res	Type
53	B7	46	ASP
54	B8	4	MET
54	B8	5	LYS
54	B8	12	ARG
54	B8	16	ILE
54	B8	23	MET
54	B8	25	PHE
54	B8	31	HIS
54	B8	42	ARG
54	B8	58	MET
54	B8	60	LEU
54	B8	61	MET
55	B9	2	LYS
55	B9	8	LYS
55	B9	10	MET
55	B9	27	CYS
56	BK	101	THR
56	BK	106	GLU
56	BK	107	GLU

Some sidechains can be flipped to improve hydrogen bonding and reduce clashes. All (131) such sidechains are listed below:

Mol	Chain	Res	Type
5	AB	94	ASN
5	AB	204	ASN
5	AB	212	GLN
5	AB	240	GLN
6	AC	3	ASN
6	AC	136	GLN
6	AC	139	GLN
6	AC	170	GLN
6	AC	176	HIS
7	AD	42	GLN
7	AD	45	GLN
7	AD	62	GLN
7	AD	103	ASN
7	AD	119	GLN
7	AD	123	HIS
7	AD	154	ASN
8	AE	56	GLN
9	AF	7	ASN
9	AF	13	ASN

Continued on next page...

Continued from previous page...

Mol	Chain	Res	Type
9	AF	18	GLN
9	AF	32	ASN
9	AF	57	GLN
9	AF	94	GLN
10	AG	64	GLN
10	AG	68	ASN
10	AG	106	GLN
11	AH	82	HIS
12	AI	3	GLN
12	AI	87	GLN
13	AJ	56	HIS
14	AK	38	ASN
15	AL	49	ASN
15	AL	75	HIS
15	AL	99	HIS
16	AM	92	HIS
17	AN	49	HIS
18	AO	28	GLN
18	AO	37	ASN
18	AO	42	HIS
19	AP	13	HIS
19	AP	16	HIS
19	AP	82	GLN
20	AQ	16	GLN
22	AS	14	HIS
22	AS	47	HIS
22	AS	56	GLN
23	AT	18	GLN
23	AT	26	ASN
23	AT	73	HIS
28	BD	60	GLN
28	BD	85	ASN
28	BD	89	ASN
28	BD	133	ASN
28	BD	141	HIS
28	BD	142	ASN
28	BD	162	GLN
28	BD	212	HIS
28	BD	223	ASN
29	BE	242	ASN
29	BE	259	HIS
29	BE	260	GLN

Continued on next page...

Continued from previous page...

Mol	Chain	Res	Type
29	BE	318	ASN
30	BF	90	HIS
30	BF	103	ASN
30	BF	163	HIS
30	BF	206	ASN
30	BF	219	ASN
31	BG	47	GLN
31	BG	133	ASN
32	BH	127	GLN
33	BI	33	GLN
33	BI	43	ASN
33	BI	52	GLN
33	BI	64	ASN
33	BI	103	GLN
34	BN	92	GLN
34	BN	107	ASN
35	BO	82	ASN
36	BP	113	GLN
37	BQ	55	GLN
37	BQ	59	ASN
37	BQ	66	ASN
37	BQ	69	ASN
37	BQ	116	HIS
37	BQ	120	HIS
37	BQ	148	ASN
38	BS	21	HIS
38	BS	46	GLN
39	BT	39	ASN
40	BW	60	ASN
40	BW	61	ASN
40	BW	102	HIS
41	BX	53	ASN
41	BX	56	ASN
42	BY	7	GLN
42	BY	11	GLN
42	BY	17	HIS
42	BY	22	GLN
42	BY	43	ASN
42	BY	73	HIS
43	BZ	45	GLN
43	BZ	70	GLN
43	BZ	146	HIS

Continued on next page...

Continued from previous page...

Mol	Chain	Res	Type
44	BR	31	HIS
44	BR	53	HIS
44	BR	61	HIS
44	BR	71	GLN
45	BU	37	GLN
45	BU	52	ASN
45	BU	72	HIS
45	BU	81	ASN
45	BU	87	ASN
45	BU	115	ASN
46	BV	44	GLN
46	BV	57	GLN
46	BV	86	HIS
47	B2	29	ASN
47	B2	42	ASN
48	B3	46	ASN
48	B3	52	HIS
49	B0	17	ASN
49	B0	71	ASN
50	B4	2	GLN
51	B5	4	HIS
51	B5	29	ASN
51	B5	48	ASN
52	B6	27	ASN
53	B7	8	ASN
53	B7	29	ASN
54	B8	31	HIS
55	B9	29	ASN

5.3.3 RNA ⓘ

Mol	Chain	Analysed	Backbone Outliers	Pucker Outliers
1	AA	1496/1522 (98%)	518 (34%)	159 (10%)
2	AV	75/76 (98%)	17 (22%)	2 (2%)
26	BB	122/123 (99%)	44 (36%)	3 (2%)
27	BA	2779/2916 (95%)	1485 (53%)	361 (12%)
3	AW	68/76 (89%)	13 (19%)	4 (5%)
4	AX	5/18 (27%)	0	0
All	All	4545/4731 (96%)	2077 (45%)	529 (11%)

All (2077) RNA backbone outliers are listed below:

Mol	Chain	Res	Type
1	AA	6	G
1	AA	7	G
1	AA	8	A
1	AA	9	G
1	AA	12	U
1	AA	13	U
1	AA	14	U
1	AA	17	U
1	AA	25	C
1	AA	31	G
1	AA	32	A
1	AA	33	A
1	AA	38	G
1	AA	39	G
1	AA	41	G
1	AA	48	C
1	AA	49	U
1	AA	50	A
1	AA	51	A
1	AA	52	G
1	AA	54	C
1	AA	60	A
1	AA	61	G
1	AA	62	U
1	AA	65	U
1	AA	66	G
1	AA	68	G
1	AA	69	G
1	AA	70	G
1	AA	81	U
1	AA	83	U
1	AA	89	C
1	AA	97	G
1	AA	106	C
1	AA	108	G
1	AA	113	G
1	AA	114	U
1	AA	116	A
1	AA	120	A
1	AA	121	C
1	AA	122	G
1	AA	123	C
1	AA	129(A)	G

Continued on next page...

Continued from previous page...

Mol	Chain	Res	Type
1	AA	130	A
1	AA	131	C
1	AA	137	C
1	AA	144	G
1	AA	151	A
1	AA	152	A
1	AA	153	C
1	AA	161	A
1	AA	163	C
1	AA	181	G
1	AA	182	U
1	AA	190(E)	U
1	AA	190(F)	G
1	AA	190(G)	G
1	AA	193	C
1	AA	195	A
1	AA	196	A
1	AA	197	A
1	AA	198	G
1	AA	203	U
1	AA	204	U
1	AA	218	C
1	AA	219	C
1	AA	231	G
1	AA	236	G
1	AA	244	U
1	AA	245	C
1	AA	247	G
1	AA	251	G
1	AA	252	U
1	AA	253	U
1	AA	259	G
1	AA	263	A
1	AA	264	U
1	AA	266	G
1	AA	267	C
1	AA	275	G
1	AA	279	A
1	AA	280	C
1	AA	281	G
1	AA	287	U
1	AA	289	G

Continued on next page...

Continued from previous page...

Mol	Chain	Res	Type
1	AA	291	C
1	AA	299	G
1	AA	301	G
1	AA	306	G
1	AA	308	C
1	AA	316	G
1	AA	317	G
1	AA	319	G
1	AA	321	A
1	AA	323	U
1	AA	328	C
1	AA	329	A
1	AA	330	C
1	AA	332	G
1	AA	345	C
1	AA	346	G
1	AA	352	C
1	AA	353	A
1	AA	355	C
1	AA	363	A
1	AA	366	C
1	AA	367	U
1	AA	368	U
1	AA	373	A
1	AA	374	A
1	AA	388	G
1	AA	389	A
1	AA	390	C
1	AA	392	G
1	AA	397	A
1	AA	398	C
1	AA	406	G
1	AA	410	G
1	AA	412	A
1	AA	413	G
1	AA	421	U
1	AA	422	C
1	AA	423	G
1	AA	424	G
1	AA	428	G
1	AA	429	U
1	AA	430	A

Continued on next page...

Continued from previous page...

Mol	Chain	Res	Type
1	AA	431	A
1	AA	432	A
1	AA	433	C
1	AA	438	G
1	AA	439	A
1	AA	445	G
1	AA	450	G
1	AA	460	A
1	AA	461	C
1	AA	462	G
1	AA	480	U
1	AA	481	G
1	AA	482	A
1	AA	483	C
1	AA	484	G
1	AA	485	G
1	AA	486	U
1	AA	488	C
1	AA	496	A
1	AA	497	A
1	AA	498	U
1	AA	500	G
1	AA	505	G
1	AA	508	C
1	AA	509	A
1	AA	510	A
1	AA	511	C
1	AA	512	U
1	AA	517	G
1	AA	518	C
1	AA	519	C
1	AA	520	A
1	AA	521	G
1	AA	523	A
1	AA	524	G
1	AA	527	G
1	AA	530	G
1	AA	531	U
1	AA	532	A
1	AA	533	A
1	AA	536	C
1	AA	538	G

Continued on next page...

Continued from previous page...

Mol	Chain	Res	Type
1	AA	546	G
1	AA	547	A
1	AA	551	U
1	AA	552	U
1	AA	553	A
1	AA	555	C
1	AA	557	G
1	AA	559	A
1	AA	560	U
1	AA	561	U
1	AA	562	C
1	AA	563	A
1	AA	566	G
1	AA	567	G
1	AA	568	G
1	AA	569	C
1	AA	570	G
1	AA	571	U
1	AA	572	A
1	AA	573	A
1	AA	574	A
1	AA	575	G
1	AA	576	G
1	AA	577	G
1	AA	579	G
1	AA	582	U
1	AA	589	C
1	AA	591	U
1	AA	594	G
1	AA	595	G
1	AA	596	C
1	AA	607	A
1	AA	609	A
1	AA	618	C
1	AA	619	U
1	AA	623	C
1	AA	627	G
1	AA	632	A
1	AA	637	G
1	AA	642	A
1	AA	643	C
1	AA	650	G

Continued on next page...

Continued from previous page...

Mol	Chain	Res	Type
1	AA	653	A
1	AA	654	G
1	AA	661	G
1	AA	665	A
1	AA	666	G
1	AA	667	G
1	AA	671	G
1	AA	672	U
1	AA	673	G
1	AA	674	G
1	AA	687	A
1	AA	688	G
1	AA	694	A
1	AA	695	A
1	AA	702	A
1	AA	703	G
1	AA	704	A
1	AA	714	G
1	AA	716	A
1	AA	718	G
1	AA	719	C
1	AA	721	G
1	AA	723	U
1	AA	724	G
1	AA	731	G
1	AA	733	A
1	AA	745	C
1	AA	749	C
1	AA	751	U
1	AA	753	A
1	AA	754	C
1	AA	755	G
1	AA	757	U
1	AA	759	A
1	AA	760	G
1	AA	761	G
1	AA	765	G
1	AA	774	G
1	AA	775	G
1	AA	777	A
1	AA	781	A
1	AA	782	A

Continued on next page...

Continued from previous page...

Mol	Chain	Res	Type
1	AA	785	G
1	AA	787	A
1	AA	790	A
1	AA	791	G
1	AA	792	A
1	AA	793	U
1	AA	794	A
1	AA	801	U
1	AA	811	C
1	AA	812	C
1	AA	813	U
1	AA	814	A
1	AA	815	A
1	AA	817	C
1	AA	818	G
1	AA	820	U
1	AA	821	G
1	AA	828	A
1	AA	839	U
1	AA	840	C
1	AA	841	U
1	AA	864	A
1	AA	866	C
1	AA	870	U
1	AA	872	A
1	AA	873	A
1	AA	874	G
1	AA	883	C
1	AA	884	U
1	AA	885	G
1	AA	889	A
1	AA	890	G
1	AA	891	U
1	AA	898	G
1	AA	902	G
1	AA	913	A
1	AA	914	A
1	AA	916	G
1	AA	917	G
1	AA	919	A
1	AA	926	G
1	AA	927	G

Continued on next page...

Continued from previous page...

Mol	Chain	Res	Type
1	AA	929	G
1	AA	931	C
1	AA	934	C
1	AA	935	A
1	AA	940	C
1	AA	945	G
1	AA	948	C
1	AA	949	A
1	AA	950	U
1	AA	956	U
1	AA	958	A
1	AA	959	A
1	AA	960	U
1	AA	961	U
1	AA	965	A
1	AA	966	G
1	AA	968	A
1	AA	969	A
1	AA	971	G
1	AA	972	C
1	AA	974	A
1	AA	975	A
1	AA	976	G
1	AA	977	A
1	AA	980	C
1	AA	982	U
1	AA	983	A
1	AA	989	C
1	AA	991	U
1	AA	993	G
1	AA	994	A
1	AA	1005	A
1	AA	1006	C
1	AA	1007	C
1	AA	1013	G
1	AA	1022	G
1	AA	1023	G
1	AA	1025	U
1	AA	1026	G
1	AA	1038	C
1	AA	1042	G
1	AA	1045	C

Continued on next page...

Continued from previous page...

Mol	Chain	Res	Type
1	AA	1046	A
1	AA	1050	G
1	AA	1053	G
1	AA	1054	C
1	AA	1055	A
1	AA	1056	U
1	AA	1062	U
1	AA	1064	G
1	AA	1065	U
1	AA	1066	C
1	AA	1067	A
1	AA	1078	U
1	AA	1079	G
1	AA	1084	G
1	AA	1085	U
1	AA	1086	U
1	AA	1089	G
1	AA	1095	U
1	AA	1096	C
1	AA	1099	G
1	AA	1101	A
1	AA	1102	A
1	AA	1104	G
1	AA	1107	C
1	AA	1117	G
1	AA	1118	C
1	AA	1120	G
1	AA	1122	U
1	AA	1124	G
1	AA	1125	U
1	AA	1126	U
1	AA	1128	C
1	AA	1129	C
1	AA	1130	A
1	AA	1131	G
1	AA	1136	U
1	AA	1137	C
1	AA	1138	G
1	AA	1139	G
1	AA	1140	C
1	AA	1143	G
1	AA	1144	G

Continued on next page...

Continued from previous page...

Mol	Chain	Res	Type
1	AA	1145	C
1	AA	1146	A
1	AA	1147	C
1	AA	1148	U
1	AA	1151	A
1	AA	1152	A
1	AA	1154	G
1	AA	1158	C
1	AA	1159	U
1	AA	1160	G
1	AA	1161	C
1	AA	1169	A
1	AA	1177	G
1	AA	1180	A
1	AA	1183	A
1	AA	1184	G
1	AA	1185	G
1	AA	1186	G
1	AA	1188	A
1	AA	1191	A
1	AA	1192	C
1	AA	1196	U
1	AA	1197	G
1	AA	1199	U
1	AA	1200	C
1	AA	1201	A
1	AA	1202	G
1	AA	1211	U
1	AA	1212	U
1	AA	1214	C
1	AA	1215	G
1	AA	1220	G
1	AA	1224	G
1	AA	1225	A
1	AA	1226	C
1	AA	1227	A
1	AA	1228	C
1	AA	1236	A
1	AA	1237	C
1	AA	1240	U
1	AA	1241	G
1	AA	1249	C

Continued on next page...

Continued from previous page...

Mol	Chain	Res	Type
1	AA	1250	A
1	AA	1251	A
1	AA	1252	A
1	AA	1253	G
1	AA	1256	A
1	AA	1257	U
1	AA	1258	G
1	AA	1260	C
1	AA	1263	C
1	AA	1268	A
1	AA	1270	C
1	AA	1280	A
1	AA	1281	U
1	AA	1282	C
1	AA	1285	A
1	AA	1286	A
1	AA	1287	A
1	AA	1289	A
1	AA	1292	U
1	AA	1293	G
1	AA	1297	C
1	AA	1298	C
1	AA	1299	A
1	AA	1300	G
1	AA	1301	U
1	AA	1302	U
1	AA	1303	C
1	AA	1305	G
1	AA	1312	G
1	AA	1318	A
1	AA	1320	C
1	AA	1322	C
1	AA	1323	G
1	AA	1329	A
1	AA	1331	G
1	AA	1332	A
1	AA	1336	C
1	AA	1340	A
1	AA	1345	U
1	AA	1346	A
1	AA	1347	G
1	AA	1348	U

Continued on next page...

Continued from previous page...

Mol	Chain	Res	Type
1	AA	1354	C
1	AA	1361	G
1	AA	1363	A
1	AA	1364	U
1	AA	1365	G
1	AA	1381	U
1	AA	1386	G
1	AA	1394	A
1	AA	1395	C
1	AA	1397	C
1	AA	1398	A
1	AA	1399	C
1	AA	1400	C
1	AA	1401	G
1	AA	1402	C
1	AA	1419	G
1	AA	1432	G
1	AA	1436	U
1	AA	1437	C
1	AA	1440	C
1	AA	1442	G
1	AA	1443	G
1	AA	1449	C
1	AA	1452	C
1	AA	1454	G
1	AA	1468	A
1	AA	1475	G
1	AA	1482	G
1	AA	1488	G
1	AA	1490	C
1	AA	1497	G
1	AA	1498	U
1	AA	1499	A
1	AA	1500	A
1	AA	1502	A
1	AA	1503	A
1	AA	1504	G
1	AA	1505	G
1	AA	1506	U
1	AA	1507	A
1	AA	1517	G
1	AA	1519	A

Continued on next page...

Continued from previous page...

Mol	Chain	Res	Type
1	AA	1520	G
1	AA	1526	G
1	AA	1528	U
1	AA	1529	G
1	AA	1530	G
1	AA	1531	A
1	AA	1532	U
1	AA	1533	C
1	AA	1534	A
1	AA	1535	C
1	AA	1540	U
1	AA	1541	U
1	AA	1542	U
2	AV	8	U
2	AV	10	G
2	AV	16	U
2	AV	17	U
2	AV	18	G
2	AV	20	G
2	AV	35	A
2	AV	41	U
2	AV	46	G
2	AV	47	U
2	AV	48	C
2	AV	49	C
2	AV	58	A
2	AV	59	U
2	AV	61	C
2	AV	73	A
2	AV	75	C
3	AW	2	C
3	AW	3	G
3	AW	17	U
3	AW	18	G
3	AW	19	G
3	AW	21	A
3	AW	34	G
3	AW	35	A
3	AW	36	A
3	AW	37	YYG
3	AW	41	U
3	AW	75	C

Continued on next page...

Continued from previous page...

Mol	Chain	Res	Type
3	AW	76	A
26	BB	0	A
26	BB	1	U
26	BB	2	C
26	BB	3	C
26	BB	6	C
26	BB	8	U
26	BB	9	G
26	BB	10	C
26	BB	12	C
26	BB	13	A
26	BB	14	U
26	BB	15	A
26	BB	16	G
26	BB	21	G
26	BB	25	A
26	BB	35	U
26	BB	40	U
26	BB	41	U
26	BB	42	C
26	BB	43	C
26	BB	45	A
26	BB	46	A
26	BB	48	A
26	BB	57	A
26	BB	59	A
26	BB	62	C
26	BB	67	G
26	BB	69	G
26	BB	73	A
26	BB	76	G
26	BB	84	C
26	BB	87	G
26	BB	88	C
26	BB	89	G
26	BB	90	C
26	BB	96	G
26	BB	99	A
26	BB	103	U
26	BB	108	C
26	BB	109	G
26	BB	111	U

Continued on next page...

Continued from previous page...

Mol	Chain	Res	Type
26	BB	117	G
26	BB	119	A
26	BB	120	U
27	BA	14	A
27	BA	16	G
27	BA	26	G
27	BA	27	G
27	BA	34	C
27	BA	40	C
27	BA	46	C
27	BA	49	A
27	BA	50	U
27	BA	51	G
27	BA	52	A
27	BA	54	G
27	BA	55	G
27	BA	60	G
27	BA	61	G
27	BA	63	U
27	BA	71	A
27	BA	72	U
27	BA	73	A
27	BA	74	A
27	BA	75	G
27	BA	76	C
27	BA	82	G
27	BA	83	G
27	BA	84	A
27	BA	87	C
27	BA	88	G
27	BA	89	G
27	BA	90	U
27	BA	91	A
27	BA	92	G
27	BA	94	G
27	BA	95	G
27	BA	97	C
27	BA	98	G
27	BA	102	G
27	BA	103	A
27	BA	107	C
27	BA	108	U

Continued on next page...

Continued from previous page...

Mol	Chain	Res	Type
27	BA	109	G
27	BA	110	G
27	BA	112	U
27	BA	113	G
27	BA	117	G
27	BA	119	A
27	BA	120	U
27	BA	121	G
27	BA	125	G
27	BA	126	A
27	BA	129	C
27	BA	132	G
27	BA	133	C
27	BA	136	G
27	BA	137	C
27	BA	137(A)	G
27	BA	138	G
27	BA	139	G
27	BA	140	A
27	BA	141	A
27	BA	141(A)	C
27	BA	142	G
27	BA	143	C
27	BA	144	C
27	BA	152	G
27	BA	154	G
27	BA	163	U
27	BA	164	U
27	BA	172	C
27	BA	173	G
27	BA	175	G
27	BA	177	G
27	BA	178	G
27	BA	179	G
27	BA	181	A
27	BA	182	A
27	BA	186	G
27	BA	191	A
27	BA	192	C
27	BA	193	U
27	BA	195	A
27	BA	196	A

Continued on next page...

Continued from previous page...

Mol	Chain	Res	Type
27	BA	197	A
27	BA	198	C
27	BA	199	A
27	BA	204	A
27	BA	205	G
27	BA	215	G
27	BA	216	A
27	BA	218	A
27	BA	221	A
27	BA	222	A
27	BA	223	A
27	BA	224	G
27	BA	225	A
27	BA	226	G
27	BA	227	A
27	BA	228	A
27	BA	229	A
27	BA	232	G
27	BA	233	A
27	BA	241	A
27	BA	242	G
27	BA	243	U
27	BA	245	G
27	BA	247	G
27	BA	248	G
27	BA	249	C
27	BA	250	G
27	BA	252	G
27	BA	255	A
27	BA	259	G
27	BA	265	A
27	BA	266	G
27	BA	268	C
27	BA	269	U
27	BA	270	A
27	BA	270(A)	A
27	BA	270(B)	A
27	BA	270(C)	C
27	BA	270(D)	C
27	BA	270(G)	C
27	BA	270(L)	U
27	BA	270(M)	U

Continued on next page...

Continued from previous page...

Mol	Chain	Res	Type
27	BA	270(N)	G
27	BA	270(O)	U
27	BA	270(T)	G
27	BA	270(U)	C
27	BA	270(V)	G
27	BA	270(X)	G
27	BA	270(Y)	G
27	BA	270(Z)	U
27	BA	271(A)	C
27	BA	271(B)	G
27	BA	271(C)	U
27	BA	271	G
27	BA	273(F)	C
27	BA	274	G
27	BA	275	G
27	BA	276	A
27	BA	277	C
27	BA	279	C
27	BA	280	C
27	BA	282	A
27	BA	283	A
27	BA	286	C
27	BA	288	C
27	BA	289	A
27	BA	290	G
27	BA	291	C
27	BA	293	U
27	BA	295	G
27	BA	297	C
27	BA	302	C
27	BA	310	A
27	BA	311	A
27	BA	312	G
27	BA	313	C
27	BA	316	C
27	BA	317	G
27	BA	320	A
27	BA	321	G
27	BA	322	A
27	BA	323	G
27	BA	324	A
27	BA	325	G

Continued on next page...

Continued from previous page...

Mol	Chain	Res	Type
27	BA	328	U
27	BA	329	G
27	BA	330	A
27	BA	331	A
27	BA	332	A
27	BA	333	G
27	BA	334	C
27	BA	337	C
27	BA	338	G
27	BA	339	U
27	BA	340	A
27	BA	341	G
27	BA	342	G
27	BA	347	A
27	BA	348	G
27	BA	349	G
27	BA	350	U
27	BA	351	G
27	BA	354	G
27	BA	358	U
27	BA	359	A
27	BA	360	G
27	BA	362	U
27	BA	363(A)	A
27	BA	363(C)	G
27	BA	363(F)	A
27	BA	364	C
27	BA	365	C
27	BA	371	A
27	BA	372	G
27	BA	373	U
27	BA	374	A
27	BA	380	U
27	BA	386	G
27	BA	387	U
27	BA	388	G
27	BA	390	A
27	BA	391	G
27	BA	397	G
27	BA	401	A
27	BA	404	C
27	BA	405	U

Continued on next page...

Continued from previous page...

Mol	Chain	Res	Type
27	BA	406	G
27	BA	408	G
27	BA	411	G
27	BA	422	A
27	BA	423	A
27	BA	428	A
27	BA	431	U
27	BA	434	U
27	BA	435	C
27	BA	436	C
27	BA	442	G
27	BA	444	C
27	BA	445	C
27	BA	446	G
27	BA	447	A
27	BA	448	U
27	BA	449	A
27	BA	451	C
27	BA	452	G
27	BA	453	C
27	BA	455	C
27	BA	456	C
27	BA	457	A
27	BA	470	A
27	BA	471	A
27	BA	473	G
27	BA	474	G
27	BA	475	U
27	BA	477	A
27	BA	478	A
27	BA	479	A
27	BA	480	A
27	BA	481	G
27	BA	482	A
27	BA	483	A
27	BA	489	G
27	BA	492	A
27	BA	493	G
27	BA	497	A
27	BA	501	A
27	BA	503	A
27	BA	504	U

Continued on next page...

Continued from previous page...

Mol	Chain	Res	Type
27	BA	505	A
27	BA	506	G
27	BA	507	A
27	BA	508	G
27	BA	509	C
27	BA	512	G
27	BA	518	G
27	BA	525	U
27	BA	526	A
27	BA	527	C
27	BA	528	A
27	BA	529	A
27	BA	530	G
27	BA	531	C
27	BA	532	A
27	BA	533	G
27	BA	535	C
27	BA	541	C
27	BA	544	C
27	BA	545	G
27	BA	546	C
27	BA	548	A
27	BA	549	G
27	BA	551	G
27	BA	554	U
27	BA	559	G
27	BA	560	C
27	BA	561	G
27	BA	562	U
27	BA	563	G
27	BA	565	C
27	BA	566	U
27	BA	567	A
27	BA	568	U
27	BA	570	G
27	BA	571	A
27	BA	572	A
27	BA	573	G
27	BA	574	C
27	BA	575	A
27	BA	579	G
27	BA	586	A

Continued on next page...

Continued from previous page...

Mol	Chain	Res	Type
27	BA	587	C
27	BA	588	U
27	BA	593	G
27	BA	595	C
27	BA	598	G
27	BA	599	G
27	BA	600	G
27	BA	601	C
27	BA	602	G
27	BA	603	A
27	BA	608	A
27	BA	609	A
27	BA	612	G
27	BA	613	U
27	BA	614	U
27	BA	615	G
27	BA	616	A
27	BA	617	G
27	BA	620	G
27	BA	621	A
27	BA	622	G
27	BA	624	C
27	BA	625	G
27	BA	627	A
27	BA	628	G
27	BA	634	C
27	BA	637	A
27	BA	639	U
27	BA	640	C
27	BA	641	C
27	BA	643	A
27	BA	646	A
27	BA	647	G
27	BA	650	C
27	BA	653	A
27	BA	654	A
27	BA	655	A
27	BA	656	G
27	BA	662	G
27	BA	668	G
27	BA	669	G
27	BA	670	A

Continued on next page...

Continued from previous page...

Mol	Chain	Res	Type
27	BA	671	C
27	BA	673	C
27	BA	675	A
27	BA	677	A
27	BA	684	G
27	BA	686	G
27	BA	687	C
27	BA	688	U
27	BA	690	G
27	BA	698	C
27	BA	699	A
27	BA	704	G
27	BA	705	A
27	BA	713	G
27	BA	715	G
27	BA	717	G
27	BA	718	A
27	BA	721	C
27	BA	726	G
27	BA	727	A
27	BA	728	G
27	BA	729	G
27	BA	730	C
27	BA	736	C
27	BA	739	G
27	BA	740	U
27	BA	741	G
27	BA	746	A
27	BA	747	U
27	BA	748	G
27	BA	750	A
27	BA	751	A
27	BA	752	A
27	BA	753	C
27	BA	762	U
27	BA	764	A
27	BA	765	G
27	BA	771	G
27	BA	775	G
27	BA	776	G
27	BA	777	A
27	BA	779	U

Continued on next page...

Continued from previous page...

Mol	Chain	Res	Type
27	BA	781	A
27	BA	782	A
27	BA	783	A
27	BA	784	A
27	BA	785	G
27	BA	786	C
27	BA	787	U
27	BA	788	A
27	BA	789	A
27	BA	790	C
27	BA	791	C
27	BA	793	A
27	BA	794	G
27	BA	799	G
27	BA	800	A
27	BA	801	G
27	BA	802	A
27	BA	805	G
27	BA	806	C
27	BA	811	U
27	BA	812	C
27	BA	813	U
27	BA	816	C
27	BA	819	A
27	BA	820	A
27	BA	822	U
27	BA	826	U
27	BA	827	U
27	BA	828	U
27	BA	829	A
27	BA	830	G
27	BA	831	G
27	BA	833	U
27	BA	847	U
27	BA	848	G
27	BA	859	G
27	BA	860	U
27	BA	861	A
27	BA	863	A
27	BA	866	A
27	BA	867	C
27	BA	870	A

Continued on next page...

Continued from previous page...

Mol	Chain	Res	Type
27	BA	873	G
27	BA	875	G
27	BA	877	U
27	BA	878	A
27	BA	881	G
27	BA	886	C
27	BA	887	A
27	BA	888	C
27	BA	889	C
27	BA	890	A
27	BA	896	A
27	BA	897	C
27	BA	899	A
27	BA	902	C
27	BA	906	G
27	BA	907	U
27	BA	910	A
27	BA	914	C
27	BA	915	C
27	BA	918	A
27	BA	919	G
27	BA	930	U
27	BA	931	G
27	BA	932	G
27	BA	933	A
27	BA	935	C
27	BA	941	A
27	BA	942	G
27	BA	943	U
27	BA	944	G
27	BA	945	A
27	BA	946	G
27	BA	949	C
27	BA	957	A
27	BA	958	U
27	BA	959	A
27	BA	961	C
27	BA	962	G
27	BA	964	C
27	BA	966	G
27	BA	968	G
27	BA	972	G

Continued on next page...

Continued from previous page...

Mol	Chain	Res	Type
27	BA	973	A
27	BA	974	G
27	BA	974(A)	C
27	BA	975	G
27	BA	976	C
27	BA	980	A
27	BA	982	C
27	BA	983	A
27	BA	984	A
27	BA	985	C
27	BA	986	C
27	BA	989	G
27	BA	990	A
27	BA	991	C
27	BA	993	G
27	BA	994	C
27	BA	995	C
27	BA	996	A
27	BA	997	G
27	BA	999	U
27	BA	1003	G
27	BA	1008	C
27	BA	1009	A
27	BA	1012	U
27	BA	1013	C
27	BA	1017	G
27	BA	1019	U
27	BA	1021	A
27	BA	1022	G
27	BA	1023	U
27	BA	1024	G
27	BA	1025	G
27	BA	1026	U
27	BA	1033	U
27	BA	1039	G
27	BA	1041	C
27	BA	1044	G
27	BA	1045	A
27	BA	1046	A
27	BA	1049	C
27	BA	1056	G
27	BA	1058	G

Continued on next page...

Continued from previous page...

Mol	Chain	Res	Type
27	BA	1060	U
27	BA	1061	U
27	BA	1062	G
27	BA	1063	G
27	BA	1066	U
27	BA	1067	A
27	BA	1068	G
27	BA	1069	A
27	BA	1070	A
27	BA	1071	G
27	BA	1072	C
27	BA	1073	A
27	BA	1081	U
27	BA	1084	A
27	BA	1085	A
27	BA	1086	A
27	BA	1087	G
27	BA	1088	A
27	BA	1089	G
27	BA	1090	U
27	BA	1093	G
27	BA	1096	A
27	BA	1097	U
27	BA	1098	A
27	BA	1099	G
27	BA	1101	U
27	BA	1102	C
27	BA	1103	A
27	BA	1105	U
27	BA	1106	G
27	BA	1110	G
27	BA	1111	A
27	BA	1112	G
27	BA	1114	G
27	BA	1116	C
27	BA	1120	G
27	BA	1123	C
27	BA	1124	C
27	BA	1125	G
27	BA	1126	A
27	BA	1127	A
27	BA	1128	A

Continued on next page...

Continued from previous page...

Mol	Chain	Res	Type
27	BA	1129	A
27	BA	1130	U
27	BA	1131	G
27	BA	1132	A
27	BA	1133	U
27	BA	1134	G
27	BA	1135	C
27	BA	1138	G
27	BA	1140	C
27	BA	1141	U
27	BA	1142	U
27	BA	1149	G
27	BA	1153	C
27	BA	1154	G
27	BA	1155	A
27	BA	1156	A
27	BA	1157	G
27	BA	1159	U
27	BA	1162	G
27	BA	1166	C
27	BA	1171	G
27	BA	1174	A
27	BA	1175	U
27	BA	1176	G
27	BA	1177	A
27	BA	1179	C
27	BA	1180	C
27	BA	1181	C
27	BA	1182	A
27	BA	1183	G
27	BA	1184	G
27	BA	1185	C
27	BA	1186	G
27	BA	1190	G
27	BA	1197	G
27	BA	1199	U
27	BA	1202	C
27	BA	1203	G
27	BA	1204	A
27	BA	1205	U
27	BA	1206	G
27	BA	1207	C

Continued on next page...

Continued from previous page...

Mol	Chain	Res	Type
27	BA	1208	C
27	BA	1209	G
27	BA	1210	A
27	BA	1211	U
27	BA	1212	G
27	BA	1214	A
27	BA	1220	A
27	BA	1221	C
27	BA	1222	C
27	BA	1227	A
27	BA	1228	G
27	BA	1229	G
27	BA	1234	U
27	BA	1236	G
27	BA	1237	A
27	BA	1239	G
27	BA	1240	U
27	BA	1241	A
27	BA	1244	G
27	BA	1246	A
27	BA	1247	A
27	BA	1248	G
27	BA	1249	U
27	BA	1251	C
27	BA	1252	G
27	BA	1253	A
27	BA	1254	A
27	BA	1255	U
27	BA	1256	G
27	BA	1260	G
27	BA	1261	C
27	BA	1265	A
27	BA	1266	G
27	BA	1267	U
27	BA	1268	A
27	BA	1269	A
27	BA	1270	C
27	BA	1271	G
27	BA	1272	A
27	BA	1273	U
27	BA	1275	A
27	BA	1284	A

Continued on next page...

Continued from previous page...

Mol	Chain	Res	Type
27	BA	1286	A
27	BA	1287	A
27	BA	1288	U
27	BA	1289	C
27	BA	1298	C
27	BA	1300	U
27	BA	1301	A
27	BA	1302	A
27	BA	1304	C
27	BA	1307	A
27	BA	1309	G
27	BA	1311	G
27	BA	1312	U
27	BA	1313	U
27	BA	1314	C
27	BA	1320	C
27	BA	1321	A
27	BA	1325	G
27	BA	1326	U
27	BA	1329	U
27	BA	1330	C
27	BA	1332	G
27	BA	1333	C
27	BA	1340	U
27	BA	1341	U
27	BA	1342	A
27	BA	1343	G
27	BA	1344	G
27	BA	1345	C
27	BA	1350	C
27	BA	1352	U
27	BA	1361	G
27	BA	1363	C
27	BA	1364	G
27	BA	1365	A
27	BA	1366	A
27	BA	1368	G
27	BA	1378	A
27	BA	1379	A
27	BA	1384	A
27	BA	1385	G
27	BA	1391	U

Continued on next page...

Continued from previous page...

Mol	Chain	Res	Type
27	BA	1392	A
27	BA	1394	U
27	BA	1395	A
27	BA	1397	U
27	BA	1398	C
27	BA	1402	C
27	BA	1404	C
27	BA	1407	C
27	BA	1415	U
27	BA	1416	G
27	BA	1417	C
27	BA	1418	G
27	BA	1419	A
27	BA	1420	U
27	BA	1421	G
27	BA	1422	G
27	BA	1425	G
27	BA	1426	G
27	BA	1427	A
27	BA	1428	C
27	BA	1429	G
27	BA	1438	U
27	BA	1439	A
27	BA	444(A)	A
27	BA	449(A)	G
27	BA	1451	C
27	BA	1454	U
27	BA	1455	G
27	BA	1460	A
27	BA	1461	G
27	BA	1462	C
27	BA	1467	C
27	BA	1475	G
27	BA	1478	G
27	BA	1480	G
27	BA	1483	G
27	BA	1484	G
27	BA	1485	G
27	BA	1489	U
27	BA	1490	A
27	BA	1491	G
27	BA	1494	A

Continued on next page...

Continued from previous page...

Mol	Chain	Res	Type
27	BA	1495	A
27	BA	1496	A
27	BA	1497	U
27	BA	1498	C
27	BA	1499	C
27	BA	1502	C
27	BA	1506	C
27	BA	1507	A
27	BA	1508	A
27	BA	1509	C
27	BA	1510	A
27	BA	1512	G
27	BA	1513	C
27	BA	1514	U
27	BA	1515	C
27	BA	1516	U
27	BA	1517	G
27	BA	1519	G
27	BA	1521	G
27	BA	1522	G
27	BA	1525	G
27	BA	1527	G
27	BA	1528	A
27	BA	1530	G
27	BA	1531	C
27	BA	1533	C
27	BA	1534	G
27	BA	1536	A
27	BA	1537	C
27	BA	1538	G
27	BA	1539	G
27	BA	1540	G
27	BA	1543	A
27	BA	1544	C
27	BA	1545	A
27	BA	1547	C
27	BA	1553	A
27	BA	1554	A
27	BA	1555	G
27	BA	1558	A
27	BA	1559	G
27	BA	1560	G

Continued on next page...

Continued from previous page...

Mol	Chain	Res	Type
27	BA	1561	G
27	BA	1566	A
27	BA	1567	A
27	BA	1568	G
27	BA	1569	A
27	BA	1571	A
27	BA	1572	A
27	BA	1573	G
27	BA	1574	C
27	BA	1575	C
27	BA	1577	C
27	BA	1578	U
27	BA	1579	A
27	BA	1583	A
27	BA	1586	A
27	BA	1587	A
27	BA	1588	C
27	BA	1602	U
27	BA	1603	A
27	BA	1606	G
27	BA	1607	C
27	BA	1608	A
27	BA	1609	A
27	BA	1610	A
27	BA	1611	C
27	BA	1612	C
27	BA	1613	G
27	BA	1614	A
27	BA	1615	C
27	BA	1616	A
27	BA	1617	C
27	BA	1618	A
27	BA	1619	G
27	BA	1625	C
27	BA	1626	G
27	BA	1627	G
27	BA	1634	A
27	BA	1635	G
27	BA	1639	U
27	BA	1640	C
27	BA	1645	G
27	BA	1646	C

Continued on next page...

Continued from previous page...

Mol	Chain	Res	Type
27	BA	1647	G
27	BA	1648	C
27	BA	1649	G
27	BA	1652	A
27	BA	1653	G
27	BA	1654	A
27	BA	1655	A
27	BA	1658	C
27	BA	1664	A
27	BA	1665	A
27	BA	1667	G
27	BA	1668	A
27	BA	1669	A
27	BA	1670	C
27	BA	1674	G
27	BA	1675	C
27	BA	1679	U
27	BA	1681	G
27	BA	1682	G
27	BA	1686	C
27	BA	1688	U
27	BA	1689	A
27	BA	1695	G
27	BA	1696	G
27	BA	1698	A
27	BA	1699	G
27	BA	1700	A
27	BA	1701	A
27	BA	1703	G
27	BA	1705	G
27	BA	1706	U
27	BA	1707	G
27	BA	1718	G
27	BA	1726	G
27	BA	1728	G
27	BA	1729	A
27	BA	1730	U
27	BA	1731	G
27	BA	1732	A
27	BA	1733	G
27	BA	1735	C
27	BA	1743	G

Continued on next page...

Continued from previous page...

Mol	Chain	Res	Type
27	BA	1747	G
27	BA	1755	A
27	BA	1756	G
27	BA	1757	U
27	BA	1758	G
27	BA	1759	A
27	BA	1760	A
27	BA	1762	A
27	BA	1763	G
27	BA	1764	G
27	BA	1767	C
27	BA	1772	G
27	BA	1773	A
27	BA	1774	C
27	BA	1775	U
27	BA	1776	G
27	BA	1780	A
27	BA	1781	C
27	BA	1782	C
27	BA	1783	A
27	BA	1784	A
27	BA	1786	A
27	BA	1787	A
27	BA	1788	C
27	BA	1790	C
27	BA	1791	A
27	BA	1800	C
27	BA	1801	G
27	BA	1802	A
27	BA	1805	U
27	BA	1808	U
27	BA	1809	A
27	BA	1810	A
27	BA	1811	G
27	BA	1815	A
27	BA	1816	G
27	BA	1817	G
27	BA	1818	U
27	BA	1820	U
27	BA	1821	A
27	BA	1823	G
27	BA	1824	G

Continued on next page...

Continued from previous page...

Mol	Chain	Res	Type
27	BA	1825	A
27	BA	1826	G
27	BA	1828	G
27	BA	1829	A
27	BA	1834	U
27	BA	1837	C
27	BA	1838	C
27	BA	1839	G
27	BA	1840	G
27	BA	1843	C
27	BA	1847	A
27	BA	1852	C
27	BA	1858	G
27	BA	1860	G
27	BA	1870	C
27	BA	1880	C
27	BA	1881	C
27	BA	1883	G
27	BA	1884	A
27	BA	1891	G
27	BA	1895	C
27	BA	1899	G
27	BA	1901	A
27	BA	1903	G
27	BA	1906	G
27	BA	1913	A
27	BA	1914	C
27	BA	1915	U
27	BA	1916	A
27	BA	1917	U
27	BA	1918	A
27	BA	1919	A
27	BA	1923	U
27	BA	1925	C
27	BA	1928	A
27	BA	1929	G
27	BA	1930	G
27	BA	1931	U
27	BA	1934	C
27	BA	1936	A
27	BA	1937	A
27	BA	1938	A

Continued on next page...

Continued from previous page...

Mol	Chain	Res	Type
27	BA	1939	U
27	BA	1940	U
27	BA	1941	C
27	BA	1942	C
27	BA	1943	U
27	BA	1944	U
27	BA	1945	G
27	BA	1947	C
27	BA	1953	A
27	BA	1954	G
27	BA	1955	U
27	BA	1956	U
27	BA	1957	C
27	BA	1958	C
27	BA	1960	A
27	BA	1962	C
27	BA	1963	U
27	BA	1964	G
27	BA	1965	C
27	BA	1966	A
27	BA	1967	C
27	BA	1968	G
27	BA	1969	A
27	BA	1970	A
27	BA	1971	A
27	BA	1972	A
27	BA	1981	A
27	BA	1982	C
27	BA	1991	U
27	BA	1993	U
27	BA	1995	U
27	BA	1996	C
27	BA	1997	G
27	BA	2003	G
27	BA	2015	A
27	BA	2016	U
27	BA	2018	G
27	BA	2020	A
27	BA	2021	C
27	BA	2022	U
27	BA	2023	G
27	BA	2027	G

Continued on next page...

Continued from previous page...

Mol	Chain	Res	Type
27	BA	2030	A
27	BA	2031	A
27	BA	2032	G
27	BA	2033	A
27	BA	2034	U
27	BA	2036	C
27	BA	2039	C
27	BA	2041	U
27	BA	2043	C
27	BA	2044	C
27	BA	2045	C
27	BA	2047	U
27	BA	2048	G
27	BA	2050	C
27	BA	2051	A
27	BA	2052	G
27	BA	2055	C
27	BA	2056	G
27	BA	2059	A
27	BA	2060	A
27	BA	2061	G
27	BA	2062	A
27	BA	2063	C
27	BA	2064	C
27	BA	2065	C
27	BA	2066	C
27	BA	2068	U
27	BA	2069	G
27	BA	2076	U
27	BA	2077	A
27	BA	2080	G
27	BA	2083	G
27	BA	2087	G
27	BA	2091	U
27	BA	2092	U
27	BA	2093	G
27	BA	2094	G
27	BA	2098	U
27	BA	2099	U
27	BA	2182	G
27	BA	2188	C
27	BA	2190	G

Continued on next page...

Continued from previous page...

Mol	Chain	Res	Type
27	BA	2191	G
27	BA	2192	G
27	BA	2193	G
27	BA	2194	G
27	BA	2195	C
27	BA	2196	C
27	BA	2198	A
27	BA	2205	C
27	BA	2206	C
27	BA	2207	C
27	BA	2208	U
27	BA	2209	C
27	BA	2210	G
27	BA	2211	G
27	BA	2212	A
27	BA	2213	U
27	BA	2217	G
27	BA	2224	G
27	BA	2225	A
27	BA	2226	C
27	BA	2227	A
27	BA	2228	G
27	BA	2232	U
27	BA	2233	U
27	BA	2234	G
27	BA	2235	G
27	BA	2236	C
27	BA	2237	G
27	BA	2238	G
27	BA	2239	G
27	BA	2240	C
27	BA	2241	A
27	BA	2242	G
27	BA	2243	U
27	BA	2245	U
27	BA	2247	A
27	BA	2250	G
27	BA	2251	G
27	BA	2253	G
27	BA	2254	C
27	BA	2255	G
27	BA	2257	U

Continued on next page...

Continued from previous page...

Mol	Chain	Res	Type
27	BA	2258	C
27	BA	2259	G
27	BA	2262	U
27	BA	2263	C
27	BA	2264	C
27	BA	2265	U
27	BA	2266	A
27	BA	2267	A
27	BA	2268	A
27	BA	2269	A
27	BA	2270	G
27	BA	2272	U
27	BA	2275	C
27	BA	2276	G
27	BA	2277	G
27	BA	2278	A
27	BA	2279	G
27	BA	2281	C
27	BA	2282	G
27	BA	2283	C
27	BA	2284	C
27	BA	2286	A
27	BA	2287	A
27	BA	2288	A
27	BA	2289	G
27	BA	2291	U
27	BA	2294	C
27	BA	2296	U
27	BA	2297	C
27	BA	2300	G
27	BA	2303	G
27	BA	2304	G
27	BA	2306	C
27	BA	2307	G
27	BA	2308	G
27	BA	2309	A
27	BA	2310	A
27	BA	2311	A
27	BA	2312	U
27	BA	2313	C
27	BA	2314	C
27	BA	2315	G

Continued on next page...

Continued from previous page...

Mol	Chain	Res	Type
27	BA	2317	C
27	BA	2318	G
27	BA	2319	G
27	BA	2320	A
27	BA	2321	G
27	BA	2322	A
27	BA	2323	G
27	BA	2325	G
27	BA	2327	A
27	BA	2334	G
27	BA	2335	A
27	BA	2336	A
27	BA	2337	G
27	BA	2339	G
27	BA	2341	G
27	BA	2342	C
27	BA	2343	C
27	BA	2345	G
27	BA	2346	A
27	BA	2347	C
27	BA	2348	U
27	BA	2350	C
27	BA	2351	G
27	BA	2352	A
27	BA	2353	G
27	BA	2355	C
27	BA	2357	U
27	BA	2358	G
27	BA	2359	C
27	BA	2360	A
27	BA	2361	A
27	BA	2362	G
27	BA	2366	A
27	BA	2371	G
27	BA	2372	G
27	BA	2373	G
27	BA	2374	C
27	BA	2378	A
27	BA	2379	G
27	BA	2381	C
27	BA	2382	G
27	BA	2383	G

Continued on next page...

Continued from previous page...

Mol	Chain	Res	Type
27	BA	2384	G
27	BA	2385	C
27	BA	2386	C
27	BA	2387	U
27	BA	2389	G
27	BA	2390	U
27	BA	2392	A
27	BA	2393	A
27	BA	2394	C
27	BA	2395	C
27	BA	2396	G
27	BA	2397	G
27	BA	2399	G
27	BA	2400	G
27	BA	2401	U
27	BA	2402	C
27	BA	2403	C
27	BA	2405	G
27	BA	2406	U
27	BA	2407	G
27	BA	2408	U
27	BA	2409	G
27	BA	2411	A
27	BA	2412	A
27	BA	2413	G
27	BA	2417	C
27	BA	2422	A
27	BA	2423	U
27	BA	2424	C
27	BA	2425	A
27	BA	2426	A
27	BA	2427	C
27	BA	2428	G
27	BA	2430	A
27	BA	2431	U
27	BA	2432	A
27	BA	2434	A
27	BA	2435	A
27	BA	2436	G
27	BA	2437	U
27	BA	2438	U
27	BA	2439	A

Continued on next page...

Continued from previous page...

Mol	Chain	Res	Type
27	BA	2441	C
27	BA	2442	C
27	BA	2444	G
27	BA	2446	G
27	BA	2448	A
27	BA	2449	U
27	BA	2451	A
27	BA	2453	A
27	BA	2456	C
27	BA	2458	G
27	BA	2463	C
27	BA	2464	C
27	BA	2465	C
27	BA	2466	C
27	BA	2468	G
27	BA	2469	A
27	BA	2470	G
27	BA	2472	G
27	BA	2473	U
27	BA	2475	C
27	BA	2476	A
27	BA	2478	A
27	BA	2479	G
27	BA	2480	C
27	BA	2482	G
27	BA	2483	C
27	BA	2484	G
27	BA	2485	G
27	BA	2488	A
27	BA	2490	G
27	BA	2491	U
27	BA	2493	U
27	BA	2494	G
27	BA	2495	G
27	BA	2496	C
27	BA	2497	A
27	BA	2498	C
27	BA	2499	C
27	BA	2500	U
27	BA	2502	G
27	BA	2503	A
27	BA	2504	U

Continued on next page...

Continued from previous page...

Mol	Chain	Res	Type
27	BA	2505	G
27	BA	2506	U
27	BA	2507	C
27	BA	2512	C
27	BA	2513	G
27	BA	2517	C
27	BA	2518	A
27	BA	2519	U
27	BA	2520	C
27	BA	2521	C
27	BA	2522	U
27	BA	2526	G
27	BA	2529	G
27	BA	2532	G
27	BA	2533	A
27	BA	2535	G
27	BA	2536	G
27	BA	2537	U
27	BA	2539	C
27	BA	2540	C
27	BA	2541	A
27	BA	2542	A
27	BA	2543	G
27	BA	2544	G
27	BA	2545	G
27	BA	2546	U
27	BA	2547	U
27	BA	2549	G
27	BA	2551	C
27	BA	2552	U
27	BA	2553	G
27	BA	2554	U
27	BA	2555	U
27	BA	2556	C
27	BA	2557	G
27	BA	2558	C
27	BA	2561	A
27	BA	2562	U
27	BA	2565	A
27	BA	2566	A
27	BA	2567	G
27	BA	2568	C

Continued on next page...

Continued from previous page...

Mol	Chain	Res	Type
27	BA	2569	G
27	BA	2570	G
27	BA	2572	A
27	BA	2573	C
27	BA	2574	G
27	BA	2575	C
27	BA	2576	G
27	BA	2577	A
27	BA	2578	G
27	BA	2579	C
27	BA	2580	U
27	BA	2581	G
27	BA	2582	G
27	BA	2583	G
27	BA	2584	U
27	BA	2585	U
27	BA	2586	C
27	BA	2587	A
27	BA	2588	G
27	BA	2590	A
27	BA	2591	C
27	BA	2596	U
27	BA	2597	G
27	BA	2598	A
27	BA	2599	G
27	BA	2600	A
27	BA	2601	C
27	BA	2602	A
27	BA	2603	G
27	BA	2604	U
27	BA	2605	U
27	BA	2606	C
27	BA	2607	G
27	BA	2609	U
27	BA	2610	C
27	BA	2611	U
27	BA	2612	C
27	BA	2613	U
27	BA	2614	A
27	BA	2615	U
27	BA	2616	C
27	BA	2617	C

Continued on next page...

Continued from previous page...

Mol	Chain	Res	Type
27	BA	2618	G
27	BA	2619	C
27	BA	2620	C
27	BA	2621	A
27	BA	2625	G
27	BA	2626	C
27	BA	2627	G
27	BA	2629	A
27	BA	2630	G
27	BA	2631	G
27	BA	2633	G
27	BA	2635	C
27	BA	2637	U
27	BA	2638	G
27	BA	2640	G
27	BA	2641	G
27	BA	2645	G
27	BA	2646	C
27	BA	2648	C
27	BA	2650	U
27	BA	2654	A
27	BA	2655	G
27	BA	2658	C
27	BA	2659	G
27	BA	2661	G
27	BA	2662	A
27	BA	2663	G
27	BA	2665	A
27	BA	2666	C
27	BA	2667	C
27	BA	2672	G
27	BA	2676	C
27	BA	2677	G
27	BA	2678	C
27	BA	2679	A
27	BA	2680	C
27	BA	2681	C
27	BA	2682	U
27	BA	2683	C
27	BA	2685	G
27	BA	2686	G
27	BA	2687	U

Continued on next page...

Continued from previous page...

Mol	Chain	Res	Type
27	BA	2689	U
27	BA	2690	C
27	BA	2691	C
27	BA	2693	A
27	BA	2698	U
27	BA	2699	C
27	BA	2701	C
27	BA	2702	U
27	BA	2703	C
27	BA	2704	C
27	BA	2705	A
27	BA	2707	G
27	BA	2708	G
27	BA	2709	G
27	BA	2710	C
27	BA	2712	U
27	BA	712(A)	A
27	BA	2713	A
27	BA	2714	G
27	BA	2717	G
27	BA	2718	G
27	BA	2719	G
27	BA	2720	U
27	BA	2721	A
27	BA	2723	C
27	BA	2725	A
27	BA	2726	U
27	BA	2727	G
27	BA	2729	G
27	BA	2732	G
27	BA	2733	A
27	BA	2738	A
27	BA	2740	A
27	BA	2741	A
27	BA	2742	C
27	BA	2743	C
27	BA	2744	G
27	BA	2746	U
27	BA	2747	G
27	BA	2748	A
27	BA	2750	A
27	BA	2751	G

Continued on next page...

Continued from previous page...

Mol	Chain	Res	Type
27	BA	2752	C
27	BA	2755	C
27	BA	2756	U
27	BA	2757	A
27	BA	2758	A
27	BA	2759	G
27	BA	2760	C
27	BA	2762	G
27	BA	2763	G
27	BA	2764	A
27	BA	2765	A
27	BA	2766	G
27	BA	2768	C
27	BA	2769	C
27	BA	2770	G
27	BA	2771	C
27	BA	2772	C
27	BA	2773	C
27	BA	2774	C
27	BA	2775	A
27	BA	2776	A
27	BA	2777	G
27	BA	2778	A
27	BA	2779	U
27	BA	2780	G
27	BA	2781	A
27	BA	2782	G
27	BA	2783	G
27	BA	2784	C
27	BA	2786	U
27	BA	2787	C
27	BA	2788	C
27	BA	2789	C
27	BA	2790	A
27	BA	2791	C
27	BA	2793	G
27	BA	2794	C
27	BA	2795	G
27	BA	2798	C
27	BA	2799	A
27	BA	2802	G
27	BA	2803	C

Continued on next page...

Continued from previous page...

Mol	Chain	Res	Type
27	BA	2804	C
27	BA	2805	G
27	BA	2809	A
27	BA	2810	A
27	BA	2811	G
27	BA	2812	G
27	BA	2815	C
27	BA	2816	C
27	BA	2817	G
27	BA	2818	G
27	BA	2819	G
27	BA	2820	A
27	BA	2821	A
27	BA	2822	G
27	BA	2826	A
27	BA	2827	C
27	BA	2829	C
27	BA	2832	U
27	BA	2833	G
27	BA	2834	G
27	BA	2835	A
27	BA	2836	U
27	BA	2839	G
27	BA	2843	G
27	BA	2844	G
27	BA	2845	G
27	BA	2846	G
27	BA	2847	U
27	BA	2848	G
27	BA	2849	U
27	BA	2850	A
27	BA	2853	C
27	BA	2854	G
27	BA	2858	C
27	BA	2860	A
27	BA	2861	G
27	BA	2862	G
27	BA	2863	C
27	BA	2866	U
27	BA	2867	G
27	BA	2868	A
27	BA	2869	G

Continued on next page...

Continued from previous page...

Mol	Chain	Res	Type
27	BA	2871	C
27	BA	2872	G
27	BA	2874	C
27	BA	2877	G
27	BA	2879	C
27	BA	2880	C
27	BA	2881	C
27	BA	2882	A
27	BA	2883	A
27	BA	2884	U
27	BA	2889	C
27	BA	2891	G
27	BA	2892	A
27	BA	2893	G
27	BA	2894	G
27	BA	2895	U
27	BA	2899	G
27	BA	2902	C

All (529) RNA pucker outliers are listed below:

Mol	Chain	Res	Type
1	AA	5	U
1	AA	7	G
1	AA	8	A
1	AA	9	G
1	AA	13	U
1	AA	25	C
1	AA	30	U
1	AA	38	G
1	AA	47	C
1	AA	48	C
1	AA	49	U
1	AA	50	A
1	AA	51	A
1	AA	60	A
1	AA	119	A
1	AA	121	C
1	AA	129(A)	G
1	AA	181	G
1	AA	190(F)	G
1	AA	195	A

Continued on next page...

Continued from previous page...

Mol	Chain	Res	Type
1	AA	197	A
1	AA	202	U
1	AA	203	U
1	AA	231	G
1	AA	243	A
1	AA	244	U
1	AA	246	A
1	AA	250	A
1	AA	251	G
1	AA	262	A
1	AA	266	G
1	AA	274	A
1	AA	279	A
1	AA	280	C
1	AA	305	G
1	AA	327	A
1	AA	328	C
1	AA	329	A
1	AA	337	C
1	AA	344	A
1	AA	345	C
1	AA	366	C
1	AA	367	U
1	AA	372	C
1	AA	388	G
1	AA	421	U
1	AA	422	C
1	AA	428	G
1	AA	429	U
1	AA	481	G
1	AA	484	G
1	AA	496	A
1	AA	497	A
1	AA	499	A
1	AA	508	C
1	AA	509	A
1	AA	511	C
1	AA	517	G
1	AA	518	C
1	AA	531	U
1	AA	533	A
1	AA	535	A

Continued on next page...

Continued from previous page...

Mol	Chain	Res	Type
1	AA	559	A
1	AA	560	U
1	AA	561	U
1	AA	562	C
1	AA	563	A
1	AA	566	G
1	AA	575	G
1	AA	587	G
1	AA	595	G
1	AA	641	U
1	AA	652	U
1	AA	687	A
1	AA	701	C
1	AA	702	A
1	AA	718	G
1	AA	721	G
1	AA	727	G
1	AA	748	C
1	AA	753	A
1	AA	759	A
1	AA	774	G
1	AA	792	A
1	AA	793	U
1	AA	812	C
1	AA	815	A
1	AA	817	C
1	AA	818	G
1	AA	819	A
1	AA	851	G
1	AA	871	U
1	AA	872	A
1	AA	873	A
1	AA	883	C
1	AA	889	A
1	AA	903	G
1	AA	913	A
1	AA	914	A
1	AA	960	U
1	AA	965	A
1	AA	968	A
1	AA	975	A
1	AA	982	U

Continued on next page...

Continued from previous page...

Mol	Chain	Res	Type
1	AA	992	U
1	AA	993	G
1	AA	1037	C
1	AA	1049	U
1	AA	1053	G
1	AA	1065	U
1	AA	1085	U
1	AA	1101	A
1	AA	1108	G
1	AA	1117	G
1	AA	1124	G
1	AA	1125	U
1	AA	1145	C
1	AA	1151	A
1	AA	1157	A
1	AA	1159	U
1	AA	1182	G
1	AA	1190	G
1	AA	1196	U
1	AA	1201	A
1	AA	1214	C
1	AA	1225	A
1	AA	1226	C
1	AA	1240	U
1	AA	1256	A
1	AA	1257	U
1	AA	1279	A
1	AA	1280	A
1	AA	1281	U
1	AA	1285	A
1	AA	1297	C
1	AA	1298	C
1	AA	1302	U
1	AA	1305	G
1	AA	1322	C
1	AA	1336	C
1	AA	1345	U
1	AA	1346	A
1	AA	1347	G
1	AA	1363	A
1	AA	1380	U
1	AA	1394	A

Continued on next page...

Continued from previous page...

Mol	Chain	Res	Type
1	AA	1399	C
1	AA	1400	C
1	AA	1446	A
1	AA	1467	G
1	AA	1490	C
1	AA	1498	U
1	AA	1502	A
1	AA	1503	A
1	AA	1504	G
1	AA	1505	G
1	AA	1506	U
1	AA	1529	G
1	AA	1532	U
2	AV	7	U
2	AV	19	G
3	AW	16	U
3	AW	18	G
3	AW	21	A
3	AW	35	A
26	BB	14	U
26	BB	56	G
26	BB	119	A
27	BA	13	A
27	BA	14	A
27	BA	16	G
27	BA	36	G
27	BA	51	G
27	BA	60	G
27	BA	71	A
27	BA	74	A
27	BA	83	G
27	BA	90	U
27	BA	102	G
27	BA	107	C
27	BA	119	A
27	BA	128	C
27	BA	137	C
27	BA	139	G
27	BA	162	U
27	BA	181	A
27	BA	197	A
27	BA	204	A

Continued on next page...

Continued from previous page...

Mol	Chain	Res	Type
27	BA	215	G
27	BA	221	A
27	BA	232	G
27	BA	241	A
27	BA	247	G
27	BA	249	C
27	BA	265	A
27	BA	270(B)	A
27	BA	270(L)	U
27	BA	270(M)	U
27	BA	270(Y)	G
27	BA	271(B)	G
27	BA	289	A
27	BA	296	C
27	BA	312	G
27	BA	320	A
27	BA	323	G
27	BA	331	A
27	BA	332	A
27	BA	333	G
27	BA	338	G
27	BA	370	G
27	BA	371	A
27	BA	386	G
27	BA	387	U
27	BA	390	A
27	BA	404	C
27	BA	434	U
27	BA	446	G
27	BA	448	U
27	BA	455	C
27	BA	463	G
27	BA	478	A
27	BA	479	A
27	BA	482	A
27	BA	508	G
27	BA	526	A
27	BA	529	A
27	BA	530	G
27	BA	532	A
27	BA	548	A
27	BA	559	G

Continued on next page...

Continued from previous page...

Mol	Chain	Res	Type
27	BA	566	U
27	BA	574	C
27	BA	579	G
27	BA	587	C
27	BA	615	G
27	BA	616	A
27	BA	620	G
27	BA	646	A
27	BA	654	A
27	BA	669	G
27	BA	670	A
27	BA	685	A
27	BA	686	G
27	BA	687	C
27	BA	704	G
27	BA	728	G
27	BA	729	G
27	BA	746	A
27	BA	750	A
27	BA	751	A
27	BA	752	A
27	BA	761	A
27	BA	762	U
27	BA	764	A
27	BA	776	G
27	BA	782	A
27	BA	787	U
27	BA	788	A
27	BA	789	A
27	BA	790	C
27	BA	792	G
27	BA	793	A
27	BA	800	A
27	BA	801	G
27	BA	805	G
27	BA	811	U
27	BA	827	U
27	BA	829	A
27	BA	830	G
27	BA	837	C
27	BA	845	G
27	BA	846	C

Continued on next page...

Continued from previous page...

Mol	Chain	Res	Type
27	BA	886	C
27	BA	930	U
27	BA	944	G
27	BA	945	A
27	BA	957	A
27	BA	973	A
27	BA	974	G
27	BA	974(A)	C
27	BA	982	C
27	BA	989	G
27	BA	994	C
27	BA	1011	G
27	BA	1022	G
27	BA	1025	G
27	BA	1033	U
27	BA	1045	A
27	BA	1061	U
27	BA	1069	A
27	BA	1085	A
27	BA	1100	C
27	BA	1102	C
27	BA	1110	G
27	BA	1124	C
27	BA	1126	A
27	BA	1128	A
27	BA	1130	U
27	BA	1131	G
27	BA	1140	C
27	BA	1141	U
27	BA	1150	C
27	BA	1154	G
27	BA	1169	G
27	BA	1173	G
27	BA	1179	C
27	BA	1180	C
27	BA	1181	C
27	BA	1183	G
27	BA	1190	G
27	BA	1202	C
27	BA	1206	G
27	BA	1210	A
27	BA	1220	A

Continued on next page...

Continued from previous page...

Mol	Chain	Res	Type
27	BA	1248	G
27	BA	1250	G
27	BA	1252	G
27	BA	1253	A
27	BA	1254	A
27	BA	1255	U
27	BA	1265	A
27	BA	1287	A
27	BA	1288	U
27	BA	1300	U
27	BA	1302	A
27	BA	1311	G
27	BA	1312	U
27	BA	1320	C
27	BA	1324	G
27	BA	1325	G
27	BA	1329	U
27	BA	1341	U
27	BA	1342	A
27	BA	1364	G
27	BA	1378	A
27	BA	1420	U
27	BA	1427	A
27	BA	1428	C
27	BA	1437	C
27	BA	1444	G
27	BA	1454	U
27	BA	1460	A
27	BA	1476	C
27	BA	1489	U
27	BA	1490	A
27	BA	1496	A
27	BA	1498	C
27	BA	1507	A
27	BA	1521	G
27	BA	1535	U
27	BA	1544	C
27	BA	1545	A
27	BA	1552	G
27	BA	1554	A
27	BA	1557	C
27	BA	1567	A

Continued on next page...

Continued from previous page...

Mol	Chain	Res	Type
27	BA	1568	G
27	BA	1571	A
27	BA	1585	C
27	BA	1602	U
27	BA	1608	A
27	BA	1609	A
27	BA	1610	A
27	BA	1614	A
27	BA	1616	A
27	BA	1618	A
27	BA	1634	A
27	BA	1647	G
27	BA	1653	G
27	BA	1668	A
27	BA	1681	G
27	BA	1693	U
27	BA	1699	G
27	BA	1702	G
27	BA	1742	C
27	BA	1758	G
27	BA	1763	G
27	BA	1772	G
27	BA	1784	A
27	BA	1800	C
27	BA	1809	A
27	BA	1815	A
27	BA	1816	G
27	BA	1819	A
27	BA	1820	U
27	BA	1828	G
27	BA	1834	U
27	BA	1838	C
27	BA	1848	A
27	BA	1914	C
27	BA	1915	U
27	BA	1924	C
27	BA	1929	G
27	BA	1930	G
27	BA	1936	A
27	BA	1938	A
27	BA	1939	U
27	BA	1943	U

Continued on next page...

Continued from previous page...

Mol	Chain	Res	Type
27	BA	1954	G
27	BA	1964	G
27	BA	1966	A
27	BA	1968	G
27	BA	1970	A
27	BA	1980	G
27	BA	1992	G
27	BA	2019	A
27	BA	2022	U
27	BA	2030	A
27	BA	2032	G
27	BA	2033	A
27	BA	2042	A
27	BA	2047	U
27	BA	2049	G
27	BA	2059	A
27	BA	2062	A
27	BA	2064	C
27	BA	2067	G
27	BA	2076	U
27	BA	2195	C
27	BA	2199	A
27	BA	2210	G
27	BA	2219	G
27	BA	2225	A
27	BA	2237	G
27	BA	2238	G
27	BA	2241	A
27	BA	2244	U
27	BA	2249	U
27	BA	2253	G
27	BA	2265	U
27	BA	2266	A
27	BA	2267	A
27	BA	2268	A
27	BA	2274	A
27	BA	2282	G
27	BA	2287	A
27	BA	2288	A
27	BA	2311	A
27	BA	2318	G
27	BA	2320	A

Continued on next page...

Continued from previous page...

Mol	Chain	Res	Type
27	BA	2334	G
27	BA	2344	U
27	BA	2345	G
27	BA	2359	C
27	BA	2386	C
27	BA	2391	G
27	BA	2393	A
27	BA	2398	U
27	BA	2401	U
27	BA	2411	A
27	BA	2423	U
27	BA	2425	A
27	BA	2426	A
27	BA	2432	A
27	BA	2434	A
27	BA	2436	G
27	BA	2437	U
27	BA	2439	A
27	BA	2447	G
27	BA	2449	U
27	BA	2451	A
27	BA	2469	A
27	BA	2472	G
27	BA	2481	G
27	BA	2484	G
27	BA	2492	U
27	BA	2493	U
27	BA	2497	A
27	BA	2498	C
27	BA	2502	G
27	BA	2503	A
27	BA	2506	U
27	BA	2517	C
27	BA	2519	U
27	BA	2532	G
27	BA	2545	G
27	BA	2555	U
27	BA	2565	A
27	BA	2576	G
27	BA	2578	G
27	BA	2581	G
27	BA	2582	G

Continued on next page...

Continued from previous page...

Mol	Chain	Res	Type
27	BA	2587	A
27	BA	2589	A
27	BA	2598	A
27	BA	2606	C
27	BA	2609	U
27	BA	2610	C
27	BA	2612	C
27	BA	2613	U
27	BA	2620	C
27	BA	2627	G
27	BA	2654	A
27	BA	2665	A
27	BA	2681	C
27	BA	2688	U
27	BA	2689	U
27	BA	2690	C
27	BA	2703	C
27	BA	2707	G
27	BA	2712	U
27	BA	2717	G
27	BA	2720	U
27	BA	2722	G
27	BA	2726	U
27	BA	2740	A
27	BA	2741	A
27	BA	2756	U
27	BA	2757	A
27	BA	2763	G
27	BA	2774	C
27	BA	2777	G
27	BA	2781	A
27	BA	2783	G
27	BA	2790	A
27	BA	2809	A
27	BA	2810	A
27	BA	2819	G
27	BA	2820	A
27	BA	2835	A
27	BA	2849	U
27	BA	2858	C
27	BA	2862	G
27	BA	2866	U

Continued on next page...

Continued from previous page...

Mol	Chain	Res	Type
27	BA	2867	G
27	BA	2879	C
27	BA	2881	C
27	BA	2882	A
27	BA	2891	G

5.4 Non-standard residues in protein, DNA, RNA chains ⓘ

3 non-standard protein/DNA/RNA residues are modelled in this entry.

In the following table, the Counts columns list the number of bonds (or angles) for which Mogul statistics could be retrieved, the number of bonds (or angles) that are observed in the model and the number of bonds (or angles) that are defined in the Chemical Component Dictionary. The Link column lists molecule types, if any, to which the group is linked. The Z score for a bond length (or angle) is the number of standard deviations the observed value is removed from the expected value. A bond length (or angle) with $|Z| > 2$ is considered an outlier worth inspection. RMSZ is the root-mean-square of all Z scores of the bond lengths (or angles).

Mol	Type	Chain	Res	Link	Bond lengths			Bond angles		
					Counts	RMSZ	# Z > 2	Counts	RMSZ	# Z > 2
3	PSU	AW	55	3	17,21,22	1.42	3 (17%)	20,30,33	5.26	6 (30%)
3	YYG	AW	37	10,3	29,42,43	1.06	3 (10%)	29,62,65	2.16	7 (24%)
3	PSU	AW	39	3	17,21,22	1.28	2 (11%)	20,30,33	5.39	5 (25%)

In the following table, the Chirals column lists the number of chiral outliers, the number of chiral centers analysed, the number of these observed in the model and the number defined in the Chemical Component Dictionary. Similar counts are reported in the Torsion and Rings columns. '-' means no outliers of that kind were identified.

Mol	Type	Chain	Res	Link	Chirals	Torsions	Rings
3	PSU	AW	55	3	-	0/7/25/26	0/2/2/2
3	YYG	AW	37	10,3	1/1/8/9	7/20/42/43	0/4/4/4
3	PSU	AW	39	3	-	0/7/25/26	0/2/2/2

All (8) bond length outliers are listed below:

Mol	Chain	Res	Type	Atoms	Z	Observed(Å)	Ideal(Å)
3	AW	55	PSU	C4-N3	4.34	1.40	1.33
3	AW	39	PSU	C6-C5	-3.34	1.33	1.38
3	AW	39	PSU	C4-N3	3.22	1.38	1.33
3	AW	37	YYG	C6-N1	2.91	1.42	1.37

Continued on next page...

Continued from previous page...

Mol	Chain	Res	Type	Atoms	Z	Observed(Å)	Ideal(Å)
3	AW	55	PSU	C6-C5	-2.82	1.34	1.38
3	AW	37	YYG	C6-C5	2.22	1.44	1.41
3	AW	55	PSU	O4'-C1'	-2.15	1.41	1.44
3	AW	37	YYG	C2-N2	2.00	1.38	1.35

All (18) bond angle outliers are listed below:

Mol	Chain	Res	Type	Atoms	Z	Observed(°)	Ideal(°)
3	AW	39	PSU	N1-C2-N3	-17.76	114.31	128.43
3	AW	55	PSU	N1-C2-N3	-17.53	114.49	128.43
3	AW	39	PSU	C4-N3-C2	12.66	125.83	115.14
3	AW	55	PSU	C4-N3-C2	11.74	125.05	115.14
3	AW	39	PSU	C5-C4-N3	-8.11	114.91	125.36
3	AW	55	PSU	C5-C4-N3	-7.76	115.36	125.36
3	AW	37	YYG	C24-O23-C21	6.34	123.15	115.66
3	AW	37	YYG	C3-N3-C4	5.17	125.57	118.25
3	AW	39	PSU	C6-N1-C2	5.09	123.75	115.36
3	AW	55	PSU	C6-N1-C2	5.01	123.63	115.36
3	AW	37	YYG	O23-C21-N20	4.36	118.46	110.80
3	AW	37	YYG	O23-C21-O22	-3.32	119.70	124.58
3	AW	37	YYG	C3-N3-C2	3.05	122.57	118.25
3	AW	37	YYG	C19-O18-C16	2.89	122.47	115.94
3	AW	37	YYG	O18-C16-C15	2.37	117.58	111.52
3	AW	55	PSU	C4-C5-C1'	-2.25	116.87	121.12
3	AW	55	PSU	C5-C6-N1	-2.05	121.92	124.44
3	AW	39	PSU	C5-C6-N1	-2.01	121.96	124.44

All (1) chirality outliers are listed below:

Mol	Chain	Res	Type	Atom
3	AW	37	YYG	C15

All (7) torsion outliers are listed below:

Mol	Chain	Res	Type	Atoms
3	AW	37	YYG	C12-C13-C14-C15
3	AW	37	YYG	C15-C16-O18-C19
3	AW	37	YYG	O17-C16-O18-C19
3	AW	37	YYG	C13-C14-C15-C16
3	AW	37	YYG	C14-C15-C16-O18
3	AW	37	YYG	C13-C14-C15-N20
3	AW	37	YYG	C14-C15-C16-O17

There are no ring outliers.

2 monomers are involved in 33 short contacts:

Mol	Chain	Res	Type	Clashes	Symm-Clashes
3	AW	37	YYG	31	0
3	AW	39	PSU	2	0

5.5 Carbohydrates [i](#)

There are no carbohydrates in this entry.

5.6 Ligand geometry [i](#)

There are no ligands in this entry.

5.7 Other polymers [i](#)

There are no such residues in this entry.

5.8 Polymer linkage issues [i](#)

The following chains have linkage breaks:

Mol	Chain	Number of breaks
27	BA	118
1	AA	67
3	AW	9
56	BK	6
2	AV	5
37	BQ	3
50	B4	2
5	AB	2
30	BF	2
16	AM	2
7	AD	2
46	BV	2
20	AQ	2
38	BS	2
28	BD	2
40	BW	2
14	AK	1

Continued on next page...

Continued from previous page...

Mol	Chain	Number of breaks
54	B8	1
36	BP	1
33	BI	1
26	BB	1
8	AE	1
45	BU	1
15	AL	1
43	BZ	1
6	AC	1
49	B0	1
32	BH	1

All chain breaks are listed below:

Model	Chain	Residue-1	Atom-1	Residue-2	Atom-2	Distance (Å)
1	BK	70:ILE	C	71:LYS	N	5.81
1	BK	71:LYS	C	72:THR	N	5.77
1	AW	73:A	O3'	74:C	P	5.46
1	BK	73:PRO	C	74:PRO	N	5.30
1	BK	72:THR	C	73:PRO	N	5.11
1	BA	142(A):A	O3'	1143:A	P	4.89
1	BA	1171:G	O3'	1173:G	P	4.41
1	AA	30(D):A	O3'	1031:G	P	4.38
1	AA	440:A	O3'	442:C	P	4.34
1	AW	45:G	O3'	46:G	P	4.15
1	AA	1169:A	O3'	1171:G	P	4.14
1	BA	366:C	O3'	370:G	P	4.09
1	AA	70:G	O3'	73:C	P	3.98
1	AA	204:U	O3'	216:G	P	3.82
1	BA	444(A):A	O3'	1445:C	P	3.78
1	AA	93:G	O3'	95:U	P	3.69
1	AA	3(A):G	O3'	1004:A	P	3.64
1	BK	84:GLY	C	85:ILE	N	3.63
1	BA	449(A):G	O3'	1450:C	P	3.62
1	BA	890:A	O3'	892:G	P	3.61
1	BA	537:C	O3'	539:G	P	3.59
1	AW	63:C	O3'	64:A	P	3.53
1	BA	489:G	O3'	491:G	P	3.49
1	BA	1743:G	O3'	1746:G	P	3.48
1	BA	1712:C	O3'	1716:U	P	3.46
1	BA	926:A	O3'	928:G	P	3.40
1	BA	99:U	O3'	101:G	P	3.39
1	BA	164:U	O3'	171:G	P	3.39

Continued on next page...

Continued from previous page...

Model	Chain	Residue-1	Atom-1	Residue-2	Atom-2	Distance (Å)
1	AA	84:U	O3'	88:A	P	3.38
1	BA	1718:G	O3'	1725:G	P	3.36
1	BA	1451:C	O3'	1453:A	P	3.31
1	BA	436:C	O3'	438:G	P	3.29
1	BQ	36:ASN	C	41:THR	N	3.29
1	AA	841:U	O3'	848:C	P	3.27
1	BA	41:C	O3'	43:G	P	3.26
1	BA	2795:G	O3'	2797:U	P	3.26
1	AA	1443:G	O3'	1446:A	P	3.25
1	AA	492:G	O3'	494:G	P	3.24
1	AW	5:A	O3'	6:U	P	3.24
1	BA	1735:C	O3'	1741:C	P	3.22
1	BA	2799:A	O3'	2801:A	P	3.18
1	BA	1872:A	O3'	1878:G	P	3.15
1	AA	99:C	O3'	101:A	P	3.11
1	BQ	12:PRO	C	15:THR	N	3.09
1	BA	155:C	O3'	161:U	P	3.05
1	BA	554:U	O3'	556:G	P	3.05
1	AA	463:A	O3'	474:G	P	3.01
1	BA	1583:A	O3'	1585:C	P	2.99
1	BD	216:ALA	C	222:PRO	N	2.97
1	BA	1480:G	O3'	1482:U	P	2.92
1	BA	1864:U	O3'	1869:G	P	2.92
1	AW	25:C	O3'	26:G	P	2.91
1	BA	630(A):C	O3'	1631:A	P	2.91
1	AA	1455:G	O3'	1459:C	P	2.83
1	BA	2805:G	O3'	2807:G	P	2.79
1	BA	545(A):A	O3'	1546:C	P	2.71
1	BA	2213:U	O3'	2215:G	P	2.62
1	AA	46:G	O3'	47:C	P	2.57
1	BA	1030:G	O3'	1031:G	P	2.46
1	AW	65:G	O3'	66:A	P	2.45
1	AA	651:C	O3'	652:U	P	2.44
1	AW	7:U	O3'	8:U	P	2.43
1	AA	361(A):C	O3'	1362:C	P	2.42
1	BQ	76:GLY	C	82:LYS	N	2.39
1	AM	94:ARG	C	95:GLY	N	2.38
1	AA	983:A	O3'	984:C	P	2.34
1	BA	1108:U	O3'	1109:C	P	2.33
1	AM	66:LEU	C	67:GLU	N	2.31
1	BA	1050:A	O3'	1051:G	P	2.31
1	BA	280:C	O3'	281:G	P	2.30

Continued on next page...

Continued from previous page...

Model	Chain	Residue-1	Atom-1	Residue-2	Atom-2	Distance (Å)
1	AA	1030:C	O3'	30(A):G	P	2.29
1	BA	1142:U	O3'	142(A):A	P	2.28
1	AA	219:C	O3'	220:G	P	2.26
1	AA	991:U	O3'	992:U	P	2.25
1	AA	1067:A	O3'	1068:G	P	2.25
1	AA	1156:G	O3'	1157:A	P	2.25
1	BV	66:GLY	C	67:LYS	N	2.24
1	AA	1237:C	O3'	1238:A	P	2.20
1	BA	864:G	O3'	865:C	P	2.20
1	BA	1630:G	O3'	630(A):C	P	2.18
1	BA	223:A	O3'	224:G	P	2.16
1	BA	1019:U	O3'	1020:A	P	2.16
1	BA	1086:A	O3'	1087:G	P	2.16
1	AA	1224:G	O3'	1225:A	P	2.13
1	AA	1046:A	O3'	1047:G	P	2.12
1	AA	1107:C	O3'	1108:G	P	2.12
1	BA	359:A	O3'	360:G	P	2.10
1	BA	2788:C	O3'	2789:C	P	2.10
1	AA	115:G	O3'	116:A	P	2.09
1	AA	937:A	O3'	938:A	P	2.09
1	AA	1361:G	O3'	361(A):C	P	2.09
1	BA	30:G	O3'	31:C	P	2.09
1	BA	1512:G	O3'	1513:C	P	2.08
1	AA	703:G	O3'	704:A	P	2.07
1	BA	148:C	O3'	149:A	P	2.06
1	AA	394:G	O3'	395:C	P	2.05
1	AV	73:A	O3'	74:C	P	2.05
1	BA	940:G	O3'	941:A	P	2.04
1	AA	576:G	O3'	577:G	P	2.03
1	BA	474:G	O3'	475:U	P	2.03
1	BA	1404:C	O3'	1405:U	P	2.02
1	BA	1525:G	O3'	1526:G	P	2.02
1	BA	1751:C	O3'	1752:C	P	2.02
1	BA	2506:U	O3'	2507:C	P	2.01
1	AA	546:G	O3'	547:A	P	1.99
1	AA	820:U	O3'	821:G	P	1.99
1	BA	1545:A	O3'	545(A):A	P	1.99
1	AV	7:U	O3'	8:U	P	1.98
1	BA	8:A	O3'	9:U	P	1.98
1	AA	1298:C	O3'	1299:A	P	1.97
1	BA	686:G	O3'	687:C	P	1.97
1	BA	1124:C	O3'	1125:G	P	1.97

Continued on next page...

Continued from previous page...

Model	Chain	Residue-1	Atom-1	Residue-2	Atom-2	Distance (Å)
1	BA	1834:U	O3'	1835:G	P	1.97
1	BA	2882:A	O3'	2883:A	P	1.97
1	AA	25:C	O3'	26:A	P	1.96
1	AA	405:U	O3'	406:G	P	1.96
1	AE	144:THR	C	145:LYS	N	1.96
1	BA	734:A	O3'	735:A	P	1.96
1	BA	1991:U	O3'	1992:G	P	1.95
1	AA	143:A	O3'	144:G	P	1.94
1	BA	837:C	O3'	838:C	P	1.94
1	BA	1143:A	O3'	1144:G	P	1.94
1	AA	974:A	O3'	975:A	P	1.93
1	AV	25:C	O3'	26:G	P	1.92
1	AA	587:G	O3'	588:G	P	1.91
1	AA	196:A	O3'	197:A	P	1.90
1	AA	733:A	O3'	734:G	P	1.90
1	BA	1302:A	O3'	1303:G	P	1.90
1	AA	288:A	O3'	289:G	P	1.89
1	BA	432:A	O3'	433:C	P	1.89
1	BA	1586:A	O3'	1587:A	P	1.89
1	BA	2090:G	O3'	2091:U	P	1.89
1	BA	761:A	O3'	762:U	P	1.88
1	BA	712(A):A	O3'	2713:A	P	1.88
1	AA	337:C	O3'	338:A	P	1.87
1	AA	879:C	O3'	880:C	P	1.87
1	BA	1349:A	O3'	1350:C	P	1.87
1	AA	1004:A	O3'	1005:A	P	1.86
1	BA	472:A	O3'	473:G	P	1.86
1	B4	8:LYS	C	9:ALA	N	1.86
1	BA	601:C	O3'	602:G	P	1.85
1	BA	2846:G	O3'	2847:U	P	1.85
1	BA	1706:U	O3'	1707:G	P	1.84
1	AA	60:A	O3'	61:G	P	1.82
1	BA	232:G	O3'	233:A	P	1.82
1	BA	1428:C	O3'	1429:G	P	1.82
1	AA	1117:G	O3'	1118:C	P	1.81
1	BA	212:G	O3'	213:A	P	1.81
1	BA	1620:G	O3'	1621:U	P	1.81
1	BA	2894:G	O3'	2895:U	P	1.81
1	BS	31:LYS	C	32:PRO	N	1.81
1	BA	1103:A	O3'	1104:C	P	1.80
1	BA	2057:A	O3'	2058:A	P	1.80
1	BA	2243:U	O3'	2244:U	P	1.80

Continued on next page...

Continued from previous page...

Model	Chain	Residue-1	Atom-1	Residue-2	Atom-2	Distance (Å)
1	AA	311:C	O3'	312:C	P	1.79
1	AA	1101:A	O3'	1102:A	P	1.79
1	AB	112:VAL	C	113:HIS	N	1.79
1	BA	2674:G	O3'	2675:A	P	1.79
1	AA	436:C	O3'	437:U	P	1.78
1	AA	558:G	O3'	559:A	P	1.78
1	AA	754:C	O3'	755:G	P	1.78
1	BA	70:G	O3'	71:A	P	1.78
1	BA	655:A	O3'	656:G	P	1.78
1	BA	2258:C	O3'	2259:G	P	1.78
1	BA	2394:C	O3'	2395:C	P	1.78
1	BA	2447:G	O3'	2448:A	P	1.78
1	AA	108:G	O3'	109:A	P	1.77
1	BA	670:A	O3'	671:C	P	1.77
1	BA	1466:G	O3'	1467:C	P	1.77
1	BA	1150:C	O3'	1151:G	P	1.76
1	BA	2869:G	O3'	2870:C	P	1.76
1	BW	99:ARG	C	100:THR	N	1.76
1	BV	91:THR	C	92:ALA	N	1.75
1	B4	40:HIS	C	41:PRO	N	1.75
1	BS	128:ASP	C	129:ILE	N	1.73
1	AD	187:ARG	C	188:LEU	N	1.72
1	BP	61:ALA	C	62:ALA	N	1.67
1	B8	46:LYS	C	47:GLY	N	1.64
1	BF	28:SER	C	29:ASP	N	1.63
1	AA	884:U	O3'	885:G	P	1.40
1	BA	405:U	O3'	406:G	P	1.40
1	BA	793:A	O3'	794:G	P	1.39
1	BA	1646:C	O3'	1647:G	P	1.39
1	AA	672:U	O3'	673:G	P	1.38
1	AA	858:G	O3'	859:A	P	1.38
1	BB	106:G	O3'	107:U	P	1.38
1	BA	183:C	O3'	184:C	P	1.38
1	AA	1182:G	O3'	1183:A	P	1.37
1	AA	1377:A	O3'	1378:C	P	1.37
1	AV	45:G	O3'	46:G	P	1.37
1	BA	1444:G	O3'	444(A):A	P	1.37
1	AA	765:G	O3'	766:A	P	1.36
1	AA	1211:U	O3'	1212:U	P	1.36
1	BA	130:C	O3'	131:G	P	1.36
1	AA	1337:G	O3'	1338:G	P	1.35
1	BA	1189:A	O3'	1190:G	P	1.35

Continued on next page...

Continued from previous page...

Model	Chain	Residue-1	Atom-1	Residue-2	Atom-2	Distance (Å)
1	BA	1988:C	O3'	1989:G	P	1.35
1	BA	2421:G	O3'	2422:A	P	1.35
1	BA	509:C	O3'	510:C	P	1.34
1	BA	532:A	O3'	533:G	P	1.34
1	BA	2769:C	O3'	2770:G	P	1.34
1	BA	2062:A	O3'	2063:C	P	1.28
1	BA	2835:A	O3'	2836:U	P	1.28
1	AA	813:U	O3'	814:A	P	1.25
1	BA	445:C	O3'	446:G	P	1.25
1	AV	65:G	O3'	66:A	P	1.22
1	AA	38:G	O3'	39:G	P	1.21
1	BA	1546:C	O3'	1547:C	P	1.21
1	BA	1905:C	O3'	1906:G	P	1.21
1	AW	21:A	O3'	22:G	P	1.19
1	BD	199:ARG	C	200:THR	N	1.19
1	BZ	92:VAL	C	93:GLU	N	1.19
1	AW	36:A	O3'	37:YYG	P	1.18
1	BA	2196:C	O3'	2197:U	P	1.18
1	B0	18:PRO	C	19:LYS	N	1.18
1	AB	148:TYR	C	149:LEU	N	1.17
1	BA	911:A	O3'	912:C	P	1.17
1	BF	103:ASN	C	104:ASP	N	1.16
1	AC	106:VAL	C	107:GLN	N	1.15
1	BA	2344:U	O3'	2345:G	P	1.13
1	BI	49:ALA	C	50:GLN	N	1.12
1	BH	80:LYS	C	81:GLY	N	1.09
1	BA	2889:C	O3'	2891:G	P	1.08
1	BA	1029:A	O3'	1030:G	P	1.06
1	BA	1055:G	O3'	1056:G	P	1.05
1	AK	112:THR	C	113:PRO	N	1.04
1	BA	176:G	O3'	177:G	P	1.03
1	BA	2454:G	O3'	2455:G	P	1.03
1	BW	79:GLY	C	80:PRO	N	1.03
1	BU	50:ARG	C	51:ARG	N	1.03
1	BA	1924:C	O3'	1925:C	P	1.02
1	AQ	40:LYS	C	41:LYS	N	1.00
1	BA	14:A	O3'	15:G	P	1.00
1	AD	98:GLU	C	99:SER	N	0.96
1	BA	2199:A	O3'	2205:C	P	0.75
1	AA	1255:G	O3'	1256:A	P	0.73
1	AL	23:LYS	C	24:VAL	N	0.70
1	AQ	22:LEU	C	23:VAL	N	0.69

Continued on next page...

Continued from previous page...

Model	Chain	Residue-1	Atom-1	Residue-2	Atom-2	Distance (Å)
1	BK	86:GLU	C	87:LYS	N	0.69
1	AA	1037:C	O3'	1038:C	P	0.62

6 Fit of model and data

6.1 Protein, DNA and RNA chains

In the following table, the column labelled ‘#RSRZ> 2’ contains the number (and percentage) of RSRZ outliers, followed by percent RSRZ outliers for the chain as percentile scores relative to all X-ray entries and entries of similar resolution. The OWAB column contains the minimum, median, 95th percentile and maximum values of the occupancy-weighted average B-factor per residue. The column labelled ‘Q< 0.9’ lists the number of (and percentage) of residues with an average occupancy less than 0.9.

Mol	Chain	Analysed	<RSRZ>	#RSRZ>2	OWAB(Å ²)	Q<0.9
1	AA	1515/1522 (99%)	0.61	131 (8%) 10 13	208, 348, 400, 400	0
2	AV	76/76 (100%)	0.57	5 (6%) 18 18	208, 360, 393, 393	0
3	AW	73/76 (96%)	1.02	15 (20%) 1 3	342, 400, 400, 400	0
4	AX	17/18 (94%)	3.51	12 (70%) 0 0	399, 399, 399, 399	0
5	AB	234/256 (91%)	0.01	5 (2%) 63 56	400, 400, 400, 400	0
6	AC	206/239 (86%)	0.34	21 (10%) 6 10	398, 400, 400, 400	0
7	AD	208/209 (99%)	0.28	17 (8%) 11 14	311, 385, 400, 400	0
8	AE	150/162 (92%)	0.31	14 (9%) 8 11	335, 400, 400, 400	0
9	AF	101/101 (100%)	0.15	6 (5%) 22 22	400, 400, 400, 400	0
10	AG	155/156 (99%)	0.44	15 (9%) 7 11	376, 395, 395, 395	0
11	AH	138/138 (100%)	0.03	9 (6%) 18 18	389, 389, 389, 389	0
12	AI	127/128 (99%)	0.86	22 (17%) 1 4	400, 400, 400, 400	0
13	AJ	98/105 (93%)	1.37	19 (19%) 1 3	399, 399, 399, 399	0
14	AK	119/129 (92%)	-0.27	3 (2%) 57 50	250, 250, 400, 400	0
15	AL	124/135 (91%)	0.42	14 (11%) 5 9	383, 383, 397, 397	0
16	AM	125/126 (99%)	0.87	19 (15%) 2 5	400, 400, 400, 400	0
17	AN	60/61 (98%)	0.55	8 (13%) 3 7	398, 398, 398, 398	0
18	AO	88/89 (98%)	0.75	14 (15%) 1 5	392, 392, 392, 392	0
19	AP	83/88 (94%)	1.36	21 (25%) 0 2	394, 394, 394, 394	0
20	AQ	104/105 (99%)	0.66	7 (6%) 17 18	397, 397, 400, 400	0
21	AR	73/88 (82%)	0.58	10 (13%) 3 6	400, 400, 400, 400	0
22	AS	80/93 (86%)	1.04	14 (17%) 1 4	395, 395, 395, 395	0
23	AT	99/106 (93%)	0.32	12 (12%) 4 8	400, 400, 400, 400	0
24	AU	24/27 (88%)	0.55	1 (4%) 36 33	400, 400, 400, 400	0

Continued on next page...

Continued from previous page...

Mol	Chain	Analysed	<RSRZ>	#RSRZ>2	OWAB(Å ²)	Q<0.9
25	AY	365/365 (100%)	0.77	71 (19%) 1 3	340, 396, 400, 400	0
26	BB	123/123 (100%)	0.18	1 (0%) 86 79	242, 265, 342, 342	0
27	BA	2814/2916 (96%)	0.28	103 (3%) 41 37	67, 222, 387, 400	0
28	BD	173/173 (100%)	0.02	8 (4%) 32 30	398, 398, 400, 400	0
29	BE	191/338 (56%)	0.30	15 (7%) 12 14	388, 400, 400, 400	0
30	BF	189/246 (76%)	0.08	6 (3%) 47 41	398, 398, 399, 399	0
31	BG	122/176 (69%)	0.57	15 (12%) 4 8	400, 400, 400, 400	0
32	BH	164/177 (92%)	0.03	8 (4%) 29 28	399, 399, 400, 400	0
33	BI	148/149 (99%)	0.35	13 (8%) 10 12	400, 400, 400, 400	0
34	BN	117/145 (80%)	0.20	8 (6%) 17 18	388, 388, 388, 388	0
35	BO	122/122 (100%)	0.14	7 (5%) 23 24	400, 400, 400, 400	0
36	BP	84/164 (51%)	0.05	2 (2%) 59 52	400, 400, 400, 400	0
37	BQ	138/138 (100%)	0.70	17 (12%) 4 8	391, 391, 391, 391	0
38	BS	113/186 (60%)	0.23	11 (9%) 7 11	275, 370, 400, 400	0
39	BT	52/66 (78%)	1.20	15 (28%) 0 2	400, 400, 400, 400	0
40	BW	108/113 (95%)	-0.23	0 100 100	275, 277, 400, 400	0
41	BX	76/84 (90%)	0.15	7 (9%) 9 11	400, 400, 400, 400	0
42	BY	110/119 (92%)	0.69	14 (12%) 3 7	400, 400, 400, 400	0
43	BZ	177/253 (69%)	-0.09	4 (2%) 60 54	376, 376, 379, 379	0
44	BR	105/118 (88%)	-0.27	1 (0%) 82 75	345, 345, 345, 345	0
45	BU	117/118 (99%)	-0.38	2 (1%) 70 62	356, 356, 392, 392	0
46	BV	100/100 (100%)	-0.30	0 100 100	385, 385, 400, 400	0
47	B2	64/70 (91%)	-0.63	0 100 100	287, 287, 287, 287	0
48	B3	60/60 (100%)	0.15	3 (5%) 28 28	343, 343, 343, 343	0
49	B0	86/91 (94%)	-0.14	1 (1%) 79 71	400, 400, 400, 400	0
50	B4	73/73 (100%)	0.62	10 (13%) 3 6	400, 400, 400, 400	0
51	B5	58/60 (96%)	0.03	2 (3%) 45 40	400, 400, 400, 400	0
52	B6	53/82 (64%)	-0.25	1 (1%) 66 59	400, 400, 400, 400	0
53	B7	46/47 (97%)	-0.08	2 (4%) 35 32	400, 400, 400, 400	0
54	B8	63/64 (98%)	0.07	2 (3%) 47 41	400, 400, 400, 400	0
55	B9	35/36 (97%)	0.65	4 (11%) 5 9	400, 400, 400, 400	0

Continued on next page...

Continued from previous page...

Mol	Chain	Analysed	<RSRZ>	#RSRZ>2	OWAB(Å ²)	Q<0.9
56	BK	133/141 (94%)	1.06	33 (24%) 0 2	397, 400, 400, 400	0
All	All	10456/11346 (92%)	0.36	800 (7%) 13 15	67, 388, 400, 400	0

All (800) RSRZ outliers are listed below:

Mol	Chain	Res	Type	RSRZ
13	AJ	73	ASP	13.5
12	AI	15	ALA	12.0
16	AM	123	ALA	10.2
25	AY	31	ARG	10.2
25	AY	187	HIS	9.8
27	BA	546	C	9.7
19	AP	15	PRO	9.5
25	AY	273	GLU	9.0
6	AC	149	ALA	8.3
10	AG	78	ARG	8.2
19	AP	21	VAL	8.2
25	AY	57	ARG	7.9
10	AG	77	SER	7.8
20	AQ	97	SER	7.8
22	AS	38	SER	7.8
13	AJ	74	ILE	7.7
25	AY	324	HIS	7.6
10	AG	83	ALA	7.6
27	BA	545	G	7.5
13	AJ	4	ILE	7.4
13	AJ	72	VAL	7.4
4	AX	122	U	7.3
56	BK	14	PRO	7.3
50	B4	72	LYS	7.3
10	AG	84	ASN	7.2
22	AS	29	ARG	7.2
25	AY	30	GLU	7.2
4	AX	126	A	7.1
4	AX	114	U	7.1
27	BA	1532	C	7.0
22	AS	40	ILE	7.0
34	BN	71	TYR	6.9
13	AJ	6	ILE	6.8
10	AG	85	TYR	6.8
25	AY	340	ASP	6.7
22	AS	41	VAL	6.7

Continued on next page...

Continued from previous page...

Mol	Chain	Res	Type	RSRZ
56	BK	13	LEU	6.6
13	AJ	39	PRO	6.5
6	AC	159	GLY	6.5
19	AP	16	HIS	6.5
18	AO	56	LEU	6.4
3	AW	17	U	6.1
25	AY	55	LEU	6.0
25	AY	312	ARG	6.0
55	B9	34	GLN	6.0
22	AS	39	THR	5.9
16	AM	43	THR	5.7
27	BA	1585	C	5.7
15	AL	31	PRO	5.7
31	BG	138	GLY	5.7
13	AJ	71	LEU	5.7
1	AA	1030	C	5.6
25	AY	339	GLY	5.5
4	AX	115	G	5.5
37	BQ	115	SER	5.5
16	AM	16	ASP	5.5
12	AI	8	GLY	5.5
12	AI	46	ALA	5.4
9	AF	8	ILE	5.4
56	BK	54	LEU	5.4
9	AF	7	ASN	5.4
55	B9	25	VAL	5.4
13	AJ	70	ARG	5.4
38	BS	63	SER	5.4
31	BG	152	PRO	5.3
19	AP	34	GLU	5.3
9	AF	89	MET	5.3
1	AA	1033	G	5.2
34	BN	72	PRO	5.2
7	AD	136	PRO	5.1
10	AG	156	TRP	5.1
27	BA	141	A	5.1
28	BD	173	VAL	5.1
16	AM	120	LYS	5.0
20	AQ	102	GLY	5.0
25	AY	323	ASP	5.0
30	BF	208	ALA	4.9
22	AS	43	GLU	4.9

Continued on next page...

Continued from previous page...

Mol	Chain	Res	Type	RSRZ
1	AA	88	A	4.9
1	AA	610	G	4.8
13	AJ	35	SER	4.8
10	AG	86	GLN	4.8
1	AA	104	G	4.8
10	AG	76	ARG	4.8
16	AM	121	LYS	4.8
27	BA	1104	C	4.8
27	BA	271(B)	G	4.8
19	AP	40	ASP	4.8
33	BI	128	ASN	4.7
25	AY	26	LEU	4.7
20	AQ	39	SER	4.7
27	BA	653	A	4.6
56	BK	81	LYS	4.6
27	BA	2035	G	4.6
25	AY	129	ALA	4.6
1	AA	1319	A	4.6
56	BK	86	GLU	4.6
56	BK	53	ILE	4.6
27	BA	1938	A	4.6
30	BF	146	ASP	4.6
56	BK	20	PRO	4.5
22	AS	44	MET	4.5
25	AY	188	ARG	4.5
1	AA	1225	A	4.5
25	AY	226	GLU	4.5
1	AA	1032	G	4.5
18	AO	53	HIS	4.5
16	AM	122	LYS	4.5
4	AX	118	C	4.5
32	BH	151	ARG	4.5
56	BK	19	THR	4.5
27	BA	1103	A	4.5
22	AS	42	PRO	4.4
1	AA	973	G	4.4
20	AQ	64	PRO	4.4
39	BT	52	THR	4.4
38	BS	65	ASP	4.4
16	AM	15	VAL	4.4
1	AA	653	A	4.4
27	BA	271(C)	U	4.4

Continued on next page...

Continued from previous page...

Mol	Chain	Res	Type	RSRZ
45	BU	7	GLY	4.3
25	AY	142	ARG	4.3
25	AY	89	PRO	4.3
23	AT	81	LYS	4.3
18	AO	59	MET	4.3
42	BY	5	ASP	4.3
28	BD	181	ARG	4.2
25	AY	225	GLU	4.2
27	BA	281	G	4.2
7	AD	102	ASP	4.2
10	AG	79	ARG	4.2
8	AE	122	GLU	4.2
27	BA	2798	C	4.2
25	AY	302	VAL	4.1
56	BK	80	LYS	4.1
6	AC	189	ALA	4.1
6	AC	160	ALA	4.1
25	AY	271	ASN	4.1
27	BA	654	A	4.1
1	AA	994	A	4.0
50	B4	47	GLU	4.0
1	AA	976	G	4.0
52	B6	5	GLY	4.0
27	BA	1531	C	4.0
37	BQ	54	VAL	4.0
1	AA	1542	U	4.0
48	B3	22	ALA	4.0
27	BA	1533	C	4.0
21	AR	48	GLY	3.9
25	AY	27	LYS	3.9
31	BG	11	HIS	3.9
23	AT	18	GLN	3.9
25	AY	239	GLY	3.9
27	BA	1467	C	3.9
1	AA	324	G	3.9
12	AI	14	VAL	3.8
25	AY	29	LEU	3.8
19	AP	17	TYR	3.8
3	AW	19	G	3.8
25	AY	162	ALA	3.8
12	AI	126	SER	3.8
6	AC	200	ALA	3.8

Continued on next page...

Continued from previous page...

Mol	Chain	Res	Type	RSRZ
16	AM	103	THR	3.8
50	B4	73	LYS	3.8
1	AA	30(A)	G	3.8
19	AP	20	VAL	3.8
1	AA	1029	C	3.8
35	BO	101	PRO	3.8
37	BQ	97	ASP	3.8
25	AY	28	GLU	3.8
42	BY	104	GLU	3.8
27	BA	2061	G	3.8
18	AO	52	SER	3.8
27	BA	2450	A	3.8
27	BA	2590	A	3.8
31	BG	71	ALA	3.7
12	AI	64	THR	3.7
16	AM	14	ARG	3.7
18	AO	63	ARG	3.7
1	AA	584	G	3.7
12	AI	49	PRO	3.7
29	BE	62	ARG	3.7
38	BS	64	SER	3.7
7	AD	103	ASN	3.7
7	AD	111	ALA	3.6
4	AX	123	A	3.6
48	B3	26	LEU	3.6
24	AU	11	GLY	3.6
25	AY	53	ALA	3.6
38	BS	62	HIS	3.6
23	AT	19	SER	3.6
1	AA	1189	C	3.6
34	BN	68	GLY	3.6
22	AS	11	VAL	3.6
1	AA	587	G	3.6
42	BY	17	HIS	3.6
27	BA	2615	U	3.6
12	AI	47	LEU	3.6
23	AT	77	ALA	3.6
1	AA	1031	G	3.6
13	AJ	99	LYS	3.6
42	BY	14	ALA	3.6
25	AY	141	THR	3.6
22	AS	28	LYS	3.6

Continued on next page...

Continued from previous page...

Mol	Chain	Res	Type	RSRZ
23	AT	14	LYS	3.6
37	BQ	22	GLY	3.6
4	AX	121	A	3.6
25	AY	52	ALA	3.6
34	BN	69	TYR	3.6
5	AB	97	TRP	3.5
7	AD	82	ALA	3.5
8	AE	89	ILE	3.5
6	AC	158	GLY	3.5
27	BA	1541	U	3.5
15	AL	26	ALA	3.5
13	AJ	38	ILE	3.5
28	BD	180	VAL	3.5
19	AP	37	GLY	3.5
21	AR	31	LEU	3.5
42	BY	100	ASP	3.5
38	BS	68	GLU	3.5
3	AW	20	G	3.5
34	BN	63	ILE	3.5
37	BQ	53	PRO	3.5
1	AA	758	G	3.5
32	BH	111	PRO	3.5
19	AP	35	LYS	3.5
32	BH	106	VAL	3.5
4	AX	120	G	3.5
35	BO	100	GLY	3.5
56	BK	26	PRO	3.5
1	AA	1363	A	3.5
19	AP	70	ALA	3.4
4	AX	117	U	3.4
25	AY	138	ARG	3.4
42	BY	7	GLN	3.4
29	BE	319	ASP	3.4
32	BH	104	LEU	3.4
15	AL	101	VAL	3.4
1	AA	1296	C	3.4
10	AG	82	GLY	3.4
31	BG	67	ASP	3.4
1	AA	89	C	3.4
18	AO	55	GLY	3.4
39	BT	54	THR	3.4
25	AY	87	LEU	3.4

Continued on next page...

Continued from previous page...

Mol	Chain	Res	Type	RSRZ
27	BA	140	A	3.4
50	B4	30	GLU	3.4
31	BG	54	ALA	3.3
38	BS	10	MET	3.3
56	BK	21	ALA	3.3
13	AJ	5	ARG	3.3
23	AT	78	ALA	3.3
1	AA	84	U	3.3
8	AE	105	VAL	3.3
19	AP	14	ASN	3.3
20	AQ	62	SER	3.3
19	AP	36	ILE	3.3
31	BG	137	PRO	3.3
50	B4	33	VAL	3.3
13	AJ	7	LYS	3.3
16	AM	65	LYS	3.3
27	BA	586	A	3.3
1	AA	585	G	3.3
56	BK	74	PRO	3.3
27	BA	973	A	3.3
39	BT	26	GLY	3.3
25	AY	240	GLN	3.2
56	BK	55	PRO	3.2
6	AC	13	GLY	3.2
27	BA	508	G	3.2
1	AA	975	A	3.2
8	AE	135	THR	3.2
25	AY	311	ILE	3.2
19	AP	7	ALA	3.2
41	BX	62	LYS	3.2
27	BA	2500	U	3.2
29	BE	227	ALA	3.2
17	AN	5	ALA	3.2
1	AA	1302	U	3.2
27	BA	2447	G	3.2
1	AA	1535	C	3.2
16	AM	124	PRO	3.2
32	BH	112	VAL	3.2
25	AY	60	ASP	3.2
27	BA	105	C	3.2
1	AA	326	G	3.2
25	AY	140	TYR	3.2

Continued on next page...

Continued from previous page...

Mol	Chain	Res	Type	RSRZ
16	AM	32	GLU	3.1
17	AN	32	SER	3.1
30	BF	110	ALA	3.1
1	AA	974	A	3.1
15	AL	24	VAL	3.1
3	AW	53	G	3.1
42	BY	9	LYS	3.1
27	BA	1247	A	3.1
27	BA	2452	C	3.1
8	AE	132	ALA	3.1
16	AM	42	ALA	3.1
17	AN	38	GLY	3.1
1	AA	1034	G	3.1
1	AA	1117	G	3.1
25	AY	59	VAL	3.1
19	AP	22	THR	3.1
13	AJ	3	LYS	3.1
6	AC	148	GLY	3.1
2	AV	36	A	3.1
27	BA	2451	A	3.1
4	AX	116	U	3.1
35	BO	122	ILE	3.1
1	AA	1107	C	3.1
11	AH	25	ASP	3.1
27	BA	271(A)	C	3.1
13	AJ	63	PHE	3.0
25	AY	58	THR	3.0
15	AL	71	PRO	3.0
27	BA	101	G	3.0
33	BI	36	ALA	3.0
21	AR	62	GLU	3.0
10	AG	80	VAL	3.0
12	AI	104	ARG	3.0
1	AA	1536	C	3.0
1	AA	405	U	3.0
1	AA	1190	G	3.0
9	AF	61	LEU	3.0
21	AR	69	THR	3.0
27	BA	1105	U	3.0
56	BK	12	GLN	3.0
56	BK	87	LYS	3.0
19	AP	19	ILE	3.0

Continued on next page...

Continued from previous page...

Mol	Chain	Res	Type	RSRZ
8	AE	29	GLY	3.0
1	AA	26	A	3.0
27	BA	1302	A	3.0
27	BA	2501	C	3.0
56	BK	22	PRO	3.0
1	AA	1226	C	3.0
1	AA	1212	U	3.0
25	AY	256	THR	3.0
1	AA	791	G	3.0
1	AA	1068	G	3.0
41	BX	57	THR	2.9
13	AJ	98	ILE	2.9
1	AA	532	A	2.9
1	AA	790	A	2.9
42	BY	10	SER	2.9
12	AI	65	VAL	2.9
1	AA	978	A	2.9
19	AP	23	ASP	2.9
25	AY	100	GLU	2.9
39	BT	4	ARG	2.9
38	BS	44	ARG	2.9
1	AA	991	U	2.9
27	BA	1203	G	2.9
50	B4	17	GLN	2.9
12	AI	82	ALA	2.9
1	AA	82	U	2.9
37	BQ	98	GLY	2.9
14	AK	89	ALA	2.9
18	AO	30	ALA	2.9
27	BA	2036	C	2.9
23	AT	84	LEU	2.9
56	BK	52	MET	2.9
35	BO	24	VAL	2.9
56	BK	73	PRO	2.9
22	AS	12	ASP	2.9
56	BK	11	LEU	2.9
2	AV	47	U	2.9
31	BG	45	THR	2.9
56	BK	85	ILE	2.9
1	AA	83	U	2.9
11	AH	26	VAL	2.8
25	AY	25	ARG	2.8

Continued on next page...

Continued from previous page...

Mol	Chain	Res	Type	RSRZ
39	BT	53	ASP	2.8
4	AX	124	C	2.8
25	AY	325	ARG	2.8
1	AA	1318	A	2.8
11	AH	56	LYS	2.8
27	BA	1205	U	2.8
8	AE	31	LEU	2.8
49	B0	6	GLY	2.8
11	AH	27	PRO	2.8
25	AY	92	GLU	2.8
28	BD	174	ARG	2.8
25	AY	132	TRP	2.8
39	BT	12	ASP	2.8
25	AY	139	MET	2.8
41	BX	64	ALA	2.8
27	BA	1732	A	2.8
1	AA	1295	G	2.8
17	AN	2	ALA	2.8
27	BA	2103	C	2.8
21	AR	34	TYR	2.8
6	AC	168	ALA	2.8
1	AA	993	G	2.8
50	B4	18	GLY	2.8
23	AT	82	SER	2.8
27	BA	1255	U	2.8
3	AW	74	C	2.8
6	AC	151	VAL	2.8
27	BA	30	G	2.8
15	AL	32	PHE	2.8
55	B9	7	VAL	2.8
27	BA	2227	A	2.8
29	BE	226	HIS	2.8
1	AA	1099	G	2.7
1	AA	1106	G	2.7
27	BA	974	G	2.7
29	BE	253	GLN	2.7
39	BT	11	THR	2.7
21	AR	66	LEU	2.7
29	BE	171	SER	2.7
27	BA	104	U	2.7
56	BK	125	MET	2.7
12	AI	76	ALA	2.7

Continued on next page...

Continued from previous page...

Mol	Chain	Res	Type	RSRZ
56	BK	109	ALA	2.7
25	AY	186	VAL	2.7
3	AW	75	C	2.7
25	AY	82	GLU	2.7
25	AY	260	VAL	2.7
41	BX	56	ASN	2.7
15	AL	96	VAL	2.7
43	BZ	173	PRO	2.7
8	AE	80	ILE	2.7
1	AA	64	G	2.7
8	AE	28	PHE	2.7
23	AT	56	MET	2.7
29	BE	61	PRO	2.7
1	AA	1362	C	2.7
7	AD	96	LEU	2.7
43	BZ	82	ASP	2.7
31	BG	14	ARG	2.7
1	AA	134	A	2.7
55	B9	24	LEU	2.7
1	AA	1361	G	2.7
3	AW	30	G	2.7
12	AI	44	VAL	2.7
1	AA	1342	C	2.7
12	AI	77	ILE	2.7
56	BK	23	PRO	2.7
3	AW	38	A	2.7
31	BG	154	LYS	2.7
12	AI	45	ALA	2.7
25	AY	56	ARG	2.7
56	BK	128	ILE	2.6
1	AA	664	G	2.6
1	AA	755	G	2.6
13	AJ	36	GLY	2.6
1	AA	353	A	2.6
42	BY	95	ASN	2.6
1	AA	1323	G	2.6
10	AG	81	GLY	2.6
25	AY	133	ALA	2.6
12	AI	124	GLN	2.6
15	AL	33	ARG	2.6
42	BY	18	GLU	2.6
17	AN	37	PHE	2.6

Continued on next page...

Continued from previous page...

Mol	Chain	Res	Type	RSRZ
16	AM	64	TRP	2.6
1	AA	1086	U	2.6
31	BG	70	GLY	2.6
56	BK	84	GLY	2.6
6	AC	177	THR	2.6
11	AH	57	PRO	2.6
39	BT	24	LYS	2.6
1	AA	30(D)	A	2.6
21	AR	76	LEU	2.6
42	BY	85	GLU	2.6
27	BA	1555	G	2.6
42	BY	11	GLN	2.6
32	BH	110	HIS	2.6
27	BA	2453	A	2.6
44	BR	70	LEU	2.6
15	AL	27	LEU	2.6
12	AI	16	ARG	2.6
7	AD	200	GLU	2.6
22	AS	31	ILE	2.6
1	AA	1280	A	2.6
25	AY	224	PRO	2.6
8	AE	30	ALA	2.6
15	AL	128	ALA	2.6
27	BA	2064	C	2.6
27	BA	1033	U	2.6
18	AO	60	VAL	2.6
34	BN	61	VAL	2.6
1	AA	1110	A	2.5
1	AA	1418	A	2.5
10	AG	87	VAL	2.5
25	AY	243	ASN	2.5
16	AM	112	GLY	2.5
37	BQ	136	TRP	2.5
8	AE	48	ALA	2.5
38	BS	67	ALA	2.5
27	BA	1045	A	2.5
27	BA	2059	A	2.5
39	BT	10	GLY	2.5
21	AR	47	THR	2.5
51	B5	6	VAL	2.5
1	AA	314	C	2.5
19	AP	39	TYR	2.5

Continued on next page...

Continued from previous page...

Mol	Chain	Res	Type	RSRZ
3	AW	36	A	2.5
30	BF	220	THR	2.5
33	BI	1	MET	2.5
6	AC	180	ALA	2.5
6	AC	206	GLU	2.5
25	AY	130	CYS	2.5
25	AY	137	LEU	2.5
27	BA	75	G	2.5
16	AM	57	ARG	2.5
1	AA	498	U	2.5
7	AD	133	VAL	2.5
18	AO	33	THR	2.5
18	AO	57	LEU	2.5
31	BG	15	GLU	2.5
39	BT	55	ALA	2.5
1	AA	588	G	2.5
31	BG	38	GLU	2.5
1	AA	932	C	2.5
25	AY	307	TRP	2.5
50	B4	54	GLY	2.5
22	AS	35	SER	2.5
25	AY	259	THR	2.5
27	BA	1198	U	2.5
39	BT	56	ARG	2.5
1	AA	376	G	2.5
1	AA	923	A	2.5
6	AC	198	VAL	2.5
34	BN	62	ASP	2.5
23	AT	59	ALA	2.5
20	AQ	23	VAL	2.5
18	AO	29	VAL	2.5
23	AT	85	MET	2.5
33	BI	102	LEU	2.5
1	AA	1534	A	2.5
12	AI	13	ALA	2.5
33	BI	78	THR	2.5
41	BX	61	GLU	2.5
37	BQ	113	ALA	2.5
21	AR	82	THR	2.5
1	AA	546	G	2.5
42	BY	6	LYS	2.5
56	BK	124	ALA	2.5

Continued on next page...

Continued from previous page...

Mol	Chain	Res	Type	RSRZ
30	BF	143	ASP	2.5
37	BQ	48	ASN	2.4
25	AY	223	LYS	2.4
27	BA	1111	A	2.4
37	BQ	55	GLN	2.4
27	BA	907	U	2.4
2	AV	37	G	2.4
27	BA	890	A	2.4
36	BP	79	ASP	2.4
33	BI	140	THR	2.4
48	B3	27	GLY	2.4
3	AW	18	G	2.4
5	AB	48	MET	2.4
27	BA	2104	G	2.4
43	BZ	66	VAL	2.4
29	BE	184	GLY	2.4
39	BT	9	CYS	2.4
29	BE	229	GLN	2.4
16	AM	41	PRO	2.4
30	BF	96	LYS	2.4
42	BY	15	PRO	2.4
1	AA	962	C	2.4
11	AH	83	ILE	2.4
25	AY	136	LEU	2.4
3	AW	52	U	2.4
1	AA	30(B)	C	2.4
27	BA	125	G	2.4
56	BK	82	ALA	2.4
45	BU	6	THR	2.4
3	AW	16	U	2.4
1	AA	972	C	2.4
27	BA	1087	G	2.4
1	AA	1148	U	2.4
28	BD	212	HIS	2.4
1	AA	1286	A	2.4
27	BA	929	G	2.4
32	BH	161	ILE	2.4
37	BQ	21	SER	2.4
56	BK	140	VAL	2.4
35	BO	102	VAL	2.4
4	AX	127	U	2.4
1	AA	103	C	2.4

Continued on next page...

Continued from previous page...

Mol	Chain	Res	Type	RSRZ
32	BH	107	GLY	2.4
56	BK	139	VAL	2.4
25	AY	105	THR	2.4
15	AL	85	ILE	2.3
1	AA	1069	C	2.3
51	B5	7	PRO	2.3
25	AY	343	ASP	2.3
27	BA	2504	U	2.3
1	AA	323	U	2.3
25	AY	88	LYS	2.3
27	BA	2446	G	2.3
27	BA	1513	C	2.3
43	BZ	174	PRO	2.3
29	BE	182	GLU	2.3
34	BN	70	PHE	2.3
1	AA	377	G	2.3
1	AA	1235	U	2.3
12	AI	35	GLU	2.3
23	AT	63	ILE	2.3
27	BA	531	C	2.3
1	AA	109	A	2.3
38	BS	19	ASP	2.3
5	AB	208	ILE	2.3
1	AA	1257	U	2.3
25	AY	274	LEU	2.3
1	AA	63	C	2.3
1	AA	1124	G	2.3
27	BA	2802	G	2.3
1	AA	315	A	2.3
9	AF	9	VAL	2.3
1	AA	875	C	2.3
6	AC	3	ASN	2.3
8	AE	44	GLY	2.3
1	AA	21	G	2.3
33	BI	35	LEU	2.3
56	BK	25	GLY	2.3
27	BA	267	C	2.3
2	AV	21	A	2.3
7	AD	93	PHE	2.3
12	AI	81	ILE	2.3
27	BA	126	A	2.3
27	BA	578	A	2.3

Continued on next page...

Continued from previous page...

Mol	Chain	Res	Type	RSRZ
1	AA	1193	G	2.3
27	BA	2032	G	2.3
50	B4	14	ILE	2.3
27	BA	1554	A	2.3
27	BA	2334	G	2.3
27	BA	280	C	2.3
1	AA	652	U	2.3
6	AC	5	ILE	2.3
17	AN	14	PRO	2.3
38	BS	69	TYR	2.3
1	AA	825	G	2.3
18	AO	54	ARG	2.3
50	B4	71	SER	2.3
13	AJ	62	HIS	2.3
6	AC	201	TYR	2.2
27	BA	1667	G	2.2
3	AW	40	C	2.2
15	AL	30	ALA	2.2
1	AA	30(C)	G	2.2
27	BA	1164	G	2.2
27	BA	1248	G	2.2
56	BK	105	ILE	2.2
1	AA	756	C	2.2
28	BD	172	ILE	2.2
41	BX	65	VAL	2.2
1	AA	544	G	2.2
27	BA	1264	G	2.2
27	BA	2608	G	2.2
1	AA	665	A	2.2
22	AS	37	ARG	2.2
25	AY	146	ARG	2.2
1	AA	186	C	2.2
31	BG	68	PRO	2.2
33	BI	38	GLU	2.2
1	AA	1311	G	2.2
27	BA	363	G	2.2
6	AC	202	ILE	2.2
27	BA	2801	A	2.2
39	BT	8	TYR	2.2
1	AA	361(A)	C	2.2
7	AD	137	SER	2.2
7	AD	199	ASN	2.2

Continued on next page...

Continued from previous page...

Mol	Chain	Res	Type	RSRZ
20	AQ	12	SER	2.2
1	AA	876	G	2.2
1	AA	1026	G	2.2
6	AC	157	ILE	2.2
27	BA	1254	A	2.2
41	BX	59	ASP	2.2
5	AB	18	GLY	2.2
17	AN	19	ARG	2.2
27	BA	2867	G	2.2
1	AA	1125	U	2.2
7	AD	105	VAL	2.2
19	AP	69	THR	2.2
13	AJ	37	PRO	2.2
1	AA	1358	U	2.2
25	AY	206	ALA	2.2
27	BA	1199	U	2.2
27	BA	2780	G	2.2
1	AA	264	U	2.2
1	AA	545	C	2.2
19	AP	79	VAL	2.2
1	AA	1350	A	2.2
27	BA	2319	G	2.2
27	BA	930	U	2.1
1	AA	586	C	2.1
56	BK	51	GLY	2.1
29	BE	63	GLU	2.1
9	AF	99	ALA	2.1
53	B7	43	THR	2.1
1	AA	926	G	2.1
18	AO	32	LEU	2.1
17	AN	8	GLU	2.1
8	AE	109	ILE	2.1
6	AC	176	HIS	2.1
27	BA	2503	A	2.1
27	BA	124	G	2.1
25	AY	167	ALA	2.1
33	BI	85	GLU	2.1
5	AB	101	MET	2.1
10	AG	89	MET	2.1
6	AC	187	ALA	2.1
18	AO	36	ILE	2.1
1	AA	1002	G	2.1

Continued on next page...

Continued from previous page...

Mol	Chain	Res	Type	RSRZ
14	AK	88	GLY	2.1
25	AY	246	ASP	2.1
33	BI	106	HIS	2.1
37	BQ	56	ILE	2.1
33	BI	2	LYS	2.1
54	B8	22	VAL	2.1
7	AD	109	GLY	2.1
37	BQ	30	GLN	2.1
7	AD	101	LEU	2.1
25	AY	110	PRO	2.1
25	AY	108	ASN	2.1
27	BA	2	G	2.1
27	BA	2685	G	2.1
27	BA	2833	G	2.1
1	AA	327	A	2.1
11	AH	80	ILE	2.1
28	BD	209	ASN	2.1
37	BQ	99	ASP	2.1
27	BA	671	C	2.1
39	BT	36	CYS	2.1
16	AM	61	GLU	2.1
37	BQ	87	LYS	2.1
1	AA	1417	G	2.1
25	AY	3	LEU	2.1
26	BB	28	C	2.1
27	BA	805	G	2.1
27	BA	1566	A	2.1
1	AA	940	C	2.1
1	AA	1109	C	2.1
1	AA	301	G	2.1
25	AY	163	GLY	2.1
25	AY	24	THR	2.1
36	BP	78	ALA	2.1
28	BD	183	ILE	2.1
33	BI	79	ILE	2.1
27	BA	1980	G	2.1
35	BO	27	GLY	2.1
25	AY	338	ASP	2.1
38	BS	66	LEU	2.1
7	AD	135	LEU	2.1
53	B7	44	VAL	2.1
11	AH	54	ASP	2.1

Continued on next page...

Continued from previous page...

Mol	Chain	Res	Type	RSRZ
27	BA	652	C	2.1
56	BK	78	LEU	2.1
2	AV	45	G	2.1
27	BA	1483	G	2.1
33	BI	91	GLY	2.1
37	BQ	27	GLY	2.1
3	AW	35	A	2.1
16	AM	107	ALA	2.1
14	AK	111	ASP	2.1
27	BA	1829	A	2.1
27	BA	562	U	2.1
31	BG	153	THR	2.1
39	BT	50	GLU	2.1
1	AA	195	A	2.0
1	AA	609	A	2.0
1	AA	885	G	2.0
7	AD	47	ARG	2.0
11	AH	28	ALA	2.0
7	AD	203	VAL	2.0
12	AI	17	VAL	2.0
1	AA	818	G	2.0
1	AA	1104	G	2.0
1	AA	1188	A	2.0
1	AA	1248	A	2.0
27	BA	988	A	2.0
27	BA	2502	G	2.0
15	AL	97	ARG	2.0
21	AR	30	ASP	2.0
1	AA	375	U	2.0
19	AP	57	ARG	2.0
25	AY	54	ARG	2.0
1	AA	570	G	2.0
29	BE	105	HIS	2.0
8	AE	134	ALA	2.0
29	BE	299	SER	2.0
35	BO	77	ILE	2.0
54	B8	14	ILE	2.0
1	AA	698	G	2.0
15	AL	98	TYR	2.0
37	BQ	47	GLU	2.0
10	AG	153	HIS	2.0
19	AP	4	ILE	2.0

Continued on next page...

Continued from previous page...

Mol	Chain	Res	Type	RSRZ
1	AA	583	A	2.0
1	AA	1285	A	2.0
3	AW	28	C	2.0
1	AA	1084	G	2.0
29	BE	317	PRO	2.0
1	AA	387	U	2.0
12	AI	9	ARG	2.0
29	BE	254	GLY	2.0

6.2 Non-standard residues in protein, DNA, RNA chains [i](#)

In the following table, the Atoms column lists the number of modelled atoms in the group and the number defined in the chemical component dictionary. The B-factors column lists the minimum, median, 95th percentile and maximum values of B factors of atoms in the group. The column labelled 'Q< 0.9' lists the number of atoms with occupancy less than 0.9.

Mol	Type	Chain	Res	Atoms	RSCC	RSR	B-factors(Å ²)	Q<0.9
3	YYG	AW	37	39/40	0.35	0.69	400,400,400,400	0
3	PSU	AW	39	20/21	0.52	0.53	400,400,400,400	0
3	PSU	AW	55	20/21	0.86	0.20	400,400,400,400	0

6.3 Carbohydrates [i](#)

There are no carbohydrates in this entry.

6.4 Ligands [i](#)

There are no ligands in this entry.

6.5 Other polymers [i](#)

There are no such residues in this entry.