



# Full wwPDB X-ray Structure Validation Report ⓘ

May 14, 2020 – 07:19 am BST

PDB ID : 4V5O  
Title : CRYSTAL STRUCTURE OF THE EUKARYOTIC 40S RIBOSOMAL SUB-UNIT IN COMPLEX WITH INITIATION FACTOR 1.  
Authors : Rabl, J.; Leibundgut, M.; Ataide, S.F.; Haag, A.; Ban, N.  
Deposited on : 2010-11-26  
Resolution : 3.93 Å(reported)

This is a Full wwPDB X-ray Structure Validation Report for a publicly released PDB entry.

We welcome your comments at [validation@mail.wwpdb.org](mailto:validation@mail.wwpdb.org)

A user guide is available at

<https://www.wwpdb.org/validation/2017/XrayValidationReportHelp>

with specific help available everywhere you see the ⓘ symbol.

---

The following versions of software and data (see [references ⓘ](#)) were used in the production of this report:

MolProbity	:	4.02b-467
Xtriage (Phenix)	:	1.13
EDS	:	2.11
Percentile statistics	:	20191225.v01 (using entries in the PDB archive December 25th 2019)
Refmac	:	5.8.0158
CCP4	:	7.0.044 (Gargrove)
Ideal geometry (proteins)	:	Engh & Huber (2001)
Ideal geometry (DNA, RNA)	:	Parkinson et al. (1996)
Validation Pipeline (wwPDB-VP)	:	2.11

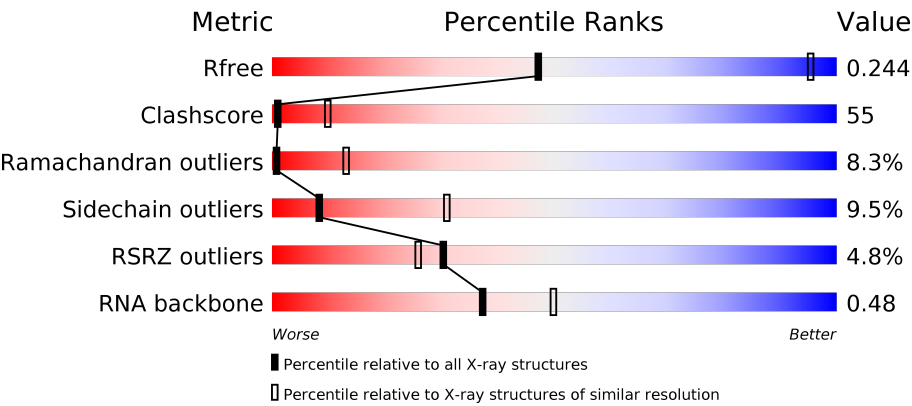
# 1 Overall quality at a glance i

The following experimental techniques were used to determine the structure:

*X-RAY DIFFRACTION*

The reported resolution of this entry is 3.93 Å.

Percentile scores (ranging between 0-100) for global validation metrics of the entry are shown in the following graphic. The table shows the number of entries on which the scores are based.



Metric	Whole archive (#Entries)	Similar resolution (#Entries, resolution range(Å))
R <sub>free</sub>	130704	1036 (4.20-3.68)
Clashscore	141614	1009 (4.18-3.70)
Ramachandran outliers	138981	1057 (4.20-3.68)
Sidechain outliers	138945	1049 (4.20-3.68)
RSRZ outliers	127900	1007 (4.24-3.64)
RNA backbone	3102	1041 (4.84-3.00)

The table below summarises the geometric issues observed across the polymeric chains and their fit to the electron density. The red, orange, yellow and green segments on the lower bar indicate the fraction of residues that contain outliers for  $\geq 3$ , 2, 1 and 0 types of geometric quality criteria respectively. A grey segment represents the fraction of residues that are not modelled. The numeric value for each fraction is indicated below the corresponding segment, with a dot representing fractions  $\leq 5\%$ . The upper red bar (where present) indicates the fraction of residues that have poor fit to the electron density. The numeric value is given above the bar.

Mol	Chain	Length	Quality of chain
1	A1	68	<div><div>31%51%16%</div><div></div></div>
1	B1	68	<div><div>26%59%13%</div><div></div></div>
2	A2	208	<div><div>27%20%66%13%</div><div></div></div>
2	B2	208	<div><div>8%19%67%13%</div><div></div></div>

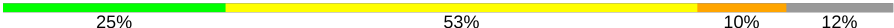



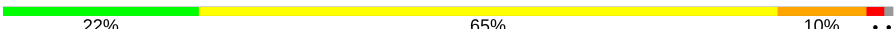









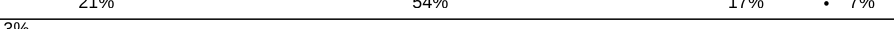



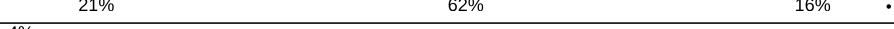






Continued on next page...

*Continued from previous page...*

Mol	Chain	Length	Quality of chain
3	A3	197	
3	B3	197	
4	A4	265	
4	B4	265	
5	A5	119	
5	B5	119	
6	A6	81	
6	B6	81	
7	A7	162	
7	B7	162	
8	A8	143	
8	B8	143	
9	A9	189	
9	B9	189	
10	AA	1753	
10	BA	1753	
11	AB	241	
11	BB	241	
12	AC	243	
12	BC	243	
13	AD	181	
13	BD	181	
14	AE	296	
14	BE	296	
15	AF	101	

*Continued on next page...*

Continued from previous page...

Mol	Chain	Length	Quality of chain
15	BF	101	
16	AG	200	
16	BG	200	
17	AH	130	
17	BH	130	
18	AI	145	
18	BI	145	
19	AJ	120	
19	BJ	120	
20	AK	151	
20	BK	151	
21	AL	142	
21	BL	142	
22	AM	155	
22	BM	155	
23	AN	55	
23	BN	55	
24	AO	153	
24	BO	153	
25	AP	149	
25	BP	149	
26	AQ	157	
26	BQ	157	
27	AR	343	
27	BR	343	

Continued on next page...

Continued from previous page...

Mol	Chain	Length	Quality of chain
28	AS	144	
28	BS	144	
29	AT	155	
29	BT	155	
30	AU	126	
30	BU	126	
31	AV	130	
31	BV	130	
32	AW	260	
32	BW	260	
33	AX	80	
33	BX	80	
34	AY	293	
34	BY	293	
35	AZ	97	
35	BZ	97	

The following table lists non-polymeric compounds, carbohydrate monomers and non-standard residues in protein, DNA, RNA chains that are outliers for geometric or electron-density-fit criteria:

Mol	Type	Chain	Res	Chirality	Geometry	Clashes	Electron density
36	MG	AA	1870	-	-	-	X
36	MG	AA	1882	-	-	-	X
36	MG	AA	1883	-	-	-	X
36	MG	BA	1838	-	-	-	X
36	MG	BA	1842	-	-	-	X
36	MG	BA	1855	-	-	-	X
36	MG	BA	1872	-	-	-	X
36	MG	BA	1873	-	-	-	X
36	MG	BA	1875	-	-	-	X
36	MG	BA	1883	-	-	-	X

## 2 Entry composition

There are 38 unique types of molecules in this entry. The entry contains 157632 atoms, of which 0 are hydrogens and 0 are deuteriums.

In the tables below, the ZeroOcc column contains the number of atoms modelled with zero occupancy, the AltConf column contains the number of residues with at least one atom in alternate conformation and the Trace column contains the number of residues modelled with at most 2 atoms.

- Molecule 1 is a protein called RIBOSOMAL PROTEIN S28E CONTAINING PROTEIN.

Mol	Chain	Residues	Atoms					ZeroOcc	AltConf	Trace
1	A1	67	Total	C	N	O	S	0	0	0
			519	312	105	98	4			
1	B1	67	Total	C	N	O	S	0	0	0
			519	312	105	98	4			

- Molecule 2 is a protein called 40S RIBOSOMAL PROTEIN S8.

Mol	Chain	Residues	Atoms					ZeroOcc	AltConf	Trace
2	A2	207	Total	C	N	O	S	0	0	0
			1693	1057	336	296	4			
2	B2	207	Total	C	N	O	S	0	0	0
			1693	1057	336	296	4			

- Molecule 3 is a protein called RPS7E.

Mol	Chain	Residues	Atoms					ZeroOcc	AltConf	Trace
3	A3	196	Total	C	N	O	S	0	0	0
			1629	1048	286	294	1			
3	B3	196	Total	C	N	O	S	0	0	0
			1629	1048	286	294	1			

- Molecule 4 is a protein called 40S RIBOSOMAL PROTEIN S3A.

Mol	Chain	Residues	Atoms					ZeroOcc	AltConf	Trace
4	A4	215	Total	C	N	O	S	0	0	0
			1724	1090	314	316	4			
4	B4	215	Total	C	N	O	S	0	0	0
			1724	1090	314	316	4			

- Molecule 5 is a protein called RIBOSOMAL PROTEIN S26E CONTAINING PROTEIN.

Mol	Chain	Residues	Atoms					ZeroOcc	AltConf	Trace
5	A5	98	Total	C	N	O	S	0	0	0
			797	485	170	136	6			
5	B5	98	Total	C	N	O	S	0	0	0
			797	485	170	136	6			

- Molecule 6 is a protein called RPS27E.

Mol	Chain	Residues	Atoms					ZeroOcc	AltConf	Trace
6	A6	80	Total	C	N	O	S	0	0	0
			632	398	110	116	8			
6	B6	80	Total	C	N	O	S	0	0	0
			632	398	110	116	8			

There are 28 discrepancies between the modelled and reference sequences:

Chain	Residue	Modelled	Actual	Comment	Reference
B6	54	CYS	-	expression tag	UNP Q22CK0
B6	55	GLU	-	expression tag	UNP Q22CK0
B6	56	LYS	-	expression tag	UNP Q22CK0
B6	57	CYS	-	expression tag	UNP Q22CK0
B6	58	SER	-	expression tag	UNP Q22CK0
B6	59	ALA	-	expression tag	UNP Q22CK0
B6	60	ILE	-	expression tag	UNP Q22CK0
B6	61	LEU	-	expression tag	UNP Q22CK0
B6	62	CYS	-	expression tag	UNP Q22CK0
B6	63	LYS	-	expression tag	UNP Q22CK0
B6	64	PRO	-	expression tag	UNP Q22CK0
B6	65	THR	-	expression tag	UNP Q22CK0
B6	66	GLY	-	expression tag	UNP Q22CK0
B6	67	GLY	-	expression tag	UNP Q22CK0
B6	68	LYS	-	expression tag	UNP Q22CK0
B6	69	VAL	-	expression tag	UNP Q22CK0
B6	70	GLN	-	expression tag	UNP Q22CK0
B6	71	ILE	-	expression tag	UNP Q22CK0
B6	72	GLN	-	expression tag	UNP Q22CK0
B6	73	ALA	-	expression tag	UNP Q22CK0
B6	74	GLY	-	expression tag	UNP Q22CK0
B6	75	CYS	-	expression tag	UNP Q22CK0
B6	76	ALA	-	expression tag	UNP Q22CK0
B6	77	PHE	-	expression tag	UNP Q22CK0
B6	78	LYS	-	expression tag	UNP Q22CK0
B6	79	ILE	-	expression tag	UNP Q22CK0
B6	80	LYS	-	expression tag	UNP Q22CK0

*Continued on next page...*

*Continued from previous page...*

Chain	Residue	Modelled	Actual	Comment	Reference
B6	81	ASN	-	expression tag	UNP Q22CK0

- Molecule 7 is a protein called PLECTIN/S10 DOMAIN CONTAINING PROTEIN.

Mol	Chain	Residues	Atoms					ZeroOcc	AltConf	Trace
7	A7	104	Total	C	N	O	S	0	0	0
			859	560	142	155	2			
7	B7	104	Total	C	N	O	S	0	0	0
			859	560	142	155	2			

- Molecule 8 is a protein called RPS25E.

Mol	Chain	Residues	Atoms					ZeroOcc	AltConf	Trace
8	A8	93	Total	C	N	O	S	0	0	0
			725	460	135	128	2			
8	B8	93	Total	C	N	O	S	0	0	0
			725	460	135	128	2			

- Molecule 9 is a protein called RPS31E.

Mol	Chain	Residues	Atoms					ZeroOcc	AltConf	Trace
9	A9	98	Total	C	N	O	S	0	0	0
			742	479	139	119	5			
9	B9	98	Total	C	N	O	S	0	0	0
			742	479	139	119	5			

- Molecule 10 is a RNA chain called 18S RRNA.

Mol	Chain	Residues	Atoms					ZeroOcc	AltConf	Trace
10	AA	1745	Total	C	N	O	P	0	0	0
			37231	16654	6651	12181	1745			
10	BA	1745	Total	C	N	O	P	0	0	0
			37231	16654	6651	12181	1745			

- Molecule 11 is a protein called RPS0E.

Mol	Chain	Residues	Atoms					ZeroOcc	AltConf	Trace
11	AB	204	Total	C	N	O	S	0	0	0
			1642	1039	288	304	11			
11	BB	204	Total	C	N	O	S	0	0	0
			1642	1039	288	304	11			



- Molecule 12 is a protein called KH DOMAIN CONTAINING PROTEIN.

Mol	Chain	Residues	Atoms					ZeroOcc	AltConf	Trace
12	AC	229	Total	C	N	O	S	0	0	0
			1820	1173	320	319	8			
12	BC	229	Total	C	N	O	S	0	0	0
			1820	1173	320	319	8			

- Molecule 13 is a protein called RIBOSOMAL PROTEIN S4 CONTAINING PROTEIN.

Mol	Chain	Residues	Atoms					ZeroOcc	AltConf	Trace
13	AD	179	Total	C	N	O	S	0	0	0
			1475	931	286	252	6			
13	BD	179	Total	C	N	O	S	0	0	0
			1475	931	286	252	6			

- Molecule 14 is a protein called RIBOSOMAL PROTEIN S5 CONTAINING PROTEIN.

Mol	Chain	Residues	Atoms					ZeroOcc	AltConf	Trace
14	AE	230	Total	C	N	O	S	0	0	0
			1827	1176	323	325	3			
14	BE	230	Total	C	N	O	S	0	0	0
			1827	1176	323	325	3			

- Molecule 15 is a protein called EIF1.

Mol	Chain	Residues	Atoms					ZeroOcc	AltConf	Trace
15	AF	89	Total	C	N	O	S	0	0	0
			736	465	131	137	3			
15	BF	89	Total	C	N	O	S	0	0	0
			736	465	131	137	3			

- Molecule 16 is a protein called RIBOSOMAL PROTEIN S7 CONTAINING PROTEIN.

Mol	Chain	Residues	Atoms					ZeroOcc	AltConf	Trace
16	AG	192	Total	C	N	O	S	0	0	0
			1520	961	281	270	8			
16	BG	192	Total	C	N	O	S	0	0	0
			1520	961	281	270	8			

- Molecule 17 is a protein called RIBOSOMAL PROTEIN S8 CONTAINING PROTEIN.

Mol	Chain	Residues	Atoms					ZeroOcc	AltConf	Trace
17	AH	129	Total	C	N	O	S	0	0	0
			1040	671	184	180	5			
17	BH	129	Total	C	N	O	S	0	0	0
			1040	671	184	180	5			

- Molecule 18 is a protein called RPS16E, 40S RIBOSOMAL PROTEIN RPS16E.

Mol	Chain	Residues	Atoms					ZeroOcc	AltConf	Trace
18	AI	143	Total	C	N	O	S	0	0	0
			1135	715	217	198	5			
18	BI	143	Total	C	N	O	S	0	0	0
			1135	715	217	198	5			

- Molecule 19 is a protein called RIBOSOMAL PROTEIN S10 CONTAINING PROTEIN.

Mol	Chain	Residues	Atoms					ZeroOcc	AltConf	Trace
19	AJ	105	Total	C	N	O	S	0	0	0
			833	525	150	152	6			
19	BJ	105	Total	C	N	O	S	0	0	0
			833	525	150	152	6			

- Molecule 20 is a protein called RPS14E.

Mol	Chain	Residues	Atoms					ZeroOcc	AltConf	Trace
20	AK	140	Total	C	N	O	S	0	0	0
			1063	654	206	197	6			
20	BK	140	Total	C	N	O	S	0	0	0
			1063	654	206	197	6			

- Molecule 21 is a protein called 40S RIBOSOMAL PROTEIN S12.

Mol	Chain	Residues	Atoms					ZeroOcc	AltConf	Trace
21	AL	141	Total	C	N	O	S	0	0	0
			1097	691	221	180	5			
21	BL	141	Total	C	N	O	S	0	0	0
			1097	691	221	180	5			

- Molecule 22 is a protein called RPS18E.

Mol	Chain	Residues	Atoms					ZeroOcc	AltConf	Trace
22	AM	154	Total	C	N	O	S	0	0	0
			1239	780	237	216	6			

*Continued on next page...*

*Continued from previous page...*

Mol	Chain	Residues	Atoms					ZeroOcc	AltConf	Trace
22	BM	154	Total	C	N	O	S	0	0	0
			1239	780	237	216	6			

- Molecule 23 is a protein called RPS29E.

Mol	Chain	Residues	Atoms					ZeroOcc	AltConf	Trace
23	AN	53	Total	C	N	O	S	0	0	0
			447	278	91	72	6			
23	BN	53	Total	C	N	O	S	0	0	0
			447	278	91	72	6			

There are 2 discrepancies between the modelled and reference sequences:

Chain	Residue	Modelled	Actual	Comment	Reference
BN	54	TYR	-	expression tag	UNP Q22MB0
BN	55	ARG	-	expression tag	UNP Q22MB0

- Molecule 24 is a protein called RPS13E.

Mol	Chain	Residues	Atoms					ZeroOcc	AltConf	Trace
24	AO	150	Total	C	N	O	S	0	0	0
			1214	782	228	200	4			
24	BO	150	Total	C	N	O	S	0	0	0
			1214	782	228	200	4			

- Molecule 25 is a protein called RPS24E.

Mol	Chain	Residues	Atoms				ZeroOcc	AltConf	Trace
25	AP	148	Total	C	N	O	0	0	0
			1197	763	221	213			
25	BP	148	Total	C	N	O	0	0	0
			1197	763	221	213			

- Molecule 26 is a protein called RIBOSOMAL PROTEIN S17 CONTAINING PROTEIN.

Mol	Chain	Residues	Atoms					ZeroOcc	AltConf	Trace
26	AQ	157	Total	C	N	O	S	0	0	0
			1275	818	235	217	5			
26	BQ	157	Total	C	N	O	S	0	0	0
			1275	818	235	217	5			

- Molecule 27 is a protein called RACK1.

Mol	Chain	Residues	Atoms					ZeroOcc	AltConf	Trace
27	AR	338	Total	C	N	O	S	0	0	0
			2682	1711	462	501	8			
27	BR	338	Total	C	N	O	S	0	0	0
			2682	1711	462	501	8			

- Molecule 28 is a protein called RPS15E.

Mol	Chain	Residues	Atoms					ZeroOcc	AltConf	Trace
28	AS	125	Total	C	N	O	S	0	0	0
			985	632	173	176	4			
28	BS	125	Total	C	N	O	S	0	0	0
			985	632	173	176	4			

- Molecule 29 is a protein called RPS19E.

Mol	Chain	Residues	Atoms					ZeroOcc	AltConf	Trace
29	AT	150	Total	C	N	O	S	0	0	0
			1211	769	227	213	2			
29	BT	150	Total	C	N	O	S	0	0	0
			1211	769	227	213	2			

- Molecule 30 is a protein called RIBOSOMAL PROTEIN L7AE CONTAINING PROTEIN.

Mol	Chain	Residues	Atoms					ZeroOcc	AltConf	Trace
30	AU	124	Total	C	N	O	S	0	0	0
			952	599	166	182	5			
30	BU	124	Total	C	N	O	S	0	0	0
			952	599	166	182	5			

- Molecule 31 is a protein called RPS17E.

Mol	Chain	Residues	Atoms					ZeroOcc	AltConf	Trace
31	AV	121	Total	C	N	O	S	0	0	0
			979	619	182	176	2			
31	BV	121	Total	C	N	O	S	0	0	0
			979	619	182	176	2			

- Molecule 32 is a protein called 40S RIBOSOMAL PROTEIN S4.

Mol	Chain	Residues	Atoms					ZeroOcc	AltConf	Trace
32	AW	259	Total	C	N	O	S	0	0	0
			2079	1322	383	370	4			

*Continued on next page...*

*Continued from previous page...*

Mol	Chain	Residues	Atoms					ZeroOcc	AltConf	Trace
32	BW	259	Total	C	N	O	S	0	0	0
			2079	1322	383	370	4			

There are 4 discrepancies between the modelled and reference sequences:

Chain	Residue	Modelled	Actual	Comment	Reference
BW	1	MET	-	expression tag	UNP P0C233
BW	70	GLN	GLY	conflict	UNP P0C233
BW	236	SER	LEU	conflict	UNP P0C233
BW	237	TRP	TYR	conflict	UNP P0C233

- Molecule 33 is a protein called RPS30E.

Mol	Chain	Residues	Atoms					ZeroOcc	AltConf	Trace
33	AX	68	Total	C	N	O	S	0	0	0
			554	350	113	90	1			
33	BX	68	Total	C	N	O	S	0	0	0
			554	350	113	90	1			

- Molecule 34 is a protein called RPS6E.

Mol	Chain	Residues	Atoms					ZeroOcc	AltConf	Trace
34	AY	235	Total	C	N	O	S	0	0	0
			1868	1184	347	326	11			
34	BY	235	Total	C	N	O	S	0	0	0
			1868	1184	347	326	11			

- Molecule 35 is a protein called RPS21E.

Mol	Chain	Residues	Atoms					ZeroOcc	AltConf	Trace
35	AZ	97	Total	C	N	O	S	0	0	0
			747	458	139	146	4			
35	BZ	97	Total	C	N	O	S	0	0	0
			747	458	139	146	4			

- Molecule 36 is MAGNESIUM ION (three-letter code: MG) (formula: Mg).

Mol	Chain	Residues	Atoms		ZeroOcc	AltConf
36	AA	90	Total	Mg	0	0
			90	90		
36	B4	1	Total	Mg	0	0
			1	1		

*Continued on next page...*

*Continued from previous page...*

Mol	Chain	Residues	Atoms		ZeroOcc	AltConf
36	BA	89	Total 89	Mg 89	0	0
36	BD	1	Total 1	Mg 1	0	0
36	A4	1	Total 1	Mg 1	0	0
36	BW	1	Total 1	Mg 1	0	0
36	AL	1	Total 1	Mg 1	0	0

- Molecule 37 is ZINC ION (three-letter code: ZN) (formula: Zn).

Mol	Chain	Residues	Atoms		ZeroOcc	AltConf
37	B5	1	Total 1	Zn 1	0	0
37	BN	1	Total 1	Zn 1	0	0
37	B9	1	Total 1	Zn 1	0	0
37	A6	1	Total 1	Zn 1	0	0
37	AN	1	Total 1	Zn 1	0	0
37	A5	1	Total 1	Zn 1	0	0
37	A9	1	Total 1	Zn 1	0	0
37	B6	1	Total 1	Zn 1	0	0

- Molecule 38 is water.

Mol	Chain	Residues	Atoms		ZeroOcc	AltConf
38	A2	2	Total 2	O 2	0	0
38	A4	2	Total 2	O 2	0	0
38	A5	1	Total 1	O 1	0	0
38	AA	516	Total 516	O 516	0	0

*Continued on next page...*

*Continued from previous page...*

Mol	Chain	Residues	Atoms		ZeroOcc	AltConf
38	AC	1	Total 1	O 1	0	0
38	AD	4	Total 4	O 4	0	0
38	AE	3	Total 3	O 3	0	0
38	AL	3	Total 3	O 3	0	0
38	AM	4	Total 4	O 4	0	0
38	AO	1	Total 1	O 1	0	0
38	AP	1	Total 1	O 1	0	0
38	AQ	2	Total 2	O 2	0	0
38	AT	4	Total 4	O 4	0	0
38	AW	4	Total 4	O 4	0	0
38	AY	4	Total 4	O 4	0	0
38	B2	2	Total 2	O 2	0	0
38	B4	2	Total 2	O 2	0	0
38	B5	1	Total 1	O 1	0	0
38	BA	512	Total 512	O 512	0	0
38	BC	2	Total 2	O 2	0	0
38	BD	2	Total 2	O 2	0	0
38	BE	5	Total 5	O 5	0	0
38	BK	1	Total 1	O 1	0	0
38	BL	2	Total 2	O 2	0	0
38	BM	6	Total 6	O 6	0	0

*Continued on next page...*

*Continued from previous page...*

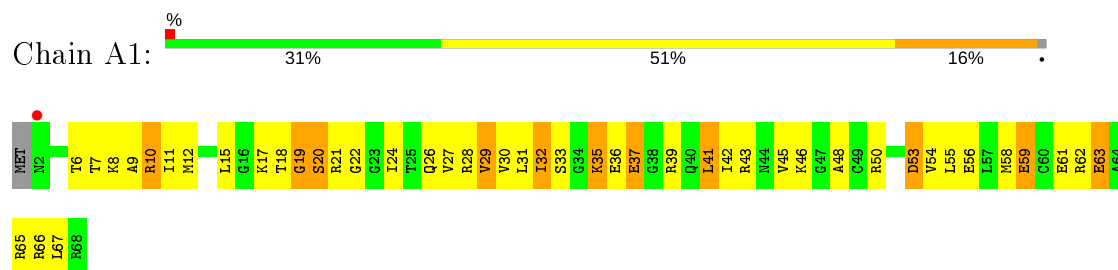
Mol	Chain	Residues	Atoms		ZeroOcc	AltConf
38	BO	1	Total 1	O 1	0	0
38	BP	1	Total 1	O 1	0	0
38	BQ	1	Total 1	O 1	0	0
38	BT	6	Total 6	O 6	0	0
38	BW	5	Total 5	O 5	0	0
38	BY	3	Total 3	O 3	0	0



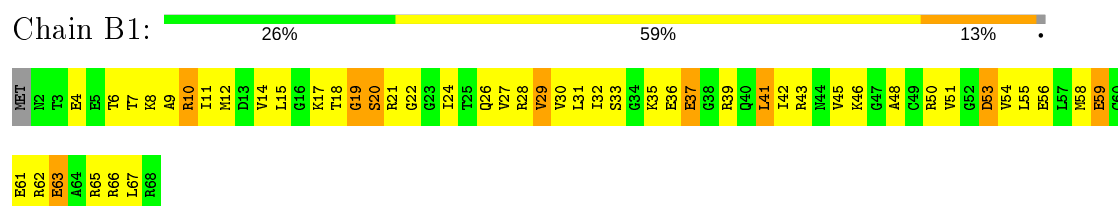
### 3 Residue-property plots [i](#)

These plots are drawn for all protein, RNA and DNA chains in the entry. The first graphic for a chain summarises the proportions of the various outlier classes displayed in the second graphic. The second graphic shows the sequence view annotated by issues in geometry and electron density. Residues are color-coded according to the number of geometric quality criteria for which they contain at least one outlier: green = 0, yellow = 1, orange = 2 and red = 3 or more. A red dot above a residue indicates a poor fit to the electron density ( $RSRZ > 2$ ). Stretches of 2 or more consecutive residues without any outlier are shown as a green connector. Residues present in the sample, but not in the model, are shown in grey.

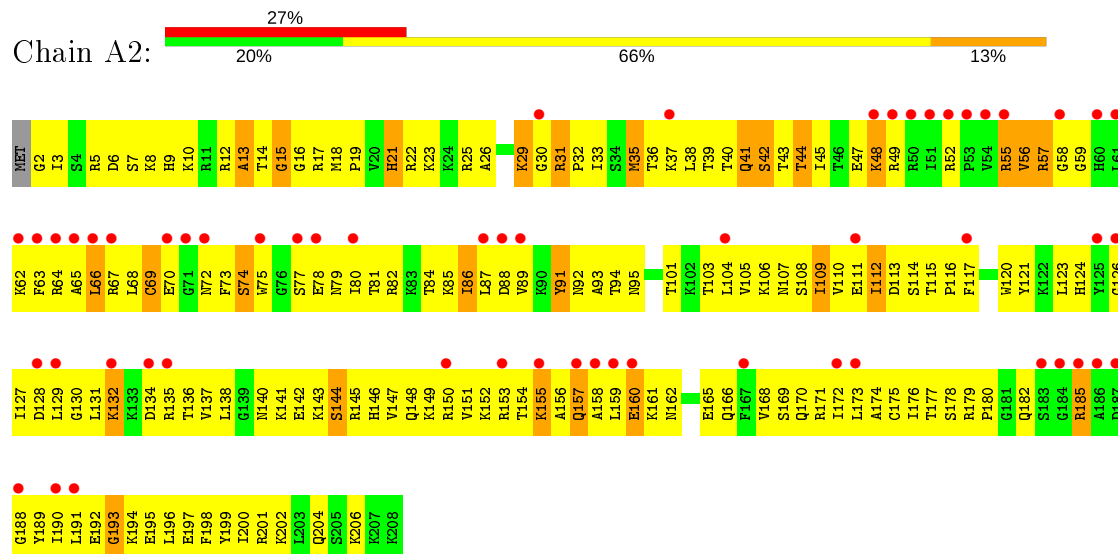
#### • Molecule 1: RIBOSOMAL PROTEIN S28E CONTAINING PROTEIN



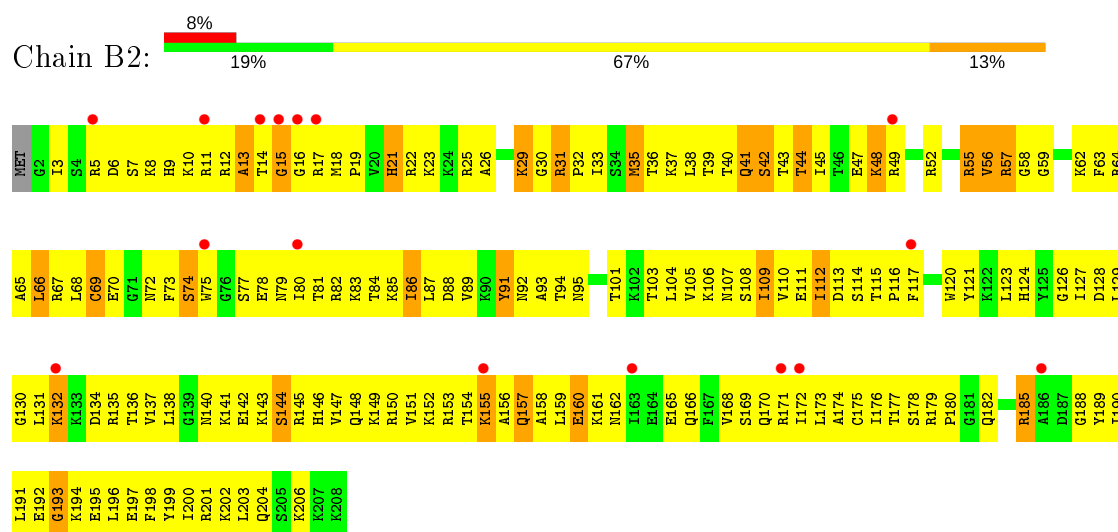
#### • Molecule 1: RIBOSOMAL PROTEIN S28E CONTAINING PROTEIN



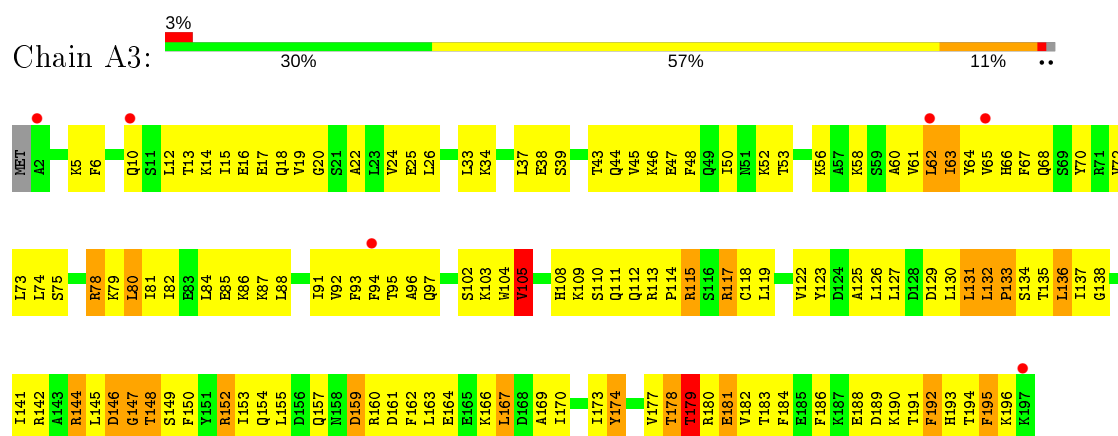
#### • Molecule 2: 40S RIBOSOMAL PROTEIN S8



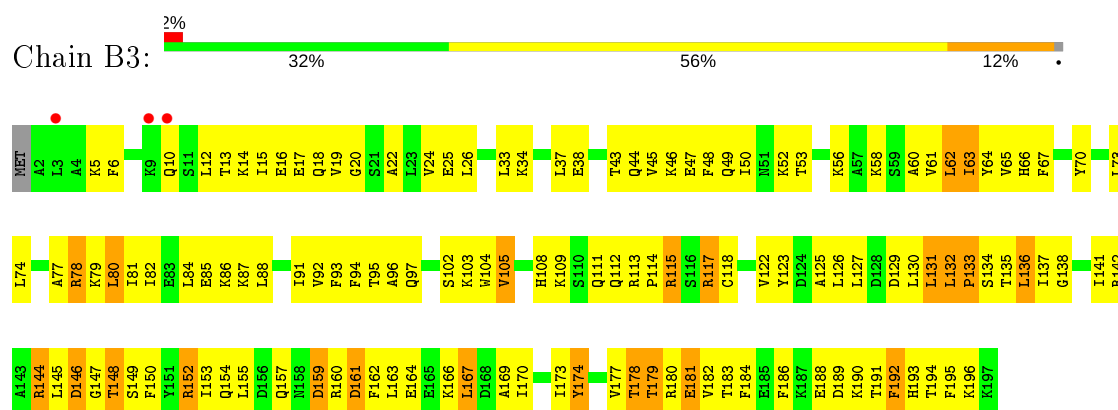
#### • Molecule 2: 40S RIBOSOMAL PROTEIN S8



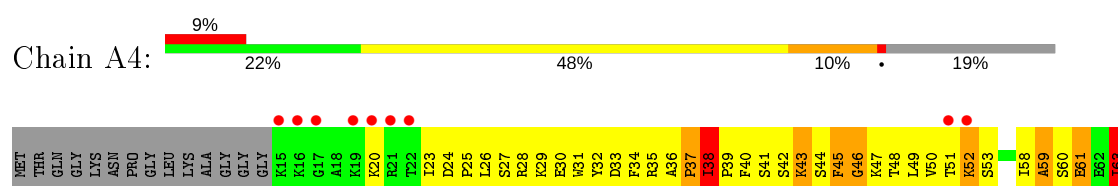
• Molecule 3: RPS7E

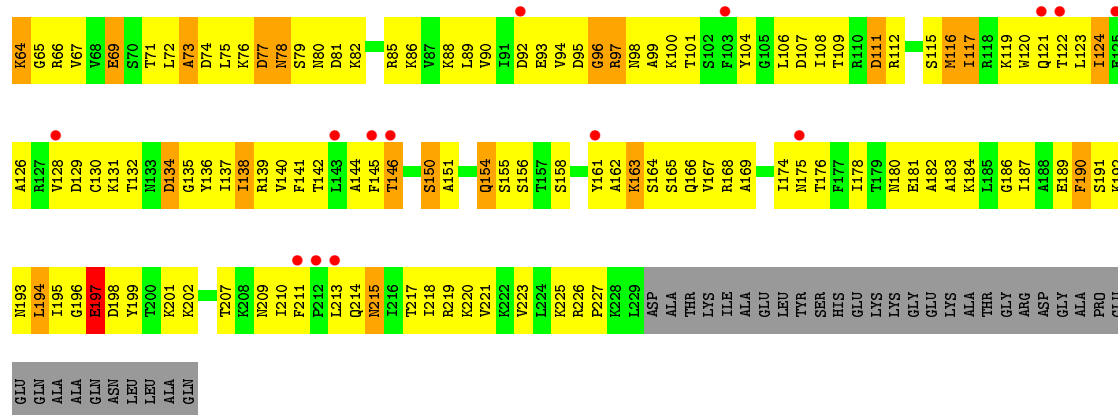


• Molecule 3: RPS7E

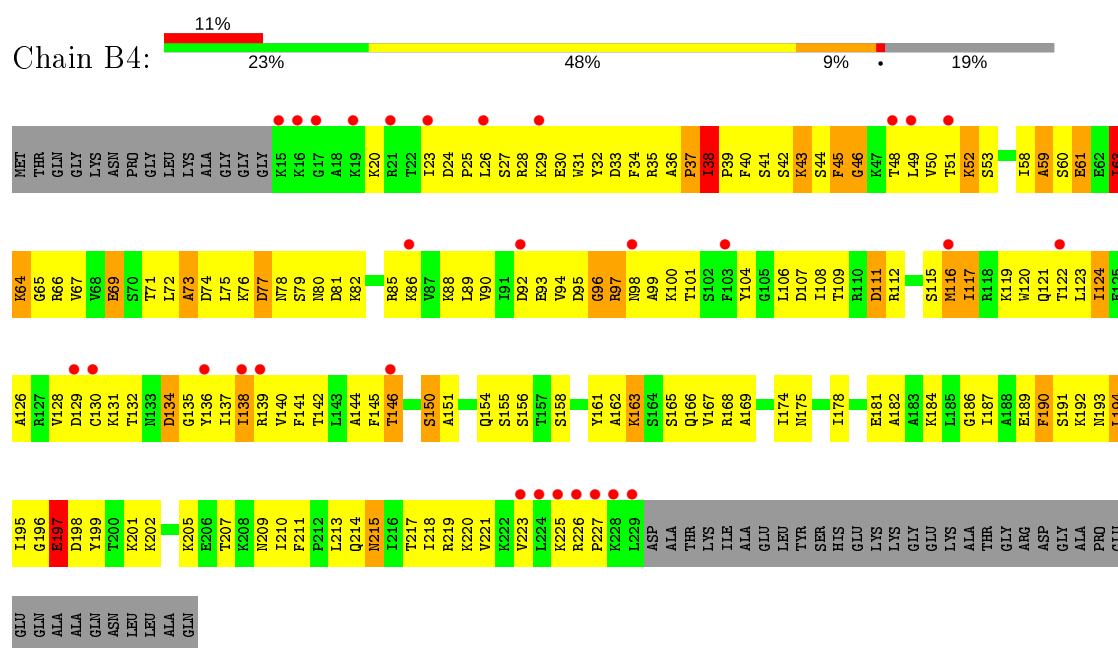


• Molecule 4: 40S RIBOSOMAL PROTEIN S3A

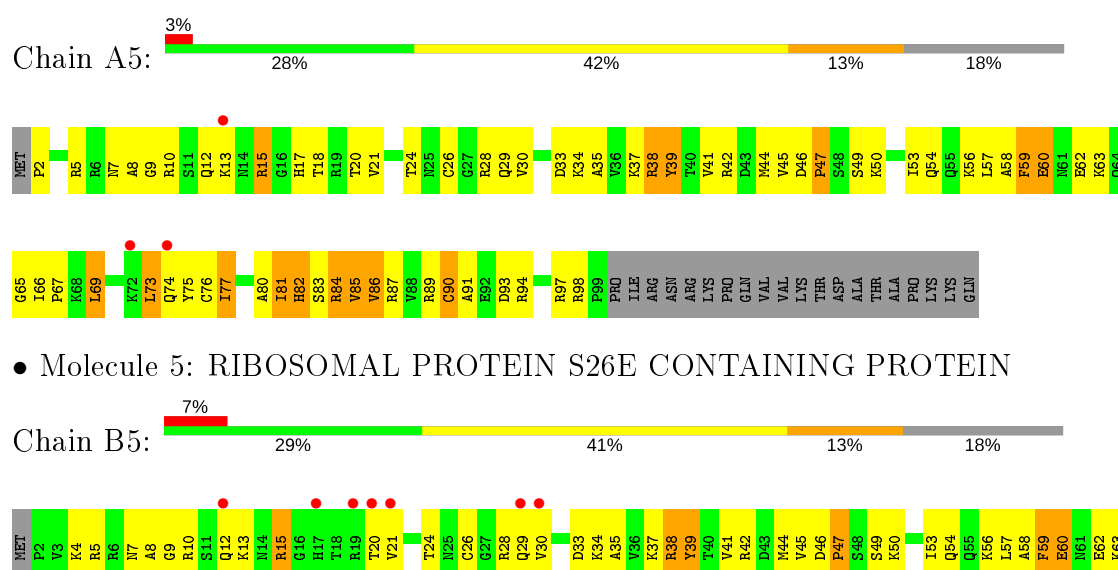




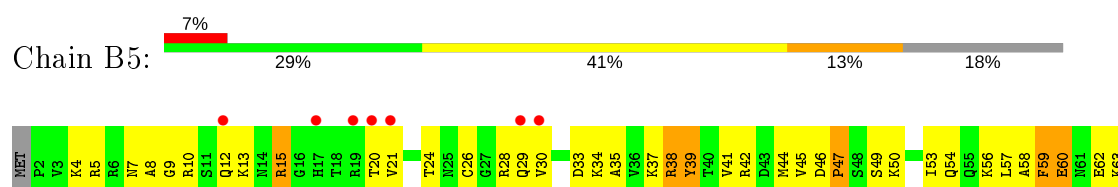
• Molecule 4: 40S RIBOSOMAL PROTEIN S3A

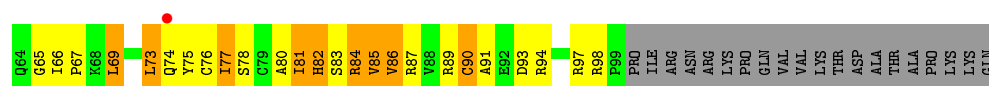


• Molecule 5: RIBOSOMAL PROTEIN S26E CONTAINING PROTEIN

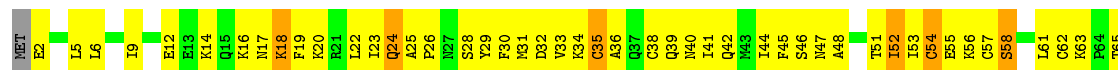


• Molecule 5: RIBOSOMAL PROTEIN S26E CONTAINING PROTEIN

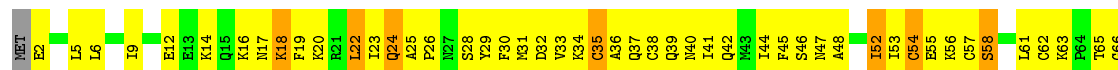




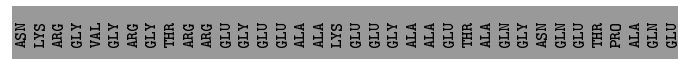
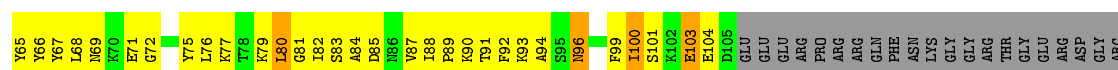
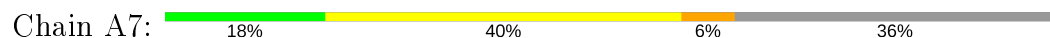
• Molecule 6: RPS27E



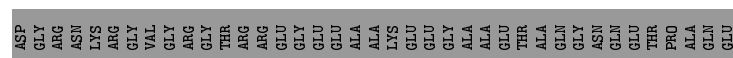
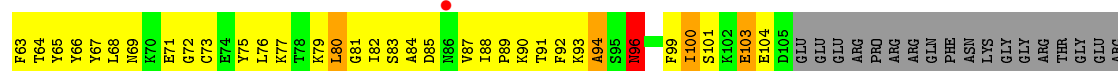

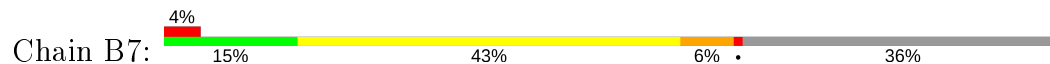
• Molecule 6: RPS27E



• Molecule 7: PLECTIN/S10 DOMAIN CONTAINING PROTEIN

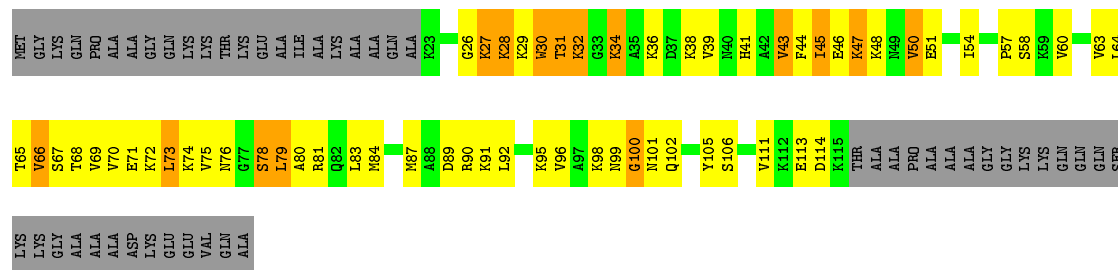


• Molecule 7: PLECTIN/S10 DOMAIN CONTAINING PROTEIN



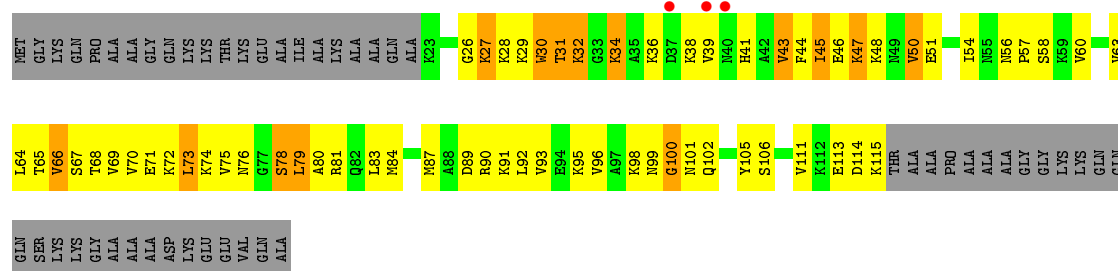
- Molecule 8: RPS25E

Chain A8:



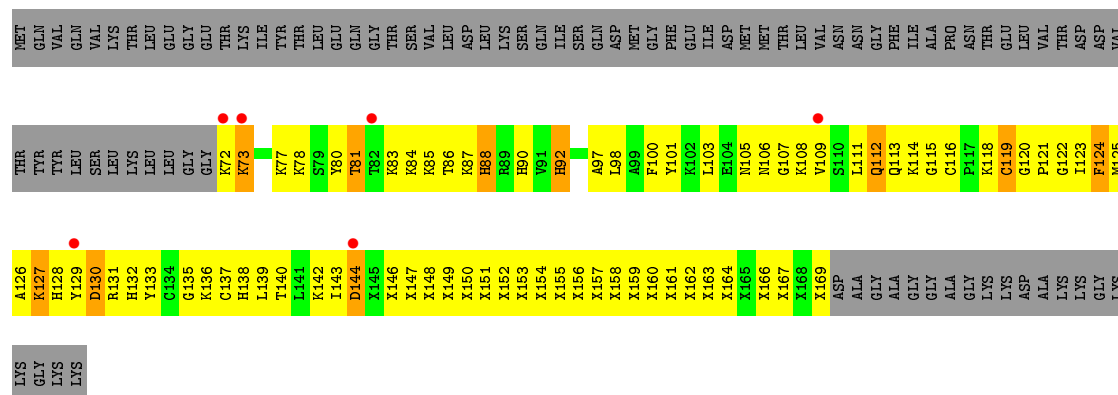
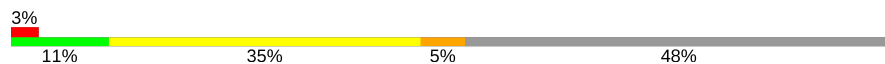
- Molecule 8: RPS25E

Chain B8:



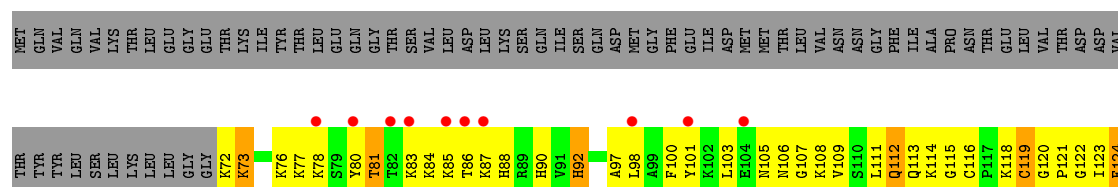
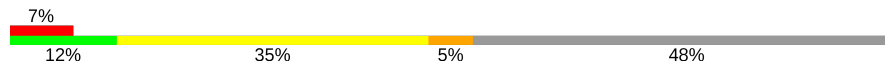
- Molecule 9: RPS31E

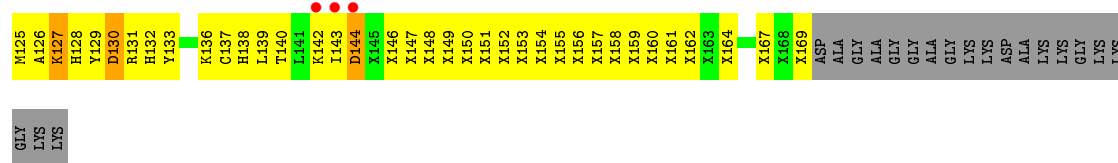
Chain A9:



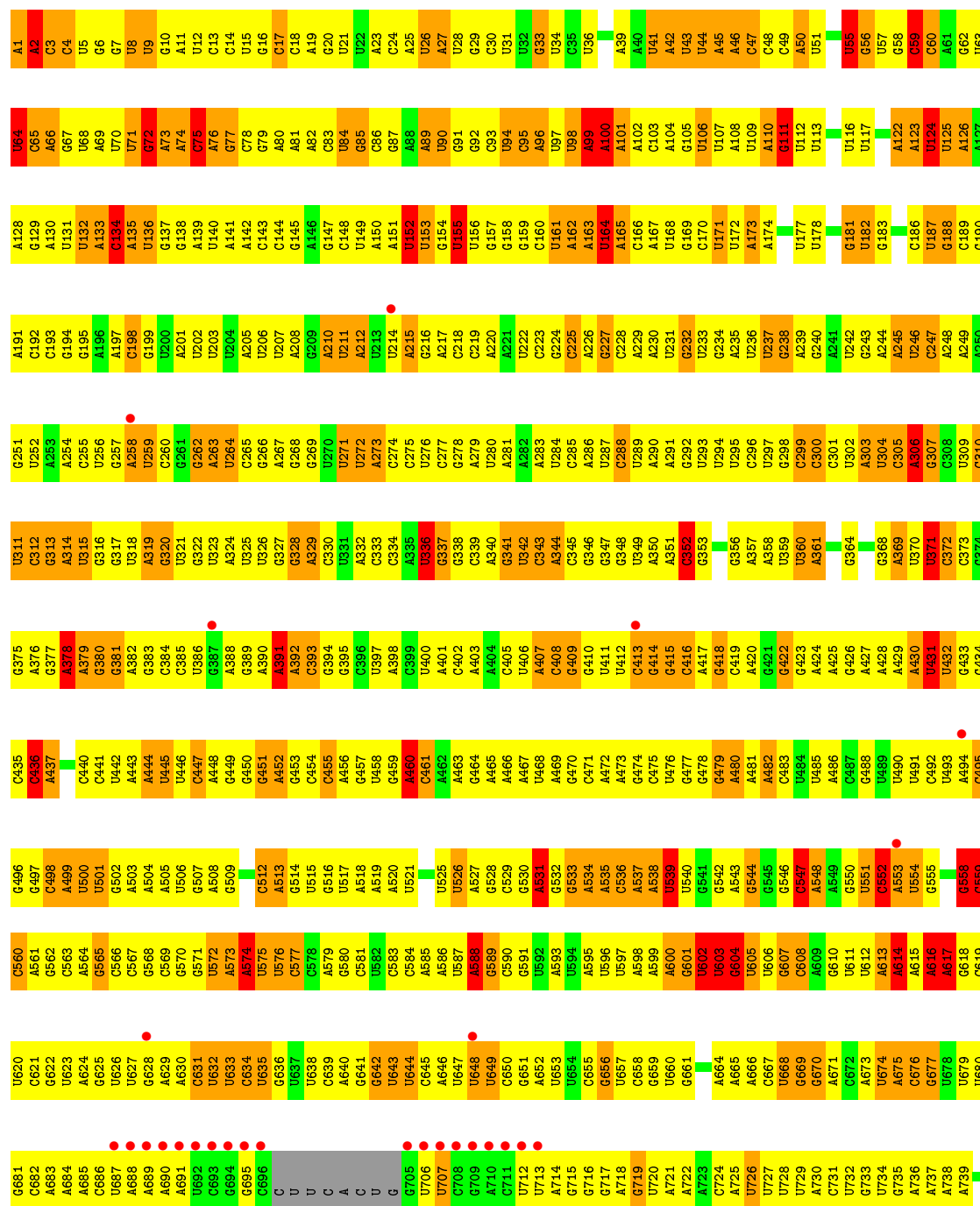
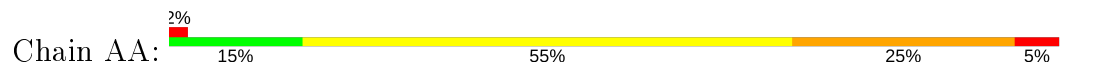
- Molecule 9: RPS31E

Chain B9:






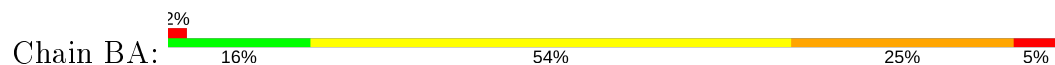
### • Molecule 10: 18S RRNA



C1644	C1645	U1646	U1647	C1648	U1649	G1650	G1651	A1652	C1653	U1654	C1655	G1656	G1657	A1658	G1659	A1660	G1661	C1662	A1663	U1664	U1665	C1666	U1667	U1668	G1669	C1670	G1671	C1672	A1673	A1674	A1675	U1676	U1677	A1678	C1679	C1680	C1681	C1682	C1683	C1684	C1685	C1686	C1687	U1688	C1689	C1690	C1691	C1692	C1693	C1694	C1695	C1696	C1697	C1698	A1699	A1700	C1701	A1702	A1703	C1704	A1705	C1706	A1707	A1708																																																																																																																																																																																																																																																																																																																																																																																																																																																																		
G1573	C1574	U1575	U1576	U1577	C1578	U1579	U1580	U1581	G1582	U1583	U1584	U1585	A1586	U1587	G1588	U1589	A1590	C1591	C1592	A1593	U1594	C1595	U1596	U1597	U1598	U1599	G1600	G1601	C1602	C1603	C1604	A1605	C1606	A1607	U1608	C1609	C1610	C1611	C1612	C1613	G1614	G1615	C1616	C1617	C1618	U1619	U1620	U1621	U1622	U1623	G1624	U1625	A1626	A1627	C1628	G1629	A1630	C1631	C1632	C1633	C1634	C1635	C1636	C1637	C1638	C1639	C1640	C1641	C1642	C1643	C1644	C1645	C1646	C1647	C1648	C1649	C1650	C1651	C1652	C1653	C1654	C1655	C1656	C1657	C1658	C1659	C1660	C1661	C1662	C1663	C1664	C1665	C1666	C1667	C1668	C1669	C1670	C1671	C1672	C1673	C1674	C1675	C1676	C1677	C1678	C1679	C1680	C1681	C1682	C1683	C1684	C1685	C1686	C1687	C1688	C1689	C1690	C1691	C1692	C1693	C1694	C1695	C1696	C1697	C1698	C1699	C1700	C1701	C1702	C1703	C1704	C1705	C1706	C1707	C1708																																																																																																																																																																																																																																																																																																																																																																																											
U1384	U1385	U1386	U1387	U1388	U1389	U1390	U1391	U1392	U1393	U1394	U1395	U1396	U1397	U1398	U1399	U1400	U1401	U1402	U1403	U1404	U1405	U1406	U1407	U1408	U1409	U1410	U1411	U1412	U1413	U1414	U1415	U1416	U1417	U1418	U1419	U1420	U1421	U1422	U1423	U1424	U1425	U1426	U1427	U1428	U1429	U1430	U1431	U1432	U1433	U1434	U1435	U1436	U1437	U1438	U1439	U1440	U1441	U1442	U1443	U1444	U1445	U1446	U1447	U1448	U1449	U1450	U1451	U1452	U1453	U1454	U1455	U1456	U1457	U1458	U1459	U1460	U1461	U1462	U1463	U1464	U1465	U1466	U1467	U1468	U1469	U1470	U1471	U1472	U1473	U1474	U1475	U1476	U1477	U1478	U1479	U1480	U1481	U1482	U1483	U1484	U1485	U1486	U1487	U1488	U1489	U1490	U1491	U1492	U1493	U1494	U1495	U1496	U1497	U1498	U1499	U1500	U1501	U1502	U1503	U1504	U1505	U1506	U1507	U1508	U1509	U1510	U1511	U1512	U1513	U1514	U1515	U1516	U1517	U1518	U1519	U1520	U1521	U1522	U1523	U1524	U1525	U1526	U1527	U1528	U1529	U1530	U1531	U1532	U1533	U1534	U1535	U1536	U1537	U1538	U1539	U1540	U1541	U1542	U1543	U1544	U1545	U1546	U1547	U1548	U1549	U1550	U1551	U1552	U1553	U1554	U1555	U1556	U1557	U1558	U1559	U1560	U1561	U1562	U1563	U1564	U1565	U1566	U1567	U1568	U1569	U1570	U1571	U1572	U1573	U1574	U1575	U1576	U1577	U1578	U1579	U1580	U1581	U1582	U1583	U1584	U1585	U1586	U1587	U1588	U1589	U1590	U1591	U1592	U1593	U1594	U1595	U1596	U1597	U1598	U1599	U1600	U1601	U1602	U1603	U1604	U1605	U1606	U1607	U1608	U1609	U1610	U1611	U1612	U1613	U1614	U1615	U1616	U1617	U1618	U1619	U1620	U1621	U1622	U1623	U1624	U1625	U1626	U1627	U1628	U1629	U1630	U1631	U1632	U1633	U1634	U1635	U1636	U1637	U1638	U1639	U1640	U1641	U1642	U1643	U1644	U1645	U1646	U1647	U1648	U1649	U1650	U1651	U1652	U1653	U1654	U1655	U1656	U1657	U1658	U1659	U1660	U1661	U1662	U1663	U1664	U1665	U1666	U1667	U1668	U1669	U1670	U1671	U1672	U1673	U1674	U1675	U1676	U1677	U1678	U1679	U1680	U1681	U1682	U1683	U1684	U1685	U1686	U1687	U1688	U1689	U1690	U1691	U1692	U1693	U1694	U1695	U1696	U1697	U1698	U1699	U1700	U1701	U1702	U1703	U1704	U1705	U1706	U1707	U1708																																																																																																																																																																																														
A1189	G1190	A1191	C1192	A1193	G1194	A1197	A1198	G1199	G1200	G1201	A1202	U1203	G1204	G1205	A1206	G1207	A1208	G1209	U1210	G1211	G1212	A1213	A1214	G1215	A1216	G1217	G1218	G1219	U1220	G1221	U1222	G1223	U1224	G1225	U1226	G1227	A1228	U1229	U1230	G1231	U1232	U1233	G1237	U1238	G1239	G1240	U1241	G1242	G1243	U1244	G1245	G1246	U1247	U1248	G1249	G1250	A1251	G1252	U1253	U1254	U1255	U1256	U1257	U1258	A1259	U1260	U1261	U1262	G1263	G1264	U1265	G1266	U1267	U1268	U1269	U1270	U1271	G1272	U1273	U1274	U1275	U1276	U1277	U1278	U1279	U1280	U1281	U1282	U1283	U1284	U1285	U1286	U1287	U1288	U1289	U1290	U1291	U1292	U1293	U1294	U1295	U1296	U1297	U1298	U1299	U1300	U1301	U1302	U1303	U1304	U1305	U1306	U1307	U1308	U1309	U1310	U1311	U1312	U1313	U1314	U1315	U1316	U1317	U1318	U1319	A1320	U1321	U1322	C1323	U1324	G1325	U1326	U1327	U1328	G1329	U1330	A1331	A1332	U1333	U1334	U1335	U1336	U1337	U1338	U1339	U1340	U1341	U1342	U1343	U1344	U1345	U1346	U1347	U1348	U1349	U1350	U1351	U1352	U1353	U1354	U1355	U1356	U1357	U1358	U1359	U1360	U1361	U1362	U1363	U1364	U1365	U1366	U1367	U1368	U1369	U1370	U1371	U1372	U1373	U1374	U1375	U1376	U1377	U1378	U1379	U1380	U1381	U1382	U1383	U1384	U1385	U1386	U1387	U1388	U1389	U1390	U1391	U1392	U1393	U1394	U1395	U1396	U1397	U1398	U1399	U1400	U1401	U1402	U1403	U1404	U1405	U1406	U1407	U1408	U1409	U1410	U1411	U1412	U1413	U1414	U1415	U1416	U1417	U1418	U1419	U1420	U1421	U1422	U1423	U1424	U1425	U1426	U1427	U1428	U1429	U1430	U1431	U1432	U1433	U1434	U1435	U1436	U1437	U1438	U1439	U1440	U1441	U1442	U1443	U1444	U1445	U1446	U1447	U1448	U1449	U1450	U1451	U1452	U1453	U1454	U1455	U1456	U1457	U1458	U1459	U1460	U1461	U1462	U1463	U1464	U1465	U1466	U1467	U1468	U1469	U1470	U1471	U1472	U1473	U1474	U1475	U1476	U1477	U1478	U1479	U1480	U1481	U1482	U1483	U1484	U1485	U1486	U1487	U1488	U1489	U1490	U1491	U1492	U1493	U1494	U1495	U1496	U1497	U1498	U1499	U1500	U1501	U1502	U1503	U1504	U1505	U1506	U1507	U1508	U1509	U1510	U1511	U1512	U1513	U1514	U1515	U1516	U1517	U1518	U1519	U1520	U1521	U1522	U1523	U1524	U1525	U1526	U1527	U1528	U1529	U1530	U1531	U1532	U1533	U1534	U1535	U1536	U1537	U1538	U1539	U1540	U1541	U1542	U1543	U1544	U1545	U1546	U1547	U1548	U1549	U1550	U1551	U1552	U1553	U1554	U1555	U1556	U1557	U1558	U1559	U1560	U1561	U1562	U1563	U1564	U1565	U1566	U1567	U1568	U1569	U1570	U1571	U1572	U1573	U1574	U1575	U1576	U1577	U1578	U1579	U1580	U1581	U1582	U1583	U1584	U1585	U1586	U1587	U1588	U1589	U1590	U1591	U1592	U1593	U1594	U1595	U1596	U1597	U1598	U1599	U1600	U1601	U1602	U1603	U1604	U1605	U1606	U1607	U1608	U1609	U1610	U1611	U1612	U1613	U1614	U1615	U1616	U1617	U1618	U1619	U1620	U1621	U1622	U1623	U1624	U1625	U1626	U1627	U1628	U1629	U1630	U1631	U1632	U1633	U1634	U1635	U1636	U1637	U1638	U1639	U1640	U1641	U1642	U1643	U1644	U1645	U1646	U1647	U1648	U1649	U1650	U1651	U1652	U1653	U1654	U1655	U1656	U1657	U1658	U1659	U1660	U1661	U1662	U1663	U1664	U1665	U1666	U1667	U1668	U1669	U1670	U1671	U1672	U1673	U1674	U1675	U1676	U1677	U1678	U1679	U1680	U1681	U1682	U1683	U1684	U1685	U1686	U1687	U1688	U1689	U1690	U1691	U1692	U1693	U1694	U1695	U1696	U1697	U1698	U1699	U1700	U1701	U1702	U1703	U1704	U1705	U1706	U1707	U1708
C1082	A1083	A1084	A1085	C1086	U1087	U1088	U1089	A1090	U1091	U1092	U1093	U1094	U1095	U1096	U1097	U1098	U1099	U1100	U1101	U1102	U1103	U1104	U1105	U1106	U1107	U1108	U1109	U1110	U1111	U1112	U1113	U1114	U1115	U1116	U1117	U1118	U1119	U1120	U1121	U1122	U1123	U1124	U1125	U1126	U1127	U1128	U1129	U1130	U1131	U1132	U1133	U1134	U1135	U1136	U1137	U1138	U1139	U1140	U1141	U1142	U1143	U1144	U1145	U1146	U1147	U1148	U1149	U1150	U1151	U1152	U1153	U1154	U1155	U1156	U1157	U1158	U1159	U1160	U1161	U1162	U1163	U1164	U1165	U1166	U1167	U1168	U1169	U1170	U1171	U1172	U1173	U1174	U1175	U1176	U1177	U1178	U1179	U1180	U1181	U1182	U1183	U1184	U1185	U1186	U1187	U1188	U1189	U1190	U1191	U1192	U1193	U1194	U1195	U1196	U1197	U1198	U1199	U1200	U1201	U1202	U1203	U1204	U1205	U1206	U1207	U1208	U1209	U1210	U1211	U1212	U1213	U1214	U1215	U1216	U1217	U1218	U1219	U1220	U1221	U1222	U1223	U1224	U1225	U1226	U1227	U1228	U1229	U1230	U1231	U1232	U1233	U1234	U1235	U1236	U1237	U1238	U1239	U1240	U1241	U1242	U1243	U1244	U1245	U1246	U1247	U1248	U1249	U1250	U1251	U1252	U1253	U1254	U1255	U1256	U1257	U1258	U1259	U1260	U1261	U1262	U1263	U1264	U1265	U1266	U1267	U1268	U1269	U1270	U1271	U1272	U1273	U1274	U1275	U1276	U1277	U1278	U1279	U1280	U1281	U1282	U1283	U1284	U1285	U128																																																																																																																																																																																																																																																																																																																						

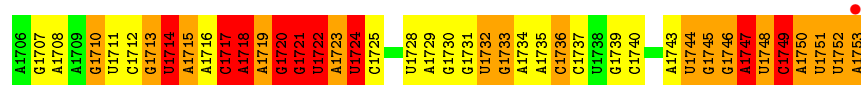


# Molecule 10: 18S RRNA


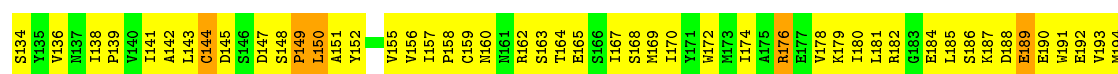






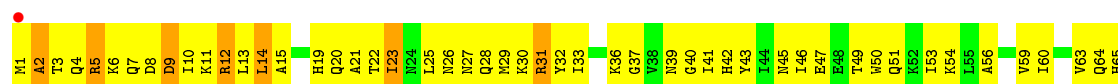




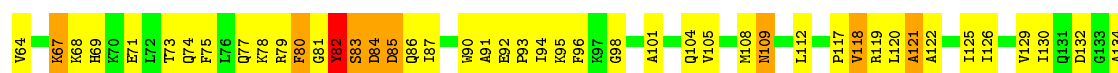
• Molecule 11: RPS0E

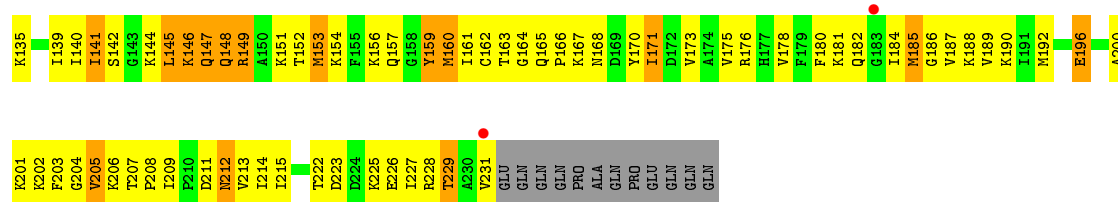


• Molecule 11: RPS0E




• Molecule 12: KH DOMAIN CONTAINING PROTEIN





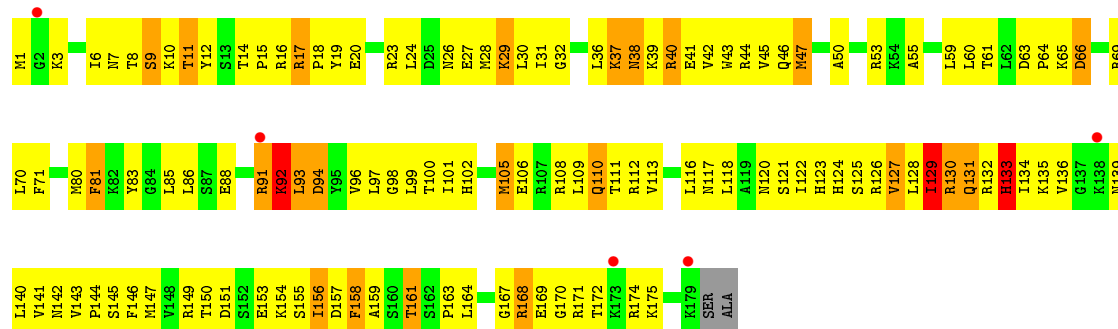
● Molecule 12: KH DOMAIN CONTAINING PROTEIN

Chain BC: 28% 56% 10% 6%



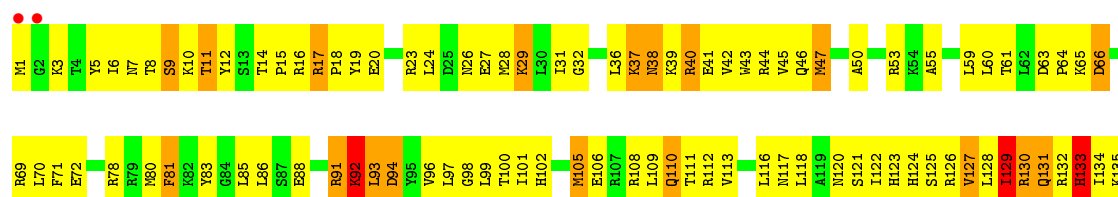
● Molecule 13: RIBOSOMAL PROTEIN S4 CONTAINING PROTEIN

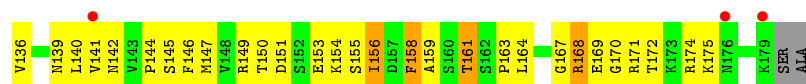
Chain AD: 3% 30% 55% 12% ..



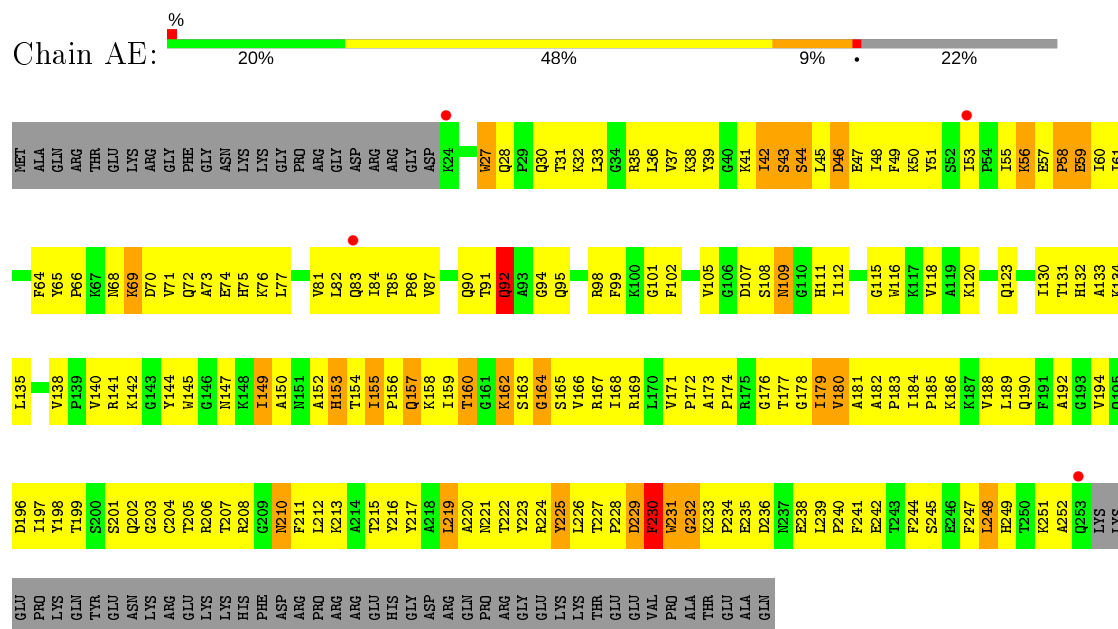
● Molecule 13: RIBOSOMAL PROTEIN S4 CONTAINING PROTEIN

Chain BD: 3% 30% 55% 12% ..

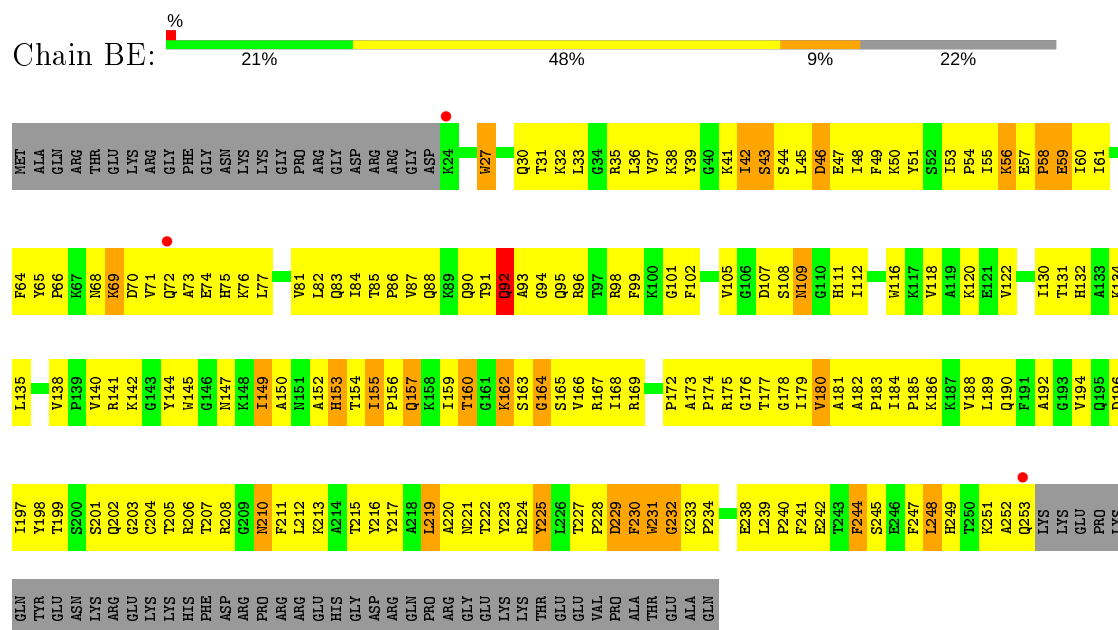




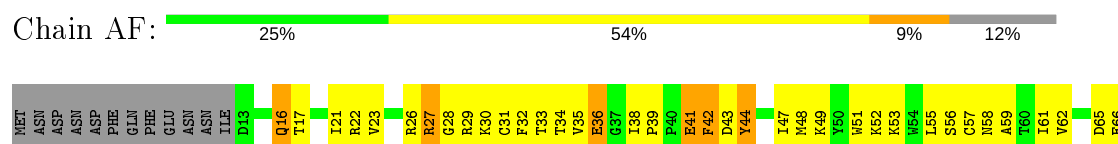
- Molecule 14: RIBOSOMAL PROTEIN S5 CONTAINING PROTEIN




- Molecule 14: RIBOSOMAL PROTEIN S5 CONTAINING PROTEIN



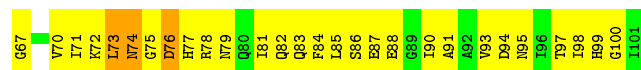
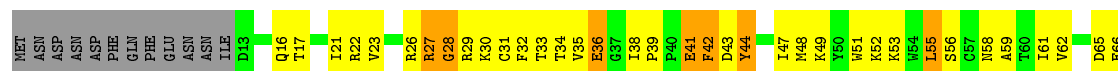
- Molecule 15: EIF1





- Molecule 15: EIF1

Chain BF: 25% 53% 10% 12%




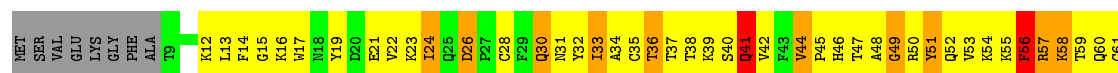
- Molecule 16: RIBOSOMAL PROTEIN S7 CONTAINING PROTEIN

Chain AG: 23% 61% 12% . .




- Molecule 16: RIBOSOMAL PROTEIN S7 CONTAINING PROTEIN

Chain BG: 3% 25% 57% 13% . .



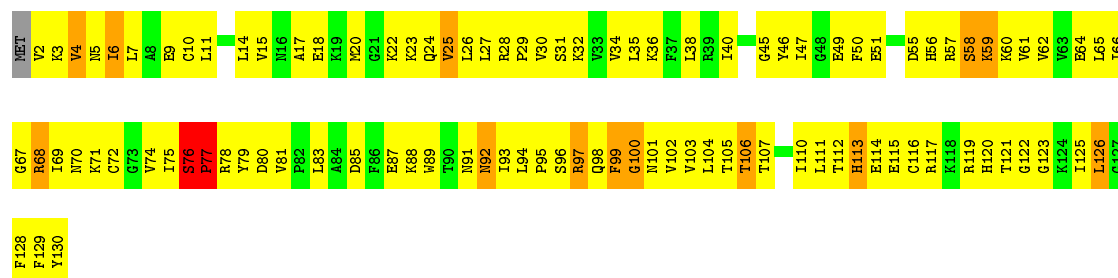
- Molecule 17: RIBOSOMAL PROTEIN S8 CONTAINING PROTEIN

Chain AH: 22% 65% 10% . .



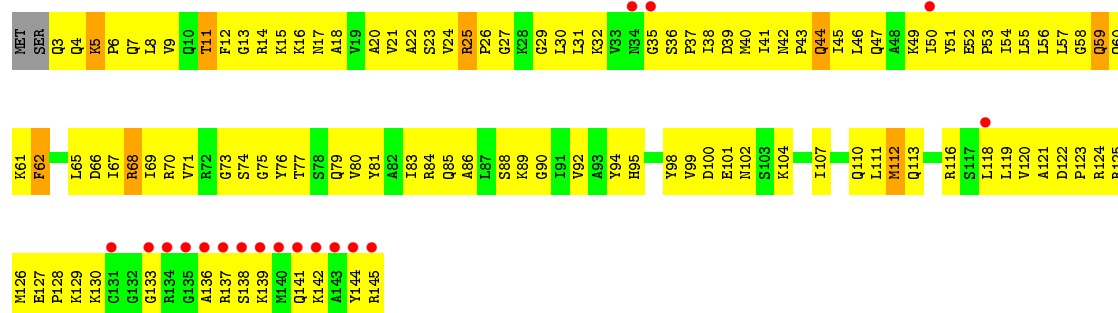
• Molecule 17: RIBOSOMAL PROTEIN S8 CONTAINING PROTEIN

Chain BH: 22% 66% 10% ..



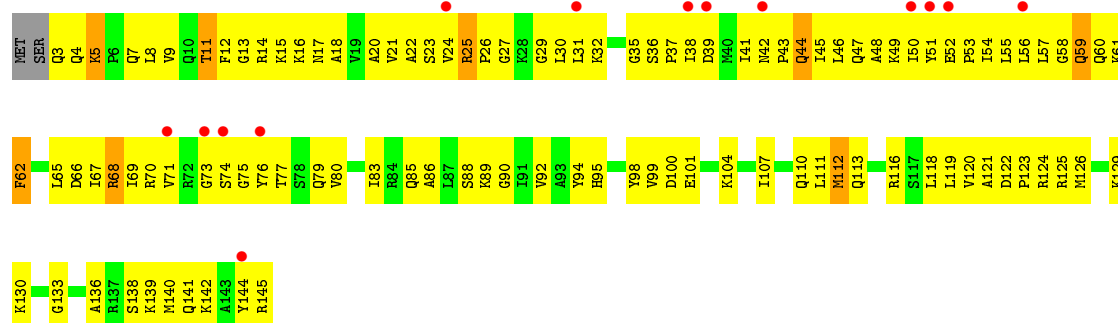
• Molecule 18: RPS16E, 40S RIBOSOMAL PROTEIN RPS16E

Chain AI: 12% 21% 72% 6% .

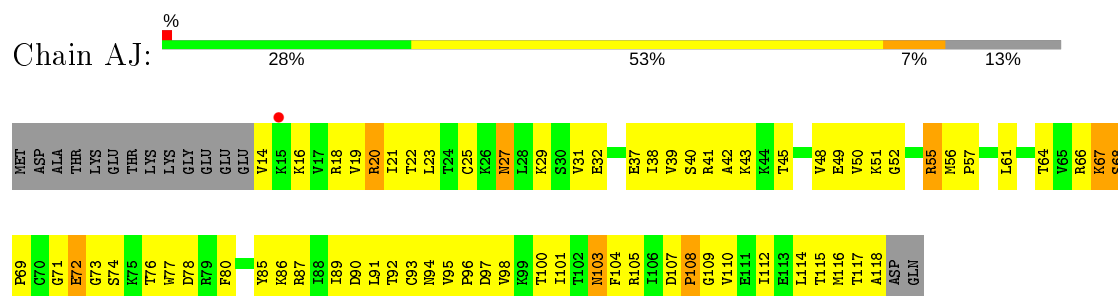


• Molecule 18: RPS16E, 40S RIBOSOMAL PROTEIN RPS16E

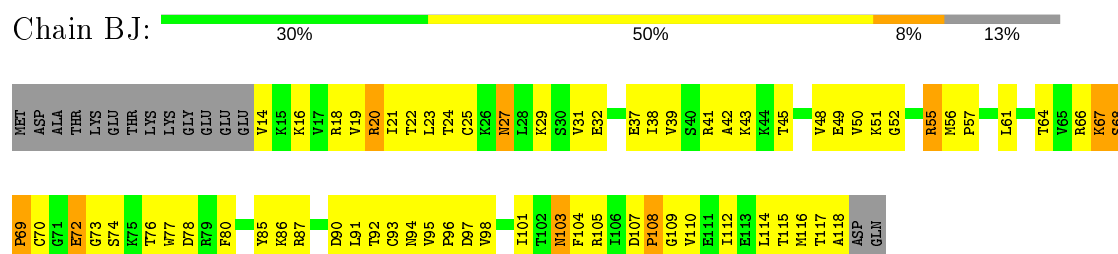
Chain BI: 10% 25% 68% 6% .



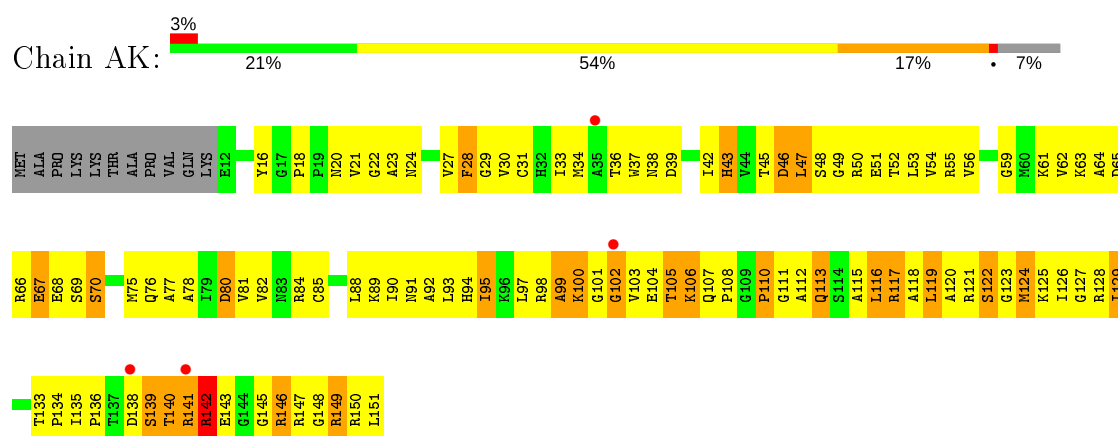
- Molecule 19: RIBOSOMAL PROTEIN S10 CONTAINING PROTEIN



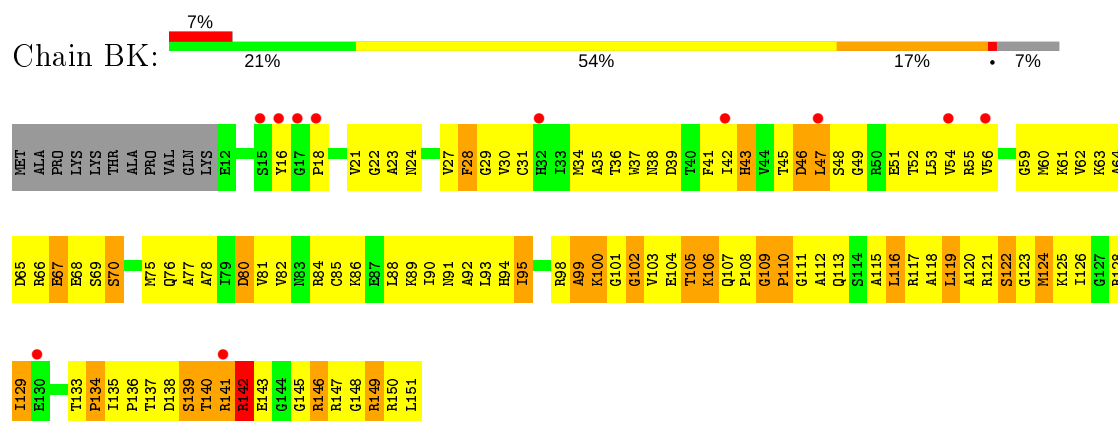
- Molecule 19: RIBOSOMAL PROTEIN S10 CONTAINING PROTEIN



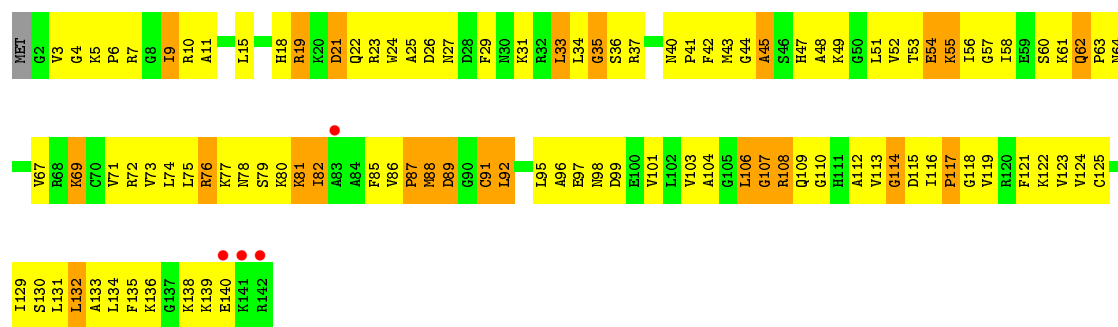
- Molecule 20: RPS14E



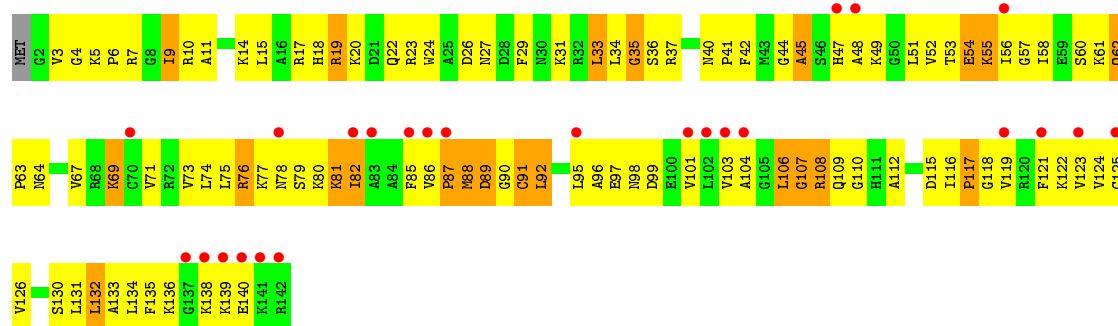
- Molecule 20: RPS14E



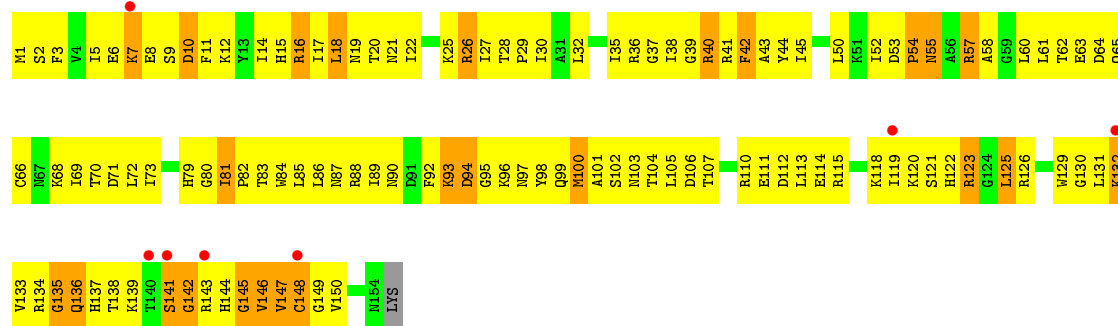
- Molecule 21: 40S RIBOSOMAL PROTEIN S12



• Molecule 21: 40S RIBOSOMAL PROTEIN S12



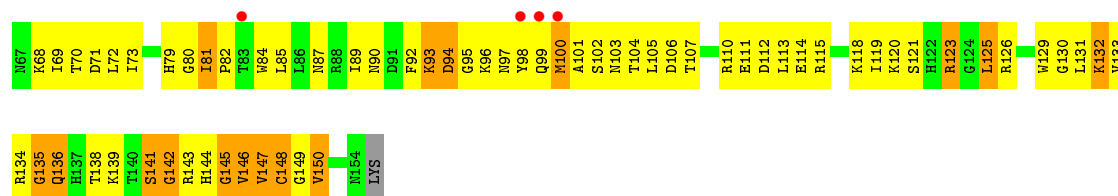
• Molecule 22: RPS18E



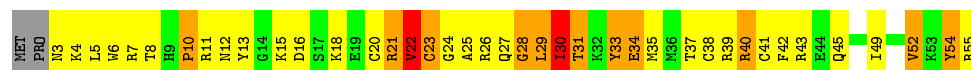
• Molecule 22: RPS18E




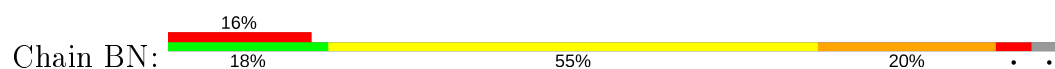





• Molecule 23: RPS29E



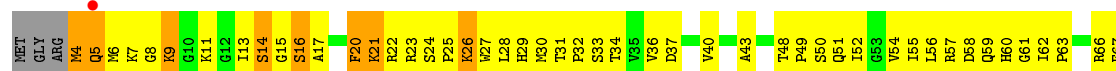
• Molecule 23: RPS29E



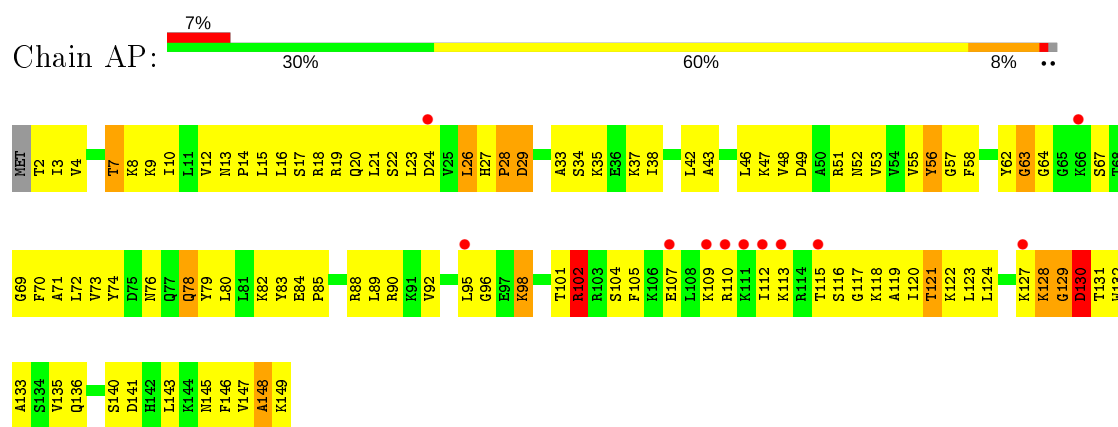
• Molecule 24: RPS13E



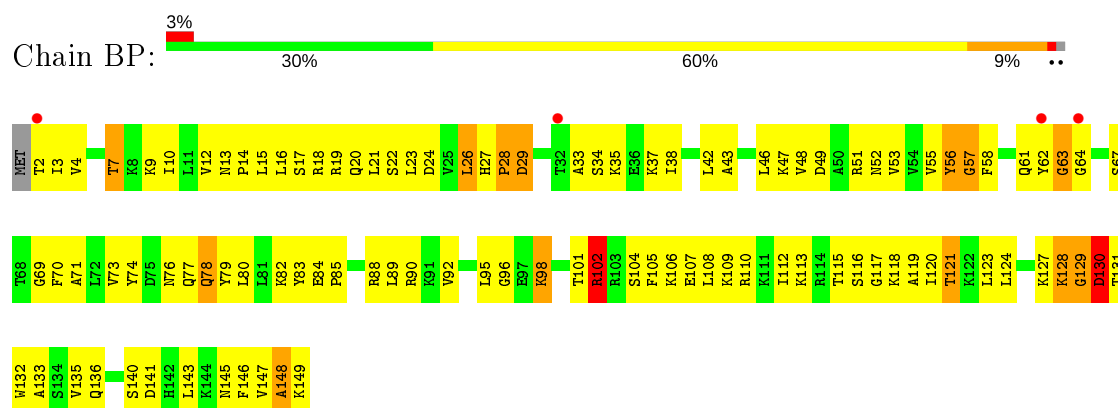
• Molecule 24: RPS13E



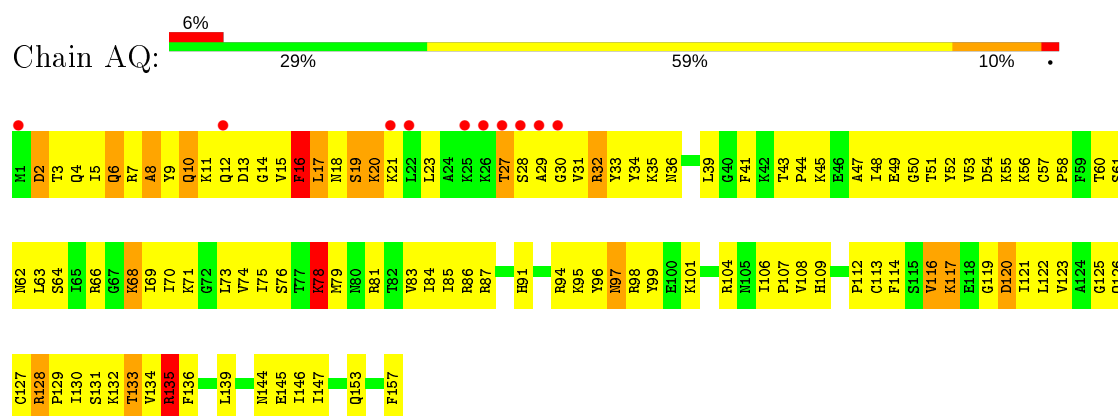
• Molecule 25: RPS24E



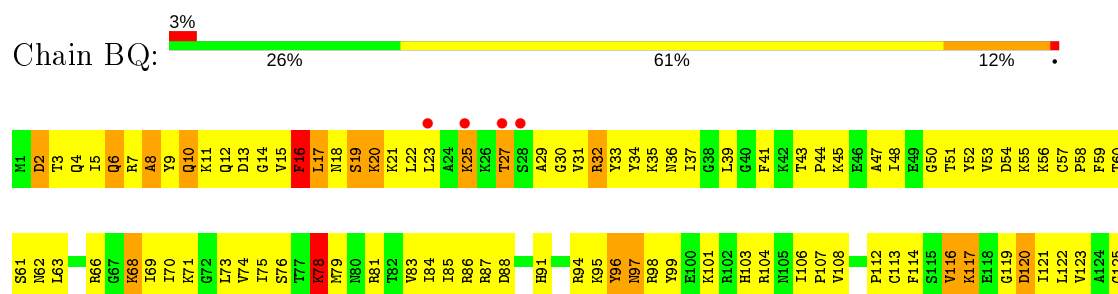
• Molecule 25: RPS24E



• Molecule 26: RIBOSOMAL PROTEIN S17 CONTAINING PROTEIN

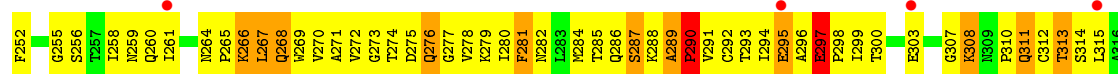
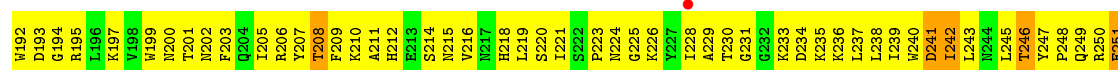
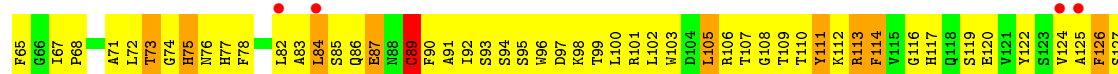


• Molecule 26: RIBOSOMAL PROTEIN S17 CONTAINING PROTEIN

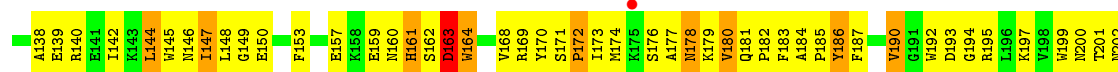
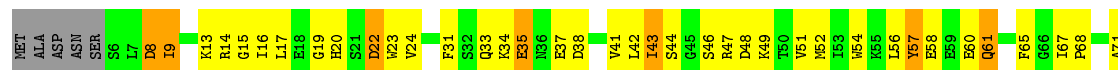




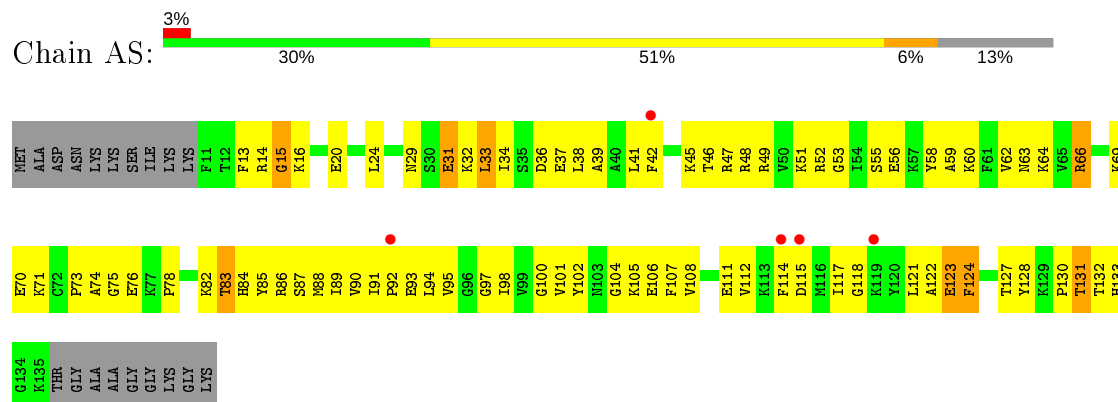
• Molecule 27: RACK1



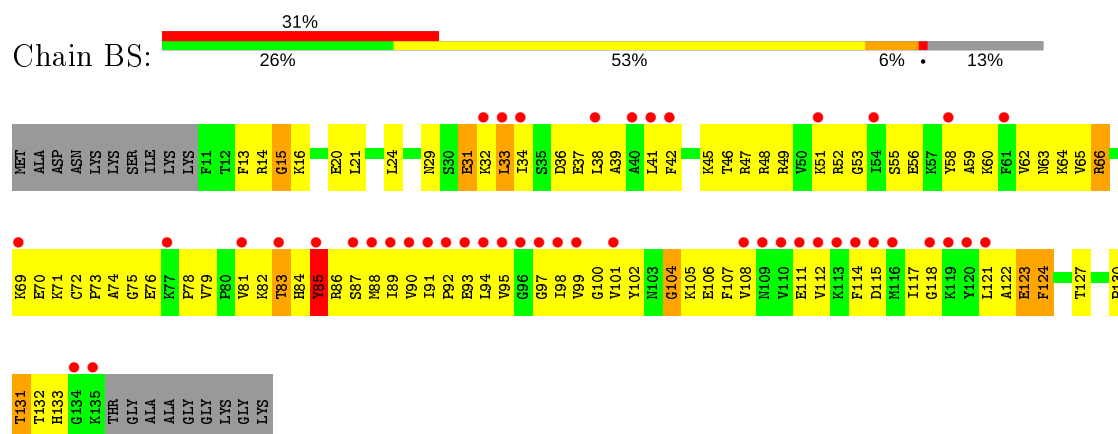
• Molecule 27: RACK1



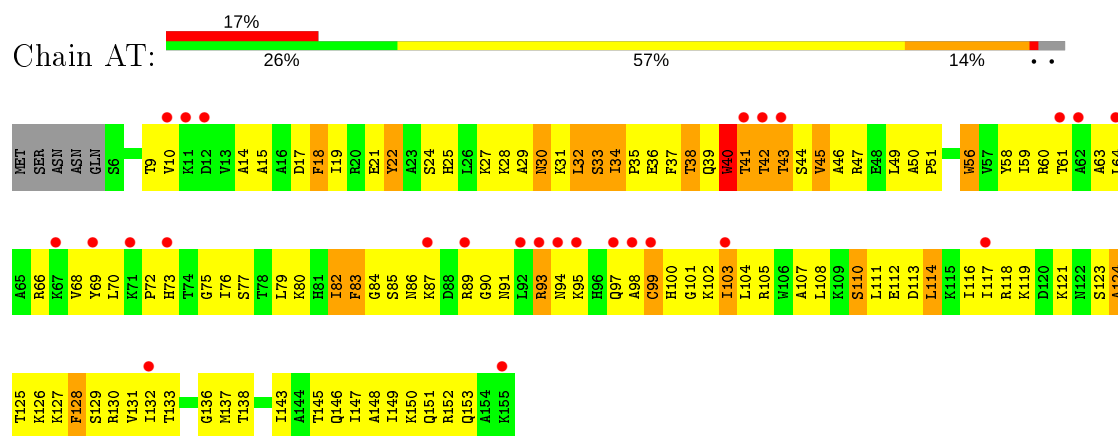
- Molecule 28: RPS15E



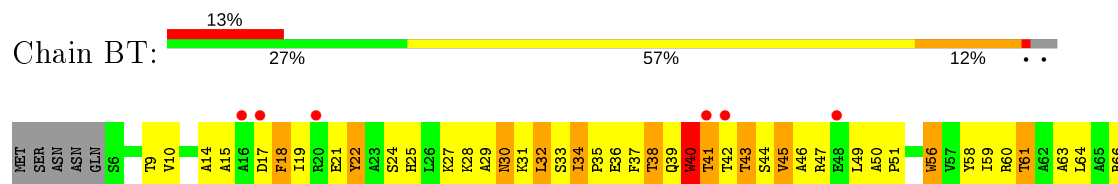
- Molecule 28: RPS15E

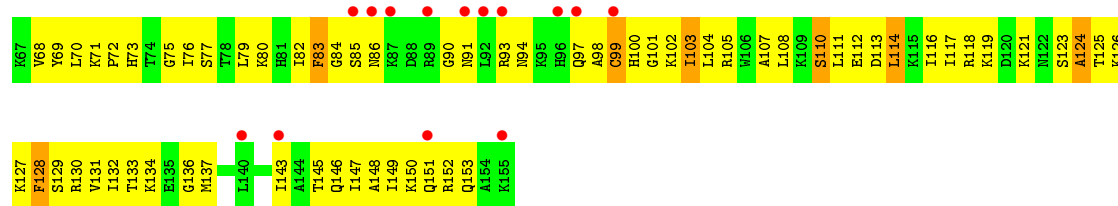


- Molecule 29: RPS19E

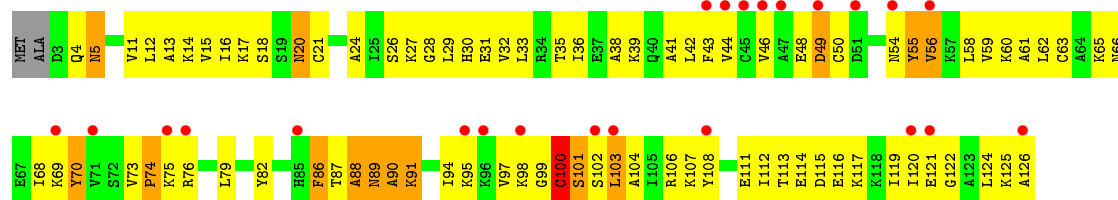


- Molecule 29: RPS19E

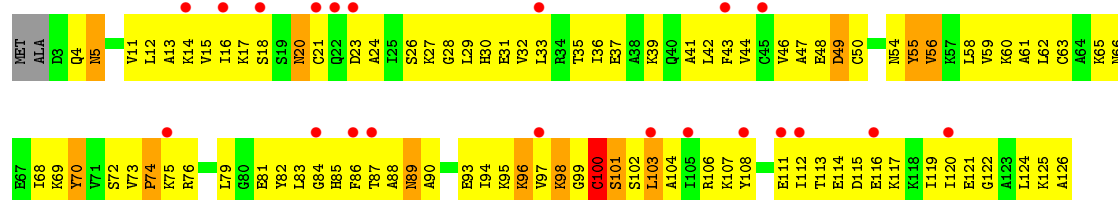




• Molecule 30: RIBOSOMAL PROTEIN L7AE CONTAINING PROTEIN



• Molecule 30: RIBOSOMAL PROTEIN L7AE CONTAINING PROTEIN

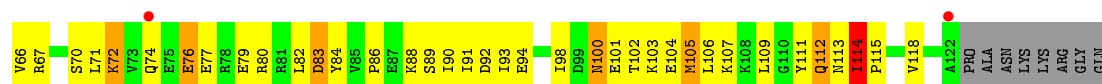


• Molecule 31: RPS17E



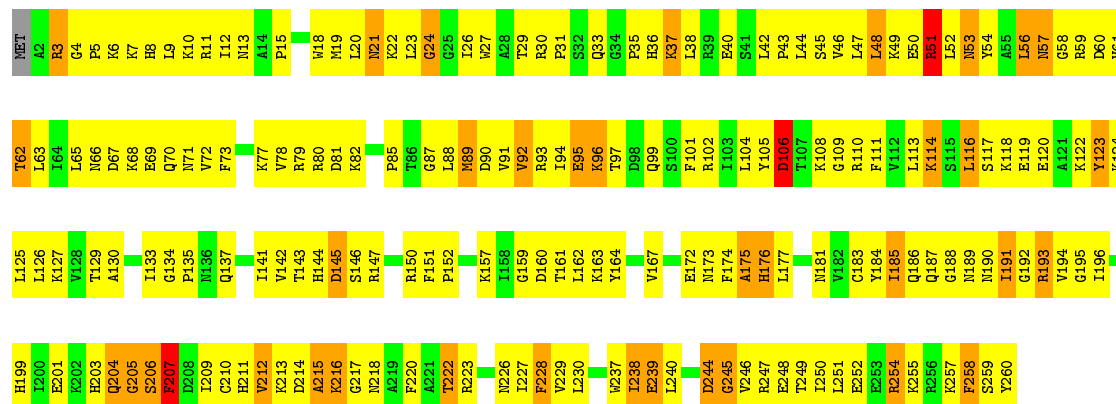
• Molecule 31: RPS17E





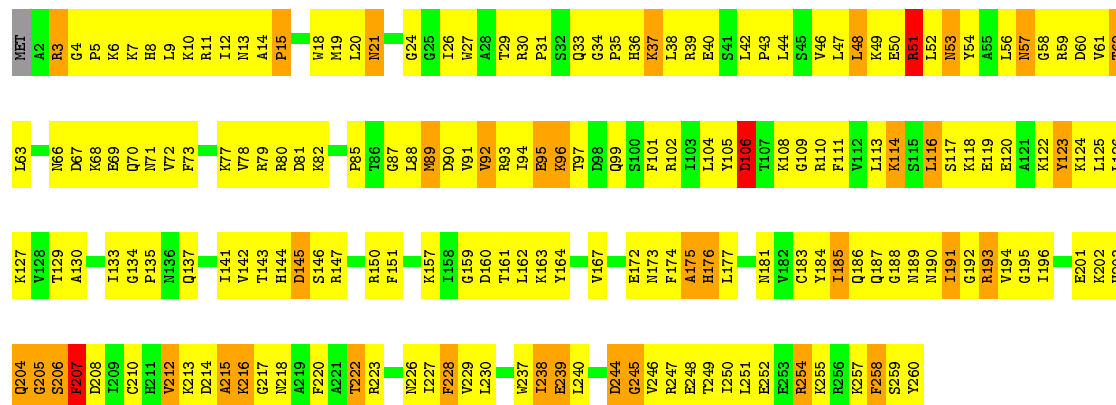
• Molecule 32: 40S RIBOSOMAL PROTEIN S4

Chain AW: 27% 58% 14%



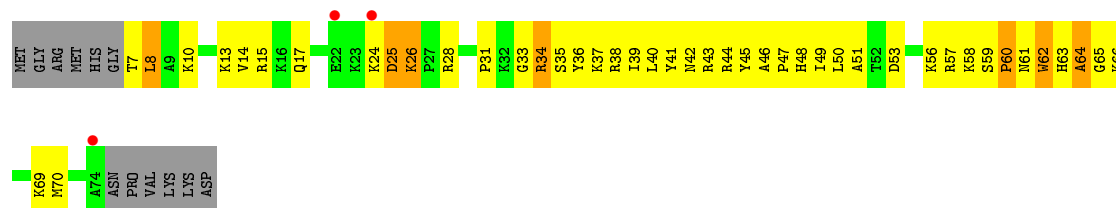
• Molecule 32: 40S RIBOSOMAL PROTEIN S4

Chain BW: 28% 57% 13%



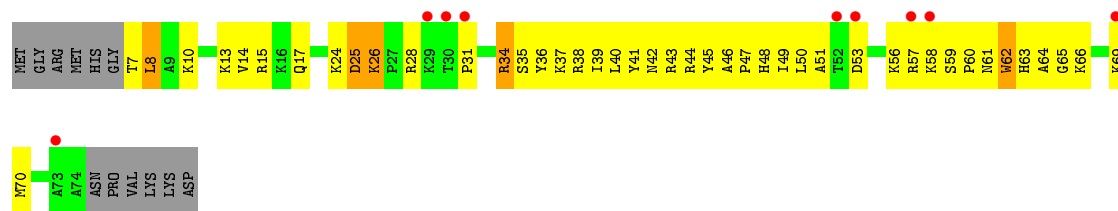
• Molecule 33: RPS30E

Chain AX: 4% 29% 48% 9% 15%



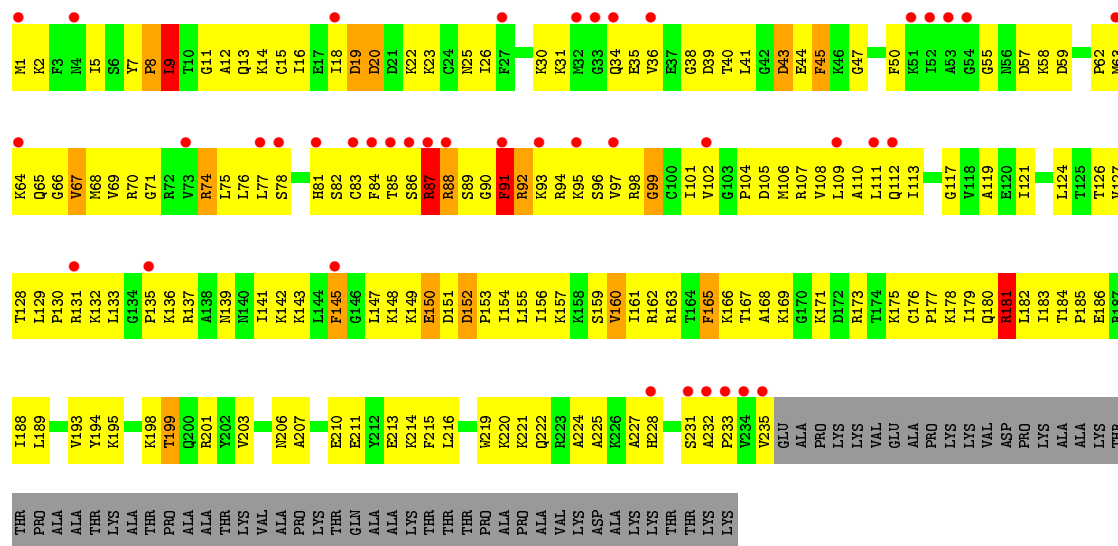
• Molecule 33: RPS30E

Chain BX: 11% 30% 49% 6% 15%



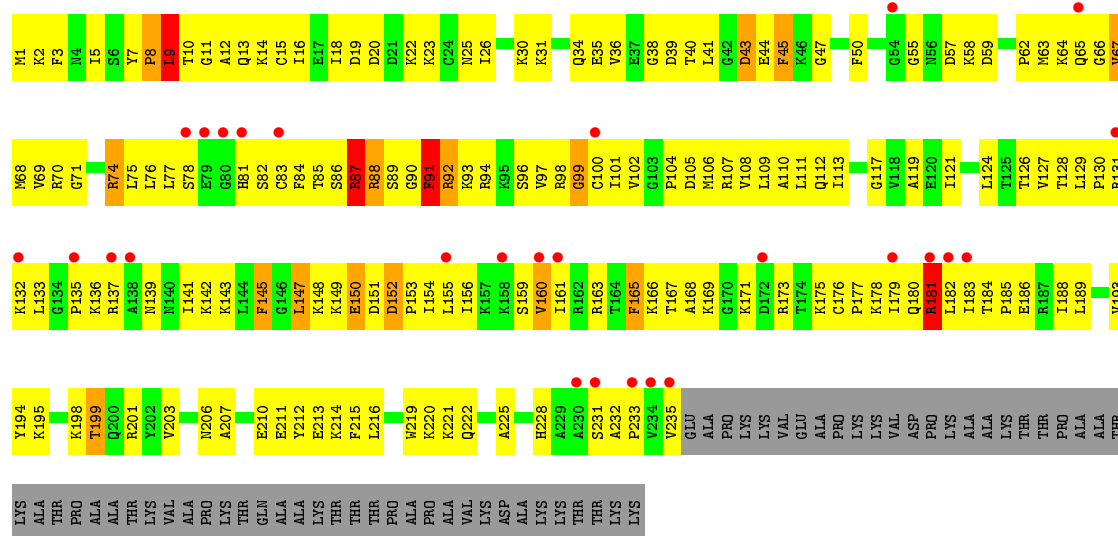
- Molecule 34: RPS6E

Chain AY: 



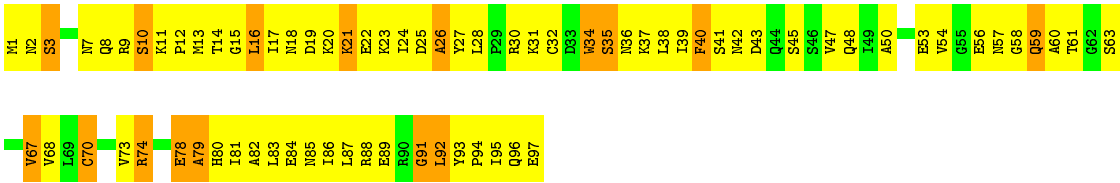
- Molecule 34: RPS6E

Chain BY: 

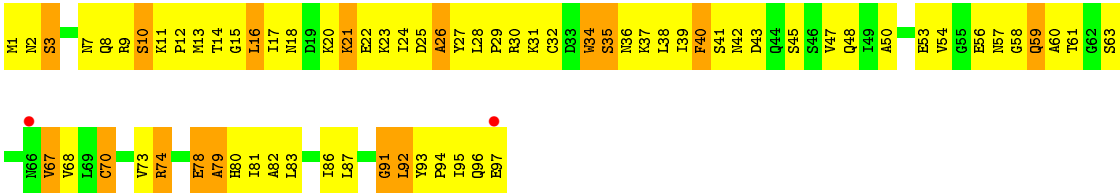


- Molecule 35: RPS21E

Chain AZ:  23% 61% 16%



● Molecule 35: RPS21E





## 4 Data and refinement statistics

Property	Value	Source
Space group	C 1 2 1	Depositor
Cell constants a, b, c, $\alpha$ , $\beta$ , $\gamma$	320.52Å 362.21Å 412.11Å 90.00° 109.61° 90.00°	Depositor
Resolution (Å)	25.00 – 3.93 97.05 – 3.93	Depositor EDS
% Data completeness (in resolution range)	85.1 (25.00-3.93) 85.1 (97.05-3.93)	Depositor EDS
$R_{merge}$	0.15	Depositor
$R_{sym}$	(Not available)	Depositor
$\langle I/\sigma(I) \rangle$ <sup>1</sup>	2.24 (at 3.89Å)	Xtriage
Refinement program	CNS 1.3	Depositor
R, $R_{free}$	0.206 , 0.243 0.211 , 0.244	Depositor DCC
$R_{free}$ test set	7292 reflections (2.00%)	wwPDB-VP
Wilson B-factor (Å <sup>2</sup> )	126.5	Xtriage
Anisotropy	0.335	Xtriage
Bulk solvent $k_{sol}$ (e/Å <sup>3</sup> ), $B_{sol}$ (Å <sup>2</sup> )	0.23 , 99.7	EDS
L-test for twinning <sup>2</sup>	$\langle  L  \rangle = 0.47$ , $\langle L^2 \rangle = 0.30$	Xtriage
Estimated twinning fraction	No twinning to report.	Xtriage
$F_o, F_c$ correlation	0.89	EDS
Total number of atoms	157632	wwPDB-VP
Average B, all atoms (Å <sup>2</sup> )	148.0	wwPDB-VP

Xtriage's analysis on translational NCS is as follows: *The largest off-origin peak in the Patterson function is 1.78% of the height of the origin peak. No significant pseudotranslation is detected.*

<sup>1</sup>Intensities estimated from amplitudes.

<sup>2</sup>Theoretical values of  $\langle |L| \rangle$ ,  $\langle L^2 \rangle$  for acentric reflections are 0.5, 0.333 respectively for untwinned datasets, and 0.375, 0.2 for perfectly twinned datasets.

## 5 Model quality ⓘ

### 5.1 Standard geometry ⓘ

Bond lengths and bond angles in the following residue types are not validated in this section: ZN, MG

The Z score for a bond length (or angle) is the number of standard deviations the observed value is removed from the expected value. A bond length (or angle) with  $|Z| > 5$  is considered an outlier worth inspection. RMSZ is the root-mean-square of all Z scores of the bond lengths (or angles).

Mol	Chain	Bond lengths		Bond angles	
		RMSZ	# Z  >5	RMSZ	# Z  >5
1	A1	0.38	0/518	0.74	0/688
1	B1	0.37	0/518	0.73	0/688
2	A2	0.38	0/1717	0.70	1/2288 (0.0%)
2	B2	0.39	0/1717	0.71	1/2288 (0.0%)
3	A3	0.41	0/1656	0.70	0/2223
3	B3	0.42	0/1656	0.71	0/2223
4	A4	0.40	0/1748	0.71	1/2340 (0.0%)
4	B4	0.40	0/1748	0.71	1/2340 (0.0%)
5	A5	0.42	0/807	0.77	0/1077
5	B5	0.43	0/807	0.77	0/1077
6	A6	0.46	0/640	0.71	0/855
6	B6	0.48	0/640	0.71	0/855
7	A7	0.40	0/879	0.73	0/1183
7	B7	0.43	0/879	0.73	0/1183
8	A8	0.38	0/732	0.66	0/974
8	B8	0.37	0/732	0.65	0/974
9	A9	0.39	0/605	0.69	0/799
9	B9	0.39	0/605	0.69	0/799
10	AA	0.59	6/41668 (0.0%)	0.86	69/64931 (0.1%)
10	BA	0.58	6/41668 (0.0%)	0.86	70/64931 (0.1%)
11	AB	0.41	0/1676	0.66	0/2273
11	BB	0.40	0/1676	0.66	0/2273
12	AC	0.43	0/1855	0.71	0/2490
12	BC	0.42	0/1855	0.71	0/2490
13	AD	0.43	0/1498	0.69	0/1998
13	BD	0.41	0/1498	0.68	0/1998
14	AE	0.47	0/1873	0.75	1/2533 (0.0%)
14	BE	0.46	0/1873	0.74	1/2533 (0.0%)
15	AF	0.43	0/751	0.68	0/1010
15	BF	0.44	0/751	0.68	0/1010
16	AG	0.45	0/1546	0.71	0/2079
16	BG	0.45	0/1546	0.71	0/2079

Mol	Chain	Bond lengths		Bond angles	
		RMSZ	# Z  >5	RMSZ	# Z  >5
17	AH	0.48	0/1058	0.83	0/1421
17	BH	0.49	0/1058	0.85	1/1421 (0.1%)
18	AI	0.42	0/1151	0.68	0/1540
18	BI	0.41	0/1151	0.68	0/1540
19	AJ	0.38	0/842	0.77	0/1133
19	BJ	0.39	0/842	0.77	0/1133
20	AK	0.42	0/1078	0.73	0/1452
20	BK	0.41	0/1078	0.73	0/1452
21	AL	0.41	0/1114	0.73	0/1485
21	BL	0.43	0/1114	0.74	0/1485
22	AM	0.37	0/1260	0.67	0/1690
22	BM	0.39	0/1260	0.67	0/1690
23	AN	0.46	0/457	0.74	0/608
23	BN	0.49	0/457	0.75	0/608
24	AO	0.43	0/1238	0.74	1/1658 (0.1%)
24	BO	0.41	0/1238	0.73	1/1658 (0.1%)
25	AP	0.41	0/1215	0.70	0/1626
25	BP	0.41	0/1215	0.69	0/1626
26	AQ	0.46	0/1298	0.74	0/1741
26	BQ	0.44	0/1298	0.74	0/1741
27	AR	0.38	0/2750	0.69	0/3726
27	BR	0.38	0/2750	0.69	0/3726
28	AS	0.37	0/1003	0.65	1/1342 (0.1%)
28	BS	0.39	0/1003	0.66	1/1342 (0.1%)
29	AT	0.43	0/1233	0.66	0/1656
29	BT	0.42	0/1233	0.66	0/1656
30	AU	0.35	0/961	0.63	0/1288
30	BU	0.35	0/961	0.62	0/1288
31	AV	0.40	0/992	0.69	0/1326
31	BV	0.42	0/992	0.68	0/1326
32	AW	0.42	0/2119	0.74	0/2849
32	BW	0.42	0/2119	0.73	0/2849
33	AX	0.36	0/566	0.70	0/753
33	BX	0.36	0/566	0.71	0/753
34	AY	0.38	0/1895	0.67	0/2523
34	BY	0.38	0/1895	0.67	0/2523
35	AZ	0.42	0/755	0.75	0/1013
35	BZ	0.42	0/755	0.76	0/1013
All	All	0.51	12/166308 (0.0%)	0.79	150/241142 (0.1%)

Chiral center outliers are detected by calculating the chiral volume of a chiral center and verifying if the center is modelled as a planar moiety or with the opposite hand. A planarity outlier is detected by checking planarity of atoms in a peptide group, atoms in a mainchain group or atoms of a

sidechain that are expected to be planar.

Mol	Chain	#Chirality outliers	#Planarity outliers
5	A5	0	1
5	B5	0	1
10	AA	1	70
10	BA	1	74
26	BQ	0	1
27	AR	0	1
27	BR	0	1
All	All	2	149

All (12) bond length outliers are listed below:

Mol	Chain	Res	Type	Atoms	Z	Observed(Å)	Ideal(Å)
10	AA	1109	U	O3'-P	7.44	1.70	1.61
10	BA	1	A	OP3-P	-7.12	1.52	1.61
10	AA	1	A	OP3-P	-6.89	1.52	1.61
10	BA	1109	U	O3'-P	-6.87	1.52	1.61
10	AA	1721	G	O3'-P	6.41	1.68	1.61
10	BA	1721	G	O3'-P	6.17	1.68	1.61
10	AA	75	C	N1-C2	5.66	1.45	1.40
10	AA	565	G	C2-N3	5.43	1.37	1.32
10	BA	565	G	N9-C4	5.32	1.42	1.38
10	AA	1109	U	C3'-O3'	5.13	1.49	1.42
10	BA	1722	U	C5'-C4'	5.10	1.57	1.51
10	BA	565	G	C2-N3	5.04	1.36	1.32

All (150) bond angle outliers are listed below:

Mol	Chain	Res	Type	Atoms	Z	Observed(°)	Ideal(°)
10	AA	1718	A	N9-C1'-C2'	11.64	129.13	114.00
10	BA	1718	A	N9-C1'-C2'	11.45	128.89	114.00
10	BA	1749	C	N1-C1'-C2'	10.71	127.93	114.00
10	BA	391	A	N9-C1'-C2'	10.52	127.67	114.00
10	AA	391	A	N9-C1'-C2'	10.36	127.47	114.00
10	AA	1749	C	N1-C1'-C2'	10.34	127.44	114.00
10	AA	1714	U	N1-C1'-C2'	8.92	125.60	114.00
10	AA	616	A	N9-C1'-C2'	8.85	125.51	114.00
10	BA	1714	U	N1-C1'-C2'	8.79	125.43	114.00
10	BA	616	A	N9-C1'-C2'	8.77	125.40	114.00
10	BA	531	A	N9-C1'-C2'	8.04	124.46	114.00
10	AA	531	A	N9-C1'-C2'	8.02	124.43	114.00
10	AA	588	A	N9-C1'-C2'	7.35	123.56	114.00

*Continued on next page...*

*Continued from previous page...*

Mol	Chain	Res	Type	Atoms	Z	Observed(°)	Ideal(°)
10	AA	306	A	N9-C1'-C2'	7.30	123.50	114.00
10	BA	1003	A	N9-C1'-C2'	-7.28	104.00	112.00
10	AA	1003	A	N9-C1'-C2'	-7.15	104.14	112.00
10	BA	460	A	N9-C1'-C2'	7.14	123.29	114.00
10	AA	431	U	N1-C1'-C2'	7.08	123.21	114.00
10	BA	431	U	N1-C1'-C2'	7.07	123.19	114.00
10	AA	748	U	N1-C1'-C2'	6.99	123.09	114.00
10	AA	559	C	N1-C1'-C2'	6.95	123.03	114.00
14	AE	230	PHE	N-CA-C	-6.95	92.24	111.00
10	AA	460	A	N9-C1'-C2'	6.93	123.02	114.00
10	BA	1172	G	N9-C1'-C2'	6.91	122.98	114.00
10	AA	981	A	N9-C1'-C2'	6.88	122.94	114.00
10	AA	1753	A	O5'-P-OP1	-6.86	99.53	105.70
10	BA	306	A	N9-C1'-C2'	6.86	122.91	114.00
14	BE	230	PHE	N-CA-C	-6.84	92.52	111.00
10	AA	2	A	N9-C1'-C2'	6.82	122.87	114.00
10	BA	981	A	N9-C1'-C2'	6.79	122.82	114.00
10	AA	1092	U	N1-C1'-C2'	6.76	122.79	114.00
10	BA	588	A	N9-C1'-C2'	6.74	122.77	114.00
10	BA	378	A	N9-C1'-C2'	6.71	122.73	114.00
10	AA	1717	C	OP2-P-O3'	6.65	119.82	105.20
10	BA	559	C	N1-C1'-C2'	6.60	122.58	114.00
10	BA	1487	A	C2'-C3'-O3'	6.56	124.19	113.70
10	AA	378	A	N9-C1'-C2'	6.54	122.50	114.00
10	BA	955	A	O4'-C1'-N9	-6.53	102.98	108.20
10	BA	617	A	N9-C1'-C2'	6.52	122.47	114.00
10	AA	617	A	N9-C1'-C2'	6.51	122.47	114.00
10	AA	391	A	O4'-C1'-N9	6.49	113.40	108.20
10	BA	955	A	C4-N9-C1'	6.47	137.96	126.30
10	AA	565	G	N3-C2-N2	6.45	124.41	119.90
10	BA	2	A	N9-C1'-C2'	6.43	122.36	114.00
10	BA	565	G	N3-C2-N2	6.42	124.39	119.90
10	AA	955	A	C4-N9-C1'	6.36	137.75	126.30
10	BA	748	U	N1-C1'-C2'	6.36	122.26	114.00
10	AA	1172	G	C2'-C3'-O3'	6.35	123.86	113.70
10	AA	1408	U	N1-C1'-C2'	-6.30	105.07	112.00
10	BA	955	A	C8-N9-C1'	-6.30	116.36	127.70
10	BA	1092	U	N1-C1'-C2'	6.29	122.17	114.00
10	BA	391	A	O4'-C1'-N9	6.28	113.22	108.20
10	BA	1749	C	C4'-C3'-O3'	-6.25	96.28	109.40
10	BA	1172	G	C2'-C3'-O3'	6.23	123.66	113.70
10	BA	1605	A	OP2-P-O3'	6.22	118.88	105.20

*Continued on next page...*

*Continued from previous page...*

Mol	Chain	Res	Type	Atoms	Z	Observed(°)	Ideal(°)
10	AA	955	A	C8-N9-C1'	-6.22	116.51	127.70
10	AA	955	A	O4'-C1'-N9	-6.17	103.26	108.20
10	BA	574	A	N9-C1'-C2'	6.12	121.96	114.00
10	AA	1487	A	C2'-C3'-O3'	6.10	123.47	113.70
10	AA	1573	G	N9-C1'-C2'	6.07	121.89	114.00
24	AO	70	GLY	N-CA-C	-6.07	97.92	113.10
10	AA	1172	G	N9-C1'-C2'	6.05	121.86	114.00
10	AA	574	A	N9-C1'-C2'	6.03	121.84	114.00
10	AA	1008	A	N9-C1'-C2'	6.03	121.84	114.00
4	A4	73	ALA	N-CA-C	-6.00	94.79	111.00
10	AA	75	C	N1-C2-O2	6.00	122.50	118.90
10	BA	1293	A	N9-C1'-C2'	5.99	121.79	114.00
10	BA	1408	U	N1-C1'-C2'	-5.96	105.45	112.00
10	AA	352	C	N1-C1'-C2'	-5.87	105.55	112.00
24	BO	70	GLY	N-CA-C	-5.83	98.54	113.10
4	B4	73	ALA	N-CA-C	-5.79	95.36	111.00
10	AA	1717	C	N1-C1'-C2'	5.79	121.52	114.00
10	AA	1721	G	O3'-P-O5'	5.77	114.96	104.00
10	AA	1749	C	C4'-C3'-O3'	-5.77	97.29	109.40
10	AA	436	C	N1-C1'-C2'	5.76	121.49	114.00
10	BA	1747	A	O4'-C1'-N9	5.75	112.80	108.20
10	BA	558	G	N9-C1'-C2'	5.75	121.47	114.00
10	BA	1573	G	N9-C1'-C2'	5.72	121.44	114.00
10	AA	1745	G	OP1-P-O3'	5.72	117.78	105.20
10	AA	1722	U	C2'-C3'-O3'	-5.70	96.95	109.50
10	BA	75	C	N1-C2-O2	5.70	122.32	118.90
10	BA	436	C	N1-C1'-C2'	5.68	121.38	114.00
10	BA	552	C	N1-C1'-C2'	5.67	121.37	114.00
10	BA	945	A	OP2-P-O3'	5.66	117.66	105.20
10	BA	565	G	N1-C2-N2	-5.66	111.11	116.20
10	AA	1747	A	O4'-C1'-N9	5.65	112.72	108.20
10	AA	164	U	N1-C1'-C2'	5.62	121.31	114.00
10	BA	1089	U	N1-C1'-C2'	5.62	121.30	114.00
10	AA	565	G	N1-C2-N2	-5.58	111.18	116.20
10	AA	558	G	N9-C1'-C2'	5.57	121.24	114.00
10	AA	840	A	OP2-P-O3'	5.55	117.40	105.20
10	BA	1008	A	N9-C1'-C2'	5.54	121.21	114.00
10	BA	617	A	C1'-O4'-C4'	-5.53	105.47	109.90
10	AA	766	G	N9-C1'-C2'	-5.51	105.94	112.00
10	AA	1089	U	N1-C1'-C2'	5.50	121.16	114.00
10	BA	352	C	N1-C1'-C2'	-5.49	105.96	112.00
10	AA	552	C	N1-C1'-C2'	5.47	121.11	114.00

*Continued on next page...*

*Continued from previous page...*

Mol	Chain	Res	Type	Atoms	Z	Observed(°)	Ideal(°)
10	AA	603	U	N1-C1'-C2'	5.47	121.11	114.00
10	AA	531	A	C1'-O4'-C4'	-5.46	105.54	109.90
10	BA	766	G	N9-C1'-C2'	-5.44	106.02	112.00
10	BA	1722	U	C2'-C3'-O3'	-5.43	97.56	109.50
10	BA	607	G	C2'-C3'-O3'	5.39	122.33	113.70
10	AA	1749	C	C2'-C3'-O3'	5.38	122.31	113.70
2	B2	132	LYS	N-CA-C	5.38	125.52	111.00
10	BA	604	G	N9-C1'-C2'	5.37	120.98	114.00
10	AA	614	A	OP2-P-O3'	5.36	117.00	105.20
10	BA	531	A	O4'-C1'-N9	5.36	112.48	108.20
10	BA	1529	U	N1-C1'-C2'	5.35	120.95	114.00
10	AA	1418	C	N1-C1'-C2'	5.34	120.95	114.00
10	AA	617	A	C1'-O4'-C4'	-5.31	105.65	109.90
10	BA	786	A	N9-C1'-C2'	5.29	120.88	114.00
10	BA	124	U	N1-C1'-C2'	5.28	120.87	114.00
10	AA	1257	U	N1-C1'-C2'	5.27	120.85	114.00
28	AS	131	THR	N-CA-C	5.27	125.23	111.00
10	AA	531	A	O4'-C1'-N9	5.26	112.41	108.20
10	AA	1	A	OP1-P-OP2	-5.24	111.74	119.60
10	AA	1293	A	N9-C1'-C2'	5.23	120.80	114.00
2	A2	132	LYS	N-CA-C	5.22	125.10	111.00
10	BA	164	U	N1-C1'-C2'	5.22	120.79	114.00
10	BA	531	A	C1'-O4'-C4'	-5.21	105.73	109.90
10	AA	72	G	N9-C1'-C2'	-5.21	106.28	112.00
10	AA	162	A	C4-N9-C1'	5.19	135.65	126.30
10	BA	1006	C	N1-C1'-C2'	5.18	120.74	114.00
10	AA	604	G	N9-C1'-C2'	5.18	120.74	114.00
10	BA	603	U	N1-C1'-C2'	5.18	120.74	114.00
10	BA	1717	C	N1-C1'-C2'	5.17	120.72	114.00
10	BA	1277	U	N1-C1'-C2'	5.16	120.70	114.00
10	BA	1721	G	O3'-P-O5'	5.15	113.79	104.00
10	BA	891	G	N9-C1'-C2'	5.13	120.68	114.00
10	BA	72	G	N9-C1'-C2'	-5.12	106.36	112.00
10	BA	1	A	OP1-P-OP2	-5.12	111.92	119.60
17	BH	25	VAL	CB-CA-C	-5.12	101.68	111.40
10	BA	100	A	O4'-C1'-N9	-5.10	104.12	108.20
10	BA	1257	U	N1-C1'-C2'	5.09	120.61	114.00
10	AA	124	U	N1-C1'-C2'	5.07	120.58	114.00
10	BA	1071	U	O4'-C1'-N1	5.07	112.25	108.20
10	BA	1717	C	O4'-C4'-C3'	5.06	110.15	106.10
10	BA	162	A	C4-N9-C1'	5.06	135.41	126.30
10	AA	945	A	OP2-P-O3'	5.05	116.32	105.20

*Continued on next page...*

*Continued from previous page...*

Mol	Chain	Res	Type	Atoms	Z	Observed(°)	Ideal(°)
10	BA	559	C	O4'-C1'-N1	5.05	112.24	108.20
10	AA	617	A	O4'-C1'-N9	5.05	112.24	108.20
10	AA	72	G	N3-C2-N2	5.05	123.44	119.90
10	AA	2	A	O4'-C1'-N9	5.05	112.24	108.20
10	BA	301	C	C5'-C4'-C3'	-5.05	107.93	116.00
28	BS	131	THR	N-CA-C	5.04	124.59	111.00
10	AA	786	A	N9-C1'-C2'	5.03	120.53	114.00
10	BA	676	C	C2'-C3'-O3'	5.02	121.74	113.70
10	BA	614	A	OP2-P-O3'	5.02	116.24	105.20
10	AA	155	U	O4'-C1'-N1	5.01	112.20	108.20
10	AA	2	A	C1'-O4'-C4'	-5.00	105.90	109.90

All (2) chirality outliers are listed below:

Mol	Chain	Res	Type	Atom
10	AA	1718	A	C1'
10	BA	1718	A	C1'

All (149) planarity outliers are listed below:

Mol	Chain	Res	Type	Group
5	A5	39	TYR	Sidechain
10	AA	100	A	Sidechain
10	AA	1003	A	Sidechain
10	AA	1007	U	Sidechain
10	AA	1016	U	Sidechain
10	AA	106	U	Sidechain
10	AA	1065	A	Sidechain
10	AA	1069	U	Sidechain
10	AA	1071	U	Sidechain
10	AA	1092	U	Sidechain
10	AA	1100	U	Sidechain
10	AA	111	G	Sidechain
10	AA	1157	U	Sidechain
10	AA	1158	U	Sidechain
10	AA	1189	A	Sidechain
10	AA	1223	U	Sidechain
10	AA	1274	U	Sidechain
10	AA	1277	U	Sidechain
10	AA	1299	C	Sidechain
10	AA	1316	A	Sidechain
10	AA	134	C	Sidechain

*Continued on next page...*



*Continued from previous page...*

Mol	Chain	Res	Type	Group
10	AA	1405	U	Sidechain
10	AA	1408	U	Sidechain
10	AA	1430	C	Sidechain
10	AA	1480	U	Sidechain
10	AA	152	U	Sidechain
10	AA	1545	A	Sidechain
10	AA	155	U	Sidechain
10	AA	1572	A	Sidechain
10	AA	1590	C	Sidechain
10	AA	1610	G	Sidechain
10	AA	163	A	Sidechain
10	AA	1714	U	Sidechain
10	AA	1718	A	Sidechain
10	AA	1720	G	Sidechain
10	AA	1722	U	Sidechain
10	AA	1724	U	Sidechain
10	AA	1733	G	Sidechain
10	AA	1749	C	Sidechain
10	AA	181	G	Sidechain
10	AA	187	U	Sidechain
10	AA	299	C	Sidechain
10	AA	336	U	Sidechain
10	AA	371	U	Sidechain
10	AA	378	A	Sidechain
10	AA	43	U	Sidechain
10	AA	431	U	Sidechain
10	AA	436	C	Sidechain
10	AA	526	U	Sidechain
10	AA	539	U	Sidechain
10	AA	547	C	Sidechain
10	AA	55	U	Sidechain
10	AA	558	G	Sidechain
10	AA	559	C	Sidechain
10	AA	574	A	Sidechain
10	AA	59	C	Sidechain
10	AA	602	U	Sidechain
10	AA	603	U	Sidechain
10	AA	64	U	Sidechain
10	AA	726	U	Sidechain
10	AA	747	G	Sidechain
10	AA	75	C	Sidechain
10	AA	754	A	Sidechain

*Continued on next page...*

*Continued from previous page...*

Mol	Chain	Res	Type	Group
10	AA	770	G	Sidechain
10	AA	784	G	Sidechain
10	AA	855	G	Sidechain
10	AA	910	U	Sidechain
10	AA	938	U	Sidechain
10	AA	94	U	Sidechain
10	AA	942	U	Sidechain
10	AA	99	A	Sidechain
27	AR	186	TYR	Sidechain
5	B5	39	TYR	Sidechain
10	BA	100	A	Sidechain
10	BA	1001	A	Sidechain
10	BA	1003	A	Sidechain
10	BA	1007	U	Sidechain
10	BA	1016	U	Sidechain
10	BA	106	U	Sidechain
10	BA	1065	A	Sidechain
10	BA	1069	U	Sidechain
10	BA	1071	U	Sidechain
10	BA	1082	G	Sidechain
10	BA	1089	U	Sidechain
10	BA	1092	U	Sidechain
10	BA	1100	U	Sidechain
10	BA	111	G	Sidechain
10	BA	1110	A	Sidechain
10	BA	1157	U	Sidechain
10	BA	1158	U	Sidechain
10	BA	1189	A	Sidechain
10	BA	1223	U	Sidechain
10	BA	1274	U	Sidechain
10	BA	1277	U	Sidechain
10	BA	1299	C	Sidechain
10	BA	1316	A	Sidechain
10	BA	134	C	Sidechain
10	BA	1405	U	Sidechain
10	BA	1408	U	Sidechain
10	BA	1480	U	Sidechain
10	BA	152	U	Sidechain
10	BA	1545	A	Sidechain
10	BA	155	U	Sidechain
10	BA	1572	A	Sidechain
10	BA	1590	C	Sidechain

*Continued on next page...*

*Continued from previous page...*

Mol	Chain	Res	Type	Group
10	BA	1610	G	Sidechain
10	BA	1714	U	Sidechain
10	BA	1720	G	Sidechain
10	BA	1722	U	Sidechain
10	BA	1724	U	Sidechain
10	BA	1733	G	Sidechain
10	BA	1749	C	Sidechain
10	BA	181	G	Sidechain
10	BA	31	U	Sidechain
10	BA	313	G	Sidechain
10	BA	336	U	Sidechain
10	BA	371	U	Sidechain
10	BA	378	A	Sidechain
10	BA	392	A	Sidechain
10	BA	43	U	Sidechain
10	BA	431	U	Sidechain
10	BA	436	C	Sidechain
10	BA	45	A	Sidechain
10	BA	460	A	Sidechain
10	BA	530	G	Sidechain
10	BA	539	U	Sidechain
10	BA	547	C	Sidechain
10	BA	55	U	Sidechain
10	BA	559	C	Sidechain
10	BA	574	A	Sidechain
10	BA	59	C	Sidechain
10	BA	602	U	Sidechain
10	BA	603	U	Sidechain
10	BA	64	U	Sidechain
10	BA	726	U	Sidechain
10	BA	747	G	Sidechain
10	BA	75	C	Sidechain
10	BA	754	A	Sidechain
10	BA	770	G	Sidechain
10	BA	784	G	Sidechain
10	BA	844	G	Sidechain
10	BA	855	G	Sidechain
10	BA	910	U	Sidechain
10	BA	938	U	Sidechain
10	BA	94	U	Sidechain
10	BA	942	U	Sidechain
10	BA	99	A	Sidechain

*Continued on next page...*

*Continued from previous page...*

Mol	Chain	Res	Type	Group
26	BQ	96	TYR	Sidechain
27	BR	186	TYR	Sidechain

## 5.2 Too-close contacts

In the following table, the Non-H and H(model) columns list the number of non-hydrogen atoms and hydrogen atoms in the chain respectively. The H(added) column lists the number of hydrogen atoms added and optimized by MolProbity. The Clashes column lists the number of clashes within the asymmetric unit, whereas Symm-Clashes lists symmetry related clashes.

Mol	Chain	Non-H	H(model)	H(added)	Clashes	Symm-Clashes
1	A1	519	0	550	78	0
1	B1	519	0	550	80	0
2	A2	1693	0	1795	257	0
2	B2	1693	0	1795	265	0
3	A3	1629	0	1708	185	0
3	B3	1629	0	1708	178	0
4	A4	1724	0	1822	197	0
4	B4	1724	0	1822	191	0
5	A5	797	0	836	121	0
5	B5	797	0	837	108	0
6	A6	632	0	646	88	0
6	B6	632	0	646	97	0
7	A7	859	0	860	123	0
7	B7	859	0	860	129	0
8	A8	725	0	795	134	0
8	B8	725	0	795	124	0
9	A9	742	0	785	148	0
9	B9	742	0	787	134	0
10	AA	37231	0	18715	3076	0
10	BA	37231	0	18715	3025	0
11	AB	1642	0	1653	207	0
11	BB	1642	0	1653	216	0
12	AC	1820	0	1920	241	0
12	BC	1820	0	1920	236	0
13	AD	1475	0	1571	213	0
13	BD	1475	0	1571	211	0
14	AE	1827	0	1861	287	0
14	BE	1827	0	1861	282	0
15	AF	736	0	722	78	0
15	BF	736	0	722	88	0
16	AG	1520	0	1572	231	0

*Continued on next page...*

*Continued from previous page...*

Mol	Chain	Non-H	H(model)	H(added)	Clashes	Symm-Clashes
16	BG	1520	0	1572	231	0
17	AH	1040	0	1096	166	0
17	BH	1040	0	1096	170	0
18	AI	1135	0	1204	159	0
18	BI	1135	0	1204	146	0
19	AJ	833	0	903	82	0
19	BJ	833	0	903	81	0
20	AK	1063	0	1088	184	0
20	BK	1063	0	1088	178	0
21	AL	1097	0	1169	138	0
21	BL	1097	0	1169	135	0
22	AM	1239	0	1288	192	0
22	BM	1239	0	1288	192	0
23	AN	447	0	446	74	0
23	BN	447	0	446	81	0
24	AO	1214	0	1322	131	0
24	BO	1214	0	1322	131	0
25	AP	1197	0	1285	152	0
25	BP	1197	0	1285	142	0
26	AQ	1275	0	1354	213	0
26	BQ	1275	0	1354	199	0
27	AR	2682	0	2629	355	0
27	BR	2682	0	2629	327	0
28	AS	985	0	1026	114	0
28	BS	985	0	1026	122	0
29	AT	1211	0	1265	159	0
29	BT	1211	0	1265	162	0
30	AU	952	0	993	107	0
30	BU	952	0	993	124	0
31	AV	979	0	1041	136	0
31	BV	979	0	1041	141	0
32	AW	2079	0	2151	286	0
32	BW	2079	0	2151	293	0
33	AX	554	0	604	64	0
33	BX	554	0	604	72	0
34	AY	1868	0	1999	256	0
34	BY	1868	0	1999	242	0
35	AZ	747	0	758	107	0
35	BZ	747	0	758	109	0
36	A4	1	0	0	0	0
36	AA	90	0	0	0	0
36	AL	1	0	0	0	0

*Continued on next page...*

*Continued from previous page...*

Mol	Chain	Non-H	H(model)	H(added)	Clashes	Symm-Clashes
36	B4	1	0	0	0	0
36	BA	89	0	0	0	0
36	BD	1	0	0	0	0
36	BW	1	0	0	0	0
37	A5	1	0	0	0	0
37	A6	1	0	0	0	0
37	A9	1	0	0	0	0
37	AN	1	0	0	0	0
37	B5	1	0	0	0	0
37	B6	1	0	0	0	0
37	B9	1	0	0	0	0
37	BN	1	0	0	0	0
38	A2	2	0	0	0	0
38	A4	2	0	0	0	0
38	A5	1	0	0	0	0
38	AA	516	0	0	14	0
38	AC	1	0	0	0	0
38	AD	4	0	0	0	0
38	AE	3	0	0	0	0
38	AL	3	0	0	0	0
38	AM	4	0	0	1	0
38	AO	1	0	0	0	0
38	AP	1	0	0	0	0
38	AQ	2	0	0	0	0
38	AT	4	0	0	0	0
38	AW	4	0	0	0	0
38	AY	4	0	0	0	0
38	B2	2	0	0	0	0
38	B4	2	0	0	0	0
38	B5	1	0	0	0	0
38	BA	512	0	0	5	0
38	BC	2	0	0	0	0
38	BD	2	0	0	0	0
38	BE	5	0	0	0	0
38	BK	1	0	0	0	0
38	BL	2	0	0	0	0
38	BM	6	0	0	0	0
38	BO	1	0	0	0	0
38	BP	1	0	0	0	0
38	BQ	1	0	0	0	0
38	BT	6	0	0	0	0
38	BW	5	0	0	0	0

*Continued on next page...*

*Continued from previous page...*

Mol	Chain	Non-H	H(model)	H(added)	Clashes	Symm-Clashes
38	BY	3	0	0	0	0
All	All	157632	0	122867	15288	0

The all-atom clashscore is defined as the number of clashes found per 1000 atoms (including hydrogen atoms). The all-atom clashscore for this structure is 55.

All (15288) close contacts within the same asymmetric unit are listed below, sorted by their clash magnitude.

Atom-1	Atom-2	Interatomic distance (Å)	Clash overlap (Å)
10:AA:604:G:H1	10:AA:1080:G:N2	1.23	1.36
4:A4:207:THR:HG21	4:A4:213:LEU:HG	1.21	1.21
10:BA:604:G:H1	10:BA:1080:G:N2	1.40	1.19
21:AL:9:ILE:HD12	21:AL:9:ILE:H	1.02	1.18
10:AA:534:A:H3'	10:AA:535:A:H5'	1.18	1.18
10:AA:1511:A:H5''	22:AM:40:ARG:HH12	1.08	1.18
29:BT:45:VAL:HG22	29:BT:99:CYS:HA	1.21	1.17
16:AG:57:ARG:HH11	16:AG:57:ARG:HA	1.02	1.17
10:BA:534:A:H3'	10:BA:535:A:H5'	1.20	1.17
10:AA:83:C:H2'	10:AA:84:U:H5''	1.26	1.16
29:AT:45:VAL:HG22	29:AT:99:CYS:HA	1.22	1.16
10:AA:770:G:H2'	10:AA:771:A:C8	1.81	1.15
4:A4:126:ALA:HB1	4:A4:175:ASN:HD21	1.11	1.15
10:BA:1740:C:OP2	20:BK:146:ARG:HB2	1.46	1.15
14:AE:154:THR:HG21	14:AE:172:PRO:HA	1.23	1.15
10:AA:1487:A:H5'	12:AC:10:LYS:HE2	1.28	1.14
10:AA:1511:A:H5''	22:AM:40:ARG:NH1	1.62	1.14
24:BO:86:LEU:HD12	24:BO:87:PRO:HD2	1.29	1.14
10:BA:770:G:H2'	10:BA:771:A:C8	1.81	1.14
10:BA:1608:C:H4'	10:BA:1609:C:H5''	1.25	1.13
18:BI:44:GLN:HA	18:BI:47:GLN:HE21	1.07	1.13
17:AH:59:LYS:HD3	17:AH:59:LYS:H	1.12	1.13
10:AA:45:A:H4'	10:AA:46:A:H5'	1.28	1.13
10:AA:1325:G:H2'	10:AA:1326:C:H5''	1.18	1.12
4:B4:207:THR:HG21	4:B4:213:LEU:HG	1.18	1.12
16:BG:57:ARG:HA	16:BG:57:ARG:HH11	1.01	1.12
14:BE:154:THR:HG22	14:BE:155:ILE:H	0.98	1.12
10:BA:1322:U:H5''	18:BI:70:ARG:HH12	1.01	1.11
18:AI:44:GLN:HA	18:AI:47:GLN:HE21	1.06	1.11
10:AA:500:U:H2'	10:AA:501:U:H5''	1.31	1.11
1:A1:41:LEU:HD23	1:A1:43:ARG:HD3	1.33	1.10
10:BA:1325:G:H2'	10:BA:1326:C:H5''	1.17	1.10

*Continued on next page...*

*Continued from previous page...*

Atom-1	Atom-2	Interatomic distance (Å)	Clash overlap (Å)
10:BA:500:U:H2'	10:BA:501:U:H5''	1.30	1.10
10:BA:1454:A:H4'	18:BI:74:SER:HA	1.31	1.10
35:BZ:40:PHE:HB2	35:BZ:43:ASP:HB2	1.34	1.10
30:AU:89:ASN:HD22	30:AU:90:ALA:N	1.49	1.10
19:BJ:49:GLU:HB2	19:BJ:92:THR:HB	1.31	1.10
10:AA:1608:C:H4'	10:AA:1609:C:H5''	1.25	1.09
27:BR:180:VAL:HG12	27:BR:181:GLN:H	1.16	1.09
10:BA:1370:U:H2'	10:BA:1371:A:H5'	1.33	1.09
10:BA:1212:U:H3'	10:BA:1213:G:H5''	1.34	1.09
4:B4:126:ALA:HB1	4:B4:175:ASN:HD21	1.12	1.08
10:BA:45:A:H4'	10:BA:46:A:H5'	1.27	1.08
21:BL:9:ILE:H	21:BL:9:ILE:HD12	0.97	1.08
10:BA:1263:G:H5'	14:BE:120:LYS:HE3	1.34	1.08
34:BY:160:VAL:HG12	34:BY:161:ILE:H	1.18	1.08
10:BA:125:U:H4'	10:BA:126:A:H5''	1.35	1.08
10:AA:1325:G:C2'	10:AA:1326:C:H5''	1.84	1.08
14:BE:154:THR:HG21	14:BE:172:PRO:HA	1.18	1.08
10:AA:1454:A:H4'	18:AI:74:SER:HA	1.31	1.07
10:AA:1212:U:H3'	10:AA:1213:G:H5''	1.34	1.07
10:BA:83:C:H2'	10:BA:84:U:H5''	1.29	1.07
10:BA:1530:U:H4'	10:BA:1531:G:OP2	1.52	1.07
9:B9:155:UNK:O	9:B9:158:UNK:HG3	1.52	1.07
10:BA:1325:G:C2'	10:BA:1326:C:H5''	1.83	1.07
21:BL:116:ILE:HG21	21:BL:119:VAL:HB	1.33	1.07
13:AD:40:ARG:HG3	13:AD:41:GLU:H	1.18	1.07
10:BA:886:U:H3'	10:BA:887:U:H5''	1.10	1.07
31:AV:61:ILE:HG12	31:AV:66:VAL:HG21	1.36	1.07
17:BH:59:LYS:HD3	17:BH:59:LYS:H	1.13	1.06
9:A9:126:ALA:HA	10:AA:1224:C:H5'	1.37	1.06
12:BC:35:ALA:HB2	12:BC:60:GLN:HB2	1.37	1.06
24:AO:86:LEU:HD12	24:AO:87:PRO:HD2	1.31	1.06
10:AA:1370:U:H2'	10:AA:1371:A:H5'	1.31	1.06
14:AE:154:THR:HG22	14:AE:155:ILE:H	0.95	1.06
10:AA:669:G:H2'	10:AA:670:G:H5''	1.36	1.06
13:AD:53:ARG:NH1	14:AE:176:GLY:HA3	1.71	1.06
26:AQ:116:VAL:HG12	26:AQ:117:LYS:H	1.14	1.05
10:BA:1732:U:H5'	10:BA:1732:U:H6	1.17	1.05
22:BM:1:MET:HG2	22:BM:2:SER:H	1.16	1.05
26:BQ:116:VAL:HG12	26:BQ:117:LYS:H	1.19	1.05
10:AA:1322:U:H5''	18:AI:70:ARG:HH12	1.12	1.05
19:AJ:49:GLU:HB2	19:AJ:92:THR:HB	1.34	1.05

*Continued on next page...*



*Continued from previous page...*

Atom-1	Atom-2	Interatomic distance (Å)	Clash overlap (Å)
34:BY:5:ILE:HG12	34:BY:111:LEU:HB2	1.38	1.05
10:BA:797:A:H2'	10:BA:798:G:O4'	1.56	1.05
26:AQ:85:ILE:HD11	26:AQ:122:LEU:HD13	1.39	1.05
10:AA:1530:U:H4'	10:AA:1531:G:OP2	1.51	1.05
5:A5:30:VAL:HG11	5:A5:35:ALA:HB2	1.36	1.05
10:AA:886:U:H3'	10:AA:887:U:H5''	1.11	1.05
13:BD:17:ARG:HH22	14:BE:183:PRO:HD3	1.22	1.05
34:BY:23:LYS:HD3	34:BY:41:LEU:HD23	1.38	1.04
1:B1:41:LEU:HD23	1:B1:43:ARG:HD3	1.32	1.04
27:AR:180:VAL:HG12	27:AR:181:GLN:H	1.14	1.04
14:BE:154:THR:HG22	14:BE:155:ILE:N	1.71	1.04
10:BA:669:G:H2'	10:BA:670:G:H5''	1.37	1.04
1:A1:9:ALA:HB2	1:A1:31:LEU:HD23	1.39	1.04
8:A8:32:LYS:HB2	15:BF:43:ASP:H	1.21	1.04
25:BP:2:THR:HG22	25:BP:3:ILE:H	1.19	1.04
9:A9:155:UNK:O	9:A9:158:UNK:HG3	1.53	1.04
25:AP:2:THR:HG22	25:AP:3:ILE:H	1.19	1.04
4:A4:63:ILE:HG22	4:A4:66:ARG:HG3	1.40	1.04
10:BA:1487:A:H5'	12:BC:10:LYS:HE2	1.39	1.04
18:AI:129:LYS:HG2	18:AI:130:LYS:H	1.23	1.03
24:BO:100:ILE:HG21	24:BO:117:LEU:HB2	1.39	1.03
34:AY:23:LYS:HD3	34:AY:41:LEU:HD23	1.37	1.03
10:BA:1748:U:O2'	10:BA:1750:A:H2	1.39	1.03
10:AA:1072:G:H4'	10:AA:1073:G:OP1	1.59	1.03
10:AA:1732:U:H6	10:AA:1732:U:H5'	1.20	1.03
21:AL:19:ARG:NH1	21:AL:19:ARG:HA	1.73	1.03
1:B1:12:MET:HB3	1:B1:28:ARG:HG2	1.39	1.03
3:B3:144:ARG:HH22	35:BZ:3:SER:HB2	1.18	1.03
34:AY:5:ILE:HG12	34:AY:111:LEU:HB2	1.40	1.02
34:AY:160:VAL:HG12	34:AY:161:ILE:H	1.19	1.02
13:BD:40:ARG:HG3	13:BD:41:GLU:H	1.18	1.02
9:A9:144:ASP:O	9:A9:147:UNK:HG3	1.57	1.02
10:AA:1748:U:O2'	10:AA:1750:A:H2	1.38	1.02
14:AE:154:THR:HG22	14:AE:155:ILE:N	1.69	1.02
1:B1:18:THR:HG22	1:B1:19:GLY:H	1.24	1.02
10:BA:1245:G:H4'	10:BA:1246:C:H5''	1.40	1.02
14:AE:231:TRP:HE1	17:AH:68:ARG:CZ	1.72	1.02
10:AA:604:G:N1	10:AA:1080:G:N2	2.07	1.02
12:AC:35:ALA:HB2	12:AC:60:GLN:HB2	1.41	1.02
2:B2:18:MET:HG2	2:B2:19:PRO:HD2	1.38	1.02
9:B9:144:ASP:O	9:B9:147:UNK:HG3	1.59	1.02

*Continued on next page...*

*Continued from previous page...*

Atom-1	Atom-2	Interatomic distance (Å)	Clash overlap (Å)
18:AI:26:PRO:HA	18:AI:65:LEU:HD22	1.41	1.02
8:A8:57:PRO:HB3	8:A8:87:MET:HE3	1.40	1.02
22:AM:1:MET:HG2	22:AM:2:SER:H	1.19	1.02
35:AZ:40:PHE:HB2	35:AZ:43:ASP:HB2	1.37	1.02
10:AA:125:U:H4'	10:AA:126:A:H5''	1.37	1.01
20:AK:21:VAL:HG12	20:AK:22:GLY:H	1.24	1.01
21:AL:116:ILE:HG21	21:AL:119:VAL:HB	1.41	1.01
5:B5:30:VAL:HG11	5:B5:35:ALA:HB2	1.40	1.01
8:B8:57:PRO:HB3	8:B8:87:MET:HE3	1.39	1.01
9:A9:159:UNK:HA	9:A9:162:UNK:HG3	1.41	1.01
11:AB:5:ARG:HH11	11:AB:5:ARG:HA	1.26	1.01
3:A3:103:LYS:HD2	10:AA:633:U:H3'	1.40	1.01
9:A9:143:ILE:HB	9:A9:146:UNK:HB1	1.42	1.01
9:B9:159:UNK:HA	9:B9:162:UNK:HG3	1.42	1.01
11:BB:5:ARG:HH11	11:BB:5:ARG:HA	1.26	1.01
10:AA:145:G:N2	10:AA:157:G:H21	1.57	1.01
10:BA:4:C:OP2	14:BE:201:SER:HB3	1.61	1.01
2:A2:18:MET:HG2	2:A2:19:PRO:HD2	1.42	1.00
22:AM:146:VAL:HG12	22:AM:147:VAL:H	1.21	1.00
14:BE:154:THR:CG2	14:BE:155:ILE:H	1.71	1.00
31:BV:61:ILE:HG12	31:BV:66:VAL:HG21	1.37	1.00
10:AA:797:A:H2'	10:AA:798:G:O4'	1.57	1.00
24:AO:100:ILE:HG21	24:AO:117:LEU:HB2	1.41	1.00
20:BK:21:VAL:HG12	20:BK:22:GLY:H	1.26	1.00
10:AA:1245:G:H4'	10:AA:1246:C:H5''	1.38	1.00
30:AU:56:VAL:HG12	30:AU:60:LYS:HE3	1.43	1.00
5:B5:37:LYS:O	5:B5:38:ARG:HG3	1.58	1.00
21:BL:19:ARG:HH11	21:BL:19:ARG:HA	1.26	1.00
27:AR:146:ASN:HD22	27:AR:150:GLU:HB2	1.25	1.00
10:BA:1511:A:H5''	22:BM:40:ARG:NH1	1.76	1.00
10:AA:1570:U:H2'	10:AA:1571:C:H5''	1.41	1.00
10:AA:1740:C:OP2	20:AK:146:ARG:HB2	1.60	1.00
1:B1:9:ALA:HB2	1:B1:31:LEU:HD23	1.40	1.00
22:BM:93:LYS:HE3	22:BM:93:LYS:HA	1.43	1.00
3:B3:103:LYS:HD2	10:BA:633:U:H3'	1.43	1.00
14:BE:56:LYS:HA	14:BE:56:LYS:HE3	1.42	1.00
22:BM:146:VAL:HG12	22:BM:147:VAL:H	1.24	1.00
16:BG:54:LYS:HG2	16:BG:55:LYS:H	1.25	1.00
9:B9:143:ILE:HB	9:B9:146:UNK:HB1	1.43	0.99
10:BA:145:G:N2	10:BA:157:G:H21	1.60	0.99
27:BR:146:ASN:HD22	27:BR:150:GLU:HB2	1.26	0.99

*Continued on next page...*

*Continued from previous page...*

Atom-1	Atom-2	Interatomic distance (Å)	Clash overlap (Å)
11:BB:25:LEU:HD22	11:BB:33:ILE:HD13	1.44	0.99
10:BA:1511:A:H5''	22:BM:40:ARG:HH12	1.23	0.99
22:AM:26:ARG:HG3	22:AM:27:ILE:H	1.23	0.99
34:AY:26:ILE:O	34:AY:30:LYS:HE3	1.62	0.99
14:BE:231:TRP:HE1	17:BH:68:ARG:CZ	1.74	0.99
13:AD:81:PHE:HZ	13:AD:88:GLU:HG3	1.27	0.99
21:AL:19:ARG:HA	21:AL:19:ARG:HH11	1.20	0.99
10:BA:1072:G:H4'	10:BA:1073:G:OP1	1.58	0.99
1:A1:18:THR:HG22	1:A1:19:GLY:H	1.28	0.99
10:AA:407:A:H4'	10:AA:408:C:OP2	1.62	0.99
13:BD:53:ARG:NH1	14:BE:176:GLY:HA3	1.77	0.99
18:BI:129:LYS:HG2	18:BI:130:LYS:H	1.25	0.99
5:A5:37:LYS:O	5:A5:38:ARG:HG3	1.61	0.99
22:BM:26:ARG:HG3	22:BM:27:ILE:H	1.23	0.99
3:B3:93:PHE:HZ	3:B3:166:LYS:HB3	1.25	0.99
10:BA:133:A:H4'	10:BA:134:C:C5'	1.92	0.99
10:BA:1570:U:H2'	10:BA:1571:C:H5''	1.40	0.99
10:AA:1605:A:H4'	10:AA:1606:C:O5'	1.63	0.98
5:B5:46:ASP:HB2	5:B5:47:PRO:HD2	1.42	0.98
16:AG:54:LYS:HG2	16:AG:55:LYS:H	1.28	0.98
1:A1:12:MET:HB3	1:A1:28:ARG:HG2	1.41	0.98
10:AA:955:A:C2'	10:AA:956:A:H5'	1.93	0.98
5:B5:77:ILE:O	5:B5:81:ILE:HD12	1.64	0.98
11:BB:194:MET:HE1	31:BV:89:SER:H	1.26	0.98
34:BY:26:ILE:O	34:BY:30:LYS:HE3	1.61	0.98
6:B6:6:LEU:HD21	17:BH:62:VAL:HG21	1.46	0.98
10:BA:955:A:C2'	10:BA:956:A:H5'	1.94	0.98
21:BL:19:ARG:HA	21:BL:19:ARG:NH1	1.78	0.98
3:A3:132:LEU:HB3	3:A3:133:PRO:HD3	1.44	0.98
10:AA:133:A:H4'	10:AA:134:C:C5'	1.94	0.97
13:AD:94:ASP:HB3	14:AE:149:ILE:HD11	1.44	0.97
18:BI:26:PRO:HA	18:BI:65:LEU:HD22	1.43	0.97
5:A5:46:ASP:HB2	5:A5:47:PRO:HD2	1.43	0.97
10:AA:500:U:C2'	10:AA:501:U:H5''	1.94	0.97
11:AB:25:LEU:HD22	11:AB:33:ILE:HD13	1.45	0.97
16:AG:37:THR:HG22	16:AG:39:LYS:H	1.30	0.97
20:BK:54:VAL:HG11	20:BK:81:VAL:HG13	1.44	0.97
10:AA:1430:C:H5''	22:AM:138:THR:HG21	1.43	0.97
10:BA:500:U:C2'	10:BA:501:U:H5''	1.94	0.97
13:BD:81:PHE:HZ	13:BD:88:GLU:HG3	1.28	0.97
10:AA:145:G:H1	10:AA:157:G:N2	1.61	0.97

*Continued on next page...*

*Continued from previous page...*

Atom-1	Atom-2	Interatomic distance (Å)	Clash overlap (Å)
14:AE:56:LYS:HA	14:AE:56:LYS:HE3	1.43	0.97
8:B8:95:LYS:HG2	8:B8:105:TYR:CE2	1.99	0.97
10:BA:796:U:H2'	10:BA:797:A:H5'	1.43	0.97
10:AA:626:U:H4'	21:AL:11:ALA:HB2	1.45	0.97
13:BD:129:ILE:HG22	13:BD:134:ILE:HD12	1.47	0.97
10:BA:626:U:H4'	21:BL:11:ALA:HB2	1.46	0.97
2:A2:22:ARG:HH11	2:A2:25:ARG:HH12	1.11	0.97
27:AR:340:THR:HG22	27:AR:341:SER:H	1.25	0.97
3:B3:132:LEU:HB3	3:B3:133:PRO:HD3	1.46	0.97
30:BU:56:VAL:HG12	30:BU:60:LYS:HE3	1.41	0.97
6:B6:9:ILE:HB	6:B6:12:GLU:HG2	1.46	0.97
21:BL:9:ILE:CD1	21:BL:9:ILE:H	1.71	0.97
10:AA:669:G:C2'	10:AA:670:G:H5''	1.93	0.97
10:BA:669:G:C2'	10:BA:670:G:H5''	1.95	0.97
10:BA:695:G:H1	10:BA:707:U:H3	1.13	0.97
16:BG:37:THR:HG22	16:BG:39:LYS:H	1.25	0.97
10:AA:1720:G:H3'	10:AA:1720:G:OP2	1.65	0.96
14:AE:228:PRO:HB3	17:AH:68:ARG:HH21	1.28	0.96
20:AK:65:ASP:O	20:AK:68:GLU:HG2	1.64	0.96
4:B4:48:THR:HG22	4:B4:49:LEU:H	1.27	0.96
27:BR:267:LEU:HD12	27:BR:267:LEU:H	1.30	0.96
10:AA:766:G:O6	25:AP:9:LYS:HA	1.66	0.96
5:A5:77:ILE:O	5:A5:81:ILE:HD12	1.64	0.96
4:B4:63:ILE:HG22	4:B4:66:ARG:HG3	1.45	0.96
4:A4:48:THR:HG22	4:A4:49:LEU:H	1.27	0.96
10:BA:133:A:H4'	10:BA:134:C:H5'	1.45	0.96
10:BA:616:A:H4'	10:BA:617:A:H5'	1.47	0.96
10:BA:145:G:H1	10:BA:157:G:N2	1.63	0.96
10:BA:407:A:H4'	10:BA:408:C:OP2	1.63	0.96
30:BU:79:LEU:HD22	30:BU:103:LEU:HD11	1.46	0.96
10:AA:796:U:H2'	10:AA:797:A:H5'	1.43	0.96
30:AU:86:PHE:HB3	30:AU:97:VAL:HG22	1.47	0.96
3:A3:144:ARG:HH22	35:AZ:3:SER:HB2	1.31	0.96
10:AA:309:U:H2'	10:AA:310:C:H5''	1.48	0.96
8:A8:95:LYS:HG2	8:A8:105:TYR:CE2	2.00	0.96
10:AA:1746:G:O2'	10:AA:1747:A:H5''	1.65	0.96
10:AA:415:G:H4'	10:AA:416:C:OP1	1.62	0.96
13:AD:17:ARG:HH22	14:AE:183:PRO:HD3	1.30	0.96
19:BJ:49:GLU:HB2	19:BJ:92:THR:CB	1.95	0.96
3:B3:60:ALA:CB	3:B3:91:ILE:HB	1.96	0.96
14:AE:154:THR:CG2	14:AE:155:ILE:H	1.69	0.95

*Continued on next page...*

*Continued from previous page...*

Atom-1	Atom-2	Interatomic distance (Å)	Clash overlap (Å)
10:AA:4:C:OP2	14:AE:201:SER:HB3	1.66	0.95
27:BR:94:SER:HB3	27:BR:124:VAL:HG23	1.46	0.95
27:AR:267:LEU:HD12	27:AR:267:LEU:H	1.30	0.95
10:BA:415:G:H4'	10:BA:416:C:OP1	1.64	0.95
10:BA:881:U:H2'	10:BA:882:G:H5''	1.47	0.95
10:AA:892:G:HO2'	10:AA:893:A:H8	1.00	0.95
10:AA:494:A:H3'	10:AA:495:C:H5''	1.48	0.95
20:BK:65:ASP:O	20:BK:68:GLU:HG2	1.64	0.95
21:BL:9:ILE:HD12	21:BL:9:ILE:N	1.79	0.95
13:AD:129:ILE:HG22	13:AD:134:ILE:HD12	1.47	0.95
10:AA:561:A:H1'	33:AX:14:VAL:HG23	1.46	0.95
10:BA:681:G:H22	10:BA:719:G:N2	1.64	0.95
10:BA:338:G:H5''	26:BQ:84:ILE:HD11	1.46	0.95
30:AU:79:LEU:HD22	30:AU:103:LEU:HD11	1.48	0.95
16:BG:117:ARG:HD2	16:BG:193:GLU:OE2	1.67	0.95
3:A3:60:ALA:CB	3:A3:91:ILE:HB	1.97	0.95
10:AA:135:A:H3'	34:AY:183:ILE:HD11	1.46	0.95
10:AA:616:A:H4'	10:AA:617:A:H5'	1.48	0.94
10:AA:681:G:H22	10:AA:719:G:N2	1.64	0.94
10:AA:905:C:O2	20:AK:138:ASP:HB3	1.65	0.94
13:AD:8:THR:HG22	13:AD:9:SER:H	1.31	0.94
10:AA:1745:G:H4'	10:AA:1746:G:OP2	1.68	0.94
29:BT:43:THR:OG1	29:BT:50:ALA:HA	1.67	0.94
31:BV:21:TYR:HB3	31:BV:74:GLN:OE1	1.67	0.94
4:A4:193:ASN:HB3	4:A4:199:TYR:CE1	2.02	0.94
5:B5:21:VAL:HG11	5:B5:74:GLN:OE1	1.68	0.94
8:A8:58:SER:HB3	8:A8:111:VAL:HG13	1.47	0.94
10:AA:133:A:H4'	10:AA:134:C:H5'	1.48	0.94
10:AA:49:C:O2'	10:AA:50:A:H5''	1.68	0.94
4:B4:89:LEU:HB3	4:B4:101:THR:HG21	1.49	0.94
10:BA:1720:G:H3'	10:BA:1720:G:OP2	1.66	0.94
10:AA:1137:A:H4'	16:AG:73:PHE:HE2	1.31	0.94
10:AA:77:G:H8	10:AA:77:G:H5'	1.33	0.94
10:BA:494:A:H3'	10:BA:495:C:H5''	1.49	0.94
13:BD:8:THR:HG22	13:BD:9:SER:H	1.32	0.94
34:AY:132:LYS:HE2	34:AY:163:ARG:HD3	1.48	0.94
10:AA:237:U:H3'	10:AA:238:G:H5''	1.50	0.94
16:AG:117:ARG:HD2	16:AG:193:GLU:OE2	1.68	0.94
10:BA:892:G:HO2'	10:BA:893:A:H8	0.99	0.94
8:B8:58:SER:HB3	8:B8:111:VAL:HG13	1.49	0.94
10:BA:905:C:O2	20:BK:138:ASP:HB3	1.67	0.94

*Continued on next page...*

*Continued from previous page...*

Atom-1	Atom-2	Interatomic distance (Å)	Clash overlap (Å)
10:BA:1746:G:O2'	10:BA:1747:A:H5''	1.66	0.94
34:BY:132:LYS:HE2	34:BY:163:ARG:HD3	1.50	0.94
27:AR:94:SER:HB3	27:AR:124:VAL:HG23	1.48	0.94
10:AA:1302:G:H21	31:AV:6:THR:HG21	1.31	0.94
8:B8:96:VAL:HG21	16:BG:97:LEU:HD11	1.48	0.94
10:BA:673:A:H2'	10:BA:675:A:H62	1.32	0.94
14:AE:166:VAL:O	14:AE:167:ARG:HD2	1.68	0.93
6:A6:9:ILE:HB	6:A6:12:GLU:HG2	1.48	0.93
10:AA:886:U:H3'	10:AA:887:U:C5'	1.98	0.93
31:AV:29:HIS:HA	31:AV:32:LYS:HD3	1.48	0.93
10:BA:210:A:H4'	10:BA:211:U:OP2	1.68	0.93
10:BA:77:G:H8	10:BA:77:G:H5'	1.30	0.93
22:BM:125:LEU:O	22:BM:129:TRP:HD1	1.51	0.93
26:BQ:85:ILE:HD11	26:BQ:122:LEU:HD13	1.49	0.93
5:A5:21:VAL:HG11	5:A5:74:GLN:OE1	1.68	0.93
10:AA:210:A:H4'	10:AA:211:U:OP2	1.67	0.93
22:AM:93:LYS:HA	22:AM:93:LYS:HE3	1.48	0.93
10:AA:1748:U:O2'	10:AA:1750:A:C2	2.22	0.93
10:AA:479:G:H5'	10:AA:480:A:OP2	1.68	0.93
10:BA:1443:A:H4'	10:BA:1444:U:C5'	1.99	0.93
10:AA:858:C:H3'	10:AA:859:A:H5''	1.51	0.93
9:B9:146:UNK:O	9:B9:150:UNK:HG3	1.68	0.93
10:AA:604:G:H1	10:AA:1080:G:H22	1.04	0.93
10:AA:754:A:H2'	10:AA:755:G:C8	2.02	0.93
10:BA:309:U:H2'	10:BA:310:C:H5''	1.51	0.93
4:A4:135:GLY:O	4:A4:227:PRO:HD2	1.68	0.93
4:B4:193:ASN:HB3	4:B4:199:TYR:CE1	2.03	0.93
10:AA:881:U:H2'	10:AA:882:G:H5''	1.47	0.93
17:AH:2:VAL:HG12	17:AH:3:LYS:H	1.33	0.93
10:AA:83:C:C2'	10:AA:84:U:H5''	1.98	0.93
13:BD:135:LYS:HD2	13:BD:159:ALA:HB3	1.48	0.93
10:BA:1174:A:H2'	10:BA:1175:A:H5'	1.51	0.92
10:BA:667:C:H2'	10:BA:668:U:O4'	1.68	0.92
10:BA:886:U:H3'	10:BA:887:U:C5'	1.98	0.92
5:A5:30:VAL:CG1	5:A5:35:ALA:HB2	1.97	0.92
10:AA:1359:C:OP1	31:AV:45:ARG:HG3	1.68	0.92
26:AQ:66:ARG:HG3	26:AQ:66:ARG:HH11	1.34	0.92
10:BA:1322:U:H5''	18:BI:70:ARG:NH1	1.83	0.92
10:AA:1007:U:H3'	10:AA:1008:A:H5'	1.50	0.92
10:BA:1022:U:H3	10:BA:1046:G:H1	1.14	0.92
10:BA:237:U:H3'	10:BA:238:G:H5''	1.49	0.92

*Continued on next page...*

*Continued from previous page...*

Atom-1	Atom-2	Interatomic distance (Å)	Clash overlap (Å)
10:BA:422:G:H8	10:BA:422:G:H5'	1.32	0.92
10:BA:478:G:H21	10:BA:494:A:H62	1.16	0.92
4:A4:89:LEU:HB3	4:A4:101:THR:HG21	1.51	0.92
10:AA:1608:C:H4'	10:AA:1609:C:C5'	1.99	0.92
10:AA:478:G:H2'	10:AA:479:G:H1'	1.49	0.92
31:BV:29:HIS:HA	31:BV:32:LYS:HD3	1.49	0.92
5:A5:15:ARG:H	5:A5:15:ARG:HD3	1.33	0.92
22:AM:125:LEU:O	22:AM:129:TRP:HD1	1.53	0.92
22:BM:1:MET:HG2	22:BM:2:SER:N	1.82	0.92
29:BT:77:SER:HA	29:BT:80:LYS:HE3	1.49	0.92
3:B3:136:LEU:H	3:B3:136:LEU:HD23	1.32	0.92
4:B4:135:GLY:O	4:B4:227:PRO:HD2	1.69	0.92
5:B5:30:VAL:CG1	5:B5:35:ALA:HB2	1.99	0.92
10:BA:1480:U:O2'	10:BA:1481:A:H5'	1.69	0.92
27:BR:184:ALA:H	27:BR:206:ARG:HH22	1.17	0.92
9:A9:146:UNK:O	9:A9:150:UNK:HG3	1.68	0.92
10:AA:1301:A:O2'	10:AA:1302:G:H5'	1.68	0.92
10:AA:1613:C:O4'	10:AA:1715:A:H2	1.53	0.92
12:AC:15:VAL:HG11	23:AN:34:GLU:HB3	1.50	0.92
19:AJ:49:GLU:HB2	19:AJ:92:THR:CB	1.98	0.92
26:AQ:27:THR:HG22	26:AQ:28:SER:H	1.34	0.92
10:AA:673:A:H2'	10:AA:675:A:H62	1.32	0.92
26:AQ:63:LEU:HD11	26:AQ:127:CYS:HB2	1.50	0.92
10:BA:561:A:H1'	33:BX:14:VAL:HG23	1.48	0.92
10:BA:754:A:H2'	10:BA:755:G:C8	2.05	0.92
16:AG:46:HIS:O	18:AI:49:LYS:HE3	1.69	0.92
29:AT:77:SER:HA	29:AT:80:LYS:HE3	1.50	0.92
10:BA:479:G:H5'	10:BA:480:A:OP2	1.69	0.92
14:BE:41:LYS:O	14:BE:42:ILE:HG12	1.69	0.92
22:AM:82:PRO:HD3	29:AT:40:TRP:CZ2	2.06	0.91
10:BA:858:C:H3'	10:BA:859:A:H5''	1.52	0.91
10:AA:1443:A:H4'	10:AA:1444:U:C5'	1.99	0.91
9:B9:156:UNK:O	9:B9:159:UNK:HG3	1.70	0.91
10:BA:49:C:O2'	10:BA:50:A:H5''	1.67	0.91
12:AC:77:GLN:HA	12:AC:81:GLY:HA2	1.51	0.91
13:AD:31:ILE:HA	13:AD:36:LEU:HD12	1.52	0.91
8:B8:57:PRO:HB3	8:B8:87:MET:CE	2.00	0.91
10:BA:1748:U:O2'	10:BA:1750:A:C2	2.23	0.91
10:BA:83:C:C2'	10:BA:84:U:H5''	2.00	0.91
10:BA:564:A:N1	21:BL:115:ASP:HB2	1.84	0.91
10:BA:478:G:H2'	10:BA:479:G:H1'	1.51	0.91

*Continued on next page...*

*Continued from previous page...*

Atom-1	Atom-2	Interatomic distance (Å)	Clash overlap (Å)
10:BA:506:U:OP2	13:BD:169:GLU:HG3	1.70	0.91
11:BB:98:ARG:HH12	11:BB:101:PRO:HD2	1.34	0.91
12:BC:35:ALA:HB2	12:BC:60:GLN:CB	2.01	0.91
22:BM:1:MET:CG	22:BM:2:SER:H	1.81	0.91
14:AE:231:TRP:NE1	17:AH:68:ARG:HG3	1.85	0.91
33:AX:7:THR:HG21	33:AX:10:LYS:HB2	1.53	0.91
10:AA:215:A:H62	10:AA:811:U:H3	1.14	0.91
10:AA:342:U:H4'	10:AA:343:C:OP2	1.71	0.91
29:AT:43:THR:OG1	29:AT:50:ALA:HA	1.70	0.91
33:BX:7:THR:HG21	33:BX:10:LYS:HB2	1.51	0.91
8:A8:32:LYS:HB2	15:BF:43:ASP:N	1.86	0.91
10:AA:761:U:N3	25:AP:7:THR:HG23	1.85	0.91
14:AE:180:VAL:HG23	14:AE:198:TYR:HA	1.52	0.91
14:BE:231:TRP:NE1	17:BH:68:ARG:HG3	1.84	0.91
16:BG:123:ILE:HD12	16:BG:132:GLN:OE1	1.69	0.91
10:BA:1465:C:C2'	10:BA:1466:C:H5''	2.01	0.91
10:BA:245:A:O2'	10:BA:246:U:H3'	1.71	0.91
12:BC:77:GLN:HA	12:BC:81:GLY:HA2	1.50	0.91
16:BG:46:HIS:O	18:BI:49:LYS:HE3	1.70	0.91
6:A6:6:LEU:HD21	17:AH:62:VAL:HG21	1.52	0.91
10:BA:181:G:H3'	10:BA:182:U:H5'	1.53	0.91
3:B3:103:LYS:CD	10:BA:633:U:H3'	2.00	0.91
11:BB:56:ALA:O	11:BB:60:ILE:HG13	1.71	0.91
16:BG:57:ARG:HA	16:BG:57:ARG:NH1	1.85	0.91
20:BK:95:ILE:HD12	20:BK:129:ILE:HG23	1.52	0.91
3:A3:103:LYS:HA	3:A3:113:ARG:NH1	1.86	0.91
10:AA:1751:U:H4'	10:AA:1752:U:OP1	1.70	0.91
10:AA:245:A:O2'	10:AA:246:U:H3'	1.71	0.91
10:AA:552:C:H4'	33:AX:66:LYS:HE2	1.53	0.91
3:B3:44:GLN:HE22	3:B3:46:LYS:HE3	1.35	0.91
16:BG:92:PHE:HD1	16:BG:103:PRO:HB2	1.36	0.91
10:AA:1556:G:H3'	18:AI:125:ARG:O	1.69	0.90
10:AA:311:U:H5'	10:AA:312:C:H5'	1.52	0.90
4:B4:108:ILE:HG22	4:B4:109:THR:H	1.34	0.90
10:BA:1748:U:HO2'	10:BA:1750:A:H2	0.98	0.90
34:BY:165:PHE:HE1	34:BY:173:ARG:HB2	1.36	0.90
4:A4:193:ASN:HB3	4:A4:199:TYR:HE1	1.35	0.90
10:AA:145:G:H22	10:AA:157:G:N2	1.68	0.90
10:AA:85:G:H5'	10:AA:85:G:H8	1.36	0.90
6:B6:34:LYS:HG2	6:B6:41:ILE:HG12	1.52	0.90
22:BM:6:GLU:HB2	22:BM:10:ASP:HB2	1.54	0.90

*Continued on next page...*



*Continued from previous page...*

Atom-1	Atom-2	Interatomic distance (Å)	Clash overlap (Å)
10:AA:795:A:H4'	10:AA:796:U:O5'	1.71	0.90
18:AI:31:LEU:HD13	18:AI:38:ILE:HD11	1.54	0.90
22:AM:6:GLU:HB2	22:AM:10:ASP:HB2	1.52	0.90
4:B4:207:THR:CG2	4:B4:213:LEU:HG	2.01	0.90
17:BH:2:VAL:HG12	17:BH:3:LYS:H	1.36	0.90
10:BA:1176:A:H5'	10:BA:1177:C:OP2	1.70	0.90
16:AG:57:ARG:NH1	16:AG:57:ARG:HA	1.86	0.90
21:AL:9:ILE:N	21:AL:9:ILE:HD12	1.84	0.90
13:BD:109:LEU:HB2	13:BD:146:PHE:HB3	1.54	0.90
2:A2:110:VAL:HG12	2:A2:111:GLU:H	1.35	0.90
10:BA:754:A:H5''	13:BD:7:ASN:HB2	1.52	0.90
10:BA:1137:A:H4'	16:BG:73:PHE:HE2	1.35	0.90
3:A3:136:LEU:H	3:A3:136:LEU:HD23	1.33	0.90
10:AA:1081:G:H5'	10:AA:1081:G:H8	1.34	0.90
10:AA:1263:G:H22	10:AA:1296:G:H1	1.16	0.90
11:AB:56:ALA:O	11:AB:60:ILE:HG13	1.72	0.90
13:AD:106:GLU:HA	13:AD:111:THR:HG21	1.53	0.90
13:AD:135:LYS:HD2	13:AD:159:ALA:HB3	1.50	0.90
4:B4:193:ASN:HB3	4:B4:199:TYR:HE1	1.36	0.90
5:B5:15:ARG:H	5:B5:15:ARG:HD3	1.35	0.90
17:BH:97:ARG:HA	17:BH:97:ARG:HH11	1.36	0.90
32:BW:109:GLY:HA2	32:BW:191:ILE:HD11	1.52	0.90
10:AA:1174:A:H2'	10:AA:1175:A:H5'	1.51	0.90
14:AE:61:ILE:HD12	14:AE:134:LYS:HB3	1.54	0.90
27:AR:184:ALA:H	27:AR:206:ARG:HH22	1.20	0.90
10:BA:1608:C:H4'	10:BA:1609:C:C5'	2.00	0.90
17:BH:18:GLU:HG3	17:BH:69:ILE:HB	1.52	0.90
27:BR:285:THR:HG22	27:BR:286:GLN:H	1.37	0.90
10:AA:26:U:H2'	10:AA:27:A:H5''	1.53	0.90
11:AB:98:ARG:HH12	11:AB:101:PRO:HD2	1.36	0.90
10:BA:47:C:O2'	10:BA:48:C:H5'	1.71	0.90
1:B1:62:ARG:NH2	16:BG:200:ARG:HB2	1.87	0.90
4:A4:108:ILE:HG22	4:A4:109:THR:H	1.34	0.89
2:B2:22:ARG:HH11	2:B2:25:ARG:HH12	1.13	0.89
10:BA:1608:C:C4	10:BA:1718:A:N1	2.40	0.89
10:BA:1482:C:O2'	29:BT:127:LYS:HD2	1.71	0.89
14:AE:41:LYS:O	14:AE:42:ILE:HG12	1.71	0.89
20:AK:54:VAL:HG11	20:AK:81:VAL:HG13	1.50	0.89
14:BE:166:VAL:O	14:BE:167:ARG:HD2	1.72	0.89
10:AA:235:A:H4'	10:AA:236:U:O4'	1.73	0.89
10:AA:695:G:H1	10:AA:707:U:H3	1.13	0.89

*Continued on next page...*

*Continued from previous page...*

Atom-1	Atom-2	Interatomic distance (Å)	Clash overlap (Å)
21:AL:9:ILE:CD1	21:AL:9:ILE:H	1.76	0.89
2:B2:198:PHE:CE1	2:B2:202:LYS:HE2	2.08	0.89
10:BA:1301:A:O2'	10:BA:1302:G:H5'	1.72	0.89
10:BA:1745:G:H3'	10:BA:1746:G:H5''	1.53	0.89
4:A4:126:ALA:HB1	4:A4:175:ASN:ND2	1.88	0.89
5:A5:30:VAL:HG21	5:A5:76:CYS:HB2	1.54	0.89
16:AG:123:ILE:HD12	16:AG:132:GLN:OE1	1.72	0.89
20:AK:95:ILE:HD12	20:AK:129:ILE:HG23	1.54	0.89
32:AW:109:GLY:HA2	32:AW:191:ILE:HD11	1.54	0.89
2:B2:110:VAL:HG12	2:B2:111:GLU:H	1.38	0.89
2:B2:42:SER:HA	2:B2:45:ILE:HG13	1.55	0.89
10:BA:1007:U:H3'	10:BA:1008:A:H5'	1.52	0.89
12:BC:125:ILE:HD12	12:BC:125:ILE:H	1.37	0.89
14:BE:228:PRO:HB3	17:BH:68:ARG:HH21	1.36	0.89
9:A9:156:UNK:O	9:A9:159:UNK:HG3	1.72	0.89
10:AA:667:C:H2'	10:AA:668:U:O4'	1.71	0.89
10:BA:342:U:H4'	10:BA:343:C:OP2	1.72	0.89
10:BA:795:A:H4'	10:BA:796:U:O5'	1.69	0.89
10:BA:1302:G:H21	31:BV:6:THR:HG21	1.37	0.89
10:AA:422:G:H8	10:AA:422:G:H5'	1.36	0.89
10:BA:1278:C:H42	10:BA:1290:G:H1	1.17	0.89
10:BA:1732:U:C6	10:BA:1732:U:H5'	2.08	0.89
10:BA:766:G:O2'	10:BA:767:C:H5'	1.73	0.89
12:BC:15:VAL:HG11	23:BN:34:GLU:HB3	1.54	0.89
21:BL:58:ILE:HG21	21:BL:117:PRO:HG3	1.54	0.89
22:BM:119:ILE:HD11	28:BS:115:ASP:HB3	1.54	0.89
32:BW:102:ARG:HG2	32:BW:116:LEU:HD21	1.54	0.89
10:AA:1745:G:H3'	10:AA:1746:G:H5''	1.53	0.89
10:AA:760:G:H22	10:AA:766:G:H1	1.19	0.89
14:AE:231:TRP:HE1	17:AH:68:ARG:NH1	1.70	0.89
10:BA:1081:G:H5'	10:BA:1081:G:H8	1.36	0.89
27:BR:190:VAL:HG21	27:BR:219:LEU:HB3	1.53	0.89
32:BW:89:MET:HA	32:BW:89:MET:HE3	1.53	0.89
10:BA:135:A:H3'	34:BY:183:ILE:HD11	1.53	0.89
2:A2:198:PHE:CE1	2:A2:202:LYS:HE2	2.08	0.89
10:BA:1556:G:H3'	18:BI:125:ARG:O	1.72	0.89
26:BQ:63:LEU:HD11	26:BQ:127:CYS:HB2	1.51	0.89
2:A2:42:SER:HA	2:A2:45:ILE:HG13	1.54	0.89
4:A4:207:THR:CG2	4:A4:213:LEU:HG	2.02	0.89
10:AA:117:U:H1'	32:AW:33:GLN:O	1.72	0.89
10:AA:1244:U:H5'	10:AA:1245:G:OP2	1.72	0.89

*Continued on next page...*

*Continued from previous page...*

Atom-1	Atom-2	Interatomic distance (Å)	Clash overlap (Å)
10:AA:564:A:N1	21:AL:115:ASP:HB2	1.88	0.89
27:BR:260:GLN:HG3	27:BR:314:SER:HA	1.54	0.89
10:AA:1022:U:H3	10:AA:1046:G:H1	1.17	0.89
10:AA:47:C:O2'	10:AA:48:C:H5'	1.73	0.89
3:B3:44:GLN:NE2	3:B3:46:LYS:HE3	1.88	0.89
26:BQ:17:LEU:HA	26:BQ:20:LYS:HE2	1.55	0.89
16:AG:34:ALA:HB3	16:AG:63:ILE:HG13	1.55	0.88
21:BL:71:VAL:HG21	21:BL:95:LEU:HD13	1.53	0.88
16:AG:92:PHE:HD1	16:AG:103:PRO:HB2	1.38	0.88
10:BA:90:U:H2'	10:BA:91:G:O4'	1.73	0.88
3:A3:44:GLN:HE22	3:A3:46:LYS:HE3	1.36	0.88
27:AR:190:VAL:HG21	27:AR:219:LEU:HB3	1.54	0.88
2:B2:198:PHE:HE1	2:B2:202:LYS:HE2	1.37	0.88
5:B5:84:ARG:HH12	10:BA:1125:A:H5'	1.36	0.88
10:BA:26:U:H2'	10:BA:27:A:H5''	1.54	0.88
9:A9:150:UNK:HA	9:A9:153:UNK:HG3	1.55	0.88
26:AQ:15:VAL:HG12	26:AQ:17:LEU:HG	1.54	0.88
10:BA:1263:G:H22	10:BA:1296:G:H1	1.20	0.88
6:A6:34:LYS:HG2	6:A6:41:ILE:HG12	1.53	0.88
8:A8:57:PRO:HB3	8:A8:87:MET:CE	2.02	0.88
22:AM:1:MET:HG2	22:AM:2:SER:N	1.87	0.88
30:AU:70:TYR:HE2	30:AU:126:ALA:HB3	1.39	0.88
10:AA:760:G:N2	10:AA:766:G:H22	1.71	0.88
10:BA:1123:G:N2	10:BA:1721:G:O4'	2.07	0.88
10:BA:760:G:H22	10:BA:766:G:H1	1.17	0.88
13:BD:106:GLU:HA	13:BD:111:THR:HG21	1.54	0.88
10:AA:1176:A:H5'	10:AA:1177:C:OP2	1.74	0.88
10:AA:145:G:H1	10:AA:157:G:H22	1.18	0.88
10:AA:478:G:H21	10:AA:494:A:H62	1.16	0.88
10:AA:90:U:H2'	10:AA:91:G:O4'	1.73	0.88
26:AQ:70:ILE:HG23	26:AQ:87:ARG:NH2	1.88	0.88
10:BA:604:G:N1	10:BA:1080:G:N2	2.22	0.88
10:BA:65:C:C6	34:BY:177:PRO:HB3	2.08	0.88
17:BH:74:VAL:HG12	17:BH:75:ILE:H	1.39	0.88
26:AQ:17:LEU:HA	26:AQ:20:LYS:HE2	1.55	0.88
32:AW:89:MET:HA	32:AW:89:MET:HE2	1.52	0.88
1:B1:42:ILE:H	1:B1:63:GLU:HG3	1.38	0.88
10:BA:85:G:H5'	10:BA:85:G:H8	1.39	0.88
12:AC:125:ILE:H	12:AC:125:ILE:HD12	1.36	0.88
3:B3:103:LYS:HA	3:B3:113:ARG:NH1	1.89	0.88
10:BA:1430:C:H5''	22:BM:138:THR:HG21	1.54	0.88

*Continued on next page...*

*Continued from previous page...*

Atom-1	Atom-2	Interatomic distance (Å)	Clash overlap (Å)
10:AA:1462:U:H5	10:AA:1464:U:C4	1.92	0.87
10:AA:1528:A:H2'	10:AA:1532:U:OP2	1.74	0.87
10:BA:311:U:H5'	10:BA:312:C:H5'	1.54	0.87
14:BE:180:VAL:HG23	14:BE:198:TYR:HA	1.55	0.87
16:BG:34:ALA:HB3	16:BG:63:ILE:HG13	1.54	0.87
10:AA:181:G:H3'	10:AA:182:U:H5'	1.56	0.87
27:AR:282:ASN:OD1	27:AR:284:MET:HG2	1.74	0.87
10:BA:633:U:H4'	10:BA:634:C:H5''	1.56	0.87
10:AA:75:C:H1'	34:AY:178:LYS:HG2	1.55	0.87
10:AA:338:G:H5''	26:AQ:84:ILE:HD11	1.52	0.87
10:BA:1244:U:H5'	10:BA:1245:G:OP2	1.73	0.87
27:BR:138:ALA:HA	27:BR:164:TRP:HB3	1.54	0.87
17:AH:76:SER:HB2	17:AH:77:PRO:HD3	1.57	0.87
10:BA:1516:U:O2'	22:BM:149:GLY:HA2	1.75	0.87
23:BN:39:ARG:HG3	23:BN:40:ARG:H	1.38	0.87
26:BQ:15:VAL:HG12	26:BQ:17:LEU:HG	1.56	0.87
4:B4:89:LEU:HB3	4:B4:101:THR:CG2	2.05	0.87
10:BA:1717:C:H6	10:BA:1717:C:H5'	1.39	0.87
16:BG:92:PHE:CD1	16:BG:103:PRO:HB2	2.09	0.87
3:A3:44:GLN:NE2	3:A3:46:LYS:HE3	1.89	0.87
10:AA:1717:C:H6	10:AA:1717:C:H5'	1.39	0.87
10:AA:455:C:H6	10:AA:455:C:H5'	1.40	0.87
13:AD:109:LEU:HB2	13:AD:146:PHE:HB3	1.55	0.87
10:BA:427:A:H5''	21:BL:49:LYS:HG3	1.57	0.87
10:AA:1028:G:H8	10:AA:1028:G:H5'	1.39	0.87
10:AA:1263:G:N2	10:AA:1296:G:H22	1.73	0.87
10:AA:1480:U:O2'	10:AA:1481:A:H5'	1.75	0.87
10:AA:986:G:OP1	20:AK:149:ARG:NH2	2.08	0.87
21:AL:58:ILE:HG21	21:AL:117:PRO:HG3	1.57	0.87
21:AL:71:VAL:HG21	21:AL:95:LEU:HD13	1.57	0.87
3:B3:93:PHE:CZ	3:B3:166:LYS:HB3	2.10	0.87
10:BA:145:G:H22	10:BA:157:G:N2	1.71	0.87
10:BA:1465:C:H2'	10:BA:1466:C:H5''	1.56	0.87
18:BI:31:LEU:HD13	18:BI:38:ILE:HD11	1.57	0.87
18:BI:99:VAL:HG12	18:BI:100:ASP:H	1.38	0.87
27:BR:131:ARG:HA	27:BR:147:ILE:HG23	1.57	0.87
10:AA:84:U:H2'	10:AA:85:G:C5'	2.03	0.87
19:AJ:56:MET:HG3	19:AJ:57:PRO:HD2	1.56	0.87
34:AY:86:SER:O	34:AY:87:ARG:HB2	1.75	0.87
7:A7:58:ILE:HD13	12:AC:31:SER:HB3	1.54	0.87
10:AA:676:C:H4'	10:AA:677:G:H5'	1.56	0.87

*Continued on next page...*

*Continued from previous page...*

Atom-1	Atom-2	Interatomic distance (Å)	Clash overlap (Å)
23:AN:33:TYR:HD1	23:AN:33:TYR:O	1.56	0.87
2:A2:194:LYS:HE2	26:AQ:4:GLN:CD	1.95	0.87
10:BA:235:A:H4'	10:BA:236:U:O4'	1.74	0.87
24:BO:129:ARG:O	24:BO:133:LEU:HG	1.74	0.87
25:BP:19:ARG:HE	25:BP:73:VAL:HG11	1.38	0.87
26:BQ:66:ARG:HG3	26:BQ:66:ARG:HH11	1.37	0.87
4:A4:130:CYS:HB2	4:A4:138:ILE:HD12	1.57	0.86
10:AA:766:G:O2'	10:AA:767:C:H5'	1.73	0.86
22:AM:17:ILE:O	22:AM:21:ASN:HB2	1.75	0.86
7:B7:101:SER:HB2	12:BC:90:TRP:HE3	1.35	0.86
10:BA:1072:G:H1'	17:BH:76:SER:OG	1.74	0.86
2:A2:22:ARG:HH11	2:A2:25:ARG:NH1	1.73	0.86
13:AD:46:GLN:HG2	13:AD:101:ILE:HD13	1.57	0.86
12:AC:119:ARG:HD2	14:AE:123:GLN:NE2	1.90	0.86
24:AO:22:ARG:HA	24:AO:67:PHE:CE2	2.10	0.86
4:B4:130:CYS:HB2	4:B4:138:ILE:HD12	1.56	0.86
10:BA:1028:G:H5'	10:BA:1028:G:H8	1.39	0.86
10:BA:1158:U:O4	10:BA:1172:G:N2	2.08	0.86
34:BY:70:ARG:HH21	34:BY:104:PRO:HD3	1.39	0.86
10:AA:633:U:H4'	10:AA:634:C:H5''	1.56	0.86
15:AF:22:ARG:HB2	15:AF:34:THR:HB	1.57	0.86
26:BQ:122:LEU:HD23	26:BQ:123:VAL:N	1.90	0.86
32:AW:116:LEU:HD12	32:AW:120:GLU:HB2	1.58	0.86
10:AA:1465:C:C2'	10:AA:1466:C:H5''	2.05	0.86
10:AA:66:A:H2'	10:AA:67:G:H5'	1.58	0.86
32:AW:51:ARG:HA	32:AW:51:ARG:HE	1.41	0.86
10:BA:442:U:H5''	32:BW:7:LYS:HE2	1.56	0.86
18:AI:99:VAL:HG12	18:AI:100:ASP:H	1.38	0.86
10:AA:759:G:O6	25:AP:9:LYS:HE2	1.76	0.86
32:AW:161:THR:HG21	32:AW:229:VAL:O	1.76	0.86
10:BA:1325:G:H1	10:BA:1341:U:H3	1.22	0.86
23:BN:33:TYR:O	23:BN:33:TYR:HD1	1.59	0.86
4:B4:126:ALA:HB1	4:B4:175:ASN:ND2	1.90	0.86
10:BA:145:G:H22	10:BA:157:G:H21	0.89	0.86
25:BP:140:SER:HA	25:BP:143:LEU:HD12	1.57	0.86
2:B2:77:SER:O	26:BQ:23:LEU:HD11	1.76	0.86
10:AA:1370:U:C2'	10:AA:1371:A:H5'	2.05	0.86
16:AG:95:ILE:CG2	16:AG:103:PRO:HB3	2.06	0.86
2:A2:195:GLU:HB3	26:AQ:10:GLN:NE2	1.89	0.86
11:BB:1:MET:HB3	11:BB:7:GLN:HE22	1.39	0.86
34:BY:22:LYS:HA	34:BY:25:ASN:ND2	1.91	0.86

*Continued on next page...*

*Continued from previous page...*

Atom-1	Atom-2	Interatomic distance (Å)	Clash overlap (Å)
10:AA:1278:C:H42	10:AA:1290:G:H1	1.23	0.86
22:AM:27:ILE:HG22	22:AM:29:PRO:HD2	1.57	0.86
6:B6:52:ILE:CD1	6:B6:62:CYS:HB2	2.06	0.86
10:BA:84:U:H2'	10:BA:85:G:C5'	2.05	0.86
26:BQ:22:LEU:HD23	26:BQ:27:THR:HA	1.56	0.86
10:BA:90:U:OP1	32:BW:3:ARG:HD2	1.75	0.86
2:A2:77:SER:O	26:AQ:23:LEU:HD11	1.76	0.86
4:A4:165:SER:HA	4:A4:168:ARG:HE	1.40	0.86
10:AA:1324:U:O2'	18:AI:4:GLN:HG2	1.76	0.86
18:AI:18:ALA:HA	18:AI:73:GLY:HA3	1.57	0.86
32:BW:161:THR:HG21	32:BW:229:VAL:O	1.74	0.86
6:A6:52:ILE:CD1	6:A6:62:CYS:HB2	2.06	0.85
10:AA:1608:C:C4	10:AA:1718:A:N1	2.44	0.85
17:AH:18:GLU:HG3	17:AH:69:ILE:HB	1.56	0.85
9:B9:126:ALA:HA	10:BA:1224:C:H5'	1.55	0.85
10:BA:604:G:H1	10:BA:1080:G:H22	1.20	0.85
14:BE:57:GLU:HB2	14:BE:60:ILE:HG13	1.56	0.85
25:BP:107:GLU:O	25:BP:110:ARG:HB2	1.76	0.85
2:A2:198:PHE:HE1	2:A2:202:LYS:HE2	1.40	0.85
10:AA:868:U:H2'	10:AA:869:A:H5''	1.58	0.85
17:AH:97:ARG:HA	17:AH:97:ARG:HH11	1.39	0.85
21:AL:69:LYS:HB3	21:AL:69:LYS:HZ2	1.39	0.85
9:B9:150:UNK:HA	9:B9:153:UNK:HG3	1.56	0.85
22:BM:68:LYS:O	22:BM:72:LEU:HB2	1.76	0.85
10:BA:1172:G:H4'	10:BA:1173:G:H5''	1.59	0.85
10:BA:145:G:H1	10:BA:157:G:H22	1.21	0.85
10:BA:681:G:H1	10:BA:719:G:H22	1.22	0.85
13:BD:31:ILE:HA	13:BD:36:LEU:HD12	1.57	0.85
14:BE:36:LEU:CD1	14:BE:248:LEU:HD21	2.06	0.85
26:BQ:68:LYS:HD2	26:BQ:126:GLN:HG2	1.58	0.85
10:BA:1745:G:H4'	10:BA:1746:G:OP2	1.75	0.85
10:BA:676:C:H4'	10:BA:677:G:H5'	1.56	0.85
10:BA:1580:U:O3'	18:BI:75:GLY:HA3	1.75	0.85
10:AA:1325:G:H1	10:AA:1341:U:H3	1.22	0.85
10:AA:681:G:N2	10:AA:719:G:H22	1.74	0.85
27:AR:131:ARG:HA	27:AR:147:ILE:HG23	1.57	0.85
27:AR:285:THR:HG22	27:AR:286:GLN:H	1.41	0.85
34:AY:165:PHE:HE1	34:AY:173:ARG:HB2	1.40	0.85
10:BA:718:A:H2'	10:BA:719:G:H5'	1.59	0.85
14:BE:69:LYS:HG2	14:BE:76:LYS:HZ3	1.38	0.85
12:AC:35:ALA:HB2	12:AC:60:GLN:CB	2.05	0.85

*Continued on next page...*

*Continued from previous page...*

Atom-1	Atom-2	Interatomic distance (Å)	Clash overlap (Å)
20:AK:28:PHE:O	20:AK:47:LEU:HD21	1.76	0.85
2:B2:202:LYS:O	2:B2:206:LYS:HB2	1.75	0.85
10:BA:393:C:O2	10:BA:393:C:H2'	1.76	0.85
25:BP:23:LEU:HD11	25:BP:71:ALA:HB2	1.57	0.85
1:A1:42:ILE:H	1:A1:63:GLU:HG3	1.40	0.85
4:A4:111:ASP:O	4:A4:115:SER:HB2	1.77	0.85
34:AY:22:LYS:HA	34:AY:25:ASN:ND2	1.92	0.85
10:AA:1172:G:H4'	10:AA:1173:G:H5''	1.57	0.85
27:AR:260:GLN:HG3	27:AR:314:SER:HA	1.58	0.85
10:BA:66:A:H2'	10:BA:67:G:H5'	1.57	0.85
10:BA:1528:A:H2'	10:BA:1532:U:OP2	1.76	0.85
26:BQ:70:ILE:HG23	26:BQ:87:ARG:NH2	1.92	0.85
10:AA:1158:U:O4	10:AA:1172:G:N2	2.10	0.85
10:AA:469:A:H2'	10:AA:470:G:H8	1.42	0.85
32:AW:188:GLY:N	32:AW:191:ILE:HG22	1.92	0.85
1:B1:36:GLU:O	1:B1:37:GLU:HB2	1.76	0.85
10:BA:1462:U:H5	10:BA:1464:U:C4	1.93	0.85
10:BA:666:A:O2'	10:BA:667:C:H5'	1.77	0.85
6:A6:65:THR:HG22	6:A6:66:GLY:H	1.42	0.84
14:AE:57:GLU:HB2	14:AE:60:ILE:HG13	1.58	0.84
23:AN:39:ARG:HG3	23:AN:40:ARG:H	1.42	0.84
27:AR:15:GLY:HA3	27:AR:65:PHE:HB2	1.57	0.84
4:A4:89:LEU:HB3	4:A4:101:THR:CG2	2.07	0.84
9:A9:159:UNK:HA	9:A9:162:UNK:CG	2.07	0.84
10:AA:1720:G:O2'	10:AA:1721:G:OP2	1.93	0.84
25:AP:140:SER:HA	25:AP:143:LEU:HD12	1.56	0.84
14:BE:35:ARG:HH22	14:BE:252:ALA:N	1.75	0.84
10:AA:1466:C:H6	10:AA:1466:C:H5'	1.42	0.84
10:AA:1580:U:O3'	18:AI:75:GLY:HA3	1.76	0.84
11:AB:49:THR:O	11:AB:53:ILE:HG13	1.77	0.84
20:BK:28:PHE:O	20:BK:47:LEU:HD21	1.77	0.84
27:BR:282:ASN:OD1	27:BR:284:MET:HG2	1.75	0.84
4:A4:207:THR:HG21	4:A4:213:LEU:CG	2.07	0.84
13:AD:133:HIS:HA	13:AD:161:THR:HG21	1.59	0.84
4:B4:108:ILE:CD1	4:B4:219:ARG:HA	2.07	0.84
4:B4:165:SER:HA	4:B4:168:ARG:HE	1.43	0.84
10:BA:760:G:N2	10:BA:766:G:H22	1.74	0.84
14:BE:61:ILE:HD12	14:BE:134:LYS:HB3	1.58	0.84
18:BI:22:ALA:HB2	18:BI:86:ALA:HB1	1.58	0.84
22:BM:82:PRO:HD3	29:BT:40:TRP:CZ2	2.12	0.84
27:BR:15:GLY:HA3	27:BR:65:PHE:HB2	1.58	0.84

*Continued on next page...*

*Continued from previous page...*

Atom-1	Atom-2	Interatomic distance (Å)	Clash overlap (Å)
2:A2:202:LYS:O	2:A2:206:LYS:HB2	1.78	0.84
10:AA:1212:U:C3'	10:AA:1213:G:H5''	2.08	0.84
3:A3:66:HIS:HE1	10:AA:834:A:H5'	1.40	0.84
6:B6:44:ILE:HD13	6:B6:52:ILE:HD12	1.59	0.84
10:BA:1263:G:N2	10:BA:1296:G:H22	1.76	0.84
10:AA:1171:G:H1'	19:AJ:66:ARG:NH1	1.93	0.84
10:AA:26:U:C2'	10:AA:27:A:H5''	2.07	0.84
15:AF:36:GLU:HB3	15:AF:70:VAL:HG22	1.57	0.84
22:AM:68:LYS:O	22:AM:72:LEU:HB2	1.78	0.84
10:BA:1340:G:H2'	10:BA:1341:U:H5''	1.58	0.84
10:AA:1322:U:H5''	18:AI:70:ARG:NH1	1.91	0.84
10:AA:1732:U:C6	10:AA:1732:U:H5'	2.11	0.84
10:AA:309:U:C2'	10:AA:310:C:H5''	2.07	0.84
10:AA:955:A:O2'	10:AA:956:A:H5'	1.77	0.84
10:BA:26:U:C2'	10:BA:27:A:H5''	2.08	0.84
13:BD:133:HIS:HA	13:BD:161:THR:HG21	1.60	0.84
30:BU:70:TYR:HE2	30:BU:126:ALA:HB3	1.42	0.84
11:AB:99:TRP:CZ3	11:AB:103:THR:HB	2.13	0.84
17:AH:74:VAL:HG12	17:AH:75:ILE:H	1.43	0.84
18:AI:44:GLN:HA	18:AI:47:GLN:NE2	1.92	0.84
8:B8:45:ILE:HD11	8:B8:79:LEU:HD21	1.60	0.84
18:BI:20:ALA:HA	18:BI:71:VAL:HG22	1.60	0.84
18:BI:18:ALA:HA	18:BI:73:GLY:HA3	1.59	0.84
30:BU:94:ILE:HG21	30:BU:97:VAL:HB	1.58	0.84
10:AA:16:G:H2'	10:AA:17:C:C6	2.13	0.84
22:AM:119:ILE:HD11	28:AS:115:ASP:HB3	1.60	0.84
10:AA:90:U:OP1	32:AW:3:ARG:HD2	1.77	0.84
10:BA:881:U:O2	10:BA:883:A:H5''	1.78	0.84
12:BC:165:GLN:N	12:BC:166:PRO:HD2	1.93	0.84
13:BD:46:GLN:HG2	13:BD:101:ILE:HD13	1.58	0.84
3:A3:93:PHE:HZ	3:A3:166:LYS:HB3	1.42	0.83
10:AA:74:A:N3	34:AY:179:ILE:HD12	1.92	0.83
10:AA:881:U:O2	10:AA:883:A:H5''	1.76	0.83
12:AC:205:VAL:HG12	12:AC:206:LYS:N	1.93	0.83
13:AD:53:ARG:HH12	14:AE:176:GLY:HA3	1.36	0.83
25:AP:98:LYS:N	25:AP:98:LYS:HD3	1.91	0.83
11:AB:47:GLU:HB2	31:AV:109:LEU:HD11	1.58	0.83
14:BE:116:TRP:H	14:BE:132:HIS:HD2	1.26	0.83
15:BF:22:ARG:HB2	15:BF:34:THR:HB	1.58	0.83
26:BQ:70:ILE:HG23	26:BQ:87:ARG:CZ	2.07	0.83
3:A3:103:LYS:HG2	3:A3:113:ARG:HH12	1.44	0.83

*Continued on next page...*



*Continued from previous page...*

Atom-1	Atom-2	Interatomic distance (Å)	Clash overlap (Å)
9:A9:155:UNK:C	9:A9:158:UNK:HG3	2.07	0.83
10:AA:534:A:H3'	10:AA:535:A:C5'	2.05	0.83
16:AG:92:PHE:CD1	16:AG:103:PRO:HB2	2.13	0.83
10:BA:638:U:H3	10:BA:670:G:H1	1.26	0.83
12:BC:205:VAL:HG12	12:BC:206:LYS:N	1.93	0.83
10:BA:143:C:OP1	25:BP:118:LYS:HG2	1.78	0.83
26:BQ:21:LYS:HE3	26:BQ:31:VAL:HG21	1.60	0.83
4:A4:140:VAL:HG12	4:A4:221:VAL:HG22	1.58	0.83
10:AA:1613:C:O4'	10:AA:1715:A:C2	2.30	0.83
10:AA:716:G:H2'	10:AA:717:G:H8	1.43	0.83
17:AH:104:LEU:HD22	17:AH:125:ILE:HA	1.60	0.83
27:AR:138:ALA:HA	27:AR:164:TRP:HB3	1.59	0.83
15:BF:73:LEU:HD23	15:BF:73:LEU:H	1.42	0.83
14:AE:36:LEU:CD1	14:AE:248:LEU:HD21	2.09	0.83
20:AK:62:VAL:HG12	20:AK:63:LYS:H	1.43	0.83
9:B9:155:UNK:C	9:B9:158:UNK:HG3	2.08	0.83
10:BA:716:G:H2'	10:BA:717:G:H8	1.43	0.83
10:AA:1009:U:H4'	10:AA:1010:A:OP2	1.78	0.83
10:AA:75:C:C1'	34:AY:178:LYS:HG2	2.08	0.83
28:AS:105:LYS:HG3	28:AS:106:GLU:HG2	1.61	0.83
10:AA:561:A:H1'	33:AX:14:VAL:CG2	2.08	0.83
34:AY:70:ARG:HH21	34:AY:104:PRO:HD3	1.43	0.83
10:BA:336:U:O2'	10:BA:337:G:C8	2.30	0.83
11:BB:14:LEU:HD11	31:BV:102:THR:HG21	1.60	0.83
34:BY:31:LYS:O	34:BY:34:GLN:HG2	1.78	0.83
1:A1:36:GLU:O	1:A1:37:GLU:HB2	1.76	0.83
10:AA:506:U:OP2	13:AD:169:GLU:HG3	1.78	0.83
10:AA:681:G:H1	10:AA:719:G:H22	1.22	0.83
26:AQ:70:ILE:HG23	26:AQ:87:ARG:CZ	2.08	0.83
3:B3:129:ASP:O	3:B3:132:LEU:HB2	1.79	0.83
10:BA:1370:U:C2'	10:BA:1371:A:H5'	2.07	0.83
19:BJ:56:MET:HG3	19:BJ:57:PRO:HD2	1.61	0.83
31:BV:5:ARG:HB2	31:BV:10:LYS:HE2	1.60	0.83
10:AA:572:U:H4'	10:AA:573:A:C5'	2.08	0.83
16:AG:197:LYS:HD3	16:AG:200:ARG:NH2	1.92	0.83
26:AQ:122:LEU:HD23	26:AQ:123:VAL:N	1.94	0.83
22:AM:81:ILE:HA	29:AT:40:TRP:CH2	2.13	0.83
4:B4:111:ASP:O	4:B4:115:SER:HB2	1.78	0.83
10:BA:681:G:N2	10:BA:719:G:H22	1.75	0.83
8:A8:60:VAL:HB	8:A8:64:LEU:HD21	1.61	0.83
10:AA:1340:G:H2'	10:AA:1341:U:H5''	1.59	0.83

*Continued on next page...*

*Continued from previous page...*

Atom-1	Atom-2	Interatomic distance (Å)	Clash overlap (Å)
2:B2:22:ARG:HH11	2:B2:25:ARG:NH1	1.76	0.83
3:B3:130:LEU:HD12	3:B3:170:ILE:HG23	1.60	0.83
10:BA:478:G:H21	10:BA:494:A:N6	1.76	0.83
10:BA:77:G:H5'	10:BA:77:G:C8	2.13	0.83
20:BK:62:VAL:HG12	20:BK:63:LYS:H	1.44	0.83
22:BM:27:ILE:HG22	22:BM:29:PRO:HD2	1.60	0.83
25:BP:98:LYS:N	25:BP:98:LYS:HD3	1.94	0.83
10:BA:552:C:H4'	33:BX:66:LYS:HE2	1.59	0.83
34:BY:184:THR:HB	34:BY:185:PRO:HD2	1.60	0.83
3:A3:60:ALA:HB1	3:A3:91:ILE:HB	1.59	0.83
24:AO:129:ARG:O	24:AO:133:LEU:HG	1.77	0.83
4:B4:67:VAL:HG21	10:BA:898:U:H4'	1.59	0.83
28:BS:105:LYS:HG3	28:BS:106:GLU:HG2	1.60	0.83
32:BW:116:LEU:HD12	32:BW:120:GLU:HB2	1.59	0.83
10:BA:117:U:H1'	32:BW:33:GLN:O	1.78	0.83
10:AA:1440:A:H4'	10:AA:1513:G:H4'	1.58	0.83
10:AA:648:U:H5'	10:AA:649:U:OP2	1.78	0.83
10:AA:666:A:O2'	10:AA:667:C:H5'	1.78	0.83
10:BA:1212:U:C3'	10:BA:1213:G:H5''	2.09	0.83
10:BA:572:U:H4'	10:BA:573:A:C5'	2.09	0.83
15:BF:36:GLU:HB3	15:BF:70:VAL:HG22	1.58	0.83
24:BO:22:ARG:HA	24:BO:67:PHE:CE2	2.13	0.83
4:A4:108:ILE:CD1	4:A4:219:ARG:HA	2.09	0.82
10:AA:145:G:H22	10:AA:157:G:H21	0.86	0.82
32:AW:11:ARG:NH1	32:AW:20:LEU:HD22	1.93	0.82
34:AY:184:THR:HB	34:AY:185:PRO:HD2	1.59	0.82
4:B4:140:VAL:HG12	4:B4:221:VAL:HG22	1.59	0.82
4:B4:207:THR:HG21	4:B4:213:LEU:CG	2.06	0.82
10:BA:986:G:OP1	20:BK:149:ARG:NH2	2.11	0.82
28:BS:101:VAL:HG21	28:BS:121:LEU:HD11	1.60	0.82
10:AA:834:A:OP1	10:AA:834:A:H3'	1.79	0.82
11:AB:1:MET:HB3	11:AB:7:GLN:HE22	1.43	0.82
21:AL:40:ASN:HB2	21:AL:41:PRO:HD2	1.61	0.82
25:AP:19:ARG:HG3	25:AP:73:VAL:HB	1.61	0.82
5:B5:38:ARG:HH22	5:B5:86:VAL:HG23	1.44	0.82
7:B7:101:SER:HB2	12:BC:90:TRP:CE3	2.13	0.82
10:BA:1440:A:H4'	10:BA:1513:G:H4'	1.61	0.82
10:BA:648:U:H5'	10:BA:649:U:OP2	1.77	0.82
18:BI:14:ARG:HD2	18:BI:125:ARG:HH22	1.43	0.82
23:BN:39:ARG:HG3	23:BN:40:ARG:N	1.95	0.82
10:AA:846:G:H1	10:AA:938:U:H3	1.26	0.82

*Continued on next page...*

*Continued from previous page...*

Atom-1	Atom-2	Interatomic distance (Å)	Clash overlap (Å)
13:BD:127:VAL:O	13:BD:131:GLN:HG2	1.80	0.82
10:AA:718:A:H2'	10:AA:719:G:H5'	1.59	0.82
18:AI:20:ALA:HA	18:AI:71:VAL:HG22	1.59	0.82
10:AA:1580:U:H5''	18:AI:74:SER:HB2	1.61	0.82
3:B3:108:HIS:HB2	3:B3:111:GLN:HB2	1.62	0.82
10:BA:309:U:C2'	10:BA:310:C:H5''	2.08	0.82
24:BO:137:LEU:HD12	24:BO:138:PRO:HD2	1.61	0.82
29:BT:66:ARG:O	29:BT:70:LEU:HD12	1.80	0.82
3:A3:34:LYS:O	3:A3:38:GLU:HG2	1.79	0.82
10:AA:1465:C:H2'	10:AA:1466:C:H5''	1.60	0.82
3:A3:103:LYS:CD	10:AA:633:U:H3'	2.09	0.82
12:AC:165:GLN:N	12:AC:166:PRO:HD2	1.94	0.82
4:A4:26:LEU:HD12	20:AK:84:ARG:NH2	1.95	0.82
34:AY:216:LEU:HD22	34:AY:220:LYS:HE3	1.60	0.82
10:BA:1153:U:N3	10:BA:1157:U:H5	1.77	0.82
10:BA:1466:C:H5'	10:BA:1466:C:H6	1.42	0.82
10:BA:733:G:H1	10:BA:782:A:N6	1.77	0.82
25:BP:15:LEU:HD22	32:BW:71:ASN:HB3	1.59	0.82
27:BR:235:LYS:NZ	27:BR:256:SER:H	1.78	0.82
34:BY:216:LEU:HD22	34:BY:220:LYS:HE3	1.58	0.82
3:A3:85:GLU:HG2	3:A3:92:VAL:HG23	1.59	0.82
2:A2:52:ARG:HD2	10:AA:1647:U:OP1	1.80	0.82
10:AA:478:G:H21	10:AA:494:A:N6	1.76	0.82
10:AA:798:G:O2'	10:AA:799:G:H5'	1.79	0.82
7:A7:101:SER:HB2	12:AC:90:TRP:HE3	1.42	0.82
14:AE:35:ARG:HH22	14:AE:252:ALA:N	1.77	0.82
26:AQ:68:LYS:HD2	26:AQ:126:GLN:HG2	1.61	0.82
10:AA:442:U:H5''	32:AW:7:LYS:HE2	1.61	0.82
2:B2:29:LYS:NZ	10:BA:391:A:N6	2.26	0.82
10:BA:312:C:H4'	10:BA:313:G:O5'	1.79	0.82
6:B6:18:LYS:NZ	10:BA:936:U:H5''	1.94	0.82
15:BF:44:TYR:H	15:BF:44:TYR:HD1	1.27	0.82
9:A9:153:UNK:O	9:A9:156:UNK:HG3	1.79	0.82
10:AA:1293:A:H4'	10:AA:1294:A:O5'	1.79	0.82
34:AY:132:LYS:HZ1	34:AY:163:ARG:HB3	1.42	0.82
34:AY:180:GLN:O	34:AY:181:ARG:HB2	1.78	0.82
10:BA:1359:C:H2'	10:BA:1360:U:H4'	1.61	0.82
10:BA:1751:U:H4'	10:BA:1752:U:OP1	1.76	0.82
16:BG:37:THR:HG22	16:BG:39:LYS:N	1.94	0.82
10:AA:427:A:H5''	21:AL:49:LYS:HG3	1.62	0.82
25:AP:19:ARG:HE	25:AP:73:VAL:HG11	1.44	0.82

*Continued on next page...*

*Continued from previous page...*

Atom-1	Atom-2	Interatomic distance (Å)	Clash overlap (Å)
8:B8:73:LEU:HB2	8:B8:75:VAL:HG23	1.62	0.82
9:B9:159:UNK:HA	9:B9:162:UNK:CG	2.08	0.82
10:BA:1327:U:H3	10:BA:1339:G:H1	1.28	0.82
10:BA:141:A:N6	10:BA:142:A:C6	2.48	0.82
10:BA:469:A:H2'	10:BA:470:G:H8	1.40	0.82
10:BA:868:U:H2'	10:BA:869:A:H5''	1.61	0.82
16:BG:197:LYS:HD3	16:BG:200:ARG:NH2	1.94	0.82
22:BM:17:ILE:O	22:BM:21:ASN:HB2	1.78	0.82
8:A8:57:PRO:HG3	8:A8:92:LEU:HD11	1.62	0.82
10:AA:796:U:H2'	10:AA:797:A:C5'	2.10	0.82
10:AA:730:A:H4'	17:AH:80:ASP:OD2	1.79	0.82
34:BY:76:LEU:HD21	34:BY:94:ARG:HD2	1.62	0.82
10:AA:665:A:H2'	10:AA:666:A:C8	2.15	0.82
10:AA:97:U:H2'	10:AA:98:U:H5'	1.61	0.82
13:AD:120:ASN:H	13:AD:124:HIS:CD2	1.98	0.82
6:B6:65:THR:HG22	6:B6:66:GLY:H	1.42	0.82
10:BA:1153:U:H3	10:BA:1157:U:H5	1.28	0.82
10:BA:570:G:H4'	10:BA:574:A:N3	1.95	0.82
14:BE:207:THR:HG22	14:BE:210:ASN:HB2	1.61	0.82
8:B8:65:THR:HG21	16:BG:166:GLU:OE2	1.80	0.82
14:AE:145:TRP:HZ3	14:AE:174:PRO:HG3	1.44	0.81
31:AV:5:ARG:HB2	31:AV:10:LYS:HE2	1.61	0.81
6:B6:18:LYS:HZ2	10:BA:936:U:H5''	1.45	0.81
10:BA:1359:C:OP1	31:BV:45:ARG:HG3	1.80	0.81
10:BA:1489:U:H3'	10:BA:1490:C:H5'	1.62	0.81
10:BA:1613:C:O4'	10:BA:1715:A:H2	1.60	0.81
25:BP:19:ARG:HG3	25:BP:73:VAL:HB	1.60	0.81
10:AA:607:G:OP2	10:AA:1071:U:H2'	1.81	0.81
10:AA:754:A:H5''	13:AD:7:ASN:HB2	1.61	0.81
3:B3:34:LYS:O	3:B3:38:GLU:HG2	1.80	0.81
3:B3:60:ALA:HB2	3:B3:91:ILE:HB	1.62	0.81
9:B9:153:UNK:O	9:B9:156:UNK:HG3	1.79	0.81
10:BA:1556:G:O2'	10:BA:1557:U:OP2	1.98	0.81
17:BH:59:LYS:H	17:BH:59:LYS:CD	1.93	0.81
18:BI:42:ASN:HB3	18:BI:43:PRO:HD3	1.62	0.81
18:BI:44:GLN:HA	18:BI:47:GLN:NE2	1.92	0.81
4:A4:29:LYS:HB3	4:A4:49:LEU:HD11	1.62	0.81
10:AA:141:A:N6	10:AA:142:A:C6	2.48	0.81
10:AA:758:A:H2'	10:AA:759:G:H8	1.45	0.81
10:AA:1487:A:H5'	12:AC:10:LYS:CE	2.09	0.81
27:AR:48:ASP:O	27:AR:49:LYS:HB3	1.81	0.81

*Continued on next page...*

*Continued from previous page...*

Atom-1	Atom-2	Interatomic distance (Å)	Clash overlap (Å)
32:AW:102:ARG:HG2	32:AW:116:LEU:HD21	1.62	0.81
29:BT:32:LEU:H	29:BT:32:LEU:HD23	1.45	0.81
32:BW:70:GLN:HG3	32:BW:80:ARG:HH21	1.45	0.81
10:AA:110:A:O2'	10:AA:111:G:OP2	1.96	0.81
13:AD:127:VAL:O	13:AD:131:GLN:HG2	1.81	0.81
24:AO:137:LEU:HD12	24:AO:138:PRO:HD2	1.63	0.81
25:AP:23:LEU:HD11	25:AP:71:ALA:HB2	1.63	0.81
8:A8:45:ILE:HD11	8:A8:79:LEU:HD21	1.61	0.81
10:AA:1613:C:C1'	10:AA:1715:A:C2	2.63	0.81
10:AA:460:A:H4'	10:AA:460:A:OP2	1.81	0.81
10:AA:650:C:H2'	10:AA:651:G:C8	2.15	0.81
13:AD:38:ASN:HB2	13:AD:40:ARG:HG2	1.61	0.81
14:AE:207:THR:HG22	14:AE:210:ASN:HB2	1.61	0.81
14:AE:233:LYS:HG3	14:AE:234:PRO:HD2	1.62	0.81
14:AE:69:LYS:HG2	14:AE:76:LYS:HZ3	1.45	0.81
25:AP:16:LEU:HA	25:AP:83:TYR:HE2	1.45	0.81
10:BA:650:C:H2'	10:BA:651:G:C8	2.15	0.81
10:AA:1556:G:O2'	10:AA:1557:U:OP2	1.97	0.81
10:AA:77:G:C8	10:AA:77:G:H5'	2.14	0.81
10:AA:869:A:H8	10:AA:869:A:H5'	1.46	0.81
10:AA:1069:U:H3'	14:AE:160:THR:HG21	1.63	0.81
26:AQ:116:VAL:HG12	26:AQ:117:LYS:N	1.96	0.81
29:AT:64:LEU:O	29:AT:68:VAL:HG23	1.79	0.81
2:B2:57:ARG:HB2	10:BA:324:A:H5'	1.62	0.81
5:B5:30:VAL:HG21	5:B5:76:CYS:HB2	1.60	0.81
34:BY:86:SER:O	34:BY:87:ARG:HB2	1.78	0.81
16:AG:13:LEU:HD23	16:AG:104:LEU:HD21	1.61	0.81
18:AI:22:ALA:HB2	18:AI:86:ALA:HB1	1.62	0.81
27:AR:92:ILE:HG12	27:AR:102:LEU:CD2	2.10	0.81
10:BA:1392:A:H4'	12:BC:163:THR:OG1	1.79	0.81
10:BA:846:G:H1	10:BA:938:U:H3	1.28	0.81
18:BI:129:LYS:HG2	18:BI:130:LYS:N	1.96	0.81
18:BI:59:GLN:HA	18:BI:62:PHE:HD2	1.45	0.81
18:BI:76:TYR:O	18:BI:80:VAL:HG23	1.80	0.81
27:BR:92:ILE:HG12	27:BR:102:LEU:CD2	2.11	0.81
34:BY:153:PRO:HG2	34:BY:154:ILE:H	1.46	0.81
10:AA:1359:C:H2'	10:AA:1360:U:H4'	1.61	0.81
10:AA:929:A:O2'	10:AA:930:A:H5'	1.81	0.81
22:AM:146:VAL:HG12	22:AM:147:VAL:HG23	1.63	0.81
30:AU:46:VAL:HG11	30:AU:56:VAL:HG13	1.62	0.81
3:B3:103:LYS:HG2	3:B3:113:ARG:HH12	1.46	0.81

*Continued on next page...*

*Continued from previous page...*

Atom-1	Atom-2	Interatomic distance (Å)	Clash overlap (Å)
10:BA:327:G:H2'	10:BA:328:G:C5'	2.11	0.81
17:BH:87:GLU:CD	17:BH:87:GLU:H	1.83	0.81
2:B2:195:GLU:HB3	26:BQ:10:GLN:NE2	1.94	0.81
10:AA:1137:A:H4'	16:AG:73:PHE:CE2	2.14	0.81
21:AL:24:TRP:CH2	21:AL:33:LEU:HD13	2.16	0.81
10:BA:1009:U:H4'	10:BA:1010:A:OP2	1.79	0.81
10:BA:110:A:O2'	10:BA:111:G:OP2	1.96	0.81
10:BA:798:G:O2'	10:BA:799:G:H5'	1.81	0.81
21:BL:3:VAL:HG12	21:BL:4:GLY:H	1.45	0.81
30:BU:46:VAL:HG11	30:BU:56:VAL:HG13	1.62	0.81
14:AE:116:TRP:H	14:AE:132:HIS:HD2	1.27	0.81
16:AG:121:THR:HG22	16:AG:123:ILE:HG13	1.62	0.81
6:B6:42:GLN:HE22	6:B6:55:GLU:H	1.28	0.81
8:B8:57:PRO:HG3	8:B8:92:LEU:HD11	1.63	0.81
10:BA:455:C:H6	10:BA:455:C:H5'	1.43	0.81
10:BA:758:A:H2'	10:BA:759:G:H8	1.45	0.81
10:BA:97:U:H2'	10:BA:98:U:H5'	1.62	0.81
32:BW:51:ARG:HA	32:BW:51:ARG:HE	1.46	0.81
34:AY:153:PRO:HG2	34:AY:154:ILE:H	1.46	0.81
11:BB:1:MET:HB3	11:BB:7:GLN:NE2	1.95	0.81
14:BE:228:PRO:O	14:BE:231:TRP:HB2	1.81	0.81
32:BW:188:GLY:N	32:BW:191:ILE:HG22	1.95	0.81
3:A3:95:THR:HG22	3:A3:96:ALA:N	1.96	0.80
10:AA:1731:G:H2'	10:AA:1732:U:H5''	1.63	0.80
10:AA:290:A:O2'	10:AA:291:A:H5'	1.81	0.80
10:AA:391:A:C4'	10:AA:392:A:H5'	2.11	0.80
10:AA:1016:U:O2'	17:AH:20:MET:HG3	1.82	0.80
24:AO:36:VAL:O	24:AO:40:VAL:HG23	1.80	0.80
10:AA:143:C:OP1	25:AP:118:LYS:HG2	1.79	0.80
35:AZ:57:ASN:HB2	35:AZ:59:GLN:CD	2.02	0.80
10:BA:533:G:O2'	10:BA:534:A:H5''	1.81	0.80
1:B1:62:ARG:HH22	16:BG:200:ARG:HB2	1.45	0.80
10:BA:1541:A:H1'	22:BM:147:VAL:HG21	1.62	0.80
10:AA:1327:U:H3	10:AA:1339:G:H1	1.30	0.80
10:AA:955:A:H2'	10:AA:956:A:H5'	1.64	0.80
10:AA:1392:A:H4'	12:AC:163:THR:OG1	1.82	0.80
12:AC:226:GLU:HG2	27:AR:208:THR:HG23	1.62	0.80
14:AE:145:TRP:CZ3	14:AE:174:PRO:HG3	2.17	0.80
3:B3:60:ALA:HB1	3:B3:91:ILE:HB	1.61	0.80
10:BA:444:A:O2'	10:BA:445:U:H5'	1.81	0.80
21:BL:24:TRP:CH2	21:BL:33:LEU:HD13	2.16	0.80

*Continued on next page...*

*Continued from previous page...*

Atom-1	Atom-2	Interatomic distance (Å)	Clash overlap (Å)
21:BL:75:LEU:HD21	21:BL:82:ILE:HD12	1.63	0.80
27:BR:235:LYS:HE2	27:BR:256:SER:HA	1.63	0.80
14:AE:231:TRP:CH2	17:AH:66:ILE:HG21	2.15	0.80
22:AM:22:ILE:HD11	10:BA:1700:A:H2	1.44	0.80
10:AA:765:A:O2'	25:AP:12:VAL:HG21	1.81	0.80
25:AP:15:LEU:HD22	32:AW:71:ASN:HB3	1.64	0.80
25:AP:56:TYR:CE1	25:AP:70:PHE:HB2	2.16	0.80
6:B6:52:ILE:HD11	6:B6:62:CYS:HB2	1.63	0.80
7:B7:61:TRP:CD2	23:BN:22:VAL:HG13	2.17	0.80
35:BZ:57:ASN:HB2	35:BZ:59:GLN:CD	2.01	0.80
4:A4:35:ARG:HE	4:A4:44:SER:HB3	1.46	0.80
10:AA:327:G:H2'	10:AA:328:G:C5'	2.11	0.80
18:AI:56:LEU:HD23	18:AI:111:LEU:HD23	1.64	0.80
18:AI:59:GLN:HA	18:AI:62:PHE:HD2	1.47	0.80
27:AR:224:ASN:HB3	27:AR:226:LYS:HG3	1.63	0.80
10:BA:630:A:H2'	10:BA:631:C:H5''	1.63	0.80
13:BD:40:ARG:HG3	13:BD:41:GLU:N	1.96	0.80
22:BM:132:LYS:HZ2	22:BM:135:GLY:HA3	1.44	0.80
24:BO:36:VAL:O	24:BO:40:VAL:HG23	1.82	0.80
30:BU:69:LYS:HB3	30:BU:124:LEU:HD13	1.64	0.80
11:BB:47:GLU:HB2	31:BV:109:LEU:HD11	1.62	0.80
3:A3:93:PHE:CZ	3:A3:166:LYS:HB3	2.16	0.80
10:AA:336:U:O2'	10:AA:337:G:C8	2.32	0.80
21:AL:62:GLN:HB3	21:AL:63:PRO:HD3	1.62	0.80
34:AY:76:LEU:HD21	34:AY:94:ARG:HD2	1.61	0.80
8:B8:60:VAL:HB	8:B8:64:LEU:HD21	1.61	0.80
10:BA:955:A:H2'	10:BA:956:A:H5'	1.62	0.80
14:BE:141:ARG:HB3	14:BE:222:THR:HG22	1.63	0.80
14:BE:233:LYS:HG3	14:BE:234:PRO:HD2	1.63	0.80
10:BA:249:A:H4'	32:BW:134:GLY:O	1.79	0.80
3:A3:65:VAL:HG21	3:A3:73:LEU:HD22	1.62	0.80
5:A5:38:ARG:HH22	5:A5:86:VAL:HG23	1.44	0.80
9:A9:159:UNK:CA	9:A9:162:UNK:HG3	2.12	0.80
10:AA:125:U:H4'	10:AA:126:A:C5'	2.12	0.80
10:AA:1745:G:C3'	10:AA:1746:G:H5''	2.10	0.80
22:AM:1:MET:CG	22:AM:2:SER:H	1.84	0.80
27:AR:235:LYS:HE2	27:AR:256:SER:HA	1.62	0.80
31:AV:25:THR:HG22	31:AV:26:ASN:H	1.46	0.80
34:AY:31:LYS:O	34:AY:34:GLN:HG2	1.81	0.80
10:BA:955:A:O2'	10:BA:956:A:H5'	1.81	0.80
14:BE:141:ARG:O	14:BE:222:THR:HG21	1.81	0.80

*Continued on next page...*

*Continued from previous page...*

Atom-1	Atom-2	Interatomic distance (Å)	Clash overlap (Å)
14:BE:231:TRP:HE1	17:BH:68:ARG:NH1	1.79	0.80
25:BP:85:PRO:HA	32:BW:59:ARG:HH12	1.45	0.80
27:BR:92:ILE:HA	27:BR:101:ARG:O	1.82	0.80
32:BW:11:ARG:NH1	32:BW:20:LEU:HD22	1.96	0.80
33:BX:50:LEU:HD23	33:BX:57:ARG:HH12	1.47	0.80
27:AR:235:LYS:NZ	27:AR:256:SER:H	1.80	0.80
28:AS:101:VAL:HG21	28:AS:121:LEU:HD11	1.62	0.80
10:BA:1745:G:C3'	10:BA:1746:G:H5''	2.11	0.80
10:BA:534:A:H3'	10:BA:535:A:C5'	2.07	0.80
16:BG:95:ILE:CG2	16:BG:103:PRO:HB3	2.11	0.80
10:BA:1171:G:N1	23:BN:29:LEU:HD22	1.97	0.80
10:AA:1489:U:H3'	10:AA:1490:C:H5'	1.62	0.80
10:AA:1661:G:N3	10:AA:1661:G:H3'	1.95	0.80
10:AA:681:G:N2	10:AA:719:G:N2	2.30	0.80
11:AB:156:VAL:HG23	35:AZ:80:HIS:HB2	1.62	0.80
12:AC:40:ILE:HG22	12:AC:42:VAL:HG23	1.64	0.80
18:AI:14:ARG:HD2	18:AI:125:ARG:HH22	1.44	0.80
26:AQ:146:ILE:HD13	26:AQ:153:GLN:HG2	1.64	0.80
10:BA:16:G:H2'	10:BA:17:C:C6	2.16	0.80
16:BG:121:THR:HG22	16:BG:123:ILE:HG13	1.63	0.80
6:A6:44:ILE:HD13	6:A6:52:ILE:HD12	1.62	0.80
10:AA:1299:C:O2'	10:AA:1300:G:H5'	1.82	0.80
10:AA:868:U:H2'	10:AA:869:A:C5'	2.11	0.80
3:B3:85:GLU:HG2	3:B3:92:VAL:HG23	1.61	0.80
10:BA:869:A:H5'	10:BA:869:A:H8	1.47	0.80
12:BC:227:ILE:HD13	27:BR:246:THR:HG23	1.62	0.80
27:BR:184:ALA:H	27:BR:206:ARG:NH2	1.80	0.80
27:BR:49:LYS:HE2	27:BR:74:GLY:H	1.47	0.80
30:BU:89:ASN:ND2	30:BU:90:ALA:H	1.80	0.80
10:AA:650:C:H2'	10:AA:651:G:H8	1.47	0.80
13:AD:40:ARG:HG3	13:AD:41:GLU:N	1.96	0.80
11:AB:45:ASN:HD21	31:AV:109:LEU:HD13	1.46	0.80
4:B4:35:ARG:HE	4:B4:44:SER:HB3	1.45	0.80
10:BA:1613:C:C1'	10:BA:1715:A:C2	2.65	0.80
10:BA:512:C:H2'	10:BA:513:A:H5''	1.64	0.80
10:BA:558:G:O2'	10:BA:571:G:H4'	1.81	0.80
10:BA:834:A:OP1	10:BA:834:A:H3'	1.81	0.80
21:BL:40:ASN:HB2	21:BL:41:PRO:HD2	1.62	0.80
22:BM:54:PRO:HG2	22:BM:55:ASN:H	1.47	0.80
10:AA:1006:C:H4'	10:AA:1007:U:O5'	1.81	0.79
10:AA:1245:G:C4'	10:AA:1246:C:H5''	2.12	0.79

*Continued on next page...*



*Continued from previous page...*

Atom-1	Atom-2	Interatomic distance (Å)	Clash overlap (Å)
10:AA:630:A:H2'	10:AA:631:C:H5''	1.64	0.79
10:BA:1299:C:O2'	10:BA:1300:G:H5'	1.81	0.79
10:BA:224:G:H2'	10:BA:225:C:H5'	1.64	0.79
10:BA:378:A:O2'	10:BA:379:A:OP2	1.99	0.79
10:BA:494:A:H3'	10:BA:495:C:C5'	2.12	0.79
10:BA:553:A:N1	12:BC:181:LYS:HB3	1.97	0.79
13:BD:120:ASN:H	13:BD:124:HIS:CD2	2.00	0.79
17:BH:59:LYS:HD3	17:BH:59:LYS:N	1.96	0.79
14:BE:231:TRP:CH2	17:BH:66:ILE:HG21	2.17	0.79
31:BV:25:THR:HG22	31:BV:26:ASN:H	1.46	0.79
3:A3:108:HIS:HB2	3:A3:111:GLN:HB2	1.62	0.79
3:A3:132:LEU:HB3	3:A3:133:PRO:CD	2.12	0.79
10:AA:494:A:H3'	10:AA:495:C:C5'	2.11	0.79
10:AA:626:U:OP1	26:AQ:101:LYS:HE3	1.81	0.79
32:AW:114:LYS:HA	32:AW:114:LYS:HE3	1.64	0.79
10:BA:1720:G:O2'	10:BA:1721:G:OP2	1.99	0.79
11:BB:99:TRP:CZ3	11:BB:103:THR:HB	2.16	0.79
21:BL:69:LYS:HB3	21:BL:69:LYS:HZ2	1.47	0.79
10:AA:1731:G:C2'	10:AA:1732:U:H5''	2.12	0.79
10:AA:3:C:H6	10:AA:3:C:C5'	1.95	0.79
18:AI:42:ASN:HB3	18:AI:43:PRO:HD3	1.63	0.79
25:AP:107:GLU:O	25:AP:110:ARG:HB2	1.80	0.79
6:B6:48:ALA:HA	24:BO:58:ASP:OD1	1.82	0.79
7:B7:88:ILE:HD13	7:B7:93:LYS:HD2	1.62	0.79
2:A2:115:THR:HB	2:A2:116:PRO:HD3	1.65	0.79
10:AA:1443:A:H4'	10:AA:1444:U:H5'	1.65	0.79
10:AA:1753:A:OP1	10:AA:1753:A:H8	1.65	0.79
10:AA:262:G:H4'	10:AA:263:A:OP1	1.81	0.79
10:BA:1613:C:O4'	10:BA:1715:A:C2	2.34	0.79
18:BI:8:LEU:HD12	18:BI:9:VAL:H	1.46	0.79
19:BJ:51:LYS:HB2	19:BJ:90:ASP:HB2	1.64	0.79
32:BW:88:LEU:HD11	32:BW:184:TYR:HE2	1.48	0.79
14:BE:230:PHE:HB3	35:BZ:13:MET:HE2	1.65	0.79
10:AA:1246:C:OP1	10:AA:1399:G:OP1	2.00	0.79
10:AA:393:C:H2'	10:AA:393:C:O2	1.80	0.79
10:AA:517:U:H2'	10:AA:519:A:OP2	1.82	0.79
18:AI:76:TYR:O	18:AI:80:VAL:HG23	1.82	0.79
21:AL:75:LEU:HD21	21:AL:82:ILE:HD12	1.65	0.79
10:BA:125:U:H4'	10:BA:126:A:C5'	2.11	0.79
10:BA:795:A:N6	10:BA:836:G:H2'	1.98	0.79
11:AB:1:MET:HB3	11:AB:7:GLN:NE2	1.97	0.79

*Continued on next page...*

*Continued from previous page...*

Atom-1	Atom-2	Interatomic distance (Å)	Clash overlap (Å)
25:AP:85:PRO:HA	32:AW:59:ARG:HH12	1.46	0.79
10:BA:1570:U:C2'	10:BA:1571:C:H5''	2.12	0.79
10:BA:1661:G:N3	10:BA:1661:G:H3'	1.96	0.79
10:BA:391:A:H5'	10:BA:392:A:H5'	1.63	0.79
10:BA:392:A:N7	10:BA:395:G:C6	2.49	0.79
11:BB:49:THR:O	11:BB:53:ILE:HG13	1.81	0.79
12:BC:226:GLU:HB2	27:BR:207:TYR:HA	1.63	0.79
32:BW:108:LYS:HB2	32:BW:110:ARG:HE	1.46	0.79
35:BZ:47:VAL:HG12	35:BZ:74:ARG:HD2	1.64	0.79
2:A2:141:LYS:NZ	2:A2:143:LYS:HE2	1.98	0.79
10:AA:638:U:H3	10:AA:670:G:H1	1.28	0.79
18:AI:129:LYS:HG2	18:AI:130:LYS:N	1.95	0.79
3:B3:144:ARG:HH22	35:BZ:3:SER:CB	1.93	0.79
4:B4:39:PRO:HG3	4:B4:192:LYS:HB2	1.64	0.79
10:BA:1080:G:O5'	10:BA:1080:G:H8	1.65	0.79
10:BA:1731:G:H2'	10:BA:1732:U:H5''	1.65	0.79
10:BA:237:U:H3'	10:BA:238:G:C5'	2.13	0.79
10:BA:478:G:N2	10:BA:494:A:H62	1.81	0.79
10:BA:681:G:N2	10:BA:719:G:N2	2.30	0.79
10:BA:796:U:H2'	10:BA:797:A:C5'	2.11	0.79
13:BD:38:ASN:HB2	13:BD:40:ARG:HG2	1.63	0.79
17:AH:59:LYS:CD	17:AH:59:LYS:H	1.94	0.79
18:AI:8:LEU:HD12	18:AI:9:VAL:H	1.48	0.79
10:BA:1556:G:N2	10:BA:1583:A:OP2	2.15	0.79
16:BG:13:LEU:HD23	16:BG:104:LEU:HD21	1.63	0.79
3:A3:130:LEU:HD12	3:A3:170:ILE:HG23	1.63	0.79
4:A4:67:VAL:HG21	10:AA:898:U:H4'	1.65	0.79
7:A7:88:ILE:HD13	7:A7:93:LYS:HD2	1.64	0.79
8:A8:73:LEU:HB2	8:A8:75:VAL:HG23	1.63	0.79
10:AA:391:A:H5'	10:AA:392:A:H5'	1.64	0.79
14:AE:228:PRO:O	14:AE:231:TRP:HB2	1.82	0.79
25:AP:33:ALA:HB3	25:AP:38:ILE:HD11	1.65	0.79
33:AX:34:ARG:NH1	33:AX:34:ARG:HB3	1.97	0.79
10:BA:391:A:C4'	10:BA:392:A:H5'	2.13	0.79
10:BA:84:U:H6	10:BA:84:U:H5'	1.47	0.79
10:BA:881:U:C2'	10:BA:882:G:H5''	2.13	0.79
7:B7:58:ILE:HD13	12:BC:31:SER:HB3	1.63	0.79
26:BQ:22:LEU:CD2	26:BQ:27:THR:HA	2.13	0.79
34:BY:22:LYS:HA	34:BY:25:ASN:HD22	1.46	0.79
6:A6:52:ILE:HD11	6:A6:62:CYS:HB2	1.63	0.79
10:AA:133:A:H4'	10:AA:134:C:O5'	1.82	0.79

*Continued on next page...*

*Continued from previous page...*

Atom-1	Atom-2	Interatomic distance (Å)	Clash overlap (Å)
10:AA:642:G:H2'	10:AA:643:U:H5'	1.65	0.79
10:AA:975:G:H5'	10:AA:976:A:OP2	1.82	0.79
16:AG:37:THR:HG22	16:AG:39:LYS:N	1.97	0.79
10:AA:1171:G:H8	23:AN:39:ARG:NH1	1.81	0.79
7:B7:12:ILE:HD12	7:B7:45:LEU:HD12	1.65	0.79
10:BA:1293:A:H4'	10:BA:1294:A:O5'	1.81	0.79
10:BA:665:A:H2'	10:BA:666:A:C8	2.18	0.79
12:BC:119:ARG:HH12	14:BE:122:VAL:HB	1.46	0.79
16:BG:54:LYS:HG2	16:BG:55:LYS:N	1.97	0.79
21:BL:62:GLN:HB3	21:BL:63:PRO:HD3	1.63	0.79
28:BS:55:SER:HB2	28:BS:58:TYR:CD2	2.18	0.79
34:BY:132:LYS:HZ1	34:BY:163:ARG:HB3	1.47	0.79
10:AA:1566:G:O2'	23:AN:29:LEU:HD11	1.83	0.78
10:AA:1605:A:O2'	10:AA:1606:C:OP2	2.01	0.78
10:AA:533:G:O2'	10:AA:534:A:H5''	1.83	0.78
17:AH:87:GLU:H	17:AH:87:GLU:CD	1.84	0.78
27:AR:190:VAL:HG11	27:AR:216:VAL:HG11	1.65	0.78
32:AW:47:LEU:O	32:AW:51:ARG:HB3	1.83	0.78
3:B3:136:LEU:H	3:B3:136:LEU:CD2	1.97	0.78
3:B3:95:THR:HG22	3:B3:96:ALA:N	1.98	0.78
10:BA:290:A:O2'	10:BA:291:A:H5'	1.83	0.78
10:BA:328:G:C3'	26:BQ:132:LYS:HE2	2.13	0.78
17:BH:76:SER:HB2	17:BH:77:PRO:HD3	1.64	0.78
10:AA:1030:A:H2'	10:AA:1031:A:C8	2.18	0.78
10:AA:259:U:H2'	10:AA:260:C:H6	1.48	0.78
10:AA:558:G:O2'	10:AA:571:G:H4'	1.83	0.78
11:AB:134:SER:HB2	11:AB:152:TYR:CE2	2.19	0.78
7:B7:10:ILE:HG22	7:B7:14:LYS:HE3	1.65	0.78
10:BA:650:C:H2'	10:BA:651:G:H8	1.47	0.78
15:BF:32:PHE:CD2	15:BF:72:LYS:HE2	2.17	0.78
10:AA:1514:G:HO2'	10:AA:1515:A:H8	1.31	0.78
10:AA:733:G:H1	10:AA:782:A:N6	1.79	0.78
10:BA:1032:U:H2'	10:BA:1033:A:O4'	1.83	0.78
10:BA:262:G:H4'	10:BA:263:A:OP1	1.82	0.78
34:BY:180:GLN:O	34:BY:181:ARG:HB2	1.81	0.78
10:AA:881:U:C2'	10:AA:882:G:H5''	2.14	0.78
15:AF:17:THR:HG21	15:AF:39:PRO:HD3	1.65	0.78
10:AA:1430:C:N4	22:AM:139:LYS:HG3	1.97	0.78
29:AT:32:LEU:H	29:AT:32:LEU:HD23	1.47	0.78
34:AY:22:LYS:HA	34:AY:25:ASN:HD22	1.47	0.78
10:BA:1668:U:H2'	10:BA:1669:G:H8	1.48	0.78

*Continued on next page...*

*Continued from previous page...*

Atom-1	Atom-2	Interatomic distance (Å)	Clash overlap (Å)
29:BT:64:LEU:O	29:BT:68:VAL:HG23	1.82	0.78
10:BA:561:A:H1'	33:BX:14:VAL:CG2	2.13	0.78
3:A3:60:ALA:HB2	3:A3:91:ILE:HB	1.64	0.78
8:A8:63:VAL:HG13	16:AG:97:LEU:HD12	1.65	0.78
10:AA:1153:U:N3	10:AA:1157:U:H5	1.81	0.78
10:AA:1608:C:N4	10:AA:1718:A:C2	2.52	0.78
35:AZ:47:VAL:HG12	35:AZ:74:ARG:HD2	1.65	0.78
3:B3:102:SER:HA	10:BA:633:U:O4	1.84	0.78
9:B9:159:UNK:CA	9:B9:162:UNK:HG3	2.13	0.78
10:BA:84:U:H2'	10:BA:85:G:H5'	1.65	0.78
12:BC:10:LYS:HA	12:BC:13:LYS:HE2	1.66	0.78
25:BP:56:TYR:CE1	25:BP:70:PHE:HB2	2.19	0.78
27:BR:127:SER:HB2	27:BR:132:GLN:HB2	1.64	0.78
10:BA:1514:G:H5'	29:BT:90:GLY:CA	2.13	0.78
10:AA:44:U:H3	10:AA:425:A:H2	1.30	0.78
18:AI:50:ILE:O	18:AI:53:PRO:HD2	1.83	0.78
29:AT:66:ARG:O	29:AT:70:LEU:HD12	1.83	0.78
30:AU:94:ILE:HG22	30:AU:95:LYS:N	1.98	0.78
32:AW:88:LEU:HD11	32:AW:184:TYR:HE2	1.49	0.78
1:B1:18:THR:HG22	1:B1:19:GLY:N	1.99	0.78
21:BL:92:LEU:HD12	21:BL:92:LEU:O	1.84	0.78
9:A9:85:LYS:HG3	9:A9:86:THR:H	1.47	0.78
10:AA:312:C:H4'	10:AA:313:G:O5'	1.81	0.78
10:AA:764:U:H4'	10:AA:765:A:O5'	1.84	0.78
10:AA:84:U:H2'	10:AA:85:G:H5'	1.64	0.78
15:AF:32:PHE:CD2	15:AF:72:LYS:HE2	2.19	0.78
21:AL:62:GLN:HB3	21:AL:63:PRO:CD	2.12	0.78
22:AM:54:PRO:HG2	22:AM:55:ASN:H	1.49	0.78
10:BA:1037:G:C2'	10:BA:1038:U:H5'	2.14	0.78
10:BA:17:C:H5'	10:BA:1081:G:H5''	1.66	0.78
27:BR:170:TYR:HD1	27:BR:187:PHE:HB3	1.48	0.78
32:BW:47:LEU:O	32:BW:51:ARG:HB3	1.84	0.78
32:BW:99:GLN:HB3	32:BW:101:PHE:HE1	1.49	0.78
34:BY:156:ILE:HA	34:BY:159:SER:OG	1.83	0.78
2:A2:57:ARG:HB2	10:AA:324:A:H5'	1.64	0.78
8:A8:75:VAL:HG13	8:A8:79:LEU:HD13	1.65	0.78
10:AA:845:G:H1	10:AA:939:U:H3	1.32	0.78
11:AB:134:SER:HB2	11:AB:152:TYR:HE2	1.46	0.78
18:BI:56:LEU:HD23	18:BI:111:LEU:HD23	1.64	0.78
19:BJ:14:VAL:HG12	19:BJ:16:LYS:HG3	1.66	0.78
27:BR:224:ASN:HB3	27:BR:226:LYS:HG3	1.65	0.78

*Continued on next page...*

*Continued from previous page...*

Atom-1	Atom-2	Interatomic distance (Å)	Clash overlap (Å)
10:BA:1200:G:O6	30:BU:76:ARG:HD2	1.84	0.78
2:A2:195:GLU:HB3	26:AQ:10:GLN:HE21	1.47	0.78
16:AG:14:PHE:CE2	16:AG:89:LYS:HA	2.19	0.78
8:B8:43:VAL:CG1	22:BM:57:ARG:HD2	2.13	0.78
10:BA:1179:C:H4'	10:BA:1180:A:O5'	1.83	0.78
10:BA:1721:G:O2'	20:BK:151:LEU:HD13	1.82	0.78
10:BA:642:G:H2'	10:BA:643:U:H5'	1.65	0.78
10:BA:868:U:H2'	10:BA:869:A:C5'	2.14	0.78
13:BD:94:ASP:HB3	14:BE:149:ILE:HD11	1.66	0.78
34:BY:64:LYS:O	34:BY:67:VAL:HG12	1.83	0.78
10:AA:1299:C:H5''	12:AC:160:MET:O	1.84	0.78
10:AA:1716:A:OP1	10:AA:1724:U:OP1	2.02	0.78
14:AE:180:VAL:CG2	14:AE:198:TYR:HA	2.14	0.78
23:AN:39:ARG:HG3	23:AN:40:ARG:N	1.98	0.78
6:B6:48:ALA:H	6:B6:69:VAL:HG21	1.49	0.78
21:BL:62:GLN:HB3	21:BL:63:PRO:CD	2.14	0.78
25:BP:16:LEU:HA	25:BP:83:TYR:HE2	1.47	0.78
27:BR:190:VAL:HG11	27:BR:216:VAL:HG11	1.64	0.78
4:A4:124:ILE:HG23	4:A4:167:VAL:HG13	1.64	0.77
7:A7:12:ILE:HD12	7:A7:45:LEU:HD12	1.65	0.77
10:AA:1212:U:H3'	10:AA:1213:G:C5'	2.13	0.77
10:AA:447:C:O2	10:AA:447:C:H2'	1.84	0.77
2:B2:70:GLU:HG2	2:B2:85:LYS:HG2	1.65	0.77
10:BA:317:G:O6	10:BA:328:G:O6	2.02	0.77
10:BA:3:C:H6	10:BA:3:C:C5'	1.97	0.77
13:BD:17:ARG:HH22	14:BE:183:PRO:CD	1.96	0.77
18:BI:9:VAL:HG21	18:BI:94:TYR:HA	1.66	0.77
20:BK:47:LEU:N	20:BK:47:LEU:HD23	1.99	0.77
10:BA:1252:C:H5'	23:BN:43:ARG:HH12	1.49	0.77
8:A8:46:GLU:HB2	22:AM:7:LYS:HE3	1.66	0.77
9:A9:150:UNK:HA	9:A9:153:UNK:CG	2.13	0.77
10:AA:467:A:H5''	13:AD:130:ARG:HD2	1.66	0.77
12:AC:10:LYS:HA	12:AC:13:LYS:HE2	1.66	0.77
18:AI:14:ARG:HA	18:AI:18:ALA:O	1.85	0.77
31:AV:29:HIS:O	31:AV:32:LYS:HG2	1.84	0.77
2:B2:105:VAL:CG1	10:BA:320:G:H4'	2.14	0.77
30:BU:27:LYS:N	30:BU:31:GLU:HG2	1.99	0.77
8:A8:30:TRP:HH2	15:BF:84:PHE:CZ	2.02	0.77
10:AA:1570:U:C2'	10:AA:1571:C:H5''	2.13	0.77
2:A2:29:LYS:NZ	10:AA:391:A:N6	2.32	0.77
2:B2:36:THR:O	2:B2:103:THR:HA	1.84	0.77

*Continued on next page...*

*Continued from previous page...*

Atom-1	Atom-2	Interatomic distance (Å)	Clash overlap (Å)
3:B3:132:LEU:HB3	3:B3:133:PRO:CD	2.15	0.77
4:B4:29:LYS:HB3	4:B4:49:LEU:HD11	1.65	0.77
10:BA:1358:A:H4'	10:BA:1359:C:O5'	1.84	0.77
2:B2:57:ARG:HD3	10:BA:324:A:C8	2.19	0.77
10:BA:599:A:H5'	10:BA:600:A:H5''	1.65	0.77
13:BD:123:HIS:ND1	33:BX:34:ARG:HD3	1.99	0.77
32:BW:57:ASN:HD21	32:BW:59:ARG:HB3	1.49	0.77
34:BY:152:ASP:HB3	34:BY:153:PRO:HD2	1.65	0.77
10:AA:237:U:H3'	10:AA:238:G:C5'	2.13	0.77
10:AA:481:A:C3'	10:AA:482:A:H5''	2.15	0.77
32:AW:108:LYS:HB2	32:AW:110:ARG:HE	1.48	0.77
32:AW:51:ARG:NE	32:AW:51:ARG:HA	1.98	0.77
9:B9:146:UNK:HA	9:B9:149:UNK:HG3	1.66	0.77
29:BT:127:LYS:O	29:BT:128:PHE:HB2	1.83	0.77
10:AA:1204:U:O2'	10:AA:1205:G:H5'	1.83	0.77
10:AA:1482:C:O2'	29:AT:127:LYS:HD2	1.85	0.77
16:AG:67:LEU:HD12	16:AG:150:ILE:HD11	1.66	0.77
27:AR:92:ILE:HA	27:AR:101:ARG:O	1.83	0.77
10:AA:1573:G:H22	29:AT:91:ASN:HD22	1.33	0.77
10:BA:327:G:H2'	10:BA:328:G:H5''	1.66	0.77
12:BC:40:ILE:HG22	12:BC:42:VAL:HG23	1.64	0.77
19:BJ:20:ARG:HB3	19:BJ:115:THR:HB	1.66	0.77
6:A6:48:ALA:H	6:A6:69:VAL:HG21	1.49	0.77
27:AR:180:VAL:HG12	27:AR:181:GLN:N	1.96	0.77
10:BA:975:G:H5'	10:BA:976:A:OP2	1.85	0.77
25:BP:101:THR:HG23	25:BP:105:PHE:CD1	2.19	0.77
27:BR:87:GLU:H	27:BR:87:GLU:CD	1.88	0.77
7:A7:10:ILE:HG22	7:A7:14:LYS:HE3	1.67	0.77
9:A9:86:THR:HG22	9:A9:87:LYS:H	1.49	0.77
10:AA:1555:A:O2'	10:AA:1556:G:O5'	2.02	0.77
10:AA:468:U:H5'	10:AA:469:A:O4'	1.83	0.77
10:AA:747:G:N2	10:AA:755:G:O6	2.18	0.77
18:AI:27:GLY:HA3	18:AI:66:ASP:OD2	1.82	0.77
29:AT:127:LYS:O	29:AT:128:PHE:HB2	1.85	0.77
30:AU:89:ASN:HD22	30:AU:89:ASN:C	1.87	0.77
31:AV:35:LEU:HD21	31:AV:41:VAL:HG21	1.66	0.77
10:AA:158:G:H5''	34:AY:112:GLN:HE21	1.50	0.77
34:AY:152:ASP:HB3	34:AY:153:PRO:HD2	1.65	0.77
9:B9:150:UNK:HA	9:B9:153:UNK:CG	2.14	0.77
10:BA:1159:U:O2'	10:BA:1160:G:H5'	1.84	0.77
10:BA:1731:G:C2'	10:BA:1732:U:H5''	2.14	0.77

*Continued on next page...*

*Continued from previous page...*

Atom-1	Atom-2	Interatomic distance (Å)	Clash overlap (Å)
10:BA:426:G:N2	10:BA:429:A:OP2	2.17	0.77
10:BA:929:A:O2'	10:BA:930:A:H5'	1.83	0.77
14:BE:145:TRP:CZ3	14:BE:174:PRO:HG3	2.20	0.77
17:BH:102:VAL:H	17:BH:113:HIS:HB3	1.49	0.77
22:BM:28:THR:HG23	22:BM:57:ARG:O	1.84	0.77
26:BQ:10:GLN:HA	26:BQ:10:GLN:OE1	1.85	0.77
10:AA:1245:G:O2'	10:AA:1246:C:OP2	2.03	0.77
14:AE:141:ARG:HB3	14:AE:222:THR:HG22	1.66	0.77
14:AE:41:LYS:HB3	14:AE:244:PHE:CE2	2.20	0.77
26:AQ:66:ARG:HG3	26:AQ:66:ARG:NH1	1.99	0.77
3:B3:65:VAL:HG21	3:B3:73:LEU:HD22	1.66	0.77
10:BA:1030:A:H2'	10:BA:1031:A:C8	2.18	0.77
10:BA:764:U:H4'	10:BA:765:A:O5'	1.84	0.77
22:BM:146:VAL:HG12	22:BM:147:VAL:HG23	1.65	0.77
26:BQ:68:LYS:HD2	26:BQ:126:GLN:CG	2.15	0.77
10:AA:1668:U:H2'	10:AA:1669:G:H8	1.48	0.77
10:AA:224:G:H2'	10:AA:225:C:H5'	1.64	0.77
10:AA:570:G:H4'	10:AA:574:A:N3	2.00	0.77
11:AB:25:LEU:HD21	11:AB:42:HIS:CG	2.20	0.77
19:AJ:20:ARG:HB3	19:AJ:115:THR:HB	1.67	0.77
21:AL:3:VAL:HG12	21:AL:4:GLY:H	1.48	0.77
7:A7:61:TRP:CD2	23:AN:22:VAL:HG13	2.20	0.77
26:AQ:85:ILE:HD12	26:AQ:108:VAL:HG21	1.65	0.77
2:B2:14:THR:HG23	10:BA:339:C:H1'	1.66	0.77
10:BA:1246:C:OP1	10:BA:1399:G:OP1	2.02	0.77
10:BA:1514:G:HO2'	10:BA:1515:A:H8	1.29	0.77
26:BQ:34:TYR:HE1	26:BQ:48:ILE:HG12	1.50	0.77
30:BU:96:LYS:HE3	30:BU:98:LYS:NZ	2.00	0.77
34:BY:106:MET:HA	34:BY:106:MET:HE2	1.66	0.77
14:BE:231:TRP:HZ3	35:BZ:8:GLN:HB2	1.48	0.77
2:A2:70:GLU:HG2	2:A2:85:LYS:HG2	1.67	0.77
10:AA:392:A:N7	10:AA:395:G:C6	2.53	0.77
10:AA:478:G:N2	10:AA:494:A:H62	1.81	0.77
10:AA:760:G:N2	10:AA:764:U:H3	1.82	0.77
10:AA:1:A:H2'	14:AE:180:VAL:CG1	2.15	0.77
21:AL:96:ALA:HB3	21:AL:99:ASP:OD2	1.84	0.77
29:AT:60:ARG:HH22	29:AT:83:PHE:HD2	1.33	0.77
4:B4:124:ILE:HG23	4:B4:167:VAL:HG13	1.65	0.77
10:BA:56:G:OP1	25:BP:109:LYS:HE2	1.85	0.77
30:BU:81:GLU:HG3	30:BU:97:VAL:HG21	1.67	0.77
10:BA:75:C:C1'	34:BY:178:LYS:HG2	2.15	0.77

*Continued on next page...*

*Continued from previous page...*

Atom-1	Atom-2	Interatomic distance (Å)	Clash overlap (Å)
10:AA:1488:A:O2'	10:AA:1489:U:OP1	2.01	0.76
10:AA:444:A:O2'	10:AA:445:U:OP1	2.03	0.76
27:AR:102:LEU:HD12	27:AR:112:LYS:HB2	1.65	0.76
12:AC:226:GLU:HB2	27:AR:207:TYR:HA	1.66	0.76
28:AS:55:SER:HB2	28:AS:58:TYR:CD2	2.20	0.76
9:B9:83:LYS:HG3	9:B9:84:LYS:N	1.99	0.76
2:B2:52:ARG:HD2	10:BA:1647:U:OP1	1.84	0.76
11:BB:134:SER:HB2	11:BB:152:TYR:CE2	2.20	0.76
11:BB:134:SER:HB2	11:BB:152:TYR:HE2	1.50	0.76
14:BE:36:LEU:HD13	14:BE:248:LEU:HD21	1.65	0.76
10:BA:730:A:H4'	17:BH:80:ASP:OD2	1.83	0.76
18:BI:27:GLY:HA3	18:BI:66:ASP:OD2	1.85	0.76
4:A4:90:VAL:O	4:A4:101:THR:HG23	1.86	0.76
10:AA:1032:U:H2'	10:AA:1033:A:O4'	1.84	0.76
10:AA:1159:U:O2'	10:AA:1160:G:H5'	1.84	0.76
10:AA:1753:A:OP1	10:AA:1753:A:O4'	2.03	0.76
10:AA:327:G:H2'	10:AA:328:G:H5''	1.66	0.76
10:AA:794:A:H5'	10:AA:795:A:OP2	1.85	0.76
11:AB:23:ILE:HG22	11:AB:40:GLY:O	1.86	0.76
19:AJ:51:LYS:HB2	19:AJ:90:ASP:HB2	1.65	0.76
27:AR:184:ALA:H	27:AR:206:ARG:NH2	1.83	0.76
34:AY:156:ILE:HA	34:AY:159:SER:OG	1.84	0.76
10:BA:633:U:O2'	10:BA:634:C:OP2	2.02	0.76
22:BM:27:ILE:CG2	22:BM:29:PRO:HD2	2.16	0.76
28:BS:46:THR:HG23	28:BS:89:ILE:HD13	1.67	0.76
10:AA:795:A:N6	10:AA:836:G:H2'	2.00	0.76
14:AE:141:ARG:O	14:AE:222:THR:HG21	1.84	0.76
24:AO:137:LEU:HD21	24:AO:141:TRP:CD1	2.20	0.76
10:AA:249:A:H4'	32:AW:134:GLY:O	1.85	0.76
2:B2:141:LYS:NZ	2:B2:143:LYS:HE2	2.00	0.76
8:B8:30:TRP:C	8:B8:30:TRP:CD1	2.58	0.76
27:BR:170:TYR:CD1	27:BR:187:PHE:HB3	2.20	0.76
2:A2:193:GLY:O	2:A2:197:GLU:HG3	1.86	0.76
11:AB:5:ARG:HH22	11:AB:12:ARG:HH22	1.32	0.76
16:AG:152:GLY:O	16:AG:155:GLU:HB2	1.85	0.76
17:AH:102:VAL:HB	17:AH:113:HIS:HB2	1.66	0.76
20:AK:62:VAL:HG12	20:AK:63:LYS:N	2.01	0.76
32:AW:70:GLN:HG3	32:AW:80:ARG:HH21	1.48	0.76
3:B3:138:GLY:H	3:B3:154:GLN:HB2	1.50	0.76
10:BA:1245:G:C4'	10:BA:1246:C:H5''	2.13	0.76
12:BC:35:ALA:CB	12:BC:60:GLN:HB2	2.15	0.76

*Continued on next page...*



*Continued from previous page...*

Atom-1	Atom-2	Interatomic distance (Å)	Clash overlap (Å)
27:BR:48:ASP:O	27:BR:49:LYS:HB3	1.84	0.76
10:AA:1034:A:O2'	10:AA:1035:A:OP2	2.04	0.76
10:AA:74:A:H1'	34:AY:179:ILE:HD11	1.67	0.76
10:AA:868:U:C2'	10:AA:869:A:H5''	2.16	0.76
16:AG:122:ARG:HE	16:AG:129:VAL:HG13	1.50	0.76
3:B3:136:LEU:HD23	3:B3:136:LEU:N	2.00	0.76
10:BA:1212:U:H5'	10:BA:1213:G:OP2	1.85	0.76
10:BA:460:A:OP2	10:BA:460:A:H4'	1.84	0.76
11:BB:5:ARG:HH22	11:BB:12:ARG:HH22	1.34	0.76
15:BF:51:TRP:NE1	15:BF:84:PHE:CE2	2.50	0.76
17:BH:14:LEU:O	17:BH:17:ALA:HB3	1.84	0.76
18:AI:9:VAL:HG21	18:AI:94:TYR:HA	1.67	0.76
26:AQ:87:ARG:HH11	26:AQ:104:ARG:NH1	1.83	0.76
27:AR:127:SER:HB2	27:AR:132:GLN:HB2	1.68	0.76
30:AU:27:LYS:N	30:AU:31:GLU:HG2	2.01	0.76
10:BA:1573:G:H22	29:BT:91:ASN:HD22	1.31	0.76
16:BG:122:ARG:HE	16:BG:129:VAL:HG13	1.49	0.76
17:BH:104:LEU:HD22	17:BH:125:ILE:HA	1.66	0.76
22:BM:81:ILE:HA	29:BT:40:TRP:CH2	2.20	0.76
32:BW:51:ARG:NE	32:BW:51:ARG:HA	2.01	0.76
4:A4:39:PRO:HG3	4:A4:192:LYS:HB2	1.67	0.76
10:AA:145:G:N1	10:AA:157:G:N2	2.33	0.76
10:AA:478:G:H2'	10:AA:479:G:C1'	2.16	0.76
26:AQ:68:LYS:HD2	26:AQ:126:GLN:CG	2.16	0.76
34:AY:64:LYS:NZ	34:AY:82:SER:H	1.83	0.76
10:BA:1443:A:H4'	10:BA:1444:U:H5'	1.67	0.76
10:BA:259:U:H2'	10:BA:260:C:H6	1.50	0.76
10:BA:481:A:C3'	10:BA:482:A:H5''	2.15	0.76
16:BG:152:GLY:O	16:BG:155:GLU:HB2	1.86	0.76
20:BK:103:VAL:O	20:BK:142:ARG:HD2	1.86	0.76
21:BL:96:ALA:HB3	21:BL:99:ASP:OD2	1.85	0.76
34:BY:55:GLY:HA3	34:BY:63:MET:HG3	1.68	0.76
6:A6:42:GLN:HE22	6:A6:55:GLU:H	1.32	0.76
8:A8:30:TRP:C	8:A8:30:TRP:CD1	2.59	0.76
10:AA:1007:U:H3'	10:AA:1008:A:C5'	2.15	0.76
10:AA:1556:G:N2	10:AA:1583:A:OP2	2.19	0.76
14:AE:83:GLN:OE1	14:AE:208:ARG:HB3	1.86	0.76
15:AF:73:LEU:H	15:AF:73:LEU:HD23	1.49	0.76
17:AH:14:LEU:O	17:AH:17:ALA:HB3	1.86	0.76
20:AK:103:VAL:O	20:AK:142:ARG:HD2	1.85	0.76
25:AP:16:LEU:HA	25:AP:83:TYR:CE2	2.20	0.76

*Continued on next page...*

*Continued from previous page...*

Atom-1	Atom-2	Interatomic distance (Å)	Clash overlap (Å)
3:B3:91:ILE:CG2	3:B3:166:LYS:HD2	2.16	0.76
4:B4:73:ALA:HB2	20:BK:128:ARG:NH2	2.01	0.76
9:B9:85:LYS:HG3	9:B9:86:THR:H	1.49	0.76
10:BA:1194:G:H1	10:BA:1233:U:H3	1.33	0.76
10:BA:133:A:H4'	10:BA:134:C:O5'	1.83	0.76
10:BA:894:U:H3	20:BK:55:ARG:HH12	1.34	0.76
13:BD:109:LEU:O	13:BD:113:VAL:HG23	1.86	0.76
10:AA:1358:A:H4'	10:AA:1359:C:O5'	1.85	0.76
10:AA:8:U:O4	10:AA:15:U:O4	2.04	0.76
10:AA:512:C:H2'	10:AA:513:A:H5''	1.66	0.76
17:AH:102:VAL:H	17:AH:113:HIS:HB3	1.50	0.76
34:AY:55:GLY:HA3	34:AY:63:MET:HG3	1.68	0.76
9:B9:131:ARG:HD3	9:B9:142:LYS:HB2	1.66	0.76
10:BA:760:G:N2	10:BA:764:U:H3	1.83	0.76
14:BE:48:ILE:HA	14:BE:53:ILE:HD12	1.67	0.76
32:BW:89:MET:HG3	32:BW:228:PHE:CE2	2.21	0.76
9:A9:164:UNK:O	9:A9:167:UNK:HG3	1.86	0.76
10:AA:1721:G:O2'	20:AK:151:LEU:HD13	1.84	0.76
10:AA:983:A:H2'	10:AA:984:C:C6	2.21	0.76
13:AD:109:LEU:O	13:AD:113:VAL:HG23	1.86	0.76
13:AD:80:MET:HG3	13:AD:85:LEU:HB2	1.68	0.76
15:AF:44:TYR:HD1	15:AF:44:TYR:H	1.30	0.76
21:AL:92:LEU:HD12	21:AL:92:LEU:O	1.84	0.76
26:AQ:34:TYR:HE1	26:AQ:48:ILE:HG12	1.51	0.76
27:AR:7:LEU:HA	27:AR:341:SER:HA	1.67	0.76
29:AT:45:VAL:CG2	29:AT:99:CYS:HA	2.12	0.76
4:B4:108:ILE:HD11	4:B4:219:ARG:HA	1.68	0.76
7:B7:17:LEU:HD13	7:B7:76:LEU:HD12	1.65	0.76
10:BA:1204:U:O2'	10:BA:1205:G:H5'	1.84	0.76
10:BA:1732:U:C5'	10:BA:1732:U:H6	1.97	0.76
10:BA:895:U:O2'	20:BK:43:HIS:HD2	1.69	0.76
19:BJ:85:TYR:HB3	19:BJ:87:ARG:HH21	1.51	0.76
10:AA:259:U:H2'	10:AA:260:C:C6	2.22	0.75
17:AH:59:LYS:N	17:AH:59:LYS:HD3	1.94	0.75
25:AP:101:THR:HG23	25:AP:105:PHE:CD1	2.20	0.75
25:AP:131:THR:HG22	25:AP:133:ALA:H	1.49	0.75
30:AU:49:ASP:OD1	30:AU:75:LYS:HA	1.85	0.75
3:B3:173:ILE:O	3:B3:177:VAL:HG23	1.86	0.75
10:BA:1063:A:O2'	10:BA:1064:A:OP2	2.04	0.75
10:BA:444:A:O2'	10:BA:445:U:OP1	2.03	0.75
14:BE:233:LYS:HD3	35:BZ:9:ARG:HG2	1.68	0.75

*Continued on next page...*

*Continued from previous page...*

Atom-1	Atom-2	Interatomic distance (Å)	Clash overlap (Å)
26:BQ:146:ILE:HG23	26:BQ:153:GLN:HE21	1.50	0.75
28:BS:97:GLY:O	28:BS:112:VAL:HG23	1.86	0.75
2:A2:38:LEU:HD21	2:A2:104:LEU:HD11	1.68	0.75
10:AA:1037:G:C2'	10:AA:1038:U:H5'	2.16	0.75
10:AA:84:U:H6	10:AA:84:U:H5'	1.51	0.75
20:AK:103:VAL:HG12	20:AK:142:ARG:HG2	1.68	0.75
3:B3:194:THR:HG21	10:BA:1027:U:O3'	1.87	0.75
9:B9:86:THR:HG22	9:B9:87:LYS:H	1.50	0.75
10:BA:27:A:C8	10:BA:27:A:H5'	2.22	0.75
10:BA:1299:C:H5''	12:BC:160:MET:O	1.86	0.75
9:A9:83:LYS:HG3	9:A9:84:LYS:N	2.02	0.75
10:AA:378:A:O2'	10:AA:379:A:OP2	2.04	0.75
10:AA:444:A:O2'	10:AA:445:U:H5'	1.85	0.75
13:AD:123:HIS:ND1	33:AX:34:ARG:HD3	2.00	0.75
14:AE:228:PRO:CB	17:AH:68:ARG:HH21	1.99	0.75
10:BA:1069:U:H3'	14:BE:160:THR:HG21	1.67	0.75
10:BA:59:C:H3'	10:BA:60:C:H5''	1.67	0.75
16:BG:67:LEU:HD12	16:BG:150:ILE:HD11	1.67	0.75
25:BP:16:LEU:HA	25:BP:83:TYR:CE2	2.22	0.75
27:BR:102:LEU:HD12	27:BR:112:LYS:HB2	1.66	0.75
10:AA:538:A:O2'	10:AA:539:U:C6	2.39	0.75
26:AQ:146:ILE:HG23	26:AQ:153:GLN:HE21	1.51	0.75
27:AR:170:TYR:HD1	27:AR:187:PHE:HB3	1.50	0.75
27:AR:87:GLU:CD	27:AR:87:GLU:H	1.88	0.75
28:AS:46:THR:HG23	28:AS:89:ILE:HD13	1.69	0.75
3:B3:63:ILE:HD11	3:B3:94:PHE:CD2	2.22	0.75
10:BA:1535:A:O2'	10:BA:1536:U:H5'	1.87	0.75
10:BA:1720:G:OP1	10:BA:1723:A:H4'	1.86	0.75
10:BA:309:U:H3	10:BA:337:G:H1	1.34	0.75
27:BR:180:VAL:HG12	27:BR:181:GLN:N	1.98	0.75
32:BW:114:LYS:HE3	32:BW:114:LYS:HA	1.68	0.75
10:AA:1332:A:H2'	10:AA:1333:A:C8	2.21	0.75
14:AE:231:TRP:HZ3	35:AZ:8:GLN:HB2	1.51	0.75
2:B2:115:THR:HB	2:B2:116:PRO:HD3	1.67	0.75
10:BA:468:U:H5'	10:BA:469:A:O4'	1.86	0.75
10:BA:718:A:C2'	10:BA:719:G:H5'	2.17	0.75
10:BA:747:G:N2	10:BA:755:G:O6	2.20	0.75
33:BX:34:ARG:HB3	33:BX:34:ARG:NH1	2.00	0.75
34:BY:132:LYS:NZ	34:BY:163:ARG:HB3	2.02	0.75
1:A1:7:THR:HG23	1:A1:33:SER:HB3	1.69	0.75
14:AE:36:LEU:HD13	14:AE:248:LEU:HD21	1.67	0.75

*Continued on next page...*

*Continued from previous page...*

Atom-1	Atom-2	Interatomic distance (Å)	Clash overlap (Å)
16:AG:34:ALA:HB3	16:AG:63:ILE:H	1.51	0.75
3:A3:147:GLY:HA3	17:AH:39:ARG:NH2	2.01	0.75
26:AQ:10:GLN:OE1	26:AQ:10:GLN:HA	1.87	0.75
10:BA:1486:U:H5'	10:BA:1487:A:N3	2.01	0.75
16:BG:34:ALA:HB3	16:BG:63:ILE:H	1.50	0.75
20:BK:119:LEU:O	20:BK:124:MET:HB2	1.87	0.75
20:BK:36:THR:HG22	20:BK:37:TRP:N	2.02	0.75
7:A7:17:LEU:HD13	7:A7:76:LEU:HD12	1.69	0.75
10:AA:201:A:O2'	10:AA:202:U:H5'	1.85	0.75
2:A2:57:ARG:HD3	10:AA:324:A:C8	2.21	0.75
10:AA:59:C:H3'	10:AA:60:C:H5''	1.68	0.75
10:AA:986:G:OP1	20:AK:149:ARG:CZ	2.35	0.75
27:AR:170:TYR:CD1	27:AR:187:PHE:HB3	2.22	0.75
1:B1:41:LEU:HG	1:B1:63:GLU:HB2	1.69	0.75
13:BD:80:MET:CE	13:BD:96:VAL:HG13	2.17	0.75
14:BE:145:TRP:HZ3	14:BE:174:PRO:HG3	1.49	0.75
16:BG:14:PHE:CE2	16:BG:89:LYS:HA	2.21	0.75
18:BI:14:ARG:HA	18:BI:18:ALA:O	1.87	0.75
10:AA:1063:A:O2'	10:AA:1064:A:OP2	2.05	0.75
10:AA:1080:G:H8	10:AA:1080:G:O5'	1.68	0.75
10:AA:1263:G:N2	10:AA:1296:G:H1	1.85	0.75
10:AA:477:G:O2'	10:AA:478:G:H5'	1.87	0.75
10:AA:858:C:C3'	10:AA:859:A:H5''	2.16	0.75
10:AA:1551:U:H1'	18:AI:141:GLN:HE22	1.52	0.75
22:AM:27:ILE:CG2	22:AM:29:PRO:HD2	2.16	0.75
26:AQ:116:VAL:CG1	26:AQ:117:LYS:H	1.97	0.75
2:B2:200:ILE:HG22	2:B2:204:GLN:HE21	1.50	0.75
13:BD:80:MET:HG3	13:BD:85:LEU:HB2	1.68	0.75
14:BE:66:PRO:HB2	14:BE:68:ASN:ND2	2.02	0.75
18:BI:50:ILE:O	18:BI:53:PRO:HD2	1.86	0.75
21:BL:116:ILE:CG2	21:BL:119:VAL:HB	2.13	0.75
30:BU:117:LYS:HA	30:BU:120:ILE:HD12	1.69	0.75
10:BA:533:G:H8	33:BX:28:ARG:NH1	1.85	0.75
10:AA:1558:A:C5	10:AA:1583:A:N6	2.55	0.75
10:AA:391:A:H4'	10:AA:392:A:H5'	1.69	0.75
10:AA:84:U:H2'	10:AA:85:G:H5''	1.66	0.75
14:AE:166:VAL:C	14:AE:167:ARG:HD2	2.07	0.75
31:AV:105:MET:HE1	31:AV:109:LEU:HD22	1.69	0.75
32:AW:99:GLN:HB3	32:AW:101:PHE:HE1	1.52	0.75
4:B4:53:SER:OG	4:B4:59:ALA:HB2	1.87	0.75
10:BA:1006:C:H4'	10:BA:1007:U:O5'	1.86	0.75

*Continued on next page...*

*Continued from previous page...*

Atom-1	Atom-2	Interatomic distance (Å)	Clash overlap (Å)
10:BA:1055:G:O2'	10:BA:1056:A:H5'	1.87	0.75
10:AA:1153:U:H3	10:AA:1157:U:H5	1.34	0.74
10:AA:1179:C:H4'	10:AA:1180:A:O5'	1.87	0.74
10:AA:1212:U:H5'	10:AA:1213:G:OP2	1.86	0.74
10:AA:1657:G:H1	10:AA:1668:U:H3	1.35	0.74
22:AM:28:THR:HG23	22:AM:57:ARG:O	1.86	0.74
27:AR:49:LYS:HE2	27:AR:74:GLY:H	1.51	0.74
28:AS:100:GLY:HA2	28:AS:108:VAL:O	1.87	0.74
32:AW:57:ASN:HD21	32:AW:59:ARG:HB3	1.51	0.74
2:B2:154:THR:C	2:B2:156:ALA:H	1.90	0.74
10:BA:515:U:OP1	25:BP:35:LYS:HE2	1.87	0.74
3:A3:129:ASP:O	3:A3:132:LEU:HB2	1.86	0.74
3:A3:136:LEU:H	3:A3:136:LEU:CD2	1.99	0.74
4:A4:53:SER:OG	4:A4:59:ALA:HB2	1.87	0.74
6:A6:18:LYS:HZ2	10:AA:936:U:H5''	1.50	0.74
10:AA:1194:G:H1	10:AA:1233:U:H3	1.35	0.74
10:AA:75:C:H6	10:AA:75:C:O5'	1.69	0.74
14:AE:107:ASP:C	14:AE:109:ASN:H	1.91	0.74
18:AI:101:GLU:OE2	18:AI:104:LYS:HD3	1.87	0.74
31:AV:107:LYS:HA	31:AV:112:GLN:HB3	1.67	0.74
2:B2:29:LYS:HZ1	10:BA:391:A:H62	1.35	0.74
4:B4:90:VAL:O	4:B4:101:THR:HG23	1.86	0.74
10:BA:1332:A:H2'	10:BA:1333:A:C8	2.21	0.74
10:BA:1608:C:N4	10:BA:1718:A:C2	2.54	0.74
10:BA:44:U:H3	10:BA:425:A:H2	1.33	0.74
21:BL:52:VAL:HG13	21:BL:71:VAL:CG1	2.17	0.74
4:A4:48:THR:HG22	4:A4:49:LEU:N	2.02	0.74
10:AA:1535:A:O2'	10:AA:1536:U:H5'	1.86	0.74
16:AG:54:LYS:HG2	16:AG:55:LYS:N	2.02	0.74
20:AK:36:THR:HG22	20:AK:37:TRP:N	2.02	0.74
10:BA:1259:A:O2'	10:BA:1260:G:C8	2.40	0.74
10:BA:844:G:O2'	10:BA:845:G:H5'	1.88	0.74
10:BA:625:G:H1	10:BA:946:U:H3	1.35	0.74
13:BD:60:LEU:HD22	13:BD:93:LEU:HD13	1.68	0.74
9:A9:146:UNK:HA	9:A9:149:UNK:HG3	1.67	0.74
10:AA:245:A:HO2'	10:AA:246:U:H3'	1.51	0.74
10:AA:481:A:H3'	10:AA:482:A:H5''	1.70	0.74
13:AD:80:MET:CE	13:AD:96:VAL:HG13	2.17	0.74
15:AF:41:GLU:O	8:B8:32:LYS:HB3	1.88	0.74
10:AA:1514:G:H5'	29:AT:90:GLY:CA	2.18	0.74
32:AW:126:LEU:HD22	32:AW:143:THR:HG21	1.68	0.74

*Continued on next page...*

*Continued from previous page...*

Atom-1	Atom-2	Interatomic distance (Å)	Clash overlap (Å)
10:AA:149:U:H4'	34:AY:58:LYS:O	1.86	0.74
10:BA:632:U:OP1	17:BH:32:LYS:HE3	1.87	0.74
11:BB:25:LEU:HD21	11:BB:42:HIS:CG	2.22	0.74
14:BE:154:THR:CG2	14:BE:172:PRO:HA	2.08	0.74
14:BE:231:TRP:CE2	17:BH:68:ARG:HG3	2.22	0.74
16:BG:99:THR:HG22	16:BG:101:ARG:HG3	1.70	0.74
16:BG:57:ARG:CA	16:BG:57:ARG:HH11	1.92	0.74
5:A5:7:ASN:HB3	5:A5:10:ARG:O	1.87	0.74
10:AA:469:A:N6	10:AA:531:A:C2	2.56	0.74
10:AA:761:U:C5	25:AP:7:THR:O	2.41	0.74
27:AR:225:GLY:O	27:AR:242:ILE:HD12	1.88	0.74
30:AU:69:LYS:HB3	30:AU:124:LEU:HD13	1.67	0.74
34:AY:160:VAL:HG12	34:AY:161:ILE:N	2.00	0.74
2:B2:173:LEU:HB3	2:B2:191:LEU:HD12	1.67	0.74
10:BA:1497:A:H4'	29:BT:86:ASN:ND2	2.03	0.74
10:BA:1137:A:H4'	16:BG:73:PHE:CE2	2.20	0.74
30:BU:49:ASP:OD1	30:BU:75:LYS:HA	1.88	0.74
10:AA:63:U:H3'	10:AA:64:U:H5''	1.69	0.74
14:AE:149:ILE:HG22	14:AE:150:ALA:N	2.01	0.74
6:A6:6:LEU:HD13	17:AH:51:GLU:OE1	1.86	0.74
19:AJ:85:TYR:HB3	19:AJ:87:ARG:HH21	1.50	0.74
27:AR:125:ALA:HB3	27:AR:134:LEU:HB3	1.68	0.74
27:AR:298:PRO:CD	27:AR:334:ARG:HH21	2.00	0.74
2:B2:193:GLY:O	2:B2:197:GLU:HG3	1.86	0.74
4:B4:43:LYS:HD2	4:B4:44:SER:H	1.52	0.74
10:BA:1601:G:H4'	10:BA:1747:A:OP2	1.88	0.74
10:BA:983:A:H2'	10:BA:984:C:C6	2.22	0.74
25:BP:131:THR:HG22	25:BP:133:ALA:H	1.51	0.74
10:AA:599:A:H5'	10:AA:600:A:H5''	1.68	0.74
8:A8:102:GLN:OE1	16:AG:165:ALA:HB3	1.87	0.74
1:A1:62:ARG:NH2	16:AG:200:ARG:HB2	2.01	0.74
19:AJ:14:VAL:HG12	19:AJ:16:LYS:HG3	1.69	0.74
20:AK:64:ALA:HB3	20:AK:67:GLU:HG2	1.70	0.74
10:BA:1325:G:H2'	10:BA:1326:C:C5'	2.09	0.74
10:BA:858:C:C3'	10:BA:859:A:H5''	2.17	0.74
12:BC:38:ALA:HB2	12:BC:94:ILE:HD11	1.70	0.74
26:BQ:146:ILE:HD13	26:BQ:153:GLN:HG2	1.67	0.74
26:BQ:39:LEU:HA	32:BW:204:GLN:NE2	2.01	0.74
27:BR:298:PRO:CD	27:BR:334:ARG:HH21	2.00	0.74
34:BY:165:PHE:CE1	34:BY:173:ARG:HB2	2.22	0.74
10:AA:1171:G:O2'	10:AA:1172:G:OP2	2.05	0.74

*Continued on next page...*

*Continued from previous page...*

Atom-1	Atom-2	Interatomic distance (Å)	Clash overlap (Å)
10:AA:1575:U:H2'	10:AA:1576:U:C6	2.23	0.74
10:AA:215:A:O2'	10:AA:216:G:H5'	1.88	0.74
11:AB:64:GLN:HG2	14:AE:245:SER:OG	1.88	0.74
10:BA:27:A:H5'	10:BA:27:A:H8	1.50	0.74
10:BA:447:C:O2	10:BA:447:C:H2'	1.86	0.74
2:A2:36:THR:O	2:A2:103:THR:HA	1.87	0.74
3:A3:136:LEU:N	3:A3:136:LEU:HD23	2.03	0.74
10:AA:844:G:O2'	10:AA:845:G:H5'	1.86	0.74
14:AE:48:ILE:HA	14:AE:53:ILE:HD12	1.70	0.74
20:AK:47:LEU:HD23	20:AK:47:LEU:N	2.02	0.74
31:AV:61:ILE:HG12	31:AV:66:VAL:CG2	2.18	0.74
35:AZ:34:TRP:O	35:AZ:35:SER:HB3	1.86	0.74
10:BA:426:G:OP1	21:BL:77:LYS:HB2	1.88	0.74
10:BA:469:A:N6	10:BA:531:A:C2	2.56	0.74
14:BE:149:ILE:HG22	14:BE:150:ALA:N	2.02	0.74
10:AA:1250:G:H1	10:AA:1401:U:H3	1.36	0.74
10:AA:1608:C:C4'	10:AA:1609:C:H5''	2.12	0.74
10:AA:328:G:C3'	26:AQ:132:LYS:HE2	2.17	0.74
10:AA:604:G:H21	21:AL:19:ARG:NH2	1.86	0.74
16:AG:99:THR:HG22	16:AG:101:ARG:HG3	1.69	0.74
10:AA:1580:U:C5'	18:AI:74:SER:HB2	2.17	0.74
18:AI:79:GLN:O	18:AI:83:ILE:HG13	1.88	0.74
27:AR:238:LEU:HD11	27:AR:248:PRO:HG3	1.70	0.74
10:BA:1007:U:H3'	10:BA:1008:A:C5'	2.17	0.74
10:BA:1188:A:H2'	10:BA:1415:A:N1	2.02	0.74
10:BA:162:A:C5'	34:BY:136:LYS:HB3	2.18	0.74
10:BA:336:U:O2'	10:BA:337:G:H8	1.67	0.74
10:BA:876:A:H4'	10:BA:877:G:O5'	1.88	0.74
10:BA:942:U:H2'	10:BA:942:U:O2	1.88	0.74
24:BO:137:LEU:HD21	24:BO:141:TRP:CD1	2.23	0.74
26:BQ:44:PRO:HG2	26:BQ:47:ALA:HB2	1.70	0.74
26:BQ:66:ARG:NH1	26:BQ:66:ARG:HG3	2.02	0.74
2:A2:200:ILE:HG22	2:A2:204:GLN:HE21	1.52	0.73
6:A6:33:VAL:HG21	6:A6:44:ILE:HD12	1.69	0.73
10:AA:1072:G:H1'	17:AH:76:SER:OG	1.88	0.73
10:AA:492:C:H2'	10:AA:493:U:C6	2.23	0.73
10:AA:631:C:H6	10:AA:631:C:H5'	1.53	0.73
11:AB:27:ASN:O	11:AB:30:LYS:HB2	1.87	0.73
31:AV:4:VAL:C	31:AV:5:ARG:HD3	2.07	0.73
10:AA:584:C:OP1	33:AX:44:ARG:NH2	2.20	0.73
34:AY:9:LEU:H	34:AY:9:LEU:HD23	1.53	0.73

*Continued on next page...*

*Continued from previous page...*

Atom-1	Atom-2	Interatomic distance (Å)	Clash overlap (Å)
6:B6:42:GLN:NE2	6:B6:55:GLU:H	1.85	0.73
10:BA:1212:U:H3'	10:BA:1213:G:C5'	2.15	0.73
10:BA:1430:C:O2'	10:BA:1431:A:H5'	1.88	0.73
10:BA:1657:G:H1	10:BA:1668:U:H3	1.35	0.73
22:BM:35:ILE:HD12	22:BM:38:ILE:HD12	1.70	0.73
26:BQ:85:ILE:HD12	26:BQ:108:VAL:HG21	1.70	0.73
28:BS:38:LEU:HB3	28:BS:42:PHE:HE1	1.52	0.73
30:BU:39:LYS:HE3	30:BU:66:ASN:O	1.88	0.73
32:BW:92:VAL:HG23	32:BW:101:PHE:HB2	1.68	0.73
33:BX:63:HIS:O	33:BX:65:GLY:N	2.21	0.73
10:AA:1208:A:H2'	10:AA:1209:G:C8	2.23	0.73
7:A7:101:SER:HB2	12:AC:90:TRP:CE3	2.23	0.73
32:AW:89:MET:HG3	32:AW:228:PHE:CE2	2.23	0.73
34:AY:64:LYS:O	34:AY:67:VAL:HG12	1.88	0.73
6:B6:46:SER:C	6:B6:47:ASN:HD22	1.91	0.73
10:BA:1059:A:H5'	10:BA:1270:U:O4	1.88	0.73
7:B7:40:LEU:HG	10:BA:1189:A:C2	2.23	0.73
10:BA:478:G:H2'	10:BA:479:G:C1'	2.18	0.73
16:BG:35:CYS:H	16:BG:63:ILE:HD11	1.53	0.73
8:B8:46:GLU:HG3	22:BM:5:ILE:O	1.88	0.73
4:A4:38:ILE:HG22	4:A4:39:PRO:HD2	1.68	0.73
26:AQ:35:LYS:HG2	26:AQ:36:ASN:H	1.52	0.73
28:AS:38:LEU:HB3	28:AS:42:PHE:HE1	1.52	0.73
29:AT:15:ALA:HA	29:AT:18:PHE:HB3	1.71	0.73
32:AW:159:GLY:O	32:AW:177:LEU:HD22	1.88	0.73
9:B9:97:ALA:HB1	30:BU:29:LEU:HD13	1.68	0.73
10:BA:1016:U:O2'	17:BH:20:MET:HG3	1.88	0.73
10:BA:1558:A:C5	10:BA:1583:A:N6	2.56	0.73
10:BA:145:G:N1	10:BA:157:G:N2	2.35	0.73
20:BK:55:ARG:HG2	20:BK:55:ARG:O	1.86	0.73
27:BR:125:ALA:HB3	27:BR:134:LEU:HB3	1.67	0.73
31:BV:29:HIS:O	31:BV:32:LYS:HG2	1.87	0.73
34:BY:160:VAL:HG12	34:BY:161:ILE:N	2.00	0.73
10:AA:1241:U:O2'	10:AA:1242:G:OP2	2.06	0.73
10:AA:1301:A:C2'	10:AA:1302:G:H5'	2.19	0.73
10:AA:135:A:O2'	10:AA:136:U:OP2	2.05	0.73
10:AA:718:A:C2'	10:AA:719:G:H5'	2.17	0.73
14:AE:166:VAL:HG21	14:AE:210:ASN:HB3	1.70	0.73
29:AT:108:LEU:HD13	29:AT:130:ARG:HG3	1.70	0.73
1:B1:19:GLY:O	1:B1:21:ARG:N	2.22	0.73
2:B2:38:LEU:HD21	2:B2:104:LEU:HD11	1.70	0.73

*Continued on next page...*



*Continued from previous page...*

Atom-1	Atom-2	Interatomic distance (Å)	Clash overlap (Å)
4:B4:48:THR:HG22	4:B4:49:LEU:N	2.03	0.73
10:BA:1716:A:OP1	10:BA:1724:U:OP1	2.06	0.73
2:A2:166:GLN:HE22	2:A2:173:LEU:HD23	1.54	0.73
9:A9:131:ARG:HD3	9:A9:142:LYS:HB2	1.68	0.73
10:AA:1516:U:O2'	22:AM:149:GLY:HA2	1.86	0.73
10:AA:876:A:H4'	10:AA:877:G:O5'	1.87	0.73
13:AD:17:ARG:HH22	14:AE:183:PRO:CD	2.02	0.73
10:AA:515:U:OP1	25:AP:35:LYS:HE2	1.88	0.73
29:AT:112:GLU:OE2	29:AT:119:LYS:HG3	1.88	0.73
10:BA:1488:A:O2'	10:BA:1489:U:OP1	2.03	0.73
10:BA:444:A:H3'	10:BA:445:U:C6	2.23	0.73
10:BA:492:C:H2'	10:BA:493:U:C6	2.24	0.73
10:BA:684:A:H2'	10:BA:685:A:C4	2.23	0.73
12:BC:130:ILE:HA	12:BC:134:ALA:HB3	1.69	0.73
14:BE:155:ILE:HG22	14:BE:156:PRO:HD2	1.71	0.73
14:BE:166:VAL:HG21	14:BE:210:ASN:HB3	1.69	0.73
20:BK:64:ALA:HB3	20:BK:67:GLU:HG2	1.68	0.73
1:A1:17:LYS:HE3	10:AA:1588:G:H4'	1.70	0.73
9:A9:146:UNK:HA	9:A9:149:UNK:CG	2.19	0.73
10:AA:316:G:O2'	10:AA:317:G:H5'	1.89	0.73
10:AA:633:U:O2'	10:AA:634:C:OP2	2.04	0.73
10:AA:56:G:OP1	25:AP:109:LYS:HE2	1.88	0.73
10:BA:201:A:O2'	10:BA:202:U:H5'	1.88	0.73
10:BA:868:U:C2'	10:BA:869:A:H5''	2.18	0.73
10:BA:942:U:O2'	10:BA:943:U:H5''	1.89	0.73
34:BY:181:ARG:HH11	34:BY:181:ARG:HG2	1.54	0.73
34:BY:9:LEU:HD23	34:BY:9:LEU:H	1.53	0.73
10:AA:1567:U:H5'	23:AN:29:LEU:HD11	1.70	0.73
10:AA:1714:U:O2'	10:AA:1715:A:H5'	1.89	0.73
10:AA:426:G:N2	10:AA:429:A:OP2	2.21	0.73
10:AA:492:C:H2'	10:AA:493:U:H6	1.54	0.73
6:A6:18:LYS:NZ	10:AA:936:U:H5''	2.04	0.73
12:AC:38:ALA:HB2	12:AC:94:ILE:HD11	1.70	0.73
13:AD:60:LEU:HD22	13:AD:93:LEU:HD13	1.70	0.73
14:AE:233:LYS:CG	14:AE:234:PRO:HD2	2.19	0.73
10:AA:318:U:H4'	26:AQ:11:LYS:NZ	2.03	0.73
9:B9:164:UNK:O	9:B9:167:UNK:HG3	1.87	0.73
10:BA:1171:G:O2'	10:BA:1172:G:OP2	2.06	0.73
10:BA:259:U:H2'	10:BA:260:C:C6	2.23	0.73
21:BL:101:VAL:CG1	21:BL:123:VAL:HG13	2.18	0.73
2:A2:194:LYS:HE2	26:AQ:4:GLN:NE2	2.03	0.73

*Continued on next page...*

*Continued from previous page...*

Atom-1	Atom-2	Interatomic distance (Å)	Clash overlap (Å)
10:AA:309:U:H3	10:AA:337:G:H1	1.35	0.73
14:AE:154:THR:CG2	14:AE:172:PRO:HA	2.13	0.73
33:AX:50:LEU:HD23	33:AX:57:ARG:HH12	1.52	0.73
10:BA:1037:G:H2'	10:BA:1038:U:H5'	1.71	0.73
10:BA:1172:G:O2'	10:BA:1173:G:OP2	2.02	0.73
10:BA:477:G:O2'	10:BA:478:G:H5'	1.88	0.73
21:BL:19:ARG:HH12	21:BL:22:GLN:HB2	1.54	0.73
25:BP:12:VAL:O	25:BP:14:PRO:HD3	1.89	0.73
29:BT:9:THR:HG22	29:BT:10:VAL:N	2.03	0.73
2:A2:84:THR:HG22	2:A2:85:LYS:H	1.54	0.73
3:A3:138:GLY:H	3:A3:154:GLN:HB2	1.53	0.73
10:AA:1721:G:H21	20:AK:151:LEU:CD1	2.01	0.73
21:AL:69:LYS:HB3	21:AL:69:LYS:NZ	2.04	0.73
32:AW:116:LEU:HD12	32:AW:120:GLU:CB	2.19	0.73
10:BA:1381:A:H2'	10:BA:1382:A:O4'	1.89	0.73
11:BB:23:ILE:HG22	11:BB:40:GLY:O	1.89	0.73
14:BE:154:THR:HG22	14:BE:155:ILE:HG13	1.71	0.73
16:BG:12:LYS:HB3	16:BG:17:TRP:H	1.53	0.73
26:BQ:87:ARG:HH11	26:BQ:104:ARG:NH1	1.87	0.73
28:BS:46:THR:HG23	28:BS:89:ILE:CD1	2.19	0.73
31:BV:107:LYS:HA	31:BV:112:GLN:HB3	1.70	0.73
33:BX:50:LEU:HD23	33:BX:57:ARG:NH1	2.03	0.73
3:A3:173:ILE:O	3:A3:177:VAL:HG23	1.88	0.73
10:AA:444:A:H3'	10:AA:445:U:C6	2.24	0.73
10:AA:512:C:C2'	10:AA:513:A:H5''	2.19	0.73
10:AA:647:U:H3	10:AA:661:G:H1	1.37	0.73
10:AA:664:A:H2'	10:AA:665:A:C8	2.23	0.73
24:AO:86:LEU:HD11	24:AO:90:LEU:HD23	1.68	0.73
28:AS:55:SER:HB2	28:AS:58:TYR:HD2	1.53	0.73
29:AT:99:CYS:SG	29:AT:100:HIS:N	2.62	0.73
5:B5:7:ASN:HB3	5:B5:10:ARG:O	1.89	0.73
10:BA:1001:A:HO2'	10:BA:1002:U:H6	1.36	0.73
10:BA:1340:G:C2'	10:BA:1341:U:H5''	2.19	0.73
10:BA:505:A:OP2	13:BD:170:GLY:N	2.20	0.73
10:BA:512:C:C2'	10:BA:513:A:H5''	2.19	0.73
10:BA:604:G:H21	21:BL:19:ARG:NH2	1.86	0.73
10:BA:647:U:H3	10:BA:661:G:H1	1.37	0.73
10:BA:681:G:H1	10:BA:719:G:N2	1.87	0.73
14:BE:180:VAL:CG2	14:BE:198:TYR:HA	2.18	0.73
14:BE:41:LYS:HB3	14:BE:244:PHE:CE2	2.24	0.73
24:BO:135:GLN:HG3	26:BQ:147:ILE:HD11	1.71	0.73

*Continued on next page...*

*Continued from previous page...*

Atom-1	Atom-2	Interatomic distance (Å)	Clash overlap (Å)
35:BZ:11:LYS:HB3	35:BZ:12:PRO:HD2	1.71	0.73
10:AA:1369:A:H2'	10:AA:1370:U:C6	2.24	0.72
10:AA:1497:A:H4'	29:AT:86:ASN:ND2	2.03	0.72
11:AB:22:THR:HG22	11:AB:23:ILE:N	2.04	0.72
12:AC:96:PHE:HB3	12:AC:132:ASP:OD1	1.88	0.72
14:AE:73:ALA:HB1	14:AE:75:HIS:CD2	2.24	0.72
30:AU:70:TYR:CE2	30:AU:126:ALA:HB3	2.24	0.72
32:AW:47:LEU:HD11	32:AW:113:LEU:HD11	1.71	0.72
4:B4:38:ILE:HG22	4:B4:39:PRO:HD2	1.70	0.72
10:BA:1186:G:H1	10:BA:1420:U:H3	1.36	0.72
10:BA:588:A:H4'	10:BA:589:G:O5'	1.89	0.72
10:BA:794:A:H5'	10:BA:795:A:OP2	1.89	0.72
11:BB:60:ILE:O	11:BB:63:VAL:HG22	1.89	0.72
30:BU:76:ARG:HG3	30:BU:99:GLY:HA3	1.69	0.72
7:A7:11:ARG:HG3	7:A7:15:GLN:NE2	2.04	0.72
10:AA:1325:G:H2'	10:AA:1326:C:C5'	2.09	0.72
10:AA:513:A:H5'	10:AA:513:A:H8	1.54	0.72
10:AA:948:A:C2'	10:AA:949:A:H5'	2.19	0.72
16:AG:158:PHE:HD2	16:AG:159:LYS:HG3	1.54	0.72
28:AS:98:ILE:O	28:AS:98:ILE:HG13	1.90	0.72
34:AY:106:MET:HE2	34:AY:106:MET:HA	1.71	0.72
10:BA:1250:G:H1	10:BA:1401:U:H3	1.35	0.72
10:BA:948:A:C2'	10:BA:949:A:H5'	2.19	0.72
18:BI:79:GLN:O	18:BI:83:ILE:HG13	1.88	0.72
20:BK:103:VAL:HG12	20:BK:142:ARG:HG2	1.71	0.72
29:BT:45:VAL:CG2	29:BT:99:CYS:HA	2.12	0.72
32:BW:48:LEU:HD23	32:BW:48:LEU:N	2.03	0.72
10:AA:1486:U:H5'	10:AA:1487:A:N3	2.04	0.72
10:AA:453:G:OP2	13:AD:1:MET:HG3	1.89	0.72
10:BA:235:A:H5''	10:BA:236:U:O5'	1.89	0.72
10:BA:664:A:H2'	10:BA:665:A:C8	2.24	0.72
14:BE:73:ALA:HB1	14:BE:75:HIS:CD2	2.24	0.72
10:BA:1555:A:H62	16:BG:52:GLN:HG2	1.54	0.72
10:BA:1253:G:OP1	19:BJ:76:THR:HG21	1.88	0.72
27:BR:296:ALA:HB1	27:BR:310:PRO:HG2	1.71	0.72
32:BW:116:LEU:HD12	32:BW:120:GLU:CB	2.20	0.72
10:AA:192:C:O2'	10:AA:193:C:H5'	1.88	0.72
10:AA:271:U:H4'	10:AA:272:U:H5'	1.71	0.72
10:AA:760:G:N2	10:AA:766:G:N2	2.37	0.72
10:AA:770:G:H2'	10:AA:771:A:H8	1.49	0.72
12:AC:35:ALA:CB	12:AC:60:GLN:HB2	2.18	0.72

*Continued on next page...*

*Continued from previous page...*

Atom-1	Atom-2	Interatomic distance (Å)	Clash overlap (Å)
24:AO:101:ARG:HH12	24:AO:145:ALA:HA	1.55	0.72
30:AU:117:LYS:HA	30:AU:120:ILE:HD12	1.70	0.72
31:AV:114:ILE:HB	31:AV:115:PRO:CD	2.20	0.72
32:AW:47:LEU:CD1	32:AW:113:LEU:HD11	2.20	0.72
33:AX:63:HIS:O	33:AX:65:GLY:N	2.22	0.72
3:B3:196:LYS:HD3	3:B3:196:LYS:O	1.88	0.72
4:B4:64:LYS:HG2	4:B4:65:GLY:N	2.04	0.72
10:BA:1015:C:H5'	10:BA:1016:U:OP2	1.88	0.72
10:BA:492:C:H2'	10:BA:493:U:H6	1.55	0.72
10:BA:794:A:C2	10:BA:836:G:H1'	2.24	0.72
27:BR:77:HIS:CD2	27:BR:96:TRP:HB2	2.24	0.72
1:A1:41:LEU:HG	1:A1:63:GLU:HB2	1.70	0.72
2:A2:173:LEU:HB3	2:A2:191:LEU:HD12	1.70	0.72
7:A7:61:TRP:HE1	12:AC:26:SER:CB	2.03	0.72
14:AE:155:ILE:HG22	14:AE:156:PRO:HD2	1.71	0.72
14:AE:233:LYS:HD3	35:AZ:9:ARG:HG2	1.71	0.72
11:AB:11:LYS:HD3	31:AV:93:ILE:O	1.90	0.72
10:BA:886:U:C3'	10:BA:887:U:H5''	2.06	0.72
15:BF:17:THR:HG21	15:BF:39:PRO:HD3	1.69	0.72
17:BH:102:VAL:HB	17:BH:113:HIS:HB2	1.69	0.72
27:BR:225:GLY:O	27:BR:242:ILE:HD12	1.89	0.72
29:BT:60:ARG:HH22	29:BT:83:PHE:HD2	1.35	0.72
7:A7:38:PRO:HB2	7:A7:41:HIS:CD2	2.24	0.72
10:AA:894:U:H3	20:AK:55:ARG:HH12	1.35	0.72
10:AA:625:G:H1	10:AA:946:U:H3	1.35	0.72
18:AI:18:ALA:HA	18:AI:73:GLY:CA	2.19	0.72
21:AL:19:ARG:HH12	21:AL:22:GLN:HB2	1.53	0.72
28:AS:16:LYS:O	28:AS:16:LYS:HG3	1.88	0.72
34:AY:189:LEU:O	34:AY:193:VAL:HG23	1.90	0.72
7:B7:11:ARG:HG3	7:B7:15:GLN:NE2	2.04	0.72
10:BA:391:A:H4'	10:BA:392:A:H5'	1.72	0.72
14:BE:233:LYS:CG	14:BE:234:PRO:HD2	2.20	0.72
34:BY:189:LEU:O	34:BY:193:VAL:HG23	1.89	0.72
4:A4:43:LYS:HD2	4:A4:44:SER:H	1.55	0.72
10:AA:1716:A:H2'	10:AA:1717:C:H5''	1.72	0.72
10:AA:206:U:H5''	26:AQ:20:LYS:HD2	1.71	0.72
10:AA:445:U:O2	10:AA:445:U:H2'	1.90	0.72
10:AA:942:U:H2'	10:AA:942:U:O2	1.88	0.72
13:AD:158:PHE:CD1	13:AD:158:PHE:N	2.56	0.72
20:AK:119:LEU:O	20:AK:124:MET:HB2	1.89	0.72
10:AA:206:U:H5''	26:AQ:20:LYS:CD	2.20	0.72

*Continued on next page...*

*Continued from previous page...*

Atom-1	Atom-2	Interatomic distance (Å)	Clash overlap (Å)
32:AW:48:LEU:HD23	32:AW:48:LEU:N	2.04	0.72
2:B2:36:THR:H	2:B2:103:THR:HG23	1.55	0.72
8:B8:75:VAL:HG13	8:B8:79:LEU:HD13	1.69	0.72
9:B9:150:UNK:C	9:B9:153:UNK:HG3	2.20	0.72
10:BA:1714:U:O2'	10:BA:1715:A:H5'	1.87	0.72
10:BA:1:A:H5'	10:BA:2:A:OP2	1.89	0.72
10:BA:327:G:C2'	10:BA:328:G:H5''	2.20	0.72
12:BC:101:ALA:O	12:BC:105:VAL:HG23	1.89	0.72
13:BD:136:VAL:HG22	13:BD:156:ILE:HG23	1.72	0.72
5:A5:86:VAL:HG13	10:AA:1750:A:N1	2.04	0.72
10:AA:843:A:H2'	10:AA:844:G:H8	1.53	0.72
25:AP:12:VAL:O	25:AP:14:PRO:HD3	1.90	0.72
10:BA:192:C:O2'	10:BA:193:C:H5'	1.90	0.72
20:BK:121:ARG:HG3	20:BK:122:SER:N	2.04	0.72
10:BA:622:G:H5'	24:BO:122:SER:OG	1.90	0.72
27:BR:94:SER:HB3	27:BR:124:VAL:CG2	2.18	0.72
7:A7:69:ASN:HD21	7:A7:71:GLU:HB2	1.55	0.72
10:AA:1001:A:HO2'	10:AA:1002:U:H6	1.32	0.72
10:AA:1186:G:H1	10:AA:1420:U:H3	1.37	0.72
10:AA:3:C:H5'	10:AA:3:C:H6	1.54	0.72
10:AA:841:A:O5'	17:AH:57:ARG:HD3	1.89	0.72
31:AV:57:LEU:O	31:AV:61:ILE:HG13	1.90	0.72
10:AA:162:A:C5'	34:AY:136:LYS:HB3	2.20	0.72
10:BA:1301:A:C2'	10:BA:1302:G:H5'	2.20	0.72
10:BA:271:U:H4'	10:BA:272:U:H5'	1.70	0.72
10:BA:316:G:O2'	10:BA:317:G:H5'	1.90	0.72
10:BA:63:U:H3'	10:BA:64:U:H5''	1.71	0.72
20:BK:45:THR:CG2	20:BK:49:GLY:HA2	2.20	0.72
20:BK:62:VAL:HG12	20:BK:63:LYS:N	2.03	0.72
20:BK:82:VAL:HG21	20:BK:122:SER:OG	1.90	0.72
25:BP:33:ALA:HB3	25:BP:38:ILE:HD11	1.70	0.72
28:BS:16:LYS:HG3	28:BS:16:LYS:O	1.90	0.72
28:BS:55:SER:HB2	28:BS:58:TYR:HD2	1.50	0.72
10:AA:1143:A:H2'	10:AA:1144:A:C8	2.25	0.72
10:AA:235:A:H5''	10:AA:236:U:O5'	1.89	0.72
32:AW:37:LYS:HD2	32:AW:40:GLU:OE1	1.90	0.72
14:AE:224:ARG:HD2	35:AZ:40:PHE:HZ	1.55	0.72
5:B5:15:ARG:HD3	5:B5:15:ARG:N	2.05	0.72
10:BA:1369:A:H2'	10:BA:1370:U:C6	2.24	0.72
10:BA:84:U:H2'	10:BA:85:G:H5''	1.70	0.72
11:BB:75:ARG:HH12	11:BB:162:ARG:HA	1.54	0.72

*Continued on next page...*

*Continued from previous page...*

Atom-1	Atom-2	Interatomic distance (Å)	Clash overlap (Å)
11:BB:22:THR:HG22	11:BB:23:ILE:N	2.04	0.72
13:BD:158:PHE:CD1	13:BD:158:PHE:N	2.56	0.72
18:BI:101:GLU:OE2	18:BI:104:LYS:HD3	1.89	0.72
31:BV:4:VAL:C	31:BV:5:ARG:HD3	2.09	0.72
35:BZ:37:LYS:HG2	35:BZ:38:LEU:N	2.04	0.72
11:BB:156:VAL:HG23	35:BZ:80:HIS:HB2	1.69	0.72
9:A9:150:UNK:C	9:A9:153:UNK:HG3	2.20	0.71
10:AA:141:A:C2	10:AA:162:A:N6	2.57	0.71
10:AA:1541:A:H1'	22:AM:147:VAL:HG21	1.72	0.71
20:AK:121:ARG:HG3	20:AK:122:SER:N	2.04	0.71
10:BA:1165:A:H4'	10:BA:1166:A:OP2	1.90	0.71
10:BA:1718:A:H3'	10:BA:1719:A:H5'	1.71	0.71
10:BA:1753:A:H8	10:BA:1753:A:OP1	1.72	0.71
10:BA:215:A:O2'	10:BA:216:G:H5'	1.89	0.71
10:BA:631:C:H5'	10:BA:631:C:H6	1.55	0.71
15:BF:86:SER:HB2	15:BF:93:VAL:HG22	1.71	0.71
17:BH:46:TYR:O	17:BH:66:ILE:HD12	1.90	0.71
21:BL:69:LYS:HB3	21:BL:69:LYS:NZ	2.04	0.71
33:BX:63:HIS:C	33:BX:65:GLY:H	1.93	0.71
34:BY:64:LYS:NZ	34:BY:82:SER:H	1.88	0.71
1:A1:19:GLY:O	1:A1:21:ARG:N	2.22	0.71
3:A3:63:ILE:HD11	3:A3:94:PHE:CD2	2.25	0.71
10:AA:1172:G:O2'	10:AA:1173:G:OP2	2.06	0.71
10:AA:1252:C:H5'	23:AN:43:ARG:HH12	1.55	0.71
10:AA:309:U:H2'	10:AA:310:C:C5'	2.19	0.71
10:AA:317:G:O6	10:AA:328:G:O6	2.06	0.71
10:AA:45:A:N6	10:AA:425:A:H4'	2.05	0.71
10:AA:561:A:N3	33:AX:14:VAL:HG21	2.04	0.71
10:AA:1555:A:H62	16:AG:52:GLN:HG2	1.54	0.71
4:A4:73:ALA:HB2	20:AK:128:ARG:NH2	2.04	0.71
21:AL:19:ARG:O	21:AL:23:ARG:HB2	1.90	0.71
28:AS:83:THR:HG23	28:AS:85:TYR:H	1.55	0.71
33:AX:63:HIS:C	33:AX:65:GLY:H	1.93	0.71
11:AB:51:GLN:HE22	35:AZ:95:ILE:H	1.38	0.71
7:B7:56:GLU:O	7:B7:66:TYR:HA	1.90	0.71
10:BA:80:A:H2'	10:BA:81:A:O4'	1.90	0.71
10:AA:1430:C:H3'	22:AM:138:THR:CG2	2.20	0.71
11:AB:109:THR:HG22	11:AB:111:LYS:H	1.54	0.71
19:AJ:50:VAL:HG22	19:AJ:91:LEU:CD2	2.19	0.71
10:AA:622:G:H5'	24:AO:122:SER:OG	1.91	0.71
34:AY:132:LYS:NZ	34:AY:163:ARG:HB3	2.04	0.71

*Continued on next page...*

*Continued from previous page...*

Atom-1	Atom-2	Interatomic distance (Å)	Clash overlap (Å)
2:B2:194:LYS:HE2	26:BQ:4:GLN:CD	2.10	0.71
2:B2:84:THR:HG22	2:B2:85:LYS:H	1.54	0.71
8:B8:43:VAL:HG11	22:BM:57:ARG:HD2	1.71	0.71
10:BA:1608:C:C4'	10:BA:1609:C:H5''	2.13	0.71
10:BA:45:A:N6	10:BA:425:A:H4'	2.04	0.71
10:BA:481:A:H3'	10:BA:482:A:H5''	1.70	0.71
14:BE:107:ASP:C	14:BE:109:ASN:H	1.94	0.71
22:BM:132:LYS:NZ	22:BM:135:GLY:HA3	2.04	0.71
27:BR:237:LEU:HD23	27:BR:237:LEU:C	2.10	0.71
28:BS:98:ILE:HG13	28:BS:98:ILE:O	1.90	0.71
31:BV:57:LEU:O	31:BV:61:ILE:HG13	1.90	0.71
32:BW:108:LYS:HG3	32:BW:110:ARG:HH21	1.54	0.71
34:BY:7:TYR:HB3	34:BY:12:ALA:HB3	1.72	0.71
1:A1:18:THR:HG22	1:A1:19:GLY:N	2.03	0.71
2:A2:141:LYS:HZ2	2:A2:143:LYS:HE2	1.55	0.71
3:A3:196:LYS:HD3	3:A3:196:LYS:O	1.91	0.71
10:AA:1025:G:H1	10:AA:1043:U:H3	1.38	0.71
10:AA:391:A:C5'	10:AA:392:A:H5'	2.20	0.71
10:AA:5:U:O2'	10:AA:546:G:H4'	1.90	0.71
14:AE:66:PRO:HB2	14:AE:68:ASN:ND2	2.04	0.71
17:AH:46:TYR:O	17:AH:66:ILE:HD12	1.91	0.71
7:B7:69:ASN:HD21	7:B7:71:GLU:HB2	1.56	0.71
10:BA:3:C:O2'	10:BA:4:C:OP1	2.07	0.71
14:BE:163:SER:HB3	14:BE:210:ASN:ND2	2.06	0.71
2:A2:29:LYS:NZ	10:AA:391:A:H62	1.89	0.71
4:A4:64:LYS:HG2	4:A4:65:GLY:N	2.05	0.71
6:A6:42:GLN:NE2	6:A6:55:GLU:H	1.88	0.71
10:AA:1340:G:C2'	10:AA:1341:U:H5''	2.21	0.71
10:AA:1430:C:O2'	10:AA:1431:A:H5'	1.90	0.71
5:A5:77:ILE:HD13	10:AA:1746:G:H1	1.53	0.71
10:AA:512:C:C3'	10:AA:513:A:H5''	2.20	0.71
16:AG:12:LYS:HB3	16:AG:17:TRP:H	1.54	0.71
10:BA:1208:A:H2'	10:BA:1209:G:C8	2.25	0.71
10:BA:1463:U:O2	10:BA:1463:U:H2'	1.91	0.71
10:BA:391:A:C5'	10:BA:392:A:H5'	2.19	0.71
13:BD:93:LEU:HD23	13:BD:96:VAL:HG21	1.73	0.71
8:A8:32:LYS:HB3	15:BF:41:GLU:O	1.89	0.71
16:BG:24:ILE:HD11	16:BG:36:THR:OG1	1.91	0.71
20:BK:75:MET:HG2	20:BK:121:ARG:NH2	2.05	0.71
10:AA:1200:G:H8	10:AA:1200:G:O5'	1.74	0.71
10:AA:684:A:H2'	10:AA:685:A:C4	2.25	0.71

*Continued on next page...*

*Continued from previous page...*

Atom-1	Atom-2	Interatomic distance (Å)	Clash overlap (Å)
12:AC:167:LYS:O	12:AC:171:ILE:HB	1.90	0.71
13:AD:28:MET:HE1	33:AX:37:LYS:HD2	1.73	0.71
21:AL:101:VAL:CG1	21:AL:123:VAL:HG13	2.21	0.71
27:AR:186:TYR:HB3	27:AR:206:ARG:NH1	2.05	0.71
28:AS:46:THR:HG23	28:AS:89:ILE:CD1	2.21	0.71
32:AW:62:THR:O	32:AW:66:ASN:HB2	1.91	0.71
2:B2:78:GLU:O	2:B2:79:ASN:HB3	1.91	0.71
7:B7:13:TYR:HD2	7:B7:76:LEU:HD22	1.56	0.71
9:B9:150:UNK:CA	9:B9:153:UNK:HG3	2.21	0.71
10:BA:1034:A:O2'	10:BA:1035:A:OP2	2.06	0.71
19:BJ:50:VAL:HG22	19:BJ:91:LEU:CD2	2.21	0.71
24:BO:28:LEU:HD12	24:BO:29:HIS:H	1.56	0.71
26:BQ:35:LYS:HG2	26:BQ:36:ASN:H	1.54	0.71
29:BT:15:ALA:HA	29:BT:18:PHE:HB3	1.72	0.71
3:A3:103:LYS:HA	3:A3:113:ARG:HH12	1.55	0.71
3:A3:63:ILE:HG13	3:A3:63:ILE:O	1.90	0.71
8:A8:27:LYS:HE2	10:AA:1509:U:H5	1.55	0.71
10:AA:1718:A:H3'	10:AA:1719:A:H5'	1.72	0.71
10:AA:246:U:O4	26:AQ:14:GLY:HA3	1.91	0.71
10:AA:840:A:H2'	10:AA:941:A:H61	1.55	0.71
14:AE:228:PRO:HB3	17:AH:68:ARG:NH2	2.04	0.71
27:AR:181:GLN:HB3	27:AR:182:PRO:HD2	1.73	0.71
34:AY:87:ARG:O	34:AY:88:ARG:HB3	1.89	0.71
14:BE:45:LEU:HD12	14:BE:48:ILE:HD12	1.72	0.71
14:BE:83:GLN:OE1	14:BE:208:ARG:HB3	1.90	0.71
16:BG:83:LEU:HD23	16:BG:84:CYS:N	2.05	0.71
10:AA:107:U:O2'	10:AA:108:A:H5'	1.91	0.71
10:AA:585:A:H2'	10:AA:586:A:C8	2.26	0.71
14:AE:228:PRO:HA	14:AE:231:TRP:HD1	1.54	0.71
14:AE:227:THR:HB	14:AE:228:PRO:HD2	1.73	0.71
15:AF:86:SER:HB2	15:AF:93:VAL:HG22	1.71	0.71
20:AK:55:ARG:HG2	20:AK:55:ARG:O	1.88	0.71
20:AK:75:MET:HG2	20:AK:121:ARG:NH2	2.04	0.71
27:AR:275:ASP:HB3	27:AR:311:GLN:HG2	1.73	0.71
27:AR:296:ALA:HB1	27:AR:310:PRO:HG2	1.72	0.71
27:AR:77:HIS:CD2	27:AR:96:TRP:HB2	2.26	0.71
32:AW:92:VAL:HG23	32:AW:101:PHE:HB2	1.72	0.71
10:AA:145:G:O2'	34:AY:13:GLN:HG3	1.91	0.71
10:AA:147:G:H5'	34:AY:15:CYS:SG	2.30	0.71
34:AY:136:LYS:O	34:AY:179:ILE:HG23	1.90	0.71
2:B2:105:VAL:HG13	10:BA:320:G:H4'	1.72	0.71

*Continued on next page...*



*Continued from previous page...*

Atom-1	Atom-2	Interatomic distance (Å)	Clash overlap (Å)
9:B9:146:UNK:HA	9:B9:149:UNK:CG	2.20	0.71
10:BA:1555:A:O2'	10:BA:1556:G:O5'	2.06	0.71
10:BA:1575:U:H2'	10:BA:1576:U:C6	2.25	0.71
10:BA:271:U:H4'	10:BA:272:U:OP1	1.90	0.71
12:BC:167:LYS:O	12:BC:171:ILE:HB	1.90	0.71
34:BY:207:ALA:O	34:BY:211:GLU:HB2	1.90	0.71
35:BZ:34:TRP:O	35:BZ:35:SER:HB3	1.89	0.71
10:AA:785:G:N3	17:AH:107:THR:HG21	2.05	0.71
13:AD:100:THR:CG2	13:AD:102:HIS:HB3	2.21	0.71
20:AK:21:VAL:HG12	20:AK:22:GLY:N	2.04	0.71
22:AM:26:ARG:O	22:AM:57:ARG:HD3	1.91	0.71
27:AR:94:SER:HB3	27:AR:124:VAL:CG2	2.19	0.71
2:B2:195:GLU:HB3	26:BQ:10:GLN:HE21	1.53	0.71
10:BA:1469:U:OP1	29:BT:75:GLY:HA3	1.91	0.71
10:BA:669:G:C3'	10:BA:670:G:H5''	2.21	0.71
19:BJ:49:GLU:CB	19:BJ:92:THR:HB	2.17	0.71
24:BO:49:PRO:HG3	24:BO:74:LEU:HD23	1.72	0.71
32:BW:159:GLY:O	32:BW:177:LEU:HD22	1.91	0.71
10:BA:91:G:OP2	32:BW:3:ARG:CZ	2.39	0.71
9:A9:150:UNK:CA	9:A9:153:UNK:HG3	2.20	0.71
10:AA:1137:A:H2'	10:AA:1138:A:H8	1.54	0.71
10:AA:328:G:H2'	26:AQ:132:LYS:HE2	1.73	0.71
10:AA:63:U:H5'	10:AA:64:U:OP2	1.89	0.71
10:AA:669:G:C3'	10:AA:670:G:H5''	2.21	0.71
10:AA:681:G:H1	10:AA:719:G:N2	1.88	0.71
10:AA:80:A:H2'	10:AA:81:A:O4'	1.90	0.71
20:AK:148:GLY:O	20:AK:150:ARG:HG3	1.91	0.71
27:AR:100:LEU:HD21	27:AR:135:SER:HB3	1.73	0.71
27:AR:275:ASP:HA	27:AR:311:GLN:HB3	1.73	0.71
34:AY:165:PHE:CE1	34:AY:173:ARG:HB2	2.25	0.71
1:B1:17:LYS:HE3	10:BA:1588:G:H4'	1.72	0.71
10:BA:1245:G:O2'	10:BA:1246:C:OP2	2.06	0.71
10:BA:1573:G:N2	29:BT:91:ASN:HB3	2.05	0.71
11:BB:27:ASN:O	11:BB:30:LYS:HB2	1.90	0.71
29:BT:99:CYS:SG	29:BT:100:HIS:N	2.63	0.71
2:A2:138:LEU:HD11	2:A2:153:ARG:NH1	2.06	0.70
6:A6:65:THR:HG22	6:A6:66:GLY:N	2.05	0.70
8:A8:72:LYS:HB2	8:A8:73:LEU:HD23	1.71	0.70
10:AA:1165:A:H4'	10:AA:1166:A:OP2	1.90	0.70
10:AA:1188:A:H2'	10:AA:1415:A:N1	2.06	0.70
8:A8:63:VAL:HG22	16:AG:97:LEU:CB	2.21	0.70

*Continued on next page...*

*Continued from previous page...*

Atom-1	Atom-2	Interatomic distance (Å)	Clash overlap (Å)
18:AI:41:ILE:CD1	18:AI:50:ILE:HD12	2.21	0.70
22:AM:146:VAL:HG12	22:AM:147:VAL:N	2.02	0.70
10:BA:1170:G:OP1	19:BJ:66:ARG:NH1	2.24	0.70
10:BA:538:A:O2'	10:BA:539:U:C6	2.43	0.70
11:BB:79:GLN:O	11:BB:83:ILE:HG13	1.90	0.70
14:BE:166:VAL:C	14:BE:167:ARG:HD2	2.10	0.70
25:BP:21:LEU:HD23	25:BP:21:LEU:N	2.06	0.70
32:BW:37:LYS:HD2	32:BW:40:GLU:OE1	1.91	0.70
10:AA:1381:A:H2'	10:AA:1382:A:O4'	1.91	0.70
10:AA:292:G:H3'	10:AA:293:U:H6	1.57	0.70
10:AA:23:A:OP1	13:AD:14:THR:HG21	1.91	0.70
5:A5:58:ALA:HB2	20:AK:125:LYS:HB3	1.71	0.70
27:AR:57:TYR:HB2	27:AR:65:PHE:O	1.91	0.70
1:B1:24:ILE:HG23	1:B1:45:VAL:O	1.91	0.70
10:BA:440:C:O2'	10:BA:441:C:H5'	1.92	0.70
18:BI:18:ALA:HA	18:BI:73:GLY:CA	2.20	0.70
30:BU:54:ASN:O	30:BU:58:LEU:HG	1.91	0.70
32:BW:123:TYR:HA	32:BW:164:TYR:O	1.91	0.70
32:BW:9:LEU:HD12	32:BW:10:LYS:H	1.56	0.70
10:AA:191:A:H2'	10:AA:192:C:C6	2.25	0.70
10:AA:327:G:C2'	10:AA:328:G:H5''	2.20	0.70
4:A4:220:LYS:NZ	10:AA:864:U:OP1	2.24	0.70
27:AR:274:THR:HG22	27:AR:277:GLY:O	1.91	0.70
34:AY:132:LYS:CE	34:AY:163:ARG:HD3	2.21	0.70
5:B5:89:ARG:HD3	10:BA:1750:A:N6	2.05	0.70
6:B6:65:THR:HG22	6:B6:66:GLY:N	2.06	0.70
10:BA:1716:A:H2'	10:BA:1717:C:H5''	1.73	0.70
10:BA:445:U:H2'	10:BA:445:U:O2	1.91	0.70
32:BW:126:LEU:HD22	32:BW:143:THR:HG21	1.74	0.70
3:A3:20:GLY:O	3:A3:24:VAL:HG23	1.91	0.70
12:AC:205:VAL:CG1	12:AC:206:LYS:N	2.54	0.70
15:AF:51:TRP:NE1	15:AF:84:PHE:CE2	2.54	0.70
21:AL:69:LYS:NZ	21:AL:92:LEU:HD23	2.06	0.70
27:AR:180:VAL:CG1	27:AR:181:GLN:H	1.97	0.70
35:AZ:11:LYS:HB3	35:AZ:12:PRO:HD2	1.73	0.70
2:B2:138:LEU:HD11	2:B2:153:ARG:NH1	2.05	0.70
5:B5:57:LEU:HD12	5:B5:58:ALA:H	1.57	0.70
9:B9:150:UNK:O	9:B9:153:UNK:HG3	1.92	0.70
10:BA:1171:G:H1'	19:BJ:66:ARG:NH1	2.06	0.70
10:BA:1263:G:N2	10:BA:1296:G:H1	1.88	0.70
10:BA:760:G:N2	10:BA:766:G:N2	2.40	0.70

*Continued on next page...*

*Continued from previous page...*

Atom-1	Atom-2	Interatomic distance (Å)	Clash overlap (Å)
10:BA:845:G:H1	10:BA:939:U:H3	1.37	0.70
31:BV:105:MET:HE1	31:BV:109:LEU:HD22	1.72	0.70
32:BW:62:THR:O	32:BW:66:ASN:HB2	1.91	0.70
2:A2:154:THR:C	2:A2:156:ALA:H	1.92	0.70
9:A9:126:ALA:HB2	10:AA:1224:C:O4'	1.91	0.70
10:AA:1418:C:H5'	10:AA:1418:C:C6	2.27	0.70
8:A8:27:LYS:HE2	10:AA:1509:U:C5	2.26	0.70
10:AA:440:C:O2'	10:AA:441:C:H5'	1.91	0.70
12:AC:101:ALA:O	12:AC:105:VAL:HG23	1.92	0.70
16:AG:35:CYS:H	16:AG:63:ILE:HD11	1.56	0.70
22:AM:35:ILE:HD12	22:AM:38:ILE:HD12	1.73	0.70
34:AY:5:ILE:HD11	34:AY:111:LEU:HD12	1.73	0.70
1:B1:7:THR:HG23	1:B1:33:SER:HB3	1.73	0.70
7:B7:38:PRO:HB2	7:B7:41:HIS:CD2	2.26	0.70
10:BA:141:A:C2	10:BA:162:A:N6	2.60	0.70
10:BA:292:G:H3'	10:BA:293:U:H6	1.56	0.70
10:BA:795:A:H62	10:BA:836:G:H2'	1.56	0.70
13:BD:37:LYS:HZ3	13:BD:126:ARG:HD2	1.55	0.70
13:BD:71:PHE:CE2	32:BW:250:ILE:HG21	2.26	0.70
14:BE:227:THR:HB	14:BE:228:PRO:HD2	1.72	0.70
27:BR:181:GLN:HB3	27:BR:182:PRO:HD2	1.73	0.70
27:BR:57:TYR:HB2	27:BR:65:PHE:O	1.91	0.70
8:A8:58:SER:HB2	8:A8:113:GLU:HB2	1.74	0.70
10:AA:605:U:H2'	10:AA:605:U:O2	1.91	0.70
10:AA:840:A:H2'	10:AA:941:A:N6	2.07	0.70
10:AA:84:U:C2'	10:AA:85:G:H5''	2.21	0.70
11:AB:164:THR:HG21	11:AB:200:HIS:H	1.56	0.70
10:AA:1555:A:N6	16:AG:52:GLN:HG2	2.07	0.70
32:AW:31:PRO:HB2	32:AW:38:LEU:HD23	1.74	0.70
35:AZ:37:LYS:HG2	35:AZ:38:LEU:N	2.06	0.70
8:B8:45:ILE:HD12	22:BM:1:MET:HE3	1.73	0.70
9:B9:81:THR:CG2	9:B9:83:LYS:HG2	2.21	0.70
10:BA:1229:U:O2	10:BA:1230:U:H5'	1.92	0.70
10:BA:1605:A:O2'	10:BA:1606:C:OP2	2.08	0.70
10:BA:59:C:C3'	10:BA:60:C:H5''	2.21	0.70
10:BA:89:A:C4	10:BA:390:A:H2	2.09	0.70
11:BB:118:LEU:HD12	11:BB:119:ILE:H	1.55	0.70
12:BC:96:PHE:HB3	12:BC:132:ASP:OD1	1.91	0.70
20:BK:21:VAL:HG12	20:BK:22:GLY:N	2.05	0.70
26:BQ:32:ARG:HH21	26:BQ:50:GLY:C	1.94	0.70
27:BR:197:LYS:HG2	27:BR:208:THR:HB	1.73	0.70

*Continued on next page...*

*Continued from previous page...*

Atom-1	Atom-2	Interatomic distance (Å)	Clash overlap (Å)
34:BY:5:ILE:HD11	34:BY:111:LEU:HD12	1.71	0.70
10:AA:1668:U:H2'	10:AA:1669:G:C8	2.27	0.70
10:AA:271:U:H4'	10:AA:272:U:OP1	1.89	0.70
10:AA:59:C:C3'	10:AA:60:C:H5''	2.21	0.70
10:AA:734:U:H2'	10:AA:735:G:H8	1.57	0.70
11:AB:25:LEU:HD11	11:AB:42:HIS:CE1	2.26	0.70
16:AG:57:ARG:CA	16:AG:57:ARG:HH11	1.94	0.70
14:AE:231:TRP:NE1	17:AH:68:ARG:CZ	2.49	0.70
26:AQ:39:LEU:HA	32:AW:204:GLN:NE2	2.06	0.70
26:AQ:32:ARG:HH21	26:AQ:50:GLY:C	1.95	0.70
32:AW:193:ARG:HH12	32:AW:246:VAL:HG13	1.56	0.70
34:AY:181:ARG:HH11	34:AY:181:ARG:HG2	1.56	0.70
2:B2:23:LYS:HE3	10:BA:382:A:OP2	1.90	0.70
10:BA:1582:G:HO2'	10:BA:1583:A:H8	1.39	0.70
10:BA:3:C:H6	10:BA:3:C:H5'	1.56	0.70
10:BA:584:C:OP1	33:BX:44:ARG:NH2	2.24	0.70
12:BC:82:TYR:O	12:BC:84:ASP:N	2.25	0.70
18:BI:23:SER:OG	18:BI:68:ARG:HG3	1.92	0.70
18:BI:71:VAL:HG21	18:BI:83:ILE:HG12	1.74	0.70
27:BR:226:LYS:O	27:BR:242:ILE:HG13	1.92	0.70
10:BA:158:G:H5''	34:BY:112:GLN:HE21	1.57	0.70
10:AA:1015:C:H5'	10:AA:1016:U:OP2	1.92	0.70
10:AA:632:U:H4'	10:AA:633:U:OP2	1.91	0.70
10:AA:794:A:C2	10:AA:836:G:H1'	2.27	0.70
9:A9:109:VAL:HG21	30:AU:61:ALA:HB1	1.72	0.70
3:B3:127:LEU:O	3:B3:131:LEU:HG	1.92	0.70
9:B9:108:LYS:HA	30:BU:65:LYS:HE3	1.73	0.70
10:BA:513:A:H8	10:BA:513:A:H5'	1.57	0.70
10:BA:533:G:N2	10:BA:535:A:N1	2.36	0.70
10:BA:841:A:O5'	17:BH:57:ARG:HD3	1.92	0.70
24:BO:101:ARG:HH12	24:BO:145:ALA:HA	1.56	0.70
27:BR:17:LEU:HB3	27:BR:54:TRP:CZ3	2.26	0.70
30:BU:70:TYR:CE2	30:BU:126:ALA:HB3	2.26	0.70
32:BW:193:ARG:HH12	32:BW:246:VAL:HG13	1.57	0.70
7:A7:6:LYS:O	7:A7:10:ILE:HG13	1.92	0.70
10:AA:1278:C:O2	10:AA:1278:C:H2'	1.90	0.70
10:AA:162:A:H5''	34:AY:136:LYS:HB3	1.72	0.70
10:AA:1675:A:H5''	34:AY:75:LEU:HD13	1.73	0.70
10:AA:970:A:H2'	10:AA:971:A:H5'	1.74	0.70
14:AE:101:GLY:O	14:AE:116:TRP:HA	1.92	0.70
14:AE:45:LEU:HD12	14:AE:48:ILE:HD12	1.74	0.70

*Continued on next page...*

*Continued from previous page...*

Atom-1	Atom-2	Interatomic distance (Å)	Clash overlap (Å)
16:AG:45:PRO:CG	16:AG:85:ILE:HG23	2.22	0.70
25:AP:21:LEU:N	25:AP:21:LEU:HD23	2.06	0.70
27:AR:174:MET:CE	27:AR:178:ASN:HB2	2.22	0.70
31:AV:17:ILE:HG23	31:AV:58:MET:HE3	1.74	0.70
34:AY:98:ARG:HG2	34:AY:106:MET:HE1	1.74	0.70
10:BA:1290:G:O2'	10:BA:1291:U:H5'	1.92	0.70
10:BA:833:A:H2'	10:BA:834:A:OP1	1.92	0.70
11:BB:191:TRP:NE1	11:BB:193:VAL:HB	2.07	0.70
18:BI:7:GLN:HG3	18:BI:98:TYR:CE2	2.26	0.70
21:BL:19:ARG:O	21:BL:23:ARG:HB2	1.92	0.70
32:BW:35:PRO:HD2	32:BW:85:PRO:HG2	1.74	0.70
34:BY:12:ALA:HB1	34:BY:124:LEU:HA	1.74	0.70
4:A4:108:ILE:HG22	4:A4:109:THR:N	2.06	0.70
10:AA:1603:A:N7	10:AA:1717:C:C1'	2.55	0.70
10:AA:942:U:O2'	10:AA:943:U:H5''	1.91	0.70
12:AC:196:GLU:CG	12:AC:203:PHE:HB2	2.22	0.70
20:AK:138:ASP:OD1	20:AK:139:SER:N	2.25	0.70
25:AP:85:PRO:HD2	25:AP:88:ARG:HD2	1.72	0.70
27:AR:267:LEU:CD1	27:AR:267:LEU:H	2.05	0.70
29:AT:9:THR:HG22	29:AT:10:VAL:N	2.06	0.70
32:AW:123:TYR:HA	32:AW:164:TYR:O	1.91	0.70
10:AA:265:C:OP1	34:AY:180:GLN:NE2	2.25	0.70
7:B7:16:LEU:HD13	7:B7:76:LEU:HD11	1.73	0.70
10:BA:1366:G:O2'	10:BA:1367:C:H5'	1.92	0.70
10:BA:1494:U:O2	10:BA:1494:U:H2'	1.91	0.70
10:BA:8:U:O4	10:BA:15:U:O4	2.10	0.70
10:BA:63:U:H5'	10:BA:64:U:OP2	1.92	0.70
12:BC:205:VAL:CG1	12:BC:206:LYS:N	2.54	0.70
22:BM:26:ARG:O	22:BM:57:ARG:HD3	1.91	0.70
2:A2:40:THR:HG21	2:A2:87:LEU:HD12	1.74	0.69
4:A4:108:ILE:HD11	4:A4:219:ARG:HA	1.74	0.69
8:A8:27:LYS:HG2	10:AA:1509:U:C5	2.27	0.69
10:AA:1055:G:O2'	10:AA:1056:A:H5'	1.91	0.69
10:AA:1137:A:H2'	10:AA:1138:A:C8	2.27	0.69
10:AA:1279:U:O2'	10:AA:1280:G:H5'	1.92	0.69
10:AA:588:A:H4'	10:AA:589:G:O5'	1.92	0.69
10:AA:867:U:H6	10:AA:867:U:C5'	2.05	0.69
10:AA:971:A:H62	10:AA:989:G:H21	1.40	0.69
16:AG:158:PHE:CD2	16:AG:159:LYS:HG3	2.27	0.69
23:AN:33:TYR:CD1	23:AN:33:TYR:O	2.44	0.69
10:AA:938:U:H5'	24:AO:57:ARG:HE	1.57	0.69

*Continued on next page...*

*Continued from previous page...*

Atom-1	Atom-2	Interatomic distance (Å)	Clash overlap (Å)
25:AP:27:HIS:HE1	25:AP:67:SER:OG	1.75	0.69
10:AA:315:U:O2'	26:AQ:79:MET:HE3	1.91	0.69
31:AV:21:TYR:HB3	31:AV:74:GLN:OE1	1.92	0.69
3:B3:15:ILE:O	3:B3:19:VAL:HG23	1.92	0.69
4:B4:184:LYS:HG2	4:B4:184:LYS:O	1.92	0.69
7:B7:47:ARG:HB2	7:B7:50:LYS:HE2	1.74	0.69
10:BA:191:A:H2'	10:BA:192:C:C6	2.27	0.69
10:BA:866:U:H3	10:BA:902:G:H1	1.39	0.69
20:BK:148:GLY:O	20:BK:150:ARG:HG3	1.92	0.69
10:BA:246:U:O4	26:BQ:14:GLY:HA3	1.92	0.69
29:BT:108:LEU:HD13	29:BT:130:ARG:HG3	1.73	0.69
10:AA:1463:U:O2	10:AA:1463:U:H2'	1.91	0.69
10:AA:1494:U:O2	10:AA:1494:U:H2'	1.90	0.69
16:AG:24:ILE:HD11	16:AG:36:THR:OG1	1.92	0.69
26:AQ:44:PRO:HG2	26:AQ:47:ALA:HB2	1.74	0.69
27:AR:197:LYS:HG2	27:AR:208:THR:HB	1.75	0.69
27:AR:293:THR:HG21	27:AR:336:PHE:CE2	2.27	0.69
31:AV:58:MET:HE1	31:AV:61:ILE:HD12	1.74	0.69
6:B6:33:VAL:HG21	6:B6:44:ILE:HD12	1.74	0.69
10:BA:1090:G:H1	10:BA:1102:U:H3	1.40	0.69
10:BA:1318:C:O2'	10:BA:1319:U:OP2	2.10	0.69
10:BA:512:C:C3'	10:BA:513:A:H5''	2.22	0.69
12:BC:15:VAL:O	12:BC:19:VAL:HG23	1.92	0.69
12:BC:196:GLU:CG	12:BC:203:PHE:HB2	2.23	0.69
25:BP:85:PRO:HD2	25:BP:88:ARG:HD2	1.74	0.69
27:BR:100:LEU:HD21	27:BR:135:SER:HB3	1.73	0.69
5:A5:15:ARG:N	5:A5:15:ARG:HD3	2.05	0.69
10:AA:1001:A:O2'	10:AA:1002:U:H6	1.76	0.69
10:AA:1421:G:H4'	23:AN:6:TRP:HE3	1.57	0.69
10:AA:158:G:H5''	34:AY:112:GLN:NE2	2.06	0.69
28:AS:97:GLY:O	28:AS:112:VAL:HG23	1.93	0.69
32:AW:206:SER:O	32:AW:207:PHE:HB2	1.92	0.69
3:B3:20:GLY:O	3:B3:24:VAL:HG23	1.93	0.69
31:BV:58:MET:HE1	31:BV:61:ILE:HD12	1.74	0.69
32:BW:93:ARG:HA	32:BW:99:GLN:O	1.92	0.69
10:BA:533:G:N7	33:BX:28:ARG:HD2	2.07	0.69
10:BA:494:A:N1	33:BX:48:HIS:HB3	2.06	0.69
35:BZ:13:MET:CE	35:BZ:31:LYS:HD3	2.23	0.69
35:BZ:83:LEU:O	35:BZ:87:LEU:HG	1.91	0.69
4:A4:144:ALA:HB1	4:A4:213:LEU:HD13	1.74	0.69
4:A4:184:LYS:HG2	4:A4:184:LYS:O	1.93	0.69

*Continued on next page...*

*Continued from previous page...*

Atom-1	Atom-2	Interatomic distance (Å)	Clash overlap (Å)
18:AI:17:ASN:H	18:AI:125:ARG:NH1	1.91	0.69
4:B4:144:ALA:HB1	4:B4:213:LEU:HD13	1.74	0.69
10:BA:1143:A:H2'	10:BA:1144:A:C8	2.27	0.69
10:BA:135:A:O2'	10:BA:136:U:OP2	2.08	0.69
10:BA:225:C:H6	10:BA:225:C:H5'	1.57	0.69
10:BA:734:U:H2'	10:BA:735:G:H8	1.57	0.69
10:BA:23:A:OP1	13:BD:14:THR:HG21	1.91	0.69
22:BM:16:ARG:HH22	22:BM:20:THR:HA	1.57	0.69
27:BR:186:TYR:HB3	27:BR:206:ARG:NH1	2.07	0.69
28:BS:33:LEU:HD11	28:BS:59:ALA:HA	1.74	0.69
32:BW:47:LEU:HD11	32:BW:113:LEU:HD11	1.74	0.69
10:AA:1263:G:H21	10:AA:1296:G:H22	1.39	0.69
10:AA:1290:G:O2'	10:AA:1291:U:H5'	1.93	0.69
10:AA:336:U:O2'	10:AA:337:G:H8	1.72	0.69
11:AB:10:ILE:O	11:AB:14:LEU:HB2	1.92	0.69
11:AB:60:ILE:O	11:AB:63:VAL:HG22	1.93	0.69
11:AB:75:ARG:HH12	11:AB:162:ARG:HA	1.54	0.69
14:AE:207:THR:CG2	14:AE:210:ASN:HB2	2.22	0.69
14:AE:163:SER:HB3	14:AE:210:ASN:ND2	2.05	0.69
10:AA:1511:A:C5'	22:AM:40:ARG:HH12	1.97	0.69
25:AP:2:THR:HG22	25:AP:3:ILE:N	2.00	0.69
27:AR:237:LEU:HD23	27:AR:237:LEU:C	2.13	0.69
31:AV:61:ILE:C	31:AV:63:LYS:H	1.94	0.69
32:AW:163:LYS:HB2	32:AW:237:TRP:HZ3	1.58	0.69
8:B8:69:VAL:HG11	8:B8:80:ALA:HB1	1.74	0.69
9:B9:138:HIS:NE2	10:BA:1206:A:H4'	2.07	0.69
10:BA:1002:U:O2'	10:BA:1003:A:H5'	1.93	0.69
10:BA:1200:G:O5'	10:BA:1200:G:H8	1.75	0.69
10:BA:765:A:O2'	10:BA:766:G:OP2	2.09	0.69
32:BW:120:GLU:HG2	32:BW:239:GLU:OE2	1.92	0.69
32:BW:47:LEU:CD1	32:BW:113:LEU:HD11	2.22	0.69
2:A2:87:LEU:CD2	2:A2:171:ARG:HH11	2.05	0.69
10:AA:1259:A:O2'	10:AA:1260:G:C8	2.46	0.69
10:AA:1573:G:N2	29:AT:91:ASN:HB3	2.08	0.69
10:AA:231:U:H2'	10:AA:232:G:H5''	1.74	0.69
10:AA:89:A:C4	10:AA:390:A:H2	2.11	0.69
16:AG:44:VAL:HG12	16:AG:45:PRO:HD2	1.74	0.69
20:AK:46:ASP:OD2	20:AK:48:SER:OG	2.10	0.69
24:AO:55:ILE:HG23	24:AO:59:GLN:HG3	1.74	0.69
25:AP:42:LEU:HD23	25:AP:53:VAL:HG11	1.74	0.69
27:AR:214:SER:HB3	27:AR:233:LYS:HB2	1.74	0.69

*Continued on next page...*

*Continued from previous page...*

Atom-1	Atom-2	Interatomic distance (Å)	Clash overlap (Å)
17:AH:49:GLU:OE1	35:AZ:1:MET:HG3	1.92	0.69
10:BA:1406:G:H4'	10:BA:1407:A:O5'	1.92	0.69
20:BK:56:VAL:HG11	20:BK:77:ALA:HA	1.73	0.69
22:BM:125:LEU:O	22:BM:129:TRP:CD1	2.41	0.69
27:BR:107:THR:O	27:BR:109:THR:N	2.25	0.69
32:BW:37:LYS:HG3	32:BW:40:GLU:HB2	1.74	0.69
34:BY:87:ARG:O	34:BY:88:ARG:HB3	1.92	0.69
14:BE:224:ARG:HD2	35:BZ:40:PHE:HZ	1.55	0.69
10:AA:1033:A:O2'	10:AA:1034:A:H5'	1.92	0.69
10:AA:1174:A:C2'	10:AA:1175:A:H5'	2.22	0.69
10:AA:1366:G:O2'	10:AA:1367:C:H5'	1.92	0.69
10:AA:1442:A:C8	10:AA:1512:G:H1'	2.28	0.69
2:A2:95:ASN:HD22	10:AA:332:A:H4'	1.57	0.69
6:A6:67:GLY:HA2	10:AA:935:G:O2'	1.92	0.69
11:AB:5:ARG:NH1	11:AB:5:ARG:HA	2.03	0.69
13:AD:93:LEU:HD23	13:AD:96:VAL:HG21	1.74	0.69
8:A8:63:VAL:HG22	16:AG:97:LEU:HB3	1.75	0.69
18:AI:7:GLN:HG3	18:AI:98:TYR:CE2	2.27	0.69
22:AM:132:LYS:NZ	22:AM:135:GLY:HA3	2.08	0.69
28:AS:91:ILE:HG23	28:AS:92:PRO:HD2	1.74	0.69
30:AU:76:ARG:HG3	30:AU:99:GLY:HA3	1.73	0.69
4:B4:89:LEU:CB	4:B4:101:THR:HG21	2.22	0.69
10:BA:1514:G:C5'	29:BT:90:GLY:HA2	2.22	0.69
10:BA:75:C:H6	10:BA:75:C:O5'	1.75	0.69
15:BF:73:LEU:N	15:BF:73:LEU:HD23	2.07	0.69
21:BL:112:ALA:HB2	21:BL:119:VAL:O	1.92	0.69
4:A4:121:GLN:NE2	4:A4:145:PHE:HD2	1.90	0.69
10:AA:84:U:C2'	10:AA:85:G:C5'	2.71	0.69
13:AD:63:ASP:OD1	13:AD:64:PRO:HD2	1.92	0.69
14:AE:230:PHE:HB3	35:AZ:13:MET:HE2	1.74	0.69
22:AM:72:LEU:HA	22:AM:79:HIS:NE2	2.07	0.69
30:AU:39:LYS:HE3	30:AU:66:ASN:O	1.92	0.69
11:AB:45:ASN:HD21	31:AV:109:LEU:CD1	2.06	0.69
34:AY:207:ALA:O	34:AY:211:GLU:HB2	1.91	0.69
8:B8:58:SER:HB2	8:B8:113:GLU:HB2	1.74	0.69
10:BA:1278:C:H2'	10:BA:1278:C:O2	1.89	0.69
10:BA:1555:A:N6	16:BG:52:GLN:HG2	2.08	0.69
10:BA:1580:U:H5''	18:BI:74:SER:HB2	1.75	0.69
11:BB:51:GLN:HE22	35:BZ:95:ILE:H	1.41	0.69
14:BE:101:GLY:O	14:BE:116:TRP:HA	1.92	0.69
10:BA:1566:G:O2'	23:BN:29:LEU:HD11	1.91	0.69

*Continued on next page...*



*Continued from previous page...*

Atom-1	Atom-2	Interatomic distance (Å)	Clash overlap (Å)
26:BQ:21:LYS:HE3	26:BQ:31:VAL:CG2	2.21	0.69
29:BT:25:HIS:HA	29:BT:28:LYS:HE2	1.73	0.69
10:BA:90:U:OP1	32:BW:3:ARG:HB2	1.91	0.69
1:A1:24:ILE:HG23	1:A1:45:VAL:O	1.93	0.69
10:AA:1178:U:O3'	23:AN:26:ARG:HD2	1.93	0.69
10:AA:1495:U:HO2'	10:AA:1496:A:C5'	2.05	0.69
10:AA:225:C:H6	10:AA:225:C:H5'	1.58	0.69
10:AA:533:G:N2	10:AA:535:A:N1	2.36	0.69
11:AB:98:ARG:NH1	11:AB:101:PRO:HD2	2.08	0.69
27:AR:92:ILE:HB	27:AR:124:VAL:HG11	1.75	0.69
2:B2:87:LEU:CD2	2:B2:171:ARG:HH11	2.05	0.69
10:BA:309:U:H2'	10:BA:310:C:C5'	2.20	0.69
10:BA:618:G:O2'	10:BA:619:C:H5'	1.93	0.69
10:BA:770:G:H2'	10:BA:771:A:H8	1.50	0.69
16:BG:158:PHE:HD2	16:BG:159:LYS:HG3	1.55	0.69
4:B4:26:LEU:HD12	20:BK:84:ARG:NH2	2.07	0.69
20:BK:84:ARG:O	20:BK:84:ARG:HD2	1.92	0.69
2:A2:14:THR:HG23	10:AA:339:C:H1'	1.74	0.69
7:A7:56:GLU:O	7:A7:66:TYR:HA	1.92	0.69
10:AA:1406:G:H4'	10:AA:1407:A:O5'	1.92	0.69
10:AA:1732:U:H6	10:AA:1732:U:C5'	2.00	0.69
10:AA:721:A:H2'	10:AA:722:A:C8	2.28	0.69
14:AE:231:TRP:CE2	17:AH:68:ARG:HG3	2.27	0.69
10:AA:895:U:O2'	20:AK:43:HIS:HD2	1.76	0.69
28:AS:14:ARG:HB3	28:AS:114:PHE:CD2	2.28	0.69
10:AA:147:G:C5'	34:AY:15:CYS:SG	2.81	0.69
35:AZ:13:MET:CE	35:AZ:31:LYS:HD3	2.22	0.69
7:B7:99:PHE:CZ	12:BC:69:HIS:NE2	2.61	0.69
10:BA:295:U:H2'	10:BA:296:C:C6	2.28	0.69
10:BA:572:U:H5''	10:BA:573:A:OP1	1.93	0.69
10:BA:632:U:H4'	10:BA:633:U:OP2	1.93	0.69
10:BA:73:A:O2'	10:BA:74:A:OP2	2.11	0.69
10:BA:955:A:H2'	10:BA:956:A:C5'	2.23	0.69
12:BC:84:ASP:HB3	12:BC:86:GLN:HG3	1.75	0.69
14:BE:207:THR:CG2	14:BE:210:ASN:HB2	2.23	0.69
10:BA:1551:U:H1'	18:BI:141:GLN:HE22	1.57	0.69
22:BM:61:LEU:HD22	22:BM:65:GLN:NE2	2.07	0.69
32:BW:43:PRO:HG2	32:BW:46:VAL:HG23	1.75	0.69
7:A7:16:LEU:HD13	7:A7:76:LEU:HD11	1.75	0.69
9:A9:129:TYR:HB2	9:A9:154:UNK:HB2	1.74	0.69
10:AA:1002:U:O2'	10:AA:1003:A:H5'	1.93	0.69

*Continued on next page...*

*Continued from previous page...*

Atom-1	Atom-2	Interatomic distance (Å)	Clash overlap (Å)
10:AA:1582:G:HO2'	10:AA:1583:A:H8	1.41	0.69
10:AA:494:A:N1	33:AX:48:HIS:HB3	2.08	0.69
10:AA:73:A:O2'	10:AA:74:A:OP2	2.11	0.69
10:AA:937:U:H4'	10:AA:938:U:OP1	1.92	0.69
11:AB:191:TRP:NE1	11:AB:193:VAL:HB	2.07	0.69
10:BA:1137:A:H2'	10:BA:1138:A:H8	1.58	0.69
10:BA:798:G:H2'	10:BA:799:G:H8	1.57	0.69
10:BA:971:A:H62	10:BA:989:G:H21	1.41	0.69
17:BH:74:VAL:HG12	17:BH:75:ILE:N	2.08	0.69
27:BR:267:LEU:CD1	27:BR:267:LEU:H	2.04	0.69
27:BR:293:THR:HG21	27:BR:336:PHE:CE2	2.27	0.69
10:AA:1360:U:H2'	31:AV:3:ARG:NH1	2.08	0.68
10:AA:532:G:OP2	10:AA:532:G:N2	2.26	0.68
12:AC:15:VAL:O	12:AC:19:VAL:HG23	1.93	0.68
18:AI:57:LEU:HD22	18:AI:107:ILE:HG23	1.75	0.68
27:AR:186:TYR:HB3	27:AR:206:ARG:HH11	1.58	0.68
32:AW:108:LYS:HG3	32:AW:110:ARG:HH21	1.58	0.68
32:AW:120:GLU:HG2	32:AW:239:GLU:OE2	1.93	0.68
10:BA:1442:A:C8	10:BA:1512:G:H1'	2.28	0.68
10:BA:1668:U:H2'	10:BA:1669:G:C8	2.26	0.68
10:BA:231:U:H2'	10:BA:232:G:O4'	1.92	0.68
10:BA:89:A:C4	10:BA:390:A:C2	2.82	0.68
10:BA:517:U:H2'	10:BA:519:A:OP2	1.93	0.68
10:BA:546:G:H2'	10:BA:547:C:C5	2.28	0.68
10:BA:569:C:H5'	10:BA:570:G:OP2	1.92	0.68
10:BA:623:U:N3	10:BA:948:A:N6	2.41	0.68
10:BA:971:A:H2'	10:BA:972:G:H5'	1.74	0.68
15:BF:26:ARG:O	15:BF:27:ARG:HG2	1.93	0.68
15:BF:49:LYS:HE2	15:BF:53:LYS:NZ	2.08	0.68
18:BI:120:VAL:HG12	18:BI:121:ALA:H	1.58	0.68
21:BL:58:ILE:HG21	21:BL:117:PRO:CG	2.22	0.68
4:A4:126:ALA:CB	4:A4:175:ASN:HD21	1.98	0.68
5:A5:15:ARG:CD	5:A5:15:ARG:H	2.06	0.68
7:A7:42:CYS:O	7:A7:46:VAL:HG23	1.93	0.68
8:A8:75:VAL:HG12	8:A8:79:LEU:HB3	1.75	0.68
9:A9:150:UNK:O	9:A9:153:UNK:HG3	1.93	0.68
10:AA:1263:G:N2	10:AA:1296:G:N2	2.41	0.68
10:AA:1318:C:O2'	10:AA:1319:U:OP2	2.11	0.68
10:AA:1693:A:H2'	10:AA:1694:U:H6	1.59	0.68
10:AA:1746:G:O2'	10:AA:1747:A:C5'	2.40	0.68
10:AA:235:A:C2	10:AA:814:A:C5	2.81	0.68

*Continued on next page...*

*Continued from previous page...*

Atom-1	Atom-2	Interatomic distance (Å)	Clash overlap (Å)
10:AA:27:A:H5'	10:AA:27:A:C8	2.28	0.68
10:AA:863:G:H2'	10:AA:864:U:C6	2.29	0.68
15:AF:26:ARG:O	15:AF:27:ARG:HG2	1.93	0.68
20:AK:103:VAL:CG1	20:AK:142:ARG:HG2	2.24	0.68
30:AU:54:ASN:O	30:AU:58:LEU:HG	1.92	0.68
2:B2:166:GLN:HE22	2:B2:173:LEU:HD23	1.57	0.68
10:BA:1373:G:H2'	10:BA:1374:C:H6	1.58	0.68
10:BA:295:U:H2'	10:BA:296:C:H6	1.58	0.68
10:BA:721:A:H2'	10:BA:722:A:C8	2.28	0.68
11:BB:64:GLN:HG2	14:BE:245:SER:OG	1.93	0.68
14:BE:228:PRO:CB	17:BH:68:ARG:HH21	2.06	0.68
26:BQ:120:ASP:N	26:BQ:120:ASP:OD1	2.27	0.68
27:BR:127:SER:CB	27:BR:132:GLN:HB2	2.23	0.68
28:BS:100:GLY:HA2	28:BS:108:VAL:O	1.92	0.68
30:BU:26:SER:HB3	30:BU:31:GLU:HG3	1.75	0.68
10:AA:236:U:H2'	10:AA:237:U:H5''	1.74	0.68
24:AO:68:LEU:C	24:AO:68:LEU:HD23	2.14	0.68
27:AR:17:LEU:HB3	27:AR:54:TRP:CZ3	2.29	0.68
32:AW:43:PRO:HG2	32:AW:46:VAL:HG23	1.76	0.68
4:B4:121:GLN:NE2	4:B4:145:PHE:HD2	1.91	0.68
10:BA:236:U:H2'	10:BA:237:U:H5''	1.74	0.68
10:BA:328:G:H2'	26:BQ:132:LYS:HE2	1.74	0.68
10:BA:805:G:H1	10:BA:827:U:H3	1.41	0.68
10:BA:962:G:H1	10:BA:995:U:H3	1.40	0.68
14:BE:228:PRO:HA	14:BE:231:TRP:HD1	1.56	0.68
15:BF:82:GLN:OE1	15:BF:98:ILE:HD11	1.94	0.68
31:BV:114:ILE:HB	31:BV:115:PRO:CD	2.22	0.68
2:A2:36:THR:H	2:A2:103:THR:HG23	1.57	0.68
3:A3:95:THR:HG22	3:A3:96:ALA:H	1.58	0.68
6:A6:33:VAL:HA	6:A6:76:ALA:O	1.93	0.68
6:A6:46:SER:C	6:A6:47:ASN:HD22	1.95	0.68
10:AA:1583:A:H2	10:AA:1584:U:C4	2.11	0.68
10:AA:569:C:H5'	10:AA:570:G:OP2	1.94	0.68
12:AC:82:TYR:O	12:AC:84:ASP:N	2.26	0.68
14:AE:107:ASP:O	14:AE:109:ASN:N	2.26	0.68
22:AM:22:ILE:HD11	10:BA:1700:A:C2	2.28	0.68
32:AW:150:ARG:HG2	32:AW:151:PHE:HD1	1.58	0.68
32:AW:193:ARG:HG2	32:AW:220:PHE:CE2	2.29	0.68
10:BA:1174:A:C2'	10:BA:1175:A:H5'	2.23	0.68
10:BA:1487:A:H5'	12:BC:10:LYS:CE	2.21	0.68
10:BA:718:A:C5	10:BA:719:G:N7	2.61	0.68

*Continued on next page...*

*Continued from previous page...*

Atom-1	Atom-2	Interatomic distance (Å)	Clash overlap (Å)
4:B4:139:ARG:NH1	10:BA:862:A:H5'	2.08	0.68
11:BB:98:ARG:NH1	11:BB:101:PRO:HD2	2.05	0.68
3:B3:141:ILE:O	17:BH:51:GLU:HG3	1.94	0.68
18:BI:11:THR:HG21	18:BI:86:ALA:O	1.93	0.68
27:BR:180:VAL:CG1	27:BR:181:GLN:H	1.99	0.68
27:BR:194:GLY:HA2	27:BR:216:VAL:HG23	1.75	0.68
30:BU:56:VAL:CG1	30:BU:60:LYS:HE3	2.22	0.68
5:A5:90:CYS:O	5:A5:94:ARG:HG3	1.93	0.68
10:AA:1373:G:H2'	10:AA:1374:C:H6	1.57	0.68
10:AA:1:A:H5'	10:AA:2:A:OP2	1.93	0.68
10:AA:46:A:O2'	10:AA:47:C:OP2	2.11	0.68
10:AA:508:A:H5'	10:AA:509:G:OP2	1.93	0.68
10:AA:971:A:H2'	10:AA:972:G:H5'	1.75	0.68
11:AB:120:VAL:HG22	11:AB:142:ALA:HB2	1.74	0.68
33:AX:50:LEU:HD23	33:AX:57:ARG:NH1	2.08	0.68
4:B4:108:ILE:HG22	4:B4:109:THR:N	2.07	0.68
4:B4:33:ASP:HB3	4:B4:44:SER:HB2	1.76	0.68
9:B9:146:UNK:C	9:B9:149:UNK:HG3	2.24	0.68
10:BA:1241:U:O2'	10:BA:1242:G:OP2	2.10	0.68
10:BA:422:G:C8	10:BA:422:G:H5'	2.22	0.68
10:BA:467:A:H5''	13:BD:130:ARG:HD2	1.76	0.68
10:BA:748:U:C4	13:BD:149:ARG:HG3	2.29	0.68
10:BA:1072:G:N2	17:BH:79:TYR:OH	2.23	0.68
19:BJ:67:LYS:HD2	19:BJ:76:THR:HG21	1.76	0.68
27:BR:200:ASN:O	27:BR:202:ASN:N	2.26	0.68
27:BR:234:ASP:OD1	27:BR:236:LYS:HB2	1.93	0.68
27:BR:77:HIS:CD2	27:BR:78:PHE:H	2.11	0.68
31:BV:61:ILE:C	31:BV:63:LYS:H	1.94	0.68
8:A8:60:VAL:HA	8:A8:72:LYS:HG3	1.74	0.68
10:AA:235:A:H2'	10:AA:814:A:H5'	1.76	0.68
10:AA:477:G:H2'	10:AA:478:G:O4'	1.93	0.68
10:AA:955:A:H2'	10:AA:956:A:C5'	2.24	0.68
12:AC:84:ASP:HB3	12:AC:86:GLN:HG3	1.75	0.68
14:AE:41:LYS:HB3	14:AE:244:PHE:HE2	1.57	0.68
25:AP:147:VAL:O	25:AP:148:ALA:HB2	1.94	0.68
27:AR:267:LEU:O	27:AR:268:GLN:HB2	1.94	0.68
30:AU:94:ILE:HG22	30:AU:95:LYS:H	1.57	0.68
2:B2:155:LYS:O	2:B2:155:LYS:HG2	1.92	0.68
3:B3:103:LYS:HA	3:B3:113:ARG:HH12	1.58	0.68
10:BA:1171:G:H8	23:BN:39:ARG:NH1	1.91	0.68
10:BA:738:A:O2'	10:BA:739:A:H5'	1.93	0.68

*Continued on next page...*

*Continued from previous page...*

Atom-1	Atom-2	Interatomic distance (Å)	Clash overlap (Å)
10:BA:948:A:O2'	10:BA:949:A:H5'	1.94	0.68
11:BB:11:LYS:HE2	31:BV:115:PRO:HB2	1.75	0.68
13:BD:100:THR:CG2	13:BD:102:HIS:HB3	2.23	0.68
16:BG:158:PHE:CD2	16:BG:159:LYS:HG3	2.28	0.68
27:BR:293:THR:HG21	27:BR:336:PHE:HE2	1.59	0.68
10:AA:469:A:H2'	10:AA:470:G:C8	2.29	0.68
10:AA:886:U:C3'	10:AA:887:U:H5''	2.06	0.68
10:AA:948:A:O2'	10:AA:949:A:H5'	1.92	0.68
11:AB:79:GLN:O	11:AB:83:ILE:HG13	1.94	0.68
11:AB:99:TRP:HH2	11:AB:104:LEU:HG	1.59	0.68
14:AE:154:THR:HG22	14:AE:155:ILE:HG13	1.75	0.68
17:AH:76:SER:CB	17:AH:77:PRO:HD3	2.24	0.68
22:AM:61:LEU:HD22	22:AM:65:GLN:NE2	2.08	0.68
35:AZ:78:GLU:O	35:AZ:81:ILE:HG22	1.93	0.68
8:B8:43:VAL:CG2	22:BM:25:LYS:HE3	2.22	0.68
10:BA:1025:G:H1	10:BA:1043:U:H3	1.40	0.68
2:B2:14:THR:HG21	10:BA:344:A:O2'	1.92	0.68
10:BA:532:G:N2	10:BA:532:G:OP2	2.26	0.68
10:BA:68:U:H3	10:BA:77:G:H1	1.40	0.68
10:BA:867:U:C5'	10:BA:867:U:H6	2.06	0.68
20:BK:95:ILE:HD11	20:BK:126:ILE:CG2	2.23	0.68
24:BO:60:HIS:O	24:BO:62:ILE:HG13	1.93	0.68
25:BP:42:LEU:HD23	25:BP:53:VAL:HG11	1.74	0.68
27:BR:72:LEU:HB3	27:BR:103:TRP:CZ3	2.29	0.68
4:A4:121:GLN:HE21	4:A4:145:PHE:HD2	1.42	0.68
4:A4:33:ASP:HB3	4:A4:44:SER:HB2	1.75	0.68
10:AA:1008:A:H5''	10:AA:1009:U:OP2	1.93	0.68
11:AB:118:LEU:C	11:AB:119:ILE:HD12	2.14	0.68
18:AI:23:SER:OG	18:AI:68:ARG:HG3	1.94	0.68
34:AY:64:LYS:HZ3	34:AY:82:SER:H	1.40	0.68
2:B2:40:THR:HG21	2:B2:87:LEU:HD12	1.76	0.68
3:B3:123:TYR:CD2	3:B3:178:THR:HG23	2.29	0.68
5:B5:26:CYS:SG	5:B5:28:ARG:CB	2.82	0.68
6:B6:40:ASN:HB2	6:B6:56:LYS:HD2	1.75	0.68
13:BD:53:ARG:HH12	14:BE:176:GLY:HA3	1.57	0.68
14:BE:49:PHE:HD1	35:BZ:41:SER:HB3	1.59	0.68
22:BM:26:ARG:HG3	22:BM:27:ILE:N	2.05	0.68
25:BP:2:THR:HG22	25:BP:3:ILE:N	2.01	0.68
27:BR:238:LEU:HD11	27:BR:248:PRO:HG3	1.76	0.68
4:A4:64:LYS:HG2	4:A4:65:GLY:H	1.59	0.68
9:A9:146:UNK:C	9:A9:149:UNK:HG3	2.24	0.68

*Continued on next page...*

*Continued from previous page...*

Atom-1	Atom-2	Interatomic distance (Å)	Clash overlap (Å)
10:AA:1071:U:H5''	10:AA:1072:G:OP2	1.94	0.68
10:AA:231:U:H2'	10:AA:232:G:O4'	1.93	0.68
2:A2:10:LYS:HZ3	10:AA:330:C:P	2.15	0.68
10:AA:983:A:H2'	10:AA:984:C:H6	1.59	0.68
16:AG:72:MET:O	16:AG:78:ALA:HB1	1.94	0.68
27:AR:51:VAL:HG13	27:AR:82:LEU:HD11	1.76	0.68
6:B6:67:GLY:HA2	10:BA:935:G:O2'	1.94	0.68
7:B7:42:CYS:O	7:B7:46:VAL:HG23	1.93	0.68
9:B9:116:CYS:O	9:B9:120:GLY:HA3	1.93	0.68
10:BA:381:G:H2'	10:BA:382:A:H8	1.59	0.68
10:BA:407:A:H5''	10:BA:408:C:C5	2.28	0.68
16:BG:72:MET:O	16:BG:78:ALA:HB1	1.94	0.68
17:BH:3:LYS:O	17:BH:4:VAL:HG13	1.94	0.68
19:BJ:93:CYS:HB3	19:BJ:97:ASP:HB2	1.76	0.68
23:BN:11:ARG:O	23:BN:11:ARG:HG2	1.94	0.68
2:B2:192:GLU:HB2	26:BQ:19:SER:CB	2.24	0.68
26:BQ:17:LEU:HA	26:BQ:20:LYS:CE	2.24	0.68
10:BA:1302:G:N2	31:BV:6:THR:HG21	2.09	0.68
34:BY:7:TYR:OH	34:BY:9:LEU:HD12	1.94	0.68
2:A2:78:GLU:O	2:A2:79:ASN:HB3	1.93	0.68
4:A4:77:ASP:O	4:A4:79:SER:N	2.26	0.68
9:A9:116:CYS:HA	9:A9:125:MET:SD	2.34	0.68
9:A9:85:LYS:HG3	9:A9:86:THR:N	2.09	0.68
10:AA:1556:G:C8	18:AI:124:ARG:HG3	2.27	0.68
10:AA:231:U:H2'	10:AA:232:G:C4'	2.24	0.68
10:AA:381:G:H2'	10:AA:382:A:C8	2.29	0.68
10:AA:546:G:H2'	10:AA:547:C:C5	2.29	0.68
10:AA:866:U:H3	10:AA:902:G:H1	1.39	0.68
7:B7:6:LYS:O	7:B7:10:ILE:HG13	1.93	0.68
10:BA:1257:U:O2'	10:BA:1258:U:OP2	2.12	0.68
10:BA:245:A:HO2'	10:BA:246:U:H3'	1.56	0.68
2:B2:29:LYS:HZ1	10:BA:391:A:N6	1.91	0.68
10:BA:616:A:C4'	10:BA:617:A:H5'	2.23	0.68
10:BA:785:G:N3	17:BH:107:THR:HG21	2.08	0.68
10:BA:863:G:H2'	10:BA:864:U:C6	2.29	0.68
29:BT:112:GLU:OE2	29:BT:119:LYS:HG3	1.93	0.68
32:BW:163:LYS:HB2	32:BW:237:TRP:HZ3	1.58	0.68
4:A4:181:GLU:HG2	4:A4:199:TYR:CE2	2.29	0.67
5:A5:67:PRO:HD3	20:AK:129:ILE:HD12	1.76	0.67
10:AA:1509:U:H5''	10:AA:1544:G:H22	1.58	0.67
10:AA:381:G:H2'	10:AA:382:A:H8	1.57	0.67

*Continued on next page...*

*Continued from previous page...*

Atom-1	Atom-2	Interatomic distance (Å)	Clash overlap (Å)
10:AA:673:A:H2'	10:AA:675:A:N6	2.09	0.67
13:AD:10:LYS:N	13:AD:10:LYS:HD2	2.09	0.67
18:AI:120:VAL:HG12	18:AI:121:ALA:H	1.57	0.67
22:AM:26:ARG:CG	22:AM:27:ILE:H	2.04	0.67
27:AR:75:HIS:ND1	27:AR:95:SER:HB2	2.10	0.67
10:BA:1033:A:O2'	10:BA:1034:A:H5'	1.93	0.67
10:BA:1137:A:H2'	10:BA:1138:A:C8	2.29	0.67
10:BA:1603:A:N7	10:BA:1717:C:O4'	2.27	0.67
10:BA:468:U:H5'	10:BA:469:A:C4'	2.24	0.67
11:BB:141:ILE:HG23	11:BB:155:VAL:CG1	2.24	0.67
16:BG:44:VAL:HG12	16:BG:45:PRO:HD2	1.75	0.67
18:BI:17:ASN:H	18:BI:125:ARG:NH1	1.92	0.67
22:BM:94:ASP:OD2	28:BS:16:LYS:HD2	1.94	0.67
6:A6:40:ASN:HB2	6:A6:56:LYS:HD2	1.75	0.67
8:A8:69:VAL:HG11	8:A8:80:ALA:HB1	1.74	0.67
2:A2:29:LYS:HZ3	10:AA:391:A:N6	1.93	0.67
10:AA:618:G:O2'	10:AA:619:C:H5'	1.94	0.67
10:AA:733:G:H2'	10:AA:734:U:C6	2.29	0.67
11:AB:193:VAL:HG13	11:AB:197:LEU:HD12	1.76	0.67
11:AB:45:ASN:ND2	31:AV:109:LEU:HD13	2.09	0.67
12:AC:227:ILE:HG12	27:AR:209:PHE:CE1	2.29	0.67
22:AM:112:ASP:O	22:AM:115:ARG:HB3	1.94	0.67
27:AR:340:THR:HG22	27:AR:341:SER:N	2.05	0.67
31:AV:35:LEU:O	31:AV:35:LEU:HD23	1.95	0.67
32:AW:163:LYS:HB2	32:AW:237:TRP:CZ3	2.30	0.67
32:AW:37:LYS:HG3	32:AW:40:GLU:HB2	1.76	0.67
4:B4:64:LYS:HG2	4:B4:65:GLY:H	1.59	0.67
10:BA:231:U:H2'	10:BA:232:G:H5''	1.75	0.67
10:BA:231:U:H2'	10:BA:232:G:C4'	2.24	0.67
10:BA:1579:G:H3'	18:BI:126:MET:CE	2.24	0.67
27:BR:274:THR:HG22	27:BR:277:GLY:O	1.95	0.67
32:BW:31:PRO:HB2	32:BW:38:LEU:HD23	1.76	0.67
10:BA:75:C:H1'	34:BY:178:LYS:HG2	1.76	0.67
2:A2:155:LYS:O	2:A2:155:LYS:HG2	1.94	0.67
9:A9:81:THR:CG2	9:A9:83:LYS:HG2	2.24	0.67
10:AA:155:U:H5''	34:AY:83:CYS:C	2.15	0.67
10:AA:407:A:H5''	10:AA:408:C:C5	2.30	0.67
10:AA:3:C:O2'	10:AA:4:C:OP1	2.09	0.67
10:AA:65:C:C6	34:AY:177:PRO:HB3	2.28	0.67
10:AA:797:A:C8	10:AA:797:A:O5'	2.47	0.67
10:AA:798:G:H2'	10:AA:799:G:H8	1.59	0.67

*Continued on next page...*

*Continued from previous page...*

Atom-1	Atom-2	Interatomic distance (Å)	Clash overlap (Å)
13:AD:136:VAL:HG22	13:AD:156:ILE:HG23	1.74	0.67
13:AD:71:PHE:CE2	32:AW:250:ILE:HG21	2.29	0.67
14:AE:225:TYR:CE1	17:AH:70:ASN:ND2	2.63	0.67
19:AJ:67:LYS:HD2	19:AJ:76:THR:HG21	1.77	0.67
26:AQ:17:LEU:HA	26:AQ:20:LYS:CE	2.24	0.67
27:AR:87:GLU:HB2	27:AR:89:CYS:SG	2.33	0.67
30:AU:26:SER:HB3	30:AU:31:GLU:HG3	1.76	0.67
1:B1:7:THR:CG2	1:B1:31:LEU:HD22	2.24	0.67
2:B2:10:LYS:HD2	10:BA:314:A:OP2	1.93	0.67
2:B2:29:LYS:NZ	10:BA:391:A:H62	1.87	0.67
3:B3:91:ILE:HG23	3:B3:166:LYS:HD2	1.74	0.67
4:B4:137:ILE:HD12	4:B4:225:LYS:HB2	1.76	0.67
10:BA:1156:A:H2	10:BA:1425:G:N3	1.91	0.67
10:BA:570:G:H4'	10:BA:574:A:C2	2.30	0.67
11:BB:99:TRP:HH2	11:BB:104:LEU:HG	1.58	0.67
16:BG:55:LYS:O	16:BG:56:PHE:HD1	1.78	0.67
22:BM:72:LEU:HA	22:BM:79:HIS:NE2	2.09	0.67
27:BR:241:ASP:O	27:BR:245:LEU:HD21	1.95	0.67
34:BY:132:LYS:CE	34:BY:163:ARG:HD3	2.22	0.67
1:A1:46:LYS:O	1:A1:46:LYS:HG3	1.93	0.67
1:A1:7:THR:CG2	1:A1:31:LEU:HD22	2.25	0.67
10:AA:27:A:H5'	10:AA:27:A:H8	1.60	0.67
10:AA:546:G:C2	10:AA:547:C:N4	2.63	0.67
10:AA:608:C:OP1	38:AA:2284:HOH:O	2.12	0.67
10:AA:738:A:O2'	10:AA:739:A:H5'	1.94	0.67
10:AA:962:G:H1	10:AA:995:U:H3	1.41	0.67
11:AB:118:LEU:HD12	11:AB:119:ILE:H	1.58	0.67
18:AI:99:VAL:HG12	18:AI:100:ASP:N	2.10	0.67
27:AR:190:VAL:HG22	27:AR:219:LEU:HD13	1.77	0.67
27:AR:234:ASP:OD1	27:AR:236:LYS:HB2	1.94	0.67
7:A7:82:ILE:HG13	30:AU:17:LYS:HZ3	1.60	0.67
34:AY:12:ALA:HB1	34:AY:124:LEU:HA	1.75	0.67
4:B4:108:ILE:HD12	4:B4:219:ARG:HA	1.77	0.67
10:BA:1187:C:H4'	23:BN:3:ASN:O	1.94	0.67
10:BA:1263:G:H8	10:BA:1263:G:O5'	1.78	0.67
10:BA:1301:A:H2'	10:BA:1302:G:O4'	1.94	0.67
16:BG:70:THR:HB	16:BG:150:ILE:HD12	1.76	0.67
27:BR:186:TYR:HB3	27:BR:206:ARG:HH11	1.60	0.67
27:BR:214:SER:HB3	27:BR:233:LYS:HB2	1.76	0.67
27:BR:267:LEU:O	27:BR:268:GLN:HB2	1.92	0.67
29:BT:111:LEU:HD23	29:BT:116:ILE:HD12	1.77	0.67

*Continued on next page...*



*Continued from previous page...*

Atom-1	Atom-2	Interatomic distance (Å)	Clash overlap (Å)
2:A2:194:LYS:HD3	26:AQ:12:GLN:HE22	1.59	0.67
8:A8:90:ARG:O	8:A8:92:LEU:N	2.27	0.67
10:AA:1171:G:C8	23:AN:39:ARG:NH1	2.61	0.67
16:AG:137:ALA:O	16:AG:141:ARG:HB2	1.95	0.67
22:AM:16:ARG:HH22	22:AM:20:THR:HA	1.59	0.67
10:AA:1302:G:N2	31:AV:6:THR:HG21	2.07	0.67
3:B3:127:LEU:HG	3:B3:174:TYR:CE1	2.29	0.67
10:BA:733:G:H2'	10:BA:734:U:C6	2.30	0.67
10:BA:761:U:O2'	10:BA:762:U:OP2	2.12	0.67
10:BA:873:G:H22	20:BK:55:ARG:NH2	1.93	0.67
11:BB:164:THR:HG21	11:BB:200:HIS:H	1.58	0.67
14:BE:231:TRP:HH2	17:BH:66:ILE:HG21	1.60	0.67
15:BF:31:CYS:HB2	15:BF:75:GLY:O	1.94	0.67
24:BO:29:HIS:O	24:BO:30:MET:HG3	1.95	0.67
10:BA:206:U:OP1	26:BQ:16:PHE:HB3	1.94	0.67
26:BQ:44:PRO:HG2	26:BQ:47:ALA:CB	2.24	0.67
32:BW:206:SER:O	32:BW:207:PHE:HB2	1.93	0.67
32:BW:163:LYS:HB2	32:BW:237:TRP:CZ3	2.29	0.67
4:A4:108:ILE:HD12	4:A4:219:ARG:HA	1.75	0.67
10:AA:1090:G:H1	10:AA:1102:U:H3	1.40	0.67
10:AA:1000:U:H4'	10:AA:1097:A:N6	2.09	0.67
2:A2:105:VAL:CG1	10:AA:320:G:H4'	2.24	0.67
10:AA:572:U:H4'	10:AA:573:A:H5'	1.75	0.67
10:AA:761:U:O2'	10:AA:762:U:OP2	2.12	0.67
10:AA:91:G:OP2	32:AW:3:ARG:CZ	2.42	0.67
21:AL:19:ARG:CA	21:AL:19:ARG:HH11	2.02	0.67
22:AM:28:THR:HG21	22:AM:61:LEU:HD11	1.76	0.67
25:AP:51:ARG:NH2	25:AP:148:ALA:HB3	2.09	0.67
29:AT:25:HIS:HA	29:AT:28:LYS:HE2	1.76	0.67
34:AY:39:ASP:C	34:AY:41:LEU:H	1.97	0.67
3:B3:192:PHE:HE1	6:B6:14:LYS:HA	1.59	0.67
10:BA:1456:A:H2'	10:BA:1457:A:O4'	1.95	0.67
10:BA:341:G:H5''	10:BA:342:U:H3'	1.77	0.67
10:BA:477:G:H2'	10:BA:478:G:O4'	1.93	0.67
10:BA:681:G:H22	10:BA:719:G:H22	1.33	0.67
10:BA:72:G:H3'	10:BA:72:G:C8	2.29	0.67
12:BC:175:VAL:HG22	12:BC:188:LYS:HA	1.77	0.67
13:BD:158:PHE:HD1	13:BD:158:PHE:N	1.93	0.67
10:BA:986:G:OP1	20:BK:149:ARG:CZ	2.42	0.67
26:BQ:106:ILE:HG22	26:BQ:108:VAL:HG23	1.76	0.67
31:BV:35:LEU:HD21	31:BV:41:VAL:HG21	1.75	0.67

*Continued on next page...*

*Continued from previous page...*

Atom-1	Atom-2	Interatomic distance (Å)	Clash overlap (Å)
12:BC:214:ILE:O	31:BV:39:ALA:HB1	1.95	0.67
32:BW:89:MET:HE3	32:BW:104:LEU:HD21	1.74	0.67
34:BY:39:ASP:C	34:BY:41:LEU:H	1.98	0.67
7:A7:63:PHE:CD2	12:AC:79:ARG:HD2	2.29	0.67
10:AA:177:U:H2'	10:AA:178:U:C6	2.29	0.67
10:AA:295:U:H2'	10:AA:296:C:C6	2.30	0.67
10:AA:295:U:H2'	10:AA:296:C:H6	1.60	0.67
10:AA:604:G:H1	10:AA:1080:G:H21	1.37	0.67
10:AA:68:U:H3	10:AA:77:G:H1	1.41	0.67
10:AA:796:U:C2'	10:AA:797:A:H5'	2.23	0.67
10:AA:805:G:H1	10:AA:827:U:H3	1.43	0.67
11:AB:74:SER:OG	11:AB:125:SER:HB3	1.95	0.67
12:AC:226:GLU:HG2	27:AR:208:THR:CG2	2.25	0.67
16:AG:45:PRO:HG3	16:AG:85:ILE:HG23	1.77	0.67
27:AR:200:ASN:O	27:AR:202:ASN:N	2.28	0.67
29:AT:145:THR:O	29:AT:149:ILE:HG13	1.93	0.67
2:B2:35:MET:CE	2:B2:37:LYS:HG3	2.25	0.67
10:BA:1239:G:O2'	10:BA:1240:G:H5'	1.94	0.67
10:BA:1263:G:H21	10:BA:1296:G:H22	1.42	0.67
10:BA:1273:U:O2'	10:BA:1274:U:H5'	1.95	0.67
2:B2:177:THR:HG21	10:BA:205:A:OP1	1.95	0.67
12:BC:36:GLY:O	12:BC:55:ALA:HA	1.95	0.67
22:BM:93:LYS:HE2	28:BS:41:LEU:HD22	1.76	0.67
10:BA:328:G:H2'	26:BQ:132:LYS:NZ	2.09	0.67
3:A3:144:ARG:HH21	3:A3:145:LEU:HG	1.60	0.67
10:AA:1102:U:H2'	10:AA:1103:G:H5'	1.77	0.67
10:AA:1273:U:O2'	10:AA:1274:U:H5'	1.95	0.67
10:AA:451:G:O2'	10:AA:452:A:P	2.53	0.67
17:AH:28:ARG:HB3	17:AH:29:PRO:HD3	1.75	0.67
21:AL:34:LEU:O	21:AL:36:SER:N	2.28	0.67
34:AY:67:VAL:O	34:AY:67:VAL:HG13	1.93	0.67
1:B1:31:LEU:HD12	1:B1:39:ARG:HB3	1.77	0.67
10:BA:1178:U:O3'	23:BN:26:ARG:HD2	1.93	0.67
10:BA:1324:U:O2'	18:BI:4:GLN:HG2	1.95	0.67
11:BB:193:VAL:HG13	11:BB:197:LEU:HD12	1.76	0.67
14:BE:157:GLN:HA	17:BH:96:SER:OG	1.95	0.67
3:A3:127:LEU:HG	3:A3:174:TYR:CE1	2.30	0.67
3:A3:52:LYS:HB3	3:A3:56:LYS:HE2	1.77	0.67
10:AA:1720:G:OP1	10:AA:1723:A:H4'	1.94	0.67
10:AA:256:U:H2'	10:AA:257:G:O4'	1.95	0.67
10:AA:765:A:O2'	10:AA:766:G:OP2	2.13	0.67

*Continued on next page...*

*Continued from previous page...*

Atom-1	Atom-2	Interatomic distance (Å)	Clash overlap (Å)
10:AA:757:C:C5	10:AA:770:G:C2	2.83	0.67
10:AA:777:U:O2	10:AA:777:U:H2'	1.95	0.67
15:AF:49:LYS:HE2	15:AF:53:LYS:NZ	2.09	0.67
16:AG:55:LYS:O	16:AG:56:PHE:HD1	1.78	0.67
22:AM:26:ARG:HG3	22:AM:27:ILE:N	2.05	0.67
27:AR:107:THR:O	27:AR:109:THR:N	2.28	0.67
34:AY:7:TYR:HB3	34:AY:12:ALA:HB3	1.76	0.67
2:B2:86:ILE:O	2:B2:86:ILE:HD13	1.95	0.67
6:B6:45:PHE:CD2	24:BO:57:ARG:HD3	2.30	0.67
22:AM:16:ARG:NH2	10:BA:1700:A:N3	2.42	0.67
10:BA:177:U:H2'	10:BA:178:U:C6	2.29	0.67
10:BA:5:U:O2'	10:BA:546:G:H4'	1.95	0.67
10:BA:605:U:O2	10:BA:605:U:H2'	1.94	0.67
13:BD:10:LYS:N	13:BD:10:LYS:HD2	2.10	0.67
21:BL:52:VAL:HG13	21:BL:71:VAL:HG13	1.77	0.67
25:BP:49:ASP:HB3	25:BP:52:ASN:HD22	1.58	0.67
26:BQ:116:VAL:HG12	26:BQ:117:LYS:N	2.00	0.67
4:A4:137:ILE:HD12	4:A4:225:LYS:HB2	1.77	0.67
7:A7:13:TYR:HD2	7:A7:76:LEU:HD22	1.59	0.67
10:AA:1244:U:C5'	10:AA:1245:G:OP2	2.41	0.67
10:AA:1510:U:H2'	10:AA:1511:A:O5'	1.94	0.67
10:AA:912:A:H3'	10:AA:912:A:N3	2.10	0.67
11:AB:163:SER:HB3	11:AB:165:GLU:OE1	1.95	0.67
14:AE:196:ASP:O	14:AE:197:ILE:HG23	1.95	0.67
21:AL:58:ILE:HG21	21:AL:117:PRO:CG	2.24	0.67
21:AL:86:VAL:HG12	21:AL:91:CYS:HB3	1.77	0.67
21:AL:97:GLU:O	21:AL:98:ASN:HB2	1.95	0.67
26:AQ:145:GLU:OE1	26:AQ:145:GLU:HA	1.93	0.67
29:AT:111:LEU:HD23	29:AT:116:ILE:HD12	1.77	0.67
32:AW:102:ARG:HE	32:AW:238:ILE:HG21	1.58	0.67
10:BA:1696:U:O2'	10:BA:1697:G:H5'	1.95	0.67
10:BA:84:U:C2'	10:BA:85:G:H5''	2.25	0.67
11:BB:120:VAL:HG22	11:BB:142:ALA:HB2	1.75	0.67
11:BB:5:ARG:NH1	11:BB:5:ARG:HA	2.04	0.67
12:BC:67:LYS:O	12:BC:71:GLU:HG3	1.95	0.67
16:BG:32:TYR:CE2	16:BG:138:PRO:HG2	2.29	0.67
22:BM:21:ASN:HD21	22:BM:102:SER:CB	2.07	0.67
25:BP:131:THR:O	25:BP:135:VAL:HG23	1.95	0.67
25:BP:27:HIS:HE1	25:BP:67:SER:OG	1.78	0.67
10:BA:162:A:H5''	34:BY:136:LYS:HB3	1.76	0.67
1:A1:7:THR:HG23	1:A1:33:SER:CB	2.25	0.66

*Continued on next page...*

*Continued from previous page...*

Atom-1	Atom-2	Interatomic distance (Å)	Clash overlap (Å)
7:A7:47:ARG:HB2	7:A7:50:LYS:HE2	1.75	0.66
10:AA:1140:U:H3'	10:AA:1141:G:H8	1.60	0.66
10:AA:1456:A:H2'	10:AA:1457:A:O4'	1.94	0.66
10:AA:1660:A:C6	10:AA:1661:G:N7	2.62	0.66
10:AA:1693:A:H2'	10:AA:1694:U:C6	2.30	0.66
10:AA:718:A:C5	10:AA:719:G:N7	2.63	0.66
12:AC:170:TYR:CD2	12:AC:205:VAL:HG21	2.30	0.66
25:AP:49:ASP:HB3	25:AP:52:ASN:HD22	1.58	0.66
24:AO:135:GLN:HG3	26:AQ:147:ILE:HD11	1.77	0.66
6:B6:57:CYS:O	6:B6:58:SER:HB2	1.95	0.66
10:BA:676:C:C4'	10:BA:677:G:H5'	2.24	0.66
20:BK:46:ASP:OD2	20:BK:48:SER:OG	2.13	0.66
24:BO:86:LEU:HD11	24:BO:90:LEU:HD23	1.77	0.66
9:A9:86:THR:HG22	9:A9:87:LYS:N	2.09	0.66
10:AA:1171:G:N1	23:AN:29:LEU:HD22	2.09	0.66
10:AA:1536:U:H2'	10:AA:1537:C:C6	2.31	0.66
10:AA:468:U:H5'	10:AA:469:A:C4'	2.24	0.66
12:AC:173:VAL:HG22	12:AC:190:LYS:HG2	1.77	0.66
14:AE:247:PHE:O	14:AE:249:HIS:N	2.28	0.66
17:AH:74:VAL:HG12	17:AH:75:ILE:N	2.10	0.66
20:AK:45:THR:CG2	20:AK:49:GLY:HA2	2.25	0.66
22:AM:87:ASN:ND2	22:AM:99:GLN:HE21	1.93	0.66
25:AP:131:THR:O	25:AP:135:VAL:HG23	1.94	0.66
27:AR:194:GLY:HA2	27:AR:216:VAL:HG23	1.76	0.66
28:AS:33:LEU:HD11	28:AS:59:ALA:HA	1.76	0.66
3:B3:129:ASP:HA	3:B3:132:LEU:HD13	1.75	0.66
6:B6:34:LYS:HE2	6:B6:41:ILE:HD11	1.77	0.66
8:B8:90:ARG:O	8:B8:92:LEU:N	2.28	0.66
10:BA:1429:G:OP2	10:BA:1430:C:H5	1.78	0.66
10:BA:1716:A:C2'	10:BA:1717:C:H5''	2.25	0.66
5:B5:77:ILE:HD13	10:BA:1746:G:H1	1.59	0.66
10:BA:29:G:H4'	21:BL:130:SER:CB	2.25	0.66
10:BA:733:G:H1	10:BA:782:A:H61	1.43	0.66
24:BO:28:LEU:HD12	24:BO:29:HIS:N	2.09	0.66
30:BU:16:ILE:HD12	30:BU:82:TYR:HD2	1.60	0.66
32:BW:230:LEU:HD13	32:BW:238:ILE:HD12	1.76	0.66
6:A6:5:LEU:HB2	17:AH:24:GLN:NE2	2.09	0.66
7:A7:82:ILE:HG13	30:AU:17:LYS:NZ	2.11	0.66
10:AA:1613:C:H1'	10:AA:1715:A:C2	2.30	0.66
10:AA:616:A:C4'	10:AA:617:A:H5'	2.23	0.66
10:AA:945:A:H2'	10:AA:946:U:O4'	1.95	0.66

*Continued on next page...*

*Continued from previous page...*

Atom-1	Atom-2	Interatomic distance (Å)	Clash overlap (Å)
24:AO:96:LYS:O	24:AO:100:ILE:HD13	1.96	0.66
27:AR:241:ASP:O	27:AR:245:LEU:HD21	1.96	0.66
27:AR:77:HIS:CD2	27:AR:78:PHE:H	2.13	0.66
34:AY:58:LYS:HD3	34:AY:58:LYS:O	1.95	0.66
3:B3:63:ILE:HG13	3:B3:63:ILE:O	1.93	0.66
9:B9:100:PHE:O	9:B9:112:GLN:HB2	1.95	0.66
9:B9:113:GLN:HA	9:B9:127:LYS:HE2	1.78	0.66
10:BA:360:U:O2'	10:BA:361:A:OP1	2.13	0.66
10:BA:859:A:C5'	10:BA:859:A:H8	2.08	0.66
11:BB:118:LEU:C	11:BB:119:ILE:HD12	2.16	0.66
11:BB:118:LEU:HD12	11:BB:119:ILE:N	2.11	0.66
18:BI:99:VAL:HG12	18:BI:100:ASP:N	2.09	0.66
20:BK:98:ARG:NH2	20:BK:100:LYS:HA	2.10	0.66
26:BQ:134:VAL:O	26:BQ:135:ARG:HG3	1.95	0.66
32:BW:109:GLY:CA	32:BW:191:ILE:HD11	2.24	0.66
2:A2:37:LYS:O	2:A2:38:LEU:HD23	1.96	0.66
6:A6:48:ALA:HA	24:AO:58:ASP:OD1	1.95	0.66
9:A9:116:CYS:O	9:A9:120:GLY:HA3	1.96	0.66
10:AA:1082:G:H1	10:AA:1108:U:H3	1.40	0.66
10:AA:1110:A:H5''	38:AA:2368:HOH:O	1.96	0.66
10:AA:1229:U:O2	10:AA:1230:U:H5'	1.96	0.66
10:AA:124:U:H2'	10:AA:124:U:O2	1.95	0.66
10:AA:1301:A:H2'	10:AA:1302:G:O4'	1.96	0.66
10:AA:479:G:H3'	10:AA:480:A:H8	1.60	0.66
10:AA:795:A:H62	10:AA:836:G:H2'	1.59	0.66
10:AA:89:A:C4	10:AA:390:A:C2	2.83	0.66
11:AB:144:CYS:SG	11:AB:156:VAL:HG13	2.35	0.66
13:AD:81:PHE:CZ	13:AD:88:GLU:HG3	2.20	0.66
22:AM:125:LEU:CD2	22:AM:129:TRP:HE1	2.08	0.66
24:AO:28:LEU:HD12	24:AO:29:HIS:N	2.11	0.66
26:AQ:106:ILE:HG22	26:AQ:108:VAL:HG23	1.77	0.66
10:AA:206:U:OP1	26:AQ:16:PHE:HB3	1.95	0.66
8:B8:60:VAL:HA	8:B8:72:LYS:HG3	1.76	0.66
10:BA:1489:U:H5'	10:BA:1490:C:OP2	1.96	0.66
10:BA:1510:U:H2'	10:BA:1511:A:O5'	1.96	0.66
10:BA:173:A:H8	10:BA:173:A:H5'	1.60	0.66
27:BR:275:ASP:HA	27:BR:311:GLN:HB3	1.77	0.66
27:BR:34:LYS:HB2	27:BR:37:GLU:OE1	1.96	0.66
2:A2:22:ARG:NH1	2:A2:25:ARG:HH12	1.91	0.66
7:A7:63:PHE:HB2	7:A7:65:TYR:HE1	1.61	0.66
10:AA:1037:G:H2'	10:AA:1038:U:H5'	1.76	0.66

*Continued on next page...*

*Continued from previous page...*

Atom-1	Atom-2	Interatomic distance (Å)	Clash overlap (Å)
10:AA:1717:C:H2'	10:AA:1718:A:H5''	1.77	0.66
10:AA:840:A:N6	24:AO:72:LYS:NZ	2.42	0.66
10:AA:623:U:N3	10:AA:948:A:N6	2.44	0.66
24:AO:28:LEU:HD12	24:AO:29:HIS:H	1.59	0.66
27:AR:34:LYS:HB2	27:AR:37:GLU:OE1	1.95	0.66
18:AI:102:ASN:OD1	27:AR:67:ILE:HG21	1.95	0.66
32:AW:177:LEU:H	32:AW:177:LEU:HD23	1.61	0.66
10:AA:494:A:O2'	33:AX:47:PRO:HG3	1.96	0.66
4:B4:104:TYR:O	4:B4:223:VAL:HG23	1.95	0.66
10:BA:508:A:H5'	10:BA:509:G:OP2	1.95	0.66
10:BA:797:A:C8	10:BA:797:A:O5'	2.49	0.66
18:BI:41:ILE:CD1	18:BI:50:ILE:HD12	2.25	0.66
18:BI:57:LEU:HD22	18:BI:107:ILE:HG23	1.77	0.66
10:BA:765:A:O2'	25:BP:12:VAL:HG21	1.96	0.66
10:BA:318:U:H4'	26:BQ:11:LYS:NZ	2.09	0.66
29:BT:145:THR:O	29:BT:149:ILE:HG13	1.96	0.66
10:BA:65:C:H5'	34:BY:177:PRO:HA	1.76	0.66
10:AA:1716:A:OP2	10:AA:1721:G:P	2.54	0.66
10:AA:527:A:H2'	10:AA:528:G:H8	1.61	0.66
12:AC:165:GLN:H	12:AC:166:PRO:HD2	1.59	0.66
18:AI:120:VAL:HG12	18:AI:121:ALA:N	2.11	0.66
23:AN:11:ARG:HG2	23:AN:11:ARG:O	1.95	0.66
26:AQ:134:VAL:O	26:AQ:135:ARG:HG3	1.95	0.66
27:AR:268:GLN:HB3	27:AR:284:MET:HE3	1.77	0.66
30:AU:73:VAL:CG1	30:AU:74:PRO:HD2	2.26	0.66
32:AW:35:PRO:HD2	32:AW:85:PRO:HG2	1.78	0.66
32:AW:93:ARG:HA	32:AW:99:GLN:O	1.96	0.66
33:AX:66:LYS:HD2	33:AX:69:LYS:HD2	1.77	0.66
3:B3:95:THR:HG22	3:B3:96:ALA:H	1.59	0.66
10:BA:453:G:OP2	13:BD:1:MET:HG3	1.95	0.66
10:BA:687:U:H2'	10:BA:688:A:C8	2.31	0.66
11:BB:75:ARG:NH1	11:BB:162:ARG:HA	2.10	0.66
12:BC:173:VAL:HG22	12:BC:190:LYS:HG2	1.77	0.66
25:BP:69:GLY:C	25:BP:70:PHE:HD1	1.99	0.66
30:BU:94:ILE:CG2	30:BU:97:VAL:HB	2.26	0.66
34:BY:64:LYS:HZ3	34:BY:82:SER:H	1.44	0.66
1:A1:31:LEU:HD12	1:A1:39:ARG:HB3	1.78	0.66
10:AA:1101:C:H2'	10:AA:1102:U:O4'	1.96	0.66
10:AA:1158:U:H2'	10:AA:1159:U:O4'	1.96	0.66
10:AA:1170:G:OP1	19:AJ:66:ARG:NH1	2.29	0.66
10:AA:1514:G:C5'	29:AT:90:GLY:HA2	2.25	0.66

*Continued on next page...*

*Continued from previous page...*

Atom-1	Atom-2	Interatomic distance (Å)	Clash overlap (Å)
2:A2:14:THR:HG21	10:AA:344:A:O2'	1.95	0.66
10:AA:572:U:H5''	10:AA:573:A:OP1	1.95	0.66
13:AD:132:ARG:O	13:AD:134:ILE:N	2.28	0.66
15:AF:31:CYS:HB2	15:AF:75:GLY:O	1.96	0.66
22:AM:119:ILE:HG23	28:AS:124:PHE:HE2	1.59	0.66
26:AQ:44:PRO:HG2	26:AQ:47:ALA:CB	2.26	0.66
30:AU:55:TYR:O	30:AU:59:VAL:HG23	1.95	0.66
32:AW:9:LEU:HD12	32:AW:10:LYS:H	1.61	0.66
8:B8:46:GLU:HB2	22:BM:7:LYS:HG3	1.78	0.66
10:BA:1418:C:H5'	10:BA:1418:C:C6	2.30	0.66
10:BA:1509:U:H5''	10:BA:1544:G:H22	1.61	0.66
10:BA:643:U:H2'	10:BA:644:U:O4'	1.96	0.66
10:BA:945:A:H2'	10:BA:946:U:O4'	1.95	0.66
16:BG:122:ARG:HE	16:BG:129:VAL:CG1	2.08	0.66
17:BH:28:ARG:HB3	17:BH:29:PRO:HD3	1.76	0.66
20:BK:45:THR:HG22	20:BK:49:GLY:HA2	1.78	0.66
10:BA:564:A:H61	21:BL:115:ASP:HB3	1.61	0.66
10:BA:1567:U:H5'	23:BN:29:LEU:HD11	1.77	0.66
25:BP:7:THR:OG1	25:BP:10:ILE:HD11	1.96	0.66
26:BQ:145:GLU:HA	26:BQ:145:GLU:OE1	1.95	0.66
5:A5:26:CYS:SG	5:A5:28:ARG:CB	2.83	0.66
9:A9:124:PHE:N	9:A9:124:PHE:CD1	2.64	0.66
10:AA:1453:C:H1'	18:AI:79:GLN:NE2	2.10	0.66
11:AB:14:LEU:HD11	31:AV:102:THR:HG21	1.78	0.66
12:AC:108:MET:HE2	12:AC:125:ILE:HD13	1.77	0.66
13:AD:17:ARG:HB3	13:AD:20:GLU:CG	2.26	0.66
16:AG:95:ILE:HG21	16:AG:103:PRO:HB3	1.78	0.66
21:AL:112:ALA:HB2	21:AL:119:VAL:O	1.96	0.66
21:AL:54:GLU:OE2	21:AL:56:ILE:HD11	1.96	0.66
26:AQ:70:ILE:HG22	26:AQ:71:LYS:N	2.11	0.66
14:AE:224:ARG:CD	35:AZ:40:PHE:HZ	2.08	0.66
2:B2:39:THR:C	2:B2:41:GLN:H	1.97	0.66
4:B4:181:GLU:HG2	4:B4:199:TYR:CE2	2.31	0.66
4:B4:34:PHE:HB3	4:B4:45:PHE:O	1.96	0.66
4:B4:77:ASP:O	4:B4:79:SER:N	2.26	0.66
9:B9:86:THR:HG22	9:B9:87:LYS:N	2.10	0.66
10:BA:1040:C:O2'	10:BA:1041:A:H5'	1.95	0.66
10:BA:1660:A:C6	10:BA:1661:G:N7	2.64	0.66
10:BA:466:A:H62	13:BD:40:ARG:HH22	1.42	0.66
14:BE:186:LYS:O	14:BE:190:GLN:HG3	1.95	0.66
18:BI:133:GLY:HA3	18:BI:139:LYS:HA	1.77	0.66

*Continued on next page...*

*Continued from previous page...*

Atom-1	Atom-2	Interatomic distance (Å)	Clash overlap (Å)
24:BO:127:LEU:HD12	24:BO:131:TYR:CE2	2.31	0.66
27:BR:275:ASP:HB3	27:BR:311:GLN:HG2	1.77	0.66
28:BS:132:THR:HG22	28:BS:133:HIS:H	1.61	0.66
32:BW:193:ARG:HG2	32:BW:220:PHE:CE2	2.31	0.66
34:BY:58:LYS:HD3	34:BY:58:LYS:O	1.95	0.66
1:A1:19:GLY:C	1:A1:21:ARG:H	1.97	0.66
4:A4:26:LEU:HD12	20:AK:84:ARG:HH22	1.61	0.66
10:AA:164:U:OP2	10:AA:264:U:H4'	1.96	0.66
10:AA:512:C:H3'	10:AA:513:A:C5'	2.26	0.66
11:AB:11:LYS:HE2	31:AV:115:PRO:HB2	1.78	0.66
21:AL:52:VAL:HG13	21:AL:71:VAL:CG1	2.25	0.66
22:AM:21:ASN:HD21	22:AM:102:SER:CB	2.09	0.66
23:AN:45:GLN:HB2	23:AN:49:ILE:HD11	1.78	0.66
10:BA:599:A:C5'	10:BA:600:A:H5''	2.25	0.66
10:BA:728:U:C2'	10:BA:729:U:H5'	2.25	0.66
4:B4:220:LYS:NZ	10:BA:864:U:OP1	2.28	0.66
7:B7:61:TRP:HE1	12:BC:26:SER:CB	2.08	0.66
14:BE:41:LYS:HB3	14:BE:244:PHE:HE2	1.61	0.66
18:BI:7:GLN:HG3	18:BI:98:TYR:HE2	1.61	0.66
10:BA:1171:G:N7	23:BN:39:ARG:HB3	2.10	0.66
25:BP:51:ARG:NH2	25:BP:148:ALA:HB3	2.11	0.66
27:BR:190:VAL:HG22	27:BR:219:LEU:HD13	1.78	0.66
30:BU:79:LEU:HD13	30:BU:103:LEU:HD21	1.76	0.66
10:BA:1200:G:H1	30:BU:76:ARG:NH1	1.94	0.66
32:BW:125:LEU:HD12	32:BW:238:ILE:HD11	1.77	0.66
11:BB:139:PRO:HB3	35:BZ:47:VAL:HG21	1.76	0.66
4:A4:104:TYR:O	4:A4:223:VAL:HG23	1.96	0.66
10:AA:1340:G:N2	10:AA:1341:U:H1'	2.10	0.66
10:AA:1476:A:H2'	10:AA:1477:A:H5'	1.78	0.66
10:AA:1514:G:H22	10:AA:1540:G:C2'	2.09	0.66
10:AA:236:U:C3'	10:AA:237:U:H5''	2.26	0.66
10:AA:360:U:O2'	10:AA:361:A:OP1	2.14	0.66
12:AC:130:ILE:HA	12:AC:134:ALA:HB3	1.78	0.66
14:AE:33:LEU:O	14:AE:37:VAL:HG23	1.96	0.66
15:AF:48:MET:HE1	15:AF:59:ALA:HB1	1.76	0.66
15:AF:82:GLN:OE1	15:AF:98:ILE:HD11	1.96	0.66
18:AI:71:VAL:HG21	18:AI:83:ILE:HG12	1.76	0.66
20:AK:82:VAL:HG21	20:AK:122:SER:OG	1.96	0.66
24:AO:49:PRO:HG3	24:AO:74:LEU:HD23	1.76	0.66
27:AR:114:PHE:HB3	27:AR:145:TRP:CE3	2.31	0.66
31:AV:5:ARG:HD3	31:AV:5:ARG:N	2.10	0.66

*Continued on next page...*



*Continued from previous page...*

Atom-1	Atom-2	Interatomic distance (Å)	Clash overlap (Å)
32:AW:106:ASP:HB2	32:AW:110:ARG:H	1.60	0.66
4:B4:112:ARG:O	4:B4:115:SER:HB3	1.96	0.66
4:B4:182:ALA:HB2	4:B4:190:PHE:CE2	2.31	0.66
10:BA:546:G:C2	10:BA:547:C:N4	2.64	0.66
10:BA:948:A:H2'	10:BA:949:A:H5'	1.78	0.66
21:BL:34:LEU:O	21:BL:36:SER:N	2.29	0.66
22:BM:87:ASN:ND2	22:BM:99:GLN:HE21	1.93	0.66
23:BN:33:TYR:CD1	23:BN:33:TYR:O	2.46	0.66
25:BP:23:LEU:HD11	25:BP:71:ALA:CB	2.26	0.66
32:BW:89:MET:CE	32:BW:104:LEU:HD21	2.25	0.66
10:BA:74:A:H1'	34:BY:179:ILE:HD11	1.76	0.66
1:A1:45:VAL:HG12	1:A1:46:LYS:N	2.11	0.65
10:AA:1671:G:H2'	10:AA:1672:G:C8	2.31	0.65
3:A3:118:CYS:HB3	10:AA:633:U:OP1	1.96	0.65
16:AG:13:LEU:HD12	16:AG:14:PHE:H	1.61	0.65
24:AO:127:LEU:HD12	24:AO:131:TYR:CE2	2.31	0.65
25:AP:69:GLY:C	25:AP:70:PHE:HD1	1.99	0.65
30:AU:56:VAL:CG1	30:AU:60:LYS:HE3	2.23	0.65
9:A9:109:VAL:CG2	30:AU:61:ALA:HB1	2.26	0.65
32:AW:105:TYR:CD2	32:AW:191:ILE:HD12	2.31	0.65
34:AY:7:TYR:OH	34:AY:9:LEU:HD12	1.96	0.65
3:B3:52:LYS:HB3	3:B3:56:LYS:HE2	1.78	0.65
10:BA:1158:U:H2'	10:BA:1159:U:O4'	1.95	0.65
10:BA:1429:G:N3	10:BA:1429:G:H2'	2.11	0.65
10:BA:256:U:H2'	10:BA:257:G:O4'	1.96	0.65
10:BA:840:A:O2'	10:BA:841:A:OP2	2.14	0.65
14:BE:157:GLN:NE2	14:BE:225:TYR:HB3	2.10	0.65
14:BE:189:LEU:HD13	14:BE:197:ILE:HD11	1.77	0.65
14:BE:35:ARG:HH22	14:BE:252:ALA:H	1.44	0.65
14:BE:33:LEU:O	14:BE:37:VAL:HG23	1.96	0.65
10:BA:561:A:OP1	21:BL:67:VAL:HB	1.97	0.65
26:BQ:17:LEU:HD12	26:BQ:31:VAL:CG1	2.25	0.65
4:A4:182:ALA:HB2	4:A4:190:PHE:CE2	2.31	0.65
2:A2:31:ARG:HG3	10:AA:323:U:OP1	1.95	0.65
11:AB:75:ARG:NH1	11:AB:162:ARG:HA	2.11	0.65
14:AE:157:GLN:NE2	14:AE:225:TYR:HB3	2.11	0.65
16:AG:70:THR:HB	16:AG:150:ILE:HD12	1.76	0.65
21:AL:53:THR:O	21:AL:54:GLU:HB3	1.96	0.65
27:AR:226:LYS:O	27:AR:242:ILE:HG13	1.96	0.65
28:AS:132:THR:HG22	28:AS:133:HIS:H	1.60	0.65
31:AV:112:GLN:NE2	31:AV:113:ASN:HD22	1.94	0.65

*Continued on next page...*

*Continued from previous page...*

Atom-1	Atom-2	Interatomic distance (Å)	Clash overlap (Å)
32:AW:125:LEU:HD23	32:AW:162:LEU:O	1.96	0.65
11:AB:156:VAL:CG2	35:AZ:80:HIS:HB2	2.26	0.65
3:B3:113:ARG:NH2	10:BA:633:U:OP1	2.30	0.65
5:B5:85:VAL:O	5:B5:86:VAL:HB	1.95	0.65
10:BA:1551:U:H2'	10:BA:1552:U:C6	2.31	0.65
10:BA:777:U:H2'	10:BA:777:U:O2	1.95	0.65
10:BA:879:G:OP2	20:BK:39:ASP:HB2	1.95	0.65
10:BA:912:A:N3	10:BA:912:A:H3'	2.12	0.65
26:BQ:87:ARG:HD3	26:BQ:104:ARG:NH2	2.11	0.65
10:BA:1425:G:O3'	28:BS:127:THR:HG21	1.95	0.65
32:BW:125:LEU:HD23	32:BW:162:LEU:O	1.97	0.65
32:BW:150:ARG:HG2	32:BW:151:PHE:HD1	1.60	0.65
4:A4:50:VAL:HG12	4:A4:51:THR:N	2.11	0.65
10:AA:1030:A:H2'	10:AA:1031:A:H8	1.61	0.65
13:AD:110:GLN:HG3	13:AD:126:ARG:NE	2.12	0.65
19:AJ:49:GLU:CB	19:AJ:92:THR:HB	2.20	0.65
20:AK:95:ILE:HD11	20:AK:126:ILE:CG2	2.25	0.65
26:AQ:87:ARG:HD3	26:AQ:104:ARG:NH2	2.12	0.65
27:AR:95:SER:HB3	27:AR:97:ASP:OD1	1.97	0.65
29:AT:45:VAL:HG12	29:AT:46:ALA:N	2.11	0.65
1:B1:19:GLY:C	1:B1:21:ARG:H	1.98	0.65
4:B4:126:ALA:CB	4:B4:175:ASN:HD21	2.00	0.65
6:B6:34:LYS:HG2	6:B6:41:ILE:CG1	2.24	0.65
7:B7:9:LYS:O	7:B7:13:TYR:HD1	1.79	0.65
9:B9:85:LYS:HG3	9:B9:86:THR:N	2.10	0.65
10:BA:1028:G:H5'	10:BA:1028:G:C8	2.28	0.65
10:BA:1474:G:O2'	29:BT:42:THR:HG21	1.95	0.65
10:BA:84:U:C2'	10:BA:85:G:C5'	2.74	0.65
10:BA:99:A:H3'	38:BA:2106:HOH:O	1.97	0.65
11:BB:109:THR:HG22	11:BB:111:LYS:H	1.61	0.65
16:BG:66:ARG:HH22	16:BG:143:ASN:HD21	1.44	0.65
25:BP:90:ARG:HB3	25:BP:96:GLY:O	1.96	0.65
27:BR:146:ASN:C	27:BR:148:LEU:H	1.99	0.65
6:A6:57:CYS:O	6:A6:58:SER:HB2	1.96	0.65
10:AA:1188:A:C8	10:AA:1188:A:O5'	2.50	0.65
10:AA:1325:G:C3'	10:AA:1326:C:H5''	2.25	0.65
10:AA:1462:U:C5	10:AA:1464:U:C4	2.82	0.65
5:A5:77:ILE:HG12	10:AA:1746:G:O6	1.95	0.65
15:AF:32:PHE:HD2	15:AF:72:LYS:HE2	1.59	0.65
8:A8:96:VAL:HG21	16:AG:97:LEU:HD11	1.77	0.65
4:A4:71:THR:HB	20:AK:128:ARG:CZ	2.26	0.65

*Continued on next page...*

*Continued from previous page...*

Atom-1	Atom-2	Interatomic distance (Å)	Clash overlap (Å)
27:AR:293:THR:HG21	27:AR:336:PHE:HE2	1.60	0.65
1:B1:20:SER:C	1:B1:22:GLY:H	1.99	0.65
5:B5:15:ARG:H	5:B5:15:ARG:CD	2.07	0.65
7:B7:52:ARG:HB2	7:B7:54:PHE:CE1	2.31	0.65
10:BA:1071:U:H5''	10:BA:1072:G:OP2	1.96	0.65
10:BA:1244:U:C5'	10:BA:1245:G:OP2	2.45	0.65
10:BA:1325:G:C3'	10:BA:1326:C:H5''	2.26	0.65
10:BA:1495:U:HO2'	10:BA:1496:A:C5'	2.10	0.65
10:BA:1740:C:OP2	20:BK:146:ARG:CB	2.36	0.65
10:BA:223:C:H2'	10:BA:224:G:C8	2.31	0.65
10:BA:388:A:O2'	10:BA:389:G:H5'	1.97	0.65
10:BA:562:G:OP1	21:BL:69:LYS:HE2	1.97	0.65
11:BB:13:LEU:HA	11:BB:169:MET:HE3	1.78	0.65
15:BF:49:LYS:HE2	15:BF:53:LYS:HZ3	1.61	0.65
21:BL:53:THR:O	21:BL:54:GLU:HB3	1.96	0.65
22:BM:81:ILE:HA	29:BT:40:TRP:CZ2	2.32	0.65
24:BO:86:LEU:CD1	24:BO:87:PRO:HD2	2.17	0.65
27:BR:92:ILE:HB	27:BR:124:VAL:HG11	1.78	0.65
9:B9:97:ALA:HB1	30:BU:29:LEU:CD1	2.25	0.65
2:A2:35:MET:CE	2:A2:37:LYS:HG3	2.27	0.65
4:A4:89:LEU:CB	4:A4:101:THR:HG21	2.24	0.65
10:AA:1259:A:N6	10:AA:1301:A:H5'	2.11	0.65
10:AA:1579:G:H3'	18:AI:126:MET:CE	2.27	0.65
10:AA:676:C:C4'	10:AA:677:G:H5'	2.24	0.65
10:AA:573:A:N6	12:AC:148:GLN:HE22	1.93	0.65
16:AG:13:LEU:HD12	16:AG:14:PHE:N	2.12	0.65
16:AG:32:TYR:CE2	16:AG:138:PRO:HG2	2.31	0.65
18:AI:59:GLN:HA	18:AI:62:PHE:CD2	2.31	0.65
21:AL:117:PRO:HG2	21:AL:118:GLY:H	1.60	0.65
24:AO:13:ILE:HG22	24:AO:14:SER:O	1.97	0.65
27:AR:146:ASN:HD22	27:AR:150:GLU:CB	2.07	0.65
10:BA:124:U:O2	10:BA:124:U:H2'	1.96	0.65
2:B2:31:ARG:HG3	10:BA:323:U:OP1	1.96	0.65
13:BD:17:ARG:HB3	13:BD:20:GLU:CG	2.26	0.65
14:BE:166:VAL:CG2	14:BE:210:ASN:HB3	2.26	0.65
15:BF:39:PRO:HG2	15:BF:42:PHE:CE1	2.30	0.65
22:BM:112:ASP:O	22:BM:115:ARG:HB3	1.97	0.65
22:BM:20:THR:HG22	22:BM:20:THR:O	1.97	0.65
10:BA:1471:C:P	29:BT:130:ARG:HH22	2.20	0.65
32:BW:133:ILE:O	32:BW:133:ILE:HG13	1.96	0.65
14:BE:49:PHE:CD1	35:BZ:41:SER:HB3	2.30	0.65

*Continued on next page...*

*Continued from previous page...*

Atom-1	Atom-2	Interatomic distance (Å)	Clash overlap (Å)
3:A3:15:ILE:O	3:A3:19:VAL:HG23	1.95	0.65
8:A8:32:LYS:H	15:BF:42:PHE:HA	1.60	0.65
10:AA:1239:G:O2'	10:AA:1240:G:H5'	1.96	0.65
10:AA:130:A:H2'	10:AA:131:U:C6	2.32	0.65
10:AA:133:A:C4'	10:AA:134:C:H5'	2.26	0.65
10:AA:1716:A:C2'	10:AA:1717:C:H5''	2.25	0.65
10:AA:371:U:O2'	10:AA:372:C:OP1	2.13	0.65
10:AA:797:A:H8	10:AA:797:A:O5'	1.78	0.65
13:AD:127:VAL:O	13:AD:130:ARG:HB2	1.96	0.65
16:AG:22:VAL:HG22	16:AG:105:GLU:HB2	1.78	0.65
16:AG:72:MET:HE1	16:AG:81:LYS:HB2	1.79	0.65
10:AA:984:C:O2	20:AK:151:LEU:HD22	1.96	0.65
9:B9:81:THR:HG21	9:B9:83:LYS:HG2	1.78	0.65
10:BA:1648:C:H2'	10:BA:1649:U:O4'	1.96	0.65
10:BA:1746:G:O2'	10:BA:1747:A:C5'	2.42	0.65
10:BA:469:A:H2'	10:BA:470:G:C8	2.27	0.65
10:BA:645:C:H2'	10:BA:646:A:H8	1.61	0.65
10:BA:668:U:OP1	17:BH:119:ARG:NH2	2.29	0.65
11:BB:25:LEU:HD11	11:BB:42:HIS:CE1	2.31	0.65
14:BE:231:TRP:NE1	17:BH:68:ARG:CZ	2.53	0.65
18:BI:129:LYS:HA	18:BI:136:ALA:HA	1.79	0.65
10:BA:1430:C:N4	22:BM:139:LYS:HG3	2.11	0.65
23:BN:45:GLN:HB2	23:BN:49:ILE:HD11	1.78	0.65
27:BR:87:GLU:HB2	27:BR:89:CYS:SG	2.37	0.65
5:A5:58:ALA:O	5:A5:59:PHE:O	2.15	0.65
9:A9:100:PHE:O	9:A9:112:GLN:HB2	1.96	0.65
10:AA:123:A:H4'	10:AA:124:U:OP1	1.96	0.65
10:AA:1374:C:H2'	10:AA:1374:C:O2	1.95	0.65
10:AA:1489:U:H5'	10:AA:1490:C:OP2	1.96	0.65
11:AB:51:GLN:NE2	35:AZ:95:ILE:H	1.94	0.65
20:AK:56:VAL:HG11	20:AK:77:ALA:HA	1.77	0.65
21:AL:116:ILE:CG2	21:AL:119:VAL:HB	2.20	0.65
10:AA:1171:G:N7	23:AN:39:ARG:HB3	2.12	0.65
25:AP:115:THR:HG22	25:AP:116:SER:N	2.11	0.65
10:AA:74:A:N3	34:AY:179:ILE:CD1	2.59	0.65
9:B9:157:UNK:O	9:B9:160:UNK:HG3	1.97	0.65
10:BA:107:U:O2'	10:BA:108:A:H5'	1.96	0.65
10:BA:1263:G:N2	10:BA:1296:G:N2	2.44	0.65
10:BA:1583:A:H2	10:BA:1584:U:C4	2.14	0.65
10:BA:236:U:C3'	10:BA:237:U:H5''	2.26	0.65
10:BA:327:G:H2'	10:BA:328:G:H5'	1.78	0.65

*Continued on next page...*

*Continued from previous page...*

Atom-1	Atom-2	Interatomic distance (Å)	Clash overlap (Å)
10:BA:381:G:H2'	10:BA:382:A:C8	2.31	0.65
10:BA:618:G:C2'	10:BA:619:C:H5'	2.27	0.65
31:BV:61:ILE:HG12	31:BV:66:VAL:CG2	2.20	0.65
2:A2:86:ILE:O	2:A2:86:ILE:HD13	1.97	0.65
8:A8:70:VAL:HG22	8:A8:75:VAL:O	1.96	0.65
10:AA:1199:G:H5''	10:AA:1200:G:H3'	1.78	0.65
10:AA:531:A:H8	10:AA:536:C:H42	1.44	0.65
10:AA:643:U:H2'	10:AA:644:U:O4'	1.96	0.65
10:AA:748:U:O2'	10:AA:751:U:OP1	2.15	0.65
14:AE:145:TRP:HZ3	14:AE:174:PRO:CG	2.10	0.65
14:AE:185:PRO:HG3	14:AE:211:PHE:CE2	2.32	0.65
10:AA:865:A:H5''	20:AK:134:PRO:HB2	1.79	0.65
22:AM:94:ASP:OD2	28:AS:16:LYS:HD2	1.96	0.65
10:AA:90:U:OP1	32:AW:3:ARG:HB2	1.97	0.65
4:B4:24:ASP:OD1	4:B4:25:PRO:HD2	1.97	0.65
8:B8:75:VAL:HG12	8:B8:79:LEU:HB3	1.77	0.65
10:BA:1374:C:O2	10:BA:1374:C:H2'	1.97	0.65
10:BA:1671:G:H2'	10:BA:1672:G:C8	2.31	0.65
10:BA:377:G:H21	10:BA:417:A:H8	1.43	0.65
11:BB:74:SER:OG	11:BB:125:SER:HB3	1.96	0.65
14:BE:145:TRP:H	14:BE:153:HIS:HE1	1.44	0.65
21:BL:117:PRO:HG2	21:BL:118:GLY:H	1.61	0.65
2:A2:121:TYR:CD2	2:A2:129:LEU:HD11	2.31	0.65
2:A2:178:SER:O	2:A2:180:PRO:HD3	1.97	0.65
10:AA:1006:C:N3	10:AA:1745:G:O6	2.30	0.65
10:AA:687:U:H2'	10:AA:688:A:C8	2.32	0.65
14:AE:180:VAL:HG23	14:AE:197:ILE:O	1.97	0.65
16:AG:83:LEU:HD23	16:AG:84:CYS:N	2.11	0.65
20:AK:84:ARG:HD2	20:AK:84:ARG:O	1.96	0.65
21:AL:58:ILE:CG2	21:AL:117:PRO:HG3	2.27	0.65
25:AP:89:LEU:HD12	25:AP:95:LEU:HD22	1.79	0.65
27:AR:72:LEU:HB3	27:AR:103:TRP:CZ3	2.31	0.65
30:AU:16:ILE:HD12	30:AU:82:TYR:HD2	1.62	0.65
5:B5:90:CYS:O	5:B5:94:ARG:HG3	1.97	0.65
10:BA:1421:G:H4'	23:BN:6:TRP:HE3	1.61	0.65
10:BA:1465:C:H2'	10:BA:1466:C:C5'	2.25	0.65
10:BA:46:A:O2'	10:BA:47:C:OP2	2.10	0.65
10:BA:512:C:H3'	10:BA:513:A:C5'	2.27	0.65
10:BA:771:A:H5''	10:BA:772:A:C5'	2.27	0.65
13:BD:81:PHE:CZ	13:BD:88:GLU:HG3	2.21	0.65
15:BF:35:VAL:HG12	15:BF:38:ILE:HD11	1.79	0.65

*Continued on next page...*

*Continued from previous page...*

Atom-1	Atom-2	Interatomic distance (Å)	Clash overlap (Å)
20:BK:138:ASP:OD1	20:BK:139:SER:N	2.29	0.65
25:BP:89:LEU:HD12	25:BP:95:LEU:HD22	1.77	0.65
10:BA:74:A:N3	34:BY:179:ILE:HD12	2.12	0.65
4:A4:139:ARG:NH1	10:AA:862:A:H5'	2.11	0.65
5:A5:38:ARG:CZ	10:AA:1751:U:C5	2.80	0.65
10:AA:1040:C:O2'	10:AA:1041:A:H5'	1.96	0.65
10:AA:1603:A:N7	10:AA:1717:C:H1'	2.12	0.65
10:AA:246:U:C4	26:AQ:14:GLY:HA3	2.32	0.65
10:AA:948:A:H2'	10:AA:949:A:H5'	1.79	0.65
13:AD:158:PHE:HD1	13:AD:158:PHE:N	1.93	0.65
14:AE:35:ARG:HH22	14:AE:252:ALA:H	1.44	0.65
26:AQ:120:ASP:N	26:AQ:120:ASP:OD1	2.26	0.65
27:AR:92:ILE:HG12	27:AR:102:LEU:HD23	1.78	0.65
6:B6:34:LYS:HB2	6:B6:76:ALA:HB3	1.78	0.65
10:BA:130:A:H2'	10:BA:131:U:C6	2.32	0.65
10:BA:328:G:H3'	26:BQ:132:LYS:HE2	1.77	0.65
10:BA:572:U:H4'	10:BA:573:A:H5'	1.78	0.65
10:BA:797:A:O5'	10:BA:797:A:H8	1.80	0.65
10:BA:934:U:H2'	10:BA:935:G:H5'	1.79	0.65
13:BD:63:ASP:OD1	13:BD:64:PRO:HD2	1.96	0.65
15:BF:65:ASP:O	15:BF:67:GLY:N	2.30	0.65
16:BG:169:ALA:O	16:BG:173:ILE:HG13	1.96	0.65
22:BM:28:THR:HG21	22:BM:61:LEU:HD11	1.79	0.65
27:BR:114:PHE:HB3	27:BR:145:TRP:CE3	2.32	0.65
31:BV:112:GLN:NE2	31:BV:113:ASN:HD22	1.95	0.65
2:A2:87:LEU:HD22	2:A2:171:ARG:HH11	1.62	0.64
3:A3:82:ILE:HG22	3:A3:86:LYS:HE3	1.78	0.64
9:A9:113:GLN:HA	9:A9:127:LYS:HE2	1.79	0.64
9:A9:129:TYR:CD1	9:A9:154:UNK:HG1	2.32	0.64
10:AA:1081:G:H5'	10:AA:1081:G:C8	2.26	0.64
10:AA:212:A:H5''	10:AA:214:U:O4	1.97	0.64
10:AA:642:G:C2'	10:AA:643:U:H5'	2.26	0.64
13:AD:171:ARG:HB3	13:AD:175:LYS:NZ	2.12	0.64
18:AI:133:GLY:HA3	18:AI:139:LYS:HA	1.79	0.64
18:AI:7:GLN:HG3	18:AI:98:TYR:HE2	1.62	0.64
32:AW:133:ILE:HG13	32:AW:133:ILE:O	1.97	0.64
2:B2:56:VAL:HG13	2:B2:57:ARG:N	2.11	0.64
6:B6:45:PHE:CE2	24:BO:57:ARG:HD3	2.32	0.64
10:BA:1082:G:H1	10:BA:1108:U:H3	1.45	0.64
10:BA:1279:U:O2'	10:BA:1280:G:H5'	1.97	0.64
10:BA:642:G:C2'	10:BA:643:U:H5'	2.26	0.64

*Continued on next page...*

*Continued from previous page...*

Atom-1	Atom-2	Interatomic distance (Å)	Clash overlap (Å)
12:BC:165:GLN:H	12:BC:166:PRO:HD2	1.60	0.64
17:BH:74:VAL:HG13	17:BH:126:LEU:O	1.97	0.64
29:BT:45:VAL:HG12	29:BT:46:ALA:N	2.11	0.64
30:BU:14:LYS:O	30:BU:18:SER:HB3	1.97	0.64
32:BW:42:LEU:HD12	32:BW:47:LEU:HB2	1.79	0.64
25:BP:15:LEU:CD2	32:BW:71:ASN:HB3	2.27	0.64
34:BY:16:ILE:HD13	34:BY:45:PHE:CZ	2.32	0.64
1:A1:62:ARG:O	1:A1:63:GLU:HB3	1.98	0.64
10:AA:454:C:C2'	10:AA:455:C:H5''	2.26	0.64
11:AB:118:LEU:HD12	11:AB:119:ILE:N	2.12	0.64
12:AC:122:ALA:HA	12:AC:125:ILE:HD13	1.79	0.64
14:AE:205:THR:HG23	14:AE:211:PHE:CD1	2.32	0.64
17:AH:101:ASN:HB2	17:AH:129:PHE:O	1.96	0.64
25:AP:140:SER:HA	25:AP:143:LEU:CD1	2.26	0.64
34:AY:16:ILE:HD13	34:AY:45:PHE:CZ	2.31	0.64
8:B8:72:LYS:HB2	8:B8:73:LEU:HD23	1.77	0.64
10:BA:1095:G:H21	10:BA:1098:A:H2	1.46	0.64
10:BA:1514:G:H22	10:BA:1540:G:C2'	2.09	0.64
10:BA:1693:A:H2'	10:BA:1694:U:H6	1.61	0.64
10:BA:328:G:C2'	26:BQ:132:LYS:HE2	2.27	0.64
10:BA:479:G:H3'	10:BA:480:A:H8	1.60	0.64
10:BA:970:A:H2'	10:BA:971:A:H5'	1.79	0.64
10:BA:983:A:H2'	10:BA:984:C:H6	1.62	0.64
11:BB:10:ILE:O	11:BB:14:LEU:HB2	1.96	0.64
11:BB:51:GLN:HE22	35:BZ:95:ILE:HB	1.61	0.64
14:BE:196:ASP:O	14:BE:197:ILE:HG23	1.97	0.64
10:BA:1444:U:OP2	16:BG:163:SER:HA	1.97	0.64
18:BI:59:GLN:HA	18:BI:62:PHE:CD2	2.30	0.64
22:BM:125:LEU:HG	22:BM:129:TRP:HE1	1.63	0.64
10:BA:249:A:H1'	32:BW:133:ILE:HD11	1.79	0.64
2:A2:39:THR:C	2:A2:41:GLN:H	1.99	0.64
3:A3:66:HIS:CE1	10:AA:834:A:H5'	2.27	0.64
18:AI:16:LYS:O	18:AI:17:ASN:HB2	1.97	0.64
21:AL:6:PRO:HG2	21:AL:15:LEU:HD21	1.79	0.64
23:AN:35:MET:O	23:AN:35:MET:HG3	1.97	0.64
26:AQ:35:LYS:HG2	26:AQ:36:ASN:N	2.12	0.64
29:AT:45:VAL:H	29:AT:100:HIS:CD2	2.15	0.64
32:AW:248:GLU:HB3	32:AW:252:GLU:HB2	1.79	0.64
4:B4:121:GLN:HE21	4:B4:145:PHE:HD2	1.43	0.64
4:B4:50:VAL:HG12	4:B4:51:THR:N	2.13	0.64
8:B8:29:LYS:NZ	10:BA:1509:U:H5'	2.12	0.64

*Continued on next page...*

*Continued from previous page...*

Atom-1	Atom-2	Interatomic distance (Å)	Clash overlap (Å)
10:BA:1199:G:H5''	10:BA:1200:G:H3'	1.79	0.64
10:BA:451:G:O2'	10:BA:452:A:P	2.56	0.64
10:BA:500:U:H2'	10:BA:501:U:C5'	2.20	0.64
14:BE:182:ALA:HB1	14:BE:183:PRO:HD2	1.77	0.64
14:BE:167:ARG:HB2	14:BE:202:GLN:HB2	1.79	0.64
14:BE:69:LYS:HG2	14:BE:76:LYS:NZ	2.11	0.64
25:BP:115:THR:HG22	25:BP:116:SER:N	2.12	0.64
26:BQ:116:VAL:CG1	26:BQ:117:LYS:H	2.01	0.64
12:BC:228:ARG:HG2	27:BR:243:LEU:C	2.17	0.64
27:BR:92:ILE:HG12	27:BR:102:LEU:HD23	1.80	0.64
28:BS:42:PHE:CE2	28:BS:118:GLY:HA2	2.32	0.64
32:BW:105:TYR:CD2	32:BW:191:ILE:HD12	2.32	0.64
34:BY:1:MET:HE3	34:BY:109:LEU:CG	2.27	0.64
34:BY:41:LEU:HB3	34:BY:45:PHE:CD1	2.33	0.64
35:BZ:34:TRP:HD1	35:BZ:82:ALA:CB	2.10	0.64
5:A5:57:LEU:HD12	5:A5:58:ALA:H	1.60	0.64
10:AA:1263:G:O5'	10:AA:1263:G:H8	1.80	0.64
10:AA:1429:G:OP2	10:AA:1430:C:H5	1.80	0.64
10:AA:500:U:H2'	10:AA:501:U:C5'	2.20	0.64
14:AE:154:THR:CG2	14:AE:155:ILE:N	2.40	0.64
14:AE:166:VAL:CG2	14:AE:210:ASN:HB3	2.27	0.64
6:A6:6:LEU:CD2	17:AH:62:VAL:HG21	2.25	0.64
18:AI:32:LYS:HB3	18:AI:68:ARG:HA	1.80	0.64
22:AM:20:THR:O	22:AM:20:THR:HG22	1.98	0.64
24:AO:22:ARG:HA	24:AO:67:PHE:HE2	1.61	0.64
27:AR:129:ASP:O	27:AR:131:ARG:N	2.30	0.64
22:AM:82:PRO:HD3	29:AT:40:TRP:CE2	2.32	0.64
29:AT:60:ARG:NH2	29:AT:83:PHE:HD2	1.96	0.64
32:AW:109:GLY:CA	32:AW:191:ILE:HD11	2.24	0.64
32:AW:127:LYS:NZ	32:AW:186:GLN:HE22	1.96	0.64
6:B6:40:ASN:HB2	6:B6:56:LYS:CD	2.27	0.64
10:BA:1162:C:O2'	10:BA:1163:U:H5''	1.97	0.64
10:BA:1536:U:H2'	10:BA:1537:C:C6	2.31	0.64
10:BA:1613:C:H1'	10:BA:1715:A:C2	2.30	0.64
12:BC:15:VAL:HG11	23:BN:34:GLU:CB	2.28	0.64
13:BD:17:ARG:HB3	13:BD:20:GLU:HG3	1.80	0.64
17:BH:77:PRO:HD2	17:BH:79:TYR:CE1	2.32	0.64
18:BI:22:ALA:CB	18:BI:86:ALA:HB1	2.28	0.64
20:BK:95:ILE:HD12	20:BK:129:ILE:CG2	2.26	0.64
21:BL:54:GLU:OE2	21:BL:56:ILE:HD11	1.97	0.64
21:BL:86:VAL:HG12	21:BL:91:CYS:HB3	1.80	0.64

*Continued on next page...*



*Continued from previous page...*

Atom-1	Atom-2	Interatomic distance (Å)	Clash overlap (Å)
22:BM:107:THR:HA	22:BM:110:ARG:HD2	1.79	0.64
23:BN:23:CYS:HB3	23:BN:41:CYS:SG	2.36	0.64
27:BR:146:ASN:HD22	27:BR:150:GLU:CB	2.08	0.64
34:BY:132:LYS:NZ	34:BY:163:ARG:CB	2.61	0.64
3:A3:102:SER:HA	10:AA:633:U:O4	1.97	0.64
4:A4:34:PHE:HB3	4:A4:45:PHE:O	1.97	0.64
5:A5:13:LYS:HD2	10:AA:1048:A:H5''	1.79	0.64
10:AA:125:U:C4'	10:AA:126:A:H5''	2.23	0.64
10:AA:506:U:H4'	13:AD:131:GLN:HB3	1.80	0.64
14:AE:167:ARG:HB2	14:AE:202:GLN:HB2	1.78	0.64
15:AF:73:LEU:N	15:AF:73:LEU:HD23	2.12	0.64
16:AG:122:ARG:HE	16:AG:129:VAL:CG1	2.10	0.64
1:A1:46:LYS:HB3	16:AG:134:VAL:HG11	1.78	0.64
17:AH:77:PRO:HD2	17:AH:79:TYR:CE1	2.33	0.64
22:AM:125:LEU:O	22:AM:129:TRP:CD1	2.44	0.64
25:AP:115:THR:HG22	25:AP:116:SER:H	1.62	0.64
25:AP:129:GLY:O	25:AP:130:ASP:HB2	1.97	0.64
25:AP:3:ILE:HG22	25:AP:4:VAL:N	2.11	0.64
26:AQ:17:LEU:CA	26:AQ:20:LYS:HE2	2.28	0.64
27:AR:127:SER:CB	27:AR:132:GLN:HB2	2.28	0.64
35:AZ:54:VAL:HG13	35:AZ:59:GLN:O	1.98	0.64
5:B5:13:LYS:HD2	10:BA:1048:A:H5''	1.79	0.64
5:B5:58:ALA:O	5:B5:59:PHE:O	2.15	0.64
10:BA:1006:C:N3	10:BA:1745:G:O6	2.31	0.64
15:BF:26:ARG:HH21	15:BF:72:LYS:NZ	1.94	0.64
18:BI:16:LYS:O	18:BI:17:ASN:HB2	1.97	0.64
22:BM:125:LEU:CD2	22:BM:129:TRP:HE1	2.09	0.64
22:BM:28:THR:HG23	22:BM:58:ALA:HA	1.79	0.64
28:BS:14:ARG:HB3	28:BS:114:PHE:CD2	2.31	0.64
29:BT:56:TRP:HA	29:BT:59:ILE:HD12	1.79	0.64
29:BT:75:GLY:O	29:BT:79:LEU:HD12	1.97	0.64
7:A7:61:TRP:HE1	12:AC:26:SER:HB3	1.63	0.64
10:AA:1257:U:O2'	10:AA:1258:U:OP2	2.13	0.64
10:AA:147:G:O2'	10:AA:148:C:H5'	1.96	0.64
10:AA:1551:U:H2'	10:AA:1552:U:C6	2.32	0.64
10:AA:72:G:C8	10:AA:72:G:H3'	2.32	0.64
10:AA:797:A:C2'	10:AA:798:G:O4'	2.42	0.64
10:AA:883:A:H5'	20:AK:66:ARG:HB3	1.79	0.64
11:AB:186:SER:OG	11:AB:189:GLU:HB3	1.98	0.64
14:AE:145:TRP:H	14:AE:153:HIS:HE1	1.46	0.64
15:AF:26:ARG:HH21	15:AF:72:LYS:NZ	1.95	0.64

*Continued on next page...*

*Continued from previous page...*

Atom-1	Atom-2	Interatomic distance (Å)	Clash overlap (Å)
10:AA:564:A:N1	21:AL:115:ASP:CB	2.58	0.64
10:AA:765:A:N3	25:AP:19:ARG:HD3	2.12	0.64
26:AQ:2:ASP:O	26:AQ:6:GLN:HB2	1.98	0.64
32:AW:230:LEU:HD13	32:AW:238:ILE:HD12	1.78	0.64
9:B9:97:ALA:O	9:B9:98:LEU:HD12	1.98	0.64
10:BA:1000:U:H4'	10:BA:1097:A:N6	2.13	0.64
10:BA:215:A:H62	10:BA:811:U:H3	1.45	0.64
10:BA:43:U:H3'	10:BA:44:U:H5'	1.80	0.64
10:BA:585:A:H2'	10:BA:586:A:C8	2.32	0.64
10:BA:673:A:H2'	10:BA:675:A:N6	2.09	0.64
10:BA:804:A:H2'	10:BA:805:G:H8	1.62	0.64
13:BD:28:MET:HE1	33:BX:37:LYS:HD2	1.80	0.64
25:BP:21:LEU:H	25:BP:21:LEU:HD23	1.63	0.64
25:BP:85:PRO:HA	32:BW:59:ARG:NH1	2.11	0.64
30:BU:55:TYR:O	30:BU:59:VAL:HG23	1.97	0.64
10:BA:249:A:H5'	32:BW:134:GLY:HA2	1.80	0.64
35:BZ:78:GLU:O	35:BZ:81:ILE:HG22	1.98	0.64
10:AA:1095:G:H21	10:AA:1098:A:H2	1.46	0.64
10:AA:1473:G:N2	10:AA:1475:G:H3'	2.13	0.64
10:AA:1696:U:O2'	10:AA:1697:G:H5'	1.97	0.64
10:AA:1748:U:O2'	10:AA:1749:C:OP1	2.12	0.64
10:AA:17:C:H5'	10:AA:1081:G:H5''	1.79	0.64
10:AA:223:C:H2'	10:AA:224:G:C8	2.31	0.64
10:AA:726:U:C6	10:AA:792:G:N2	2.65	0.64
11:AB:12:ARG:O	11:AB:15:ALA:HB3	1.98	0.64
12:AC:170:TYR:CZ	12:AC:205:VAL:HG11	2.33	0.64
13:AD:37:LYS:HZ3	13:AD:126:ARG:HD2	1.62	0.64
14:AE:163:SER:O	14:AE:165:SER:N	2.31	0.64
14:AE:205:THR:HG23	14:AE:211:PHE:CE1	2.33	0.64
16:AG:71:LEU:HD12	16:AG:71:LEU:O	1.98	0.64
24:AO:86:LEU:CD1	24:AO:87:PRO:HD2	2.18	0.64
30:AU:94:ILE:CG2	30:AU:95:LYS:H	2.11	0.64
2:B2:56:VAL:HG22	10:BA:324:A:P	2.37	0.64
10:BA:1001:A:O2'	10:BA:1002:U:H6	1.81	0.64
10:BA:1215:G:H2'	10:BA:1215:G:N3	2.13	0.64
10:BA:603:U:OP2	10:BA:603:U:H6	1.80	0.64
12:BC:165:GLN:N	12:BC:166:PRO:CD	2.60	0.64
12:BC:227:ILE:HG21	27:BR:246:THR:HG23	1.80	0.64
18:BI:32:LYS:HB3	18:BI:68:ARG:HA	1.80	0.64
21:BL:133:ALA:O	21:BL:139:LYS:HB2	1.98	0.64
3:A3:127:LEU:O	3:A3:131:LEU:HG	1.98	0.64

*Continued on next page...*

*Continued from previous page...*

Atom-1	Atom-2	Interatomic distance (Å)	Clash overlap (Å)
6:A6:40:ASN:HB2	6:A6:56:LYS:CD	2.27	0.64
8:A8:80:ALA:O	8:A8:84:MET:HG3	1.97	0.64
10:AA:1332:A:H2'	10:AA:1333:A:N9	2.13	0.64
10:AA:173:A:H8	10:AA:173:A:H5'	1.62	0.64
10:AA:294:U:O2'	10:AA:295:U:H5'	1.96	0.64
10:AA:833:A:H2'	10:AA:834:A:OP1	1.98	0.64
11:AB:99:TRP:CH2	11:AB:103:THR:HB	2.32	0.64
13:AD:118:LEU:HD11	13:AD:158:PHE:CZ	2.33	0.64
13:AD:94:ASP:CB	14:AE:149:ILE:HD11	2.22	0.64
16:AG:13:LEU:CD2	16:AG:104:LEU:HD21	2.28	0.64
17:AH:125:ILE:HG22	17:AH:126:LEU:N	2.11	0.64
27:AR:265:PRO:O	27:AR:266:LYS:HG3	1.98	0.64
28:AS:83:THR:HG23	28:AS:85:TYR:N	2.12	0.64
2:B2:39:THR:HG21	2:B2:48:LYS:HD3	1.80	0.64
2:B2:87:LEU:HD22	2:B2:171:ARG:HH11	1.62	0.64
3:B3:43:THR:HG21	3:B3:97:GLN:CD	2.18	0.64
9:B9:124:PHE:CD1	9:B9:124:PHE:N	2.66	0.64
10:BA:45:A:C4'	10:BA:46:A:H5'	2.17	0.64
10:BA:89:A:C5	10:BA:390:A:C2	2.85	0.64
10:BA:937:U:H4'	10:BA:938:U:OP1	1.97	0.64
21:BL:58:ILE:CG2	21:BL:117:PRO:HG3	2.24	0.64
21:BL:69:LYS:NZ	21:BL:92:LEU:HD23	2.12	0.64
25:BP:115:THR:HG21	25:BP:119:ALA:HB3	1.77	0.64
25:BP:3:ILE:HG22	25:BP:4:VAL:N	2.13	0.64
27:BR:95:SER:HB3	27:BR:97:ASP:OD1	1.97	0.64
30:BU:89:ASN:CG	30:BU:90:ALA:H	2.01	0.64
31:BV:5:ARG:CB	31:BV:10:LYS:HE2	2.27	0.64
34:BY:90:GLY:O	34:BY:92:ARG:HG3	1.97	0.64
1:A1:24:ILE:HD12	1:A1:24:ILE:H	1.63	0.64
1:A1:45:VAL:HG12	1:A1:46:LYS:H	1.61	0.64
2:A2:56:VAL:HG13	2:A2:57:ARG:N	2.11	0.64
4:A4:38:ILE:HG22	4:A4:39:PRO:CD	2.28	0.64
10:AA:163:A:OP1	34:AY:137:ARG:NE	2.31	0.64
10:AA:1648:C:H2'	10:AA:1649:U:O4'	1.96	0.64
10:AA:760:G:H21	10:AA:766:G:H22	1.45	0.64
12:AC:12:LYS:O	12:AC:15:VAL:HG12	1.97	0.64
1:B1:24:ILE:HD12	1:B1:24:ILE:H	1.63	0.64
1:B1:62:ARG:O	1:B1:63:GLU:HB3	1.98	0.64
10:BA:1013:G:O2'	10:BA:1014:A:H5'	1.98	0.64
10:BA:181:G:C3'	10:BA:182:U:H5'	2.27	0.64
10:BA:97:U:H2'	10:BA:98:U:C5'	2.28	0.64

*Continued on next page...*

*Continued from previous page...*

Atom-1	Atom-2	Interatomic distance (Å)	Clash overlap (Å)
11:BB:163:SER:HB3	11:BB:165:GLU:OE1	1.98	0.64
26:BQ:2:ASP:O	26:BQ:6:GLN:HB2	1.98	0.64
32:BW:204:GLN:C	32:BW:206:SER:H	2.00	0.64
32:BW:248:GLU:HB3	32:BW:252:GLU:HB2	1.80	0.64
10:BA:75:C:O4'	34:BY:178:LYS:HG2	1.97	0.64
5:A5:84:ARG:HH12	10:AA:1125:A:H5'	1.63	0.64
5:A5:85:VAL:O	5:A5:86:VAL:HB	1.97	0.64
10:AA:1331:A:H2	10:AA:1334:U:H5	1.46	0.64
10:AA:1594:G:H2'	10:AA:1595:C:C6	2.33	0.64
10:AA:1606:C:H3'	10:AA:1606:C:H6	1.63	0.64
10:AA:328:G:C2'	26:AQ:132:LYS:HE2	2.27	0.64
10:AA:327:G:H2'	10:AA:328:G:H5'	1.80	0.64
17:AH:35:LEU:HD21	17:AH:61:VAL:HG21	1.80	0.64
18:AI:11:THR:HG21	18:AI:86:ALA:O	1.97	0.64
31:AV:107:LYS:HG2	31:AV:112:GLN:HB2	1.80	0.64
32:AW:143:THR:HG22	32:AW:145:ASP:H	1.63	0.64
34:AY:90:GLY:O	34:AY:92:ARG:HG3	1.97	0.64
8:B8:60:VAL:HG13	8:B8:72:LYS:CG	2.28	0.64
8:B8:43:VAL:HA	8:B8:79:LEU:HD12	1.80	0.64
10:BA:123:A:H4'	10:BA:124:U:OP1	1.97	0.64
10:BA:12:U:H1'	10:BA:1272:A:N3	2.13	0.64
10:BA:797:A:O2'	10:BA:798:G:H5'	1.98	0.64
10:BA:623:U:H3	10:BA:948:A:N6	1.96	0.64
11:BB:172:TRP:HE1	11:BB:191:TRP:HD1	1.46	0.64
11:BB:5:ARG:CA	11:BB:5:ARG:HH11	2.07	0.64
12:BC:205:VAL:CG1	12:BC:206:LYS:H	2.10	0.64
15:BF:48:MET:HE1	15:BF:59:ALA:HB1	1.80	0.64
20:BK:103:VAL:CG1	20:BK:142:ARG:HG2	2.28	0.64
10:BA:938:U:H5'	24:BO:57:ARG:HE	1.62	0.64
27:BR:317:TRP:CZ3	27:BR:324:LEU:HD22	2.33	0.64
32:BW:230:LEU:CD1	32:BW:238:ILE:HD12	2.28	0.64
33:BX:66:LYS:HD2	33:BX:69:LYS:HD2	1.79	0.64
6:A6:34:LYS:HB2	6:A6:76:ALA:HB3	1.78	0.63
10:AA:1652:A:H2'	34:AY:65:GLN:HE21	1.63	0.63
10:AA:490:U:H2'	10:AA:491:U:O4'	1.98	0.63
13:AD:53:ARG:HG3	13:AD:97:LEU:HD22	1.80	0.63
14:AE:69:LYS:HG2	14:AE:76:LYS:NZ	2.12	0.63
32:AW:42:LEU:HB2	32:AW:111:PHE:CD2	2.32	0.63
4:B4:139:ARG:HG2	4:B4:141:PHE:CE1	2.33	0.63
10:BA:1572:A:H2'	10:BA:1573:G:H5''	1.79	0.63
10:BA:1583:A:C2	10:BA:1584:U:C4	2.86	0.63

*Continued on next page...*

*Continued from previous page...*

Atom-1	Atom-2	Interatomic distance (Å)	Clash overlap (Å)
10:BA:1606:C:H6	10:BA:1606:C:H3'	1.62	0.63
11:BB:12:ARG:HB2	11:BB:169:MET:SD	2.39	0.63
12:BC:47:THR:HG22	12:BC:48:LYS:HG3	1.80	0.63
13:BD:132:ARG:O	13:BD:134:ILE:N	2.30	0.63
14:BE:154:THR:HG21	14:BE:172:PRO:CA	2.12	0.63
16:BG:137:ALA:O	16:BG:141:ARG:HB2	1.98	0.63
26:BQ:17:LEU:CA	26:BQ:20:LYS:HE2	2.29	0.63
27:BR:184:ALA:N	27:BR:206:ARG:HH22	1.93	0.63
1:A1:11:ILE:HG12	1:A1:27:VAL:HG11	1.80	0.63
2:A2:84:THR:HG22	2:A2:85:LYS:N	2.13	0.63
3:A3:129:ASP:HA	3:A3:132:LEU:HD13	1.80	0.63
5:A5:67:PRO:HG2	20:AK:129:ILE:O	1.98	0.63
10:AA:1162:C:O2'	10:AA:1163:U:H5''	1.97	0.63
10:AA:1753:A:C8	10:AA:1753:A:OP1	2.48	0.63
10:AA:310:C:H5'	10:AA:310:C:H6	1.62	0.63
10:AA:797:A:O2'	10:AA:798:G:H5'	1.97	0.63
10:AA:8:U:H3	10:AA:1112:A:N6	1.96	0.63
12:AC:228:ARG:HB2	27:AR:207:TYR:HE2	1.64	0.63
16:AG:133:ALA:HB2	16:AG:200:ARG:HB2	1.80	0.63
22:AM:28:THR:HG23	22:AM:58:ALA:HA	1.81	0.63
27:AR:146:ASN:C	27:AR:148:LEU:H	2.02	0.63
32:AW:188:GLY:O	32:AW:191:ILE:HG23	1.98	0.63
3:B3:137:ILE:HD11	3:B3:189:ASP:OD1	1.97	0.63
5:B5:26:CYS:SG	5:B5:28:ARG:HB3	2.38	0.63
7:B7:63:PHE:HB2	7:B7:65:TYR:HE1	1.62	0.63
9:B9:147:UNK:HG2	9:B9:148:UNK:N	2.13	0.63
10:BA:626:U:OP1	26:BQ:101:LYS:HE3	1.99	0.63
13:BD:66:ASP:O	13:BD:70:LEU:HG	1.97	0.63
14:BE:107:ASP:O	14:BE:109:ASN:N	2.30	0.63
14:BE:247:PHE:O	14:BE:249:HIS:N	2.31	0.63
16:BG:99:THR:O	16:BG:99:THR:HG22	1.98	0.63
24:BO:55:ILE:HG23	24:BO:59:GLN:HG3	1.80	0.63
25:BP:129:GLY:O	25:BP:130:ASP:HB2	1.97	0.63
27:BR:75:HIS:ND1	27:BR:95:SER:HB2	2.13	0.63
29:BT:72:PRO:O	29:BT:73:HIS:HB2	1.98	0.63
10:BA:494:A:O2'	33:BX:47:PRO:HG3	1.98	0.63
9:A9:142:LYS:CE	9:A9:147:UNK:HB2	2.29	0.63
10:AA:1069:U:C4	14:AE:202:GLN:HG3	2.34	0.63
10:AA:8:U:H3	10:AA:1112:A:H62	1.46	0.63
10:AA:1752:U:O2'	10:AA:1753:A:O5'	2.14	0.63
10:AA:26:U:H2'	10:AA:27:A:C5'	2.25	0.63

*Continued on next page...*

*Continued from previous page...*

Atom-1	Atom-2	Interatomic distance (Å)	Clash overlap (Å)
10:AA:215:A:C6	10:AA:822:U:H1'	2.33	0.63
13:AD:66:ASP:O	13:AD:70:LEU:HG	1.98	0.63
10:AA:1119:G:H4'	14:AE:91:THR:HA	1.80	0.63
14:AE:231:TRP:CD1	17:AH:68:ARG:HG3	2.32	0.63
19:AJ:93:CYS:HB3	19:AJ:97:ASP:HB2	1.79	0.63
26:AQ:27:THR:HG22	26:AQ:28:SER:N	2.11	0.63
32:AW:203:HIS:O	32:AW:205:GLY:N	2.23	0.63
3:B3:144:ARG:HH21	3:B3:145:LEU:HG	1.63	0.63
4:B4:155:SER:H	4:B4:158:SER:HB2	1.63	0.63
10:BA:1278:C:N4	10:BA:1290:G:H1	1.94	0.63
10:BA:262:G:H1	10:BA:280:U:H3	1.46	0.63
10:BA:574:A:N6	10:BA:577:C:C2	2.65	0.63
14:BE:185:PRO:HG3	14:BE:211:PHE:CE2	2.33	0.63
16:BG:106:VAL:HA	16:BG:176:GLU:OE1	1.98	0.63
22:BM:119:ILE:HG23	28:BS:124:PHE:HE2	1.62	0.63
26:BQ:70:ILE:HG22	26:BQ:71:LYS:N	2.13	0.63
26:BQ:8:ALA:HB3	26:BQ:11:LYS:HE2	1.81	0.63
27:BR:129:ASP:O	27:BR:131:ARG:N	2.32	0.63
28:BS:31:GLU:HG3	28:BS:32:LYS:H	1.63	0.63
32:BW:210:CYS:HB3	32:BW:227:ILE:HD11	1.80	0.63
34:BY:102:VAL:HG11	34:BY:109:LEU:HD11	1.80	0.63
3:A3:178:THR:HG21	3:A3:180:ARG:CD	2.29	0.63
3:A3:43:THR:HG21	3:A3:97:GLN:CD	2.19	0.63
4:A4:155:SER:H	4:A4:158:SER:HB2	1.62	0.63
5:A5:26:CYS:SG	5:A5:28:ARG:HB3	2.38	0.63
10:AA:1731:G:C3'	10:AA:1732:U:H5''	2.28	0.63
10:AA:297:U:OP1	26:AQ:104:ARG:HD3	1.97	0.63
10:AA:968:C:H2'	10:AA:969:A:O4'	1.98	0.63
10:AA:97:U:H2'	10:AA:98:U:C5'	2.28	0.63
17:AH:3:LYS:O	17:AH:4:VAL:HG13	1.99	0.63
8:A8:43:VAL:CG1	22:AM:57:ARG:HD2	2.28	0.63
27:AR:168:VAL:O	27:AR:169:ARG:HD3	1.97	0.63
32:AW:11:ARG:HH12	32:AW:20:LEU:HD22	1.63	0.63
2:B2:121:TYR:CD2	2:B2:129:LEU:HD11	2.33	0.63
2:B2:178:SER:O	2:B2:180:PRO:HD3	1.97	0.63
10:BA:1340:G:N2	10:BA:1341:U:H1'	2.12	0.63
10:BA:1752:U:O2'	10:BA:1753:A:O5'	2.13	0.63
10:BA:18:C:O2'	10:BA:19:A:H5'	1.97	0.63
10:BA:243:G:H1'	32:BW:204:GLN:HE21	1.64	0.63
10:BA:689:A:H2'	10:BA:690:A:C8	2.34	0.63
27:BR:51:VAL:HB	27:BR:72:LEU:HD12	1.80	0.63

*Continued on next page...*

*Continued from previous page...*

Atom-1	Atom-2	Interatomic distance (Å)	Clash overlap (Å)
34:BY:136:LYS:O	34:BY:179:ILE:HG23	1.97	0.63
1:A1:10:ARG:HB2	1:A1:53:ASP:O	1.98	0.63
2:A2:39:THR:HG21	2:A2:48:LYS:HD3	1.80	0.63
3:A3:95:THR:CG2	3:A3:96:ALA:N	2.62	0.63
7:A7:52:ARG:HB2	7:A7:54:PHE:CE1	2.33	0.63
9:A9:157:UNK:O	9:A9:160:UNK:HG3	1.98	0.63
10:AA:1252:C:O2'	19:AJ:68:SER:HB2	1.99	0.63
10:AA:1419:G:H2'	10:AA:1420:U:O4'	1.98	0.63
10:AA:506:U:C5'	13:AD:131:GLN:HB3	2.27	0.63
10:AA:645:C:H2'	10:AA:646:A:H8	1.62	0.63
10:AA:689:A:H2'	10:AA:690:A:C8	2.34	0.63
18:AI:44:GLN:CA	18:AI:47:GLN:HE21	1.99	0.63
22:AM:107:THR:HA	22:AM:110:ARG:HD2	1.80	0.63
25:AP:9:LYS:H	25:AP:22:SER:HB2	1.63	0.63
34:AY:1:MET:HE3	34:AY:109:LEU:HG	1.81	0.63
7:B7:11:ARG:HG3	7:B7:15:GLN:HE21	1.64	0.63
8:B8:66:VAL:O	8:B8:70:VAL:HG23	1.98	0.63
10:BA:1430:C:O2'	10:BA:1431:A:C5'	2.47	0.63
10:BA:490:U:H2'	10:BA:491:U:O4'	1.98	0.63
10:BA:735:G:H22	10:BA:780:G:H1	1.44	0.63
16:BG:13:LEU:HD12	16:BG:14:PHE:H	1.64	0.63
18:BI:120:VAL:HG12	18:BI:121:ALA:N	2.12	0.63
25:BP:115:THR:HG22	25:BP:116:SER:H	1.63	0.63
25:BP:140:SER:HA	25:BP:143:LEU:CD1	2.26	0.63
28:BS:91:ILE:HG23	28:BS:92:PRO:HD2	1.80	0.63
32:BW:49:LYS:NZ	32:BW:58:GLY:HA2	2.14	0.63
34:BY:199:THR:O	34:BY:203:VAL:HG23	1.97	0.63
2:A2:155:LYS:HD3	2:A2:157:GLN:OE1	1.98	0.63
3:A3:123:TYR:CD2	3:A3:178:THR:HG23	2.33	0.63
10:AA:1645:C:H42	10:AA:1680:A:H61	1.46	0.63
10:AA:408:C:H4'	10:AA:409:G:O5'	1.99	0.63
10:AA:426:G:OP1	21:AL:77:LYS:HB2	1.99	0.63
10:AA:766:G:N2	10:AA:767:C:C2	2.67	0.63
10:AA:929:A:C2'	10:AA:930:A:H5'	2.29	0.63
18:AI:129:LYS:HA	18:AI:136:ALA:HA	1.81	0.63
21:AL:62:GLN:CB	21:AL:63:PRO:CD	2.77	0.63
25:AP:115:THR:HG21	25:AP:119:ALA:HB3	1.79	0.63
26:AQ:71:LYS:HB3	26:AQ:157:PHE:CE2	2.34	0.63
32:AW:204:GLN:C	32:AW:206:SER:H	2.01	0.63
35:AZ:34:TRP:HD1	35:AZ:82:ALA:CB	2.11	0.63
1:B1:46:LYS:NZ	16:BG:140:ARG:HH21	1.96	0.63

*Continued on next page...*

*Continued from previous page...*

Atom-1	Atom-2	Interatomic distance (Å)	Clash overlap (Å)
10:BA:1101:C:H2'	10:BA:1102:U:O4'	1.98	0.63
10:BA:133:A:C4'	10:BA:134:C:H5'	2.23	0.63
10:BA:371:U:O2	10:BA:371:U:H2'	1.97	0.63
10:BA:408:C:H4'	10:BA:409:G:O5'	1.98	0.63
12:BC:12:LYS:O	12:BC:15:VAL:HG12	1.98	0.63
10:BA:884:A:OP1	20:BK:66:ARG:HG2	1.98	0.63
27:BR:268:GLN:HB3	27:BR:284:MET:HE3	1.81	0.63
31:BV:5:ARG:HD3	31:BV:5:ARG:N	2.13	0.63
32:BW:102:ARG:HE	32:BW:238:ILE:HG21	1.63	0.63
32:BW:73:PHE:CE2	32:BW:78:VAL:HG22	2.34	0.63
34:BY:90:GLY:C	34:BY:92:ARG:H	2.02	0.63
1:A1:18:THR:CG2	1:A1:19:GLY:H	2.08	0.63
1:A1:20:SER:C	1:A1:22:GLY:H	2.01	0.63
7:A7:38:PRO:HB2	7:A7:41:HIS:HD2	1.62	0.63
8:A8:65:THR:HG21	16:AG:166:GLU:OE2	1.99	0.63
9:A9:147:UNK:HG2	9:A9:148:UNK:N	2.14	0.63
10:AA:1069:U:O2'	10:AA:1070:U:OP2	2.14	0.63
10:AA:1504:U:O2'	10:AA:1505:C:H5'	1.99	0.63
10:AA:444:A:C2'	10:AA:445:U:H5'	2.29	0.63
12:AC:36:GLY:O	12:AC:55:ALA:HA	1.99	0.63
12:AC:67:LYS:O	12:AC:71:GLU:HG3	1.99	0.63
17:AH:5:ASN:OD1	17:AH:7:LEU:HB3	1.99	0.63
25:AP:21:LEU:H	25:AP:21:LEU:HD23	1.63	0.63
27:AR:86:GLN:HB2	27:AR:130:ASN:HD21	1.64	0.63
30:AU:79:LEU:HD13	30:AU:103:LEU:HD21	1.80	0.63
32:AW:36:HIS:CG	32:AW:87:GLY:HA3	2.34	0.63
34:AY:1:MET:HE3	34:AY:109:LEU:CG	2.29	0.63
4:B4:34:PHE:HE1	4:B4:89:LEU:HD12	1.64	0.63
8:B8:27:LYS:HG2	10:BA:1509:U:H5	1.64	0.63
10:BA:1469:U:H4'	29:BT:126:LYS:HB3	1.80	0.63
10:BA:1476:A:H2'	10:BA:1477:A:H5'	1.79	0.63
2:B2:140:ASN:ND2	10:BA:182:U:H3	1.96	0.63
10:BA:186:C:H2'	10:BA:187:U:O4'	1.99	0.63
10:BA:294:U:O2'	10:BA:295:U:H5'	1.99	0.63
10:BA:769:C:O3'	32:BW:257:LYS:NZ	2.32	0.63
11:BB:99:TRP:CH2	11:BB:103:THR:HB	2.33	0.63
13:BD:20:GLU:HB2	13:BD:23:ARG:HB3	1.79	0.63
17:BH:5:ASN:OD1	17:BH:7:LEU:HB3	1.98	0.63
18:BI:57:LEU:HD23	18:BI:110:GLN:HG2	1.81	0.63
10:BA:1580:U:C5'	18:BI:74:SER:HB2	2.27	0.63
26:BQ:22:LEU:HD21	26:BQ:27:THR:HG23	1.81	0.63

*Continued on next page...*



*Continued from previous page...*

Atom-1	Atom-2	Interatomic distance (Å)	Clash overlap (Å)
27:BR:255:GLY:H	27:BR:279:LYS:HE3	1.64	0.63
28:BS:83:THR:HG23	28:BS:85:TYR:H	1.64	0.63
29:BT:45:VAL:H	29:BT:100:HIS:CD2	2.16	0.63
32:BW:36:HIS:CG	32:BW:87:GLY:HA3	2.34	0.63
2:A2:22:ARG:HD2	2:A2:25:ARG:CZ	2.29	0.63
3:A3:68:GLN:NE2	10:AA:835:U:OP1	2.32	0.63
10:AA:1603:A:H62	10:AA:1717:C:C4'	2.12	0.63
10:AA:18:C:O2'	10:AA:19:A:H5'	1.98	0.63
13:AD:100:THR:HG22	13:AD:102:HIS:H	1.64	0.63
13:AD:20:GLU:HB2	13:AD:23:ARG:HB3	1.80	0.63
14:AE:192:ALA:HB3	14:AE:194:VAL:HG23	1.80	0.63
16:AG:99:THR:HG22	16:AG:99:THR:O	1.99	0.63
10:AA:1474:G:O2'	29:AT:42:THR:HG21	1.99	0.63
29:AT:56:TRP:HA	29:AT:59:ILE:HD12	1.80	0.63
33:AX:44:ARG:HG3	33:AX:45:TYR:N	2.14	0.63
34:AY:66:GLY:O	34:AY:68:MET:N	2.32	0.63
35:AZ:32:CYS:HB2	35:AZ:70:CYS:HB3	1.81	0.63
10:BA:1008:A:H5''	10:BA:1009:U:OP2	1.98	0.63
10:BA:1069:U:C4	14:BE:202:GLN:HG3	2.34	0.63
9:B9:126:ALA:HB2	10:BA:1224:C:O4'	1.99	0.63
10:BA:1225:U:OP2	30:BU:30:HIS:HE1	1.81	0.63
10:BA:212:A:H5''	10:BA:214:U:O4	1.98	0.63
10:BA:224:G:C2'	10:BA:225:C:H5'	2.29	0.63
10:BA:26:U:H2'	10:BA:27:A:C5'	2.26	0.63
10:BA:339:C:O2'	10:BA:340:A:H5'	1.99	0.63
10:BA:897:A:O2'	10:BA:898:U:H5'	1.99	0.63
10:BA:904:A:H2'	10:BA:905:C:H6	1.64	0.63
11:BB:12:ARG:O	11:BB:15:ALA:HB3	1.99	0.63
13:BD:171:ARG:HB3	13:BD:175:LYS:NZ	2.12	0.63
10:BA:564:A:N1	21:BL:115:ASP:CB	2.58	0.63
21:BL:19:ARG:HH11	21:BL:19:ARG:CA	2.08	0.63
27:BR:75:HIS:NE2	27:BR:101:ARG:HG3	2.14	0.63
27:BR:276:GLN:O	27:BR:294:ILE:HG23	1.99	0.63
32:BW:108:LYS:CG	32:BW:110:ARG:HH21	2.11	0.63
34:BY:1:MET:HE3	34:BY:109:LEU:HG	1.81	0.63
34:BY:67:VAL:HG13	34:BY:67:VAL:O	1.99	0.63
6:A6:77:PHE:CD1	6:A6:77:PHE:O	2.52	0.63
10:AA:1064:A:H4'	10:AA:1065:A:OP1	1.97	0.63
10:AA:1465:C:H2'	10:AA:1466:C:C5'	2.28	0.63
10:AA:1583:A:C2	10:AA:1584:U:C4	2.86	0.63
10:AA:181:G:C3'	10:AA:182:U:H5'	2.29	0.63

*Continued on next page...*

*Continued from previous page...*

Atom-1	Atom-2	Interatomic distance (Å)	Clash overlap (Å)
10:AA:262:G:H1	10:AA:280:U:H3	1.47	0.63
10:AA:392:A:H3'	10:AA:393:C:O4'	1.99	0.63
12:AC:15:VAL:HG11	23:AN:34:GLU:CB	2.25	0.63
16:AG:137:ALA:HB1	16:AG:138:PRO:HD2	1.80	0.63
16:AG:193:GLU:O	16:AG:197:LYS:HG3	1.99	0.63
17:AH:130:TYR:HD1	17:AH:130:TYR:O	1.82	0.63
17:AH:17:ALA:HA	17:AH:22:LYS:HE3	1.81	0.63
20:AK:75:MET:HE2	20:AK:121:ARG:HH22	1.64	0.63
22:AM:93:LYS:O	28:AS:16:LYS:HB2	1.99	0.63
28:AS:78:PRO:HB2	28:AS:98:ILE:HG12	1.80	0.63
29:AT:75:GLY:O	29:AT:79:LEU:HD12	1.98	0.63
30:AU:36:ILE:HG23	30:AU:68:ILE:HD12	1.81	0.63
32:AW:210:CYS:HB3	32:AW:227:ILE:HD11	1.80	0.63
9:B9:98:LEU:HB3	9:B9:100:PHE:HE1	1.63	0.63
10:BA:1171:G:HO2'	10:BA:1172:G:P	2.21	0.63
10:BA:1360:U:H2'	31:BV:3:ARG:NH1	2.12	0.63
10:BA:1605:A:O2'	10:BA:1606:C:P	2.56	0.63
10:BA:833:A:C2'	10:BA:834:A:OP1	2.47	0.63
11:BB:144:CYS:SG	11:BB:156:VAL:HG13	2.39	0.63
14:BE:224:ARG:CD	35:BZ:40:PHE:HZ	2.12	0.63
27:BR:51:VAL:HG13	27:BR:82:LEU:HD11	1.80	0.63
10:AA:1366:G:C2'	10:AA:1367:C:H5'	2.29	0.62
10:AA:760:G:N2	10:AA:766:G:H1	1.95	0.62
10:AA:845:G:OP1	24:AO:5:GLN:HB3	1.99	0.62
12:AC:205:VAL:CG1	12:AC:206:LYS:H	2.11	0.62
13:AD:38:ASN:ND2	13:AD:40:ARG:HD2	2.14	0.62
14:AE:107:ASP:OD1	14:AE:111:HIS:HB2	1.99	0.62
21:AL:133:ALA:O	21:AL:139:LYS:HB2	1.99	0.62
25:AP:10:ILE:HG12	25:AP:21:LEU:CB	2.29	0.62
28:AS:42:PHE:CE2	28:AS:118:GLY:HA2	2.34	0.62
31:AV:58:MET:O	31:AV:62:GLN:HG2	1.98	0.62
10:AA:243:G:H1'	32:AW:204:GLN:HE21	1.63	0.62
10:BA:1030:A:H2'	10:BA:1031:A:H8	1.61	0.62
10:BA:1102:U:H2'	10:BA:1103:G:H5'	1.80	0.62
10:BA:1123:G:N2	10:BA:1720:G:H5'	2.14	0.62
10:BA:147:G:O2'	10:BA:148:C:H5'	1.97	0.62
10:BA:968:C:H2'	10:BA:969:A:O4'	1.99	0.62
12:BC:225:LYS:HD3	27:BR:209:PHE:CE1	2.34	0.62
24:BO:117:LEU:HD21	24:BO:121:GLU:OE1	1.99	0.62
29:BT:117:ILE:HG23	29:BT:130:ARG:HB3	1.80	0.62
3:A3:137:ILE:HD11	3:A3:189:ASP:OD1	1.98	0.62

*Continued on next page...*

*Continued from previous page...*

Atom-1	Atom-2	Interatomic distance (Å)	Clash overlap (Å)
9:A9:98:LEU:HB3	9:A9:100:PHE:HE1	1.63	0.62
9:A9:81:THR:HG21	9:A9:83:LYS:HG2	1.81	0.62
10:AA:1188:A:O5'	10:AA:1188:A:H8	1.82	0.62
10:AA:1719:A:H1'	10:AA:1747:A:C4	2.35	0.62
10:AA:599:A:C5'	10:AA:600:A:H5''	2.29	0.62
10:AA:733:G:H1	10:AA:782:A:H61	1.44	0.62
10:AA:215:A:N6	10:AA:811:U:H3	1.93	0.62
11:AB:4:GLN:HA	11:AB:7:GLN:HG3	1.80	0.62
10:AA:527:A:H5''	13:AD:168:ARG:HH22	1.63	0.62
18:AI:57:LEU:HD23	18:AI:110:GLN:HG2	1.81	0.62
24:AO:15:GLY:O	24:AO:16:SER:HB2	1.98	0.62
10:AA:81:A:O2'	25:AP:117:GLY:HA3	1.98	0.62
25:AP:3:ILE:CG2	25:AP:4:VAL:N	2.61	0.62
32:AW:36:HIS:CD2	32:AW:87:GLY:HA3	2.32	0.62
34:AY:132:LYS:NZ	34:AY:163:ARG:CB	2.62	0.62
1:B1:7:THR:HG23	1:B1:33:SER:CB	2.28	0.62
8:B8:43:VAL:HB	22:BM:25:LYS:NZ	2.14	0.62
10:BA:104:A:C2	10:BA:298:G:C2	2.87	0.62
10:BA:1188:A:C8	10:BA:1188:A:O5'	2.52	0.62
10:BA:1419:G:H5'	10:BA:1419:G:H8	1.62	0.62
10:BA:1504:U:O2'	10:BA:1505:C:H5'	1.99	0.62
10:BA:942:U:O2'	10:BA:943:U:C5'	2.47	0.62
16:BG:133:ALA:HB2	16:BG:200:ARG:HB2	1.81	0.62
17:BH:101:ASN:HB2	17:BH:129:PHE:O	1.98	0.62
15:AF:16:GLN:NE2	22:BM:144:HIS:NE2	2.46	0.62
32:BW:144:HIS:C	32:BW:146:SER:H	2.02	0.62
32:BW:207:PHE:HE2	32:BW:223:ARG:CZ	2.11	0.62
4:A4:95:ASP:HB2	4:A4:100:LYS:HE3	1.80	0.62
7:A7:54:PHE:CE2	7:A7:75:TYR:HB2	2.34	0.62
9:A9:97:ALA:O	9:A9:98:LEU:HD12	2.00	0.62
10:AA:1266:G:O4'	11:AB:106:ASN:HB2	2.00	0.62
10:AA:291:A:H2'	10:AA:292:G:H8	1.64	0.62
10:AA:325:U:O2'	10:AA:326:U:H5'	1.99	0.62
10:AA:72:G:C2	10:AA:75:C:N4	2.67	0.62
10:AA:746:A:C5	10:AA:747:G:N7	2.67	0.62
16:AG:163:SER:N	16:AG:166:GLU:OE1	2.28	0.62
22:AM:132:LYS:HZ2	22:AM:135:GLY:HA3	1.63	0.62
27:AR:107:THR:C	27:AR:109:THR:H	2.03	0.62
28:AS:58:TYR:O	28:AS:62:VAL:HG23	1.99	0.62
32:AW:73:PHE:CE2	32:AW:78:VAL:HG22	2.34	0.62
10:BA:1462:U:C5	10:BA:1464:U:C4	2.82	0.62

*Continued on next page...*

*Continued from previous page...*

Atom-1	Atom-2	Interatomic distance (Å)	Clash overlap (Å)
10:BA:1492:U:O2'	10:BA:1493:A:P	2.57	0.62
10:BA:453:G:H5''	32:BW:26:ILE:HD12	1.81	0.62
11:BB:174:ILE:O	11:BB:178:VAL:HG23	1.98	0.62
13:BD:110:GLN:HG3	13:BD:126:ARG:NE	2.14	0.62
16:BG:13:LEU:CD2	16:BG:104:LEU:HD21	2.30	0.62
16:BG:193:GLU:O	16:BG:197:LYS:HG3	1.99	0.62
16:BG:26:ASP:OD1	16:BG:28:CYS:HB3	1.99	0.62
19:BJ:39:VAL:HG12	19:BJ:43:LYS:HE3	1.81	0.62
21:BL:6:PRO:HG2	21:BL:15:LEU:HD21	1.81	0.62
22:BM:125:LEU:CG	22:BM:129:TRP:HE1	2.12	0.62
10:BA:1475:G:P	29:BT:102:LYS:HB2	2.40	0.62
32:BW:11:ARG:HG2	32:BW:27:TRP:O	2.00	0.62
32:BW:126:LEU:HB3	32:BW:143:THR:HG21	1.80	0.62
8:A8:51:GLU:OE1	8:A8:51:GLU:HA	1.98	0.62
10:AA:1366:G:N2	10:AA:1373:G:N2	2.46	0.62
10:AA:246:U:OP1	26:AQ:33:TYR:OH	2.17	0.62
10:AA:388:A:O2'	10:AA:389:G:H5'	1.99	0.62
10:AA:603:U:H6	10:AA:603:U:OP2	1.82	0.62
17:AH:94:LEU:HD13	17:AH:100:GLY:HA2	1.82	0.62
10:AA:1721:G:H21	20:AK:151:LEU:HD11	1.63	0.62
26:AQ:146:ILE:CD1	26:AQ:153:GLN:HG2	2.30	0.62
10:AA:1425:G:O3'	28:AS:127:THR:HG21	2.00	0.62
32:AW:49:LYS:NZ	32:AW:58:GLY:HA2	2.13	0.62
1:B1:46:LYS:HG3	1:B1:46:LYS:O	1.97	0.62
3:B3:130:LEU:C	3:B3:132:LEU:H	2.03	0.62
8:B8:80:ALA:O	8:B8:84:MET:HG3	1.99	0.62
9:B9:83:LYS:HG3	9:B9:84:LYS:H	1.63	0.62
10:BA:1331:A:H2	10:BA:1334:U:H5	1.47	0.62
10:BA:527:A:H2'	10:BA:528:G:H8	1.63	0.62
10:BA:63:U:O2'	10:BA:162:A:H1'	1.99	0.62
11:BB:4:GLN:HA	11:BB:7:GLN:HG3	1.80	0.62
10:BA:1263:G:C5'	14:BE:120:LYS:HE3	2.19	0.62
17:BH:11:LEU:HD12	17:BH:74:VAL:HG22	1.81	0.62
25:BP:147:VAL:O	25:BP:148:ALA:HB2	1.99	0.62
27:BR:174:MET:CE	27:BR:178:ASN:HB2	2.29	0.62
27:BR:212:HIS:HB3	27:BR:234:ASP:OD2	1.99	0.62
32:BW:204:GLN:O	32:BW:206:SER:N	2.32	0.62
34:BY:66:GLY:O	34:BY:68:MET:N	2.31	0.62
35:BZ:54:VAL:HG13	35:BZ:59:GLN:O	1.99	0.62
6:A6:57:CYS:SG	6:A6:58:SER:N	2.72	0.62
10:AA:1215:G:N3	10:AA:1215:G:H2'	2.13	0.62

*Continued on next page...*

*Continued from previous page...*

Atom-1	Atom-2	Interatomic distance (Å)	Clash overlap (Å)
10:AA:466:A:H62	13:AD:40:ARG:HH22	1.48	0.62
10:AA:781:C:O2	10:AA:781:C:H2'	1.99	0.62
10:AA:804:A:H2'	10:AA:805:G:H8	1.63	0.62
16:AG:177:LYS:O	16:AG:178:ASN:HB2	1.98	0.62
20:AK:38:ASN:O	20:AK:68:GLU:HG3	1.99	0.62
22:AM:125:LEU:HD23	22:AM:129:TRP:HE1	1.65	0.62
8:A8:45:ILE:HD12	22:AM:1:MET:HE3	1.81	0.62
10:AA:761:U:C2	25:AP:7:THR:HG23	2.33	0.62
28:AS:31:GLU:HG3	28:AS:32:LYS:H	1.64	0.62
30:AU:94:ILE:CG2	30:AU:95:LYS:N	2.62	0.62
2:B2:141:LYS:HZ1	2:B2:143:LYS:HE2	1.64	0.62
2:B2:39:THR:HG21	2:B2:48:LYS:HA	1.81	0.62
6:B6:6:LEU:HD13	17:BH:51:GLU:OE1	1.99	0.62
8:B8:70:VAL:HG22	8:B8:75:VAL:O	1.99	0.62
10:BA:1140:U:H3'	10:BA:1141:G:H8	1.63	0.62
10:BA:1340:G:C3'	10:BA:1341:U:H5''	2.29	0.62
10:BA:1556:G:C5	18:BI:124:ARG:NH1	2.67	0.62
10:BA:1582:G:O2'	10:BA:1583:A:H8	1.83	0.62
10:BA:72:G:C2	10:BA:75:C:N4	2.67	0.62
10:BA:781:C:O2	10:BA:781:C:H2'	1.99	0.62
10:BA:1299:C:H4'	12:BC:162:CYS:SG	2.39	0.62
10:BA:553:A:C6	12:BC:181:LYS:HB3	2.34	0.62
12:BC:227:ILE:HG12	27:BR:209:PHE:CE1	2.35	0.62
14:BE:180:VAL:HG23	14:BE:197:ILE:O	2.00	0.62
11:BB:116:ARG:HG3	14:BE:242:GLU:OE2	2.00	0.62
11:BB:64:GLN:HG2	14:BE:245:SER:CB	2.29	0.62
19:BJ:72:GLU:OE1	19:BJ:73:GLY:N	2.32	0.62
10:BA:883:A:H5'	20:BK:66:ARG:HB3	1.81	0.62
21:BL:60:SER:OG	21:BL:64:ASN:HB2	1.99	0.62
25:BP:2:THR:CG2	25:BP:3:ILE:H	1.96	0.62
29:BT:101:GLY:O	29:BT:105:ARG:HG2	1.99	0.62
10:BA:1562:G:H5'	29:BT:94:ASN:O	2.00	0.62
32:BW:213:LYS:HG2	32:BW:214:ASP:N	2.15	0.62
33:BX:44:ARG:HG3	33:BX:45:TYR:N	2.14	0.62
34:BY:23:LYS:HD3	34:BY:41:LEU:CD2	2.24	0.62
2:A2:169:SER:O	2:A2:170:GLN:HB2	2.00	0.62
4:A4:34:PHE:HD2	4:A4:45:PHE:O	1.83	0.62
6:A6:38:CYS:O	6:A6:39:GLN:HB2	1.99	0.62
10:AA:141:A:N6	10:AA:142:A:N1	2.47	0.62
10:AA:191:A:H2'	10:AA:192:C:H6	1.62	0.62
10:AA:43:U:H3'	10:AA:44:U:H5'	1.82	0.62

*Continued on next page...*

*Continued from previous page...*

Atom-1	Atom-2	Interatomic distance (Å)	Clash overlap (Å)
10:AA:728:U:C2'	10:AA:729:U:H5'	2.29	0.62
11:AB:51:GLN:HE22	35:AZ:95:ILE:HB	1.64	0.62
17:AH:2:VAL:HG12	17:AH:3:LYS:N	2.10	0.62
30:AU:14:LYS:O	30:AU:18:SER:HB3	1.99	0.62
32:AW:144:HIS:C	32:AW:146:SER:H	2.03	0.62
1:B1:12:MET:HB2	1:B1:30:VAL:HG23	1.81	0.62
2:B2:128:ASP:O	2:B2:129:LEU:HB2	2.00	0.62
3:B3:82:ILE:HG22	3:B3:86:LYS:HE3	1.82	0.62
10:BA:1054:U:H4'	10:BA:1055:G:OP1	1.99	0.62
10:BA:1259:A:N6	10:BA:1301:A:H5'	2.14	0.62
10:BA:1486:U:H5'	10:BA:1487:A:C2	2.35	0.62
10:BA:1731:G:C3'	10:BA:1732:U:H5''	2.29	0.62
10:BA:191:A:H2'	10:BA:192:C:H6	1.65	0.62
2:B2:29:LYS:HZ3	10:BA:391:A:N6	1.98	0.62
16:BG:22:VAL:HG22	16:BG:105:GLU:HB2	1.81	0.62
17:BH:125:ILE:HG22	17:BH:126:LEU:N	2.13	0.62
17:BH:77:PRO:HB2	21:BL:9:ILE:HG13	1.82	0.62
24:BO:68:LEU:HD23	24:BO:68:LEU:C	2.20	0.62
25:BP:19:ARG:NE	25:BP:73:VAL:HG11	2.14	0.62
28:BS:24:LEU:HG	28:BS:37:GLU:HB3	1.81	0.62
28:BS:86:ARG:NH1	28:BS:122:ALA:HB1	2.15	0.62
7:A7:69:ASN:ND2	7:A7:71:GLU:HB2	2.14	0.62
8:A8:95:LYS:NZ	8:A8:98:LYS:HD2	2.15	0.62
9:A9:146:UNK:CA	9:A9:149:UNK:HG3	2.30	0.62
10:AA:1054:U:H4'	10:AA:1055:G:OP1	1.99	0.62
10:AA:236:U:C2'	10:AA:237:U:H5''	2.30	0.62
10:AA:77:G:O2'	10:AA:78:C:H5'	1.99	0.62
10:AA:859:A:H8	10:AA:859:A:C5'	2.12	0.62
15:AF:65:ASP:O	15:AF:67:GLY:N	2.32	0.62
15:AF:78:ARG:NH1	15:AF:100:GLY:HA3	2.15	0.62
16:AG:106:VAL:HA	16:AG:176:GLU:OE1	1.99	0.62
17:AH:11:LEU:HD12	17:AH:74:VAL:HG22	1.80	0.62
27:AR:212:HIS:HB3	27:AR:234:ASP:OD2	2.00	0.62
28:AS:66:ARG:NH1	28:AS:93:GLU:HB3	2.15	0.62
10:AA:1469:U:H4'	29:AT:126:LYS:HB3	1.80	0.62
32:AW:207:PHE:HE2	32:AW:223:ARG:CZ	2.13	0.62
10:AA:132:U:H1'	34:AY:149:LYS:NZ	2.15	0.62
10:BA:145:G:N2	10:BA:157:G:N2	2.40	0.62
10:BA:1603:A:H62	10:BA:1717:C:C4'	2.11	0.62
5:B5:77:ILE:HG12	10:BA:1746:G:O6	1.98	0.62
10:BA:1:A:H2'	14:BE:180:VAL:CG1	2.29	0.62

*Continued on next page...*

*Continued from previous page...*

Atom-1	Atom-2	Interatomic distance (Å)	Clash overlap (Å)
10:BA:371:U:O2'	10:BA:372:C:OP1	2.17	0.62
10:BA:728:U:O2'	10:BA:729:U:H5'	2.00	0.62
10:BA:77:G:O2'	10:BA:78:C:H5'	1.99	0.62
14:BE:154:THR:CG2	14:BE:155:ILE:N	2.43	0.62
15:BF:32:PHE:HD2	15:BF:72:LYS:HE2	1.60	0.62
17:BH:94:LEU:HD11	17:BH:102:VAL:HG23	1.82	0.62
27:BR:111:TYR:CD1	27:BR:112:LYS:HG2	2.35	0.62
32:BW:163:LYS:HD2	32:BW:237:TRP:CE3	2.34	0.62
34:BY:70:ARG:HH21	34:BY:104:PRO:CD	2.12	0.62
34:BY:98:ARG:HG2	34:BY:106:MET:HE1	1.81	0.62
1:A1:7:THR:HG22	1:A1:31:LEU:HD22	1.82	0.62
2:A2:117:PHE:CE2	2:A2:190:ILE:HD11	2.34	0.62
3:A3:178:THR:CG2	3:A3:180:ARG:HG3	2.30	0.62
6:A6:34:LYS:HG2	6:A6:41:ILE:CG1	2.26	0.62
9:A9:159:UNK:C	9:A9:162:UNK:HG3	2.30	0.62
7:A7:40:LEU:HG	10:AA:1189:A:C2	2.35	0.62
10:AA:865:A:H2'	10:AA:866:U:C6	2.35	0.62
14:AE:154:THR:HG23	14:AE:197:ILE:HG22	1.81	0.62
31:AV:72:LYS:HA	31:AV:76:GLU:HB2	1.81	0.62
4:B4:34:PHE:HD2	4:B4:45:PHE:O	1.82	0.62
6:B6:38:CYS:O	6:B6:39:GLN:HB2	2.00	0.62
10:BA:1201:G:H1	30:BU:28:GLY:HA3	1.65	0.62
10:BA:139:A:O2'	10:BA:140:U:H5'	1.99	0.62
10:BA:1419:G:H2'	10:BA:1420:U:O4'	2.00	0.62
10:BA:1753:A:OP1	10:BA:1753:A:O4'	2.18	0.62
10:BA:538:A:O2'	10:BA:539:U:O4'	2.17	0.62
10:BA:630:A:H2'	10:BA:631:C:C5'	2.28	0.62
10:BA:746:A:C5	10:BA:747:G:N7	2.68	0.62
10:BA:757:C:C5	10:BA:770:G:C2	2.88	0.62
10:BA:955:A:C2	10:BA:956:A:C4	2.88	0.62
16:BG:21:GLU:HG2	16:BG:102:ASN:HB2	1.81	0.62
17:BH:76:SER:CB	17:BH:77:PRO:HD3	2.28	0.62
28:BS:58:TYR:O	28:BS:62:VAL:HG23	1.99	0.62
29:BT:124:ALA:HA	29:BT:127:LYS:HE2	1.81	0.62
29:BT:143:ILE:O	29:BT:147:ILE:HG13	2.00	0.62
34:BY:77:LEU:O	34:BY:92:ARG:HA	2.00	0.62
2:A2:110:VAL:HG12	2:A2:111:GLU:N	2.11	0.62
3:A3:15:ILE:H	3:A3:15:ILE:HD12	1.63	0.62
8:A8:60:VAL:HG13	8:A8:72:LYS:CG	2.30	0.62
8:A8:43:VAL:HA	8:A8:79:LEU:HD12	1.81	0.62
10:AA:1252:C:H2'	10:AA:1253:G:H8	1.65	0.62

*Continued on next page...*

*Continued from previous page...*

Atom-1	Atom-2	Interatomic distance (Å)	Clash overlap (Å)
10:AA:1175:A:N1	10:AA:1527:A:C5	2.68	0.62
10:AA:224:G:C2'	10:AA:225:C:H5'	2.29	0.62
10:AA:341:G:H5''	10:AA:342:U:H3'	1.81	0.62
10:AA:538:A:O2'	10:AA:539:U:O4'	2.17	0.62
10:AA:735:G:H22	10:AA:780:G:H1	1.47	0.62
13:AD:17:ARG:HB3	13:AD:20:GLU:HG3	1.80	0.62
13:AD:65:LYS:HA	13:AD:70:LEU:HD21	1.81	0.62
31:AV:63:LYS:C	31:AV:65:PRO:HD2	2.20	0.62
32:AW:125:LEU:HD12	32:AW:238:ILE:HD11	1.80	0.62
32:AW:230:LEU:CD1	32:AW:238:ILE:HD12	2.30	0.62
2:B2:110:VAL:HG12	2:B2:111:GLU:N	2.12	0.62
10:BA:478:G:H1	10:BA:493:U:H3	1.48	0.62
13:BD:118:LEU:HD11	13:BD:158:PHE:CZ	2.34	0.62
22:BM:113:LEU:HD23	22:BM:113:LEU:N	2.14	0.62
24:BO:13:ILE:HG22	24:BO:14:SER:O	1.99	0.62
25:BP:3:ILE:CG2	25:BP:4:VAL:N	2.63	0.62
10:BA:328:G:H2'	26:BQ:132:LYS:CE	2.28	0.62
27:BR:107:THR:C	27:BR:109:THR:H	2.03	0.62
27:BR:127:SER:HA	27:BR:170:TYR:CD2	2.35	0.62
27:BR:285:THR:HG22	27:BR:286:GLN:N	2.13	0.62
10:BA:1468:G:O2'	29:BT:126:LYS:HE2	1.99	0.62
22:BM:82:PRO:HD3	29:BT:40:TRP:CE2	2.34	0.62
32:BW:254:ARG:HH11	32:BW:254:ARG:HB3	1.63	0.62
14:BE:231:TRP:HZ3	35:BZ:8:GLN:CB	2.13	0.62
4:A4:112:ARG:O	4:A4:115:SER:HB3	1.98	0.62
4:A4:123:LEU:HD13	4:A4:145:PHE:CZ	2.34	0.62
7:A7:9:LYS:O	7:A7:13:TYR:HD1	1.83	0.62
10:AA:1110:A:O2'	10:AA:1111:A:O4'	2.18	0.62
10:AA:1671:G:H2'	10:AA:1672:G:H8	1.65	0.62
10:AA:559:C:H2'	10:AA:559:C:O2	2.00	0.62
10:AA:758:A:H2'	10:AA:759:G:C8	2.32	0.62
10:AA:761:U:H4'	10:AA:762:U:O5'	2.00	0.62
10:AA:89:A:C5	10:AA:390:A:C2	2.88	0.62
10:AA:937:U:OP2	24:AO:16:SER:HA	1.99	0.62
11:AB:139:PRO:HB3	35:AZ:47:VAL:HG21	1.81	0.62
14:AE:157:GLN:HA	17:AH:96:SER:OG	2.00	0.62
14:AE:159:ILE:CD1	14:AE:222:THR:HA	2.29	0.62
14:AE:182:ALA:HB1	14:AE:183:PRO:HD2	1.80	0.62
10:AA:1171:G:H1'	19:AJ:66:ARG:CZ	2.30	0.62
20:AK:21:VAL:CG1	20:AK:22:GLY:H	2.07	0.62
23:AN:6:TRP:CE3	23:AN:7:ARG:HG2	2.35	0.62

*Continued on next page...*



*Continued from previous page...*

Atom-1	Atom-2	Interatomic distance (Å)	Clash overlap (Å)
29:AT:143:ILE:O	29:AT:147:ILE:HG13	2.00	0.62
35:AZ:53:GLU:OE1	35:AZ:63:SER:HB2	1.99	0.62
1:B1:36:GLU:O	1:B1:37:GLU:CB	2.45	0.62
4:B4:95:ASP:HB2	4:B4:100:LYS:HE3	1.80	0.62
5:B5:10:ARG:HB2	5:B5:33:ASP:OD2	1.99	0.62
6:B6:62:CYS:HB3	6:B6:69:VAL:HG12	1.80	0.62
9:B9:146:UNK:CA	9:B9:149:UNK:HG3	2.30	0.62
10:BA:1332:A:H2'	10:BA:1333:A:N9	2.14	0.62
10:BA:1591:C:H2'	10:BA:1591:C:O2	2.00	0.62
10:BA:1693:A:H2'	10:BA:1694:U:C6	2.34	0.62
10:BA:796:U:C2'	10:BA:797:A:H5'	2.23	0.62
10:BA:83:C:C3'	10:BA:84:U:H5''	2.30	0.62
11:BB:186:SER:OG	11:BB:189:GLU:HB3	2.00	0.62
15:BF:17:THR:O	15:BF:95:ASN:HB3	2.00	0.62
17:BH:130:TYR:O	17:BH:130:TYR:HD1	1.82	0.62
20:BK:36:THR:HG22	20:BK:37:TRP:H	1.64	0.62
7:B7:83:SER:HB3	30:BU:111:GLU:OE2	2.00	0.62
31:BV:58:MET:CE	31:BV:58:MET:HA	2.30	0.62
32:BW:36:HIS:CD2	32:BW:87:GLY:HA3	2.35	0.62
10:AA:1443:A:H5'	10:AA:1444:U:OP1	1.99	0.61
10:AA:145:G:N2	10:AA:157:G:N2	2.37	0.61
10:AA:1133:C:H1'	10:AA:1591:C:H42	1.64	0.61
10:AA:2:A:O2'	10:AA:3:C:OP1	2.18	0.61
10:AA:538:A:C2	10:AA:588:A:C4	2.88	0.61
10:AA:765:A:O2'	25:AP:12:VAL:CG2	2.47	0.61
10:AA:1300:G:H5'	12:AC:162:CYS:HB2	1.80	0.61
12:AC:175:VAL:HG22	12:AC:188:LYS:HA	1.81	0.61
14:AE:154:THR:HG23	14:AE:197:ILE:CG2	2.30	0.61
19:AJ:50:VAL:HG22	19:AJ:91:LEU:HD23	1.81	0.61
25:AP:140:SER:O	25:AP:143:LEU:HB2	2.00	0.61
28:AS:124:PHE:N	28:AS:124:PHE:CD1	2.68	0.61
34:AY:90:GLY:C	34:AY:92:ARG:H	2.02	0.61
4:B4:20:LYS:O	4:B4:20:LYS:HG3	1.98	0.61
6:B6:31:MET:HE3	6:B6:77:PHE:HD2	1.65	0.61
10:BA:1133:C:H1'	10:BA:1591:C:H42	1.65	0.61
10:BA:164:U:OP2	10:BA:264:U:H4'	1.99	0.61
10:BA:236:U:C2'	10:BA:237:U:H5''	2.30	0.61
10:BA:748:U:O2'	10:BA:751:U:OP1	2.15	0.61
10:BA:766:G:O6	25:BP:9:LYS:HA	2.00	0.61
10:BA:859:A:C8	10:BA:859:A:H5'	2.35	0.61
10:BA:948:A:H2'	10:BA:949:A:C5'	2.30	0.61

*Continued on next page...*

*Continued from previous page...*

Atom-1	Atom-2	Interatomic distance (Å)	Clash overlap (Å)
12:BC:145:LEU:HD13	12:BC:153:MET:CE	2.30	0.61
12:BC:170:TYR:CD2	12:BC:205:VAL:HG21	2.34	0.61
20:BK:145:GLY:O	20:BK:147:ARG:N	2.32	0.61
20:BK:54:VAL:CG1	20:BK:81:VAL:HG13	2.25	0.61
22:BM:26:ARG:CG	22:BM:27:ILE:H	2.03	0.61
26:BQ:35:LYS:HG2	26:BQ:36:ASN:N	2.14	0.61
27:BR:265:PRO:O	27:BR:266:LYS:HG3	1.99	0.61
2:A2:128:ASP:O	2:A2:129:LEU:HB2	2.01	0.61
4:A4:24:ASP:OD1	4:A4:25:PRO:HD2	2.00	0.61
4:A4:34:PHE:CD2	4:A4:45:PHE:HB3	2.35	0.61
9:A9:126:ALA:N	9:A9:133:TYR:O	2.32	0.61
10:AA:1069:U:HO2'	10:AA:1070:U:P	2.22	0.61
10:AA:1110:A:O2'	10:AA:1111:A:OP2	2.13	0.61
10:AA:311:U:H4'	10:AA:312:C:O4'	1.99	0.61
10:AA:525:U:H5''	25:AP:63:GLY:CA	2.30	0.61
10:AA:728:U:O2'	10:AA:729:U:H5'	2.01	0.61
10:AA:75:C:H1'	34:AY:178:LYS:CG	2.29	0.61
10:AA:948:A:H2'	10:AA:949:A:C5'	2.30	0.61
10:AA:466:A:OP1	13:AD:145:SER:HB2	2.00	0.61
27:AR:314:SER:O	27:AR:326:ALA:HA	2.00	0.61
29:AT:116:ILE:HA	29:AT:136:GLY:HA3	1.83	0.61
32:AW:89:MET:HE2	32:AW:104:LEU:HD21	1.81	0.61
1:B1:7:THR:HG22	1:B1:31:LEU:HD22	1.82	0.61
2:B2:147:VAL:O	2:B2:151:VAL:HG23	1.99	0.61
8:B8:95:LYS:NZ	8:B8:98:LYS:HD2	2.15	0.61
10:BA:1717:C:H2'	10:BA:1718:A:H5''	1.81	0.61
14:BE:228:PRO:HB3	17:BH:68:ARG:NH2	2.12	0.61
15:BF:51:TRP:HE1	15:BF:84:PHE:HE2	1.40	0.61
16:BG:40:SER:O	16:BG:42:VAL:HG23	2.01	0.61
6:B6:6:LEU:CD2	17:BH:62:VAL:HG21	2.26	0.61
21:BL:97:GLU:O	21:BL:98:ASN:HB2	2.00	0.61
27:BR:190:VAL:CG2	27:BR:219:LEU:HD13	2.30	0.61
30:BU:58:LEU:O	30:BU:62:LEU:HG	2.00	0.61
31:BV:17:ILE:CD1	31:BV:57:LEU:HB2	2.30	0.61
11:BB:51:GLN:NE2	35:BZ:95:ILE:H	1.97	0.61
8:A8:66:VAL:O	8:A8:70:VAL:HG23	2.00	0.61
9:A9:98:LEU:HB3	9:A9:100:PHE:CE1	2.35	0.61
10:AA:59:C:H5'	10:AA:60:C:OP2	2.00	0.61
10:AA:865:A:H2'	10:AA:866:U:H6	1.65	0.61
16:AG:61:CYS:SG	16:AG:66:ARG:HG2	2.41	0.61
10:AA:1072:G:N2	17:AH:79:TYR:OH	2.27	0.61

*Continued on next page...*

*Continued from previous page...*

Atom-1	Atom-2	Interatomic distance (Å)	Clash overlap (Å)
20:AK:145:GLY:O	20:AK:147:ARG:N	2.33	0.61
35:AZ:57:ASN:HB2	35:AZ:59:GLN:OE1	1.99	0.61
11:AB:2:ALA:HB1	35:AZ:97:GLU:HB2	1.81	0.61
3:B3:178:THR:HG21	3:B3:180:ARG:CD	2.29	0.61
10:BA:1027:U:H2'	10:BA:1028:G:H5'	1.81	0.61
10:BA:1191:A:C6	10:BA:1237:G:H1'	2.36	0.61
10:BA:141:A:N6	10:BA:142:A:N1	2.48	0.61
10:BA:163:A:OP1	34:BY:137:ARG:NE	2.32	0.61
10:BA:454:C:C2'	10:BA:455:C:H5''	2.29	0.61
10:BA:516:G:O2'	10:BA:517:U:H5'	2.01	0.61
10:BA:840:A:O2'	10:BA:841:A:P	2.57	0.61
21:BL:78:ASN:HD21	21:BL:80:LYS:HG3	1.64	0.61
26:BQ:122:LEU:HD23	26:BQ:123:VAL:H	1.65	0.61
27:BR:94:SER:CB	27:BR:124:VAL:HG23	2.27	0.61
28:BS:69:LYS:HZ1	28:BS:94:LEU:C	2.03	0.61
30:BU:73:VAL:CG1	30:BU:74:PRO:HD2	2.31	0.61
31:BV:72:LYS:HA	31:BV:76:GLU:HB2	1.82	0.61
33:BX:31:PRO:HG3	33:BX:39:ILE:HD11	1.83	0.61
35:BZ:34:TRP:HD1	35:BZ:82:ALA:HB1	1.65	0.61
35:BZ:37:LYS:HG2	35:BZ:38:LEU:H	1.65	0.61
35:BZ:91:GLY:O	35:BZ:92:LEU:HG	2.00	0.61
4:A4:116:MET:CE	4:A4:215:ASN:HB3	2.31	0.61
6:A6:31:MET:HE3	6:A6:77:PHE:HD2	1.66	0.61
7:A7:89:PRO:HG2	7:A7:92:PHE:HB2	1.82	0.61
10:AA:1200:G:H4'	10:AA:1201:G:OP2	2.00	0.61
10:AA:1253:G:OP1	19:AJ:76:THR:HG21	2.00	0.61
10:AA:1325:G:O5'	10:AA:1325:G:H8	1.83	0.61
10:AA:1419:G:H5'	10:AA:1419:G:H8	1.64	0.61
10:AA:1582:G:O2'	10:AA:1583:A:H8	1.83	0.61
10:AA:1591:C:O2	10:AA:1591:C:H2'	1.99	0.61
10:AA:377:G:H21	10:AA:417:A:H8	1.47	0.61
10:AA:574:A:N6	10:AA:577:C:C2	2.69	0.61
10:AA:586:A:C2'	10:AA:587:U:H5'	2.30	0.61
10:AA:85:G:H5'	10:AA:85:G:C8	2.27	0.61
10:AA:904:A:H2'	10:AA:905:C:H6	1.66	0.61
11:AB:5:ARG:HH11	11:AB:5:ARG:CA	2.06	0.61
16:AG:169:ALA:O	16:AG:173:ILE:HG13	2.00	0.61
18:AI:112:MET:HE2	18:AI:112:MET:HA	1.82	0.61
22:AM:101:ALA:HB3	22:AM:104:THR:OG1	2.00	0.61
10:AA:109:U:H5'	26:AQ:66:ARG:HD2	1.82	0.61
26:AQ:70:ILE:HD11	26:AQ:136:PHE:CZ	2.35	0.61

*Continued on next page...*

*Continued from previous page...*

Atom-1	Atom-2	Interatomic distance (Å)	Clash overlap (Å)
27:AR:317:TRP:CZ3	27:AR:324:LEU:HD22	2.35	0.61
10:AA:148:C:C5'	34:AY:108:VAL:HG21	2.31	0.61
2:B2:155:LYS:HD3	2:B2:157:GLN:OE1	2.00	0.61
2:B2:84:THR:HG22	2:B2:85:LYS:N	2.14	0.61
4:B4:119:LYS:HD3	5:B5:37:LYS:HZ1	1.65	0.61
7:B7:38:PRO:HB2	7:B7:41:HIS:HD2	1.63	0.61
10:BA:1384:U:H4'	10:BA:1385:U:OP2	1.99	0.61
10:BA:300:C:H5'	10:BA:300:C:H6	1.65	0.61
10:BA:436:C:H2'	38:BA:2210:HOH:O	1.99	0.61
10:BA:506:U:C5'	13:BD:131:GLN:HB3	2.30	0.61
10:BA:760:G:N2	10:BA:766:G:H1	1.94	0.61
3:B3:117:ARG:NH1	10:BA:836:G:OP1	2.29	0.61
10:BA:849:A:C4	10:BA:935:G:N2	2.68	0.61
13:BD:127:VAL:O	13:BD:130:ARG:HB2	2.00	0.61
17:BH:94:LEU:HD11	17:BH:102:VAL:CG2	2.31	0.61
25:BP:9:LYS:H	25:BP:22:SER:HB2	1.64	0.61
26:BQ:71:LYS:HB3	26:BQ:157:PHE:CE2	2.35	0.61
32:BW:106:ASP:HB2	32:BW:110:ARG:H	1.65	0.61
11:BB:156:VAL:CG2	35:BZ:80:HIS:HB2	2.30	0.61
2:A2:52:ARG:O	2:A2:52:ARG:HG2	2.00	0.61
6:A6:62:CYS:HB3	6:A6:69:VAL:HG12	1.81	0.61
7:A7:83:SER:HB3	30:AU:111:GLU:OE2	2.01	0.61
8:A8:75:VAL:HG11	8:A8:83:LEU:HD11	1.82	0.61
10:AA:628:G:O2'	10:AA:629:A:H5'	2.01	0.61
12:AC:165:GLN:N	12:AC:166:PRO:CD	2.61	0.61
22:AM:125:LEU:HG	22:AM:129:TRP:HE1	1.66	0.61
22:AM:81:ILE:HA	29:AT:40:TRP:CZ2	2.34	0.61
32:AW:254:ARG:HH11	32:AW:254:ARG:HB3	1.65	0.61
32:AW:42:LEU:HD12	32:AW:47:LEU:HB2	1.82	0.61
10:AA:1652:A:N3	34:AY:66:GLY:CA	2.64	0.61
1:B1:10:ARG:HB2	1:B1:53:ASP:O	2.01	0.61
4:B4:38:ILE:HG22	4:B4:39:PRO:CD	2.30	0.61
5:B5:58:ALA:HB2	20:BK:125:LYS:HB3	1.83	0.61
10:BA:291:A:H2'	10:BA:292:G:H8	1.64	0.61
10:BA:538:A:C2	10:BA:588:A:C4	2.87	0.61
10:BA:643:U:O2'	10:BA:644:U:O5'	2.13	0.61
10:BA:85:G:H5'	10:BA:85:G:C8	2.29	0.61
13:BD:69:ARG:HH21	13:BD:92:LYS:HZ1	1.48	0.61
13:BD:53:ARG:HG3	13:BD:97:LEU:HD22	1.81	0.61
14:BE:192:ALA:HB3	14:BE:194:VAL:HG23	1.82	0.61
16:BG:16:LYS:O	16:BG:17:TRP:CG	2.54	0.61

*Continued on next page...*

*Continued from previous page...*

Atom-1	Atom-2	Interatomic distance (Å)	Clash overlap (Å)
27:BR:277:GLY:HA3	27:BR:294:ILE:HA	1.82	0.61
31:BV:112:GLN:HG3	31:BV:113:ASN:N	2.14	0.61
31:BV:17:ILE:HG23	31:BV:58:MET:HE3	1.83	0.61
10:BA:147:G:C5'	34:BY:15:CYS:SG	2.89	0.61
1:A1:36:GLU:O	1:A1:37:GLU:CB	2.45	0.61
2:A2:194:LYS:HG2	26:AQ:4:GLN:NE2	2.14	0.61
8:A8:83:LEU:O	8:A8:87:MET:HG3	2.01	0.61
10:AA:1007:U:C3'	10:AA:1008:A:H5'	2.26	0.61
10:AA:1572:A:H2'	10:AA:1573:G:H5''	1.82	0.61
10:AA:1580:U:OP2	18:AI:126:MET:HE1	2.00	0.61
11:AB:12:ARG:HB2	11:AB:169:MET:SD	2.41	0.61
14:AE:141:ARG:HB3	14:AE:222:THR:CG2	2.31	0.61
10:AA:1444:U:OP2	16:AG:163:SER:HA	2.00	0.61
19:AJ:39:VAL:HG12	19:AJ:43:LYS:HE3	1.82	0.61
19:AJ:64:THR:HG22	19:AJ:77:TRP:HE3	1.65	0.61
31:AV:5:ARG:CB	31:AV:10:LYS:HE2	2.28	0.61
34:AY:228:HIS:O	34:AY:232:ALA:HB2	2.01	0.61
1:B1:45:VAL:HG12	1:B1:46:LYS:N	2.15	0.61
4:B4:166:GLN:O	4:B4:169:ALA:HB3	2.00	0.61
8:B8:102:GLN:OE1	16:BG:165:ALA:HB3	1.99	0.61
10:BA:1229:U:O2	10:BA:1229:U:H2'	2.01	0.61
10:BA:1252:C:H2'	10:BA:1253:G:H8	1.64	0.61
10:BA:525:U:H5''	25:BP:63:GLY:H	1.66	0.61
11:BB:2:ALA:HB3	11:BB:6:LYS:HD3	1.82	0.61
19:BJ:50:VAL:HG22	19:BJ:91:LEU:HD23	1.82	0.61
21:BL:62:GLN:CB	21:BL:63:PRO:CD	2.78	0.61
22:BM:146:VAL:HG12	22:BM:147:VAL:N	2.05	0.61
27:BR:314:SER:O	27:BR:315:LEU:HD23	2.01	0.61
28:BS:78:PRO:HB2	28:BS:98:ILE:HG12	1.82	0.61
10:BA:89:A:O2'	32:BW:4:GLY:HA3	2.01	0.61
35:BZ:32:CYS:HB2	35:BZ:70:CYS:HB3	1.83	0.61
9:A9:154:UNK:HA	9:A9:157:UNK:HG3	1.81	0.61
9:A9:98:LEU:HD23	9:A9:100:PHE:HE1	1.65	0.61
10:AA:104:A:H2'	10:AA:105:G:C8	2.35	0.61
10:AA:231:U:H2'	10:AA:232:G:C5'	2.29	0.61
10:AA:618:G:C2'	10:AA:619:C:H5'	2.31	0.61
11:AB:193:VAL:CG1	11:AB:197:LEU:HD12	2.30	0.61
14:AE:77:LEU:HD11	14:AE:105:VAL:CG1	2.30	0.61
15:AF:42:PHE:HA	8:B8:32:LYS:H	1.66	0.61
16:AG:37:THR:HG22	16:AG:38:THR:N	2.15	0.61
34:AY:102:VAL:HG11	34:AY:109:LEU:HD11	1.83	0.61

*Continued on next page...*

*Continued from previous page...*

Atom-1	Atom-2	Interatomic distance (Å)	Clash overlap (Å)
1:B1:63:GLU:O	1:B1:63:GLU:HG2	2.00	0.61
2:B2:35:MET:HG2	2:B2:103:THR:HG23	1.83	0.61
4:B4:123:LEU:HD13	4:B4:145:PHE:CZ	2.35	0.61
4:B4:36:ALA:HB2	4:B4:101:THR:HB	1.82	0.61
7:B7:69:ASN:ND2	7:B7:71:GLU:HB2	2.15	0.61
8:B8:83:LEU:O	8:B8:87:MET:HG3	2.01	0.61
10:BA:1007:U:C3'	10:BA:1008:A:H5'	2.27	0.61
10:BA:231:U:H2'	10:BA:232:G:C5'	2.30	0.61
10:BA:392:A:N7	10:BA:395:G:C5	2.69	0.61
10:BA:630:A:C2'	10:BA:631:C:H5''	2.31	0.61
10:BA:706:U:H2'	10:BA:707:U:C5	2.35	0.61
14:BE:145:TRP:HZ3	14:BE:174:PRO:CG	2.13	0.61
16:BG:37:THR:HG22	16:BG:38:THR:N	2.15	0.61
16:BG:71:LEU:O	16:BG:71:LEU:HD12	2.01	0.61
17:BH:2:VAL:HG12	17:BH:3:LYS:N	2.12	0.61
19:BJ:64:THR:HG22	19:BJ:77:TRP:HE3	1.65	0.61
21:BL:101:VAL:HG13	21:BL:123:VAL:HG13	1.81	0.61
24:BO:96:LYS:O	24:BO:100:ILE:HD13	2.01	0.61
10:BA:316:G:O4'	26:BQ:79:MET:HE2	2.01	0.61
27:BR:220:SER:HB2	27:BR:261:ILE:O	2.00	0.61
34:BY:139:ASN:O	34:BY:143:LYS:HG3	2.00	0.61
34:BY:77:LEU:HD12	34:BY:84:PHE:HB2	1.83	0.61
35:BZ:57:ASN:HB2	35:BZ:59:GLN:OE1	2.00	0.61
3:A3:192:PHE:HE1	6:A6:14:LYS:HA	1.65	0.61
5:A5:56:LYS:HG3	20:AK:120:ALA:O	2.01	0.61
5:A5:38:ARG:NH2	5:A5:86:VAL:HG23	2.14	0.61
10:AA:1188:A:H5''	10:AA:1189:A:OP1	2.00	0.61
10:AA:346:G:H2'	10:AA:347:G:H8	1.65	0.61
10:AA:371:U:H2'	10:AA:371:U:O2	1.98	0.61
10:AA:570:G:H4'	10:AA:574:A:C2	2.35	0.61
10:AA:865:A:O2'	10:AA:866:U:H5'	2.01	0.61
10:AA:955:A:C2	10:AA:956:A:C4	2.89	0.61
12:AC:126:ILE:HG21	12:AC:157:GLN:HG3	1.83	0.61
12:AC:214:ILE:O	31:AV:39:ALA:HB1	2.01	0.61
12:AC:61:VAL:O	12:AC:68:LYS:HB3	1.99	0.61
13:AD:94:ASP:HB3	14:AE:149:ILE:CD1	2.24	0.61
16:AG:72:MET:O	16:AG:72:MET:HG3	1.99	0.61
21:AL:101:VAL:HA	21:AL:125:CYS:O	2.00	0.61
21:AL:78:ASN:HD21	21:AL:80:LYS:HG3	1.64	0.61
25:AP:15:LEU:CD2	32:AW:71:ASN:HB3	2.31	0.61
27:AR:75:HIS:NE2	27:AR:101:ARG:HG3	2.16	0.61

*Continued on next page...*

*Continued from previous page...*

Atom-1	Atom-2	Interatomic distance (Å)	Clash overlap (Å)
27:AR:114:PHE:HB3	27:AR:145:TRP:CZ3	2.36	0.61
2:B2:52:ARG:HG2	2:B2:52:ARG:O	2.00	0.61
3:B3:46:LYS:O	3:B3:61:VAL:HG13	2.01	0.61
3:B3:95:THR:CG2	3:B3:96:ALA:N	2.64	0.61
7:B7:54:PHE:CE2	7:B7:75:TYR:HB2	2.35	0.61
9:B9:101:TYR:HH	9:B9:124:PHE:HZ	1.49	0.61
10:BA:1200:G:H4'	10:BA:1201:G:OP2	2.01	0.61
10:BA:1671:G:H2'	10:BA:1672:G:H8	1.65	0.61
10:BA:501:U:C6	10:BA:501:U:H5'	2.35	0.61
10:BA:830:G:H2'	10:BA:831:G:H8	1.66	0.61
10:BA:894:U:H3	20:BK:55:ARG:NH1	1.99	0.61
11:BB:96:SER:CB	11:BB:111:LYS:NZ	2.63	0.61
12:BC:108:MET:O	12:BC:112:LEU:HG	2.00	0.61
12:BC:215:ILE:HA	31:BV:39:ALA:CB	2.30	0.61
14:BE:163:SER:O	14:BE:165:SER:N	2.34	0.61
10:BA:1171:G:C6	23:BN:29:LEU:HD22	2.36	0.61
2:B2:192:GLU:HB2	26:BQ:19:SER:HB3	1.83	0.61
32:BW:188:GLY:O	32:BW:191:ILE:HG23	2.01	0.61
10:BA:160:C:O2'	34:BY:133:LEU:HB2	2.01	0.61
10:BA:147:G:H5'	34:BY:15:CYS:SG	2.41	0.61
1:A1:12:MET:HB2	1:A1:30:VAL:HG23	1.81	0.61
2:A2:40:THR:HG22	2:A2:40:THR:O	2.00	0.61
4:A4:139:ARG:HG2	4:A4:141:PHE:CE1	2.35	0.61
4:A4:165:SER:HA	4:A4:168:ARG:NE	2.14	0.61
10:AA:1430:C:O2'	10:AA:1431:A:C5'	2.48	0.61
10:AA:565:G:C8	10:AA:566:C:C5	2.89	0.61
21:AL:54:GLU:HG3	21:AL:56:ILE:HG13	1.83	0.61
28:AS:73:PRO:C	28:AS:75:GLY:H	2.04	0.61
8:B8:75:VAL:HG11	8:B8:83:LEU:HD11	1.82	0.61
10:BA:1522:U:H3	10:BA:1533:G:H1	1.48	0.61
10:BA:162:A:H5'	34:BY:136:LYS:HB3	1.81	0.61
10:BA:310:C:H6	10:BA:310:C:H5'	1.64	0.61
10:BA:546:G:H2'	10:BA:547:C:C6	2.36	0.61
10:BA:59:C:H3'	10:BA:60:C:C5'	2.30	0.61
10:BA:648:U:C5'	10:BA:649:U:OP2	2.48	0.61
10:BA:669:G:H2'	10:BA:670:G:C5'	2.24	0.61
10:BA:747:G:N2	10:BA:754:A:N1	2.49	0.61
15:BF:23:VAL:HG21	15:BF:78:ARG:HD3	1.83	0.61
16:BG:72:MET:O	16:BG:72:MET:HG3	2.00	0.61
18:BI:4:GLN:O	18:BI:5:LYS:HB3	2.01	0.61
10:BA:1076:U:OP2	21:BL:6:PRO:HB3	2.01	0.61

*Continued on next page...*

*Continued from previous page...*

Atom-1	Atom-2	Interatomic distance (Å)	Clash overlap (Å)
24:BO:107:ASN:O	24:BO:109:LYS:N	2.34	0.61
25:BP:10:ILE:HG12	25:BP:21:LEU:CB	2.30	0.61
27:BR:114:PHE:HB3	27:BR:145:TRP:CZ3	2.35	0.61
11:BB:45:ASN:HD21	31:BV:109:LEU:HD13	1.66	0.61
10:BA:1303:A:O2'	31:BV:46:LEU:HD12	2.00	0.61
11:BB:194:MET:CE	31:BV:89:SER:H	2.05	0.61
32:BW:42:LEU:HB2	32:BW:111:PHE:CD2	2.35	0.61
8:A8:60:VAL:HG12	8:A8:60:VAL:O	2.01	0.61
10:AA:1027:U:H2'	10:AA:1028:G:H5'	1.81	0.61
10:AA:1348:U:H2'	10:AA:1348:U:O2	2.00	0.61
10:AA:547:C:H5''	10:AA:548:A:OP1	2.00	0.61
10:AA:630:A:H2'	10:AA:631:C:C5'	2.31	0.61
10:AA:83:C:C3'	10:AA:84:U:H5''	2.31	0.61
14:AE:182:ALA:O	14:AE:185:PRO:HD2	2.01	0.61
16:AG:16:LYS:O	16:AG:17:TRP:CG	2.54	0.61
31:AV:41:VAL:HG11	31:AV:47:ARG:CA	2.31	0.61
10:AA:249:A:H1'	32:AW:133:ILE:HD11	1.83	0.61
32:AW:37:LYS:HB3	32:AW:37:LYS:NZ	2.15	0.61
34:AY:199:THR:O	34:AY:203:VAL:HG23	2.01	0.61
2:B2:169:SER:O	2:B2:170:GLN:HB2	2.00	0.61
10:BA:1366:G:C2'	10:BA:1367:C:H5'	2.31	0.61
10:BA:1366:G:N2	10:BA:1373:G:N2	2.48	0.61
10:BA:761:U:H4'	10:BA:762:U:O5'	2.01	0.61
13:BD:38:ASN:ND2	13:BD:40:ARG:HD2	2.15	0.61
13:BD:17:ARG:NH2	14:BE:183:PRO:HD3	2.05	0.61
16:BG:177:LYS:O	16:BG:178:ASN:HB2	2.00	0.61
16:BG:95:ILE:HG22	16:BG:103:PRO:HB3	1.83	0.61
10:BA:604:G:H21	21:BL:19:ARG:HH21	1.49	0.61
25:BP:55:VAL:HG22	25:BP:58:PHE:HE1	1.64	0.61
31:BV:35:LEU:HD23	31:BV:35:LEU:O	2.01	0.61
31:BV:58:MET:O	31:BV:62:GLN:HG2	2.01	0.61
3:A3:113:ARG:NH2	10:AA:633:U:OP1	2.34	0.60
3:A3:81:ILE:HG12	3:A3:94:PHE:CE1	2.36	0.60
10:AA:1007:U:C3'	10:AA:1008:A:C5'	2.79	0.60
10:AA:1018:G:H8	10:AA:1018:G:H5'	1.65	0.60
10:AA:1137:A:O2'	10:AA:1138:A:H5'	2.01	0.60
10:AA:12:U:H1'	10:AA:1272:A:N3	2.16	0.60
10:AA:59:C:H3'	10:AA:60:C:C5'	2.30	0.60
14:AE:74:GLU:C	14:AE:76:LYS:H	2.05	0.60
27:AR:235:LYS:HZ3	27:AR:256:SER:H	1.47	0.60
27:AR:297:GLU:HA	27:AR:300:THR:OG1	2.01	0.60

*Continued on next page...*



*Continued from previous page...*

Atom-1	Atom-2	Interatomic distance (Å)	Clash overlap (Å)
29:AT:124:ALA:HA	29:AT:127:LYS:HE2	1.83	0.60
29:AT:119:LYS:HE2	29:AT:130:ARG:CZ	2.31	0.60
32:AW:89:MET:CE	32:AW:104:LEU:HD21	2.30	0.60
34:AY:77:LEU:HD12	34:AY:84:PHE:HB2	1.83	0.60
1:B1:66:ARG:O	1:B1:67:LEU:HG	2.01	0.60
2:B2:136:THR:HG22	2:B2:137:VAL:N	2.16	0.60
2:B2:40:THR:O	2:B2:40:THR:HG22	2.01	0.60
5:B5:38:ARG:NH2	5:B5:86:VAL:HG23	2.16	0.60
5:B5:41:VAL:HG23	5:B5:41:VAL:O	2.00	0.60
10:BA:1007:U:C3'	10:BA:1008:A:C5'	2.79	0.60
10:BA:10:G:H1	10:BA:1117:U:H3	1.47	0.60
10:BA:1514:G:H5'	29:BT:90:GLY:HA2	1.83	0.60
10:BA:1645:C:H42	10:BA:1680:A:H61	1.48	0.60
10:BA:297:U:OP1	26:BQ:104:ARG:HD3	2.00	0.60
10:BA:865:A:O2'	10:BA:866:U:H5'	2.00	0.60
10:BA:86:C:C2'	10:BA:87:G:H5'	2.31	0.60
11:BB:11:LYS:CE	31:BV:115:PRO:HB2	2.30	0.60
14:BE:91:THR:O	14:BE:94:GLY:N	2.34	0.60
16:BG:45:PRO:CG	16:BG:85:ILE:HG23	2.31	0.60
22:BM:14:ILE:CG2	22:BM:22:ILE:HG23	2.31	0.60
31:BV:63:LYS:C	31:BV:65:PRO:HD2	2.21	0.60
32:BW:161:THR:OG1	32:BW:229:VAL:HB	2.01	0.60
34:BY:141:ILE:HG21	34:BY:156:ILE:HG23	1.83	0.60
8:A8:75:VAL:CG1	8:A8:79:LEU:HD13	2.30	0.60
10:AA:1279:U:C2'	10:AA:1280:G:H5'	2.31	0.60
10:AA:1653:C:H4'	34:AY:65:GLN:HG2	1.83	0.60
16:AG:21:GLU:HG2	16:AG:102:ASN:HB2	1.81	0.60
21:AL:47:HIS:ND1	21:AL:104:ALA:HB2	2.15	0.60
21:AL:60:SER:OG	21:AL:64:ASN:HB2	2.01	0.60
17:AH:77:PRO:HB2	21:AL:9:ILE:HG13	1.82	0.60
29:AT:21:GLU:HG3	29:AT:147:ILE:CD1	2.31	0.60
29:AT:72:PRO:O	29:AT:73:HIS:HB2	2.00	0.60
31:AV:112:GLN:HG3	31:AV:113:ASN:N	2.15	0.60
26:AQ:39:LEU:HA	32:AW:204:GLN:HE21	1.64	0.60
5:B5:86:VAL:HG13	10:BA:1750:A:N1	2.15	0.60
6:B6:33:VAL:HA	6:B6:76:ALA:O	2.00	0.60
10:BA:1188:A:O5'	10:BA:1188:A:H8	1.84	0.60
10:BA:444:A:C2'	10:BA:445:U:H5'	2.30	0.60
10:BA:565:G:C8	10:BA:566:C:C5	2.89	0.60
10:BA:586:A:C2'	10:BA:587:U:H5'	2.31	0.60
10:BA:59:C:H5'	10:BA:60:C:OP2	2.01	0.60

*Continued on next page...*

*Continued from previous page...*

Atom-1	Atom-2	Interatomic distance (Å)	Clash overlap (Å)
10:BA:628:G:O2'	10:BA:629:A:H5'	2.01	0.60
3:B3:103:LYS:HD3	10:BA:633:U:H3'	1.83	0.60
10:BA:840:A:H2'	10:BA:941:A:H61	1.65	0.60
11:BB:96:SER:HB3	11:BB:111:LYS:HZ1	1.66	0.60
15:BF:44:TYR:CD1	15:BF:44:TYR:N	2.62	0.60
20:BK:106:LYS:HZ3	20:BK:135:ILE:HG23	1.65	0.60
27:BR:235:LYS:HZ3	27:BR:256:SER:H	1.49	0.60
31:BV:107:LYS:HG2	31:BV:112:GLN:HB2	1.82	0.60
32:BW:11:ARG:HH12	32:BW:20:LEU:HD22	1.65	0.60
3:A3:13:THR:H	3:A3:16:GLU:HB2	1.66	0.60
5:A5:38:ARG:HH22	5:A5:86:VAL:CG2	2.13	0.60
8:A8:47:LYS:HG2	22:AM:5:ILE:HG23	1.82	0.60
10:AA:1019:G:N2	10:AA:1020:G:C2	2.70	0.60
10:AA:1086:G:C2'	10:AA:1087:U:OP2	2.49	0.60
10:AA:1340:G:C3'	10:AA:1341:U:H5''	2.31	0.60
10:AA:1580:U:H5''	18:AI:74:SER:CB	2.31	0.60
10:AA:1701:C:H2'	10:AA:1702:A:H5'	1.84	0.60
2:A2:56:VAL:HG22	10:AA:324:A:P	2.42	0.60
10:AA:422:G:C8	10:AA:422:G:H5'	2.26	0.60
10:AA:454:C:O2'	10:AA:455:C:H5''	2.00	0.60
12:AC:227:ILE:HG21	27:AR:246:THR:HG23	1.82	0.60
13:AD:108:ARG:HH22	13:AD:126:ARG:NH2	1.99	0.60
13:AD:126:ARG:HA	13:AD:129:ILE:HD11	1.83	0.60
10:AA:1556:G:C5	18:AI:124:ARG:NH1	2.70	0.60
20:AK:36:THR:HG22	20:AK:37:TRP:H	1.65	0.60
27:AR:255:GLY:H	27:AR:279:LYS:HE3	1.65	0.60
27:AR:13:LYS:HZ3	27:AR:295:GLU:HB3	1.66	0.60
28:AS:24:LEU:HG	28:AS:37:GLU:HB3	1.82	0.60
29:AT:117:ILE:HG23	29:AT:130:ARG:HB3	1.81	0.60
10:AA:1562:G:H5'	29:AT:94:ASN:O	2.02	0.60
31:AV:98:ILE:HG23	31:AV:102:THR:HB	1.82	0.60
32:AW:204:GLN:O	32:AW:206:SER:N	2.34	0.60
2:B2:93:ALA:HA	26:BQ:9:TYR:CD2	2.36	0.60
3:B3:117:ARG:HH22	10:BA:834:A:H2'	1.65	0.60
3:B3:138:GLY:N	3:B3:154:GLN:HB2	2.15	0.60
4:B4:34:PHE:CD2	4:B4:45:PHE:HB3	2.35	0.60
10:BA:145:G:O2'	34:BY:13:GLN:HG3	2.02	0.60
10:BA:1514:G:O2'	10:BA:1515:A:H8	1.84	0.60
10:BA:1175:A:N1	10:BA:1527:A:C5	2.69	0.60
10:BA:1594:G:H2'	10:BA:1595:C:C6	2.36	0.60
10:BA:1716:A:C3'	10:BA:1717:C:H5''	2.31	0.60

*Continued on next page...*

*Continued from previous page...*

Atom-1	Atom-2	Interatomic distance (Å)	Clash overlap (Å)
10:BA:1745:G:H3'	10:BA:1746:G:C5'	2.29	0.60
10:BA:33:G:H5'	10:BA:33:G:H8	1.66	0.60
11:BB:193:VAL:CG1	11:BB:197:LEU:HD12	2.31	0.60
12:BC:161:ILE:HD12	12:BC:170:TYR:HB2	1.83	0.60
10:BA:5:U:OP1	14:BE:184:ILE:HD12	2.00	0.60
1:B1:58:MET:SD	16:BG:117:ARG:HD3	2.40	0.60
16:BG:66:ARG:NH2	16:BG:143:ASN:HD21	1.98	0.60
17:BH:94:LEU:HD13	17:BH:100:GLY:HA2	1.82	0.60
4:B4:45:PHE:HZ	20:BK:128:ARG:HH12	1.50	0.60
22:BM:21:ASN:HD21	22:BM:102:SER:HB3	1.65	0.60
8:B8:47:LYS:HG2	22:BM:5:ILE:HG23	1.82	0.60
23:BN:33:TYR:O	23:BN:34:GLU:CB	2.48	0.60
25:BP:140:SER:O	25:BP:143:LEU:HB2	2.00	0.60
29:BT:15:ALA:HB2	29:BT:66:ARG:NE	2.16	0.60
34:BY:70:ARG:NH2	34:BY:104:PRO:HD3	2.14	0.60
2:A2:147:VAL:O	2:A2:151:VAL:HG23	2.00	0.60
2:A2:25:ARG:NH2	10:AA:376:A:OP1	2.34	0.60
10:AA:1429:G:H2'	10:AA:1429:G:N3	2.16	0.60
10:AA:1514:G:H5'	29:AT:90:GLY:HA2	1.81	0.60
5:A5:5:ARG:NH2	10:AA:1748:U:OP2	2.34	0.60
10:AA:481:A:H2'	10:AA:482:A:H5''	1.83	0.60
10:AA:676:C:H4'	10:AA:677:G:C5'	2.31	0.60
10:AA:706:U:H2'	10:AA:707:U:C5	2.36	0.60
10:AA:828:U:H2'	10:AA:829:U:O4'	2.01	0.60
13:AD:109:LEU:HB2	13:AD:146:PHE:CB	2.31	0.60
17:AH:74:VAL:HG13	17:AH:126:LEU:O	2.02	0.60
20:AK:62:VAL:CG1	20:AK:63:LYS:H	2.14	0.60
23:AN:27:GLN:O	23:AN:28:GLY:C	2.38	0.60
25:AP:18:ARG:NH2	25:AP:20:GLN:NE2	2.50	0.60
10:AA:1475:G:P	29:AT:102:LYS:HB2	2.41	0.60
2:B2:37:LYS:O	2:B2:38:LEU:HD23	2.01	0.60
9:B9:154:UNK:HA	9:B9:157:UNK:HG3	1.83	0.60
9:B9:72:LYS:HG3	10:BA:1244:U:OP1	2.01	0.60
9:B9:98:LEU:HB3	9:B9:100:PHE:CE1	2.36	0.60
8:B8:38:LYS:NZ	10:BA:1507:U:H3'	2.16	0.60
10:BA:158:G:H5''	34:BY:112:GLN:NE2	2.15	0.60
10:BA:245:A:H4'	10:BA:246:U:OP1	2.00	0.60
10:BA:273:A:N3	10:BA:273:A:H2'	2.17	0.60
10:BA:614:A:OP2	10:BA:615:A:OP2	2.20	0.60
10:BA:798:G:N3	10:BA:799:G:C8	2.69	0.60
12:BC:84:ASP:C	12:BC:86:GLN:H	2.04	0.60

*Continued on next page...*

*Continued from previous page...*

Atom-1	Atom-2	Interatomic distance (Å)	Clash overlap (Å)
3:B3:135:THR:HB	24:BO:23:ARG:NH1	2.15	0.60
12:BC:228:ARG:NH2	27:BR:243:LEU:HD22	2.16	0.60
27:BR:285:THR:CG2	27:BR:286:GLN:H	2.02	0.60
2:A2:39:THR:HG21	2:A2:48:LYS:HA	1.83	0.60
10:AA:1299:C:H4'	12:AC:162:CYS:SG	2.41	0.60
10:AA:802:U:H3	10:AA:830:G:H1	1.49	0.60
16:AG:95:ILE:HG22	16:AG:103:PRO:HB3	1.80	0.60
27:AR:220:SER:HB2	27:AR:261:ILE:O	2.01	0.60
27:AR:250:ARG:HG3	27:AR:252:PHE:CE1	2.37	0.60
29:AT:101:GLY:O	29:AT:105:ARG:HG2	2.00	0.60
32:AW:188:GLY:N	32:AW:191:ILE:CG2	2.65	0.60
34:AY:139:ASN:O	34:AY:143:LYS:HG3	2.02	0.60
34:AY:41:LEU:HB3	34:AY:45:PHE:CD1	2.37	0.60
2:B2:154:THR:O	2:B2:156:ALA:N	2.31	0.60
3:B3:178:THR:HG21	3:B3:180:ARG:HD2	1.83	0.60
3:B3:178:THR:CG2	3:B3:180:ARG:HG3	2.31	0.60
6:B6:31:MET:CE	6:B6:71:ILE:HD11	2.30	0.60
10:BA:1018:G:O2'	10:BA:1019:G:H5'	2.02	0.60
10:BA:1580:U:OP2	18:BI:126:MET:HE2	2.01	0.60
10:BA:1603:A:H62	10:BA:1717:C:H4'	1.65	0.60
10:BA:627:U:P	21:BL:10:ARG:HB2	2.42	0.60
14:BE:77:LEU:HD11	14:BE:105:VAL:CG1	2.31	0.60
8:A8:31:THR:OG1	15:BF:42:PHE:HD2	1.85	0.60
26:BQ:70:ILE:HD11	26:BQ:136:PHE:CZ	2.37	0.60
27:BR:250:ARG:HG3	27:BR:252:PHE:CE1	2.35	0.60
28:BS:73:PRO:C	28:BS:75:GLY:H	2.05	0.60
32:BW:203:HIS:O	32:BW:205:GLY:N	2.27	0.60
7:A7:11:ARG:HG3	7:A7:15:GLN:HE21	1.64	0.60
9:A9:152:UNK:HA	9:A9:155:UNK:HG3	1.84	0.60
10:AA:955:A:N6	10:AA:1003:A:C5	2.70	0.60
10:AA:139:A:O2'	10:AA:140:U:H5'	2.02	0.60
10:AA:1492:U:O2'	10:AA:1493:A:P	2.60	0.60
10:AA:1745:G:H3'	10:AA:1746:G:C5'	2.29	0.60
10:AA:186:C:H2'	10:AA:187:U:O4'	2.01	0.60
10:AA:104:A:C2	10:AA:298:G:C2	2.90	0.60
10:AA:481:A:C2'	10:AA:482:A:H5''	2.32	0.60
18:AI:22:ALA:CB	18:AI:86:ALA:HB1	2.32	0.60
24:AO:60:HIS:O	24:AO:62:ILE:HG13	2.01	0.60
25:AP:23:LEU:HD11	25:AP:71:ALA:CB	2.29	0.60
31:AV:35:LEU:CD2	31:AV:41:VAL:HG21	2.31	0.60
32:AW:102:ARG:NE	32:AW:238:ILE:HG21	2.16	0.60

*Continued on next page...*

*Continued from previous page...*

Atom-1	Atom-2	Interatomic distance (Å)	Clash overlap (Å)
32:AW:97:THR:HB	32:AW:99:GLN:HG2	1.82	0.60
34:AY:137:ARG:HG3	34:AY:181:ARG:HG3	1.84	0.60
1:B1:45:VAL:HG12	1:B1:46:LYS:H	1.67	0.60
5:B5:67:PRO:HD3	20:BK:129:ILE:HD12	1.84	0.60
9:B9:152:UNK:HA	9:B9:155:UNK:HG3	1.82	0.60
10:BA:1188:A:H5''	10:BA:1189:A:OP1	2.00	0.60
10:BA:1325:G:H8	10:BA:1325:G:O5'	1.85	0.60
10:BA:1473:G:N2	10:BA:1475:G:H3'	2.15	0.60
10:BA:1511:A:O2'	10:BA:1512:G:H5'	2.02	0.60
10:BA:797:A:C2'	10:BA:798:G:O4'	2.41	0.60
10:BA:828:U:H2'	10:BA:829:U:O4'	2.02	0.60
12:BC:196:GLU:HG3	12:BC:203:PHE:HB2	1.82	0.60
14:BE:159:ILE:HG22	14:BE:160:THR:N	2.15	0.60
14:BE:205:THR:HG23	14:BE:211:PHE:CD1	2.36	0.60
19:BJ:97:ASP:O	19:BJ:101:ILE:HG13	2.02	0.60
10:BA:1430:C:H3'	22:BM:138:THR:CG2	2.32	0.60
23:BN:6:TRP:CE3	23:BN:7:ARG:HG2	2.36	0.60
26:BQ:146:ILE:CD1	26:BQ:153:GLN:HG2	2.32	0.60
27:BR:271:ALA:HB2	27:BR:317:TRP:CZ2	2.37	0.60
27:BR:86:GLN:HB3	27:BR:87:GLU:OE2	2.02	0.60
32:BW:127:LYS:NZ	32:BW:186:GLN:HE22	1.98	0.60
9:A9:97:ALA:C	9:A9:98:LEU:HD12	2.22	0.60
10:AA:10:G:H1	10:AA:1117:U:H3	1.50	0.60
10:AA:1575:U:H2'	10:AA:1576:U:H6	1.66	0.60
10:AA:897:A:O2'	10:AA:898:U:H5'	2.02	0.60
7:A7:103:GLU:HG2	12:AC:92:GLU:OE1	2.02	0.60
18:AI:4:GLN:O	18:AI:5:LYS:HB3	2.02	0.60
26:AQ:11:LYS:O	26:AQ:53:VAL:HG21	2.02	0.60
4:B4:90:VAL:HG23	4:B4:104:TYR:HB2	1.84	0.60
10:BA:1229:U:H2'	10:BA:1230:U:H5'	1.83	0.60
10:BA:1403:U:O2'	10:BA:1404:G:P	2.60	0.60
10:BA:1531:G:H2'	10:BA:1532:U:OP1	2.01	0.60
10:BA:687:U:H2'	10:BA:688:A:H8	1.66	0.60
11:BB:89:THR:HB	11:BB:91:CYS:SG	2.40	0.60
13:BD:26:ASN:O	13:BD:29:LYS:HG3	2.01	0.60
13:BD:69:ARG:HH21	13:BD:92:LYS:NZ	1.99	0.60
14:BE:228:PRO:HA	14:BE:231:TRP:CD1	2.36	0.60
14:BE:58:PRO:HG2	14:BE:59:GLU:OE1	2.02	0.60
16:BG:13:LEU:HD12	16:BG:14:PHE:N	2.17	0.60
23:BN:35:MET:HG3	23:BN:35:MET:O	2.02	0.60
28:BS:124:PHE:CD1	28:BS:124:PHE:N	2.68	0.60

*Continued on next page...*

*Continued from previous page...*

Atom-1	Atom-2	Interatomic distance (Å)	Clash overlap (Å)
30:BU:36:ILE:HG23	30:BU:68:ILE:HD12	1.82	0.60
31:BV:3:ARG:HG3	31:BV:3:ARG:O	2.02	0.60
32:BW:143:THR:HG22	32:BW:145:ASP:H	1.65	0.60
10:BA:1675:A:H5''	34:BY:75:LEU:HD13	1.83	0.60
5:A5:41:VAL:O	5:A5:41:VAL:HG23	2.02	0.60
10:AA:604:G:N2	10:AA:1080:G:H22	2.00	0.60
10:AA:273:A:H2'	10:AA:273:A:N3	2.16	0.60
10:AA:300:C:H5'	10:AA:300:C:H6	1.67	0.60
2:A2:95:ASN:ND2	10:AA:332:A:H4'	2.16	0.60
10:AA:747:G:N2	10:AA:755:G:C6	2.70	0.60
10:AA:747:G:N2	10:AA:754:A:N1	2.50	0.60
22:AM:113:LEU:N	22:AM:113:LEU:HD23	2.16	0.60
25:AP:90:ARG:HB3	25:AP:96:GLY:O	2.00	0.60
34:AY:64:LYS:HZ1	34:AY:81:HIS:HB3	1.66	0.60
35:AZ:34:TRP:HD1	35:AZ:82:ALA:HB1	1.65	0.60
5:B5:77:ILE:N	5:B5:77:ILE:HD12	2.16	0.60
10:BA:2:A:O2'	10:BA:3:C:OP1	2.19	0.60
10:BA:435:C:O2'	10:BA:436:C:H5'	2.01	0.60
10:BA:481:A:C2'	10:BA:482:A:H5''	2.32	0.60
12:BC:61:VAL:O	12:BC:68:LYS:HB3	2.01	0.60
12:BC:38:ALA:CB	12:BC:94:ILE:HD11	2.31	0.60
13:BD:78:ARG:HD2	32:BW:260:TYR:OH	2.01	0.60
19:BJ:108:PRO:O	19:BJ:110:VAL:HG23	2.02	0.60
29:BT:119:LYS:HE2	29:BT:130:ARG:CZ	2.32	0.60
34:BY:63:MET:HA	34:BY:98:ARG:O	2.02	0.60
2:A2:105:VAL:HG12	2:A2:107:ASN:H	1.67	0.60
2:A2:10:LYS:NZ	10:AA:330:C:OP2	2.35	0.60
3:A3:130:LEU:C	3:A3:132:LEU:H	2.04	0.60
8:A8:46:GLU:HB2	22:AM:7:LYS:HG3	1.83	0.60
10:AA:1461:A:H5''	10:AA:1486:U:H3	1.67	0.60
10:AA:328:G:H2'	26:AQ:132:LYS:CE	2.31	0.60
10:AA:33:G:H5'	10:AA:33:G:H8	1.65	0.60
10:AA:339:C:O2'	10:AA:340:A:H5'	2.02	0.60
10:AA:454:C:H2'	10:AA:455:C:C5'	2.32	0.60
10:AA:724:C:H2'	10:AA:724:C:O2	2.01	0.60
10:AA:840:A:O2'	10:AA:841:A:OP2	2.20	0.60
10:AA:623:U:H3	10:AA:948:A:N6	1.98	0.60
16:AG:40:SER:O	16:AG:42:VAL:HG23	2.01	0.60
22:AM:125:LEU:CG	22:AM:129:TRP:HE1	2.14	0.60
10:AA:315:U:O2'	26:AQ:79:MET:CE	2.49	0.60
26:AQ:8:ALA:HB3	26:AQ:11:LYS:HE2	1.83	0.60

*Continued on next page...*

*Continued from previous page...*

Atom-1	Atom-2	Interatomic distance (Å)	Clash overlap (Å)
33:AX:38:ARG:HG2	33:AX:42:ASN:HD21	1.67	0.60
33:AX:31:PRO:HG3	33:AX:39:ILE:HD11	1.82	0.60
5:B5:67:PRO:HG2	20:BK:129:ILE:O	2.02	0.60
10:BA:1244:U:H3	10:BA:1409:G:H1	1.47	0.60
10:BA:1471:C:O2'	10:BA:1472:U:H5'	2.00	0.60
10:BA:1558:A:C4	10:BA:1583:A:N6	2.70	0.60
10:BA:454:C:O2'	10:BA:455:C:H5''	2.02	0.60
13:BD:37:LYS:HE2	13:BD:126:ARG:NH1	2.17	0.60
14:BE:159:ILE:HG22	14:BE:160:THR:H	1.67	0.60
29:BT:60:ARG:NH2	29:BT:83:PHE:HD2	1.98	0.60
31:BV:17:ILE:HD11	31:BV:54:ALA:O	2.02	0.60
34:BY:228:HIS:O	34:BY:232:ALA:HB2	2.02	0.60
1:A1:62:ARG:O	1:A1:63:GLU:CB	2.50	0.60
10:AA:110:A:HO2'	10:AA:111:G:P	2.25	0.60
10:AA:1486:U:H5'	10:AA:1487:A:C2	2.37	0.60
10:AA:164:U:O2'	10:AA:165:A:OP1	2.17	0.60
10:AA:460:A:N6	10:AA:589:G:C8	2.70	0.60
10:AA:669:G:H2'	10:AA:670:G:C5'	2.23	0.60
10:AA:882:G:N7	10:AA:883:A:C4	2.69	0.60
11:AB:141:ILE:HG23	11:AB:155:VAL:CG1	2.32	0.60
13:AD:97:LEU:O	13:AD:99:LEU:N	2.32	0.60
10:AA:932:G:H5''	24:AO:7:LYS:HZ3	1.67	0.60
10:AA:525:U:H5''	25:AP:63:GLY:H	1.66	0.60
10:AA:316:G:OP2	26:AQ:132:LYS:HE3	2.02	0.60
26:AQ:6:GLN:OE1	26:AQ:6:GLN:HA	2.02	0.60
32:AW:11:ARG:HG2	32:AW:27:TRP:O	2.01	0.60
10:BA:1501:C:H2'	10:BA:1502:A:H8	1.67	0.60
10:BA:311:U:H4'	10:BA:312:C:O4'	2.01	0.60
10:BA:47:C:C2'	10:BA:48:C:H5'	2.32	0.60
10:BA:553:A:O2'	10:BA:554:U:OP2	2.18	0.60
10:BA:559:C:O2	10:BA:559:C:H2'	2.02	0.60
10:BA:561:A:N3	33:BX:14:VAL:HG21	2.17	0.60
10:BA:726:U:C6	10:BA:792:G:N2	2.70	0.60
10:BA:905:C:O2	20:BK:138:ASP:CB	2.46	0.60
10:BA:90:U:P	32:BW:3:ARG:HB2	2.42	0.60
14:BE:33:LEU:HD22	14:BE:53:ILE:HG22	1.84	0.60
22:BM:14:ILE:HG23	22:BM:22:ILE:HG23	1.83	0.60
24:BO:15:GLY:O	24:BO:16:SER:HB2	2.00	0.60
27:BR:174:MET:HE2	27:BR:176:SER:O	2.01	0.60
32:BW:122:LYS:HG3	32:BW:167:VAL:CG2	2.32	0.60
33:BX:50:LEU:CD2	33:BX:57:ARG:HH12	2.13	0.60

*Continued on next page...*

*Continued from previous page...*

Atom-1	Atom-2	Interatomic distance (Å)	Clash overlap (Å)
1:A1:65:ARG:HH21	1:A1:67:LEU:HD12	1.67	0.59
9:A9:126:ALA:HA	10:AA:1224:C:C5'	2.24	0.59
10:AA:1028:G:H5'	10:AA:1028:G:C8	2.29	0.59
10:AA:1397:C:H5''	10:AA:1398:A:OP2	2.02	0.59
10:AA:1471:C:O2'	10:AA:1472:U:H5'	2.01	0.59
10:AA:1720:G:H4'	10:AA:1721:G:O5'	2.02	0.59
10:AA:5:U:C2	10:AA:20:G:N2	2.70	0.59
10:AA:245:A:H4'	10:AA:246:U:OP1	2.02	0.59
10:AA:812:U:H2'	10:AA:813:U:H5'	1.84	0.59
10:AA:843:A:N6	10:AA:942:U:C5	2.70	0.59
12:AC:35:ALA:HB1	12:AC:57:LYS:HB2	1.83	0.59
13:AD:80:MET:HG2	13:AD:86:LEU:HD12	1.83	0.59
14:AE:45:LEU:N	14:AE:64:PHE:CE2	2.70	0.59
22:AM:38:ILE:HG23	22:AM:42:PHE:HB3	1.84	0.59
23:AN:39:ARG:HG3	23:AN:40:ARG:HG2	1.83	0.59
27:AR:174:MET:HE2	27:AR:176:SER:O	2.02	0.59
27:AR:190:VAL:CG2	27:AR:219:LEU:HD13	2.31	0.59
2:B2:22:ARG:NH1	2:B2:25:ARG:HH12	1.93	0.59
8:B8:60:VAL:HG13	8:B8:72:LYS:HG2	1.84	0.59
10:BA:547:C:H5''	10:BA:548:A:OP1	2.02	0.59
10:BA:676:C:H4'	10:BA:677:G:C5'	2.31	0.59
10:BA:676:C:O2'	10:BA:677:G:OP2	2.19	0.59
10:BA:882:G:N7	10:BA:883:A:C4	2.70	0.59
11:BB:5:ARG:HG2	11:BB:187:LYS:NZ	2.17	0.59
12:BC:108:MET:HE2	12:BC:125:ILE:HD13	1.82	0.59
10:BA:1444:U:O4	16:BG:74:HIS:HB2	2.02	0.59
17:BH:35:LEU:HD21	17:BH:61:VAL:HG21	1.84	0.59
23:BN:4:LYS:HD2	23:BN:6:TRP:HE1	1.67	0.59
28:BS:66:ARG:NH1	28:BS:93:GLU:HB3	2.17	0.59
28:BS:69:LYS:HE2	28:BS:97:GLY:N	2.17	0.59
10:BA:74:A:H1'	34:BY:179:ILE:CD1	2.31	0.59
10:BA:155:U:H5''	34:BY:83:CYS:C	2.22	0.59
4:A4:20:LYS:O	4:A4:20:LYS:HG3	2.00	0.59
8:A8:58:SER:CB	8:A8:111:VAL:HG13	2.27	0.59
2:A2:177:THR:HG21	10:AA:205:A:OP1	2.02	0.59
10:AA:224:G:H1	10:AA:233:U:H3	1.48	0.59
10:AA:794:A:O3'	10:AA:797:A:H2	1.84	0.59
12:AC:47:THR:HG22	12:AC:48:LYS:HG3	1.82	0.59
13:AD:171:ARG:HB3	13:AD:175:LYS:HZ2	1.66	0.59
16:AG:101:ARG:O	16:AG:103:PRO:HD3	2.02	0.59
27:AR:252:PHE:HB3	27:AR:281:PHE:CE2	2.37	0.59

*Continued on next page...*



*Continued from previous page...*

Atom-1	Atom-2	Interatomic distance (Å)	Clash overlap (Å)
35:AZ:83:LEU:O	35:AZ:87:LEU:HG	2.02	0.59
3:B3:15:ILE:H	3:B3:15:ILE:HD12	1.67	0.59
7:B7:52:ARG:HB2	7:B7:54:PHE:HE1	1.66	0.59
9:B9:98:LEU:HD23	9:B9:100:PHE:HE1	1.67	0.59
9:B9:97:ALA:C	9:B9:98:LEU:HD12	2.23	0.59
10:BA:1069:U:O2'	10:BA:1070:U:OP2	2.16	0.59
10:BA:110:A:HO2'	10:BA:111:G:P	2.24	0.59
10:BA:1089:U:O2	10:BA:1626:A:C2	2.55	0.59
10:BA:1704:C:O2'	10:BA:1705:A:H5'	2.02	0.59
10:BA:29:G:H4'	21:BL:130:SER:HB3	1.84	0.59
10:BA:758:A:H2'	10:BA:759:G:C8	2.32	0.59
12:BC:170:TYR:CZ	12:BC:205:VAL:HG11	2.37	0.59
13:BD:80:MET:HG2	13:BD:86:LEU:HD12	1.83	0.59
27:BR:168:VAL:O	27:BR:169:ARG:HD3	2.01	0.59
32:BW:97:THR:HB	32:BW:99:GLN:HG2	1.83	0.59
3:A3:178:THR:HG21	3:A3:180:ARG:HD2	1.82	0.59
9:A9:83:LYS:HG3	9:A9:84:LYS:H	1.67	0.59
10:AA:272:U:H3'	10:AA:273:A:H5''	1.84	0.59
15:AF:39:PRO:HG2	15:AF:42:PHE:CE1	2.36	0.59
15:AF:48:MET:CE	15:AF:59:ALA:HB1	2.33	0.59
17:AH:28:ARG:HB3	17:AH:29:PRO:CD	2.32	0.59
10:AA:1430:C:H3'	22:AM:138:THR:HG21	1.84	0.59
22:AM:1:MET:CG	22:AM:2:SER:N	2.57	0.59
30:AU:58:LEU:O	30:AU:62:LEU:HG	2.02	0.59
14:AE:46:ASP:OD2	35:AZ:26:ALA:HB1	2.01	0.59
10:BA:14:C:H1'	10:BA:1114:G:N2	2.16	0.59
10:BA:325:U:O2'	10:BA:326:U:H5'	2.02	0.59
10:BA:760:G:H21	10:BA:766:G:H22	1.47	0.59
10:BA:766:G:N2	10:BA:767:C:C2	2.70	0.59
10:BA:83:C:H2'	10:BA:84:U:C5'	2.20	0.59
10:BA:859:A:H8	10:BA:859:A:H5'	1.64	0.59
10:BA:874:U:H3	10:BA:892:G:N2	1.99	0.59
14:BE:141:ARG:HB3	14:BE:222:THR:CG2	2.32	0.59
16:BG:55:LYS:O	16:BG:56:PHE:CD1	2.55	0.59
17:BH:30:VAL:HG21	17:BH:61:VAL:HG23	1.83	0.59
21:BL:54:GLU:HG3	21:BL:56:ILE:HG13	1.84	0.59
25:BP:82:LYS:HD2	25:BP:83:TYR:HE1	1.68	0.59
27:BR:298:PRO:HD2	27:BR:334:ARG:HH21	1.66	0.59
29:BT:61:THR:HG23	29:BT:107:ALA:HB1	1.84	0.59
2:A2:105:VAL:HG13	10:AA:320:G:H4'	1.83	0.59
2:A2:154:THR:O	2:A2:156:ALA:N	2.31	0.59

*Continued on next page...*

*Continued from previous page...*

Atom-1	Atom-2	Interatomic distance (Å)	Clash overlap (Å)
5:A5:10:ARG:HB2	5:A5:33:ASP:OD2	2.01	0.59
10:AA:1229:U:H2'	10:AA:1229:U:O2	2.00	0.59
10:AA:1384:U:H4'	10:AA:1385:U:OP2	2.02	0.59
10:AA:1403:U:O2'	10:AA:1404:G:OP2	2.19	0.59
10:AA:1455:A:N1	10:AA:1563:C:H1'	2.17	0.59
10:AA:1514:G:H22	10:AA:1540:G:H2'	1.65	0.59
10:AA:1558:A:C4	10:AA:1583:A:N6	2.70	0.59
10:AA:1720:G:P	10:AA:1720:G:H3'	2.42	0.59
10:AA:315:U:H2'	10:AA:316:G:H8	1.67	0.59
10:AA:316:G:O4'	26:AQ:79:MET:HE2	2.02	0.59
10:AA:478:G:H1	10:AA:493:U:H3	1.48	0.59
10:AA:546:G:H2'	10:AA:547:C:C6	2.37	0.59
10:AA:687:U:H2'	10:AA:688:A:H8	1.67	0.59
10:AA:934:U:H2'	10:AA:935:G:H5'	1.83	0.59
10:AA:986:G:OP1	20:AK:149:ARG:NE	2.34	0.59
14:AE:39:TYR:HE2	14:AE:251:LYS:HE3	1.68	0.59
21:AL:37:ARG:HG2	21:AL:44:GLY:HA2	1.84	0.59
25:AP:7:THR:OG1	25:AP:10:ILE:HD11	2.02	0.59
25:AP:56:TYR:HE1	25:AP:70:PHE:HB2	1.65	0.59
30:AU:89:ASN:O	30:AU:91:LYS:N	2.34	0.59
31:AV:17:ILE:CD1	31:AV:57:LEU:HB2	2.32	0.59
32:AW:213:LYS:HG2	32:AW:214:ASP:N	2.16	0.59
10:AA:132:U:C1'	34:AY:149:LYS:HZ3	2.15	0.59
2:B2:22:ARG:HD2	2:B2:25:ARG:CZ	2.32	0.59
3:B3:79:LYS:HA	3:B3:82:ILE:HD12	1.84	0.59
8:B8:51:GLU:OE1	8:B8:51:GLU:HA	2.02	0.59
9:B9:116:CYS:HA	9:B9:125:MET:SD	2.43	0.59
9:B9:159:UNK:C	9:B9:162:UNK:HG3	2.31	0.59
10:BA:1110:A:O2'	10:BA:1111:A:OP2	2.19	0.59
10:BA:1422:C:H5''	23:BN:8:THR:HB	1.84	0.59
10:BA:430:A:O2'	10:BA:457:G:N2	2.35	0.59
10:BA:504:A:OP2	13:BD:174:ARG:HG2	2.02	0.59
10:BA:623:U:OP2	10:BA:947:C:N4	2.35	0.59
10:BA:942:U:H1'	10:BA:943:U:C6	2.37	0.59
10:BA:955:A:C2'	10:BA:956:A:C5'	2.76	0.59
11:BB:8:ASP:O	11:BB:12:ARG:HG2	2.03	0.59
14:BE:154:THR:HG23	14:BE:197:ILE:HG22	1.83	0.59
4:B4:73:ALA:CB	20:BK:128:ARG:NH2	2.65	0.59
10:BA:932:G:H5'	24:BO:7:LYS:HZ1	1.67	0.59
25:BP:15:LEU:HD22	32:BW:71:ASN:CB	2.32	0.59
26:BQ:11:LYS:O	26:BQ:53:VAL:HG21	2.01	0.59

*Continued on next page...*

*Continued from previous page...*

Atom-1	Atom-2	Interatomic distance (Å)	Clash overlap (Å)
27:BR:86:GLN:HB2	27:BR:130:ASN:HD21	1.67	0.59
32:BW:102:ARG:CG	32:BW:116:LEU:HD21	2.31	0.59
34:BY:76:LEU:CD2	34:BY:94:ARG:HD2	2.32	0.59
2:A2:136:THR:HG22	2:A2:137:VAL:N	2.17	0.59
3:A3:13:THR:HG22	3:A3:15:ILE:HD12	1.84	0.59
3:A3:46:LYS:O	3:A3:61:VAL:HG13	2.03	0.59
3:A3:80:LEU:HD13	3:A3:94:PHE:CE2	2.38	0.59
5:A5:30:VAL:CG2	5:A5:76:CYS:HB2	2.31	0.59
10:AA:328:G:H2'	26:AQ:132:LYS:NZ	2.18	0.59
10:AA:328:G:H3'	26:AQ:132:LYS:HE2	1.84	0.59
10:AA:552:C:H4'	33:AX:66:LYS:CE	2.31	0.59
10:AA:830:G:H2'	10:AA:831:G:H8	1.66	0.59
11:AB:174:ILE:O	11:AB:178:VAL:HG23	2.03	0.59
18:AI:88:SER:O	18:AI:92:VAL:HG23	2.02	0.59
22:AM:64:ASP:O	22:AM:68:LYS:HG2	2.03	0.59
27:AR:314:SER:O	27:AR:315:LEU:HD23	2.01	0.59
1:B1:11:ILE:HG12	1:B1:27:VAL:HG11	1.84	0.59
2:B2:10:LYS:HZ3	10:BA:330:C:P	2.25	0.59
6:B6:77:PHE:CD1	6:B6:77:PHE:O	2.55	0.59
7:B7:89:PRO:HG2	7:B7:92:PHE:HB2	1.84	0.59
8:B8:60:VAL:O	8:B8:60:VAL:HG12	2.02	0.59
10:BA:1265:U:H2'	10:BA:1266:G:H8	1.68	0.59
10:BA:1397:C:H5''	10:BA:1398:A:OP2	2.01	0.59
10:BA:1514:G:H22	10:BA:1540:G:H2'	1.66	0.59
10:BA:1575:U:H2'	10:BA:1576:U:H6	1.67	0.59
10:BA:224:G:H1	10:BA:233:U:H3	1.49	0.59
10:BA:359:U:H2'	10:BA:360:U:H5'	1.84	0.59
10:BA:419:C:O2'	10:BA:420:A:H5'	2.02	0.59
11:BB:63:VAL:HG11	11:BB:69:VAL:CG2	2.32	0.59
13:BD:108:ARG:HH22	13:BD:126:ARG:NH2	2.00	0.59
14:BE:141:ARG:HB2	14:BE:223:TYR:CE2	2.38	0.59
14:BE:154:THR:HG23	14:BE:197:ILE:CG2	2.33	0.59
16:BG:183:SER:OG	16:BG:186:ILE:HB	2.02	0.59
17:BH:17:ALA:HA	17:BH:22:LYS:HE3	1.84	0.59
18:BI:43:PRO:O	18:BI:45:ILE:N	2.36	0.59
10:BA:984:C:O2	20:BK:151:LEU:HD22	2.03	0.59
10:BA:878:A:P	20:BK:59:GLY:HA3	2.43	0.59
23:BN:39:ARG:HG3	23:BN:40:ARG:HG2	1.84	0.59
10:BA:1421:G:H4'	23:BN:6:TRP:HB2	1.83	0.59
32:BW:9:LEU:HD12	32:BW:10:LYS:N	2.18	0.59
34:BY:16:ILE:HD13	34:BY:45:PHE:HZ	1.66	0.59

*Continued on next page...*

*Continued from previous page...*

Atom-1	Atom-2	Interatomic distance (Å)	Clash overlap (Å)
4:A4:48:THR:CG2	4:A4:49:LEU:H	2.09	0.59
6:A6:17:ASN:O	6:A6:19:PHE:N	2.35	0.59
10:AA:1260:G:H2'	10:AA:1261:U:H5'	1.84	0.59
10:AA:159:G:O2'	10:AA:160:C:H5'	2.03	0.59
10:AA:537:A:HO2'	10:AA:538:A:P	2.26	0.59
10:AA:866:U:C3'	10:AA:867:U:H5''	2.33	0.59
13:AD:80:MET:HE1	13:AD:96:VAL:HG13	1.82	0.59
18:AI:51:TYR:HA	18:AI:54:ILE:HD12	1.84	0.59
28:AS:66:ARG:HH12	28:AS:93:GLU:CB	2.15	0.59
30:AU:120:ILE:C	30:AU:122:GLY:H	2.06	0.59
30:AU:89:ASN:ND2	30:AU:90:ALA:N	2.35	0.59
12:AC:215:ILE:HD12	31:AV:15:SER:HB2	1.85	0.59
32:AW:123:TYR:CD2	32:AW:163:LYS:HE2	2.38	0.59
1:B1:19:GLY:C	1:B1:21:ARG:N	2.56	0.59
1:B1:42:ILE:N	1:B1:63:GLU:HG3	2.15	0.59
10:BA:1443:A:H5'	10:BA:1444:U:OP1	2.02	0.59
10:BA:1461:A:H5''	10:BA:1486:U:H3	1.68	0.59
10:BA:1517:A:OP1	22:BM:133:VAL:N	2.32	0.59
10:BA:1719:A:H1'	10:BA:1747:A:C4	2.38	0.59
10:BA:72:G:C8	10:BA:72:G:C3'	2.85	0.59
10:BA:787:A:H1'	17:BH:105:THR:HG23	1.84	0.59
10:BA:77:G:H2'	10:BA:78:C:H6	1.67	0.59
10:BA:939:U:H2'	10:BA:939:U:O2	2.02	0.59
14:BE:159:ILE:CD1	14:BE:222:THR:HA	2.33	0.59
23:BN:25:ALA:HB1	23:BN:27:GLN:OE1	2.02	0.59
10:BA:206:U:H5''	26:BQ:20:LYS:CD	2.33	0.59
30:BU:106:ARG:O	30:BU:107:LYS:HG3	2.03	0.59
31:BV:112:GLN:HE21	31:BV:113:ASN:HD22	1.51	0.59
8:A8:60:VAL:HG13	8:A8:72:LYS:HG2	1.83	0.59
8:A8:29:LYS:NZ	10:AA:1509:U:H5'	2.18	0.59
10:AA:1707:G:H2'	10:AA:1708:A:C8	2.38	0.59
5:A5:38:ARG:NE	10:AA:1751:U:C5	2.71	0.59
10:AA:83:C:H2'	10:AA:84:U:C5'	2.18	0.59
14:AE:159:ILE:HG22	14:AE:160:THR:H	1.68	0.59
17:AH:94:LEU:HD11	17:AH:102:VAL:HG23	1.85	0.59
21:AL:78:ASN:ND2	21:AL:80:LYS:CG	2.65	0.59
25:AP:85:PRO:HA	32:AW:59:ARG:NH1	2.16	0.59
26:AQ:9:TYR:O	26:AQ:10:GLN:CB	2.51	0.59
26:AQ:87:ARG:HD3	26:AQ:104:ARG:CZ	2.33	0.59
27:AR:86:GLN:HB3	27:AR:87:GLU:OE2	2.02	0.59
34:AY:23:LYS:HD3	34:AY:41:LEU:CD2	2.24	0.59

*Continued on next page...*

*Continued from previous page...*

Atom-1	Atom-2	Interatomic distance (Å)	Clash overlap (Å)
35:AZ:37:LYS:HG2	35:AZ:38:LEU:H	1.68	0.59
4:B4:73:ALA:CB	20:BK:128:ARG:HH22	2.15	0.59
9:B9:123:ILE:CD1	9:B9:136:LYS:HD2	2.33	0.59
10:BA:104:A:H2'	10:BA:105:G:C8	2.36	0.59
12:BC:10:LYS:HA	12:BC:13:LYS:HG2	1.85	0.59
13:BD:126:ARG:HA	13:BD:129:ILE:HD11	1.84	0.59
10:BA:504:A:OP1	13:BD:175:LYS:HE3	2.02	0.59
13:BD:171:ARG:HB3	13:BD:175:LYS:HZ2	1.66	0.59
14:BE:112:ILE:HD12	14:BE:192:ALA:HB2	1.85	0.59
14:BE:228:PRO:C	14:BE:230:PHE:H	2.06	0.59
16:BG:34:ALA:CB	16:BG:62:PRO:HA	2.33	0.59
10:BA:1453:C:O2'	18:BI:79:GLN:NE2	2.35	0.59
23:BN:33:TYR:O	23:BN:34:GLU:HB2	2.02	0.59
26:BQ:127:CYS:SG	26:BQ:130:ILE:HD11	2.43	0.59
26:BQ:6:GLN:OE1	26:BQ:6:GLN:HA	2.02	0.59
28:BS:132:THR:HG22	28:BS:133:HIS:N	2.18	0.59
10:AA:1603:A:N7	10:AA:1717:C:O4'	2.36	0.59
10:AA:350:A:H5''	10:AA:351:A:C5'	2.33	0.59
11:AB:99:TRP:CH2	11:AB:104:LEU:HG	2.38	0.59
11:AB:13:LEU:HA	11:AB:169:MET:CE	2.33	0.59
7:A7:99:PHE:CZ	12:AC:69:HIS:NE2	2.70	0.59
14:AE:145:TRP:HE3	14:AE:173:ALA:O	1.86	0.59
18:AI:112:MET:CE	18:AI:112:MET:HA	2.32	0.59
20:AK:27:VAL:HG21	20:AK:89:LYS:O	2.02	0.59
6:A6:45:PHE:CD2	24:AO:57:ARG:HD3	2.37	0.59
27:AR:174:MET:HE3	27:AR:178:ASN:HB2	1.85	0.59
34:AY:55:GLY:O	34:AY:62:PRO:HA	2.02	0.59
9:B9:92:HIS:NE2	10:BA:1225:U:O4	2.35	0.59
10:BA:1710:G:H5'	10:BA:1711:U:OP2	2.03	0.59
10:BA:392:A:H3'	10:BA:393:C:O4'	2.01	0.59
10:BA:454:C:H2'	10:BA:455:C:C5'	2.33	0.59
10:BA:802:U:H3	10:BA:830:G:H1	1.51	0.59
10:BA:812:U:H2'	10:BA:813:U:H5'	1.84	0.59
19:BJ:95:VAL:N	19:BJ:96:PRO:HD2	2.17	0.59
20:BK:62:VAL:CG1	20:BK:63:LYS:H	2.15	0.59
2:A2:10:LYS:HD2	10:AA:314:A:OP2	2.03	0.59
4:A4:124:ILE:CG2	4:A4:167:VAL:HG13	2.33	0.59
4:A4:90:VAL:HG23	4:A4:104:TYR:HB2	1.85	0.59
6:A6:34:LYS:HE2	6:A6:41:ILE:HD11	1.83	0.59
10:AA:14:C:H1'	10:AA:1114:G:N2	2.17	0.59
10:AA:1191:A:C6	10:AA:1237:G:H1'	2.38	0.59

*Continued on next page...*

*Continued from previous page...*

Atom-1	Atom-2	Interatomic distance (Å)	Clash overlap (Å)
10:AA:1405:U:H5	38:AA:2431:HOH:O	1.85	0.59
10:AA:643:U:O2'	10:AA:644:U:O5'	2.13	0.59
10:AA:721:A:H2'	10:AA:722:A:H8	1.66	0.59
11:AB:63:VAL:HG11	11:AB:69:VAL:CG2	2.32	0.59
13:AD:37:LYS:HE2	13:AD:126:ARG:NH1	2.17	0.59
14:AE:228:PRO:C	14:AE:230:PHE:H	2.06	0.59
14:AE:91:THR:O	14:AE:94:GLY:N	2.35	0.59
15:AF:49:LYS:HE2	15:AF:53:LYS:HZ3	1.66	0.59
16:AG:183:SER:OG	16:AG:186:ILE:HB	2.03	0.59
10:AA:880:G:O6	20:AK:68:GLU:CD	2.41	0.59
27:AR:184:ALA:N	27:AR:206:ARG:HH22	1.96	0.59
27:AR:298:PRO:HD2	27:AR:334:ARG:HH21	1.67	0.59
28:AS:86:ARG:NH1	28:AS:122:ALA:HB1	2.17	0.59
28:AS:36:ASP:O	28:AS:39:ALA:HB3	2.03	0.59
10:AA:1290:G:OP1	31:AV:67:ARG:HG2	2.01	0.59
5:B5:42:ARG:HB3	5:B5:69:LEU:HB3	1.84	0.59
10:BA:1228:A:H5'	10:BA:1229:U:OP1	2.02	0.59
10:BA:1246:C:O2'	10:BA:1247:A:H5''	2.03	0.59
10:BA:12:U:H2'	10:BA:13:C:C6	2.38	0.59
10:BA:346:G:H2'	10:BA:347:G:H8	1.67	0.59
10:BA:481:A:H2'	10:BA:482:A:H5''	1.83	0.59
10:BA:724:C:H2'	10:BA:724:C:O2	2.02	0.59
10:BA:871:U:H2'	10:BA:872:A:O4'	2.03	0.59
16:BG:95:ILE:HG21	16:BG:103:PRO:HB3	1.82	0.59
20:BK:36:THR:CG2	20:BK:37:TRP:N	2.66	0.59
21:BL:116:ILE:HG23	21:BL:117:PRO:HD2	1.84	0.59
22:BM:64:ASP:O	22:BM:68:LYS:HG2	2.02	0.59
32:BW:117:SER:OG	32:BW:119:GLU:HB2	2.03	0.59
32:BW:122:LYS:HG3	32:BW:167:VAL:HG23	1.85	0.59
32:BW:177:LEU:HD23	32:BW:177:LEU:H	1.66	0.59
10:BA:533:G:C8	33:BX:28:ARG:NH1	2.69	0.59
2:A2:87:LEU:HB3	2:A2:111:GLU:HB2	1.85	0.59
10:AA:1368:A:O2'	10:AA:1370:U:OP2	2.21	0.59
10:AA:1421:G:H4'	23:AN:6:TRP:CE3	2.36	0.59
10:AA:1613:C:C1'	10:AA:1715:A:H2	2.12	0.59
10:AA:29:G:H4'	21:AL:130:SER:CB	2.33	0.59
10:AA:821:C:H2'	10:AA:822:U:C6	2.38	0.59
13:AD:69:ARG:HH21	13:AD:92:LYS:HZ1	1.50	0.59
14:AE:182:ALA:HB3	14:AE:185:PRO:CD	2.32	0.59
20:AK:36:THR:CG2	20:AK:37:TRP:N	2.65	0.59
25:AP:55:VAL:HG22	25:AP:58:PHE:HE1	1.68	0.59

*Continued on next page...*

*Continued from previous page...*

Atom-1	Atom-2	Interatomic distance (Å)	Clash overlap (Å)
28:AS:69:LYS:HE2	28:AS:97:GLY:N	2.18	0.59
31:AV:105:MET:CE	31:AV:109:LEU:HD22	2.33	0.59
32:AW:163:LYS:HD2	32:AW:237:TRP:CE3	2.37	0.59
4:B4:77:ASP:C	4:B4:79:SER:H	2.06	0.59
10:BA:1279:U:C2'	10:BA:1280:G:H5'	2.32	0.59
10:BA:73:A:H4'	10:BA:74:A:O5'	2.03	0.59
10:BA:821:C:H2'	10:BA:822:U:C6	2.38	0.59
10:BA:945:A:O2'	10:BA:946:U:H5'	2.02	0.59
13:BD:80:MET:HE1	13:BD:96:VAL:HG13	1.85	0.59
15:BF:78:ARG:NH1	15:BF:100:GLY:HA3	2.18	0.59
17:BH:18:GLU:OE1	17:BH:67:GLY:HA2	2.02	0.59
19:BJ:38:ILE:CG1	19:BJ:104:PHE:HE2	2.16	0.59
30:BU:76:ARG:HG3	30:BU:99:GLY:CA	2.32	0.59
1:A1:24:ILE:N	1:A1:24:ILE:HD12	2.18	0.58
3:A3:95:THR:CG2	3:A3:96:ALA:H	2.16	0.58
6:A6:17:ASN:O	6:A6:20:LYS:N	2.30	0.58
10:AA:1172:G:H4'	10:AA:1173:G:C5'	2.29	0.58
10:AA:536:C:O2'	10:AA:537:A:OP1	2.20	0.58
10:AA:77:G:H2'	10:AA:78:C:H6	1.66	0.58
10:AA:734:U:O2	10:AA:782:A:C2	2.56	0.58
10:AA:86:C:C2'	10:AA:87:G:H5'	2.33	0.58
10:AA:89:A:O2'	32:AW:4:GLY:HA3	2.02	0.58
11:AB:2:ALA:HB3	11:AB:6:LYS:HD3	1.85	0.58
14:AE:39:TYR:O	14:AE:41:LYS:HG3	2.03	0.58
16:AG:26:ASP:OD1	16:AG:28:CYS:HB3	2.01	0.58
31:AV:98:ILE:HG23	31:AV:102:THR:CG2	2.32	0.58
31:AV:112:GLN:HE21	31:AV:113:ASN:HD22	1.50	0.58
10:AA:1653:C:H5'	34:AY:65:GLN:NE2	2.17	0.58
2:B2:136:THR:HG22	2:B2:138:LEU:HG	1.84	0.58
10:BA:1064:A:H4'	10:BA:1065:A:OP1	2.01	0.58
10:BA:133:A:H61	10:BA:169:G:H2'	1.68	0.58
10:BA:1629:G:H1	10:BA:1696:U:H3	1.51	0.58
10:BA:271:U:H2'	10:BA:271:U:O2	2.03	0.58
10:BA:506:U:OP2	13:BD:169:GLU:CG	2.49	0.58
10:BA:1299:C:O2'	12:BC:162:CYS:HB2	2.02	0.58
12:BC:213:VAL:HG12	12:BC:213:VAL:O	2.02	0.58
14:BE:81:VAL:HG11	14:BE:84:ILE:HD11	1.85	0.58
17:BH:28:ARG:HB3	17:BH:29:PRO:CD	2.33	0.58
28:BS:83:THR:HG23	28:BS:85:TYR:N	2.18	0.58
31:BV:105:MET:CE	31:BV:109:LEU:HD22	2.33	0.58
34:BY:107:ARG:HG3	34:BY:108:VAL:HG23	1.85	0.58

*Continued on next page...*

*Continued from previous page...*

Atom-1	Atom-2	Interatomic distance (Å)	Clash overlap (Å)
2:A2:136:THR:HG22	2:A2:138:LEU:HG	1.84	0.58
2:A2:166:GLN:NE2	2:A2:173:LEU:HD23	2.18	0.58
4:A4:36:ALA:HB2	4:A4:101:THR:HB	1.85	0.58
5:A5:46:ASP:HB2	5:A5:47:PRO:CD	2.28	0.58
10:AA:1157:U:O2'	10:AA:1158:U:P	2.60	0.58
9:A9:88:HIS:NE2	10:AA:1220:C:OP1	2.36	0.58
10:AA:1230:U:H2'	10:AA:1231:C:H6	1.68	0.58
10:AA:1260:G:C2'	10:AA:1261:U:H5'	2.32	0.58
10:AA:1475:G:H5''	29:AT:100:HIS:CD2	2.37	0.58
10:AA:1511:A:O2'	10:AA:1512:G:H5'	2.04	0.58
10:AA:1514:G:O2'	10:AA:1515:A:H8	1.86	0.58
10:AA:1531:G:H2'	10:AA:1532:U:OP1	2.04	0.58
10:AA:1536:U:H2'	10:AA:1537:C:H6	1.68	0.58
10:AA:1715:A:C8	10:AA:1715:A:H3'	2.38	0.58
10:AA:341:G:O2'	10:AA:342:U:P	2.61	0.58
10:AA:611:U:O2'	10:AA:612:U:H5'	2.03	0.58
10:AA:72:G:C8	10:AA:72:G:C3'	2.86	0.58
10:AA:840:A:O2'	10:AA:841:A:P	2.61	0.58
10:AA:905:C:O2	20:AK:138:ASP:CB	2.46	0.58
12:AC:161:ILE:HD12	12:AC:170:TYR:HB2	1.85	0.58
12:AC:38:ALA:CB	12:AC:94:ILE:HD11	2.32	0.58
13:AD:12:TYR:OH	13:AD:40:ARG:HB3	2.03	0.58
17:AH:94:LEU:HD11	17:AH:102:VAL:CG2	2.33	0.58
20:AK:121:ARG:HG3	20:AK:122:SER:H	1.66	0.58
20:AK:45:THR:HG22	20:AK:49:GLY:HA2	1.85	0.58
22:AM:93:LYS:HA	22:AM:93:LYS:CE	2.26	0.58
30:AU:28:GLY:O	30:AU:32:VAL:HG23	2.02	0.58
10:AA:249:A:H5'	32:AW:134:GLY:HA2	1.83	0.58
32:AW:212:VAL:HG23	32:AW:220:PHE:CB	2.33	0.58
33:AX:34:ARG:HH11	33:AX:34:ARG:HB3	1.64	0.58
3:B3:13:THR:H	3:B3:16:GLU:HB2	1.68	0.58
4:B4:124:ILE:CG2	4:B4:167:VAL:HG13	2.33	0.58
7:B7:47:ARG:CB	7:B7:50:LYS:HE2	2.32	0.58
10:BA:271:U:H4'	10:BA:272:U:C5'	2.32	0.58
10:BA:570:G:C4'	10:BA:574:A:C2	2.85	0.58
10:BA:65:C:C5	34:BY:177:PRO:HB3	2.38	0.58
10:BA:670:G:C2'	10:BA:671:A:H5'	2.34	0.58
10:BA:734:U:C2	10:BA:735:G:N7	2.71	0.58
10:BA:734:U:O2	10:BA:782:A:C2	2.56	0.58
10:BA:840:A:H2'	10:BA:941:A:N6	2.17	0.58
10:BA:929:A:C2'	10:BA:930:A:H5'	2.33	0.58

*Continued on next page...*



*Continued from previous page...*

Atom-1	Atom-2	Interatomic distance (Å)	Clash overlap (Å)
12:BC:126:ILE:HG21	12:BC:157:GLN:HG3	1.85	0.58
13:BD:108:ARG:HH22	13:BD:126:ARG:HH22	1.51	0.58
27:BR:193:ASP:OD2	27:BR:195:ARG:HB2	2.03	0.58
10:BA:1514:G:H5'	29:BT:90:GLY:HA3	1.84	0.58
1:A1:19:GLY:C	1:A1:21:ARG:N	2.55	0.58
2:A2:121:TYR:HD2	2:A2:129:LEU:HD11	1.67	0.58
3:A3:79:LYS:HA	3:A3:82:ILE:HD12	1.86	0.58
10:AA:1013:G:O2'	10:AA:1014:A:H5'	2.03	0.58
10:AA:1171:G:OP2	23:AN:40:ARG:NH2	2.36	0.58
10:AA:201:A:C2'	10:AA:202:U:H5'	2.33	0.58
10:AA:359:U:H2'	10:AA:360:U:H5'	1.85	0.58
10:AA:529:C:C4	10:AA:530:G:N7	2.71	0.58
10:AA:648:U:C5'	10:AA:649:U:OP2	2.48	0.58
10:AA:755:G:O5'	10:AA:755:G:H8	1.86	0.58
11:AB:119:ILE:N	11:AB:119:ILE:HD12	2.18	0.58
11:AB:13:LEU:HA	11:AB:169:MET:HE3	1.84	0.58
11:AB:64:GLN:HG2	14:AE:245:SER:CB	2.32	0.58
12:AC:146:LYS:O	12:AC:147:GLN:HB3	2.03	0.58
12:AC:196:GLU:HG3	12:AC:203:PHE:HB2	1.84	0.58
13:AD:118:LEU:HD11	13:AD:158:PHE:CE1	2.39	0.58
13:AD:129:ILE:N	13:AD:129:ILE:HD13	2.19	0.58
14:AE:159:ILE:HG22	14:AE:160:THR:N	2.18	0.58
13:AD:17:ARG:NH2	14:AE:183:PRO:HD3	2.11	0.58
14:AE:39:TYR:CE2	14:AE:251:LYS:HG3	2.39	0.58
3:A3:142:ARG:HH21	17:AH:51:GLU:HB2	1.68	0.58
18:AI:111:LEU:HD22	18:AI:118:LEU:HD13	1.84	0.58
10:AA:873:G:H22	20:AK:55:ARG:NH2	2.01	0.58
27:AR:51:VAL:HB	27:AR:72:LEU:HD12	1.84	0.58
6:B6:45:PHE:CE2	6:B6:47:ASN:HB2	2.38	0.58
10:BA:125:U:C4'	10:BA:126:A:H5''	2.22	0.58
10:BA:347:G:O2'	10:BA:348:G:H5'	2.03	0.58
10:BA:371:U:O2	10:BA:371:U:C2'	2.51	0.58
10:BA:454:C:H2'	10:BA:455:C:H5'	1.85	0.58
10:BA:1300:G:H5'	12:BC:162:CYS:HB2	1.85	0.58
12:BC:41:GLU:HG3	12:BC:54:LYS:HE2	1.86	0.58
14:BE:205:THR:HG23	14:BE:211:PHE:CE1	2.39	0.58
14:BE:39:TYR:CE2	14:BE:251:LYS:HE3	2.38	0.58
6:B6:24:GLN:HE22	17:BH:57:ARG:HH12	1.50	0.58
18:BI:112:MET:HA	18:BI:112:MET:HE2	1.83	0.58
20:BK:77:ALA:O	20:BK:81:VAL:HG23	2.02	0.58
21:BL:47:HIS:ND1	21:BL:104:ALA:HB2	2.17	0.58

*Continued on next page...*

*Continued from previous page...*

Atom-1	Atom-2	Interatomic distance (Å)	Clash overlap (Å)
25:BP:49:ASP:OD1	25:BP:51:ARG:HG2	2.03	0.58
32:BW:37:LYS:HB3	32:BW:37:LYS:NZ	2.19	0.58
35:BZ:53:GLU:OE1	35:BZ:63:SER:HB2	2.03	0.58
1:A1:63:GLU:HG2	1:A1:63:GLU:O	2.02	0.58
4:A4:34:PHE:HE1	4:A4:89:LEU:HD12	1.67	0.58
10:AA:1265:U:H2'	10:AA:1266:G:H8	1.68	0.58
10:AA:1358:A:O2'	10:AA:1359:C:OP2	2.21	0.58
10:AA:958:G:H4'	10:AA:1729:A:H4'	1.86	0.58
10:AA:271:U:H2'	10:AA:271:U:O2	2.02	0.58
10:AA:630:A:C2'	10:AA:631:C:H5''	2.32	0.58
10:AA:796:U:H3'	10:AA:797:A:O4'	2.03	0.58
11:AB:168:SER:HB2	11:AB:198:PHE:CB	2.33	0.58
12:AC:170:TYR:CG	12:AC:205:VAL:HG21	2.38	0.58
13:AD:108:ARG:HH22	13:AD:126:ARG:HH22	1.50	0.58
13:AD:55:ALA:O	13:AD:59:LEU:HG	2.03	0.58
14:AE:58:PRO:HG2	14:AE:59:GLU:OE1	2.03	0.58
22:AM:28:THR:OG1	22:AM:29:PRO:HD3	2.04	0.58
27:AR:127:SER:HA	27:AR:170:TYR:CD2	2.38	0.58
27:AR:134:LEU:HG	27:AR:142:ILE:CG2	2.33	0.58
27:AR:277:GLY:HA3	27:AR:294:ILE:HA	1.85	0.58
32:AW:108:LYS:CG	32:AW:110:ARG:HH21	2.16	0.58
32:AW:117:SER:OG	32:AW:119:GLU:HB2	2.04	0.58
34:AY:16:ILE:HD13	34:AY:45:PHE:HZ	1.66	0.58
10:AA:74:A:H1'	34:AY:179:ILE:CD1	2.33	0.58
1:B1:12:MET:CB	1:B1:28:ARG:HG2	2.25	0.58
2:B2:14:THR:O	2:B2:14:THR:HG22	2.03	0.58
2:B2:194:LYS:HE2	26:BQ:4:GLN:NE2	2.18	0.58
3:B3:105:VAL:HG21	10:BA:676:C:OP2	2.03	0.58
10:BA:1716:A:OP2	10:BA:1721:G:P	2.62	0.58
14:BE:138:VAL:HG11	14:BE:220:ALA:CB	2.33	0.58
24:BO:48:THR:HB	24:BO:51:GLN:HG3	1.85	0.58
27:BR:13:LYS:HZ3	27:BR:295:GLU:HB3	1.67	0.58
29:BT:18:PHE:O	29:BT:21:GLU:HB2	2.04	0.58
30:BU:13:ALA:HB2	30:BU:82:TYR:CD1	2.38	0.58
32:BW:205:GLY:O	32:BW:206:SER:CB	2.51	0.58
33:BX:63:HIS:C	33:BX:65:GLY:N	2.56	0.58
34:BY:132:LYS:HZ3	34:BY:163:ARG:CB	2.17	0.58
34:BY:64:LYS:HZ1	34:BY:81:HIS:HB3	1.68	0.58
7:A7:47:ARG:CB	7:A7:50:LYS:HE2	2.33	0.58
9:A9:128:HIS:HE1	10:AA:1222:U:H1'	1.69	0.58
9:A9:129:TYR:HD1	9:A9:154:UNK:HG1	1.68	0.58

*Continued on next page...*

*Continued from previous page...*

Atom-1	Atom-2	Interatomic distance (Å)	Clash overlap (Å)
10:AA:147:G:H5''	34:AY:15:CYS:SG	2.43	0.58
10:AA:1608:C:N3	10:AA:1610:G:C2	2.72	0.58
11:AB:180:ILE:HG22	35:AZ:58:GLY:O	2.04	0.58
15:AF:23:VAL:HG21	15:AF:78:ARG:HD3	1.85	0.58
16:AG:34:ALA:CB	16:AG:62:PRO:HA	2.33	0.58
22:AM:29:PRO:HA	22:AM:32:LEU:HD12	1.85	0.58
23:AN:4:LYS:HD2	23:AN:6:TRP:HE1	1.69	0.58
25:AP:49:ASP:OD1	25:AP:51:ARG:HG2	2.04	0.58
31:AV:41:VAL:HG11	31:AV:47:ARG:HB2	1.85	0.58
31:AV:46:LEU:O	31:AV:46:LEU:HD23	2.03	0.58
2:B2:105:VAL:HG12	2:B2:107:ASN:H	1.68	0.58
10:BA:1019:G:N2	10:BA:1020:G:C2	2.71	0.58
10:BA:1378:U:O2'	10:BA:1379:G:H5'	2.03	0.58
10:BA:529:C:C4	10:BA:530:G:N7	2.72	0.58
10:BA:537:A:HO2'	10:BA:538:A:P	2.27	0.58
11:BB:2:ALA:HB1	35:BZ:97:GLU:HG2	1.86	0.58
11:BB:56:ALA:O	11:BB:59:VAL:HG12	2.04	0.58
13:BD:12:TYR:OH	13:BD:40:ARG:HB3	2.03	0.58
13:BD:40:ARG:CG	13:BD:41:GLU:H	2.02	0.58
14:BE:39:TYR:CE2	14:BE:251:LYS:HG3	2.38	0.58
15:BF:23:VAL:CG2	15:BF:78:ARG:HD3	2.33	0.58
19:BJ:32:GLU:OE1	19:BJ:32:GLU:HA	2.03	0.58
24:BO:104:LEU:HD21	24:BO:113:SER:HB3	1.85	0.58
25:BP:18:ARG:NH2	25:BP:20:GLN:NE2	2.52	0.58
27:BR:146:ASN:C	27:BR:148:LEU:N	2.56	0.58
27:BR:334:ARG:HH11	27:BR:334:ARG:HG3	1.67	0.58
32:BW:207:PHE:CE2	32:BW:223:ARG:HD3	2.38	0.58
2:A2:196:LEU:HG	2:A2:200:ILE:HD11	1.85	0.58
4:A4:123:LEU:HD12	4:A4:124:ILE:N	2.18	0.58
5:A5:42:ARG:HB3	5:A5:69:LEU:HB3	1.84	0.58
8:A8:30:TRP:CH2	15:BF:84:PHE:HZ	2.21	0.58
10:AA:1244:U:H3	10:AA:1409:G:H1	1.52	0.58
10:AA:1473:G:H22	10:AA:1475:G:H3'	1.68	0.58
10:AA:15:U:H2'	10:AA:16:G:O4'	2.03	0.58
10:AA:1701:C:C2'	10:AA:1702:A:H5'	2.33	0.58
10:AA:1728:U:H3	10:AA:1739:G:H1	1.51	0.58
10:AA:337:G:H2'	10:AA:338:G:H8	1.68	0.58
10:AA:734:U:C2	10:AA:735:G:N7	2.72	0.58
10:AA:215:A:N6	10:AA:822:U:H1'	2.19	0.58
10:AA:894:U:H3	20:AK:55:ARG:NH1	2.02	0.58
13:AD:100:THR:HG21	13:AD:102:HIS:HB3	1.86	0.58

*Continued on next page...*

*Continued from previous page...*

Atom-1	Atom-2	Interatomic distance (Å)	Clash overlap (Å)
13:AD:128:LEU:C	13:AD:130:ARG:H	2.06	0.58
13:AD:96:VAL:O	13:AD:99:LEU:HG	2.03	0.58
18:AI:32:LYS:HE3	18:AI:35:GLY:HA2	1.86	0.58
19:AJ:38:ILE:CG1	19:AJ:104:PHE:HE2	2.16	0.58
27:AR:211:ALA:C	27:AR:212:HIS:HD2	2.07	0.58
32:AW:205:GLY:O	32:AW:206:SER:CB	2.52	0.58
2:B2:43:THR:O	2:B2:44:THR:CB	2.52	0.58
3:B3:14:LYS:O	3:B3:18:GLN:HG3	2.04	0.58
3:B3:192:PHE:CE1	6:B6:14:LYS:HA	2.37	0.58
10:BA:1086:G:C2'	10:BA:1087:U:OP2	2.50	0.58
10:BA:1403:U:O2'	10:BA:1404:G:OP2	2.17	0.58
10:BA:157:G:O5'	10:BA:157:G:H8	1.87	0.58
10:BA:533:G:O2'	10:BA:534:A:C5'	2.51	0.58
10:BA:670:G:O2'	10:BA:671:A:H5'	2.02	0.58
10:BA:747:G:N2	10:BA:755:G:C6	2.72	0.58
10:BA:786:A:O2'	10:BA:787:A:OP1	2.20	0.58
11:BB:188:ASP:O	11:BB:189:GLU:O	2.21	0.58
14:BE:39:TYR:HE2	14:BE:251:LYS:HE3	1.67	0.58
16:BG:163:SER:HB3	16:BG:166:GLU:HG3	1.85	0.58
20:BK:121:ARG:HG3	20:BK:122:SER:H	1.67	0.58
22:BM:125:LEU:HD23	22:BM:129:TRP:HE1	1.67	0.58
23:BN:27:GLN:O	23:BN:28:GLY:C	2.39	0.58
28:BS:36:ASP:O	28:BS:39:ALA:HB3	2.03	0.58
30:BU:28:GLY:O	30:BU:32:VAL:HG23	2.04	0.58
30:BU:46:VAL:CG1	30:BU:56:VAL:HG13	2.33	0.58
33:BX:38:ARG:HG2	33:BX:42:ASN:HD21	1.69	0.58
4:A4:77:ASP:C	4:A4:79:SER:H	2.06	0.58
10:AA:424:A:O2'	10:AA:425:A:H5'	2.04	0.58
13:AD:26:ASN:O	13:AD:29:LYS:HG3	2.04	0.58
1:A1:54:VAL:HB	16:AG:28:CYS:HA	1.86	0.58
22:AM:14:ILE:HG23	22:AM:22:ILE:HG23	1.85	0.58
23:AN:33:TYR:O	23:AN:34:GLU:CB	2.52	0.58
26:AQ:125:GLY:O	26:AQ:136:PHE:HD1	1.86	0.58
27:AR:334:ARG:HH11	27:AR:334:ARG:HG3	1.68	0.58
28:AS:69:LYS:HZ1	28:AS:94:LEU:C	2.05	0.58
29:AT:18:PHE:O	29:AT:21:GLU:HB2	2.04	0.58
30:AU:13:ALA:HB2	30:AU:82:TYR:CD1	2.39	0.58
31:AV:103:LYS:HD2	31:AV:118:VAL:HG11	1.86	0.58
35:AZ:61:THR:O	35:AZ:63:SER:N	2.36	0.58
1:B1:65:ARG:HH21	1:B1:67:LEU:HD12	1.69	0.58
6:B6:34:LYS:HE2	6:B6:41:ILE:CD1	2.33	0.58

*Continued on next page...*

*Continued from previous page...*

Atom-1	Atom-2	Interatomic distance (Å)	Clash overlap (Å)
7:B7:25:LYS:HE3	7:B7:27:ASP:HB3	1.85	0.58
7:B7:40:LEU:O	7:B7:44:ILE:HG13	2.03	0.58
10:BA:1018:G:H8	10:BA:1018:G:H5'	1.67	0.58
18:BI:13:GLY:HA2	18:BI:85:GLN:HE21	1.68	0.58
19:BJ:45:THR:HB	19:BJ:48:VAL:CG2	2.33	0.58
22:BM:41:ARG:HE	29:BT:41:THR:HG22	1.68	0.58
30:BU:86:PHE:HB3	30:BU:97:VAL:HG23	1.86	0.58
33:BX:34:ARG:HH11	33:BX:34:ARG:HB3	1.66	0.58
4:A4:166:GLN:O	4:A4:169:ALA:HB3	2.04	0.58
9:A9:98:LEU:HD23	9:A9:100:PHE:CE1	2.38	0.58
10:AA:1278:C:N4	10:AA:1290:G:H1	1.99	0.58
10:AA:1716:A:C3'	10:AA:1717:C:H5''	2.33	0.58
10:AA:271:U:H4'	10:AA:272:U:C5'	2.33	0.58
10:AA:419:C:O2'	10:AA:420:A:H5'	2.02	0.58
10:AA:757:C:N4	10:AA:770:G:C4	2.72	0.58
10:AA:80:A:O2'	10:AA:81:A:H5'	2.04	0.58
16:AG:51:TYR:CE2	16:AG:61:CYS:HA	2.39	0.58
17:AH:76:SER:CB	17:AH:77:PRO:CD	2.82	0.58
18:AI:43:PRO:O	18:AI:45:ILE:N	2.36	0.58
25:AP:82:LYS:HD2	25:AP:83:TYR:HE1	1.69	0.58
27:AR:250:ARG:NH2	27:AR:286:GLN:HA	2.18	0.58
28:AS:82:LYS:HB3	28:AS:107:PHE:CE2	2.39	0.58
32:AW:122:LYS:HG3	32:AW:167:VAL:CG2	2.34	0.58
11:AB:156:VAL:HG23	35:AZ:80:HIS:CB	2.32	0.58
1:B1:24:ILE:HD12	1:B1:24:ILE:N	2.18	0.58
10:BA:1052:U:O2	10:BA:1052:U:H2'	2.04	0.58
10:BA:1139:G:C2	10:BA:1140:U:C4	2.91	0.58
10:BA:15:U:H2'	10:BA:16:G:O4'	2.03	0.58
10:BA:5:U:OP2	14:BE:205:THR:HB	2.04	0.58
10:BA:80:A:O2'	10:BA:81:A:H5'	2.03	0.58
11:BB:12:ARG:O	11:BB:169:MET:HE1	2.03	0.58
11:BB:13:LEU:HA	11:BB:169:MET:CE	2.32	0.58
12:BC:122:ALA:HA	12:BC:125:ILE:HD13	1.85	0.58
13:BD:65:LYS:HA	13:BD:70:LEU:HD21	1.85	0.58
13:BD:94:ASP:CB	14:BE:149:ILE:HD11	2.32	0.58
14:BE:107:ASP:OD1	14:BE:111:HIS:HB2	2.04	0.58
14:BE:74:GLU:C	14:BE:76:LYS:H	2.06	0.58
18:BI:129:LYS:O	18:BI:130:LYS:HG3	2.03	0.58
21:BL:78:ASN:ND2	21:BL:80:LYS:CG	2.66	0.58
31:BV:103:LYS:HD2	31:BV:118:VAL:HG11	1.85	0.58
2:A2:43:THR:O	2:A2:44:THR:CB	2.52	0.58

*Continued on next page...*

*Continued from previous page...*

Atom-1	Atom-2	Interatomic distance (Å)	Clash overlap (Å)
3:A3:138:GLY:N	3:A3:154:GLN:HB2	2.19	0.58
5:A5:45:VAL:HG21	5:A5:53:ILE:HD12	1.84	0.58
7:A7:52:ARG:HB2	7:A7:54:PHE:HE1	1.67	0.58
10:AA:149:U:H4'	34:AY:59:ASP:HA	1.86	0.58
10:AA:63:U:O2'	10:AA:162:A:H1'	2.04	0.58
2:A2:23:LYS:HE3	10:AA:382:A:OP2	2.04	0.58
10:AA:435:C:O2'	10:AA:436:C:H5'	2.03	0.58
10:AA:447:C:O2	10:AA:447:C:C2'	2.51	0.58
10:AA:498:C:O2'	10:AA:499:A:OP1	2.20	0.58
10:AA:235:A:H3'	10:AA:814:A:OP2	2.04	0.58
10:AA:859:A:H5'	10:AA:859:A:C8	2.39	0.58
11:AB:5:ARG:HG2	11:AB:187:LYS:NZ	2.18	0.58
11:AB:89:THR:HB	11:AB:91:CYS:SG	2.44	0.58
12:AC:118:VAL:O	12:AC:121:ALA:HB3	2.04	0.58
13:AD:80:MET:HE3	13:AD:96:VAL:HG13	1.86	0.58
16:AG:170:ASP:HA	16:AG:173:ILE:HD12	1.85	0.58
21:AL:56:ILE:HG22	21:AL:57:GLY:N	2.18	0.58
24:AO:143:TYR:HA	24:AO:147:THR:CG2	2.34	0.58
24:AO:48:THR:HB	24:AO:51:GLN:HG3	1.84	0.58
32:AW:43:PRO:HG2	32:AW:46:VAL:CG2	2.34	0.58
1:B1:58:MET:O	1:B1:59:GLU:HB2	2.02	0.58
2:B2:87:LEU:HB3	2:B2:111:GLU:HB2	1.86	0.58
2:B2:84:THR:CG2	2:B2:113:ASP:HB3	2.34	0.58
6:B6:57:CYS:SG	6:B6:58:SER:N	2.73	0.58
7:B7:90:LYS:HB2	12:BC:74:GLN:HE22	1.68	0.58
10:BA:865:A:H2'	10:BA:866:U:C6	2.39	0.58
14:BE:99:PHE:O	14:BE:118:VAL:HA	2.04	0.58
10:BA:206:U:H5''	26:BQ:20:LYS:HD2	1.85	0.58
27:BR:250:ARG:NH2	27:BR:286:GLN:HA	2.19	0.58
27:BR:58:GLU:HA	27:BR:58:GLU:OE1	2.03	0.58
12:BC:215:ILE:HA	31:BV:39:ALA:HB2	1.85	0.58
32:BW:88:LEU:CD1	32:BW:104:LEU:HD23	2.34	0.58
2:A2:35:MET:HG2	2:A2:103:THR:HG23	1.84	0.58
5:A5:10:ARG:HH11	5:A5:12:GLN:NE2	2.01	0.58
10:AA:1018:G:O2'	10:AA:1019:G:H5'	2.03	0.58
10:AA:1228:A:H5'	10:AA:1229:U:OP1	2.04	0.58
10:AA:1256:C:O2'	10:AA:1257:U:P	2.62	0.58
10:AA:347:G:O2'	10:AA:348:G:H5'	2.04	0.58
10:AA:495:C:C2'	10:AA:496:G:H5'	2.34	0.58
10:AA:527:A:H2'	10:AA:528:G:C8	2.39	0.58
10:AA:553:A:O2'	10:AA:554:U:OP2	2.19	0.58

*Continued on next page...*

*Continued from previous page...*

Atom-1	Atom-2	Interatomic distance (Å)	Clash overlap (Å)
10:AA:628:G:H4'	17:AH:4:VAL:HG12	1.86	0.58
10:AA:840:A:N6	24:AO:72:LYS:HZ3	2.01	0.58
10:AA:1585:U:H5	16:AG:52:GLN:NE2	2.02	0.58
22:AM:146:VAL:CG1	22:AM:147:VAL:H	2.04	0.58
27:AR:58:GLU:HA	27:AR:58:GLU:OE1	2.04	0.58
29:AT:15:ALA:HB2	29:AT:66:ARG:NE	2.18	0.58
4:B4:116:MET:CE	4:B4:215:ASN:HB3	2.34	0.58
4:B4:48:THR:CG2	4:B4:49:LEU:H	2.09	0.58
10:BA:168:U:H2'	10:BA:169:G:O4'	2.03	0.58
2:B2:148:GLN:OE1	10:BA:189:C:H1'	2.03	0.58
10:BA:843:A:H2'	10:BA:844:G:H8	1.69	0.58
18:BI:138:SER:C	18:BI:139:LYS:HG3	2.24	0.58
18:BI:49:LYS:HA	18:BI:52:GLU:HG3	1.86	0.58
10:BA:1253:G:H5''	19:BJ:76:THR:OG1	2.03	0.58
20:BK:27:VAL:HG21	20:BK:89:LYS:O	2.04	0.58
2:A2:84:THR:CG2	2:A2:113:ASP:HB3	2.34	0.57
4:A4:31:TRP:CE3	20:AK:18:PRO:HD3	2.39	0.57
5:A5:85:VAL:O	5:A5:85:VAL:HG12	2.03	0.57
8:A8:45:ILE:HD11	8:A8:79:LEU:CD2	2.33	0.57
9:A9:142:LYS:HE2	9:A9:147:UNK:CB	2.34	0.57
10:AA:1072:G:C4'	10:AA:1073:G:OP1	2.45	0.57
10:AA:1551:U:H1'	18:AI:141:GLN:NE2	2.17	0.57
10:AA:392:A:N7	10:AA:395:G:C5	2.72	0.57
10:AA:501:U:H5'	10:AA:501:U:C6	2.39	0.57
10:AA:771:A:H5''	10:AA:772:A:C5'	2.34	0.57
10:AA:798:G:N3	10:AA:799:G:C8	2.72	0.57
10:AA:623:U:H3	10:AA:948:A:H62	1.49	0.57
12:AC:84:ASP:C	12:AC:86:GLN:H	2.05	0.57
10:AA:1430:C:C5'	22:AM:138:THR:HG21	2.27	0.57
24:AO:107:ASN:O	24:AO:109:LYS:N	2.36	0.57
25:AP:18:ARG:CZ	25:AP:20:GLN:HE21	2.17	0.57
12:AC:228:ARG:HH21	27:AR:243:LEU:HD22	1.68	0.57
27:AR:252:PHE:HB3	27:AR:281:PHE:HE2	1.69	0.57
1:B1:18:THR:CG2	1:B1:19:GLY:H	2.06	0.57
1:B1:62:ARG:O	1:B1:63:GLU:CB	2.52	0.57
4:B4:226:ARG:O	4:B4:226:ARG:HG3	2.04	0.57
10:BA:1027:U:H2'	10:BA:1028:G:C5'	2.34	0.57
10:BA:1171:G:C8	23:BN:39:ARG:NH1	2.71	0.57
10:BA:1558:A:C4	10:BA:1583:A:C6	2.92	0.57
10:BA:159:G:O2'	10:BA:160:C:H5'	2.03	0.57
10:BA:1679:A:H2'	10:BA:1680:A:C8	2.38	0.57

*Continued on next page...*

*Continued from previous page...*

Atom-1	Atom-2	Interatomic distance (Å)	Clash overlap (Å)
10:BA:1701:C:H2'	10:BA:1702:A:H5'	1.86	0.57
10:BA:1748:U:O2'	10:BA:1749:C:OP1	2.22	0.57
10:BA:400:U:H5'	10:BA:1685:A:O2'	2.03	0.57
10:BA:859:A:C5'	10:BA:859:A:C8	2.87	0.57
10:BA:906:U:C2'	10:BA:907:A:OP2	2.51	0.57
11:BB:99:TRP:CH2	11:BB:104:LEU:HG	2.36	0.57
20:BK:78:ALA:HB1	20:BK:119:LEU:HD13	1.86	0.57
27:BR:314:SER:O	27:BR:326:ALA:HA	2.03	0.57
27:BR:91:ALA:HB2	27:BR:105:LEU:HD11	1.84	0.57
29:BT:116:ILE:HA	29:BT:136:GLY:HA3	1.84	0.57
30:BU:35:THR:HG22	30:BU:41:ALA:HB2	1.84	0.57
31:BV:61:ILE:C	31:BV:63:LYS:N	2.58	0.57
1:A1:58:MET:O	1:A1:59:GLU:HB2	2.04	0.57
2:A2:87:LEU:HD21	2:A2:171:ARG:NH1	2.18	0.57
6:A6:45:PHE:CE2	24:AO:57:ARG:HD3	2.39	0.57
6:A6:31:MET:CE	6:A6:71:ILE:HD11	2.34	0.57
10:AA:1398:A:H4'	10:AA:1398:A:OP2	2.04	0.57
10:AA:1416:G:HO2'	10:AA:1417:A:P	2.28	0.57
10:AA:683:A:H2'	10:AA:684:A:O4'	2.04	0.57
10:AA:70:U:O4'	34:AY:173:ARG:NH1	2.36	0.57
12:AC:145:LEU:HD13	12:AC:153:MET:CE	2.34	0.57
20:AK:27:VAL:O	20:AK:92:ALA:HB3	2.03	0.57
21:AL:52:VAL:HG13	21:AL:71:VAL:HG13	1.84	0.57
27:AR:24:VAL:O	27:AR:313:THR:HB	2.03	0.57
28:AS:91:ILE:O	28:AS:94:LEU:HB2	2.03	0.57
30:AU:89:ASN:HD22	30:AU:90:ALA:H	1.48	0.57
32:AW:222:THR:HG23	32:AW:223:ARG:N	2.19	0.57
34:AY:70:ARG:HH21	34:AY:104:PRO:CD	2.16	0.57
2:B2:87:LEU:HD21	2:B2:171:ARG:NH1	2.19	0.57
4:B4:116:MET:O	4:B4:117:ILE:HG12	2.04	0.57
6:B6:48:ALA:N	6:B6:69:VAL:HG21	2.18	0.57
10:BA:1501:C:OP2	16:BG:86:LYS:NZ	2.37	0.57
10:BA:495:C:C2'	10:BA:496:G:H5'	2.34	0.57
10:BA:460:A:N6	10:BA:589:G:C8	2.72	0.57
10:BA:611:U:O2'	10:BA:612:U:H5'	2.03	0.57
10:BA:66:A:C2'	10:BA:67:G:H5'	2.32	0.57
10:BA:721:A:H2'	10:BA:722:A:H8	1.68	0.57
10:BA:865:A:H5''	20:BK:134:PRO:HB2	1.86	0.57
12:BC:36:GLY:O	12:BC:55:ALA:CA	2.52	0.57
12:BC:77:GLN:O	12:BC:81:GLY:HA3	2.03	0.57
13:BD:129:ILE:CG2	13:BD:134:ILE:HD12	2.29	0.57

*Continued on next page...*



*Continued from previous page...*

Atom-1	Atom-2	Interatomic distance (Å)	Clash overlap (Å)
18:BI:112:MET:CE	18:BI:112:MET:HA	2.35	0.57
21:BL:37:ARG:HG2	21:BL:44:GLY:HA2	1.86	0.57
24:BO:31:THR:O	24:BO:32:PRO:C	2.41	0.57
27:BR:297:GLU:HA	27:BR:300:THR:OG1	2.04	0.57
22:BM:121:SER:HA	28:BS:123:GLU:O	2.04	0.57
10:BA:552:C:H4'	33:BX:66:LYS:CE	2.32	0.57
2:A2:55:ARG:C	2:A2:55:ARG:HD3	2.24	0.57
3:A3:43:THR:HG21	3:A3:97:GLN:HG2	1.86	0.57
10:AA:1501:C:H2'	10:AA:1502:A:H8	1.69	0.57
10:AA:1653:C:H2'	10:AA:1654:U:O4'	2.04	0.57
10:AA:168:U:H2'	10:AA:169:G:O4'	2.04	0.57
10:AA:430:A:O2'	10:AA:457:G:N2	2.37	0.57
10:AA:674:U:H5'	10:AA:675:A:OP2	2.05	0.57
10:AA:849:A:C4	10:AA:935:G:N2	2.72	0.57
10:AA:879:G:OP2	20:AK:39:ASP:HB2	2.04	0.57
12:AC:228:ARG:NH2	27:AR:243:LEU:HD22	2.19	0.57
14:AE:159:ILE:HD13	14:AE:222:THR:HA	1.85	0.57
18:AI:57:LEU:CD2	18:AI:107:ILE:HG23	2.34	0.57
27:AR:111:TYR:CD1	27:AR:112:LYS:HG2	2.39	0.57
12:AC:215:ILE:HA	31:AV:39:ALA:CB	2.34	0.57
25:AP:13:ASN:ND2	32:AW:54:TYR:O	2.37	0.57
34:AY:63:MET:HA	34:AY:98:ARG:O	2.04	0.57
11:AB:51:GLN:HE22	35:AZ:95:ILE:N	2.02	0.57
10:BA:1555:A:HO2'	10:BA:1556:G:P	2.26	0.57
10:BA:1608:C:N3	10:BA:1610:G:C2	2.71	0.57
10:BA:164:U:O2'	10:BA:165:A:OP1	2.18	0.57
11:BB:119:ILE:HD12	11:BB:119:ILE:N	2.19	0.57
11:BB:196:ASP:OD1	31:BV:89:SER:HA	2.04	0.57
12:BC:10:LYS:NZ	19:BJ:86:LYS:HZ1	2.02	0.57
12:BC:146:LYS:O	12:BC:147:GLN:HB3	2.03	0.57
12:BC:211:ASP:O	12:BC:213:VAL:N	2.37	0.57
18:BI:51:TYR:HA	18:BI:54:ILE:HD12	1.84	0.57
21:BL:71:VAL:HG23	21:BL:86:VAL:CG2	2.34	0.57
10:BA:1531:G:C4	22:BM:134:ARG:HD2	2.40	0.57
28:BS:95:VAL:HG21	28:BS:117:ILE:HD11	1.85	0.57
29:BT:21:GLU:HG3	29:BT:147:ILE:CD1	2.34	0.57
29:BT:34:ILE:HD11	29:BT:58:TYR:HE1	1.70	0.57
34:BY:137:ARG:HG3	34:BY:181:ARG:HG3	1.86	0.57
2:A2:159:LEU:O	2:A2:160:GLU:O	2.21	0.57
6:A6:48:ALA:N	6:A6:69:VAL:HG21	2.18	0.57
9:A9:129:TYR:HB2	9:A9:154:UNK:CB	2.33	0.57

*Continued on next page...*

*Continued from previous page...*

Atom-1	Atom-2	Interatomic distance (Å)	Clash overlap (Å)
10:AA:1027:U:H2'	10:AA:1028:G:C5'	2.33	0.57
10:AA:1406:G:O2'	10:AA:1407:A:OP2	2.21	0.57
10:AA:1486:U:O2'	12:AC:9:ASN:N	2.38	0.57
10:AA:1583:A:C2	10:AA:1584:U:C5	2.92	0.57
10:AA:232:G:O2'	10:AA:233:U:H5'	2.04	0.57
10:AA:413:C:H4'	10:AA:414:G:OP2	2.04	0.57
10:AA:516:G:O2'	10:AA:517:U:H5'	2.04	0.57
10:AA:525:U:H5''	25:AP:63:GLY:HA2	1.85	0.57
14:AE:61:ILE:HD12	14:AE:134:LYS:CB	2.31	0.57
16:AG:14:PHE:HE2	16:AG:89:LYS:HA	1.64	0.57
17:AH:111:LEU:HB2	17:AH:116:CYS:SG	2.44	0.57
22:AM:21:ASN:HD21	22:AM:102:SER:HB3	1.69	0.57
27:AR:276:GLN:O	27:AR:294:ILE:HG23	2.04	0.57
29:AT:146:GLN:O	29:AT:150:LYS:HG3	2.04	0.57
2:B2:191:LEU:HB3	2:B2:196:LEU:HD13	1.86	0.57
3:B3:13:THR:HG22	3:B3:15:ILE:HD12	1.86	0.57
4:B4:123:LEU:HD12	4:B4:124:ILE:N	2.18	0.57
7:B7:100:ILE:HG22	12:BC:91:ALA:O	2.03	0.57
8:B8:45:ILE:HD11	8:B8:79:LEU:CD2	2.32	0.57
10:BA:1348:U:H2'	10:BA:1348:U:O2	2.03	0.57
10:BA:1376:A:H2'	10:BA:1377:A:H8	1.70	0.57
10:BA:1488:A:HO2'	10:BA:1489:U:P	2.26	0.57
10:BA:513:A:H5'	10:BA:513:A:C8	2.39	0.57
19:BJ:23:LEU:HD22	19:BJ:112:ILE:HG12	1.87	0.57
22:BM:9:SER:C	22:BM:11:PHE:H	2.06	0.57
27:BR:252:PHE:HB3	27:BR:281:PHE:CE2	2.39	0.57
29:BT:45:VAL:H	29:BT:100:HIS:CG	2.23	0.57
29:BT:19:ILE:HD13	29:BT:63:ALA:HB2	1.86	0.57
31:BV:98:ILE:HG23	31:BV:102:THR:HB	1.85	0.57
32:BW:213:LYS:HG2	32:BW:214:ASP:H	1.69	0.57
2:A2:127:ILE:HD11	2:A2:153:ARG:HG3	1.87	0.57
3:A3:103:LYS:HB2	3:A3:104:TRP:CE3	2.39	0.57
3:A3:157:GLN:OE1	3:A3:186:PHE:HB3	2.05	0.57
4:A4:116:MET:O	4:A4:117:ILE:HG12	2.03	0.57
10:AA:1110:A:O2'	10:AA:1111:A:P	2.62	0.57
10:AA:141:A:N1	10:AA:162:A:N6	2.52	0.57
10:AA:1608:C:C4	10:AA:1610:G:N3	2.72	0.57
10:AA:734:U:N3	10:AA:782:A:C2	2.71	0.57
11:AB:172:TRP:HE1	11:AB:191:TRP:HD1	1.50	0.57
13:AD:100:THR:HG22	13:AD:102:HIS:HB3	1.87	0.57
17:AH:130:TYR:O	17:AH:130:TYR:CD1	2.58	0.57

*Continued on next page...*

*Continued from previous page...*

Atom-1	Atom-2	Interatomic distance (Å)	Clash overlap (Å)
19:AJ:32:GLU:OE1	19:AJ:32:GLU:HA	2.04	0.57
27:AR:271:ALA:HB2	27:AR:317:TRP:CZ2	2.40	0.57
22:AM:121:SER:HA	28:AS:123:GLU:O	2.05	0.57
29:AT:111:LEU:CD2	29:AT:116:ILE:HD12	2.34	0.57
10:AA:132:U:C1'	34:AY:149:LYS:NZ	2.68	0.57
2:B2:194:LYS:HD3	26:BQ:12:GLN:HE22	1.68	0.57
10:BA:1002:U:C2'	10:BA:1003:A:H5'	2.34	0.57
10:BA:129:G:H2'	10:BA:130:A:O4'	2.04	0.57
10:BA:1606:C:H3'	10:BA:1606:C:C6	2.39	0.57
10:BA:1729:A:O2'	10:BA:1730:G:H5'	2.05	0.57
10:BA:413:C:H4'	10:BA:414:G:OP2	2.04	0.57
10:BA:494:A:C2	33:BX:48:HIS:HB3	2.39	0.57
10:BA:500:U:C3'	10:BA:501:U:H5''	2.34	0.57
10:BA:670:G:H8	10:BA:670:G:H5'	1.69	0.57
12:BC:145:LEU:HD13	12:BC:153:MET:HE2	1.87	0.57
14:BE:159:ILE:HD13	14:BE:222:THR:HA	1.87	0.57
14:BE:39:TYR:O	14:BE:41:LYS:HG3	2.03	0.57
16:BG:34:ALA:H	16:BG:63:ILE:CG1	2.17	0.57
16:BG:64:VAL:O	16:BG:68:ILE:HG13	2.05	0.57
30:BU:81:GLU:HG3	30:BU:97:VAL:CG2	2.33	0.57
32:BW:212:VAL:HG23	32:BW:220:PHE:CB	2.34	0.57
4:A4:226:ARG:HG3	4:A4:226:ARG:O	2.05	0.57
5:A5:24:THR:HG21	5:A5:73:LEU:CD1	2.35	0.57
10:AA:1488:A:O2'	10:AA:1489:U:P	2.61	0.57
10:AA:1522:U:H3	10:AA:1533:G:H1	1.52	0.57
10:AA:1657:G:H2'	10:AA:1658:A:C8	2.40	0.57
10:AA:190:G:H2'	10:AA:191:A:H8	1.69	0.57
10:AA:454:C:H2'	10:AA:455:C:H5'	1.86	0.57
10:AA:5:U:OP2	14:AE:205:THR:HB	2.04	0.57
10:AA:75:C:C6	10:AA:75:C:O5'	2.56	0.57
14:AE:189:LEU:HD13	14:AE:197:ILE:HD11	1.85	0.57
15:AF:17:THR:O	15:AF:95:ASN:HB3	2.04	0.57
8:A8:63:VAL:CG2	16:AG:97:LEU:HB2	2.35	0.57
17:AH:17:ALA:HA	17:AH:22:LYS:CE	2.35	0.57
25:AP:53:VAL:HG22	25:AP:73:VAL:HG22	1.87	0.57
30:AU:4:GLN:O	30:AU:5:ASN:C	2.43	0.57
31:AV:58:MET:HA	31:AV:58:MET:CE	2.34	0.57
32:AW:117:SER:O	32:AW:119:GLU:N	2.37	0.57
32:AW:249:THR:HG22	32:AW:251:LEU:H	1.69	0.57
35:AZ:47:VAL:CG1	35:AZ:74:ARG:HD2	2.34	0.57
10:BA:1583:A:O2'	10:BA:1584:U:H5'	2.04	0.57

*Continued on next page...*

*Continued from previous page...*

Atom-1	Atom-2	Interatomic distance (Å)	Clash overlap (Å)
10:BA:1715:A:H3'	10:BA:1715:A:C8	2.40	0.57
10:BA:190:G:H2'	10:BA:191:A:H8	1.70	0.57
10:BA:246:U:C4	26:BQ:14:GLY:HA3	2.38	0.57
10:BA:315:U:H2'	10:BA:316:G:H8	1.69	0.57
10:BA:315:U:O2	10:BA:337:G:H1'	2.03	0.57
10:BA:420:A:N3	10:BA:432:U:O2'	2.33	0.57
12:BC:129:VAL:HG12	12:BC:134:ALA:HB2	1.85	0.57
12:BC:73:THR:O	12:BC:77:GLN:HG3	2.05	0.57
13:BD:80:MET:HE3	13:BD:96:VAL:HG13	1.84	0.57
14:BE:231:TRP:CD1	17:BH:68:ARG:HG3	2.39	0.57
23:BN:18:LYS:HD3	23:BN:30:ILE:HD12	1.86	0.57
24:BO:43:ALA:HB1	24:BO:82:CYS:SG	2.44	0.57
30:BU:26:SER:HB2	30:BU:104:ALA:HB3	1.87	0.57
3:A3:65:VAL:CG2	3:A3:73:LEU:HD22	2.33	0.57
10:AA:1110:A:H1'	10:AA:1111:A:O4'	2.04	0.57
10:AA:1606:C:H3'	10:AA:1606:C:C6	2.39	0.57
10:AA:1629:G:H1	10:AA:1696:U:H3	1.51	0.57
10:AA:393:C:C2'	10:AA:393:C:O2	2.53	0.57
10:AA:670:G:O2'	10:AA:671:A:H5'	2.05	0.57
10:AA:71:U:O2	10:AA:71:U:H2'	2.05	0.57
10:AA:721:A:H5''	32:AW:199:HIS:CD2	2.40	0.57
10:AA:859:A:H5'	10:AA:859:A:H8	1.69	0.57
10:AA:897:A:H2'	10:AA:898:U:H6	1.70	0.57
12:AC:227:ILE:HG12	27:AR:209:PHE:HE1	1.68	0.57
12:AC:40:ILE:CG2	12:AC:42:VAL:HG23	2.33	0.57
14:AE:228:PRO:HA	14:AE:231:TRP:CD1	2.37	0.57
14:AE:39:TYR:CE2	14:AE:251:LYS:HE3	2.38	0.57
16:AG:163:SER:HB3	16:AG:166:GLU:HG3	1.85	0.57
16:AG:116:PRO:HG3	16:AG:189:LYS:HA	1.86	0.57
16:AG:55:LYS:O	16:AG:56:PHE:CD1	2.56	0.57
19:AJ:45:THR:HB	19:AJ:48:VAL:CG2	2.35	0.57
27:AR:146:ASN:C	27:AR:148:LEU:N	2.58	0.57
28:AS:132:THR:HG22	28:AS:133:HIS:N	2.19	0.57
31:AV:61:ILE:C	31:AV:63:LYS:N	2.58	0.57
32:AW:157:LYS:N	32:AW:160:ASP:OD2	2.37	0.57
11:AB:2:ALA:HB1	35:AZ:97:GLU:HG2	1.86	0.57
3:B3:157:GLN:OE1	3:B3:186:PHE:HB3	2.05	0.57
6:B6:17:ASN:O	6:B6:19:PHE:N	2.37	0.57
6:B6:31:MET:CE	6:B6:77:PHE:HD2	2.18	0.57
10:BA:1054:U:H5'	10:BA:1055:G:OP1	2.05	0.57
10:BA:1069:U:HO2'	10:BA:1070:U:P	2.27	0.57

*Continued on next page...*

*Continued from previous page...*

Atom-1	Atom-2	Interatomic distance (Å)	Clash overlap (Å)
10:BA:174:A:H8	10:BA:174:A:O5'	1.88	0.57
10:BA:794:A:O3'	10:BA:797:A:H2	1.87	0.57
13:BD:100:THR:HG22	13:BD:102:HIS:H	1.69	0.57
19:BJ:18:ARG:HG2	19:BJ:117:THR:HB	1.86	0.57
19:BJ:94:ASN:CB	19:BJ:96:PRO:HD2	2.35	0.57
22:BM:148:CYS:SG	22:BM:149:GLY:N	2.78	0.57
30:BU:106:ARG:C	30:BU:107:LYS:HG3	2.25	0.57
32:BW:204:GLN:C	32:BW:206:SER:N	2.57	0.57
1:A1:66:ARG:O	1:A1:67:LEU:HG	2.05	0.57
2:A2:14:THR:O	2:A2:16:GLY:N	2.38	0.57
2:A2:57:ARG:O	2:A2:59:GLY:N	2.38	0.57
3:A3:95:THR:HG22	3:A3:96:ALA:O	2.05	0.57
5:A5:69:LEU:HD11	20:AK:108:PRO:HD3	1.86	0.57
10:AA:1059:A:H5'	10:AA:1270:U:O4	2.05	0.57
10:AA:604:G:H22	10:AA:1080:G:H22	1.51	0.57
10:AA:1745:G:C3'	10:AA:1746:G:C5'	2.82	0.57
10:AA:477:G:C2'	10:AA:478:G:H5'	2.33	0.57
10:AA:235:A:C2'	10:AA:814:A:H5'	2.34	0.57
10:AA:868:U:H2'	10:AA:869:A:H5'	1.87	0.57
12:AC:108:MET:O	12:AC:112:LEU:HG	2.03	0.57
12:AC:200:ALA:O	12:AC:201:LYS:HG3	2.03	0.57
13:AD:37:LYS:HZ1	13:AD:126:ARG:HH11	1.51	0.57
13:AD:8:THR:O	13:AD:9:SER:HB3	2.05	0.57
1:A1:48:ALA:HB3	16:AG:139:MET:HB3	1.86	0.57
19:AJ:97:ASP:O	19:AJ:101:ILE:HG13	2.04	0.57
20:AK:101:GLY:O	20:AK:102:GLY:C	2.43	0.57
22:AM:93:LYS:HE2	28:AS:41:LEU:HD22	1.87	0.57
27:AR:77:HIS:HD2	27:AR:96:TRP:HB2	1.69	0.57
27:AR:9:ILE:HG21	27:AR:291:VAL:HG21	1.86	0.57
31:AV:27:ASP:O	31:AV:31:ASN:ND2	2.37	0.57
32:AW:69:GLU:O	32:AW:70:GLN:HB2	2.04	0.57
10:AA:1652:A:N3	34:AY:66:GLY:HA3	2.20	0.57
35:AZ:34:TRP:CD1	35:AZ:82:ALA:HA	2.40	0.57
9:B9:98:LEU:HD23	9:B9:100:PHE:CE1	2.40	0.57
10:BA:1443:A:N7	10:BA:1507:U:H5	2.03	0.57
10:BA:1608:C:H42	10:BA:1610:G:N2	2.02	0.57
10:BA:1608:C:C4	10:BA:1610:G:N3	2.73	0.57
10:BA:350:A:H5''	10:BA:351:A:C5'	2.34	0.57
10:BA:424:A:H2'	10:BA:425:A:H8	1.70	0.57
10:BA:477:G:C2'	10:BA:478:G:H5'	2.35	0.57
10:BA:531:A:H8	10:BA:536:C:H42	1.52	0.57

*Continued on next page...*

*Continued from previous page...*

Atom-1	Atom-2	Interatomic distance (Å)	Clash overlap (Å)
10:BA:604:G:H22	10:BA:1080:G:H22	1.52	0.57
10:BA:796:U:H3'	10:BA:797:A:O4'	2.04	0.57
11:BB:22:THR:CG2	11:BB:23:ILE:N	2.67	0.57
16:BG:122:ARG:HH21	16:BG:129:VAL:HG21	1.68	0.57
16:BG:170:ASP:HA	16:BG:173:ILE:HD12	1.86	0.57
16:BG:45:PRO:HG3	16:BG:85:ILE:HG23	1.87	0.57
17:BH:25:VAL:CG2	17:BH:65:LEU:HD11	2.35	0.57
4:B4:71:THR:HB	20:BK:128:ARG:CZ	2.35	0.57
20:BK:95:ILE:HD11	20:BK:126:ILE:HG21	1.86	0.57
26:BQ:23:LEU:C	26:BQ:25:LYS:H	2.07	0.57
33:BX:42:ASN:HA	33:BX:46:ALA:HB2	1.87	0.57
3:A3:73:LEU:HD21	3:A3:94:PHE:HB3	1.86	0.57
10:AA:1156:A:H2	10:AA:1425:G:N3	2.02	0.57
10:AA:134:C:O2'	10:AA:135:A:OP2	2.21	0.57
10:AA:1418:C:O2'	10:AA:1419:G:P	2.63	0.57
10:AA:1124:A:O2'	10:AA:1719:A:C2	2.56	0.57
10:AA:420:A:N3	10:AA:432:U:O2'	2.35	0.57
10:AA:7:G:H4'	10:AA:567:C:O2'	2.04	0.57
10:AA:73:A:H4'	10:AA:74:A:O5'	2.05	0.57
10:AA:782:A:H2'	10:AA:783:U:O4'	2.04	0.57
11:AB:127:PHE:CD1	11:AB:128:GLN:N	2.73	0.57
14:AE:220:ALA:C	14:AE:222:THR:H	2.08	0.57
14:AE:49:PHE:HD1	35:AZ:41:SER:HB3	1.69	0.57
3:A3:147:GLY:HA3	17:AH:39:ARG:HH21	1.69	0.57
17:AH:18:GLU:OE1	17:AH:67:GLY:HA2	2.05	0.57
19:AJ:94:ASN:CB	19:AJ:96:PRO:HD2	2.34	0.57
20:AK:95:ILE:HD12	20:AK:129:ILE:CG2	2.32	0.57
10:AA:562:G:OP1	21:AL:69:LYS:HE2	2.05	0.57
24:AO:133:LEU:HA	26:AQ:147:ILE:HD12	1.86	0.57
1:B1:20:SER:C	1:B1:22:GLY:N	2.57	0.57
2:B2:95:ASN:HD22	10:BA:332:A:H4'	1.70	0.57
3:B3:131:LEU:H	3:B3:131:LEU:HD23	1.68	0.57
4:B4:130:CYS:HB2	4:B4:138:ILE:CD1	2.32	0.57
10:BA:1475:G:H5''	29:BT:100:HIS:CD2	2.39	0.57
10:BA:1701:C:C2'	10:BA:1702:A:H5'	2.34	0.57
10:BA:970:A:H2	10:BA:1730:G:H4'	1.70	0.57
10:BA:341:G:O2'	10:BA:342:U:P	2.63	0.57
10:BA:437:A:H2'	10:BA:437:A:N3	2.20	0.57
10:BA:895:U:O2'	20:BK:43:HIS:CD2	2.54	0.57
11:BB:168:SER:HB2	11:BB:198:PHE:CB	2.34	0.57
14:BE:91:THR:O	14:BE:92:GLN:C	2.43	0.57

*Continued on next page...*

*Continued from previous page...*

Atom-1	Atom-2	Interatomic distance (Å)	Clash overlap (Å)
20:BK:42:ILE:HD11	20:BK:115:ALA:HB1	1.87	0.57
21:BL:81:LYS:HD2	21:BL:81:LYS:O	2.05	0.57
2:A2:156:ALA:O	2:A2:158:ALA:N	2.36	0.57
8:A8:30:TRP:CH2	15:BF:84:PHE:CZ	2.89	0.57
9:A9:142:LYS:HE2	9:A9:147:UNK:HB2	1.87	0.57
10:AA:1086:G:O2'	10:AA:1087:U:OP2	2.21	0.57
10:AA:1204:U:C2'	10:AA:1205:G:H5'	2.35	0.57
10:AA:129:G:H2'	10:AA:130:A:O4'	2.05	0.57
10:AA:1390:G:H2'	10:AA:1391:C:O4'	2.05	0.57
10:AA:1750:A:OP1	10:AA:1750:A:H4'	2.04	0.57
12:AC:35:ALA:HA	12:AC:57:LYS:HD2	1.85	0.57
10:AA:1460:U:P	12:AC:9:ASN:HD21	2.28	0.57
13:AD:94:ASP:OD2	14:AE:147:ASN:HB2	2.04	0.57
16:AG:68:ILE:HG23	16:AG:84:CYS:HB3	1.87	0.57
18:AI:13:GLY:HA2	18:AI:85:GLN:HE21	1.69	0.57
20:AK:78:ALA:HB1	20:AK:119:LEU:HD13	1.87	0.57
24:AO:15:GLY:O	24:AO:16:SER:CB	2.53	0.57
26:AQ:117:LYS:HZ1	26:AQ:144:ASN:C	2.08	0.57
2:A2:192:GLU:HB2	26:AQ:19:SER:CB	2.34	0.57
31:AV:41:VAL:HG11	31:AV:47:ARG:HA	1.86	0.57
32:AW:255:LYS:O	32:AW:259:SER:HA	2.03	0.57
33:AX:58:LYS:HD3	33:AX:62:TRP:CH2	2.40	0.57
3:B3:131:LEU:HD23	3:B3:131:LEU:N	2.20	0.57
3:B3:43:THR:HG21	3:B3:97:GLN:HG2	1.86	0.57
8:B8:75:VAL:CG1	8:B8:79:LEU:HD13	2.35	0.57
9:B9:78:LYS:HB2	9:B9:80:TYR:CE1	2.40	0.57
10:BA:1324:U:H2'	10:BA:1325:G:C8	2.40	0.57
10:BA:149:U:H4'	34:BY:58:LYS:O	2.04	0.57
10:BA:1653:C:H2'	10:BA:1654:U:O4'	2.05	0.57
10:BA:232:G:O2'	10:BA:233:U:H5'	2.05	0.57
11:BB:139:PRO:CD	35:BZ:47:VAL:HG21	2.34	0.57
13:BD:109:LEU:HB2	13:BD:146:PHE:CB	2.30	0.57
14:BE:45:LEU:N	14:BE:64:PHE:CE2	2.73	0.57
16:BG:39:LYS:HE2	18:BI:113:GLN:O	2.05	0.57
10:BA:1577:G:OP2	18:BI:129:LYS:HD3	2.04	0.57
20:BK:38:ASN:O	20:BK:68:GLU:HG3	2.04	0.57
32:BW:43:PRO:HG2	32:BW:46:VAL:CG2	2.34	0.57
10:BA:265:C:OP1	34:BY:180:GLN:NE2	2.38	0.57
3:A3:12:LEU:HB2	3:A3:17:GLU:HG2	1.87	0.56
3:A3:131:LEU:N	3:A3:131:LEU:HD23	2.20	0.56
6:A6:45:PHE:CE2	6:A6:47:ASN:HB2	2.40	0.56

*Continued on next page...*

*Continued from previous page...*

Atom-1	Atom-2	Interatomic distance (Å)	Clash overlap (Å)
9:A9:90:HIS:NE2	10:AA:1217:G:N2	2.52	0.56
10:AA:1246:C:O2'	10:AA:1247:A:H5''	2.04	0.56
10:AA:1277:U:O2'	10:AA:1278:C:OP1	2.22	0.56
10:AA:1188:A:H2	10:AA:1417:A:H62	1.51	0.56
10:AA:1422:C:H2'	10:AA:1423:U:C6	2.40	0.56
10:AA:1582:G:OP2	18:AI:77:THR:HG21	2.05	0.56
10:AA:1611:C:H2'	10:AA:1612:C:H5'	1.87	0.56
10:AA:1623:A:HO2'	10:AA:1624:G:H8	1.51	0.56
10:AA:315:U:O2	10:AA:337:G:H1'	2.04	0.56
10:AA:546:G:C4	10:AA:547:C:C5	2.93	0.56
10:AA:634:C:H2'	10:AA:635:U:H5'	1.86	0.56
10:AA:66:A:C2'	10:AA:67:G:H5'	2.33	0.56
10:AA:73:A:N1	34:AY:162:ARG:NH1	2.53	0.56
10:AA:945:A:O2'	10:AA:946:U:H5'	2.04	0.56
13:AD:161:THR:HB	13:AD:163:PRO:HD2	1.86	0.56
19:AJ:95:VAL:N	19:AJ:96:PRO:HD2	2.20	0.56
22:AM:89:ILE:HG22	22:AM:90:ASN:ND2	2.19	0.56
27:AR:99:THR:C	27:AR:100:LEU:HD12	2.25	0.56
32:AW:106:ASP:HB3	32:AW:108:LYS:H	1.70	0.56
32:AW:185:ILE:HD11	32:AW:193:ARG:HB3	1.87	0.56
34:AY:23:LYS:HE2	34:AY:41:LEU:HA	1.86	0.56
34:AY:91:PHE:CD1	34:AY:91:PHE:O	2.57	0.56
3:B3:103:LYS:HB2	3:B3:104:TRP:CE3	2.40	0.56
5:B5:38:ARG:HH22	5:B5:86:VAL:CG2	2.16	0.56
5:B5:85:VAL:O	5:B5:85:VAL:HG12	2.03	0.56
10:BA:1081:G:C8	10:BA:1081:G:H5'	2.28	0.56
10:BA:1171:G:C2	23:BN:29:LEU:HD22	2.39	0.56
10:BA:1260:G:C2'	10:BA:1261:U:H5'	2.35	0.56
10:BA:17:C:H5'	10:BA:1081:G:C5'	2.35	0.56
10:BA:201:A:C2'	10:BA:202:U:H5'	2.34	0.56
2:B2:10:LYS:NZ	10:BA:330:C:OP2	2.38	0.56
10:BA:453:G:H2'	10:BA:454:C:C6	2.40	0.56
10:BA:501:U:H5'	10:BA:501:U:H6	1.70	0.56
10:BA:634:C:H2'	10:BA:635:U:H5'	1.86	0.56
10:BA:642:G:H22	10:BA:666:A:H2	1.53	0.56
11:BB:127:PHE:CD1	11:BB:128:GLN:N	2.73	0.56
7:B7:103:GLU:HG2	12:BC:92:GLU:OE1	2.04	0.56
13:BD:8:THR:O	13:BD:9:SER:HB3	2.04	0.56
14:BE:56:LYS:HA	14:BE:56:LYS:CE	2.28	0.56
16:BG:26:ASP:OD1	16:BG:28:CYS:CB	2.53	0.56
16:BG:51:TYR:CE2	16:BG:61:CYS:HA	2.39	0.56

*Continued on next page...*



*Continued from previous page...*

Atom-1	Atom-2	Interatomic distance (Å)	Clash overlap (Å)
22:BM:28:THR:OG1	22:BM:29:PRO:HD3	2.05	0.56
27:BR:296:ALA:HB1	27:BR:310:PRO:CG	2.35	0.56
31:BV:20:TYR:CD1	31:BV:20:TYR:N	2.73	0.56
32:BW:124:LYS:HZ1	32:BW:145:ASP:CG	2.07	0.56
10:BA:1652:A:H2'	34:BY:65:GLN:HE21	1.69	0.56
35:BZ:47:VAL:CG1	35:BZ:74:ARG:HD2	2.35	0.56
7:A7:56:GLU:HA	7:A7:56:GLU:OE1	2.06	0.56
8:A8:27:LYS:O	8:A8:29:LYS:HG2	2.05	0.56
10:AA:303:A:O2'	10:AA:304:U:H5'	2.05	0.56
10:AA:533:G:O2'	10:AA:534:A:C5'	2.53	0.56
10:AA:642:G:H22	10:AA:666:A:H2	1.53	0.56
10:AA:869:A:C8	10:AA:869:A:H5'	2.33	0.56
10:AA:871:U:H2'	10:AA:872:A:O4'	2.05	0.56
16:AG:96:HIS:O	16:AG:100:GLY:N	2.38	0.56
16:AG:180:THR:HG22	16:AG:180:THR:O	2.05	0.56
16:AG:66:ARG:HH22	16:AG:143:ASN:HD21	1.54	0.56
20:AK:66:ARG:HG3	20:AK:67:GLU:OE1	2.05	0.56
27:AR:157:GLU:HA	27:AR:160:ASN:OD1	2.04	0.56
28:AS:86:ARG:O	28:AS:122:ALA:HB2	2.06	0.56
34:AY:107:ARG:HG3	34:AY:108:VAL:HG23	1.87	0.56
2:B2:159:LEU:O	2:B2:160:GLU:O	2.23	0.56
8:B8:26:GLY:HA3	8:B8:29:LYS:HD2	1.87	0.56
8:B8:27:LYS:O	8:B8:29:LYS:HG2	2.05	0.56
10:BA:264:U:O2'	10:BA:265:C:H5'	2.04	0.56
10:BA:72:G:N1	10:BA:75:C:C4	2.73	0.56
10:BA:787:A:N9	17:BH:106:THR:O	2.38	0.56
10:BA:971:A:C2'	10:BA:972:G:H5'	2.34	0.56
14:BE:58:PRO:HB3	14:BE:131:THR:HG23	1.86	0.56
16:BG:137:ALA:HB1	16:BG:138:PRO:HD2	1.85	0.56
21:BL:112:ALA:CB	21:BL:119:VAL:O	2.53	0.56
22:BM:16:ARG:HH11	22:BM:16:ARG:HG3	1.70	0.56
22:BM:93:LYS:CE	22:BM:93:LYS:HA	2.21	0.56
24:BO:143:TYR:HA	24:BO:147:THR:CG2	2.35	0.56
31:BV:41:VAL:HG11	31:BV:47:ARG:CA	2.34	0.56
25:BP:13:ASN:ND2	32:BW:54:TYR:O	2.38	0.56
34:BY:41:LEU:HB3	34:BY:45:PHE:HD1	1.68	0.56
5:A5:28:ARG:HG2	5:A5:29:GLN:N	2.21	0.56
10:AA:1229:U:H2'	10:AA:1230:U:H5'	1.86	0.56
10:AA:157:G:O5'	10:AA:157:G:H8	1.88	0.56
10:AA:210:A:C3'	10:AA:239:A:H2	2.18	0.56
10:AA:359:U:C2'	10:AA:360:U:H5'	2.35	0.56

*Continued on next page...*

*Continued from previous page...*

Atom-1	Atom-2	Interatomic distance (Å)	Clash overlap (Å)
10:AA:537:A:N3	10:AA:537:A:OP2	2.38	0.56
10:AA:867:U:C5'	10:AA:867:U:C6	2.87	0.56
10:AA:939:U:O2	10:AA:939:U:H2'	2.04	0.56
11:AB:22:THR:HG22	11:AB:23:ILE:H	1.70	0.56
14:AE:112:ILE:HD12	14:AE:192:ALA:HB2	1.88	0.56
18:AI:129:LYS:O	18:AI:130:LYS:HG3	2.05	0.56
19:AJ:18:ARG:HG2	19:AJ:117:THR:HB	1.86	0.56
21:AL:116:ILE:HG23	21:AL:117:PRO:HD2	1.88	0.56
23:AN:45:GLN:O	23:AN:49:ILE:HG13	2.05	0.56
25:AP:3:ILE:N	25:AP:3:ILE:HD12	2.21	0.56
27:AR:237:LEU:HD23	27:AR:238:LEU:N	2.20	0.56
31:AV:17:ILE:HD11	31:AV:54:ALA:O	2.05	0.56
32:AW:52:LEU:O	32:AW:53:ASN:CB	2.54	0.56
14:AE:231:TRP:HZ3	35:AZ:8:GLN:CB	2.16	0.56
5:B5:46:ASP:HB2	5:B5:47:PRO:CD	2.27	0.56
10:BA:1172:G:H4'	10:BA:1173:G:C5'	2.31	0.56
10:BA:148:C:H4'	34:BY:108:VAL:HG21	1.87	0.56
10:BA:1611:C:H2'	10:BA:1612:C:H5'	1.87	0.56
10:BA:1697:G:H2'	10:BA:1698:G:C8	2.40	0.56
10:BA:1717:C:C6	10:BA:1717:C:H5'	2.31	0.56
11:BB:25:LEU:CD2	11:BB:33:ILE:HD13	2.29	0.56
12:BC:159:TYR:O	12:BC:160:MET:HB2	2.05	0.56
13:BD:100:THR:HG22	13:BD:102:HIS:HB3	1.87	0.56
14:BE:182:ALA:HB3	14:BE:185:PRO:CD	2.35	0.56
14:BE:225:TYR:CE1	17:BH:70:ASN:ND2	2.74	0.56
16:BG:61:CYS:SG	16:BG:66:ARG:HG2	2.45	0.56
17:BH:38:LEU:O	17:BH:47:ILE:HD11	2.04	0.56
20:BK:138:ASP:O	20:BK:139:SER:OG	2.22	0.56
10:BA:29:G:H4'	21:BL:130:SER:HB2	1.86	0.56
21:BL:34:LEU:O	21:BL:35:GLY:C	2.44	0.56
21:BL:56:ILE:HG22	21:BL:57:GLY:N	2.20	0.56
26:BQ:9:TYR:O	26:BQ:10:GLN:CB	2.53	0.56
27:BR:49:LYS:HB2	27:BR:77:HIS:O	2.04	0.56
30:BU:95:LYS:O	30:BU:95:LYS:HG3	2.05	0.56
31:BV:35:LEU:HD11	31:BV:50:ILE:HB	1.87	0.56
2:A2:144:SER:O	2:A2:147:VAL:HG23	2.05	0.56
6:A6:52:ILE:CG1	6:A6:62:CYS:HB2	2.35	0.56
7:A7:61:TRP:NE1	12:AC:26:SER:HB3	2.20	0.56
10:AA:1157:U:O2'	10:AA:1158:U:OP2	2.20	0.56
10:AA:1443:A:N7	10:AA:1507:U:H5	2.02	0.56
10:AA:1729:A:O2'	10:AA:1730:G:H5'	2.04	0.56

*Continued on next page...*

*Continued from previous page...*

Atom-1	Atom-2	Interatomic distance (Å)	Clash overlap (Å)
10:AA:942:U:O2'	10:AA:943:U:C5'	2.52	0.56
13:AD:129:ILE:CG2	13:AD:134:ILE:HD12	2.29	0.56
14:AE:107:ASP:C	14:AE:109:ASN:N	2.58	0.56
14:AE:231:TRP:HH2	17:AH:66:ILE:HG21	1.65	0.56
22:AM:148:CYS:SG	22:AM:149:GLY:N	2.78	0.56
24:AO:117:LEU:HD21	24:AO:121:GLU:OE1	2.06	0.56
27:AR:56:LEU:HD11	27:AR:65:PHE:CZ	2.40	0.56
32:AW:193:ARG:NH1	32:AW:246:VAL:HG13	2.20	0.56
34:AY:38:GLY:HA3	34:AY:50:PHE:HE1	1.70	0.56
3:B3:81:ILE:HG12	3:B3:94:PHE:CE1	2.40	0.56
4:B4:165:SER:HA	4:B4:168:ARG:NE	2.16	0.56
6:B6:23:ILE:HG23	24:BO:20:PHE:CD2	2.40	0.56
8:B8:27:LYS:HG2	10:BA:1509:U:C5	2.40	0.56
10:BA:1657:G:H2'	10:BA:1658:A:C8	2.40	0.56
10:BA:272:U:H3'	10:BA:273:A:H5''	1.86	0.56
10:BA:553:A:N3	10:BA:553:A:H2'	2.20	0.56
12:BC:35:ALA:HA	12:BC:57:LYS:HD2	1.86	0.56
14:BE:182:ALA:O	14:BE:185:PRO:HD2	2.04	0.56
15:BF:48:MET:CE	15:BF:59:ALA:HB1	2.35	0.56
18:BI:57:LEU:CD2	18:BI:107:ILE:HG23	2.36	0.56
20:BK:21:VAL:CG1	20:BK:22:GLY:H	2.09	0.56
20:BK:36:THR:CG2	20:BK:37:TRP:H	2.18	0.56
10:BA:880:G:O6	20:BK:68:GLU:CD	2.43	0.56
21:BL:101:VAL:HA	21:BL:125:CYS:O	2.04	0.56
25:BP:18:ARG:CZ	25:BP:20:GLN:HE21	2.18	0.56
27:BR:211:ALA:C	27:BR:212:HIS:HD2	2.08	0.56
30:BU:96:LYS:HE2	30:BU:98:LYS:HE2	1.87	0.56
34:BY:185:PRO:HG2	34:BY:186:GLU:OE1	2.05	0.56
4:A4:90:VAL:C	4:A4:101:THR:HG23	2.25	0.56
8:A8:60:VAL:CG2	8:A8:73:LEU:HD21	2.35	0.56
10:AA:1217:G:O2'	10:AA:1218:C:P	2.63	0.56
10:AA:1403:U:O2'	10:AA:1404:G:P	2.63	0.56
10:AA:1555:A:O2'	10:AA:1556:G:P	2.63	0.56
10:AA:1608:C:C4	10:AA:1718:A:C2	2.93	0.56
10:AA:431:U:O4'	10:AA:457:G:N2	2.37	0.56
10:AA:492:C:O2'	10:AA:493:U:H5'	2.05	0.56
10:AA:514:G:O2'	10:AA:515:U:H5'	2.05	0.56
10:AA:761:U:C4	10:AA:764:U:C2	2.93	0.56
10:AA:874:U:H3	10:AA:892:G:N2	2.03	0.56
11:AB:8:ASP:O	11:AB:12:ARG:HG2	2.06	0.56
11:AB:2:ALA:HB1	35:AZ:97:GLU:CB	2.35	0.56

*Continued on next page...*

*Continued from previous page...*

Atom-1	Atom-2	Interatomic distance (Å)	Clash overlap (Å)
14:AE:141:ARG:HB2	14:AE:223:TYR:CE2	2.41	0.56
16:AG:26:ASP:OD1	16:AG:28:CYS:CB	2.53	0.56
26:AQ:127:CYS:SG	26:AQ:130:ILE:HD11	2.46	0.56
12:AC:228:ARG:HG2	27:AR:243:LEU:C	2.26	0.56
27:AR:285:THR:CG2	27:AR:286:GLN:H	2.06	0.56
31:AV:3:ARG:O	31:AV:3:ARG:HG3	2.04	0.56
32:AW:49:LYS:HE2	32:AW:58:GLY:HA2	1.87	0.56
4:B4:181:GLU:HG2	4:B4:199:TYR:HE2	1.70	0.56
10:BA:1278:C:C2'	10:BA:1278:C:O2	2.53	0.56
10:BA:1373:G:C4	10:BA:1374:C:C5	2.93	0.56
10:BA:633:U:C4'	10:BA:634:C:H5''	2.32	0.56
10:BA:897:A:H2'	10:BA:898:U:H6	1.69	0.56
12:BC:205:VAL:HG12	12:BC:206:LYS:H	1.65	0.56
13:BD:8:THR:HG22	13:BD:9:SER:N	2.13	0.56
13:BD:60:LEU:CD2	13:BD:93:LEU:HD13	2.34	0.56
22:BM:101:ALA:HB3	22:BM:104:THR:OG1	2.04	0.56
26:BQ:117:LYS:HB3	26:BQ:120:ASP:OD2	2.06	0.56
26:BQ:125:GLY:O	26:BQ:136:PHE:HD1	1.87	0.56
32:BW:215:ALA:C	32:BW:217:GLY:H	2.09	0.56
32:BW:89:MET:CE	32:BW:89:MET:HA	2.31	0.56
10:BA:533:G:H8	33:BX:28:ARG:HH11	1.54	0.56
4:A4:130:CYS:HB2	4:A4:138:ILE:CD1	2.32	0.56
10:AA:1054:U:H5'	10:AA:1055:G:OP1	2.05	0.56
10:AA:1339:G:O2'	10:AA:1340:G:H5'	2.06	0.56
10:AA:1510:U:C2'	10:AA:1511:A:O5'	2.52	0.56
10:AA:500:U:C3'	10:AA:501:U:H5''	2.35	0.56
10:AA:512:C:H3'	10:AA:513:A:H5''	1.84	0.56
10:AA:586:A:H2'	10:AA:587:U:H5'	1.86	0.56
11:AB:11:LYS:CE	31:AV:115:PRO:HB2	2.35	0.56
11:AB:188:ASP:O	11:AB:189:GLU:O	2.23	0.56
11:AB:194:MET:CE	31:AV:89:SER:H	2.18	0.56
12:AC:80:PHE:CD1	12:AC:80:PHE:N	2.74	0.56
13:AD:131:GLN:O	13:AD:132:ARG:HB2	2.05	0.56
13:AD:60:LEU:CD2	13:AD:93:LEU:HD13	2.34	0.56
14:AE:145:TRP:H	14:AE:153:HIS:CE1	2.24	0.56
16:AG:68:ILE:HD13	16:AG:85:ILE:HA	1.88	0.56
14:AE:231:TRP:HZ2	17:AH:45:GLY:O	1.89	0.56
20:AK:99:ALA:O	20:AK:100:LYS:C	2.43	0.56
5:A5:53:ILE:HD13	20:AK:116:LEU:HD13	1.87	0.56
22:AM:9:SER:C	22:AM:11:PHE:H	2.08	0.56
28:AS:95:VAL:HG21	28:AS:117:ILE:HD11	1.86	0.56

*Continued on next page...*

*Continued from previous page...*

Atom-1	Atom-2	Interatomic distance (Å)	Clash overlap (Å)
28:AS:74:ALA:C	28:AS:76:GLU:H	2.07	0.56
30:AU:36:ILE:HG23	30:AU:68:ILE:CD1	2.35	0.56
10:AA:736:A:OP2	32:AW:189:ASN:HB2	2.06	0.56
2:B2:154:THR:C	2:B2:156:ALA:N	2.58	0.56
2:B2:156:ALA:O	2:B2:158:ALA:N	2.37	0.56
2:B2:14:THR:O	2:B2:16:GLY:N	2.38	0.56
3:B3:123:TYR:CE2	3:B3:178:THR:HA	2.41	0.56
3:B3:95:THR:CG2	3:B3:96:ALA:H	2.17	0.56
4:B4:34:PHE:CE2	4:B4:45:PHE:HB3	2.40	0.56
9:B9:147:UNK:CG	9:B9:148:UNK:N	2.68	0.56
10:BA:1117:U:O2'	10:BA:1273:U:H4'	2.05	0.56
10:BA:1230:U:H2'	10:BA:1231:C:H6	1.70	0.56
10:BA:1188:A:H2	10:BA:1417:A:H62	1.52	0.56
10:BA:1455:A:N1	10:BA:1563:C:H1'	2.21	0.56
10:BA:133:A:N6	10:BA:169:G:O2'	2.39	0.56
10:BA:683:A:H2'	10:BA:684:A:O4'	2.05	0.56
10:BA:843:A:N6	10:BA:942:U:C5	2.73	0.56
12:BC:118:VAL:O	12:BC:121:ALA:HB3	2.06	0.56
12:BC:200:ALA:O	12:BC:201:LYS:HG3	2.05	0.56
21:BL:51:LEU:HD21	21:BL:76:ARG:HE	1.69	0.56
23:BN:45:GLN:O	23:BN:49:ILE:HG13	2.06	0.56
26:BQ:87:ARG:HD3	26:BQ:104:ARG:CZ	2.35	0.56
27:BR:111:TYR:CE1	27:BR:112:LYS:HG2	2.41	0.56
27:BR:77:HIS:HD2	27:BR:96:TRP:HB2	1.70	0.56
32:BW:52:LEU:O	32:BW:53:ASN:CB	2.54	0.56
11:BB:139:PRO:CB	35:BZ:47:VAL:HG21	2.35	0.56
4:A4:128:VAL:O	4:A4:139:ARG:HA	2.05	0.56
10:AA:1052:U:H2'	10:AA:1052:U:O2	2.04	0.56
10:AA:1487:A:OP2	12:AC:10:LYS:HD3	2.05	0.56
10:AA:1511:A:H4'	10:AA:1512:G:H5'	1.88	0.56
10:AA:1558:A:C4	10:AA:1583:A:C6	2.94	0.56
10:AA:234:G:C2	10:AA:235:A:C2	2.94	0.56
10:AA:676:C:O2'	10:AA:677:G:OP2	2.18	0.56
10:AA:72:G:N1	10:AA:75:C:C4	2.74	0.56
10:AA:883:A:N6	10:AA:884:A:C2	2.74	0.56
11:AB:96:SER:CB	11:AB:111:LYS:NZ	2.68	0.56
12:AC:9:ASN:HB2	12:AC:12:LYS:CB	2.35	0.56
4:A4:73:ALA:CB	20:AK:128:ARG:NH2	2.69	0.56
22:AM:61:LEU:HB3	22:AM:65:GLN:CB	2.35	0.56
29:AT:45:VAL:H	29:AT:100:HIS:CG	2.23	0.56
29:AT:148:ALA:O	29:AT:152:ARG:HG2	2.05	0.56

*Continued on next page...*

*Continued from previous page...*

Atom-1	Atom-2	Interatomic distance (Å)	Clash overlap (Å)
2:B2:57:ARG:O	2:B2:59:GLY:N	2.39	0.56
5:B5:57:LEU:CD1	5:B5:58:ALA:H	2.18	0.56
8:B8:58:SER:CB	8:B8:111:VAL:HG13	2.29	0.56
8:B8:30:TRP:HD1	8:B8:30:TRP:C	2.08	0.56
10:BA:1256:C:O2'	10:BA:1257:U:P	2.63	0.56
10:BA:210:A:C3'	10:BA:239:A:H2	2.19	0.56
10:BA:231:U:C2'	10:BA:232:G:H5''	2.36	0.56
10:BA:316:G:OP2	26:BQ:132:LYS:HE3	2.06	0.56
10:BA:65:C:OP1	34:BY:136:LYS:NZ	2.38	0.56
10:BA:869:A:H5'	10:BA:869:A:C8	2.34	0.56
11:BB:94:THR:HG21	11:BB:111:LYS:HE2	1.88	0.56
13:BD:96:VAL:O	13:BD:99:LEU:HG	2.06	0.56
16:BG:122:ARG:HH21	16:BG:129:VAL:CG2	2.19	0.56
1:B1:54:VAL:HB	16:BG:28:CYS:HA	1.87	0.56
20:BK:101:GLY:O	20:BK:102:GLY:C	2.44	0.56
26:BQ:8:ALA:CB	26:BQ:11:LYS:HE2	2.36	0.56
29:BT:45:VAL:HG13	29:BT:98:ALA:O	2.05	0.56
34:BY:139:ASN:HA	34:BY:142:LYS:HE2	1.87	0.56
4:A4:34:PHE:CE2	4:A4:45:PHE:HB3	2.41	0.56
7:A7:63:PHE:HB2	7:A7:65:TYR:CE1	2.41	0.56
9:A9:147:UNK:CG	9:A9:148:UNK:N	2.68	0.56
10:AA:1453:C:C1'	18:AI:79:GLN:HE22	2.18	0.56
10:AA:371:U:O2	10:AA:371:U:C2'	2.54	0.56
10:AA:43:U:O2'	10:AA:44:U:OP1	2.23	0.56
10:AA:764:U:C2	10:AA:766:G:C2	2.94	0.56
10:AA:938:U:H2'	10:AA:939:U:H6	1.70	0.56
12:AC:45:THR:C	12:AC:47:THR:H	2.09	0.56
18:AI:49:LYS:HA	18:AI:52:GLU:HG3	1.87	0.56
22:AM:16:ARG:HH11	22:AM:16:ARG:HG3	1.70	0.56
23:AN:18:LYS:HD3	23:AN:30:ILE:HD12	1.86	0.56
10:AA:525:U:H5''	25:AP:63:GLY:N	2.21	0.56
10:AA:319:A:OP1	26:AQ:55:LYS:HE3	2.06	0.56
30:AU:76:ARG:HG3	30:AU:99:GLY:CA	2.36	0.56
32:AW:122:LYS:HG3	32:AW:167:VAL:HG23	1.88	0.56
32:AW:215:ALA:C	32:AW:217:GLY:H	2.08	0.56
2:B2:121:TYR:HD2	2:B2:129:LEU:HD11	1.68	0.56
3:B3:73:LEU:HD21	3:B3:94:PHE:HB3	1.87	0.56
8:B8:76:ASN:ND2	8:B8:78:SER:OG	2.38	0.56
10:BA:1277:U:O2'	10:BA:1278:C:P	2.64	0.56
10:BA:1723:A:H2'	10:BA:1724:U:C6	2.41	0.56
10:BA:57:U:H3	10:BA:85:G:H1	1.52	0.56

*Continued on next page...*

*Continued from previous page...*

Atom-1	Atom-2	Interatomic distance (Å)	Clash overlap (Å)
10:BA:623:U:C6	10:BA:623:U:H3'	2.40	0.56
10:BA:866:U:C3'	10:BA:867:U:H5''	2.35	0.56
13:BD:118:LEU:HD11	13:BD:158:PHE:CE1	2.39	0.56
16:BG:163:SER:N	16:BG:166:GLU:OE1	2.31	0.56
16:BG:120:SER:OG	16:BG:196:ALA:HA	2.06	0.56
28:BS:74:ALA:C	28:BS:76:GLU:H	2.07	0.56
29:BT:148:ALA:O	29:BT:152:ARG:HG2	2.06	0.56
2:A2:29:LYS:HZ1	10:AA:391:A:H62	1.51	0.56
5:A5:57:LEU:CD1	5:A5:58:ALA:H	2.19	0.56
6:A6:31:MET:CE	6:A6:77:PHE:HD2	2.19	0.56
7:A7:11:ARG:CG	7:A7:15:GLN:HE21	2.19	0.56
7:A7:50:LYS:HG3	7:A7:51:ASP:N	2.20	0.56
9:A9:123:ILE:CD1	9:A9:136:LYS:HD2	2.36	0.56
10:AA:1378:U:O2'	10:AA:1379:G:H5'	2.05	0.56
10:AA:1422:C:H2'	10:AA:1423:U:H6	1.70	0.56
10:AA:1693:A:O2'	10:AA:1694:U:H5'	2.06	0.56
10:AA:341:G:O2'	10:AA:342:U:OP2	2.24	0.56
10:AA:570:G:C4'	10:AA:574:A:C2	2.88	0.56
10:AA:623:U:C6	10:AA:623:U:H3'	2.41	0.56
10:AA:706:U:H2'	10:AA:707:U:C6	2.41	0.56
10:AA:971:A:C2'	10:AA:972:G:H5'	2.35	0.56
11:AB:134:SER:CB	11:AB:152:TYR:CE2	2.89	0.56
16:AG:122:ARG:HH21	16:AG:129:VAL:HG21	1.70	0.56
17:AH:97:ARG:C	17:AH:98:GLN:HG2	2.26	0.56
21:AL:101:VAL:HG13	21:AL:123:VAL:HG13	1.86	0.56
22:AM:14:ILE:CG2	22:AM:22:ILE:HG23	2.35	0.56
23:AN:33:TYR:O	23:AN:34:GLU:HB2	2.05	0.56
26:AQ:107:PRO:CB	26:AQ:133:THR:HB	2.36	0.56
29:AT:45:VAL:HG13	29:AT:98:ALA:O	2.06	0.56
30:AU:86:PHE:CD2	30:AU:94:ILE:HD13	2.41	0.56
33:AX:63:HIS:C	33:AX:65:GLY:N	2.56	0.56
2:B2:40:THR:O	2:B2:41:GLN:HG3	2.04	0.56
7:B7:100:ILE:HD13	12:BC:62:ILE:HD11	1.86	0.56
10:BA:1204:U:C2'	10:BA:1205:G:H5'	2.36	0.56
10:BA:1578:C:H2'	10:BA:1579:G:C8	2.41	0.56
10:BA:683:A:C2	10:BA:718:A:N1	2.73	0.56
10:BA:734:U:N3	10:BA:782:A:C2	2.71	0.56
10:BA:937:U:OP2	24:BO:16:SER:HA	2.06	0.56
10:BA:968:C:O2'	20:BK:141:ARG:HG2	2.06	0.56
12:BC:77:GLN:CA	12:BC:81:GLY:HA2	2.31	0.56
17:BH:130:TYR:O	17:BH:130:TYR:CD1	2.59	0.56

*Continued on next page...*

*Continued from previous page...*

Atom-1	Atom-2	Interatomic distance (Å)	Clash overlap (Å)
10:BA:968:C:H4'	20:BK:141:ARG:O	2.05	0.56
27:BR:75:HIS:CD2	27:BR:101:ARG:HG3	2.41	0.56
32:BW:102:ARG:NE	32:BW:238:ILE:HG21	2.21	0.56
33:BX:58:LYS:HD3	33:BX:62:TRP:CH2	2.40	0.56
34:BY:110:ALA:O	34:BY:111:LEU:HD23	2.06	0.56
3:A3:131:LEU:H	3:A3:131:LEU:HD23	1.71	0.56
5:A5:8:ALA:CB	10:AA:1744:U:H5'	2.36	0.56
10:AA:1027:U:C2'	10:AA:1028:G:H5''	2.36	0.56
10:AA:1069:U:H4'	10:AA:1070:U:O5'	2.05	0.56
10:AA:1373:G:H2'	10:AA:1374:C:C6	2.40	0.56
10:AA:1578:C:H2'	10:AA:1579:G:C8	2.41	0.56
10:AA:381:G:H22	10:AA:398:A:N6	2.03	0.56
10:AA:906:U:C2'	10:AA:907:A:OP2	2.54	0.56
11:AB:37:GLY:N	11:AB:41:ILE:O	2.39	0.56
12:AC:228:ARG:HG2	27:AR:243:LEU:O	2.06	0.56
12:AC:8:ILE:HG23	12:AC:12:LYS:HD3	1.88	0.56
20:AK:36:THR:CG2	20:AK:37:TRP:H	2.18	0.56
20:AK:98:ARG:NH2	20:AK:100:LYS:HA	2.20	0.56
23:AN:38:CYS:SG	23:AN:40:ARG:HG3	2.46	0.56
24:AO:43:ALA:HB1	24:AO:82:CYS:SG	2.45	0.56
29:AT:111:LEU:HB2	29:AT:117:ILE:HD12	1.88	0.56
29:AT:34:ILE:HD11	29:AT:58:TYR:HE1	1.70	0.56
32:AW:127:LYS:NZ	32:AW:186:GLN:NE2	2.53	0.56
32:AW:207:PHE:CE2	32:AW:223:ARG:HD3	2.41	0.56
34:AY:130:PRO:O	34:AY:131:ARG:C	2.45	0.56
6:B6:68:LYS:HD3	10:BA:1027:U:OP1	2.05	0.56
9:B9:85:LYS:CG	9:B9:86:THR:H	2.12	0.56
10:BA:1567:U:O4	38:BA:2471:HOH:O	2.16	0.56
10:BA:878:A:O2'	10:BA:894:U:H1'	2.06	0.56
18:BI:36:SER:HB3	18:BI:37:PRO:HD2	1.88	0.56
22:BM:61:LEU:HB3	22:BM:65:GLN:CB	2.35	0.56
26:BQ:91:HIS:O	26:BQ:99:TYR:HA	2.06	0.56
27:BR:82:LEU:CD2	27:BR:93:SER:HB3	2.35	0.56
30:BU:96:LYS:HE3	30:BU:98:LYS:HZ3	1.69	0.56
31:BV:89:SER:C	31:BV:91:ILE:H	2.08	0.56
33:BX:34:ARG:O	33:BX:34:ARG:HG2	2.04	0.56
2:A2:154:THR:C	2:A2:156:ALA:N	2.59	0.56
9:A9:155:UNK:O	9:A9:158:UNK:CG	2.42	0.56
10:AA:231:U:C2'	10:AA:232:G:H5''	2.35	0.56
10:AA:28:U:O2'	10:AA:29:G:H5'	2.06	0.56
10:AA:312:C:H4'	10:AA:313:G:C5'	2.36	0.56

*Continued on next page...*



*Continued from previous page...*

Atom-1	Atom-2	Interatomic distance (Å)	Clash overlap (Å)
10:AA:55:U:H4'	10:AA:56:G:O5'	2.06	0.56
10:AA:626:U:P	26:AQ:101:LYS:HE3	2.46	0.56
10:AA:630:A:O2'	17:AH:58:SER:HB3	2.05	0.56
10:AA:683:A:C2	10:AA:718:A:N1	2.74	0.56
11:AB:22:THR:CG2	11:AB:23:ILE:N	2.68	0.56
15:AF:17:THR:CG2	15:AF:39:PRO:HD3	2.36	0.56
16:AG:189:LYS:O	16:AG:189:LYS:HD3	2.06	0.56
19:AJ:72:GLU:OE1	19:AJ:73:GLY:N	2.38	0.56
4:A4:45:PHE:HZ	20:AK:128:ARG:HH12	1.52	0.56
10:AA:295:U:H1'	26:AQ:68:LYS:CD	2.35	0.56
27:AR:285:THR:HG22	27:AR:286:GLN:N	2.16	0.56
27:AR:49:LYS:HB2	27:AR:77:HIS:O	2.05	0.56
34:AY:77:LEU:O	34:AY:92:ARG:HA	2.05	0.56
34:AY:76:LEU:CD2	34:AY:94:ARG:HD2	2.32	0.56
35:AZ:91:GLY:O	35:AZ:92:LEU:HG	2.05	0.56
2:B2:141:LYS:HZ2	2:B2:143:LYS:HE2	1.70	0.56
2:B2:166:GLN:NE2	2:B2:173:LEU:HD23	2.20	0.56
2:B2:37:LYS:HE2	2:B2:101:THR:CG2	2.36	0.56
5:B5:82:HIS:CD2	10:BA:1722:U:H3	2.23	0.56
10:BA:1081:G:C2	10:BA:1110:A:N1	2.74	0.56
10:BA:1246:C:P	10:BA:1399:G:OP1	2.64	0.56
10:BA:1651:G:H1'	10:BA:1674:A:N6	2.21	0.56
10:BA:1728:U:H3	10:BA:1739:G:H1	1.52	0.56
10:BA:327:G:C2'	10:BA:328:G:C5'	2.81	0.56
10:BA:527:A:H2'	10:BA:528:G:C8	2.40	0.56
10:BA:734:U:O2	10:BA:782:A:H2	1.89	0.56
10:BA:868:U:H2'	10:BA:869:A:H5'	1.88	0.56
12:BC:170:TYR:CG	12:BC:205:VAL:HG21	2.41	0.56
12:BC:84:ASP:O	12:BC:86:GLN:N	2.39	0.56
14:BE:220:ALA:C	14:BE:222:THR:H	2.09	0.56
24:BO:143:TYR:HA	24:BO:147:THR:HG21	1.89	0.56
26:BQ:10:GLN:O	26:BQ:11:LYS:HD3	2.06	0.56
27:BR:131:ARG:HA	27:BR:147:ILE:CG2	2.32	0.56
27:BR:251:GLU:HG3	27:BR:251:GLU:O	2.06	0.56
28:BS:49:ARG:HH22	28:BS:87:SER:HB2	1.71	0.56
1:A1:12:MET:CB	1:A1:28:ARG:HG2	2.27	0.55
2:A2:191:LEU:HB3	2:A2:196:LEU:HD13	1.88	0.55
3:A3:133:PRO:HD2	3:A3:162:PHE:HE2	1.70	0.55
3:A3:14:LYS:O	3:A3:18:GLN:HG3	2.06	0.55
3:A3:43:THR:HG21	3:A3:97:GLN:CG	2.36	0.55
4:A4:37:PRO:HD2	4:A4:101:THR:O	2.06	0.55

*Continued on next page...*

*Continued from previous page...*

Atom-1	Atom-2	Interatomic distance (Å)	Clash overlap (Å)
10:AA:1099:G:O2'	10:AA:1100:U:H5'	2.06	0.55
10:AA:133:A:H61	10:AA:169:G:H2'	1.71	0.55
10:AA:1583:A:O2'	10:AA:1584:U:H5'	2.06	0.55
10:AA:1704:C:O2'	10:AA:1705:A:H5'	2.06	0.55
10:AA:453:G:H5''	32:AW:26:ILE:HD12	1.87	0.55
10:AA:45:A:O2'	10:AA:46:A:O5'	2.24	0.55
10:AA:878:A:HO2'	10:AA:894:U:HO2'	1.52	0.55
11:AB:96:SER:HB3	11:AB:111:LYS:HZ1	1.71	0.55
13:AD:8:THR:HG22	13:AD:9:SER:N	2.12	0.55
18:AI:112:MET:CE	18:AI:116:ARG:HA	2.35	0.55
19:AJ:108:PRO:O	19:AJ:110:VAL:HG23	2.06	0.55
21:AL:34:LEU:O	21:AL:35:GLY:C	2.45	0.55
21:AL:81:LYS:O	21:AL:81:LYS:HD2	2.06	0.55
25:AP:55:VAL:HG23	25:AP:71:ALA:HB2	1.86	0.55
27:AR:251:GLU:O	27:AR:251:GLU:HG3	2.05	0.55
27:AR:275:ASP:CB	27:AR:311:GLN:HG2	2.35	0.55
3:B3:52:LYS:HD2	3:B3:53:THR:H	1.71	0.55
4:B4:182:ALA:HB2	4:B4:190:PHE:HE2	1.71	0.55
10:BA:1137:A:O2'	10:BA:1138:A:H5'	2.05	0.55
10:BA:1401:U:H5'	10:BA:1402:C:OP2	2.06	0.55
10:BA:1422:C:H2'	10:BA:1423:U:H6	1.71	0.55
10:BA:1753:A:C8	10:BA:1753:A:OP1	2.56	0.55
10:BA:271:U:C4'	10:BA:272:U:H5'	2.35	0.55
14:BE:206:ARG:O	14:BE:208:ARG:N	2.39	0.55
16:BG:37:THR:CG2	16:BG:38:THR:N	2.69	0.55
25:BP:55:VAL:HG23	25:BP:71:ALA:HB2	1.88	0.55
30:BU:36:ILE:HG23	30:BU:68:ILE:CD1	2.36	0.55
32:BW:123:TYR:CD2	32:BW:163:LYS:HE2	2.41	0.55
32:BW:210:CYS:CB	32:BW:227:ILE:HD11	2.36	0.55
34:BY:38:GLY:HA3	34:BY:50:PHE:HE1	1.69	0.55
2:A2:39:THR:HB	2:A2:69:CYS:HB3	1.87	0.55
9:A9:77:LYS:HG3	9:A9:78:LYS:N	2.20	0.55
10:AA:1002:U:C2'	10:AA:1003:A:H5'	2.36	0.55
10:AA:1230:U:H2'	10:AA:1231:C:C6	2.41	0.55
10:AA:1373:G:C4	10:AA:1374:C:C5	2.94	0.55
10:AA:1376:A:H2'	10:AA:1377:A:H8	1.70	0.55
10:AA:147:G:H1	10:AA:155:U:H3	1.54	0.55
8:A8:27:LYS:HG2	10:AA:1509:U:H5	1.68	0.55
10:AA:1523:U:H5''	28:AS:48:ARG:HH12	1.71	0.55
10:AA:1535:A:OP1	29:AT:87:LYS:NZ	2.33	0.55
10:AA:47:C:H2'	10:AA:48:C:H6	1.71	0.55

*Continued on next page...*

*Continued from previous page...*

Atom-1	Atom-2	Interatomic distance (Å)	Clash overlap (Å)
10:AA:513:A:C8	10:AA:513:A:H5'	2.39	0.55
10:AA:537:A:O2'	10:AA:538:A:H5'	2.06	0.55
14:AE:186:LYS:O	14:AE:190:GLN:HG3	2.05	0.55
17:AH:17:ALA:HA	17:AH:22:LYS:CD	2.36	0.55
20:AK:106:LYS:HZ3	20:AK:135:ILE:HG23	1.71	0.55
22:AM:6:GLU:O	22:AM:10:ASP:HB3	2.07	0.55
22:AM:30:ILE:HD11	38:AM:2001:HOH:O	2.05	0.55
2:A2:194:LYS:HD3	26:AQ:12:GLN:NE2	2.20	0.55
27:AR:82:LEU:CD2	27:AR:93:SER:HB3	2.36	0.55
22:AM:94:ASP:OD2	28:AS:16:LYS:HA	2.06	0.55
29:AT:145:THR:HG22	29:AT:149:ILE:HD11	1.87	0.55
30:AU:35:THR:HG22	30:AU:41:ALA:HB2	1.88	0.55
32:AW:204:GLN:C	32:AW:206:SER:N	2.57	0.55
34:AY:70:ARG:NH2	34:AY:104:PRO:HD3	2.17	0.55
10:BA:1069:U:H4'	10:BA:1070:U:O5'	2.06	0.55
10:BA:1623:A:HO2'	10:BA:1624:G:H8	1.53	0.55
10:BA:625:G:H2'	10:BA:626:U:C6	2.41	0.55
10:BA:717:G:H2'	10:BA:718:A:O4'	2.06	0.55
10:BA:1072:G:N2	17:BH:79:TYR:CZ	2.74	0.55
10:BA:1390:G:C5'	23:BN:55:ARG:HD3	2.37	0.55
24:BO:15:GLY:O	24:BO:16:SER:CB	2.53	0.55
2:B2:93:ALA:HA	26:BQ:9:TYR:HD2	1.71	0.55
27:BR:99:THR:C	27:BR:100:LEU:HD12	2.26	0.55
31:BV:42:PRO:HG2	31:BV:43:SER:H	1.71	0.55
31:BV:98:ILE:HG23	31:BV:102:THR:CG2	2.37	0.55
10:BA:90:U:P	32:BW:3:ARG:HD2	2.45	0.55
34:BY:184:THR:O	34:BY:188:ILE:HG13	2.07	0.55
2:A2:37:LYS:HE2	2:A2:101:THR:CG2	2.35	0.55
2:A2:5:ARG:NH2	10:AA:323:U:O2'	2.39	0.55
10:AA:1679:A:H2'	10:AA:1680:A:C8	2.41	0.55
10:AA:1697:G:H2'	10:AA:1698:G:C8	2.40	0.55
10:AA:231:U:C3'	10:AA:232:G:H5''	2.36	0.55
10:AA:318:U:H5'	10:AA:319:A:OP2	2.07	0.55
10:AA:44:U:C5	10:AA:428:A:N6	2.74	0.55
10:AA:454:C:C2'	10:AA:455:C:C5'	2.85	0.55
12:AC:10:LYS:HA	12:AC:13:LYS:HG2	1.88	0.55
10:AA:3:C:N4	13:AD:16:ARG:HB2	2.21	0.55
17:AH:38:LEU:HD22	17:AH:47:ILE:CD1	2.37	0.55
4:A4:73:ALA:CB	20:AK:128:ARG:HH22	2.20	0.55
10:AA:1390:G:H5'	23:AN:55:ARG:HD3	1.87	0.55
24:AO:74:LEU:O	24:AO:74:LEU:HD13	2.07	0.55

*Continued on next page...*

*Continued from previous page...*

Atom-1	Atom-2	Interatomic distance (Å)	Clash overlap (Å)
26:AQ:18:ASN:O	26:AQ:21:LYS:N	2.36	0.55
34:AY:141:ILE:HG21	34:AY:156:ILE:HG23	1.88	0.55
34:AY:176:CYS:SG	34:AY:177:PRO:HD2	2.47	0.55
34:AY:74:ARG:HG3	34:AY:96:SER:HB3	1.88	0.55
2:B2:89:VAL:HA	2:B2:110:VAL:HG13	1.89	0.55
2:B2:143:LYS:HG3	2:B2:144:SER:N	2.21	0.55
5:B5:24:THR:HG21	5:B5:73:LEU:CD1	2.35	0.55
10:BA:1720:G:H4'	10:BA:1721:G:O5'	2.06	0.55
10:BA:231:U:C3'	10:BA:232:G:H5''	2.36	0.55
10:BA:447:C:O2	10:BA:447:C:C2'	2.54	0.55
10:BA:492:C:O2'	10:BA:493:U:H5'	2.05	0.55
10:BA:764:U:C2	10:BA:766:G:C2	2.95	0.55
10:BA:883:A:N6	10:BA:884:A:C2	2.74	0.55
11:BB:5:ARG:CG	11:BB:187:LYS:HZ1	2.18	0.55
11:BB:37:GLY:N	11:BB:41:ILE:O	2.40	0.55
12:BC:80:PHE:N	12:BC:80:PHE:CD1	2.74	0.55
13:BD:116:LEU:O	13:BD:118:LEU:N	2.39	0.55
10:BA:466:A:OP1	13:BD:145:SER:HB2	2.06	0.55
30:BU:11:VAL:O	30:BU:15:VAL:HG23	2.06	0.55
32:BW:117:SER:O	32:BW:119:GLU:N	2.39	0.55
26:BQ:39:LEU:HA	32:BW:204:GLN:HE21	1.68	0.55
5:A5:77:ILE:N	5:A5:77:ILE:HD12	2.21	0.55
10:AA:1178:U:H4'	23:AN:26:ARG:HH11	1.71	0.55
10:AA:544:G:C6	10:AA:576:U:C5	2.94	0.55
10:AA:57:U:H3	10:AA:85:G:H1	1.54	0.55
12:AC:77:GLN:CA	12:AC:81:GLY:HA2	2.31	0.55
14:AE:42:ILE:O	14:AE:44:SER:N	2.39	0.55
16:AG:153:CYS:O	16:AG:167:THR:HG21	2.05	0.55
16:AG:200:ARG:OXT	16:AG:200:ARG:HG3	2.07	0.55
17:AH:125:ILE:CG2	17:AH:126:LEU:N	2.69	0.55
21:AL:132:LEU:HD21	21:AL:136:LYS:HE3	1.87	0.55
24:AO:13:ILE:HD12	24:AO:13:ILE:N	2.22	0.55
24:AO:143:TYR:HA	24:AO:147:THR:HB	1.87	0.55
24:AO:143:TYR:HA	24:AO:147:THR:HG21	1.88	0.55
25:AP:10:ILE:HG12	25:AP:21:LEU:HB3	1.88	0.55
26:AQ:117:LYS:HB3	26:AQ:120:ASP:OD2	2.06	0.55
27:AR:94:SER:CB	27:AR:124:VAL:HG23	2.27	0.55
29:AT:69:TYR:HA	29:AT:132:ILE:CG2	2.37	0.55
30:AU:89:ASN:ND2	30:AU:89:ASN:C	2.59	0.55
2:B2:196:LEU:HG	2:B2:200:ILE:HD11	1.87	0.55
3:B3:169:ALA:O	3:B3:173:ILE:HG13	2.06	0.55

*Continued on next page...*

*Continued from previous page...*

Atom-1	Atom-2	Interatomic distance (Å)	Clash overlap (Å)
5:B5:10:ARG:HH11	5:B5:12:GLN:NE2	2.04	0.55
5:B5:38:ARG:CZ	10:BA:1751:U:C5	2.89	0.55
6:B6:23:ILE:HG23	24:BO:20:PHE:HD2	1.71	0.55
6:B6:52:ILE:CG1	6:B6:62:CYS:HB2	2.35	0.55
10:BA:955:A:N6	10:BA:1003:A:C5	2.74	0.55
10:BA:1080:G:H4'	10:BA:1081:G:O5'	2.07	0.55
10:BA:1178:U:O4	10:BA:1426:G:O6	2.25	0.55
10:BA:1277:U:O2'	10:BA:1278:C:OP1	2.23	0.55
10:BA:1488:A:O2'	10:BA:1489:U:P	2.65	0.55
10:BA:1510:U:C2'	10:BA:1511:A:O5'	2.54	0.55
10:BA:1511:A:H4'	10:BA:1512:G:H5'	1.87	0.55
10:BA:431:U:O4'	10:BA:457:G:N2	2.36	0.55
10:BA:453:G:H5''	32:BW:26:ILE:CD1	2.36	0.55
10:BA:546:G:C4	10:BA:547:C:C5	2.94	0.55
10:BA:71:U:H2'	10:BA:71:U:O2	2.06	0.55
10:BA:837:A:O2'	10:BA:838:U:P	2.63	0.55
10:BA:84:U:H6	10:BA:84:U:C5'	2.18	0.55
10:BA:865:A:H2'	10:BA:866:U:H6	1.71	0.55
12:BC:215:ILE:HD12	31:BV:15:SER:HB2	1.88	0.55
16:BG:68:ILE:HG23	16:BG:84:CYS:HB3	1.88	0.55
22:BM:93:LYS:O	28:BS:16:LYS:HB2	2.06	0.55
27:BR:197:LYS:HA	27:BR:207:TYR:O	2.05	0.55
27:BR:274:THR:HG23	27:BR:276:GLN:N	2.21	0.55
27:BR:24:VAL:O	27:BR:313:THR:HB	2.07	0.55
30:BU:108:TYR:HE2	30:BU:120:ILE:HD13	1.70	0.55
32:BW:69:GLU:O	32:BW:70:GLN:HB2	2.06	0.55
1:A1:46:LYS:NZ	16:AG:140:ARG:HH21	2.05	0.55
1:A1:42:ILE:N	1:A1:63:GLU:HG3	2.17	0.55
2:A2:22:ARG:NH1	2:A2:25:ARG:NH1	2.49	0.55
10:AA:1324:U:H2'	10:AA:1325:G:C8	2.42	0.55
10:AA:174:A:O5'	10:AA:174:A:H8	1.89	0.55
10:AA:719:G:N2	10:AA:720:U:C2	2.75	0.55
11:AB:12:ARG:O	11:AB:169:MET:HE1	2.06	0.55
12:AC:119:ARG:NH1	14:AE:123:GLN:H	2.03	0.55
13:AD:69:ARG:HH21	13:AD:92:LYS:NZ	2.05	0.55
14:AE:91:THR:O	14:AE:92:GLN:C	2.45	0.55
20:AK:77:ALA:O	20:AK:81:VAL:HG23	2.06	0.55
24:AO:29:HIS:O	24:AO:30:MET:HG3	2.06	0.55
10:AA:295:U:H1'	26:AQ:68:LYS:HD3	1.89	0.55
4:B4:136:TYR:CD2	4:B4:187:ILE:HG12	2.41	0.55
7:B7:11:ARG:CG	7:B7:15:GLN:HE21	2.20	0.55

*Continued on next page...*

*Continued from previous page...*

Atom-1	Atom-2	Interatomic distance (Å)	Clash overlap (Å)
7:B7:50:LYS:HG3	7:B7:51:ASP:N	2.21	0.55
9:B9:126:ALA:N	9:B9:133:TYR:O	2.32	0.55
10:BA:1422:C:H2'	10:BA:1423:U:C6	2.42	0.55
10:BA:1536:U:H2'	10:BA:1537:C:H6	1.70	0.55
10:BA:1603:A:N7	10:BA:1717:C:C1'	2.69	0.55
10:BA:83:C:O2'	10:BA:163:A:N6	2.39	0.55
10:BA:1711:U:O2'	10:BA:1712:C:H5'	2.06	0.55
10:BA:1746:G:C2'	10:BA:1747:A:H5''	2.37	0.55
10:BA:782:A:H2'	10:BA:783:U:O4'	2.07	0.55
12:BC:125:ILE:N	12:BC:125:ILE:HD12	2.16	0.55
12:BC:35:ALA:HB1	12:BC:57:LYS:HB2	1.89	0.55
14:BE:61:ILE:HD11	14:BE:134:LYS:O	2.06	0.55
24:BO:22:ARG:HA	24:BO:67:PHE:HE2	1.65	0.55
25:BP:53:VAL:HG22	25:BP:73:VAL:HG22	1.88	0.55
28:BS:31:GLU:HG3	28:BS:32:LYS:HG2	1.88	0.55
28:BS:70:GLU:HG3	28:BS:71:LYS:H	1.71	0.55
22:BM:44:TYR:CD2	29:BT:49:LEU:HD11	2.41	0.55
30:BU:4:GLN:O	30:BU:5:ASN:C	2.44	0.55
32:BW:249:THR:HG22	32:BW:251:LEU:H	1.70	0.55
34:BY:74:ARG:HG3	34:BY:96:SER:HB3	1.88	0.55
2:A2:42:SER:HA	2:A2:45:ILE:CG1	2.33	0.55
3:A3:152:ARG:HG3	3:A3:154:GLN:HE22	1.70	0.55
7:A7:25:LYS:HE3	7:A7:27:ASP:HB3	1.88	0.55
7:A7:14:LYS:HG2	7:A7:80:LEU:HD11	1.89	0.55
8:A8:67:SER:O	8:A8:71:GLU:HG2	2.07	0.55
10:AA:1380:G:N2	10:AA:1383:G:OP2	2.39	0.55
10:AA:1661:G:N3	10:AA:1661:G:C3'	2.69	0.55
10:AA:436:C:H2'	38:AA:2218:HOH:O	2.05	0.55
10:AA:633:U:C4'	10:AA:634:C:H5''	2.34	0.55
10:AA:734:U:O2	10:AA:782:A:H2	1.88	0.55
10:AA:73:A:C2	34:AY:162:ARG:NH1	2.74	0.55
10:AA:874:U:O2	10:AA:874:U:H2'	2.05	0.55
16:AG:189:LYS:O	16:AG:193:GLU:HG3	2.06	0.55
10:AA:1501:C:OP2	16:AG:86:LYS:NZ	2.39	0.55
19:AJ:19:VAL:HB	19:AJ:91:LEU:HB2	1.89	0.55
10:AA:1390:G:C5'	23:AN:55:ARG:HD3	2.37	0.55
10:AA:1421:G:H4'	23:AN:6:TRP:HB2	1.89	0.55
25:AP:147:VAL:O	25:AP:148:ALA:CB	2.55	0.55
28:AS:31:GLU:HG3	28:AS:32:LYS:HG2	1.88	0.55
32:AW:213:LYS:HG2	32:AW:214:ASP:H	1.71	0.55
34:AY:167:THR:HG22	34:AY:168:ALA:N	2.21	0.55

*Continued on next page...*

*Continued from previous page...*

Atom-1	Atom-2	Interatomic distance (Å)	Clash overlap (Å)
2:B2:42:SER:HA	2:B2:45:ILE:CG1	2.34	0.55
2:B2:55:ARG:HD3	2:B2:55:ARG:C	2.27	0.55
3:B3:43:THR:HG21	3:B3:97:GLN:CG	2.37	0.55
5:B5:26:CYS:SG	5:B5:28:ARG:HB2	2.47	0.55
9:B9:133:TYR:CE1	9:B9:138:HIS:HA	2.41	0.55
9:B9:77:LYS:HG3	9:B9:78:LYS:N	2.22	0.55
10:BA:1110:A:O2'	10:BA:1111:A:O4'	2.24	0.55
10:BA:1555:A:O2'	10:BA:1556:G:P	2.64	0.55
5:B5:8:ALA:CB	10:BA:1744:U:H5'	2.36	0.55
10:BA:226:A:C5	10:BA:227:G:H1'	2.42	0.55
10:BA:512:C:C3'	10:BA:513:A:C5'	2.83	0.55
10:BA:525:U:H5''	25:BP:63:GLY:CA	2.36	0.55
10:BA:537:A:O2'	10:BA:538:A:H5'	2.06	0.55
10:BA:851:U:O4	10:BA:932:G:O6	2.23	0.55
10:BA:906:U:OP2	10:BA:906:U:H6	1.89	0.55
10:BA:3:C:N4	13:BD:16:ARG:HB2	2.22	0.55
14:BE:57:GLU:HB2	14:BE:60:ILE:CG1	2.33	0.55
16:BG:13:LEU:HB2	16:BG:19:TYR:CE1	2.42	0.55
17:BH:110:ILE:O	17:BH:111:LEU:HD23	2.06	0.55
20:BK:66:ARG:HG3	20:BK:67:GLU:OE1	2.07	0.55
21:BL:132:LEU:HD21	21:BL:136:LYS:HE3	1.89	0.55
10:BA:315:U:O2'	26:BQ:79:MET:HE3	2.07	0.55
29:BT:111:LEU:CD2	29:BT:116:ILE:HD12	2.36	0.55
29:BT:14:ALA:O	29:BT:17:ASP:HB3	2.06	0.55
30:BU:15:VAL:HG22	30:BU:112:ILE:HD13	1.88	0.55
6:A6:68:LYS:HD3	10:AA:1027:U:OP1	2.06	0.55
10:AA:1133:C:O2'	10:AA:1134:C:H5'	2.07	0.55
10:AA:424:A:H2'	10:AA:425:A:H8	1.72	0.55
10:AA:39:A:C2	10:AA:461:C:C6	2.95	0.55
10:AA:553:A:H2'	10:AA:553:A:N3	2.21	0.55
10:AA:734:U:N3	10:AA:735:G:N7	2.55	0.55
10:AA:749:G:C5	10:AA:754:A:C2	2.95	0.55
10:AA:786:A:O2'	10:AA:787:A:OP1	2.20	0.55
10:AA:1293:A:C4	11:AB:101:PRO:HB2	2.41	0.55
12:AC:213:VAL:O	12:AC:213:VAL:HG12	2.06	0.55
16:AG:13:LEU:HB2	16:AG:19:TYR:CE1	2.41	0.55
16:AG:37:THR:CG2	16:AG:38:THR:N	2.69	0.55
17:AH:25:VAL:CG2	17:AH:65:LEU:HD11	2.36	0.55
17:AH:76:SER:HB2	17:AH:77:PRO:CD	2.32	0.55
14:AE:228:PRO:CD	17:AH:99:PHE:CE2	2.90	0.55
18:AI:138:SER:C	18:AI:139:LYS:HG3	2.27	0.55

*Continued on next page...*

*Continued from previous page...*

Atom-1	Atom-2	Interatomic distance (Å)	Clash overlap (Å)
19:AJ:23:LEU:HD22	19:AJ:112:ILE:HG12	1.88	0.55
20:AK:118:ALA:HA	20:AK:121:ARG:HG2	1.88	0.55
10:AA:1721:G:H21	20:AK:151:LEU:HD12	1.71	0.55
27:AR:111:TYR:CE1	27:AR:112:LYS:HG2	2.41	0.55
29:AT:14:ALA:O	29:AT:17:ASP:HB3	2.06	0.55
30:AU:106:ARG:C	30:AU:107:LYS:HG3	2.27	0.55
31:AV:89:SER:C	31:AV:91:ILE:H	2.09	0.55
2:B2:117:PHE:CE2	2:B2:190:ILE:HD11	2.42	0.55
2:B2:25:ARG:NH2	10:BA:376:A:OP1	2.38	0.55
3:B3:5:LYS:O	3:B3:6:PHE:CD1	2.59	0.55
3:B3:95:THR:HG22	3:B3:96:ALA:O	2.07	0.55
4:B4:175:ASN:HD22	4:B4:175:ASN:N	2.05	0.55
5:B5:45:VAL:HG21	5:B5:53:ILE:HD12	1.87	0.55
8:B8:38:LYS:HE2	10:BA:1507:U:H5'	1.88	0.55
10:BA:1027:U:C2	10:BA:1042:G:N2	2.74	0.55
10:BA:1716:A:N6	10:BA:1717:C:N4	2.55	0.55
10:BA:574:A:H3'	10:BA:575:U:C5'	2.37	0.55
10:BA:586:A:H2'	10:BA:587:U:H5'	1.87	0.55
10:BA:653:U:N3	10:BA:656:G:N2	2.54	0.55
10:BA:867:U:C5'	10:BA:867:U:C6	2.88	0.55
12:BC:145:LEU:HD11	12:BC:153:MET:HB2	1.87	0.55
12:BC:40:ILE:CG2	12:BC:42:VAL:HG23	2.34	0.55
12:BC:28:PHE:CE1	12:BC:53:ILE:HD11	2.42	0.55
14:BE:228:PRO:HD3	17:BH:99:PHE:CE2	2.41	0.55
18:BI:145:ARG:N	18:BI:145:ARG:HD2	2.22	0.55
19:BJ:18:ARG:O	19:BJ:18:ARG:HG3	2.07	0.55
25:BP:131:THR:HG22	25:BP:132:TRP:N	2.21	0.55
27:BR:134:LEU:HG	27:BR:142:ILE:CG2	2.36	0.55
28:BS:91:ILE:O	28:BS:94:LEU:HB2	2.06	0.55
5:A5:66:ILE:HG22	5:A5:67:PRO:O	2.07	0.55
8:A8:26:GLY:HA3	8:A8:29:LYS:HD2	1.87	0.55
10:AA:1453:C:O2'	18:AI:79:GLN:NE2	2.39	0.55
10:AA:437:A:N3	10:AA:437:A:H2'	2.22	0.55
10:AA:653:U:N3	10:AA:656:G:N2	2.54	0.55
10:AA:766:G:HO2'	10:AA:767:C:H5'	1.69	0.55
10:AA:851:U:O4	10:AA:932:G:O6	2.24	0.55
11:AB:5:ARG:NH2	11:AB:12:ARG:HH22	2.03	0.55
12:AC:184:ILE:CG2	12:AC:185:MET:N	2.70	0.55
13:AD:128:LEU:O	13:AD:130:ARG:N	2.40	0.55
14:AE:99:PHE:O	14:AE:118:VAL:HA	2.07	0.55
14:AE:135:LEU:HD23	14:AE:135:LEU:N	2.20	0.55

*Continued on next page...*



*Continued from previous page...*

Atom-1	Atom-2	Interatomic distance (Å)	Clash overlap (Å)
16:AG:120:SER:OG	16:AG:196:ALA:HA	2.06	0.55
1:A1:58:MET:HB3	16:AG:197:LYS:NZ	2.22	0.55
16:AG:24:ILE:HD12	16:AG:30:GLN:HA	1.87	0.55
17:AH:38:LEU:O	17:AH:47:ILE:HD11	2.06	0.55
18:AI:145:ARG:N	18:AI:145:ARG:HD2	2.22	0.55
21:AL:51:LEU:HD21	21:AL:76:ARG:HE	1.70	0.55
24:AO:31:THR:O	24:AO:32:PRO:C	2.44	0.55
26:AQ:5:ILE:O	26:AQ:6:GLN:C	2.45	0.55
27:AR:161:HIS:HB3	27:AR:197:LYS:HE2	1.89	0.55
28:AS:88:MET:SD	28:AS:89:ILE:N	2.79	0.55
2:B2:106:LYS:O	2:B2:176:ILE:HB	2.06	0.55
10:BA:604:G:N2	10:BA:1080:G:H22	2.05	0.55
10:BA:1249:G:H3'	10:BA:1250:G:C8	2.41	0.55
10:BA:1398:A:OP2	10:BA:1398:A:H4'	2.06	0.55
10:BA:1425:G:O3'	28:BS:127:THR:CG2	2.55	0.55
10:BA:221:A:N6	10:BA:814:A:N6	2.55	0.55
10:BA:359:U:C2'	10:BA:360:U:H5'	2.36	0.55
13:BD:93:LEU:HD23	13:BD:96:VAL:CG2	2.36	0.55
16:BG:50:ARG:HG2	16:BG:53:VAL:HG21	1.89	0.55
18:BI:32:LYS:HE3	18:BI:35:GLY:HA2	1.89	0.55
24:BO:13:ILE:HD12	24:BO:13:ILE:N	2.22	0.55
24:BO:143:TYR:HA	24:BO:147:THR:HB	1.88	0.55
27:BR:241:ASP:OD2	27:BR:243:LEU:HB2	2.07	0.55
29:BT:146:GLN:O	29:BT:150:LYS:HG3	2.07	0.55
31:BV:58:MET:HE2	31:BV:58:MET:HA	1.88	0.55
34:BY:91:PHE:CD1	34:BY:91:PHE:O	2.60	0.55
35:BZ:20:LYS:O	35:BZ:22:GLU:HG3	2.07	0.55
35:BZ:61:THR:O	35:BZ:63:SER:N	2.35	0.55
1:A1:19:GLY:O	1:A1:22:GLY:N	2.40	0.55
3:A3:178:THR:HG22	3:A3:180:ARG:HG3	1.89	0.55
4:A4:181:GLU:HG2	4:A4:199:TYR:HE2	1.68	0.55
10:AA:1197:A:H2'	10:AA:1198:A:H8	1.71	0.55
10:AA:1453:C:C1'	18:AI:79:GLN:NE2	2.70	0.55
10:AA:1746:G:C2'	10:AA:1747:A:H5''	2.37	0.55
5:A5:9:GLY:HA3	10:AA:1748:U:C4	2.41	0.55
10:AA:226:A:C5	10:AA:227:G:H1'	2.41	0.55
10:AA:494:A:C2	33:AX:48:HIS:HB3	2.42	0.55
10:AA:625:G:H2'	10:AA:626:U:C6	2.41	0.55
10:AA:63:U:C5'	10:AA:64:U:OP2	2.55	0.55
10:AA:685:A:C2	10:AA:716:G:O6	2.60	0.55
10:AA:762:U:H2'	10:AA:763:U:OP2	2.07	0.55

*Continued on next page...*

*Continued from previous page...*

Atom-1	Atom-2	Interatomic distance (Å)	Clash overlap (Å)
10:AA:833:A:C2'	10:AA:834:A:OP1	2.53	0.55
10:AA:955:A:C2'	10:AA:956:A:C5'	2.76	0.55
12:AC:10:LYS:NZ	19:AJ:86:LYS:HZ1	2.04	0.55
16:AG:34:ALA:H	16:AG:63:ILE:CG1	2.20	0.55
25:AP:98:LYS:H	25:AP:98:LYS:HD3	1.70	0.55
27:AR:238:LEU:HG	27:AR:248:PRO:HB3	1.88	0.55
27:AR:91:ALA:HB2	27:AR:105:LEU:HD11	1.87	0.55
28:AS:60:LYS:HZ3	28:AS:64:LYS:CE	2.20	0.55
31:AV:107:LYS:HG2	31:AV:112:GLN:CB	2.37	0.55
12:AC:215:ILE:HA	31:AV:39:ALA:HB2	1.89	0.55
31:AV:35:LEU:HD11	31:AV:50:ILE:HB	1.88	0.55
9:B9:128:HIS:HE1	10:BA:1222:U:H1'	1.71	0.55
10:BA:123:A:H3'	10:BA:124:U:C6	2.42	0.55
10:BA:1495:U:O2'	10:BA:1496:A:O5'	2.21	0.55
10:BA:1650:G:H2'	10:BA:1651:G:O4'	2.07	0.55
10:BA:1707:G:H2'	10:BA:1708:A:C8	2.41	0.55
10:BA:1752:U:O3'	10:BA:1753:A:C8	2.60	0.55
10:BA:207:U:H2'	10:BA:208:A:C8	2.42	0.55
10:BA:312:C:H4'	10:BA:313:G:C5'	2.37	0.55
2:B2:26:ALA:HA	10:BA:391:A:C2	2.42	0.55
10:BA:607:G:OP2	10:BA:1071:U:H2'	2.07	0.55
10:BA:674:U:H5'	10:BA:675:A:OP2	2.06	0.55
11:BB:180:ILE:HG22	35:BZ:58:GLY:O	2.07	0.55
12:BC:82:TYR:C	12:BC:84:ASP:H	2.10	0.55
14:BE:153:HIS:HB2	14:BE:196:ASP:OD2	2.07	0.55
16:BG:32:TYR:O	16:BG:33:ILE:HD12	2.07	0.55
10:BA:986:G:OP1	20:BK:149:ARG:NE	2.40	0.55
22:BM:12:LYS:HB2	22:BM:15:HIS:NE2	2.22	0.55
24:BO:116:ARG:HG3	24:BO:116:ARG:HH11	1.72	0.55
17:BH:56:HIS:CE1	24:BO:22:ARG:HE	2.25	0.55
27:BR:237:LEU:HD23	27:BR:238:LEU:N	2.21	0.55
29:BT:83:PHE:CZ	29:BT:85:SER:HB2	2.42	0.55
32:BW:195:GLY:HA3	32:BW:213:LYS:O	2.07	0.55
32:BW:255:LYS:O	32:BW:259:SER:HA	2.07	0.55
11:BB:2:ALA:HB1	35:BZ:97:GLU:HB2	1.89	0.55
10:AA:1064:A:O2'	10:AA:1065:A:C5'	2.55	0.55
10:AA:1079:G:H2'	10:AA:1080:G:C8	2.42	0.55
10:AA:1229:U:O2	10:AA:1229:U:C2'	2.54	0.55
10:AA:122:A:N7	34:AY:201:ARG:CZ	2.70	0.55
10:AA:1299:C:O2'	12:AC:162:CYS:HB2	2.06	0.55
10:AA:1511:A:OP2	10:AA:1511:A:C8	2.60	0.55

*Continued on next page...*

*Continued from previous page...*

Atom-1	Atom-2	Interatomic distance (Å)	Clash overlap (Å)
10:AA:1608:C:N4	10:AA:1718:A:H2	2.00	0.55
10:AA:1654:U:H2'	10:AA:1655:G:C8	2.42	0.55
10:AA:133:A:N6	10:AA:169:G:O2'	2.40	0.55
10:AA:1752:U:O3'	10:AA:1753:A:C8	2.60	0.55
11:AB:5:ARG:CZ	11:AB:176:ARG:HH21	2.20	0.55
12:AC:36:GLY:O	12:AC:55:ALA:CA	2.55	0.55
13:AD:110:GLN:CD	13:AD:126:ARG:HG2	2.27	0.55
10:AA:1076:U:OP2	21:AL:6:PRO:HB3	2.07	0.55
25:AP:19:ARG:NE	25:AP:73:VAL:HG11	2.20	0.55
27:AR:197:LYS:HA	27:AR:207:TYR:O	2.07	0.55
31:AV:26:ASN:HD21	31:AV:62:GLN:NE2	2.05	0.55
32:AW:210:CYS:CB	32:AW:227:ILE:HD11	2.37	0.55
34:AY:110:ALA:O	34:AY:111:LEU:HD23	2.06	0.55
34:AY:64:LYS:O	34:AY:65:GLN:C	2.45	0.55
3:B3:43:THR:HG21	3:B3:97:GLN:OE1	2.07	0.55
7:B7:99:PHE:HZ	12:BC:69:HIS:HE2	1.55	0.55
10:BA:1249:G:H3'	10:BA:1250:G:H8	1.72	0.55
10:BA:1358:A:O2'	10:BA:1359:C:OP2	2.24	0.55
10:BA:134:C:O2'	10:BA:135:A:OP2	2.20	0.55
10:BA:536:C:O2'	10:BA:537:A:OP1	2.21	0.55
11:BB:21:ALA:HB1	11:BB:145:ASP:OD2	2.07	0.55
12:BC:8:ILE:HG23	12:BC:12:LYS:HD3	1.88	0.55
14:BE:184:ILE:HG23	14:BE:212:LEU:HD21	1.89	0.55
15:BF:39:PRO:HG2	15:BF:42:PHE:HE1	1.72	0.55
16:BG:189:LYS:O	16:BG:193:GLU:HG3	2.06	0.55
24:BO:74:LEU:HD13	24:BO:74:LEU:O	2.07	0.55
27:BR:252:PHE:HB3	27:BR:281:PHE:HE2	1.72	0.55
27:BR:56:LEU:HD11	27:BR:65:PHE:CZ	2.42	0.55
28:BS:101:VAL:CG2	28:BS:121:LEU:HD11	2.34	0.55
28:BS:66:ARG:HH12	28:BS:93:GLU:CB	2.19	0.55
29:BT:69:TYR:HA	29:BT:132:ILE:CG2	2.36	0.55
32:BW:188:GLY:N	32:BW:191:ILE:CG2	2.67	0.55
32:BW:193:ARG:NH1	32:BW:246:VAL:HG13	2.21	0.55
1:A1:20:SER:C	1:A1:22:GLY:N	2.60	0.54
1:A1:22:GLY:HA3	10:AA:1589:U:H1'	1.89	0.54
2:A2:40:THR:O	2:A2:41:GLN:HG3	2.06	0.54
5:A5:44:MET:HB2	5:A5:66:ILE:HG21	1.89	0.54
10:AA:342:U:C4'	10:AA:343:C:OP2	2.52	0.54
10:AA:670:G:H8	10:AA:670:G:H5'	1.72	0.54
13:AD:40:ARG:CG	13:AD:41:GLU:H	2.03	0.54
13:AD:93:LEU:HD23	13:AD:96:VAL:CG2	2.37	0.54

*Continued on next page...*

*Continued from previous page...*

Atom-1	Atom-2	Interatomic distance (Å)	Clash overlap (Å)
14:AE:33:LEU:HD22	14:AE:53:ILE:HG22	1.88	0.54
16:AG:189:LYS:HD3	16:AG:189:LYS:C	2.28	0.54
19:AJ:94:ASN:HB2	19:AJ:96:PRO:HD2	1.87	0.54
4:A4:27:SER:HA	20:AK:16:TYR:CE2	2.42	0.54
10:AA:878:A:P	20:AK:59:GLY:HA3	2.47	0.54
22:AM:92:PHE:O	28:AS:15:GLY:HA2	2.07	0.54
25:AP:131:THR:HG22	25:AP:132:TRP:N	2.23	0.54
28:AS:56:GLU:N	28:AS:56:GLU:CD	2.60	0.54
1:B1:48:ALA:HB3	16:BG:139:MET:HB3	1.89	0.54
1:B1:65:ARG:HG2	1:B1:66:ARG:N	2.21	0.54
10:BA:1050:C:H2'	10:BA:1051:G:H8	1.72	0.54
10:BA:1059:A:H2'	10:BA:1060:A:C8	2.42	0.54
10:BA:1366:G:N2	10:BA:1374:C:C2	2.75	0.54
10:BA:147:G:H5''	34:BY:15:CYS:SG	2.47	0.54
10:BA:55:U:H4'	10:BA:56:G:O5'	2.06	0.54
10:BA:632:U:OP1	17:BH:32:LYS:CE	2.55	0.54
10:BA:706:U:H2'	10:BA:707:U:C6	2.41	0.54
16:BG:22:VAL:HG12	16:BG:23:LYS:N	2.22	0.54
19:BJ:105:ARG:O	19:BJ:105:ARG:HG3	2.07	0.54
19:BJ:19:VAL:HB	19:BJ:91:LEU:HB2	1.87	0.54
23:BN:26:ARG:O	23:BN:30:ILE:HD11	2.07	0.54
12:BC:225:LYS:HE2	27:BR:210:LYS:H	1.72	0.54
29:BT:9:THR:HG22	29:BT:10:VAL:H	1.70	0.54
29:BT:9:THR:CG2	29:BT:10:VAL:N	2.67	0.54
30:BU:81:GLU:CG	30:BU:97:VAL:HG21	2.37	0.54
34:BY:23:LYS:HE2	34:BY:41:LEU:HA	1.88	0.54
7:A7:40:LEU:O	7:A7:44:ILE:HG13	2.07	0.54
10:AA:279:A:H2'	10:AA:280:U:O4'	2.07	0.54
10:AA:761:U:N3	10:AA:764:U:H2'	2.22	0.54
11:AB:139:PRO:CD	35:AZ:47:VAL:HG21	2.37	0.54
12:AC:83:SER:C	12:AC:85:ASP:H	2.10	0.54
14:AE:61:ILE:HD11	14:AE:134:LYS:O	2.07	0.54
16:AG:99:THR:O	16:AG:101:ARG:N	2.40	0.54
14:AE:228:PRO:HD3	17:AH:99:PHE:CE2	2.42	0.54
5:A5:67:PRO:HD3	20:AK:129:ILE:CD1	2.36	0.54
20:AK:138:ASP:O	20:AK:139:SER:OG	2.23	0.54
26:AQ:66:ARG:HH22	26:AQ:128:ARG:HA	1.72	0.54
27:AR:75:HIS:CD2	27:AR:101:ARG:HG3	2.41	0.54
10:AA:162:A:H5'	34:AY:136:LYS:HB3	1.89	0.54
3:B3:133:PRO:HD2	3:B3:162:PHE:HE2	1.72	0.54
5:B5:75:TYR:HB3	5:B5:80:ALA:HB2	1.89	0.54

*Continued on next page...*

*Continued from previous page...*

Atom-1	Atom-2	Interatomic distance (Å)	Clash overlap (Å)
5:B5:9:GLY:HA3	10:BA:1748:U:C4	2.42	0.54
10:BA:125:U:O2'	10:BA:126:A:OP2	2.24	0.54
10:BA:1368:A:C2'	10:BA:1369:A:H3'	2.37	0.54
10:BA:1473:G:H22	10:BA:1475:G:H3'	1.70	0.54
10:BA:774:A:O2'	10:BA:775:C:H5'	2.06	0.54
13:BD:132:ARG:C	13:BD:134:ILE:H	2.10	0.54
14:BE:116:TRP:H	14:BE:132:HIS:CD2	2.16	0.54
14:BE:189:LEU:CD2	14:BE:219:LEU:HD11	2.37	0.54
18:BI:26:PRO:CA	18:BI:65:LEU:HD22	2.29	0.54
18:BI:11:THR:HG21	18:BI:90:GLY:N	2.22	0.54
19:BJ:108:PRO:O	19:BJ:110:VAL:N	2.41	0.54
20:BK:45:THR:HG21	20:BK:49:GLY:HA2	1.89	0.54
1:A1:46:LYS:HZ1	16:AG:140:ARG:HH21	1.55	0.54
10:AA:1110:A:O2'	10:AA:1111:A:C5'	2.56	0.54
10:AA:1139:G:C2	10:AA:1140:U:C4	2.95	0.54
10:AA:1469:U:OP1	29:AT:75:GLY:HA3	2.07	0.54
10:AA:1551:U:H2'	10:AA:1552:U:H6	1.72	0.54
10:AA:453:G:H2'	10:AA:454:C:C6	2.42	0.54
10:AA:512:C:C3'	10:AA:513:A:C5'	2.83	0.54
10:AA:717:G:H2'	10:AA:718:A:O4'	2.08	0.54
12:AC:84:ASP:O	12:AC:86:GLN:N	2.40	0.54
15:AF:48:MET:HE3	15:AF:71:ILE:HG23	1.89	0.54
20:AK:43:HIS:HE1	20:AK:52:THR:HG23	1.72	0.54
26:AQ:73:LEU:O	26:AQ:85:ILE:HG23	2.07	0.54
34:AY:139:ASN:HA	34:AY:142:LYS:HE2	1.87	0.54
2:B2:192:GLU:HA	2:B2:196:LEU:HD22	1.89	0.54
3:B3:190:LYS:NZ	6:B6:23:ILE:HD12	2.22	0.54
3:B3:47:GLU:HG3	3:B3:61:VAL:HG22	1.88	0.54
5:B5:44:MET:HB2	5:B5:66:ILE:HG21	1.88	0.54
10:BA:1157:U:O2'	10:BA:1158:U:P	2.66	0.54
10:BA:1313:G:OP1	27:BR:73:THR:HB	2.07	0.54
10:BA:337:G:H2'	10:BA:338:G:H8	1.71	0.54
10:BA:392:A:C8	10:BA:395:G:C6	2.94	0.54
10:BA:570:G:O6	21:BL:64:ASN:HA	2.07	0.54
10:BA:623:U:H2'	10:BA:624:A:H5'	1.88	0.54
10:BA:938:U:H2'	10:BA:939:U:H6	1.72	0.54
13:BD:97:LEU:O	13:BD:99:LEU:N	2.35	0.54
14:BE:184:ILE:HG22	14:BE:212:LEU:HD23	1.89	0.54
18:BI:88:SER:O	18:BI:92:VAL:HG23	2.07	0.54
10:BA:1721:G:H21	20:BK:151:LEU:CD1	2.19	0.54
24:BO:117:LEU:HD21	24:BO:121:GLU:CD	2.28	0.54

*Continued on next page...*

*Continued from previous page...*

Atom-1	Atom-2	Interatomic distance (Å)	Clash overlap (Å)
27:BR:146:ASN:O	27:BR:148:LEU:N	2.40	0.54
32:BW:127:LYS:NZ	32:BW:186:GLN:NE2	2.55	0.54
34:BY:165:PHE:HD1	34:BY:165:PHE:O	1.90	0.54
35:BZ:34:TRP:CD1	35:BZ:82:ALA:HA	2.42	0.54
3:A3:62:LEU:HD11	3:A3:64:TYR:CE1	2.43	0.54
4:A4:31:TRP:NE1	20:AK:16:TYR:O	2.40	0.54
5:A5:57:LEU:HG	5:A5:58:ALA:N	2.23	0.54
9:A9:126:ALA:HB2	10:AA:1224:C:C4'	2.37	0.54
10:AA:1313:G:H4'	27:AR:101:ARG:HH22	1.73	0.54
10:AA:1710:G:H5'	10:AA:1711:U:OP2	2.07	0.54
10:AA:1721:G:N2	20:AK:151:LEU:HD11	2.20	0.54
10:AA:644:U:H2'	10:AA:645:C:C6	2.42	0.54
10:AA:867:U:H5''	10:AA:867:U:H6	1.72	0.54
12:AC:82:TYR:C	12:AC:84:ASP:H	2.10	0.54
10:AA:527:A:H5''	13:AD:168:ARG:NH2	2.22	0.54
13:AD:29:LYS:HD2	13:AD:29:LYS:C	2.28	0.54
14:AE:184:ILE:HB	14:AE:185:PRO:HD3	1.89	0.54
16:AG:50:ARG:NH1	18:AI:123:PRO:HG3	2.22	0.54
21:AL:6:PRO:HG2	21:AL:15:LEU:CD2	2.38	0.54
21:AL:42:PHE:CZ	21:AL:103:VAL:HG23	2.42	0.54
21:AL:71:VAL:HG23	21:AL:86:VAL:CG2	2.37	0.54
28:AS:86:ARG:HB3	28:AS:122:ALA:HB2	1.89	0.54
30:AU:108:TYR:HE2	30:AU:120:ILE:HD13	1.73	0.54
30:AU:26:SER:HB2	30:AU:104:ALA:HB3	1.90	0.54
31:AV:114:ILE:CB	31:AV:115:PRO:CD	2.85	0.54
31:AV:35:LEU:C	31:AV:35:LEU:HD23	2.28	0.54
32:AW:150:ARG:HH11	32:AW:150:ARG:HG3	1.73	0.54
32:AW:183:CYS:O	32:AW:194:VAL:HA	2.07	0.54
32:AW:36:HIS:CE1	32:AW:87:GLY:HA3	2.43	0.54
2:B2:127:ILE:HD11	2:B2:153:ARG:HG3	1.89	0.54
2:B2:79:ASN:ND2	2:B2:79:ASN:O	2.41	0.54
3:B3:12:LEU:HB2	3:B3:17:GLU:HG2	1.89	0.54
4:B4:90:VAL:C	4:B4:101:THR:HG23	2.26	0.54
8:B8:65:THR:HG22	8:B8:66:VAL:N	2.23	0.54
8:B8:67:SER:O	8:B8:71:GLU:HG2	2.08	0.54
10:BA:1050:C:H2'	10:BA:1051:G:C8	2.42	0.54
10:BA:1256:C:HO2'	10:BA:1257:U:P	2.31	0.54
10:BA:1421:G:H4'	23:BN:6:TRP:CE3	2.42	0.54
10:BA:28:U:O2'	10:BA:29:G:H5'	2.08	0.54
10:BA:45:A:O2'	10:BA:46:A:O5'	2.24	0.54
10:BA:479:G:H3'	10:BA:480:A:C8	2.42	0.54

*Continued on next page...*

*Continued from previous page...*

Atom-1	Atom-2	Interatomic distance (Å)	Clash overlap (Å)
10:BA:570:G:C4'	10:BA:574:A:N3	2.69	0.54
10:BA:600:A:H5'	10:BA:601:G:OP1	2.08	0.54
10:BA:734:U:N3	10:BA:735:G:N7	2.54	0.54
12:BC:9:ASN:HD22	12:BC:12:LYS:HD2	1.72	0.54
12:BC:45:THR:C	12:BC:47:THR:H	2.10	0.54
13:BD:161:THR:HB	13:BD:163:PRO:HD2	1.90	0.54
10:BA:1556:G:C8	18:BI:124:ARG:HG3	2.42	0.54
24:BO:107:ASN:C	24:BO:109:LYS:H	2.11	0.54
25:BP:9:LYS:O	25:BP:21:LEU:HA	2.08	0.54
27:BR:161:HIS:HB3	27:BR:197:LYS:HE2	1.90	0.54
28:BS:92:PRO:O	28:BS:95:VAL:HG23	2.07	0.54
29:BT:145:THR:HG22	29:BT:149:ILE:HD11	1.88	0.54
31:BV:25:THR:HG22	31:BV:26:ASN:N	2.20	0.54
31:BV:41:VAL:HG11	31:BV:47:ARG:HB2	1.90	0.54
4:A4:38:ILE:CG2	4:A4:39:PRO:HD2	2.37	0.54
8:A8:76:ASN:ND2	8:A8:78:SER:OG	2.40	0.54
10:AA:132:U:H2'	10:AA:133:A:H8	1.72	0.54
10:AA:1511:A:C4	10:AA:1513:G:O6	2.60	0.54
10:AA:923:U:H4'	38:AA:2316:HOH:O	2.08	0.54
12:AC:205:VAL:HG12	12:AC:206:LYS:H	1.67	0.54
14:AE:247:PHE:C	14:AE:249:HIS:H	2.09	0.54
14:AE:58:PRO:HB3	14:AE:131:THR:HG23	1.89	0.54
16:AG:157:ALA:O	16:AG:158:PHE:O	2.25	0.54
10:AA:895:U:O2'	20:AK:43:HIS:CD2	2.60	0.54
28:AS:70:GLU:HG3	28:AS:71:LYS:H	1.71	0.54
22:AM:44:TYR:CD2	29:AT:49:LEU:HD11	2.42	0.54
31:AV:42:PRO:HG2	31:AV:43:SER:H	1.73	0.54
35:AZ:47:VAL:HG22	35:AZ:48:GLN:N	2.23	0.54
2:B2:144:SER:O	2:B2:147:VAL:HG23	2.08	0.54
3:B3:70:TYR:CE2	3:B3:74:LEU:HD11	2.42	0.54
6:B6:52:ILE:HG13	6:B6:62:CYS:HB2	1.90	0.54
10:BA:110:A:H4'	10:BA:111:G:O5'	2.07	0.54
10:BA:1110:A:O2'	10:BA:1111:A:P	2.66	0.54
10:BA:132:U:H2'	10:BA:133:A:H8	1.73	0.54
10:BA:1360:U:HO2'	10:BA:1361:A:H8	1.56	0.54
10:BA:1401:U:H2'	38:BA:2391:HOH:O	2.07	0.54
10:BA:246:U:OP1	26:BQ:33:TYR:OH	2.24	0.54
10:BA:733:G:N2	10:BA:783:U:C2	2.76	0.54
13:BD:129:ILE:N	13:BD:129:ILE:HD13	2.23	0.54
13:BD:134:ILE:O	13:BD:140:LEU:HD12	2.08	0.54
16:BG:17:TRP:CD1	16:BG:103:PRO:HD2	2.43	0.54

*Continued on next page...*

*Continued from previous page...*

Atom-1	Atom-2	Interatomic distance (Å)	Clash overlap (Å)
20:BK:27:VAL:O	20:BK:92:ALA:HB3	2.08	0.54
20:BK:30:VAL:HG22	20:BK:94:HIS:HB2	1.89	0.54
22:BM:41:ARG:NE	29:BT:41:THR:HG22	2.23	0.54
26:BQ:18:ASN:O	26:BQ:21:LYS:N	2.37	0.54
32:BW:126:LEU:HB3	32:BW:143:THR:CG2	2.38	0.54
32:BW:99:GLN:HB3	32:BW:101:PHE:CE1	2.38	0.54
3:A3:122:VAL:O	3:A3:125:ALA:HB3	2.08	0.54
5:A5:37:LYS:NZ	10:AA:911:A:OP1	2.41	0.54
6:A6:6:LEU:HD21	17:AH:62:VAL:CG2	2.34	0.54
8:A8:50:VAL:O	8:A8:54:ILE:HG13	2.07	0.54
10:AA:29:G:H4'	21:AL:130:SER:HB3	1.88	0.54
10:AA:804:A:H2'	10:AA:805:G:C8	2.42	0.54
12:AC:73:THR:O	12:AC:77:GLN:HG3	2.08	0.54
14:AE:176:GLY:O	14:AE:178:GLY:N	2.39	0.54
27:AR:296:ALA:HB1	27:AR:310:PRO:CG	2.36	0.54
30:AU:106:ARG:O	30:AU:107:LYS:HG3	2.07	0.54
5:B5:84:ARG:NH1	10:BA:1125:A:H5'	2.15	0.54
10:BA:1201:G:HO2'	10:BA:1202:A:H8	1.55	0.54
10:BA:1186:G:H5'	10:BA:1216:A:H2	1.73	0.54
7:B7:6:LYS:HD2	10:BA:1228:A:OP1	2.06	0.54
10:BA:1418:C:O2'	10:BA:1419:G:P	2.65	0.54
10:BA:1480:U:C2'	10:BA:1481:A:OP2	2.56	0.54
10:BA:141:A:N1	10:BA:162:A:N6	2.55	0.54
10:BA:1:A:H4'	10:BA:1:A:OP3	2.07	0.54
2:B2:185:ARG:NH1	10:BA:203:U:H1'	2.23	0.54
10:BA:26:U:C3'	10:BA:27:A:H5''	2.38	0.54
10:BA:44:U:C5	10:BA:428:A:N6	2.76	0.54
10:BA:514:G:O2'	10:BA:515:U:H5'	2.08	0.54
10:BA:681:G:H22	10:BA:719:G:H21	1.53	0.54
10:BA:804:A:H2'	10:BA:805:G:C8	2.40	0.54
11:BB:181:LEU:HD23	35:BZ:58:GLY:O	2.07	0.54
13:BD:116:LEU:C	13:BD:118:LEU:H	2.10	0.54
19:BJ:94:ASN:HB2	19:BJ:96:PRO:HD2	1.90	0.54
21:BL:75:LEU:HD11	21:BL:82:ILE:CD1	2.38	0.54
25:BP:56:TYR:HE1	25:BP:70:PHE:HB2	1.70	0.54
26:BQ:107:PRO:CB	26:BQ:133:THR:HB	2.37	0.54
26:BQ:17:LEU:HD23	26:BQ:20:LYS:NZ	2.22	0.54
27:BR:242:ILE:O	27:BR:242:ILE:HG22	2.07	0.54
12:BC:228:ARG:HH21	27:BR:243:LEU:HD22	1.71	0.54
27:BR:33:GLN:HE22	27:BR:87:GLU:HA	1.72	0.54
31:BV:53:PHE:O	31:BV:56:HIS:HB3	2.08	0.54

*Continued on next page...*



*Continued from previous page...*

Atom-1	Atom-2	Interatomic distance (Å)	Clash overlap (Å)
4:A4:136:TYR:CD2	4:A4:187:ILE:HG12	2.43	0.54
4:A4:116:MET:HE2	4:A4:215:ASN:HB3	1.88	0.54
4:A4:60:SER:OG	4:A4:94:VAL:HB	2.08	0.54
9:A9:155:UNK:HA	9:A9:158:UNK:CG	2.37	0.54
10:AA:1187:C:H4'	23:AN:3:ASN:O	2.07	0.54
10:AA:1265:U:O4'	11:AB:108:GLN:NE2	2.40	0.54
10:AA:1345:A:C2	10:AA:1346:C:C2	2.95	0.54
10:AA:1608:C:H42	10:AA:1610:G:N2	2.05	0.54
10:AA:623:U:OP2	10:AA:947:C:N4	2.40	0.54
10:AA:774:A:O2'	10:AA:775:C:H5'	2.07	0.54
10:AA:806:U:H2'	10:AA:807:C:C6	2.43	0.54
10:AA:806:U:H2'	10:AA:807:C:H6	1.73	0.54
11:AB:59:VAL:HG23	35:AZ:50:ALA:O	2.07	0.54
18:AI:102:ASN:HB2	27:AR:67:ILE:HG22	1.90	0.54
20:AK:103:VAL:HG12	20:AK:142:ARG:CG	2.37	0.54
20:AK:54:VAL:CG1	20:AK:81:VAL:HG13	2.32	0.54
22:AM:100:MET:HB3	22:AM:105:LEU:HD13	1.90	0.54
26:AQ:70:ILE:HD11	26:AQ:136:PHE:CE1	2.43	0.54
27:AR:8:ASP:O	27:AR:340:THR:HA	2.06	0.54
32:AW:89:MET:HA	32:AW:89:MET:CE	2.31	0.54
33:AX:42:ASN:HA	33:AX:46:ALA:HB2	1.90	0.54
34:AY:185:PRO:HG2	34:AY:186:GLU:OE1	2.07	0.54
5:B5:13:LYS:CG	10:BA:912:A:H1'	2.38	0.54
5:B5:24:THR:HG21	5:B5:73:LEU:HD11	1.90	0.54
7:B7:88:ILE:HG23	7:B7:93:LYS:HG3	1.90	0.54
10:BA:1077:C:OP2	21:BL:14:LYS:NZ	2.41	0.54
10:BA:1446:A:H2'	10:BA:1447:C:H6	1.73	0.54
10:BA:1540:G:C2'	10:BA:1541:A:OP2	2.56	0.54
10:BA:1608:C:N4	10:BA:1718:A:H2	2.03	0.54
10:BA:1654:U:H2'	10:BA:1655:G:C8	2.43	0.54
2:B2:7:SER:HB3	10:BA:327:G:H21	1.72	0.54
10:BA:623:U:H3	10:BA:948:A:H62	1.48	0.54
11:BB:20:GLN:HG3	11:BB:41:ILE:HG21	1.90	0.54
12:BC:141:ILE:HA	12:BC:186:GLY:O	2.08	0.54
10:BA:1299:C:HO2'	12:BC:162:CYS:CB	2.20	0.54
12:BC:47:THR:O	12:BC:86:GLN:NE2	2.41	0.54
7:B7:63:PHE:CD2	12:BC:79:ARG:HD2	2.43	0.54
14:BE:42:ILE:O	14:BE:44:SER:N	2.40	0.54
10:BA:1442:A:OP2	16:BG:159:LYS:HE2	2.07	0.54
16:BG:83:LEU:HD23	16:BG:83:LEU:C	2.28	0.54
19:BJ:21:ILE:HA	19:BJ:114:LEU:HD23	1.89	0.54

*Continued on next page...*

*Continued from previous page...*

Atom-1	Atom-2	Interatomic distance (Å)	Clash overlap (Å)
19:BJ:21:ILE:HD11	19:BJ:91:LEU:CD1	2.38	0.54
2:B2:194:LYS:HG2	26:BQ:4:GLN:NE2	2.22	0.54
27:BR:49:LYS:O	27:BR:49:LYS:HG2	2.08	0.54
29:BT:83:PHE:CD1	29:BT:84:GLY:N	2.76	0.54
32:BW:117:SER:C	32:BW:119:GLU:N	2.61	0.54
32:BW:157:LYS:N	32:BW:160:ASP:OD2	2.41	0.54
32:BW:183:CYS:O	32:BW:194:VAL:HA	2.08	0.54
3:A3:119:LEU:HB2	10:AA:633:U:C6	2.42	0.54
4:A4:80:ASN:HB2	5:A5:62:GLU:OE2	2.08	0.54
8:A8:95:LYS:HG2	8:A8:105:TYR:CZ	2.42	0.54
10:AA:123:A:H5''	10:AA:124:U:OP2	2.07	0.54
10:AA:12:U:H2'	10:AA:13:C:C6	2.43	0.54
10:AA:1425:G:O3'	28:AS:127:THR:CG2	2.54	0.54
10:AA:145:G:C2	10:AA:157:G:N2	2.75	0.54
10:AA:1652:A:N1	10:AA:1674:A:H1'	2.22	0.54
10:AA:534:A:C3'	10:AA:535:A:H5'	2.13	0.54
10:AA:645:C:H2'	10:AA:646:A:C8	2.43	0.54
10:AA:760:G:N2	10:AA:764:U:N3	2.54	0.54
10:AA:786:A:HO2'	10:AA:787:A:P	2.31	0.54
11:AB:160:ASN:HD21	11:AB:162:ARG:HG3	1.73	0.54
13:AD:135:LYS:HG2	13:AD:140:LEU:HA	1.90	0.54
13:AD:46:GLN:HG2	13:AD:101:ILE:CD1	2.35	0.54
15:AF:16:GLN:HE22	22:BM:144:HIS:CE1	2.25	0.54
16:AG:66:ARG:NH2	16:AG:143:ASN:HD21	2.05	0.54
18:AI:121:ALA:O	18:AI:123:PRO:HD3	2.07	0.54
24:AO:68:LEU:O	24:AO:68:LEU:HD23	2.07	0.54
29:AT:24:SER:HA	29:AT:27:LYS:HG3	1.89	0.54
32:AW:150:ARG:NH1	32:AW:150:ARG:HG3	2.23	0.54
32:AW:206:SER:O	32:AW:207:PHE:CB	2.55	0.54
34:AY:179:ILE:O	34:AY:180:GLN:C	2.46	0.54
34:AY:55:GLY:HA3	34:AY:63:MET:CG	2.37	0.54
3:B3:115:ARG:HA	3:B3:118:CYS:SG	2.48	0.54
4:B4:214:GLN:O	4:B4:215:ASN:C	2.46	0.54
9:B9:128:HIS:HB3	9:B9:131:ARG:H	1.73	0.54
10:BA:1111:A:H2'	10:BA:1112:A:H8	1.72	0.54
10:BA:1583:A:C2	10:BA:1584:U:C5	2.95	0.54
11:BB:32:TYR:HD2	11:BB:158:PRO:HG3	1.71	0.54
12:BC:9:ASN:HB2	12:BC:12:LYS:CB	2.37	0.54
10:BA:787:A:C4	17:BH:106:THR:O	2.61	0.54
17:BH:17:ALA:HA	17:BH:22:LYS:CE	2.38	0.54
20:BK:118:ALA:HA	20:BK:121:ARG:HG2	1.89	0.54

*Continued on next page...*

*Continued from previous page...*

Atom-1	Atom-2	Interatomic distance (Å)	Clash overlap (Å)
22:BM:6:GLU:O	22:BM:10:ASP:HB3	2.08	0.54
27:BR:256:SER:OG	27:BR:274:THR:OG1	2.25	0.54
32:BW:206:SER:O	32:BW:207:PHE:CB	2.56	0.54
3:A3:72:VAL:O	3:A3:75:SER:OG	2.18	0.54
4:A4:117:ILE:HG22	4:A4:117:ILE:O	2.08	0.54
6:A6:34:LYS:HD2	6:A6:76:ALA:CB	2.38	0.54
9:A9:128:HIS:HB3	9:A9:131:ARG:H	1.73	0.54
10:AA:1027:U:C2	10:AA:1042:G:N2	2.76	0.54
10:AA:1080:G:H4'	10:AA:1081:G:O5'	2.08	0.54
10:AA:1660:A:H5'	10:AA:1661:G:OP2	2.07	0.54
10:AA:264:U:O2'	10:AA:265:C:H5'	2.08	0.54
10:AA:476:U:H3	10:AA:496:G:H1	1.56	0.54
10:AA:837:A:O2'	10:AA:838:U:P	2.66	0.54
11:AB:5:ARG:NH2	11:AB:176:ARG:HE	2.06	0.54
15:AF:23:VAL:CG2	15:AF:78:ARG:HD3	2.37	0.54
16:AG:22:VAL:HG12	16:AG:23:LYS:N	2.22	0.54
22:AM:16:ARG:NH1	22:AM:16:ARG:HG3	2.22	0.54
25:AP:101:THR:HG23	25:AP:105:PHE:CG	2.43	0.54
26:AQ:128:ARG:HB2	26:AQ:129:PRO:HD2	1.89	0.54
28:AS:49:ARG:HH22	28:AS:87:SER:HB2	1.73	0.54
32:AW:126:LEU:HB3	32:AW:143:THR:HG21	1.89	0.54
4:B4:37:PRO:HD2	4:B4:101:THR:O	2.07	0.54
9:B9:137:CYS:SG	9:B9:139:LEU:HB2	2.48	0.54
10:BA:1064:A:O2'	10:BA:1065:A:C5'	2.55	0.54
10:BA:1138:A:H2'	10:BA:1139:G:O4'	2.08	0.54
10:BA:1204:U:H2'	10:BA:1205:G:H8	1.73	0.54
10:BA:123:A:H5''	10:BA:124:U:OP2	2.08	0.54
10:BA:1260:G:H2'	10:BA:1261:U:H5'	1.89	0.54
10:BA:292:G:H3'	10:BA:293:U:C6	2.40	0.54
10:BA:150:A:N6	10:BA:409:G:C6	2.76	0.54
10:BA:761:U:C4	10:BA:764:U:C2	2.95	0.54
10:BA:757:C:N4	10:BA:770:G:C4	2.76	0.54
13:BD:128:LEU:C	13:BD:130:ARG:H	2.10	0.54
13:BD:112:ARG:HD2	13:BD:153:GLU:OE2	2.08	0.54
16:BG:153:CYS:O	16:BG:167:THR:HG21	2.07	0.54
10:BA:1551:U:H1'	18:BI:141:GLN:NE2	2.23	0.54
19:BJ:49:GLU:HB2	19:BJ:92:THR:OG1	2.07	0.54
20:BK:43:HIS:HE1	20:BK:52:THR:HG23	1.72	0.54
10:BA:604:G:N2	21:BL:19:ARG:NH2	2.56	0.54
22:BM:38:ILE:HG23	22:BM:42:PHE:HB3	1.90	0.54
26:BQ:66:ARG:HH22	26:BQ:128:ARG:HA	1.72	0.54

*Continued on next page...*

*Continued from previous page...*

Atom-1	Atom-2	Interatomic distance (Å)	Clash overlap (Å)
32:BW:106:ASP:HB3	32:BW:108:LYS:H	1.72	0.54
34:BY:181:ARG:NH1	34:BY:181:ARG:HG2	2.22	0.54
2:A2:136:THR:CG2	2:A2:138:LEU:HG	2.38	0.54
4:A4:31:TRP:CD2	20:AK:18:PRO:HD3	2.43	0.54
5:A5:59:PHE:O	5:A5:60:GLU:O	2.26	0.54
10:AA:99:A:HO2'	10:AA:100:A:P	2.31	0.54
10:AA:1050:C:H2'	10:AA:1051:G:C8	2.43	0.54
10:AA:1567:U:H5'	23:AN:29:LEU:CD1	2.36	0.54
5:A5:8:ALA:HB1	10:AA:1744:U:C5'	2.38	0.54
10:AA:292:G:H3'	10:AA:293:U:C6	2.41	0.54
10:AA:431:U:C6	10:AA:457:G:N2	2.76	0.54
10:AA:747:G:N2	10:AA:755:G:H1	2.05	0.54
10:AA:761:U:C4	25:AP:7:THR:HG23	2.43	0.54
10:AA:733:G:N2	10:AA:782:A:C6	2.74	0.54
10:AA:906:U:H6	10:AA:906:U:OP2	1.91	0.54
10:AA:1069:U:O2'	14:AE:169:ARG:NE	2.41	0.54
19:AJ:108:PRO:O	19:AJ:110:VAL:N	2.41	0.54
19:AJ:21:ILE:HA	19:AJ:114:LEU:HD23	1.89	0.54
10:AA:760:G:O6	25:AP:8:LYS:HG2	2.07	0.54
28:AS:48:ARG:O	28:AS:52:ARG:HB2	2.08	0.54
32:AW:9:LEU:HD12	32:AW:10:LYS:N	2.22	0.54
10:AA:560:C:O2'	33:AX:10:LYS:HE2	2.07	0.54
5:B5:30:VAL:CG2	5:B5:76:CYS:HB2	2.36	0.54
7:B7:13:TYR:HD2	7:B7:76:LEU:CD2	2.19	0.54
10:BA:1133:C:O2'	10:BA:1134:C:H5'	2.08	0.54
10:BA:1178:U:H4'	23:BN:26:ARG:HH11	1.72	0.54
10:BA:1339:G:O2'	10:BA:1340:G:H5'	2.08	0.54
10:BA:1380:G:N2	10:BA:1383:G:OP2	2.40	0.54
10:BA:1745:G:C3'	10:BA:1746:G:C5'	2.82	0.54
10:BA:303:A:O2'	10:BA:304:U:H5'	2.07	0.54
10:BA:498:C:O2'	10:BA:499:A:OP1	2.23	0.54
10:BA:942:U:HO2'	10:BA:943:U:H5''	1.73	0.54
16:BG:101:ARG:O	16:BG:103:PRO:HD3	2.06	0.54
22:BM:29:PRO:HA	22:BM:32:LEU:HD12	1.89	0.54
10:BA:1176:A:H2'	23:BN:9:HIS:HE2	1.71	0.54
25:BP:10:ILE:HG12	25:BP:21:LEU:HB3	1.88	0.54
27:BR:8:ASP:HB2	27:BR:343:ASN:ND2	2.23	0.54
28:BS:82:LYS:HB3	28:BS:107:PHE:CE2	2.43	0.54
28:BS:86:ARG:HB3	28:BS:122:ALA:HB2	1.88	0.54
29:BT:15:ALA:CB	29:BT:66:ARG:CZ	2.85	0.54
31:BV:70:SER:HB2	31:BV:72:LYS:HE3	1.90	0.54

*Continued on next page...*

*Continued from previous page...*

Atom-1	Atom-2	Interatomic distance (Å)	Clash overlap (Å)
1:A1:65:ARG:HG2	1:A1:66:ARG:N	2.23	0.53
3:A3:167:LEU:HD11	3:A3:184:PHE:HB2	1.88	0.53
3:A3:52:LYS:HD2	3:A3:53:THR:H	1.73	0.53
4:A4:175:ASN:N	4:A4:175:ASN:HD22	2.06	0.53
8:A8:92:LEU:O	8:A8:92:LEU:HD12	2.08	0.53
10:AA:1069:U:O2'	10:AA:1070:U:P	2.66	0.53
10:AA:1313:G:H4'	27:AR:101:ARG:NH2	2.23	0.53
10:AA:141:A:C2	10:AA:162:A:C6	2.96	0.53
10:AA:1469:U:OP2	29:AT:77:SER:OG	2.25	0.53
10:AA:1572:A:C6	10:AA:1574:C:N3	2.76	0.53
10:AA:600:A:H5'	10:AA:601:G:OP1	2.08	0.53
10:AA:729:U:C2	10:AA:789:A:C2	2.96	0.53
10:AA:798:G:O2'	10:AA:799:G:C5'	2.54	0.53
10:AA:812:U:C2'	10:AA:813:U:H5'	2.39	0.53
12:AC:196:GLU:O	12:AC:206:LYS:HA	2.08	0.53
12:AC:41:GLU:HG3	12:AC:54:LYS:HE2	1.90	0.53
13:AD:116:LEU:O	13:AD:118:LEU:N	2.40	0.53
13:AD:132:ARG:C	13:AD:134:ILE:H	2.11	0.53
13:AD:134:ILE:O	13:AD:140:LEU:HD12	2.07	0.53
10:AA:632:U:OP1	17:AH:32:LYS:HE3	2.08	0.53
20:AK:22:GLY:C	20:AK:24:ASN:H	2.11	0.53
8:A8:43:VAL:HG11	22:AM:57:ARG:HD2	1.88	0.53
25:AP:56:TYR:CD1	25:AP:56:TYR:C	2.81	0.53
27:AR:281:PHE:HA	27:AR:290:PRO:HD2	1.91	0.53
30:AU:11:VAL:O	30:AU:15:VAL:HG23	2.08	0.53
32:AW:102:ARG:CG	32:AW:116:LEU:HD21	2.37	0.53
10:AA:551:U:O4	33:AX:62:TRP:HB2	2.08	0.53
34:AY:2:LYS:HB3	34:AY:108:VAL:HG22	1.90	0.53
2:B2:21:HIS:CD2	2:B2:21:HIS:N	2.76	0.53
10:BA:1043:U:H2'	10:BA:1044:C:C6	2.43	0.53
10:BA:1054:U:C4'	10:BA:1055:G:OP1	2.57	0.53
10:BA:1080:G:O5'	10:BA:1080:G:C8	2.54	0.53
9:B9:72:LYS:NZ	10:BA:1161:A:OP1	2.34	0.53
10:BA:1217:G:O2'	10:BA:1218:C:P	2.66	0.53
10:BA:14:C:O2	10:BA:613:A:H2	1.91	0.53
10:BA:795:A:H5''	10:BA:796:U:OP1	2.08	0.53
10:BA:942:U:C2'	10:BA:942:U:O2	2.56	0.53
7:B7:61:TRP:HE1	12:BC:26:SER:HB3	1.74	0.53
14:BE:61:ILE:HD12	14:BE:134:LYS:CB	2.34	0.53
15:BF:26:ARG:HH21	15:BF:72:LYS:HZ3	1.56	0.53
16:BG:180:THR:HG22	16:BG:180:THR:O	2.08	0.53

*Continued on next page...*

*Continued from previous page...*

Atom-1	Atom-2	Interatomic distance (Å)	Clash overlap (Å)
25:BP:101:THR:HG23	25:BP:105:PHE:CG	2.43	0.53
25:BP:92:VAL:O	25:BP:92:VAL:HG12	2.09	0.53
26:BQ:21:LYS:CE	26:BQ:31:VAL:HG21	2.33	0.53
10:BA:109:U:H5'	26:BQ:66:ARG:HD2	1.88	0.53
28:BS:47:ARG:O	28:BS:51:LYS:HB2	2.09	0.53
28:BS:86:ARG:O	28:BS:122:ALA:HB2	2.08	0.53
28:BS:88:MET:SD	28:BS:89:ILE:N	2.81	0.53
31:BV:41:VAL:HG11	31:BV:47:ARG:HA	1.89	0.53
33:BX:40:LEU:HA	33:BX:43:ARG:HG2	1.90	0.53
34:BY:153:PRO:HG2	34:BY:154:ILE:N	2.21	0.53
34:BY:35:GLU:OE1	34:BY:35:GLU:HA	2.07	0.53
10:AA:1008:A:C5'	10:AA:1009:U:OP2	2.56	0.53
10:AA:1014:A:C2	10:AA:1015:C:C2	2.95	0.53
10:AA:1245:G:O2'	10:AA:1246:C:P	2.66	0.53
10:AA:1480:U:C2'	10:AA:1481:A:OP2	2.56	0.53
10:AA:1725:C:O2	10:AA:1743:A:C2	2.61	0.53
10:AA:266:G:C4	10:AA:278:G:N2	2.77	0.53
10:AA:753:C:C2'	10:AA:754:A:H5'	2.38	0.53
10:AA:733:G:N2	10:AA:783:U:C2	2.77	0.53
12:AC:104:GLN:HA	12:AC:104:GLN:OE1	2.08	0.53
15:AF:26:ARG:HH21	15:AF:72:LYS:HZ3	1.54	0.53
16:AG:197:LYS:HD3	16:AG:200:ARG:CZ	2.39	0.53
25:AP:17:SER:OG	25:AP:79:TYR:CD2	2.49	0.53
27:AR:114:PHE:CZ	27:AR:133:ILE:HD13	2.43	0.53
27:AR:193:ASP:OD2	27:AR:195:ARG:HB2	2.07	0.53
22:AM:41:ARG:HE	29:AT:41:THR:HG22	1.74	0.53
32:AW:31:PRO:HB2	32:AW:38:LEU:CD2	2.38	0.53
34:AY:64:LYS:HE2	34:AY:82:SER:O	2.08	0.53
34:AY:71:GLY:HA2	34:AY:98:ARG:NH1	2.23	0.53
4:B4:128:VAL:O	4:B4:139:ARG:HA	2.08	0.53
8:B8:46:GLU:HB2	22:BM:7:LYS:HE3	1.89	0.53
10:BA:1014:A:C2	10:BA:1015:C:C2	2.97	0.53
10:BA:132:U:H2'	10:BA:133:A:C8	2.43	0.53
10:BA:1629:G:H2'	10:BA:1630:A:C8	2.43	0.53
5:B5:5:ARG:NH2	10:BA:1748:U:OP2	2.40	0.53
10:BA:353:G:H8	10:BA:353:G:O5'	1.91	0.53
10:BA:431:U:C6	10:BA:457:G:N2	2.76	0.53
10:BA:642:G:H8	10:BA:642:G:OP2	1.90	0.53
10:BA:749:G:C5	10:BA:754:A:C2	2.95	0.53
10:BA:794:A:N3	10:BA:836:G:H1'	2.23	0.53
11:BB:59:VAL:HG23	35:BZ:50:ALA:O	2.09	0.53

*Continued on next page...*

*Continued from previous page...*

Atom-1	Atom-2	Interatomic distance (Å)	Clash overlap (Å)
12:BC:77:GLN:O	12:BC:81:GLY:CA	2.56	0.53
13:BD:153:GLU:O	13:BD:153:GLU:HG2	2.08	0.53
19:BJ:80:PHE:CD2	23:BN:42:PHE:HE2	2.27	0.53
25:BP:83:TYR:N	25:BP:83:TYR:HD1	2.06	0.53
30:BU:70:TYR:O	30:BU:125:LYS:N	2.42	0.53
31:BV:17:ILE:HA	31:BV:24:LEU:CD1	2.38	0.53
32:BW:163:LYS:HD2	32:BW:237:TRP:CZ3	2.43	0.53
32:BW:185:ILE:HD11	32:BW:193:ARG:HB3	1.88	0.53
4:A4:214:GLN:O	4:A4:215:ASN:C	2.47	0.53
5:A5:58:ALA:HB2	20:AK:126:ILE:N	2.23	0.53
6:A6:54:CYS:SG	6:A6:56:LYS:HB2	2.48	0.53
7:A7:12:ILE:HG22	7:A7:13:TYR:N	2.24	0.53
9:A9:78:LYS:HB2	9:A9:80:TYR:CE1	2.42	0.53
10:AA:1204:U:H2'	10:AA:1205:G:H8	1.72	0.53
10:AA:1245:G:C3'	10:AA:1246:C:H5''	2.37	0.53
10:AA:1369:A:C5	10:AA:1370:U:C4	2.97	0.53
10:AA:1401:U:H5'	10:AA:1402:C:OP2	2.06	0.53
10:AA:531:A:O4'	10:AA:536:C:N4	2.40	0.53
10:AA:537:A:C2'	10:AA:538:A:OP2	2.57	0.53
10:AA:597:U:O2'	10:AA:598:A:H5'	2.09	0.53
11:AB:94:THR:HG21	11:AB:111:LYS:HE2	1.90	0.53
12:AC:196:GLU:HG2	12:AC:203:PHE:HB2	1.90	0.53
12:AC:28:PHE:CE1	12:AC:53:ILE:HD11	2.42	0.53
13:AD:158:PHE:CD2	13:AD:163:PRO:HG2	2.44	0.53
14:AE:41:LYS:C	14:AE:42:ILE:HG23	2.29	0.53
10:AA:884:A:OP1	20:AK:66:ARG:HG2	2.07	0.53
22:AM:54:PRO:CG	22:AM:55:ASN:H	2.21	0.53
24:AO:116:ARG:HG3	24:AO:116:ARG:HH11	1.72	0.53
26:AQ:60:THR:HG22	26:AQ:60:THR:O	2.09	0.53
27:AR:328:PHE:HB2	27:AR:334:ARG:HH12	1.73	0.53
27:AR:340:THR:CG2	27:AR:341:SER:H	2.08	0.53
34:AY:78:SER:H	34:AY:81:HIS:HD2	1.54	0.53
10:BA:1081:G:H1'	10:BA:1111:A:N1	2.23	0.53
10:BA:1110:A:H1'	10:BA:1111:A:O4'	2.08	0.53
10:BA:1111:A:H2'	10:BA:1112:A:C8	2.43	0.53
10:BA:1149:C:O2'	10:BA:1150:G:H5'	2.07	0.53
10:BA:1176:A:H5'	10:BA:1177:C:P	2.49	0.53
10:BA:1416:G:HO2'	10:BA:1417:A:P	2.30	0.53
10:BA:1511:A:C8	10:BA:1511:A:OP2	2.61	0.53
10:BA:305:C:O2	10:BA:345:C:N3	2.42	0.53
10:BA:342:U:C4'	10:BA:343:C:OP2	2.53	0.53

*Continued on next page...*

*Continued from previous page...*

Atom-1	Atom-2	Interatomic distance (Å)	Clash overlap (Å)
10:BA:381:G:H22	10:BA:398:A:N6	2.06	0.53
10:BA:604:G:O2'	10:BA:605:U:OP2	2.27	0.53
10:BA:760:G:N2	10:BA:764:U:N3	2.55	0.53
10:BA:874:U:O2	10:BA:874:U:H2'	2.07	0.53
13:BD:131:GLN:O	13:BD:132:ARG:HB2	2.09	0.53
14:BE:107:ASP:C	14:BE:109:ASN:N	2.61	0.53
17:BH:17:ALA:HA	17:BH:22:LYS:CD	2.39	0.53
22:BM:89:ILE:HG22	22:BM:90:ASN:ND2	2.23	0.53
24:BO:117:LEU:C	24:BO:117:LEU:HD23	2.29	0.53
24:BO:146:GLN:O	24:BO:150:ALA:HB2	2.08	0.53
10:BA:1474:G:H5''	29:BT:102:LYS:HE2	1.90	0.53
29:BT:118:ARG:O	29:BT:130:ARG:HA	2.08	0.53
29:BT:49:LEU:HG	29:BT:50:ALA:O	2.09	0.53
34:BY:130:PRO:O	34:BY:131:ARG:C	2.45	0.53
35:BZ:87:LEU:HB2	35:BZ:93:TYR:HB2	1.91	0.53
3:A3:47:GLU:HG3	3:A3:61:VAL:HG22	1.89	0.53
8:A8:30:TRP:O	8:A8:31:THR:OG1	2.23	0.53
10:AA:132:U:H2'	10:AA:133:A:C8	2.42	0.53
10:AA:137:G:H2'	10:AA:138:G:C8	2.42	0.53
10:AA:141:A:N6	10:AA:142:A:C2	2.77	0.53
10:AA:476:U:H2'	10:AA:477:G:C8	2.44	0.53
10:AA:574:A:H3'	10:AA:575:U:C5'	2.39	0.53
10:AA:734:U:C2	10:AA:735:G:C8	2.96	0.53
10:AA:761:U:H3	10:AA:764:U:H2'	1.74	0.53
10:AA:859:A:C8	10:AA:859:A:C5'	2.91	0.53
10:AA:868:U:C2'	10:AA:869:A:C5'	2.83	0.53
10:AA:878:A:O2'	10:AA:894:U:H1'	2.08	0.53
12:AC:125:ILE:HD12	12:AC:125:ILE:N	2.16	0.53
13:AD:8:THR:O	13:AD:9:SER:CB	2.56	0.53
16:AG:64:VAL:O	16:AG:68:ILE:HG13	2.08	0.53
23:AN:28:GLY:O	23:AN:30:ILE:N	2.42	0.53
25:AP:15:LEU:HD22	32:AW:71:ASN:CB	2.36	0.53
27:AR:183:PHE:C	27:AR:183:PHE:CD1	2.81	0.53
28:AS:38:LEU:O	28:AS:42:PHE:HD1	1.92	0.53
30:AU:102:SER:C	30:AU:103:LEU:HD23	2.29	0.53
2:B2:136:THR:CG2	2:B2:138:LEU:HG	2.38	0.53
2:B2:65:ALA:HB3	2:B2:180:PRO:HB3	1.90	0.53
4:B4:120:TRP:CH2	4:B4:156:SER:HA	2.44	0.53
10:BA:1207:C:H2'	10:BA:1207:C:O2	2.07	0.53
10:BA:1245:G:C3'	10:BA:1246:C:H5''	2.38	0.53
10:BA:1340:G:H2'	10:BA:1341:U:C5'	2.37	0.53

*Continued on next page...*



*Continued from previous page...*

Atom-1	Atom-2	Interatomic distance (Å)	Clash overlap (Å)
10:BA:1356:G:H5'	10:BA:1357:G:OP2	2.08	0.53
10:BA:1158:U:OP1	10:BA:1427:C:H1'	2.09	0.53
10:BA:1661:G:N3	10:BA:1661:G:C3'	2.70	0.53
10:BA:1652:A:N1	10:BA:1674:A:H1'	2.24	0.53
10:BA:391:A:H4'	10:BA:392:A:C5'	2.38	0.53
10:BA:685:A:C2	10:BA:716:G:O6	2.62	0.53
10:BA:762:U:H2'	10:BA:763:U:OP2	2.08	0.53
10:BA:866:U:H2'	10:BA:867:U:H5''	1.91	0.53
11:BB:22:THR:HG22	11:BB:23:ILE:H	1.71	0.53
12:BC:126:ILE:HG13	12:BC:139:ILE:HD12	1.90	0.53
16:BG:116:PRO:HG3	16:BG:189:LYS:HA	1.90	0.53
10:BA:1390:G:H5'	23:BN:55:ARG:HD3	1.91	0.53
29:BT:111:LEU:HB2	29:BT:117:ILE:HD12	1.89	0.53
33:BX:53:ASP:OD2	33:BX:56:LYS:HD2	2.09	0.53
11:BB:139:PRO:HD3	35:BZ:47:VAL:CG2	2.37	0.53
2:A2:14:THR:HG22	2:A2:14:THR:O	2.08	0.53
4:A4:124:ILE:HB	4:A4:144:ALA:HB3	1.90	0.53
6:A6:34:LYS:HE2	6:A6:41:ILE:CD1	2.38	0.53
6:A6:52:ILE:HG13	6:A6:62:CYS:HB2	1.90	0.53
8:A8:30:TRP:C	8:A8:30:TRP:HD1	2.09	0.53
8:A8:34:LYS:NZ	8:A8:36:LYS:HB3	2.23	0.53
10:AA:1187:C:C4	10:AA:1188:A:C6	2.97	0.53
10:AA:1278:C:C2'	10:AA:1278:C:O2	2.53	0.53
10:AA:1356:G:H5'	10:AA:1357:G:OP2	2.09	0.53
10:AA:1368:A:C2'	10:AA:1369:A:H3'	2.38	0.53
10:AA:498:C:O2'	10:AA:499:A:P	2.67	0.53
10:AA:936:U:H5'	10:AA:937:U:OP1	2.08	0.53
10:AA:942:U:O2	10:AA:942:U:C2'	2.55	0.53
10:AA:963:G:H3'	10:AA:964:G:H8	1.73	0.53
20:AK:95:ILE:HD11	20:AK:126:ILE:HG21	1.89	0.53
22:AM:12:LYS:HB2	22:AM:15:HIS:NE2	2.22	0.53
10:AA:319:A:P	26:AQ:55:LYS:HE3	2.48	0.53
27:AR:273:GLY:N	27:AR:315:LEU:HD11	2.23	0.53
27:AR:49:LYS:HG2	27:AR:49:LYS:O	2.09	0.53
10:AA:1201:G:O6	30:AU:30:HIS:HB3	2.08	0.53
14:AE:50:LYS:HE3	35:AZ:28:LEU:O	2.09	0.53
9:B9:169:UNK:HG2	9:B9:169:UNK:O	2.09	0.53
10:BA:1072:G:C4'	10:BA:1073:G:OP1	2.46	0.53
10:BA:141:A:N6	10:BA:161:U:H3	2.06	0.53
10:BA:1736:C:H2'	10:BA:1737:C:C6	2.42	0.53
10:BA:583:C:O2'	33:BX:61:ASN:HB2	2.09	0.53

*Continued on next page...*

*Continued from previous page...*

Atom-1	Atom-2	Interatomic distance (Å)	Clash overlap (Å)
10:BA:595:A:OP2	21:BL:108:ARG:NH1	2.42	0.53
10:BA:755:G:H8	10:BA:755:G:O5'	1.91	0.53
12:BC:24:LEU:O	12:BC:28:PHE:HD2	1.92	0.53
16:BG:14:PHE:HE2	16:BG:89:LYS:HA	1.68	0.53
17:BH:18:GLU:CG	17:BH:69:ILE:HB	2.33	0.53
18:BI:111:LEU:HD22	18:BI:118:LEU:HD13	1.90	0.53
19:BJ:67:LYS:HD2	19:BJ:76:THR:CG2	2.39	0.53
20:BK:75:MET:HE2	20:BK:121:ARG:HH22	1.73	0.53
21:BL:107:GLY:O	21:BL:108:ARG:O	2.26	0.53
10:BA:1241:U:O4	23:BN:27:GLN:NE2	2.42	0.53
25:BP:13:ASN:OD1	25:BP:15:LEU:HB2	2.09	0.53
26:BQ:128:ARG:HH11	26:BQ:128:ARG:HG2	1.73	0.53
29:BT:121:LYS:HG2	29:BT:128:PHE:CE1	2.44	0.53
30:BU:60:LYS:HE2	30:BU:70:TYR:OH	2.08	0.53
11:BB:1:MET:HE3	31:BV:111:TYR:HA	1.90	0.53
33:BX:36:TYR:CE2	33:BX:40:LEU:HD11	2.44	0.53
2:A2:106:LYS:O	2:A2:176:ILE:HB	2.08	0.53
2:A2:82:ARG:NH1	10:AA:254:A:H5'	2.23	0.53
2:A2:91:TYR:HD2	2:A2:109:ILE:CD1	2.21	0.53
3:A3:33:LEU:O	3:A3:37:LEU:HB2	2.08	0.53
4:A4:120:TRP:CH2	4:A4:156:SER:HA	2.44	0.53
5:A5:30:VAL:HG21	5:A5:76:CYS:CB	2.32	0.53
7:A7:58:ILE:HD13	12:AC:31:SER:CB	2.35	0.53
9:A9:154:UNK:HA	9:A9:157:UNK:CG	2.38	0.53
10:AA:141:A:H5''	10:AA:141:A:H8	1.74	0.53
10:AA:1421:G:O2'	10:AA:1422:C:H5'	2.08	0.53
10:AA:1623:A:O2'	10:AA:1624:G:H8	1.92	0.53
10:AA:271:U:C4'	10:AA:272:U:H5'	2.36	0.53
10:AA:30:C:O2'	10:AA:31:U:H5'	2.07	0.53
10:AA:305:C:O2	10:AA:345:C:N3	2.42	0.53
10:AA:90:U:H6	10:AA:90:U:O5'	1.92	0.53
10:AA:96:A:C2'	10:AA:97:U:H5'	2.39	0.53
14:AE:182:ALA:HB3	14:AE:185:PRO:HD3	1.91	0.53
18:AI:43:PRO:C	18:AI:45:ILE:N	2.62	0.53
8:A8:46:GLU:HG3	22:AM:5:ILE:O	2.09	0.53
24:AO:117:LEU:HD23	24:AO:117:LEU:C	2.29	0.53
10:AA:80:A:H1'	25:AP:121:THR:HG23	1.90	0.53
28:AS:38:LEU:O	28:AS:42:PHE:CD1	2.62	0.53
31:AV:17:ILE:HA	31:AV:24:LEU:CD1	2.38	0.53
31:AV:44:LYS:O	31:AV:47:ARG:HB3	2.08	0.53
31:AV:53:PHE:O	31:AV:56:HIS:HB3	2.09	0.53

*Continued on next page...*

*Continued from previous page...*

Atom-1	Atom-2	Interatomic distance (Å)	Clash overlap (Å)
34:AY:181:ARG:NH1	34:AY:181:ARG:HG2	2.23	0.53
1:B1:6:THR:HG23	1:B1:56:GLU:HB3	1.91	0.53
3:B3:191:THR:HG23	3:B3:193:HIS:CD2	2.44	0.53
4:B4:139:ARG:HH12	10:BA:862:A:H5'	1.73	0.53
4:B4:162:ALA:O	4:B4:163:LYS:C	2.47	0.53
7:B7:24:LEU:HD12	7:B7:25:LYS:H	1.73	0.53
7:B7:63:PHE:HB2	7:B7:65:TYR:CE1	2.41	0.53
7:B7:14:LYS:HG2	7:B7:80:LEU:HD11	1.89	0.53
8:B8:95:LYS:HG2	8:B8:105:TYR:CZ	2.42	0.53
9:B9:83:LYS:CG	9:B9:84:LYS:N	2.71	0.53
10:BA:1079:G:H2'	10:BA:1080:G:C8	2.42	0.53
10:BA:1322:U:H2'	10:BA:1323:C:O4'	2.09	0.53
10:BA:3:C:C6	10:BA:3:C:H5'	2.40	0.53
10:BA:854:G:H1'	10:BA:922:A:H1'	1.89	0.53
11:BB:5:ARG:NH2	11:BB:12:ARG:HH22	2.05	0.53
11:BB:51:GLN:HE22	35:BZ:95:ILE:CB	2.21	0.53
12:BC:226:GLU:HG2	27:BR:208:THR:HG23	1.90	0.53
13:BD:55:ALA:O	13:BD:59:LEU:HG	2.08	0.53
16:BG:24:ILE:HD12	16:BG:30:GLN:HA	1.89	0.53
18:BI:30:LEU:HG	18:BI:66:ASP:OD1	2.08	0.53
27:BR:157:GLU:HA	27:BR:160:ASN:OD1	2.09	0.53
27:BR:183:PHE:C	27:BR:183:PHE:CD1	2.82	0.53
27:BR:273:GLY:N	27:BR:315:LEU:HD11	2.24	0.53
27:BR:77:HIS:CG	27:BR:78:PHE:H	2.25	0.53
31:BV:114:ILE:CB	31:BV:115:PRO:CD	2.87	0.53
10:BA:550:G:OP1	33:BX:59:SER:HB3	2.08	0.53
2:A2:111:GLU:HA	2:A2:172:ILE:O	2.09	0.53
9:A9:120:GLY:N	9:A9:121:PRO:CD	2.72	0.53
10:AA:1476:A:C2'	10:AA:1477:A:H5'	2.38	0.53
10:AA:234:G:N1	10:AA:235:A:C2	2.77	0.53
10:AA:794:A:N3	10:AA:836:G:H1'	2.23	0.53
10:AA:955:A:C2	10:AA:956:A:N3	2.77	0.53
10:AA:968:C:H4'	20:AK:141:ARG:O	2.09	0.53
11:AB:107:TYR:CD1	11:AB:107:TYR:O	2.62	0.53
11:AB:203:LEU:HD22	11:AB:204:PRO:HD2	1.90	0.53
15:AF:78:ARG:NH1	15:AF:100:GLY:CA	2.72	0.53
15:AF:51:TRP:HE1	15:AF:84:PHE:HE2	1.47	0.53
16:AG:133:ALA:HB2	16:AG:200:ARG:CB	2.39	0.53
20:AK:45:THR:HG23	20:AK:51:GLU:O	2.09	0.53
10:AA:80:A:H1'	25:AP:121:THR:CG2	2.38	0.53
26:AQ:87:ARG:NH1	26:AQ:104:ARG:NH1	2.55	0.53

*Continued on next page...*

*Continued from previous page...*

Atom-1	Atom-2	Interatomic distance (Å)	Clash overlap (Å)
27:AR:242:ILE:O	27:AR:242:ILE:HG22	2.08	0.53
28:AS:15:GLY:N	28:AS:114:PHE:HE2	2.06	0.53
29:AT:49:LEU:HG	29:AT:50:ALA:O	2.08	0.53
31:AV:47:ARG:HD2	31:AV:48:ASN:N	2.24	0.53
33:AX:53:ASP:OD2	33:AX:56:LYS:HD2	2.09	0.53
10:AA:75:C:O4'	34:AY:178:LYS:HG2	2.09	0.53
34:AY:23:LYS:CE	34:AY:41:LEU:HA	2.39	0.53
34:AY:41:LEU:HB3	34:AY:45:PHE:HD1	1.73	0.53
35:AZ:20:LYS:O	35:AZ:22:GLU:HG3	2.09	0.53
11:AB:2:ALA:CB	35:AZ:97:GLU:HB2	2.37	0.53
3:B3:109:LYS:H	3:B3:109:LYS:HD2	1.74	0.53
5:B5:44:MET:CE	5:B5:44:MET:HA	2.38	0.53
7:B7:11:ARG:O	7:B7:15:GLN:HG3	2.09	0.53
9:B9:120:GLY:N	9:B9:121:PRO:CD	2.72	0.53
9:B9:155:UNK:HA	9:B9:158:UNK:CG	2.39	0.53
10:BA:1229:U:C2'	10:BA:1229:U:O2	2.56	0.53
10:BA:1370:U:H3'	10:BA:1370:U:C6	2.43	0.53
10:BA:1660:A:H5'	10:BA:1661:G:OP2	2.08	0.53
10:BA:454:C:C2'	10:BA:455:C:C5'	2.86	0.53
10:BA:881:U:O2	10:BA:883:A:OP2	2.27	0.53
11:BB:107:TYR:CD1	11:BB:107:TYR:O	2.61	0.53
11:BB:29:MET:O	11:BB:33:ILE:HG13	2.08	0.53
14:BE:247:PHE:C	14:BE:249:HIS:H	2.12	0.53
15:BF:55:LEU:HD22	15:BF:77:HIS:HB3	1.91	0.53
15:BF:33:THR:HG21	15:BF:81:ILE:HD12	1.90	0.53
22:BM:100:MET:HB3	22:BM:105:LEU:HD13	1.90	0.53
22:BM:6:GLU:O	22:BM:10:ASP:CB	2.57	0.53
2:B2:192:GLU:CB	26:BQ:19:SER:HB3	2.39	0.53
27:BR:281:PHE:CD1	27:BR:281:PHE:N	2.77	0.53
32:BW:49:LYS:HE2	32:BW:58:GLY:HA2	1.90	0.53
2:A2:82:ARG:HH11	10:AA:254:A:H5'	1.73	0.53
3:A3:133:PRO:HD2	3:A3:162:PHE:CE2	2.44	0.53
3:A3:78:ARG:O	3:A3:82:ILE:HG13	2.09	0.53
5:A5:54:GLN:O	5:A5:57:LEU:HB3	2.09	0.53
10:AA:1207:C:H2'	10:AA:1207:C:O2	2.08	0.53
10:AA:1277:U:H2'	10:AA:1277:U:O2	2.07	0.53
10:AA:1370:U:C6	10:AA:1370:U:H3'	2.43	0.53
10:AA:1561:U:H3	10:AA:1579:G:H1	1.55	0.53
10:AA:1590:C:O2'	10:AA:1591:C:H5''	2.08	0.53
10:AA:1712:C:H2'	10:AA:1713:G:O4'	2.09	0.53
10:AA:206:U:H3	10:AA:251:G:H1	1.57	0.53

*Continued on next page...*

*Continued from previous page...*

Atom-1	Atom-2	Interatomic distance (Å)	Clash overlap (Å)
10:AA:207:U:H2'	10:AA:208:A:C8	2.44	0.53
10:AA:284:U:O2'	10:AA:285:C:H5'	2.09	0.53
10:AA:614:A:OP2	10:AA:615:A:OP2	2.26	0.53
10:AA:670:G:C2'	10:AA:671:A:H5'	2.39	0.53
10:AA:866:U:H2'	10:AA:867:U:H5''	1.90	0.53
10:AA:931:A:OP1	24:AO:96:LYS:NZ	2.42	0.53
10:AA:942:U:H1'	10:AA:943:U:C6	2.44	0.53
11:AB:51:GLN:HE22	35:AZ:95:ILE:CB	2.22	0.53
14:AE:32:LYS:O	14:AE:35:ARG:HB3	2.09	0.53
15:AF:52:LYS:HE2	15:AF:59:ALA:H	1.74	0.53
17:AH:71:LYS:HG3	17:AH:128:PHE:HE1	1.74	0.53
19:AJ:49:GLU:HB2	19:AJ:92:THR:OG1	2.08	0.53
10:AA:627:U:P	21:AL:10:ARG:HB2	2.49	0.53
22:AM:1:MET:H3	22:AM:3:PHE:HE2	1.56	0.53
23:AN:20:CYS:O	23:AN:21:ARG:C	2.47	0.53
10:AA:206:U:C5'	26:AQ:20:LYS:HD2	2.38	0.53
29:AT:9:THR:CG2	29:AT:10:VAL:N	2.70	0.53
34:AY:153:PRO:HG2	34:AY:154:ILE:N	2.20	0.53
34:AY:35:GLU:HA	34:AY:35:GLU:OE1	2.09	0.53
2:B2:123:LEU:HD21	10:BA:180:C:H5''	1.91	0.53
3:B3:130:LEU:C	3:B3:132:LEU:N	2.61	0.53
3:B3:65:VAL:CG2	3:B3:73:LEU:HD22	2.37	0.53
10:BA:1230:U:H2'	10:BA:1231:C:C6	2.44	0.53
10:BA:1720:G:H3'	10:BA:1720:G:P	2.48	0.53
2:B2:95:ASN:ND2	10:BA:332:A:H4'	2.24	0.53
10:BA:7:G:H4'	10:BA:567:C:O2'	2.09	0.53
10:BA:644:U:H2'	10:BA:645:C:C6	2.43	0.53
10:BA:812:U:C2'	10:BA:813:U:H5'	2.39	0.53
11:BB:160:ASN:HD21	11:BB:162:ARG:HG3	1.73	0.53
14:BE:145:TRP:H	14:BE:153:HIS:CE1	2.24	0.53
16:BG:200:ARG:HG3	16:BG:200:ARG:OXT	2.09	0.53
16:BG:47:THR:C	16:BG:49:GLY:N	2.60	0.53
16:BG:96:HIS:O	16:BG:100:GLY:N	2.42	0.53
21:BL:6:PRO:HG2	21:BL:15:LEU:CD2	2.38	0.53
2:B2:93:ALA:CA	26:BQ:9:TYR:HD2	2.22	0.53
28:BS:33:LEU:HD22	28:BS:62:VAL:HG21	1.89	0.53
31:BV:27:ASP:O	31:BV:31:ASN:ND2	2.42	0.53
31:BV:35:LEU:HD23	31:BV:35:LEU:C	2.29	0.53
32:BW:88:LEU:HD12	32:BW:104:LEU:HD23	1.89	0.53
32:BW:127:LYS:HZ3	32:BW:186:GLN:HE22	1.54	0.53
35:BZ:13:MET:HE3	35:BZ:31:LYS:HD3	1.91	0.53

*Continued on next page...*

*Continued from previous page...*

Atom-1	Atom-2	Interatomic distance (Å)	Clash overlap (Å)
2:A2:89:VAL:HA	2:A2:110:VAL:HG13	1.90	0.53
3:A3:115:ARG:HA	3:A3:118:CYS:SG	2.49	0.53
9:A9:169:UNK:HG2	9:A9:169:UNK:O	2.07	0.53
10:AA:1171:G:O2'	10:AA:1172:G:P	2.67	0.53
10:AA:123:A:H3'	10:AA:124:U:C6	2.44	0.53
10:AA:1246:C:P	10:AA:1399:G:OP1	2.67	0.53
10:AA:1296:G:C6	10:AA:1297:A:N7	2.77	0.53
10:AA:1368:A:O2'	10:AA:1369:A:H3'	2.09	0.53
10:AA:152:U:O2'	10:AA:153:U:OP1	2.25	0.53
10:AA:1650:G:H2'	10:AA:1651:G:O4'	2.09	0.53
10:AA:1728:U:O2'	10:AA:1729:A:H5'	2.09	0.53
10:AA:302:U:C2'	10:AA:303:A:H5''	2.39	0.53
10:AA:420:A:O2'	10:AA:432:U:H4'	2.08	0.53
10:AA:235:A:H2'	10:AA:814:A:C5'	2.39	0.53
14:AE:51:TYR:N	14:AE:51:TYR:CD1	2.77	0.53
15:AF:44:TYR:N	15:AF:44:TYR:CD1	2.63	0.53
16:AG:17:TRP:CD1	16:AG:103:PRO:HD2	2.44	0.53
16:AG:122:ARG:HH21	16:AG:129:VAL:CG2	2.21	0.53
1:A1:62:ARG:HH22	16:AG:200:ARG:HB2	1.69	0.53
16:AG:62:PRO:O	16:AG:64:VAL:N	2.42	0.53
19:AJ:39:VAL:CG1	19:AJ:43:LYS:HE3	2.39	0.53
20:AK:31:CYS:HA	20:AK:43:HIS:O	2.09	0.53
21:AL:42:PHE:HZ	21:AL:103:VAL:HG23	1.74	0.53
21:AL:101:VAL:HG11	21:AL:123:VAL:HG13	1.91	0.53
22:AM:87:ASN:ND2	22:AM:99:GLN:NE2	2.57	0.53
26:AQ:8:ALA:CB	26:AQ:11:LYS:HE2	2.38	0.53
27:AR:131:ARG:HA	27:AR:147:ILE:CG2	2.33	0.53
27:AR:52:MET:HB3	27:AR:54:TRP:NE1	2.24	0.53
28:AS:59:ALA:O	28:AS:62:VAL:HB	2.09	0.53
5:B5:58:ALA:HB3	20:BK:126:ILE:O	2.09	0.53
7:B7:5:LEU:HB2	7:B7:8:THR:OG1	2.09	0.53
8:B8:31:THR:O	8:B8:32:LYS:C	2.47	0.53
10:BA:1191:A:C3'	10:BA:1192:C:H5'	2.39	0.53
10:BA:1368:A:O2'	10:BA:1369:A:H3'	2.08	0.53
10:BA:207:U:H2'	10:BA:208:A:H8	1.73	0.53
10:BA:341:G:H5''	10:BA:342:U:C3'	2.39	0.53
10:BA:341:G:O4'	10:BA:343:C:C2	2.62	0.53
10:BA:525:U:H5''	25:BP:63:GLY:N	2.23	0.53
10:BA:58:G:O2'	10:BA:59:C:C6	2.62	0.53
10:BA:840:A:H4'	17:BH:57:ARG:CG	2.39	0.53
12:BC:84:ASP:C	12:BC:86:GLN:N	2.62	0.53

*Continued on next page...*

*Continued from previous page...*

Atom-1	Atom-2	Interatomic distance (Å)	Clash overlap (Å)
13:BD:100:THR:HG21	13:BD:102:HIS:HB3	1.90	0.53
10:BA:748:U:O4	13:BD:149:ARG:HG3	2.09	0.53
15:BF:32:PHE:CE2	15:BF:72:LYS:HE2	2.43	0.53
21:BL:101:VAL:HG11	21:BL:123:VAL:HG13	1.90	0.53
21:BL:29:PHE:CZ	21:BL:33:LEU:HD12	2.44	0.53
21:BL:47:HIS:CE1	21:BL:104:ALA:HB2	2.43	0.53
26:BQ:3:THR:HG21	26:BQ:51:THR:HB	1.91	0.53
31:BV:107:LYS:HG2	31:BV:112:GLN:CB	2.39	0.53
34:BY:166:LYS:HA	34:BY:171:LYS:O	2.09	0.53
34:BY:2:LYS:HB3	34:BY:108:VAL:HG22	1.91	0.53
35:BZ:40:PHE:HB2	35:BZ:43:ASP:CB	2.24	0.53
5:A5:44:MET:HA	5:A5:44:MET:CE	2.39	0.53
9:A9:148:UNK:C	9:A9:151:UNK:HG3	2.39	0.53
10:AA:1054:U:C4'	10:AA:1055:G:OP1	2.57	0.53
10:AA:1322:U:H2'	10:AA:1323:C:O4'	2.09	0.53
10:AA:1507:U:O2'	10:AA:1508:G:O5'	2.26	0.53
10:AA:1629:G:H2'	10:AA:1630:A:C8	2.43	0.53
10:AA:1723:A:H2'	10:AA:1724:U:C6	2.43	0.53
10:AA:1753:A:P	10:AA:1753:A:H8	2.32	0.53
10:AA:205:A:H2'	10:AA:206:U:O4'	2.08	0.53
10:AA:216:G:C2	10:AA:821:C:H1'	2.44	0.53
10:AA:272:U:C3'	10:AA:273:A:H5''	2.39	0.53
10:AA:876:A:O2'	10:AA:877:G:P	2.67	0.53
10:AA:979:A:C2	15:AF:30:LYS:NZ	2.75	0.53
12:AC:47:THR:O	12:AC:86:GLN:NE2	2.42	0.53
13:AD:127:VAL:O	13:AD:131:GLN:CG	2.56	0.53
14:AE:224:ARG:HD2	35:AZ:40:PHE:CZ	2.41	0.53
18:AI:36:SER:HB3	18:AI:37:PRO:HD2	1.90	0.53
10:AA:525:U:C5'	25:AP:63:GLY:H	2.22	0.53
27:AR:174:MET:HE1	27:AR:178:ASN:HB2	1.90	0.53
27:AR:258:ILE:HG23	27:AR:272:VAL:HG13	1.91	0.53
29:AT:83:PHE:CD1	29:AT:84:GLY:N	2.77	0.53
7:A7:81:GLY:HA3	30:AU:21:CYS:SG	2.49	0.53
30:AU:60:LYS:HE2	30:AU:70:TYR:OH	2.09	0.53
4:B4:116:MET:HE2	4:B4:215:ASN:HB3	1.91	0.53
10:BA:1464:U:H5''	10:BA:1465:C:OP2	2.08	0.53
10:BA:205:A:H2'	10:BA:206:U:O4'	2.09	0.53
2:B2:7:SER:HB3	10:BA:327:G:N2	2.23	0.53
10:BA:413:C:O5'	10:BA:413:C:H6	1.91	0.53
10:BA:420:A:O2'	10:BA:432:U:H4'	2.09	0.53
10:BA:476:U:H3	10:BA:496:G:H1	1.56	0.53

*Continued on next page...*

*Continued from previous page...*

Atom-1	Atom-2	Interatomic distance (Å)	Clash overlap (Å)
10:BA:963:G:H3'	10:BA:964:G:H8	1.74	0.53
11:BB:51:GLN:HE22	35:BZ:95:ILE:N	2.06	0.53
12:BC:35:ALA:HB2	12:BC:60:GLN:CG	2.39	0.53
15:BF:62:VAL:HG21	15:BF:72:LYS:HD2	1.91	0.53
18:BI:112:MET:CE	18:BI:116:ARG:HA	2.39	0.53
26:BQ:73:LEU:O	26:BQ:85:ILE:HG23	2.09	0.53
26:BQ:81:ARG:HD3	26:BQ:112:PRO:HG3	1.91	0.53
27:BR:274:THR:HG23	27:BR:276:GLN:H	1.74	0.53
10:BA:1439:U:H5'	29:BT:91:ASN:O	2.09	0.53
32:BW:36:HIS:CE1	32:BW:87:GLY:HA3	2.44	0.53
35:BZ:25:ASP:O	35:BZ:27:TYR:N	2.42	0.53
1:A1:6:THR:HG23	1:A1:56:GLU:HB3	1.91	0.52
10:AA:1064:A:N3	10:AA:1064:A:H2'	2.24	0.52
10:AA:1464:U:H5''	10:AA:1465:C:OP2	2.10	0.52
10:AA:1511:A:O2'	10:AA:1512:G:OP2	2.27	0.52
10:AA:1717:C:H2'	10:AA:1718:A:C5'	2.39	0.52
10:AA:681:G:H22	10:AA:719:G:H21	1.53	0.52
10:AA:68:U:H4'	34:AY:169:LYS:HZ1	1.75	0.52
10:AA:96:A:O2'	10:AA:97:U:H5'	2.09	0.52
12:AC:77:GLN:O	12:AC:81:GLY:HA3	2.08	0.52
13:AD:106:GLU:HG3	13:AD:111:THR:HG21	1.91	0.52
13:AD:116:LEU:C	13:AD:118:LEU:H	2.12	0.52
14:AE:173:ALA:HB1	14:AE:174:PRO:CD	2.39	0.52
15:AF:35:VAL:HG12	15:AF:38:ILE:HD11	1.91	0.52
18:AI:12:PHE:HA	18:AI:20:ALA:O	2.09	0.52
19:AJ:67:LYS:HD2	19:AJ:76:THR:CG2	2.39	0.52
20:AK:116:LEU:HD23	20:AK:116:LEU:C	2.29	0.52
10:AA:1541:A:O2'	22:AM:147:VAL:HG21	2.08	0.52
19:AJ:80:PHE:CD2	23:AN:42:PHE:HE2	2.27	0.52
24:AO:146:GLN:O	24:AO:150:ALA:HB2	2.09	0.52
26:AQ:61:SER:OG	26:AQ:62:ASN:N	2.42	0.52
28:AS:101:VAL:CG2	28:AS:121:LEU:HD11	2.36	0.52
29:AT:119:LYS:HE2	29:AT:130:ARG:NH1	2.24	0.52
29:AT:38:THR:HG22	29:AT:56:TRP:CZ2	2.44	0.52
29:AT:15:ALA:CB	29:AT:66:ARG:CZ	2.87	0.52
2:B2:63:PHE:CD1	2:B2:63:PHE:N	2.76	0.52
3:B3:133:PRO:HD2	3:B3:162:PHE:CE2	2.44	0.52
4:B4:217:THR:HG22	4:B4:218:ILE:N	2.24	0.52
4:B4:38:ILE:CG2	4:B4:39:PRO:HD2	2.39	0.52
4:B4:60:SER:OG	4:B4:94:VAL:HB	2.09	0.52
7:B7:56:GLU:OE1	7:B7:56:GLU:HA	2.09	0.52

*Continued on next page...*



*Continued from previous page...*

Atom-1	Atom-2	Interatomic distance (Å)	Clash overlap (Å)
10:BA:1064:A:O2'	10:BA:1065:A:H5''	2.09	0.52
10:BA:1373:G:H2'	10:BA:1374:C:C6	2.42	0.52
10:BA:1376:A:H2'	10:BA:1377:A:C8	2.44	0.52
10:BA:141:A:H8	10:BA:141:A:H5''	1.74	0.52
10:BA:1511:A:C4	10:BA:1513:G:O6	2.62	0.52
10:BA:1608:C:C4	10:BA:1718:A:C2	2.94	0.52
10:BA:1753:A:H8	10:BA:1753:A:P	2.31	0.52
10:BA:426:G:N2	10:BA:428:A:H3'	2.24	0.52
10:BA:734:U:C2	10:BA:735:G:C8	2.97	0.52
10:BA:93:C:H2'	10:BA:94:U:O4'	2.09	0.52
10:BA:971:A:H2'	10:BA:972:G:C5'	2.37	0.52
12:BC:196:GLU:O	12:BC:206:LYS:HA	2.08	0.52
10:BA:1069:U:C3'	14:BE:160:THR:HG21	2.39	0.52
17:BH:125:ILE:CG2	17:BH:126:LEU:N	2.72	0.52
20:BK:99:ALA:O	20:BK:100:LYS:C	2.46	0.52
22:BM:11:PHE:CZ	22:BM:25:LYS:HD3	2.44	0.52
22:BM:146:VAL:CG1	22:BM:147:VAL:H	2.07	0.52
22:BM:81:ILE:H	29:BT:40:TRP:HZ2	1.57	0.52
26:BQ:10:GLN:CA	26:BQ:10:GLN:OE1	2.56	0.52
26:BQ:52:TYR:O	26:BQ:52:TYR:CD1	2.63	0.52
26:BQ:60:THR:HG22	26:BQ:60:THR:O	2.10	0.52
27:BR:84:LEU:HD13	27:BR:85:SER:N	2.25	0.52
34:BY:55:GLY:HA3	34:BY:63:MET:CG	2.38	0.52
2:A2:65:ALA:HB3	2:A2:180:PRO:HB3	1.91	0.52
5:A5:5:ARG:NH2	10:AA:1748:U:H3'	2.23	0.52
7:A7:38:PRO:CB	7:A7:41:HIS:HD2	2.22	0.52
7:A7:9:LYS:HA	7:A7:45:LEU:HD11	1.90	0.52
9:A9:159:UNK:O	9:A9:162:UNK:HG3	2.10	0.52
10:AA:1178:U:O4	10:AA:1426:G:O6	2.27	0.52
10:AA:125:U:O2'	10:AA:126:A:OP2	2.26	0.52
10:AA:1333:A:N7	10:AA:1334:U:C4	2.77	0.52
10:AA:1692:C:H2'	10:AA:1693:A:H8	1.74	0.52
10:AA:391:A:H4'	10:AA:392:A:C5'	2.38	0.52
10:AA:762:U:C2'	10:AA:763:U:OP2	2.57	0.52
10:AA:928:C:H2'	10:AA:929:A:C8	2.43	0.52
10:AA:955:A:H2'	10:AA:956:A:O4'	2.09	0.52
11:AB:168:SER:HB2	11:AB:198:PHE:HB3	1.90	0.52
13:AD:153:GLU:HG2	13:AD:153:GLU:O	2.09	0.52
10:AA:453:G:OP2	13:AD:1:MET:CG	2.57	0.52
14:AE:184:ILE:HG22	14:AE:212:LEU:HD23	1.89	0.52
14:AE:57:GLU:HB2	14:AE:60:ILE:CG1	2.35	0.52

*Continued on next page...*

*Continued from previous page...*

Atom-1	Atom-2	Interatomic distance (Å)	Clash overlap (Å)
16:AG:50:ARG:HG2	16:AG:53:VAL:HG21	1.90	0.52
18:AI:11:THR:HG21	18:AI:90:GLY:N	2.24	0.52
22:AM:6:GLU:O	22:AM:10:ASP:CB	2.57	0.52
27:AR:212:HIS:HE1	27:AR:231:GLY:HA2	1.74	0.52
31:AV:20:TYR:N	31:AV:20:TYR:CD1	2.75	0.52
32:AW:161:THR:OG1	32:AW:229:VAL:HB	2.10	0.52
32:AW:127:LYS:HZ3	32:AW:186:GLN:HE22	1.57	0.52
32:AW:49:LYS:CE	32:AW:58:GLY:HA2	2.39	0.52
33:AX:36:TYR:CE2	33:AX:40:LEU:HD11	2.44	0.52
33:AX:50:LEU:CD2	33:AX:57:ARG:HH12	2.19	0.52
34:AY:167:THR:HG22	34:AY:169:LYS:H	1.72	0.52
3:B3:81:ILE:O	3:B3:85:GLU:HG3	2.09	0.52
10:BA:1086:G:O2'	10:BA:1087:U:OP2	2.23	0.52
10:BA:1390:G:H2'	10:BA:1391:C:O4'	2.08	0.52
10:BA:1467:U:H3	10:BA:1483:G:H1	1.56	0.52
10:BA:1500:C:C5'	16:BG:86:LYS:HZ1	2.22	0.52
10:BA:1507:U:HO2'	10:BA:1508:G:P	2.32	0.52
10:BA:64:U:C5	10:BA:79:G:C2	2.97	0.52
10:BA:867:U:H6	10:BA:867:U:H5''	1.73	0.52
10:BA:880:G:OP2	20:BK:38:ASN:ND2	2.39	0.52
11:BB:168:SER:HB2	11:BB:198:PHE:HB3	1.91	0.52
11:BB:5:ARG:CZ	11:BB:176:ARG:HH21	2.22	0.52
16:BG:178:ASN:HA	16:BG:186:ILE:HD13	1.91	0.52
17:BH:76:SER:CB	17:BH:77:PRO:CD	2.87	0.52
18:BI:15:LYS:HD3	18:BI:16:LYS:HG2	1.91	0.52
18:BI:8:LEU:HD12	18:BI:9:VAL:N	2.21	0.52
19:BJ:39:VAL:CG1	19:BJ:43:LYS:HE3	2.39	0.52
20:BK:22:GLY:C	20:BK:24:ASN:H	2.12	0.52
20:BK:53:LEU:HD13	20:BK:88:LEU:HD13	1.91	0.52
21:BL:55:LYS:HB2	21:BL:92:LEU:HD21	1.91	0.52
26:BQ:5:ILE:O	26:BQ:6:GLN:C	2.47	0.52
30:BU:88:ALA:HA	30:BU:93:GLU:O	2.09	0.52
31:BV:35:LEU:CD2	31:BV:41:VAL:HG21	2.39	0.52
32:BW:185:ILE:HD11	32:BW:193:ARG:CB	2.39	0.52
34:BY:64:LYS:HE2	34:BY:82:SER:O	2.09	0.52
34:BY:78:SER:H	34:BY:81:HIS:HD2	1.57	0.52
34:BY:9:LEU:N	34:BY:9:LEU:HD23	2.22	0.52
5:A5:24:THR:HG21	5:A5:73:LEU:HD11	1.91	0.52
8:A8:63:VAL:HG22	16:AG:97:LEU:HB2	1.88	0.52
9:A9:133:TYR:CE1	9:A9:138:HIS:HA	2.44	0.52
10:AA:1166:A:O2'	10:AA:1167:C:H5'	2.09	0.52

*Continued on next page...*

*Continued from previous page...*

Atom-1	Atom-2	Interatomic distance (Å)	Clash overlap (Å)
10:AA:1246:C:OP2	10:AA:1399:G:OP2	2.26	0.52
10:AA:1717:C:C6	10:AA:1717:C:H5'	2.31	0.52
2:A2:140:ASN:ND2	10:AA:182:U:H3	2.06	0.52
10:AA:26:U:C3'	10:AA:27:A:H5''	2.39	0.52
10:AA:398:A:OP1	34:AY:94:ARG:HD3	2.10	0.52
10:AA:623:U:H2'	10:AA:624:A:H5'	1.92	0.52
10:AA:716:G:O2'	10:AA:717:G:H5'	2.10	0.52
10:AA:782:A:H3'	10:AA:782:A:H8	1.73	0.52
10:AA:793:G:H5''	10:AA:794:A:OP2	2.08	0.52
10:AA:235:A:N1	10:AA:814:A:C6	2.77	0.52
11:AB:36:LYS:HG3	11:AB:42:HIS:CE1	2.45	0.52
11:AB:56:ALA:O	11:AB:59:VAL:HG12	2.08	0.52
12:AC:9:ASN:HD22	12:AC:12:LYS:HD2	1.74	0.52
12:AC:159:TYR:O	12:AC:160:MET:HB2	2.09	0.52
15:AF:55:LEU:HD22	15:AF:77:HIS:HB3	1.90	0.52
16:AG:107:PHE:HA	16:AG:172:ILE:CG2	2.40	0.52
10:AA:1171:G:C1'	19:AJ:66:ARG:NH1	2.69	0.52
20:AK:110:PRO:C	20:AK:112:ALA:H	2.12	0.52
21:AL:107:GLY:O	21:AL:108:ARG:O	2.27	0.52
25:AP:101:THR:HG23	25:AP:105:PHE:CE1	2.44	0.52
25:AP:146:PHE:CD1	25:AP:147:VAL:N	2.77	0.52
26:AQ:10:GLN:O	26:AQ:11:LYS:HD3	2.10	0.52
27:AR:9:ILE:HG21	27:AR:291:VAL:CG2	2.39	0.52
28:AS:127:THR:O	28:AS:127:THR:HG22	2.09	0.52
30:AU:70:TYR:O	30:AU:125:LYS:N	2.42	0.52
3:B3:70:TYR:CE1	3:B3:96:ALA:HB2	2.45	0.52
5:B5:8:ALA:HB1	10:BA:1744:U:C5'	2.38	0.52
9:B9:152:UNK:HA	9:B9:155:UNK:CG	2.40	0.52
10:BA:1064:A:O2'	10:BA:1065:A:H3'	2.08	0.52
10:BA:1165:A:HO2'	10:BA:1166:A:P	2.32	0.52
10:BA:1197:A:H2'	10:BA:1198:A:H8	1.74	0.52
10:BA:1252:C:O2'	19:BJ:68:SER:HB2	2.09	0.52
10:BA:1345:A:C2	10:BA:1346:C:C2	2.97	0.52
10:BA:1366:G:N2	10:BA:1374:C:N1	2.56	0.52
10:BA:1368:A:C2'	10:BA:1370:U:OP2	2.58	0.52
10:BA:1608:C:N4	10:BA:1610:G:N2	2.56	0.52
2:B2:105:VAL:HG22	10:BA:320:G:O2'	2.08	0.52
10:BA:3:C:C6	10:BA:3:C:C5'	2.87	0.52
10:BA:476:U:H2'	10:BA:477:G:C8	2.44	0.52
10:BA:562:G:OP1	21:BL:69:LYS:CE	2.56	0.52
10:BA:753:C:H2'	10:BA:754:A:H5'	1.91	0.52

*Continued on next page...*

*Continued from previous page...*

Atom-1	Atom-2	Interatomic distance (Å)	Clash overlap (Å)
11:BB:96:SER:HB3	11:BB:111:LYS:NZ	2.24	0.52
11:BB:159:CYS:SG	11:BB:170:ILE:HD12	2.49	0.52
14:BE:135:LEU:N	14:BE:135:LEU:HD23	2.23	0.52
17:BH:97:ARG:C	17:BH:98:GLN:HG2	2.29	0.52
27:BR:114:PHE:N	27:BR:114:PHE:CD1	2.78	0.52
28:BS:49:ARG:NH1	28:BS:87:SER:O	2.42	0.52
29:BT:40:TRP:O	29:BT:41:THR:O	2.27	0.52
32:BW:127:LYS:HB2	32:BW:228:PHE:CE1	2.44	0.52
34:BY:64:LYS:O	34:BY:65:GLN:C	2.47	0.52
1:A1:12:MET:HB3	1:A1:28:ARG:CG	2.28	0.52
3:A3:43:THR:HG21	3:A3:97:GLN:OE1	2.09	0.52
8:A8:30:TRP:O	8:A8:31:THR:CB	2.57	0.52
10:AA:1043:U:H2'	10:AA:1044:C:C6	2.44	0.52
10:AA:1171:G:N7	23:AN:39:ARG:HD3	2.25	0.52
10:AA:1249:G:H3'	10:AA:1250:G:C8	2.44	0.52
10:AA:135:A:C2'	10:AA:136:U:OP2	2.57	0.52
10:AA:1368:A:C2'	10:AA:1370:U:OP2	2.57	0.52
10:AA:1418:C:H5'	10:AA:1418:C:H6	1.72	0.52
10:AA:1651:G:H1'	10:AA:1674:A:N6	2.24	0.52
10:AA:1:A:H2'	14:AE:180:VAL:HG13	1.90	0.52
18:AI:116:ARG:HB3	18:AI:120:VAL:HG21	1.92	0.52
10:AA:427:A:C5'	21:AL:49:LYS:HG3	2.37	0.52
10:AA:840:A:N6	24:AO:72:LYS:HZ1	2.08	0.52
27:AR:266:LYS:HD2	27:AR:320:LEU:O	2.10	0.52
27:AR:274:THR:HG23	27:AR:276:GLN:N	2.25	0.52
27:AR:342:ALA:O	27:AR:343:ASN:HB2	2.09	0.52
34:AY:165:PHE:O	34:AY:165:PHE:HD1	1.90	0.52
34:AY:184:THR:HB	34:AY:185:PRO:CD	2.33	0.52
3:B3:135:THR:CG2	3:B3:136:LEU:HD23	2.39	0.52
3:B3:78:ARG:O	3:B3:82:ILE:HG13	2.09	0.52
5:B5:87:ARG:NH1	10:BA:1126:C:OP1	2.42	0.52
7:B7:47:ARG:HA	7:B7:50:LYS:HG2	1.91	0.52
10:BA:1292:U:C5	11:BB:98:ARG:NE	2.77	0.52
10:BA:1336:A:O2'	10:BA:1337:C:H5'	2.09	0.52
10:BA:1399:G:C2'	10:BA:1400:G:H5'	2.39	0.52
10:BA:31:U:H3	10:BA:460:A:H2	1.56	0.52
10:BA:795:A:H4'	10:BA:796:U:C5'	2.39	0.52
11:BB:141:ILE:HG23	11:BB:155:VAL:HG12	1.90	0.52
11:BB:5:ARG:NH2	11:BB:176:ARG:HE	2.07	0.52
12:BC:207:THR:HG23	12:BC:208:PRO:HD2	1.91	0.52
12:BC:83:SER:C	12:BC:85:ASP:H	2.12	0.52

*Continued on next page...*

*Continued from previous page...*

Atom-1	Atom-2	Interatomic distance (Å)	Clash overlap (Å)
14:BE:33:LEU:HD22	14:BE:53:ILE:CG2	2.39	0.52
15:BF:48:MET:HE3	15:BF:71:ILE:HG23	1.91	0.52
17:BH:111:LEU:HB2	17:BH:116:CYS:SG	2.50	0.52
17:BH:38:LEU:HD22	17:BH:47:ILE:CD1	2.40	0.52
19:BJ:27:ASN:HD21	19:BJ:29:LYS:HB2	1.74	0.52
21:BL:55:LYS:HD3	21:BL:55:LYS:H	1.74	0.52
23:BN:38:CYS:SG	23:BN:40:ARG:HG3	2.49	0.52
24:BO:30:MET:HE2	24:BO:34:THR:HB	1.90	0.52
10:BA:80:A:H1'	25:BP:121:THR:CG2	2.39	0.52
25:BP:83:TYR:CD1	25:BP:83:TYR:N	2.76	0.52
2:B2:77:SER:HA	26:BQ:23:LEU:HD11	1.91	0.52
10:BA:605:U:H5	26:BQ:95:LYS:HE2	1.74	0.52
12:BC:221:ILE:HD13	27:BR:162:SER:OG	2.10	0.52
28:BS:90:VAL:HB	28:BS:117:ILE:HA	1.90	0.52
30:BU:120:ILE:C	30:BU:122:GLY:H	2.11	0.52
32:BW:150:ARG:HG3	32:BW:150:ARG:HH11	1.75	0.52
32:BW:193:ARG:NE	32:BW:247:ARG:HG2	2.24	0.52
34:BY:36:VAL:HB	34:BY:50:PHE:HB2	1.91	0.52
2:A2:124:HIS:CE1	2:A2:152:LYS:HD3	2.44	0.52
3:A3:123:TYR:CE2	3:A3:178:THR:HA	2.45	0.52
3:A3:130:LEU:C	3:A3:132:LEU:N	2.62	0.52
4:A4:30:GLU:HG3	4:A4:52:LYS:HD3	1.91	0.52
9:A9:132:HIS:O	9:A9:140:THR:HA	2.09	0.52
9:A9:147:UNK:O	9:A9:151:UNK:HG3	2.09	0.52
10:AA:110:A:O2'	26:AQ:64:SER:HB3	2.10	0.52
10:AA:1151:G:H2'	10:AA:1152:C:C6	2.45	0.52
10:AA:1353:G:H1'	19:AJ:55:ARG:NH1	2.24	0.52
10:AA:1529:U:H2'	10:AA:1529:U:O2	2.08	0.52
10:AA:188:G:H2'	10:AA:189:C:H5''	1.91	0.52
10:AA:426:G:N2	10:AA:428:A:H3'	2.24	0.52
10:AA:570:G:C4'	10:AA:574:A:N3	2.73	0.52
12:AC:117:PRO:HG2	12:AC:120:LEU:HB3	1.92	0.52
13:AD:23:ARG:HH21	13:AD:24:LEU:CD2	2.23	0.52
18:AI:107:ILE:O	18:AI:110:GLN:HB3	2.09	0.52
21:AL:47:HIS:CE1	21:AL:104:ALA:HB2	2.44	0.52
24:AO:8:GLY:O	24:AO:9:LYS:HB2	2.10	0.52
24:AO:96:LYS:O	24:AO:100:ILE:CD1	2.57	0.52
25:AP:51:ARG:CZ	25:AP:146:PHE:CE1	2.92	0.52
26:AQ:29:ALA:O	26:AQ:31:VAL:N	2.43	0.52
10:AA:1468:G:O2'	29:AT:126:LYS:HE2	2.09	0.52
29:AT:131:VAL:HG12	29:AT:132:ILE:N	2.25	0.52

*Continued on next page...*

*Continued from previous page...*

Atom-1	Atom-2	Interatomic distance (Å)	Clash overlap (Å)
30:AU:15:VAL:HG22	30:AU:112:ILE:HD13	1.91	0.52
30:AU:86:PHE:CD1	30:AU:86:PHE:N	2.77	0.52
32:AW:42:LEU:HB2	32:AW:111:PHE:CE2	2.45	0.52
10:AA:243:G:O4'	32:AW:204:GLN:HB2	2.10	0.52
35:AZ:34:TRP:HD1	35:AZ:82:ALA:CA	2.23	0.52
2:B2:12:ARG:O	2:B2:14:THR:N	2.43	0.52
3:B3:152:ARG:HG3	3:B3:154:GLN:HE22	1.73	0.52
4:B4:75:LEU:O	4:B4:79:SER:OG	2.27	0.52
4:B4:85:ARG:HH22	4:B4:218:ILE:H	1.57	0.52
6:B6:31:MET:HE3	6:B6:77:PHE:CD2	2.43	0.52
7:B7:12:ILE:HA	7:B7:15:GLN:NE2	2.25	0.52
8:B8:30:TRP:HD1	8:B8:31:THR:N	2.06	0.52
10:BA:47:C:H2'	10:BA:48:C:H6	1.73	0.52
10:BA:512:C:H3'	10:BA:513:A:H5''	1.86	0.52
10:BA:525:U:H5''	25:BP:63:GLY:HA2	1.91	0.52
10:BA:898:U:O2'	10:BA:899:U:H5'	2.10	0.52
10:BA:966:A:O2'	10:BA:967:U:H5'	2.09	0.52
14:BE:145:TRP:HE3	14:BE:173:ALA:O	1.92	0.52
18:BI:116:ARG:HB3	18:BI:120:VAL:HG21	1.91	0.52
20:BK:46:ASP:OD1	20:BK:51:GLU:HB2	2.09	0.52
21:BL:42:PHE:HB3	21:BL:45:ALA:HB3	1.92	0.52
10:BA:1473:G:H5''	29:BT:102:LYS:NZ	2.24	0.52
34:BY:167:THR:HG22	34:BY:168:ALA:N	2.24	0.52
2:A2:143:LYS:HG3	2:A2:144:SER:N	2.24	0.52
10:AA:1272:A:H5''	14:AE:87:VAL:HG11	1.92	0.52
5:A5:89:ARG:HD3	10:AA:1750:A:N6	2.25	0.52
10:AA:359:U:H3	10:AA:364:G:H1	1.57	0.52
10:AA:45:A:O2'	10:AA:46:A:P	2.68	0.52
10:AA:495:C:O2'	10:AA:496:G:H5'	2.09	0.52
10:AA:930:A:O2'	10:AA:931:A:H5'	2.08	0.52
11:AB:20:GLN:HG3	11:AB:41:ILE:HG21	1.91	0.52
14:AE:145:TRP:N	14:AE:153:HIS:HE1	2.07	0.52
20:AK:105:THR:C	20:AK:107:GLN:H	2.13	0.52
21:AL:112:ALA:CB	21:AL:119:VAL:O	2.57	0.52
10:AA:1569:A:C4	23:AN:13:TYR:HE2	2.27	0.52
24:AO:104:LEU:HD21	24:AO:113:SER:HB3	1.90	0.52
25:AP:27:HIS:CE1	25:AP:67:SER:OG	2.59	0.52
26:AQ:117:LYS:NZ	26:AQ:144:ASN:O	2.37	0.52
34:AY:47:GLY:O	34:AY:117:GLY:HA3	2.09	0.52
14:AE:49:PHE:CD1	35:AZ:41:SER:HB3	2.44	0.52
3:B3:80:LEU:HD13	3:B3:94:PHE:CE2	2.44	0.52

*Continued on next page...*

*Continued from previous page...*

Atom-1	Atom-2	Interatomic distance (Å)	Clash overlap (Å)
15:AF:43:ASP:H	8:B8:32:LYS:HB2	1.75	0.52
10:BA:1318:C:O2'	10:BA:1319:U:P	2.68	0.52
10:BA:1321:G:H21	10:BA:1349:C:N4	2.08	0.52
10:BA:1430:C:H3'	22:BM:138:THR:HG21	1.92	0.52
8:B8:66:VAL:HG11	10:BA:1506:G:C6	2.44	0.52
10:BA:1529:U:H2'	10:BA:1529:U:O2	2.08	0.52
10:BA:1692:C:H2'	10:BA:1693:A:H8	1.75	0.52
10:BA:279:A:H2'	10:BA:280:U:O4'	2.10	0.52
10:BA:300:C:H5'	10:BA:300:C:C6	2.45	0.52
10:BA:30:C:O2'	10:BA:31:U:H5'	2.10	0.52
10:BA:495:C:O2'	10:BA:496:G:H5'	2.10	0.52
10:BA:15:U:O2'	10:BA:614:A:N6	2.43	0.52
10:BA:716:G:O2'	10:BA:717:G:H5'	2.09	0.52
10:BA:71:U:HO2'	10:BA:72:G:P	2.33	0.52
10:BA:761:U:N3	10:BA:764:U:H2'	2.24	0.52
10:BA:793:G:H5''	10:BA:794:A:OP2	2.09	0.52
10:BA:91:G:OP2	32:BW:3:ARG:NH1	2.42	0.52
13:BD:106:GLU:HG3	13:BD:111:THR:HG21	1.91	0.52
10:BA:466:A:H4'	13:BD:130:ARG:NH2	2.25	0.52
13:BD:158:PHE:CD2	13:BD:163:PRO:HG2	2.44	0.52
17:BH:11:LEU:O	17:BH:14:LEU:HB3	2.10	0.52
25:BP:101:THR:HG23	25:BP:105:PHE:CE1	2.43	0.52
25:BP:16:LEU:HB3	25:BP:83:TYR:HD2	1.74	0.52
22:BM:119:ILE:CG2	28:BS:124:PHE:HE2	2.23	0.52
10:BA:1290:G:OP1	31:BV:67:ARG:HG2	2.09	0.52
3:A3:131:LEU:HD23	3:A3:170:ILE:HD13	1.92	0.52
4:A4:161:TYR:HD1	4:A4:161:TYR:N	2.08	0.52
4:A4:196:GLY:C	4:A4:198:ASP:H	2.13	0.52
4:A4:35:ARG:HE	4:A4:44:SER:CB	2.19	0.52
8:A8:30:TRP:HD1	8:A8:31:THR:N	2.07	0.52
9:A9:129:TYR:HB2	9:A9:154:UNK:CG	2.40	0.52
10:AA:1249:G:H3'	10:AA:1250:G:H8	1.75	0.52
10:AA:1288:C:OP1	31:AV:7:LYS:HB2	2.10	0.52
10:AA:1326:C:H6	10:AA:1326:C:C5'	2.23	0.52
10:AA:1376:A:H2'	10:AA:1377:A:C8	2.44	0.52
10:AA:1442:A:H5'	10:AA:1545:A:H62	1.75	0.52
10:AA:1519:U:O2	10:AA:1519:U:H2'	2.09	0.52
10:AA:1540:G:O2'	10:AA:1541:A:OP2	2.27	0.52
10:AA:1568:C:O2'	10:AA:1570:U:H5	1.91	0.52
10:AA:1715:A:C3'	10:AA:1715:A:C8	2.93	0.52
10:AA:125:U:N3	10:AA:171:U:O4	2.43	0.52

*Continued on next page...*

*Continued from previous page...*

Atom-1	Atom-2	Interatomic distance (Å)	Clash overlap (Å)
10:AA:303:A:C2	10:AA:305:C:N3	2.78	0.52
10:AA:371:U:O2'	10:AA:372:C:P	2.68	0.52
10:AA:595:A:H2'	10:AA:596:U:O4'	2.09	0.52
10:AA:617:A:O2'	10:AA:618:G:OP1	2.25	0.52
10:AA:84:U:C2'	10:AA:85:G:H5'	2.35	0.52
10:AA:992:G:H2'	10:AA:993:U:O4'	2.10	0.52
12:AC:141:ILE:HA	12:AC:186:GLY:O	2.09	0.52
12:AC:145:LEU:HD11	12:AC:153:MET:HB2	1.90	0.52
14:AE:138:VAL:HG11	14:AE:220:ALA:CB	2.39	0.52
18:AI:7:GLN:O	18:AI:25:ARG:HG3	2.10	0.52
19:AJ:21:ILE:HD11	19:AJ:91:LEU:CD1	2.40	0.52
38:AA:2461:HOH:O	22:AM:30:ILE:HD13	2.09	0.52
26:AQ:91:HIS:O	26:AQ:99:TYR:HA	2.10	0.52
28:AS:33:LEU:CD2	28:AS:62:VAL:HG21	2.40	0.52
32:AW:174:PHE:O	32:AW:175:ALA:HB2	2.10	0.52
32:AW:196:ILE:O	32:AW:212:VAL:HG12	2.09	0.52
34:AY:184:THR:O	34:AY:188:ILE:HG13	2.09	0.52
34:AY:211:GLU:HA	34:AY:211:GLU:OE1	2.10	0.52
2:B2:6:ASP:HB2	2:B2:22:ARG:HH21	1.75	0.52
9:B9:154:UNK:HA	9:B9:157:UNK:CG	2.40	0.52
10:BA:1157:U:O2'	10:BA:1158:U:OP2	2.25	0.52
10:BA:1369:A:C5	10:BA:1370:U:C4	2.98	0.52
10:BA:1421:G:O2'	10:BA:1422:C:H5'	2.10	0.52
10:BA:284:U:O2'	10:BA:285:C:H5'	2.10	0.52
10:BA:293:U:H2'	10:BA:293:U:O2	2.09	0.52
10:BA:542:G:H2'	10:BA:543:A:H8	1.75	0.52
10:BA:544:G:C6	10:BA:576:U:C5	2.98	0.52
10:BA:63:U:C5'	10:BA:64:U:OP2	2.57	0.52
10:BA:680:U:H2'	10:BA:681:G:C8	2.44	0.52
10:BA:719:G:N2	10:BA:720:U:C2	2.78	0.52
24:BO:13:ILE:C	24:BO:14:SER:O	2.48	0.52
27:BR:328:PHE:HB2	27:BR:334:ARG:HH12	1.74	0.52
28:BS:48:ARG:O	28:BS:52:ARG:HB2	2.10	0.52
34:BY:98:ARG:NH2	34:BY:101:ILE:O	2.42	0.52
34:BY:55:GLY:O	34:BY:62:PRO:HA	2.09	0.52
1:A1:8:LYS:HG2	1:A1:56:GLU:OE1	2.10	0.52
2:A2:6:ASP:HB2	2:A2:22:ARG:HH21	1.74	0.52
6:A6:31:MET:HE3	6:A6:77:PHE:CD2	2.44	0.52
7:A7:13:TYR:HD2	7:A7:76:LEU:CD2	2.21	0.52
10:AA:1138:A:H2'	10:AA:1139:G:O4'	2.10	0.52
10:AA:1331:A:C2	10:AA:1334:U:H5	2.27	0.52

*Continued on next page...*



*Continued from previous page...*

Atom-1	Atom-2	Interatomic distance (Å)	Clash overlap (Å)
10:AA:1119:G:C2	10:AA:1605:A:C2	2.98	0.52
10:AA:246:U:H4'	10:AA:247:C:OP2	2.08	0.52
10:AA:293:U:H2'	10:AA:293:U:O2	2.10	0.52
10:AA:341:G:O4'	10:AA:343:C:C2	2.63	0.52
2:A2:26:ALA:HA	10:AA:391:A:C2	2.44	0.52
10:AA:479:G:H3'	10:AA:480:A:C8	2.42	0.52
10:AA:564:A:H61	21:AL:115:ASP:HB3	1.74	0.52
10:AA:98:U:H3'	10:AA:98:U:H6	1.75	0.52
14:AE:153:HIS:HB2	14:AE:196:ASP:OD2	2.10	0.52
15:AF:33:THR:HG21	15:AF:81:ILE:HD12	1.92	0.52
16:AG:33:ILE:HG23	16:AG:34:ALA:N	2.25	0.52
18:AI:102:ASN:CG	27:AR:67:ILE:HG21	2.30	0.52
10:AA:561:A:OP1	21:AL:67:VAL:HB	2.09	0.52
27:AR:84:LEU:HD13	27:AR:85:SER:N	2.25	0.52
28:AS:92:PRO:O	28:AS:95:VAL:HG23	2.09	0.52
29:AT:121:LYS:HG2	29:AT:128:PHE:CE1	2.45	0.52
29:AT:24:SER:O	29:AT:27:LYS:N	2.39	0.52
1:B1:19:GLY:O	1:B1:22:GLY:N	2.41	0.52
4:B4:75:LEU:HB2	4:B4:79:SER:OG	2.10	0.52
8:B8:60:VAL:CG2	8:B8:73:LEU:HD21	2.40	0.52
10:BA:1326:C:H6	10:BA:1326:C:H5'	1.75	0.52
10:BA:141:A:C2	10:BA:162:A:C6	2.98	0.52
10:BA:1606:C:C3'	10:BA:1606:C:C6	2.93	0.52
10:BA:181:G:C2	10:BA:194:G:C2	2.98	0.52
10:BA:234:G:C2	10:BA:235:A:C2	2.97	0.52
10:BA:206:U:H3	10:BA:251:G:H1	1.57	0.52
10:BA:533:G:H3'	33:BX:28:ARG:NH1	2.25	0.52
10:BA:538:A:H4'	10:BA:539:U:OP1	2.10	0.52
13:BD:126:ARG:NH1	13:BD:144:PRO:HB2	2.25	0.52
18:BI:107:ILE:O	18:BI:110:GLN:HB3	2.10	0.52
18:BI:43:PRO:C	18:BI:45:ILE:N	2.63	0.52
10:BA:845:G:OP1	24:BO:5:GLN:HB3	2.10	0.52
6:B6:30:PHE:CZ	24:BO:63:PRO:HB3	2.44	0.52
27:BR:297:GLU:H	27:BR:298:PRO:CD	2.23	0.52
27:BR:52:MET:HB3	27:BR:54:TRP:NE1	2.24	0.52
28:BS:56:GLU:CD	28:BS:56:GLU:N	2.63	0.52
29:BT:131:VAL:HG12	29:BT:132:ILE:N	2.25	0.52
31:BV:46:LEU:HD23	31:BV:46:LEU:O	2.10	0.52
35:BZ:93:TYR:HB3	35:BZ:94:PRO:HD3	1.92	0.52
2:A2:179:ARG:NH2	10:AA:322:G:O6	2.43	0.52
2:A2:109:ILE:CG2	2:A2:191:LEU:HD11	2.40	0.52

*Continued on next page...*

*Continued from previous page...*

Atom-1	Atom-2	Interatomic distance (Å)	Clash overlap (Å)
2:A2:79:ASN:ND2	2:A2:79:ASN:O	2.43	0.52
2:A2:72:ASN:OD1	2:A2:81:THR:HG22	2.10	0.52
3:A3:191:THR:HG23	3:A3:193:HIS:CD2	2.45	0.52
10:AA:1149:C:O2'	10:AA:1150:G:H5'	2.10	0.52
10:AA:1305:C:O4'	12:AC:165:GLN:HG3	2.09	0.52
10:AA:1336:A:O2'	10:AA:1337:C:H5'	2.10	0.52
10:AA:1556:G:O2'	10:AA:1557:U:P	2.67	0.52
10:AA:1585:U:P	16:AG:66:ARG:HH12	2.32	0.52
10:AA:141:A:N6	10:AA:161:U:H3	2.07	0.52
10:AA:392:A:C8	10:AA:395:G:C6	2.98	0.52
10:AA:47:C:C2'	10:AA:48:C:H5'	2.39	0.52
10:AA:50:A:H2'	10:AA:51:U:H5'	1.91	0.52
10:AA:642:G:OP2	10:AA:642:G:H8	1.93	0.52
10:AA:764:U:N3	10:AA:766:G:C2	2.78	0.52
17:AH:110:ILE:O	17:AH:111:LEU:HD23	2.10	0.52
17:AH:30:VAL:HG21	17:AH:61:VAL:HG23	1.92	0.52
4:A4:26:LEU:CD1	20:AK:84:ARG:NH2	2.70	0.52
25:AP:92:VAL:HG12	25:AP:92:VAL:O	2.09	0.52
27:AR:83:ALA:HB1	27:AR:126:PHE:HB2	1.92	0.52
32:AW:185:ILE:HD11	32:AW:193:ARG:CB	2.39	0.52
32:AW:195:GLY:HA3	32:AW:213:LYS:O	2.10	0.52
33:AX:34:ARG:O	33:AX:34:ARG:HG2	2.07	0.52
10:AA:148:C:H5'	34:AY:108:VAL:HG21	1.91	0.52
35:AZ:87:LEU:HB2	35:AZ:93:TYR:HB2	1.92	0.52
2:B2:109:ILE:CG2	2:B2:191:LEU:HD11	2.40	0.52
5:B5:30:VAL:HG12	5:B5:35:ALA:HB2	1.89	0.52
8:B8:73:LEU:HB2	8:B8:75:VAL:CG2	2.37	0.52
8:B8:92:LEU:HD12	8:B8:92:LEU:O	2.10	0.52
10:BA:1326:C:C5'	10:BA:1326:C:H6	2.22	0.52
10:BA:1511:A:OP2	10:BA:1511:A:H8	1.93	0.52
10:BA:1561:U:H3	10:BA:1579:G:H1	1.56	0.52
10:BA:145:G:C2	10:BA:157:G:N2	2.77	0.52
10:BA:1701:C:H2'	10:BA:1702:A:O4'	2.10	0.52
2:B2:82:ARG:HH11	10:BA:254:A:H5'	1.74	0.52
10:BA:318:U:H5'	10:BA:319:A:OP2	2.10	0.52
10:BA:728:U:H2'	10:BA:729:U:H5'	1.90	0.52
10:BA:753:C:C2'	10:BA:754:A:H5'	2.40	0.52
10:BA:215:A:N6	10:BA:811:U:H3	2.08	0.52
11:BB:11:LYS:HD3	31:BV:93:ILE:O	2.10	0.52
14:BE:116:TRP:N	14:BE:132:HIS:HD2	2.02	0.52
18:BI:12:PHE:O	18:BI:89:LYS:HD2	2.10	0.52

*Continued on next page...*

*Continued from previous page...*

Atom-1	Atom-2	Interatomic distance (Å)	Clash overlap (Å)
22:BM:54:PRO:CG	22:BM:55:ASN:H	2.20	0.52
22:BM:50:LEU:HD22	22:BM:68:LYS:HB3	1.92	0.52
25:BP:26:LEU:C	25:BP:28:PRO:HD2	2.30	0.52
25:BP:51:ARG:CZ	25:BP:146:PHE:CE1	2.92	0.52
25:BP:27:HIS:CE1	25:BP:67:SER:OG	2.61	0.52
27:BR:266:LYS:HD2	27:BR:320:LEU:O	2.10	0.52
10:BA:132:U:H1'	34:BY:149:LYS:NZ	2.25	0.52
7:A7:56:GLU:HB3	7:A7:67:TYR:CE1	2.45	0.52
9:A9:88:HIS:HE2	10:AA:1220:C:H5''	1.74	0.52
10:AA:1070:U:OP1	10:AA:1070:U:H6	1.93	0.52
10:AA:1080:G:O6	21:AL:22:GLN:OE1	2.27	0.52
10:AA:1191:A:C3'	10:AA:1192:C:H5'	2.40	0.52
10:AA:1186:G:H5'	10:AA:1216:A:H2	1.75	0.52
10:AA:1399:G:C2'	10:AA:1400:G:H5'	2.39	0.52
10:AA:141:A:C3'	10:AA:141:A:C8	2.93	0.52
10:AA:1443:A:H4'	10:AA:1444:U:O5'	2.05	0.52
10:AA:1471:C:P	29:AT:130:ARG:HH22	2.31	0.52
10:AA:576:U:H4'	10:AA:577:C:OP1	2.10	0.52
10:AA:653:U:C2	10:AA:656:G:N2	2.78	0.52
10:AA:760:G:H21	10:AA:766:G:N2	2.03	0.52
10:AA:894:U:C5	10:AA:895:U:C5	2.98	0.52
11:AB:139:PRO:CB	35:AZ:47:VAL:HG21	2.40	0.52
7:A7:90:LYS:HB2	12:AC:74:GLN:HE22	1.75	0.52
11:AB:116:ARG:HG3	14:AE:242:GLU:OE2	2.10	0.52
14:AE:69:LYS:HE2	14:AE:76:LYS:HZ3	1.75	0.52
19:AJ:38:ILE:HG13	19:AJ:104:PHE:HE2	1.74	0.52
26:AQ:122:LEU:HD23	26:AQ:123:VAL:H	1.68	0.52
26:AQ:83:VAL:CG1	26:AQ:84:ILE:N	2.72	0.52
27:AR:252:PHE:CD2	27:AR:281:PHE:HD2	2.29	0.52
28:AS:45:LYS:O	28:AS:48:ARG:HB3	2.10	0.52
31:AV:25:THR:HG22	31:AV:26:ASN:N	2.19	0.52
34:AY:113:ILE:CD1	34:AY:124:LEU:HD13	2.40	0.52
34:AY:91:PHE:HD1	34:AY:91:PHE:O	1.93	0.52
35:AZ:34:TRP:HD1	35:AZ:82:ALA:HA	1.75	0.52
2:B2:138:LEU:HD11	2:B2:153:ARG:HH12	1.75	0.52
2:B2:5:ARG:NH2	10:BA:323:U:O2'	2.43	0.52
3:B3:178:THR:HG22	3:B3:180:ARG:HG3	1.92	0.52
10:BA:1059:A:N6	10:BA:1060:A:N6	2.58	0.52
10:BA:1320:A:H5'	10:BA:1321:G:OP2	2.10	0.52
10:BA:1419:G:H5'	10:BA:1419:G:C8	2.43	0.52
10:BA:302:U:C2'	10:BA:303:A:H5''	2.40	0.52

*Continued on next page...*

*Continued from previous page...*

Atom-1	Atom-2	Interatomic distance (Å)	Clash overlap (Å)
10:BA:34:U:H6	10:BA:34:U:H5''	1.75	0.52
10:BA:49:C:O2'	10:BA:50:A:C5'	2.50	0.52
10:BA:645:C:H2'	10:BA:646:A:C8	2.43	0.52
10:BA:670:G:C8	10:BA:670:G:H5'	2.43	0.52
10:BA:744:A:H4'	13:BD:72:GLU:OE1	2.10	0.52
12:BC:104:GLN:OE1	12:BC:104:GLN:HA	2.11	0.52
12:BC:156:LYS:HE3	12:BC:160:MET:HG2	1.91	0.52
13:BD:6:ILE:HG22	13:BD:7:ASN:H	1.75	0.52
15:BF:35:VAL:CG1	15:BF:38:ILE:HD11	2.39	0.52
14:BE:228:PRO:CD	17:BH:99:PHE:CE2	2.93	0.52
22:BM:93:LYS:HE3	22:BM:93:LYS:CA	2.29	0.52
28:BS:33:LEU:CD2	28:BS:62:VAL:HG21	2.41	0.52
29:BT:118:ARG:HB2	29:BT:133:THR:CG2	2.40	0.52
34:BY:184:THR:HB	34:BY:185:PRO:CD	2.35	0.52
3:A3:109:LYS:H	3:A3:109:LYS:HD2	1.75	0.51
4:A4:182:ALA:HB2	4:A4:190:PHE:HE2	1.72	0.51
5:A5:53:ILE:HD13	20:AK:116:LEU:HD22	1.92	0.51
8:A8:65:THR:HG22	8:A8:66:VAL:N	2.25	0.51
8:A8:95:LYS:HZ1	8:A8:98:LYS:HD2	1.73	0.51
9:A9:146:UNK:O	9:A9:150:UNK:CG	2.51	0.51
10:AA:1148:G:H1'	10:AA:1167:C:O2'	2.10	0.51
10:AA:1362:U:OP1	31:AV:59:LYS:NZ	2.41	0.51
10:AA:1419:G:H5'	10:AA:1419:G:C8	2.45	0.51
10:AA:141:A:H3'	10:AA:141:A:C8	2.45	0.51
11:AB:181:LEU:HD23	35:AZ:58:GLY:O	2.10	0.51
19:AJ:105:ARG:O	19:AJ:105:ARG:HG3	2.09	0.51
20:AK:150:ARG:O	20:AK:151:LEU:CB	2.58	0.51
24:AO:30:MET:HE2	24:AO:34:THR:HB	1.91	0.51
27:AR:206:ARG:HG2	27:AR:207:TYR:CD1	2.45	0.51
27:AR:256:SER:HG	27:AR:274:THR:HG1	1.57	0.51
30:AU:46:VAL:CG1	30:AU:56:VAL:HG13	2.35	0.51
31:AV:25:THR:C	31:AV:31:ASN:HD21	2.12	0.51
31:AV:53:PHE:CZ	31:AV:57:LEU:HD21	2.45	0.51
32:AW:117:SER:C	32:AW:119:GLU:N	2.61	0.51
11:AB:156:VAL:CG2	35:AZ:80:HIS:CB	2.88	0.51
4:B4:30:GLU:HG3	4:B4:52:LYS:HD3	1.91	0.51
6:B6:34:LYS:HD2	6:B6:76:ALA:CB	2.40	0.51
9:B9:78:LYS:HB2	9:B9:80:TYR:HE1	1.75	0.51
10:BA:1004:A:H4'	10:BA:1006:C:C4	2.44	0.51
10:BA:1099:G:O2'	10:BA:1100:U:H5'	2.09	0.51
10:BA:1277:U:H2'	10:BA:1277:U:O2	2.09	0.51

*Continued on next page...*

*Continued from previous page...*

Atom-1	Atom-2	Interatomic distance (Å)	Clash overlap (Å)
10:BA:1623:A:O2'	10:BA:1624:G:H8	1.93	0.51
10:BA:1687:C:H2'	10:BA:1688:C:C6	2.45	0.51
10:BA:5:U:C2	10:BA:20:G:N2	2.79	0.51
10:BA:830:G:H2'	10:BA:831:G:C8	2.44	0.51
10:BA:971:A:H62	10:BA:989:G:N2	2.07	0.51
11:BB:134:SER:CB	11:BB:152:TYR:CE2	2.91	0.51
12:BC:196:GLU:HG2	12:BC:203:PHE:HB2	1.92	0.51
13:BD:45:VAL:CG1	13:BD:101:ILE:HG23	2.40	0.51
10:BA:1262:U:H5'	14:BE:96:ARG:HH22	1.76	0.51
16:BG:33:ILE:HG23	16:BG:34:ALA:N	2.24	0.51
25:BP:56:TYR:C	25:BP:56:TYR:CD1	2.83	0.51
27:BR:238:LEU:HG	27:BR:248:PRO:HB3	1.92	0.51
27:BR:287:SER:OG	27:BR:288:LYS:N	2.43	0.51
27:BR:276:GLN:C	27:BR:294:ILE:HG23	2.30	0.51
28:BS:86:ARG:CZ	28:BS:122:ALA:HB1	2.40	0.51
31:BV:5:ARG:CG	31:BV:10:LYS:HE2	2.40	0.51
33:BX:7:THR:HG22	33:BX:8:LEU:H	1.75	0.51
34:BY:47:GLY:O	34:BY:117:GLY:HA3	2.10	0.51
2:A2:12:ARG:O	2:A2:15:GLY:N	2.43	0.51
2:A2:40:THR:CG2	2:A2:87:LEU:HD12	2.40	0.51
3:A3:113:ARG:O	3:A3:113:ARG:HG2	2.09	0.51
3:A3:169:ALA:O	3:A3:173:ILE:HG13	2.10	0.51
4:A4:94:VAL:HG13	4:A4:98:ASN:O	2.10	0.51
10:AA:1176:A:H5'	10:AA:1177:C:P	2.50	0.51
10:AA:1269:G:N7	38:AA:2406:HOH:O	2.34	0.51
10:AA:1320:A:H5'	10:AA:1321:G:OP2	2.09	0.51
10:AA:1654:U:H3	10:AA:1671:G:H1	1.57	0.51
10:AA:1701:C:H2'	10:AA:1702:A:C5'	2.40	0.51
10:AA:1752:U:O3'	10:AA:1753:A:H8	1.93	0.51
10:AA:311:U:H4'	10:AA:312:C:C6	2.46	0.51
10:AA:353:G:O5'	10:AA:353:G:H8	1.93	0.51
10:AA:89:A:N7	10:AA:389:G:C4	2.78	0.51
10:AA:8:U:H5'	10:AA:9:U:OP2	2.09	0.51
10:AA:966:A:O2'	10:AA:967:U:H5'	2.10	0.51
12:AC:126:ILE:HG13	12:AC:139:ILE:HD12	1.92	0.51
13:AD:128:LEU:C	13:AD:130:ARG:N	2.61	0.51
15:AF:62:VAL:HG21	15:AF:72:LYS:HD2	1.91	0.51
18:AI:29:GLY:HA2	18:AI:65:LEU:O	2.10	0.51
20:AK:42:ILE:HD11	20:AK:115:ALA:HB1	1.91	0.51
10:AA:562:G:OP1	21:AL:69:LYS:CE	2.59	0.51
24:AO:143:TYR:HA	24:AO:147:THR:CB	2.40	0.51

*Continued on next page...*

*Continued from previous page...*

Atom-1	Atom-2	Interatomic distance (Å)	Clash overlap (Å)
24:AO:31:THR:CG2	24:AO:32:PRO:HD2	2.40	0.51
28:AS:33:LEU:HD22	28:AS:62:VAL:HG21	1.92	0.51
29:AT:118:ARG:O	29:AT:130:ARG:HA	2.11	0.51
10:AA:1674:A:H4'	34:AY:81:HIS:CE1	2.45	0.51
3:B3:131:LEU:HD23	3:B3:170:ILE:HD13	1.91	0.51
3:B3:62:LEU:HD11	3:B3:64:TYR:CE1	2.45	0.51
5:B5:5:ARG:NH2	10:BA:1748:U:H3'	2.25	0.51
9:B9:148:UNK:C	9:B9:151:UNK:HG3	2.40	0.51
10:BA:152:U:O2'	10:BA:153:U:OP1	2.26	0.51
10:BA:1604:C:H6	10:BA:1604:C:O5'	1.93	0.51
10:BA:531:A:O4'	10:BA:536:C:N4	2.43	0.51
10:BA:616:A:O2'	10:BA:617:A:P	2.68	0.51
13:BD:29:LYS:C	13:BD:29:LYS:HD2	2.30	0.51
13:BD:31:ILE:HG23	13:BD:36:LEU:HB2	1.92	0.51
13:BD:42:VAL:O	13:BD:46:GLN:HG3	2.11	0.51
15:BF:26:ARG:HB2	15:BF:32:PHE:CE1	2.45	0.51
1:B1:46:LYS:HB3	16:BG:134:VAL:HG11	1.91	0.51
16:BG:197:LYS:HD3	16:BG:200:ARG:CZ	2.41	0.51
17:BH:77:PRO:O	17:BH:78:ARG:HB2	2.10	0.51
18:BI:121:ALA:O	18:BI:123:PRO:HD3	2.10	0.51
20:BK:105:THR:C	20:BK:107:GLN:H	2.13	0.51
21:BL:26:ASP:HB3	21:BL:29:PHE:HB3	1.92	0.51
22:BM:16:ARG:NH1	22:BM:16:ARG:HG3	2.22	0.51
25:BP:3:ILE:N	25:BP:3:ILE:HD12	2.25	0.51
27:BR:109:THR:HG22	27:BR:110:THR:N	2.25	0.51
27:BR:96:TRP:HA	27:BR:120:GLU:HB3	1.93	0.51
32:BW:150:ARG:NH1	32:BW:150:ARG:HG3	2.25	0.51
10:BA:138:G:OP2	34:BY:143:LYS:NZ	2.43	0.51
34:BY:167:THR:HG22	34:BY:169:LYS:H	1.74	0.51
3:A3:157:GLN:HB2	3:A3:188:GLU:HA	1.92	0.51
5:A5:26:CYS:SG	5:A5:28:ARG:HB2	2.49	0.51
5:A5:89:ARG:NH1	5:A5:93:ASP:O	2.43	0.51
7:A7:23:VAL:HG11	12:AC:78:LYS:HB3	1.91	0.51
8:A8:30:TRP:HH2	15:BF:84:PHE:CE1	2.28	0.51
10:AA:1366:G:N2	10:AA:1374:C:C2	2.79	0.51
10:AA:290:A:C2'	10:AA:291:A:H5'	2.40	0.51
10:AA:456:A:O2'	10:AA:457:G:H5'	2.11	0.51
10:AA:71:U:HO2'	10:AA:72:G:P	2.32	0.51
13:AD:37:LYS:HB2	13:AD:38:ASN:OD1	2.11	0.51
13:AD:47:MET:O	13:AD:50:ALA:HB3	2.11	0.51
16:AG:32:TYR:O	16:AG:33:ILE:HD12	2.10	0.51

*Continued on next page...*

*Continued from previous page...*

Atom-1	Atom-2	Interatomic distance (Å)	Clash overlap (Å)
10:AA:1071:U:OP1	17:AH:71:LYS:NZ	2.44	0.51
19:AJ:41:ARG:HH12	19:AJ:103:ASN:C	2.13	0.51
20:AK:34:MET:HA	20:AK:98:ARG:HG3	1.90	0.51
20:AK:46:ASP:OD1	20:AK:51:GLU:HB2	2.11	0.51
23:AN:29:LEU:O	23:AN:31:THR:N	2.43	0.51
25:AP:26:LEU:C	25:AP:28:PRO:HD2	2.31	0.51
25:AP:51:ARG:HH22	25:AP:148:ALA:HB3	1.75	0.51
27:AR:146:ASN:O	27:AR:148:LEU:N	2.42	0.51
27:AR:77:HIS:CG	27:AR:78:PHE:H	2.25	0.51
28:AS:56:GLU:H	28:AS:56:GLU:CD	2.13	0.51
30:AU:44:VAL:HG21	30:AU:63:CYS:SG	2.50	0.51
35:AZ:25:ASP:O	35:AZ:27:TYR:N	2.43	0.51
2:B2:111:GLU:HA	2:B2:172:ILE:O	2.09	0.51
4:B4:196:GLY:C	4:B4:198:ASP:H	2.13	0.51
7:B7:69:ASN:HD21	7:B7:71:GLU:CB	2.22	0.51
9:B9:146:UNK:O	9:B9:150:UNK:CG	2.51	0.51
10:BA:1263:G:C8	10:BA:1263:G:O5'	2.63	0.51
10:BA:1277:U:H1'	10:BA:1286:U:C4	2.45	0.51
10:BA:1360:U:O2'	10:BA:1361:A:H8	1.93	0.51
10:BA:1385:U:C6	10:BA:1385:U:OP1	2.64	0.51
10:BA:1693:A:O2'	10:BA:1694:U:H5'	2.10	0.51
10:BA:1752:U:O3'	10:BA:1753:A:H8	1.94	0.51
10:BA:222:U:O2'	10:BA:223:C:H5'	2.11	0.51
10:BA:352:C:C2	10:BA:375:G:N2	2.79	0.51
10:BA:595:A:H2'	10:BA:596:U:O4'	2.10	0.51
10:BA:747:G:N2	10:BA:755:G:H1	2.08	0.51
10:BA:849:A:H2'	10:BA:850:G:C8	2.45	0.51
10:BA:8:U:H5'	10:BA:9:U:OP2	2.11	0.51
10:BA:90:U:H6	10:BA:90:U:O5'	1.92	0.51
11:BB:137:ASN:ND2	14:BE:54:PRO:HD3	2.25	0.51
11:BB:139:PRO:HD3	35:BZ:47:VAL:HG21	1.91	0.51
13:BD:8:THR:CG2	13:BD:9:SER:H	2.11	0.51
14:BE:184:ILE:HB	14:BE:185:PRO:HD3	1.92	0.51
16:BG:99:THR:O	16:BG:101:ARG:N	2.42	0.51
27:BR:272:VAL:O	27:BR:278:VAL:HG13	2.11	0.51
32:BW:8:HIS:O	32:BW:30:ARG:HD2	2.11	0.51
2:A2:12:ARG:O	2:A2:13:ALA:C	2.49	0.51
2:A2:75:TRP:NE1	2:A2:77:SER:HB2	2.26	0.51
7:A7:12:ILE:HA	7:A7:15:GLN:NE2	2.25	0.51
7:A7:69:ASN:HD21	7:A7:71:GLU:CB	2.20	0.51
9:A9:83:LYS:CG	9:A9:84:LYS:N	2.73	0.51

*Continued on next page...*

*Continued from previous page...*

Atom-1	Atom-2	Interatomic distance (Å)	Clash overlap (Å)
10:AA:1059:A:H2'	10:AA:1060:A:C8	2.45	0.51
10:AA:110:A:H4'	10:AA:111:G:O5'	2.11	0.51
10:AA:1409:G:O5'	10:AA:1409:G:H8	1.92	0.51
10:AA:316:G:O4'	26:AQ:79:MET:CE	2.59	0.51
10:AA:413:C:O5'	10:AA:413:C:H6	1.94	0.51
10:AA:537:A:O2'	10:AA:538:A:C5'	2.59	0.51
13:AD:31:ILE:HG23	13:AD:36:LEU:HB2	1.92	0.51
16:AG:101:ARG:O	16:AG:103:PRO:CD	2.58	0.51
19:AJ:27:ASN:HD21	19:AJ:29:LYS:HB2	1.75	0.51
23:AN:26:ARG:O	23:AN:30:ILE:HD11	2.09	0.51
2:A2:192:GLU:HB2	26:AQ:19:SER:HB3	1.92	0.51
28:AS:58:TYR:HB3	28:AS:88:MET:CE	2.40	0.51
32:AW:185:ILE:HG22	32:AW:226:ASN:O	2.11	0.51
10:AA:782:A:O2'	32:AW:209:ILE:HD13	2.11	0.51
10:AA:1652:A:C2	34:AY:66:GLY:HA3	2.46	0.51
34:AY:90:GLY:O	34:AY:92:ARG:N	2.44	0.51
35:AZ:13:MET:HE1	35:AZ:31:LYS:HD3	1.91	0.51
7:B7:9:LYS:HA	7:B7:45:LEU:HD11	1.90	0.51
10:BA:1027:U:C2'	10:BA:1028:G:H5''	2.40	0.51
10:BA:1333:A:N7	10:BA:1334:U:C4	2.79	0.51
10:BA:1352:A:O2'	10:BA:1353:G:O5'	2.26	0.51
10:BA:1712:C:H2'	10:BA:1713:G:O4'	2.09	0.51
10:BA:188:G:H2'	10:BA:189:C:H5''	1.91	0.51
10:BA:653:U:C2	10:BA:656:G:N2	2.79	0.51
10:BA:894:U:C5	10:BA:895:U:C5	2.98	0.51
10:BA:928:C:H2'	10:BA:929:A:C8	2.45	0.51
10:BA:955:A:C2	10:BA:956:A:N3	2.78	0.51
10:BA:99:A:O2'	10:BA:299:C:N4	2.44	0.51
12:BC:9:ASN:HD22	12:BC:12:LYS:CD	2.23	0.51
13:BD:8:THR:O	13:BD:9:SER:CB	2.58	0.51
15:BF:26:ARG:HG3	15:BF:32:PHE:CE2	2.45	0.51
17:BH:89:TRP:CE3	17:BH:93:ILE:HD11	2.46	0.51
18:BI:44:GLN:CA	18:BI:47:GLN:HE21	1.98	0.51
8:B8:43:VAL:HG12	22:BM:57:ARG:HD2	1.92	0.51
25:BP:141:ASP:O	25:BP:145:ASN:ND2	2.43	0.51
25:BP:146:PHE:CD1	25:BP:147:VAL:N	2.79	0.51
27:BR:291:VAL:HG12	27:BR:292:CYS:N	2.25	0.51
28:BS:15:GLY:N	28:BS:114:PHE:HE2	2.08	0.51
28:BS:38:LEU:O	28:BS:42:PHE:CD1	2.64	0.51
28:BS:58:TYR:HB3	28:BS:88:MET:CE	2.41	0.51
31:BV:89:SER:C	31:BV:91:ILE:N	2.63	0.51

*Continued on next page...*



*Continued from previous page...*

Atom-1	Atom-2	Interatomic distance (Å)	Clash overlap (Å)
32:BW:49:LYS:CE	32:BW:58:GLY:HA2	2.41	0.51
4:A4:135:GLY:O	4:A4:136:TYR:HD1	1.94	0.51
6:A6:32:ASP:O	6:A6:77:PHE:HA	2.10	0.51
10:AA:1064:A:O2'	10:AA:1065:A:H5''	2.10	0.51
10:AA:1073:G:OP2	17:AH:12:LYS:NZ	2.34	0.51
10:AA:1148:G:H1'	10:AA:1167:C:HO2'	1.76	0.51
9:A9:88:HIS:CD2	10:AA:1220:C:OP1	2.63	0.51
10:AA:1277:U:O2'	10:AA:1278:C:P	2.68	0.51
10:AA:150:A:N6	10:AA:409:G:C6	2.78	0.51
10:AA:31:U:H3	10:AA:460:A:H2	1.57	0.51
10:AA:3:C:H5'	10:AA:3:C:C6	2.40	0.51
10:AA:504:A:H5'	13:AD:171:ARG:HG2	1.93	0.51
10:AA:561:A:H2'	10:AA:562:G:O4'	2.11	0.51
10:AA:745:G:H2'	10:AA:746:A:C8	2.45	0.51
10:AA:854:G:H1'	10:AA:922:A:H1'	1.93	0.51
10:AA:1305:C:C1'	12:AC:165:GLN:HG3	2.40	0.51
10:AA:1263:G:H5'	14:AE:120:LYS:HE3	1.91	0.51
20:AK:116:LEU:C	20:AK:116:LEU:CD2	2.79	0.51
21:AL:106:LEU:HD21	21:AL:121:PHE:C	2.30	0.51
22:AM:138:THR:O	22:AM:138:THR:HG22	2.10	0.51
32:AW:161:THR:HG23	32:AW:228:PHE:HE1	1.76	0.51
33:AX:59:SER:O	33:AX:61:ASN:N	2.43	0.51
34:AY:98:ARG:NH2	34:AY:101:ILE:O	2.44	0.51
34:AY:166:LYS:HA	34:AY:171:LYS:O	2.10	0.51
34:AY:98:ARG:HD2	34:AY:99:GLY:N	2.26	0.51
2:B2:22:ARG:NH1	2:B2:25:ARG:NH1	2.53	0.51
4:B4:94:VAL:HG13	4:B4:98:ASN:O	2.10	0.51
5:B5:57:LEU:HG	5:B5:58:ALA:N	2.25	0.51
10:BA:101:A:H2'	10:BA:102:A:C8	2.46	0.51
10:BA:1085:A:H4'	10:BA:1086:G:OP1	2.10	0.51
10:BA:1368:A:O2'	10:BA:1370:U:OP2	2.22	0.51
10:BA:1517:A:OP1	22:BM:132:LYS:HA	2.10	0.51
10:BA:1555:A:C2	10:BA:1557:U:O4	2.63	0.51
10:BA:1568:C:O2'	10:BA:1570:U:H5	1.93	0.51
10:BA:125:U:N3	10:BA:171:U:O4	2.43	0.51
10:BA:251:G:O2'	10:BA:252:U:H5'	2.10	0.51
10:BA:424:A:O2'	10:BA:425:A:H5'	2.10	0.51
10:BA:537:A:C2'	10:BA:538:A:OP2	2.59	0.51
10:BA:629:A:OP1	10:BA:630:A:OP2	2.29	0.51
10:BA:74:A:N3	34:BY:179:ILE:CD1	2.73	0.51
10:BA:765:A:O2'	10:BA:766:G:P	2.69	0.51

*Continued on next page...*

*Continued from previous page...*

Atom-1	Atom-2	Interatomic distance (Å)	Clash overlap (Å)
10:BA:798:G:O2'	10:BA:799:G:C5'	2.54	0.51
14:BE:145:TRP:N	14:BE:153:HIS:HE1	2.06	0.51
14:BE:41:LYS:O	14:BE:42:ILE:CG1	2.52	0.51
14:BE:69:LYS:HE2	14:BE:76:LYS:NZ	2.25	0.51
16:BG:157:ALA:O	16:BG:158:PHE:O	2.28	0.51
16:BG:62:PRO:O	16:BG:64:VAL:N	2.43	0.51
20:BK:31:CYS:HA	20:BK:43:HIS:O	2.09	0.51
10:BA:1080:G:O6	21:BL:22:GLN:OE1	2.28	0.51
10:BA:319:A:OP1	26:BQ:55:LYS:HE3	2.09	0.51
27:BR:83:ALA:HB1	27:BR:126:PHE:HB2	1.92	0.51
10:BA:1155:A:N1	28:BS:104:GLY:HA3	2.25	0.51
28:BS:127:THR:O	28:BS:127:THR:HG22	2.11	0.51
31:BV:82:LEU:O	31:BV:83:ASP:HB3	2.10	0.51
34:BY:57:ASP:C	34:BY:59:ASP:H	2.13	0.51
9:A9:144:ASP:O	9:A9:147:UNK:CG	2.47	0.51
9:A9:85:LYS:CG	9:A9:86:THR:H	2.10	0.51
10:AA:1050:C:H2'	10:AA:1051:G:H8	1.75	0.51
10:AA:1467:U:H3	10:AA:1483:G:H1	1.58	0.51
10:AA:542:G:H2'	10:AA:543:A:H8	1.74	0.51
10:AA:616:A:O2'	10:AA:617:A:P	2.68	0.51
12:AC:129:VAL:HG12	12:AC:134:ALA:HB2	1.92	0.51
12:AC:84:ASP:C	12:AC:86:GLN:N	2.62	0.51
18:AI:12:PHE:O	18:AI:89:LYS:HD2	2.11	0.51
19:AJ:18:ARG:O	19:AJ:18:ARG:HG3	2.10	0.51
21:AL:42:PHE:HB3	21:AL:45:ALA:HB3	1.93	0.51
22:AM:39:GLY:O	22:AM:40:ARG:C	2.48	0.51
26:AQ:17:LEU:HD23	26:AQ:20:LYS:NZ	2.25	0.51
27:AR:15:GLY:CA	27:AR:65:PHE:HB2	2.36	0.51
9:A9:108:LYS:HA	30:AU:65:LYS:HE3	1.92	0.51
31:AV:34:ILE:O	31:AV:38:VAL:HG23	2.10	0.51
32:AW:163:LYS:HD2	32:AW:237:TRP:CZ3	2.45	0.51
33:AX:40:LEU:HA	33:AX:43:ARG:HG2	1.92	0.51
2:B2:105:VAL:HB	2:B2:108:SER:OG	2.10	0.51
3:B3:122:VAL:O	3:B3:125:ALA:HB3	2.11	0.51
3:B3:44:GLN:HG2	3:B3:45:VAL:N	2.25	0.51
5:B5:37:LYS:NZ	10:BA:911:A:OP1	2.43	0.51
5:B5:66:ILE:HG22	5:B5:67:PRO:O	2.09	0.51
9:B9:159:UNK:O	9:B9:162:UNK:HG3	2.10	0.51
10:BA:1245:G:O2'	10:BA:1246:C:P	2.69	0.51
10:BA:1286:U:O2'	10:BA:1287:U:OP2	2.28	0.51
10:BA:137:G:H2'	10:BA:138:G:C8	2.45	0.51

*Continued on next page...*

*Continued from previous page...*

Atom-1	Atom-2	Interatomic distance (Å)	Clash overlap (Å)
10:BA:1409:G:O5'	10:BA:1409:G:H8	1.93	0.51
10:BA:1469:U:OP2	29:BT:77:SER:OG	2.27	0.51
10:BA:147:G:H1	10:BA:155:U:H3	1.57	0.51
10:BA:1507:U:O2'	10:BA:1508:G:P	2.69	0.51
10:BA:1590:C:O2'	10:BA:1591:C:H5''	2.11	0.51
10:BA:1004:A:C2	10:BA:1745:G:C5	2.99	0.51
10:BA:272:U:C3'	10:BA:273:A:H5''	2.41	0.51
10:BA:75:C:O5'	10:BA:75:C:C6	2.61	0.51
13:BD:110:GLN:CD	13:BD:126:ARG:HG2	2.31	0.51
13:BD:83:TYR:HE2	13:BD:147:MET:HB3	1.76	0.51
16:BG:22:VAL:HG12	16:BG:23:LYS:H	1.76	0.51
16:BG:52:GLN:HE22	16:BG:58:LYS:HE2	1.75	0.51
17:BH:99:PHE:N	17:BH:99:PHE:CD1	2.79	0.51
19:BJ:95:VAL:N	19:BJ:96:PRO:CD	2.73	0.51
20:BK:110:PRO:C	20:BK:112:ALA:H	2.14	0.51
25:BP:51:ARG:HH22	25:BP:148:ALA:HB3	1.76	0.51
25:BP:98:LYS:H	25:BP:98:LYS:HD3	1.73	0.51
26:BQ:83:VAL:CG1	26:BQ:84:ILE:N	2.73	0.51
31:BV:25:THR:C	31:BV:31:ASN:HD21	2.13	0.51
10:BA:1373:G:OP1	31:BV:4:VAL:HA	2.11	0.51
33:BX:59:SER:O	33:BX:61:ASN:N	2.44	0.51
34:BY:71:GLY:HA2	34:BY:98:ARG:NH1	2.26	0.51
3:A3:66:HIS:ND1	3:A3:67:PHE:N	2.59	0.51
6:A6:34:LYS:HD2	6:A6:76:ALA:HB3	1.93	0.51
7:A7:91:THR:O	7:A7:91:THR:HG22	2.10	0.51
10:AA:1027:U:O2'	10:AA:1028:G:H5''	2.10	0.51
10:AA:116:U:H3	32:AW:33:GLN:CD	2.14	0.51
10:AA:1572:A:N7	10:AA:1574:C:N4	2.58	0.51
10:AA:1661:G:H1'	10:AA:1663:A:H62	1.74	0.51
10:AA:207:U:H2'	10:AA:208:A:H8	1.75	0.51
10:AA:422:G:O2'	10:AA:423:G:H5'	2.11	0.51
10:AA:726:U:O4	10:AA:727:U:C4	2.64	0.51
10:AA:830:G:H2'	10:AA:831:G:C8	2.45	0.51
12:AC:35:ALA:HB2	12:AC:60:GLN:CG	2.40	0.51
12:AC:84:ASP:O	12:AC:84:ASP:OD1	2.28	0.51
13:AD:26:ASN:HA	13:AD:29:LYS:HG3	1.93	0.51
19:AJ:25:CYS:HB3	19:AJ:31:VAL:HB	1.92	0.51
10:AA:968:C:O2'	20:AK:141:ARG:HG2	2.11	0.51
20:AK:45:THR:HG21	20:AK:49:GLY:HA2	1.91	0.51
21:AL:40:ASN:CB	21:AL:41:PRO:HD2	2.38	0.51
23:AN:39:ARG:HH11	23:AN:39:ARG:HG2	1.76	0.51

*Continued on next page...*

*Continued from previous page...*

Atom-1	Atom-2	Interatomic distance (Å)	Clash overlap (Å)
27:AR:281:PHE:CD1	27:AR:281:PHE:N	2.79	0.51
28:AS:47:ARG:O	28:AS:51:LYS:HB2	2.10	0.51
32:AW:129:THR:HB	32:AW:142:VAL:HG12	1.92	0.51
32:AW:150:ARG:HG2	32:AW:151:PHE:CD1	2.41	0.51
34:AY:179:ILE:HG22	34:AY:179:ILE:O	2.10	0.51
10:AA:155:U:H4'	34:AY:83:CYS:HA	1.93	0.51
2:B2:12:ARG:O	2:B2:13:ALA:C	2.49	0.51
2:B2:173:LEU:HB3	2:B2:191:LEU:CD1	2.40	0.51
5:B5:59:PHE:O	5:B5:60:GLU:O	2.28	0.51
10:BA:1187:C:C4	10:BA:1188:A:C6	2.99	0.51
10:BA:1454:A:O2'	10:BA:1455:A:H5'	2.11	0.51
10:BA:1442:A:H5'	10:BA:1545:A:H62	1.76	0.51
10:BA:534:A:C3'	10:BA:535:A:H5'	2.15	0.51
10:BA:597:U:O2'	10:BA:598:A:H5'	2.10	0.51
11:BB:22:THR:CG2	11:BB:23:ILE:H	2.24	0.51
16:BG:14:PHE:CD2	16:BG:89:LYS:HG3	2.45	0.51
19:BJ:38:ILE:HG13	19:BJ:104:PHE:HE2	1.76	0.51
4:B4:66:ARG:NH1	20:BK:48:SER:OG	2.44	0.51
10:BA:562:G:OP1	21:BL:69:LYS:HD2	2.10	0.51
10:BA:605:U:H1'	26:BQ:96:TYR:HA	1.93	0.51
27:BR:212:HIS:HE1	27:BR:231:GLY:HA2	1.76	0.51
30:BU:102:SER:C	30:BU:103:LEU:HD23	2.30	0.51
30:BU:20:ASN:HD21	30:BU:27:LYS:NZ	2.08	0.51
34:BY:137:ARG:CG	34:BY:181:ARG:HG3	2.41	0.51
34:BY:179:ILE:O	34:BY:180:GLN:C	2.49	0.51
4:A4:42:SER:O	4:A4:43:LYS:O	2.29	0.51
7:A7:11:ARG:O	7:A7:15:GLN:HG3	2.11	0.51
8:A8:29:LYS:HZ1	10:AA:1509:U:H5'	1.76	0.51
10:AA:1111:A:H2'	10:AA:1112:A:H8	1.76	0.51
10:AA:188:G:C4	10:AA:190:G:H1'	2.46	0.51
10:AA:300:C:C6	10:AA:300:C:H5'	2.46	0.51
10:AA:879:G:C6	10:AA:880:G:C6	2.99	0.51
10:AA:932:G:C5'	24:AO:7:LYS:NZ	2.74	0.51
12:AC:9:ASN:C	12:AC:11:LYS:N	2.64	0.51
25:AP:9:LYS:O	25:AP:21:LEU:HA	2.10	0.51
27:AR:125:ALA:HB2	27:AR:168:VAL:HG23	1.93	0.51
27:AR:297:GLU:H	27:AR:298:PRO:CD	2.24	0.51
31:AV:82:LEU:O	31:AV:83:ASP:HB3	2.11	0.51
34:AY:64:LYS:NZ	34:AY:82:SER:N	2.57	0.51
1:B1:8:LYS:HG2	1:B1:56:GLU:OE1	2.11	0.51
2:B2:39:THR:HB	2:B2:69:CYS:HB3	1.91	0.51

*Continued on next page...*

*Continued from previous page...*

Atom-1	Atom-2	Interatomic distance (Å)	Clash overlap (Å)
4:B4:108:ILE:CG2	4:B4:109:THR:H	2.17	0.51
4:B4:117:ILE:HG22	4:B4:117:ILE:O	2.10	0.51
5:B5:34:LYS:NZ	10:BA:1744:U:C5	2.78	0.51
5:B5:45:VAL:HG12	5:B5:49:SER:HB3	1.93	0.51
8:B8:50:VAL:O	8:B8:54:ILE:HG13	2.11	0.51
9:B9:131:ARG:NH1	9:B9:142:LYS:HB3	2.25	0.51
9:B9:164:UNK:C	9:B9:167:UNK:HG3	2.41	0.51
10:BA:1201:G:O2'	10:BA:1202:A:H8	1.94	0.51
10:BA:1263:G:N2	10:BA:1296:G:N1	2.54	0.51
10:BA:1511:A:O2'	10:BA:1512:G:OP2	2.28	0.51
10:BA:1568:C:OP2	23:BN:18:LYS:NZ	2.41	0.51
10:BA:1701:C:H2'	10:BA:1702:A:C5'	2.41	0.51
10:BA:212:A:H1'	10:BA:239:A:N6	2.25	0.51
10:BA:216:G:O2'	10:BA:217:A:H5'	2.10	0.51
10:BA:280:U:H2'	10:BA:281:A:H8	1.76	0.51
10:BA:407:A:C4'	10:BA:408:C:OP2	2.50	0.51
10:BA:553:A:N6	12:BC:181:LYS:HB3	2.26	0.51
14:BE:154:THR:CG2	14:BE:155:ILE:HG13	2.39	0.51
16:BG:197:LYS:C	16:BG:200:ARG:HG2	2.31	0.51
17:BH:71:LYS:HG3	17:BH:128:PHE:HE1	1.76	0.51
19:BJ:41:ARG:HH12	19:BJ:103:ASN:C	2.14	0.51
21:BL:61:LYS:HD2	21:BL:117:PRO:HA	1.93	0.51
21:BL:52:VAL:HG22	21:BL:71:VAL:HG11	1.91	0.51
22:BM:87:ASN:ND2	22:BM:99:GLN:NE2	2.57	0.51
26:BQ:70:ILE:HD11	26:BQ:136:PHE:CE1	2.46	0.51
32:BW:222:THR:HG23	32:BW:223:ARG:N	2.25	0.51
13:BD:28:MET:HB3	33:BX:45:TYR:HD2	1.76	0.51
34:BY:153:PRO:CG	34:BY:154:ILE:H	2.21	0.51
34:BY:31:LYS:HE2	34:BY:68:MET:HE1	1.93	0.51
3:A3:5:LYS:O	3:A3:6:PHE:CD1	2.64	0.51
10:AA:1009:U:C4'	10:AA:1010:A:OP2	2.56	0.51
10:AA:1037:G:O2'	10:AA:1038:U:H5'	2.11	0.51
10:AA:1174:A:H2'	10:AA:1175:A:C5'	2.33	0.51
10:AA:1511:A:OP2	10:AA:1511:A:H8	1.93	0.51
10:AA:1513:G:H2'	10:AA:1514:G:C1'	2.41	0.51
10:AA:1531:G:C4	22:AM:134:ARG:HD2	2.46	0.51
10:AA:212:A:H1'	10:AA:239:A:N6	2.26	0.51
10:AA:251:G:O2'	10:AA:252:U:H5'	2.11	0.51
10:AA:327:G:C2'	10:AA:328:G:C5'	2.82	0.51
10:AA:427:A:C6	10:AA:428:A:C2	2.99	0.51
10:AA:584:C:H5''	33:AX:44:ARG:HH22	1.76	0.51

*Continued on next page...*

*Continued from previous page...*

Atom-1	Atom-2	Interatomic distance (Å)	Clash overlap (Å)
10:AA:753:C:H2'	10:AA:754:A:H5'	1.91	0.51
10:AA:971:A:H2'	10:AA:972:G:C5'	2.39	0.51
11:AB:56:ALA:HB2	11:AB:157:ILE:HD11	1.92	0.51
12:AC:109:ASN:ND2	12:AC:178:VAL:HG13	2.25	0.51
13:AD:42:VAL:O	13:AD:46:GLN:HG3	2.10	0.51
14:AE:27:TRP:HH2	14:AE:57:GLU:CD	2.14	0.51
15:AF:26:ARG:HB2	15:AF:32:PHE:CE1	2.46	0.51
16:AG:125:THR:HB	16:AG:130:ARG:NH2	2.25	0.51
23:AN:25:ALA:HB1	23:AN:27:GLN:OE1	2.10	0.51
27:AR:291:VAL:HG12	27:AR:292:CYS:N	2.26	0.51
29:AT:40:TRP:O	29:AT:41:THR:O	2.29	0.51
32:AW:57:ASN:O	32:AW:60:ASP:HB2	2.11	0.51
10:AA:1674:A:H4'	34:AY:81:HIS:HE1	1.76	0.51
35:AZ:73:VAL:HG13	35:AZ:78:GLU:HB3	1.93	0.51
2:B2:82:ARG:NH1	10:BA:254:A:H5'	2.25	0.51
3:B3:130:LEU:HD23	3:B3:130:LEU:N	2.26	0.51
10:BA:1186:G:H5'	10:BA:1216:A:C2	2.46	0.51
10:BA:1551:U:H2'	10:BA:1552:U:H6	1.72	0.51
10:BA:1703:A:H2'	10:BA:1704:C:H6	1.76	0.51
10:BA:313:G:O2'	10:BA:314:A:P	2.69	0.51
10:BA:607:G:OP2	10:BA:1071:U:C6	2.64	0.51
10:BA:764:U:N3	10:BA:766:G:C2	2.79	0.51
10:BA:868:U:C2'	10:BA:869:A:C5'	2.85	0.51
11:BB:114:GLU:HB2	14:BE:32:LYS:HE3	1.92	0.51
14:BE:74:GLU:C	14:BE:76:LYS:N	2.64	0.51
26:BQ:12:GLN:O	26:BQ:53:VAL:HG13	2.11	0.51
27:BR:275:ASP:CB	27:BR:311:GLN:HG2	2.41	0.51
27:BR:312:CYS:HB3	27:BR:328:PHE:CZ	2.45	0.51
28:BS:60:LYS:HD3	28:BS:64:LYS:HE3	1.93	0.51
29:BT:9:THR:CG2	29:BT:10:VAL:H	2.24	0.51
10:BA:1201:G:O6	30:BU:30:HIS:HB3	2.10	0.51
34:BY:132:LYS:HZ3	34:BY:163:ARG:HB2	1.75	0.51
34:BY:211:GLU:OE1	34:BY:211:GLU:HA	2.11	0.51
34:BY:23:LYS:NZ	34:BY:43:ASP:OD2	2.42	0.51
2:A2:101:THR:HG22	2:A2:101:THR:O	2.11	0.51
2:A2:63:PHE:CD1	2:A2:63:PHE:N	2.79	0.51
8:A8:39:VAL:HG13	8:A8:74:LYS:HE2	1.93	0.51
10:AA:765:A:O2'	10:AA:766:G:P	2.69	0.51
11:AB:22:THR:CG2	11:AB:23:ILE:H	2.23	0.51
13:AD:83:TYR:HE2	13:AD:147:MET:HB3	1.76	0.51
13:AD:93:LEU:O	13:AD:96:VAL:HG23	2.11	0.51

*Continued on next page...*

*Continued from previous page...*

Atom-1	Atom-2	Interatomic distance (Å)	Clash overlap (Å)
12:AC:119:ARG:HH12	14:AE:123:GLN:H	1.59	0.51
14:AE:184:ILE:HG23	14:AE:212:LEU:HD21	1.93	0.51
16:AG:191:GLU:O	16:AG:195:VAL:HG23	2.11	0.51
17:AH:79:TYR:N	17:AH:79:TYR:CD1	2.79	0.51
20:AK:101:GLY:CA	20:AK:133:THR:HG22	2.41	0.51
21:AL:55:LYS:HD3	21:AL:55:LYS:H	1.76	0.51
22:AM:50:LEU:HD22	22:AM:68:LYS:HB3	1.92	0.51
30:AU:29:LEU:HD12	30:AU:55:TYR:CE2	2.46	0.51
31:AV:5:ARG:CG	31:AV:10:LYS:HE2	2.40	0.51
34:AY:131:ARG:NH2	34:AY:133:LEU:O	2.44	0.51
5:B5:58:ALA:HB2	20:BK:126:ILE:N	2.26	0.51
9:B9:113:GLN:HA	9:B9:127:LYS:CE	2.41	0.51
10:BA:1171:G:O2'	10:BA:1172:G:P	2.69	0.51
10:BA:1728:U:O2'	10:BA:1729:A:H5'	2.11	0.51
10:BA:426:G:H21	10:BA:428:A:H3'	1.76	0.51
10:BA:506:U:H5'	13:BD:131:GLN:HB3	1.93	0.51
10:BA:605:U:O2	10:BA:605:U:C2'	2.59	0.51
10:BA:617:A:O2'	10:BA:618:G:OP1	2.24	0.51
10:BA:670:G:H8	10:BA:670:G:C5'	2.24	0.51
11:BB:56:ALA:HB2	11:BB:157:ILE:HD11	1.93	0.51
12:BC:105:VAL:HG22	12:BC:189:VAL:CG2	2.40	0.51
12:BC:10:LYS:O	12:BC:14:PHE:HB2	2.11	0.51
14:BE:176:GLY:O	14:BE:178:GLY:N	2.40	0.51
15:BF:52:LYS:HE2	15:BF:59:ALA:H	1.76	0.51
16:BG:189:LYS:O	16:BG:189:LYS:HD3	2.11	0.51
16:BG:197:LYS:O	16:BG:200:ARG:HG2	2.10	0.51
16:BG:72:MET:HE1	16:BG:81:LYS:HB2	1.93	0.51
24:BO:98:LEU:CD1	24:BO:148:ALA:HB1	2.40	0.51
26:BQ:117:LYS:HZ1	26:BQ:144:ASN:C	2.14	0.51
26:BQ:12:GLN:HG3	26:BQ:16:PHE:HE1	1.76	0.51
27:BR:281:PHE:HA	27:BR:290:PRO:HD2	1.92	0.51
27:BR:33:GLN:NE2	27:BR:87:GLU:HA	2.26	0.51
30:BU:76:ARG:O	30:BU:79:LEU:HB2	2.10	0.51
32:BW:161:THR:HG23	32:BW:228:PHE:HE1	1.76	0.51
35:BZ:47:VAL:HG22	35:BZ:48:GLN:N	2.26	0.51
3:A3:13:THR:O	3:A3:17:GLU:HG3	2.11	0.50
4:A4:90:VAL:HG23	4:A4:104:TYR:CG	2.46	0.50
4:A4:119:LYS:HG2	4:A4:119:LYS:O	2.11	0.50
4:A4:75:LEU:HB2	4:A4:79:SER:OG	2.10	0.50
8:A8:27:LYS:HD3	8:A8:27:LYS:H	1.75	0.50
9:A9:121:PRO:HB2	30:AU:38:ALA:HA	1.92	0.50

*Continued on next page...*

*Continued from previous page...*

Atom-1	Atom-2	Interatomic distance (Å)	Clash overlap (Å)
10:AA:1319:U:O4'	10:AA:1489:U:O2	2.29	0.50
10:AA:1606:C:C6	10:AA:1606:C:C3'	2.94	0.50
10:AA:1608:C:H4'	10:AA:1609:C:OP1	2.10	0.50
10:AA:1608:C:N4	10:AA:1610:G:N2	2.59	0.50
10:AA:311:U:H5'	10:AA:312:C:C5'	2.34	0.50
10:AA:752:C:O2'	10:AA:753:C:H5'	2.12	0.50
10:AA:761:U:C5	10:AA:764:U:N3	2.79	0.50
10:AA:761:U:O2'	10:AA:762:U:H5''	2.11	0.50
10:AA:795:A:H4'	10:AA:796:U:C5'	2.40	0.50
10:AA:843:A:H2'	10:AA:844:G:C8	2.41	0.50
10:AA:882:G:O6	10:AA:883:A:C2	2.64	0.50
10:AA:981:A:O2'	10:AA:982:U:OP2	2.29	0.50
11:AB:5:ARG:NE	11:AB:176:ARG:HH21	2.09	0.50
12:AC:98:GLY:HA2	12:AC:104:GLN:NE2	2.26	0.50
13:AD:123:HIS:O	13:AD:124:HIS:C	2.47	0.50
10:AA:453:G:OP1	13:AD:3:LYS:HE3	2.11	0.50
15:AF:26:ARG:HG3	15:AF:32:PHE:CE2	2.46	0.50
16:AG:96:HIS:O	16:AG:100:GLY:HA2	2.10	0.50
20:AK:30:VAL:HG22	20:AK:94:HIS:HB2	1.92	0.50
27:AR:181:GLN:HG3	27:AR:183:PHE:CZ	2.46	0.50
27:AR:241:ASP:OD2	27:AR:243:LEU:HB2	2.10	0.50
32:AW:88:LEU:CD1	32:AW:104:LEU:HD23	2.41	0.50
34:AY:137:ARG:CG	34:AY:181:ARG:HG3	2.40	0.50
10:AA:75:C:OP1	34:AY:176:CYS:HB3	2.10	0.50
34:AY:36:VAL:HB	34:AY:50:PHE:HB2	1.93	0.50
34:AY:91:PHE:O	34:AY:92:ARG:C	2.48	0.50
2:B2:105:VAL:HG13	10:BA:320:G:C4'	2.41	0.50
7:B7:56:GLU:HB3	7:B7:67:TYR:CE1	2.46	0.50
10:BA:1164:C:H5''	10:BA:1165:A:H3'	1.93	0.50
10:BA:12:U:HO2'	10:BA:1271:G:HO2'	1.54	0.50
10:BA:605:U:H5'	10:BA:606:U:OP2	2.11	0.50
10:BA:635:U:O2'	10:BA:636:G:H5'	2.11	0.50
10:BA:760:G:H21	10:BA:766:G:N2	2.05	0.50
10:BA:733:G:N2	10:BA:782:A:C6	2.72	0.50
10:BA:787:A:O2'	17:BH:105:THR:HG23	2.11	0.50
10:BA:794:A:C2	10:BA:836:G:C1'	2.93	0.50
11:BB:203:LEU:HD22	11:BB:204:PRO:HD2	1.93	0.50
12:BC:180:PHE:C	12:BC:182:GLN:H	2.14	0.50
1:B1:46:LYS:HE3	16:BG:140:ARG:HE	1.76	0.50
18:BI:31:LEU:HD13	18:BI:38:ILE:CD1	2.37	0.50
21:BL:3:VAL:HG12	21:BL:4:GLY:N	2.21	0.50

*Continued on next page...*



*Continued from previous page...*

Atom-1	Atom-2	Interatomic distance (Å)	Clash overlap (Å)
23:BN:20:CYS:O	23:BN:21:ARG:C	2.49	0.50
24:BO:8:GLY:O	24:BO:9:LYS:HB2	2.10	0.50
10:BA:315:U:O2'	26:BQ:79:MET:CE	2.59	0.50
27:BR:171:SER:HB3	27:BR:186:TYR:CZ	2.46	0.50
27:BR:169:ARG:O	27:BR:187:PHE:HB2	2.11	0.50
27:BR:266:LYS:O	27:BR:268:GLN:N	2.44	0.50
29:BT:24:SER:HA	29:BT:27:LYS:HG3	1.92	0.50
2:A2:114:SER:HA	2:A2:172:ILE:CD1	2.42	0.50
4:A4:162:ALA:O	4:A4:163:LYS:C	2.50	0.50
6:A6:23:ILE:HG23	24:AO:20:PHE:CD2	2.46	0.50
9:A9:126:ALA:HB1	10:AA:1223:U:O2'	2.11	0.50
10:AA:1361:A:H2'	10:AA:1362:U:C6	2.46	0.50
10:AA:1366:G:N2	10:AA:1374:C:N1	2.58	0.50
10:AA:1514:G:H5'	29:AT:90:GLY:HA3	1.93	0.50
2:A2:7:SER:HB3	10:AA:327:G:H21	1.76	0.50
10:AA:605:U:H5'	10:AA:606:U:OP2	2.11	0.50
10:AA:68:U:H4'	34:AY:169:LYS:NZ	2.25	0.50
10:AA:896:U:H2'	10:AA:897:A:H8	1.77	0.50
12:AC:10:LYS:O	12:AC:14:PHE:HB2	2.12	0.50
13:AD:126:ARG:NH1	13:AD:144:PRO:HB2	2.26	0.50
16:AG:197:LYS:O	16:AG:200:ARG:HG2	2.11	0.50
17:AH:99:PHE:CD1	17:AH:99:PHE:N	2.78	0.50
10:AA:1577:G:OP2	18:AI:129:LYS:HD3	2.12	0.50
18:AI:30:LEU:HG	18:AI:66:ASP:OD1	2.11	0.50
22:AM:119:ILE:CG2	28:AS:124:PHE:HE2	2.22	0.50
29:AT:19:ILE:HD13	29:AT:63:ALA:HB2	1.94	0.50
32:AW:117:SER:C	32:AW:119:GLU:H	2.15	0.50
32:AW:177:LEU:H	32:AW:177:LEU:CD2	2.24	0.50
34:AY:57:ASP:C	34:AY:59:ASP:H	2.13	0.50
34:AY:97:VAL:CG1	34:AY:98:ARG:N	2.74	0.50
2:B2:124:HIS:CE1	2:B2:152:LYS:HD3	2.46	0.50
2:B2:72:ASN:OD1	2:B2:81:THR:HG22	2.11	0.50
2:B2:75:TRP:NE1	2:B2:77:SER:HB2	2.27	0.50
3:B3:126:LEU:HB2	3:B3:174:TYR:HE1	1.76	0.50
4:B4:161:TYR:HD1	4:B4:161:TYR:N	2.08	0.50
10:BA:1158:U:H4'	10:BA:1181:C:O4'	2.11	0.50
10:BA:1174:A:H2'	10:BA:1175:A:C5'	2.34	0.50
10:BA:1199:G:C2	10:BA:1228:A:N7	2.79	0.50
10:BA:125:U:O2'	10:BA:126:A:P	2.69	0.50
10:BA:1361:A:H2'	10:BA:1362:U:C6	2.47	0.50
10:BA:141:A:N6	10:BA:142:A:C2	2.80	0.50

*Continued on next page...*

*Continued from previous page...*

Atom-1	Atom-2	Interatomic distance (Å)	Clash overlap (Å)
10:BA:1556:G:O2'	10:BA:1557:U:P	2.68	0.50
10:BA:1661:G:H1'	10:BA:1663:A:H62	1.76	0.50
10:BA:242:U:H2'	10:BA:244:A:OP2	2.11	0.50
10:BA:372:C:O2'	10:BA:373:C:H5'	2.11	0.50
10:BA:425:A:N1	10:BA:426:G:C2	2.79	0.50
10:BA:745:G:H2'	10:BA:746:A:C8	2.45	0.50
10:BA:762:U:C2'	10:BA:763:U:OP2	2.58	0.50
10:BA:782:A:H8	10:BA:782:A:H3'	1.75	0.50
10:BA:963:G:H2'	10:BA:963:G:N3	2.25	0.50
11:BB:96:SER:CB	11:BB:111:LYS:HZ3	2.24	0.50
13:BD:109:LEU:HD22	13:BD:141:VAL:CG1	2.41	0.50
13:BD:116:LEU:C	13:BD:118:LEU:N	2.64	0.50
14:BE:27:TRP:CD1	14:BE:38:LYS:HD3	2.47	0.50
14:BE:32:LYS:O	14:BE:35:ARG:HB3	2.11	0.50
14:BE:51:TYR:N	14:BE:51:TYR:CD1	2.79	0.50
15:BF:78:ARG:NH1	15:BF:100:GLY:CA	2.75	0.50
18:BI:88:SER:CB	18:BI:118:LEU:HB3	2.41	0.50
20:BK:103:VAL:HG12	20:BK:142:ARG:CG	2.40	0.50
4:B4:27:SER:HA	20:BK:16:TYR:CE2	2.46	0.50
8:B8:43:VAL:O	22:BM:2:SER:HB3	2.10	0.50
24:BO:5:GLN:HE22	24:BO:126:ARG:HH11	1.59	0.50
24:BO:137:LEU:HD12	24:BO:138:PRO:CD	2.39	0.50
31:BV:89:SER:O	31:BV:91:ILE:N	2.45	0.50
2:A2:87:LEU:CD2	2:A2:171:ARG:NH1	2.73	0.50
8:A8:46:GLU:OE1	8:A8:48:LYS:HD2	2.12	0.50
10:AA:1017:C:H2'	10:AA:1018:G:H5'	1.93	0.50
10:AA:1256:C:HO2'	10:AA:1257:U:P	2.33	0.50
10:AA:1272:A:H4'	14:AE:87:VAL:HG13	1.93	0.50
10:AA:1717:C:H3'	10:AA:1718:A:H5'	1.92	0.50
10:AA:19:A:O2'	10:AA:20:G:H5'	2.11	0.50
10:AA:265:C:OP1	34:AY:180:GLN:OE1	2.28	0.50
10:AA:34:U:H5''	10:AA:34:U:H6	1.77	0.50
10:AA:72:G:N3	10:AA:76:A:C2	2.80	0.50
10:AA:91:G:OP2	32:AW:3:ARG:NH1	2.44	0.50
11:AB:29:MET:O	11:AB:33:ILE:HG13	2.10	0.50
11:AB:4:GLN:HA	11:AB:7:GLN:CG	2.41	0.50
12:AC:125:ILE:O	12:AC:129:VAL:HG23	2.11	0.50
13:AD:83:TYR:HD2	13:AD:147:MET:HG3	1.76	0.50
17:AH:68:ARG:O	17:AH:68:ARG:HD3	2.11	0.50
5:A5:58:ALA:HB3	20:AK:126:ILE:C	2.32	0.50
20:AK:76:GLN:O	20:AK:80:ASP:HB2	2.11	0.50

*Continued on next page...*

*Continued from previous page...*

Atom-1	Atom-2	Interatomic distance (Å)	Clash overlap (Å)
12:AC:19:VAL:HG11	23:AN:21:ARG:NE	2.25	0.50
27:AR:114:PHE:N	27:AR:114:PHE:CD1	2.79	0.50
27:AR:146:ASN:ND2	27:AR:150:GLU:HB2	2.09	0.50
27:AR:334:ARG:NH1	27:AR:334:ARG:HG3	2.26	0.50
29:AT:61:THR:HG23	29:AT:107:ALA:HB1	1.94	0.50
30:AU:76:ARG:O	30:AU:79:LEU:HB2	2.11	0.50
32:AW:44:LEU:O	32:AW:47:LEU:N	2.45	0.50
32:AW:52:LEU:HB3	32:AW:54:TYR:CD1	2.47	0.50
10:AA:148:C:H4'	34:AY:108:VAL:CG2	2.41	0.50
4:B4:90:VAL:HG23	4:B4:104:TYR:CG	2.46	0.50
4:B4:119:LYS:HG2	4:B4:119:LYS:O	2.11	0.50
9:B9:129:TYR:HB2	9:B9:154:UNK:HB2	1.94	0.50
10:BA:1256:C:O2'	10:BA:1257:U:OP2	2.27	0.50
10:BA:1299:C:O2'	10:BA:1300:G:C5'	2.56	0.50
10:BA:141:A:C8	10:BA:141:A:C3'	2.94	0.50
10:BA:290:A:C2'	10:BA:291:A:H5'	2.42	0.50
10:BA:53:C:H4'	25:BP:106:LYS:HD2	1.93	0.50
10:BA:840:A:HO2'	10:BA:841:A:P	2.34	0.50
10:BA:934:U:C2'	10:BA:935:G:H5'	2.41	0.50
7:B7:21:VAL:HG13	12:BC:75:PHE:CE1	2.46	0.50
12:BC:84:ASP:O	12:BC:84:ASP:OD1	2.29	0.50
14:BE:182:ALA:HB3	14:BE:185:PRO:HD3	1.92	0.50
14:BE:45:LEU:HG	14:BE:49:PHE:HE2	1.77	0.50
10:BA:787:A:H1'	17:BH:105:THR:CG2	2.41	0.50
10:BA:1582:G:OP2	18:BI:77:THR:HG21	2.11	0.50
8:B8:44:PHE:HB2	22:BM:4:VAL:HG21	1.92	0.50
26:BQ:73:LEU:HD11	26:BQ:119:GLY:C	2.32	0.50
27:BR:102:LEU:HD12	27:BR:112:LYS:CB	2.39	0.50
28:BS:60:LYS:NZ	28:BS:64:LYS:HE3	2.27	0.50
10:BA:1473:G:H5''	29:BT:102:LYS:HZ2	1.76	0.50
29:BT:110:SER:O	29:BT:114:LEU:HD23	2.11	0.50
34:BY:113:ILE:CD1	34:BY:124:LEU:HD13	2.41	0.50
2:A2:138:LEU:HD11	2:A2:153:ARG:HH12	1.75	0.50
2:A2:12:ARG:O	2:A2:14:THR:N	2.45	0.50
2:A2:7:SER:HB3	10:AA:327:G:N2	2.26	0.50
4:A4:189:GLU:O	4:A4:193:ASN:ND2	2.44	0.50
6:A6:31:MET:HE1	6:A6:71:ILE:HD11	1.94	0.50
9:A9:131:ARG:NH1	9:A9:142:LYS:HB3	2.27	0.50
10:AA:1265:U:H2'	10:AA:1266:G:C8	2.46	0.50
10:AA:125:U:O2'	10:AA:126:A:P	2.70	0.50
10:AA:135:A:O2'	10:AA:136:U:P	2.69	0.50

*Continued on next page...*

*Continued from previous page...*

Atom-1	Atom-2	Interatomic distance (Å)	Clash overlap (Å)
10:AA:1446:A:H2'	10:AA:1447:C:H6	1.76	0.50
10:AA:1505:C:H4'	38:AA:2462:HOH:O	2.10	0.50
10:AA:1604:C:O5'	10:AA:1604:C:H6	1.93	0.50
10:AA:83:C:O2'	10:AA:163:A:N6	2.44	0.50
10:AA:173:A:C8	10:AA:173:A:H5'	2.46	0.50
10:AA:58:G:O2'	10:AA:59:C:C6	2.64	0.50
12:AC:215:ILE:CD1	31:AV:15:SER:HB2	2.41	0.50
13:AD:80:MET:HG2	13:AD:86:LEU:CD1	2.40	0.50
14:AE:178:GLY:HA2	14:AE:196:ASP:HA	1.94	0.50
20:AK:45:THR:CG2	20:AK:46:ASP:N	2.74	0.50
22:AM:11:PHE:CZ	22:AM:25:LYS:HD3	2.46	0.50
24:AO:107:ASN:C	24:AO:109:LYS:H	2.13	0.50
25:AP:16:LEU:HB3	25:AP:83:TYR:HD2	1.75	0.50
34:AY:150:GLU:CD	34:AY:150:GLU:H	2.13	0.50
6:B6:31:MET:HE2	6:B6:71:ILE:HD11	1.94	0.50
10:BA:1008:A:H4'	10:BA:1009:U:OP2	2.11	0.50
10:BA:1214:A:O2'	10:BA:1216:A:OP1	2.27	0.50
10:BA:123:A:C3'	10:BA:124:U:H6	2.25	0.50
10:BA:1385:U:H2'	10:BA:1386:U:OP1	2.11	0.50
10:BA:1544:G:O5'	10:BA:1544:G:H8	1.94	0.50
10:BA:1572:A:C6	10:BA:1574:C:N3	2.79	0.50
10:BA:1611:C:C2'	10:BA:1612:C:H5'	2.41	0.50
10:BA:1654:U:H3	10:BA:1671:G:H1	1.59	0.50
10:BA:537:A:OP2	10:BA:537:A:N3	2.43	0.50
10:BA:688:A:H2'	10:BA:689:A:H8	1.76	0.50
10:BA:835:U:C2'	10:BA:836:G:H5'	2.42	0.50
11:BB:181:LEU:HB3	35:BZ:60:ALA:HB2	1.93	0.50
16:BG:81:LYS:O	16:BG:82:ALA:C	2.50	0.50
20:BK:101:GLY:CA	20:BK:133:THR:HG22	2.41	0.50
21:BL:75:LEU:HD11	21:BL:82:ILE:HD11	1.91	0.50
24:BO:101:ARG:HH12	24:BO:145:ALA:CA	2.24	0.50
24:BO:26:LYS:O	24:BO:28:LEU:N	2.44	0.50
10:BA:525:U:C5'	25:BP:63:GLY:H	2.24	0.50
26:BQ:17:LEU:HD12	26:BQ:31:VAL:HG13	1.92	0.50
28:BS:38:LEU:O	28:BS:42:PHE:HD1	1.93	0.50
28:BS:42:PHE:HE2	28:BS:118:GLY:HA2	1.75	0.50
29:BT:15:ALA:CB	29:BT:66:ARG:NE	2.74	0.50
29:BT:24:SER:O	29:BT:27:LYS:N	2.42	0.50
33:BX:47:PRO:O	33:BX:51:ALA:HB2	2.10	0.50
34:BY:91:PHE:O	34:BY:92:ARG:C	2.50	0.50
3:A3:70:TYR:CE1	3:A3:96:ALA:HB2	2.47	0.50

*Continued on next page...*

*Continued from previous page...*

Atom-1	Atom-2	Interatomic distance (Å)	Clash overlap (Å)
4:A4:169:ALA:CB	4:A4:210:ILE:HD13	2.41	0.50
10:AA:1013:G:OP2	24:AO:11:LYS:NZ	2.38	0.50
10:AA:1111:A:H2'	10:AA:1112:A:C8	2.46	0.50
10:AA:1186:G:H5'	10:AA:1216:A:C2	2.46	0.50
10:AA:1367:C:C2'	10:AA:1368:A:H5'	2.42	0.50
10:AA:1370:U:H2'	10:AA:1371:A:C5'	2.22	0.50
10:AA:1401:U:H2'	38:AA:2395:HOH:O	2.12	0.50
10:AA:1454:A:O2'	10:AA:1455:A:H5'	2.11	0.50
10:AA:1584:U:C2'	10:AA:1585:U:H5'	2.42	0.50
10:AA:71:U:O2'	10:AA:72:G:P	2.70	0.50
12:AC:145:LEU:O	12:AC:146:LYS:HG2	2.12	0.50
14:AE:74:GLU:C	14:AE:76:LYS:N	2.64	0.50
6:A6:5:LEU:HB2	17:AH:24:GLN:HE21	1.74	0.50
21:AL:78:ASN:O	21:AL:79:SER:HB2	2.10	0.50
26:AQ:3:THR:HG21	26:AQ:51:THR:HB	1.93	0.50
32:AW:193:ARG:NE	32:AW:220:PHE:CZ	2.80	0.50
35:AZ:40:PHE:HB3	35:AZ:42:ASN:H	1.75	0.50
2:B2:129:LEU:O	2:B2:168:VAL:HG22	2.11	0.50
2:B2:66:LEU:HD23	2:B2:66:LEU:N	2.27	0.50
3:B3:167:LEU:HD11	3:B3:184:PHE:HB2	1.93	0.50
7:B7:38:PRO:CB	7:B7:41:HIS:HD2	2.24	0.50
8:B8:39:VAL:HG13	8:B8:74:LYS:HE2	1.93	0.50
8:B8:65:THR:CG2	16:BG:166:GLU:OE2	2.54	0.50
9:B9:108:LYS:HA	30:BU:65:LYS:CE	2.42	0.50
9:B9:132:HIS:O	9:B9:140:THR:HA	2.10	0.50
10:BA:1099:G:H2'	10:BA:1100:U:H6	1.77	0.50
10:BA:1313:G:O2'	10:BA:1314:C:H5'	2.12	0.50
10:BA:1466:C:C5'	10:BA:1466:C:H6	2.19	0.50
10:BA:728:U:H2'	10:BA:729:U:C5'	2.42	0.50
10:BA:976:A:N6	10:BA:982:U:OP2	2.45	0.50
11:BB:14:LEU:HD11	31:BV:102:THR:CG2	2.37	0.50
11:BB:36:LYS:HG3	11:BB:42:HIS:CE1	2.47	0.50
7:B7:101:SER:OG	12:BC:52:ARG:NH2	2.44	0.50
19:BJ:21:ILE:HD11	19:BJ:91:LEU:HD11	1.94	0.50
20:BK:30:VAL:HG12	20:BK:30:VAL:O	2.10	0.50
22:BM:41:ARG:NH2	29:BT:41:THR:O	2.44	0.50
30:BU:46:VAL:HG22	30:BU:59:VAL:HG11	1.93	0.50
30:BU:89:ASN:ND2	30:BU:90:ALA:N	2.53	0.50
10:BA:262:G:OP2	34:BY:198:LYS:HE3	2.11	0.50
35:BZ:40:PHE:HB3	35:BZ:42:ASN:H	1.76	0.50
4:A4:128:VAL:HG22	4:A4:175:ASN:CG	2.32	0.50

*Continued on next page...*

*Continued from previous page...*

Atom-1	Atom-2	Interatomic distance (Å)	Clash overlap (Å)
7:A7:26:LYS:O	7:A7:26:LYS:HG2	2.12	0.50
9:A9:136:LYS:HE3	10:AA:1226:U:OP1	2.12	0.50
9:A9:84:LYS:HD3	10:AA:1185:C:OP1	2.12	0.50
10:AA:100:A:H2'	38:AA:2115:HOH:O	2.12	0.50
10:AA:1376:A:OP1	16:AG:55:LYS:HE2	2.11	0.50
10:AA:1147:U:H3	10:AA:1435:G:H1	1.59	0.50
10:AA:1674:A:C2	10:AA:1675:A:C8	3.00	0.50
10:AA:501:U:H5'	10:AA:501:U:H6	1.73	0.50
10:AA:562:G:O2'	10:AA:563:C:H5'	2.12	0.50
10:AA:605:U:C2'	10:AA:605:U:O2	2.56	0.50
10:AA:773:U:O2'	32:AW:250:ILE:HD11	2.11	0.50
10:AA:734:U:C2	10:AA:782:A:C2	2.98	0.50
10:AA:794:A:C2	10:AA:836:G:C1'	2.94	0.50
11:AB:31:ARG:CZ	35:AZ:81:ILE:HG13	2.42	0.50
7:A7:99:PHE:HZ	12:AC:69:HIS:HE2	1.60	0.50
13:AD:45:VAL:CG1	13:AD:101:ILE:HG23	2.41	0.50
10:AA:3:C:H41	13:AD:16:ARG:HB2	1.77	0.50
17:AH:102:VAL:H	17:AH:113:HIS:CB	2.23	0.50
18:AI:27:GLY:H	18:AI:65:LEU:HA	1.76	0.50
20:AK:45:THR:HG22	20:AK:46:ASP:N	2.24	0.50
22:AM:143:ARG:O	22:AM:144:HIS:HB2	2.12	0.50
22:AM:60:LEU:O	22:AM:61:LEU:HD23	2.12	0.50
27:AR:171:SER:HB3	27:AR:186:TYR:CZ	2.47	0.50
27:AR:289:ALA:N	27:AR:290:PRO:HD3	2.27	0.50
27:AR:96:TRP:HB3	27:AR:120:GLU:HG2	1.93	0.50
29:AT:116:ILE:HG23	29:AT:136:GLY:HA2	1.93	0.50
31:AV:89:SER:C	31:AV:91:ILE:N	2.64	0.50
32:AW:187:GLN:C	32:AW:191:ILE:HG22	2.31	0.50
34:AY:210:GLU:O	34:AY:214:LYS:HG3	2.12	0.50
2:B2:101:THR:HG22	2:B2:101:THR:O	2.12	0.50
4:B4:189:GLU:O	4:B4:193:ASN:ND2	2.45	0.50
8:B8:46:GLU:O	8:B8:50:VAL:HG23	2.12	0.50
10:BA:1100:U:H2'	10:BA:1101:C:H5'	1.94	0.50
10:BA:1176:A:C5'	10:BA:1177:C:OP2	2.53	0.50
10:BA:1204:U:H2'	10:BA:1205:G:O4'	2.12	0.50
10:BA:1453:C:H1'	18:BI:79:GLN:NE2	2.26	0.50
10:BA:1513:G:H2'	10:BA:1514:G:C1'	2.42	0.50
10:BA:1715:A:C3'	10:BA:1715:A:C8	2.94	0.50
10:BA:1717:C:H2'	10:BA:1718:A:C5'	2.41	0.50
10:BA:234:G:N1	10:BA:235:A:C2	2.80	0.50
10:BA:458:U:H2'	10:BA:459:G:H5'	1.93	0.50

*Continued on next page...*

*Continued from previous page...*

Atom-1	Atom-2	Interatomic distance (Å)	Clash overlap (Å)
10:BA:39:A:C2	10:BA:461:C:C6	3.00	0.50
10:BA:469:A:C6	10:BA:531:A:C2	2.99	0.50
10:BA:537:A:O2'	10:BA:538:A:C5'	2.60	0.50
10:BA:572:U:H6	10:BA:572:U:O5'	1.95	0.50
10:BA:734:U:C2	10:BA:782:A:C2	2.99	0.50
10:BA:798:G:O6	10:BA:835:U:O4	2.30	0.50
10:BA:806:U:H2'	10:BA:807:C:C6	2.47	0.50
10:BA:840:A:H5'	17:BH:57:ARG:HG3	1.93	0.50
10:BA:882:G:O6	10:BA:883:A:C2	2.65	0.50
10:BA:894:U:O4'	10:BA:894:U:OP1	2.30	0.50
14:BE:82:LEU:HD12	14:BE:212:LEU:HD13	1.93	0.50
3:B3:142:ARG:HH21	17:BH:51:GLU:HB2	1.75	0.50
20:BK:123:GLY:O	20:BK:124:MET:O	2.29	0.50
27:BR:13:LYS:NZ	27:BR:295:GLU:HB3	2.27	0.50
27:BR:326:ALA:CB	27:BR:328:PHE:HE1	2.25	0.50
28:BS:56:GLU:CD	28:BS:56:GLU:H	2.15	0.50
30:BU:44:VAL:HG21	30:BU:63:CYS:SG	2.52	0.50
30:BU:29:LEU:HD12	30:BU:55:TYR:CE2	2.47	0.50
32:BW:196:ILE:O	32:BW:212:VAL:HG12	2.11	0.50
13:BD:71:PHE:CE2	32:BW:250:ILE:CG2	2.93	0.50
32:BW:57:ASN:ND2	32:BW:59:ARG:HB3	2.23	0.50
2:A2:152:LYS:O	2:A2:155:LYS:HB3	2.12	0.50
4:A4:53:SER:HG	4:A4:59:ALA:HB2	1.77	0.50
5:A5:38:ARG:NH2	10:AA:1751:U:H5	2.09	0.50
9:A9:124:PHE:HD1	9:A9:124:PHE:N	2.08	0.50
10:AA:100:A:O2'	10:AA:101:A:OP2	2.28	0.50
10:AA:1177:C:C5	10:AA:1178:U:C2	2.99	0.50
10:AA:1326:C:H6	10:AA:1326:C:H5'	1.76	0.50
10:AA:1409:G:C6	10:AA:1410:C:C4	3.00	0.50
10:AA:1540:G:C2'	10:AA:1541:A:OP2	2.60	0.50
10:AA:155:U:H5''	34:AY:83:CYS:HA	1.94	0.50
10:AA:392:A:H3'	10:AA:393:C:C4'	2.42	0.50
10:AA:409:G:N3	10:AA:409:G:H3'	2.27	0.50
10:AA:85:G:C4	10:AA:444:A:C2	3.00	0.50
10:AA:639:C:H2'	10:AA:640:A:H8	1.77	0.50
10:AA:670:G:C8	10:AA:670:G:H5'	2.46	0.50
10:AA:963:G:N3	10:AA:963:G:H2'	2.26	0.50
12:AC:9:ASN:HB2	12:AC:12:LYS:HB2	1.94	0.50
13:AD:126:ARG:HA	13:AD:129:ILE:CD1	2.41	0.50
14:AE:206:ARG:O	14:AE:208:ARG:N	2.42	0.50
14:AE:69:LYS:HE2	14:AE:76:LYS:NZ	2.26	0.50

*Continued on next page...*

*Continued from previous page...*

Atom-1	Atom-2	Interatomic distance (Å)	Clash overlap (Å)
10:AA:1272:A:O3'	14:AE:87:VAL:CG1	2.60	0.50
15:AF:21:ILE:HG12	15:AF:35:VAL:HG22	1.94	0.50
16:AG:22:VAL:HG12	16:AG:23:LYS:H	1.76	0.50
18:AI:88:SER:HB3	18:AI:111:LEU:HD13	1.93	0.50
18:AI:17:ASN:H	18:AI:125:ARG:HH12	1.60	0.50
18:AI:26:PRO:CA	18:AI:65:LEU:HD22	2.27	0.50
5:A5:53:ILE:CG2	20:AK:116:LEU:HD21	2.41	0.50
25:AP:141:ASP:O	25:AP:145:ASN:ND2	2.45	0.50
27:AR:169:ARG:O	27:AR:187:PHE:HB2	2.12	0.50
27:AR:13:LYS:NZ	27:AR:295:GLU:HB3	2.27	0.50
32:AW:205:GLY:O	32:AW:206:SER:HB2	2.11	0.50
3:B3:152:ARG:HA	3:B3:183:THR:O	2.12	0.50
4:B4:31:TRP:CE3	20:BK:18:PRO:HD3	2.47	0.50
5:B5:46:ASP:CB	5:B5:47:PRO:HD2	2.28	0.50
10:BA:1064:A:H2'	10:BA:1064:A:N3	2.25	0.50
10:BA:1151:G:H2'	10:BA:1152:C:C6	2.46	0.50
10:BA:1171:G:H1'	19:BJ:66:ARG:CZ	2.42	0.50
10:BA:45:A:O2'	10:BA:46:A:P	2.70	0.50
11:BB:2:ALA:HB1	35:BZ:97:GLU:CB	2.42	0.50
14:BE:167:ARG:CB	14:BE:202:GLN:HB2	2.42	0.50
18:BI:44:GLN:HG3	18:BI:45:ILE:N	2.25	0.50
19:BJ:42:ALA:O	19:BJ:48:VAL:HG11	2.12	0.50
24:BO:136:LYS:O	24:BO:137:LEU:HB2	2.12	0.50
25:BP:147:VAL:O	25:BP:148:ALA:CB	2.59	0.50
27:BR:140:ARG:O	27:BR:160:ASN:HB2	2.11	0.50
30:BU:113:THR:HG22	30:BU:115:ASP:H	1.76	0.50
32:BW:106:ASP:O	32:BW:192:GLY:HA3	2.12	0.50
32:BW:205:GLY:O	32:BW:206:SER:HB2	2.12	0.50
32:BW:212:VAL:HG23	32:BW:220:PHE:HB3	1.93	0.50
35:BZ:15:GLY:O	35:BZ:16:LEU:C	2.50	0.50
2:A2:155:LYS:O	2:A2:156:ALA:C	2.50	0.50
2:A2:162:ASN:O	2:A2:166:GLN:HG2	2.12	0.50
3:A3:84:LEU:HD12	3:A3:94:PHE:HZ	1.76	0.50
4:A4:69:GLU:HB2	4:A4:86:LYS:HE2	1.94	0.50
10:AA:1158:U:OP1	10:AA:1427:C:H1'	2.12	0.50
10:AA:1434:C:H2'	10:AA:1434:C:O2	2.11	0.50
10:AA:1701:C:H2'	10:AA:1702:A:O4'	2.10	0.50
10:AA:494:A:H2'	10:AA:495:C:H4'	1.93	0.50
10:AA:562:G:P	21:AL:69:LYS:HD2	2.51	0.50
11:AB:32:TYR:HD2	11:AB:158:PRO:HG3	1.76	0.50
13:AD:45:VAL:HG11	13:AD:101:ILE:HG23	1.93	0.50

*Continued on next page...*



*Continued from previous page...*

Atom-1	Atom-2	Interatomic distance (Å)	Clash overlap (Å)
14:AE:81:VAL:HG11	14:AE:84:ILE:HD11	1.93	0.50
16:AG:47:THR:C	16:AG:49:GLY:N	2.60	0.50
21:AL:73:VAL:HG12	21:AL:74:LEU:N	2.26	0.50
24:AO:80:ASN:C	24:AO:82:CYS:H	2.15	0.50
26:AQ:66:ARG:CG	26:AQ:66:ARG:NH1	2.70	0.50
28:AS:91:ILE:CG2	28:AS:92:PRO:HD2	2.40	0.50
22:AM:81:ILE:H	29:AT:40:TRP:HZ2	1.58	0.50
10:AA:116:U:H3	32:AW:33:GLN:NE2	2.10	0.50
10:AA:533:G:N7	33:AX:28:ARG:HD2	2.27	0.50
4:B4:26:LEU:HD12	20:BK:84:ARG:HH22	1.77	0.50
5:B5:90:CYS:HA	10:BA:1600:U:H5'	1.94	0.50
6:B6:18:LYS:NZ	10:BA:936:U:C5'	2.72	0.50
7:B7:12:ILE:HG22	7:B7:13:TYR:N	2.26	0.50
10:BA:1246:C:OP2	10:BA:1399:G:OP2	2.30	0.50
10:BA:1326:C:C6	10:BA:1326:C:H5'	2.47	0.50
10:BA:1744:U:O2'	10:BA:1745:G:O5'	2.24	0.50
10:BA:327:G:O2'	10:BA:328:G:H5''	2.10	0.50
10:BA:341:G:H4'	10:BA:342:U:OP2	2.10	0.50
10:BA:359:U:H3	10:BA:364:G:H1	1.59	0.50
10:BA:787:A:C6	10:BA:788:U:C4	3.00	0.50
12:BC:109:ASN:ND2	12:BC:178:VAL:HG13	2.27	0.50
13:BD:37:LYS:HZ1	13:BD:126:ARG:HH11	1.58	0.50
13:BD:135:LYS:HG2	13:BD:140:LEU:HA	1.93	0.50
13:BD:109:LEU:HD22	13:BD:141:VAL:HG12	1.93	0.50
22:BM:54:PRO:HG2	22:BM:55:ASN:N	2.23	0.50
32:BW:108:LYS:HG3	32:BW:110:ARG:NH2	2.22	0.50
33:BX:59:SER:C	33:BX:61:ASN:H	2.15	0.50
34:BY:23:LYS:CE	34:BY:41:LEU:HA	2.41	0.50
14:BE:50:LYS:HE3	35:BZ:28:LEU:O	2.12	0.50
2:A2:105:VAL:HB	2:A2:108:SER:OG	2.11	0.50
2:A2:115:THR:CB	2:A2:116:PRO:HD3	2.39	0.50
3:A3:127:LEU:HG	3:A3:174:TYR:CZ	2.47	0.50
4:A4:217:THR:HG22	4:A4:218:ILE:N	2.27	0.50
5:A5:62:GLU:O	5:A5:63:LYS:HB2	2.12	0.50
7:A7:24:LEU:HD12	7:A7:25:LYS:H	1.77	0.50
9:A9:164:UNK:C	9:A9:167:UNK:HG3	2.42	0.50
10:AA:124:U:C2'	10:AA:124:U:O2	2.60	0.50
10:AA:1299:C:O2'	10:AA:1300:G:C5'	2.56	0.50
10:AA:1718:A:C3'	10:AA:1719:A:H5'	2.41	0.50
10:AA:683:A:C2'	10:AA:684:A:H5'	2.42	0.50
10:AA:688:A:H2'	10:AA:689:A:C8	2.47	0.50

*Continued on next page...*

*Continued from previous page...*

Atom-1	Atom-2	Interatomic distance (Å)	Clash overlap (Å)
10:AA:783:U:H2'	10:AA:784:G:H8	1.77	0.50
10:AA:798:G:O6	10:AA:835:U:O4	2.29	0.50
10:AA:879:G:C6	10:AA:880:G:N1	2.80	0.50
10:AA:937:U:H5''	10:AA:938:U:OP2	2.11	0.50
10:AA:942:U:HO2'	10:AA:943:U:H5''	1.77	0.50
11:AB:181:LEU:HB3	35:AZ:60:ALA:HB2	1.94	0.50
13:AD:6:ILE:HG22	13:AD:7:ASN:H	1.77	0.50
14:AE:185:PRO:CG	14:AE:211:PHE:CE2	2.95	0.50
18:AI:15:LYS:HD3	18:AI:16:LYS:HG2	1.93	0.50
20:AK:53:LEU:HD13	20:AK:88:LEU:HD13	1.93	0.50
24:AO:26:LYS:O	24:AO:28:LEU:N	2.45	0.50
9:A9:103:LEU:HD11	30:AU:58:LEU:HD23	1.94	0.50
30:AU:73:VAL:HG13	30:AU:74:PRO:HD2	1.91	0.50
31:AV:98:ILE:HG23	31:AV:102:THR:CB	2.42	0.50
34:AY:31:LYS:HE2	34:AY:68:MET:HE1	1.94	0.50
35:AZ:47:VAL:HG12	35:AZ:74:ARG:CD	2.40	0.50
11:AB:2:ALA:HB1	35:AZ:97:GLU:CG	2.42	0.50
3:B3:33:LEU:O	3:B3:37:LEU:HB2	2.11	0.50
5:B5:54:GLN:O	5:B5:57:LEU:HB3	2.12	0.50
7:B7:100:ILE:CD1	12:BC:62:ILE:HD11	2.42	0.50
8:B8:60:VAL:HG13	8:B8:72:LYS:HG3	1.94	0.50
8:B8:39:VAL:CG1	8:B8:74:LYS:HE2	2.42	0.50
8:B8:99:ASN:O	8:B8:101:ASN:N	2.45	0.50
10:BA:1009:U:C4'	10:BA:1010:A:OP2	2.57	0.50
10:BA:1293:A:C4	11:BB:101:PRO:HB2	2.46	0.50
10:BA:1367:C:C2'	10:BA:1368:A:H5'	2.42	0.50
10:BA:1500:C:H5''	16:BG:86:LYS:HZ1	1.76	0.50
10:BA:930:A:O2'	10:BA:931:A:H5'	2.12	0.50
10:BA:97:U:C2'	10:BA:98:U:H5'	2.37	0.50
13:BD:45:VAL:HG21	13:BD:105:MET:CE	2.42	0.50
14:BE:185:PRO:CG	14:BE:211:PHE:CE2	2.95	0.50
17:BH:68:ARG:HD3	17:BH:68:ARG:O	2.12	0.50
10:BA:1109:U:OP1	21:BL:61:LYS:HE3	2.12	0.50
22:BM:18:LEU:HB2	22:BM:21:ASN:HD22	1.75	0.50
25:BP:55:VAL:CG2	25:BP:58:PHE:HE1	2.25	0.50
27:BR:206:ARG:HG2	27:BR:207:TYR:CD1	2.46	0.50
31:BV:26:ASN:HD21	31:BV:62:GLN:NE2	2.09	0.50
32:BW:163:LYS:HB3	32:BW:172:GLU:O	2.12	0.50
32:BW:42:LEU:HB2	32:BW:111:PHE:CE2	2.47	0.50
34:BY:131:ARG:NH2	34:BY:133:LEU:O	2.45	0.50
34:BY:176:CYS:SG	34:BY:177:PRO:HD2	2.52	0.50

*Continued on next page...*

*Continued from previous page...*

Atom-1	Atom-2	Interatomic distance (Å)	Clash overlap (Å)
2:A2:192:GLU:HA	2:A2:196:LEU:HD22	1.94	0.49
10:AA:1014:A:C2	10:AA:1015:C:N1	2.80	0.49
10:AA:1042:G:H2'	10:AA:1043:U:O4'	2.12	0.49
10:AA:271:U:C4'	10:AA:272:U:OP1	2.59	0.49
10:AA:326:U:O2'	26:AQ:128:ARG:HD2	2.11	0.49
10:AA:348:G:O2'	10:AA:349:U:H5'	2.12	0.49
10:AA:372:C:O2'	10:AA:373:C:H5'	2.11	0.49
10:AA:688:A:H2'	10:AA:689:A:H8	1.77	0.49
4:A4:139:ARG:HH12	10:AA:862:A:H5'	1.76	0.49
11:AB:5:ARG:HH22	11:AB:12:ARG:NH2	2.07	0.49
12:AC:45:THR:C	12:AC:47:THR:N	2.65	0.49
16:AG:125:THR:HB	16:AG:130:ARG:CZ	2.42	0.49
16:AG:14:PHE:CD2	16:AG:89:LYS:HG3	2.46	0.49
24:AO:101:ARG:HH12	24:AO:145:ALA:CA	2.23	0.49
26:AQ:12:GLN:HG3	26:AQ:16:PHE:HE1	1.76	0.49
26:AQ:52:TYR:O	26:AQ:52:TYR:CD1	2.65	0.49
27:AR:74:GLY:O	27:AR:75:HIS:O	2.30	0.49
28:AS:121:LEU:HD12	28:AS:121:LEU:O	2.12	0.49
10:AA:1373:G:OP1	31:AV:4:VAL:HA	2.12	0.49
10:AA:533:G:H8	33:AX:28:ARG:NH1	2.10	0.49
4:B4:161:TYR:N	4:B4:161:TYR:CD1	2.80	0.49
4:B4:34:PHE:CE1	4:B4:89:LEU:HD12	2.45	0.49
5:B5:89:ARG:NH1	5:B5:93:ASP:O	2.45	0.49
10:BA:1331:A:C2	10:BA:1334:U:H5	2.28	0.49
10:BA:135:A:C2'	10:BA:136:U:OP2	2.60	0.49
10:BA:1508:G:C2	10:BA:1510:U:N3	2.80	0.49
10:BA:422:G:O2'	10:BA:423:G:H5'	2.11	0.49
10:BA:460:A:C6	10:BA:589:G:N7	2.80	0.49
10:BA:616:A:H4'	10:BA:617:A:C5'	2.31	0.49
10:BA:624:A:C8	10:BA:948:A:N6	2.80	0.49
10:BA:1305:C:O4'	12:BC:165:GLN:HG3	2.12	0.49
12:BC:184:ILE:CG2	12:BC:185:MET:N	2.75	0.49
15:BF:21:ILE:HG12	15:BF:35:VAL:HG22	1.94	0.49
16:BG:191:GLU:O	16:BG:195:VAL:HG23	2.12	0.49
17:BH:89:TRP:CD2	17:BH:125:ILE:HD11	2.46	0.49
21:BL:106:LEU:HD21	21:BL:121:PHE:C	2.31	0.49
22:BM:39:GLY:O	22:BM:40:ARG:C	2.50	0.49
24:BO:141:TRP:O	24:BO:142:LYS:HG3	2.12	0.49
24:BO:143:TYR:HA	24:BO:147:THR:CB	2.42	0.49
10:BA:847:A:H4'	24:BO:92:PHE:CE2	2.47	0.49
25:BP:16:LEU:HB3	25:BP:83:TYR:CD2	2.46	0.49

*Continued on next page...*

*Continued from previous page...*

Atom-1	Atom-2	Interatomic distance (Å)	Clash overlap (Å)
26:BQ:11:LYS:HB3	26:BQ:53:VAL:HB	1.94	0.49
27:BR:181:GLN:HG3	27:BR:183:PHE:CZ	2.47	0.49
27:BR:241:ASP:O	27:BR:245:LEU:CD2	2.59	0.49
27:BR:92:ILE:HG22	27:BR:93:SER:N	2.27	0.49
32:BW:117:SER:C	32:BW:119:GLU:H	2.15	0.49
32:BW:194:VAL:CG1	32:BW:230:LEU:HD23	2.42	0.49
10:BA:148:C:C5'	34:BY:108:VAL:HG21	2.41	0.49
3:A3:130:LEU:N	3:A3:130:LEU:HD23	2.27	0.49
9:A9:84:LYS:HZ2	10:AA:1185:C:P	2.34	0.49
10:AA:100:A:O2'	10:AA:101:A:P	2.71	0.49
10:AA:1140:U:H5'	10:AA:1141:G:OP2	2.12	0.49
10:AA:1199:G:C2	10:AA:1228:A:N7	2.80	0.49
10:AA:1252:C:H2'	10:AA:1253:G:C8	2.47	0.49
10:AA:132:U:H1'	34:AY:149:LYS:HZ1	1.77	0.49
10:AA:1418:C:O2'	10:AA:1419:G:OP1	2.29	0.49
10:AA:1486:U:H5''	10:AA:1487:A:O5'	2.11	0.49
10:AA:16:G:H2'	10:AA:17:C:H6	1.70	0.49
10:AA:1715:A:O2'	10:AA:1736:C:H5''	2.12	0.49
10:AA:532:G:HO2'	10:AA:533:G:P	2.35	0.49
10:AA:93:C:H2'	10:AA:94:U:O4'	2.11	0.49
10:AA:971:A:H62	10:AA:989:G:N2	2.07	0.49
11:AB:139:PRO:HD3	35:AZ:47:VAL:HG21	1.93	0.49
11:AB:172:TRP:CD2	11:AB:195:VAL:HG22	2.47	0.49
15:AF:44:TYR:O	15:AF:47:ILE:N	2.45	0.49
26:AQ:10:GLN:CA	26:AQ:10:GLN:OE1	2.59	0.49
28:AS:66:ARG:HH12	28:AS:93:GLU:HB3	1.77	0.49
29:AT:110:SER:O	29:AT:114:LEU:HD23	2.12	0.49
30:AU:115:ASP:O	30:AU:119:ILE:HG13	2.12	0.49
32:AW:212:VAL:HG23	32:AW:220:PHE:HB3	1.94	0.49
32:AW:193:ARG:NE	32:AW:247:ARG:HG2	2.26	0.49
32:AW:249:THR:HB	32:AW:252:GLU:H	1.77	0.49
34:AY:12:ALA:CB	34:AY:124:LEU:HA	2.42	0.49
35:AZ:15:GLY:O	35:AZ:16:LEU:C	2.50	0.49
3:B3:102:SER:OG	3:B3:105:VAL:HB	2.12	0.49
4:B4:35:ARG:HE	4:B4:44:SER:CB	2.18	0.49
6:B6:19:PHE:CE1	24:BO:17:ALA:HB2	2.47	0.49
9:B9:147:UNK:O	9:B9:151:UNK:HG3	2.11	0.49
10:BA:1158:U:OP1	10:BA:1427:C:O2'	2.17	0.49
10:BA:1200:G:O6	30:BU:76:ARG:CD	2.57	0.49
10:BA:123:A:H3'	10:BA:124:U:H6	1.76	0.49
10:BA:1476:A:C2'	10:BA:1477:A:H5'	2.41	0.49

*Continued on next page...*

*Continued from previous page...*

Atom-1	Atom-2	Interatomic distance (Å)	Clash overlap (Å)
10:BA:303:A:C2	10:BA:305:C:N3	2.80	0.49
10:BA:328:G:H5'	10:BA:329:A:N7	2.26	0.49
10:BA:479:G:N2	10:BA:493:U:C2	2.80	0.49
10:BA:55:U:O2'	10:BA:56:G:OP2	2.28	0.49
10:BA:642:G:C6	10:BA:643:U:C4	3.01	0.49
10:BA:752:C:O2'	10:BA:753:C:H5'	2.12	0.49
11:BB:11:LYS:NZ	31:BV:115:PRO:HB2	2.27	0.49
12:BC:125:ILE:O	12:BC:129:VAL:HG23	2.13	0.49
12:BC:45:THR:C	12:BC:47:THR:N	2.65	0.49
12:BC:45:THR:CG2	12:BC:46:PRO:HD2	2.42	0.49
14:BE:144:TYR:HE1	35:BZ:24:ILE:HD12	1.76	0.49
14:BE:46:ASP:OD2	35:BZ:26:ALA:HB1	2.11	0.49
21:BL:42:PHE:CZ	21:BL:103:VAL:HG23	2.47	0.49
29:BT:69:TYR:HA	29:BT:132:ILE:HG21	1.94	0.49
29:BT:29:ALA:CB	29:BT:31:LYS:HE3	2.43	0.49
32:BW:44:LEU:O	32:BW:47:LEU:N	2.45	0.49
34:BY:12:ALA:CB	34:BY:124:LEU:HA	2.41	0.49
11:BB:51:GLN:NE2	35:BZ:95:ILE:HB	2.26	0.49
9:A9:112:GLN:OE1	9:A9:112:GLN:HA	2.12	0.49
10:AA:1163:U:H2'	10:AA:1164:C:C6	2.47	0.49
10:AA:9:U:O2	10:AA:11:A:H5''	2.13	0.49
10:AA:1204:U:H2'	10:AA:1205:G:O4'	2.13	0.49
10:AA:100:A:C2	10:AA:299:C:C4	3.00	0.49
10:AA:451:G:O2'	10:AA:452:A:OP2	2.26	0.49
10:AA:504:A:OP1	13:AD:175:LYS:HE3	2.12	0.49
10:AA:717:G:H3'	10:AA:718:A:C8	2.47	0.49
10:AA:734:U:C2	10:AA:782:A:H2	2.31	0.49
16:AG:158:PHE:O	16:AG:160:SER:N	2.36	0.49
18:AI:41:ILE:HD11	18:AI:50:ILE:HD12	1.92	0.49
1:A1:61:GLU:HG3	20:AK:121:ARG:HH11	1.77	0.49
4:A4:47:LYS:NZ	20:AK:20:ASN:ND2	2.60	0.49
26:AQ:73:LEU:HD11	26:AQ:119:GLY:C	2.33	0.49
26:AQ:9:TYR:O	26:AQ:10:GLN:HB2	2.12	0.49
27:AR:96:TRP:HA	27:AR:120:GLU:HB3	1.93	0.49
22:AM:94:ASP:CG	28:AS:16:LYS:HD2	2.33	0.49
29:AT:83:PHE:CZ	29:AT:85:SER:HB2	2.46	0.49
31:AV:55:THR:O	31:AV:58:MET:HB2	2.11	0.49
10:AA:550:G:OP1	33:AX:59:SER:HB3	2.12	0.49
2:B2:114:SER:HA	2:B2:172:ILE:CD1	2.42	0.49
2:B2:140:ASN:CG	10:BA:182:U:H3	2.15	0.49
5:B5:5:ARG:HB2	5:B5:8:ALA:HA	1.94	0.49

*Continued on next page...*

*Continued from previous page...*

Atom-1	Atom-2	Interatomic distance (Å)	Clash overlap (Å)
5:B5:62:GLU:O	5:B5:63:LYS:HB2	2.11	0.49
10:BA:1027:U:O2'	10:BA:1028:G:H5''	2.12	0.49
10:BA:1069:U:O2'	10:BA:1070:U:P	2.70	0.49
10:BA:112:U:O2'	10:BA:324:A:H1'	2.12	0.49
10:BA:1359:C:O2	10:BA:1359:C:C2'	2.59	0.49
10:BA:1406:G:O2'	10:BA:1407:A:OP2	2.26	0.49
10:BA:1147:U:H3	10:BA:1435:G:H1	1.60	0.49
10:BA:188:G:C4	10:BA:190:G:H1'	2.47	0.49
10:BA:243:G:O4'	32:BW:204:GLN:HB2	2.12	0.49
10:BA:2:A:C2	10:BA:361:A:H1'	2.47	0.49
10:BA:306:A:N9	10:BA:344:A:N6	2.61	0.49
11:BB:70:MET:O	11:BB:118:LEU:HD12	2.11	0.49
11:BB:160:ASN:HD21	11:BB:162:ARG:CG	2.26	0.49
17:BH:106:THR:HG23	17:BH:122:GLY:CA	2.42	0.49
19:BJ:22:THR:O	19:BJ:23:LEU:HD23	2.12	0.49
10:BA:1531:G:C8	22:BM:134:ARG:HB2	2.48	0.49
24:BO:8:GLY:O	24:BO:9:LYS:CB	2.61	0.49
25:BP:132:TRP:O	25:BP:136:GLN:HG2	2.12	0.49
29:BT:44:SER:HA	29:BT:100:HIS:ND1	2.27	0.49
34:BY:215:PHE:CZ	34:BY:219:TRP:HB2	2.47	0.49
3:A3:102:SER:HB2	3:A3:105:VAL:HG23	1.93	0.49
3:A3:144:ARG:HA	3:A3:144:ARG:NE	2.28	0.49
4:A4:123:LEU:HD12	4:A4:124:ILE:H	1.77	0.49
4:A4:150:SER:O	4:A4:151:ALA:HB3	2.12	0.49
7:A7:38:PRO:CG	7:A7:41:HIS:HD2	2.25	0.49
10:AA:1080:G:O5'	10:AA:1080:G:C8	2.57	0.49
10:AA:1360:U:O2'	10:AA:1361:A:H8	1.95	0.49
10:AA:246:U:H5''	10:AA:247:C:OP2	2.12	0.49
10:AA:136:U:C2	10:AA:263:A:N6	2.81	0.49
10:AA:477:G:N2	10:AA:496:G:H1'	2.28	0.49
10:AA:680:U:H2'	10:AA:681:G:C8	2.47	0.49
10:AA:782:A:H3'	10:AA:782:A:C8	2.47	0.49
10:AA:849:A:H2'	10:AA:850:G:C8	2.47	0.49
11:AB:160:ASN:HD21	11:AB:162:ARG:CG	2.25	0.49
12:AC:146:LYS:NZ	12:AC:153:MET:CE	2.76	0.49
12:AC:180:PHE:C	12:AC:182:GLN:H	2.16	0.49
12:AC:5:THR:HG22	12:AC:6:ARG:N	2.27	0.49
13:AD:106:GLU:CA	13:AD:111:THR:HG21	2.35	0.49
10:AA:1069:U:C3'	14:AE:160:THR:HG21	2.35	0.49
14:AE:45:LEU:HG	14:AE:49:PHE:HE2	1.77	0.49
17:AH:89:TRP:CE3	17:AH:93:ILE:HD11	2.47	0.49

*Continued on next page...*

*Continued from previous page...*

Atom-1	Atom-2	Interatomic distance (Å)	Clash overlap (Å)
17:AH:6:ILE:HA	17:AH:9:GLU:HB2	1.94	0.49
18:AI:44:GLN:HG3	18:AI:45:ILE:N	2.26	0.49
19:AJ:95:VAL:N	19:AJ:96:PRO:CD	2.76	0.49
22:AM:44:TYR:CE2	29:AT:49:LEU:HD21	2.47	0.49
24:AO:98:LEU:CD1	24:AO:148:ALA:HB1	2.42	0.49
26:AQ:17:LEU:HD23	26:AQ:20:LYS:HZ1	1.77	0.49
27:AR:102:LEU:HD12	27:AR:112:LYS:CB	2.37	0.49
30:AU:20:ASN:HD21	30:AU:27:LYS:NZ	2.10	0.49
32:AW:8:HIS:O	32:AW:30:ARG:HD2	2.13	0.49
2:B2:126:GLY:O	2:B2:136:THR:HG23	2.13	0.49
5:B5:67:PRO:HD3	20:BK:129:ILE:CD1	2.42	0.49
8:B8:46:GLU:OE1	8:B8:48:LYS:HD2	2.13	0.49
9:B9:114:LYS:HG2	9:B9:115:GLY:N	2.28	0.49
9:B9:155:UNK:O	9:B9:158:UNK:CG	2.42	0.49
10:BA:1585:U:H5	16:BG:52:GLN:NE2	2.09	0.49
10:BA:1674:A:C2	10:BA:1675:A:C8	3.00	0.49
10:BA:1687:C:H2'	10:BA:1688:C:H6	1.77	0.49
10:BA:223:C:H2'	10:BA:224:G:O4'	2.13	0.49
2:B2:10:LYS:NZ	10:BA:328:G:O2'	2.41	0.49
10:BA:371:U:O2'	10:BA:372:C:P	2.71	0.49
10:BA:577:C:H2'	10:BA:577:C:O2	2.13	0.49
10:BA:761:U:HO2'	10:BA:762:U:P	2.33	0.49
10:BA:761:U:O2'	10:BA:762:U:H5''	2.12	0.49
10:BA:760:G:N2	10:BA:766:G:N1	2.55	0.49
10:BA:797:A:N6	10:BA:836:G:O6	2.45	0.49
10:BA:806:U:H2'	10:BA:807:C:H6	1.77	0.49
10:BA:992:G:H2'	10:BA:993:U:O4'	2.12	0.49
11:BB:4:GLN:HA	11:BB:7:GLN:CG	2.42	0.49
13:BD:38:ASN:HD22	13:BD:40:ARG:CD	2.25	0.49
16:BG:19:TYR:CE2	16:BG:41:GLN:HA	2.47	0.49
16:BG:99:THR:HG21	16:BG:101:ARG:HE	1.77	0.49
21:BL:69:LYS:NZ	21:BL:92:LEU:HB3	2.28	0.49
25:BP:119:ALA:O	25:BP:123:LEU:HD13	2.12	0.49
10:BA:1225:U:OP2	30:BU:30:HIS:CE1	2.65	0.49
32:BW:57:ASN:O	32:BW:60:ASP:HB2	2.12	0.49
34:BY:149:LYS:O	34:BY:151:ASP:N	2.44	0.49
7:A7:30:GLY:O	7:A7:39:ASN:ND2	2.46	0.49
10:AA:1119:G:N3	10:AA:1605:A:C2	2.81	0.49
10:AA:1678:U:H2'	10:AA:1679:A:C8	2.48	0.49
10:AA:313:G:C6	10:AA:328:G:C2	3.00	0.49
10:AA:89:A:N7	10:AA:389:G:C5	2.80	0.49

*Continued on next page...*

*Continued from previous page...*

Atom-1	Atom-2	Interatomic distance (Å)	Clash overlap (Å)
10:AA:479:G:N2	10:AA:493:U:C2	2.80	0.49
11:AB:134:SER:HB3	11:AB:152:TYR:CD2	2.47	0.49
11:AB:168:SER:HB2	11:AB:198:PHE:HB2	1.94	0.49
11:AB:1:MET:CE	31:AV:111:TYR:HA	2.41	0.49
12:AC:146:LYS:HZ1	12:AC:153:MET:HE3	1.78	0.49
10:AA:4:C:O2'	13:AD:17:ARG:NH2	2.45	0.49
14:AE:233:LYS:CD	14:AE:234:PRO:HD2	2.42	0.49
1:A1:55:LEU:HD11	16:AG:136:VAL:O	2.13	0.49
18:AI:88:SER:CB	18:AI:118:LEU:HB3	2.42	0.49
20:AK:123:GLY:O	20:AK:124:MET:O	2.29	0.49
22:AM:130:GLY:O	22:AM:131:LEU:HD23	2.12	0.49
10:AA:932:G:H5'	24:AO:7:LYS:HZ1	1.75	0.49
25:AP:83:TYR:N	25:AP:83:TYR:HD1	2.10	0.49
27:AR:265:PRO:C	27:AR:266:LYS:HG3	2.32	0.49
27:AR:274:THR:HG23	27:AR:276:GLN:H	1.78	0.49
29:AT:29:ALA:CB	29:AT:31:LYS:HE3	2.42	0.49
31:AV:103:LYS:CE	31:AV:118:VAL:HG21	2.42	0.49
33:AX:59:SER:C	33:AX:61:ASN:H	2.15	0.49
34:AY:9:LEU:N	34:AY:9:LEU:HD23	2.22	0.49
35:AZ:17:ILE:HG22	35:AZ:21:LYS:HA	1.94	0.49
2:B2:108:SER:O	2:B2:176:ILE:HG13	2.12	0.49
6:B6:62:CYS:HB3	6:B6:69:VAL:CG1	2.41	0.49
7:B7:26:LYS:O	7:B7:26:LYS:HG2	2.12	0.49
8:B8:30:TRP:O	8:B8:31:THR:CB	2.60	0.49
10:BA:1070:U:H6	10:BA:1070:U:OP1	1.95	0.49
10:BA:1058:A:H2	10:BA:1114:G:N3	2.10	0.49
10:BA:1547:G:O2'	10:BA:1548:A:H5'	2.13	0.49
10:BA:1660:A:N6	10:BA:1661:G:O6	2.45	0.49
2:B2:33:ILE:HG23	10:BA:321:U:O2'	2.13	0.49
10:BA:546:G:H2'	10:BA:547:C:H5	1.75	0.49
10:BA:614:A:H5'	10:BA:614:A:H8	1.77	0.49
10:BA:688:A:H2'	10:BA:689:A:C8	2.47	0.49
14:BE:168:ILE:HD12	14:BE:215:THR:N	2.27	0.49
16:BG:133:ALA:HB2	16:BG:200:ARG:CB	2.42	0.49
19:BJ:20:ARG:NH1	19:BJ:90:ASP:OD1	2.46	0.49
23:BN:28:GLY:O	23:BN:30:ILE:N	2.46	0.49
27:BR:174:MET:HE1	27:BR:178:ASN:HB2	1.94	0.49
29:BT:119:LYS:HE2	29:BT:130:ARG:NH1	2.27	0.49
29:BT:38:THR:HG22	29:BT:56:TRP:CZ2	2.47	0.49
32:BW:91:VAL:HA	32:BW:101:PHE:O	2.12	0.49
3:A3:152:ARG:HA	3:A3:183:THR:O	2.13	0.49

*Continued on next page...*



*Continued from previous page...*

Atom-1	Atom-2	Interatomic distance (Å)	Clash overlap (Å)
4:A4:34:PHE:CE1	4:A4:89:LEU:HD12	2.48	0.49
7:A7:47:ARG:HA	7:A7:50:LYS:HG2	1.95	0.49
8:A8:31:THR:O	8:A8:32:LYS:C	2.51	0.49
9:A9:114:LYS:HG2	9:A9:115:GLY:N	2.27	0.49
10:AA:1046:G:C2	10:AA:1047:C:C5	3.01	0.49
10:AA:1059:A:N6	10:AA:1060:A:N6	2.61	0.49
10:AA:1299:C:H2'	10:AA:1300:G:H8	1.77	0.49
10:AA:1310:C:H1'	10:AA:1381:A:C5	2.47	0.49
10:AA:1507:U:O2'	10:AA:1508:G:P	2.69	0.49
10:AA:1122:G:H1	10:AA:1600:U:H3	1.60	0.49
10:AA:1660:A:N6	10:AA:1661:G:O6	2.45	0.49
10:AA:193:C:H2'	10:AA:194:G:H8	1.78	0.49
10:AA:216:G:O2'	10:AA:217:A:H5'	2.12	0.49
10:AA:328:G:H5'	10:AA:329:A:N7	2.27	0.49
10:AA:329:A:P	26:AQ:132:LYS:HG2	2.52	0.49
10:AA:685:A:H2	10:AA:716:G:O6	1.95	0.49
10:AA:751:U:O2	13:AD:143:VAL:HG11	2.13	0.49
10:AA:785:G:HO2'	10:AA:786:A:H8	1.61	0.49
10:AA:835:U:C2'	10:AA:836:G:H5'	2.42	0.49
11:AB:25:LEU:CD2	11:AB:33:ILE:HD13	2.30	0.49
11:AB:23:ILE:HA	11:AB:42:HIS:CD2	2.47	0.49
12:AC:207:THR:HG23	12:AC:208:PRO:HD2	1.95	0.49
15:AF:78:ARG:HH12	15:AF:100:GLY:CA	2.24	0.49
17:AH:17:ALA:CB	17:AH:22:LYS:HD2	2.43	0.49
26:AQ:117:LYS:HD3	26:AQ:120:ASP:OD2	2.13	0.49
28:AS:13:PHE:O	28:AS:14:ARG:HD3	2.13	0.49
10:AA:1474:G:H5''	29:AT:102:LYS:HE2	1.93	0.49
29:AT:21:GLU:HG3	29:AT:147:ILE:HD11	1.95	0.49
31:AV:77:GLU:C	31:AV:79:GLU:H	2.16	0.49
33:AX:66:LYS:O	33:AX:70:MET:HB2	2.13	0.49
3:A3:144:ARG:HH12	35:AZ:3:SER:HB3	1.76	0.49
1:B1:7:THR:HG21	1:B1:31:LEU:HD22	1.94	0.49
2:B2:12:ARG:O	2:B2:15:GLY:N	2.46	0.49
6:B6:32:ASP:O	6:B6:77:PHE:HA	2.12	0.49
9:B9:109:VAL:HG11	30:BU:62:LEU:CD2	2.43	0.49
10:BA:1017:C:H2'	10:BA:1018:G:H5'	1.93	0.49
10:BA:1228:A:H2'	10:BA:1228:A:N3	2.28	0.49
10:BA:1252:C:H2'	10:BA:1253:G:C8	2.45	0.49
10:BA:1265:U:H2'	10:BA:1266:G:C8	2.48	0.49
10:BA:1296:G:C6	10:BA:1297:A:N7	2.81	0.49
10:BA:1367:C:H2'	10:BA:1368:A:H5'	1.94	0.49

*Continued on next page...*

*Continued from previous page...*

Atom-1	Atom-2	Interatomic distance (Å)	Clash overlap (Å)
10:BA:1540:G:O2'	10:BA:1541:A:OP2	2.31	0.49
10:BA:3:C:H1'	14:BE:181:ALA:C	2.33	0.49
10:BA:717:G:H3'	10:BA:718:A:C8	2.47	0.49
10:BA:849:A:H61	10:BA:933:A:N6	2.09	0.49
11:BB:198:PHE:CD1	11:BB:198:PHE:N	2.80	0.49
11:BB:23:ILE:HA	11:BB:42:HIS:CD2	2.48	0.49
10:BA:527:A:H5''	13:BD:168:ARG:HH22	1.78	0.49
14:BE:178:GLY:HA2	14:BE:196:ASP:HA	1.95	0.49
20:BK:78:ALA:HB1	20:BK:119:LEU:CD1	2.43	0.49
20:BK:76:GLN:O	20:BK:80:ASP:HB2	2.11	0.49
21:BL:87:PRO:O	21:BL:88:MET:O	2.30	0.49
8:B8:43:VAL:HG23	22:BM:25:LYS:HE3	1.93	0.49
23:BN:29:LEU:O	23:BN:31:THR:N	2.46	0.49
26:BQ:87:ARG:NH1	26:BQ:104:ARG:NH1	2.59	0.49
10:BA:1471:C:P	29:BT:130:ARG:NH2	2.86	0.49
32:BW:150:ARG:HG2	32:BW:151:PHE:CD1	2.44	0.49
32:BW:88:LEU:HD11	32:BW:184:TYR:CE2	2.38	0.49
10:BA:132:U:C1'	34:BY:149:LYS:HZ3	2.25	0.49
34:BY:153:PRO:O	34:BY:156:ILE:N	2.46	0.49
4:A4:131:LYS:NZ	4:A4:137:ILE:HG12	2.28	0.49
5:A5:13:LYS:CG	10:AA:912:A:H1'	2.42	0.49
8:A8:39:VAL:CG1	8:A8:74:LYS:HE2	2.43	0.49
10:AA:1085:A:H4'	10:AA:1086:G:OP1	2.08	0.49
10:AA:1318:C:O2'	10:AA:1319:U:P	2.71	0.49
8:A8:27:LYS:CE	10:AA:1509:U:H5	2.25	0.49
10:AA:318:U:H4'	26:AQ:11:LYS:HZ2	1.76	0.49
10:AA:419:C:H5''	13:AD:1:MET:HE1	1.95	0.49
10:AA:430:A:O2'	10:AA:431:U:P	2.71	0.49
10:AA:458:U:H2'	10:AA:459:G:H5'	1.93	0.49
10:AA:469:A:C6	10:AA:531:A:C2	3.01	0.49
10:AA:572:U:C4'	10:AA:573:A:H5'	2.40	0.49
10:AA:604:G:H21	21:AL:19:ARG:HH21	1.56	0.49
10:AA:644:U:C4	10:AA:645:C:N4	2.81	0.49
10:AA:758:A:C2	10:AA:769:C:O2	2.66	0.49
10:AA:796:U:H2'	10:AA:797:A:C4'	2.41	0.49
10:AA:888:C:H5'	10:AA:888:C:H6	1.78	0.49
12:AC:211:ASP:O	12:AC:213:VAL:N	2.45	0.49
14:AE:45:LEU:N	14:AE:64:PHE:HE2	2.11	0.49
17:AH:79:TYR:H	17:AH:79:TYR:HD1	1.60	0.49
10:AA:1171:G:C6	23:AN:29:LEU:HD22	2.47	0.49
24:AO:117:LEU:HD21	24:AO:121:GLU:CD	2.33	0.49

*Continued on next page...*

*Continued from previous page...*

Atom-1	Atom-2	Interatomic distance (Å)	Clash overlap (Å)
10:AA:246:U:H2'	26:AQ:62:ASN:ND2	2.28	0.49
10:AA:605:U:H5	26:AQ:95:LYS:HE2	1.77	0.49
27:AR:102:LEU:HG	27:AR:114:PHE:HE1	1.78	0.49
27:AR:109:THR:HG22	27:AR:110:THR:N	2.27	0.49
27:AR:8:ASP:OD1	27:AR:9:ILE:N	2.45	0.49
30:AU:100:CYS:O	30:AU:101:SER:OG	2.27	0.49
31:AV:112:GLN:HG3	31:AV:113:ASN:H	1.76	0.49
31:AV:103:LYS:HD2	31:AV:118:VAL:HG21	1.95	0.49
32:AW:70:GLN:CG	32:AW:80:ARG:HH21	2.21	0.49
10:AA:155:U:H5''	34:AY:83:CYS:CA	2.42	0.49
2:B2:198:PHE:CD1	26:BQ:5:ILE:HG12	2.48	0.49
2:B2:78:GLU:HB2	2:B2:80:ILE:CD1	2.43	0.49
4:B4:89:LEU:HB3	4:B4:101:THR:HG22	1.90	0.49
5:B5:28:ARG:HG2	5:B5:29:GLN:N	2.27	0.49
6:B6:54:CYS:SG	6:B6:56:LYS:HB2	2.53	0.49
10:BA:1310:C:H1'	10:BA:1381:A:C5	2.48	0.49
10:BA:141:A:H3'	10:BA:141:A:C8	2.47	0.49
10:BA:1531:G:C2'	10:BA:1532:U:OP1	2.61	0.49
10:BA:1678:U:H2'	10:BA:1679:A:C8	2.47	0.49
10:BA:1123:G:N3	10:BA:1721:G:C8	2.81	0.49
10:BA:181:G:N2	10:BA:194:G:C4	2.81	0.49
10:BA:411:U:O2'	10:BA:412:U:H5'	2.13	0.49
10:BA:572:U:C4'	10:BA:573:A:H5'	2.42	0.49
10:BA:62:G:H4'	10:BA:164:U:C5	2.48	0.49
10:BA:873:G:H22	20:BK:55:ARG:HH21	1.61	0.49
10:BA:86:C:H2'	10:BA:87:G:H5'	1.93	0.49
14:BE:173:ALA:HB1	14:BE:174:PRO:CD	2.41	0.49
14:BE:184:ILE:CG2	14:BE:212:LEU:HD21	2.43	0.49
24:BO:49:PRO:HG3	24:BO:74:LEU:CD2	2.42	0.49
26:BQ:18:ASN:N	26:BQ:18:ASN:HD22	2.10	0.49
27:BR:334:ARG:HG3	27:BR:334:ARG:NH1	2.25	0.49
30:BU:26:SER:HB3	30:BU:31:GLU:CG	2.43	0.49
32:BW:127:LYS:O	32:BW:143:THR:HG23	2.13	0.49
10:AA:1428:C:OP1	38:AA:2444:HOH:O	2.19	0.49
10:AA:1558:A:H2'	10:AA:1559:A:H5'	1.95	0.49
10:AA:1610:G:C6	10:AA:1611:C:C2	3.01	0.49
10:AA:1644:C:H2'	10:AA:1645:C:C6	2.48	0.49
10:AA:1687:C:H2'	10:AA:1688:C:C6	2.48	0.49
10:AA:1621:G:C4	10:AA:1705:A:C2	3.01	0.49
10:AA:1744:U:O2'	10:AA:1745:G:O5'	2.28	0.49
10:AA:352:C:C2	10:AA:375:G:N2	2.81	0.49

*Continued on next page...*

*Continued from previous page...*

Atom-1	Atom-2	Interatomic distance (Å)	Clash overlap (Å)
10:AA:603:U:H3	21:AL:25:ALA:HB3	1.76	0.49
10:AA:795:A:H5''	10:AA:796:U:OP1	2.12	0.49
10:AA:905:C:H1'	20:AK:138:ASP:HB2	1.95	0.49
12:AC:141:ILE:HG22	12:AC:185:MET:CE	2.42	0.49
12:AC:45:THR:CG2	12:AC:46:PRO:HD2	2.42	0.49
12:AC:74:GLN:HA	12:AC:77:GLN:HE21	1.78	0.49
13:AD:45:VAL:HG21	13:AD:105:MET:CE	2.42	0.49
13:AD:112:ARG:HD2	13:AD:153:GLU:OE2	2.13	0.49
15:AF:27:ARG:O	15:AF:29:ARG:N	2.46	0.49
17:AH:77:PRO:O	17:AH:78:ARG:HB2	2.12	0.49
18:AI:42:ASN:HB3	18:AI:43:PRO:CD	2.41	0.49
19:AJ:20:ARG:NH1	19:AJ:90:ASP:OD1	2.45	0.49
5:A5:46:ASP:OD1	20:AK:113:GLN:OE1	2.30	0.49
21:AL:56:ILE:CG2	21:AL:57:GLY:N	2.76	0.49
26:AQ:21:LYS:C	26:AQ:23:LEU:H	2.16	0.49
27:AR:276:GLN:C	27:AR:294:ILE:HG23	2.33	0.49
27:AR:312:CYS:HB3	27:AR:328:PHE:CZ	2.48	0.49
34:AY:153:PRO:O	34:AY:156:ILE:N	2.46	0.49
2:B2:194:LYS:HD3	26:BQ:12:GLN:NE2	2.27	0.49
4:B4:107:ASP:OD1	4:B4:108:ILE:N	2.29	0.49
10:BA:1343:G:C2'	10:BA:1344:U:OP1	2.61	0.49
10:BA:1385:U:C2'	10:BA:1386:U:OP1	2.60	0.49
10:BA:1558:A:C5	10:BA:1583:A:C6	3.01	0.49
10:BA:246:U:H4'	10:BA:247:C:OP2	2.13	0.49
10:BA:271:U:C4'	10:BA:272:U:OP1	2.60	0.49
10:BA:343:C:O2'	10:BA:344:A:OP2	2.29	0.49
10:BA:409:G:H3'	10:BA:409:G:N3	2.28	0.49
10:BA:463:A:C2	10:BA:464:G:C8	3.00	0.49
10:BA:644:U:C4	10:BA:645:C:N4	2.81	0.49
10:BA:66:A:H2'	10:BA:67:G:C5'	2.35	0.49
12:BC:20:PHE:O	12:BC:23:GLU:HB2	2.13	0.49
12:BC:74:GLN:HA	12:BC:77:GLN:HE21	1.77	0.49
13:BD:126:ARG:HA	13:BD:129:ILE:CD1	2.42	0.49
14:BE:35:ARG:NH2	14:BE:252:ALA:H	2.09	0.49
16:BG:14:PHE:HD2	16:BG:17:TRP:HZ3	1.61	0.49
20:BK:54:VAL:HG11	20:BK:81:VAL:CG1	2.31	0.49
27:BR:146:ASN:ND2	27:BR:150:GLU:HB2	2.10	0.49
27:BR:174:MET:HE3	27:BR:178:ASN:HB2	1.93	0.49
27:BR:96:TRP:HB3	27:BR:120:GLU:HG2	1.94	0.49
29:BT:147:ILE:O	29:BT:151:GLN:HG3	2.13	0.49
30:BU:16:ILE:HD12	30:BU:82:TYR:CD2	2.45	0.49

*Continued on next page...*

*Continued from previous page...*

Atom-1	Atom-2	Interatomic distance (Å)	Clash overlap (Å)
31:BV:29:HIS:HA	31:BV:32:LYS:CD	2.34	0.49
32:BW:174:PHE:O	32:BW:175:ALA:HB2	2.12	0.49
2:A2:110:VAL:CG1	2:A2:111:GLU:H	2.16	0.49
2:A2:136:THR:HG21	2:A2:153:ARG:NH1	2.28	0.49
2:A2:21:HIS:N	2:A2:21:HIS:CD2	2.76	0.49
2:A2:39:THR:O	2:A2:39:THR:HG22	2.12	0.49
2:A2:78:GLU:HB2	2:A2:80:ILE:CD1	2.42	0.49
4:A4:75:LEU:O	4:A4:79:SER:OG	2.30	0.49
4:A4:89:LEU:HB3	4:A4:101:THR:HG22	1.92	0.49
6:A6:68:LYS:CD	10:AA:1027:U:OP1	2.61	0.49
7:A7:5:LEU:HB2	7:A7:8:THR:OG1	2.12	0.49
8:A8:65:THR:O	8:A8:67:SER:N	2.46	0.49
9:A9:105:ASN:O	9:A9:107:GLY:N	2.46	0.49
9:A9:78:LYS:HB2	9:A9:80:TYR:HE1	1.77	0.49
10:AA:122:A:N7	34:AY:201:ARG:NH1	2.61	0.49
10:AA:1517:A:OP1	22:AM:133:VAL:N	2.39	0.49
10:AA:1547:G:O2'	10:AA:1548:A:H5'	2.13	0.49
10:AA:1555:A:C2	10:AA:1557:U:O4	2.66	0.49
10:AA:1608:C:N3	10:AA:1610:G:N3	2.60	0.49
10:AA:1688:C:O2'	10:AA:1689:U:H5'	2.13	0.49
10:AA:1703:A:H2'	10:AA:1704:C:H6	1.77	0.49
10:AA:460:A:C6	10:AA:589:G:N7	2.79	0.49
10:AA:546:G:H2'	10:AA:547:C:H5	1.76	0.49
10:AA:783:U:H2'	10:AA:784:G:C8	2.48	0.49
11:AB:148:SER:O	11:AB:150:LEU:N	2.46	0.49
11:AB:180:ILE:HG12	11:AB:185:LEU:HD23	1.94	0.49
12:AC:77:GLN:O	12:AC:81:GLY:CA	2.60	0.49
14:AE:158:LYS:HG2	14:AE:171:VAL:HG13	1.95	0.49
10:AA:1444:U:O4	16:AG:74:HIS:HB2	2.12	0.49
20:AK:106:LYS:NZ	20:AK:136:PRO:HD2	2.27	0.49
26:AQ:81:ARG:HD3	26:AQ:112:PRO:HG3	1.94	0.49
27:AR:239:ILE:HD11	27:AR:270:VAL:HG21	1.94	0.49
27:AR:326:ALA:CB	27:AR:328:PHE:HE1	2.26	0.49
28:AS:60:LYS:HZ3	28:AS:64:LYS:HE3	1.76	0.49
29:AT:118:ARG:HB2	29:AT:133:THR:CG2	2.43	0.49
29:AT:79:LEU:HB2	29:AT:104:LEU:HD21	1.95	0.49
31:AV:114:ILE:HB	31:AV:115:PRO:HD2	1.93	0.49
2:B2:155:LYS:O	2:B2:156:ALA:C	2.51	0.49
8:B8:34:LYS:NZ	8:B8:36:LYS:HB3	2.28	0.49
9:B9:112:GLN:HA	9:B9:112:GLN:OE1	2.12	0.49
9:B9:124:PHE:HD1	9:B9:124:PHE:N	2.11	0.49

*Continued on next page...*

*Continued from previous page...*

Atom-1	Atom-2	Interatomic distance (Å)	Clash overlap (Å)
10:BA:1140:U:H5'	10:BA:1141:G:OP2	2.13	0.49
10:BA:12:U:O2'	10:BA:1271:G:H1'	2.12	0.49
10:BA:1369:A:C2'	10:BA:1370:U:O5'	2.61	0.49
10:BA:1370:U:O4	10:BA:1371:A:N3	2.46	0.49
10:BA:1507:U:O2'	10:BA:1508:G:O5'	2.26	0.49
10:BA:1618:C:H2'	10:BA:1619:U:C6	2.48	0.49
10:BA:457:G:O2'	10:BA:458:U:H5'	2.12	0.49
10:BA:769:C:H3'	10:BA:769:C:C6	2.48	0.49
10:BA:771:A:H5''	10:BA:772:A:H5'	1.92	0.49
10:BA:867:U:H2'	10:BA:868:U:O4'	2.13	0.49
10:BA:904:A:H2'	10:BA:905:C:C6	2.46	0.49
10:BA:905:C:O2'	20:BK:138:ASP:HB2	2.13	0.49
10:BA:985:C:C2	10:BA:986:G:C8	3.01	0.49
10:BA:1069:U:O2'	14:BE:169:ARG:NE	2.45	0.49
15:BF:88:GLU:OE1	15:BF:88:GLU:HA	2.13	0.49
17:BH:102:VAL:H	17:BH:113:HIS:CB	2.22	0.49
20:BK:88:LEU:O	20:BK:89:LYS:HB2	2.12	0.49
24:BO:103:HIS:CE1	24:BO:107:ASN:ND2	2.80	0.49
27:BR:144:LEU:HD12	27:BR:145:TRP:N	2.28	0.49
27:BR:164:TRP:N	27:BR:164:TRP:CD1	2.79	0.49
27:BR:289:ALA:N	27:BR:290:PRO:HD3	2.28	0.49
31:BV:114:ILE:HB	31:BV:115:PRO:HD2	1.94	0.49
31:BV:58:MET:CE	31:BV:61:ILE:HD12	2.42	0.49
2:A2:38:LEU:HD21	2:A2:104:LEU:CD1	2.41	0.49
3:A3:135:THR:CG2	3:A3:136:LEU:HD23	2.42	0.49
3:A3:44:GLN:HG2	3:A3:45:VAL:N	2.28	0.49
6:A6:23:ILE:HG23	24:AO:20:PHE:HD2	1.77	0.49
8:A8:46:GLU:O	8:A8:50:VAL:HG23	2.13	0.49
10:AA:1183:A:H4'	28:AS:105:LYS:NZ	2.28	0.49
10:AA:1369:A:C2'	10:AA:1370:U:O5'	2.61	0.49
10:AA:1385:U:H2'	10:AA:1386:U:OP1	2.13	0.49
10:AA:148:C:H4'	34:AY:108:VAL:HG21	1.93	0.49
10:AA:165:A:C2'	10:AA:166:C:H5'	2.43	0.49
10:AA:222:U:O2'	10:AA:223:C:H5'	2.13	0.49
10:AA:238:G:N2	10:AA:239:A:H1'	2.28	0.49
10:AA:44:U:O2	10:AA:425:A:N3	2.46	0.49
10:AA:45:A:C4'	10:AA:46:A:H5'	2.18	0.49
10:AA:477:G:C2	10:AA:496:G:N3	2.80	0.49
10:AA:879:G:N1	10:AA:880:G:C2	2.80	0.49
15:AF:39:PRO:HG2	15:AF:42:PHE:HE1	1.77	0.49
17:AH:18:GLU:CG	17:AH:69:ILE:HB	2.36	0.49

*Continued on next page...*

*Continued from previous page...*

Atom-1	Atom-2	Interatomic distance (Å)	Clash overlap (Å)
25:AP:55:VAL:CG2	25:AP:58:PHE:HE1	2.26	0.49
27:AR:125:ALA:HB3	27:AR:134:LEU:CB	2.39	0.49
28:AS:49:ARG:NH1	28:AS:87:SER:O	2.46	0.49
29:AT:39:GLN:C	29:AT:41:THR:H	2.16	0.49
29:AT:15:ALA:CB	29:AT:66:ARG:NE	2.76	0.49
32:AW:124:LYS:HE2	32:AW:126:LEU:CD2	2.43	0.49
32:AW:89:MET:HE3	32:AW:238:ILE:HD13	1.95	0.49
11:AB:139:PRO:HD3	35:AZ:47:VAL:CG2	2.43	0.49
4:B4:135:GLY:O	4:B4:136:TYR:HD1	1.95	0.49
10:BA:1153:U:O2'	28:BS:131:THR:HG22	2.13	0.49
10:BA:1541:A:O2'	22:BM:147:VAL:CG2	2.61	0.49
10:BA:160:C:O2	34:BY:133:LEU:HD12	2.13	0.49
10:BA:173:A:C8	10:BA:173:A:H5'	2.44	0.49
10:BA:580:G:H2'	10:BA:581:C:C6	2.48	0.49
10:BA:683:A:C2'	10:BA:684:A:H5'	2.43	0.49
10:BA:84:U:C2'	10:BA:85:G:H5'	2.36	0.49
15:BF:27:ARG:O	15:BF:29:ARG:N	2.46	0.49
16:BG:68:ILE:HD13	16:BG:85:ILE:HA	1.94	0.49
19:BJ:95:VAL:HG22	19:BJ:116:MET:CE	2.43	0.49
19:BJ:20:ARG:O	19:BJ:114:LEU:HA	2.12	0.49
5:B5:58:ALA:HB3	20:BK:126:ILE:C	2.33	0.49
22:BM:114:GLU:OE2	22:BM:118:LYS:HE3	2.13	0.49
24:BO:60:HIS:O	24:BO:62:ILE:N	2.46	0.49
29:BT:116:ILE:HG23	29:BT:136:GLY:HA2	1.93	0.49
30:BU:42:LEU:O	30:BU:43:PHE:HB2	2.12	0.49
31:BV:102:THR:O	31:BV:106:LEU:HG	2.12	0.49
32:BW:184:TYR:HE1	32:BW:192:GLY:HA2	1.78	0.49
32:BW:181:ASN:O	32:BW:196:ILE:HA	2.12	0.49
13:BD:71:PHE:CE1	32:BW:254:ARG:HD3	2.48	0.49
10:BA:770:G:P	32:BW:257:LYS:NZ	2.86	0.49
34:BY:148:LYS:N	34:BY:151:ASP:OD2	2.45	0.49
2:A2:93:ALA:HA	26:AQ:9:TYR:CD2	2.48	0.48
4:A4:50:VAL:CG1	4:A4:51:THR:N	2.75	0.48
5:A5:57:LEU:CG	5:A5:58:ALA:N	2.75	0.48
6:A6:46:SER:O	6:A6:69:VAL:HG23	2.12	0.48
10:AA:1321:G:H21	10:AA:1349:C:N4	2.10	0.48
10:AA:1369:A:H2'	10:AA:1370:U:H6	1.77	0.48
10:AA:14:C:OP1	14:AE:165:SER:OG	2.25	0.48
10:AA:1711:U:O2'	10:AA:1712:C:H5'	2.13	0.48
10:AA:272:U:O5'	10:AA:272:U:H6	1.95	0.48
10:AA:2:A:C2	10:AA:361:A:H1'	2.48	0.48

*Continued on next page...*

*Continued from previous page...*

Atom-1	Atom-2	Interatomic distance (Å)	Clash overlap (Å)
10:AA:49:C:O2'	10:AA:50:A:C5'	2.52	0.48
10:AA:760:G:H8	10:AA:760:G:O5'	1.96	0.48
10:AA:955:A:H2	10:AA:956:A:N3	2.10	0.48
11:AB:96:SER:HB3	11:AB:111:LYS:NZ	2.28	0.48
12:AC:163:THR:CG2	12:AC:164:GLY:N	2.76	0.48
13:AD:1:MET:H1	13:AD:1:MET:CE	2.26	0.48
10:AA:466:A:N6	13:AD:40:ARG:HH22	2.09	0.48
15:AF:88:GLU:OE1	15:AF:88:GLU:HA	2.11	0.48
19:AJ:42:ALA:O	19:AJ:48:VAL:HG11	2.12	0.48
10:AA:562:G:OP1	21:AL:69:LYS:HD2	2.13	0.48
21:AL:87:PRO:O	21:AL:88:MET:O	2.31	0.48
22:AM:29:PRO:O	22:AM:32:LEU:HB2	2.12	0.48
26:AQ:21:LYS:HD2	26:AQ:29:ALA:HA	1.95	0.48
27:AR:33:GLN:HE22	27:AR:87:GLU:HA	1.77	0.48
29:AT:44:SER:HA	29:AT:100:HIS:ND1	2.28	0.48
30:AU:87:THR:O	30:AU:88:ALA:O	2.31	0.48
32:AW:184:TYR:HE1	32:AW:192:GLY:HA2	1.78	0.48
32:AW:127:LYS:HB2	32:AW:228:PHE:CE1	2.47	0.48
10:AA:138:G:OP2	34:AY:143:LYS:NZ	2.46	0.48
34:AY:148:LYS:N	34:AY:151:ASP:OD2	2.46	0.48
4:B4:69:GLU:HB2	4:B4:86:LYS:HE2	1.94	0.48
5:B5:13:LYS:HG3	10:BA:912:A:H1'	1.95	0.48
7:B7:38:PRO:CG	7:B7:41:HIS:HD2	2.26	0.48
10:BA:1008:A:C5'	10:BA:1009:U:OP2	2.60	0.48
10:BA:1369:A:P	10:BA:1369:A:H8	2.37	0.48
10:BA:136:U:C2	10:BA:263:A:N6	2.80	0.48
2:B2:31:ARG:CG	10:BA:323:U:OP1	2.61	0.48
10:BA:443:A:H2'	10:BA:445:U:C6	2.47	0.48
10:BA:777:U:C2'	10:BA:777:U:O2	2.60	0.48
10:BA:734:U:C2	10:BA:782:A:H2	2.31	0.48
10:BA:787:A:N3	17:BH:105:THR:HG22	2.28	0.48
11:BB:5:ARG:CG	11:BB:187:LYS:NZ	2.76	0.48
12:BC:117:PRO:HG2	12:BC:120:LEU:HB3	1.95	0.48
13:BD:80:MET:HG2	13:BD:86:LEU:CD1	2.43	0.48
14:BE:41:LYS:C	14:BE:42:ILE:HG23	2.33	0.48
14:BE:83:GLN:HB2	14:BE:208:ARG:HD2	1.94	0.48
16:BG:101:ARG:O	16:BG:103:PRO:CD	2.61	0.48
18:BI:116:ARG:HB3	18:BI:120:VAL:CG2	2.42	0.48
21:BL:85:PHE:HE1	21:BL:87:PRO:HA	1.78	0.48
23:BN:22:VAL:O	23:BN:24:GLY:N	2.46	0.48
24:BO:43:ALA:CB	24:BO:82:CYS:SG	3.01	0.48

*Continued on next page...*



*Continued from previous page...*

Atom-1	Atom-2	Interatomic distance (Å)	Clash overlap (Å)
27:BR:47:ARG:HD3	27:BR:78:PHE:CE2	2.48	0.48
30:BU:35:THR:CG2	30:BU:41:ALA:HB2	2.42	0.48
31:BV:43:SER:HB3	31:BV:46:LEU:HB2	1.95	0.48
31:BV:44:LYS:O	31:BV:47:ARG:HB3	2.12	0.48
32:BW:185:ILE:HG22	32:BW:226:ASN:O	2.13	0.48
32:BW:249:THR:HB	32:BW:252:GLU:H	1.78	0.48
33:BX:7:THR:CG2	33:BX:10:LYS:HB2	2.34	0.48
34:BY:91:PHE:HD1	34:BY:91:PHE:O	1.95	0.48
35:BZ:17:ILE:HG22	35:BZ:21:LYS:HA	1.95	0.48
35:BZ:34:TRP:HD1	35:BZ:82:ALA:HA	1.78	0.48
2:A2:114:SER:CB	2:A2:172:ILE:HD11	2.43	0.48
2:A2:22:ARG:CD	2:A2:25:ARG:CZ	2.91	0.48
3:A3:145:LEU:O	3:A3:146:ASP:C	2.51	0.48
4:A4:161:TYR:N	4:A4:161:TYR:CD1	2.79	0.48
9:A9:155:UNK:CA	9:A9:158:UNK:HG3	2.43	0.48
10:AA:1008:A:H4'	10:AA:1009:U:OP2	2.13	0.48
10:AA:1366:G:C2	10:AA:1373:G:N2	2.81	0.48
10:AA:1521:C:C2	10:AA:1535:A:C2	3.02	0.48
10:AA:1713:G:H1'	10:AA:1734:A:H2	1.77	0.48
10:AA:425:A:N1	10:AA:426:G:N3	2.61	0.48
10:AA:426:G:H21	10:AA:428:A:H3'	1.77	0.48
10:AA:605:U:H1'	26:AQ:96:TYR:HA	1.95	0.48
13:AD:168:ARG:HB2	13:AD:172:THR:OG1	2.14	0.48
10:AA:586:A:OP1	13:AD:39:LYS:HD2	2.12	0.48
14:AE:155:ILE:HD11	14:AE:197:ILE:HG21	1.95	0.48
16:AG:105:GLU:O	16:AG:105:GLU:HG2	2.12	0.48
16:AG:99:THR:HG21	16:AG:101:ARG:HE	1.78	0.48
18:AI:116:ARG:HB3	18:AI:120:VAL:CG2	2.43	0.48
21:AL:85:PHE:HE1	21:AL:87:PRO:HA	1.77	0.48
24:AO:8:GLY:O	24:AO:9:LYS:CB	2.60	0.48
25:AP:13:ASN:OD1	25:AP:15:LEU:HB2	2.14	0.48
10:AA:295:U:H1'	26:AQ:68:LYS:CE	2.43	0.48
27:AR:289:ALA:O	27:AR:291:VAL:N	2.47	0.48
31:AV:98:ILE:CG2	31:AV:102:THR:HB	2.43	0.48
34:AY:68:MET:O	34:AY:69:VAL:HG23	2.13	0.48
1:B1:4:GLU:HG2	1:B1:58:MET:HE2	1.95	0.48
2:B2:40:THR:CG2	2:B2:87:LEU:HD12	2.42	0.48
10:BA:100:A:O2'	10:BA:101:A:P	2.71	0.48
10:BA:1148:G:H1'	10:BA:1167:C:O2'	2.12	0.48
10:BA:1256:C:H4'	10:BA:1257:U:O5'	2.13	0.48
10:BA:1463:U:C2'	10:BA:1463:U:O2	2.61	0.48

*Continued on next page...*

*Continued from previous page...*

Atom-1	Atom-2	Interatomic distance (Å)	Clash overlap (Å)
10:BA:1470:C:OP2	29:BT:76:ILE:HG13	2.14	0.48
10:BA:1492:U:O2'	10:BA:1493:A:OP2	2.32	0.48
10:BA:6:G:C2	10:BA:19:A:N3	2.81	0.48
10:BA:238:G:N2	10:BA:239:A:H1'	2.28	0.48
10:BA:266:G:C4	10:BA:278:G:N2	2.80	0.48
10:BA:297:U:O2'	10:BA:298:G:H5'	2.13	0.48
10:BA:306:A:O2'	10:BA:307:G:O4'	2.27	0.48
10:BA:311:U:O2'	10:BA:312:C:C5	2.62	0.48
10:BA:456:A:O2'	10:BA:457:G:H5'	2.13	0.48
10:BA:44:U:O2'	10:BA:45:A:OP1	2.26	0.48
10:BA:498:C:O2'	10:BA:499:A:P	2.71	0.48
10:BA:72:G:C2	10:BA:75:C:C4	3.01	0.48
10:BA:935:G:C5	10:BA:936:U:C5	3.01	0.48
11:BB:156:VAL:HG23	35:BZ:80:HIS:CB	2.39	0.48
11:BB:198:PHE:H	11:BB:198:PHE:HD1	1.58	0.48
12:BC:211:ASP:O	12:BC:212:ASN:C	2.52	0.48
13:BD:170:GLY:O	13:BD:174:ARG:HB2	2.13	0.48
13:BD:37:LYS:HB2	13:BD:38:ASN:OD1	2.12	0.48
14:BE:157:GLN:HE21	14:BE:225:TYR:HB3	1.78	0.48
20:BK:142:ARG:NH2	20:BK:143:GLU:CD	2.67	0.48
20:BK:34:MET:HA	20:BK:98:ARG:HG3	1.95	0.48
21:BL:75:LEU:CD2	21:BL:82:ILE:HD12	2.39	0.48
22:BM:138:THR:O	22:BM:138:THR:HG22	2.12	0.48
26:BQ:61:SER:OG	26:BQ:62:ASN:N	2.46	0.48
27:BR:243:LEU:O	27:BR:245:LEU:HG	2.13	0.48
28:BS:101:VAL:HG21	28:BS:121:LEU:CD1	2.38	0.48
29:BT:39:GLN:C	29:BT:41:THR:H	2.16	0.48
30:BU:115:ASP:O	30:BU:119:ILE:HG13	2.14	0.48
31:BV:103:LYS:CE	31:BV:118:VAL:HG21	2.43	0.48
31:BV:112:GLN:HG3	31:BV:113:ASN:H	1.77	0.48
32:BW:187:GLN:C	32:BW:191:ILE:HG22	2.33	0.48
34:BY:102:VAL:CG1	34:BY:109:LEU:HD11	2.43	0.48
3:A3:181:GLU:H	3:A3:181:GLU:HG2	1.41	0.48
5:A5:82:HIS:CD2	10:AA:1722:U:H3	2.31	0.48
8:A8:60:VAL:HB	8:A8:64:LEU:CD2	2.37	0.48
9:A9:113:GLN:HA	9:A9:127:LYS:CE	2.43	0.48
10:AA:1072:G:N2	17:AH:79:TYR:CZ	2.81	0.48
10:AA:1099:G:H2'	10:AA:1100:U:H6	1.78	0.48
10:AA:1164:C:H5''	10:AA:1165:A:H3'	1.95	0.48
10:AA:1228:A:H2'	10:AA:1228:A:N3	2.28	0.48
10:AA:1427:C:OP2	10:AA:1428:C:C5	2.66	0.48

*Continued on next page...*

*Continued from previous page...*

Atom-1	Atom-2	Interatomic distance (Å)	Clash overlap (Å)
10:AA:1552:U:C2'	10:AA:1553:C:H5'	2.43	0.48
10:AA:306:A:N9	10:AA:344:A:N6	2.61	0.48
10:AA:341:G:H5''	10:AA:342:U:C3'	2.42	0.48
10:AA:55:U:O2'	10:AA:56:G:OP2	2.30	0.48
10:AA:616:A:H4'	10:AA:617:A:C5'	2.32	0.48
10:AA:64:U:O2	10:AA:81:A:N6	2.45	0.48
10:AA:623:U:N3	10:AA:949:A:C6	2.81	0.48
12:AC:109:ASN:HD21	12:AC:178:VAL:HG13	1.77	0.48
13:AD:116:LEU:C	13:AD:118:LEU:N	2.65	0.48
13:AD:120:ASN:H	13:AD:124:HIS:HD2	1.56	0.48
10:AA:506:U:C4'	13:AD:131:GLN:HB3	2.43	0.48
14:AE:162:LYS:H	14:AE:162:LYS:HD2	1.78	0.48
16:AG:19:TYR:CE2	16:AG:41:GLN:HA	2.48	0.48
16:AG:83:LEU:C	16:AG:83:LEU:HD23	2.33	0.48
24:AO:56:LEU:HD22	24:AO:62:ILE:HD12	1.96	0.48
25:AP:28:PRO:O	25:AP:29:ASP:CB	2.61	0.48
26:AQ:12:GLN:O	26:AQ:53:VAL:HG13	2.14	0.48
27:AR:224:ASN:HB3	27:AR:226:LYS:CG	2.40	0.48
29:AT:69:TYR:HA	29:AT:132:ILE:HG21	1.94	0.48
33:AX:62:TRP:CH2	33:AX:63:HIS:NE2	2.81	0.48
34:AY:132:LYS:HZ3	34:AY:163:ARG:CB	2.26	0.48
2:B2:94:THR:HG23	10:BA:319:A:C2	2.48	0.48
10:BA:1198:A:N3	10:BA:1228:A:C2	2.81	0.48
10:BA:1278:C:O2'	10:BA:1279:U:P	2.71	0.48
10:BA:1425:G:N2	10:BA:1426:G:H1'	2.29	0.48
10:BA:1485:G:O2'	10:BA:1487:A:N3	2.38	0.48
10:BA:1492:U:HO2'	10:BA:1493:A:P	2.36	0.48
10:BA:1532:U:H5	28:BS:45:LYS:NZ	2.10	0.48
10:BA:311:U:H4'	10:BA:312:C:C6	2.48	0.48
3:B3:118:CYS:HB3	10:BA:633:U:OP1	2.14	0.48
10:BA:639:C:H2'	10:BA:640:A:H8	1.77	0.48
10:BA:746:A:C4	10:BA:747:G:C8	3.01	0.48
10:BA:81:A:O2'	25:BP:117:GLY:HA3	2.12	0.48
10:BA:936:U:H5'	10:BA:937:U:OP1	2.12	0.48
10:BA:958:G:H4'	10:BA:1729:A:H4'	1.94	0.48
12:BC:145:LEU:CD1	12:BC:153:MET:HB2	2.44	0.48
13:BD:26:ASN:HA	13:BD:29:LYS:HG3	1.96	0.48
13:BD:69:ARG:NH2	13:BD:92:LYS:NZ	2.61	0.48
10:BA:755:G:P	13:BD:7:ASN:ND2	2.86	0.48
14:BE:231:TRP:O	14:BE:232:GLY:O	2.30	0.48
16:BG:125:THR:HB	16:BG:130:ARG:NH2	2.28	0.48

*Continued on next page...*

*Continued from previous page...*

Atom-1	Atom-2	Interatomic distance (Å)	Clash overlap (Å)
16:BG:189:LYS:C	16:BG:189:LYS:HD3	2.32	0.48
19:BJ:67:LYS:HE2	19:BJ:78:ASP:OD1	2.14	0.48
10:BA:1541:A:O2'	22:BM:147:VAL:HG21	2.12	0.48
24:BO:88:GLU:O	24:BO:89:ASP:C	2.52	0.48
24:BO:96:LYS:HG3	24:BO:97:ALA:N	2.27	0.48
27:BR:280:ILE:HD12	27:BR:338:PHE:CE2	2.49	0.48
22:BM:94:ASP:CG	28:BS:16:LYS:HD2	2.34	0.48
10:BA:1213:G:HI1'	28:BS:84:HIS:CG	2.48	0.48
32:BW:124:LYS:HE2	32:BW:126:LEU:CD2	2.43	0.48
34:BY:210:GLU:O	34:BY:214:LYS:HG3	2.13	0.48
34:BY:90:GLY:O	34:BY:92:ARG:N	2.46	0.48
34:BY:98:ARG:HD2	34:BY:99:GLY:N	2.29	0.48
35:BZ:73:VAL:HG13	35:BZ:78:GLU:HB3	1.95	0.48
2:A2:92:ASN:O	2:A2:94:THR:N	2.46	0.48
4:A4:121:GLN:NE2	4:A4:145:PHE:CD2	2.78	0.48
7:A7:11:ARG:C	7:A7:15:GLN:NE2	2.67	0.48
10:AA:1064:A:O2'	10:AA:1065:A:H3'	2.12	0.48
10:AA:1370:U:O4	10:AA:1371:A:N3	2.46	0.48
10:AA:1485:G:O2'	10:AA:1487:A:N3	2.39	0.48
10:AA:1574:C:OP2	29:AT:93:ARG:NH2	2.45	0.48
10:AA:1657:G:H2'	10:AA:1658:A:H8	1.78	0.48
10:AA:1714:U:HO2'	10:AA:1715:A:H5'	1.78	0.48
10:AA:381:G:N2	10:AA:398:A:C6	2.80	0.48
10:AA:449:G:O2'	10:AA:450:G:H5'	2.12	0.48
10:AA:505:A:OP2	13:AD:170:GLY:N	2.42	0.48
10:AA:756:G:OP2	32:AW:22:LYS:HB2	2.14	0.48
11:AB:179:LYS:HE3	11:AB:191:TRP:HH2	1.78	0.48
12:AC:104:GLN:HE21	12:AC:129:VAL:HG22	1.79	0.48
14:AE:167:ARG:CB	14:AE:202:GLN:HB2	2.43	0.48
16:AG:63:ILE:O	16:AG:66:ARG:HB2	2.14	0.48
10:AA:731:C:O2'	17:AH:121:THR:HG23	2.12	0.48
17:AH:89:TRP:CD2	17:AH:125:ILE:HD11	2.48	0.48
20:AK:88:LEU:O	20:AK:89:LYS:HB2	2.13	0.48
22:AM:123:ARG:HH11	22:AM:123:ARG:CG	2.25	0.48
23:AN:13:TYR:CD1	23:AN:13:TYR:N	2.82	0.48
25:AP:56:TYR:HD1	25:AP:56:TYR:C	2.16	0.48
28:AS:60:LYS:NZ	28:AS:64:LYS:HE3	2.28	0.48
29:AT:49:LEU:HG	29:AT:50:ALA:N	2.28	0.48
30:AU:113:THR:HG22	30:AU:115:ASP:H	1.77	0.48
2:B2:179:ARG:NH2	10:BA:322:G:O6	2.47	0.48
2:B2:202:LYS:O	2:B2:206:LYS:CB	2.56	0.48

*Continued on next page...*

*Continued from previous page...*

Atom-1	Atom-2	Interatomic distance (Å)	Clash overlap (Å)
3:B3:102:SER:HB2	3:B3:105:VAL:HG23	1.95	0.48
3:B3:157:GLN:HB2	3:B3:188:GLU:HA	1.95	0.48
9:B9:120:GLY:N	9:B9:121:PRO:HD2	2.28	0.48
10:BA:1569:A:C4	23:BN:13:TYR:HE2	2.31	0.48
10:BA:630:A:O2'	17:BH:58:SER:HB3	2.14	0.48
13:BD:168:ARG:HB2	13:BD:172:THR:OG1	2.14	0.48
13:BD:60:LEU:HD21	13:BD:93:LEU:HB3	1.96	0.48
10:BA:2:A:N3	14:BE:198:TYR:CD2	2.81	0.48
14:BE:27:TRP:CE2	14:BE:59:GLU:HB2	2.49	0.48
16:BG:105:GLU:O	16:BG:105:GLU:HG2	2.12	0.48
16:BG:107:PHE:HA	16:BG:172:ILE:CG2	2.44	0.48
16:BG:50:ARG:NH1	18:BI:123:PRO:HG3	2.27	0.48
16:BG:52:GLN:HE22	16:BG:58:LYS:CE	2.27	0.48
19:BJ:25:CYS:HB3	19:BJ:31:VAL:HB	1.95	0.48
10:BA:1353:G:H1'	19:BJ:55:ARG:NH1	2.28	0.48
20:BK:47:LEU:N	20:BK:47:LEU:CD2	2.69	0.48
10:BA:427:A:C5'	21:BL:49:LYS:HG3	2.38	0.48
21:BL:73:VAL:HG12	21:BL:74:LEU:N	2.28	0.48
8:B8:43:VAL:HB	22:BM:25:LYS:HZ1	1.78	0.48
26:BQ:128:ARG:HB2	26:BQ:129:PRO:HD2	1.96	0.48
11:BB:45:ASN:HD21	31:BV:109:LEU:CD1	2.27	0.48
10:BA:770:G:P	32:BW:257:LYS:HZ1	2.36	0.48
32:BW:70:GLN:CG	32:BW:80:ARG:HH21	2.21	0.48
32:BW:89:MET:HG3	32:BW:228:PHE:HE2	1.74	0.48
34:BY:150:GLU:CD	34:BY:150:GLU:H	2.16	0.48
10:BA:397:U:H4'	34:BY:76:LEU:HD21	1.95	0.48
1:A1:48:ALA:HB3	16:AG:139:MET:HG2	1.95	0.48
2:A2:175:CYS:HB3	2:A2:189:TYR:CZ	2.48	0.48
2:A2:35:MET:HE3	2:A2:37:LYS:HG3	1.95	0.48
4:A4:108:ILE:CG2	4:A4:109:THR:H	2.17	0.48
5:A5:34:LYS:NZ	10:AA:1744:U:C5	2.81	0.48
5:A5:77:ILE:HG12	10:AA:1746:G:C6	2.48	0.48
6:A6:5:LEU:CB	17:AH:24:GLN:NE2	2.76	0.48
9:A9:149:UNK:HG2	9:A9:150:UNK:N	2.27	0.48
10:AA:1200:G:C8	10:AA:1200:G:O5'	2.63	0.48
10:AA:223:C:H2'	10:AA:224:G:O4'	2.12	0.48
10:AA:386:U:H4'	34:AY:89:SER:HB2	1.95	0.48
10:AA:3:C:C5'	10:AA:3:C:C6	2.86	0.48
10:AA:425:A:N1	10:AA:426:G:C2	2.81	0.48
10:AA:679:U:H2'	10:AA:680:U:O4'	2.13	0.48
10:AA:761:U:O2'	10:AA:762:U:C5'	2.61	0.48

*Continued on next page...*

*Continued from previous page...*

Atom-1	Atom-2	Interatomic distance (Å)	Clash overlap (Å)
10:AA:976:A:N6	10:AA:982:U:OP2	2.47	0.48
11:AB:203:LEU:CD2	11:AB:204:PRO:HD2	2.43	0.48
12:AC:151:LYS:HD2	12:AC:152:THR:H	1.79	0.48
14:AE:83:GLN:HB2	14:AE:208:ARG:HD2	1.95	0.48
10:AA:1582:G:H5''	16:AG:81:LYS:HB3	1.96	0.48
17:AH:36:LYS:O	17:AH:40:ILE:HG13	2.14	0.48
18:AI:8:LEU:HD12	18:AI:9:VAL:N	2.23	0.48
19:AJ:61:LEU:HD22	23:AN:33:TYR:OH	2.13	0.48
26:AQ:11:LYS:HB3	26:AQ:53:VAL:HB	1.94	0.48
27:AR:144:LEU:HD12	27:AR:145:TRP:N	2.28	0.48
28:AS:42:PHE:CD2	28:AS:46:THR:HG21	2.49	0.48
28:AS:60:LYS:HD3	28:AS:64:LYS:HE3	1.94	0.48
29:AT:9:THR:HG22	29:AT:10:VAL:H	1.74	0.48
31:AV:20:TYR:O	31:AV:21:TYR:C	2.51	0.48
31:AV:43:SER:HB3	31:AV:46:LEU:HB2	1.94	0.48
34:AY:64:LYS:HZ1	34:AY:82:SER:N	2.12	0.48
2:B2:152:LYS:O	2:B2:155:LYS:HB3	2.13	0.48
2:B2:39:THR:C	2:B2:41:GLN:N	2.66	0.48
3:B3:113:ARG:O	3:B3:113:ARG:HG2	2.12	0.48
3:B3:126:LEU:O	3:B3:130:LEU:HG	2.14	0.48
9:B9:149:UNK:HG2	9:B9:150:UNK:N	2.27	0.48
10:BA:1169:C:OP1	18:BI:140:MET:SD	2.70	0.48
10:BA:130:A:H2	10:BA:170:C:OP1	1.96	0.48
10:BA:133:A:H61	10:BA:169:G:C2'	2.26	0.48
10:BA:1384:U:C4'	10:BA:1385:U:OP2	2.62	0.48
10:BA:1440:A:H2'	10:BA:1441:C:C6	2.48	0.48
10:BA:148:C:H4'	34:BY:108:VAL:CG2	2.43	0.48
10:BA:1582:G:H5''	16:BG:81:LYS:HB3	1.95	0.48
10:BA:100:A:C2	10:BA:299:C:C4	3.02	0.48
10:BA:302:U:O2'	10:BA:303:A:H5''	2.14	0.48
2:B2:56:VAL:HG22	10:BA:324:A:H5''	1.95	0.48
10:BA:85:G:C4	10:BA:444:A:C2	3.02	0.48
10:BA:472:A:O2'	10:BA:473:A:H5'	2.14	0.48
10:BA:66:A:N6	10:BA:67:G:C2	2.81	0.48
10:BA:929:A:HO2'	10:BA:930:A:H5'	1.75	0.48
10:BA:942:U:O2'	10:BA:943:U:P	2.71	0.48
10:BA:95:C:H4'	10:BA:96:A:O5'	2.14	0.48
10:BA:981:A:C2'	10:BA:982:U:OP2	2.60	0.48
13:BD:106:GLU:CA	13:BD:111:THR:HG21	2.36	0.48
14:BE:83:GLN:C	14:BE:84:ILE:HG13	2.33	0.48
18:BI:13:GLY:HA2	18:BI:85:GLN:NE2	2.29	0.48

*Continued on next page...*

*Continued from previous page...*

Atom-1	Atom-2	Interatomic distance (Å)	Clash overlap (Å)
18:BI:4:GLN:O	18:BI:5:LYS:CB	2.61	0.48
18:BI:88:SER:HB3	18:BI:111:LEU:HD13	1.95	0.48
26:BQ:21:LYS:C	26:BQ:23:LEU:H	2.15	0.48
27:BR:249:GLN:O	27:BR:250:ARG:HB2	2.13	0.48
27:BR:281:PHE:HD1	27:BR:281:PHE:N	2.11	0.48
31:BV:103:LYS:HE3	31:BV:118:VAL:HG21	1.94	0.48
31:BV:114:ILE:HG22	31:BV:115:PRO:HD3	1.96	0.48
32:BW:194:VAL:HG21	32:BW:240:LEU:HD13	1.95	0.48
32:BW:31:PRO:HB2	32:BW:38:LEU:CD2	2.43	0.48
34:BY:145:PHE:CD1	34:BY:145:PHE:N	2.81	0.48
35:BZ:34:TRP:HD1	35:BZ:82:ALA:CA	2.25	0.48
1:A1:42:ILE:H	1:A1:63:GLU:CG	2.19	0.48
2:A2:123:LEU:C	2:A2:123:LEU:HD23	2.34	0.48
2:A2:25:ARG:HA	10:AA:391:A:OP2	2.13	0.48
2:A2:49:ARG:HB2	2:A2:68:LEU:HD23	1.95	0.48
2:A2:84:THR:HG21	2:A2:113:ASP:O	2.14	0.48
4:A4:58:ILE:O	4:A4:59:ALA:C	2.52	0.48
4:A4:35:ARG:NH1	4:A4:98:ASN:OD1	2.46	0.48
7:A7:88:ILE:HG23	7:A7:93:LYS:HG3	1.95	0.48
10:AA:1088:A:O2'	10:AA:1089:U:P	2.70	0.48
10:AA:1373:G:C4	10:AA:1374:C:H5	2.31	0.48
10:AA:1544:G:O5'	10:AA:1544:G:H8	1.96	0.48
10:AA:343:C:O2'	10:AA:344:A:P	2.72	0.48
10:AA:443:A:H2'	10:AA:445:U:C6	2.48	0.48
10:AA:747:G:N2	10:AA:755:G:N1	2.61	0.48
10:AA:64:U:C5	10:AA:79:G:C2	3.01	0.48
10:AA:884:A:H2'	10:AA:885:A:O4'	2.14	0.48
12:AC:9:ASN:HD22	12:AC:12:LYS:CD	2.25	0.48
12:AC:229:THR:HG22	12:AC:231:VAL:HG23	1.95	0.48
15:AF:75:GLY:HA3	15:AF:77:HIS:NE2	2.29	0.48
16:AG:178:ASN:HA	16:AG:186:ILE:HD13	1.95	0.48
17:AH:106:THR:HG23	17:AH:122:GLY:CA	2.43	0.48
19:AJ:95:VAL:HG22	19:AJ:116:MET:CE	2.43	0.48
23:AN:28:GLY:O	23:AN:29:LEU:C	2.52	0.48
25:AP:83:TYR:CD1	25:AP:83:TYR:N	2.79	0.48
27:AR:164:TRP:N	27:AR:164:TRP:CD1	2.80	0.48
27:AR:280:ILE:HD12	27:AR:338:PHE:CE2	2.49	0.48
28:AS:73:PRO:C	28:AS:75:GLY:N	2.66	0.48
29:AT:22:TYR:O	29:AT:22:TYR:HD1	1.97	0.48
30:AU:120:ILE:C	30:AU:122:GLY:N	2.67	0.48
31:AV:58:MET:CE	31:AV:61:ILE:HD12	2.43	0.48

*Continued on next page...*

*Continued from previous page...*

Atom-1	Atom-2	Interatomic distance (Å)	Clash overlap (Å)
3:B3:109:LYS:H	3:B3:109:LYS:CD	2.26	0.48
8:B8:65:THR:O	8:B8:67:SER:N	2.46	0.48
9:B9:90:HIS:NE2	10:BA:1217:G:N2	2.61	0.48
10:BA:1339:G:H2'	10:BA:1340:G:H8	1.78	0.48
10:BA:1580:U:H2'	10:BA:1581:U:C6	2.48	0.48
10:BA:1715:A:O2'	10:BA:1736:C:H5''	2.13	0.48
10:BA:50:A:H2'	10:BA:51:U:H5'	1.95	0.48
10:BA:613:A:O5'	10:BA:614:A:OP1	2.31	0.48
10:BA:783:U:H2'	10:BA:784:G:H8	1.77	0.48
10:BA:64:U:O2	10:BA:81:A:N6	2.47	0.48
10:BA:879:G:C6	10:BA:880:G:C6	3.02	0.48
10:BA:888:C:H5'	10:BA:888:C:H6	1.79	0.48
10:BA:96:A:C2'	10:BA:97:U:H5'	2.43	0.48
16:BG:57:ARG:O	16:BG:59:THR:N	2.47	0.48
17:BH:64:GLU:O	17:BH:65:LEU:HD23	2.14	0.48
18:BI:12:PHE:HA	18:BI:20:ALA:O	2.14	0.48
18:BI:24:VAL:HG13	18:BI:67:ILE:HG12	1.93	0.48
20:BK:116:LEU:C	20:BK:116:LEU:HD23	2.34	0.48
23:BN:16:ASP:OD1	23:BN:26:ARG:NH1	2.42	0.48
12:BC:225:LYS:HD3	27:BR:209:PHE:CD1	2.49	0.48
28:BS:45:LYS:O	28:BS:48:ARG:HB3	2.13	0.48
31:BV:34:ILE:O	31:BV:38:VAL:HG23	2.13	0.48
33:BX:7:THR:CG2	33:BX:8:LEU:H	2.25	0.48
3:A3:70:TYR:CE2	3:A3:74:LEU:HD11	2.49	0.48
10:AA:1158:U:O4	10:AA:1159:U:C4	2.66	0.48
10:AA:1326:C:H5'	10:AA:1326:C:C6	2.48	0.48
10:AA:1367:C:H2'	10:AA:1368:A:H5'	1.95	0.48
10:AA:1558:A:C8	10:AA:1583:A:N6	2.81	0.48
2:A2:148:GLN:OE1	10:AA:189:C:H1'	2.13	0.48
10:AA:444:A:H3'	10:AA:445:U:H6	1.77	0.48
10:AA:642:G:C6	10:AA:643:U:C4	3.01	0.48
10:AA:670:G:H8	10:AA:670:G:C5'	2.26	0.48
10:AA:900:A:H2'	10:AA:901:A:C8	2.48	0.48
10:AA:553:A:H61	12:AC:181:LYS:HB3	1.79	0.48
7:A7:60:ASN:HB2	12:AC:26:SER:OG	2.14	0.48
13:AD:129:ILE:HD13	13:AD:129:ILE:H	1.78	0.48
16:AG:71:LEU:HG	16:AG:84:CYS:SG	2.54	0.48
17:AH:97:ARG:O	17:AH:98:GLN:HG2	2.13	0.48
12:AC:11:LYS:HG2	19:AJ:61:LEU:HD21	1.95	0.48
21:AL:69:LYS:HZ2	21:AL:92:LEU:HD23	1.78	0.48
22:AM:18:LEU:HD21	22:AM:70:THR:HG23	1.95	0.48

*Continued on next page...*



*Continued from previous page...*

Atom-1	Atom-2	Interatomic distance (Å)	Clash overlap (Å)
24:AO:128:SER:O	24:AO:132:LYS:HG3	2.14	0.48
24:AO:13:ILE:C	24:AO:14:SER:O	2.49	0.48
26:AQ:20:LYS:HB2	26:AQ:20:LYS:HE3	1.55	0.48
27:AR:186:TYR:HB2	27:AR:199:TRP:O	2.13	0.48
27:AR:218:HIS:HD2	27:AR:261:ILE:H	1.60	0.48
27:AR:285:THR:CG2	27:AR:286:GLN:N	2.77	0.48
27:AR:289:ALA:N	27:AR:290:PRO:CD	2.76	0.48
22:AM:94:ASP:HB2	28:AS:15:GLY:O	2.14	0.48
10:AA:1193:A:H5'	30:AU:90:ALA:HB2	1.96	0.48
10:AA:135:A:H2	34:AY:183:ILE:HG23	1.78	0.48
4:B4:130:CYS:CB	4:B4:138:ILE:HD12	2.38	0.48
7:B7:77:LYS:HA	7:B7:84:ALA:HB3	1.96	0.48
10:BA:1153:U:C2	10:BA:1157:U:H5	2.32	0.48
10:BA:1465:C:C2'	10:BA:1466:C:C5'	2.85	0.48
10:BA:1472:U:OP2	29:BT:105:ARG:NH1	2.47	0.48
10:BA:1590:C:O2'	10:BA:1591:C:OP2	2.27	0.48
10:BA:246:U:H2'	26:BQ:62:ASN:ND2	2.28	0.48
10:BA:341:G:O2'	10:BA:342:U:OP2	2.27	0.48
10:BA:386:U:H4'	34:BY:89:SER:HB2	1.96	0.48
10:BA:392:A:H3'	10:BA:393:C:C4'	2.44	0.48
10:BA:533:G:H3'	33:BX:28:ARG:HH12	1.79	0.48
10:BA:866:U:O2'	10:BA:967:U:H4'	2.13	0.48
10:BA:971:A:N6	10:BA:990:U:C5	2.82	0.48
11:BB:172:TRP:CD2	11:BB:195:VAL:HG22	2.48	0.48
12:BC:98:GLY:HA2	12:BC:104:GLN:NE2	2.29	0.48
13:BD:128:LEU:C	13:BD:130:ARG:N	2.66	0.48
13:BD:94:ASP:HB3	14:BE:149:ILE:CD1	2.40	0.48
14:BE:35:ARG:NH2	14:BE:251:LYS:HB2	2.29	0.48
16:BG:183:SER:C	16:BG:185:ALA:N	2.64	0.48
17:BH:74:VAL:CG1	17:BH:75:ILE:H	2.19	0.48
20:BK:54:VAL:HG22	20:BK:84:ARG:HG3	1.95	0.48
24:BO:142:LYS:O	24:BO:147:THR:OG1	2.32	0.48
27:BR:125:ALA:HB2	27:BR:168:VAL:HG23	1.94	0.48
27:BR:134:LEU:HD21	27:BR:187:PHE:CE2	2.49	0.48
27:BR:20:HIS:CE1	27:BR:46:SER:HB3	2.48	0.48
32:BW:216:LYS:O	32:BW:216:LYS:HG2	2.13	0.48
32:BW:49:LYS:HE3	32:BW:61:VAL:CG2	2.44	0.48
2:A2:145:ARG:NH1	10:AA:181:G:O6	2.47	0.48
7:A7:30:GLY:C	7:A7:39:ASN:ND2	2.67	0.48
8:A8:73:LEU:O	8:A8:74:LYS:HB2	2.13	0.48
10:AA:1125:A:C6	10:AA:1126:C:C4	3.01	0.48

*Continued on next page...*

*Continued from previous page...*

Atom-1	Atom-2	Interatomic distance (Å)	Clash overlap (Å)
10:AA:1277:U:H1'	10:AA:1286:U:C4	2.48	0.48
10:AA:1511:A:C2'	10:AA:1512:G:OP2	2.62	0.48
8:A8:28:LYS:HE3	10:AA:1543:C:OP2	2.13	0.48
10:AA:1563:C:H3'	10:AA:1563:C:C6	2.49	0.48
10:AA:1611:C:C2'	10:AA:1612:C:H5'	2.43	0.48
10:AA:181:G:C2	10:AA:194:G:C2	3.02	0.48
10:AA:15:U:O2'	10:AA:614:A:N6	2.46	0.48
10:AA:748:U:C4	13:AD:149:ARG:HG3	2.47	0.48
10:AA:954:G:N2	10:AA:1001:A:H2'	2.29	0.48
11:AB:198:PHE:CD1	11:AB:198:PHE:N	2.82	0.48
14:AE:213:LYS:O	14:AE:217:TYR:CD1	2.67	0.48
14:AE:231:TRP:O	14:AE:232:GLY:O	2.31	0.48
16:AG:81:LYS:O	16:AG:82:ALA:C	2.52	0.48
21:AL:61:LYS:HD2	21:AL:117:PRO:HA	1.96	0.48
23:AN:22:VAL:O	23:AN:24:GLY:N	2.47	0.48
25:AP:16:LEU:HB3	25:AP:83:TYR:CD2	2.47	0.48
27:AR:269:TRP:HB3	27:AR:281:PHE:O	2.14	0.48
27:AR:287:SER:OG	27:AR:288:LYS:N	2.46	0.48
29:AT:147:ILE:O	29:AT:151:GLN:HG3	2.13	0.48
31:AV:41:VAL:HG11	31:AV:47:ARG:CB	2.43	0.48
35:AZ:13:MET:HE3	35:AZ:31:LYS:HD3	1.94	0.48
3:B3:73:LEU:O	3:B3:73:LEU:HD12	2.13	0.48
3:B3:84:LEU:HD12	3:B3:94:PHE:HZ	1.79	0.48
4:B4:42:SER:O	4:B4:43:LYS:O	2.31	0.48
10:BA:1177:C:C5	10:BA:1178:U:C2	3.01	0.48
10:BA:1552:U:C2'	10:BA:1553:C:H5'	2.43	0.48
10:BA:1120:A:O2'	10:BA:1608:C:OP2	2.29	0.48
10:BA:1717:C:H3'	10:BA:1718:A:H5'	1.96	0.48
10:BA:262:G:C2	10:BA:264:U:C4	3.02	0.48
10:BA:89:A:N7	10:BA:389:G:C4	2.82	0.48
10:BA:442:U:H5''	32:BW:7:LYS:CE	2.37	0.48
10:BA:533:G:H2'	10:BA:534:A:O5'	2.14	0.48
10:BA:576:U:H4'	10:BA:577:C:OP1	2.14	0.48
10:BA:892:G:O2'	10:BA:893:A:O4'	2.32	0.48
10:BA:986:G:C2	10:BA:987:U:C5	3.02	0.48
11:BB:134:SER:HB3	11:BB:152:TYR:CD2	2.48	0.48
11:BB:46:ILE:HG13	31:BV:105:MET:SD	2.54	0.48
11:BB:98:ARG:NH1	11:BB:101:PRO:CD	2.76	0.48
13:BD:127:VAL:O	13:BD:131:GLN:CG	2.55	0.48
13:BD:128:LEU:O	13:BD:130:ARG:N	2.47	0.48
14:BE:167:ARG:O	14:BE:201:SER:HA	2.14	0.48

*Continued on next page...*

*Continued from previous page...*

Atom-1	Atom-2	Interatomic distance (Å)	Clash overlap (Å)
16:BG:158:PHE:O	16:BG:160:SER:N	2.39	0.48
17:BH:25:VAL:HG12	17:BH:26:LEU:N	2.28	0.48
18:BI:142:LYS:HB3	18:BI:144:TYR:HE1	1.79	0.48
18:BI:42:ASN:CB	18:BI:43:PRO:HD3	2.40	0.48
18:BI:29:GLY:HA2	18:BI:65:LEU:O	2.12	0.48
18:BI:98:TYR:CD1	18:BI:98:TYR:N	2.81	0.48
21:BL:78:ASN:ND2	21:BL:80:LYS:HG3	2.29	0.48
27:BR:255:GLY:N	27:BR:279:LYS:HE3	2.28	0.48
29:BT:79:LEU:HB2	29:BT:104:LEU:HD21	1.95	0.48
30:BU:73:VAL:HG13	30:BU:74:PRO:HD2	1.95	0.48
34:BY:97:VAL:CG1	34:BY:98:ARG:N	2.76	0.48
2:A2:73:PHE:HA	2:A2:188:GLY:O	2.14	0.48
6:A6:5:LEU:H	17:AH:24:GLN:HE22	1.61	0.48
9:A9:120:GLY:N	9:A9:121:PRO:HD2	2.29	0.48
9:A9:129:TYR:HB2	9:A9:154:UNK:HG1	1.95	0.48
10:AA:272:U:H2'	10:AA:273:A:C5'	2.44	0.48
10:AA:303:A:C2	10:AA:305:C:C2	3.02	0.48
10:AA:499:A:H5''	10:AA:500:U:OP2	2.14	0.48
10:AA:58:G:O4'	10:AA:444:A:C8	2.66	0.48
10:AA:614:A:H8	10:AA:614:A:H5'	1.78	0.48
3:A3:109:LYS:HE3	10:AA:725:A:OP1	2.13	0.48
10:AA:757:C:H2'	10:AA:758:A:O4'	2.13	0.48
10:AA:763:U:H4'	10:AA:764:U:OP2	2.14	0.48
10:AA:837:A:C4	24:AO:75:ARG:CZ	2.97	0.48
10:AA:842:U:H6	10:AA:842:U:H5'	1.78	0.48
10:AA:866:U:O2'	10:AA:967:U:H4'	2.13	0.48
7:A7:100:ILE:HG22	12:AC:91:ALA:O	2.14	0.48
13:AD:38:ASN:HD22	13:AD:40:ARG:CD	2.25	0.48
17:AH:112:THR:HG22	17:AH:114:GLU:H	1.77	0.48
18:AI:24:VAL:HG13	18:AI:67:ILE:HG12	1.94	0.48
21:AL:131:LEU:O	21:AL:132:LEU:C	2.51	0.48
21:AL:26:ASP:HB3	21:AL:29:PHE:HB3	1.95	0.48
30:AU:26:SER:HB3	30:AU:31:GLU:CG	2.43	0.48
31:AV:17:ILE:CG2	31:AV:58:MET:HE3	2.43	0.48
32:AW:72:VAL:O	32:AW:72:VAL:HG23	2.14	0.48
34:AY:31:LYS:HB2	34:AY:34:GLN:NE2	2.29	0.48
2:B2:111:GLU:OE1	2:B2:171:ARG:HB3	2.14	0.48
2:B2:92:ASN:O	2:B2:94:THR:N	2.46	0.48
3:B3:180:ARG:O	3:B3:182:VAL:HG23	2.14	0.48
4:B4:53:SER:HG	4:B4:59:ALA:HB2	1.76	0.48
6:B6:34:LYS:HD2	6:B6:76:ALA:HB3	1.96	0.48

*Continued on next page...*

*Continued from previous page...*

Atom-1	Atom-2	Interatomic distance (Å)	Clash overlap (Å)
7:B7:30:GLY:O	7:B7:39:ASN:ND2	2.47	0.48
10:BA:1055:G:C6	10:BA:1056:A:N7	2.82	0.48
10:BA:1500:C:H5''	16:BG:86:LYS:NZ	2.28	0.48
10:BA:1173:G:N2	10:BA:1571:C:H2'	2.29	0.48
10:BA:623:U:C6	10:BA:623:U:C3'	2.97	0.48
10:BA:783:U:H2'	10:BA:784:G:C8	2.49	0.48
10:BA:796:U:H2'	10:BA:797:A:C4'	2.43	0.48
10:BA:876:A:O2'	10:BA:877:G:P	2.72	0.48
13:BD:83:TYR:HD2	13:BD:147:MET:HG3	1.79	0.48
13:BD:167:GLY:O	13:BD:168:ARG:HB3	2.14	0.48
14:BE:213:LYS:O	14:BE:217:TYR:CD1	2.66	0.48
1:B1:46:LYS:HZ1	16:BG:140:ARG:HH21	1.61	0.48
16:BG:174:ASN:CB	16:BG:182:SER:O	2.62	0.48
17:BH:17:ALA:CB	17:BH:22:LYS:HD2	2.44	0.48
20:BK:95:ILE:CD1	20:BK:129:ILE:HG23	2.33	0.48
2:B2:77:SER:C	26:BQ:23:LEU:HD11	2.34	0.48
27:BR:237:LEU:CD2	27:BR:237:LEU:C	2.81	0.48
27:BR:252:PHE:CD2	27:BR:281:PHE:HD2	2.31	0.48
32:BW:207:PHE:HE2	32:BW:223:ARG:NE	2.12	0.48
33:BX:66:LYS:O	33:BX:70:MET:HB2	2.13	0.48
34:BY:179:ILE:O	34:BY:179:ILE:HG22	2.14	0.48
10:BA:413:C:N4	34:BY:91:PHE:CE2	2.82	0.48
35:BZ:47:VAL:HG12	35:BZ:74:ARG:CD	2.41	0.48
3:A3:155:LEU:HD13	3:A3:163:LEU:HD13	1.95	0.48
10:AA:123:A:H3'	10:AA:124:U:H6	1.78	0.48
10:AA:1256:C:O2'	10:AA:1257:U:OP2	2.26	0.48
10:AA:1279:U:H2'	10:AA:1280:G:H5'	1.96	0.48
10:AA:1454:A:C6	10:AA:1455:A:C6	3.02	0.48
10:AA:1580:U:H2'	10:AA:1581:U:C6	2.49	0.48
10:AA:1736:C:H2'	10:AA:1737:C:C6	2.49	0.48
10:AA:504:A:OP2	13:AD:174:ARG:HG2	2.13	0.48
10:AA:623:U:C6	10:AA:623:U:C3'	2.96	0.48
10:AA:635:U:O2'	10:AA:636:G:H5'	2.14	0.48
10:AA:746:A:C4	10:AA:747:G:C8	3.01	0.48
10:AA:905:C:O2'	20:AK:138:ASP:HB2	2.13	0.48
12:AC:156:LYS:HE3	12:AC:160:MET:HG2	1.96	0.48
12:AC:82:TYR:C	12:AC:84:ASP:N	2.67	0.48
13:AD:71:PHE:CE2	32:AW:250:ILE:CG2	2.97	0.48
14:AE:189:LEU:CD2	14:AE:219:LEU:HD11	2.43	0.48
14:AE:33:LEU:HD22	14:AE:53:ILE:CG2	2.44	0.48
16:AG:107:PHE:HA	16:AG:172:ILE:HG23	1.96	0.48

*Continued on next page...*

*Continued from previous page...*

Atom-1	Atom-2	Interatomic distance (Å)	Clash overlap (Å)
16:AG:72:MET:HE2	16:AG:81:LYS:HA	1.96	0.48
21:AL:29:PHE:CZ	21:AL:33:LEU:HD12	2.49	0.48
21:AL:69:LYS:NZ	21:AL:92:LEU:HB3	2.29	0.48
22:AM:18:LEU:HB2	22:AM:21:ASN:HD22	1.79	0.48
27:AR:22:ASP:HB3	27:AR:47:ARG:HB2	1.96	0.48
27:AR:255:GLY:N	27:AR:279:LYS:HE3	2.28	0.48
31:AV:103:LYS:HE3	31:AV:118:VAL:HG21	1.94	0.48
32:AW:124:LYS:HZ1	32:AW:145:ASP:CG	2.17	0.48
32:AW:216:LYS:HG2	32:AW:216:LYS:O	2.13	0.48
35:AZ:18:ASN:O	35:AZ:21:LYS:N	2.47	0.48
2:B2:39:THR:O	2:B2:39:THR:HG22	2.14	0.48
2:B2:64:ARG:HH22	10:BA:323:U:P	2.36	0.48
5:B5:57:LEU:CG	5:B5:58:ALA:N	2.76	0.48
7:B7:11:ARG:C	7:B7:15:GLN:NE2	2.67	0.48
9:B9:105:ASN:O	9:B9:107:GLY:N	2.47	0.48
10:BA:1063:A:O2'	10:BA:1064:A:P	2.72	0.48
10:BA:1159:U:H3	10:BA:1170:G:H1	1.62	0.48
10:BA:1299:C:H2'	10:BA:1300:G:H8	1.78	0.48
10:BA:1475:G:H2'	10:BA:1476:A:C8	2.49	0.48
10:BA:1482:C:O2'	29:BT:127:LYS:CD	2.52	0.48
10:BA:193:C:H2'	10:BA:194:G:H8	1.79	0.48
10:BA:240:G:N2	10:BA:248:A:H1'	2.28	0.48
10:BA:328:G:H2'	26:BQ:132:LYS:HZ3	1.76	0.48
10:BA:425:A:N1	10:BA:426:G:N3	2.61	0.48
10:BA:427:A:C6	10:BA:428:A:C2	3.02	0.48
10:BA:494:A:H2'	10:BA:495:C:H4'	1.95	0.48
10:BA:645:C:O2'	10:BA:646:A:H5'	2.14	0.48
10:BA:737:A:H8	10:BA:737:A:O5'	1.97	0.48
10:BA:772:A:H2	32:BW:250:ILE:HG21	1.79	0.48
10:BA:98:U:H6	10:BA:98:U:H3'	1.78	0.48
10:BA:466:A:N6	13:BD:40:ARG:HH22	2.08	0.48
18:BI:41:ILE:HG22	18:BI:42:ASN:N	2.28	0.48
20:BK:106:LYS:NZ	20:BK:136:PRO:HD2	2.29	0.48
24:BO:30:MET:O	24:BO:31:THR:C	2.49	0.48
27:BR:186:TYR:HB2	27:BR:199:TRP:O	2.14	0.48
27:BR:265:PRO:C	27:BR:266:LYS:HG3	2.34	0.48
27:BR:57:TYR:HB3	27:BR:60:GLU:HB2	1.96	0.48
10:BA:1523:U:H5''	28:BS:48:ARG:HH12	1.78	0.48
31:BV:47:ARG:HD2	31:BV:48:ASN:N	2.28	0.48
32:BW:101:PHE:HA	32:BW:114:LYS:O	2.13	0.48
32:BW:52:LEU:HB3	32:BW:54:TYR:CD1	2.48	0.48

*Continued on next page...*

*Continued from previous page...*

Atom-1	Atom-2	Interatomic distance (Å)	Clash overlap (Å)
35:BZ:14:THR:OG1	35:BZ:23:LYS:HE2	2.14	0.48
3:A3:93:PHE:HD2	3:A3:173:ILE:CD1	2.27	0.47
4:A4:34:PHE:CD2	4:A4:45:PHE:O	2.65	0.47
10:AA:1027:U:C2'	10:AA:1028:G:C5'	2.91	0.47
10:AA:1044:C:H5''	10:AA:1044:C:H6	1.79	0.47
10:AA:1199:G:H5''	10:AA:1200:G:C3'	2.43	0.47
10:AA:1508:G:C2	10:AA:1510:U:N3	2.82	0.47
10:AA:1605:A:HO2'	10:AA:1606:C:P	2.32	0.47
10:AA:372:C:H5'	10:AA:372:C:C6	2.49	0.47
10:AA:14:C:O2	10:AA:613:A:H2	1.97	0.47
10:AA:760:G:N2	10:AA:766:G:N1	2.56	0.47
10:AA:77:G:H2'	10:AA:78:C:C6	2.48	0.47
10:AA:829:U:H2'	10:AA:830:G:C8	2.50	0.47
11:AB:198:PHE:HD1	11:AB:198:PHE:H	1.62	0.47
12:AC:121:ALA:O	12:AC:125:ILE:HD12	2.13	0.47
16:AG:95:ILE:HG21	16:AG:103:PRO:CB	2.43	0.47
16:AG:152:GLY:HA2	16:AG:184:TRP:HD1	1.78	0.47
18:AI:142:LYS:HB3	18:AI:144:TYR:HE1	1.78	0.47
18:AI:98:TYR:CD1	18:AI:98:TYR:N	2.82	0.47
20:AK:30:VAL:HG12	20:AK:30:VAL:O	2.14	0.47
21:AL:52:VAL:HG22	21:AL:71:VAL:HG11	1.96	0.47
22:AM:144:HIS:O	22:AM:145:GLY:C	2.52	0.47
22:AM:41:ARG:NE	29:AT:41:THR:HG22	2.29	0.47
22:AM:54:PRO:HG2	22:AM:55:ASN:N	2.24	0.47
26:AQ:74:VAL:HG13	26:AQ:83:VAL:CG1	2.44	0.47
27:AR:57:TYR:HB3	27:AR:60:GLU:HB2	1.96	0.47
29:AT:25:HIS:CE1	29:AT:28:LYS:HZ1	2.32	0.47
30:AU:124:LEU:O	30:AU:125:LYS:HG3	2.14	0.47
32:AW:10:LYS:O	32:AW:13:ASN:N	2.45	0.47
10:AA:770:G:OP1	32:AW:257:LYS:NZ	2.46	0.47
10:AA:90:U:P	32:AW:3:ARG:HD2	2.53	0.47
32:AW:71:ASN:HA	32:AW:95:GLU:HB3	1.96	0.47
32:AW:88:LEU:HD12	32:AW:104:LEU:HD23	1.95	0.47
32:AW:95:GLU:O	32:AW:97:THR:N	2.47	0.47
4:B4:75:LEU:O	4:B4:79:SER:CB	2.62	0.47
5:B5:69:LEU:HD11	20:BK:108:PRO:HD3	1.95	0.47
6:B6:9:ILE:HB	6:B6:12:GLU:CG	2.33	0.47
10:BA:1014:A:C2	10:BA:1015:C:N1	2.82	0.47
10:BA:141:A:N6	10:BA:142:A:C5	2.82	0.47
10:BA:1511:A:C2'	10:BA:1512:G:OP2	2.62	0.47
10:BA:1515:A:N6	10:BA:1540:G:H1'	2.28	0.47

*Continued on next page...*

*Continued from previous page...*

Atom-1	Atom-2	Interatomic distance (Å)	Clash overlap (Å)
10:BA:1519:U:O2	10:BA:1519:U:H2'	2.13	0.47
10:BA:77:G:H2'	10:BA:78:C:C6	2.48	0.47
11:BB:179:LYS:HE3	11:BB:191:TRP:HH2	1.79	0.47
13:BD:45:VAL:HG11	13:BD:101:ILE:HG23	1.94	0.47
15:BF:78:ARG:HH12	15:BF:100:GLY:CA	2.26	0.47
16:BG:70:THR:HB	16:BG:150:ILE:CD1	2.44	0.47
18:BI:27:GLY:H	18:BI:65:LEU:HA	1.79	0.47
22:BM:143:ARG:O	22:BM:144:HIS:HB2	2.13	0.47
22:BM:1:MET:H3	22:BM:3:PHE:HE2	1.58	0.47
19:BJ:61:LEU:HD22	23:BN:33:TYR:OH	2.13	0.47
23:BN:39:ARG:HH11	23:BN:39:ARG:HG2	1.79	0.47
25:BP:104:SER:HB3	25:BP:128:LYS:HE3	1.96	0.47
27:BR:269:TRP:HB3	27:BR:281:PHE:O	2.14	0.47
29:BT:72:PRO:O	29:BT:73:HIS:CB	2.61	0.47
34:BY:231:SER:O	34:BY:235:VAL:HG23	2.14	0.47
8:A8:34:LYS:HD2	8:A8:36:LYS:H	1.79	0.47
9:A9:86:THR:CG2	9:A9:87:LYS:H	2.24	0.47
9:A9:97:ALA:HB1	30:AU:29:LEU:HD13	1.95	0.47
10:AA:1100:U:H2'	10:AA:1101:C:H5'	1.95	0.47
10:AA:1394:U:OP1	12:AC:154:LYS:NZ	2.46	0.47
10:AA:1566:G:N1	10:AA:1572:A:N6	2.62	0.47
10:AA:1558:A:C5	10:AA:1583:A:C6	3.02	0.47
10:AA:445:U:C2'	10:AA:445:U:O2	2.61	0.47
10:AA:469:A:N6	10:AA:531:A:H2	2.12	0.47
10:AA:531:A:C8	10:AA:536:C:N4	2.81	0.47
10:AA:844:G:C2'	10:AA:845:G:H5'	2.44	0.47
10:AA:898:U:O2'	10:AA:899:U:H5'	2.14	0.47
10:AA:935:G:C5	10:AA:936:U:C5	3.01	0.47
11:AB:31:ARG:HG3	11:AB:31:ARG:HH11	1.79	0.47
12:AC:105:VAL:HG22	12:AC:189:VAL:CG2	2.43	0.47
13:AD:113:VAL:HB	13:AD:125:SER:OG	2.14	0.47
14:AE:207:THR:HG22	14:AE:207:THR:O	2.12	0.47
14:AE:224:ARG:CD	35:AZ:40:PHE:CZ	2.93	0.47
16:AG:183:SER:C	16:AG:185:ALA:N	2.63	0.47
5:A5:58:ALA:CB	20:AK:125:LYS:HB3	2.42	0.47
20:AK:103:VAL:HG12	20:AK:142:ARG:CD	2.45	0.47
25:AP:98:LYS:N	25:AP:98:LYS:CD	2.68	0.47
26:AQ:56:LYS:HD3	26:AQ:130:ILE:HG21	1.95	0.47
10:AA:246:U:H2'	26:AQ:62:ASN:HD22	1.78	0.47
27:AR:241:ASP:O	27:AR:245:LEU:CD2	2.61	0.47
30:AU:42:LEU:O	30:AU:43:PHE:HB2	2.13	0.47

*Continued on next page...*

*Continued from previous page...*

Atom-1	Atom-2	Interatomic distance (Å)	Clash overlap (Å)
31:AV:29:HIS:HA	31:AV:32:LYS:CD	2.32	0.47
32:AW:108:LYS:HG3	32:AW:110:ARG:NH2	2.27	0.47
32:AW:181:ASN:O	32:AW:196:ILE:HA	2.13	0.47
33:AX:47:PRO:O	33:AX:51:ALA:HB2	2.14	0.47
33:AX:7:THR:HG22	33:AX:8:LEU:H	1.78	0.47
34:AY:90:GLY:C	34:AY:92:ARG:N	2.67	0.47
2:B2:22:ARG:CD	2:B2:25:ARG:CZ	2.91	0.47
3:B3:174:TYR:CD2	3:B3:182:VAL:HG21	2.49	0.47
4:B4:124:ILE:HB	4:B4:144:ALA:HB3	1.94	0.47
4:B4:90:VAL:HG23	4:B4:104:TYR:CB	2.44	0.47
5:B5:15:ARG:HB3	10:BA:915:C:N4	2.29	0.47
7:B7:55:LEU:HG	7:B7:66:TYR:HB3	1.96	0.47
8:B8:27:LYS:HD3	8:B8:27:LYS:H	1.78	0.47
10:BA:1198:A:N3	10:BA:1228:A:H2	2.13	0.47
10:BA:1288:C:OP1	31:BV:7:LYS:HB2	2.14	0.47
10:BA:133:A:C5'	10:BA:134:C:H5'	2.44	0.47
10:BA:1376:A:OP1	16:BG:55:LYS:HE2	2.14	0.47
10:BA:1486:U:H5''	10:BA:1487:A:O5'	2.14	0.47
10:BA:1139:G:H1	10:BA:1550:U:H3	1.63	0.47
10:BA:1584:U:C2'	10:BA:1585:U:H5'	2.43	0.47
10:BA:1119:G:O2'	10:BA:1607:A:N1	2.40	0.47
10:BA:1651:G:H1'	10:BA:1674:A:H62	1.78	0.47
10:BA:1657:G:H2'	10:BA:1658:A:H8	1.78	0.47
10:BA:1713:G:H1'	10:BA:1734:A:H2	1.79	0.47
10:BA:272:U:H2'	10:BA:273:A:C5'	2.45	0.47
10:BA:499:A:H5''	10:BA:500:U:OP2	2.14	0.47
10:BA:620:U:O2'	10:BA:621:C:H5'	2.13	0.47
10:BA:757:C:H2'	10:BA:758:A:O4'	2.14	0.47
10:BA:837:A:C4	24:BO:75:ARG:NH2	2.82	0.47
10:BA:900:A:H2'	10:BA:901:A:C8	2.49	0.47
10:BA:941:A:O4'	10:BA:941:A:OP2	2.32	0.47
12:BC:5:THR:HG22	12:BC:6:ARG:N	2.28	0.47
13:BD:113:VAL:HB	13:BD:125:SER:OG	2.14	0.47
14:BE:155:ILE:HD11	14:BE:197:ILE:HG21	1.97	0.47
14:BE:184:ILE:CG2	14:BE:212:LEU:CD2	2.92	0.47
15:BF:26:ARG:HG3	15:BF:32:PHE:CZ	2.49	0.47
16:BG:63:ILE:O	16:BG:66:ARG:HB2	2.14	0.47
21:BL:71:VAL:CG2	21:BL:95:LEU:HD13	2.36	0.47
22:BM:93:LYS:HE2	28:BS:41:LEU:CD2	2.44	0.47
28:BS:85:TYR:H	28:BS:85:TYR:HD1	1.61	0.47
31:BV:101:GLU:O	31:BV:104:GLU:HB2	2.14	0.47

*Continued on next page...*



*Continued from previous page...*

Atom-1	Atom-2	Interatomic distance (Å)	Clash overlap (Å)
12:BC:213:VAL:HG22	31:BV:40:GLN:O	2.14	0.47
32:BW:129:THR:HB	32:BW:142:VAL:HG12	1.96	0.47
2:A2:108:SER:O	2:A2:176:ILE:HG13	2.14	0.47
2:A2:179:ARG:HD3	2:A2:182:GLN:HG3	1.95	0.47
3:A3:102:SER:OG	3:A3:105:VAL:HB	2.13	0.47
4:A4:116:MET:HE3	4:A4:215:ASN:HB3	1.96	0.47
4:A4:130:CYS:HB3	4:A4:182:ALA:CB	2.44	0.47
7:A7:100:ILE:HD13	12:AC:62:ILE:HD11	1.95	0.47
9:A9:146:UNK:HG3	9:A9:146:UNK:O	2.13	0.47
10:AA:1168:A:H2'	10:AA:1574:C:O2'	2.14	0.47
10:AA:1359:C:C2'	10:AA:1359:C:O2	2.61	0.47
10:AA:141:A:N6	10:AA:142:A:C5	2.82	0.47
10:AA:311:U:O2'	10:AA:312:C:C5	2.62	0.47
10:AA:514:G:C2'	10:AA:515:U:H5'	2.44	0.47
10:AA:645:C:O2'	10:AA:646:A:H5'	2.14	0.47
10:AA:728:U:H2'	10:AA:729:U:H5'	1.95	0.47
10:AA:764:U:C4'	10:AA:765:A:O5'	2.61	0.47
10:AA:777:U:C2'	10:AA:777:U:O2	2.61	0.47
10:AA:86:C:H2'	10:AA:87:G:H5'	1.96	0.47
14:AE:35:ARG:NH2	14:AE:252:ALA:H	2.10	0.47
16:AG:193:GLU:O	16:AG:197:LYS:N	2.46	0.47
17:AH:95:PRO:HD3	17:AH:130:TYR:CD2	2.48	0.47
10:AA:1580:U:H5'	18:AI:74:SER:HB2	1.95	0.47
21:AL:131:LEU:O	21:AL:134:LEU:N	2.48	0.47
27:AR:272:VAL:O	27:AR:278:VAL:HG13	2.14	0.47
27:AR:67:ILE:HG23	27:AR:68:PRO:HD2	1.95	0.47
28:AS:46:THR:CG2	28:AS:89:ILE:HD13	2.42	0.47
10:AA:1439:U:H5'	29:AT:91:ASN:O	2.14	0.47
31:AV:114:ILE:HG22	31:AV:115:PRO:HD3	1.96	0.47
32:AW:127:LYS:O	32:AW:143:THR:HG23	2.15	0.47
34:AY:149:LYS:O	34:AY:151:ASP:N	2.48	0.47
2:B2:109:ILE:HD13	2:B2:199:TYR:CD2	2.49	0.47
2:B2:162:ASN:O	2:B2:166:GLN:HG2	2.14	0.47
3:B3:127:LEU:HG	3:B3:174:TYR:CZ	2.48	0.47
4:B4:174:ILE:O	4:B4:178:ILE:HG13	2.14	0.47
4:B4:34:PHE:CD2	4:B4:45:PHE:O	2.64	0.47
6:B6:31:MET:HE1	6:B6:71:ILE:HD11	1.94	0.47
9:B9:128:HIS:CE1	10:BA:1222:U:H1'	2.49	0.47
10:BA:1122:G:H1	10:BA:1600:U:H3	1.62	0.47
10:BA:1123:G:H1	10:BA:1720:G:H4'	1.79	0.47
10:BA:1163:U:H2'	10:BA:1164:C:C6	2.49	0.47

*Continued on next page...*

*Continued from previous page...*

Atom-1	Atom-2	Interatomic distance (Å)	Clash overlap (Å)
10:BA:1613:C:H2'	10:BA:1614:G:C8	2.49	0.47
10:BA:246:U:H5''	10:BA:247:C:OP2	2.15	0.47
10:BA:426:G:C5'	21:BL:77:LYS:HB2	2.45	0.47
10:BA:685:A:H2	10:BA:716:G:O6	1.96	0.47
10:BA:80:A:C2'	10:BA:81:A:O4'	2.62	0.47
10:BA:837:A:O2'	10:BA:838:U:OP1	2.32	0.47
10:BA:923:U:O5'	10:BA:923:U:H6	1.96	0.47
10:BA:955:A:H2	10:BA:956:A:N3	2.11	0.47
11:BB:73:CYS:HB2	11:BB:121:THR:HG1	1.79	0.47
11:BB:168:SER:HB2	11:BB:198:PHE:HB2	1.95	0.47
11:BB:2:ALA:HB1	35:BZ:97:GLU:CG	2.44	0.47
13:BD:171:ARG:HG2	13:BD:175:LYS:HZ1	1.79	0.47
14:BE:102:PHE:CD2	14:BE:116:TRP:HB3	2.49	0.47
14:BE:27:TRP:HH2	14:BE:57:GLU:CD	2.17	0.47
17:BH:56:HIS:CE1	24:BO:22:ARG:NE	2.82	0.47
10:BA:932:G:H5''	24:BO:7:LYS:HZ3	1.78	0.47
25:BP:107:GLU:O	25:BP:110:ARG:CB	2.56	0.47
26:BQ:74:VAL:HG13	26:BQ:83:VAL:CG1	2.44	0.47
28:BS:42:PHE:CD2	28:BS:118:GLY:HA2	2.49	0.47
31:BV:102:THR:HG22	31:BV:106:LEU:HD11	1.97	0.47
11:BB:156:VAL:CG2	35:BZ:80:HIS:CB	2.93	0.47
2:A2:128:ASP:O	2:A2:129:LEU:CB	2.62	0.47
2:A2:129:LEU:O	2:A2:168:VAL:HG22	2.14	0.47
3:A3:178:THR:HB	3:A3:179:THR:H	1.52	0.47
8:A8:60:VAL:HG12	8:A8:68:THR:HB	1.96	0.47
9:A9:152:UNK:HA	9:A9:155:UNK:CG	2.43	0.47
9:A9:85:LYS:CG	9:A9:86:THR:N	2.74	0.47
10:AA:101:A:H2'	10:AA:102:A:C8	2.50	0.47
10:AA:18:C:H4'	10:AA:1110:A:N6	2.29	0.47
10:AA:1266:G:H1	10:AA:1275:U:H3	1.63	0.47
10:AA:1385:U:C2'	10:AA:1386:U:OP1	2.63	0.47
10:AA:1585:U:H5	16:AG:52:GLN:HE22	1.61	0.47
10:AA:232:G:H2'	10:AA:233:U:O4'	2.15	0.47
10:AA:306:A:O2'	10:AA:307:G:O4'	2.28	0.47
10:AA:327:G:O2'	10:AA:328:G:H5''	2.13	0.47
10:AA:431:U:N1	10:AA:457:G:N2	2.63	0.47
10:AA:537:A:O2'	10:AA:538:A:O5'	2.33	0.47
10:AA:597:U:H2'	10:AA:598:A:C8	2.49	0.47
10:AA:604:G:O2'	10:AA:605:U:OP2	2.31	0.47
10:AA:653:U:H3	10:AA:656:G:N2	2.12	0.47
10:AA:730:A:C2	10:AA:731:C:C2	3.03	0.47

*Continued on next page...*

*Continued from previous page...*

Atom-1	Atom-2	Interatomic distance (Å)	Clash overlap (Å)
10:AA:736:A:OP2	32:AW:189:ASN:CG	2.53	0.47
10:AA:761:U:H4'	10:AA:762:U:C5'	2.44	0.47
10:AA:765:A:HO2'	10:AA:766:G:P	2.32	0.47
10:AA:877:G:N2	10:AA:878:A:N3	2.62	0.47
11:AB:5:ARG:HD3	11:AB:187:LYS:HZ2	1.80	0.47
12:AC:140:ILE:HB	12:AC:188:LYS:HB2	1.97	0.47
12:AC:24:LEU:O	12:AC:28:PHE:HD2	1.97	0.47
13:AD:150:THR:HG22	13:AD:151:ASP:N	2.29	0.47
14:AE:142:LYS:HB3	14:AE:152:ALA:HB1	1.96	0.47
14:AE:41:LYS:O	14:AE:42:ILE:CG1	2.53	0.47
15:AF:36:GLU:HB3	15:AF:70:VAL:CG2	2.37	0.47
16:AG:62:PRO:O	16:AG:65:GLU:N	2.44	0.47
19:AJ:21:ILE:HD11	19:AJ:91:LEU:HD11	1.97	0.47
24:AO:141:TRP:O	24:AO:142:LYS:HG3	2.13	0.47
24:AO:142:LYS:O	24:AO:147:THR:OG1	2.32	0.47
24:AO:43:ALA:CB	24:AO:82:CYS:SG	3.03	0.47
26:AQ:97:ASN:C	26:AQ:98:ARG:HG2	2.34	0.47
27:AR:128:PRO:CB	27:AR:173:ILE:HD12	2.44	0.47
27:AR:134:LEU:HD11	27:AR:203:PHE:CZ	2.49	0.47
29:AT:29:ALA:HB1	29:AT:31:LYS:HE3	1.97	0.47
32:AW:188:GLY:H	32:AW:191:ILE:CG2	2.27	0.47
32:AW:56:LEU:HB3	32:AW:57:ASN:H	1.58	0.47
1:B1:29:VAL:HG23	1:B1:41:LEU:O	2.15	0.47
3:B3:66:HIS:ND1	3:B3:67:PHE:N	2.62	0.47
4:B4:123:LEU:HD12	4:B4:124:ILE:H	1.78	0.47
4:B4:50:VAL:CG1	4:B4:51:THR:N	2.77	0.47
9:B9:131:ARG:HD2	9:B9:140:THR:HG22	1.96	0.47
10:BA:1057:G:N2	10:BA:1061:U:N3	2.62	0.47
10:BA:106:U:OP1	10:BA:736:A:O2'	2.32	0.47
10:BA:1441:C:H3'	10:BA:1442:A:H5'	1.95	0.47
10:BA:14:C:H2'	10:BA:14:C:O2	2.15	0.47
10:BA:1168:A:H2'	10:BA:1574:C:O2'	2.14	0.47
10:BA:306:A:C1'	10:BA:344:A:N6	2.77	0.47
10:BA:306:A:N6	10:BA:343:C:O2	2.47	0.47
10:BA:309:U:C2'	10:BA:310:C:C5'	2.84	0.47
10:BA:350:A:H5''	10:BA:351:A:H5''	1.96	0.47
10:BA:43:U:O2'	10:BA:44:U:OP1	2.26	0.47
10:BA:477:G:C2	10:BA:496:G:N3	2.82	0.47
10:BA:64:U:H5	10:BA:79:G:N1	2.12	0.47
10:BA:751:U:O5'	10:BA:751:U:H6	1.98	0.47
10:BA:844:G:C2'	10:BA:845:G:H5'	2.43	0.47

*Continued on next page...*

*Continued from previous page...*

Atom-1	Atom-2	Interatomic distance (Å)	Clash overlap (Å)
10:BA:981:A:O2'	10:BA:982:U:C5'	2.61	0.47
11:BB:148:SER:O	11:BB:150:LEU:N	2.47	0.47
12:BC:14:PHE:O	12:BC:17:ASP:HB2	2.14	0.47
14:BE:233:LYS:CD	14:BE:234:PRO:HD2	2.44	0.47
26:BQ:146:ILE:HG23	26:BQ:153:GLN:NE2	2.22	0.47
10:BA:1155:A:N6	28:BS:104:GLY:HA3	2.30	0.47
28:BS:32:LYS:O	28:BS:34:ILE:N	2.47	0.47
32:BW:240:LEU:HD12	32:BW:245:GLY:H	1.79	0.47
32:BW:72:VAL:O	32:BW:72:VAL:HG23	2.13	0.47
35:BZ:31:LYS:NZ	35:BZ:36:ASN:HD21	2.12	0.47
3:B3:144:ARG:NH2	35:BZ:3:SER:HB2	2.04	0.47
4:A4:66:ARG:NH1	20:AK:48:SER:OG	2.47	0.47
10:AA:1004:A:H4'	10:AA:1006:C:C4	2.49	0.47
10:AA:1017:C:H2'	10:AA:1018:G:C5'	2.44	0.47
10:AA:1155:A:N6	10:AA:1156:A:N6	2.63	0.47
10:AA:9:U:C2	10:AA:11:A:H5''	2.50	0.47
10:AA:1225:U:OP2	30:AU:30:HIS:HE1	1.98	0.47
10:AA:1352:A:O2'	10:AA:1353:G:O5'	2.28	0.47
10:AA:1402:C:OP1	10:AA:1403:U:H3'	2.14	0.47
10:AA:1608:C:C4'	10:AA:1609:C:C5'	2.84	0.47
10:AA:1613:C:H2'	10:AA:1614:G:C8	2.48	0.47
10:AA:24:C:H2'	10:AA:25:A:C8	2.49	0.47
10:AA:302:U:O2'	10:AA:303:A:H5''	2.15	0.47
10:AA:312:C:C4'	10:AA:313:G:O5'	2.57	0.47
10:AA:341:G:O4'	10:AA:343:C:O2	2.33	0.47
10:AA:455:C:H6	10:AA:455:C:C5'	2.20	0.47
10:AA:577:C:O2	10:AA:577:C:H2'	2.14	0.47
10:AA:98:U:C6	10:AA:98:U:H3'	2.49	0.47
11:AB:5:ARG:CG	11:AB:187:LYS:NZ	2.77	0.47
14:AE:44:SER:HB2	14:AE:47:GLU:HB2	1.94	0.47
14:AE:27:TRP:CE2	14:AE:59:GLU:HB2	2.50	0.47
15:AF:26:ARG:HG3	15:AF:32:PHE:CZ	2.49	0.47
15:AF:55:LEU:O	15:AF:56:SER:HB2	2.14	0.47
15:AF:75:GLY:O	15:AF:76:ASP:HB2	2.13	0.47
18:AI:55:LEU:N	18:AI:55:LEU:HD23	2.29	0.47
19:AJ:20:ARG:O	19:AJ:114:LEU:HA	2.15	0.47
23:AN:31:THR:O	23:AN:31:THR:HG22	2.13	0.47
25:AP:27:HIS:N	25:AP:28:PRO:CD	2.77	0.47
27:AR:139:GLU:O	27:AR:140:ARG:HB2	2.14	0.47
27:AR:159:GLU:HB3	27:AR:199:TRP:CH2	2.50	0.47
27:AR:299:ILE:HG13	27:AR:330:ASP:HB2	1.95	0.47

*Continued on next page...*

*Continued from previous page...*

Atom-1	Atom-2	Interatomic distance (Å)	Clash overlap (Å)
29:AT:45:VAL:H	29:AT:100:HIS:CE1	2.32	0.47
32:AW:91:VAL:HA	32:AW:101:PHE:O	2.15	0.47
34:AY:145:PHE:N	34:AY:145:PHE:CD1	2.82	0.47
10:AA:73:A:C6	34:AY:162:ARG:NH1	2.83	0.47
2:B2:73:PHE:HA	2:B2:188:GLY:O	2.14	0.47
3:B3:26:LEU:HD23	3:B3:87:LYS:NZ	2.30	0.47
4:B4:128:VAL:HG22	4:B4:175:ASN:CG	2.34	0.47
8:B8:30:TRP:O	8:B8:31:THR:OG1	2.24	0.47
15:AF:42:PHE:HD2	8:B8:31:THR:OG1	1.98	0.47
10:BA:1021:A:H2'	10:BA:1022:U:O4'	2.15	0.47
10:BA:1714:U:HO2'	10:BA:1715:A:H5'	1.78	0.47
2:B2:145:ARG:HH21	10:BA:191:A:N6	2.12	0.47
10:BA:533:G:C2'	10:BA:534:A:C5'	2.93	0.47
10:BA:570:G:O4'	10:BA:574:A:H2	1.97	0.47
10:BA:679:U:H2'	10:BA:680:U:O4'	2.14	0.47
10:BA:761:U:H3	10:BA:764:U:H2'	1.77	0.47
10:BA:761:U:O2'	10:BA:762:U:C5'	2.63	0.47
10:BA:876:A:HO2'	10:BA:877:G:P	2.37	0.47
11:BB:121:THR:CG2	11:BB:143:LEU:HD12	2.44	0.47
8:A8:32:LYS:N	15:BF:42:PHE:HA	2.28	0.47
19:BJ:19:VAL:HG21	19:BJ:98:VAL:HG21	1.96	0.47
19:BJ:27:ASN:ND2	19:BJ:29:LYS:HD2	2.29	0.47
22:BM:123:ARG:CG	22:BM:123:ARG:HH11	2.28	0.47
22:BM:18:LEU:HD21	22:BM:70:THR:HG23	1.97	0.47
26:BQ:3:THR:HG21	26:BQ:51:THR:C	2.35	0.47
27:BR:221:ILE:HG12	27:BR:228:ILE:HG12	1.95	0.47
29:BT:15:ALA:HB3	29:BT:66:ARG:CZ	2.44	0.47
29:BT:45:VAL:H	29:BT:100:HIS:CE1	2.32	0.47
30:BU:89:ASN:CG	30:BU:90:ALA:N	2.67	0.47
10:BA:551:U:O4	33:BX:62:TRP:HB2	2.14	0.47
35:BZ:34:TRP:C	35:BZ:34:TRP:CE3	2.88	0.47
8:A8:46:GLU:HB2	22:AM:7:LYS:CE	2.42	0.47
10:AA:1086:G:O2'	10:AA:1087:U:P	2.72	0.47
10:AA:1173:G:O2'	10:AA:1174:A:OP1	2.30	0.47
10:AA:1223:U:O2'	10:AA:1224:C:O5'	2.32	0.47
10:AA:1286:U:O2'	10:AA:1287:U:OP2	2.31	0.47
10:AA:1560:G:O2'	10:AA:1561:U:H5'	2.14	0.47
10:AA:181:G:N2	10:AA:194:G:C4	2.82	0.47
10:AA:1:A:H4'	10:AA:1:A:OP3	2.14	0.47
10:AA:350:A:H5''	10:AA:351:A:H5'	1.97	0.47
10:AA:463:A:C2	10:AA:464:G:C8	3.03	0.47

*Continued on next page...*

*Continued from previous page...*

Atom-1	Atom-2	Interatomic distance (Å)	Clash overlap (Å)
10:AA:477:G:C6	10:AA:496:G:C2	3.03	0.47
10:AA:589:G:C6	10:AA:590:C:N4	2.82	0.47
10:AA:624:A:H2'	10:AA:625:G:H5'	1.96	0.47
10:AA:774:A:H2'	10:AA:775:C:C6	2.49	0.47
10:AA:781:C:H5'	10:AA:782:A:OP2	2.15	0.47
10:AA:849:A:H61	10:AA:933:A:N6	2.12	0.47
10:AA:866:U:C2'	10:AA:867:U:H5''	2.45	0.47
10:AA:894:U:O4'	10:AA:894:U:OP1	2.32	0.47
10:AA:934:U:C2'	10:AA:935:G:H5'	2.44	0.47
7:A7:63:PHE:CE2	12:AC:79:ARG:HD2	2.48	0.47
10:AA:466:A:H4'	13:AD:130:ARG:NH2	2.30	0.47
14:AE:81:VAL:O	14:AE:82:LEU:HD23	2.14	0.47
15:AF:32:PHE:CE2	15:AF:72:LYS:HE2	2.49	0.47
10:AA:1253:G:H5''	19:AJ:76:THR:OG1	2.15	0.47
20:AK:78:ALA:HB1	20:AK:119:LEU:CD1	2.45	0.47
21:AL:29:PHE:O	21:AL:33:LEU:HB2	2.14	0.47
24:AO:60:HIS:O	24:AO:62:ILE:N	2.48	0.47
28:AS:85:TYR:H	28:AS:85:TYR:HD1	1.63	0.47
31:AV:89:SER:O	31:AV:91:ILE:N	2.48	0.47
34:AY:231:SER:O	34:AY:235:VAL:HG23	2.14	0.47
35:AZ:40:PHE:HB2	35:AZ:43:ASP:CB	2.27	0.47
7:B7:30:GLY:C	7:B7:39:ASN:ND2	2.68	0.47
9:B9:123:ILE:HD11	9:B9:136:LYS:HD2	1.95	0.47
10:BA:1136:G:O2'	10:BA:1137:A:H5'	2.14	0.47
10:BA:1580:U:H2'	10:BA:1581:U:H6	1.79	0.47
10:BA:1608:C:N3	10:BA:1610:G:N3	2.62	0.47
10:BA:381:G:N2	10:BA:398:A:C6	2.83	0.47
10:BA:554:U:H2'	10:BA:555:G:H8	1.80	0.47
10:BA:653:U:H3	10:BA:656:G:N2	2.12	0.47
10:BA:761:U:C5	10:BA:764:U:N3	2.82	0.47
10:BA:782:A:H3'	10:BA:782:A:C8	2.49	0.47
11:BB:2:ALA:CB	35:BZ:97:GLU:HB2	2.44	0.47
11:BB:73:CYS:CB	11:BB:121:THR:HG1	2.27	0.47
13:BD:38:ASN:HD22	13:BD:40:ARG:HG2	1.80	0.47
10:BA:2:A:O2'	14:BE:199:THR:O	2.29	0.47
14:BE:224:ARG:HD2	35:BZ:40:PHE:CZ	2.43	0.47
14:BE:81:VAL:CG1	14:BE:82:LEU:N	2.77	0.47
16:BG:47:THR:HG22	16:BG:47:THR:O	2.14	0.47
17:BH:121:THR:HG22	17:BH:122:GLY:O	2.15	0.47
18:BI:46:LEU:O	18:BI:49:LYS:HB2	2.14	0.47
10:BA:932:G:C5'	24:BO:7:LYS:NZ	2.78	0.47

*Continued on next page...*

*Continued from previous page...*

Atom-1	Atom-2	Interatomic distance (Å)	Clash overlap (Å)
26:BQ:41:PHE:CE2	26:BQ:139:LEU:HB2	2.50	0.47
10:BA:319:A:P	26:BQ:55:LYS:HE3	2.54	0.47
26:BQ:57:CYS:SG	26:BQ:58:PRO:HD2	2.55	0.47
29:BT:41:THR:HG23	29:BT:50:ALA:CB	2.45	0.47
32:BW:71:ASN:HA	32:BW:95:GLU:HB3	1.97	0.47
2:A2:66:LEU:HD23	2:A2:66:LEU:N	2.30	0.47
3:A3:81:ILE:HG23	3:A3:92:VAL:HB	1.95	0.47
9:A9:158:UNK:HA	9:A9:161:UNK:CG	2.44	0.47
9:A9:160:UNK:O	9:A9:164:UNK:HG3	2.14	0.47
10:AA:1008:A:C4'	10:AA:1009:U:OP2	2.63	0.47
10:AA:1049:C:O2'	10:AA:1050:C:H5'	2.15	0.47
10:AA:11:A:C2'	10:AA:12:U:H5'	2.45	0.47
10:AA:126:A:H2'	10:AA:126:A:N3	2.29	0.47
10:AA:134:C:O2'	10:AA:135:A:P	2.72	0.47
10:AA:1416:G:O2'	10:AA:1417:A:P	2.72	0.47
10:AA:1421:G:O2'	23:AN:6:TRP:CB	2.63	0.47
10:AA:1504:U:C2'	10:AA:1505:C:H5'	2.45	0.47
10:AA:1529:U:C2'	10:AA:1529:U:O2	2.63	0.47
10:AA:457:G:O2'	10:AA:458:U:H5'	2.15	0.47
10:AA:572:U:H6	10:AA:572:U:O5'	1.98	0.47
10:AA:29:G:N2	10:AA:591:G:C4	2.83	0.47
10:AA:72:G:C2	10:AA:75:C:C4	3.03	0.47
10:AA:216:G:N2	10:AA:820:U:O2	2.47	0.47
10:AA:882:G:N7	10:AA:883:A:C5	2.83	0.47
14:AE:46:ASP:HA	14:AE:49:PHE:HD2	1.79	0.47
14:AE:56:LYS:HA	14:AE:56:LYS:CE	2.30	0.47
16:AG:72:MET:CE	16:AG:81:LYS:HB2	2.44	0.47
16:AG:16:LYS:HE3	16:AG:93:GLU:OE1	2.15	0.47
17:AH:120:HIS:O	17:AH:120:HIS:CD2	2.68	0.47
10:AA:604:G:OP2	21:AL:19:ARG:HD2	2.15	0.47
23:AN:10:PRO:HB2	23:AN:12:ASN:HD22	1.80	0.47
24:AO:96:LYS:HG3	24:AO:97:ALA:N	2.29	0.47
25:AP:112:ILE:HG23	25:AP:120:ILE:HG23	1.95	0.47
26:AQ:18:ASN:HD22	26:AQ:18:ASN:N	2.11	0.47
27:AR:56:LEU:HD11	27:AR:65:PHE:CE2	2.50	0.47
30:AU:27:LYS:H	30:AU:31:GLU:HG2	1.78	0.47
31:AV:5:ARG:HG2	31:AV:10:LYS:HE2	1.97	0.47
32:AW:129:THR:N	32:AW:142:VAL:O	2.39	0.47
32:AW:18:TRP:O	32:AW:19:MET:C	2.53	0.47
32:AW:215:ALA:O	32:AW:217:GLY:N	2.48	0.47
34:AY:215:PHE:CZ	34:AY:219:TRP:HB2	2.50	0.47

*Continued on next page...*

*Continued from previous page...*

Atom-1	Atom-2	Interatomic distance (Å)	Clash overlap (Å)
10:AA:413:C:N4	34:AY:91:PHE:CZ	2.83	0.47
11:AB:31:ARG:NH1	35:AZ:84:GLU:OE1	2.43	0.47
2:B2:197:GLU:O	2:B2:201:ARG:HG3	2.14	0.47
3:B3:129:ASP:O	3:B3:132:LEU:CB	2.59	0.47
4:B4:199:TYR:N	4:B4:199:TYR:CD1	2.82	0.47
8:B8:47:LYS:HD2	8:B8:48:LYS:HG3	1.95	0.47
9:B9:116:CYS:SG	9:B9:137:CYS:SG	3.13	0.47
10:BA:1036:U:H5''	10:BA:1037:G:OP2	2.15	0.47
10:BA:1044:C:H6	10:BA:1044:C:H5''	1.79	0.47
10:BA:303:A:C2	10:BA:305:C:C2	3.03	0.47
10:BA:425:A:H2'	10:BA:426:G:O4'	2.15	0.47
10:BA:430:A:O2'	10:BA:431:U:P	2.73	0.47
10:BA:435:C:H4'	10:BA:518:A:C2	2.49	0.47
10:BA:449:G:O2'	10:BA:450:G:H5'	2.14	0.47
10:BA:533:G:H2'	10:BA:534:A:C5'	2.45	0.47
10:BA:633:U:O2'	10:BA:634:C:P	2.72	0.47
10:BA:729:U:C2	10:BA:789:A:C2	3.02	0.47
10:BA:761:U:C4	10:BA:764:U:O2	2.68	0.47
10:BA:786:A:HO2'	10:BA:787:A:P	2.36	0.47
12:BC:163:THR:CG2	12:BC:164:GLY:N	2.77	0.47
12:BC:229:THR:HG22	12:BC:231:VAL:HG23	1.95	0.47
16:BG:117:ARG:HE	16:BG:189:LYS:HZ3	1.62	0.47
21:BL:29:PHE:O	21:BL:33:LEU:HB2	2.14	0.47
22:BM:130:GLY:O	22:BM:131:LEU:HD23	2.15	0.47
23:BN:13:TYR:CD1	23:BN:13:TYR:N	2.82	0.47
25:BP:146:PHE:O	25:BP:147:VAL:HG23	2.14	0.47
10:BA:329:A:P	26:BQ:132:LYS:HG2	2.54	0.47
27:BR:258:ILE:HG23	27:BR:272:VAL:HG13	1.97	0.47
27:BR:76:ASN:OD1	27:BR:76:ASN:O	2.33	0.47
29:BT:27:LYS:HG2	29:BT:58:TYR:CD2	2.50	0.47
35:BZ:13:MET:HE1	35:BZ:31:LYS:HD3	1.94	0.47
1:A1:7:THR:HG21	1:A1:31:LEU:HD22	1.95	0.47
2:A2:175:CYS:HB3	2:A2:189:TYR:CE1	2.50	0.47
2:A2:80:ILE:HD11	2:A2:120:TRP:CZ3	2.50	0.47
4:A4:85:ARG:HH22	4:A4:218:ILE:H	1.61	0.47
5:A5:45:VAL:HG12	5:A5:49:SER:HB3	1.96	0.47
8:A8:60:VAL:HG13	8:A8:72:LYS:HG3	1.97	0.47
10:AA:1199:G:O2'	10:AA:1200:G:OP2	2.32	0.47
10:AA:123:A:C3'	10:AA:124:U:H6	2.27	0.47
10:AA:1263:G:N2	10:AA:1296:G:N1	2.52	0.47
10:AA:1403:U:HO2'	10:AA:1404:G:P	2.34	0.47

*Continued on next page...*



*Continued from previous page...*

Atom-1	Atom-2	Interatomic distance (Å)	Clash overlap (Å)
10:AA:1557:U:C4	10:AA:1583:A:N6	2.82	0.47
10:AA:1654:U:O2	10:AA:1672:G:C2	2.68	0.47
10:AA:1717:C:C2'	10:AA:1718:A:H5''	2.45	0.47
10:AA:1:A:H2'	14:AE:180:VAL:HG12	1.95	0.47
10:AA:44:U:O2'	10:AA:45:A:OP1	2.26	0.47
10:AA:538:A:H4'	10:AA:539:U:OP1	2.14	0.47
10:AA:66:A:N6	10:AA:67:G:C2	2.83	0.47
10:AA:923:U:O5'	10:AA:923:U:H6	1.98	0.47
10:AA:987:U:C4	10:AA:988:C:C5	3.02	0.47
16:AG:45:PRO:HB2	16:AG:68:ILE:HD12	1.97	0.47
18:AI:112:MET:HG2	18:AI:119:LEU:HD12	1.97	0.47
19:AJ:67:LYS:HE2	19:AJ:78:ASP:OD1	2.15	0.47
21:AL:75:LEU:HD11	21:AL:82:ILE:CD1	2.45	0.47
26:AQ:128:ARG:HH11	26:AQ:128:ARG:HG2	1.79	0.47
27:AR:102:LEU:HG	27:AR:114:PHE:CE1	2.50	0.47
27:AR:249:GLN:O	27:AR:250:ARG:HB2	2.14	0.47
27:AR:297:GLU:N	27:AR:298:PRO:CD	2.78	0.47
27:AR:84:LEU:CD2	27:AR:91:ALA:HB2	2.44	0.47
29:AT:72:PRO:O	29:AT:73:HIS:CB	2.63	0.47
31:AV:77:GLU:C	31:AV:79:GLU:N	2.68	0.47
32:AW:106:ASP:O	32:AW:192:GLY:HA3	2.15	0.47
32:AW:126:LEU:HB3	32:AW:143:THR:CG2	2.45	0.47
32:AW:49:LYS:HE3	32:AW:61:VAL:CG2	2.45	0.47
34:AY:14:LYS:HG3	34:AY:15:CYS:N	2.30	0.47
35:AZ:30:ARG:HH21	35:AZ:39:ILE:HG21	1.79	0.47
14:AE:239:LEU:HG	35:AZ:48:GLN:OE1	2.15	0.47
2:B2:91:TYR:HD2	2:B2:109:ILE:CD1	2.27	0.47
2:B2:21:HIS:CD2	2:B2:21:HIS:H	2.32	0.47
10:BA:1088:A:O2'	10:BA:1089:U:P	2.72	0.47
10:BA:1231:C:O2'	10:BA:1232:U:H5'	2.14	0.47
10:BA:1279:U:H2'	10:BA:1280:G:H5'	1.96	0.47
10:BA:1580:U:H5''	18:BI:74:SER:CB	2.44	0.47
10:BA:15:U:C2'	10:BA:16:G:H5'	2.45	0.47
10:BA:194:G:O2'	10:BA:195:G:H5'	2.15	0.47
10:BA:343:C:O2'	10:BA:344:A:P	2.72	0.47
10:BA:435:C:H2'	10:BA:436:C:O4'	2.15	0.47
10:BA:58:G:O4'	10:BA:444:A:C8	2.68	0.47
10:BA:829:U:H2'	10:BA:830:G:C8	2.49	0.47
10:BA:955:A:H2'	10:BA:956:A:O4'	2.13	0.47
10:BA:987:U:C4	10:BA:988:C:C5	3.03	0.47
12:BC:104:GLN:HE21	12:BC:129:VAL:HG22	1.79	0.47

*Continued on next page...*

*Continued from previous page...*

Atom-1	Atom-2	Interatomic distance (Å)	Clash overlap (Å)
12:BC:121:ALA:O	12:BC:125:ILE:HD12	2.15	0.47
12:BC:129:VAL:HG12	12:BC:134:ALA:CB	2.44	0.47
12:BC:141:ILE:HG22	12:BC:185:MET:CE	2.44	0.47
7:B7:91:THR:HG21	12:BC:71:GLU:HG2	1.97	0.47
13:BD:123:HIS:O	13:BD:124:HIS:C	2.51	0.47
10:BA:3:C:O2'	14:BE:182:ALA:N	2.47	0.47
10:BA:11:A:H1'	14:BE:88:GLN:O	2.14	0.47
10:BA:1262:U:H5'	14:BE:96:ARG:NH2	2.29	0.47
16:BG:54:LYS:HB3	16:BG:57:ARG:HG2	1.96	0.47
16:BG:81:LYS:O	16:BG:85:ILE:HG13	2.15	0.47
17:BH:95:PRO:HD3	17:BH:130:TYR:CD2	2.49	0.47
25:BP:108:LEU:O	25:BP:112:ILE:HG13	2.14	0.47
25:BP:27:HIS:N	25:BP:28:PRO:CD	2.78	0.47
10:BA:318:U:H4'	26:BQ:11:LYS:HZ2	1.78	0.47
26:BQ:17:LEU:HD23	26:BQ:20:LYS:HZ1	1.79	0.47
27:BR:114:PHE:CZ	27:BR:133:ILE:HD13	2.50	0.47
27:BR:139:GLU:O	27:BR:140:ARG:HB2	2.14	0.47
27:BR:218:HIS:HD2	27:BR:261:ILE:H	1.63	0.47
27:BR:289:ALA:N	27:BR:290:PRO:CD	2.77	0.47
27:BR:15:GLY:CA	27:BR:65:PHE:HB2	2.37	0.47
28:BS:38:LEU:HA	28:BS:41:LEU:HD12	1.97	0.47
31:BV:20:TYR:O	31:BV:21:TYR:C	2.53	0.47
32:BW:129:THR:N	32:BW:142:VAL:O	2.41	0.47
34:BY:44:GLU:O	34:BY:119:ALA:HB1	2.14	0.47
10:BA:149:U:H4'	34:BY:59:ASP:HA	1.97	0.47
34:BY:90:GLY:C	34:BY:92:ARG:N	2.68	0.47
5:A5:75:TYR:HB3	5:A5:80:ALA:HB2	1.96	0.47
5:A5:87:ARG:NH1	10:AA:1126:C:H5''	2.30	0.47
7:A7:77:LYS:HA	7:A7:84:ALA:HB3	1.96	0.47
10:AA:1052:U:C2'	10:AA:1052:U:O2	2.62	0.47
10:AA:26:U:C3'	10:AA:27:A:C5'	2.93	0.47
10:AA:411:U:O2'	10:AA:412:U:H5'	2.14	0.47
10:AA:416:C:H4'	10:AA:418:G:OP1	2.15	0.47
10:AA:45:A:H61	10:AA:425:A:H4'	1.78	0.47
10:AA:64:U:H5	10:AA:79:G:N1	2.13	0.47
10:AA:97:U:C2'	10:AA:98:U:H5'	2.37	0.47
11:AB:73:CYS:HB2	11:AB:121:THR:HG1	1.80	0.47
11:AB:99:TRP:NE1	11:AB:129:ALA:HB2	2.30	0.47
13:AD:131:GLN:H	13:AD:131:GLN:HG2	1.43	0.47
14:AE:35:ARG:NH2	14:AE:251:LYS:HB2	2.30	0.47
16:AG:152:GLY:O	16:AG:155:GLU:N	2.48	0.47

*Continued on next page...*

*Continued from previous page...*

Atom-1	Atom-2	Interatomic distance (Å)	Clash overlap (Å)
17:AH:38:LEU:HA	17:AH:38:LEU:HD23	1.66	0.47
20:AK:69:SER:O	20:AK:70:SER:O	2.33	0.47
20:AK:29:GLY:O	20:AK:93:LEU:HA	2.14	0.47
22:AM:61:LEU:HB3	22:AM:65:GLN:CG	2.45	0.47
22:AM:93:LYS:CA	22:AM:93:LYS:HE3	2.34	0.47
3:A3:135:THR:HB	24:AO:23:ARG:NH1	2.29	0.47
24:AO:82:CYS:O	24:AO:82:CYS:SG	2.72	0.47
27:AR:140:ARG:O	27:AR:160:ASN:HB2	2.13	0.47
27:AR:218:HIS:CD2	27:AR:261:ILE:H	2.31	0.47
32:AW:194:VAL:CG1	32:AW:230:LEU:HD23	2.45	0.47
32:AW:97:THR:HG22	32:AW:97:THR:O	2.14	0.47
2:B2:114:SER:CB	2:B2:172:ILE:HD11	2.45	0.47
2:B2:128:ASP:O	2:B2:129:LEU:CB	2.61	0.47
3:B3:132:LEU:O	3:B3:133:PRO:C	2.53	0.47
3:B3:144:ARG:NE	3:B3:144:ARG:HA	2.30	0.47
3:B3:193:HIS:ND1	6:B6:29:TYR:HB3	2.29	0.47
4:B4:31:TRP:CD2	20:BK:18:PRO:HD3	2.50	0.47
5:B5:46:ASP:O	5:B5:50:LYS:HG3	2.15	0.47
4:B4:80:ASN:HB2	5:B5:62:GLU:OE2	2.15	0.47
7:B7:59:PHE:CD2	10:BA:1406:G:C4	3.03	0.47
10:BA:1057:G:N2	10:BA:1061:U:C2	2.83	0.47
10:BA:1064:A:C2	10:BA:1066:G:C5	3.03	0.47
10:BA:11:A:C2'	10:BA:12:U:H5'	2.45	0.47
10:BA:312:C:C4'	10:BA:313:G:O5'	2.55	0.47
10:BA:360:U:O2'	10:BA:361:A:P	2.73	0.47
10:BA:630:A:OP1	17:BH:6:ILE:HD11	2.15	0.47
11:BB:31:ARG:HG3	11:BB:32:TYR:CE1	2.50	0.47
14:BE:244:PHE:N	14:BE:244:PHE:CD1	2.83	0.47
14:BE:44:SER:HB2	14:BE:47:GLU:HB2	1.96	0.47
15:BF:48:MET:SD	15:BF:59:ALA:HB1	2.55	0.47
15:BF:85:LEU:CD2	15:BF:90:ILE:HD11	2.44	0.47
17:BH:49:GLU:HG2	17:BH:50:PHE:N	2.30	0.47
18:BI:42:ASN:HB3	18:BI:43:PRO:CD	2.40	0.47
18:BI:7:GLN:O	18:BI:25:ARG:HG3	2.14	0.47
20:BK:116:LEU:C	20:BK:116:LEU:CD2	2.83	0.47
24:BO:68:LEU:O	24:BO:68:LEU:HD23	2.14	0.47
10:BA:931:A:OP1	24:BO:96:LYS:NZ	2.48	0.47
25:BP:28:PRO:O	25:BP:29:ASP:CB	2.62	0.47
26:BQ:44:PRO:CG	26:BQ:47:ALA:HB2	2.43	0.47
27:BR:218:HIS:CG	27:BR:219:LEU:N	2.83	0.47
29:BT:43:THR:O	29:BT:100:HIS:CE1	2.68	0.47

*Continued on next page...*

*Continued from previous page...*

Atom-1	Atom-2	Interatomic distance (Å)	Clash overlap (Å)
31:BV:71:LEU:HB3	31:BV:74:GLN:HB2	1.97	0.47
32:BW:144:HIS:CG	32:BW:145:ASP:N	2.83	0.47
34:BY:185:PRO:HA	34:BY:188:ILE:HD12	1.97	0.47
2:A2:109:ILE:HD13	2:A2:199:TYR:CD2	2.50	0.47
2:A2:21:HIS:H	2:A2:21:HIS:CD2	2.33	0.47
2:A2:39:THR:C	2:A2:41:GLN:N	2.68	0.47
3:A3:119:LEU:HB2	10:AA:633:U:H6	1.77	0.47
3:A3:132:LEU:O	3:A3:133:PRO:C	2.53	0.47
3:A3:91:ILE:HG23	3:A3:166:LYS:HD2	1.96	0.47
4:A4:122:THR:HB	4:A4:146:THR:OG1	2.15	0.47
9:A9:146:UNK:HA	9:A9:149:UNK:HG1	1.97	0.47
10:AA:112:U:O2'	10:AA:324:A:H1'	2.15	0.47
10:AA:1136:G:O2'	10:AA:1137:A:H5'	2.15	0.47
9:A9:135:GLY:HA3	10:AA:1225:U:O4'	2.15	0.47
10:AA:1256:C:H4'	10:AA:1257:U:O5'	2.15	0.47
10:AA:1339:G:H2'	10:AA:1340:G:H8	1.79	0.47
10:AA:1531:G:C2'	10:AA:1532:U:OP1	2.62	0.47
10:AA:240:G:N2	10:AA:248:A:H1'	2.30	0.47
10:AA:642:G:H2'	10:AA:643:U:C5'	2.41	0.47
10:AA:732:U:C4	10:AA:784:G:C6	3.03	0.47
10:AA:876:A:HO2'	10:AA:877:G:P	2.38	0.47
11:AB:119:ILE:HA	11:AB:141:ILE:O	2.15	0.47
12:AC:119:ARG:HD2	14:AE:123:GLN:HE22	1.74	0.47
12:AC:184:ILE:HG22	12:AC:185:MET:N	2.30	0.47
13:AD:167:GLY:O	13:AD:168:ARG:HB3	2.15	0.47
14:AE:82:LEU:HD12	14:AE:212:LEU:HD13	1.96	0.47
16:AG:54:LYS:HB3	16:AG:57:ARG:HG2	1.95	0.47
17:AH:81:VAL:N	17:AH:123:GLY:O	2.47	0.47
19:AJ:22:THR:O	19:AJ:23:LEU:HD23	2.15	0.47
10:AA:1541:A:O2'	22:AM:147:VAL:CG2	2.62	0.47
29:AT:43:THR:HG1	29:AT:50:ALA:HA	1.77	0.47
30:AU:73:VAL:HG12	30:AU:74:PRO:HD2	1.96	0.47
31:AV:13:ALA:HB1	31:AV:54:ALA:HA	1.96	0.47
32:AW:11:ARG:NH1	32:AW:21:ASN:HB3	2.30	0.47
32:AW:49:LYS:O	32:AW:53:ASN:HA	2.15	0.47
34:AY:23:LYS:NZ	34:AY:43:ASP:OD2	2.42	0.47
34:AY:57:ASP:C	34:AY:59:ASP:N	2.68	0.47
34:AY:97:VAL:HG12	34:AY:98:ARG:N	2.30	0.47
4:B4:76:LYS:HD2	4:B4:76:LYS:O	2.15	0.47
7:B7:91:THR:O	7:B7:91:THR:HG22	2.15	0.47
9:B9:155:UNK:CA	9:B9:158:UNK:HG3	2.45	0.47

*Continued on next page...*

*Continued from previous page...*

Atom-1	Atom-2	Interatomic distance (Å)	Clash overlap (Å)
10:BA:1172:G:HO2'	10:BA:1173:G:P	2.30	0.47
10:BA:1191:A:H2'	10:BA:1192:C:H5'	1.97	0.47
10:BA:1199:G:H5''	10:BA:1200:G:C3'	2.45	0.47
10:BA:1434:C:O2	10:BA:1434:C:H2'	2.15	0.47
10:BA:1718:A:C3'	10:BA:1719:A:H5'	2.43	0.47
10:BA:1721:G:H21	20:BK:151:LEU:HD12	1.79	0.47
10:BA:26:U:C3'	10:BA:27:A:C5'	2.92	0.47
10:BA:311:U:H5'	10:BA:312:C:C5'	2.37	0.47
10:BA:427:A:OP1	21:BL:48:ALA:HA	2.14	0.47
10:BA:533:G:C2'	10:BA:534:A:O5'	2.63	0.47
10:BA:533:G:H3'	10:BA:533:G:H8	1.80	0.47
10:BA:675:A:H4'	10:BA:676:C:OP1	2.11	0.47
10:BA:690:A:N1	10:BA:712:U:C4	2.83	0.47
10:BA:747:G:N2	10:BA:755:G:N1	2.63	0.47
12:BC:74:GLN:HA	12:BC:77:GLN:NE2	2.30	0.47
13:BD:112:ARG:HA	13:BD:112:ARG:HD3	1.57	0.47
13:BD:93:LEU:O	13:BD:96:VAL:HG23	2.15	0.47
16:BG:96:HIS:O	16:BG:100:GLY:HA2	2.14	0.47
18:BI:21:VAL:O	18:BI:69:ILE:HA	2.15	0.47
19:BJ:66:ARG:HE	19:BJ:77:TRP:HH2	1.61	0.47
22:BM:144:HIS:O	22:BM:145:GLY:C	2.53	0.47
23:BN:28:GLY:O	23:BN:29:LEU:C	2.53	0.47
24:BO:56:LEU:HD22	24:BO:62:ILE:HD12	1.96	0.47
27:BR:297:GLU:N	27:BR:298:PRO:CD	2.77	0.47
27:BR:84:LEU:CD2	27:BR:91:ALA:HB2	2.44	0.47
28:BS:73:PRO:C	28:BS:75:GLY:N	2.67	0.47
29:BT:116:ILE:HG23	29:BT:136:GLY:CA	2.44	0.47
30:BU:108:TYR:CE2	30:BU:120:ILE:HD13	2.49	0.47
34:BY:14:LYS:HG3	34:BY:15:CYS:N	2.30	0.47
3:B3:144:ARG:HH12	35:BZ:3:SER:HB3	1.80	0.47
2:A2:142:GLU:HB2	2:A2:150:ARG:NH2	2.31	0.47
2:A2:141:LYS:HZ1	2:A2:143:LYS:HE2	1.75	0.47
2:A2:112:ILE:HD11	2:A2:174:ALA:CB	2.45	0.47
4:A4:45:PHE:HD1	4:A4:46:GLY:N	2.13	0.47
4:A4:76:LYS:HD2	4:A4:76:LYS:O	2.15	0.47
7:A7:61:TRP:HE1	12:AC:26:SER:HB2	1.80	0.47
7:A7:55:LEU:HG	7:A7:66:TYR:HB3	1.96	0.47
8:A8:95:LYS:HE3	8:A8:105:TYR:OH	2.15	0.47
9:A9:80:TYR:N	9:A9:80:TYR:CD1	2.83	0.47
10:AA:1064:A:O2'	10:AA:1065:A:O5'	2.32	0.47
10:AA:1303:A:O2'	31:AV:46:LEU:HD12	2.15	0.47

*Continued on next page...*

*Continued from previous page...*

Atom-1	Atom-2	Interatomic distance (Å)	Clash overlap (Å)
10:AA:1716:A:OP2	10:AA:1721:G:OP1	2.33	0.47
10:AA:313:G:O2'	10:AA:314:A:P	2.72	0.47
10:AA:383:G:N2	10:AA:397:U:C2	2.83	0.47
10:AA:748:U:N3	13:AD:146:PHE:CZ	2.83	0.47
11:AB:21:ALA:HB1	11:AB:145:ASP:OD2	2.14	0.47
12:AC:175:VAL:HG13	12:AC:187:VAL:O	2.14	0.47
13:AD:157:ASP:HB3	13:AD:158:PHE:H	1.52	0.47
16:AG:13:LEU:C	16:AG:15:GLY:N	2.69	0.47
21:AL:78:ASN:HD21	21:AL:80:LYS:CG	2.25	0.47
22:AM:114:GLU:OE2	22:AM:118:LYS:HE3	2.15	0.47
22:AM:25:LYS:NZ	22:AM:57:ARG:HG3	2.30	0.47
27:AR:107:THR:C	27:AR:109:THR:N	2.68	0.47
27:AR:281:PHE:HD1	27:AR:281:PHE:N	2.13	0.47
27:AR:96:TRP:HB3	27:AR:120:GLU:CG	2.45	0.47
28:AS:86:ARG:CZ	28:AS:122:ALA:HB1	2.45	0.47
29:AT:56:TRP:CD1	29:AT:56:TRP:C	2.88	0.47
30:AU:87:THR:O	30:AU:87:THR:HG22	2.15	0.47
31:AV:17:ILE:HD13	31:AV:58:MET:HE2	1.97	0.47
35:AZ:14:THR:OG1	35:AZ:23:LYS:HE2	2.15	0.47
2:B2:84:THR:HG21	2:B2:113:ASP:O	2.15	0.47
3:B3:81:ILE:HG23	3:B3:92:VAL:HB	1.97	0.47
7:B7:52:ARG:CB	7:B7:54:PHE:HE1	2.28	0.47
10:BA:954:G:N2	10:BA:1001:A:H2'	2.30	0.47
10:BA:1027:U:C2'	10:BA:1028:G:C5'	2.93	0.47
10:BA:1529:U:O2	10:BA:1529:U:C2'	2.63	0.47
10:BA:1703:A:H2'	10:BA:1704:C:C6	2.50	0.47
10:BA:1122:G:H1'	10:BA:1718:A:O2'	2.15	0.47
10:BA:19:A:O2'	10:BA:20:G:H5'	2.15	0.47
10:BA:640:A:H2'	10:BA:641:G:C8	2.50	0.47
10:BA:221:A:H61	10:BA:814:A:N6	2.13	0.47
10:BA:879:G:N1	10:BA:880:G:C2	2.83	0.47
12:BC:82:TYR:C	12:BC:84:ASP:N	2.67	0.47
16:BG:125:THR:HB	16:BG:130:ARG:CZ	2.44	0.47
18:BI:11:THR:HG22	18:BI:22:ALA:HB3	1.97	0.47
21:BL:106:LEU:CD2	21:BL:122:LYS:HB2	2.45	0.47
10:BA:1541:A:C1'	22:BM:147:VAL:HG21	2.41	0.47
24:BO:31:THR:CG2	24:BO:32:PRO:HD2	2.45	0.47
24:BO:80:ASN:C	24:BO:82:CYS:H	2.18	0.47
26:BQ:117:LYS:NZ	26:BQ:144:ASN:O	2.43	0.47
27:BR:16:ILE:HG23	27:BR:332:VAL:HG13	1.96	0.47
27:BR:56:LEU:HD11	27:BR:65:PHE:CE2	2.50	0.47

*Continued on next page...*

*Continued from previous page...*

Atom-1	Atom-2	Interatomic distance (Å)	Clash overlap (Å)
29:BT:83:PHE:CZ	29:BT:85:SER:CB	2.98	0.47
30:BU:100:CYS:O	30:BU:101:SER:OG	2.27	0.47
32:BW:89:MET:HE1	32:BW:238:ILE:HD13	1.95	0.47
32:BW:94:ILE:HD12	32:BW:99:GLN:HG3	1.95	0.47
3:A3:134:SER:HB2	3:A3:159:ASP:OD2	2.14	0.46
4:A4:75:LEU:O	4:A4:79:SER:CB	2.63	0.46
6:A6:24:GLN:HE22	17:AH:57:ARG:HH12	1.62	0.46
6:A6:31:MET:HE3	6:A6:77:PHE:HB2	1.97	0.46
8:A8:73:LEU:HB2	8:A8:75:VAL:CG2	2.39	0.46
10:AA:1089:U:O2'	10:AA:1090:G:OP1	2.28	0.46
10:AA:1201:G:O2'	10:AA:1202:A:H8	1.98	0.46
10:AA:1385:U:OP1	10:AA:1385:U:C6	2.68	0.46
10:AA:1608:C:C2	10:AA:1610:G:C4	3.03	0.46
10:AA:17:C:H5'	10:AA:1081:G:C5'	2.44	0.46
10:AA:262:G:C2	10:AA:264:U:C4	3.03	0.46
10:AA:306:A:C1'	10:AA:344:A:N6	2.78	0.46
2:A2:31:ARG:CG	10:AA:323:U:OP1	2.63	0.46
10:AA:350:A:H5''	10:AA:351:A:H5''	1.95	0.46
10:AA:559:C:O2	10:AA:559:C:C2'	2.63	0.46
10:AA:64:U:O2'	10:AA:65:C:O5'	2.30	0.46
10:AA:690:A:N1	10:AA:712:U:C4	2.83	0.46
10:AA:69:A:H2'	10:AA:70:U:H5''	1.97	0.46
10:AA:941:A:HO2'	10:AA:942:U:H6	1.61	0.46
12:AC:228:ARG:O	12:AC:228:ARG:HG3	2.15	0.46
13:AD:15:PRO:CG	13:AD:23:ARG:HH12	2.28	0.46
19:AJ:95:VAL:HG22	19:AJ:116:MET:HE2	1.96	0.46
21:AL:106:LEU:CD2	21:AL:122:LYS:HB2	2.45	0.46
27:AR:134:LEU:HD21	27:AR:187:PHE:CE2	2.50	0.46
27:AR:237:LEU:HD21	27:AR:239:ILE:HG13	1.97	0.46
28:AS:114:PHE:O	28:AS:117:ILE:HG13	2.15	0.46
28:AS:69:LYS:NZ	28:AS:93:GLU:O	2.45	0.46
29:AT:82:ILE:CG2	29:AT:82:ILE:O	2.63	0.46
9:A9:121:PRO:O	30:AU:38:ALA:N	2.48	0.46
32:AW:193:ARG:NH1	32:AW:246:VAL:HA	2.30	0.46
32:AW:73:PHE:HB2	32:AW:93:ARG:HB3	1.97	0.46
34:AY:44:GLU:O	34:AY:119:ALA:HB1	2.15	0.46
2:B2:18:MET:CE	2:B2:19:PRO:O	2.63	0.46
3:B3:194:THR:O	3:B3:194:THR:HG22	2.16	0.46
4:B4:131:LYS:NZ	4:B4:137:ILE:HG12	2.29	0.46
5:B5:77:ILE:CD1	5:B5:77:ILE:H	2.26	0.46
9:B9:119:CYS:O	9:B9:123:ILE:HD12	2.15	0.46

*Continued on next page...*

*Continued from previous page...*

Atom-1	Atom-2	Interatomic distance (Å)	Clash overlap (Å)
9:B9:146:UNK:O	9:B9:146:UNK:HG3	2.14	0.46
9:B9:83:LYS:CG	9:B9:84:LYS:H	2.28	0.46
10:BA:1183:A:H4'	28:BS:105:LYS:NZ	2.29	0.46
10:BA:125:U:H2'	10:BA:125:U:O2	2.15	0.46
10:BA:431:U:N1	10:BA:457:G:N2	2.64	0.46
10:BA:449:G:C2'	10:BA:450:G:H5'	2.45	0.46
10:BA:841:A:C2'	10:BA:842:U:OP1	2.63	0.46
10:BA:896:U:H2'	10:BA:897:A:H8	1.80	0.46
12:BC:227:ILE:HG12	27:BR:209:PHE:HE1	1.80	0.46
13:BD:46:GLN:HG2	13:BD:101:ILE:CD1	2.38	0.46
10:BA:1607:A:N6	14:BE:93:ALA:H	2.13	0.46
6:B6:22:LEU:HA	17:BH:60:LYS:HZ2	1.79	0.46
19:BJ:14:VAL:HG11	19:BJ:16:LYS:HE3	1.96	0.46
21:BL:40:ASN:CB	21:BL:41:PRO:HD2	2.38	0.46
22:BM:6:GLU:O	22:BM:10:ASP:N	2.41	0.46
25:BP:10:ILE:HA	25:BP:20:GLN:O	2.16	0.46
27:BR:237:LEU:HD21	27:BR:239:ILE:HG13	1.95	0.46
27:BR:67:ILE:HG23	27:BR:68:PRO:HD2	1.96	0.46
28:BS:13:PHE:O	28:BS:14:ARG:HD3	2.14	0.46
32:BW:188:GLY:H	32:BW:191:ILE:CG2	2.28	0.46
32:BW:194:VAL:HG23	32:BW:245:GLY:HA3	1.97	0.46
34:BY:232:ALA:N	34:BY:233:PRO:HD2	2.30	0.46
2:A2:17:ARG:HG2	2:A2:18:MET:H	1.80	0.46
3:A3:126:LEU:HB2	3:A3:174:TYR:HE1	1.78	0.46
3:A3:178:THR:O	3:A3:179:THR:HG23	2.15	0.46
3:A3:22:ALA:O	3:A3:25:GLU:HB2	2.16	0.46
4:A4:207:THR:C	4:A4:209:ASN:N	2.67	0.46
6:A6:44:ILE:HG21	6:A6:52:ILE:CD1	2.45	0.46
8:A8:99:ASN:O	8:A8:101:ASN:N	2.49	0.46
10:AA:1125:A:C5	10:AA:1126:C:C5	3.03	0.46
10:AA:1159:U:H3	10:AA:1170:G:H1	1.64	0.46
10:AA:1244:U:O4	10:AA:1402:C:O2	2.32	0.46
10:AA:1263:G:O5'	10:AA:1263:G:C8	2.65	0.46
10:AA:1269:G:N2	10:AA:1272:A:OP2	2.48	0.46
10:AA:1301:A:C2'	10:AA:1302:G:C5'	2.91	0.46
10:AA:1440:A:H2'	10:AA:1441:C:C6	2.50	0.46
10:AA:1507:U:HO2'	10:AA:1508:G:P	2.38	0.46
10:AA:1513:G:H2'	10:AA:1514:G:H1'	1.96	0.46
10:AA:177:U:H2'	10:AA:178:U:H6	1.80	0.46
10:AA:302:U:H2'	10:AA:303:A:H5''	1.97	0.46
10:AA:309:U:C2'	10:AA:310:C:C5'	2.84	0.46

*Continued on next page...*



*Continued from previous page...*

Atom-1	Atom-2	Interatomic distance (Å)	Clash overlap (Å)
10:AA:343:C:O2'	10:AA:344:A:OP2	2.27	0.46
3:A3:119:LEU:CB	10:AA:633:U:H6	2.28	0.46
10:AA:651:G:N2	10:AA:652:A:C4	2.83	0.46
10:AA:761:U:C4	10:AA:764:U:O2	2.68	0.46
10:AA:803:A:C2	10:AA:830:G:C2	3.03	0.46
13:AD:23:ARG:HH21	13:AD:24:LEU:HD21	1.80	0.46
18:AI:8:LEU:HD12	18:AI:24:VAL:O	2.15	0.46
20:AK:121:ARG:C	20:AK:123:GLY:H	2.18	0.46
18:AI:101:GLU:HG2	27:AR:71:ALA:HB2	1.97	0.46
22:AM:119:ILE:CG2	28:AS:124:PHE:CE2	2.99	0.46
32:AW:61:VAL:O	32:AW:63:LEU:N	2.48	0.46
1:B1:62:ARG:HB3	1:B1:63:GLU:H	1.59	0.46
1:B1:26:GLN:NE2	1:B1:65:ARG:HA	2.30	0.46
2:B2:78:GLU:HB2	2:B2:80:ILE:HG13	1.97	0.46
2:B2:70:GLU:CG	2:B2:85:LYS:HG2	2.42	0.46
4:B4:169:ALA:CB	4:B4:210:ILE:HD13	2.44	0.46
4:B4:217:THR:HG22	4:B4:218:ILE:H	1.80	0.46
7:B7:12:ILE:HA	7:B7:15:GLN:CD	2.35	0.46
10:BA:1037:G:O2'	10:BA:1038:U:H5'	2.13	0.46
10:BA:143:C:H2'	10:BA:144:C:H6	1.80	0.46
10:BA:1168:A:N6	10:BA:1573:G:H2'	2.31	0.46
10:BA:1608:C:H4'	10:BA:1609:C:OP1	2.13	0.46
10:BA:1644:C:H2'	10:BA:1645:C:C6	2.49	0.46
10:BA:1659:C:O5'	10:BA:1659:C:H6	1.98	0.46
10:BA:313:G:C6	10:BA:328:G:C2	3.03	0.46
10:BA:424:A:N3	10:BA:425:A:C8	2.83	0.46
10:BA:884:A:H2'	10:BA:885:A:O4'	2.15	0.46
11:BB:31:ARG:HH11	11:BB:31:ARG:HG3	1.79	0.46
12:BC:9:ASN:HB2	12:BC:12:LYS:HB2	1.97	0.46
12:BC:49:THR:HB	12:BC:87:ILE:HG12	1.98	0.46
10:BA:586:A:OP1	13:BD:39:LYS:HD2	2.14	0.46
10:BA:630:A:H5''	17:BH:31:SER:HB3	1.96	0.46
10:BA:80:A:H1'	25:BP:121:THR:HG23	1.97	0.46
25:BP:127:LYS:O	25:BP:128:LYS:C	2.53	0.46
26:BQ:117:LYS:O	26:BQ:120:ASP:OD1	2.33	0.46
27:BR:22:ASP:HB3	27:BR:47:ARG:HB2	1.97	0.46
27:BR:233:LYS:C	27:BR:235:LYS:N	2.67	0.46
27:BR:218:HIS:CD2	27:BR:261:ILE:H	2.33	0.46
28:BS:59:ALA:O	28:BS:62:VAL:HB	2.15	0.46
28:BS:65:VAL:HG21	28:BS:94:LEU:HD21	1.96	0.46
29:BT:49:LEU:HG	29:BT:50:ALA:N	2.30	0.46

*Continued on next page...*

*Continued from previous page...*

Atom-1	Atom-2	Interatomic distance (Å)	Clash overlap (Å)
31:BV:77:GLU:C	31:BV:79:GLU:H	2.18	0.46
1:A1:61:GLU:O	1:A1:62:ARG:HG2	2.16	0.46
2:A2:3:ILE:O	2:A2:30:GLY:HA3	2.15	0.46
3:A3:109:LYS:H	3:A3:109:LYS:CD	2.28	0.46
3:A3:48:PHE:HE2	3:A3:62:LEU:HD23	1.80	0.46
5:A5:10:ARG:NH1	5:A5:12:GLN:NE2	2.64	0.46
5:A5:12:GLN:HG3	5:A5:33:ASP:OD2	2.14	0.46
9:A9:137:CYS:SG	9:A9:139:LEU:HB2	2.55	0.46
10:AA:611:U:C6	10:AA:1009:U:O2	2.69	0.46
10:AA:1056:A:O2'	10:AA:1057:G:H5'	2.15	0.46
10:AA:1171:G:C2	23:AN:29:LEU:HD22	2.50	0.46
10:AA:1174:A:H3'	10:AA:1174:A:C8	2.50	0.46
10:AA:130:A:H2	10:AA:170:C:OP1	1.99	0.46
10:AA:1371:A:O2'	10:AA:1372:A:H5'	2.15	0.46
10:AA:1687:C:H2'	10:AA:1688:C:H6	1.79	0.46
10:AA:1717:C:C2'	10:AA:1718:A:C5'	2.93	0.46
10:AA:272:U:C4	10:AA:273:A:H8	2.33	0.46
10:AA:472:A:O2'	10:AA:473:A:H5'	2.15	0.46
10:AA:496:G:C2	10:AA:497:G:C8	3.03	0.46
10:AA:533:G:H2'	10:AA:534:A:O5'	2.14	0.46
10:AA:769:C:C6	10:AA:769:C:H3'	2.49	0.46
10:AA:838:U:H2'	10:AA:838:U:O2	2.15	0.46
10:AA:981:A:C2'	10:AA:982:U:OP2	2.63	0.46
7:A7:99:PHE:HZ	12:AC:69:HIS:NE2	2.13	0.46
7:A7:21:VAL:HG13	12:AC:75:PHE:CE1	2.50	0.46
13:AD:112:ARG:HA	13:AD:112:ARG:HD3	1.57	0.46
14:AE:116:TRP:H	14:AE:132:HIS:CD2	2.18	0.46
16:AG:14:PHE:HD2	16:AG:17:TRP:HZ3	1.63	0.46
17:AH:128:PHE:CD1	17:AH:128:PHE:C	2.88	0.46
18:AI:13:GLY:HA2	18:AI:85:GLN:NE2	2.30	0.46
19:AJ:27:ASN:ND2	19:AJ:29:LYS:HD2	2.29	0.46
10:AA:1170:G:O4'	19:AJ:71:GLY:HA3	2.16	0.46
21:AL:75:LEU:HD12	21:AL:78:ASN:HD22	1.80	0.46
25:AP:123:LEU:H	25:AP:123:LEU:CD1	2.28	0.46
27:AR:211:ALA:C	27:AR:212:HIS:CD2	2.89	0.46
28:AS:101:VAL:HG21	28:AS:121:LEU:CD1	2.40	0.46
28:AS:32:LYS:O	28:AS:34:ILE:N	2.48	0.46
28:AS:42:PHE:CD2	28:AS:118:GLY:HA2	2.49	0.46
28:AS:90:VAL:HB	28:AS:117:ILE:HA	1.96	0.46
30:AU:113:THR:HG22	30:AU:114:GLU:N	2.30	0.46
32:AW:10:LYS:O	32:AW:11:ARG:C	2.53	0.46

*Continued on next page...*

*Continued from previous page...*

Atom-1	Atom-2	Interatomic distance (Å)	Clash overlap (Å)
34:AY:222:GLN:HA	34:AY:225:ALA:HB3	1.98	0.46
34:AY:232:ALA:N	34:AY:233:PRO:HD2	2.30	0.46
2:B2:176:ILE:HG22	2:B2:177:THR:N	2.30	0.46
4:B4:150:SER:O	4:B4:151:ALA:HB3	2.15	0.46
10:BA:1119:G:H4'	14:BE:91:THR:HA	1.97	0.46
10:BA:1166:A:O2'	10:BA:1167:C:H5'	2.15	0.46
10:BA:1266:G:H1	10:BA:1275:U:H3	1.63	0.46
10:BA:1427:C:OP2	10:BA:1428:C:C5	2.68	0.46
10:BA:1525:G:N2	10:BA:1527:A:H3'	2.30	0.46
10:BA:1688:C:O2'	10:BA:1689:U:H5'	2.16	0.46
10:BA:16:G:H2'	10:BA:17:C:H6	1.73	0.46
10:BA:218:C:H2'	10:BA:219:C:C6	2.50	0.46
10:BA:280:U:H2'	10:BA:281:A:C8	2.51	0.46
10:BA:385:C:H2'	10:BA:386:U:O4'	2.15	0.46
10:BA:477:G:N2	10:BA:496:G:H1'	2.29	0.46
10:BA:542:G:O2'	10:BA:543:A:H5'	2.15	0.46
10:BA:602:U:HO2'	10:BA:603:U:P	2.38	0.46
10:BA:863:G:H21	20:BK:137:THR:HG22	1.81	0.46
10:BA:937:U:H5''	10:BA:938:U:OP2	2.14	0.46
10:BA:981:A:O2'	10:BA:982:U:OP2	2.31	0.46
11:BB:99:TRP:CD1	11:BB:129:ALA:HB2	2.50	0.46
11:BB:180:ILE:HG12	11:BB:185:LEU:HD23	1.97	0.46
11:BB:191:TRP:CD1	11:BB:193:VAL:HB	2.48	0.46
11:BB:5:ARG:NE	11:BB:176:ARG:HH21	2.12	0.46
20:BK:69:SER:O	20:BK:70:SER:O	2.33	0.46
25:BP:43:ALA:O	25:BP:47:LYS:N	2.49	0.46
27:BR:125:ALA:HB3	27:BR:134:LEU:CB	2.40	0.46
27:BR:179:LYS:O	27:BR:180:VAL:O	2.34	0.46
27:BR:9:ILE:HD12	27:BR:290:PRO:O	2.14	0.46
28:BS:66:ARG:HH12	28:BS:93:GLU:HB3	1.78	0.46
28:BS:91:ILE:CG2	28:BS:92:PRO:HD2	2.45	0.46
29:BT:10:VAL:HG22	29:BT:69:TYR:HE2	1.80	0.46
31:BV:88:LYS:O	31:BV:89:SER:C	2.54	0.46
32:BW:185:ILE:HD12	32:BW:190:ASN:O	2.15	0.46
32:BW:95:GLU:O	32:BW:97:THR:N	2.48	0.46
10:BA:1652:A:C2'	34:BY:65:GLN:HE21	2.29	0.46
4:A4:88:LYS:O	4:A4:104:TYR:HB3	2.15	0.46
4:A4:199:TYR:CD1	4:A4:199:TYR:N	2.84	0.46
8:A8:29:LYS:NZ	10:AA:1509:U:C5'	2.79	0.46
10:AA:89:A:C8	10:AA:389:G:C4	3.04	0.46
10:AA:533:G:C2'	10:AA:534:A:C5'	2.94	0.46

*Continued on next page...*

*Continued from previous page...*

Atom-1	Atom-2	Interatomic distance (Å)	Clash overlap (Å)
10:AA:602:U:HO2'	10:AA:603:U:P	2.38	0.46
10:AA:640:A:H2'	10:AA:641:G:C8	2.51	0.46
10:AA:787:A:H1'	17:AH:105:THR:HG23	1.96	0.46
10:AA:217:A:N6	10:AA:820:U:N3	2.63	0.46
16:AG:153:CYS:HA	16:AG:167:THR:CG2	2.46	0.46
24:AO:88:GLU:O	24:AO:89:ASP:C	2.52	0.46
27:AR:159:GLU:HB3	27:AR:199:TRP:CZ3	2.50	0.46
29:AT:86:ASN:OD1	29:AT:94:ASN:HB3	2.15	0.46
32:AW:188:GLY:C	32:AW:190:ASN:H	2.18	0.46
32:AW:57:ASN:ND2	32:AW:59:ARG:HB3	2.26	0.46
33:AX:35:SER:O	33:AX:39:ILE:HG13	2.15	0.46
1:B1:12:MET:HB3	1:B1:28:ARG:CG	2.28	0.46
2:B2:123:LEU:HD23	2:B2:123:LEU:C	2.35	0.46
5:B5:77:ILE:C	5:B5:81:ILE:HD12	2.33	0.46
6:B6:31:MET:HE3	6:B6:77:PHE:HB2	1.97	0.46
7:B7:55:LEU:CD1	7:B7:68:LEU:HA	2.46	0.46
7:B7:99:PHE:CZ	12:BC:69:HIS:CE1	3.04	0.46
10:BA:1360:U:H2'	31:BV:3:ARG:HH12	1.78	0.46
10:BA:1369:A:H2'	10:BA:1370:U:H6	1.77	0.46
10:BA:1373:G:C4	10:BA:1374:C:H5	2.31	0.46
10:BA:1188:A:C4	10:BA:1415:A:C2	3.04	0.46
10:BA:1558:A:C8	10:BA:1583:A:N6	2.83	0.46
10:BA:165:A:C2'	10:BA:166:C:H5'	2.46	0.46
10:BA:263:A:O2'	10:BA:264:U:OP1	2.30	0.46
10:BA:451:G:O2'	10:BA:452:A:OP2	2.31	0.46
10:BA:469:A:C6	10:BA:531:A:N1	2.84	0.46
10:BA:604:G:H1	10:BA:1080:G:H21	1.50	0.46
10:BA:754:A:C2	10:BA:755:G:C6	3.04	0.46
6:B6:26:PRO:HB2	10:BA:937:U:OP1	2.15	0.46
10:BA:957:A:H2'	10:BA:958:G:O4'	2.15	0.46
10:BA:96:A:O2'	10:BA:97:U:H5'	2.16	0.46
11:BB:149:PRO:C	11:BB:151:ALA:H	2.18	0.46
12:BC:50:GLU:OE2	12:BC:52:ARG:HD2	2.15	0.46
13:BD:151:ASP:O	13:BD:154:LYS:HE3	2.15	0.46
16:BG:34:ALA:H	16:BG:63:ILE:HG12	1.81	0.46
16:BG:47:THR:O	16:BG:48:ALA:C	2.54	0.46
17:BH:76:SER:HB2	17:BH:77:PRO:CD	2.39	0.46
20:BK:45:THR:HG23	20:BK:51:GLU:O	2.15	0.46
21:BL:29:PHE:CZ	21:BL:33:LEU:CD1	2.98	0.46
22:BM:25:LYS:NZ	22:BM:57:ARG:HG3	2.30	0.46
25:BP:56:TYR:C	25:BP:56:TYR:HD1	2.19	0.46

*Continued on next page...*

*Continued from previous page...*

Atom-1	Atom-2	Interatomic distance (Å)	Clash overlap (Å)
27:BR:144:LEU:HB3	27:BR:153:PHE:H	1.81	0.46
29:BT:38:THR:C	29:BT:40:TRP:N	2.68	0.46
32:BW:49:LYS:O	32:BW:53:ASN:HA	2.15	0.46
17:BH:49:GLU:OE1	35:BZ:1:MET:HG3	2.14	0.46
2:A2:111:GLU:OE1	2:A2:171:ARG:HB3	2.16	0.46
3:A3:14:LYS:HA	3:A3:17:GLU:OE1	2.14	0.46
4:A4:90:VAL:HG23	4:A4:104:TYR:CB	2.45	0.46
5:A5:13:LYS:HG3	10:AA:912:A:H1'	1.96	0.46
5:A5:44:MET:HG3	5:A5:66:ILE:CG2	2.46	0.46
9:A9:124:PHE:HD1	9:A9:124:PHE:H	1.63	0.46
9:A9:86:THR:CG2	9:A9:87:LYS:N	2.79	0.46
10:AA:1045:G:O2'	10:AA:1046:G:H5'	2.16	0.46
10:AA:1261:U:C6	10:AA:1261:U:H3'	2.50	0.46
10:AA:1312:U:H4'	10:AA:1313:G:OP2	2.14	0.46
10:AA:1384:U:C4'	10:AA:1385:U:OP2	2.63	0.46
10:AA:143:C:H2'	10:AA:144:C:H6	1.80	0.46
10:AA:15:U:C6	10:AA:16:G:C8	3.03	0.46
10:AA:1726:U:C2	10:AA:1742:G:N2	2.84	0.46
2:A2:72:ASN:ND2	10:AA:255:C:O4'	2.49	0.46
10:AA:754:A:C2	10:AA:755:G:C6	3.03	0.46
10:AA:77:G:C5'	10:AA:77:G:C8	2.95	0.46
10:AA:95:C:H4'	10:AA:96:A:O5'	2.16	0.46
11:AB:99:TRP:CD1	11:AB:129:ALA:HB2	2.51	0.46
13:AD:139:ASN:CG	13:AD:140:LEU:N	2.69	0.46
14:AE:142:LYS:CB	14:AE:152:ALA:HB1	2.46	0.46
14:AE:228:PRO:HD2	17:AH:99:PHE:CE2	2.49	0.46
20:AK:110:PRO:HG2	20:AK:111:GLY:N	2.31	0.46
22:AM:119:ILE:O	22:AM:120:LYS:HB2	2.14	0.46
23:AN:16:ASP:OD1	23:AN:26:ARG:NH1	2.48	0.46
25:AP:119:ALA:O	25:AP:123:LEU:HD13	2.15	0.46
25:AP:76:ASN:C	25:AP:78:GLN:N	2.69	0.46
26:AQ:17:LEU:HA	26:AQ:20:LYS:NZ	2.31	0.46
2:A2:194:LYS:CG	26:AQ:4:GLN:NE2	2.79	0.46
26:AQ:70:ILE:CG2	26:AQ:71:LYS:N	2.78	0.46
27:AR:266:LYS:O	27:AR:268:GLN:N	2.48	0.46
27:AR:258:ILE:HG23	27:AR:272:VAL:CG1	2.45	0.46
27:AR:89:CYS:O	27:AR:90:PHE:HD1	1.99	0.46
10:AA:453:G:H5''	32:AW:26:ILE:CD1	2.44	0.46
2:B2:179:ARG:HD3	2:B2:182:GLN:HG3	1.96	0.46
4:B4:130:CYS:HB3	4:B4:182:ALA:CB	2.46	0.46
5:B5:77:ILE:HG12	10:BA:1746:G:C6	2.50	0.46

*Continued on next page...*

*Continued from previous page...*

Atom-1	Atom-2	Interatomic distance (Å)	Clash overlap (Å)
8:B8:41:HIS:HA	8:B8:74:LYS:O	2.15	0.46
10:BA:1017:C:H2'	10:BA:1018:G:C5'	2.45	0.46
10:BA:1110:A:O2'	10:BA:1111:A:C5'	2.63	0.46
10:BA:1139:G:H2'	10:BA:1140:U:C6	2.51	0.46
10:BA:1558:A:H2'	10:BA:1559:A:H5'	1.97	0.46
10:BA:1563:C:O5'	10:BA:1563:C:H6	1.99	0.46
10:BA:1654:U:O2	10:BA:1672:G:C2	2.69	0.46
2:B2:5:ARG:HB2	10:BA:329:A:H1'	1.98	0.46
10:BA:445:U:C2'	10:BA:445:U:O2	2.63	0.46
10:BA:455:C:H2'	10:BA:456:A:O4'	2.16	0.46
10:BA:911:A:O2'	10:BA:912:A:P	2.73	0.46
11:BB:6:LYS:HE2	31:BV:111:TYR:OH	2.16	0.46
17:BH:81:VAL:N	17:BH:123:GLY:O	2.48	0.46
17:BH:6:ILE:HA	17:BH:9:GLU:HB2	1.98	0.46
21:BL:56:ILE:CG2	21:BL:57:GLY:N	2.78	0.46
23:BN:10:PRO:HB2	23:BN:12:ASN:HD22	1.81	0.46
24:BO:48:THR:HB	24:BO:51:GLN:H	1.80	0.46
10:BA:932:G:H5'	24:BO:7:LYS:NZ	2.29	0.46
26:BQ:128:ARG:NH1	26:BQ:128:ARG:HG2	2.31	0.46
26:BQ:20:LYS:HB2	26:BQ:20:LYS:HE3	1.55	0.46
29:BT:41:THR:HG23	29:BT:50:ALA:HB2	1.98	0.46
10:BA:132:U:C1'	34:BY:149:LYS:NZ	2.78	0.46
10:BA:155:U:H4'	34:BY:83:CYS:HA	1.97	0.46
5:A5:53:ILE:HG23	20:AK:126:ILE:CD1	2.45	0.46
6:A6:47:ASN:ND2	6:A6:67:GLY:O	2.48	0.46
7:A7:12:ILE:HA	7:A7:15:GLN:CD	2.36	0.46
7:A7:11:ARG:CD	7:A7:15:GLN:HE21	2.28	0.46
8:A8:47:LYS:HA	8:A8:50:VAL:CG2	2.46	0.46
9:A9:120:GLY:C	9:A9:122:GLY:H	2.18	0.46
10:AA:1162:C:C2'	10:AA:1163:U:OP2	2.64	0.46
10:AA:1369:A:H8	10:AA:1369:A:P	2.38	0.46
10:AA:1724:U:H6	10:AA:1724:U:H5''	1.79	0.46
10:AA:218:C:H2'	10:AA:219:C:C6	2.50	0.46
10:AA:301:C:C2'	10:AA:302:U:H5'	2.45	0.46
10:AA:385:C:H2'	10:AA:386:U:O4'	2.15	0.46
10:AA:533:G:C2'	10:AA:534:A:O5'	2.63	0.46
10:AA:542:G:O2'	10:AA:543:A:H5'	2.16	0.46
10:AA:667:C:C2'	10:AA:668:U:O4'	2.56	0.46
10:AA:745:G:H2'	10:AA:746:A:H8	1.81	0.46
10:AA:880:G:C5	10:AA:881:U:H5	2.33	0.46
10:AA:933:A:H2'	10:AA:934:U:O4'	2.16	0.46

*Continued on next page...*

*Continued from previous page...*

Atom-1	Atom-2	Interatomic distance (Å)	Clash overlap (Å)
11:AB:73:CYS:CB	11:AB:121:THR:HG1	2.27	0.46
11:AB:180:ILE:CG1	11:AB:185:LEU:HD23	2.46	0.46
13:AD:23:ARG:O	13:AD:27:GLU:HG3	2.15	0.46
14:AE:41:LYS:HD3	14:AE:244:PHE:CD2	2.50	0.46
17:AH:90:THR:HG23	17:AH:94:LEU:HD12	1.98	0.46
20:AK:99:ALA:O	20:AK:101:GLY:N	2.48	0.46
20:AK:43:HIS:CE1	20:AK:52:THR:HG23	2.51	0.46
21:AL:55:LYS:HB2	21:AL:92:LEU:HD21	1.97	0.46
22:AM:122:HIS:HE1	28:AS:128:TYR:OH	1.98	0.46
22:AM:29:PRO:HA	22:AM:43:ALA:HB1	1.98	0.46
22:AM:6:GLU:O	22:AM:10:ASP:N	2.41	0.46
25:AP:115:THR:CG2	25:AP:116:SER:N	2.79	0.46
27:AR:266:LYS:HB2	27:AR:267:LEU:HD12	1.97	0.46
7:A7:82:ILE:CG1	30:AU:17:LYS:NZ	2.78	0.46
10:AA:413:C:N4	34:AY:91:PHE:CE2	2.83	0.46
2:B2:22:ARG:O	2:B2:22:ARG:HG3	2.16	0.46
3:B3:145:LEU:O	3:B3:146:ASP:C	2.54	0.46
3:B3:155:LEU:HD13	3:B3:163:LEU:HD13	1.97	0.46
5:B5:30:VAL:HG21	5:B5:76:CYS:CB	2.38	0.46
9:B9:80:TYR:N	9:B9:80:TYR:CD1	2.84	0.46
10:BA:1171:G:OP2	23:BN:40:ARG:NH2	2.49	0.46
10:BA:1263:G:H2'	10:BA:1264:G:H8	1.80	0.46
10:BA:134:C:O2'	10:BA:135:A:P	2.74	0.46
10:BA:1454:A:C6	10:BA:1455:A:C6	3.03	0.46
10:BA:302:U:H2'	10:BA:303:A:H5''	1.98	0.46
10:BA:834:A:O2'	10:BA:835:U:P	2.74	0.46
11:BB:115:PRO:HG2	11:BB:138:ILE:HD12	1.98	0.46
11:BB:203:LEU:CD2	11:BB:204:PRO:HD2	2.45	0.46
13:BD:121:SER:HB3	13:BD:124:HIS:H	1.81	0.46
16:BG:152:GLY:HA2	16:BG:184:TRP:HD1	1.80	0.46
21:BL:27:ASN:O	21:BL:31:LYS:HB2	2.15	0.46
22:BM:21:ASN:OD1	22:BM:35:ILE:HA	2.16	0.46
22:BM:60:LEU:O	22:BM:61:LEU:HD23	2.15	0.46
26:BQ:9:TYR:O	26:BQ:10:GLN:HB2	2.14	0.46
27:BR:235:LYS:HG3	27:BR:256:SER:C	2.36	0.46
27:BR:326:ALA:HB1	27:BR:328:PHE:HE1	1.81	0.46
10:BA:1155:A:C6	28:BS:104:GLY:HA3	2.51	0.46
30:BU:27:LYS:H	30:BU:31:GLU:HG2	1.75	0.46
32:BW:193:ARG:NE	32:BW:220:PHE:CZ	2.83	0.46
33:BX:13:LYS:O	33:BX:17:GLN:HG3	2.15	0.46
33:BX:62:TRP:CH2	33:BX:63:HIS:NE2	2.83	0.46

*Continued on next page...*

*Continued from previous page...*

Atom-1	Atom-2	Interatomic distance (Å)	Clash overlap (Å)
4:A4:107:ASP:OD1	4:A4:108:ILE:N	2.32	0.46
4:A4:63:ILE:CG2	4:A4:66:ARG:HG3	2.28	0.46
4:A4:77:ASP:HB3	4:A4:78:ASN:H	1.50	0.46
7:A7:9:LYS:CG	7:A7:13:TYR:HE1	2.28	0.46
10:AA:1081:G:C5'	10:AA:1081:G:H8	2.17	0.46
10:AA:1106:A:H2'	10:AA:1107:C:O4'	2.16	0.46
10:AA:1454:A:H5''	18:AI:73:GLY:O	2.16	0.46
10:AA:1465:C:O2'	10:AA:1466:C:H5''	2.16	0.46
10:AA:1626:A:C2	10:AA:1627:A:C4	3.04	0.46
10:AA:1703:A:H2'	10:AA:1704:C:C6	2.51	0.46
10:AA:6:G:C2	10:AA:19:A:N3	2.84	0.46
10:AA:410:G:O2'	10:AA:411:U:H5'	2.15	0.46
10:AA:469:A:C6	10:AA:531:A:N1	2.84	0.46
10:AA:506:U:OP2	13:AD:169:GLU:CG	2.58	0.46
10:AA:931:A:P	24:AO:96:LYS:NZ	2.89	0.46
11:AB:149:PRO:C	11:AB:151:ALA:H	2.17	0.46
12:AC:228:ARG:HB2	27:AR:207:TYR:CE2	2.49	0.46
12:AC:20:PHE:O	12:AC:23:GLU:HB2	2.15	0.46
13:AD:15:PRO:CG	13:AD:23:ARG:NH1	2.79	0.46
14:AE:154:THR:CG2	14:AE:155:ILE:HG13	2.43	0.46
10:AA:2:A:O2'	14:AE:199:THR:O	2.27	0.46
14:AE:157:GLN:HE21	14:AE:225:TYR:HB3	1.79	0.46
14:AE:27:TRP:CD1	14:AE:38:LYS:HD3	2.50	0.46
15:AF:48:MET:CE	15:AF:71:ILE:HG23	2.46	0.46
16:AG:174:ASN:CB	16:AG:182:SER:O	2.63	0.46
10:AA:759:G:C6	25:AP:9:LYS:HE2	2.47	0.46
27:AR:102:LEU:HD11	27:AR:114:PHE:CZ	2.51	0.46
28:AS:42:PHE:HE2	28:AS:118:GLY:HA2	1.77	0.46
29:AT:119:LYS:CE	29:AT:130:ARG:NH1	2.78	0.46
31:AV:102:THR:O	31:AV:106:LEU:HG	2.16	0.46
31:AV:47:ARG:C	31:AV:47:ARG:HD2	2.36	0.46
32:AW:163:LYS:HB3	32:AW:172:GLU:O	2.15	0.46
34:AY:102:VAL:CG1	34:AY:109:LEU:HD11	2.45	0.46
2:B2:169:SER:O	2:B2:170:GLN:CB	2.63	0.46
2:B2:49:ARG:HB2	2:B2:68:LEU:HD23	1.96	0.46
3:B3:112:GLN:O	3:B3:114:PRO:HD3	2.16	0.46
9:B9:101:TYR:HE2	30:BU:37:GLU:OE2	1.99	0.46
10:BA:1088:A:C2'	10:BA:1089:U:OP1	2.64	0.46
10:BA:1144:A:H2'	10:BA:1145:C:C6	2.50	0.46
10:BA:116:U:H3	32:BW:33:GLN:CD	2.19	0.46
10:BA:1370:U:C3'	10:BA:1370:U:C6	2.99	0.46

*Continued on next page...*



*Continued from previous page...*

Atom-1	Atom-2	Interatomic distance (Å)	Clash overlap (Å)
10:BA:150:A:C6	10:BA:409:G:O6	2.69	0.46
10:BA:157:G:O5'	10:BA:157:G:C8	2.68	0.46
10:BA:1748:U:O2'	10:BA:1749:C:H5'	2.15	0.46
10:BA:193:C:H2'	10:BA:194:G:C8	2.51	0.46
2:B2:185:ARG:NH2	10:BA:202:U:O2	2.49	0.46
10:BA:44:U:O2	10:BA:425:A:N3	2.48	0.46
10:BA:444:A:H3'	10:BA:445:U:H6	1.76	0.46
10:BA:624:A:H2'	10:BA:625:G:H5'	1.98	0.46
10:BA:879:G:C6	10:BA:880:G:N1	2.84	0.46
10:BA:882:G:N7	10:BA:883:A:C5	2.84	0.46
10:BA:89:A:N7	10:BA:389:G:C5	2.84	0.46
10:BA:996:U:OP1	24:BO:109:LYS:NZ	2.46	0.46
11:BB:75:ARG:O	11:BB:79:GLN:HG2	2.16	0.46
7:B7:61:TRP:NE1	12:BC:26:SER:HB3	2.30	0.46
15:BF:83:GLN:HG2	15:BF:87:GLU:OE1	2.15	0.46
1:B1:48:ALA:HB3	16:BG:139:MET:HG2	1.97	0.46
16:BG:153:CYS:HA	16:BG:167:THR:CG2	2.44	0.46
17:BH:110:ILE:C	17:BH:111:LEU:HD23	2.36	0.46
22:BM:35:ILE:O	22:BM:37:GLY:N	2.48	0.46
22:BM:63:GLU:HA	22:BM:66:CYS:HB2	1.98	0.46
10:BA:857:G:H4'	24:BO:110:ASP:HA	1.96	0.46
26:BQ:117:LYS:HD3	26:BQ:120:ASP:OD2	2.15	0.46
10:BA:295:U:H1'	26:BQ:68:LYS:CD	2.46	0.46
18:BI:101:GLU:HG2	27:BR:71:ALA:HB2	1.97	0.46
27:BR:82:LEU:HD21	27:BR:93:SER:HB3	1.98	0.46
30:BU:113:THR:HG22	30:BU:114:GLU:N	2.31	0.46
31:BV:17:ILE:CG2	31:BV:58:MET:HE3	2.45	0.46
32:BW:176:HIS:CD2	32:BW:176:HIS:H	2.34	0.46
34:BY:121:ILE:HB	34:BY:124:LEU:HD12	1.96	0.46
34:BY:153:PRO:HG2	34:BY:154:ILE:HG13	1.98	0.46
2:A2:176:ILE:HG22	2:A2:177:THR:N	2.30	0.46
2:A2:197:GLU:O	2:A2:201:ARG:HG3	2.16	0.46
2:A2:22:ARG:O	2:A2:22:ARG:HG3	2.15	0.46
3:A3:152:ARG:HG3	3:A3:154:GLN:NE2	2.31	0.46
5:A5:46:ASP:O	5:A5:50:LYS:HG3	2.16	0.46
5:A5:5:ARG:HB2	5:A5:8:ALA:HA	1.97	0.46
5:A5:97:ARG:O	5:A5:98:ARG:HB2	2.16	0.46
7:A7:55:LEU:CD1	7:A7:68:LEU:HA	2.45	0.46
10:AA:1039:C:O2'	10:AA:1040:C:H5'	2.15	0.46
10:AA:1110:A:H1'	10:AA:1111:A:C1'	2.46	0.46
10:AA:1122:G:C6	10:AA:1124:A:N6	2.84	0.46

*Continued on next page...*

*Continued from previous page...*

Atom-1	Atom-2	Interatomic distance (Å)	Clash overlap (Å)
10:AA:133:A:H61	10:AA:169:G:C2'	2.28	0.46
10:AA:1360:U:HO2'	10:AA:1361:A:H8	1.62	0.46
10:AA:1601:G:H2'	10:AA:1602:U:H6	1.81	0.46
10:AA:1659:C:H6	10:AA:1659:C:O5'	1.99	0.46
10:AA:332:A:H2'	10:AA:333:C:H6	1.81	0.46
10:AA:360:U:O2'	10:AA:361:A:P	2.73	0.46
10:AA:455:C:H5'	10:AA:455:C:C6	2.32	0.46
10:AA:595:A:OP2	21:AL:108:ARG:NH1	2.49	0.46
10:AA:630:A:H5''	17:AH:31:SER:HB3	1.97	0.46
10:AA:75:C:C1'	34:AY:178:LYS:CG	2.88	0.46
10:AA:872:A:H2'	10:AA:873:G:H5'	1.97	0.46
10:AA:90:U:P	32:AW:3:ARG:HB2	2.56	0.46
13:AD:109:LEU:HD22	13:AD:141:VAL:CG1	2.46	0.46
13:AD:11:THR:O	13:AD:47:MET:HG2	2.16	0.46
16:AG:57:ARG:O	16:AG:59:THR:N	2.48	0.46
18:AI:41:ILE:HG22	18:AI:42:ASN:N	2.30	0.46
20:AK:46:ASP:C	20:AK:48:SER:H	2.18	0.46
24:AO:30:MET:O	24:AO:31:THR:C	2.52	0.46
25:AP:107:GLU:O	25:AP:110:ARG:CB	2.60	0.46
25:AP:27:HIS:O	25:AP:29:ASP:N	2.49	0.46
25:AP:34:SER:O	25:AP:35:LYS:C	2.54	0.46
26:AQ:31:VAL:HG12	26:AQ:32:ARG:N	2.31	0.46
27:AR:14:ARG:HE	27:AR:337:SER:CB	2.29	0.46
30:AU:35:THR:CG2	30:AU:41:ALA:HB2	2.45	0.46
2:B2:136:THR:HG21	2:B2:153:ARG:NH1	2.30	0.46
2:B2:8:LYS:C	2:B2:10:LYS:H	2.19	0.46
4:B4:39:PRO:HG3	4:B4:192:LYS:CB	2.42	0.46
4:B4:45:PHE:HD1	4:B4:46:GLY:N	2.14	0.46
4:B4:58:ILE:O	4:B4:59:ALA:C	2.54	0.46
6:B6:24:GLN:OE1	17:BH:57:ARG:NH2	2.48	0.46
10:BA:126:A:N3	10:BA:126:A:H2'	2.30	0.46
10:BA:1329:G:H2'	10:BA:1330:U:C6	2.50	0.46
10:BA:187:U:O2'	10:BA:188:G:C8	2.69	0.46
10:BA:226:A:H5'	10:BA:227:G:OP2	2.16	0.46
10:BA:588:A:C4'	10:BA:589:G:O5'	2.62	0.46
10:BA:782:A:N7	10:BA:783:U:C5	2.84	0.46
10:BA:897:A:H2'	10:BA:898:U:C6	2.48	0.46
10:BA:5:U:OP2	14:BE:205:THR:CG2	2.64	0.46
19:BJ:45:THR:HB	19:BJ:48:VAL:HG21	1.97	0.46
20:BK:91:ASN:HD22	20:BK:125:LYS:HD2	1.80	0.46
10:BA:1721:G:HO2'	20:BK:151:LEU:HD13	1.80	0.46

*Continued on next page...*

*Continued from previous page...*

Atom-1	Atom-2	Interatomic distance (Å)	Clash overlap (Å)
20:BK:56:VAL:HG23	20:BK:81:VAL:HG22	1.98	0.46
24:BO:123:ARG:O	24:BO:126:ARG:HB2	2.14	0.46
25:BP:15:LEU:HD23	32:BW:96:LYS:HB2	1.98	0.46
27:BR:159:GLU:HB3	27:BR:199:TRP:CH2	2.51	0.46
29:BT:43:THR:HG1	29:BT:50:ALA:HA	1.76	0.46
29:BT:82:ILE:CG2	29:BT:82:ILE:O	2.64	0.46
31:BV:77:GLU:C	31:BV:79:GLU:N	2.69	0.46
10:BA:240:G:H1'	32:BW:133:ILE:HG23	1.97	0.46
33:BX:7:THR:O	33:BX:8:LEU:HB2	2.16	0.46
34:BY:31:LYS:HB2	34:BY:34:GLN:NE2	2.31	0.46
34:BY:62:PRO:O	34:BY:97:VAL:HG13	2.16	0.46
10:BA:398:A:OP1	34:BY:94:ARG:HD3	2.16	0.46
4:A4:40:PHE:CD1	4:A4:40:PHE:N	2.84	0.46
5:A5:53:ILE:CD1	20:AK:116:LEU:HD22	2.46	0.46
5:A5:58:ALA:HB3	20:AK:126:ILE:O	2.15	0.46
6:A6:17:ASN:O	6:A6:18:LYS:C	2.55	0.46
6:A6:62:CYS:HB3	6:A6:69:VAL:CG1	2.46	0.46
7:A7:54:PHE:HB3	7:A7:72:GLY:HA2	1.98	0.46
7:A7:55:LEU:HD12	7:A7:68:LEU:HA	1.97	0.46
9:A9:153:UNK:C	9:A9:156:UNK:HG3	2.46	0.46
10:AA:1021:A:H2'	10:AA:1022:U:O4'	2.16	0.46
10:AA:1064:A:C2	10:AA:1066:G:C5	3.04	0.46
10:AA:1000:U:C4'	10:AA:1097:A:N6	2.79	0.46
10:AA:1110:A:O2'	10:AA:1111:A:H5''	2.16	0.46
5:A5:2:PRO:HG3	10:AA:1116:A:P	2.55	0.46
10:AA:1170:G:H3'	10:AA:1171:G:H5'	1.98	0.46
10:AA:1198:A:N3	10:AA:1228:A:C2	2.84	0.46
10:AA:1474:G:H5''	29:AT:102:LYS:HG2	1.97	0.46
10:AA:1580:U:H2'	10:AA:1581:U:H6	1.80	0.46
10:AA:188:G:C5	10:AA:190:G:H1'	2.51	0.46
10:AA:194:G:O2'	10:AA:195:G:H5'	2.16	0.46
10:AA:315:U:H2'	10:AA:316:G:C8	2.50	0.46
10:AA:341:G:H4'	10:AA:342:U:OP2	2.15	0.46
10:AA:344:A:H3'	10:AA:345:C:C6	2.51	0.46
10:AA:728:U:H2'	10:AA:729:U:C5'	2.46	0.46
10:AA:761:U:N3	25:AP:7:THR:CG2	2.70	0.46
10:AA:235:A:C2	10:AA:814:A:C6	3.04	0.46
10:AA:80:A:C2'	10:AA:81:A:O4'	2.62	0.46
10:AA:904:A:H2'	10:AA:905:C:C6	2.48	0.46
10:AA:1069:U:O4	14:AE:202:GLN:CD	2.54	0.46
14:AE:210:ASN:HD22	14:AE:210:ASN:HA	1.53	0.46

*Continued on next page...*

*Continued from previous page...*

Atom-1	Atom-2	Interatomic distance (Å)	Clash overlap (Å)
10:AA:1442:A:OP2	16:AG:159:LYS:HE2	2.15	0.46
17:AH:11:LEU:O	17:AH:14:LEU:HB3	2.16	0.46
18:AI:121:ALA:O	18:AI:123:PRO:CD	2.63	0.46
27:AR:212:HIS:N	27:AR:212:HIS:CD2	2.84	0.46
27:AR:238:LEU:HD23	27:AR:240:TRP:CZ2	2.51	0.46
27:AR:338:PHE:N	27:AR:338:PHE:CD1	2.84	0.46
27:AR:33:GLN:NE2	27:AR:87:GLU:HA	2.31	0.46
32:AW:77:LYS:NZ	32:AW:147:ARG:HH12	2.14	0.46
35:AZ:82:ALA:O	35:AZ:86:ILE:HG13	2.15	0.46
4:B4:134:ASP:OD1	4:B4:186:GLY:HA2	2.16	0.46
4:B4:207:THR:C	4:B4:209:ASN:N	2.70	0.46
10:BA:100:A:O2'	10:BA:101:A:OP2	2.29	0.46
10:BA:1045:G:O2'	10:BA:1046:G:H5'	2.16	0.46
10:BA:1170:G:H3'	10:BA:1171:G:H5'	1.98	0.46
10:BA:1171:G:C4	23:BN:29:LEU:HB2	2.51	0.46
10:BA:124:U:O2	10:BA:124:U:C2'	2.63	0.46
10:BA:1452:G:H3'	10:BA:1453:C:C5'	2.45	0.46
10:BA:197:A:H2'	10:BA:198:C:H5'	1.97	0.46
10:BA:562:G:O2'	10:BA:563:C:H5'	2.16	0.46
10:BA:670:G:H2'	10:BA:671:A:O4'	2.16	0.46
10:BA:99:A:C5	10:BA:300:C:C4	3.04	0.46
11:BB:95:SER:O	11:BB:96:SER:C	2.53	0.46
12:BC:109:ASN:HD21	12:BC:178:VAL:HG13	1.80	0.46
7:B7:60:ASN:HB2	12:BC:26:SER:OG	2.15	0.46
13:BD:120:ASN:H	13:BD:124:HIS:HD2	1.56	0.46
13:BD:129:ILE:H	13:BD:129:ILE:HD13	1.80	0.46
14:BE:41:LYS:NZ	14:BE:247:PHE:CD1	2.83	0.46
16:BG:171:GLU:OE2	16:BG:183:SER:HB2	2.16	0.46
17:BH:30:VAL:HG11	17:BH:35:LEU:HD21	1.97	0.46
21:BL:42:PHE:HZ	21:BL:103:VAL:HG23	1.79	0.46
22:BM:50:LEU:O	22:BM:52:ILE:HG13	2.16	0.46
22:BM:84:TRP:CZ3	22:BM:85:LEU:HD21	2.51	0.46
10:BA:317:G:P	26:BQ:56:LYS:HZ3	2.39	0.46
28:BS:98:ILE:HG22	28:BS:111:GLU:HG2	1.96	0.46
28:BS:46:THR:CG2	28:BS:89:ILE:HD13	2.41	0.46
29:BT:15:ALA:HB2	29:BT:66:ARG:CZ	2.45	0.46
33:BX:44:ARG:HA	33:BX:49:ILE:HD12	1.98	0.46
35:BZ:30:ARG:HH21	35:BZ:39:ILE:HG21	1.81	0.46
2:A2:87:LEU:HG	2:A2:88:ASP:N	2.31	0.46
5:A5:13:LYS:HD3	5:A5:13:LYS:HA	1.83	0.46
3:A3:190:LYS:NZ	6:A6:23:ILE:HD12	2.31	0.46

*Continued on next page...*

*Continued from previous page...*

Atom-1	Atom-2	Interatomic distance (Å)	Clash overlap (Å)
8:A8:34:LYS:HD3	8:A8:36:LYS:CB	2.46	0.46
10:AA:1360:U:H2'	31:AV:3:ARG:HH12	1.78	0.46
10:AA:1475:G:H2'	10:AA:1476:A:C8	2.51	0.46
10:AA:14:C:N3	10:AA:15:U:C5	2.83	0.46
10:AA:449:G:C2'	10:AA:450:G:H5'	2.46	0.46
10:AA:217:A:C6	10:AA:820:U:N3	2.84	0.46
10:AA:84:U:C5'	10:AA:84:U:H6	2.22	0.46
10:AA:996:U:OP1	24:AO:109:LYS:NZ	2.47	0.46
10:AA:1265:U:O2'	11:AB:106:ASN:ND2	2.49	0.46
11:AB:96:SER:CB	11:AB:111:LYS:HZ3	2.27	0.46
12:AC:108:MET:CE	12:AC:122:ALA:HA	2.46	0.46
12:AC:9:ASN:O	12:AC:11:LYS:N	2.49	0.46
13:AD:40:ARG:O	13:AD:43:TRP:N	2.46	0.46
16:AG:117:ARG:HE	16:AG:189:LYS:HZ3	1.64	0.46
17:AH:121:THR:HG22	17:AH:122:GLY:O	2.15	0.46
17:AH:87:GLU:O	17:AH:91:ASN:ND2	2.44	0.46
18:AI:43:PRO:C	18:AI:45:ILE:H	2.19	0.46
19:AJ:85:TYR:N	19:AJ:85:TYR:CD1	2.84	0.46
23:AN:39:ARG:NH1	23:AN:39:ARG:HG2	2.31	0.46
24:AO:132:LYS:O	26:AQ:147:ILE:HD13	2.16	0.46
10:AA:847:A:H4'	24:AO:92:PHE:CE2	2.51	0.46
25:AP:127:LYS:O	25:AP:128:LYS:C	2.53	0.46
27:AR:113:ARG:O	27:AR:113:ARG:HG3	2.16	0.46
27:AR:16:ILE:HG23	27:AR:332:VAL:HG13	1.97	0.46
11:AB:46:ILE:HG13	31:AV:105:MET:SD	2.55	0.46
31:AV:47:ARG:C	31:AV:47:ARG:CD	2.83	0.46
31:AV:46:LEU:CD2	31:AV:50:ILE:HD11	2.45	0.46
10:AA:499:A:H4'	33:AX:28:ARG:HE	1.81	0.46
34:AY:127:VAL:CG1	34:AY:129:LEU:HG	2.45	0.46
34:AY:213:GLU:HA	34:AY:213:GLU:OE1	2.16	0.46
34:AY:55:GLY:HA3	34:AY:63:MET:SD	2.55	0.46
2:B2:87:LEU:HG	2:B2:88:ASP:N	2.31	0.46
10:BA:1006:C:O2'	10:BA:1007:U:H5''	2.16	0.46
10:BA:611:U:C6	10:BA:1009:U:O2	2.69	0.46
10:BA:1049:C:O2'	10:BA:1050:C:H5'	2.16	0.46
10:BA:1310:C:H1'	10:BA:1381:A:C4	2.51	0.46
10:BA:1465:C:O2'	10:BA:1466:C:H5''	2.14	0.46
10:BA:1500:C:H5''	16:BG:86:LYS:HE3	1.98	0.46
10:BA:1513:G:H2'	10:BA:1514:G:H1'	1.98	0.46
10:BA:1610:G:C6	10:BA:1611:C:C2	3.04	0.46
10:BA:232:G:H2'	10:BA:233:U:O4'	2.15	0.46

*Continued on next page...*

*Continued from previous page...*

Atom-1	Atom-2	Interatomic distance (Å)	Clash overlap (Å)
10:BA:372:C:C6	10:BA:372:C:H5'	2.50	0.46
10:BA:761:U:H4'	10:BA:762:U:C5'	2.46	0.46
10:BA:878:A:C5'	20:BK:39:ASP:OD2	2.65	0.46
10:BA:937:U:H1'	24:BO:63:PRO:HB2	1.98	0.46
11:BB:96:SER:CB	11:BB:111:LYS:HZ1	2.26	0.46
11:BB:99:TRP:NE1	11:BB:129:ALA:HB2	2.30	0.46
12:BC:228:ARG:HG3	12:BC:228:ARG:O	2.15	0.46
16:BG:86:LYS:O	16:BG:89:LYS:N	2.49	0.46
20:BK:35:ALA:O	20:BK:109:GLY:N	2.49	0.46
20:BK:43:HIS:HE1	20:BK:52:THR:CG2	2.28	0.46
20:BK:45:THR:HG22	20:BK:46:ASP:N	2.30	0.46
24:BO:96:LYS:O	24:BO:100:ILE:CD1	2.63	0.46
25:BP:34:SER:O	25:BP:35:LYS:C	2.54	0.46
27:BR:266:LYS:HB2	27:BR:267:LEU:HD12	1.97	0.46
27:BR:264:ASN:C	27:BR:266:LYS:H	2.19	0.46
27:BR:299:ILE:HG13	27:BR:330:ASP:HB2	1.98	0.46
27:BR:96:TRP:HA	27:BR:120:GLU:CB	2.46	0.46
29:BT:22:TYR:CD1	29:BT:22:TYR:O	2.69	0.46
29:BT:32:LEU:N	29:BT:32:LEU:HD23	2.24	0.46
22:BM:41:ARG:NH2	29:BT:42:THR:HA	2.31	0.46
10:BA:1495:U:OP2	29:BT:71:LYS:NZ	2.49	0.46
30:BU:108:TYR:OH	30:BU:120:ILE:HG21	2.16	0.46
30:BU:12:LEU:HD23	30:BU:82:TYR:HE2	1.81	0.46
31:BV:13:ALA:HB1	31:BV:54:ALA:HA	1.98	0.46
34:BY:64:LYS:NZ	34:BY:82:SER:N	2.62	0.46
2:A2:62:LYS:HA	2:A2:62:LYS:HD3	1.67	0.45
2:A2:78:GLU:O	2:A2:79:ASN:CB	2.62	0.45
4:A4:122:THR:OG1	4:A4:161:TYR:HA	2.15	0.45
4:A4:69:GLU:HB2	4:A4:86:LYS:CE	2.46	0.45
6:A6:32:ASP:HB3	6:A6:41:ILE:HG23	1.98	0.45
8:A8:60:VAL:HG22	8:A8:72:LYS:HG3	1.98	0.45
9:A9:158:UNK:HA	9:A9:161:UNK:HG3	1.98	0.45
10:AA:1231:C:O2'	10:AA:1232:U:H5'	2.16	0.45
10:AA:1452:G:H3'	10:AA:1453:C:C5'	2.46	0.45
10:AA:1463:U:C2'	10:AA:1463:U:O2	2.61	0.45
10:AA:1496:A:H2	10:AA:1562:G:N3	2.14	0.45
10:AA:1528:A:C2'	10:AA:1532:U:OP2	2.55	0.45
10:AA:1663:A:H2'	10:AA:1664:A:H8	1.81	0.45
10:AA:1734:A:H2'	10:AA:1735:A:C8	2.51	0.45
10:AA:197:A:H2'	10:AA:198:C:H5'	1.98	0.45
10:AA:475:C:N4	10:AA:476:U:C4	2.84	0.45

*Continued on next page...*

*Continued from previous page...*

Atom-1	Atom-2	Interatomic distance (Å)	Clash overlap (Å)
10:AA:490:U:O2'	10:AA:491:U:H5'	2.16	0.45
10:AA:570:G:O4'	10:AA:574:A:H2	1.99	0.45
12:AC:14:PHE:O	12:AC:17:ASP:HB2	2.16	0.45
12:AC:145:LEU:CD1	12:AC:153:MET:HB2	2.46	0.45
13:AD:38:ASN:HD22	13:AD:40:ARG:HG2	1.81	0.45
14:AE:168:ILE:HD12	14:AE:215:THR:N	2.31	0.45
17:AH:49:GLU:HG2	17:AH:50:PHE:N	2.31	0.45
18:AI:46:LEU:O	18:AI:49:LYS:HB2	2.16	0.45
12:AC:10:LYS:HZ2	19:AJ:86:LYS:HZ1	1.63	0.45
20:AK:142:ARG:NH2	20:AK:143:GLU:CD	2.70	0.45
22:AM:21:ASN:OD1	22:AM:35:ILE:HA	2.15	0.45
23:AN:6:TRP:CZ3	23:AN:7:ARG:HG2	2.51	0.45
25:AP:46:LEU:O	25:AP:47:LYS:HB2	2.17	0.45
29:AT:41:THR:HG23	29:AT:50:ALA:CB	2.47	0.45
32:AW:249:THR:CG2	32:AW:251:LEU:HB2	2.47	0.45
1:B1:8:LYS:HG2	1:B1:56:GLU:CD	2.37	0.45
2:B2:62:LYS:HA	2:B2:62:LYS:HD3	1.69	0.45
4:B4:88:LYS:O	4:B4:104:TYR:HB3	2.17	0.45
10:BA:1566:G:N1	10:BA:1572:A:N6	2.64	0.45
10:BA:197:A:C2'	10:BA:198:C:H5'	2.46	0.45
12:BC:38:ALA:HB2	12:BC:94:ILE:CD1	2.42	0.45
10:BA:628:G:H4'	17:BH:4:VAL:HG12	1.96	0.45
17:BH:88:LYS:O	17:BH:92:ASN:HB2	2.17	0.45
18:BI:8:LEU:HD12	18:BI:24:VAL:O	2.16	0.45
22:BM:25:LYS:C	22:BM:25:LYS:HD2	2.37	0.45
22:BM:45:ILE:CD1	22:BM:85:LEU:HD13	2.47	0.45
24:BO:101:ARG:HH12	24:BO:145:ALA:CB	2.29	0.45
24:BO:141:TRP:C	24:BO:142:LYS:HG3	2.36	0.45
25:BP:115:THR:CG2	25:BP:116:SER:N	2.79	0.45
25:BP:123:LEU:H	25:BP:123:LEU:CD1	2.30	0.45
29:BT:22:TYR:O	29:BT:22:TYR:HD1	1.97	0.45
34:BY:57:ASP:C	34:BY:59:ASP:N	2.69	0.45
34:BY:68:MET:O	34:BY:69:VAL:HG23	2.15	0.45
35:BZ:37:LYS:HE2	35:BZ:38:LEU:O	2.16	0.45
2:A2:140:ASN:CG	10:AA:182:U:H3	2.20	0.45
2:A2:154:THR:CG2	2:A2:154:THR:O	2.64	0.45
2:A2:179:ARG:HG2	10:AA:321:U:OP1	2.16	0.45
8:A8:79:LEU:O	8:A8:83:LEU:HG	2.16	0.45
10:AA:1199:G:O2'	10:AA:1200:G:P	2.74	0.45
10:AA:1224:C:H2'	10:AA:1225:U:H6	1.81	0.45
10:AA:1241:U:O4	23:AN:27:GLN:NE2	2.48	0.45

*Continued on next page...*

*Continued from previous page...*

Atom-1	Atom-2	Interatomic distance (Å)	Clash overlap (Å)
10:AA:1313:G:O2'	10:AA:1314:C:H5'	2.16	0.45
10:AA:1370:U:C3'	10:AA:1370:U:C6	2.99	0.45
10:AA:1435:G:C2	10:AA:1436:C:C5	3.03	0.45
10:AA:1563:C:H6	10:AA:1563:C:O5'	2.00	0.45
10:AA:1569:A:H2'	10:AA:1570:U:O4'	2.16	0.45
10:AA:1651:G:H1'	10:AA:1674:A:H62	1.81	0.45
10:AA:226:A:H5'	10:AA:227:G:OP2	2.16	0.45
10:AA:642:G:C2'	10:AA:643:U:C5'	2.94	0.45
10:AA:72:G:C4	10:AA:76:A:C4	3.05	0.45
10:AA:734:U:O2	10:AA:735:G:C8	2.69	0.45
10:AA:897:A:H2'	10:AA:898:U:C6	2.48	0.45
10:AA:993:U:H5''	10:AA:994:C:OP2	2.17	0.45
11:AB:95:SER:O	11:AB:96:SER:C	2.54	0.45
12:AC:38:ALA:HB2	12:AC:94:ILE:CD1	2.43	0.45
15:AF:78:ARG:HH12	15:AF:100:GLY:HA3	1.79	0.45
15:AF:48:MET:SD	15:AF:59:ALA:HB1	2.56	0.45
16:AG:13:LEU:HB2	16:AG:19:TYR:HE1	1.80	0.45
16:AG:197:LYS:C	16:AG:200:ARG:HG2	2.36	0.45
18:AI:31:LEU:HD13	18:AI:38:ILE:CD1	2.36	0.45
19:AJ:66:ARG:HE	19:AJ:77:TRP:HH2	1.59	0.45
24:AO:103:HIS:CE1	24:AO:107:ASN:ND2	2.84	0.45
24:AO:127:LEU:HD12	24:AO:131:TYR:CD2	2.50	0.45
25:AP:132:TRP:O	25:AP:136:GLN:HG2	2.17	0.45
26:AQ:146:ILE:HG23	26:AQ:153:GLN:NE2	2.24	0.45
29:AT:15:ALA:HB3	29:AT:66:ARG:CZ	2.46	0.45
4:B4:163:LYS:O	4:B4:166:GLN:N	2.45	0.45
7:B7:10:ILE:CG2	7:B7:14:LYS:HE3	2.42	0.45
10:BA:1366:G:C2	10:BA:1373:G:N2	2.83	0.45
10:BA:1409:G:C6	10:BA:1410:C:C4	3.04	0.45
10:BA:1699:A:O2'	10:BA:1700:A:H8	1.99	0.45
10:BA:490:U:O2'	10:BA:491:U:H5'	2.16	0.45
10:BA:69:A:H2'	10:BA:70:U:H5''	1.97	0.45
10:BA:72:G:N3	10:BA:76:A:C2	2.84	0.45
10:BA:866:U:C2'	10:BA:867:U:H5''	2.47	0.45
13:BD:10:LYS:H	13:BD:10:LYS:HD2	1.82	0.45
10:BA:3:C:H41	13:BD:16:ARG:HB2	1.80	0.45
16:BG:13:LEU:C	16:BG:15:GLY:N	2.68	0.45
17:BH:102:VAL:CB	17:BH:113:HIS:HB2	2.41	0.45
17:BH:30:VAL:HG13	17:BH:34:VAL:HB	1.98	0.45
20:BK:150:ARG:O	20:BK:151:LEU:CB	2.64	0.45
20:BK:29:GLY:O	20:BK:93:LEU:HA	2.16	0.45

*Continued on next page...*



*Continued from previous page...*

Atom-1	Atom-2	Interatomic distance (Å)	Clash overlap (Å)
21:BL:69:LYS:HZ2	21:BL:92:LEU:CB	2.29	0.45
22:BM:125:LEU:HD23	22:BM:129:TRP:NE1	2.31	0.45
22:BM:61:LEU:HB3	22:BM:65:GLN:CG	2.45	0.45
10:BA:295:U:H1'	26:BQ:68:LYS:HD3	1.99	0.45
28:BS:55:SER:HB2	28:BS:58:TYR:CE2	2.50	0.45
31:BV:5:ARG:HG2	31:BV:10:LYS:HE2	1.98	0.45
34:BY:18:ILE:HD13	34:BY:41:LEU:HD21	1.97	0.45
3:A3:81:ILE:O	3:A3:85:GLU:HG3	2.16	0.45
9:A9:154:UNK:CA	9:A9:157:UNK:HG3	2.45	0.45
10:AA:1006:C:O2'	10:AA:1007:U:H5''	2.16	0.45
10:AA:1153:U:C2	10:AA:1157:U:H5	2.33	0.45
10:AA:128:A:C2'	10:AA:129:G:H5'	2.46	0.45
10:AA:1562:G:C2	10:AA:1579:G:C2	3.04	0.45
10:AA:1584:U:O2'	10:AA:1585:U:H5'	2.16	0.45
10:AA:1621:G:N3	10:AA:1705:A:C2	2.85	0.45
10:AA:1718:A:N3	10:AA:1718:A:O4'	2.49	0.45
10:AA:1742:G:H8	10:AA:1742:G:H5''	1.81	0.45
10:AA:1746:G:H4'	10:AA:1747:A:OP1	2.16	0.45
10:AA:332:A:H2'	10:AA:333:C:C6	2.51	0.45
10:AA:388:A:H2'	10:AA:389:G:O4'	2.16	0.45
10:AA:613:A:O5'	10:AA:614:A:OP1	2.35	0.45
10:AA:82:A:H2'	10:AA:83:C:C6	2.51	0.45
11:AB:121:THR:HG22	11:AB:143:LEU:HD12	1.98	0.45
12:AC:15:VAL:CG1	12:AC:16:ALA:N	2.80	0.45
12:AC:74:GLN:HA	12:AC:77:GLN:NE2	2.31	0.45
10:AA:506:U:H5'	13:AD:131:GLN:HB3	1.97	0.45
14:AE:184:ILE:CG2	14:AE:212:LEU:HD21	2.45	0.45
14:AE:220:ALA:C	14:AE:222:THR:N	2.70	0.45
14:AE:228:PRO:O	14:AE:230:PHE:N	2.49	0.45
16:AG:34:ALA:HB1	16:AG:62:PRO:HA	1.97	0.45
10:AA:1454:A:C5'	18:AI:73:GLY:O	2.65	0.45
20:AK:61:LYS:HE3	20:AK:76:GLN:HB3	1.99	0.45
24:AO:68:LEU:C	24:AO:68:LEU:CD2	2.85	0.45
25:AP:43:ALA:O	25:AP:47:LYS:N	2.48	0.45
29:AT:36:GLU:HG3	29:AT:37:PHE:N	2.31	0.45
29:AT:32:LEU:HD11	29:AT:58:TYR:CZ	2.51	0.45
30:AU:46:VAL:HG22	30:AU:59:VAL:HG11	1.98	0.45
32:AW:124:LYS:NZ	32:AW:145:ASP:CG	2.70	0.45
32:AW:201:GLU:CD	32:AW:201:GLU:H	2.19	0.45
2:B2:175:CYS:HB3	2:B2:189:TYR:CE1	2.51	0.45
3:B3:129:ASP:O	3:B3:132:LEU:HD13	2.16	0.45

*Continued on next page...*

*Continued from previous page...*

Atom-1	Atom-2	Interatomic distance (Å)	Clash overlap (Å)
4:B4:73:ALA:HB3	20:BK:128:ARG:HH22	1.79	0.45
9:B9:153:UNK:C	9:B9:156:UNK:HG3	2.46	0.45
10:BA:1008:A:C4'	10:BA:1009:U:OP2	2.63	0.45
10:BA:1042:G:H2'	10:BA:1043:U:O4'	2.16	0.45
10:BA:1054:U:C5'	10:BA:1055:G:OP1	2.64	0.45
10:BA:9:U:C2	10:BA:11:A:H5''	2.51	0.45
10:BA:134:C:O2	10:BA:134:C:H2'	2.16	0.45
10:BA:1532:U:O5'	10:BA:1532:U:H6	2.00	0.45
10:BA:1569:A:H2'	10:BA:1570:U:O4'	2.15	0.45
10:BA:1579:G:H3'	18:BI:126:MET:HE2	1.99	0.45
10:BA:1644:C:H6	10:BA:1644:C:O5'	1.99	0.45
10:BA:682:C:H2'	10:BA:683:A:O4'	2.16	0.45
10:BA:879:G:OP2	20:BK:39:ASP:CB	2.64	0.45
11:BB:85:PHE:CD2	11:BB:171:TYR:HD1	2.34	0.45
12:BC:4:THR:O	12:BC:5:THR:C	2.55	0.45
12:BC:9:ASN:C	12:BC:11:LYS:N	2.65	0.45
13:BD:171:ARG:CB	13:BD:175:LYS:HZ1	2.30	0.45
14:BE:41:LYS:HD3	14:BE:244:PHE:CD2	2.51	0.45
10:BA:1516:U:O2'	22:BM:148:CYS:O	2.29	0.45
25:BP:112:ILE:HG23	25:BP:120:ILE:HG23	1.98	0.45
26:BQ:21:LYS:C	26:BQ:23:LEU:N	2.69	0.45
26:BQ:78:LYS:O	26:BQ:79:MET:HB2	2.17	0.45
27:BR:159:GLU:HB3	27:BR:199:TRP:CZ3	2.51	0.45
14:BE:230:PHE:CB	35:BZ:13:MET:HE2	2.40	0.45
2:A2:130:GLY:O	2:A2:131:LEU:C	2.55	0.45
4:A4:163:LYS:O	4:A4:166:GLN:N	2.45	0.45
4:A4:95:ASP:O	4:A4:96:GLY:O	2.35	0.45
10:AA:1055:G:C6	10:AA:1056:A:N7	2.84	0.45
10:AA:1125:A:N6	10:AA:1126:C:N4	2.64	0.45
10:AA:1310:C:H1'	10:AA:1381:A:C4	2.51	0.45
10:AA:1329:G:H2'	10:AA:1330:U:C6	2.51	0.45
10:AA:1590:C:O2'	10:AA:1591:C:P	2.74	0.45
10:AA:1686:C:O2'	10:AA:1687:C:H5'	2.17	0.45
10:AA:210:A:H8	10:AA:210:A:O5'	1.99	0.45
10:AA:269:G:N2	10:AA:275:C:C2	2.85	0.45
10:AA:580:G:H2'	10:AA:581:C:C6	2.50	0.45
10:AA:583:C:O2'	33:AX:61:ASN:HB2	2.17	0.45
10:AA:734:U:H2'	10:AA:735:G:C8	2.44	0.45
10:AA:782:A:N7	10:AA:783:U:C5	2.84	0.45
10:AA:835:U:H2'	10:AA:836:G:H5'	1.99	0.45
10:AA:845:G:OP1	24:AO:5:GLN:CB	2.64	0.45

*Continued on next page...*

*Continued from previous page...*

Atom-1	Atom-2	Interatomic distance (Å)	Clash overlap (Å)
5:A5:15:ARG:HB3	10:AA:915:C:N4	2.30	0.45
11:AB:121:THR:O	11:AB:143:LEU:HB2	2.16	0.45
11:AB:121:THR:CG2	11:AB:143:LEU:HD12	2.47	0.45
11:AB:56:ALA:CB	11:AB:157:ILE:HD11	2.46	0.45
12:AC:96:PHE:N	12:AC:96:PHE:CD1	2.84	0.45
14:AE:184:ILE:CG2	14:AE:212:LEU:CD2	2.94	0.45
19:AJ:19:VAL:HG21	19:AJ:98:VAL:HG21	1.98	0.45
25:AP:84:GLU:HA	25:AP:85:PRO:HD3	1.78	0.45
27:AR:144:LEU:HB3	27:AR:153:PHE:H	1.82	0.45
28:AS:95:VAL:CG2	28:AS:117:ILE:HD11	2.46	0.45
29:AT:27:LYS:HG2	29:AT:58:TYR:CD2	2.51	0.45
32:AW:94:ILE:HD12	32:AW:99:GLN:HG3	1.99	0.45
34:AY:132:LYS:HZ3	34:AY:163:ARG:HB2	1.82	0.45
34:AY:153:PRO:CG	34:AY:154:ILE:H	2.22	0.45
35:AZ:93:TYR:HB3	35:AZ:94:PRO:HD3	1.98	0.45
3:B3:62:LEU:HD12	3:B3:63:ILE:N	2.31	0.45
5:B5:53:ILE:HD13	20:BK:116:LEU:HD13	1.98	0.45
9:B9:124:PHE:H	9:B9:124:PHE:HD1	1.65	0.45
10:BA:1312:U:H4'	10:BA:1313:G:OP2	2.15	0.45
10:BA:1416:G:O2'	10:BA:1417:A:P	2.75	0.45
10:BA:1572:A:N7	10:BA:1574:C:N4	2.64	0.45
10:BA:210:A:O5'	10:BA:210:A:H8	1.99	0.45
10:BA:21:U:H6	10:BA:21:U:O5'	1.99	0.45
10:BA:243:G:C6	10:BA:244:A:C6	3.04	0.45
10:BA:457:G:C2'	10:BA:458:U:H5'	2.46	0.45
10:BA:477:G:C6	10:BA:496:G:C2	3.04	0.45
10:BA:683:A:N1	10:BA:718:A:N1	2.64	0.45
10:BA:745:G:H2'	10:BA:746:A:H8	1.81	0.45
10:BA:774:A:H2'	10:BA:775:C:C6	2.52	0.45
10:BA:820:U:O2'	10:BA:821:C:H5'	2.17	0.45
10:BA:803:A:C2	10:BA:830:G:C2	3.03	0.45
12:BC:36:GLY:O	12:BC:55:ALA:CB	2.65	0.45
14:BE:239:LEU:HG	35:BZ:48:GLN:OE1	2.16	0.45
14:BE:35:ARG:CZ	14:BE:251:LYS:HB2	2.47	0.45
14:BE:46:ASP:HA	14:BE:49:PHE:HD2	1.79	0.45
10:BA:839:U:O2'	17:BH:56:HIS:O	2.34	0.45
22:BM:134:ARG:C	22:BM:136:GLN:H	2.20	0.45
26:BQ:56:LYS:HD3	26:BQ:130:ILE:HG21	1.98	0.45
27:BR:102:LEU:HD11	27:BR:114:PHE:CZ	2.51	0.45
27:BR:102:LEU:HG	27:BR:114:PHE:HE1	1.81	0.45
29:BT:40:TRP:HA	29:BT:40:TRP:CE3	2.52	0.45

*Continued on next page...*

*Continued from previous page...*

Atom-1	Atom-2	Interatomic distance (Å)	Clash overlap (Å)
30:BU:58:LEU:O	30:BU:61:ALA:HB3	2.16	0.45
32:BW:193:ARG:NH1	32:BW:246:VAL:HA	2.32	0.45
33:BX:34:ARG:CZ	33:BX:34:ARG:HB3	2.46	0.45
33:BX:35:SER:O	33:BX:39:ILE:HG13	2.16	0.45
34:BY:181:ARG:NH1	34:BY:181:ARG:CG	2.79	0.45
1:A1:45:VAL:CG1	1:A1:46:LYS:N	2.80	0.45
9:A9:142:LYS:HE2	9:A9:147:UNK:HB1	1.99	0.45
10:AA:1299:C:HO2'	12:AC:162:CYS:CB	2.29	0.45
10:AA:1532:U:O5'	10:AA:1532:U:H6	1.99	0.45
10:AA:21:U:H6	10:AA:21:U:O5'	1.99	0.45
10:AA:246:U:C4'	10:AA:247:C:OP2	2.65	0.45
10:AA:292:G:C5	10:AA:293:U:C5	3.04	0.45
10:AA:99:A:C5	10:AA:300:C:C4	3.04	0.45
10:AA:470:G:O2'	10:AA:471:C:H5'	2.17	0.45
10:AA:538:A:C2	10:AA:588:A:C5	3.05	0.45
10:AA:683:A:N1	10:AA:718:A:N1	2.65	0.45
10:AA:760:G:N2	10:AA:766:G:C2	2.84	0.45
10:AA:941:A:OP2	10:AA:941:A:O4'	2.35	0.45
11:AB:26:ASN:ND2	11:AB:28:GLN:HB2	2.31	0.45
14:AE:159:ILE:HD11	14:AE:222:THR:HA	1.99	0.45
14:AE:70:ASP:O	14:AE:72:GLN:HG3	2.17	0.45
17:AH:55:ASP:HB3	17:AH:59:LYS:HA	1.97	0.45
10:AA:1499:A:C2	18:AI:76:TYR:CZ	3.05	0.45
22:AM:134:ARG:C	22:AM:136:GLN:H	2.19	0.45
22:AM:25:LYS:C	22:AM:25:LYS:HD2	2.37	0.45
24:AO:101:ARG:HH12	24:AO:145:ALA:CB	2.29	0.45
24:AO:136:LYS:O	24:AO:137:LEU:HB2	2.16	0.45
25:AP:10:ILE:HG12	25:AP:21:LEU:HB2	1.98	0.45
25:AP:104:SER:HB3	25:AP:128:LYS:HE3	1.98	0.45
25:AP:3:ILE:CG2	25:AP:4:VAL:H	2.30	0.45
12:AC:225:LYS:HE2	27:AR:210:LYS:H	1.81	0.45
27:AR:221:ILE:HG12	27:AR:228:ILE:HG12	1.98	0.45
27:AR:92:ILE:HG22	27:AR:93:SER:N	2.32	0.45
29:AT:116:ILE:HG23	29:AT:136:GLY:CA	2.46	0.45
29:AT:29:ALA:O	29:AT:30:ASN:C	2.55	0.45
31:AV:101:GLU:O	31:AV:104:GLU:HB2	2.16	0.45
33:AX:34:ARG:CZ	33:AX:34:ARG:HB3	2.44	0.45
35:AZ:47:VAL:CG2	35:AZ:48:GLN:N	2.80	0.45
2:B2:175:CYS:HB3	2:B2:189:TYR:CZ	2.52	0.45
4:B4:191:SER:O	4:B4:195:ILE:HG13	2.16	0.45
8:B8:47:LYS:HA	8:B8:50:VAL:CG2	2.47	0.45

*Continued on next page...*

*Continued from previous page...*

Atom-1	Atom-2	Interatomic distance (Å)	Clash overlap (Å)
9:B9:158:UNK:HA	9:B9:161:UNK:CG	2.46	0.45
9:B9:86:THR:CG2	9:B9:87:LYS:N	2.79	0.45
10:BA:1063:A:HO2'	10:BA:1064:A:P	2.35	0.45
10:BA:1362:U:H2'	10:BA:1363:U:C6	2.52	0.45
10:BA:1504:U:C2'	10:BA:1505:C:H5'	2.46	0.45
10:BA:1732:U:H2'	10:BA:1734:A:OP2	2.17	0.45
10:BA:272:U:C4	10:BA:273:A:H8	2.33	0.45
2:B2:105:VAL:HG13	10:BA:320:G:O3'	2.16	0.45
10:BA:336:U:H4'	10:BA:337:G:O5'	2.15	0.45
10:BA:514:G:C2'	10:BA:515:U:H5'	2.46	0.45
10:BA:25:A:H61	10:BA:593:A:N6	2.13	0.45
10:BA:651:G:N2	10:BA:652:A:C4	2.84	0.45
10:BA:837:A:C4	24:BO:75:ARG:CZ	2.99	0.45
10:BA:847:A:H2'	10:BA:848:C:O4'	2.16	0.45
11:BB:144:CYS:O	11:BB:158:PRO:HA	2.16	0.45
12:BC:10:LYS:H	12:BC:10:LYS:HG2	1.49	0.45
15:BF:55:LEU:O	15:BF:56:SER:HB2	2.16	0.45
17:BH:87:GLU:O	17:BH:91:ASN:ND2	2.41	0.45
18:BI:15:LYS:O	18:BI:16:LYS:C	2.55	0.45
21:BL:29:PHE:CE1	21:BL:33:LEU:HD12	2.52	0.45
22:BM:102:SER:O	22:BM:106:ASP:OD2	2.34	0.45
22:BM:134:ARG:O	22:BM:136:GLN:N	2.50	0.45
24:BO:98:LEU:HD12	24:BO:98:LEU:HA	1.69	0.45
27:BR:225:GLY:O	27:BR:242:ILE:CD1	2.62	0.45
27:BR:338:PHE:N	27:BR:338:PHE:CD1	2.84	0.45
27:BR:74:GLY:O	27:BR:75:HIS:O	2.35	0.45
29:BT:56:TRP:C	29:BT:56:TRP:CD1	2.89	0.45
30:BU:87:THR:HG21	30:BU:95:LYS:HE3	1.96	0.45
32:BW:134:GLY:HA3	32:BW:135:PRO:HD2	1.74	0.45
32:BW:215:ALA:O	32:BW:217:GLY:N	2.49	0.45
33:BX:28:ARG:HA	33:BX:28:ARG:HD3	1.57	0.45
33:BX:35:SER:O	33:BX:38:ARG:HB3	2.16	0.45
10:BA:584:C:H5''	33:BX:44:ARG:HH22	1.81	0.45
34:BY:160:VAL:CG1	34:BY:161:ILE:H	2.00	0.45
1:A1:26:GLN:NE2	1:A1:65:ARG:HA	2.31	0.45
4:A4:174:ILE:O	4:A4:178:ILE:HG13	2.17	0.45
8:A8:44:PHE:CD1	8:A8:44:PHE:O	2.70	0.45
10:AA:1155:A:H5'	10:AA:1156:A:OP2	2.17	0.45
10:AA:1191:A:H2'	10:AA:1192:C:H5'	1.98	0.45
10:AA:216:G:N2	10:AA:821:C:H1'	2.31	0.45
10:AA:357:A:H2'	10:AA:358:A:H8	1.81	0.45

*Continued on next page...*

*Continued from previous page...*

Atom-1	Atom-2	Interatomic distance (Å)	Clash overlap (Å)
10:AA:668:U:H2'	10:AA:669:G:O4'	2.15	0.45
10:AA:746:A:N7	10:AA:747:G:N7	2.65	0.45
10:AA:733:G:N2	10:AA:783:U:O2	2.50	0.45
11:AB:194:MET:HE2	31:AV:89:SER:HB3	1.98	0.45
11:AB:5:ARG:HG2	11:AB:187:LYS:HZ2	1.82	0.45
10:AA:1486:U:O2'	12:AC:8:ILE:HA	2.15	0.45
13:AD:125:SER:O	13:AD:129:ILE:CD1	2.64	0.45
16:AG:47:THR:O	16:AG:47:THR:HG22	2.17	0.45
18:AI:21:VAL:O	18:AI:69:ILE:HA	2.17	0.45
19:AJ:45:THR:HB	19:AJ:48:VAL:HG23	1.98	0.45
4:A4:47:LYS:HZ2	20:AK:20:ASN:ND2	2.15	0.45
22:AM:61:LEU:HB3	22:AM:65:GLN:HG3	1.99	0.45
22:AM:80:GLY:O	22:AM:81:ILE:O	2.35	0.45
23:AN:10:PRO:CB	23:AN:12:ASN:HD22	2.29	0.45
24:AO:5:GLN:HE22	24:AO:126:ARG:HH11	1.63	0.45
26:AQ:75:ILE:HD11	26:AQ:86:ARG:HD3	1.99	0.45
27:AR:101:ARG:HD3	27:AR:110:THR:HG21	1.99	0.45
29:AT:43:THR:O	29:AT:100:HIS:CE1	2.69	0.45
30:AU:16:ILE:HD12	30:AU:82:TYR:CD2	2.47	0.45
32:AW:101:PHE:HA	32:AW:114:LYS:O	2.16	0.45
32:AW:143:THR:HG22	32:AW:144:HIS:N	2.31	0.45
34:AY:62:PRO:O	34:AY:98:ARG:HB3	2.16	0.45
2:B2:92:ASN:HB3	2:B2:95:ASN:O	2.17	0.45
3:B3:135:THR:HB	24:BO:23:ARG:HH11	1.81	0.45
3:B3:135:THR:HG23	3:B3:136:LEU:HD23	1.99	0.45
3:B3:13:THR:O	3:B3:14:LYS:C	2.54	0.45
7:B7:55:LEU:HD12	7:B7:68:LEU:HA	1.98	0.45
8:B8:60:VAL:HB	8:B8:64:LEU:CD2	2.38	0.45
8:B8:60:VAL:HG22	8:B8:72:LYS:HG3	1.98	0.45
8:B8:65:THR:O	8:B8:66:VAL:C	2.54	0.45
10:BA:1174:A:H3'	10:BA:1174:A:C8	2.51	0.45
10:BA:1254:U:H2'	10:BA:1255:U:C6	2.51	0.45
10:BA:1601:G:H2'	10:BA:1602:U:O4'	2.17	0.45
10:BA:283:A:H2'	10:BA:284:U:C6	2.51	0.45
10:BA:332:A:H2'	10:BA:333:C:C6	2.52	0.45
10:BA:419:C:H5''	13:BD:1:MET:HE1	1.97	0.45
10:BA:537:A:O2'	10:BA:538:A:O5'	2.34	0.45
10:BA:539:U:H2'	10:BA:540:U:O4'	2.17	0.45
10:BA:760:G:O5'	10:BA:760:G:H8	1.99	0.45
10:BA:880:G:C5	10:BA:881:U:H5	2.35	0.45
10:BA:90:U:OP1	32:BW:3:ARG:CD	2.55	0.45

*Continued on next page...*

*Continued from previous page...*

Atom-1	Atom-2	Interatomic distance (Å)	Clash overlap (Å)
14:BE:45:LEU:N	14:BE:64:PHE:HE2	2.14	0.45
14:BE:85:THR:HA	14:BE:86:PRO:HD3	1.76	0.45
16:BG:107:PHE:HA	16:BG:172:ILE:HG23	1.97	0.45
18:BI:138:SER:O	18:BI:139:LYS:HG3	2.17	0.45
21:BL:78:ASN:O	21:BL:79:SER:HB2	2.16	0.45
24:BO:135:GLN:HG3	26:BQ:147:ILE:CD1	2.44	0.45
24:BO:5:GLN:HE22	24:BO:126:ARG:NH1	2.15	0.45
28:BS:95:VAL:CG2	28:BS:117:ILE:HD11	2.45	0.45
28:BS:42:PHE:CD2	28:BS:46:THR:HG21	2.51	0.45
29:BT:25:HIS:CE1	29:BT:28:LYS:HZ1	2.35	0.45
30:BU:32:VAL:O	30:BU:36:ILE:HG13	2.17	0.45
32:BW:11:ARG:NH1	32:BW:21:ASN:HB3	2.31	0.45
34:BY:167:THR:C	34:BY:169:LYS:N	2.69	0.45
35:BZ:2:ASN:O	35:BZ:3:SER:C	2.55	0.45
2:A2:8:LYS:C	2:A2:10:LYS:H	2.19	0.45
2:A2:169:SER:O	2:A2:170:GLN:CB	2.63	0.45
4:A4:120:TRP:CZ3	4:A4:156:SER:HA	2.51	0.45
4:A4:186:GLY:O	4:A4:189:GLU:N	2.50	0.45
4:A4:26:LEU:O	20:AK:16:TYR:CD2	2.70	0.45
3:A3:192:PHE:CE1	6:A6:14:LYS:HA	2.49	0.45
9:A9:72:LYS:O	9:A9:73:LYS:O	2.35	0.45
10:AA:1058:A:H5'	14:AE:165:SER:HB3	1.98	0.45
10:AA:133:A:C5'	10:AA:134:C:H5'	2.47	0.45
10:AA:1343:G:C2'	10:AA:1344:U:OP1	2.64	0.45
10:AA:1465:C:C2'	10:AA:1466:C:C5'	2.87	0.45
10:AA:1514:G:N2	10:AA:1540:G:C2'	2.78	0.45
10:AA:1590:C:O2'	10:AA:1591:C:OP2	2.28	0.45
10:AA:369:A:OP2	10:AA:370:U:OP2	2.35	0.45
10:AA:512:C:C5	10:AA:513:A:C8	3.05	0.45
10:AA:633:U:C2'	10:AA:634:C:OP2	2.65	0.45
10:AA:682:C:H2'	10:AA:683:A:O4'	2.17	0.45
10:AA:800:A:C2	10:AA:833:A:C2	3.05	0.45
10:AA:820:U:H2'	10:AA:821:C:O4'	2.17	0.45
10:AA:841:A:C2'	10:AA:842:U:OP1	2.64	0.45
10:AA:841:A:N3	10:AA:841:A:H2'	2.31	0.45
10:AA:867:U:H2'	10:AA:868:U:O4'	2.16	0.45
10:AA:892:G:O2'	10:AA:893:A:O4'	2.34	0.45
10:AA:919:A:H2'	10:AA:920:G:H5'	1.99	0.45
10:AA:98:U:C6	10:AA:98:U:C3'	3.00	0.45
11:AB:115:PRO:HG2	11:AB:138:ILE:HD12	1.99	0.45
11:AB:191:TRP:CD1	11:AB:193:VAL:HB	2.50	0.45

*Continued on next page...*

*Continued from previous page...*

Atom-1	Atom-2	Interatomic distance (Å)	Clash overlap (Å)
11:AB:98:ARG:NH1	11:AB:101:PRO:CD	2.79	0.45
12:AC:49:THR:HB	12:AC:87:ILE:HG12	1.99	0.45
16:AG:158:PHE:C	16:AG:160:SER:H	2.20	0.45
18:AI:12:PHE:CD1	18:AI:12:PHE:C	2.89	0.45
26:AQ:11:LYS:HB3	26:AQ:53:VAL:CB	2.46	0.45
27:AR:190:VAL:HG23	27:AR:219:LEU:HD22	1.97	0.45
29:AT:40:TRP:HA	29:AT:40:TRP:CE3	2.51	0.45
30:AU:108:TYR:CE2	30:AU:120:ILE:HD13	2.51	0.45
32:AW:31:PRO:CB	32:AW:38:LEU:HD23	2.45	0.45
33:AX:44:ARG:HA	33:AX:49:ILE:HD12	1.98	0.45
34:AY:18:ILE:HD13	34:AY:41:LEU:HD21	1.97	0.45
34:AY:69:VAL:O	34:AY:99:GLY:HA3	2.16	0.45
2:B2:22:ARG:HD3	2:B2:25:ARG:NH2	2.32	0.45
2:B2:26:ALA:O	2:B2:29:LYS:HG2	2.16	0.45
2:B2:43:THR:O	2:B2:44:THR:HB	2.16	0.45
2:B2:66:LEU:C	2:B2:67:ARG:HG2	2.37	0.45
3:B3:142:ARG:O	3:B3:149:SER:HA	2.16	0.45
6:B6:35:CYS:HB3	6:B6:38:CYS:SG	2.55	0.45
10:BA:1266:G:C2	10:BA:1267:G:C8	3.03	0.45
10:BA:1279:U:C5	10:BA:1280:G:N7	2.84	0.45
10:BA:1500:C:H5''	16:BG:86:LYS:CE	2.47	0.45
10:BA:1585:U:P	16:BG:66:ARG:HH12	2.40	0.45
10:BA:1718:A:O4'	10:BA:1718:A:N3	2.49	0.45
5:B5:38:ARG:NE	10:BA:1751:U:C5	2.85	0.45
10:BA:24:C:H2'	10:BA:25:A:C8	2.52	0.45
10:BA:316:G:O4'	26:BQ:79:MET:CE	2.64	0.45
10:BA:388:A:H2'	10:BA:389:G:O4'	2.17	0.45
10:BA:393:C:O2	10:BA:393:C:C2'	2.48	0.45
10:BA:444:A:HO2'	10:BA:445:U:P	2.33	0.45
10:BA:904:A:O2'	10:BA:905:C:H5'	2.17	0.45
10:BA:933:A:H2'	10:BA:934:U:O4'	2.16	0.45
10:BA:623:U:N3	10:BA:949:A:C6	2.84	0.45
11:BB:119:ILE:HA	11:BB:141:ILE:O	2.16	0.45
11:BB:19:HIS:O	11:BB:43:TYR:HA	2.17	0.45
11:BB:5:ARG:HH22	11:BB:12:ARG:NH2	2.09	0.45
12:BC:146:LYS:NZ	12:BC:153:MET:CE	2.80	0.45
13:BD:139:ASN:CG	13:BD:140:LEU:N	2.69	0.45
16:BG:153:CYS:HA	16:BG:167:THR:HG22	1.99	0.45
16:BG:35:CYS:H	16:BG:63:ILE:CD1	2.26	0.45
17:BH:112:THR:HG22	17:BH:114:GLU:H	1.82	0.45
17:BH:74:VAL:CG1	17:BH:126:LEU:O	2.63	0.45

*Continued on next page...*



*Continued from previous page...*

Atom-1	Atom-2	Interatomic distance (Å)	Clash overlap (Å)
20:BK:110:PRO:HG2	20:BK:111:GLY:N	2.32	0.45
25:BP:27:HIS:O	25:BP:29:ASP:N	2.50	0.45
27:BR:102:LEU:HG	27:BR:114:PHE:CE1	2.52	0.45
27:BR:96:TRP:HB3	27:BR:120:GLU:CG	2.46	0.45
27:BR:139:GLU:O	27:BR:140:ARG:CB	2.65	0.45
27:BR:307:GLY:O	27:BR:308:LYS:C	2.55	0.45
28:BS:86:ARG:HD2	28:BS:102:TYR:O	2.17	0.45
31:BV:71:LEU:O	31:BV:72:LYS:C	2.54	0.45
32:BW:124:LYS:NZ	32:BW:145:ASP:CG	2.70	0.45
32:BW:67:ASP:C	32:BW:69:GLU:H	2.20	0.45
3:A3:179:THR:HG22	10:AA:636:G:H1'	1.98	0.45
3:A3:73:LEU:HD12	3:A3:73:LEU:O	2.16	0.45
4:A4:122:THR:HG22	4:A4:123:LEU:N	2.32	0.45
5:A5:10:ARG:HD3	5:A5:33:ASP:OD2	2.17	0.45
5:A5:53:ILE:HD13	20:AK:116:LEU:CD1	2.46	0.45
8:A8:65:THR:O	8:A8:66:VAL:C	2.55	0.45
9:A9:120:GLY:O	9:A9:122:GLY:N	2.49	0.45
9:A9:119:CYS:O	9:A9:123:ILE:HD12	2.17	0.45
10:AA:1004:A:C2	10:AA:1745:G:C5	3.05	0.45
10:AA:1055:G:HO2'	10:AA:1056:A:H5'	1.82	0.45
10:AA:1154:U:C3'	10:AA:1155:A:H5''	2.47	0.45
10:AA:1293:A:O2'	10:AA:1294:A:OP2	2.34	0.45
10:AA:1305:C:H1'	12:AC:165:GLN:HG3	1.99	0.45
10:AA:1563:C:C3'	10:AA:1563:C:C6	3.00	0.45
10:AA:1713:G:H1'	10:AA:1734:A:C2	2.52	0.45
10:AA:1717:C:C3'	10:AA:1718:A:H5'	2.46	0.45
10:AA:193:C:H2'	10:AA:194:G:C8	2.51	0.45
10:AA:751:U:C5	10:AA:752:C:C4	3.05	0.45
5:A5:15:ARG:HD2	10:AA:914:G:O6	2.16	0.45
11:AB:141:ILE:HG23	11:AB:155:VAL:HG12	1.99	0.45
12:AC:58:PRO:HA	12:AC:61:VAL:HG23	1.99	0.45
13:AD:170:GLY:O	13:AD:174:ARG:HB2	2.16	0.45
16:AG:150:ILE:O	16:AG:151:LYS:C	2.55	0.45
17:AH:74:VAL:CG1	17:AH:75:ILE:N	2.79	0.45
18:AI:3:GLN:O	18:AI:4:GLN:HG3	2.17	0.45
19:AJ:97:ASP:O	19:AJ:100:THR:HB	2.17	0.45
24:AO:134:ASN:O	24:AO:135:GLN:C	2.54	0.45
25:AP:21:LEU:N	25:AP:21:LEU:CD2	2.77	0.45
27:AR:13:LYS:HZ3	27:AR:295:GLU:CB	2.29	0.45
27:AR:307:GLY:O	27:AR:308:LYS:C	2.55	0.45
31:AV:112:GLN:NE2	31:AV:113:ASN:ND2	2.64	0.45

*Continued on next page...*

*Continued from previous page...*

Atom-1	Atom-2	Interatomic distance (Å)	Clash overlap (Å)
31:AV:59:LYS:HA	31:AV:62:GLN:HG2	1.99	0.45
32:AW:193:ARG:HG3	32:AW:193:ARG:HH11	1.82	0.45
34:AY:71:GLY:CA	34:AY:98:ARG:NH1	2.80	0.45
2:B2:115:THR:CB	2:B2:116:PRO:HD3	2.42	0.45
2:B2:123:LEU:HD21	10:BA:180:C:C5'	2.47	0.45
4:B4:138:ILE:CD1	4:B4:190:PHE:CE2	3.00	0.45
5:B5:97:ARG:O	5:B5:98:ARG:HB2	2.16	0.45
7:B7:88:ILE:HG21	7:B7:93:LYS:HD2	1.98	0.45
10:BA:1217:G:O2'	10:BA:1218:C:OP2	2.34	0.45
10:BA:1250:G:H2'	10:BA:1251:C:O4'	2.17	0.45
10:BA:1301:A:C2'	10:BA:1302:G:C5'	2.92	0.45
10:BA:1390:G:H4'	23:BN:55:ARG:HB3	1.99	0.45
10:BA:1244:U:O4	10:BA:1402:C:O2	2.34	0.45
10:BA:1567:U:H5'	23:BN:29:LEU:CD1	2.45	0.45
10:BA:1596:C:O2'	10:BA:1597:G:H5'	2.17	0.45
10:BA:1663:A:H2'	10:BA:1664:A:H8	1.82	0.45
10:BA:86:C:H1'	10:BA:444:A:OP1	2.16	0.45
10:BA:453:G:OP2	13:BD:1:MET:CG	2.62	0.45
10:BA:642:G:H2'	10:BA:643:U:C5'	2.40	0.45
10:BA:643:U:H2'	10:BA:644:U:C6	2.52	0.45
10:BA:673:A:N3	10:BA:675:A:N6	2.65	0.45
10:BA:715:G:C2	10:BA:716:G:N1	2.85	0.45
10:BA:949:A:H3'	10:BA:950:G:H8	1.82	0.45
10:BA:976:A:C2'	10:BA:977:U:H5'	2.46	0.45
11:BB:85:PHE:HE2	11:BB:174:ILE:HB	1.82	0.45
13:BD:136:VAL:O	13:BD:139:ASN:O	2.35	0.45
14:BE:232:GLY:C	35:BZ:13:MET:HB2	2.37	0.45
14:BE:48:ILE:HG23	14:BE:53:ILE:HD12	1.99	0.45
10:BA:1272:A:H5''	14:BE:87:VAL:HG11	1.98	0.45
15:BF:75:GLY:O	15:BF:76:ASP:HB2	2.16	0.45
16:BG:67:LEU:HD22	16:BG:107:PHE:CE1	2.52	0.45
1:B1:46:LYS:HZ2	16:BG:140:ARG:HH21	1.63	0.45
16:BG:145:ALA:O	16:BG:149:ILE:HG13	2.17	0.45
16:BG:72:MET:HE2	16:BG:81:LYS:HA	1.98	0.45
10:BA:787:A:C8	17:BH:107:THR:HA	2.51	0.45
17:BH:36:LYS:O	17:BH:40:ILE:HG13	2.17	0.45
17:BH:75:ILE:O	17:BH:75:ILE:HG22	2.17	0.45
19:BJ:18:ARG:CG	19:BJ:18:ARG:O	2.65	0.45
20:BK:121:ARG:C	20:BK:123:GLY:H	2.19	0.45
20:BK:45:THR:CG2	20:BK:46:ASP:N	2.79	0.45
23:BN:31:THR:O	23:BN:31:THR:HG22	2.16	0.45

*Continued on next page...*

*Continued from previous page...*

Atom-1	Atom-2	Interatomic distance (Å)	Clash overlap (Å)
23:BN:40:ARG:HG2	23:BN:40:ARG:H	1.33	0.45
29:BT:119:LYS:CE	29:BT:130:ARG:NH1	2.80	0.45
29:BT:36:GLU:HG3	29:BT:37:PHE:N	2.31	0.45
30:BU:79:LEU:HD22	30:BU:103:LEU:CD1	2.32	0.45
32:BW:143:THR:HG22	32:BW:144:HIS:N	2.31	0.45
34:BY:9:LEU:CD2	34:BY:9:LEU:H	2.18	0.45
35:BZ:78:GLU:O	35:BZ:79:ALA:C	2.55	0.45
8:A8:47:LYS:HD2	8:A8:48:LYS:HG3	1.99	0.45
8:A8:65:THR:CG2	16:AG:166:GLU:OE2	2.65	0.45
10:AA:1082:G:C2	10:AA:1109:U:O2	2.70	0.45
10:AA:110:A:O2'	26:AQ:64:SER:CB	2.64	0.45
10:AA:1263:G:H2'	10:AA:1264:G:H8	1.82	0.45
10:AA:1430:C:O2'	10:AA:1431:A:P	2.75	0.45
10:AA:478:G:H3'	10:AA:479:G:O4'	2.16	0.45
10:AA:533:G:H2'	10:AA:534:A:C5'	2.46	0.45
10:AA:572:U:H4'	10:AA:573:A:H5''	1.94	0.45
10:AA:797:A:N6	10:AA:836:G:O6	2.49	0.45
10:AA:892:G:N3	10:AA:892:G:H2'	2.31	0.45
10:AA:911:A:O2'	10:AA:912:A:P	2.74	0.45
11:AB:127:PHE:CG	11:AB:128:GLN:N	2.85	0.45
11:AB:85:PHE:HE2	11:AB:174:ILE:HB	1.82	0.45
12:AC:36:GLY:O	12:AC:55:ALA:CB	2.64	0.45
17:AH:55:ASP:O	17:AH:57:ARG:N	2.50	0.45
18:AI:24:VAL:HG13	18:AI:67:ILE:CG1	2.47	0.45
22:AM:97:ASN:C	22:AM:98:TYR:CD1	2.90	0.45
17:AH:56:HIS:CE1	24:AO:22:ARG:HE	2.35	0.45
24:AO:48:THR:HB	24:AO:51:GLN:H	1.82	0.45
26:AQ:4:GLN:NE2	26:AQ:10:GLN:OE1	2.50	0.45
26:AQ:53:VAL:HG12	26:AQ:53:VAL:O	2.17	0.45
31:AV:88:LYS:O	31:AV:89:SER:C	2.53	0.45
32:AW:67:ASP:C	32:AW:69:GLU:H	2.20	0.45
2:B2:142:GLU:HB2	2:B2:150:ARG:NH2	2.32	0.45
3:B3:134:SER:HB2	3:B3:159:ASP:OD2	2.17	0.45
9:B9:150:UNK:HA	9:B9:153:UNK:HG1	1.97	0.45
10:BA:1513:G:C6	10:BA:1514:G:C2	3.05	0.45
10:BA:1608:C:C2	10:BA:1610:G:C4	3.04	0.45
10:BA:454:C:P	32:BW:26:ILE:HD11	2.57	0.45
10:BA:496:G:C2	10:BA:497:G:C8	3.04	0.45
10:BA:533:G:N2	10:BA:535:A:C6	2.82	0.45
10:BA:734:U:O2	10:BA:735:G:C8	2.70	0.45
10:BA:82:A:H2'	10:BA:83:C:C6	2.52	0.45

*Continued on next page...*

*Continued from previous page...*

Atom-1	Atom-2	Interatomic distance (Å)	Clash overlap (Å)
12:BC:175:VAL:HG13	12:BC:187:VAL:O	2.17	0.45
7:B7:99:PHE:HZ	12:BC:69:HIS:NE2	2.08	0.45
13:BD:132:ARG:C	13:BD:134:ILE:N	2.71	0.45
16:BG:34:ALA:HB1	16:BG:62:PRO:HA	1.98	0.45
10:BA:840:A:H4'	17:BH:57:ARG:HG2	1.98	0.45
17:BH:59:LYS:CD	17:BH:59:LYS:N	2.64	0.45
17:BH:79:TYR:H	17:BH:79:TYR:HD1	1.62	0.45
23:BN:52:VAL:HG21	23:BN:54:TYR:CE2	2.52	0.45
24:BO:134:ASN:O	24:BO:135:GLN:C	2.54	0.45
10:BA:52:G:OP1	25:BP:110:ARG:NH2	2.50	0.45
25:BP:18:ARG:HA	25:BP:73:VAL:O	2.17	0.45
27:BR:95:SER:OG	27:BR:96:TRP:N	2.50	0.45
32:BW:102:ARG:HB2	32:BW:114:LYS:CB	2.46	0.45
34:BY:55:GLY:HA3	34:BY:63:MET:SD	2.57	0.45
34:BY:98:ARG:HG2	34:BY:106:MET:CE	2.46	0.45
2:A2:74:SER:HB3	2:A2:81:THR:OG1	2.17	0.45
4:A4:202:LYS:HA	4:A4:202:LYS:HD3	1.76	0.45
4:A4:33:ASP:O	4:A4:99:ALA:HB3	2.17	0.45
5:A5:30:VAL:HG12	5:A5:35:ALA:HB2	1.90	0.45
6:A6:9:ILE:HD12	6:A6:12:GLU:CG	2.47	0.45
10:AA:14:C:O2	10:AA:14:C:H2'	2.16	0.45
10:AA:1514:G:N2	10:AA:1540:G:O2'	2.50	0.45
10:AA:1596:C:O2'	10:AA:1597:G:H5'	2.17	0.45
10:AA:435:C:H2'	10:AA:436:C:O4'	2.17	0.45
10:AA:607:G:H4'	10:AA:608:C:O5'	2.16	0.45
10:AA:820:U:O2'	10:AA:821:C:H5'	2.16	0.45
11:AB:109:THR:HG22	11:AB:110:LEU:N	2.32	0.45
13:AD:171:ARG:HG2	13:AD:175:LYS:HZ1	1.82	0.45
16:AG:102:ASN:O	16:AG:105:GLU:N	2.46	0.45
5:A5:53:ILE:HG23	20:AK:116:LEU:HD21	1.98	0.45
20:AK:54:VAL:HG22	20:AK:84:ARG:HG3	1.98	0.45
20:AK:75:MET:HG2	20:AK:121:ARG:HH22	1.81	0.45
21:AL:27:ASN:O	21:AL:31:LYS:HB2	2.16	0.45
10:AA:760:G:C6	25:AP:8:LYS:HG2	2.52	0.45
27:AR:20:HIS:CE1	27:AR:46:SER:HB3	2.51	0.45
27:AR:61:GLN:O	27:AR:61:GLN:HG3	2.16	0.45
27:AR:82:LEU:HD21	27:AR:93:SER:HB3	1.98	0.45
31:AV:103:LYS:CD	31:AV:118:VAL:HG21	2.47	0.45
31:AV:76:GLU:O	31:AV:79:GLU:HB3	2.17	0.45
32:AW:99:GLN:HB3	32:AW:101:PHE:CE1	2.42	0.45
35:AZ:78:GLU:O	35:AZ:79:ALA:C	2.55	0.45

*Continued on next page...*

*Continued from previous page...*

Atom-1	Atom-2	Interatomic distance (Å)	Clash overlap (Å)
1:B1:61:GLU:O	1:B1:62:ARG:HG2	2.18	0.45
7:B7:6:LYS:HD3	30:BU:23:ASP:HA	1.99	0.45
10:BA:101:A:H2'	10:BA:102:A:H8	1.81	0.45
10:BA:1039:C:O2'	10:BA:1040:C:H5'	2.16	0.45
10:BA:9:U:O2	10:BA:11:A:H5''	2.17	0.45
10:BA:1203:U:O4	10:BA:1227:G:N2	2.51	0.45
10:BA:1298:A:C6	10:BA:1299:C:N4	2.85	0.45
10:BA:1598:U:H2'	10:BA:1599:U:H6	1.82	0.45
10:BA:23:A:O2'	10:BA:24:C:H5'	2.17	0.45
10:BA:410:G:O2'	10:BA:411:U:H5'	2.16	0.45
10:BA:561:A:H2'	10:BA:562:G:O4'	2.16	0.45
10:BA:546:G:N2	10:BA:566:C:N3	2.64	0.45
10:BA:572:U:H4'	10:BA:573:A:H5''	1.93	0.45
11:BB:127:PHE:CG	11:BB:128:GLN:N	2.85	0.45
11:BB:32:TYR:N	11:BB:32:TYR:CD1	2.84	0.45
10:BA:4:C:O2'	13:BD:17:ARG:NH2	2.50	0.45
14:BE:138:VAL:HG11	14:BE:220:ALA:HB1	1.99	0.45
14:BE:142:LYS:CB	14:BE:152:ALA:HB1	2.47	0.45
15:BF:17:THR:CG2	15:BF:39:PRO:HD3	2.41	0.45
15:BF:48:MET:CE	15:BF:71:ILE:HG23	2.46	0.45
17:BH:97:ARG:O	17:BH:98:GLN:HG2	2.16	0.45
20:BK:36:THR:HG22	20:BK:38:ASN:H	1.82	0.45
22:BM:119:ILE:O	22:BM:120:LYS:HB2	2.16	0.45
22:BM:92:PHE:O	28:BS:15:GLY:HA2	2.17	0.45
24:BO:90:LEU:HD21	24:BO:141:TRP:HE1	1.82	0.45
29:BT:29:ALA:O	29:BT:30:ASN:C	2.55	0.45
12:BC:215:ILE:CD1	31:BV:15:SER:HB2	2.46	0.45
33:BX:31:PRO:O	33:BX:36:TYR:HB2	2.16	0.45
32:BW:151:PHE:HD2	34:BY:212:TYR:CG	2.35	0.45
2:A2:22:ARG:HD3	2:A2:25:ARG:NH2	2.32	0.44
2:A2:43:THR:O	2:A2:44:THR:HB	2.17	0.44
2:A2:78:GLU:HB2	2:A2:80:ILE:HG13	1.98	0.44
3:A3:142:ARG:O	3:A3:149:SER:HA	2.17	0.44
3:A3:62:LEU:HD12	3:A3:63:ILE:N	2.32	0.44
4:A4:194:LEU:HD12	4:A4:194:LEU:HA	1.78	0.44
10:AA:1088:A:C2'	10:AA:1089:U:OP1	2.65	0.44
10:AA:1139:G:H2'	10:AA:1140:U:C6	2.52	0.44
10:AA:1472:U:OP2	29:AT:105:ARG:NH1	2.50	0.44
10:AA:1652:A:N3	34:AY:66:GLY:HA2	2.31	0.44
10:AA:1716:A:N6	10:AA:1717:C:N4	2.65	0.44
10:AA:197:A:C2'	10:AA:198:C:H5'	2.46	0.44

*Continued on next page...*

*Continued from previous page...*

Atom-1	Atom-2	Interatomic distance (Å)	Clash overlap (Å)
10:AA:283:A:H2'	10:AA:284:U:C6	2.53	0.44
10:AA:29:G:H4'	21:AL:130:SER:HB2	1.99	0.44
10:AA:624:A:C6	10:AA:948:A:N7	2.86	0.44
10:AA:639:C:H2'	10:AA:640:A:C8	2.53	0.44
10:AA:751:U:H6	10:AA:751:U:O5'	1.99	0.44
10:AA:867:U:H5'	10:AA:867:U:C6	2.51	0.44
10:AA:904:A:O2'	10:AA:905:C:H5'	2.16	0.44
10:AA:942:U:O2'	10:AA:943:U:P	2.75	0.44
13:AD:132:ARG:C	13:AD:134:ILE:N	2.70	0.44
13:AD:109:LEU:HD22	13:AD:141:VAL:HG12	1.99	0.44
14:AE:145:TRP:HZ3	14:AE:174:PRO:CB	2.30	0.44
16:AG:34:ALA:H	16:AG:63:ILE:HG12	1.82	0.44
16:AG:96:HIS:O	16:AG:100:GLY:CA	2.65	0.44
17:AH:55:ASP:OD1	17:AH:57:ARG:HB2	2.17	0.44
18:AI:99:VAL:CG1	18:AI:100:ASP:H	2.21	0.44
22:AM:125:LEU:HD23	22:AM:129:TRP:NE1	2.29	0.44
25:AP:146:PHE:O	25:AP:147:VAL:HG23	2.17	0.44
26:AQ:18:ASN:HB3	26:AQ:19:SER:H	1.46	0.44
2:A2:194:LYS:HG2	26:AQ:4:GLN:HE21	1.79	0.44
10:AA:317:G:P	26:AQ:56:LYS:HZ3	2.39	0.44
26:AQ:76:SER:HB2	26:AQ:78:LYS:HE2	1.98	0.44
27:AR:100:LEU:HD12	27:AR:100:LEU:N	2.32	0.44
27:AR:181:GLN:HG3	27:AR:183:PHE:CE2	2.52	0.44
27:AR:237:LEU:CD2	27:AR:237:LEU:C	2.84	0.44
27:AR:47:ARG:HD3	27:AR:78:PHE:CE2	2.51	0.44
27:AR:7:LEU:HA	27:AR:341:SER:CA	2.44	0.44
29:AT:15:ALA:HB2	29:AT:66:ARG:CZ	2.47	0.44
29:AT:45:VAL:CG1	29:AT:97:GLN:HG2	2.48	0.44
34:AY:180:GLN:O	34:AY:181:ARG:CB	2.56	0.44
11:AB:51:GLN:NE2	35:AZ:95:ILE:HB	2.29	0.44
11:AB:54:LYS:HB2	35:AZ:95:ILE:HD12	1.98	0.44
6:B6:47:ASN:ND2	6:B6:67:GLY:O	2.50	0.44
7:B7:52:ARG:HD2	7:B7:54:PHE:HE1	1.83	0.44
8:B8:73:LEU:O	8:B8:74:LYS:HB2	2.17	0.44
9:B9:152:UNK:CA	9:B9:155:UNK:HG3	2.47	0.44
10:BA:1038:U:H2'	10:BA:1039:C:C6	2.52	0.44
10:BA:1106:A:H2'	10:BA:1107:C:O4'	2.17	0.44
10:BA:1125:A:C6	10:BA:1126:C:C4	3.05	0.44
10:BA:1259:A:O2'	10:BA:1260:G:H8	1.96	0.44
10:BA:1374:C:O2	10:BA:1374:C:C2'	2.63	0.44
10:BA:1413:C:C4'	10:BA:1418:C:H41	2.31	0.44

*Continued on next page...*

*Continued from previous page...*

Atom-1	Atom-2	Interatomic distance (Å)	Clash overlap (Å)
10:BA:1495:U:O2'	10:BA:1496:A:C5'	2.63	0.44
10:BA:1584:U:H2'	10:BA:1585:U:H5'	1.99	0.44
10:BA:1608:C:C4	10:BA:1610:G:C2	3.04	0.44
10:BA:1617:G:H22	10:BA:1708:A:H2	1.64	0.44
10:BA:295:U:H1'	26:BQ:68:LYS:CE	2.47	0.44
10:BA:357:A:H2'	10:BA:358:A:H8	1.82	0.44
10:BA:92:G:H21	10:BA:418:G:H5'	1.82	0.44
10:BA:625:G:O2'	10:BA:626:U:H5'	2.16	0.44
10:BA:796:U:O2'	10:BA:797:A:OP1	2.27	0.44
11:BB:5:ARG:CB	11:BB:187:LYS:HZ1	2.30	0.44
10:BA:1394:U:OP1	12:BC:154:LYS:NZ	2.50	0.44
15:BF:71:ILE:HG22	15:BF:73:LEU:CD2	2.46	0.44
16:BG:13:LEU:HB2	16:BG:19:TYR:HE1	1.81	0.44
16:BG:45:PRO:HB2	16:BG:68:ILE:HD12	1.99	0.44
17:BH:10:CYS:SG	17:BH:27:LEU:HB3	2.57	0.44
17:BH:114:GLU:O	17:BH:117:ARG:HG3	2.17	0.44
18:BI:121:ALA:O	18:BI:123:PRO:CD	2.65	0.44
10:BA:759:G:O6	25:BP:9:LYS:HE2	2.17	0.44
26:BQ:76:SER:HB2	26:BQ:78:LYS:HE2	1.97	0.44
27:BR:128:PRO:CB	27:BR:173:ILE:HD12	2.47	0.44
27:BR:218:HIS:CG	27:BR:219:LEU:H	2.35	0.44
29:BT:21:GLU:HG3	29:BT:147:ILE:HD11	1.98	0.44
34:BY:97:VAL:HG12	34:BY:98:ARG:N	2.32	0.44
4:A4:176:THR:O	4:A4:180:ASN:ND2	2.51	0.44
4:A4:138:ILE:CD1	4:A4:190:PHE:CE2	3.00	0.44
7:A7:23:VAL:CG1	12:AC:78:LYS:HB3	2.47	0.44
7:A7:52:ARG:HD2	7:A7:54:PHE:HE1	1.82	0.44
10:AA:1157:U:H4'	10:AA:1158:U:OP2	2.17	0.44
10:AA:1166:A:H2'	10:AA:1167:C:C5'	2.47	0.44
10:AA:1583:A:H2	10:AA:1584:U:O4	2.00	0.44
10:AA:1617:G:N2	10:AA:1710:G:C4	2.86	0.44
10:AA:224:G:O2'	10:AA:225:C:H5''	2.17	0.44
10:AA:265:C:OP1	34:AY:180:GLN:CD	2.56	0.44
10:AA:359:U:H2'	10:AA:360:U:C5'	2.47	0.44
10:AA:457:G:C5	10:AA:458:U:C5	3.05	0.44
10:AA:600:A:O2'	10:AA:603:U:OP1	2.31	0.44
10:AA:716:G:H2'	10:AA:717:G:C8	2.36	0.44
10:AA:90:U:OP1	32:AW:3:ARG:CD	2.59	0.44
10:AA:957:A:H2'	10:AA:958:G:O4'	2.17	0.44
10:AA:99:A:O2'	10:AA:299:C:N4	2.50	0.44
12:AC:45:THR:HB	12:AC:48:LYS:H	1.82	0.44

*Continued on next page...*

*Continued from previous page...*

Atom-1	Atom-2	Interatomic distance (Å)	Clash overlap (Å)
13:AD:83:TYR:CD2	13:AD:147:MET:HG3	2.51	0.44
13:AD:16:ARG:O	13:AD:18:PRO:HD3	2.17	0.44
20:AK:62:VAL:CG1	20:AK:63:LYS:N	2.71	0.44
22:AM:107:THR:O	22:AM:111:GLU:HG3	2.17	0.44
6:A6:19:PHE:CE1	24:AO:17:ALA:HB2	2.52	0.44
10:AA:847:A:H4'	24:AO:92:PHE:CZ	2.52	0.44
26:AQ:21:LYS:NZ	26:AQ:31:VAL:CG2	2.81	0.44
27:AR:139:GLU:O	27:AR:140:ARG:CB	2.65	0.44
27:AR:218:HIS:CG	27:AR:219:LEU:N	2.85	0.44
34:AY:121:ILE:HB	34:AY:124:LEU:HD12	1.98	0.44
34:AY:126:THR:O	34:AY:126:THR:HG22	2.17	0.44
10:AA:160:C:O2'	34:AY:133:LEU:HB2	2.17	0.44
34:AY:185:PRO:HA	34:AY:188:ILE:HD12	1.98	0.44
34:AY:87:ARG:O	34:AY:88:ARG:CB	2.63	0.44
1:B1:26:GLN:HE22	1:B1:65:ARG:HA	1.82	0.44
2:B2:80:ILE:HD11	2:B2:120:TRP:CZ3	2.53	0.44
2:B2:65:ALA:HB3	2:B2:180:PRO:CB	2.47	0.44
3:B3:127:LEU:HD23	3:B3:127:LEU:HA	1.87	0.44
4:B4:119:LYS:HD2	10:BA:911:A:OP1	2.18	0.44
6:B6:17:ASN:O	6:B6:20:LYS:N	2.33	0.44
8:B8:95:LYS:HE3	8:B8:105:TYR:OH	2.17	0.44
9:B9:126:ALA:HB1	10:BA:1223:U:O2'	2.17	0.44
9:B9:150:UNK:O	9:B9:154:UNK:HG3	2.16	0.44
10:BA:1158:U:O4	10:BA:1159:U:C4	2.71	0.44
10:BA:128:A:C2'	10:BA:129:G:H5'	2.46	0.44
10:BA:1370:U:O4	10:BA:1371:A:C2	2.71	0.44
10:BA:1443:A:H4'	10:BA:1444:U:O5'	2.07	0.44
10:BA:1492:U:O2'	10:BA:1493:A:O5'	2.32	0.44
10:BA:1532:U:H2'	10:BA:1533:G:H8	1.81	0.44
10:BA:1590:C:O2'	10:BA:1591:C:P	2.75	0.44
10:BA:1626:A:C2	10:BA:1627:A:C4	3.05	0.44
10:BA:1:A:N6	10:BA:3:C:N3	2.65	0.44
10:BA:269:G:N2	10:BA:275:C:C2	2.85	0.44
10:BA:29:G:N2	10:BA:591:G:C4	2.85	0.44
10:BA:772:A:H2'	10:BA:773:U:H5'	1.98	0.44
10:BA:892:G:H2'	10:BA:892:G:N3	2.32	0.44
10:BA:926:G:C6	10:BA:927:C:C4	3.05	0.44
10:BA:986:G:N1	10:BA:987:U:C4	2.85	0.44
12:BC:130:ILE:HD11	12:BC:157:GLN:HB3	1.99	0.44
12:BC:140:ILE:HB	12:BC:188:LYS:HB2	1.99	0.44
13:BD:23:ARG:O	13:BD:27:GLU:HG3	2.17	0.44

*Continued on next page...*



*Continued from previous page...*

Atom-1	Atom-2	Interatomic distance (Å)	Clash overlap (Å)
13:BD:91:ARG:O	13:BD:92:LYS:C	2.56	0.44
14:BE:228:PRO:CA	14:BE:231:TRP:HD1	2.29	0.44
15:BF:71:ILE:CG2	15:BF:73:LEU:HD22	2.47	0.44
17:BH:14:LEU:HD12	17:BH:25:VAL:HG21	1.98	0.44
20:BK:98:ARG:HH21	20:BK:100:LYS:HA	1.78	0.44
20:BK:46:ASP:C	20:BK:48:SER:H	2.21	0.44
21:BL:135:PHE:CE1	33:BX:15:ARG:NH1	2.85	0.44
22:BM:115:ARG:O	22:BM:119:ILE:HG13	2.17	0.44
22:BM:29:PRO:O	22:BM:32:LEU:HB2	2.17	0.44
22:BM:1:MET:N	22:BM:3:PHE:HE2	2.15	0.44
22:BM:50:LEU:HB2	22:BM:52:ILE:HG13	1.98	0.44
23:BN:4:LYS:O	23:BN:5:LEU:HD12	2.18	0.44
23:BN:6:TRP:CZ3	23:BN:7:ARG:HG2	2.53	0.44
27:BR:134:LEU:HD11	27:BR:203:PHE:CZ	2.52	0.44
28:BS:46:THR:HG23	28:BS:89:ILE:HD12	1.97	0.44
29:BT:124:ALA:CA	29:BT:127:LYS:HE2	2.46	0.44
11:BB:1:MET:CE	31:BV:111:TYR:HA	2.47	0.44
10:BA:453:G:O3'	32:BW:26:ILE:HD11	2.17	0.44
34:BY:152:ASP:CB	34:BY:153:PRO:HD2	2.39	0.44
35:BZ:28:LEU:HA	35:BZ:29:PRO:HD2	1.85	0.44
2:A2:84:THR:HB	2:A2:112:ILE:CG2	2.48	0.44
2:A2:80:ILE:HD13	2:A2:120:TRP:CE3	2.51	0.44
2:A2:136:THR:CG2	2:A2:137:VAL:N	2.80	0.44
3:A3:52:LYS:CB	3:A3:56:LYS:HE2	2.44	0.44
4:A4:197:GLU:O	4:A4:201:LYS:HG3	2.17	0.44
4:A4:69:GLU:O	4:A4:69:GLU:CD	2.55	0.44
10:AA:1026:C:O5'	10:AA:1026:C:H6	2.01	0.44
10:AA:1259:A:H4'	10:AA:1260:G:O5'	2.16	0.44
10:AA:1495:U:O2'	10:AA:1496:A:O5'	2.26	0.44
10:AA:238:G:H2'	10:AA:239:A:H5'	1.99	0.44
10:AA:463:A:O2'	10:AA:464:G:H5'	2.17	0.44
10:AA:533:G:N2	10:AA:535:A:C6	2.81	0.44
10:AA:542:G:H5''	38:AA:2254:HOH:O	2.17	0.44
10:AA:742:U:O2'	10:AA:743:U:H5'	2.17	0.44
11:AB:70:MET:O	11:AB:118:LEU:HD12	2.18	0.44
13:AD:91:ARG:O	13:AD:92:LYS:C	2.56	0.44
10:AA:5:U:OP1	14:AE:184:ILE:HD12	2.18	0.44
17:AH:103:VAL:C	17:AH:104:LEU:HD23	2.37	0.44
17:AH:74:VAL:CG1	17:AH:75:ILE:H	2.21	0.44
20:AK:36:THR:HG22	20:AK:38:ASN:H	1.81	0.44
21:AL:75:LEU:HD11	21:AL:82:ILE:HD11	1.99	0.44

*Continued on next page...*

*Continued from previous page...*

Atom-1	Atom-2	Interatomic distance (Å)	Clash overlap (Å)
10:AA:1511:A:O3'	22:AM:40:ARG:NH2	2.50	0.44
27:AR:275:ASP:HA	27:AR:311:GLN:CB	2.46	0.44
31:AV:83:ASP:C	31:AV:84:TYR:HD1	2.21	0.44
33:AX:7:THR:O	33:AX:8:LEU:HB2	2.17	0.44
2:B2:136:THR:CG2	2:B2:137:VAL:N	2.79	0.44
2:B2:18:MET:HE2	2:B2:19:PRO:O	2.17	0.44
2:B2:31:ARG:HB3	2:B2:32:PRO:HD2	1.99	0.44
4:B4:60:SER:HA	4:B4:63:ILE:HD11	1.99	0.44
4:B4:63:ILE:CG2	4:B4:66:ARG:HG3	2.32	0.44
6:B6:17:ASN:O	6:B6:18:LYS:C	2.56	0.44
7:B7:56:GLU:HB3	7:B7:67:TYR:CZ	2.52	0.44
8:B8:34:LYS:HD2	8:B8:36:LYS:H	1.82	0.44
8:B8:72:LYS:HB2	8:B8:73:LEU:CD2	2.47	0.44
10:BA:1511:A:O2'	10:BA:1512:G:P	2.75	0.44
10:BA:1570:U:C3'	10:BA:1571:C:H5''	2.47	0.44
10:BA:1601:G:H2'	10:BA:1602:U:H6	1.81	0.44
10:BA:133:A:N6	10:BA:169:G:C2'	2.80	0.44
10:BA:177:U:H2'	10:BA:178:U:H6	1.81	0.44
10:BA:551:U:HO2'	10:BA:552:C:P	2.40	0.44
10:BA:835:U:H2'	10:BA:836:G:H5'	1.98	0.44
6:B6:18:LYS:HZ1	10:BA:936:U:H5''	1.76	0.44
10:BA:98:U:C6	10:BA:98:U:H3'	2.52	0.44
11:BB:194:MET:HE1	31:BV:89:SER:N	2.11	0.44
11:BB:99:TRP:CZ3	11:BB:132:GLU:OE2	2.71	0.44
12:BC:226:GLU:O	27:BR:207:TYR:CD2	2.70	0.44
13:BD:37:LYS:CE	13:BD:126:ARG:NH1	2.80	0.44
13:BD:28:MET:HB3	33:BX:45:TYR:CD2	2.52	0.44
14:BE:230:PHE:HB3	35:BZ:13:MET:CE	2.41	0.44
15:BF:58:ASN:CB	15:BF:74:ASN:HD21	2.30	0.44
19:BJ:45:THR:HB	19:BJ:48:VAL:HG23	1.98	0.44
22:BM:11:PHE:HD1	22:BM:60:LEU:HD23	1.83	0.44
23:BN:20:CYS:SG	23:BN:37:THR:HA	2.58	0.44
25:BP:76:ASN:C	25:BP:78:GLN:N	2.70	0.44
27:BR:101:ARG:HD3	27:BR:110:THR:HG21	2.00	0.44
27:BR:14:ARG:HE	27:BR:337:SER:CB	2.29	0.44
27:BR:24:VAL:HG23	27:BR:331:GLY:HA2	1.98	0.44
30:BU:120:ILE:C	30:BU:122:GLY:N	2.71	0.44
32:BW:10:LYS:O	32:BW:13:ASN:N	2.50	0.44
32:BW:193:ARG:HH11	32:BW:193:ARG:HG3	1.82	0.44
32:BW:49:LYS:HE3	32:BW:61:VAL:HG21	1.99	0.44
35:BZ:48:GLN:HE21	35:BZ:68:VAL:HG22	1.81	0.44

*Continued on next page...*

*Continued from previous page...*

Atom-1	Atom-2	Interatomic distance (Å)	Clash overlap (Å)
1:A1:61:GLU:OE2	20:AK:121:ARG:HD2	2.17	0.44
3:A3:26:LEU:HD23	3:A3:87:LYS:NZ	2.33	0.44
4:A4:93:GLU:O	4:A4:100:LYS:HB2	2.18	0.44
5:A5:28:ARG:HG3	20:AK:147:ARG:HA	1.99	0.44
9:A9:155:UNK:HA	9:A9:158:UNK:HG3	1.98	0.44
10:AA:1016:U:H3	10:AA:1064:A:H61	1.66	0.44
10:AA:1492:U:O2'	10:AA:1493:A:OP2	2.35	0.44
10:AA:150:A:H1'	10:AA:407:A:C5	2.52	0.44
10:AA:1513:G:C6	10:AA:1514:G:C2	3.05	0.44
10:AA:157:G:O5'	10:AA:157:G:C8	2.70	0.44
10:AA:1583:A:C2	10:AA:1584:U:O4	2.70	0.44
10:AA:285:C:H2'	10:AA:286:A:O4'	2.18	0.44
10:AA:424:A:N3	10:AA:425:A:C8	2.86	0.44
11:AB:144:CYS:O	11:AB:158:PRO:HA	2.16	0.44
7:A7:103:GLU:HB2	12:AC:202:LYS:HZ3	1.82	0.44
14:AE:102:PHE:CD2	14:AE:116:TRP:HB3	2.52	0.44
14:AE:247:PHE:C	14:AE:249:HIS:N	2.69	0.44
16:AG:104:LEU:C	16:AG:106:VAL:H	2.21	0.44
16:AG:154:ARG:HA	16:AG:157:ALA:HB3	2.00	0.44
16:AG:171:GLU:OE2	16:AG:183:SER:HB2	2.17	0.44
17:AH:4:VAL:O	17:AH:5:ASN:C	2.56	0.44
17:AH:56:HIS:CE1	24:AO:22:ARG:NE	2.86	0.44
17:AH:68:ARG:CD	17:AH:68:ARG:O	2.66	0.44
20:AK:27:VAL:HG11	20:AK:90:ILE:HG12	1.98	0.44
21:AL:139:LYS:O	21:AL:140:GLU:HG3	2.18	0.44
10:AA:427:A:OP1	21:AL:48:ALA:HA	2.18	0.44
22:AM:18:LEU:CD2	22:AM:70:THR:HG23	2.47	0.44
22:AM:72:LEU:HA	22:AM:79:HIS:HE2	1.81	0.44
24:AO:108:ARG:O	24:AO:108:ARG:HG2	2.17	0.44
24:AO:69:THR:HB	24:AO:71:GLN:HB2	1.99	0.44
26:AQ:21:LYS:C	26:AQ:23:LEU:N	2.70	0.44
27:AR:96:TRP:HA	27:AR:120:GLU:CB	2.46	0.44
27:AR:235:LYS:HG3	27:AR:256:SER:C	2.37	0.44
13:AD:28:MET:HB3	33:AX:45:TYR:HD2	1.82	0.44
34:AY:167:THR:C	34:AY:169:LYS:N	2.68	0.44
10:AA:65:C:H5'	34:AY:177:PRO:HA	1.99	0.44
3:B3:160:ARG:O	3:B3:164:GLU:HB2	2.17	0.44
4:B4:33:ASP:O	4:B4:99:ALA:HB3	2.16	0.44
6:B6:18:LYS:HZ3	24:BO:16:SER:N	2.16	0.44
7:B7:54:PHE:HB3	7:B7:72:GLY:HA2	1.98	0.44
9:B9:72:LYS:O	9:B9:73:LYS:O	2.35	0.44

*Continued on next page...*

*Continued from previous page...*

Atom-1	Atom-2	Interatomic distance (Å)	Clash overlap (Å)
10:BA:1162:C:C2'	10:BA:1163:U:OP2	2.66	0.44
10:BA:1299:C:O2'	12:BC:162:CYS:CB	2.65	0.44
10:BA:1446:A:H2'	10:BA:1447:C:C6	2.52	0.44
10:BA:1496:A:H2	10:BA:1562:G:N3	2.15	0.44
10:BA:332:A:H2'	10:BA:333:C:H6	1.83	0.44
10:BA:150:A:H1'	10:BA:407:A:C5	2.52	0.44
10:BA:444:A:C3'	10:BA:445:U:C6	2.98	0.44
10:BA:46:A:C2	10:BA:417:A:N6	2.85	0.44
10:BA:522:C:O2'	10:BA:523:U:H5'	2.17	0.44
10:BA:589:G:C6	10:BA:590:C:N4	2.85	0.44
10:BA:668:U:H2'	10:BA:669:G:O4'	2.16	0.44
10:BA:684:A:H2'	10:BA:685:A:N9	2.31	0.44
10:BA:706:U:O2'	10:BA:707:U:H5'	2.18	0.44
10:BA:732:U:C4	10:BA:784:G:C6	3.05	0.44
10:BA:760:G:N2	10:BA:766:G:C2	2.85	0.44
10:BA:800:A:C2	10:BA:833:A:C2	3.06	0.44
10:BA:873:G:N1	10:BA:895:U:N3	2.65	0.44
10:BA:624:A:C6	10:BA:948:A:N7	2.86	0.44
10:BA:1305:C:C1'	12:BC:165:GLN:HG3	2.46	0.44
10:BA:506:U:H4'	13:BD:131:GLN:HB3	1.99	0.44
13:BD:150:THR:HG22	13:BD:151:ASP:N	2.32	0.44
14:BE:231:TRP:HZ2	17:BH:45:GLY:O	2.00	0.44
15:BF:49:LYS:HG2	15:BF:53:LYS:HZ1	1.82	0.44
16:BG:44:VAL:CG1	16:BG:45:PRO:HD2	2.46	0.44
10:BA:667:C:O3'	17:BH:119:ARG:CZ	2.65	0.44
20:BK:75:MET:HG2	20:BK:121:ARG:HH22	1.82	0.44
27:BR:211:ALA:HB1	27:BR:212:HIS:CD2	2.52	0.44
28:BS:121:LEU:HD12	28:BS:121:LEU:O	2.17	0.44
10:BA:1425:G:H4'	28:BS:127:THR:CG2	2.47	0.44
28:BS:60:LYS:NZ	28:BS:64:LYS:CE	2.80	0.44
22:BM:44:TYR:CE2	29:BT:49:LEU:HD21	2.53	0.44
29:BT:56:TRP:HE1	29:BT:103:ILE:CD1	2.30	0.44
32:BW:127:LYS:HZ3	32:BW:186:GLN:NE2	2.13	0.44
34:BY:127:VAL:CG1	34:BY:129:LEU:HG	2.47	0.44
34:BY:213:GLU:HA	34:BY:213:GLU:OE1	2.18	0.44
14:BE:229:ASP:OD2	35:BZ:16:LEU:HD13	2.17	0.44
1:A1:12:MET:HE2	1:A1:30:VAL:HG22	2.00	0.44
2:A2:73:PHE:N	2:A2:73:PHE:CD1	2.86	0.44
4:A4:134:ASP:OD1	4:A4:186:GLY:HA2	2.17	0.44
9:A9:131:ARG:HD2	9:A9:140:THR:HG22	1.99	0.44
9:A9:148:UNK:O	9:A9:151:UNK:HG3	2.17	0.44

*Continued on next page...*

*Continued from previous page...*

Atom-1	Atom-2	Interatomic distance (Å)	Clash overlap (Å)
10:AA:1263:G:H21	10:AA:1296:G:N2	2.07	0.44
10:AA:1601:G:H2'	10:AA:1602:U:O4'	2.18	0.44
10:AA:1608:C:C4	10:AA:1610:G:C2	3.05	0.44
10:AA:1609:C:H3'	10:AA:1610:G:H5'	1.99	0.44
10:AA:187:U:O2'	10:AA:188:G:C8	2.71	0.44
10:AA:267:A:H2'	10:AA:268:G:C8	2.53	0.44
10:AA:46:A:C2	10:AA:417:A:N6	2.84	0.44
10:AA:646:A:H2'	10:AA:647:U:O4'	2.17	0.44
10:AA:737:A:O5'	10:AA:737:A:H8	2.01	0.44
10:AA:883:A:H3'	10:AA:883:A:C8	2.53	0.44
13:AD:121:SER:HB3	13:AD:124:HIS:H	1.82	0.44
13:AD:15:PRO:HG3	13:AD:23:ARG:NH1	2.31	0.44
14:AE:32:LYS:HB2	14:AE:241:PHE:HE2	1.83	0.44
18:AI:61:LYS:N	18:AI:61:LYS:HD3	2.33	0.44
20:AK:43:HIS:HE1	20:AK:52:THR:CG2	2.30	0.44
21:AL:78:ASN:ND2	21:AL:80:LYS:HG2	2.32	0.44
22:AM:63:GLU:HA	22:AM:66:CYS:HB2	2.00	0.44
22:AM:81:ILE:N	29:AT:40:TRP:CZ2	2.86	0.44
25:AP:109:LYS:O	25:AP:113:LYS:HB2	2.18	0.44
26:AQ:17:LEU:HD13	26:AQ:21:LYS:HE2	1.97	0.44
27:AR:7:LEU:CD2	27:AR:341:SER:HA	2.48	0.44
29:AT:49:LEU:HD12	29:AT:50:ALA:H	1.83	0.44
32:AW:129:THR:HG22	32:AW:130:ALA:N	2.32	0.44
34:AY:5:ILE:CD1	34:AY:111:LEU:HD12	2.45	0.44
3:B3:48:PHE:HE2	3:B3:62:LEU:HD23	1.82	0.44
7:B7:11:ARG:C	7:B7:15:GLN:HE21	2.21	0.44
7:B7:52:ARG:CB	7:B7:54:PHE:CE1	3.01	0.44
10:BA:1033:A:H2'	10:BA:1034:A:O4'	2.18	0.44
10:BA:610:G:C2	10:BA:1078:U:O2	2.71	0.44
10:BA:1289:C:O2'	10:BA:1371:A:H1'	2.17	0.44
10:BA:1413:C:H4'	10:BA:1418:C:H41	1.82	0.44
10:BA:1532:U:H5	28:BS:45:LYS:HZ3	1.63	0.44
10:BA:231:U:H3'	10:BA:232:G:H5''	2.00	0.44
10:BA:444:A:O5'	10:BA:445:U:H5	2.00	0.44
10:BA:533:G:H3'	10:BA:533:G:C8	2.53	0.44
10:BA:642:G:C2'	10:BA:643:U:C5'	2.94	0.44
10:BA:72:G:O6	10:BA:76:A:O4'	2.35	0.44
10:BA:733:G:N2	10:BA:783:U:O2	2.50	0.44
10:BA:86:C:O2	10:BA:443:A:H4'	2.18	0.44
12:BC:159:TYR:CD1	12:BC:159:TYR:N	2.86	0.44
14:BE:27:TRP:HD1	14:BE:38:LYS:HD3	1.81	0.44

*Continued on next page...*

*Continued from previous page...*

Atom-1	Atom-2	Interatomic distance (Å)	Clash overlap (Å)
16:BG:104:LEU:C	16:BG:106:VAL:H	2.21	0.44
17:BH:15:VAL:HG22	17:BH:72:CYS:SG	2.58	0.44
18:BI:41:ILE:HD11	18:BI:50:ILE:HD12	1.96	0.44
18:BI:58:GLY:O	18:BI:60:GLN:N	2.51	0.44
19:BJ:37:GLU:C	19:BJ:104:PHE:HZ	2.21	0.44
23:BN:7:ARG:HD3	23:BN:7:ARG:HA	1.84	0.44
26:BQ:70:ILE:CG2	26:BQ:71:LYS:N	2.80	0.44
27:BR:61:GLN:O	27:BR:61:GLN:HG3	2.18	0.44
10:BA:770:G:OP1	32:BW:257:LYS:NZ	2.50	0.44
35:BZ:1:MET:O	35:BZ:2:ASN:C	2.56	0.44
1:A1:8:LYS:HG2	1:A1:56:GLU:CD	2.37	0.44
3:A3:127:LEU:HD13	3:A3:153:ILE:CD1	2.48	0.44
5:A5:81:ILE:O	5:A5:83:SER:N	2.50	0.44
8:A8:31:THR:HA	15:BF:42:PHE:HB3	2.00	0.44
9:A9:116:CYS:SG	9:A9:137:CYS:SG	3.16	0.44
10:AA:1166:A:C2'	10:AA:1167:C:H5'	2.48	0.44
10:AA:1168:A:N6	10:AA:1573:G:H2'	2.32	0.44
10:AA:1263:G:N2	10:AA:1296:G:C2	2.85	0.44
10:AA:1338:A:C6	10:AA:1339:G:N7	2.86	0.44
10:AA:1430:C:O2'	10:AA:1431:A:O5'	2.36	0.44
10:AA:1466:C:C5'	10:AA:1466:C:H6	2.21	0.44
10:AA:1584:U:H2'	10:AA:1585:U:H5'	1.98	0.44
10:AA:1652:A:C2	10:AA:1674:A:N3	2.86	0.44
10:AA:237:U:C4	10:AA:238:G:H1'	2.53	0.44
10:AA:435:C:H4'	10:AA:518:A:C2	2.52	0.44
10:AA:457:G:C2'	10:AA:458:U:H5'	2.48	0.44
10:AA:465:A:H2'	10:AA:466:A:O4'	2.17	0.44
10:AA:468:U:H5'	10:AA:469:A:C5'	2.48	0.44
10:AA:787:A:C6	10:AA:788:U:C4	3.06	0.44
10:AA:892:G:OP1	10:AA:892:G:O4'	2.36	0.44
10:AA:932:G:H5'	24:AO:7:LYS:NZ	2.32	0.44
11:AB:122:ASP:HB3	11:AB:125:SER:HB2	1.99	0.44
11:AB:19:HIS:O	11:AB:43:TYR:HA	2.16	0.44
12:AC:159:TYR:CD1	12:AC:159:TYR:N	2.85	0.44
12:AC:50:GLU:OE2	12:AC:52:ARG:HD2	2.17	0.44
12:AC:35:ALA:HB2	12:AC:60:GLN:HG3	1.99	0.44
13:AD:41:GLU:O	13:AD:44:ARG:HB3	2.17	0.44
14:AE:81:VAL:CG1	14:AE:82:LEU:N	2.80	0.44
16:AG:153:CYS:HA	16:AG:167:THR:HG22	1.99	0.44
20:AK:104:GLU:O	20:AK:106:LYS:N	2.50	0.44
21:AL:52:VAL:HB	21:AL:98:ASN:H	1.82	0.44

*Continued on next page...*

*Continued from previous page...*

Atom-1	Atom-2	Interatomic distance (Å)	Clash overlap (Å)
22:AM:123:ARG:NH1	22:AM:123:ARG:CG	2.79	0.44
24:AO:48:THR:HG22	24:AO:50:SER:H	1.82	0.44
24:AO:80:ASN:O	24:AO:82:CYS:N	2.49	0.44
26:AQ:15:VAL:HG12	26:AQ:15:VAL:O	2.17	0.44
27:AR:184:ALA:O	27:AR:185:PRO:C	2.54	0.44
28:AS:38:LEU:HA	28:AS:41:LEU:HD12	2.00	0.44
28:AS:85:TYR:CD1	28:AS:85:TYR:N	2.85	0.44
30:AU:121:GLU:HA	30:AU:124:LEU:CD1	2.47	0.44
32:AW:240:LEU:HD12	32:AW:245:GLY:H	1.83	0.44
33:AX:31:PRO:CG	33:AX:39:ILE:HD11	2.46	0.44
34:AY:181:ARG:CG	34:AY:181:ARG:NH1	2.81	0.44
1:B1:8:LYS:HG2	1:B1:56:GLU:OE2	2.17	0.44
2:B2:105:VAL:HG12	2:B2:107:ASN:N	2.32	0.44
2:B2:192:GLU:O	2:B2:196:LEU:HB2	2.18	0.44
4:B4:35:ARG:NH1	4:B4:98:ASN:OD1	2.50	0.44
6:B6:18:LYS:HZ2	10:BA:936:U:C5'	2.24	0.44
7:B7:4:VAL:H	10:BA:1229:U:H1'	1.83	0.44
10:BA:1091:G:OP2	10:BA:1092:U:C5	2.71	0.44
10:BA:135:A:O2'	10:BA:136:U:P	2.75	0.44
10:BA:1396:A:H4'	14:BE:93:ALA:O	2.18	0.44
10:BA:1418:C:H5'	10:BA:1418:C:H6	1.78	0.44
10:BA:1418:C:O2'	10:BA:1419:G:OP1	2.34	0.44
10:BA:1514:G:N2	10:BA:1540:G:C2'	2.78	0.44
10:BA:1713:G:H1'	10:BA:1734:A:C2	2.53	0.44
10:BA:181:G:C3'	10:BA:182:U:C5'	2.94	0.44
10:BA:292:G:C5	10:BA:293:U:C5	3.06	0.44
10:BA:348:G:O2'	10:BA:349:U:H5'	2.18	0.44
10:BA:955:A:HO2'	10:BA:956:A:H5'	1.78	0.44
12:BC:45:THR:HG23	12:BC:46:PRO:HD2	2.00	0.44
12:BC:96:PHE:N	12:BC:96:PHE:CD1	2.86	0.44
10:BA:1460:U:P	12:BC:9:ASN:HD21	2.41	0.44
14:BE:207:THR:O	14:BE:207:THR:HG22	2.18	0.44
14:BE:216:TYR:HD1	14:BE:217:TYR:CD1	2.35	0.44
15:BF:44:TYR:O	15:BF:48:MET:N	2.44	0.44
17:BH:31:SER:OG	17:BH:34:VAL:HG23	2.18	0.44
8:B8:43:VAL:HB	22:BM:25:LYS:CE	2.47	0.44
24:BO:127:LEU:HD12	24:BO:131:TYR:CD2	2.52	0.44
6:B6:18:LYS:HZ3	24:BO:16:SER:H	1.66	0.44
27:BR:289:ALA:O	27:BR:291:VAL:N	2.50	0.44
27:BR:8:ASP:CG	27:BR:343:ASN:HD21	2.19	0.44
28:BS:101:VAL:O	28:BS:108:VAL:N	2.44	0.44

*Continued on next page...*

*Continued from previous page...*

Atom-1	Atom-2	Interatomic distance (Å)	Clash overlap (Å)
29:BT:32:LEU:HD11	29:BT:58:TYR:CZ	2.53	0.44
32:BW:70:GLN:OE1	32:BW:78:VAL:HG21	2.18	0.44
1:A1:9:ALA:CB	1:A1:31:LEU:HD23	2.29	0.44
8:A8:43:VAL:CG2	22:AM:25:LYS:HE3	2.47	0.44
10:AA:1010:A:H2'	10:AA:1011:C:C6	2.53	0.44
10:AA:1054:U:C5'	10:AA:1055:G:OP1	2.65	0.44
10:AA:1144:A:H2'	10:AA:1145:C:C6	2.53	0.44
10:AA:125:U:O2	10:AA:125:U:H2'	2.16	0.44
10:AA:1511:A:O2'	10:AA:1512:G:P	2.76	0.44
10:AA:1667:U:H2'	10:AA:1668:U:O4'	2.17	0.44
10:AA:425:A:H2'	10:AA:426:G:O4'	2.17	0.44
10:AA:86:C:H1'	10:AA:444:A:OP1	2.18	0.44
10:AA:25:A:H61	10:AA:593:A:N6	2.15	0.44
10:AA:715:G:C2	10:AA:716:G:N1	2.85	0.44
10:AA:756:G:H4'	10:AA:757:C:OP1	2.17	0.44
10:AA:794:A:C5'	10:AA:795:A:OP2	2.62	0.44
10:AA:937:U:H1'	24:AO:63:PRO:HB2	2.00	0.44
10:AA:976:A:C2'	10:AA:977:U:H5'	2.48	0.44
10:AA:986:G:O2'	10:AA:987:U:H5'	2.18	0.44
12:AC:226:GLU:HB2	27:AR:208:THR:H	1.83	0.44
13:AD:171:ARG:CB	13:AD:175:LYS:HZ1	2.31	0.44
14:AE:50:LYS:HB3	14:AE:51:TYR:CD1	2.53	0.44
17:AH:30:VAL:HG13	17:AH:34:VAL:HB	1.98	0.44
19:AJ:117:THR:HG22	19:AJ:118:ALA:H	1.83	0.44
21:AL:75:LEU:CD2	21:AL:82:ILE:HD12	2.42	0.44
22:AM:134:ARG:O	22:AM:136:GLN:N	2.50	0.44
32:AW:144:HIS:CG	32:AW:145:ASP:N	2.85	0.44
32:AW:255:LYS:HA	32:AW:260:TYR:H	1.82	0.44
32:AW:6:LYS:HB2	32:AW:30:ARG:HH12	1.81	0.44
32:AW:78:VAL:O	32:AW:79:ARG:HD3	2.17	0.44
33:AX:7:THR:CG2	33:AX:10:LYS:HB2	2.34	0.44
14:AE:229:ASP:OD2	35:AZ:16:LEU:HD13	2.18	0.44
2:B2:41:GLN:C	2:B2:43:THR:H	2.21	0.44
4:B4:121:GLN:NE2	4:B4:145:PHE:CD2	2.80	0.44
4:B4:69:GLU:HB2	4:B4:86:LYS:CE	2.47	0.44
8:B8:73:LEU:N	8:B8:73:LEU:HD23	2.33	0.44
9:B9:146:UNK:HA	9:B9:149:UNK:HG1	1.99	0.44
10:BA:1046:G:C2	10:BA:1047:C:C5	3.05	0.44
10:BA:1081:G:H8	10:BA:1081:G:C5'	2.19	0.44
10:BA:128:A:H2'	10:BA:129:G:H5'	2.00	0.44
10:BA:1190:G:O4'	10:BA:1415:A:N6	2.50	0.44

*Continued on next page...*



*Continued from previous page...*

Atom-1	Atom-2	Interatomic distance (Å)	Clash overlap (Å)
8:B8:38:LYS:CE	10:BA:1507:U:O3'	2.65	0.44
10:BA:1442:A:N7	10:BA:1512:G:H1'	2.32	0.44
10:BA:1605:A:HO2'	10:BA:1606:C:P	2.33	0.44
10:BA:238:G:H2'	10:BA:239:A:H5'	2.00	0.44
10:BA:574:A:N7	10:BA:577:C:N4	2.66	0.44
10:BA:643:U:C2'	10:BA:644:U:O4'	2.65	0.44
10:BA:666:A:O2'	10:BA:667:C:C5'	2.59	0.44
10:BA:872:A:H2'	10:BA:873:G:H5'	1.99	0.44
10:BA:883:A:H3'	10:BA:883:A:C8	2.52	0.44
12:BC:71:GLU:O	12:BC:75:PHE:CD2	2.71	0.44
14:BE:142:LYS:HB3	14:BE:152:ALA:HB1	1.98	0.44
14:BE:32:LYS:HB2	14:BE:241:PHE:HE2	1.82	0.44
15:BF:48:MET:O	15:BF:52:LYS:HG3	2.17	0.44
16:BG:154:ARG:HA	16:BG:157:ALA:HB3	2.00	0.44
18:BI:43:PRO:C	18:BI:45:ILE:H	2.19	0.44
19:BJ:38:ILE:HG12	19:BJ:104:PHE:HE2	1.82	0.44
21:BL:95:LEU:CD2	21:BL:126:VAL:HG22	2.48	0.44
21:BL:69:LYS:HZ2	21:BL:92:LEU:HD23	1.81	0.44
22:BM:16:ARG:NH1	22:BM:19:ASN:O	2.50	0.44
22:BM:1:MET:N	22:BM:3:PHE:CE2	2.85	0.44
24:BO:80:ASN:O	24:BO:82:CYS:N	2.51	0.44
30:BU:32:VAL:HG12	30:BU:36:ILE:CD1	2.48	0.44
30:BU:97:VAL:O	30:BU:97:VAL:HG22	2.17	0.44
31:BV:35:LEU:HD11	31:BV:50:ILE:CG2	2.48	0.44
31:BV:76:GLU:O	31:BV:79:GLU:HB3	2.18	0.44
32:BW:48:LEU:N	32:BW:48:LEU:CD2	2.73	0.44
34:BY:222:GLN:HA	34:BY:225:ALA:HB3	1.98	0.44
34:BY:23:LYS:CD	34:BY:41:LEU:HD23	2.29	0.44
34:BY:71:GLY:CA	34:BY:98:ARG:NH1	2.81	0.44
1:A1:26:GLN:HE22	1:A1:65:ARG:HA	1.83	0.44
2:A2:161:LYS:O	2:A2:165:GLU:HG3	2.17	0.44
2:A2:41:GLN:C	2:A2:43:THR:H	2.20	0.44
2:A2:64:ARG:HH22	10:AA:323:U:P	2.41	0.44
3:A3:174:TYR:CD2	3:A3:182:VAL:HG21	2.52	0.44
3:A3:62:LEU:HD11	3:A3:64:TYR:HE1	1.81	0.44
4:A4:191:SER:O	4:A4:195:ILE:HG13	2.18	0.44
7:A7:56:GLU:HB3	7:A7:67:TYR:CZ	2.53	0.44
10:AA:1173:G:C2'	10:AA:1174:A:OP1	2.65	0.44
10:AA:1290:G:N2	10:AA:1291:U:C2	2.86	0.44
10:AA:1409:G:C2	10:AA:1410:C:C2	3.06	0.44
10:AA:1190:G:O4'	10:AA:1415:A:N6	2.50	0.44

*Continued on next page...*

*Continued from previous page...*

Atom-1	Atom-2	Interatomic distance (Å)	Clash overlap (Å)
10:AA:1583:A:N3	10:AA:1584:U:C5	2.86	0.44
10:AA:1699:A:O2'	10:AA:1700:A:H8	2.01	0.44
10:AA:280:U:H2'	10:AA:281:A:H8	1.83	0.44
10:AA:328:G:O3'	26:AQ:132:LYS:HG2	2.18	0.44
10:AA:630:A:OP1	17:AH:6:ILE:HD11	2.17	0.44
10:AA:753:C:O3'	13:AD:9:SER:OG	2.24	0.44
10:AA:747:G:H21	10:AA:755:G:H1	1.64	0.44
10:AA:772:A:H2'	10:AA:773:U:H5'	1.99	0.44
10:AA:840:A:O2'	10:AA:841:A:H5''	2.18	0.44
10:AA:912:A:C3'	10:AA:912:A:N3	2.80	0.44
10:AA:964:G:H2'	10:AA:965:G:O4'	2.18	0.44
11:AB:81:ALA:HB2	11:AB:168:SER:HB3	2.00	0.44
10:AA:1248:U:OP1	12:AC:149:ARG:HA	2.17	0.44
13:AD:37:LYS:CE	13:AD:126:ARG:NH1	2.80	0.44
22:AM:141:SER:O	22:AM:142:GLY:C	2.55	0.44
22:AM:35:ILE:O	22:AM:37:GLY:N	2.51	0.44
23:AN:4:LYS:O	23:AN:5:LEU:HD12	2.18	0.44
26:AQ:21:LYS:HZ2	26:AQ:31:VAL:HG23	1.83	0.44
26:AQ:78:LYS:O	26:AQ:79:MET:HB2	2.18	0.44
27:AR:87:GLU:CD	27:AR:87:GLU:N	2.64	0.44
32:AW:127:LYS:HZ2	32:AW:186:GLN:NE2	2.15	0.44
32:AW:134:GLY:HA3	32:AW:135:PRO:HD2	1.73	0.44
32:AW:207:PHE:HE2	32:AW:223:ARG:NE	2.16	0.44
10:AA:262:G:OP2	34:AY:198:LYS:HE3	2.17	0.44
14:AE:231:TRP:CZ3	35:AZ:8:GLN:HB2	2.41	0.44
1:B1:21:ARG:HD3	1:B1:21:ARG:HA	1.80	0.44
2:B2:35:MET:HE1	2:B2:37:LYS:HG3	1.99	0.44
3:B3:190:LYS:HZ3	6:B6:23:ILE:HD12	1.82	0.44
9:B9:146:UNK:O	9:B9:149:UNK:HG3	2.17	0.44
10:BA:1081:G:C2	10:BA:1110:A:C6	3.06	0.44
10:BA:125:U:C4	10:BA:171:U:C4	3.06	0.44
10:BA:1261:U:H3'	10:BA:1261:U:C6	2.52	0.44
10:BA:1311:C:H4'	10:BA:1312:U:OP2	2.18	0.44
10:BA:15:U:C6	10:BA:16:G:C8	3.05	0.44
10:BA:1724:U:H5''	10:BA:1724:U:H6	1.83	0.44
10:BA:341:G:O4'	10:BA:343:C:O2	2.35	0.44
10:BA:44:U:H5'	10:BA:44:U:H6	1.83	0.44
10:BA:538:A:C2	10:BA:588:A:C5	3.05	0.44
10:BA:646:A:H2'	10:BA:647:U:O4'	2.17	0.44
10:BA:716:G:H2'	10:BA:717:G:C8	2.35	0.44
10:BA:718:A:C3'	10:BA:719:G:H5'	2.48	0.44

*Continued on next page...*

*Continued from previous page...*

Atom-1	Atom-2	Interatomic distance (Å)	Clash overlap (Å)
10:BA:71:U:O2'	10:BA:72:G:P	2.75	0.44
10:BA:744:A:O5'	10:BA:744:A:H8	2.00	0.44
10:BA:746:A:N7	10:BA:747:G:N7	2.66	0.44
10:BA:820:U:H2'	10:BA:821:C:O4'	2.17	0.44
10:BA:898:U:H2'	10:BA:899:U:O4'	2.18	0.44
10:BA:90:U:OP1	32:BW:3:ARG:CB	2.64	0.44
10:BA:979:A:C2	15:BF:30:LYS:NZ	2.85	0.44
12:BC:58:PRO:HA	12:BC:61:VAL:HG23	1.99	0.44
13:BD:38:ASN:HD22	13:BD:40:ARG:HD2	1.80	0.44
16:BG:150:ILE:O	16:BG:151:LYS:C	2.55	0.44
17:BH:55:ASP:HB3	17:BH:59:LYS:HA	1.99	0.44
21:BL:95:LEU:HD23	21:BL:126:VAL:HG22	2.00	0.44
22:BM:32:LEU:HD21	22:BM:69:ILE:HD13	2.00	0.44
23:BN:10:PRO:CB	23:BN:12:ASN:HD22	2.30	0.44
25:BP:10:ILE:HG12	25:BP:21:LEU:HB2	1.96	0.44
26:BQ:11:LYS:HB3	26:BQ:53:VAL:CB	2.47	0.44
26:BQ:18:ASN:O	26:BQ:21:LYS:HB2	2.17	0.44
29:BT:82:ILE:O	29:BT:82:ILE:HG22	2.17	0.44
29:BT:86:ASN:OD1	29:BT:94:ASN:HB3	2.18	0.44
31:BV:98:ILE:CG2	31:BV:102:THR:HB	2.47	0.44
31:BV:17:ILE:HD12	31:BV:57:LEU:HD12	2.00	0.44
32:BW:124:LYS:HE2	32:BW:126:LEU:HD23	2.00	0.44
32:BW:127:LYS:O	32:BW:143:THR:HA	2.18	0.44
32:BW:161:THR:CB	32:BW:229:VAL:HB	2.47	0.44
32:BW:194:VAL:HG11	32:BW:230:LEU:HD23	1.99	0.44
34:BY:136:LYS:HG3	34:BY:178:LYS:O	2.17	0.44
10:BA:66:A:OP1	34:BY:175:LYS:HD3	2.17	0.44
34:BY:62:PRO:O	34:BY:98:ARG:HB3	2.17	0.44
1:A1:29:VAL:HG23	1:A1:41:LEU:O	2.18	0.44
3:A3:144:ARG:HH22	35:AZ:3:SER:CB	2.14	0.44
5:A5:77:ILE:C	5:A5:81:ILE:HD12	2.34	0.44
6:A6:63:LYS:HG2	6:A6:72:GLN:NE2	2.33	0.44
9:A9:150:UNK:O	9:A9:154:UNK:HG3	2.18	0.44
9:A9:148:UNK:HA	9:A9:151:UNK:CG	2.48	0.44
10:AA:1198:A:N3	10:AA:1228:A:H2	2.15	0.44
10:AA:1252:C:O2'	10:AA:1253:G:H5'	2.17	0.44
10:AA:1442:A:N7	10:AA:1512:G:H1'	2.33	0.44
5:A5:38:ARG:CZ	10:AA:1751:U:H5	2.26	0.44
10:AA:297:U:O2'	10:AA:298:G:H5'	2.17	0.44
10:AA:384:C:O2'	10:AA:385:C:H5'	2.18	0.44
10:AA:454:C:H2'	10:AA:455:C:H5''	1.95	0.44

*Continued on next page...*

*Continued from previous page...*

Atom-1	Atom-2	Interatomic distance (Å)	Clash overlap (Å)
10:AA:554:U:H2'	10:AA:555:G:H8	1.83	0.44
10:AA:65:C:C4	34:AY:133:LEU:HD22	2.53	0.44
10:AA:666:A:H2'	10:AA:667:C:C6	2.53	0.44
10:AA:733:G:H8	10:AA:733:G:O5'	2.01	0.44
10:AA:782:A:C3'	10:AA:782:A:C8	3.00	0.44
10:AA:787:A:N9	17:AH:106:THR:O	2.51	0.44
10:AA:86:C:O2	10:AA:443:A:H4'	2.18	0.44
10:AA:926:G:C6	10:AA:927:C:C4	3.06	0.44
10:AA:1247:A:C2'	12:AC:144:LYS:HE2	2.48	0.44
14:AE:83:GLN:C	14:AE:84:ILE:HG13	2.38	0.44
16:AG:52:GLN:HE22	16:AG:58:LYS:HE2	1.82	0.44
17:AH:83:LEU:HD11	17:AH:120:HIS:C	2.39	0.44
18:AI:40:MET:CE	29:AT:14:ALA:HA	2.48	0.44
21:AL:131:LEU:HA	21:AL:131:LEU:HD23	1.90	0.44
10:AA:760:G:O6	25:AP:9:LYS:HE3	2.18	0.44
26:AQ:18:ASN:O	26:AQ:21:LYS:HB2	2.18	0.44
27:AR:209:PHE:HD2	27:AR:240:TRP:CH2	2.36	0.44
27:AR:24:VAL:HG23	27:AR:331:GLY:HA2	2.00	0.44
27:AR:75:HIS:HD1	27:AR:95:SER:HB2	1.83	0.44
29:AT:108:LEU:HD22	29:AT:117:ILE:HD13	2.00	0.44
29:AT:41:THR:HG23	29:AT:50:ALA:HB2	1.99	0.44
32:AW:101:PHE:CD2	32:AW:113:LEU:HB3	2.53	0.44
32:AW:124:LYS:HE2	32:AW:126:LEU:HD23	2.00	0.44
32:AW:144:HIS:C	32:AW:146:SER:N	2.70	0.44
32:AW:188:GLY:C	32:AW:190:ASN:N	2.70	0.44
33:AX:28:ARG:HD3	33:AX:28:ARG:HA	1.57	0.44
34:AY:8:PRO:HB2	34:AY:9:LEU:H	1.58	0.44
2:B2:161:LYS:O	2:B2:165:GLU:HG3	2.18	0.44
2:B2:17:ARG:HG2	2:B2:18:MET:H	1.83	0.44
3:B3:14:LYS:HA	3:B3:17:GLU:OE1	2.17	0.44
3:B3:181:GLU:HG2	3:B3:181:GLU:H	1.40	0.44
3:B3:50:ILE:HB	3:B3:58:LYS:O	2.18	0.44
4:B4:122:THR:HG22	4:B4:123:LEU:N	2.32	0.44
4:B4:186:GLY:O	4:B4:189:GLU:N	2.50	0.44
6:B6:9:ILE:HD12	6:B6:12:GLU:CG	2.48	0.44
6:B6:46:SER:O	6:B6:69:VAL:HG23	2.18	0.44
6:B6:44:ILE:HG21	6:B6:52:ILE:CD1	2.47	0.44
6:B6:34:LYS:CB	6:B6:76:ALA:HB3	2.47	0.44
7:B7:54:PHE:HB3	7:B7:72:GLY:CA	2.47	0.44
7:B7:9:LYS:CG	7:B7:13:TYR:HE1	2.30	0.44
8:B8:79:LEU:O	8:B8:83:LEU:HG	2.18	0.44

*Continued on next page...*

*Continued from previous page...*

Atom-1	Atom-2	Interatomic distance (Å)	Clash overlap (Å)
9:B9:148:UNK:O	9:B9:151:UNK:HG3	2.17	0.44
9:B9:86:THR:CG2	9:B9:87:LYS:H	2.25	0.44
10:BA:1040:C:C2'	10:BA:1041:A:H5'	2.48	0.44
10:BA:1199:G:HO2'	10:BA:1200:G:P	2.41	0.44
10:BA:1319:U:O4'	10:BA:1489:U:O2	2.35	0.44
10:BA:1557:U:C4	10:BA:1583:A:N6	2.86	0.44
10:BA:1621:G:C4	10:BA:1705:A:C2	3.05	0.44
10:BA:1746:G:H4'	10:BA:1747:A:OP1	2.16	0.44
10:BA:1750:A:OP1	10:BA:1750:A:H4'	2.18	0.44
10:BA:276:U:H2'	10:BA:277:C:C6	2.53	0.44
10:BA:317:G:N2	10:BA:334:C:H1'	2.33	0.44
10:BA:350:A:H5''	10:BA:351:A:H5'	1.98	0.44
10:BA:559:C:C2'	10:BA:559:C:O2	2.65	0.44
10:BA:742:U:O2'	10:BA:743:U:H5'	2.18	0.44
10:BA:74:A:C2	34:BY:182:LEU:HD23	2.53	0.44
12:BC:175:VAL:CG2	12:BC:188:LYS:HG2	2.48	0.44
12:BC:19:VAL:HG11	23:BN:21:ARG:NE	2.32	0.44
13:BD:47:MET:O	13:BD:50:ALA:HB3	2.18	0.44
16:BG:117:ARG:HE	16:BG:189:LYS:NZ	2.15	0.44
17:BH:68:ARG:CD	17:BH:68:ARG:O	2.66	0.44
25:BP:43:ALA:HB1	25:BP:48:VAL:O	2.17	0.44
26:BQ:66:ARG:O	26:BQ:126:GLN:CG	2.65	0.44
26:BQ:15:VAL:O	26:BQ:15:VAL:HG12	2.17	0.44
27:BR:84:LEU:HD22	27:BR:91:ALA:HB2	1.99	0.44
28:BS:85:TYR:N	28:BS:85:TYR:CD1	2.85	0.44
22:BM:81:ILE:N	29:BT:40:TRP:HZ2	2.16	0.44
29:BT:44:SER:O	29:BT:45:VAL:HB	2.18	0.44
32:BW:177:LEU:H	32:BW:177:LEU:CD2	2.30	0.44
32:BW:244:ASP:O	32:BW:246:VAL:N	2.50	0.44
33:BX:31:PRO:CG	33:BX:39:ILE:HD11	2.47	0.44
34:BY:127:VAL:HG12	34:BY:128:THR:N	2.33	0.44
34:BY:76:LEU:C	34:BY:77:LEU:HD23	2.38	0.44
1:A1:61:GLU:HG3	20:AK:121:ARG:NH1	2.32	0.43
2:A2:114:SER:HA	2:A2:172:ILE:HD11	2.00	0.43
2:A2:65:ALA:HB3	2:A2:180:PRO:CB	2.48	0.43
4:A4:31:TRP:C	4:A4:32:TYR:CD1	2.91	0.43
7:A7:9:LYS:HG2	7:A7:13:TYR:CE1	2.52	0.43
7:A7:25:LYS:HG3	7:A7:27:ASP:H	1.83	0.43
8:A8:45:ILE:HD12	22:AM:1:MET:CE	2.48	0.43
10:AA:1031:A:H2'	10:AA:1032:U:O4'	2.18	0.43
10:AA:1203:U:O4	10:AA:1227:G:N2	2.51	0.43

*Continued on next page...*

*Continued from previous page...*

Atom-1	Atom-2	Interatomic distance (Å)	Clash overlap (Å)
10:AA:1426:G:H2'	10:AA:1427:C:O4'	2.18	0.43
10:AA:1470:C:OP2	29:AT:76:ILE:HG13	2.18	0.43
10:AA:1717:C:C5'	10:AA:1717:C:H6	2.19	0.43
2:A2:185:ARG:NH1	10:AA:203:U:H1'	2.33	0.43
10:AA:243:G:C6	10:AA:244:A:C6	3.06	0.43
10:AA:280:U:O2'	10:AA:281:A:H5'	2.18	0.43
10:AA:359:U:O2'	10:AA:360:U:H5'	2.18	0.43
10:AA:407:A:C4'	10:AA:408:C:OP2	2.49	0.43
10:AA:533:G:H8	10:AA:533:G:H3'	1.82	0.43
10:AA:658:C:C2	10:AA:659:G:C8	3.06	0.43
10:AA:72:G:C2	10:AA:76:A:N3	2.86	0.43
10:AA:880:G:OP2	20:AK:38:ASN:ND2	2.48	0.43
11:AB:189:GLU:HG3	11:AB:190:GLU:N	2.33	0.43
14:AE:232:GLY:C	35:AZ:13:MET:HB2	2.38	0.43
18:AI:120:VAL:CG1	18:AI:121:ALA:H	2.30	0.43
18:AI:31:LEU:HA	18:AI:31:LEU:HD23	1.65	0.43
22:AM:25:LYS:NZ	22:AM:57:ARG:HB3	2.33	0.43
24:AO:90:LEU:HD21	24:AO:141:TRP:HE1	1.83	0.43
25:AP:10:ILE:HA	25:AP:20:GLN:O	2.18	0.43
27:AR:46:SER:OG	27:AR:47:ARG:N	2.51	0.43
28:AS:98:ILE:HG22	28:AS:111:GLU:HG2	1.99	0.43
10:AA:1425:G:H4'	28:AS:127:THR:CG2	2.48	0.43
29:AT:9:THR:CG2	29:AT:10:VAL:H	2.29	0.43
29:AT:82:ILE:HG22	29:AT:82:ILE:O	2.16	0.43
32:AW:215:ALA:C	32:AW:217:GLY:N	2.72	0.43
32:AW:222:THR:CG2	32:AW:223:ARG:N	2.80	0.43
34:AY:127:VAL:HG12	34:AY:128:THR:N	2.33	0.43
10:AA:397:U:H4'	34:AY:76:LEU:HD21	2.00	0.43
2:B2:149:LYS:O	2:B2:153:ARG:HB2	2.18	0.43
2:B2:22:ARG:HD2	2:B2:25:ARG:NH1	2.33	0.43
3:B3:62:LEU:HD11	3:B3:64:TYR:HE1	1.83	0.43
4:B4:197:GLU:O	4:B4:201:LYS:HG3	2.18	0.43
6:B6:39:GLN:O	6:B6:40:ASN:C	2.57	0.43
6:B6:45:PHE:CD2	24:BO:57:ARG:CD	3.00	0.43
9:B9:72:LYS:N	10:BA:1160:G:OP1	2.50	0.43
10:BA:1279:U:H2'	10:BA:1280:G:C5'	2.48	0.43
10:BA:1667:U:H2'	10:BA:1668:U:O4'	2.17	0.43
10:BA:224:G:O2'	10:BA:225:C:H5''	2.17	0.43
10:BA:312:C:O2'	10:BA:313:G:P	2.76	0.43
10:BA:463:A:O2'	10:BA:464:G:H5'	2.17	0.43
10:BA:475:C:N4	10:BA:476:U:C4	2.86	0.43

*Continued on next page...*

*Continued from previous page...*

Atom-1	Atom-2	Interatomic distance (Å)	Clash overlap (Å)
10:BA:478:G:H3'	10:BA:479:G:O4'	2.18	0.43
10:BA:561:A:C2	10:BA:577:C:H1'	2.53	0.43
10:BA:604:G:H1'	10:BA:607:G:O2'	2.18	0.43
10:BA:842:U:H5'	10:BA:842:U:H6	1.83	0.43
11:BB:121:THR:HG22	11:BB:143:LEU:HD12	1.99	0.43
11:BB:14:LEU:HD13	11:BB:19:HIS:CE1	2.53	0.43
12:BC:222:THR:HG22	12:BC:223:ASP:N	2.32	0.43
13:BD:15:PRO:CG	13:BD:23:ARG:HH12	2.31	0.43
14:BE:224:ARG:CD	35:BZ:40:PHE:CZ	2.98	0.43
17:BH:79:TYR:N	17:BH:79:TYR:CD1	2.82	0.43
17:BH:7:LEU:HG	17:BH:11:LEU:HD12	2.00	0.43
18:BI:17:ASN:H	18:BI:125:ARG:HH12	1.61	0.43
18:BI:41:ILE:HD13	18:BI:50:ILE:HD12	1.99	0.43
18:BI:24:VAL:HG13	18:BI:67:ILE:CG1	2.48	0.43
5:B5:56:LYS:HG3	20:BK:120:ALA:O	2.18	0.43
20:BK:98:ARG:O	20:BK:99:ALA:HB2	2.17	0.43
22:BM:107:THR:O	22:BM:111:GLU:HG3	2.18	0.43
23:BN:39:ARG:NH1	23:BN:39:ARG:HG2	2.33	0.43
26:BQ:4:GLN:NE2	26:BQ:10:GLN:OE1	2.51	0.43
26:BQ:35:LYS:CG	26:BQ:36:ASN:H	2.27	0.43
27:BR:239:ILE:HD11	27:BR:270:VAL:HG21	2.00	0.43
27:BR:77:HIS:CG	27:BR:78:PHE:N	2.86	0.43
29:BT:108:LEU:HD22	29:BT:117:ILE:HD13	2.00	0.43
29:BT:29:ALA:HB1	29:BT:31:LYS:HE3	2.00	0.43
30:BU:83:LEU:HD13	30:BU:85:HIS:NE2	2.33	0.43
31:BV:35:LEU:HD22	31:BV:47:ARG:HG2	2.00	0.43
32:BW:213:LYS:HA	32:BW:218:ASN:O	2.18	0.43
13:BD:123:HIS:CE1	33:BX:34:ARG:HD3	2.52	0.43
34:BY:5:ILE:CD1	34:BY:111:LEU:HD12	2.43	0.43
34:BY:87:ARG:O	34:BY:88:ARG:CB	2.65	0.43
1:A1:50:ARG:N	1:A1:53:ASP:OD2	2.50	0.43
2:A2:12:ARG:HG3	2:A2:13:ALA:N	2.33	0.43
3:A3:193:HIS:ND1	6:A6:29:TYR:HB3	2.32	0.43
4:A4:119:LYS:HD2	10:AA:911:A:OP1	2.18	0.43
5:A5:8:ALA:CB	10:AA:1744:U:C5'	2.96	0.43
9:A9:148:UNK:HA	9:A9:151:UNK:HG3	2.00	0.43
10:AA:1033:A:C2	10:AA:1034:A:N3	2.86	0.43
10:AA:1212:U:N3	10:AA:1215:G:OP2	2.44	0.43
10:AA:1227:G:C2'	10:AA:1228:A:OP2	2.66	0.43
10:AA:1298:A:C6	10:AA:1299:C:N4	2.85	0.43
10:AA:1299:C:H2'	10:AA:1300:G:O4'	2.19	0.43

*Continued on next page...*

*Continued from previous page...*

Atom-1	Atom-2	Interatomic distance (Å)	Clash overlap (Å)
10:AA:134:C:O2	10:AA:134:C:H2'	2.19	0.43
10:AA:1413:C:H4'	10:AA:1418:C:H41	1.84	0.43
8:A8:66:VAL:HG11	10:AA:1506:G:C6	2.52	0.43
10:AA:909:C:OP1	10:AA:1752:U:C5	2.71	0.43
10:AA:455:C:H2'	10:AA:456:A:O4'	2.19	0.43
10:AA:520:A:C5	10:AA:521:U:C5	3.06	0.43
10:AA:65:C:O2'	10:AA:66:A:OP1	2.28	0.43
10:AA:682:C:H2'	10:AA:683:A:C8	2.54	0.43
10:AA:876:A:O2'	10:AA:877:G:OP2	2.32	0.43
12:AC:45:THR:HG23	12:AC:46:PRO:HD2	2.00	0.43
14:AE:27:TRP:HD1	14:AE:38:LYS:HD3	1.84	0.43
17:AH:46:TYR:C	17:AH:66:ILE:HD12	2.37	0.43
18:AI:11:THR:HG22	18:AI:22:ALA:HB3	2.00	0.43
18:AI:42:ASN:CB	18:AI:43:PRO:HD3	2.41	0.43
10:AA:1109:U:OP1	21:AL:61:LYS:HE3	2.18	0.43
22:AM:123:ARG:HG2	22:AM:123:ARG:NH1	2.32	0.43
22:AM:61:LEU:HD22	22:AM:65:GLN:HE21	1.81	0.43
24:AO:49:PRO:HG3	24:AO:74:LEU:CD2	2.43	0.43
10:AA:761:U:C6	25:AP:7:THR:O	2.71	0.43
26:AQ:4:GLN:CD	26:AQ:10:GLN:OE1	2.56	0.43
26:AQ:66:ARG:O	26:AQ:126:GLN:CG	2.67	0.43
26:AQ:3:THR:HG21	26:AQ:51:THR:C	2.38	0.43
26:AQ:87:ARG:HH11	26:AQ:104:ARG:CZ	2.31	0.43
32:AW:258:PHE:N	32:AW:258:PHE:CD1	2.86	0.43
32:AW:44:LEU:O	32:AW:45:SER:C	2.56	0.43
32:AW:46:VAL:HA	32:AW:50:GLU:OE1	2.19	0.43
34:AY:62:PRO:O	34:AY:97:VAL:HG13	2.18	0.43
35:AZ:1:MET:O	35:AZ:2:ASN:C	2.56	0.43
35:AZ:34:TRP:CE3	35:AZ:34:TRP:C	2.90	0.43
2:B2:36:THR:N	2:B2:103:THR:HG23	2.29	0.43
2:B2:174:ALA:HB1	2:B2:189:TYR:O	2.17	0.43
2:B2:65:ALA:C	2:B2:66:LEU:HD23	2.39	0.43
2:B2:87:LEU:CD2	2:B2:171:ARG:NH1	2.74	0.43
3:B3:130:LEU:O	3:B3:132:LEU:N	2.52	0.43
4:B4:120:TRP:CZ3	4:B4:156:SER:HA	2.52	0.43
7:B7:11:ARG:CD	7:B7:15:GLN:HE21	2.31	0.43
7:B7:61:TRP:HE1	12:BC:26:SER:HB2	1.82	0.43
8:B8:72:LYS:C	8:B8:73:LEU:HD23	2.39	0.43
9:B9:158:UNK:HA	9:B9:161:UNK:HG3	1.99	0.43
10:BA:1089:U:O2'	10:BA:1090:G:OP1	2.28	0.43
10:BA:1148:G:H5"	38:BA:2373:HOH:O	2.18	0.43

*Continued on next page...*



*Continued from previous page...*

Atom-1	Atom-2	Interatomic distance (Å)	Clash overlap (Å)
10:BA:1469:U:OP1	29:BT:75:GLY:CA	2.65	0.43
5:B5:5:ARG:HH21	10:BA:1748:U:H3'	1.83	0.43
10:BA:237:U:C4	10:BA:238:G:H1'	2.53	0.43
10:BA:264:U:H2'	10:BA:264:U:O2	2.18	0.43
10:BA:285:C:H2'	10:BA:286:A:O4'	2.18	0.43
10:BA:341:G:H5''	10:BA:342:U:O3'	2.18	0.43
10:BA:41:U:H4'	10:BA:42:A:O5'	2.18	0.43
10:BA:45:A:H61	10:BA:425:A:H4'	1.78	0.43
10:BA:64:U:O2'	10:BA:65:C:O5'	2.30	0.43
10:BA:679:U:O2'	10:BA:680:U:H5'	2.18	0.43
10:BA:751:U:C5	10:BA:752:C:C4	3.06	0.43
10:BA:763:U:H4'	10:BA:764:U:OP2	2.16	0.43
10:BA:834:A:H4'	10:BA:835:U:OP1	2.18	0.43
10:BA:905:C:H1'	20:BK:138:ASP:HB2	2.00	0.43
10:BA:948:A:C2'	10:BA:949:A:C5'	2.92	0.43
13:BD:15:PRO:CG	13:BD:23:ARG:NH1	2.80	0.43
14:BE:145:TRP:HZ3	14:BE:174:PRO:CB	2.29	0.43
15:BF:34:THR:HG23	15:BF:70:VAL:CG1	2.47	0.43
16:BG:138:PRO:HG2	16:BG:139:MET:H	1.84	0.43
16:BG:99:THR:O	16:BG:99:THR:CG2	2.65	0.43
20:BK:27:VAL:HG11	20:BK:90:ILE:HG12	1.99	0.43
21:BL:75:LEU:HD12	21:BL:78:ASN:HD22	1.83	0.43
22:BM:18:LEU:CD2	22:BM:70:THR:HG23	2.48	0.43
24:BO:108:ARG:O	24:BO:108:ARG:HG2	2.18	0.43
26:BQ:73:LEU:HD12	26:BQ:120:ASP:O	2.18	0.43
26:BQ:97:ASN:ND2	26:BQ:97:ASN:O	2.51	0.43
10:BA:1313:G:H4'	27:BR:101:ARG:NH2	2.34	0.43
27:BR:192:TRP:O	27:BR:215:ASN:HA	2.18	0.43
27:BR:240:TRP:N	27:BR:240:TRP:CD1	2.86	0.43
32:BW:18:TRP:O	32:BW:19:MET:C	2.57	0.43
32:BW:42:LEU:CD1	32:BW:47:LEU:HB2	2.46	0.43
32:BW:6:LYS:HB2	32:BW:30:ARG:HH12	1.82	0.43
32:BW:78:VAL:O	32:BW:79:ARG:HD3	2.18	0.43
35:BZ:82:ALA:O	35:BZ:86:ILE:HG13	2.18	0.43
1:A1:8:LYS:HG2	1:A1:56:GLU:OE2	2.18	0.43
3:A3:133:PRO:HG2	3:A3:162:PHE:CE2	2.54	0.43
3:A3:84:LEU:HA	3:A3:84:LEU:HD23	1.70	0.43
4:A4:174:ILE:HG22	4:A4:175:ASN:HD22	1.82	0.43
4:A4:217:THR:HG22	4:A4:218:ILE:H	1.82	0.43
6:A6:54:CYS:HB2	6:A6:61:LEU:HD21	2.00	0.43
8:A8:41:HIS:HA	8:A8:74:LYS:O	2.18	0.43

*Continued on next page...*

*Continued from previous page...*

Atom-1	Atom-2	Interatomic distance (Å)	Clash overlap (Å)
10:AA:1033:A:H2'	10:AA:1034:A:O4'	2.18	0.43
10:AA:1040:C:C2'	10:AA:1041:A:H5'	2.49	0.43
10:AA:1157:U:HO2'	10:AA:1158:U:P	2.37	0.43
10:AA:1277:U:C2'	10:AA:1277:U:O2	2.67	0.43
10:AA:1279:U:H2'	10:AA:1280:G:C5'	2.47	0.43
10:AA:1313:G:OP1	27:AR:73:THR:HB	2.18	0.43
10:AA:1366:G:H2'	10:AA:1367:C:O4'	2.18	0.43
10:AA:1453:C:C2'	10:AA:1454:A:H5'	2.49	0.43
10:AA:1585:U:OP2	16:AG:58:LYS:HE2	2.18	0.43
10:AA:1692:C:O2'	10:AA:1693:A:H5'	2.18	0.43
10:AA:230:A:H2'	10:AA:231:U:O4'	2.18	0.43
10:AA:272:U:H2'	10:AA:273:A:H5''	1.99	0.43
10:AA:306:A:N6	10:AA:343:C:O2	2.50	0.43
10:AA:388:A:C2'	10:AA:389:G:H5'	2.47	0.43
10:AA:391:A:H5'	10:AA:392:A:C5'	2.41	0.43
10:AA:507:G:H2'	10:AA:508:A:O4'	2.18	0.43
10:AA:706:U:O2'	10:AA:707:U:H5'	2.18	0.43
10:AA:718:A:C3'	10:AA:719:G:H5'	2.48	0.43
10:AA:744:A:H8	10:AA:744:A:O5'	2.01	0.43
10:AA:898:U:H2'	10:AA:899:U:O4'	2.18	0.43
10:AA:972:G:C2'	10:AA:973:A:H5'	2.48	0.43
11:AB:159:CYS:SG	11:AB:170:ILE:HD12	2.58	0.43
11:AB:179:LYS:HE3	11:AB:191:TRP:CH2	2.53	0.43
10:AA:1299:C:O2'	12:AC:162:CYS:CB	2.66	0.43
12:AC:175:VAL:CG2	12:AC:188:LYS:HG2	2.49	0.43
10:AA:1:A:C2'	14:AE:180:VAL:CG1	2.92	0.43
14:AE:90:GLN:OE1	14:AE:95:GLN:HG2	2.18	0.43
20:AK:150:ARG:O	20:AK:151:LEU:HB3	2.18	0.43
10:AA:604:G:N2	21:AL:19:ARG:NH2	2.60	0.43
22:AM:81:ILE:N	29:AT:40:TRP:HZ2	2.15	0.43
10:AA:857:G:H4'	24:AO:110:ASP:HA	2.01	0.43
6:A6:30:PHE:CZ	24:AO:63:PRO:HB3	2.53	0.43
25:AP:2:THR:HG22	25:AP:3:ILE:CD1	2.48	0.43
26:AQ:43:THR:HA	26:AQ:44:PRO:HD2	1.81	0.43
27:AR:225:GLY:O	27:AR:242:ILE:CD1	2.61	0.43
27:AR:243:LEU:O	27:AR:245:LEU:HG	2.19	0.43
22:AM:41:ARG:NH2	29:AT:41:THR:O	2.52	0.43
30:AU:58:LEU:O	30:AU:61:ALA:HB3	2.19	0.43
35:AZ:14:THR:O	35:AZ:14:THR:HG22	2.18	0.43
1:B1:39:ARG:HD3	1:B1:41:LEU:HD13	2.01	0.43
2:B2:37:LYS:HE2	2:B2:101:THR:HG22	2.00	0.43

*Continued on next page...*

*Continued from previous page...*

Atom-1	Atom-2	Interatomic distance (Å)	Clash overlap (Å)
3:B3:127:LEU:HD13	3:B3:153:ILE:CD1	2.48	0.43
3:B3:22:ALA:O	3:B3:25:GLU:HB2	2.18	0.43
4:B4:194:LEU:HD12	4:B4:194:LEU:HA	1.78	0.43
6:B6:37:GLN:O	6:B6:39:GLN:HG2	2.19	0.43
8:B8:29:LYS:NZ	10:BA:1509:U:C5'	2.81	0.43
8:B8:44:PHE:O	8:B8:44:PHE:CD1	2.70	0.43
10:BA:1064:A:O2'	10:BA:1065:A:O5'	2.36	0.43
10:BA:1202:A:N6	10:BA:1227:G:H1'	2.33	0.43
10:BA:120:A:O2'	10:BA:121:U:H5'	2.17	0.43
10:BA:1293:A:O2'	10:BA:1294:A:OP2	2.31	0.43
10:BA:1426:G:H2'	10:BA:1427:C:O4'	2.19	0.43
10:BA:1660:A:N6	10:BA:1666:G:C6	2.86	0.43
5:B5:8:ALA:CB	10:BA:1744:U:C5'	2.96	0.43
10:BA:223:C:H2'	10:BA:224:G:H8	1.82	0.43
10:BA:243:G:H1'	32:BW:204:GLN:NE2	2.32	0.43
10:BA:262:G:C2	10:BA:264:U:O4	2.71	0.43
10:BA:359:U:H2'	10:BA:360:U:C5'	2.47	0.43
10:BA:3:C:H41	13:BD:16:ARG:CB	2.31	0.43
10:BA:444:A:O2'	10:BA:445:U:P	2.76	0.43
10:BA:454:C:H2'	10:BA:455:C:H5''	1.98	0.43
10:BA:482:A:H2'	10:BA:483:C:C6	2.53	0.43
10:BA:597:U:H2'	10:BA:598:A:C8	2.52	0.43
10:BA:733:G:H8	10:BA:733:G:O5'	2.01	0.43
10:BA:882:G:O6	10:BA:883:A:N1	2.52	0.43
11:BB:195:VAL:HG12	11:BB:199:TYR:HE1	1.83	0.43
12:BC:24:LEU:HD22	12:BC:28:PHE:HE2	1.84	0.43
12:BC:56:THR:HA	12:BC:94:ILE:HB	2.01	0.43
10:BA:504:A:H5'	13:BD:171:ARG:HG2	2.00	0.43
10:BA:453:G:OP1	13:BD:3:LYS:HE3	2.18	0.43
14:BE:162:LYS:H	14:BE:162:LYS:HD2	1.82	0.43
14:BE:213:LYS:O	14:BE:217:TYR:HD1	2.01	0.43
17:BH:14:LEU:HD23	17:BH:72:CYS:SG	2.58	0.43
19:BJ:64:THR:HG22	19:BJ:77:TRP:CE3	2.50	0.43
24:BO:4:MET:HG3	24:BO:11:LYS:HA	1.99	0.43
25:BP:119:ALA:C	25:BP:123:LEU:HD13	2.39	0.43
25:BP:70:PHE:CD1	25:BP:70:PHE:N	2.87	0.43
26:BQ:17:LEU:HA	26:BQ:20:LYS:NZ	2.33	0.43
26:BQ:74:VAL:HG13	26:BQ:83:VAL:HG11	2.01	0.43
26:BQ:97:ASN:C	26:BQ:98:ARG:HG2	2.37	0.43
22:BM:81:ILE:HG12	29:BT:40:TRP:HH2	1.84	0.43
29:BT:9:THR:CG2	29:BT:69:TYR:OH	2.66	0.43

*Continued on next page...*

*Continued from previous page...*

Atom-1	Atom-2	Interatomic distance (Å)	Clash overlap (Å)
30:BU:121:GLU:HA	30:BU:124:LEU:CD1	2.48	0.43
30:BU:124:LEU:O	30:BU:125:LYS:HG3	2.19	0.43
30:BU:29:LEU:O	30:BU:33:LEU:HG	2.17	0.43
31:BV:103:LYS:HD2	31:BV:118:VAL:HG21	1.98	0.43
31:BV:41:VAL:HG11	31:BV:47:ARG:CB	2.48	0.43
31:BV:64:GLY:N	31:BV:65:PRO:HD2	2.33	0.43
32:BW:97:THR:O	32:BW:97:THR:HG22	2.17	0.43
33:BX:7:THR:HG22	33:BX:8:LEU:N	2.33	0.43
34:BY:69:VAL:O	34:BY:99:GLY:HA3	2.18	0.43
1:A1:35:LYS:HD3	1:A1:35:LYS:HA	1.89	0.43
2:A2:173:LEU:HB3	2:A2:191:LEU:CD1	2.45	0.43
2:A2:65:ALA:C	2:A2:66:LEU:HD23	2.39	0.43
3:A3:39:SER:OG	3:A3:72:VAL:HG21	2.18	0.43
10:AA:1012:C:H2'	10:AA:1013:G:H5'	1.99	0.43
10:AA:111:G:H8	10:AA:111:G:OP1	2.01	0.43
10:AA:128:A:H2'	10:AA:129:G:H5'	2.00	0.43
10:AA:1531:G:C8	22:AM:134:ARG:HB2	2.54	0.43
10:AA:444:A:C3'	10:AA:445:U:C6	3.00	0.43
10:AA:482:A:H2'	10:AA:483:C:C6	2.54	0.43
10:AA:675:A:H4'	10:AA:676:C:OP1	2.14	0.43
10:AA:761:U:O2'	10:AA:762:U:P	2.77	0.43
10:AA:837:A:O2'	10:AA:838:U:OP1	2.35	0.43
10:AA:932:G:H5''	24:AO:7:LYS:NZ	2.33	0.43
10:AA:948:A:C5	10:AA:949:A:C8	3.07	0.43
14:AE:167:ARG:O	14:AE:201:SER:HA	2.18	0.43
18:AI:16:LYS:O	18:AI:16:LYS:HG3	2.19	0.43
18:AI:41:ILE:HD13	18:AI:50:ILE:HD12	1.98	0.43
19:AJ:37:GLU:C	19:AJ:104:PHE:HZ	2.22	0.43
19:AJ:45:THR:HB	19:AJ:48:VAL:HG21	1.99	0.43
20:AK:95:ILE:HD11	20:AK:126:ILE:HG23	1.99	0.43
22:AM:126:ARG:HG2	22:AM:133:VAL:HA	2.00	0.43
22:AM:50:LEU:O	22:AM:52:ILE:HG13	2.19	0.43
24:AO:137:LEU:HD12	24:AO:138:PRO:CD	2.40	0.43
24:AO:32:PRO:O	24:AO:36:VAL:HG23	2.19	0.43
25:AP:3:ILE:HD13	25:AP:37:LYS:HZ3	1.83	0.43
27:AR:264:ASN:C	27:AR:266:LYS:H	2.20	0.43
28:AS:15:GLY:CA	28:AS:114:PHE:HE2	2.31	0.43
32:AW:157:LYS:O	32:AW:160:ASP:OD2	2.36	0.43
1:B1:12:MET:HE2	1:B1:30:VAL:HG22	1.99	0.43
6:B6:28:SER:HB2	6:B6:45:PHE:CE1	2.53	0.43
7:B7:73:CYS:O	7:B7:77:LYS:HG3	2.19	0.43

*Continued on next page...*

*Continued from previous page...*

Atom-1	Atom-2	Interatomic distance (Å)	Clash overlap (Å)
10:BA:1016:U:H3	10:BA:1064:A:H61	1.65	0.43
10:BA:1246:C:HO2'	10:BA:1247:A:H5''	1.84	0.43
10:BA:1435:G:C2	10:BA:1436:C:C5	3.07	0.43
10:BA:1487:A:OP2	12:BC:10:LYS:HD3	2.18	0.43
10:BA:1521:C:C2	10:BA:1535:A:C2	3.07	0.43
10:BA:188:G:C5	10:BA:190:G:H1'	2.54	0.43
10:BA:272:U:H2'	10:BA:273:A:H5''	2.00	0.43
10:BA:280:U:O2'	10:BA:281:A:H5'	2.18	0.43
10:BA:603:U:O2	21:BL:23:ARG:HA	2.19	0.43
10:BA:804:A:O2'	10:BA:805:G:H5'	2.18	0.43
10:BA:864:U:C2'	10:BA:865:A:H5'	2.48	0.43
12:BC:9:ASN:O	12:BC:11:LYS:N	2.51	0.43
14:BE:184:ILE:HG22	14:BE:212:LEU:CD2	2.49	0.43
15:BF:44:TYR:O	15:BF:47:ILE:N	2.51	0.43
15:BF:75:GLY:HA3	15:BF:77:HIS:NE2	2.33	0.43
17:BH:30:VAL:CG1	17:BH:31:SER:N	2.81	0.43
18:BI:14:ARG:H	18:BI:85:GLN:NE2	2.16	0.43
19:BJ:23:LEU:CD2	19:BJ:112:ILE:HG12	2.46	0.43
20:BK:62:VAL:CG1	20:BK:63:LYS:N	2.73	0.43
20:BK:99:ALA:O	20:BK:101:GLY:N	2.52	0.43
25:BP:120:ILE:HG22	25:BP:124:LEU:HD12	2.00	0.43
27:BR:31:PHE:N	27:BR:31:PHE:CD1	2.86	0.43
27:BR:89:CYS:O	27:BR:90:PHE:HD1	2.00	0.43
30:BU:73:VAL:HG12	30:BU:74:PRO:HD2	2.01	0.43
32:BW:42:LEU:HD11	32:BW:47:LEU:N	2.34	0.43
34:BY:141:ILE:HG21	34:BY:156:ILE:CG2	2.47	0.43
2:A2:126:GLY:O	2:A2:136:THR:HG23	2.17	0.43
2:A2:26:ALA:O	2:A2:29:LYS:HG2	2.19	0.43
4:A4:97:ARG:HD2	4:A4:97:ARG:HA	1.87	0.43
5:A5:10:ARG:HH11	5:A5:12:GLN:HE21	1.67	0.43
7:A7:51:ASP:HB3	10:AA:1192:C:H5''	2.00	0.43
10:AA:1092:U:O2'	10:AA:1093:A:N7	2.48	0.43
10:AA:1214:A:O2'	10:AA:1216:A:OP1	2.30	0.43
10:AA:1366:G:N2	10:AA:1374:C:H1'	2.34	0.43
10:AA:1188:A:C4	10:AA:1415:A:C2	3.06	0.43
8:A8:29:LYS:HZ3	10:AA:1509:U:C5'	2.31	0.43
10:AA:219:C:H2'	10:AA:220:A:H8	1.84	0.43
10:AA:276:U:H2'	10:AA:277:C:C6	2.53	0.43
10:AA:624:A:C8	10:AA:948:A:N6	2.86	0.43
10:AA:683:A:O2'	10:AA:684:A:H5'	2.19	0.43
10:AA:781:C:O2	10:AA:781:C:C2'	2.65	0.43

*Continued on next page...*

*Continued from previous page...*

Atom-1	Atom-2	Interatomic distance (Å)	Clash overlap (Å)
11:AB:169:MET:HB3	11:AB:169:MET:HE2	1.88	0.43
11:AB:75:ARG:O	11:AB:79:GLN:HG2	2.18	0.43
13:AD:136:VAL:HA	13:AD:155:SER:O	2.18	0.43
14:AE:85:THR:HA	14:AE:86:PRO:HD3	1.78	0.43
17:AH:87:GLU:N	17:AH:87:GLU:CD	2.61	0.43
21:AL:135:PHE:CE1	33:AX:15:ARG:NH1	2.86	0.43
24:AO:50:SER:O	24:AO:54:VAL:HG23	2.18	0.43
24:AO:90:LEU:HG	24:AO:94:ILE:HD11	2.01	0.43
2:A2:192:GLU:CB	26:AQ:19:SER:HB3	2.49	0.43
27:AR:282:ASN:OD1	27:AR:284:MET:CG	2.58	0.43
27:AR:326:ALA:HB1	27:AR:328:PHE:HE1	1.82	0.43
27:AR:43:ILE:HA	27:AR:52:MET:O	2.18	0.43
27:AR:76:ASN:OD1	27:AR:76:ASN:O	2.36	0.43
28:AS:55:SER:HB2	28:AS:58:TYR:CE2	2.52	0.43
30:AU:70:TYR:HD2	30:AU:126:ALA:C	2.22	0.43
32:AW:124:LYS:NZ	32:AW:145:ASP:OD2	2.46	0.43
32:AW:176:HIS:H	32:AW:176:HIS:CD2	2.36	0.43
32:AW:244:ASP:O	32:AW:246:VAL:N	2.52	0.43
34:AY:7:TYR:CZ	34:AY:9:LEU:HD12	2.54	0.43
2:B2:109:ILE:HG22	2:B2:191:LEU:HD11	1.99	0.43
2:B2:192:GLU:C	2:B2:196:LEU:HB2	2.39	0.43
2:B2:198:PHE:CE1	26:BQ:5:ILE:HG12	2.54	0.43
2:B2:3:ILE:O	2:B2:30:GLY:HA3	2.18	0.43
3:B3:132:LEU:O	3:B3:134:SER:N	2.52	0.43
4:B4:40:PHE:CD1	4:B4:40:PHE:N	2.86	0.43
5:B5:38:ARG:NH2	10:BA:1751:U:H5	2.16	0.43
6:B6:65:THR:CG2	6:B6:66:GLY:H	2.21	0.43
6:B6:68:LYS:HB3	10:BA:1027:U:OP1	2.18	0.43
8:B8:96:VAL:HG11	16:BG:93:GLU:HB3	1.99	0.43
10:BA:1154:U:C3'	10:BA:1155:A:H5''	2.49	0.43
10:BA:1223:U:HO2'	10:BA:1224:C:C5'	2.31	0.43
10:BA:1263:G:H2'	10:BA:1264:G:C8	2.53	0.43
10:BA:1493:A:H2'	10:BA:1494:U:OP2	2.19	0.43
10:BA:1609:C:H3'	10:BA:1610:G:H5'	2.00	0.43
10:BA:474:G:H2'	10:BA:475:C:C6	2.54	0.43
10:BA:491:U:H2'	10:BA:492:C:O4'	2.18	0.43
10:BA:538:A:O2'	10:BA:539:U:O5'	2.36	0.43
10:BA:666:A:H2'	10:BA:667:C:C6	2.53	0.43
10:BA:796:U:O5'	10:BA:796:U:H6	2.01	0.43
10:BA:838:U:H2'	10:BA:838:U:O2	2.18	0.43
10:BA:945:A:O5'	10:BA:945:A:H8	2.01	0.43

*Continued on next page...*

*Continued from previous page...*

Atom-1	Atom-2	Interatomic distance (Å)	Clash overlap (Å)
10:BA:948:A:H2'	10:BA:949:A:O4'	2.18	0.43
12:BC:145:LEU:O	12:BC:146:LYS:HG2	2.18	0.43
12:BC:15:VAL:CG1	12:BC:16:ALA:N	2.82	0.43
14:BE:174:PRO:HD3	14:BE:198:TYR:HE1	1.83	0.43
14:BE:27:TRP:HA	14:BE:27:TRP:CE3	2.53	0.43
14:BE:27:TRP:HA	14:BE:27:TRP:HE3	1.83	0.43
16:BG:178:ASN:HA	16:BG:186:ILE:CD1	2.48	0.43
17:BH:87:GLU:CD	17:BH:87:GLU:N	2.60	0.43
18:BI:107:ILE:HG13	18:BI:107:ILE:H	1.66	0.43
22:BM:41:ARG:HG2	22:BM:41:ARG:O	2.19	0.43
24:BO:144:ASN:OD1	24:BO:145:ALA:N	2.52	0.43
10:BA:931:A:P	24:BO:96:LYS:NZ	2.92	0.43
25:BP:84:GLU:HA	25:BP:85:PRO:HD3	1.79	0.43
27:BR:100:LEU:N	27:BR:100:LEU:HD12	2.33	0.43
27:BR:153:PHE:CD2	27:BR:203:PHE:CD2	3.06	0.43
27:BR:212:HIS:CD2	27:BR:212:HIS:N	2.86	0.43
30:BU:48:GLU:OE2	30:BU:72:SER:HB2	2.18	0.43
31:BV:47:ARG:C	31:BV:47:ARG:CD	2.86	0.43
31:BV:46:LEU:CD2	31:BV:50:ILE:HD11	2.49	0.43
32:BW:61:VAL:O	32:BW:63:LEU:N	2.52	0.43
6:A6:68:LYS:CG	10:AA:1027:U:OP1	2.67	0.43
7:A7:9:LYS:HG3	7:A7:13:TYR:HE1	1.83	0.43
10:AA:610:G:C2	10:AA:1078:U:O2	2.71	0.43
10:AA:1362:U:H2'	10:AA:1363:U:C6	2.53	0.43
10:AA:1518:G:C2	10:AA:1519:U:C5	3.06	0.43
10:AA:1529:U:OP1	10:AA:1529:U:C4'	2.67	0.43
10:AA:1715:A:H8	10:AA:1715:A:H3'	1.84	0.43
10:AA:17:C:H2'	10:AA:18:C:C6	2.54	0.43
10:AA:234:G:H2'	10:AA:235:A:O4'	2.18	0.43
10:AA:46:A:N3	10:AA:417:A:N6	2.67	0.43
10:AA:579:A:O2'	10:AA:580:G:H5'	2.19	0.43
10:AA:633:U:O2'	10:AA:634:C:P	2.77	0.43
10:AA:670:G:H2'	10:AA:671:A:O4'	2.18	0.43
10:AA:679:U:O2'	10:AA:680:U:H5'	2.19	0.43
10:AA:690:A:O2'	10:AA:691:A:H5'	2.18	0.43
10:AA:68:U:H3'	10:AA:69:A:C8	2.54	0.43
10:AA:834:A:H4'	10:AA:835:U:OP1	2.18	0.43
10:AA:842:U:C6	10:AA:842:U:C3'	3.01	0.43
10:AA:89:A:H5''	10:AA:90:U:OP2	2.19	0.43
10:AA:986:G:C2	10:AA:987:U:C5	3.07	0.43
11:AB:84:LYS:HZ1	11:AB:197:LEU:HD22	1.84	0.43

*Continued on next page...*

*Continued from previous page...*

Atom-1	Atom-2	Interatomic distance (Å)	Clash overlap (Å)
12:AC:135:LYS:HB3	12:AC:192:MET:CE	2.49	0.43
12:AC:35:ALA:CB	12:AC:57:LYS:HB2	2.48	0.43
12:AC:71:GLU:O	12:AC:75:PHE:CD2	2.71	0.43
14:AE:184:ILE:HD13	14:AE:208:ARG:HG3	2.01	0.43
10:AA:787:A:C4	17:AH:106:THR:O	2.72	0.43
17:AH:110:ILE:C	17:AH:111:LEU:HD23	2.38	0.43
17:AH:114:GLU:O	17:AH:117:ARG:HG3	2.19	0.43
18:AI:4:GLN:O	18:AI:5:LYS:CB	2.63	0.43
26:AQ:48:ILE:HB	26:AQ:49:GLU:OE1	2.19	0.43
26:AQ:75:ILE:HG22	26:AQ:76:SER:N	2.34	0.43
27:AR:241:ASP:HB2	27:AR:249:GLN:NE2	2.34	0.43
10:AA:1330:U:O3'	29:AT:138:THR:HG23	2.19	0.43
29:AT:22:TYR:CD1	29:AT:22:TYR:O	2.71	0.43
29:AT:45:VAL:HG21	29:AT:83:PHE:CZ	2.54	0.43
30:AU:79:LEU:HD22	30:AU:103:LEU:CD1	2.35	0.43
31:AV:35:LEU:HD21	31:AV:41:VAL:CG2	2.45	0.43
32:AW:194:VAL:HG21	32:AW:240:LEU:HD13	2.00	0.43
32:AW:49:LYS:HE3	32:AW:61:VAL:HG21	2.01	0.43
32:AW:70:GLN:OE1	32:AW:78:VAL:HG21	2.18	0.43
33:AX:59:SER:HA	33:AX:60:PRO:HD2	1.87	0.43
34:AY:152:ASP:CB	34:AY:153:PRO:HD2	2.39	0.43
14:AE:144:TYR:HE1	35:AZ:24:ILE:HD12	1.83	0.43
2:B2:105:VAL:H	2:B2:108:SER:HG	1.66	0.43
4:B4:28:ARG:H	4:B4:28:ARG:HG2	1.57	0.43
6:B6:32:ASP:HB3	6:B6:41:ILE:HG23	2.00	0.43
7:B7:100:ILE:HG21	12:BC:58:PRO:HB2	2.00	0.43
7:B7:3:HIS:CD2	10:BA:1204:U:O4'	2.72	0.43
10:BA:1259:A:N6	10:BA:1301:A:C5'	2.82	0.43
10:BA:1430:C:O2'	10:BA:1431:A:O5'	2.36	0.43
10:BA:1529:U:OP1	10:BA:1529:U:C4'	2.67	0.43
10:BA:1560:G:O2'	10:BA:1561:U:H5'	2.18	0.43
10:BA:230:A:H2'	10:BA:231:U:O4'	2.19	0.43
10:BA:306:A:C1'	10:BA:344:A:H61	2.32	0.43
10:BA:424:A:C4	10:BA:425:A:C8	3.07	0.43
10:BA:46:A:H4'	10:BA:47:C:C5'	2.48	0.43
10:BA:622:G:H5'	24:BO:122:SER:HG	1.82	0.43
10:BA:658:C:C2	10:BA:659:G:C8	3.06	0.43
10:BA:736:A:OP2	32:BW:189:ASN:HB2	2.19	0.43
10:BA:888:C:C6	10:BA:888:C:H5'	2.53	0.43
10:BA:972:G:C2'	10:BA:973:A:H5'	2.49	0.43
10:BA:981:A:O2'	10:BA:982:U:H5''	2.19	0.43

*Continued on next page...*



*Continued from previous page...*

Atom-1	Atom-2	Interatomic distance (Å)	Clash overlap (Å)
11:BB:56:ALA:CB	11:BB:157:ILE:HD11	2.48	0.43
12:BC:227:ILE:HG22	12:BC:228:ARG:N	2.33	0.43
16:BG:152:GLY:O	16:BG:155:GLU:N	2.51	0.43
17:BH:83:LEU:HD11	17:BH:120:HIS:C	2.39	0.43
18:BI:11:THR:CG2	18:BI:86:ALA:O	2.65	0.43
19:BJ:117:THR:HG22	19:BJ:118:ALA:H	1.84	0.43
21:BL:124:VAL:O	21:BL:124:VAL:HG12	2.18	0.43
27:BR:211:ALA:C	27:BR:212:HIS:CD2	2.89	0.43
22:BM:119:ILE:CG2	28:BS:124:PHE:CE2	3.00	0.43
28:BS:31:GLU:HG2	28:BS:31:GLU:H	1.58	0.43
27:BR:233:LYS:NZ	31:BV:24:LEU:O	2.43	0.43
2:A2:174:ALA:HB1	2:A2:189:TYR:O	2.19	0.43
3:A3:103:LYS:CG	3:A3:113:ARG:HH12	2.24	0.43
3:A3:131:LEU:CD2	3:A3:131:LEU:H	2.30	0.43
3:A3:160:ARG:O	3:A3:164:GLU:HB2	2.18	0.43
4:A4:60:SER:OG	4:A4:94:VAL:CB	2.66	0.43
7:A7:14:LYS:C	7:A7:16:LEU:N	2.72	0.43
7:A7:11:ARG:C	7:A7:15:GLN:HE21	2.22	0.43
7:A7:32:HIS:HD2	7:A7:35:THR:OG1	2.02	0.43
7:A7:54:PHE:HB3	7:A7:72:GLY:CA	2.48	0.43
9:A9:123:ILE:HD11	9:A9:136:LYS:HD2	2.00	0.43
10:AA:1018:G:C2'	10:AA:1019:G:H5'	2.49	0.43
10:AA:101:A:H2'	10:AA:102:A:H8	1.84	0.43
10:AA:1095:G:C2	10:AA:1099:G:C6	3.07	0.43
10:AA:1155:A:C6	10:AA:1156:A:C6	3.07	0.43
10:AA:1278:C:O2'	10:AA:1279:U:P	2.77	0.43
10:AA:1402:C:O2	10:AA:1402:C:C2'	2.67	0.43
10:AA:1416:G:O2'	10:AA:1417:A:OP2	2.35	0.43
10:AA:1618:C:H2'	10:AA:1619:U:C6	2.53	0.43
10:AA:311:U:C4'	10:AA:312:C:O4'	2.66	0.43
10:AA:321:U:H5'	10:AA:322:G:OP2	2.19	0.43
10:AA:444:A:O5'	10:AA:445:U:H5	2.01	0.43
10:AA:589:G:C6	10:AA:590:C:C4	3.06	0.43
3:A3:117:ARG:HH22	10:AA:834:A:H2'	1.84	0.43
12:AC:129:VAL:HG12	12:AC:134:ALA:CB	2.49	0.43
12:AC:15:VAL:HG13	12:AC:16:ALA:N	2.33	0.43
13:AD:40:ARG:O	13:AD:41:GLU:C	2.57	0.43
13:AD:69:ARG:NH2	13:AD:92:LYS:NZ	2.66	0.43
16:AG:61:CYS:SG	16:AG:65:GLU:HB3	2.59	0.43
17:AH:14:LEU:HD12	17:AH:25:VAL:HG21	2.01	0.43
5:A5:59:PHE:CZ	20:AK:128:ARG:CZ	3.01	0.43

*Continued on next page...*

*Continued from previous page...*

Atom-1	Atom-2	Interatomic distance (Å)	Clash overlap (Å)
10:AA:1072:G:H5'	21:AL:7:ARG:NH2	2.34	0.43
22:AM:45:ILE:CD1	22:AM:85:LEU:HD13	2.49	0.43
26:AQ:73:LEU:HD12	26:AQ:120:ASP:O	2.18	0.43
27:AR:114:PHE:HD1	27:AR:114:PHE:H	1.66	0.43
27:AR:183:PHE:O	27:AR:183:PHE:CD1	2.72	0.43
27:AR:211:ALA:HB1	27:AR:212:HIS:CD2	2.54	0.43
13:AD:71:PHE:CE1	32:AW:254:ARG:HD3	2.54	0.43
33:AX:13:LYS:O	33:AX:17:GLN:HG3	2.18	0.43
10:AA:154:G:O2'	34:AY:95:LYS:HE2	2.18	0.43
35:AZ:31:LYS:NZ	35:AZ:36:ASN:HD21	2.16	0.43
1:B1:42:ILE:H	1:B1:63:GLU:CG	2.17	0.43
1:B1:50:ARG:N	1:B1:53:ASP:OD2	2.48	0.43
3:B3:13:THR:O	3:B3:17:GLU:HG3	2.18	0.43
3:B3:63:ILE:HD11	3:B3:94:PHE:CE2	2.53	0.43
8:B8:30:TRP:CD1	8:B8:31:THR:N	2.85	0.43
10:BA:1000:U:H4'	10:BA:1097:A:H61	1.83	0.43
10:BA:1125:A:N6	10:BA:1126:C:N4	2.66	0.43
10:BA:1224:C:H2'	10:BA:1225:U:H6	1.84	0.43
10:BA:1262:U:O4	10:BA:1277:U:C5	2.72	0.43
10:BA:143:C:H2'	10:BA:144:C:C6	2.54	0.43
10:BA:1552:U:H2'	10:BA:1553:C:H5'	2.00	0.43
10:BA:1574:C:O5'	10:BA:1574:C:H6	2.01	0.43
10:BA:554:U:H2'	10:BA:555:G:C8	2.53	0.43
10:BA:65:C:H3'	10:BA:65:C:C6	2.54	0.43
10:BA:730:A:C2	10:BA:731:C:C2	3.06	0.43
10:BA:867:U:C6	10:BA:867:U:H5'	2.53	0.43
10:BA:98:U:C6	10:BA:98:U:C3'	3.02	0.43
11:BB:122:ASP:HB3	11:BB:125:SER:HB2	2.00	0.43
13:BD:136:VAL:HA	13:BD:155:SER:O	2.18	0.43
13:BD:40:ARG:O	13:BD:43:TRP:N	2.51	0.43
1:B1:62:ARG:NH1	16:BG:133:ALA:HB3	2.33	0.43
20:BK:43:HIS:CE1	20:BK:52:THR:HG23	2.52	0.43
20:BK:91:ASN:ND2	20:BK:125:LYS:HD2	2.32	0.43
22:BM:18:LEU:O	22:BM:21:ASN:ND2	2.51	0.43
22:BM:61:LEU:HB3	22:BM:65:GLN:HG3	2.01	0.43
24:BO:82:CYS:SG	24:BO:82:CYS:O	2.77	0.43
25:BP:3:ILE:CG2	25:BP:4:VAL:H	2.30	0.43
27:BR:336:PHE:N	27:BR:336:PHE:CD1	2.87	0.43
31:BV:53:PHE:CZ	31:BV:57:LEU:HD21	2.54	0.43
31:BV:98:ILE:HG23	31:BV:102:THR:CB	2.46	0.43
32:BW:37:LYS:HZ3	32:BW:37:LYS:HB3	1.84	0.43

*Continued on next page...*

*Continued from previous page...*

Atom-1	Atom-2	Interatomic distance (Å)	Clash overlap (Å)
34:BY:1:MET:HE3	34:BY:109:LEU:CD1	2.49	0.43
7:A7:35:THR:HB	7:A7:37:VAL:HG23	2.01	0.43
7:A7:35:THR:O	7:A7:35:THR:HG22	2.18	0.43
7:A7:77:LYS:HA	7:A7:84:ALA:CB	2.49	0.43
8:A8:34:LYS:HD3	8:A8:36:LYS:HB3	1.99	0.43
9:A9:130:ASP:O	9:A9:142:LYS:HG3	2.19	0.43
10:AA:1063:A:O2'	10:AA:1064:A:P	2.76	0.43
10:AA:125:U:C4	10:AA:171:U:C4	3.06	0.43
10:AA:1311:C:H4'	10:AA:1312:U:OP2	2.18	0.43
10:AA:1345:A:H5'	10:AA:1345:A:C8	2.54	0.43
10:AA:142:A:H61	34:AY:133:LEU:HD11	1.83	0.43
10:AA:1493:A:H2'	10:AA:1494:U:OP2	2.19	0.43
10:AA:1583:A:O2'	10:AA:1584:U:C5'	2.66	0.43
10:AA:168:U:O2	10:AA:169:G:H1'	2.19	0.43
10:AA:41:U:H4'	10:AA:42:A:O5'	2.19	0.43
10:AA:766:G:O6	25:AP:10:ILE:N	2.49	0.43
10:AA:985:C:C2	10:AA:986:G:C8	3.07	0.43
10:AA:971:A:N6	10:AA:990:U:C5	2.87	0.43
11:AB:134:SER:CB	11:AB:152:TYR:CD2	3.01	0.43
11:AB:5:ARG:HH21	11:AB:176:ARG:HE	1.66	0.43
11:AB:2:ALA:HB3	11:AB:6:LYS:CD	2.49	0.43
13:AD:110:GLN:HG3	13:AD:126:ARG:CZ	2.48	0.43
14:AE:169:ARG:O	14:AE:199:THR:HA	2.19	0.43
14:AE:45:LEU:O	14:AE:48:ILE:HB	2.19	0.43
15:AF:55:LEU:O	15:AF:56:SER:CB	2.67	0.43
16:AG:59:THR:C	16:AG:61:CYS:H	2.22	0.43
5:A5:49:SER:OG	20:AK:117:ARG:HD3	2.17	0.43
22:AM:41:ARG:HG2	22:AM:41:ARG:O	2.19	0.43
24:AO:123:ARG:O	24:AO:126:ARG:HB2	2.19	0.43
24:AO:141:TRP:C	24:AO:142:LYS:HG3	2.38	0.43
27:AR:233:LYS:C	27:AR:235:LYS:N	2.71	0.43
27:AR:93:SER:O	27:AR:100:LEU:HA	2.18	0.43
30:AU:121:GLU:HA	30:AU:124:LEU:HD11	2.01	0.43
32:AW:188:GLY:O	32:AW:191:ILE:CG2	2.66	0.43
5:B5:12:GLN:HG3	5:B5:33:ASP:OD2	2.19	0.43
6:B6:35:CYS:SG	6:B6:36:ALA:N	2.92	0.43
6:B6:46:SER:C	6:B6:47:ASN:ND2	2.68	0.43
8:B8:95:LYS:HZ1	8:B8:98:LYS:HD2	1.83	0.43
9:B9:155:UNK:HA	9:B9:158:UNK:HG3	2.00	0.43
9:B9:154:UNK:CA	9:B9:157:UNK:HG3	2.47	0.43
10:BA:1125:A:C5	10:BA:1126:C:C5	3.07	0.43

*Continued on next page...*

*Continued from previous page...*

Atom-1	Atom-2	Interatomic distance (Å)	Clash overlap (Å)
10:BA:1292:U:O2	10:BA:1294:A:H5'	2.19	0.43
10:BA:1313:G:H4'	27:BR:101:ARG:HH22	1.83	0.43
10:BA:1430:C:O2'	10:BA:1431:A:P	2.77	0.43
10:BA:1538:U:OP1	22:BM:42:PHE:HB2	2.19	0.43
10:BA:1692:C:O2'	10:BA:1693:A:H5'	2.18	0.43
2:B2:145:ARG:NH1	10:BA:181:G:O6	2.51	0.43
10:BA:507:G:H2'	10:BA:508:A:O4'	2.19	0.43
10:BA:532:G:HO2'	10:BA:533:G:P	2.42	0.43
10:BA:639:C:H2'	10:BA:640:A:C8	2.53	0.43
10:BA:713:U:H2'	10:BA:714:A:C8	2.54	0.43
10:BA:72:G:C4	10:BA:76:A:C4	3.06	0.43
13:BD:83:TYR:CD2	13:BD:147:MET:HG3	2.54	0.43
14:BE:70:ASP:O	14:BE:72:GLN:HG3	2.19	0.43
15:BF:71:ILE:HG22	15:BF:73:LEU:HD22	1.99	0.43
1:B1:58:MET:CE	16:BG:117:ARG:HD3	2.48	0.43
18:BI:112:MET:HG2	18:BI:119:LEU:HD12	1.99	0.43
27:BR:190:VAL:HG23	27:BR:219:LEU:HD22	2.00	0.43
27:BR:238:LEU:HD23	27:BR:240:TRP:CZ2	2.54	0.43
10:BA:1183:A:H1'	28:BS:102:TYR:OH	2.19	0.43
30:BU:55:TYR:HB3	30:BU:56:VAL:H	1.60	0.43
30:BU:96:LYS:HB3	30:BU:98:LYS:HE2	2.00	0.43
32:BW:249:THR:CG2	32:BW:251:LEU:HB2	2.48	0.43
35:BZ:34:TRP:CD1	35:BZ:82:ALA:HB1	2.49	0.43
1:A1:12:MET:SD	1:A1:30:VAL:HG21	2.59	0.43
2:A2:117:PHE:CD1	2:A2:117:PHE:N	2.87	0.43
2:A2:112:ILE:HD11	2:A2:174:ALA:HB3	2.00	0.43
2:A2:18:MET:CE	2:A2:19:PRO:O	2.67	0.43
7:A7:12:ILE:O	7:A7:13:TYR:C	2.58	0.43
7:A7:79:LYS:HD3	7:A7:79:LYS:HA	1.80	0.43
10:AA:125:U:C4'	10:AA:126:A:C5'	2.92	0.43
10:AA:132:U:O4'	34:AY:149:LYS:NZ	2.47	0.43
10:AA:135:A:OP1	34:AY:149:LYS:HE2	2.19	0.43
10:AA:1453:C:O2'	10:AA:1454:A:H5'	2.19	0.43
10:AA:14:C:C2	10:AA:15:U:C5	3.07	0.43
10:AA:1558:A:N7	10:AA:1583:A:N6	2.67	0.43
10:AA:1644:C:O5'	10:AA:1644:C:H6	2.01	0.43
10:AA:167:A:O2'	10:AA:168:U:H5'	2.19	0.43
10:AA:474:G:H2'	10:AA:475:C:C6	2.54	0.43
10:AA:58:G:C2'	10:AA:59:C:OP2	2.67	0.43
10:AA:82:A:H2'	10:AA:83:C:H6	1.84	0.43
11:AB:165:GLU:H	11:AB:165:GLU:CD	2.22	0.43

*Continued on next page...*

*Continued from previous page...*

Atom-1	Atom-2	Interatomic distance (Å)	Clash overlap (Å)
11:AB:31:ARG:HG3	11:AB:32:TYR:CE1	2.53	0.43
12:AC:56:THR:HA	12:AC:94:ILE:HB	2.01	0.43
16:AG:102:ASN:O	16:AG:104:LEU:N	2.52	0.43
16:AG:182:SER:O	16:AG:183:SER:HB3	2.19	0.43
16:AG:24:ILE:CD1	16:AG:30:GLN:HA	2.48	0.43
17:AH:15:VAL:HG22	17:AH:72:CYS:SG	2.59	0.43
18:AI:30:LEU:H	18:AI:66:ASP:HA	1.84	0.43
12:AC:10:LYS:NZ	19:AJ:86:LYS:NZ	2.67	0.43
10:AA:967:U:H1'	20:AK:140:THR:CG2	2.49	0.43
8:A8:46:GLU:CB	22:AM:7:LYS:HE3	2.42	0.43
22:AM:82:PRO:HD2	22:AM:85:LEU:HD12	2.01	0.43
24:AO:143:TYR:HE1	24:AO:148:ALA:HB2	1.84	0.43
25:AP:43:ALA:HB1	25:AP:48:VAL:O	2.18	0.43
26:AQ:56:LYS:HB2	26:AQ:109:HIS:NE2	2.34	0.43
27:AR:113:ARG:HG2	27:AR:113:ARG:NH1	2.34	0.43
27:AR:256:SER:OG	27:AR:274:THR:OG1	2.30	0.43
27:AR:268:GLN:CB	27:AR:284:MET:HE3	2.48	0.43
27:AR:44:SER:OG	27:AR:52:MET:HB2	2.19	0.43
29:AT:44:SER:O	29:AT:45:VAL:HB	2.19	0.43
31:AV:64:GLY:N	31:AV:65:PRO:HD2	2.34	0.43
1:B1:55:LEU:HA	1:B1:55:LEU:HD12	1.74	0.43
2:B2:35:MET:HE3	2:B2:37:LYS:HG3	1.99	0.43
2:B2:84:THR:HB	2:B2:112:ILE:CG2	2.49	0.43
3:B3:13:THR:HG22	3:B3:14:LYS:N	2.34	0.43
4:B4:122:THR:OG1	4:B4:161:TYR:HA	2.19	0.43
4:B4:72:LEU:HD11	4:B4:195:ILE:HG21	2.01	0.43
5:B5:10:ARG:NH1	5:B5:12:GLN:NE2	2.67	0.43
8:B8:60:VAL:HG12	8:B8:68:THR:HB	1.99	0.43
4:B4:209:ASN:HA	10:BA:1035:A:H4'	2.00	0.43
10:BA:1095:G:C2	10:BA:1099:G:C6	3.06	0.43
10:BA:1165:A:O2'	10:BA:1166:A:OP1	2.34	0.43
10:BA:1199:G:O2'	10:BA:1200:G:P	2.76	0.43
10:BA:1259:A:H4'	10:BA:1260:G:O5'	2.17	0.43
10:BA:1370:U:H2'	10:BA:1371:A:C5'	2.25	0.43
10:BA:1371:A:O2'	10:BA:1372:A:H5'	2.19	0.43
10:BA:1402:C:C2'	10:BA:1402:C:O2	2.66	0.43
10:BA:1496:A:H62	10:BA:1497:A:N6	2.17	0.43
10:BA:1603:A:N6	10:BA:1716:A:O2'	2.52	0.43
10:BA:378:A:O2'	10:BA:379:A:P	2.77	0.43
10:BA:877:G:N2	10:BA:878:A:N3	2.66	0.43
10:BA:880:G:C4	10:BA:881:U:H5	2.36	0.43

*Continued on next page...*

*Continued from previous page...*

Atom-1	Atom-2	Interatomic distance (Å)	Clash overlap (Å)
10:BA:892:G:OP1	10:BA:892:G:O4'	2.36	0.43
11:BB:64:GLN:HG2	14:BE:245:SER:HB3	2.00	0.43
10:BA:503:A:P	13:BD:174:ARG:HH21	2.41	0.43
13:BD:45:VAL:HG21	13:BD:105:MET:HE1	2.01	0.43
10:BA:1058:A:H5''	14:BE:164:GLY:O	2.19	0.43
15:BF:83:GLN:O	15:BF:87:GLU:HG3	2.18	0.43
16:BG:182:SER:O	16:BG:183:SER:HB3	2.19	0.43
20:BK:110:PRO:CG	20:BK:111:GLY:N	2.82	0.43
20:BK:42:ILE:HD11	20:BK:115:ALA:CB	2.48	0.43
21:BL:17:ARG:NH2	21:BL:20:LYS:HB3	2.34	0.43
22:BM:36:ARG:HB2	22:BM:102:SER:HA	2.00	0.43
22:BM:69:ILE:O	22:BM:73:ILE:HG13	2.19	0.43
24:BO:134:ASN:O	24:BO:136:LYS:HG3	2.19	0.43
27:BR:105:LEU:H	27:BR:105:LEU:HG	1.66	0.43
27:BR:183:PHE:CE2	27:BR:225:GLY:O	2.71	0.43
27:BR:287:SER:O	27:BR:288:LYS:HD3	2.19	0.43
27:BR:47:ARG:C	27:BR:49:LYS:H	2.21	0.43
29:BT:10:VAL:HG22	29:BT:69:TYR:CE2	2.54	0.43
30:BU:97:VAL:O	30:BU:97:VAL:HG13	2.18	0.43
31:BV:83:ASP:C	31:BV:84:TYR:HD1	2.22	0.43
32:BW:255:LYS:HA	32:BW:260:TYR:H	1.84	0.43
2:A2:109:ILE:HG22	2:A2:191:LEU:HD11	2.01	0.43
2:A2:2:GLY:N	10:AA:384:C:P	2.91	0.43
3:A3:103:LYS:CA	3:A3:113:ARG:HH12	2.27	0.43
3:A3:179:THR:CG2	10:AA:636:G:H1'	2.49	0.43
4:A4:72:LEU:HD11	4:A4:195:ILE:HG21	2.01	0.43
6:A6:28:SER:HB2	6:A6:45:PHE:CE1	2.54	0.43
8:A8:73:LEU:N	8:A8:73:LEU:HD23	2.34	0.43
10:AA:1036:U:H5''	10:AA:1037:G:OP2	2.18	0.43
10:AA:1422:C:H5''	23:AN:8:THR:HB	1.99	0.43
10:AA:16:G:C2	10:AA:17:C:C4	3.07	0.43
10:AA:26:U:C2'	10:AA:27:A:C5'	2.89	0.43
10:AA:301:C:H2'	10:AA:302:U:H5'	2.01	0.43
10:AA:44:U:H5'	10:AA:44:U:H6	1.83	0.43
10:AA:472:A:C4	10:AA:502:G:N2	2.87	0.43
10:AA:537:A:O2'	10:AA:538:A:P	2.74	0.43
10:AA:580:G:H2'	10:AA:581:C:O4'	2.18	0.43
10:AA:642:G:C3'	10:AA:643:U:H5'	2.49	0.43
10:AA:840:A:H4'	17:AH:57:ARG:CG	2.49	0.43
10:AA:847:A:H2'	10:AA:848:C:O4'	2.19	0.43
10:AA:887:U:C6	10:AA:887:U:C5'	3.02	0.43

*Continued on next page...*

*Continued from previous page...*

Atom-1	Atom-2	Interatomic distance (Å)	Clash overlap (Å)
10:AA:956:A:N7	10:AA:957:A:C5	2.87	0.43
10:AA:981:A:O2'	10:AA:982:U:C5'	2.67	0.43
12:AC:126:ILE:O	12:AC:130:ILE:HG13	2.19	0.43
12:AC:173:VAL:HA	12:AC:189:VAL:O	2.18	0.43
13:AD:40:ARG:CG	13:AD:41:GLU:N	2.67	0.43
14:AE:115:GLY:HA3	14:AE:133:ALA:HB2	2.01	0.43
14:AE:213:LYS:O	14:AE:217:TYR:HD1	2.01	0.43
17:AH:15:VAL:C	17:AH:17:ALA:N	2.72	0.43
18:AI:29:GLY:CA	18:AI:65:LEU:O	2.67	0.43
20:AK:104:GLU:O	20:AK:105:THR:C	2.58	0.43
21:AL:124:VAL:HG12	21:AL:124:VAL:O	2.19	0.43
10:AA:932:G:C5'	24:AO:7:LYS:HZ3	2.28	0.43
26:AQ:35:LYS:CG	26:AQ:36:ASN:N	2.82	0.43
21:AL:19:ARG:HG3	26:AQ:96:TYR:OH	2.19	0.43
27:AR:84:LEU:HD22	27:AR:91:ALA:HB2	1.99	0.43
29:AT:56:TRP:HE1	29:AT:103:ILE:CD1	2.32	0.43
30:AU:12:LEU:HD23	30:AU:82:TYR:HE2	1.84	0.43
32:AW:213:LYS:HA	32:AW:218:ASN:O	2.19	0.43
32:AW:87:GLY:N	32:AW:90:ASP:OD2	2.47	0.43
33:AX:39:ILE:HA	33:AX:42:ASN:HD22	1.83	0.43
34:AY:153:PRO:HG2	34:AY:154:ILE:HG13	2.01	0.43
2:B2:192:GLU:CA	2:B2:196:LEU:HB2	2.49	0.43
2:B2:80:ILE:HD13	2:B2:120:TRP:CE3	2.53	0.43
3:B3:141:ILE:HG22	3:B3:142:ARG:N	2.33	0.43
3:B3:13:THR:HB	3:B3:16:GLU:HG3	2.01	0.43
6:B6:68:LYS:CD	10:BA:1027:U:OP1	2.66	0.43
7:B7:40:LEU:O	7:B7:40:LEU:HD23	2.19	0.43
7:B7:82:ILE:HG13	30:BU:17:LYS:NZ	2.34	0.43
8:B8:68:THR:HA	8:B8:71:GLU:CG	2.49	0.43
9:B9:120:GLY:C	9:B9:122:GLY:H	2.23	0.43
9:B9:160:UNK:O	9:B9:164:UNK:HG3	2.18	0.43
10:BA:1069:U:O2	14:BE:169:ARG:HD2	2.19	0.43
10:BA:1155:A:H5'	10:BA:1156:A:OP2	2.19	0.43
10:BA:1511:A:H4'	10:BA:1512:G:C5'	2.48	0.43
10:BA:301:C:C2'	10:BA:302:U:H5'	2.49	0.43
10:BA:465:A:H2'	10:BA:466:A:O4'	2.19	0.43
10:BA:618:G:H2'	10:BA:619:C:O4'	2.19	0.43
10:BA:964:G:H2'	10:BA:965:G:O4'	2.19	0.43
10:BA:972:G:O2'	10:BA:973:A:H5'	2.19	0.43
10:BA:977:U:H2'	10:BA:978:C:O4'	2.18	0.43
11:BB:189:GLU:HG3	11:BB:190:GLU:N	2.33	0.43

*Continued on next page...*

*Continued from previous page...*

Atom-1	Atom-2	Interatomic distance (Å)	Clash overlap (Å)
11:BB:32:TYR:HD1	11:BB:32:TYR:H	1.66	0.43
12:BC:207:THR:CG2	12:BC:208:PRO:HD2	2.49	0.43
14:BE:249:HIS:O	14:BE:253:GLN:OE1	2.37	0.43
16:BG:102:ASN:O	16:BG:104:LEU:N	2.52	0.43
17:BH:126:LEU:HA	17:BH:126:LEU:HD23	1.72	0.43
17:BH:46:TYR:C	17:BH:66:ILE:HD12	2.38	0.43
22:BM:80:GLY:O	22:BM:81:ILE:O	2.36	0.43
22:BM:94:ASP:OD2	28:BS:16:LYS:HA	2.19	0.43
7:B7:61:TRP:CE2	23:BN:22:VAL:HG13	2.54	0.43
24:BO:148:ALA:O	24:BO:152:VAL:HG23	2.19	0.43
25:BP:49:ASP:OD2	25:BP:149:LYS:HB2	2.19	0.43
27:BR:181:GLN:HG3	27:BR:183:PHE:CE2	2.53	0.43
27:BR:224:ASN:HB3	27:BR:226:LYS:CG	2.42	0.43
27:BR:297:GLU:H	27:BR:298:PRO:HD3	1.83	0.43
28:BS:60:LYS:HZ3	28:BS:64:LYS:CE	2.30	0.43
30:BU:84:GLY:HA2	30:BU:86:PHE:CE2	2.53	0.43
32:BW:144:HIS:C	32:BW:146:SER:N	2.70	0.43
32:BW:46:VAL:HA	32:BW:50:GLU:OE1	2.19	0.43
32:BW:87:GLY:N	32:BW:90:ASP:OD2	2.45	0.43
34:BY:180:GLN:O	34:BY:181:ARG:CB	2.58	0.43
2:A2:147:VAL:HG12	2:A2:147:VAL:O	2.19	0.42
2:A2:149:LYS:O	2:A2:153:ARG:HB2	2.19	0.42
2:A2:37:LYS:HE2	2:A2:101:THR:HG22	1.99	0.42
3:A3:126:LEU:O	3:A3:130:LEU:HG	2.19	0.42
3:A3:135:THR:HG23	3:A3:136:LEU:HD23	2.01	0.42
4:A4:163:LYS:HB2	4:A4:166:GLN:HE21	1.84	0.42
7:A7:54:PHE:HD2	7:A7:72:GLY:HA2	1.84	0.42
9:A9:143:ILE:HB	9:A9:146:UNK:CB	2.29	0.42
10:AA:1142:G:C2	10:AA:1143:A:C8	3.07	0.42
10:AA:1188:A:H4'	10:AA:1189:A:O5'	2.19	0.42
10:AA:1253:G:O2'	10:AA:1254:U:H5'	2.19	0.42
10:AA:1259:A:N6	10:AA:1301:A:C5'	2.79	0.42
10:AA:1376:A:O2'	10:AA:1377:A:H5'	2.19	0.42
10:AA:1139:G:H1	10:AA:1550:U:H3	1.66	0.42
10:AA:1552:U:H2'	10:AA:1553:C:H5'	2.01	0.42
10:AA:156:U:H3'	10:AA:157:G:C8	2.54	0.42
10:AA:1731:G:C3'	10:AA:1732:U:C5'	2.95	0.42
10:AA:1732:U:H2'	10:AA:1734:A:OP2	2.19	0.42
10:AA:336:U:H4'	10:AA:337:G:O5'	2.18	0.42
10:AA:385:C:N4	10:AA:390:A:H62	2.17	0.42
10:AA:472:A:O2'	10:AA:473:A:C5'	2.67	0.42

*Continued on next page...*



*Continued from previous page...*

Atom-1	Atom-2	Interatomic distance (Å)	Clash overlap (Å)
10:AA:840:A:OP2	24:AO:66:ARG:NH2	2.46	0.42
10:AA:864:U:C2'	10:AA:865:A:H5'	2.49	0.42
10:AA:980:G:N1	10:AA:981:A:N6	2.67	0.42
11:AB:5:ARG:CG	11:AB:187:LYS:HZ1	2.32	0.42
12:AC:222:THR:HG22	12:AC:223:ASP:N	2.34	0.42
13:AD:60:LEU:HD21	13:AD:93:LEU:HB3	2.00	0.42
17:AH:102:VAL:CB	17:AH:113:HIS:HB2	2.41	0.42
17:AH:30:VAL:O	17:AH:59:LYS:HE2	2.19	0.42
20:AK:110:PRO:HG2	20:AK:111:GLY:H	1.83	0.42
22:AM:16:ARG:NH1	22:AM:19:ASN:O	2.51	0.42
22:AM:82:PRO:HD3	29:AT:40:TRP:CH2	2.53	0.42
23:AN:22:VAL:HB	23:AN:23:CYS:H	1.65	0.42
25:AP:78:GLN:CG	25:AP:143:LEU:HD22	2.49	0.42
2:A2:198:PHE:CD1	26:AQ:5:ILE:HG12	2.54	0.42
27:AR:126:PHE:O	27:AR:170:TYR:HD2	2.02	0.42
27:AR:179:LYS:O	27:AR:180:VAL:O	2.37	0.42
32:AW:105:TYR:CD2	32:AW:191:ILE:CD1	3.00	0.42
35:AZ:67:VAL:HG21	35:AZ:83:LEU:CD1	2.49	0.42
2:B2:114:SER:HA	2:B2:172:ILE:HD11	2.01	0.42
3:B3:52:LYS:CB	3:B3:56:LYS:HE2	2.46	0.42
7:B7:55:LEU:HD12	7:B7:55:LEU:HA	1.72	0.42
7:B7:77:LYS:HA	7:B7:84:ALA:CB	2.48	0.42
7:B7:89:PRO:O	7:B7:92:PHE:N	2.37	0.42
9:B9:143:ILE:HB	9:B9:146:UNK:CB	2.30	0.42
10:BA:1031:A:H2'	10:BA:1032:U:O4'	2.18	0.42
10:BA:1086:G:O2'	10:BA:1087:U:P	2.77	0.42
10:BA:1170:G:C3'	10:BA:1171:G:H5'	2.49	0.42
10:BA:1212:U:C5'	10:BA:1213:G:OP2	2.62	0.42
10:BA:1263:G:N2	10:BA:1296:G:C2	2.87	0.42
10:BA:1312:U:O2'	10:BA:1313:G:OP2	2.31	0.42
10:BA:1474:G:H5''	29:BT:102:LYS:HG2	2.00	0.42
10:BA:970:A:H2	10:BA:1730:G:C4'	2.31	0.42
10:BA:1734:A:H2'	10:BA:1735:A:C8	2.54	0.42
10:BA:476:U:H2'	10:BA:477:G:H8	1.83	0.42
10:BA:576:U:O2'	10:BA:577:C:H5'	2.20	0.42
10:BA:682:C:H2'	10:BA:683:A:C8	2.53	0.42
10:BA:787:A:H1'	17:BH:106:THR:O	2.19	0.42
10:BA:873:G:H5''	20:BK:51:GLU:OE2	2.19	0.42
10:BA:93:C:O2'	10:BA:94:U:H5'	2.19	0.42
7:B7:99:PHE:CE1	12:BC:69:HIS:NE2	2.87	0.42
14:BE:81:VAL:O	14:BE:82:LEU:HD23	2.19	0.42

*Continued on next page...*

*Continued from previous page...*

Atom-1	Atom-2	Interatomic distance (Å)	Clash overlap (Å)
17:BH:103:VAL:C	17:BH:104:LEU:HD23	2.39	0.42
17:BH:120:HIS:O	17:BH:120:HIS:CD2	2.72	0.42
17:BH:55:ASP:OD1	17:BH:57:ARG:HB2	2.19	0.42
18:BI:55:LEU:HD23	18:BI:55:LEU:N	2.33	0.42
18:BI:61:LYS:N	18:BI:61:LYS:HD3	2.34	0.42
19:BJ:55:ARG:HB3	19:BJ:87:ARG:NH1	2.34	0.42
20:BK:61:LYS:HA	20:BK:61:LYS:HD3	1.79	0.42
21:BL:44:GLY:O	21:BL:45:ALA:O	2.36	0.42
22:BM:29:PRO:HA	22:BM:43:ALA:HB1	2.00	0.42
24:BO:69:THR:HB	24:BO:71:GLN:HB2	2.01	0.42
26:BQ:68:LYS:CD	26:BQ:126:GLN:HG2	2.40	0.42
26:BQ:138:ALA:C	26:BQ:139:LEU:HD23	2.39	0.42
26:BQ:52:TYR:C	26:BQ:52:TYR:CD1	2.92	0.42
26:BQ:86:ARG:HD2	26:BQ:103:HIS:CD2	2.53	0.42
29:BT:45:VAL:HG21	29:BT:83:PHE:CZ	2.54	0.42
31:BV:103:LYS:CD	31:BV:118:VAL:HG21	2.49	0.42
31:BV:55:THR:O	31:BV:58:MET:HB2	2.19	0.42
32:BW:10:LYS:O	32:BW:11:ARG:C	2.57	0.42
32:BW:72:VAL:CG2	32:BW:79:ARG:O	2.67	0.42
34:BY:76:LEU:HA	34:BY:93:LYS:O	2.19	0.42
2:A2:91:TYR:HD2	2:A2:109:ILE:HD11	1.83	0.42
3:A3:112:GLN:O	3:A3:114:PRO:HD3	2.19	0.42
3:A3:13:THR:O	3:A3:14:LYS:C	2.57	0.42
5:A5:73:LEU:HD12	5:A5:73:LEU:HA	1.83	0.42
6:A6:35:CYS:HB3	6:A6:38:CYS:SG	2.59	0.42
7:A7:10:ILE:CG2	7:A7:14:LYS:HE3	2.44	0.42
10:AA:1033:A:N1	10:AA:1034:A:C2	2.88	0.42
10:AA:1199:G:H5'	10:AA:1201:G:O4'	2.20	0.42
10:AA:1223:U:O2'	10:AA:1224:C:O4'	2.34	0.42
10:AA:1241:U:H4'	10:AA:1242:G:C5'	2.49	0.42
10:AA:1156:A:C2	10:AA:1426:G:O4'	2.72	0.42
10:AA:1532:U:H5	28:AS:45:LYS:NZ	2.18	0.42
10:AA:1623:A:C2'	10:AA:1624:G:OP2	2.67	0.42
10:AA:62:G:H4'	10:AA:164:U:C5	2.53	0.42
10:AA:24:C:H2'	10:AA:25:A:H8	1.84	0.42
10:AA:301:C:O2	10:AA:301:C:H2'	2.19	0.42
10:AA:491:U:H2'	10:AA:492:C:O4'	2.19	0.42
10:AA:570:G:O6	21:AL:64:ASN:HA	2.19	0.42
10:AA:64:U:C5	10:AA:79:G:N1	2.87	0.42
10:AA:72:G:O6	10:AA:76:A:O4'	2.36	0.42
10:AA:804:A:O2'	10:AA:805:G:H5'	2.19	0.42

*Continued on next page...*

*Continued from previous page...*

Atom-1	Atom-2	Interatomic distance (Å)	Clash overlap (Å)
10:AA:880:G:C4	10:AA:881:U:H5	2.36	0.42
12:AC:130:ILE:HD11	12:AC:157:GLN:HB3	2.01	0.42
14:AE:225:TYR:C	14:AE:225:TYR:CD1	2.92	0.42
15:AF:44:TYR:HB2	15:AF:61:ILE:HD13	2.01	0.42
16:AG:87:VAL:HG11	16:AG:164:ILE:CG2	2.49	0.42
18:AI:138:SER:O	18:AI:139:LYS:HG3	2.18	0.42
18:AI:62:PHE:CD1	18:AI:62:PHE:C	2.92	0.42
20:AK:106:LYS:HZ3	20:AK:136:PRO:HD2	1.84	0.42
21:AL:113:VAL:O	21:AL:114:GLY:C	2.58	0.42
22:AM:18:LEU:O	22:AM:21:ASN:ND2	2.52	0.42
22:AM:11:PHE:HD1	22:AM:60:LEU:HD23	1.84	0.42
25:AP:2:THR:HG22	25:AP:3:ILE:HD13	2.00	0.42
25:AP:74:TYR:CD2	25:AP:80:LEU:HA	2.54	0.42
10:AA:326:U:O2'	26:AQ:129:PRO:HG2	2.18	0.42
26:AQ:41:PHE:CE2	26:AQ:139:LEU:HB2	2.54	0.42
26:AQ:87:ARG:CD	26:AQ:104:ARG:CZ	2.97	0.42
27:AR:31:PHE:N	27:AR:31:PHE:CD1	2.87	0.42
29:AT:38:THR:C	29:AT:40:TRP:N	2.71	0.42
32:AW:37:LYS:HB3	32:AW:37:LYS:HZ3	1.84	0.42
32:AW:88:LEU:HD11	32:AW:184:TYR:CE2	2.39	0.42
34:AY:23:LYS:HZ3	34:AY:41:LEU:HA	1.84	0.42
1:B1:42:ILE:HG13	1:B1:63:GLU:OE2	2.19	0.42
2:B2:154:THR:O	2:B2:154:THR:CG2	2.67	0.42
2:B2:38:LEU:HD21	2:B2:104:LEU:CD1	2.44	0.42
10:BA:1173:G:C2'	10:BA:1174:A:OP1	2.67	0.42
10:BA:1204:U:H6	10:BA:1204:U:O5'	2.02	0.42
10:BA:1286:U:C2'	10:BA:1287:U:OP2	2.67	0.42
10:BA:1717:C:C2'	10:BA:1718:A:C5'	2.97	0.42
10:BA:234:G:H2'	10:BA:235:A:O4'	2.19	0.42
10:BA:435:C:C2'	10:BA:436:C:H5'	2.49	0.42
10:BA:604:G:C6	10:BA:608:C:C2	3.07	0.42
10:BA:690:A:O2'	10:BA:691:A:H5'	2.18	0.42
10:BA:887:U:H2'	10:BA:888:C:H5"	2.00	0.42
10:BA:962:G:C4	10:BA:963:G:C8	3.07	0.42
11:BB:26:ASN:ND2	11:BB:28:GLN:HB2	2.35	0.42
8:A8:31:THR:HG23	15:BF:42:PHE:HA	1.99	0.42
15:BF:58:ASN:HB3	15:BF:74:ASN:HD21	1.82	0.42
16:BG:102:ASN:O	16:BG:105:GLU:N	2.46	0.42
16:BG:147:TYR:CD1	16:BG:147:TYR:C	2.92	0.42
8:B8:63:VAL:HG13	16:BG:97:LEU:HD12	2.01	0.42
10:BA:787:A:C2'	17:BH:105:THR:HG23	2.49	0.42

*Continued on next page...*

*Continued from previous page...*

Atom-1	Atom-2	Interatomic distance (Å)	Clash overlap (Å)
18:BI:31:LEU:HD23	18:BI:31:LEU:HA	1.63	0.42
16:BG:44:VAL:CG2	18:BI:48:ALA:HB3	2.49	0.42
19:BJ:95:VAL:HG22	19:BJ:116:MET:HE1	2.01	0.42
20:BK:56:VAL:CG1	20:BK:77:ALA:HA	2.45	0.42
22:BM:87:ASN:CG	22:BM:99:GLN:NE2	2.73	0.42
24:BO:90:LEU:O	24:BO:94:ILE:HG13	2.19	0.42
26:BQ:32:ARG:HG2	26:BQ:33:TYR:N	2.33	0.42
27:BR:113:ARG:HG2	27:BR:113:ARG:NH1	2.33	0.42
27:BR:38:ASP:OD2	27:BR:318:ASN:ND2	2.52	0.42
29:BT:73:HIS:HA	29:BT:129:SER:OG	2.19	0.42
29:BT:29:ALA:O	29:BT:31:LYS:N	2.52	0.42
29:BT:45:VAL:CG1	29:BT:97:GLN:HG2	2.49	0.42
30:BU:116:GLU:O	30:BU:120:ILE:HG13	2.19	0.42
11:BB:45:ASN:ND2	31:BV:109:LEU:HD13	2.31	0.42
31:BV:17:ILE:HA	31:BV:24:LEU:HD11	2.01	0.42
32:BW:210:CYS:SG	32:BW:227:ILE:HD11	2.59	0.42
32:BW:34:GLY:HA3	32:BW:35:PRO:HD2	1.91	0.42
34:BY:39:ASP:C	34:BY:41:LEU:N	2.68	0.42
34:BY:64:LYS:HZ1	34:BY:82:SER:N	2.16	0.42
35:BZ:18:ASN:O	35:BZ:21:LYS:N	2.52	0.42
1:A1:31:LEU:O	1:A1:32:ILE:HG13	2.19	0.42
2:A2:66:LEU:C	2:A2:67:ARG:HG2	2.39	0.42
3:A3:194:THR:O	3:A3:194:THR:HG22	2.19	0.42
3:A3:84:LEU:O	3:A3:88:LEU:HB2	2.17	0.42
10:AA:1436:C:O2	10:AA:1436:C:H2'	2.19	0.42
10:AA:1515:A:N6	10:AA:1540:G:H1'	2.34	0.42
10:AA:1536:U:C4	10:AA:1537:C:N4	2.88	0.42
10:AA:1569:A:C4	23:AN:13:TYR:CE2	3.06	0.42
10:AA:1660:A:N6	10:AA:1666:G:C6	2.88	0.42
10:AA:1617:G:H22	10:AA:1708:A:H2	1.67	0.42
10:AA:258:A:O2'	10:AA:259:U:C5'	2.67	0.42
10:AA:539:U:H2'	10:AA:540:U:O4'	2.18	0.42
10:AA:603:U:O2	21:AL:23:ARG:HA	2.19	0.42
10:AA:616:A:OP1	10:AA:616:A:H4'	2.19	0.42
10:AA:684:A:H2'	10:AA:685:A:N9	2.33	0.42
10:AA:681:G:H1	10:AA:719:G:H1	1.68	0.42
10:AA:71:U:H2'	10:AA:72:G:OP1	2.19	0.42
10:AA:235:A:C2	10:AA:814:A:C4	3.07	0.42
10:AA:899:U:H2'	10:AA:900:A:H8	1.83	0.42
10:AA:900:A:O2'	10:AA:901:A:H5'	2.19	0.42
11:AB:119:ILE:N	11:AB:119:ILE:CD1	2.83	0.42

*Continued on next page...*

*Continued from previous page...*

Atom-1	Atom-2	Interatomic distance (Å)	Clash overlap (Å)
7:A7:61:TRP:NE1	12:AC:26:SER:CB	2.74	0.42
14:AE:140:VAL:HG11	14:AE:219:LEU:HG	2.02	0.42
10:AA:667:C:O3'	17:AH:119:ARG:CZ	2.67	0.42
18:AI:32:LYS:HG3	18:AI:35:GLY:HA2	2.02	0.42
10:AA:1324:U:H5'	18:AI:6:PRO:HD3	2.01	0.42
19:AJ:23:LEU:CD2	19:AJ:112:ILE:HG12	2.48	0.42
19:AJ:18:ARG:CG	19:AJ:18:ARG:O	2.67	0.42
20:AK:27:VAL:CG1	20:AK:90:ILE:HG12	2.49	0.42
22:AM:132:LYS:HZ1	22:AM:135:GLY:HA3	1.83	0.42
22:AM:99:GLN:HG3	22:AM:99:GLN:O	2.19	0.42
24:AO:116:ARG:HA	24:AO:116:ARG:HD3	1.70	0.42
26:AQ:130:ILE:HD12	26:AQ:134:VAL:CG1	2.49	0.42
27:AR:136:ALA:HB1	27:AR:165:VAL:HB	2.02	0.42
27:AR:186:TYR:C	27:AR:186:TYR:CD1	2.92	0.42
27:AR:238:LEU:HD23	27:AR:240:TRP:HZ2	1.84	0.42
29:AT:29:ALA:O	29:AT:31:LYS:N	2.53	0.42
32:AW:73:PHE:CZ	32:AW:78:VAL:HG22	2.54	0.42
34:AY:221:LYS:O	34:AY:225:ALA:HB2	2.19	0.42
35:AZ:19:ASP:C	35:AZ:21:LYS:H	2.22	0.42
1:B1:65:ARG:CG	1:B1:66:ARG:N	2.81	0.42
2:B2:196:LEU:O	2:B2:197:GLU:C	2.58	0.42
2:B2:52:ARG:NH1	10:BA:1646:U:O3'	2.52	0.42
2:B2:74:SER:HB3	2:B2:81:THR:OG1	2.20	0.42
3:B3:47:GLU:HG2	3:B3:49:GLN:HE22	1.85	0.42
4:B4:163:LYS:HB2	4:B4:166:GLN:HE21	1.83	0.42
5:B5:75:TYR:CD1	5:B5:75:TYR:N	2.88	0.42
6:B6:61:LEU:N	6:B6:61:LEU:HD22	2.34	0.42
10:BA:1072:G:H5'	21:BL:7:ARG:NH2	2.34	0.42
10:BA:143:C:O5'	10:BA:143:C:H6	2.02	0.42
10:BA:272:U:H6	10:BA:272:U:O5'	2.02	0.42
2:B2:56:VAL:HG22	10:BA:324:A:C5'	2.49	0.42
10:BA:344:A:H3'	10:BA:345:C:C6	2.54	0.42
10:BA:378:A:C2'	10:BA:379:A:OP2	2.68	0.42
10:BA:782:A:C8	10:BA:782:A:C3'	3.02	0.42
10:BA:631:C:O2	10:BA:838:U:H1'	2.19	0.42
10:BA:842:U:C3'	10:BA:842:U:C6	3.02	0.42
11:BB:134:SER:CB	11:BB:152:TYR:CD2	3.02	0.42
11:BB:68:ASP:OD1	14:BE:32:LYS:NZ	2.51	0.42
14:BE:45:LEU:HG	14:BE:49:PHE:CE2	2.55	0.42
11:BB:137:ASN:HD21	14:BE:54:PRO:HD3	1.84	0.42
15:BF:73:LEU:N	15:BF:73:LEU:CD2	2.78	0.42

*Continued on next page...*

*Continued from previous page...*

Atom-1	Atom-2	Interatomic distance (Å)	Clash overlap (Å)
16:BG:47:THR:O	16:BG:49:GLY:N	2.52	0.42
16:BG:72:MET:CE	16:BG:81:LYS:HB2	2.48	0.42
17:BH:112:THR:HG22	17:BH:113:HIS:N	2.34	0.42
17:BH:30:VAL:HG12	17:BH:31:SER:N	2.34	0.42
18:BI:129:LYS:C	18:BI:130:LYS:HG3	2.40	0.42
22:BM:9:SER:C	22:BM:11:PHE:N	2.72	0.42
25:BP:17:SER:OG	25:BP:79:TYR:CD2	2.51	0.42
26:BQ:54:ASP:HB2	26:BQ:81:ARG:NH1	2.34	0.42
27:BR:114:PHE:HD1	27:BR:114:PHE:H	1.66	0.42
27:BR:267:LEU:N	27:BR:267:LEU:CD1	2.78	0.42
28:BS:33:LEU:HD11	28:BS:59:ALA:CA	2.46	0.42
29:BT:49:LEU:HD12	29:BT:50:ALA:H	1.83	0.42
7:B7:81:GLY:HA3	30:BU:21:CYS:SG	2.59	0.42
10:BA:1199:G:O6	30:BU:85:HIS:ND1	2.52	0.42
32:BW:122:LYS:HG3	32:BW:167:VAL:HG21	2.01	0.42
34:BY:86:SER:O	34:BY:87:ARG:CB	2.60	0.42
2:A2:91:TYR:HD2	2:A2:109:ILE:HD12	1.84	0.42
2:A2:22:ARG:HD2	2:A2:25:ARG:NH1	2.34	0.42
3:A3:91:ILE:CG2	3:A3:166:LYS:HD2	2.49	0.42
8:A8:72:LYS:HB2	8:A8:73:LEU:CD2	2.44	0.42
10:AA:1035:A:N3	10:AA:1035:A:H2'	2.35	0.42
10:AA:106:U:OP1	10:AA:736:A:O2'	2.33	0.42
10:AA:1532:U:H2'	10:AA:1533:G:H8	1.85	0.42
10:AA:1729:A:C2	10:AA:1739:G:C2	3.07	0.42
10:AA:1004:A:O2'	10:AA:1743:A:O4'	2.37	0.42
2:A2:94:THR:HG23	10:AA:319:A:C2	2.53	0.42
2:A2:105:VAL:HG22	10:AA:320:G:O2'	2.19	0.42
10:AA:3:C:H41	13:AD:16:ARG:CB	2.31	0.42
10:AA:494:A:P	10:AA:495:C:OP2	2.77	0.42
10:AA:565:G:H8	10:AA:565:G:H3'	1.85	0.42
10:AA:576:U:O2'	10:AA:577:C:H5'	2.20	0.42
10:AA:673:A:N3	10:AA:675:A:N6	2.67	0.42
10:AA:796:U:O2'	10:AA:797:A:OP1	2.26	0.42
10:AA:864:U:H2'	10:AA:865:A:H5'	2.01	0.42
10:AA:882:G:O6	10:AA:883:A:N1	2.51	0.42
10:AA:92:G:H21	10:AA:418:G:H5'	1.83	0.42
10:AA:949:A:H3'	10:AA:950:G:H8	1.85	0.42
10:AA:977:U:H2'	10:AA:978:C:O4'	2.19	0.42
11:AB:187:LYS:HG3	11:AB:188:ASP:N	2.35	0.42
12:AC:9:ASN:HB2	12:AC:12:LYS:H	1.84	0.42
12:AC:25:HIS:O	12:AC:29:SER:OG	2.31	0.42

*Continued on next page...*

*Continued from previous page...*

Atom-1	Atom-2	Interatomic distance (Å)	Clash overlap (Å)
14:AE:181:ALA:HB2	14:AE:199:THR:HG21	2.01	0.42
14:AE:83:GLN:O	14:AE:101:GLY:HA2	2.19	0.42
16:AG:148:PHE:O	16:AG:151:LYS:HB3	2.19	0.42
16:AG:47:THR:O	16:AG:48:ALA:C	2.56	0.42
16:AG:68:ILE:CG2	16:AG:84:CYS:HB3	2.49	0.42
22:AM:6:GLU:CB	22:AM:10:ASP:HB2	2.37	0.42
26:AQ:17:LEU:C	26:AQ:20:LYS:HE2	2.39	0.42
2:A2:93:ALA:HA	26:AQ:9:TYR:HD2	1.83	0.42
28:AS:60:LYS:NZ	28:AS:64:LYS:CE	2.82	0.42
30:AU:20:ASN:ND2	30:AU:20:ASN:O	2.53	0.42
30:AU:29:LEU:O	30:AU:33:LEU:HG	2.19	0.42
30:AU:55:TYR:HB3	30:AU:56:VAL:H	1.60	0.42
31:AV:102:THR:HG22	31:AV:106:LEU:HD11	2.01	0.42
31:AV:66:VAL:CG1	31:AV:69:ILE:HB	2.49	0.42
33:AX:33:GLY:C	33:AX:35:SER:N	2.72	0.42
34:AY:76:LEU:C	34:AY:77:LEU:HD23	2.40	0.42
34:AY:98:ARG:HD2	34:AY:99:GLY:H	1.84	0.42
1:B1:4:GLU:HG2	1:B1:58:MET:CE	2.50	0.42
2:B2:130:GLY:O	2:B2:131:LEU:C	2.57	0.42
3:B3:95:THR:HG23	3:B3:129:ASP:OD2	2.19	0.42
3:B3:135:THR:HG22	3:B3:136:LEU:HD23	2.02	0.42
3:B3:84:LEU:O	3:B3:88:LEU:HB2	2.19	0.42
6:B6:53:ILE:HG22	6:B6:58:SER:HA	2.01	0.42
8:B8:69:VAL:O	8:B8:73:LEU:HG	2.20	0.42
9:B9:126:ALA:HA	10:BA:1224:C:C5'	2.37	0.42
9:B9:76:LYS:O	9:B9:77:LYS:HB3	2.20	0.42
10:BA:1016:U:H4'	10:BA:1016:U:OP1	2.20	0.42
10:BA:1017:C:H4'	10:BA:1017:C:OP1	2.19	0.42
10:BA:1070:U:H4'	10:BA:1071:U:OP2	2.19	0.42
10:BA:1158:U:H1'	10:BA:1180:A:C8	2.54	0.42
10:BA:1732:U:C6	10:BA:1732:U:C4'	3.02	0.42
5:B5:97:ARG:HA	10:BA:1750:A:H1'	2.01	0.42
2:B2:72:ASN:ND2	10:BA:255:C:O4'	2.50	0.42
10:BA:326:U:O2'	26:BQ:129:PRO:HG2	2.20	0.42
10:BA:89:A:C8	10:BA:389:G:C4	3.08	0.42
10:BA:455:C:H6	10:BA:455:C:C5'	2.23	0.42
10:BA:507:G:H2'	10:BA:508:A:C5'	2.49	0.42
10:BA:681:G:N1	10:BA:719:G:N2	2.48	0.42
10:BA:689:A:H2'	10:BA:690:A:H8	1.82	0.42
10:BA:707:U:C3'	10:BA:707:U:C6	3.03	0.42
10:BA:64:U:C5	10:BA:79:G:N1	2.87	0.42

*Continued on next page...*

*Continued from previous page...*

Atom-1	Atom-2	Interatomic distance (Å)	Clash overlap (Å)
10:BA:86:C:H6	10:BA:86:C:H5''	1.84	0.42
5:B5:15:ARG:HD2	10:BA:914:G:O6	2.19	0.42
10:BA:929:A:H2'	10:BA:930:A:C5'	2.50	0.42
11:BB:121:THR:O	11:BB:143:LEU:HB2	2.20	0.42
11:BB:176:ARG:O	11:BB:180:ILE:HG13	2.19	0.42
10:BA:548:A:C4	13:BD:19:TYR:CE2	3.07	0.42
13:BD:32:GLY:HA3	33:BX:41:TYR:CG	2.54	0.42
14:BE:220:ALA:C	14:BE:222:THR:N	2.71	0.42
14:BE:85:THR:CG2	14:BE:86:PRO:N	2.82	0.42
16:BG:72:MET:O	16:BG:78:ALA:CB	2.65	0.42
17:BH:15:VAL:C	17:BH:17:ALA:N	2.71	0.42
18:BI:44:GLN:HG3	18:BI:45:ILE:HG13	2.01	0.42
18:BI:30:LEU:H	18:BI:66:ASP:HA	1.84	0.42
10:BA:1453:C:C1'	18:BI:79:GLN:HE22	2.32	0.42
22:BM:123:ARG:CG	22:BM:123:ARG:NH1	2.82	0.42
22:BM:126:ARG:HG2	22:BM:133:VAL:HA	2.01	0.42
22:BM:50:LEU:HD21	22:BM:72:LEU:HD12	2.01	0.42
22:BM:61:LEU:HD22	22:BM:65:GLN:HE21	1.81	0.42
22:BM:6:GLU:O	22:BM:7:LYS:O	2.37	0.42
22:BM:45:ILE:HD11	22:BM:85:LEU:HD13	2.01	0.42
19:BJ:80:PHE:HB3	23:BN:51:PHE:HB3	2.01	0.42
25:BP:109:LYS:O	25:BP:113:LYS:HB2	2.19	0.42
25:BP:148:ALA:O	25:BP:149:LYS:C	2.57	0.42
25:BP:77:GLN:O	25:BP:77:GLN:HG3	2.19	0.42
26:BQ:55:LYS:O	26:BQ:61:SER:CB	2.67	0.42
26:BQ:83:VAL:HG12	26:BQ:84:ILE:N	2.35	0.42
27:BR:153:PHE:HD2	27:BR:203:PHE:CD2	2.38	0.42
28:BS:60:LYS:CD	28:BS:64:LYS:HE3	2.49	0.42
28:BS:81:VAL:O	28:BS:99:VAL:HG13	2.19	0.42
10:BA:1469:U:H5''	29:BT:75:GLY:HA3	2.00	0.42
32:BW:157:LYS:O	32:BW:160:ASP:OD2	2.36	0.42
32:BW:188:GLY:C	32:BW:190:ASN:N	2.73	0.42
10:BA:163:A:OP1	34:BY:137:ARG:CZ	2.66	0.42
34:BY:23:LYS:HA	34:BY:40:THR:HG22	2.01	0.42
10:BA:413:C:N4	34:BY:91:PHE:CZ	2.87	0.42
2:A2:173:LEU:HA	2:A2:173:LEU:HD13	1.79	0.42
2:A2:196:LEU:O	2:A2:200:ILE:HG13	2.20	0.42
3:A3:50:ILE:HB	3:A3:58:LYS:O	2.18	0.42
5:A5:44:MET:HE2	5:A5:44:MET:HA	2.02	0.42
5:A5:24:THR:HG21	5:A5:73:LEU:HD12	2.01	0.42
7:A7:52:ARG:CB	7:A7:54:PHE:HE1	2.30	0.42

*Continued on next page...*



*Continued from previous page...*

Atom-1	Atom-2	Interatomic distance (Å)	Clash overlap (Å)
9:A9:154:UNK:O	9:A9:157:UNK:CG	2.68	0.42
9:A9:92:HIS:NE2	10:AA:1225:U:O4	2.52	0.42
10:AA:1028:G:H2'	10:AA:1029:G:O4'	2.20	0.42
10:AA:1199:G:H4'	10:AA:1200:G:OP2	2.19	0.42
10:AA:1214:A:O2'	10:AA:1215:G:H5'	2.19	0.42
10:AA:1289:C:O2'	10:AA:1371:A:H1'	2.19	0.42
10:AA:1448:U:OP1	29:AT:47:ARG:HB3	2.19	0.42
10:AA:1473:G:H5''	29:AT:102:LYS:NZ	2.35	0.42
10:AA:1487:A:C8	10:AA:1487:A:H3'	2.54	0.42
10:AA:159:G:C2'	10:AA:160:C:H5'	2.49	0.42
10:AA:217:A:C6	10:AA:820:U:C2	3.08	0.42
10:AA:242:U:H2'	10:AA:244:A:OP2	2.19	0.42
10:AA:313:G:HO2'	10:AA:314:A:P	2.43	0.42
10:AA:401:A:N1	10:AA:402:C:C2	2.87	0.42
10:AA:405:C:O2'	10:AA:406:U:H5'	2.19	0.42
10:AA:418:G:H21	10:AA:451:G:H2'	1.85	0.42
10:AA:444:A:O2'	10:AA:445:U:P	2.77	0.42
10:AA:494:A:C8	10:AA:495:C:O4'	2.72	0.42
10:AA:508:A:C3'	10:AA:509:G:H5'	2.49	0.42
10:AA:713:U:H2'	10:AA:714:A:C8	2.54	0.42
10:AA:796:U:H6	10:AA:796:U:O5'	2.03	0.42
10:AA:948:A:H2'	10:AA:949:A:O4'	2.18	0.42
10:AA:954:G:H5''	10:AA:955:A:OP1	2.19	0.42
11:AB:96:SER:CB	11:AB:111:LYS:HZ1	2.32	0.42
14:AE:116:TRP:N	14:AE:132:HIS:HD2	2.05	0.42
14:AE:244:PHE:N	14:AE:244:PHE:CD1	2.86	0.42
15:AF:55:LEU:HB2	15:AF:57:CYS:SG	2.59	0.42
16:AG:26:ASP:OD1	16:AG:28:CYS:N	2.53	0.42
16:AG:54:LYS:CG	16:AG:55:LYS:N	2.76	0.42
16:AG:70:THR:HB	16:AG:150:ILE:CD1	2.44	0.42
19:AJ:38:ILE:HG12	19:AJ:104:PHE:HE2	1.83	0.42
20:AK:53:LEU:HB2	20:AK:54:VAL:H	1.70	0.42
21:AL:3:VAL:HG12	21:AL:4:GLY:N	2.24	0.42
25:AP:18:ARG:HA	25:AP:73:VAL:O	2.20	0.42
27:AR:234:ASP:C	27:AR:236:LYS:H	2.22	0.42
28:AS:29:ASN:O	28:AS:31:GLU:HG2	2.19	0.42
31:AV:15:SER:HA	31:AV:18:GLU:HB3	2.01	0.42
31:AV:35:LEU:CD2	31:AV:35:LEU:C	2.88	0.42
32:AW:127:LYS:HZ3	32:AW:186:GLN:NE2	2.16	0.42
32:AW:67:ASP:O	32:AW:69:GLU:N	2.52	0.42
34:AY:23:LYS:HA	34:AY:40:THR:HG22	2.02	0.42

*Continued on next page...*

*Continued from previous page...*

Atom-1	Atom-2	Interatomic distance (Å)	Clash overlap (Å)
35:AZ:48:GLN:HE21	35:AZ:68:VAL:HG22	1.84	0.42
2:B2:147:VAL:O	2:B2:147:VAL:HG12	2.20	0.42
2:B2:83:LYS:HB2	10:BA:255:C:H4'	2.00	0.42
3:B3:138:GLY:O	3:B3:154:GLN:HG2	2.19	0.42
3:B3:47:GLU:CG	3:B3:61:VAL:HG22	2.50	0.42
3:B3:62:LEU:HD21	3:B3:64:TYR:HE1	1.83	0.42
4:B4:202:LYS:O	4:B4:205:LYS:HB2	2.20	0.42
7:B7:9:LYS:HG3	7:B7:13:TYR:HE1	1.83	0.42
10:BA:1013:G:OP2	24:BO:11:LYS:NZ	2.47	0.42
10:BA:1157:U:N3	10:BA:1429:G:C8	2.88	0.42
10:BA:11:A:N3	10:BA:1272:A:O2'	2.38	0.42
10:BA:1366:G:N2	10:BA:1374:C:H1'	2.34	0.42
10:BA:1157:U:C2	10:BA:1429:G:C8	3.08	0.42
10:BA:1613:C:C1'	10:BA:1715:A:H2	2.16	0.42
10:BA:258:A:O2'	10:BA:259:U:C5'	2.68	0.42
10:BA:306:A:N6	10:BA:341:G:C4	2.88	0.42
10:BA:391:A:H5'	10:BA:392:A:C5'	2.40	0.42
10:BA:468:U:H5'	10:BA:469:A:C5'	2.49	0.42
10:BA:494:A:P	10:BA:495:C:OP2	2.77	0.42
10:BA:565:G:H8	10:BA:565:G:H3'	1.85	0.42
10:BA:58:G:C2'	10:BA:59:C:OP2	2.67	0.42
10:BA:5:U:OP1	14:BE:184:ILE:CD1	2.66	0.42
10:BA:758:A:C2	10:BA:769:C:O2	2.72	0.42
10:BA:787:A:N3	17:BH:105:THR:CG2	2.82	0.42
10:BA:798:G:C2	10:BA:799:G:C8	3.07	0.42
10:BA:912:A:C3'	10:BA:912:A:N3	2.80	0.42
11:BB:59:VAL:HG11	11:BB:141:ILE:HD11	2.01	0.42
14:BE:157:GLN:N	14:BE:157:GLN:OE1	2.52	0.42
14:BE:30:GLN:N	14:BE:57:GLU:OE2	2.50	0.42
16:BG:158:PHE:C	16:BG:160:SER:H	2.20	0.42
16:BG:193:GLU:O	16:BG:197:LYS:N	2.49	0.42
18:BI:58:GLY:C	18:BI:60:GLN:N	2.72	0.42
18:BI:20:ALA:CA	18:BI:71:VAL:HG22	2.41	0.42
19:BJ:69:PRO:O	23:BN:39:ARG:NH2	2.38	0.42
20:BK:103:VAL:HG12	20:BK:142:ARG:CD	2.49	0.42
4:B4:26:LEU:O	20:BK:16:TYR:CD2	2.72	0.42
22:BM:18:LEU:HD11	22:BM:73:ILE:HD12	2.02	0.42
27:BR:334:ARG:CB	27:BR:336:PHE:HE1	2.32	0.42
31:BV:112:GLN:NE2	31:BV:113:ASN:ND2	2.66	0.42
10:BA:453:G:O3'	32:BW:26:ILE:CD1	2.67	0.42
10:BA:499:A:H4'	33:BX:28:ARG:HE	1.84	0.42

*Continued on next page...*

*Continued from previous page...*

Atom-1	Atom-2	Interatomic distance (Å)	Clash overlap (Å)
34:BY:1:MET:HE3	34:BY:109:LEU:HD12	2.00	0.42
2:A2:159:LEU:O	2:A2:160:GLU:C	2.57	0.42
3:A3:13:THR:HG22	3:A3:14:LYS:N	2.35	0.42
3:A3:178:THR:O	3:A3:179:THR:OG1	2.36	0.42
4:A4:119:LYS:O	4:A4:120:TRP:CG	2.73	0.42
4:A4:30:GLU:OE1	4:A4:97:ARG:NH1	2.53	0.42
7:A7:82:ILE:CG1	30:AU:17:LYS:HZ2	2.32	0.42
8:A8:26:GLY:HA3	8:A8:29:LYS:CE	2.50	0.42
8:A8:81:ARG:O	8:A8:84:MET:N	2.52	0.42
10:AA:1069:U:O2	14:AE:169:ARG:HD2	2.20	0.42
10:AA:1170:G:C3'	10:AA:1171:G:H5'	2.49	0.42
10:AA:1261:U:C6	10:AA:1261:U:C3'	3.02	0.42
10:AA:1316:A:H2'	10:AA:1317:A:C8	2.55	0.42
10:AA:1413:C:C4'	10:AA:1418:C:H41	2.32	0.42
10:AA:1553:C:H5''	18:AI:137:ARG:O	2.19	0.42
10:AA:223:C:H2'	10:AA:224:G:H8	1.82	0.42
10:AA:433:G:O2'	10:AA:434:G:H5'	2.20	0.42
10:AA:451:G:OP1	25:AP:102:ARG:NH2	2.52	0.42
10:AA:433:G:C2	10:AA:456:A:N3	2.88	0.42
10:AA:533:G:C8	10:AA:533:G:H3'	2.55	0.42
10:AA:600:A:H4'	10:AA:601:G:H5''	2.00	0.42
10:AA:755:G:P	13:AD:7:ASN:ND2	2.93	0.42
10:AA:873:G:O6	10:AA:895:U:O4	2.37	0.42
10:AA:879:G:N2	10:AA:887:U:O4	2.52	0.42
10:AA:929:A:H2'	10:AA:930:A:H5'	2.02	0.42
10:AA:972:G:O2'	10:AA:973:A:H5'	2.20	0.42
11:AB:107:TYR:O	11:AB:107:TYR:HD1	2.02	0.42
11:AB:176:ARG:O	11:AB:180:ILE:HG13	2.20	0.42
12:AC:171:ILE:CG2	12:AC:173:VAL:HG23	2.50	0.42
10:AA:748:U:O4	13:AD:149:ARG:HG3	2.20	0.42
14:AE:142:LYS:O	14:AE:156:PRO:HD3	2.19	0.42
14:AE:41:LYS:NZ	14:AE:247:PHE:CD1	2.86	0.42
14:AE:30:GLN:N	14:AE:57:GLU:OE2	2.52	0.42
14:AE:85:THR:CG2	14:AE:86:PRO:N	2.83	0.42
16:AG:13:LEU:C	16:AG:15:GLY:H	2.22	0.42
16:AG:175:ALA:O	16:AG:186:ILE:HD11	2.19	0.42
17:AH:75:ILE:O	17:AH:75:ILE:HG22	2.18	0.42
4:A4:73:ALA:HB3	20:AK:128:ARG:HH22	1.85	0.42
21:AL:5:LYS:NZ	21:AL:18:HIS:NE2	2.67	0.42
22:AM:28:THR:HG21	22:AM:61:LEU:CD1	2.47	0.42
22:AM:50:LEU:HB2	22:AM:52:ILE:HG13	2.01	0.42

*Continued on next page...*

*Continued from previous page...*

Atom-1	Atom-2	Interatomic distance (Å)	Clash overlap (Å)
22:AM:87:ASN:CG	22:AM:99:GLN:NE2	2.73	0.42
25:AP:69:GLY:O	25:AP:70:PHE:HD1	2.02	0.42
31:AV:35:LEU:HD22	31:AV:47:ARG:HG2	2.01	0.42
32:AW:23:LEU:O	32:AW:24:GLY:C	2.58	0.42
25:AP:15:LEU:HD23	32:AW:96:LYS:HB2	2.01	0.42
34:AY:182:LEU:HG	34:AY:184:THR:HG23	2.01	0.42
34:AY:206:ASN:O	34:AY:210:GLU:HG3	2.20	0.42
35:AZ:2:ASN:O	35:AZ:3:SER:C	2.56	0.42
4:B4:119:LYS:O	4:B4:120:TRP:CG	2.73	0.42
4:B4:60:SER:OG	4:B4:94:VAL:CB	2.67	0.42
4:B4:97:ARG:HD2	4:B4:97:ARG:HA	1.86	0.42
5:B5:28:ARG:HG3	20:BK:147:ARG:HA	2.02	0.42
8:B8:65:THR:CG2	8:B8:66:VAL:N	2.83	0.42
9:B9:151:UNK:HG2	9:B9:152:UNK:N	2.34	0.42
10:BA:1036:U:C4'	10:BA:1037:G:OP2	2.67	0.42
10:BA:1319:U:O2'	10:BA:1320:A:OP1	2.32	0.42
10:BA:1400:G:C6	10:BA:1401:U:C4	3.08	0.42
10:BA:164:U:HO2'	10:BA:165:A:P	2.38	0.42
10:BA:219:C:H2'	10:BA:220:A:H8	1.84	0.42
10:BA:224:G:C2'	10:BA:225:C:C5'	2.97	0.42
10:BA:276:U:H2'	10:BA:277:C:H6	1.85	0.42
10:BA:25:A:N6	10:BA:593:A:N6	2.68	0.42
10:BA:681:G:O2'	10:BA:682:C:H5'	2.20	0.42
10:BA:734:U:H2'	10:BA:735:G:C8	2.44	0.42
10:BA:761:U:O2'	10:BA:762:U:P	2.76	0.42
10:BA:785:G:HO2'	10:BA:786:A:H8	1.68	0.42
10:BA:786:A:O2'	10:BA:787:A:P	2.78	0.42
10:BA:85:G:N3	10:BA:444:A:C2	2.88	0.42
10:BA:879:G:N2	10:BA:887:U:O4	2.52	0.42
10:BA:899:U:H2'	10:BA:900:A:H8	1.84	0.42
10:BA:911:A:O2'	10:BA:912:A:O5'	2.37	0.42
11:BB:165:GLU:CD	11:BB:165:GLU:H	2.23	0.42
12:BC:126:ILE:CG2	12:BC:157:GLN:HG3	2.49	0.42
12:BC:39:GLY:C	12:BC:40:ILE:HG13	2.40	0.42
13:BD:110:GLN:HG3	13:BD:126:ARG:CZ	2.49	0.42
13:BD:69:ARG:NH2	13:BD:92:LYS:HZ3	2.18	0.42
14:BE:181:ALA:HB2	14:BE:199:THR:HG21	2.02	0.42
18:BI:16:LYS:HA	18:BI:125:ARG:HH11	1.84	0.42
18:BI:12:PHE:CD1	18:BI:12:PHE:C	2.92	0.42
18:BI:16:LYS:O	18:BI:16:LYS:HG3	2.19	0.42
20:BK:104:GLU:O	20:BK:105:THR:C	2.58	0.42

*Continued on next page...*

*Continued from previous page...*

Atom-1	Atom-2	Interatomic distance (Å)	Clash overlap (Å)
21:BL:139:LYS:O	21:BL:140:GLU:HG3	2.19	0.42
10:BA:562:G:P	21:BL:69:LYS:HD2	2.60	0.42
22:BM:25:LYS:NZ	22:BM:57:ARG:HB3	2.35	0.42
23:BN:20:CYS:O	23:BN:22:VAL:N	2.53	0.42
10:BA:840:A:N6	24:BO:72:LYS:NZ	2.67	0.42
24:BO:90:LEU:HG	24:BO:94:ILE:HD11	2.01	0.42
26:BQ:48:ILE:H	26:BQ:48:ILE:HG13	1.60	0.42
26:BQ:37:ILE:HG12	26:BQ:59:PHE:HE1	1.84	0.42
27:BR:13:LYS:HZ3	27:BR:295:GLU:CB	2.33	0.42
27:BR:184:ALA:O	27:BR:185:PRO:C	2.56	0.42
28:BS:31:GLU:CG	28:BS:32:LYS:H	2.28	0.42
30:BU:108:TYR:HE2	30:BU:120:ILE:CD1	2.32	0.42
32:BW:105:TYR:CD2	32:BW:191:ILE:CD1	3.02	0.42
34:BY:221:LYS:O	34:BY:225:ALA:HB2	2.20	0.42
2:A2:63:PHE:HE2	10:AA:258:A:C4	2.38	0.42
2:A2:70:GLU:CG	2:A2:85:LYS:HG2	2.44	0.42
4:A4:28:ARG:HG2	4:A4:28:ARG:H	1.58	0.42
4:A4:72:LEU:HB2	4:A4:82:LYS:O	2.20	0.42
5:A5:46:ASP:CB	5:A5:47:PRO:HD2	2.28	0.42
7:A7:32:HIS:CD2	7:A7:35:THR:OG1	2.72	0.42
8:A8:68:THR:HA	8:A8:71:GLU:CG	2.49	0.42
8:A8:87:MET:HB3	8:A8:87:MET:HE2	1.87	0.42
9:A9:152:UNK:CA	9:A9:155:UNK:HG3	2.49	0.42
10:AA:1057:G:N2	10:AA:1061:U:C2	2.87	0.42
10:AA:1070:U:H4'	10:AA:1071:U:OP2	2.20	0.42
10:AA:1073:G:OP1	21:AL:7:ARG:NH1	2.53	0.42
10:AA:1340:G:H2'	10:AA:1341:U:C5'	2.37	0.42
10:AA:1370:U:O4	10:AA:1371:A:C2	2.72	0.42
10:AA:1409:G:C6	10:AA:1410:C:N3	2.87	0.42
10:AA:1511:A:H4'	10:AA:1512:G:C5'	2.48	0.42
10:AA:1173:G:N2	10:AA:1571:C:H2'	2.34	0.42
10:AA:378:A:O2'	10:AA:379:A:P	2.78	0.42
10:AA:731:C:C2'	10:AA:732:U:H5'	2.50	0.42
10:AA:873:G:N1	10:AA:895:U:N3	2.67	0.42
11:AB:182:ARG:HD3	11:AB:184:GLU:OE2	2.20	0.42
13:AD:136:VAL:O	13:AD:139:ASN:O	2.38	0.42
13:AD:26:ASN:HA	13:AD:29:LYS:CG	2.50	0.42
14:AE:147:ASN:HD22	14:AE:147:ASN:N	2.18	0.42
14:AE:174:PRO:HD3	14:AE:198:TYR:HE1	1.83	0.42
15:AF:35:VAL:CG1	15:AF:38:ILE:HD11	2.48	0.42
15:AF:85:LEU:CD2	15:AF:90:ILE:HD11	2.50	0.42

*Continued on next page...*

*Continued from previous page...*

Atom-1	Atom-2	Interatomic distance (Å)	Clash overlap (Å)
16:AG:59:THR:O	16:AG:61:CYS:N	2.53	0.42
16:AG:96:HIS:HD2	16:AG:97:LEU:HD23	1.85	0.42
16:AG:99:THR:O	16:AG:99:THR:CG2	2.65	0.42
17:AH:112:THR:HG22	17:AH:113:HIS:N	2.35	0.42
17:AH:30:VAL:CG1	17:AH:31:SER:N	2.82	0.42
17:AH:59:LYS:CD	17:AH:59:LYS:N	2.64	0.42
17:AH:64:GLU:O	17:AH:65:LEU:HD23	2.20	0.42
19:AJ:22:THR:O	19:AJ:112:ILE:HA	2.20	0.42
20:AK:110:PRO:CG	20:AK:111:GLY:N	2.82	0.42
22:AM:115:ARG:O	22:AM:119:ILE:HG13	2.19	0.42
24:AO:5:GLN:HE22	24:AO:126:ARG:NH1	2.18	0.42
24:AO:90:LEU:O	24:AO:94:ILE:HG13	2.19	0.42
10:AA:1213:G:H1'	28:AS:84:HIS:CG	2.55	0.42
29:AT:10:VAL:HG22	29:AT:69:TYR:HE2	1.83	0.42
34:AY:160:VAL:CG1	34:AY:161:ILE:N	2.70	0.42
34:AY:5:ILE:HD13	34:AY:50:PHE:CE2	2.55	0.42
3:B3:33:LEU:HB3	3:B3:37:LEU:HD12	2.01	0.42
7:B7:79:LYS:HA	7:B7:79:LYS:HD3	1.79	0.42
8:B8:34:LYS:HD3	8:B8:36:LYS:CB	2.49	0.42
9:B9:154:UNK:C	9:B9:157:UNK:HG3	2.49	0.42
10:BA:1026:C:O5'	10:BA:1026:C:H6	2.03	0.42
10:BA:1256:C:OP2	10:BA:1595:C:H4'	2.20	0.42
10:BA:1366:G:H2'	10:BA:1367:C:O4'	2.20	0.42
10:BA:14:C:N3	10:BA:15:U:C5	2.87	0.42
10:BA:1:A:H2'	14:BE:180:VAL:HG12	2.01	0.42
10:BA:322:G:H2'	10:BA:323:U:C6	2.54	0.42
10:BA:343:C:C2'	10:BA:344:A:OP2	2.67	0.42
10:BA:619:C:H42	10:BA:952:A:H61	1.67	0.42
10:BA:642:G:C3'	10:BA:643:U:H5'	2.48	0.42
10:BA:747:G:H21	10:BA:755:G:H1	1.68	0.42
10:BA:769:C:C3'	10:BA:769:C:C6	3.02	0.42
11:BB:107:TYR:HD1	11:BB:107:TYR:O	2.01	0.42
11:BB:75:ARG:HH12	11:BB:162:ARG:HD3	1.85	0.42
11:BB:179:LYS:HE3	11:BB:191:TRP:CH2	2.55	0.42
11:BB:186:SER:O	11:BB:187:LYS:C	2.57	0.42
12:BC:151:LYS:HD2	12:BC:152:THR:H	1.84	0.42
12:BC:135:LYS:HB3	12:BC:192:MET:CE	2.49	0.42
13:BD:16:ARG:O	13:BD:18:PRO:HD3	2.20	0.42
21:BL:131:LEU:O	21:BL:132:LEU:C	2.57	0.42
22:BM:141:SER:O	22:BM:142:GLY:C	2.58	0.42
23:BN:39:ARG:CG	23:BN:40:ARG:H	2.20	0.42

*Continued on next page...*

*Continued from previous page...*

Atom-1	Atom-2	Interatomic distance (Å)	Clash overlap (Å)
10:BA:81:A:O3'	25:BP:117:GLY:HA2	2.19	0.42
25:BP:3:ILE:HD13	25:BP:37:LYS:HZ3	1.83	0.42
27:BR:44:SER:OG	27:BR:52:MET:HB2	2.19	0.42
29:BT:104:LEU:HD12	29:BT:104:LEU:HA	1.86	0.42
32:BW:258:PHE:N	32:BW:258:PHE:CD1	2.87	0.42
32:BW:70:GLN:HG2	32:BW:78:VAL:HG11	2.01	0.42
33:BX:8:LEU:C	33:BX:10:LYS:N	2.73	0.42
34:BY:55:GLY:CA	34:BY:63:MET:HG3	2.46	0.42
35:BZ:7:ASN:O	35:BZ:10:SER:HB3	2.19	0.42
2:A2:17:ARG:HG2	2:A2:18:MET:N	2.35	0.42
2:A2:75:TRP:HE1	2:A2:77:SER:HB2	1.83	0.42
6:A6:31:MET:HE2	6:A6:71:ILE:HD11	2.00	0.42
7:A7:54:PHE:O	7:A7:69:ASN:HB3	2.19	0.42
8:A8:43:VAL:HB	22:AM:25:LYS:NZ	2.35	0.42
8:A8:69:VAL:O	8:A8:73:LEU:HG	2.20	0.42
10:AA:1091:G:OP2	10:AA:1092:U:C5	2.72	0.42
10:AA:125:U:O2'	10:AA:126:A:H5'	2.20	0.42
10:AA:1570:U:C3'	10:AA:1571:C:H5''	2.49	0.42
10:AA:231:U:H3'	10:AA:232:G:H5''	2.00	0.42
10:AA:23:A:C2	10:AA:597:U:C5	3.08	0.42
10:AA:23:A:O2'	10:AA:24:C:H5'	2.20	0.42
10:AA:276:U:H2'	10:AA:277:C:H6	1.85	0.42
10:AA:30:C:O2	10:AA:540:U:H4'	2.19	0.42
10:AA:402:C:O2	10:AA:415:G:N2	2.47	0.42
10:AA:570:G:O4'	10:AA:574:A:C2	2.73	0.42
10:AA:588:A:C4'	10:AA:589:G:O5'	2.63	0.42
10:AA:65:C:OP1	34:AY:136:LYS:NZ	2.52	0.42
10:AA:68:U:H3'	10:AA:69:A:H8	1.85	0.42
10:AA:85:G:N3	10:AA:444:A:C2	2.87	0.42
10:AA:888:C:C6	10:AA:888:C:H5'	2.55	0.42
10:AA:854:G:H2'	10:AA:921:C:O2	2.19	0.42
15:AF:73:LEU:N	15:AF:73:LEU:CD2	2.83	0.42
15:AF:84:PHE:O	15:AF:88:GLU:HB2	2.20	0.42
15:AF:83:GLN:O	15:AF:87:GLU:HG3	2.19	0.42
16:AG:52:GLN:HE22	16:AG:58:LYS:CE	2.33	0.42
18:AI:44:GLN:HG3	18:AI:45:ILE:HG13	2.01	0.42
20:AK:33:ILE:O	20:AK:97:LEU:HD12	2.19	0.42
22:AM:123:ARG:CB	22:AM:123:ARG:HH11	2.32	0.42
22:AM:25:LYS:NZ	22:AM:57:ARG:CG	2.82	0.42
22:AM:1:MET:N	22:AM:3:PHE:HE2	2.18	0.42
26:AQ:52:TYR:C	26:AQ:52:TYR:CD1	2.93	0.42

*Continued on next page...*

*Continued from previous page...*

Atom-1	Atom-2	Interatomic distance (Å)	Clash overlap (Å)
26:AQ:83:VAL:HG12	26:AQ:84:ILE:N	2.34	0.42
27:AR:162:SER:HB2	27:AR:193:ASP:HB3	2.02	0.42
27:AR:336:PHE:N	27:AR:336:PHE:CD1	2.87	0.42
29:AT:42:THR:O	29:AT:43:THR:C	2.57	0.42
29:AT:83:PHE:CZ	29:AT:85:SER:CB	3.02	0.42
30:AU:108:TYR:OH	30:AU:120:ILE:HG21	2.20	0.42
31:AV:17:ILE:HD12	31:AV:57:LEU:HD12	2.01	0.42
32:AW:42:LEU:CD1	32:AW:47:LEU:HB2	2.49	0.42
34:AY:195:LYS:HA	34:AY:198:LYS:HB2	2.02	0.42
34:AY:85:THR:HG22	34:AY:86:SER:N	2.35	0.42
7:B7:58:ILE:HD13	12:BC:31:SER:CB	2.42	0.42
8:B8:68:THR:HA	8:B8:71:GLU:HG3	2.01	0.42
9:B9:103:LEU:HD11	30:BU:58:LEU:HD23	2.02	0.42
10:BA:1038:U:H2'	10:BA:1039:C:H6	1.85	0.42
10:BA:1092:U:O2'	10:BA:1093:A:N7	2.52	0.42
10:BA:1453:C:H2'	10:BA:1454:A:H5'	2.02	0.42
10:BA:1583:A:N3	10:BA:1584:U:C5	2.88	0.42
10:BA:1687:C:O2'	10:BA:1688:C:H5'	2.20	0.42
10:BA:246:U:H2'	10:BA:246:U:O2	2.19	0.42
10:BA:267:A:H2'	10:BA:268:G:C8	2.55	0.42
10:BA:520:A:C5	10:BA:521:U:C5	3.07	0.42
10:BA:633:U:C2'	10:BA:634:C:OP2	2.66	0.42
10:BA:707:U:H3'	10:BA:707:U:C6	2.55	0.42
10:BA:798:G:H2'	10:BA:799:G:C8	2.47	0.42
5:B5:13:LYS:HG2	10:BA:912:A:H1'	2.01	0.42
13:BD:140:LEU:HD12	13:BD:141:VAL:N	2.34	0.42
13:BD:158:PHE:HD2	13:BD:163:PRO:HG2	1.85	0.42
14:BE:45:LEU:O	14:BE:48:ILE:HB	2.20	0.42
16:BG:24:ILE:CD1	16:BG:30:GLN:HA	2.49	0.42
20:BK:95:ILE:HD11	20:BK:126:ILE:HG23	2.00	0.42
21:BL:87:PRO:HB2	21:BL:88:MET:H	1.66	0.42
10:BA:1390:G:H5''	23:BN:55:ARG:HD3	2.01	0.42
24:BO:84:PRO:O	24:BO:85:GLN:C	2.58	0.42
25:BP:69:GLY:O	25:BP:70:PHE:HD1	2.03	0.42
27:BR:49:LYS:HZ1	27:BR:73:THR:HG22	1.85	0.42
29:BT:76:ILE:H	29:BT:76:ILE:HG13	1.65	0.42
31:BV:47:ARG:HD2	31:BV:47:ARG:C	2.39	0.42
32:BW:101:PHE:CD2	32:BW:113:LEU:HB3	2.55	0.42
32:BW:47:LEU:HB3	32:BW:48:LEU:HD23	2.01	0.42
33:BX:25:ASP:O	33:BX:26:LYS:C	2.58	0.42
34:BY:41:LEU:HD13	34:BY:45:PHE:CD1	2.54	0.42

*Continued on next page...*



*Continued from previous page...*

Atom-1	Atom-2	Interatomic distance (Å)	Clash overlap (Å)
1:A1:65:ARG:HH21	1:A1:67:LEU:CD1	2.33	0.42
2:A2:69:CYS:O	2:A2:86:ILE:CD1	2.68	0.42
4:A4:194:LEU:HD23	4:A4:221:VAL:HG21	2.02	0.42
5:A5:84:ARG:NH1	10:AA:1126:C:P	2.93	0.42
9:A9:83:LYS:CG	9:A9:84:LYS:H	2.31	0.42
10:AA:1031:A:C5	10:AA:1032:U:C4	3.08	0.42
10:AA:1069:U:O4	14:AE:202:GLN:OE1	2.37	0.42
10:AA:1453:C:H2'	10:AA:1454:A:H5'	2.02	0.42
10:AA:1526:G:N3	10:AA:1526:G:O4'	2.53	0.42
10:AA:133:A:N6	10:AA:169:G:C2'	2.82	0.42
10:AA:224:G:C2'	10:AA:225:C:C5'	2.97	0.42
10:AA:322:G:H2'	10:AA:323:U:C6	2.54	0.42
10:AA:317:G:N2	10:AA:334:C:H1'	2.34	0.42
10:AA:36:U:O2'	10:AA:753:C:N4	2.50	0.42
10:AA:427:A:C6	10:AA:428:A:N1	2.88	0.42
10:AA:46:A:H4'	10:AA:47:C:C5'	2.50	0.42
10:AA:564:A:H8	10:AA:564:A:O5'	2.03	0.42
10:AA:64:U:O2'	10:AA:65:C:P	2.77	0.42
10:AA:842:U:C6	10:AA:842:U:H3'	2.55	0.42
10:AA:981:A:H2'	10:AA:983:A:N7	2.35	0.42
14:AE:27:TRP:HA	14:AE:27:TRP:HE3	1.85	0.42
20:AK:91:ASN:HD22	20:AK:125:LYS:HD2	1.83	0.42
20:AK:67:GLU:C	20:AK:69:SER:H	2.23	0.42
22:AM:36:ARG:HB2	22:AM:102:SER:HA	2.01	0.42
25:AP:119:ALA:O	25:AP:122:LYS:N	2.53	0.42
25:AP:3:ILE:N	25:AP:3:ILE:CD1	2.83	0.42
25:AP:70:PHE:N	25:AP:70:PHE:CD1	2.88	0.42
27:AR:205:ILE:HG12	27:AR:205:ILE:H	1.65	0.42
27:AR:274:THR:HG1	27:AR:275:ASP:H	1.67	0.42
27:AR:297:GLU:H	27:AR:298:PRO:HD3	1.84	0.42
27:AR:334:ARG:CB	27:AR:336:PHE:HE1	2.32	0.42
29:AT:45:VAL:CG1	29:AT:46:ALA:N	2.72	0.42
29:AT:89:ARG:HD2	29:AT:95:LYS:HG2	2.01	0.42
30:AU:120:ILE:H	30:AU:120:ILE:HG13	1.72	0.42
32:AW:101:PHE:HD2	32:AW:113:LEU:HB3	1.85	0.42
32:AW:120:GLU:C	32:AW:122:LYS:N	2.73	0.42
32:AW:127:LYS:O	32:AW:143:THR:HA	2.20	0.42
32:AW:194:VAL:HG11	32:AW:230:LEU:HD23	2.02	0.42
33:AX:8:LEU:C	33:AX:10:LYS:N	2.73	0.42
2:B2:112:ILE:HD11	2:B2:174:ALA:CB	2.50	0.42
4:B4:95:ASP:O	4:B4:96:GLY:O	2.38	0.42

*Continued on next page...*

*Continued from previous page...*

Atom-1	Atom-2	Interatomic distance (Å)	Clash overlap (Å)
5:B5:83:SER:C	5:B5:85:VAL:H	2.23	0.42
6:B6:57:CYS:O	6:B6:58:SER:CB	2.64	0.42
7:B7:23:VAL:HG11	12:BC:78:LYS:HB3	2.00	0.42
7:B7:59:PHE:CD1	7:B7:63:PHE:O	2.73	0.42
8:B8:99:ASN:O	8:B8:100:GLY:C	2.58	0.42
9:B9:130:ASP:O	9:B9:142:LYS:HG3	2.19	0.42
10:BA:1139:G:C2	10:BA:1140:U:C5	3.08	0.42
10:BA:1338:A:C6	10:BA:1339:G:N7	2.88	0.42
10:BA:1362:U:H2'	10:BA:1363:U:H6	1.83	0.42
10:BA:1475:G:C6	10:BA:1476:A:N6	2.88	0.42
10:BA:1496:A:N6	10:BA:1497:A:C6	2.88	0.42
10:BA:1583:A:O2'	10:BA:1584:U:C5'	2.68	0.42
10:BA:378:A:H2	10:BA:418:G:OP2	2.03	0.42
10:BA:384:C:O2'	10:BA:385:C:H5'	2.20	0.42
10:BA:470:G:O2'	10:BA:471:C:H5'	2.20	0.42
10:BA:683:A:O2'	10:BA:684:A:H5'	2.20	0.42
10:BA:763:U:O3'	10:BA:764:U:H6	2.03	0.42
10:BA:893:A:H3'	10:BA:894:U:H6	1.84	0.42
11:BB:109:THR:HG22	11:BB:110:LEU:N	2.35	0.42
11:BB:180:ILE:CG1	11:BB:185:LEU:HD23	2.49	0.42
12:BC:35:ALA:HB2	12:BC:60:GLN:HG3	2.00	0.42
13:BD:108:ARG:NH2	13:BD:126:ARG:HH22	2.17	0.42
13:BD:41:GLU:O	13:BD:44:ARG:HB3	2.20	0.42
14:BE:153:HIS:CD2	14:BE:175:ARG:HG2	2.55	0.42
14:BE:247:PHE:C	14:BE:249:HIS:N	2.72	0.42
15:BF:85:LEU:HB3	15:BF:91:ALA:HB3	2.01	0.42
17:BH:128:PHE:CD1	17:BH:128:PHE:C	2.92	0.42
20:BK:110:PRO:CD	20:BK:111:GLY:H	2.33	0.42
20:BK:142:ARG:HB3	20:BK:143:GLU:H	1.63	0.42
22:BM:131:LEU:O	22:BM:132:LYS:C	2.57	0.42
22:BM:93:LYS:O	28:BS:16:LYS:HD3	2.19	0.42
24:BO:128:SER:O	24:BO:132:LYS:HG3	2.20	0.42
24:BO:24:SER:HB3	24:BO:25:PRO:HD2	2.01	0.42
25:BP:115:THR:CG2	25:BP:116:SER:H	2.31	0.42
25:BP:95:LEU:HA	25:BP:95:LEU:HD12	1.82	0.42
2:B2:195:GLU:CB	26:BQ:10:GLN:NE2	2.75	0.42
26:BQ:32:ARG:HD2	26:BQ:48:ILE:O	2.19	0.42
26:BQ:4:GLN:CD	26:BQ:10:GLN:OE1	2.57	0.42
26:BQ:75:ILE:HD11	26:BQ:86:ARG:HD3	2.02	0.42
27:BR:172:PRO:HG3	27:BR:223:PRO:O	2.20	0.42
27:BR:173:ILE:O	27:BR:173:ILE:HG22	2.19	0.42

*Continued on next page...*

*Continued from previous page...*

Atom-1	Atom-2	Interatomic distance (Å)	Clash overlap (Å)
27:BR:186:TYR:C	27:BR:186:TYR:CD1	2.92	0.42
27:BR:43:ILE:HA	27:BR:52:MET:O	2.20	0.42
28:BS:69:LYS:NZ	28:BS:93:GLU:O	2.44	0.42
29:BT:153:GLN:NE2	29:BT:153:GLN:O	2.53	0.42
34:BY:182:LEU:HG	34:BY:184:THR:HG23	2.01	0.42
34:BY:31:LYS:HE2	34:BY:68:MET:CE	2.50	0.42
34:BY:85:THR:HG22	34:BY:86:SER:N	2.35	0.42
2:A2:196:LEU:O	2:A2:197:GLU:C	2.58	0.42
3:A3:70:TYR:OH	3:A3:129:ASP:OD1	2.30	0.42
4:A4:175:ASN:N	4:A4:175:ASN:ND2	2.67	0.42
4:A4:207:THR:C	4:A4:209:ASN:H	2.23	0.42
4:A4:66:ARG:HD3	20:AK:50:ARG:HD3	2.01	0.42
6:A6:35:CYS:SG	6:A6:36:ALA:N	2.92	0.42
7:A7:88:ILE:HG21	7:A7:93:LYS:HD2	2.02	0.42
8:A8:47:LYS:HA	8:A8:50:VAL:HG23	2.02	0.42
8:A8:99:ASN:O	8:A8:100:GLY:C	2.59	0.42
9:A9:154:UNK:C	9:A9:157:UNK:HG3	2.48	0.42
10:AA:1245:G:C4	10:AA:1401:U:C5	3.08	0.42
10:AA:1430:C:O4'	28:AS:131:THR:OG1	2.36	0.42
10:AA:1535:A:C2'	10:AA:1536:U:H5'	2.49	0.42
10:AA:1652:A:H5'	10:AA:1653:C:OP2	2.20	0.42
10:AA:243:G:C4	26:AQ:39:LEU:HD13	2.54	0.42
10:AA:532:G:O2'	10:AA:533:G:O5'	2.36	0.42
10:AA:597:U:H2'	10:AA:598:A:H8	1.85	0.42
10:AA:643:U:H2'	10:AA:644:U:C6	2.54	0.42
10:AA:643:U:C2'	10:AA:644:U:O4'	2.66	0.42
10:AA:81:A:O2'	25:AP:117:GLY:CA	2.68	0.42
10:AA:876:A:H1'	10:AA:877:G:O4'	2.20	0.42
10:AA:932:G:H2'	10:AA:933:A:O4'	2.20	0.42
12:AC:62:ILE:HG13	12:AC:62:ILE:H	1.69	0.42
16:AG:184:TRP:CE2	16:AG:188:LYS:HE3	2.55	0.42
16:AG:44:VAL:CG1	16:AG:45:PRO:HD2	2.46	0.42
16:AG:61:CYS:HA	16:AG:62:PRO:HD2	1.91	0.42
22:AM:88:ARG:NH2	22:AM:112:ASP:OD2	2.49	0.42
24:AO:101:ARG:NH1	24:AO:145:ALA:HA	2.28	0.42
24:AO:148:ALA:O	24:AO:152:VAL:HG23	2.20	0.42
25:AP:123:LEU:HD12	25:AP:123:LEU:N	2.35	0.42
26:AQ:117:LYS:O	26:AQ:120:ASP:OD1	2.38	0.42
28:AS:63:ASN:HA	28:AS:66:ARG:HB2	2.02	0.42
32:AW:113:LEU:HD23	32:AW:113:LEU:HA	1.82	0.42
32:AW:116:LEU:N	32:AW:116:LEU:CD2	2.83	0.42

*Continued on next page...*

*Continued from previous page...*

Atom-1	Atom-2	Interatomic distance (Å)	Clash overlap (Å)
32:AW:210:CYS:SG	32:AW:227:ILE:HD11	2.59	0.42
32:AW:211:HIS:C	32:AW:212:VAL:HG22	2.40	0.42
10:AA:155:U:C5'	34:AY:83:CYS:HA	2.50	0.42
2:B2:93:ALA:O	2:B2:94:THR:C	2.58	0.42
3:B3:152:ARG:HG3	3:B3:154:GLN:NE2	2.33	0.42
3:B3:196:LYS:C	3:B3:196:LYS:HD3	2.41	0.42
4:B4:108:ILE:HG13	4:B4:219:ARG:O	2.19	0.42
4:B4:116:MET:HE3	4:B4:215:ASN:HB3	2.00	0.42
4:B4:93:GLU:O	4:B4:100:LYS:HB2	2.19	0.42
7:B7:24:LEU:HD12	7:B7:25:LYS:N	2.35	0.42
7:B7:54:PHE:HD2	7:B7:72:GLY:HA2	1.85	0.42
8:B8:26:GLY:HA3	8:B8:29:LYS:CE	2.49	0.42
10:BA:1119:G:N3	10:BA:1605:A:C2	2.88	0.42
10:BA:1191:A:N6	10:BA:1237:G:H1'	2.34	0.42
10:BA:1227:G:C2'	10:BA:1228:A:OP2	2.68	0.42
10:BA:1263:G:P	10:BA:1263:G:H8	2.43	0.42
10:BA:1345:A:H5'	10:BA:1345:A:C8	2.54	0.42
10:BA:1480:U:O2'	10:BA:1481:A:OP2	2.38	0.42
10:BA:1550:U:O2'	10:BA:1551:U:H5'	2.20	0.42
10:BA:1636:C:C2	10:BA:1690:A:C2	3.08	0.42
10:BA:359:U:O2'	10:BA:360:U:H5'	2.20	0.42
10:BA:380:G:HO2'	10:BA:381:G:P	2.42	0.42
10:BA:457:G:C5	10:BA:458:U:C5	3.08	0.42
10:BA:512:C:C5	10:BA:513:A:C8	3.08	0.42
10:BA:764:U:O2	10:BA:766:G:C5	2.73	0.42
10:BA:954:G:H5''	10:BA:955:A:OP1	2.20	0.42
11:BB:2:ALA:HB3	11:BB:6:LYS:CD	2.47	0.42
11:BB:54:LYS:HB2	35:BZ:95:ILE:HD12	2.01	0.42
12:BC:195:TYR:CD1	12:BC:196:GLU:N	2.88	0.42
13:BD:125:SER:O	13:BD:129:ILE:CD1	2.67	0.42
13:BD:125:SER:O	13:BD:128:LEU:HB2	2.19	0.42
13:BD:171:ARG:CG	13:BD:175:LYS:HZ1	2.32	0.42
13:BD:32:GLY:HA3	33:BX:41:TYR:CD2	2.54	0.42
14:BE:147:ASN:N	14:BE:147:ASN:HD22	2.18	0.42
14:BE:65:TYR:CD2	14:BE:77:LEU:HB2	2.54	0.42
15:BF:26:ARG:HG3	15:BF:32:PHE:CD2	2.54	0.42
15:BF:47:ILE:HG23	15:BF:51:TRP:NE1	2.35	0.42
16:BG:41:GLN:HG2	16:BG:41:GLN:H	1.55	0.42
6:B6:5:LEU:HB2	17:BH:24:GLN:NE2	2.35	0.42
10:BA:967:U:H1'	20:BK:140:THR:CG2	2.49	0.42
22:BM:149:GLY:O	22:BM:150:VAL:O	2.38	0.42

*Continued on next page...*

*Continued from previous page...*

Atom-1	Atom-2	Interatomic distance (Å)	Clash overlap (Å)
22:BM:25:LYS:NZ	22:BM:57:ARG:CG	2.82	0.42
10:BA:847:A:H4'	24:BO:92:PHE:CZ	2.54	0.42
25:BP:46:LEU:O	25:BP:47:LYS:HB2	2.19	0.42
26:BQ:23:LEU:C	26:BQ:25:LYS:N	2.73	0.42
27:BR:334:ARG:HB3	27:BR:336:PHE:HE1	1.85	0.42
27:BR:34:LYS:O	27:BR:35:GLU:C	2.59	0.42
28:BS:15:GLY:CA	28:BS:114:PHE:HE2	2.33	0.42
31:BV:20:TYR:N	31:BV:20:TYR:HD1	2.18	0.42
32:BW:185:ILE:HA	32:BW:226:ASN:O	2.19	0.42
35:BZ:78:GLU:O	35:BZ:80:HIS:N	2.53	0.42
1:A1:45:VAL:CG1	1:A1:46:LYS:H	2.31	0.41
1:A1:46:LYS:HE3	16:AG:140:ARG:HE	1.84	0.41
2:A2:18:MET:HE3	2:A2:19:PRO:O	2.20	0.41
3:A3:180:ARG:O	3:A3:182:VAL:HG23	2.20	0.41
3:A3:47:GLU:CG	3:A3:61:VAL:HG22	2.50	0.41
7:A7:35:THR:CG2	7:A7:37:VAL:CG2	2.98	0.41
9:A9:101:TYR:CD1	9:A9:101:TYR:N	2.88	0.41
10:AA:112:U:H2'	10:AA:113:U:C6	2.55	0.41
10:AA:1263:G:H2'	10:AA:1264:G:C8	2.55	0.41
10:AA:1402:C:H5'	38:AA:2394:HOH:O	2.19	0.41
10:AA:1433:G:C2	10:AA:1434:C:C6	3.08	0.41
10:AA:181:G:C3'	10:AA:182:U:C5'	2.96	0.41
10:AA:287:U:H2'	10:AA:288:C:O4'	2.20	0.41
10:AA:436:C:N3	10:AA:453:G:N2	2.68	0.41
10:AA:444:A:H2'	10:AA:445:U:H5'	2.01	0.41
10:AA:551:U:HO2'	10:AA:552:C:P	2.43	0.41
10:AA:604:G:H1'	10:AA:607:G:O2'	2.20	0.41
10:AA:618:G:H2'	10:AA:619:C:O4'	2.20	0.41
10:AA:707:U:C6	10:AA:707:U:C3'	3.03	0.41
10:AA:753:C:C3'	10:AA:754:A:H5'	2.50	0.41
10:AA:769:C:C6	10:AA:769:C:C3'	3.03	0.41
10:AA:866:U:H3'	10:AA:867:U:H5''	2.01	0.41
10:AA:93:C:O2'	10:AA:94:U:H5'	2.20	0.41
10:AA:99:A:O2'	10:AA:100:A:P	2.78	0.41
12:AC:170:TYR:CE2	12:AC:205:VAL:HG21	2.55	0.41
12:AC:36:GLY:O	12:AC:55:ALA:HB1	2.19	0.41
13:AD:32:GLY:HA3	33:AX:41:TYR:CG	2.55	0.41
15:AF:47:ILE:HD12	15:AF:47:ILE:N	2.34	0.41
16:AG:183:SER:OG	16:AG:183:SER:O	2.33	0.41
16:AG:99:THR:CG2	16:AG:101:ARG:HE	2.33	0.41
19:AJ:55:ARG:HE	19:AJ:87:ARG:HH11	1.67	0.41

*Continued on next page...*

*Continued from previous page...*

Atom-1	Atom-2	Interatomic distance (Å)	Clash overlap (Å)
22:AM:131:LEU:O	22:AM:132:LYS:C	2.58	0.41
25:AP:148:ALA:O	25:AP:149:LYS:C	2.58	0.41
26:AQ:74:VAL:HG13	26:AQ:83:VAL:HG11	2.01	0.41
27:AR:181:GLN:HB3	27:AR:182:PRO:CD	2.47	0.41
27:AR:153:PHE:CD2	27:AR:203:PHE:CD2	3.08	0.41
27:AR:216:VAL:HG11	27:AR:230:THR:HG23	2.01	0.41
27:AR:218:HIS:CG	27:AR:219:LEU:H	2.38	0.41
27:AR:77:HIS:CG	27:AR:78:PHE:N	2.87	0.41
28:AS:101:VAL:O	28:AS:108:VAL:N	2.46	0.41
32:AW:185:ILE:HD12	32:AW:190:ASN:O	2.20	0.41
10:AA:148:C:C4'	34:AY:108:VAL:HG21	2.49	0.41
34:AY:160:VAL:CG1	34:AY:161:ILE:H	2.02	0.41
34:AY:161:ILE:HG22	34:AY:162:ARG:N	2.35	0.41
10:AA:155:U:C4'	34:AY:83:CYS:HA	2.49	0.41
35:AZ:34:TRP:CD1	35:AZ:82:ALA:HB1	2.49	0.41
4:B4:50:VAL:HG12	4:B4:51:THR:H	1.82	0.41
7:B7:48:SER:O	7:B7:52:ARG:HG3	2.19	0.41
7:B7:51:ASP:HB3	10:BA:1192:C:H5''	2.01	0.41
8:B8:34:LYS:HD3	8:B8:36:LYS:HB3	2.01	0.41
9:B9:157:UNK:O	9:B9:161:UNK:HG3	2.20	0.41
10:BA:1086:G:N2	10:BA:1103:G:H2'	2.35	0.41
10:BA:123:A:C5	10:BA:173:A:C6	3.08	0.41
10:BA:1143:A:O2'	10:BA:1542:A:N3	2.52	0.41
10:BA:159:G:C2'	10:BA:160:C:H5'	2.50	0.41
10:BA:1723:A:H2'	10:BA:1724:U:O4'	2.20	0.41
10:BA:418:G:H21	10:BA:451:G:H2'	1.85	0.41
10:BA:433:G:O2'	10:BA:434:G:H5'	2.20	0.41
10:BA:570:G:O4'	10:BA:574:A:C2	2.73	0.41
10:BA:580:G:H2'	10:BA:581:C:O4'	2.20	0.41
10:BA:600:A:H4'	10:BA:601:G:H5''	2.01	0.41
10:BA:72:G:C2	10:BA:76:A:N3	2.88	0.41
11:BB:65:HIS:HA	11:BB:66:PRO:HD3	1.90	0.41
12:BC:108:MET:CE	12:BC:139:ILE:HD13	2.50	0.41
14:BE:159:ILE:HD11	14:BE:222:THR:HA	2.02	0.41
15:BF:27:ARG:O	15:BF:28:GLY:C	2.58	0.41
15:BF:85:LEU:HD23	15:BF:90:ILE:HD11	2.01	0.41
16:BG:59:THR:C	16:BG:61:CYS:H	2.22	0.41
16:BG:83:LEU:HD23	16:BG:84:CYS:CA	2.49	0.41
18:BI:58:GLY:C	18:BI:60:GLN:H	2.23	0.41
19:BJ:93:CYS:HB3	19:BJ:97:ASP:CB	2.46	0.41
19:BJ:94:ASN:C	19:BJ:96:PRO:HD2	2.40	0.41

*Continued on next page...*

*Continued from previous page...*

Atom-1	Atom-2	Interatomic distance (Å)	Clash overlap (Å)
24:BO:50:SER:O	24:BO:54:VAL:HG23	2.20	0.41
27:BR:122:TYR:HE2	27:BR:138:ALA:HB2	1.85	0.41
27:BR:255:GLY:O	27:BR:256:SER:OG	2.36	0.41
30:BU:76:ARG:HB2	30:BU:100:CYS:O	2.20	0.41
1:A1:39:ARG:HD3	1:A1:41:LEU:HD13	2.01	0.41
2:A2:191:LEU:O	2:A2:192:GLU:HG2	2.20	0.41
3:A3:132:LEU:O	3:A3:134:SER:N	2.53	0.41
4:A4:131:LYS:O	4:A4:183:ALA:HA	2.20	0.41
5:A5:77:ILE:CD1	5:A5:77:ILE:H	2.30	0.41
9:A9:84:LYS:HD2	9:A9:84:LYS:HA	1.91	0.41
10:AA:1123:G:N2	10:AA:1721:G:H8	2.19	0.41
10:AA:1148:G:C6	10:AA:1149:C:C4	3.08	0.41
10:AA:1409:G:O5'	10:AA:1409:G:C8	2.73	0.41
10:AA:1498:U:H2'	10:AA:1499:A:H5'	2.02	0.41
10:AA:1612:C:H6	10:AA:1612:C:O5'	2.02	0.41
10:AA:1674:A:C6	10:AA:1675:A:N7	2.88	0.41
10:AA:210:A:H3'	10:AA:239:A:H2	1.84	0.41
10:AA:626:U:OP2	26:AQ:101:LYS:NZ	2.43	0.41
10:AA:660:U:H2'	10:AA:661:G:C8	2.55	0.41
10:AA:716:G:O2'	10:AA:717:G:C5'	2.68	0.41
10:AA:736:A:OP2	32:AW:189:ASN:CB	2.68	0.41
10:AA:73:A:H4'	10:AA:74:A:C5'	2.50	0.41
10:AA:929:A:H2'	10:AA:930:A:C5'	2.49	0.41
11:AB:14:LEU:HD13	11:AB:19:HIS:CE1	2.53	0.41
12:AC:126:ILE:CG2	12:AC:157:GLN:HG3	2.48	0.41
13:AD:121:SER:H	13:AD:124:HIS:HB3	1.85	0.41
13:AD:18:PRO:HG2	13:AD:19:TYR:CD1	2.55	0.41
13:AD:26:ASN:O	13:AD:30:LEU:HB2	2.19	0.41
14:AE:45:LEU:HG	14:AE:49:PHE:CE2	2.55	0.41
14:AE:27:TRP:CH2	14:AE:57:GLU:CD	2.92	0.41
15:AF:89:GLY:C	15:AF:91:ALA:N	2.72	0.41
16:AG:117:ARG:HE	16:AG:189:LYS:NZ	2.17	0.41
16:AG:45:PRO:HB2	16:AG:68:ILE:CD1	2.50	0.41
17:AH:74:VAL:CG1	17:AH:126:LEU:O	2.68	0.41
20:AK:78:ALA:CB	20:AK:118:ALA:HB3	2.49	0.41
21:AL:97:GLU:O	21:AL:98:ASN:CB	2.67	0.41
23:AN:20:CYS:O	23:AN:22:VAL:N	2.53	0.41
25:AP:117:GLY:O	25:AP:118:LYS:C	2.58	0.41
26:AQ:71:LYS:HB3	26:AQ:157:PHE:HE2	1.82	0.41
28:AS:20:GLU:O	28:AS:24:LEU:HB2	2.20	0.41
32:AW:120:GLU:C	32:AW:122:LYS:H	2.24	0.41

*Continued on next page...*

*Continued from previous page...*

Atom-1	Atom-2	Interatomic distance (Å)	Clash overlap (Å)
33:AX:35:SER:O	33:AX:38:ARG:HB3	2.20	0.41
34:AY:224:ALA:O	34:AY:227:ALA:HB3	2.19	0.41
3:B3:50:ILE:HD11	3:B3:169:ALA:HB2	2.02	0.41
4:B4:190:PHE:CE1	4:B4:194:LEU:CD1	3.03	0.41
4:B4:37:PRO:O	4:B4:38:ILE:C	2.58	0.41
4:B4:72:LEU:HB2	4:B4:82:LYS:O	2.19	0.41
6:B6:25:ALA:HB1	6:B6:26:PRO:HD2	2.02	0.41
8:B8:45:ILE:HD12	22:BM:1:MET:CE	2.46	0.41
10:BA:1018:G:C2'	10:BA:1019:G:H5'	2.50	0.41
10:BA:1028:G:H2'	10:BA:1029:G:O4'	2.19	0.41
10:BA:1401:U:H1'	19:BJ:70:CYS:SG	2.60	0.41
10:BA:1556:G:C2'	10:BA:1557:U:OP2	2.68	0.41
10:BA:1717:C:C3'	10:BA:1718:A:H5'	2.51	0.41
10:BA:451:G:OP1	25:BP:102:ARG:NH2	2.53	0.41
10:BA:5:U:OP2	14:BE:205:THR:CB	2.68	0.41
10:BA:670:G:C8	10:BA:670:G:C5'	3.03	0.41
10:BA:732:U:H2'	10:BA:733:G:C8	2.55	0.41
10:BA:77:G:C5'	10:BA:77:G:C8	2.94	0.41
10:BA:798:G:N2	10:BA:799:G:C4	2.89	0.41
10:BA:996:U:C4	10:BA:997:A:N7	2.88	0.41
11:BB:76:ILE:HG13	11:BB:77:TYR:CD1	2.54	0.41
10:BA:750:U:C1'	13:BD:139:ASN:HD21	2.33	0.41
13:BD:23:ARG:HH21	13:BD:24:LEU:CD2	2.34	0.41
16:BG:46:HIS:CD2	16:BG:81:LYS:HD2	2.55	0.41
10:BA:731:C:O2'	17:BH:121:THR:HG23	2.20	0.41
12:BC:11:LYS:HG2	19:BJ:61:LEU:HD21	2.02	0.41
10:BA:895:U:H4'	20:BK:41:PHE:CD2	2.55	0.41
20:BK:61:LYS:HE3	20:BK:76:GLN:HB3	2.01	0.41
21:BL:78:ASN:ND2	21:BL:80:LYS:HG2	2.34	0.41
25:BP:21:LEU:N	25:BP:21:LEU:CD2	2.77	0.41
26:BQ:131:SER:O	26:BQ:132:LYS:C	2.58	0.41
26:BQ:53:VAL:HG12	26:BQ:53:VAL:O	2.20	0.41
28:BS:72:CYS:SG	28:BS:79:VAL:HG23	2.60	0.41
10:BA:1329:G:H4'	29:BT:134:LYS:HE2	2.03	0.41
30:BU:94:ILE:HG21	30:BU:97:VAL:CB	2.41	0.41
31:BV:59:LYS:HA	31:BV:62:GLN:HG2	2.01	0.41
32:BW:129:THR:HG22	32:BW:130:ALA:N	2.33	0.41
32:BW:188:GLY:O	32:BW:191:ILE:CG2	2.68	0.41
32:BW:44:LEU:O	32:BW:47:LEU:HB3	2.20	0.41
32:BW:77:LYS:NZ	32:BW:147:ARG:HH12	2.17	0.41
32:BW:73:PHE:HB2	32:BW:93:ARG:HB3	2.01	0.41

*Continued on next page...*



*Continued from previous page...*

Atom-1	Atom-2	Interatomic distance (Å)	Clash overlap (Å)
10:BA:560:C:O2'	33:BX:10:LYS:HE2	2.20	0.41
34:BY:206:ASN:O	34:BY:210:GLU:HG3	2.20	0.41
11:BB:31:ARG:CZ	35:BZ:81:ILE:HG13	2.50	0.41
2:A2:105:VAL:HG12	2:A2:107:ASN:N	2.32	0.41
2:A2:194:LYS:HE2	26:AQ:4:GLN:OE1	2.18	0.41
3:A3:13:THR:HB	3:A3:16:GLU:HG3	2.02	0.41
3:A3:33:LEU:HB3	3:A3:37:LEU:HD12	2.02	0.41
7:A7:10:ILE:HG13	7:A7:10:ILE:H	1.71	0.41
9:A9:148:UNK:CA	9:A9:151:UNK:HG3	2.50	0.41
10:AA:1000:U:H4'	10:AA:1097:A:H61	1.83	0.41
10:AA:110:A:O2'	26:AQ:64:SER:OG	2.37	0.41
10:AA:1360:U:C6	31:AV:3:ARG:HD2	2.54	0.41
10:AA:1400:G:C6	10:AA:1401:U:C4	3.08	0.41
10:AA:1507:U:O2	10:AA:1507:U:C2'	2.68	0.41
10:AA:1541:A:C2	10:AA:1542:A:C8	3.08	0.41
10:AA:1645:C:N4	10:AA:1680:A:H61	2.16	0.41
5:A5:5:ARG:HH21	10:AA:1748:U:H3'	1.84	0.41
10:AA:214:U:C2	10:AA:811:U:O2'	2.73	0.41
10:AA:356:G:C2	10:AA:357:A:C8	3.08	0.41
10:AA:554:U:H2'	10:AA:555:G:C8	2.55	0.41
10:AA:707:U:C6	10:AA:707:U:H3'	2.55	0.41
10:AA:771:A:H5''	10:AA:772:A:H5'	2.01	0.41
10:AA:826:A:C6	10:AA:827:U:C4	3.08	0.41
10:AA:631:C:O2	10:AA:838:U:H1'	2.20	0.41
7:A7:103:GLU:HB2	12:AC:202:LYS:NZ	2.36	0.41
12:AC:4:THR:O	12:AC:5:THR:C	2.58	0.41
13:AD:108:ARG:NH2	13:AD:126:ARG:HH22	2.16	0.41
14:AE:225:TYR:C	14:AE:225:TYR:HD1	2.24	0.41
14:AE:35:ARG:CZ	14:AE:251:LYS:HB2	2.49	0.41
14:AE:65:TYR:HA	14:AE:66:PRO:HD2	1.91	0.41
15:AF:89:GLY:C	15:AF:91:ALA:H	2.23	0.41
16:AG:41:GLN:H	16:AG:41:GLN:HG2	1.56	0.41
17:AH:11:LEU:HD12	17:AH:74:VAL:CG2	2.47	0.41
17:AH:89:TRP:HE3	17:AH:93:ILE:HD11	1.86	0.41
18:AI:58:GLY:C	18:AI:60:GLN:N	2.74	0.41
18:AI:95:HIS:HA	18:AI:99:VAL:HG23	2.02	0.41
19:AJ:32:GLU:OE2	19:AJ:55:ARG:NH2	2.53	0.41
21:AL:116:ILE:N	21:AL:116:ILE:HD12	2.35	0.41
21:AL:44:GLY:O	21:AL:45:ALA:O	2.38	0.41
23:AN:7:ARG:HD3	23:AN:7:ARG:HA	1.84	0.41
24:AO:21:LYS:HD3	24:AO:23:ARG:NH2	2.36	0.41

*Continued on next page...*

*Continued from previous page...*

Atom-1	Atom-2	Interatomic distance (Å)	Clash overlap (Å)
26:AQ:131:SER:O	26:AQ:132:LYS:C	2.57	0.41
26:AQ:44:PRO:CG	26:AQ:47:ALA:HB2	2.45	0.41
27:AR:119:SER:HB3	27:AR:138:ALA:HB3	2.02	0.41
27:AR:133:ILE:HB	27:AR:145:TRP:HB2	2.02	0.41
27:AR:11:VAL:CG2	27:AR:291:VAL:HG11	2.50	0.41
27:AR:34:LYS:O	27:AR:35:GLU:C	2.59	0.41
27:AR:47:ARG:C	27:AR:49:LYS:H	2.23	0.41
30:AU:48:GLU:O	30:AU:50:CYS:N	2.47	0.41
35:AZ:7:ASN:O	35:AZ:10:SER:HB3	2.21	0.41
2:B2:36:THR:O	2:B2:104:LEU:N	2.54	0.41
2:B2:91:TYR:HD2	2:B2:109:ILE:HD11	1.86	0.41
2:B2:117:PHE:N	2:B2:117:PHE:CD1	2.89	0.41
2:B2:176:ILE:HG22	2:B2:177:THR:H	1.85	0.41
4:B4:175:ASN:N	4:B4:175:ASN:ND2	2.67	0.41
10:BA:1032:U:O4	10:BA:1033:A:C2	2.73	0.41
10:BA:1124:A:H4'	10:BA:1719:A:N1	2.36	0.41
10:BA:1213:G:C4	10:BA:1214:A:N7	2.88	0.41
10:BA:1401:U:C5'	10:BA:1402:C:OP2	2.68	0.41
10:BA:1507:U:O2	10:BA:1507:U:C2'	2.68	0.41
10:BA:1514:G:N2	10:BA:1540:G:O2'	2.54	0.41
10:BA:1605:A:H4'	10:BA:1606:C:O5'	2.20	0.41
10:BA:167:A:O2'	10:BA:168:U:H5'	2.19	0.41
10:BA:315:U:H2'	10:BA:316:G:C8	2.52	0.41
10:BA:321:U:H3'	10:BA:322:G:H8	1.84	0.41
10:BA:388:A:C2'	10:BA:389:G:H5'	2.51	0.41
10:BA:512:C:C4	10:BA:527:A:C5	3.08	0.41
10:BA:68:U:H3'	10:BA:69:A:C8	2.55	0.41
11:BB:169:MET:HB3	11:BB:169:MET:HE2	1.85	0.41
10:BA:1247:A:C2'	12:BC:144:LYS:HE2	2.49	0.41
12:BC:146:LYS:HZ3	12:BC:153:MET:CE	2.33	0.41
12:BC:36:GLY:O	12:BC:55:ALA:HB1	2.20	0.41
14:BE:142:LYS:O	14:BE:156:PRO:HD3	2.19	0.41
14:BE:174:PRO:HD2	14:BE:177:THR:HB	2.02	0.41
15:BF:97:THR:HG21	15:BF:99:HIS:CE1	2.56	0.41
16:BG:96:HIS:HD2	16:BG:97:LEU:HD23	1.85	0.41
17:BH:14:LEU:O	17:BH:17:ALA:CB	2.61	0.41
18:BI:95:HIS:HA	18:BI:99:VAL:HG23	2.01	0.41
22:BM:123:ARG:HH11	22:BM:123:ARG:CB	2.34	0.41
26:BQ:130:ILE:HD12	26:BQ:134:VAL:CG1	2.50	0.41
27:BR:242:ILE:O	27:BR:242:ILE:CG2	2.69	0.41
27:BR:97:ASP:C	27:BR:98:LYS:HG3	2.41	0.41

*Continued on next page...*

*Continued from previous page...*

Atom-1	Atom-2	Interatomic distance (Å)	Clash overlap (Å)
28:BS:21:LEU:HA	28:BS:24:LEU:CB	2.50	0.41
28:BS:63:ASN:HA	28:BS:66:ARG:HB2	2.02	0.41
32:BW:188:GLY:C	32:BW:190:ASN:H	2.22	0.41
34:BY:7:TYR:CZ	34:BY:9:LEU:HD12	2.54	0.41
35:BZ:47:VAL:CG2	35:BZ:48:GLN:N	2.83	0.41
1:A1:42:ILE:HG13	1:A1:63:GLU:OE2	2.20	0.41
3:A3:129:ASP:O	3:A3:132:LEU:HD13	2.20	0.41
4:A4:167:VAL:HG12	4:A4:168:ARG:N	2.36	0.41
4:A4:190:PHE:CE1	4:A4:194:LEU:CD1	3.04	0.41
5:A5:57:LEU:CG	5:A5:58:ALA:H	2.33	0.41
5:A5:83:SER:C	5:A5:85:VAL:H	2.23	0.41
6:A6:34:LYS:CB	6:A6:76:ALA:HB3	2.47	0.41
5:A5:84:ARG:NH1	10:AA:1126:C:OP1	2.53	0.41
10:AA:1359:C:H3'	10:AA:1359:C:O2	2.20	0.41
10:AA:1644:C:H2'	10:AA:1645:C:H6	1.84	0.41
10:AA:236:U:H3'	10:AA:237:U:H5''	2.01	0.41
10:AA:403:A:C2	10:AA:414:G:H1'	2.55	0.41
10:AA:430:A:HO2'	10:AA:431:U:P	2.43	0.41
10:AA:512:C:C4	10:AA:527:A:C5	3.09	0.41
10:AA:567:C:OP1	10:AA:1110:A:H3'	2.20	0.41
10:AA:573:A:N6	12:AC:148:GLN:NE2	2.63	0.41
10:AA:66:A:OP1	34:AY:175:LYS:HD3	2.20	0.41
10:AA:681:G:O2'	10:AA:682:C:H5'	2.20	0.41
10:AA:736:A:OP2	32:AW:189:ASN:OD1	2.38	0.41
10:AA:787:A:H1'	17:AH:105:THR:CG2	2.50	0.41
10:AA:989:G:H2'	10:AA:990:U:C6	2.56	0.41
10:AA:99:A:H5'	38:AA:2059:HOH:O	2.20	0.41
11:AB:172:TRP:CE3	11:AB:195:VAL:HG22	2.55	0.41
11:AB:164:THR:HG21	11:AB:199:TYR:HA	2.02	0.41
12:AC:105:VAL:HG11	12:AC:176:ARG:HG2	2.03	0.41
12:AC:9:ASN:O	12:AC:10:LYS:C	2.58	0.41
15:AF:83:GLN:HG2	15:AF:87:GLU:OE1	2.20	0.41
16:AG:118:GLU:OE1	16:AG:197:LYS:HE2	2.20	0.41
18:AI:127:GLU:HA	18:AI:128:PRO:HD2	1.88	0.41
18:AI:58:GLY:O	18:AI:60:GLN:N	2.54	0.41
21:AL:42:PHE:O	21:AL:43:MET:HB2	2.19	0.41
22:AM:28:THR:CG2	22:AM:58:ALA:HA	2.50	0.41
26:AQ:21:LYS:HZ1	26:AQ:31:VAL:HG21	1.86	0.41
27:AR:100:LEU:HD11	27:AR:117:HIS:HD2	1.86	0.41
28:AS:60:LYS:CD	28:AS:64:LYS:HE3	2.49	0.41
30:AU:48:GLU:C	30:AU:50:CYS:H	2.23	0.41

*Continued on next page...*

*Continued from previous page...*

Atom-1	Atom-2	Interatomic distance (Å)	Clash overlap (Å)
34:AY:23:LYS:NZ	34:AY:41:LEU:HA	2.35	0.41
34:AY:8:PRO:HB2	34:AY:9:LEU:HD23	2.02	0.41
2:B2:200:ILE:O	2:B2:203:LEU:N	2.54	0.41
5:B5:10:ARG:HD3	5:B5:33:ASP:OD2	2.20	0.41
9:B9:131:ARG:HD3	9:B9:142:LYS:CB	2.43	0.41
9:B9:154:UNK:O	9:B9:157:UNK:CG	2.69	0.41
10:BA:1135:A:H2'	10:BA:1136:G:O4'	2.20	0.41
10:BA:1241:U:H4'	10:BA:1242:G:C5'	2.49	0.41
10:BA:1299:C:H2'	10:BA:1300:G:O4'	2.19	0.41
10:BA:168:U:O2	10:BA:169:G:H1'	2.20	0.41
10:BA:1731:G:C3'	10:BA:1732:U:C5'	2.97	0.41
10:BA:192:C:H2'	10:BA:193:C:O5'	2.19	0.41
10:BA:257:G:H5''	10:BA:258:A:OP1	2.21	0.41
10:BA:301:C:H2'	10:BA:301:C:O2	2.20	0.41
10:BA:320:G:N2	10:BA:321:U:H1'	2.36	0.41
10:BA:383:G:N2	10:BA:397:U:C2	2.89	0.41
10:BA:864:U:H2'	10:BA:865:A:H5'	2.01	0.41
11:BB:176:ARG:HG2	11:BB:176:ARG:NH1	2.36	0.41
12:BC:171:ILE:CG2	12:BC:173:VAL:HG23	2.51	0.41
13:BD:112:ARG:O	13:BD:116:LEU:HG	2.20	0.41
13:BD:121:SER:OG	13:BD:122:ILE:N	2.54	0.41
16:BG:99:THR:CG2	16:BG:101:ARG:HE	2.33	0.41
16:BG:71:LEU:HD23	16:BG:88:VAL:HG23	2.02	0.41
17:BH:23:LYS:H	17:BH:23:LYS:HG3	1.66	0.41
21:BL:5:LYS:NZ	21:BL:18:HIS:NE2	2.66	0.41
8:B8:43:VAL:HB	22:BM:25:LYS:HE3	2.03	0.41
23:BN:4:LYS:HD2	23:BN:6:TRP:NE1	2.33	0.41
27:BR:113:ARG:HG3	27:BR:113:ARG:O	2.19	0.41
27:BR:209:PHE:HD2	27:BR:240:TRP:CH2	2.37	0.41
30:BU:17:LYS:C	30:BU:17:LYS:HD3	2.41	0.41
10:BA:438:A:H5''	32:BW:57:ASN:OD1	2.21	0.41
14:BE:231:TRP:CZ3	35:BZ:8:GLN:HB2	2.39	0.41
2:A2:192:GLU:O	2:A2:196:LEU:HB2	2.21	0.41
8:A8:38:LYS:HE2	10:AA:1507:U:O3'	2.20	0.41
10:AA:100:A:HO2'	10:AA:101:A:P	2.44	0.41
10:AA:909:C:H5'	10:AA:1752:U:O4	2.20	0.41
10:AA:229:A:N6	10:AA:230:A:C6	2.89	0.41
10:AA:320:G:N2	10:AA:321:U:H1'	2.34	0.41
10:AA:413:C:H4'	10:AA:414:G:H5'	2.03	0.41
10:AA:478:G:C3'	10:AA:479:G:O4'	2.68	0.41
10:AA:71:U:C2'	10:AA:72:G:OP1	2.68	0.41

*Continued on next page...*

*Continued from previous page...*

Atom-1	Atom-2	Interatomic distance (Å)	Clash overlap (Å)
10:AA:752:C:H6	10:AA:752:C:O5'	2.04	0.41
11:AB:32:TYR:N	11:AB:32:TYR:CD1	2.88	0.41
13:AD:140:LEU:HD12	13:AD:141:VAL:N	2.34	0.41
13:AD:143:VAL:HA	13:AD:144:PRO:HD2	1.87	0.41
13:AD:64:PRO:HA	13:AD:69:ARG:NH1	2.35	0.41
14:AE:216:TYR:HD1	14:AE:217:TYR:CD1	2.38	0.41
14:AE:27:TRP:HA	14:AE:27:TRP:CE3	2.54	0.41
15:AF:44:TYR:O	15:AF:48:MET:N	2.44	0.41
17:AH:47:ILE:CG2	17:AH:69:ILE:HD11	2.50	0.41
10:AA:967:U:H1'	20:AK:140:THR:HG22	2.02	0.41
21:AL:21:ASP:C	21:AL:23:ARG:H	2.23	0.41
22:AM:86:LEU:HA	22:AM:99:GLN:OE1	2.20	0.41
24:AO:144:ASN:OD1	24:AO:145:ALA:N	2.54	0.41
10:AA:761:U:C4	25:AP:7:THR:O	2.73	0.41
12:AC:228:ARG:HD3	27:AR:207:TYR:OH	2.21	0.41
27:AR:192:TRP:O	27:AR:215:ASN:HA	2.20	0.41
27:AR:287:SER:O	27:AR:288:LYS:HD3	2.20	0.41
27:AR:95:SER:OG	27:AR:96:TRP:N	2.54	0.41
29:AT:75:GLY:C	29:AT:79:LEU:HD12	2.41	0.41
32:AW:72:VAL:CG2	32:AW:79:ARG:O	2.69	0.41
14:AE:230:PHE:CB	35:AZ:13:MET:HE2	2.48	0.41
3:B3:154:GLN:C	3:B3:155:LEU:HD23	2.41	0.41
5:B5:24:THR:HG21	5:B5:73:LEU:HD12	2.02	0.41
8:B8:30:TRP:O	8:B8:30:TRP:CD1	2.74	0.41
8:B8:69:VAL:CG1	8:B8:80:ALA:HB1	2.46	0.41
10:BA:1058:A:H2'	10:BA:1059:A:O4'	2.21	0.41
10:BA:1260:G:O2'	10:BA:1261:U:H5'	2.20	0.41
10:BA:1261:U:C3'	10:BA:1261:U:C6	3.03	0.41
10:BA:1314:C:H5''	27:BR:113:ARG:CZ	2.50	0.41
10:BA:1247:A:N6	10:BA:1409:G:C6	2.88	0.41
10:BA:1409:G:O5'	10:BA:1409:G:C8	2.73	0.41
10:BA:1725:C:O2	10:BA:1743:A:C2	2.73	0.41
5:B5:98:ARG:NH2	10:BA:1752:U:OP1	2.53	0.41
10:BA:421:G:C2'	10:BA:422:G:H5''	2.50	0.41
10:BA:750:U:H3'	10:BA:750:U:C6	2.56	0.41
10:BA:752:C:H6	10:BA:752:C:O5'	2.03	0.41
10:BA:840:A:O2'	10:BA:841:A:H5''	2.20	0.41
10:BA:876:A:H5'	20:BK:60:MET:CE	2.50	0.41
10:BA:900:A:O2'	10:BA:901:A:H5'	2.20	0.41
10:BA:990:U:O2'	10:BA:991:A:H5'	2.20	0.41
12:BC:45:THR:HB	12:BC:48:LYS:H	1.85	0.41

*Continued on next page...*

*Continued from previous page...*

Atom-1	Atom-2	Interatomic distance (Å)	Clash overlap (Å)
10:BA:1069:U:O4	14:BE:202:GLN:HG3	2.20	0.41
15:BF:44:TYR:HB2	15:BF:61:ILE:HD13	2.01	0.41
16:BG:13:LEU:C	16:BG:15:GLY:H	2.23	0.41
16:BG:146:ILE:O	16:BG:147:TYR:C	2.58	0.41
16:BG:62:PRO:O	16:BG:63:ILE:C	2.59	0.41
17:BH:111:LEU:HB3	17:BH:115:GLU:HB2	2.03	0.41
17:BH:25:VAL:O	17:BH:62:VAL:HA	2.21	0.41
10:BA:967:U:H1'	20:BK:140:THR:HG22	2.03	0.41
23:BN:52:VAL:HG21	23:BN:54:TYR:CZ	2.56	0.41
25:BP:74:TYR:CD2	25:BP:80:LEU:HA	2.55	0.41
27:BR:162:SER:HB2	27:BR:193:ASP:HB3	2.01	0.41
27:BR:168:VAL:HG23	27:BR:168:VAL:O	2.20	0.41
27:BR:187:PHE:O	27:BR:199:TRP:HD1	2.03	0.41
27:BR:97:ASP:O	27:BR:98:LYS:CB	2.68	0.41
32:BW:108:LYS:CB	32:BW:110:ARG:HE	2.25	0.41
32:BW:89:MET:O	32:BW:124:LYS:HG3	2.21	0.41
32:BW:9:LEU:HD21	32:BW:14:ALA:HB2	2.03	0.41
33:BX:39:ILE:HA	33:BX:42:ASN:HD22	1.85	0.41
34:BY:126:THR:O	34:BY:126:THR:HG22	2.20	0.41
34:BY:87:ARG:HD3	34:BY:87:ARG:HA	1.83	0.41
2:A2:176:ILE:HG22	2:A2:177:THR:H	1.84	0.41
2:A2:25:ARG:CZ	10:AA:376:A:OP1	2.69	0.41
5:A5:45:VAL:CG1	5:A5:49:SER:OG	2.68	0.41
9:A9:163:UNK:O	9:A9:166:UNK:HG3	2.20	0.41
10:AA:1001:A:O2'	10:AA:1002:U:O4'	2.38	0.41
10:AA:1018:G:H2'	10:AA:1019:G:C5'	2.51	0.41
10:AA:109:U:H5'	26:AQ:66:ARG:CD	2.48	0.41
10:AA:1130:A:C2	10:AA:1132:A:O4'	2.74	0.41
9:A9:138:HIS:NE2	10:AA:1206:A:H4'	2.36	0.41
10:AA:1217:G:O2'	10:AA:1218:C:OP2	2.33	0.41
10:AA:141:A:C6	10:AA:162:A:N6	2.88	0.41
10:AA:143:C:H2'	10:AA:144:C:C6	2.54	0.41
10:AA:1480:U:O2'	10:AA:1481:A:OP2	2.38	0.41
10:AA:1590:C:O2'	10:AA:1591:C:C5'	2.69	0.41
10:AA:191:A:C4	10:AA:192:C:C5	3.09	0.41
10:AA:246:U:O2	10:AA:246:U:H2'	2.20	0.41
10:AA:316:G:C2'	10:AA:317:G:H5'	2.49	0.41
2:A2:10:LYS:CE	10:AA:329:A:H5''	2.51	0.41
10:AA:357:A:C2	10:AA:358:A:N7	2.89	0.41
10:AA:507:G:H2'	10:AA:508:A:C5'	2.51	0.41
10:AA:508:A:N7	10:AA:509:G:C8	2.89	0.41

*Continued on next page...*

*Continued from previous page...*

Atom-1	Atom-2	Interatomic distance (Å)	Clash overlap (Å)
10:AA:603:U:O4	21:AL:25:ALA:C	2.58	0.41
10:AA:607:G:HO2'	10:AA:608:C:P	2.41	0.41
3:A3:110:SER:C	10:AA:793:G:O2'	2.58	0.41
10:AA:1398:A:N1	12:AC:149:ARG:HG2	2.36	0.41
13:AD:121:SER:OG	13:AD:122:ILE:N	2.53	0.41
15:AF:26:ARG:HG3	15:AF:32:PHE:CD2	2.56	0.41
15:AF:71:ILE:CG2	15:AF:73:LEU:HD22	2.50	0.41
16:AG:147:TYR:CD1	16:AG:147:TYR:C	2.94	0.41
16:AG:72:MET:HB3	16:AG:84:CYS:SG	2.61	0.41
20:AK:61:LYS:CE	20:AK:76:GLN:HB3	2.51	0.41
20:AK:84:ARG:CZ	20:AK:88:LEU:HD21	2.50	0.41
23:AN:52:VAL:HG21	23:AN:54:TYR:CE2	2.56	0.41
26:AQ:128:ARG:NH1	26:AQ:128:ARG:HG2	2.35	0.41
26:AQ:32:ARG:HG2	26:AQ:33:TYR:N	2.36	0.41
27:AR:161:HIS:HB3	27:AR:197:LYS:CE	2.48	0.41
27:AR:172:PRO:HG3	27:AR:223:PRO:O	2.21	0.41
27:AR:291:VAL:HG12	27:AR:292:CYS:H	1.86	0.41
27:AR:85:SER:O	27:AR:86:GLN:C	2.58	0.41
29:AT:153:GLN:NE2	29:AT:153:GLN:O	2.53	0.41
13:AD:123:HIS:CE1	33:AX:34:ARG:HD3	2.55	0.41
35:AZ:79:ALA:HA	35:AZ:82:ALA:HB3	2.01	0.41
1:B1:65:ARG:HH21	1:B1:67:LEU:CD1	2.33	0.41
2:B2:73:PHE:CD1	2:B2:73:PHE:N	2.89	0.41
7:B7:82:ILE:HG22	7:B7:82:ILE:O	2.20	0.41
8:B8:81:ARG:HH22	10:BA:1505:C:H5	1.69	0.41
10:BA:1064:A:C4	10:BA:1066:G:C8	3.08	0.41
10:BA:1253:G:O2'	10:BA:1254:U:H5'	2.20	0.41
10:BA:1345:A:H5'	10:BA:1345:A:H8	1.85	0.41
10:BA:1413:C:C4'	10:BA:1418:C:N4	2.83	0.41
10:BA:1467:U:H2'	10:BA:1468:G:C8	2.56	0.41
10:BA:1506:G:O2'	10:BA:1507:U:OP2	2.28	0.41
10:BA:1119:G:C2	10:BA:1605:A:C2	3.08	0.41
10:BA:1729:A:C2	10:BA:1739:G:C2	3.08	0.41
10:BA:337:G:H5'	26:BQ:78:LYS:HD2	2.02	0.41
10:BA:494:A:C8	10:BA:495:C:O4'	2.73	0.41
10:BA:564:A:O5'	10:BA:564:A:H8	2.04	0.41
10:BA:616:A:O2'	10:BA:617:A:O5'	2.39	0.41
10:BA:781:C:H5'	10:BA:782:A:OP2	2.19	0.41
10:BA:787:A:C1'	17:BH:106:THR:O	2.68	0.41
10:BA:899:U:O2'	10:BA:900:A:H5'	2.20	0.41
12:BC:14:PHE:CE1	19:BJ:24:THR:HG22	2.55	0.41

*Continued on next page...*

*Continued from previous page...*

Atom-1	Atom-2	Interatomic distance (Å)	Clash overlap (Å)
12:BC:135:LYS:HB3	12:BC:192:MET:HE2	2.02	0.41
14:BE:228:PRO:O	14:BE:230:PHE:N	2.53	0.41
16:BG:177:LYS:O	16:BG:178:ASN:CB	2.68	0.41
18:BI:3:GLN:O	18:BI:4:GLN:HG3	2.20	0.41
22:BM:32:LEU:O	22:BM:35:ILE:HG13	2.20	0.41
22:BM:28:THR:CG2	22:BM:58:ALA:HA	2.49	0.41
26:BQ:20:LYS:H	26:BQ:20:LYS:HG3	1.61	0.41
27:BR:183:PHE:O	27:BR:183:PHE:CD1	2.73	0.41
27:BR:31:PHE:HD1	27:BR:31:PHE:N	2.18	0.41
30:BU:50:CYS:SG	30:BU:55:TYR:CG	3.12	0.41
34:BY:195:LYS:HA	34:BY:198:LYS:HB2	2.03	0.41
34:BY:5:ILE:HD13	34:BY:50:PHE:CE2	2.55	0.41
35:BZ:96:GLN:O	35:BZ:97:GLU:C	2.58	0.41
2:A2:92:ASN:HB3	2:A2:95:ASN:O	2.21	0.41
3:A3:194:THR:O	3:A3:195:PHE:C	2.56	0.41
6:A6:54:CYS:CB	6:A6:61:LEU:HD21	2.50	0.41
6:A6:53:ILE:HG22	6:A6:58:SER:HA	2.02	0.41
8:A8:68:THR:HA	8:A8:71:GLU:HG3	2.01	0.41
6:A6:17:ASN:HB2	10:AA:1043:U:O3'	2.21	0.41
9:A9:128:HIS:CE1	10:AA:1222:U:H1'	2.53	0.41
10:AA:1238:U:O2	10:AA:1238:U:H2'	2.21	0.41
10:AA:1345:A:H5'	10:AA:1345:A:H8	1.86	0.41
10:AA:1252:C:C2	10:AA:1400:G:N2	2.89	0.41
10:AA:1404:G:H2'	10:AA:1405:U:O4'	2.20	0.41
10:AA:1550:U:O2'	10:AA:1551:U:H5'	2.20	0.41
10:AA:312:C:O2'	10:AA:313:G:P	2.78	0.41
10:AA:400:U:H5'	10:AA:1685:A:O2'	2.20	0.41
10:AA:537:A:H2'	10:AA:538:A:OP2	2.20	0.41
10:AA:551:U:H2'	10:AA:552:C:O5'	2.21	0.41
10:AA:620:U:O2'	10:AA:621:C:H5'	2.21	0.41
10:AA:638:U:O2'	10:AA:639:C:H5'	2.20	0.41
10:AA:770:G:H2'	10:AA:771:A:N7	2.26	0.41
10:AA:878:A:C5'	20:AK:39:ASP:OD2	2.69	0.41
10:AA:908:A:O3'	10:AA:1752:U:O4	2.39	0.41
10:AA:844:G:C2	10:AA:943:U:O4	2.73	0.41
11:AB:147:ASP:OD1	11:AB:147:ASP:O	2.38	0.41
11:AB:148:SER:HA	11:AB:149:PRO:HD3	1.91	0.41
11:AB:34:SER:OG	11:AB:35:HIS:N	2.54	0.41
12:AC:175:VAL:CG1	12:AC:188:LYS:HG2	2.50	0.41
13:AD:83:TYR:CE2	13:AD:147:MET:HB3	2.56	0.41
13:AD:45:VAL:HG21	13:AD:105:MET:HE1	2.02	0.41

*Continued on next page...*



*Continued from previous page...*

Atom-1	Atom-2	Interatomic distance (Å)	Clash overlap (Å)
14:AE:145:TRP:CE3	14:AE:173:ALA:O	2.70	0.41
18:AI:81:TYR:O	18:AI:84:ARG:HB3	2.21	0.41
19:AJ:37:GLU:HA	19:AJ:40:SER:HB3	2.03	0.41
21:AL:129:ILE:O	21:AL:130:SER:C	2.59	0.41
21:AL:53:THR:HB	21:AL:72:ARG:O	2.21	0.41
22:AM:6:GLU:O	22:AM:7:LYS:O	2.38	0.41
24:AO:114:LYS:O	24:AO:118:ILE:HG13	2.20	0.41
26:AQ:54:ASP:HB2	26:AQ:81:ARG:NH1	2.36	0.41
27:AR:38:ASP:OD2	27:AR:318:ASN:ND2	2.53	0.41
22:AM:81:ILE:CA	29:AT:40:TRP:CZ2	3.02	0.41
30:AU:68:ILE:HG22	30:AU:69:LYS:O	2.19	0.41
32:AW:143:THR:O	32:AW:146:SER:N	2.53	0.41
1:B1:46:LYS:HE3	16:BG:140:ARG:NE	2.35	0.41
1:B1:63:GLU:O	1:B1:63:GLU:CG	2.69	0.41
4:B4:197:GLU:H	4:B4:197:GLU:HG2	1.50	0.41
4:B4:69:GLU:CD	4:B4:69:GLU:O	2.58	0.41
7:B7:65:TYR:N	7:B7:65:TYR:CD1	2.89	0.41
10:BA:1166:A:H2'	10:BA:1167:C:C5'	2.50	0.41
10:BA:1246:C:C2'	10:BA:1247:A:OP2	2.68	0.41
10:BA:1409:G:C2	10:BA:1410:C:C2	3.09	0.41
10:BA:1453:C:C2'	10:BA:1454:A:H5'	2.50	0.41
10:BA:1542:A:H2'	10:BA:1543:C:C5'	2.50	0.41
10:BA:1542:A:H2'	10:BA:1543:C:H5'	2.03	0.41
10:BA:1557:U:C5	10:BA:1582:G:N2	2.89	0.41
10:BA:1558:A:N7	10:BA:1583:A:N6	2.69	0.41
10:BA:1644:C:H2'	10:BA:1645:C:H6	1.84	0.41
2:B2:15:GLY:O	10:BA:309:U:H4'	2.20	0.41
2:B2:56:VAL:CG2	10:BA:324:A:H5''	2.51	0.41
10:BA:55:U:OP2	10:BA:450:G:H4'	2.21	0.41
10:BA:478:G:N2	10:BA:495:C:C2	2.89	0.41
10:BA:611:U:H2'	10:BA:612:U:C6	2.56	0.41
10:BA:716:G:O2'	10:BA:717:G:C5'	2.68	0.41
10:BA:892:G:O2'	10:BA:893:A:C5'	2.69	0.41
10:BA:942:U:H1'	10:BA:943:U:C5	2.55	0.41
11:BB:45:ASN:OD1	11:BB:47:GLU:N	2.54	0.41
11:BB:50:TRP:CZ2	11:BB:54:LYS:HE3	2.55	0.41
13:BD:121:SER:H	13:BD:124:HIS:HB3	1.86	0.41
13:BD:5:TYR:C	13:BD:6:ILE:O	2.56	0.41
16:BG:175:ALA:O	16:BG:186:ILE:HD11	2.20	0.41
16:BG:184:TRP:CE2	16:BG:188:LYS:HE3	2.55	0.41
14:BE:145:TRP:HE1	17:BH:97:ARG:HG2	1.84	0.41

*Continued on next page...*

*Continued from previous page...*

Atom-1	Atom-2	Interatomic distance (Å)	Clash overlap (Å)
12:BC:10:LYS:HZ2	19:BJ:86:LYS:HZ1	1.66	0.41
20:BK:104:GLU:O	20:BK:106:LYS:N	2.53	0.41
20:BK:54:VAL:CG1	20:BK:81:VAL:HG22	2.51	0.41
30:BU:95:LYS:O	30:BU:96:LYS:HB2	2.20	0.41
32:BW:202:LYS:HA	32:BW:208:ASP:HB3	2.03	0.41
32:BW:215:ALA:C	32:BW:217:GLY:N	2.72	0.41
32:BW:183:CYS:HA	32:BW:230:LEU:H	1.86	0.41
32:BW:73:PHE:CZ	32:BW:78:VAL:HG22	2.55	0.41
34:BY:11:GLY:HA3	34:BY:129:LEU:HD12	2.02	0.41
34:BY:163:ARG:O	34:BY:163:ARG:HG3	2.20	0.41
35:BZ:37:LYS:HD3	35:BZ:70:CYS:HB2	2.02	0.41
2:A2:112:ILE:HG22	2:A2:113:ASP:H	1.85	0.41
2:A2:41:GLN:O	2:A2:45:ILE:HD11	2.21	0.41
4:A4:207:THR:O	4:A4:209:ASN:N	2.54	0.41
7:A7:65:TYR:CD1	7:A7:65:TYR:N	2.88	0.41
7:A7:82:ILE:HG22	7:A7:82:ILE:O	2.20	0.41
7:A7:89:PRO:O	7:A7:92:PHE:N	2.37	0.41
9:A9:105:ASN:ND2	9:A9:108:LYS:HE3	2.35	0.41
10:AA:1013:G:H2'	10:AA:1014:A:H8	1.86	0.41
10:AA:1064:A:C4	10:AA:1066:G:C8	3.09	0.41
10:AA:1075:U:O2'	10:AA:1076:U:H5'	2.21	0.41
10:AA:1202:A:N6	10:AA:1227:G:H1'	2.36	0.41
10:AA:1245:G:C2'	10:AA:1246:C:OP2	2.68	0.41
10:AA:1362:U:H2'	10:AA:1363:U:H6	1.86	0.41
10:AA:1454:A:N6	10:AA:1455:A:N6	2.69	0.41
10:AA:1487:A:OP2	12:AC:10:LYS:CD	2.68	0.41
10:AA:210:A:C5	10:AA:238:G:N2	2.88	0.41
10:AA:297:U:OP1	26:AQ:104:ARG:CD	2.66	0.41
10:AA:343:C:C2'	10:AA:344:A:OP2	2.68	0.41
10:AA:3:C:C4'	10:AA:3:C:C6	3.04	0.41
10:AA:65:C:H3'	10:AA:65:C:C6	2.56	0.41
12:AC:163:THR:HG22	12:AC:164:GLY:N	2.35	0.41
7:A7:91:THR:HG21	12:AC:71:GLU:HG2	2.02	0.41
14:AE:48:ILE:HG23	14:AE:53:ILE:HD12	2.02	0.41
15:AF:34:THR:HG23	15:AF:70:VAL:CG1	2.51	0.41
16:AG:192:ILE:O	16:AG:196:ALA:CB	2.68	0.41
14:AE:231:TRP:HH2	17:AH:66:ILE:HD13	1.86	0.41
18:AI:15:LYS:O	18:AI:16:LYS:C	2.58	0.41
19:AJ:94:ASN:C	19:AJ:96:PRO:HD2	2.41	0.41
22:AM:84:TRP:CZ3	22:AM:85:LEU:HD21	2.56	0.41
25:AP:123:LEU:HD12	25:AP:123:LEU:H	1.84	0.41

*Continued on next page...*

*Continued from previous page...*

Atom-1	Atom-2	Interatomic distance (Å)	Clash overlap (Å)
26:AQ:112:PRO:O	26:AQ:113:CYS:C	2.59	0.41
26:AQ:57:CYS:SG	26:AQ:58:PRO:HD2	2.61	0.41
27:AR:82:LEU:HD23	27:AR:93:SER:HA	2.03	0.41
29:AT:32:LEU:HB2	29:AT:33:SER:H	1.71	0.41
29:AT:76:ILE:O	29:AT:80:LYS:HB2	2.21	0.41
32:AW:185:ILE:HA	32:AW:226:ASN:O	2.21	0.41
33:AX:62:TRP:C	33:AX:64:ALA:H	2.23	0.41
10:AA:262:G:P	34:AY:194:TYR:HH	2.39	0.41
34:AY:19:ASP:O	34:AY:20:ASP:C	2.58	0.41
11:AB:52:LYS:HD3	35:AZ:93:TYR:HE1	1.85	0.41
8:B8:92:LEU:HG	8:B8:93:VAL:HG23	2.01	0.41
10:BA:1033:A:C2	10:BA:1034:A:N3	2.89	0.41
10:BA:122:A:N7	34:BY:201:ARG:CZ	2.83	0.41
10:BA:1302:G:H2'	10:BA:1303:A:H5'	2.02	0.41
10:BA:1452:G:OP2	29:BT:66:ARG:NH1	2.53	0.41
10:BA:1121:C:O2'	10:BA:1718:A:N6	2.54	0.41
10:BA:363:G:H2'	10:BA:364:G:O5'	2.20	0.41
10:BA:433:G:C2	10:BA:456:A:N3	2.89	0.41
10:BA:604:G:C2'	10:BA:605:U:OP2	2.68	0.41
10:BA:834:A:O2'	10:BA:835:U:OP1	2.35	0.41
10:BA:841:A:N3	10:BA:841:A:H2'	2.35	0.41
11:BB:141:ILE:HG23	11:BB:155:VAL:HB	2.02	0.41
7:B7:94:ALA:HB3	12:BC:70:LYS:HZ3	1.85	0.41
13:BD:106:GLU:HG3	13:BD:111:THR:CG2	2.50	0.41
13:BD:110:GLN:HE22	13:BD:125:SER:CB	2.34	0.41
16:BG:17:TRP:NE1	16:BG:103:PRO:HD2	2.36	0.41
16:BG:52:GLN:HG3	16:BG:52:GLN:O	2.20	0.41
16:BG:16:LYS:HE3	16:BG:93:GLU:OE1	2.21	0.41
17:BH:38:LEU:HD23	17:BH:38:LEU:HA	1.70	0.41
17:BH:30:VAL:O	17:BH:59:LYS:HE2	2.21	0.41
14:BE:228:PRO:HD2	17:BH:99:PHE:CE2	2.56	0.41
20:BK:100:LYS:O	20:BK:104:GLU:HB2	2.20	0.41
20:BK:82:VAL:HG12	20:BK:86:LYS:HE3	2.02	0.41
22:BM:97:ASN:C	22:BM:98:TYR:CD1	2.94	0.41
23:BN:22:VAL:C	23:BN:24:GLY:N	2.74	0.41
23:BN:46:ALA:N	23:BN:47:PRO:HD2	2.35	0.41
24:BO:48:THR:HG22	24:BO:50:SER:H	1.85	0.41
25:BP:117:GLY:O	25:BP:118:LYS:C	2.58	0.41
25:BP:18:ARG:NH2	25:BP:20:GLN:HE21	2.18	0.41
26:BQ:107:PRO:O	26:BQ:107:PRO:HG2	2.21	0.41
27:BR:241:ASP:HB2	27:BR:249:GLN:NE2	2.36	0.41

*Continued on next page...*

*Continued from previous page...*

Atom-1	Atom-2	Interatomic distance (Å)	Clash overlap (Å)
28:BS:29:ASN:O	28:BS:31:GLU:HG2	2.19	0.41
30:BU:69:LYS:CB	30:BU:124:LEU:HD13	2.43	0.41
12:BC:214:ILE:HD12	31:BV:40:GLN:OE1	2.21	0.41
32:BW:120:GLU:C	32:BW:122:LYS:N	2.74	0.41
32:BW:210:CYS:SG	32:BW:227:ILE:CD1	3.09	0.41
13:BD:37:LYS:O	33:BX:37:LYS:HG3	2.21	0.41
10:BA:155:U:H5''	34:BY:83:CYS:CA	2.51	0.41
10:BA:155:U:H5''	34:BY:83:CYS:HA	2.02	0.41
35:BZ:87:LEU:O	35:BZ:92:LEU:N	2.53	0.41
2:A2:77:SER:HA	26:AQ:23:LEU:HD11	2.03	0.41
3:A3:62:LEU:HD21	3:A3:64:TYR:HE1	1.85	0.41
4:A4:154:GLN:HA	4:A4:158:SER:HB2	2.03	0.41
5:A5:30:VAL:HG11	5:A5:35:ALA:CB	2.27	0.41
7:A7:50:LYS:CG	7:A7:51:ASP:N	2.83	0.41
7:A7:48:SER:O	7:A7:52:ARG:HG3	2.20	0.41
8:A8:31:THR:HG23	15:BF:42:PHE:CA	2.51	0.41
8:A8:38:LYS:NZ	10:AA:1507:U:H3'	2.36	0.41
9:A9:146:UNK:O	9:A9:149:UNK:HG3	2.18	0.41
10:AA:1102:U:H2'	10:AA:1103:G:C5'	2.49	0.41
10:AA:1165:A:HO2'	10:AA:1166:A:P	2.43	0.41
10:AA:1191:A:N6	10:AA:1237:G:H1'	2.36	0.41
10:AA:1475:G:C6	10:AA:1476:A:N6	2.88	0.41
10:AA:1587:U:H4'	10:AA:1588:G:H8	1.86	0.41
10:AA:1601:G:H4'	10:AA:1747:A:OP2	2.20	0.41
10:AA:296:C:H2'	10:AA:297:U:C6	2.56	0.41
10:AA:538:A:O2'	10:AA:539:U:O5'	2.38	0.41
10:AA:71:U:O2'	10:AA:72:G:OP2	2.38	0.41
10:AA:730:A:C2	10:AA:785:G:N2	2.89	0.41
10:AA:754:A:H2'	10:AA:755:G:N7	2.32	0.41
10:AA:996:U:C4	10:AA:997:A:N7	2.89	0.41
13:AD:151:ASP:O	13:AD:154:LYS:HE3	2.21	0.41
14:AE:239:LEU:O	14:AE:241:PHE:N	2.54	0.41
15:AF:48:MET:O	15:AF:52:LYS:HG3	2.21	0.41
16:AG:39:LYS:HE2	18:AI:113:GLN:O	2.21	0.41
16:AG:67:LEU:HD22	16:AG:107:PHE:CE1	2.56	0.41
10:AA:1582:G:C5'	16:AG:81:LYS:HB3	2.51	0.41
3:A3:142:ARG:NH2	17:AH:51:GLU:HB2	2.35	0.41
17:AH:25:VAL:O	17:AH:62:VAL:HA	2.20	0.41
17:AH:88:LYS:O	17:AH:92:ASN:HB2	2.19	0.41
10:AA:1579:G:C8	18:AI:126:MET:HE3	2.56	0.41
21:AL:81:LYS:C	21:AL:81:LYS:HD2	2.41	0.41

*Continued on next page...*

*Continued from previous page...*

Atom-1	Atom-2	Interatomic distance (Å)	Clash overlap (Å)
22:AM:32:LEU:O	22:AM:35:ILE:HG13	2.20	0.41
24:AO:84:PRO:O	24:AO:85:GLN:C	2.59	0.41
25:AP:119:ALA:C	25:AP:123:LEU:HD13	2.41	0.41
2:A2:195:GLU:CB	26:AQ:10:GLN:NE2	2.73	0.41
26:AQ:48:ILE:H	26:AQ:48:ILE:HG13	1.61	0.41
27:AR:219:LEU:HA	27:AR:229:ALA:O	2.21	0.41
27:AR:28:VAL:HB	27:AR:43:ILE:HG22	2.03	0.41
30:AU:116:GLU:O	30:AU:120:ILE:HG13	2.20	0.41
30:AU:32:VAL:HG12	30:AU:36:ILE:CD1	2.51	0.41
30:AU:98:LYS:HA	30:AU:98:LYS:HD3	1.87	0.41
11:AB:1:MET:HE3	31:AV:111:TYR:HA	2.02	0.41
32:AW:42:LEU:HD13	32:AW:42:LEU:C	2.40	0.41
33:AX:25:ASP:O	33:AX:26:LYS:C	2.59	0.41
35:AZ:89:GLU:C	35:AZ:91:GLY:H	2.24	0.41
2:B2:41:GLN:O	2:B2:45:ILE:HD11	2.20	0.41
3:B3:132:LEU:HD12	3:B3:132:LEU:HA	1.86	0.41
3:B3:138:GLY:C	3:B3:154:GLN:HG2	2.40	0.41
4:B4:134:ASP:OD1	4:B4:134:ASP:N	2.54	0.41
6:B6:9:ILE:H	6:B6:9:ILE:HG13	1.73	0.41
7:B7:9:LYS:HG2	7:B7:13:TYR:CE1	2.55	0.41
9:B9:105:ASN:ND2	9:B9:108:LYS:HE3	2.36	0.41
10:BA:1173:G:O2'	10:BA:1174:A:OP1	2.38	0.41
10:BA:1284:A:H62	10:BA:1285:A:N6	2.19	0.41
10:BA:135:A:H2	34:BY:183:ILE:HG23	1.86	0.41
10:BA:1535:A:C2'	10:BA:1536:U:H5'	2.50	0.41
10:BA:1583:A:C2	10:BA:1584:U:O4	2.74	0.41
10:BA:181:G:N2	10:BA:194:G:N3	2.69	0.41
10:BA:238:G:N2	10:BA:239:A:C1'	2.84	0.41
10:BA:289:U:H2'	10:BA:290:A:O4'	2.20	0.41
10:BA:292:G:C3'	10:BA:293:U:H6	2.30	0.41
10:BA:55:U:O2'	10:BA:56:G:P	2.79	0.41
10:BA:840:A:N6	24:BO:72:LYS:HZ3	2.19	0.41
10:BA:99:A:HO2'	10:BA:100:A:P	2.44	0.41
11:BB:81:ALA:HB2	11:BB:168:SER:HB3	2.03	0.41
10:BA:747:G:P	13:BD:78:ARG:NH2	2.94	0.41
14:BE:90:GLN:OE1	14:BE:95:GLN:HG2	2.20	0.41
15:BF:26:ARG:HB2	15:BF:32:PHE:CD1	2.55	0.41
16:BG:72:MET:HB3	16:BG:84:CYS:SG	2.61	0.41
17:BH:4:VAL:O	17:BH:5:ASN:C	2.58	0.41
20:BK:101:GLY:HA3	20:BK:133:THR:HG22	2.02	0.41
10:BA:29:G:C4'	21:BL:130:SER:HB3	2.51	0.41

*Continued on next page...*

*Continued from previous page...*

Atom-1	Atom-2	Interatomic distance (Å)	Clash overlap (Å)
21:BL:131:LEU:O	21:BL:134:LEU:N	2.53	0.41
22:BM:81:ILE:N	29:BT:40:TRP:CZ2	2.89	0.41
24:BO:107:ASN:C	24:BO:109:LYS:N	2.71	0.41
24:BO:6:MET:HE1	24:BO:122:SER:HB3	2.02	0.41
24:BO:101:ARG:NH1	24:BO:145:ALA:HA	2.29	0.41
25:BP:56:TYR:O	25:BP:57:GLY:O	2.39	0.41
26:BQ:112:PRO:O	26:BQ:113:CYS:C	2.59	0.41
26:BQ:88:ASP:HB3	26:BQ:154:PHE:CE2	2.56	0.41
26:BQ:18:ASN:HB3	26:BQ:19:SER:H	1.46	0.41
26:BQ:43:THR:HA	26:BQ:44:PRO:HD2	1.84	0.41
26:BQ:96:TYR:O	26:BQ:98:ARG:HG2	2.21	0.41
27:BR:235:LYS:HZ1	27:BR:256:SER:H	1.63	0.41
30:BU:121:GLU:HA	30:BU:124:LEU:HD11	2.03	0.41
30:BU:20:ASN:ND2	30:BU:20:ASN:O	2.53	0.41
31:BV:10:LYS:HD3	31:BV:53:PHE:CZ	2.55	0.41
31:BV:98:ILE:HD12	31:BV:118:VAL:HG22	2.03	0.41
32:BW:15:PRO:HD3	32:BW:39:ARG:NH1	2.36	0.41
34:BY:68:MET:HA	34:BY:100:CYS:HB3	2.03	0.41
35:BZ:34:TRP:CD1	35:BZ:82:ALA:CB	2.98	0.41
3:A3:141:ILE:HG22	3:A3:142:ARG:N	2.35	0.41
3:A3:196:LYS:HD3	3:A3:196:LYS:C	2.41	0.41
4:A4:31:TRP:CE3	4:A4:48:THR:O	2.74	0.41
4:A4:43:LYS:CD	4:A4:44:SER:H	2.30	0.41
6:A6:18:LYS:HZ3	24:AO:16:SER:N	2.19	0.41
7:A7:89:PRO:HG2	7:A7:92:PHE:CG	2.56	0.41
8:A8:30:TRP:O	8:A8:30:TRP:CD1	2.74	0.41
8:A8:72:LYS:C	8:A8:73:LEU:HD23	2.41	0.41
10:AA:1033:A:O2'	10:AA:1034:A:C5'	2.66	0.41
10:AA:1292:U:O2'	10:AA:1293:A:H5'	2.21	0.41
10:AA:1442:A:H2	10:AA:1445:G:N3	2.18	0.41
10:AA:16:G:N2	10:AA:17:C:C2	2.89	0.41
10:AA:190:G:H2'	10:AA:191:A:C8	2.52	0.41
10:AA:280:U:H2'	10:AA:281:A:C8	2.56	0.41
10:AA:459:G:O2'	10:AA:461:C:OP1	2.38	0.41
10:AA:476:U:H2'	10:AA:477:G:H8	1.84	0.41
10:AA:535:A:O2'	10:AA:536:C:OP1	2.35	0.41
10:AA:843:A:C6	10:AA:942:U:C4	3.09	0.41
10:AA:893:A:H3'	10:AA:894:U:H6	1.86	0.41
7:A7:100:ILE:CD1	12:AC:62:ILE:HD11	2.51	0.41
13:AD:110:GLN:HE22	13:AD:125:SER:CB	2.34	0.41
14:AE:184:ILE:HG22	14:AE:212:LEU:CD2	2.50	0.41

*Continued on next page...*

*Continued from previous page...*

Atom-1	Atom-2	Interatomic distance (Å)	Clash overlap (Å)
15:AF:71:ILE:HG22	15:AF:73:LEU:CD2	2.50	0.41
17:AH:25:VAL:HG12	17:AH:26:LEU:N	2.36	0.41
18:AI:120:VAL:CG1	18:AI:121:ALA:N	2.80	0.41
21:AL:29:PHE:CZ	21:AL:33:LEU:CD1	3.04	0.41
25:AP:119:ALA:O	25:AP:120:ILE:C	2.58	0.41
25:AP:120:ILE:HG22	25:AP:124:LEU:HD12	2.03	0.41
26:AQ:31:VAL:CG1	26:AQ:32:ARG:N	2.83	0.41
26:AQ:56:LYS:HD3	26:AQ:130:ILE:CG2	2.51	0.41
27:AR:26:SER:O	27:AR:44:SER:HA	2.21	0.41
29:AT:124:ALA:CA	29:AT:127:LYS:HE2	2.48	0.41
32:AW:161:THR:CB	32:AW:229:VAL:HB	2.51	0.41
32:AW:249:THR:C	32:AW:251:LEU:N	2.72	0.41
34:AY:136:LYS:HG3	34:AY:178:LYS:O	2.20	0.41
34:AY:157:LYS:O	34:AY:160:VAL:HG23	2.20	0.41
34:AY:76:LEU:HA	34:AY:93:LYS:O	2.21	0.41
2:B2:69:CYS:O	2:B2:86:ILE:CD1	2.69	0.41
4:B4:122:THR:HB	4:B4:146:THR:OG1	2.21	0.41
4:B4:31:TRP:CZ2	4:B4:49:LEU:HD13	2.56	0.41
5:B5:4:LYS:HE3	5:B5:94:ARG:NH1	2.36	0.41
5:B5:77:ILE:O	5:B5:78:SER:C	2.59	0.41
7:B7:25:LYS:HG3	7:B7:27:ASP:H	1.86	0.41
7:B7:47:ARG:HA	7:B7:50:LYS:HE2	2.02	0.41
10:BA:1123:G:C2	10:BA:1721:G:H8	2.39	0.41
10:BA:1158:U:H5'	10:BA:1181:C:H1'	2.03	0.41
10:BA:1290:G:N2	10:BA:1291:U:C2	2.89	0.41
10:BA:1358:A:HO2'	10:BA:1359:C:P	2.42	0.41
10:BA:1376:A:O2'	10:BA:1377:A:H5'	2.21	0.41
10:BA:1507:U:H3'	10:BA:1507:U:O2	2.21	0.41
10:BA:421:G:H2'	10:BA:422:G:H5''	2.03	0.41
10:BA:775:C:H2'	10:BA:776:A:O4'	2.21	0.41
10:BA:799:G:C6	10:BA:835:U:O2	2.73	0.41
10:BA:842:U:C6	10:BA:842:U:H3'	2.56	0.41
10:BA:900:A:H2'	10:BA:901:A:H8	1.85	0.41
10:BA:1408:U:H1'	12:BC:184:ILE:CD1	2.51	0.41
7:B7:94:ALA:HB3	12:BC:70:LYS:NZ	2.36	0.41
13:BD:11:THR:O	13:BD:47:MET:HG2	2.21	0.41
14:BE:188:VAL:HB	14:BE:215:THR:HG21	2.02	0.41
14:BE:225:TYR:CD1	14:BE:225:TYR:C	2.94	0.41
15:BF:36:GLU:HB3	15:BF:70:VAL:CG2	2.41	0.41
19:BJ:104:PHE:HB3	19:BJ:105:ARG:H	1.49	0.41
21:BL:81:LYS:C	21:BL:81:LYS:HD2	2.41	0.41

*Continued on next page...*

*Continued from previous page...*

Atom-1	Atom-2	Interatomic distance (Å)	Clash overlap (Å)
26:BQ:87:ARG:CD	26:BQ:104:ARG:CZ	2.98	0.41
26:BQ:17:LEU:HD13	26:BQ:21:LYS:HE2	2.02	0.41
29:BT:42:THR:O	29:BT:43:THR:C	2.59	0.41
30:BU:103:LEU:HD23	30:BU:103:LEU:N	2.36	0.41
10:BA:1199:G:H21	30:BU:27:LYS:HB2	1.85	0.41
32:BW:102:ARG:HB2	32:BW:114:LYS:HB3	2.03	0.41
32:BW:201:GLU:CD	32:BW:201:GLU:H	2.24	0.41
10:BA:494:A:H2	33:BX:48:HIS:N	2.19	0.41
34:BY:147:LEU:C	34:BY:151:ASP:OD2	2.60	0.41
4:A4:141:PHE:CD1	4:A4:141:PHE:N	2.88	0.41
4:A4:77:ASP:C	4:A4:79:SER:N	2.71	0.41
5:A5:77:ILE:HD12	5:A5:77:ILE:H	1.86	0.41
6:A6:25:ALA:HB1	6:A6:26:PRO:HD2	2.02	0.41
7:A7:68:LEU:HD12	7:A7:69:ASN:H	1.86	0.41
10:AA:1123:G:H21	10:AA:1721:G:H8	1.69	0.41
10:AA:1254:U:H2'	10:AA:1255:U:C6	2.56	0.41
10:AA:1302:G:H2'	10:AA:1303:A:H5'	2.02	0.41
10:AA:1301:A:HO2'	10:AA:1302:G:H5'	1.81	0.41
10:AA:143:C:O5'	10:AA:143:C:H6	2.04	0.41
10:AA:1500:C:H5''	16:AG:86:LYS:HZ1	1.86	0.41
10:AA:1636:C:O2'	10:AA:1637:U:H5'	2.19	0.41
10:AA:1719:A:H1'	10:AA:1747:A:C5	2.56	0.41
10:AA:1750:A:N3	10:AA:1750:A:O4'	2.53	0.41
10:AA:224:G:C2	10:AA:234:G:C2	3.09	0.41
10:AA:210:A:N7	10:AA:238:G:N2	2.69	0.41
10:AA:318:U:C5'	10:AA:319:A:OP2	2.69	0.41
10:AA:384:C:O2'	10:AA:385:C:C5'	2.68	0.41
10:AA:558:G:O2'	10:AA:559:C:OP2	2.33	0.41
10:AA:561:A:C2	10:AA:577:C:H1'	2.55	0.41
10:AA:656:G:O2'	10:AA:657:U:O5'	2.39	0.41
11:AB:45:ASN:OD1	11:AB:47:GLU:N	2.53	0.41
11:AB:76:ILE:HG13	11:AB:77:TYR:CD1	2.56	0.41
14:AE:157:GLN:OE1	14:AE:157:GLN:N	2.52	0.41
14:AE:174:PRO:HD2	14:AE:177:THR:HB	2.03	0.41
14:AE:205:THR:O	14:AE:206:ARG:C	2.56	0.41
16:AG:62:PRO:O	16:AG:63:ILE:C	2.59	0.41
18:AI:102:ASN:CG	27:AR:67:ILE:CG2	2.89	0.41
18:AI:14:ARG:H	18:AI:85:GLN:NE2	2.19	0.41
21:AL:21:ASP:C	21:AL:23:ARG:N	2.74	0.41
23:AN:10:PRO:O	23:AN:12:ASN:N	2.48	0.41
23:AN:22:VAL:C	23:AN:24:GLY:N	2.75	0.41

*Continued on next page...*



*Continued from previous page...*

Atom-1	Atom-2	Interatomic distance (Å)	Clash overlap (Å)
24:AO:107:ASN:C	24:AO:109:LYS:N	2.73	0.41
27:AR:237:LEU:HD12	27:AR:272:VAL:HG22	2.02	0.41
27:AR:237:LEU:HD12	27:AR:272:VAL:CG2	2.51	0.41
27:AR:31:PHE:HD1	27:AR:31:PHE:N	2.19	0.41
28:AS:86:ARG:HD2	28:AS:102:TYR:O	2.21	0.41
29:AT:114:LEU:HB3	29:AT:116:ILE:HD11	2.02	0.41
29:AT:127:LYS:O	29:AT:128:PHE:CB	2.60	0.41
10:AA:1573:G:C2	29:AT:91:ASN:HB3	2.55	0.41
30:AU:17:LYS:C	30:AU:17:LYS:HD3	2.41	0.41
11:AB:6:LYS:HE2	31:AV:111:TYR:OH	2.21	0.41
12:AC:214:ILE:HD12	31:AV:40:GLN:OE1	2.21	0.41
32:AW:37:LYS:H	32:AW:37:LYS:HG2	1.68	0.41
33:AX:8:LEU:C	33:AX:10:LYS:H	2.25	0.41
34:AY:11:GLY:HA3	34:AY:129:LEU:HD12	2.02	0.41
14:AE:226:LEU:HD13	35:AZ:38:LEU:HD21	2.03	0.41
35:AZ:84:GLU:O	35:AZ:88:ARG:HG2	2.20	0.41
1:B1:14:VAL:HG23	1:B1:51:VAL:HG22	2.01	0.41
2:B2:179:ARG:HG2	10:BA:321:U:OP1	2.21	0.41
2:B2:29:LYS:HA	2:B2:29:LYS:HD3	1.91	0.41
3:B3:161:ASP:HB2	3:B3:162:PHE:H	1.75	0.41
4:B4:167:VAL:HG12	4:B4:168:ARG:N	2.35	0.41
7:B7:35:THR:CG2	7:B7:37:VAL:HG23	2.51	0.41
7:B7:90:LYS:HB2	12:BC:74:GLN:NE2	2.34	0.41
7:B7:91:THR:CG2	12:BC:71:GLU:HG2	2.50	0.41
10:BA:1013:G:H2'	10:BA:1014:A:H8	1.84	0.41
10:BA:1174:A:N1	10:BA:1428:C:OP1	2.54	0.41
10:BA:125:U:C4'	10:BA:126:A:C5'	2.91	0.41
10:BA:1277:U:C2'	10:BA:1277:U:O2	2.69	0.41
10:BA:12:U:H2'	10:BA:13:C:H6	1.85	0.41
10:BA:1563:C:H3'	10:BA:1563:C:C6	2.56	0.41
10:BA:156:U:H3'	10:BA:157:G:C8	2.57	0.41
10:BA:1717:C:C2'	10:BA:1718:A:H5''	2.49	0.41
10:BA:246:U:C4'	10:BA:247:C:OP2	2.69	0.41
10:BA:301:C:H2'	10:BA:302:U:H5'	2.03	0.41
10:BA:472:A:O2'	10:BA:473:A:C5'	2.68	0.41
10:BA:623:U:C2'	10:BA:624:A:H5'	2.50	0.41
10:BA:662:U:H2'	10:BA:663:G:C8	2.56	0.41
10:BA:887:U:C6	10:BA:887:U:C5'	3.03	0.41
10:BA:948:A:C5	10:BA:949:A:C8	3.09	0.41
10:BA:953:C:H2'	10:BA:953:C:O2	2.21	0.41
11:BB:122:ASP:HA	11:BB:123:PRO:HD3	1.94	0.41

*Continued on next page...*

*Continued from previous page...*

Atom-1	Atom-2	Interatomic distance (Å)	Clash overlap (Å)
11:BB:115:PRO:HG2	11:BB:138:ILE:CD1	2.50	0.41
12:BC:216:HIS:HA	12:BC:217:PRO:HD3	1.92	0.41
12:BC:9:ASN:HB2	12:BC:12:LYS:HB3	2.02	0.41
10:BA:1486:U:O2'	12:BC:9:ASN:N	2.54	0.41
13:BD:15:PRO:HG3	13:BD:23:ARG:NH1	2.36	0.41
16:BG:70:THR:HG21	16:BG:147:TYR:HA	2.02	0.41
16:BG:95:ILE:HG21	16:BG:103:PRO:CB	2.48	0.41
18:BI:62:PHE:CD1	18:BI:62:PHE:C	2.95	0.41
25:BP:123:LEU:H	25:BP:123:LEU:HD12	1.85	0.41
25:BP:2:THR:CG2	25:BP:3:ILE:N	2.68	0.41
10:BA:514:G:H4'	25:BP:34:SER:HB3	2.03	0.41
25:BP:82:LYS:CD	25:BP:83:TYR:HE1	2.34	0.41
2:B2:77:SER:CA	26:BQ:23:LEU:HD11	2.50	0.41
32:BW:101:PHE:HD2	32:BW:113:LEU:HB3	1.86	0.41
32:BW:47:LEU:HD12	32:BW:113:LEU:HD11	2.02	0.41
32:BW:254:ARG:CB	32:BW:254:ARG:HH11	2.32	0.41
32:BW:88:LEU:HD11	32:BW:104:LEU:HD23	2.02	0.41
33:BX:44:ARG:CG	33:BX:45:TYR:N	2.83	0.41
34:BY:8:PRO:O	34:BY:10:THR:N	2.54	0.41
34:BY:12:ALA:HB1	34:BY:124:LEU:HD23	2.03	0.41
2:A2:33:ILE:HG23	10:AA:321:U:O2'	2.22	0.40
3:A3:130:LEU:HB2	3:A3:170:ILE:HD13	2.03	0.40
3:A3:157:GLN:OE1	3:A3:157:GLN:HA	2.20	0.40
5:A5:17:HIS:ND1	5:A5:18:THR:N	2.69	0.40
6:A6:51:THR:HA	6:A6:62:CYS:O	2.21	0.40
8:A8:69:VAL:HG11	8:A8:80:ALA:CB	2.48	0.40
10:AA:1012:C:C2'	10:AA:1013:G:H5'	2.51	0.40
10:AA:1086:G:H2'	10:AA:1087:U:OP2	2.20	0.40
10:AA:1112:A:H2'	10:AA:1113:G:O4'	2.20	0.40
10:AA:1316:A:C6	10:AA:1317:A:N6	2.90	0.40
10:AA:1333:A:N7	10:AA:1334:U:O4	2.53	0.40
10:AA:1459:G:C8	10:AA:1487:A:N6	2.89	0.40
10:AA:1449:G:C6	10:AA:1502:A:C6	3.09	0.40
8:A8:27:LYS:CG	10:AA:1509:U:H5	2.32	0.40
10:AA:150:A:C2	10:AA:151:A:H1'	2.56	0.40
10:AA:1603:A:C8	10:AA:1717:C:H1'	2.56	0.40
10:AA:303:A:N3	10:AA:305:C:C2	2.89	0.40
10:AA:318:U:H5'	10:AA:319:A:P	2.60	0.40
10:AA:341:G:H5''	10:AA:342:U:O3'	2.20	0.40
10:AA:668:U:OP1	17:AH:119:ARG:NH2	2.44	0.40
10:AA:799:G:C6	10:AA:835:U:O2	2.73	0.40

*Continued on next page...*

*Continued from previous page...*

Atom-1	Atom-2	Interatomic distance (Å)	Clash overlap (Å)
10:AA:956:A:N6	10:AA:957:A:C2	2.89	0.40
10:AA:978:C:O2	10:AA:981:A:C8	2.74	0.40
10:AA:986:G:N1	10:AA:987:U:C4	2.89	0.40
13:AD:112:ARG:O	13:AD:116:LEU:HG	2.21	0.40
13:AD:113:VAL:HG21	13:AD:129:ILE:CG2	2.51	0.40
14:AE:185:PRO:O	14:AE:186:LYS:C	2.58	0.40
14:AE:188:VAL:HB	14:AE:215:THR:HG21	2.02	0.40
14:AE:27:TRP:CE3	14:AE:28:GLN:N	2.89	0.40
16:AG:152:GLY:O	16:AG:153:CYS:C	2.59	0.40
17:AH:30:VAL:HG12	17:AH:31:SER:N	2.35	0.40
18:AI:16:LYS:HA	18:AI:125:ARG:HH11	1.86	0.40
18:AI:58:GLY:C	18:AI:60:GLN:H	2.25	0.40
19:AJ:55:ARG:HB3	19:AJ:87:ARG:NH1	2.36	0.40
23:AN:20:CYS:SG	23:AN:37:THR:HA	2.61	0.40
25:AP:72:LEU:HD13	25:AP:74:TYR:HE1	1.86	0.40
26:AQ:107:PRO:O	26:AQ:107:PRO:HG2	2.21	0.40
26:AQ:17:LEU:O	26:AQ:20:LYS:HE2	2.21	0.40
2:A2:93:ALA:CA	26:AQ:9:TYR:HD2	2.33	0.40
27:AR:122:TYR:HE2	27:AR:138:ALA:HB2	1.86	0.40
27:AR:187:PHE:CE1	27:AR:199:TRP:HB2	2.57	0.40
27:AR:235:LYS:CE	27:AR:256:SER:H	2.34	0.40
27:AR:267:LEU:O	27:AR:268:GLN:CB	2.66	0.40
29:AT:73:HIS:HA	29:AT:129:SER:OG	2.21	0.40
2:B2:11:ARG:HB2	10:BA:314:A:H5''	2.04	0.40
4:B4:77:ASP:C	4:B4:79:SER:N	2.71	0.40
6:B6:63:LYS:HA	6:B6:63:LYS:HD3	1.92	0.40
7:B7:32:HIS:HD2	7:B7:35:THR:OG1	2.04	0.40
8:B8:47:LYS:HA	8:B8:50:VAL:HG23	2.03	0.40
8:B8:87:MET:HB3	8:B8:87:MET:HE2	1.89	0.40
10:BA:1055:G:C5	10:BA:1056:A:N7	2.89	0.40
10:BA:1162:C:O2'	10:BA:1163:U:C5'	2.68	0.40
10:BA:1189:A:H2'	10:BA:1190:G:OP1	2.21	0.40
10:BA:1343:G:H2'	10:BA:1344:U:OP1	2.20	0.40
10:BA:1449:G:C6	10:BA:1502:A:C6	3.09	0.40
10:BA:1586:A:N3	10:BA:1586:A:H2'	2.35	0.40
10:BA:1598:U:O2'	10:BA:1599:U:H5'	2.21	0.40
10:BA:1652:A:H5'	10:BA:1653:C:OP2	2.20	0.40
10:BA:399:C:O2'	10:BA:1685:A:H1'	2.21	0.40
10:BA:210:A:C5	10:BA:238:G:N2	2.89	0.40
10:BA:210:A:O3'	10:BA:239:A:H2	2.04	0.40
10:BA:246:U:H2'	26:BQ:62:ASN:HD22	1.85	0.40

*Continued on next page...*

*Continued from previous page...*

Atom-1	Atom-2	Interatomic distance (Å)	Clash overlap (Å)
10:BA:26:U:C2'	10:BA:27:A:C5'	2.89	0.40
10:BA:403:A:C2	10:BA:414:G:H1'	2.56	0.40
10:BA:45:A:OP1	10:BA:45:A:C8	2.74	0.40
10:BA:477:G:C2'	10:BA:478:G:C5'	2.99	0.40
10:BA:62:G:N1	10:BA:63:U:C2	2.90	0.40
10:BA:64:U:O2'	10:BA:65:C:P	2.79	0.40
10:BA:730:A:C2	10:BA:785:G:N2	2.88	0.40
10:BA:873:G:O6	10:BA:895:U:O4	2.39	0.40
10:BA:893:A:C8	10:BA:894:U:C5	3.08	0.40
11:BB:148:SER:HA	11:BB:149:PRO:HD3	1.87	0.40
11:BB:182:ARG:HD3	11:BB:184:GLU:OE2	2.20	0.40
12:BC:10:LYS:NZ	19:BJ:86:LYS:NZ	2.69	0.40
14:BE:53:ILE:HA	14:BE:54:PRO:HD2	1.86	0.40
15:BF:47:ILE:N	15:BF:47:ILE:HD12	2.36	0.40
16:BG:45:PRO:O	16:BG:65:GLU:OE1	2.38	0.40
18:BI:120:VAL:CG1	18:BI:121:ALA:N	2.81	0.40
22:BM:25:LYS:HG3	22:BM:25:LYS:O	2.21	0.40
10:BA:1390:G:C4'	23:BN:55:ARG:HB3	2.51	0.40
10:BA:1421:G:O2'	23:BN:6:TRP:CB	2.69	0.40
27:BR:276:GLN:HB3	27:BR:294:ILE:HD13	2.03	0.40
27:BR:289:ALA:H	27:BR:290:PRO:HD3	1.87	0.40
30:BU:68:ILE:HG22	30:BU:69:LYS:O	2.21	0.40
32:BW:94:ILE:O	32:BW:95:GLU:C	2.60	0.40
34:BY:3:PHE:CE1	34:BY:18:ILE:HD12	2.56	0.40
35:BZ:14:THR:HG22	35:BZ:14:THR:O	2.20	0.40
1:A1:65:ARG:CG	1:A1:66:ARG:N	2.84	0.40
2:A2:31:ARG:HB3	2:A2:32:PRO:HD2	2.03	0.40
5:A5:59:PHE:HB2	20:AK:127:GLY:HA2	2.03	0.40
10:AA:1000:U:C4'	10:AA:1097:A:H61	2.33	0.40
10:AA:1058:A:H5''	14:AE:164:GLY:O	2.20	0.40
10:AA:1495:U:O2'	10:AA:1496:A:C5'	2.64	0.40
10:AA:1443:A:C5	10:AA:1507:U:H5	2.38	0.40
10:AA:1566:G:H2'	10:AA:1567:U:O4'	2.21	0.40
10:AA:238:G:N2	10:AA:239:A:C1'	2.84	0.40
10:AA:321:U:H3'	10:AA:322:G:H8	1.86	0.40
10:AA:543:A:C2	10:AA:550:G:C5	3.09	0.40
10:AA:551:U:C2'	10:AA:552:C:O5'	2.68	0.40
10:AA:713:U:O5'	10:AA:713:U:H6	2.04	0.40
10:AA:763:U:O3'	10:AA:764:U:H6	2.04	0.40
10:AA:80:A:H2'	10:AA:81:A:C8	2.56	0.40
10:AA:892:G:O2'	10:AA:893:A:C5'	2.69	0.40

*Continued on next page...*

*Continued from previous page...*

Atom-1	Atom-2	Interatomic distance (Å)	Clash overlap (Å)
11:AB:13:LEU:HA	11:AB:169:MET:HE1	2.04	0.40
12:AC:9:ASN:HB2	12:AC:12:LYS:HB3	2.02	0.40
14:AE:65:TYR:CD2	14:AE:77:LEU:HB2	2.56	0.40
16:AG:138:PRO:HG2	16:AG:139:MET:H	1.86	0.40
17:AH:30:VAL:HG11	17:AH:35:LEU:HD21	2.02	0.40
20:AK:110:PRO:CG	20:AK:111:GLY:H	2.35	0.40
20:AK:42:ILE:HD11	20:AK:115:ALA:CB	2.51	0.40
22:AM:135:GLY:O	22:AM:137:HIS:N	2.55	0.40
26:AQ:33:TYR:CE2	26:AQ:35:LYS:HB2	2.56	0.40
27:AR:102:LEU:O	27:AR:110:THR:HA	2.21	0.40
28:AS:14:ARG:HB3	28:AS:114:PHE:CE2	2.56	0.40
29:AT:116:ILE:HA	29:AT:136:GLY:CA	2.50	0.40
30:AU:103:LEU:N	30:AU:103:LEU:HD23	2.37	0.40
31:AV:17:ILE:HA	31:AV:24:LEU:HD11	2.02	0.40
32:AW:183:CYS:HA	32:AW:230:LEU:H	1.86	0.40
32:AW:210:CYS:SG	32:AW:227:ILE:CD1	3.09	0.40
32:AW:42:LEU:HD11	32:AW:47:LEU:N	2.37	0.40
3:B3:52:LYS:CD	3:B3:53:THR:H	2.34	0.40
5:B5:44:MET:HG3	5:B5:66:ILE:CG2	2.51	0.40
5:B5:89:ARG:HH21	10:BA:1749:C:H5''	1.85	0.40
7:B7:17:LEU:HA	7:B7:17:LEU:HD12	1.89	0.40
7:B7:61:TRP:N	7:B7:61:TRP:CD1	2.89	0.40
8:B8:56:ASN:HD21	8:B8:115:LYS:HZ3	1.69	0.40
9:B9:148:UNK:HA	9:B9:151:UNK:CG	2.51	0.40
10:BA:1122:G:C6	10:BA:1124:A:N6	2.90	0.40
10:BA:1141:G:O5'	10:BA:1142:G:OP2	2.39	0.40
10:BA:1216:A:C2	10:BA:1218:C:H1'	2.55	0.40
10:BA:122:A:N7	34:BY:201:ARG:NH1	2.69	0.40
10:BA:1448:U:OP1	29:BT:47:ARG:HB3	2.20	0.40
8:B8:29:LYS:HZ1	10:BA:1509:U:H5'	1.82	0.40
10:BA:1599:U:C2	10:BA:1600:U:C6	3.09	0.40
10:BA:1674:A:C6	10:BA:1675:A:N7	2.89	0.40
10:BA:30:C:O2	10:BA:540:U:H4'	2.21	0.40
10:BA:430:A:H4'	10:BA:431:U:OP1	2.22	0.40
10:BA:548:A:C5	13:BD:19:TYR:CE2	3.10	0.40
10:BA:549:A:N3	10:BA:584:C:H1'	2.36	0.40
10:BA:660:U:H2'	10:BA:661:G:C8	2.56	0.40
10:BA:707:U:H6	10:BA:707:U:H5'	1.86	0.40
10:BA:713:U:O5'	10:BA:713:U:H6	2.04	0.40
10:BA:840:A:OP2	24:BO:66:ARG:NH2	2.45	0.40
11:BB:59:VAL:CG1	11:BB:141:ILE:HD11	2.51	0.40

*Continued on next page...*

*Continued from previous page...*

Atom-1	Atom-2	Interatomic distance (Å)	Clash overlap (Å)
12:BC:175:VAL:CG1	12:BC:188:LYS:HG2	2.51	0.40
12:BC:184:ILE:HG22	12:BC:185:MET:N	2.36	0.40
12:BC:9:ASN:O	12:BC:10:LYS:C	2.58	0.40
14:BE:112:ILE:HD11	14:BE:188:VAL:O	2.21	0.40
10:BA:1582:G:C5'	16:BG:81:LYS:HB3	2.51	0.40
4:B4:31:TRP:NE1	20:BK:16:TYR:O	2.54	0.40
22:BM:14:ILE:HG21	22:BM:22:ILE:HG23	2.01	0.40
24:BO:21:LYS:HD3	24:BO:23:ARG:NH2	2.35	0.40
25:BP:61:GLN:O	25:BP:63:GLY:N	2.55	0.40
27:BR:163:ASP:HB3	27:BR:192:TRP:HB2	2.03	0.40
27:BR:181:GLN:HB3	27:BR:182:PRO:CD	2.47	0.40
27:BR:257:THR:O	27:BR:274:THR:HA	2.22	0.40
27:BR:46:SER:OG	27:BR:47:ARG:N	2.53	0.40
28:BS:20:GLU:O	28:BS:24:LEU:HB2	2.22	0.40
29:BT:43:THR:HG22	29:BT:44:SER:N	2.37	0.40
30:BU:47:ALA:HB3	30:BU:101:SER:HA	2.03	0.40
30:BU:96:LYS:CE	30:BU:98:LYS:CE	2.99	0.40
2:A2:105:VAL:H	2:A2:108:SER:HG	1.69	0.40
3:A3:148:THR:HB	3:A3:150:PHE:CE1	2.56	0.40
7:A7:89:PRO:O	7:A7:90:LYS:C	2.60	0.40
8:A8:90:ARG:C	8:A8:92:LEU:N	2.75	0.40
10:AA:1001:A:O2'	10:AA:1002:U:C6	2.52	0.40
10:AA:1246:C:C2'	10:AA:1247:A:OP2	2.70	0.40
10:AA:1279:U:C5	10:AA:1280:G:N7	2.90	0.40
10:AA:1286:U:C2'	10:AA:1287:U:OP2	2.69	0.40
10:AA:132:U:O2'	10:AA:135:A:H5'	2.22	0.40
10:AA:1422:C:O2'	10:AA:1423:U:H5'	2.21	0.40
10:AA:1174:A:N1	10:AA:1428:C:OP1	2.54	0.40
10:AA:1474:G:O2'	10:AA:1475:G:H5'	2.20	0.40
10:AA:1541:A:N3	10:AA:1542:A:C8	2.90	0.40
10:AA:1605:A:O2'	10:AA:1606:C:P	2.77	0.40
10:AA:19:A:H2'	10:AA:20:G:O4'	2.22	0.40
10:AA:306:A:C1'	10:AA:344:A:H61	2.33	0.40
10:AA:380:G:O2'	10:AA:381:G:P	2.80	0.40
10:AA:398:A:O4'	10:AA:1643:A:H4'	2.21	0.40
10:AA:41:U:O2'	10:AA:42:A:P	2.80	0.40
10:AA:525:U:H2'	10:AA:526:U:O4'	2.21	0.40
10:AA:70:U:H5'	34:AY:173:ARG:NH1	2.36	0.40
10:AA:847:A:O2'	10:AA:848:C:H5'	2.22	0.40
10:AA:881:U:O2	10:AA:883:A:OP2	2.39	0.40
12:AC:9:ASN:O	12:AC:12:LYS:N	2.55	0.40

*Continued on next page...*

*Continued from previous page...*

Atom-1	Atom-2	Interatomic distance (Å)	Clash overlap (Å)
13:AD:14:THR:HG23	13:AD:15:PRO:HD2	2.03	0.40
14:AE:180:VAL:HG23	14:AE:198:TYR:CA	2.37	0.40
14:AE:220:ALA:O	14:AE:222:THR:N	2.54	0.40
14:AE:41:LYS:O	14:AE:42:ILE:HG23	2.21	0.40
15:AF:58:ASN:HB3	15:AF:74:ASN:HD21	1.87	0.40
16:AG:29:PHE:N	16:AG:29:PHE:CD1	2.90	0.40
16:AG:76:ARG:H	16:AG:76:ARG:HG2	1.68	0.40
17:AH:31:SER:OG	17:AH:34:VAL:HG23	2.21	0.40
10:AA:1556:G:C3'	18:AI:125:ARG:O	2.56	0.40
19:AJ:14:VAL:HG11	19:AJ:16:LYS:HE3	2.03	0.40
20:AK:116:LEU:HD23	20:AK:116:LEU:O	2.21	0.40
10:AA:1568:C:OP1	23:AN:15:LYS:NZ	2.51	0.40
23:AN:4:LYS:HD2	23:AN:6:TRP:NE1	2.34	0.40
26:AQ:75:ILE:CD1	26:AQ:86:ARG:HB2	2.51	0.40
27:AR:134:LEU:HD11	27:AR:203:PHE:HZ	1.86	0.40
27:AR:136:ALA:HB1	27:AR:165:VAL:CG1	2.51	0.40
27:AR:187:PHE:O	27:AR:199:TRP:HD1	2.05	0.40
35:AZ:96:GLN:O	35:AZ:97:GLU:C	2.59	0.40
2:B2:124:HIS:ND1	2:B2:152:LYS:HD3	2.36	0.40
6:B6:63:LYS:HG2	6:B6:72:GLN:NE2	2.37	0.40
8:B8:29:LYS:C	8:B8:30:TRP:O	2.57	0.40
8:B8:56:ASN:OD1	8:B8:115:LYS:NZ	2.54	0.40
9:B9:152:UNK:C	9:B9:155:UNK:HG3	2.52	0.40
10:BA:1035:A:N3	10:BA:1035:A:H2'	2.36	0.40
10:BA:1156:A:C2	10:BA:1426:G:O4'	2.74	0.40
10:BA:1252:C:O2'	10:BA:1253:G:H5'	2.21	0.40
10:BA:1429:G:OP2	10:BA:1430:C:C5	2.67	0.40
10:BA:1498:U:H2'	10:BA:1499:A:H5'	2.02	0.40
10:BA:1537:C:H2'	10:BA:1538:U:O4'	2.21	0.40
10:BA:1692:C:H2'	10:BA:1693:A:C8	2.56	0.40
2:B2:140:ASN:HD21	10:BA:182:U:H3	1.66	0.40
10:BA:201:A:N3	10:BA:259:U:C4	2.89	0.40
10:BA:210:A:H3'	10:BA:239:A:H2	1.85	0.40
10:BA:483:C:O5'	10:BA:483:C:H6	2.04	0.40
10:BA:537:A:O2'	10:BA:538:A:P	2.75	0.40
10:BA:851:U:O2'	10:BA:852:U:H5'	2.21	0.40
10:BA:876:A:H1'	10:BA:877:G:O4'	2.20	0.40
10:BA:844:G:C2	10:BA:943:U:O4	2.75	0.40
10:BA:986:G:O2'	10:BA:987:U:H5'	2.21	0.40
11:BB:5:ARG:O	11:BB:9:ASP:OD1	2.40	0.40
14:BE:144:TYR:HA	14:BE:153:HIS:CE1	2.56	0.40

*Continued on next page...*

*Continued from previous page...*

Atom-1	Atom-2	Interatomic distance (Å)	Clash overlap (Å)
14:BE:41:LYS:NZ	14:BE:247:PHE:CG	2.90	0.40
16:BG:184:TRP:CE3	16:BG:187:ARG:HD2	2.56	0.40
16:BG:34:ALA:O	16:BG:35:CYS:C	2.60	0.40
16:BG:59:THR:O	16:BG:61:CYS:N	2.54	0.40
16:BG:62:PRO:O	16:BG:65:GLU:N	2.47	0.40
24:BO:48:THR:O	24:BO:52:ILE:HG13	2.21	0.40
27:BR:216:VAL:HG11	27:BR:230:THR:HG23	2.03	0.40
27:BR:234:ASP:C	27:BR:236:LYS:H	2.23	0.40
27:BR:238:LEU:HD23	27:BR:240:TRP:HZ2	1.87	0.40
30:BU:13:ALA:HB2	30:BU:82:TYR:CE1	2.57	0.40
35:BZ:73:VAL:CG1	35:BZ:78:GLU:HB3	2.51	0.40
2:A2:105:VAL:HG13	10:AA:320:G:O3'	2.21	0.40
6:A6:57:CYS:O	6:A6:58:SER:CB	2.64	0.40
7:A7:35:THR:CG2	7:A7:37:VAL:HG23	2.51	0.40
7:A7:14:LYS:CG	7:A7:80:LEU:HD11	2.51	0.40
10:AA:1135:A:H2'	10:AA:1136:G:O4'	2.20	0.40
10:AA:1250:G:H2'	10:AA:1251:C:O4'	2.22	0.40
10:AA:1446:A:H2'	10:AA:1447:C:C6	2.55	0.40
10:AA:150:A:C6	10:AA:409:G:O6	2.74	0.40
10:AA:1538:U:OP1	22:AM:42:PHE:HB2	2.21	0.40
10:AA:133:A:H2'	10:AA:170:C:O2	2.22	0.40
10:AA:1731:G:H2'	10:AA:1732:U:C5'	2.41	0.40
10:AA:192:C:H2'	10:AA:193:C:O5'	2.21	0.40
10:AA:272:U:C2'	10:AA:273:A:H5''	2.52	0.40
10:AA:625:G:O2'	10:AA:626:U:H5'	2.21	0.40
10:AA:732:U:H2'	10:AA:733:G:C8	2.57	0.40
10:AA:1265:U:C4'	11:AB:108:GLN:NE2	2.84	0.40
11:AB:99:TRP:CZ3	11:AB:132:GLU:OE2	2.75	0.40
11:AB:192:GLU:OE1	11:AB:192:GLU:N	2.50	0.40
12:AC:209:ILE:HB	12:AC:212:ASN:HB2	2.02	0.40
12:AC:74:GLN:HG2	12:AC:77:GLN:NE2	2.36	0.40
13:AD:106:GLU:HG3	13:AD:111:THR:CG2	2.50	0.40
16:AG:145:ALA:O	16:AG:149:ILE:HG13	2.21	0.40
16:AG:34:ALA:CB	16:AG:63:ILE:H	2.29	0.40
17:AH:106:THR:HB	17:AH:108:TYR:H	1.85	0.40
20:AK:27:VAL:HG23	20:AK:91:ASN:OD1	2.22	0.40
22:AM:102:SER:O	22:AM:106:ASP:OD2	2.39	0.40
22:AM:25:LYS:O	22:AM:25:LYS:HG3	2.22	0.40
22:AM:69:ILE:O	22:AM:73:ILE:HG13	2.21	0.40
23:AN:22:VAL:O	23:AN:23:CYS:C	2.58	0.40
6:A6:18:LYS:HZ3	24:AO:16:SER:H	1.67	0.40

*Continued on next page...*



*Continued from previous page...*

Atom-1	Atom-2	Interatomic distance (Å)	Clash overlap (Å)
26:AQ:32:ARG:HH11	26:AQ:32:ARG:CG	2.35	0.40
26:AQ:32:ARG:HD2	26:AQ:48:ILE:O	2.20	0.40
26:AQ:96:TYR:O	26:AQ:98:ARG:HG2	2.21	0.40
27:AR:334:ARG:HB3	27:AR:336:PHE:HE1	1.86	0.40
27:AR:97:ASP:O	27:AR:98:LYS:CB	2.70	0.40
31:AV:43:SER:HB3	31:AV:46:LEU:CB	2.52	0.40
31:AV:5:ARG:NH1	31:AV:53:PHE:HB2	2.37	0.40
31:AV:80:ARG:HA	31:AV:83:ASP:OD1	2.22	0.40
32:AW:65:LEU:HB3	32:AW:80:ARG:HA	2.04	0.40
32:AW:89:MET:HG3	32:AW:228:PHE:HE2	1.76	0.40
35:AZ:83:LEU:C	35:AZ:85:ASN:N	2.75	0.40
1:B1:27:VAL:HG12	1:B1:28:ARG:N	2.37	0.40
1:B1:6:THR:O	1:B1:6:THR:HG22	2.21	0.40
3:B3:148:THR:HB	3:B3:150:PHE:CE1	2.56	0.40
5:B5:57:LEU:CG	5:B5:58:ALA:H	2.34	0.40
6:B6:19:PHE:HA	6:B6:24:GLN:HG3	2.03	0.40
7:B7:14:LYS:C	7:B7:16:LEU:N	2.73	0.40
7:B7:57:GLU:HA	7:B7:65:TYR:O	2.21	0.40
7:B7:94:ALA:HB1	7:B7:96:ASN:OD1	2.22	0.40
10:BA:1526:G:N3	10:BA:1526:G:O4'	2.54	0.40
10:BA:157:G:H2'	10:BA:158:G:H8	1.85	0.40
10:BA:1623:A:C2'	10:BA:1624:G:OP2	2.69	0.40
10:BA:287:U:H2'	10:BA:288:C:O4'	2.22	0.40
10:BA:303:A:C2'	10:BA:304:U:OP2	2.70	0.40
10:BA:564:A:C2	10:BA:568:G:O6	2.74	0.40
10:BA:600:A:O2'	10:BA:603:U:OP1	2.33	0.40
10:BA:655:C:OP2	10:BA:655:C:O4'	2.40	0.40
10:BA:871:U:C4	10:BA:872:A:N7	2.90	0.40
10:BA:876:A:C4'	10:BA:877:G:O5'	2.63	0.40
10:BA:906:U:H2'	10:BA:907:A:OP2	2.20	0.40
11:BB:85:PHE:CG	11:BB:171:TYR:HD1	2.39	0.40
11:BB:172:TRP:CE3	11:BB:195:VAL:HG22	2.55	0.40
12:BC:108:MET:CE	12:BC:122:ALA:HA	2.52	0.40
12:BC:205:VAL:C	12:BC:206:LYS:HG3	2.41	0.40
10:BA:1263:G:OP1	14:BE:96:ARG:NH2	2.55	0.40
16:BG:152:GLY:O	16:BG:153:CYS:C	2.60	0.40
17:BH:97:ARG:HA	17:BH:97:ARG:HD2	1.90	0.40
10:BA:1437:G:OP1	18:BI:141:GLN:HG2	2.21	0.40
10:BA:876:A:H5'	20:BK:60:MET:HE3	2.04	0.40
20:BK:84:ARG:CZ	20:BK:88:LEU:HD21	2.52	0.40
21:BL:6:PRO:HG3	21:BL:14:LYS:HG2	2.03	0.40

*Continued on next page...*

*Continued from previous page...*

Atom-1	Atom-2	Interatomic distance (Å)	Clash overlap (Å)
22:BM:26:ARG:CG	22:BM:27:ILE:N	2.72	0.40
26:BQ:75:ILE:HG22	26:BQ:76:SER:N	2.36	0.40
27:BR:235:LYS:HG3	27:BR:256:SER:O	2.22	0.40
29:BT:108:LEU:HD13	29:BT:130:ARG:CG	2.49	0.40
30:BU:70:TYR:HD2	30:BU:126:ALA:C	2.24	0.40
31:BV:80:ARG:HA	31:BV:83:ASP:OD1	2.22	0.40
32:BW:42:LEU:HD13	32:BW:43:PRO:O	2.21	0.40
34:BY:216:LEU:HD23	34:BY:216:LEU:HA	1.84	0.40
34:BY:93:LYS:HG3	34:BY:94:ARG:N	2.36	0.40
35:BZ:67:VAL:HG21	35:BZ:83:LEU:HD11	2.03	0.40
35:BZ:79:ALA:HA	35:BZ:82:ALA:HB3	2.02	0.40
2:A2:198:PHE:O	2:A2:201:ARG:HB2	2.22	0.40
3:A3:48:PHE:CE2	3:A3:62:LEU:HD23	2.57	0.40
4:A4:169:ALA:HB1	4:A4:210:ILE:HD13	2.03	0.40
4:A4:31:TRP:O	4:A4:32:TYR:CD1	2.75	0.40
4:A4:50:VAL:HG12	4:A4:51:THR:H	1.83	0.40
8:A8:68:THR:O	8:A8:71:GLU:HB2	2.21	0.40
8:A8:69:VAL:CG1	8:A8:80:ALA:HB1	2.46	0.40
10:AA:1340:G:N2	10:AA:1341:U:C1'	2.80	0.40
10:AA:1369:A:C5	10:AA:1370:U:O4	2.74	0.40
10:AA:1375:C:H2'	10:AA:1376:A:C8	2.57	0.40
10:AA:1500:C:C5'	16:AG:86:LYS:HZ1	2.34	0.40
10:AA:1507:U:H1'	10:AA:1508:G:C2	2.57	0.40
10:AA:1748:U:O2'	10:AA:1749:C:H5'	2.22	0.40
10:AA:289:U:H2'	10:AA:290:A:O4'	2.21	0.40
10:AA:317:G:OP1	26:AQ:56:LYS:NZ	2.47	0.40
10:AA:344:A:H3'	10:AA:345:C:H6	1.87	0.40
10:AA:477:G:H2'	10:AA:478:G:C5'	2.52	0.40
10:AA:731:C:O2'	10:AA:732:U:H5'	2.21	0.40
10:AA:830:G:O2'	10:AA:831:G:H5'	2.22	0.40
12:AC:196:GLU:HG2	12:AC:203:PHE:CB	2.52	0.40
12:AC:40:ILE:HG23	12:AC:51:ILE:HG23	2.03	0.40
12:AC:83:SER:C	12:AC:85:ASP:N	2.74	0.40
14:AE:145:TRP:C	14:AE:145:TRP:CD1	2.94	0.40
14:AE:179:ILE:HG21	14:AE:186:LYS:HG3	2.02	0.40
14:AE:235:GLU:O	14:AE:236:ASP:C	2.60	0.40
16:AG:19:TYR:C	16:AG:21:GLU:H	2.24	0.40
16:AG:45:PRO:O	16:AG:65:GLU:OE1	2.40	0.40
8:A8:63:VAL:HG21	16:AG:97:LEU:HB2	2.03	0.40
17:AH:23:LYS:HG3	17:AH:23:LYS:H	1.64	0.40
17:AH:55:ASP:C	17:AH:57:ARG:H	2.25	0.40

*Continued on next page...*

*Continued from previous page...*

Atom-1	Atom-2	Interatomic distance (Å)	Clash overlap (Å)
18:AI:129:LYS:C	18:AI:130:LYS:HG3	2.42	0.40
19:AJ:21:ILE:HB	19:AJ:89:ILE:HB	2.04	0.40
10:AA:1517:A:OP1	22:AM:132:LYS:HA	2.21	0.40
23:AN:10:PRO:C	23:AN:12:ASN:H	2.24	0.40
25:AP:129:GLY:O	25:AP:130:ASP:CB	2.68	0.40
27:AR:209:PHE:CD2	27:AR:240:TRP:CZ3	3.10	0.40
28:AS:31:GLU:CG	28:AS:32:LYS:H	2.29	0.40
28:AS:31:GLU:H	28:AS:31:GLU:HG2	1.57	0.40
11:AB:47:GLU:CB	31:AV:109:LEU:HD11	2.40	0.40
32:AW:187:GLN:HA	32:AW:191:ILE:CG2	2.51	0.40
32:AW:201:GLU:CD	32:AW:201:GLU:N	2.75	0.40
4:B4:144:ALA:C	4:B4:145:PHE:CD1	2.94	0.40
4:B4:202:LYS:HA	4:B4:202:LYS:HD3	1.73	0.40
4:B4:31:TRP:C	4:B4:32:TYR:CD1	2.94	0.40
5:B5:89:ARG:HD3	10:BA:1750:A:C6	2.56	0.40
7:B7:45:LEU:HD23	7:B7:45:LEU:HA	1.91	0.40
9:B9:148:UNK:HA	9:B9:151:UNK:HG3	2.03	0.40
10:BA:1081:G:H2'	10:BA:1082:G:H8	1.85	0.40
10:BA:10:G:C2	10:BA:1118:U:O2	2.74	0.40
10:BA:1404:G:H2'	10:BA:1405:U:O4'	2.21	0.40
10:BA:1439:U:H4'	29:BT:90:GLY:O	2.22	0.40
10:BA:1636:C:O2'	10:BA:1637:U:H5'	2.21	0.40
10:BA:1617:G:N2	10:BA:1710:G:C4	2.89	0.40
10:BA:1:A:N1	14:BE:186:LYS:NZ	2.70	0.40
10:BA:236:U:C3'	10:BA:237:U:C5'	2.99	0.40
10:BA:241:A:O2'	10:BA:242:U:H5'	2.21	0.40
10:BA:294:U:O2'	10:BA:295:U:C5'	2.67	0.40
10:BA:57:U:O2'	10:BA:443:A:N3	2.47	0.40
10:BA:459:G:O2'	10:BA:461:C:OP1	2.40	0.40
10:BA:487:C:OP1	10:BA:488:G:N7	2.55	0.40
10:BA:508:A:C3'	10:BA:509:G:H5'	2.52	0.40
10:BA:51:U:H2'	10:BA:52:G:C8	2.57	0.40
10:BA:589:G:C6	10:BA:590:C:C4	3.10	0.40
10:BA:68:U:H3'	10:BA:69:A:H8	1.85	0.40
10:BA:854:G:H2'	10:BA:921:C:O2	2.22	0.40
11:BB:119:ILE:CD1	11:BB:119:ILE:N	2.84	0.40
12:BC:215:ILE:HA	31:BV:39:ALA:HB1	2.03	0.40
12:BC:56:THR:HG21	12:BC:97:LYS:HG3	2.04	0.40
14:BE:140:VAL:HG11	14:BE:219:LEU:HG	2.02	0.40
19:BJ:85:TYR:CD1	19:BJ:85:TYR:N	2.88	0.40
20:BK:75:MET:HE3	20:BK:121:ARG:HH12	1.86	0.40

*Continued on next page...*

Continued from previous page...

Atom-1	Atom-2	Interatomic distance (Å)	Clash overlap (Å)
21:BL:90:GLY:O	21:BL:91:CYS:C	2.59	0.40
22:BM:25:LYS:HZ3	22:BM:57:ARG:HB3	1.85	0.40
32:BW:26:ILE:HG22	32:BW:26:ILE:O	2.22	0.40
10:BA:262:G:P	34:BY:194:TYR:HH	2.41	0.40

There are no symmetry-related clashes.

## 5.3 Torsion angles [i](#)

### 5.3.1 Protein backbone [i](#)

In the following table, the Percentiles column shows the percent Ramachandran outliers of the chain as a percentile score with respect to all X-ray entries followed by that with respect to entries of similar resolution.

The Analysed column shows the number of residues for which the backbone conformation was analysed, and the total number of residues.

Mol	Chain	Analysed	Favoured	Allowed	Outliers	Percentiles	
1	A1	65/68 (96%)	45 (69%)	11 (17%)	9 (14%)	0	4
1	B1	65/68 (96%)	44 (68%)	12 (18%)	9 (14%)	0	4
2	A2	205/208 (99%)	147 (72%)	38 (18%)	20 (10%)	0	10
2	B2	205/208 (99%)	146 (71%)	39 (19%)	20 (10%)	0	10
3	A3	194/197 (98%)	159 (82%)	25 (13%)	10 (5%)	2	21
3	B3	194/197 (98%)	159 (82%)	24 (12%)	11 (6%)	1	19
4	A4	213/265 (80%)	161 (76%)	33 (16%)	19 (9%)	1	12
4	B4	213/265 (80%)	161 (76%)	34 (16%)	18 (8%)	1	12
5	A5	96/119 (81%)	66 (69%)	20 (21%)	10 (10%)	0	8
5	B5	96/119 (81%)	65 (68%)	21 (22%)	10 (10%)	0	8
6	A6	78/81 (96%)	57 (73%)	15 (19%)	6 (8%)	1	15
6	B6	78/81 (96%)	57 (73%)	15 (19%)	6 (8%)	1	15
7	A7	102/162 (63%)	78 (76%)	17 (17%)	7 (7%)	1	16
7	B7	102/162 (63%)	78 (76%)	17 (17%)	7 (7%)	1	16
8	A8	91/143 (64%)	71 (78%)	13 (14%)	7 (8%)	1	15
8	B8	91/143 (64%)	71 (78%)	13 (14%)	7 (8%)	1	15

Continued on next page...

*Continued from previous page...*

Mol	Chain	Analysed	Favoured	Allowed	Outliers	Percentiles	
9	A9	72/189 (38%)	50 (69%)	17 (24%)	5 (7%)	1	16
9	B9	72/189 (38%)	50 (69%)	17 (24%)	5 (7%)	1	16
11	AB	202/241 (84%)	168 (83%)	28 (14%)	6 (3%)	4	32
11	BB	202/241 (84%)	167 (83%)	28 (14%)	7 (4%)	3	29
12	AC	227/243 (93%)	177 (78%)	31 (14%)	19 (8%)	1	12
12	BC	227/243 (93%)	176 (78%)	32 (14%)	19 (8%)	1	12
13	AD	177/181 (98%)	132 (75%)	36 (20%)	9 (5%)	2	22
13	BD	177/181 (98%)	130 (73%)	38 (22%)	9 (5%)	2	22
14	AE	228/296 (77%)	170 (75%)	40 (18%)	18 (8%)	1	14
14	BE	228/296 (77%)	172 (75%)	39 (17%)	17 (8%)	1	15
15	AF	87/101 (86%)	70 (80%)	12 (14%)	5 (6%)	1	19
15	BF	87/101 (86%)	70 (80%)	12 (14%)	5 (6%)	1	19
16	AG	190/200 (95%)	141 (74%)	33 (17%)	16 (8%)	1	12
16	BG	190/200 (95%)	142 (75%)	31 (16%)	17 (9%)	1	12
17	AH	127/130 (98%)	98 (77%)	24 (19%)	5 (4%)	3	26
17	BH	127/130 (98%)	98 (77%)	26 (20%)	3 (2%)	6	36
18	AI	141/145 (97%)	111 (79%)	25 (18%)	5 (4%)	3	29
18	BI	141/145 (97%)	110 (78%)	26 (18%)	5 (4%)	3	29
19	AJ	103/120 (86%)	89 (86%)	6 (6%)	8 (8%)	1	15
19	BJ	103/120 (86%)	89 (86%)	6 (6%)	8 (8%)	1	15
20	AK	138/151 (91%)	96 (70%)	28 (20%)	14 (10%)	0	9
20	BK	138/151 (91%)	95 (69%)	27 (20%)	16 (12%)	0	6
21	AL	139/142 (98%)	106 (76%)	17 (12%)	16 (12%)	0	6
21	BL	139/142 (98%)	106 (76%)	18 (13%)	15 (11%)	0	8
22	AM	152/155 (98%)	109 (72%)	22 (14%)	21 (14%)	0	4
22	BM	152/155 (98%)	110 (72%)	21 (14%)	21 (14%)	0	4
23	AN	51/55 (93%)	30 (59%)	11 (22%)	10 (20%)	0	2
23	BN	51/55 (93%)	31 (61%)	11 (22%)	9 (18%)	0	2
24	AO	148/153 (97%)	112 (76%)	20 (14%)	16 (11%)	0	8
24	BO	148/153 (97%)	113 (76%)	19 (13%)	16 (11%)	0	8
25	AP	146/149 (98%)	115 (79%)	20 (14%)	11 (8%)	1	15

*Continued on next page...*

Continued from previous page...

Mol	Chain	Analysed	Favoured	Allowed	Outliers	Percentiles	
25	BP	146/149 (98%)	115 (79%)	20 (14%)	11 (8%)	1	15
26	AQ	155/157 (99%)	115 (74%)	26 (17%)	14 (9%)	1	12
26	BQ	155/157 (99%)	112 (72%)	27 (17%)	16 (10%)	0	9
27	AR	336/343 (98%)	255 (76%)	48 (14%)	33 (10%)	0	10
27	BR	336/343 (98%)	256 (76%)	48 (14%)	32 (10%)	0	11
28	AS	123/144 (85%)	91 (74%)	25 (20%)	7 (6%)	1	19
28	BS	123/144 (85%)	90 (73%)	25 (20%)	8 (6%)	1	18
29	AT	148/155 (96%)	114 (77%)	17 (12%)	17 (12%)	0	6
29	BT	148/155 (96%)	113 (76%)	20 (14%)	15 (10%)	0	9
30	AU	122/126 (97%)	91 (75%)	20 (16%)	11 (9%)	1	12
30	BU	122/126 (97%)	89 (73%)	22 (18%)	11 (9%)	1	12
31	AV	119/130 (92%)	94 (79%)	16 (13%)	9 (8%)	1	15
31	BV	119/130 (92%)	96 (81%)	14 (12%)	9 (8%)	1	15
32	AW	257/260 (99%)	193 (75%)	40 (16%)	24 (9%)	0	11
32	BW	257/260 (99%)	195 (76%)	38 (15%)	24 (9%)	0	11
33	AX	66/80 (82%)	48 (73%)	12 (18%)	6 (9%)	1	12
33	BX	66/80 (82%)	48 (73%)	12 (18%)	6 (9%)	1	12
34	AY	233/293 (80%)	188 (81%)	31 (13%)	14 (6%)	1	19
34	BY	233/293 (80%)	187 (80%)	32 (14%)	14 (6%)	1	19
35	AZ	95/97 (98%)	70 (74%)	13 (14%)	12 (13%)	0	5
35	BZ	95/97 (98%)	69 (73%)	14 (15%)	12 (13%)	0	5
All	All	10052/11358 (88%)	7627 (76%)	1588 (16%)	837 (8%)	1	13

All (837) Ramachandran outliers are listed below:

Mol	Chain	Res	Type
1	A1	20	SER
1	A1	35	LYS
1	A1	37	GLU
1	A1	59	GLU
1	A1	63	GLU
2	A2	13	ALA
2	A2	15	GLY
2	A2	44	THR
2	A2	57	ARG

Continued on next page...

*Continued from previous page...*

Mol	Chain	Res	Type
2	A2	132	LYS
2	A2	135	ARG
2	A2	160	GLU
3	A3	132	LEU
3	A3	178	THR
3	A3	179	THR
4	A4	37	PRO
4	A4	43	LYS
4	A4	52	LYS
4	A4	59	ALA
4	A4	77	ASP
4	A4	78	ASN
4	A4	96	GLY
5	A5	47	PRO
5	A5	59	PHE
5	A5	60	GLU
6	A6	18	LYS
6	A6	22	LEU
6	A6	58	SER
7	A7	96	ASN
7	A7	103	GLU
7	A7	104	GLU
8	A8	31	THR
8	A8	91	LYS
8	A8	100	GLY
9	A9	73	LYS
9	A9	106	ASN
11	AB	189	GLU
12	AC	5	THR
12	AC	83	SER
12	AC	148	GLN
12	AC	205	VAL
12	AC	212	ASN
12	AC	229	THR
13	AD	9	SER
13	AD	133	HIS
13	AD	168	ARG
14	AE	43	SER
14	AE	149	ILE
14	AE	204	CYS
14	AE	248	LEU
15	AF	66	GLU

*Continued on next page...*

*Continued from previous page...*

<b>Mol</b>	<b>Chain</b>	<b>Res</b>	<b>Type</b>
15	AF	76	ASP
16	AG	56	PHE
16	AG	60	GLN
16	AG	63	ILE
16	AG	75	GLY
16	AG	158	PHE
17	AH	76	SER
18	AI	5	LYS
19	AJ	67	LYS
19	AJ	74	SER
19	AJ	109	GLY
20	AK	70	SER
20	AK	100	LYS
20	AK	124	MET
20	AK	142	ARG
21	AL	45	ALA
21	AL	62	GLN
21	AL	87	PRO
21	AL	88	MET
21	AL	89	ASP
21	AL	107	GLY
21	AL	108	ARG
21	AL	117	PRO
22	AM	7	LYS
22	AM	8	GLU
22	AM	57	ARG
22	AM	136	GLN
22	AM	141	SER
22	AM	142	GLY
22	AM	148	CYS
23	AN	31	THR
24	AO	5	GLN
24	AO	16	SER
24	AO	27	TRP
24	AO	61	GLY
24	AO	85	GLN
24	AO	145	ALA
25	AP	29	ASP
25	AP	57	GLY
25	AP	148	ALA
26	AQ	10	GLN
26	AQ	16	PHE

*Continued on next page...*



*Continued from previous page...*

Mol	Chain	Res	Type
26	AQ	17	LEU
27	AR	75	HIS
27	AR	106	ARG
27	AR	130	ASN
27	AR	180	VAL
27	AR	201	THR
27	AR	267	LEU
27	AR	287	SER
27	AR	303	GLU
27	AR	308	LYS
28	AS	15	GLY
29	AT	41	THR
29	AT	93	ARG
30	AU	55	TYR
30	AU	74	PRO
30	AU	88	ALA
30	AU	101	SER
31	AV	72	LYS
31	AV	83	ASP
31	AV	114	ILE
32	AW	15	PRO
32	AW	24	GLY
32	AW	96	LYS
32	AW	106	ASP
32	AW	204	GLN
32	AW	206	SER
32	AW	207	PHE
32	AW	215	ALA
33	AX	8	LEU
33	AX	64	ALA
34	AY	8	PRO
34	AY	9	LEU
34	AY	43	ASP
34	AY	87	ARG
34	AY	181	ARG
35	AZ	3	SER
35	AZ	16	LEU
35	AZ	26	ALA
35	AZ	40	PHE
35	AZ	56	GLU
35	AZ	79	ALA
1	B1	20	SER

*Continued on next page...*

*Continued from previous page...*

Mol	Chain	Res	Type
1	B1	35	LYS
1	B1	37	GLU
1	B1	59	GLU
1	B1	63	GLU
2	B2	13	ALA
2	B2	15	GLY
2	B2	44	THR
2	B2	57	ARG
2	B2	132	LYS
2	B2	135	ARG
2	B2	160	GLU
3	B3	132	LEU
3	B3	178	THR
3	B3	179	THR
4	B4	37	PRO
4	B4	43	LYS
4	B4	52	LYS
4	B4	59	ALA
4	B4	77	ASP
4	B4	78	ASN
4	B4	96	GLY
5	B5	47	PRO
5	B5	59	PHE
5	B5	60	GLU
6	B6	16	LYS
6	B6	18	LYS
6	B6	22	LEU
6	B6	58	SER
7	B7	96	ASN
7	B7	103	GLU
7	B7	104	GLU
8	B8	31	THR
8	B8	91	LYS
8	B8	100	GLY
9	B9	73	LYS
9	B9	106	ASN
11	BB	189	GLU
12	BC	5	THR
12	BC	83	SER
12	BC	148	GLN
12	BC	205	VAL
12	BC	212	ASN

*Continued on next page...*

*Continued from previous page...*

<b>Mol</b>	<b>Chain</b>	<b>Res</b>	<b>Type</b>
12	BC	229	THR
13	BD	9	SER
13	BD	92	LYS
13	BD	133	HIS
13	BD	168	ARG
14	BE	43	SER
14	BE	149	ILE
14	BE	204	CYS
14	BE	248	LEU
15	BF	66	GLU
15	BF	76	ASP
16	BG	56	PHE
16	BG	60	GLN
16	BG	63	ILE
16	BG	75	GLY
16	BG	158	PHE
17	BH	76	SER
18	BI	5	LYS
19	BJ	67	LYS
19	BJ	109	GLY
20	BK	70	SER
20	BK	100	LYS
20	BK	124	MET
20	BK	142	ARG
21	BL	45	ALA
21	BL	62	GLN
21	BL	87	PRO
21	BL	88	MET
21	BL	89	ASP
21	BL	107	GLY
21	BL	108	ARG
21	BL	117	PRO
22	BM	7	LYS
22	BM	8	GLU
22	BM	57	ARG
22	BM	96	LYS
22	BM	136	GLN
22	BM	141	SER
22	BM	142	GLY
22	BM	148	CYS
23	BN	31	THR
24	BO	5	GLN

*Continued on next page...*

*Continued from previous page...*

Mol	Chain	Res	Type
24	BO	16	SER
24	BO	27	TRP
24	BO	61	GLY
24	BO	85	GLN
24	BO	89	ASP
24	BO	145	ALA
25	BP	29	ASP
25	BP	57	GLY
25	BP	148	ALA
26	BQ	10	GLN
26	BQ	16	PHE
26	BQ	17	LEU
26	BQ	27	THR
26	BQ	30	GLY
27	BR	75	HIS
27	BR	106	ARG
27	BR	130	ASN
27	BR	180	VAL
27	BR	201	THR
27	BR	267	LEU
27	BR	287	SER
27	BR	303	GLU
27	BR	308	LYS
28	BS	15	GLY
29	BT	38	THR
29	BT	41	THR
29	BT	93	ARG
30	BU	55	TYR
30	BU	74	PRO
30	BU	101	SER
31	BV	72	LYS
31	BV	83	ASP
31	BV	114	ILE
32	BW	15	PRO
32	BW	24	GLY
32	BW	96	LYS
32	BW	204	GLN
32	BW	206	SER
32	BW	207	PHE
32	BW	215	ALA
33	BX	8	LEU
33	BX	64	ALA

*Continued on next page...*

*Continued from previous page...*

Mol	Chain	Res	Type
34	BY	8	PRO
34	BY	9	LEU
34	BY	43	ASP
34	BY	87	ARG
34	BY	181	ARG
35	BZ	3	SER
35	BZ	16	LEU
35	BZ	26	ALA
35	BZ	40	PHE
35	BZ	56	GLU
35	BZ	79	ALA
1	A1	15	LEU
1	A1	19	GLY
1	A1	53	ASP
2	A2	48	LYS
2	A2	58	GLY
2	A2	155	LYS
2	A2	193	GLY
3	A3	10	GLN
3	A3	161	ASP
4	A4	38	ILE
4	A4	46	GLY
4	A4	61	GLU
4	A4	197	GLU
4	A4	215	ASN
5	A5	81	ILE
5	A5	82	HIS
6	A6	16	LYS
6	A6	35	CYS
7	A7	33	GLU
7	A7	94	ALA
8	A8	28	LYS
8	A8	50	VAL
8	A8	66	VAL
11	AB	3	THR
12	AC	82	TYR
12	AC	85	ASP
12	AC	145	LEU
12	AC	149	ARG
12	AC	159	TYR
12	AC	160	MET
12	AC	204	GLY

*Continued on next page...*

*Continued from previous page...*

<b>Mol</b>	<b>Chain</b>	<b>Res</b>	<b>Type</b>
13	AD	91	ARG
13	AD	92	LYS
13	AD	117	ASN
13	AD	164	LEU
14	AE	42	ILE
14	AE	71	VAL
14	AE	92	GLN
14	AE	108	SER
14	AE	164	GLY
14	AE	179	ILE
14	AE	203	GLY
14	AE	232	GLY
15	AF	16	GLN
15	AF	28	GLY
16	AG	58	LYS
16	AG	100	GLY
16	AG	157	ALA
16	AG	159	LYS
16	AG	183	SER
17	AH	100	GLY
18	AI	44	GLN
19	AJ	52	GLY
20	AK	102	GLY
20	AK	105	THR
20	AK	110	PRO
20	AK	139	SER
21	AL	35	GLY
21	AL	54	GLU
21	AL	76	ARG
21	AL	138	LYS
22	AM	40	ARG
22	AM	81	ILE
22	AM	96	LYS
22	AM	100	MET
22	AM	135	GLY
22	AM	145	GLY
23	AN	29	LEU
23	AN	34	GLU
24	AO	9	LYS
24	AO	89	ASP
24	AO	108	ARG
24	AO	110	ASP

*Continued on next page...*

*Continued from previous page...*

Mol	Chain	Res	Type
25	AP	62	TYR
25	AP	63	GLY
25	AP	102	ARG
25	AP	129	GLY
25	AP	130	ASP
26	AQ	6	GLN
26	AQ	8	ALA
26	AQ	19	SER
26	AQ	27	THR
26	AQ	30	GLY
26	AQ	94	ARG
27	AR	35	GLU
27	AR	105	LEU
27	AR	108	GLY
27	AR	178	ASN
27	AR	268	GLN
27	AR	290	PRO
27	AR	295	GLU
27	AR	297	GLU
28	AS	31	GLU
28	AS	33	LEU
29	AT	30	ASN
29	AT	35	PRO
29	AT	38	THR
29	AT	45	VAL
30	AU	5	ASN
30	AU	24	ALA
30	AU	90	ALA
30	AU	91	LYS
30	AU	100	CYS
31	AV	94	GLU
31	AV	112	GLN
32	AW	5	PRO
32	AW	62	THR
32	AW	68	LYS
32	AW	95	GLU
32	AW	173	ASN
32	AW	175	ALA
32	AW	216	LYS
33	AX	24	LYS
34	AY	67	VAL
34	AY	91	PHE

*Continued on next page...*

*Continued from previous page...*

Mol	Chain	Res	Type
34	AY	99	GLY
34	AY	147	LEU
34	AY	150	GLU
35	AZ	10	SER
35	AZ	35	SER
35	AZ	91	GLY
1	B1	15	LEU
1	B1	19	GLY
1	B1	53	ASP
2	B2	48	LYS
2	B2	58	GLY
2	B2	155	LYS
2	B2	193	GLY
3	B3	10	GLN
3	B3	161	ASP
4	B4	38	ILE
4	B4	46	GLY
4	B4	61	GLU
4	B4	197	GLU
4	B4	215	ASN
6	B6	35	CYS
7	B7	33	GLU
7	B7	94	ALA
8	B8	28	LYS
8	B8	50	VAL
8	B8	66	VAL
11	BB	3	THR
12	BC	82	TYR
12	BC	85	ASP
12	BC	145	LEU
12	BC	149	ARG
12	BC	159	TYR
12	BC	160	MET
12	BC	204	GLY
13	BD	91	ARG
13	BD	117	ASN
13	BD	164	LEU
14	BE	42	ILE
14	BE	71	VAL
14	BE	92	GLN
14	BE	108	SER
14	BE	164	GLY

*Continued on next page...*



*Continued from previous page...*

Mol	Chain	Res	Type
14	BE	179	ILE
14	BE	203	GLY
14	BE	232	GLY
15	BF	16	GLN
15	BF	28	GLY
16	BG	41	GLN
16	BG	58	LYS
16	BG	100	GLY
16	BG	157	ALA
16	BG	183	SER
17	BH	100	GLY
18	BI	44	GLN
19	BJ	52	GLY
19	BJ	74	SER
20	BK	99	ALA
20	BK	102	GLY
20	BK	105	THR
20	BK	110	PRO
21	BL	35	GLY
21	BL	54	GLU
21	BL	76	ARG
21	BL	138	LYS
22	BM	40	ARG
22	BM	81	ILE
22	BM	100	MET
22	BM	135	GLY
22	BM	145	GLY
23	BN	29	LEU
23	BN	34	GLU
24	BO	9	LYS
24	BO	108	ARG
25	BP	62	TYR
25	BP	63	GLY
25	BP	102	ARG
25	BP	129	GLY
25	BP	130	ASP
26	BQ	6	GLN
26	BQ	8	ALA
26	BQ	19	SER
26	BQ	25	LYS
26	BQ	94	ARG
27	BR	35	GLU

*Continued on next page...*

*Continued from previous page...*

Mol	Chain	Res	Type
27	BR	105	LEU
27	BR	108	GLY
27	BR	163	ASP
27	BR	178	ASN
27	BR	268	GLN
27	BR	290	PRO
27	BR	295	GLU
27	BR	297	GLU
28	BS	31	GLU
28	BS	33	LEU
29	BT	30	ASN
29	BT	35	PRO
29	BT	45	VAL
30	BU	5	ASN
30	BU	24	ALA
30	BU	89	ASN
30	BU	98	LYS
30	BU	100	CYS
31	BV	94	GLU
31	BV	112	GLN
32	BW	5	PRO
32	BW	68	LYS
32	BW	106	ASP
32	BW	175	ALA
32	BW	205	GLY
32	BW	216	LYS
33	BX	24	LYS
34	BY	67	VAL
34	BY	91	PHE
34	BY	99	GLY
34	BY	147	LEU
34	BY	150	GLU
34	BY	160	VAL
35	BZ	10	SER
35	BZ	35	SER
35	BZ	70	CYS
35	BZ	91	GLY
2	A2	29	LYS
2	A2	42	SER
2	A2	91	TYR
2	A2	157	GLN
3	A3	147	GLY

*Continued on next page...*

*Continued from previous page...*

Mol	Chain	Res	Type
3	A3	167	LEU
4	A4	41	SER
5	A5	38	ARG
5	A5	91	ALA
8	A8	32	LYS
9	A9	118	LYS
9	A9	130	ASP
11	AB	2	ALA
11	AB	149	PRO
12	AC	64	VAL
12	AC	67	LYS
12	AC	95	LYS
12	AC	121	ALA
14	AE	221	ASN
14	AE	229	ASP
15	AF	27	ARG
16	AG	41	GLN
16	AG	103	PRO
16	AG	179	ASN
18	AI	59	GLN
20	AK	23	ALA
20	AK	99	ALA
20	AK	106	LYS
20	AK	122	SER
20	AK	141	ARG
21	AL	109	GLN
22	AM	54	PRO
22	AM	83	THR
22	AM	146	VAL
23	AN	28	GLY
25	AP	28	PRO
26	AQ	7	ARG
26	AQ	117	LYS
26	AQ	135	ARG
27	AR	89	CYS
27	AR	163	ASP
27	AR	177	ALA
27	AR	276	GLN
27	AR	330	ASP
28	AS	130	PRO
29	AT	40	TRP
29	AT	128	PHE

*Continued on next page...*

*Continued from previous page...*

Mol	Chain	Res	Type
30	AU	49	ASP
31	AV	76	GLU
32	AW	56	LEU
32	AW	82	LYS
32	AW	118	LYS
32	AW	205	GLY
33	AX	60	PRO
34	AY	92	ARG
34	AY	160	VAL
35	AZ	21	LYS
35	AZ	70	CYS
2	B2	42	SER
2	B2	47	GLU
2	B2	91	TYR
2	B2	157	GLN
3	B3	147	GLY
3	B3	167	LEU
4	B4	41	SER
4	B4	117	ILE
4	B4	163	LYS
5	B5	38	ARG
5	B5	82	HIS
5	B5	91	ALA
8	B8	32	LYS
9	B9	118	LYS
9	B9	130	ASP
11	BB	2	ALA
11	BB	149	PRO
12	BC	64	VAL
12	BC	67	LYS
12	BC	95	LYS
12	BC	121	ALA
14	BE	221	ASN
14	BE	229	ASP
15	BF	27	ARG
16	BG	103	PRO
16	BG	159	LYS
16	BG	179	ASN
18	BI	59	GLN
20	BK	23	ALA
20	BK	106	LYS
20	BK	122	SER

*Continued on next page...*

*Continued from previous page...*

Mol	Chain	Res	Type
20	BK	139	SER
20	BK	141	ARG
20	BK	146	ARG
21	BL	91	CYS
21	BL	109	GLN
22	BM	54	PRO
24	BO	110	ASP
25	BP	28	PRO
26	BQ	7	ARG
26	BQ	29	ALA
26	BQ	117	LYS
26	BQ	135	ARG
27	BR	89	CYS
27	BR	177	ALA
27	BR	330	ASP
28	BS	130	PRO
29	BT	40	TRP
29	BT	128	PHE
30	BU	49	ASP
31	BV	76	GLU
32	BW	56	LEU
32	BW	62	THR
32	BW	82	LYS
32	BW	95	GLU
32	BW	118	LYS
32	BW	173	ASN
33	BX	60	PRO
35	BZ	21	LYS
2	A2	9	HIS
2	A2	47	GLU
2	A2	69	CYS
4	A4	117	ILE
4	A4	154	GLN
4	A4	163	LYS
5	A5	65	GLY
5	A5	84	ARG
7	A7	61	TRP
9	A9	92	HIS
17	AH	56	HIS
17	AH	59	LYS
18	AI	39	ASP
18	AI	122	ASP

*Continued on next page...*

*Continued from previous page...*

Mol	Chain	Res	Type
19	AJ	108	PRO
20	AK	146	ARG
21	AL	91	CYS
22	AM	18	LEU
22	AM	150	VAL
23	AN	22	VAL
23	AN	23	CYS
27	AR	61	GLN
29	AT	33	SER
29	AT	43	THR
29	AT	99	CYS
29	AT	123	SER
31	AV	100	ASN
32	AW	3	ARG
33	AX	25	ASP
34	AY	135	PRO
2	B2	9	HIS
2	B2	69	CYS
4	B4	154	GLN
5	B5	81	ILE
5	B5	84	ARG
7	B7	61	TRP
9	B9	92	HIS
12	BC	36	GLY
19	BJ	108	PRO
22	BM	146	VAL
22	BM	150	VAL
23	BN	22	VAL
23	BN	23	CYS
24	BO	26	LYS
27	BR	61	GLN
27	BR	276	GLN
29	BT	43	THR
29	BT	99	CYS
29	BT	123	SER
32	BW	3	ARG
32	BW	53	ASN
32	BW	145	ASP
32	BW	245	GLY
33	BX	25	ASP
34	BY	92	ARG
34	BY	135	PRO

*Continued on next page...*

*Continued from previous page...*

Mol	Chain	Res	Type
1	A1	32	ILE
2	A2	41	GLN
2	A2	144	SER
4	A4	23	ILE
4	A4	164	SER
5	A5	86	VAL
6	A6	24	GLN
7	A7	85	ASP
12	AC	36	GLY
12	AC	84	ASP
13	AD	98	GLY
14	AE	69	LYS
16	AG	62	PRO
22	AM	10	ASP
22	AM	26	ARG
23	AN	10	PRO
23	AN	54	TYR
24	AO	20	PHE
24	AO	21	LYS
24	AO	26	LYS
24	AO	137	LEU
25	AP	64	GLY
25	AP	128	LYS
26	AQ	78	LYS
27	AR	156	ALA
27	AR	172	PRO
27	AR	266	LYS
27	AR	289	ALA
28	AS	123	GLU
29	AT	124	ALA
32	AW	51	ARG
32	AW	53	ASN
32	AW	145	ASP
33	AX	26	LYS
34	AY	88	ARG
1	B1	32	ILE
2	B2	29	LYS
2	B2	41	GLN
4	B4	23	ILE
5	B5	65	GLY
5	B5	86	VAL
6	B6	24	GLN

*Continued on next page...*

*Continued from previous page...*

Mol	Chain	Res	Type
7	B7	85	ASP
12	BC	84	ASP
14	BE	69	LYS
18	BI	39	ASP
18	BI	122	ASP
22	BM	10	ASP
22	BM	18	LEU
23	BN	10	PRO
23	BN	21	ARG
23	BN	28	GLY
24	BO	20	PHE
24	BO	21	LYS
24	BO	137	LEU
25	BP	64	GLY
25	BP	128	LYS
26	BQ	78	LYS
27	BR	147	ILE
27	BR	172	PRO
27	BR	266	LYS
27	BR	289	ALA
28	BS	123	GLU
29	BT	33	SER
29	BT	124	ALA
30	BU	96	LYS
31	BV	100	ASN
32	BW	51	ARG
33	BX	26	LYS
34	BY	88	ARG
3	A3	78	ARG
14	AE	44	SER
14	AE	240	PRO
19	AJ	107	ASP
23	AN	21	ARG
24	AO	73	ILE
24	AO	81	GLY
27	AR	23	TRP
27	AR	147	ILE
29	AT	42	THR
35	AZ	92	LEU
2	B2	144	SER
3	B3	77	ALA
3	B3	78	ARG

*Continued on next page...*



*Continued from previous page...*

Mol	Chain	Res	Type
11	BB	187	LYS
13	BD	98	GLY
14	BE	240	PRO
16	BG	62	PRO
16	BG	138	PRO
22	BM	26	ARG
22	BM	36	ARG
24	BO	73	ILE
24	BO	81	GLY
27	BR	23	TRP
28	BS	85	TYR
29	BT	51	PRO
31	BV	90	ILE
35	BZ	92	LEU
3	A3	105	VAL
3	A3	133	PRO
13	AD	129	ILE
16	AG	102	ASN
16	AG	138	PRO
19	AJ	68	SER
22	AM	95	GLY
26	AQ	116	VAL
28	AS	104	GLY
32	AW	245	GLY
3	B3	105	VAL
3	B3	133	PRO
19	BJ	68	SER
19	BJ	107	ASP
22	BM	95	GLY
26	BQ	116	VAL
27	BR	242	ILE
28	BS	104	GLY
4	A4	63	ILE
11	AB	167	ILE
14	AE	58	PRO
23	AN	30	ILE
27	AR	116	GLY
29	AT	51	PRO
31	AV	90	ILE
4	B4	63	ILE
17	BH	77	PRO
27	BR	116	GLY

*Continued on next page...*

*Continued from previous page...*

Mol	Chain	Res	Type
31	BV	42	PRO
11	AB	23	ILE
17	AH	77	PRO
19	AJ	69	PRO
21	AL	110	GLY
27	AR	19	GLY
31	AV	42	PRO
11	BB	23	ILE
11	BB	167	ILE
16	BG	49	GLY
16	BG	102	ASN
21	BL	110	GLY
23	BN	30	ILE
27	BR	19	GLY
29	BT	34	ILE
30	BU	56	VAL
21	AL	114	GLY
27	AR	149	GLY
27	AR	242	ILE
29	AT	34	ILE
30	AU	56	VAL
13	BD	129	ILE
14	BE	58	PRO
19	BJ	69	PRO
20	BK	109	GLY
20	BK	134	PRO
28	AS	53	GLY
29	AT	82	ILE
27	BR	149	GLY
28	BS	53	GLY

### 5.3.2 Protein sidechains ⓘ

In the following table, the Percentiles column shows the percent sidechain outliers of the chain as a percentile score with respect to all X-ray entries followed by that with respect to entries of similar resolution.

The Analysed column shows the number of residues for which the sidechain conformation was analysed, and the total number of residues.

Mol	Chain	Analysed	Rotameric	Outliers	Percentiles
1	A1	56/57 (98%)	53 (95%)	3 (5%)	22 50

*Continued on next page...*

*Continued from previous page...*

Mol	Chain	Analysed	Rotameric	Outliers	Percentiles	
1	B1	56/57 (98%)	53 (95%)	3 (5%)	22	50
2	A2	184/185 (100%)	171 (93%)	13 (7%)	14	43
2	B2	184/185 (100%)	171 (93%)	13 (7%)	14	43
3	A3	182/183 (100%)	164 (90%)	18 (10%)	8	29
3	B3	182/183 (100%)	165 (91%)	17 (9%)	9	32
4	A4	191/225 (85%)	166 (87%)	25 (13%)	4	22
4	B4	191/225 (85%)	166 (87%)	25 (13%)	4	22
5	A5	88/107 (82%)	80 (91%)	8 (9%)	9	33
5	B5	88/107 (82%)	80 (91%)	8 (9%)	9	33
6	A6	71/72 (99%)	67 (94%)	4 (6%)	21	49
6	B6	71/72 (99%)	67 (94%)	4 (6%)	21	49
7	A7	94/136 (69%)	84 (89%)	10 (11%)	6	27
7	B7	94/136 (69%)	84 (89%)	10 (11%)	6	27
8	A8	80/109 (73%)	68 (85%)	12 (15%)	3	18
8	B8	80/109 (73%)	68 (85%)	12 (15%)	3	18
9	A9	64/138 (46%)	56 (88%)	8 (12%)	4	23
9	B9	64/138 (46%)	56 (88%)	8 (12%)	4	23
11	AB	183/211 (87%)	167 (91%)	16 (9%)	10	35
11	BB	183/211 (87%)	167 (91%)	16 (9%)	10	35
12	AC	197/210 (94%)	178 (90%)	19 (10%)	8	30
12	BC	197/210 (94%)	179 (91%)	18 (9%)	9	33
13	AD	161/162 (99%)	137 (85%)	24 (15%)	3	18
13	BD	161/162 (99%)	137 (85%)	24 (15%)	3	18
14	AE	194/250 (78%)	171 (88%)	23 (12%)	5	24
14	BE	194/250 (78%)	171 (88%)	23 (12%)	5	24
15	AF	80/92 (87%)	72 (90%)	8 (10%)	7	29
15	BF	80/92 (87%)	71 (89%)	9 (11%)	6	25
16	AG	163/169 (96%)	147 (90%)	16 (10%)	8	29
16	BG	163/169 (96%)	146 (90%)	17 (10%)	7	28
17	AH	116/117 (99%)	101 (87%)	15 (13%)	4	22
17	BH	116/117 (99%)	102 (88%)	14 (12%)	5	23

*Continued on next page...*

*Continued from previous page...*

Mol	Chain	Analysed	Rotameric	Outliers	Percentiles	
18	AI	120/122 (98%)	115 (96%)	5 (4%)	30	56
18	BI	120/122 (98%)	115 (96%)	5 (4%)	30	56
19	AJ	98/111 (88%)	93 (95%)	5 (5%)	24	51
19	BJ	98/111 (88%)	93 (95%)	5 (5%)	24	51
20	AK	112/121 (93%)	96 (86%)	16 (14%)	3	19
20	BK	112/121 (93%)	96 (86%)	16 (14%)	3	19
21	AL	113/114 (99%)	101 (89%)	12 (11%)	6	27
21	BL	113/114 (99%)	102 (90%)	11 (10%)	8	30
22	AM	134/135 (99%)	121 (90%)	13 (10%)	8	30
22	BM	134/135 (99%)	121 (90%)	13 (10%)	8	30
23	AN	47/49 (96%)	41 (87%)	6 (13%)	4	22
23	BN	47/49 (96%)	41 (87%)	6 (13%)	4	22
24	AO	134/136 (98%)	127 (95%)	7 (5%)	23	51
24	BO	134/136 (98%)	127 (95%)	7 (5%)	23	51
25	AP	133/134 (99%)	124 (93%)	9 (7%)	16	44
25	BP	133/134 (99%)	124 (93%)	9 (7%)	16	44
26	AQ	141/141 (100%)	125 (89%)	16 (11%)	6	25
26	BQ	141/141 (100%)	126 (89%)	15 (11%)	6	27
27	AR	291/295 (99%)	261 (90%)	30 (10%)	7	28
27	BR	291/295 (99%)	260 (89%)	31 (11%)	6	27
28	AS	105/117 (90%)	102 (97%)	3 (3%)	42	64
28	BS	105/117 (90%)	101 (96%)	4 (4%)	33	58
29	AT	129/134 (96%)	117 (91%)	12 (9%)	9	32
29	BT	129/134 (96%)	116 (90%)	13 (10%)	7	29
30	AU	103/104 (99%)	97 (94%)	6 (6%)	20	48
30	BU	103/104 (99%)	99 (96%)	4 (4%)	32	58
31	AV	108/115 (94%)	100 (93%)	8 (7%)	13	41
31	BV	108/115 (94%)	99 (92%)	9 (8%)	11	38
32	AW	226/227 (100%)	196 (87%)	30 (13%)	4	22
32	BW	226/227 (100%)	197 (87%)	29 (13%)	4	22
33	AX	57/67 (85%)	55 (96%)	2 (4%)	36	61

*Continued on next page...*

*Continued from previous page...*

Mol	Chain	Analysed	Rotameric	Outliers	Percentiles	
33	BX	57/67 (85%)	55 (96%)	2 (4%)	36	61
34	AY	201/244 (82%)	187 (93%)	14 (7%)	15	43
34	BY	201/244 (82%)	187 (93%)	14 (7%)	15	43
35	AZ	82/82 (100%)	76 (93%)	6 (7%)	14	42
35	BZ	82/82 (100%)	76 (93%)	6 (7%)	14	42
All	All	8876/9742 (91%)	8034 (90%)	842 (10%)	8	31

All (842) residues with a non-rotameric sidechain are listed below:

Mol	Chain	Res	Type
1	A1	10	ARG
1	A1	29	VAL
1	A1	41	LEU
2	A2	21	HIS
2	A2	31	ARG
2	A2	35	MET
2	A2	55	ARG
2	A2	56	VAL
2	A2	66	LEU
2	A2	74	SER
2	A2	86	ILE
2	A2	109	ILE
2	A2	112	ILE
2	A2	134	ASP
2	A2	146	HIS
2	A2	185	ARG
3	A3	62	LEU
3	A3	63	ILE
3	A3	80	LEU
3	A3	105	VAL
3	A3	115	ARG
3	A3	117	ARG
3	A3	131	LEU
3	A3	136	LEU
3	A3	144	ARG
3	A3	146	ASP
3	A3	148	THR
3	A3	152	ARG
3	A3	159	ASP
3	A3	174	TYR

*Continued on next page...*

*Continued from previous page...*

Mol	Chain	Res	Type
3	A3	179	THR
3	A3	181	GLU
3	A3	192	PHE
3	A3	195	PHE
4	A4	38	ILE
4	A4	45	PHE
4	A4	61	GLU
4	A4	63	ILE
4	A4	64	LYS
4	A4	69	GLU
4	A4	74	ASP
4	A4	81	ASP
4	A4	92	ASP
4	A4	97	ARG
4	A4	106	LEU
4	A4	111	ASP
4	A4	116	MET
4	A4	124	ILE
4	A4	129	ASP
4	A4	132	THR
4	A4	134	ASP
4	A4	138	ILE
4	A4	142	THR
4	A4	146	THR
4	A4	150	SER
4	A4	190	PHE
4	A4	194	LEU
4	A4	197	GLU
4	A4	211	PHE
5	A5	15	ARG
5	A5	20	THR
5	A5	39	TYR
5	A5	69	LEU
5	A5	73	LEU
5	A5	77	ILE
5	A5	85	VAL
5	A5	90	CYS
6	A6	2	GLU
6	A6	52	ILE
6	A6	54	CYS
6	A6	77	PHE
7	A7	16	LEU

*Continued on next page...*

*Continued from previous page...*

Mol	Chain	Res	Type
7	A7	23	VAL
7	A7	40	LEU
7	A7	55	LEU
7	A7	60	ASN
7	A7	64	THR
7	A7	80	LEU
7	A7	87	VAL
7	A7	96	ASN
7	A7	100	ILE
8	A8	27	LYS
8	A8	30	TRP
8	A8	34	LYS
8	A8	43	VAL
8	A8	45	ILE
8	A8	47	LYS
8	A8	73	LEU
8	A8	78	SER
8	A8	79	LEU
8	A8	89	ASP
8	A8	106	SER
8	A8	114	ASP
9	A9	81	THR
9	A9	88	HIS
9	A9	111	LEU
9	A9	112	GLN
9	A9	119	CYS
9	A9	124	PHE
9	A9	127	LYS
9	A9	144	ASP
11	AB	5	ARG
11	AB	12	ARG
11	AB	14	LEU
11	AB	31	ARG
11	AB	39	ASN
11	AB	100	THR
11	AB	103	THR
11	AB	105	THR
11	AB	113	GLU
11	AB	116	ARG
11	AB	121	THR
11	AB	136	VAL
11	AB	144	CYS

*Continued on next page...*

*Continued from previous page...*

Mol	Chain	Res	Type
11	AB	150	LEU
11	AB	176	ARG
11	AB	198	PHE
12	AC	3	LYS
12	AC	10	LYS
12	AC	14	PHE
12	AC	34	ASP
12	AC	61	VAL
12	AC	80	PHE
12	AC	82	TYR
12	AC	93	PRO
12	AC	109	ASN
12	AC	118	VAL
12	AC	141	ILE
12	AC	142	SER
12	AC	146	LYS
12	AC	147	GLN
12	AC	153	MET
12	AC	168	ASN
12	AC	171	ILE
12	AC	185	MET
12	AC	196	GLU
13	AD	11	THR
13	AD	17	ARG
13	AD	29	LYS
13	AD	37	LYS
13	AD	38	ASN
13	AD	40	ARG
13	AD	47	MET
13	AD	61	THR
13	AD	66	ASP
13	AD	81	PHE
13	AD	92	LYS
13	AD	93	LEU
13	AD	94	ASP
13	AD	105	MET
13	AD	110	GLN
13	AD	127	VAL
13	AD	129	ILE
13	AD	130	ARG
13	AD	131	GLN
13	AD	133	HIS

*Continued on next page...*



*Continued from previous page...*

Mol	Chain	Res	Type
13	AD	142	ASN
13	AD	156	ILE
13	AD	158	PHE
13	AD	161	THR
14	AE	27	TRP
14	AE	31	THR
14	AE	43	SER
14	AE	46	ASP
14	AE	55	ILE
14	AE	56	LYS
14	AE	59	GLU
14	AE	92	GLN
14	AE	98	ARG
14	AE	109	ASN
14	AE	130	ILE
14	AE	153	HIS
14	AE	155	ILE
14	AE	157	GLN
14	AE	160	THR
14	AE	162	LYS
14	AE	180	VAL
14	AE	210	ASN
14	AE	219	LEU
14	AE	225	TYR
14	AE	230	PHE
14	AE	231	TRP
14	AE	238	GLU
15	AF	36	GLU
15	AF	41	GLU
15	AF	42	PHE
15	AF	44	TYR
15	AF	73	LEU
15	AF	74	ASN
15	AF	79	ASN
15	AF	94	ASP
16	AG	24	ILE
16	AG	26	ASP
16	AG	30	GLN
16	AG	31	ASN
16	AG	36	THR
16	AG	41	GLN
16	AG	44	VAL

*Continued on next page...*

*Continued from previous page...*

Mol	Chain	Res	Type
16	AG	51	TYR
16	AG	56	PHE
16	AG	57	ARG
16	AG	66	ARG
16	AG	73	PHE
16	AG	74	HIS
16	AG	117	ARG
16	AG	139	MET
16	AG	147	TYR
17	AH	4	VAL
17	AH	6	ILE
17	AH	58	SER
17	AH	59	LYS
17	AH	68	ARG
17	AH	76	SER
17	AH	77	PRO
17	AH	85	ASP
17	AH	92	ASN
17	AH	97	ARG
17	AH	99	PHE
17	AH	104	LEU
17	AH	106	THR
17	AH	113	HIS
17	AH	126	LEU
18	AI	11	THR
18	AI	25	ARG
18	AI	62	PHE
18	AI	68	ARG
18	AI	112	MET
19	AJ	20	ARG
19	AJ	27	ASN
19	AJ	55	ARG
19	AJ	72	GLU
19	AJ	103	ASN
20	AK	28	PHE
20	AK	43	HIS
20	AK	46	ASP
20	AK	47	LEU
20	AK	67	GLU
20	AK	80	ASP
20	AK	85	CYS
20	AK	95	ILE

*Continued on next page...*

*Continued from previous page...*

Mol	Chain	Res	Type
20	AK	113	GLN
20	AK	116	LEU
20	AK	117	ARG
20	AK	119	LEU
20	AK	129	ILE
20	AK	140	THR
20	AK	142	ARG
20	AK	149	ARG
21	AL	9	ILE
21	AL	19	ARG
21	AL	21	ASP
21	AL	33	LEU
21	AL	55	LYS
21	AL	69	LYS
21	AL	81	LYS
21	AL	82	ILE
21	AL	89	ASP
21	AL	92	LEU
21	AL	106	LEU
21	AL	132	LEU
22	AM	16	ARG
22	AM	42	PHE
22	AM	53	ASP
22	AM	55	ASN
22	AM	62	THR
22	AM	71	ASP
22	AM	93	LYS
22	AM	94	ASP
22	AM	103	ASN
22	AM	123	ARG
22	AM	125	LEU
22	AM	132	LYS
22	AM	147	VAL
23	AN	22	VAL
23	AN	30	ILE
23	AN	33	TYR
23	AN	40	ARG
23	AN	41	CYS
23	AN	52	VAL
24	AO	4	MET
24	AO	14	SER
24	AO	33	SER

*Continued on next page...*

*Continued from previous page...*

Mol	Chain	Res	Type
24	AO	37	ASP
24	AO	69	THR
24	AO	74	LEU
24	AO	147	THR
25	AP	7	THR
25	AP	24	ASP
25	AP	26	LEU
25	AP	56	TYR
25	AP	78	GLN
25	AP	98	LYS
25	AP	102	ARG
25	AP	121	THR
25	AP	130	ASP
26	AQ	2	ASP
26	AQ	13	ASP
26	AQ	16	PHE
26	AQ	20	LYS
26	AQ	32	ARG
26	AQ	45	LYS
26	AQ	68	LYS
26	AQ	69	ILE
26	AQ	78	LYS
26	AQ	97	ASN
26	AQ	114	PHE
26	AQ	120	ASP
26	AQ	121	ILE
26	AQ	128	ARG
26	AQ	133	THR
26	AQ	135	ARG
27	AR	22	ASP
27	AR	41	VAL
27	AR	42	LEU
27	AR	43	ILE
27	AR	57	TYR
27	AR	73	THR
27	AR	84	LEU
27	AR	87	GLU
27	AR	89	CYS
27	AR	111	TYR
27	AR	113	ARG
27	AR	114	PHE
27	AR	126	PHE

*Continued on next page...*

*Continued from previous page...*

Mol	Chain	Res	Type
27	AR	144	LEU
27	AR	161	HIS
27	AR	163	ASP
27	AR	164	TRP
27	AR	190	VAL
27	AR	208	THR
27	AR	241	ASP
27	AR	246	THR
27	AR	247	TYR
27	AR	251	GLU
27	AR	259	ASN
27	AR	281	PHE
27	AR	290	PRO
27	AR	297	GLU
27	AR	311	GLN
27	AR	313	THR
27	AR	339	GLU
28	AS	66	ARG
28	AS	83	THR
28	AS	124	PHE
29	AT	18	PHE
29	AT	22	TYR
29	AT	32	LEU
29	AT	40	TRP
29	AT	56	TRP
29	AT	83	PHE
29	AT	103	ILE
29	AT	110	SER
29	AT	113	ASP
29	AT	114	LEU
29	AT	125	THR
29	AT	137	MET
30	AU	20	ASN
30	AU	70	TYR
30	AU	86	PHE
30	AU	89	ASN
30	AU	100	CYS
30	AU	103	LEU
31	AV	30	PHE
31	AV	36	SER
31	AV	47	ARG
31	AV	86	PRO

*Continued on next page...*

*Continued from previous page...*

Mol	Chain	Res	Type
31	AV	92	ASP
31	AV	100	ASN
31	AV	105	MET
31	AV	114	ILE
32	AW	12	ILE
32	AW	21	ASN
32	AW	29	THR
32	AW	37	LYS
32	AW	48	LEU
32	AW	51	ARG
32	AW	57	ASN
32	AW	81	ASP
32	AW	89	MET
32	AW	92	VAL
32	AW	106	ASP
32	AW	114	LYS
32	AW	116	LEU
32	AW	123	TYR
32	AW	137	GLN
32	AW	141	ILE
32	AW	152	PRO
32	AW	176	HIS
32	AW	185	ILE
32	AW	191	ILE
32	AW	193	ARG
32	AW	207	PHE
32	AW	212	VAL
32	AW	222	THR
32	AW	228	PHE
32	AW	238	ILE
32	AW	239	GLU
32	AW	244	ASP
32	AW	254	ARG
32	AW	258	PHE
33	AX	34	ARG
33	AX	62	TRP
34	AY	9	LEU
34	AY	19	ASP
34	AY	20	ASP
34	AY	45	PHE
34	AY	74	ARG
34	AY	87	ARG

*Continued on next page...*

*Continued from previous page...*

Mol	Chain	Res	Type
34	AY	91	PHE
34	AY	105	ASP
34	AY	145	PHE
34	AY	152	ASP
34	AY	155	LEU
34	AY	165	PHE
34	AY	181	ARG
34	AY	199	THR
35	AZ	34	TRP
35	AZ	45	SER
35	AZ	59	GLN
35	AZ	67	VAL
35	AZ	74	ARG
35	AZ	78	GLU
1	B1	10	ARG
1	B1	29	VAL
1	B1	41	LEU
2	B2	21	HIS
2	B2	31	ARG
2	B2	35	MET
2	B2	55	ARG
2	B2	56	VAL
2	B2	66	LEU
2	B2	74	SER
2	B2	86	ILE
2	B2	109	ILE
2	B2	112	ILE
2	B2	134	ASP
2	B2	146	HIS
2	B2	185	ARG
3	B3	62	LEU
3	B3	63	ILE
3	B3	80	LEU
3	B3	115	ARG
3	B3	117	ARG
3	B3	131	LEU
3	B3	136	LEU
3	B3	144	ARG
3	B3	146	ASP
3	B3	148	THR
3	B3	152	ARG
3	B3	159	ASP

*Continued on next page...*

*Continued from previous page...*

Mol	Chain	Res	Type
3	B3	174	TYR
3	B3	179	THR
3	B3	181	GLU
3	B3	192	PHE
3	B3	195	PHE
4	B4	38	ILE
4	B4	45	PHE
4	B4	61	GLU
4	B4	63	ILE
4	B4	64	LYS
4	B4	69	GLU
4	B4	74	ASP
4	B4	81	ASP
4	B4	92	ASP
4	B4	97	ARG
4	B4	106	LEU
4	B4	111	ASP
4	B4	116	MET
4	B4	124	ILE
4	B4	129	ASP
4	B4	132	THR
4	B4	134	ASP
4	B4	138	ILE
4	B4	142	THR
4	B4	146	THR
4	B4	150	SER
4	B4	190	PHE
4	B4	194	LEU
4	B4	197	GLU
4	B4	211	PHE
5	B5	15	ARG
5	B5	20	THR
5	B5	39	TYR
5	B5	69	LEU
5	B5	73	LEU
5	B5	77	ILE
5	B5	85	VAL
5	B5	90	CYS
6	B6	2	GLU
6	B6	52	ILE
6	B6	54	CYS
6	B6	77	PHE

*Continued on next page...*



*Continued from previous page...*

Mol	Chain	Res	Type
7	B7	16	LEU
7	B7	23	VAL
7	B7	40	LEU
7	B7	55	LEU
7	B7	60	ASN
7	B7	64	THR
7	B7	80	LEU
7	B7	87	VAL
7	B7	96	ASN
7	B7	100	ILE
8	B8	27	LYS
8	B8	30	TRP
8	B8	34	LYS
8	B8	43	VAL
8	B8	45	ILE
8	B8	47	LYS
8	B8	73	LEU
8	B8	78	SER
8	B8	79	LEU
8	B8	89	ASP
8	B8	106	SER
8	B8	114	ASP
9	B9	81	THR
9	B9	88	HIS
9	B9	111	LEU
9	B9	112	GLN
9	B9	119	CYS
9	B9	124	PHE
9	B9	127	LYS
9	B9	144	ASP
11	BB	5	ARG
11	BB	9	ASP
11	BB	12	ARG
11	BB	14	LEU
11	BB	31	ARG
11	BB	39	ASN
11	BB	103	THR
11	BB	105	THR
11	BB	113	GLU
11	BB	116	ARG
11	BB	121	THR
11	BB	136	VAL

*Continued on next page...*

*Continued from previous page...*

Mol	Chain	Res	Type
11	BB	144	CYS
11	BB	150	LEU
11	BB	176	ARG
11	BB	198	PHE
12	BC	3	LYS
12	BC	10	LYS
12	BC	14	PHE
12	BC	34	ASP
12	BC	61	VAL
12	BC	80	PHE
12	BC	82	TYR
12	BC	93	PRO
12	BC	109	ASN
12	BC	118	VAL
12	BC	141	ILE
12	BC	142	SER
12	BC	146	LYS
12	BC	147	GLN
12	BC	153	MET
12	BC	168	ASN
12	BC	185	MET
12	BC	196	GLU
13	BD	11	THR
13	BD	17	ARG
13	BD	29	LYS
13	BD	37	LYS
13	BD	38	ASN
13	BD	40	ARG
13	BD	47	MET
13	BD	61	THR
13	BD	66	ASP
13	BD	81	PHE
13	BD	92	LYS
13	BD	93	LEU
13	BD	94	ASP
13	BD	105	MET
13	BD	110	GLN
13	BD	127	VAL
13	BD	129	ILE
13	BD	130	ARG
13	BD	131	GLN
13	BD	133	HIS

*Continued on next page...*

*Continued from previous page...*

Mol	Chain	Res	Type
13	BD	142	ASN
13	BD	156	ILE
13	BD	158	PHE
13	BD	161	THR
14	BE	27	TRP
14	BE	31	THR
14	BE	43	SER
14	BE	46	ASP
14	BE	55	ILE
14	BE	56	LYS
14	BE	59	GLU
14	BE	92	GLN
14	BE	98	ARG
14	BE	109	ASN
14	BE	130	ILE
14	BE	153	HIS
14	BE	155	ILE
14	BE	157	GLN
14	BE	160	THR
14	BE	162	LYS
14	BE	180	VAL
14	BE	210	ASN
14	BE	219	LEU
14	BE	225	TYR
14	BE	231	TRP
14	BE	238	GLU
14	BE	244	PHE
15	BF	36	GLU
15	BF	41	GLU
15	BF	42	PHE
15	BF	44	TYR
15	BF	55	LEU
15	BF	73	LEU
15	BF	74	ASN
15	BF	79	ASN
15	BF	94	ASP
16	BG	24	ILE
16	BG	26	ASP
16	BG	30	GLN
16	BG	31	ASN
16	BG	33	ILE
16	BG	36	THR

*Continued on next page...*

*Continued from previous page...*

Mol	Chain	Res	Type
16	BG	41	GLN
16	BG	44	VAL
16	BG	51	TYR
16	BG	56	PHE
16	BG	57	ARG
16	BG	66	ARG
16	BG	73	PHE
16	BG	74	HIS
16	BG	117	ARG
16	BG	139	MET
16	BG	147	TYR
17	BH	4	VAL
17	BH	6	ILE
17	BH	58	SER
17	BH	59	LYS
17	BH	68	ARG
17	BH	76	SER
17	BH	77	PRO
17	BH	85	ASP
17	BH	92	ASN
17	BH	97	ARG
17	BH	99	PHE
17	BH	106	THR
17	BH	113	HIS
17	BH	126	LEU
18	BI	11	THR
18	BI	25	ARG
18	BI	62	PHE
18	BI	68	ARG
18	BI	112	MET
19	BJ	20	ARG
19	BJ	27	ASN
19	BJ	55	ARG
19	BJ	72	GLU
19	BJ	103	ASN
20	BK	28	PHE
20	BK	43	HIS
20	BK	46	ASP
20	BK	47	LEU
20	BK	67	GLU
20	BK	80	ASP
20	BK	85	CYS

*Continued on next page...*

*Continued from previous page...*

Mol	Chain	Res	Type
20	BK	95	ILE
20	BK	113	GLN
20	BK	116	LEU
20	BK	117	ARG
20	BK	119	LEU
20	BK	129	ILE
20	BK	140	THR
20	BK	142	ARG
20	BK	149	ARG
21	BL	9	ILE
21	BL	19	ARG
21	BL	33	LEU
21	BL	55	LYS
21	BL	69	LYS
21	BL	81	LYS
21	BL	82	ILE
21	BL	89	ASP
21	BL	92	LEU
21	BL	106	LEU
21	BL	132	LEU
22	BM	16	ARG
22	BM	42	PHE
22	BM	53	ASP
22	BM	55	ASN
22	BM	62	THR
22	BM	71	ASP
22	BM	93	LYS
22	BM	94	ASP
22	BM	103	ASN
22	BM	123	ARG
22	BM	125	LEU
22	BM	132	LYS
22	BM	147	VAL
23	BN	22	VAL
23	BN	30	ILE
23	BN	33	TYR
23	BN	40	ARG
23	BN	41	CYS
23	BN	52	VAL
24	BO	4	MET
24	BO	14	SER
24	BO	33	SER

*Continued on next page...*

*Continued from previous page...*

Mol	Chain	Res	Type
24	BO	37	ASP
24	BO	69	THR
24	BO	74	LEU
24	BO	147	THR
25	BP	7	THR
25	BP	24	ASP
25	BP	26	LEU
25	BP	56	TYR
25	BP	78	GLN
25	BP	98	LYS
25	BP	102	ARG
25	BP	121	THR
25	BP	130	ASP
26	BQ	2	ASP
26	BQ	13	ASP
26	BQ	16	PHE
26	BQ	20	LYS
26	BQ	32	ARG
26	BQ	45	LYS
26	BQ	68	LYS
26	BQ	69	ILE
26	BQ	78	LYS
26	BQ	97	ASN
26	BQ	114	PHE
26	BQ	120	ASP
26	BQ	121	ILE
26	BQ	128	ARG
26	BQ	133	THR
27	BR	8	ASP
27	BR	9	ILE
27	BR	22	ASP
27	BR	41	VAL
27	BR	42	LEU
27	BR	43	ILE
27	BR	57	TYR
27	BR	73	THR
27	BR	84	LEU
27	BR	87	GLU
27	BR	89	CYS
27	BR	111	TYR
27	BR	113	ARG
27	BR	114	PHE

*Continued on next page...*

*Continued from previous page...*

Mol	Chain	Res	Type
27	BR	126	PHE
27	BR	144	LEU
27	BR	161	HIS
27	BR	163	ASP
27	BR	164	TRP
27	BR	190	VAL
27	BR	208	THR
27	BR	241	ASP
27	BR	246	THR
27	BR	247	TYR
27	BR	251	GLU
27	BR	259	ASN
27	BR	281	PHE
27	BR	290	PRO
27	BR	297	GLU
27	BR	311	GLN
27	BR	313	THR
28	BS	66	ARG
28	BS	83	THR
28	BS	85	TYR
28	BS	124	PHE
29	BT	18	PHE
29	BT	22	TYR
29	BT	32	LEU
29	BT	40	TRP
29	BT	56	TRP
29	BT	61	THR
29	BT	83	PHE
29	BT	103	ILE
29	BT	110	SER
29	BT	113	ASP
29	BT	114	LEU
29	BT	125	THR
29	BT	137	MET
30	BU	20	ASN
30	BU	70	TYR
30	BU	100	CYS
30	BU	103	LEU
31	BV	20	TYR
31	BV	30	PHE
31	BV	36	SER
31	BV	47	ARG

*Continued on next page...*

*Continued from previous page...*

Mol	Chain	Res	Type
31	BV	86	PRO
31	BV	92	ASP
31	BV	100	ASN
31	BV	105	MET
31	BV	114	ILE
32	BW	12	ILE
32	BW	21	ASN
32	BW	29	THR
32	BW	37	LYS
32	BW	48	LEU
32	BW	51	ARG
32	BW	57	ASN
32	BW	81	ASP
32	BW	89	MET
32	BW	92	VAL
32	BW	106	ASP
32	BW	114	LYS
32	BW	116	LEU
32	BW	123	TYR
32	BW	137	GLN
32	BW	141	ILE
32	BW	176	HIS
32	BW	185	ILE
32	BW	191	ILE
32	BW	193	ARG
32	BW	207	PHE
32	BW	212	VAL
32	BW	222	THR
32	BW	228	PHE
32	BW	238	ILE
32	BW	239	GLU
32	BW	244	ASP
32	BW	254	ARG
32	BW	258	PHE
33	BX	34	ARG
33	BX	62	TRP
34	BY	9	LEU
34	BY	19	ASP
34	BY	20	ASP
34	BY	45	PHE
34	BY	74	ARG
34	BY	87	ARG

*Continued on next page...*



*Continued from previous page...*

Mol	Chain	Res	Type
34	BY	91	PHE
34	BY	105	ASP
34	BY	145	PHE
34	BY	152	ASP
34	BY	155	LEU
34	BY	165	PHE
34	BY	181	ARG
34	BY	199	THR
35	BZ	34	TRP
35	BZ	45	SER
35	BZ	59	GLN
35	BZ	67	VAL
35	BZ	74	ARG
35	BZ	78	GLU

Some sidechains can be flipped to improve hydrogen bonding and reduce clashes. All (276) such sidechains are listed below:

Mol	Chain	Res	Type
1	A1	26	GLN
2	A2	79	ASN
2	A2	92	ASN
2	A2	124	HIS
2	A2	204	GLN
3	A3	28	ASN
3	A3	44	GLN
3	A3	49	GLN
3	A3	54	ASN
3	A3	112	GLN
3	A3	154	GLN
4	A4	133	ASN
4	A4	166	GLN
4	A4	175	ASN
4	A4	180	ASN
4	A4	193	ASN
4	A4	215	ASN
5	A5	7	ASN
5	A5	12	GLN
5	A5	14	ASN
6	A6	17	ASN
6	A6	42	GLN
6	A6	47	ASN
6	A6	72	GLN

*Continued on next page...*

*Continued from previous page...*

Mol	Chain	Res	Type
6	A6	81	ASN
7	A7	15	GLN
7	A7	32	HIS
7	A7	39	ASN
7	A7	41	HIS
7	A7	69	ASN
8	A8	76	ASN
9	A9	105	ASN
11	AB	20	GLN
11	AB	24	ASN
11	AB	26	ASN
11	AB	42	HIS
11	AB	51	GLN
11	AB	137	ASN
11	AB	160	ASN
12	AC	9	ASN
12	AC	77	GLN
12	AC	86	GLN
12	AC	88	GLN
12	AC	109	ASN
12	AC	147	GLN
12	AC	148	GLN
13	AD	7	ASN
13	AD	110	GLN
13	AD	124	HIS
14	AE	68	ASN
14	AE	75	HIS
14	AE	88	GLN
14	AE	147	ASN
14	AE	151	ASN
14	AE	153	HIS
14	AE	210	ASN
14	AE	237	ASN
14	AE	253	GLN
15	AF	16	GLN
15	AF	74	ASN
16	AG	10	GLN
16	AG	52	GLN
16	AG	96	HIS
16	AG	102	ASN
16	AG	143	ASN
16	AG	199	ASN

*Continued on next page...*

*Continued from previous page...*

Mol	Chain	Res	Type
17	AH	24	GLN
17	AH	70	ASN
17	AH	113	HIS
18	AI	10	GLN
18	AI	34	ASN
18	AI	44	GLN
18	AI	47	GLN
18	AI	79	GLN
18	AI	85	GLN
18	AI	102	ASN
18	AI	141	GLN
19	AJ	27	ASN
19	AJ	94	ASN
19	AJ	103	ASN
20	AK	20	ASN
20	AK	43	HIS
20	AK	113	GLN
21	AL	22	GLN
21	AL	78	ASN
21	AL	98	ASN
22	AM	19	ASN
22	AM	21	ASN
22	AM	55	ASN
22	AM	65	GLN
22	AM	90	ASN
22	AM	99	GLN
22	AM	122	HIS
22	AM	136	GLN
23	AN	12	ASN
24	AO	60	HIS
24	AO	107	ASN
25	AP	20	GLN
25	AP	27	HIS
25	AP	61	GLN
25	AP	136	GLN
26	AQ	4	GLN
26	AQ	12	GLN
26	AQ	62	ASN
26	AQ	97	ASN
26	AQ	153	GLN
27	AR	33	GLN
27	AR	77	HIS

*Continued on next page...*

*Continued from previous page...*

Mol	Chain	Res	Type
27	AR	130	ASN
27	AR	146	ASN
27	AR	212	HIS
27	AR	218	HIS
27	AR	276	GLN
28	AS	29	ASN
28	AS	84	HIS
29	AT	30	ASN
29	AT	91	ASN
29	AT	97	GLN
29	AT	141	ASN
29	AT	153	GLN
30	AU	7	GLN
30	AU	20	ASN
30	AU	89	ASN
31	AV	26	ASN
31	AV	48	ASN
31	AV	112	GLN
32	AW	21	ASN
32	AW	36	HIS
32	AW	53	ASN
32	AW	186	GLN
32	AW	204	GLN
32	AW	211	HIS
33	AX	42	ASN
34	AY	13	GLN
34	AY	25	ASN
34	AY	34	GLN
34	AY	65	GLN
34	AY	81	HIS
34	AY	112	GLN
34	AY	180	GLN
34	AY	206	ASN
35	AZ	80	HIS
1	B1	26	GLN
2	B2	79	ASN
2	B2	92	ASN
2	B2	124	HIS
2	B2	204	GLN
3	B3	28	ASN
3	B3	44	GLN
3	B3	49	GLN

*Continued on next page...*

*Continued from previous page...*

Mol	Chain	Res	Type
3	B3	54	ASN
3	B3	112	GLN
3	B3	154	GLN
4	B4	166	GLN
4	B4	175	ASN
4	B4	180	ASN
4	B4	193	ASN
4	B4	215	ASN
5	B5	7	ASN
5	B5	12	GLN
5	B5	14	ASN
5	B5	82	HIS
6	B6	17	ASN
6	B6	42	GLN
6	B6	47	ASN
6	B6	72	GLN
6	B6	81	ASN
7	B7	15	GLN
7	B7	32	HIS
7	B7	39	ASN
7	B7	41	HIS
7	B7	69	ASN
8	B8	76	ASN
9	B9	105	ASN
11	BB	20	GLN
11	BB	24	ASN
11	BB	26	ASN
11	BB	42	HIS
11	BB	51	GLN
11	BB	137	ASN
11	BB	160	ASN
12	BC	9	ASN
12	BC	77	GLN
12	BC	88	GLN
12	BC	109	ASN
12	BC	147	GLN
13	BD	7	ASN
13	BD	110	GLN
13	BD	124	HIS
14	BE	68	ASN
14	BE	75	HIS
14	BE	147	ASN

*Continued on next page...*

*Continued from previous page...*

Mol	Chain	Res	Type
14	BE	151	ASN
14	BE	153	HIS
14	BE	210	ASN
14	BE	237	ASN
14	BE	253	GLN
15	BF	74	ASN
16	BG	10	GLN
16	BG	52	GLN
16	BG	96	HIS
16	BG	102	ASN
16	BG	143	ASN
16	BG	199	ASN
17	BH	24	GLN
17	BH	70	ASN
17	BH	113	HIS
18	BI	10	GLN
18	BI	34	ASN
18	BI	47	GLN
18	BI	79	GLN
18	BI	85	GLN
18	BI	102	ASN
18	BI	141	GLN
19	BJ	27	ASN
19	BJ	103	ASN
20	BK	20	ASN
20	BK	43	HIS
20	BK	113	GLN
21	BL	22	GLN
21	BL	78	ASN
21	BL	98	ASN
22	BM	19	ASN
22	BM	21	ASN
22	BM	55	ASN
22	BM	65	GLN
22	BM	90	ASN
22	BM	99	GLN
22	BM	122	HIS
23	BN	12	ASN
24	BO	107	ASN
25	BP	20	GLN
25	BP	27	HIS
25	BP	61	GLN

*Continued on next page...*

*Continued from previous page...*

<b>Mol</b>	<b>Chain</b>	<b>Res</b>	<b>Type</b>
25	BP	136	GLN
26	BQ	12	GLN
26	BQ	62	ASN
26	BQ	97	ASN
26	BQ	153	GLN
27	BR	33	GLN
27	BR	76	ASN
27	BR	77	HIS
27	BR	130	ASN
27	BR	146	ASN
27	BR	212	HIS
27	BR	218	HIS
27	BR	276	GLN
27	BR	343	ASN
28	BS	29	ASN
28	BS	84	HIS
29	BT	30	ASN
29	BT	91	ASN
29	BT	97	GLN
29	BT	141	ASN
29	BT	153	GLN
30	BU	7	GLN
30	BU	20	ASN
30	BU	89	ASN
31	BV	26	ASN
31	BV	48	ASN
31	BV	112	GLN
32	BW	21	ASN
32	BW	36	HIS
32	BW	53	ASN
32	BW	186	GLN
32	BW	204	GLN
32	BW	211	HIS
33	BX	42	ASN
34	BY	13	GLN
34	BY	25	ASN
34	BY	34	GLN
34	BY	65	GLN
34	BY	81	HIS
34	BY	112	GLN
34	BY	206	ASN
35	BZ	80	HIS

### 5.3.3 RNA ⓘ

Mol	Chain	Analysed	Backbone Outliers	Pucker Outliers
10	AA	1743/1753 (99%)	452 (25%)	194 (11%)
10	BA	1743/1753 (99%)	453 (25%)	194 (11%)
All	All	3486/3506 (99%)	905 (25%)	388 (11%)

All (905) RNA backbone outliers are listed below:

Mol	Chain	Res	Type
10	AA	2	A
10	AA	3	C
10	AA	4	C
10	AA	9	U
10	AA	17	C
10	AA	26	U
10	AA	27	A
10	AA	33	G
10	AA	41	U
10	AA	42	A
10	AA	44	U
10	AA	45	A
10	AA	46	A
10	AA	47	C
10	AA	50	A
10	AA	56	G
10	AA	59	C
10	AA	60	C
10	AA	64	U
10	AA	65	C
10	AA	66	A
10	AA	71	U
10	AA	72	G
10	AA	74	A
10	AA	76	A
10	AA	77	G
10	AA	84	U
10	AA	85	G
10	AA	89	A
10	AA	90	U
10	AA	95	C
10	AA	96	A
10	AA	98	U
10	AA	100	A

*Continued on next page...*



*Continued from previous page...*

Mol	Chain	Res	Type
10	AA	101	A
10	AA	103	C
10	AA	110	A
10	AA	111	G
10	AA	122	A
10	AA	124	U
10	AA	125	U
10	AA	126	A
10	AA	132	U
10	AA	134	C
10	AA	135	A
10	AA	136	U
10	AA	153	U
10	AA	161	U
10	AA	164	U
10	AA	165	A
10	AA	171	U
10	AA	172	U
10	AA	173	A
10	AA	182	U
10	AA	183	G
10	AA	188	G
10	AA	199	G
10	AA	210	A
10	AA	211	U
10	AA	212	A
10	AA	215	A
10	AA	225	C
10	AA	227	G
10	AA	228	C
10	AA	232	G
10	AA	237	U
10	AA	238	G
10	AA	246	U
10	AA	247	C
10	AA	258	A
10	AA	259	U
10	AA	263	A
10	AA	264	U
10	AA	271	U
10	AA	272	U
10	AA	273	A

*Continued on next page...*

*Continued from previous page...*

Mol	Chain	Res	Type
10	AA	274	C
10	AA	288	C
10	AA	300	C
10	AA	303	A
10	AA	304	U
10	AA	305	C
10	AA	307	G
10	AA	310	C
10	AA	311	U
10	AA	312	C
10	AA	313	G
10	AA	314	A
10	AA	315	U
10	AA	319	A
10	AA	320	G
10	AA	328	G
10	AA	329	A
10	AA	337	G
10	AA	342	U
10	AA	343	C
10	AA	344	A
10	AA	352	C
10	AA	361	A
10	AA	368	G
10	AA	369	A
10	AA	372	C
10	AA	379	A
10	AA	381	G
10	AA	391	A
10	AA	392	A
10	AA	393	C
10	AA	394	G
10	AA	408	C
10	AA	409	G
10	AA	414	G
10	AA	416	C
10	AA	418	G
10	AA	422	G
10	AA	431	U
10	AA	432	U
10	AA	436	C
10	AA	437	A

*Continued on next page...*

*Continued from previous page...*

Mol	Chain	Res	Type
10	AA	445	U
10	AA	447	C
10	AA	448	A
10	AA	452	A
10	AA	455	C
10	AA	460	A
10	AA	461	C
10	AA	479	G
10	AA	480	A
10	AA	482	A
10	AA	485	U
10	AA	486	A
10	AA	488	G
10	AA	495	C
10	AA	499	A
10	AA	500	U
10	AA	501	U
10	AA	503	A
10	AA	512	C
10	AA	513	A
10	AA	531	A
10	AA	533	G
10	AA	534	A
10	AA	535	A
10	AA	537	A
10	AA	538	A
10	AA	539	U
10	AA	544	G
10	AA	547	C
10	AA	548	A
10	AA	552	C
10	AA	553	A
10	AA	554	U
10	AA	559	C
10	AA	560	C
10	AA	568	G
10	AA	573	A
10	AA	574	A
10	AA	575	U
10	AA	576	U
10	AA	577	C
10	AA	588	A

*Continued on next page...*

*Continued from previous page...*

Mol	Chain	Res	Type
10	AA	589	G
10	AA	600	A
10	AA	601	G
10	AA	602	U
10	AA	603	U
10	AA	604	G
10	AA	605	U
10	AA	607	G
10	AA	608	C
10	AA	613	A
10	AA	614	A
10	AA	616	A
10	AA	617	A
10	AA	631	C
10	AA	632	U
10	AA	633	U
10	AA	634	C
10	AA	635	U
10	AA	642	G
10	AA	643	U
10	AA	644	U
10	AA	648	U
10	AA	649	U
10	AA	655	C
10	AA	656	G
10	AA	668	U
10	AA	669	G
10	AA	670	G
10	AA	674	U
10	AA	675	A
10	AA	676	C
10	AA	677	G
10	AA	686	C
10	AA	707	U
10	AA	719	G
10	AA	748	U
10	AA	749	G
10	AA	750	U
10	AA	751	U
10	AA	757	C
10	AA	758	A
10	AA	761	U

*Continued on next page...*

*Continued from previous page...*

Mol	Chain	Res	Type
10	AA	762	U
10	AA	763	U
10	AA	764	U
10	AA	765	A
10	AA	766	G
10	AA	772	A
10	AA	778	U
10	AA	781	C
10	AA	786	A
10	AA	787	A
10	AA	793	G
10	AA	794	A
10	AA	795	A
10	AA	796	U
10	AA	797	A
10	AA	834	A
10	AA	835	U
10	AA	838	U
10	AA	840	A
10	AA	841	A
10	AA	842	U
10	AA	843	A
10	AA	850	G
10	AA	854	G
10	AA	859	A
10	AA	864	U
10	AA	865	A
10	AA	867	U
10	AA	869	A
10	AA	872	A
10	AA	877	G
10	AA	882	G
10	AA	886	U
10	AA	887	U
10	AA	888	C
10	AA	890	U
10	AA	891	G
10	AA	892	G
10	AA	893	A
10	AA	894	U
10	AA	906	U
10	AA	907	A

*Continued on next page...*

*Continued from previous page...*

Mol	Chain	Res	Type
10	AA	910	U
10	AA	911	A
10	AA	912	A
10	AA	913	U
10	AA	920	G
10	AA	938	U
10	AA	941	A
10	AA	942	U
10	AA	943	U
10	AA	944	A
10	AA	970	A
10	AA	971	A
10	AA	975	G
10	AA	976	A
10	AA	978	C
10	AA	982	U
10	AA	1002	U
10	AA	1004	A
10	AA	1005	A
10	AA	1006	C
10	AA	1007	U
10	AA	1008	A
10	AA	1009	U
10	AA	1010	A
10	AA	1016	U
10	AA	1017	C
10	AA	1018	G
10	AA	1020	G
10	AA	1022	U
10	AA	1027	U
10	AA	1028	G
10	AA	1035	A
10	AA	1037	G
10	AA	1038	U
10	AA	1044	C
10	AA	1054	U
10	AA	1055	G
10	AA	1063	A
10	AA	1064	A
10	AA	1065	A
10	AA	1066	G
10	AA	1069	U

*Continued on next page...*

*Continued from previous page...*

Mol	Chain	Res	Type
10	AA	1070	U
10	AA	1071	U
10	AA	1072	G
10	AA	1073	G
10	AA	1081	G
10	AA	1085	A
10	AA	1086	G
10	AA	1087	U
10	AA	1088	A
10	AA	1089	U
10	AA	1090	G
10	AA	1111	A
10	AA	1123	G
10	AA	1124	A
10	AA	1131	C
10	AA	1132	A
10	AA	1140	U
10	AA	1142	G
10	AA	1155	A
10	AA	1158	U
10	AA	1163	U
10	AA	1165	A
10	AA	1166	A
10	AA	1168	A
10	AA	1169	C
10	AA	1172	G
10	AA	1173	G
10	AA	1174	A
10	AA	1175	A
10	AA	1176	A
10	AA	1179	C
10	AA	1180	A
10	AA	1189	A
10	AA	1190	G
10	AA	1191	A
10	AA	1192	C
10	AA	1200	G
10	AA	1201	G
10	AA	1209	G
10	AA	1212	U
10	AA	1213	G
10	AA	1215	G

*Continued on next page...*

*Continued from previous page...*

Mol	Chain	Res	Type
10	AA	1216	A
10	AA	1217	G
10	AA	1218	C
10	AA	1224	C
10	AA	1228	A
10	AA	1229	U
10	AA	1230	U
10	AA	1233	U
10	AA	1242	G
10	AA	1245	G
10	AA	1246	C
10	AA	1247	A
10	AA	1256	C
10	AA	1257	U
10	AA	1258	U
10	AA	1259	A
10	AA	1260	G
10	AA	1277	U
10	AA	1278	C
10	AA	1279	U
10	AA	1286	U
10	AA	1287	U
10	AA	1293	A
10	AA	1294	A
10	AA	1297	A
10	AA	1312	U
10	AA	1313	G
10	AA	1316	A
10	AA	1318	C
10	AA	1319	U
10	AA	1320	A
10	AA	1326	C
10	AA	1341	U
10	AA	1344	U
10	AA	1345	A
10	AA	1347	U
10	AA	1359	C
10	AA	1360	U
10	AA	1369	A
10	AA	1370	U
10	AA	1373	G
10	AA	1384	U

*Continued on next page...*



*Continued from previous page...*

Mol	Chain	Res	Type
10	AA	1385	U
10	AA	1398	A
10	AA	1404	G
10	AA	1407	A
10	AA	1416	G
10	AA	1417	A
10	AA	1418	C
10	AA	1419	G
10	AA	1428	C
10	AA	1429	G
10	AA	1430	C
10	AA	1431	A
10	AA	1444	U
10	AA	1452	G
10	AA	1453	C
10	AA	1458	A
10	AA	1463	U
10	AA	1466	C
10	AA	1481	A
10	AA	1488	A
10	AA	1489	U
10	AA	1490	C
10	AA	1492	U
10	AA	1493	A
10	AA	1495	U
10	AA	1496	A
10	AA	1507	U
10	AA	1508	G
10	AA	1509	U
10	AA	1510	U
10	AA	1511	A
10	AA	1512	G
10	AA	1514	G
10	AA	1526	G
10	AA	1529	U
10	AA	1531	G
10	AA	1532	U
10	AA	1541	A
10	AA	1545	A
10	AA	1546	G
10	AA	1556	G
10	AA	1557	U

*Continued on next page...*

*Continued from previous page...*

Mol	Chain	Res	Type
10	AA	1562	G
10	AA	1571	C
10	AA	1572	A
10	AA	1573	G
10	AA	1591	C
10	AA	1603	A
10	AA	1604	C
10	AA	1606	C
10	AA	1608	C
10	AA	1609	C
10	AA	1624	G
10	AA	1649	U
10	AA	1651	G
10	AA	1652	A
10	AA	1661	G
10	AA	1674	A
10	AA	1710	G
10	AA	1713	G
10	AA	1714	U
10	AA	1715	A
10	AA	1717	C
10	AA	1718	A
10	AA	1719	A
10	AA	1720	G
10	AA	1721	G
10	AA	1722	U
10	AA	1723	A
10	AA	1724	U
10	AA	1732	U
10	AA	1733	G
10	AA	1736	C
10	AA	1745	G
10	AA	1746	G
10	AA	1747	A
10	AA	1748	U
10	AA	1749	C
10	AA	1750	A
10	AA	1751	U
10	AA	1752	U
10	AA	1753	A
10	BA	2	A
10	BA	3	C

*Continued on next page...*

*Continued from previous page...*

Mol	Chain	Res	Type
10	BA	4	C
10	BA	9	U
10	BA	26	U
10	BA	27	A
10	BA	33	G
10	BA	41	U
10	BA	42	A
10	BA	44	U
10	BA	45	A
10	BA	46	A
10	BA	47	C
10	BA	50	A
10	BA	56	G
10	BA	59	C
10	BA	60	C
10	BA	64	U
10	BA	65	C
10	BA	66	A
10	BA	71	U
10	BA	72	G
10	BA	74	A
10	BA	76	A
10	BA	77	G
10	BA	84	U
10	BA	85	G
10	BA	89	A
10	BA	90	U
10	BA	95	C
10	BA	96	A
10	BA	98	U
10	BA	100	A
10	BA	101	A
10	BA	103	C
10	BA	110	A
10	BA	111	G
10	BA	122	A
10	BA	124	U
10	BA	125	U
10	BA	126	A
10	BA	132	U
10	BA	134	C
10	BA	135	A

*Continued on next page...*

*Continued from previous page...*

Mol	Chain	Res	Type
10	BA	136	U
10	BA	153	U
10	BA	161	U
10	BA	164	U
10	BA	165	A
10	BA	171	U
10	BA	172	U
10	BA	173	A
10	BA	182	U
10	BA	183	G
10	BA	188	G
10	BA	199	G
10	BA	210	A
10	BA	211	U
10	BA	212	A
10	BA	215	A
10	BA	225	C
10	BA	227	G
10	BA	228	C
10	BA	232	G
10	BA	237	U
10	BA	238	G
10	BA	246	U
10	BA	247	C
10	BA	258	A
10	BA	259	U
10	BA	263	A
10	BA	264	U
10	BA	271	U
10	BA	272	U
10	BA	273	A
10	BA	274	C
10	BA	288	C
10	BA	300	C
10	BA	303	A
10	BA	304	U
10	BA	305	C
10	BA	307	G
10	BA	310	C
10	BA	311	U
10	BA	312	C
10	BA	313	G

*Continued on next page...*

*Continued from previous page...*

Mol	Chain	Res	Type
10	BA	314	A
10	BA	315	U
10	BA	319	A
10	BA	320	G
10	BA	328	G
10	BA	329	A
10	BA	337	G
10	BA	342	U
10	BA	343	C
10	BA	344	A
10	BA	352	C
10	BA	361	A
10	BA	368	G
10	BA	369	A
10	BA	372	C
10	BA	379	A
10	BA	381	G
10	BA	391	A
10	BA	392	A
10	BA	393	C
10	BA	394	G
10	BA	408	C
10	BA	409	G
10	BA	414	G
10	BA	416	C
10	BA	418	G
10	BA	422	G
10	BA	431	U
10	BA	432	U
10	BA	436	C
10	BA	437	A
10	BA	445	U
10	BA	447	C
10	BA	448	A
10	BA	452	A
10	BA	455	C
10	BA	460	A
10	BA	461	C
10	BA	479	G
10	BA	480	A
10	BA	482	A
10	BA	485	U

*Continued on next page...*

*Continued from previous page...*

Mol	Chain	Res	Type
10	BA	486	A
10	BA	488	G
10	BA	495	C
10	BA	499	A
10	BA	500	U
10	BA	501	U
10	BA	503	A
10	BA	512	C
10	BA	513	A
10	BA	531	A
10	BA	533	G
10	BA	534	A
10	BA	535	A
10	BA	537	A
10	BA	538	A
10	BA	539	U
10	BA	544	G
10	BA	547	C
10	BA	548	A
10	BA	552	C
10	BA	553	A
10	BA	554	U
10	BA	559	C
10	BA	560	C
10	BA	568	G
10	BA	573	A
10	BA	574	A
10	BA	575	U
10	BA	576	U
10	BA	577	C
10	BA	588	A
10	BA	589	G
10	BA	600	A
10	BA	601	G
10	BA	602	U
10	BA	603	U
10	BA	604	G
10	BA	605	U
10	BA	607	G
10	BA	608	C
10	BA	613	A
10	BA	614	A

*Continued on next page...*

*Continued from previous page...*

Mol	Chain	Res	Type
10	BA	616	A
10	BA	617	A
10	BA	631	C
10	BA	632	U
10	BA	633	U
10	BA	634	C
10	BA	635	U
10	BA	642	G
10	BA	643	U
10	BA	644	U
10	BA	648	U
10	BA	649	U
10	BA	655	C
10	BA	656	G
10	BA	668	U
10	BA	669	G
10	BA	670	G
10	BA	674	U
10	BA	675	A
10	BA	676	C
10	BA	677	G
10	BA	686	C
10	BA	707	U
10	BA	719	G
10	BA	748	U
10	BA	749	G
10	BA	750	U
10	BA	751	U
10	BA	757	C
10	BA	758	A
10	BA	761	U
10	BA	762	U
10	BA	763	U
10	BA	764	U
10	BA	765	A
10	BA	766	G
10	BA	772	A
10	BA	778	U
10	BA	781	C
10	BA	786	A
10	BA	787	A
10	BA	793	G

*Continued on next page...*

*Continued from previous page...*

Mol	Chain	Res	Type
10	BA	794	A
10	BA	795	A
10	BA	796	U
10	BA	797	A
10	BA	834	A
10	BA	835	U
10	BA	838	U
10	BA	840	A
10	BA	841	A
10	BA	842	U
10	BA	843	A
10	BA	850	G
10	BA	854	G
10	BA	859	A
10	BA	864	U
10	BA	865	A
10	BA	867	U
10	BA	869	A
10	BA	877	G
10	BA	882	G
10	BA	886	U
10	BA	887	U
10	BA	888	C
10	BA	890	U
10	BA	891	G
10	BA	892	G
10	BA	893	A
10	BA	894	U
10	BA	906	U
10	BA	907	A
10	BA	910	U
10	BA	911	A
10	BA	912	A
10	BA	913	U
10	BA	920	G
10	BA	938	U
10	BA	941	A
10	BA	942	U
10	BA	943	U
10	BA	944	A
10	BA	966	A
10	BA	970	A

*Continued on next page...*



*Continued from previous page...*

Mol	Chain	Res	Type
10	BA	971	A
10	BA	975	G
10	BA	976	A
10	BA	978	C
10	BA	982	U
10	BA	1001	A
10	BA	1002	U
10	BA	1004	A
10	BA	1005	A
10	BA	1006	C
10	BA	1007	U
10	BA	1008	A
10	BA	1009	U
10	BA	1010	A
10	BA	1016	U
10	BA	1017	C
10	BA	1018	G
10	BA	1020	G
10	BA	1022	U
10	BA	1027	U
10	BA	1028	G
10	BA	1035	A
10	BA	1037	G
10	BA	1038	U
10	BA	1044	C
10	BA	1054	U
10	BA	1055	G
10	BA	1063	A
10	BA	1064	A
10	BA	1065	A
10	BA	1066	G
10	BA	1069	U
10	BA	1070	U
10	BA	1071	U
10	BA	1072	G
10	BA	1073	G
10	BA	1081	G
10	BA	1085	A
10	BA	1086	G
10	BA	1087	U
10	BA	1088	A
10	BA	1089	U

*Continued on next page...*

*Continued from previous page...*

Mol	Chain	Res	Type
10	BA	1090	G
10	BA	1111	A
10	BA	1123	G
10	BA	1124	A
10	BA	1128	G
10	BA	1131	C
10	BA	1132	A
10	BA	1140	U
10	BA	1142	G
10	BA	1155	A
10	BA	1158	U
10	BA	1163	U
10	BA	1165	A
10	BA	1166	A
10	BA	1168	A
10	BA	1169	C
10	BA	1172	G
10	BA	1173	G
10	BA	1174	A
10	BA	1175	A
10	BA	1176	A
10	BA	1179	C
10	BA	1180	A
10	BA	1189	A
10	BA	1190	G
10	BA	1191	A
10	BA	1192	C
10	BA	1200	G
10	BA	1201	G
10	BA	1209	G
10	BA	1212	U
10	BA	1213	G
10	BA	1215	G
10	BA	1216	A
10	BA	1217	G
10	BA	1218	C
10	BA	1228	A
10	BA	1229	U
10	BA	1230	U
10	BA	1233	U
10	BA	1242	G
10	BA	1245	G

*Continued on next page...*

*Continued from previous page...*

Mol	Chain	Res	Type
10	BA	1246	C
10	BA	1247	A
10	BA	1256	C
10	BA	1257	U
10	BA	1258	U
10	BA	1259	A
10	BA	1260	G
10	BA	1277	U
10	BA	1278	C
10	BA	1279	U
10	BA	1286	U
10	BA	1287	U
10	BA	1293	A
10	BA	1294	A
10	BA	1297	A
10	BA	1312	U
10	BA	1313	G
10	BA	1316	A
10	BA	1318	C
10	BA	1319	U
10	BA	1320	A
10	BA	1326	C
10	BA	1341	U
10	BA	1344	U
10	BA	1345	A
10	BA	1347	U
10	BA	1359	C
10	BA	1360	U
10	BA	1369	A
10	BA	1370	U
10	BA	1373	G
10	BA	1383	G
10	BA	1384	U
10	BA	1385	U
10	BA	1398	A
10	BA	1404	G
10	BA	1407	A
10	BA	1416	G
10	BA	1417	A
10	BA	1418	C
10	BA	1419	G
10	BA	1428	C

*Continued on next page...*

*Continued from previous page...*

Mol	Chain	Res	Type
10	BA	1429	G
10	BA	1430	C
10	BA	1431	A
10	BA	1444	U
10	BA	1452	G
10	BA	1453	C
10	BA	1458	A
10	BA	1463	U
10	BA	1466	C
10	BA	1481	A
10	BA	1488	A
10	BA	1489	U
10	BA	1490	C
10	BA	1492	U
10	BA	1493	A
10	BA	1495	U
10	BA	1496	A
10	BA	1507	U
10	BA	1508	G
10	BA	1509	U
10	BA	1510	U
10	BA	1511	A
10	BA	1512	G
10	BA	1514	G
10	BA	1526	G
10	BA	1529	U
10	BA	1531	G
10	BA	1532	U
10	BA	1541	A
10	BA	1545	A
10	BA	1546	G
10	BA	1556	G
10	BA	1557	U
10	BA	1562	G
10	BA	1571	C
10	BA	1572	A
10	BA	1573	G
10	BA	1591	C
10	BA	1603	A
10	BA	1604	C
10	BA	1606	C
10	BA	1608	C

*Continued on next page...*

*Continued from previous page...*

Mol	Chain	Res	Type
10	BA	1609	C
10	BA	1624	G
10	BA	1649	U
10	BA	1651	G
10	BA	1652	A
10	BA	1661	G
10	BA	1674	A
10	BA	1710	G
10	BA	1713	G
10	BA	1714	U
10	BA	1715	A
10	BA	1717	C
10	BA	1718	A
10	BA	1719	A
10	BA	1720	G
10	BA	1721	G
10	BA	1722	U
10	BA	1723	A
10	BA	1724	U
10	BA	1732	U
10	BA	1733	G
10	BA	1736	C
10	BA	1745	G
10	BA	1746	G
10	BA	1747	A
10	BA	1748	U
10	BA	1749	C
10	BA	1750	A
10	BA	1751	U
10	BA	1752	U
10	BA	1753	A

All (388) RNA pucker outliers are listed below:

Mol	Chain	Res	Type
10	AA	2	A
10	AA	3	C
10	AA	8	U
10	AA	41	U
10	AA	44	U
10	AA	45	A
10	AA	46	A

*Continued on next page...*

*Continued from previous page...*

Mol	Chain	Res	Type
10	AA	55	U
10	AA	64	U
10	AA	65	C
10	AA	71	U
10	AA	73	A
10	AA	89	A
10	AA	95	C
10	AA	99	A
10	AA	100	A
10	AA	110	A
10	AA	123	A
10	AA	125	U
10	AA	133	A
10	AA	134	C
10	AA	135	A
10	AA	152	U
10	AA	164	U
10	AA	198	C
10	AA	210	A
10	AA	245	A
10	AA	246	U
10	AA	258	A
10	AA	262	G
10	AA	263	A
10	AA	271	U
10	AA	303	A
10	AA	306	A
10	AA	312	C
10	AA	313	G
10	AA	328	G
10	AA	336	U
10	AA	341	G
10	AA	342	U
10	AA	343	C
10	AA	360	U
10	AA	371	U
10	AA	378	A
10	AA	380	G
10	AA	391	A
10	AA	392	A
10	AA	407	A
10	AA	408	C

*Continued on next page...*

*Continued from previous page...*

Mol	Chain	Res	Type
10	AA	413	C
10	AA	415	G
10	AA	430	A
10	AA	431	U
10	AA	436	C
10	AA	444	A
10	AA	446	U
10	AA	451	G
10	AA	460	A
10	AA	498	C
10	AA	531	A
10	AA	533	G
10	AA	536	C
10	AA	538	A
10	AA	547	C
10	AA	551	U
10	AA	553	A
10	AA	558	G
10	AA	572	U
10	AA	574	A
10	AA	576	U
10	AA	588	A
10	AA	600	A
10	AA	601	G
10	AA	602	U
10	AA	603	U
10	AA	607	G
10	AA	616	A
10	AA	617	A
10	AA	632	U
10	AA	633	U
10	AA	643	U
10	AA	648	U
10	AA	674	U
10	AA	675	A
10	AA	676	C
10	AA	748	U
10	AA	750	U
10	AA	756	G
10	AA	761	U
10	AA	763	U
10	AA	764	U

*Continued on next page...*

*Continued from previous page...*

Mol	Chain	Res	Type
10	AA	765	A
10	AA	771	A
10	AA	786	A
10	AA	793	G
10	AA	794	A
10	AA	795	A
10	AA	796	U
10	AA	834	A
10	AA	837	A
10	AA	840	A
10	AA	876	A
10	AA	887	U
10	AA	892	G
10	AA	906	U
10	AA	910	U
10	AA	911	A
10	AA	937	U
10	AA	942	U
10	AA	981	A
10	AA	1001	A
10	AA	1004	A
10	AA	1006	C
10	AA	1008	A
10	AA	1009	U
10	AA	1034	A
10	AA	1036	U
10	AA	1063	A
10	AA	1064	A
10	AA	1065	A
10	AA	1069	U
10	AA	1070	U
10	AA	1071	U
10	AA	1072	G
10	AA	1080	G
10	AA	1085	A
10	AA	1086	G
10	AA	1088	A
10	AA	1092	U
10	AA	1110	A
10	AA	1131	C
10	AA	1157	U
10	AA	1162	C

*Continued on next page...*



*Continued from previous page...*

Mol	Chain	Res	Type
10	AA	1165	A
10	AA	1171	G
10	AA	1172	G
10	AA	1179	C
10	AA	1188	A
10	AA	1189	A
10	AA	1199	G
10	AA	1200	G
10	AA	1217	G
10	AA	1227	G
10	AA	1228	A
10	AA	1241	U
10	AA	1245	G
10	AA	1256	C
10	AA	1257	U
10	AA	1259	A
10	AA	1277	U
10	AA	1278	C
10	AA	1293	A
10	AA	1311	C
10	AA	1312	U
10	AA	1318	C
10	AA	1319	U
10	AA	1358	A
10	AA	1384	U
10	AA	1403	U
10	AA	1406	G
10	AA	1416	G
10	AA	1418	C
10	AA	1430	C
10	AA	1443	A
10	AA	1480	U
10	AA	1487	A
10	AA	1488	A
10	AA	1492	U
10	AA	1495	U
10	AA	1507	U
10	AA	1510	U
10	AA	1511	A
10	AA	1530	U
10	AA	1540	G
10	AA	1545	A

*Continued on next page...*

*Continued from previous page...*

Mol	Chain	Res	Type
10	AA	1555	A
10	AA	1556	G
10	AA	1573	G
10	AA	1590	C
10	AA	1603	A
10	AA	1605	A
10	AA	1608	C
10	AA	1623	A
10	AA	1717	C
10	AA	1718	A
10	AA	1720	G
10	AA	1721	G
10	AA	1722	U
10	AA	1744	U
10	AA	1745	G
10	AA	1746	G
10	AA	1748	U
10	AA	1749	C
10	AA	1751	U
10	BA	2	A
10	BA	3	C
10	BA	8	U
10	BA	41	U
10	BA	44	U
10	BA	45	A
10	BA	46	A
10	BA	55	U
10	BA	64	U
10	BA	65	C
10	BA	71	U
10	BA	73	A
10	BA	89	A
10	BA	95	C
10	BA	99	A
10	BA	100	A
10	BA	110	A
10	BA	123	A
10	BA	125	U
10	BA	133	A
10	BA	134	C
10	BA	135	A
10	BA	152	U

*Continued on next page...*

*Continued from previous page...*

Mol	Chain	Res	Type
10	BA	164	U
10	BA	198	C
10	BA	210	A
10	BA	245	A
10	BA	246	U
10	BA	258	A
10	BA	262	G
10	BA	263	A
10	BA	271	U
10	BA	303	A
10	BA	306	A
10	BA	312	C
10	BA	313	G
10	BA	328	G
10	BA	336	U
10	BA	341	G
10	BA	342	U
10	BA	343	C
10	BA	360	U
10	BA	371	U
10	BA	378	A
10	BA	380	G
10	BA	391	A
10	BA	392	A
10	BA	407	A
10	BA	408	C
10	BA	413	C
10	BA	415	G
10	BA	430	A
10	BA	431	U
10	BA	436	C
10	BA	444	A
10	BA	446	U
10	BA	451	G
10	BA	460	A
10	BA	498	C
10	BA	531	A
10	BA	533	G
10	BA	536	C
10	BA	538	A
10	BA	547	C
10	BA	551	U

*Continued on next page...*

*Continued from previous page...*

Mol	Chain	Res	Type
10	BA	553	A
10	BA	558	G
10	BA	572	U
10	BA	574	A
10	BA	576	U
10	BA	588	A
10	BA	600	A
10	BA	601	G
10	BA	602	U
10	BA	603	U
10	BA	607	G
10	BA	616	A
10	BA	617	A
10	BA	632	U
10	BA	633	U
10	BA	643	U
10	BA	648	U
10	BA	674	U
10	BA	675	A
10	BA	676	C
10	BA	748	U
10	BA	750	U
10	BA	756	G
10	BA	761	U
10	BA	763	U
10	BA	764	U
10	BA	765	A
10	BA	771	A
10	BA	786	A
10	BA	793	G
10	BA	794	A
10	BA	795	A
10	BA	796	U
10	BA	834	A
10	BA	837	A
10	BA	840	A
10	BA	876	A
10	BA	887	U
10	BA	892	G
10	BA	906	U
10	BA	910	U
10	BA	911	A

*Continued on next page...*

*Continued from previous page...*

Mol	Chain	Res	Type
10	BA	937	U
10	BA	941	A
10	BA	942	U
10	BA	981	A
10	BA	1001	A
10	BA	1004	A
10	BA	1006	C
10	BA	1008	A
10	BA	1009	U
10	BA	1034	A
10	BA	1036	U
10	BA	1063	A
10	BA	1064	A
10	BA	1065	A
10	BA	1069	U
10	BA	1070	U
10	BA	1071	U
10	BA	1072	G
10	BA	1080	G
10	BA	1085	A
10	BA	1086	G
10	BA	1088	A
10	BA	1092	U
10	BA	1110	A
10	BA	1131	C
10	BA	1157	U
10	BA	1162	C
10	BA	1165	A
10	BA	1171	G
10	BA	1172	G
10	BA	1179	C
10	BA	1188	A
10	BA	1189	A
10	BA	1199	G
10	BA	1200	G
10	BA	1217	G
10	BA	1227	G
10	BA	1228	A
10	BA	1241	U
10	BA	1245	G
10	BA	1256	C
10	BA	1257	U

*Continued on next page...*

*Continued from previous page...*

Mol	Chain	Res	Type
10	BA	1259	A
10	BA	1277	U
10	BA	1278	C
10	BA	1293	A
10	BA	1311	C
10	BA	1312	U
10	BA	1318	C
10	BA	1319	U
10	BA	1358	A
10	BA	1384	U
10	BA	1403	U
10	BA	1406	G
10	BA	1416	G
10	BA	1418	C
10	BA	1430	C
10	BA	1443	A
10	BA	1480	U
10	BA	1487	A
10	BA	1488	A
10	BA	1492	U
10	BA	1495	U
10	BA	1507	U
10	BA	1510	U
10	BA	1511	A
10	BA	1530	U
10	BA	1540	G
10	BA	1545	A
10	BA	1555	A
10	BA	1556	G
10	BA	1573	G
10	BA	1590	C
10	BA	1605	A
10	BA	1608	C
10	BA	1623	A
10	BA	1717	C
10	BA	1718	A
10	BA	1720	G
10	BA	1721	G
10	BA	1722	U
10	BA	1744	U
10	BA	1745	G
10	BA	1746	G

*Continued on next page...*

*Continued from previous page...*

Mol	Chain	Res	Type
10	BA	1748	U
10	BA	1749	C
10	BA	1751	U

## 5.4 Non-standard residues in protein, DNA, RNA chains [i](#)

There are no non-standard protein/DNA/RNA residues in this entry.

## 5.5 Carbohydrates [i](#)

There are no carbohydrates in this entry.

## 5.6 Ligand geometry [i](#)

Of 192 ligands modelled in this entry, 192 are monoatomic - leaving 0 for Mogul analysis.

There are no bond length outliers.

There are no bond angle outliers.

There are no chirality outliers.

There are no torsion outliers.

There are no ring outliers.

No monomer is involved in short contacts.

## 5.7 Other polymers [i](#)

There are no such residues in this entry.

## 5.8 Polymer linkage issues [i](#)

There are no chain breaks in this entry.

## 6 Fit of model and data ⓘ

### 6.1 Protein, DNA and RNA chains ⓘ

In the following table, the column labelled ‘#RSRZ> 2’ contains the number (and percentage) of RSRZ outliers, followed by percent RSRZ outliers for the chain as percentile scores relative to all X-ray entries and entries of similar resolution. The OWAB column contains the minimum, median, 95<sup>th</sup> percentile and maximum values of the occupancy-weighted average B-factor per residue. The column labelled ‘Q< 0.9’ lists the number of (and percentage) of residues with an average occupancy less than 0.9.

Mol	Chain	Analysed	<RSRZ>	#RSRZ>2	OWAB(Å <sup>2</sup> )	Q<0.9
1	A1	67/68 (98%)	-0.28	1 (1%) 73 64	99, 157, 220, 262	0
1	B1	67/68 (98%)	-0.52	0 100 100	99, 157, 220, 262	0
2	A2	207/208 (99%)	1.20	57 (27%) 0 0	96, 144, 194, 231	0
2	B2	207/208 (99%)	0.59	16 (7%) 13 11	98, 145, 194, 231	0
3	A3	196/197 (99%)	-0.00	6 (3%) 49 38	82, 138, 187, 267	0
3	B3	196/197 (99%)	-0.09	3 (1%) 73 64	75, 138, 186, 266	0
4	A4	215/265 (81%)	0.62	23 (10%) 6 6	80, 146, 201, 228	0
4	B4	215/265 (81%)	0.76	30 (13%) 2 3	77, 145, 202, 229	0
5	A5	98/119 (82%)	0.11	3 (3%) 49 38	71, 124, 201, 246	0
5	B5	98/119 (82%)	0.53	8 (8%) 11 10	68, 124, 201, 246	0
6	A6	80/81 (98%)	0.10	0 100 100	86, 130, 172, 187	0
6	B6	80/81 (98%)	-0.24	0 100 100	86, 128, 172, 186	0
7	A7	104/162 (64%)	-0.12	0 100 100	100, 150, 201, 249	0
7	B7	104/162 (64%)	0.20	7 (6%) 17 14	104, 151, 199, 249	0
8	A8	93/143 (65%)	0.08	0 100 100	112, 159, 219, 255	0
8	B8	93/143 (65%)	0.10	3 (3%) 47 37	110, 159, 219, 256	0
9	A9	73/189 (38%)	0.26	6 (8%) 11 10	146, 185, 238, 253	0
9	B9	73/189 (38%)	0.61	13 (17%) 1 2	148, 186, 238, 254	0
10	AA	1745/1753 (99%)	0.07	33 (1%) 66 58	80, 134, 291, 454	0
10	BA	1745/1753 (99%)	0.05	34 (1%) 66 58	80, 134, 291, 454	0
11	AB	204/241 (84%)	-0.30	4 (1%) 65 56	82, 136, 177, 225	0
11	BB	204/241 (84%)	-0.05	2 (0%) 82 74	78, 136, 177, 224	0
12	AC	229/243 (94%)	-0.21	2 (0%) 84 77	89, 131, 194, 244	0
12	BC	229/243 (94%)	-0.34	0 100 100	87, 132, 195, 246	0

*Continued on next page...*



*Continued from previous page...*

Mol	Chain	Analysed	<RSRZ>	#RSRZ>2			OWAB(Å <sup>2</sup> )	Q<0.9
13	AD	179/181 (98%)	0.18	5 (2%)	53	42	77, 122, 182, 214	0
13	BD	179/181 (98%)	-0.03	5 (2%)	53	42	82, 125, 184, 215	0
14	AE	230/296 (77%)	0.00	4 (1%)	70	60	62, 114, 194, 243	0
14	BE	230/296 (77%)	-0.16	3 (1%)	77	68	65, 116, 194, 244	0
15	AF	89/101 (88%)	-0.31	0	100	100	87, 136, 190, 230	0
15	BF	89/101 (88%)	-0.37	0	100	100	86, 137, 190, 229	0
16	AG	192/200 (96%)	0.02	2 (1%)	82	74	86, 140, 191, 286	0
16	BG	192/200 (96%)	-0.13	6 (3%)	49	38	86, 140, 191, 287	0
17	AH	129/130 (99%)	-0.21	0	100	100	65, 105, 154, 194	0
17	BH	129/130 (99%)	-0.09	0	100	100	62, 106, 154, 193	0
18	AI	143/145 (98%)	0.57	18 (12%)	3	5	87, 135, 188, 222	0
18	BI	143/145 (98%)	0.67	14 (9%)	7	7	87, 135, 189, 221	0
19	AJ	105/120 (87%)	-0.14	1 (0%)	82	74	84, 132, 199, 218	0
19	BJ	105/120 (87%)	-0.08	0	100	100	86, 133, 198, 218	0
20	AK	140/151 (92%)	0.05	4 (2%)	51	41	93, 144, 191, 223	0
20	BK	140/151 (92%)	0.48	11 (7%)	12	11	90, 144, 192, 224	0
21	AL	141/142 (99%)	0.18	4 (2%)	53	42	71, 126, 169, 213	0
21	BL	141/142 (99%)	0.93	25 (17%)	1	2	74, 128, 169, 212	0
22	AM	154/155 (99%)	0.42	7 (4%)	33	28	94, 154, 204, 233	0
22	BM	154/155 (99%)	0.32	6 (3%)	39	31	95, 155, 205, 233	0
23	AN	53/55 (96%)	0.23	0	100	100	83, 124, 156, 193	0
23	BN	53/55 (96%)	0.80	9 (16%)	1	2	83, 126, 157, 192	0
24	AO	150/153 (98%)	-0.17	1 (0%)	87	82	73, 124, 223, 287	0
24	BO	150/153 (98%)	0.03	2 (1%)	77	68	71, 124, 222, 288	0
25	AP	148/149 (99%)	0.30	11 (7%)	14	12	92, 141, 168, 200	0
25	BP	148/149 (99%)	0.04	4 (2%)	54	44	94, 141, 170, 200	0
26	AQ	157/157 (100%)	0.12	10 (6%)	19	15	69, 129, 214, 227	0
26	BQ	157/157 (100%)	0.20	4 (2%)	57	47	65, 128, 208, 258	0
27	AR	338/343 (98%)	0.17	15 (4%)	34	29	93, 146, 218, 268	0
27	BR	338/343 (98%)	-0.05	9 (2%)	54	44	94, 145, 209, 245	0
28	AS	125/144 (86%)	0.07	5 (4%)	38	31	117, 165, 222, 245	0

*Continued on next page...*

Continued from previous page...

Mol	Chain	Analysed	<RSRZ>	#RSRZ>2	OWAB(Å <sup>2</sup> )	Q<0.9
28	BS	125/144 (86%)	1.57	45 (36%) 0 0	119, 165, 222, 245	0
29	AT	150/155 (96%)	1.01	26 (17%) 1 2	80, 152, 191, 230	0
29	BT	150/155 (96%)	0.70	20 (13%) 3 4	79, 151, 192, 229	0
30	AU	124/126 (98%)	0.66	23 (18%) 1 1	117, 177, 213, 227	0
30	BU	124/126 (98%)	0.95	21 (16%) 1 2	136, 185, 221, 250	0
31	AV	121/130 (93%)	-0.18	5 (4%) 37 30	78, 143, 206, 254	0
31	BV	121/130 (93%)	0.19	3 (2%) 57 47	76, 142, 206, 253	0
32	AW	259/260 (99%)	-0.21	0 100 100	84, 125, 166, 200	0
32	BW	259/260 (99%)	-0.45	0 100 100	87, 126, 167, 199	0
33	AX	68/80 (85%)	0.39	3 (4%) 34 29	106, 155, 242, 271	0
33	BX	68/80 (85%)	0.74	9 (13%) 3 4	107, 158, 243, 271	0
34	AY	235/293 (80%)	0.81	41 (17%) 1 2	108, 159, 237, 316	0
34	BY	235/293 (80%)	0.46	27 (11%) 4 5	110, 159, 237, 315	0
35	AZ	97/97 (100%)	-0.22	0 100 100	74, 129, 185, 209	0
35	BZ	97/97 (100%)	-0.39	2 (2%) 63 54	77, 129, 184, 210	0
All	All	13676/14864 (92%)	0.15	661 (4%) 30 26	62, 139, 215, 454	0

All (661) RSRZ outliers are listed below:

Mol	Chain	Res	Type	RSRZ
10	BA	213	U	12.7
10	BA	211	U	12.1
4	B4	229	LEU	10.0
34	AY	235	VAL	10.0
4	B4	15	LYS	9.7
18	AI	140	MET	8.6
4	A4	20	LYS	8.3
21	AL	142	ARG	8.1
26	AQ	1	MET	8.0
31	AV	121	SER	8.0
27	BR	303	GLU	7.6
34	AY	234	VAL	7.1
10	AA	696	C	7.0
10	BA	212	A	6.9
10	AA	708	C	6.8
10	AA	694	G	6.8
18	AI	135	GLY	6.6

Continued on next page...

*Continued from previous page...*

Mol	Chain	Res	Type	RSRZ
4	A4	15	LYS	6.6
10	AA	709	G	6.5
11	BB	204	PRO	6.5
31	AV	122	ALA	6.4
26	AQ	29	ALA	6.4
10	AA	706	U	6.2
10	AA	705	G	6.1
4	B4	16	LYS	6.1
21	BL	142	ARG	5.8
10	AA	693	C	5.8
29	AT	41	THR	5.7
27	BR	305	GLN	5.7
8	B8	37	ASP	5.6
29	AT	155	LYS	5.6
34	AY	54	GLY	5.5
18	AI	133	GLY	5.5
18	AI	141	GLN	5.5
10	AA	689	A	5.4
28	BS	92	PRO	5.4
34	AY	1	MET	5.3
10	AA	690	A	5.2
22	AM	141	SER	5.1
10	AA	707	U	5.1
27	BR	304	GLY	5.1
18	AI	143	ALA	5.1
21	BL	141	LYS	5.1
30	AU	45	CYS	5.0
34	BY	235	VAL	5.0
28	BS	135	LYS	5.0
34	BY	81	HIS	5.0
28	BS	91	ILE	5.0
28	BS	42	PHE	5.0
28	BS	115	ASP	5.0
9	B9	82	THR	5.0
10	AA	695	G	4.9
21	BL	47	HIS	4.9
10	BA	494	A	4.8
18	AI	142	LYS	4.8
21	BL	103	VAL	4.8
10	BA	705	G	4.8
18	AI	34	ASN	4.8
10	BA	695	G	4.7

*Continued on next page...*

*Continued from previous page...*

Mol	Chain	Res	Type	RSRZ
9	B9	143	ILE	4.7
24	BO	153	GLN	4.7
26	BQ	25	LYS	4.6
4	A4	16	LYS	4.6
10	AA	691	A	4.5
21	BL	140	GLU	4.5
16	BG	128	VAL	4.4
10	AA	648	U	4.4
34	BY	80	GLY	4.4
28	BS	98	ILE	4.4
10	AA	692	U	4.4
2	A2	185	ARG	4.4
10	BA	691	A	4.4
10	AA	688	A	4.4
28	BS	121	LEU	4.3
10	AA	710	A	4.3
21	BL	70	CYS	4.3
22	BM	100	MET	4.3
4	B4	228	LYS	4.3
16	BG	125	THR	4.3
29	BT	155	LYS	4.3
13	BD	2	GLY	4.3
26	AQ	25	LYS	4.2
29	AT	73	HIS	4.2
30	BU	23	ASP	4.2
2	A2	187	ASP	4.2
10	BA	711	C	4.2
2	B2	16	GLY	4.1
20	BK	54	VAL	4.1
10	AA	711	C	4.1
10	BA	1662	C	4.1
21	BL	123	VAL	4.1
16	BG	129	VAL	4.0
33	BX	29	LYS	4.0
10	AA	494	A	4.0
34	AY	81	HIS	4.0
34	BY	135	PRO	4.0
2	A2	30	GLY	4.0
29	AT	89	ARG	4.0
10	BA	228	C	3.9
2	A2	135	ARG	3.9
34	AY	233	PRO	3.9

*Continued on next page...*

*Continued from previous page...*

Mol	Chain	Res	Type	RSRZ
34	AY	86	SER	3.9
3	A3	197	LYS	3.9
34	BY	182	LEU	3.9
30	BU	112	ILE	3.9
30	BU	111	GLU	3.9
9	B9	144	ASP	3.8
34	AY	53	ALA	3.8
10	BA	694	G	3.8
4	A4	17	GLY	3.8
5	B5	74	GLN	3.8
28	BS	41	LEU	3.8
18	AI	138	SER	3.8
21	AL	141	LYS	3.8
4	A4	121	GLN	3.8
29	BT	86	ASN	3.8
10	BA	221	A	3.8
4	B4	19	LYS	3.8
10	BA	692	U	3.7
26	BQ	27	THR	3.7
4	B4	17	GLY	3.7
10	AA	712	U	3.7
28	BS	110	VAL	3.7
34	AY	85	THR	3.7
28	BS	58	TYR	3.7
27	AR	132	GLN	3.7
21	BL	48	ALA	3.7
28	BS	111	GLU	3.7
5	B5	19	ARG	3.7
4	A4	122	THR	3.6
28	BS	114	PHE	3.6
10	BA	690	A	3.6
30	BU	103	LEU	3.6
25	BP	64	GLY	3.6
4	A4	19	LYS	3.6
10	AA	258	A	3.5
30	BU	45	CYS	3.5
22	BM	83	THR	3.5
34	AY	109	LEU	3.5
2	A2	53	PRO	3.5
11	AB	204	PRO	3.5
28	BS	134	GLY	3.5
21	BL	138	LYS	3.5

*Continued on next page...*

*Continued from previous page...*

Mol	Chain	Res	Type	RSRZ
4	B4	226	ARG	3.5
34	AY	93	LYS	3.5
28	BS	81	VAL	3.5
34	BY	181	ARG	3.4
2	B2	117	PHE	3.4
21	BL	83	ALA	3.4
16	BG	127	GLY	3.4
31	AV	120	ALA	3.4
10	BA	696	C	3.4
29	BT	92	LEU	3.4
2	A2	63	PHE	3.4
14	BE	253	GLN	3.4
2	A2	186	ALA	3.4
18	AI	136	ALA	3.4
4	A4	161	TYR	3.4
27	AR	303	GLU	3.4
27	BR	302	ALA	3.4
10	BA	712	U	3.4
30	BU	16	ILE	3.4
29	BT	96	HIS	3.3
34	AY	87	ARG	3.3
2	A2	159	LEU	3.3
28	BS	90	VAL	3.3
21	BL	102	LEU	3.3
29	AT	87	LYS	3.3
23	BN	3	ASN	3.3
2	A2	60	HIS	3.3
2	A2	157	GLN	3.3
23	BN	16	ASP	3.3
21	BL	95	LEU	3.3
34	AY	52	ILE	3.3
34	AY	84	PHE	3.3
2	A2	173	LEU	3.3
7	B7	86	ASN	3.3
13	BD	1	MET	3.3
28	BS	97	GLY	3.2
34	BY	233	PRO	3.2
27	AR	179	LYS	3.2
2	A2	129	LEU	3.2
2	A2	117	PHE	3.2
29	BT	87	LYS	3.2
2	A2	52	ARG	3.2

*Continued on next page...*

*Continued from previous page...*

Mol	Chain	Res	Type	RSRZ
34	BY	230	ALA	3.2
27	BR	298	PRO	3.2
10	BA	1573	G	3.2
3	A3	94	PHE	3.2
29	AT	11	LYS	3.2
30	AU	103	LEU	3.2
28	BS	99	VAL	3.2
23	BN	10	PRO	3.2
34	BY	234	VAL	3.2
34	BY	131	ARG	3.2
21	BL	104	ALA	3.2
29	BT	41	THR	3.2
4	A4	21	ARG	3.2
28	BS	89	ILE	3.2
29	BT	140	LEU	3.2
28	BS	116	MET	3.2
34	BY	172	ASP	3.1
4	B4	51	THR	3.1
33	BX	52	THR	3.1
34	AY	83	CYS	3.1
18	AI	144	TYR	3.1
20	BK	15	SER	3.1
2	A2	62	LYS	3.1
23	BN	19	GLU	3.1
28	BS	88	MET	3.1
26	AQ	27	THR	3.1
28	BS	101	VAL	3.1
30	BU	22	GLN	3.1
34	AY	18	ILE	3.1
3	A3	65	VAL	3.0
30	AU	46	VAL	3.0
10	AA	687	U	3.0
4	A4	92	ASP	3.0
2	A2	88	ASP	3.0
2	B2	80	ILE	3.0
11	AB	202	THR	3.0
21	BL	82	ILE	3.0
28	BS	113	LYS	3.0
14	AE	83	GLN	3.0
28	BS	120	TYR	3.0
34	AY	112	GLN	3.0
2	A2	153	ARG	3.0

*Continued on next page...*

*Continued from previous page...*

Mol	Chain	Res	Type	RSRZ
2	B2	15	GLY	3.0
18	BI	38	ILE	3.0
10	BA	648	U	3.0
34	AY	78	SER	3.0
34	BY	155	LEU	3.0
2	A2	61	LEU	3.0
26	AQ	22	LEU	3.0
4	B4	48	THR	3.0
29	BT	91	ASN	3.0
26	AQ	26	LYS	3.0
16	AG	45	PRO	2.9
29	BT	48	GLU	2.9
28	BS	96	GLY	2.9
2	A2	51	ILE	2.9
29	AT	132	ILE	2.9
22	AM	143	ARG	2.9
29	AT	10	VAL	2.9
25	AP	107	GLU	2.9
4	B4	225	LYS	2.9
21	BL	139	LYS	2.9
26	AQ	21	LYS	2.9
10	BA	689	A	2.9
2	A2	87	LEU	2.9
29	BT	85	SER	2.9
33	BX	53	ASP	2.9
2	A2	58	GLY	2.9
25	AP	24	ASP	2.9
30	BU	86	PHE	2.9
13	AD	2	GLY	2.9
21	BL	137	GLY	2.9
29	AT	12	ASP	2.9
10	BA	1176	A	2.9
14	BE	72	GLN	2.9
28	BS	118	GLY	2.9
2	A2	111	GLU	2.9
9	B9	101	TYR	2.9
10	AA	1452	G	2.9
20	BK	18	PRO	2.8
20	BK	16	TYR	2.8
20	BK	42	ILE	2.8
28	BS	109	ASN	2.8
30	AU	71	VAL	2.8

*Continued on next page...*



*Continued from previous page...*

Mol	Chain	Res	Type	RSRZ
2	A2	190	ILE	2.8
2	A2	184	GLY	2.8
5	A5	72	LYS	2.8
10	AA	713	U	2.8
14	BE	24	LYS	2.8
29	AT	103	ILE	2.8
29	AT	97	GLN	2.8
10	BA	693	C	2.8
34	AY	131	ARG	2.8
18	BI	31	LEU	2.8
28	BS	93	GLU	2.8
8	B8	39	VAL	2.8
4	A4	146	THR	2.8
29	BT	97	GLN	2.8
21	BL	125	CYS	2.8
11	AB	203	LEU	2.8
29	AT	92	LEU	2.8
30	AU	102	SER	2.8
18	AI	139	LYS	2.8
29	AT	42	THR	2.8
29	AT	71	LYS	2.8
2	A2	78	GLU	2.8
9	B9	78	LYS	2.8
13	AD	173	LYS	2.7
30	AU	44	VAL	2.7
30	AU	56	VAL	2.7
28	AS	92	PRO	2.7
29	BT	42	THR	2.7
34	BY	158	LYS	2.7
30	BU	108	TYR	2.7
28	BS	61	PHE	2.7
29	AT	62	ALA	2.7
30	AU	43	PHE	2.7
23	BN	13	TYR	2.7
30	AU	98	LYS	2.7
10	AA	777	U	2.7
26	BQ	28	SER	2.7
9	B9	86	THR	2.7
18	BI	56	LEU	2.7
29	BT	89	ARG	2.7
2	A2	80	ILE	2.7
27	AR	261	ILE	2.7

*Continued on next page...*

*Continued from previous page...*

Mol	Chain	Res	Type	RSRZ
25	AP	110	ARG	2.7
28	BS	94	LEU	2.7
21	BL	86	VAL	2.7
18	BI	74	SER	2.7
9	A9	129	TYR	2.7
27	AR	125	ALA	2.7
2	A2	64	ARG	2.7
18	AI	145	ARG	2.7
18	BI	73	GLY	2.7
4	B4	49	LEU	2.7
5	B5	29	GLN	2.7
9	B9	87	LYS	2.7
22	AM	148	CYS	2.7
34	AY	232	ALA	2.7
2	A2	77	SER	2.6
14	AE	253	GLN	2.6
26	AQ	28	SER	2.6
28	BS	119	LYS	2.6
4	A4	51	THR	2.6
25	AP	113	LYS	2.6
2	A2	65	ALA	2.6
21	BL	85	PHE	2.6
30	BU	21	CYS	2.6
33	AX	74	ALA	2.6
2	A2	89	VAL	2.6
4	B4	227	PRO	2.6
9	A9	72	LYS	2.6
23	BN	4	LYS	2.6
10	BA	271	U	2.6
34	AY	77	LEU	2.6
27	AR	124	VAL	2.6
29	BT	17	ASP	2.6
4	B4	223	VAL	2.6
3	A3	62	LEU	2.6
10	BA	225	C	2.6
2	A2	66	LEU	2.6
30	BU	14	LYS	2.6
7	B7	42	CYS	2.6
34	BY	138	ALA	2.6
18	AI	134	ARG	2.6
33	BX	57	ARG	2.6
30	AU	108	TYR	2.6

*Continued on next page...*

*Continued from previous page...*

Mol	Chain	Res	Type	RSRZ
30	BU	97	VAL	2.6
4	B4	98	ASN	2.6
2	A2	49	ARG	2.6
9	A9	144	ASP	2.5
28	BS	51	LYS	2.5
34	AY	95	LYS	2.5
10	BA	1175	A	2.5
10	BA	1753	A	2.5
26	AQ	30	GLY	2.5
34	BY	231	SER	2.5
18	AI	131	CYS	2.5
18	BI	76	TYR	2.5
34	AY	135	PRO	2.5
30	BU	105	ILE	2.5
23	BN	9	HIS	2.5
28	BS	87	SER	2.5
34	AY	231	SER	2.5
29	BT	20	ARG	2.5
21	BL	121	PHE	2.5
2	A2	172	ILE	2.5
4	B4	26	LEU	2.5
28	AS	115	ASP	2.5
7	B7	26	LYS	2.5
4	A4	125	GLU	2.5
25	AP	109	LYS	2.5
30	AU	69	LYS	2.5
2	A2	158	ALA	2.5
5	B5	12	GLN	2.5
28	BS	33	LEU	2.5
4	B4	130	CYS	2.5
29	AT	69	TYR	2.5
4	B4	224	LEU	2.5
33	BX	73	ALA	2.5
2	B2	17	ARG	2.5
2	B2	49	ARG	2.5
34	AY	91	PHE	2.5
20	BK	56	VAL	2.5
18	AI	137	ARG	2.5
2	A2	126	GLY	2.5
16	BG	124	GLY	2.5
2	B2	11	ARG	2.5
33	BX	30	THR	2.5

*Continued on next page...*

*Continued from previous page...*

Mol	Chain	Res	Type	RSRZ
5	A5	13	LYS	2.5
4	B4	136	TYR	2.5
27	AR	82	LEU	2.5
28	BS	112	VAL	2.5
35	BZ	66	ASN	2.5
27	AR	183	PHE	2.5
28	AS	114	PHE	2.5
2	B2	132	LYS	2.5
2	A2	72	ASN	2.5
2	B2	14	THR	2.4
29	BT	143	ILE	2.4
4	B4	116	MET	2.4
25	AP	127	LYS	2.4
34	AY	111	LEU	2.4
30	AU	51	ASP	2.4
30	AU	96	LYS	2.4
2	A2	167	PHE	2.4
9	B9	83	LYS	2.4
13	AD	91	ARG	2.4
34	AY	32	MET	2.4
34	BY	65	GLN	2.4
1	A1	2	ASN	2.4
30	BU	87	THR	2.4
2	B2	75	TRP	2.4
5	B5	30	VAL	2.4
29	BT	16	ALA	2.4
4	A4	22	THR	2.4
34	AY	64	LYS	2.4
2	B2	172	ILE	2.4
4	B4	23	ILE	2.4
9	B9	85	LYS	2.4
2	A2	104	LEU	2.4
29	AT	93	ARG	2.4
34	AY	34	GLN	2.4
30	AU	95	LYS	2.4
2	A2	54	VAL	2.4
21	BL	56	ILE	2.4
34	BY	183	ILE	2.4
10	BA	710	A	2.4
18	BI	39	ASP	2.4
34	AY	63	MET	2.4
2	B2	163	ILE	2.4

*Continued on next page...*

*Continued from previous page...*

Mol	Chain	Res	Type	RSRZ
5	B5	17	HIS	2.4
29	BT	151	GLN	2.4
12	AC	183	GLY	2.4
34	AY	73	VAL	2.4
9	A9	73	LYS	2.4
22	BM	57	ARG	2.4
5	B5	21	VAL	2.4
28	BS	40	ALA	2.4
29	AT	61	THR	2.4
31	AV	74	GLN	2.4
2	A2	50	ARG	2.4
16	AG	129	VAL	2.4
30	BU	18	SER	2.4
14	AE	53	ILE	2.3
25	AP	66	LYS	2.4
29	AT	67	LYS	2.4
33	AX	24	LYS	2.4
2	A2	75	TRP	2.3
25	AP	115	THR	2.3
34	AY	88	ARG	2.3
2	A2	67	ARG	2.3
2	B2	155	LYS	2.3
10	AA	1721	G	2.3
34	AY	27	PHE	2.3
20	AK	102	GLY	2.3
34	BY	54	GLY	2.3
14	AE	24	LYS	2.3
30	AU	75	LYS	2.3
2	B2	171	ARG	2.3
2	A2	160	GLU	2.3
20	BK	130	GLU	2.3
28	BS	38	LEU	2.3
4	A4	211	PHE	2.3
10	AA	214	U	2.3
30	AU	54	ASN	2.3
22	AM	132	LYS	2.3
28	BS	69	LYS	2.3
20	AK	138	ASP	2.3
26	BQ	23	LEU	2.3
27	AR	84	LEU	2.3
4	B4	21	ARG	2.3
2	A2	37	LYS	2.3

*Continued on next page...*

*Continued from previous page...*

Mol	Chain	Res	Type	RSRZ
34	BY	132	LYS	2.3
4	B4	138	ILE	2.3
2	A2	48	LYS	2.3
24	BO	5	GLN	2.3
9	A9	82	THR	2.3
4	B4	86	LYS	2.3
25	AP	111	LYS	2.3
21	BL	78	ASN	2.3
34	AY	97	VAL	2.3
28	BS	34	ILE	2.3
29	AT	98	ALA	2.3
3	A3	10	GLN	2.3
5	B5	20	THR	2.3
28	BS	77	LYS	2.3
34	BY	179	ILE	2.3
33	BX	31	PRO	2.3
23	BN	18	LYS	2.3
4	B4	92	ASP	2.3
20	BK	47	LEU	2.3
21	BL	101	VAL	2.3
27	AR	315	LEU	2.3
21	BL	87	PRO	2.2
13	BD	176	ASN	2.2
34	BY	160	VAL	2.2
2	A2	150	ARG	2.2
9	B9	142	LYS	2.2
26	AQ	12	GLN	2.2
27	BR	175	LYS	2.2
27	BR	253	ASP	2.2
27	AR	174	MET	2.2
31	BV	65	PRO	2.2
2	A2	125	TYR	2.2
2	A2	70	GLU	2.2
25	AP	112	ILE	2.2
34	BY	100	CYS	2.2
29	BT	93	ARG	2.2
22	AM	7	LYS	2.2
30	BU	75	LYS	2.2
30	AU	85	HIS	2.2
18	BI	52	GLU	2.2
11	BB	1	MET	2.2
29	AT	117	ILE	2.2

*Continued on next page...*

*Continued from previous page...*

Mol	Chain	Res	Type	RSRZ
7	B7	28	PHE	2.2
28	AS	42	PHE	2.2
2	A2	183	SER	2.2
29	BT	99	CYS	2.2
27	AR	295	GLU	2.2
3	B3	3	LEU	2.2
10	AA	387	G	2.2
22	BM	98	TYR	2.2
30	AU	120	ILE	2.2
30	BU	120	ILE	2.2
18	BI	144	TYR	2.2
2	A2	191	LEU	2.2
4	B4	122	THR	2.2
2	B2	186	ALA	2.2
30	AU	47	ALA	2.2
10	BA	238	G	2.2
28	BS	85	TYR	2.2
10	AA	413	C	2.2
18	AI	50	ILE	2.2
29	AT	43	THR	2.2
34	BY	83	CYS	2.2
18	BI	51	TYR	2.2
28	BS	95	VAL	2.2
34	BY	79	GLU	2.2
30	AU	49	ASP	2.2
3	A3	2	ALA	2.2
3	B3	9	LYS	2.2
4	B4	29	LYS	2.2
27	AR	182	PRO	2.2
30	BU	43	PHE	2.2
12	AC	231	VAL	2.2
34	AY	36	VAL	2.2
4	A4	145	PHE	2.2
22	AM	119	ILE	2.2
10	AA	628	G	2.2
4	A4	213	LEU	2.2
18	AI	118	LEU	2.2
29	AT	64	LEU	2.2
9	B9	104	GLU	2.2
22	BM	45	ILE	2.2
4	A4	52	LYS	2.1
27	BR	301	LYS	2.1

*Continued on next page...*

*Continued from previous page...*

Mol	Chain	Res	Type	RSRZ
29	AT	94	ASN	2.1
21	BL	119	VAL	2.1
25	BP	62	TYR	2.1
4	A4	175	ASN	2.1
7	B7	27	ASP	2.1
18	BI	42	ASN	2.1
20	BK	32	HIS	2.1
34	AY	4	ASN	2.1
21	AL	83	ALA	2.1
9	B9	80	TYR	2.1
18	BI	24	VAL	2.1
28	AS	119	LYS	2.1
30	AU	121	GLU	2.1
10	BA	1604	C	2.1
30	AU	76	ARG	2.1
20	BK	17	GLY	2.1
34	AY	145	PHE	2.1
22	AM	140	THR	2.1
28	BS	83	THR	2.1
8	B8	40	ASN	2.1
28	BS	54	ILE	2.1
33	AX	22	GLU	2.1
34	AY	33	GLY	2.1
30	BU	33	LEU	2.1
2	A2	134	ASP	2.1
4	A4	103	PHE	2.1
33	BX	69	LYS	2.1
4	B4	139	ARG	2.1
13	BD	141	VAL	2.1
20	BK	141	ARG	2.1
18	BI	71	VAL	2.1
34	AY	102	VAL	2.1
2	A2	71	GLY	2.1
9	A9	109	VAL	2.1
18	AI	35	GLY	2.1
27	AR	134	LEU	2.1
3	B3	10	GLN	2.1
5	A5	74	GLN	2.1
10	AA	780	G	2.1
23	BN	15	LYS	2.1
27	AR	228	ILE	2.1
4	B4	129	ASP	2.1

*Continued on next page...*



*Continued from previous page...*

Mol	Chain	Res	Type	RSRZ
16	BG	105	GLU	2.1
24	AO	108	ARG	2.1
25	BP	2	THR	2.1
10	AA	776	A	2.1
10	BA	1189	A	2.1
10	BA	1664	A	2.1
13	BD	179	LYS	2.1
19	AJ	15	LYS	2.1
31	BV	122	ALA	2.1
33	BX	58	LYS	2.1
2	A2	55	ARG	2.1
4	A4	212	PRO	2.1
7	B7	29	GLU	2.1
7	B7	41	HIS	2.1
11	AB	1	MET	2.1
29	AT	99	CYS	2.1
30	AU	126	ALA	2.1
18	BI	50	ILE	2.1
34	BY	161	ILE	2.1
20	AK	141	ARG	2.1
21	AL	140	GLU	2.1
13	AD	179	LYS	2.0
27	BR	307	GLY	2.1
10	AA	1148	G	2.0
34	BY	137	ARG	2.0
4	A4	128	VAL	2.0
9	B9	98	LEU	2.0
22	BM	99	GLN	2.0
28	BS	108	VAL	2.0
10	BA	762	U	2.0
10	BA	239	A	2.0
10	BA	495	C	2.0
31	AV	119	SER	2.0
2	A2	128	ASP	2.0
2	A2	132	LYS	2.0
2	A2	155	LYS	2.0
30	BU	84	GLY	2.0
2	B2	5	ARG	2.0
34	BY	78	SER	2.0
4	A4	143	LEU	2.0
2	A2	188	GLY	2.0
4	B4	146	THR	2.0

*Continued on next page...*

*Continued from previous page...*

Mol	Chain	Res	Type	RSRZ
30	BU	116	GLU	2.0
28	BS	32	LYS	2.0
34	AY	228	HIS	2.0
25	BP	32	THR	2.0
31	BV	74	GLN	2.0
25	AP	95	LEU	2.0
29	AT	95	LYS	2.0
34	AY	51	LYS	2.0
10	BA	778	U	2.0
35	BZ	97	GLU	2.0
20	AK	35	ALA	2.0
13	AD	138	LYS	2.0
4	B4	103	PHE	2.0
10	AA	553	A	2.0

## 6.2 Non-standard residues in protein, DNA, RNA chains ⓘ

There are no non-standard protein/DNA/RNA residues in this entry.

## 6.3 Carbohydrates ⓘ

There are no carbohydrates in this entry.

## 6.4 Ligands ⓘ

In the following table, the Atoms column lists the number of modelled atoms in the group and the number defined in the chemical component dictionary. The B-factors column lists the minimum, median, 95<sup>th</sup> percentile and maximum values of B factors of atoms in the group. The column labelled 'Q< 0.9' lists the number of atoms with occupancy less than 0.9.

Mol	Type	Chain	Res	Atoms	RSCC	RSR	B-factors(Å <sup>2</sup> )	Q<0.9
36	MG	BA	1875	1/1	0.17	0.44	193,193,193,193	0
36	MG	BA	1855	1/1	0.56	0.79	275,275,275,275	0
36	MG	BA	1842	1/1	0.63	0.50	210,210,210,210	0
36	MG	BA	1849	1/1	0.63	0.23	198,198,198,198	0
36	MG	BA	1867	1/1	0.67	0.14	180,180,180,180	0
36	MG	BA	1845	1/1	0.69	0.24	225,225,225,225	0
36	MG	BA	1807	1/1	0.70	0.38	210,210,210,210	0
36	MG	AA	1870	1/1	0.73	0.43	195,195,195,195	0
36	MG	AA	1888	1/1	0.74	0.30	205,205,205,205	0

*Continued on next page...*

*Continued from previous page...*

Mol	Type	Chain	Res	Atoms	RSCC	RSR	B-factors( $\text{\AA}^2$ )	Q<0.9
36	MG	BA	1847	1/1	0.75	0.26	204,204,204,204	0
36	MG	BA	1876	1/1	0.75	0.25	184,184,184,184	0
36	MG	BA	1872	1/1	0.76	0.61	200,200,200,200	0
36	MG	BA	1873	1/1	0.76	0.60	218,218,218,218	0
36	MG	BA	1837	1/1	0.76	0.26	178,178,178,178	0
36	MG	BA	1886	1/1	0.76	0.22	214,214,214,214	0
36	MG	BA	1883	1/1	0.76	0.60	187,187,187,187	0
36	MG	AA	1882	1/1	0.77	0.43	181,181,181,181	0
36	MG	AA	1866	1/1	0.77	0.17	197,197,197,197	0
36	MG	AA	1883	1/1	0.78	0.41	209,209,209,209	0
36	MG	BA	1887	1/1	0.78	0.35	206,206,206,206	0
36	MG	BA	1854	1/1	0.78	0.26	189,189,189,189	0
36	MG	AA	1876	1/1	0.79	0.14	180,180,180,180	0
36	MG	AA	1852	1/1	0.79	0.10	173,173,173,173	0
36	MG	BA	1843	1/1	0.79	0.22	196,196,196,196	0
36	MG	BA	1838	1/1	0.79	0.47	172,172,172,172	0
36	MG	AA	1813	1/1	0.79	0.12	191,191,191,191	0
36	MG	BA	1878	1/1	0.79	0.17	177,177,177,177	0
36	MG	BA	1871	1/1	0.79	0.19	209,209,209,209	0
36	MG	BW	301	1/1	0.80	0.13	166,166,166,166	0
36	MG	AA	1859	1/1	0.80	0.09	193,193,193,193	0
36	MG	AA	1809	1/1	0.80	0.40	193,193,193,193	0
36	MG	BA	1836	1/1	0.81	0.36	175,175,175,175	0
36	MG	BA	1884	1/1	0.81	0.13	219,219,219,219	0
36	MG	BA	1820	1/1	0.81	0.15	170,170,170,170	0
36	MG	AA	1855	1/1	0.81	0.61	214,214,214,214	0
36	MG	AA	1874	1/1	0.82	0.30	194,194,194,194	0
36	MG	AA	1871	1/1	0.82	0.38	201,201,201,201	0
36	MG	AA	1868	1/1	0.82	0.99	197,197,197,197	0
36	MG	AA	1834	1/1	0.82	0.24	182,182,182,182	0
36	MG	AA	1841	1/1	0.82	0.21	170,170,170,170	0
36	MG	BA	1829	1/1	0.82	0.12	163,163,163,163	0
36	MG	AA	1845	1/1	0.83	0.21	193,193,193,193	0
36	MG	BA	1881	1/1	0.83	0.09	149,149,149,149	0
36	MG	AA	1869	1/1	0.84	0.33	209,209,209,209	0
36	MG	BA	1825	1/1	0.84	0.13	153,153,153,153	0
36	MG	BA	1866	1/1	0.84	0.30	186,186,186,186	0
36	MG	AA	1858	1/1	0.84	0.08	162,162,162,162	0
36	MG	AA	1890	1/1	0.84	0.11	218,218,218,218	0
36	MG	AA	1848	1/1	0.84	0.14	183,183,183,183	0
36	MG	BA	1888	1/1	0.84	2.04	227,227,227,227	0
36	MG	BA	1824	1/1	0.84	0.08	172,172,172,172	0

*Continued on next page...*

*Continued from previous page...*

Mol	Type	Chain	Res	Atoms	RSCC	RSR	B-factors( $\text{\AA}^2$ )	Q<0.9
36	MG	AA	1861	1/1	0.84	0.20	204,204,204,204	0
36	MG	AA	1836	1/1	0.84	0.17	166,166,166,166	0
36	MG	BA	1801	1/1	0.85	0.12	186,186,186,186	0
36	MG	BA	1859	1/1	0.86	0.25	194,194,194,194	0
36	MG	AL	201	1/1	0.86	0.17	182,182,182,182	0
36	MG	BA	1853	1/1	0.86	0.09	194,194,194,194	0
36	MG	BA	1851	1/1	0.86	0.17	169,169,169,169	0
36	MG	BA	1865	1/1	0.87	0.20	183,183,183,183	0
36	MG	BA	1848	1/1	0.87	0.36	206,206,206,206	0
36	MG	AA	1879	1/1	0.87	0.21	193,193,193,193	0
36	MG	BA	1835	1/1	0.87	0.23	187,187,187,187	0
36	MG	BA	1880	1/1	0.87	0.09	193,193,193,193	0
36	MG	BA	1889	1/1	0.87	0.13	209,209,209,209	0
36	MG	AA	1830	1/1	0.87	0.16	183,183,183,183	0
36	MG	AA	1863	1/1	0.88	0.12	183,183,183,183	0
36	MG	B4	301	1/1	0.88	0.07	165,165,165,165	0
36	MG	AA	1886	1/1	0.88	0.21	148,148,148,148	0
36	MG	AA	1850	1/1	0.88	0.17	185,185,185,185	0
36	MG	AA	1854	1/1	0.88	0.14	158,158,158,158	0
36	MG	BA	1862	1/1	0.88	0.07	177,177,177,177	0
36	MG	BA	1879	1/1	0.88	0.41	221,221,221,221	0
36	MG	AA	1807	1/1	0.89	0.07	194,194,194,194	0
36	MG	BA	1869	1/1	0.89	0.15	188,188,188,188	0
36	MG	AA	1806	1/1	0.89	0.13	151,151,151,151	0
36	MG	AA	1812	1/1	0.89	0.55	173,173,173,173	0
36	MG	BA	1811	1/1	0.89	0.21	170,170,170,170	0
36	MG	BA	1827	1/1	0.89	0.22	199,199,199,199	0
36	MG	BA	1850	1/1	0.89	0.48	221,221,221,221	0
36	MG	AA	1814	1/1	0.89	0.07	197,197,197,197	0
36	MG	AA	1826	1/1	0.89	0.11	155,155,155,155	0
36	MG	AA	1875	1/1	0.90	0.27	152,152,152,152	0
36	MG	BA	1834	1/1	0.90	0.14	138,138,138,138	0
36	MG	AA	1838	1/1	0.90	0.12	144,144,144,144	0
36	MG	BA	1864	1/1	0.90	0.16	182,182,182,182	0
36	MG	BA	1806	1/1	0.90	0.22	168,168,168,168	0
36	MG	AA	1835	1/1	0.90	0.15	159,159,159,159	0
36	MG	BA	1822	1/1	0.90	0.13	151,151,151,151	0
36	MG	AA	1889	1/1	0.90	0.71	200,200,200,200	0
36	MG	AA	1824	1/1	0.90	0.06	148,148,148,148	0
36	MG	AA	1802	1/1	0.90	0.19	175,175,175,175	0
36	MG	BA	1870	1/1	0.90	0.10	205,205,205,205	0
36	MG	AA	1873	1/1	0.90	0.57	196,196,196,196	0

*Continued on next page...*

*Continued from previous page...*

Mol	Type	Chain	Res	Atoms	RSCC	RSR	B-factors( $\text{\AA}^2$ )	Q<0.9
36	MG	AA	1860	1/1	0.90	0.12	176,176,176,176	0
36	MG	AA	1887	1/1	0.90	0.08	198,198,198,198	0
36	MG	BA	1852	1/1	0.90	0.22	170,170,170,170	0
36	MG	AA	1878	1/1	0.90	0.10	160,160,160,160	0
36	MG	BA	1877	1/1	0.91	0.13	177,177,177,177	0
36	MG	AA	1856	1/1	0.91	0.74	182,182,182,182	0
36	MG	BA	1830	1/1	0.91	0.34	204,204,204,204	0
36	MG	AA	1820	1/1	0.91	0.13	157,157,157,157	0
36	MG	BA	1826	1/1	0.91	0.07	185,185,185,185	0
36	MG	BA	1861	1/1	0.91	0.18	181,181,181,181	0
36	MG	AA	1823	1/1	0.91	0.20	130,130,130,130	0
36	MG	AA	1872	1/1	0.91	0.31	196,196,196,196	0
36	MG	AA	1832	1/1	0.91	0.07	189,189,189,189	0
36	MG	BA	1814	1/1	0.91	0.10	214,214,214,214	0
36	MG	AA	1884	1/1	0.91	0.47	190,190,190,190	0
36	MG	BA	1821	1/1	0.91	0.11	160,160,160,160	0
36	MG	BD	201	1/1	0.91	0.61	233,233,233,233	0
36	MG	BA	1860	1/1	0.92	0.07	177,177,177,177	0
36	MG	AA	1864	1/1	0.92	0.17	176,176,176,176	0
36	MG	BA	1802	1/1	0.92	0.10	169,169,169,169	0
36	MG	AA	1837	1/1	0.92	0.12	149,149,149,149	0
36	MG	AA	1842	1/1	0.92	0.12	175,175,175,175	0
36	MG	AA	1839	1/1	0.92	0.12	143,143,143,143	0
36	MG	BA	1868	1/1	0.92	0.20	208,208,208,208	0
36	MG	AA	1844	1/1	0.92	0.36	166,166,166,166	0
36	MG	BA	1856	1/1	0.93	0.11	173,173,173,173	0
36	MG	AA	1843	1/1	0.93	0.09	182,182,182,182	0
36	MG	AA	1846	1/1	0.93	0.13	161,161,161,161	0
36	MG	AA	1885	1/1	0.93	0.20	223,223,223,223	0
36	MG	BA	1882	1/1	0.93	0.57	196,196,196,196	0
36	MG	AA	1847	1/1	0.93	0.27	186,186,186,186	0
36	MG	BA	1810	1/1	0.93	0.41	188,188,188,188	0
36	MG	BA	1858	1/1	0.93	0.05	163,163,163,163	0
36	MG	BA	1833	1/1	0.93	0.14	172,172,172,172	0
36	MG	BA	1803	1/1	0.94	0.40	169,169,169,169	0
36	MG	AA	1857	1/1	0.94	0.09	140,140,140,140	0
36	MG	BA	1817	1/1	0.94	0.07	134,134,134,134	0
36	MG	AA	1811	1/1	0.94	0.12	154,154,154,154	0
36	MG	AA	1880	1/1	0.94	0.09	193,193,193,193	0
36	MG	BA	1816	1/1	0.94	0.14	127,127,127,127	0
36	MG	BA	1804	1/1	0.94	0.10	191,191,191,191	0
36	MG	AA	1865	1/1	0.94	0.12	184,184,184,184	0

*Continued on next page...*

*Continued from previous page...*

Mol	Type	Chain	Res	Atoms	RSCC	RSR	B-factors( $\text{\AA}^2$ )	Q<0.9
36	MG	AA	1827	1/1	0.94	0.43	178,178,178,178	0
36	MG	BA	1823	1/1	0.94	0.15	123,123,123,123	0
36	MG	BA	1828	1/1	0.95	0.18	145,145,145,145	0
36	MG	AA	1851	1/1	0.95	0.32	187,187,187,187	0
36	MG	AA	1881	1/1	0.95	0.29	198,198,198,198	0
36	MG	BA	1832	1/1	0.95	0.03	194,194,194,194	0
36	MG	AA	1805	1/1	0.95	0.49	175,175,175,175	0
36	MG	BA	1840	1/1	0.95	0.14	128,128,128,128	0
36	MG	BA	1812	1/1	0.95	0.65	166,166,166,166	0
36	MG	BA	1839	1/1	0.95	0.11	140,140,140,140	0
36	MG	BA	1809	1/1	0.95	0.18	172,172,172,172	0
37	ZN	B9	500	1/1	0.95	0.06	247,247,247,247	0
36	MG	BA	1885	1/1	0.95	0.23	161,161,161,161	0
36	MG	AA	1803	1/1	0.95	0.08	147,147,147,147	0
36	MG	BA	1846	1/1	0.95	0.07	147,147,147,147	0
36	MG	AA	1822	1/1	0.95	0.14	139,139,139,139	0
36	MG	BA	1857	1/1	0.95	0.18	130,130,130,130	0
36	MG	AA	1818	1/1	0.96	0.13	121,121,121,121	0
36	MG	AA	1831	1/1	0.96	0.20	111,111,111,111	0
36	MG	A4	301	1/1	0.96	0.16	174,174,174,174	0
36	MG	BA	1841	1/1	0.96	0.11	129,129,129,129	0
36	MG	AA	1815	1/1	0.96	0.39	144,144,144,144	0
36	MG	AA	1801	1/1	0.96	0.06	160,160,160,160	0
36	MG	AA	1804	1/1	0.96	0.12	150,150,150,150	0
36	MG	AA	1821	1/1	0.96	0.17	144,144,144,144	0
36	MG	AA	1808	1/1	0.96	0.36	136,136,136,136	0
36	MG	BA	1808	1/1	0.97	0.48	140,140,140,140	0
36	MG	BA	1831	1/1	0.97	0.14	115,115,115,115	0
36	MG	BA	1874	1/1	0.97	0.38	164,164,164,164	0
36	MG	AA	1853	1/1	0.97	0.09	177,177,177,177	0
36	MG	AA	1828	1/1	0.97	0.14	133,133,133,133	0
36	MG	AA	1829	1/1	0.97	0.05	160,160,160,160	0
36	MG	BA	1819	1/1	0.97	0.12	122,122,122,122	0
36	MG	BA	1863	1/1	0.97	0.11	166,166,166,166	0
36	MG	BA	1813	1/1	0.97	0.07	187,187,187,187	0
36	MG	AA	1862	1/1	0.97	0.05	191,191,191,191	0
36	MG	AA	1810	1/1	0.97	0.28	175,175,175,175	0
36	MG	AA	1849	1/1	0.97	0.21	159,159,159,159	0
36	MG	AA	1833	1/1	0.97	0.10	135,135,135,135	0
36	MG	AA	1825	1/1	0.98	0.13	115,115,115,115	0
36	MG	BA	1844	1/1	0.98	0.08	157,157,157,157	0
36	MG	AA	1867	1/1	0.98	0.07	193,193,193,193	0

*Continued on next page...*

*Continued from previous page...*

Mol	Type	Chain	Res	Atoms	RSCC	RSR	B-factors( $\text{\AA}^2$ )	Q<0.9
36	MG	AA	1819	1/1	0.98	0.11	136,136,136,136	0
36	MG	BA	1815	1/1	0.98	0.33	155,155,155,155	0
36	MG	AA	1816	1/1	0.98	0.09	96,96,96,96	0
36	MG	BA	1818	1/1	0.98	0.07	111,111,111,111	0
36	MG	BA	1805	1/1	0.98	0.09	150,150,150,150	0
36	MG	AA	1840	1/1	0.98	0.09	124,124,124,124	0
36	MG	AA	1817	1/1	0.98	0.19	126,126,126,126	0
36	MG	AA	1877	1/1	0.98	0.20	170,170,170,170	0
37	ZN	BN	500	1/1	0.99	0.12	113,113,113,113	0
37	ZN	A5	500	1/1	0.99	0.11	95,95,95,95	0
37	ZN	B6	500	1/1	0.99	0.13	108,108,108,108	0
37	ZN	B5	500	1/1	0.99	0.16	87,87,87,87	0
37	ZN	A9	500	1/1	0.99	0.10	169,169,169,169	0
37	ZN	A6	500	1/1	0.99	0.11	118,118,118,118	0
37	ZN	AN	500	1/1	1.00	0.12	105,105,105,105	0

## 6.5 Other polymers ⓘ

There are no such residues in this entry.