



wwPDB X-ray Structure Validation Summary Report ⓘ

May 16, 2020 – 12:12 pm BST

PDB ID : 4V63
Title : Structural basis for translation termination on the 70S ribosome.
Authors : Laurberg, M.; Asahara, H.; Korostelev, A.; Zhu, J.; Trakhanov, S.; Noller, H.F.
Deposited on : 2008-05-16
Resolution : 3.21 Å(reported)

This is a wwPDB X-ray Structure Validation Summary Report for a publicly released PDB entry.

We welcome your comments at validation@mail.wwpdb.org

A user guide is available at

<https://www.wwpdb.org/validation/2017/XrayValidationReportHelp>

with specific help available everywhere you see the ⓘ symbol.

The following versions of software and data (see [references ⓘ](#)) were used in the production of this report:

MolProbity	:	4.02b-467
Xtriage (Phenix)	:	1.13
EDS	:	2.11
Percentile statistics	:	20191225.v01 (using entries in the PDB archive December 25th 2019)
Refmac	:	5.8.0158
CCP4	:	7.0.044 (Gargrove)
Ideal geometry (proteins)	:	Engh & Huber (2001)
Ideal geometry (DNA, RNA)	:	Parkinson et al. (1996)
Validation Pipeline (wwPDB-VP)	:	2.11

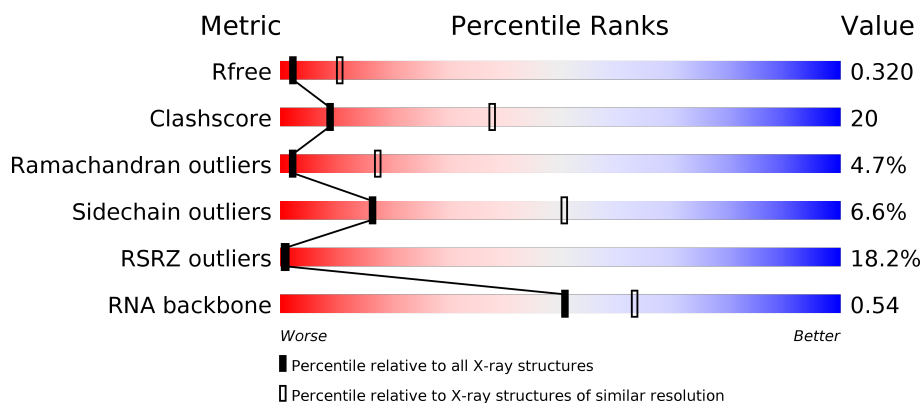
1 Overall quality at a glance

The following experimental techniques were used to determine the structure:

X-RAY DIFFRACTION

The reported resolution of this entry is 3.21 Å.

Percentile scores (ranging between 0-100) for global validation metrics of the entry are shown in the following graphic. The table shows the number of entries on which the scores are based.



Metric	Whole archive (#Entries)	Similar resolution (#Entries, resolution range(Å))
R_{free}	130704	1133 (3.20-3.20)
Clashscore	141614	1253 (3.20-3.20)
Ramachandran outliers	138981	1234 (3.20-3.20)
Sidechain outliers	138945	1233 (3.20-3.20)
RSRZ outliers	127900	1095 (3.20-3.20)
RNA backbone	3102	1010 (3.50-2.90)

The table below summarises the geometric issues observed across the polymeric chains and their fit to the electron density. The red, orange, yellow and green segments on the lower bar indicate the fraction of residues that contain outliers for ≥ 3 , 2, 1 and 0 types of geometric quality criteria respectively. A grey segment represents the fraction of residues that are not modelled. The numeric value for each fraction is indicated below the corresponding segment, with a dot representing fractions $\leq 5\%$. The upper red bar (where present) indicates the fraction of residues that have poor fit to the electron density. The numeric value is given above the bar.

Mol	Chain	Length	Quality of chain
1	AA	1525	<div> <div>5%</div> <div>41%</div> <div>48%</div> <div>9%</div> <div>..</div> </div>
1	CA	1525	<div> <div>8%</div> <div>42%</div> <div>47%</div> <div>9%</div> <div>..</div> </div>
2	AY	77	<div> <div>47%</div> <div>44%</div> <div>8%</div> <div>.</div> </div>
2	AZ	77	<div> <div>12%</div> <div>43%</div> <div>49%</div> <div>8%</div> </div>

Continued on next page...

Continued from previous page...

Mol	Chain	Length	Quality of chain
2	CY	77	
2	CZ	77	
3	AV	27	
3	CV	27	
4	AB	256	
4	CB	256	
5	AC	239	
5	CC	239	
6	AD	209	
6	CD	209	
7	AE	162	
7	CE	162	
8	AF	101	
8	CF	101	
9	AG	156	
9	CG	156	
10	AH	138	
10	CH	138	
11	AI	128	
11	CI	128	
12	AJ	105	
12	CJ	105	
13	AK	129	
13	CK	129	
14	AL	134	

Continued on next page...

Continued from previous page...

Mol	Chain	Length	Quality of chain
14	CL	134	
15	AM	126	
15	CM	126	
16	AN	61	
16	CN	61	
17	AO	89	
17	CO	89	
18	AP	88	
18	CP	88	
19	AQ	105	
19	CQ	105	
20	AR	88	
20	CR	88	
21	AS	93	
21	CS	93	
22	AT	106	
22	CT	106	
23	AU	27	
23	CU	27	
24	AX	354	
24	CX	354	
25	BA	2894	
25	DA	2894	
26	BB	124	
26	DB	124	

Continued on next page...

Continued from previous page...

Mol	Chain	Length	Quality of chain
27	BD	276	
27	DD	276	
28	BE	206	
28	DE	206	
29	BF	210	
29	DF	210	
30	BG	182	
30	DG	182	
31	BH	180	
31	DH	180	
32	BI	148	
32	DI	148	
33	BJ	173	
33	DJ	173	
34	BN	163	
34	DN	163	
35	BO	122	
35	DO	122	
36	BP	150	
36	DP	150	
37	BQ	141	
37	DQ	141	
38	BR	118	
38	DR	118	
39	BS	112	

Continued on next page...

Continued from previous page...

Mol	Chain	Length	Quality of chain
39	DS	112	
40	BT	146	
40	DT	146	
41	BU	118	
41	DU	118	
42	BV	101	
42	DV	101	
43	BW	113	
43	DW	113	
44	BX	96	
44	DX	96	
45	BY	110	
45	DY	110	
46	BZ	206	
46	DZ	206	
47	B0	85	
47	D0	85	
48	B1	98	
48	D1	98	
49	B2	72	
49	D2	72	
50	B3	60	
50	D3	60	
51	B4	97	
51	D4	97	

Continued on next page...

Continued from previous page...

Mol	Chain	Length	Quality of chain
52	B5	60	
52	D5	60	
53	B6	54	
53	D6	54	
54	B7	49	
54	D7	49	
55	B8	65	
55	D8	65	

The following table lists non-polymeric compounds, carbohydrate monomers and non-standard residues in protein, DNA, RNA chains that are outliers for geometric or electron-density-fit criteria:

Mol	Type	Chain	Res	Chirality	Geometry	Clashes	Electron density
56	MG	BA	3677	-	-	-	X
56	MG	BR	202	-	-	-	X
56	MG	CA	1905	-	-	-	X
56	MG	CA	1930	-	-	-	X
56	MG	DA	3546	-	-	-	X
56	MG	DA	3661	-	-	-	X
56	MG	DA	3673	-	-	-	X

2 Entry composition

There are 57 unique types of molecules in this entry. The entry contains 299961 atoms, of which 0 are hydrogens and 0 are deuteriums.

In the tables below, the ZeroOcc column contains the number of atoms modelled with zero occupancy, the AltConf column contains the number of residues with at least one atom in alternate conformation and the Trace column contains the number of residues modelled with at most 2 atoms.

- Molecule 1 is a RNA chain called 16S RRNA.

Mol	Chain	Residues	Atoms					ZeroOcc	AltConf	Trace
1	AA	1504	Total	C	N	O	P	0	0	0
			32332	14391	5994	10444	1503			
1	CA	1504	Total	C	N	O	P	0	0	0
			32332	14391	5994	10444	1503			

There are 2 discrepancies between the modelled and reference sequences:

Chain	Residue	Modelled	Actual	Comment	Reference
AA	466	G	C	CONFLICT	GB 155076
CA	466	G	C	CONFLICT	GB 155076

- Molecule 2 is a RNA chain called P and E-site tRNA(fMet).

Mol	Chain	Residues	Atoms					ZeroOcc	AltConf	Trace
2	AZ	77	Total	C	N	O	P	0	0	0
			1640	732	297	535	76			
2	AY	77	Total	C	N	O	P	0	0	0
			1640	732	297	535	76			
2	CZ	77	Total	C	N	O	P	0	0	0
			1640	732	297	535	76			
2	CY	77	Total	C	N	O	P	0	0	0
			1640	732	297	535	76			

- Molecule 3 is a RNA chain called mRNA.

Mol	Chain	Residues	Atoms					ZeroOcc	AltConf	Trace
3	AV	12	Total	C	N	O	P	0	0	0
			258	118	54	75	11			
3	CV	12	Total	C	N	O	P	0	0	0
			258	118	54	75	11			

- Molecule 4 is a protein called 30S ribosomal protein S2.

Mol	Chain	Residues	Atoms					ZeroOcc	AltConf	Trace
4	AB	234	Total	C	N	O	S	0	0	0
			1900	1213	341	341	5			
4	CB	234	Total	C	N	O	S	0	0	0
			1900	1213	341	341	5			

- Molecule 5 is a protein called 30S ribosomal protein S3.

Mol	Chain	Residues	Atoms					ZeroOcc	AltConf	Trace
5	AC	206	Total	C	N	O	S	0	0	0
			1612	1016	314	281	1			
5	CC	206	Total	C	N	O	S	0	0	0
			1612	1016	314	281	1			

- Molecule 6 is a protein called 30S ribosomal protein S4.

Mol	Chain	Residues	Atoms					ZeroOcc	AltConf	Trace
6	AD	208	Total	C	N	O	S	0	0	0
			1703	1066	339	291	7			
6	CD	208	Total	C	N	O	S	0	0	0
			1703	1066	339	291	7			

- Molecule 7 is a protein called 30S ribosomal protein S5.

Mol	Chain	Residues	Atoms					ZeroOcc	AltConf	Trace
7	AE	151	Total	C	N	O	S	0	0	0
			1155	729	218	204	4			
7	CE	151	Total	C	N	O	S	0	0	0
			1155	729	218	204	4			

- Molecule 8 is a protein called 30S ribosomal protein S6.

Mol	Chain	Residues	Atoms					ZeroOcc	AltConf	Trace
8	AF	101	Total	C	N	O	S	0	0	0
			843	531	155	154	3			
8	CF	101	Total	C	N	O	S	0	0	0
			843	531	155	154	3			

- Molecule 9 is a protein called 30S ribosomal protein S7.

Mol	Chain	Residues	Atoms					ZeroOcc	AltConf	Trace
9	AG	155	Total	C	N	O	S	0	0	0
			1257	781	252	218	6			

Continued on next page...

Continued from previous page...

Mol	Chain	Residues	Atoms					ZeroOcc	AltConf	Trace
9	CG	155	Total	C	N	O	S	0	0	0
			1257	781	252	218	6			

- Molecule 10 is a protein called 30S ribosomal protein S8.

Mol	Chain	Residues	Atoms					ZeroOcc	AltConf	Trace
10	AH	138	Total	C	N	O	S	0	0	0
			1116	705	215	193	3			
10	CH	138	Total	C	N	O	S	0	0	0
			1116	705	215	193	3			

- Molecule 11 is a protein called 30S ribosomal protein S9.

Mol	Chain	Residues	Atoms					ZeroOcc	AltConf	Trace
11	AI	127	Total	C	N	O	S	0	0	0
			1011	639	198	174				
11	CI	127	Total	C	N	O	S	0	0	0
			1011	639	198	174				

- Molecule 12 is a protein called 30S ribosomal protein S10.

Mol	Chain	Residues	Atoms					ZeroOcc	AltConf	Trace
12	AJ	98	Total	C	N	O	S	0	0	0
			794	499	156	138	1			
12	CJ	98	Total	C	N	O	S	0	0	0
			794	499	156	138	1			

- Molecule 13 is a protein called 30S ribosomal protein S11.

Mol	Chain	Residues	Atoms					ZeroOcc	AltConf	Trace
13	AK	119	Total	C	N	O	S	0	0	0
			885	549	168	165	3			
13	CK	119	Total	C	N	O	S	0	0	0
			885	549	168	165	3			

- Molecule 14 is a protein called 30S ribosomal protein S12.

Mol	Chain	Residues	Atoms					ZeroOcc	AltConf	Trace
14	AL	124	Total	C	N	O	S	0	0	0
			970	611	195	163	1			
14	CL	124	Total	C	N	O	S	0	0	0
			970	611	195	163	1			

There are 4 discrepancies between the modelled and reference sequences:

Chain	Residue	Modelled	Actual	Comment	Reference
AL	2	ALA	-	INSERTION	UNP P61941
AL	3	LEU	-	INSERTION	UNP P61941
CL	2	ALA	-	INSERTION	UNP P61941
CL	3	LEU	-	INSERTION	UNP P61941

- Molecule 15 is a protein called 30S ribosomal protein S13.

Mol	Chain	Residues	Atoms					ZeroOcc	AltConf	Trace
15	AM	117	Total	C	N	O	S	0	0	0
			933	577	192	162	2			
15	CM	117	Total	C	N	O	S	0	0	0
			933	577	192	162	2			

- Molecule 16 is a protein called 30S ribosomal protein S14.

Mol	Chain	Residues	Atoms					ZeroOcc	AltConf	Trace
16	AN	60	Total	C	N	O	S	0	0	0
			492	312	104	72	4			
16	CN	60	Total	C	N	O	S	0	0	0
			492	312	104	72	4			

- Molecule 17 is a protein called 30S ribosomal protein S15.

Mol	Chain	Residues	Atoms					ZeroOcc	AltConf	Trace
17	AO	88	Total	C	N	O	S	0	0	0
			734	459	147	126	2			
17	CO	88	Total	C	N	O	S	0	0	0
			734	459	147	126	2			

- Molecule 18 is a protein called 30S ribosomal protein S16.

Mol	Chain	Residues	Atoms					ZeroOcc	AltConf	Trace
18	AP	83	Total	C	N	O	S	0	0	0
			700	443	139	117	1			
18	CP	83	Total	C	N	O	S	0	0	0
			700	443	139	117	1			

- Molecule 19 is a protein called 30S ribosomal protein S17.

Mol	Chain	Residues	Atoms					ZeroOcc	AltConf	Trace
19	AQ	99	Total	C	N	O	S	0	0	0
			823	528	152	141	2			
19	CQ	99	Total	C	N	O	S	0	0	0
			823	528	152	141	2			

- Molecule 20 is a protein called 30S ribosomal protein S18.

Mol	Chain	Residues	Atoms					ZeroOcc	AltConf	Trace
20	AR	70	Total	C	N	O		0	0	0
			574	367	112	95				
20	CR	70	Total	C	N	O		0	0	0
			574	367	112	95				

- Molecule 21 is a protein called 30S ribosomal protein S19.

Mol	Chain	Residues	Atoms					ZeroOcc	AltConf	Trace
21	AS	78	Total	C	N	O	S	0	0	0
			629	403	114	110	2			
21	CS	78	Total	C	N	O	S	0	0	0
			629	403	114	110	2			

- Molecule 22 is a protein called 30S ribosomal protein S20.

Mol	Chain	Residues	Atoms					ZeroOcc	AltConf	Trace
22	AT	99	Total	C	N	O	S	0	0	0
			762	469	162	129	2			
22	CT	99	Total	C	N	O	S	0	0	0
			762	469	162	129	2			

- Molecule 23 is a protein called 30S ribosomal protein Thx.

Mol	Chain	Residues	Atoms					ZeroOcc	AltConf	Trace
23	AU	24	Total	C	N	O		0	0	0
			208	128	50	30				
23	CU	24	Total	C	N	O		0	0	0
			208	128	50	30				

- Molecule 24 is a protein called Peptide chain release factor 1.

Mol	Chain	Residues	Atoms					ZeroOcc	AltConf	Trace
24	AX	354	Total	C	N	O	S	0	0	0
			2813	1743	509	549	12			

Continued on next page...

Continued from previous page...

Mol	Chain	Residues	Atoms					ZeroOcc	AltConf	Trace
24	CX	354	Total	C	N	O	S	0	0	0
			2813	1743	509	549	12			

- Molecule 25 is a RNA chain called 23S rRNA.

Mol	Chain	Residues	Atoms					ZeroOcc	AltConf	Trace
25	BA	2879	Total	C	N	O	P	0	0	0
			61997	27594	11582	19943	2878			
25	DA	2879	Total	C	N	O	P	0	0	0
			61997	27594	11582	19943	2878			

- Molecule 26 is a RNA chain called 5S rRNA.

Mol	Chain	Residues	Atoms					ZeroOcc	AltConf	Trace
26	BB	119	Total	C	N	O	P	0	0	0
			2551	1136	471	826	118			
26	DB	119	Total	C	N	O	P	0	0	0
			2551	1136	471	826	118			

There are 6 discrepancies between the modelled and reference sequences:

Chain	Residue	Modelled	Actual	Comment	Reference
BB	-1	A	-	INSERTION	GB 48271
BB	120	U	-	INSERTION	GB 48271
BB	121	U	-	INSERTION	GB 48271
DB	-1	A	-	INSERTION	GB 48271
DB	120	U	-	INSERTION	GB 48271
DB	121	U	-	INSERTION	GB 48271

- Molecule 27 is a protein called 50S ribosomal protein L2.

Mol	Chain	Residues	Atoms					ZeroOcc	AltConf	Trace
27	BD	271	Total	C	N	O	S	0	0	0
			2104	1329	416	356	3			
27	DD	271	Total	C	N	O	S	0	0	0
			2104	1329	416	356	3			

- Molecule 28 is a protein called 50S ribosomal protein L3.

Mol	Chain	Residues	Atoms					ZeroOcc	AltConf	Trace
28	BE	204	Total	C	N	O	S	0	0	0
			1563	988	299	270	6			

Continued on next page...

Continued from previous page...

Mol	Chain	Residues	Atoms					ZeroOcc	AltConf	Trace
28	DE	204	Total	C	N	O	S	0	0	0
			1563	988	299	270	6			

- Molecule 29 is a protein called 50S ribosomal protein L4.

Mol	Chain	Residues	Atoms					ZeroOcc	AltConf	Trace
29	BF	202	Total	C	N	O	S	0	0	0
			1586	1011	297	275	3			
29	DF	202	Total	C	N	O	S	0	0	0
			1586	1011	297	275	3			

There are 10 discrepancies between the modelled and reference sequences:

Chain	Residue	Modelled	Actual	Comment	Reference
BF	1	MET	-	INSERTION	UNP Q72I05
BF	2	LYS	-	INSERTION	UNP Q72I05
BF	3	GLU	-	INSERTION	UNP Q72I05
BF	4	VAL	-	INSERTION	UNP Q72I05
BF	5	ALA	-	INSERTION	UNP Q72I05
DF	1	MET	-	INSERTION	UNP Q72I05
DF	2	LYS	-	INSERTION	UNP Q72I05
DF	3	GLU	-	INSERTION	UNP Q72I05
DF	4	VAL	-	INSERTION	UNP Q72I05
DF	5	ALA	-	INSERTION	UNP Q72I05

- Molecule 30 is a protein called 50S ribosomal protein L5.

Mol	Chain	Residues	Atoms					ZeroOcc	AltConf	Trace
30	BG	181	Total	C	N	O	S	0	0	0
			1475	943	268	260	4			
30	DG	181	Total	C	N	O	S	0	0	0
			1475	943	268	260	4			

- Molecule 31 is a protein called 50S ribosomal protein L6.

Mol	Chain	Residues	Atoms					ZeroOcc	AltConf	Trace
31	BH	159	Total	C	N	O	S	0	0	0
			1222	773	228	220	1			
31	DH	159	Total	C	N	O	S	0	0	0
			1222	773	228	220	1			

- Molecule 32 is a protein called 50S ribosomal protein L9.

Mol	Chain	Residues	Atoms					ZeroOcc	AltConf	Trace
32	BI	145	Total	C	N	O	S	0	0	0
			1132	724	200	207	1			
32	DI	145	Total	C	N	O	S	0	0	0
			1132	724	200	207	1			

- Molecule 33 is a protein called 50S ribosomal protein L10.

Mol	Chain	Residues	Atoms				ZeroOcc	AltConf	Trace
33	BJ	32	Total	C	N	O	0	0	0
			253	157	49	47			
33	DJ	32	Total	C	N	O	0	0	0
			253	157	49	47			

- Molecule 34 is a protein called 50S ribosomal protein L13.

Mol	Chain	Residues	Atoms					ZeroOcc	AltConf	Trace
34	BN	137	Total	C	N	O	S	0	0	0
			1096	707	205	181	3			
34	DN	137	Total	C	N	O	S	0	0	0
			1096	707	205	181	3			

There are 46 discrepancies between the modelled and reference sequences:

Chain	Residue	Modelled	Actual	Comment	Reference
BN	2	VAL	-	INSERTION	UNP Q72IN1
BN	3	LYS	-	INSERTION	UNP Q72IN1
BN	4	SER	-	INSERTION	UNP Q72IN1
BN	5	SER	-	INSERTION	UNP Q72IN1
BN	6	LEU	-	INSERTION	UNP Q72IN1
BN	7	ALA	-	INSERTION	UNP Q72IN1
BN	8	PHE	-	INSERTION	UNP Q72IN1
BN	9	LEU	-	INSERTION	UNP Q72IN1
BN	10	ARG	-	INSERTION	UNP Q72IN1
BN	11	GLY	-	INSERTION	UNP Q72IN1
BN	12	PRO	-	INSERTION	UNP Q72IN1
BN	13	PRO	-	INSERTION	UNP Q72IN1
BN	14	ILE	-	INSERTION	UNP Q72IN1
BN	15	PRO	-	INSERTION	UNP Q72IN1
BN	16	ARG	-	INSERTION	UNP Q72IN1
BN	17	GLN	-	INSERTION	UNP Q72IN1
BN	18	GLU	-	INSERTION	UNP Q72IN1
BN	19	GLN	-	INSERTION	UNP Q72IN1
BN	20	ARG	-	INSERTION	UNP Q72IN1

Continued on next page...

Continued from previous page...

Chain	Residue	Modelled	Actual	Comment	Reference
BN	21	ARG	-	INSERTION	UNP Q72IN1
BN	22	ALA	-	INSERTION	UNP Q72IN1
BN	23	LEU	-	INSERTION	UNP Q72IN1
BN	24	VAL	-	INSERTION	UNP Q72IN1
DN	2	VAL	-	INSERTION	UNP Q72IN1
DN	3	LYS	-	INSERTION	UNP Q72IN1
DN	4	SER	-	INSERTION	UNP Q72IN1
DN	5	SER	-	INSERTION	UNP Q72IN1
DN	6	LEU	-	INSERTION	UNP Q72IN1
DN	7	ALA	-	INSERTION	UNP Q72IN1
DN	8	PHE	-	INSERTION	UNP Q72IN1
DN	9	LEU	-	INSERTION	UNP Q72IN1
DN	10	ARG	-	INSERTION	UNP Q72IN1
DN	11	GLY	-	INSERTION	UNP Q72IN1
DN	12	PRO	-	INSERTION	UNP Q72IN1
DN	13	PRO	-	INSERTION	UNP Q72IN1
DN	14	ILE	-	INSERTION	UNP Q72IN1
DN	15	PRO	-	INSERTION	UNP Q72IN1
DN	16	ARG	-	INSERTION	UNP Q72IN1
DN	17	GLN	-	INSERTION	UNP Q72IN1
DN	18	GLU	-	INSERTION	UNP Q72IN1
DN	19	GLN	-	INSERTION	UNP Q72IN1
DN	20	ARG	-	INSERTION	UNP Q72IN1
DN	21	ARG	-	INSERTION	UNP Q72IN1
DN	22	ALA	-	INSERTION	UNP Q72IN1
DN	23	LEU	-	INSERTION	UNP Q72IN1
DN	24	VAL	-	INSERTION	UNP Q72IN1

- Molecule 35 is a protein called 50S ribosomal protein L14.

Mol	Chain	Residues	Atoms					ZeroOcc	AltConf	Trace
35	BO	122	Total	C	N	O	S	0	0	0
			932	587	171	170	4			
35	DO	122	Total	C	N	O	S	0	0	0
			932	587	171	170	4			

- Molecule 36 is a protein called 50S ribosomal protein L15.

Mol	Chain	Residues	Atoms					ZeroOcc	AltConf	Trace
36	BP	146	Total	C	N	O	S	0	0	0
			1114	692	227	193	2			

Continued on next page...

Continued from previous page...

Mol	Chain	Residues	Atoms					ZeroOcc	AltConf	Trace
36	DP	146	Total	C	N	O	S	0	0	0
			1114	692	227	193	2			

- Molecule 37 is a protein called 50S ribosomal protein L16.

Mol	Chain	Residues	Atoms					ZeroOcc	AltConf	Trace
37	BQ	136	Total	C	N	O	S	0	0	0
			1079	688	204	182	5			
37	DQ	136	Total	C	N	O	S	0	0	0
			1079	688	204	182	5			

- Molecule 38 is a protein called 50S ribosomal protein L17.

Mol	Chain	Residues	Atoms					ZeroOcc	AltConf	Trace
38	BR	117	Total	C	N	O		0	0	0
			960	599	202	159				
38	DR	117	Total	C	N	O		0	0	0
			960	599	202	159				

- Molecule 39 is a protein called 50S ribosomal protein L18.

Mol	Chain	Residues	Atoms					ZeroOcc	AltConf	Trace
39	BS	98	Total	C	N	O		0	0	0
			770	486	154	130				
39	DS	98	Total	C	N	O		0	0	0
			770	486	154	130				

- Molecule 40 is a protein called 50S ribosomal protein L19.

Mol	Chain	Residues	Atoms					ZeroOcc	AltConf	Trace
40	BT	137	Total	C	N	O	S	0	0	0
			1143	713	234	195	1			
40	DT	137	Total	C	N	O	S	0	0	0
			1143	713	234	195	1			

- Molecule 41 is a protein called 50S ribosomal protein L20.

Mol	Chain	Residues	Atoms					ZeroOcc	AltConf	Trace
41	BU	117	Total	C	N	O	S	0	0	0
			964	610	202	151	1			
41	DU	117	Total	C	N	O	S	0	0	0
			964	610	202	151	1			

- Molecule 42 is a protein called 50S ribosomal protein L21.

Mol	Chain	Residues	Atoms					ZeroOcc	AltConf	Trace
42	BV	101	Total	C	N	O	S	0	0	0
			779	501	142	135	1			
42	DV	101	Total	C	N	O	S	0	0	0
			779	501	142	135	1			

- Molecule 43 is a protein called 50S ribosomal protein L22.

Mol	Chain	Residues	Atoms					ZeroOcc	AltConf	Trace
43	BW	112	Total	C	N	O	S	0	0	0
			890	560	175	153	2			
43	DW	112	Total	C	N	O	S	0	0	0
			890	560	175	153	2			

- Molecule 44 is a protein called 50S ribosomal protein L23.

Mol	Chain	Residues	Atoms				ZeroOcc	AltConf	Trace
44	BX	92	Total	C	N	O	0	0	0
			725	471	131	123			
44	DX	92	Total	C	N	O	0	0	0
			725	471	131	123			

- Molecule 45 is a protein called 50S ribosomal protein L24.

Mol	Chain	Residues	Atoms					ZeroOcc	AltConf	Trace
45	BY	100	Total	C	N	O	S	0	0	0
			775	500	148	123	4			
45	DY	100	Total	C	N	O	S	0	0	0
			775	500	148	123	4			

- Molecule 46 is a protein called 50S ribosomal protein L25.

Mol	Chain	Residues	Atoms					ZeroOcc	AltConf	Trace
46	BZ	188	Total	C	N	O	S	0	0	0
			1491	950	265	274	2			
46	DZ	188	Total	C	N	O	S	0	0	0
			1491	950	265	274	2			

- Molecule 47 is a protein called 50S ribosomal protein L27.

Mol	Chain	Residues	Atoms					ZeroOcc	AltConf	Trace
47	B0	76	Total	C	N	O	S	0	0	0
			605	376	126	102	1			
47	D0	76	Total	C	N	O	S	0	0	0
			605	376	126	102	1			

- Molecule 48 is a protein called 50S ribosomal protein L28.

Mol	Chain	Residues	Atoms					ZeroOcc	AltConf	Trace
48	B1	88	Total	C	N	O	S	0	0	0
			694	435	141	118				
48	D1	88	Total	C	N	O	S	0	0	0
			694	435	141	118				

- Molecule 49 is a protein called 50S ribosomal protein L29.

Mol	Chain	Residues	Atoms					ZeroOcc	AltConf	Trace
49	B2	72	Total	C	N	O	S	0	0	0
			605	375	122	106	2			
49	D2	72	Total	C	N	O	S	0	0	0
			605	375	122	106	2			

- Molecule 50 is a protein called 50S ribosomal protein L30.

Mol	Chain	Residues	Atoms					ZeroOcc	AltConf	Trace
50	B3	59	Total	C	N	O	S	0	0	0
			467	298	90	78	1			
50	D3	59	Total	C	N	O	S	0	0	0
			467	298	90	78	1			

- Molecule 51 is a protein called 50S ribosomal protein L31.

Mol	Chain	Residues	Atoms					ZeroOcc	AltConf	Trace
51	B4	30	Total	C	N	O	S	0	0	0
			225	142	36	43	4			
51	D4	30	Total	C	N	O	S	0	0	0
			225	142	36	43	4			

There are 52 discrepancies between the modelled and reference sequences:

Chain	Residue	Modelled	Actual	Comment	Reference
B4	2	PRO	-	INSERTION	UNP Q72JR0
B4	3	LEU	-	INSERTION	UNP Q72JR0
B4	4	GLY	-	INSERTION	UNP Q72JR0

Continued on next page...

Continued from previous page...

Chain	Residue	Modelled	Actual	Comment	Reference
B4	5	VAL	-	INSERTION	UNP Q72JR0
B4	6	HIS	-	INSERTION	UNP Q72JR0
B4	7	PRO	-	INSERTION	UNP Q72JR0
B4	8	LEU	-	INSERTION	UNP Q72JR0
B4	9	TYR	-	INSERTION	UNP Q72JR0
B4	10	THR	-	INSERTION	UNP Q72JR0
B4	11	LYS	-	INSERTION	UNP Q72JR0
B4	12	ARG	-	INSERTION	UNP Q72JR0
B4	13	TRP	-	INSERTION	UNP Q72JR0
B4	14	LEU	-	INSERTION	UNP Q72JR0
B4	15	ALA	-	INSERTION	UNP Q72JR0
B4	16	HIS	-	INSERTION	UNP Q72JR0
B4	17	GLY	-	INSERTION	UNP Q72JR0
B4	18	GLN	-	INSERTION	UNP Q72JR0
B4	19	ASP	-	INSERTION	UNP Q72JR0
B4	20	ARG	-	INSERTION	UNP Q72JR0
B4	21	ALA	-	INSERTION	UNP Q72JR0
B4	22	LYS	-	INSERTION	UNP Q72JR0
B4	23	LYS	-	INSERTION	UNP Q72JR0
B4	24	GLU	-	INSERTION	UNP Q72JR0
B4	25	ALA	-	INSERTION	UNP Q72JR0
B4	26	ASN	-	INSERTION	UNP Q72JR0
B4	27	VAL	-	INSERTION	UNP Q72JR0
D4	2	PRO	-	INSERTION	UNP Q72JR0
D4	3	LEU	-	INSERTION	UNP Q72JR0
D4	4	GLY	-	INSERTION	UNP Q72JR0
D4	5	VAL	-	INSERTION	UNP Q72JR0
D4	6	HIS	-	INSERTION	UNP Q72JR0
D4	7	PRO	-	INSERTION	UNP Q72JR0
D4	8	LEU	-	INSERTION	UNP Q72JR0
D4	9	TYR	-	INSERTION	UNP Q72JR0
D4	10	THR	-	INSERTION	UNP Q72JR0
D4	11	LYS	-	INSERTION	UNP Q72JR0
D4	12	ARG	-	INSERTION	UNP Q72JR0
D4	13	TRP	-	INSERTION	UNP Q72JR0
D4	14	LEU	-	INSERTION	UNP Q72JR0
D4	15	ALA	-	INSERTION	UNP Q72JR0
D4	16	HIS	-	INSERTION	UNP Q72JR0
D4	17	GLY	-	INSERTION	UNP Q72JR0
D4	18	GLN	-	INSERTION	UNP Q72JR0
D4	19	ASP	-	INSERTION	UNP Q72JR0
D4	20	ARG	-	INSERTION	UNP Q72JR0

Continued on next page...

Continued from previous page...

Chain	Residue	Modelled	Actual	Comment	Reference
D4	21	ALA	-	INSERTION	UNP Q72JR0
D4	22	LYS	-	INSERTION	UNP Q72JR0
D4	23	LYS	-	INSERTION	UNP Q72JR0
D4	24	GLU	-	INSERTION	UNP Q72JR0
D4	25	ALA	-	INSERTION	UNP Q72JR0
D4	26	ASN	-	INSERTION	UNP Q72JR0
D4	27	VAL	-	INSERTION	UNP Q72JR0

- Molecule 52 is a protein called 50S ribosomal protein L32.

Mol	Chain	Residues	Atoms					ZeroOcc	AltConf	Trace
52	B5	52	Total	C	N	O	S	0	0	0
			404	255	79	65	5			
52	D5	52	Total	C	N	O	S	0	0	0
			404	255	79	65	5			

- Molecule 53 is a protein called 50S ribosomal protein L33.

Mol	Chain	Residues	Atoms					ZeroOcc	AltConf	Trace
53	B6	44	Total	C	N	O	S	0	0	0
			380	235	77	64	4			
53	D6	44	Total	C	N	O	S	0	0	0
			380	235	77	64	4			

- Molecule 54 is a protein called 50S ribosomal protein L34.

Mol	Chain	Residues	Atoms					ZeroOcc	AltConf	Trace
54	B7	48	Total	C	N	O	S	0	0	0
			418	257	104	55	2			
54	D7	48	Total	C	N	O	S	0	0	0
			418	257	104	55	2			

- Molecule 55 is a protein called 50S ribosomal protein L35.

Mol	Chain	Residues	Atoms					ZeroOcc	AltConf	Trace
55	B8	63	Total	C	N	O	S	0	0	0
			507	326	101	78	2			
55	D8	63	Total	C	N	O	S	0	0	0
			507	326	101	78	2			

- Molecule 56 is MAGNESIUM ION (three-letter code: MG) (formula: Mg).

Mol	Chain	Residues	Atoms	ZeroOcc	AltConf
56	AP	1	Total 1 Mg 1	0	0
56	CZ	19	Total 19 Mg 19	0	0
56	BA	806	Total 806 Mg 806	0	0
56	AK	1	Total 1 Mg 1	0	0
56	DQ	1	Total 1 Mg 1	0	0
56	AB	2	Total 2 Mg 2	0	0
56	DF	1	Total 1 Mg 1	0	0
56	CV	4	Total 4 Mg 4	0	0
56	CI	2	Total 2 Mg 2	0	0
56	BE	1	Total 1 Mg 1	0	0
56	D8	1	Total 1 Mg 1	0	0
56	B1	2	Total 2 Mg 2	0	0
56	CD	2	Total 2 Mg 2	0	0
56	BP	1	Total 1 Mg 1	0	0
56	AX	6	Total 6 Mg 6	0	0
56	DN	1	Total 1 Mg 1	0	0
56	BI	3	Total 3 Mg 3	0	0
56	CY	21	Total 21 Mg 21	0	0
56	CA	414	Total 414 Mg 414	0	0
56	B5	1	Total 1 Mg 1	0	0
56	BB	26	Total 26 Mg 26	0	0
56	AJ	1	Total 1 Mg 1	0	0

Continued on next page...

Continued from previous page...

Mol	Chain	Residues	Atoms		ZeroOcc	AltConf
56	BT	2	Total 2	Mg 2	0	0
56	DO	2	Total 2	Mg 2	0	0
56	AE	1	Total 1	Mg 1	0	0
56	DG	1	Total 1	Mg 1	0	0
56	CF	1	Total 1	Mg 1	0	0
56	DT	1	Total 1	Mg 1	0	0
56	D3	1	Total 1	Mg 1	0	0
56	BF	5	Total 5	Mg 5	0	0
56	AV	1	Total 1	Mg 1	0	0
56	DR	1	Total 1	Mg 1	0	0
56	B2	3	Total 3	Mg 3	0	0
56	AA	310	Total 310	Mg 310	0	0
56	BQ	3	Total 3	Mg 3	0	0
56	D7	2	Total 2	Mg 2	0	0
56	BJ	1	Total 1	Mg 1	0	0
56	CX	9	Total 9	Mg 9	0	0
56	DV	1	Total 1	Mg 1	0	0
56	CH	1	Total 1	Mg 1	0	0
56	DI	2	Total 2	Mg 2	0	0
56	AM	1	Total 1	Mg 1	0	0
56	BU	1	Total 1	Mg 1	0	0

Continued on next page...

Continued from previous page...

Mol	Chain	Residues	Atoms		ZeroOcc	AltConf
56	CC	7	Total 7	Mg 7	0	0
56	AD	8	Total 8	Mg 8	0	0
56	BN	2	Total 2	Mg 2	0	0
56	DH	4	Total 4	Mg 4	0	0
56	CG	1	Total 1	Mg 1	0	0
56	BG	3	Total 3	Mg 3	0	0
56	AI	2	Total 2	Mg 2	0	0
56	BY	1	Total 1	Mg 1	0	0
56	CJ	1	Total 1	Mg 1	0	0
56	BR	3	Total 3	Mg 3	0	0
56	AZ	6	Total 6	Mg 6	0	0
56	D4	3	Total 3	Mg 3	0	0
56	DA	758	Total 758	Mg 758	0	0
56	CE	1	Total 1	Mg 1	0	0
56	DW	3	Total 3	Mg 3	0	0
56	B7	3	Total 3	Mg 3	0	0
56	D2	2	Total 2	Mg 2	0	0
56	AL	2	Total 2	Mg 2	0	0
56	BV	1	Total 1	Mg 1	0	0
56	AG	1	Total 1	Mg 1	0	0
56	BO	3	Total 3	Mg 3	0	0

Continued on next page...

Continued from previous page...

Mol	Chain	Residues	Atoms		ZeroOcc	AltConf
56	AQ	1	Total 1	Mg 1	0	0
56	DX	1	Total 1	Mg 1	0	0
56	AH	2	Total 2	Mg 2	0	0
56	BZ	1	Total 1	Mg 1	0	0
56	CO	2	Total 2	Mg 2	0	0
56	DZ	4	Total 4	Mg 4	0	0
56	AC	6	Total 6	Mg 6	0	0
56	DB	28	Total 28	Mg 28	0	0
56	CB	2	Total 2	Mg 2	0	0
56	D5	1	Total 1	Mg 1	0	0
56	BD	2	Total 2	Mg 2	0	0
56	CL	1	Total 1	Mg 1	0	0
56	DP	6	Total 6	Mg 6	0	0
56	CP	1	Total 1	Mg 1	0	0
56	AO	3	Total 3	Mg 3	0	0
56	BW	2	Total 2	Mg 2	0	0
56	AY	25	Total 25	Mg 25	0	0
56	DD	1	Total 1	Mg 1	0	0
56	CK	2	Total 2	Mg 2	0	0
56	AF	2	Total 2	Mg 2	0	0
56	BH	2	Total 2	Mg 2	0	0

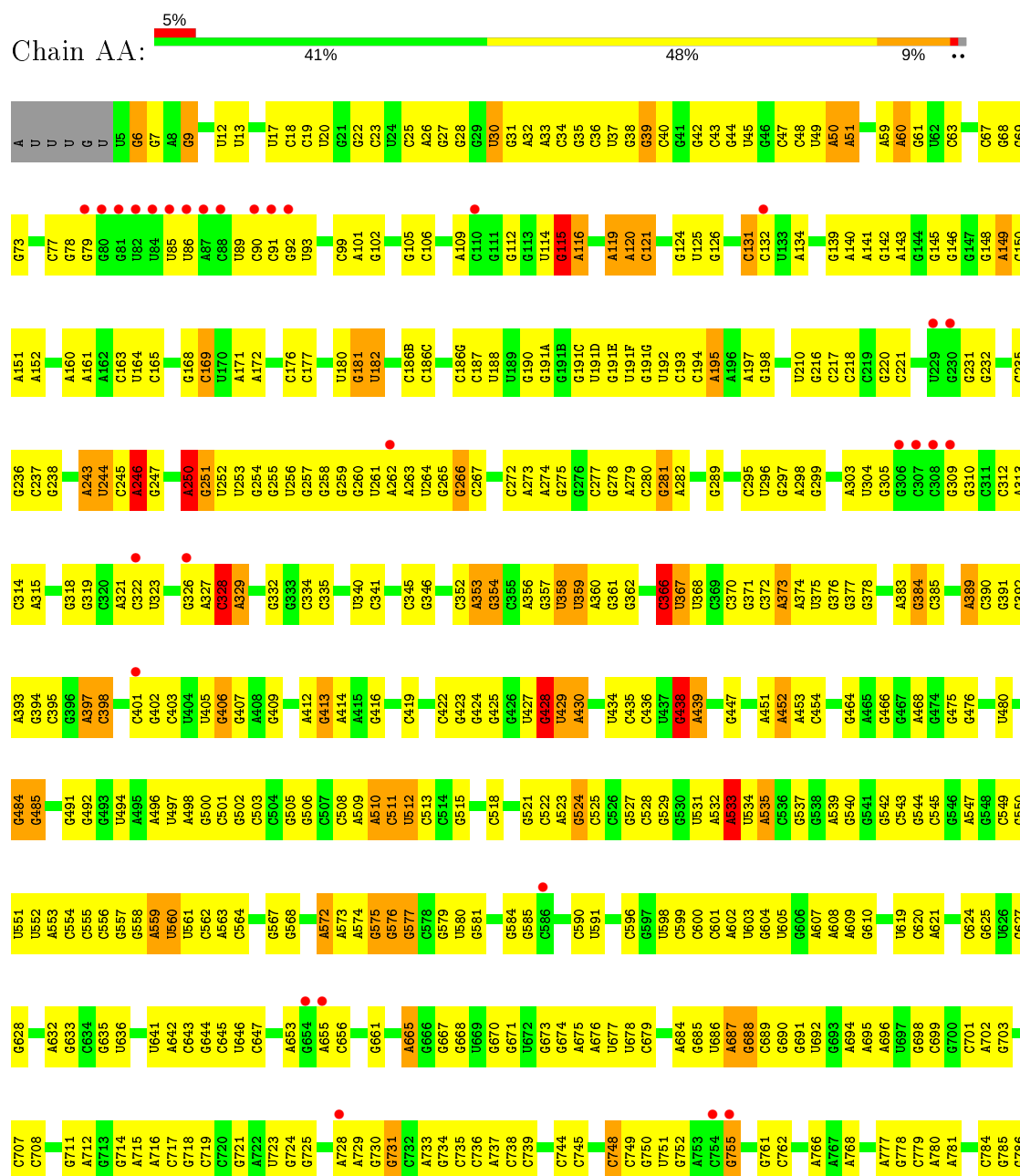
- Molecule 57 is ZINC ION (three-letter code: ZN) (formula: Zn).

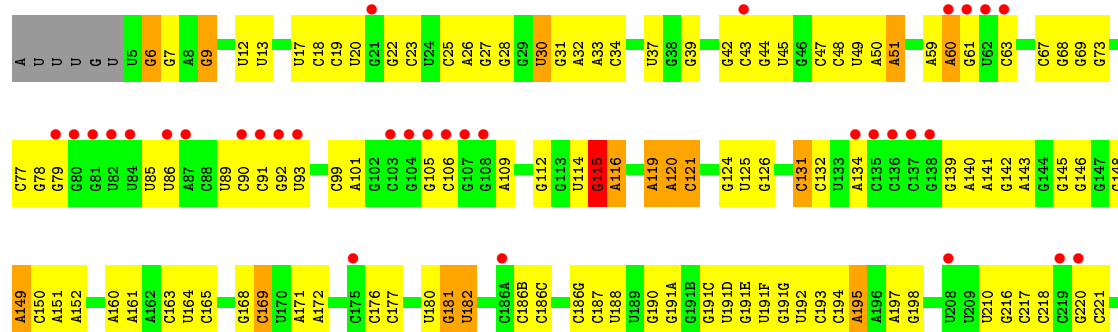
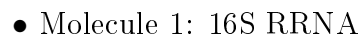
Mol	Chain	Residues	Atoms		ZeroOcc	AltConf
57	CN	1	Total 1	Zn 1	0	0
57	AD	1	Total 1	Zn 1	0	0
57	CD	1	Total 1	Zn 1	0	0
57	AN	1	Total 1	Zn 1	0	0

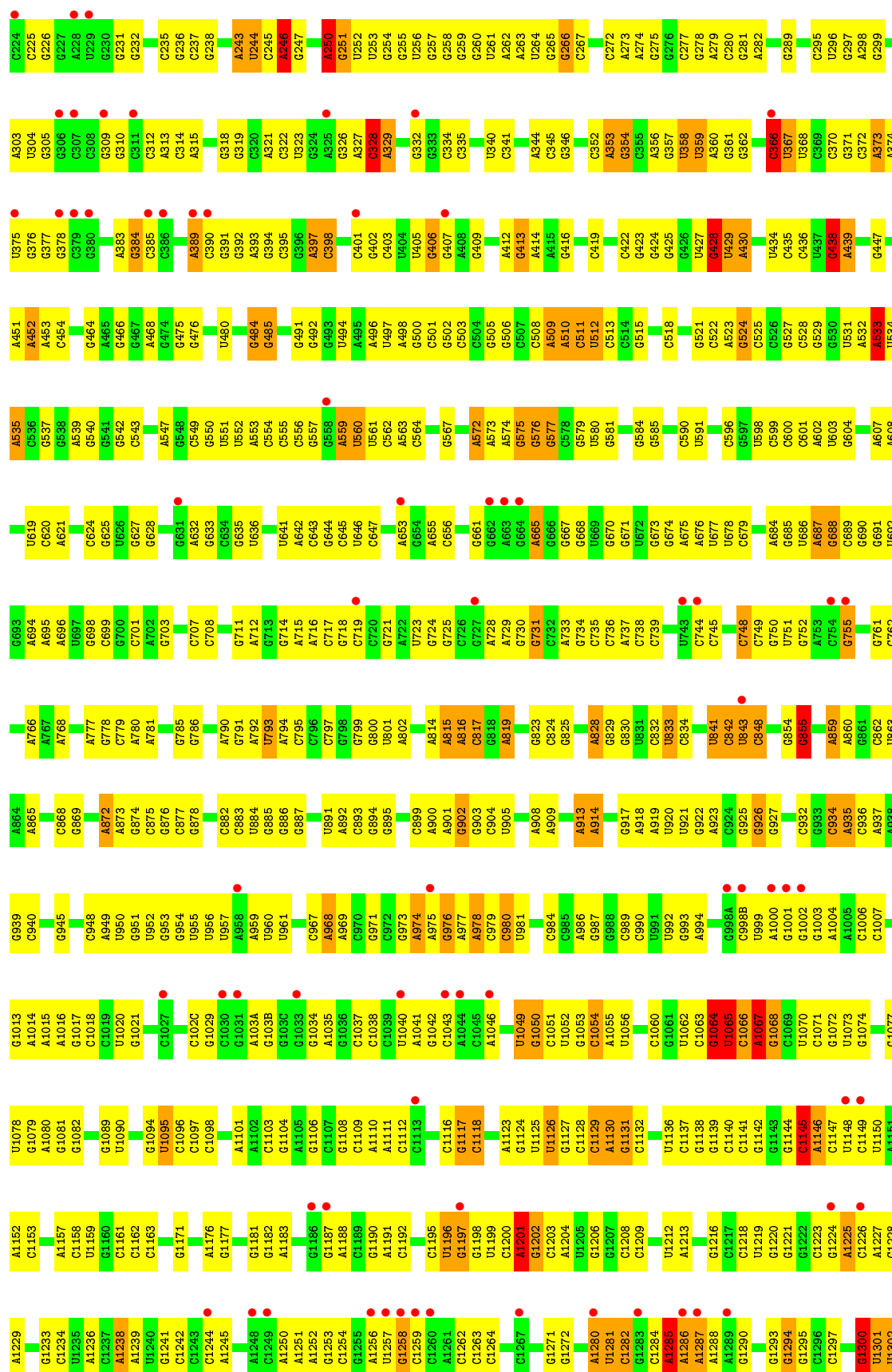
3 Residue-property plots

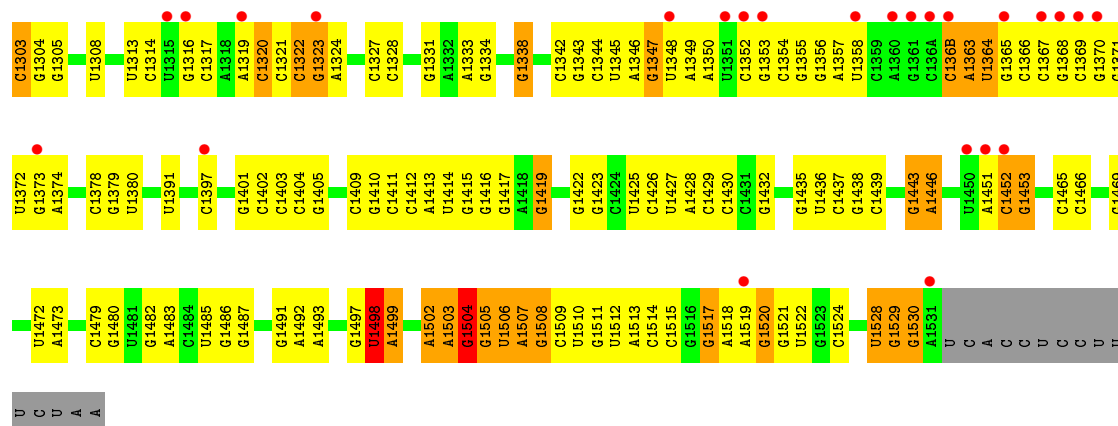
These plots are drawn for all protein, RNA and DNA chains in the entry. The first graphic for a chain summarises the proportions of the various outlier classes displayed in the second graphic. The second graphic shows the sequence view annotated by issues in geometry and electron density. Residues are color-coded according to the number of geometric quality criteria for which they contain at least one outlier: green = 0, yellow = 1, orange = 2 and red = 3 or more. A red dot above a residue indicates a poor fit to the electron density ($RSRZ > 2$). Stretches of 2 or more consecutive residues without any outlier are shown as a green connector. Residues present in the sample, but not in the model, are shown in grey.

• Molecule 1: 16S rRNA

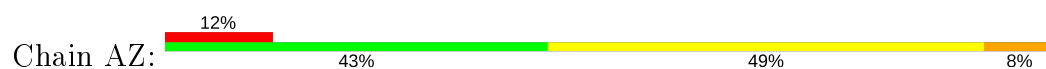








• Molecule 2: P and E-site tRNA(fMet)



• Molecule 2: P and E-site tRNA(fMet)



• Molecule 2: P and E-site tRNA(fMet)



• Molecule 2: P and E-site tRNA(fMet)



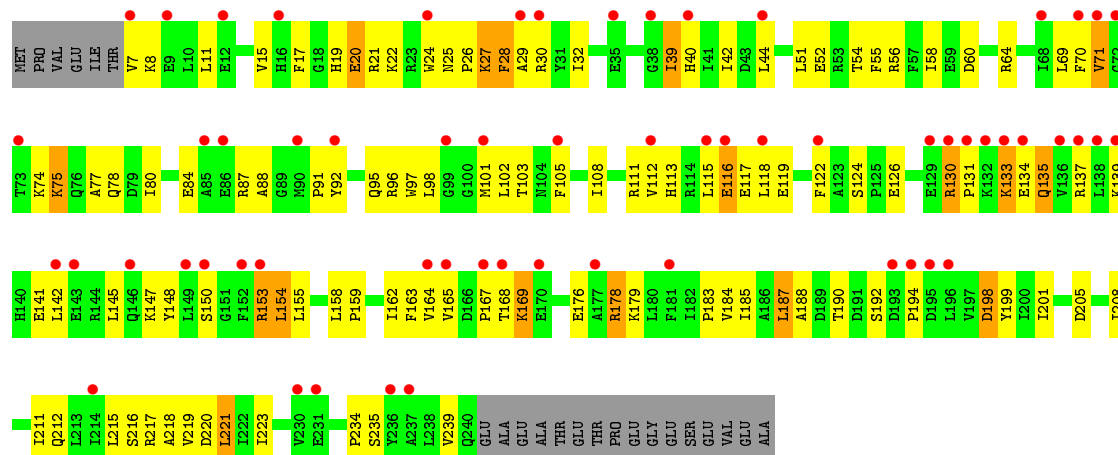
• Molecule 3: mRNA



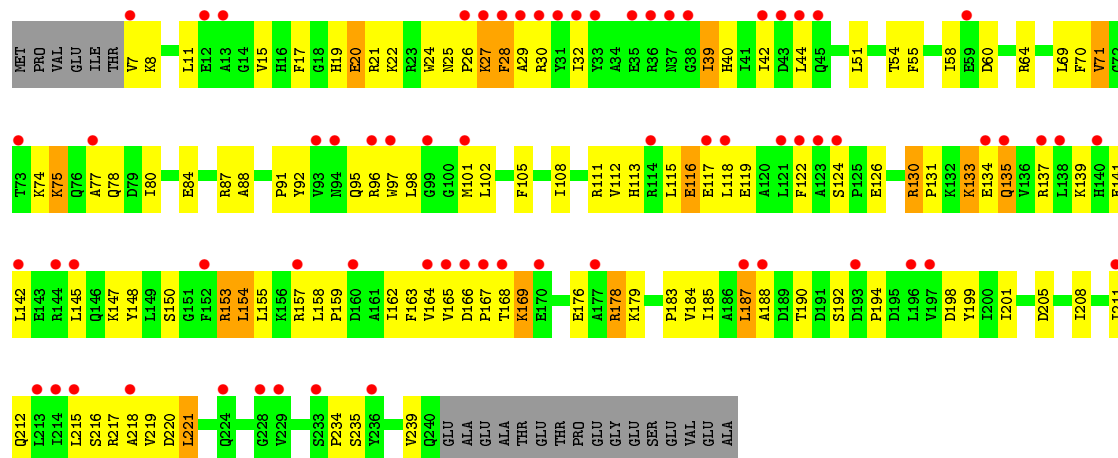
• Molecule 3: mRNA


A horizontal bar chart showing the distribution of amino acids. The x-axis represents the number of occurrences, ranging from 0 to 20. The y-axis lists amino acids: G, G, C, A, A, G, G, A, G, G, U, A12, A13, A14, A15, A16, U17, G18, A22, A23, A, A, A, A. The bars are colored in a repeating pattern: grey for G, C, A, G, A, G, U, A, A, A, A; yellow for A12, A13, A14, A15, A16, U17, G18; orange for A22, A23; and grey for the final four A's. Red dots are placed above the bars for A12, A13, A14, and A22.

Chain AB: 

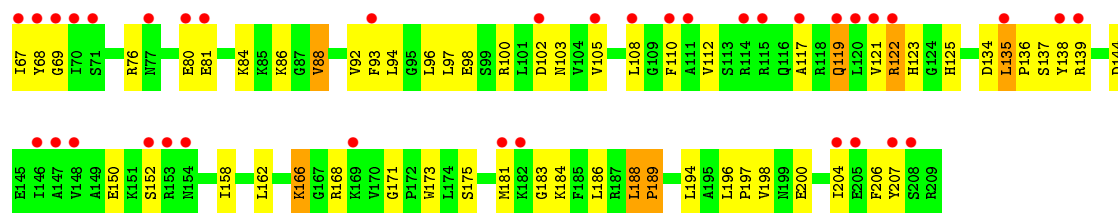


Chain CB: 

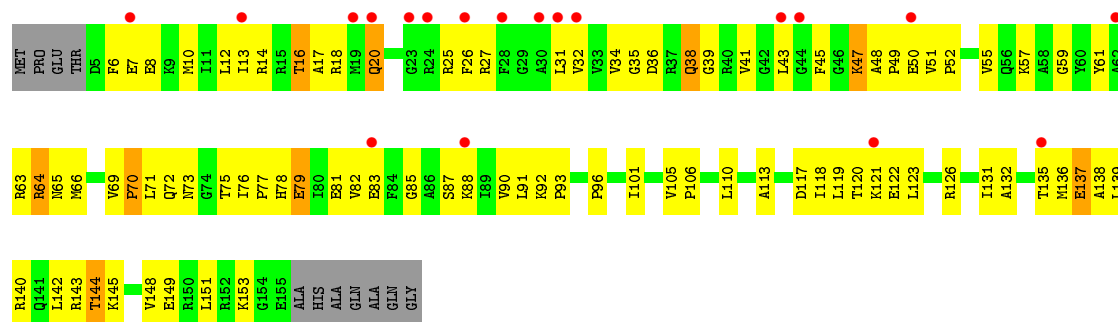


Chain AC: 

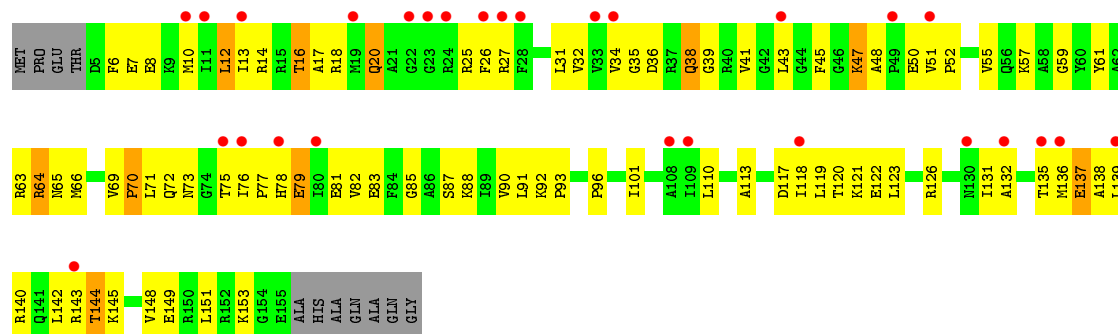




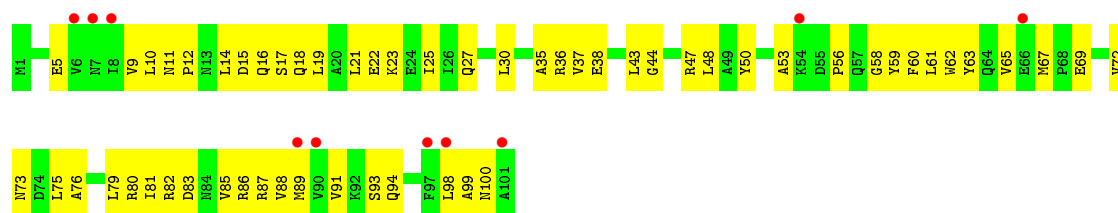
• Molecule 7: 30S ribosomal protein S5



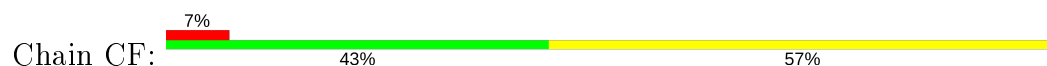
• Molecule 7: 30S ribosomal protein S5

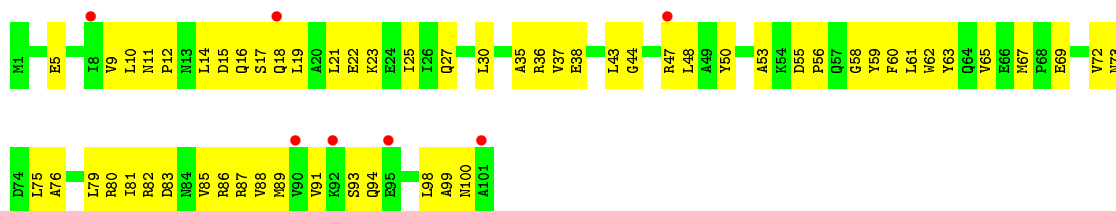


• Molecule 8: 30S ribosomal protein S6



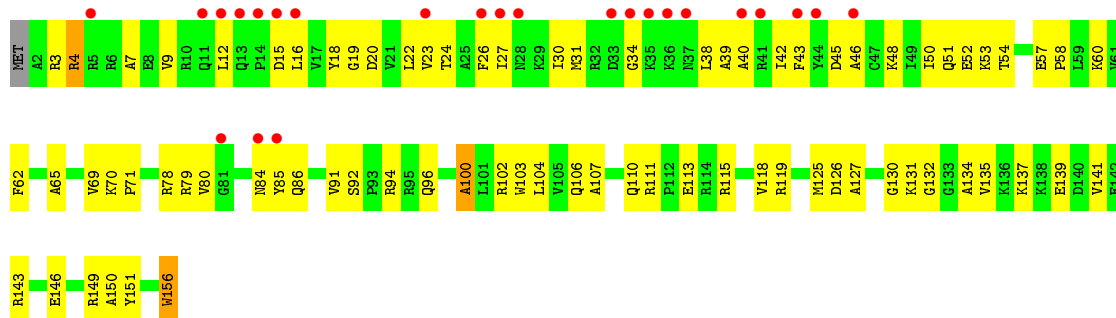
• Molecule 8: 30S ribosomal protein S6





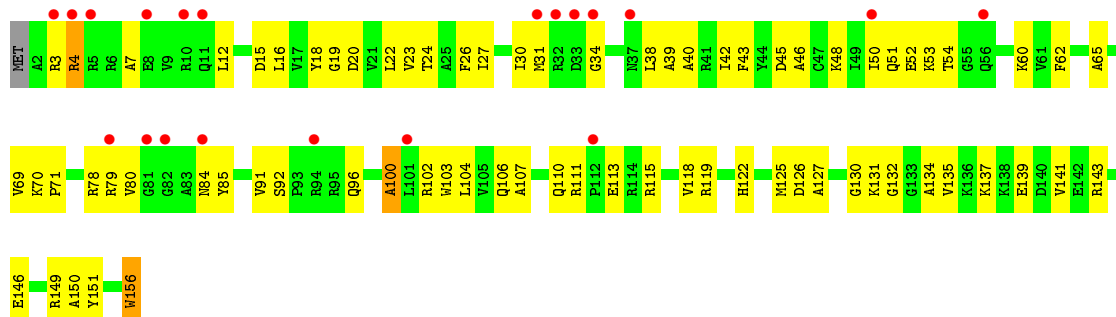
• Molecule 9: 30S ribosomal protein S7

Chain AG: 15% 49% 48% ..



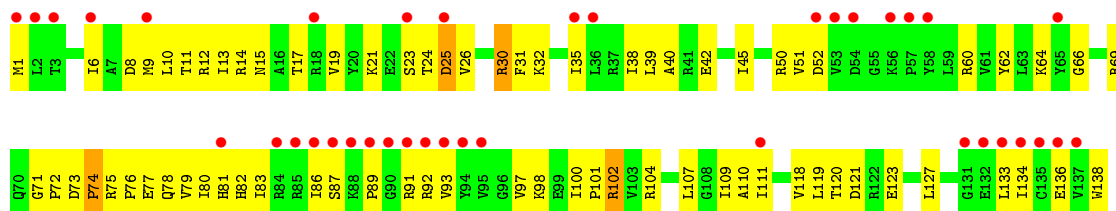
• Molecule 9: 30S ribosomal protein S7

Chain CG: 13% 52% 46% ..



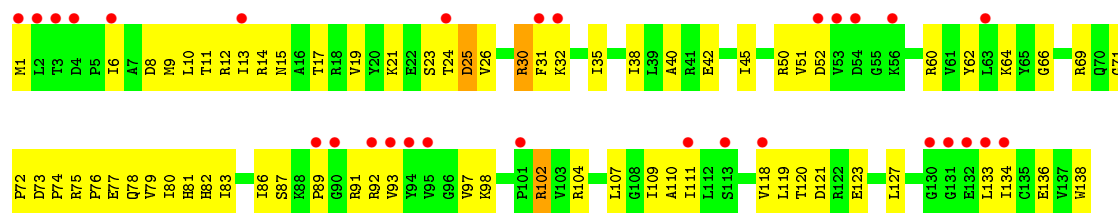
• Molecule 10: 30S ribosomal protein S8

Chain AH: 28% 47% 50% .

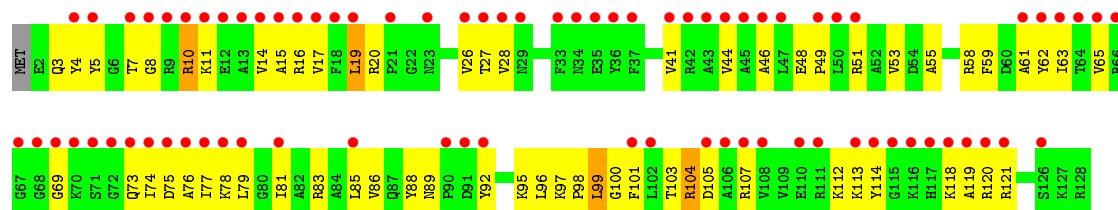


• Molecule 10: 30S ribosomal protein S8

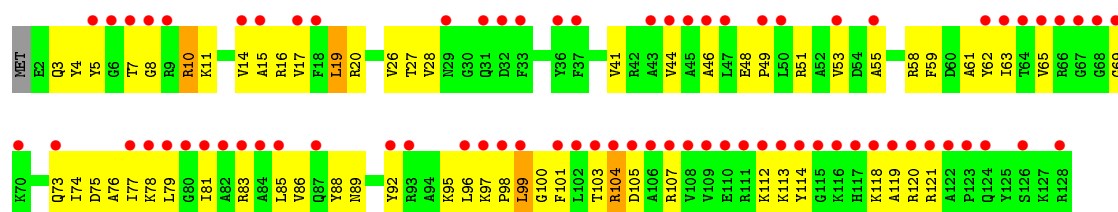
Chain CH: 21% 49% 49% .



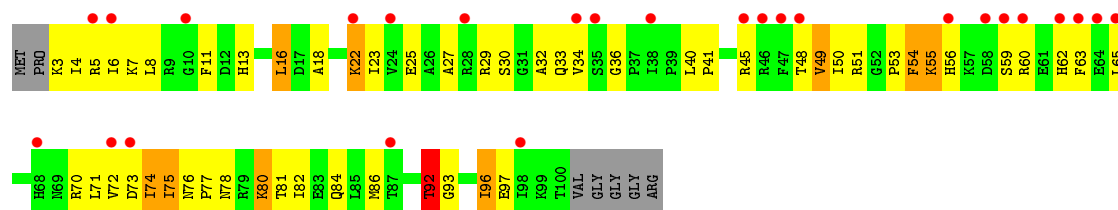
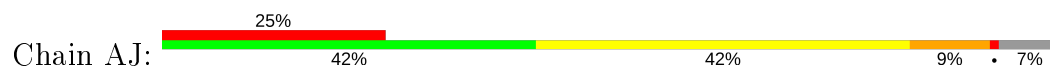
• Molecule 11: 30S ribosomal protein S9



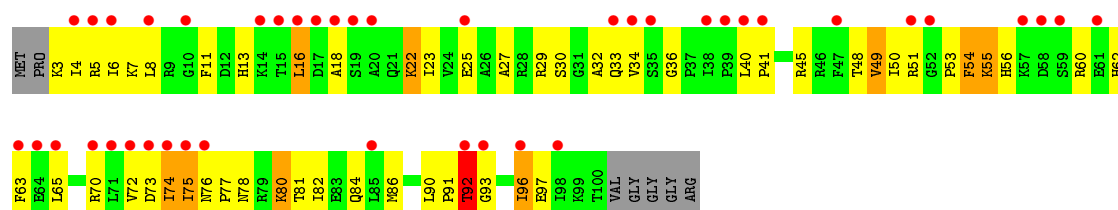
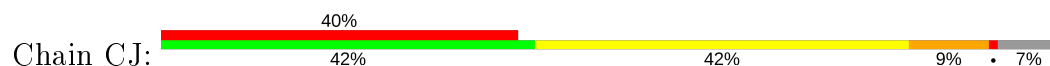
• Molecule 11: 30S ribosomal protein S9



• Molecule 12: 30S ribosomal protein S10

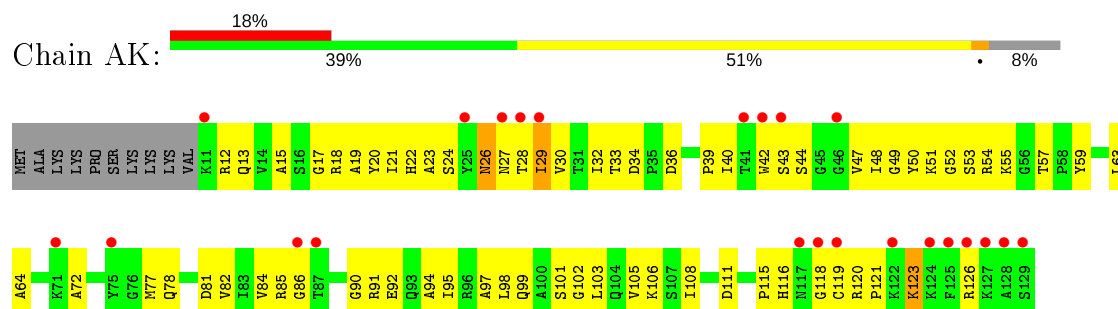


• Molecule 12: 30S ribosomal protein S10



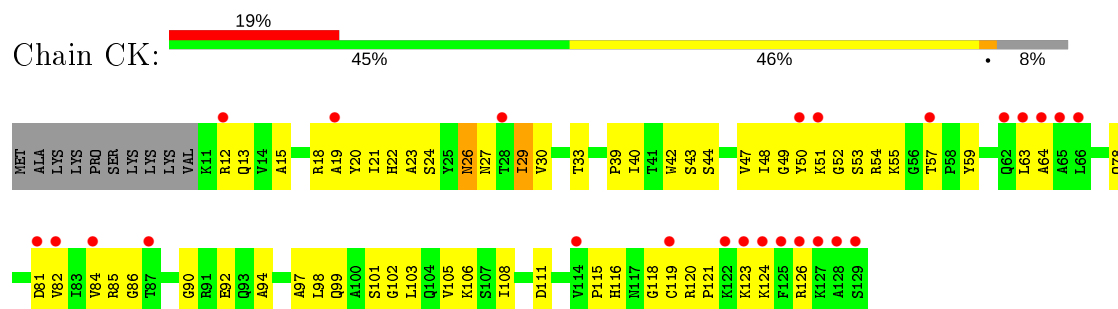
- Molecule 13: 30S ribosomal protein S11

Chain AK:



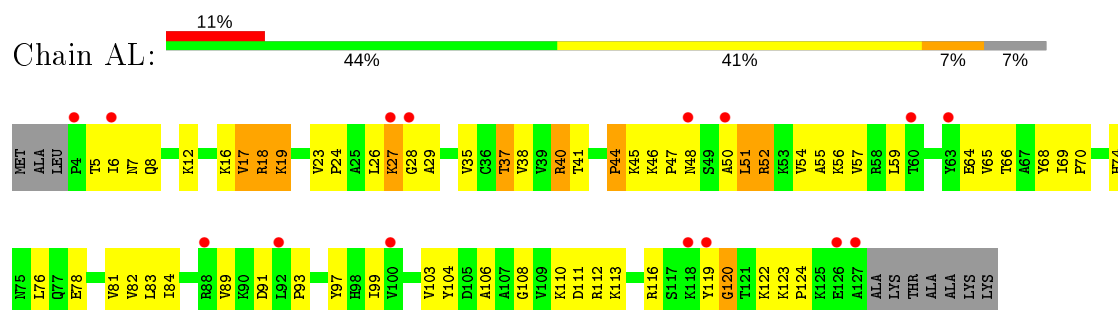
- Molecule 13: 30S ribosomal protein S11

Chain CK:



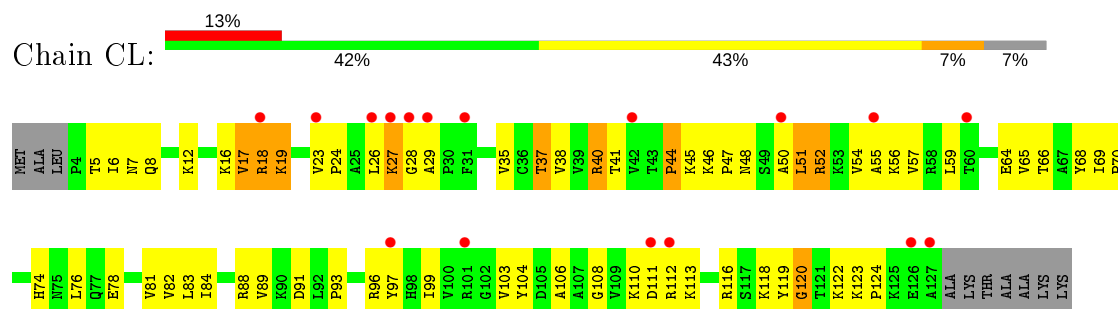
- Molecule 14: 30S ribosomal protein S12

Chain AL:



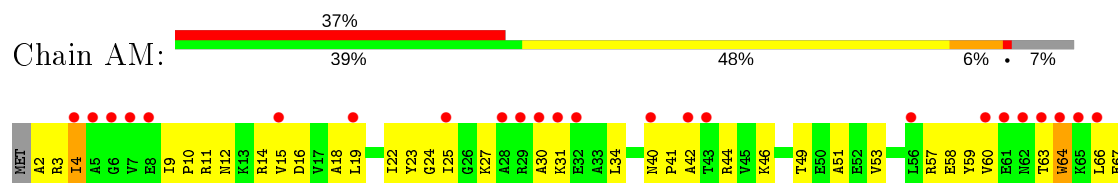
- Molecule 14: 30S ribosomal protein S12

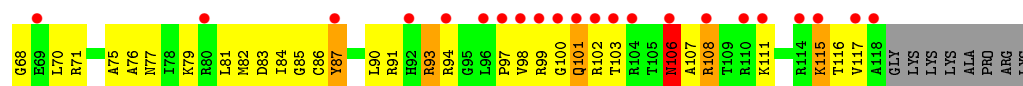
Chain CL:



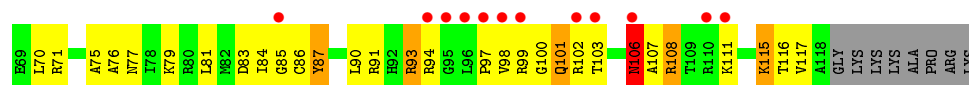
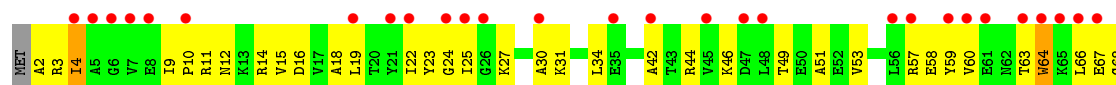
- Molecule 15: 30S ribosomal protein S13

Chain AM:

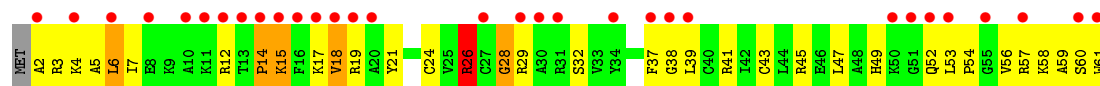
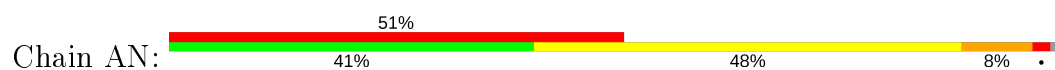




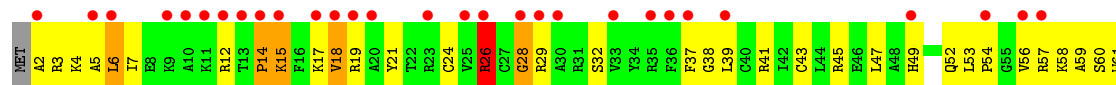
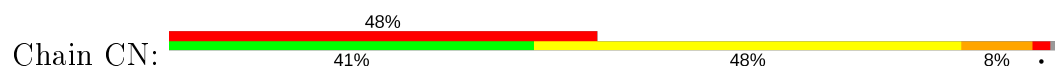
- Molecule 15: 30S ribosomal protein S13



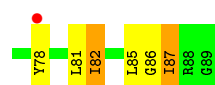
- Molecule 16: 30S ribosomal protein S14



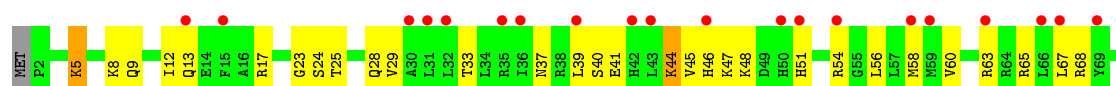
- Molecule 16: 30S ribosomal protein S14



- Molecule 17: 30S ribosomal protein S15

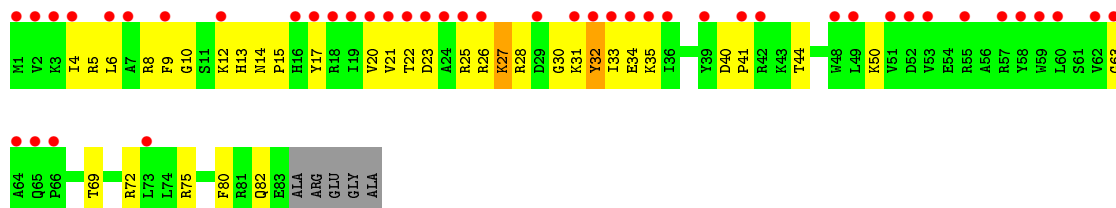


- Molecule 17: 30S ribosomal protein S15



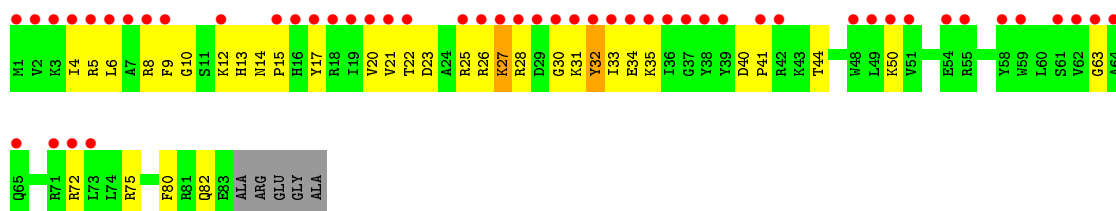
• Molecule 18: 30S ribosomal protein S16

Chain AP: 




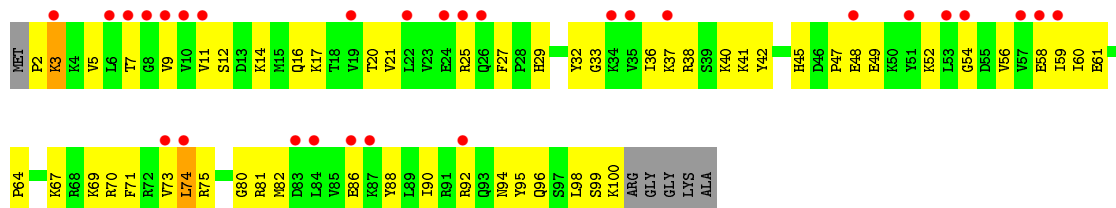
• Molecule 18: 30S ribosomal protein S16

Chain CP: 



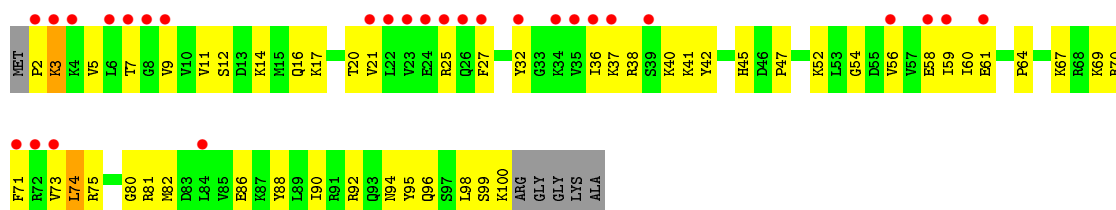
• Molecule 19: 30S ribosomal protein S17

Chain AQ: 



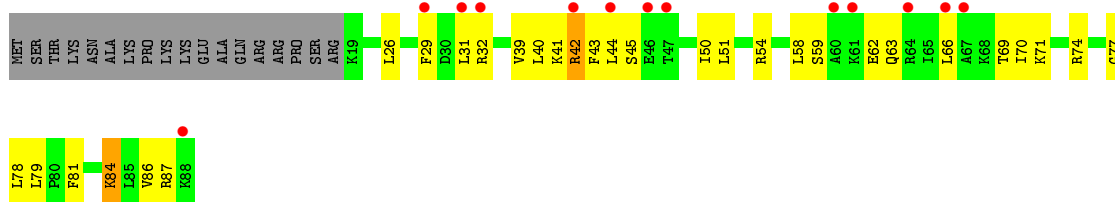
• Molecule 19: 30S ribosomal protein S17

Chain CQ: 

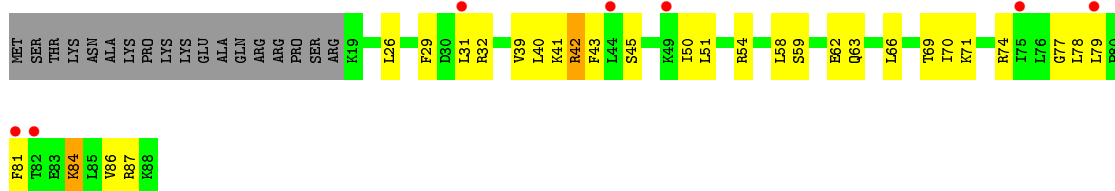


• Molecule 20: 30S ribosomal protein S18

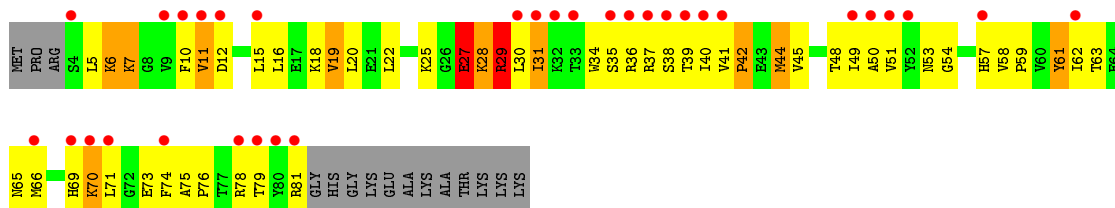
Chain AR: 



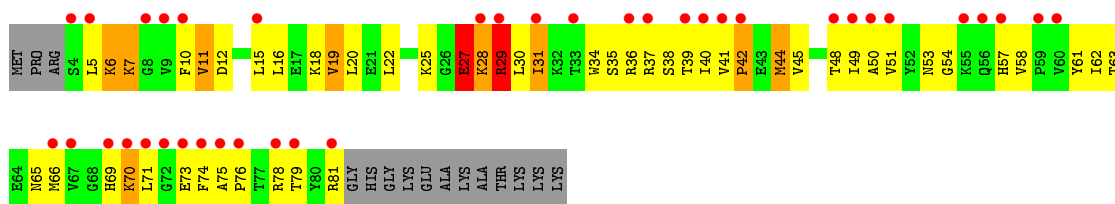
• Molecule 20: 30S ribosomal protein S18



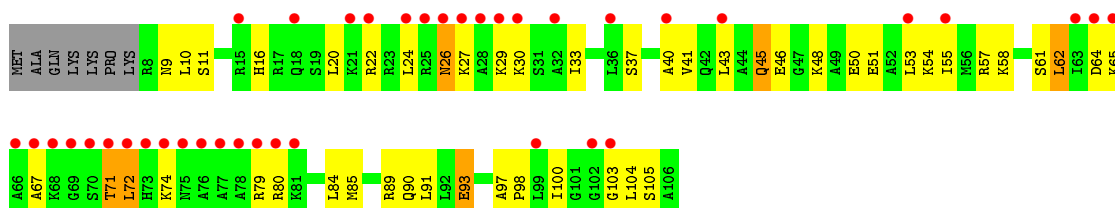
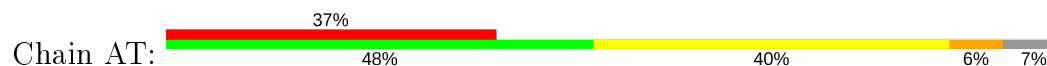
• Molecule 21: 30S ribosomal protein S19



• Molecule 21: 30S ribosomal protein S19

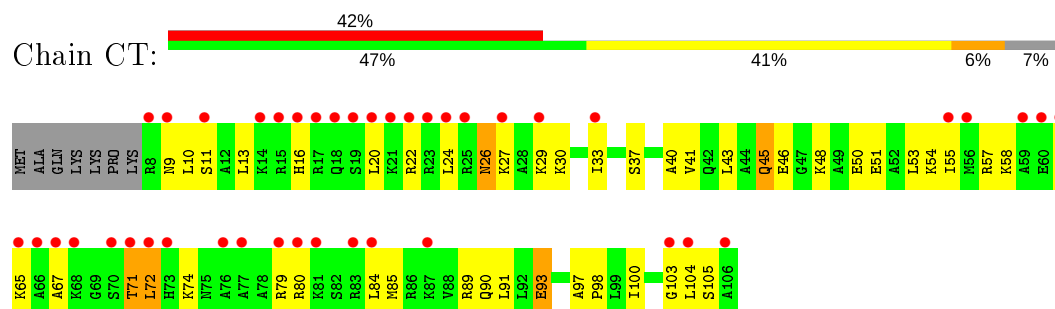


• Molecule 22: 30S ribosomal protein S20



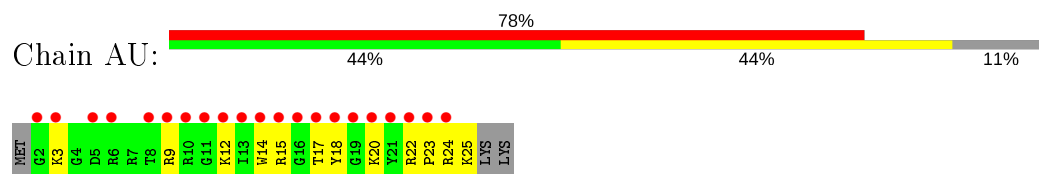
- Molecule 22: 30S ribosomal protein S20

Chain CT:



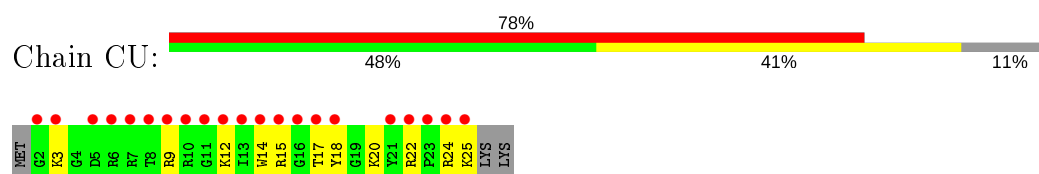
- Molecule 23: 30S ribosomal protein Thx

Chain AU:



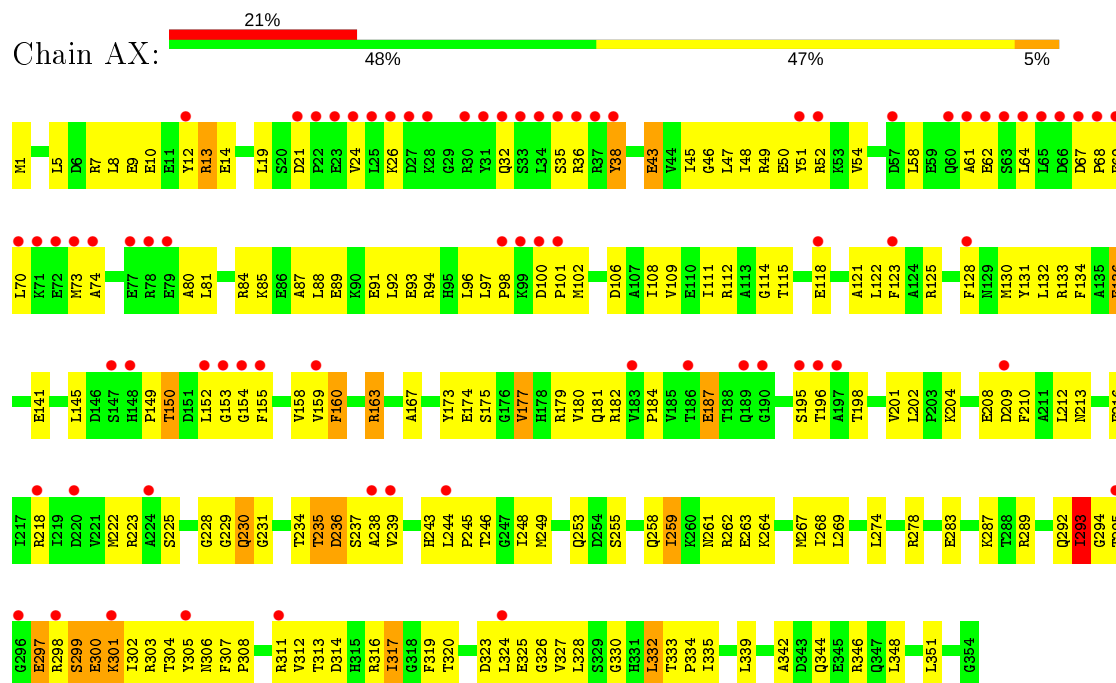
- Molecule 23: 30S ribosomal protein Thx

Chain CU:



- Molecule 24: Peptide chain release factor 1

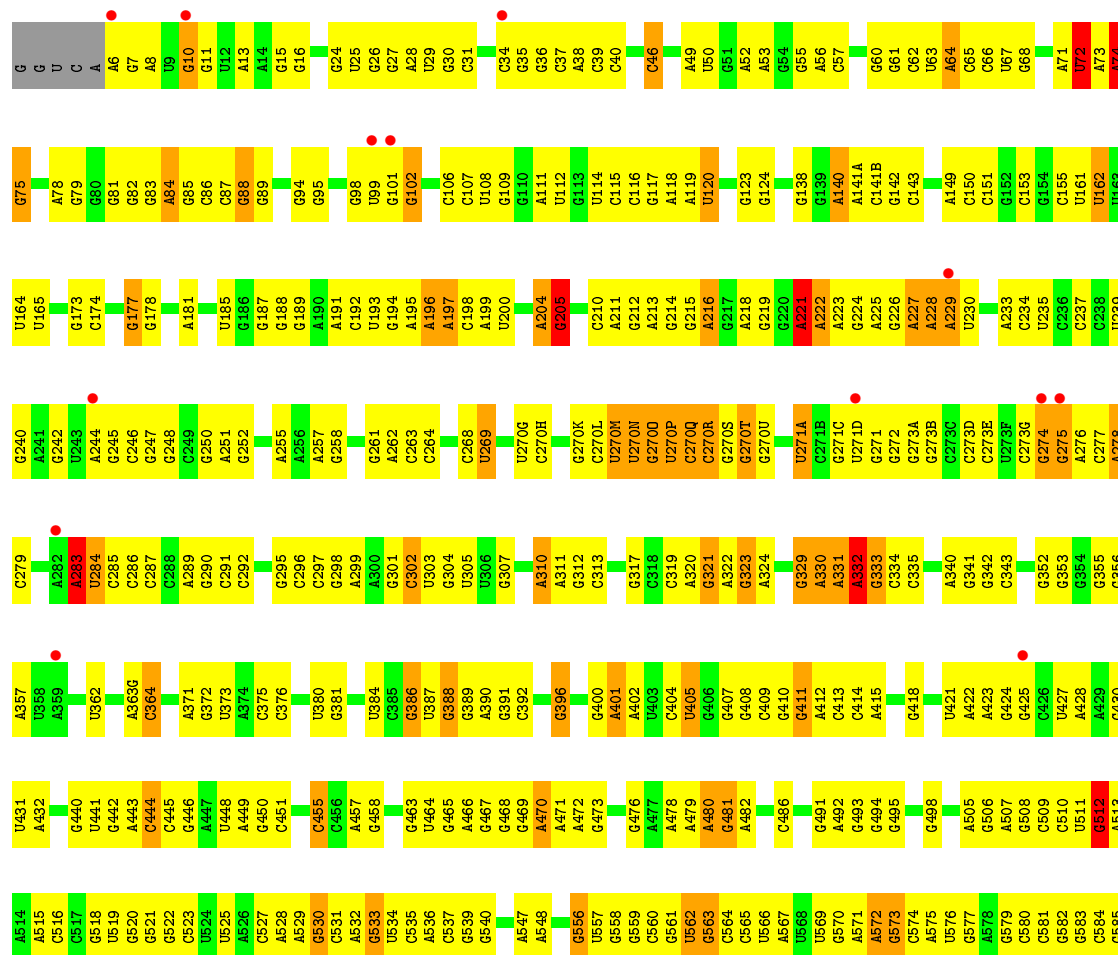
Chain AX:



- Molecule 24: Peptide chain release factor 1

Chain CX:






C1588	U1590	A1508	G1422	C1333	G1264	U1188	G1106	G1044	U969	C893	C814	U740	G662	A586
G1591	A1509	A1508	A1427	A1336	A1265	A1189	G1107	A1045	C970	C894	C815	G741	G663	C587
G1594	A1510	A1508	C1428	G1337	G1286	G1190	U1108	A1046	C971	U895	C816	G742	C664	U588
G1595	A1511	A1508	C1429	G1338	G1267	G1191	U1109	G1047	C972	A896	G743	G743	C665	C589
C1598	U1516	A1508	C1430	G1339	G1268	G1192	A1111	A1050	A973	C897	A819	A746	G666	A590
C1599	G1517	A1508	A1434	U1341	G1270	G1193	G1112	G1051	G974A	C904	G823	U747	G667	G593
C1600	G1518	A1508	G1435	A1342	G1271	G1195	U1113	A1054	C974B	U905	A824	G668	G669	U597
C1601	A1528	A1508	G1436	U1272	U1273	G1197	G1120	G1055	G979	G906	C825	A670	G670	G598
C1602	A1529	A1508	G1437	G1348	U1274	U1198	C1121	G1056	C982	U907	C826	C756	C671	G599
A1603	G1530	A1508	A1349	A1349	A1275	U1199	G1122	A1057	A983	U827	U827	C672	C672	G600
C1607	C1531	A1508	G1440	A1353	A1276	C1200	G1125	A1058	A984	A910	A829	U762	G673	G600
A1608	U1536	A1508	G1441	A1354	C1201	C1201	A1126	G1059	C985	A911	G830	G763	G674	A603
A1609	C1537	A1508	G1442	A1355	C1202	C1202	A1127	U1060	A990	C914	G831	A764	A675	U606
A1610	G1538	A1508	A144B	G1356	G1203	A1204	A1128	U1061	A990	C915	G832	G765	A676	U607
G1613	C1539	A1508	C1445	A1357	U1282	U1205	U1130	G1063	C994	C916	C834	U767	C678	A608
A1614	U1541	A1508	G1448	A1358	G1283	A1210	G1131	U1064	C995	G916	A835	G768	C679	A609A
A1615	G1542	A1508	A149B	A1359	A1286	U1211	A1132	U1065	A996	A917	A836	G769	G680	A609B
A1616	A1543	A1508	G1449	A1360	C1289	G1212	U1133	U1066	A997	C919	G839	G771	G681	G609B
A1617	C1544	A1508	G1450	G1361	U1291	U1213	G1136	A1067	C998	G920	U839	C772	C683	C610
A1618	G1545	A1508	G1451	A1364	G1290	G1215	G1137	A1069	A1000	C923	G845	U773	A685	G612
G1619	A1453	A1508	A1453	A1365	G1291	G1216	G1138	A1070	A1001	C924	C846	A774	G686	G615
G1620	G1454	A1508	G1454	G1368	U1292	C1217	G1139	G1071	G1002	G929	C847	G775	G687	A616
G1630	C1550	A1508	A1455	A1378	C1293	C1218	C1140	C1072	U930	U848	G848	G776	C691	G617
A1631	C1551	A1508	G1458	A1379	C1294	C1219	U1141	A1073	G931	C849	A849	A777	C692	G618
A1632	U1555	A1508	G1459	A1380	C1295	A1220	U1142	G1074	C1005	G932	C850	A782	G695	G619
U1639	C1556	A1508	G1460	G1381	C1296	C1221	A1148	C1075	G933	A933	U851	A783	G620	G620
A1641	C1557	A1508	G1461	G1382	C1297	C1222	A1143	C1076	G934	C934	G852	A784	G621	A621
G1642	A1558	A1508	G1462	A1383	U1299	G1227	C1145	A1077	U1078	G853	G854	G785	G702	G622
G1643	C1559	A1508	G1467	G1384	U1300	C1230	G1151	U1079	A1009	U937	G855	G704	G704	U626
G1644	A1562	A1508	G1478	U1394	A1301	G1231	G1152	C1080	G938	U937	A788	A705	A627	A627
G1645	C1563	A1508	G1479	A1395	G1309	A1241	C1161	U1081	G939	C856	A789	A706	A627	A627
G1650	C1564	A1508	G1483	U1396	G1310	G1244	G1162	U1082	G940	C857	C790	G710	C634	C634
G1651	A1565	A1508	G1484	U1397	G1311	G1245	U1165	U1083	G941	U858	C791	G710	C635	C635
G1652	C1566	A1508	G1485	C1398	U1312	A1246	C1166	A1084	G942	U859	G792	G710	C636	C636
G1653	A1567	A1508	A1486	C1404	C1313	A1247	U1167	G1089	U943	U860	G793	G710	C637	C637
A1654	C1568	A1508	G1487	U1405	C1315	G1248	G1168	U1090	U944	A861	G794	G715	G638	G638
A1655	A1570	A1508	G1491	U1406	G1316	A1249	U1169	C1091	G945	G862	C795	G716	U639	U639
C1656	A1571	A1508	G1492	C1407	A1317	G1249	G1169	G1092	G946	A863	C796	G717	C640	C640
C1657	A1572	A1508	G1493	C1408	A1317	G1250	G1173	U1094	G950	C865	C797	G717	C645	C645
C1658	G1573	A1508	A1494	C1409	A1322	A1253	A1174	A1095	C951	U866	G799	G721	C646	C646
C1659	C1574	A1508	A1495	C1411	G1323	U1254	U1175	A1096	C952	A867	G800	A722	A646	A646
G1661	A1577	A1508	A1496	A1412	G1324	U1255	G1176	U1097	G953	U867	G801	A723	G649	G649
C1662	U1578	A1508	A1497	G1416	U1325	G1256	A1177	G1098	A954	C802	A802	G724	C650	C650
C1663	A1579	A1508	C1498	G1417	U1326	C1257	C1178	U1099	A959	C806	U807	G728	U654	U654
A1664	C1499	A1508	G1499	G1418	C1327	G1258	G1183	C1100	A960	C808	G808	C730	A655	A655
A1668	C1585	A1508	C1504	G1418	U1328	G1259	G1184	U1010	C961	C809	G809	G733	U656	U656
A1669	A1586	A1508	U1420	A1419	U1329	G1260	G1185	C1101	C962	C888	U810	G733	U657	U657
C1588	C1587	A1508	C1505	U1420	C1330	C1261	G1186	A1103	U963	C889	U811	G738	C658	C658
			C1506	G1421	G1332	U1263	G1187	U105	G968	G892	U813	G739	C661	C661



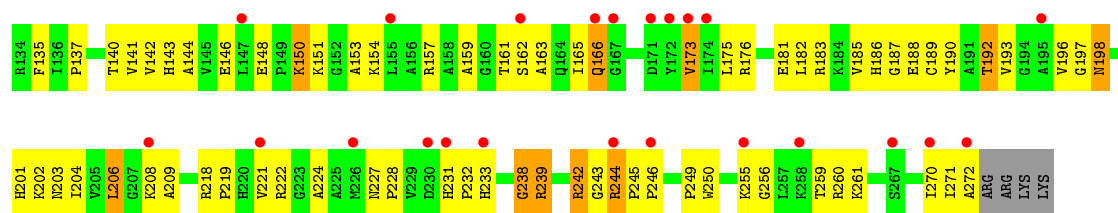


U1833	C1658	C1574	U1497	A1412	U1326	C1257	G1183	G1099	G1030	A959	C886	U807
U1834	C1662	C1575	C1498	G1416	C1327	C1258	G1184	C1102	U1033	A960	A887	G808
C1838	C1663	U1576	C1499	C1417	G1328	G1259	C1185	C1103	U1034	C961	C888	G809
G1839	A1664	U1577	C1504	G1418	U1329	G1260	G1186	G1104	U1035	G962	C889	U810
G1840	U1578	U1579	C1505	A1419	C1330	C1261	G1187	U1105	U1036	U963	G890	U811
U1841	U1580	C1585	C1506	U1420	G1332	U1262	U1188	G1106	G1039	G968	C893	C812
G1842	A1669	A1586	A1508	G1421	C1333	U1263	U1189	G1107	C1040	U969	C894	U813
C1843	G1674	A1587	A1510	G1422	C1334	G1264	G1190	U1108	G1044	C971	U895	C814
C1844	A1675	A1588	A1511	C1423	U1335	U1265	G1191	C1111	A1045	G972	C896	C816
A1847	A1676	U1589	U1509	A1427	A1336	U1266	G1192	G1112	G1046	A973	C904	A819
U1851	A1677	U1590	A1510	C1428	G1337	A1267	A1193	C1117	A1047	G974A	U905	G823
C1852	G1678	U1591	U1517	G1429	G1338	A1268	G1194	C1118	G1051	G978	U907	A824
A1854	U1679	C1594	C1518	C1430	G1339	A1269	G1195	C1119	U1052	G979	C908	C825
U1858	C1682	G1595	A1528	A1434	U1340	C1270	C1196	G1120	A1054	C982	U909	U827
C1859	C1683	C1598	A1529	G1435	A1353	A1271	C1197	G1121	G1055	A910	A911	U828
U1863	C1686	C1599	G1530	U1436	G1354	A1272	U1198	G1122	G1056	A983	C980	G830
G1864	G1687	U1600	C1531	U1437	A1355	A1273	U1199	C1201	G1057	A984	C914	G831
U1869	U1692	G1601	G1534	G1440	G1356	G1277	A1204	C1202	G1058	C985	C915	U832
G1870	U1693	U1602	U1535	G1442	G1357	U1278	U1205	A1128	G1059	C986	G916	U833
A1871	C1694	A1603	C1536	G1443	G1358	G1279	U1206	U1129	U1060	A917	A918	C834
U1874	C1695	C1607	G1537	A1444	A1359	U1282	A1210	U1130	U1061	A930	C916	A835
C1875	G1696	A1608	G1538	A1445	A1360	G1283	U1211	G1131	G1062	C994	G920	G836
G1876	U1697	U1609	C1539	G1446	G1361	A1286	G1212	A1132	G1063	A996	G921	U839
A1884	A1698	A1610	U1541	A1447	A1365	C1287	G1213	U1133	U1065	C997	G923	C840
U1888	G1703	G1613	G1542	G1448	G1368	C1289	G1214	C1135	G1068	C998	G924	G845
A1889	A1614	C1615	C1544	C1449	C1451	C1290	G1215	G1136	A1069	U999	G929	C846
U1890	U1709	A1616	U1545	A1450	G1371	U1292	C1216	G1137	A1070	A1001	U930	U847
G1891	C1710	C1617	C1546	C1451	U1372	C1293	G1217	C1138	G1071	G1002	G931	G848
U1805	U1727	A1618	C1547	G1452	A1373	U1294	C1218	C1139	C1072	G1003	A932	A849
G1899	G1728	G1619	C1548	C1453	G1380	C1295	C1219	U1141	A1073	C1004	A933	C850
A1900	A1729	U1620	C1549	U1454	G1381	G1296	G1220	U1142	C1074	C1005	G934	G853
U1901	U1730	G1630	C1550	G1455	G1382	G1297	C1221	A1143	C1075	C1006	U937	G854
C1902	G1731	A1631	G1551	C1456	A1383	U1298	C1222	G1144	A1077	C1007	G938	G855
G1903	A1732	C1632	A1554	G1457	A1384	U1300	C1223	C1145	U1078	C1008	G939	C856
U1906	U1735	U1639	C1555	C1458	G1385	A1301	G1230	G1151	C1079	A1009	G940	C857
U1911	C1741	C1640	C1557	G1459	C1386	G1302	U1234	C1152	U1080	A1010	A941	U858
A1912	G1750	A1641	A1558	G1478	A1392	A1303	A1241	C1153	U1081	G1011	G942	U859
C1913	C1751	G1642	C1559	U1479	U1393	G1309	G1244	G1154	U1082	U1012	U943	U860
U1915	C1752	U1647	A1562	G1483	A1394	G1310	G1245	A1155	U1083	U1013	A944	A861
A1916	G1753	C1648	C1563	G1484	A1395	G1311	A1246	C1161	A1086	U1014	G945	A862
U1917	A1755	G1649	C1564	G1485	U1396	U1312	A1247	G1162	G1087	G1015	G946	G863
A1918	C1756	U1648	C1565	A1486	C1397	U1313	C1248	U1165	G1088	U1019	G947	G864
U1919	U1758	G1649	A1566	A1487	C1404	C1314	U1249	G1166	U1089	A1020	G950	C865
C1920	A1759	G1651	G1567	U1491	U1405	C1315	G1250	C1090	G1091	A1021	G951	C867
G1921	U1760	C1652	G1568	G1492	U1406	U1316	G1251	C1092	U1092	G1023	G952	A870
A1922	C1761	A1654	A1569	C1493	C1407	A1317	G1252	G1173	U1094	A1024	G953	U871
C1924	U1762	C1655	U1570	C1494	C1408	A1322	A1253	U1175	A1095	G1025	G954	G876
C1925	G1763	U1656	A1571	A1494	C1409	U1323	U1254	U1176	A1096	A1027	G955	U877
U1928	C1764	C1657	G1573	A1496	C1411	G1325	G1256	A1177	U1097	A1028	G956	C878

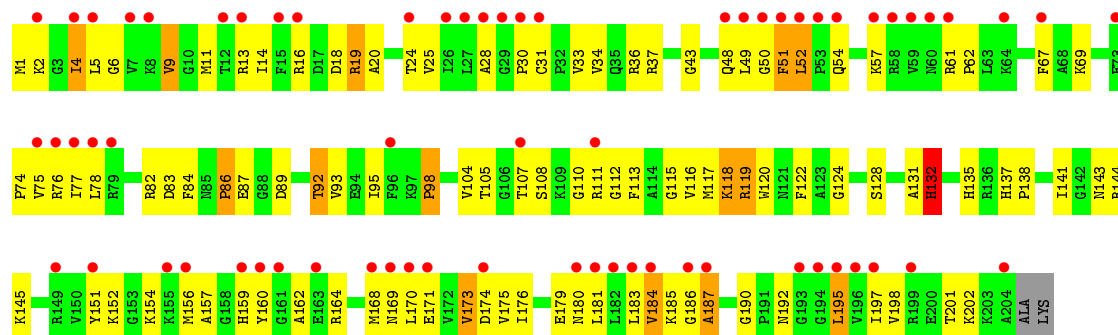


[illegible][illegible][illegible]

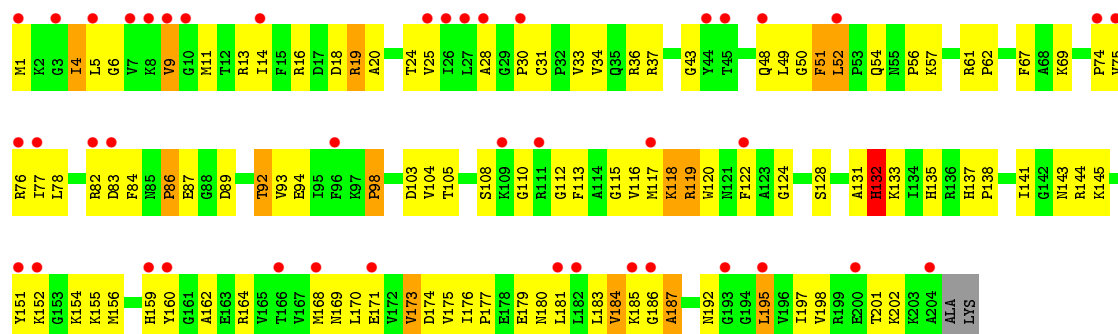
R69	A2
W70	V3
D71	K4
K72	K5
T73	F6
G74	K7
I75	P8
V76	P7
A77	Y9
K78	T10
V79	P11
A80	S12
A81	R13
I82	R14
E83	F15
Y84	M16
D85	T17
P86	
N87	F21
R88	
S89	I24
A90	T25
A91	K26
I92	T27
A93	S28
L94	P29
L95	E30
H96	K31
	S32
D99	S33
G100	V34
T101	E35
K102	P36
R103	
I104	K39
I105	T40
I106	G41
A107	G42
P108	R43
D109	N44
G110	V45
L111	Q46
Q112	G47
V113	R48
G114	L49
G115	T50
G116	V51
V117	S52
V118	F53
A119	
	K59
I125	R60
Q126	L61
V127	V62
G128	R63
N129	L64
A130	P65
L131	D66
P132	F67
A133	F69



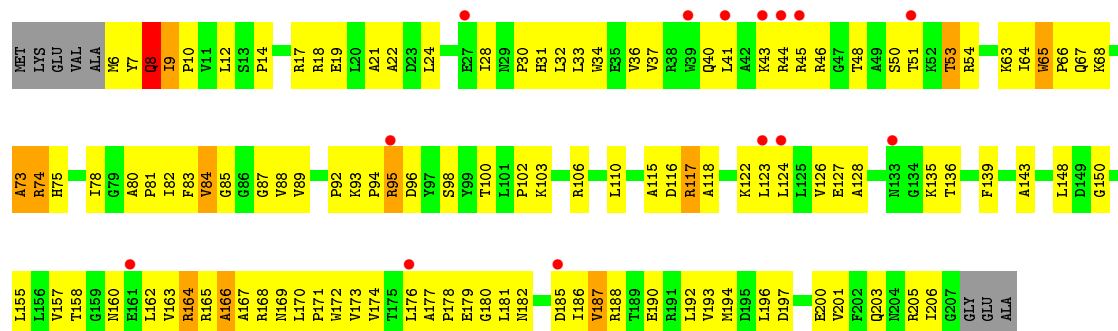
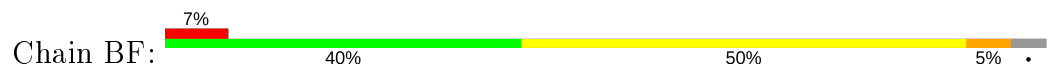
• Molecule 28: 50S ribosomal protein L3



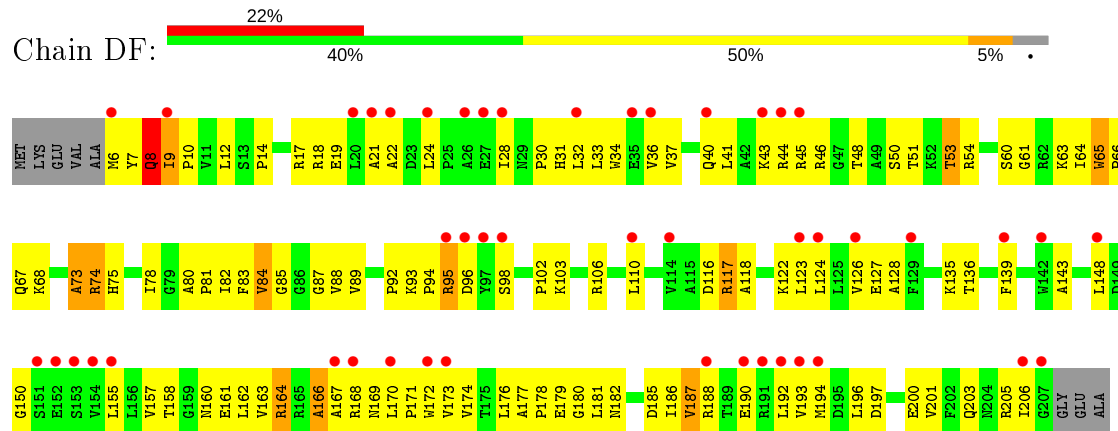
• Molecule 28: 50S ribosomal protein L3



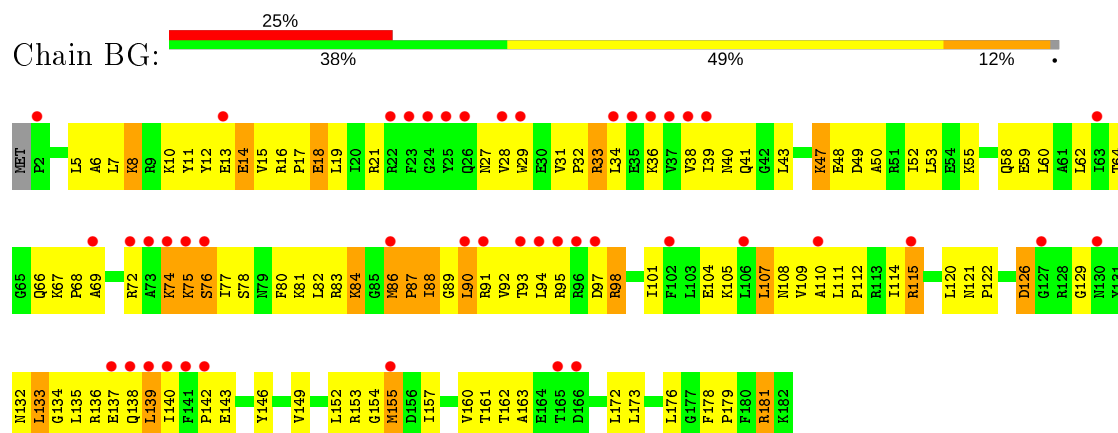
• Molecule 29: 50S ribosomal protein L4



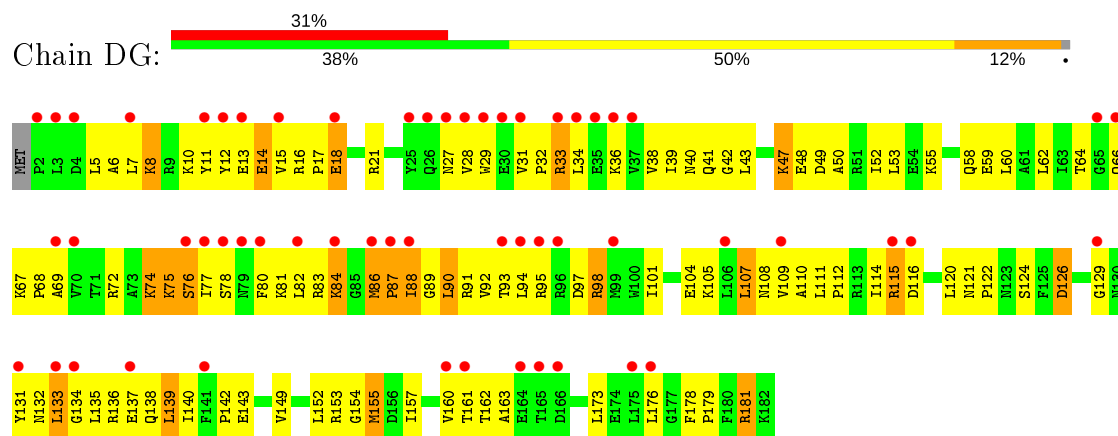
- Molecule 29: 50S ribosomal protein L4



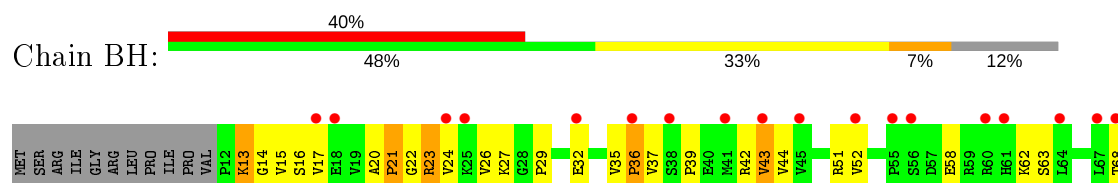
- Molecule 30: 50S ribosomal protein L5

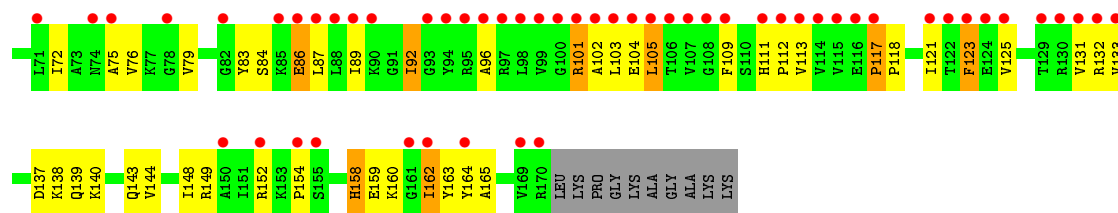


- Molecule 30: 50S ribosomal protein L5

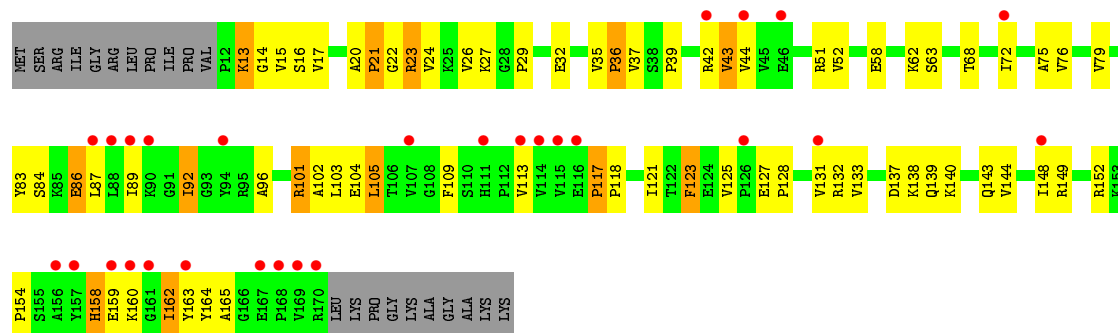


- Molecule 31: 50S ribosomal protein L6

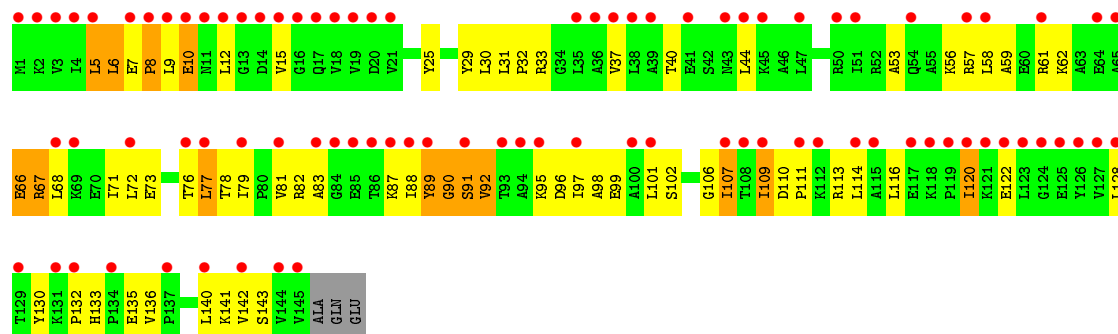




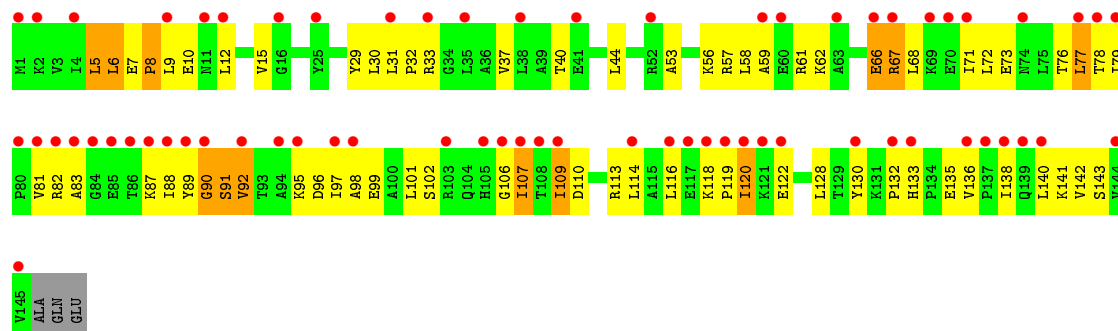
• Molecule 31: 50S ribosomal protein L6



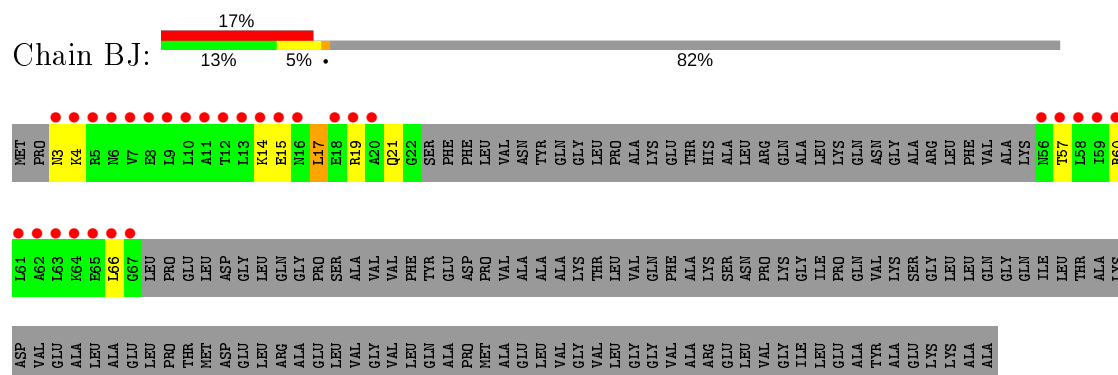
• Molecule 32: 50S ribosomal protein L9



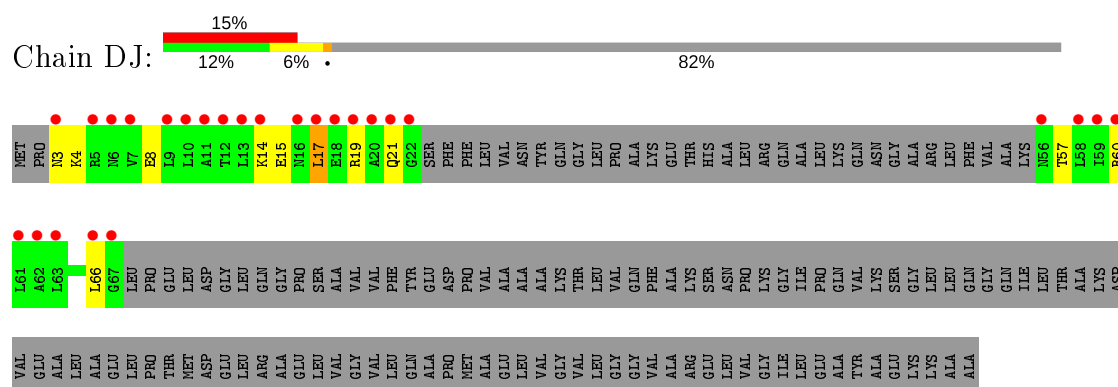
• Molecule 32: 50S ribosomal protein L9



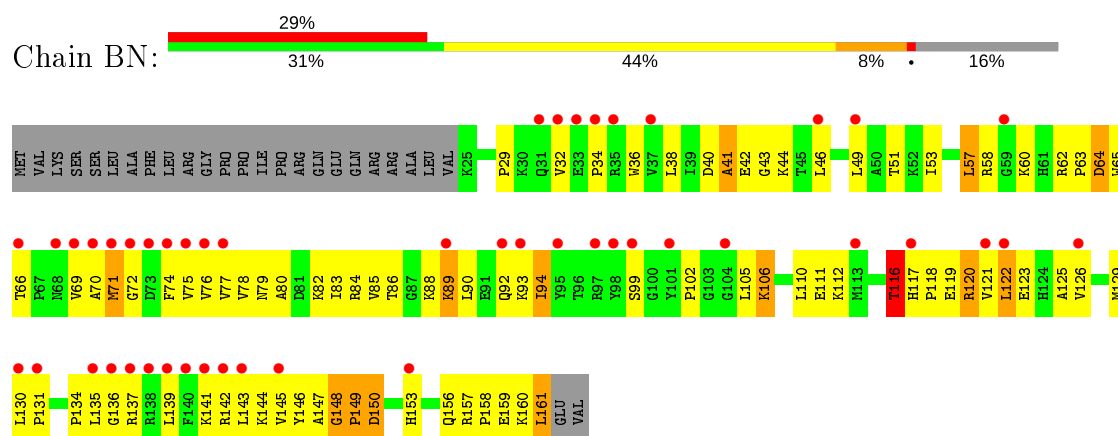
- Molecule 33: 50S ribosomal protein L10



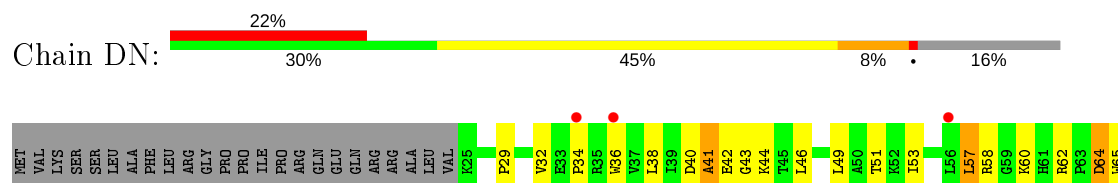
- Molecule 33: 50S ribosomal protein L10

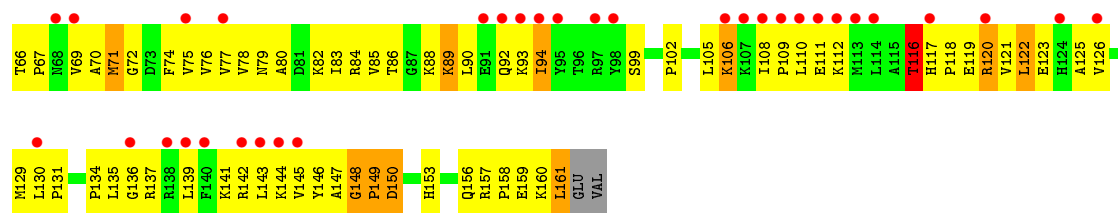


- Molecule 34: 50S ribosomal protein L13

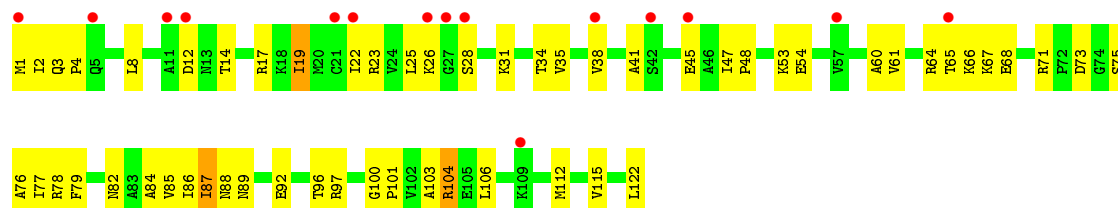


- Molecule 34: 50S ribosomal protein L13

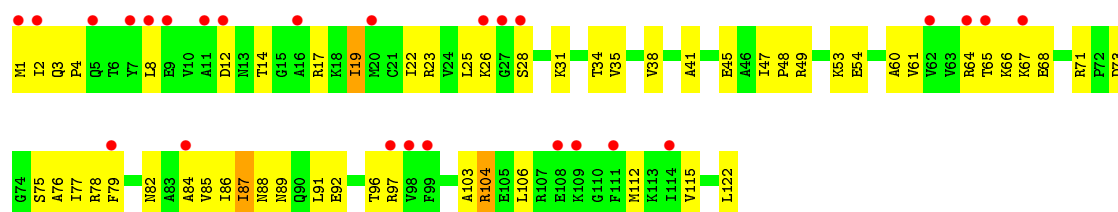




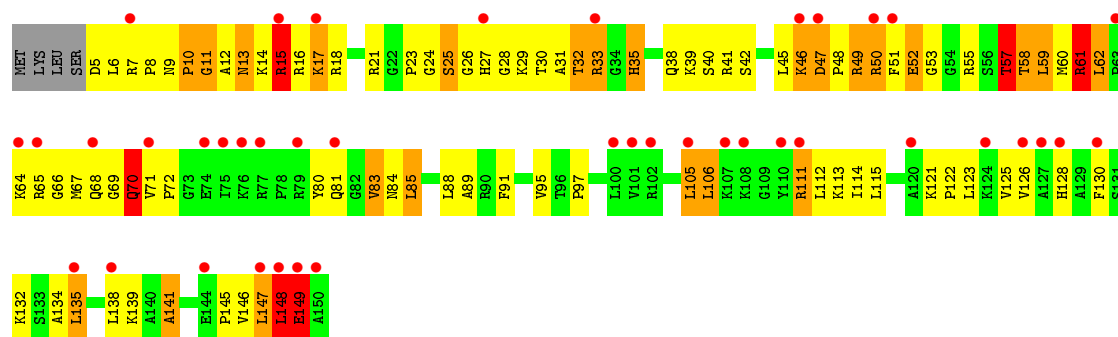
• Molecule 35: 50S ribosomal protein L14



• Molecule 35: 50S ribosomal protein L14

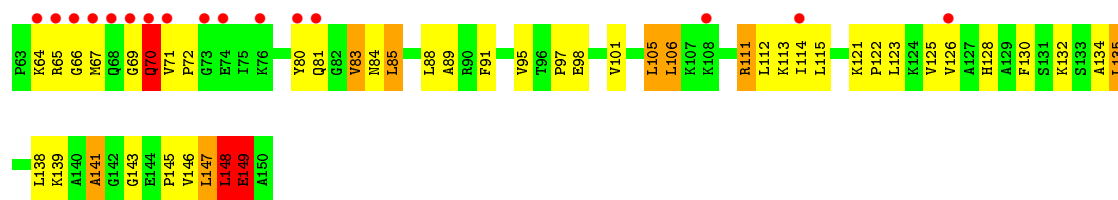


• Molecule 36: 50S ribosomal protein L15

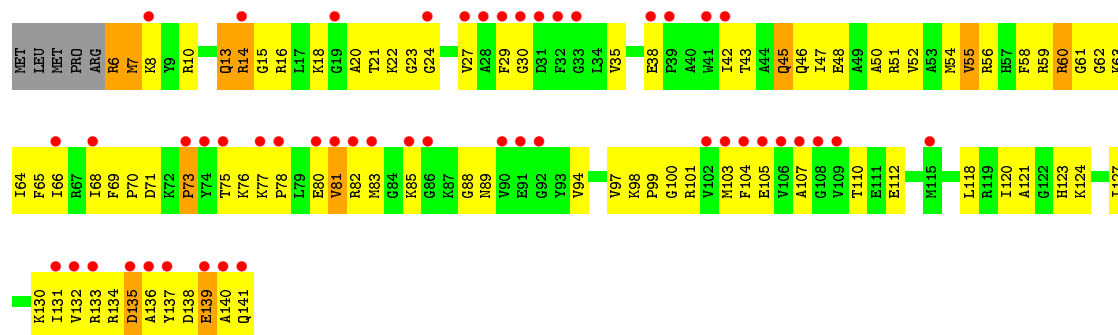



• Molecule 36: 50S ribosomal protein L15

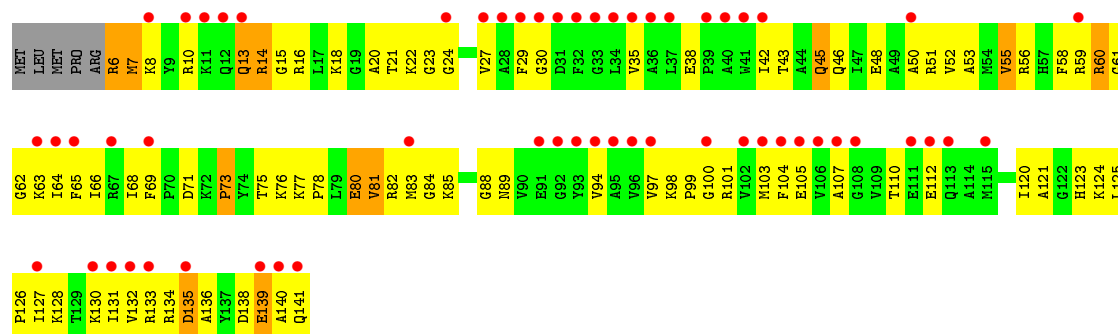




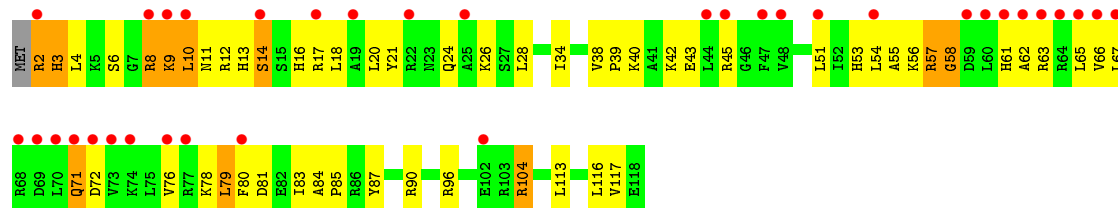
• Molecule 37: 50S ribosomal protein L16



• Molecule 37: 50S ribosomal protein L16

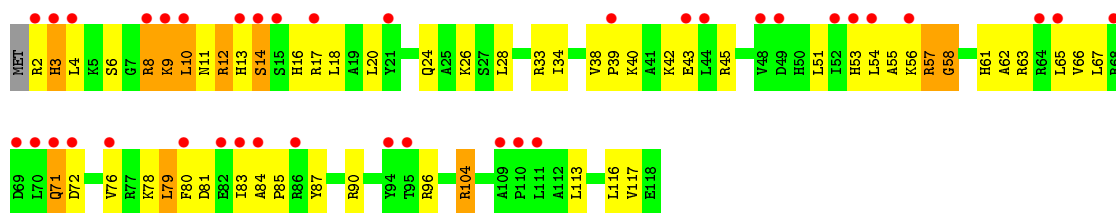


• Molecule 38: 50S ribosomal protein L17

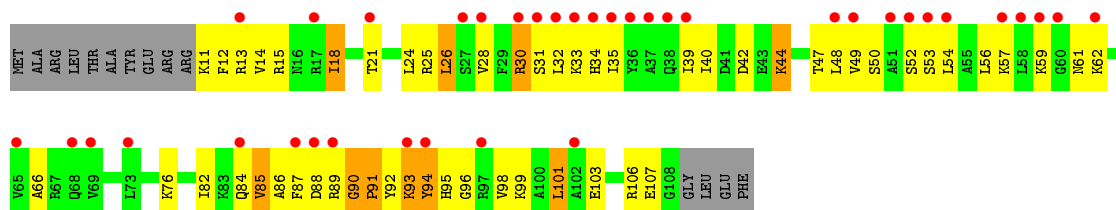


• Molecule 38: 50S ribosomal protein L17

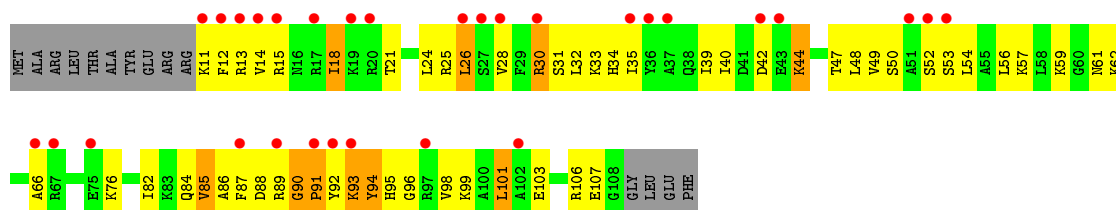
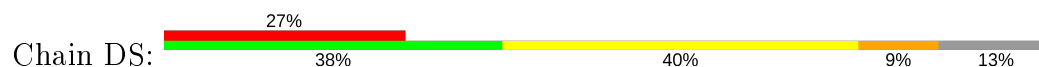




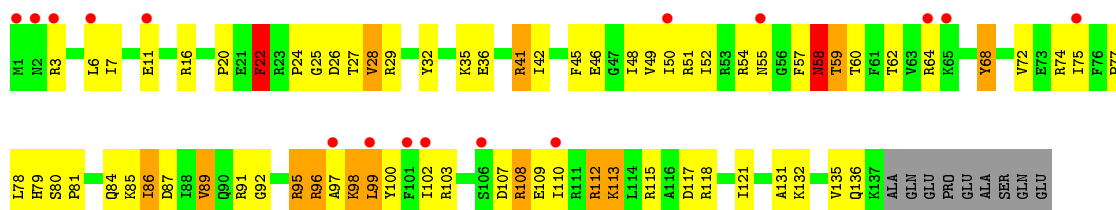
• Molecule 39: 50S ribosomal protein L18



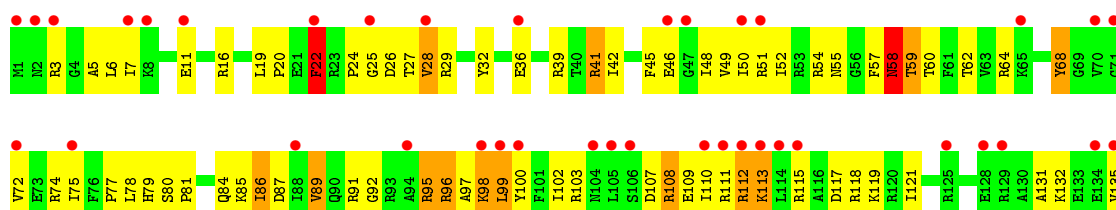
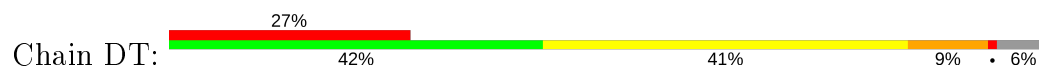
• Molecule 39: 50S ribosomal protein L18




• Molecule 40: 50S ribosomal protein L19

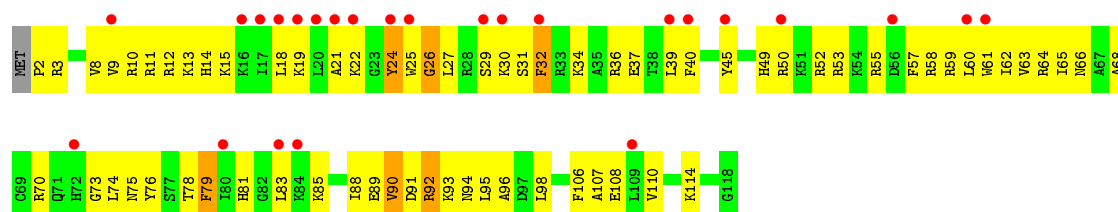
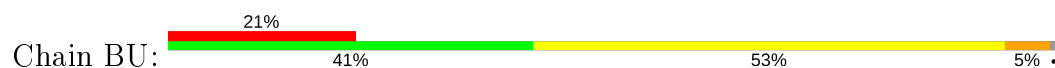


• Molecule 40: 50S ribosomal protein L19

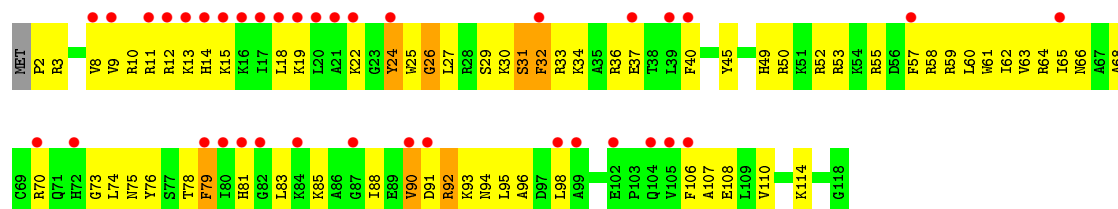
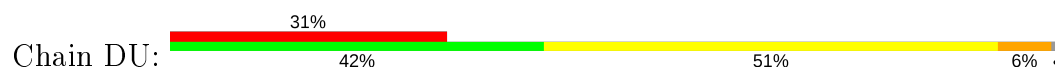




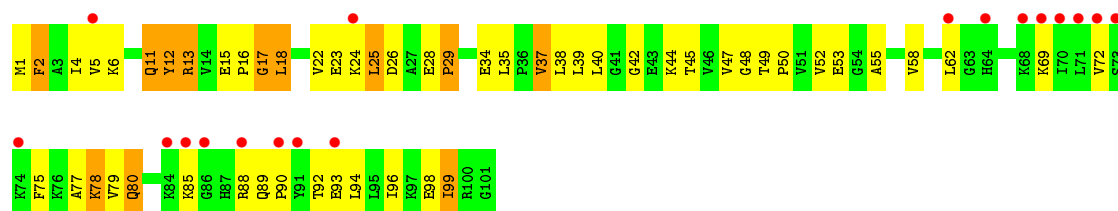
• Molecule 41: 50S ribosomal protein L20



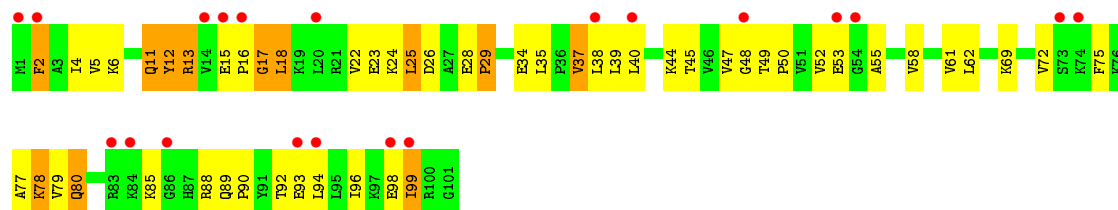
• Molecule 41: 50S ribosomal protein L20



• Molecule 42: 50S ribosomal protein L21

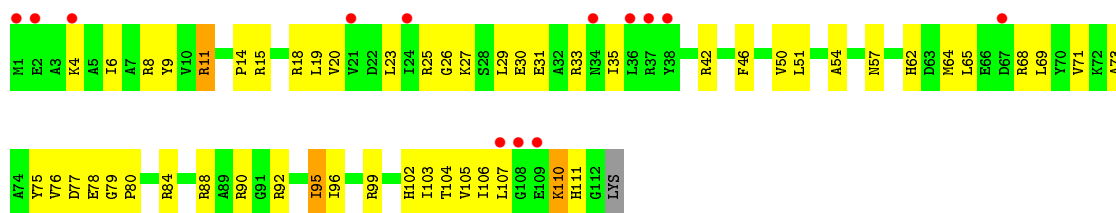


• Molecule 42: 50S ribosomal protein L21

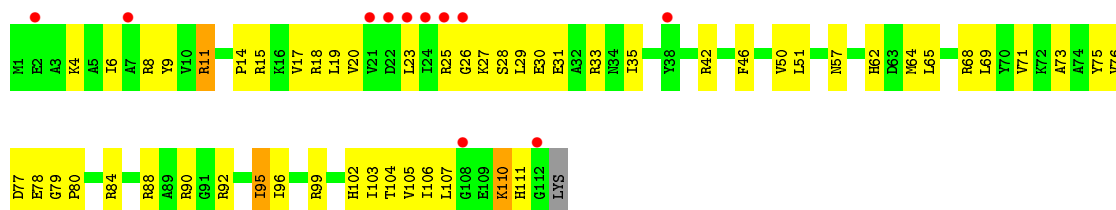


• Molecule 43: 50S ribosomal protein L22

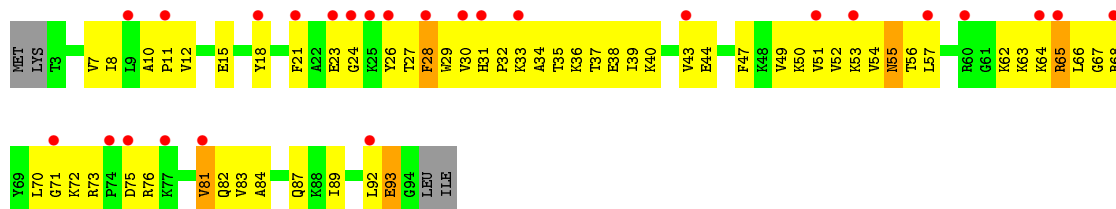




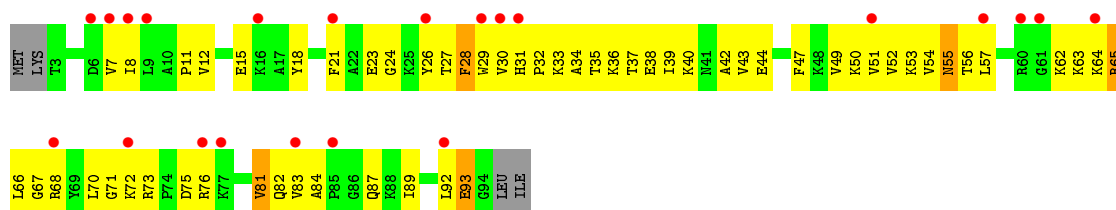
• Molecule 43: 50S ribosomal protein L22



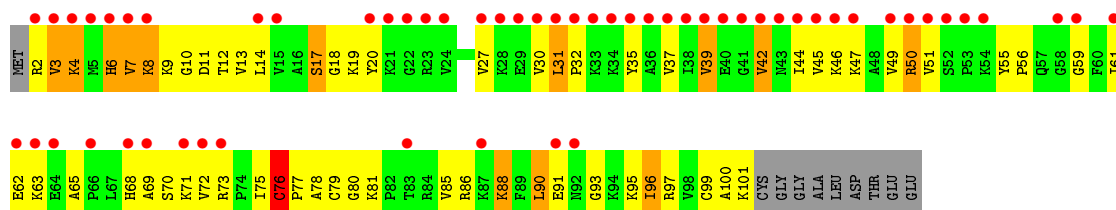
• Molecule 44: 50S ribosomal protein L23



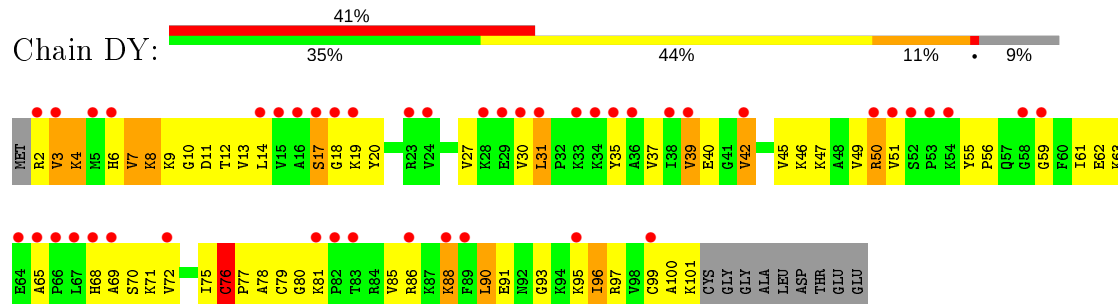
• Molecule 44: 50S ribosomal protein L23



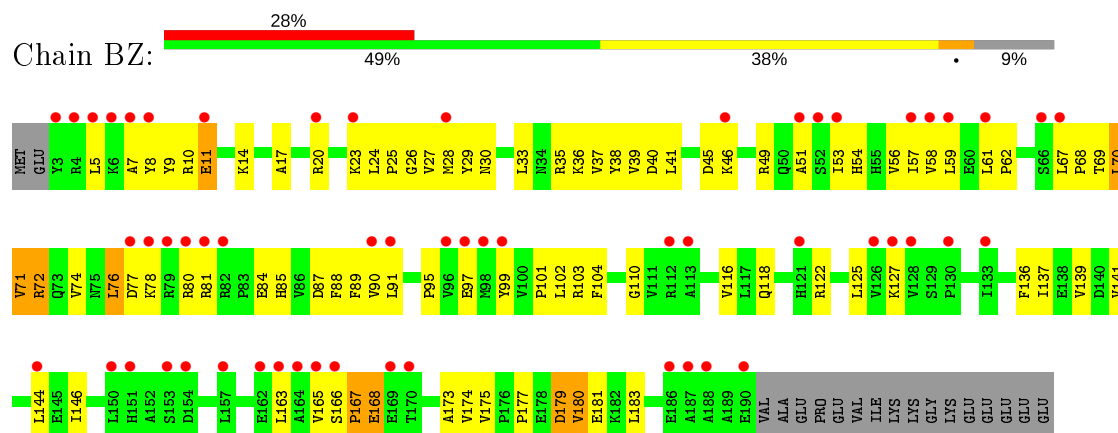
• Molecule 45: 50S ribosomal protein L24



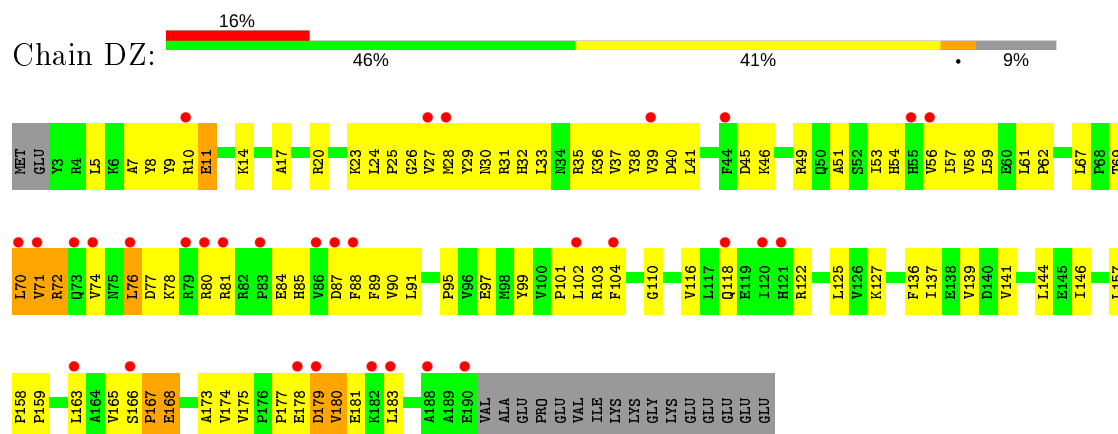
- Molecule 45: 50S ribosomal protein L24



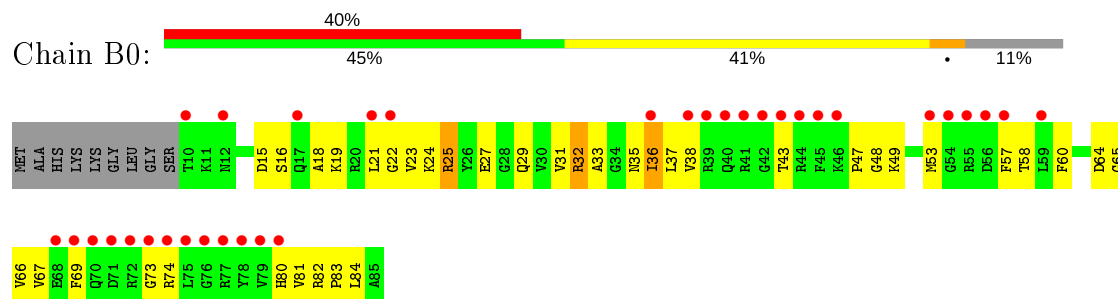
- Molecule 46: 50S ribosomal protein L25



- Molecule 46: 50S ribosomal protein L25

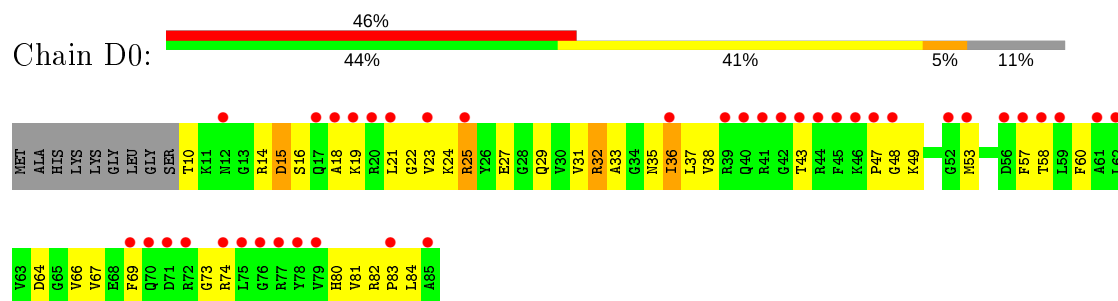


- Molecule 47: 50S ribosomal protein L27



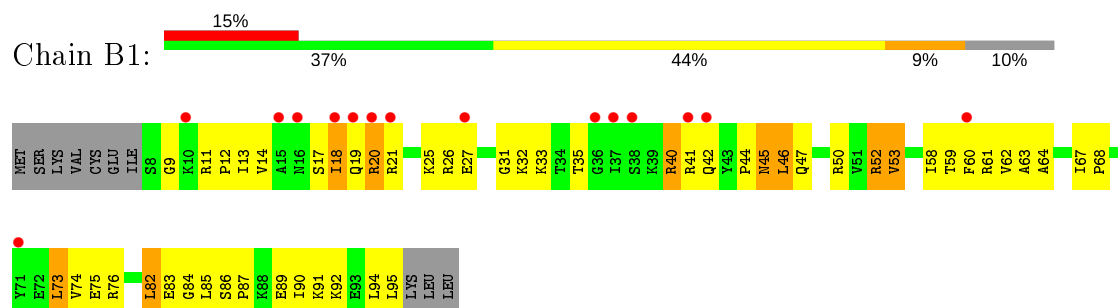
- Molecule 47: 50S ribosomal protein L27

Chain D0:



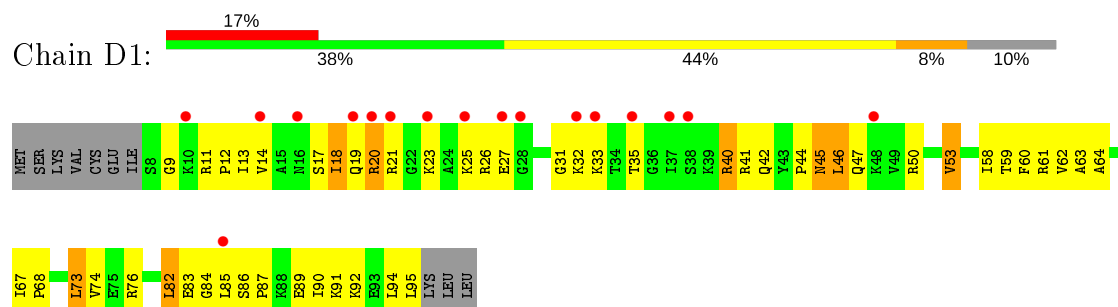
- Molecule 48: 50S ribosomal protein L28

Chain B1:



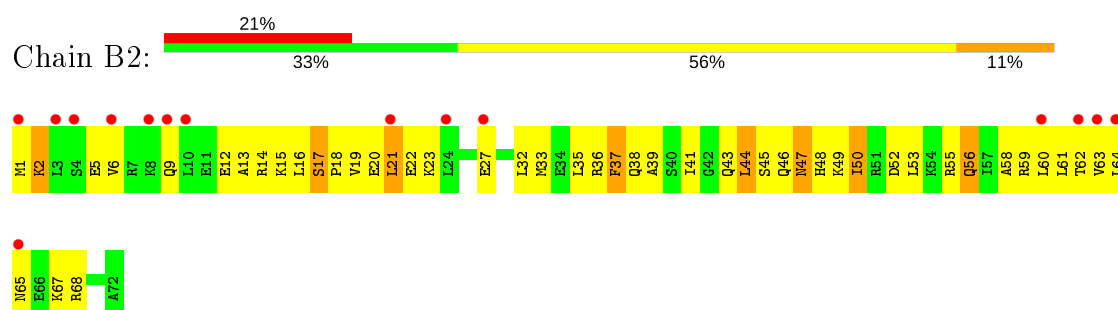
- Molecule 48: 50S ribosomal protein L28

Chain D1:



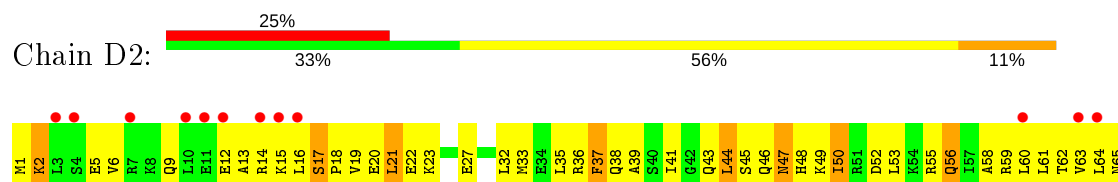
- Molecule 49: 50S ribosomal protein L29

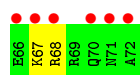
Chain B2:



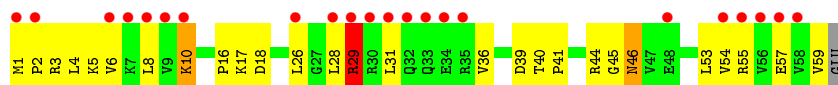
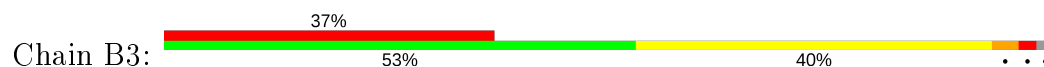
- Molecule 49: 50S ribosomal protein L29

Chain D2:

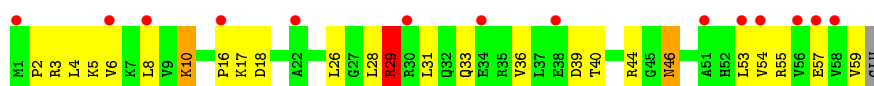





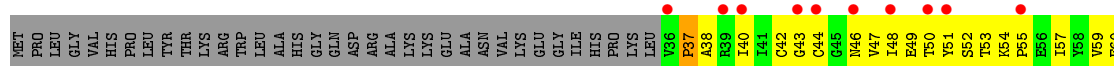
- Molecule 50: 50S ribosomal protein L30



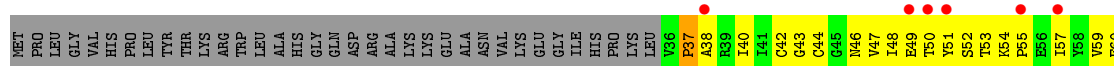
- Molecule 50: 50S ribosomal protein L30



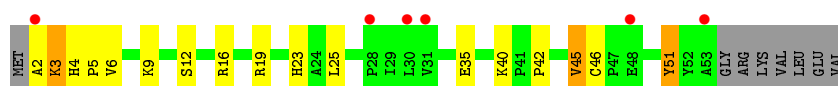
- Molecule 51: 50S ribosomal protein L31



- Molecule 51: 50S ribosomal protein L31

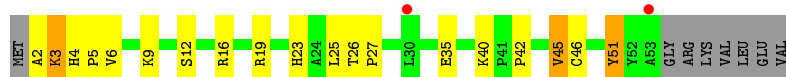


- Molecule 52: 50S ribosomal protein L32

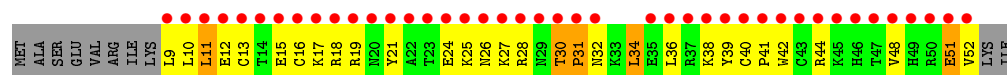
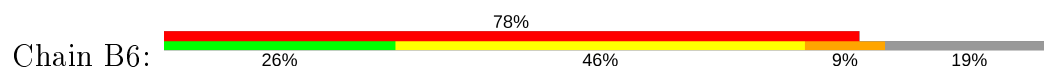


- Molecule 52: 50S ribosomal protein L32





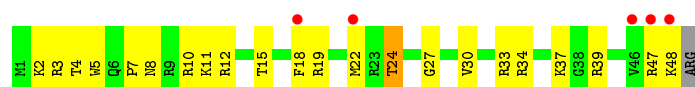
- Molecule 53: 50S ribosomal protein L33



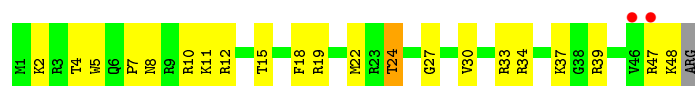
- Molecule 53: 50S ribosomal protein L33



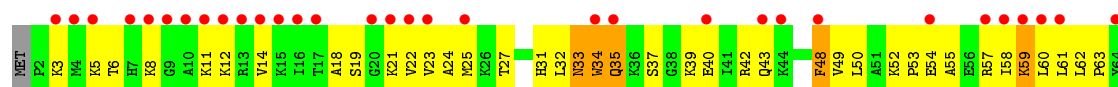
- Molecule 54: 50S ribosomal protein L34



- Molecule 54: 50S ribosomal protein L34

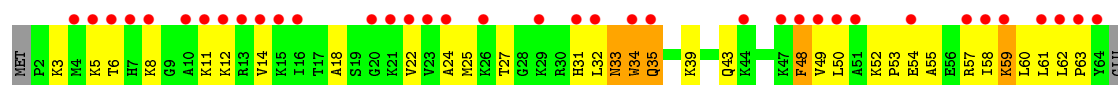


- Molecule 55: 50S ribosomal protein L35



GLU

- Molecule 55: 50S ribosomal protein L35



4 Data and refinement statistics

Property	Value	Source
Space group	P 21 21 21	Depositor
Cell constants a, b, c, α , β , γ	210.13Å 454.39Å 616.45Å 90.00° 90.00° 90.00°	Depositor
Resolution (Å)	49.90 – 3.21 87.17 – 3.20	Depositor EDS
% Data completeness (in resolution range)	95.1 (49.90-3.21) 95.1 (87.17-3.20)	Depositor EDS
R_{merge}	0.27	Depositor
R_{sym}	0.27	Depositor
$\langle I/\sigma(I) \rangle$ ¹	2.69 (at 3.19Å)	Xtriage
Refinement program	PHENIX (phenix.refine), CNS 1.2	Depositor
R, R_{free}	0.292 , 0.319 0.290 , 0.320	Depositor DCC
R_{free} test set	8774 reflections (0.92%)	wwPDB-VP
Wilson B-factor (Å ²)	54.0	Xtriage
Anisotropy	0.069	Xtriage
Bulk solvent k_{sol} (e/Å ³), B_{sol} (Å ²)	0.17 , 71.0	EDS
L-test for twinning ²	$\langle L \rangle = 0.26$, $\langle L^2 \rangle = 0.11$	Xtriage
Estimated twinning fraction	No twinning to report.	Xtriage
F_o, F_c correlation	0.82	EDS
Total number of atoms	299961	wwPDB-VP
Average B, all atoms (Å ²)	143.0	wwPDB-VP

Xtriage's analysis on translational NCS is as follows: *The largest off-origin peak in the Patterson function is 1.17% of the height of the origin peak. No significant pseudotranslation is detected.*

¹Intensities estimated from amplitudes.

²Theoretical values of $\langle |L| \rangle$, $\langle L^2 \rangle$ for acentric reflections are 0.5, 0.333 respectively for untwinned datasets, and 0.375, 0.2 for perfectly twinned datasets.

5 Model quality ⓘ

5.1 Standard geometry ⓘ

Bond lengths and bond angles in the following residue types are not validated in this section: ZN, MG

The Z score for a bond length (or angle) is the number of standard deviations the observed value is removed from the expected value. A bond length (or angle) with $|Z| > 5$ is considered an outlier worth inspection. RMSZ is the root-mean-square of all Z scores of the bond lengths (or angles).

Mol	Chain	Bond lengths		Bond angles	
		RMSZ	# Z >5	RMSZ	# Z >5
1	AA	0.42	0/36194	0.85	27/56493 (0.0%)
1	CA	0.41	0/36194	0.85	24/56493 (0.0%)
2	AY	0.42	0/1832	0.81	1/2855 (0.0%)
2	AZ	0.39	0/1832	0.80	0/2855
2	CY	0.43	0/1832	0.82	1/2855 (0.0%)
2	CZ	0.40	0/1832	0.80	0/2855
3	AV	0.43	0/291	0.81	0/452
3	CV	0.42	0/291	0.82	0/452
4	AB	0.21	0/1935	0.38	0/2609
4	CB	0.21	0/1935	0.38	0/2609
5	AC	0.21	0/1636	0.36	0/2205
5	CC	0.21	0/1636	0.36	0/2205
6	AD	0.22	0/1733	0.38	0/2318
6	CD	0.22	0/1733	0.37	0/2318
7	AE	0.22	0/1171	0.39	0/1576
7	CE	0.22	0/1171	0.39	0/1576
8	AF	0.22	0/856	0.39	0/1154
8	CF	0.23	0/856	0.40	0/1154
9	AG	0.21	0/1276	0.36	0/1709
9	CG	0.21	0/1276	0.36	0/1709
10	AH	0.22	0/1136	0.40	0/1527
10	CH	0.21	0/1136	0.40	0/1527
11	AI	0.21	0/1029	0.37	0/1378
11	CI	0.21	0/1029	0.37	0/1378
12	AJ	0.21	0/807	0.39	0/1085
12	CJ	0.21	0/807	0.39	0/1085
13	AK	0.21	0/900	0.39	0/1213
13	CK	0.22	0/900	0.39	0/1213
14	AL	0.23	0/986	0.42	0/1320
14	CL	0.23	0/986	0.42	0/1320
15	AM	0.19	0/943	0.39	0/1265
15	CM	0.19	0/943	0.39	0/1265

Mol	Chain	Bond lengths		Bond angles	
		RMSZ	# Z >5	RMSZ	# Z >5
16	AN	0.22	0/501	0.36	0/664
16	CN	0.22	0/501	0.36	0/664
17	AO	0.22	0/745	0.36	0/992
17	CO	0.21	0/745	0.36	0/992
18	AP	0.22	0/716	0.40	0/963
18	CP	0.21	0/716	0.39	0/963
19	AQ	0.22	0/836	0.38	0/1117
19	CQ	0.23	0/836	0.38	0/1117
20	AR	0.22	0/579	0.39	0/768
20	CR	0.22	0/579	0.39	0/768
21	AS	0.21	0/642	0.38	0/865
21	CS	0.21	0/642	0.38	0/865
22	AT	0.22	0/764	0.36	0/1006
22	CT	0.21	0/764	0.36	0/1006
23	AU	0.20	0/212	0.36	0/277
23	CU	0.19	0/212	0.36	0/277
24	AX	0.23	0/2850	0.40	0/3829
24	CX	0.22	0/2850	0.40	0/3829
25	BA	0.44	0/69437	0.88	51/108401 (0.0%)
25	DA	0.44	0/69437	0.89	55/108401 (0.1%)
26	BB	0.41	0/2853	0.85	1/4451 (0.0%)
26	DB	0.41	0/2853	0.84	1/4451 (0.0%)
27	BD	0.25	0/2154	0.44	0/2905
27	DD	0.26	0/2154	0.44	0/2905
28	BE	0.24	0/1596	0.44	0/2153
28	DE	0.23	0/1596	0.44	0/2153
29	BF	0.23	0/1621	0.40	0/2194
29	DF	0.23	0/1621	0.40	0/2194
30	BG	0.21	0/1500	0.40	0/2017
30	DG	0.21	0/1500	0.40	0/2017
31	BH	0.20	0/1245	0.40	0/1682
31	DH	0.20	0/1245	0.40	0/1682
32	BI	0.21	0/1147	0.41	0/1552
32	DI	0.21	0/1147	0.41	0/1552
33	BJ	0.21	0/251	0.38	0/333
33	DJ	0.21	0/251	0.38	0/333
34	BN	0.22	0/1123	0.44	0/1515
34	DN	0.22	0/1123	0.44	0/1515
35	BO	0.25	0/942	0.42	0/1268
35	DO	0.24	0/942	0.42	0/1268
36	BP	0.24	0/1131	0.45	0/1504
36	DP	0.24	0/1131	0.46	0/1504
37	BQ	0.24	0/1099	0.44	0/1468

Mol	Chain	Bond lengths		Bond angles	
		RMSZ	# Z >5	RMSZ	# Z >5
37	DQ	0.24	0/1099	0.44	0/1468
38	BR	0.23	0/974	0.45	1/1302 (0.1%)
38	DR	0.22	0/974	0.41	0/1302
39	BS	0.21	0/778	0.38	0/1036
39	DS	0.21	0/778	0.38	0/1036
40	BT	0.23	0/1157	0.40	0/1544
40	DT	0.22	0/1157	0.39	0/1544
41	BU	0.26	0/982	0.41	0/1306
41	DU	0.28	0/982	0.42	0/1306
42	BV	0.23	0/790	0.40	0/1057
42	DV	0.23	0/790	0.40	0/1057
43	BW	0.23	0/901	0.40	0/1209
43	DW	0.24	0/901	0.39	0/1209
44	BX	0.24	0/739	0.41	0/993
44	DX	0.24	0/739	0.41	0/993
45	BY	0.24	0/788	0.44	0/1051
45	DY	0.24	0/788	0.43	0/1051
46	BZ	0.22	0/1523	0.42	0/2068
46	DZ	0.22	0/1523	0.42	0/2068
47	B0	0.22	0/613	0.39	0/816
47	D0	0.22	0/613	0.39	0/816
48	B1	0.25	0/701	0.47	0/932
48	D1	0.25	0/701	0.47	0/932
49	B2	0.24	0/607	0.48	0/803
49	D2	0.24	0/607	0.48	0/803
50	B3	0.22	0/472	0.40	0/634
50	D3	0.22	0/472	0.40	0/634
51	B4	0.20	0/228	0.41	0/309
51	D4	0.21	0/228	0.41	0/309
52	B5	0.22	0/418	0.43	0/567
52	D5	0.22	0/418	0.43	0/567
53	B6	0.23	0/387	0.43	0/518
53	D6	0.23	0/387	0.43	0/518
54	B7	0.23	0/426	0.41	0/561
54	D7	0.25	0/426	0.41	0/561
55	B8	0.24	0/515	0.41	0/679
55	D8	0.24	0/515	0.41	0/679
All	All	0.38	0/323000	0.77	162/482646 (0.0%)

There are no bond length outliers.

The worst 5 of 162 bond angle outliers are listed below:

Mol	Chain	Res	Type	Atoms	Z	Observed(°)	Ideal(°)
25	DA	1379	A	C1'-O4'-C4'	-11.90	100.38	109.90
25	BA	1379	A	C1'-O4'-C4'	-11.49	100.71	109.90
25	DA	1091	G	P-O3'-C3'	10.71	132.56	119.70
25	BA	1091	G	P-O3'-C3'	10.65	132.48	119.70
25	DA	1786	A	C1'-O4'-C4'	-9.82	102.04	109.90

There are no chirality outliers.

There are no planarity outliers.

5.2 Too-close contacts

In the following table, the Non-H and H(model) columns list the number of non-hydrogen atoms and hydrogen atoms in the chain respectively. The H(added) column lists the number of hydrogen atoms added and optimized by MolProbity. The Clashes column lists the number of clashes within the asymmetric unit, whereas Symm-Clashes lists symmetry related clashes.

Mol	Chain	Non-H	H(model)	H(added)	Clashes	Symm-Clashes
1	AA	32332	0	16318	788	0
1	CA	32332	0	16318	782	0
2	AY	1640	0	837	31	0
2	AZ	1640	0	837	34	0
2	CY	1640	0	837	32	0
2	CZ	1640	0	837	32	0
3	AV	258	0	132	4	0
3	CV	258	0	132	6	0
4	AB	1900	0	1951	109	0
4	CB	1900	0	1951	109	0
5	AC	1612	0	1677	92	0
5	CC	1612	0	1677	88	0
6	AD	1703	0	1765	74	0
6	CD	1703	0	1765	72	0
7	AE	1155	0	1213	74	0
7	CE	1155	0	1213	70	0
8	AF	843	0	857	44	0
8	CF	843	0	857	45	0
9	AG	1257	0	1296	64	0
9	CG	1257	0	1296	59	0
10	AH	1116	0	1177	64	0
10	CH	1116	0	1177	62	0
11	AI	1011	0	1043	62	0
11	CI	1011	0	1043	60	0
12	AJ	794	0	840	61	0

Continued on next page...

Continued from previous page...

Mol	Chain	Non-H	H(model)	H(added)	Clashes	Symm-Clashes
12	CJ	794	0	840	61	0
13	AK	885	0	904	60	0
13	CK	885	0	904	55	0
14	AL	970	0	1057	74	0
14	CL	970	0	1057	78	0
15	AM	933	0	992	55	0
15	CM	933	0	992	56	0
16	AN	492	0	531	42	0
16	CN	492	0	532	40	0
17	AO	734	0	771	33	0
17	CO	734	0	771	31	0
18	AP	700	0	720	36	0
18	CP	700	0	720	36	0
19	AQ	823	0	893	44	0
19	CQ	823	0	893	43	0
20	AR	574	0	644	28	0
20	CR	574	0	644	27	0
21	AS	629	0	652	61	0
21	CS	629	0	652	59	0
22	AT	762	0	859	39	0
22	CT	762	0	859	40	0
23	AU	208	0	221	8	0
23	CU	208	0	221	7	0
24	AX	2813	0	2823	159	0
24	CX	2813	0	2823	155	0
25	BA	61997	0	31250	1569	0
25	DA	61997	0	31250	1579	0
26	BB	2551	0	1295	54	0
26	DB	2551	0	1295	58	0
27	BD	2104	0	2182	166	0
27	DD	2104	0	2182	170	0
28	BE	1563	0	1629	110	0
28	DE	1563	0	1629	111	0
29	BF	1586	0	1632	128	0
29	DF	1586	0	1632	124	0
30	BG	1475	0	1537	115	0
30	DG	1475	0	1537	114	0
31	BH	1222	0	1282	59	0
31	DH	1222	0	1282	58	0
32	BI	1132	0	1220	60	0
32	DI	1132	0	1220	57	0
33	BJ	253	0	275	8	0

Continued on next page...

Continued from previous page...

Mol	Chain	Non-H	H(model)	H(added)	Clashes	Symm-Clashes
33	DJ	253	0	275	10	0
34	BN	1096	0	1168	83	0
34	DN	1096	0	1168	85	0
35	BO	932	0	994	52	0
35	DO	932	0	994	56	0
36	BP	1114	0	1187	148	0
36	DP	1114	0	1187	150	0
37	BQ	1079	0	1127	85	0
37	DQ	1079	0	1127	89	0
38	BR	960	0	1021	60	0
38	DR	960	0	1021	57	0
39	BS	770	0	832	57	0
39	DS	770	0	832	57	0
40	BT	1143	0	1211	77	0
40	DT	1143	0	1211	82	0
41	BU	964	0	1022	84	0
41	DU	964	0	1022	80	0
42	BV	779	0	852	57	0
42	DV	779	0	852	57	0
43	BW	890	0	951	51	0
43	DW	890	0	951	55	0
44	BX	725	0	778	68	0
44	DX	725	0	778	68	0
45	BY	775	0	870	76	0
45	DY	775	0	870	71	0
46	BZ	1491	0	1513	79	0
46	DZ	1491	0	1513	83	0
47	B0	605	0	628	31	0
47	D0	605	0	628	34	0
48	B1	694	0	764	64	0
48	D1	694	0	764	66	0
49	B2	605	0	665	61	0
49	D2	605	0	665	62	0
50	B3	467	0	523	20	0
50	D3	467	0	523	18	0
51	B4	225	0	225	18	0
51	D4	225	0	225	20	0
52	B5	404	0	420	27	0
52	D5	404	0	420	28	0
53	B6	380	0	391	32	0
53	D6	380	0	391	28	0
54	B7	418	0	467	18	0

Continued on next page...

Continued from previous page...

Mol	Chain	Non-H	H(model)	H(added)	Clashes	Symm-Clashes
54	D7	418	0	467	17	0
55	B8	507	0	576	39	0
55	D8	507	0	576	38	0
56	AA	310	0	0	0	0
56	AB	2	0	0	0	0
56	AC	6	0	0	0	0
56	AD	8	0	0	0	0
56	AE	1	0	0	0	0
56	AF	2	0	0	0	0
56	AG	1	0	0	0	0
56	AH	2	0	0	0	0
56	AI	2	0	0	0	0
56	AJ	1	0	0	0	0
56	AK	1	0	0	0	0
56	AL	2	0	0	0	0
56	AM	1	0	0	0	0
56	AO	3	0	0	0	0
56	AP	1	0	0	0	0
56	AQ	1	0	0	0	0
56	AV	1	0	0	0	0
56	AX	6	0	0	0	0
56	AY	25	0	0	0	0
56	AZ	6	0	0	0	0
56	B1	2	0	0	0	0
56	B2	3	0	0	0	0
56	B5	1	0	0	0	0
56	B7	3	0	0	0	0
56	BA	806	0	0	0	0
56	BB	26	0	0	0	0
56	BD	2	0	0	0	0
56	BE	1	0	0	0	0
56	BF	5	0	0	0	0
56	BG	3	0	0	0	0
56	BH	2	0	0	0	0
56	BI	3	0	0	0	0
56	BJ	1	0	0	0	0
56	BN	2	0	0	0	0
56	BO	3	0	0	0	0
56	BP	1	0	0	0	0
56	BQ	3	0	0	0	0
56	BR	3	0	0	0	0
56	BT	2	0	0	0	0

Continued on next page...

Continued from previous page...

Mol	Chain	Non-H	H(model)	H(added)	Clashes	Symm-Clashes
56	BU	1	0	0	0	0
56	BV	1	0	0	0	0
56	BW	2	0	0	0	0
56	BY	1	0	0	0	0
56	BZ	1	0	0	0	0
56	CA	414	0	0	0	0
56	CB	2	0	0	0	0
56	CC	7	0	0	0	0
56	CD	2	0	0	0	0
56	CE	1	0	0	0	0
56	CF	1	0	0	0	0
56	CG	1	0	0	0	0
56	CH	1	0	0	0	0
56	CI	2	0	0	0	0
56	CJ	1	0	0	0	0
56	CK	2	0	0	0	0
56	CL	1	0	0	0	0
56	CO	2	0	0	0	0
56	CP	1	0	0	0	0
56	CV	4	0	0	0	0
56	CX	9	0	0	0	0
56	CY	21	0	0	0	0
56	CZ	19	0	0	0	0
56	D2	2	0	0	0	0
56	D3	1	0	0	0	0
56	D4	3	0	0	0	0
56	D5	1	0	0	0	0
56	D7	2	0	0	0	0
56	D8	1	0	0	0	0
56	DA	758	0	0	0	0
56	DB	28	0	0	0	0
56	DD	1	0	0	0	0
56	DF	1	0	0	0	0
56	DG	1	0	0	0	0
56	DH	4	0	0	0	0
56	DI	2	0	0	0	0
56	DN	1	0	0	0	0
56	DO	2	0	0	0	0
56	DP	6	0	0	0	0
56	DQ	1	0	0	0	0
56	DR	1	0	0	0	0
56	DT	1	0	0	0	0

Continued on next page...

Continued from previous page...

Mol	Chain	Non-H	H(model)	H(added)	Clashes	Symm-Clashes
56	DV	1	0	0	0	0
56	DW	3	0	0	0	0
56	DX	1	0	0	0	0
56	DZ	4	0	0	0	0
57	AD	1	0	0	0	0
57	AN	1	0	0	0	0
57	CD	1	0	0	0	0
57	CN	1	0	0	0	0
All	All	299961	0	202995	10201	0

The all-atom clashscore is defined as the number of clashes found per 1000 atoms (including hydrogen atoms). The all-atom clashscore for this structure is 20.

The worst 5 of 10201 close contacts within the same asymmetric unit are listed below, sorted by their clash magnitude.

Atom-1	Atom-2	Interatomic distance (Å)	Clash overlap (Å)
29:DF:40:GLN:HE22	29:DF:182:ASN:HB2	1.10	1.14
37:DQ:23:GLY:HA3	37:DQ:98:LYS:HG3	1.31	1.13
37:BQ:23:GLY:HA3	37:BQ:98:LYS:HG3	1.31	1.12
29:BF:40:GLN:HE22	29:BF:182:ASN:HB2	1.10	1.07
37:BQ:14:ARG:HG2	37:BQ:14:ARG:HH11	1.20	1.06

There are no symmetry-related clashes.

5.3 Torsion angles [i](#)

5.3.1 Protein backbone [i](#)

In the following table, the Percentiles column shows the percent Ramachandran outliers of the chain as a percentile score with respect to all X-ray entries followed by that with respect to entries of similar resolution.

The Analysed column shows the number of residues for which the backbone conformation was analysed, and the total number of residues.

Mol	Chain	Analysed	Favoured	Allowed	Outliers	Percentiles	
4	AB	232/256 (91%)	186 (80%)	37 (16%)	9 (4%)	3	22
4	CB	232/256 (91%)	188 (81%)	37 (16%)	7 (3%)	4	28
5	AC	204/239 (85%)	156 (76%)	36 (18%)	12 (6%)	1	12

Continued on next page...

Continued from previous page...

Mol	Chain	Analysed	Favoured	Allowed	Outliers	Percentiles	
5	CC	204/239 (85%)	155 (76%)	38 (19%)	11 (5%)	2	14
6	AD	206/209 (99%)	163 (79%)	31 (15%)	12 (6%)	1	13
6	CD	206/209 (99%)	163 (79%)	30 (15%)	13 (6%)	1	10
7	AE	149/162 (92%)	122 (82%)	24 (16%)	3 (2%)	7	38
7	CE	149/162 (92%)	122 (82%)	24 (16%)	3 (2%)	7	38
8	AF	99/101 (98%)	85 (86%)	13 (13%)	1 (1%)	15	54
8	CF	99/101 (98%)	85 (86%)	13 (13%)	1 (1%)	15	54
9	AG	153/156 (98%)	125 (82%)	24 (16%)	4 (3%)	5	31
9	CG	153/156 (98%)	127 (83%)	22 (14%)	4 (3%)	5	31
10	AH	136/138 (99%)	118 (87%)	17 (12%)	1 (1%)	22	61
10	CH	136/138 (99%)	118 (87%)	18 (13%)	0	100	100
11	AI	125/128 (98%)	100 (80%)	23 (18%)	2 (2%)	9	43
11	CI	125/128 (98%)	101 (81%)	22 (18%)	2 (2%)	9	43
12	AJ	96/105 (91%)	73 (76%)	18 (19%)	5 (5%)	2	15
12	CJ	96/105 (91%)	73 (76%)	18 (19%)	5 (5%)	2	15
13	AK	117/129 (91%)	97 (83%)	18 (15%)	2 (2%)	9	42
13	CK	117/129 (91%)	96 (82%)	19 (16%)	2 (2%)	9	42
14	AL	122/134 (91%)	88 (72%)	26 (21%)	8 (7%)	1	9
14	CL	122/134 (91%)	88 (72%)	26 (21%)	8 (7%)	1	9
15	AM	115/126 (91%)	92 (80%)	16 (14%)	7 (6%)	1	12
15	CM	115/126 (91%)	92 (80%)	16 (14%)	7 (6%)	1	12
16	AN	58/61 (95%)	45 (78%)	8 (14%)	5 (9%)	1	4
16	CN	58/61 (95%)	45 (78%)	8 (14%)	5 (9%)	1	4
17	AO	86/89 (97%)	70 (81%)	15 (17%)	1 (1%)	13	49
17	CO	86/89 (97%)	69 (80%)	16 (19%)	1 (1%)	13	49
18	AP	81/88 (92%)	65 (80%)	14 (17%)	2 (2%)	5	32
18	CP	81/88 (92%)	65 (80%)	14 (17%)	2 (2%)	5	32
19	AQ	97/105 (92%)	87 (90%)	8 (8%)	2 (2%)	7	37
19	CQ	97/105 (92%)	86 (89%)	9 (9%)	2 (2%)	7	37
20	AR	68/88 (77%)	53 (78%)	13 (19%)	2 (3%)	4	28
20	CR	68/88 (77%)	52 (76%)	14 (21%)	2 (3%)	4	28

Continued on next page...

Continued from previous page...

Mol	Chain	Analysed	Favoured	Allowed	Outliers	Percentiles	
21	AS	76/93 (82%)	53 (70%)	16 (21%)	7 (9%)	1	3
21	CS	76/93 (82%)	53 (70%)	16 (21%)	7 (9%)	1	3
22	AT	97/106 (92%)	79 (81%)	14 (14%)	4 (4%)	3	21
22	CT	97/106 (92%)	79 (81%)	14 (14%)	4 (4%)	3	21
23	AU	22/27 (82%)	18 (82%)	3 (14%)	1 (4%)	2	18
23	CU	22/27 (82%)	18 (82%)	3 (14%)	1 (4%)	2	18
24	AX	352/354 (99%)	297 (84%)	44 (12%)	11 (3%)	4	26
24	CX	352/354 (99%)	296 (84%)	45 (13%)	11 (3%)	4	26
27	BD	269/276 (98%)	213 (79%)	40 (15%)	16 (6%)	1	12
27	DD	269/276 (98%)	213 (79%)	40 (15%)	16 (6%)	1	12
28	BE	202/206 (98%)	151 (75%)	41 (20%)	10 (5%)	2	16
28	DE	202/206 (98%)	151 (75%)	42 (21%)	9 (4%)	2	18
29	BF	200/210 (95%)	158 (79%)	35 (18%)	7 (4%)	3	24
29	DF	200/210 (95%)	158 (79%)	35 (18%)	7 (4%)	3	24
30	BG	179/182 (98%)	127 (71%)	42 (24%)	10 (6%)	2	14
30	DG	179/182 (98%)	124 (69%)	44 (25%)	11 (6%)	1	12
31	BH	157/180 (87%)	126 (80%)	24 (15%)	7 (4%)	2	18
31	DH	157/180 (87%)	126 (80%)	24 (15%)	7 (4%)	2	18
32	BI	143/148 (97%)	111 (78%)	25 (18%)	7 (5%)	2	17
32	DI	143/148 (97%)	112 (78%)	24 (17%)	7 (5%)	2	17
33	BJ	28/173 (16%)	27 (96%)	1 (4%)	0	100	100
33	DJ	28/173 (16%)	27 (96%)	1 (4%)	0	100	100
34	BN	135/163 (83%)	100 (74%)	27 (20%)	8 (6%)	1	12
34	DN	135/163 (83%)	100 (74%)	27 (20%)	8 (6%)	1	12
35	BO	120/122 (98%)	101 (84%)	18 (15%)	1 (1%)	19	58
35	DO	120/122 (98%)	101 (84%)	18 (15%)	1 (1%)	19	58
36	BP	144/150 (96%)	82 (57%)	44 (31%)	18 (12%)	0	1
36	DP	144/150 (96%)	82 (57%)	45 (31%)	17 (12%)	0	2
37	BQ	134/141 (95%)	86 (64%)	36 (27%)	12 (9%)	1	4
37	DQ	134/141 (95%)	87 (65%)	35 (26%)	12 (9%)	1	4
38	BR	115/118 (98%)	92 (80%)	18 (16%)	5 (4%)	2	20

Continued on next page...

Continued from previous page...

Mol	Chain	Analysed	Favoured	Allowed	Outliers	Percentiles	
38	DR	115/118 (98%)	91 (79%)	18 (16%)	6 (5%)	2	15
39	BS	96/112 (86%)	62 (65%)	24 (25%)	10 (10%)	0	3
39	DS	96/112 (86%)	61 (64%)	25 (26%)	10 (10%)	0	3
40	BT	135/146 (92%)	102 (76%)	29 (22%)	4 (3%)	4	28
40	DT	135/146 (92%)	103 (76%)	28 (21%)	4 (3%)	4	28
41	BU	115/118 (98%)	90 (78%)	21 (18%)	4 (4%)	3	24
41	DU	115/118 (98%)	89 (77%)	22 (19%)	4 (4%)	3	24
42	BV	99/101 (98%)	69 (70%)	21 (21%)	9 (9%)	1	3
42	DV	99/101 (98%)	69 (70%)	21 (21%)	9 (9%)	1	3
43	BW	110/113 (97%)	91 (83%)	17 (16%)	2 (2%)	8	41
43	DW	110/113 (97%)	91 (83%)	17 (16%)	2 (2%)	8	41
44	BX	90/96 (94%)	69 (77%)	20 (22%)	1 (1%)	14	51
44	DX	90/96 (94%)	69 (77%)	20 (22%)	1 (1%)	14	51
45	BY	98/110 (89%)	65 (66%)	21 (21%)	12 (12%)	0	2
45	DY	98/110 (89%)	65 (66%)	21 (21%)	12 (12%)	0	2
46	BZ	186/206 (90%)	142 (76%)	34 (18%)	10 (5%)	2	14
46	DZ	186/206 (90%)	142 (76%)	34 (18%)	10 (5%)	2	14
47	B0	74/85 (87%)	55 (74%)	14 (19%)	5 (7%)	1	9
47	D0	74/85 (87%)	55 (74%)	14 (19%)	5 (7%)	1	9
48	B1	86/98 (88%)	53 (62%)	27 (31%)	6 (7%)	1	8
48	D1	86/98 (88%)	53 (62%)	28 (33%)	5 (6%)	1	13
49	B2	70/72 (97%)	48 (69%)	16 (23%)	6 (9%)	1	4
49	D2	70/72 (97%)	48 (69%)	16 (23%)	6 (9%)	1	4
50	B3	57/60 (95%)	43 (75%)	13 (23%)	1 (2%)	8	41
50	D3	57/60 (95%)	44 (77%)	12 (21%)	1 (2%)	8	41
51	B4	28/97 (29%)	14 (50%)	11 (39%)	3 (11%)	0	2
51	D4	28/97 (29%)	14 (50%)	11 (39%)	3 (11%)	0	2
52	B5	50/60 (83%)	36 (72%)	12 (24%)	2 (4%)	3	21
52	D5	50/60 (83%)	36 (72%)	12 (24%)	2 (4%)	3	21
53	B6	42/54 (78%)	31 (74%)	8 (19%)	3 (7%)	1	8
53	D6	42/54 (78%)	31 (74%)	8 (19%)	3 (7%)	1	8

Continued on next page...

Continued from previous page...

Mol	Chain	Analysed	Favoured	Allowed	Outliers	Percentiles	
54	B7	46/49 (94%)	39 (85%)	7 (15%)	0	100	100
54	D7	46/49 (94%)	39 (85%)	7 (15%)	0	100	100
55	B8	61/65 (94%)	42 (69%)	15 (25%)	4 (7%)	1	9
55	D8	61/65 (94%)	42 (69%)	15 (25%)	4 (7%)	1	9
All	All	11920/13210 (90%)	9191 (77%)	2165 (18%)	564 (5%)	2	17

5 of 564 Ramachandran outliers are listed below:

Mol	Chain	Res	Type
5	AC	47	LEU
12	AJ	75	ILE
15	AM	4	ILE
15	AM	106	ASN
15	AM	117	VAL

5.3.2 Protein sidechains ⓘ

In the following table, the Percentiles column shows the percent sidechain outliers of the chain as a percentile score with respect to all X-ray entries followed by that with respect to entries of similar resolution.

The Analysed column shows the number of residues for which the sidechain conformation was analysed, and the total number of residues.

Mol	Chain	Analysed	Rotameric	Outliers	Percentiles	
4	AB	202/220 (92%)	189 (94%)	13 (6%)	17	52
4	CB	202/220 (92%)	189 (94%)	13 (6%)	17	52
5	AC	160/188 (85%)	151 (94%)	9 (6%)	21	57
5	CC	160/188 (85%)	151 (94%)	9 (6%)	21	57
6	AD	180/181 (99%)	171 (95%)	9 (5%)	24	60
6	CD	180/181 (99%)	171 (95%)	9 (5%)	24	60
7	AE	116/123 (94%)	105 (90%)	11 (10%)	8	32
7	CE	116/123 (94%)	105 (90%)	11 (10%)	8	32
8	AF	90/90 (100%)	86 (96%)	4 (4%)	28	64
8	CF	90/90 (100%)	86 (96%)	4 (4%)	28	64
9	AG	126/127 (99%)	125 (99%)	1 (1%)	81	93
9	CG	126/127 (99%)	125 (99%)	1 (1%)	81	93

Continued on next page...

Continued from previous page...

Mol	Chain	Analysed	Rotameric	Outliers	Percentiles	
10	AH	119/119 (100%)	114 (96%)	5 (4%)	30	65
10	CH	119/119 (100%)	114 (96%)	5 (4%)	30	65
11	AI	98/99 (99%)	92 (94%)	6 (6%)	18	54
11	CI	98/99 (99%)	92 (94%)	6 (6%)	18	54
12	AJ	88/92 (96%)	80 (91%)	8 (9%)	9	34
12	CJ	88/92 (96%)	80 (91%)	8 (9%)	9	34
13	AK	90/99 (91%)	86 (96%)	4 (4%)	28	64
13	CK	90/99 (91%)	86 (96%)	4 (4%)	28	64
14	AL	104/110 (94%)	98 (94%)	6 (6%)	20	55
14	CL	104/110 (94%)	98 (94%)	6 (6%)	20	55
15	AM	94/101 (93%)	87 (93%)	7 (7%)	13	46
15	CM	94/101 (93%)	87 (93%)	7 (7%)	13	46
16	AN	49/50 (98%)	47 (96%)	2 (4%)	30	66
16	CN	49/50 (98%)	47 (96%)	2 (4%)	30	66
17	AO	79/80 (99%)	74 (94%)	5 (6%)	18	52
17	CO	79/80 (99%)	74 (94%)	5 (6%)	18	52
18	AP	72/74 (97%)	68 (94%)	4 (6%)	21	57
18	CP	72/74 (97%)	68 (94%)	4 (6%)	21	57
19	AQ	94/97 (97%)	91 (97%)	3 (3%)	39	71
19	CQ	94/97 (97%)	91 (97%)	3 (3%)	39	71
20	AR	61/77 (79%)	59 (97%)	2 (3%)	38	71
20	CR	61/77 (79%)	59 (97%)	2 (3%)	38	71
21	AS	69/80 (86%)	59 (86%)	10 (14%)	3	15
21	CS	69/80 (86%)	59 (86%)	10 (14%)	3	15
22	AT	76/82 (93%)	71 (93%)	5 (7%)	16	51
22	CT	76/82 (93%)	71 (93%)	5 (7%)	16	51
23	AU	19/22 (86%)	19 (100%)	0	100	100
23	CU	19/22 (86%)	19 (100%)	0	100	100
24	AX	299/299 (100%)	278 (93%)	21 (7%)	15	48
24	CX	299/299 (100%)	278 (93%)	21 (7%)	15	48
27	BD	213/218 (98%)	196 (92%)	17 (8%)	12	42

Continued on next page...

Continued from previous page...

Mol	Chain	Analysed	Rotameric	Outliers	Percentiles	
27	DD	213/218 (98%)	196 (92%)	17 (8%)	12	42
28	BE	165/166 (99%)	153 (93%)	12 (7%)	14	46
28	DE	165/166 (99%)	153 (93%)	12 (7%)	14	46
29	BF	161/166 (97%)	154 (96%)	7 (4%)	29	64
29	DF	161/166 (97%)	154 (96%)	7 (4%)	29	64
30	BG	155/156 (99%)	142 (92%)	13 (8%)	11	39
30	DG	155/156 (99%)	142 (92%)	13 (8%)	11	39
31	BH	132/148 (89%)	123 (93%)	9 (7%)	16	49
31	DH	132/148 (89%)	123 (93%)	9 (7%)	16	49
32	BI	122/124 (98%)	113 (93%)	9 (7%)	13	46
32	DI	122/124 (98%)	113 (93%)	9 (7%)	13	46
33	BJ	27/135 (20%)	26 (96%)	1 (4%)	34	68
33	DJ	27/135 (20%)	26 (96%)	1 (4%)	34	68
34	BN	116/139 (84%)	106 (91%)	10 (9%)	10	38
34	DN	116/139 (84%)	106 (91%)	10 (9%)	10	38
35	BO	100/100 (100%)	95 (95%)	5 (5%)	24	60
35	DO	100/100 (100%)	95 (95%)	5 (5%)	24	60
36	BP	112/116 (97%)	92 (82%)	20 (18%)	2	9
36	DP	112/116 (97%)	92 (82%)	20 (18%)	2	9
37	BQ	106/111 (96%)	95 (90%)	11 (10%)	7	28
37	DQ	106/111 (96%)	95 (90%)	11 (10%)	7	28
38	BR	100/101 (99%)	95 (95%)	5 (5%)	24	60
38	DR	100/101 (99%)	95 (95%)	5 (5%)	24	60
39	BS	77/88 (88%)	70 (91%)	7 (9%)	9	34
39	DS	77/88 (88%)	70 (91%)	7 (9%)	9	34
40	BT	121/128 (94%)	106 (88%)	15 (12%)	4	21
40	DT	121/128 (94%)	106 (88%)	15 (12%)	4	21
41	BU	93/94 (99%)	90 (97%)	3 (3%)	39	71
41	DU	93/94 (99%)	89 (96%)	4 (4%)	29	64
42	BV	82/82 (100%)	73 (89%)	9 (11%)	6	26
42	DV	82/82 (100%)	73 (89%)	9 (11%)	6	26

Continued on next page...

Continued from previous page...

Mol	Chain	Analysed	Rotameric	Outliers	Percentiles	
43	BW	91/92 (99%)	89 (98%)	2 (2%)	52	79
43	DW	91/92 (99%)	89 (98%)	2 (2%)	52	79
44	BX	74/78 (95%)	68 (92%)	6 (8%)	11	42
44	DX	74/78 (95%)	68 (92%)	6 (8%)	11	42
45	BY	84/91 (92%)	79 (94%)	5 (6%)	19	54
45	DY	84/91 (92%)	79 (94%)	5 (6%)	19	54
46	BZ	163/179 (91%)	160 (98%)	3 (2%)	59	82
46	DZ	163/179 (91%)	160 (98%)	3 (2%)	59	82
47	B0	61/67 (91%)	59 (97%)	2 (3%)	38	71
47	D0	61/67 (91%)	59 (97%)	2 (3%)	38	71
48	B1	73/83 (88%)	63 (86%)	10 (14%)	3	17
48	D1	73/83 (88%)	64 (88%)	9 (12%)	4	21
49	B2	67/67 (100%)	64 (96%)	3 (4%)	27	63
49	D2	67/67 (100%)	64 (96%)	3 (4%)	27	63
50	B3	51/52 (98%)	47 (92%)	4 (8%)	12	43
50	D3	51/52 (98%)	48 (94%)	3 (6%)	19	54
51	B4	27/84 (32%)	25 (93%)	2 (7%)	13	46
51	D4	27/84 (32%)	25 (93%)	2 (7%)	13	46
52	B5	45/52 (86%)	43 (96%)	2 (4%)	28	64
52	D5	45/52 (86%)	43 (96%)	2 (4%)	28	64
53	B6	43/52 (83%)	40 (93%)	3 (7%)	15	48
53	D6	43/52 (83%)	40 (93%)	3 (7%)	15	48
54	B7	41/42 (98%)	38 (93%)	3 (7%)	14	46
54	D7	41/42 (98%)	38 (93%)	3 (7%)	14	46
55	B8	53/55 (96%)	51 (96%)	2 (4%)	33	67
55	D8	53/55 (96%)	51 (96%)	2 (4%)	33	67
All	All	10080/10952 (92%)	9411 (93%)	669 (7%)	16	51

5 of 669 residues with a non-rotameric sidechain are listed below:

Mol	Chain	Res	Type
46	BZ	72	ARG
7	CE	79	GLU

Continued on next page...

Continued from previous page...

Mol	Chain	Res	Type
42	DV	18	LEU
48	B1	73	LEU
4	CB	75	LYS

Some sidechains can be flipped to improve hydrogen bonding and reduce clashes. 5 of 231 such sidechains are listed below:

Mol	Chain	Res	Type
48	B1	56	GLN
7	CE	73	ASN
46	DZ	55	HIS
50	B3	19	GLN
4	CB	25	ASN

5.3.3 RNA ⓘ

Mol	Chain	Analysed	Backbone Outliers	Pucker Outliers
1	AA	1503/1525 (98%)	211 (14%)	56 (3%)
1	CA	1503/1525 (98%)	211 (14%)	56 (3%)
2	AY	76/77 (98%)	11 (14%)	2 (2%)
2	AZ	76/77 (98%)	8 (10%)	1 (1%)
2	CY	76/77 (98%)	11 (14%)	2 (2%)
2	CZ	76/77 (98%)	8 (10%)	1 (1%)
25	BA	2878/2894 (99%)	448 (15%)	101 (3%)
25	DA	2878/2894 (99%)	445 (15%)	102 (3%)
26	BB	118/124 (95%)	12 (10%)	1 (0%)
26	DB	118/124 (95%)	12 (10%)	1 (0%)
3	AV	11/27 (40%)	2 (18%)	1 (9%)
3	CV	11/27 (40%)	2 (18%)	1 (9%)
All	All	9324/9448 (98%)	1381 (14%)	325 (3%)

5 of 1381 RNA backbone outliers are listed below:

Mol	Chain	Res	Type
1	AA	6	G
1	AA	9	G
1	AA	31	G
1	AA	39	G
1	AA	47	C

5 of 325 RNA pucker outliers are listed below:

Mol	Chain	Res	Type
25	BA	2428	G
1	CA	429	U
25	DA	2172	U
25	BA	2542	A
1	CA	115	G

5.4 Non-standard residues in protein, DNA, RNA chains [i](#)

There are no non-standard protein/DNA/RNA residues in this entry.

5.5 Carbohydrates [i](#)

There are no carbohydrates in this entry.

5.6 Ligand geometry [i](#)

Of 2581 ligands modelled in this entry, 2581 are monoatomic - leaving 0 for Mogul analysis.

There are no bond length outliers.

There are no bond angle outliers.

There are no chirality outliers.

There are no torsion outliers.

There are no ring outliers.

No monomer is involved in short contacts.

5.7 Other polymers [i](#)

There are no such residues in this entry.

5.8 Polymer linkage issues [i](#)

There are no chain breaks in this entry.

6 Fit of model and data

6.1 Protein, DNA and RNA chains

In the following table, the column labelled ‘#RSRZ> 2’ contains the number (and percentage) of RSRZ outliers, followed by percent RSRZ outliers for the chain as percentile scores relative to all X-ray entries and entries of similar resolution. The OWAB column contains the minimum, median, 95th percentile and maximum values of the occupancy-weighted average B-factor per residue. The column labelled ‘Q< 0.9’ lists the number of (and percentage) of residues with an average occupancy less than 0.9.

Mol	Chain	Analysed	<RSRZ>	#RSRZ>2	OWAB(Å ²)	Q<0.9
1	AA	1504/1525 (98%)	0.23	73 (4%) 29 17	85, 138, 234, 323	0
1	CA	1504/1525 (98%)	0.47	128 (8%) 10 6	93, 155, 241, 322	0
2	AY	77/77 (100%)	-0.23	0 100 100	97, 129, 164, 212	0
2	AZ	77/77 (100%)	0.97	9 (11%) 4 2	216, 256, 275, 295	0
2	CY	77/77 (100%)	-0.17	0 100 100	86, 127, 171, 213	0
2	CZ	77/77 (100%)	0.87	13 (16%) 1 1	219, 254, 280, 289	0
3	AV	12/27 (44%)	1.15	3 (25%) 0 0	120, 129, 207, 226	0
3	CV	12/27 (44%)	1.99	4 (33%) 0 0	118, 127, 212, 221	0
4	AB	234/256 (91%)	1.21	61 (26%) 0 0	155, 190, 223, 247	0
4	CB	234/256 (91%)	1.31	68 (29%) 0 0	158, 188, 218, 246	0
5	AC	206/239 (86%)	0.45	20 (9%) 7 4	160, 191, 220, 245	0
5	CC	206/239 (86%)	0.90	38 (18%) 1 1	157, 174, 194, 224	0
6	AD	208/209 (99%)	1.05	46 (22%) 0 0	125, 146, 174, 188	0
6	CD	208/209 (99%)	1.37	65 (31%) 0 0	146, 177, 205, 230	0
7	AE	151/162 (93%)	0.69	19 (12%) 3 2	124, 145, 174, 198	0
7	CE	151/162 (93%)	0.91	28 (18%) 1 1	133, 154, 184, 220	0
8	AF	101/101 (100%)	0.21	10 (9%) 7 4	128, 148, 172, 192	0
8	CF	101/101 (100%)	0.32	7 (6%) 16 9	133, 151, 182, 195	0
9	AG	155/156 (99%)	0.65	24 (15%) 2 1	150, 170, 198, 213	0
9	CG	155/156 (99%)	0.50	20 (12%) 3 2	149, 171, 195, 210	0
10	AH	138/138 (100%)	1.45	38 (27%) 0 0	121, 147, 175, 193	0
10	CH	138/138 (100%)	1.20	29 (21%) 1 1	138, 162, 187, 202	0
11	AI	127/128 (99%)	3.26	78 (61%) 0 0	150, 194, 216, 233	0
11	CI	127/128 (99%)	3.17	76 (59%) 0 0	154, 183, 205, 227	0

Continued on next page...

Continued from previous page...

Mol	Chain	Analysed	<RSRZ>	#RSRZ>2			OWAB(Å ²)	Q<0.9
12	AJ	98/105 (93%)	1.27	26 (26%)	0	0	161, 211, 241, 252	0
12	CJ	98/105 (93%)	2.16	42 (42%)	0	0	159, 190, 217, 226	0
13	AK	119/129 (92%)	0.82	23 (19%)	1	1	117, 147, 176, 185	0
13	CK	119/129 (92%)	1.09	25 (21%)	1	1	114, 136, 169, 204	0
14	AL	124/134 (92%)	0.59	15 (12%)	4	2	106, 118, 143, 171	0
14	CL	124/134 (92%)	0.93	17 (13%)	3	2	122, 134, 161, 208	0
15	AM	117/126 (92%)	1.90	46 (39%)	0	0	152, 182, 203, 216	0
15	CM	117/126 (92%)	1.71	40 (34%)	0	0	164, 193, 219, 240	0
16	AN	60/61 (98%)	2.48	31 (51%)	0	0	171, 185, 211, 230	0
16	CN	60/61 (98%)	2.58	29 (48%)	0	0	163, 173, 205, 214	0
17	AO	88/89 (98%)	1.01	22 (25%)	0	0	114, 134, 161, 176	0
17	CO	88/89 (98%)	1.14	21 (23%)	0	0	121, 148, 175, 193	0
18	AP	83/88 (94%)	2.27	45 (54%)	0	0	120, 133, 162, 173	0
18	CP	83/88 (94%)	3.46	51 (61%)	0	0	154, 178, 202, 235	0
19	AQ	99/105 (94%)	1.30	29 (29%)	0	0	115, 126, 154, 159	0
19	CQ	99/105 (94%)	1.71	28 (28%)	0	0	122, 151, 171, 188	0
20	AR	70/88 (79%)	0.81	13 (18%)	1	1	134, 151, 184, 198	0
20	CR	70/88 (79%)	0.62	7 (10%)	7	4	131, 147, 174, 191	0
21	AS	78/93 (83%)	2.05	32 (41%)	0	0	163, 192, 214, 226	0
21	CS	78/93 (83%)	1.88	38 (48%)	0	0	171, 196, 216, 232	0
22	AT	99/106 (93%)	1.81	39 (39%)	0	0	126, 144, 174, 200	0
22	CT	99/106 (93%)	2.39	45 (45%)	0	0	155, 177, 205, 234	0
23	AU	24/27 (88%)	5.84	21 (87%)	0	0	195, 213, 232, 241	0
23	CU	24/27 (88%)	5.54	21 (87%)	0	0	180, 201, 227, 248	0
24	AX	354/354 (100%)	1.07	74 (20%)	1	1	98, 137, 242, 255	0
24	CX	354/354 (100%)	1.50	93 (26%)	0	0	105, 134, 292, 310	0
25	BA	2879/2894 (99%)	0.16	149 (5%)	27	15	65, 112, 248, 354	0
25	DA	2879/2894 (99%)	0.13	139 (4%)	30	18	59, 110, 238, 321	0
26	BB	119/124 (95%)	0.18	6 (5%)	28	16	138, 171, 208, 265	0
26	DB	119/124 (95%)	0.16	5 (4%)	36	23	132, 181, 215, 265	0
27	BD	271/276 (98%)	0.73	38 (14%)	2	1	98, 122, 149, 167	0

Continued on next page...

Continued from previous page...

Mol	Chain	Analysed	<RSRZ>	#RSRZ>2			OWAB(Å ²)	Q<0.9
27	DD	271/276 (98%)	0.83	48 (17%)	1	1	93, 115, 140, 163	0
28	BE	204/206 (99%)	1.39	66 (32%)	0	0	95, 126, 164, 180	0
28	DE	204/206 (99%)	1.05	43 (21%)	1	1	99, 141, 171, 194	0
29	BF	202/210 (96%)	0.50	14 (6%)	16	9	97, 142, 175, 194	0
29	DF	202/210 (96%)	1.11	47 (23%)	0	0	92, 132, 163, 183	0
30	BG	181/182 (99%)	1.05	45 (24%)	0	0	147, 198, 223, 252	0
30	DG	181/182 (99%)	1.54	57 (31%)	0	0	146, 197, 233, 251	0
31	BH	159/180 (88%)	2.26	72 (45%)	0	0	141, 172, 206, 222	0
31	DH	159/180 (88%)	0.79	28 (17%)	1	1	148, 172, 202, 215	0
32	BI	145/148 (97%)	3.70	87 (60%)	0	0	134, 211, 264, 286	0
32	DI	145/148 (97%)	2.42	66 (45%)	0	0	125, 203, 254, 286	0
33	BJ	32/173 (18%)	5.26	29 (90%)	0	0	203, 228, 245, 262	0
33	DJ	32/173 (18%)	4.23	26 (81%)	0	0	188, 222, 247, 258	0
34	BN	137/163 (84%)	1.61	47 (34%)	0	0	110, 142, 167, 219	0
34	DN	137/163 (84%)	1.20	36 (26%)	0	0	112, 140, 165, 184	0
35	BO	122/122 (100%)	0.70	15 (12%)	4	2	104, 113, 133, 184	0
35	DO	122/122 (100%)	1.13	26 (21%)	0	1	111, 128, 146, 175	0
36	BP	146/150 (97%)	1.33	41 (28%)	0	0	105, 145, 182, 203	0
36	DP	146/150 (97%)	0.84	26 (17%)	1	1	100, 143, 178, 198	0
37	BQ	136/141 (96%)	1.76	49 (36%)	0	0	109, 142, 172, 226	0
37	DQ	136/141 (96%)	2.45	57 (41%)	0	0	105, 140, 174, 226	0
38	BR	117/118 (99%)	1.57	35 (29%)	0	0	102, 116, 153, 180	0
38	DR	117/118 (99%)	1.62	38 (32%)	0	0	108, 129, 167, 183	0
39	BS	98/112 (87%)	1.99	38 (38%)	0	0	164, 192, 215, 232	0
39	DS	98/112 (87%)	1.31	30 (30%)	0	0	164, 197, 225, 240	0
40	BT	137/146 (93%)	0.52	16 (11%)	4	2	107, 120, 163, 190	0
40	DT	137/146 (93%)	1.14	39 (28%)	0	0	121, 145, 189, 205	0
41	BU	117/118 (99%)	0.95	25 (21%)	0	1	109, 144, 175, 196	0
41	DU	117/118 (99%)	1.42	37 (31%)	0	0	102, 136, 170, 183	0
42	BV	101/101 (100%)	0.71	18 (17%)	1	1	110, 160, 187, 202	0
42	DV	101/101 (100%)	0.96	20 (19%)	1	1	104, 150, 183, 202	0

Continued on next page...

Continued from previous page...

Mol	Chain	Analysed	<RSRZ>	#RSRZ>2			OWAB(Å ²)	Q<0.9
43	BW	112/113 (99%)	0.85	13 (11%)	4	3	95, 118, 156, 181	0
43	DW	112/113 (99%)	0.68	11 (9%)	7	4	92, 116, 145, 172	0
44	BX	92/96 (95%)	1.27	26 (28%)	0	0	111, 129, 161, 179	0
44	DX	92/96 (95%)	1.15	22 (23%)	0	0	101, 120, 145, 174	0
45	BY	100/110 (90%)	2.98	57 (57%)	0	0	131, 150, 181, 216	0
45	DY	100/110 (90%)	2.26	45 (45%)	0	0	115, 135, 172, 199	0
46	BZ	188/206 (91%)	1.45	57 (30%)	0	0	138, 180, 207, 229	0
46	DZ	188/206 (91%)	0.71	32 (17%)	1	1	134, 173, 200, 215	0
47	B0	76/85 (89%)	2.45	34 (44%)	0	0	116, 147, 174, 187	0
47	D0	76/85 (89%)	2.39	39 (51%)	0	0	115, 148, 175, 193	0
48	B1	88/98 (89%)	1.06	15 (17%)	1	1	107, 128, 162, 180	0
48	D1	88/98 (89%)	0.96	17 (19%)	1	1	102, 121, 165, 187	0
49	B2	72/72 (100%)	0.97	15 (20%)	1	1	128, 148, 181, 208	0
49	D2	72/72 (100%)	1.12	18 (25%)	0	0	115, 129, 183, 197	0
50	B3	59/60 (98%)	1.97	22 (37%)	0	0	127, 147, 180, 210	0
50	D3	59/60 (98%)	1.25	14 (23%)	0	0	121, 143, 172, 212	0
51	B4	30/97 (30%)	1.93	11 (36%)	0	0	204, 221, 244, 244	0
51	D4	30/97 (30%)	1.42	8 (26%)	0	0	208, 226, 243, 245	0
52	B5	52/60 (86%)	0.68	6 (11%)	4	3	98, 120, 159, 188	0
52	D5	52/60 (86%)	0.25	2 (3%)	40	26	96, 126, 177, 192	0
53	B6	44/54 (81%)	6.11	42 (95%)	0	0	132, 166, 195, 199	0
53	D6	44/54 (81%)	6.65	34 (77%)	0	0	134, 165, 193, 200	0
54	B7	48/49 (97%)	0.70	5 (10%)	6	4	98, 105, 132, 171	0
54	D7	48/49 (97%)	0.44	2 (4%)	36	23	92, 97, 120, 175	0
55	B8	63/65 (96%)	2.19	32 (50%)	0	0	115, 125, 158, 176	0
55	D8	63/65 (96%)	2.30	37 (58%)	0	0	109, 124, 151, 190	0
All	All	21460/22658 (94%)	0.89	3904 (18%)	1	1	59, 143, 230, 354	0

The worst 5 of 3904 RSRZ outliers are listed below:

Mol	Chain	Res	Type	RSRZ
1	AA	80	G	42.4
1	AA	81	G	35.6

Continued on next page...

Continued from previous page...

Mol	Chain	Res	Type	RSRZ
32	BI	85	GLU	26.8
53	B6	13	CYS	22.4
37	DQ	140	ALA	22.1

6.2 Non-standard residues in protein, DNA, RNA chains [i](#)

There are no non-standard protein/DNA/RNA residues in this entry.

6.3 Carbohydrates [i](#)

There are no carbohydrates in this entry.

6.4 Ligands [i](#)

In the following table, the Atoms column lists the number of modelled atoms in the group and the number defined in the chemical component dictionary. The B-factors column lists the minimum, median, 95th percentile and maximum values of B factors of atoms in the group. The column labelled 'Q< 0.9' lists the number of atoms with occupancy less than 0.9.

Mol	Type	Chain	Res	Atoms	RSCC	RSR	B-factors(Å ²)	Q<0.9
56	MG	CE	201	1/1	0.40	0.25	70,70,70,70	0
56	MG	DA	3661	1/1	0.51	1.22	80,80,80,80	0
56	MG	DA	3546	1/1	0.57	0.70	82,82,82,82	0
56	MG	DA	3659	1/1	0.57	0.33	66,66,66,66	0
56	MG	AX	404	1/1	0.58	0.18	68,68,68,68	0
56	MG	DA	3492	1/1	0.59	0.16	37,37,37,37	0
56	MG	BB	206	1/1	0.59	0.21	65,65,65,65	0
56	MG	CA	1614	1/1	0.62	0.35	39,39,39,39	0
56	MG	BA	3595	1/1	0.66	0.12	61,61,61,61	0
56	MG	BA	3572	1/1	0.67	0.17	72,72,72,72	0
56	MG	CA	1826	1/1	0.67	0.24	65,65,65,65	0
56	MG	CA	1615	1/1	0.69	0.34	55,55,55,55	0
56	MG	BA	3780	1/1	0.69	0.25	56,56,56,56	0
56	MG	DA	3192	1/1	0.70	0.11	67,67,67,67	0
56	MG	DA	3673	1/1	0.72	1.06	65,65,65,65	0
56	MG	BA	3529	1/1	0.73	0.17	32,32,32,32	0
56	MG	BA	3693	1/1	0.73	0.09	51,51,51,51	0
56	MG	AE	201	1/1	0.73	0.37	60,60,60,60	0
56	MG	CA	1985	1/1	0.73	0.14	52,52,52,52	0
56	MG	CA	1974	1/1	0.74	0.21	54,54,54,54	0

Continued on next page...

Continued from previous page...

Mol	Type	Chain	Res	Atoms	RSCC	RSR	B-factors(\AA^2)	Q<0.9
56	MG	AA	1631	1/1	0.74	0.19	58,58,58,58	0
56	MG	BA	3677	1/1	0.74	0.45	63,63,63,63	0
56	MG	CA	1936	1/1	0.75	0.24	63,63,63,63	0
56	MG	DA	3594	1/1	0.76	0.22	83,83,83,83	0
56	MG	DA	3683	1/1	0.76	0.08	89,89,89,89	0
56	MG	CA	1930	1/1	0.76	0.59	57,57,57,57	0
56	MG	AA	1764	1/1	0.76	0.28	61,61,61,61	0
56	MG	CY	109	1/1	0.77	0.20	68,68,68,68	0
56	MG	DA	3189	1/1	0.77	0.18	40,40,40,40	0
56	MG	BA	3415	1/1	0.77	0.27	52,52,52,52	0
56	MG	BA	3708	1/1	0.78	0.32	60,60,60,60	0
56	MG	CA	1905	1/1	0.78	0.41	64,64,64,64	0
56	MG	CA	1737	1/1	0.78	0.15	58,58,58,58	0
56	MG	DA	3351	1/1	0.78	0.20	38,38,38,38	0
56	MG	CA	1819	1/1	0.78	0.19	46,46,46,46	0
56	MG	CA	1981	1/1	0.78	0.11	77,77,77,77	0
56	MG	AA	1795	1/1	0.79	0.24	65,65,65,65	0
56	MG	BR	202	1/1	0.79	0.55	61,61,61,61	0
56	MG	DA	3178	1/1	0.79	0.14	47,47,47,47	0
56	MG	BA	3754	1/1	0.79	0.14	70,70,70,70	0
56	MG	AY	109	1/1	0.80	0.15	63,63,63,63	0
56	MG	CA	1818	1/1	0.80	0.20	64,64,64,64	0
56	MG	BA	3555	1/1	0.80	0.11	54,54,54,54	0
56	MG	DA	3134	1/1	0.80	0.11	61,61,61,61	0
56	MG	DA	3698	1/1	0.80	0.67	73,73,73,73	0
56	MG	CA	1830	1/1	0.80	0.24	36,36,36,36	0
56	MG	CV	104	1/1	0.80	0.43	54,54,54,54	0
56	MG	AX	405	1/1	0.80	0.23	58,58,58,58	0
56	MG	BA	3766	1/1	0.80	0.19	44,44,44,44	0
56	MG	CA	1825	1/1	0.80	0.18	26,26,26,26	0
56	MG	DA	3757	1/1	0.80	0.41	43,43,43,43	0
56	MG	CH	201	1/1	0.80	0.72	51,51,51,51	0
56	MG	DA	3354	1/1	0.81	0.28	43,43,43,43	0
56	MG	AY	113	1/1	0.81	0.13	41,41,41,41	0
56	MG	AA	1840	1/1	0.81	0.26	49,49,49,49	0
56	MG	DA	3516	1/1	0.81	0.47	62,62,62,62	0
56	MG	DA	3184	1/1	0.81	0.21	22,22,22,22	0
56	MG	AA	1654	1/1	0.81	0.21	80,80,80,80	0
56	MG	CA	1932	1/1	0.81	0.27	54,54,54,54	0
56	MG	DA	3437	1/1	0.81	0.26	41,41,41,41	0
56	MG	BA	3593	1/1	0.82	0.37	55,55,55,55	0
56	MG	BA	3517	1/1	0.82	0.12	40,40,40,40	0

Continued on next page...

Continued from previous page...

Mol	Type	Chain	Res	Atoms	RSCC	RSR	B-factors(\AA^2)	Q<0.9
56	MG	CA	1862	1/1	0.82	0.28	71,71,71,71	0
56	MG	CA	1950	1/1	0.82	0.25	67,67,67,67	0
56	MG	AA	1884	1/1	0.82	0.35	55,55,55,55	0
56	MG	AD	304	1/1	0.82	0.57	50,50,50,50	0
56	MG	DA	3583	1/1	0.82	0.37	43,43,43,43	0
56	MG	CA	1873	1/1	0.82	0.18	62,62,62,62	0
56	MG	BA	3747	1/1	0.82	0.28	63,63,63,63	0
56	MG	DA	3548	1/1	0.82	0.18	26,26,26,26	0
56	MG	BA	3719	1/1	0.83	0.34	51,51,51,51	0
56	MG	BA	3453	1/1	0.83	0.39	43,43,43,43	0
56	MG	DH	202	1/1	0.83	0.16	64,64,64,64	0
56	MG	DA	3176	1/1	0.83	0.21	46,46,46,46	0
56	MG	AA	1844	1/1	0.83	0.37	38,38,38,38	0
56	MG	BA	3184	1/1	0.83	0.11	64,64,64,64	0
56	MG	CA	1754	1/1	0.83	0.24	59,59,59,59	0
56	MG	CA	1666	1/1	0.83	0.19	50,50,50,50	0
56	MG	CA	1768	1/1	0.83	0.11	39,39,39,39	0
56	MG	CX	406	1/1	0.83	1.60	71,71,71,71	0
56	MG	BA	3345	1/1	0.83	0.13	37,37,37,37	0
56	MG	BA	3465	1/1	0.83	0.42	37,37,37,37	0
56	MG	BA	3806	1/1	0.83	0.15	54,54,54,54	0
56	MG	CA	2014	1/1	0.83	0.44	52,52,52,52	0
56	MG	BA	3665	1/1	0.83	0.30	46,46,46,46	0
56	MG	CA	1749	1/1	0.83	0.15	41,41,41,41	0
56	MG	DA	3575	1/1	0.83	0.27	53,53,53,53	0
56	MG	BA	3315	1/1	0.83	0.37	64,64,64,64	0
56	MG	DA	3718	1/1	0.84	0.45	60,60,60,60	0
56	MG	DA	3754	1/1	0.84	0.27	59,59,59,59	0
56	MG	DA	3679	1/1	0.84	0.45	62,62,62,62	0
56	MG	BA	3613	1/1	0.84	0.14	45,45,45,45	0
56	MG	CA	1924	1/1	0.84	0.24	45,45,45,45	0
56	MG	CX	407	1/1	0.84	0.31	70,70,70,70	0
56	MG	BA	3725	1/1	0.84	0.22	52,52,52,52	0
56	MG	CA	1883	1/1	0.84	0.13	41,41,41,41	0
56	MG	DA	3646	1/1	0.84	0.16	55,55,55,55	0
56	MG	CX	402	1/1	0.84	0.14	38,38,38,38	0
56	MG	CA	1689	1/1	0.84	0.21	59,59,59,59	0
56	MG	DA	3055	1/1	0.85	0.15	26,26,26,26	0
56	MG	BA	3639	1/1	0.85	0.31	54,54,54,54	0
56	MG	DP	205	1/1	0.85	0.24	42,42,42,42	0
56	MG	DA	3116	1/1	0.85	0.25	41,41,41,41	0
56	MG	CP	101	1/1	0.85	0.45	57,57,57,57	0

Continued on next page...

Continued from previous page...

Mol	Type	Chain	Res	Atoms	RSCC	RSR	B-factors(\AA^2)	Q<0.9
56	MG	CA	2012	1/1	0.85	0.19	59,59,59,59	0
56	MG	AA	1688	1/1	0.85	0.10	52,52,52,52	0
56	MG	DA	3379	1/1	0.85	0.52	51,51,51,51	0
56	MG	AA	1890	1/1	0.85	0.16	39,39,39,39	0
56	MG	DA	3724	1/1	0.85	0.84	62,62,62,62	0
56	MG	BA	3039	1/1	0.85	0.21	33,33,33,33	0
56	MG	BA	3582	1/1	0.85	0.21	53,53,53,53	0
56	MG	BA	3380	1/1	0.85	0.28	56,56,56,56	0
56	MG	DA	3554	1/1	0.85	0.14	71,71,71,71	0
56	MG	AY	110	1/1	0.85	0.10	53,53,53,53	0
56	MG	AA	1677	1/1	0.85	0.10	49,49,49,49	0
56	MG	CA	1917	1/1	0.85	0.15	70,70,70,70	0
56	MG	CA	1970	1/1	0.85	0.16	63,63,63,63	0
56	MG	DB	222	1/1	0.85	0.10	59,59,59,59	0
56	MG	CA	1881	1/1	0.86	0.46	47,47,47,47	0
56	MG	AA	1876	1/1	0.86	0.29	57,57,57,57	0
56	MG	CA	1982	1/1	0.86	0.58	63,63,63,63	0
56	MG	AA	1693	1/1	0.86	0.14	45,45,45,45	0
56	MG	DA	3375	1/1	0.86	0.30	42,42,42,42	0
56	MG	CA	1682	1/1	0.86	0.12	46,46,46,46	0
56	MG	DA	3198	1/1	0.86	0.47	51,51,51,51	0
56	MG	CA	1651	1/1	0.86	0.14	54,54,54,54	0
56	MG	DA	3468	1/1	0.86	0.12	30,30,30,30	0
56	MG	DA	3432	1/1	0.86	0.21	51,51,51,51	0
56	MG	CA	1831	1/1	0.86	0.12	66,66,66,66	0
56	MG	BA	3672	1/1	0.86	0.14	45,45,45,45	0
56	MG	BA	3562	1/1	0.86	0.20	29,29,29,29	0
56	MG	CA	1964	1/1	0.86	0.46	39,39,39,39	0
56	MG	DB	210	1/1	0.86	0.14	44,44,44,44	0
56	MG	DA	3541	1/1	0.86	0.14	53,53,53,53	0
56	MG	DA	3244	1/1	0.86	0.30	57,57,57,57	0
56	MG	DA	3758	1/1	0.86	0.52	63,63,63,63	0
56	MG	BA	3330	1/1	0.86	0.10	45,45,45,45	0
56	MG	DA	3654	1/1	0.86	0.32	41,41,41,41	0
56	MG	BA	3694	1/1	0.86	0.15	50,50,50,50	0
56	MG	BA	3187	1/1	0.86	0.17	65,65,65,65	0
56	MG	BA	3746	1/1	0.86	0.41	65,65,65,65	0
56	MG	DA	3609	1/1	0.86	0.29	62,62,62,62	0
56	MG	BA	3674	1/1	0.86	0.26	52,52,52,52	0
56	MG	DA	3547	1/1	0.86	0.16	48,48,48,48	0
56	MG	DA	3532	1/1	0.86	0.13	65,65,65,65	0
56	MG	CA	1625	1/1	0.86	0.13	60,60,60,60	0

Continued on next page...

Continued from previous page...

Mol	Type	Chain	Res	Atoms	RSCC	RSR	B-factors(\AA^2)	Q<0.9
56	MG	DA	3440	1/1	0.86	0.16	71,71,71,71	0
56	MG	DB	212	1/1	0.87	0.20	45,45,45,45	0
56	MG	DA	3093	1/1	0.87	0.24	23,23,23,23	0
56	MG	DA	3545	1/1	0.87	0.08	50,50,50,50	0
56	MG	DB	228	1/1	0.87	0.21	46,46,46,46	0
56	MG	BA	3151	1/1	0.87	0.26	52,52,52,52	0
56	MG	BA	3178	1/1	0.87	0.21	39,39,39,39	0
56	MG	DA	3138	1/1	0.87	0.21	52,52,52,52	0
56	MG	AA	1891	1/1	0.87	0.36	68,68,68,68	0
56	MG	BA	3655	1/1	0.87	0.17	47,47,47,47	0
56	MG	DA	3567	1/1	0.87	0.12	74,74,74,74	0
56	MG	DA	3466	1/1	0.87	0.25	47,47,47,47	0
56	MG	AA	1762	1/1	0.87	0.12	52,52,52,52	0
56	MG	BB	225	1/1	0.87	0.13	50,50,50,50	0
56	MG	CA	1988	1/1	0.87	0.17	48,48,48,48	0
56	MG	AA	1779	1/1	0.87	0.40	51,51,51,51	0
56	MG	DQ	201	1/1	0.87	0.10	53,53,53,53	0
56	MG	AA	1848	1/1	0.87	0.09	45,45,45,45	0
56	MG	BA	3629	1/1	0.87	0.09	53,53,53,53	0
56	MG	CA	1781	1/1	0.87	0.49	57,57,57,57	0
56	MG	DA	3559	1/1	0.87	0.23	44,44,44,44	0
56	MG	CA	1824	1/1	0.87	0.12	31,31,31,31	0
56	MG	CC	304	1/1	0.87	0.19	93,93,93,93	0
56	MG	CA	1937	1/1	0.87	0.50	56,56,56,56	0
56	MG	AF	202	1/1	0.87	0.12	58,58,58,58	0
56	MG	BA	3656	1/1	0.87	0.40	52,52,52,52	0
56	MG	BA	3400	1/1	0.88	0.18	35,35,35,35	0
56	MG	BA	3100	1/1	0.88	0.17	42,42,42,42	0
56	MG	DA	3227	1/1	0.88	0.13	37,37,37,37	0
56	MG	AA	1892	1/1	0.88	0.12	48,48,48,48	0
56	MG	DA	3390	1/1	0.88	0.24	36,36,36,36	0
56	MG	DA	3570	1/1	0.88	0.07	36,36,36,36	0
56	MG	BA	3214	1/1	0.88	0.16	62,62,62,62	0
56	MG	BA	3197	1/1	0.88	0.16	46,46,46,46	0
56	MG	CA	1827	1/1	0.88	0.12	48,48,48,48	0
56	MG	CA	1947	1/1	0.88	0.31	44,44,44,44	0
56	MG	BA	3087	1/1	0.88	0.17	30,30,30,30	0
56	MG	AA	1625	1/1	0.88	0.15	27,27,27,27	0
56	MG	BA	3697	1/1	0.88	0.28	40,40,40,40	0
56	MG	BA	3438	1/1	0.88	0.24	52,52,52,52	0
56	MG	CY	118	1/1	0.88	0.14	56,56,56,56	0
56	MG	DA	3302	1/1	0.88	0.25	31,31,31,31	0

Continued on next page...

Continued from previous page...

Mol	Type	Chain	Res	Atoms	RSCC	RSR	B-factors(\AA^2)	Q<0.9
56	MG	CA	1868	1/1	0.88	0.25	54,54,54,54	0
56	MG	DB	204	1/1	0.88	0.13	48,48,48,48	0
56	MG	DA	3658	1/1	0.88	0.22	61,61,61,61	0
56	MG	BA	3396	1/1	0.88	0.21	57,57,57,57	0
56	MG	BJ	201	1/1	0.88	0.10	59,59,59,59	0
56	MG	AA	1731	1/1	0.88	0.13	48,48,48,48	0
56	MG	DA	3263	1/1	0.88	0.19	22,22,22,22	0
56	MG	BA	3270	1/1	0.88	0.13	8,8,8,8	0
56	MG	DA	3412	1/1	0.88	0.29	50,50,50,50	0
56	MG	BA	3469	1/1	0.88	0.11	28,28,28,28	0
56	MG	CA	1789	1/1	0.88	0.54	53,53,53,53	0
56	MG	DA	3738	1/1	0.88	0.21	58,58,58,58	0
56	MG	CA	1955	1/1	0.89	0.15	29,29,29,29	0
56	MG	BA	3489	1/1	0.89	0.12	46,46,46,46	0
56	MG	BA	3711	1/1	0.89	0.22	28,28,28,28	0
56	MG	BA	3092	1/1	0.89	0.19	40,40,40,40	0
56	MG	BA	3706	1/1	0.89	0.08	38,38,38,38	0
56	MG	CA	1899	1/1	0.89	0.25	49,49,49,49	0
56	MG	CA	1911	1/1	0.89	0.12	62,62,62,62	0
56	MG	CA	1925	1/1	0.89	0.32	45,45,45,45	0
56	MG	BA	3122	1/1	0.89	0.16	50,50,50,50	0
56	MG	CA	1653	1/1	0.89	0.14	49,49,49,49	0
56	MG	CA	1979	1/1	0.89	0.16	59,59,59,59	0
56	MG	BA	3712	1/1	0.89	0.22	37,37,37,37	0
56	MG	CA	1969	1/1	0.89	0.10	43,43,43,43	0
56	MG	BA	3224	1/1	0.89	0.14	52,52,52,52	0
56	MG	AA	1842	1/1	0.89	0.11	49,49,49,49	0
56	MG	CA	1833	1/1	0.89	0.10	37,37,37,37	0
56	MG	BB	221	1/1	0.89	0.25	37,37,37,37	0
56	MG	DA	3271	1/1	0.89	0.14	17,17,17,17	0
56	MG	CY	112	1/1	0.89	0.09	20,20,20,20	0
56	MG	AA	1901	1/1	0.89	0.20	43,43,43,43	0
56	MG	DA	3428	1/1	0.89	0.12	61,61,61,61	0
56	MG	CA	1702	1/1	0.89	0.06	56,56,56,56	0
56	MG	CA	1719	1/1	0.89	0.20	58,58,58,58	0
56	MG	CA	1967	1/1	0.89	0.21	60,60,60,60	0
56	MG	BG	203	1/1	0.89	0.35	54,54,54,54	0
56	MG	BA	3730	1/1	0.89	0.22	40,40,40,40	0
56	MG	BA	3673	1/1	0.89	0.40	46,46,46,46	0
56	MG	BA	3372	1/1	0.89	0.12	38,38,38,38	0
56	MG	DA	3101	1/1	0.89	0.09	33,33,33,33	0
56	MG	DA	3218	1/1	0.89	0.27	46,46,46,46	0

Continued on next page...

Continued from previous page...

Mol	Type	Chain	Res	Atoms	RSCC	RSR	B-factors(\AA^2)	Q<0.9
56	MG	BA	3757	1/1	0.89	0.21	45,45,45,45	0
56	MG	DA	3482	1/1	0.89	0.26	42,42,42,42	0
56	MG	DA	3435	1/1	0.89	0.21	41,41,41,41	0
56	MG	BA	3772	1/1	0.89	0.48	57,57,57,57	0
56	MG	DA	3004	1/1	0.89	0.79	42,42,42,42	0
56	MG	AA	1803	1/1	0.89	0.15	30,30,30,30	0
56	MG	BA	3536	1/1	0.89	0.11	34,34,34,34	0
56	MG	CA	1690	1/1	0.89	0.17	30,30,30,30	0
56	MG	CA	1994	1/1	0.89	0.17	58,58,58,58	0
56	MG	CA	2000	1/1	0.89	0.13	45,45,45,45	0
56	MG	DA	3403	1/1	0.90	0.30	42,42,42,42	0
56	MG	BA	3327	1/1	0.90	0.08	43,43,43,43	0
56	MG	DA	3601	1/1	0.90	0.12	45,45,45,45	0
56	MG	BA	3229	1/1	0.90	0.11	27,27,27,27	0
56	MG	BA	3781	1/1	0.90	0.35	54,54,54,54	0
56	MG	CY	105	1/1	0.90	0.14	58,58,58,58	0
56	MG	AA	1789	1/1	0.90	0.15	33,33,33,33	0
56	MG	AA	1691	1/1	0.90	0.21	52,52,52,52	0
56	MG	BA	3344	1/1	0.90	0.16	42,42,42,42	0
56	MG	BA	3133	1/1	0.90	0.29	48,48,48,48	0
56	MG	AA	1669	1/1	0.90	0.15	40,40,40,40	0
56	MG	DA	3745	1/1	0.90	0.21	39,39,39,39	0
56	MG	BB	223	1/1	0.90	0.24	52,52,52,52	0
56	MG	AA	1799	1/1	0.90	0.24	49,49,49,49	0
56	MG	BA	3425	1/1	0.90	0.31	48,48,48,48	0
56	MG	BA	3484	1/1	0.90	0.16	23,23,23,23	0
56	MG	CA	1607	1/1	0.90	0.08	38,38,38,38	0
56	MG	DP	201	1/1	0.90	0.08	45,45,45,45	0
56	MG	CA	1747	1/1	0.90	0.15	31,31,31,31	0
56	MG	DA	3690	1/1	0.90	0.11	41,41,41,41	0
56	MG	CA	1678	1/1	0.90	0.18	65,65,65,65	0
56	MG	BA	3700	1/1	0.90	0.28	67,67,67,67	0
56	MG	AA	1644	1/1	0.90	0.08	31,31,31,31	0
56	MG	DB	219	1/1	0.90	0.09	55,55,55,55	0
56	MG	BA	3669	1/1	0.90	0.41	33,33,33,33	0
56	MG	AA	1822	1/1	0.90	0.16	39,39,39,39	0
56	MG	DA	3615	1/1	0.90	0.19	40,40,40,40	0
56	MG	DA	3708	1/1	0.90	0.29	60,60,60,60	0
56	MG	DA	3458	1/1	0.90	0.21	44,44,44,44	0
56	MG	CO	102	1/1	0.90	0.33	73,73,73,73	0
56	MG	CA	1931	1/1	0.90	0.32	59,59,59,59	0
56	MG	BA	3749	1/1	0.90	0.18	30,30,30,30	0

Continued on next page...

Continued from previous page...

Mol	Type	Chain	Res	Atoms	RSCC	RSR	B-factors(\AA^2)	Q<0.9
56	MG	BA	3048	1/1	0.90	0.26	64,64,64,64	0
56	MG	CK	201	1/1	0.90	0.14	51,51,51,51	0
56	MG	AA	1792	1/1	0.90	0.06	58,58,58,58	0
56	MG	DA	3695	1/1	0.90	0.23	52,52,52,52	0
56	MG	CA	1926	1/1	0.90	0.15	61,61,61,61	0
56	MG	BA	3012	1/1	0.90	0.09	36,36,36,36	0
56	MG	DA	3287	1/1	0.90	0.14	62,62,62,62	0
56	MG	BA	3432	1/1	0.90	0.09	53,53,53,53	0
56	MG	CA	1720	1/1	0.90	0.10	51,51,51,51	0
56	MG	D2	102	1/1	0.90	0.56	49,49,49,49	0
56	MG	DA	3169	1/1	0.90	0.15	42,42,42,42	0
56	MG	BA	3340	1/1	0.90	0.13	49,49,49,49	0
56	MG	CC	302	1/1	0.90	0.14	56,56,56,56	0
56	MG	CA	1748	1/1	0.90	0.14	60,60,60,60	0
56	MG	AY	125	1/1	0.90	0.11	51,51,51,51	0
56	MG	DA	3343	1/1	0.90	0.12	35,35,35,35	0
56	MG	CA	1902	1/1	0.90	0.12	50,50,50,50	0
56	MG	CA	1815	1/1	0.91	0.12	12,12,12,12	0
56	MG	BA	3544	1/1	0.91	0.41	38,38,38,38	0
56	MG	AO	103	1/1	0.91	0.26	43,43,43,43	0
56	MG	AA	1888	1/1	0.91	0.11	53,53,53,53	0
56	MG	CA	1713	1/1	0.91	0.14	21,21,21,21	0
56	MG	AA	1868	1/1	0.91	0.37	41,41,41,41	0
56	MG	BR	203	1/1	0.91	0.74	49,49,49,49	0
56	MG	DA	3756	1/1	0.91	0.09	53,53,53,53	0
56	MG	DA	3066	1/1	0.91	0.16	47,47,47,47	0
56	MG	DA	3624	1/1	0.91	0.18	39,39,39,39	0
56	MG	DA	3253	1/1	0.91	0.19	48,48,48,48	0
56	MG	CA	1847	1/1	0.91	0.14	22,22,22,22	0
56	MG	BA	3467	1/1	0.91	0.23	35,35,35,35	0
56	MG	BA	3156	1/1	0.91	0.12	48,48,48,48	0
56	MG	BA	3220	1/1	0.91	0.31	55,55,55,55	0
56	MG	DH	201	1/1	0.91	0.14	46,46,46,46	0
56	MG	BA	3695	1/1	0.91	0.17	50,50,50,50	0
56	MG	BA	3472	1/1	0.91	0.22	44,44,44,44	0
56	MG	AA	1757	1/1	0.91	0.06	26,26,26,26	0
56	MG	DA	3620	1/1	0.91	0.16	49,49,49,49	0
56	MG	DA	3151	1/1	0.91	0.18	58,58,58,58	0
56	MG	BA	3691	1/1	0.91	0.14	44,44,44,44	0
56	MG	BA	3130	1/1	0.91	0.11	36,36,36,36	0
56	MG	DA	3692	1/1	0.91	0.18	46,46,46,46	0
56	MG	DA	3243	1/1	0.91	0.17	41,41,41,41	0

Continued on next page...

Continued from previous page...

Mol	Type	Chain	Res	Atoms	RSCC	RSR	B-factors(\AA^2)	Q<0.9
56	MG	BA	3661	1/1	0.91	0.35	67,67,67,67	0
56	MG	CA	1841	1/1	0.91	0.06	63,63,63,63	0
56	MG	DA	3664	1/1	0.91	0.26	39,39,39,39	0
56	MG	AC	302	1/1	0.91	0.24	57,57,57,57	0
56	MG	CA	2009	1/1	0.91	0.30	41,41,41,41	0
56	MG	BA	3462	1/1	0.91	0.27	39,39,39,39	0
56	MG	BA	3703	1/1	0.91	0.11	29,29,29,29	0
56	MG	CZ	109	1/1	0.91	0.16	51,51,51,51	0
56	MG	CA	1886	1/1	0.91	0.30	62,62,62,62	0
56	MG	AA	1885	1/1	0.91	0.11	33,33,33,33	0
56	MG	BA	3413	1/1	0.91	0.07	62,62,62,62	0
56	MG	CA	1728	1/1	0.91	0.22	28,28,28,28	0
56	MG	BA	3374	1/1	0.91	0.15	25,25,25,25	0
56	MG	BA	3476	1/1	0.91	0.27	39,39,39,39	0
56	MG	BA	3423	1/1	0.91	0.16	22,22,22,22	0
56	MG	DA	3322	1/1	0.91	0.12	46,46,46,46	0
56	MG	AA	1650	1/1	0.91	0.27	50,50,50,50	0
56	MG	CA	1856	1/1	0.91	0.28	78,78,78,78	0
56	MG	BA	3181	1/1	0.91	0.18	51,51,51,51	0
56	MG	BA	3790	1/1	0.91	0.13	75,75,75,75	0
56	MG	DA	3381	1/1	0.91	0.38	36,36,36,36	0
56	MG	BA	3463	1/1	0.91	0.15	27,27,27,27	0
56	MG	BA	3119	1/1	0.91	0.20	39,39,39,39	0
56	MG	AA	1633	1/1	0.91	0.12	49,49,49,49	0
56	MG	DA	3208	1/1	0.91	0.34	42,42,42,42	0
56	MG	BA	3004	1/1	0.91	0.49	57,57,57,57	0
56	MG	AA	1638	1/1	0.91	0.14	22,22,22,22	0
56	MG	AA	1895	1/1	0.91	0.11	50,50,50,50	0
56	MG	BA	3043	1/1	0.91	0.22	30,30,30,30	0
56	MG	BA	3311	1/1	0.91	0.14	43,43,43,43	0
56	MG	BA	3499	1/1	0.91	0.11	18,18,18,18	0
56	MG	BA	3651	1/1	0.91	0.16	34,34,34,34	0
56	MG	AA	1708	1/1	0.91	0.08	48,48,48,48	0
56	MG	BA	3091	1/1	0.91	0.23	39,39,39,39	0
56	MG	CA	1715	1/1	0.91	0.12	39,39,39,39	0
56	MG	BA	3671	1/1	0.91	0.18	57,57,57,57	0
56	MG	BA	3289	1/1	0.91	0.23	46,46,46,46	0
56	MG	BA	3255	1/1	0.91	0.07	43,43,43,43	0
56	MG	BA	3512	1/1	0.91	0.12	16,16,16,16	0
56	MG	CA	1915	1/1	0.91	0.27	56,56,56,56	0
56	MG	CA	1671	1/1	0.91	0.13	40,40,40,40	0
56	MG	BA	3631	1/1	0.91	0.18	34,34,34,34	0

Continued on next page...

Continued from previous page...

Mol	Type	Chain	Res	Atoms	RSCC	RSR	B-factors(\AA^2)	Q<0.9
56	MG	CA	1701	1/1	0.91	0.09	40,40,40,40	0
56	MG	BA	3805	1/1	0.91	0.14	39,39,39,39	0
56	MG	DA	3110	1/1	0.91	0.18	43,43,43,43	0
56	MG	BA	3728	1/1	0.91	0.17	28,28,28,28	0
56	MG	DA	3731	1/1	0.91	0.15	60,60,60,60	0
56	MG	BA	3803	1/1	0.91	0.43	55,55,55,55	0
56	MG	DA	3634	1/1	0.91	0.17	58,58,58,58	0
56	MG	BA	3170	1/1	0.92	0.14	18,18,18,18	0
56	MG	DB	225	1/1	0.92	0.17	34,34,34,34	0
56	MG	BA	3293	1/1	0.92	0.14	34,34,34,34	0
56	MG	BA	3633	1/1	0.92	0.18	20,20,20,20	0
56	MG	BA	3304	1/1	0.92	0.14	42,42,42,42	0
56	MG	CA	1794	1/1	0.92	0.07	42,42,42,42	0
56	MG	BA	3539	1/1	0.92	0.11	77,77,77,77	0
56	MG	DA	3660	1/1	0.92	0.19	44,44,44,44	0
56	MG	DA	3425	1/1	0.92	0.18	43,43,43,43	0
56	MG	BA	3668	1/1	0.92	0.12	50,50,50,50	0
56	MG	DA	3653	1/1	0.92	0.11	55,55,55,55	0
56	MG	CA	1796	1/1	0.92	0.07	27,27,27,27	0
56	MG	BA	3566	1/1	0.92	0.18	45,45,45,45	0
56	MG	BA	3621	1/1	0.92	0.06	57,57,57,57	0
56	MG	CA	1797	1/1	0.92	0.17	60,60,60,60	0
56	MG	AA	1824	1/1	0.92	0.14	78,78,78,78	0
56	MG	AL	201	1/1	0.92	0.10	29,29,29,29	0
56	MG	BA	3575	1/1	0.92	0.16	52,52,52,52	0
56	MG	AA	1674	1/1	0.92	0.38	74,74,74,74	0
56	MG	DA	3430	1/1	0.92	0.16	56,56,56,56	0
56	MG	CA	1711	1/1	0.92	0.10	23,23,23,23	0
56	MG	DA	3722	1/1	0.92	0.20	54,54,54,54	0
56	MG	CA	1891	1/1	0.92	0.10	30,30,30,30	0
56	MG	DA	3179	1/1	0.92	0.13	50,50,50,50	0
56	MG	CA	1810	1/1	0.92	0.12	28,28,28,28	0
56	MG	CZ	119	1/1	0.92	0.15	55,55,55,55	0
56	MG	CA	1934	1/1	0.92	0.22	56,56,56,56	0
56	MG	CA	1885	1/1	0.92	0.19	72,72,72,72	0
56	MG	BA	3128	1/1	0.92	0.22	38,38,38,38	0
56	MG	AA	1893	1/1	0.92	0.09	40,40,40,40	0
56	MG	BA	3649	1/1	0.92	0.12	29,29,29,29	0
56	MG	DA	3616	1/1	0.92	0.12	10,10,10,10	0
56	MG	DA	3741	1/1	0.92	0.18	25,25,25,25	0
56	MG	BA	3764	1/1	0.92	0.24	36,36,36,36	0
56	MG	DA	3127	1/1	0.92	0.13	71,71,71,71	0

Continued on next page...

Continued from previous page...

Mol	Type	Chain	Res	Atoms	RSCC	RSR	B-factors(\AA^2)	Q<0.9
56	MG	AA	1726	1/1	0.92	0.12	44,44,44,44	0
56	MG	CC	306	1/1	0.92	0.40	52,52,52,52	0
56	MG	CA	1657	1/1	0.92	0.12	42,42,42,42	0
56	MG	BA	3498	1/1	0.92	0.13	19,19,19,19	0
56	MG	CZ	102	1/1	0.92	0.12	67,67,67,67	0
56	MG	BA	3519	1/1	0.92	0.14	38,38,38,38	0
56	MG	BA	3692	1/1	0.92	0.21	41,41,41,41	0
56	MG	CA	1769	1/1	0.92	0.11	56,56,56,56	0
56	MG	DA	3652	1/1	0.92	0.08	45,45,45,45	0
56	MG	BA	3036	1/1	0.92	0.19	32,32,32,32	0
56	MG	CL	201	1/1	0.92	0.18	61,61,61,61	0
56	MG	DA	3129	1/1	0.92	0.08	32,32,32,32	0
56	MG	DA	3456	1/1	0.92	0.16	37,37,37,37	0
56	MG	AV	101	1/1	0.92	0.11	49,49,49,49	0
56	MG	DA	3714	1/1	0.92	0.23	28,28,28,28	0
56	MG	DA	3214	1/1	0.92	0.10	46,46,46,46	0
56	MG	BA	3326	1/1	0.92	0.24	46,46,46,46	0
56	MG	BF	301	1/1	0.92	0.13	39,39,39,39	0
56	MG	DA	3355	1/1	0.92	0.18	39,39,39,39	0
56	MG	BA	3078	1/1	0.92	0.07	22,22,22,22	0
56	MG	DB	221	1/1	0.92	0.14	49,49,49,49	0
56	MG	BB	217	1/1	0.92	0.10	63,63,63,63	0
56	MG	DA	3748	1/1	0.92	0.70	50,50,50,50	0
56	MG	BA	3364	1/1	0.92	0.15	60,60,60,60	0
56	MG	BA	3407	1/1	0.92	0.08	15,15,15,15	0
56	MG	BA	3336	1/1	0.92	0.15	38,38,38,38	0
56	MG	AO	102	1/1	0.92	0.35	36,36,36,36	0
56	MG	DA	3057	1/1	0.92	0.14	31,31,31,31	0
56	MG	BA	3025	1/1	0.92	0.14	13,13,13,13	0
56	MG	AA	1831	1/1	0.92	0.09	44,44,44,44	0
56	MG	AA	1832	1/1	0.92	0.18	49,49,49,49	0
56	MG	DA	3145	1/1	0.92	0.11	30,30,30,30	0
56	MG	CA	1834	1/1	0.92	0.18	61,61,61,61	0
56	MG	AA	1750	1/1	0.92	0.12	50,50,50,50	0
56	MG	DA	3527	1/1	0.92	0.12	49,49,49,49	0
56	MG	CA	1946	1/1	0.92	0.25	41,41,41,41	0
56	MG	CA	1851	1/1	0.92	0.08	34,34,34,34	0
56	MG	BA	3632	1/1	0.92	0.17	50,50,50,50	0
56	MG	BA	3437	1/1	0.92	0.12	26,26,26,26	0
56	MG	DA	3556	1/1	0.92	0.17	20,20,20,20	0
56	MG	DA	3736	1/1	0.92	0.14	64,64,64,64	0
56	MG	BA	3195	1/1	0.92	0.22	46,46,46,46	0

Continued on next page...

Continued from previous page...

Mol	Type	Chain	Res	Atoms	RSCC	RSR	B-factors(\AA^2)	Q<0.9
56	MG	AA	1686	1/1	0.92	0.15	37,37,37,37	0
56	MG	DA	3162	1/1	0.92	0.18	33,33,33,33	0
56	MG	BA	3637	1/1	0.92	0.11	14,14,14,14	0
56	MG	DA	3092	1/1	0.92	0.18	32,32,32,32	0
56	MG	DA	3750	1/1	0.92	0.34	47,47,47,47	0
56	MG	DB	216	1/1	0.92	0.17	35,35,35,35	0
56	MG	DA	3006	1/1	0.92	0.23	27,27,27,27	0
56	MG	AA	1775	1/1	0.92	0.13	74,74,74,74	0
56	MG	BA	3743	1/1	0.92	0.09	34,34,34,34	0
56	MG	AA	1809	1/1	0.92	0.13	54,54,54,54	0
56	MG	BA	3533	1/1	0.92	0.13	37,37,37,37	0
56	MG	BA	3664	1/1	0.92	0.10	41,41,41,41	0
56	MG	BA	3264	1/1	0.92	0.17	11,11,11,11	0
56	MG	CA	1777	1/1	0.92	0.14	34,34,34,34	0
56	MG	BA	3369	1/1	0.92	0.43	48,48,48,48	0
56	MG	CA	2007	1/1	0.92	0.30	60,60,60,60	0
56	MG	CA	1774	1/1	0.92	0.10	31,31,31,31	0
56	MG	CA	1773	1/1	0.92	0.17	35,35,35,35	0
56	MG	DA	3610	1/1	0.92	0.14	29,29,29,29	0
56	MG	CA	1616	1/1	0.92	0.10	54,54,54,54	0
56	MG	DP	203	1/1	0.92	0.20	43,43,43,43	0
56	MG	BA	3045	1/1	0.92	0.12	40,40,40,40	0
56	MG	AA	1829	1/1	0.92	0.24	68,68,68,68	0
56	MG	AJ	201	1/1	0.92	0.10	36,36,36,36	0
56	MG	BA	3262	1/1	0.92	0.14	31,31,31,31	0
56	MG	AA	1774	1/1	0.92	0.11	27,27,27,27	0
56	MG	BA	3086	1/1	0.92	0.07	23,23,23,23	0
56	MG	CA	1650	1/1	0.92	0.21	49,49,49,49	0
56	MG	CA	1681	1/1	0.92	0.28	43,43,43,43	0
56	MG	AA	1630	1/1	0.92	0.15	58,58,58,58	0
56	MG	CA	1849	1/1	0.92	0.15	32,32,32,32	0
56	MG	DA	3648	1/1	0.93	0.12	42,42,42,42	0
56	MG	BA	3551	1/1	0.93	0.28	47,47,47,47	0
56	MG	AA	1661	1/1	0.93	0.10	28,28,28,28	0
56	MG	DA	3056	1/1	0.93	0.11	25,25,25,25	0
56	MG	DA	3684	1/1	0.93	0.16	50,50,50,50	0
56	MG	CA	1880	1/1	0.93	0.06	51,51,51,51	0
56	MG	BA	3378	1/1	0.93	0.07	28,28,28,28	0
56	MG	DA	3647	1/1	0.93	0.17	19,19,19,19	0
56	MG	BA	3450	1/1	0.93	0.21	43,43,43,43	0
56	MG	DA	3445	1/1	0.93	0.10	31,31,31,31	0
56	MG	DP	202	1/1	0.93	0.19	44,44,44,44	0

Continued on next page...

Continued from previous page...

Mol	Type	Chain	Res	Atoms	RSCC	RSR	B-factors(\AA^2)	Q<0.9
56	MG	DA	3640	1/1	0.93	0.28	40,40,40,40	0
56	MG	AA	1878	1/1	0.93	0.29	37,37,37,37	0
56	MG	DA	3418	1/1	0.93	0.16	54,54,54,54	0
56	MG	DA	3076	1/1	0.93	0.15	51,51,51,51	0
56	MG	DW	202	1/1	0.93	0.17	36,36,36,36	0
56	MG	BA	3689	1/1	0.93	0.13	44,44,44,44	0
56	MG	CA	1874	1/1	0.93	0.17	52,52,52,52	0
56	MG	AA	1714	1/1	0.93	0.19	28,28,28,28	0
56	MG	BA	3574	1/1	0.93	0.15	35,35,35,35	0
56	MG	CA	1758	1/1	0.93	0.07	37,37,37,37	0
56	MG	DA	3167	1/1	0.93	0.18	23,23,23,23	0
56	MG	BA	3558	1/1	0.93	0.23	54,54,54,54	0
56	MG	BA	3322	1/1	0.93	0.13	33,33,33,33	0
56	MG	AA	1786	1/1	0.93	0.27	76,76,76,76	0
56	MG	CZ	103	1/1	0.93	0.06	51,51,51,51	0
56	MG	BA	3106	1/1	0.93	0.11	26,26,26,26	0
56	MG	AA	1626	1/1	0.93	0.07	47,47,47,47	0
56	MG	BA	3652	1/1	0.93	0.23	33,33,33,33	0
56	MG	CA	1699	1/1	0.93	0.12	45,45,45,45	0
56	MG	CA	1695	1/1	0.93	0.10	59,59,59,59	0
56	MG	BA	3129	1/1	0.93	0.16	34,34,34,34	0
56	MG	BA	3329	1/1	0.93	0.10	49,49,49,49	0
56	MG	DA	3504	1/1	0.93	0.12	39,39,39,39	0
56	MG	DA	3257	1/1	0.93	0.21	32,32,32,32	0
56	MG	DA	3710	1/1	0.93	0.15	21,21,21,21	0
56	MG	AA	1811	1/1	0.93	0.16	16,16,16,16	0
56	MG	CC	305	1/1	0.93	0.11	46,46,46,46	0
56	MG	CA	1610	1/1	0.93	0.10	24,24,24,24	0
56	MG	DA	3621	1/1	0.93	0.24	51,51,51,51	0
56	MG	BA	3070	1/1	0.93	0.14	32,32,32,32	0
56	MG	AA	1802	1/1	0.93	0.23	56,56,56,56	0
56	MG	CA	1829	1/1	0.93	0.20	35,35,35,35	0
56	MG	DA	3495	1/1	0.93	0.17	13,13,13,13	0
56	MG	BB	218	1/1	0.93	0.17	51,51,51,51	0
56	MG	BA	3149	1/1	0.93	0.13	38,38,38,38	0
56	MG	AA	1767	1/1	0.93	0.39	28,28,28,28	0
56	MG	BA	3756	1/1	0.93	0.18	52,52,52,52	0
56	MG	BA	3726	1/1	0.93	0.42	66,66,66,66	0
56	MG	BA	3172	1/1	0.93	0.08	63,63,63,63	0
56	MG	BA	3420	1/1	0.93	0.12	7,7,7,7	0
56	MG	DA	3651	1/1	0.93	0.15	21,21,21,21	0
56	MG	DA	3029	1/1	0.93	0.12	25,25,25,25	0

Continued on next page...

Continued from previous page...

Mol	Type	Chain	Res	Atoms	RSCC	RSR	B-factors(\AA^2)	Q<0.9
56	MG	CA	1835	1/1	0.93	0.27	46,46,46,46	0
56	MG	BA	3745	1/1	0.93	0.15	39,39,39,39	0
56	MG	DA	3477	1/1	0.93	0.15	32,32,32,32	0
56	MG	BA	3455	1/1	0.93	0.23	46,46,46,46	0
56	MG	BA	3203	1/1	0.93	0.14	27,27,27,27	0
56	MG	BA	3541	1/1	0.93	0.10	1,1,1,1	0
56	MG	AA	1719	1/1	0.93	0.12	28,28,28,28	0
56	MG	AA	1834	1/1	0.93	0.61	36,36,36,36	0
56	MG	DA	3581	1/1	0.93	0.12	16,16,16,16	0
56	MG	BA	3714	1/1	0.93	0.13	61,61,61,61	0
56	MG	DA	3308	1/1	0.93	0.18	36,36,36,36	0
56	MG	DA	3668	1/1	0.93	0.26	42,42,42,42	0
56	MG	CA	1741	1/1	0.93	0.14	28,28,28,28	0
56	MG	AA	1624	1/1	0.93	0.13	26,26,26,26	0
56	MG	AA	1629	1/1	0.93	0.34	59,59,59,59	0
56	MG	BA	3125	1/1	0.93	0.10	23,23,23,23	0
56	MG	BA	3589	1/1	0.93	0.13	62,62,62,62	0
56	MG	CA	1757	1/1	0.93	0.23	27,27,27,27	0
56	MG	AC	303	1/1	0.93	0.07	51,51,51,51	0
56	MG	BA	3696	1/1	0.93	0.27	37,37,37,37	0
56	MG	DA	3474	1/1	0.93	0.30	34,34,34,34	0
56	MG	DA	3417	1/1	0.93	0.33	53,53,53,53	0
56	MG	CA	1705	1/1	0.93	0.16	31,31,31,31	0
56	MG	CA	1635	1/1	0.93	0.28	39,39,39,39	0
56	MG	CA	1772	1/1	0.93	0.28	40,40,40,40	0
56	MG	DF	301	1/1	0.93	0.30	45,45,45,45	0
56	MG	BA	3733	1/1	0.93	0.29	43,43,43,43	0
56	MG	BA	3723	1/1	0.93	0.16	18,18,18,18	0
56	MG	AX	401	1/1	0.93	0.15	55,55,55,55	0
56	MG	CA	1996	1/1	0.93	0.18	41,41,41,41	0
56	MG	CA	1877	1/1	0.93	0.59	60,60,60,60	0
56	MG	DA	3550	1/1	0.93	0.55	35,35,35,35	0
56	MG	AA	1828	1/1	0.93	0.16	47,47,47,47	0
56	MG	AA	1720	1/1	0.93	0.14	33,33,33,33	0
56	MG	BA	3642	1/1	0.93	0.17	68,68,68,68	0
56	MG	CA	1858	1/1	0.93	0.10	66,66,66,66	0
56	MG	DA	3247	1/1	0.93	0.09	21,21,21,21	0
56	MG	BA	3601	1/1	0.93	0.19	33,33,33,33	0
56	MG	AA	1618	1/1	0.93	0.25	49,49,49,49	0
56	MG	CA	1812	1/1	0.93	0.12	51,51,51,51	0
56	MG	DA	3405	1/1	0.93	0.05	57,57,57,57	0
56	MG	CA	1638	1/1	0.93	0.12	26,26,26,26	0

Continued on next page...

Continued from previous page...

Mol	Type	Chain	Res	Atoms	RSCC	RSR	B-factors(\AA^2)	Q<0.9
56	MG	BA	3113	1/1	0.93	0.18	10,10,10,10	0
56	MG	AM	201	1/1	0.93	0.28	54,54,54,54	0
56	MG	BA	3251	1/1	0.93	0.11	43,43,43,43	0
56	MG	DA	3510	1/1	0.93	0.15	38,38,38,38	0
56	MG	BA	3741	1/1	0.93	0.13	28,28,28,28	0
56	MG	DA	3411	1/1	0.93	0.10	26,26,26,26	0
56	MG	DA	3472	1/1	0.93	0.26	39,39,39,39	0
56	MG	BA	3782	1/1	0.93	0.18	19,19,19,19	0
56	MG	BA	3755	1/1	0.93	0.12	64,64,64,64	0
56	MG	DA	3360	1/1	0.93	0.14	29,29,29,29	0
56	MG	CZ	116	1/1	0.93	0.14	81,81,81,81	0
56	MG	CA	2006	1/1	0.93	0.15	41,41,41,41	0
56	MG	DA	3607	1/1	0.93	0.22	44,44,44,44	0
56	MG	DA	3414	1/1	0.93	0.26	43,43,43,43	0
56	MG	DA	3712	1/1	0.93	0.21	61,61,61,61	0
56	MG	CA	1674	1/1	0.93	0.08	63,63,63,63	0
56	MG	BA	3654	1/1	0.93	0.17	40,40,40,40	0
56	MG	CA	1619	1/1	0.93	0.17	66,66,66,66	0
56	MG	BA	3587	1/1	0.93	0.23	41,41,41,41	0
56	MG	DA	3524	1/1	0.93	0.09	27,27,27,27	0
56	MG	AA	1768	1/1	0.93	0.10	32,32,32,32	0
56	MG	DA	3728	1/1	0.93	0.18	33,33,33,33	0
56	MG	DA	3268	1/1	0.93	0.23	48,48,48,48	0
56	MG	CA	1732	1/1	0.93	0.20	38,38,38,38	0
56	MG	AC	304	1/1	0.93	0.24	55,55,55,55	0
56	MG	CZ	113	1/1	0.93	0.13	64,64,64,64	0
56	MG	AA	1683	1/1	0.93	0.13	39,39,39,39	0
56	MG	BW	202	1/1	0.93	0.25	33,33,33,33	0
56	MG	DA	3423	1/1	0.93	0.18	39,39,39,39	0
56	MG	AX	403	1/1	0.93	0.06	73,73,73,73	0
56	MG	DA	3703	1/1	0.93	0.39	38,38,38,38	0
56	MG	CA	1727	1/1	0.93	0.09	55,55,55,55	0
56	MG	CA	1750	1/1	0.93	0.10	35,35,35,35	0
56	MG	DA	3597	1/1	0.93	0.18	40,40,40,40	0
56	MG	DA	3173	1/1	0.93	0.13	31,31,31,31	0
56	MG	CA	1991	1/1	0.94	0.33	57,57,57,57	0
56	MG	DA	3256	1/1	0.94	0.25	37,37,37,37	0
56	MG	BA	3402	1/1	0.94	0.09	39,39,39,39	0
56	MG	DA	3590	1/1	0.94	0.18	37,37,37,37	0
56	MG	DB	208	1/1	0.94	0.20	39,39,39,39	0
56	MG	DA	3755	1/1	0.94	0.36	39,39,39,39	0
56	MG	CA	1703	1/1	0.94	0.09	34,34,34,34	0

Continued on next page...

Continued from previous page...

Mol	Type	Chain	Res	Atoms	RSCC	RSR	B-factors(\AA^2)	Q<0.9
56	MG	BA	3602	1/1	0.94	0.08	42,42,42,42	0
56	MG	DB	226	1/1	0.94	0.37	51,51,51,51	0
56	MG	AA	1725	1/1	0.94	0.15	23,23,23,23	0
56	MG	DA	3434	1/1	0.94	0.13	29,29,29,29	0
56	MG	BB	214	1/1	0.94	0.06	29,29,29,29	0
56	MG	DA	3001	1/1	0.94	0.20	37,37,37,37	0
56	MG	DA	3464	1/1	0.94	0.14	26,26,26,26	0
56	MG	DA	3349	1/1	0.94	0.23	44,44,44,44	0
56	MG	BA	3789	1/1	0.94	0.24	35,35,35,35	0
56	MG	BA	3145	1/1	0.94	0.10	36,36,36,36	0
56	MG	DA	3637	1/1	0.94	0.46	66,66,66,66	0
56	MG	DA	3735	1/1	0.94	0.47	51,51,51,51	0
56	MG	AA	1871	1/1	0.94	0.09	35,35,35,35	0
56	MG	BA	3346	1/1	0.94	0.15	18,18,18,18	0
56	MG	BA	3752	1/1	0.94	0.19	30,30,30,30	0
56	MG	BA	3279	1/1	0.94	0.09	39,39,39,39	0
56	MG	AA	1894	1/1	0.94	0.27	38,38,38,38	0
56	MG	BA	3779	1/1	0.94	0.13	47,47,47,47	0
56	MG	BA	3191	1/1	0.94	0.20	41,41,41,41	0
56	MG	BA	3591	1/1	0.94	0.11	50,50,50,50	0
56	MG	BA	3624	1/1	0.94	0.25	82,82,82,82	0
56	MG	BA	3771	1/1	0.94	0.13	45,45,45,45	0
56	MG	CA	1857	1/1	0.94	0.19	33,33,33,33	0
56	MG	BA	3598	1/1	0.94	0.19	33,33,33,33	0
56	MG	CA	1965	1/1	0.94	0.09	54,54,54,54	0
56	MG	CA	1762	1/1	0.94	0.15	30,30,30,30	0
56	MG	DA	3591	1/1	0.94	0.12	26,26,26,26	0
56	MG	CA	1916	1/1	0.94	0.17	62,62,62,62	0
56	MG	DA	3267	1/1	0.94	0.09	40,40,40,40	0
56	MG	CA	1790	1/1	0.94	0.09	38,38,38,38	0
56	MG	DA	3013	1/1	0.94	0.15	23,23,23,23	0
56	MG	BA	3640	1/1	0.94	0.11	34,34,34,34	0
56	MG	BA	3382	1/1	0.94	0.14	33,33,33,33	0
56	MG	BA	3768	1/1	0.94	0.18	46,46,46,46	0
56	MG	AA	1676	1/1	0.94	0.14	49,49,49,49	0
56	MG	DA	3676	1/1	0.94	0.46	25,25,25,25	0
56	MG	CA	1888	1/1	0.94	0.20	51,51,51,51	0
56	MG	AB	301	1/1	0.94	0.09	44,44,44,44	0
56	MG	BA	3349	1/1	0.94	0.09	42,42,42,42	0
56	MG	AA	1837	1/1	0.94	0.10	54,54,54,54	0
56	MG	BA	3527	1/1	0.94	0.21	37,37,37,37	0
56	MG	BA	3227	1/1	0.94	0.23	36,36,36,36	0

Continued on next page...

Continued from previous page...

Mol	Type	Chain	Res	Atoms	RSCC	RSR	B-factors(\AA^2)	Q<0.9
56	MG	DA	3675	1/1	0.94	0.40	55,55,55,55	0
56	MG	AA	1741	1/1	0.94	0.14	32,32,32,32	0
56	MG	CA	1913	1/1	0.94	0.10	41,41,41,41	0
56	MG	CA	1890	1/1	0.94	0.17	37,37,37,37	0
56	MG	DA	3386	1/1	0.94	0.12	27,27,27,27	0
56	MG	BA	3548	1/1	0.94	0.20	39,39,39,39	0
56	MG	BA	3297	1/1	0.94	0.19	50,50,50,50	0
56	MG	B7	101	1/1	0.94	0.28	24,24,24,24	0
56	MG	DA	3312	1/1	0.94	0.13	24,24,24,24	0
56	MG	AA	1781	1/1	0.94	0.11	55,55,55,55	0
56	MG	DA	3426	1/1	0.94	0.10	34,34,34,34	0
56	MG	DA	3259	1/1	0.94	0.13	24,24,24,24	0
56	MG	DA	3480	1/1	0.94	0.18	46,46,46,46	0
56	MG	DA	3215	1/1	0.94	0.14	41,41,41,41	0
56	MG	DA	3023	1/1	0.94	0.11	7,7,7,7	0
56	MG	CA	1612	1/1	0.94	0.12	30,30,30,30	0
56	MG	BA	3202	1/1	0.94	0.09	46,46,46,46	0
56	MG	DA	3535	1/1	0.94	0.09	42,42,42,42	0
56	MG	DA	3688	1/1	0.94	0.27	63,63,63,63	0
56	MG	DV	201	1/1	0.94	0.08	61,61,61,61	0
56	MG	DA	3444	1/1	0.94	0.16	11,11,11,11	0
56	MG	BA	3667	1/1	0.94	0.22	63,63,63,63	0
56	MG	DA	3103	1/1	0.94	0.10	16,16,16,16	0
56	MG	CA	1684	1/1	0.94	0.10	44,44,44,44	0
56	MG	BA	3626	1/1	0.94	0.11	29,29,29,29	0
56	MG	CA	1963	1/1	0.94	0.55	35,35,35,35	0
56	MG	DA	3389	1/1	0.94	0.16	55,55,55,55	0
56	MG	CA	1761	1/1	0.94	0.41	45,45,45,45	0
56	MG	DA	3395	1/1	0.94	0.14	34,34,34,34	0
56	MG	DA	3205	1/1	0.94	0.20	24,24,24,24	0
56	MG	DA	3489	1/1	0.94	0.11	24,24,24,24	0
56	MG	BA	3308	1/1	0.94	0.17	9,9,9,9	0
56	MG	BA	3351	1/1	0.94	0.08	39,39,39,39	0
56	MG	DA	3513	1/1	0.94	0.09	41,41,41,41	0
56	MG	BA	3114	1/1	0.94	0.40	47,47,47,47	0
56	MG	DA	3605	1/1	0.94	0.28	36,36,36,36	0
56	MG	BA	3342	1/1	0.94	0.10	36,36,36,36	0
56	MG	BA	3164	1/1	0.94	0.16	51,51,51,51	0
56	MG	CA	1640	1/1	0.94	0.37	56,56,56,56	0
56	MG	BA	3581	1/1	0.94	0.23	39,39,39,39	0
56	MG	BU	201	1/1	0.94	0.51	35,35,35,35	0
56	MG	AA	1800	1/1	0.94	0.09	49,49,49,49	0

Continued on next page...

Continued from previous page...

Mol	Type	Chain	Res	Atoms	RSCC	RSR	B-factors(\AA^2)	Q<0.9
56	MG	BA	3189	1/1	0.94	0.20	48,48,48,48	0
56	MG	DA	3523	1/1	0.94	0.10	44,44,44,44	0
56	MG	BA	3516	1/1	0.94	0.09	25,25,25,25	0
56	MG	AA	1805	1/1	0.94	0.11	53,53,53,53	0
56	MG	CY	113	1/1	0.94	0.67	39,39,39,39	0
56	MG	AP	101	1/1	0.94	0.25	32,32,32,32	0
56	MG	CD	303	1/1	0.94	0.14	21,21,21,21	0
56	MG	BA	3715	1/1	0.94	0.10	42,42,42,42	0
56	MG	BA	3480	1/1	0.94	0.19	23,23,23,23	0
56	MG	BA	3167	1/1	0.94	0.17	34,34,34,34	0
56	MG	DA	3501	1/1	0.94	0.24	47,47,47,47	0
56	MG	DA	3473	1/1	0.94	0.18	55,55,55,55	0
56	MG	DA	3530	1/1	0.94	0.27	51,51,51,51	0
56	MG	DA	3114	1/1	0.94	0.14	27,27,27,27	0
56	MG	AA	1902	1/1	0.94	0.08	42,42,42,42	0
56	MG	AA	1643	1/1	0.94	0.09	24,24,24,24	0
56	MG	AZ	106	1/1	0.94	0.07	37,37,37,37	0
56	MG	DA	3019	1/1	0.94	0.09	5,5,5,5	0
56	MG	DA	3744	1/1	0.94	0.19	62,62,62,62	0
56	MG	BA	3299	1/1	0.94	0.17	44,44,44,44	0
56	MG	CA	1611	1/1	0.94	0.08	40,40,40,40	0
56	MG	CA	1854	1/1	0.94	0.14	43,43,43,43	0
56	MG	BA	3285	1/1	0.94	0.11	40,40,40,40	0
56	MG	DA	3194	1/1	0.94	0.17	42,42,42,42	0
56	MG	BA	3681	1/1	0.94	0.16	62,62,62,62	0
56	MG	DA	3702	1/1	0.94	0.28	42,42,42,42	0
56	MG	AA	1812	1/1	0.94	0.24	33,33,33,33	0
56	MG	DO	201	1/1	0.94	0.28	23,23,23,23	0
56	MG	DA	3665	1/1	0.94	0.12	35,35,35,35	0
56	MG	AA	1748	1/1	0.94	0.17	54,54,54,54	0
56	MG	BA	3272	1/1	0.94	0.10	15,15,15,15	0
56	MG	BN	202	1/1	0.94	0.21	49,49,49,49	0
56	MG	AA	1758	1/1	0.94	0.11	47,47,47,47	0
56	MG	DA	3122	1/1	0.94	0.10	46,46,46,46	0
56	MG	BA	3358	1/1	0.94	0.34	44,44,44,44	0
56	MG	CG	201	1/1	0.94	0.20	52,52,52,52	0
56	MG	CA	2004	1/1	0.94	0.10	45,45,45,45	0
56	MG	BA	3347	1/1	0.94	0.20	19,19,19,19	0
56	MG	CA	1918	1/1	0.94	0.13	44,44,44,44	0
56	MG	AA	1861	1/1	0.94	0.73	60,60,60,60	0
56	MG	BA	3026	1/1	0.94	0.08	0,0,0,0	0
56	MG	BA	3535	1/1	0.94	0.12	43,43,43,43	0

Continued on next page...

Continued from previous page...

Mol	Type	Chain	Res	Atoms	RSCC	RSR	B-factors(\AA^2)	Q<0.9
56	MG	AA	1856	1/1	0.94	0.12	49,49,49,49	0
56	MG	AA	1653	1/1	0.94	0.14	44,44,44,44	0
56	MG	BA	3426	1/1	0.94	0.45	56,56,56,56	0
56	MG	DA	3030	1/1	0.94	0.11	17,17,17,17	0
56	MG	DA	3572	1/1	0.94	0.08	36,36,36,36	0
56	MG	AA	1820	1/1	0.94	0.06	23,23,23,23	0
56	MG	DA	3171	1/1	0.94	0.11	52,52,52,52	0
56	MG	DA	3283	1/1	0.94	0.29	36,36,36,36	0
56	MG	AA	1692	1/1	0.94	0.15	45,45,45,45	0
56	MG	DA	3639	1/1	0.94	0.16	13,13,13,13	0
56	MG	DA	3511	1/1	0.94	0.17	7,7,7,7	0
56	MG	DA	3752	1/1	0.94	0.23	55,55,55,55	0
56	MG	BA	3638	1/1	0.94	0.14	38,38,38,38	0
56	MG	BA	3120	1/1	0.94	0.07	1,1,1,1	0
56	MG	BA	3085	1/1	0.94	0.13	37,37,37,37	0
56	MG	BA	3709	1/1	0.94	0.19	31,31,31,31	0
56	MG	AA	1602	1/1	0.94	0.08	23,23,23,23	0
56	MG	DA	3499	1/1	0.94	0.15	25,25,25,25	0
56	MG	BA	3295	1/1	0.94	0.10	1,1,1,1	0
56	MG	AA	1715	1/1	0.94	0.19	51,51,51,51	0
56	MG	BA	3778	1/1	0.94	0.12	33,33,33,33	0
56	MG	CA	1636	1/1	0.94	0.09	40,40,40,40	0
56	MG	BA	3769	1/1	0.94	0.07	65,65,65,65	0
56	MG	DA	3635	1/1	0.94	0.14	47,47,47,47	0
56	MG	BA	3169	1/1	0.94	0.20	26,26,26,26	0
56	MG	AA	1896	1/1	0.94	0.29	57,57,57,57	0
56	MG	AA	1814	1/1	0.94	0.14	17,17,17,17	0
56	MG	BA	3209	1/1	0.94	0.16	31,31,31,31	0
56	MG	DA	3159	1/1	0.94	0.11	52,52,52,52	0
56	MG	CC	301	1/1	0.94	0.10	48,48,48,48	0
56	MG	BA	3506	1/1	0.94	0.13	10,10,10,10	0
56	MG	DA	3377	1/1	0.94	0.13	21,21,21,21	0
56	MG	BA	3381	1/1	0.94	0.16	2,2,2,2	0
56	MG	BA	3417	1/1	0.94	0.09	25,25,25,25	0
56	MG	CC	307	1/1	0.94	0.28	27,27,27,27	0
56	MG	CA	1712	1/1	0.94	0.49	18,18,18,18	0
56	MG	DA	3003	1/1	0.94	0.18	33,33,33,33	0
56	MG	DZ	304	1/1	0.95	0.18	31,31,31,31	0
56	MG	DA	3543	1/1	0.95	0.12	20,20,20,20	0
56	MG	DA	3705	1/1	0.95	0.20	39,39,39,39	0
56	MG	DA	3467	1/1	0.95	0.11	58,58,58,58	0
56	MG	AA	1682	1/1	0.95	0.07	51,51,51,51	0

Continued on next page...

Continued from previous page...

Mol	Type	Chain	Res	Atoms	RSCC	RSR	B-factors(\AA^2)	Q<0.9
56	MG	BA	3055	1/1	0.95	0.17	27,27,27,27	0
56	MG	BF	304	1/1	0.95	0.25	40,40,40,40	0
56	MG	DA	3505	1/1	0.95	0.23	30,30,30,30	0
56	MG	DA	3743	1/1	0.95	0.23	43,43,43,43	0
56	MG	BA	3269	1/1	0.95	0.10	37,37,37,37	0
56	MG	CA	1884	1/1	0.95	0.09	39,39,39,39	0
56	MG	BA	3590	1/1	0.95	0.07	27,27,27,27	0
56	MG	DB	202	1/1	0.95	0.14	59,59,59,59	0
56	MG	BA	3389	1/1	0.95	0.16	33,33,33,33	0
56	MG	CA	1943	1/1	0.95	0.39	48,48,48,48	0
56	MG	CA	1742	1/1	0.95	0.11	22,22,22,22	0
56	MG	DR	201	1/1	0.95	0.15	32,32,32,32	0
56	MG	DA	3569	1/1	0.95	0.24	39,39,39,39	0
56	MG	BA	3422	1/1	0.95	0.14	24,24,24,24	0
56	MG	CA	1716	1/1	0.95	0.10	42,42,42,42	0
56	MG	BA	3029	1/1	0.95	0.10	1,1,1,1	0
56	MG	AA	1872	1/1	0.95	0.16	19,19,19,19	0
56	MG	BA	3093	1/1	0.95	0.11	34,34,34,34	0
56	MG	AA	1636	1/1	0.95	0.12	64,64,64,64	0
56	MG	CA	1814	1/1	0.95	0.09	31,31,31,31	0
56	MG	DA	3604	1/1	0.95	0.23	43,43,43,43	0
56	MG	CX	403	1/1	0.95	0.09	48,48,48,48	0
56	MG	CA	1800	1/1	0.95	0.30	30,30,30,30	0
56	MG	DA	3734	1/1	0.95	0.11	60,60,60,60	0
56	MG	DA	3709	1/1	0.95	0.40	24,24,24,24	0
56	MG	DB	206	1/1	0.95	0.12	39,39,39,39	0
56	MG	DA	3039	1/1	0.95	0.14	17,17,17,17	0
56	MG	AA	1900	1/1	0.95	0.12	44,44,44,44	0
56	MG	CA	1809	1/1	0.95	0.14	57,57,57,57	0
56	MG	BA	3576	1/1	0.95	0.19	33,33,33,33	0
56	MG	DI	201	1/1	0.95	0.10	18,18,18,18	0
56	MG	BA	3253	1/1	0.95	0.12	44,44,44,44	0
56	MG	BA	3586	1/1	0.95	0.33	34,34,34,34	0
56	MG	BA	3434	1/1	0.95	0.10	45,45,45,45	0
56	MG	AA	1740	1/1	0.95	0.08	53,53,53,53	0
56	MG	CA	1971	1/1	0.95	0.14	49,49,49,49	0
56	MG	CA	1942	1/1	0.95	0.38	41,41,41,41	0
56	MG	DA	3265	1/1	0.95	0.09	25,25,25,25	0
56	MG	DA	3359	1/1	0.95	0.27	19,19,19,19	0
56	MG	DA	3518	1/1	0.95	0.12	13,13,13,13	0
56	MG	DA	3022	1/1	0.95	0.08	19,19,19,19	0
56	MG	DA	3720	1/1	0.95	0.11	45,45,45,45	0

Continued on next page...

Continued from previous page...

Mol	Type	Chain	Res	Atoms	RSCC	RSR	B-factors(\AA^2)	Q<0.9
56	MG	BA	3250	1/1	0.95	0.14	39,39,39,39	0
56	MG	BA	3612	1/1	0.95	0.12	31,31,31,31	0
56	MG	DA	3706	1/1	0.95	0.49	42,42,42,42	0
56	MG	BA	3616	1/1	0.95	0.13	2,2,2,2	0
56	MG	CK	202	1/1	0.95	0.09	40,40,40,40	0
56	MG	DA	3289	1/1	0.95	0.15	31,31,31,31	0
56	MG	BA	3348	1/1	0.95	0.18	9,9,9,9	0
56	MG	DA	3716	1/1	0.95	0.30	54,54,54,54	0
56	MG	DA	3126	1/1	0.95	0.13	37,37,37,37	0
56	MG	BA	3474	1/1	0.95	0.33	48,48,48,48	0
56	MG	BA	3763	1/1	0.95	0.20	55,55,55,55	0
56	MG	CA	1843	1/1	0.95	0.10	21,21,21,21	0
56	MG	AA	1727	1/1	0.95	0.17	44,44,44,44	0
56	MG	BA	3666	1/1	0.95	0.25	51,51,51,51	0
56	MG	DB	218	1/1	0.95	0.10	46,46,46,46	0
56	MG	AA	1680	1/1	0.95	0.13	26,26,26,26	0
56	MG	AA	1619	1/1	0.95	0.11	37,37,37,37	0
56	MG	AA	1603	1/1	0.95	0.10	30,30,30,30	0
56	MG	DA	3124	1/1	0.95	0.09	27,27,27,27	0
56	MG	AA	1649	1/1	0.95	0.16	41,41,41,41	0
56	MG	DA	3284	1/1	0.95	0.14	7,7,7,7	0
56	MG	BA	3244	1/1	0.95	0.10	34,34,34,34	0
56	MG	AG	201	1/1	0.95	0.10	23,23,23,23	0
56	MG	BB	208	1/1	0.95	0.08	18,18,18,18	0
56	MG	CA	1669	1/1	0.95	0.14	52,52,52,52	0
56	MG	BA	3786	1/1	0.95	0.15	56,56,56,56	0
56	MG	BA	3710	1/1	0.95	0.15	13,13,13,13	0
56	MG	AA	1756	1/1	0.95	0.34	38,38,38,38	0
56	MG	DA	3459	1/1	0.95	0.15	22,22,22,22	0
56	MG	CA	1832	1/1	0.95	0.26	38,38,38,38	0
56	MG	CA	1606	1/1	0.95	0.11	27,27,27,27	0
56	MG	AA	1787	1/1	0.95	0.09	36,36,36,36	0
56	MG	CA	1665	1/1	0.95	0.15	26,26,26,26	0
56	MG	CA	1997	1/1	0.95	0.27	24,24,24,24	0
56	MG	BA	3731	1/1	0.95	0.11	45,45,45,45	0
56	MG	BA	3623	1/1	0.95	0.14	43,43,43,43	0
56	MG	BA	3564	1/1	0.95	0.14	47,47,47,47	0
56	MG	DA	3687	1/1	0.95	0.12	21,21,21,21	0
56	MG	BA	3606	1/1	0.95	0.36	54,54,54,54	0
56	MG	BA	3461	1/1	0.95	0.11	23,23,23,23	0
56	MG	DA	3568	1/1	0.95	0.10	44,44,44,44	0
56	MG	AA	1695	1/1	0.95	0.10	33,33,33,33	0

Continued on next page...

Continued from previous page...

Mol	Type	Chain	Res	Atoms	RSCC	RSR	B-factors(\AA^2)	Q<0.9
56	MG	DA	3072	1/1	0.95	0.13	29,29,29,29	0
56	MG	CA	1710	1/1	0.95	0.10	29,29,29,29	0
56	MG	CA	1603	1/1	0.95	0.17	41,41,41,41	0
56	MG	CZ	114	1/1	0.95	0.12	46,46,46,46	0
56	MG	BA	3799	1/1	0.95	0.18	34,34,34,34	0
56	MG	AA	1846	1/1	0.95	0.12	55,55,55,55	0
56	MG	CA	1688	1/1	0.95	0.10	26,26,26,26	0
56	MG	DA	3399	1/1	0.95	0.34	36,36,36,36	0
56	MG	BA	3394	1/1	0.95	0.15	17,17,17,17	0
56	MG	DA	3172	1/1	0.95	0.12	31,31,31,31	0
56	MG	DA	3599	1/1	0.95	0.18	39,39,39,39	0
56	MG	DA	3694	1/1	0.95	0.09	46,46,46,46	0
56	MG	CA	1840	1/1	0.95	0.12	54,54,54,54	0
56	MG	CA	1802	1/1	0.95	0.12	31,31,31,31	0
56	MG	BA	3801	1/1	0.95	0.12	45,45,45,45	0
56	MG	BA	3511	1/1	0.95	0.11	26,26,26,26	0
56	MG	DA	3443	1/1	0.95	0.16	25,25,25,25	0
56	MG	AY	103	1/1	0.95	0.12	53,53,53,53	0
56	MG	DA	3088	1/1	0.95	0.13	19,19,19,19	0
56	MG	DA	3642	1/1	0.95	0.12	26,26,26,26	0
56	MG	CA	1618	1/1	0.95	0.25	27,27,27,27	0
56	MG	AX	402	1/1	0.95	0.15	29,29,29,29	0
56	MG	CA	1645	1/1	0.95	0.12	45,45,45,45	0
56	MG	AA	1845	1/1	0.95	0.66	48,48,48,48	0
56	MG	BA	3658	1/1	0.95	0.14	56,56,56,56	0
56	MG	AI	201	1/1	0.95	0.26	57,57,57,57	0
56	MG	DA	3174	1/1	0.95	0.16	33,33,33,33	0
56	MG	BA	3040	1/1	0.95	0.17	35,35,35,35	0
56	MG	BA	3784	1/1	0.95	0.11	36,36,36,36	0
56	MG	BA	3110	1/1	0.95	0.10	35,35,35,35	0
56	MG	DA	3191	1/1	0.95	0.09	48,48,48,48	0
56	MG	BA	3775	1/1	0.95	0.96	49,49,49,49	0
56	MG	CA	1736	1/1	0.95	0.11	52,52,52,52	0
56	MG	AA	1881	1/1	0.95	0.15	76,76,76,76	0
56	MG	BA	3387	1/1	0.95	0.19	49,49,49,49	0
56	MG	DA	3038	1/1	0.95	0.17	14,14,14,14	0
56	MG	CZ	108	1/1	0.95	0.07	49,49,49,49	0
56	MG	AD	307	1/1	0.95	0.42	32,32,32,32	0
56	MG	AA	1806	1/1	0.95	0.12	34,34,34,34	0
56	MG	BA	3748	1/1	0.95	0.51	45,45,45,45	0
56	MG	CA	1643	1/1	0.95	0.07	35,35,35,35	0
56	MG	CA	1872	1/1	0.95	0.13	24,24,24,24	0

Continued on next page...

Continued from previous page...

Mol	Type	Chain	Res	Atoms	RSCC	RSR	B-factors(\AA^2)	Q<0.9
56	MG	CA	1622	1/1	0.95	0.07	24,24,24,24	0
56	MG	BA	3557	1/1	0.95	0.34	59,59,59,59	0
56	MG	DA	3470	1/1	0.95	0.13	47,47,47,47	0
56	MG	CF	201	1/1	0.95	0.09	50,50,50,50	0
56	MG	DA	3622	1/1	0.95	0.09	34,34,34,34	0
56	MG	CA	2001	1/1	0.95	0.07	36,36,36,36	0
56	MG	DA	3213	1/1	0.95	0.09	18,18,18,18	0
56	MG	DA	3237	1/1	0.95	0.12	31,31,31,31	0
56	MG	CA	1878	1/1	0.95	0.07	31,31,31,31	0
56	MG	DB	209	1/1	0.95	0.07	43,43,43,43	0
56	MG	BA	3324	1/1	0.95	0.28	33,33,33,33	0
56	MG	AA	1668	1/1	0.95	0.09	14,14,14,14	0
56	MG	DA	3498	1/1	0.95	0.06	59,59,59,59	0
56	MG	CZ	101	1/1	0.95	0.13	61,61,61,61	0
56	MG	BB	210	1/1	0.95	0.14	62,62,62,62	0
56	MG	BA	3521	1/1	0.95	0.06	21,21,21,21	0
56	MG	DA	3365	1/1	0.95	0.11	8,8,8,8	0
56	MG	DA	3106	1/1	0.95	0.12	34,34,34,34	0
56	MG	DA	3372	1/1	0.95	0.16	30,30,30,30	0
56	MG	CA	1806	1/1	0.95	0.07	36,36,36,36	0
56	MG	DA	3657	1/1	0.95	0.27	38,38,38,38	0
56	MG	DA	3632	1/1	0.95	0.20	32,32,32,32	0
56	MG	BA	3554	1/1	0.95	0.22	19,19,19,19	0
56	MG	DA	3026	1/1	0.95	0.05	16,16,16,16	0
56	MG	DA	3730	1/1	0.95	0.19	33,33,33,33	0
56	MG	BA	3750	1/1	0.95	0.13	24,24,24,24	0
56	MG	DA	3486	1/1	0.95	0.12	35,35,35,35	0
56	MG	CZ	115	1/1	0.95	0.23	40,40,40,40	0
56	MG	CA	1951	1/1	0.95	0.12	42,42,42,42	0
56	MG	CA	1723	1/1	0.95	0.09	33,33,33,33	0
56	MG	DA	3542	1/1	0.95	0.14	48,48,48,48	0
56	MG	BA	3549	1/1	0.95	0.10	40,40,40,40	0
56	MG	BA	3717	1/1	0.95	0.15	40,40,40,40	0
56	MG	AA	1859	1/1	0.95	0.12	29,29,29,29	0
56	MG	BA	3641	1/1	0.95	0.11	47,47,47,47	0
56	MG	DA	3441	1/1	0.95	0.32	41,41,41,41	0
56	MG	DA	3475	1/1	0.95	0.13	34,34,34,34	0
56	MG	BA	3356	1/1	0.95	0.09	29,29,29,29	0
56	MG	DA	3420	1/1	0.95	0.37	45,45,45,45	0
56	MG	BA	3179	1/1	0.95	0.15	26,26,26,26	0
56	MG	AA	1747	1/1	0.95	0.13	40,40,40,40	0
56	MG	DA	3183	1/1	0.95	0.16	12,12,12,12	0

Continued on next page...

Continued from previous page...

Mol	Type	Chain	Res	Atoms	RSCC	RSR	B-factors(\AA^2)	Q<0.9
56	MG	DA	3465	1/1	0.95	0.15	20,20,20,20	0
56	MG	AC	306	1/1	0.95	0.09	21,21,21,21	0
56	MG	DA	3027	1/1	0.95	0.22	22,22,22,22	0
56	MG	BA	3627	1/1	0.95	0.07	49,49,49,49	0
56	MG	CA	1995	1/1	0.95	0.19	47,47,47,47	0
56	MG	BO	202	1/1	0.95	0.08	29,29,29,29	0
56	MG	BA	3579	1/1	0.95	0.15	41,41,41,41	0
56	MG	DA	3367	1/1	0.95	0.10	60,60,60,60	0
56	MG	DA	3371	1/1	0.95	0.16	33,33,33,33	0
56	MG	CA	1771	1/1	0.95	0.08	47,47,47,47	0
56	MG	CA	1731	1/1	0.95	0.11	30,30,30,30	0
56	MG	DA	3460	1/1	0.95	0.23	41,41,41,41	0
56	MG	DA	3231	1/1	0.95	0.08	3,3,3,3	0
56	MG	BA	3701	1/1	0.95	0.09	24,24,24,24	0
56	MG	DA	3197	1/1	0.95	0.14	31,31,31,31	0
56	MG	BA	3334	1/1	0.95	0.16	23,23,23,23	0
56	MG	BA	3273	1/1	0.95	0.15	17,17,17,17	0
56	MG	AA	1849	1/1	0.95	0.20	40,40,40,40	0
56	MG	CA	1673	1/1	0.95	0.07	48,48,48,48	0
56	MG	CA	1677	1/1	0.95	0.10	27,27,27,27	0
56	MG	DA	3479	1/1	0.95	0.10	44,44,44,44	0
56	MG	DA	3166	1/1	0.95	0.18	44,44,44,44	0
56	MG	DA	3520	1/1	0.95	0.27	63,63,63,63	0
56	MG	DA	3719	1/1	0.95	0.16	47,47,47,47	0
56	MG	AA	1870	1/1	0.95	0.44	28,28,28,28	0
56	MG	DA	3209	1/1	0.95	0.10	55,55,55,55	0
56	MG	DA	3628	1/1	0.95	0.15	38,38,38,38	0
56	MG	CA	1694	1/1	0.95	0.10	39,39,39,39	0
56	MG	CA	1999	1/1	0.95	0.14	31,31,31,31	0
56	MG	AA	1634	1/1	0.95	0.09	32,32,32,32	0
56	MG	BA	3762	1/1	0.95	0.54	35,35,35,35	0
56	MG	CA	1670	1/1	0.95	0.29	31,31,31,31	0
56	MG	CA	1846	1/1	0.95	0.08	69,69,69,69	0
56	MG	AZ	104	1/1	0.95	0.04	45,45,45,45	0
56	MG	BA	3424	1/1	0.95	0.07	17,17,17,17	0
56	MG	BA	3102	1/1	0.95	0.12	22,22,22,22	0
56	MG	BA	3154	1/1	0.95	0.12	26,26,26,26	0
56	MG	CA	1919	1/1	0.95	0.15	64,64,64,64	0
56	MG	DX	101	1/1	0.95	0.19	50,50,50,50	0
56	MG	AA	1777	1/1	0.95	0.26	36,36,36,36	0
56	MG	DA	3081	1/1	0.95	0.14	47,47,47,47	0
56	MG	CA	1939	1/1	0.95	0.24	55,55,55,55	0

Continued on next page...

Continued from previous page...

Mol	Type	Chain	Res	Atoms	RSCC	RSR	B-factors(\AA^2)	Q<0.9
56	MG	BA	3049	1/1	0.95	0.15	17,17,17,17	0
56	MG	DA	3693	1/1	0.95	0.12	30,30,30,30	0
56	MG	BA	3283	1/1	0.95	0.10	4,4,4,4	0
56	MG	BA	3765	1/1	0.95	0.15	36,36,36,36	0
56	MG	BA	3419	1/1	0.95	0.23	29,29,29,29	0
56	MG	AA	1905	1/1	0.95	0.14	40,40,40,40	0
56	MG	CA	1746	1/1	0.95	0.11	30,30,30,30	0
56	MG	CA	1744	1/1	0.95	0.14	48,48,48,48	0
56	MG	DA	3565	1/1	0.95	0.12	36,36,36,36	0
56	MG	BA	3196	1/1	0.95	0.09	44,44,44,44	0
56	MG	DA	3282	1/1	0.95	0.07	20,20,20,20	0
56	MG	CA	1820	1/1	0.95	0.18	55,55,55,55	0
56	MG	BA	3176	1/1	0.95	0.16	3,3,3,3	0
56	MG	BA	3567	1/1	0.95	0.07	11,11,11,11	0
56	MG	BA	3233	1/1	0.95	0.29	35,35,35,35	0
56	MG	AA	1675	1/1	0.95	0.22	47,47,47,47	0
56	MG	D4	103	1/1	0.95	0.28	40,40,40,40	0
56	MG	DA	3557	1/1	0.95	0.13	13,13,13,13	0
56	MG	BA	3802	1/1	0.95	0.23	54,54,54,54	0
56	MG	AA	1784	1/1	0.95	0.14	22,22,22,22	0
56	MG	BA	3390	1/1	0.95	0.06	33,33,33,33	0
56	MG	BA	3644	1/1	0.96	0.14	32,32,32,32	0
56	MG	AA	1622	1/1	0.96	0.11	24,24,24,24	0
56	MG	DA	3574	1/1	0.96	0.07	45,45,45,45	0
56	MG	DA	3307	1/1	0.96	0.12	47,47,47,47	0
56	MG	CA	1954	1/1	0.96	0.24	22,22,22,22	0
56	MG	DA	3497	1/1	0.96	0.08	47,47,47,47	0
56	MG	BA	3481	1/1	0.96	0.34	45,45,45,45	0
56	MG	BA	3409	1/1	0.96	0.11	22,22,22,22	0
56	MG	BA	3659	1/1	0.96	0.09	37,37,37,37	0
56	MG	BA	3532	1/1	0.96	0.23	56,56,56,56	0
56	MG	CA	1801	1/1	0.96	0.05	30,30,30,30	0
56	MG	BA	3686	1/1	0.96	0.10	30,30,30,30	0
56	MG	DA	3195	1/1	0.96	0.12	28,28,28,28	0
56	MG	AA	1862	1/1	0.96	0.14	44,44,44,44	0
56	MG	AA	1771	1/1	0.96	0.11	62,62,62,62	0
56	MG	CA	1609	1/1	0.96	0.12	60,60,60,60	0
56	MG	DW	203	1/1	0.96	0.12	7,7,7,7	0
56	MG	AA	1705	1/1	0.96	0.14	29,29,29,29	0
56	MG	AA	1662	1/1	0.96	0.18	48,48,48,48	0
56	MG	AA	1678	1/1	0.96	0.13	43,43,43,43	0
56	MG	DA	3696	1/1	0.96	0.23	76,76,76,76	0

Continued on next page...

Continued from previous page...

Mol	Type	Chain	Res	Atoms	RSCC	RSR	B-factors(\AA^2)	Q<0.9
56	MG	BA	3288	1/1	0.96	0.15	8,8,8,8	0
56	MG	CA	1804	1/1	0.96	0.16	32,32,32,32	0
56	MG	DA	3588	1/1	0.96	0.12	14,14,14,14	0
56	MG	BA	3704	1/1	0.96	0.12	42,42,42,42	0
56	MG	AZ	103	1/1	0.96	0.09	34,34,34,34	0
56	MG	AA	1628	1/1	0.96	0.11	34,34,34,34	0
56	MG	AA	1755	1/1	0.96	0.04	29,29,29,29	0
56	MG	CA	1866	1/1	0.96	0.18	22,22,22,22	0
56	MG	BA	3150	1/1	0.96	0.15	35,35,35,35	0
56	MG	CA	1927	1/1	0.96	0.10	37,37,37,37	0
56	MG	BA	3391	1/1	0.96	0.30	46,46,46,46	0
56	MG	AA	1823	1/1	0.96	0.24	32,32,32,32	0
56	MG	DA	3697	1/1	0.96	0.10	36,36,36,36	0
56	MG	BA	3190	1/1	0.96	0.26	36,36,36,36	0
56	MG	DA	3366	1/1	0.96	0.20	21,21,21,21	0
56	MG	DA	3571	1/1	0.96	0.10	26,26,26,26	0
56	MG	BA	3705	1/1	0.96	0.16	47,47,47,47	0
56	MG	BA	3208	1/1	0.96	0.10	27,27,27,27	0
56	MG	AD	305	1/1	0.96	0.21	52,52,52,52	0
56	MG	DA	3274	1/1	0.96	0.14	6,6,6,6	0
56	MG	BA	3685	1/1	0.96	0.34	37,37,37,37	0
56	MG	BA	3359	1/1	0.96	0.11	21,21,21,21	0
56	MG	AY	105	1/1	0.96	0.28	64,64,64,64	0
56	MG	BA	3009	1/1	0.96	0.12	0,0,0,0	0
56	MG	BA	3597	1/1	0.96	0.47	40,40,40,40	0
56	MG	BA	3368	1/1	0.96	0.16	22,22,22,22	0
56	MG	DA	3753	1/1	0.96	0.33	32,32,32,32	0
56	MG	BA	3459	1/1	0.96	0.29	40,40,40,40	0
56	MG	BA	3592	1/1	0.96	0.22	58,58,58,58	0
56	MG	AA	1863	1/1	0.96	0.14	37,37,37,37	0
56	MG	AD	309	1/1	0.96	0.33	36,36,36,36	0
56	MG	AA	1790	1/1	0.96	0.18	32,32,32,32	0
56	MG	CA	1990	1/1	0.96	0.17	56,56,56,56	0
56	MG	BA	3350	1/1	0.96	0.14	32,32,32,32	0
56	MG	BA	3404	1/1	0.96	0.10	43,43,43,43	0
56	MG	DA	3118	1/1	0.96	0.09	26,26,26,26	0
56	MG	BA	3355	1/1	0.96	0.16	35,35,35,35	0
56	MG	AA	1765	1/1	0.96	0.08	35,35,35,35	0
56	MG	BA	3500	1/1	0.96	0.16	16,16,16,16	0
56	MG	DB	224	1/1	0.96	0.54	41,41,41,41	0
56	MG	DA	3288	1/1	0.96	0.09	12,12,12,12	0
56	MG	BA	3136	1/1	0.96	0.06	32,32,32,32	0

Continued on next page...

Continued from previous page...

Mol	Type	Chain	Res	Atoms	RSCC	RSR	B-factors(\AA^2)	Q<0.9
56	MG	CA	2005	1/1	0.96	0.42	58,58,58,58	0
56	MG	CA	1879	1/1	0.96	0.11	28,28,28,28	0
56	MG	CA	1672	1/1	0.96	0.13	33,33,33,33	0
56	MG	DA	3549	1/1	0.96	0.07	13,13,13,13	0
56	MG	AA	1836	1/1	0.96	0.28	45,45,45,45	0
56	MG	CX	405	1/1	0.96	0.22	49,49,49,49	0
56	MG	CA	1788	1/1	0.96	0.15	40,40,40,40	0
56	MG	DA	3633	1/1	0.96	0.18	19,19,19,19	0
56	MG	DA	3358	1/1	0.96	0.08	17,17,17,17	0
56	MG	AY	123	1/1	0.96	0.34	42,42,42,42	0
56	MG	DA	3016	1/1	0.96	0.17	3,3,3,3	0
56	MG	BA	3343	1/1	0.96	0.12	32,32,32,32	0
56	MG	DA	3344	1/1	0.96	0.10	32,32,32,32	0
56	MG	AA	1702	1/1	0.96	0.15	40,40,40,40	0
56	MG	DA	3082	1/1	0.96	0.10	19,19,19,19	0
56	MG	AZ	105	1/1	0.96	0.10	44,44,44,44	0
56	MG	AA	1663	1/1	0.96	0.13	35,35,35,35	0
56	MG	AA	1742	1/1	0.96	0.08	17,17,17,17	0
56	MG	DA	3340	1/1	0.96	0.13	33,33,33,33	0
56	MG	BA	3079	1/1	0.96	0.11	29,29,29,29	0
56	MG	CA	1987	1/1	0.96	0.72	58,58,58,58	0
56	MG	BA	3698	1/1	0.96	0.26	57,57,57,57	0
56	MG	AA	1854	1/1	0.96	0.09	44,44,44,44	0
56	MG	DA	3270	1/1	0.96	0.08	35,35,35,35	0
56	MG	DA	3368	1/1	0.96	0.10	29,29,29,29	0
56	MG	CA	1620	1/1	0.96	0.10	38,38,38,38	0
56	MG	DA	3394	1/1	0.96	0.12	38,38,38,38	0
56	MG	DA	3034	1/1	0.96	0.12	9,9,9,9	0
56	MG	CA	1938	1/1	0.96	0.41	48,48,48,48	0
56	MG	AY	108	1/1	0.96	0.12	33,33,33,33	0
56	MG	BA	3721	1/1	0.96	0.18	34,34,34,34	0
56	MG	BA	3395	1/1	0.96	0.21	34,34,34,34	0
56	MG	AA	1657	1/1	0.96	0.11	37,37,37,37	0
56	MG	DA	3079	1/1	0.96	0.14	12,12,12,12	0
56	MG	D4	101	1/1	0.96	0.05	23,23,23,23	0
56	MG	CA	1780	1/1	0.96	0.09	15,15,15,15	0
56	MG	BA	3108	1/1	0.96	0.12	24,24,24,24	0
56	MG	BA	3175	1/1	0.96	0.08	12,12,12,12	0
56	MG	DB	214	1/1	0.96	0.28	34,34,34,34	0
56	MG	BA	3680	1/1	0.96	0.21	44,44,44,44	0
56	MG	AA	1753	1/1	0.96	0.20	31,31,31,31	0
56	MG	D3	101	1/1	0.96	0.10	43,43,43,43	0

Continued on next page...

Continued from previous page...

Mol	Type	Chain	Res	Atoms	RSCC	RSR	B-factors(\AA^2)	Q<0.9
56	MG	DA	3655	1/1	0.96	0.17	41,41,41,41	0
56	MG	DA	3413	1/1	0.96	0.14	28,28,28,28	0
56	MG	AZ	102	1/1	0.96	0.05	60,60,60,60	0
56	MG	AA	1733	1/1	0.96	0.07	24,24,24,24	0
56	MG	CA	1605	1/1	0.96	0.13	27,27,27,27	0
56	MG	AY	104	1/1	0.96	0.14	38,38,38,38	0
56	MG	BA	3475	1/1	0.96	0.15	15,15,15,15	0
56	MG	BA	3393	1/1	0.96	0.14	32,32,32,32	0
56	MG	AA	1696	1/1	0.96	0.14	27,27,27,27	0
56	MG	BA	3035	1/1	0.96	0.09	38,38,38,38	0
56	MG	BA	3735	1/1	0.96	0.18	29,29,29,29	0
56	MG	DA	3142	1/1	0.96	0.15	24,24,24,24	0
56	MG	BA	3258	1/1	0.96	0.08	30,30,30,30	0
56	MG	DA	3233	1/1	0.96	0.12	5,5,5,5	0
56	MG	DA	3281	1/1	0.96	0.10	4,4,4,4	0
56	MG	AA	1770	1/1	0.96	0.11	42,42,42,42	0
56	MG	DA	3422	1/1	0.96	0.15	22,22,22,22	0
56	MG	DA	3012	1/1	0.96	0.10	16,16,16,16	0
56	MG	BE	301	1/1	0.96	0.09	42,42,42,42	0
56	MG	DA	3400	1/1	0.96	0.13	19,19,19,19	0
56	MG	CA	1745	1/1	0.96	0.22	42,42,42,42	0
56	MG	DA	3380	1/1	0.96	0.12	26,26,26,26	0
56	MG	CA	1770	1/1	0.96	0.11	30,30,30,30	0
56	MG	B1	101	1/1	0.96	0.12	28,28,28,28	0
56	MG	CA	1647	1/1	0.96	0.06	25,25,25,25	0
56	MG	DA	3387	1/1	0.96	0.08	13,13,13,13	0
56	MG	BA	3319	1/1	0.96	0.14	35,35,35,35	0
56	MG	AA	1642	1/1	0.96	0.14	46,46,46,46	0
56	MG	AA	1728	1/1	0.96	0.10	14,14,14,14	0
56	MG	DA	3385	1/1	0.96	0.18	56,56,56,56	0
56	MG	BA	3742	1/1	0.96	0.15	46,46,46,46	0
56	MG	CA	1853	1/1	0.96	0.15	50,50,50,50	0
56	MG	CA	1786	1/1	0.96	0.38	19,19,19,19	0
56	MG	BA	3205	1/1	0.96	0.14	21,21,21,21	0
56	MG	DG	201	1/1	0.96	0.39	34,34,34,34	0
56	MG	CA	1984	1/1	0.96	0.17	54,54,54,54	0
56	MG	BA	3080	1/1	0.96	0.12	19,19,19,19	0
56	MG	DA	3729	1/1	0.96	0.54	50,50,50,50	0
56	MG	DA	3074	1/1	0.96	0.12	19,19,19,19	0
56	MG	BA	3547	1/1	0.96	0.09	26,26,26,26	0
56	MG	CY	106	1/1	0.96	0.17	35,35,35,35	0
56	MG	BA	3603	1/1	0.96	0.08	26,26,26,26	0

Continued on next page...

Continued from previous page...

Mol	Type	Chain	Res	Atoms	RSCC	RSR	B-factors(\AA^2)	Q<0.9
56	MG	DA	3262	1/1	0.96	0.16	20,20,20,20	0
56	MG	CA	1743	1/1	0.96	0.19	30,30,30,30	0
56	MG	DA	3062	1/1	0.96	0.12	31,31,31,31	0
56	MG	DA	3258	1/1	0.96	0.11	39,39,39,39	0
56	MG	DA	3190	1/1	0.96	0.16	32,32,32,32	0
56	MG	BA	3410	1/1	0.96	0.18	37,37,37,37	0
56	MG	CA	1904	1/1	0.96	0.06	42,42,42,42	0
56	MG	DA	3406	1/1	0.96	0.23	33,33,33,33	0
56	MG	DA	3048	1/1	0.96	0.23	20,20,20,20	0
56	MG	DA	3452	1/1	0.96	0.35	25,25,25,25	0
56	MG	BA	3386	1/1	0.96	0.18	38,38,38,38	0
56	MG	CZ	112	1/1	0.96	0.13	36,36,36,36	0
56	MG	BA	3231	1/1	0.96	0.07	32,32,32,32	0
56	MG	CA	1696	1/1	0.96	0.26	54,54,54,54	0
56	MG	BB	215	1/1	0.96	0.09	47,47,47,47	0
56	MG	DA	3514	1/1	0.96	0.09	44,44,44,44	0
56	MG	AK	201	1/1	0.96	0.08	66,66,66,66	0
56	MG	AA	1684	1/1	0.96	0.29	27,27,27,27	0
56	MG	DA	3404	1/1	0.96	0.13	32,32,32,32	0
56	MG	CA	1978	1/1	0.96	0.07	35,35,35,35	0
56	MG	BA	3509	1/1	0.96	0.07	33,33,33,33	0
56	MG	BA	3263	1/1	0.96	0.18	0,0,0,0	0
56	MG	DA	3164	1/1	0.96	0.10	13,13,13,13	0
56	MG	AA	1904	1/1	0.96	0.17	47,47,47,47	0
56	MG	CV	101	1/1	0.96	0.09	37,37,37,37	0
56	MG	BA	3073	1/1	0.96	0.16	23,23,23,23	0
56	MG	DA	3059	1/1	0.96	0.16	27,27,27,27	0
56	MG	DA	3448	1/1	0.96	0.11	36,36,36,36	0
56	MG	BA	3352	1/1	0.96	0.11	36,36,36,36	0
56	MG	CA	1724	1/1	0.96	0.23	56,56,56,56	0
56	MG	DA	3272	1/1	0.96	0.10	0,0,0,0	0
56	MG	BA	3584	1/1	0.96	0.10	46,46,46,46	0
56	MG	DA	3707	1/1	0.96	0.14	45,45,45,45	0
56	MG	BA	3216	1/1	0.96	0.11	33,33,33,33	0
56	MG	BA	3104	1/1	0.96	0.10	15,15,15,15	0
56	MG	CA	1966	1/1	0.96	0.09	41,41,41,41	0
56	MG	BA	3338	1/1	0.96	0.09	27,27,27,27	0
56	MG	AA	1713	1/1	0.96	0.08	43,43,43,43	0
56	MG	BA	3800	1/1	0.96	0.70	32,32,32,32	0
56	MG	BA	3515	1/1	0.96	0.11	9,9,9,9	0
56	MG	BA	3094	1/1	0.96	0.10	23,23,23,23	0
56	MG	AA	1857	1/1	0.96	0.18	41,41,41,41	0

Continued on next page...

Continued from previous page...

Mol	Type	Chain	Res	Atoms	RSCC	RSR	B-factors(\AA^2)	Q<0.9
56	MG	BA	3072	1/1	0.96	0.18	26,26,26,26	0
56	MG	BG	201	1/1	0.96	0.15	47,47,47,47	0
56	MG	BA	3275	1/1	0.96	0.18	12,12,12,12	0
56	MG	BA	3470	1/1	0.96	0.23	51,51,51,51	0
56	MG	BA	3502	1/1	0.96	0.06	38,38,38,38	0
56	MG	BA	3180	1/1	0.96	0.10	8,8,8,8	0
56	MG	BA	3716	1/1	0.96	0.12	28,28,28,28	0
56	MG	BA	3560	1/1	0.96	0.16	27,27,27,27	0
56	MG	CA	1661	1/1	0.96	0.07	47,47,47,47	0
56	MG	CI	201	1/1	0.96	0.15	45,45,45,45	0
56	MG	CA	1842	1/1	0.96	0.12	36,36,36,36	0
56	MG	DA	3279	1/1	0.96	0.18	20,20,20,20	0
56	MG	AA	1671	1/1	0.96	0.08	20,20,20,20	0
56	MG	DA	3685	1/1	0.96	0.09	20,20,20,20	0
56	MG	BA	3477	1/1	0.96	0.21	31,31,31,31	0
56	MG	BQ	201	1/1	0.96	0.33	38,38,38,38	0
56	MG	BA	3522	1/1	0.96	0.15	0,0,0,0	0
56	MG	BA	3186	1/1	0.96	0.23	28,28,28,28	0
56	MG	BA	3362	1/1	0.96	0.08	60,60,60,60	0
56	MG	DA	3210	1/1	0.96	0.12	27,27,27,27	0
56	MG	BA	3234	1/1	0.96	0.18	25,25,25,25	0
56	MG	DA	3402	1/1	0.96	0.13	19,19,19,19	0
56	MG	CA	1795	1/1	0.96	0.15	42,42,42,42	0
56	MG	BA	3448	1/1	0.96	0.21	45,45,45,45	0
56	MG	CA	1944	1/1	0.96	0.24	42,42,42,42	0
56	MG	BB	212	1/1	0.96	0.16	50,50,50,50	0
56	MG	DA	3681	1/1	0.96	0.24	28,28,28,28	0
56	MG	CA	1626	1/1	0.96	0.09	52,52,52,52	0
56	MG	DA	3631	1/1	0.96	0.13	26,26,26,26	0
56	MG	BA	3199	1/1	0.96	0.18	31,31,31,31	0
56	MG	CY	116	1/1	0.96	0.08	19,19,19,19	0
56	MG	BA	3537	1/1	0.96	0.09	17,17,17,17	0
56	MG	BA	3610	1/1	0.96	0.10	34,34,34,34	0
56	MG	BA	3098	1/1	0.96	0.09	28,28,28,28	0
56	MG	BA	3088	1/1	0.96	0.10	10,10,10,10	0
56	MG	DA	3663	1/1	0.96	0.16	19,19,19,19	0
56	MG	DA	3691	1/1	0.96	0.14	50,50,50,50	0
56	MG	CY	111	1/1	0.96	0.26	39,39,39,39	0
56	MG	DA	3326	1/1	0.96	0.09	27,27,27,27	0
56	MG	BA	3053	1/1	0.96	0.13	50,50,50,50	0
56	MG	DA	3357	1/1	0.96	0.17	14,14,14,14	0
56	MG	DB	227	1/1	0.96	0.17	53,53,53,53	0

Continued on next page...

Continued from previous page...

Mol	Type	Chain	Res	Atoms	RSCC	RSR	B-factors(\AA^2)	Q<0.9
56	MG	DA	3362	1/1	0.96	0.16	43,43,43,43	0
56	MG	DB	217	1/1	0.96	0.17	24,24,24,24	0
56	MG	DA	3201	1/1	0.96	0.06	45,45,45,45	0
56	MG	BA	3657	1/1	0.96	0.12	27,27,27,27	0
56	MG	AA	1827	1/1	0.96	0.06	38,38,38,38	0
56	MG	BA	3235	1/1	0.96	0.07	21,21,21,21	0
56	MG	BA	3371	1/1	0.96	0.22	29,29,29,29	0
56	MG	CX	408	1/1	0.96	0.21	44,44,44,44	0
56	MG	DA	3054	1/1	0.96	0.20	2,2,2,2	0
56	MG	BA	3403	1/1	0.96	0.15	41,41,41,41	0
56	MG	DA	3113	1/1	0.96	0.26	13,13,13,13	0
56	MG	BA	3140	1/1	0.96	0.09	22,22,22,22	0
56	MG	BA	3142	1/1	0.96	0.11	40,40,40,40	0
56	MG	DA	3356	1/1	0.96	0.10	38,38,38,38	0
56	MG	DA	3577	1/1	0.96	0.24	42,42,42,42	0
56	MG	DA	3462	1/1	0.96	0.09	24,24,24,24	0
56	MG	CA	2010	1/1	0.96	0.10	35,35,35,35	0
56	MG	BA	3788	1/1	0.96	0.17	49,49,49,49	0
56	MG	CA	1983	1/1	0.96	0.42	50,50,50,50	0
56	MG	BA	3608	1/1	0.96	0.08	25,25,25,25	0
56	MG	BA	3561	1/1	0.96	0.07	30,30,30,30	0
56	MG	CA	1920	1/1	0.96	0.53	32,32,32,32	0
56	MG	AA	1612	1/1	0.96	0.13	14,14,14,14	0
56	MG	AA	1879	1/1	0.96	0.08	58,58,58,58	0
56	MG	BA	3153	1/1	0.96	0.22	60,60,60,60	0
56	MG	DA	3036	1/1	0.96	0.06	13,13,13,13	0
56	MG	DA	3457	1/1	0.96	0.21	23,23,23,23	0
56	MG	AA	1793	1/1	0.96	0.06	30,30,30,30	0
56	MG	AA	1701	1/1	0.96	0.11	17,17,17,17	0
56	MG	DA	3493	1/1	0.96	0.11	30,30,30,30	0
56	MG	BA	3751	1/1	0.96	0.15	53,53,53,53	0
56	MG	CA	1921	1/1	0.96	0.34	57,57,57,57	0
56	MG	DA	3015	1/1	0.96	0.11	11,11,11,11	0
56	MG	DA	3041	1/1	0.96	0.05	12,12,12,12	0
56	MG	CA	1765	1/1	0.96	0.11	38,38,38,38	0
56	MG	DA	3200	1/1	0.96	0.18	43,43,43,43	0
56	MG	BA	3002	1/1	0.96	0.08	20,20,20,20	0
56	MG	CA	1958	1/1	0.96	0.14	51,51,51,51	0
56	MG	CA	1941	1/1	0.96	0.41	34,34,34,34	0
56	MG	BA	3241	1/1	0.96	0.13	19,19,19,19	0
56	MG	AA	1745	1/1	0.96	0.13	62,62,62,62	0
56	MG	BA	3488	1/1	0.96	0.22	26,26,26,26	0

Continued on next page...

Continued from previous page...

Mol	Type	Chain	Res	Atoms	RSCC	RSR	B-factors(\AA^2)	Q<0.9
56	MG	CZ	117	1/1	0.96	0.11	34,34,34,34	0
56	MG	CA	1783	1/1	0.96	0.13	32,32,32,32	0
56	MG	DA	3294	1/1	0.96	0.07	29,29,29,29	0
56	MG	BA	3134	1/1	0.96	0.51	61,61,61,61	0
56	MG	BA	3594	1/1	0.96	0.14	46,46,46,46	0
56	MG	CA	1751	1/1	0.96	0.38	19,19,19,19	0
56	MG	DA	3078	1/1	0.96	0.09	15,15,15,15	0
56	MG	CA	1621	1/1	0.96	0.20	34,34,34,34	0
56	MG	AA	1673	1/1	0.96	0.11	21,21,21,21	0
56	MG	AY	117	1/1	0.96	0.21	32,32,32,32	0
56	MG	CA	1760	1/1	0.96	0.07	59,59,59,59	0
56	MG	DA	3251	1/1	0.96	0.23	16,16,16,16	0
56	MG	CA	1630	1/1	0.96	0.07	36,36,36,36	0
56	MG	BA	3074	1/1	0.96	0.06	24,24,24,24	0
56	MG	BA	3141	1/1	0.96	0.12	39,39,39,39	0
56	MG	CA	1935	1/1	0.96	0.07	49,49,49,49	0
56	MG	BA	3137	1/1	0.96	0.10	47,47,47,47	0
56	MG	AA	1852	1/1	0.96	0.12	45,45,45,45	0
56	MG	BA	3563	1/1	0.96	0.29	55,55,55,55	0
56	MG	AA	1717	1/1	0.96	0.09	28,28,28,28	0
56	MG	CA	1972	1/1	0.96	0.53	33,33,33,33	0
56	MG	BA	3127	1/1	0.96	0.16	38,38,38,38	0
56	MG	BA	3353	1/1	0.97	0.07	40,40,40,40	0
56	MG	DA	3476	1/1	0.97	0.10	37,37,37,37	0
56	MG	BA	3082	1/1	0.97	0.08	48,48,48,48	0
56	MG	CA	1837	1/1	0.97	0.28	45,45,45,45	0
56	MG	AA	1703	1/1	0.97	0.22	36,36,36,36	0
56	MG	BA	3622	1/1	0.97	0.12	32,32,32,32	0
56	MG	BA	3143	1/1	0.97	0.15	40,40,40,40	0
56	MG	DA	3614	1/1	0.97	0.19	55,55,55,55	0
56	MG	DA	3180	1/1	0.97	0.10	22,22,22,22	0
56	MG	BA	3337	1/1	0.97	0.18	28,28,28,28	0
56	MG	DA	3060	1/1	0.97	0.07	19,19,19,19	0
56	MG	DA	3573	1/1	0.97	0.11	25,25,25,25	0
56	MG	DA	3295	1/1	0.97	0.19	37,37,37,37	0
56	MG	CA	1602	1/1	0.97	0.13	15,15,15,15	0
56	MG	BA	3636	1/1	0.97	0.09	47,47,47,47	0
56	MG	DA	3018	1/1	0.97	0.09	3,3,3,3	0
56	MG	BA	3010	1/1	0.97	0.12	2,2,2,2	0
56	MG	DA	3269	1/1	0.97	0.07	31,31,31,31	0
56	MG	AA	1723	1/1	0.97	0.09	29,29,29,29	0
56	MG	CA	1882	1/1	0.97	0.36	35,35,35,35	0

Continued on next page...

Continued from previous page...

Mol	Type	Chain	Res	Atoms	RSCC	RSR	B-factors(\AA^2)	Q<0.9
56	MG	DA	3043	1/1	0.97	0.06	25,25,25,25	0
56	MG	DA	3603	1/1	0.97	0.22	32,32,32,32	0
56	MG	DA	3320	1/1	0.97	0.10	19,19,19,19	0
56	MG	BA	3518	1/1	0.97	0.10	9,9,9,9	0
56	MG	AA	1754	1/1	0.97	0.06	21,21,21,21	0
56	MG	AD	303	1/1	0.97	0.12	17,17,17,17	0
56	MG	DA	3627	1/1	0.97	0.19	24,24,24,24	0
56	MG	BA	3792	1/1	0.97	0.06	42,42,42,42	0
56	MG	BA	3687	1/1	0.97	0.08	19,19,19,19	0
56	MG	AA	1637	1/1	0.97	0.20	32,32,32,32	0
56	MG	BA	3718	1/1	0.97	0.10	33,33,33,33	0
56	MG	BA	3333	1/1	0.97	0.23	19,19,19,19	0
56	MG	DA	3185	1/1	0.97	0.24	44,44,44,44	0
56	MG	BA	3157	1/1	0.97	0.10	8,8,8,8	0
56	MG	BA	3200	1/1	0.97	0.09	20,20,20,20	0
56	MG	DA	3157	1/1	0.97	0.12	30,30,30,30	0
56	MG	AA	1877	1/1	0.97	0.23	32,32,32,32	0
56	MG	BT	202	1/1	0.97	0.10	42,42,42,42	0
56	MG	CA	1646	1/1	0.97	0.12	45,45,45,45	0
56	MG	DA	3238	1/1	0.97	0.20	2,2,2,2	0
56	MG	CA	1641	1/1	0.97	0.08	14,14,14,14	0
56	MG	DA	3582	1/1	0.97	0.17	27,27,27,27	0
56	MG	BA	3105	1/1	0.97	0.10	36,36,36,36	0
56	MG	AA	1635	1/1	0.97	0.09	30,30,30,30	0
56	MG	AA	1737	1/1	0.97	0.08	40,40,40,40	0
56	MG	DA	3203	1/1	0.97	0.11	38,38,38,38	0
56	MG	CA	1817	1/1	0.97	0.06	19,19,19,19	0
56	MG	DA	3449	1/1	0.97	0.09	16,16,16,16	0
56	MG	BA	3307	1/1	0.97	0.07	26,26,26,26	0
56	MG	AA	1899	1/1	0.97	0.17	42,42,42,42	0
56	MG	BB	219	1/1	0.97	0.43	52,52,52,52	0
56	MG	CA	1864	1/1	0.97	0.23	40,40,40,40	0
56	MG	CA	1738	1/1	0.97	0.19	20,20,20,20	0
56	MG	BA	3236	1/1	0.97	0.15	6,6,6,6	0
56	MG	CA	1907	1/1	0.97	0.08	31,31,31,31	0
56	MG	BA	3006	1/1	0.97	0.10	9,9,9,9	0
56	MG	DA	3612	1/1	0.97	0.19	41,41,41,41	0
56	MG	BA	3131	1/1	0.97	0.13	30,30,30,30	0
56	MG	BA	3577	1/1	0.97	0.21	17,17,17,17	0
56	MG	BA	3452	1/1	0.97	0.12	18,18,18,18	0
56	MG	AY	116	1/1	0.97	0.31	51,51,51,51	0
56	MG	CA	1604	1/1	0.97	0.24	37,37,37,37	0

Continued on next page...

Continued from previous page...

Mol	Type	Chain	Res	Atoms	RSCC	RSR	B-factors(\AA^2)	Q<0.9
56	MG	DA	3373	1/1	0.97	0.08	41,41,41,41	0
56	MG	DA	3562	1/1	0.97	0.07	17,17,17,17	0
56	MG	BA	3720	1/1	0.97	0.07	30,30,30,30	0
56	MG	CA	1852	1/1	0.97	0.09	43,43,43,43	0
56	MG	CA	1962	1/1	0.97	0.26	41,41,41,41	0
56	MG	CA	1948	1/1	0.97	0.36	43,43,43,43	0
56	MG	CA	1642	1/1	0.97	0.10	29,29,29,29	0
56	MG	DA	3487	1/1	0.97	0.06	48,48,48,48	0
56	MG	DA	3050	1/1	0.97	0.16	11,11,11,11	0
56	MG	D4	102	1/1	0.97	0.21	40,40,40,40	0
56	MG	BA	3653	1/1	0.97	0.13	38,38,38,38	0
56	MG	BA	3635	1/1	0.97	0.13	32,32,32,32	0
56	MG	DA	3672	1/1	0.97	0.07	29,29,29,29	0
56	MG	BA	3267	1/1	0.97	0.06	21,21,21,21	0
56	MG	CA	1739	1/1	0.97	0.25	39,39,39,39	0
56	MG	CX	409	1/1	0.97	0.30	33,33,33,33	0
56	MG	DA	3727	1/1	0.97	0.08	27,27,27,27	0
56	MG	AA	1620	1/1	0.97	0.08	35,35,35,35	0
56	MG	AA	1689	1/1	0.97	0.08	39,39,39,39	0
56	MG	CA	1726	1/1	0.97	0.14	32,32,32,32	0
56	MG	BA	3774	1/1	0.97	0.12	44,44,44,44	0
56	MG	CA	1654	1/1	0.97	0.10	23,23,23,23	0
56	MG	AA	1690	1/1	0.97	0.09	47,47,47,47	0
56	MG	AA	1681	1/1	0.97	0.07	49,49,49,49	0
56	MG	BA	3492	1/1	0.97	0.09	47,47,47,47	0
56	MG	BA	3722	1/1	0.97	0.28	16,16,16,16	0
56	MG	AA	1670	1/1	0.97	0.05	22,22,22,22	0
56	MG	CA	1821	1/1	0.97	0.09	22,22,22,22	0
56	MG	BA	3034	1/1	0.97	0.07	17,17,17,17	0
56	MG	DA	3266	1/1	0.97	0.08	31,31,31,31	0
56	MG	CA	1839	1/1	0.97	0.09	31,31,31,31	0
56	MG	BB	207	1/1	0.97	0.06	28,28,28,28	0
56	MG	CY	107	1/1	0.97	0.27	38,38,38,38	0
56	MG	BA	3109	1/1	0.97	0.17	25,25,25,25	0
56	MG	DB	203	1/1	0.97	0.07	21,21,21,21	0
56	MG	BA	3412	1/1	0.97	0.20	22,22,22,22	0
56	MG	AA	1652	1/1	0.97	0.07	17,17,17,17	0
56	MG	DA	3584	1/1	0.97	0.08	35,35,35,35	0
56	MG	DA	3617	1/1	0.97	0.05	47,47,47,47	0
56	MG	BA	3421	1/1	0.97	0.20	45,45,45,45	0
56	MG	DA	3374	1/1	0.97	0.12	24,24,24,24	0
56	MG	BA	3287	1/1	0.97	0.11	27,27,27,27	0

Continued on next page...

Continued from previous page...

Mol	Type	Chain	Res	Atoms	RSCC	RSR	B-factors(\AA^2)	Q<0.9
56	MG	CY	117	1/1	0.97	0.11	23,23,23,23	0
56	MG	BA	3115	1/1	0.97	0.20	33,33,33,33	0
56	MG	DA	3401	1/1	0.97	0.11	1,1,1,1	0
56	MG	BA	3011	1/1	0.97	0.41	33,33,33,33	0
56	MG	BA	3427	1/1	0.97	0.14	10,10,10,10	0
56	MG	DA	3623	1/1	0.97	0.11	39,39,39,39	0
56	MG	CA	1836	1/1	0.97	0.20	14,14,14,14	0
56	MG	CY	120	1/1	0.97	0.17	29,29,29,29	0
56	MG	CA	1667	1/1	0.97	0.11	21,21,21,21	0
56	MG	BA	3221	1/1	0.97	0.14	21,21,21,21	0
56	MG	BA	3530	1/1	0.97	0.17	35,35,35,35	0
56	MG	AA	1730	1/1	0.97	0.10	12,12,12,12	0
56	MG	BA	3451	1/1	0.97	0.18	51,51,51,51	0
56	MG	CB	302	1/1	0.97	0.58	48,48,48,48	0
56	MG	DA	3095	1/1	0.97	0.15	24,24,24,24	0
56	MG	CA	1914	1/1	0.97	0.17	29,29,29,29	0
56	MG	BA	3144	1/1	0.97	0.14	34,34,34,34	0
56	MG	BA	3354	1/1	0.97	0.12	19,19,19,19	0
56	MG	DA	3160	1/1	0.97	0.04	35,35,35,35	0
56	MG	CA	1922	1/1	0.97	0.09	33,33,33,33	0
56	MG	BA	3646	1/1	0.97	0.12	12,12,12,12	0
56	MG	BA	3449	1/1	0.97	0.10	31,31,31,31	0
56	MG	BA	3619	1/1	0.97	0.10	32,32,32,32	0
56	MG	DA	3485	1/1	0.97	0.22	10,10,10,10	0
56	MG	AA	1646	1/1	0.97	0.18	21,21,21,21	0
56	MG	BF	302	1/1	0.97	0.12	13,13,13,13	0
56	MG	CA	1668	1/1	0.97	0.11	55,55,55,55	0
56	MG	D8	101	1/1	0.97	0.18	20,20,20,20	0
56	MG	BA	3688	1/1	0.97	0.21	38,38,38,38	0
56	MG	AA	1851	1/1	0.97	0.16	50,50,50,50	0
56	MG	BA	3259	1/1	0.97	0.16	27,27,27,27	0
56	MG	BD	301	1/1	0.97	0.08	2,2,2,2	0
56	MG	DA	3033	1/1	0.97	0.09	10,10,10,10	0
56	MG	CA	2011	1/1	0.97	0.18	28,28,28,28	0
56	MG	AY	111	1/1	0.97	0.09	34,34,34,34	0
56	MG	DA	3446	1/1	0.97	0.15	20,20,20,20	0
56	MG	CA	1860	1/1	0.97	0.11	31,31,31,31	0
56	MG	BA	3101	1/1	0.97	0.08	0,0,0,0	0
56	MG	DA	3324	1/1	0.97	0.14	11,11,11,11	0
56	MG	CA	1775	1/1	0.97	0.19	30,30,30,30	0
56	MG	CA	1659	1/1	0.97	0.09	44,44,44,44	0
56	MG	BA	3599	1/1	0.97	0.15	34,34,34,34	0

Continued on next page...

Continued from previous page...

Mol	Type	Chain	Res	Atoms	RSCC	RSR	B-factors(\AA^2)	Q<0.9
56	MG	CA	1629	1/1	0.97	0.09	8,8,8,8	0
56	MG	BA	3546	1/1	0.97	0.11	17,17,17,17	0
56	MG	AY	124	1/1	0.97	0.08	21,21,21,21	0
56	MG	DA	3350	1/1	0.97	0.10	24,24,24,24	0
56	MG	BA	3464	1/1	0.97	0.14	30,30,30,30	0
56	MG	BW	201	1/1	0.97	0.23	23,23,23,23	0
56	MG	CA	1973	1/1	0.97	0.11	37,37,37,37	0
56	MG	CA	1722	1/1	0.97	0.23	36,36,36,36	0
56	MG	DA	3206	1/1	0.97	0.16	20,20,20,20	0
56	MG	DB	213	1/1	0.97	0.07	20,20,20,20	0
56	MG	AA	1867	1/1	0.97	0.48	49,49,49,49	0
56	MG	AA	1910	1/1	0.97	0.23	32,32,32,32	0
56	MG	BA	3770	1/1	0.97	0.14	30,30,30,30	0
56	MG	BA	3578	1/1	0.97	0.12	19,19,19,19	0
56	MG	DA	3636	1/1	0.97	0.14	46,46,46,46	0
56	MG	AA	1873	1/1	0.97	0.10	36,36,36,36	0
56	MG	BA	3316	1/1	0.97	0.09	12,12,12,12	0
56	MG	BA	3095	1/1	0.97	0.06	27,27,27,27	0
56	MG	CA	1912	1/1	0.97	0.13	45,45,45,45	0
56	MG	DA	3451	1/1	0.97	0.17	5,5,5,5	0
56	MG	BA	3030	1/1	0.97	0.08	26,26,26,26	0
56	MG	CA	2008	1/1	0.97	0.45	53,53,53,53	0
56	MG	DB	223	1/1	0.97	0.11	53,53,53,53	0
56	MG	AD	306	1/1	0.97	0.16	38,38,38,38	0
56	MG	BA	3058	1/1	0.97	0.15	39,39,39,39	0
56	MG	BY	201	1/1	0.97	0.39	36,36,36,36	0
56	MG	CA	1779	1/1	0.97	0.12	14,14,14,14	0
56	MG	CA	1631	1/1	0.97	0.13	27,27,27,27	0
56	MG	CA	1624	1/1	0.97	0.36	54,54,54,54	0
56	MG	DA	3725	1/1	0.97	0.13	44,44,44,44	0
56	MG	AA	1722	1/1	0.97	0.07	35,35,35,35	0
56	MG	BB	226	1/1	0.97	0.14	59,59,59,59	0
56	MG	BA	3483	1/1	0.97	0.11	29,29,29,29	0
56	MG	BA	3248	1/1	0.97	0.11	42,42,42,42	0
56	MG	BA	3028	1/1	0.97	0.21	10,10,10,10	0
56	MG	BA	3702	1/1	0.97	0.14	47,47,47,47	0
56	MG	DA	3644	1/1	0.97	0.14	5,5,5,5	0
56	MG	DA	3496	1/1	0.97	0.17	18,18,18,18	0
56	MG	DA	3175	1/1	0.97	0.10	32,32,32,32	0
56	MG	BA	3406	1/1	0.97	0.14	42,42,42,42	0
56	MG	AA	1687	1/1	0.97	0.07	11,11,11,11	0
56	MG	BA	3280	1/1	0.97	0.20	26,26,26,26	0

Continued on next page...

Continued from previous page...

Mol	Type	Chain	Res	Atoms	RSCC	RSR	B-factors(\AA^2)	Q<0.9
56	MG	AA	1850	1/1	0.97	0.30	23,23,23,23	0
56	MG	BA	3458	1/1	0.97	0.09	6,6,6,6	0
56	MG	AC	305	1/1	0.97	0.27	45,45,45,45	0
56	MG	CA	1717	1/1	0.97	0.12	32,32,32,32	0
56	MG	DA	3141	1/1	0.97	0.09	9,9,9,9	0
56	MG	CX	404	1/1	0.97	0.11	34,34,34,34	0
56	MG	DA	3717	1/1	0.97	0.15	24,24,24,24	0
56	MG	DA	3020	1/1	0.97	0.24	9,9,9,9	0
56	MG	DA	3732	1/1	0.97	0.15	29,29,29,29	0
56	MG	DA	3669	1/1	0.97	0.09	7,7,7,7	0
56	MG	BA	3294	1/1	0.97	0.15	43,43,43,43	0
56	MG	BA	3204	1/1	0.97	0.11	41,41,41,41	0
56	MG	AA	1847	1/1	0.97	0.12	46,46,46,46	0
56	MG	DA	3165	1/1	0.97	0.11	8,8,8,8	0
56	MG	BA	3630	1/1	0.97	0.30	41,41,41,41	0
56	MG	BA	3054	1/1	0.97	0.12	6,6,6,6	0
56	MG	DA	3314	1/1	0.97	0.06	25,25,25,25	0
56	MG	CA	1706	1/1	0.97	0.07	16,16,16,16	0
56	MG	BA	3268	1/1	0.97	0.14	6,6,6,6	0
56	MG	DA	3070	1/1	0.97	0.07	20,20,20,20	0
56	MG	AA	1658	1/1	0.97	0.11	19,19,19,19	0
56	MG	DA	3085	1/1	0.97	0.09	35,35,35,35	0
56	MG	CA	1698	1/1	0.97	0.14	28,28,28,28	0
56	MG	BA	3020	1/1	0.97	0.07	2,2,2,2	0
56	MG	BA	3243	1/1	0.97	0.12	14,14,14,14	0
56	MG	CA	1718	1/1	0.97	0.11	38,38,38,38	0
56	MG	AL	202	1/1	0.97	0.20	46,46,46,46	0
56	MG	DA	3025	1/1	0.97	0.21	24,24,24,24	0
56	MG	CA	1608	1/1	0.97	0.11	27,27,27,27	0
56	MG	CA	1989	1/1	0.97	0.10	33,33,33,33	0
56	MG	DA	3415	1/1	0.97	0.09	27,27,27,27	0
56	MG	BA	3436	1/1	0.97	0.10	1,1,1,1	0
56	MG	CA	1897	1/1	0.97	0.27	23,23,23,23	0
56	MG	BB	220	1/1	0.97	0.13	60,60,60,60	0
56	MG	BA	3678	1/1	0.97	0.13	42,42,42,42	0
56	MG	CA	1823	1/1	0.97	0.09	40,40,40,40	0
56	MG	DW	201	1/1	0.97	0.16	54,54,54,54	0
56	MG	DA	3370	1/1	0.97	0.15	23,23,23,23	0
56	MG	BA	3047	1/1	0.97	0.14	17,17,17,17	0
56	MG	BA	3198	1/1	0.97	0.08	21,21,21,21	0
56	MG	AA	1807	1/1	0.97	0.11	22,22,22,22	0
56	MG	DA	3586	1/1	0.97	0.18	55,55,55,55	0

Continued on next page...

Continued from previous page...

Mol	Type	Chain	Res	Atoms	RSCC	RSR	B-factors(\AA^2)	Q<0.9
56	MG	CY	101	1/1	0.97	0.13	12,12,12,12	0
56	MG	CA	1871	1/1	0.97	0.15	34,34,34,34	0
56	MG	DA	3228	1/1	0.97	0.15	12,12,12,12	0
56	MG	CA	1763	1/1	0.97	0.10	19,19,19,19	0
56	MG	AA	1903	1/1	0.97	0.13	39,39,39,39	0
56	MG	DA	3313	1/1	0.97	0.12	42,42,42,42	0
56	MG	BA	3388	1/1	0.97	0.23	46,46,46,46	0
56	MG	CA	1656	1/1	0.97	0.13	48,48,48,48	0
56	MG	DA	3336	1/1	0.97	0.08	38,38,38,38	0
56	MG	DA	3255	1/1	0.97	0.09	19,19,19,19	0
56	MG	CA	1601	1/1	0.97	0.10	54,54,54,54	0
56	MG	BA	3365	1/1	0.97	0.24	40,40,40,40	0
56	MG	BA	3033	1/1	0.97	0.12	24,24,24,24	0
56	MG	DA	3067	1/1	0.97	0.07	17,17,17,17	0
56	MG	CA	1949	1/1	0.97	0.10	37,37,37,37	0
56	MG	BA	3491	1/1	0.97	0.13	31,31,31,31	0
56	MG	DA	3007	1/1	0.97	0.23	24,24,24,24	0
56	MG	AA	1699	1/1	0.97	0.10	35,35,35,35	0
56	MG	DA	3296	1/1	0.97	0.10	4,4,4,4	0
56	MG	AY	122	1/1	0.97	0.07	17,17,17,17	0
56	MG	AA	1778	1/1	0.97	0.10	50,50,50,50	0
56	MG	BA	3777	1/1	0.97	0.06	40,40,40,40	0
56	MG	DA	3522	1/1	0.97	0.11	33,33,33,33	0
56	MG	DA	3332	1/1	0.97	0.10	50,50,50,50	0
56	MG	BA	3552	1/1	0.97	0.16	12,12,12,12	0
56	MG	BA	3520	1/1	0.97	0.10	7,7,7,7	0
56	MG	AA	1761	1/1	0.97	0.08	26,26,26,26	0
56	MG	DT	201	1/1	0.97	0.10	25,25,25,25	0
56	MG	DA	3593	1/1	0.97	0.27	28,28,28,28	0
56	MG	DA	3144	1/1	0.97	0.24	11,11,11,11	0
56	MG	DA	3704	1/1	0.97	0.12	34,34,34,34	0
56	MG	BA	3317	1/1	0.97	0.13	25,25,25,25	0
56	MG	DA	3686	1/1	0.97	0.19	30,30,30,30	0
56	MG	AA	1813	1/1	0.97	0.06	23,23,23,23	0
56	MG	CA	1707	1/1	0.97	0.07	48,48,48,48	0
56	MG	DA	3484	1/1	0.97	0.31	6,6,6,6	0
56	MG	BA	3445	1/1	0.97	0.14	45,45,45,45	0
56	MG	DA	3606	1/1	0.97	0.30	54,54,54,54	0
56	MG	DA	3077	1/1	0.97	0.09	7,7,7,7	0
56	MG	CY	119	1/1	0.97	0.38	35,35,35,35	0
56	MG	DA	3149	1/1	0.97	0.29	37,37,37,37	0
56	MG	CA	1945	1/1	0.97	0.23	18,18,18,18	0

Continued on next page...

Continued from previous page...

Mol	Type	Chain	Res	Atoms	RSCC	RSR	B-factors(\AA^2)	Q<0.9
56	MG	BA	3230	1/1	0.97	0.16	0,0,0,0	0
56	MG	BA	3405	1/1	0.97	0.11	20,20,20,20	0
56	MG	DA	3226	1/1	0.97	0.06	21,21,21,21	0
56	MG	BH	202	1/1	0.97	0.08	34,34,34,34	0
56	MG	BA	3373	1/1	0.97	0.10	24,24,24,24	0
56	MG	CA	1725	1/1	0.97	0.07	26,26,26,26	0
56	MG	BA	3090	1/1	0.97	0.06	56,56,56,56	0
56	MG	BA	3785	1/1	0.97	0.23	47,47,47,47	0
56	MG	DA	3137	1/1	0.97	0.11	20,20,20,20	0
56	MG	CA	1952	1/1	0.97	0.18	37,37,37,37	0
56	MG	CZ	106	1/1	0.97	0.06	19,19,19,19	0
56	MG	BA	3443	1/1	0.97	0.28	29,29,29,29	0
56	MG	B2	101	1/1	0.97	0.20	32,32,32,32	0
56	MG	BA	3160	1/1	0.97	0.11	23,23,23,23	0
56	MG	DA	3656	1/1	0.97	0.48	35,35,35,35	0
56	MG	DA	3667	1/1	0.97	0.17	38,38,38,38	0
56	MG	AA	1672	1/1	0.97	0.12	46,46,46,46	0
56	MG	AQ	201	1/1	0.97	0.51	47,47,47,47	0
56	MG	CA	1782	1/1	0.97	0.09	19,19,19,19	0
56	MG	DA	3721	1/1	0.97	0.27	11,11,11,11	0
56	MG	AY	119	1/1	0.97	0.10	22,22,22,22	0
56	MG	DA	3592	1/1	0.97	0.28	47,47,47,47	0
56	MG	BA	3734	1/1	0.97	0.17	32,32,32,32	0
56	MG	CA	1692	1/1	0.97	0.11	6,6,6,6	0
56	MG	DA	3699	1/1	0.97	0.47	38,38,38,38	0
56	MG	BA	3370	1/1	0.97	0.28	24,24,24,24	0
56	MG	DA	3002	1/1	0.97	0.25	45,45,45,45	0
56	MG	BA	3376	1/1	0.97	0.09	35,35,35,35	0
56	MG	BA	3188	1/1	0.97	0.13	3,3,3,3	0
56	MG	BB	211	1/1	0.97	0.08	16,16,16,16	0
56	MG	AA	1776	1/1	0.97	0.08	11,11,11,11	0
56	MG	BA	3341	1/1	0.97	0.12	26,26,26,26	0
56	MG	AA	1780	1/1	0.97	0.14	34,34,34,34	0
56	MG	BA	3069	1/1	0.97	0.14	11,11,11,11	0
56	MG	CI	202	1/1	0.97	0.47	52,52,52,52	0
56	MG	BA	3210	1/1	0.97	0.14	31,31,31,31	0
56	MG	DA	3104	1/1	0.97	0.15	21,21,21,21	0
56	MG	BA	3796	1/1	0.97	0.25	27,27,27,27	0
56	MG	AA	1907	1/1	0.97	0.08	54,54,54,54	0
56	MG	BA	3306	1/1	0.97	0.06	36,36,36,36	0
56	MG	BA	3192	1/1	0.97	0.22	20,20,20,20	0
56	MG	CY	104	1/1	0.97	0.07	20,20,20,20	0

Continued on next page...

Continued from previous page...

Mol	Type	Chain	Res	Atoms	RSCC	RSR	B-factors(\AA^2)	Q<0.9
56	MG	B1	102	1/1	0.97	0.24	24,24,24,24	0
56	MG	DA	3680	1/1	0.97	0.18	6,6,6,6	0
56	MG	CA	1863	1/1	0.97	0.16	33,33,33,33	0
56	MG	BA	3008	1/1	0.97	0.23	5,5,5,5	0
56	MG	CA	1687	1/1	0.97	0.06	19,19,19,19	0
56	MG	DA	3677	1/1	0.97	0.23	27,27,27,27	0
56	MG	CA	1752	1/1	0.97	0.11	24,24,24,24	0
56	MG	DA	3187	1/1	0.97	0.14	14,14,14,14	0
56	MG	BA	3490	1/1	0.97	0.10	22,22,22,22	0
56	MG	AD	308	1/1	0.97	0.09	42,42,42,42	0
56	MG	DA	3024	1/1	0.97	0.07	12,12,12,12	0
56	MG	CA	1686	1/1	0.97	0.29	29,29,29,29	0
56	MG	AA	1864	1/1	0.97	0.21	36,36,36,36	0
56	MG	DA	3211	1/1	0.97	0.09	23,23,23,23	0
56	MG	DA	3585	1/1	0.97	0.14	31,31,31,31	0
56	MG	CA	1870	1/1	0.97	0.19	25,25,25,25	0
56	MG	DB	205	1/1	0.97	0.07	60,60,60,60	0
56	MG	BA	3116	1/1	0.97	0.15	68,68,68,68	0
56	MG	AA	1838	1/1	0.97	0.13	39,39,39,39	0
56	MG	CA	1993	1/1	0.97	0.30	48,48,48,48	0
56	MG	BA	3265	1/1	0.97	0.19	0,0,0,0	0
56	MG	DA	3481	1/1	0.97	0.08	31,31,31,31	0
56	MG	CY	114	1/1	0.97	0.13	16,16,16,16	0
56	MG	CY	110	1/1	0.97	0.08	17,17,17,17	0
56	MG	DA	3369	1/1	0.97	0.07	7,7,7,7	0
56	MG	DA	3083	1/1	0.97	0.15	24,24,24,24	0
56	MG	BA	3323	1/1	0.97	0.14	40,40,40,40	0
56	MG	DA	3517	1/1	0.97	0.06	48,48,48,48	0
56	MG	BA	3428	1/1	0.97	0.07	17,17,17,17	0
56	MG	CA	1861	1/1	0.97	0.20	64,64,64,64	0
56	MG	DA	3109	1/1	0.97	0.13	19,19,19,19	0
56	MG	AA	1601	1/1	0.97	0.15	18,18,18,18	0
56	MG	DA	3234	1/1	0.97	0.27	8,8,8,8	0
56	MG	BA	3161	1/1	0.97	0.09	25,25,25,25	0
56	MG	BA	3001	1/1	0.97	0.11	26,26,26,26	0
56	MG	CA	1901	1/1	0.97	0.12	7,7,7,7	0
56	MG	BA	3713	1/1	0.97	0.23	28,28,28,28	0
56	MG	BA	3219	1/1	0.97	0.13	14,14,14,14	0
56	MG	DA	3155	1/1	0.97	0.10	35,35,35,35	0
56	MG	DA	3602	1/1	0.97	0.09	32,32,32,32	0
56	MG	BA	3068	1/1	0.97	0.16	14,14,14,14	0
56	MG	BA	3032	1/1	0.97	0.10	11,11,11,11	0

Continued on next page...

Continued from previous page...

Mol	Type	Chain	Res	Atoms	RSCC	RSR	B-factors(\AA^2)	Q<0.9
56	MG	BA	3281	1/1	0.97	0.09	7,7,7,7	0
56	MG	DA	3299	1/1	0.97	0.07	1,1,1,1	0
56	MG	BA	3397	1/1	0.97	0.10	45,45,45,45	0
56	MG	D7	102	1/1	0.97	0.11	28,28,28,28	0
56	MG	BA	3496	1/1	0.97	0.11	39,39,39,39	0
56	MG	CA	1753	1/1	0.97	0.14	23,23,23,23	0
56	MG	AA	1833	1/1	0.97	0.30	52,52,52,52	0
56	MG	BA	3494	1/1	0.97	0.17	25,25,25,25	0
56	MG	AA	1667	1/1	0.97	0.15	38,38,38,38	0
56	MG	B2	103	1/1	0.97	0.44	38,38,38,38	0
56	MG	BA	3277	1/1	0.97	0.14	54,54,54,54	0
56	MG	AA	1736	1/1	0.97	0.10	50,50,50,50	0
56	MG	AA	1656	1/1	0.97	0.07	41,41,41,41	0
56	MG	CA	1887	1/1	0.97	0.24	40,40,40,40	0
56	MG	DA	3321	1/1	0.97	0.10	28,28,28,28	0
56	MG	CA	1664	1/1	0.97	0.24	41,41,41,41	0
56	MG	DA	3069	1/1	0.97	0.12	15,15,15,15	0
56	MG	BA	3038	1/1	0.97	0.09	37,37,37,37	0
56	MG	BA	3528	1/1	0.97	0.09	9,9,9,9	0
56	MG	DA	3429	1/1	0.97	0.37	48,48,48,48	0
56	MG	CA	1649	1/1	0.97	0.15	16,16,16,16	0
56	MG	CA	1900	1/1	0.97	0.10	56,56,56,56	0
56	MG	CA	1634	1/1	0.97	0.17	41,41,41,41	0
56	MG	BQ	202	1/1	0.97	0.26	45,45,45,45	0
56	MG	AA	1606	1/1	0.97	0.08	0,0,0,0	0
56	MG	AA	1647	1/1	0.97	0.11	44,44,44,44	0
56	MG	CA	1764	1/1	0.97	0.14	30,30,30,30	0
56	MG	DA	3207	1/1	0.97	0.07	20,20,20,20	0
56	MG	CA	1730	1/1	0.97	0.34	45,45,45,45	0
56	MG	DA	3170	1/1	0.97	0.12	8,8,8,8	0
56	MG	DA	3119	1/1	0.97	0.06	10,10,10,10	0
56	MG	DA	3384	1/1	0.97	0.20	20,20,20,20	0
56	MG	DA	3334	1/1	0.97	0.11	8,8,8,8	0
56	MG	AY	120	1/1	0.97	0.12	47,47,47,47	0
56	MG	AA	1712	1/1	0.97	0.20	26,26,26,26	0
56	MG	DA	3630	1/1	0.97	0.10	21,21,21,21	0
56	MG	BA	3247	1/1	0.97	0.13	39,39,39,39	0
56	MG	DA	3117	1/1	0.97	0.08	24,24,24,24	0
56	MG	CA	1889	1/1	0.97	0.23	31,31,31,31	0
56	MG	DA	3021	1/1	0.97	0.26	2,2,2,2	0
56	MG	DA	3711	1/1	0.97	0.08	49,49,49,49	0
56	MG	AA	1648	1/1	0.97	0.10	26,26,26,26	0

Continued on next page...

Continued from previous page...

Mol	Type	Chain	Res	Atoms	RSCC	RSR	B-factors(\AA^2)	Q<0.9
56	MG	DA	3579	1/1	0.97	0.14	24,24,24,24	0
56	MG	BA	3729	1/1	0.97	0.14	43,43,43,43	0
56	MG	BA	3736	1/1	0.97	0.23	39,39,39,39	0
56	MG	BA	3795	1/1	0.97	0.32	35,35,35,35	0
56	MG	BA	3081	1/1	0.97	0.07	0,0,0,0	0
56	MG	CA	1697	1/1	0.97	0.09	10,10,10,10	0
56	MG	DA	3325	1/1	0.97	0.14	34,34,34,34	0
56	MG	DA	3250	1/1	0.97	0.18	32,32,32,32	0
56	MG	DA	3017	1/1	0.97	0.11	4,4,4,4	0
56	MG	BA	3628	1/1	0.97	0.16	24,24,24,24	0
56	MG	DA	3713	1/1	0.97	0.10	27,27,27,27	0
56	MG	AA	1749	1/1	0.97	0.14	32,32,32,32	0
56	MG	DA	3678	1/1	0.97	0.10	20,20,20,20	0
56	MG	CA	1844	1/1	0.97	0.08	26,26,26,26	0
56	MG	BA	3744	1/1	0.97	0.36	21,21,21,21	0
56	MG	DA	3330	1/1	0.97	0.21	36,36,36,36	0
56	MG	AA	1666	1/1	0.97	0.30	34,34,34,34	0
56	MG	CV	102	1/1	0.97	0.14	25,25,25,25	0
56	MG	DA	3455	1/1	0.97	0.26	35,35,35,35	0
56	MG	DA	3212	1/1	0.97	0.16	34,34,34,34	0
56	MG	DA	3525	1/1	0.97	0.10	31,31,31,31	0
56	MG	DA	3136	1/1	0.97	0.15	11,11,11,11	0
56	MG	DA	3723	1/1	0.97	0.11	28,28,28,28	0
56	MG	DA	3689	1/1	0.98	0.21	45,45,45,45	0
56	MG	BA	3103	1/1	0.98	0.18	35,35,35,35	0
56	MG	DA	3028	1/1	0.98	0.07	34,34,34,34	0
56	MG	BA	3604	1/1	0.98	0.16	36,36,36,36	0
56	MG	DA	3009	1/1	0.98	0.10	8,8,8,8	0
56	MG	CA	1766	1/1	0.98	0.04	26,26,26,26	0
56	MG	AA	1746	1/1	0.98	0.10	14,14,14,14	0
56	MG	BA	3538	1/1	0.98	0.05	10,10,10,10	0
56	MG	CZ	104	1/1	0.98	0.07	42,42,42,42	0
56	MG	DB	220	1/1	0.98	0.09	23,23,23,23	0
56	MG	BA	3254	1/1	0.98	0.11	31,31,31,31	0
56	MG	BA	3684	1/1	0.98	0.20	46,46,46,46	0
56	MG	BA	3278	1/1	0.98	0.07	37,37,37,37	0
56	MG	CA	1613	1/1	0.98	0.09	17,17,17,17	0
56	MG	CA	1691	1/1	0.98	0.09	15,15,15,15	0
56	MG	BA	3015	1/1	0.98	0.08	16,16,16,16	0
56	MG	CA	1828	1/1	0.98	0.10	2,2,2,2	0
56	MG	DB	207	1/1	0.98	0.11	37,37,37,37	0
56	MG	CA	1986	1/1	0.98	0.18	23,23,23,23	0

Continued on next page...

Continued from previous page...

Mol	Type	Chain	Res	Atoms	RSCC	RSR	B-factors(\AA^2)	Q<0.9
56	MG	DA	3558	1/1	0.98	0.08	30,30,30,30	0
56	MG	DA	3108	1/1	0.98	0.11	1,1,1,1	0
56	MG	BA	3399	1/1	0.98	0.19	17,17,17,17	0
56	MG	DA	3096	1/1	0.98	0.09	22,22,22,22	0
56	MG	DH	204	1/1	0.98	0.20	11,11,11,11	0
56	MG	BA	3783	1/1	0.98	0.28	29,29,29,29	0
56	MG	DA	3469	1/1	0.98	0.18	19,19,19,19	0
56	MG	BA	3620	1/1	0.98	0.28	49,49,49,49	0
56	MG	DA	3563	1/1	0.98	0.09	8,8,8,8	0
56	MG	BA	3645	1/1	0.98	0.06	25,25,25,25	0
56	MG	BA	3302	1/1	0.98	0.12	21,21,21,21	0
56	MG	AA	1704	1/1	0.98	0.04	18,18,18,18	0
56	MG	BA	3487	1/1	0.98	0.07	16,16,16,16	0
56	MG	AA	1816	1/1	0.98	0.13	23,23,23,23	0
56	MG	AA	1744	1/1	0.98	0.05	30,30,30,30	0
56	MG	BA	3056	1/1	0.98	0.09	1,1,1,1	0
56	MG	DA	3528	1/1	0.98	0.23	14,14,14,14	0
56	MG	CA	1679	1/1	0.98	0.11	40,40,40,40	0
56	MG	BA	3679	1/1	0.98	0.14	26,26,26,26	0
56	MG	CA	1980	1/1	0.98	0.10	40,40,40,40	0
56	MG	BA	3663	1/1	0.98	0.46	32,32,32,32	0
56	MG	DA	3309	1/1	0.98	0.11	30,30,30,30	0
56	MG	BA	3063	1/1	0.98	0.05	0,0,0,0	0
56	MG	CA	1729	1/1	0.98	0.23	15,15,15,15	0
56	MG	AA	1835	1/1	0.98	0.15	17,17,17,17	0
56	MG	AA	1906	1/1	0.98	0.18	26,26,26,26	0
56	MG	BA	3457	1/1	0.98	0.06	24,24,24,24	0
56	MG	DA	3341	1/1	0.98	0.10	31,31,31,31	0
56	MG	DA	3638	1/1	0.98	0.19	37,37,37,37	0
56	MG	BP	201	1/1	0.98	0.18	34,34,34,34	0
56	MG	BA	3793	1/1	0.98	0.07	31,31,31,31	0
56	MG	BA	3007	1/1	0.98	0.06	34,34,34,34	0
56	MG	BA	3286	1/1	0.98	0.09	1,1,1,1	0
56	MG	BV	201	1/1	0.98	0.17	21,21,21,21	0
56	MG	BA	3648	1/1	0.98	0.15	4,4,4,4	0
56	MG	DA	3353	1/1	0.98	0.11	0,0,0,0	0
56	MG	CA	1759	1/1	0.98	0.07	25,25,25,25	0
56	MG	CA	1652	1/1	0.98	0.07	40,40,40,40	0
56	MG	BA	3553	1/1	0.98	0.08	24,24,24,24	0
56	MG	DA	3292	1/1	0.98	0.09	8,8,8,8	0
56	MG	BA	3245	1/1	0.98	0.10	29,29,29,29	0
56	MG	DA	3168	1/1	0.98	0.07	49,49,49,49	0

Continued on next page...

Continued from previous page...

Mol	Type	Chain	Res	Atoms	RSCC	RSR	B-factors(\AA^2)	Q<0.9
56	MG	DA	3063	1/1	0.98	0.07	0,0,0,0	0
56	MG	CZ	110	1/1	0.98	0.09	33,33,33,33	0
56	MG	DA	3301	1/1	0.98	0.07	31,31,31,31	0
56	MG	AB	302	1/1	0.98	0.10	33,33,33,33	0
56	MG	DA	3065	1/1	0.98	0.09	0,0,0,0	0
56	MG	DA	3408	1/1	0.98	0.14	31,31,31,31	0
56	MG	BA	3201	1/1	0.98	0.06	22,22,22,22	0
56	MG	DA	3537	1/1	0.98	0.21	19,19,19,19	0
56	MG	CA	1869	1/1	0.98	0.09	32,32,32,32	0
56	MG	AA	1641	1/1	0.98	0.06	8,8,8,8	0
56	MG	DZ	301	1/1	0.98	0.08	27,27,27,27	0
56	MG	AA	1865	1/1	0.98	0.25	32,32,32,32	0
56	MG	CA	1956	1/1	0.98	0.16	57,57,57,57	0
56	MG	CA	1632	1/1	0.98	0.05	24,24,24,24	0
56	MG	BA	3682	1/1	0.98	0.23	25,25,25,25	0
56	MG	DA	3105	1/1	0.98	0.08	12,12,12,12	0
56	MG	BA	3301	1/1	0.98	0.10	15,15,15,15	0
56	MG	CA	1704	1/1	0.98	0.42	31,31,31,31	0
56	MG	DA	3433	1/1	0.98	0.09	21,21,21,21	0
56	MG	DA	3084	1/1	0.98	0.18	26,26,26,26	0
56	MG	BA	3062	1/1	0.98	0.09	24,24,24,24	0
56	MG	DA	3254	1/1	0.98	0.27	35,35,35,35	0
56	MG	DA	3319	1/1	0.98	0.14	18,18,18,18	0
56	MG	DA	3217	1/1	0.98	0.05	20,20,20,20	0
56	MG	DA	3154	1/1	0.98	0.26	38,38,38,38	0
56	MG	AA	1729	1/1	0.98	0.07	12,12,12,12	0
56	MG	DA	3235	1/1	0.98	0.10	0,0,0,0	0
56	MG	BA	3314	1/1	0.98	0.09	10,10,10,10	0
56	MG	DA	3158	1/1	0.98	0.15	15,15,15,15	0
56	MG	DA	3364	1/1	0.98	0.13	43,43,43,43	0
56	MG	CA	1896	1/1	0.98	0.07	31,31,31,31	0
56	MG	AY	106	1/1	0.98	0.05	32,32,32,32	0
56	MG	AA	1798	1/1	0.98	0.06	32,32,32,32	0
56	MG	BA	3239	1/1	0.98	0.26	22,22,22,22	0
56	MG	DA	3290	1/1	0.98	0.13	25,25,25,25	0
56	MG	AA	1685	1/1	0.98	0.15	30,30,30,30	0
56	MG	CY	115	1/1	0.98	0.06	38,38,38,38	0
56	MG	BA	3237	1/1	0.98	0.16	28,28,28,28	0
56	MG	DA	3053	1/1	0.98	0.12	46,46,46,46	0
56	MG	BA	3804	1/1	0.98	0.11	29,29,29,29	0
56	MG	BA	3738	1/1	0.98	0.36	44,44,44,44	0
56	MG	BA	3643	1/1	0.98	0.09	23,23,23,23	0

Continued on next page...

Continued from previous page...

Mol	Type	Chain	Res	Atoms	RSCC	RSR	B-factors(\AA^2)	Q<0.9
56	MG	BA	3215	1/1	0.98	0.08	28,28,28,28	0
56	MG	DA	3335	1/1	0.98	0.08	7,7,7,7	0
56	MG	BA	3383	1/1	0.98	0.08	29,29,29,29	0
56	MG	DA	3130	1/1	0.98	0.05	20,20,20,20	0
56	MG	CA	1894	1/1	0.98	0.06	19,19,19,19	0
56	MG	AA	1608	1/1	0.98	0.08	16,16,16,16	0
56	MG	CA	1961	1/1	0.98	0.15	27,27,27,27	0
56	MG	BA	3022	1/1	0.98	0.17	2,2,2,2	0
56	MG	DA	3061	1/1	0.98	0.07	4,4,4,4	0
56	MG	CA	1906	1/1	0.98	0.27	24,24,24,24	0
56	MG	CA	1845	1/1	0.98	0.07	21,21,21,21	0
56	MG	DA	3115	1/1	0.98	0.17	5,5,5,5	0
56	MG	DA	3447	1/1	0.98	0.17	36,36,36,36	0
56	MG	DA	3260	1/1	0.98	0.07	15,15,15,15	0
56	MG	BA	3473	1/1	0.98	0.12	35,35,35,35	0
56	MG	DA	3397	1/1	0.98	0.07	19,19,19,19	0
56	MG	BA	3112	1/1	0.98	0.08	26,26,26,26	0
56	MG	BI	201	1/1	0.98	0.24	29,29,29,29	0
56	MG	BA	3660	1/1	0.98	0.12	38,38,38,38	0
56	MG	DA	3626	1/1	0.98	0.15	46,46,46,46	0
56	MG	AA	1604	1/1	0.98	0.15	26,26,26,26	0
56	MG	CZ	118	1/1	0.98	0.43	69,69,69,69	0
56	MG	DA	3090	1/1	0.98	0.05	12,12,12,12	0
56	MG	B5	101	1/1	0.98	0.09	18,18,18,18	0
56	MG	BA	3456	1/1	0.98	0.12	35,35,35,35	0
56	MG	BA	3147	1/1	0.98	0.14	53,53,53,53	0
56	MG	AA	1694	1/1	0.98	0.25	45,45,45,45	0
56	MG	CA	1848	1/1	0.98	0.06	41,41,41,41	0
56	MG	CA	1875	1/1	0.98	0.16	19,19,19,19	0
56	MG	DA	3382	1/1	0.98	0.07	39,39,39,39	0
56	MG	DA	3143	1/1	0.98	0.09	31,31,31,31	0
56	MG	DA	3147	1/1	0.98	0.10	18,18,18,18	0
56	MG	BA	3600	1/1	0.98	0.11	13,13,13,13	0
56	MG	AA	1645	1/1	0.98	0.23	31,31,31,31	0
56	MG	CA	1968	1/1	0.98	0.22	25,25,25,25	0
56	MG	DA	3645	1/1	0.98	0.10	20,20,20,20	0
56	MG	DA	3091	1/1	0.98	0.06	8,8,8,8	0
56	MG	BA	3441	1/1	0.98	0.14	28,28,28,28	0
56	MG	DA	3747	1/1	0.98	0.12	23,23,23,23	0
56	MG	CA	1850	1/1	0.98	0.10	20,20,20,20	0
56	MG	CA	1859	1/1	0.98	0.05	22,22,22,22	0
56	MG	BA	3225	1/1	0.98	0.09	21,21,21,21	0

Continued on next page...

Continued from previous page...

Mol	Type	Chain	Res	Atoms	RSCC	RSR	B-factors(\AA^2)	Q<0.9
56	MG	CA	1808	1/1	0.98	0.10	13,13,13,13	0
56	MG	DA	3502	1/1	0.98	0.08	13,13,13,13	0
56	MG	D2	101	1/1	0.98	0.12	58,58,58,58	0
56	MG	BA	3206	1/1	0.98	0.09	37,37,37,37	0
56	MG	BA	3217	1/1	0.98	0.12	0,0,0,0	0
56	MG	CA	1959	1/1	0.98	0.09	3,3,3,3	0
56	MG	DA	3186	1/1	0.98	0.06	47,47,47,47	0
56	MG	CY	108	1/1	0.98	0.11	22,22,22,22	0
56	MG	BA	3065	1/1	0.98	0.10	18,18,18,18	0
56	MG	BB	222	1/1	0.98	0.20	39,39,39,39	0
56	MG	BA	3126	1/1	0.98	0.07	37,37,37,37	0
56	MG	DA	3199	1/1	0.98	0.14	12,12,12,12	0
56	MG	CA	1658	1/1	0.98	0.12	37,37,37,37	0
56	MG	AA	1679	1/1	0.98	0.07	32,32,32,32	0
56	MG	DA	3150	1/1	0.98	0.08	1,1,1,1	0
56	MG	BA	3650	1/1	0.98	0.42	33,33,33,33	0
56	MG	CA	1740	1/1	0.98	0.07	8,8,8,8	0
56	MG	BA	3168	1/1	0.98	0.06	4,4,4,4	0
56	MG	DA	3128	1/1	0.98	0.18	46,46,46,46	0
56	MG	CA	1805	1/1	0.98	0.11	9,9,9,9	0
56	MG	DA	3347	1/1	0.98	0.28	10,10,10,10	0
56	MG	BB	213	1/1	0.98	0.08	35,35,35,35	0
56	MG	CA	1909	1/1	0.98	0.24	33,33,33,33	0
56	MG	DA	3181	1/1	0.98	0.13	26,26,26,26	0
56	MG	BA	3662	1/1	0.98	0.47	40,40,40,40	0
56	MG	BR	201	1/1	0.98	0.07	24,24,24,24	0
56	MG	DA	3246	1/1	0.98	0.10	15,15,15,15	0
56	MG	DA	3566	1/1	0.98	0.07	15,15,15,15	0
56	MG	AA	1640	1/1	0.98	0.09	35,35,35,35	0
56	MG	DA	3533	1/1	0.98	0.13	12,12,12,12	0
56	MG	DA	3701	1/1	0.98	0.06	27,27,27,27	0
56	MG	DA	3396	1/1	0.98	0.05	21,21,21,21	0
56	MG	AA	1897	1/1	0.98	0.11	13,13,13,13	0
56	MG	CA	1933	1/1	0.98	0.08	36,36,36,36	0
56	MG	BA	3510	1/1	0.98	0.15	39,39,39,39	0
56	MG	BA	3292	1/1	0.98	0.08	10,10,10,10	0
56	MG	BA	3321	1/1	0.98	0.13	51,51,51,51	0
56	MG	DA	3491	1/1	0.98	0.07	44,44,44,44	0
56	MG	BA	3027	1/1	0.98	0.07	20,20,20,20	0
56	MG	AA	1707	1/1	0.98	0.08	26,26,26,26	0
56	MG	DA	3242	1/1	0.98	0.08	24,24,24,24	0
56	MG	DA	3010	1/1	0.98	0.17	2,2,2,2	0

Continued on next page...

Continued from previous page...

Mol	Type	Chain	Res	Atoms	RSCC	RSR	B-factors(\AA^2)	Q<0.9
56	MG	BA	3291	1/1	0.98	0.17	19,19,19,19	0
56	MG	BA	3676	1/1	0.98	0.09	20,20,20,20	0
56	MG	BA	3416	1/1	0.98	0.09	15,15,15,15	0
56	MG	DA	3112	1/1	0.98	0.09	21,21,21,21	0
56	MG	CA	1628	1/1	0.98	0.12	23,23,23,23	0
56	MG	BB	202	1/1	0.98	0.07	34,34,34,34	0
56	MG	DA	3450	1/1	0.98	0.48	29,29,29,29	0
56	MG	BA	3531	1/1	0.98	0.06	16,16,16,16	0
56	MG	BA	3246	1/1	0.98	0.06	41,41,41,41	0
56	MG	BA	3444	1/1	0.98	0.05	33,33,33,33	0
56	MG	DA	3047	1/1	0.98	0.06	10,10,10,10	0
56	MG	DA	3407	1/1	0.98	0.06	32,32,32,32	0
56	MG	AY	107	1/1	0.98	0.09	18,18,18,18	0
56	MG	DA	3749	1/1	0.98	0.27	34,34,34,34	0
56	MG	DA	3139	1/1	0.98	0.12	47,47,47,47	0
56	MG	CA	1623	1/1	0.98	0.08	22,22,22,22	0
56	MG	DA	3037	1/1	0.98	0.07	57,57,57,57	0
56	MG	BA	3177	1/1	0.98	0.10	0,0,0,0	0
56	MG	DA	3740	1/1	0.98	0.27	27,27,27,27	0
56	MG	CY	121	1/1	0.98	0.09	0,0,0,0	0
56	MG	BA	3513	1/1	0.98	0.07	24,24,24,24	0
56	MG	AA	1804	1/1	0.98	0.22	18,18,18,18	0
56	MG	BA	3767	1/1	0.98	0.15	20,20,20,20	0
56	MG	DA	3363	1/1	0.98	0.11	36,36,36,36	0
56	MG	CA	1778	1/1	0.98	0.13	34,34,34,34	0
56	MG	BA	3379	1/1	0.98	0.09	25,25,25,25	0
56	MG	AA	1817	1/1	0.98	0.12	39,39,39,39	0
56	MG	BA	3037	1/1	0.98	0.11	8,8,8,8	0
56	MG	DA	3596	1/1	0.98	0.06	41,41,41,41	0
56	MG	CC	303	1/1	0.98	0.19	22,22,22,22	0
56	MG	DA	3531	1/1	0.98	0.14	39,39,39,39	0
56	MG	BG	202	1/1	0.98	0.07	26,26,26,26	0
56	MG	DA	3613	1/1	0.98	0.18	26,26,26,26	0
56	MG	BA	3495	1/1	0.98	0.11	10,10,10,10	0
56	MG	AA	1627	1/1	0.98	0.06	29,29,29,29	0
56	MG	CA	1680	1/1	0.98	0.10	37,37,37,37	0
56	MG	AA	1752	1/1	0.98	0.06	13,13,13,13	0
56	MG	AY	118	1/1	0.98	0.08	45,45,45,45	0
56	MG	DA	3431	1/1	0.98	0.21	29,29,29,29	0
56	MG	DA	3560	1/1	0.98	0.15	8,8,8,8	0
56	MG	AC	301	1/1	0.98	0.15	41,41,41,41	0
56	MG	DA	3471	1/1	0.98	0.08	18,18,18,18	0

Continued on next page...

Continued from previous page...

Mol	Type	Chain	Res	Atoms	RSCC	RSR	B-factors(\AA^2)	Q<0.9
56	MG	CY	103	1/1	0.98	0.07	49,49,49,49	0
56	MG	DA	3264	1/1	0.98	0.08	29,29,29,29	0
56	MG	BA	3739	1/1	0.98	0.07	37,37,37,37	0
56	MG	DA	3746	1/1	0.98	0.32	43,43,43,43	0
56	MG	DA	3153	1/1	0.98	0.07	10,10,10,10	0
56	MG	CA	1617	1/1	0.98	0.04	11,11,11,11	0
56	MG	CA	1721	1/1	0.98	0.10	45,45,45,45	0
56	MG	DA	3442	1/1	0.98	0.10	32,32,32,32	0
56	MG	BA	3005	1/1	0.98	0.07	2,2,2,2	0
56	MG	BA	3257	1/1	0.98	0.05	18,18,18,18	0
56	MG	BA	3797	1/1	0.98	0.21	18,18,18,18	0
56	MG	DA	3293	1/1	0.98	0.10	10,10,10,10	0
56	MG	BA	3580	1/1	0.98	0.18	19,19,19,19	0
56	MG	AI	202	1/1	0.98	0.11	17,17,17,17	0
56	MG	BA	3138	1/1	0.98	0.07	34,34,34,34	0
56	MG	DA	3580	1/1	0.98	0.38	21,21,21,21	0
56	MG	CA	1787	1/1	0.98	0.04	19,19,19,19	0
56	MG	B7	103	1/1	0.98	0.10	47,47,47,47	0
56	MG	BA	3139	1/1	0.98	0.05	33,33,33,33	0
56	MG	DA	3042	1/1	0.98	0.08	7,7,7,7	0
56	MG	BA	3675	1/1	0.98	0.07	40,40,40,40	0
56	MG	DA	3125	1/1	0.98	0.21	15,15,15,15	0
56	MG	BA	3064	1/1	0.98	0.14	21,21,21,21	0
56	MG	DA	3298	1/1	0.98	0.04	0,0,0,0	0
56	MG	DI	202	1/1	0.98	0.08	18,18,18,18	0
56	MG	BA	3123	1/1	0.98	0.11	34,34,34,34	0
56	MG	CD	302	1/1	0.98	0.07	41,41,41,41	0
56	MG	BA	3331	1/1	0.98	0.06	10,10,10,10	0
56	MG	BA	3398	1/1	0.98	0.28	16,16,16,16	0
56	MG	DA	3223	1/1	0.98	0.05	26,26,26,26	0
56	MG	BA	3699	1/1	0.98	0.55	35,35,35,35	0
56	MG	CA	1767	1/1	0.98	0.08	22,22,22,22	0
56	MG	BA	3526	1/1	0.98	0.12	4,4,4,4	0
56	MG	DA	3318	1/1	0.98	0.11	21,21,21,21	0
56	MG	DA	3086	1/1	0.98	0.12	42,42,42,42	0
56	MG	BB	201	1/1	0.98	0.09	35,35,35,35	0
56	MG	AA	1700	1/1	0.98	0.19	46,46,46,46	0
56	MG	CA	1655	1/1	0.98	0.14	24,24,24,24	0
56	MG	CA	1676	1/1	0.98	0.13	25,25,25,25	0
56	MG	BA	3534	1/1	0.98	0.15	24,24,24,24	0
56	MG	DA	3196	1/1	0.98	0.10	12,12,12,12	0
56	MG	DA	3538	1/1	0.98	0.12	34,34,34,34	0

Continued on next page...

Continued from previous page...

Mol	Type	Chain	Res	Atoms	RSCC	RSR	B-factors(\AA^2)	Q<0.9
56	MG	DA	3598	1/1	0.98	0.08	9,9,9,9	0
56	MG	CA	1957	1/1	0.98	0.23	28,28,28,28	0
56	MG	D7	101	1/1	0.98	0.07	22,22,22,22	0
56	MG	BF	305	1/1	0.98	0.11	27,27,27,27	0
56	MG	BA	3260	1/1	0.98	0.07	35,35,35,35	0
56	MG	CA	1977	1/1	0.98	0.52	31,31,31,31	0
56	MG	CA	1940	1/1	0.98	0.08	35,35,35,35	0
56	MG	BA	3050	1/1	0.98	0.07	4,4,4,4	0
56	MG	CA	1898	1/1	0.98	0.22	14,14,14,14	0
56	MG	CA	1734	1/1	0.98	0.12	42,42,42,42	0
56	MG	DA	3310	1/1	0.98	0.12	34,34,34,34	0
56	MG	BA	3737	1/1	0.98	0.26	22,22,22,22	0
56	MG	BA	3041	1/1	0.98	0.09	25,25,25,25	0
56	MG	AA	1898	1/1	0.98	0.14	27,27,27,27	0
56	MG	CA	1663	1/1	0.98	0.05	8,8,8,8	0
56	MG	DA	3461	1/1	0.98	0.14	8,8,8,8	0
56	MG	B7	102	1/1	0.98	0.09	13,13,13,13	0
56	MG	DA	3245	1/1	0.98	0.09	5,5,5,5	0
56	MG	AA	1718	1/1	0.98	0.09	27,27,27,27	0
56	MG	BA	3097	1/1	0.98	0.09	16,16,16,16	0
56	MG	BA	3573	1/1	0.98	0.08	30,30,30,30	0
57	ZN	CN	101	1/1	0.98	0.04	82,82,82,82	0
56	MG	CA	1822	1/1	0.98	0.14	26,26,26,26	0
56	MG	BA	3466	1/1	0.98	0.09	22,22,22,22	0
56	MG	BA	3375	1/1	0.98	0.06	14,14,14,14	0
56	MG	DB	215	1/1	0.98	0.08	47,47,47,47	0
56	MG	BA	3605	1/1	0.98	0.18	41,41,41,41	0
56	MG	DA	3463	1/1	0.98	0.09	37,37,37,37	0
56	MG	DA	3123	1/1	0.98	0.06	1,1,1,1	0
56	MG	DA	3500	1/1	0.98	0.07	13,13,13,13	0
56	MG	BA	3042	1/1	0.98	0.07	12,12,12,12	0
56	MG	DA	3521	1/1	0.98	0.14	7,7,7,7	0
56	MG	DA	3534	1/1	0.98	0.16	26,26,26,26	0
56	MG	BA	3468	1/1	0.98	0.06	1,1,1,1	0
56	MG	DA	3649	1/1	0.98	0.08	19,19,19,19	0
56	MG	AA	1783	1/1	0.98	0.18	50,50,50,50	0
56	MG	DA	3329	1/1	0.98	0.07	42,42,42,42	0
56	MG	AA	1883	1/1	0.98	0.23	21,21,21,21	0
56	MG	DA	3618	1/1	0.98	0.13	47,47,47,47	0
56	MG	CA	1929	1/1	0.98	0.09	48,48,48,48	0
56	MG	BA	3313	1/1	0.98	0.06	25,25,25,25	0
56	MG	AA	1818	1/1	0.98	0.18	33,33,33,33	0

Continued on next page...

Continued from previous page...

Mol	Type	Chain	Res	Atoms	RSCC	RSR	B-factors(\AA^2)	Q<0.9
56	MG	BA	3232	1/1	0.98	0.08	25,25,25,25	0
56	MG	BA	3504	1/1	0.98	0.07	12,12,12,12	0
56	MG	BA	3647	1/1	0.98	0.30	20,20,20,20	0
56	MG	AA	1874	1/1	0.98	0.26	10,10,10,10	0
56	MG	AA	1609	1/1	0.98	0.07	28,28,28,28	0
56	MG	BI	203	1/1	0.98	0.30	40,40,40,40	0
56	MG	CA	1799	1/1	0.98	0.08	14,14,14,14	0
56	MG	CA	1976	1/1	0.98	0.09	32,32,32,32	0
56	MG	DA	3393	1/1	0.98	0.28	37,37,37,37	0
56	MG	BA	3759	1/1	0.98	0.09	41,41,41,41	0
56	MG	AA	1665	1/1	0.98	0.07	6,6,6,6	0
56	MG	BA	3776	1/1	0.98	0.09	6,6,6,6	0
56	MG	DA	3512	1/1	0.98	0.15	15,15,15,15	0
56	MG	DA	3339	1/1	0.98	0.08	47,47,47,47	0
56	MG	DA	3671	1/1	0.98	0.11	6,6,6,6	0
56	MG	DA	3376	1/1	0.98	0.08	35,35,35,35	0
56	MG	BA	3124	1/1	0.98	0.16	33,33,33,33	0
56	MG	AA	1716	1/1	0.98	0.08	35,35,35,35	0
56	MG	BA	3508	1/1	0.98	0.14	5,5,5,5	0
56	MG	BA	3303	1/1	0.98	0.05	22,22,22,22	0
56	MG	DA	3073	1/1	0.98	0.05	34,34,34,34	0
56	MG	BO	201	1/1	0.98	0.06	17,17,17,17	0
56	MG	DA	3555	1/1	0.98	0.10	24,24,24,24	0
56	MG	BA	3761	1/1	0.98	0.18	15,15,15,15	0
56	MG	DA	3188	1/1	0.98	0.11	9,9,9,9	0
56	MG	BA	3418	1/1	0.98	0.07	34,34,34,34	0
56	MG	BA	3211	1/1	0.98	0.10	27,27,27,27	0
56	MG	DA	3409	1/1	0.98	0.09	24,24,24,24	0
56	MG	BA	3089	1/1	0.98	0.07	17,17,17,17	0
56	MG	DA	3099	1/1	0.98	0.15	23,23,23,23	0
56	MG	BA	3183	1/1	0.98	0.10	15,15,15,15	0
56	MG	BA	3171	1/1	0.98	0.16	30,30,30,30	0
56	MG	AA	1796	1/1	0.98	0.11	15,15,15,15	0
56	MG	BA	3016	1/1	0.98	0.14	0,0,0,0	0
56	MG	DA	3650	1/1	0.98	0.16	63,63,63,63	0
56	MG	BA	3312	1/1	0.98	0.11	7,7,7,7	0
56	MG	BA	3213	1/1	0.98	0.15	33,33,33,33	0
56	MG	BA	3222	1/1	0.98	0.08	13,13,13,13	0
56	MG	DA	3576	1/1	0.98	0.25	18,18,18,18	0
56	MG	BA	3524	1/1	0.98	0.07	36,36,36,36	0
56	MG	DZ	303	1/1	0.98	0.22	32,32,32,32	0
56	MG	AA	1882	1/1	0.98	0.36	30,30,30,30	0

Continued on next page...

Continued from previous page...

Mol	Type	Chain	Res	Atoms	RSCC	RSR	B-factors(\AA^2)	Q<0.9
56	MG	DA	3224	1/1	0.98	0.07	9,9,9,9	0
56	MG	DA	3629	1/1	0.98	0.27	22,22,22,22	0
56	MG	BA	3059	1/1	0.98	0.08	11,11,11,11	0
56	MG	BA	3583	1/1	0.98	0.08	24,24,24,24	0
56	MG	BA	3031	1/1	0.98	0.13	11,11,11,11	0
56	MG	BA	3066	1/1	0.98	0.13	37,37,37,37	0
56	MG	DA	3421	1/1	0.98	0.16	26,26,26,26	0
56	MG	AA	1623	1/1	0.98	0.07	7,7,7,7	0
56	MG	DA	3031	1/1	0.98	0.10	21,21,21,21	0
56	MG	BA	3486	1/1	0.98	0.06	41,41,41,41	0
56	MG	AA	1651	1/1	0.98	0.07	53,53,53,53	0
56	MG	CA	1756	1/1	0.98	0.18	32,32,32,32	0
56	MG	DA	3306	1/1	0.98	0.07	15,15,15,15	0
56	MG	BA	3514	1/1	0.98	0.17	29,29,29,29	0
56	MG	DA	3121	1/1	0.98	0.14	24,24,24,24	0
56	MG	DA	3751	1/1	0.98	0.25	48,48,48,48	0
56	MG	BA	3559	1/1	0.98	0.09	15,15,15,15	0
56	MG	AY	115	1/1	0.98	0.09	18,18,18,18	0
56	MG	AA	1889	1/1	0.98	0.22	20,20,20,20	0
56	MG	DA	3273	1/1	0.98	0.19	0,0,0,0	0
56	MG	AA	1660	1/1	0.98	0.07	19,19,19,19	0
56	MG	BA	3614	1/1	0.98	0.22	32,32,32,32	0
56	MG	DA	3152	1/1	0.98	0.11	28,28,28,28	0
56	MG	DA	3135	1/1	0.98	0.22	25,25,25,25	0
56	MG	BA	3357	1/1	0.98	0.06	4,4,4,4	0
56	MG	CA	2003	1/1	0.98	0.15	18,18,18,18	0
56	MG	DA	3391	1/1	0.98	0.09	17,17,17,17	0
56	MG	AA	1821	1/1	0.98	0.09	27,27,27,27	0
56	MG	DA	3682	1/1	0.98	0.15	10,10,10,10	0
56	MG	BA	3727	1/1	0.98	0.33	36,36,36,36	0
56	MG	BA	3446	1/1	0.98	0.11	39,39,39,39	0
56	MG	AA	1743	1/1	0.98	0.07	33,33,33,33	0
56	MG	BA	3240	1/1	0.98	0.10	10,10,10,10	0
56	MG	BA	3003	1/1	0.98	0.11	44,44,44,44	0
56	MG	BA	3430	1/1	0.98	0.17	32,32,32,32	0
56	MG	BA	3758	1/1	0.98	0.19	24,24,24,24	0
56	MG	BA	3207	1/1	0.98	0.17	31,31,31,31	0
56	MG	BA	3075	1/1	0.98	0.15	11,11,11,11	0
56	MG	BA	3625	1/1	0.98	0.07	25,25,25,25	0
56	MG	DA	3552	1/1	0.98	0.09	16,16,16,16	0
57	ZN	AN	101	1/1	0.98	0.04	68,68,68,68	0
56	MG	BA	3107	1/1	0.98	0.08	21,21,21,21	0

Continued on next page...

Continued from previous page...

Mol	Type	Chain	Res	Atoms	RSCC	RSR	B-factors(\AA^2)	Q<0.9
56	MG	AA	1621	1/1	0.98	0.12	15,15,15,15	0
56	MG	DA	3068	1/1	0.98	0.08	0,0,0,0	0
56	MG	CA	1685	1/1	0.98	0.05	6,6,6,6	0
56	MG	BA	3479	1/1	0.98	0.08	45,45,45,45	0
56	MG	BA	3588	1/1	0.98	0.05	22,22,22,22	0
56	MG	DA	3102	1/1	0.98	0.07	5,5,5,5	0
56	MG	CZ	107	1/1	0.98	0.07	36,36,36,36	0
56	MG	BA	3607	1/1	0.98	0.24	23,23,23,23	0
56	MG	AA	1815	1/1	0.98	0.20	24,24,24,24	0
56	MG	AH	201	1/1	0.98	0.05	24,24,24,24	0
56	MG	DA	3715	1/1	0.98	0.21	50,50,50,50	0
56	MG	DA	3193	1/1	0.98	0.19	17,17,17,17	0
56	MG	AA	1724	1/1	0.98	0.07	26,26,26,26	0
56	MG	CA	1708	1/1	0.98	0.11	17,17,17,17	0
56	MG	AA	1697	1/1	0.98	0.09	1,1,1,1	0
56	MG	BA	3166	1/1	0.98	0.10	28,28,28,28	0
56	MG	BA	3218	1/1	0.98	0.09	20,20,20,20	0
56	MG	DA	3297	1/1	0.98	0.09	34,34,34,34	0
56	MG	DA	3064	1/1	0.98	0.12	11,11,11,11	0
56	MG	DD	301	1/1	0.98	0.05	0,0,0,0	0
56	MG	BH	201	1/1	0.98	0.12	15,15,15,15	0
56	MG	DA	3252	1/1	0.98	0.06	16,16,16,16	0
56	MG	DA	3666	1/1	0.98	0.06	23,23,23,23	0
56	MG	BA	3585	1/1	0.98	0.09	20,20,20,20	0
56	MG	DA	3625	1/1	0.98	0.08	28,28,28,28	0
56	MG	AA	1607	1/1	0.98	0.10	8,8,8,8	0
56	MG	AX	406	1/1	0.98	0.28	36,36,36,36	0
56	MG	AA	1887	1/1	0.98	0.13	18,18,18,18	0
56	MG	DA	3236	1/1	0.98	0.31	14,14,14,14	0
56	MG	DA	3140	1/1	0.98	0.19	18,18,18,18	0
56	MG	CA	1838	1/1	0.98	0.14	28,28,28,28	0
56	MG	DA	3276	1/1	0.98	0.17	29,29,29,29	0
56	MG	CA	1908	1/1	0.98	0.06	5,5,5,5	0
56	MG	CA	1811	1/1	0.98	0.10	43,43,43,43	0
56	MG	AA	1735	1/1	0.98	0.04	24,24,24,24	0
56	MG	DP	206	1/1	0.98	0.15	33,33,33,33	0
56	MG	DA	3219	1/1	0.98	0.08	12,12,12,12	0
56	MG	AA	1698	1/1	0.98	0.10	27,27,27,27	0
56	MG	CA	1867	1/1	0.98	0.09	33,33,33,33	0
56	MG	BA	3290	1/1	0.98	0.07	12,12,12,12	0
56	MG	BA	3690	1/1	0.98	0.14	38,38,38,38	0
56	MG	DA	3052	1/1	0.98	0.14	38,38,38,38	0

Continued on next page...

Continued from previous page...

Mol	Type	Chain	Res	Atoms	RSCC	RSR	B-factors(\AA^2)	Q<0.9
56	MG	BA	3683	1/1	0.98	0.16	18,18,18,18	0
56	MG	AA	1791	1/1	0.98	0.09	30,30,30,30	0
56	MG	BA	3411	1/1	0.98	0.15	20,20,20,20	0
56	MG	DA	3587	1/1	0.98	0.11	42,42,42,42	0
56	MG	AF	201	1/1	0.98	0.09	30,30,30,30	0
56	MG	BA	3162	1/1	0.98	0.17	41,41,41,41	0
56	MG	DA	3204	1/1	0.98	0.07	28,28,28,28	0
56	MG	AA	1826	1/1	0.98	0.09	35,35,35,35	0
56	MG	BA	3320	1/1	0.98	0.14	2,2,2,2	0
56	MG	DA	3133	1/1	0.98	0.12	21,21,21,21	0
56	MG	DA	3490	1/1	0.98	0.07	5,5,5,5	0
56	MG	DA	3333	1/1	0.98	0.07	4,4,4,4	0
56	MG	BA	3339	1/1	0.98	0.08	34,34,34,34	0
56	MG	BA	3732	1/1	0.98	0.25	41,41,41,41	0
56	MG	CB	301	1/1	0.98	0.19	11,11,11,11	0
56	MG	BB	204	1/1	0.98	0.08	46,46,46,46	0
56	MG	BA	3242	1/1	0.98	0.10	22,22,22,22	0
56	MG	B2	102	1/1	0.98	0.24	31,31,31,31	0
56	MG	DA	3100	1/1	0.98	0.07	3,3,3,3	0
56	MG	DA	3608	1/1	0.98	0.05	36,36,36,36	0
56	MG	BA	3791	1/1	0.98	0.07	54,54,54,54	0
56	MG	AA	1655	1/1	0.98	0.06	26,26,26,26	0
56	MG	BA	3760	1/1	0.98	0.20	40,40,40,40	0
57	ZN	CD	301	1/1	0.98	0.24	70,70,70,70	0
56	MG	DA	3506	1/1	0.98	0.11	6,6,6,6	0
56	MG	BA	3318	1/1	0.98	0.07	39,39,39,39	0
56	MG	CA	1633	1/1	0.98	0.08	12,12,12,12	0
56	MG	BA	3121	1/1	0.98	0.08	40,40,40,40	0
56	MG	DA	3529	1/1	0.98	0.17	7,7,7,7	0
56	MG	CA	1793	1/1	0.98	0.08	9,9,9,9	0
56	MG	DA	3316	1/1	0.98	0.25	31,31,31,31	0
56	MG	BA	3249	1/1	0.98	0.09	41,41,41,41	0
56	MG	DA	3544	1/1	0.98	0.08	31,31,31,31	0
56	MG	BA	3117	1/1	0.98	0.11	33,33,33,33	0
56	MG	BZ	301	1/1	0.98	0.19	21,21,21,21	0
56	MG	BA	3017	1/1	0.98	0.12	18,18,18,18	0
56	MG	CJ	201	1/1	0.98	0.46	33,33,33,33	0
56	MG	BA	3256	1/1	0.98	0.05	13,13,13,13	0
56	MG	DA	3595	1/1	0.98	0.09	17,17,17,17	0
56	MG	BA	3174	1/1	0.98	0.10	28,28,28,28	0
56	MG	DA	3221	1/1	0.98	0.14	11,11,11,11	0
56	MG	DA	3049	1/1	0.98	0.08	11,11,11,11	0

Continued on next page...

Continued from previous page...

Mol	Type	Chain	Res	Atoms	RSCC	RSR	B-factors(\AA^2)	Q<0.9
56	MG	CA	1953	1/1	0.98	0.12	18,18,18,18	0
56	MG	BA	3408	1/1	0.98	0.11	12,12,12,12	0
56	MG	BA	3159	1/1	0.98	0.07	18,18,18,18	0
56	MG	BA	3363	1/1	0.98	0.14	24,24,24,24	0
56	MG	AY	112	1/1	0.98	0.11	39,39,39,39	0
56	MG	BA	3076	1/1	0.98	0.04	26,26,26,26	0
56	MG	BT	201	1/1	0.98	0.13	23,23,23,23	0
56	MG	DA	3536	1/1	0.98	0.18	35,35,35,35	0
56	MG	CA	1992	1/1	0.98	0.24	47,47,47,47	0
56	MG	CA	2002	1/1	0.98	0.08	39,39,39,39	0
56	MG	BB	205	1/1	0.98	0.28	36,36,36,36	0
56	MG	CA	1998	1/1	0.98	0.09	48,48,48,48	0
56	MG	BA	3707	1/1	0.98	0.31	31,31,31,31	0
56	MG	CA	1675	1/1	0.99	0.05	26,26,26,26	0
56	MG	DA	3285	1/1	0.99	0.05	15,15,15,15	0
56	MG	BA	3212	1/1	0.99	0.03	17,17,17,17	0
56	MG	BA	3435	1/1	0.99	0.32	43,43,43,43	0
56	MG	DA	3222	1/1	0.99	0.15	2,2,2,2	0
56	MG	DA	3436	1/1	0.99	0.16	7,7,7,7	0
56	MG	AA	1605	1/1	0.99	0.07	15,15,15,15	0
56	MG	DA	3551	1/1	0.99	0.17	17,17,17,17	0
56	MG	DA	3346	1/1	0.99	0.08	3,3,3,3	0
56	MG	DA	3507	1/1	0.99	0.10	0,0,0,0	0
56	MG	CA	1865	1/1	0.99	0.07	12,12,12,12	0
56	MG	BA	3309	1/1	0.99	0.13	25,25,25,25	0
56	MG	AA	1880	1/1	0.99	0.22	8,8,8,8	0
56	MG	BA	3615	1/1	0.99	0.10	3,3,3,3	0
56	MG	BB	203	1/1	0.99	0.07	22,22,22,22	0
56	MG	BA	3083	1/1	0.99	0.06	9,9,9,9	0
56	MG	DA	3348	1/1	0.99	0.15	40,40,40,40	0
56	MG	DA	3733	1/1	0.99	0.08	19,19,19,19	0
56	MG	DA	3005	1/1	0.99	0.17	1,1,1,1	0
56	MG	BA	3618	1/1	0.99	0.10	10,10,10,10	0
56	MG	DA	3177	1/1	0.99	0.33	3,3,3,3	0
56	MG	AY	101	1/1	0.99	0.11	26,26,26,26	0
56	MG	BA	3497	1/1	0.99	0.07	2,2,2,2	0
56	MG	AA	1659	1/1	0.99	0.10	33,33,33,33	0
56	MG	BB	209	1/1	0.99	0.06	26,26,26,26	0
56	MG	AA	1830	1/1	0.99	0.18	35,35,35,35	0
56	MG	DA	3742	1/1	0.99	0.35	2,2,2,2	0
56	MG	DA	3249	1/1	0.99	0.31	32,32,32,32	0
56	MG	DA	3248	1/1	0.99	0.15	19,19,19,19	0

Continued on next page...

Continued from previous page...

Mol	Type	Chain	Res	Atoms	RSCC	RSR	B-factors(\AA^2)	Q<0.9
56	MG	BA	3611	1/1	0.99	0.06	11,11,11,11	0
56	MG	BA	3360	1/1	0.99	0.07	17,17,17,17	0
56	MG	CV	103	1/1	0.99	0.12	29,29,29,29	0
56	MG	BA	3238	1/1	0.99	0.17	14,14,14,14	0
56	MG	AA	1610	1/1	0.99	0.22	23,23,23,23	0
56	MG	DA	3540	1/1	0.99	0.16	0,0,0,0	0
56	MG	DA	3182	1/1	0.99	0.08	23,23,23,23	0
56	MG	DA	3526	1/1	0.99	0.14	12,12,12,12	0
56	MG	DA	3392	1/1	0.99	0.06	4,4,4,4	0
56	MG	DA	3120	1/1	0.99	0.27	23,23,23,23	0
56	MG	DA	3643	1/1	0.99	0.07	28,28,28,28	0
56	MG	CA	1903	1/1	0.99	0.14	31,31,31,31	0
56	MG	BA	3540	1/1	0.99	0.08	23,23,23,23	0
56	MG	BA	3440	1/1	0.99	0.16	15,15,15,15	0
56	MG	BB	216	1/1	0.99	0.07	51,51,51,51	0
56	MG	AA	1869	1/1	0.99	0.16	33,33,33,33	0
56	MG	CA	1803	1/1	0.99	0.17	6,6,6,6	0
56	MG	AA	1617	1/1	0.99	0.06	0,0,0,0	0
56	MG	BA	3071	1/1	0.99	0.03	34,34,34,34	0
56	MG	AA	1773	1/1	0.99	0.04	26,26,26,26	0
56	MG	AA	1772	1/1	0.99	0.06	17,17,17,17	0
56	MG	BA	3634	1/1	0.99	0.17	18,18,18,18	0
56	MG	DA	3674	1/1	0.99	0.10	4,4,4,4	0
56	MG	DA	3163	1/1	0.99	0.04	21,21,21,21	0
56	MG	DA	3035	1/1	0.99	0.09	6,6,6,6	0
56	MG	CA	1735	1/1	0.99	0.19	20,20,20,20	0
56	MG	BA	3165	1/1	0.99	0.05	8,8,8,8	0
56	MG	BA	3550	1/1	0.99	0.04	13,13,13,13	0
56	MG	DA	3241	1/1	0.99	0.20	12,12,12,12	0
56	MG	DA	3388	1/1	0.99	0.06	3,3,3,3	0
56	MG	BA	3787	1/1	0.99	0.08	11,11,11,11	0
56	MG	CA	1798	1/1	0.99	0.24	51,51,51,51	0
56	MG	BA	3429	1/1	0.99	0.06	5,5,5,5	0
56	MG	BA	3431	1/1	0.99	0.11	11,11,11,11	0
56	MG	CA	1733	1/1	0.99	0.22	52,52,52,52	0
56	MG	AA	1710	1/1	0.99	0.05	1,1,1,1	0
56	MG	BA	3447	1/1	0.99	0.04	16,16,16,16	0
56	MG	AA	1711	1/1	0.99	0.05	17,17,17,17	0
56	MG	BA	3460	1/1	0.99	0.09	10,10,10,10	0
56	MG	DA	3488	1/1	0.99	0.20	10,10,10,10	0
56	MG	AA	1843	1/1	0.99	0.07	28,28,28,28	0
56	MG	BA	3471	1/1	0.99	0.08	17,17,17,17	0

Continued on next page...

Continued from previous page...

Mol	Type	Chain	Res	Atoms	RSCC	RSR	B-factors(\AA^2)	Q<0.9
56	MG	AA	1839	1/1	0.99	0.12	39,39,39,39	0
56	MG	DA	3327	1/1	0.99	0.12	13,13,13,13	0
56	MG	DZ	302	1/1	0.99	0.06	24,24,24,24	0
56	MG	BA	3385	1/1	0.99	0.06	18,18,18,18	0
56	MG	BA	3077	1/1	0.99	0.13	8,8,8,8	0
56	MG	DA	3097	1/1	0.99	0.08	5,5,5,5	0
56	MG	AA	1614	1/1	0.99	0.08	4,4,4,4	0
56	MG	DA	3478	1/1	0.99	0.10	18,18,18,18	0
56	MG	CO	101	1/1	0.99	0.05	25,25,25,25	0
56	MG	AA	1769	1/1	0.99	0.04	47,47,47,47	0
56	MG	BA	3274	1/1	0.99	0.09	6,6,6,6	0
56	MG	AA	1613	1/1	0.99	0.18	20,20,20,20	0
56	MG	AA	1734	1/1	0.99	0.06	21,21,21,21	0
56	MG	DA	3094	1/1	0.99	0.14	13,13,13,13	0
56	MG	AA	1866	1/1	0.99	0.05	13,13,13,13	0
56	MG	DA	3589	1/1	0.99	0.11	19,19,19,19	0
56	MG	BA	3542	1/1	0.99	0.15	13,13,13,13	0
56	MG	DA	3229	1/1	0.99	0.06	1,1,1,1	0
56	MG	AA	1782	1/1	0.99	0.07	21,21,21,21	0
56	MG	DH	203	1/1	0.99	0.14	19,19,19,19	0
56	MG	DA	3438	1/1	0.99	0.15	24,24,24,24	0
56	MG	BA	3284	1/1	0.99	0.07	12,12,12,12	0
56	MG	BA	3057	1/1	0.99	0.06	3,3,3,3	0
56	MG	CA	1776	1/1	0.99	0.15	17,17,17,17	0
56	MG	AO	101	1/1	0.99	0.09	30,30,30,30	0
56	MG	BA	3753	1/1	0.99	0.37	28,28,28,28	0
56	MG	DA	3454	1/1	0.99	0.08	12,12,12,12	0
56	MG	BA	3310	1/1	0.99	0.09	23,23,23,23	0
56	MG	DA	3220	1/1	0.99	0.08	22,22,22,22	0
56	MG	BA	3226	1/1	0.99	0.12	24,24,24,24	0
56	MG	BA	3335	1/1	0.99	0.06	4,4,4,4	0
56	MG	DA	3662	1/1	0.99	0.09	24,24,24,24	0
56	MG	CA	1627	1/1	0.99	0.10	29,29,29,29	0
56	MG	DA	3315	1/1	0.99	0.14	39,39,39,39	0
56	MG	BA	3099	1/1	0.99	0.06	1,1,1,1	0
56	MG	AA	1709	1/1	0.99	0.15	15,15,15,15	0
56	MG	CA	1893	1/1	0.99	0.27	23,23,23,23	0
56	MG	BA	3794	1/1	0.99	0.23	12,12,12,12	0
56	MG	DA	3564	1/1	0.99	0.06	7,7,7,7	0
56	MG	BA	3084	1/1	0.99	0.05	1,1,1,1	0
56	MG	DA	3014	1/1	0.99	0.05	9,9,9,9	0
56	MG	BA	3609	1/1	0.99	0.15	10,10,10,10	0

Continued on next page...

Continued from previous page...

Mol	Type	Chain	Res	Atoms	RSCC	RSR	B-factors(\AA^2)	Q<0.9
56	MG	DA	3352	1/1	0.99	0.14	15,15,15,15	0
56	MG	CA	1662	1/1	0.99	0.04	12,12,12,12	0
56	MG	BA	3252	1/1	0.99	0.21	7,7,7,7	0
56	MG	BA	3024	1/1	0.99	0.26	37,37,37,37	0
56	MG	BA	3377	1/1	0.99	0.06	4,4,4,4	0
56	MG	AA	1819	1/1	0.99	0.07	1,1,1,1	0
56	MG	AA	1808	1/1	0.99	0.07	23,23,23,23	0
56	MG	CA	1648	1/1	0.99	0.10	28,28,28,28	0
56	MG	BA	3361	1/1	0.99	0.07	33,33,33,33	0
56	MG	AA	1721	1/1	0.99	0.05	0,0,0,0	0
56	MG	BA	3392	1/1	0.99	0.15	27,27,27,27	0
56	MG	BA	3439	1/1	0.99	0.04	7,7,7,7	0
56	MG	CA	1813	1/1	0.99	0.10	41,41,41,41	0
56	MG	CA	1637	1/1	0.99	0.09	21,21,21,21	0
56	MG	DA	3278	1/1	0.99	0.11	11,11,11,11	0
56	MG	AA	1797	1/1	0.99	0.05	30,30,30,30	0
56	MG	DA	3578	1/1	0.99	0.08	11,11,11,11	0
56	MG	AA	1615	1/1	0.99	0.06	8,8,8,8	0
56	MG	DA	3280	1/1	0.99	0.04	3,3,3,3	0
57	ZN	AD	301	1/1	0.99	0.21	46,46,46,46	0
56	MG	BA	3051	1/1	0.99	0.22	16,16,16,16	0
56	MG	BA	3454	1/1	0.99	0.17	26,26,26,26	0
56	MG	BA	3543	1/1	0.99	0.11	19,19,19,19	0
56	MG	DA	3239	1/1	0.99	0.09	12,12,12,12	0
56	MG	DA	3439	1/1	0.99	0.27	17,17,17,17	0
56	MG	BA	3146	1/1	0.99	0.04	22,22,22,22	0
56	MG	BA	3724	1/1	0.99	0.12	32,32,32,32	0
56	MG	CA	1755	1/1	0.99	0.09	31,31,31,31	0
56	MG	CZ	111	1/1	0.99	0.10	49,49,49,49	0
56	MG	DA	3080	1/1	0.99	0.16	23,23,23,23	0
56	MG	BA	3384	1/1	0.99	0.07	1,1,1,1	0
56	MG	BA	3061	1/1	0.99	0.09	26,26,26,26	0
56	MG	CA	2013	1/1	0.99	0.04	7,7,7,7	0
56	MG	DA	3011	1/1	0.99	0.20	17,17,17,17	0
56	MG	DA	3286	1/1	0.99	0.09	6,6,6,6	0
56	MG	AA	1759	1/1	0.99	0.08	6,6,6,6	0
56	MG	BA	3261	1/1	0.99	0.34	36,36,36,36	0
56	MG	D5	101	1/1	0.99	0.06	2,2,2,2	0
56	MG	DA	3553	1/1	0.99	0.07	6,6,6,6	0
56	MG	CA	1876	1/1	0.99	0.14	22,22,22,22	0
56	MG	DA	3416	1/1	0.99	0.08	26,26,26,26	0
56	MG	AA	1766	1/1	0.99	0.09	18,18,18,18	0

Continued on next page...

Continued from previous page...

Mol	Type	Chain	Res	Atoms	RSCC	RSR	B-factors(\AA^2)	Q<0.9
56	MG	AA	1875	1/1	0.99	0.05	16,16,16,16	0
56	MG	AA	1825	1/1	0.99	0.10	28,28,28,28	0
56	MG	DA	3737	1/1	0.99	0.23	56,56,56,56	0
56	MG	BA	3194	1/1	0.99	0.07	21,21,21,21	0
56	MG	DB	211	1/1	0.99	0.04	15,15,15,15	0
56	MG	BB	224	1/1	0.99	0.24	25,25,25,25	0
56	MG	DA	3032	1/1	0.99	0.14	0,0,0,0	0
56	MG	DA	3494	1/1	0.99	0.08	5,5,5,5	0
56	MG	BA	3367	1/1	0.99	0.11	24,24,24,24	0
56	MG	DA	3087	1/1	0.99	0.18	27,27,27,27	0
56	MG	BA	3569	1/1	0.99	0.06	0,0,0,0	0
56	MG	DA	3361	1/1	0.99	0.30	19,19,19,19	0
56	MG	AA	1908	1/1	0.99	0.10	13,13,13,13	0
56	MG	DA	3419	1/1	0.99	0.08	33,33,33,33	0
56	MG	BA	3152	1/1	0.99	0.05	7,7,7,7	0
56	MG	CA	1975	1/1	0.99	0.21	32,32,32,32	0
56	MG	DA	3148	1/1	0.99	0.22	50,50,50,50	0
56	MG	AA	1810	1/1	0.99	0.09	24,24,24,24	0
56	MG	DA	3311	1/1	0.99	0.07	15,15,15,15	0
56	MG	BA	3670	1/1	0.99	0.08	29,29,29,29	0
56	MG	DA	3519	1/1	0.99	0.13	6,6,6,6	0
56	MG	AA	1739	1/1	0.99	0.05	3,3,3,3	0
56	MG	DA	3111	1/1	0.99	0.09	6,6,6,6	0
56	MG	DA	3300	1/1	0.99	0.04	16,16,16,16	0
56	MG	DA	3503	1/1	0.99	0.07	24,24,24,24	0
56	MG	AA	1616	1/1	0.99	0.15	7,7,7,7	0
56	MG	AA	1760	1/1	0.99	0.13	24,24,24,24	0
56	MG	CA	1895	1/1	0.99	0.23	30,30,30,30	0
56	MG	AA	1706	1/1	0.99	0.07	26,26,26,26	0
56	MG	AA	1853	1/1	0.99	0.06	12,12,12,12	0
56	MG	DA	3230	1/1	0.99	0.07	19,19,19,19	0
56	MG	DA	3600	1/1	0.99	0.07	17,17,17,17	0
56	MG	BA	3525	1/1	0.99	0.06	8,8,8,8	0
56	MG	BA	3044	1/1	0.99	0.15	18,18,18,18	0
56	MG	DA	3383	1/1	0.99	0.06	10,10,10,10	0
56	MG	AA	1860	1/1	0.99	0.05	11,11,11,11	0
56	MG	DA	3323	1/1	0.99	0.05	8,8,8,8	0
56	MG	DA	3232	1/1	0.99	0.09	6,6,6,6	0
56	MG	BA	3485	1/1	0.99	0.13	12,12,12,12	0
56	MG	DA	3051	1/1	0.99	0.04	11,11,11,11	0
56	MG	DA	3044	1/1	0.99	0.16	5,5,5,5	0
56	MG	BA	3570	1/1	0.99	0.14	21,21,21,21	0

Continued on next page...

Continued from previous page...

Mol	Type	Chain	Res	Atoms	RSCC	RSR	B-factors(\AA^2)	Q<0.9
56	MG	AA	1611	1/1	0.99	0.07	6,6,6,6	0
56	MG	BA	3617	1/1	0.99	0.06	32,32,32,32	0
56	MG	DN	201	1/1	0.99	0.06	29,29,29,29	0
56	MG	BA	3096	1/1	0.99	0.14	16,16,16,16	0
56	MG	BA	3740	1/1	0.99	0.14	22,22,22,22	0
56	MG	BA	3052	1/1	0.99	0.06	0,0,0,0	0
56	MG	BA	3596	1/1	0.99	0.14	8,8,8,8	0
56	MG	AA	1855	1/1	0.99	0.11	23,23,23,23	0
56	MG	AA	1751	1/1	0.99	0.12	20,20,20,20	0
56	MG	DA	3156	1/1	0.99	0.10	14,14,14,14	0
56	MG	CA	1785	1/1	0.99	0.08	9,9,9,9	0
56	MG	BA	3501	1/1	0.99	0.07	60,60,60,60	0
56	MG	CA	1792	1/1	0.99	0.09	16,16,16,16	0
56	MG	CA	1683	1/1	0.99	0.14	16,16,16,16	0
56	MG	BA	3565	1/1	0.99	0.08	24,24,24,24	0
56	MG	BA	3401	1/1	0.99	0.10	44,44,44,44	0
56	MG	DO	202	1/1	0.99	0.07	14,14,14,14	0
56	MG	BA	3266	1/1	0.99	0.09	10,10,10,10	0
56	MG	BA	3325	1/1	0.99	0.05	5,5,5,5	0
56	MG	CA	1960	1/1	0.99	0.12	26,26,26,26	0
56	MG	AA	1801	1/1	0.99	0.04	21,21,21,21	0
56	MG	DA	3216	1/1	0.99	0.05	24,24,24,24	0
56	MG	BA	3132	1/1	0.99	0.15	21,21,21,21	0
56	MG	BA	3018	1/1	0.99	0.07	2,2,2,2	0
56	MG	BA	3798	1/1	0.99	0.06	38,38,38,38	0
56	MG	BA	3296	1/1	0.99	0.06	20,20,20,20	0
56	MG	DB	201	1/1	0.99	0.08	14,14,14,14	0
56	MG	DA	3202	1/1	0.99	0.08	32,32,32,32	0
56	MG	BA	3300	1/1	0.99	0.05	20,20,20,20	0
56	MG	DA	3071	1/1	0.99	0.19	31,31,31,31	0
56	MG	AA	1841	1/1	0.99	0.05	24,24,24,24	0
56	MG	DA	3240	1/1	0.99	0.07	21,21,21,21	0
56	MG	CA	1892	1/1	0.99	0.15	5,5,5,5	0
56	MG	CZ	105	1/1	0.99	0.03	16,16,16,16	0
56	MG	AY	102	1/1	0.99	0.09	32,32,32,32	0
56	MG	CA	1660	1/1	0.99	0.06	10,10,10,10	0
56	MG	AA	1732	1/1	0.99	0.06	35,35,35,35	0
56	MG	AA	1788	1/1	0.99	0.14	12,12,12,12	0
56	MG	BA	3433	1/1	0.99	0.15	40,40,40,40	0
56	MG	BQ	203	1/1	0.99	0.12	43,43,43,43	0
56	MG	BA	3173	1/1	0.99	0.07	12,12,12,12	0
56	MG	BA	3276	1/1	0.99	0.05	0,0,0,0	0

Continued on next page...

Continued from previous page...

Mol	Type	Chain	Res	Atoms	RSCC	RSR	B-factors(\AA^2)	Q<0.9
56	MG	DA	3378	1/1	0.99	0.06	17,17,17,17	0
56	MG	AA	1664	1/1	0.99	0.10	6,6,6,6	0
56	MG	BA	3271	1/1	0.99	0.11	0,0,0,0	0
56	MG	BA	3193	1/1	0.99	0.08	2,2,2,2	0
56	MG	BA	3332	1/1	0.99	0.12	9,9,9,9	0
56	MG	DA	3410	1/1	0.99	0.14	17,17,17,17	0
56	MG	BA	3773	1/1	0.99	0.16	44,44,44,44	0
56	MG	DA	3515	1/1	0.99	0.06	5,5,5,5	0
56	MG	BA	3556	1/1	0.99	0.16	7,7,7,7	0
56	MG	DA	3398	1/1	0.99	0.13	26,26,26,26	0
56	MG	BA	3571	1/1	0.99	0.04	40,40,40,40	0
56	MG	DA	3098	1/1	0.99	0.07	1,1,1,1	0
56	MG	AA	1639	1/1	0.99	0.05	25,25,25,25	0
56	MG	DA	3277	1/1	0.99	0.18	0,0,0,0	0
56	MG	DA	3641	1/1	0.99	0.18	13,13,13,13	0
56	MG	BA	3505	1/1	0.99	0.05	1,1,1,1	0
56	MG	DA	3342	1/1	0.99	0.09	12,12,12,12	0
56	MG	AA	1794	1/1	0.99	0.16	13,13,13,13	0
56	MG	DA	3275	1/1	0.99	0.31	2,2,2,2	0
56	MG	BA	3021	1/1	0.99	0.05	11,11,11,11	0
56	MG	DA	3611	1/1	0.99	0.06	21,21,21,21	0
56	MG	DA	3726	1/1	0.99	0.33	34,34,34,34	0
56	MG	DA	3075	1/1	0.99	0.17	8,8,8,8	0
56	MG	DA	3337	1/1	0.99	0.07	23,23,23,23	0
56	MG	BA	3019	1/1	0.99	0.14	5,5,5,5	0
56	MG	BA	3298	1/1	0.99	0.11	5,5,5,5	0
56	MG	BA	3366	1/1	0.99	0.06	10,10,10,10	0
56	MG	DA	3508	1/1	0.99	0.07	16,16,16,16	0
56	MG	BA	3060	1/1	0.99	0.08	7,7,7,7	0
56	MG	DA	3046	1/1	0.99	0.06	10,10,10,10	0
56	MG	BA	3182	1/1	0.99	0.11	22,22,22,22	0
56	MG	BA	3185	1/1	0.99	0.07	5,5,5,5	0
56	MG	DA	3509	1/1	0.99	0.10	33,33,33,33	0
56	MG	DA	3483	1/1	0.99	0.17	19,19,19,19	0
56	MG	CA	1700	1/1	0.99	0.06	14,14,14,14	0
56	MG	AA	1785	1/1	0.99	0.14	27,27,27,27	0
56	MG	DA	3146	1/1	0.99	0.09	20,20,20,20	0
56	MG	DA	3331	1/1	0.99	0.11	0,0,0,0	0
56	MG	AD	302	1/1	0.99	0.04	13,13,13,13	0
56	MG	CA	1816	1/1	0.99	0.28	48,48,48,48	0
56	MG	BO	203	1/1	0.99	0.04	19,19,19,19	0
56	MG	CA	1791	1/1	0.99	0.06	43,43,43,43	0

Continued on next page...

Continued from previous page...

Mol	Type	Chain	Res	Atoms	RSCC	RSR	B-factors(\AA^2)	Q<0.9
56	MG	DA	3317	1/1	0.99	0.08	1,1,1,1	0
56	MG	AA	1909	1/1	0.99	0.05	40,40,40,40	0
56	MG	DA	3225	1/1	0.99	0.10	27,27,27,27	0
56	MG	DA	3338	1/1	0.99	0.05	25,25,25,25	0
56	MG	BA	3014	1/1	0.99	0.08	11,11,11,11	0
56	MG	AY	121	1/1	0.99	0.15	30,30,30,30	0
56	MG	BA	3493	1/1	0.99	0.05	17,17,17,17	0
56	MG	BA	3223	1/1	0.99	0.20	9,9,9,9	0
56	MG	DA	3345	1/1	0.99	0.10	24,24,24,24	0
56	MG	BI	202	1/1	0.99	0.06	29,29,29,29	0
56	MG	BA	3163	1/1	0.99	0.10	25,25,25,25	0
56	MG	CA	1928	1/1	0.99	0.06	17,17,17,17	0
56	MG	DA	3132	1/1	0.99	0.14	11,11,11,11	0
56	MG	DA	3328	1/1	0.99	0.06	10,10,10,10	0
56	MG	DA	3739	1/1	0.99	0.12	20,20,20,20	0
56	MG	AZ	101	1/1	0.99	0.21	42,42,42,42	0
56	MG	AY	114	1/1	0.99	0.08	20,20,20,20	0
56	MG	BD	302	1/1	0.99	0.14	2,2,2,2	0
56	MG	BN	201	1/1	0.99	0.04	20,20,20,20	0
56	MG	AA	1886	1/1	0.99	0.12	39,39,39,39	0
56	MG	DA	3303	1/1	0.99	0.08	12,12,12,12	0
56	MG	BA	3328	1/1	0.99	0.07	2,2,2,2	0
56	MG	DA	3040	1/1	0.99	0.13	10,10,10,10	0
56	MG	BA	3545	1/1	0.99	0.12	25,25,25,25	0
56	MG	CA	1639	1/1	0.99	0.07	28,28,28,28	0
56	MG	CA	1644	1/1	0.99	0.07	6,6,6,6	0
56	MG	DA	3424	1/1	0.99	0.08	22,22,22,22	0
56	MG	DA	3305	1/1	0.99	0.06	29,29,29,29	0
56	MG	DA	3427	1/1	0.99	0.10	7,7,7,7	0
56	MG	CX	401	1/1	0.99	0.07	13,13,13,13	0
56	MG	BA	3282	1/1	0.99	0.07	6,6,6,6	0
56	MG	DA	3561	1/1	0.99	0.21	19,19,19,19	0
56	MG	AA	1763	1/1	0.99	0.12	30,30,30,30	0
56	MG	DA	3089	1/1	0.99	0.19	30,30,30,30	0
56	MG	BA	3523	1/1	0.99	0.08	0,0,0,0	0
56	MG	DA	3291	1/1	0.99	0.19	6,6,6,6	0
56	MG	CA	1855	1/1	0.99	0.10	37,37,37,37	0
56	MG	BA	3111	1/1	0.99	0.06	10,10,10,10	0
56	MG	CA	1923	1/1	0.99	0.11	28,28,28,28	0
56	MG	BA	3067	1/1	0.99	0.06	27,27,27,27	0
56	MG	DA	3261	1/1	0.99	0.06	33,33,33,33	0
56	MG	CA	1693	1/1	0.99	0.22	10,10,10,10	0

Continued on next page...

Continued from previous page...

Mol	Type	Chain	Res	Atoms	RSCC	RSR	B-factors(\AA^2)	Q<0.9
56	MG	DA	3700	1/1	0.99	0.13	10,10,10,10	0
56	MG	AA	1858	1/1	0.99	0.05	15,15,15,15	0
56	MG	DA	3131	1/1	0.99	0.10	16,16,16,16	0
56	MG	AH	202	1/1	0.99	0.17	41,41,41,41	0
56	MG	DA	3045	1/1	0.99	0.03	7,7,7,7	0
56	MG	CA	1784	1/1	0.99	0.18	45,45,45,45	0
56	MG	BA	3568	1/1	0.99	0.07	13,13,13,13	0
56	MG	CA	1714	1/1	0.99	0.15	13,13,13,13	0
56	MG	BA	3478	1/1	0.99	0.08	10,10,10,10	0
56	MG	BA	3158	1/1	0.99	0.25	44,44,44,44	0
56	MG	CA	1709	1/1	0.99	0.27	39,39,39,39	0
56	MG	CA	1807	1/1	0.99	0.27	14,14,14,14	0
56	MG	DA	3670	1/1	0.99	0.18	59,59,59,59	0
56	MG	DA	3058	1/1	0.99	0.06	15,15,15,15	0
56	MG	DA	3008	1/1	0.99	0.15	9,9,9,9	0
56	MG	BA	3507	1/1	0.99	0.11	29,29,29,29	0
56	MG	BA	3503	1/1	0.99	0.08	29,29,29,29	0
56	MG	BA	3442	1/1	0.99	0.36	26,26,26,26	0
56	MG	DA	3619	1/1	0.99	0.12	23,23,23,23	0
56	MG	BA	3013	1/1	0.99	0.06	0,0,0,0	0
56	MG	BA	3155	1/1	0.99	0.13	15,15,15,15	0
56	MG	BA	3148	1/1	0.99	0.05	17,17,17,17	0
56	MG	AA	1738	1/1	0.99	0.05	6,6,6,6	0
56	MG	DA	3304	1/1	0.99	0.04	10,10,10,10	0
56	MG	CY	102	1/1	0.99	0.07	11,11,11,11	0
56	MG	CA	1910	1/1	0.99	0.08	15,15,15,15	0
56	MG	DA	3453	1/1	0.99	0.06	23,23,23,23	0
56	MG	BA	3046	1/1	0.99	0.07	20,20,20,20	0
56	MG	DA	3539	1/1	0.99	0.06	3,3,3,3	0
56	MG	BF	303	1/1	0.99	0.24	37,37,37,37	0
56	MG	BA	3414	1/1	0.99	0.09	24,24,24,24	0
56	MG	BA	3228	1/1	0.99	0.05	0,0,0,0	0
56	MG	BA	3023	1/1	1.00	0.10	2,2,2,2	0
56	MG	DA	3161	1/1	1.00	0.25	1,1,1,1	0
56	MG	BA	3482	1/1	1.00	0.05	11,11,11,11	0
56	MG	BA	3305	1/1	1.00	0.09	5,5,5,5	0
56	MG	BA	3135	1/1	1.00	0.05	13,13,13,13	0
56	MG	AA	1632	1/1	1.00	0.08	5,5,5,5	0
56	MG	DP	204	1/1	1.00	0.07	3,3,3,3	0
56	MG	DA	3107	1/1	1.00	0.06	16,16,16,16	0
56	MG	BA	3118	1/1	1.00	0.17	20,20,20,20	0

6.5 Other polymers [i](#)

There are no such residues in this entry.