



# Full wwPDB X-ray Structure Validation Report ⓘ

May 19, 2020 – 06:17 pm BST

PDB ID : 4V67  
Title : Crystal structure of a translation termination complex formed with release factor RF2.  
Authors : Korostelev, A.; Asahara, H.; Lancaster, L.; Laurberg, M.; Hirschi, A.; Noller, H.F.  
Deposited on : 2008-10-27  
Resolution : 3.00 Å(reported)

This is a Full wwPDB X-ray Structure Validation Report for a publicly released PDB entry.

We welcome your comments at [validation@mail.wwpdb.org](mailto:validation@mail.wwpdb.org)

A user guide is available at

<https://www.wwpdb.org/validation/2017/XrayValidationReportHelp>

with specific help available everywhere you see the ⓘ symbol.

---

The following versions of software and data (see [references ⓘ](#)) were used in the production of this report:

MolProbity	:	4.02b-467
Xtriage (Phenix)	:	1.13
EDS	:	2.11
Percentile statistics	:	20191225.v01 (using entries in the PDB archive December 25th 2019)
Refmac	:	5.8.0158
CCP4	:	7.0.044 (Gargrove)
Ideal geometry (proteins)	:	Engh & Huber (2001)
Ideal geometry (DNA, RNA)	:	Parkinson et al. (1996)
Validation Pipeline (wwPDB-VP)	:	2.11

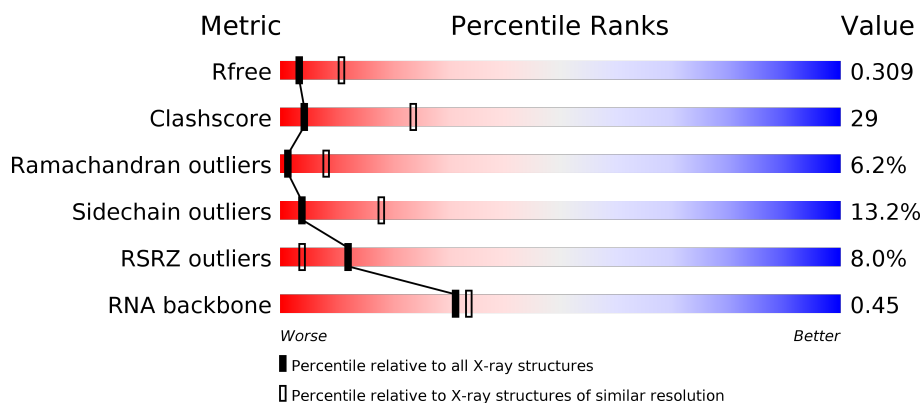
# 1 Overall quality at a glance

The following experimental techniques were used to determine the structure:

*X-RAY DIFFRACTION*

The reported resolution of this entry is 3.00 Å.

Percentile scores (ranging between 0-100) for global validation metrics of the entry are shown in the following graphic. The table shows the number of entries on which the scores are based.



Metric	Whole archive (#Entries)	Similar resolution (#Entries, resolution range(Å))
$R_{free}$	130704	2092 (3.00-3.00)
Clashscore	141614	2416 (3.00-3.00)
Ramachandran outliers	138981	2333 (3.00-3.00)
Sidechain outliers	138945	2336 (3.00-3.00)
RSRZ outliers	127900	1990 (3.00-3.00)
RNA backbone	3102	1173 (3.30-2.70)

The table below summarises the geometric issues observed across the polymeric chains and their fit to the electron density. The red, orange, yellow and green segments on the lower bar indicate the fraction of residues that contain outliers for  $\geq 3$ , 2, 1 and 0 types of geometric quality criteria respectively. A grey segment represents the fraction of residues that are not modelled. The numeric value for each fraction is indicated below the corresponding segment, with a dot representing fractions  $\leq 5\%$ . The upper red bar (where present) indicates the fraction of residues that have poor fit to the electron density. The numeric value is given above the bar.

Mol	Chain	Length	Quality of chain
1	AA	1525	<div> <div>0%</div> <div> <div>33%</div> <div>49%</div> <div>14%</div> </div> <div>...</div> </div>
1	CA	1525	<div> <div>2%</div> <div> <div>31%</div> <div>51%</div> <div>13%</div> </div> <div>...</div> </div>
2	AY	77	<div> <div>38%</div> <div>45%</div> <div>17%</div> </div>
2	AZ	77	<div> <div>25%</div> <div> <div>36%</div> <div>47%</div> <div>16%</div> </div> <div>...</div> </div>



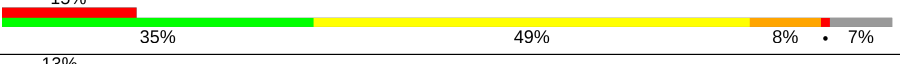
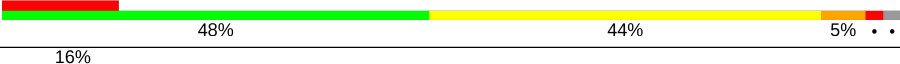
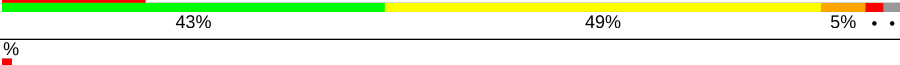


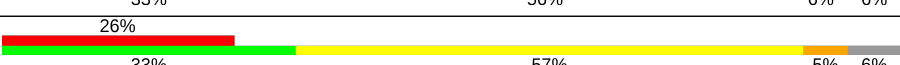


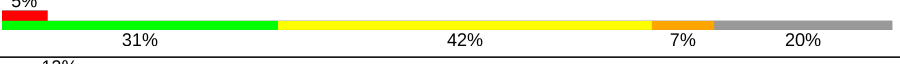
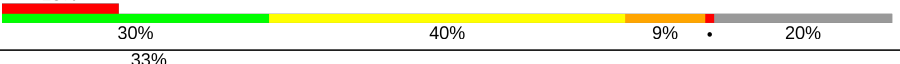
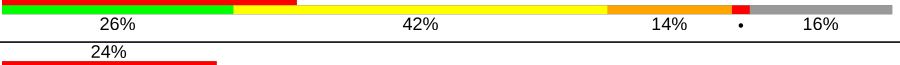






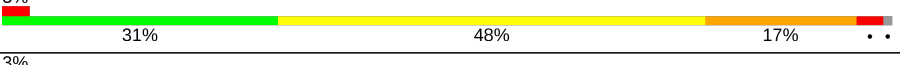
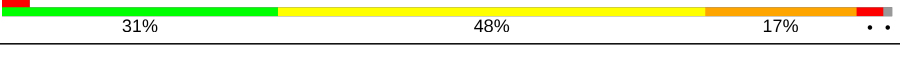




*Continued on next page...*

Continued from previous page...

Mol	Chain	Length	Quality of chain
2	CY	77	
2	CZ	77	
3	AV	27	
3	CV	27	
4	AB	256	
4	CB	256	
5	AC	239	
5	CC	239	
6	AD	209	
6	CD	209	
7	AE	162	
7	CE	162	
8	AF	101	
8	CF	101	
9	AG	156	
9	CG	156	
10	AH	138	
10	CH	138	
11	AI	128	
11	CI	128	
12	AJ	105	
12	CJ	105	
13	AK	129	
13	CK	129	
14	AL	134	

Continued on next page...

Continued from previous page...

Mol	Chain	Length	Quality of chain
14	CL	134	
15	AM	126	
15	CM	126	
16	AN	61	
16	CN	61	
17	AO	89	
17	CO	89	
18	AP	88	
18	CP	88	
19	AQ	105	
19	CQ	105	
20	AR	88	
20	CR	88	
21	AS	93	
21	CS	93	
22	AT	106	
22	CT	106	
23	AU	27	
23	CU	27	
24	AX	378	
24	CX	378	
25	BA	2894	
25	DA	2894	
26	BB	124	
26	DB	124	

Continued on next page...

Continued from previous page...

Mol	Chain	Length	Quality of chain
27	BD	276	
27	DD	276	
28	BE	206	
28	DE	206	
29	BF	210	
29	DF	210	
30	BG	182	
30	DG	182	
31	BH	180	
31	DH	180	
32	BI	148	
32	DI	148	
33	BK	147	
33	DK	147	
34	BN	163	
34	DN	163	
35	BO	122	
35	DO	122	
36	BP	150	
36	DP	150	
37	BQ	141	
37	DQ	141	
38	BR	118	
38	DR	118	
39	BS	112	




Continued on next page...

Continued from previous page...

Mol	Chain	Length	Quality of chain
39	DS	112	
40	BT	146	
40	DT	146	
41	BU	118	
41	DU	118	
42	BV	101	
42	DV	101	
43	BW	113	
43	DW	113	
44	BX	96	
44	DX	96	
45	BY	110	
45	DY	110	
46	BZ	206	
46	DZ	206	
47	B0	85	
47	D0	85	
48	B1	98	
48	D1	98	
49	B2	72	
49	D2	72	
50	B3	60	
50	D3	60	
51	B4	97	
51	D4	97	

Continued on next page...

Continued from previous page...

Mol	Chain	Length	Quality of chain
52	B5	60	
52	D5	60	
53	B6	54	
53	D6	54	
54	B7	49	
54	D7	49	
55	B8	65	
55	D8	65	

The following table lists non-polymeric compounds, carbohydrate monomers and non-standard residues in protein, DNA, RNA chains that are outliers for geometric or electron-density-fit criteria:

Mol	Type	Chain	Res	Chirality	Geometry	Clashes	Electron density
56	MG	AA	1605	-	-	-	X
56	MG	AA	1619	-	-	-	X
56	MG	AA	1638	-	-	-	X
56	MG	AA	1653	-	-	-	X
56	MG	AA	1678	-	-	-	X
56	MG	AA	1684	-	-	-	X
56	MG	AA	1764	-	-	-	X
56	MG	AA	1769	-	-	-	X
56	MG	AA	1770	-	-	-	X
56	MG	AA	1875	-	-	-	X
56	MG	AA	1881	-	-	-	X
56	MG	AA	1902	-	-	-	X
56	MG	AA	1955	-	-	-	X
56	MG	AA	1958	-	-	-	X
56	MG	AA	1964	-	-	-	X
56	MG	AA	1989	-	-	-	X
56	MG	AV	5502	-	-	-	X
56	MG	AX	411	-	-	-	X
56	MG	AY	101	-	-	-	X
56	MG	AY	113	-	-	-	X
56	MG	AZ	106	-	-	-	X
56	MG	BA	3009	-	-	-	X
56	MG	BA	3013	-	-	-	X

Continued on next page...

*Continued from previous page...*

Mol	Type	Chain	Res	Chirality	Geometry	Clashes	Electron density
56	MG	BA	3048	-	-	-	X
56	MG	BA	3093	-	-	-	X
56	MG	BA	3117	-	-	-	X
56	MG	BA	3147	-	-	-	X
56	MG	BA	3156	-	-	-	X
56	MG	BA	3171	-	-	-	X
56	MG	BA	3176	-	-	-	X
56	MG	BA	3193	-	-	-	X
56	MG	BA	3198	-	-	-	X
56	MG	BA	3233	-	-	-	X
56	MG	BA	3239	-	-	-	X
56	MG	BA	3263	-	-	-	X
56	MG	BA	3273	-	-	-	X
56	MG	BA	3296	-	-	-	X
56	MG	BA	3306	-	-	-	X
56	MG	BA	3340	-	-	-	X
56	MG	BA	3343	-	-	-	X
56	MG	BA	3362	-	-	-	X
56	MG	BA	3374	-	-	-	X
56	MG	BA	3389	-	-	-	X
56	MG	BA	3436	-	-	-	X
56	MG	BA	3437	-	-	-	X
56	MG	BA	3441	-	-	-	X
56	MG	BA	3449	-	-	-	X
56	MG	BA	3474	-	-	-	X
56	MG	BA	3593	-	-	-	X
56	MG	BA	3597	-	-	-	X
56	MG	BA	3598	-	-	-	X
56	MG	BA	3600	-	-	-	X
56	MG	BA	3653	-	-	-	X
56	MG	BA	3697	-	-	-	X
56	MG	BA	3712	-	-	-	X
56	MG	BA	3730	-	-	-	X
56	MG	BA	3738	-	-	-	X
56	MG	BA	3745	-	-	-	X
56	MG	BA	3746	-	-	-	X
56	MG	BA	3747	-	-	-	X
56	MG	BA	3757	-	-	-	X
56	MG	BA	3758	-	-	-	X
56	MG	BA	3847	-	-	-	X
56	MG	BA	3874	-	-	-	X
56	MG	BA	3876	-	-	-	X

*Continued on next page...*

*Continued from previous page...*

Mol	Type	Chain	Res	Chirality	Geometry	Clashes	Electron density
56	MG	BA	3899	-	-	-	X
56	MG	BB	201	-	-	-	X
56	MG	BB	205	-	-	-	X
56	MG	BB	220	-	-	-	X
56	MG	BF	303	-	-	-	X
56	MG	BT	201	-	-	-	X
56	MG	BU	201	-	-	-	X
56	MG	BW	201	-	-	-	X
56	MG	CA	1669	-	-	-	X
56	MG	CA	1679	-	-	-	X
56	MG	CA	1685	-	-	-	X
56	MG	CA	1689	-	-	-	X
56	MG	CA	1705	-	-	-	X
56	MG	CA	1711	-	-	-	X
56	MG	CA	1713	-	-	-	X
56	MG	CA	1763	-	-	-	X
56	MG	CY	111	-	-	-	X
56	MG	DA	3101	-	-	-	X
56	MG	DA	3129	-	-	-	X
56	MG	DA	3297	-	-	-	X
56	MG	DA	3300	-	-	-	X
56	MG	DA	3320	-	-	-	X
56	MG	DD	5005	-	-	-	X

## 2 Entry composition

There are 57 unique types of molecules in this entry. The entry contains 301148 atoms, of which 0 are hydrogens and 0 are deuteriums.

In the tables below, the ZeroOcc column contains the number of atoms modelled with zero occupancy, the AltConf column contains the number of residues with at least one atom in alternate conformation and the Trace column contains the number of residues modelled with at most 2 atoms.

- Molecule 1 is a RNA chain called 16S RRNA.

Mol	Chain	Residues	Atoms					ZeroOcc	AltConf	Trace
1	AA	1504	Total	C	N	O	P	0	0	0
			32332	14391	5994	10444	1503			
1	CA	1504	Total	C	N	O	P	0	0	0
			32332	14391	5994	10444	1503			

There are 2 discrepancies between the modelled and reference sequences:

Chain	Residue	Modelled	Actual	Comment	Reference
AA	466	G	C	CONFLICT	GB 155076
CA	466	G	C	CONFLICT	GB 155076

- Molecule 2 is a RNA chain called P AND E-SITE TRNA(FMET).

Mol	Chain	Residues	Atoms					ZeroOcc	AltConf	Trace
2	AZ	77	Total	C	N	O	P	0	0	0
			1640	732	297	535	76			
2	AY	77	Total	C	N	O	P	0	0	0
			1640	732	297	535	76			
2	CZ	77	Total	C	N	O	P	0	0	0
			1640	732	297	535	76			
2	CY	77	Total	C	N	O	P	0	0	0
			1640	732	297	535	76			

- Molecule 3 is a RNA chain called MRNA.

Mol	Chain	Residues	Atoms					ZeroOcc	AltConf	Trace
3	AV	10	Total	C	N	O	P	0	0	0
			214	98	44	63	9			
3	CV	10	Total	C	N	O	P	0	0	0
			214	98	44	63	9			

- Molecule 4 is a protein called 30S ribosomal protein S2.

Mol	Chain	Residues	Atoms					ZeroOcc	AltConf	Trace
4	AB	234	Total	C	N	O	S	0	0	0
			1900	1213	341	341	5			
4	CB	234	Total	C	N	O	S	0	0	0
			1900	1213	341	341	5			

- Molecule 5 is a protein called 30S ribosomal protein S3.

Mol	Chain	Residues	Atoms					ZeroOcc	AltConf	Trace
5	AC	206	Total	C	N	O	S	0	0	0
			1612	1016	314	281	1			
5	CC	206	Total	C	N	O	S	0	0	0
			1612	1016	314	281	1			

- Molecule 6 is a protein called 30S ribosomal protein S4.

Mol	Chain	Residues	Atoms					ZeroOcc	AltConf	Trace
6	AD	208	Total	C	N	O	S	0	0	0
			1703	1066	339	291	7			
6	CD	208	Total	C	N	O	S	0	0	0
			1703	1066	339	291	7			

- Molecule 7 is a protein called 30S ribosomal protein S5.

Mol	Chain	Residues	Atoms					ZeroOcc	AltConf	Trace
7	AE	151	Total	C	N	O	S	0	0	0
			1155	729	218	204	4			
7	CE	151	Total	C	N	O	S	0	0	0
			1155	729	218	204	4			

- Molecule 8 is a protein called 30S ribosomal protein S6.

Mol	Chain	Residues	Atoms					ZeroOcc	AltConf	Trace
8	AF	101	Total	C	N	O	S	0	0	0
			843	531	155	154	3			
8	CF	101	Total	C	N	O	S	0	0	0
			843	531	155	154	3			

- Molecule 9 is a protein called 30S ribosomal protein S7.

Mol	Chain	Residues	Atoms					ZeroOcc	AltConf	Trace
9	AG	155	Total	C	N	O	S	0	0	0
			1257	781	252	218	6			

*Continued on next page...*

*Continued from previous page...*

Mol	Chain	Residues	Atoms					ZeroOcc	AltConf	Trace
9	CG	155	Total	C	N	O	S	0	0	0
			1257	781	252	218	6			

- Molecule 10 is a protein called 30S ribosomal protein S8.

Mol	Chain	Residues	Atoms					ZeroOcc	AltConf	Trace
10	AH	138	Total	C	N	O	S	0	0	0
			1116	705	215	193	3			
10	CH	138	Total	C	N	O	S	0	0	0
			1116	705	215	193	3			

- Molecule 11 is a protein called 30S ribosomal protein S9.

Mol	Chain	Residues	Atoms					ZeroOcc	AltConf	Trace
11	AI	127	Total	C	N	O	S	0	0	0
			1011	639	198	174				
11	CI	127	Total	C	N	O	S	0	0	0
			1011	639	198	174				

- Molecule 12 is a protein called 30S ribosomal protein S10.

Mol	Chain	Residues	Atoms					ZeroOcc	AltConf	Trace
12	AJ	98	Total	C	N	O	S	0	0	0
			794	499	156	138	1			
12	CJ	98	Total	C	N	O	S	0	0	0
			794	499	156	138	1			

- Molecule 13 is a protein called 30S ribosomal protein S11.

Mol	Chain	Residues	Atoms					ZeroOcc	AltConf	Trace
13	AK	114	Total	C	N	O	S	0	0	0
			842	522	159	158	3			
13	CK	114	Total	C	N	O	S	0	0	0
			842	522	159	158	3			

- Molecule 14 is a protein called 30S ribosomal protein S12.

Mol	Chain	Residues	Atoms					ZeroOcc	AltConf	Trace
14	AL	122	Total	C	N	O	S	0	0	0
			956	603	193	159	1			
14	CL	122	Total	C	N	O	S	0	0	0
			956	603	193	159	1			

There are 4 discrepancies between the modelled and reference sequences:

Chain	Residue	Modelled	Actual	Comment	Reference
AL	2	ALA	-	INSERTION	UNP P61941
AL	3	LEU	-	INSERTION	UNP P61941
CL	2	ALA	-	INSERTION	UNP P61941
CL	3	LEU	-	INSERTION	UNP P61941

- Molecule 15 is a protein called 30S ribosomal protein S13.

Mol	Chain	Residues	Atoms					ZeroOcc	AltConf	Trace
15	AM	117	Total	C	N	O	S	0	0	0
			933	577	192	162	2			
15	CM	117	Total	C	N	O	S	0	0	0
			933	577	192	162	2			

- Molecule 16 is a protein called 30S ribosomal protein S14.

Mol	Chain	Residues	Atoms					ZeroOcc	AltConf	Trace
16	AN	60	Total	C	N	O	S	0	0	0
			492	312	104	72	4			
16	CN	60	Total	C	N	O	S	0	0	0
			492	312	104	72	4			

- Molecule 17 is a protein called 30S ribosomal protein S15.

Mol	Chain	Residues	Atoms					ZeroOcc	AltConf	Trace
17	AO	88	Total	C	N	O	S	0	0	0
			734	459	147	126	2			
17	CO	88	Total	C	N	O	S	0	0	0
			734	459	147	126	2			

- Molecule 18 is a protein called 30S ribosomal protein S16.

Mol	Chain	Residues	Atoms					ZeroOcc	AltConf	Trace
18	AP	83	Total	C	N	O	S	0	0	0
			700	443	139	117	1			
18	CP	83	Total	C	N	O	S	0	0	0
			700	443	139	117	1			

- Molecule 19 is a protein called 30S ribosomal protein S17.

Mol	Chain	Residues	Atoms					ZeroOcc	AltConf	Trace
19	AQ	99	Total	C	N	O	S	0	0	0
			823	528	152	141	2			
19	CQ	99	Total	C	N	O	S	0	0	0
			823	528	152	141	2			

- Molecule 20 is a protein called 30S ribosomal protein S18.

Mol	Chain	Residues	Atoms					ZeroOcc	AltConf	Trace
20	AR	70	Total	C	N	O		0	0	0
			574	367	112	95				
20	CR	70	Total	C	N	O		0	0	0
			574	367	112	95				

- Molecule 21 is a protein called 30S ribosomal protein S19.

Mol	Chain	Residues	Atoms					ZeroOcc	AltConf	Trace
21	AS	78	Total	C	N	O	S	0	0	0
			629	403	114	110	2			
21	CS	78	Total	C	N	O	S	0	0	0
			629	403	114	110	2			

- Molecule 22 is a protein called 30S ribosomal protein S20.

Mol	Chain	Residues	Atoms					ZeroOcc	AltConf	Trace
22	AT	99	Total	C	N	O	S	0	0	0
			762	469	162	129	2			
22	CT	99	Total	C	N	O	S	0	0	0
			762	469	162	129	2			

- Molecule 23 is a protein called 30S ribosomal protein Thx.

Mol	Chain	Residues	Atoms					ZeroOcc	AltConf	Trace
23	AU	24	Total	C	N	O		0	0	0
			208	128	50	30				
23	CU	24	Total	C	N	O		0	0	0
			208	128	50	30				

- Molecule 24 is a protein called Bacterial peptide chain release factor 2 (RF-2).

Mol	Chain	Residues	Atoms					ZeroOcc	AltConf	Trace
24	AX	362	Total	C	N	O	S	0	0	0
			2876	1794	518	556	8			

*Continued on next page...*

*Continued from previous page...*

Mol	Chain	Residues	Atoms					ZeroOcc	AltConf	Trace
24	CX	362	Total	C	N	O	S	0	0	0
			2876	1794	518	556	8			

- Molecule 25 is a RNA chain called 23S rRNA.

Mol	Chain	Residues	Atoms					ZeroOcc	AltConf	Trace
25	BA	2879	Total	C	N	O	P	0	0	0
			61997	27594	11582	19943	2878			
25	DA	2879	Total	C	N	O	P	0	0	0
			61997	27594	11582	19943	2878			

- Molecule 26 is a RNA chain called 5S rRNA.

Mol	Chain	Residues	Atoms					ZeroOcc	AltConf	Trace
26	BB	119	Total	C	N	O	P	0	0	0
			2551	1136	471	826	118			
26	DB	119	Total	C	N	O	P	0	0	0
			2551	1136	471	826	118			

- Molecule 27 is a protein called 50S ribosomal protein L2.

Mol	Chain	Residues	Atoms					ZeroOcc	AltConf	Trace
27	BD	271	Total	C	N	O	S	0	0	0
			2104	1329	416	356	3			
27	DD	271	Total	C	N	O	S	0	0	0
			2104	1329	416	356	3			

- Molecule 28 is a protein called 50S ribosomal protein L3.

Mol	Chain	Residues	Atoms					ZeroOcc	AltConf	Trace
28	BE	204	Total	C	N	O	S	0	0	0
			1563	988	299	270	6			
28	DE	204	Total	C	N	O	S	0	0	0
			1563	988	299	270	6			

- Molecule 29 is a protein called 50S ribosomal protein L4.

Mol	Chain	Residues	Atoms					ZeroOcc	AltConf	Trace
29	BF	202	Total	C	N	O	S	0	0	0
			1586	1011	297	275	3			
29	DF	202	Total	C	N	O	S	0	0	0
			1586	1011	297	275	3			

There are 10 discrepancies between the modelled and reference sequences:

Chain	Residue	Modelled	Actual	Comment	Reference
BF	1	MET	-	INSERTION	UNP Q72I05
BF	2	LYS	-	INSERTION	UNP Q72I05
BF	3	GLU	-	INSERTION	UNP Q72I05
BF	4	VAL	-	INSERTION	UNP Q72I05
BF	5	ALA	-	INSERTION	UNP Q72I05
DF	1	MET	-	INSERTION	UNP Q72I05
DF	2	LYS	-	INSERTION	UNP Q72I05
DF	3	GLU	-	INSERTION	UNP Q72I05
DF	4	VAL	-	INSERTION	UNP Q72I05
DF	5	ALA	-	INSERTION	UNP Q72I05

- Molecule 30 is a protein called 50S ribosomal protein L5.

Mol	Chain	Residues	Atoms					ZeroOcc	AltConf	Trace
30	BG	181	Total	C	N	O	S	0	0	0
			1475	943	268	260	4			
30	DG	181	Total	C	N	O	S	0	0	0
			1475	943	268	260	4			

- Molecule 31 is a protein called 50S ribosomal protein L6.

Mol	Chain	Residues	Atoms					ZeroOcc	AltConf	Trace
31	BH	159	Total	C	N	O	S	0	0	0
			1222	773	228	220	1			
31	DH	159	Total	C	N	O	S	0	0	0
			1222	773	228	220	1			

- Molecule 32 is a protein called 50S ribosomal protein L9.

Mol	Chain	Residues	Atoms					ZeroOcc	AltConf	Trace
32	BI	145	Total	C	N	O	S	0	0	0
			1132	724	200	207	1			
32	DI	145	Total	C	N	O	S	0	0	0
			1132	724	200	207	1			

- Molecule 33 is a protein called 50S ribosomal protein L11.

Mol	Chain	Residues	Atoms					ZeroOcc	AltConf	Trace
33	BK	147	Total	C	N	O	S	0	0	0
			1088	692	191	199	6			

*Continued on next page...*

*Continued from previous page...*

Mol	Chain	Residues	Atoms					ZeroOcc	AltConf	Trace
33	DK	147	Total	C	N	O	S	0	0	0
			1088	692	191	199	6			

- Molecule 34 is a protein called 50S ribosomal protein L13.

Mol	Chain	Residues	Atoms					ZeroOcc	AltConf	Trace
34	BN	137	Total	C	N	O	S	0	0	0
			1096	707	205	181	3			
34	DN	137	Total	C	N	O	S	0	0	0
			1096	707	205	181	3			

There are 48 discrepancies between the modelled and reference sequences:

Chain	Residue	Modelled	Actual	Comment	Reference
BN	1	MET	-	INSERTION	UNP Q72IN1
BN	2	VAL	-	INSERTION	UNP Q72IN1
BN	3	LYS	-	INSERTION	UNP Q72IN1
BN	4	SER	-	INSERTION	UNP Q72IN1
BN	5	SER	-	INSERTION	UNP Q72IN1
BN	6	LEU	-	INSERTION	UNP Q72IN1
BN	7	ALA	-	INSERTION	UNP Q72IN1
BN	8	PHE	-	INSERTION	UNP Q72IN1
BN	9	LEU	-	INSERTION	UNP Q72IN1
BN	10	ARG	-	INSERTION	UNP Q72IN1
BN	11	GLY	-	INSERTION	UNP Q72IN1
BN	12	PRO	-	INSERTION	UNP Q72IN1
BN	13	PRO	-	INSERTION	UNP Q72IN1
BN	14	ILE	-	INSERTION	UNP Q72IN1
BN	15	PRO	-	INSERTION	UNP Q72IN1
BN	16	ARG	-	INSERTION	UNP Q72IN1
BN	17	GLN	-	INSERTION	UNP Q72IN1
BN	18	GLU	-	INSERTION	UNP Q72IN1
BN	19	GLN	-	INSERTION	UNP Q72IN1
BN	20	ARG	-	INSERTION	UNP Q72IN1
BN	21	ARG	-	INSERTION	UNP Q72IN1
BN	22	ALA	-	INSERTION	UNP Q72IN1
BN	23	LEU	-	INSERTION	UNP Q72IN1
BN	24	VAL	-	INSERTION	UNP Q72IN1
DN	1	MET	-	INSERTION	UNP Q72IN1
DN	2	VAL	-	INSERTION	UNP Q72IN1
DN	3	LYS	-	INSERTION	UNP Q72IN1
DN	4	SER	-	INSERTION	UNP Q72IN1

*Continued on next page...*

*Continued from previous page...*

Chain	Residue	Modelled	Actual	Comment	Reference
DN	5	SER	-	INSERTION	UNP Q72IN1
DN	6	LEU	-	INSERTION	UNP Q72IN1
DN	7	ALA	-	INSERTION	UNP Q72IN1
DN	8	PHE	-	INSERTION	UNP Q72IN1
DN	9	LEU	-	INSERTION	UNP Q72IN1
DN	10	ARG	-	INSERTION	UNP Q72IN1
DN	11	GLY	-	INSERTION	UNP Q72IN1
DN	12	PRO	-	INSERTION	UNP Q72IN1
DN	13	PRO	-	INSERTION	UNP Q72IN1
DN	14	ILE	-	INSERTION	UNP Q72IN1
DN	15	PRO	-	INSERTION	UNP Q72IN1
DN	16	ARG	-	INSERTION	UNP Q72IN1
DN	17	GLN	-	INSERTION	UNP Q72IN1
DN	18	GLU	-	INSERTION	UNP Q72IN1
DN	19	GLN	-	INSERTION	UNP Q72IN1
DN	20	ARG	-	INSERTION	UNP Q72IN1
DN	21	ARG	-	INSERTION	UNP Q72IN1
DN	22	ALA	-	INSERTION	UNP Q72IN1
DN	23	LEU	-	INSERTION	UNP Q72IN1
DN	24	VAL	-	INSERTION	UNP Q72IN1

- Molecule 35 is a protein called 50S ribosomal protein L14.

Mol	Chain	Residues	Atoms					ZeroOcc	AltConf	Trace
35	BO	122	Total	C	N	O	S	0	0	0
			932	587	171	170	4			
35	DO	122	Total	C	N	O	S	0	0	0
			932	587	171	170	4			

- Molecule 36 is a protein called 50S ribosomal protein L15.

Mol	Chain	Residues	Atoms					ZeroOcc	AltConf	Trace
36	BP	146	Total	C	N	O	S	0	0	0
			1114	692	227	193	2			
36	DP	146	Total	C	N	O	S	0	0	0
			1114	692	227	193	2			

- Molecule 37 is a protein called 50S ribosomal protein L16.

Mol	Chain	Residues	Atoms					ZeroOcc	AltConf	Trace
37	BQ	134	Total	C	N	O	S	0	0	0
			1064	680	201	178	5			

*Continued on next page...*

*Continued from previous page...*

Mol	Chain	Residues	Atoms					ZeroOcc	AltConf	Trace
37	DQ	134	Total	C	N	O	S	0	0	0
			1064	680	201	178	5			

- Molecule 38 is a protein called 50S ribosomal protein L17.

Mol	Chain	Residues	Atoms					ZeroOcc	AltConf	Trace
38	BR	117	Total	C	N	O		0	0	0
			960	599	202	159				
38	DR	117	Total	C	N	O		0	0	0
			960	599	202	159				

- Molecule 39 is a protein called 50S ribosomal protein L18.

Mol	Chain	Residues	Atoms					ZeroOcc	AltConf	Trace
39	BS	98	Total	C	N	O		0	0	0
			770	486	154	130				
39	DS	98	Total	C	N	O		0	0	0
			770	486	154	130				

- Molecule 40 is a protein called 50S ribosomal protein L19.

Mol	Chain	Residues	Atoms					ZeroOcc	AltConf	Trace
40	BT	137	Total	C	N	O	S	0	0	0
			1143	713	234	195	1			
40	DT	137	Total	C	N	O	S	0	0	0
			1143	713	234	195	1			

- Molecule 41 is a protein called 50S ribosomal protein L20.

Mol	Chain	Residues	Atoms					ZeroOcc	AltConf	Trace
41	BU	117	Total	C	N	O	S	0	0	0
			964	610	202	151	1			
41	DU	117	Total	C	N	O	S	0	0	0
			964	610	202	151	1			

- Molecule 42 is a protein called 50S ribosomal protein L21.

Mol	Chain	Residues	Atoms					ZeroOcc	AltConf	Trace
42	BV	101	Total	C	N	O	S	0	0	0
			779	501	142	135	1			
42	DV	101	Total	C	N	O	S	0	0	0
			779	501	142	135	1			

- Molecule 43 is a protein called 50S ribosomal protein L22.

Mol	Chain	Residues	Atoms					ZeroOcc	AltConf	Trace
43	BW	112	Total	C	N	O	S	0	0	0
			890	560	175	153	2			
43	DW	112	Total	C	N	O	S	0	0	0
			890	560	175	153	2			

- Molecule 44 is a protein called 50S ribosomal protein L23.

Mol	Chain	Residues	Atoms					ZeroOcc	AltConf	Trace
44	BX	92	Total	C	N	O		0	0	0
			725	471	131	123				
44	DX	92	Total	C	N	O		0	0	0
			725	471	131	123				

- Molecule 45 is a protein called 50S ribosomal protein L24.

Mol	Chain	Residues	Atoms					ZeroOcc	AltConf	Trace
45	BY	100	Total	C	N	O	S	0	0	0
			775	500	148	123	4			
45	DY	100	Total	C	N	O	S	0	0	0
			775	500	148	123	4			

- Molecule 46 is a protein called 50S ribosomal protein L25.

Mol	Chain	Residues	Atoms					ZeroOcc	AltConf	Trace
46	BZ	187	Total	C	N	O	S	0	0	0
			1482	945	264	271	2			
46	DZ	187	Total	C	N	O	S	0	0	0
			1482	945	264	271	2			

- Molecule 47 is a protein called 50S ribosomal protein L27.

Mol	Chain	Residues	Atoms					ZeroOcc	AltConf	Trace
47	B0	76	Total	C	N	O	S	0	0	0
			605	376	126	102	1			
47	D0	76	Total	C	N	O	S	0	0	0
			605	376	126	102	1			

- Molecule 48 is a protein called 50S ribosomal protein L28.

Mol	Chain	Residues	Atoms				ZeroOcc	AltConf	Trace
48	B1	88	Total	C	N	O	0	0	0
			694	435	141	118			
48	D1	88	Total	C	N	O	0	0	0
			694	435	141	118			

- Molecule 49 is a protein called 50S ribosomal protein L29.

Mol	Chain	Residues	Atoms					ZeroOcc	AltConf	Trace
49	B2	62	Total	C	N	O	S	0	0	0
			520	325	102	91	2			
49	D2	62	Total	C	N	O	S	0	0	0
			520	325	102	91	2			

- Molecule 50 is a protein called 50S ribosomal protein L30.

Mol	Chain	Residues	Atoms					ZeroOcc	AltConf	Trace
50	B3	59	Total	C	N	O	S	0	0	0
			467	298	90	78	1			
50	D3	59	Total	C	N	O	S	0	0	0
			467	298	90	78	1			

- Molecule 51 is a protein called 50S ribosomal protein L31.

Mol	Chain	Residues	Atoms					ZeroOcc	AltConf	Trace
51	B4	30	Total	C	N	O	S	0	0	0
			225	142	36	43	4			
51	D4	30	Total	C	N	O	S	0	0	0
			225	142	36	43	4			

There are 54 discrepancies between the modelled and reference sequences:

Chain	Residue	Modelled	Actual	Comment	Reference
B4	1	MET	-	INSERTION	UNP Q72JR0
B4	2	PRO	-	INSERTION	UNP Q72JR0
B4	3	LEU	-	INSERTION	UNP Q72JR0
B4	4	GLY	-	INSERTION	UNP Q72JR0
B4	5	VAL	-	INSERTION	UNP Q72JR0
B4	6	HIS	-	INSERTION	UNP Q72JR0
B4	7	PRO	-	INSERTION	UNP Q72JR0
B4	8	LEU	-	INSERTION	UNP Q72JR0
B4	9	TYR	-	INSERTION	UNP Q72JR0
B4	10	THR	-	INSERTION	UNP Q72JR0
B4	11	LYS	-	INSERTION	UNP Q72JR0

*Continued on next page...*

*Continued from previous page...*

Chain	Residue	Modelled	Actual	Comment	Reference
B4	12	ARG	-	INSERTION	UNP Q72JR0
B4	13	TRP	-	INSERTION	UNP Q72JR0
B4	14	LEU	-	INSERTION	UNP Q72JR0
B4	15	ALA	-	INSERTION	UNP Q72JR0
B4	16	HIS	-	INSERTION	UNP Q72JR0
B4	17	GLY	-	INSERTION	UNP Q72JR0
B4	18	GLN	-	INSERTION	UNP Q72JR0
B4	19	ASP	-	INSERTION	UNP Q72JR0
B4	20	ARG	-	INSERTION	UNP Q72JR0
B4	21	ALA	-	INSERTION	UNP Q72JR0
B4	22	LYS	-	INSERTION	UNP Q72JR0
B4	23	LYS	-	INSERTION	UNP Q72JR0
B4	24	GLU	-	INSERTION	UNP Q72JR0
B4	25	ALA	-	INSERTION	UNP Q72JR0
B4	26	ASN	-	INSERTION	UNP Q72JR0
B4	27	VAL	-	INSERTION	UNP Q72JR0
D4	1	MET	-	INSERTION	UNP Q72JR0
D4	2	PRO	-	INSERTION	UNP Q72JR0
D4	3	LEU	-	INSERTION	UNP Q72JR0
D4	4	GLY	-	INSERTION	UNP Q72JR0
D4	5	VAL	-	INSERTION	UNP Q72JR0
D4	6	HIS	-	INSERTION	UNP Q72JR0
D4	7	PRO	-	INSERTION	UNP Q72JR0
D4	8	LEU	-	INSERTION	UNP Q72JR0
D4	9	TYR	-	INSERTION	UNP Q72JR0
D4	10	THR	-	INSERTION	UNP Q72JR0
D4	11	LYS	-	INSERTION	UNP Q72JR0
D4	12	ARG	-	INSERTION	UNP Q72JR0
D4	13	TRP	-	INSERTION	UNP Q72JR0
D4	14	LEU	-	INSERTION	UNP Q72JR0
D4	15	ALA	-	INSERTION	UNP Q72JR0
D4	16	HIS	-	INSERTION	UNP Q72JR0
D4	17	GLY	-	INSERTION	UNP Q72JR0
D4	18	GLN	-	INSERTION	UNP Q72JR0
D4	19	ASP	-	INSERTION	UNP Q72JR0
D4	20	ARG	-	INSERTION	UNP Q72JR0
D4	21	ALA	-	INSERTION	UNP Q72JR0
D4	22	LYS	-	INSERTION	UNP Q72JR0
D4	23	LYS	-	INSERTION	UNP Q72JR0
D4	24	GLU	-	INSERTION	UNP Q72JR0
D4	25	ALA	-	INSERTION	UNP Q72JR0
D4	26	ASN	-	INSERTION	UNP Q72JR0

*Continued on next page...*

*Continued from previous page...*

Chain	Residue	Modelled	Actual	Comment	Reference
D4	27	VAL	-	INSERTION	UNP Q72JR0

- Molecule 52 is a protein called 50S ribosomal protein L32.

Mol	Chain	Residues	Atoms					ZeroOcc	AltConf	Trace
52	B5	52	Total	C	N	O	S	0	0	0
			404	255	79	65	5			
52	D5	52	Total	C	N	O	S	0	0	0
			404	255	79	65	5			

- Molecule 53 is a protein called 50S ribosomal protein L33.

Mol	Chain	Residues	Atoms					ZeroOcc	AltConf	Trace
53	B6	44	Total	C	N	O	S	0	0	0
			380	235	77	64	4			
53	D6	44	Total	C	N	O	S	0	0	0
			380	235	77	64	4			

- Molecule 54 is a protein called 50S ribosomal protein L34.

Mol	Chain	Residues	Atoms					ZeroOcc	AltConf	Trace
54	B7	48	Total	C	N	O	S	0	0	0
			418	257	104	55	2			
54	D7	48	Total	C	N	O	S	0	0	0
			418	257	104	55	2			

- Molecule 55 is a protein called 50S ribosomal protein L35.

Mol	Chain	Residues	Atoms					ZeroOcc	AltConf	Trace
55	B8	63	Total	C	N	O	S	0	0	0
			507	326	101	78	2			
55	D8	63	Total	C	N	O	S	0	0	0
			507	326	101	78	2			

- Molecule 56 is MAGNESIUM ION (three-letter code: MG) (formula: Mg).

Mol	Chain	Residues	Atoms		ZeroOcc	AltConf
56	CZ	14	Total	Mg	0	0
			14	14		
56	B4	2	Total	Mg	0	0
			2	2		

*Continued on next page...*

*Continued from previous page...*

Mol	Chain	Residues	Atoms		ZeroOcc	AltConf
56	BA	923	Total 923	Mg 923	0	0
56	AK	7	Total 7	Mg 7	0	0
56	DQ	2	Total 2	Mg 2	0	0
56	AB	7	Total 7	Mg 7	0	0
56	DF	1	Total 1	Mg 1	0	0
56	B8	4	Total 4	Mg 4	0	0
56	BE	6	Total 6	Mg 6	0	0
56	DU	1	Total 1	Mg 1	0	0
56	D8	1	Total 1	Mg 1	0	0
56	B1	7	Total 7	Mg 7	0	0
56	DY	1	Total 1	Mg 1	0	0
56	AN	1	Total 1	Mg 1	0	0
56	BP	2	Total 2	Mg 2	0	0
56	AX	14	Total 14	Mg 14	0	0
56	DN	1	Total 1	Mg 1	0	0
56	BI	6	Total 6	Mg 6	0	0
56	CY	14	Total 14	Mg 14	0	0
56	CH	2	Total 2	Mg 2	0	0
56	CA	222	Total 222	Mg 222	0	0
56	B5	2	Total 2	Mg 2	0	0
56	BB	35	Total 35	Mg 35	0	0

*Continued on next page...*

*Continued from previous page...*

Mol	Chain	Residues	Atoms		ZeroOcc	AltConf
56	AJ	1	Total 1	Mg 1	0	0
56	BT	1	Total 1	Mg 1	0	0
56	DO	2	Total 2	Mg 2	0	0
56	AE	8	Total 8	Mg 8	0	0
56	DG	2	Total 2	Mg 2	0	0
56	CF	5	Total 5	Mg 5	0	0
56	DT	1	Total 1	Mg 1	0	0
56	BF	6	Total 6	Mg 6	0	0
56	AV	3	Total 3	Mg 3	0	0
56	BX	2	Total 2	Mg 2	0	0
56	DA	491	Total 491	Mg 491	0	0
56	B2	3	Total 3	Mg 3	0	0
56	AA	428	Total 428	Mg 428	0	0
56	BQ	6	Total 6	Mg 6	0	0
56	CQ	1	Total 1	Mg 1	0	0
56	D6	1	Total 1	Mg 1	0	0
56	AR	1	Total 1	Mg 1	0	0
56	B6	2	Total 2	Mg 2	0	0
56	DI	1	Total 1	Mg 1	0	0
56	AM	3	Total 3	Mg 3	0	0
56	BU	1	Total 1	Mg 1	0	0

*Continued on next page...*

*Continued from previous page...*

Mol	Chain	Residues	Atoms		ZeroOcc	AltConf
56	DR	1	Total 1	Mg 1	0	0
56	CC	1	Total 1	Mg 1	0	0
56	AD	3	Total 3	Mg 3	0	0
56	BN	4	Total 4	Mg 4	0	0
56	CT	1	Total 1	Mg 1	0	0
56	CG	2	Total 2	Mg 2	0	0
56	BG	2	Total 2	Mg 2	0	0
56	AI	1	Total 1	Mg 1	0	0
56	BY	3	Total 3	Mg 3	0	0
56	DE	1	Total 1	Mg 1	0	0
56	BR	2	Total 2	Mg 2	0	0
56	AZ	15	Total 15	Mg 15	0	0
56	BK	3	Total 3	Mg 3	0	0
56	DP	1	Total 1	Mg 1	0	0
56	DD	9	Total 9	Mg 9	0	0
56	AL	4	Total 4	Mg 4	0	0
56	BV	3	Total 3	Mg 3	0	0
56	AG	2	Total 2	Mg 2	0	0
56	BO	5	Total 5	Mg 5	0	0
56	AQ	1	Total 1	Mg 1	0	0
56	D1	2	Total 2	Mg 2	0	0

*Continued on next page...*

*Continued from previous page...*

Mol	Chain	Residues	Atoms		ZeroOcc	AltConf
56	AH	2	Total 2	Mg 2	0	0
56	BZ	1	Total 1	Mg 1	0	0
56	CO	1	Total 1	Mg 1	0	0
56	AC	4	Total 4	Mg 4	0	0
56	BS	3	Total 3	Mg 3	0	0
56	DB	12	Total 12	Mg 12	0	0
56	CS	1	Total 1	Mg 1	0	0
56	CB	2	Total 2	Mg 2	0	0
56	BD	7	Total 7	Mg 7	0	0
56	AT	2	Total 2	Mg 2	0	0
56	CL	1	Total 1	Mg 1	0	0
56	B0	3	Total 3	Mg 3	0	0
56	AO	2	Total 2	Mg 2	0	0
56	BW	2	Total 2	Mg 2	0	0
56	AY	26	Total 26	Mg 26	0	0
56	CK	3	Total 3	Mg 3	0	0
56	AF	2	Total 2	Mg 2	0	0
56	BH	4	Total 4	Mg 4	0	0

- Molecule 57 is ZINC ION (three-letter code: ZN) (formula: Zn).

Mol	Chain	Residues	Atoms		ZeroOcc	AltConf
57	CN	1	Total 1	Zn 1	0	0

*Continued on next page...*

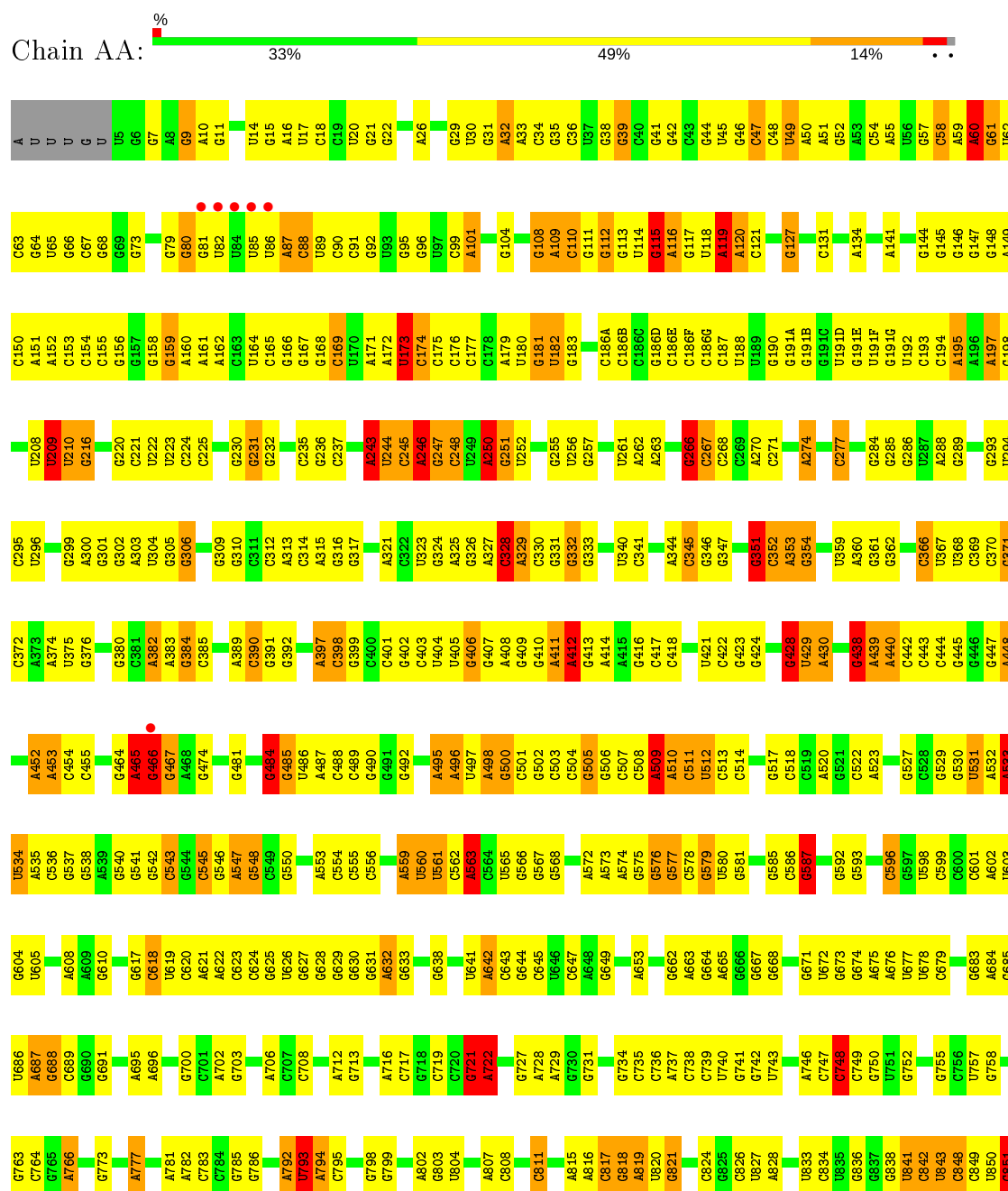
*Continued from previous page...*

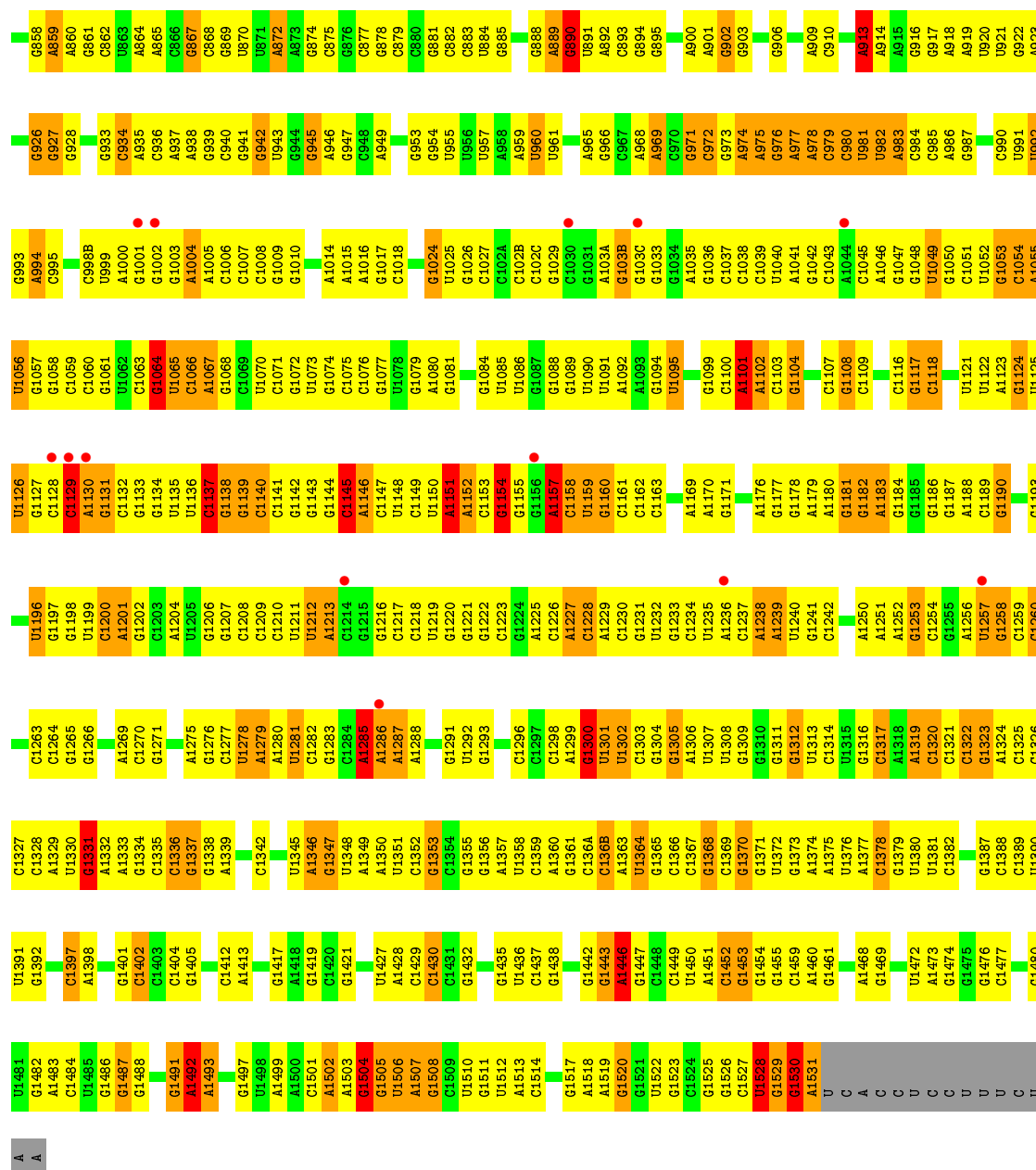
Mol	Chain	Residues	Atoms		ZeroOcc	AltConf
57	AD	1	Total 1	Zn 1	0	0
57	CD	1	Total 1	Zn 1	0	0
57	AN	1	Total 1	Zn 1	0	0

### 3 Residue-property plots

These plots are drawn for all protein, RNA and DNA chains in the entry. The first graphic for a chain summarises the proportions of the various outlier classes displayed in the second graphic. The second graphic shows the sequence view annotated by issues in geometry and electron density. Residues are color-coded according to the number of geometric quality criteria for which they contain at least one outlier: green = 0, yellow = 1, orange = 2 and red = 3 or more. A red dot above a residue indicates a poor fit to the electron density ( $RSRZ > 2$ ). Stretches of 2 or more consecutive residues without any outlier are shown as a green connector. Residues present in the sample, but not in the model, are shown in grey.

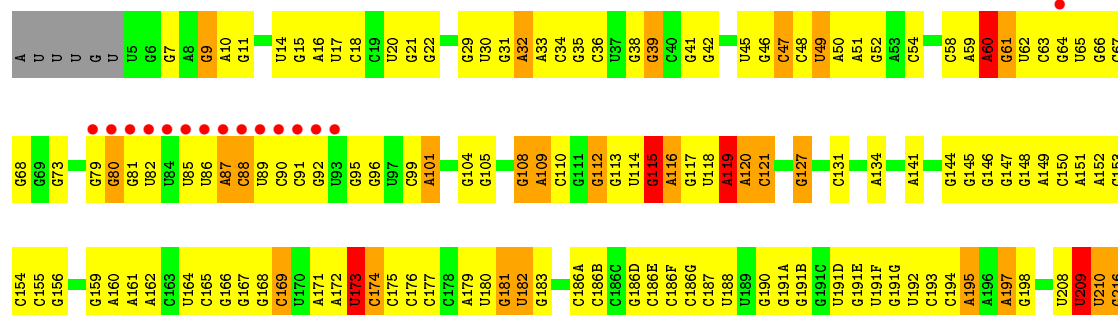
#### • Molecule 1: 16S rRNA



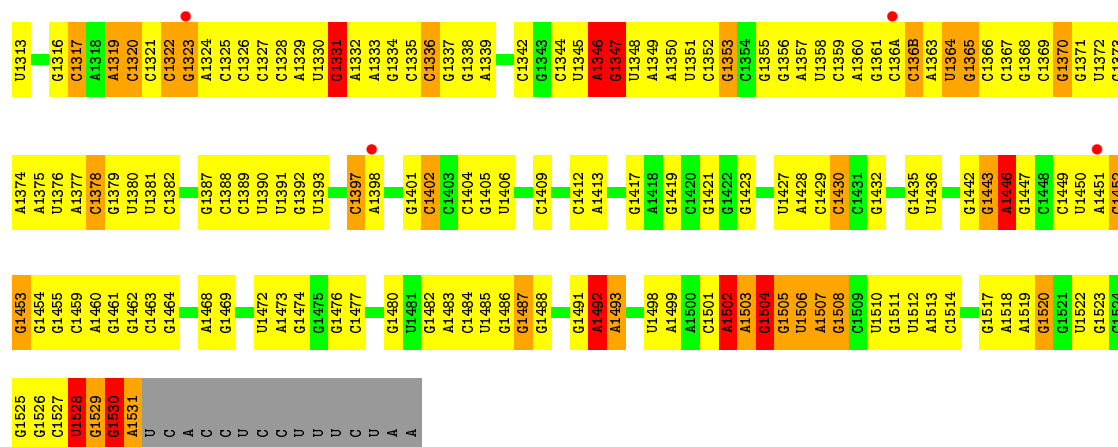


# Molecule 1: 16S rRNA

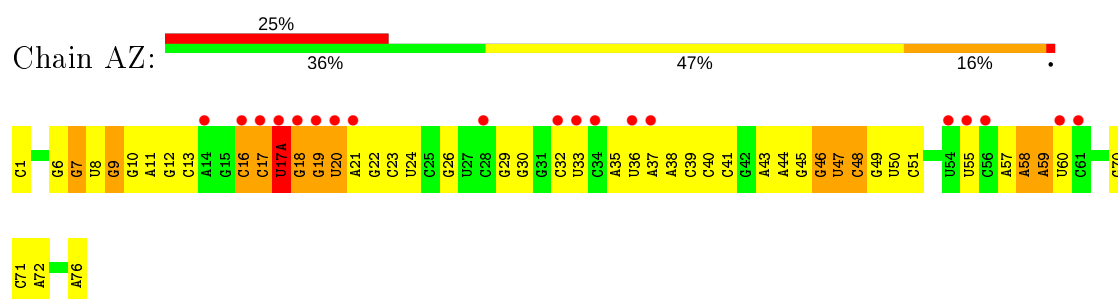
Chain CA: 2% 31% 51% 13%



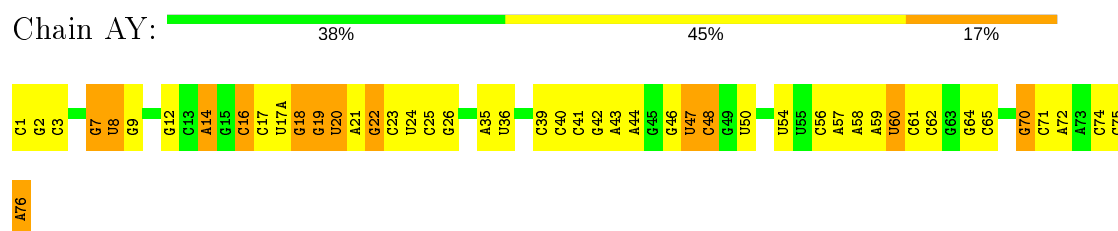




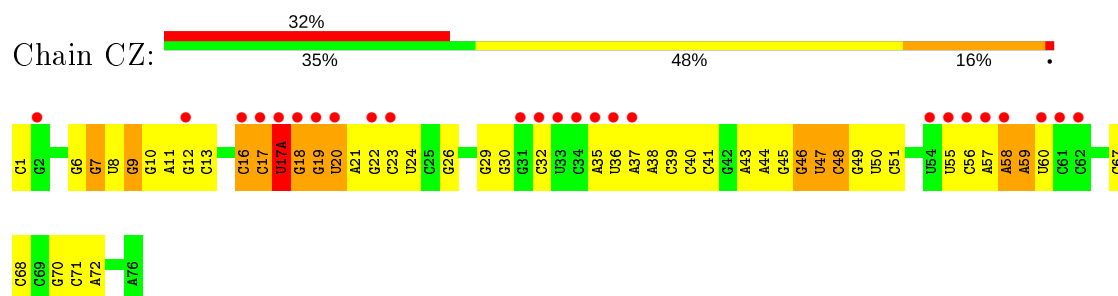
• Molecule 2: P AND E-SITE TRNA(FMET)



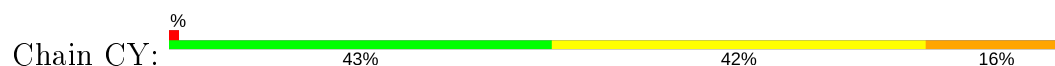
• Molecule 2: P AND E-SITE TRNA(FMET)

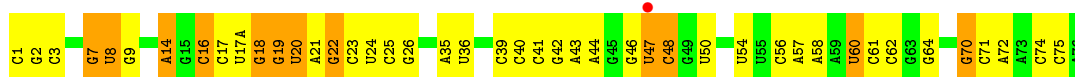


• Molecule 2: P AND E-SITE TRNA(FMET)



• Molecule 2: P AND E-SITE TRNA(FMET)

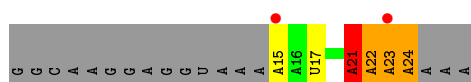




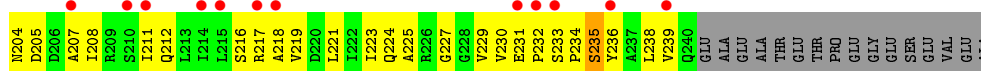
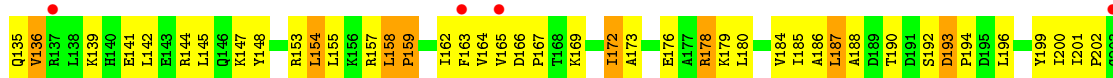

- Molecule 3: mRNA



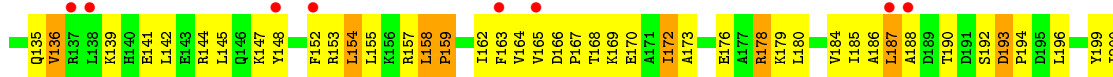
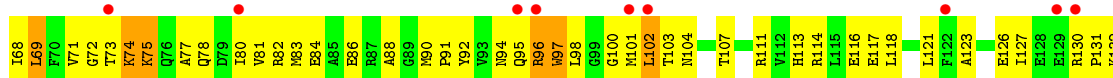
- Molecule 3: mRNA

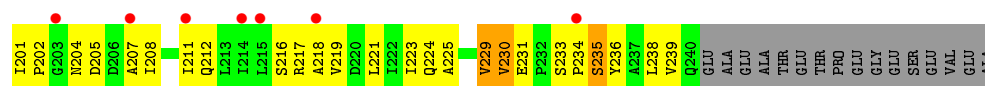


- Molecule 4: 30S ribosomal protein S2

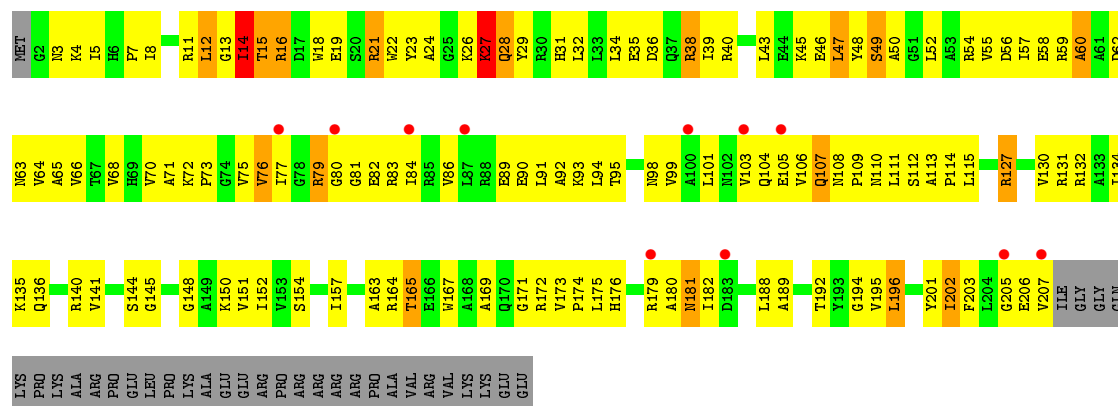


- Molecule 4: 30S ribosomal protein S2

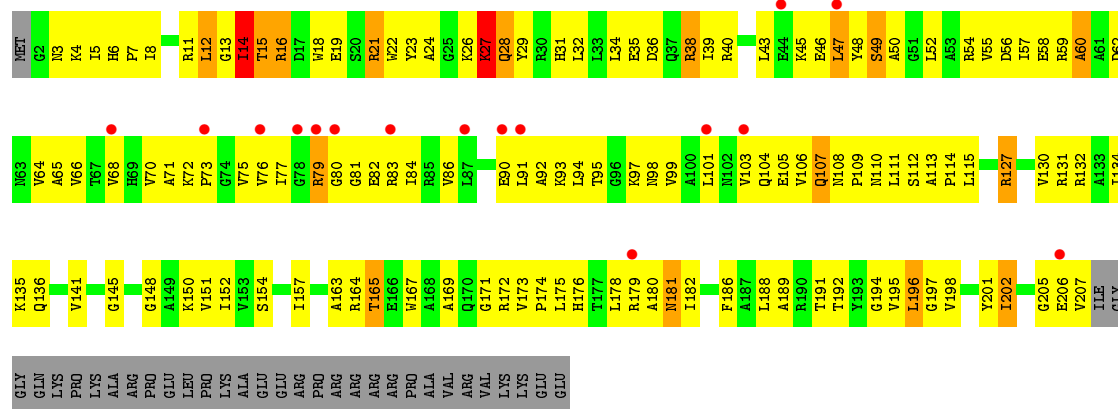




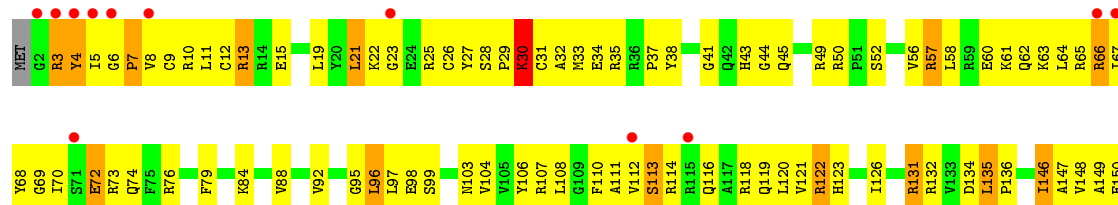
• Molecule 5: 30S ribosomal protein S3



• Molecule 5: 30S ribosomal protein S3

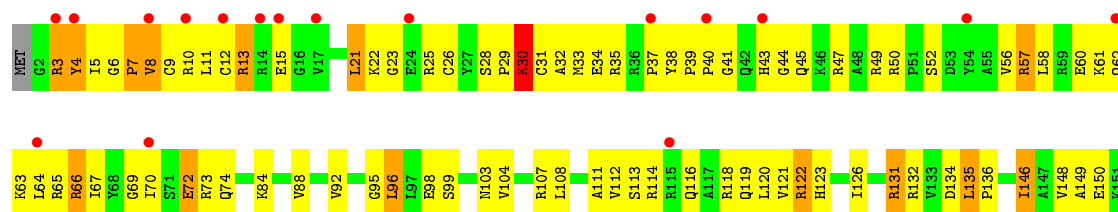


• Molecule 6: 30S ribosomal protein S4

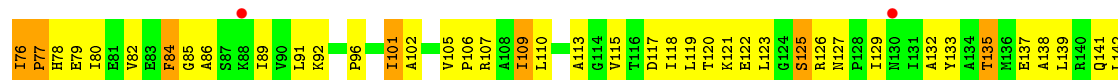
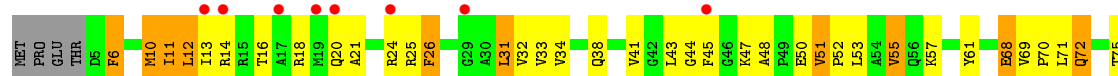
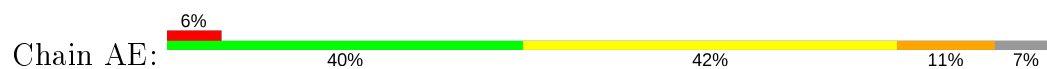




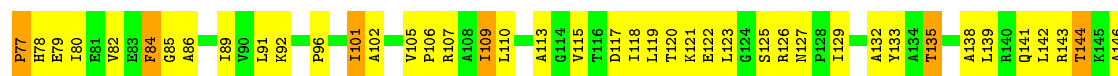
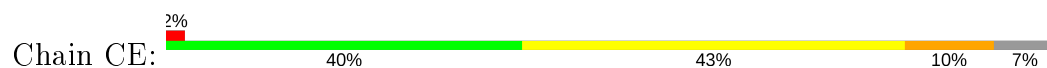
• Molecule 6: 30S ribosomal protein S4



• Molecule 7: 30S ribosomal protein S5



• Molecule 7: 30S ribosomal protein S5

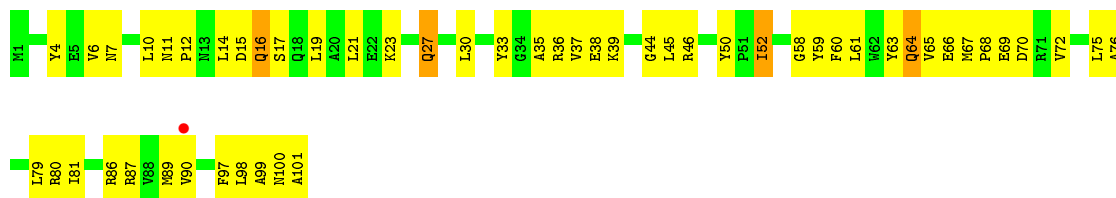


• Molecule 8: 30S ribosomal protein S6

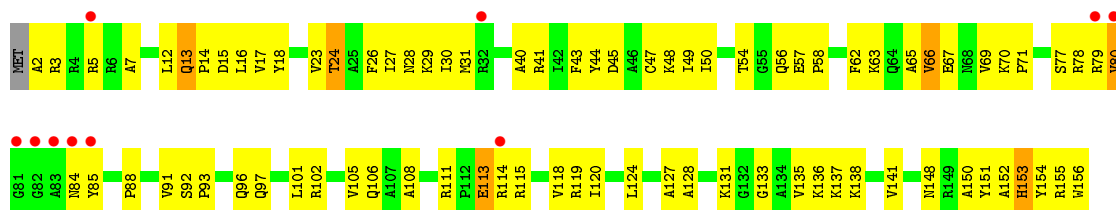




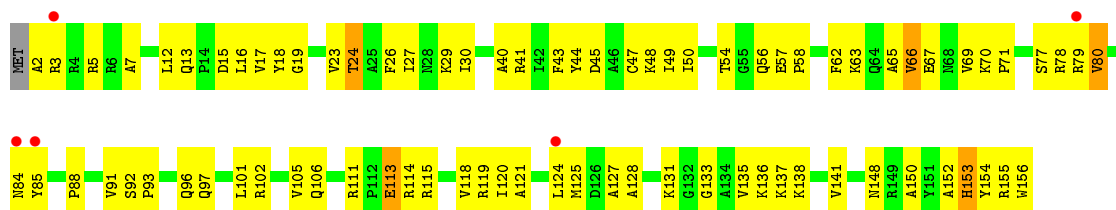
• Molecule 8: 30S ribosomal protein S6



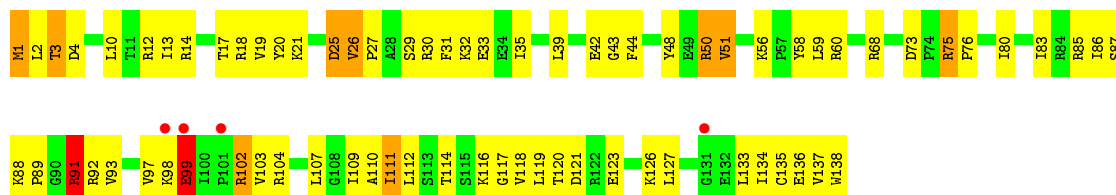
• Molecule 9: 30S ribosomal protein S7



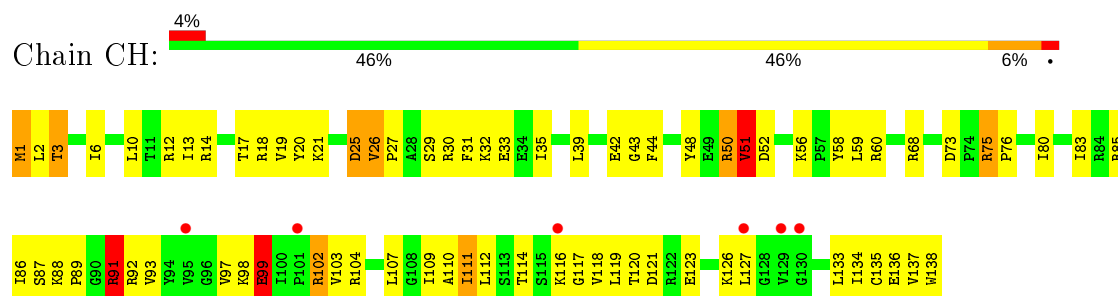
• Molecule 9: 30S ribosomal protein S7



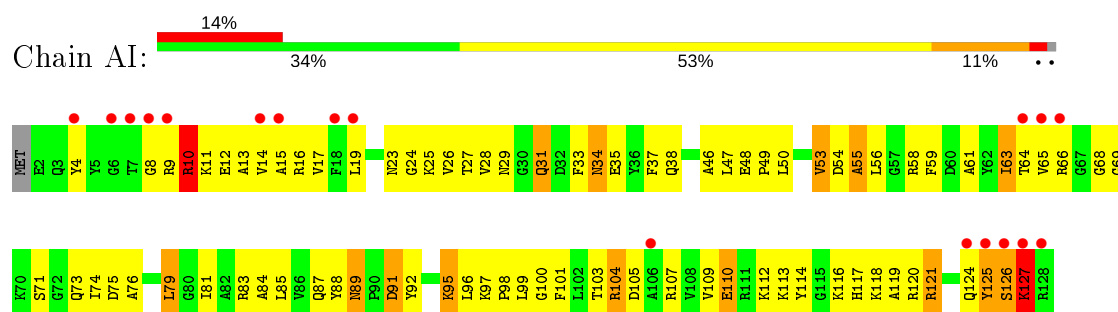
• Molecule 10: 30S ribosomal protein S8



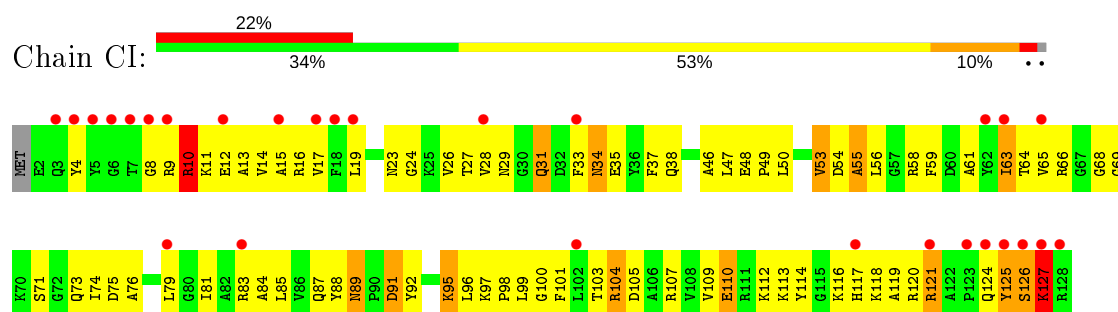
- Molecule 10: 30S ribosomal protein S8



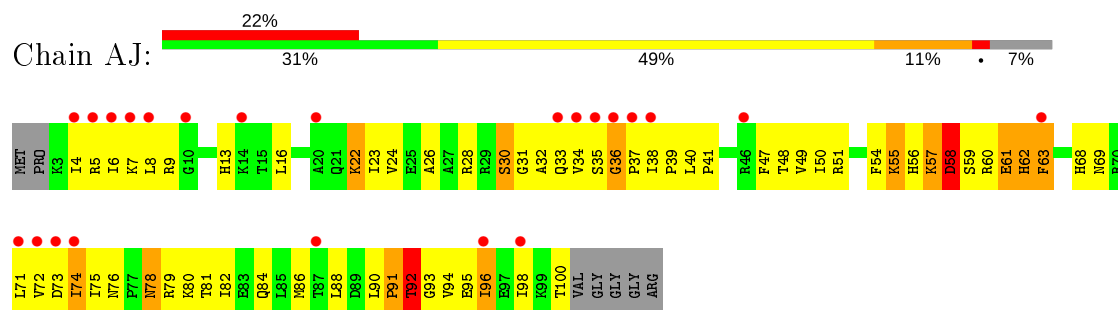
- Molecule 11: 30S ribosomal protein S9



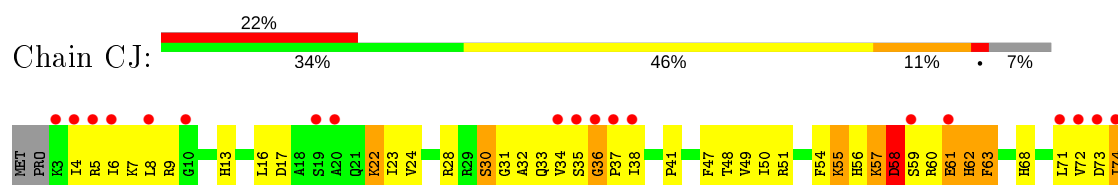
- Molecule 11: 30S ribosomal protein S9

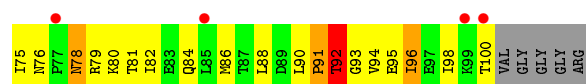


- Molecule 12: 30S ribosomal protein S10



- Molecule 12: 30S ribosomal protein S10





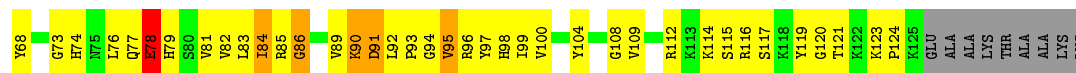
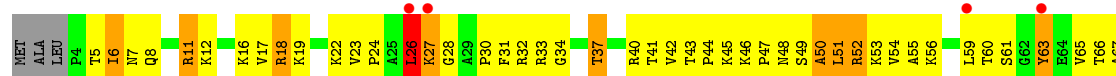
- Molecule 13: 30S ribosomal protein S11



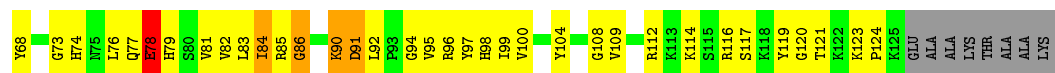
- Molecule 13: 30S ribosomal protein S11



- Molecule 14: 30S ribosomal protein S12

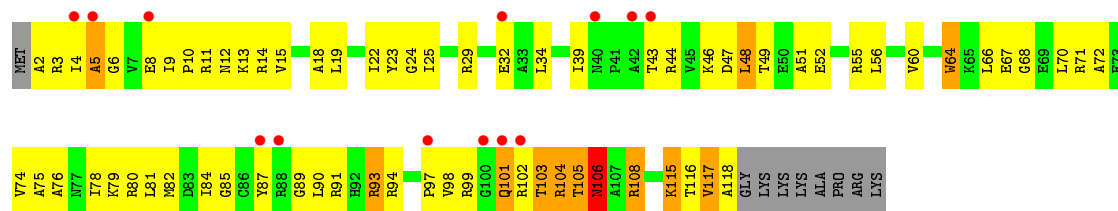


- Molecule 14: 30S ribosomal protein S12

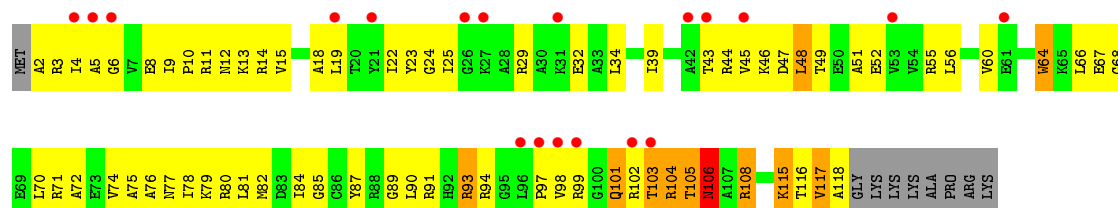


- Molecule 15: 30S ribosomal protein S13





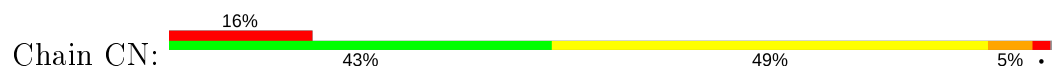
• Molecule 15: 30S ribosomal protein S13



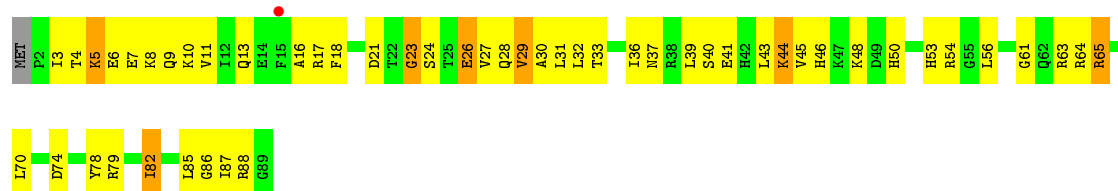
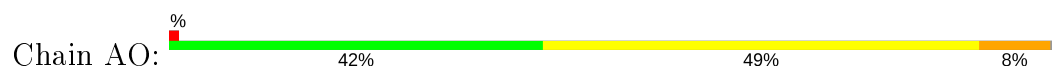
• Molecule 16: 30S ribosomal protein S14



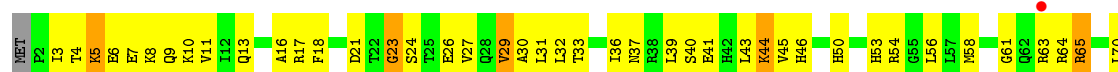
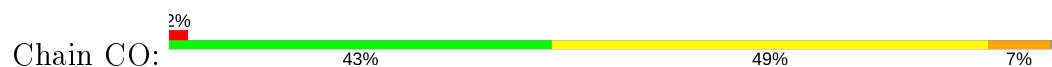
• Molecule 16: 30S ribosomal protein S14



• Molecule 17: 30S ribosomal protein S15

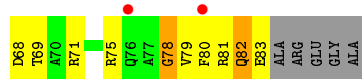
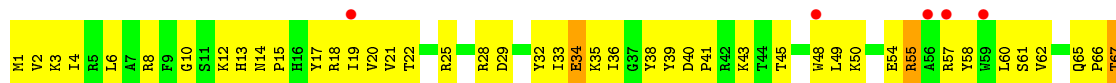


• Molecule 17: 30S ribosomal protein S15


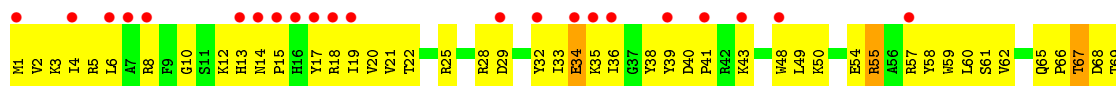





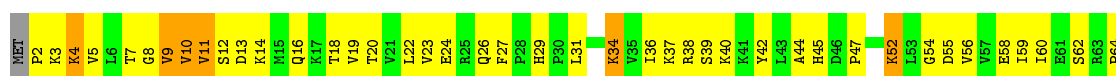
- Molecule 18: 30S ribosomal protein S16



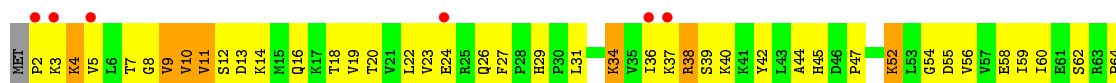
- Molecule 18: 30S ribosomal protein S16



- Molecule 19: 30S ribosomal protein S17

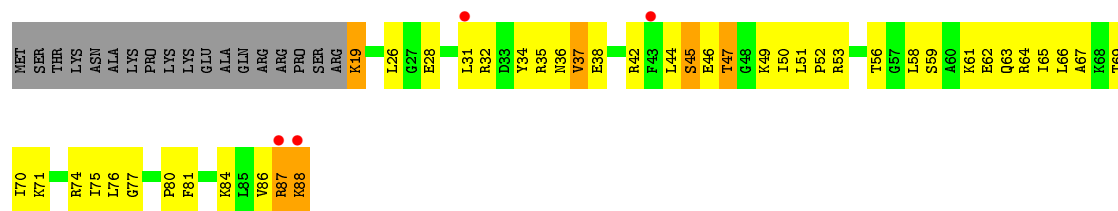


- Molecule 19: 30S ribosomal protein S17

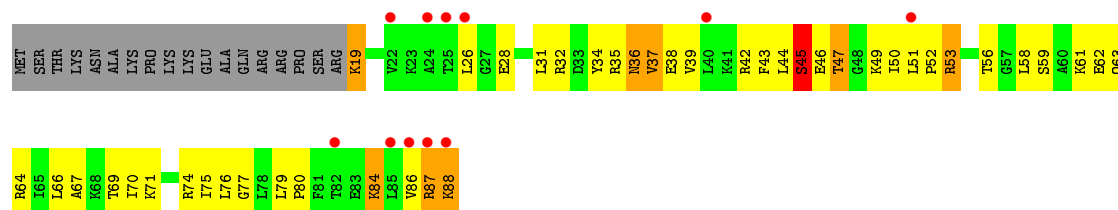


- Molecule 20: 30S ribosomal protein S18

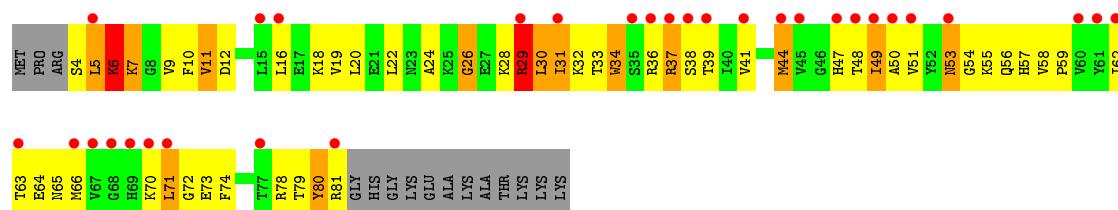




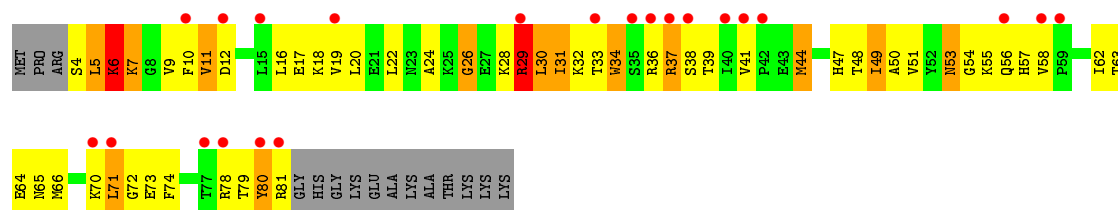
• Molecule 20: 30S ribosomal protein S18



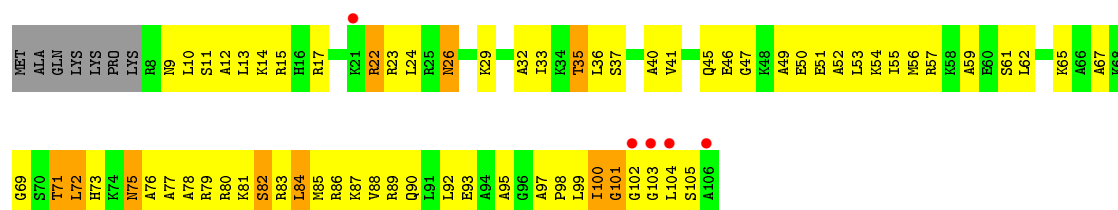
• Molecule 21: 30S ribosomal protein S19



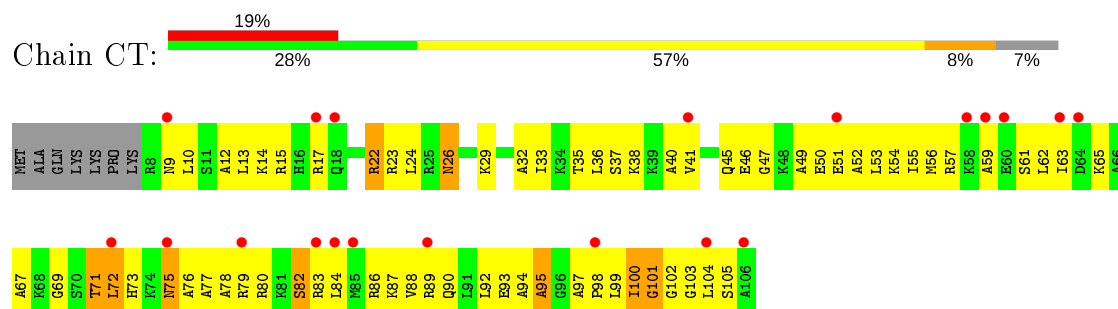
• Molecule 21: 30S ribosomal protein S19



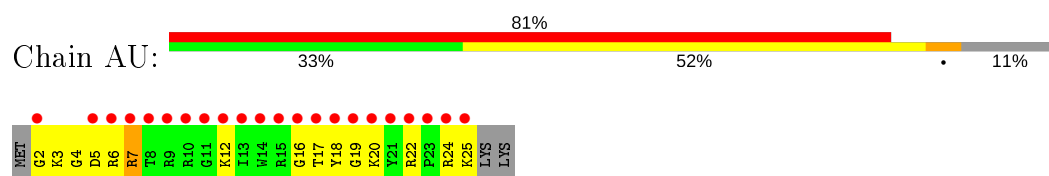
• Molecule 22: 30S ribosomal protein S20



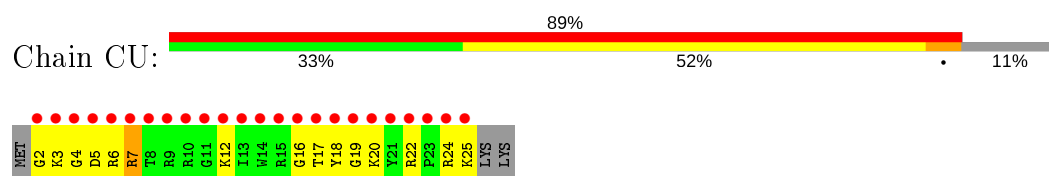
- Molecule 22: 30S ribosomal protein S20



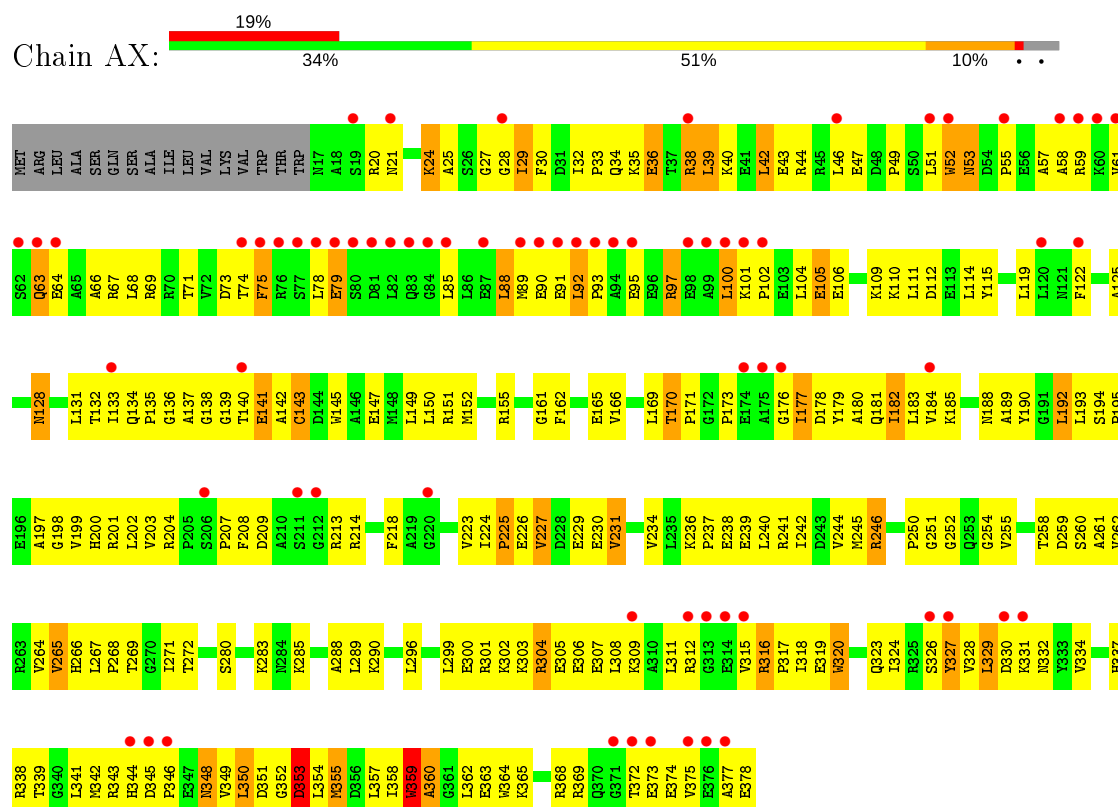
- Molecule 23: 30S ribosomal protein Thx



- Molecule 23: 30S ribosomal protein Thx

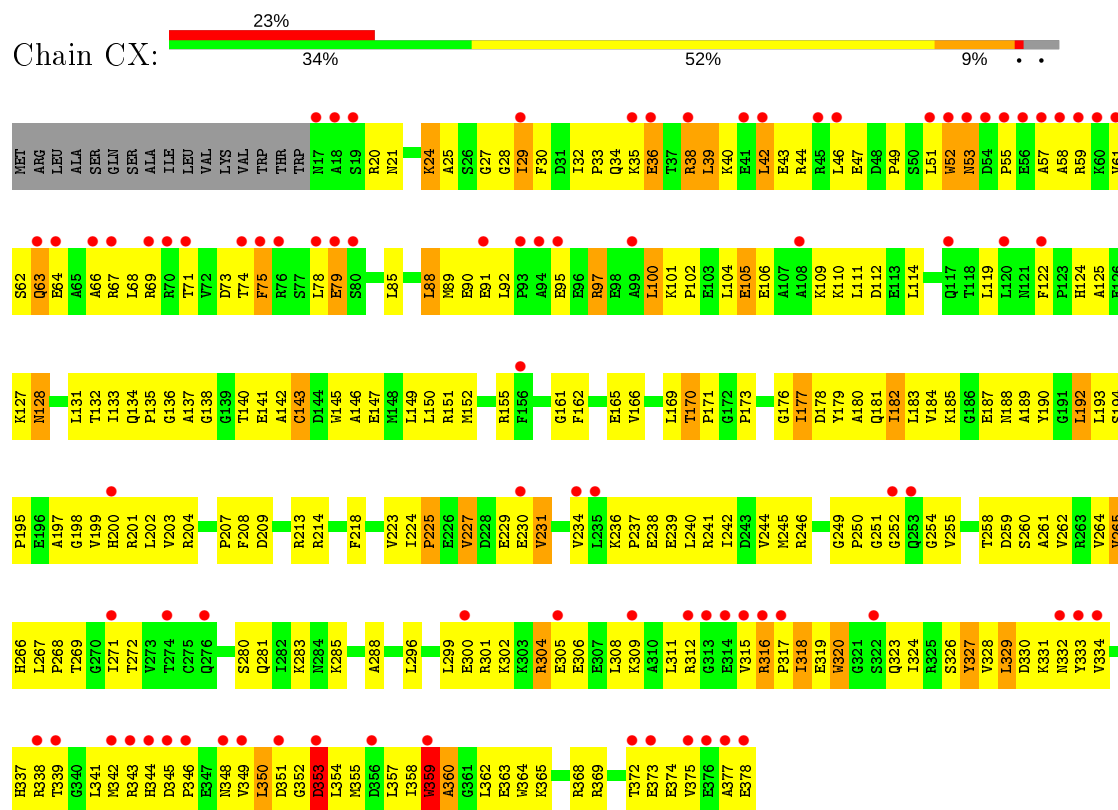


- Molecule 24: Bacterial peptide chain release factor 2 (RF-2)



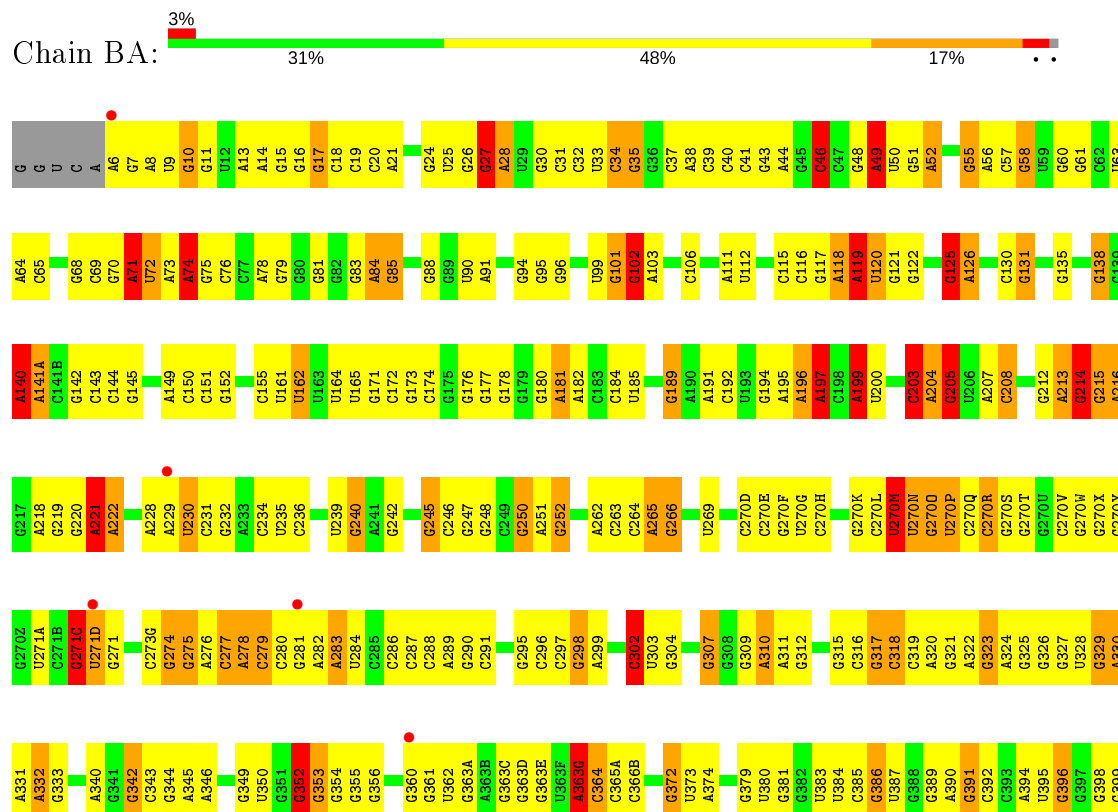
- Molecule 24: Bacterial peptide chain release factor 2 (RF-2)

Chain CX:



- Molecule 25: 23S rRNA

Chain BA:



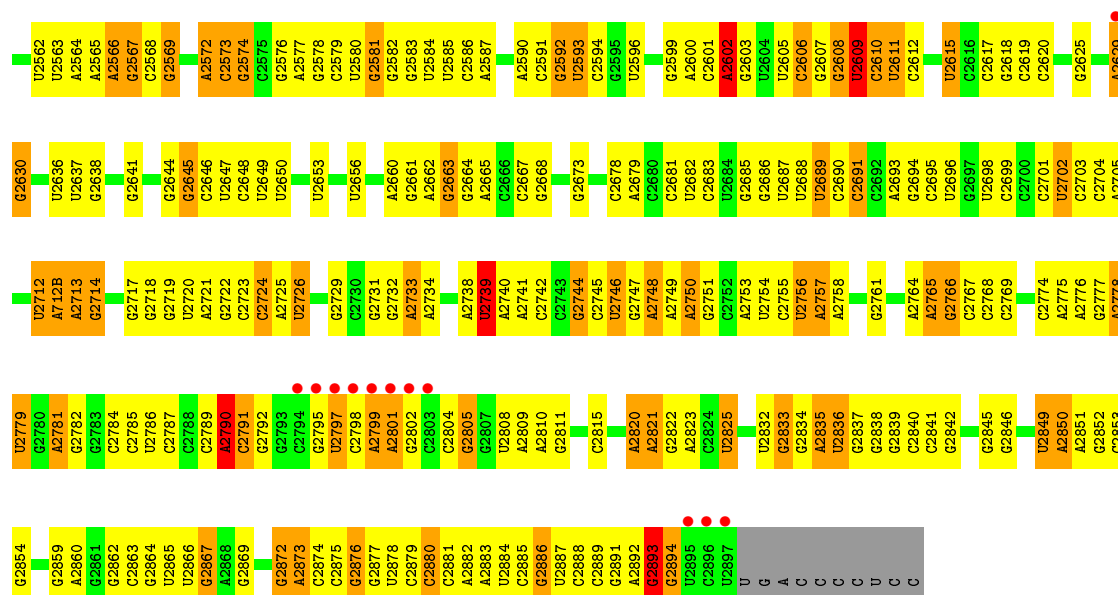




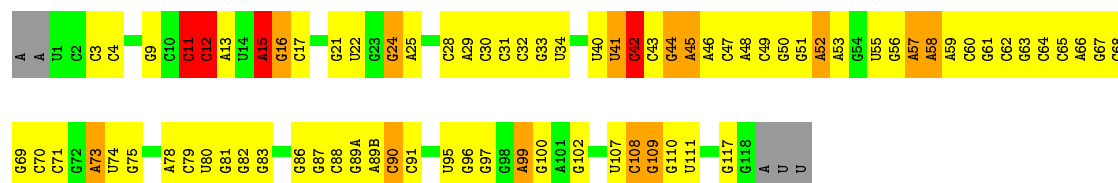




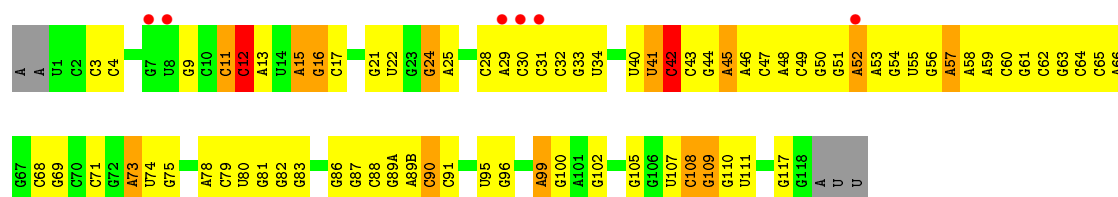
U2493	C2355	G2293	G2219	C2146	A2071	U1940	G1863	A1786	C1683	U1602	A1528
G2494	G2358	U2296	G2224	G2147	G2072	C1941	G1864	A1787	C1684	A1603	A1529
G2495	G2359	C2297	A2225	G2148	U2074	C1942	U1864	C1788	C1685	A1604	G1530
G2496	A2360	A2298	C2226	U2150	U2075	G1945	G1869	A1789	C1686	C1605	C1531
C2497	A2361	G2299	G2227	U2151	U2076	G1946	U1871	A1790	C1687	G1506	G1532
A2498	G2364	G2302	C2229	G2152	U2077	G1949	A1872	A1791	A1689	G1507	G1533
C2499	G2365	G2303	G2230	G2153	C2078	U1951	G1878	G1792	A1690	U1534	G1534
U2500	A2366	C2331	G2231	G2154	U2079	G1950	U1879	C1793	C1691	U1535	A1536
C2501	G2367	G2304	U2232	G2155	G2080	U1952	U1794	C1795	U1692	A1609	U1537
G2502	A2368	A2305	G2233	G2156	C2081	A1953	U1795	C1796	U1693	A1610	C1538
U2503	C2369	G2306	G2234	G2157	G2082	G1954	G1883	G1797	G1694	A1614	G1539
G2504	A2370	G2307	G2235	G2158	A2083	U1955	A1884	U1798	G1695	G1615	G1540
C2505	G2370	C2236	C2236	G2159	C2084	U1956	A1885	G1799	G1696	A1616	U1541
U2506	G2371	A2309	G2237	G2160	C2085	C1957	G1886	C1800	G1697	C1617	U1542
C2507	G2372	A2310	G2238	G2161	U2086	U1957	G1889	A1698	A1618	G1619	G1543
G2508	G2373	A2311	G2239	G2162	U2087	G1959	A1890	G1801	G1620	G1620	A1544
U2509	C2374	U2312	C2240	G2163	U2092	A1960	A1891	A1802	G1621	C1545	A1545
C2510	G2375	G2313	G2241	G2164	G2093	C1961	G1892	A1803	G1702	A1546	A1546
G2511	A2376	G2314	G2242	G2165	A2090	G1962	C1893	C1804	U1709	C1547	C1548
C2512	A2377	G2315	U2243	U2167	A2091	G1963	C1894	U1805	G1623	G1624	C1549
G2513	G2378	G2316	U2244	A2169	C2103	G1964	G1897	A1809	G1625	A1626	C1550
U2514	A2379	C2317	U2245	A2170	G2104	C1965	G1898	A1810	G1626	G1627	G1551
G2515	G2380	G2318	U2246	A2171	C2105	A1966	G1899	G1727	G1628	G1629	G1552
C2516	G2381	G2319	A2247	U2172	G2106	G1967	A1900	G1728	U1629	G1553	A1553
U2517	G2382	A2320	C2248	A2173	G2107	G1968	A1901	G1729	A1632	A1554	G1554
A2518	G2384	G2321	U2249	C2174	C2108	U1969	C1902	A1731	G1633	C1556	C1557
C2519	C2385	A2322	G2250	C2175	U2109	A1970	G1903	G1732	G1634	C1557	A1558
U2520	G2389	G2323	G2251	U2176	G2110	A1971	G1904	C1733	C1635	C1558	G1559
G2521	U2390	C2324	G2252	C2177	G2111	U1972	G1905	C1734	G1636	U1639	C1565
C2522	G2391	G2325	C2254	U2178	U2112	G1973	G1906	G1743	G1640	A1566	A1566
U2523	A2392	G2326	C2255	C2179	U2113	C1974	G1907	G1748	G1647	A1567	G1568
G2524	G2393	A2327	C2256	U2180	A2114	U1977	A1913	A1749	C1648	A1569	A1570
C2525	C2394	G2328	C2257	G2181	G2115	G1978	C1914	G1826	A1654	A1655	C1575
U2526	G2395	U2329	G2258	G2182	G2116	G1981	U1915	G1827	A1656	C1657	U1576
A2527	G2399	G2330	C2259	C2183	A2117	C1982	U1916	G1828	C1658	U1577	U1578
C2528	U2400	U2331	U2260	G2184	U2118	G1983	A1917	A1829	A1659	C1661	C1579
U2529	G2401	U2332	C2261	C2185	A2119	G1984	C1918	C1830	A1660	C1662	C1585
A2530	C2402	G2333	C2262	U2186	G2120	G1985	A1919	G1831	A1661	A1666	A1586
C2531	G2403	A2334	A2263	G2187	U2121	U1986	C1920	G1832	A1667	G1674	A1587
U2532	U2404	G2335	C2264	U2188	U2122	G1987	G1921	C1833	A1668	C1588	C1589
G2533	G2405	A2336	A2265	U2189	G2123	G1988	U1922	U1834	A1669	C1590	G1593
C2534	U2406	G2337	C2266	G2190	G2124	G1989	G1923	G1839	A1671	G1591	C1592
U2535	G2407	U2338	U2271	G2191	U2125	C1990	U1926	G1840	A1672	A1673	A1594
G2536	U2408	G2339	U2272	U2197	A2126	U1991	A1927	U1841	A1673	G1675	G1595
C2537	A2409	G2340	A2273	A2198	C2128	U1992	A1928	G1842	C1774	A1676	A1596
U2538	G2410	G2341	C2274	A2199	U2129	G1993	G1929	C1843	U1775	A1677	C1599
A2539	G2415	C2342	G2275	C2205	U2130	U1994	C1930	C1844	G1776	G1678	C1600
C2540	C2416	U2343	G2276	U2208	G2131	C1996	U1931	A1847	C1777	G1682	G1601
U2541	G2417	G2344	A2277	C2209	U2132	G1997	G1932	A1848	U1778		
G2542	A2418	A2345	G2278	G2210	G2133	C2000	A1933	U1851	A1780		
C2543	U2419	C2346	C2279	G2211	A2134	G1998	G1934	U1852	C1675		
U2544	G2420	G2347	G2280	G2212	C2063	C1999	C1935	A1853	A1676		
G2545	C2421	U2348	C2281	A2213	C2064	A2001	G1936	A1854	A1677		
C2546	G2422	G2349	G2282	U2214	C2065	G2002	A1937	A1784	G1682		
U2547	A2423	C2350	C2283	G2215	C2066	G2003	A1938	A1785			
G2548	U2424	G2351	A2284	G2216	G2067	C2006	U1939	A1786			
C2549	A2425	A2352	C2285	G2217	U2068	C2007	U1940	A1787			
U2550	G2426	G2354	A2286	G2218	G2070		U1941	A1788			
C2551											
G2552											
U2553											
C2554											
U2555											
C2556											
U2557											
C2558											
U2559											



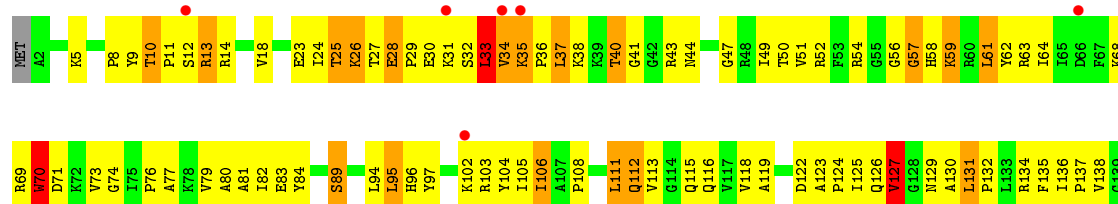
• Molecule 26: 5S rRNA

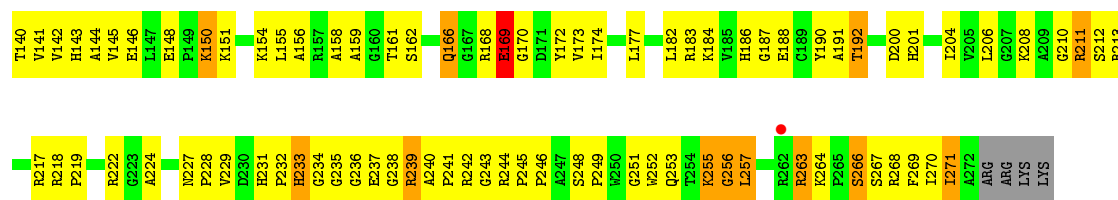


• Molecule 26: 5S rRNA



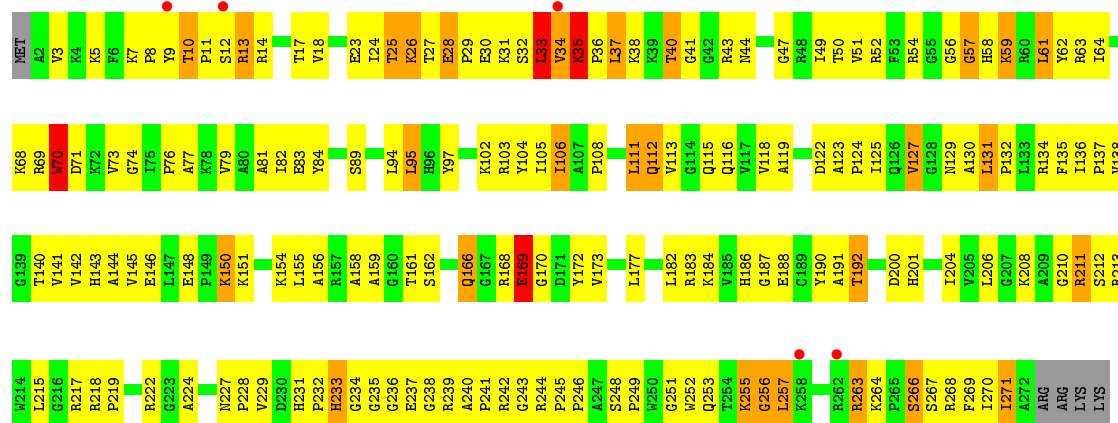
• Molecule 27: 50S ribosomal protein L2





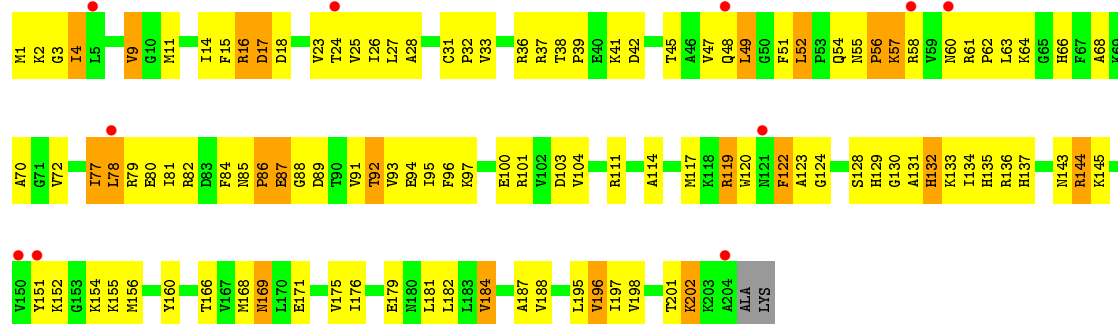
• Molecule 27: 50S ribosomal protein L2

Chain DD: 2% 36% 51% 10% ..



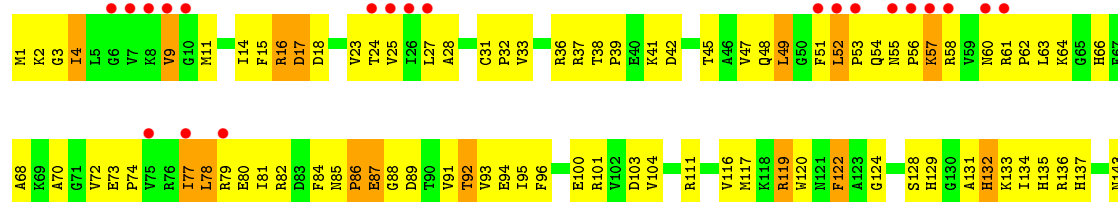
• Molecule 28: 50S ribosomal protein L3

Chain BE: 5% 44% 45% 10% ..



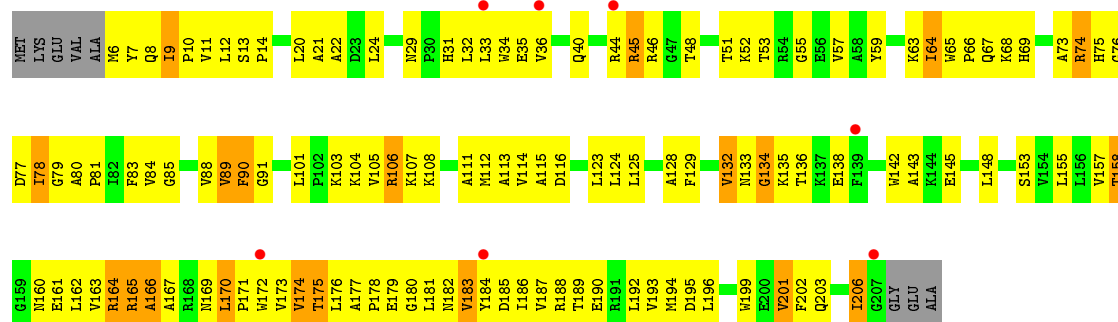
• Molecule 28: 50S ribosomal protein L3

Chain DE: 14% 44% 45% 10% ..

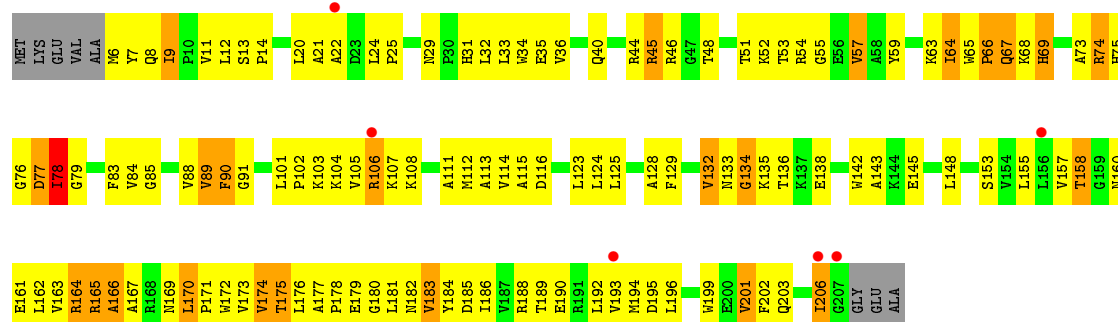




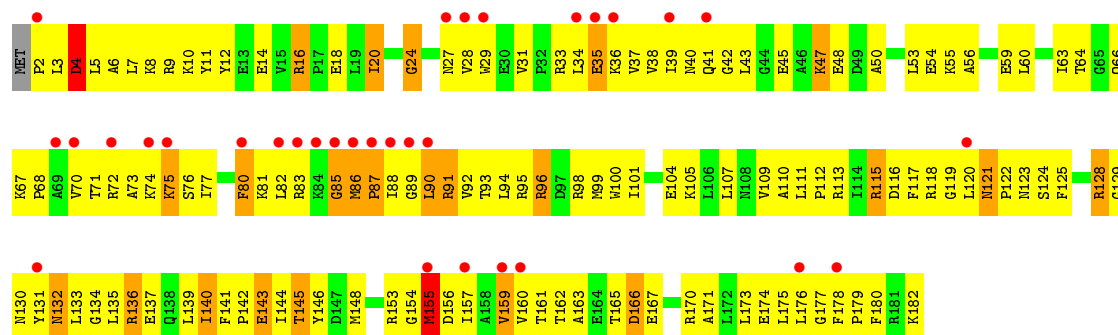
- Molecule 29: 50S ribosomal protein L4



- Molecule 29: 50S ribosomal protein L4

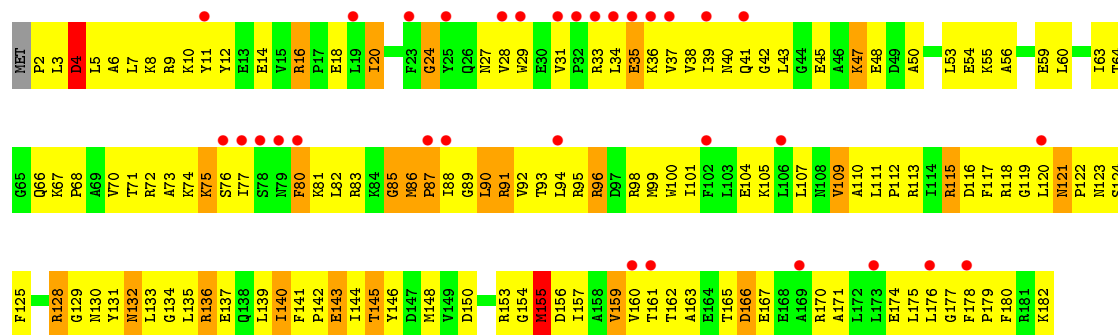


- Molecule 30: 50S ribosomal protein L5

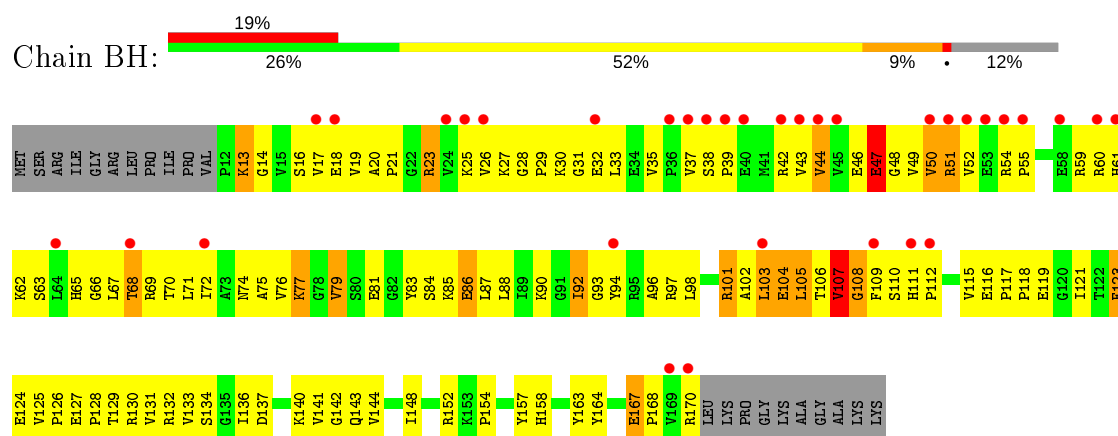


- Molecule 30: 50S ribosomal protein L5

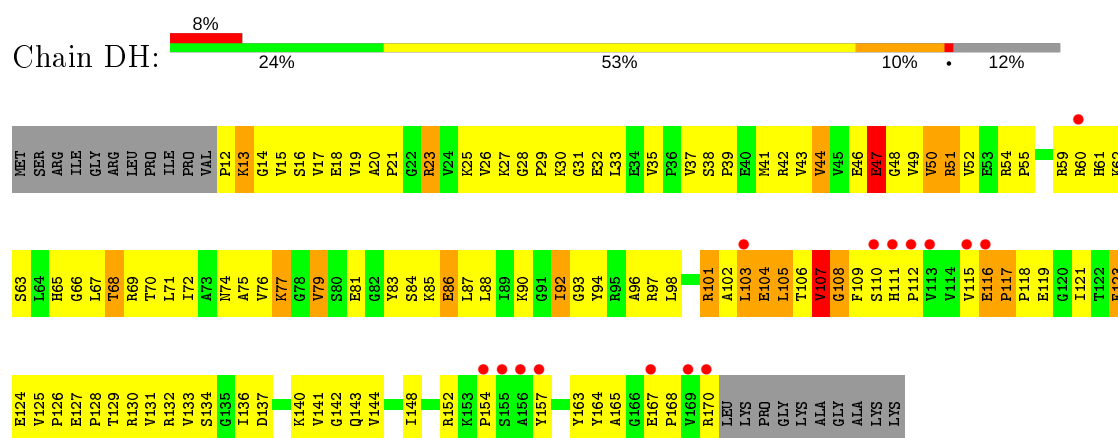




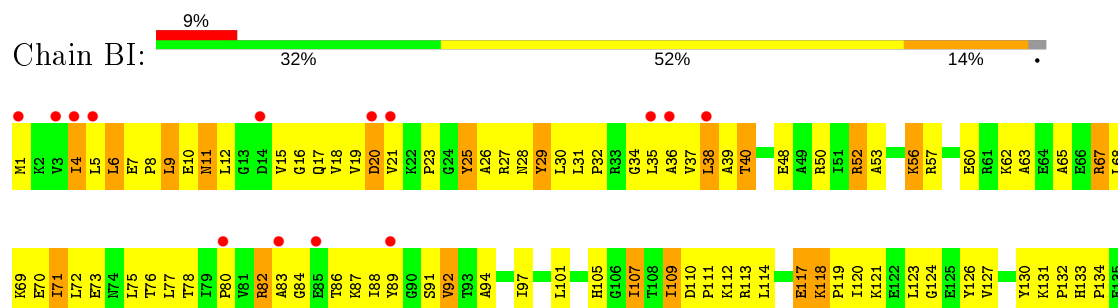
• Molecule 31: 50S ribosomal protein L6



• Molecule 31: 50S ribosomal protein L6

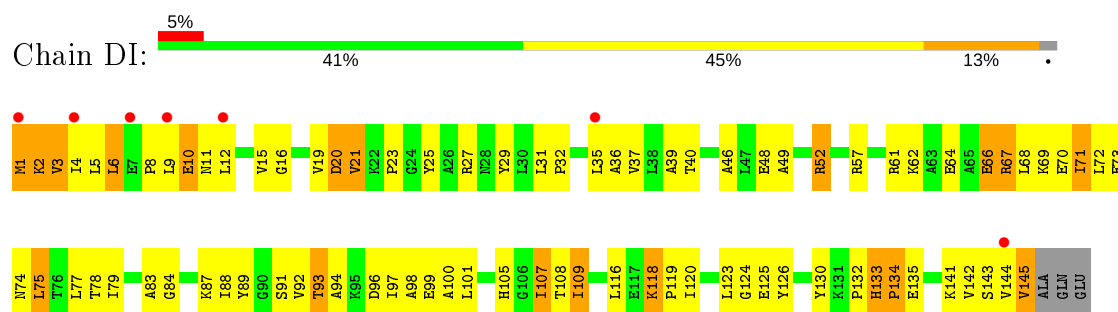


• Molecule 32: 50S ribosomal protein L9

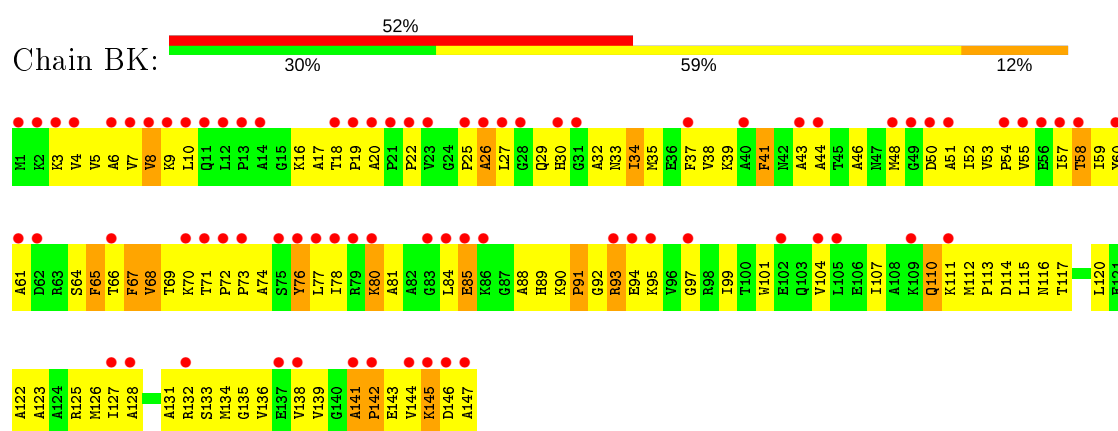


V136  
P137  
I138  
Q139  
L140  
K141  
V142  
S143  
V144  
V145  
ALA  
GLN  
GLU

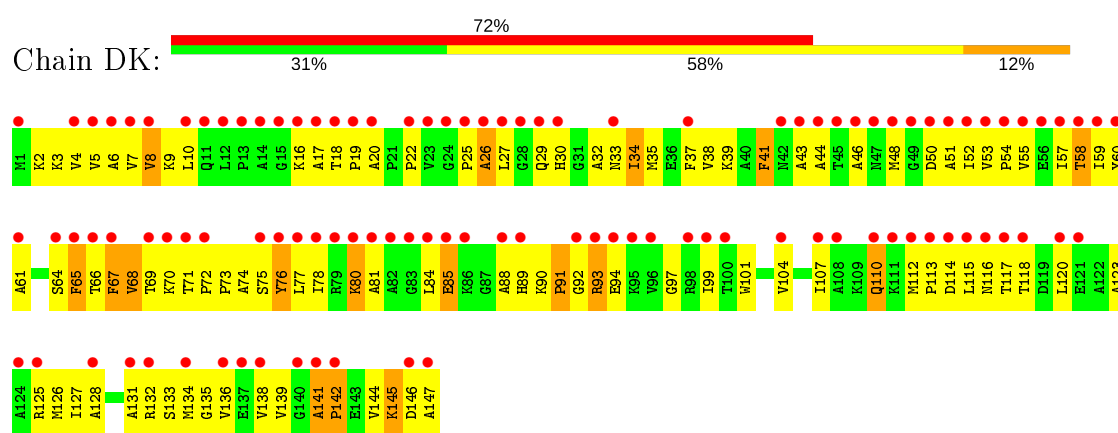
• Molecule 32: 50S ribosomal protein L9



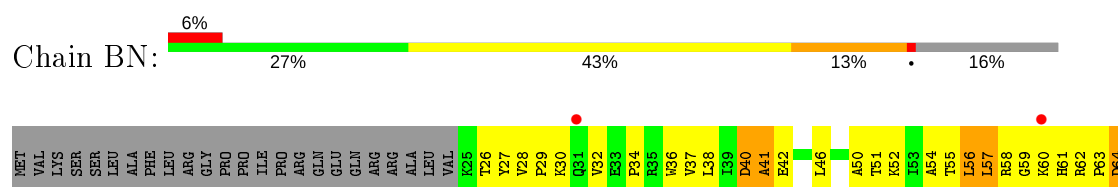
• Molecule 33: 50S ribosomal protein L11

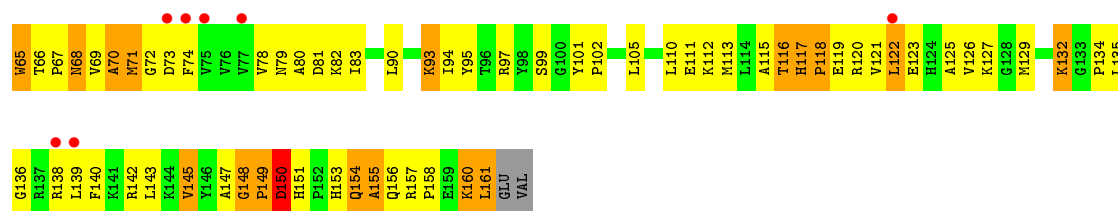


• Molecule 33: 50S ribosomal protein L11



• Molecule 34: 50S ribosomal protein L13








• Molecule 34: 50S ribosomal protein L13



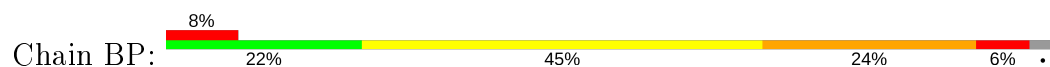
• Molecule 35: 50S ribosomal protein L14

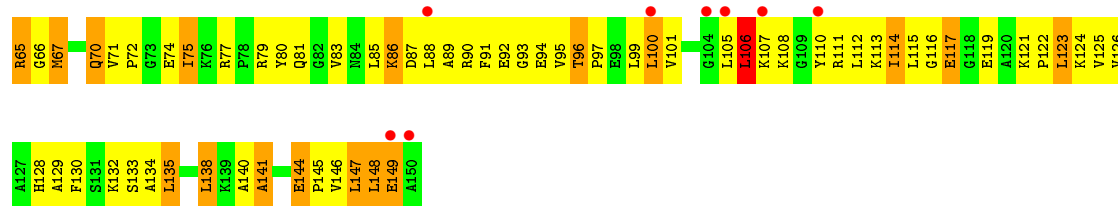


• Molecule 35: 50S ribosomal protein L14

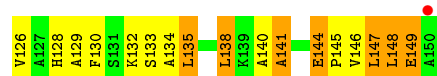

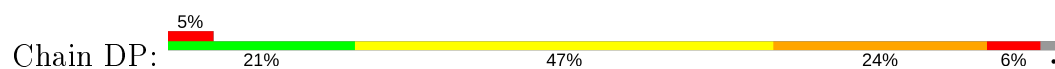


• Molecule 36: 50S ribosomal protein L15

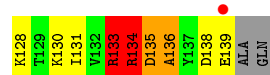
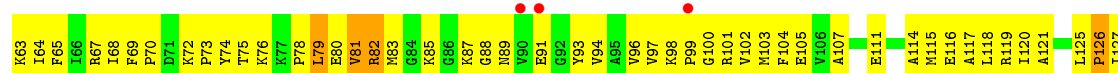




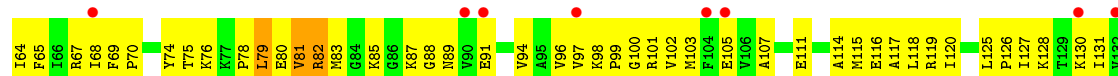
• Molecule 36: 50S ribosomal protein L15



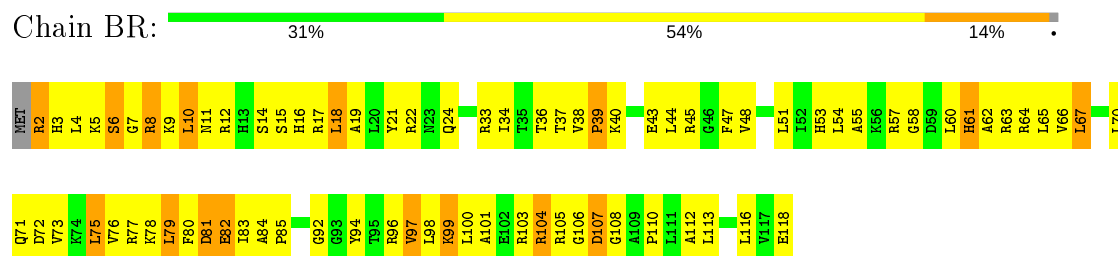
• Molecule 37: 50S ribosomal protein L16



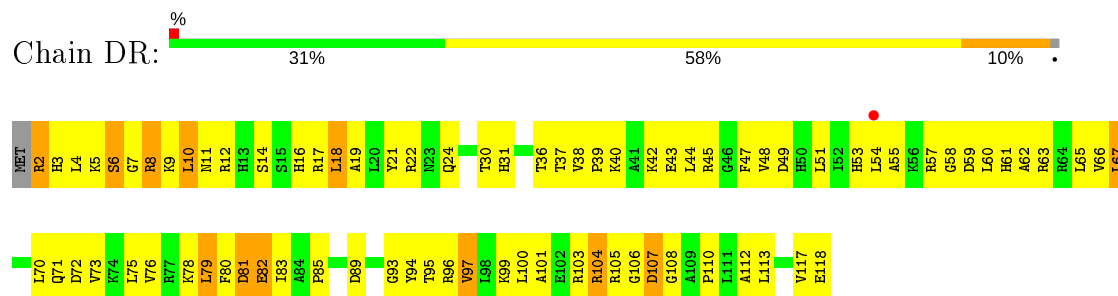
• Molecule 37: 50S ribosomal protein L16



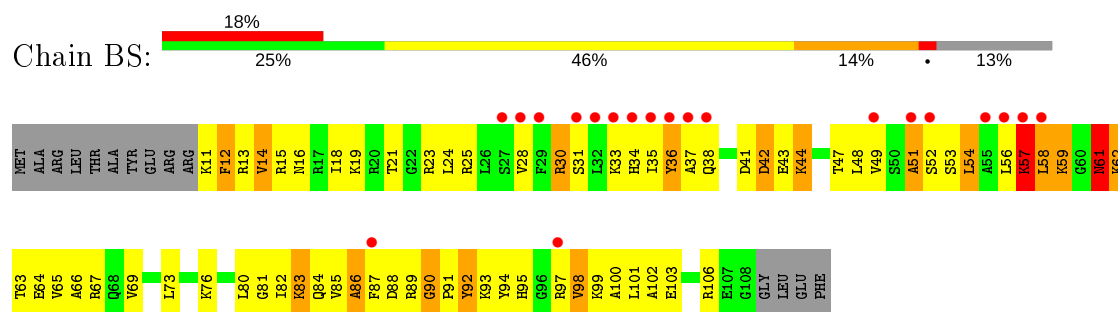
- Molecule 38: 50S ribosomal protein L17



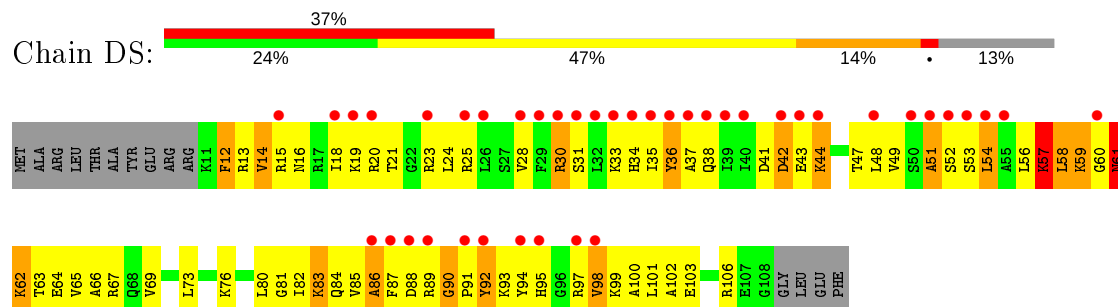
- Molecule 38: 50S ribosomal protein L17



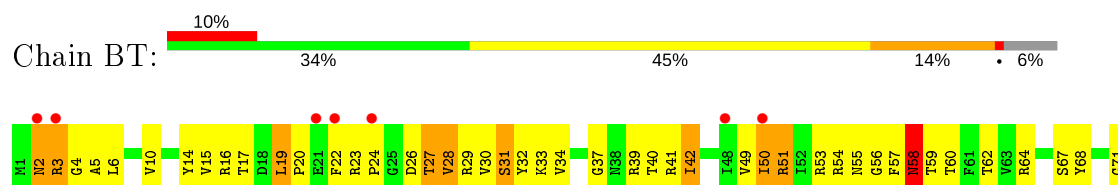
- Molecule 39: 50S ribosomal protein L18

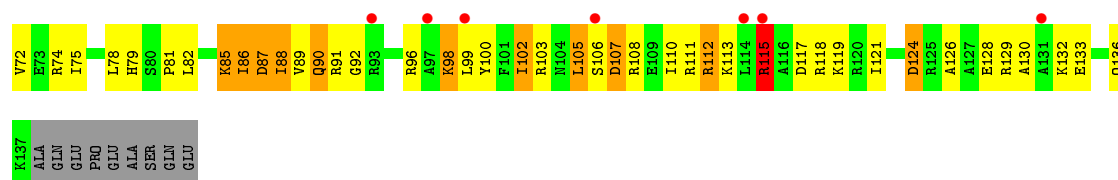


- Molecule 39: 50S ribosomal protein L18

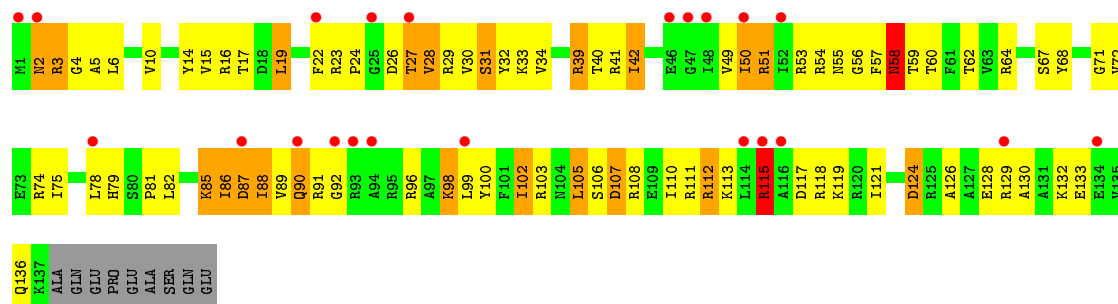


- Molecule 40: 50S ribosomal protein L19

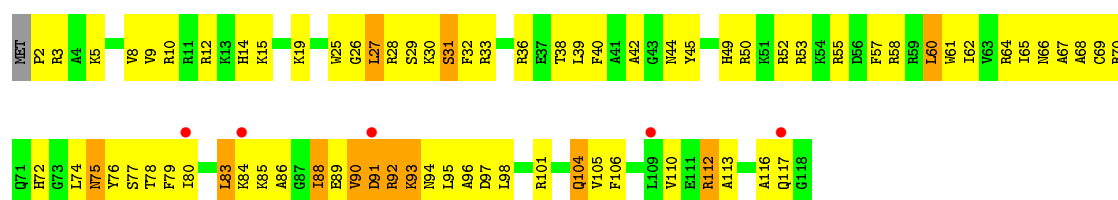




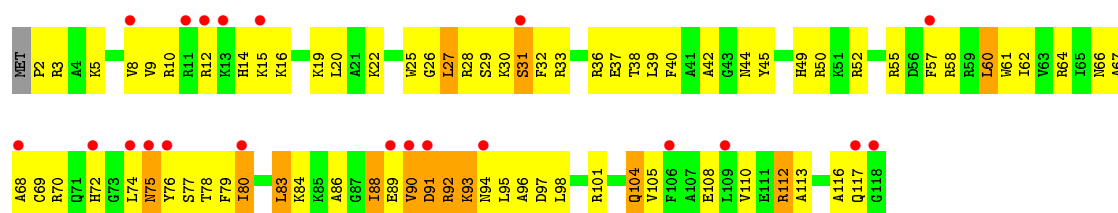
- Molecule 40: 50S ribosomal protein L19



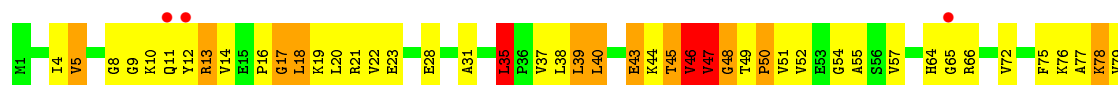
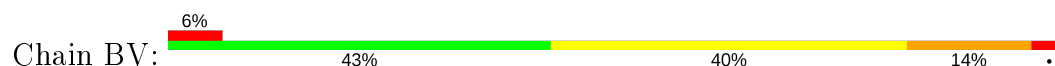
- Molecule 41: 50S ribosomal protein L20

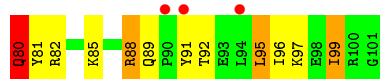


- Molecule 41: 50S ribosomal protein L20

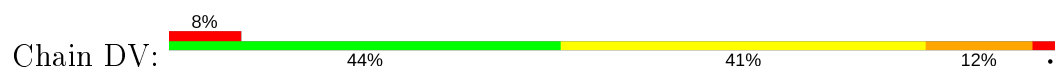


- Molecule 42: 50S ribosomal protein L21






- Molecule 42: 50S ribosomal protein L21



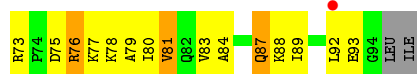
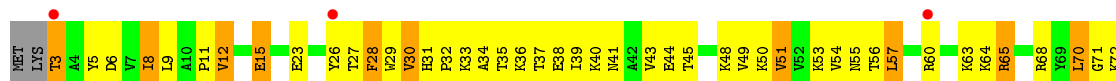
- Molecule 43: 50S ribosomal protein L22



- Molecule 43: 50S ribosomal protein L22

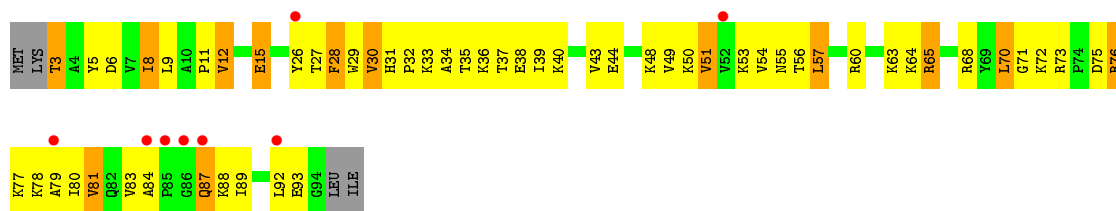


- Molecule 44: 50S ribosomal protein L23

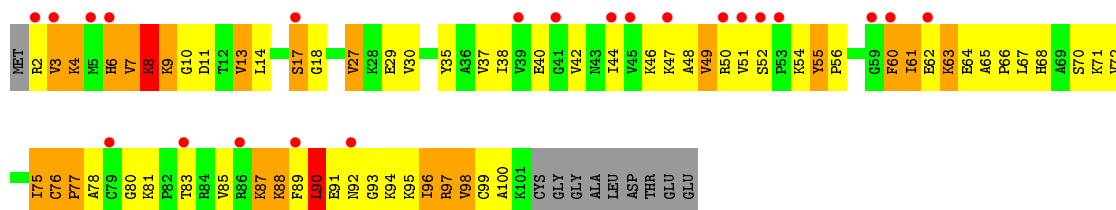


- Molecule 44: 50S ribosomal protein L23

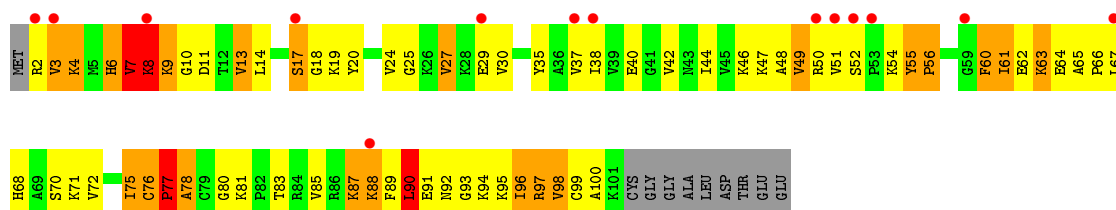




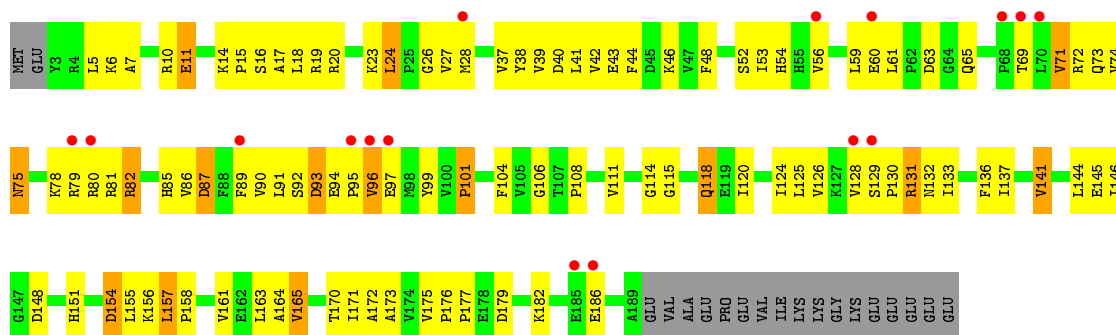
• Molecule 45: 50S ribosomal protein L24



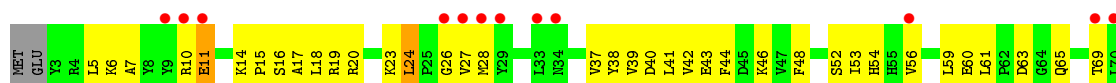
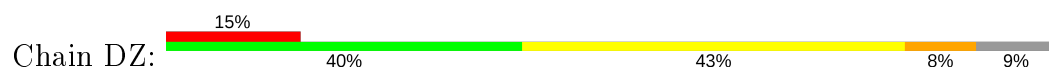
• Molecule 45: 50S ribosomal protein L24

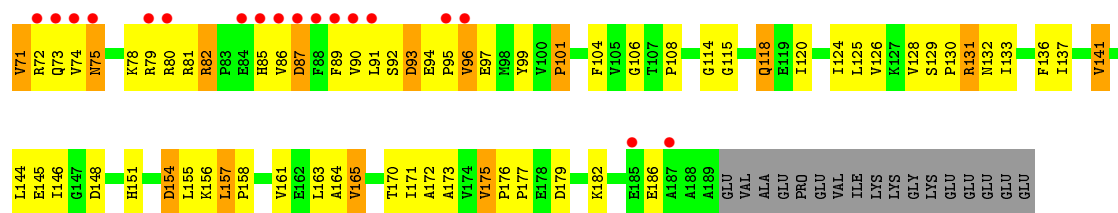


• Molecule 46: 50S ribosomal protein L25

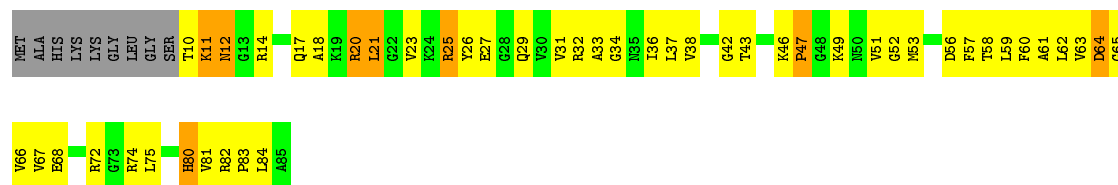


• Molecule 46: 50S ribosomal protein L25

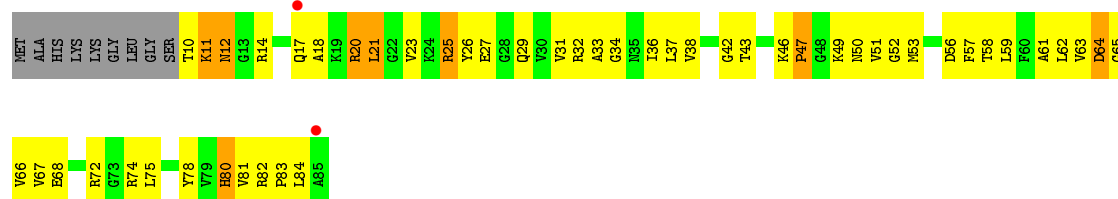




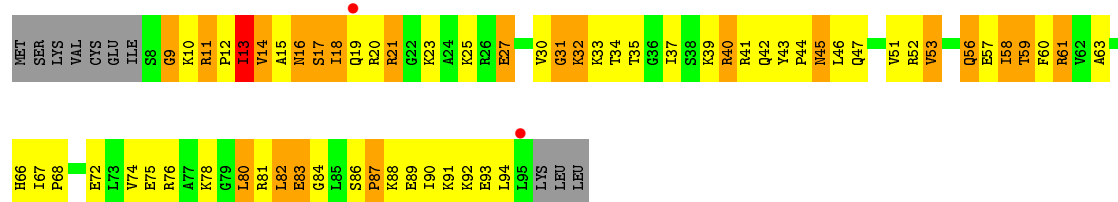
• Molecule 47: 50S ribosomal protein L27



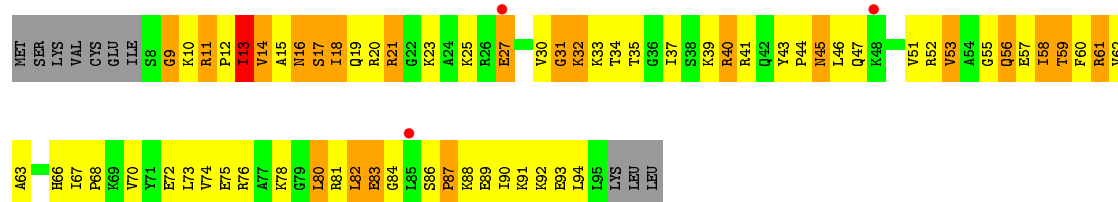
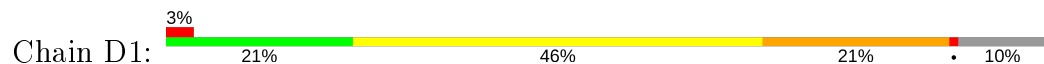
• Molecule 47: 50S ribosomal protein L27



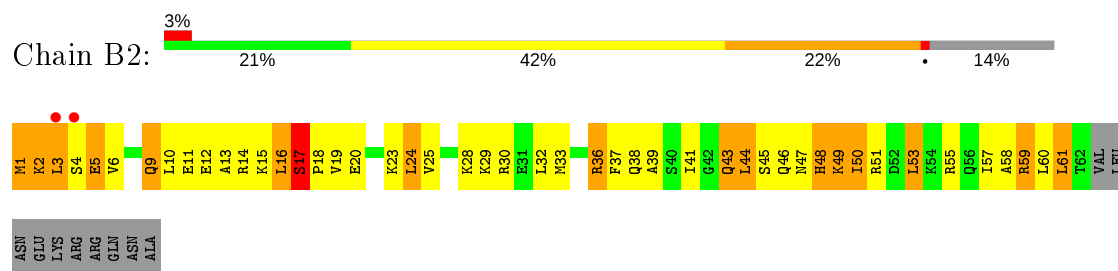
• Molecule 48: 50S ribosomal protein L28



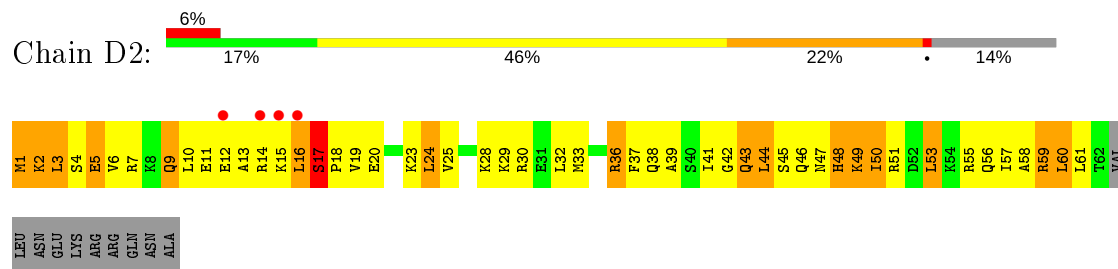
• Molecule 48: 50S ribosomal protein L28



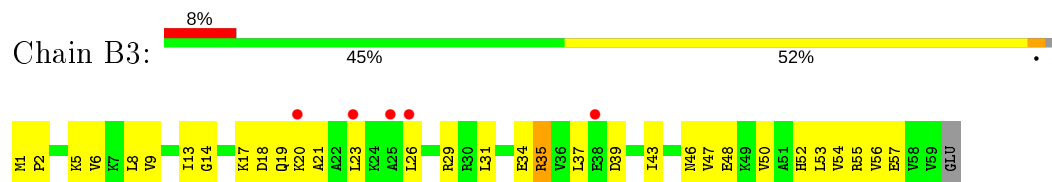
- Molecule 49: 50S ribosomal protein L29



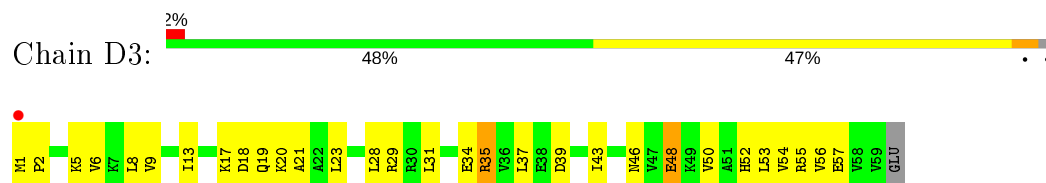
- Molecule 49: 50S ribosomal protein L29




- Molecule 50: 50S ribosomal protein L30



- Molecule 50: 50S ribosomal protein L30

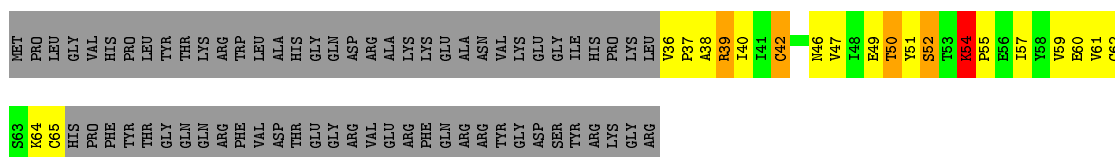


- Molecule 51: 50S ribosomal protein L31

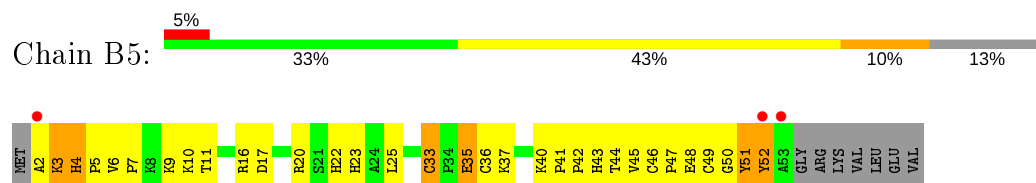


- Molecule 51: 50S ribosomal protein L31

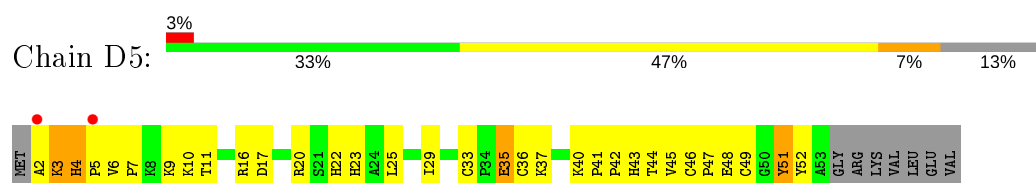




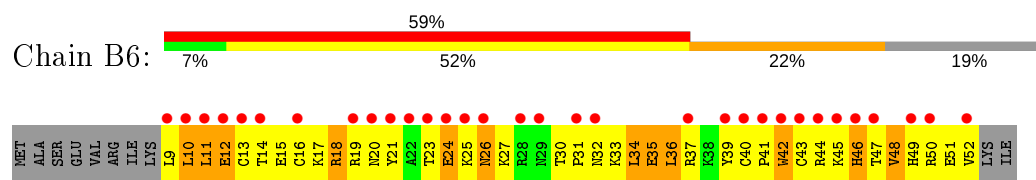
- Molecule 52: 50S ribosomal protein L32



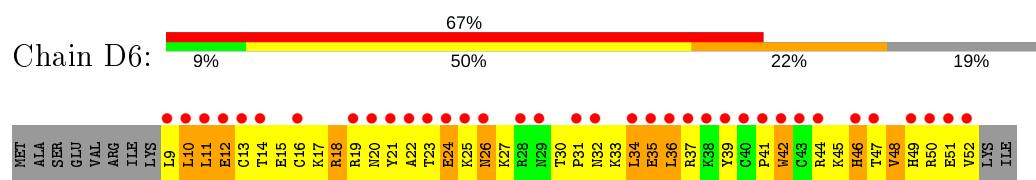
- Molecule 52: 50S ribosomal protein L32



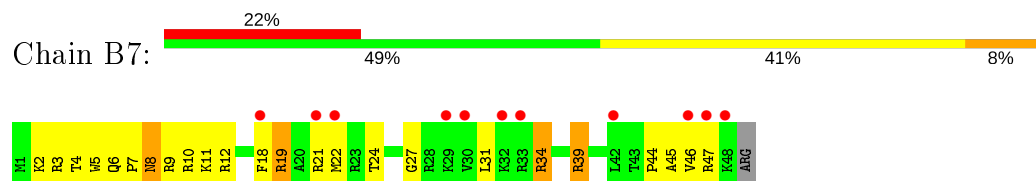
- Molecule 53: 50S ribosomal protein L33



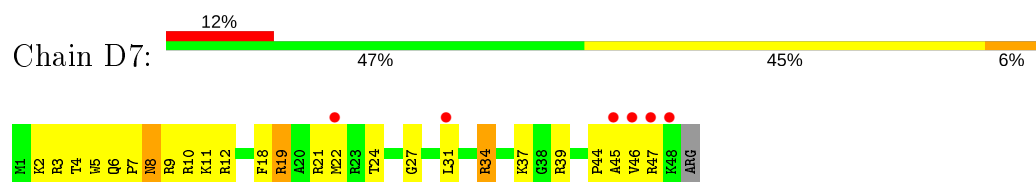
- Molecule 53: 50S ribosomal protein L33



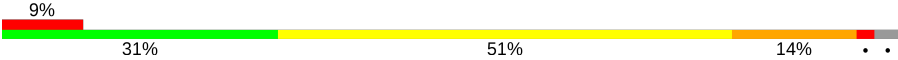
- Molecule 54: 50S ribosomal protein L34

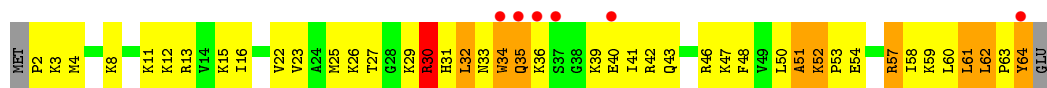


- Molecule 54: 50S ribosomal protein L34



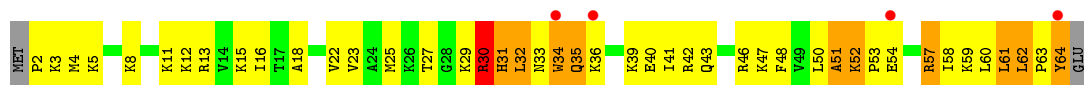
## ● Molecule 55: 50S ribosomal protein L35

Chain B8: 



## ● Molecule 55: 50S ribosomal protein L35

Chain D8: 



## 4 Data and refinement statistics

Property	Value	Source
Space group	P 21 21 21	Depositor
Cell constants a, b, c, $\alpha$ , $\beta$ , $\gamma$	211.24Å 456.78Å 618.71Å 90.00° 90.00° 90.00°	Depositor
Resolution (Å)	49.95 – 3.00 50.99 – 2.99	Depositor EDS
% Data completeness (in resolution range)	97.3 (49.95-3.00) 97.2 (50.99-2.99)	Depositor EDS
$R_{merge}$	(Not available)	Depositor
$R_{sym}$	(Not available)	Depositor
$\langle I/\sigma(I) \rangle$ <sup>1</sup>	1.31 (at 3.01Å)	Xtriage
Refinement program	PHENIX (phenix.refine), CNS 1.2	Depositor
R, $R_{free}$	0.280 , 0.316 0.274 , 0.309	Depositor DCC
$R_{free}$ test set	10573 reflections (0.91%)	wwPDB-VP
Wilson B-factor (Å <sup>2</sup> )	56.2	Xtriage
Anisotropy	0.291	Xtriage
Bulk solvent $k_{sol}$ (e/Å <sup>3</sup> ), $B_{sol}$ (Å <sup>2</sup> )	0.18 , 49.3	EDS
L-test for twinning <sup>2</sup>	$\langle  L  \rangle = 0.43$ , $\langle L^2 \rangle = 0.25$	Xtriage
Estimated twinning fraction	No twinning to report.	Xtriage
$F_o, F_c$ correlation	0.89	EDS
Total number of atoms	301148	wwPDB-VP
Average B, all atoms (Å <sup>2</sup> )	95.0	wwPDB-VP

Xtriage's analysis on translational NCS is as follows: *The largest off-origin peak in the Patterson function is 1.24% of the height of the origin peak. No significant pseudotranslation is detected.*

<sup>1</sup>Intensities estimated from amplitudes.

<sup>2</sup>Theoretical values of  $\langle |L| \rangle$ ,  $\langle L^2 \rangle$  for acentric reflections are 0.5, 0.333 respectively for untwinned datasets, and 0.375, 0.2 for perfectly twinned datasets.

## 5 Model quality ⓘ

### 5.1 Standard geometry ⓘ

Bond lengths and bond angles in the following residue types are not validated in this section: ZN, MG

The Z score for a bond length (or angle) is the number of standard deviations the observed value is removed from the expected value. A bond length (or angle) with  $|Z| > 5$  is considered an outlier worth inspection. RMSZ is the root-mean-square of all Z scores of the bond lengths (or angles).

Mol	Chain	Bond lengths		Bond angles	
		RMSZ	$\# Z  > 5$	RMSZ	$\# Z  > 5$
1	AA	0.56	1/36194 (0.0%)	1.11	109/56493 (0.2%)
1	CA	0.55	1/36194 (0.0%)	1.10	110/56493 (0.2%)
2	AY	0.54	0/1832	1.03	2/2855 (0.1%)
2	AZ	0.46	0/1832	0.95	1/2855 (0.0%)
2	CY	0.54	0/1832	1.03	2/2855 (0.1%)
2	CZ	0.45	0/1832	0.94	1/2855 (0.0%)
3	AV	0.66	0/241	1.33	2/374 (0.5%)
3	CV	0.64	0/241	1.30	1/374 (0.3%)
4	AB	0.27	0/1935	0.46	0/2609
4	CB	0.27	0/1935	0.47	0/2609
5	AC	0.27	0/1636	0.46	0/2205
5	CC	0.28	0/1636	0.46	0/2205
6	AD	0.32	0/1733	0.50	0/2318
6	CD	0.30	0/1733	0.49	0/2318
7	AE	0.30	0/1171	0.50	0/1576
7	CE	0.29	0/1171	0.50	0/1576
8	AF	0.30	0/856	0.49	0/1154
8	CF	0.30	0/856	0.49	0/1154
9	AG	0.30	0/1276	0.47	0/1709
9	CG	0.28	0/1276	0.46	0/1709
10	AH	0.31	0/1136	0.52	0/1527
10	CH	0.29	0/1136	0.50	0/1527
11	AI	0.26	0/1029	0.45	0/1378
11	CI	0.26	0/1029	0.45	0/1378
12	AJ	0.29	0/807	0.49	0/1085
12	CJ	0.27	0/807	0.48	0/1085
13	AK	0.31	0/856	0.51	0/1157
13	CK	0.38	0/856	0.53	0/1157
14	AL	0.36	0/972	0.58	0/1301
14	CL	0.33	0/972	0.57	0/1301
15	AM	0.26	0/943	0.49	0/1265
15	CM	0.25	0/943	0.49	0/1265

Mol	Chain	Bond lengths		Bond angles	
		RMSZ	# Z  >5	RMSZ	# Z  >5
16	AN	0.28	0/501	0.47	0/664
16	CN	0.30	0/501	0.47	0/664
17	AO	0.33	0/745	0.48	0/992
17	CO	0.32	0/745	0.48	0/992
18	AP	0.33	0/716	0.50	0/963
18	CP	0.27	0/716	0.47	0/963
19	AQ	0.32	0/836	0.50	0/1117
19	CQ	0.30	0/836	0.48	0/1117
20	AR	0.32	0/579	0.49	0/768
20	CR	0.32	0/579	0.50	0/768
21	AS	0.25	0/642	0.46	0/865
21	CS	0.25	0/642	0.46	0/865
22	AT	0.30	0/764	0.48	0/1006
22	CT	0.27	0/764	0.47	0/1006
23	AU	0.24	0/212	0.47	0/277
23	CU	0.25	0/212	0.45	0/277
24	AX	0.30	0/2926	0.49	0/3953
24	CX	0.27	0/2926	0.48	0/3953
25	BA	0.65	0/69437	1.22	337/108401 (0.3%)
25	DA	0.66	2/69437 (0.0%)	1.22	323/108401 (0.3%)
26	BB	0.53	0/2853	1.12	10/4451 (0.2%)
26	DB	0.52	0/2853	1.11	8/4451 (0.2%)
27	BD	0.46	0/2154	0.67	1/2905 (0.0%)
27	DD	0.47	0/2154	0.67	1/2905 (0.0%)
28	BE	0.35	0/1596	0.58	0/2153
28	DE	0.34	0/1596	0.57	0/2153
29	BF	0.37	0/1621	0.57	0/2194
29	DF	0.38	0/1621	0.57	0/2194
30	BG	0.28	0/1500	0.50	0/2017
30	DG	0.27	0/1500	0.49	0/2017
31	BH	0.26	0/1245	0.48	0/1682
31	DH	0.28	0/1245	0.49	0/1682
32	BI	0.31	0/1147	0.53	0/1552
32	DI	0.32	0/1147	0.55	0/1552
33	BK	0.24	0/1108	0.45	0/1500
33	DK	0.24	0/1108	0.45	0/1500
34	BN	0.32	0/1123	0.55	0/1515
34	DN	0.33	0/1123	0.55	0/1515
35	BO	0.38	0/942	0.56	0/1268
35	DO	0.35	0/942	0.55	0/1268
36	BP	0.38	0/1131	0.71	1/1504 (0.1%)
36	DP	0.40	0/1131	0.72	2/1504 (0.1%)
37	BQ	0.38	0/1084	0.60	0/1449

Mol	Chain	Bond lengths		Bond angles	
		RMSZ	# Z  >5	RMSZ	# Z  >5
37	DQ	0.36	0/1084	0.59	0/1449
38	BR	0.38	0/974	0.59	0/1302
38	DR	0.36	0/974	0.57	0/1302
39	BS	0.28	0/778	0.50	0/1036
39	DS	0.26	0/778	0.48	0/1036
40	BT	0.37	0/1157	0.53	0/1544
40	DT	0.32	0/1157	0.51	0/1544
41	BU	0.37	0/982	0.53	0/1306
41	DU	0.42	0/982	0.54	0/1306
42	BV	0.35	0/790	0.57	0/1057
42	DV	0.37	0/790	0.59	0/1057
43	BW	0.36	0/901	0.56	0/1209
43	DW	0.37	0/901	0.56	0/1209
44	BX	0.40	0/739	0.55	0/993
44	DX	0.42	0/739	0.56	0/993
45	BY	0.33	0/788	0.57	0/1051
45	DY	0.39	0/788	0.59	0/1051
46	BZ	0.28	0/1514	0.50	0/2056
46	DZ	0.28	0/1514	0.49	0/2056
47	B0	0.34	0/613	0.54	0/816
47	D0	0.32	0/613	0.54	0/816
48	B1	0.44	0/701	0.71	1/932 (0.1%)
48	D1	0.42	0/701	0.70	1/932 (0.1%)
49	B2	0.37	0/522	0.62	0/690
49	D2	0.40	0/522	0.63	0/690
50	B3	0.30	0/472	0.48	0/634
50	D3	0.31	0/472	0.49	0/634
51	B4	0.28	0/228	0.52	0/309
51	D4	0.26	0/228	0.52	0/309
52	B5	0.32	0/418	0.55	0/567
52	D5	0.33	0/418	0.58	0/567
53	B6	0.30	0/387	0.51	0/518
53	D6	0.29	0/387	0.50	0/518
54	B7	0.41	0/426	0.58	0/561
54	D7	0.44	0/426	0.64	0/561
55	B8	0.46	0/515	0.66	0/679
55	D8	0.42	0/515	0.65	0/679
All	All	0.55	4/324432 (0.0%)	1.04	913/484634 (0.2%)

Chiral center outliers are detected by calculating the chiral volume of a chiral center and verifying if the center is modelled as a planar moiety or with the opposite hand. A planarity outlier is detected by checking planarity of atoms in a peptide group, atoms in a mainchain group or atoms of a sidechain that are expected to be planar.

Mol	Chain	#Chirality outliers	#Planarity outliers
27	BD	0	1
27	DD	0	1
36	BP	0	3
36	DP	0	3
All	All	0	8

All (4) bond length outliers are listed below:

Mol	Chain	Res	Type	Atoms	Z	Observed(Å)	Ideal(Å)
25	DA	74	A	C3'-O3'	5.67	1.50	1.42
25	DA	2447	G	C3'-O3'	5.48	1.49	1.42
1	AA	1064	G	C3'-O3'	5.40	1.49	1.42
1	CA	115	G	C3'-O3'	5.06	1.49	1.42

All (913) bond angle outliers are listed below:

Mol	Chain	Res	Type	Atoms	Z	Observed(°)	Ideal(°)
25	BA	1913	A	C1'-O4'-C4'	-12.89	99.59	109.90
25	DA	1559	G	C1'-O4'-C4'	-12.85	99.62	109.90
25	DA	945	A	C1'-O4'-C4'	-12.85	99.62	109.90
25	BA	1559	G	C1'-O4'-C4'	-12.81	99.65	109.90
25	DA	1786	A	C1'-O4'-C4'	-12.74	99.70	109.90
25	BA	1379	A	C3'-C2'-C1'	-11.68	92.16	101.50
25	BA	945	A	C1'-O4'-C4'	-11.55	100.66	109.90
25	DA	1913	A	C1'-O4'-C4'	-11.53	100.68	109.90
25	DA	1379	A	C3'-C2'-C1'	-11.08	92.64	101.50
25	BA	1559	G	O4'-C1'-N9	11.02	117.02	108.20
25	BA	1913	A	O4'-C1'-N9	11.01	117.01	108.20
25	BA	1786	A	C1'-O4'-C4'	-11.01	101.09	109.90
25	DA	1913	A	O4'-C1'-N9	10.71	116.76	108.20
25	BA	1698	A	C3'-C2'-C1'	-10.42	93.16	101.50
25	DA	2609	U	C1'-O4'-C4'	-10.38	101.60	109.90
25	DA	1559	G	O4'-C1'-N9	10.36	116.49	108.20
25	DA	2447	G	P-O3'-C3'	10.32	132.08	119.70
25	BA	603	A	C1'-O4'-C4'	-10.27	101.69	109.90
25	BA	2609	U	C1'-O4'-C4'	-10.13	101.80	109.90
25	DA	1698	A	C3'-C2'-C1'	-10.01	93.49	101.50
25	BA	1542	G	P-O3'-C3'	10.00	131.70	119.70
25	BA	2447	G	P-O3'-C3'	9.96	131.65	119.70
25	BA	1300	U	P-O3'-C3'	9.93	131.62	119.70
25	DA	676	A	C1'-O4'-C4'	-9.92	101.96	109.90
25	DA	603	A	C1'-O4'-C4'	-9.85	102.02	109.90
25	BA	2346	A	C3'-C2'-C1'	-9.83	93.64	101.50

*Continued on next page...*

*Continued from previous page...*

Mol	Chain	Res	Type	Atoms	Z	Observed(°)	Ideal(°)
25	DA	1542	G	P-O3'-C3'	9.62	131.25	119.70
1	AA	328	C	C1'-O4'-C4'	-9.53	102.27	109.90
25	DA	74	A	P-O3'-C3'	9.49	131.09	119.70
25	BA	802	A	O4'-C1'-N9	-9.46	100.63	108.20
25	DA	363(G)	A	P-O3'-C3'	9.45	131.04	119.70
25	BA	1608	A	C1'-O4'-C4'	-9.39	102.38	109.90
25	DA	1022	G	P-O3'-C3'	9.37	130.94	119.70
1	CA	1492	A	C3'-C2'-C1'	-9.32	94.04	101.50
25	BA	74	A	P-O3'-C3'	9.29	130.85	119.70
25	BA	2346	A	C1'-O4'-C4'	-9.28	102.47	109.90
1	CA	1151	A	C1'-O4'-C4'	-9.25	102.50	109.90
25	DA	2275	C	P-O3'-C3'	9.20	130.74	119.70
25	DA	2346	A	C3'-C2'-C1'	-9.19	94.15	101.50
25	BA	2275	C	P-O3'-C3'	9.17	130.70	119.70
25	DA	1608	A	C1'-O4'-C4'	-9.16	102.57	109.90
25	DA	2346	A	C1'-O4'-C4'	-9.15	102.58	109.90
25	BA	676	A	C1'-O4'-C4'	-9.11	102.61	109.90
25	BA	363(G)	A	P-O3'-C3'	9.10	130.62	119.70
25	BA	933	A	O4'-C1'-N9	9.04	115.44	108.20
25	DA	1060	U	P-O3'-C3'	8.98	130.48	119.70
25	BA	1060	U	P-O3'-C3'	8.95	130.44	119.70
1	AA	1492	A	C3'-C2'-C1'	-8.93	94.36	101.50
25	DA	271(C)	G	P-O3'-C3'	8.90	130.38	119.70
1	AA	1151	A	C1'-O4'-C4'	-8.88	102.80	109.90
25	BA	271(C)	G	P-O3'-C3'	8.84	130.31	119.70
25	BA	1786	A	C3'-C2'-C1'	-8.82	94.44	101.50
25	DA	1460	A	C1'-O4'-C4'	-8.81	102.85	109.90
25	DA	1365	A	C4'-C3'-C2'	-8.81	93.79	102.60
25	DA	802	A	O4'-C1'-N9	-8.80	101.16	108.20
25	DA	1545	A	C1'-O4'-C4'	-8.79	102.87	109.90
25	DA	1300	U	P-O3'-C3'	8.76	130.21	119.70
1	CA	115	G	P-O3'-C3'	8.75	130.21	119.70
1	AA	173	U	P-O3'-C3'	8.75	130.19	119.70
25	DA	1427	A	P-O3'-C3'	8.74	130.19	119.70
25	BA	945	A	O4'-C1'-N9	8.73	115.19	108.20
25	DA	1698	A	O4'-C1'-N9	8.73	115.19	108.20
25	DA	199	A	C1'-O4'-C4'	-8.73	102.92	109.90
25	DA	670	A	O4'-C1'-N9	-8.73	101.22	108.20
1	CA	328	C	C1'-O4'-C4'	-8.70	102.94	109.90
25	DA	2593	U	N3-C4-C5	-8.70	109.38	114.60
25	DA	945	A	O4'-C1'-N9	8.69	115.15	108.20
25	BA	859	G	C3'-C2'-C1'	-8.65	94.58	101.50

*Continued on next page...*

*Continued from previous page...*

Mol	Chain	Res	Type	Atoms	Z	Observed(°)	Ideal(°)
25	DA	2061	G	N9-C1'-C2'	-8.64	102.50	112.00
1	CA	173	U	P-O3'-C3'	8.63	130.06	119.70
25	BA	1204	A	C3'-C2'-C1'	-8.61	94.61	101.50
25	DA	1913	A	C3'-C2'-C1'	-8.59	94.63	101.50
25	BA	1022	G	P-O3'-C3'	8.55	129.96	119.70
25	BA	1698	A	O4'-C1'-N9	8.55	115.04	108.20
25	BA	2689	U	P-O3'-C3'	8.54	129.95	119.70
25	DA	859	G	C3'-C2'-C1'	-8.54	94.67	101.50
25	DA	1204	A	C3'-C2'-C1'	-8.53	94.68	101.50
25	DA	775	G	P-O3'-C3'	8.47	129.87	119.70
1	AA	115	G	P-O3'-C3'	8.44	129.82	119.70
1	AA	328	C	P-O3'-C3'	8.44	129.82	119.70
25	BA	1427	A	P-O3'-C3'	8.43	129.82	119.70
1	AA	1064	G	P-O3'-C3'	8.37	129.74	119.70
25	DA	1131	G	P-O3'-C3'	8.36	129.73	119.70
25	BA	1460	A	C1'-O4'-C4'	-8.36	103.21	109.90
25	DA	1570	A	O4'-C1'-N9	-8.34	101.53	108.20
25	DA	2092	U	P-O3'-C3'	8.31	129.67	119.70
25	BA	512	G	C1'-O4'-C4'	-8.31	103.25	109.90
1	AA	1049	U	P-O3'-C3'	8.29	129.64	119.70
1	CA	328	C	P-O3'-C3'	8.28	129.64	119.70
1	CA	913	A	P-O3'-C3'	8.27	129.62	119.70
25	BA	1379	A	C1'-O4'-C4'	-8.27	103.29	109.90
25	DA	845	G	O4'-C1'-N9	8.25	114.80	108.20
25	BA	2593	U	N3-C4-C5	-8.22	109.67	114.60
1	AA	509	A	C3'-C2'-C1'	-8.21	94.93	101.50
25	BA	2061	G	N9-C1'-C2'	-8.19	102.99	112.00
25	BA	265	A	C3'-C2'-C1'	-8.19	94.95	101.50
1	CA	1064	G	P-O3'-C3'	8.19	129.53	119.70
25	BA	775	G	P-O3'-C3'	8.14	129.47	119.70
25	BA	2517	C	O4'-C1'-N1	8.06	114.65	108.20
25	DA	974(B)	C	C3'-C2'-C1'	-8.06	95.05	101.50
25	BA	1545	A	C1'-O4'-C4'	-8.01	103.49	109.90
25	DA	189	G	O4'-C1'-N9	-8.00	101.80	108.20
25	DA	1385	G	P-O3'-C3'	7.99	129.29	119.70
1	AA	412	A	C1'-O4'-C4'	-7.99	103.51	109.90
25	DA	807	U	C4'-C3'-C2'	-7.99	94.61	102.60
25	BA	717	G	O4'-C1'-N9	7.97	114.57	108.20
1	CA	412	A	C1'-O4'-C4'	-7.96	103.53	109.90
25	BA	974(B)	C	C3'-C2'-C1'	-7.93	95.16	101.50
25	DA	933	A	O4'-C1'-N9	7.93	114.54	108.20
25	BA	481	G	P-O3'-C3'	7.92	129.21	119.70

*Continued on next page...*

*Continued from previous page...*

Mol	Chain	Res	Type	Atoms	Z	Observed(°)	Ideal(°)
25	BA	214	G	C1'-O4'-C4'	-7.92	103.57	109.90
1	AA	60	A	P-O3'-C3'	7.87	129.14	119.70
1	CA	1049	U	P-O3'-C3'	7.85	129.12	119.70
1	CA	1502	A	P-O3'-C3'	7.84	129.11	119.70
1	CA	509	A	C3'-C2'-C1'	-7.83	95.24	101.50
25	DA	2517	C	O4'-C1'-N1	7.82	114.46	108.20
25	BA	845	G	O4'-C1'-N9	7.80	114.44	108.20
1	AA	971	G	C1'-O4'-C4'	-7.78	103.68	109.90
25	DA	242	G	C3'-C2'-C1'	-7.75	95.30	101.50
25	BA	1913	A	C3'-C2'-C1'	-7.73	95.31	101.50
1	AA	484	G	P-O3'-C3'	7.71	128.95	119.70
25	BA	670	A	O4'-C1'-N9	-7.69	102.05	108.20
25	DA	512	G	O4'-C1'-N9	7.68	114.35	108.20
25	DA	1786	A	C3'-C2'-C1'	-7.68	95.35	101.50
25	BA	1698	A	C1'-O4'-C4'	-7.68	103.76	109.90
25	BA	2685	G	C5-C6-N1	-7.67	107.67	111.50
25	DA	512	G	P-O3'-C3'	7.67	128.90	119.70
25	DA	214	G	O4'-C1'-N9	7.66	114.33	108.20
25	DA	512	G	C1'-O4'-C4'	-7.66	103.77	109.90
25	DA	1379	A	C1'-O4'-C4'	-7.63	103.80	109.90
1	AA	1504	G	P-O3'-C3'	7.61	128.83	119.70
25	DA	481	G	P-O3'-C3'	7.61	128.83	119.70
25	DA	1913	A	O4'-C1'-C2'	-7.60	98.20	105.80
1	CA	1504	G	P-O3'-C3'	7.59	128.81	119.70
25	BA	1131	G	P-O3'-C3'	7.59	128.81	119.70
1	AA	793	U	C1'-O4'-C4'	-7.58	103.84	109.90
1	CA	1528	U	P-O3'-C3'	7.57	128.79	119.70
1	AA	1502	A	P-O3'-C3'	7.56	128.78	119.70
1	AA	913	A	P-O3'-C3'	7.56	128.77	119.70
1	CA	971	G	C1'-O4'-C4'	-7.56	103.86	109.90
25	BA	676	A	O4'-C1'-N9	7.54	114.23	108.20
25	DA	1698	A	C1'-O4'-C4'	-7.53	103.88	109.90
3	CV	21	A	P-O3'-C3'	7.49	128.69	119.70
25	BA	199	A	C1'-O4'-C4'	-7.49	103.91	109.90
1	AA	428	G	P-O3'-C3'	7.48	128.68	119.70
25	DA	1108	U	P-O3'-C3'	-7.42	110.80	119.70
1	AA	266	G	P-O3'-C3'	7.41	128.59	119.70
1	CA	366	C	P-O3'-C3'	7.40	128.58	119.70
1	AA	250	A	P-O3'-C3'	7.37	128.55	119.70
25	DA	1786	A	O4'-C1'-C2'	-7.37	98.43	105.80
1	CA	793	U	C1'-O4'-C4'	-7.35	104.02	109.90
25	DA	1379	A	O4'-C1'-C2'	-7.35	98.45	105.80

*Continued on next page...*

*Continued from previous page...*

Mol	Chain	Res	Type	Atoms	Z	Observed(°)	Ideal(°)
25	BA	1559	G	C3'-C2'-C1'	-7.34	95.62	101.50
1	CA	890	G	C3'-C2'-C1'	-7.33	95.64	101.50
25	BA	1365	A	C4'-C3'-C2'	-7.32	95.28	102.60
25	DA	1617	C	C3'-C2'-C1'	-7.32	95.65	101.50
25	BA	1913	A	O4'-C1'-C2'	-7.29	98.51	105.80
25	DA	1545	A	C5'-C4'-O4'	7.29	117.85	109.10
25	BA	101	G	C3'-C2'-C1'	-7.28	95.68	101.50
25	BA	242	G	C3'-C2'-C1'	-7.26	95.69	101.50
25	DA	1559	G	C3'-C2'-C1'	-7.25	95.70	101.50
25	BA	1937	A	P-O3'-C3'	7.25	128.40	119.70
1	AA	108	G	C4'-C3'-C2'	-7.24	95.36	102.60
25	DA	2494	G	C4'-C3'-C2'	-7.24	95.36	102.60
1	CA	60	A	P-O3'-C3'	7.24	128.38	119.70
25	DA	805	G	O4'-C1'-N9	7.24	113.99	108.20
25	DA	685	A	C1'-O4'-C4'	-7.22	104.12	109.90
25	BA	2490	G	P-O3'-C3'	7.22	128.36	119.70
25	DA	101	G	C3'-C2'-C1'	-7.21	95.73	101.50
25	BA	807	U	C4'-C3'-C2'	-7.21	95.39	102.60
1	CA	108	G	C4'-C3'-C2'	-7.19	95.41	102.60
25	BA	1609	A	C4'-C3'-C2'	-7.19	95.41	102.60
1	AA	438	G	P-O3'-C3'	7.19	128.32	119.70
25	BA	1385	G	P-O3'-C3'	7.19	128.32	119.70
25	BA	1545	A	C5'-C4'-O4'	7.18	117.71	109.10
25	BA	1332	G	N3-C4-N9	-7.15	121.71	126.00
25	DA	933	A	O4'-C4'-C3'	-7.13	96.87	104.00
25	BA	532	A	C1'-O4'-C4'	-7.13	104.20	109.90
1	AA	748	C	P-O3'-C3'	7.12	128.25	119.70
25	DA	332	A	P-O3'-C3'	7.12	128.25	119.70
25	DA	474	G	P-O3'-C3'	7.12	128.24	119.70
25	DA	760	G	C4'-C3'-C2'	-7.12	95.48	102.60
1	AA	1522	U	C4'-C3'-C2'	-7.11	95.49	102.60
25	DA	1937	A	P-O3'-C3'	7.11	128.23	119.70
1	CA	250	A	P-O3'-C3'	7.11	128.23	119.70
1	CA	484	G	P-O3'-C3'	7.10	128.22	119.70
25	BA	1332	G	N3-C4-C5	7.08	132.14	128.60
25	DA	1902	C	O4'-C1'-N1	-7.08	102.54	108.20
25	BA	1617	C	C3'-C2'-C1'	-7.07	95.84	101.50
25	DA	265	A	C3'-C2'-C1'	-7.05	95.86	101.50
25	DA	692	C	C4'-C3'-C2'	-7.05	95.55	102.60
25	BA	214	G	O4'-C1'-N9	7.03	113.83	108.20
25	DA	2593	U	N3-C4-O4	7.03	124.32	119.40
25	BA	2061	G	N1-C6-O6	7.02	124.11	119.90

*Continued on next page...*

*Continued from previous page...*

Mol	Chain	Res	Type	Atoms	Z	Observed(°)	Ideal(°)
25	BA	1365	A	C1'-O4'-C4'	-7.00	104.30	109.90
25	DA	717	G	O4'-C1'-N9	7.00	113.80	108.20
25	BA	685	A	C1'-O4'-C4'	-6.98	104.31	109.90
27	DD	41	GLY	N-CA-C	6.98	130.55	113.10
25	BA	2790	A	C4'-C3'-C2'	-6.97	95.63	102.60
25	DA	1253	A	C1'-O4'-C4'	-6.97	104.33	109.90
1	AA	1528	U	P-O3'-C3'	6.95	128.04	119.70
25	BA	979	G	N1-C6-O6	6.95	124.07	119.90
1	CA	748	C	P-O3'-C3'	6.95	128.04	119.70
25	DA	2790	A	C4'-C3'-C2'	-6.93	95.67	102.60
25	BA	1907	G	C4'-C3'-C2'	-6.92	95.67	102.60
3	AV	21	A	P-O3'-C3'	6.92	128.00	119.70
1	AA	890	G	C3'-C2'-C1'	-6.91	95.97	101.50
25	DA	1332	G	N3-C4-C5	6.91	132.05	128.60
1	AA	872	A	C1'-O4'-C4'	-6.89	104.39	109.90
25	DA	1365	A	C1'-O4'-C4'	-6.89	104.39	109.90
25	BA	1962	C	N1-C2-O2	6.88	123.03	118.90
1	CA	559	A	C1'-O4'-C4'	-6.88	104.39	109.90
25	DA	2689	U	P-O3'-C3'	6.88	127.96	119.70
25	DA	2346	A	O4'-C1'-N9	6.87	113.69	108.20
1	CA	428	G	P-O3'-C3'	6.86	127.93	119.70
25	DA	1332	G	N3-C4-N9	-6.85	121.89	126.00
26	BB	42	C	O4'-C1'-N1	6.83	113.67	108.20
25	DA	265	A	C1'-O4'-C4'	-6.83	104.44	109.90
25	BA	2739	U	O4'-C1'-N1	6.82	113.66	108.20
26	DB	42	C	C1'-O4'-C4'	-6.81	104.45	109.90
25	DA	1962	C	P-O3'-C3'	6.80	127.87	119.70
25	DA	793	A	O4'-C1'-N9	-6.80	102.76	108.20
1	CA	879	C	C4'-C3'-C2'	-6.78	95.82	102.60
25	BA	474	G	P-O3'-C3'	6.78	127.83	119.70
25	BA	332	A	P-O3'-C3'	6.77	127.83	119.70
25	BA	783	A	O4'-C1'-N9	6.77	113.61	108.20
25	BA	1050	A	O3'-P-O5'	-6.76	91.15	104.00
1	CA	1257	U	C1'-O4'-C4'	-6.76	104.49	109.90
25	DA	1609	A	C4'-C3'-C2'	-6.76	95.84	102.60
25	DA	1493	C	N1-C1'-C2'	6.75	122.78	114.00
1	AA	366	C	P-O3'-C3'	6.75	127.80	119.70
1	AA	1257	U	C1'-O4'-C4'	-6.75	104.50	109.90
25	BA	1126	A	P-O3'-C3'	6.75	127.80	119.70
25	BA	298	G	N1-C6-O6	6.74	123.94	119.90
25	BA	1325	G	C1'-O4'-C4'	-6.73	104.51	109.90
1	CA	1522	U	C4'-C3'-C2'	-6.73	95.87	102.60

*Continued on next page...*

*Continued from previous page...*

Mol	Chain	Res	Type	Atoms	Z	Observed(°)	Ideal(°)
25	BA	196	A	C1'-O4'-C4'	-6.72	104.52	109.90
25	BA	933	A	C4'-C3'-C2'	-6.72	95.88	102.60
1	CA	466	G	C3'-C2'-C1'	-6.69	96.15	101.50
25	BA	2311	A	C1'-O4'-C4'	-6.68	104.55	109.90
2	CY	70	G	C3'-C2'-C1'	-6.67	96.16	101.50
1	CA	351	G	P-O3'-C3'	6.67	127.70	119.70
25	BA	760	G	C4'-C3'-C2'	-6.67	95.93	102.60
1	CA	799	G	C4'-C3'-C2'	-6.67	95.93	102.60
25	DA	1804	C	N1-C1'-C2'	-6.67	104.67	112.00
25	BA	1614	A	O5'-P-OP2	-6.64	99.72	105.70
25	BA	1804	C	N1-C1'-C2'	-6.64	104.70	112.00
1	AA	466	G	C3'-C2'-C1'	-6.64	96.19	101.50
25	BA	2346	A	O4'-C1'-N9	6.63	113.51	108.20
1	CA	1285	A	P-O3'-C3'	6.63	127.66	119.70
25	BA	692	C	C4'-C3'-C2'	-6.63	95.97	102.60
1	CA	872	A	C1'-O4'-C4'	-6.62	104.60	109.90
1	CA	1101	A	P-O3'-C3'	6.61	127.63	119.70
25	DA	717	G	C4'-C3'-C2'	-6.60	96.00	102.60
25	DA	2542	A	P-O3'-C3'	6.60	127.62	119.70
25	DA	214	G	C1'-O4'-C4'	-6.60	104.62	109.90
1	CA	1502	A	C1'-O4'-C4'	-6.60	104.62	109.90
25	DA	933	A	C4'-C3'-C2'	-6.60	96.00	102.60
25	BA	2593	U	O4'-C1'-N1	6.58	113.47	108.20
1	AA	559	A	C1'-O4'-C4'	-6.58	104.63	109.90
27	BD	41	GLY	N-CA-C	6.58	129.55	113.10
25	BA	1253	A	C1'-O4'-C4'	-6.58	104.64	109.90
25	DA	2028	U	N3-C4-C5	-6.58	110.66	114.60
25	DA	1616	A	O4'-C1'-N9	6.56	113.45	108.20
25	DA	2586	C	P-O3'-C3'	-6.56	111.82	119.70
25	BA	2724	C	O4'-C4'-C3'	-6.55	97.45	104.00
25	DA	945	A	C3'-C2'-C1'	-6.55	96.26	101.50
26	DB	42	C	O4'-C1'-N1	6.54	113.43	108.20
25	BA	512	G	P-O3'-C3'	6.54	127.54	119.70
25	BA	933	A	C1'-O4'-C4'	-6.53	104.67	109.90
25	DA	352	G	P-O3'-C3'	6.53	127.53	119.70
1	AA	1101	A	P-O3'-C3'	6.53	127.53	119.70
25	DA	1954	G	O4'-C1'-N9	-6.52	102.98	108.20
25	DA	203	C	C4'-C3'-C2'	-6.52	96.08	102.60
1	CA	438	G	P-O3'-C3'	6.52	127.52	119.70
25	DA	2593	U	C6-N1-C2	-6.51	117.09	121.00
25	BA	46	C	C4'-C3'-C2'	-6.51	96.09	102.60
25	BA	783	A	C3'-C2'-C1'	-6.50	96.30	101.50

*Continued on next page...*

*Continued from previous page...*

Mol	Chain	Res	Type	Atoms	Z	Observed(°)	Ideal(°)
25	DA	2490	G	P-O3'-C3'	6.49	127.49	119.70
25	DA	405	U	C3'-C2'-C1'	-6.49	96.31	101.50
1	CA	274	A	O4'-C1'-N9	6.49	113.39	108.20
25	BA	945	A	C3'-C2'-C1'	-6.48	96.31	101.50
25	BA	265	A	C1'-O4'-C4'	-6.48	104.72	109.90
1	AA	1285	A	P-O3'-C3'	6.47	127.46	119.70
25	DA	1899	G	C3'-C2'-C1'	6.46	106.67	101.50
25	BA	1996	C	P-O3'-C3'	6.45	127.44	119.70
25	DA	2333	A	P-O3'-C3'	6.45	127.44	119.70
25	DA	1543	A	C3'-C2'-C1'	-6.45	96.34	101.50
25	DA	2739	U	O4'-C1'-N1	6.45	113.36	108.20
25	DA	2428	G	P-O3'-C3'	6.45	127.44	119.70
1	CA	266	G	P-O3'-C3'	6.44	127.43	119.70
25	DA	196	A	C1'-O4'-C4'	-6.44	104.75	109.90
25	BA	2542	A	P-O3'-C3'	6.44	127.43	119.70
25	BA	1899	G	C3'-C2'-C1'	6.44	106.65	101.50
25	DA	1266	G	O4'-C1'-N9	-6.43	103.05	108.20
1	CA	1129	C	P-O3'-C3'	6.43	127.42	119.70
25	DA	1603	A	P-O3'-C3'	6.43	127.42	119.70
25	DA	125	G	O4'-C1'-N9	-6.43	103.06	108.20
25	DA	1996	C	P-O3'-C3'	6.43	127.42	119.70
1	CA	872	A	O4'-C1'-N9	6.43	113.34	108.20
25	DA	783	A	O4'-C1'-N9	6.43	113.34	108.20
25	BA	479	A	P-O3'-C3'	6.42	127.40	119.70
25	BA	1286	A	C1'-O4'-C4'	-6.42	104.77	109.90
1	AA	108	G	C1'-O4'-C4'	-6.42	104.77	109.90
25	BA	2581	G	O4'-C1'-N9	6.41	113.33	108.20
25	DA	783	A	N9-C1'-C2'	-6.39	104.97	112.00
1	AA	618	C	C1'-O4'-C4'	-6.38	104.79	109.90
25	BA	2445	G	C4'-C3'-C2'	-6.38	96.22	102.60
25	DA	2500	U	C4'-C3'-C2'	-6.38	96.22	102.60
25	BA	1478	G	C4'-C3'-C2'	-6.38	96.22	102.60
25	DA	317	G	C4'-C3'-C2'	-6.38	96.22	102.60
25	DA	845	G	C1'-O4'-C4'	-6.38	104.80	109.90
25	BA	1984	G	C4'-C3'-C2'	-6.38	96.22	102.60
1	AA	1502	A	C1'-O4'-C4'	-6.37	104.81	109.90
25	BA	1902	C	O4'-C1'-N1	-6.37	103.11	108.20
25	DA	603	A	C3'-C2'-C1'	-6.36	96.41	101.50
25	DA	791	C	C1'-O4'-C4'	-6.36	104.82	109.90
25	BA	974(B)	C	C1'-O4'-C4'	-6.35	104.82	109.90
1	CA	246	A	P-O3'-C3'	6.34	127.31	119.70
25	BA	1786	A	O4'-C1'-C2'	-6.34	99.46	105.80

*Continued on next page...*

*Continued from previous page...*

Mol	Chain	Res	Type	Atoms	Z	Observed(°)	Ideal(°)
25	DA	1800	C	C1'-O4'-C4'	-6.34	104.83	109.90
25	DA	1543	A	O4'-C1'-C2'	-6.33	99.47	105.80
1	CA	1300	G	P-O3'-C3'	6.32	127.29	119.70
25	DA	1264	G	P-O3'-C3'	6.32	127.28	119.70
25	DA	213	A	C4'-C3'-C2'	-6.31	96.29	102.60
25	BA	2494	G	C4'-C3'-C2'	-6.31	96.29	102.60
25	BA	809	G	C4'-C3'-C2'	-6.31	96.29	102.60
25	DA	2569	G	C4'-C3'-C2'	-6.31	96.29	102.60
1	AA	1472	U	C4'-C3'-C2'	-6.29	96.31	102.60
1	AA	851	G	C4'-C3'-C2'	-6.29	96.31	102.60
25	DA	2791	C	P-O3'-C3'	6.29	127.24	119.70
1	AA	1129	C	P-O3'-C3'	6.28	127.24	119.70
25	DA	221	A	P-O3'-C3'	6.28	127.24	119.70
25	DA	676	A	O4'-C1'-N9	6.28	113.22	108.20
25	DA	2559	C	C4'-C3'-C2'	-6.27	96.33	102.60
25	BA	805	G	O4'-C1'-N9	6.27	113.21	108.20
1	CA	793	U	O4'-C1'-N1	6.27	113.21	108.20
25	BA	1493	C	N1-C1'-C2'	6.26	122.14	114.00
25	BA	1543	A	C3'-C2'-C1'	-6.26	96.49	101.50
1	AA	879	C	C4'-C3'-C2'	-6.26	96.34	102.60
25	DA	990	A	P-O3'-C3'	6.25	127.20	119.70
25	BA	2595	G	C4'-C3'-C2'	-6.25	96.35	102.60
1	CA	618	C	C1'-O4'-C4'	-6.25	104.90	109.90
25	BA	2586	C	P-O3'-C3'	-6.25	112.20	119.70
25	DA	1790	C	C6-N1-C2	6.24	122.80	120.30
25	DA	462	C	P-O3'-C3'	-6.23	112.22	119.70
25	DA	532	A	C1'-O4'-C4'	-6.23	104.92	109.90
25	DA	1204	A	C1'-O4'-C4'	-6.21	104.93	109.90
25	DA	559	G	P-O3'-C3'	-6.21	112.25	119.70
25	BA	2791	C	P-O3'-C3'	6.21	127.15	119.70
25	BA	405	U	C3'-C2'-C1'	-6.20	96.54	101.50
25	DA	1763	G	P-O3'-C3'	6.20	127.14	119.70
25	BA	1763	G	P-O3'-C3'	6.20	127.14	119.70
25	BA	383	U	C1'-O4'-C4'	-6.19	104.95	109.90
25	BA	1570	A	O4'-C1'-N9	-6.19	103.25	108.20
25	DA	717	G	C1'-O4'-C4'	-6.18	104.95	109.90
25	DA	1984	G	C4'-C3'-C2'	-6.18	96.42	102.60
1	CA	108	G	O4'-C1'-N9	6.18	113.14	108.20
25	BA	203	C	C4'-C3'-C2'	-6.17	96.42	102.60
25	BA	1954	G	O4'-C1'-N9	-6.17	103.26	108.20
1	AA	1331	G	C3'-C2'-C1'	6.17	106.44	101.50
1	CA	786	G	C4'-C3'-C2'	-6.17	96.43	102.60

*Continued on next page...*

*Continued from previous page...*

Mol	Chain	Res	Type	Atoms	Z	Observed(°)	Ideal(°)
25	BA	1033	U	C1'-O4'-C4'	-6.16	104.98	109.90
25	BA	1266	G	C3'-C2'-C1'	-6.16	96.58	101.50
25	DA	1975	G	C4'-C3'-C2'	-6.16	96.44	102.60
1	AA	799	G	C4'-C3'-C2'	-6.15	96.45	102.60
25	BA	1975	G	C4'-C3'-C2'	-6.14	96.45	102.60
25	DA	933	A	C1'-O4'-C4'	-6.14	104.99	109.90
25	DA	1126	A	P-O3'-C3'	6.12	127.05	119.70
1	CA	1472	U	C4'-C3'-C2'	-6.12	96.48	102.60
25	DA	1558	A	P-O3'-C3'	6.12	127.04	119.70
1	AA	115	G	O4'-C1'-N9	-6.11	103.31	108.20
25	DA	1907	G	C4'-C3'-C2'	-6.11	96.49	102.60
26	BB	42	C	C1'-O4'-C4'	-6.11	105.01	109.90
25	BA	859	G	C4'-C3'-C2'	-6.11	96.49	102.60
25	BA	1204	A	O4'-C1'-N9	6.11	113.08	108.20
25	BA	1603	A	P-O3'-C3'	6.10	127.02	119.70
25	BA	1577	C	C4'-C3'-C2'	-6.09	96.51	102.60
25	DA	825	C	C4'-C3'-C2'	-6.08	96.52	102.60
25	DA	1266	G	C3'-C2'-C1'	-6.08	96.64	101.50
25	DA	1395	A	C1'-O4'-C4'	-6.08	105.04	109.90
1	AA	687	A	P-O3'-C3'	6.08	126.99	119.70
1	CA	1159	U	C1'-O4'-C4'	-6.07	105.04	109.90
25	BA	2593	U	N3-C4-O4	6.07	123.65	119.40
25	BA	1962	C	P-O3'-C3'	6.07	126.98	119.70
25	BA	1558	A	P-O3'-C3'	6.06	126.97	119.70
25	DA	302	C	C1'-O4'-C4'	-6.05	105.06	109.90
25	DA	2061	G	N1-C6-O6	6.05	123.53	119.90
25	DA	1647	G	O4'-C1'-N9	-6.05	103.36	108.20
25	BA	125	G	O4'-C1'-N9	-6.05	103.36	108.20
2	AY	70	G	C3'-C2'-C1'	-6.04	96.66	101.50
25	DA	2790	A	C3'-C2'-C1'	-6.04	96.67	101.50
25	DA	807	U	P-O3'-C3'	6.04	126.95	119.70
25	DA	882	G	C3'-C2'-C1'	-6.04	96.67	101.50
25	BA	1108	U	P-O3'-C3'	6.04	126.94	119.70
25	BA	1694	C	C3'-C2'-C1'	-6.04	96.67	101.50
25	BA	2447	G	N1-C6-O6	6.04	123.52	119.90
25	DA	1962	C	C3'-C2'-C1'	6.04	106.33	101.50
1	CA	773	G	C4'-C3'-C2'	-6.03	96.57	102.60
25	BA	317	G	C4'-C3'-C2'	-6.03	96.57	102.60
25	BA	1288	U	O4'-C1'-N1	6.03	113.02	108.20
25	DA	450	G	C5-C6-N1	-6.02	108.49	111.50
25	DA	1460	A	O4'-C1'-N9	6.02	113.01	108.20
25	BA	1936	A	C4'-C3'-C2'	-6.01	96.59	102.60

*Continued on next page...*

*Continued from previous page...*

Mol	Chain	Res	Type	Atoms	Z	Observed(°)	Ideal(°)
1	CA	851	G	C4'-C3'-C2'	-6.01	96.59	102.60
25	DA	945	A	N1-C6-N6	6.00	122.20	118.60
25	BA	1395	A	C1'-O4'-C4'	-6.00	105.10	109.90
25	BA	404	C	C3'-C2'-C1'	-5.99	96.71	101.50
25	DA	479	A	P-O3'-C3'	5.99	126.88	119.70
25	DA	2581	G	O4'-C1'-N9	5.99	112.99	108.20
25	DA	2593	U	O4'-C1'-N1	5.98	112.99	108.20
1	CA	1331	G	C3'-C2'-C1'	5.98	106.28	101.50
25	BA	1969	A	P-O3'-C3'	5.98	126.87	119.70
25	BA	717	G	C4'-C3'-C2'	-5.97	96.63	102.60
2	AY	1	C	C3'-C2'-C1'	-5.96	96.73	101.50
25	DA	807	U	C3'-C2'-C1'	-5.96	96.73	101.50
25	DA	1033	U	C1'-O4'-C4'	-5.96	105.13	109.90
1	AA	872	A	O4'-C1'-N9	5.95	112.96	108.20
1	AA	1159	U	C1'-O4'-C4'	-5.95	105.14	109.90
25	BA	989	G	O4'-C1'-N9	5.95	112.96	108.20
1	CA	1257	U	O4'-C1'-N1	5.95	112.96	108.20
1	CA	1446	A	C3'-C2'-C1'	-5.95	96.74	101.50
25	DA	974(B)	C	C1'-O4'-C4'	-5.95	105.14	109.90
25	BA	1460	A	O4'-C1'-N9	5.94	112.96	108.20
25	BA	310	A	C3'-C2'-C1'	5.94	106.25	101.50
1	CA	729	A	C4'-C3'-C2'	-5.94	96.66	102.60
25	BA	2402	C	C1'-O4'-C4'	-5.94	105.15	109.90
25	DA	764	A	C1'-O4'-C4'	-5.93	105.15	109.90
25	DA	2805	G	C3'-C2'-C1'	-5.93	96.76	101.50
25	BA	1779	U	C1'-O4'-C4'	-5.92	105.16	109.90
25	BA	204	A	C1'-O4'-C4'	-5.92	105.16	109.90
1	CA	115	G	O4'-C1'-N9	-5.91	103.47	108.20
25	DA	974(B)	C	O4'-C1'-N1	5.91	112.93	108.20
25	BA	577	G	O4'-C1'-N9	-5.91	103.48	108.20
25	BA	1772	G	C4'-C3'-C2'	-5.91	96.69	102.60
25	BA	2500	U	C4'-C3'-C2'	-5.90	96.70	102.60
25	DA	1833	U	C4'-C3'-C2'	-5.90	96.70	102.60
25	DA	2587	A	P-O3'-C3'	5.90	126.78	119.70
25	BA	528	A	C3'-C2'-C1'	-5.89	96.78	101.50
25	BA	882	G	C3'-C2'-C1'	-5.89	96.79	101.50
25	DA	686	G	O4'-C1'-N9	5.89	112.92	108.20
1	AA	1446	A	C3'-C2'-C1'	-5.88	96.80	101.50
25	DA	989	G	O4'-C1'-N9	5.88	112.90	108.20
25	BA	2033	A	C3'-C2'-C1'	-5.88	96.80	101.50
1	CA	1002	G	C3'-C2'-C1'	-5.88	96.80	101.50
25	BA	302	C	C1'-O4'-C4'	-5.88	105.20	109.90

*Continued on next page...*

*Continued from previous page...*

Mol	Chain	Res	Type	Atoms	Z	Observed(°)	Ideal(°)
25	BA	2790	A	C3'-C2'-C1'	-5.87	96.81	101.50
1	AA	286	G	O4'-C1'-N9	-5.87	103.51	108.20
25	DA	1215	G	N9-C1'-C2'	-5.87	105.55	112.00
1	AA	1257	U	O4'-C1'-N1	5.86	112.89	108.20
1	AA	1300	G	P-O3'-C3'	5.86	126.73	119.70
25	BA	603	A	C3'-C2'-C1'	-5.85	96.82	101.50
25	BA	2569	G	C4'-C3'-C2'	-5.85	96.75	102.60
25	DA	2402	C	C1'-O4'-C4'	-5.85	105.22	109.90
25	BA	462	C	P-O3'-C3'	-5.85	112.68	119.70
25	DA	204	A	C1'-O4'-C4'	-5.85	105.22	109.90
25	BA	606	U	C4'-C3'-C2'	-5.84	96.76	102.60
25	BA	974(B)	C	O4'-C1'-N1	5.84	112.87	108.20
1	AA	274	A	O4'-C1'-N9	5.83	112.87	108.20
25	BA	746	A	O4'-C1'-N9	5.83	112.87	108.20
1	CA	1154	G	C4'-C3'-C2'	-5.83	96.77	102.60
25	BA	1543	A	O4'-C1'-C2'	-5.83	99.97	105.80
48	B1	35	THR	N-CA-C	5.82	126.73	111.00
25	DA	1325	G	C1'-O4'-C4'	-5.82	105.24	109.90
25	DA	208	C	C4'-C3'-C2'	-5.82	96.78	102.60
1	AA	1002	G	C3'-C2'-C1'	-5.82	96.85	101.50
1	AA	103(B)	G	C3'-C2'-C1'	-5.82	96.85	101.50
1	AA	793	U	O4'-C1'-N1	5.82	112.85	108.20
1	CA	103(B)	G	C3'-C2'-C1'	-5.81	96.85	101.50
25	BA	213	A	C4'-C3'-C2'	-5.81	96.79	102.60
25	BA	2559	C	C4'-C3'-C2'	-5.81	96.79	102.60
1	CA	1201	A	P-O3'-C3'	5.81	126.67	119.70
25	BA	2333	A	P-O3'-C3'	5.80	126.66	119.70
25	BA	651	G	C4'-C3'-C2'	-5.80	96.80	102.60
25	BA	2028	U	N3-C4-C5	-5.79	111.12	114.60
25	BA	990	A	P-O3'-C3'	5.79	126.65	119.70
25	BA	512	G	O4'-C1'-N9	5.79	112.83	108.20
25	BA	783	A	N1-C6-N6	5.78	122.07	118.60
25	DA	1962	C	N1-C2-O2	5.78	122.37	118.90
25	BA	1781	C	C1'-O4'-C4'	-5.78	105.27	109.90
25	DA	383	U	C1'-O4'-C4'	-5.78	105.28	109.90
1	AA	729	A	C4'-C3'-C2'	-5.77	96.83	102.60
25	DA	1478	G	C4'-C3'-C2'	-5.76	96.84	102.60
25	BA	49	A	C3'-C2'-C1'	-5.76	96.89	101.50
1	AA	773	G	C4'-C3'-C2'	-5.76	96.84	102.60
1	CA	412	A	O4'-C1'-N9	5.76	112.81	108.20
25	BA	807	U	P-O3'-C3'	5.75	126.60	119.70
25	DA	2311	A	C1'-O4'-C4'	-5.75	105.30	109.90

*Continued on next page...*

*Continued from previous page...*

Mol	Chain	Res	Type	Atoms	Z	Observed(°)	Ideal(°)
1	AA	971	G	O4'-C1'-N9	5.75	112.80	108.20
25	BA	1288	U	C1'-O4'-C4'	-5.75	105.30	109.90
25	BA	2587	A	P-O3'-C3'	5.75	126.59	119.70
25	DA	1077	A	C3'-C2'-C1'	-5.74	96.91	101.50
25	BA	1913	A	N9-C1'-C2'	5.74	121.46	114.00
25	DA	1379	A	N9-C1'-C2'	5.74	121.46	114.00
1	AA	209	U	C3'-C2'-C1'	5.73	106.08	101.50
25	BA	933	A	O4'-C4'-C3'	-5.72	98.28	104.00
1	AA	783	C	C6-N1-C2	5.72	122.59	120.30
25	BA	1786	A	N1-C6-N6	5.72	122.03	118.60
25	BA	1332	G	C2-N3-C4	-5.71	109.04	111.90
25	BA	1781	C	C3'-C2'-C1'	-5.71	96.93	101.50
25	BA	2685	G	C4'-C3'-C2'	-5.71	96.89	102.60
25	DA	2392	A	C1'-O4'-C4'	-5.71	105.33	109.90
25	BA	2523	G	C4'-C3'-C2'	-5.71	96.89	102.60
25	DA	2445	G	C4'-C3'-C2'	-5.71	96.89	102.60
25	DA	2867	G	O4'-C1'-N9	5.71	112.77	108.20
25	BA	2276	G	C4'-C3'-C2'	-5.70	96.90	102.60
25	DA	1939	U	O4'-C1'-N1	-5.70	103.64	108.20
25	BA	559	G	P-O3'-C3'	-5.70	112.86	119.70
26	BB	42	C	C4'-C3'-C2'	-5.70	96.90	102.60
26	DB	117	G	C3'-C2'-C1'	-5.70	96.94	101.50
25	DA	27	G	C3'-C2'-C1'	5.70	106.06	101.50
25	DA	859	G	C4'-C3'-C2'	-5.70	96.90	102.60
1	AA	412	A	O4'-C1'-N9	5.69	112.75	108.20
25	BA	2606	C	C3'-C2'-C1'	-5.69	96.95	101.50
25	DA	1258	C	C6-N1-C2	5.69	122.58	120.30
25	BA	203	C	C3'-C2'-C1'	-5.69	96.95	101.50
1	CA	1145	C	P-O3'-C3'	5.69	126.53	119.70
25	DA	429	A	O4'-C1'-N9	-5.68	103.66	108.20
25	BA	1077	A	C3'-C2'-C1'	-5.67	96.96	101.50
25	DA	971	C	C4'-C3'-C2'	-5.67	96.93	102.60
25	DA	2724	C	C1'-O4'-C4'	-5.67	105.37	109.90
25	BA	1204	A	C1'-O4'-C4'	-5.66	105.37	109.90
25	BA	1301	A	P-O3'-C3'	5.66	126.49	119.70
25	DA	1781	C	C3'-C2'-C1'	-5.66	96.97	101.50
25	DA	129	C	C6-N1-C2	5.66	122.56	120.30
25	DA	1966	A	C3'-C2'-C1'	-5.65	96.98	101.50
1	CA	721	G	P-O3'-C3'	5.65	126.48	119.70
25	BA	673	C	C4'-C3'-C2'	-5.65	96.95	102.60
25	BA	2805	G	C3'-C2'-C1'	-5.65	96.98	101.50
25	DA	746	A	C1'-O4'-C4'	-5.65	105.38	109.90

*Continued on next page...*

*Continued from previous page...*

Mol	Chain	Res	Type	Atoms	Z	Observed(°)	Ideal(°)
25	DA	783	A	C3'-C2'-C1'	-5.65	96.98	101.50
1	CA	243	A	P-O3'-C3'	5.64	126.47	119.70
25	DA	2791	C	O4'-C1'-N1	5.64	112.72	108.20
1	AA	1145	C	P-O3'-C3'	5.64	126.47	119.70
1	CA	209	U	C3'-C2'-C1'	5.64	106.01	101.50
1	AA	1201	A	P-O3'-C3'	5.64	126.47	119.70
1	AA	351	G	P-O3'-C3'	5.64	126.47	119.70
25	BA	1493	C	C2-N1-C1'	5.64	125.00	118.80
1	CA	1157	A	P-O3'-C3'	5.63	126.46	119.70
25	DA	65	C	P-O3'-C3'	-5.63	112.94	119.70
1	CA	121	C	N1-C2-O2	5.63	122.28	118.90
25	DA	830	G	O4'-C1'-N9	-5.63	103.70	108.20
25	DA	2346	A	N9-C1'-C2'	5.63	121.31	114.00
25	DA	2602	A	C1'-O4'-C4'	-5.63	105.40	109.90
25	BA	352	G	P-O3'-C3'	5.62	126.45	119.70
25	BA	240	G	O4'-C1'-N9	-5.62	103.70	108.20
25	BA	221	A	P-O3'-C3'	5.62	126.44	119.70
25	BA	2791	C	O4'-C1'-N1	5.62	112.69	108.20
1	CA	687	A	P-O3'-C3'	5.61	126.44	119.70
25	DA	1936	A	C4'-C3'-C2'	-5.61	96.99	102.60
25	DA	1934	C	N1-C1'-C2'	-5.61	105.83	112.00
25	DA	1729	A	C1'-O4'-C4'	-5.60	105.42	109.90
1	AA	700	G	C4'-C3'-C2'	-5.60	97.00	102.60
1	AA	277	C	O4'-C1'-N1	5.60	112.68	108.20
25	DA	307	G	C4'-C3'-C2'	-5.60	97.00	102.60
1	AA	722	A	C3'-C2'-C1'	5.59	105.98	101.50
1	AA	1154	G	C4'-C3'-C2'	-5.59	97.00	102.60
2	CY	1	C	C3'-C2'-C1'	-5.59	97.03	101.50
1	AA	786	G	C4'-C3'-C2'	-5.59	97.01	102.60
25	DA	528	A	C3'-C2'-C1'	-5.58	97.03	101.50
1	AA	533	A	C3'-C2'-C1'	5.58	105.97	101.50
25	DA	1288	U	C1'-O4'-C4'	-5.58	105.43	109.90
25	BA	197	A	P-O3'-C3'	5.58	126.39	119.70
25	BA	1654	A	C4'-C3'-C2'	-5.58	97.02	102.60
25	BA	1899	G	C2-N3-C4	-5.58	109.11	111.90
25	BA	1800	C	C1'-O4'-C4'	-5.58	105.44	109.90
25	DA	1962	C	C2-N1-C1'	5.58	124.93	118.80
25	DA	676	A	O4'-C4'-C3'	-5.57	98.43	104.00
25	DA	1577	C	C4'-C3'-C2'	-5.57	97.03	102.60
25	BA	2480	C	C1'-O4'-C4'	-5.56	105.45	109.90
25	DA	595	C	C6-N1-C2	5.56	122.52	120.30
25	BA	2447	G	C5-C6-N1	-5.55	108.72	111.50

*Continued on next page...*

*Continued from previous page...*

Mol	Chain	Res	Type	Atoms	Z	Observed(°)	Ideal(°)
25	DA	1204	A	O4'-C1'-N9	5.55	112.64	108.20
25	BA	825	C	C4'-C3'-C2'	-5.55	97.05	102.60
25	BA	2039	C	C4'-C3'-C2'	-5.55	97.05	102.60
25	DA	2254	C	C4'-C3'-C2'	-5.55	97.05	102.60
25	BA	2645	G	C3'-C2'-C1'	5.54	105.94	101.50
25	DA	2685	G	C4'-C3'-C2'	-5.54	97.06	102.60
25	BA	2032	G	C5-N7-C8	-5.54	101.53	104.30
25	BA	2391	G	C1'-O4'-C4'	-5.54	105.47	109.90
25	BA	2602	A	C1'-O4'-C4'	-5.54	105.47	109.90
25	DA	1365	A	C5'-C4'-O4'	5.54	115.75	109.10
25	BA	2035	G	C1'-O4'-C4'	-5.54	105.47	109.90
25	DA	1558	A	C1'-O4'-C4'	-5.53	105.47	109.90
1	CA	722	A	C3'-C2'-C1'	5.53	105.92	101.50
48	D1	35	THR	N-CA-C	5.53	125.93	111.00
1	CA	649	G	O4'-C1'-N9	5.53	112.62	108.20
25	BA	1378	A	P-O3'-C3'	5.52	126.33	119.70
25	BA	2028	U	N3-C4-O4	5.52	123.26	119.40
1	CA	971	G	O4'-C1'-N9	5.52	112.62	108.20
25	DA	283	A	P-O3'-C3'	5.52	126.32	119.70
25	BA	1309	G	N9-C1'-C2'	-5.51	105.93	112.00
25	BA	189	G	O4'-C1'-N9	-5.51	103.79	108.20
25	DA	1288	U	O4'-C1'-N1	5.51	112.61	108.20
25	DA	2523	G	C4'-C3'-C2'	-5.51	97.09	102.60
26	DB	42	C	C4'-C3'-C2'	-5.51	97.09	102.60
25	BA	2417	C	O4'-C4'-C3'	-5.50	98.50	104.00
1	AA	1211	U	C1'-O4'-C4'	-5.50	105.50	109.90
1	CA	87	A	P-O3'-C3'	5.50	126.30	119.70
25	BA	972	G	O4'-C1'-N9	-5.49	103.81	108.20
25	BA	1743	G	C4'-C3'-C2'	-5.49	97.11	102.60
25	DA	2422	A	P-O3'-C3'	5.49	126.29	119.70
25	BA	979	G	C6-C5-N7	-5.49	127.11	130.40
25	BA	1558	A	C1'-O4'-C4'	-5.49	105.51	109.90
25	BA	1598	C	C5'-C4'-C3'	-5.48	107.23	116.00
25	DA	2035	G	C1'-O4'-C4'	-5.48	105.52	109.90
25	DA	2685	G	C5-C6-N1	-5.48	108.76	111.50
25	BA	1930	G	C3'-C2'-C1'	-5.48	97.12	101.50
1	CA	371	G	C4'-C3'-C2'	-5.48	97.12	102.60
25	DA	2592	G	C4'-C3'-C2'	-5.47	97.13	102.60
25	BA	565	C	C4'-C3'-C2'	-5.47	97.13	102.60
25	BA	1578	U	C4'-C3'-C2'	-5.47	97.13	102.60
25	DA	671	C	P-O3'-C3'	-5.46	113.15	119.70
25	DA	1341	U	C3'-C2'-C1'	-5.46	97.13	101.50

*Continued on next page...*

*Continued from previous page...*

Mol	Chain	Res	Type	Atoms	Z	Observed(°)	Ideal(°)
25	BA	791	C	C1'-O4'-C4'	-5.46	105.53	109.90
25	DA	95	G	C4'-C3'-C2'	-5.46	97.14	102.60
25	DA	102	G	C3'-C2'-C1'	5.46	105.86	101.50
25	BA	1349	A	O4'-C1'-N9	5.45	112.56	108.20
25	BA	1433	U	N1-C1'-C2'	-5.45	106.00	112.00
25	BA	820	A	C4'-C3'-C2'	-5.45	97.15	102.60
1	CA	495	A	C3'-C2'-C1'	-5.45	97.14	101.50
25	BA	1786	A	N9-C1'-C2'	5.45	121.09	114.00
1	CA	880	C	C6-N1-C2	5.45	122.48	120.30
1	AA	1137	C	C3'-C2'-C1'	5.45	105.86	101.50
25	BA	1241	A	C1'-O4'-C4'	-5.45	105.54	109.90
1	CA	274	A	C1'-O4'-C4'	-5.44	105.55	109.90
1	CA	159	G	C4'-C3'-C2'	-5.44	97.16	102.60
25	DA	1913	A	N9-C1'-C2'	5.44	121.08	114.00
25	BA	717	G	C1'-O4'-C4'	-5.44	105.55	109.90
25	BA	1618	A	C4'-C3'-C2'	-5.44	97.16	102.60
25	BA	1816	G	O4'-C1'-N9	5.43	112.55	108.20
25	BA	119	A	C1'-O4'-C4'	-5.43	105.56	109.90
25	BA	2346	A	N9-C1'-C2'	5.43	121.06	114.00
1	AA	159	G	C4'-C3'-C2'	-5.42	97.18	102.60
25	DA	2039	C	P-O3'-C3'	5.42	126.21	119.70
25	DA	407	G	C4'-C3'-C2'	-5.42	97.18	102.60
1	AA	587	G	C3'-C2'-C1'	5.42	105.83	101.50
25	BA	1379	A	O4'-C1'-C2'	-5.42	100.38	105.80
1	AA	119	A	P-O3'-C3'	5.41	126.20	119.70
25	BA	1379	A	O4'-C1'-N9	5.41	112.53	108.20
25	DA	205	G	C3'-C2'-C1'	-5.41	97.17	101.50
25	BA	298	G	C5-C6-O6	-5.41	125.35	128.60
25	DA	1129	A	C1'-O4'-C4'	-5.41	105.57	109.90
25	DA	2487	G	C4'-C3'-C2'	-5.41	97.19	102.60
1	AA	563	A	C1'-O4'-C4'	-5.41	105.57	109.90
25	BA	457	A	P-O3'-C3'	-5.41	113.21	119.70
25	DA	2282	G	P-O3'-C3'	5.41	126.19	119.70
25	BA	205	G	C3'-C2'-C1'	-5.40	97.18	101.50
1	AA	1504	G	C5'-C4'-O4'	-5.40	102.62	109.10
25	BA	1775	U	N1-C1'-C2'	-5.40	106.06	112.00
1	CA	108	G	C1'-O4'-C4'	-5.39	105.58	109.90
25	BA	1264	G	P-O3'-C3'	5.39	126.17	119.70
1	CA	1137	C	C3'-C2'-C1'	5.39	105.81	101.50
25	DA	270(M)	U	C3'-C2'-C1'	5.39	105.81	101.50
25	DA	1779	U	C1'-O4'-C4'	-5.39	105.59	109.90
25	DA	2746	U	C3'-C2'-C1'	-5.38	97.19	101.50

*Continued on next page...*

*Continued from previous page...*

Mol	Chain	Res	Type	Atoms	Z	Observed(°)	Ideal(°)
25	BA	834	C	C4'-C3'-C2'	-5.38	97.22	102.60
25	BA	2593	U	C6-N1-C2	-5.38	117.77	121.00
25	DA	1301	A	P-O3'-C3'	5.38	126.15	119.70
1	AA	1492	A	C4'-C3'-C2'	-5.38	97.22	102.60
1	CA	119	A	P-O3'-C3'	5.38	126.15	119.70
1	CA	7	G	C1'-O4'-C4'	-5.37	105.61	109.90
25	DA	1332	G	C2-N3-C4	-5.37	109.22	111.90
1	AA	1157	A	P-O3'-C3'	5.36	126.14	119.70
25	BA	642	G	C4'-C3'-C2'	-5.36	97.24	102.60
25	BA	845	G	C1'-O4'-C4'	-5.36	105.61	109.90
25	BA	1294	U	C4'-C3'-C2'	-5.36	97.24	102.60
25	DA	1786	A	N9-C1'-C2'	5.36	120.97	114.00
25	DA	310	A	C3'-C2'-C1'	5.36	105.79	101.50
25	BA	2673	G	C4'-C3'-C2'	-5.36	97.24	102.60
1	AA	112	G	C4'-C3'-C2'	-5.36	97.25	102.60
1	AA	777	A	C4'-C3'-C2'	-5.36	97.24	102.60
1	CA	563	A	C1'-O4'-C4'	-5.35	105.62	109.90
25	DA	2039	C	C4'-C3'-C2'	-5.35	97.25	102.60
25	DA	1776	G	O4'-C1'-N9	-5.35	103.92	108.20
25	BA	1729	A	C1'-O4'-C4'	-5.34	105.63	109.90
25	BA	2444	G	P-O5'-C5'	-5.34	112.35	120.90
25	BA	407	G	C4'-C3'-C2'	-5.34	97.26	102.60
25	BA	1258	C	O4'-C1'-N1	-5.34	103.93	108.20
26	BB	24	G	C3'-C2'-C1'	5.34	105.77	101.50
25	DA	389	G	C5-C6-O6	-5.34	125.40	128.60
25	DA	1743	G	C4'-C3'-C2'	-5.34	97.26	102.60
36	DP	28	GLY	N-CA-C	-5.33	99.76	113.10
1	CA	299	G	C4-C5-N7	-5.33	108.67	110.80
25	DA	786	C	C5-C6-N1	-5.33	118.33	121.00
25	DA	2028	U	N3-C4-O4	5.33	123.13	119.40
1	AA	246	A	P-O3'-C3'	5.33	126.09	119.70
25	DA	751	A	P-O3'-C3'	-5.33	113.31	119.70
1	CA	1530	G	O4'-C1'-N9	5.33	112.46	108.20
25	DA	827	U	O5'-P-OP2	-5.33	100.91	105.70
25	DA	2011	U	P-O3'-C3'	-5.33	113.31	119.70
1	AA	1054	C	O4'-C1'-N1	5.32	112.46	108.20
1	AA	345	C	C4'-C3'-C2'	-5.32	97.28	102.60
1	CA	299	G	C5-C6-N1	-5.32	108.84	111.50
1	CA	721	G	C3'-C2'-C1'	5.32	105.75	101.50
25	BA	1613	G	C4'-C3'-C2'	-5.32	97.28	102.60
1	CA	587	G	C3'-C2'-C1'	5.31	105.75	101.50
1	CA	1347	G	C1'-O4'-C4'	-5.31	105.65	109.90

*Continued on next page...*

*Continued from previous page...*

Mol	Chain	Res	Type	Atoms	Z	Observed(°)	Ideal(°)
1	AA	465	A	C3'-C2'-C1'	5.31	105.75	101.50
25	BA	1827	C	C4'-C3'-C2'	-5.31	97.29	102.60
26	BB	11	C	C4'-C3'-C2'	-5.31	97.29	102.60
25	DA	2606	C	C3'-C2'-C1'	-5.31	97.25	101.50
2	AZ	17(A)	U	P-O3'-C3'	5.30	126.07	119.70
36	BP	28	GLY	N-CA-C	-5.30	99.84	113.10
25	BA	102	G	C3'-C2'-C1'	5.30	105.74	101.50
25	DA	1003	G	C4'-C3'-C2'	-5.30	97.30	102.60
25	DA	2673	G	C4'-C3'-C2'	-5.30	97.30	102.60
25	BA	1838	C	C1'-O4'-C4'	-5.30	105.66	109.90
25	DA	2426	A	P-O3'-C3'	5.30	126.06	119.70
25	DA	1332	G	P-O3'-C3'	-5.30	113.34	119.70
25	DA	2500	U	P-O3'-C3'	5.30	126.06	119.70
25	BA	1419	A	C1'-O4'-C4'	-5.29	105.66	109.90
25	DA	1325	G	O4'-C1'-N9	5.29	112.44	108.20
25	BA	283	A	P-O3'-C3'	5.29	126.05	119.70
25	DA	947	G	C4'-C3'-C2'	-5.29	97.31	102.60
25	DA	1899	G	C2-N3-C4	-5.29	109.25	111.90
26	DB	12	C	C3'-C2'-C1'	5.29	105.73	101.50
1	AA	111	G	N3-C4-N9	-5.29	122.83	126.00
25	DA	2022	U	C3'-C2'-C1'	-5.29	97.27	101.50
1	AA	543	C	C3'-C2'-C1'	-5.29	97.27	101.50
25	BA	793	A	C4'-C3'-C2'	5.29	107.89	102.60
25	DA	2372	G	O4'-C1'-N9	5.29	112.43	108.20
1	CA	700	G	C4'-C3'-C2'	-5.29	97.31	102.60
25	DA	2645	G	C3'-C2'-C1'	5.29	105.73	101.50
25	BA	323	G	P-O3'-C3'	5.28	126.04	119.70
25	DA	974(B)	C	O4'-C1'-C2'	-5.28	100.52	105.80
25	BA	783	A	N9-C1'-C2'	-5.28	106.19	112.00
25	DA	1827	C	C4'-C3'-C2'	-5.28	97.32	102.60
25	BA	2572	A	O4'-C1'-N9	-5.27	103.98	108.20
1	AA	649	G	O4'-C1'-N9	5.27	112.42	108.20
1	AA	495	A	C3'-C2'-C1'	-5.27	97.29	101.50
26	BB	117	G	C3'-C2'-C1'	-5.27	97.29	101.50
25	BA	987	G	O4'-C1'-N9	5.26	112.41	108.20
25	DA	404	C	C3'-C2'-C1'	-5.26	97.29	101.50
1	CA	277	C	O4'-C1'-N1	5.26	112.41	108.20
25	BA	2428	G	P-O3'-C3'	5.26	126.01	119.70
25	DA	1069	A	C1'-O4'-C4'	-5.25	105.70	109.90
1	AA	87	A	P-O3'-C3'	5.25	126.00	119.70
26	BB	12	C	C3'-C2'-C1'	5.25	105.70	101.50
25	DA	1787	A	O4'-C1'-N9	-5.25	104.00	108.20

*Continued on next page...*

*Continued from previous page...*

Mol	Chain	Res	Type	Atoms	Z	Observed(°)	Ideal(°)
1	CA	1213	A	C3'-C2'-C1'	5.25	105.70	101.50
25	DA	783	A	N1-C6-N6	5.25	121.75	118.60
25	DA	809	G	C4'-C3'-C2'	-5.24	97.36	102.60
25	DA	391	G	O4'-C1'-N9	-5.24	104.01	108.20
25	DA	1362	C	C4'-C3'-C2'	-5.24	97.36	102.60
25	BA	208	C	C4'-C3'-C2'	-5.24	97.36	102.60
25	BA	1069	A	C1'-O4'-C4'	-5.23	105.71	109.90
1	AA	243	A	P-O3'-C3'	5.23	125.98	119.70
1	CA	345	C	C4'-C3'-C2'	-5.23	97.37	102.60
25	DA	203	C	P-O5'-C5'	-5.23	112.53	120.90
25	BA	2867	G	O4'-C1'-N9	5.23	112.38	108.20
25	DA	932	G	C1'-O4'-C4'	-5.23	105.72	109.90
25	BA	1365	A	C5'-C4'-O4'	5.23	115.37	109.10
25	BA	1151	G	C4'-C3'-C2'	-5.22	97.38	102.60
25	BA	1772	G	O4'-C1'-N9	5.22	112.38	108.20
25	DA	567	A	O4'-C1'-N9	-5.22	104.02	108.20
1	AA	191(B)	G	C4'-C3'-C2'	-5.22	97.38	102.60
1	AA	992	U	C3'-C2'-C1'	5.22	105.68	101.50
1	AA	248	C	C4'-C3'-C2'	-5.21	97.39	102.60
1	AA	1018	C	C3'-C2'-C1'	-5.21	97.33	101.50
3	AV	20	A	N9-C1'-C2'	-5.21	106.26	112.00
25	BA	1880	C	C3'-C2'-C1'	-5.21	97.33	101.50
25	BA	2613	U	C3'-C2'-C1'	-5.21	97.33	101.50
1	CA	1211	U	C1'-O4'-C4'	-5.21	105.73	109.90
25	BA	318	C	O4'-C1'-N1	5.21	112.37	108.20
25	DA	1930	G	C3'-C2'-C1'	-5.21	97.33	101.50
1	AA	328	C	O4'-C1'-N1	5.21	112.37	108.20
25	BA	2184	G	C3'-C2'-C1'	-5.21	97.33	101.50
25	BA	2191	G	C3'-C2'-C1'	-5.21	97.33	101.50
25	BA	2746	U	C3'-C2'-C1'	-5.21	97.33	101.50
25	DA	801	G	O4'-C1'-N9	-5.21	104.03	108.20
25	BA	1962	C	C3'-C2'-C1'	5.21	105.66	101.50
25	BA	1419	A	O4'-C1'-N9	5.20	112.36	108.20
1	AA	1129	C	O4'-C1'-N1	5.20	112.36	108.20
25	DA	727	A	O4'-C1'-N9	-5.20	104.04	108.20
25	DA	2893	G	C3'-C2'-C1'	5.20	105.66	101.50
25	DA	1761	C	O4'-C1'-N1	5.20	112.36	108.20
25	BA	71	A	O4'-C1'-N9	-5.20	104.04	108.20
25	BA	1385	G	C1'-O4'-C4'	-5.20	105.74	109.90
1	CA	785	G	C4'-C3'-C2'	-5.20	97.40	102.60
25	DA	1286	A	C1'-O4'-C4'	-5.20	105.74	109.90
1	CA	191(B)	G	C4'-C3'-C2'	-5.19	97.41	102.60

*Continued on next page...*

*Continued from previous page...*

Mol	Chain	Res	Type	Atoms	Z	Observed(°)	Ideal(°)
26	BB	58	A	C4'-C3'-C2'	-5.19	97.41	102.60
25	DA	1786	A	N1-C6-N6	5.19	121.71	118.60
25	BA	2592	G	C4'-C3'-C2'	-5.18	97.42	102.60
1	CA	533	A	P-O3'-C3'	5.18	125.92	119.70
25	DA	1151	G	C4'-C3'-C2'	-5.18	97.42	102.60
1	AA	1530	G	O4'-C1'-N9	5.18	112.34	108.20
25	DA	247	G	C1'-O4'-C4'	-5.18	105.75	109.90
26	DB	11	C	C4'-C3'-C2'	-5.18	97.42	102.60
25	DA	27	G	C5'-C4'-O4'	-5.18	102.89	109.10
25	DA	1346	G	P-O3'-C3'	-5.18	113.49	119.70
25	DA	1772	G	C4'-C3'-C2'	-5.18	97.42	102.60
1	AA	371	G	C4'-C3'-C2'	-5.17	97.42	102.60
25	BA	979	G	C5-C6-O6	-5.17	125.50	128.60
25	DA	746	A	O4'-C1'-N9	5.17	112.34	108.20
25	DA	2191	G	C3'-C2'-C1'	-5.17	97.36	101.50
25	DA	781	A	O4'-C1'-N9	-5.17	104.06	108.20
25	BA	1571	A	C4'-C3'-C2'	-5.17	97.43	102.60
25	BA	2447	G	C3'-C2'-C1'	5.16	105.63	101.50
25	DA	635	C	C4'-C3'-C2'	-5.16	97.44	102.60
25	BA	379	G	C4'-C3'-C2'	-5.16	97.44	102.60
25	DA	2444	G	P-O5'-C5'	-5.16	112.64	120.90
25	BA	880	G	C4'-C3'-C2'	-5.16	97.44	102.60
1	CA	789	U	C4'-C3'-C2'	-5.16	97.44	102.60
1	AA	934	C	C1'-O4'-C4'	-5.16	105.77	109.90
25	BA	2751	G	C3'-C2'-C1'	-5.16	97.38	101.50
25	BA	1788	C	C4'-C3'-C2'	-5.16	97.44	102.60
25	BA	1934	C	N1-C1'-C2'	-5.15	106.33	112.00
25	BA	2390	U	P-O3'-C3'	-5.15	113.52	119.70
1	CA	112	G	C4'-C3'-C2'	-5.15	97.45	102.60
25	BA	1701	A	N9-C1'-C2'	-5.15	106.33	112.00
1	AA	1213	A	C3'-C2'-C1'	5.15	105.62	101.50
25	BA	2592	G	O5'-P-OP2	-5.15	101.06	105.70
25	BA	1341	U	C3'-C2'-C1'	-5.15	97.38	101.50
25	DA	1598	C	C5'-C4'-C3'	-5.15	107.76	116.00
25	BA	27	G	C5'-C4'-O4'	-5.14	102.93	109.10
25	BA	2879	C	P-O3'-C3'	5.14	125.87	119.70
25	BA	2073	C	C4'-C3'-C2'	-5.14	97.46	102.60
1	CA	280	C	C3'-C2'-C1'	-5.14	97.39	101.50
25	DA	101	G	C4'-C3'-C2'	-5.14	97.46	102.60
25	DA	2500	U	O4'-C1'-N1	5.14	112.31	108.20
25	BA	2085	C	C4'-C3'-C2'	-5.13	97.47	102.60
25	DA	2394	C	C3'-C2'-C1'	5.13	105.61	101.50

*Continued on next page...*

*Continued from previous page...*

Mol	Chain	Res	Type	Atoms	Z	Observed(°)	Ideal(°)
25	DA	1569	A	P-O3'-C3'	-5.13	113.54	119.70
25	BA	2501	C	C3'-C2'-C1'	5.13	105.60	101.50
25	BA	2215	G	P-O3'-C3'	-5.13	113.55	119.70
25	DA	938	G	C4'-C3'-C2'	-5.13	97.47	102.60
2	CZ	17(A)	U	P-O3'-C3'	5.13	125.85	119.70
1	CA	1346	A	C3'-C2'-C1'	-5.12	97.40	101.50
25	DA	1493	C	C2-N1-C1'	5.12	124.44	118.80
1	CA	543	C	C4'-C3'-C2'	-5.12	97.48	102.60
1	CA	806	C	C4'-C3'-C2'	-5.12	97.48	102.60
25	BA	665	C	P-O3'-C3'	-5.12	113.56	119.70
1	CA	810	C	C4'-C3'-C2'	-5.12	97.48	102.60
25	DA	834	C	C4'-C3'-C2'	-5.12	97.48	102.60
25	DA	1816	G	O4'-C1'-N9	5.12	112.29	108.20
1	AA	108	G	C5'-C4'-O4'	5.12	115.24	109.10
25	BA	458	G	C3'-C2'-C1'	-5.12	97.41	101.50
1	AA	7	G	C1'-O4'-C4'	-5.11	105.81	109.90
25	DA	1500	G	O4'-C1'-N9	-5.11	104.11	108.20
1	AA	533	A	P-O3'-C3'	5.11	125.83	119.70
1	AA	1067	A	C3'-C2'-C1'	5.11	105.59	101.50
25	DA	904	C	O4'-C1'-N1	5.11	112.29	108.20
25	BA	1761	C	O4'-C1'-N1	5.10	112.28	108.20
25	DA	209	C	C6-N1-C2	5.10	122.34	120.30
25	DA	793	A	C4'-C3'-C2'	5.10	107.70	102.60
25	DA	2061	G	OP2-P-O3'	5.10	116.42	105.20
25	DA	2779	U	C3'-C2'-C1'	-5.10	97.42	101.50
25	BA	2487	G	C4'-C3'-C2'	-5.10	97.50	102.60
36	DP	53	GLY	N-CA-C	-5.10	100.36	113.10
25	DA	2527	C	C4'-C3'-C2'	-5.09	97.51	102.60
25	DA	2225	A	O4'-C1'-N9	-5.09	104.13	108.20
25	DA	1319	G	C4'-C3'-C2'	-5.09	97.51	102.60
25	DA	1616	A	C5'-C4'-C3'	-5.09	107.86	116.00
25	BA	980	A	C3'-C2'-C1'	5.09	105.57	101.50
25	DA	323	G	P-O3'-C3'	5.08	125.80	119.70
25	DA	1920	C	O4'-C1'-N1	-5.08	104.13	108.20
1	AA	721	G	P-O3'-C3'	5.08	125.80	119.70
25	BA	131	G	C4'-C3'-C2'	-5.08	97.52	102.60
1	CA	1492	A	C4'-C3'-C2'	-5.08	97.52	102.60
25	DA	2447	G	N1-C6-O6	5.08	122.95	119.90
25	BA	614	U	C3'-C2'-C1'	5.07	105.56	101.50
25	BA	1948	G	C4'-C3'-C2'	-5.07	97.53	102.60
25	BA	307	G	C4'-C3'-C2'	-5.07	97.53	102.60
1	AA	1491	G	P-O3'-C3'	5.07	125.78	119.70

*Continued on next page...*

*Continued from previous page...*

Mol	Chain	Res	Type	Atoms	Z	Observed(°)	Ideal(°)
1	AA	727	G	O4'-C1'-N9	-5.07	104.15	108.20
25	BA	1833	U	C4'-C3'-C2'	-5.06	97.54	102.60
25	BA	204	A	C3'-C2'-C1'	-5.06	97.45	101.50
25	BA	1266	G	O4'-C1'-N9	-5.06	104.15	108.20
26	BB	67	G	C4'-C3'-C2'	-5.06	97.54	102.60
25	DA	1351	C	P-O3'-C3'	5.06	125.77	119.70
1	AA	1497	G	C4'-C3'-C2'	-5.06	97.54	102.60
1	AA	721	G	C3'-C2'-C1'	5.05	105.54	101.50
25	BA	695	G	N9-C1'-C2'	-5.05	106.44	112.00
25	BA	2022	U	O4'-C1'-C2'	-5.05	100.75	105.80
1	CA	1189	C	C1'-O4'-C4'	-5.05	105.86	109.90
25	DA	616	A	P-O3'-C3'	5.05	125.77	119.70
25	DA	783	A	C5-N7-C8	-5.05	101.37	103.90
25	BA	131	G	O4'-C4'-C3'	-5.05	98.95	104.00
25	BA	270(M)	U	C3'-C2'-C1'	5.05	105.54	101.50
25	BA	616	A	P-O3'-C3'	5.05	125.75	119.70
25	BA	1085	A	C3'-C2'-C1'	5.04	105.54	101.50
1	CA	1054	C	O4'-C1'-N1	5.04	112.24	108.20
25	BA	140	A	C1'-O4'-C4'	-5.04	105.87	109.90
1	CA	1048	G	C4'-C3'-C2'	-5.04	97.56	102.60
25	DA	179	G	N1-C6-O6	5.04	122.92	119.90
25	BA	1128	A	O4'-C1'-N9	-5.04	104.17	108.20
25	BA	2411	A	C3'-C2'-C1'	-5.04	97.47	101.50
25	BA	14	A	O4'-C1'-N9	-5.04	104.17	108.20
26	DB	24	G	C3'-C2'-C1'	5.04	105.53	101.50
25	BA	1332	G	P-O3'-C3'	-5.03	113.66	119.70
25	BA	2518	A	N1-C6-N6	5.03	121.62	118.60
1	CA	697	U	C4'-C3'-C2'	-5.03	97.57	102.60
25	DA	46	C	C4'-C3'-C2'	-5.03	97.57	102.60
1	CA	992	U	C3'-C2'-C1'	5.03	105.52	101.50
25	DA	2480	C	C1'-O4'-C4'	-5.03	105.88	109.90
25	BA	391	G	O4'-C1'-N9	-5.02	104.18	108.20
1	CA	1189	C	C4'-C3'-C2'	-5.02	97.58	102.60
26	DB	12	C	P-O3'-C3'	5.02	125.72	119.70
25	BA	2893	G	C3'-C2'-C1'	5.02	105.51	101.50
25	DA	61	G	O4'-C1'-N9	-5.02	104.19	108.20
25	BA	405	U	C4'-C3'-C2'	-5.01	97.59	102.60
25	BA	2011	U	P-O3'-C3'	-5.01	113.68	119.70
25	DA	1176	G	C3'-C2'-C1'	5.01	105.51	101.50
25	BA	1647	G	O4'-C1'-N9	-5.01	104.19	108.20
25	BA	2197	U	C1'-O4'-C4'	-5.01	105.89	109.90
25	BA	2254	C	C4'-C3'-C2'	-5.01	97.59	102.60

*Continued on next page...*

*Continued from previous page...*

Mol	Chain	Res	Type	Atoms	Z	Observed(°)	Ideal(°)
25	BA	1494	A	O4'-C1'-N9	5.01	112.21	108.20
26	BB	15	A	C1'-O4'-C4'	-5.01	105.89	109.90
25	BA	302	C	O4'-C1'-N1	5.00	112.20	108.20
1	CA	1406	U	C4'-C3'-C2'	-5.00	97.60	102.60
25	DA	1913	A	C5'-C4'-O4'	5.00	115.10	109.10

There are no chirality outliers.

All (8) planarity outliers are listed below:

Mol	Chain	Res	Type	Group
27	BD	40	THR	Peptide
36	BP	51	PHE	Peptide
36	BP	52	GLU	Peptide
36	BP	9	ASN	Peptide
27	DD	40	THR	Peptide
36	DP	51	PHE	Peptide
36	DP	52	GLU	Peptide
36	DP	9	ASN	Peptide

## 5.2 Too-close contacts ⓘ

In the following table, the Non-H and H(model) columns list the number of non-hydrogen atoms and hydrogen atoms in the chain respectively. The H(added) column lists the number of hydrogen atoms added and optimized by MolProbity. The Clashes column lists the number of clashes within the asymmetric unit, whereas Symm-Clashes lists symmetry related clashes.

Mol	Chain	Non-H	H(model)	H(added)	Clashes	Symm-Clashes
1	AA	32332	0	16318	1066	0
1	CA	32332	0	16318	1109	0
2	AY	1640	0	837	39	0
2	AZ	1640	0	837	49	0
2	CY	1640	0	837	33	0
2	CZ	1640	0	837	48	0
3	AV	214	0	110	6	0
3	CV	214	0	110	4	0
4	AB	1900	0	1951	159	0
4	CB	1900	0	1951	160	0
5	AC	1612	0	1677	125	0
5	CC	1612	0	1677	129	0
6	AD	1703	0	1763	112	0
6	CD	1703	0	1763	105	0

*Continued on next page...*

*Continued from previous page...*

Mol	Chain	Non-H	H(model)	H(added)	Clashes	Symm-Clashes
7	AE	1155	0	1213	91	0
7	CE	1155	0	1213	84	0
8	AF	843	0	857	49	0
8	CF	843	0	857	48	0
9	AG	1257	0	1296	81	0
9	CG	1257	0	1296	79	0
10	AH	1116	0	1177	77	0
10	CH	1116	0	1177	80	0
11	AI	1011	0	1043	104	0
11	CI	1011	0	1043	106	0
12	AJ	794	0	840	102	0
12	CJ	794	0	840	97	0
13	AK	842	0	859	72	0
13	CK	842	0	859	74	0
14	AL	956	0	1046	112	0
14	CL	956	0	1046	109	0
15	AM	933	0	992	97	0
15	CM	933	0	992	108	0
16	AN	492	0	531	36	0
16	CN	492	0	532	41	0
17	AO	734	0	771	50	0
17	CO	734	0	771	51	0
18	AP	700	0	720	52	0
18	CP	700	0	720	59	0
19	AQ	823	0	893	54	0
19	CQ	823	0	893	52	0
20	AR	574	0	644	53	0
20	CR	574	0	644	51	0
21	AS	629	0	652	77	0
21	CS	629	0	652	76	0
22	AT	762	0	859	68	0
22	CT	762	0	859	64	0
23	AU	208	0	221	12	0
23	CU	208	0	221	12	0
24	AX	2876	0	2867	244	0
24	CX	2876	0	2867	242	0
25	BA	61997	0	31250	2146	0
25	DA	61997	0	31250	2152	1
26	BB	2551	0	1295	95	0
26	DB	2551	0	1295	93	1
27	BD	2104	0	2182	225	0
27	DD	2104	0	2182	228	0

*Continued on next page...*

*Continued from previous page...*

Mol	Chain	Non-H	H(model)	H(added)	Clashes	Symm-Clashes
28	BE	1563	0	1629	138	0
28	DE	1563	0	1629	129	0
29	BF	1586	0	1632	141	0
29	DF	1586	0	1632	144	0
30	BG	1475	0	1537	154	0
30	DG	1475	0	1537	151	0
31	BH	1222	0	1282	112	0
31	DH	1222	0	1282	114	0
32	BI	1132	0	1220	104	0
32	DI	1132	0	1220	91	0
33	BK	1088	0	1138	107	0
33	DK	1088	0	1138	107	0
34	BN	1096	0	1168	96	0
34	DN	1096	0	1168	93	0
35	BO	932	0	994	64	0
35	DO	932	0	994	61	0
36	BP	1114	0	1187	226	0
36	DP	1114	0	1187	229	0
37	BQ	1064	0	1114	141	0
37	DQ	1064	0	1114	129	0
38	BR	960	0	1021	106	0
38	DR	960	0	1021	101	0
39	BS	770	0	832	96	0
39	DS	770	0	832	98	0
40	BT	1143	0	1211	100	0
40	DT	1143	0	1211	98	0
41	BU	964	0	1022	92	0
41	DU	964	0	1022	102	0
42	BV	779	0	852	77	0
42	DV	779	0	852	78	0
43	BW	890	0	951	68	0
43	DW	890	0	951	70	0
44	BX	725	0	778	69	0
44	DX	725	0	778	71	0
45	BY	775	0	870	106	0
45	DY	775	0	870	110	0
46	BZ	1482	0	1507	106	0
46	DZ	1482	0	1507	106	0
47	B0	605	0	628	45	0
47	D0	605	0	628	49	0
48	B1	694	0	764	92	0
48	D1	694	0	764	91	0

*Continued on next page...*

*Continued from previous page...*

Mol	Chain	Non-H	H(model)	H(added)	Clashes	Symm-Clashes
49	B2	520	0	575	76	0
49	D2	520	0	575	77	0
50	B3	467	0	523	29	0
50	D3	467	0	523	29	0
51	B4	225	0	225	19	0
51	D4	225	0	225	22	0
52	B5	404	0	420	54	0
52	D5	404	0	420	53	0
53	B6	380	0	391	55	0
53	D6	380	0	391	56	0
54	B7	418	0	467	36	0
54	D7	418	0	467	38	0
55	B8	507	0	576	68	0
55	D8	507	0	576	79	0
56	AA	428	0	0	0	0
56	AB	7	0	0	0	0
56	AC	4	0	0	0	0
56	AD	3	0	0	0	0
56	AE	8	0	0	0	0
56	AF	2	0	0	0	0
56	AG	2	0	0	0	0
56	AH	2	0	0	0	0
56	AI	1	0	0	0	0
56	AJ	1	0	0	0	0
56	AK	7	0	0	0	0
56	AL	4	0	0	0	0
56	AM	3	0	0	0	0
56	AN	1	0	0	0	0
56	AO	2	0	0	0	0
56	AQ	1	0	0	0	0
56	AR	1	0	0	0	0
56	AT	2	0	0	0	0
56	AV	3	0	0	0	0
56	AX	14	0	0	0	0
56	AY	26	0	0	0	0
56	AZ	15	0	0	0	0
56	B0	3	0	0	0	0
56	B1	7	0	0	0	0
56	B2	3	0	0	0	0
56	B4	2	0	0	0	0
56	B5	2	0	0	0	0
56	B6	2	0	0	0	0

*Continued on next page...*

*Continued from previous page...*

Mol	Chain	Non-H	H(model)	H(added)	Clashes	Symm-Clashes
56	B8	4	0	0	0	0
56	BA	923	0	0	0	0
56	BB	35	0	0	0	0
56	BD	7	0	0	0	0
56	BE	6	0	0	0	0
56	BF	6	0	0	0	0
56	BG	2	0	0	0	0
56	BH	4	0	0	0	0
56	BI	6	0	0	0	0
56	BK	3	0	0	0	0
56	BN	4	0	0	0	0
56	BO	5	0	0	0	0
56	BP	2	0	0	0	0
56	BQ	6	0	0	0	0
56	BR	2	0	0	0	0
56	BS	3	0	0	0	0
56	BT	1	0	0	0	0
56	BU	1	0	0	0	0
56	BV	3	0	0	0	0
56	BW	2	0	0	0	0
56	BX	2	0	0	0	0
56	BY	3	0	0	0	0
56	BZ	1	0	0	0	0
56	CA	222	0	0	0	0
56	CB	2	0	0	0	0
56	CC	1	0	0	0	0
56	CF	5	0	0	0	0
56	CG	2	0	0	0	0
56	CH	2	0	0	0	0
56	CK	3	0	0	0	0
56	CL	1	0	0	0	0
56	CO	1	0	0	0	0
56	CQ	1	0	0	0	0
56	CS	1	0	0	0	0
56	CT	1	0	0	0	0
56	CY	14	0	0	0	0
56	CZ	14	0	0	0	0
56	D1	2	0	0	0	0
56	D6	1	0	0	0	0
56	D8	1	0	0	0	0
56	DA	491	0	0	0	0
56	DB	12	0	0	0	0

*Continued on next page...*

*Continued from previous page...*

Mol	Chain	Non-H	H(model)	H(added)	Clashes	Symm-Clashes
56	DD	9	0	0	0	0
56	DE	1	0	0	0	0
56	DF	1	0	0	0	0
56	DG	2	0	0	0	0
56	DI	1	0	0	0	0
56	DN	1	0	0	0	0
56	DO	2	0	0	0	0
56	DP	1	0	0	0	0
56	DQ	2	0	0	0	0
56	DR	1	0	0	0	0
56	DT	1	0	0	0	0
56	DU	1	0	0	0	0
56	DY	1	0	0	0	0
57	AD	1	0	0	0	0
57	AN	1	0	0	0	0
57	CD	1	0	0	0	0
57	CN	1	0	0	0	0
All	All	301148	0	204431	14693	1

The all-atom clashscore is defined as the number of clashes found per 1000 atoms (including hydrogen atoms). The all-atom clashscore for this structure is 29.

All (14693) close contacts within the same asymmetric unit are listed below, sorted by their clash magnitude.

Atom-1	Atom-2	Interatomic distance (Å)	Clash overlap (Å)
55:B8:57:ARG:HB2	55:B8:57:ARG:HH11	1.11	1.16
48:B1:11:ARG:HB3	48:B1:12:PRO:HD2	1.14	1.13
48:D1:11:ARG:HB3	48:D1:12:PRO:HD2	1.18	1.12
36:BP:23:PRO:HD2	36:BP:33:ARG:NH2	1.67	1.09
25:BA:2630:G:H1'	25:BA:2894:G:H1'	1.35	1.09
1:CA:86:U:H2'	1:CA:87:A:H8	1.11	1.08
36:DP:23:PRO:HD2	36:DP:33:ARG:NH2	1.68	1.08
37:BQ:82:ARG:HG2	37:BQ:82:ARG:HH11	1.15	1.08
25:DA:1190:G:H5'	36:DP:35:HIS:HA	1.36	1.08
1:AA:86:U:H2'	1:AA:87:A:H8	1.09	1.07
37:DQ:82:ARG:HG2	37:DQ:82:ARG:HH11	1.19	1.07
36:DP:50:ARG:HB3	55:D8:60:LEU:HD11	1.33	1.07
42:BV:39:LEU:HB3	42:BV:47:VAL:HG21	1.33	1.06
55:D8:57:ARG:NH1	55:D8:57:ARG:HB2	1.68	1.06
49:B2:32:LEU:HB2	49:B2:53:LEU:HD13	1.38	1.05
41:BU:92:ARG:HD2	41:BU:94:ASN:HB3	1.38	1.05

*Continued on next page...*

*Continued from previous page...*

Atom-1	Atom-2	Interatomic distance (Å)	Clash overlap (Å)
25:DA:2630:G:H1'	25:DA:2894:G:H1'	1.37	1.05
42:DV:39:LEU:HB3	42:DV:47:VAL:HG21	1.37	1.05
11:CI:4:TYR:HB2	11:CI:19:LEU:HB2	1.39	1.05
49:B2:16:LEU:HB2	49:B2:20:GLU:HG2	1.39	1.05
49:D2:32:LEU:HB2	49:D2:53:LEU:HD13	1.37	1.04
55:D8:57:ARG:HH11	55:D8:57:ARG:HB2	1.08	1.04
22:AT:26:ASN:HB3	22:AT:71:THR:HG23	1.37	1.04
41:BU:90:VAL:HG22	41:BU:91:ASP:H	1.21	1.04
22:CT:26:ASN:HB3	22:CT:71:THR:HG23	1.36	1.04
27:DD:25:THR:CG2	27:DD:82:ILE:H	1.71	1.04
10:CH:102:ARG:N	10:CH:102:ARG:HE	1.55	1.03
5:AC:79:ARG:HB2	13:CK:96:ARG:HH22	1.21	1.03
24:AX:122:PHE:HB2	24:AX:125:ALA:HB2	1.38	1.03
55:B8:57:ARG:HB2	55:B8:57:ARG:NH1	1.70	1.03
49:D2:16:LEU:HB2	49:D2:20:GLU:HG2	1.40	1.02
10:AH:102:ARG:N	10:AH:102:ARG:HE	1.56	1.02
27:BD:25:THR:CG2	27:BD:82:ILE:H	1.72	1.02
37:BQ:23:GLY:HA3	37:BQ:98:LYS:HB2	1.41	1.02
41:DU:90:VAL:HG22	41:DU:91:ASP:H	1.22	1.02
25:BA:1190:G:H5'	36:BP:35:HIS:HA	1.40	1.02
10:CH:50:ARG:HG2	10:CH:50:ARG:HH11	1.23	1.01
48:D1:27:GLU:CB	48:D1:33:LYS:HG3	1.90	1.01
36:BP:50:ARG:HB3	55:B8:60:LEU:HD11	1.38	1.01
34:DN:65:TRP:HA	34:DN:71:MET:HE1	1.38	1.01
25:BA:774:A:H2	25:BA:787:U:HO2'	1.05	1.01
15:CM:67:GLU:HG3	15:CM:68:GLY:H	1.25	1.01
24:CX:122:PHE:HB2	24:CX:125:ALA:HB2	1.41	1.01
11:AI:4:TYR:HB2	11:AI:19:LEU:HB2	1.41	1.00
5:AC:14:ILE:HG12	5:AC:15:THR:H	1.27	1.00
25:DA:2306:C:H4'	30:DG:136:ARG:HH22	1.27	1.00
24:AX:88:LEU:HB2	24:AX:100:LEU:HD13	1.43	1.00
25:BA:675:A:H4'	29:BF:67:GLN:NE2	1.76	1.00
17:CO:87:ILE:HG22	17:CO:88:ARG:H	1.27	1.00
5:CC:14:ILE:HG12	5:CC:15:THR:N	1.77	1.00
10:AH:50:ARG:HG2	10:AH:50:ARG:HH11	1.24	0.99
1:AA:922:G:H4'	7:AE:20:GLN:HA	1.45	0.99
25:BA:2287:A:H62	25:BA:2344:U:H3	1.08	0.99
32:BI:27:ARG:HG2	32:BI:27:ARG:HH11	1.24	0.99
29:DF:67:GLN:O	29:DF:67:GLN:HG3	1.58	0.99
15:AM:67:GLU:HG3	15:AM:68:GLY:H	1.23	0.99
25:DA:1009:A:H5'	25:DA:1009:A:H8	1.26	0.99

*Continued on next page...*

*Continued from previous page...*

Atom-1	Atom-2	Interatomic distance (Å)	Clash overlap (Å)
34:BN:65:TRP:HA	34:BN:71:MET:HE1	1.45	0.99
29:DF:45:ARG:HH11	29:DF:45:ARG:HG2	1.28	0.99
25:BA:2784:C:H1'	28:BE:37:ARG:HH12	1.28	0.99
5:CC:14:ILE:HG12	5:CC:15:THR:H	1.25	0.99
24:CX:338:ARG:HB3	24:CX:369:ARG:HH22	1.28	0.99
25:DA:675:A:H4'	29:DF:67:GLN:NE2	1.78	0.99
48:B1:27:GLU:CB	48:B1:33:LYS:HG3	1.93	0.98
17:AO:87:ILE:HG22	17:AO:88:ARG:H	1.27	0.98
54:D7:34:ARG:HG3	54:D7:34:ARG:HH11	1.26	0.98
24:AX:338:ARG:HB3	24:AX:369:ARG:HH22	1.28	0.98
29:BF:45:ARG:HH11	29:BF:45:ARG:HG2	1.23	0.98
26:BB:51:G:H21	26:BB:52:A:H62	1.10	0.98
25:BA:2306:C:H4'	30:BG:136:ARG:HH22	1.26	0.98
41:DU:92:ARG:HD2	41:DU:94:ASN:HB3	1.40	0.98
49:B2:14:ARG:HA	49:B2:17:SER:HB2	1.46	0.98
7:AE:50:GLU:HG3	7:AE:52:PRO:HD2	1.45	0.98
4:CB:185:ILE:HG22	4:CB:199:TYR:HB2	1.43	0.98
48:D1:27:GLU:HB2	48:D1:33:LYS:HG3	1.43	0.98
27:DD:33:LEU:HD23	27:DD:33:LEU:H	1.26	0.98
37:BQ:43:THR:HB	37:BQ:45:GLN:HE21	1.29	0.97
12:CJ:9:ARG:HH21	12:CJ:95:GLU:HG2	1.28	0.97
36:DP:64:LYS:HB2	55:D8:25:MET:HG3	1.43	0.97
54:B7:19:ARG:HH11	54:B7:19:ARG:HG3	1.29	0.97
25:BA:1019:U:H3	25:BA:114(B):A:H62	1.12	0.97
27:BD:25:THR:HG22	27:BD:82:ILE:H	1.30	0.97
12:AJ:9:ARG:HH21	12:AJ:95:GLU:HG2	1.28	0.97
27:DD:25:THR:HG22	27:DD:82:ILE:H	1.28	0.97
25:BA:1009:A:H8	25:BA:1009:A:H5'	1.25	0.97
25:BA:675:A:H4'	29:BF:67:GLN:HE22	1.30	0.97
41:DU:36:ARG:HG2	41:DU:40:PHE:CE1	2.00	0.97
36:BP:64:LYS:HB2	55:B8:25:MET:HG3	1.43	0.96
25:DA:2681:C:H5	25:DA:2725:A:H62	1.11	0.96
5:AC:14:ILE:HG12	5:AC:15:THR:N	1.78	0.96
25:BA:310:A:O2'	25:BA:311:A:H2'	1.65	0.96
36:BP:50:ARG:HG2	36:BP:51:PHE:N	1.77	0.96
41:DU:36:ARG:HG2	41:DU:40:PHE:HE1	1.31	0.96
27:BD:33:LEU:H	27:BD:33:LEU:HD23	1.31	0.96
24:CX:88:LEU:HB2	24:CX:100:LEU:HD13	1.44	0.96
39:DS:24:LEU:HD12	39:DS:84:GLN:HB3	1.47	0.96
29:BF:67:GLN:HG3	29:BF:67:GLN:O	1.62	0.96
25:DA:675:A:H4'	29:DF:67:GLN:HE22	1.30	0.96

*Continued on next page...*

*Continued from previous page...*

Atom-1	Atom-2	Interatomic distance (Å)	Clash overlap (Å)
39:BS:24:LEU:HD12	39:BS:84:GLN:HB3	1.44	0.96
37:DQ:134:ARG:HH21	46:DZ:81:ARG:HH22	1.14	0.96
32:DI:5:LEU:HA	32:DI:36:ALA:HA	1.44	0.96
48:B1:27:GLU:HB2	48:B1:33:LYS:HG3	1.48	0.96
40:BT:102:ILE:HB	40:BT:110:ILE:HD11	1.46	0.96
25:BA:1019:U:H3	25:BA:114(B):A:N6	1.62	0.95
44:BX:11:PRO:HA	44:BX:28:PHE:HB3	1.48	0.95
25:DA:1019:U:H3	25:DA:114(B):A:N6	1.64	0.95
27:BD:144:ALA:HB3	27:BD:192:THR:HG21	1.48	0.95
22:CT:40:ALA:HB2	22:CT:55:ILE:HG22	1.48	0.95
25:DA:2287:A:N6	25:DA:2344:U:H3	1.64	0.95
37:DQ:23:GLY:HA3	37:DQ:98:LYS:HB2	1.44	0.95
4:AB:185:ILE:HG22	4:AB:199:TYR:HB2	1.46	0.95
24:CX:39:LEU:HB2	24:CX:68:LEU:HD21	1.49	0.95
25:DA:310:A:O2'	25:DA:311:A:H2'	1.67	0.95
25:BA:2287:A:N6	25:BA:2344:U:H3	1.64	0.95
30:BG:91:ARG:HH11	30:BG:91:ARG:HB3	1.31	0.95
1:AA:86:U:H2'	1:AA:87:A:C8	2.01	0.95
1:CA:1056:U:H5''	5:CC:163:ALA:HB2	1.49	0.94
25:DA:651:G:H2'	25:DA:652:U:H5''	1.48	0.94
7:CE:50:GLU:HG3	7:CE:52:PRO:HD2	1.46	0.94
49:D2:14:ARG:HA	49:D2:17:SER:HB2	1.48	0.94
22:AT:40:ALA:HB2	22:AT:55:ILE:HG22	1.48	0.94
54:D7:19:ARG:HH11	54:D7:19:ARG:HG3	1.27	0.94
26:DB:51:G:H21	26:DB:52:A:H62	1.11	0.94
31:DH:16:SER:HB2	31:DH:27:LYS:HB2	1.49	0.94
1:AA:1182:G:H4'	1:AA:1183:A:H5''	1.50	0.94
29:BF:6:MET:HG2	29:BF:7:TYR:HD1	1.33	0.94
42:BV:39:LEU:HD12	42:BV:47:VAL:HG11	1.50	0.94
39:BS:85:VAL:HG11	39:BS:106:ARG:HH21	1.31	0.94
1:CA:922:G:H4'	7:CE:20:GLN:HA	1.46	0.94
36:DP:50:ARG:HG2	36:DP:51:PHE:N	1.82	0.93
25:BA:273(G):C:H3'	25:BA:274:G:H5''	1.48	0.93
25:DA:1902:C:H1'	27:DD:244:ARG:HD3	1.48	0.93
28:BE:201:THR:HG22	28:BE:202:LYS:H	1.33	0.93
25:DA:2394:C:H2'	25:DA:2395:C:H6	1.32	0.93
25:DA:2784:C:H1'	28:DE:37:ARG:HH12	1.33	0.93
37:DQ:43:THR:HB	37:DQ:45:GLN:HE21	1.27	0.93
25:BA:2394:C:H2'	25:BA:2395:C:H6	1.33	0.93
24:AX:29:ILE:O	24:AX:33:PRO:HD2	1.67	0.93
47:B0:34:GLY:HA2	47:B0:61:ALA:O	1.68	0.93

*Continued on next page...*

*Continued from previous page...*

Atom-1	Atom-2	Interatomic distance (Å)	Clash overlap (Å)
25:DA:273(G):C:H3'	25:DA:274:G:H5''	1.50	0.93
27:DD:144:ALA:HB3	27:DD:192:THR:HG21	1.47	0.93
40:DT:124:ASP:O	40:DT:128:GLU:HB2	1.68	0.93
40:DT:26:ASP:HB2	40:DT:91:ARG:HA	1.50	0.93
41:BU:36:ARG:HG2	41:BU:40:PHE:CE1	2.04	0.93
39:DS:85:VAL:HG11	39:DS:106:ARG:HH21	1.33	0.93
25:BA:528:A:H8	25:BA:528:A:H3'	1.33	0.93
52:D5:40:LYS:HE2	52:D5:46:CYS:HB3	1.49	0.93
15:AM:78:ILE:HG22	15:AM:93:ARG:HH12	1.32	0.92
25:DA:405:U:H5''	25:DA:405:U:O2	1.70	0.92
24:AX:39:LEU:HB2	24:AX:68:LEU:HD21	1.48	0.92
30:DG:91:ARG:HB3	30:DG:91:ARG:HH11	1.33	0.92
25:BA:2681:C:H5	25:BA:2725:A:H62	1.09	0.92
36:BP:23:PRO:HD2	36:BP:33:ARG:CZ	1.98	0.92
15:CM:78:ILE:HG22	15:CM:93:ARG:HH12	1.32	0.92
1:CA:955:U:H1'	1:CA:1227:A:H61	1.35	0.92
24:CX:29:ILE:O	24:CX:33:PRO:HD2	1.68	0.92
25:DA:2287:A:H62	25:DA:2344:U:H3	1.10	0.92
25:DA:1110:G:HO2'	25:DA:1111:A:H8	0.96	0.92
36:DP:23:PRO:HD2	36:DP:33:ARG:CZ	1.98	0.92
1:AA:955:U:H1'	1:AA:1227:A:H61	1.34	0.92
1:CA:1182:G:H4'	1:CA:1183:A:H5''	1.51	0.92
22:CT:71:THR:HG22	22:CT:72:LEU:H	1.34	0.92
31:BH:16:SER:HB2	31:BH:27:LYS:HB2	1.49	0.92
36:BP:49:ARG:HG3	36:BP:49:ARG:HH11	1.33	0.92
25:DA:1126:A:H4'	25:DA:1127:A:O5'	1.67	0.92
41:BU:36:ARG:HG2	41:BU:40:PHE:HE1	1.35	0.92
1:AA:1505:G:H4'	1:AA:1506:U:H5'	1.49	0.91
52:B5:40:LYS:HE2	52:B5:46:CYS:HB3	1.53	0.91
8:CF:97:PHE:HD2	20:CR:31:LEU:HD21	1.34	0.91
46:DZ:125:LEU:HD22	46:DZ:164:ALA:HB3	1.52	0.91
25:BA:2015:A:H1'	52:B5:2:ALA:HA	1.52	0.91
1:AA:250:A:H4'	1:AA:251:G:O5'	1.70	0.91
8:AF:97:PHE:HD2	20:AR:31:LEU:HD21	1.34	0.91
25:DA:1019:U:H3	25:DA:114(B):A:H62	1.14	0.91
45:BY:7:VAL:HB	45:BY:8:LYS:NZ	1.85	0.91
52:D5:40:LYS:HZ1	52:D5:46:CYS:H	1.17	0.91
42:DV:39:LEU:HD12	42:DV:47:VAL:HG11	1.51	0.91
45:DY:7:VAL:HB	45:DY:8:LYS:NZ	1.84	0.91
25:DA:528:A:H8	25:DA:528:A:H3'	1.35	0.91
29:DF:6:MET:HG2	29:DF:7:TYR:HD1	1.33	0.91

*Continued on next page...*

*Continued from previous page...*

Atom-1	Atom-2	Interatomic distance (Å)	Clash overlap (Å)
1:CA:1060:C:H5''	12:CJ:51:ARG:HG2	1.51	0.91
21:AS:50:ALA:HB1	21:AS:57:HIS:HB3	1.53	0.91
21:CS:6:LYS:HG2	21:CS:7:LYS:HD3	1.52	0.91
25:DA:9:U:H2'	25:DA:2629:A:H62	1.34	0.91
25:BA:651:G:H2'	25:BA:652:U:H5''	1.49	0.90
1:CA:250:A:H4'	1:CA:251:G:O5'	1.71	0.90
12:AJ:80:LYS:HE3	1:CA:1163:C:H5'	1.53	0.90
48:B1:11:ARG:HB3	48:B1:12:PRO:CD	2.00	0.90
32:BI:82:ARG:HB3	32:BI:89:TYR:HD2	1.35	0.90
21:AS:6:LYS:HG2	21:AS:7:LYS:HD3	1.53	0.90
1:CA:1505:G:H4'	1:CA:1506:U:H5'	1.51	0.90
25:BA:1899:G:N2	25:BA:1902:C:N4	2.20	0.90
25:DA:1496:A:H8	25:DA:1577:C:HO2'	0.94	0.90
32:DI:68:LEU:HA	32:DI:71:ILE:HG23	1.51	0.90
1:CA:1356:G:H2'	1:CA:1357:A:C8	2.06	0.90
1:CA:920:U:H2'	1:CA:921:U:C6	2.06	0.90
25:DA:1175:U:H2'	25:DA:1176:G:C5	2.07	0.90
25:BA:1902:C:H1'	27:BD:244:ARG:HD3	1.52	0.90
36:BP:62:LEU:N	36:BP:62:LEU:HD13	1.87	0.90
39:BS:24:LEU:O	39:BS:86:ALA:HB3	1.72	0.90
40:BT:26:ASP:HB2	40:BT:91:ARG:HA	1.52	0.90
44:DX:11:PRO:HA	44:DX:28:PHE:HB3	1.52	0.90
1:AA:1056:U:H5''	5:AC:163:ALA:HB2	1.51	0.90
10:AH:102:ARG:H	10:AH:102:ARG:HE	0.90	0.90
25:BA:9:U:H2'	25:BA:2629:A:H62	1.34	0.89
26:BB:51:G:H21	26:BB:52:A:N6	1.69	0.89
1:CA:86:U:H2'	1:CA:87:A:C8	2.04	0.89
25:DA:2275:C:H5'	25:DA:2275:C:H6	1.36	0.89
25:DA:2542:A:N3	25:DA:2542:A:H5''	1.87	0.89
44:DX:80:ILE:HG13	44:DX:80:ILE:O	1.68	0.89
25:BA:1126:A:H4'	25:BA:1127:A:O5'	1.69	0.89
36:BP:23:PRO:HB2	36:BP:33:ARG:CD	2.02	0.89
1:AA:920:U:H2'	1:AA:921:U:C6	2.06	0.89
24:AX:25:ALA:HA	24:AX:78:LEU:HD21	1.52	0.89
24:AX:132:THR:HG22	24:AX:181:GLN:HG3	1.54	0.89
36:BP:128:HIS:HA	36:BP:147:LEU:HB3	1.55	0.89
1:CA:33:A:H2'	1:CA:34:C:C6	2.07	0.89
19:AQ:59:ILE:HG22	19:AQ:73:VAL:HA	1.55	0.89
1:AA:1305:G:H22	1:AA:1331:G:H2'	1.36	0.89
25:BA:780:G:H21	25:BA:783:A:N6	1.71	0.89
25:BA:2518:A:C8	25:BA:2518:A:H5'	2.08	0.89

*Continued on next page...*

*Continued from previous page...*

Atom-1	Atom-2	Interatomic distance (Å)	Clash overlap (Å)
37:BQ:134:ARG:HH21	46:BZ:81:ARG:HH22	1.15	0.89
47:D0:34:GLY:HA2	47:D0:61:ALA:O	1.71	0.89
28:DE:91:VAL:HB	28:DE:95:ILE:HD11	1.55	0.89
1:AA:1356:G:H2'	1:AA:1357:A:C8	2.07	0.89
22:AT:71:THR:HG22	22:AT:72:LEU:H	1.35	0.89
40:BT:124:ASP:O	40:BT:128:GLU:HB2	1.71	0.89
25:DA:287:C:H2'	25:DA:288:C:H6	1.35	0.89
25:DA:780:G:H21	25:DA:783:A:H62	0.94	0.89
25:BA:1175:U:H2'	25:BA:1176:G:C5	2.07	0.89
1:AA:1060:C:H5''	12:AJ:51:ARG:HG2	1.53	0.88
25:BA:1496:A:H8	25:BA:1577:C:HO2'	0.91	0.88
25:DA:106:C:H1'	45:DY:2:ARG:HE	1.38	0.88
26:DB:51:G:H21	26:DB:52:A:N6	1.70	0.88
24:AX:242:ILE:HG12	24:AX:264:VAL:HG12	1.56	0.88
25:BA:2893:G:H4'	25:BA:2894:G:C8	2.09	0.88
29:DF:164:ARG:HG3	29:DF:175:THR:OG1	1.74	0.88
17:AO:45:VAL:HG23	17:AO:46:HIS:ND1	1.88	0.88
7:CE:78:HIS:HE1	7:CE:143:ARG:H	1.18	0.88
25:DA:2212:A:H4'	25:DA:2213:U:H5	1.38	0.88
25:BA:2275:C:H5'	25:BA:2275:C:H6	1.38	0.88
25:BA:528:A:C8	25:BA:528:A:H3'	2.08	0.88
24:CX:242:ILE:HG12	24:CX:264:VAL:HG12	1.55	0.88
25:BA:405:U:H5''	25:BA:405:U:O2	1.73	0.88
32:DI:11:ASN:HB3	32:DI:12:LEU:HD22	1.56	0.88
25:BA:780:G:H21	25:BA:783:A:H62	0.92	0.88
48:D1:11:ARG:HB3	48:D1:12:PRO:CD	2.04	0.88
36:DP:62:LEU:N	36:DP:62:LEU:HD13	1.88	0.88
40:DT:102:ILE:HB	40:DT:110:ILE:HD11	1.53	0.88
1:AA:1342:C:H4'	11:AI:125:TYR:HB3	1.55	0.88
14:CL:74:HIS:HD2	14:CL:76:LEU:H	1.19	0.88
27:DD:28:GLU:HB3	27:DD:29:PRO:HD3	1.55	0.88
29:BF:184:TYR:O	29:BF:188:ARG:HG3	1.74	0.87
44:BX:12:VAL:HG12	44:BX:28:PHE:HA	1.55	0.87
46:BZ:125:LEU:HD22	46:BZ:164:ALA:HB3	1.54	0.87
11:CI:55:ALA:HB2	11:CI:58:ARG:HH21	1.38	0.87
21:CS:29:ARG:HB2	21:CS:48:THR:H	1.38	0.87
25:DA:2068:U:H3	25:DA:2430:A:H2	0.88	0.87
1:AA:328:C:O2	1:AA:328:C:H2'	1.74	0.87
54:B7:34:ARG:HG3	54:B7:34:ARG:HH11	1.37	0.87
1:CA:1342:C:H4'	11:CI:125:TYR:HB3	1.56	0.87
30:BG:113:ARG:HD2	30:BG:140:ILE:HA	1.57	0.87

*Continued on next page...*

*Continued from previous page...*

Atom-1	Atom-2	Interatomic distance (Å)	Clash overlap (Å)
36:BP:17:LYS:HB3	36:BP:19:VAL:HG22	1.56	0.87
25:DA:2893:G:H4'	25:DA:2894:G:C8	2.09	0.87
46:DZ:39:VAL:HG21	46:DZ:44:PHE:HB2	1.55	0.87
4:CB:69:LEU:HD22	4:CB:91:PRO:HB2	1.56	0.87
19:CQ:59:ILE:HG22	19:CQ:73:VAL:HA	1.56	0.87
24:CX:25:ALA:HA	24:CX:78:LEU:HD21	1.53	0.87
30:DG:60:LEU:HD22	30:DG:63:ILE:HD11	1.57	0.87
25:BA:1110:G:HO2'	25:BA:1111:A:H8	0.91	0.87
25:BA:1316:U:H2'	25:BA:1317:A:H8	1.39	0.87
25:BA:1658:C:OP1	28:BE:132:HIS:ND1	2.07	0.87
28:DE:201:THR:HG22	28:DE:202:LYS:H	1.37	0.87
11:AI:55:ALA:HB2	11:AI:58:ARG:HH21	1.40	0.87
14:AL:74:HIS:HD2	14:AL:76:LEU:H	1.22	0.87
1:CA:1347:G:N2	1:CA:1373:G:H2'	1.90	0.87
11:CI:4:TYR:CE2	11:CI:88:TYR:HB3	2.10	0.87
18:CP:43:LYS:HA	18:CP:48:TRP:HB3	1.56	0.87
21:CS:50:ALA:HB1	21:CS:57:HIS:HB3	1.53	0.87
25:DA:1899:G:N2	25:DA:1902:C:N4	2.21	0.87
25:DA:1427:A:H4'	25:DA:1428:C:O5'	1.75	0.87
36:DP:128:HIS:HA	36:DP:147:LEU:HB3	1.53	0.87
36:DP:23:PRO:HB2	36:DP:33:ARG:CD	2.04	0.87
11:CI:16:ARG:HB2	11:CI:64:THR:HB	1.56	0.87
25:DA:528:A:C8	25:DA:528:A:H3'	2.09	0.87
36:DP:17:LYS:HB3	36:DP:19:VAL:HG22	1.57	0.87
37:DQ:30:GLY:HA2	37:DQ:107:ALA:HB2	1.56	0.87
4:AB:69:LEU:HD22	4:AB:91:PRO:HB2	1.57	0.86
7:AE:78:HIS:HE1	7:AE:143:ARG:H	1.18	0.86
10:AH:102:ARG:NE	10:AH:102:ARG:H	1.73	0.86
25:BA:363(C):G:H2'	25:BA:363(D):G:H8	1.39	0.86
10:CH:102:ARG:H	10:CH:102:ARG:HE	0.90	0.86
25:DA:203:C:H3'	25:DA:203:C:C6	2.10	0.86
36:BP:65:ARG:HH21	55:B8:15:LYS:HB2	1.40	0.86
14:CL:5:THR:H	14:CL:8:GLN:HE21	1.22	0.86
17:CO:45:VAL:HG23	17:CO:46:HIS:ND1	1.90	0.86
24:CX:245:MET:HG3	24:CX:261:ALA:HB3	1.57	0.86
1:AA:80:G:H2'	1:AA:81:G:C8	2.10	0.86
1:AA:88:C:H2'	1:AA:89:U:C6	2.10	0.86
25:BA:2415:G:O3'	36:BP:66:GLY:HA3	1.76	0.86
24:CX:47:GLU:O	33:DK:29:GLN:HB3	1.73	0.86
21:AS:29:ARG:HB2	21:AS:48:THR:H	1.38	0.86
25:BA:1678:G:O5'	25:BA:1678:G:H8	1.58	0.86

*Continued on next page...*

*Continued from previous page...*

Atom-1	Atom-2	Interatomic distance (Å)	Clash overlap (Å)
1:CA:1305:G:H22	1:CA:1331:G:H2'	1.37	0.86
24:CX:132:THR:HG22	24:CX:181:GLN:HG3	1.57	0.86
8:AF:87:ARG:CG	8:AF:87:ARG:HH11	1.87	0.86
25:DA:620:G:H4'	25:DA:621:A:H5''	1.57	0.86
25:BA:2068:U:H3	25:BA:2430:A:H2	0.90	0.86
29:BF:32:LEU:HD11	29:BF:105:VAL:HG13	1.57	0.86
25:BA:106:C:H1'	45:BY:2:ARG:HE	1.40	0.86
46:BZ:39:VAL:HG21	46:BZ:44:PHE:HB2	1.55	0.86
25:DA:1678:G:N2	25:DA:1989:G:H22	1.74	0.86
25:DA:907:U:H4'	37:DQ:101:ARG:HH22	1.41	0.86
29:DF:184:TYR:O	29:DF:188:ARG:HG3	1.76	0.86
11:AI:16:ARG:HB2	11:AI:64:THR:HB	1.58	0.86
24:AX:245:MET:HG3	24:AX:261:ALA:HB3	1.54	0.86
25:BA:2212:A:H4'	25:BA:2213:U:H5	1.40	0.86
37:BQ:30:GLY:HA2	37:BQ:107:ALA:HB2	1.56	0.86
25:DA:2015:A:H1'	52:D5:2:ALA:HA	1.55	0.86
25:BA:2125:G:H21	25:BA:2173:A:H62	1.23	0.86
2:CZ:37:A:H2'	2:CZ:38:A:H8	1.40	0.86
1:AA:596:C:H6	1:AA:596:C:H5'	1.40	0.86
28:BE:91:VAL:HB	28:BE:95:ILE:HD11	1.57	0.86
11:AI:4:TYR:CE2	11:AI:88:TYR:HB3	2.10	0.85
18:AP:43:LYS:HA	18:AP:48:TRP:HB3	1.57	0.85
25:BA:795:C:H2'	25:BA:796:C:H6	1.41	0.85
25:DA:989:G:N7	50:D3:13:ILE:HD11	1.91	0.85
25:DA:363(C):G:H2'	25:DA:363(D):G:H8	1.41	0.85
1:AA:826:C:H2'	1:AA:827:U:C6	2.11	0.85
2:AZ:37:A:H2'	2:AZ:38:A:H8	1.41	0.85
30:BG:60:LEU:HD22	30:BG:63:ILE:HD11	1.57	0.85
33:BK:34:ILE:HA	33:BK:37:PHE:HB2	1.57	0.85
25:DA:1009:A:H5'	25:DA:1009:A:C8	2.11	0.85
36:DP:49:ARG:HH11	36:DP:49:ARG:HG3	1.40	0.85
23:AU:6:ARG:HH21	23:AU:7:ARG:HH21	1.24	0.85
25:BA:620:G:H4'	25:BA:621:A:H5''	1.56	0.85
1:CA:979:C:H3'	1:CA:980:C:H5''	1.58	0.85
6:CD:22:LYS:HB2	6:CD:26:CYS:SG	2.16	0.85
27:DD:35:LYS:O	27:DD:64:ILE:HG13	1.75	0.85
21:CS:31:ILE:HG23	21:CS:49:ILE:HG23	1.57	0.85
25:DA:774:A:H2	25:DA:787:U:HO2'	1.24	0.85
4:AB:63:MET:HG2	4:AB:225:ALA:HB1	1.58	0.85
25:BA:989:G:N7	50:B3:13:ILE:HD11	1.91	0.85
25:BA:287:C:H2'	25:BA:288:C:H6	1.40	0.85

*Continued on next page...*

*Continued from previous page...*

Atom-1	Atom-2	Interatomic distance (Å)	Clash overlap (Å)
36:DP:18:ARG:HB3	36:DP:18:ARG:NH1	1.91	0.85
20:CR:70:ILE:O	20:CR:74:ARG:HG3	1.77	0.85
25:DA:1105:U:H2'	25:DA:1106:G:C8	2.11	0.85
25:BA:1543:A:H8	25:BA:1543:A:H3'	1.41	0.85
25:BA:1678:G:N2	25:BA:1989:G:H22	1.74	0.85
1:CA:80:G:H2'	1:CA:81:G:C8	2.11	0.85
23:CU:6:ARG:HH21	23:CU:7:ARG:HH21	1.24	0.85
25:DA:2518:A:H5'	25:DA:2518:A:C8	2.12	0.85
15:AM:10:PRO:HB2	15:AM:18:ALA:HB1	1.59	0.85
25:BA:907:U:H4'	37:BQ:101:ARG:HH22	1.42	0.85
44:BX:80:ILE:HG13	44:BX:80:ILE:O	1.74	0.85
30:DG:86:MET:SD	30:DG:87:PRO:HD3	2.17	0.85
33:DK:54:PRO:HD3	33:DK:72:PRO:HA	1.57	0.85
4:AB:55:PHE:HE1	4:AB:218:ALA:HA	1.42	0.85
10:CH:102:ARG:H	10:CH:102:ARG:NE	1.73	0.85
22:CT:50:GLU:HG3	22:CT:51:GLU:H	1.42	0.85
25:DA:203:C:H6	25:DA:203:C:H3'	1.40	0.85
44:DX:12:VAL:HG12	44:DX:28:PHE:HA	1.57	0.85
1:AA:33:A:H2'	1:AA:34:C:C6	2.12	0.84
16:CN:45:ARG:O	16:CN:49:HIS:HD2	1.58	0.84
30:BG:86:MET:SD	30:BG:87:PRO:HD3	2.16	0.84
1:CA:1226:C:H2'	15:CM:103:THR:HB	1.59	0.84
1:CA:88:C:H2'	1:CA:89:U:C6	2.10	0.84
10:CH:114:THR:HG22	10:CH:117:GLY:O	1.77	0.84
22:CT:50:GLU:HA	22:CT:100:ILE:HD13	1.59	0.84
49:D2:50:ILE:HD12	49:D2:51:ARG:H	1.41	0.84
20:AR:70:ILE:O	20:AR:74:ARG:HG3	1.77	0.84
25:BA:2092:U:H4'	25:BA:2093:G:O5'	1.74	0.84
27:BD:28:GLU:HB3	27:BD:29:PRO:HD3	1.56	0.84
14:CL:31:PHE:HB3	14:CL:83:LEU:HD11	1.60	0.84
49:D2:17:SER:HB3	49:D2:18:PRO:HD3	1.59	0.84
25:DA:1059:G:H1'	33:DK:115:LEU:HG	1.58	0.84
6:AD:63:LYS:HD2	6:AD:198:VAL:HG12	1.57	0.84
48:B1:13:ILE:HD11	48:B1:15:ALA:HB3	1.60	0.84
27:BD:142:VAL:HG21	27:BD:191:ALA:HB1	1.59	0.84
33:BK:54:PRO:HD3	33:BK:72:PRO:HA	1.57	0.84
1:CA:596:C:H6	1:CA:596:C:H5'	1.41	0.84
36:DP:65:ARG:HH21	55:D8:15:LYS:HB2	1.42	0.84
25:DA:780:G:H21	25:DA:783:A:N6	1.73	0.84
30:DG:113:ARG:HD2	30:DG:140:ILE:HA	1.57	0.84
1:CA:328:C:H2'	1:CA:328:C:O2	1.76	0.84

*Continued on next page...*

*Continued from previous page...*

Atom-1	Atom-2	Interatomic distance (Å)	Clash overlap (Å)
5:CC:58:GLU:HB2	5:CC:65:ALA:HB3	1.58	0.84
6:CD:63:LYS:HD2	6:CD:198:VAL:HG12	1.60	0.84
25:DA:1543:A:H3'	25:DA:1543:A:H8	1.42	0.84
33:DK:34:ILE:HA	33:DK:37:PHE:HB2	1.58	0.84
1:AA:979:C:H3'	1:AA:980:C:H5''	1.57	0.84
6:AD:22:LYS:HB2	6:AD:26:CYS:SG	2.17	0.84
25:BA:2542:A:H5''	25:BA:2542:A:N3	1.91	0.84
11:AI:114:TYR:HE1	12:AJ:60:ARG:H	1.24	0.84
11:CI:114:TYR:HE1	12:CJ:60:ARG:H	1.25	0.84
38:DR:10:LEU:HD22	38:DR:17:ARG:HD2	1.59	0.84
39:DS:24:LEU:O	39:DS:86:ALA:HB3	1.77	0.84
24:AX:251:GLY:HA3	24:AX:255:VAL:HB	1.59	0.84
49:B2:2:LYS:H	49:B2:2:LYS:HZ2	1.26	0.84
25:BA:1543:A:C8	25:BA:1543:A:H3'	2.13	0.84
25:BA:1899:G:H21	25:BA:1902:C:N4	1.75	0.84
1:CA:1432:G:OP1	40:DT:107:ASP:HB2	1.78	0.84
4:CB:36:ARG:HD3	4:CB:41:ILE:HD12	1.57	0.84
25:DA:2394:C:H2'	25:DA:2395:C:C6	2.13	0.84
38:DR:10:LEU:HB2	38:DR:17:ARG:HD3	1.60	0.84
10:AH:13:ILE:O	10:AH:17:THR:HG23	1.77	0.84
14:AL:31:PHE:HB3	14:AL:83:LEU:HD11	1.59	0.84
25:BA:203:C:C6	25:BA:203:C:H3'	2.13	0.84
36:BP:101:VAL:HA	36:BP:105:LEU:O	1.77	0.84
1:CA:134:A:H61	18:CP:25:ARG:HH12	1.22	0.84
12:AJ:32:ALA:HB2	12:AJ:76:ASN:HB2	1.60	0.84
1:CA:1015:A:H2'	1:CA:1016:A:C8	2.13	0.84
25:DA:1316:U:H2'	25:DA:1317:A:H8	1.41	0.84
25:DA:1543:A:H3'	25:DA:1543:A:C8	2.13	0.84
24:AX:201:ARG:HB2	24:AX:323:GLN:HG2	1.60	0.83
25:BA:1427:A:H4'	25:BA:1428:C:O5'	1.77	0.83
25:BA:2394:C:H2'	25:BA:2395:C:C6	2.13	0.83
4:CB:18:GLY:H	4:CB:42:ILE:HG22	1.43	0.83
15:CM:10:PRO:HB2	15:CM:18:ALA:HB1	1.60	0.83
25:DA:2167:U:H2'	25:DA:2168:G:C8	2.12	0.83
55:B8:61:LEU:O	55:B8:63:PRO:HD2	1.78	0.83
12:AJ:75:ILE:HG13	12:AJ:76:ASN:H	1.44	0.83
25:BA:1009:A:H5'	25:BA:1009:A:C8	2.11	0.83
25:BA:1105:U:H2'	25:BA:1106:G:C8	2.12	0.83
29:BF:164:ARG:HG3	29:BF:175:THR:OG1	1.78	0.83
24:CX:251:GLY:HA3	24:CX:255:VAL:HB	1.58	0.83
25:BA:203:C:H6	25:BA:203:C:H3'	1.44	0.83

*Continued on next page...*

*Continued from previous page...*

Atom-1	Atom-2	Interatomic distance (Å)	Clash overlap (Å)
8:CF:87:ARG:CG	8:CF:87:ARG:HH11	1.90	0.83
4:AB:36:ARG:HD3	4:AB:41:ILE:HD12	1.60	0.83
6:CD:146:ILE:HD12	6:CD:146:ILE:H	1.44	0.83
25:DA:2593:U:H2'	25:DA:2594:C:H6	1.42	0.83
15:AM:39:ILE:HG13	15:AM:56:LEU:HD21	1.60	0.83
30:BG:7:LEU:HB2	30:BG:104:GLU:HG2	1.61	0.83
37:BQ:82:ARG:NH1	37:BQ:82:ARG:HG2	1.92	0.83
1:AA:1015:A:H2'	1:AA:1016:A:C8	2.14	0.83
16:AN:45:ARG:O	16:AN:49:HIS:HD2	1.61	0.83
36:BP:18:ARG:HB3	36:BP:18:ARG:NH1	1.94	0.83
1:AA:1347:G:N2	1:AA:1373:G:H2'	1.92	0.83
5:AC:58:GLU:HB2	5:AC:65:ALA:HB3	1.60	0.83
8:AF:87:ARG:HH11	8:AF:87:ARG:HG2	1.43	0.83
25:BA:1871:A:H2'	25:BA:1872:A:C8	2.13	0.83
36:BP:16:ARG:NH1	36:BP:18:ARG:HG3	1.94	0.83
12:CJ:75:ILE:HG13	12:CJ:76:ASN:H	1.43	0.83
55:D8:61:LEU:O	55:D8:63:PRO:HD2	1.79	0.83
31:BH:127:GLU:HG2	31:BH:128:PRO:HD2	1.61	0.83
1:CA:826:C:H2'	1:CA:827:U:C6	2.13	0.83
39:DS:12:PHE:H	39:DS:12:PHE:HD2	1.27	0.83
22:AT:50:GLU:HA	22:AT:100:ILE:HD13	1.60	0.83
10:CH:13:ILE:O	10:CH:17:THR:HG23	1.79	0.83
48:D1:13:ILE:HD11	48:D1:15:ALA:HB3	1.60	0.83
4:CB:63:MET:HG2	4:CB:225:ALA:HB1	1.58	0.82
48:D1:86:SER:HB3	48:D1:89:GLU:HB2	1.61	0.82
27:DD:186:HIS:HD2	27:DD:188:GLU:H	1.26	0.82
21:AS:31:ILE:HG23	21:AS:49:ILE:HG23	1.59	0.82
7:CE:101:ILE:HD11	7:CE:119:LEU:HD23	1.61	0.82
12:CJ:6:ILE:HG22	12:CJ:98:ILE:HG12	1.61	0.82
12:AJ:6:ILE:HG22	12:AJ:98:ILE:HG12	1.61	0.82
1:CA:1347:G:H22	1:CA:1373:G:H2'	1.44	0.82
30:DG:81:LYS:O	30:DG:82:LEU:HD23	1.78	0.82
31:DH:127:GLU:HG2	31:DH:128:PRO:HD2	1.61	0.82
10:AH:114:THR:HG22	10:AH:117:GLY:O	1.78	0.82
22:AT:50:GLU:HG3	22:AT:51:GLU:H	1.43	0.82
25:BA:1579:A:H8	25:BA:1579:A:H5'	1.42	0.82
32:BI:65:ALA:HB1	32:BI:136:VAL:HG11	1.61	0.82
38:BR:103:ARG:HH12	38:BR:110:PRO:HD3	1.44	0.82
25:BA:2518:A:H8	25:BA:2518:A:H5'	1.42	0.82
1:AA:134:A:H61	18:AP:25:ARG:HH12	1.25	0.82
49:B2:17:SER:HB3	49:B2:18:PRO:HD3	1.61	0.82

*Continued on next page...*

*Continued from previous page...*

Atom-1	Atom-2	Interatomic distance (Å)	Clash overlap (Å)
25:BA:780:G:N2	25:BA:783:A:H62	1.75	0.82
1:CA:447:G:H2'	1:CA:485:G:N2	1.95	0.82
48:B1:86:SER:HB3	48:B1:89:GLU:HB2	1.62	0.82
36:BP:23:PRO:HB2	36:BP:33:ARG:CG	2.09	0.82
25:BA:832:G:OP1	36:BP:40:SER:HB3	1.78	0.82
25:DA:2115:G:H1'	25:DA:2171:A:H61	1.44	0.82
25:DA:795:C:H2'	25:DA:796:C:H6	1.41	0.82
49:D2:2:LYS:H	49:D2:2:LYS:HZ2	1.27	0.82
25:DA:2125:G:H21	25:DA:2173:A:H62	1.22	0.82
25:DA:1658:C:OP1	28:DE:132:HIS:ND1	2.11	0.82
36:DP:101:VAL:HA	36:DP:105:LEU:O	1.78	0.82
38:DR:103:ARG:HH12	38:DR:110:PRO:HD3	1.45	0.82
43:BW:15:ARG:NH2	52:B5:20:ARG:HH12	1.78	0.82
27:BD:25:THR:HG21	27:BD:81:ALA:HA	1.61	0.82
40:BT:132:LYS:HB3	40:BT:136:GLN:HE21	1.42	0.82
15:CM:39:ILE:HG13	15:CM:56:LEU:HD21	1.62	0.82
29:DF:132:VAL:HG23	29:DF:133:ASN:H	1.45	0.82
37:DQ:22:LYS:HZ3	37:DQ:22:LYS:HA	1.43	0.82
48:B1:11:ARG:CB	48:B1:12:PRO:HD2	2.04	0.82
25:BA:1105:U:H2'	25:BA:1106:G:H8	1.44	0.82
1:CA:530:G:H22	1:CA:1492:A:H61	1.27	0.82
25:DA:2068:U:N3	25:DA:2430:A:H2	1.74	0.82
25:BA:2167:U:H2'	25:BA:2168:G:C8	2.14	0.81
12:CJ:32:ALA:HB2	12:CJ:76:ASN:HB2	1.60	0.81
21:CS:47:HIS:H	21:CS:62:ILE:HG22	1.45	0.81
24:CX:324:ILE:HG23	24:CX:338:ARG:HD2	1.61	0.81
45:DY:90:LEU:HG	45:DY:91:GLU:H	1.45	0.81
1:AA:447:G:H2'	1:AA:485:G:N2	1.94	0.81
14:AL:5:THR:H	14:AL:8:GLN:HE21	1.23	0.81
47:B0:51:VAL:HG21	47:B0:80:HIS:HA	1.62	0.81
47:B0:53:MET:HB3	47:B0:59:LEU:HD23	1.63	0.81
25:BA:1842:G:H2'	25:BA:1843:C:C6	2.14	0.81
9:CG:12:LEU:HD23	9:CG:12:LEU:H	1.45	0.81
25:DA:1871:A:H2'	25:DA:1872:A:C8	2.14	0.81
43:DW:68:ARG:HB2	43:DW:110:LYS:CB	2.10	0.81
49:B2:6:VAL:O	49:B2:9:GLN:HG3	1.80	0.81
30:DG:55:LYS:O	30:DG:59:GLU:HB2	1.80	0.81
36:DP:23:PRO:HB2	36:DP:33:ARG:CG	2.08	0.81
25:DA:2415:G:O3'	36:DP:66:GLY:HA3	1.81	0.81
25:BA:2327:A:H2'	25:BA:2328:A:C8	2.14	0.81
1:CA:579:G:H5'	1:CA:728:A:H1'	1.61	0.81

*Continued on next page...*

*Continued from previous page...*

Atom-1	Atom-2	Interatomic distance (Å)	Clash overlap (Å)
52:D5:20:ARG:HA	52:D5:23:HIS:HD2	1.45	0.81
1:AA:1226:C:H2'	15:AM:103:THR:HB	1.61	0.81
30:BG:55:LYS:O	30:BG:59:GLU:HB2	1.80	0.81
18:CP:18:ARG:HD3	18:CP:35:LYS:HD2	1.61	0.81
27:DD:25:THR:HG21	27:DD:81:ALA:HA	1.61	0.81
9:AG:152:ALA:O	9:AG:155:ARG:HG3	1.80	0.81
25:BA:197:A:H5'	25:BA:197:A:H8	1.44	0.81
38:BR:10:LEU:HD22	38:BR:17:ARG:HD2	1.63	0.81
1:CA:114:U:H2'	1:CA:115:G:C8	2.15	0.81
25:DA:1210:A:H4'	25:DA:1211:U:O5'	1.80	0.81
25:DA:1899:G:H21	25:DA:1902:C:N4	1.77	0.81
52:B5:20:ARG:HA	52:B5:23:HIS:HD2	1.44	0.81
25:BA:2115:G:H1'	25:BA:2171:A:H61	1.44	0.81
25:BA:2720:U:H2'	25:BA:2721:A:H8	1.46	0.81
9:CG:152:ALA:O	9:CG:155:ARG:HG3	1.81	0.81
25:DA:1105:U:H2'	25:DA:1106:G:H8	1.43	0.81
29:DF:32:LEU:HD11	29:DF:105:VAL:HG13	1.63	0.81
1:AA:114:U:H2'	1:AA:115:G:C8	2.14	0.81
4:AB:54:THR:HG21	4:AB:201:ILE:HD11	1.61	0.81
9:AG:57:GLU:CD	9:AG:57:GLU:H	1.84	0.81
1:CA:382:A:H2'	1:CA:383:A:C8	2.16	0.81
4:CB:55:PHE:HE1	4:CB:218:ALA:HA	1.42	0.81
22:CT:56:MET:HG3	22:CT:88:VAL:HG21	1.63	0.81
47:D0:51:VAL:HG21	47:D0:80:HIS:HA	1.61	0.81
30:DG:128:ARG:HE	30:DG:129:GLY:H	1.29	0.81
25:BA:273(G):C:H3'	25:BA:274:G:C5'	2.10	0.81
27:BD:206:LEU:HD22	27:BD:211:ARG:HG2	1.63	0.81
38:BR:10:LEU:HB2	38:BR:17:ARG:HD3	1.61	0.81
1:CA:1333:A:H2'	1:CA:1334:G:O4'	1.80	0.81
24:CX:201:ARG:HB2	24:CX:323:GLN:HG2	1.63	0.81
30:BG:47:LYS:HG3	30:BG:82:LEU:HD21	1.63	0.81
32:BI:92:VAL:HG13	32:BI:120:ILE:HB	1.62	0.81
37:BQ:38:GLU:HB2	37:BQ:127:ILE:HG23	1.63	0.81
1:CA:244:U:H5'	1:CA:244:U:H6	1.45	0.81
7:CE:43:LEU:HD11	7:CE:132:ALA:HB1	1.63	0.81
25:DA:1062:G:H2'	25:DA:1063:G:H8	1.46	0.81
25:DA:1678:G:O5'	25:DA:1678:G:H8	1.63	0.81
30:DG:7:LEU:HB2	30:DG:104:GLU:HG2	1.61	0.81
1:AA:382:A:H2'	1:AA:383:A:C8	2.15	0.80
4:AB:18:GLY:H	4:AB:42:ILE:HG22	1.44	0.80
43:DW:15:ARG:NH2	52:D5:20:ARG:HH12	1.77	0.80

*Continued on next page...*

*Continued from previous page...*

Atom-1	Atom-2	Interatomic distance (Å)	Clash overlap (Å)
25:DA:2579:C:O2'	28:DE:131:ALA:HB2	1.80	0.80
4:AB:91:PRO:HA	4:AB:154:LEU:HD11	1.63	0.80
25:BA:1748:G:H2'	25:BA:1749:A:H8	1.45	0.80
27:BD:186:HIS:HD2	27:BD:188:GLU:H	1.25	0.80
37:BQ:10:ARG:HA	37:BQ:10:ARG:HE	1.45	0.80
25:DA:1579:A:H5'	25:DA:1579:A:H8	1.46	0.80
40:DT:132:LYS:HB3	40:DT:136:GLN:HE21	1.43	0.80
1:AA:1333:A:H2'	1:AA:1334:G:O4'	1.82	0.80
1:AA:579:G:H5'	1:AA:728:A:H1'	1.63	0.80
5:AC:70:VAL:HG12	5:AC:72:LYS:H	1.46	0.80
30:BG:4:ASP:HB2	30:BG:9:ARG:HH21	1.46	0.80
39:BS:12:PHE:H	39:BS:12:PHE:HD2	1.25	0.80
1:CA:1323:G:H2'	1:CA:1324:A:C8	2.16	0.80
4:CB:163:PHE:HD1	4:CB:185:ILE:HG13	1.47	0.80
36:DP:23:PRO:HB2	36:DP:33:ARG:HG3	1.62	0.80
1:AA:1285:A:H4'	1:AA:1286:A:O5'	1.81	0.80
7:AE:11:ILE:HD11	7:AE:33:VAL:HG23	1.63	0.80
29:BF:63:LYS:HA	29:BF:76:GLY:O	1.82	0.80
36:DP:16:ARG:NH1	36:DP:18:ARG:HG3	1.96	0.80
7:AE:101:ILE:HD11	7:AE:119:LEU:HD23	1.62	0.80
25:DA:832:G:OP1	36:DP:40:SER:HB3	1.81	0.80
27:BD:144:ALA:HB3	27:BD:192:THR:CG2	2.12	0.80
29:BF:132:VAL:HG23	29:BF:133:ASN:H	1.45	0.80
27:DD:142:VAL:HG21	27:DD:191:ALA:HB1	1.62	0.80
1:AA:1323:G:H2'	1:AA:1324:A:C8	2.16	0.80
4:AB:24:TRP:CZ3	4:AB:26:PRO:HA	2.17	0.80
6:AD:146:ILE:HD12	6:AD:146:ILE:H	1.46	0.80
36:BP:6:LEU:HB2	36:BP:8:PRO:HD2	1.64	0.80
4:CB:24:TRP:CZ3	4:CB:26:PRO:HA	2.17	0.80
28:DE:33:VAL:HG12	28:DE:89:ASP:O	1.81	0.80
32:DI:120:ILE:HG21	32:DI:126:TYR:HE1	1.46	0.80
36:DP:148:LEU:H	36:DP:148:LEU:HD13	1.46	0.80
25:BA:2422:A:H4'	25:BA:2423:U:OP1	1.80	0.80
41:BU:50:ARG:HH22	42:BV:72:VAL:HG12	1.46	0.80
4:CB:54:THR:HG21	4:CB:201:ILE:HD11	1.63	0.80
25:DA:380:U:O2'	48:D1:20:ARG:HB3	1.82	0.80
5:AC:105:GLU:HG2	5:AC:106:VAL:H	1.47	0.80
25:BA:2039:C:H2'	25:BA:2040:C:H6	1.47	0.80
6:CD:166:LYS:O	6:CD:166:LYS:HD2	1.81	0.80
25:DA:1499:C:H2'	25:DA:1500:G:H8	1.45	0.80
36:BP:148:LEU:H	36:BP:148:LEU:HD13	1.47	0.80

*Continued on next page...*

*Continued from previous page...*

Atom-1	Atom-2	Interatomic distance (Å)	Clash overlap (Å)
1:CA:737:A:H2'	1:CA:738:C:C6	2.17	0.80
49:D2:6:VAL:O	49:D2:9:GLN:HG3	1.82	0.80
55:D8:52:LYS:HE3	55:D8:52:LYS:HA	1.64	0.80
47:B0:27:GLU:HG3	47:B0:68:GLU:HA	1.63	0.79
25:BA:1210:A:H4'	25:BA:1211:U:O5'	1.79	0.79
25:BA:652:U:H6	25:BA:652:U:H5'	1.46	0.79
26:BB:51:G:N2	26:BB:52:A:H62	1.80	0.79
32:BI:27:ARG:CG	32:BI:27:ARG:HH11	1.95	0.79
36:BP:23:PRO:HB2	36:BP:33:ARG:HG3	1.64	0.79
28:DE:48:GLN:HE22	28:DE:66:HIS:HE1	1.30	0.79
11:AI:28:VAL:HG22	11:AI:63:ILE:HD13	1.64	0.79
25:BA:1062:G:H2'	25:BA:1063:G:H8	1.46	0.79
25:BA:670:A:H4'	25:BA:671:C:H5''	1.64	0.79
25:BA:848:G:C4	25:BA:933:A:H8	2.01	0.79
26:BB:66:A:H61	26:BB:107:U:H2'	1.46	0.79
1:CA:1072:G:H2'	1:CA:1073:U:C6	2.17	0.79
8:CF:87:ARG:HG2	8:CF:87:ARG:HH11	1.45	0.79
55:D8:32:LEU:HD23	55:D8:33:ASN:H	1.48	0.79
25:DA:780:G:N2	25:DA:783:A:H62	1.77	0.79
41:DU:50:ARG:HH22	42:DV:72:VAL:HG12	1.45	0.79
7:AE:43:LEU:HD11	7:AE:132:ALA:HB1	1.62	0.79
30:BG:16:ARG:HG2	30:BG:16:ARG:HH11	1.45	0.79
27:DD:144:ALA:HB3	27:DD:192:THR:CG2	2.11	0.79
25:BA:2210:G:H21	25:BA:2211:G:C5'	1.94	0.79
27:BD:35:LYS:O	27:BD:64:ILE:HG13	1.83	0.79
1:CA:974:A:H8	1:CA:974:A:OP1	1.65	0.79
25:DA:1332:G:H4'	25:DA:1333:C:OP2	1.81	0.79
25:DA:2250:G:C6	37:DQ:82:ARG:HD2	2.17	0.79
25:DA:2720:U:H2'	25:DA:2721:A:H8	1.46	0.79
29:DF:9:ILE:HD13	29:DF:9:ILE:H	1.46	0.79
49:B2:50:ILE:HD12	49:B2:51:ARG:H	1.47	0.79
37:BQ:75:THR:HA	37:BQ:88:GLY:CA	2.13	0.79
11:CI:28:VAL:HG22	11:CI:63:ILE:HD13	1.64	0.79
24:CX:21:ASN:O	24:CX:24:LYS:HG3	1.83	0.79
25:DA:2422:A:H4'	25:DA:2423:U:OP1	1.80	0.79
25:DA:2562:U:H1'	35:DO:23:ARG:NH1	1.98	0.79
44:DX:35:THR:HG22	44:DX:37:THR:H	1.48	0.79
25:BA:1499:C:H2'	25:BA:1500:G:H8	1.48	0.79
15:CM:49:THR:HG22	15:CM:51:ALA:H	1.48	0.79
55:D8:50:LEU:HB2	55:D8:54:GLU:HG3	1.65	0.79
37:DQ:82:ARG:HH11	37:DQ:82:ARG:CG	1.95	0.79

*Continued on next page...*

*Continued from previous page...*

Atom-1	Atom-2	Interatomic distance (Å)	Clash overlap (Å)
25:BA:2781:A:H5'	25:BA:2782:G:H5'	1.65	0.79
25:BA:773:U:C4'	27:BD:47:GLY:HA3	2.13	0.79
12:CJ:30:SER:HB2	12:CJ:80:LYS:HE2	1.65	0.79
4:AB:163:PHE:HD1	4:AB:185:ILE:HG13	1.48	0.79
6:AD:57:ARG:HG3	6:AD:202:LEU:HD13	1.65	0.79
9:AG:12:LEU:H	9:AG:12:LEU:HD23	1.47	0.79
1:AA:1346:A:H5'	11:AI:120:ARG:HH12	1.48	0.79
15:AM:49:THR:HG22	15:AM:51:ALA:H	1.45	0.79
32:BI:68:LEU:HB3	32:BI:72:LEU:HD23	1.65	0.79
9:CG:57:GLU:H	9:CG:57:GLU:CD	1.83	0.79
12:CJ:49:VAL:O	12:CJ:60:ARG:HB2	1.81	0.79
36:DP:61:ARG:HH11	55:D8:13:ARG:HD2	1.48	0.79
25:DA:2553:G:H5''	25:DA:2554:U:OP2	1.83	0.79
45:DY:17:SER:HB2	45:DY:71:LYS:HD2	1.64	0.79
4:AB:84:GLU:HB3	4:AB:219:VAL:HG21	1.65	0.79
1:AA:523:A:N6	14:AL:52:ARG:HH12	1.81	0.79
45:BY:7:VAL:HB	45:BY:8:LYS:HZ2	1.46	0.79
25:DA:2039:C:H2'	25:DA:2040:C:H6	1.47	0.79
43:BW:68:ARG:HB2	43:BW:110:LYS:CB	2.11	0.79
1:CA:1285:A:H4'	1:CA:1286:A:O5'	1.82	0.79
7:CE:11:ILE:HD11	7:CE:33:VAL:HG23	1.64	0.79
45:DY:7:VAL:HB	45:DY:8:LYS:HZ2	1.46	0.79
1:AA:1072:G:H2'	1:AA:1073:U:C6	2.18	0.78
1:AA:186(A):C:H5'	22:AT:78:ALA:HB1	1.65	0.78
18:AP:82:GLN:N	18:AP:82:GLN:HE21	1.80	0.78
24:AX:324:ILE:HG23	24:AX:338:ARG:HD2	1.63	0.78
24:CX:85:LEU:HA	24:CX:100:LEU:HD11	1.65	0.78
49:D2:13:ALA:O	49:D2:17:SER:HA	1.82	0.78
39:DS:58:LEU:HD12	39:DS:58:LEU:H	1.48	0.78
43:DW:19:LEU:HB3	52:D5:25:LEU:HD11	1.65	0.78
44:DX:55:ASN:HB2	44:DX:80:ILE:HG12	1.64	0.78
22:AT:57:ARG:HD2	22:AT:102:GLY:HA2	1.65	0.78
52:B5:40:LYS:HZ1	52:B5:46:CYS:H	1.32	0.78
25:BA:1050:A:H2'	25:BA:1051:G:C8	2.19	0.78
9:CG:54:THR:OG1	9:CG:56:GLN:HG2	1.83	0.78
25:DA:2327:A:H2'	25:DA:2328:A:C8	2.17	0.78
25:DA:2359:C:H2'	25:DA:2360:A:C8	2.17	0.78
25:DA:270(O):G:O2'	25:DA:270(P):U:H5''	1.83	0.78
25:DA:848:G:C4	25:DA:933:A:H8	2.01	0.78
30:DG:16:ARG:HG2	30:DG:16:ARG:HH11	1.47	0.78
46:DZ:53:ILE:HA	46:DZ:71:VAL:HG23	1.65	0.78

*Continued on next page...*

*Continued from previous page...*

Atom-1	Atom-2	Interatomic distance (Å)	Clash overlap (Å)
1:AA:60:A:H4'	1:AA:61:G:O5'	1.83	0.78
16:AN:27:CYS:SG	16:AN:29:ARG:HB2	2.23	0.78
29:BF:9:ILE:H	29:BF:9:ILE:HD13	1.48	0.78
46:BZ:53:ILE:HA	46:BZ:71:VAL:HG23	1.65	0.78
4:CB:91:PRO:HA	4:CB:154:LEU:HD11	1.64	0.78
37:DQ:82:ARG:HG2	37:DQ:82:ARG:NH1	1.94	0.78
14:AL:56:LYS:HG2	14:AL:66:THR:HG22	1.66	0.78
21:AS:47:HIS:H	21:AS:62:ILE:HG22	1.45	0.78
49:B2:14:ARG:HA	49:B2:17:SER:CB	2.13	0.78
1:CA:186(A):C:H5'	22:CT:78:ALA:HB1	1.66	0.78
50:D3:6:VAL:HG12	50:D3:56:VAL:HG22	1.64	0.78
24:AX:190:TYR:CE1	24:AX:225:PRO:HD3	2.18	0.78
49:B2:13:ALA:O	49:B2:17:SER:HA	1.83	0.78
44:BX:35:THR:O	44:BX:39:ILE:HG12	1.83	0.78
44:BX:63:LYS:NZ	44:BX:72:LYS:HB3	1.98	0.78
6:CD:57:ARG:HG3	6:CD:202:LEU:HD13	1.65	0.78
29:DF:63:LYS:HA	29:DF:76:GLY:O	1.83	0.78
12:AJ:30:SER:HB2	12:AJ:80:LYS:HE2	1.66	0.78
19:AQ:8:GLY:HA3	19:AQ:23:VAL:HG12	1.65	0.78
24:AX:312:ARG:O	24:AX:316:ARG:HB2	1.82	0.78
25:DA:1748:G:H2'	25:DA:1749:A:H8	1.46	0.78
37:DQ:38:GLU:HB2	37:DQ:127:ILE:HG23	1.66	0.78
43:DW:68:ARG:HB2	43:DW:110:LYS:HB3	1.66	0.78
15:AM:84:ILE:HG13	21:AS:74:PHE:HE1	1.48	0.78
28:BE:33:VAL:HG12	28:BE:89:ASP:O	1.82	0.78
25:BA:2562:U:H1'	35:BO:23:ARG:NH1	1.99	0.78
41:BU:75:ASN:H	41:BU:75:ASN:ND2	1.79	0.78
44:BX:35:THR:HG22	44:BX:37:THR:H	1.49	0.78
50:B3:6:VAL:HG12	50:B3:56:VAL:HG22	1.65	0.78
55:B8:50:LEU:HB2	55:B8:54:GLU:HG3	1.65	0.78
25:BA:2426:A:H3'	25:BA:2427:C:C5'	2.14	0.78
37:BQ:22:LYS:NZ	37:BQ:22:LYS:HA	1.98	0.78
1:CA:9:G:H5'	7:CE:122:GLU:OE2	1.84	0.78
25:DA:1174:A:H3'	25:DA:1175:U:H5''	1.66	0.78
32:DI:48:GLU:O	32:DI:52:ARG:HD2	1.84	0.78
25:DA:636:G:OP1	36:DP:132:LYS:HD3	1.84	0.78
5:AC:79:ARG:HB2	13:CK:96:ARG:NH2	1.98	0.78
25:BA:2593:U:H2'	25:BA:2594:C:H6	1.49	0.78
25:BA:389:G:O6	36:BP:71:VAL:HG23	1.84	0.78
28:BE:48:GLN:HE22	28:BE:66:HIS:HE1	1.32	0.78
4:CB:69:LEU:HD23	4:CB:159:PRO:HG3	1.65	0.78

*Continued on next page...*

*Continued from previous page...*

Atom-1	Atom-2	Interatomic distance (Å)	Clash overlap (Å)
5:CC:91:LEU:HD22	5:CC:99:VAL:HG11	1.66	0.78
25:DA:1021:A:H62	25:DA:1141:U:H3	1.32	0.78
25:DA:773:U:C4'	27:DD:47:GLY:HA3	2.13	0.78
31:DH:86:GLU:HA	31:DH:132:ARG:NE	1.99	0.78
4:AB:69:LEU:HD23	4:AB:159:PRO:HG3	1.65	0.78
37:BQ:82:ARG:CG	37:BQ:82:ARG:HH11	1.94	0.78
1:CA:1346:A:H5'	11:CI:120:ARG:HH12	1.48	0.78
18:CP:82:GLN:HE21	18:CP:82:GLN:N	1.82	0.78
24:CX:312:ARG:O	24:CX:316:ARG:HB2	1.82	0.78
1:CA:1492:A:C6	24:CX:320:TRP:CH2	2.71	0.78
47:D0:27:GLU:HG3	47:D0:68:GLU:HA	1.64	0.78
25:DA:1842:G:H2'	25:DA:1843:C:C6	2.19	0.78
26:DB:51:G:N2	26:DB:52:A:H62	1.82	0.78
24:AX:21:ASN:O	24:AX:24:LYS:HG3	1.84	0.77
25:BA:679:C:H2'	25:BA:680:G:C8	2.19	0.77
41:BU:89:GLU:HG2	42:BV:50:PRO:HB3	1.65	0.77
5:CC:105:GLU:HG2	5:CC:106:VAL:H	1.47	0.77
53:B6:34:LEU:HD13	53:B6:34:LEU:H	1.48	0.77
25:BA:2068:U:N3	25:BA:2430:A:H2	1.76	0.77
25:BA:2553:G:H5''	25:BA:2554:U:OP2	1.84	0.77
25:DA:1405:U:H2'	25:DA:1406:U:C6	2.19	0.77
39:DS:49:VAL:HG13	39:DS:76:LYS:HE3	1.66	0.77
1:AA:1347:G:H22	1:AA:1373:G:H2'	1.47	0.77
27:BD:255:LYS:H	27:BD:255:LYS:HD2	1.49	0.77
28:BE:28:ALA:HB3	28:BE:93:VAL:HG12	1.64	0.77
32:BI:5:LEU:HD23	32:BI:5:LEU:H	1.50	0.77
28:DE:28:ALA:HB3	28:DE:93:VAL:HG12	1.64	0.77
37:DQ:75:THR:HA	37:DQ:88:GLY:CA	2.13	0.77
13:AK:79:SER:HA	13:AK:104:GLN:HB3	1.66	0.77
31:BH:23:ARG:H	31:BH:23:ARG:HD3	1.50	0.77
25:BA:1088:A:N6	33:BK:133:SER:HB2	2.00	0.77
36:BP:61:ARG:HH11	55:B8:13:ARG:HD2	1.49	0.77
39:BS:49:VAL:HG13	39:BS:76:LYS:HE3	1.66	0.77
5:CC:70:VAL:HG12	5:CC:72:LYS:H	1.46	0.77
25:DA:197:A:H8	25:DA:197:A:H5'	1.46	0.77
25:DA:2712:U:H1'	25:DA:712(B):A:C8	2.19	0.77
37:DQ:65:PHE:HB2	37:DQ:105:GLU:HB2	1.67	0.77
25:BA:270(O):G:O2'	25:BA:270(P):U:H5''	1.84	0.77
27:BD:33:LEU:O	27:BD:35:LYS:N	2.17	0.77
30:BG:128:ARG:HE	30:BG:129:GLY:H	1.33	0.77
19:CQ:8:GLY:HA3	19:CQ:23:VAL:HG12	1.65	0.77

*Continued on next page...*

*Continued from previous page...*

Atom-1	Atom-2	Interatomic distance (Å)	Clash overlap (Å)
27:DD:25:THR:HG21	27:DD:81:ALA:CA	2.14	0.77
14:CL:46:LYS:HB3	14:CL:47:PRO:HD3	1.66	0.77
25:DA:83:G:N1	25:DA:102:G:H2'	2.00	0.77
25:DA:2781:A:H5'	25:DA:2782:G:H5'	1.67	0.77
31:DH:23:ARG:HD3	31:DH:23:ARG:H	1.50	0.77
42:DV:77:ALA:O	42:DV:79:VAL:HG23	1.84	0.77
1:AA:1228:C:H4'	15:AM:116:THR:O	1.84	0.77
1:AA:530:G:H22	1:AA:1492:A:H61	1.30	0.77
24:AX:85:LEU:HA	24:AX:100:LEU:HD11	1.65	0.77
48:B1:13:ILE:HD11	48:B1:15:ALA:CB	2.14	0.77
25:BA:1021:A:H62	25:BA:1141:U:H3	1.29	0.77
45:BY:90:LEU:HG	45:BY:91:GLU:H	1.49	0.77
1:CA:353:A:H5'	1:CA:353:A:H8	1.50	0.77
1:CA:359:U:H2'	1:CA:360:A:C8	2.18	0.77
47:D0:23:VAL:HA	47:D0:38:VAL:HG22	1.67	0.77
52:D5:20:ARG:HA	52:D5:23:HIS:CD2	2.20	0.77
53:D6:34:LEU:H	53:D6:34:LEU:HD13	1.49	0.77
25:DA:273(G):C:H3'	25:DA:274:G:C5'	2.14	0.77
31:DH:70:THR:HG22	31:DH:74:ASN:HD21	1.49	0.77
37:DQ:24:GLY:HA2	37:DQ:101:ARG:HA	1.66	0.77
1:AA:244:U:H6	1:AA:244:U:H5'	1.49	0.77
15:AM:11:ARG:HB3	15:AM:12:ASN:HD22	1.49	0.77
25:BA:197:A:C8	25:BA:197:A:H5'	2.19	0.77
30:DG:47:LYS:HG3	30:DG:82:LEU:HD21	1.66	0.77
29:BF:178:PRO:HB2	29:BF:201:VAL:HG11	1.67	0.77
30:BG:81:LYS:O	30:BG:82:LEU:HD23	1.84	0.77
25:BA:662:G:OP1	36:BP:18:ARG:HD2	1.85	0.77
39:BS:56:LEU:HD23	39:BS:58:LEU:HD11	1.66	0.77
43:BW:9:TYR:H	43:BW:102:HIS:HD2	1.32	0.77
1:CA:60:A:H4'	1:CA:61:G:O5'	1.82	0.77
4:CB:84:GLU:HB3	4:CB:219:VAL:HG21	1.67	0.77
13:CK:79:SER:HA	13:CK:104:GLN:HB3	1.66	0.77
22:CT:57:ARG:HD2	22:CT:102:GLY:HA2	1.65	0.77
24:CX:190:TYR:CE1	24:CX:225:PRO:HD3	2.19	0.77
39:DS:14:VAL:O	39:DS:18:ILE:HG12	1.85	0.77
25:BA:1542:G:H1'	25:BA:1543:A:C5	2.20	0.77
25:BA:2426:A:H3'	25:BA:2427:C:H5''	1.67	0.77
25:BA:276:A:H2'	25:BA:277:C:C4	2.20	0.77
31:BH:70:THR:HG22	31:BH:74:ASN:HD21	1.48	0.77
36:BP:114:ILE:HD12	36:BP:114:ILE:N	2.00	0.77
15:CM:84:ILE:HG13	21:CS:74:PHE:HE1	1.49	0.77

*Continued on next page...*

*Continued from previous page...*

Atom-1	Atom-2	Interatomic distance (Å)	Clash overlap (Å)
49:D2:14:ARG:HA	49:D2:17:SER:CB	2.14	0.77
25:DA:670:A:H4'	25:DA:671:C:H5''	1.67	0.77
27:DD:33:LEU:O	27:DD:35:LYS:N	2.18	0.77
1:AA:382:A:H2'	1:AA:383:A:H8	1.50	0.76
1:AA:464:G:O6	1:AA:466:G:H5''	1.85	0.76
11:AI:114:TYR:CD1	12:AJ:60:ARG:HG2	2.19	0.76
12:AJ:49:VAL:O	12:AJ:60:ARG:HB2	1.85	0.76
31:BH:13:LYS:HE2	31:BH:14:GLY:H	1.49	0.76
47:D0:53:MET:HB3	47:D0:59:LEU:HD23	1.65	0.76
54:D7:19:ARG:CG	54:D7:19:ARG:HH11	1.98	0.76
27:DD:69:ARG:O	27:DD:70:TRP:HB3	1.85	0.76
28:DE:117:MET:HG2	28:DE:136:ARG:NH2	2.00	0.76
1:AA:192:U:H2'	1:AA:193:C:H6	1.48	0.76
55:B8:32:LEU:HD23	55:B8:33:ASN:H	1.48	0.76
30:BG:124:SER:HB2	30:BG:131:TYR:CE1	2.19	0.76
31:BH:86:GLU:HA	31:BH:132:ARG:NE	2.00	0.76
1:CA:192:U:H2'	1:CA:193:C:H6	1.50	0.76
48:D1:13:ILE:HD11	48:D1:15:ALA:CB	2.13	0.76
1:AA:1128:C:H4'	11:AI:16:ARG:HH12	1.48	0.76
55:B8:52:LYS:HE3	55:B8:52:LYS:HA	1.66	0.76
25:BA:1941:C:H5'	25:BA:1941:C:H6	1.51	0.76
33:BK:128:ALA:O	33:BK:132:ARG:HG3	1.85	0.76
25:BA:2378:A:O2'	39:BS:21:THR:HG21	1.84	0.76
1:CA:721:G:H4'	1:CA:722:A:O5'	1.85	0.76
36:DP:6:LEU:HB2	36:DP:8:PRO:HD2	1.66	0.76
40:DT:129:ARG:HA	40:DT:132:LYS:HD2	1.67	0.76
12:AJ:75:ILE:HG13	12:AJ:76:ASN:N	2.00	0.76
25:BA:1045:A:H61	25:BA:1111:A:H2'	1.51	0.76
25:BA:2585:U:H2'	25:BA:2585:U:O2	1.84	0.76
29:BF:22:ALA:HB1	29:BF:24:LEU:HD13	1.66	0.76
37:BQ:65:PHE:HB2	37:BQ:105:GLU:HB2	1.67	0.76
39:BS:34:HIS:CG	39:BS:54:LEU:HG	2.20	0.76
15:CM:11:ARG:HB3	15:CM:12:ASN:HD22	1.50	0.76
25:DA:652:U:H6	25:DA:652:U:H5'	1.49	0.76
1:AA:737:A:H2'	1:AA:738:C:C6	2.19	0.76
9:AG:54:THR:OG1	9:AG:56:GLN:HG2	1.85	0.76
48:B1:32:LYS:HG2	48:B1:33:LYS:H	1.50	0.76
1:CA:1015:A:H2'	1:CA:1016:A:H8	1.50	0.76
1:CA:920:U:H2'	1:CA:921:U:H6	1.49	0.76
17:CO:39:LEU:HD12	17:CO:56:LEU:HB2	1.67	0.76
48:D1:12:PRO:O	48:D1:14:VAL:HG23	1.86	0.76

*Continued on next page...*

*Continued from previous page...*

Atom-1	Atom-2	Interatomic distance (Å)	Clash overlap (Å)
25:DA:2518:A:H5'	25:DA:2518:A:H8	1.48	0.76
30:DG:4:ASP:HB2	30:DG:9:ARG:HH21	1.49	0.76
31:DH:51:ARG:HG2	31:DH:52:VAL:H	1.49	0.76
41:DU:75:ASN:ND2	41:DU:75:ASN:H	1.82	0.76
24:AX:147:GLU:HB2	24:AX:151:ARG:NH2	2.01	0.76
25:BA:1405:U:H2'	25:BA:1406:U:C6	2.21	0.76
5:CC:79:ARG:HD3	5:CC:79:ARG:N	1.99	0.76
25:DA:2426:A:H3'	25:DA:2427:C:C5'	2.15	0.76
5:AC:79:ARG:HD3	5:AC:79:ARG:N	2.01	0.76
11:AI:125:TYR:HD2	11:AI:126:SER:H	1.31	0.76
25:BA:2359:C:H2'	25:BA:2360:A:C8	2.20	0.76
27:BD:25:THR:HG21	27:BD:81:ALA:CA	2.16	0.76
41:BU:95:LEU:HD13	42:BV:4:ILE:HD12	1.67	0.76
25:DA:1209:G:H21	25:DA:1210:A:H62	1.31	0.76
25:DA:1309:G:H4'	54:D7:7:PRO:HB2	1.67	0.76
30:DG:60:LEU:O	30:DG:64:THR:HG22	1.86	0.76
1:AA:974:A:H8	1:AA:974:A:OP1	1.68	0.76
48:B1:51:VAL:HG21	48:B1:74:VAL:HG21	1.68	0.76
25:BA:1080:C:H1'	33:BK:126:MET:CG	2.16	0.76
37:BQ:75:THR:HA	37:BQ:88:GLY:HA3	1.67	0.76
44:BX:50:LYS:H	44:BX:87:GLN:HE22	1.32	0.76
46:BZ:104:PHE:HB3	46:BZ:141:VAL:HG11	1.68	0.76
7:CE:78:HIS:CE1	7:CE:143:ARG:H	2.04	0.76
2:CZ:47:U:H5'	2:CZ:48:C:H5'	1.68	0.76
26:DB:66:A:H61	26:DB:107:U:H2'	1.51	0.76
27:DD:255:LYS:HD2	27:DD:255:LYS:H	1.51	0.76
33:DK:128:ALA:O	33:DK:132:ARG:HG3	1.85	0.76
9:AG:97:GLN:HG3	9:AG:101:LEU:HD11	1.67	0.76
25:BA:1332:G:H4'	25:BA:1333:C:OP2	1.85	0.76
46:BZ:108:PRO:HB3	46:BZ:144:LEU:HB2	1.68	0.76
54:D7:8:ASN:C	54:D7:8:ASN:HD22	1.89	0.76
25:DA:1216:G:N2	25:DA:1234:U:H1'	2.01	0.76
25:DA:2593:U:H2'	25:DA:2594:C:C6	2.20	0.76
25:DA:2798:C:H5	25:DA:2799:A:C6	2.04	0.76
45:DY:81:LYS:HZ2	45:DY:98:VAL:HG12	1.50	0.76
5:AC:91:LEU:HD22	5:AC:99:VAL:HG11	1.66	0.76
15:AM:5:ALA:HB3	15:AM:8:GLU:HB2	1.67	0.76
30:BG:60:LEU:O	30:BG:64:THR:HG22	1.85	0.76
1:CA:1126:U:H2'	1:CA:1127:G:C8	2.21	0.76
1:CA:949:A:H1'	1:CA:1364:U:H3	1.51	0.76
25:DA:1826:G:H2'	25:DA:1827:C:H6	1.50	0.76

*Continued on next page...*

*Continued from previous page...*

Atom-1	Atom-2	Interatomic distance (Å)	Clash overlap (Å)
25:DA:2502:G:H5'	25:DA:2503:A:H5''	1.67	0.76
27:DD:206:LEU:HD22	27:DD:211:ARG:HG2	1.65	0.76
1:AA:1347:G:C8	11:AI:107:ARG:HB3	2.21	0.75
24:AX:240:LEU:HD23	24:AX:240:LEU:H	1.51	0.75
52:B5:20:ARG:HA	52:B5:23:HIS:CD2	2.20	0.75
33:BK:72:PRO:HB2	33:BK:76:TYR:CD2	2.21	0.75
40:BT:129:ARG:HA	40:BT:132:LYS:HD2	1.68	0.75
1:CA:1128:C:H4'	11:CI:16:ARG:HH12	1.50	0.75
32:DI:120:ILE:HG21	32:DI:126:TYR:CE1	2.21	0.75
44:DX:63:LYS:NZ	44:DX:72:LYS:HB3	2.01	0.75
1:CA:1435:G:H2'	1:CA:1436:U:C6	2.21	0.75
1:CA:1347:G:C8	11:CI:107:ARG:HB3	2.21	0.75
24:CX:246:ARG:HD2	24:CX:259:ASP:HB3	1.68	0.75
31:DH:13:LYS:HE2	31:DH:14:GLY:H	1.50	0.75
12:AJ:57:LYS:O	12:AJ:58:ASP:HB3	1.87	0.75
2:AZ:44:A:H2'	2:AZ:45:G:C8	2.22	0.75
25:BA:2798:C:H5	25:BA:2799:A:C6	2.04	0.75
25:BA:363(C):G:H2'	25:BA:363(D):G:C8	2.20	0.75
25:BA:380:U:O2'	48:B1:20:ARG:HB3	1.87	0.75
25:BA:919:G:H5'	26:BB:81:G:H1'	1.67	0.75
25:BA:636:G:OP1	36:BP:132:LYS:HD3	1.86	0.75
36:BP:50:ARG:CG	36:BP:51:PHE:N	2.50	0.75
37:BQ:24:GLY:HA2	37:BQ:101:ARG:HA	1.69	0.75
25:BA:83:G:N1	25:BA:102:G:H2'	2.01	0.75
28:BE:117:MET:HG2	28:BE:136:ARG:NH2	2.02	0.75
45:BY:17:SER:HB2	45:BY:71:LYS:HD2	1.66	0.75
24:CX:147:GLU:HB2	24:CX:151:ARG:NH2	2.01	0.75
25:DA:2886:G:H2'	25:DA:2887:U:H6	1.52	0.75
25:DA:679:C:H2'	25:DA:680:G:C8	2.21	0.75
34:DN:157:ARG:N	34:DN:158:PRO:HD3	2.02	0.75
24:AX:358:ILE:HA	24:AX:362:LEU:HD23	1.69	0.75
25:BA:942:G:H5'	36:BP:35:HIS:HB2	1.68	0.75
30:BG:28:VAL:O	30:BG:31:VAL:HG12	1.86	0.75
39:BS:58:LEU:H	39:BS:58:LEU:HD12	1.51	0.75
11:CI:114:TYR:CD1	12:CJ:60:ARG:HG2	2.21	0.75
48:D1:32:LYS:HG2	48:D1:33:LYS:H	1.51	0.75
25:DA:2585:U:O2	25:DA:2585:U:H2'	1.86	0.75
34:DN:112:LYS:O	34:DN:116:THR:HG22	1.86	0.75
24:AX:35:LYS:HD3	24:AX:71:THR:HG22	1.67	0.75
25:BA:2579:C:O2'	28:BE:131:ALA:HB2	1.86	0.75
36:BP:49:ARG:CG	36:BP:49:ARG:HH11	1.98	0.75

*Continued on next page...*

*Continued from previous page...*

Atom-1	Atom-2	Interatomic distance (Å)	Clash overlap (Å)
39:BS:85:VAL:HG11	39:BS:106:ARG:NH2	2.01	0.75
39:BS:49:VAL:HG12	39:BS:73:LEU:HD23	1.69	0.75
46:BZ:52:SER:OG	46:BZ:54:HIS:HD2	1.70	0.75
25:DA:2210:G:H21	25:DA:2211:G:C5'	1.99	0.75
37:DQ:22:LYS:HA	37:DQ:22:LYS:NZ	2.00	0.75
5:AC:86:VAL:O	5:AC:90:GLU:HG2	1.87	0.75
39:BS:51:ALA:HB3	39:BS:73:LEU:HG	1.68	0.75
25:DA:1045:A:H61	25:DA:1111:A:H2'	1.51	0.75
25:DA:389:G:O6	36:DP:71:VAL:HG23	1.86	0.75
25:DA:603:A:C2	25:DA:655:A:C6	2.74	0.75
1:AA:920:U:H2'	1:AA:921:U:H6	1.49	0.75
24:AX:251:GLY:HA2	25:BA:2602:A:C8	2.22	0.75
32:BI:11:ASN:HB3	32:BI:12:LEU:HD22	1.68	0.75
9:CG:97:GLN:HG3	9:CG:101:LEU:HD11	1.69	0.75
24:CX:138:GLY:HA3	24:CX:142:ALA:HB2	1.69	0.75
2:CY:23:C:H2'	2:CY:24:U:H6	1.52	0.75
32:DI:101:LEU:HD23	32:DI:109:ILE:HD12	1.69	0.75
44:DX:8:ILE:H	44:DX:8:ILE:HD12	1.50	0.75
4:AB:19:HIS:CD2	4:AB:20:GLU:HG2	2.21	0.75
18:AP:18:ARG:HD3	18:AP:35:LYS:HD2	1.67	0.75
24:AX:138:GLY:HA3	24:AX:142:ALA:HB2	1.69	0.75
24:AX:246:ARG:HD2	24:AX:259:ASP:HB3	1.68	0.75
24:AX:338:ARG:HB3	24:AX:369:ARG:NH2	2.02	0.75
25:BA:1587:A:H2'	25:BA:1588:C:C6	2.22	0.75
25:BA:2886:G:H2'	25:BA:2887:U:H6	1.50	0.75
25:BA:27:G:O2'	25:BA:28:A:H8	1.68	0.75
27:BD:112:GLN:O	27:BD:115:GLN:HG3	1.87	0.75
30:BG:71:THR:HG22	30:BG:89:GLY:O	1.86	0.75
1:CA:601:C:H2'	1:CA:602:A:H8	1.52	0.75
5:CC:86:VAL:O	5:CC:90:GLU:HG2	1.87	0.75
14:CL:56:LYS:HG2	14:CL:66:THR:HG22	1.67	0.75
41:DU:27:LEU:HD23	41:DU:31:SER:HB3	1.69	0.75
1:AA:17:U:H2'	1:AA:18:C:C6	2.21	0.74
1:AA:949:A:H1'	1:AA:1364:U:H3	1.51	0.74
2:AZ:39:C:H4'	13:AK:54:ARG:HH21	1.52	0.74
27:BD:25:THR:HG21	27:BD:82:ILE:H	1.52	0.74
29:BF:202:PHE:CE1	29:BF:206:ILE:HD11	2.22	0.74
32:BI:77:LEU:HD11	32:BI:101:LEU:HB2	1.68	0.74
16:CN:27:CYS:SG	16:CN:29:ARG:HB2	2.27	0.74
25:DA:1336:A:H2'	25:DA:1337:G:C8	2.21	0.74
25:DA:1542:G:H1'	25:DA:1543:A:C5	2.21	0.74

*Continued on next page...*

*Continued from previous page...*

Atom-1	Atom-2	Interatomic distance (Å)	Clash overlap (Å)
28:DE:2:LYS:HD3	28:DE:95:ILE:HG22	1.69	0.74
30:DG:96:ARG:O	30:DG:99:MET:HG2	1.87	0.74
31:DH:101:ARG:HE	31:DH:101:ARG:H	1.33	0.74
1:AA:192:U:H2'	1:AA:193:C:C6	2.22	0.74
1:AA:9:G:H5'	7:AE:122:GLU:OE2	1.86	0.74
25:BA:1301:A:H4'	25:BA:1302:A:OP1	1.85	0.74
25:BA:1309:G:H4'	54:B7:7:PRO:HB2	1.68	0.74
25:BA:2563:U:O2	25:BA:2565:A:H8	1.70	0.74
25:BA:637:A:O5'	36:BP:116:GLY:HA2	1.87	0.74
1:CA:1073:U:H2'	1:CA:1074:G:H8	1.52	0.74
4:CB:19:HIS:CD2	4:CB:20:GLU:HG2	2.22	0.74
1:CA:1492:A:C5	24:CX:320:TRP:CH2	2.76	0.74
54:D7:34:ARG:HG3	54:D7:34:ARG:NH1	1.90	0.74
25:DA:1316:U:H2'	25:DA:1317:A:C8	2.22	0.74
25:DA:2111:C:H42	25:DA:2148:G:N2	1.85	0.74
25:DA:27:G:O2'	25:DA:28:A:H8	1.70	0.74
25:DA:34:C:H2'	25:DA:35:G:H5'	1.69	0.74
46:DZ:10:ARG:HH21	46:DZ:26:GLY:H	1.33	0.74
15:AM:25:ILE:HD11	15:AM:66:LEU:HD13	1.68	0.74
25:BA:2836:U:C4	25:BA:2883:A:N6	2.54	0.74
1:CA:523:A:N6	14:CL:52:ARG:HH12	1.83	0.74
24:CX:240:LEU:HD23	24:CX:240:LEU:H	1.51	0.74
2:CZ:44:A:H2'	2:CZ:45:G:C8	2.22	0.74
52:D5:4:HIS:HB2	52:D5:5:PRO:HD3	1.69	0.74
25:DA:1046:A:H3'	25:DA:1047:G:H5''	1.68	0.74
39:DS:34:HIS:CG	39:DS:54:LEU:HG	2.22	0.74
41:DU:89:GLU:HG2	42:DV:50:PRO:HB3	1.69	0.74
44:DX:50:LYS:H	44:DX:87:GLN:HE22	1.34	0.74
5:AC:46:GLU:O	5:AC:47:LEU:HB2	1.86	0.74
6:AD:62:GLN:HE22	6:AD:65:ARG:NH1	1.86	0.74
25:BA:1174:A:H3'	25:BA:1175:U:H5''	1.67	0.74
25:BA:1316:U:H2'	25:BA:1317:A:C8	2.21	0.74
25:BA:2250:G:C6	37:BQ:82:ARG:HD2	2.21	0.74
25:BA:603:A:C2	25:BA:655:A:C6	2.75	0.74
43:BW:4:LYS:HG2	43:BW:106:ILE:HG22	1.68	0.74
25:DA:2296:U:H4'	25:DA:2297:C:OP1	1.86	0.74
25:DA:2645:G:H3'	25:DA:2646:C:H5'	1.70	0.74
25:DA:363(C):G:H2'	25:DA:363(D):G:C8	2.22	0.74
1:AA:1101:A:H4'	1:AA:1102:A:O5'	1.87	0.74
47:B0:23:VAL:HA	47:B0:38:VAL:HG22	1.68	0.74
31:BH:37:VAL:HG11	31:BH:72:ILE:HD11	1.70	0.74

*Continued on next page...*

*Continued from previous page...*

Atom-1	Atom-2	Interatomic distance (Å)	Clash overlap (Å)
36:BP:38:GLN:HG3	36:BP:39:LYS:H	1.51	0.74
37:BQ:24:GLY:HA2	37:BQ:101:ARG:N	2.01	0.74
43:BW:68:ARG:HB2	43:BW:110:LYS:HB3	1.68	0.74
1:CA:17:U:H2'	1:CA:18:C:C6	2.22	0.74
15:CM:82:MET:HB2	15:CM:93:ARG:CZ	2.17	0.74
25:DA:2426:A:H3'	25:DA:2427:C:H5''	1.67	0.74
30:DG:71:THR:HG22	30:DG:89:GLY:O	1.87	0.74
37:DQ:20:ALA:HB2	37:DQ:99:PRO:HD2	1.69	0.74
1:AA:1014:A:H2'	1:AA:1015:A:C8	2.21	0.74
54:B7:8:ASN:HD22	54:B7:8:ASN:C	1.91	0.74
26:BB:86:G:H2'	26:BB:87:G:C8	2.22	0.74
28:BE:151:TYR:HB3	34:BN:102:PRO:HG3	1.69	0.74
1:CA:89:U:H2'	1:CA:90:C:H6	1.53	0.74
25:DA:27:G:HO2'	25:DA:28:A:H8	1.36	0.74
33:DK:115:LEU:HD21	33:DK:126:MET:HE1	1.68	0.74
35:DO:17:ARG:HG2	35:DO:47:ILE:HD13	1.70	0.74
25:BA:2712:U:H1'	25:BA:712(B):A:C8	2.23	0.74
27:BD:24:ILE:HD11	27:BD:84:TYR:HB2	1.67	0.74
31:BH:168:PRO:HG2	31:BH:170:ARG:HD3	1.69	0.74
36:BP:65:ARG:HH21	55:B8:15:LYS:CB	2.01	0.74
44:BX:55:ASN:HB2	44:BX:80:ILE:HG12	1.68	0.74
5:CC:46:GLU:O	5:CC:47:LEU:HB2	1.86	0.74
25:DA:1101:U:H2'	25:DA:1102:C:C6	2.21	0.74
25:DA:2378:A:O2'	39:DS:21:THR:HG21	1.87	0.74
27:DD:70:TRP:CH2	27:DD:150:LYS:HA	2.23	0.74
40:DT:26:ASP:CB	40:DT:91:ARG:HA	2.17	0.74
43:DW:9:TYR:H	43:DW:102:HIS:HD2	1.33	0.74
1:AA:1015:A:H2'	1:AA:1016:A:H8	1.50	0.74
25:BA:1101:U:H2'	25:BA:1102:C:C6	2.21	0.74
25:BA:2125:G:N2	25:BA:2173:A:H62	1.86	0.74
25:BA:2720:U:H2'	25:BA:2721:A:C8	2.22	0.74
27:BD:70:TRP:CD1	27:BD:70:TRP:C	2.60	0.74
36:BP:50:ARG:HG2	36:BP:51:PHE:H	1.48	0.74
37:BQ:20:ALA:HB2	37:BQ:99:PRO:HD2	1.69	0.74
1:CA:716:A:H1'	13:CK:118:GLY:HA2	1.69	0.74
25:DA:1188:U:O2'	25:DA:1189:A:H5'	1.88	0.74
26:DB:86:G:H2'	26:DB:87:G:C8	2.21	0.74
28:DE:48:GLN:HE22	28:DE:66:HIS:CE1	2.05	0.74
37:DQ:75:THR:HA	37:DQ:88:GLY:HA3	1.68	0.74
22:AT:56:MET:HG3	22:AT:88:VAL:HG21	1.68	0.74
43:BW:19:LEU:HB3	52:B5:25:LEU:HD11	1.69	0.74

*Continued on next page...*

*Continued from previous page...*

Atom-1	Atom-2	Interatomic distance (Å)	Clash overlap (Å)
1:CA:1073:U:H2'	1:CA:1074:G:C8	2.23	0.74
1:CA:464:G:O6	1:CA:466:G:H5''	1.86	0.74
49:D2:47:ASN:O	49:D2:49:LYS:N	2.21	0.74
25:DA:1829:A:H5''	25:DA:1830:C:OP2	1.88	0.74
24:AX:301:ARG:NH2	24:AX:304:ARG:HG2	2.03	0.74
25:BA:1829:A:H5''	25:BA:1830:C:OP2	1.86	0.74
32:BI:4:ILE:HD12	32:BI:17:GLN:O	1.87	0.74
34:BN:112:LYS:O	34:BN:116:THR:HG22	1.87	0.74
12:CJ:75:ILE:HG13	12:CJ:76:ASN:N	2.00	0.74
1:CA:1228:C:H4'	15:CM:116:THR:O	1.88	0.74
21:CS:63:THR:HG22	21:CS:66:MET:HE3	1.70	0.74
25:DA:197:A:H5'	25:DA:197:A:C8	2.23	0.74
25:DA:276:A:H2'	25:DA:277:C:C4	2.23	0.74
36:DP:65:ARG:HH21	55:D8:15:LYS:CB	2.00	0.74
39:DS:85:VAL:HG11	39:DS:106:ARG:NH2	2.03	0.74
46:DZ:108:PRO:HB3	46:DZ:144:LEU:HB2	1.68	0.74
2:AZ:47:U:H5'	2:AZ:48:C:H5'	1.68	0.73
25:BA:1046:A:H3'	25:BA:1047:G:H5''	1.70	0.73
25:BA:1981:A:H5''	25:BA:1982:C:OP2	1.86	0.73
36:BP:71:VAL:HB	36:BP:72:PRO:HD3	1.69	0.73
39:BS:14:VAL:O	39:BS:18:ILE:HG12	1.88	0.73
2:CY:23:C:H2'	2:CY:24:U:C6	2.23	0.73
25:DA:2468:G:O2'	25:DA:2469:A:H5'	1.88	0.73
29:DF:178:PRO:HB2	29:DF:201:VAL:HG11	1.68	0.73
36:DP:80:TYR:CD1	36:DP:111:ARG:HB3	2.22	0.73
1:AA:601:C:H2'	1:AA:602:A:H8	1.53	0.73
25:BA:1542:G:H5'	25:BA:1542:G:N3	2.03	0.73
25:BA:2462:U:H1'	25:BA:2491:U:O4	1.88	0.73
25:DA:1587:A:H2'	25:DA:1588:C:C6	2.22	0.73
25:DA:1971:A:C4	27:DD:241:PRO:HG3	2.22	0.73
33:DK:72:PRO:HB2	33:DK:76:TYR:CD2	2.22	0.73
6:AD:149:ALA:O	6:AD:153:ARG:HG3	1.88	0.73
24:AX:209:ASP:OD1	24:AX:213:ARG:HG2	1.89	0.73
54:B7:19:ARG:HH11	54:B7:19:ARG:CG	2.00	0.73
25:BA:1216:G:N2	25:BA:1234:U:H1'	2.03	0.73
27:BD:70:TRP:CH2	27:BD:150:LYS:HA	2.22	0.73
30:BG:91:ARG:NH1	30:BG:91:ARG:HB3	2.03	0.73
25:DA:2275:C:H5'	25:DA:2275:C:C6	2.23	0.73
25:DA:2462:U:H1'	25:DA:2491:U:O4	1.89	0.73
32:DI:123:LEU:HD23	32:DI:124:GLY:N	2.04	0.73
36:DP:45:LEU:HD23	36:DP:46:LYS:N	2.04	0.73

*Continued on next page...*

*Continued from previous page...*

Atom-1	Atom-2	Interatomic distance (Å)	Clash overlap (Å)
37:DQ:10:ARG:HE	37:DQ:10:ARG:HA	1.51	0.73
41:DU:27:LEU:CD2	41:DU:31:SER:HB3	2.18	0.73
41:DU:95:LEU:HD13	42:DV:4:ILE:HD12	1.69	0.73
1:AA:353:A:H5'	1:AA:353:A:H8	1.51	0.73
7:AE:78:HIS:CE1	7:AE:143:ARG:H	2.04	0.73
25:BA:2645:G:H3'	25:BA:2646:C:H5'	1.69	0.73
25:BA:2564:A:C2	25:BA:2647:U:H4'	2.24	0.73
25:BA:96:G:H4'	49:B2:48:HIS:CD2	2.23	0.73
32:BI:53:ALA:O	32:BI:57:ARG:HB2	1.88	0.73
48:D1:51:VAL:HG21	48:D1:74:VAL:HG21	1.70	0.73
29:DF:202:PHE:CE1	29:DF:206:ILE:HD11	2.23	0.73
33:DK:112:MET:N	33:DK:113:PRO:HD2	2.03	0.73
36:DP:62:LEU:O	36:DP:62:LEU:HD22	1.88	0.73
45:DY:81:LYS:HB3	45:DY:97:ARG:HB3	1.68	0.73
26:DB:75:G:H1'	46:DZ:27:VAL:HG21	1.70	0.73
25:BA:2853:C:H2'	25:BA:2854:G:C8	2.24	0.73
42:BV:77:ALA:O	42:BV:79:VAL:HG23	1.87	0.73
48:D1:86:SER:O	48:D1:90:ILE:HG12	1.87	0.73
27:DD:70:TRP:CD1	27:DD:70:TRP:C	2.61	0.73
25:DA:910:A:C5	37:DQ:13:GLN:HG3	2.24	0.73
37:DQ:9:TYR:O	37:DQ:9:TYR:HD2	1.71	0.73
45:DY:81:LYS:NZ	45:DY:98:VAL:HG12	2.03	0.73
24:AX:27:GLY:HA2	24:AX:30:PHE:CE2	2.24	0.73
25:BA:1336:A:H2'	25:BA:1337:G:C8	2.24	0.73
25:BA:2275:C:H5'	25:BA:2275:C:C6	2.23	0.73
25:BA:49:A:H5''	25:BA:51:G:O4'	1.88	0.73
25:BA:591:C:O2	55:B8:2:PRO:HA	1.89	0.73
31:BH:101:ARG:H	31:BH:101:ARG:HE	1.37	0.73
41:BU:90:VAL:HG22	41:BU:91:ASP:N	2.02	0.73
1:CA:677:U:H3	1:CA:713:G:H22	1.36	0.73
6:CD:196:LEU:HB3	6:CD:198:VAL:HG22	1.70	0.73
25:DA:2720:U:H2'	25:DA:2721:A:C8	2.22	0.73
30:DG:28:VAL:O	30:DG:31:VAL:HG12	1.88	0.73
45:DY:75:ILE:HA	45:DY:80:GLY:HA2	1.70	0.73
1:AA:1127:G:N2	1:AA:1146:A:H62	1.86	0.73
1:AA:716:A:H1'	13:AK:118:GLY:HA2	1.71	0.73
15:AM:82:MET:HB2	15:AM:93:ARG:CZ	2.18	0.73
24:AX:190:TYR:HE1	24:AX:224:ILE:HA	1.53	0.73
46:BZ:151:HIS:HA	46:BZ:170:THR:HA	1.70	0.73
1:CA:530:G:N2	1:CA:1492:A:H61	1.86	0.73
1:CA:33:A:H2'	1:CA:34:C:H6	1.50	0.73

*Continued on next page...*

*Continued from previous page...*

Atom-1	Atom-2	Interatomic distance (Å)	Clash overlap (Å)
25:DA:2331:G:H4'	47:D0:43:THR:H	1.54	0.73
25:DA:782:A:H5'	25:DA:783:A:C2	2.23	0.73
27:DD:25:THR:HG21	27:DD:82:ILE:H	1.51	0.73
1:AA:1356:G:H2'	1:AA:1357:A:H8	1.53	0.73
1:AA:1435:G:H2'	1:AA:1436:U:C6	2.23	0.73
9:AG:133:GLY:HA2	9:AG:136:LYS:HD2	1.69	0.73
31:BH:51:ARG:HG2	31:BH:52:VAL:H	1.53	0.73
34:BN:157:ARG:N	34:BN:158:PRO:HD3	2.04	0.73
1:CA:1127:G:N2	1:CA:1146:A:H62	1.87	0.73
5:CC:72:LYS:HG2	5:CC:75:VAL:HG23	1.71	0.73
12:CJ:57:LYS:O	12:CJ:58:ASP:HB3	1.87	0.73
24:CX:35:LYS:HD3	24:CX:71:THR:HG22	1.69	0.73
25:DA:1511:A:H2'	25:DA:1512:G:O4'	1.88	0.73
39:DS:51:ALA:HB3	39:DS:73:LEU:HG	1.69	0.73
33:BK:112:MET:N	33:BK:113:PRO:HD2	2.04	0.73
44:BX:8:ILE:H	44:BX:8:ILE:HD12	1.54	0.73
7:CE:57:LYS:O	7:CE:61:TYR:HD2	1.71	0.73
25:DA:2125:G:N2	25:DA:2173:A:H62	1.85	0.73
28:DE:36:ARG:HH21	28:DE:88:GLY:HA2	1.52	0.73
30:DG:72:ARG:HB3	30:DG:85:GLY:O	1.89	0.73
37:DQ:24:GLY:HA2	37:DQ:101:ARG:N	2.03	0.73
44:DX:34:ALA:HA	44:DX:38:GLU:OE2	1.88	0.73
14:AL:109:VAL:CG2	14:AL:119:TYR:HB3	2.18	0.73
1:AA:986:A:H1'	21:AS:54:GLY:O	1.87	0.73
25:BA:83:G:H1	25:BA:102:G:H2'	1.54	0.73
37:BQ:47:ILE:HG22	37:BQ:48:GLU:N	2.03	0.73
24:CX:27:GLY:HA2	24:CX:30:PHE:CE2	2.24	0.73
53:D6:24:GLU:CD	53:D6:25:LYS:H	1.93	0.73
25:DA:2243:U:H2'	25:DA:2244:U:H6	1.54	0.73
27:DD:108:PRO:HG2	27:DD:111:LEU:HG	1.71	0.73
29:DF:167:ALA:HB1	29:DF:173:VAL:HG11	1.71	0.73
30:DG:124:SER:HB2	30:DG:131:TYR:CE1	2.23	0.73
33:DK:110:GLN:HE21	33:DK:110:GLN:HA	1.54	0.73
45:DY:4:LYS:H	45:DY:4:LYS:HD3	1.54	0.73
44:BX:60:ARG:NH2	54:B7:47:ARG:HH11	1.86	0.72
25:BA:1533:C:H2'	25:BA:1534:G:O4'	1.89	0.72
28:BE:131:ALA:O	28:BE:133:LYS:N	2.20	0.72
29:BF:29:ASN:HB3	29:BF:112:MET:HE1	1.71	0.72
30:BG:41:GLN:HG2	30:BG:155:MET:HB3	1.71	0.72
36:BP:125:VAL:O	36:BP:145:PRO:HD2	1.89	0.72
36:BP:45:LEU:HD23	36:BP:46:LYS:N	2.04	0.72

*Continued on next page...*

*Continued from previous page...*

Atom-1	Atom-2	Interatomic distance (Å)	Clash overlap (Å)
39:BS:25:ARG:HG2	39:BS:88:ASP:HB2	1.69	0.72
46:BZ:10:ARG:HH21	46:BZ:26:GLY:H	1.35	0.72
1:CA:1260:C:H6	1:CA:1260:C:H3'	1.54	0.72
4:CB:24:TRP:HZ3	4:CB:26:PRO:HA	1.53	0.72
24:CX:209:ASP:OD1	24:CX:213:ARG:HG2	1.89	0.72
48:D1:11:ARG:CB	48:D1:12:PRO:HD2	2.08	0.72
52:D5:40:LYS:NZ	52:D5:46:CYS:H	1.85	0.72
25:DA:1499:C:H2'	25:DA:1500:G:C8	2.24	0.72
25:DA:302:C:H2'	25:DA:303:U:H6	1.54	0.72
29:DF:111:ALA:HB2	29:DF:206:ILE:HD13	1.71	0.72
32:DI:27:ARG:HG2	32:DI:27:ARG:HH11	1.54	0.72
4:AB:29:ALA:HA	4:AB:32:ILE:HD13	1.72	0.72
2:AZ:17:C:H3'	2:AZ:17(A):U:H3'	1.71	0.72
25:BA:2111:C:H42	25:BA:2148:G:N2	1.86	0.72
30:BG:139:LEU:HA	30:BG:144:ILE:HG21	1.71	0.72
30:BG:39:ILE:HG22	30:BG:40:ASN:H	1.54	0.72
33:BK:110:GLN:HA	33:BK:110:GLN:HE21	1.54	0.72
11:CI:9:ARG:HG2	11:CI:14:VAL:HG13	1.70	0.72
17:CO:33:THR:HA	17:CO:63:ARG:HH11	1.54	0.72
6:AD:166:LYS:HD2	6:AD:166:LYS:O	1.88	0.72
6:AD:62:GLN:HE22	6:AD:65:ARG:HH11	1.35	0.72
45:BY:75:ILE:HA	45:BY:80:GLY:HA2	1.69	0.72
26:BB:75:G:H1'	46:BZ:27:VAL:HG21	1.71	0.72
15:CM:5:ALA:HB3	15:CM:8:GLU:HB2	1.71	0.72
25:DA:83:G:H1	25:DA:102:G:H2'	1.53	0.72
25:DA:2491:U:H5'	25:DA:2491:U:H6	1.54	0.72
27:DD:112:GLN:O	27:DD:115:GLN:HG3	1.88	0.72
30:DG:39:ILE:HG22	30:DG:40:ASN:H	1.55	0.72
39:DS:56:LEU:HD23	39:DS:58:LEU:HD11	1.71	0.72
46:DZ:151:HIS:HA	46:DZ:170:THR:HA	1.72	0.72
1:AA:89:U:H2'	1:AA:90:C:H6	1.53	0.72
7:AE:57:LYS:O	7:AE:61:TYR:HD2	1.72	0.72
25:BA:1173:G:H2'	25:BA:1175:U:H5'	1.71	0.72
25:BA:1778:U:H2'	25:BA:1784:A:N6	2.04	0.72
25:BA:2729:G:H1'	28:BE:187:ALA:HB2	1.71	0.72
27:BD:25:THR:HG23	27:BD:25:THR:O	1.87	0.72
32:BI:72:LEU:HD12	32:BI:140:LEU:HD13	1.71	0.72
1:CA:986:A:H1'	21:CS:54:GLY:O	1.90	0.72
24:CX:190:TYR:HE1	24:CX:224:ILE:HA	1.53	0.72
46:DZ:104:PHE:HB3	46:DZ:141:VAL:HG11	1.71	0.72
1:AA:359:U:H2'	1:AA:360:A:C8	2.24	0.72

*Continued on next page...*

*Continued from previous page...*

Atom-1	Atom-2	Interatomic distance (Å)	Clash overlap (Å)
25:BA:2331:G:H4'	47:B0:43:THR:H	1.54	0.72
35:BO:17:ARG:HG2	35:BO:47:ILE:HD13	1.72	0.72
37:BQ:10:ARG:NE	37:BQ:10:ARG:HA	2.03	0.72
45:BY:50:ARG:HD3	45:BY:51:VAL:N	2.04	0.72
46:BZ:115:GLY:HA2	46:BZ:177:PRO:HG3	1.70	0.72
49:D2:9:GLN:HA	49:D2:12:GLU:HB3	1.72	0.72
25:DA:848:G:H2'	25:DA:849:A:C8	2.25	0.72
27:DD:31:LYS:HG3	27:DD:33:LEU:HG	1.72	0.72
29:DF:22:ALA:HB1	29:DF:24:LEU:HD13	1.71	0.72
44:DX:35:THR:O	44:DX:39:ILE:HG12	1.88	0.72
1:AA:721:G:H4'	1:AA:722:A:O5'	1.87	0.72
6:AD:30:LYS:C	6:AD:32:ALA:H	1.90	0.72
49:B2:47:ASN:O	49:B2:49:LYS:N	2.22	0.72
25:BA:1076:C:H1'	33:BK:91:PRO:HD2	1.71	0.72
25:BA:1188:U:O2'	25:BA:1189:A:H5'	1.89	0.72
25:BA:1209:G:H21	25:BA:1210:A:H62	1.35	0.72
37:BQ:9:TYR:HD2	37:BQ:9:TYR:O	1.72	0.72
25:BA:1599:C:OP1	44:BX:36:LYS:HG3	1.89	0.72
1:CA:1442:G:N7	1:CA:1446:A:H2	1.88	0.72
21:CS:53:ASN:HD22	21:CS:55:LYS:H	1.38	0.72
49:D2:1:MET:SD	49:D2:1:MET:O	2.47	0.72
25:DA:1047:G:H5'	25:DA:1047:G:C8	2.23	0.72
25:DA:1929:G:H4'	25:DA:1930:G:OP1	1.89	0.72
25:DA:807:U:OP2	36:DP:39:LYS:HG3	1.89	0.72
32:DI:109:ILE:HB	32:DI:130:TYR:CZ	2.24	0.72
39:DS:25:ARG:HG2	39:DS:88:ASP:HB2	1.71	0.72
25:BA:2853:C:H2'	25:BA:2854:G:H8	1.53	0.72
30:BG:72:ARG:HB3	30:BG:85:GLY:O	1.90	0.72
38:BR:67:LEU:HD23	38:BR:76:VAL:HG11	1.69	0.72
1:CA:192:U:H2'	1:CA:193:C:C6	2.23	0.72
25:DA:221:A:H4'	25:DA:222:A:O5'	1.89	0.72
27:DD:12:SER:HB2	27:DD:208:LYS:HB3	1.72	0.72
28:DE:151:TYR:HB3	34:DN:102:PRO:HG3	1.69	0.72
6:AD:28:SER:HB3	6:AD:29:PRO:HD2	1.71	0.72
2:AY:23:C:H2'	2:AY:24:U:H6	1.54	0.72
25:BA:2212:A:H1'	25:BA:2215:G:C4	2.25	0.72
25:BA:221:A:H4'	25:BA:222:A:O5'	1.89	0.72
25:BA:679:C:H2'	25:BA:680:G:H8	1.53	0.72
41:BU:83:LEU:HB3	41:BU:88:ILE:HG13	1.71	0.72
45:BY:81:LYS:NZ	45:BY:98:VAL:HG12	2.05	0.72
4:CB:60:ASP:O	4:CB:64:ARG:HG2	1.88	0.72

*Continued on next page...*

*Continued from previous page...*

Atom-1	Atom-2	Interatomic distance (Å)	Clash overlap (Å)
13:CK:57:THR:HG22	13:CK:59:TYR:H	1.54	0.72
25:DA:1973:G:H2'	25:DA:1974:C:H6	1.55	0.72
43:DW:4:LYS:HG2	43:DW:106:ILE:HG22	1.70	0.72
25:BA:1177:A:H2'	25:BA:1178:C:O4'	1.89	0.72
45:BY:4:LYS:H	45:BY:4:LYS:HD3	1.52	0.72
18:CP:20:VAL:HG21	18:CP:32:TYR:CG	2.25	0.72
20:CR:56:THR:HB	20:CR:58:LEU:HD13	1.70	0.72
24:CX:301:ARG:NH2	24:CX:304:ARG:HG2	2.05	0.72
25:DA:1533:C:H2'	25:DA:1534:G:O4'	1.90	0.72
26:DB:89(A):G:H2'	26:DB:89(B):A:C8	2.25	0.72
31:DH:168:PRO:HG2	31:DH:170:ARG:HD3	1.72	0.72
1:AA:1126:U:H2'	1:AA:1127:G:C8	2.23	0.72
1:AA:1442:G:N7	1:AA:1446:A:H2	1.86	0.72
6:AD:64:LEU:HD13	6:AD:198:VAL:HG21	1.72	0.72
22:AT:53:LEU:HD13	22:AT:102:GLY:HA3	1.72	0.72
25:BA:1047:G:C8	25:BA:1047:G:H5'	2.24	0.72
25:BA:302:C:H2'	25:BA:303:U:H6	1.55	0.72
25:BA:2572:A:H62	28:BE:145:LYS:HG3	1.54	0.72
37:BQ:22:LYS:HA	37:BQ:22:LYS:HZ3	1.53	0.72
45:BY:81:LYS:HB3	45:BY:97:ARG:HB3	1.70	0.72
15:CM:25:ILE:HD11	15:CM:66:LEU:HD13	1.70	0.72
2:CZ:37:A:H2'	2:CZ:38:A:C8	2.25	0.72
25:DA:2729:G:H1'	28:DE:187:ALA:HB2	1.70	0.72
1:AA:1260:C:H6	1:AA:1260:C:H3'	1.55	0.71
25:BA:1937:A:O2'	25:BA:1938:A:H5'	1.90	0.71
25:BA:2468:G:O2'	25:BA:2469:A:H5'	1.90	0.71
25:BA:2784:C:H1'	28:BE:37:ARG:NH1	2.03	0.71
28:BE:48:GLN:HE22	28:BE:66:HIS:CE1	2.08	0.71
25:BA:586:A:H5'	29:BF:89:VAL:HG21	1.72	0.71
36:BP:80:TYR:CD1	36:BP:111:ARG:HB3	2.24	0.71
42:BV:99:ILE:H	42:BV:99:ILE:HD13	1.56	0.71
6:CD:28:SER:HB3	6:CD:29:PRO:HD2	1.72	0.71
19:CQ:9:VAL:HG13	19:CQ:56:VAL:HG22	1.72	0.71
22:CT:82:SER:O	22:CT:86:ARG:HB3	1.90	0.71
53:D6:11:LEU:HD13	53:D6:12:GLU:N	2.05	0.71
27:DD:132:PRO:HD3	27:DD:190:TYR:CE2	2.25	0.71
37:DQ:24:GLY:HA2	37:DQ:101:ARG:CA	2.20	0.71
45:DY:50:ARG:HD3	45:DY:51:VAL:N	2.05	0.71
55:B8:39:LYS:O	55:B8:43:GLN:HG3	1.89	0.71
25:BA:782:A:H5'	25:BA:783:A:C2	2.25	0.71
27:BD:31:LYS:HG3	27:BD:33:LEU:HG	1.72	0.71

*Continued on next page...*

*Continued from previous page...*

Atom-1	Atom-2	Interatomic distance (Å)	Clash overlap (Å)
38:BR:8:ARG:HG2	38:BR:9:LYS:H	1.55	0.71
1:CA:826:C:H4'	10:CH:12:ARG:HD3	1.70	0.71
4:AB:24:TRP:HZ3	4:AB:26:PRO:HA	1.53	0.71
8:AF:11:ASN:O	8:AF:14:LEU:HD22	1.91	0.71
25:BA:2537:U:H2'	25:BA:2538:C:C6	2.26	0.71
25:BA:2593:U:H2'	25:BA:2594:C:C6	2.24	0.71
36:BP:94:GLU:HG3	36:BP:124:LYS:HB3	1.72	0.71
1:CA:1352:C:H2'	1:CA:1353:G:C8	2.26	0.71
1:CA:580:U:H2'	1:CA:581:G:O4'	1.90	0.71
25:DA:591:C:O2	55:D8:2:PRO:HA	1.90	0.71
25:DA:2853:C:H2'	25:DA:2854:G:H8	1.55	0.71
25:DA:637:A:O5'	36:DP:116:GLY:HA2	1.89	0.71
39:DS:49:VAL:HG12	39:DS:73:LEU:HD23	1.72	0.71
41:DU:91:ASP:OD1	41:DU:96:ALA:HB2	1.90	0.71
42:DV:99:ILE:H	42:DV:99:ILE:HD13	1.55	0.71
10:AH:89:PRO:HA	10:AH:92:ARG:HH11	1.55	0.71
53:B6:24:GLU:CD	53:B6:25:LYS:H	1.93	0.71
25:BA:2296:U:H4'	25:BA:2297:C:OP1	1.89	0.71
8:CF:11:ASN:O	8:CF:14:LEU:HD22	1.90	0.71
10:CH:86:ILE:HG21	10:CH:133:LEU:HD13	1.72	0.71
22:CT:26:ASN:HB3	22:CT:71:THR:CG2	2.19	0.71
24:CX:358:ILE:HA	24:CX:362:LEU:HD23	1.72	0.71
24:CX:195:PRO:HB2	24:CX:362:LEU:HB3	1.72	0.71
24:CX:49:PRO:HG3	33:DK:29:GLN:HB2	1.72	0.71
27:DD:25:THR:O	27:DD:25:THR:HG23	1.90	0.71
5:AC:24:ALA:HB1	5:AC:28:GLN:HB2	1.72	0.71
28:BE:47:VAL:HG21	28:BE:86:PRO:HD2	1.72	0.71
31:BH:55:PRO:HG2	31:BH:61:HIS:CD2	2.26	0.71
41:BU:92:ARG:HD2	41:BU:94:ASN:CB	2.19	0.71
25:DA:1173:G:H2'	25:DA:1175:U:H5'	1.71	0.71
25:DA:1177:A:H2'	25:DA:1178:C:O4'	1.91	0.71
25:DA:1314:C:H6	25:DA:1314:C:H5'	1.54	0.71
25:DA:2286:A:H2'	53:D6:32:ASN:HD21	1.54	0.71
29:DF:29:ASN:HB3	29:DF:112:MET:HE1	1.70	0.71
33:DK:93:ARG:H	33:DK:93:ARG:HD2	1.56	0.71
36:DP:79:ARG:O	36:DP:111:ARG:HB2	1.90	0.71
12:AJ:49:VAL:HG23	16:AN:41:ARG:HB2	1.72	0.71
2:AY:23:C:H2'	2:AY:24:U:C6	2.24	0.71
25:BA:1028:A:H1'	25:BA:2487:G:H5'	1.73	0.71
37:BQ:24:GLY:HA2	37:BQ:101:ARG:CA	2.21	0.71
43:BW:73:ALA:HB3	43:BW:106:ILE:HD11	1.71	0.71

*Continued on next page...*

*Continued from previous page...*

Atom-1	Atom-2	Interatomic distance (Å)	Clash overlap (Å)
1:CA:1381:U:H5	1:CA:1382:C:C4	2.08	0.71
1:CA:382:A:H2'	1:CA:383:A:H8	1.51	0.71
6:CD:149:ALA:O	6:CD:153:ARG:HG3	1.91	0.71
38:DR:67:LEU:HD23	38:DR:76:VAL:HG11	1.72	0.71
1:AA:1070:U:H2'	1:AA:1071:C:H6	1.56	0.71
1:AA:530:G:N2	1:AA:1492:A:H61	1.88	0.71
52:B5:4:HIS:HB2	52:B5:5:PRO:HD3	1.73	0.71
25:BA:2286:A:H2'	53:B6:32:ASN:HD21	1.56	0.71
25:BA:34:C:H2'	25:BA:35:G:H5'	1.71	0.71
28:DE:201:THR:HG22	28:DE:202:LYS:N	2.06	0.71
36:DP:71:VAL:HB	36:DP:72:PRO:HD3	1.70	0.71
43:DW:13:SER:HB3	43:DW:16:LYS:HD2	1.72	0.71
1:AA:1381:U:H5	1:AA:1382:C:C4	2.09	0.71
1:AA:580:U:H2'	1:AA:581:G:O4'	1.91	0.71
10:AH:126:LYS:HB3	10:AH:127:LEU:HD22	1.72	0.71
11:AI:9:ARG:HG2	11:AI:14:VAL:HG13	1.73	0.71
29:BF:167:ALA:HB1	29:BF:173:VAL:HG11	1.73	0.71
6:CD:62:GLN:HE22	6:CD:65:ARG:NH1	1.88	0.71
9:CG:133:GLY:HA2	9:CG:136:LYS:HD2	1.72	0.71
20:CR:19:LYS:HA	20:CR:19:LYS:HE3	1.73	0.71
2:CZ:43:A:H2'	2:CZ:44:A:C8	2.26	0.71
25:DA:1771:C:HO2'	25:DA:1786:A:H8	1.39	0.71
25:DA:2563:U:O2	25:DA:2565:A:H8	1.73	0.71
25:DA:2864:G:OP1	40:DT:119:LYS:HD2	1.91	0.71
30:DG:41:GLN:HG2	30:DG:155:MET:HB3	1.72	0.71
12:AJ:8:LEU:HG	12:AJ:96:ILE:HG22	1.71	0.71
13:AK:21:ILE:HA	13:AK:30:VAL:HG12	1.73	0.71
25:BA:150:C:H2'	25:BA:151:C:C6	2.26	0.71
27:BD:118:VAL:HG22	27:BD:119:ALA:H	1.55	0.71
1:CA:1014:A:H2'	1:CA:1015:A:C8	2.25	0.71
2:CZ:17:C:H3'	2:CZ:17(A):U:H3'	1.70	0.71
25:DA:2564:A:C2	25:DA:2647:U:H4'	2.25	0.71
25:DA:2853:C:H2'	25:DA:2854:G:C8	2.26	0.71
25:DA:919:G:H5'	26:DB:81:G:H1'	1.73	0.71
36:DP:49:ARG:HH11	36:DP:49:ARG:CG	2.03	0.71
1:AA:1332:A:H2'	1:AA:1333:A:C8	2.26	0.71
11:AI:79:LEU:HD13	11:AI:83:ARG:HD2	1.73	0.71
17:AO:87:ILE:HG22	17:AO:88:ARG:N	2.04	0.71
25:BA:2287:A:N6	25:BA:2344:U:N3	2.39	0.71
27:BD:108:PRO:HG2	27:BD:111:LEU:HG	1.72	0.71
27:BD:12:SER:HB2	27:BD:208:LYS:HB3	1.73	0.71

*Continued on next page...*

*Continued from previous page...*

Atom-1	Atom-2	Interatomic distance (Å)	Clash overlap (Å)
28:BE:24:THR:HG23	28:BE:184:VAL:HG23	1.73	0.71
25:BA:587:C:C5	36:BP:33:ARG:HD3	2.25	0.71
40:BT:26:ASP:CB	40:BT:91:ARG:HA	2.19	0.71
30:DG:139:LEU:HA	30:DG:144:ILE:HG21	1.71	0.71
37:DQ:10:ARG:HA	37:DQ:10:ARG:NE	2.06	0.71
17:AO:33:THR:HA	17:AO:63:ARG:HH11	1.56	0.70
42:BV:39:LEU:HB3	42:BV:47:VAL:CG2	2.15	0.70
1:CA:1070:U:H2'	1:CA:1071:C:H6	1.56	0.70
1:CA:359:U:H2'	1:CA:360:A:H8	1.53	0.70
24:CX:338:ARG:HB3	24:CX:369:ARG:NH2	2.03	0.70
27:DD:24:ILE:HD11	27:DD:84:TYR:HB2	1.72	0.70
25:DA:2580:U:H5'	28:DE:131:ALA:HB2	1.72	0.70
36:DP:88:LEU:HD11	36:DP:95:VAL:HG11	1.71	0.70
28:BE:201:THR:HG22	28:BE:202:LYS:N	2.05	0.70
30:BG:96:ARG:O	30:BG:99:MET:HG2	1.91	0.70
36:BP:146:VAL:HG22	36:BP:147:LEU:H	1.56	0.70
25:BA:195:A:OP1	36:BP:46:LYS:HE2	1.92	0.70
1:CA:1101:A:H4'	1:CA:1102:A:O5'	1.91	0.70
1:CA:579:G:H4'	17:CO:54:ARG:HH21	1.55	0.70
1:CA:736:C:H2'	1:CA:737:A:C8	2.26	0.70
19:CQ:86:GLU:O	19:CQ:90:ILE:HG12	1.91	0.70
25:DA:18:C:H2'	25:DA:19:C:H6	1.56	0.70
25:DA:1937:A:O2'	25:DA:1938:A:H5'	1.92	0.70
25:DA:1941:C:H6	25:DA:1941:C:H5'	1.54	0.70
25:DA:1028:A:H1'	25:DA:2487:G:H5'	1.73	0.70
8:AF:37:VAL:HA	8:AF:65:VAL:HG12	1.72	0.70
17:AO:39:LEU:HD12	17:AO:56:LEU:HB2	1.72	0.70
24:AX:128:ASN:HA	24:AX:189:ALA:HB3	1.73	0.70
2:AZ:37:A:H2'	2:AZ:38:A:C8	2.26	0.70
28:BE:36:ARG:HH21	28:BE:88:GLY:HA2	1.54	0.70
32:BI:52:ARG:HG3	32:BI:52:ARG:HH11	1.53	0.70
45:BY:76:CYS:SG	45:BY:77:PRO:HD2	2.31	0.70
1:CA:1493:A:C6	25:DA:1913:A:C8	2.79	0.70
1:CA:826:C:H2'	1:CA:827:U:H6	1.56	0.70
22:CT:53:LEU:HD13	22:CT:102:GLY:HA3	1.73	0.70
27:DD:35:LYS:HB2	27:DD:36:PRO:HD3	1.73	0.70
31:DH:55:PRO:HG2	31:DH:61:HIS:CD2	2.26	0.70
41:DU:83:LEU:HB3	41:DU:88:ILE:HG13	1.73	0.70
1:AA:1231:G:H2'	1:AA:1232:U:H6	1.55	0.70
1:AA:192:U:O4'	22:AT:103:GLY:HA2	1.92	0.70
1:AA:677:U:H3	1:AA:713:G:H22	1.37	0.70

*Continued on next page...*

*Continued from previous page...*

Atom-1	Atom-2	Interatomic distance (Å)	Clash overlap (Å)
22:AT:82:SER:O	22:AT:86:ARG:HB3	1.92	0.70
49:B2:1:MET:SD	49:B2:1:MET:O	2.48	0.70
25:BA:1511:A:H2'	25:BA:1512:G:O4'	1.91	0.70
25:BA:2502:G:H5'	25:BA:2503:A:H5''	1.73	0.70
25:BA:9:U:H2'	25:BA:2629:A:N6	2.07	0.70
28:BE:37:ARG:O	28:BE:45:THR:HA	1.91	0.70
34:BN:148:GLY:HA3	34:BN:149:PRO:O	1.91	0.70
25:BA:910:A:C5	37:BQ:13:GLN:HG3	2.26	0.70
41:BU:27:LEU:CD2	41:BU:31:SER:HB3	2.22	0.70
44:BX:34:ALA:HA	44:BX:38:GLU:OE2	1.90	0.70
1:CA:1231:G:H2'	1:CA:1232:U:H6	1.56	0.70
1:CA:1356:G:H2'	1:CA:1357:A:H8	1.53	0.70
1:CA:1152:A:H5'	12:CJ:13:HIS:CD2	2.26	0.70
27:DD:238:GLY:O	27:DD:239:ARG:C	2.29	0.70
36:DP:58:THR:C	36:DP:60:MET:H	1.92	0.70
37:DQ:47:ILE:HG22	37:DQ:48:GLU:N	2.06	0.70
45:DY:96:ILE:HG12	45:DY:99:CYS:H	1.56	0.70
4:AB:187:LEU:HD22	4:AB:205:ASP:HB3	1.74	0.70
29:BF:40:GLN:HE22	29:BF:182:ASN:HB2	1.57	0.70
10:CH:89:PRO:HA	10:CH:92:ARG:HH11	1.57	0.70
2:CZ:50:U:H2'	2:CZ:51:C:C6	2.26	0.70
49:D2:2:LYS:HA	49:D2:5:GLU:OE2	1.92	0.70
25:DA:586:A:H5'	29:DF:89:VAL:HG21	1.73	0.70
44:DX:60:ARG:NH2	54:D7:47:ARG:HH11	1.90	0.70
52:B5:40:LYS:NZ	52:B5:46:CYS:H	1.90	0.70
32:BI:91:SER:OG	32:BI:119:PRO:HB2	1.92	0.70
25:DA:1599:C:OP1	44:DX:36:LYS:HG3	1.91	0.70
36:DP:50:ARG:HG2	36:DP:51:PHE:H	1.53	0.70
1:AA:1369:C:H2'	1:AA:1370:G:C8	2.26	0.70
19:AQ:9:VAL:HG13	19:AQ:56:VAL:HG22	1.72	0.70
2:AZ:43:A:H2'	2:AZ:44:A:C8	2.27	0.70
48:B1:27:GLU:HB3	48:B1:33:LYS:HG3	1.73	0.70
25:BA:2864:G:OP1	40:BT:119:LYS:HD2	1.92	0.70
25:BA:848:G:H2'	25:BA:849:A:C8	2.26	0.70
27:BD:69:ARG:O	27:BD:70:TRP:HB3	1.90	0.70
29:BF:185:ASP:HA	29:BF:188:ARG:HD3	1.73	0.70
29:BF:181:LEU:HD22	29:BF:186:ILE:HD11	1.74	0.70
42:BV:52:VAL:HG11	42:BV:55:ALA:HB3	1.73	0.70
25:DA:1932:A:H2'	25:DA:1933:G:O4'	1.92	0.70
25:DA:2001:A:H2'	25:DA:2002:G:C8	2.27	0.70
25:DA:2028:U:H2'	25:DA:2029:G:C8	2.27	0.70

*Continued on next page...*

*Continued from previous page...*

Atom-1	Atom-2	Interatomic distance (Å)	Clash overlap (Å)
25:DA:203:C:C3'	25:DA:203:C:C6	2.74	0.70
25:DA:2243:U:H2'	25:DA:2244:U:C6	2.27	0.70
29:DF:45:ARG:HH11	29:DF:45:ARG:CG	2.03	0.70
36:DP:16:ARG:HE	36:DP:16:ARG:C	1.95	0.70
38:DR:8:ARG:HG2	38:DR:9:LYS:H	1.55	0.70
45:DY:8:LYS:HD2	45:DY:8:LYS:C	2.11	0.70
20:AR:56:THR:HB	20:AR:58:LEU:HD13	1.73	0.70
2:AZ:50:U:H2'	2:AZ:51:C:C6	2.26	0.70
25:BA:2491:U:H6	25:BA:2491:U:H5'	1.56	0.70
1:CA:922:G:H2'	1:CA:923:A:C8	2.27	0.70
11:CI:79:LEU:HD13	11:CI:83:ARG:HD2	1.74	0.70
1:CA:192:U:O4'	22:CT:103:GLY:HA2	1.91	0.70
24:CX:128:ASN:HA	24:CX:189:ALA:HB3	1.72	0.70
25:DA:1047:G:H8	25:DA:1047:G:H5'	1.57	0.70
27:DD:10:THR:O	27:DD:13:ARG:HB3	1.92	0.70
1:AA:33:A:H2'	1:AA:34:C:H6	1.55	0.70
1:AA:370:C:H2'	1:AA:371:G:C8	2.27	0.70
10:AH:86:ILE:HG21	10:AH:133:LEU:HD13	1.71	0.70
16:AN:6:LEU:HD22	16:AN:23:ARG:HH22	1.56	0.70
48:B1:12:PRO:O	48:B1:14:VAL:HG23	1.92	0.70
48:B1:86:SER:O	48:B1:90:ILE:HG12	1.91	0.70
50:B3:19:GLN:HE22	50:B3:52:HIS:HE1	1.38	0.70
53:B6:11:LEU:HB3	53:B6:24:GLU:HB3	1.72	0.70
25:BA:1748:G:H2'	25:BA:1749:A:C8	2.27	0.70
25:BA:2744:G:H21	31:BH:143:GLN:HE22	1.39	0.70
42:BV:35:LEU:HB2	42:BV:57:VAL:HG13	1.71	0.70
5:CC:24:ALA:HB1	5:CC:28:GLN:HB2	1.72	0.70
10:CH:114:THR:HG23	10:CH:116:LYS:H	1.56	0.70
11:CI:125:TYR:HD2	11:CI:126:SER:H	1.36	0.70
54:D7:34:ARG:HH11	54:D7:34:ARG:CG	2.01	0.70
25:DA:2836:U:C4	25:DA:2883:A:N6	2.60	0.70
25:DA:49:A:H5''	25:DA:51:G:O4'	1.92	0.70
28:DE:119:ARG:HG2	28:DE:160:TYR:HB2	1.74	0.70
31:DH:50:VAL:O	31:DH:51:ARG:HB2	1.91	0.70
34:DN:148:GLY:HA3	34:DN:149:PRO:O	1.92	0.70
1:AA:1363:A:H4'	1:AA:1364:U:H5''	1.74	0.70
4:AB:75:LYS:HA	4:AB:78:GLN:HG3	1.74	0.70
14:AL:46:LYS:HB3	14:AL:47:PRO:HD3	1.72	0.70
25:BA:144:C:H2'	25:BA:145:G:C8	2.27	0.70
26:BB:55:U:H4'	30:BG:27:ASN:HD21	1.57	0.70
33:BK:93:ARG:HD2	33:BK:93:ARG:H	1.55	0.70

*Continued on next page...*

*Continued from previous page...*

Atom-1	Atom-2	Interatomic distance (Å)	Clash overlap (Å)
36:BP:88:LEU:HD11	36:BP:95:VAL:HG11	1.73	0.70
25:DA:1971:A:C2	27:DD:241:PRO:HD3	2.27	0.70
25:DA:1981:A:H5''	25:DA:1982:C:OP2	1.92	0.70
25:DA:2212:A:H1'	25:DA:2215:G:C4	2.27	0.70
25:DA:287:C:H2'	25:DA:288:C:C6	2.24	0.70
25:DA:860:U:H5	25:DA:917:A:N7	1.90	0.70
28:DE:24:THR:HG23	28:DE:184:VAL:HG23	1.73	0.70
24:AX:195:PRO:HB2	24:AX:362:LEU:HB3	1.74	0.69
25:BA:1005:C:H2'	25:BA:1006:C:C6	2.27	0.69
25:BA:1936:A:H3'	25:BA:1936:A:OP1	1.91	0.69
25:BA:2799:A:H2'	25:BA:2801:A:C8	2.26	0.69
4:CB:187:LEU:HD22	4:CB:205:ASP:HB3	1.74	0.69
4:CB:88:ALA:HB2	4:CB:219:VAL:HG13	1.74	0.69
25:DA:1301:A:H4'	25:DA:1302:A:OP1	1.91	0.69
25:DA:942:G:H5'	36:DP:35:HIS:HB2	1.72	0.69
41:DU:88:ILE:HB	41:DU:90:VAL:HG12	1.74	0.69
45:DY:98:VAL:HG13	45:DY:99:CYS:SG	2.32	0.69
13:AK:57:THR:HG22	13:AK:59:TYR:H	1.57	0.69
25:BA:546:C:H3'	25:BA:547:A:C8	2.27	0.69
28:BE:2:LYS:HD3	28:BE:95:ILE:HG22	1.72	0.69
12:CJ:49:VAL:HG23	16:CN:41:ARG:HB2	1.71	0.69
25:DA:2377:A:H2'	25:DA:2378:A:C8	2.28	0.69
25:DA:2579:C:O2'	28:DE:131:ALA:CB	2.39	0.69
29:DF:89:VAL:HG12	29:DF:90:PHE:H	1.56	0.69
36:DP:114:ILE:HD12	36:DP:114:ILE:N	2.07	0.69
43:DW:73:ALA:HB3	43:DW:106:ILE:HD11	1.74	0.69
1:AA:826:C:H4'	10:AH:12:ARG:HD3	1.73	0.69
1:AA:826:C:H2'	1:AA:827:U:H6	1.54	0.69
18:AP:20:VAL:HG21	18:AP:32:TYR:CG	2.26	0.69
25:BA:860:U:H5	25:BA:917:A:N7	1.90	0.69
31:BH:77:LYS:HD3	31:BH:77:LYS:O	1.93	0.69
36:BP:51:PHE:O	36:BP:52:GLU:HB2	1.92	0.69
37:BQ:16:ARG:HH21	37:BQ:18:LYS:HE3	1.56	0.69
6:CD:30:LYS:C	6:CD:32:ALA:H	1.94	0.69
12:CJ:61:GLU:HG2	12:CJ:63:PHE:CZ	2.27	0.69
25:DA:150:C:H2'	25:DA:151:C:C6	2.27	0.69
25:DA:587:C:C5	36:DP:33:ARG:HD3	2.27	0.69
25:DA:679:C:H2'	25:DA:680:G:H8	1.55	0.69
25:DA:784:A:C5	27:DD:229:VAL:HG21	2.27	0.69
36:DP:146:VAL:HG22	36:DP:147:LEU:H	1.56	0.69
37:DQ:16:ARG:HH21	37:DQ:18:LYS:HE3	1.57	0.69

*Continued on next page...*

*Continued from previous page...*

Atom-1	Atom-2	Interatomic distance (Å)	Clash overlap (Å)
1:AA:1228:C:H2'	1:AA:1229:A:C8	2.28	0.69
1:AA:736:C:H2'	1:AA:737:A:C8	2.27	0.69
25:BA:150:C:H2'	25:BA:151:C:H6	1.58	0.69
25:BA:1971:A:H5''	25:BA:1971:A:H8	1.55	0.69
36:BP:58:THR:C	36:BP:60:MET:H	1.93	0.69
40:BT:58:ASN:C	40:BT:58:ASN:HD22	1.95	0.69
42:BV:28:GLU:HB2	42:BV:31:ALA:HB2	1.73	0.69
45:BY:2:ARG:HA	45:BY:4:LYS:HZ3	1.58	0.69
10:CH:26:VAL:HG13	10:CH:59:LEU:HB2	1.74	0.69
12:CJ:8:LEU:HG	12:CJ:96:ILE:HG22	1.73	0.69
15:CM:67:GLU:CG	15:CM:68:GLY:H	2.00	0.69
15:CM:76:ALA:HA	15:CM:79:LYS:HE2	1.74	0.69
25:DA:96:G:H4'	49:D2:48:HIS:CD2	2.28	0.69
55:D8:39:LYS:O	55:D8:43:GLN:HG3	1.92	0.69
12:AJ:78:ASN:HD22	12:AJ:81:THR:CG2	2.05	0.69
2:AY:40:C:H2'	2:AY:41:C:H6	1.57	0.69
2:AZ:43:A:H2'	2:AZ:44:A:H8	1.58	0.69
25:BA:2243:U:H2'	25:BA:2244:U:C6	2.28	0.69
25:BA:2712:U:OP1	25:BA:2714:G:H4'	1.92	0.69
28:BE:9:VAL:HG22	28:BE:25:VAL:HB	1.73	0.69
37:BQ:43:THR:HA	37:BQ:94:VAL:HG12	1.73	0.69
46:BZ:10:ARG:HG2	46:BZ:11:GLU:N	2.08	0.69
6:CD:162:LEU:HD13	6:CD:181:MET:HG2	1.73	0.69
17:CO:87:ILE:HG22	17:CO:88:ARG:N	2.04	0.69
20:CR:31:LEU:HD23	20:CR:31:LEU:H	1.58	0.69
22:CT:40:ALA:HB2	22:CT:55:ILE:CG2	2.21	0.69
24:CX:92:LEU:HB3	24:CX:97:ARG:HB2	1.74	0.69
25:DA:2784:C:H1'	28:DE:37:ARG:NH1	2.07	0.69
25:DA:2599:G:C8	27:DD:237:GLU:HG3	2.27	0.69
28:DE:47:VAL:HG21	28:DE:86:PRO:HD2	1.72	0.69
36:DP:50:ARG:CG	36:DP:51:PHE:N	2.53	0.69
25:DA:498:G:O2'	45:DY:47:LYS:HD3	1.92	0.69
1:AA:222:U:H2'	1:AA:223:U:C6	2.27	0.69
1:AA:922:G:H2'	1:AA:923:A:C8	2.28	0.69
5:AC:72:LYS:HG2	5:AC:75:VAL:HG23	1.73	0.69
6:AD:196:LEU:HB3	6:AD:198:VAL:HG22	1.73	0.69
1:AA:523:A:H61	14:AL:91:ASP:HB2	1.55	0.69
49:B2:9:GLN:HA	49:B2:12:GLU:HB3	1.72	0.69
25:BA:1902:C:O2'	27:BD:244:ARG:HB2	1.92	0.69
37:BQ:134:ARG:HG3	37:BQ:134:ARG:O	1.93	0.69
1:CA:1228:C:H2'	1:CA:1229:A:C8	2.28	0.69

*Continued on next page...*

*Continued from previous page...*

Atom-1	Atom-2	Interatomic distance (Å)	Clash overlap (Å)
1:CA:512:U:H2'	1:CA:513:C:H6	1.58	0.69
24:CX:49:PRO:HD3	33:DK:29:GLN:HB2	1.75	0.69
25:DA:1174:A:H3'	25:DA:1175:U:C5'	2.23	0.69
25:DA:1827:C:H2'	25:DA:1828:G:H5'	1.73	0.69
25:DA:603:A:N1	25:DA:655:A:C5	2.60	0.69
36:DP:14:LYS:O	36:DP:15:ARG:HB2	1.93	0.69
46:DZ:115:GLY:HA2	46:DZ:177:PRO:HG3	1.74	0.69
1:AA:1352:C:H2'	1:AA:1353:G:C8	2.26	0.69
2:AZ:44:A:H2'	2:AZ:45:G:H8	1.58	0.69
25:BA:1971:A:C4	27:BD:241:PRO:HG3	2.27	0.69
31:BH:50:VAL:O	31:BH:51:ARG:HB2	1.93	0.69
36:BP:50:ARG:CG	36:BP:51:PHE:H	2.05	0.69
1:AA:1446:A:N1	40:BT:118:ARG:CZ	2.56	0.69
4:CB:17:PHE:H	4:CB:17:PHE:HD2	1.39	0.69
4:CB:29:ALA:HA	4:CB:32:ILE:HD13	1.73	0.69
8:CF:37:VAL:HA	8:CF:65:VAL:HG12	1.73	0.69
53:D6:30:THR:O	53:D6:32:ASN:N	2.25	0.69
25:DA:1005:C:H2'	25:DA:1006:C:C6	2.27	0.69
25:DA:2197:U:O2'	25:DA:2198:A:H2'	1.92	0.69
42:DV:18:LEU:HD22	42:DV:19:LYS:O	1.93	0.69
1:AA:1073:U:H2'	1:AA:1074:G:H8	1.58	0.69
4:AB:17:PHE:H	4:AB:17:PHE:HD2	1.39	0.69
4:AB:60:ASP:O	4:AB:64:ARG:HG2	1.92	0.69
53:B6:11:LEU:HD13	53:B6:12:GLU:N	2.08	0.69
25:BA:1614:A:N1	43:BW:93:ALA:HB2	2.07	0.69
1:CA:89:U:H2'	1:CA:90:C:C6	2.27	0.69
5:CC:71:ALA:HA	5:CC:106:VAL:HB	1.75	0.69
25:DA:631:A:H2'	25:DA:632:A:O4'	1.93	0.69
29:DF:185:ASP:HA	29:DF:188:ARG:HD3	1.75	0.69
29:DF:64:ILE:HG23	29:DF:65:TRP:CD1	2.27	0.69
31:DH:37:VAL:HG11	31:DH:72:ILE:HD11	1.74	0.69
46:DZ:52:SER:OG	46:DZ:54:HIS:HD2	1.75	0.69
1:AA:1323:G:H2'	1:AA:1324:A:H8	1.58	0.69
1:AA:89:U:H2'	1:AA:90:C:C6	2.27	0.69
25:BA:2134:A:C2	25:BA:2159:G:H1'	2.28	0.69
27:BD:35:LYS:HB2	27:BD:36:PRO:HD3	1.75	0.69
29:BF:103:LYS:HA	29:BF:106:ARG:HG3	1.75	0.69
33:BK:9:LYS:O	33:BK:10:LEU:HD13	1.93	0.69
34:BN:66:THR:H	34:BN:71:MET:HE3	1.58	0.69
41:BU:91:ASP:OD1	41:BU:96:ALA:HB2	1.92	0.69
43:BW:9:TYR:H	43:BW:102:HIS:CD2	2.11	0.69

*Continued on next page...*

*Continued from previous page...*

Atom-1	Atom-2	Interatomic distance (Å)	Clash overlap (Å)
1:CA:523:A:H61	14:CL:91:ASP:HB2	1.58	0.69
24:CX:145:TRP:HZ3	24:CX:200:HIS:O	1.76	0.69
53:D6:11:LEU:HB3	53:D6:24:GLU:HB3	1.74	0.69
25:DA:1509:A:H4'	25:DA:1510:A:C4	2.28	0.69
25:DA:2111:C:H42	25:DA:2148:G:H21	1.40	0.69
28:DE:131:ALA:O	28:DE:133:LYS:N	2.24	0.69
29:DF:51:THR:HB	29:DF:88:VAL:HG11	1.75	0.69
39:DS:90:GLY:O	39:DS:92:TYR:N	2.25	0.69
21:AS:53:ASN:HD22	21:AS:55:LYS:H	1.38	0.69
24:AX:67:ARG:O	24:AX:71:THR:HG23	1.93	0.69
25:BA:1871:A:H2'	25:BA:1872:A:H8	1.57	0.69
25:BA:2886:G:H2'	25:BA:2887:U:C6	2.26	0.69
26:BB:89(A):G:H2'	26:BB:89(B):A:C8	2.26	0.69
27:BD:238:GLY:O	27:BD:239:ARG:C	2.31	0.69
32:BI:82:ARG:HB3	32:BI:89:TYR:CD2	2.25	0.69
25:BA:2415:G:H4'	36:BP:67:MET:N	2.08	0.69
46:BZ:118:GLN:HE21	46:BZ:118:GLN:HA	1.57	0.69
24:CX:32:ILE:HG22	24:CX:36:GLU:OE2	1.93	0.69
24:CX:67:ARG:O	24:CX:71:THR:HG23	1.93	0.69
25:DA:839:U:H2'	25:DA:840:C:C6	2.28	0.69
25:DA:909:A:H2'	25:DA:912:C:H5	1.58	0.69
30:DG:68:PRO:HB2	30:DG:90:LEU:HD11	1.75	0.69
31:DH:77:LYS:HD3	31:DH:77:LYS:O	1.93	0.69
41:DU:112:ARG:NH1	42:DV:46:VAL:HG21	2.08	0.69
43:DW:9:TYR:H	43:DW:102:HIS:CD2	2.11	0.69
25:BA:1588:C:H2'	25:BA:1589:C:H6	1.58	0.69
25:BA:2028:U:H2'	25:BA:2029:G:C8	2.28	0.69
25:BA:2543:G:H2'	25:BA:2544:G:C8	2.28	0.69
25:BA:498:G:O2'	45:BY:47:LYS:HD3	1.92	0.69
1:CA:1369:C:H2'	1:CA:1370:G:C8	2.27	0.69
1:CA:1511:G:H2'	1:CA:1512:U:O4'	1.92	0.69
6:CD:64:LEU:HD13	6:CD:198:VAL:HG21	1.75	0.69
16:CN:6:LEU:HD22	16:CN:23:ARG:HH22	1.58	0.69
25:DA:1607:C:H4'	25:DA:1608:A:O5'	1.93	0.69
25:DA:2287:A:N6	25:DA:2344:U:N3	2.40	0.69
25:DA:528:A:C8	25:DA:528:A:C3'	2.76	0.69
33:DK:65:PHE:CE1	33:DK:67:PHE:HB3	2.28	0.69
38:DR:8:ARG:NH2	38:DR:21:TYR:HE1	1.91	0.69
19:AQ:7:THR:HG22	19:AQ:58:GLU:HG2	1.75	0.68
22:AT:26:ASN:HB3	22:AT:71:THR:CG2	2.18	0.68
22:AT:71:THR:HG22	22:AT:72:LEU:N	2.08	0.68

*Continued on next page...*

*Continued from previous page...*

Atom-1	Atom-2	Interatomic distance (Å)	Clash overlap (Å)
25:BA:1544:C:OP1	25:BA:1544:C:H6	1.76	0.68
25:BA:2197:U:O2'	25:BA:2198:A:H2'	1.93	0.68
25:BA:2777:G:H4'	25:BA:2778:A:H5'	1.75	0.68
25:BA:603:A:N1	25:BA:655:A:C5	2.61	0.68
29:BF:111:ALA:HB2	29:BF:206:ILE:HD13	1.73	0.68
36:BP:16:ARG:C	36:BP:16:ARG:HE	1.97	0.68
5:CC:22:TRP:CH2	5:CC:32:LEU:HB2	2.28	0.68
19:CQ:7:THR:HG22	19:CQ:58:GLU:HG2	1.74	0.68
25:DA:1406:U:H2'	25:DA:1407:C:C6	2.29	0.68
25:DA:1748:G:H2'	25:DA:1749:A:C8	2.28	0.68
25:DA:2876:G:H5'	40:DT:3:ARG:HA	1.74	0.68
28:DE:132:HIS:CD2	28:DE:135:HIS:CE1	2.81	0.68
28:DE:101:ARG:HD3	28:DE:169:ASN:HD21	1.56	0.68
40:DT:58:ASN:C	40:DT:58:ASN:HD22	1.97	0.68
42:DV:35:LEU:HB2	42:DV:57:VAL:HG13	1.75	0.68
1:AA:1492:A:C5	24:AX:320:TRP:CH2	2.81	0.68
1:AA:555:C:H2'	1:AA:556:C:C6	2.29	0.68
4:AB:204:ASN:HD21	4:AB:207:ALA:HB3	1.57	0.68
6:AD:162:LEU:HD13	6:AD:181:MET:HG2	1.76	0.68
6:AD:30:LYS:HA	6:AD:34:GLU:HB3	1.76	0.68
11:AI:17:VAL:HG11	11:AI:81:ILE:HA	1.75	0.68
24:AX:374:GLU:HA	24:AX:378:GLU:HB3	1.75	0.68
50:B3:8:LEU:HD22	50:B3:31:LEU:HD12	1.75	0.68
54:B7:34:ARG:NH1	54:B7:34:ARG:HG3	1.99	0.68
25:BA:1080:C:H1'	33:BK:126:MET:HG2	1.74	0.68
1:CA:246:A:H4'	1:CA:247:G:OP1	1.92	0.68
1:CA:668:G:O2'	17:CO:46:HIS:HD2	1.76	0.68
36:DP:94:GLU:HG3	36:DP:124:LYS:HB3	1.73	0.68
1:AA:939:G:H5"	9:AG:102:ARG:NH2	2.09	0.68
12:AJ:48:THR:HA	12:AJ:62:HIS:HB3	1.76	0.68
24:AX:32:ILE:O	24:AX:36:GLU:HB2	1.92	0.68
53:B6:30:THR:O	53:B6:32:ASN:N	2.26	0.68
25:BA:1104:C:H2'	25:BA:1105:U:C6	2.28	0.68
25:BA:1110:G:O2'	25:BA:1111:A:H8	1.72	0.68
30:BG:68:PRO:HB2	30:BG:90:LEU:HD11	1.74	0.68
32:BI:63:ALA:O	32:BI:67:ARG:HD2	1.93	0.68
36:BP:79:ARG:O	36:BP:111:ARG:HB2	1.92	0.68
36:BP:112:LEU:HD23	36:BP:113:LYS:N	2.09	0.68
2:CZ:26:G:H1	2:CZ:44:A:H61	1.40	0.68
25:DA:1503:U:H2'	25:DA:1504:C:C6	2.28	0.68
25:DA:2798:C:H5"	25:DA:2799:A:OP2	1.94	0.68

*Continued on next page...*

*Continued from previous page...*

Atom-1	Atom-2	Interatomic distance (Å)	Clash overlap (Å)
28:DE:132:HIS:CD2	28:DE:135:HIS:NE2	2.61	0.68
30:DG:132:ASN:HD22	30:DG:132:ASN:N	1.91	0.68
32:DI:4:ILE:HG23	32:DI:37:VAL:HB	1.75	0.68
1:AA:407:G:H4'	6:AD:116:GLN:HA	1.75	0.68
12:AJ:61:GLU:HG2	12:AJ:63:PHE:CZ	2.28	0.68
14:AL:65:VAL:HG11	14:AL:97:TYR:CE1	2.29	0.68
20:AR:66:LEU:HD11	20:AR:70:ILE:HD11	1.75	0.68
22:AT:40:ALA:HB2	22:AT:55:ILE:CG2	2.21	0.68
48:B1:27:GLU:HG3	48:B1:33:LYS:NZ	2.09	0.68
25:BA:1496:A:H8	25:BA:1577:C:O2'	1.71	0.68
25:BA:1503:U:H2'	25:BA:1504:C:C6	2.28	0.68
25:BA:2681:C:H5	25:BA:2725:A:N6	1.90	0.68
25:BA:2893:G:H4'	25:BA:2894:G:H8	1.56	0.68
25:BA:78:A:H2'	25:BA:79:G:C8	2.28	0.68
28:BE:119:ARG:HG2	28:BE:160:TYR:HB2	1.74	0.68
28:BE:111:ARG:HG2	38:BR:2:ARG:NH2	2.09	0.68
17:CO:44:LYS:HA	17:CO:44:LYS:HE3	1.76	0.68
22:CT:71:THR:HG22	22:CT:72:LEU:N	2.08	0.68
47:D0:53:MET:HE3	47:D0:57:PHE:HA	1.75	0.68
53:D6:11:LEU:HD13	53:D6:12:GLU:H	1.57	0.68
53:D6:20:ASN:ND2	53:D6:21:TYR:H	1.91	0.68
25:DA:1936:A:OP1	25:DA:1936:A:H3'	1.94	0.68
25:DA:1973:G:H2'	25:DA:1974:C:C6	2.29	0.68
42:DV:28:GLU:HB2	42:DV:31:ALA:HB2	1.74	0.68
45:DY:76:CYS:SG	45:DY:77:PRO:HD2	2.34	0.68
25:BA:2169:A:H2'	25:BA:2170:A:C8	2.29	0.68
30:BG:132:ASN:N	30:BG:132:ASN:HD22	1.91	0.68
25:BA:807:U:OP2	36:BP:39:LYS:HG3	1.93	0.68
45:BY:96:ILE:HG12	45:BY:99:CYS:H	1.59	0.68
25:DA:628:G:H2'	25:DA:629:G:H8	1.57	0.68
30:DG:91:ARG:HB3	30:DG:91:ARG:NH1	2.06	0.68
25:DA:662:G:OP1	36:DP:18:ARG:HD2	1.93	0.68
45:DY:8:LYS:HD2	45:DY:8:LYS:O	1.93	0.68
5:AC:36:ASP:OD1	5:AC:57:ILE:HG21	1.92	0.68
25:BA:1314:C:H5'	25:BA:1314:C:H6	1.56	0.68
25:BA:2303:G:H2'	25:BA:2304:G:H5''	1.75	0.68
25:BA:587:C:H2'	36:BP:33:ARG:NH2	2.09	0.68
36:BP:23:PRO:CB	36:BP:33:ARG:HG3	2.23	0.68
46:BZ:7:ALA:HB2	46:BZ:59:LEU:HD22	1.76	0.68
5:CC:22:TRP:HB3	5:CC:59:ARG:H	1.59	0.68
2:CY:20:U:H3'	2:CY:21:A:H5'	1.76	0.68

*Continued on next page...*

*Continued from previous page...*

Atom-1	Atom-2	Interatomic distance (Å)	Clash overlap (Å)
50:D3:8:LEU:HD22	50:D3:31:LEU:HD12	1.74	0.68
25:DA:1095:A:N6	33:DK:29:GLN:HE22	1.91	0.68
25:DA:144:C:H2'	25:DA:145:G:C8	2.28	0.68
25:DA:1542:G:H5'	25:DA:1542:G:N3	2.08	0.68
27:DD:31:LYS:O	27:DD:35:LYS:HB2	1.94	0.68
29:DF:103:LYS:HA	29:DF:106:ARG:HG3	1.76	0.68
34:DN:40:ASP:CG	34:DN:41:ALA:H	1.97	0.68
36:DP:30:THR:HG22	36:DP:31:ALA:N	2.09	0.68
1:AA:1346:A:H61	1:AA:1374:A:H3'	1.59	0.68
5:AC:71:ALA:HA	5:AC:106:VAL:HB	1.74	0.68
10:AH:114:THR:HG23	10:AH:116:LYS:H	1.57	0.68
20:AR:19:LYS:HE3	20:AR:19:LYS:HA	1.74	0.68
24:AX:92:LEU:HB3	24:AX:97:ARG:HB2	1.74	0.68
27:BD:132:PRO:HD3	27:BD:190:TYR:CE2	2.28	0.68
41:BU:88:ILE:HB	41:BU:90:VAL:HG12	1.74	0.68
25:DA:1104:C:H2'	25:DA:1105:U:C6	2.29	0.68
25:DA:1614:A:N1	43:DW:93:ALA:HB2	2.08	0.68
25:DA:17:G:H4'	41:DU:25:TRP:CZ3	2.28	0.68
25:DA:863:A:O2'	25:DA:864:G:H5'	1.93	0.68
29:DF:192:LEU:HD23	29:DF:193:VAL:N	2.07	0.68
37:DQ:81:VAL:HG12	37:DQ:82:ARG:N	2.08	0.68
1:AA:191(G):G:C4	22:AT:105:SER:HB3	2.29	0.68
4:AB:219:VAL:O	4:AB:223:ILE:HG12	1.93	0.68
8:AF:99:ALA:HB2	20:AR:31:LEU:HD22	1.75	0.68
15:AM:76:ALA:HA	15:AM:79:LYS:HE2	1.75	0.68
24:AX:32:ILE:HG22	24:AX:36:GLU:OE2	1.92	0.68
53:B6:11:LEU:HD13	53:B6:12:GLU:H	1.59	0.68
25:BA:1973:G:H2'	25:BA:1974:C:H6	1.57	0.68
25:BA:839:U:H2'	25:BA:840:C:C6	2.28	0.68
27:BD:10:THR:O	27:BD:13:ARG:HB3	1.94	0.68
45:BY:29:GLU:HB3	45:BY:38:ILE:HD11	1.76	0.68
1:CA:191(G):G:C4	22:CT:105:SER:HB3	2.29	0.68
1:CA:222:U:H2'	1:CA:223:U:C6	2.28	0.68
1:CA:244:U:H5'	1:CA:244:U:C6	2.28	0.68
14:CL:65:VAL:HG11	14:CL:97:TYR:CE1	2.28	0.68
1:CA:974:A:OP1	16:CN:31:ARG:HD3	1.94	0.68
8:CF:99:ALA:HB2	20:CR:31:LEU:HD22	1.74	0.68
52:D5:40:LYS:HD3	52:D5:44:THR:O	1.93	0.68
25:DA:1568:G:H5''	27:DD:61:LEU:HD22	1.76	0.68
28:DE:37:ARG:O	28:DE:45:THR:HA	1.94	0.68
30:DG:132:ASN:ND2	30:DG:132:ASN:N	2.41	0.68

*Continued on next page...*

*Continued from previous page...*

Atom-1	Atom-2	Interatomic distance (Å)	Clash overlap (Å)
30:DG:3:LEU:O	30:DG:4:ASP:HB3	1.94	0.68
32:DI:3:VAL:HG12	32:DI:37:VAL:O	1.94	0.68
25:DA:1190:G:H4'	36:DP:35:HIS:HB3	1.76	0.68
36:DP:38:GLN:HG3	36:DP:39:LYS:H	1.58	0.68
41:DU:90:VAL:HG22	41:DU:91:ASP:N	2.03	0.68
42:DV:39:LEU:HB3	42:DV:47:VAL:CG2	2.20	0.68
20:AR:31:LEU:H	20:AR:31:LEU:HD23	1.58	0.68
25:BA:1174:A:H3'	25:BA:1175:U:C5'	2.23	0.68
25:BA:1678:G:H22	25:BA:1989:G:H22	1.41	0.68
25:BA:2176:A:H2'	25:BA:2177:C:C6	2.29	0.68
25:BA:2346:A:C2	25:BA:2383:G:C2	2.82	0.68
25:BA:330:A:H2	25:BA:1210:A:H2'	1.58	0.68
29:BF:14:PRO:HD3	29:BF:128:ALA:HB2	1.76	0.68
31:BH:125:VAL:HG22	31:BH:131:VAL:HG22	1.76	0.68
33:BK:65:PHE:CE1	33:BK:67:PHE:HB3	2.28	0.68
36:BP:88:LEU:HD11	36:BP:95:VAL:HG21	1.76	0.68
1:CA:523:A:H61	14:CL:52:ARG:HH12	1.41	0.68
9:CG:62:PHE:HA	9:CG:124:LEU:HD22	1.75	0.68
25:DA:1510:A:H2'	25:DA:1511:A:C8	2.29	0.68
25:DA:2287:A:C8	25:DA:2287:A:H5''	2.29	0.68
25:DA:2799:A:H2'	25:DA:2801:A:C8	2.28	0.68
28:DE:4:ILE:HG12	28:DE:28:ALA:HB1	1.76	0.68
37:DQ:134:ARG:HG3	37:DQ:134:ARG:O	1.93	0.68
38:DR:55:ALA:HA	38:DR:80:PHE:CE1	2.29	0.68
1:AA:1073:U:H2'	1:AA:1074:G:C8	2.28	0.68
48:B1:67:ILE:N	48:B1:68:PRO:HD2	2.09	0.68
25:BA:2001:A:H2'	25:BA:2002:G:C8	2.29	0.68
25:BA:2243:U:H2'	25:BA:2244:U:H6	1.57	0.68
25:BA:2259:G:C2	25:BA:2282:G:N1	2.63	0.68
25:BA:631:A:H2'	25:BA:632:A:O4'	1.93	0.68
25:BA:676:A:H2	25:BA:802:A:H61	1.42	0.68
25:BA:674:G:H1'	29:BF:74:ARG:HD3	1.76	0.68
31:BH:20:ALA:HB1	31:BH:21:PRO:HD2	1.75	0.68
41:BU:112:ARG:NH1	42:BV:46:VAL:HG21	2.09	0.68
1:CA:1142:G:H2'	1:CA:1143:G:O4'	1.94	0.68
1:CA:134:A:H61	18:CP:25:ARG:NH1	1.92	0.68
1:CA:939:G:H5''	9:CG:102:ARG:NH2	2.09	0.68
6:CD:62:GLN:HE22	6:CD:65:ARG:HH11	1.38	0.68
49:D2:39:ALA:HA	49:D2:45:SER:OG	1.94	0.68
25:DA:2176:A:H2'	25:DA:2177:C:C6	2.29	0.68
1:AA:579:G:H4'	17:AO:54:ARG:HH21	1.57	0.67

*Continued on next page...*

*Continued from previous page...*

Atom-1	Atom-2	Interatomic distance (Å)	Clash overlap (Å)
47:B0:53:MET:HE3	47:B0:57:PHE:HA	1.76	0.67
49:B2:2:LYS:HA	49:B2:5:GLU:OE2	1.94	0.67
25:BA:1499:C:H2'	25:BA:1500:G:C8	2.28	0.67
28:BE:132:HIS:CD2	28:BE:135:HIS:CE1	2.82	0.67
1:CA:954:G:H2'	1:CA:955:U:C6	2.28	0.67
24:CX:176:GLY:O	24:CX:177:ILE:HB	1.94	0.67
25:DA:1902:C:O2'	27:DD:244:ARG:HB2	1.95	0.67
25:DA:2134:A:C2	25:DA:2159:G:H1'	2.29	0.67
25:DA:2886:G:H2'	25:DA:2887:U:C6	2.27	0.67
31:DH:20:ALA:HB1	31:DH:21:PRO:HD2	1.74	0.67
31:DH:51:ARG:HG2	31:DH:52:VAL:N	2.06	0.67
1:AA:1446:A:N1	40:BT:118:ARG:NE	2.42	0.67
9:AG:79:ARG:HE	9:AG:84:ASN:HB2	1.58	0.67
52:B5:40:LYS:HD3	52:B5:44:THR:O	1.94	0.67
36:BP:30:THR:HG22	36:BP:31:ALA:N	2.09	0.67
38:BR:8:ARG:NH2	38:BR:21:TYR:HE1	1.92	0.67
38:BR:55:ALA:HA	38:BR:80:PHE:CE1	2.29	0.67
1:CA:1332:A:H2'	1:CA:1333:A:C8	2.28	0.67
1:CA:407:G:H4'	6:CD:116:GLN:HA	1.74	0.67
4:CB:204:ASN:HD21	4:CB:207:ALA:HB3	1.59	0.67
14:CL:74:HIS:CD2	14:CL:76:LEU:H	2.08	0.67
47:D0:63:VAL:HG23	47:D0:64:ASP:O	1.94	0.67
25:DA:2169:A:H2'	25:DA:2170:A:C8	2.29	0.67
37:DQ:43:THR:HA	37:DQ:94:VAL:HG12	1.75	0.67
46:DZ:7:ALA:HB2	46:DZ:59:LEU:HD22	1.76	0.67
4:AB:95:GLN:HG3	4:AB:147:LYS:O	1.95	0.67
2:AY:20:U:H3'	2:AY:21:A:H5'	1.75	0.67
25:BA:2111:C:H42	25:BA:2148:G:H21	1.41	0.67
25:BA:2721:A:H1'	25:BA:2873:A:O2'	1.94	0.67
42:BV:18:LEU:HD22	42:BV:19:LYS:O	1.94	0.67
1:CA:1363:A:H4'	1:CA:1364:U:H5''	1.75	0.67
4:CB:219:VAL:O	4:CB:223:ILE:HG12	1.94	0.67
4:CB:28:PHE:CD1	4:CB:190:THR:HA	2.30	0.67
7:CE:50:GLU:HB3	7:CE:53:LEU:HB2	1.77	0.67
2:CZ:43:A:H2'	2:CZ:44:A:H8	1.57	0.67
28:DE:48:GLN:NE2	28:DE:66:HIS:HE1	1.92	0.67
36:DP:125:VAL:O	36:DP:145:PRO:HD2	1.95	0.67
1:AA:1124:G:H5''	12:AJ:35:SER:HB2	1.76	0.67
1:AA:246:A:H4'	1:AA:247:G:OP1	1.94	0.67
21:AS:16:LEU:H	21:AS:16:LEU:HD12	1.60	0.67
25:BA:1510:A:H2'	25:BA:1511:A:C8	2.29	0.67

*Continued on next page...*

*Continued from previous page...*

Atom-1	Atom-2	Interatomic distance (Å)	Clash overlap (Å)
25:BA:1826:G:H2'	25:BA:1827:C:H6	1.59	0.67
25:BA:203:C:C3'	25:BA:203:C:C6	2.77	0.67
45:BY:8:LYS:HD2	45:BY:8:LYS:C	2.15	0.67
1:CA:1346:A:H61	1:CA:1374:A:H3'	1.57	0.67
5:CC:36:ASP:OD1	5:CC:57:ILE:HG21	1.94	0.67
9:CG:79:ARG:HE	9:CG:84:ASN:HB2	1.59	0.67
52:D5:4:HIS:CB	52:D5:5:PRO:HD3	2.24	0.67
25:DA:529:A:H62	25:DA:2041:U:H3	1.43	0.67
25:DA:2893:G:H4'	25:DA:2894:G:H8	1.55	0.67
25:DA:795:C:H2'	25:DA:796:C:C6	2.27	0.67
25:DA:2745:C:O2'	31:DH:142:GLY:HA3	1.95	0.67
33:DK:9:LYS:O	33:DK:10:LEU:HD13	1.95	0.67
34:DN:52:LYS:O	34:DN:56:LEU:HD13	1.94	0.67
42:DV:38:LEU:HD23	42:DV:39:LEU:N	2.10	0.67
42:DV:38:LEU:O	42:DV:52:VAL:HG12	1.93	0.67
1:AA:512:U:H2'	1:AA:513:C:H6	1.59	0.67
5:AC:32:LEU:O	5:AC:36:ASP:HB2	1.94	0.67
5:AC:59:ARG:HG2	5:AC:64:VAL:HG22	1.76	0.67
17:AO:44:LYS:HA	17:AO:44:LYS:HE3	1.76	0.67
1:AA:1492:A:C6	24:AX:320:TRP:CH2	2.82	0.67
48:B1:31:GLY:O	48:B1:32:LYS:HB2	1.94	0.67
50:B3:19:GLN:HE22	50:B3:52:HIS:CE1	2.12	0.67
25:BA:2578:G:H4'	25:BA:2578:G:OP2	1.92	0.67
25:BA:795:C:H2'	25:BA:796:C:C6	2.27	0.67
33:BK:53:VAL:HG23	33:BK:70:LYS:O	1.95	0.67
39:BS:90:GLY:O	39:BS:92:TYR:N	2.27	0.67
45:BY:98:VAL:HG13	45:BY:99:CYS:SG	2.34	0.67
1:CA:1323:G:H2'	1:CA:1324:A:H8	1.58	0.67
4:CB:75:LYS:HA	4:CB:78:GLN:HG3	1.75	0.67
18:CP:34:GLU:OE2	18:CP:55:ARG:HD3	1.94	0.67
24:CX:32:ILE:O	24:CX:36:GLU:HB2	1.93	0.67
25:DA:686:G:H8	54:D7:6:GLN:O	1.77	0.67
25:DA:1588:C:H2'	25:DA:1589:C:H6	1.60	0.67
39:DS:24:LEU:CD1	39:DS:84:GLN:HB3	2.24	0.67
1:AA:1321:C:H3'	1:AA:1322:C:H5''	1.76	0.67
5:AC:36:ASP:HA	5:AC:39:ILE:HD12	1.77	0.67
15:AM:23:TYR:CE1	15:AM:71:ARG:HB2	2.28	0.67
20:AR:47:THR:HB	20:AR:49:LYS:HG2	1.76	0.67
25:BA:1019:U:N3	25:BA:114(B):A:N6	2.42	0.67
27:BD:31:LYS:HD3	27:BD:94:LEU:HD11	1.76	0.67
30:BG:3:LEU:O	30:BG:4:ASP:HB3	1.94	0.67

*Continued on next page...*

*Continued from previous page...*

Atom-1	Atom-2	Interatomic distance (Å)	Clash overlap (Å)
32:BI:69:LYS:HD2	32:BI:138:ILE:HG23	1.75	0.67
5:CC:32:LEU:O	5:CC:36:ASP:HB2	1.95	0.67
10:CH:87:SER:HA	10:CH:93:VAL:HG23	1.77	0.67
16:CN:6:LEU:HD22	16:CN:23:ARG:NH2	2.10	0.67
25:DA:1544:C:H3'	25:DA:1545:A:H5'	1.77	0.67
25:DA:18:C:H2'	25:DA:19:C:C6	2.30	0.67
25:DA:2744:G:H21	31:DH:143:GLN:HE22	1.40	0.67
25:DA:546:C:H3'	25:DA:547:A:C8	2.28	0.67
29:DF:34:TRP:CZ2	36:DP:12:ALA:HB2	2.29	0.67
30:DG:77:ILE:HG22	30:DG:80:PHE:H	1.58	0.67
32:DI:92:VAL:HG13	32:DI:120:ILE:HB	1.77	0.67
36:DP:88:LEU:HD11	36:DP:95:VAL:HG21	1.76	0.67
46:DZ:118:GLN:HA	46:DZ:118:GLN:HE21	1.58	0.67
1:AA:1169:A:H2'	1:AA:1170:A:C8	2.30	0.67
4:AB:104:ASN:OD1	4:AB:107:THR:HB	1.94	0.67
9:AG:63:LYS:O	9:AG:66:VAL:HG12	1.94	0.67
21:AS:16:LEU:O	21:AS:20:LEU:HG	1.94	0.67
24:AX:218:PHE:CD1	24:AX:320:TRP:HB2	2.30	0.67
53:B6:20:ASN:ND2	53:B6:21:TYR:H	1.91	0.67
25:BA:644:A:C2	25:BA:2369:A:H1'	2.29	0.67
27:BD:111:LEU:HD22	27:BD:115:GLN:OE1	1.95	0.67
30:BG:121:ASN:HD22	30:BG:123:ASN:H	1.43	0.67
14:CL:109:VAL:CG2	14:CL:119:TYR:HB3	2.24	0.67
2:CZ:44:A:H2'	2:CZ:45:G:H8	1.58	0.67
25:DA:2537:U:H2'	25:DA:2538:C:C6	2.29	0.67
25:DA:2795:G:H21	25:DA:2801:A:H62	1.43	0.67
25:DA:2887:U:H2'	25:DA:2888:C:H6	1.60	0.67
36:DP:23:PRO:CB	36:DP:33:ARG:HG3	2.24	0.67
24:AX:145:TRP:HZ3	24:AX:200:HIS:O	1.77	0.67
52:B5:4:HIS:CB	52:B5:5:PRO:HD3	2.25	0.67
25:BA:18:C:H2'	25:BA:19:C:H6	1.59	0.67
25:BA:2036:C:H6	25:BA:2036:C:H5'	1.59	0.67
25:BA:2798:C:H5''	25:BA:2799:A:OP2	1.95	0.67
25:BA:784:A:C5	27:BD:229:VAL:HG21	2.30	0.67
28:BE:4:ILE:HG12	28:BE:28:ALA:HB1	1.75	0.67
32:BI:123:LEU:HD21	32:BI:145:VAL:HA	1.77	0.67
35:BO:24:VAL:HA	35:BO:39:ILE:HG22	1.77	0.67
39:BS:57:LYS:HD2	39:BS:58:LEU:N	2.10	0.67
42:BV:38:LEU:O	42:BV:52:VAL:HG12	1.95	0.67
4:CB:95:GLN:HG3	4:CB:147:LYS:O	1.95	0.67
15:CM:80:ARG:O	15:CM:84:ILE:HG22	1.94	0.67

*Continued on next page...*

*Continued from previous page...*

Atom-1	Atom-2	Interatomic distance (Å)	Clash overlap (Å)
48:D1:19:GLN:HG2	48:D1:41:ARG:HB2	1.77	0.67
25:DA:1494:A:H2'	25:DA:1494:A:N3	2.09	0.67
25:DA:2721:A:H1'	25:DA:2873:A:O2'	1.95	0.67
25:DA:78:A:H2'	25:DA:79:G:C8	2.30	0.67
25:DA:809:G:C2'	25:DA:810:U:H5'	2.24	0.67
42:DV:14:VAL:HG13	42:DV:96:ILE:HG13	1.75	0.67
1:AA:1398:A:H8	1:AA:1398:A:H5''	1.60	0.67
4:AB:88:ALA:HB2	4:AB:219:VAL:HG13	1.75	0.67
5:AC:22:TRP:CH2	5:AC:32:LEU:HB2	2.30	0.67
5:AC:22:TRP:HB3	5:AC:59:ARG:H	1.60	0.67
32:BI:8:PRO:O	32:BI:9:LEU:HD23	1.95	0.67
36:BP:62:LEU:CD1	36:BP:62:LEU:N	2.58	0.67
40:BT:132:LYS:O	40:BT:136:GLN:HG3	1.95	0.67
1:CA:370:C:H2'	1:CA:371:G:C8	2.29	0.67
5:CC:59:ARG:HG2	5:CC:64:VAL:HG22	1.76	0.67
12:CJ:48:THR:HA	12:CJ:62:HIS:HB3	1.77	0.67
13:CK:59:TYR:CE1	13:CK:63:LEU:HD21	2.29	0.67
14:CL:81:VAL:HG13	14:CL:104:TYR:HB3	1.77	0.67
49:D2:50:ILE:HD12	49:D2:51:ARG:N	2.08	0.67
25:DA:1871:A:H2'	25:DA:1872:A:H8	1.57	0.67
25:DA:2307:G:H3'	25:DA:2308:G:C8	2.29	0.67
27:DD:31:LYS:HD3	27:DD:94:LEU:HD11	1.75	0.67
1:AA:1152:A:H5'	12:AJ:13:HIS:CD2	2.30	0.67
25:BA:2579:C:O2'	28:BE:131:ALA:CB	2.43	0.67
29:BF:45:ARG:HH11	29:BF:45:ARG:CG	2.00	0.67
31:BH:42:ARG:O	31:BH:52:VAL:HA	1.94	0.67
25:BA:1276:A:H1'	38:BR:16:HIS:HE1	1.59	0.67
42:BV:14:VAL:HG13	42:BV:96:ILE:HG13	1.76	0.67
1:CA:976:G:H5''	1:CA:1358:U:O2'	1.94	0.67
25:DA:1971:A:H5''	25:DA:1971:A:H8	1.59	0.67
28:DE:103:ASP:OD1	28:DE:201:THR:HG23	1.94	0.67
40:DT:132:LYS:O	40:DT:136:GLN:HG3	1.95	0.67
1:AA:191(E):G:H2'	1:AA:191(F):U:C6	2.30	0.66
2:AZ:26:G:H1	2:AZ:44:A:H61	1.41	0.66
27:BD:131:LEU:HA	27:BD:190:TYR:CE2	2.30	0.66
21:CS:16:LEU:O	21:CS:20:LEU:HG	1.95	0.66
2:CY:40:C:H2'	2:CY:41:C:H6	1.59	0.66
48:D1:67:ILE:N	48:D1:68:PRO:HD2	2.09	0.66
55:D8:53:PRO:C	55:D8:57:ARG:HH22	1.98	0.66
25:DA:2712:U:OP1	25:DA:2714:G:H4'	1.95	0.66
45:DY:29:GLU:HB3	45:DY:38:ILE:HD11	1.77	0.66

*Continued on next page...*

*Continued from previous page...*

Atom-1	Atom-2	Interatomic distance (Å)	Clash overlap (Å)
1:AA:555:C:H2'	1:AA:556:C:H6	1.58	0.66
1:AA:990:C:H2'	1:AA:991:U:O4'	1.94	0.66
7:AE:50:GLU:HB3	7:AE:53:LEU:HB2	1.75	0.66
9:AG:113:GLU:H	9:AG:113:GLU:CD	1.98	0.66
15:AM:80:ARG:O	15:AM:84:ILE:HG22	1.94	0.66
49:B2:11:GLU:HA	49:B2:14:ARG:HG3	1.77	0.66
53:B6:44:ARG:O	53:B6:45:LYS:HG2	1.95	0.66
25:BA:1047:G:H8	25:BA:1047:G:H5'	1.57	0.66
25:BA:1827:C:H2'	25:BA:1828:G:H5'	1.78	0.66
25:BA:2114:A:H3'	25:BA:2115:G:C8	2.31	0.66
25:BA:2287:A:C8	25:BA:2287:A:H5''	2.30	0.66
25:BA:587:C:C6	25:BA:671:C:H1'	2.30	0.66
1:CA:1398:A:H5''	1:CA:1398:A:H8	1.59	0.66
1:CA:555:C:H2'	1:CA:556:C:C6	2.30	0.66
1:CA:990:C:H2'	1:CA:991:U:O4'	1.95	0.66
11:CI:46:ALA:HB2	11:CI:74:ILE:HG23	1.76	0.66
11:CI:17:VAL:HG11	11:CI:81:ILE:HA	1.76	0.66
20:CR:66:LEU:HD11	20:CR:70:ILE:HD11	1.77	0.66
8:CF:50:TYR:CE1	20:CR:77:GLY:HA2	2.30	0.66
25:DA:1678:G:H22	25:DA:1989:G:H22	1.44	0.66
27:DD:111:LEU:HD22	27:DD:115:GLN:OE1	1.95	0.66
29:DF:14:PRO:HD3	29:DF:128:ALA:HB2	1.76	0.66
26:DB:55:U:H4'	30:DG:27:ASN:HD21	1.58	0.66
25:DA:2744:G:H21	31:DH:143:GLN:NE2	1.93	0.66
36:DP:50:ARG:CG	36:DP:51:PHE:H	2.09	0.66
42:DV:52:VAL:HG11	42:DV:55:ALA:HB3	1.77	0.66
9:AG:62:PHE:HA	9:AG:124:LEU:HD22	1.76	0.66
16:AN:6:LEU:HD22	16:AN:23:ARG:NH2	2.09	0.66
25:BA:1526:G:H2'	25:BA:1527:G:C8	2.31	0.66
25:BA:2377:A:H2'	25:BA:2378:A:C8	2.30	0.66
25:BA:528:A:C8	25:BA:528:A:C3'	2.75	0.66
25:BA:861:A:H2'	25:BA:862:G:H5'	1.78	0.66
30:BG:77:ILE:HG22	30:BG:80:PHE:H	1.59	0.66
34:BN:40:ASP:CG	34:BN:41:ALA:H	1.98	0.66
9:CG:45:ASP:O	9:CG:49:ILE:HG12	1.96	0.66
1:CA:1124:G:H5''	12:CJ:35:SER:HB2	1.77	0.66
13:CK:21:ILE:HA	13:CK:30:VAL:HG12	1.77	0.66
25:DA:2543:G:H2'	25:DA:2544:G:C8	2.30	0.66
25:DA:38:A:H2'	25:DA:39:C:C6	2.30	0.66
32:DI:69:LYS:O	32:DI:73:GLU:HB2	1.94	0.66
34:DN:80:ALA:O	34:DN:83:ILE:HG13	1.95	0.66

*Continued on next page...*

*Continued from previous page...*

Atom-1	Atom-2	Interatomic distance (Å)	Clash overlap (Å)
36:DP:112:LEU:HD23	36:DP:113:LYS:N	2.11	0.66
36:DP:48:PRO:O	36:DP:49:ARG:C	2.33	0.66
1:AA:1486:G:H2'	1:AA:1487:G:O4'	1.96	0.66
1:AA:1511:G:H2'	1:AA:1512:U:O4'	1.94	0.66
25:BA:1544:C:H3'	25:BA:1545:A:H5'	1.76	0.66
25:BA:2599:G:C8	27:BD:237:GLU:HG3	2.29	0.66
25:BA:779:U:OP1	27:BD:49:ILE:HG13	1.96	0.66
28:BE:132:HIS:CD2	28:BE:135:HIS:NE2	2.63	0.66
1:CA:1493:A:C5	25:DA:1913:A:C5	2.83	0.66
1:CA:737:A:H2'	1:CA:738:C:H6	1.61	0.66
1:CA:644:G:H5'	10:CH:92:ARG:NH2	2.10	0.66
24:CX:218:PHE:CD1	24:CX:320:TRP:HB2	2.30	0.66
24:CX:360:ALA:O	24:CX:364:TRP:HB2	1.95	0.66
25:DA:2875:C:O2'	40:DT:5:ALA:HB3	1.94	0.66
28:DE:9:VAL:HG22	28:DE:25:VAL:HB	1.76	0.66
25:DA:674:G:H1'	29:DF:74:ARG:HD3	1.76	0.66
25:DA:1276:A:H1'	38:DR:16:HIS:HE1	1.59	0.66
46:DZ:108:PRO:HG3	46:DZ:141:VAL:HG22	1.77	0.66
46:DZ:10:ARG:NH2	46:DZ:26:GLY:H	1.93	0.66
1:AA:1142:G:H2'	1:AA:1143:G:O4'	1.95	0.66
1:AA:67:C:H2'	1:AA:68:G:C8	2.30	0.66
1:AA:1104:G:H5'	4:AB:111:ARG:HD2	1.76	0.66
24:AX:360:ALA:O	24:AX:364:TRP:HB2	1.95	0.66
29:BF:192:LEU:HD23	29:BF:193:VAL:N	2.10	0.66
30:BG:40:ASN:O	30:BG:155:MET:HB2	1.96	0.66
32:BI:109:ILE:N	32:BI:109:ILE:HD13	2.10	0.66
4:CB:104:ASN:OD1	4:CB:107:THR:HB	1.94	0.66
25:DA:2233:U:H2'	25:DA:2234:G:C8	2.31	0.66
1:AA:1442:G:N7	1:AA:1446:A:C2	2.63	0.66
5:AC:79:ARG:HG3	13:CK:96:ARG:HH12	1.61	0.66
11:AI:114:TYR:HE1	12:AJ:60:ARG:N	1.94	0.66
14:AL:74:HIS:CD2	14:AL:76:LEU:H	2.11	0.66
47:B0:31:VAL:HG22	47:B0:65:GLY:O	1.96	0.66
25:BA:2892:A:H2'	25:BA:2893:G:H5'	1.77	0.66
29:BF:170:LEU:HD12	29:BF:171:PRO:HD2	1.77	0.66
31:BH:51:ARG:HG2	31:BH:52:VAL:N	2.11	0.66
1:CA:1288:A:N1	1:CA:1371:G:H1'	2.11	0.66
1:CA:555:C:H2'	1:CA:556:C:H6	1.60	0.66
1:CA:67:C:H2'	1:CA:68:G:C8	2.30	0.66
48:D1:23:LYS:HB3	48:D1:37:ILE:HG13	1.76	0.66
25:DA:1766:U:H2'	25:DA:1767:C:H6	1.60	0.66

*Continued on next page...*

*Continued from previous page...*

Atom-1	Atom-2	Interatomic distance (Å)	Clash overlap (Å)
25:DA:195:A:OP1	36:DP:46:LYS:HE2	1.95	0.66
25:DA:579:G:H2'	25:DA:580:C:C6	2.30	0.66
27:DD:118:VAL:HG22	27:DD:119:ALA:H	1.60	0.66
30:DG:40:ASN:O	30:DG:155:MET:HB2	1.94	0.66
45:DY:2:ARG:HA	45:DY:4:LYS:HZ3	1.60	0.66
46:DZ:118:GLN:NE2	46:DZ:118:GLN:HA	2.11	0.66
10:AH:102:ARG:N	10:AH:102:ARG:NE	2.39	0.66
25:BA:78:A:H2'	25:BA:79:G:H8	1.60	0.66
34:BN:80:ALA:O	34:BN:83:ILE:HG13	1.95	0.66
39:BS:42:ASP:O	39:BS:44:LYS:HD2	1.95	0.66
46:BZ:108:PRO:HG3	46:BZ:141:VAL:HG22	1.77	0.66
46:BZ:118:GLN:NE2	46:BZ:118:GLN:HA	2.11	0.66
7:CE:110:LEU:HD13	7:CE:118:ILE:HD13	1.77	0.66
10:CH:73:ASP:HB3	10:CH:75:ARG:HG2	1.78	0.66
12:CJ:78:ASN:HD22	12:CJ:81:THR:CG2	2.09	0.66
15:CM:89:GLY:O	15:CM:93:ARG:HD2	1.96	0.66
17:CO:16:ALA:HB1	17:CO:21:ASP:HB3	1.77	0.66
25:DA:150:C:H2'	25:DA:151:C:H6	1.59	0.66
25:DA:1544:C:H6	25:DA:1544:C:OP1	1.78	0.66
25:DA:1826:G:H2'	25:DA:1827:C:C6	2.31	0.66
25:DA:2084:C:H2'	25:DA:2085:C:H6	1.61	0.66
35:DO:24:VAL:HA	35:DO:39:ILE:HG22	1.77	0.66
43:DW:68:ARG:HB2	43:DW:110:LYS:HB2	1.77	0.66
1:AA:1227:A:H2'	1:AA:1227:A:N3	2.10	0.66
48:B1:14:VAL:O	48:B1:14:VAL:HG12	1.95	0.66
48:B1:23:LYS:HB3	48:B1:37:ILE:HG13	1.77	0.66
25:BA:2210:G:H3'	25:BA:2210:G:N3	2.11	0.66
25:BA:909:A:H2'	25:BA:912:C:H5	1.58	0.66
25:BA:2744:G:H21	31:BH:143:GLN:NE2	1.93	0.66
37:BQ:42:ILE:HD11	37:BQ:127:ILE:HD11	1.77	0.66
1:CA:1104:G:H5'	4:CB:111:ARG:HD2	1.78	0.66
6:CD:11:LEU:HD13	6:CD:66:ARG:HG2	1.78	0.66
11:CI:26:VAL:HG13	11:CI:63:ILE:HD11	1.78	0.66
17:CO:3:ILE:H	17:CO:3:ILE:HD12	1.61	0.66
25:DA:17:G:H4'	41:DU:25:TRP:CH2	2.31	0.66
30:DG:121:ASN:HD22	30:DG:123:ASN:H	1.44	0.66
44:DX:28:PHE:CD1	44:DX:28:PHE:N	2.61	0.66
46:DZ:10:ARG:HG2	46:DZ:11:GLU:N	2.09	0.66
1:AA:134:A:H61	18:AP:25:ARG:NH1	1.94	0.66
1:AA:976:G:H5''	1:AA:1358:U:O2'	1.95	0.66
4:AB:69:LEU:HB3	4:AB:162:ILE:HG22	1.78	0.66

*Continued on next page...*

*Continued from previous page...*

Atom-1	Atom-2	Interatomic distance (Å)	Clash overlap (Å)
4:AB:77:ALA:HB2	4:AB:211:ILE:HD13	1.78	0.66
18:AP:22:THR:HG22	18:AP:32:TYR:HA	1.78	0.66
22:AT:37:SER:O	22:AT:41:VAL:HG22	1.95	0.66
24:AX:176:GLY:O	24:AX:177:ILE:HB	1.94	0.66
53:B6:11:LEU:HD21	53:B6:51:GLU:HG3	1.78	0.66
25:BA:2086:U:H2'	25:BA:2087:G:C8	2.31	0.66
28:BE:103:ASP:OD1	28:BE:201:THR:HG23	1.96	0.66
43:BW:68:ARG:HB2	43:BW:110:LYS:HB2	1.76	0.66
1:CA:1442:G:N7	1:CA:1446:A:C2	2.64	0.66
4:CB:77:ALA:HB2	4:CB:211:ILE:HD13	1.77	0.66
1:CA:942:G:H21	11:CI:124:GLN:HE22	1.43	0.66
25:DA:1853:A:H2'	25:DA:1854:A:C8	2.31	0.66
25:DA:1899:G:N2	25:DA:1902:C:H42	1.94	0.66
25:DA:2777:G:H4'	25:DA:2778:A:H5'	1.77	0.66
25:DA:444:C:OP2	41:DU:2:PRO:HD3	1.95	0.66
31:DH:125:VAL:HG22	31:DH:131:VAL:HG22	1.76	0.66
25:DA:2415:G:H4'	36:DP:67:MET:N	2.10	0.66
39:DS:57:LYS:HD2	39:DS:58:LEU:N	2.10	0.66
1:AA:314:C:O2'	1:AA:315:A:H5'	1.96	0.66
11:AI:48:GLU:N	11:AI:49:PRO:HD2	2.12	0.66
48:B1:41:ARG:HD3	48:B1:43:TYR:CE2	2.30	0.66
25:BA:1509:A:H4'	25:BA:1510:A:C4	2.31	0.66
36:BP:105:LEU:O	36:BP:106:LEU:HB2	1.95	0.66
36:BP:148:LEU:CD2	36:BP:149:GLU:H	2.09	0.66
36:BP:16:ARG:NE	36:BP:16:ARG:O	2.29	0.66
1:CA:738:C:H2'	1:CA:739:C:H6	1.61	0.66
9:CG:63:LYS:O	9:CG:66:VAL:HG12	1.94	0.66
25:DA:1778:U:H2'	25:DA:1784:A:N6	2.10	0.66
25:DA:9:U:H2'	25:DA:2629:A:N6	2.07	0.66
33:DK:115:LEU:HD22	33:DK:117:THR:H	1.61	0.66
12:AJ:48:THR:HG22	12:AJ:62:HIS:ND1	2.11	0.65
49:B2:39:ALA:HA	49:B2:45:SER:OG	1.96	0.65
54:B7:9:ARG:HE	54:B7:47:ARG:HB2	1.61	0.65
25:BA:2455:G:H2'	25:BA:2456:C:C6	2.32	0.65
27:BD:24:ILE:CD1	27:BD:84:TYR:HB2	2.26	0.65
35:BO:25:LEU:HB2	35:BO:38:VAL:HG23	1.78	0.65
41:BU:112:ARG:HG3	42:BV:46:VAL:HG11	1.78	0.65
1:CA:1486:G:H2'	1:CA:1487:G:O4'	1.96	0.65
4:CB:97:TRP:CE2	4:CB:101:MET:HG3	2.31	0.65
49:D2:2:LYS:HZ2	49:D2:2:LYS:N	1.92	0.65
25:DA:1360:A:H5''	25:DA:1361:G:OP2	1.95	0.65

*Continued on next page...*

*Continued from previous page...*

Atom-1	Atom-2	Interatomic distance (Å)	Clash overlap (Å)
25:DA:2056:G:H2'	25:DA:2056:G:N3	2.10	0.65
25:DA:2399:G:H1	25:DA:2417:C:H42	1.45	0.65
25:DA:2572:A:H62	28:DE:145:LYS:HG3	1.61	0.65
27:DD:131:LEU:HA	27:DD:190:TYR:CE2	2.32	0.65
36:DP:16:ARG:NH2	36:DP:18:ARG:H	1.94	0.65
25:DA:910:A:N7	37:DQ:13:GLN:HG3	2.11	0.65
37:DQ:63:LYS:HD2	46:DZ:175:VAL:HG21	1.79	0.65
1:AA:1149:C:H2'	1:AA:1150:U:C6	2.31	0.65
1:AA:244:U:C6	1:AA:244:U:H5'	2.30	0.65
11:AI:114:TYR:HD1	12:AJ:60:ARG:HG2	1.61	0.65
1:AA:523:A:H61	14:AL:52:ARG:HH12	1.43	0.65
24:AX:342:MET:O	24:AX:343:ARG:HG3	1.97	0.65
48:B1:82:LEU:O	48:B1:83:GLU:HB2	1.97	0.65
25:BA:1530:G:H1	25:BA:1542:G:H22	1.42	0.65
1:CA:1227:A:N3	1:CA:1227:A:H2'	2.10	0.65
4:CB:144:ARG:HA	4:CB:147:LYS:HB3	1.77	0.65
15:CM:23:TYR:CE1	15:CM:71:ARG:HB2	2.31	0.65
15:CM:82:MET:HA	15:CM:93:ARG:HD3	1.77	0.65
21:CS:16:LEU:HD12	21:CS:16:LEU:H	1.60	0.65
47:D0:31:VAL:HG22	47:D0:65:GLY:O	1.96	0.65
48:D1:27:GLU:HB3	48:D1:33:LYS:HG3	1.75	0.65
55:D8:52:LYS:N	55:D8:52:LYS:HD2	2.11	0.65
28:DE:57:LYS:HD2	28:DE:58:ARG:N	2.11	0.65
31:DH:42:ARG:O	31:DH:52:VAL:HA	1.96	0.65
33:DK:99:ILE:HG13	33:DK:138:VAL:HG12	1.78	0.65
38:DR:4:LEU:HD13	38:DR:4:LEU:O	1.94	0.65
39:DS:33:LYS:O	39:DS:54:LEU:HD21	1.96	0.65
4:AB:32:ILE:HD11	4:AB:190:THR:HG22	1.77	0.65
11:AI:46:ALA:HB2	11:AI:74:ILE:HG23	1.77	0.65
48:B1:19:GLN:HG2	48:B1:41:ARG:HB2	1.77	0.65
25:BA:1607:C:H4'	25:BA:1608:A:O5'	1.97	0.65
34:BN:52:LYS:O	34:BN:56:LEU:HD13	1.95	0.65
46:BZ:158:PRO:HG2	46:BZ:161:VAL:HG21	1.78	0.65
2:CZ:22:G:H2'	2:CZ:23:C:H6	1.62	0.65
48:D1:41:ARG:HD3	48:D1:43:TYR:CE2	2.32	0.65
25:DA:2681:C:H5	25:DA:2725:A:N6	1.91	0.65
26:DB:56:G:H4'	26:DB:57:A:O5'	1.97	0.65
30:DG:39:ILE:HA	30:DG:157:ILE:HG22	1.79	0.65
1:AA:1288:A:N1	1:AA:1371:G:H1'	2.11	0.65
1:AA:223:U:H2'	1:AA:224:C:C6	2.31	0.65
15:AM:91:ARG:HH11	21:AS:81:ARG:HH12	1.44	0.65

*Continued on next page...*

*Continued from previous page...*

Atom-1	Atom-2	Interatomic distance (Å)	Clash overlap (Å)
18:AP:34:GLU:OE2	18:AP:55:ARG:HD3	1.95	0.65
19:AQ:86:GLU:O	19:AQ:90:ILE:HG12	1.96	0.65
2:AZ:22:G:H2'	2:AZ:23:C:H6	1.62	0.65
47:B0:63:VAL:HG23	47:B0:64:ASP:O	1.97	0.65
25:BA:144:C:H2'	25:BA:145:G:H8	1.59	0.65
25:BA:1766:U:H2'	25:BA:1767:C:H6	1.60	0.65
26:BB:80:U:C2	26:BB:81:G:N2	2.64	0.65
33:BK:18:THR:HB	33:BK:19:PRO:HD2	1.79	0.65
35:BO:88:ASN:ND2	35:BO:90:GLN:HB2	2.12	0.65
39:BS:24:LEU:CD1	39:BS:84:GLN:HB3	2.22	0.65
25:BA:2876:G:H5'	40:BT:3:ARG:HA	1.77	0.65
41:BU:50:ARG:NH2	42:BV:72:VAL:HG12	2.11	0.65
6:CD:189:PRO:HB2	6:CD:194:LEU:HD21	1.79	0.65
2:CZ:39:C:H4'	13:CK:54:ARG:HH21	1.61	0.65
49:D2:19:VAL:HG12	49:D2:23:LYS:HE3	1.79	0.65
50:D3:19:GLN:HE22	50:D3:52:HIS:HE1	1.45	0.65
25:DA:1472:A:H61	25:DA:1521:G:H1'	1.61	0.65
25:DA:2086:U:H2'	25:DA:2087:G:C8	2.31	0.65
25:DA:2114:A:H3'	25:DA:2115:G:C8	2.30	0.65
25:DA:319:C:H2'	25:DA:320:A:C8	2.32	0.65
25:DA:809:G:H2'	25:DA:810:U:H5'	1.79	0.65
27:DD:106:ILE:O	27:DD:108:PRO:HD3	1.95	0.65
34:DN:160:LYS:HE2	34:DN:160:LYS:HA	1.78	0.65
36:DP:105:LEU:O	36:DP:106:LEU:HB2	1.96	0.65
40:DT:24:PRO:HA	40:DT:49:VAL:HG13	1.77	0.65
45:DY:10:GLY:HA2	45:DY:27:VAL:HG22	1.78	0.65
4:AB:144:ARG:HA	4:AB:147:LYS:HB3	1.78	0.65
7:AE:96:PRO:HA	7:AE:117:ASP:OD2	1.96	0.65
15:AM:82:MET:HA	15:AM:93:ARG:HD3	1.78	0.65
21:AS:70:LYS:H	21:AS:73:GLU:HG3	1.61	0.65
24:AX:85:LEU:HD13	24:AX:104:LEU:HG	1.78	0.65
25:BA:1115:G:H2'	25:BA:1116:C:C6	2.32	0.65
25:BA:1809:A:H2'	25:BA:1810:A:C8	2.32	0.65
25:BA:1971:A:C2	27:BD:241:PRO:HD3	2.31	0.65
25:BA:2056:G:H2'	25:BA:2056:G:N3	2.11	0.65
25:BA:2610:C:H5'	25:BA:2610:C:H6	1.62	0.65
39:BS:33:LYS:O	39:BS:54:LEU:HD21	1.97	0.65
1:CA:223:U:H2'	1:CA:224:C:C6	2.32	0.65
21:CS:70:LYS:H	21:CS:73:GLU:HG3	1.60	0.65
23:CU:24:ARG:HG3	23:CU:25:LYS:H	1.61	0.65
48:D1:14:VAL:O	48:D1:14:VAL:HG12	1.96	0.65

*Continued on next page...*

*Continued from previous page...*

Atom-1	Atom-2	Interatomic distance (Å)	Clash overlap (Å)
48:D1:45:ASN:HD22	48:D1:46:LEU:N	1.95	0.65
25:DA:1060:U:H4'	25:DA:1061:U:H2'	1.79	0.65
25:DA:2346:A:C2	25:DA:2383:G:C2	2.84	0.65
36:DP:62:LEU:CD1	36:DP:62:LEU:N	2.59	0.65
45:DY:90:LEU:HG	45:DY:91:GLU:N	2.12	0.65
1:AA:1349:A:H2'	1:AA:1350:A:C8	2.32	0.65
4:AB:28:PHE:CD1	4:AB:190:THR:HA	2.32	0.65
22:AT:49:ALA:HA	22:AT:52:ALA:HB3	1.78	0.65
55:B8:32:LEU:HD23	55:B8:33:ASN:N	2.12	0.65
25:BA:1494:A:N3	25:BA:1494:A:H2'	2.10	0.65
25:BA:587:C:H2'	36:BP:33:ARG:CZ	2.26	0.65
25:BA:84:A:H5'	45:BY:9:LYS:HB3	1.79	0.65
27:BD:246:PRO:HD2	27:BD:255:LYS:HE2	1.78	0.65
27:BD:30:GLU:HG3	27:BD:63:ARG:CZ	2.27	0.65
28:BE:57:LYS:HD2	28:BE:58:ARG:N	2.11	0.65
41:BU:27:LEU:HD23	41:BU:31:SER:HB3	1.77	0.65
9:CG:113:GLU:CD	9:CG:113:GLU:H	2.00	0.65
10:CH:126:LYS:HB3	10:CH:127:LEU:HD22	1.77	0.65
48:D1:19:GLN:HE21	48:D1:41:ARG:HE	1.44	0.65
48:D1:31:GLY:O	48:D1:32:LYS:HB2	1.95	0.65
48:D1:45:ASN:HD22	48:D1:46:LEU:H	1.45	0.65
25:DA:1191:G:OP1	36:DP:35:HIS:CD2	2.49	0.65
25:DA:2071:A:H2'	25:DA:2072:G:H8	1.60	0.65
25:DA:2262:U:H2'	25:DA:2263:C:H6	1.61	0.65
17:CO:40:SER:HG	25:DA:715:G:H21	1.41	0.65
28:DE:111:ARG:HG2	38:DR:2:ARG:NH2	2.11	0.65
29:DF:40:GLN:HE22	29:DF:182:ASN:HB2	1.60	0.65
33:DK:53:VAL:HG23	33:DK:70:LYS:O	1.96	0.65
36:DP:18:ARG:HH11	36:DP:18:ARG:HB3	1.61	0.65
36:DP:23:PRO:CD	36:DP:33:ARG:CZ	2.75	0.65
37:DQ:42:ILE:HD11	37:DQ:127:ILE:HD11	1.78	0.65
1:AA:991:U:H2'	1:AA:1212:U:O2	1.97	0.65
18:AP:8:ARG:HB3	18:AP:28:ARG:HH12	1.62	0.65
49:B2:1:MET:HB3	49:B2:2:LYS:NZ	2.12	0.65
25:BA:184:C:H2'	25:BA:185:U:C6	2.31	0.65
25:BA:529:A:H62	25:BA:2041:U:H3	1.44	0.65
25:BA:2233:U:H2'	25:BA:2234:G:C8	2.32	0.65
25:BA:276:A:H2'	25:BA:277:C:C5	2.32	0.65
25:BA:17:G:H4'	41:BU:25:TRP:CZ3	2.30	0.65
1:CA:1157:A:H4'	1:CA:1158:C:O5'	1.97	0.65
1:CA:579:G:H2'	1:CA:580:U:C6	2.32	0.65

*Continued on next page...*

*Continued from previous page...*

Atom-1	Atom-2	Interatomic distance (Å)	Clash overlap (Å)
1:CA:601:C:H2'	1:CA:602:A:C8	2.31	0.65
20:CR:47:THR:HB	20:CR:49:LYS:HG2	1.78	0.65
24:CX:374:GLU:HA	24:CX:378:GLU:HB3	1.77	0.65
25:DA:1062:G:H2'	25:DA:1063:G:C8	2.31	0.65
25:DA:1346:G:N2	25:DA:1600:C:O2	2.27	0.65
25:DA:207:A:H2'	25:DA:208:C:O4'	1.96	0.65
25:DA:2115:G:H21	25:DA:2172:U:H3	1.45	0.65
25:DA:2262:U:H2'	25:DA:2263:C:C6	2.32	0.65
1:AA:359:U:H2'	1:AA:360:A:H8	1.60	0.65
1:AA:601:C:H2'	1:AA:602:A:C8	2.32	0.65
6:AD:33:MET:SD	6:AD:37:PRO:HA	2.36	0.65
9:AG:45:ASP:O	9:AG:49:ILE:HG12	1.97	0.65
25:BA:1178:C:H2'	25:BA:1179:C:H6	1.62	0.65
25:BA:2580:U:H5'	28:BE:131:ALA:HB2	1.77	0.65
25:BA:27:G:O2'	25:BA:28:A:C8	2.45	0.65
29:BF:64:ILE:HG23	29:BF:65:TRP:CD1	2.31	0.65
1:CA:1281:U:H3'	1:CA:1282:C:C6	2.32	0.65
1:CA:191(E):G:H2'	1:CA:191(F):U:C6	2.32	0.65
17:CO:5:LYS:HD3	17:CO:5:LYS:N	2.12	0.65
24:CX:342:MET:O	24:CX:343:ARG:HG3	1.97	0.65
25:DA:1035:U:H5''	31:DH:59:ARG:HG2	1.78	0.65
25:DA:1809:A:H2'	25:DA:1810:A:C8	2.32	0.65
26:DB:91:C:OP1	37:DQ:19:GLY:HA2	1.97	0.65
41:DU:112:ARG:HG3	42:DV:46:VAL:HG11	1.79	0.65
9:AG:65:ALA:HB3	9:AG:124:LEU:HD23	1.79	0.65
10:AH:87:SER:HA	10:AH:93:VAL:HG23	1.78	0.65
22:AT:69:GLY:O	22:AT:73:HIS:CD2	2.50	0.65
25:BA:1077:A:O2'	33:BK:91:PRO:HB2	1.96	0.65
25:BA:2307:G:H3'	25:BA:2308:G:C8	2.32	0.65
25:BA:2887:U:H2'	25:BA:2888:C:H6	1.61	0.65
30:BG:16:ARG:CG	30:BG:16:ARG:HH11	2.10	0.65
31:BH:70:THR:HG22	31:BH:74:ASN:ND2	2.11	0.65
32:BI:68:LEU:HB3	32:BI:72:LEU:CD2	2.27	0.65
18:CP:57:ARG:HA	18:CP:60:LEU:HD12	1.78	0.65
54:D7:19:ARG:HG3	54:D7:19:ARG:NH1	2.05	0.65
55:D8:32:LEU:HD23	55:D8:33:ASN:N	2.11	0.65
25:DA:330:A:H2	25:DA:1210:A:H2'	1.61	0.65
25:DA:55:G:H2'	25:DA:56:A:H8	1.61	0.65
26:DB:31:C:H4'	30:DG:29:TRP:CH2	2.30	0.65
31:DH:70:THR:HG22	31:DH:74:ASN:ND2	2.11	0.65
35:DO:104:ARG:HH11	35:DO:104:ARG:HB3	1.62	0.65

*Continued on next page...*

*Continued from previous page...*

Atom-1	Atom-2	Interatomic distance (Å)	Clash overlap (Å)
36:DP:51:PHE:O	36:DP:52:GLU:HB2	1.95	0.65
41:DU:50:ARG:NH2	42:DV:72:VAL:HG12	2.12	0.65
15:AM:67:GLU:CG	15:AM:68:GLY:H	1.98	0.65
1:AA:974:A:OP1	16:AN:31:ARG:HD3	1.96	0.65
25:BA:1568:G:H5''	27:BD:61:LEU:HD22	1.79	0.65
25:BA:276:A:C4	25:BA:277:C:N4	2.65	0.65
33:BK:115:LEU:HD22	33:BK:117:THR:H	1.61	0.65
1:CA:1053:G:N7	1:CA:1200:C:H5''	2.12	0.65
1:CA:1169:A:H2'	1:CA:1170:A:C8	2.32	0.65
1:CA:1220:G:O3'	21:CS:36:ARG:HD3	1.98	0.65
54:D7:9:ARG:HE	54:D7:47:ARG:HB2	1.60	0.65
25:DA:1870:C:H2'	25:DA:1871:A:O4'	1.97	0.65
25:DA:644:A:C2	25:DA:2369:A:H1'	2.31	0.65
33:DK:57:ILE:HG23	33:DK:65:PHE:HD1	1.62	0.65
38:DR:38:VAL:HB	38:DR:39:PRO:HD3	1.79	0.65
1:AA:1157:A:H4'	1:AA:1158:C:O5'	1.97	0.64
1:AA:644:G:H5'	10:AH:92:ARG:NH2	2.12	0.64
17:AO:5:LYS:HD3	17:AO:5:LYS:N	2.11	0.64
26:BB:31:C:H4'	30:BG:29:TRP:CH2	2.32	0.64
27:BD:106:ILE:O	27:BD:108:PRO:HD3	1.96	0.64
29:BF:51:THR:HB	29:BF:88:VAL:HG11	1.77	0.64
33:BK:57:ILE:HG23	33:BK:65:PHE:HD1	1.62	0.64
35:BO:97:ARG:HA	35:BO:117:LEU:HD22	1.78	0.64
36:BP:16:ARG:NH2	36:BP:18:ARG:H	1.95	0.64
36:BP:47:ASP:OD1	36:BP:50:ARG:HD3	1.96	0.64
38:BR:4:LEU:O	38:BR:4:LEU:HD13	1.96	0.64
42:BV:43:GLU:HA	42:BV:43:GLU:OE2	1.97	0.64
45:BY:8:LYS:O	45:BY:8:LYS:HD2	1.97	0.64
11:CI:48:GLU:N	11:CI:49:PRO:HD2	2.12	0.64
22:CT:49:ALA:HA	22:CT:52:ALA:HB3	1.78	0.64
53:D6:32:ASN:H	53:D6:33:LYS:NZ	1.95	0.64
25:DA:2340:G:H2'	25:DA:2341:G:H8	1.61	0.64
26:DB:57:A:OP2	26:DB:57:A:H3'	1.96	0.64
34:DN:66:THR:H	34:DN:71:MET:HE3	1.61	0.64
41:DU:92:ARG:HD2	41:DU:94:ASN:CB	2.20	0.64
1:AA:579:G:H2'	1:AA:580:U:C6	2.32	0.64
14:AL:109:VAL:HG21	14:AL:119:TYR:HB3	1.77	0.64
14:AL:23:VAL:HG12	14:AL:23:VAL:O	1.97	0.64
45:BY:2:ARG:HA	45:BY:4:LYS:NZ	2.13	0.64
10:CH:50:ARG:HG2	10:CH:50:ARG:NH1	2.01	0.64
14:CL:23:VAL:O	14:CL:23:VAL:HG12	1.96	0.64

*Continued on next page...*

*Continued from previous page...*

Atom-1	Atom-2	Interatomic distance (Å)	Clash overlap (Å)
25:DA:1589:C:H2'	25:DA:1590:U:H6	1.62	0.64
32:DI:6:LEU:H	32:DI:6:LEU:HD23	1.61	0.64
36:DP:148:LEU:CD2	36:DP:149:GLU:H	2.09	0.64
39:DS:34:HIS:HB3	39:DS:36:TYR:CE1	2.32	0.64
1:AA:668:G:O2'	17:AO:46:HIS:HD2	1.80	0.64
1:AA:954:G:H2'	1:AA:955:U:C6	2.32	0.64
4:AB:97:TRP:CE2	4:AB:101:MET:HG3	2.32	0.64
1:AA:685:G:OP1	13:AK:11:LYS:HG3	1.97	0.64
15:AM:89:GLY:O	15:AM:93:ARG:HD2	1.97	0.64
24:AX:218:PHE:CE1	24:AX:320:TRP:HB2	2.32	0.64
25:BA:18:C:H2'	25:BA:19:C:C6	2.32	0.64
28:BE:48:GLN:NE2	28:BE:66:HIS:HE1	1.94	0.64
32:BI:144:VAL:O	32:BI:145:VAL:HG13	1.98	0.64
25:BA:871:U:H4'	37:BQ:69:PHE:CE2	2.33	0.64
46:BZ:10:ARG:NH2	46:BZ:26:GLY:H	1.95	0.64
1:CA:1149:C:H2'	1:CA:1150:U:C6	2.31	0.64
7:CE:96:PRO:HA	7:CE:117:ASP:OD2	1.96	0.64
24:CX:85:LEU:HD13	24:CX:104:LEU:HG	1.79	0.64
25:DA:2036:C:H6	25:DA:2036:C:H5'	1.61	0.64
25:DA:27:G:O2'	25:DA:28:A:C8	2.49	0.64
32:DI:116:LEU:HD11	32:DI:120:ILE:HD11	1.79	0.64
1:AA:1220:G:O3'	21:AS:36:ARG:HD3	1.98	0.64
39:BS:34:HIS:HB3	39:BS:36:TYR:CE1	2.32	0.64
42:BV:38:LEU:HD23	42:BV:39:LEU:N	2.13	0.64
45:BY:10:GLY:HA2	45:BY:27:VAL:HG22	1.78	0.64
1:CA:428:G:H4'	1:CA:429:U:O5'	1.97	0.64
10:CH:10:LEU:HD22	10:CH:83:ILE:HD11	1.79	0.64
25:DA:480:A:OP2	45:DY:46:LYS:HE2	1.96	0.64
26:DB:95:U:H2'	26:DB:96:G:C8	2.33	0.64
27:DD:224:ALA:HA	27:DD:233:HIS:O	1.97	0.64
10:AH:73:ASP:HB3	10:AH:75:ARG:HG2	1.78	0.64
55:B8:8:LYS:O	55:B8:12:LYS:HG3	1.97	0.64
26:BB:91:C:OP1	37:BQ:19:GLY:HA2	1.96	0.64
27:BD:253:GLN:HB2	27:BD:257:LEU:HD12	1.80	0.64
36:BP:62:LEU:HD22	36:BP:62:LEU:O	1.97	0.64
4:CB:69:LEU:HB3	4:CB:162:ILE:HG22	1.79	0.64
5:CC:75:VAL:O	5:CC:83:ARG:HG2	1.97	0.64
10:CH:102:ARG:N	10:CH:102:ARG:NE	2.38	0.64
10:CH:12:ARG:HH12	10:CH:26:VAL:HA	1.62	0.64
18:CP:8:ARG:HB3	18:CP:28:ARG:HH12	1.63	0.64
18:CP:22:THR:HG22	18:CP:32:TYR:HA	1.78	0.64

*Continued on next page...*

*Continued from previous page...*

Atom-1	Atom-2	Interatomic distance (Å)	Clash overlap (Å)
25:DA:2419:U:C5'	55:D8:33:ASN:HD21	2.10	0.64
25:DA:1509:A:H4'	25:DA:1510:A:N9	2.12	0.64
25:DA:2303:G:H2'	25:DA:2304:G:H5''	1.78	0.64
25:DA:2892:A:H2'	25:DA:2893:G:H5'	1.79	0.64
25:DA:779:U:OP1	27:DD:49:ILE:HG13	1.98	0.64
25:DA:795:C:H6	25:DA:795:C:O5'	1.80	0.64
29:DF:170:LEU:HD12	29:DF:171:PRO:HD2	1.78	0.64
29:DF:89:VAL:HG12	29:DF:90:PHE:N	2.11	0.64
36:DP:16:ARG:O	36:DP:16:ARG:NE	2.30	0.64
36:DP:58:THR:O	36:DP:60:MET:N	2.31	0.64
25:DA:871:U:H4'	37:DQ:69:PHE:CE2	2.33	0.64
25:DA:2723:C:H5''	38:DR:2:ARG:HH12	1.61	0.64
8:AF:50:TYR:CE1	20:AR:77:GLY:HA2	2.32	0.64
9:AG:69:VAL:HG22	9:AG:135:VAL:HG22	1.80	0.64
11:AI:58:ARG:HG2	11:AI:58:ARG:O	1.96	0.64
23:AU:24:ARG:HG3	23:AU:25:LYS:H	1.61	0.64
25:BA:140:A:C8	25:BA:1408:C:O2'	2.50	0.64
25:BA:1993:U:H5''	28:BE:128:SER:HB2	1.79	0.64
25:BA:480:A:OP2	45:BY:46:LYS:HE2	1.98	0.64
36:BP:17:LYS:C	36:BP:19:VAL:H	2.00	0.64
41:BU:92:ARG:HG2	42:BV:11:GLN:HB2	1.79	0.64
46:BZ:53:ILE:HG22	46:BZ:71:VAL:O	1.98	0.64
4:CB:43:ASP:OD2	4:CB:46:LYS:HB2	1.98	0.64
13:CK:91:ARG:HH12	20:CR:88:LYS:HD2	1.62	0.64
53:D6:44:ARG:O	53:D6:45:LYS:HG2	1.98	0.64
25:DA:1762:A:H8	25:DA:1762:A:O5'	1.81	0.64
48:B1:45:ASN:HD22	48:B1:46:LEU:N	1.96	0.64
25:BA:2592:G:H2'	25:BA:2593:U:H5'	1.79	0.64
27:BD:31:LYS:O	27:BD:35:LYS:HB2	1.97	0.64
32:BI:5:LEU:HA	32:BI:36:ALA:HA	1.79	0.64
33:BK:99:ILE:HG13	33:BK:138:VAL:HG12	1.79	0.64
36:BP:48:PRO:O	36:BP:49:ARG:C	2.36	0.64
1:CA:1342:C:H4'	11:CI:125:TYR:CB	2.28	0.64
1:CA:643:C:H5'	10:CH:31:PHE:CD1	2.33	0.64
25:DA:2455:G:H2'	25:DA:2456:C:C6	2.33	0.64
25:DA:781:A:H2	25:DA:1776:G:N3	1.95	0.64
13:AK:59:TYR:CE1	13:AK:63:LEU:HD21	2.32	0.64
25:BA:2399:G:H1	25:BA:2417:C:H42	1.43	0.64
25:BA:27:G:N2	25:BA:512:G:O2'	2.31	0.64
25:BA:310:A:P	45:BY:18:GLY:HA2	2.37	0.64
36:BP:92:GLU:HG2	36:BP:93:GLY:H	1.63	0.64

*Continued on next page...*

*Continued from previous page...*

Atom-1	Atom-2	Interatomic distance (Å)	Clash overlap (Å)
7:CE:16:THR:O	7:CE:26:PHE:HB3	1.98	0.64
15:CM:115:LYS:O	15:CM:117:VAL:HG23	1.97	0.64
25:DA:1589:C:H2'	25:DA:1590:U:C6	2.33	0.64
25:DA:298:G:O5'	25:DA:298:G:H8	1.81	0.64
25:DA:422:A:H2'	25:DA:423:A:C8	2.33	0.64
25:DA:861:A:H2'	25:DA:862:G:H5'	1.80	0.64
33:DK:18:THR:HB	33:DK:19:PRO:HD2	1.78	0.64
36:DP:47:ASP:OD1	36:DP:50:ARG:HD3	1.98	0.64
40:DT:50:ILE:HD11	40:DT:102:ILE:HG12	1.79	0.64
46:DZ:158:PRO:HG2	46:DZ:161:VAL:HG21	1.80	0.64
1:AA:620:C:H2'	1:AA:621:A:O4'	1.98	0.64
9:AG:65:ALA:HB2	9:AG:124:LEU:O	1.98	0.64
9:AG:93:PRO:HA	9:AG:96:GLN:HE21	1.62	0.64
14:AL:81:VAL:HG13	14:AL:104:TYR:HB3	1.78	0.64
24:AX:125:ALA:O	24:AX:188:ASN:HA	1.98	0.64
53:B6:20:ASN:CG	53:B6:21:TYR:H	2.01	0.64
25:BA:2210:G:N2	25:BA:2211:G:H5'	2.13	0.64
25:BA:2393:A:O2'	25:BA:2394:C:H5'	1.98	0.64
25:BA:1999:C:H5''	25:BA:2723:C:O2'	1.98	0.64
26:BB:57:A:H3'	26:BB:57:A:OP2	1.97	0.64
25:BA:1081:U:H5'	33:BK:122:ALA:HB1	1.80	0.64
36:BP:14:LYS:O	36:BP:15:ARG:HB2	1.96	0.64
40:BT:55:ASN:H	40:BT:59:THR:HB	1.62	0.64
1:CA:1338:G:H2'	1:CA:1339:A:C8	2.33	0.64
50:D3:52:HIS:CD2	50:D3:52:HIS:H	2.16	0.64
29:DF:181:LEU:HD22	29:DF:186:ILE:HD11	1.80	0.64
31:DH:102:ALA:HB2	31:DH:117:PRO:HG3	1.80	0.64
6:AD:11:LEU:HD13	6:AD:66:ARG:HG2	1.79	0.64
1:AA:1342:C:H4'	11:AI:125:TYR:CB	2.27	0.64
12:AJ:92:THR:HG23	12:AJ:93:GLY:H	1.63	0.64
48:B1:57:GLU:O	48:B1:58:ILE:HB	1.98	0.64
49:B2:17:SER:HB3	49:B2:18:PRO:CD	2.28	0.64
49:B2:2:LYS:N	49:B2:2:LYS:HZ2	1.93	0.64
25:BA:1589:C:H2'	25:BA:1590:U:C6	2.32	0.64
25:BA:1766:U:H2'	25:BA:1767:C:C6	2.33	0.64
25:BA:2115:G:H21	25:BA:2172:U:H3	1.45	0.64
25:BA:643:A:C2	25:BA:644:A:C4	2.86	0.64
28:BE:101:ARG:HD3	28:BE:169:ASN:HD21	1.62	0.64
38:BR:10:LEU:HD12	38:BR:10:LEU:O	1.98	0.64
4:CB:121:LEU:HD21	4:CB:126:GLU:HB3	1.78	0.64
6:CD:33:MET:SD	6:CD:37:PRO:HA	2.38	0.64

*Continued on next page...*

*Continued from previous page...*

Atom-1	Atom-2	Interatomic distance (Å)	Clash overlap (Å)
8:CF:27:GLN:HA	8:CF:30:LEU:HD12	1.79	0.64
15:CM:68:GLY:HA3	30:DG:116:ASP:OD2	1.98	0.64
25:DA:2592:G:H2'	25:DA:2593:U:H5'	1.80	0.64
35:DO:25:LEU:HB2	35:DO:38:VAL:HG23	1.79	0.64
42:DV:43:GLU:HA	42:DV:43:GLU:OE2	1.97	0.64
1:AA:942:G:H21	11:AI:124:GLN:HE22	1.46	0.63
11:AI:4:TYR:CD2	11:AI:88:TYR:HB3	2.33	0.63
12:AJ:48:THR:HA	12:AJ:62:HIS:CB	2.28	0.63
25:BA:1060:U:H4'	25:BA:1061:U:H2'	1.78	0.63
25:BA:1062:G:H2'	25:BA:1063:G:C8	2.31	0.63
25:BA:1516:U:H2'	25:BA:1517:G:C8	2.33	0.63
25:BA:1796:U:H4'	27:BD:256:GLY:H	1.63	0.63
27:BD:201:HIS:O	27:BD:204:ILE:HG13	1.98	0.63
32:BI:76:THR:HG22	32:BI:141:LYS:CB	2.27	0.63
1:CA:629:G:H2'	1:CA:630:G:C8	2.33	0.63
22:CT:13:LEU:H	22:CT:13:LEU:HD22	1.63	0.63
55:D8:34:TRP:CD1	55:D8:35:GLN:N	2.66	0.63
25:DA:140:A:C8	25:DA:1408:C:O2'	2.51	0.63
25:DA:2210:G:H3'	25:DA:2210:G:N3	2.13	0.63
25:DA:414:C:H2'	25:DA:415:A:C8	2.32	0.63
36:DP:97:PRO:HA	36:DP:112:LEU:HD12	1.80	0.63
37:DQ:22:LYS:HD3	37:DQ:22:LYS:O	1.98	0.63
38:DR:67:LEU:CD2	38:DR:76:VAL:HG11	2.28	0.63
46:DZ:54:HIS:HB3	46:DZ:101:PRO:HD3	1.79	0.63
1:AA:811:C:H4'	1:AA:900:A:N6	2.14	0.63
9:AG:70:LYS:N	9:AG:138:LYS:HD2	2.13	0.63
25:BA:1589:C:H2'	25:BA:1590:U:H6	1.62	0.63
25:BA:2071:A:H2'	25:BA:2072:G:H8	1.62	0.63
25:BA:2394:C:OP1	36:BP:63:PRO:HD2	1.98	0.63
25:BA:2473:U:O2	25:BA:2473:U:H2'	1.98	0.63
34:BN:122:LEU:O	34:BN:126:VAL:HG23	1.98	0.63
37:BQ:63:LYS:HD2	46:BZ:175:VAL:HG21	1.80	0.63
1:CA:1321:C:H3'	1:CA:1322:C:H5''	1.80	0.63
1:CA:1378:C:H5	1:CA:1379:G:C8	2.16	0.63
24:CX:229:GLU:HG3	24:CX:230:GLU:H	1.63	0.63
49:D2:11:GLU:HA	49:D2:14:ARG:HG3	1.80	0.63
25:DA:1526:G:H2'	25:DA:1527:G:C8	2.33	0.63
25:DA:587:C:C6	25:DA:671:C:H1'	2.33	0.63
31:DH:86:GLU:O	31:DH:87:LEU:HG	1.97	0.63
25:DA:587:C:H2'	36:DP:33:ARG:NH2	2.12	0.63
40:DT:27:THR:HG23	40:DT:90:GLN:HB3	1.79	0.63

*Continued on next page...*

*Continued from previous page...*

Atom-1	Atom-2	Interatomic distance (Å)	Clash overlap (Å)
10:AH:50:ARG:HG2	10:AH:50:ARG:NH1	2.03	0.63
10:AH:20:TYR:CE1	10:AH:76:PRO:HG2	2.34	0.63
25:BA:2212:A:H4'	25:BA:2213:U:C5	2.30	0.63
25:BA:352:G:H4'	25:BA:353:G:N7	2.13	0.63
25:BA:519:U:H4'	43:BW:25:ARG:NH2	2.13	0.63
25:BA:781:A:H2	25:BA:1776:G:N3	1.96	0.63
25:BA:903:C:H2'	25:BA:904:C:C6	2.33	0.63
44:BX:28:PHE:N	44:BX:28:PHE:CD1	2.65	0.63
1:CA:1307:U:H2'	1:CA:1308:U:H6	1.63	0.63
1:CA:663:A:H2'	1:CA:664:G:O4'	1.99	0.63
1:CA:991:U:H2'	1:CA:1212:U:O2	1.99	0.63
11:CI:58:ARG:HG2	11:CI:58:ARG:O	1.98	0.63
25:DA:1056:G:H4'	25:DA:1086:A:C8	2.33	0.63
25:DA:1530:G:H1	25:DA:1542:G:H22	1.43	0.63
25:DA:2439:A:C5'	25:DA:2439:A:C8	2.81	0.63
25:DA:2476:A:H2'	25:DA:2477:C:H5''	1.80	0.63
25:DA:2578:G:H4'	25:DA:2578:G:OP2	1.98	0.63
34:DN:122:LEU:O	34:DN:126:VAL:HG23	1.98	0.63
4:AB:27:LYS:HE3	4:AB:193:ASP:HA	1.81	0.63
7:AE:110:LEU:HD13	7:AE:118:ILE:HD13	1.80	0.63
11:AI:26:VAL:HG13	11:AI:63:ILE:HD11	1.81	0.63
19:AQ:80:GLY:O	19:AQ:81:ARG:HG2	1.97	0.63
25:BA:1543:A:C8	25:BA:1543:A:C3'	2.81	0.63
25:BA:579:G:H2'	25:BA:580:C:C6	2.33	0.63
25:BA:590:A:H2'	25:BA:591:C:C6	2.33	0.63
27:BD:143:HIS:O	27:BD:192:THR:HG22	1.98	0.63
30:BG:4:ASP:HB2	30:BG:9:ARG:NH2	2.13	0.63
31:BH:86:GLU:O	31:BH:87:LEU:HG	1.98	0.63
32:BI:8:PRO:HD3	32:BI:15:VAL:CG2	2.27	0.63
34:BN:151:HIS:HE1	34:BN:157:ARG:NE	1.97	0.63
34:BN:36:TRP:HB2	34:BN:156:GLN:HB2	1.79	0.63
35:BO:3:GLN:HB2	35:BO:4:PRO:HD2	1.80	0.63
4:CB:102:LEU:HD12	4:CB:102:LEU:H	1.64	0.63
14:CL:86:GLY:HA2	14:CL:97:TYR:HA	1.79	0.63
25:DA:409:C:O2'	25:DA:410:G:H5'	1.98	0.63
27:DD:246:PRO:HD2	27:DD:255:LYS:HE2	1.79	0.63
34:DN:151:HIS:HE1	34:DN:157:ARG:NE	1.96	0.63
36:DP:94:GLU:OE2	36:DP:124:LYS:HD3	1.97	0.63
46:DZ:23:LYS:HD3	46:DZ:40:ASP:HA	1.79	0.63
11:AI:24:GLY:O	11:AI:26:VAL:HG23	1.98	0.63
17:AO:16:ALA:HB1	17:AO:21:ASP:HB3	1.78	0.63

*Continued on next page...*

*Continued from previous page...*

Atom-1	Atom-2	Interatomic distance (Å)	Clash overlap (Å)
17:AO:87:ILE:CG2	17:AO:88:ARG:H	2.09	0.63
25:BA:1406:U:H2'	25:BA:1407:C:C6	2.32	0.63
25:BA:1677:A:H2'	25:BA:1678:G:C8	2.34	0.63
25:BA:2084:C:H2'	25:BA:2085:C:H6	1.63	0.63
25:BA:2115:G:H1'	25:BA:2171:A:N6	2.14	0.63
25:BA:2795:G:H21	25:BA:2801:A:H62	1.44	0.63
25:BA:2879:C:H4'	25:BA:2880:C:OP1	1.98	0.63
26:BB:32:C:H1'	26:BB:52:A:N1	2.14	0.63
30:BG:132:ASN:ND2	30:BG:132:ASN:N	2.42	0.63
25:BA:1191:G:OP1	36:BP:35:HIS:CD2	2.51	0.63
46:BZ:54:HIS:HB3	46:BZ:101:PRO:HD3	1.79	0.63
10:CH:50:ARG:CG	10:CH:50:ARG:HH11	2.04	0.63
11:CI:4:TYR:HB2	11:CI:19:LEU:CB	2.24	0.63
15:CM:91:ARG:HH11	21:CS:81:ARG:HH12	1.45	0.63
19:CQ:44:ALA:HB1	19:CQ:73:VAL:HG22	1.81	0.63
25:DA:2212:A:H4'	25:DA:2213:U:C5	2.28	0.63
25:DA:1796:U:H4'	27:DD:256:GLY:H	1.62	0.63
34:DN:42:GLU:HB3	34:DN:82:LYS:HB2	1.81	0.63
36:DP:59:LEU:O	36:DP:59:LEU:HD23	1.98	0.63
46:DZ:53:ILE:HG22	46:DZ:71:VAL:O	1.98	0.63
1:AA:1225:A:N3	1:AA:1225:A:H2'	2.14	0.63
12:AJ:32:ALA:CB	12:AJ:76:ASN:HB2	2.28	0.63
53:B6:15:GLU:OE1	53:B6:18:ARG:NH1	2.32	0.63
55:B8:23:VAL:HG11	55:B8:47:LYS:HE2	1.79	0.63
25:BA:1827:C:H5'	25:BA:1971:A:H4'	1.81	0.63
25:BA:2147:G:H2'	25:BA:2148:G:O4'	1.99	0.63
25:BA:55:G:H2'	25:BA:56:A:H8	1.63	0.63
25:BA:863:A:O2'	25:BA:864:G:H5'	1.99	0.63
27:BD:186:HIS:CD2	27:BD:188:GLU:H	2.14	0.63
32:BI:35:LEU:HD23	32:BI:35:LEU:N	2.12	0.63
34:BN:135:LEU:HD23	34:BN:136:GLY:N	2.13	0.63
34:BN:160:LYS:HE2	34:BN:160:LYS:HA	1.80	0.63
38:BR:67:LEU:CD2	38:BR:76:VAL:HG11	2.28	0.63
40:BT:121:ILE:O	40:BT:124:ASP:HB2	1.98	0.63
25:BA:2875:C:O2'	40:BT:5:ALA:HB3	1.99	0.63
1:CA:983:A:H3'	1:CA:983:A:N3	2.14	0.63
5:CC:36:ASP:HA	5:CC:39:ILE:HD12	1.79	0.63
9:CG:65:ALA:HB2	9:CG:124:LEU:O	1.98	0.63
53:D6:20:ASN:CG	53:D6:21:TYR:H	2.02	0.63
53:D6:11:LEU:HD21	53:D6:51:GLU:HG3	1.80	0.63
25:DA:1115:G:H2'	25:DA:1116:C:C6	2.33	0.63

*Continued on next page...*

*Continued from previous page...*

Atom-1	Atom-2	Interatomic distance (Å)	Clash overlap (Å)
25:DA:125:G:H5'	54:D7:19:ARG:HG3	1.79	0.63
25:DA:773:U:H4'	27:DD:47:GLY:HA3	1.80	0.63
34:DN:135:LEU:HD23	34:DN:136:GLY:N	2.13	0.63
41:DU:92:ARG:HG2	42:DV:11:GLN:HB2	1.79	0.63
1:AA:1452:C:H1'	1:AA:1453:G:C2	2.34	0.63
1:AA:223:U:H2'	1:AA:224:C:H6	1.63	0.63
8:AF:7:ASN:HD21	20:AR:34:TYR:HE1	1.46	0.63
15:AM:67:GLU:HG3	15:AM:68:GLY:N	2.06	0.63
25:BA:1495:A:H2'	25:BA:1496:A:N3	2.14	0.63
25:BA:2745:C:O2'	31:BH:142:GLY:HA3	1.98	0.63
25:BA:330:A:C2	25:BA:1210:A:H2'	2.33	0.63
32:BI:75:LEU:O	32:BI:141:LYS:HE3	1.98	0.63
36:BP:97:PRO:HA	36:BP:112:LEU:HD12	1.79	0.63
1:CA:1128:C:H1'	1:CA:1146:A:H61	1.62	0.63
14:CL:49:SER:O	14:CL:50:ALA:HB2	1.99	0.63
25:DA:1178:C:H2'	25:DA:1179:C:H6	1.63	0.63
25:DA:1496:A:H8	25:DA:1577:C:O2'	1.72	0.63
25:DA:1639:U:H4'	25:DA:2699:C:H4'	1.81	0.63
25:DA:2695:C:H2'	25:DA:2696:U:H6	1.64	0.63
25:DA:84:A:H5'	45:DY:9:LYS:HB3	1.79	0.63
27:DD:148:GLU:HB2	27:DD:151:LYS:HD2	1.81	0.63
28:DE:47:VAL:HG21	28:DE:86:PRO:CD	2.28	0.63
41:DU:69:CYS:SG	41:DU:79:PHE:HB2	2.39	0.63
1:AA:375:U:H4'	18:AP:17:TYR:CE2	2.34	0.63
24:AX:66:ALA:O	24:AX:69:ARG:HG2	1.99	0.63
25:BA:1190:G:H4'	36:BP:35:HIS:HB3	1.81	0.63
25:BA:409:C:O2'	25:BA:410:G:H5'	1.99	0.63
25:BA:483:A:H4'	45:BY:49:VAL:HG22	1.81	0.63
36:BP:58:THR:O	36:BP:60:MET:N	2.31	0.63
36:BP:6:LEU:HD12	36:BP:8:PRO:HG2	1.80	0.63
44:BX:26:TYR:HB3	44:BX:92:LEU:HD12	1.80	0.63
15:CM:44:ARG:HB2	15:CM:46:LYS:HG2	1.80	0.63
24:CX:32:ILE:HG12	24:CX:75:PHE:CD1	2.34	0.63
24:CX:66:ALA:O	24:CX:69:ARG:HG2	1.98	0.63
48:D1:13:ILE:O	48:D1:14:VAL:HB	1.97	0.63
48:D1:18:ILE:HG12	48:D1:18:ILE:O	1.99	0.63
25:DA:2354:G:H2'	25:DA:2355:C:C6	2.33	0.63
26:DB:9:G:H5'	39:DS:25:ARG:HH22	1.64	0.63
27:DD:56:GLY:O	27:DD:57:GLY:O	2.17	0.63
35:DO:24:VAL:HG23	35:DO:33:ALA:HB2	1.80	0.63
36:DP:17:LYS:C	36:DP:19:VAL:H	2.02	0.63

*Continued on next page...*

*Continued from previous page...*

Atom-1	Atom-2	Interatomic distance (Å)	Clash overlap (Å)
46:DZ:10:ARG:HG2	46:DZ:11:GLU:H	1.64	0.63
1:AA:1338:G:H2'	1:AA:1339:A:C8	2.34	0.63
1:AA:428:G:H4'	1:AA:429:U:O5'	1.99	0.63
15:AM:115:LYS:O	15:AM:117:VAL:HG23	1.99	0.63
21:AS:49:ILE:HD12	21:AS:49:ILE:H	1.64	0.63
47:B0:53:MET:HE1	47:B0:57:PHE:HD1	1.64	0.63
25:BA:1336:A:H2'	25:BA:1337:G:H8	1.64	0.63
25:BA:1472:A:H61	25:BA:1521:G:H1'	1.63	0.63
25:BA:1766:U:O2'	25:BA:1767:C:H5'	1.98	0.63
25:BA:646:A:N3	25:BA:646:A:H5'	2.13	0.63
26:BB:56:G:H4'	26:BB:57:A:O5'	1.98	0.63
27:BD:25:THR:O	27:BD:26:LYS:C	2.37	0.63
36:BP:62:LEU:HD13	36:BP:62:LEU:H	1.63	0.63
37:BQ:14:ARG:HG2	37:BQ:14:ARG:HH11	1.64	0.63
45:BY:81:LYS:HD3	45:BY:97:ARG:HB3	1.81	0.63
9:CG:65:ALA:HB3	9:CG:124:LEU:HD23	1.80	0.63
9:CG:70:LYS:N	9:CG:138:LYS:HD2	2.14	0.63
48:D1:82:LEU:O	48:D1:83:GLU:HB2	1.97	0.63
25:DA:1839:G:C8	25:DA:1839:G:H5'	2.34	0.63
26:DB:32:C:H1'	26:DB:52:A:N1	2.14	0.63
31:DH:23:ARG:HD3	31:DH:23:ARG:N	2.13	0.63
25:DA:2394:C:OP1	36:DP:63:PRO:HD2	1.99	0.63
39:DS:42:ASP:O	39:DS:44:LYS:HD2	1.99	0.63
39:DS:52:SER:O	39:DS:69:VAL:HG23	1.98	0.63
43:DW:29:LEU:HG	43:DW:33:ARG:HE	1.64	0.63
1:AA:889:A:H4'	1:AA:890:G:OP1	1.99	0.62
1:AA:982:U:H4'	1:AA:983:A:O5'	1.99	0.62
8:AF:27:GLN:HA	8:AF:30:LEU:HD12	1.80	0.62
10:AH:109:ILE:HG12	10:AH:110:ALA:N	2.13	0.62
24:AX:32:ILE:HG12	24:AX:75:PHE:CD1	2.34	0.62
48:B1:13:ILE:O	48:B1:14:VAL:HB	1.99	0.62
48:B1:44:PRO:O	48:B1:46:LEU:HB2	1.99	0.62
48:B1:45:ASN:HD22	48:B1:46:LEU:H	1.44	0.62
49:B2:50:ILE:HD12	49:B2:51:ARG:N	2.14	0.62
25:BA:1794:U:H2'	25:BA:1795:C:C6	2.34	0.62
25:BA:1973:G:H2'	25:BA:1974:C:C6	2.32	0.62
25:BA:2419:U:C5'	55:B8:33:ASN:HD21	2.11	0.62
25:BA:653:C:H6	25:BA:653:C:C5'	2.12	0.62
28:BE:47:VAL:HG21	28:BE:86:PRO:CD	2.27	0.62
39:BS:66:ALA:O	39:BS:69:VAL:HG12	1.99	0.62
43:BW:29:LEU:HG	43:BW:33:ARG:HE	1.63	0.62

*Continued on next page...*

*Continued from previous page...*

Atom-1	Atom-2	Interatomic distance (Å)	Clash overlap (Å)
1:CA:1095:U:H5''	1:CA:1109:C:O2	1.98	0.62
1:CA:407:G:H2'	1:CA:408:A:C8	2.34	0.62
1:CA:438:G:H4'	1:CA:439:A:OP1	1.99	0.62
9:CG:69:VAL:HG22	9:CG:135:VAL:HG22	1.81	0.62
12:CJ:50:ILE:HA	12:CJ:60:ARG:HB2	1.80	0.62
48:D1:30:VAL:O	48:D1:30:VAL:HG12	1.99	0.62
49:D2:1:MET:HB3	49:D2:2:LYS:NZ	2.14	0.62
28:DE:120:TRP:CD2	28:DE:155:LYS:HD3	2.34	0.62
28:DE:96:PHE:HA	28:DE:100:GLU:OE1	1.98	0.62
31:DH:96:ALA:HB1	31:DH:103:LEU:HD21	1.81	0.62
1:AA:309:G:H1'	1:AA:608:A:C2	2.34	0.62
6:AD:108:LEU:HD21	6:AD:183:GLY:HA3	1.81	0.62
17:AO:3:ILE:H	17:AO:3:ILE:HD12	1.63	0.62
20:AR:51:LEU:HD23	20:AR:52:PRO:HD2	1.82	0.62
25:BA:1771:C:HO2'	25:BA:1786:A:H8	1.45	0.62
32:BI:87:LYS:HD3	32:BI:121:LYS:HE3	1.80	0.62
34:BN:42:GLU:HB3	34:BN:82:LYS:HB2	1.80	0.62
25:BA:910:A:N7	37:BQ:13:GLN:HG3	2.13	0.62
40:BT:24:PRO:HA	40:BT:49:VAL:HG13	1.80	0.62
4:CB:27:LYS:HE3	4:CB:193:ASP:HA	1.79	0.62
48:D1:27:GLU:HG3	48:D1:33:LYS:NZ	2.14	0.62
25:DA:1021:A:H8	25:DA:1022:G:H5''	1.64	0.62
25:DA:1833:U:H2'	25:DA:1834:U:H6	1.64	0.62
25:DA:2259:G:C2	25:DA:2282:G:N1	2.66	0.62
25:DA:78:A:H2'	25:DA:79:G:H8	1.64	0.62
25:DA:2875:C:H4'	40:DT:5:ALA:HB2	1.80	0.62
1:AA:1412:C:H2'	1:AA:1413:A:C8	2.34	0.62
4:AB:118:LEU:HB3	4:AB:142:LEU:HD12	1.81	0.62
2:AZ:1:C:H42	2:AZ:72:A:H61	1.47	0.62
25:BA:1056:G:H4'	25:BA:1086:A:C8	2.35	0.62
33:BK:8:VAL:HG22	33:BK:10:LEU:HD21	1.82	0.62
36:BP:18:ARG:HH11	36:BP:18:ARG:HB3	1.64	0.62
26:BB:9:G:P	39:BS:15:ARG:HH12	2.22	0.62
1:CA:1349:A:H2'	1:CA:1350:A:C8	2.34	0.62
1:CA:186(D):G:H1	1:CA:191(D):U:H3	1.47	0.62
1:CA:902:G:H2'	1:CA:903:G:H8	1.64	0.62
4:CB:118:LEU:HB3	4:CB:142:LEU:HD12	1.80	0.62
11:CI:4:TYR:CD2	11:CI:88:TYR:HB3	2.33	0.62
11:CI:97:LYS:HB3	11:CI:98:PRO:HD3	1.81	0.62
24:CX:218:PHE:CE1	24:CX:320:TRP:HB2	2.33	0.62
24:CX:49:PRO:CD	33:DK:29:GLN:HB2	2.28	0.62

*Continued on next page...*

*Continued from previous page...*

Atom-1	Atom-2	Interatomic distance (Å)	Clash overlap (Å)
55:D8:23:VAL:HG11	55:D8:47:LYS:HE2	1.80	0.62
25:DA:1154:G:O5'	25:DA:1154:G:H8	1.83	0.62
25:DA:1336:A:H2'	25:DA:1337:G:H8	1.63	0.62
25:DA:144:C:H2'	25:DA:145:G:H8	1.62	0.62
25:DA:1598:C:H5''	25:DA:1598:C:C6	2.34	0.62
27:DD:25:THR:CG2	27:DD:82:ILE:N	2.55	0.62
41:DU:58:ARG:O	41:DU:62:ILE:HG12	1.99	0.62
43:DW:10:VAL:HG12	43:DW:12:ILE:HG22	1.81	0.62
1:AA:1095:U:H5''	1:AA:1109:C:O2	1.99	0.62
1:AA:1116:C:H2'	1:AA:1117:G:H5''	1.82	0.62
1:AA:731:G:OP1	1:AA:766:A:H1'	2.00	0.62
6:AD:189:PRO:HB2	6:AD:194:LEU:HD21	1.79	0.62
12:AJ:50:ILE:HA	12:AJ:60:ARG:HB2	1.82	0.62
1:AA:502:G:OP1	14:AL:117:SER:HB3	1.99	0.62
19:AQ:12:SER:HB3	19:AQ:20:THR:HB	1.79	0.62
24:AX:43:GLU:OE2	24:AX:44:ARG:HG3	2.00	0.62
48:B1:19:GLN:HE21	48:B1:41:ARG:HE	1.45	0.62
25:BA:1021:A:H8	25:BA:1022:G:H5''	1.63	0.62
25:BA:516:C:O2'	25:BA:1262:A:H5'	1.99	0.62
25:BA:1598:C:C6	25:BA:1598:C:H5''	2.34	0.62
25:BA:773:U:H4'	27:BD:47:GLY:HA3	1.82	0.62
39:BS:64:GLU:HA	39:BS:67:ARG:NE	2.15	0.62
25:BA:17:G:H4'	41:BU:25:TRP:CH2	2.34	0.62
4:CB:32:ILE:HD11	4:CB:190:THR:HG22	1.80	0.62
6:CD:108:LEU:HD21	6:CD:183:GLY:HA3	1.81	0.62
6:CD:30:LYS:HA	6:CD:34:GLU:HB3	1.81	0.62
12:CJ:94:VAL:HG12	12:CJ:95:GLU:N	2.15	0.62
13:CK:50:TYR:HB3	13:CK:54:ARG:HB2	1.81	0.62
2:CZ:71:C:H4'	25:DA:1851:U:H4'	1.81	0.62
25:DA:1019:U:N3	25:DA:114(B):A:N6	2.44	0.62
25:DA:1935:G:H1'	25:DA:1964:G:N2	2.15	0.62
25:DA:2064:C:H2'	25:DA:2065:C:C6	2.34	0.62
25:DA:34:C:C2'	25:DA:35:G:H5'	2.29	0.62
25:DA:653:C:H6	25:DA:653:C:C5'	2.12	0.62
35:DO:76:ALA:HB3	40:DT:75:ILE:HD13	1.81	0.62
38:DR:61:HIS:CE1	38:DR:65:LEU:HD11	2.35	0.62
1:AA:1281:U:H3'	1:AA:1282:C:C6	2.34	0.62
1:AA:1349:A:H2'	1:AA:1350:A:H8	1.65	0.62
1:AA:629:G:H2'	1:AA:630:G:C8	2.34	0.62
1:AA:983:A:H3'	1:AA:983:A:N3	2.14	0.62
14:AL:49:SER:O	14:AL:50:ALA:HB2	1.99	0.62

*Continued on next page...*

*Continued from previous page...*

Atom-1	Atom-2	Interatomic distance (Å)	Clash overlap (Å)
53:B6:39:TYR:HB3	53:B6:49:HIS:CE1	2.34	0.62
25:BA:1264:G:O5'	25:BA:1264:G:H8	1.82	0.62
25:BA:207:A:H2'	25:BA:208:C:O4'	1.99	0.62
25:BA:536:A:H2'	25:BA:537:C:C6	2.35	0.62
25:BA:628:G:H2'	25:BA:629:G:H8	1.62	0.62
31:BH:23:ARG:N	31:BH:23:ARG:HD3	2.14	0.62
31:BH:35:VAL:O	31:BH:37:VAL:HG13	1.99	0.62
25:BA:1059:G:O2'	33:BK:111:LYS:HE3	1.99	0.62
43:BW:10:VAL:HG12	43:BW:12:ILE:HG22	1.81	0.62
43:BW:13:SER:HB3	43:BW:16:LYS:HD2	1.80	0.62
44:BX:30:VAL:HG11	44:BX:39:ILE:HD12	1.80	0.62
46:BZ:10:ARG:HG2	46:BZ:11:GLU:H	1.64	0.62
1:CA:620:C:H2'	1:CA:621:A:O4'	2.00	0.62
10:CH:50:ARG:H	10:CH:50:ARG:HD2	1.65	0.62
12:CJ:32:ALA:CB	12:CJ:76:ASN:HB2	2.27	0.62
19:CQ:27:PHE:CZ	19:CQ:36:ILE:HD11	2.35	0.62
51:D4:37:PRO:HA	51:D4:50:THR:O	2.00	0.62
25:DA:2015:A:C1'	52:D5:2:ALA:HA	2.29	0.62
25:DA:707:G:H2'	25:DA:708:C:O4'	2.00	0.62
27:DD:37:LEU:HD12	27:DD:38:LYS:N	2.15	0.62
25:DA:1993:U:H5''	28:DE:128:SER:HB2	1.81	0.62
31:DH:101:ARG:NE	31:DH:101:ARG:H	1.98	0.62
31:DH:97:ARG:HD3	31:DH:104:GLU:OE2	2.00	0.62
45:DY:7:VAL:HG12	45:DY:8:LYS:H	1.64	0.62
1:AA:313:A:H2'	1:AA:314:C:H6	1.65	0.62
1:AA:794:A:H2'	1:AA:795:C:C6	2.34	0.62
2:AZ:8:U:O2	2:AZ:21:A:H2	1.83	0.62
25:BA:2476:A:H2'	25:BA:2477:C:H5''	1.81	0.62
27:BD:33:LEU:H	27:BD:33:LEU:CD2	2.08	0.62
29:BF:34:TRP:CZ2	36:BP:12:ALA:HB2	2.34	0.62
37:BQ:22:LYS:HD3	37:BQ:22:LYS:O	2.00	0.62
40:BT:102:ILE:HB	40:BT:110:ILE:CD1	2.25	0.62
1:CA:1179:A:H2'	1:CA:1180:A:O4'	1.99	0.62
1:CA:164:U:H2'	1:CA:165:C:C6	2.35	0.62
19:CQ:5:VAL:HG22	19:CQ:60:ILE:HG13	1.81	0.62
25:DA:1018:C:H2'	25:DA:1019:U:H6	1.64	0.62
25:DA:1357:U:H2'	25:DA:1358:G:O4'	2.00	0.62
25:DA:2420:C:O5'	25:DA:2420:C:H6	1.83	0.62
25:DA:2804:C:H2'	25:DA:2805:G:C8	2.35	0.62
25:DA:352:G:H4'	25:DA:353:G:N7	2.14	0.62
27:DD:158:ALA:HB3	27:DD:161:THR:HG21	1.81	0.62

*Continued on next page...*

*Continued from previous page...*

Atom-1	Atom-2	Interatomic distance (Å)	Clash overlap (Å)
27:DD:31:LYS:O	27:DD:36:PRO:HD3	2.00	0.62
27:DD:30:GLU:HG3	27:DD:63:ARG:CZ	2.30	0.62
30:DG:128:ARG:HE	30:DG:129:GLY:N	1.95	0.62
36:DP:29:LYS:N	36:DP:29:LYS:HD2	2.13	0.62
45:DY:81:LYS:CB	45:DY:97:ARG:HB3	2.30	0.62
1:AA:1305:G:N2	1:AA:1331:G:H2'	2.13	0.62
1:AA:171:A:H2'	1:AA:172:A:C8	2.34	0.62
1:AA:179:A:H2'	1:AA:180:U:H6	1.65	0.62
1:AA:45:U:H2'	1:AA:46:G:C8	2.35	0.62
1:AA:735:C:H2'	1:AA:736:C:H6	1.65	0.62
1:AA:735:C:H5'	20:AR:71:LYS:HD3	1.82	0.62
10:AH:12:ARG:HH12	10:AH:26:VAL:HA	1.65	0.62
19:AQ:81:ARG:HD3	19:AQ:84:LEU:HD11	1.81	0.62
22:AT:13:LEU:H	22:AT:13:LEU:HD22	1.64	0.62
53:B6:32:ASN:H	53:B6:33:LYS:NZ	1.97	0.62
25:BA:1054:A:H2'	25:BA:1055:G:C8	2.34	0.62
25:BA:1509:A:H4'	25:BA:1510:A:N9	2.15	0.62
25:BA:2150:U:H2'	25:BA:2151:G:H8	1.64	0.62
25:BA:2864:G:H2'	25:BA:2865:U:O4'	2.00	0.62
25:BA:655:A:C2'	25:BA:656:G:H5'	2.30	0.62
31:BH:102:ALA:HB2	31:BH:117:PRO:HG3	1.81	0.62
32:BI:68:LEU:HA	32:BI:71:ILE:HG23	1.79	0.62
36:BP:101:VAL:HB	36:BP:106:LEU:HB3	1.80	0.62
38:BR:61:HIS:CE1	38:BR:65:LEU:HD11	2.34	0.62
40:BT:27:THR:HG23	40:BT:90:GLN:HB3	1.81	0.62
46:BZ:23:LYS:HD3	46:BZ:40:ASP:HA	1.81	0.62
1:CA:1412:C:H2'	1:CA:1413:A:C8	2.35	0.62
1:CA:1530:G:H2'	1:CA:1531:A:C8	2.35	0.62
12:CJ:92:THR:HG23	12:CJ:93:GLY:H	1.64	0.62
14:CL:5:THR:HG23	14:CL:8:GLN:HE21	1.64	0.62
14:CL:65:VAL:HG11	14:CL:97:TYR:CD1	2.35	0.62
25:DA:1495:A:H2'	25:DA:1496:A:N3	2.15	0.62
25:DA:2393:A:H5''	36:DP:62:LEU:HB3	1.81	0.62
35:DO:88:ASN:ND2	35:DO:90:GLN:HB2	2.14	0.62
25:DA:587:C:H2'	36:DP:33:ARG:CZ	2.29	0.62
45:DY:17:SER:CB	45:DY:71:LYS:HD2	2.29	0.62
46:DZ:125:LEU:HD22	46:DZ:164:ALA:CB	2.27	0.62
1:AA:738:C:H2'	1:AA:739:C:H6	1.64	0.62
1:AA:262:A:H4'	22:AT:75:ASN:HD21	1.65	0.62
24:AX:195:PRO:CB	24:AX:362:LEU:HB3	2.30	0.62
24:AX:229:GLU:HG3	24:AX:230:GLU:H	1.64	0.62

*Continued on next page...*

*Continued from previous page...*

Atom-1	Atom-2	Interatomic distance (Å)	Clash overlap (Å)
25:BA:1588:C:H2'	25:BA:1589:C:C6	2.34	0.62
25:BA:414:C:H2'	25:BA:415:A:C8	2.34	0.62
27:BD:10:THR:HG23	27:BD:13:ARG:HG2	1.82	0.62
27:BD:148:GLU:HB2	27:BD:151:LYS:HD2	1.80	0.62
34:BN:51:THR:N	34:BN:129:MET:HE1	2.15	0.62
12:CJ:32:ALA:HB1	12:CJ:75:ILE:HG13	1.82	0.62
16:CN:45:ARG:O	16:CN:49:HIS:CD2	2.48	0.62
2:CZ:8:U:O2	2:CZ:21:A:H2	1.83	0.62
49:D2:17:SER:HB3	49:D2:18:PRO:CD	2.26	0.62
49:D2:24:LEU:HD13	49:D2:60:LEU:HD11	1.82	0.62
25:DA:184:C:H2'	25:DA:185:U:C6	2.33	0.62
25:DA:27:G:H1'	25:DA:513:A:H62	1.64	0.62
29:DF:6:MET:HG2	29:DF:7:TYR:CD1	2.25	0.62
31:DH:54:ARG:HB3	31:DH:65:HIS:HD2	1.64	0.62
40:DT:112:ARG:O	40:DT:112:ARG:HD3	2.00	0.62
1:AA:80:G:N2	1:AA:90:C:H1'	2.15	0.62
1:AA:965:A:C2	1:AA:969:A:C2	2.88	0.62
4:AB:19:HIS:HD2	4:AB:20:GLU:HG2	1.65	0.62
15:AM:90:LEU:HA	15:AM:93:ARG:HB2	1.82	0.62
2:AY:47:U:H3'	2:AY:48:C:H5'	1.82	0.62
55:B8:52:LYS:N	55:B8:52:LYS:HD2	2.14	0.62
25:BA:1018:C:H2'	25:BA:1019:U:H6	1.65	0.62
25:BA:1021:A:H2'	25:BA:1023:U:H5'	1.81	0.62
25:BA:1360:A:H5''	25:BA:1361:G:OP2	1.99	0.62
25:BA:27:G:H1'	25:BA:513:A:H62	1.65	0.62
25:BA:373:U:H2'	25:BA:374:A:H8	1.65	0.62
41:BU:69:CYS:SG	41:BU:79:PHE:HB2	2.40	0.62
25:BA:71:A:C2	44:BX:31:HIS:HE1	2.18	0.62
5:CC:58:GLU:HB2	5:CC:65:ALA:CB	2.29	0.62
10:CH:91:ARG:CG	10:CH:91:ARG:HH11	2.13	0.62
11:CI:114:TYR:HE1	12:CJ:60:ARG:N	1.94	0.62
21:CS:47:HIS:H	21:CS:62:ILE:CG2	2.12	0.62
24:CX:195:PRO:CB	24:CX:362:LEU:HB3	2.29	0.62
25:DA:1794:U:H2'	25:DA:1795:C:C6	2.35	0.62
25:DA:2103:C:H2'	25:DA:2104:G:C8	2.35	0.62
25:DA:2562:U:H1'	35:DO:23:ARG:HH12	1.63	0.62
27:DD:25:THR:O	27:DD:26:LYS:C	2.38	0.62
30:DG:38:VAL:HG22	30:DG:93:THR:HG23	1.82	0.62
40:DT:105:LEU:HD23	40:DT:107:ASP:OD1	2.00	0.62
4:AB:43:ASP:OD2	4:AB:46:LYS:HB2	1.99	0.62
9:AG:15:ASP:OD1	9:AG:18:TYR:HB2	2.00	0.62

*Continued on next page...*

*Continued from previous page...*

Atom-1	Atom-2	Interatomic distance (Å)	Clash overlap (Å)
18:AP:57:ARG:HA	18:AP:60:LEU:HD12	1.81	0.62
21:AS:47:HIS:H	21:AS:62:ILE:CG2	2.12	0.62
24:AX:47:GLU:O	33:BK:29:GLN:HB3	1.99	0.62
25:BA:2262:U:H2'	25:BA:2263:C:C6	2.35	0.62
25:BA:34:C:C2'	25:BA:35:G:H5'	2.29	0.62
25:BA:495:G:O2'	43:BW:62:HIS:HE1	1.83	0.62
25:BA:593:G:O2'	55:B8:62:LEU:HD13	2.00	0.62
25:BA:863:A:H2'	25:BA:864:G:C8	2.35	0.62
30:BG:39:ILE:HA	30:BG:157:ILE:HG22	1.81	0.62
25:BA:2723:C:H5''	38:BR:2:ARG:HH12	1.65	0.62
1:CA:1051:C:H2'	1:CA:1052:U:C6	2.35	0.62
1:CA:1499:A:H1'	1:CA:1520:G:OP1	2.00	0.62
1:CA:579:G:H2'	1:CA:580:U:H6	1.65	0.62
1:CA:894:G:H2'	1:CA:895:G:H8	1.64	0.62
20:CR:44:LEU:HD21	20:CR:80:PRO:HD2	1.82	0.62
22:CT:69:GLY:O	22:CT:73:HIS:CD2	2.52	0.62
24:CX:251:GLY:HA2	25:DA:2602:A:C8	2.35	0.62
25:DA:2427:C:H6	25:DA:2427:C:H5'	1.64	0.62
34:DN:37:VAL:HG12	34:DN:38:LEU:H	1.65	0.62
36:DP:92:GLU:HG2	36:DP:93:GLY:H	1.64	0.62
1:AA:673:G:H2'	1:AA:674:G:C8	2.35	0.61
5:AC:75:VAL:O	5:AC:83:ARG:HG2	2.00	0.61
7:AE:16:THR:O	7:AE:26:PHE:HB3	1.99	0.61
11:AI:97:LYS:HB3	11:AI:98:PRO:HD3	1.81	0.61
24:AX:38:ARG:NH1	24:AX:42:LEU:HD23	2.15	0.61
25:BA:1932:A:H2'	25:BA:1933:G:O4'	2.00	0.61
25:BA:2064:C:H2'	25:BA:2065:C:C6	2.35	0.61
36:BP:29:LYS:HD2	36:BP:29:LYS:N	2.15	0.61
36:BP:45:LEU:HD23	36:BP:46:LYS:H	1.64	0.61
26:BB:9:G:H5'	39:BS:25:ARG:HH22	1.65	0.61
1:CA:1378:C:C5	1:CA:1379:G:C8	2.88	0.61
1:CA:498:A:H4'	1:CA:500:G:OP1	1.99	0.61
10:CH:109:ILE:HG12	10:CH:110:ALA:N	2.15	0.61
14:CL:23:VAL:HG13	14:CL:97:TYR:CE2	2.35	0.61
8:CF:97:PHE:CD2	20:CR:31:LEU:HD21	2.26	0.61
1:CA:735:C:H5'	20:CR:71:LYS:HD3	1.82	0.61
2:CZ:1:C:H42	2:CZ:72:A:H61	1.46	0.61
52:D5:36:CYS:SG	52:D5:37:LYS:N	2.73	0.61
25:DA:1054:A:H2'	25:DA:1055:G:C8	2.35	0.61
25:DA:319:C:H2'	25:DA:320:A:H8	1.64	0.61
25:DA:903:C:H2'	25:DA:904:C:C6	2.35	0.61

*Continued on next page...*

*Continued from previous page...*

Atom-1	Atom-2	Interatomic distance (Å)	Clash overlap (Å)
32:DI:74:ASN:O	32:DI:75:LEU:HB2	1.99	0.61
36:DP:45:LEU:HD23	36:DP:46:LYS:H	1.65	0.61
39:DS:64:GLU:HA	39:DS:67:ARG:NE	2.14	0.61
1:AA:313:A:H2'	1:AA:314:C:C6	2.34	0.61
1:AA:453:A:H2'	1:AA:454:C:C6	2.35	0.61
4:AB:121:LEU:HD21	4:AB:126:GLU:HB3	1.81	0.61
13:AK:91:ARG:HH12	20:AR:88:LYS:HD2	1.65	0.61
15:AM:84:ILE:HG13	21:AS:74:PHE:CE1	2.32	0.61
25:BA:125:G:H5''	54:B7:19:ARG:HG3	1.81	0.61
55:B8:53:PRO:C	55:B8:57:ARG:HH22	2.04	0.61
25:BA:1437:C:H2'	25:BA:1438:U:C6	2.35	0.61
25:BA:1870:C:H2'	25:BA:1871:A:O4'	1.98	0.61
25:BA:2262:U:H2'	25:BA:2263:C:H6	1.65	0.61
29:BF:155:LEU:HA	29:BF:174:VAL:HG23	1.82	0.61
31:BH:37:VAL:HB	31:BH:68:THR:HG22	1.81	0.61
37:BQ:81:VAL:HG12	37:BQ:82:ARG:N	2.14	0.61
41:BU:58:ARG:O	41:BU:62:ILE:HG12	2.00	0.61
4:CB:236:TYR:O	4:CB:239:VAL:HB	2.00	0.61
15:CM:82:MET:HB2	15:CM:93:ARG:NH1	2.15	0.61
19:CQ:24:GLU:HG2	19:CQ:39:SER:HB3	1.82	0.61
53:D6:35:GLU:HB3	53:D6:51:GLU:HB2	1.81	0.61
25:DA:2287:A:H8	25:DA:2287:A:H5''	1.64	0.61
25:DA:251:A:C5	25:DA:252:G:H1'	2.35	0.61
25:DA:2864:G:H2'	25:DA:2865:U:O4'	2.00	0.61
28:DE:9:VAL:HG13	28:DE:25:VAL:O	1.99	0.61
30:DG:16:ARG:CG	30:DG:16:ARG:HH11	2.12	0.61
34:DN:90:LEU:HD12	34:DN:90:LEU:H	1.66	0.61
36:DP:62:LEU:H	36:DP:62:LEU:HD13	1.64	0.61
40:DT:55:ASN:H	40:DT:59:THR:HB	1.64	0.61
1:AA:1179:A:H2'	1:AA:1180:A:O4'	1.99	0.61
1:AA:403:C:O2'	1:AA:404:U:H5'	2.00	0.61
1:AA:622:A:H5''	1:AA:623:C:OP2	2.00	0.61
4:AB:102:LEU:H	4:AB:102:LEU:HD12	1.64	0.61
1:AA:1124:G:C5'	12:AJ:35:SER:HB2	2.31	0.61
15:AM:99:ARG:HB2	15:AM:101:GLN:HE21	1.65	0.61
50:B3:5:LYS:HB3	50:B3:57:GLU:HB2	1.81	0.61
25:BA:2115:G:O5'	25:BA:2115:G:H8	1.84	0.61
25:BA:2212:A:H1'	25:BA:2215:G:C5	2.35	0.61
25:BA:2439:A:C5'	25:BA:2439:A:C8	2.83	0.61
25:BA:2443:C:H2'	25:BA:2444:G:H8	1.64	0.61
25:BA:707:G:H2'	25:BA:708:C:O4'	2.01	0.61

*Continued on next page...*

*Continued from previous page...*

Atom-1	Atom-2	Interatomic distance (Å)	Clash overlap (Å)
45:BY:47:LYS:HA	45:BY:60:PHE:CE2	2.35	0.61
45:BY:90:LEU:HG	45:BY:91:GLU:N	2.15	0.61
1:CA:145:G:H2'	1:CA:146:G:H8	1.65	0.61
1:CA:685:G:OP1	13:CK:11:LYS:HG3	1.99	0.61
11:CI:114:TYR:HD1	12:CJ:60:ARG:HG2	1.64	0.61
17:CO:82:ILE:HD11	17:CO:87:ILE:O	2.01	0.61
36:DP:65:ARG:HB2	55:D8:12:LYS:O	2.00	0.61
25:DA:1344:G:H4'	25:DA:1384:A:N7	2.15	0.61
25:DA:1826:G:H4'	27:DD:242:ARG:NH2	2.15	0.61
25:DA:2147:G:H2'	25:DA:2148:G:O4'	1.99	0.61
25:DA:536:A:H2'	25:DA:537:C:C6	2.36	0.61
32:DI:2:LYS:HG3	32:DI:20:ASP:OD2	1.98	0.61
36:DP:6:LEU:HD12	36:DP:8:PRO:HG2	1.82	0.61
38:DR:10:LEU:O	38:DR:10:LEU:HD12	2.00	0.61
22:AT:72:LEU:HD22	22:AT:73:HIS:N	2.15	0.61
25:BA:2133:G:H2'	25:BA:2157:G:H22	1.63	0.61
25:BA:287:C:H2'	25:BA:288:C:C6	2.29	0.61
25:BA:319:C:H2'	25:BA:320:A:C8	2.35	0.61
25:BA:598:G:H5'	36:BP:15:ARG:HB3	1.81	0.61
25:BA:2415:G:H4'	36:BP:67:MET:H	1.64	0.61
7:CE:148:VAL:HG21	10:CH:107:LEU:HD22	1.81	0.61
25:DA:2884:U:OP2	52:D5:43:HIS:HE1	1.83	0.61
25:DA:1188:U:C2'	25:DA:1189:A:H5'	2.30	0.61
25:DA:2415:G:H4'	36:DP:67:MET:H	1.65	0.61
25:DA:363(G):A:O2'	25:DA:364:C:OP2	2.12	0.61
26:DB:9:G:P	39:DS:15:ARG:HH12	2.23	0.61
34:DN:121:VAL:HG23	34:DN:122:LEU:N	2.15	0.61
25:DA:558:G:OP1	34:DN:134:PRO:HD2	2.01	0.61
1:AA:1053:G:N7	1:AA:1200:C:H5''	2.15	0.61
1:AA:164:U:H2'	1:AA:165:C:C6	2.35	0.61
24:AX:246:ARG:HA	24:AX:259:ASP:HA	1.83	0.61
53:B6:36:LEU:HD13	53:B6:50:ARG:NH2	2.16	0.61
25:BA:2393:A:H5''	36:BP:62:LEU:HB3	1.83	0.61
25:BA:2748:A:H2'	25:BA:2749:A:C8	2.34	0.61
25:BA:2852:G:H2'	25:BA:2853:C:C6	2.36	0.61
26:BB:65:C:O2'	26:BB:66:A:H5'	2.01	0.61
25:BA:1035:U:H5''	31:BH:59:ARG:HG2	1.81	0.61
34:BN:90:LEU:HD12	34:BN:90:LEU:H	1.65	0.61
38:BR:38:VAL:HB	38:BR:39:PRO:HD3	1.81	0.61
1:CA:328:C:C2'	1:CA:328:C:O2	2.49	0.61
4:CB:154:LEU:HD13	4:CB:155:LEU:H	1.66	0.61

*Continued on next page...*

*Continued from previous page...*

Atom-1	Atom-2	Interatomic distance (Å)	Clash overlap (Å)
11:CI:113:LYS:HG2	11:CI:119:ALA:HA	1.83	0.61
24:CX:246:ARG:HA	24:CX:259:ASP:HA	1.82	0.61
24:CX:38:ARG:NH1	24:CX:42:LEU:HD23	2.15	0.61
25:DA:1766:U:H2'	25:DA:1767:C:C6	2.34	0.61
25:DA:2852:G:H2'	25:DA:2853:C:C6	2.36	0.61
26:DB:50:G:OP2	39:DS:62:LYS:HD2	1.99	0.61
29:DF:155:LEU:HA	29:DF:174:VAL:HG23	1.81	0.61
32:DI:118:LYS:H	32:DI:118:LYS:HD3	1.65	0.61
39:DS:92:TYR:HB2	39:DS:98:VAL:HG11	1.81	0.61
1:AA:1128:C:H1'	1:AA:1146:A:H61	1.64	0.61
2:AZ:36:U:H2'	2:AZ:37:A:O4'	2.01	0.61
53:B6:35:GLU:HB3	53:B6:51:GLU:HB2	1.83	0.61
25:BA:2103:C:H2'	25:BA:2104:G:C8	2.36	0.61
25:BA:2317:C:H2'	25:BA:2318:G:O4'	2.01	0.61
25:BA:298:G:H8	25:BA:298:G:O5'	1.84	0.61
25:BA:49:A:H4'	25:BA:50:U:H5''	1.83	0.61
36:BP:23:PRO:CD	36:BP:33:ARG:CZ	2.76	0.61
40:BT:50:ILE:HD11	40:BT:102:ILE:HG12	1.81	0.61
42:BV:79:VAL:O	42:BV:79:VAL:HG12	2.00	0.61
1:CA:179:A:H2'	1:CA:180:U:H6	1.64	0.61
1:CA:45:U:H2'	1:CA:46:G:C8	2.36	0.61
12:CJ:48:THR:HG22	12:CJ:62:HIS:ND1	2.15	0.61
25:DA:1072:C:N4	25:DA:1093:G:H1	1.97	0.61
25:DA:1375:C:H2'	25:DA:1376:C:H6	1.66	0.61
25:DA:1732:A:H2'	25:DA:1733:G:C8	2.35	0.61
25:DA:81:G:N3	45:DY:2:ARG:NH2	2.49	0.61
25:DA:1076:C:H1'	33:DK:91:PRO:HD2	1.80	0.61
44:DX:53:LYS:HE3	44:DX:55:ASN:HD21	1.65	0.61
1:AA:1004:A:H2'	1:AA:1005:A:O4'	2.01	0.61
1:AA:818:G:H3'	1:AA:819:A:H5''	1.82	0.61
12:AJ:32:ALA:HB1	12:AJ:75:ILE:HG13	1.82	0.61
24:AX:51:LEU:HD21	24:AX:61:VAL:HG21	1.82	0.61
2:AZ:71:C:H4'	25:BA:1851:U:H4'	1.83	0.61
25:BA:422:A:H2'	25:BA:423:A:C8	2.36	0.61
29:BF:45:ARG:HG2	29:BF:45:ARG:NH1	2.04	0.61
30:BG:107:LEU:HD22	30:BG:178:PHE:HA	1.82	0.61
45:BY:17:SER:CB	45:BY:71:LYS:HD2	2.30	0.61
46:BZ:126:VAL:HG12	46:BZ:163:LEU:HA	1.82	0.61
1:CA:1004:A:C8	1:CA:1026:G:C6	2.89	0.61
1:CA:1225:A:H2'	1:CA:1225:A:N3	2.16	0.61
1:CA:80:G:N2	1:CA:90:C:H1'	2.15	0.61

*Continued on next page...*

*Continued from previous page...*

Atom-1	Atom-2	Interatomic distance (Å)	Clash overlap (Å)
8:CF:87:ARG:CG	8:CF:87:ARG:NH1	2.56	0.61
12:CJ:48:THR:HA	12:CJ:62:HIS:CB	2.30	0.61
1:CA:706:A:H4'	13:CK:29:ILE:HD11	1.81	0.61
15:CM:90:LEU:HA	15:CM:93:ARG:HB2	1.82	0.61
15:CM:99:ARG:HB2	15:CM:101:GLN:HE21	1.65	0.61
18:CP:13:HIS:C	18:CP:15:PRO:HD3	2.21	0.61
53:D6:15:GLU:OE1	53:D6:18:ARG:NH1	2.34	0.61
25:DA:2610:C:H6	25:DA:2610:C:H5'	1.64	0.61
25:DA:2649:U:H2'	25:DA:2650:U:C6	2.36	0.61
25:DA:2879:C:H4'	25:DA:2880:C:OP1	1.99	0.61
25:DA:646:A:H5'	25:DA:646:A:N3	2.15	0.61
31:DH:17:VAL:O	31:DH:18:GLU:HG3	2.01	0.61
32:DI:5:LEU:H	32:DI:5:LEU:HD23	1.64	0.61
34:DN:69:VAL:O	34:DN:70:ALA:HB3	2.00	0.61
1:AA:663:A:H2'	1:AA:664:G:O4'	2.01	0.61
21:AS:28:LYS:HE2	21:AS:29:ARG:NH1	2.16	0.61
50:B3:8:LEU:HA	50:B3:54:VAL:HG12	1.83	0.61
51:B4:37:PRO:HA	51:B4:50:THR:O	2.01	0.61
25:BA:1019:U:HO2'	25:BA:1021:A:H2	1.49	0.61
25:BA:1072:C:N4	25:BA:1093:G:H1	1.98	0.61
25:BA:1829:A:H3'	25:BA:1830:C:H6	1.65	0.61
25:BA:2127:G:H2'	25:BA:2128:C:C6	2.36	0.61
25:BA:2567:G:H2'	25:BA:2568:C:C6	2.36	0.61
25:BA:38:A:H2'	25:BA:39:C:C6	2.36	0.61
33:BK:4:VAL:HG12	33:BK:5:VAL:H	1.66	0.61
35:BO:7:TYR:HE1	35:BO:20:MET:HE3	1.65	0.61
40:BT:6:LEU:O	40:BT:10:VAL:HG23	2.01	0.61
40:BT:33:LYS:HB2	40:BT:82:LEU:HD23	1.82	0.61
1:CA:1117:G:H4'	11:CI:104:ARG:HH21	1.65	0.61
1:CA:223:U:H2'	1:CA:224:C:H6	1.65	0.61
24:CX:190:TYR:CD1	24:CX:225:PRO:HD3	2.35	0.61
2:CZ:35:A:H2'	2:CZ:36:U:C5	2.36	0.61
25:DA:2150:U:H2'	25:DA:2151:G:H8	1.65	0.61
25:DA:2133:G:H2'	25:DA:2157:G:H22	1.64	0.61
25:DA:2179:C:H2'	25:DA:2180:U:C6	2.36	0.61
25:DA:580:C:H2'	25:DA:581:C:H6	1.65	0.61
1:AA:1206:G:H4'	5:AC:192:THR:O	2.01	0.61
1:AA:706:A:H4'	13:AK:29:ILE:HD11	1.82	0.61
1:AA:737:A:H2'	1:AA:738:C:H6	1.63	0.61
1:AA:818:G:C3'	1:AA:819:A:H5''	2.31	0.61
4:AB:154:LEU:HD13	4:AB:155:LEU:N	2.16	0.61

*Continued on next page...*

*Continued from previous page...*

Atom-1	Atom-2	Interatomic distance (Å)	Clash overlap (Å)
47:B0:23:VAL:HB	47:B0:26:TYR:HE2	1.66	0.61
48:B1:13:ILE:HG13	48:B1:15:ALA:H	1.66	0.61
25:BA:1556:C:H2'	25:BA:1557:C:C6	2.35	0.61
25:BA:1839:G:C8	25:BA:1839:G:H5'	2.36	0.61
28:BE:96:PHE:HA	28:BE:100:GLU:OE1	2.00	0.61
28:BE:120:TRP:CD2	28:BE:155:LYS:HD3	2.35	0.61
36:BP:94:GLU:OE2	36:BP:124:LYS:HD3	2.01	0.61
1:CA:1452:C:H1'	1:CA:1453:G:C2	2.36	0.61
1:CA:545:C:H5''	6:CD:72:GLU:HG3	1.83	0.61
1:CA:309:G:H1'	1:CA:608:A:C2	2.35	0.61
4:CB:154:LEU:HD13	4:CB:155:LEU:N	2.16	0.61
21:CS:49:ILE:HD12	21:CS:49:ILE:H	1.65	0.61
24:CX:359:TRP:O	24:CX:363:GLU:HB3	2.00	0.61
2:CZ:35:A:H2'	2:CZ:36:U:C6	2.36	0.61
47:D0:11:LYS:HB2	47:D0:14:ARG:HH22	1.66	0.61
25:DA:1677:A:H2'	25:DA:1678:G:C8	2.35	0.61
25:DA:643:A:C2	25:DA:644:A:C4	2.89	0.61
25:DA:653:C:H6	25:DA:653:C:H5''	1.66	0.61
25:DA:1971:A:C5	27:DD:241:PRO:HG3	2.36	0.61
31:DH:37:VAL:HB	31:DH:68:THR:HG22	1.82	0.61
1:AA:1004:A:C8	1:AA:1026:G:C6	2.89	0.61
55:B8:34:TRP:CD1	55:B8:35:GLN:N	2.68	0.61
25:BA:1087:G:N2	25:BA:1103:A:H1'	2.16	0.61
25:BA:2179:C:H2'	25:BA:2180:U:C6	2.36	0.61
31:BH:94:TYR:HD2	31:BH:107:VAL:HG12	1.65	0.61
37:BQ:54:MET:HB3	37:BQ:64:ILE:HD13	1.82	0.61
44:BX:9:LEU:O	49:B2:36:ARG:HD3	2.00	0.61
1:CA:1004:A:H2'	1:CA:1005:A:O4'	2.01	0.61
1:CA:1124:G:C5'	12:CJ:35:SER:HB2	2.31	0.61
1:CA:982:U:H4'	1:CA:983:A:O5'	2.00	0.61
12:CJ:81:THR:HA	12:CJ:84:GLN:HB3	1.81	0.61
19:CQ:80:GLY:O	19:CQ:81:ARG:HG2	2.00	0.61
21:CS:50:ALA:HA	21:CS:58:VAL:O	2.01	0.61
25:DA:330:A:C2	25:DA:1210:A:H2'	2.36	0.61
25:DA:1483:G:H2'	25:DA:1484:G:H8	1.66	0.61
25:DA:1543:A:C8	25:DA:1543:A:C3'	2.82	0.61
25:DA:2306:C:H5'	25:DA:2307:G:N7	2.16	0.61
25:DA:2505:G:H8	25:DA:2505:G:H5'	1.66	0.61
25:DA:547:A:H2'	25:DA:548:A:C8	2.35	0.61
25:DA:639:U:H2'	25:DA:640:C:C6	2.36	0.61
4:AB:236:TYR:O	4:AB:239:VAL:HB	2.00	0.60

*Continued on next page...*

*Continued from previous page...*

Atom-1	Atom-2	Interatomic distance (Å)	Clash overlap (Å)
6:AD:70:ILE:HD11	6:AD:74:GLN:OE1	2.01	0.60
7:AE:148:VAL:HG21	10:AH:107:LEU:HD22	1.81	0.60
19:AQ:29:HIS:HE1	19:AQ:31:LEU:HB3	1.66	0.60
19:AQ:27:PHE:CZ	19:AQ:36:ILE:HD11	2.36	0.60
21:AS:16:LEU:HA	21:AS:19:VAL:HG12	1.82	0.60
25:BA:1843:C:H2'	25:BA:1844:C:C6	2.36	0.60
25:BA:2190:G:H2'	25:BA:2191:G:H8	1.65	0.60
27:BD:150:LYS:HA	27:BD:150:LYS:HE3	1.83	0.60
27:BD:158:ALA:HB3	27:BD:161:THR:HG21	1.83	0.60
27:BD:224:ALA:HA	27:BD:233:HIS:O	2.01	0.60
29:BF:32:LEU:O	29:BF:36:VAL:HG23	2.01	0.60
31:BH:54:ARG:HB3	31:BH:65:HIS:HD2	1.65	0.60
31:BH:96:ALA:HB1	31:BH:103:LEU:HD21	1.82	0.60
45:BY:7:VAL:HG12	45:BY:8:LYS:H	1.64	0.60
46:BZ:72:ARG:HG2	46:BZ:89:PHE:HB2	1.83	0.60
1:CA:375:U:H4'	18:CP:17:TYR:CE2	2.36	0.60
53:D6:36:LEU:HD13	53:D6:50:ARG:NH2	2.15	0.60
25:DA:2115:G:O5'	25:DA:2115:G:H8	1.83	0.60
25:DA:2748:A:H2'	25:DA:2749:A:C8	2.35	0.60
25:DA:276:A:C4	25:DA:277:C:N4	2.69	0.60
25:DA:628:G:H2'	25:DA:629:G:C8	2.36	0.60
28:DE:120:TRP:CE3	28:DE:155:LYS:HD3	2.36	0.60
39:DS:34:HIS:HB3	39:DS:36:TYR:HE1	1.66	0.60
41:DU:75:ASN:HD22	41:DU:78:THR:HB	1.66	0.60
45:DY:47:LYS:HA	45:DY:60:PHE:CE2	2.35	0.60
1:AA:145:G:H2'	1:AA:146:G:H8	1.65	0.60
13:AK:21:ILE:N	13:AK:21:ILE:HD12	2.17	0.60
2:AZ:47:U:H5'	2:AZ:48:C:C5'	2.31	0.60
53:B6:15:GLU:OE2	53:B6:18:ARG:CZ	2.48	0.60
25:BA:1142:U:H3'	25:BA:1142:U:H6	1.66	0.60
25:BA:1503:U:H2'	25:BA:1504:C:H6	1.66	0.60
25:BA:46:C:OP2	25:BA:215:G:H2'	2.01	0.60
27:BD:166:GLN:HA	27:BD:166:GLN:HE21	1.67	0.60
24:AX:49:PRO:HG3	33:BK:29:GLN:HB2	1.83	0.60
25:BA:2875:C:H4'	40:BT:5:ALA:HB2	1.82	0.60
41:BU:44:ASN:HD21	42:BV:75:PHE:HB3	1.66	0.60
46:BZ:48:PHE:CE2	46:BZ:52:SER:HA	2.36	0.60
2:CY:47:U:H3'	2:CY:48:C:H5'	1.82	0.60
25:DA:2212:A:H1'	25:DA:2215:G:C5	2.36	0.60
25:DA:2567:G:H2'	25:DA:2568:C:C6	2.36	0.60
25:DA:2572:A:C8	28:DE:144:ARG:HB3	2.36	0.60

*Continued on next page...*

*Continued from previous page...*

Atom-1	Atom-2	Interatomic distance (Å)	Clash overlap (Å)
25:DA:675:A:H5'	29:DF:63:LYS:NZ	2.16	0.60
26:DB:40:U:H3'	26:DB:41:U:C5'	2.31	0.60
30:DG:82:LEU:HD22	30:DG:87:PRO:HG3	1.82	0.60
34:DN:160:LYS:HE2	34:DN:160:LYS:CA	2.31	0.60
35:DO:97:ARG:HA	35:DO:117:LEU:HD22	1.81	0.60
37:DQ:9:TYR:CD2	37:DQ:9:TYR:O	2.53	0.60
1:AA:1051:C:H2'	1:AA:1052:U:C6	2.37	0.60
1:AA:1378:C:H5	1:AA:1379:G:C8	2.19	0.60
1:AA:1381:U:C5	1:AA:1382:C:C4	2.89	0.60
15:AM:4:ILE:C	15:AM:6:GLY:H	2.05	0.60
14:AL:7:ASN:ND2	19:AQ:34:LYS:HE2	2.16	0.60
21:AS:63:THR:N	21:AS:66:MET:HE3	2.16	0.60
49:B2:19:VAL:HG12	49:B2:23:LYS:HE3	1.82	0.60
50:B3:52:HIS:CD2	50:B3:52:HIS:H	2.18	0.60
25:BA:1357:U:H2'	25:BA:1358:G:O4'	2.01	0.60
25:BA:1929:G:H4'	25:BA:1930:G:OP1	2.00	0.60
26:BB:50:G:OP2	39:BS:62:LYS:HD2	2.01	0.60
26:BB:95:U:H2'	26:BB:96:G:C8	2.36	0.60
31:BH:97:ARG:HD3	31:BH:104:GLU:OE2	2.00	0.60
25:BA:2562:U:H1'	35:BO:23:ARG:HH12	1.65	0.60
26:BB:90:C:OP2	37:BQ:16:ARG:HD2	2.01	0.60
38:BR:81:ASP:O	38:BR:82:GLU:HB2	2.02	0.60
11:CI:24:GLY:O	11:CI:26:VAL:HG23	2.01	0.60
13:CK:104:GLN:HA	13:CK:104:GLN:HE21	1.66	0.60
17:CO:82:ILE:HG12	17:CO:87:ILE:HB	1.83	0.60
1:CA:262:A:H4'	22:CT:75:ASN:HD21	1.65	0.60
44:DX:9:LEU:O	49:D2:36:ARG:HD3	2.00	0.60
53:D6:25:LYS:HD2	55:D8:34:TRP:CZ3	2.37	0.60
25:DA:2074:U:H2'	25:DA:2075:U:C6	2.36	0.60
25:DA:2127:G:H2'	25:DA:2128:C:C6	2.37	0.60
34:DN:36:TRP:HB2	34:DN:156:GLN:HB2	1.83	0.60
37:DQ:75:THR:HA	37:DQ:88:GLY:HA2	1.82	0.60
1:AA:168:G:H2'	1:AA:169:C:H5''	1.84	0.60
1:AA:407:G:H2'	1:AA:408:A:C8	2.35	0.60
5:AC:182:ILE:HA	5:AC:202:ILE:O	2.01	0.60
19:AQ:24:GLU:HG2	19:AQ:39:SER:HB3	1.82	0.60
25:BA:1689:A:H62	25:BA:1698:A:H2	1.48	0.60
25:BA:2015:A:C1'	52:B5:2:ALA:HA	2.27	0.60
25:BA:2389:G:H5''	25:BA:2390:U:H5'	1.83	0.60
25:BA:547:A:H2'	25:BA:548:A:C8	2.35	0.60
28:BE:9:VAL:HG13	28:BE:25:VAL:O	2.01	0.60

*Continued on next page...*

*Continued from previous page...*

Atom-1	Atom-2	Interatomic distance (Å)	Clash overlap (Å)
30:BG:82:LEU:HD22	30:BG:87:PRO:HG3	1.82	0.60
1:CA:1070:U:H2'	1:CA:1071:C:C6	2.36	0.60
1:CA:1116:C:H2'	1:CA:1117:G:H5''	1.81	0.60
1:CA:1218:C:H2'	1:CA:1219:U:C6	2.36	0.60
1:CA:1260:C:C6	1:CA:1260:C:H3'	2.37	0.60
1:CA:403:C:O2'	1:CA:404:U:H5'	2.02	0.60
1:CA:618:C:N3	1:CA:622:A:N6	2.50	0.60
1:CA:878:G:H5'	10:CH:89:PRO:HG2	1.82	0.60
15:CM:4:ILE:C	15:CM:6:GLY:H	2.05	0.60
16:CN:12:ARG:HG2	16:CN:14:PRO:HD3	1.83	0.60
17:CO:40:SER:OG	25:DA:715:G:N2	2.29	0.60
19:CQ:59:ILE:O	19:CQ:59:ILE:HD12	2.00	0.60
47:D0:53:MET:HE1	47:D0:57:PHE:HD1	1.66	0.60
50:D3:5:LYS:HB3	50:D3:57:GLU:HB2	1.83	0.60
55:D8:8:LYS:O	55:D8:12:LYS:HG3	2.01	0.60
25:DA:2615:U:C2	52:D5:7:PRO:HA	2.36	0.60
27:DD:10:THR:HG23	27:DD:13:ARG:HG2	1.83	0.60
27:DD:253:GLN:HB2	27:DD:257:LEU:HD12	1.83	0.60
33:DK:8:VAL:HG22	33:DK:10:LEU:HD21	1.83	0.60
43:DW:24:ILE:O	43:DW:27:LYS:HB2	2.01	0.60
45:DY:2:ARG:HA	45:DY:4:LYS:NZ	2.15	0.60
46:DZ:72:ARG:HG2	46:DZ:89:PHE:HB2	1.82	0.60
10:AH:103:VAL:HG21	10:AH:109:ILE:O	2.02	0.60
11:AI:113:LYS:HG2	11:AI:119:ALA:HA	1.84	0.60
25:BA:2649:U:H2'	25:BA:2650:U:C6	2.37	0.60
25:BA:2695:C:H2'	25:BA:2696:U:H6	1.67	0.60
25:BA:2572:A:C8	28:BE:144:ARG:HB3	2.37	0.60
37:BQ:16:ARG:NH2	37:BQ:18:LYS:HE3	2.16	0.60
38:BR:63:ARG:HA	38:BR:80:PHE:CZ	2.37	0.60
1:CA:1381:U:C5	1:CA:1382:C:C4	2.88	0.60
1:CA:512:U:H2'	1:CA:513:C:C6	2.36	0.60
1:CA:717:C:H5''	1:CA:717:C:H6	1.66	0.60
1:CA:818:G:C3'	1:CA:819:A:H5''	2.31	0.60
4:CB:187:LEU:HA	4:CB:201:ILE:HB	1.82	0.60
7:CE:84:PHE:O	7:CE:86:ALA:N	2.35	0.60
9:CG:93:PRO:HA	9:CG:96:GLN:HE21	1.65	0.60
10:CH:12:ARG:NH1	10:CH:26:VAL:HA	2.16	0.60
24:CX:43:GLU:OE2	24:CX:44:ARG:HG3	2.00	0.60
2:CZ:47:U:H5'	2:CZ:48:C:C5'	2.30	0.60
47:D0:23:VAL:HB	47:D0:26:TYR:HE2	1.66	0.60
54:D7:5:TRP:NE1	54:D7:7:PRO:HG3	2.16	0.60

*Continued on next page...*

*Continued from previous page...*

Atom-1	Atom-2	Interatomic distance (Å)	Clash overlap (Å)
25:DA:2210:G:N2	25:DA:2211:G:H5'	2.17	0.60
25:DA:589:C:H2'	25:DA:590:A:C8	2.36	0.60
26:DB:65:C:O2'	26:DB:66:A:H5'	2.00	0.60
27:DD:31:LYS:HB3	27:DD:35:LYS:HD3	1.82	0.60
32:DI:66:GLU:O	32:DI:70:GLU:HG2	2.01	0.60
33:DK:115:LEU:HD23	33:DK:116:ASN:H	1.67	0.60
36:DP:101:VAL:HB	36:DP:106:LEU:HB3	1.83	0.60
38:DR:63:ARG:HA	38:DR:80:PHE:CZ	2.37	0.60
40:DT:121:ILE:O	40:DT:124:ASP:HB2	2.01	0.60
1:AA:186(D):G:H1	1:AA:191(D):U:H3	1.47	0.60
25:BA:1314:C:C6	25:BA:1314:C:H5'	2.36	0.60
25:BA:2378:A:C2'	39:BS:21:THR:HG21	2.31	0.60
25:BA:251:A:C5	25:BA:252:G:H1'	2.36	0.60
27:BD:166:GLN:CA	27:BD:166:GLN:HE21	2.15	0.60
27:BD:31:LYS:HB3	27:BD:35:LYS:HD3	1.83	0.60
39:BS:52:SER:O	39:BS:69:VAL:HG23	2.00	0.60
45:BY:4:LYS:N	45:BY:4:LYS:HD3	2.17	0.60
8:CF:50:TYR:CZ	20:CR:77:GLY:HA2	2.37	0.60
11:CI:112:LYS:HA	11:CI:119:ALA:HB2	1.83	0.60
19:CQ:81:ARG:HD3	19:CQ:84:LEU:HD11	1.83	0.60
21:CS:16:LEU:HA	21:CS:19:VAL:HG12	1.83	0.60
24:CX:125:ALA:O	24:CX:188:ASN:HA	2.01	0.60
2:CZ:36:U:H2'	2:CZ:37:A:O4'	2.01	0.60
53:D6:39:TYR:HB3	53:D6:49:HIS:CE1	2.36	0.60
25:DA:675:A:H5'	29:DF:63:LYS:HZ3	1.66	0.60
25:DA:676:A:H2	25:DA:802:A:H61	1.48	0.60
32:DI:71:ILE:HG13	32:DI:72:LEU:N	2.17	0.60
37:DQ:14:ARG:HH11	37:DQ:14:ARG:HG2	1.66	0.60
1:AA:1442:G:C8	1:AA:1442:G:H3'	2.36	0.60
12:AJ:94:VAL:HG12	12:AJ:95:GLU:N	2.16	0.60
15:AM:44:ARG:HB2	15:AM:46:LYS:HG2	1.82	0.60
24:AX:202:LEU:HD21	24:AX:329:LEU:HD21	1.83	0.60
2:AZ:11:A:H8	2:AZ:11:A:O5'	1.84	0.60
2:AZ:35:A:H2'	2:AZ:36:U:C6	2.37	0.60
25:BA:1483:G:H2'	25:BA:1484:G:H8	1.67	0.60
25:BA:2804:C:H2'	25:BA:2805:G:C8	2.36	0.60
25:BA:943:U:OP2	36:BP:38:GLN:CD	2.40	0.60
28:BE:120:TRP:CE3	28:BE:155:LYS:HD3	2.36	0.60
31:BH:55:PRO:HG2	31:BH:61:HIS:NE2	2.17	0.60
1:CA:1130:A:H3'	1:CA:1130:A:OP2	2.02	0.60
1:CA:731:G:OP1	1:CA:766:A:H1'	2.02	0.60

*Continued on next page...*

*Continued from previous page...*

Atom-1	Atom-2	Interatomic distance (Å)	Clash overlap (Å)
5:CC:105:GLU:CG	5:CC:106:VAL:H	2.15	0.60
22:CT:72:LEU:HD22	22:CT:73:HIS:N	2.16	0.60
24:CX:341:LEU:HD21	24:CX:357:LEU:HD12	1.83	0.60
51:D4:39:ARG:HB2	51:D4:55:PRO:O	2.00	0.60
25:DA:2078:C:O2'	25:DA:2079:U:H5'	2.01	0.60
25:DA:2473:U:O2	25:DA:2473:U:H2'	2.00	0.60
25:DA:2574:G:O2'	28:DE:143:ASN:HB3	2.01	0.60
25:DA:373:U:H2'	25:DA:374:A:H8	1.66	0.60
25:DA:593:G:O2'	55:D8:62:LEU:HD13	2.02	0.60
25:DA:655:A:C2'	25:DA:656:G:H5'	2.31	0.60
26:DB:80:U:C2	26:DB:81:G:N2	2.68	0.60
1:AA:49:U:H3	1:AA:362:G:H1'	1.66	0.60
4:AB:154:LEU:HD13	4:AB:155:LEU:H	1.67	0.60
1:AA:643:C:H5'	10:AH:31:PHE:CD1	2.37	0.60
13:AK:29:ILE:HG22	13:AK:44:SER:HB2	1.82	0.60
24:AX:359:TRP:O	24:AX:363:GLU:HB3	2.01	0.60
25:BA:1525:G:H2'	25:BA:1526:G:H8	1.67	0.60
25:BA:1762:A:H8	25:BA:1762:A:O5'	1.83	0.60
25:BA:1853:A:H2'	25:BA:1854:A:C8	2.35	0.60
25:BA:2287:A:H8	25:BA:2287:A:H5''	1.64	0.60
25:BA:2306:C:H5'	25:BA:2307:G:N7	2.17	0.60
25:BA:2443:C:O2'	25:BA:2444:G:H5'	2.01	0.60
25:BA:330:A:HO2'	25:BA:331:A:H8	1.48	0.60
32:BI:8:PRO:HD3	32:BI:15:VAL:HG22	1.83	0.60
40:BT:112:ARG:O	40:BT:112:ARG:HD3	2.01	0.60
1:CA:1220:G:H21	21:CS:54:GLY:CA	2.15	0.60
1:CA:501:C:H2'	1:CA:502:G:C8	2.37	0.60
5:CC:21:ARG:NH1	5:CC:21:ARG:HB2	2.16	0.60
15:CM:84:ILE:HG13	21:CS:74:PHE:CE1	2.33	0.60
24:CX:51:LEU:HD21	24:CX:61:VAL:HG21	1.82	0.60
2:CZ:11:A:O5'	2:CZ:11:A:H8	1.84	0.60
51:D4:40:ILE:HA	51:D4:57:ILE:HB	1.84	0.60
53:D6:15:GLU:OE2	53:D6:18:ARG:CZ	2.49	0.60
53:D6:27:LYS:HB3	53:D6:30:THR:OG1	2.02	0.60
25:DA:2298:A:H2'	25:DA:2299:G:O4'	2.01	0.60
25:DA:557:U:H2'	25:DA:558:G:H8	1.67	0.60
27:DD:143:HIS:O	27:DD:192:THR:HG22	2.01	0.60
30:DG:37:VAL:O	30:DG:94:LEU:HD23	2.02	0.60
31:DH:126:PRO:HG2	31:DH:130:ARG:HB2	1.83	0.60
36:DP:15:ARG:CZ	36:DP:15:ARG:HA	2.32	0.60
25:DA:2378:A:C2'	39:DS:21:THR:HG21	2.31	0.60

*Continued on next page...*

*Continued from previous page...*

Atom-1	Atom-2	Interatomic distance (Å)	Clash overlap (Å)
41:DU:49:HIS:HA	41:DU:52:ARG:HB2	1.84	0.60
46:DZ:126:VAL:HG12	46:DZ:163:LEU:HA	1.84	0.60
10:AH:50:ARG:H	10:AH:50:ARG:HD2	1.66	0.60
13:AK:104:GLN:HA	13:AK:104:GLN:HE21	1.65	0.60
25:BA:1899:G:N2	25:BA:1902:C:H42	1.95	0.60
25:BA:2478:A:H3'	25:BA:2479:G:H8	1.67	0.60
25:BA:653:C:H5''	25:BA:653:C:H6	1.67	0.60
29:BF:89:VAL:HG12	29:BF:90:PHE:H	1.67	0.60
37:BQ:111:GLU:O	37:BQ:115:MET:HG2	2.02	0.60
35:BO:76:ALA:HB3	40:BT:75:ILE:HD13	1.83	0.60
41:BU:113:ALA:O	41:BU:117:GLN:HB2	2.01	0.60
1:CA:1128:C:H1'	1:CA:1146:A:N6	2.17	0.60
1:CA:453:A:H2'	1:CA:454:C:C6	2.35	0.60
25:DA:2317:C:H2'	25:DA:2318:G:O4'	2.00	0.60
25:DA:2577:A:H5''	25:DA:2578:G:H5'	1.84	0.60
25:DA:719:C:H2'	25:DA:720:C:H6	1.67	0.60
27:DD:105:ILE:HG13	27:DD:106:ILE:HD12	1.84	0.60
27:DD:33:LEU:H	27:DD:33:LEU:CD2	2.03	0.60
42:DV:79:VAL:O	42:DV:79:VAL:HG12	2.02	0.60
14:AL:24:PRO:C	14:AL:26:LEU:H	2.04	0.60
21:AS:6:LYS:HG2	21:AS:7:LYS:CD	2.30	0.60
25:BA:1218:C:O2'	25:BA:1219:G:H5'	2.02	0.60
25:BA:1556:C:H2'	25:BA:1557:C:H6	1.66	0.60
25:BA:2321:G:N3	25:BA:2321:G:H2'	2.17	0.60
25:BA:2420:C:O5'	25:BA:2420:C:H6	1.84	0.60
25:BA:2798:C:C5	25:BA:2799:A:C6	2.89	0.60
44:BX:43:VAL:HG11	44:BX:81:VAL:HG11	1.84	0.60
45:BY:4:LYS:H	45:BY:4:LYS:CD	2.14	0.60
45:BY:81:LYS:HZ2	45:BY:98:VAL:HG12	1.65	0.60
1:CA:1151:A:HO2'	1:CA:1152:A:H8	1.48	0.60
1:CA:171:A:H2'	1:CA:172:A:C8	2.36	0.60
1:CA:295:C:H2'	1:CA:296:U:C6	2.37	0.60
4:CB:19:HIS:HD2	4:CB:20:GLU:HG2	1.66	0.60
20:CR:51:LEU:HD23	20:CR:52:PRO:HD2	1.83	0.60
21:CS:63:THR:HG22	21:CS:66:MET:CE	2.31	0.60
24:CX:32:ILE:HB	24:CX:33:PRO:CD	2.32	0.60
54:D7:8:ASN:ND2	54:D7:11:LYS:H	1.99	0.60
25:DA:1314:C:C6	25:DA:1314:C:H5'	2.34	0.60
25:DA:2443:C:O2'	25:DA:2444:G:H5'	2.01	0.60
25:DA:608:A:H2'	25:DA:609(A):A:C8	2.36	0.60
26:DB:95:U:H2'	26:DB:96:G:H8	1.66	0.60

*Continued on next page...*

*Continued from previous page...*

Atom-1	Atom-2	Interatomic distance (Å)	Clash overlap (Å)
1:AA:328:C:H4'	1:AA:329:A:H5'	1.84	0.59
1:AA:939:G:H5''	9:AG:102:ARG:HH22	1.67	0.59
11:AI:79:LEU:O	11:AI:83:ARG:HG3	2.02	0.59
15:AM:49:THR:HG22	15:AM:51:ALA:N	2.16	0.59
1:AA:1220:G:H21	21:AS:54:GLY:CA	2.15	0.59
24:AX:177:ILE:HG23	24:AX:177:ILE:O	2.02	0.59
48:B1:46:LEU:HD21	48:B1:61:ARG:HG3	1.84	0.59
25:BA:1833:U:H2'	25:BA:1834:U:H6	1.66	0.59
25:BA:809:G:C2'	25:BA:810:U:H5'	2.32	0.59
27:BD:89:SER:HB2	27:BD:159:ALA:HB2	1.84	0.59
39:BS:56:LEU:HG	39:BS:57:LYS:HE3	1.83	0.59
1:CA:1038:C:H2'	1:CA:1039:C:C6	2.37	0.59
1:CA:1327:C:OP1	23:CU:20:LYS:HB3	2.02	0.59
1:CA:1330:U:O3'	15:CM:23:TYR:HE2	1.85	0.59
4:CB:144:ARG:HA	4:CB:147:LYS:CB	2.32	0.59
5:CC:79:ARG:H	5:CC:79:ARG:HD3	1.67	0.59
13:CK:32:ILE:HG13	13:CK:72:ALA:HB2	1.82	0.59
2:CZ:29:G:H1	2:CZ:41:C:H42	1.50	0.59
48:D1:46:LEU:HD21	48:D1:61:ARG:HG3	1.84	0.59
25:DA:1021:A:H2'	25:DA:1023:U:H5'	1.84	0.59
25:DA:151:C:O2'	25:DA:152:G:H5'	2.01	0.59
25:DA:172:C:H2'	25:DA:173:G:H8	1.67	0.59
25:DA:1766:U:O2'	25:DA:1767:C:H5'	2.01	0.59
25:DA:2393:A:O2'	25:DA:2394:C:H5'	2.02	0.59
25:DA:2443:C:H2'	25:DA:2444:G:H8	1.66	0.59
27:DD:131:LEU:HG	27:DD:136:ILE:HD11	1.83	0.59
27:DD:24:ILE:CD1	27:DD:84:TYR:HB2	2.32	0.59
36:DP:115:LEU:HA	36:DP:134:ALA:HB2	1.84	0.59
36:DP:23:PRO:HB2	36:DP:33:ARG:HD2	1.84	0.59
25:DA:483:A:H4'	45:DY:49:VAL:HG22	1.83	0.59
1:AA:1327:C:OP1	23:AU:20:LYS:HB3	2.01	0.59
1:AA:1347:G:OP2	11:AI:107:ARG:HG2	2.03	0.59
17:AO:82:ILE:HG12	17:AO:87:ILE:HB	1.84	0.59
20:AR:44:LEU:HD21	20:AR:80:PRO:HD2	1.84	0.59
49:B2:1:MET:SD	49:B2:1:MET:C	2.80	0.59
51:B4:39:ARG:HB2	51:B4:55:PRO:O	2.02	0.59
54:B7:34:ARG:CG	54:B7:34:ARG:HH11	2.08	0.59
31:BH:50:VAL:HG12	31:BH:51:ARG:H	1.66	0.59
33:BK:115:LEU:HD23	33:BK:116:ASN:H	1.66	0.59
36:BP:59:LEU:HD23	36:BP:59:LEU:O	2.02	0.59
41:BU:75:ASN:HD22	41:BU:78:THR:HB	1.65	0.59

*Continued on next page...*

*Continued from previous page...*

Atom-1	Atom-2	Interatomic distance (Å)	Clash overlap (Å)
1:CA:103(A):A:H3'	1:CA:103(B):G:C8	2.37	0.59
1:CA:180:U:H2'	1:CA:181:G:H5'	1.84	0.59
15:CM:67:GLU:HG3	15:CM:68:GLY:N	2.08	0.59
24:CX:202:LEU:HD21	24:CX:329:LEU:HD21	1.84	0.59
48:D1:13:ILE:HG13	48:D1:15:ALA:H	1.66	0.59
49:D2:1:MET:C	49:D2:1:MET:SD	2.80	0.59
50:D3:8:LEU:HA	50:D3:54:VAL:HG12	1.83	0.59
38:DR:101:ALA:HB2	52:D5:44:THR:HB	1.83	0.59
25:DA:1276:A:H5''	25:DA:1276:A:H8	1.67	0.59
25:DA:2050:C:H2'	25:DA:2051:A:C8	2.37	0.59
25:DA:2190:G:H2'	25:DA:2191:G:H8	1.67	0.59
25:DA:495:G:O2'	43:DW:62:HIS:HE1	1.84	0.59
25:DA:590:A:H2'	25:DA:591:C:C6	2.37	0.59
31:DH:55:PRO:HG2	31:DH:61:HIS:NE2	2.17	0.59
34:DN:123:GLU:HG2	34:DN:145:VAL:HG21	1.84	0.59
35:DO:71:ARG:NH2	35:DO:77:ILE:HG21	2.16	0.59
38:DR:10:LEU:HD22	38:DR:17:ARG:CD	2.31	0.59
37:DQ:134:ARG:NH2	46:DZ:81:ARG:HH22	1.93	0.59
1:AA:1364:U:O2'	1:AA:1365:G:H5'	2.02	0.59
1:AA:906:G:O5'	1:AA:906:G:H8	1.85	0.59
10:AH:26:VAL:HG13	10:AH:59:LEU:HB2	1.83	0.59
21:AS:62:ILE:HD12	21:AS:66:MET:SD	2.42	0.59
2:AZ:29:G:H1	2:AZ:41:C:H42	1.49	0.59
25:BA:1071:G:O2'	25:BA:1089:G:H2'	2.02	0.59
25:BA:1538:G:H2'	25:BA:1539:G:H8	1.67	0.59
25:BA:1635:G:H2'	25:BA:1636:C:C6	2.37	0.59
25:BA:2259:G:N2	25:BA:2282:G:C2	2.70	0.59
37:BQ:20:ALA:HB2	37:BQ:99:PRO:CD	2.32	0.59
11:CI:79:LEU:O	11:CI:83:ARG:HG3	2.02	0.59
48:D1:44:PRO:O	48:D1:46:LEU:HB2	2.01	0.59
25:DA:1503:U:H2'	25:DA:1504:C:H6	1.66	0.59
27:DD:166:GLN:HE21	27:DD:166:GLN:HA	1.67	0.59
31:DH:50:VAL:HG12	31:DH:51:ARG:H	1.67	0.59
32:DI:130:TYR:O	32:DI:132:PRO:HD3	2.01	0.59
24:CX:49:PRO:CG	33:DK:29:GLN:HB2	2.31	0.59
29:DF:31:HIS:HB2	36:DP:13:ASN:HB3	1.85	0.59
46:DZ:151:HIS:CD2	46:DZ:170:THR:HG22	2.37	0.59
12:AJ:51:ARG:HB2	12:AJ:59:SER:O	2.02	0.59
13:AK:32:ILE:HG13	13:AK:72:ALA:HB2	1.84	0.59
19:AQ:44:ALA:HB1	19:AQ:73:VAL:HG22	1.84	0.59
25:BA:151:C:O2'	25:BA:152:G:H5'	2.02	0.59

*Continued on next page...*

*Continued from previous page...*

Atom-1	Atom-2	Interatomic distance (Å)	Clash overlap (Å)
25:BA:1658:C:OP1	28:BE:132:HIS:O	2.20	0.59
25:BA:1732:A:H2'	25:BA:1733:G:C8	2.37	0.59
25:BA:2340:G:H2'	25:BA:2341:G:H8	1.67	0.59
27:BD:158:ALA:HB3	27:BD:161:THR:CG2	2.33	0.59
27:BD:192:THR:O	27:BD:192:THR:HG23	2.02	0.59
32:BI:52:ARG:CG	32:BI:52:ARG:HH11	2.15	0.59
46:BZ:6:LYS:HD2	46:BZ:60:GLU:O	2.03	0.59
1:CA:1358:U:H3'	1:CA:1359:C:C6	2.37	0.59
1:CA:1291:G:H4'	11:CI:38:GLN:O	2.03	0.59
12:CJ:4:ILE:HG22	12:CJ:74:ILE:HD11	1.84	0.59
2:CZ:22:G:H2'	2:CZ:23:C:C6	2.37	0.59
25:DA:1087:G:N2	25:DA:1103:A:H1'	2.18	0.59
25:DA:1516:U:O2'	25:DA:1517:G:H5'	2.03	0.59
25:DA:1992:G:H8	25:DA:1992:G:OP1	1.86	0.59
46:DZ:120:ILE:HG12	46:DZ:172:ALA:HA	1.84	0.59
1:AA:1231:G:C4	1:AA:1232:U:C5	2.91	0.59
12:AJ:81:THR:HA	12:AJ:84:GLN:HB3	1.84	0.59
22:AT:90:GLN:HA	22:AT:93:GLU:HB3	1.84	0.59
25:BA:686:G:H8	54:B7:6:GLN:O	1.84	0.59
25:BA:50:U:H4'	25:BA:51:G:OP2	2.03	0.59
25:BA:795:C:H6	25:BA:795:C:O5'	1.85	0.59
27:BD:242:ARG:CD	27:BD:242:ARG:H	2.15	0.59
27:BD:56:GLY:O	27:BD:57:GLY:O	2.19	0.59
1:CA:49:U:H3	1:CA:362:G:H1'	1.67	0.59
1:CA:965:A:C2	1:CA:969:A:C2	2.91	0.59
1:CA:585:G:H4'	14:CL:7:ASN:HD21	1.67	0.59
17:CO:87:ILE:CG2	17:CO:88:ARG:H	2.09	0.59
24:CX:145:TRP:O	24:CX:149:LEU:HD12	2.01	0.59
49:D2:47:ASN:HD22	49:D2:47:ASN:N	1.97	0.59
25:DA:1190:G:H5'	36:DP:35:HIS:CA	2.23	0.59
25:DA:71:A:C2	44:DX:31:HIS:HE1	2.20	0.59
27:DD:252:TRP:HE3	27:DD:253:GLN:O	1.85	0.59
30:DG:39:ILE:HG21	30:DG:60:LEU:HD21	1.83	0.59
33:DK:4:VAL:HG12	33:DK:5:VAL:H	1.66	0.59
34:DN:51:THR:N	34:DN:129:MET:HE1	2.18	0.59
37:DQ:54:MET:HB3	37:DQ:64:ILE:HD13	1.82	0.59
1:AA:1070:U:H2'	1:AA:1071:C:C6	2.37	0.59
1:AA:1196:U:O4	24:AX:213:ARG:HA	2.03	0.59
1:AA:1218:C:H2'	1:AA:1219:U:C6	2.37	0.59
1:AA:1510:U:H2'	1:AA:1511:G:C8	2.37	0.59
1:AA:691:G:O6	13:AK:52:GLY:HA2	2.03	0.59

*Continued on next page...*

*Continued from previous page...*

Atom-1	Atom-2	Interatomic distance (Å)	Clash overlap (Å)
1:AA:979:C:H3'	1:AA:980:C:C5'	2.30	0.59
10:AH:50:ARG:CG	10:AH:50:ARG:HH11	2.04	0.59
13:AK:50:TYR:HB3	13:AK:54:ARG:HB2	1.85	0.59
2:AY:35:A:H2'	2:AY:36:U:C6	2.36	0.59
25:BA:2644:G:H2'	25:BA:2645:G:C8	2.38	0.59
25:BA:270(G):U:H2'	25:BA:270(H):C:C6	2.37	0.59
25:BA:537:C:H2'	25:BA:539:G:C8	2.38	0.59
27:BD:244:ARG:HG3	27:BD:245:PRO:HG3	1.84	0.59
38:BR:101:ALA:HB2	52:B5:44:THR:HB	1.84	0.59
39:BS:92:TYR:HB2	39:BS:98:VAL:HG11	1.84	0.59
41:BU:55:ARG:HA	41:BU:58:ARG:HD2	1.83	0.59
43:BW:82:LEU:HD11	43:BW:84:ARG:NH2	2.16	0.59
1:CA:859:A:H2'	1:CA:860:A:O4'	2.02	0.59
4:CB:131:PRO:O	4:CB:135:GLN:HG3	2.02	0.59
1:CA:1206:G:H4'	5:CC:192:THR:O	2.03	0.59
50:D3:1:MET:HB3	50:D3:2:PRO:HD2	1.85	0.59
25:DA:1516:U:H2'	25:DA:1517:G:C8	2.36	0.59
25:DA:50:U:H4'	25:DA:51:G:OP2	2.03	0.59
44:DX:50:LYS:H	44:DX:87:GLN:NE2	2.01	0.59
44:DX:63:LYS:HD2	44:DX:72:LYS:CB	2.33	0.59
44:DX:26:TYR:HB3	44:DX:92:LEU:HD12	1.84	0.59
46:DZ:16:SER:HB2	46:DZ:20:ARG:NH1	2.17	0.59
46:DZ:6:LYS:HD2	46:DZ:60:GLU:O	2.03	0.59
1:AA:103(A):A:H3'	1:AA:103(B):G:C8	2.37	0.59
1:AA:1427:U:H2'	1:AA:1428:A:C8	2.36	0.59
1:AA:579:G:H2'	1:AA:580:U:H6	1.65	0.59
11:AI:112:LYS:HA	11:AI:119:ALA:HB2	1.83	0.59
11:AI:63:ILE:H	11:AI:63:ILE:HD12	1.68	0.59
12:AJ:4:ILE:HG22	12:AJ:74:ILE:HD11	1.84	0.59
1:AA:1493:A:H1'	24:AX:137:ALA:HA	1.85	0.59
24:AX:32:ILE:HB	24:AX:33:PRO:CD	2.32	0.59
25:BA:1188:U:C2'	25:BA:1189:A:H5'	2.33	0.59
25:BA:2768:C:H4'	34:BN:112:LYS:NZ	2.17	0.59
27:BD:235:GLY:O	27:BD:237:GLU:N	2.35	0.59
27:BD:252:TRP:HE3	27:BD:253:GLN:O	1.86	0.59
32:BI:67:ARG:O	32:BI:71:ILE:HG22	2.03	0.59
34:BN:69:VAL:O	34:BN:70:ALA:HB3	2.03	0.59
25:BA:2013:A:H4'	43:BW:96:ILE:HD12	1.83	0.59
46:BZ:151:HIS:CD2	46:BZ:170:THR:HG22	2.37	0.59
1:CA:1305:G:N2	1:CA:1331:G:H2'	2.13	0.59
1:CA:168:G:H2'	1:CA:169:C:H5''	1.85	0.59

*Continued on next page...*

*Continued from previous page...*

Atom-1	Atom-2	Interatomic distance (Å)	Clash overlap (Å)
5:CC:182:ILE:HA	5:CC:202:ILE:O	2.02	0.59
12:CJ:32:ALA:H	12:CJ:78:ASN:HD21	1.51	0.59
21:CS:28:LYS:HE2	21:CS:29:ARG:NH1	2.17	0.59
50:D3:19:GLN:HE22	50:D3:52:HIS:CE1	2.20	0.59
25:DA:1588:C:H2'	25:DA:1589:C:C6	2.37	0.59
25:DA:1673:U:O2'	25:DA:1674:G:H5'	2.03	0.59
25:DA:1843:C:H2'	25:DA:1844:C:C6	2.37	0.59
25:DA:828:U:H4'	25:DA:831:G:N1	2.17	0.59
27:DD:130:ALA:HA	27:DD:192:THR:HA	1.85	0.59
27:DD:243:GLY:O	27:DD:244:ARG:HB3	2.02	0.59
30:DG:4:ASP:HB2	30:DG:9:ARG:NH2	2.15	0.59
30:DG:60:LEU:O	30:DG:63:ILE:HG12	2.02	0.59
31:DH:35:VAL:O	31:DH:37:VAL:HG13	2.03	0.59
33:DK:77:LEU:HD23	33:DK:107:ILE:HG13	1.85	0.59
40:DT:88:ILE:HD12	40:DT:90:GLN:H	1.68	0.59
43:DW:68:ARG:O	43:DW:110:LYS:HB2	2.03	0.59
46:DZ:74:VAL:HG22	46:DZ:86:VAL:HG13	1.84	0.59
1:AA:512:U:H2'	1:AA:513:C:C6	2.37	0.59
1:AA:618:C:N3	1:AA:622:A:N6	2.51	0.59
1:AA:81:G:OP2	1:AA:82:U:C5	2.55	0.59
1:AA:1330:U:O3'	15:AM:23:TYR:HE2	1.85	0.59
47:B0:53:MET:CE	47:B0:57:PHE:HD1	2.15	0.59
49:B2:24:LEU:HD13	49:B2:60:LEU:HD11	1.83	0.59
53:B6:11:LEU:HD21	53:B6:51:GLU:CG	2.32	0.59
25:BA:2071:A:H2'	25:BA:2072:G:C8	2.38	0.59
25:BA:2074:U:H2'	25:BA:2075:U:C6	2.38	0.59
25:BA:481:G:HO2'	25:BA:482:A:P	2.26	0.59
36:BP:65:ARG:HB2	55:B8:12:LYS:O	2.03	0.59
39:BS:34:HIS:HB3	39:BS:36:TYR:HE1	1.66	0.59
4:CB:51:LEU:HD22	4:CB:55:PHE:HE2	1.66	0.59
9:CG:15:ASP:OD1	9:CG:18:TYR:HB2	2.03	0.59
10:CH:20:TYR:CE1	10:CH:76:PRO:HG2	2.38	0.59
22:CT:37:SER:O	22:CT:41:VAL:HG22	2.02	0.59
48:D1:57:GLU:O	48:D1:58:ILE:HB	2.02	0.59
55:D8:51:ALA:O	55:D8:54:GLU:HB2	2.03	0.59
25:DA:1019:U:HO2'	25:DA:1021:A:H2	1.49	0.59
25:DA:1080:C:H2'	25:DA:1081:U:C6	2.38	0.59
25:DA:1620:G:O2'	54:D7:2:LYS:HG2	2.02	0.59
25:DA:2071:A:H2'	25:DA:2072:G:C8	2.37	0.59
25:DA:2115:G:H1'	25:DA:2171:A:N6	2.14	0.59
25:DA:2376:A:H1'	39:DS:94:TYR:CZ	2.38	0.59

*Continued on next page...*

*Continued from previous page...*

Atom-1	Atom-2	Interatomic distance (Å)	Clash overlap (Å)
25:DA:276:A:H2'	25:DA:277:C:C5	2.37	0.59
25:DA:2887:U:H2'	25:DA:2888:C:C6	2.37	0.59
27:DD:131:LEU:HA	27:DD:190:TYR:CD2	2.37	0.59
28:DE:3:GLY:HA3	28:DE:81:ILE:HG21	1.85	0.59
44:DX:65:ARG:N	44:DX:65:ARG:HE	2.01	0.59
46:DZ:48:PHE:CE2	46:DZ:52:SER:HA	2.38	0.59
1:AA:1131:G:H2'	1:AA:1132:C:C6	2.38	0.59
1:AA:585:G:H4'	14:AL:7:ASN:HD21	1.67	0.59
5:AC:132:ARG:HG3	5:AC:136:GLN:HE21	1.67	0.59
5:AC:40:ARG:NH2	5:AC:55:VAL:HG13	2.18	0.59
7:AE:52:PRO:O	7:AE:55:VAL:HG23	2.03	0.59
7:AE:84:PHE:CE1	7:AE:133:TYR:HB3	2.37	0.59
7:AE:84:PHE:O	7:AE:86:ALA:N	2.36	0.59
2:AZ:35:A:H2'	2:AZ:36:U:C5	2.37	0.59
25:BA:1154:G:O5'	25:BA:1154:G:H8	1.86	0.59
25:BA:85:G:H5''	25:BA:85:G:H8	1.66	0.59
31:BH:17:VAL:O	31:BH:18:GLU:HG3	2.02	0.59
36:BP:15:ARG:HA	36:BP:15:ARG:CZ	2.33	0.59
37:BQ:75:THR:HA	37:BQ:88:GLY:HA2	1.84	0.59
44:BX:26:TYR:OH	44:BX:88:LYS:HB2	2.02	0.59
45:BY:81:LYS:CB	45:BY:97:ARG:HB3	2.31	0.59
1:CA:376:G:OP2	18:CP:67:THR:HG21	2.02	0.59
4:CB:162:ILE:CD1	4:CB:184:VAL:HA	2.33	0.59
6:CD:103:ASN:OD1	6:CD:114:ARG:NH2	2.35	0.59
13:CK:29:ILE:HG22	13:CK:44:SER:HB2	1.84	0.59
25:DA:1218:C:O2'	25:DA:1219:G:H5'	2.02	0.59
25:DA:1536:A:H5''	25:DA:1537:C:OP2	2.03	0.59
25:DA:1731:G:HO2'	25:DA:1732:A:H8	1.49	0.59
25:DA:1999:C:H5''	25:DA:2723:C:O2'	2.02	0.59
25:DA:512:G:HO2'	25:DA:513:A:P	2.26	0.59
25:DA:884:C:H6	25:DA:884:C:O5'	1.86	0.59
36:DP:50:ARG:HB3	55:D8:60:LEU:CD1	2.23	0.59
41:DU:55:ARG:HA	41:DU:58:ARG:HD2	1.84	0.59
45:DY:81:LYS:HD3	45:DY:97:ARG:HB3	1.85	0.59
1:AA:1058:G:H2'	1:AA:1059:C:O4'	2.03	0.59
1:AA:1378:C:C5	1:AA:1379:G:C8	2.91	0.59
1:AA:180:U:H2'	1:AA:181:G:H5'	1.83	0.59
1:AA:116:A:H61	1:AA:313:A:H1'	1.68	0.59
5:AC:43:LEU:O	5:AC:47:LEU:HB3	2.02	0.59
10:AH:10:LEU:HD22	10:AH:83:ILE:HD11	1.85	0.59
1:AA:1291:G:H4'	11:AI:38:GLN:O	2.03	0.59

*Continued on next page...*

*Continued from previous page...*

Atom-1	Atom-2	Interatomic distance (Å)	Clash overlap (Å)
14:AL:65:VAL:HG11	14:AL:97:TYR:CD1	2.37	0.59
24:AX:190:TYR:CD1	24:AX:225:PRO:HD3	2.37	0.59
2:AZ:22:G:H2'	2:AZ:23:C:C6	2.38	0.59
47:B0:11:LYS:HB2	47:B0:14:ARG:HH22	1.68	0.59
51:B4:40:ILE:HA	51:B4:57:ILE:HB	1.84	0.59
44:BX:60:ARG:HH21	54:B7:47:ARG:HH11	1.51	0.59
25:BA:1826:G:H2'	25:BA:1827:C:C6	2.36	0.59
27:BD:37:LEU:HD12	27:BD:38:LYS:N	2.18	0.59
46:BZ:39:VAL:CG2	46:BZ:44:PHE:HB2	2.31	0.59
1:CA:324:G:N2	1:CA:326:G:H3'	2.17	0.59
1:CA:785:G:N2	1:CA:798:G:C4	2.71	0.59
14:CL:109:VAL:HG21	14:CL:119:TYR:HB3	1.85	0.59
1:CA:1196:U:O4	24:CX:213:ARG:HA	2.02	0.59
52:D5:40:LYS:HG2	52:D5:46:CYS:HB3	1.85	0.59
25:DA:1110:G:O2'	25:DA:1111:A:H8	1.75	0.59
25:DA:1952:A:C2	35:DO:22:ILE:HD12	2.38	0.59
25:DA:2013:A:H4'	43:DW:96:ILE:HD12	1.84	0.59
25:DA:605:C:H1'	25:DA:657:U:O2'	2.02	0.59
25:DA:929:G:H8	25:DA:929:G:O5'	1.86	0.59
35:DO:7:TYR:HE1	35:DO:20:MET:HE3	1.66	0.59
1:AA:1130:A:OP2	1:AA:1130:A:H3'	2.02	0.58
1:AA:1305:G:H22	1:AA:1331:G:C2'	2.13	0.58
4:AB:162:ILE:CD1	4:AB:184:VAL:HA	2.33	0.58
6:AD:103:ASN:OD1	6:AD:114:ARG:NH2	2.35	0.58
7:AE:78:HIS:HE1	7:AE:143:ARG:N	1.97	0.58
14:AL:37:THR:HG22	14:AL:56:LYS:HB2	1.84	0.58
21:AS:30:LEU:HA	21:AS:48:THR:O	2.03	0.58
25:BA:1021:A:C8	25:BA:1021:A:H3'	2.37	0.58
25:BA:2781:A:C5'	25:BA:2782:G:H5'	2.33	0.58
25:BA:297:C:N4	25:BA:298:G:C2	2.72	0.58
25:BA:605:C:H1'	25:BA:657:U:O2'	2.02	0.58
27:BD:131:LEU:HA	27:BD:190:TYR:CD2	2.38	0.58
28:BE:27:LEU:O	28:BE:27:LEU:HD23	2.02	0.58
29:BF:123:LEU:HD12	29:BF:124:LEU:H	1.67	0.58
31:BH:126:PRO:HG2	31:BH:130:ARG:HB2	1.84	0.58
33:BK:8:VAL:O	33:BK:57:ILE:HB	2.03	0.58
42:BV:17:GLY:O	42:BV:18:LEU:HB3	2.03	0.58
45:BY:10:GLY:HA2	45:BY:27:VAL:CG2	2.32	0.58
1:CA:1324:A:H2'	1:CA:1325:C:H6	1.67	0.58
1:CA:314:C:O2'	1:CA:315:A:H5'	2.02	0.58
1:CA:340:U:H2'	1:CA:341:C:C6	2.38	0.58

*Continued on next page...*

*Continued from previous page...*

Atom-1	Atom-2	Interatomic distance (Å)	Clash overlap (Å)
5:CC:132:ARG:HG3	5:CC:136:GLN:HE21	1.68	0.58
8:CF:45:LEU:HD12	8:CF:59:TYR:HD1	1.68	0.58
12:CJ:51:ARG:HB2	12:CJ:59:SER:O	2.03	0.58
18:CP:43:LYS:HE3	18:CP:48:TRP:CE3	2.38	0.58
22:CT:90:GLN:HA	22:CT:93:GLU:HB3	1.84	0.58
25:DA:1098:A:H2'	25:DA:1099:G:O4'	2.03	0.58
25:DA:1276:A:H5''	25:DA:1276:A:C8	2.38	0.58
36:DP:41:ARG:CA	36:DP:41:ARG:HE	2.16	0.58
1:AA:1326:C:H2'	1:AA:1327:C:C6	2.38	0.58
1:AA:1443:G:H4'	1:AA:1446:A:OP2	2.02	0.58
1:AA:256:U:H2'	1:AA:257:G:C8	2.37	0.58
5:AC:19:GLU:HA	5:AC:54:ARG:HH12	1.68	0.58
21:AS:50:ALA:HA	21:AS:58:VAL:O	2.02	0.58
24:AX:92:LEU:HB2	24:AX:97:ARG:HE	1.68	0.58
49:B2:9:GLN:CA	49:B2:12:GLU:HB3	2.33	0.58
25:BA:56:A:C2	25:BA:57:C:C2	2.92	0.58
25:BA:828:U:H4'	25:BA:831:G:N1	2.18	0.58
25:BA:884:C:O5'	25:BA:884:C:H6	1.85	0.58
28:BE:131:ALA:HB3	28:BE:134:ILE:HD11	1.86	0.58
30:BG:121:ASN:ND2	30:BG:123:ASN:H	2.00	0.58
30:BG:113:ARG:HD2	30:BG:140:ILE:CA	2.31	0.58
30:BG:60:LEU:O	30:BG:63:ILE:HG12	2.02	0.58
34:BN:123:GLU:HG2	34:BN:145:VAL:HG21	1.85	0.58
35:BO:71:ARG:NH2	35:BO:77:ILE:HG21	2.17	0.58
37:BQ:75:THR:HG21	37:BQ:85:LYS:HE3	1.85	0.58
25:BA:444:C:OP2	41:BU:2:PRO:HD3	2.03	0.58
1:CA:1117:G:H4'	11:CI:104:ARG:NH2	2.18	0.58
1:CA:397:A:H5'	1:CA:398:C:OP1	2.03	0.58
7:CE:52:PRO:O	7:CE:55:VAL:HG23	2.03	0.58
1:CA:1347:G:OP2	11:CI:107:ARG:HG2	2.02	0.58
15:CM:2:ALA:C	15:CM:9:ILE:HG23	2.24	0.58
2:CY:74:C:O2'	2:CY:75:C:H5'	2.01	0.58
25:DA:1437:C:H2'	25:DA:1438:U:C6	2.38	0.58
25:DA:27:G:N2	25:DA:512:G:O2'	2.36	0.58
30:DG:39:ILE:HG22	30:DG:40:ASN:N	2.18	0.58
32:DI:12:LEU:HD21	32:DI:25:TYR:HE1	1.68	0.58
32:DI:27:ARG:CG	32:DI:27:ARG:HH11	2.15	0.58
34:DN:154:GLN:NE2	34:DN:155:ALA:HB3	2.18	0.58
35:DO:96:THR:OG1	35:DO:97:ARG:N	2.35	0.58
1:AA:1055:A:H5''	1:AA:1056:U:OP2	2.03	0.58
1:AA:1331:G:OP1	1:AA:1331:G:H4'	2.03	0.58

*Continued on next page...*

*Continued from previous page...*

Atom-1	Atom-2	Interatomic distance (Å)	Clash overlap (Å)
1:AA:186(A):C:C5'	22:AT:78:ALA:HB1	2.34	0.58
4:AB:187:LEU:HA	4:AB:201:ILE:HB	1.84	0.58
5:AC:16:ARG:HD2	5:AC:54:ARG:HH21	1.67	0.58
14:AL:23:VAL:HG13	14:AL:97:TYR:CE2	2.38	0.58
49:B2:9:GLN:C	49:B2:12:GLU:HB3	2.23	0.58
50:B3:1:MET:HB3	50:B3:2:PRO:HD2	1.85	0.58
25:BA:1291:C:H2'	25:BA:1292:U:C6	2.38	0.58
25:BA:1309:G:O2'	25:BA:1310:G:H5'	2.02	0.58
25:BA:1425:G:H2'	25:BA:1426:G:C8	2.39	0.58
25:BA:1536:A:H5''	25:BA:1537:C:OP2	2.03	0.58
25:BA:2439:A:H5'	25:BA:2439:A:C8	2.39	0.58
25:BA:2836:U:C5	25:BA:2883:A:N6	2.71	0.58
26:BB:40:U:H3'	26:BB:41:U:C5'	2.32	0.58
36:BP:115:LEU:HA	36:BP:134:ALA:HB2	1.83	0.58
42:BV:28:GLU:HB2	42:BV:31:ALA:CB	2.33	0.58
1:CA:439:A:H8	1:CA:439:A:H5''	1.69	0.58
1:CA:673:G:H2'	1:CA:674:G:C8	2.38	0.58
1:CA:811:C:H4'	1:CA:900:A:N6	2.18	0.58
5:CC:40:ARG:NH2	5:CC:55:VAL:HG13	2.18	0.58
7:CE:84:PHE:CE1	7:CE:133:TYR:HB3	2.38	0.58
16:CN:24:CYS:CB	16:CN:27:CYS:SG	2.91	0.58
21:CS:62:ILE:HD12	21:CS:66:MET:SD	2.43	0.58
21:CS:6:LYS:HG2	21:CS:7:LYS:CD	2.29	0.58
24:CX:177:ILE:HG23	24:CX:177:ILE:O	2.03	0.58
25:DA:1142:U:H3'	25:DA:1142:U:H6	1.66	0.58
25:DA:1538:G:H2'	25:DA:1539:G:H8	1.68	0.58
25:DA:627:A:OP1	25:DA:627:A:H2'	2.04	0.58
25:DA:71:A:H4'	25:DA:72:U:H5''	1.84	0.58
27:DD:192:THR:HG23	27:DD:192:THR:O	2.03	0.58
27:DD:242:ARG:H	27:DD:242:ARG:CD	2.16	0.58
37:DQ:75:THR:HG21	37:DQ:85:LYS:HE3	1.84	0.58
44:DX:5:TYR:CE1	49:D2:30:ARG:HB2	2.38	0.58
1:AA:1260:C:C6	1:AA:1260:C:H3'	2.38	0.58
1:AA:166:G:H2'	1:AA:167:G:H8	1.68	0.58
1:AA:444:C:H2'	1:AA:445:G:H8	1.69	0.58
25:BA:172:C:H2'	25:BA:173:G:H8	1.67	0.58
25:BA:2063:C:O2	25:BA:2450:A:N1	2.37	0.58
25:BA:2081:C:O2'	25:BA:2082:A:H5'	2.04	0.58
25:BA:2399:G:H2'	25:BA:2400:G:O4'	2.03	0.58
25:BA:307:G:H8	25:BA:307:G:O5'	1.86	0.58
25:BA:558:G:OP1	34:BN:134:PRO:HD2	2.04	0.58

*Continued on next page...*

*Continued from previous page...*

Atom-1	Atom-2	Interatomic distance (Å)	Clash overlap (Å)
33:BK:67:PHE:N	33:BK:67:PHE:CD1	2.71	0.58
35:BO:8:LEU:HB2	35:BO:19:ILE:CD1	2.34	0.58
37:BQ:78:PRO:O	37:BQ:79:LEU:HB2	2.03	0.58
43:BW:1:MET:HG2	43:BW:64:MET:CE	2.32	0.58
44:BX:5:TYR:CE1	49:B2:30:ARG:HB2	2.38	0.58
1:CA:1131:G:H2'	1:CA:1132:C:C6	2.38	0.58
1:CA:486:U:H2'	1:CA:487:A:H8	1.68	0.58
6:CD:4:TYR:O	6:CD:6:GLY:N	2.37	0.58
14:CL:61:SER:O	14:CL:63:TYR:HD1	1.86	0.58
25:DA:857:C:H4'	47:D0:23:VAL:HG21	1.85	0.58
52:D5:40:LYS:HE2	52:D5:46:CYS:CB	2.29	0.58
25:DA:1689:A:H62	25:DA:1698:A:H2	1.51	0.58
25:DA:1829:A:H3'	25:DA:1830:C:H6	1.67	0.58
25:DA:2611:U:H5'	25:DA:2611:U:H6	1.67	0.58
25:DA:2795:G:N2	25:DA:2801:A:H62	2.01	0.58
25:DA:516:C:O2'	25:DA:1262:A:H5'	2.02	0.58
26:DB:63:G:H2'	26:DB:64:C:C6	2.38	0.58
28:DE:36:ARG:NH2	28:DE:88:GLY:HA2	2.17	0.58
30:DG:107:LEU:HD22	30:DG:178:PHE:HA	1.84	0.58
32:DI:5:LEU:HD12	32:DI:9:LEU:HD12	1.84	0.58
26:DB:90:C:OP2	37:DQ:16:ARG:HD2	2.02	0.58
45:DY:10:GLY:HA2	45:DY:27:VAL:CG2	2.33	0.58
1:AA:1256:A:H2	1:AA:1277:C:C6	2.22	0.58
1:AA:1404:C:H2'	1:AA:1405:G:C8	2.39	0.58
1:AA:324:G:N2	1:AA:326:G:H3'	2.18	0.58
1:AA:486:U:H2'	1:AA:487:A:H8	1.69	0.58
7:AE:31:LEU:HD23	7:AE:44:GLY:O	2.03	0.58
15:AM:82:MET:HB2	15:AM:93:ARG:NH1	2.17	0.58
2:AY:74:C:O2'	2:AY:75:C:H5'	2.04	0.58
52:B5:36:CYS:SG	52:B5:37:LYS:N	2.77	0.58
43:BW:38:TYR:HE1	52:B5:41:PRO:HD3	1.69	0.58
25:BA:1516:U:O2'	25:BA:1517:G:H5'	2.04	0.58
25:BA:1544:C:C3'	25:BA:1545:A:H5'	2.33	0.58
25:BA:1790:C:H2'	25:BA:1791:A:C5	2.38	0.58
25:BA:2505:G:H8	25:BA:2505:G:H5'	1.69	0.58
25:BA:295:G:H4'	45:BY:2:ARG:NH1	2.17	0.58
25:BA:580:C:H2'	25:BA:581:C:H6	1.68	0.58
1:CA:1256:A:H2	1:CA:1277:C:C6	2.21	0.58
12:CJ:4:ILE:CG2	12:CJ:74:ILE:HD11	2.33	0.58
2:CY:35:A:H2'	2:CY:36:U:C6	2.38	0.58
36:DP:65:ARG:NH2	55:D8:15:LYS:HB2	2.16	0.58

*Continued on next page...*

*Continued from previous page...*

Atom-1	Atom-2	Interatomic distance (Å)	Clash overlap (Å)
25:DA:1309:G:O2'	25:DA:1310:G:H5'	2.03	0.58
25:DA:2573:C:H3'	25:DA:2573:C:OP1	2.03	0.58
25:DA:2695:C:H2'	25:DA:2696:U:C6	2.38	0.58
25:DA:546:C:H3'	25:DA:547:A:H8	1.68	0.58
25:DA:708:C:H42	25:DA:723:G:H1	1.51	0.58
25:DA:863:A:H2'	25:DA:864:G:C8	2.37	0.58
27:DD:31:LYS:HG3	27:DD:33:LEU:CG	2.33	0.58
27:DD:35:LYS:CB	27:DD:36:PRO:HD3	2.34	0.58
37:DQ:20:ALA:HB2	37:DQ:99:PRO:CD	2.33	0.58
38:DR:81:ASP:O	38:DR:82:GLU:HB2	2.04	0.58
1:AA:1307:U:H2'	1:AA:1308:U:H6	1.67	0.58
1:AA:340:U:H2'	1:AA:341:C:C6	2.38	0.58
1:AA:922:G:H4'	7:AE:20:GLN:CA	2.28	0.58
4:AB:51:LEU:HD23	4:AB:201:ILE:HD12	1.83	0.58
6:AD:11:LEU:C	6:AD:13:ARG:N	2.55	0.58
6:AD:43:HIS:O	6:AD:45:GLN:N	2.36	0.58
12:AJ:4:ILE:CG2	12:AJ:74:ILE:HD11	2.34	0.58
16:AN:6:LEU:CD2	16:AN:23:ARG:HH22	2.16	0.58
3:AV:21:A:H2'	24:AX:214:ARG:O	2.04	0.58
25:BA:1080:C:H2'	25:BA:1081:U:C6	2.38	0.58
25:BA:1263:U:H2'	25:BA:1264:G:C8	2.39	0.58
26:BB:63:G:H2'	26:BB:64:C:C6	2.38	0.58
26:BB:65:C:H2'	26:BB:108:C:H41	1.68	0.58
32:BI:130:TYR:HE2	32:BI:132:PRO:HG3	1.69	0.58
32:BI:27:ARG:NH1	32:BI:27:ARG:CG	2.61	0.58
33:BK:131:ALA:HA	33:BK:134:MET:HG2	1.85	0.58
40:BT:105:LEU:HD23	40:BT:107:ASP:OD1	2.02	0.58
1:CA:1326:C:H2'	1:CA:1327:C:C6	2.38	0.58
1:CA:1442:G:H3'	1:CA:1442:G:C8	2.37	0.58
1:CA:411:A:H3'	1:CA:411:A:C8	2.39	0.58
1:CA:81:G:OP2	1:CA:82:U:C5	2.56	0.58
4:CB:15:VAL:C	4:CB:16:HIS:CG	2.77	0.58
5:CC:43:LEU:O	5:CC:47:LEU:HB3	2.03	0.58
5:CC:16:ARG:HD2	5:CC:54:ARG:HH21	1.68	0.58
25:DA:1056:G:N2	25:DA:1104:C:H42	2.02	0.58
24:CX:62:SER:OG	25:DA:1067:A:H1'	2.03	0.58
25:DA:1326:U:O2'	25:DA:1327:C:H5'	2.04	0.58
25:DA:1418:G:H8	25:DA:1418:G:O5'	1.86	0.58
25:DA:46:C:OP2	25:DA:215:G:H2'	2.04	0.58
30:DG:121:ASN:ND2	30:DG:123:ASN:H	2.02	0.58
33:DK:77:LEU:O	33:DK:80:LYS:HB3	2.02	0.58

*Continued on next page...*

*Continued from previous page...*

Atom-1	Atom-2	Interatomic distance (Å)	Clash overlap (Å)
36:DP:113:LYS:HG3	36:DP:129:ALA:O	2.03	0.58
42:DV:72:VAL:HG23	42:DV:85:LYS:HB2	1.85	0.58
45:DY:4:LYS:H	45:DY:4:LYS:CD	2.16	0.58
46:DZ:39:VAL:CG2	46:DZ:44:PHE:HB2	2.30	0.58
1:AA:1038:C:H2'	1:AA:1039:C:C6	2.38	0.58
1:AA:109:A:H4'	1:AA:110:C:OP2	2.04	0.58
1:AA:1117:G:H4'	11:AI:104:ARG:HH21	1.68	0.58
1:AA:1309:G:C6	1:AA:1329:A:C2	2.91	0.58
1:AA:438:G:H4'	1:AA:439:A:OP1	2.04	0.58
1:AA:498:A:H4'	1:AA:500:G:OP1	2.02	0.58
1:AA:545:C:H5''	6:AD:72:GLU:HG3	1.85	0.58
4:AB:144:ARG:HA	4:AB:147:LYS:CB	2.33	0.58
15:AM:103:THR:C	15:AM:105:THR:H	2.06	0.58
16:AN:16:PHE:HB2	16:AN:18:VAL:HG23	1.84	0.58
1:AA:663:A:H5''	20:AR:61:LYS:HZ3	1.67	0.58
24:AX:341:LEU:HD21	24:AX:357:LEU:HD12	1.85	0.58
53:B6:34:LEU:O	53:B6:35:GLU:HB2	2.03	0.58
25:BA:1926:U:O2	25:BA:1928:A:C8	2.56	0.58
25:BA:2519:U:H4'	25:BA:2520:C:OP1	2.04	0.58
25:BA:637:A:H5''	36:BP:117:GLU:HG3	1.84	0.58
27:BD:145:VAL:HG12	27:BD:146:GLU:O	2.04	0.58
36:BP:113:LYS:HG3	36:BP:129:ALA:O	2.03	0.58
44:BX:50:LYS:H	44:BX:87:GLN:NE2	2.00	0.58
1:CA:1077:G:N2	1:CA:1080:A:OP2	2.33	0.58
1:CA:1231:G:C4	1:CA:1232:U:C5	2.92	0.58
1:CA:1331:G:OP1	1:CA:1331:G:H4'	2.03	0.58
1:CA:794:A:H2'	1:CA:795:C:C6	2.38	0.58
4:CB:208:ILE:H	4:CB:208:ILE:HD12	1.69	0.58
5:CC:175:LEU:O	5:CC:175:LEU:HD23	2.03	0.58
6:CD:7:PRO:HB2	6:CD:10:ARG:HD2	1.86	0.58
19:CQ:12:SER:HB3	19:CQ:20:THR:HB	1.84	0.58
25:DA:1264:G:O5'	25:DA:1264:G:H8	1.86	0.58
25:DA:1556:C:H2'	25:DA:1557:C:C6	2.39	0.58
25:DA:2439:A:H5'	25:DA:2439:A:C8	2.38	0.58
25:DA:2798:C:C5	25:DA:2799:A:C6	2.89	0.58
27:DD:244:ARG:HG3	27:DD:245:PRO:HG3	1.85	0.58
29:DF:32:LEU:O	29:DF:36:VAL:HG23	2.04	0.58
33:DK:131:ALA:HA	33:DK:134:MET:HG2	1.85	0.58
36:DP:41:ARG:HE	36:DP:41:ARG:HA	1.67	0.58
40:DT:33:LYS:HB2	40:DT:82:LEU:HD23	1.85	0.58
41:DU:52:ARG:HD3	41:DU:55:ARG:HD2	1.85	0.58

*Continued on next page...*

*Continued from previous page...*

Atom-1	Atom-2	Interatomic distance (Å)	Clash overlap (Å)
25:DA:519:U:H4'	43:DW:25:ARG:NH2	2.18	0.58
44:DX:63:LYS:HD2	44:DX:72:LYS:HB3	1.85	0.58
44:DX:26:TYR:OH	44:DX:88:LYS:HB2	2.03	0.58
1:AA:353:A:H5'	1:AA:353:A:C8	2.38	0.58
5:AC:21:ARG:HB2	5:AC:21:ARG:NH1	2.18	0.58
14:AL:86:GLY:HA2	14:AL:97:TYR:HA	1.84	0.58
36:BP:65:ARG:NH2	55:B8:15:LYS:CB	2.67	0.58
55:B8:22:VAL:HB	55:B8:54:GLU:HG2	1.86	0.58
25:BA:1346:G:N2	25:BA:1600:C:O2	2.31	0.58
25:BA:2592:G:C2'	25:BA:2593:U:H5'	2.34	0.58
25:BA:2691:C:H5'	25:BA:2691:C:H6	1.67	0.58
25:BA:639:U:H2'	25:BA:640:C:C6	2.38	0.58
25:BA:642:G:H3'	25:BA:642:G:C8	2.39	0.58
25:BA:929:G:H8	25:BA:929:G:O5'	1.86	0.58
27:BD:94:LEU:HD23	27:BD:95:LEU:N	2.19	0.58
25:BA:674:G:C1'	29:BF:74:ARG:HD3	2.34	0.58
37:BQ:48:GLU:O	37:BQ:52:VAL:HG12	2.04	0.58
46:BZ:74:VAL:HG22	46:BZ:86:VAL:HG13	1.86	0.58
12:CJ:7:LYS:O	12:CJ:8:LEU:HD12	2.04	0.58
25:DA:1425:G:H2'	25:DA:1426:G:C8	2.39	0.58
25:DA:1569:A:C6	25:DA:1570:A:C6	2.92	0.58
25:DA:2092:U:C5	25:DA:2226:C:OP2	2.56	0.58
25:DA:270(G):U:H2'	25:DA:270(H):C:C6	2.38	0.58
27:DD:150:LYS:HA	27:DD:150:LYS:HE3	1.85	0.58
25:DA:1658:C:OP1	28:DE:132:HIS:O	2.22	0.58
37:DQ:134:ARG:HH21	46:DZ:81:ARG:NH2	1.94	0.58
37:DQ:23:GLY:CA	37:DQ:98:LYS:HB2	2.27	0.58
1:AA:532:A:H5''	1:AA:532:A:H8	1.69	0.58
5:AC:175:LEU:HD23	5:AC:175:LEU:O	2.03	0.58
10:AH:91:ARG:HH11	10:AH:91:ARG:CG	2.17	0.58
15:AM:66:LEU:HA	15:AM:70:LEU:HB2	1.86	0.58
49:B2:16:LEU:HB2	49:B2:20:GLU:CG	2.25	0.58
53:B6:25:LYS:HD2	55:B8:34:TRP:CZ3	2.38	0.58
54:B7:5:TRP:NE1	54:B7:7:PRO:HG3	2.18	0.58
25:BA:1098:A:H2'	25:BA:1099:G:O4'	2.03	0.58
25:BA:1344:G:H4'	25:BA:1384:A:N7	2.19	0.58
25:BA:1826:G:H4'	27:BD:242:ARG:NH2	2.18	0.58
25:BA:1889:A:H2'	25:BA:1890:A:O4'	2.04	0.58
25:BA:2046:G:H1'	52:B5:22:HIS:CE1	2.39	0.58
25:BA:2695:C:H2'	25:BA:2696:U:C6	2.39	0.58
25:BA:315:G:H2'	25:BA:316:C:O4'	2.04	0.58

*Continued on next page...*

*Continued from previous page...*

Atom-1	Atom-2	Interatomic distance (Å)	Clash overlap (Å)
25:BA:773:U:C5'	27:BD:47:GLY:HA3	2.34	0.58
28:BE:11:MET:CB	28:BE:24:THR:HA	2.33	0.58
30:BG:41:GLN:HG2	30:BG:155:MET:CB	2.33	0.58
35:BO:53:LYS:H	35:BO:53:LYS:HD2	1.69	0.58
36:BP:138:LEU:HD21	36:BP:144:GLU:HB3	1.85	0.58
37:BQ:9:TYR:CD2	37:BQ:9:TYR:O	2.54	0.58
41:BU:64:ARG:O	41:BU:67:ALA:HB3	2.04	0.58
1:CA:977:A:O2'	1:CA:978:A:H5'	2.04	0.58
4:CB:68:ILE:O	4:CB:91:PRO:HD2	2.03	0.58
8:CF:76:ALA:O	8:CF:80:ARG:HG2	2.04	0.58
8:CF:7:ASN:HD21	20:CR:34:TYR:HE1	1.50	0.58
25:DA:1071:G:O2'	25:DA:1089:G:H2'	2.02	0.58
25:DA:639:U:H2'	25:DA:640:C:H6	1.68	0.58
25:DA:943:U:OP2	36:DP:38:GLN:CD	2.42	0.58
29:DF:45:ARG:NH1	29:DF:45:ARG:HG2	2.08	0.58
38:DR:10:LEU:CB	38:DR:17:ARG:HD3	2.34	0.58
42:DV:17:GLY:O	42:DV:18:LEU:HB3	2.03	0.58
41:DU:44:ASN:HD21	42:DV:75:PHE:HB3	1.69	0.58
1:AA:103(A):A:H3'	1:AA:103(B):G:H8	1.69	0.58
1:AA:1104:G:H4'	4:AB:111:ARG:NH1	2.18	0.58
1:AA:1239:A:C4	1:AA:1298:C:N4	2.72	0.58
1:AA:717:C:H6	1:AA:717:C:H5"	1.69	0.58
4:AB:55:PHE:HA	4:AB:58:ILE:HG13	1.86	0.58
5:AC:105:GLU:CG	5:AC:106:VAL:H	2.14	0.58
5:AC:113:ALA:HB3	5:AC:114:PRO:HD3	1.86	0.58
11:AI:95:LYS:O	11:AI:99:LEU:HD23	2.04	0.58
54:B7:8:ASN:ND2	54:B7:11:LYS:H	2.01	0.58
36:BP:65:ARG:NH2	55:B8:15:LYS:HB2	2.14	0.58
25:BA:2420:C:OP1	55:B8:34:TRP:HA	2.04	0.58
25:BA:1081:U:H4'	33:BK:117:THR:HG23	1.86	0.58
25:BA:1941:C:H5'	25:BA:1941:C:C6	2.35	0.58
25:BA:2150:U:H2'	25:BA:2151:G:C8	2.39	0.58
25:BA:234:C:H2'	25:BA:235:U:H6	1.69	0.58
25:BA:2427:C:H5'	25:BA:2427:C:H6	1.68	0.58
28:BE:3:GLY:HA3	28:BE:81:ILE:HG21	1.85	0.58
30:BG:39:ILE:HG22	30:BG:40:ASN:N	2.18	0.58
34:BN:37:VAL:HG12	34:BN:38:LEU:H	1.69	0.58
25:BA:911:A:H2'	37:BQ:9:TYR:OH	2.04	0.58
44:BX:83:VAL:HG12	44:BX:87:GLN:HG3	1.86	0.58
1:CA:1058:G:H2'	1:CA:1059:C:O4'	2.03	0.58
1:CA:532:A:H8	1:CA:532:A:H5"	1.69	0.58

*Continued on next page...*

*Continued from previous page...*

Atom-1	Atom-2	Interatomic distance (Å)	Clash overlap (Å)
1:CA:979:C:H3'	1:CA:980:C:C5'	2.32	0.58
4:CB:55:PHE:CE1	4:CB:218:ALA:HA	2.32	0.58
5:CC:36:ASP:O	5:CC:40:ARG:HG3	2.04	0.58
8:CF:69:GLU:O	8:CF:72:VAL:HG12	2.04	0.58
14:CL:7:ASN:ND2	19:CQ:34:LYS:HE2	2.19	0.58
1:CA:624:C:O3'	18:CP:10:GLY:HA2	2.04	0.58
21:CS:11:VAL:HG23	21:CS:38:SER:HB2	1.84	0.58
24:CX:92:LEU:HB2	24:CX:97:ARG:HE	1.69	0.58
36:DP:65:ARG:NH2	55:D8:15:LYS:CB	2.67	0.58
25:DA:1542:G:H4'	25:DA:1543:A:O5'	2.04	0.58
25:DA:2129:C:H2'	25:DA:2130:U:H6	1.69	0.58
25:DA:478:A:C6	25:DA:480:A:C6	2.92	0.58
26:DB:59:A:H2'	26:DB:60:C:O4'	2.04	0.58
25:DA:943:U:OP1	36:DP:38:GLN:HB3	2.04	0.58
42:DV:39:LEU:CD1	42:DV:47:VAL:HG11	2.30	0.58
1:AA:1358:U:H3'	1:AA:1359:C:C6	2.39	0.57
1:AA:673:G:H5''	8:AF:87:ARG:NH1	2.19	0.57
1:AA:902:G:H2'	1:AA:903:G:H8	1.68	0.57
4:AB:235:SER:HA	4:AB:238:LEU:HD12	1.86	0.57
5:AC:57:ILE:HD13	5:AC:66:VAL:HA	1.86	0.57
7:AE:70:PRO:HB3	7:AE:144:THR:HG22	1.85	0.57
12:AJ:31:GLY:HA3	12:AJ:78:ASN:ND2	2.19	0.57
16:AN:45:ARG:O	16:AN:49:HIS:CD2	2.50	0.57
19:AQ:59:ILE:O	19:AQ:59:ILE:HD12	2.04	0.57
25:BA:119:A:H4'	25:BA:120:U:H5'	1.86	0.57
25:BA:1579:A:C8	25:BA:1579:A:H5'	2.32	0.57
29:BF:31:HIS:HB2	36:BP:13:ASN:HB3	1.86	0.57
37:BQ:47:ILE:HD11	37:BQ:68:ILE:HG13	1.86	0.57
1:CA:1126:U:H2'	1:CA:1127:G:H8	1.67	0.57
1:CA:818:G:H3'	1:CA:819:A:H5''	1.85	0.57
5:CC:57:ILE:HD13	5:CC:66:VAL:HA	1.86	0.57
6:CD:70:ILE:HD11	6:CD:74:GLN:OE1	2.04	0.57
11:CI:10:ARG:HG3	11:CI:75:ASP:HB3	1.86	0.57
24:CX:106:GLU:O	24:CX:110:LYS:HG3	2.04	0.57
25:DA:135:G:H1	25:DA:144:C:H42	1.51	0.57
25:DA:1827:C:H5'	25:DA:1971:A:H4'	1.85	0.57
25:DA:2478:A:H3'	25:DA:2479:G:H8	1.69	0.57
25:DA:2544:G:H2'	25:DA:2545:G:H8	1.68	0.57
25:DA:270(R):C:H2'	25:DA:270(S):G:O4'	2.04	0.57
25:DA:476:G:N2	25:DA:478:A:H3'	2.19	0.57
27:DD:227:ASN:HB3	27:DD:228:PRO:HD2	1.86	0.57

*Continued on next page...*

*Continued from previous page...*

Atom-1	Atom-2	Interatomic distance (Å)	Clash overlap (Å)
32:DI:144:VAL:O	32:DI:145:VAL:HG13	2.03	0.57
38:DR:78:LYS:O	38:DR:83:ILE:HG12	2.02	0.57
41:DU:113:ALA:O	41:DU:117:GLN:HB2	2.03	0.57
43:DW:25:ARG:NH2	43:DW:74:ALA:O	2.37	0.57
43:DW:40:ASN:O	43:DW:41:LYS:HG2	2.04	0.57
1:AA:1004:A:C2	1:AA:1025:U:H1'	2.39	0.57
1:AA:1530:G:H2'	1:AA:1531:A:C8	2.38	0.57
6:AD:49:ARG:NH2	6:AD:50:ARG:HG2	2.19	0.57
11:AI:10:ARG:HG3	11:AI:75:ASP:HB3	1.86	0.57
24:AX:106:GLU:O	24:AX:110:LYS:HG3	2.04	0.57
47:B0:82:ARG:O	47:B0:82:ARG:HG3	2.04	0.57
48:B1:30:VAL:O	48:B1:30:VAL:HG12	2.04	0.57
25:BA:1992:G:OP1	25:BA:1992:G:H8	1.87	0.57
25:BA:2354:G:H2'	25:BA:2355:C:C6	2.40	0.57
25:BA:2544:G:H2'	25:BA:2545:G:H8	1.68	0.57
25:BA:589:C:H2'	25:BA:590:A:C8	2.38	0.57
25:BA:627:A:H2'	25:BA:627:A:OP1	2.04	0.57
29:BF:40:GLN:NE2	29:BF:182:ASN:HB2	2.19	0.57
34:BN:59:GLY:O	34:BN:61:HIS:N	2.37	0.57
40:BT:56:GLY:O	40:BT:59:THR:HG22	2.04	0.57
41:BU:49:HIS:HA	41:BU:52:ARG:HB2	1.86	0.57
42:BV:14:VAL:CG1	42:BV:96:ILE:HG13	2.34	0.57
42:BV:39:LEU:CD1	42:BV:47:VAL:HG11	2.28	0.57
42:BV:72:VAL:HG23	42:BV:85:LYS:HB2	1.86	0.57
45:BY:95:LYS:HG2	45:BY:100:ALA:HA	1.86	0.57
45:BY:42:VAL:CG1	45:BY:65:ALA:HB3	2.34	0.57
1:CA:444:C:H2'	1:CA:445:G:H8	1.69	0.57
6:CD:11:LEU:C	6:CD:13:ARG:N	2.55	0.57
14:CL:24:PRO:C	14:CL:26:LEU:H	2.06	0.57
14:CL:37:THR:HG22	14:CL:56:LYS:HB2	1.85	0.57
24:CX:245:MET:HG3	24:CX:261:ALA:CB	2.32	0.57
49:D2:14:ARG:HG2	49:D2:17:SER:OG	2.04	0.57
49:D2:2:LYS:H	49:D2:2:LYS:NZ	2.01	0.57
25:DA:1579:A:C8	25:DA:1579:A:H5'	2.35	0.57
25:DA:2125:G:H21	25:DA:2173:A:N6	1.98	0.57
25:DA:2419:U:O4	55:D8:30:ARG:NH1	2.37	0.57
27:DD:166:GLN:HE21	27:DD:166:GLN:CA	2.16	0.57
32:DI:46:ALA:O	32:DI:49:ALA:HB3	2.04	0.57
25:DA:637:A:H5''	36:DP:117:GLU:HG3	1.87	0.57
43:DW:1:MET:HG2	43:DW:64:MET:CE	2.33	0.57
45:DY:96:ILE:HG13	45:DY:98:VAL:H	1.69	0.57

*Continued on next page...*

*Continued from previous page...*

Atom-1	Atom-2	Interatomic distance (Å)	Clash overlap (Å)
1:AA:1128:C:H1'	1:AA:1146:A:N6	2.19	0.57
1:AA:1306:A:N6	1:AA:1331:G:H1'	2.19	0.57
1:AA:892:A:H2'	1:AA:893:C:C6	2.40	0.57
7:AE:43:LEU:CD1	7:AE:132:ALA:HB1	2.33	0.57
10:AH:12:ARG:NH1	10:AH:26:VAL:HA	2.19	0.57
12:AJ:55:LYS:O	12:AJ:56:HIS:CG	2.57	0.57
12:AJ:78:ASN:HD22	12:AJ:81:THR:HG23	1.68	0.57
14:AL:108:GLY:HA3	14:AL:120:GLY:O	2.04	0.57
24:AX:138:GLY:CA	24:AX:142:ALA:HB2	2.34	0.57
24:AX:35:LYS:HD3	24:AX:71:THR:CG2	2.33	0.57
53:B6:39:TYR:HB3	53:B6:49:HIS:ND1	2.19	0.57
55:B8:2:PRO:O	55:B8:3:LYS:HB3	2.04	0.57
25:BA:1495:A:H2'	25:BA:1496:A:C2	2.40	0.57
25:BA:1349:A:N6	25:BA:1598:C:N4	2.52	0.57
25:BA:1686:C:H42	25:BA:1702:G:H1	1.52	0.57
25:BA:2114:A:O2'	25:BA:2168:G:H5'	2.05	0.57
25:BA:2320:A:H2'	25:BA:2320:A:N3	2.18	0.57
25:BA:857:C:H4'	47:B0:23:VAL:HG21	1.86	0.57
27:BD:25:THR:HG21	27:BD:82:ILE:N	2.19	0.57
29:BF:36:VAL:CG1	29:BF:183:VAL:HG21	2.34	0.57
34:BN:160:LYS:CA	34:BN:160:LYS:HE2	2.34	0.57
36:BP:35:HIS:O	36:BP:36:LYS:HG2	2.04	0.57
37:BQ:54:MET:HG3	37:BQ:117:ALA:HB1	1.85	0.57
40:BT:51:ARG:HG3	40:BT:98:LYS:HG3	1.86	0.57
45:BY:96:ILE:HG13	45:BY:98:VAL:H	1.69	0.57
1:CA:1004:A:C2	1:CA:1025:U:H1'	2.40	0.57
1:CA:1075:C:H5'	4:CB:179:LYS:NZ	2.20	0.57
1:CA:889:A:H4'	1:CA:890:G:OP1	2.04	0.57
5:CC:152:ILE:HD11	5:CC:167:TRP:CD1	2.39	0.57
10:CH:19:VAL:CG2	10:CH:21:LYS:HG2	2.33	0.57
21:CS:30:LEU:HA	21:CS:48:THR:O	2.04	0.57
24:CX:182:ILE:HG12	24:CX:183:LEU:N	2.18	0.57
47:D0:53:MET:CE	47:D0:57:PHE:HD1	2.18	0.57
53:D6:42:TRP:HA	53:D6:42:TRP:CE3	2.39	0.57
25:DA:1344:G:H4'	25:DA:1384:A:C5	2.38	0.57
25:DA:1542:G:H4'	25:DA:1543:A:C5'	2.34	0.57
25:DA:1790:C:H2'	25:DA:1791:A:C5	2.39	0.57
27:DD:145:VAL:HG12	27:DD:146:GLU:O	2.05	0.57
25:DA:674:G:C1'	29:DF:74:ARG:HD3	2.34	0.57
31:DH:13:LYS:CE	31:DH:14:GLY:H	2.17	0.57
32:DI:71:ILE:HG13	32:DI:72:LEU:HD13	1.86	0.57

*Continued on next page...*

*Continued from previous page...*

Atom-1	Atom-2	Interatomic distance (Å)	Clash overlap (Å)
36:DP:81:GLN:NE2	36:DP:106:LEU:HA	2.19	0.57
36:DP:138:LEU:HD21	36:DP:144:GLU:HB3	1.85	0.57
45:DY:4:LYS:HD3	45:DY:4:LYS:N	2.19	0.57
1:AA:295:C:H2'	1:AA:296:U:C6	2.39	0.57
5:AC:58:GLU:HB2	5:AC:65:ALA:CB	2.33	0.57
9:AG:154:TYR:O	9:AG:156:TRP:HD1	1.88	0.57
18:AP:13:HIS:C	18:AP:15:PRO:HD3	2.25	0.57
25:BA:1392:A:O5'	25:BA:1392:A:H8	1.88	0.57
25:BA:1639:U:H4'	25:BA:2699:C:H4'	1.86	0.57
25:BA:1678:G:N2	25:BA:1989:G:N2	2.51	0.57
25:BA:719:C:H2'	25:BA:720:C:H6	1.67	0.57
30:BG:39:ILE:HG21	30:BG:60:LEU:HD21	1.86	0.57
31:BH:29:PRO:HD2	31:BH:79:VAL:O	2.05	0.57
35:BO:104:ARG:HB3	35:BO:104:ARG:HH11	1.68	0.57
25:BA:2840:C:H4'	38:BR:53:HIS:CD2	2.39	0.57
38:BR:72:ASP:HB3	38:BR:75:LEU:HB2	1.87	0.57
46:BZ:120:ILE:HG12	46:BZ:172:ALA:HA	1.85	0.57
1:CA:116:A:H61	1:CA:313:A:H1'	1.68	0.57
8:CF:10:LEU:HD13	8:CF:61:LEU:HD13	1.86	0.57
9:CG:154:TYR:O	9:CG:156:TRP:HD1	1.87	0.57
20:CR:32:ARG:HA	20:CR:69:THR:HG21	1.86	0.57
24:CX:202:LEU:HD22	24:CX:327:TYR:O	2.03	0.57
24:CX:35:LYS:HD3	24:CX:71:THR:CG2	2.34	0.57
25:DA:1021:A:C8	25:DA:1021:A:H3'	2.39	0.57
25:DA:1291:C:H2'	25:DA:1292:U:C6	2.39	0.57
25:DA:1301:A:C8	25:DA:1303:G:C8	2.92	0.57
25:DA:1544:C:C3'	25:DA:1545:A:H5'	2.34	0.57
25:DA:2023:G:H5'	25:DA:2617:C:H4'	1.86	0.57
27:DD:201:HIS:O	27:DD:204:ILE:HG13	2.04	0.57
27:DD:235:GLY:O	27:DD:237:GLU:N	2.38	0.57
25:DA:1814:G:H4'	27:DD:51:VAL:HG21	1.87	0.57
30:DG:109:VAL:O	30:DG:113:ARG:HG2	2.05	0.57
32:DI:52:ARG:HG2	32:DI:52:ARG:HH11	1.68	0.57
35:DO:3:GLN:HB2	35:DO:4:PRO:HD2	1.85	0.57
40:DT:6:LEU:O	40:DT:10:VAL:HG23	2.04	0.57
44:DX:43:VAL:HG11	44:DX:81:VAL:HG11	1.86	0.57
4:AB:100:GLY:CA	4:AB:104:ASN:H	2.18	0.57
4:AB:15:VAL:C	4:AB:16:HIS:CG	2.77	0.57
8:AF:76:ALA:O	8:AF:80:ARG:HG2	2.04	0.57
21:AS:11:VAL:HG23	21:AS:38:SER:HB2	1.86	0.57
53:B6:42:TRP:HA	53:B6:42:TRP:CE3	2.38	0.57

*Continued on next page...*

*Continued from previous page...*

Atom-1	Atom-2	Interatomic distance (Å)	Clash overlap (Å)
25:BA:1056:G:N2	25:BA:1104:C:H42	2.03	0.57
25:BA:1312:U:H4'	25:BA:1313:U:O5'	2.05	0.57
25:BA:2720:U:O4	25:BA:2872:G:C6	2.58	0.57
27:BD:105:ILE:HG13	27:BD:106:ILE:HD12	1.86	0.57
36:BP:41:ARG:HA	36:BP:41:ARG:HE	1.68	0.57
46:BZ:63:ASP:HB2	46:BZ:65:GLN:HG3	1.86	0.57
1:CA:109:A:H4'	1:CA:110:C:OP2	2.04	0.57
1:CA:610:G:H2'	1:CA:610:G:N3	2.20	0.57
7:CE:70:PRO:HB3	7:CE:144:THR:HG22	1.87	0.57
14:CL:50:ALA:O	14:CL:52:ARG:HD2	2.04	0.57
14:CL:85:ARG:HB2	14:CL:100:VAL:CG2	2.35	0.57
15:CM:66:LEU:HA	15:CM:70:LEU:HB2	1.86	0.57
21:CS:29:ARG:HD3	21:CS:48:THR:HB	1.86	0.57
25:DA:138:G:N2	44:DX:44:GLU:OE1	2.37	0.57
25:DA:2307:G:H3'	25:DA:2308:G:H8	1.70	0.57
25:DA:2321:G:N3	25:DA:2321:G:H2'	2.19	0.57
25:DA:234:C:H2'	25:DA:235:U:H6	1.68	0.57
31:DH:94:TYR:HD2	31:DH:107:VAL:HG12	1.69	0.57
38:DR:66:VAL:HG13	38:DR:70:LEU:HD12	1.86	0.57
42:DV:14:VAL:CG1	42:DV:96:ILE:HG13	2.34	0.57
43:DW:95:ILE:O	43:DW:95:ILE:HG13	2.03	0.57
1:AA:1007:C:H2'	1:AA:1008:C:C6	2.39	0.57
1:AA:1046:A:H3'	1:AA:1047:G:H8	1.70	0.57
4:AB:147:LYS:HG2	4:AB:147:LYS:O	2.04	0.57
1:AA:1075:C:H5''	4:AB:179:LYS:NZ	2.19	0.57
8:AF:50:TYR:CZ	20:AR:77:GLY:HA2	2.38	0.57
24:AX:245:MET:HG3	24:AX:261:ALA:CB	2.30	0.57
25:BA:1020:A:H4'	25:BA:1021:A:O5'	2.03	0.57
25:BA:2795:G:N2	25:BA:2801:A:H62	2.02	0.57
25:BA:2801:A:O5'	25:BA:2801:A:H8	1.87	0.57
28:BE:176:ILE:N	28:BE:176:ILE:HD12	2.20	0.57
29:BF:129:PHE:HA	29:BF:142:TRP:NE1	2.19	0.57
33:BK:77:LEU:HD23	33:BK:107:ILE:HG13	1.85	0.57
34:BN:121:VAL:HG23	34:BN:122:LEU:N	2.19	0.57
34:BN:66:THR:N	34:BN:71:MET:HE3	2.19	0.57
46:BZ:157:LEU:H	46:BZ:157:LEU:HD12	1.70	0.57
1:CA:1228:C:P	15:CM:108:ARG:HH22	2.27	0.57
1:CA:1056:U:C5'	5:CC:163:ALA:HB2	2.30	0.57
7:CE:31:LEU:HD23	7:CE:44:GLY:O	2.04	0.57
9:CG:44:TYR:O	9:CG:48:LYS:HG2	2.04	0.57
15:CM:103:THR:C	15:CM:105:THR:H	2.06	0.57

*Continued on next page...*

*Continued from previous page...*

Atom-1	Atom-2	Interatomic distance (Å)	Clash overlap (Å)
55:D8:2:PRO:O	55:D8:3:LYS:HB3	2.04	0.57
25:DA:1434:A:H61	25:DA:1558:A:N6	2.01	0.57
25:DA:1686:C:H42	25:DA:1702:G:H1	1.52	0.57
25:DA:1827:C:C2'	25:DA:1828:G:H5'	2.35	0.57
25:DA:2246:G:H2'	25:DA:2247:A:C8	2.40	0.57
25:DA:907:U:H4'	37:DQ:101:ARG:NH2	2.18	0.57
28:DE:92:THR:O	28:DE:95:ILE:HG13	2.05	0.57
34:DN:59:GLY:O	34:DN:61:HIS:N	2.37	0.57
37:DQ:16:ARG:NH2	37:DQ:18:LYS:HE3	2.18	0.57
39:DS:93:LYS:O	39:DS:98:VAL:HG21	2.05	0.57
25:DA:518:G:H4'	43:DW:18:ARG:NH1	2.19	0.57
1:AA:1329:A:OP1	15:AM:29:ARG:HG3	2.05	0.57
1:AA:686:U:O4	1:AA:703:G:H1'	2.04	0.57
4:AB:68:ILE:O	4:AB:91:PRO:HD2	2.05	0.57
8:AF:87:ARG:CG	8:AF:87:ARG:NH1	2.53	0.57
14:AL:61:SER:O	14:AL:63:TYR:HD1	1.86	0.57
25:BA:546:C:H2'	25:BA:547:A:O4'	2.05	0.57
28:BE:36:ARG:NH2	28:BE:88:GLY:HA2	2.19	0.57
30:BG:128:ARG:HE	30:BG:129:GLY:N	2.00	0.57
25:BA:270(O):G:P	32:BI:57:ARG:HH22	2.27	0.57
34:BN:135:LEU:HA	34:BN:138:ARG:HB2	1.87	0.57
35:BO:96:THR:OG1	35:BO:97:ARG:N	2.37	0.57
41:BU:44:ASN:ND2	42:BV:75:PHE:HB3	2.19	0.57
43:BW:40:ASN:O	43:BW:41:LYS:HG2	2.05	0.57
44:BX:63:LYS:HD2	44:BX:72:LYS:CB	2.34	0.57
1:CA:103(A):A:H3'	1:CA:103(B):G:H8	1.69	0.57
9:CG:71:PRO:HA	9:CG:138:LYS:HE3	1.86	0.57
55:D8:22:VAL:HB	55:D8:54:GLU:HG2	1.86	0.57
25:DA:2197:U:HO2'	25:DA:2198:A:H2'	1.70	0.57
25:DA:642:G:C8	25:DA:642:G:H3'	2.40	0.57
25:DA:70:G:HO2'	25:DA:113:G:HO2'	1.52	0.57
25:DA:774:A:H2	25:DA:787:U:O2'	1.86	0.57
25:DA:839:U:H2'	25:DA:840:C:H6	1.69	0.57
25:DA:85:G:H5''	25:DA:85:G:H8	1.68	0.57
25:DA:848:G:C4	25:DA:933:A:C8	2.90	0.57
29:DF:129:PHE:HA	29:DF:142:TRP:NE1	2.19	0.57
34:DN:135:LEU:HD23	34:DN:136:GLY:H	1.68	0.57
34:DN:62:ARG:NH2	34:DN:64:ASP:HB2	2.20	0.57
1:AA:785:G:N2	1:AA:798:G:C4	2.72	0.57
5:AC:107:GLN:CD	5:AC:107:GLN:H	2.07	0.57
12:AJ:7:LYS:O	12:AJ:8:LEU:HD12	2.05	0.57

*Continued on next page...*

*Continued from previous page...*

Atom-1	Atom-2	Interatomic distance (Å)	Clash overlap (Å)
14:AL:59:LEU:HD21	14:AL:65:VAL:HG23	1.86	0.57
15:AM:2:ALA:C	15:AM:9:ILE:HG23	2.25	0.57
18:AP:43:LYS:HE3	18:AP:48:TRP:CE3	2.39	0.57
21:AS:53:ASN:ND2	21:AS:55:LYS:H	2.03	0.57
24:AX:207:PRO:HG2	24:AX:208:PHE:CE1	2.39	0.57
55:B8:51:ALA:O	55:B8:54:GLU:HB2	2.05	0.57
25:BA:1023:U:H2'	25:BA:1024:G:H5'	1.86	0.57
25:BA:1374:G:H2'	25:BA:1375:C:H6	1.68	0.57
25:BA:1935:G:H1'	25:BA:1964:G:N2	2.20	0.57
25:BA:2615:U:C2	52:B5:7:PRO:HA	2.40	0.57
25:BA:848:G:C4	25:BA:933:A:C8	2.89	0.57
28:BE:104:VAL:HG22	28:BE:198:VAL:HG22	1.86	0.57
25:BA:675:A:H5'	29:BF:63:LYS:HZ3	1.69	0.57
31:BH:84:SER:HB3	31:BH:134:SER:HA	1.87	0.57
38:BR:21:TYR:OH	38:BR:43:GLU:HG2	2.04	0.57
39:BS:42:ASP:C	39:BS:44:LYS:H	2.08	0.57
1:CA:1046:A:H3'	1:CA:1047:G:H8	1.70	0.57
1:CA:1443:G:H4'	1:CA:1446:A:OP2	2.04	0.57
1:CA:955:U:H1'	1:CA:1227:A:N6	2.15	0.57
4:CB:165:VAL:HG23	4:CB:166:ASP:N	2.19	0.57
6:CD:119:GLN:HG3	6:CD:123:HIS:CD2	2.40	0.57
15:CM:10:PRO:O	15:CM:11:ARG:HG3	2.05	0.57
54:D7:8:ASN:ND2	54:D7:8:ASN:C	2.58	0.57
55:D8:61:LEU:O	55:D8:63:PRO:CD	2.53	0.57
25:DA:2468:G:H22	25:DA:2481:G:H2'	1.69	0.57
26:DB:65:C:H2'	26:DB:108:C:H41	1.69	0.57
28:DE:11:MET:CB	28:DE:24:THR:HA	2.35	0.57
32:DI:68:LEU:HA	32:DI:71:ILE:CG2	2.31	0.57
33:DK:33:ASN:HB3	33:DK:37:PHE:CE1	2.40	0.57
25:DA:1061:U:N3	33:DK:9:LYS:HB3	2.20	0.57
35:DO:53:LYS:HD2	35:DO:53:LYS:H	1.69	0.57
40:DT:26:ASP:HB3	40:DT:92:GLY:H	1.69	0.57
46:DZ:94:GLU:CD	46:DZ:94:GLU:H	2.08	0.57
1:AA:1324:A:H2'	1:AA:1325:C:H6	1.69	0.57
1:AA:501:C:H2'	1:AA:502:G:C8	2.40	0.57
15:AM:102:ARG:NE	15:AM:102:ARG:HA	2.19	0.57
19:AQ:5:VAL:HG22	19:AQ:60:ILE:HG13	1.87	0.57
21:AS:63:THR:HG22	21:AS:66:MET:CE	2.35	0.57
24:AX:109:LYS:O	24:AX:112:ASP:HB3	2.05	0.57
24:AX:301:ARG:HH21	24:AX:304:ARG:HG2	1.68	0.57
25:BA:996:A:C6	25:BA:1160:G:N1	2.72	0.57

*Continued on next page...*

*Continued from previous page...*

Atom-1	Atom-2	Interatomic distance (Å)	Clash overlap (Å)
25:BA:1833:U:H2'	25:BA:1834:U:C6	2.39	0.57
25:BA:270(R):C:H2'	25:BA:270(S):G:O4'	2.05	0.57
25:BA:955:C:OP2	37:BQ:14:ARG:HD2	2.05	0.57
38:BR:57:ARG:HG2	38:BR:58:GLY:H	1.70	0.57
39:BS:41:ASP:OD2	39:BS:44:LYS:HE2	2.05	0.57
45:BY:54:LYS:O	45:BY:55:TYR:HB2	2.05	0.57
1:CA:1349:A:H2'	1:CA:1350:A:H8	1.68	0.57
4:CB:55:PHE:HA	4:CB:58:ILE:HG13	1.87	0.57
6:CD:49:ARG:NH2	6:CD:50:ARG:HG2	2.19	0.57
1:CA:1329:A:OP1	15:CM:29:ARG:HG3	2.05	0.57
16:CN:16:PHE:HB2	16:CN:18:VAL:HG23	1.86	0.57
24:CX:199:VAL:HG12	24:CX:200:HIS:N	2.20	0.57
24:CX:254:GLY:O	24:CX:258:THR:HB	2.05	0.57
49:D2:41:ILE:HD11	49:D2:44:LEU:HB2	1.86	0.57
25:DA:1632:A:C5	25:DA:1633:G:C6	2.92	0.57
25:DA:2305:A:H3'	25:DA:2306:C:H5''	1.87	0.57
25:DA:2399:G:H2'	25:DA:2400:G:O4'	2.04	0.57
25:DA:629:G:H2'	25:DA:630:G:H8	1.70	0.57
25:DA:651:G:C2'	25:DA:652:U:H5''	2.29	0.57
25:DA:69:C:O2'	25:DA:70:G:H5'	2.05	0.57
39:DS:36:TYR:N	39:DS:36:TYR:CD1	2.73	0.57
42:DV:28:GLU:HB2	42:DV:31:ALA:CB	2.34	0.57
44:DX:34:ALA:HB1	44:DX:39:ILE:HD11	1.87	0.57
1:AA:1499:A:H1'	1:AA:1520:G:OP1	2.05	0.57
5:AC:36:ASP:O	5:AC:40:ARG:HG3	2.04	0.57
15:AM:9:ILE:HG21	15:AM:11:ARG:NH2	2.20	0.57
48:B1:90:ILE:O	48:B1:94:LEU:N	2.37	0.57
53:B6:20:ASN:CG	53:B6:21:TYR:N	2.59	0.57
25:BA:1542:G:H4'	25:BA:1543:A:O5'	2.05	0.57
25:BA:2210:G:N2	25:BA:2211:G:C5'	2.67	0.57
25:BA:568:U:O4	42:BV:78:LYS:NZ	2.33	0.57
25:BA:608:A:H2'	25:BA:609(A):A:C8	2.40	0.57
25:BA:628:G:H2'	25:BA:629:G:C8	2.40	0.57
27:BD:130:ALA:HA	27:BD:192:THR:HA	1.85	0.57
27:BD:25:THR:O	27:BD:27:THR:HG22	2.05	0.57
29:BF:6:MET:HG2	29:BF:7:TYR:CD1	2.25	0.57
36:BP:41:ARG:NH1	36:BP:45:LEU:HD12	2.19	0.57
1:CA:306:G:H8	1:CA:306:G:H5'	1.69	0.57
1:CA:548:G:H5''	1:CA:548:G:H8	1.70	0.57
1:CA:939:G:H5''	9:CG:102:ARG:HH22	1.67	0.57
11:CI:63:ILE:HD12	11:CI:63:ILE:H	1.69	0.57

*Continued on next page...*

*Continued from previous page...*

Atom-1	Atom-2	Interatomic distance (Å)	Clash overlap (Å)
13:CK:69:ALA:HB1	13:CK:103:LEU:CD2	2.35	0.57
15:CM:102:ARG:HA	15:CM:102:ARG:NE	2.20	0.57
1:CA:1048:G:OP1	16:CN:4:LYS:HB2	2.05	0.57
19:CQ:29:HIS:HE1	19:CQ:31:LEU:HB3	1.69	0.57
25:DA:2729:G:H1'	28:DE:187:ALA:CB	2.34	0.57
25:DA:56:A:C2	25:DA:57:C:C2	2.93	0.57
26:DB:12:C:O2'	47:D0:74:ARG:CG	2.53	0.57
27:DD:25:THR:HG21	27:DD:82:ILE:N	2.17	0.57
27:DD:94:LEU:HD23	27:DD:95:LEU:N	2.19	0.57
28:DE:131:ALA:HB3	28:DE:134:ILE:HD11	1.87	0.57
30:DG:170:ARG:HH22	30:DG:182:LYS:HA	1.70	0.57
41:DU:44:ASN:ND2	42:DV:75:PHE:HB3	2.20	0.57
46:DZ:42:VAL:O	46:DZ:46:LYS:HG3	2.05	0.57
1:AA:859:A:H2'	1:AA:860:A:O4'	2.04	0.56
1:AA:977:A:O2'	1:AA:978:A:H5'	2.04	0.56
6:AD:119:GLN:HG3	6:AD:123:HIS:CD2	2.40	0.56
8:AF:10:LEU:HD13	8:AF:61:LEU:HD13	1.86	0.56
14:AL:5:THR:HG23	14:AL:8:GLN:HE21	1.70	0.56
2:AY:46:G:H5''	2:AY:47:U:OP2	2.05	0.56
25:BA:1374:G:H2'	25:BA:1375:C:C6	2.39	0.56
25:BA:1434:A:H61	25:BA:1558:A:N6	2.03	0.56
25:BA:1494:A:HO2'	25:BA:1495:A:P	2.28	0.56
25:BA:1542:G:H4'	25:BA:1543:A:C5'	2.35	0.56
25:BA:2496:C:OP1	37:BQ:81:VAL:HG13	2.05	0.56
25:BA:651:G:C2'	25:BA:652:U:H5''	2.29	0.56
36:BP:41:ARG:CA	36:BP:41:ARG:HE	2.18	0.56
41:BU:69:CYS:HG	41:BU:79:PHE:CB	2.18	0.56
44:BX:53:LYS:HE3	44:BX:55:ASN:HD21	1.70	0.56
1:CA:1063:C:H3'	1:CA:1064:G:H2'	1.87	0.56
1:CA:232:G:H1'	1:CA:262:A:N1	2.19	0.56
1:CA:906:G:H8	1:CA:906:G:O5'	1.87	0.56
4:CB:51:LEU:HD23	4:CB:201:ILE:HD12	1.87	0.56
7:CE:78:HIS:HE1	7:CE:143:ARG:N	1.97	0.56
9:CG:26:PHE:CD2	9:CG:62:PHE:HE1	2.23	0.56
21:CS:53:ASN:ND2	21:CS:55:LYS:H	2.03	0.56
25:DA:2131:G:C8	25:DA:2133:G:H1'	2.40	0.56
25:DA:2644:G:H2'	25:DA:2645:G:C8	2.40	0.56
25:DA:996:A:H4'	41:DU:92:ARG:CZ	2.35	0.56
27:DD:142:VAL:HG22	27:DD:143:HIS:N	2.20	0.56
31:DH:67:LEU:HD11	31:DH:71:LEU:HD13	1.87	0.56
25:DA:955:C:OP2	37:DQ:14:ARG:HD2	2.04	0.56

*Continued on next page...*

*Continued from previous page...*

Atom-1	Atom-2	Interatomic distance (Å)	Clash overlap (Å)
45:DY:54:LYS:O	45:DY:55:TYR:HB2	2.05	0.56
1:AA:439:A:H8	1:AA:439:A:H5''	1.69	0.56
5:AC:79:ARG:H	5:AC:79:ARG:HD3	1.69	0.56
6:AD:158:ILE:HG22	6:AD:162:LEU:HD12	1.87	0.56
11:AI:49:PRO:O	11:AI:53:VAL:HG22	2.05	0.56
21:AS:28:LYS:HE2	21:AS:29:ARG:HH12	1.69	0.56
24:AX:254:GLY:O	24:AX:258:THR:HB	2.05	0.56
53:B6:27:LYS:HB3	53:B6:30:THR:OG1	2.04	0.56
25:BA:135:G:H1	25:BA:144:C:H42	1.51	0.56
25:BA:319:C:H2'	25:BA:320:A:H8	1.68	0.56
25:BA:309:G:N3	25:BA:329:G:O2'	2.38	0.56
27:BD:71:ASP:N	27:BD:71:ASP:OD2	2.38	0.56
32:BI:8:PRO:C	32:BI:9:LEU:HD23	2.26	0.56
39:BS:36:TYR:N	39:BS:36:TYR:CD1	2.73	0.56
1:CA:1007:C:H2'	1:CA:1008:C:C6	2.40	0.56
1:CA:1306:A:N6	1:CA:1331:G:H1'	2.20	0.56
16:CN:6:LEU:CD2	16:CN:23:ARG:HH22	2.18	0.56
1:CA:192:U:C1'	22:CT:103:GLY:HA2	2.35	0.56
25:DA:1525:G:H2'	25:DA:1526:G:H8	1.70	0.56
1:CA:1493:A:C4	25:DA:1913:A:C5	2.93	0.56
25:DA:218:A:O2'	25:DA:219:G:H5'	2.05	0.56
25:DA:2320:A:N3	25:DA:2320:A:H2'	2.20	0.56
25:DA:2403:C:N3	25:DA:2415:G:C2	2.73	0.56
25:DA:2491:U:C5'	25:DA:2491:U:H6	2.18	0.56
25:DA:274:G:H2'	25:DA:275:G:O4'	2.05	0.56
25:DA:310:A:P	45:DY:18:GLY:HA2	2.45	0.56
31:DH:85:LYS:O	31:DH:132:ARG:HA	2.05	0.56
33:DK:32:ALA:HB1	33:DK:34:ILE:HG23	1.87	0.56
34:DN:135:LEU:HA	34:DN:138:ARG:HB2	1.86	0.56
37:DQ:54:MET:HG3	37:DQ:117:ALA:HB1	1.87	0.56
25:DA:2378:A:H2'	39:DS:21:THR:HG21	1.87	0.56
39:DS:66:ALA:O	39:DS:69:VAL:HG12	2.05	0.56
1:AA:101:A:H5''	1:AA:101:A:H8	1.70	0.56
1:AA:266:G:H5''	1:AA:268:C:H41	1.70	0.56
1:AA:370:C:H2'	1:AA:371:G:H8	1.68	0.56
1:AA:376:G:OP2	18:AP:67:THR:HG21	2.05	0.56
1:AA:397:A:H5'	1:AA:398:C:OP1	2.03	0.56
15:AM:78:ILE:HG22	15:AM:93:ARG:NH1	2.13	0.56
24:AX:145:TRP:CD2	24:AX:149:LEU:HD11	2.39	0.56
24:AX:63:GLN:HE22	24:AX:64:GLU:HG2	1.70	0.56
52:B5:40:LYS:HG2	52:B5:46:CYS:HB3	1.86	0.56

*Continued on next page...*

*Continued from previous page...*

Atom-1	Atom-2	Interatomic distance (Å)	Clash overlap (Å)
25:BA:1312:U:O2	25:BA:1603:A:C2	2.58	0.56
25:BA:2512:C:H4'	28:BE:122:PHE:CE2	2.41	0.56
25:BA:2887:U:H2'	25:BA:2888:C:C6	2.38	0.56
25:BA:629:G:H2'	25:BA:630:G:H8	1.69	0.56
30:BG:109:VAL:O	30:BG:113:ARG:HG2	2.04	0.56
30:BG:38:VAL:HG22	30:BG:93:THR:HG23	1.86	0.56
31:BH:13:LYS:CE	31:BH:14:GLY:H	2.17	0.56
36:BP:97:PRO:O	36:BP:101:VAL:HG12	2.05	0.56
39:BS:57:LYS:HZ2	39:BS:58:LEU:HD11	1.71	0.56
25:BA:996:A:H4'	41:BU:92:ARG:CZ	2.34	0.56
1:CA:166:G:H2'	1:CA:167:G:H8	1.68	0.56
1:CA:328:C:H4'	1:CA:329:A:H5'	1.86	0.56
1:CA:353:A:H5'	1:CA:353:A:C8	2.36	0.56
1:CA:82:U:O2	1:CA:86:U:H5	1.87	0.56
1:CA:979:C:C3'	1:CA:980:C:H5''	2.33	0.56
4:CB:235:SER:HA	4:CB:238:LEU:HD12	1.87	0.56
11:CI:95:LYS:O	11:CI:99:LEU:HD23	2.04	0.56
13:CK:15:ALA:HA	13:CK:76:GLY:O	2.05	0.56
14:CL:108:GLY:HA3	14:CL:120:GLY:O	2.04	0.56
18:CP:43:LYS:HG3	18:CP:48:TRP:CD2	2.40	0.56
50:D3:8:LEU:CD1	50:D3:23:LEU:HD22	2.36	0.56
53:D6:11:LEU:HD21	53:D6:51:GLU:CG	2.35	0.56
25:DA:1077:A:H61	25:DA:1088:A:H5''	1.70	0.56
25:DA:1941:C:C6	25:DA:1941:C:H5'	2.38	0.56
25:DA:2389:G:H5''	25:DA:2390:U:H5'	1.87	0.56
27:DD:186:HIS:CD2	27:DD:188:GLU:H	2.15	0.56
27:DD:43:ARG:HB2	27:DD:49:ILE:HA	1.86	0.56
29:DF:65:TRP:CH2	29:DF:75:HIS:HD2	2.22	0.56
30:DG:110:ALA:HB1	30:DG:140:ILE:HD13	1.87	0.56
33:DK:8:VAL:O	33:DK:57:ILE:HB	2.04	0.56
46:DZ:128:VAL:HG23	46:DZ:132:ASN:HB2	1.87	0.56
1:AA:1151:A:O2'	1:AA:1152:A:C8	2.58	0.56
4:AB:235:SER:O	4:AB:239:VAL:HG23	2.06	0.56
5:AC:50:ALA:HB2	5:AC:75:VAL:HB	1.88	0.56
7:AE:10:MET:HG3	7:AE:13:ILE:HD11	1.88	0.56
1:AA:1348:U:H4'	11:AI:120:ARG:HD2	1.87	0.56
25:BA:1174:A:O5'	25:BA:1175:U:H5''	2.06	0.56
25:BA:2084:C:H2'	25:BA:2085:C:C6	2.41	0.56
25:BA:2246:G:H2'	25:BA:2247:A:C8	2.40	0.56
25:BA:2729:G:H1'	28:BE:187:ALA:CB	2.33	0.56
31:BH:101:ARG:H	31:BH:101:ARG:NE	2.01	0.56

*Continued on next page...*

*Continued from previous page...*

Atom-1	Atom-2	Interatomic distance (Å)	Clash overlap (Å)
35:BO:112:MET:HA	35:BO:115:VAL:HG22	1.87	0.56
25:BA:2683:C:P	40:BT:53:ARG:HH22	2.28	0.56
42:BV:99:ILE:N	42:BV:99:ILE:HD13	2.19	0.56
46:BZ:16:SER:HB2	46:BZ:20:ARG:NH1	2.20	0.56
1:CA:1493:A:H1'	25:DA:1913:A:C2	2.41	0.56
1:CA:141:A:H1'	1:CA:182:U:O2	2.04	0.56
1:CA:517:G:H2'	1:CA:531:U:C5	2.39	0.56
5:CC:19:GLU:HA	5:CC:54:ARG:HH12	1.69	0.56
10:CH:103:VAL:HG21	10:CH:109:ILE:O	2.05	0.56
13:CK:21:ILE:HD12	13:CK:21:ILE:N	2.20	0.56
48:D1:90:ILE:O	48:D1:94:LEU:N	2.38	0.56
25:DA:2496:C:OP1	37:DQ:81:VAL:HG13	2.05	0.56
25:DA:7:G:H2'	25:DA:8:A:C8	2.40	0.56
39:DS:61:ASN:HB3	39:DS:64:GLU:HB2	1.86	0.56
44:DX:65:ARG:HB3	44:DX:70:LEU:HD23	1.88	0.56
5:AC:34:LEU:O	5:AC:38:ARG:HG2	2.05	0.56
7:AE:71:LEU:HD21	7:AE:115:VAL:HG22	1.87	0.56
18:AP:43:LYS:HG3	18:AP:48:TRP:CD2	2.40	0.56
20:AR:32:ARG:HA	20:AR:69:THR:HG21	1.86	0.56
21:AS:29:ARG:HD3	21:AS:48:THR:HB	1.85	0.56
47:B0:37:LEU:HD22	47:B0:67:VAL:HG21	1.87	0.56
25:BA:1252:G:C2	25:BA:1253:A:C2	2.94	0.56
25:BA:1878:G:H2'	25:BA:1879:C:C6	2.40	0.56
11:CI:47:LEU:HG	11:CI:50:LEU:HD12	1.88	0.56
12:CJ:55:LYS:O	12:CJ:56:HIS:CG	2.57	0.56
1:CA:1367:C:H5'	12:CJ:60:ARG:NH1	2.20	0.56
13:CK:57:THR:HG22	13:CK:59:TYR:N	2.20	0.56
19:CQ:52:LYS:H	19:CQ:52:LYS:HD2	1.71	0.56
21:CS:79:THR:O	21:CS:80:TYR:CB	2.53	0.56
22:CT:71:THR:CG2	22:CT:72:LEU:H	2.06	0.56
24:CX:207:PRO:HG2	24:CX:208:PHE:CE1	2.39	0.56
24:CX:269:THR:OG1	24:CX:271:ILE:HG22	2.06	0.56
1:CA:1492:A:C6	24:CX:320:TRP:HH2	2.22	0.56
25:DA:1796:U:O2'	25:DA:1797:C:H5'	2.06	0.56
25:DA:309:G:N3	25:DA:329:G:O2'	2.39	0.56
36:DP:58:THR:C	36:DP:61:ARG:HE	2.09	0.56
41:DU:25:TRP:C	41:DU:25:TRP:CD1	2.78	0.56
42:DV:99:ILE:HD13	42:DV:99:ILE:N	2.20	0.56
4:AB:224:GLN:OE1	4:AB:229:VAL:HG21	2.05	0.56
4:AB:59:GLU:O	4:AB:63:MET:HG3	2.05	0.56
5:AC:164:ARG:HG2	5:AC:165:THR:H	1.70	0.56

*Continued on next page...*

*Continued from previous page...*

Atom-1	Atom-2	Interatomic distance (Å)	Clash overlap (Å)
11:AI:4:TYR:HB2	11:AI:19:LEU:CB	2.26	0.56
14:AL:82:VAL:HG22	14:AL:83:LEU:N	2.21	0.56
17:AO:39:LEU:O	17:AO:43:LEU:HG	2.06	0.56
19:AQ:11:VAL:HG21	19:AQ:88:TYR:CD2	2.41	0.56
24:AX:170:THR:CG2	24:AX:179:TYR:HB3	2.36	0.56
25:BA:1009:A:C5'	25:BA:1009:A:C8	2.88	0.56
25:BA:809:G:H2'	25:BA:810:U:H5'	1.87	0.56
28:BE:195:LEU:HD23	28:BE:195:LEU:C	2.26	0.56
28:BE:11:MET:HB3	28:BE:24:THR:HA	1.87	0.56
32:BI:1:MET:O	32:BI:20:ASP:HA	2.05	0.56
40:BT:132:LYS:HB3	40:BT:136:GLN:NE2	2.17	0.56
45:BY:75:ILE:HG12	45:BY:80:GLY:N	2.20	0.56
37:BQ:134:ARG:NH2	46:BZ:81:ARG:HH22	1.94	0.56
1:CA:1427:U:H2'	1:CA:1428:A:C8	2.41	0.56
1:CA:1493:A:H2'	1:CA:1493:A:N3	2.21	0.56
1:CA:409:G:H2'	1:CA:410:G:O4'	2.05	0.56
4:CB:25:ASN:HB3	4:CB:27:LYS:HG2	1.88	0.56
5:CC:113:ALA:HB3	5:CC:114:PRO:HD3	1.87	0.56
5:CC:91:LEU:CD1	5:CC:101:LEU:HD21	2.36	0.56
6:CD:43:HIS:O	6:CD:45:GLN:N	2.38	0.56
7:CE:71:LEU:HD21	7:CE:115:VAL:HG22	1.87	0.56
18:CP:43:LYS:HG3	18:CP:48:TRP:CG	2.41	0.56
24:CX:145:TRP:CD2	24:CX:149:LEU:HD11	2.41	0.56
25:DA:1009:A:C8	25:DA:1009:A:C5'	2.87	0.56
25:DA:1020:A:H4'	25:DA:1021:A:O5'	2.06	0.56
25:DA:429:A:C2	25:DA:430:G:C2	2.93	0.56
25:DA:506:G:H5'	25:DA:509:C:O2	2.06	0.56
26:DB:78:A:H2'	26:DB:79:C:O4'	2.06	0.56
30:DG:166:ASP:OD1	30:DG:166:ASP:N	2.39	0.56
25:DA:558:G:OP1	34:DN:135:LEU:HD22	2.06	0.56
34:DN:62:ARG:CZ	34:DN:64:ASP:HB2	2.36	0.56
37:DQ:60:ARG:H	46:DZ:179:ASP:HB2	1.71	0.56
1:AA:1305:G:OP1	23:AU:2:GLY:HA3	2.06	0.56
1:AA:973:G:H8	1:AA:973:G:O5'	1.89	0.56
10:AH:39:LEU:O	10:AH:44:PHE:HB2	2.05	0.56
1:AA:1117:G:H4'	11:AI:104:ARG:NH2	2.21	0.56
26:BB:12:C:O2'	47:B0:74:ARG:CG	2.53	0.56
25:BA:396:G:O4'	48:B1:18:ILE:HD12	2.05	0.56
54:B7:8:ASN:C	54:B7:8:ASN:ND2	2.59	0.56
25:BA:1971:A:C5	27:BD:241:PRO:HG3	2.41	0.56
25:BA:546:C:H3'	25:BA:547:A:H8	1.67	0.56

*Continued on next page...*

*Continued from previous page...*

Atom-1	Atom-2	Interatomic distance (Å)	Clash overlap (Å)
26:BB:59:A:H2'	26:BB:60:C:O4'	2.05	0.56
30:BG:170:ARG:HH22	30:BG:182:LYS:HA	1.71	0.56
36:BP:47:ASP:HB3	36:BP:48:PRO:CA	2.36	0.56
41:BU:52:ARG:HD3	41:BU:55:ARG:HD2	1.88	0.56
46:BZ:106:GLY:O	46:BZ:108:PRO:HD3	2.06	0.56
46:BZ:94:GLU:CD	46:BZ:94:GLU:H	2.08	0.56
1:CA:975:A:C8	1:CA:1357:A:H2	2.24	0.56
4:CB:147:LYS:HG2	4:CB:147:LYS:O	2.06	0.56
19:CQ:45:HIS:CD2	19:CQ:47:PRO:HD3	2.41	0.56
21:CS:44:MET:HA	21:CS:44:MET:CE	2.36	0.56
25:DA:996:A:C6	25:DA:1160:G:N1	2.73	0.56
25:DA:1833:U:H2'	25:DA:1834:U:C6	2.40	0.56
25:DA:2150:U:H2'	25:DA:2151:G:C8	2.40	0.56
25:DA:315:G:H2'	25:DA:316:C:O4'	2.06	0.56
25:DA:37:C:H2'	25:DA:38:A:C8	2.40	0.56
25:DA:606:U:H4'	25:DA:658:C:H4'	1.86	0.56
27:DD:158:ALA:HB3	27:DD:161:THR:CG2	2.34	0.56
29:DF:160:ASN:OD1	29:DF:162:LEU:HB2	2.06	0.56
29:DF:177:ALA:HB1	29:DF:178:PRO:HD2	1.87	0.56
32:DI:4:ILE:HD11	32:DI:16:GLY:HA2	1.87	0.56
33:DK:57:ILE:HD12	33:DK:65:PHE:CD1	2.41	0.56
36:DP:58:THR:C	36:DP:60:MET:N	2.59	0.56
36:DP:97:PRO:O	36:DP:101:VAL:HG12	2.05	0.56
40:DT:51:ARG:HG3	40:DT:98:LYS:HG3	1.87	0.56
34:DN:63:PRO:O	41:DU:64:ARG:HD2	2.06	0.56
1:AA:1151:A:O2'	1:AA:1152:A:H8	1.87	0.56
1:AA:1152:A:O2'	1:AA:1153:C:H5'	2.06	0.56
10:AH:118:VAL:O	10:AH:119:LEU:HD23	2.05	0.56
11:AI:125:TYR:CD2	11:AI:126:SER:N	2.71	0.56
16:AN:24:CYS:CB	16:AN:27:CYS:SG	2.93	0.56
18:AP:20:VAL:HG22	18:AP:21:VAL:N	2.20	0.56
8:AF:97:PHE:CD2	20:AR:31:LEU:HD21	2.26	0.56
25:BA:116:C:O2'	25:BA:117:G:H5'	2.06	0.56
25:BA:1418:G:O5'	25:BA:1418:G:H8	1.87	0.56
25:BA:1620:G:O2'	54:B7:2:LYS:HG2	2.05	0.56
25:BA:1682:G:H2'	25:BA:1683:C:C6	2.41	0.56
25:BA:1952:A:C2	35:BO:22:ILE:HD12	2.41	0.56
25:BA:1952:A:C5	35:BO:22:ILE:HD11	2.41	0.56
25:BA:2537:U:H2'	25:BA:2538:C:H6	1.70	0.56
32:BI:52:ARG:H	32:BI:52:ARG:HD3	1.71	0.56
33:BK:3:LYS:HE3	33:BK:61:ALA:CB	2.36	0.56

*Continued on next page...*

*Continued from previous page...*

Atom-1	Atom-2	Interatomic distance (Å)	Clash overlap (Å)
33:BK:77:LEU:O	33:BK:80:LYS:HB3	2.05	0.56
37:BQ:23:GLY:CA	37:BQ:98:LYS:HB2	2.27	0.56
1:CA:313:A:H2'	1:CA:314:C:C6	2.40	0.56
1:CA:370:C:H2'	1:CA:371:G:H8	1.71	0.56
1:CA:673:G:H5''	8:CF:87:ARG:NH1	2.21	0.56
1:CA:1348:U:H4'	11:CI:120:ARG:HD2	1.87	0.56
12:CJ:61:GLU:HG3	12:CJ:62:HIS:N	2.21	0.56
53:D6:20:ASN:CG	53:D6:21:TYR:N	2.59	0.56
25:DA:116:C:O2'	25:DA:117:G:H5'	2.05	0.56
30:DG:171:ALA:O	30:DG:175:LEU:HG	2.05	0.56
1:CA:345:C:OP2	40:DT:39:ARG:NH2	2.39	0.56
40:DT:53:ARG:HG2	40:DT:53:ARG:O	2.05	0.56
44:DX:63:LYS:HZ3	44:DX:72:LYS:HB3	1.71	0.56
1:AA:1127:G:N2	1:AA:1146:A:N6	2.52	0.56
1:AA:192:U:C1'	22:AT:103:GLY:HA2	2.36	0.56
1:AA:232:G:H1'	1:AA:262:A:N1	2.21	0.56
1:AA:894:G:H2'	1:AA:895:G:H8	1.71	0.56
10:AH:30:ARG:O	10:AH:33:GLU:HB2	2.06	0.56
12:AJ:32:ALA:H	12:AJ:78:ASN:HD21	1.53	0.56
13:AK:67:ASP:OD1	13:AK:71:LYS:HE3	2.05	0.56
15:AM:10:PRO:O	15:AM:11:ARG:HG3	2.06	0.56
20:AR:35:ARG:O	20:AR:37:VAL:N	2.37	0.56
21:AS:79:THR:O	21:AS:80:TYR:CB	2.53	0.56
49:B2:41:ILE:HD11	49:B2:44:LEU:HB2	1.85	0.56
25:BA:1060:U:C4'	25:BA:1061:U:H2'	2.35	0.56
25:BA:2609:U:H4'	25:BA:2610:C:OP1	2.05	0.56
27:BD:35:LYS:CB	27:BD:36:PRO:HD3	2.36	0.56
27:BD:43:ARG:HB2	27:BD:49:ILE:HA	1.87	0.56
28:BE:92:THR:O	28:BE:95:ILE:HG13	2.06	0.56
29:BF:29:ASN:H	29:BF:112:MET:CE	2.19	0.56
29:BF:65:TRP:CH2	29:BF:75:HIS:HD2	2.23	0.56
30:BG:166:ASP:N	30:BG:166:ASP:OD1	2.38	0.56
31:BH:119:GLU:O	31:BH:121:ILE:HD12	2.05	0.56
32:BI:29:TYR:O	32:BI:32:PRO:HD2	2.05	0.56
45:BY:42:VAL:HG12	45:BY:65:ALA:HB3	1.88	0.56
46:BZ:5:LEU:HD23	46:BZ:6:LYS:N	2.21	0.56
1:CA:1281:U:H3'	1:CA:1282:C:H6	1.70	0.56
1:CA:1313:U:H5	21:CS:4:SER:HB2	1.71	0.56
1:CA:1346:A:N6	1:CA:1374:A:H3'	2.21	0.56
4:CB:235:SER:O	4:CB:239:VAL:HG23	2.06	0.56
5:CC:34:LEU:O	5:CC:38:ARG:HG2	2.05	0.56

*Continued on next page...*

*Continued from previous page...*

Atom-1	Atom-2	Interatomic distance (Å)	Clash overlap (Å)
24:CX:138:GLY:CA	24:CX:142:ALA:HB2	2.36	0.56
24:CX:88:LEU:HD22	24:CX:88:LEU:H	1.71	0.56
47:D0:82:ARG:O	47:D0:82:ARG:HG3	2.05	0.56
55:D8:50:LEU:O	55:D8:51:ALA:HB3	2.06	0.56
25:DA:1055:G:H2'	25:DA:1056:G:O4'	2.06	0.56
25:DA:1465:G:C2	25:DA:1466:G:C8	2.93	0.56
25:DA:1828:G:OP2	27:DD:239:ARG:NH1	2.38	0.56
25:DA:2084:C:H2'	25:DA:2085:C:C6	2.39	0.56
25:DA:2119:A:C6	25:DA:2171:A:C2	2.94	0.56
25:DA:2159:G:N2	25:DA:2160:G:H1'	2.21	0.56
25:DA:629:G:H2'	25:DA:630:G:C8	2.41	0.56
25:DA:744:G:OP1	28:DE:132:HIS:HB3	2.04	0.56
31:DH:101:ARG:N	31:DH:101:ARG:HE	2.02	0.56
32:DI:107:ILE:HD12	32:DI:108:THR:N	2.21	0.56
44:DX:57:LEU:HD12	44:DX:78:LYS:O	2.05	0.56
46:DZ:15:PRO:O	46:DZ:19:ARG:HG3	2.06	0.56
5:AC:152:ILE:HD11	5:AC:167:TRP:CD1	2.41	0.56
52:B5:40:LYS:HE2	52:B5:46:CYS:CB	2.32	0.56
25:BA:1113:U:H2'	25:BA:1114:G:C8	2.41	0.56
25:BA:2481:G:HO2'	25:BA:2482:G:P	2.29	0.56
25:BA:2701:C:H2'	25:BA:2702:U:H2'	1.88	0.56
25:BA:2749:A:H3'	25:BA:2750:A:H2'	1.86	0.56
25:BA:27:G:N2	25:BA:512:G:HO2'	2.03	0.56
25:BA:2821:A:OP2	38:BR:5:LYS:NZ	2.37	0.56
25:BA:2884:U:OP2	52:B5:43:HIS:HE1	1.88	0.56
25:BA:893:C:H2'	25:BA:894:C:H6	1.71	0.56
32:BI:31:LEU:HD11	32:BI:38:LEU:H	1.71	0.56
33:BK:32:ALA:HB1	33:BK:34:ILE:HG23	1.88	0.56
34:BN:135:LEU:HD23	34:BN:136:GLY:H	1.71	0.56
37:BQ:60:ARG:H	46:BZ:179:ASP:HB2	1.70	0.56
39:BS:89:ARG:O	39:BS:90:GLY:O	2.23	0.56
43:BW:4:LYS:HG2	43:BW:106:ILE:CG2	2.36	0.56
43:BW:68:ARG:O	43:BW:110:LYS:HB2	2.04	0.56
1:CA:973:G:O5'	1:CA:973:G:H8	1.89	0.56
1:CA:977:A:H1'	1:CA:982:U:O4	2.06	0.56
1:CA:99:C:H2'	1:CA:101:A:C8	2.41	0.56
16:CN:24:CYS:HB3	16:CN:29:ARG:H	1.71	0.56
18:CP:39:TYR:CZ	18:CP:41:PRO:HA	2.41	0.56
47:D0:49:LYS:N	47:D0:80:HIS:HB3	2.21	0.56
25:DA:1060:U:C4'	25:DA:1061:U:H2'	2.36	0.56
25:DA:2115:G:H5'	25:DA:2167:U:H5'	1.88	0.56

*Continued on next page...*

*Continued from previous page...*

Atom-1	Atom-2	Interatomic distance (Å)	Clash overlap (Å)
25:DA:2704:C:H2'	25:DA:2705:A:H8	1.71	0.56
25:DA:271(C):G:H4'	25:DA:271(D):U:C5'	2.36	0.56
25:DA:30:G:H2'	25:DA:31:C:C6	2.41	0.56
25:DA:811:U:O2	25:DA:1250:G:H2'	2.06	0.56
35:DO:77:ILE:HD13	35:DO:78:ARG:N	2.21	0.56
38:DR:63:ARG:HA	38:DR:80:PHE:HZ	1.71	0.56
39:DS:56:LEU:HG	39:DS:57:LYS:HE3	1.87	0.56
39:DS:57:LYS:HD2	39:DS:58:LEU:HD12	1.88	0.56
1:AA:1077:G:N2	1:AA:1080:A:OP2	2.37	0.56
1:AA:180:U:C2'	1:AA:181:G:H5'	2.36	0.56
1:AA:411:A:H8	1:AA:411:A:H3'	1.70	0.56
1:AA:510:A:H5''	1:AA:511:C:OP2	2.05	0.56
1:AA:878:G:H5'	10:AH:89:PRO:HG2	1.86	0.56
8:AF:60:PHE:C	8:AF:61:LEU:HD12	2.27	0.56
10:AH:26:VAL:C	10:AH:58:TYR:HD2	2.10	0.56
24:AX:182:ILE:HG12	24:AX:183:LEU:N	2.19	0.56
55:B8:39:LYS:HE2	55:B8:43:GLN:HE22	1.71	0.56
25:BA:1331:A:O2'	25:BA:1332:G:H8	1.87	0.56
25:BA:1814:G:H4'	27:BD:51:VAL:HG21	1.88	0.56
25:BA:2159:G:N2	25:BA:2160:G:H1'	2.21	0.56
25:BA:2251:G:C8	25:BA:2450:A:H4'	2.41	0.56
25:BA:2606:C:H2'	25:BA:2607:G:H5'	1.88	0.56
29:BF:179:GLU:H	29:BF:179:GLU:CD	2.10	0.56
30:BG:37:VAL:O	30:BG:94:LEU:HD23	2.05	0.56
31:BH:85:LYS:O	31:BH:132:ARG:HA	2.05	0.56
35:BO:24:VAL:HG23	35:BO:33:ALA:HB2	1.87	0.56
38:BR:100:LEU:H	38:BR:112:ALA:HA	1.69	0.56
39:BS:24:LEU:HD12	39:BS:84:GLN:CB	2.29	0.56
40:BT:31:SER:OG	40:BT:85:LYS:HE2	2.07	0.56
44:BX:63:LYS:HD2	44:BX:72:LYS:HB3	1.88	0.56
46:BZ:42:VAL:O	46:BZ:46:LYS:HG3	2.06	0.56
1:CA:1055:A:H5''	1:CA:1056:U:OP2	2.05	0.56
1:CA:1104:G:H4'	4:CB:111:ARG:NH1	2.20	0.56
1:CA:1127:G:N2	1:CA:1146:A:N6	2.52	0.56
1:CA:1364:U:O2'	1:CA:1365:G:H5'	2.06	0.56
1:CA:186(E):C:H2'	1:CA:186(F):C:C6	2.41	0.56
1:CA:266:G:H5'	1:CA:266:G:C8	2.40	0.56
1:CA:411:A:H3'	1:CA:411:A:H8	1.69	0.56
5:CC:107:GLN:CD	5:CC:107:GLN:H	2.08	0.56
5:CC:43:LEU:HD22	5:CC:47:LEU:HD22	1.88	0.56
10:CH:118:VAL:O	10:CH:119:LEU:HD23	2.06	0.56

*Continued on next page...*

*Continued from previous page...*

Atom-1	Atom-2	Interatomic distance (Å)	Clash overlap (Å)
2:CY:46:G:H5''	2:CY:47:U:OP2	2.05	0.56
49:D2:6:VAL:HA	49:D2:9:GLN:NE2	2.21	0.56
53:D6:34:LEU:O	53:D6:35:GLU:HB2	2.04	0.56
25:DA:1272:A:OP2	25:DA:1647:G:OP1	2.24	0.56
25:DA:2801:A:O5'	25:DA:2801:A:H8	1.87	0.56
25:DA:533:G:H5''	25:DA:533:G:H8	1.70	0.56
25:DA:875:G:H2'	25:DA:876:C:O4'	2.06	0.56
26:DB:15:A:H1'	26:DB:109:G:N7	2.20	0.56
29:DF:40:GLN:NE2	29:DF:182:ASN:HB2	2.21	0.56
29:DF:203:GLN:HA	29:DF:206:ILE:O	2.05	0.56
32:DI:99:GLU:HG2	32:DI:99:GLU:O	2.06	0.56
25:DA:598:G:H5'	36:DP:15:ARG:HB3	1.86	0.56
40:DT:67:SER:OG	40:DT:68:TYR:HD2	1.89	0.56
41:DU:62:ILE:HD12	41:DU:76:TYR:CZ	2.41	0.56
1:AA:82:U:O2	1:AA:86:U:H5	1.89	0.55
6:AD:111:ALA:HA	6:AD:161:ASN:HD22	1.71	0.55
6:AD:13:ARG:HG2	6:AD:38:TYR:O	2.06	0.55
6:AD:4:TYR:O	6:AD:6:GLY:N	2.38	0.55
2:AZ:32:C:H4'	9:AG:77:SER:OG	2.05	0.55
14:AL:50:ALA:O	14:AL:52:ARG:HD2	2.06	0.55
14:AL:6:ILE:HD12	14:AL:6:ILE:N	2.21	0.55
16:AN:24:CYS:HB3	16:AN:29:ARG:H	1.71	0.55
19:AQ:9:VAL:CG1	19:AQ:56:VAL:HG22	2.35	0.55
50:B3:50:VAL:O	50:B3:54:VAL:HG22	2.05	0.55
25:BA:1077:A:H61	25:BA:1088:A:H5''	1.70	0.55
25:BA:2305:A:H3'	25:BA:2306:C:H5''	1.87	0.55
25:BA:2543:G:H8	25:BA:2543:G:H5'	1.70	0.55
27:BD:31:LYS:HG3	27:BD:33:LEU:CG	2.35	0.55
29:BF:143:ALA:HB1	29:BF:148:LEU:HB2	1.88	0.55
30:BG:154:GLY:O	30:BG:155:MET:HB3	2.06	0.55
32:BI:77:LEU:HD21	32:BI:101:LEU:HA	1.86	0.55
32:BI:117:GLU:HG3	32:BI:118:LYS:H	1.69	0.55
25:BA:941:A:O2'	36:BP:35:HIS:CD2	2.59	0.55
37:BQ:60:ARG:HA	46:BZ:179:ASP:CB	2.36	0.55
38:BR:63:ARG:HA	38:BR:80:PHE:HZ	1.71	0.55
39:BS:13:ARG:HG3	39:BS:14:VAL:H	1.70	0.55
43:BW:80:PRO:O	43:BW:100:THR:HG22	2.06	0.55
46:BZ:7:ALA:HB3	46:BZ:61:LEU:HD23	1.86	0.55
1:CA:736:C:H2'	1:CA:737:A:H8	1.71	0.55
8:CF:97:PHE:O	20:CR:31:LEU:HD23	2.06	0.55
24:CX:109:LYS:O	24:CX:112:ASP:HB3	2.07	0.55

*Continued on next page...*

*Continued from previous page...*

Atom-1	Atom-2	Interatomic distance (Å)	Clash overlap (Å)
24:CX:147:GLU:O	24:CX:151:ARG:HD2	2.05	0.55
25:DA:2046:G:H1'	52:D5:22:HIS:CE1	2.40	0.55
53:D6:39:TYR:HB3	53:D6:49:HIS:ND1	2.20	0.55
25:DA:2352:A:C2	47:D0:33:ALA:O	2.59	0.55
25:DA:558:G:P	34:DN:134:PRO:HD2	2.47	0.55
30:DG:41:GLN:HG2	30:DG:155:MET:CB	2.35	0.55
35:DO:8:LEU:HB2	35:DO:19:ILE:CD1	2.36	0.55
46:DZ:7:ALA:HB3	46:DZ:61:LEU:HD23	1.88	0.55
1:AA:1063:C:H3'	1:AA:1064:G:H2'	1.88	0.55
1:AA:1240:U:H4'	1:AA:1241:G:OP2	2.05	0.55
1:AA:1493:A:H2'	1:AA:1493:A:N3	2.20	0.55
1:AA:186(E):C:H2'	1:AA:186(F):C:C6	2.41	0.55
1:AA:741:G:H2'	1:AA:742:G:O4'	2.06	0.55
9:AG:44:TYR:O	9:AG:48:LYS:HG2	2.07	0.55
12:AJ:4:ILE:HG23	12:AJ:98:ILE:HG23	1.88	0.55
23:AU:6:ARG:HH21	23:AU:7:ARG:NH2	2.00	0.55
24:AX:97:ARG:O	24:AX:101:LYS:HG2	2.07	0.55
24:AX:324:ILE:CG2	24:AX:338:ARG:HD2	2.34	0.55
25:BA:1345:C:O2'	25:BA:1346:G:H5'	2.06	0.55
25:BA:2822:G:O6	38:BR:4:LEU:HD12	2.06	0.55
25:BA:506:G:H5'	25:BA:509:C:O2	2.05	0.55
32:BI:6:LEU:HD11	32:BI:34:GLY:O	2.06	0.55
33:BK:55:VAL:HG22	33:BK:69:THR:HA	1.89	0.55
34:BN:62:ARG:NH2	34:BN:64:ASP:HB2	2.20	0.55
36:BP:23:PRO:HB2	36:BP:33:ARG:HD2	1.84	0.55
36:BP:70:GLN:HA	36:BP:70:GLN:OE1	2.05	0.55
38:BR:10:LEU:HD22	38:BR:17:ARG:CD	2.33	0.55
38:BR:78:LYS:O	38:BR:83:ILE:HG12	2.07	0.55
40:BT:53:ARG:O	40:BT:53:ARG:HG2	2.05	0.55
28:BE:15:PHE:CD1	40:BT:81:PRO:HD2	2.42	0.55
43:BW:24:ILE:O	43:BW:27:LYS:HB2	2.05	0.55
1:CA:1072:G:H2'	1:CA:1073:U:H6	1.69	0.55
1:CA:1309:G:C6	1:CA:1329:A:C2	2.94	0.55
1:CA:180:U:C2'	1:CA:181:G:H5'	2.36	0.55
4:CB:100:GLY:CA	4:CB:104:ASN:H	2.19	0.55
1:CA:1325:C:H4'	23:CU:17:THR:HG21	1.89	0.55
25:DA:2259:G:N2	25:DA:2282:G:C2	2.74	0.55
25:DA:441:U:O2	29:DF:46:ARG:NH2	2.39	0.55
28:DE:101:ARG:CZ	28:DE:171:GLU:HB3	2.36	0.55
29:DF:64:ILE:HG23	29:DF:65:TRP:CG	2.41	0.55
31:DH:20:ALA:HB1	31:DH:21:PRO:CD	2.37	0.55

*Continued on next page...*

*Continued from previous page...*

Atom-1	Atom-2	Interatomic distance (Å)	Clash overlap (Å)
24:CX:46:LEU:HD22	33:DK:25:PRO:HG3	1.88	0.55
34:DN:157:ARG:N	34:DN:158:PRO:CD	2.70	0.55
35:DO:24:VAL:CG2	35:DO:33:ALA:HB2	2.35	0.55
36:DP:70:GLN:HA	36:DP:70:GLN:OE1	2.06	0.55
40:DT:102:ILE:HB	40:DT:110:ILE:CD1	2.31	0.55
1:AA:1313:U:H5	21:AS:4:SER:HB2	1.71	0.55
1:AA:243:A:H4'	1:AA:244:U:O5'	2.06	0.55
1:AA:409:G:H2'	1:AA:410:G:O4'	2.06	0.55
6:AD:176:LEU:HD12	6:AD:182:LYS:O	2.06	0.55
8:AF:97:PHE:O	20:AR:31:LEU:HD23	2.06	0.55
15:AM:34:LEU:HD22	15:AM:39:ILE:HB	1.88	0.55
24:AX:199:VAL:HG12	24:AX:200:HIS:N	2.21	0.55
24:AX:269:THR:OG1	24:AX:271:ILE:HG22	2.06	0.55
24:AX:202:LEU:HD22	24:AX:327:TYR:O	2.06	0.55
25:BA:2822:G:H2'	25:BA:2823:A:H5''	1.88	0.55
25:BA:629:G:H2'	25:BA:630:G:C8	2.42	0.55
27:BD:227:ASN:HB3	27:BD:228:PRO:HD2	1.87	0.55
27:BD:243:GLY:O	27:BD:244:ARG:HB3	2.07	0.55
29:BF:160:ASN:OD1	29:BF:162:LEU:HB2	2.06	0.55
30:BG:171:ALA:O	30:BG:175:LEU:HG	2.06	0.55
26:BB:57:A:N3	30:BG:29:TRP:HB3	2.20	0.55
32:BI:127:VAL:HA	32:BI:140:LEU:O	2.06	0.55
33:BK:33:ASN:HB3	33:BK:37:PHE:CE1	2.41	0.55
33:BK:57:ILE:HD12	33:BK:65:PHE:CD1	2.41	0.55
37:BQ:138:ASP:O	37:BQ:139:GLU:HB2	2.07	0.55
38:BR:66:VAL:HG13	38:BR:70:LEU:HD12	1.88	0.55
39:BS:57:LYS:HD2	39:BS:58:LEU:HD12	1.89	0.55
1:CA:741:G:H2'	1:CA:742:G:O4'	2.06	0.55
4:CB:59:GLU:O	4:CB:63:MET:HG3	2.06	0.55
12:CJ:4:ILE:HG23	12:CJ:98:ILE:HG23	1.87	0.55
13:CK:67:ASP:OD1	13:CK:71:LYS:HE3	2.07	0.55
14:CL:54:VAL:HG12	14:CL:55:ALA:N	2.21	0.55
19:CQ:11:VAL:HG21	19:CQ:88:TYR:CD2	2.41	0.55
2:CZ:70:G:O2'	2:CZ:71:C:H5'	2.07	0.55
47:D0:21:LEU:H	47:D0:21:LEU:HD12	1.71	0.55
43:DW:38:TYR:HE1	52:D5:41:PRO:HD3	1.70	0.55
25:DA:1495:A:H2'	25:DA:1496:A:C2	2.41	0.55
25:DA:2258:C:H4'	25:DA:2259:G:OP2	2.06	0.55
25:DA:2721:A:O2'	25:DA:2722:G:H5'	2.06	0.55
25:DA:528:A:C2	25:DA:2043:C:H4'	2.40	0.55
25:DA:773:U:C5'	27:DD:47:GLY:HA3	2.36	0.55

*Continued on next page...*

*Continued from previous page...*

Atom-1	Atom-2	Interatomic distance (Å)	Clash overlap (Å)
30:DG:60:LEU:HD12	30:DG:68:PRO:HB3	1.88	0.55
35:DO:88:ASN:HB3	35:DO:92:GLU:H	1.71	0.55
36:DP:49:ARG:HD2	55:D8:59:LYS:HB3	1.89	0.55
36:DP:49:ARG:NH1	36:DP:49:ARG:HG3	2.18	0.55
37:DQ:40:ALA:HB3	37:DQ:127:ILE:HD11	1.87	0.55
38:DR:57:ARG:HG2	38:DR:58:GLY:H	1.70	0.55
41:DU:83:LEU:H	41:DU:83:LEU:HD12	1.70	0.55
42:DV:66:ARG:O	42:DV:91:TYR:HE2	1.89	0.55
44:DX:57:LEU:HD12	44:DX:57:LEU:N	2.20	0.55
1:AA:411:A:H3'	1:AA:411:A:C8	2.41	0.55
14:AL:16:LYS:HD3	14:AL:17:VAL:N	2.20	0.55
15:AM:14:ARG:HG2	15:AM:44:ARG:CZ	2.36	0.55
3:AV:19:U:O4	24:AX:141:GLU:HB2	2.05	0.55
24:AX:147:GLU:O	24:AX:151:ARG:HD2	2.06	0.55
36:BP:58:THR:C	36:BP:61:ARG:HE	2.09	0.55
1:AA:1432:G:OP1	40:BT:107:ASP:HB2	2.06	0.55
40:BT:67:SER:OG	40:BT:68:TYR:HD2	1.89	0.55
1:CA:256:U:H2'	1:CA:257:G:C8	2.41	0.55
4:CB:10:LEU:HA	4:CB:13:ALA:HB3	1.89	0.55
6:CD:13:ARG:HG2	6:CD:38:TYR:O	2.07	0.55
21:CS:28:LYS:HE2	21:CS:29:ARG:HH12	1.70	0.55
1:CA:1305:G:OP1	23:CU:2:GLY:HA3	2.06	0.55
24:CX:28:GLY:O	24:CX:32:ILE:HG13	2.07	0.55
49:D2:32:LEU:HB2	49:D2:53:LEU:CD1	2.25	0.55
25:DA:1794:U:H2'	25:DA:1795:C:H6	1.71	0.55
25:DA:1804:C:O5'	25:DA:1804:C:H6	1.89	0.55
25:DA:1829:A:H3'	25:DA:1830:C:C6	2.41	0.55
25:DA:2354:G:H2'	25:DA:2355:C:H6	1.72	0.55
25:DA:2691:C:H6	25:DA:2691:C:H5'	1.71	0.55
28:DE:47:VAL:HG12	28:DE:49:LEU:HD22	1.88	0.55
29:DF:53:THR:C	29:DF:55:GLY:H	2.09	0.55
30:DG:33:ARG:HB2	30:DG:162:THR:CG2	2.37	0.55
31:DH:84:SER:HB3	31:DH:134:SER:HA	1.88	0.55
32:DI:1:MET:HG3	32:DI:23:PRO:HG3	1.88	0.55
33:DK:3:LYS:HE3	33:DK:61:ALA:CB	2.36	0.55
43:DW:1:MET:O	43:DW:64:MET:HE1	2.07	0.55
46:DZ:106:GLY:O	46:DZ:108:PRO:HD3	2.06	0.55
1:AA:1102:A:H2'	1:AA:1103:C:C6	2.42	0.55
1:AA:87:A:H5''	1:AA:88:C:OP2	2.07	0.55
5:AC:91:LEU:CD1	5:AC:101:LEU:HD21	2.36	0.55
8:AF:45:LEU:HD12	8:AF:59:TYR:HD1	1.71	0.55

*Continued on next page...*

*Continued from previous page...*

Atom-1	Atom-2	Interatomic distance (Å)	Clash overlap (Å)
12:AJ:6:ILE:CD1	12:AJ:23:ILE:HG21	2.36	0.55
17:AO:7:GLU:O	17:AO:11:VAL:HG23	2.07	0.55
25:BA:1332:G:N2	25:BA:1610:A:C8	2.75	0.55
25:BA:1344:G:H4'	25:BA:1384:A:C5	2.41	0.55
25:BA:173:G:H2'	25:BA:174:C:C6	2.41	0.55
25:BA:2131:G:C8	25:BA:2133:G:H1'	2.41	0.55
25:BA:2820:A:O3'	38:BR:5:LYS:HE3	2.06	0.55
27:BD:10:THR:HG23	27:BD:13:ARG:CB	2.36	0.55
25:BA:558:G:OP1	34:BN:135:LEU:HD22	2.06	0.55
36:BP:114:ILE:HD12	36:BP:114:ILE:H	1.68	0.55
36:BP:58:THR:C	36:BP:60:MET:N	2.60	0.55
25:BA:518:G:H4'	43:BW:18:ARG:NH1	2.21	0.55
1:CA:186(B):C:O2'	22:CT:89:ARG:HD2	2.06	0.55
6:CD:111:ALA:HA	6:CD:161:ASN:HD22	1.70	0.55
13:CK:99:GLN:OE1	13:CK:105:VAL:HG11	2.06	0.55
17:CO:33:THR:HG23	17:CO:63:ARG:NH1	2.22	0.55
24:CX:301:ARG:HH21	24:CX:304:ARG:HG2	1.70	0.55
49:D2:17:SER:O	49:D2:18:PRO:C	2.45	0.55
25:DA:1113:U:H2'	25:DA:1114:G:C8	2.41	0.55
25:DA:1557:C:H5''	25:DA:1558:A:OP2	2.07	0.55
25:DA:2563:U:O2	25:DA:2565:A:C8	2.59	0.55
26:DB:88:C:H6	26:DB:88:C:O5'	1.90	0.55
28:DE:11:MET:HB3	28:DE:24:THR:HA	1.88	0.55
32:DI:29:TYR:O	32:DI:32:PRO:HD2	2.06	0.55
35:DO:112:MET:HA	35:DO:115:VAL:HG22	1.88	0.55
37:DQ:7:MET:C	37:DQ:8:LYS:HG3	2.27	0.55
41:DU:90:VAL:O	41:DU:91:ASP:C	2.45	0.55
1:AA:610:G:N3	1:AA:610:G:H2'	2.22	0.55
5:AC:43:LEU:HD22	5:AC:47:LEU:HD22	1.89	0.55
9:AG:12:LEU:H	9:AG:12:LEU:CD2	2.19	0.55
9:AG:71:PRO:HA	9:AG:138:LYS:HE3	1.87	0.55
13:AK:99:GLN:OE1	13:AK:105:VAL:HG11	2.07	0.55
24:AX:88:LEU:HD22	24:AX:88:LEU:H	1.72	0.55
2:AY:61:C:H2'	2:AY:62:C:C6	2.42	0.55
25:BA:1045:A:N6	25:BA:1111:A:H2'	2.20	0.55
25:BA:1272:A:OP2	25:BA:1647:G:OP1	2.25	0.55
25:BA:1829:A:H3'	25:BA:1830:C:C6	2.41	0.55
25:BA:533:G:H8	25:BA:533:G:H5''	1.72	0.55
25:BA:875:G:H2'	25:BA:876:C:O4'	2.07	0.55
28:BE:4:ILE:CG1	28:BE:28:ALA:HB1	2.36	0.55
28:BE:39:PRO:HD3	28:BE:45:THR:HG23	1.88	0.55

*Continued on next page...*

*Continued from previous page...*

Atom-1	Atom-2	Interatomic distance (Å)	Clash overlap (Å)
32:BI:130:TYR:CE2	32:BI:132:PRO:HG3	2.42	0.55
38:BR:11:ASN:OD1	38:BR:12:ARG:N	2.33	0.55
1:CA:1057:G:H1'	5:CC:195:VAL:HG11	1.88	0.55
1:CA:1265:G:C2	1:CA:1271:G:C2	2.95	0.55
4:CB:135:GLN:O	4:CB:139:LYS:HG2	2.07	0.55
5:CC:164:ARG:HG2	5:CC:165:THR:H	1.71	0.55
7:CE:91:LEU:HD23	7:CE:120:THR:HG22	1.88	0.55
11:CI:49:PRO:O	11:CI:53:VAL:HG22	2.07	0.55
55:D8:57:ARG:CB	55:D8:57:ARG:HH11	1.99	0.55
25:DA:1174:A:O5'	25:DA:1175:U:H5''	2.06	0.55
25:DA:1374:G:H2'	25:DA:1375:C:H6	1.72	0.55
25:DA:1889:A:H2'	25:DA:1890:A:O4'	2.06	0.55
25:DA:2251:G:C8	25:DA:2450:A:H4'	2.41	0.55
25:DA:2592:G:C2'	25:DA:2593:U:H5'	2.37	0.55
25:DA:322:A:C5	25:DA:340:A:C2	2.95	0.55
27:DD:267:SER:O	27:DD:270:ILE:HG13	2.07	0.55
29:DF:34:TRP:CE2	36:DP:12:ALA:HB2	2.41	0.55
40:DT:31:SER:OG	40:DT:85:LYS:HE2	2.07	0.55
46:DZ:92:SER:HB2	46:DZ:94:GLU:OE2	2.06	0.55
1:AA:1367:C:H5'	12:AJ:60:ARG:NH1	2.21	0.55
24:AX:145:TRP:O	24:AX:149:LEU:HD12	2.06	0.55
2:AY:40:C:H2'	2:AY:41:C:C6	2.41	0.55
25:BA:1375:C:H2'	25:BA:1376:C:H6	1.70	0.55
25:BA:1540:G:H2'	25:BA:1541:U:O4'	2.06	0.55
25:BA:176:G:O2'	25:BA:177:G:H5'	2.06	0.55
25:BA:528:A:C2	25:BA:2043:C:H4'	2.42	0.55
25:BA:2078:C:O2'	25:BA:2079:U:H5'	2.07	0.55
25:BA:322:A:C5	25:BA:340:A:C2	2.95	0.55
25:BA:839:U:H2'	25:BA:840:C:H6	1.72	0.55
27:BD:168:ARG:HG3	27:BD:173:VAL:HG23	1.89	0.55
28:BE:201:THR:CG2	28:BE:202:LYS:H	2.14	0.55
33:BK:76:TYR:HD2	33:BK:77:LEU:HD12	1.71	0.55
34:BN:63:PRO:O	41:BU:64:ARG:HD2	2.07	0.55
37:BQ:134:ARG:O	37:BQ:135:ASP:C	2.45	0.55
1:CA:370:C:C2	1:CA:392:G:C2	2.95	0.55
5:CC:19:GLU:HB3	5:CC:40:ARG:HH22	1.71	0.55
18:CP:20:VAL:HG22	18:CP:21:VAL:N	2.22	0.55
49:D2:48:HIS:O	49:D2:49:LYS:C	2.44	0.55
50:D3:8:LEU:HD11	50:D3:23:LEU:HD22	1.89	0.55
25:DA:119:A:H4'	25:DA:120:U:H5'	1.89	0.55
25:DA:2081:C:O2'	25:DA:2082:A:H5'	2.05	0.55

*Continued on next page...*

*Continued from previous page...*

Atom-1	Atom-2	Interatomic distance (Å)	Clash overlap (Å)
25:DA:2749:A:H3'	25:DA:2750:A:H2'	1.88	0.55
25:DA:2781:A:C5'	25:DA:2782:G:H5'	2.35	0.55
25:DA:516:C:HO2'	25:DA:1262:A:H5'	1.71	0.55
25:DA:796:C:H2'	25:DA:797:C:C6	2.41	0.55
30:DG:113:ARG:HD2	30:DG:140:ILE:CA	2.33	0.55
31:DH:119:GLU:O	31:DH:121:ILE:HD12	2.06	0.55
32:DI:92:VAL:CG1	32:DI:120:ILE:HB	2.36	0.55
38:DR:10:LEU:HD13	38:DR:17:ARG:NE	2.22	0.55
44:DX:30:VAL:HG11	44:DX:39:ILE:HD12	1.88	0.55
1:AA:1265:G:C2	1:AA:1271:G:C2	2.95	0.55
1:AA:141:A:H1'	1:AA:182:U:O2	2.06	0.55
1:AA:1056:U:C5'	5:AC:163:ALA:HB2	2.32	0.55
16:AN:39:LEU:HB3	16:AN:43:CYS:SG	2.47	0.55
49:B2:15:LYS:C	49:B2:16:LEU:HD22	2.26	0.55
49:B2:28:LYS:HB3	49:B2:57:ILE:HD13	1.87	0.55
25:BA:1569:A:H2'	25:BA:1570:A:C8	2.42	0.55
25:BA:2006:C:H2'	25:BA:2007:C:H6	1.71	0.55
25:BA:2050:C:H2'	25:BA:2051:A:C8	2.41	0.55
25:BA:2173:A:H3'	25:BA:2174:C:C6	2.42	0.55
25:BA:2704:C:H2'	25:BA:2705:A:H8	1.72	0.55
25:BA:2884:U:H2'	25:BA:2885:C:O4'	2.07	0.55
25:BA:390:A:C6	36:BP:71:VAL:HG21	2.41	0.55
25:BA:71:A:H4'	25:BA:72:U:H5''	1.89	0.55
35:BO:4:PRO:O	35:BO:5:GLN:HB2	2.05	0.55
42:BV:66:ARG:O	42:BV:91:TYR:HE2	1.88	0.55
46:BZ:125:LEU:HD22	46:BZ:164:ALA:CB	2.31	0.55
1:CA:1239:A:C4	1:CA:1298:C:N4	2.75	0.55
1:CA:173:U:H5''	1:CA:197:A:O4'	2.07	0.55
1:CA:186(A):C:C5'	22:CT:78:ALA:HB1	2.36	0.55
1:CA:351:G:H4'	1:CA:352:C:OP1	2.07	0.55
1:CA:949:A:H1'	1:CA:1364:U:N3	2.22	0.55
6:CD:134:ASP:OD2	6:CD:135:LEU:HD13	2.05	0.55
9:CG:12:LEU:CD2	9:CG:12:LEU:H	2.18	0.55
14:CL:16:LYS:HD3	14:CL:17:VAL:N	2.22	0.55
15:CM:14:ARG:HG2	15:CM:44:ARG:CZ	2.37	0.55
25:DA:1541:U:H3'	25:DA:1542:G:H3'	1.88	0.55
25:DA:1312:U:O2	25:DA:1603:A:C2	2.60	0.55
25:DA:2114:A:O2'	25:DA:2168:G:H5'	2.07	0.55
25:DA:2420:C:OP1	55:D8:34:TRP:HA	2.07	0.55
25:DA:2795:G:H21	25:DA:2801:A:N6	2.05	0.55
25:DA:480:A:H1'	45:DY:44:ILE:HG21	1.89	0.55

*Continued on next page...*

*Continued from previous page...*

Atom-1	Atom-2	Interatomic distance (Å)	Clash overlap (Å)
25:DA:722:A:H2'	25:DA:723:G:C8	2.42	0.55
27:DD:124:PRO:O	27:DD:129:ASN:ND2	2.39	0.55
28:DE:38:THR:O	28:DE:42:ASP:HB2	2.06	0.55
30:DG:154:GLY:O	30:DG:155:MET:HB3	2.07	0.55
25:DA:2749:A:H4'	31:DH:62:LYS:HB3	1.88	0.55
36:DP:138:LEU:HD11	36:DP:144:GLU:HB3	1.88	0.55
36:DP:35:HIS:O	36:DP:36:LYS:HG2	2.06	0.55
39:DS:13:ARG:HG3	39:DS:14:VAL:H	1.71	0.55
46:DZ:63:ASP:HB2	46:DZ:65:GLN:HG3	1.87	0.55
1:AA:398:C:O2'	1:AA:399:G:H5'	2.07	0.55
1:AA:955:U:H1'	1:AA:1227:A:N6	2.14	0.55
4:AB:165:VAL:HG23	4:AB:166:ASP:N	2.21	0.55
6:AD:134:ASP:OD2	6:AD:135:LEU:HD13	2.07	0.55
24:AX:128:ASN:OD1	24:AX:128:ASN:N	2.40	0.55
24:AX:305:GLU:O	24:AX:309:LYS:HG2	2.06	0.55
25:BA:1055:G:H2'	25:BA:1056:G:O4'	2.05	0.55
25:BA:1465:G:C2	25:BA:1466:G:C8	2.95	0.55
25:BA:1771:C:O2'	25:BA:1786:A:H8	1.89	0.55
25:BA:2259:G:N2	25:BA:2282:G:N1	2.55	0.55
25:BA:2419:U:O4	55:B8:30:ARG:NH1	2.40	0.55
25:BA:2468:G:H22	25:BA:2481:G:H2'	1.71	0.55
25:BA:2577:A:H5''	25:BA:2578:G:H5'	1.89	0.55
25:BA:598:G:H2'	25:BA:599:G:O4'	2.07	0.55
27:BD:71:ASP:CG	27:BD:103:ARG:HH22	2.10	0.55
29:BF:203:GLN:HA	29:BF:206:ILE:O	2.07	0.55
34:BN:154:GLN:NE2	34:BN:155:ALA:HB3	2.22	0.55
34:BN:62:ARG:CZ	34:BN:64:ASP:HB2	2.36	0.55
36:BP:81:GLN:NE2	36:BP:106:LEU:HA	2.21	0.55
39:BS:61:ASN:HB3	39:BS:64:GLU:HB2	1.88	0.55
1:CA:1151:A:O2'	1:CA:1152:A:C8	2.58	0.55
4:CB:157:ARG:O	4:CB:158:LEU:HB2	2.07	0.55
6:CD:158:ILE:HG22	6:CD:162:LEU:HD12	1.89	0.55
6:CD:189:PRO:HB2	6:CD:194:LEU:CD2	2.37	0.55
11:CI:37:PHE:CE2	11:CI:74:ILE:HD11	2.42	0.55
12:CJ:31:GLY:HA3	12:CJ:78:ASN:ND2	2.21	0.55
55:D8:16:ILE:HD11	55:D8:58:ILE:HD13	1.88	0.55
25:DA:1472:A:N6	25:DA:1521:G:H1'	2.21	0.55
25:DA:2134:A:H62	25:DA:2157:G:H1'	1.72	0.55
25:DA:2447:G:C6	25:DA:2501:C:C2	2.95	0.55
26:DB:57:A:N3	30:DG:29:TRP:HB3	2.22	0.55
27:DD:76:PRO:HB2	27:DD:116:GLN:HE21	1.72	0.55

*Continued on next page...*

*Continued from previous page...*

Atom-1	Atom-2	Interatomic distance (Å)	Clash overlap (Å)
28:DE:104:VAL:HG22	28:DE:198:VAL:HG22	1.89	0.55
29:DF:78:ILE:HD12	29:DF:78:ILE:H	1.72	0.55
37:DQ:60:ARG:HA	46:DZ:179:ASP:CB	2.36	0.55
37:DQ:26:TYR:O	37:DQ:67:ARG:NH1	2.40	0.55
1:AA:1501:C:N4	1:AA:1504:G:C2	2.75	0.55
4:AB:208:ILE:H	4:AB:208:ILE:HD12	1.70	0.55
5:AC:148:GLY:HA3	5:AC:172:ARG:O	2.07	0.55
5:AC:16:ARG:HH11	5:AC:16:ARG:HB2	1.71	0.55
5:AC:19:GLU:HB3	5:AC:40:ARG:HH22	1.71	0.55
7:AE:80:ILE:HD11	7:AE:138:ALA:HB1	1.89	0.55
7:AE:77:PRO:HD2	7:AE:142:LEU:HD22	1.89	0.55
14:AL:59:LEU:CD2	14:AL:65:VAL:HG23	2.37	0.55
14:AL:85:ARG:HB2	14:AL:100:VAL:CG2	2.37	0.55
1:AA:1048:G:OP1	16:AN:4:LYS:HB2	2.06	0.55
20:AR:50:ILE:HD11	20:AR:74:ARG:NH1	2.22	0.55
22:AT:89:ARG:NH2	22:AT:104:LEU:HB3	2.22	0.55
24:AX:28:GLY:O	24:AX:32:ILE:HG13	2.06	0.55
25:BA:1541:U:H3'	25:BA:1542:G:H3'	1.89	0.55
25:BA:2312:U:H4'	30:BG:71:THR:HG23	1.88	0.55
25:BA:855:G:H2'	25:BA:856:C:H6	1.70	0.55
26:BB:78:A:H2'	26:BB:79:C:O4'	2.07	0.55
25:BA:781:A:C8	27:BD:219:PRO:HG3	2.42	0.55
27:BD:31:LYS:O	27:BD:36:PRO:HD3	2.07	0.55
36:BP:138:LEU:HD11	36:BP:144:GLU:HB3	1.89	0.55
46:BZ:92:SER:HB2	46:BZ:94:GLU:OE2	2.07	0.55
1:CA:1221:G:OP1	1:CA:1320:C:N4	2.40	0.55
1:CA:1450:U:H1'	1:CA:1454:G:N2	2.22	0.55
1:CA:523:A:N1	14:CL:91:ASP:HB2	2.22	0.55
6:CD:176:LEU:HD12	6:CD:182:LYS:O	2.07	0.55
7:CE:77:PRO:HD2	7:CE:142:LEU:HD22	1.88	0.55
15:CM:9:ILE:HG21	15:CM:11:ARG:NH2	2.21	0.55
15:CM:78:ILE:HG22	15:CM:93:ARG:NH1	2.13	0.55
1:CA:1492:A:N6	24:CX:320:TRP:CH2	2.75	0.55
24:CX:97:ARG:O	24:CX:101:LYS:HG2	2.07	0.55
25:DA:2061:G:H5''	25:DA:2503:A:C2	2.42	0.55
25:DA:295:G:H4'	45:DY:2:ARG:NH1	2.22	0.55
25:DA:568:U:O4	42:DV:78:LYS:NZ	2.34	0.55
25:DA:972:G:H3'	25:DA:973:A:H2'	1.89	0.55
28:DE:15:PHE:CD1	40:DT:81:PRO:HD2	2.42	0.55
28:DE:4:ILE:CG1	28:DE:28:ALA:HB1	2.37	0.55
36:DP:64:LYS:HB2	55:D8:25:MET:CG	2.29	0.55

*Continued on next page...*

*Continued from previous page...*

Atom-1	Atom-2	Interatomic distance (Å)	Clash overlap (Å)
37:DQ:78:PRO:O	37:DQ:79:LEU:HB2	2.07	0.55
45:DY:95:LYS:HG2	45:DY:100:ALA:HA	1.88	0.55
1:AA:977:A:H1'	1:AA:982:U:O4	2.06	0.54
4:AB:157:ARG:O	4:AB:158:LEU:HB2	2.06	0.54
13:AK:84:VAL:O	13:AK:85:ARG:HG3	2.06	0.54
22:AT:29:LYS:O	22:AT:33:ILE:HG12	2.07	0.54
49:B2:32:LEU:HB2	49:B2:53:LEU:CD1	2.25	0.54
25:BA:1057:A:H2'	25:BA:1058:G:H8	1.73	0.54
25:BA:1098:A:H3'	25:BA:1099:G:H8	1.72	0.54
25:BA:1678:G:O5'	25:BA:1678:G:C8	2.50	0.54
25:BA:2883:A:H3'	25:BA:2884:U:H5'	1.88	0.54
26:BB:88:C:H6	26:BB:88:C:O5'	1.89	0.54
30:BG:33:ARG:HB2	30:BG:162:THR:CG2	2.37	0.54
34:BN:64:ASP:OD1	34:BN:64:ASP:N	2.39	0.54
37:BQ:74:TYR:O	37:BQ:89:ASN:N	2.34	0.54
42:BV:52:VAL:HG22	42:BV:54:GLY:H	1.72	0.54
44:BX:65:ARG:HE	44:BX:65:ARG:N	2.05	0.54
1:CA:1103:C:H2'	1:CA:1104:G:O4'	2.06	0.54
4:CB:172:ILE:HD12	4:CB:173:ALA:H	1.73	0.54
4:CB:224:GLN:OE1	4:CB:229:VAL:HG21	2.08	0.54
5:CC:91:LEU:HD12	5:CC:101:LEU:HD21	1.89	0.54
5:CC:16:ARG:HB2	5:CC:16:ARG:HH11	1.71	0.54
5:CC:28:GLN:O	5:CC:32:LEU:HG	2.07	0.54
1:CA:877:C:O2'	10:CH:3:THR:HG21	2.07	0.54
12:CJ:78:ASN:O	12:CJ:82:ILE:HG12	2.07	0.54
15:CM:3:ARG:HD3	51:D4:60:GLU:CD	2.27	0.54
43:DW:15:ARG:CZ	52:D5:20:ARG:HH12	2.20	0.54
25:DA:1312:U:H4'	25:DA:1313:U:O5'	2.07	0.54
25:DA:1575:C:C2	25:DA:1576:U:C6	2.96	0.54
25:DA:2115:G:H21	25:DA:2171:A:H2	1.55	0.54
25:DA:2340:G:H2'	25:DA:2341:G:C8	2.41	0.54
25:DA:297:C:H5''	45:DY:85:VAL:HG21	1.89	0.54
25:DA:909:A:H2'	25:DA:912:C:C5	2.42	0.54
25:DA:322:A:OP2	29:DF:169:ASN:HB2	2.07	0.54
25:DA:2312:U:H4'	30:DG:71:THR:HG23	1.87	0.54
31:DH:29:PRO:HD2	31:DH:79:VAL:O	2.08	0.54
36:DP:91:PHE:CE2	36:DP:95:VAL:HG12	2.42	0.54
37:DQ:20:ALA:HB1	37:DQ:99:PRO:O	2.07	0.54
8:AF:69:GLU:O	8:AF:72:VAL:HG12	2.06	0.54
9:AG:26:PHE:CD2	9:AG:62:PHE:HE1	2.25	0.54
14:AL:109:VAL:HG23	14:AL:119:TYR:HB3	1.87	0.54

*Continued on next page...*

*Continued from previous page...*

Atom-1	Atom-2	Interatomic distance (Å)	Clash overlap (Å)
25:BA:1598:C:H5''	25:BA:1598:C:H6	1.72	0.54
25:BA:1843:C:H2'	25:BA:1844:C:H6	1.72	0.54
25:BA:2115:G:H21	25:BA:2171:A:H2	1.55	0.54
25:BA:2129:C:H2'	25:BA:2130:U:H6	1.71	0.54
25:BA:2821:A:OP2	25:BA:2822:G:OP2	2.25	0.54
25:BA:536:A:H2'	25:BA:537:C:H6	1.72	0.54
28:BE:24:THR:CG2	28:BE:184:VAL:HG23	2.37	0.54
25:BA:675:A:H5'	29:BF:63:LYS:NZ	2.22	0.54
30:BG:134:GLY:HA2	30:BG:156:ASP:HB3	1.89	0.54
31:BH:105:LEU:HD12	31:BH:105:LEU:H	1.72	0.54
25:BA:1081:U:H5'	33:BK:122:ALA:CB	2.37	0.54
41:BU:62:ILE:HD12	41:BU:76:TYR:CZ	2.42	0.54
46:BZ:15:PRO:O	46:BZ:19:ARG:HG3	2.07	0.54
1:CA:59:A:H1'	1:CA:354:G:N2	2.22	0.54
1:CA:686:U:O4	1:CA:703:G:H1'	2.07	0.54
1:CA:523:A:N6	14:CL:52:ARG:NH1	2.54	0.54
14:CL:6:ILE:HD12	14:CL:7:ASN:H	1.71	0.54
17:CO:39:LEU:CD1	17:CO:56:LEU:HB2	2.35	0.54
24:CX:305:GLU:O	24:CX:309:LYS:HG2	2.07	0.54
25:DA:976:C:H5'	25:DA:1156:A:N6	2.23	0.54
25:DA:1291:C:H2'	25:DA:1292:U:H6	1.72	0.54
25:DA:2753:A:O2'	25:DA:2754:U:H5'	2.06	0.54
25:DA:534:U:H5'	41:DU:42:ALA:HB1	1.89	0.54
25:DA:537:C:H2'	25:DA:539:G:C8	2.42	0.54
25:DA:781:A:C8	27:DD:219:PRO:HG3	2.42	0.54
31:DH:84:SER:HA	31:DH:133:VAL:O	2.06	0.54
32:DI:91:SER:OG	32:DI:119:PRO:HB2	2.08	0.54
33:DK:71:THR:HG23	33:DK:114:ASP:OD2	2.07	0.54
39:DS:42:ASP:C	39:DS:44:LYS:H	2.10	0.54
40:DT:54:ARG:HA	40:DT:59:THR:OG1	2.08	0.54
1:AA:1327:C:H2'	1:AA:1328:C:C6	2.41	0.54
1:AA:1450:U:H1'	1:AA:1454:G:N2	2.23	0.54
1:AA:965:A:C2	1:AA:969:A:N1	2.76	0.54
1:AA:99:C:H2'	1:AA:101:A:C8	2.42	0.54
17:AO:82:ILE:HD11	17:AO:87:ILE:O	2.07	0.54
19:AQ:45:HIS:CD2	19:AQ:47:PRO:HD3	2.42	0.54
47:B0:21:LEU:H	47:B0:21:LEU:HD12	1.72	0.54
43:BW:15:ARG:CZ	52:B5:20:ARG:HH12	2.19	0.54
25:BA:1541:U:H3'	25:BA:1542:G:O3'	2.08	0.54
25:BA:1794:U:H2'	25:BA:1795:C:H6	1.71	0.54
25:BA:1990:C:H2'	25:BA:1991:U:C6	2.42	0.54

*Continued on next page...*

*Continued from previous page...*

Atom-1	Atom-2	Interatomic distance (Å)	Clash overlap (Å)
25:BA:2114:A:H3'	25:BA:2115:G:N7	2.23	0.54
25:BA:2119:A:C6	25:BA:2171:A:C2	2.95	0.54
25:BA:2405:G:HO2'	25:BA:2406:U:P	2.31	0.54
25:BA:2436:G:C5	25:BA:2437:U:C5	2.95	0.54
25:BA:274:G:H2'	25:BA:275:G:O4'	2.07	0.54
25:BA:37:C:H2'	25:BA:38:A:C8	2.42	0.54
28:BE:47:VAL:HG12	28:BE:49:LEU:HD22	1.89	0.54
30:BG:177:GLY:O	30:BG:179:PRO:HD3	2.07	0.54
32:BI:87:LYS:NZ	32:BI:87:LYS:HB2	2.22	0.54
36:BP:18:ARG:CZ	36:BP:18:ARG:HB3	2.36	0.54
40:BT:3:ARG:HB2	40:BT:6:LEU:HB3	1.89	0.54
45:BY:50:ARG:HD3	45:BY:51:VAL:H	1.72	0.54
46:BZ:128:VAL:HG23	46:BZ:132:ASN:HB2	1.89	0.54
14:CL:22:LYS:O	14:CL:96:ARG:HD2	2.07	0.54
15:CM:34:LEU:HD22	15:CM:39:ILE:HB	1.89	0.54
47:D0:51:VAL:CG2	47:D0:80:HIS:HA	2.35	0.54
51:D4:38:ALA:HA	51:D4:55:PRO:HB3	1.89	0.54
25:DA:1392:A:O5'	25:DA:1392:A:H8	1.90	0.54
25:DA:2306:C:H4'	30:DG:136:ARG:NH2	2.10	0.54
25:DA:2405:G:HO2'	25:DA:2406:U:P	2.31	0.54
25:DA:546:C:H2'	25:DA:547:A:O4'	2.06	0.54
25:DA:598:G:H2'	25:DA:599:G:O4'	2.08	0.54
26:DB:12:C:O2'	47:D0:74:ARG:HG3	2.07	0.54
28:DE:101:ARG:NH2	28:DE:171:GLU:HB3	2.22	0.54
29:DF:143:ALA:HB1	29:DF:148:LEU:HB2	1.90	0.54
25:DA:1952:A:C5	35:DO:22:ILE:HD11	2.41	0.54
43:DW:69:LEU:HA	43:DW:108:GLY:O	2.08	0.54
43:DW:82:LEU:HD11	43:DW:84:ARG:NH2	2.22	0.54
1:AA:1000:A:H2'	1:AA:1001:G:C8	2.42	0.54
1:AA:1228:C:P	15:AM:108:ARG:HH22	2.30	0.54
14:AL:22:LYS:O	14:AL:96:ARG:HD2	2.07	0.54
15:AM:84:ILE:HG23	15:AM:85:GLY:N	2.22	0.54
24:AX:224:ILE:HG13	24:AX:225:PRO:HD2	1.88	0.54
26:BB:12:C:O2'	47:B0:74:ARG:HG3	2.07	0.54
49:B2:6:VAL:HA	49:B2:9:GLN:NE2	2.22	0.54
50:B3:8:LEU:CD1	50:B3:23:LEU:HD22	2.38	0.54
25:BA:1405:U:H2'	25:BA:1406:U:H6	1.72	0.54
25:BA:1477:A:H2'	25:BA:1478:G:O4'	2.08	0.54
25:BA:1494:A:O2'	25:BA:1495:A:C5'	2.56	0.54
25:BA:2125:G:H21	25:BA:2173:A:N6	1.99	0.54
25:BA:537:C:H2'	25:BA:539:G:H8	1.73	0.54

*Continued on next page...*

*Continued from previous page...*

Atom-1	Atom-2	Interatomic distance (Å)	Clash overlap (Å)
25:BA:85:G:H5''	25:BA:85:G:C8	2.42	0.54
26:BB:56:G:H4'	26:BB:57:A:H8	1.72	0.54
25:BA:2574:G:O2'	28:BE:143:ASN:HB3	2.08	0.54
29:BF:64:ILE:HG23	29:BF:65:TRP:CG	2.43	0.54
33:BK:71:THR:HG23	33:BK:114:ASP:OD2	2.07	0.54
35:BO:111:PHE:HB3	35:BO:114:ILE:HG12	1.89	0.54
37:BQ:40:ALA:HB3	37:BQ:127:ILE:HD11	1.88	0.54
39:BS:34:HIS:ND1	39:BS:54:LEU:HG	2.22	0.54
25:BA:2376:A:H1'	39:BS:94:TYR:CZ	2.43	0.54
42:BV:49:THR:O	42:BV:50:PRO:C	2.46	0.54
44:BX:65:ARG:HB3	44:BX:70:LEU:HD23	1.89	0.54
1:CA:1305:G:H22	1:CA:1331:G:C2'	2.14	0.54
1:CA:1507:A:C2	1:CA:1508:G:C4	2.95	0.54
1:CA:316:G:H2'	1:CA:317:G:H8	1.73	0.54
1:CA:502:G:OP1	14:CL:117:SER:HB3	2.07	0.54
15:CM:49:THR:HG22	15:CM:51:ALA:N	2.17	0.54
19:CQ:9:VAL:CG1	19:CQ:56:VAL:HG22	2.36	0.54
53:D6:11:LEU:HD11	53:D6:51:GLU:HG3	1.90	0.54
25:DA:1633:G:O5'	25:DA:1633:G:H8	1.90	0.54
25:DA:1824:G:O2'	25:DA:1825:A:H5'	2.07	0.54
1:CA:1493:A:C8	25:DA:1913:A:C6	2.95	0.54
25:DA:2063:C:O2	25:DA:2450:A:N1	2.40	0.54
25:DA:2459:A:H5''	25:DA:2460:U:OP2	2.07	0.54
28:DE:24:THR:CG2	28:DE:184:VAL:HG23	2.37	0.54
1:AA:1145:C:H4'	1:AA:1146:A:O5'	2.07	0.54
1:AA:80:G:H2'	1:AA:81:G:H8	1.72	0.54
7:AE:10:MET:HA	7:AE:32:VAL:HA	1.90	0.54
11:AI:28:VAL:HG13	11:AI:63:ILE:HB	1.89	0.54
13:AK:12:ARG:HG2	13:AK:13:GLN:H	1.73	0.54
1:AA:624:C:O3'	18:AP:10:GLY:HA2	2.07	0.54
2:AZ:70:G:O2'	2:AZ:71:C:H5'	2.07	0.54
25:BA:1356:G:C6	25:BA:1357:U:C4	2.95	0.54
25:BA:142:G:H4'	44:BX:35:THR:HG21	1.90	0.54
25:BA:1632:A:C5	25:BA:1633:G:C6	2.96	0.54
36:BP:148:LEU:O	36:BP:149:GLU:HB2	2.07	0.54
1:CA:1349:A:O2'	1:CA:1350:A:H5'	2.08	0.54
1:CA:244:U:C6	1:CA:894:G:N2	2.75	0.54
1:CA:255:G:H2'	1:CA:256:U:C6	2.42	0.54
1:CA:957:U:H3	1:CA:960:U:H5''	1.72	0.54
13:CK:22:HIS:HB3	13:CK:29:ILE:HG12	1.90	0.54
24:CX:91:GLU:O	24:CX:92:LEU:HB2	2.08	0.54

*Continued on next page...*

*Continued from previous page...*

Atom-1	Atom-2	Interatomic distance (Å)	Clash overlap (Å)
25:DA:1098:A:H3'	25:DA:1099:G:H8	1.72	0.54
25:DA:1332:G:N2	25:DA:1610:A:C8	2.76	0.54
25:DA:142:G:H2'	25:DA:143:C:H6	1.73	0.54
25:DA:1541:U:H3'	25:DA:1542:G:O3'	2.07	0.54
25:DA:173:G:H2'	25:DA:174:C:C6	2.43	0.54
25:DA:2543:G:N2	25:DA:2765:A:C8	2.76	0.54
25:DA:2593:U:C2	25:DA:2594:C:C5	2.94	0.54
25:DA:40:C:H2'	25:DA:41:C:H6	1.72	0.54
25:DA:521:G:H2'	25:DA:522:G:H8	1.72	0.54
25:DA:819:A:H2'	25:DA:820:A:H5'	1.89	0.54
27:DD:25:THR:HG22	27:DD:82:ILE:N	2.11	0.54
27:DD:25:THR:O	27:DD:27:THR:HG22	2.06	0.54
25:DA:320:A:H2'	29:DF:136:THR:HG21	1.90	0.54
32:DI:83:ALA:HA	32:DI:89:TYR:H	1.72	0.54
33:DK:76:TYR:HD2	33:DK:77:LEU:HD12	1.72	0.54
45:DY:42:VAL:CG1	45:DY:65:ALA:HB3	2.37	0.54
1:AA:112:G:C2	1:AA:113:G:C8	2.96	0.54
1:AA:1238:A:C2	1:AA:1241:G:N3	2.76	0.54
1:AA:975:A:C8	1:AA:1357:A:H2	2.25	0.54
1:AA:17:U:H2'	1:AA:18:C:H6	1.71	0.54
1:AA:706:A:C4'	13:AK:29:ILE:HD11	2.38	0.54
16:AN:12:ARG:HG2	16:AN:14:PRO:HD3	1.90	0.54
18:AP:39:TYR:CZ	18:AP:41:PRO:HA	2.43	0.54
20:AR:66:LEU:CD1	20:AR:70:ILE:HD11	2.38	0.54
22:AT:50:GLU:HG3	22:AT:51:GLU:N	2.20	0.54
22:AT:67:ALA:HA	22:AT:72:LEU:O	2.08	0.54
25:BA:1115:G:H2'	25:BA:1116:C:H6	1.71	0.54
25:BA:1569:A:C6	25:BA:1570:A:C6	2.95	0.54
25:BA:2115:G:H5'	25:BA:2167:U:H5'	1.88	0.54
25:BA:2303:G:C2'	25:BA:2304:G:H5''	2.37	0.54
25:BA:972:G:H3'	25:BA:973:A:H2'	1.89	0.54
26:BB:65:C:H2'	26:BB:108:C:N4	2.22	0.54
28:BE:38:THR:O	28:BE:42:ASP:HB2	2.07	0.54
31:BH:44:VAL:HB	31:BH:51:ARG:HB3	1.89	0.54
34:BN:149:PRO:HG2	34:BN:150:ASP:OD1	2.07	0.54
25:BA:71:A:H2	44:BX:31:HIS:HE1	1.54	0.54
1:CA:1240:U:H4'	1:CA:1241:G:OP2	2.08	0.54
1:CA:1501:C:N4	1:CA:1504:G:C2	2.75	0.54
1:CA:222:U:H2'	1:CA:223:U:H6	1.72	0.54
1:CA:243:A:H4'	1:CA:244:U:O5'	2.07	0.54
1:CA:284:G:H2'	1:CA:285:G:H8	1.73	0.54

*Continued on next page...*

*Continued from previous page...*

Atom-1	Atom-2	Interatomic distance (Å)	Clash overlap (Å)
1:CA:622:A:H5''	1:CA:623:C:OP2	2.06	0.54
5:CC:73:PRO:O	5:CC:76:VAL:HG22	2.08	0.54
7:CE:105:VAL:HB	7:CE:106:PRO:CD	2.37	0.54
7:CE:82:VAL:HG21	7:CE:138:ALA:HA	1.90	0.54
12:CJ:6:ILE:CD1	12:CJ:23:ILE:HG21	2.38	0.54
24:CX:324:ILE:CG2	24:CX:338:ARG:HD2	2.33	0.54
53:D6:24:GLU:OE1	53:D6:24:GLU:HA	2.07	0.54
25:DA:1331:A:O2'	25:DA:1332:G:H8	1.89	0.54
25:DA:1494:A:HO2'	25:DA:1495:A:P	2.31	0.54
25:DA:2688:U:H5	25:DA:2720:U:OP2	1.89	0.54
28:DE:124:GLY:HA2	28:DE:137:HIS:O	2.08	0.54
35:DO:105:GLU:N	35:DO:105:GLU:OE1	2.41	0.54
46:DZ:128:VAL:CG2	46:DZ:132:ASN:HB2	2.37	0.54
25:DA:875:G:H4'	46:DZ:170:THR:HG21	1.90	0.54
1:AA:1126:U:H2'	1:AA:1127:G:H8	1.69	0.54
1:AA:1327:C:H2'	1:AA:1328:C:H6	1.72	0.54
1:AA:603:U:H2'	1:AA:604:G:H8	1.71	0.54
1:AA:81:G:N7	1:AA:82:U:C4	2.76	0.54
1:AA:824:C:H1'	10:AH:1:MET:HE2	1.89	0.54
1:AA:957:U:H3	1:AA:960:U:H5''	1.73	0.54
4:AB:135:GLN:O	4:AB:139:LYS:HG2	2.07	0.54
4:AB:200:ILE:HG22	4:AB:202:PRO:HD3	1.89	0.54
4:AB:88:ALA:HB2	4:AB:219:VAL:CG1	2.37	0.54
10:AH:19:VAL:CG2	10:AH:21:LYS:HG2	2.37	0.54
18:AP:43:LYS:HG3	18:AP:48:TRP:CG	2.43	0.54
24:AX:101:LYS:HB2	24:AX:102:PRO:HD3	1.89	0.54
24:AX:218:PHE:CZ	24:AX:320:TRP:HE3	2.25	0.54
24:AX:91:GLU:O	24:AX:92:LEU:HB2	2.07	0.54
48:B1:90:ILE:HG22	48:B1:94:LEU:HD12	1.88	0.54
51:B4:36:VAL:O	51:B4:51:TYR:HA	2.08	0.54
25:BA:1501:C:H2'	25:BA:1502:C:C6	2.43	0.54
25:BA:2298:A:H2'	25:BA:2299:G:O4'	2.07	0.54
25:BA:441:U:O2	29:BF:46:ARG:NH2	2.41	0.54
27:BD:131:LEU:N	27:BD:131:LEU:HD23	2.23	0.54
29:BF:195:ASP:OD1	29:BF:196:LEU:N	2.41	0.54
29:BF:89:VAL:HG12	29:BF:90:PHE:N	2.22	0.54
25:BA:81:G:N3	45:BY:2:ARG:NH2	2.55	0.54
1:CA:1057:G:C4	1:CA:1204:A:C2	2.95	0.54
1:CA:1102:A:H2'	1:CA:1103:C:C6	2.43	0.54
1:CA:1306:A:H61	1:CA:1331:G:H1'	1.73	0.54
1:CA:186(D):G:C6	1:CA:191(E):G:N1	2.75	0.54

*Continued on next page...*

*Continued from previous page...*

Atom-1	Atom-2	Interatomic distance (Å)	Clash overlap (Å)
10:CH:39:LEU:O	10:CH:44:PHE:HB2	2.08	0.54
12:CJ:96:ILE:H	12:CJ:96:ILE:HD13	1.72	0.54
1:CA:691:G:O6	13:CK:52:GLY:HA2	2.08	0.54
14:CL:5:THR:HG23	14:CL:8:GLN:NE2	2.22	0.54
20:CR:35:ARG:O	20:CR:37:VAL:N	2.38	0.54
24:CX:63:GLN:HE22	24:CX:64:GLU:HG2	1.72	0.54
48:D1:21:ARG:NH2	48:D1:39:LYS:HE3	2.22	0.54
25:DA:1972:A:H2'	25:DA:1973:G:C8	2.43	0.54
25:DA:49:A:H4'	25:DA:50:U:H5''	1.88	0.54
25:DA:52:A:H8	25:DA:52:A:O5'	1.91	0.54
25:DA:603:A:C6	25:DA:655:A:C4	2.95	0.54
28:DE:11:MET:HB2	28:DE:23:VAL:O	2.08	0.54
29:DF:29:ASN:H	29:DF:112:MET:CE	2.21	0.54
29:DF:179:GLU:H	29:DF:179:GLU:CD	2.10	0.54
30:DG:115:ARG:HD2	30:DG:115:ARG:N	2.23	0.54
30:DG:161:THR:HG22	30:DG:162:THR:H	1.72	0.54
34:DN:160:LYS:HE2	34:DN:161:LEU:H	1.73	0.54
38:DR:100:LEU:H	38:DR:112:ALA:HA	1.72	0.54
39:DS:84:GLN:HG3	39:DS:86:ALA:H	1.72	0.54
1:AA:517:G:H2'	1:AA:531:U:C5	2.41	0.54
6:AD:25:ARG:HA	6:AD:28:SER:OG	2.08	0.54
8:AF:33:TYR:CD1	8:AF:75:LEU:HA	2.43	0.54
8:AF:97:PHE:HB2	20:AR:32:ARG:HD2	1.89	0.54
10:AH:50:ARG:NH1	10:AH:50:ARG:CG	2.67	0.54
12:AJ:47:PHE:CE1	16:AN:37:PHE:HE2	2.26	0.54
55:B8:61:LEU:O	55:B8:63:PRO:CD	2.52	0.54
25:BA:151:C:H2'	25:BA:152:G:C8	2.42	0.54
25:BA:2307:G:H3'	25:BA:2308:G:H8	1.72	0.54
25:BA:2403:C:N3	25:BA:2415:G:C2	2.76	0.54
25:BA:744:G:OP1	28:BE:132:HIS:HB3	2.07	0.54
27:BD:25:THR:CG2	27:BD:82:ILE:N	2.57	0.54
30:BG:161:THR:HG22	30:BG:162:THR:H	1.72	0.54
40:BT:3:ARG:HD2	40:BT:6:LEU:HD23	1.90	0.54
45:BY:88:LYS:HE2	45:BY:93:GLY:N	2.22	0.54
1:CA:1147:C:O2	11:CI:16:ARG:NH2	2.41	0.54
1:CA:1298:C:N4	9:CG:114:ARG:HD3	2.23	0.54
1:CA:194:C:H2'	1:CA:195:A:H5''	1.90	0.54
1:CA:32:A:H2'	1:CA:33:A:C8	2.43	0.54
10:CH:26:VAL:C	10:CH:58:TYR:HD2	2.11	0.54
12:CJ:62:HIS:O	12:CJ:62:HIS:HD2	1.91	0.54
24:CX:101:LYS:HB2	24:CX:102:PRO:HD3	1.89	0.54

*Continued on next page...*

*Continued from previous page...*

Atom-1	Atom-2	Interatomic distance (Å)	Clash overlap (Å)
49:D2:9:GLN:CA	49:D2:12:GLU:HB3	2.36	0.54
25:DA:1152:C:H2'	25:DA:1153:C:H6	1.73	0.54
25:DA:1379:A:OP1	25:DA:1379:A:H2'	2.07	0.54
25:DA:1540:G:H2'	25:DA:1541:U:O4'	2.08	0.54
25:DA:1678:G:O5'	25:DA:1678:G:C8	2.54	0.54
25:DA:2165:G:N3	25:DA:2165:G:H2'	2.21	0.54
25:DA:2688:U:C5	25:DA:2720:U:OP2	2.61	0.54
25:DA:274:G:H3'	25:DA:274:G:H8	1.72	0.54
26:DB:65:C:H2'	26:DB:108:C:N4	2.22	0.54
28:DE:176:ILE:HD12	28:DE:176:ILE:N	2.23	0.54
32:DI:83:ALA:HB1	32:DI:88:ILE:HA	1.89	0.54
25:DA:2768:C:H4'	34:DN:112:LYS:NZ	2.22	0.54
43:DW:29:LEU:HD12	43:DW:29:LEU:O	2.08	0.54
1:AA:173:U:H5''	1:AA:197:A:O4'	2.07	0.54
1:AA:351:G:H4'	1:AA:352:C:OP1	2.06	0.54
1:AA:61:G:H2'	1:AA:62:U:O4'	2.08	0.54
5:AC:7:PRO:O	5:AC:11:ARG:HG2	2.08	0.54
1:AA:1057:G:H1'	5:AC:195:VAL:HG11	1.89	0.54
7:AE:13:ILE:HG22	7:AE:13:ILE:O	2.08	0.54
7:AE:91:LEU:HD23	7:AE:120:THR:HG22	1.89	0.54
14:AL:33:ARG:CG	14:AL:34:GLY:N	2.70	0.54
15:AM:23:TYR:HE1	15:AM:71:ARG:HB2	1.71	0.54
16:AN:3:ARG:HA	16:AN:6:LEU:HB2	1.90	0.54
19:AQ:29:HIS:CE1	19:AQ:31:LEU:HB3	2.43	0.54
47:B0:49:LYS:N	47:B0:80:HIS:HB3	2.22	0.54
25:BA:365(A):C:O2'	25:BA:366(B):C:H5'	2.08	0.54
25:BA:856:C:H2'	25:BA:856:C:O2	2.07	0.54
28:BE:124:GLY:HA2	28:BE:137:HIS:O	2.08	0.54
31:BH:28:GLY:HA3	31:BH:79:VAL:HB	1.88	0.54
43:BW:110:LYS:O	43:BW:111:HIS:HB3	2.08	0.54
43:BW:30:GLU:HA	43:BW:33:ARG:HD2	1.90	0.54
1:CA:101:A:H8	1:CA:101:A:H5''	1.73	0.54
1:CA:464:G:N2	1:CA:467:G:N7	2.56	0.54
1:CA:530:G:N2	1:CA:1492:A:N6	2.56	0.54
4:CB:11:LEU:HD13	4:CB:217:ARG:HH22	1.73	0.54
10:CH:30:ARG:O	10:CH:33:GLU:HB2	2.06	0.54
48:D1:46:LEU:HD23	48:D1:47:GLN:N	2.23	0.54
49:D2:28:LYS:HB3	49:D2:57:ILE:HD13	1.90	0.54
53:D6:18:ARG:HG2	53:D6:19:ARG:H	1.73	0.54
25:DA:176:G:O2'	25:DA:177:G:H5'	2.08	0.54
25:DA:2334:G:H4'	25:DA:2335:A:OP2	2.07	0.54

*Continued on next page...*

*Continued from previous page...*

Atom-1	Atom-2	Interatomic distance (Å)	Clash overlap (Å)
25:DA:528:A:H2	25:DA:2043:C:H4'	1.73	0.54
27:DD:131:LEU:HD23	27:DD:131:LEU:N	2.22	0.54
27:DD:28:GLU:HB3	27:DD:29:PRO:CD	2.35	0.54
34:DN:40:ASP:CG	34:DN:41:ALA:N	2.59	0.54
36:DP:41:ARG:NH1	36:DP:45:LEU:HD12	2.22	0.54
46:DZ:5:LEU:HD23	46:DZ:6:LYS:N	2.22	0.54
1:AA:1103:C:H2'	1:AA:1104:G:O4'	2.06	0.54
1:AA:1325:C:H4'	23:AU:17:THR:HG21	1.89	0.54
1:AA:1507:A:C2	1:AA:1508:G:C4	2.96	0.54
1:AA:625:G:C6	1:AA:626:U:C4	2.96	0.54
1:AA:64:G:H4'	1:AA:65:U:H5''	1.90	0.54
4:AB:25:ASN:HB3	4:AB:27:LYS:HG2	1.89	0.54
6:AD:131:ARG:N	6:AD:131:ARG:HD3	2.23	0.54
1:AA:186(B):C:O2'	22:AT:89:ARG:HD2	2.07	0.54
48:B1:80:LEU:HD22	48:B1:81:ARG:H	1.72	0.54
25:BA:151:C:H2'	25:BA:152:G:H8	1.73	0.54
25:BA:1796:U:O2'	25:BA:1797:C:H5'	2.08	0.54
25:BA:1967:C:H2'	25:BA:1968:G:H5'	1.90	0.54
25:BA:2131:G:H5'	25:BA:2133:G:O5'	2.07	0.54
25:BA:271(C):G:H4'	25:BA:271(D):U:C5'	2.38	0.54
27:BD:31:LYS:HD3	27:BD:94:LEU:CD1	2.37	0.54
29:BF:78:ILE:HD12	29:BF:78:ILE:H	1.73	0.54
37:BQ:7:MET:C	37:BQ:8:LYS:HG3	2.29	0.54
45:BY:42:VAL:O	45:BY:64:GLU:HA	2.08	0.54
1:CA:1133:G:H2'	1:CA:1134:G:H8	1.73	0.54
1:CA:1151:A:O2'	1:CA:1152:A:H8	1.89	0.54
1:CA:1375:A:H2'	1:CA:1376:U:O4'	2.08	0.54
6:CD:25:ARG:HA	6:CD:28:SER:OG	2.08	0.54
7:CE:43:LEU:CD1	7:CE:132:ALA:HB1	2.34	0.54
17:CO:5:LYS:HA	17:CO:8:LYS:HB2	1.90	0.54
8:CF:97:PHE:HB2	20:CR:32:ARG:HD2	1.89	0.54
23:CU:6:ARG:HH21	23:CU:7:ARG:NH2	2.01	0.54
52:D5:40:LYS:CE	52:D5:46:CYS:HB3	2.32	0.54
53:D6:14:THR:HA	53:D6:20:ASN:O	2.08	0.54
25:DA:1771:C:O2'	25:DA:1786:A:H8	1.90	0.54
25:DA:1878:G:H2'	25:DA:1879:C:C6	2.43	0.54
25:DA:2164:C:H2'	25:DA:2165:G:H8	1.73	0.54
25:DA:2542:A:H8	25:DA:2544:G:O6	1.91	0.54
25:DA:2572:A:C8	28:DE:144:ARG:CB	2.91	0.54
25:DA:270(F):G:C6	25:DA:270(G):U:C4	2.96	0.54
25:DA:2851:A:H2'	25:DA:2852:G:C8	2.43	0.54

*Continued on next page...*

*Continued from previous page...*

Atom-1	Atom-2	Interatomic distance (Å)	Clash overlap (Å)
25:DA:2884:U:H2'	25:DA:2885:C:O4'	2.08	0.54
25:DA:588:U:H1'	29:DF:90:PHE:HB3	1.89	0.54
29:DF:123:LEU:HD12	29:DF:124:LEU:H	1.73	0.54
30:DG:135:LEU:HD23	30:DG:140:ILE:HD11	1.90	0.54
32:DI:52:ARG:CG	32:DI:52:ARG:HH11	2.21	0.54
32:DI:8:PRO:O	32:DI:9:LEU:HD23	2.07	0.54
33:DK:67:PHE:CD1	33:DK:67:PHE:N	2.71	0.54
34:DN:64:ASP:N	34:DN:64:ASP:OD1	2.38	0.54
38:DR:8:ARG:HH21	38:DR:21:TYR:HE1	1.55	0.54
1:AA:949:A:H1'	1:AA:1364:U:N3	2.21	0.53
1:AA:484:G:H4'	1:AA:485:G:O5'	2.07	0.53
1:AA:818:G:H3'	1:AA:819:A:C5'	2.37	0.53
4:AB:55:PHE:CE1	4:AB:218:ALA:HA	2.33	0.53
6:AD:7:PRO:HB2	6:AD:10:ARG:HD2	1.88	0.53
9:AG:24:THR:HA	9:AG:27:ILE:HG12	1.89	0.53
19:AQ:22:LEU:HD11	19:AQ:39:SER:HB2	1.90	0.53
22:AT:76:ALA:O	22:AT:80:ARG:HG2	2.08	0.53
24:AX:315:VAL:HG22	24:AX:317:PRO:HD3	1.90	0.53
48:B1:21:ARG:NH2	48:B1:39:LYS:HE3	2.23	0.53
25:BA:2092:U:C5	25:BA:2226:C:OP2	2.62	0.53
25:BA:2164:C:H2'	25:BA:2165:G:H8	1.73	0.53
25:BA:2542:A:H8	25:BA:2544:G:O6	1.90	0.53
25:BA:297:C:H5''	45:BY:85:VAL:HG21	1.90	0.53
27:BD:25:THR:HG22	27:BD:82:ILE:N	2.13	0.53
28:BE:24:THR:HG21	28:BE:188:VAL:CG1	2.38	0.53
30:BG:110:ALA:HB1	30:BG:140:ILE:HD13	1.89	0.53
31:BH:84:SER:HA	31:BH:133:VAL:O	2.08	0.53
35:BO:53:LYS:N	35:BO:53:LYS:HD2	2.23	0.53
43:BW:25:ARG:NH2	43:BW:74:ALA:O	2.41	0.53
25:BA:138:G:N2	44:BX:44:GLU:OE1	2.41	0.53
1:CA:987:G:H1	1:CA:1218:C:H42	1.56	0.53
1:CA:1404:C:H2'	1:CA:1405:G:C8	2.43	0.53
1:CA:487:A:H2'	1:CA:488:C:O4'	2.08	0.53
1:CA:530:G:H22	1:CA:1492:A:N6	2.01	0.53
5:CC:50:ALA:HB2	5:CC:75:VAL:HB	1.89	0.53
6:CD:131:ARG:HD3	6:CD:131:ARG:N	2.23	0.53
53:D6:13:CYS:O	53:D6:21:TYR:HA	2.08	0.53
25:DA:1374:G:H2'	25:DA:1375:C:C6	2.43	0.53
25:DA:142:G:H4'	44:DX:35:THR:HG21	1.89	0.53
25:DA:1332:G:N2	25:DA:1609:A:O2'	2.38	0.53
25:DA:1635:G:H2'	25:DA:1636:C:C6	2.43	0.53

*Continued on next page...*

*Continued from previous page...*

Atom-1	Atom-2	Interatomic distance (Å)	Clash overlap (Å)
25:DA:1825:A:H2'	25:DA:1826:G:C8	2.43	0.53
25:DA:2129:C:H2'	25:DA:2130:U:C6	2.43	0.53
25:DA:2459:A:H2'	25:DA:2459:A:N3	2.22	0.53
25:DA:2512:C:H4'	28:DE:122:PHE:CE2	2.43	0.53
25:DA:2609:U:H4'	25:DA:2610:C:OP1	2.08	0.53
25:DA:2747:G:O6	25:DA:2755:C:H5''	2.08	0.53
25:DA:2822:G:H2'	25:DA:2823:A:H5''	1.89	0.53
25:DA:989:G:C5	50:D3:13:ILE:HD11	2.43	0.53
26:DB:56:G:H4'	26:DB:57:A:H8	1.73	0.53
31:DH:44:VAL:HB	31:DH:51:ARG:HB3	1.90	0.53
35:DO:104:ARG:NH1	35:DO:104:ARG:HB3	2.23	0.53
36:DP:132:LYS:HD3	36:DP:132:LYS:H	1.72	0.53
36:DP:47:ASP:HB3	36:DP:48:PRO:CA	2.38	0.53
37:DQ:60:ARG:HA	46:DZ:179:ASP:HB3	1.90	0.53
39:DS:67:ARG:HG2	39:DS:67:ARG:HH11	1.73	0.53
1:AA:1057:G:C4	1:AA:1204:A:C2	2.96	0.53
1:AA:1329:A:H5'	15:AM:29:ARG:HE	1.73	0.53
1:AA:266:G:H5'	1:AA:266:G:C8	2.43	0.53
5:AC:91:LEU:HD12	5:AC:101:LEU:HD21	1.89	0.53
6:AD:189:PRO:HB2	6:AD:194:LEU:CD2	2.38	0.53
11:AI:47:LEU:HG	11:AI:50:LEU:HD12	1.88	0.53
12:AJ:96:ILE:HD13	12:AJ:96:ILE:H	1.73	0.53
13:AK:15:ALA:HA	13:AK:76:GLY:O	2.07	0.53
1:AA:537:G:H5''	14:AL:112:ARG:NH2	2.23	0.53
15:AM:104:ARG:O	15:AM:105:THR:HG23	2.08	0.53
53:B6:24:GLU:HA	53:B6:24:GLU:OE1	2.08	0.53
25:BA:478:A:C6	25:BA:480:A:C6	2.97	0.53
25:BA:512:G:HO2'	25:BA:513:A:P	2.31	0.53
25:BA:69:C:O2'	25:BA:70:G:H5'	2.08	0.53
27:BD:246:PRO:CD	27:BD:255:LYS:HE2	2.38	0.53
30:BG:161:THR:HG22	30:BG:162:THR:N	2.23	0.53
31:BH:67:LEU:HD11	31:BH:71:LEU:HD13	1.89	0.53
35:BO:35:VAL:HA	35:BO:62:VAL:HG12	1.89	0.53
44:BX:63:LYS:HZ3	44:BX:72:LYS:HB3	1.72	0.53
1:CA:1004:A:H5''	1:CA:1004:A:N3	2.22	0.53
1:CA:112:G:C2	1:CA:113:G:C8	2.96	0.53
1:CA:1327:C:H2'	1:CA:1328:C:C6	2.44	0.53
1:CA:484:G:H4'	1:CA:485:G:O5'	2.07	0.53
1:CA:818:G:H3'	1:CA:819:A:C5'	2.37	0.53
1:CA:867:G:O2'	1:CA:868:C:H5'	2.09	0.53
24:CX:224:ILE:HG13	24:CX:225:PRO:HD2	1.90	0.53

*Continued on next page...*

*Continued from previous page...*

Atom-1	Atom-2	Interatomic distance (Å)	Clash overlap (Å)
24:CX:52:TRP:CZ2	25:DA:1067:A:H2	2.26	0.53
47:D0:37:LEU:HD22	47:D0:67:VAL:HG21	1.88	0.53
51:D4:36:VAL:O	51:D4:51:TYR:HA	2.08	0.53
25:DA:1332:G:C4'	25:DA:1333:C:OP2	2.54	0.53
25:DA:1519:G:C5	25:DA:1520:U:C5	2.96	0.53
25:DA:151:C:H2'	25:DA:152:G:C8	2.43	0.53
25:DA:1569:A:H2'	25:DA:1570:A:C8	2.42	0.53
25:DA:2883:A:H3'	25:DA:2884:U:H5'	1.90	0.53
25:DA:289:A:H2'	25:DA:290:G:O4'	2.08	0.53
25:DA:481:G:HO2'	25:DA:482:A:P	2.30	0.53
25:DA:805:G:H4'	25:DA:806:C:OP2	2.09	0.53
25:DA:2572:A:N7	28:DE:144:ARG:HB3	2.23	0.53
30:DG:36:LYS:HB3	30:DG:160:VAL:HB	1.90	0.53
33:DK:44:ALA:O	33:DK:48:MET:HG3	2.09	0.53
37:DQ:138:ASP:O	37:DQ:139:GLU:HB2	2.08	0.53
39:DS:51:ALA:HB2	39:DS:76:LYS:HE2	1.90	0.53
43:DW:4:LYS:HG2	43:DW:106:ILE:CG2	2.38	0.53
43:DW:84:ARG:O	43:DW:96:ILE:N	2.41	0.53
44:DX:83:VAL:HG12	44:DX:87:GLN:HG3	1.89	0.53
45:DY:42:VAL:HG12	45:DY:65:ALA:HB3	1.90	0.53
45:DY:42:VAL:O	45:DY:64:GLU:HA	2.08	0.53
1:AA:1221:G:OP1	1:AA:1320:C:N4	2.41	0.53
1:AA:328:C:O2	1:AA:328:C:C2'	2.47	0.53
10:AH:89:PRO:HA	10:AH:92:ARG:NH1	2.22	0.53
2:AY:20:U:H3'	2:AY:21:A:C5'	2.38	0.53
25:BA:195:A:H4'	25:BA:251:A:O2'	2.08	0.53
25:BA:528:A:H2	25:BA:2043:C:H4'	1.73	0.53
25:BA:2611:U:H5'	25:BA:2611:U:H6	1.73	0.53
25:BA:2756:U:H4'	25:BA:2757:A:OP1	2.08	0.53
25:BA:363(G):A:O2'	25:BA:364:C:OP2	2.16	0.53
25:BA:562:U:O2	25:BA:572:A:C4	2.62	0.53
25:BA:722:A:H2'	25:BA:723:G:C8	2.43	0.53
29:BF:177:ALA:HB1	29:BF:178:PRO:HD2	1.89	0.53
30:BG:60:LEU:HD12	30:BG:68:PRO:HB3	1.90	0.53
32:BI:72:LEU:HD12	32:BI:140:LEU:CD1	2.38	0.53
32:BI:76:THR:HG22	32:BI:141:LYS:HB2	1.90	0.53
34:BN:157:ARG:N	34:BN:158:PRO:CD	2.71	0.53
38:BR:10:LEU:HD13	38:BR:17:ARG:NE	2.23	0.53
1:CA:1000:A:H2'	1:CA:1001:G:C8	2.42	0.53
1:CA:316:G:H2'	1:CA:317:G:C8	2.43	0.53
4:CB:88:ALA:HB2	4:CB:219:VAL:CG1	2.38	0.53

*Continued on next page...*

*Continued from previous page...*

Atom-1	Atom-2	Interatomic distance (Å)	Clash overlap (Å)
7:CE:31:LEU:HG	7:CE:45:PHE:HD1	1.73	0.53
9:CG:57:GLU:N	9:CG:57:GLU:CD	2.59	0.53
14:CL:6:ILE:N	14:CL:6:ILE:HD12	2.23	0.53
49:D2:15:LYS:C	49:D2:16:LEU:HD22	2.28	0.53
25:DA:1375:C:O2'	25:DA:1376:C:H5'	2.09	0.53
25:DA:1379:A:H4'	25:DA:1380:G:OP2	2.09	0.53
25:DA:1598:C:H6	25:DA:1598:C:H5''	1.71	0.53
28:DE:195:LEU:C	28:DE:195:LEU:HD23	2.29	0.53
29:DF:160:ASN:OD1	29:DF:163:VAL:HG23	2.09	0.53
31:DH:72:ILE:O	31:DH:75:ALA:HB3	2.09	0.53
33:DK:55:VAL:HG22	33:DK:69:THR:HA	1.89	0.53
33:DK:88:ALA:HB3	33:DK:135:GLY:HA3	1.90	0.53
33:DK:90:LYS:HE2	33:DK:93:ARG:HD3	1.90	0.53
34:DN:149:PRO:HG2	34:DN:150:ASP:OD1	2.08	0.53
39:DS:58:LEU:HD12	39:DS:58:LEU:N	2.21	0.53
25:DA:2683:C:P	40:DT:53:ARG:HH22	2.30	0.53
40:DT:56:GLY:O	40:DT:59:THR:HG22	2.09	0.53
42:DV:49:THR:O	42:DV:50:PRO:C	2.46	0.53
42:DV:52:VAL:HG22	42:DV:54:GLY:H	1.71	0.53
1:AA:843:U:H3'	1:AA:848:C:H5'	1.90	0.53
4:AB:131:PRO:O	4:AB:135:GLN:HG3	2.07	0.53
7:AE:6:PHE:HB2	7:AE:34:VAL:HG13	1.90	0.53
7:AE:72:GLN:O	7:AE:75:THR:HG22	2.09	0.53
11:AI:74:ILE:H	11:AI:74:ILE:HD12	1.73	0.53
19:AQ:52:LYS:HD2	19:AQ:52:LYS:H	1.74	0.53
19:AQ:60:ILE:HG23	19:AQ:62:SER:OG	2.08	0.53
48:B1:18:ILE:HG12	48:B1:18:ILE:O	2.06	0.53
49:B2:58:ALA:O	49:B2:61:LEU:HB2	2.09	0.53
50:B3:2:PRO:O	50:B3:39:ASP:HB2	2.08	0.53
25:BA:1090:U:H2'	25:BA:1091:G:C8	2.44	0.53
25:BA:1349:A:N6	25:BA:1598:C:H42	2.06	0.53
25:BA:1827:C:C2'	25:BA:1828:G:H5'	2.38	0.53
25:BA:2399:G:H1	25:BA:2417:C:N4	2.06	0.53
25:BA:2851:A:H2'	25:BA:2852:G:C8	2.43	0.53
25:BA:52:A:H8	25:BA:52:A:O5'	1.91	0.53
25:BA:557:U:H2'	25:BA:558:G:H8	1.72	0.53
25:BA:574:C:H1'	25:BA:2055:C:C6	2.42	0.53
26:BB:46:A:H2'	26:BB:47:C:C6	2.42	0.53
25:BA:2787:C:H4'	28:BE:62:PRO:HB3	1.91	0.53
25:BA:322:A:OP2	29:BF:169:ASN:HB2	2.08	0.53
33:BK:38:VAL:O	33:BK:38:VAL:HG12	2.09	0.53

*Continued on next page...*

*Continued from previous page...*

Atom-1	Atom-2	Interatomic distance (Å)	Clash overlap (Å)
34:BN:160:LYS:HE2	34:BN:161:LEU:H	1.74	0.53
35:BO:88:ASN:HB3	35:BO:92:GLU:H	1.73	0.53
37:BQ:20:ALA:HB1	37:BQ:99:PRO:O	2.07	0.53
39:BS:84:GLN:HG3	39:BS:86:ALA:H	1.73	0.53
41:BU:91:ASP:CG	41:BU:96:ALA:HB2	2.29	0.53
46:BZ:128:VAL:CG2	46:BZ:132:ASN:HB2	2.38	0.53
1:CA:1251:A:H2'	1:CA:1252:A:C8	2.43	0.53
1:CA:1510:U:H2'	1:CA:1511:G:C8	2.43	0.53
1:CA:603:U:H2'	1:CA:604:G:H8	1.73	0.53
1:CA:892:A:H2'	1:CA:893:C:C6	2.42	0.53
1:CA:916:G:H2'	1:CA:917:G:H8	1.73	0.53
4:CB:7:VAL:O	4:CB:11:LEU:HG	2.08	0.53
13:CK:69:ALA:HB1	13:CK:103:LEU:HD23	1.89	0.53
13:CK:114:VAL:HG23	13:CK:115:PRO:HD2	1.91	0.53
14:CL:85:ARG:HB2	14:CL:100:VAL:HG23	1.90	0.53
14:CL:33:ARG:O	14:CL:60:THR:HG23	2.09	0.53
14:CL:82:VAL:HG21	14:CL:99:ILE:CG1	2.39	0.53
15:CM:104:ARG:O	15:CM:105:THR:HG23	2.09	0.53
22:CT:29:LYS:O	22:CT:33:ILE:HG12	2.09	0.53
22:CT:67:ALA:HA	22:CT:72:LEU:O	2.09	0.53
25:DA:2701:C:H2'	25:DA:2702:U:H2'	1.90	0.53
25:DA:655:A:H3'	25:DA:655:A:H8	1.74	0.53
25:DA:735:A:H2'	25:DA:736:C:O4'	2.08	0.53
27:DD:168:ARG:HG3	27:DD:173:VAL:HG23	1.90	0.53
27:DD:71:ASP:CG	27:DD:103:ARG:HH22	2.12	0.53
29:DF:89:VAL:O	29:DF:91:GLY:N	2.41	0.53
31:DH:105:LEU:H	31:DH:105:LEU:HD12	1.74	0.53
32:DI:5:LEU:HB2	32:DI:35:LEU:O	2.08	0.53
34:DN:118:PRO:O	34:DN:121:VAL:HG22	2.09	0.53
34:DN:68:ASN:HD22	34:DN:68:ASN:N	2.03	0.53
35:DO:2:ILE:HD12	35:DO:2:ILE:N	2.24	0.53
37:DQ:48:GLU:O	37:DQ:52:VAL:HG12	2.09	0.53
25:DA:2840:C:H4'	38:DR:53:HIS:CD2	2.43	0.53
25:DA:2821:A:OP2	38:DR:5:LYS:NZ	2.42	0.53
40:DT:3:ARG:HD2	40:DT:6:LEU:HD23	1.91	0.53
41:DU:69:CYS:HG	41:DU:79:PHE:CB	2.21	0.53
1:AA:102(B):C:H6	1:AA:102(B):C:O5'	1.92	0.53
1:AA:1320:C:O2'	1:AA:1321:C:H5'	2.08	0.53
1:AA:877:C:O2'	10:AH:3:THR:HG21	2.09	0.53
12:AJ:61:GLU:HG3	12:AJ:62:HIS:N	2.23	0.53
12:AJ:78:ASN:O	12:AJ:82:ILE:HG12	2.09	0.53

*Continued on next page...*

*Continued from previous page...*

Atom-1	Atom-2	Interatomic distance (Å)	Clash overlap (Å)
53:B6:11:LEU:HD11	53:B6:51:GLU:HG3	1.90	0.53
25:BA:1309:G:H3'	54:B7:9:ARG:HH12	1.74	0.53
25:BA:1029:A:O5'	25:BA:1029:A:H8	1.92	0.53
25:BA:1291:C:H2'	25:BA:1292:U:H6	1.72	0.53
25:BA:2378:A:H2'	39:BS:21:THR:HG21	1.89	0.53
25:BA:274:G:H3'	25:BA:274:G:H8	1.73	0.53
25:BA:811:U:O2	25:BA:1250:G:H2'	2.07	0.53
25:BA:819:A:H2'	25:BA:820:A:H5'	1.90	0.53
27:BD:142:VAL:HG23	27:BD:192:THR:C	2.29	0.53
28:BE:11:MET:HB2	28:BE:23:VAL:O	2.08	0.53
29:BF:161:GLU:O	29:BF:165:ARG:HG2	2.08	0.53
34:BN:68:ASN:HD22	34:BN:68:ASN:N	2.06	0.53
36:BP:33:ARG:O	36:BP:34:GLY:O	2.27	0.53
36:BP:85:LEU:HD12	36:BP:86:LYS:N	2.23	0.53
36:BP:91:PHE:CE2	36:BP:95:VAL:HG12	2.43	0.53
38:BR:10:LEU:CB	38:BR:17:ARG:HD3	2.34	0.53
38:BR:73:VAL:O	38:BR:76:VAL:HG22	2.07	0.53
45:BY:13:VAL:HG11	45:BY:72:VAL:HB	1.90	0.53
8:CF:67:MET:HE1	8:CF:72:VAL:HA	1.91	0.53
8:CF:6:VAL:HG22	8:CF:90:VAL:HG22	1.88	0.53
1:CA:706:A:C4'	13:CK:29:ILE:HD11	2.38	0.53
14:CL:116:ARG:HB3	14:CL:121:THR:HB	1.91	0.53
15:CM:15:VAL:O	15:CM:19:LEU:HD22	2.09	0.53
17:CO:7:GLU:O	17:CO:11:VAL:HG23	2.07	0.53
49:D2:16:LEU:HB2	49:D2:20:GLU:CG	2.28	0.53
25:DA:1217:C:C4	25:DA:1218:C:C5	2.96	0.53
25:DA:1501:C:H2'	25:DA:1502:C:C6	2.44	0.53
25:DA:2035:G:H4'	25:DA:2036:C:OP2	2.08	0.53
25:DA:2131:G:H5'	25:DA:2133:G:O5'	2.07	0.53
25:DA:415:A:H2'	25:DA:416:C:C6	2.44	0.53
25:DA:893:C:H2'	25:DA:894:C:H6	1.73	0.53
40:DT:28:VAL:HA	40:DT:89:VAL:HG13	1.89	0.53
46:DZ:157:LEU:HD12	46:DZ:157:LEU:H	1.72	0.53
1:AA:1281:U:H3'	1:AA:1282:C:H6	1.72	0.53
1:AA:1308:U:OP1	15:AM:98:VAL:HG23	2.08	0.53
1:AA:194:C:H2'	1:AA:195:A:H5''	1.90	0.53
1:AA:370:C:C2	1:AA:392:G:C2	2.96	0.53
1:AA:548:G:H5''	1:AA:548:G:H8	1.73	0.53
1:AA:987:G:H1	1:AA:1218:C:H42	1.56	0.53
5:AC:135:LYS:HD3	5:AC:135:LYS:O	2.08	0.53
6:AD:30:LYS:C	6:AD:32:ALA:N	2.59	0.53

*Continued on next page...*

*Continued from previous page...*

Atom-1	Atom-2	Interatomic distance (Å)	Clash overlap (Å)
13:AK:96:ARG:O	13:AK:99:GLN:HG2	2.09	0.53
19:AQ:100:LYS:N	19:AQ:100:LYS:HD2	2.24	0.53
22:AT:14:LYS:HA	22:AT:17:ARG:HH21	1.73	0.53
47:B0:72:ARG:O	47:B0:75:LEU:HB2	2.08	0.53
49:B2:14:ARG:HG2	49:B2:17:SER:OG	2.07	0.53
25:BA:2419:U:H5''	55:B8:33:ASN:HD21	1.73	0.53
25:BA:1438:U:O2'	25:BA:1439:A:H5'	2.09	0.53
25:BA:1557:C:H5''	25:BA:1558:A:OP2	2.09	0.53
25:BA:1730:U:H2'	25:BA:1730:U:O2	2.08	0.53
25:BA:2165:G:H2'	25:BA:2165:G:N3	2.23	0.53
25:BA:2459:A:N3	25:BA:2459:A:H2'	2.23	0.53
25:BA:2795:G:H21	25:BA:2801:A:N6	2.06	0.53
25:BA:396:G:O4'	48:B1:18:ILE:CD1	2.56	0.53
28:BE:1:MET:O	28:BE:84:PHE:HB2	2.09	0.53
29:BF:101:LEU:O	29:BF:106:ARG:HD3	2.08	0.53
30:BG:82:LEU:HD22	30:BG:87:PRO:CG	2.38	0.53
33:BK:88:ALA:CB	33:BK:135:GLY:HA3	2.38	0.53
36:BP:80:TYR:HA	36:BP:111:ARG:HB2	1.89	0.53
34:BN:63:PRO:HB3	41:BU:68:ALA:HB2	1.90	0.53
46:BZ:5:LEU:HD23	46:BZ:5:LEU:C	2.29	0.53
1:CA:64:G:H4'	1:CA:65:U:H5''	1.91	0.53
1:CA:922:G:H4'	7:CE:20:GLN:CA	2.31	0.53
4:CB:169:LYS:NZ	4:CB:169:LYS:HB3	2.23	0.53
4:CB:20:GLU:O	4:CB:39:ILE:HG23	2.09	0.53
11:CI:92:TYR:O	11:CI:96:LEU:HD13	2.09	0.53
15:CM:8:GLU:OE1	15:CM:22:ILE:HG23	2.09	0.53
21:CS:29:ARG:HH11	21:CS:30:LEU:H	1.57	0.53
24:CX:128:ASN:HD22	24:CX:185:LYS:HA	1.74	0.53
49:D2:36:ARG:CB	49:D2:36:ARG:HH11	2.22	0.53
25:DA:1639:U:C2'	25:DA:1640:C:H5''	2.39	0.53
25:DA:1730:U:O2	25:DA:1730:U:H2'	2.07	0.53
25:DA:1990:C:H2'	25:DA:1991:U:C6	2.43	0.53
25:DA:2733:A:H2'	25:DA:2734:A:O4'	2.09	0.53
25:DA:40:C:H2'	25:DA:41:C:C6	2.44	0.53
27:DD:31:LYS:HD3	27:DD:94:LEU:CD1	2.37	0.53
33:DK:88:ALA:CB	33:DK:135:GLY:HA3	2.38	0.53
45:DY:50:ARG:HD3	45:DY:51:VAL:H	1.73	0.53
1:AA:1182:G:H4'	1:AA:1183:A:C5'	2.32	0.53
1:AA:1365:G:C5	1:AA:1366:C:C5	2.97	0.53
1:AA:209:U:H4'	1:AA:216:G:C2	2.44	0.53
1:AA:389:A:H2'	1:AA:390:C:H5'	1.91	0.53

*Continued on next page...*

*Continued from previous page...*

Atom-1	Atom-2	Interatomic distance (Å)	Clash overlap (Å)
1:AA:794:A:H2'	1:AA:795:C:H6	1.73	0.53
4:AB:10:LEU:HA	4:AB:13:ALA:HB3	1.90	0.53
4:AB:172:ILE:HD12	4:AB:173:ALA:H	1.72	0.53
5:AC:35:GLU:O	5:AC:38:ARG:HG3	2.09	0.53
21:AS:44:MET:CE	21:AS:44:MET:HA	2.39	0.53
22:AT:61:SER:O	22:AT:65:LYS:HG3	2.09	0.53
1:AA:532:A:OP1	24:AX:331:LYS:HE2	2.09	0.53
24:AX:341:LEU:HD12	24:AX:342:MET:H	1.73	0.53
48:B1:46:LEU:HD23	48:B1:47:GLN:N	2.23	0.53
25:BA:1142:U:H3'	25:BA:1142:U:C6	2.44	0.53
25:BA:126:A:H8	25:BA:126:A:H5''	1.73	0.53
25:BA:1614:A:H8	25:BA:1614:A:O5'	1.92	0.53
25:BA:2862:G:H2'	25:BA:2863:C:H6	1.74	0.53
25:BA:498:G:C2	25:BA:499:U:C5	2.97	0.53
25:BA:735:A:H2'	25:BA:736:C:O4'	2.08	0.53
33:BK:44:ALA:O	33:BK:48:MET:HG3	2.09	0.53
40:BT:53:ARG:HD3	40:BT:60:THR:OG1	2.09	0.53
41:BU:86:ALA:HB2	41:BU:116:ALA:HB3	1.91	0.53
44:BX:63:LYS:HZ2	44:BX:72:LYS:HB3	1.73	0.53
44:BX:57:LEU:HD12	44:BX:78:LYS:O	2.09	0.53
1:CA:631:G:O3'	1:CA:632:A:H8	1.91	0.53
20:CR:66:LEU:CD1	20:CR:70:ILE:HD11	2.39	0.53
24:CX:170:THR:CG2	24:CX:179:TYR:HB3	2.38	0.53
24:CX:229:GLU:HG3	24:CX:230:GLU:N	2.24	0.53
24:CX:52:TRP:CE3	24:CX:58:ALA:HB3	2.44	0.53
25:DA:2114:A:H3'	25:DA:2115:G:N7	2.22	0.53
27:DD:242:ARG:N	27:DD:242:ARG:CD	2.72	0.53
34:DN:40:ASP:O	34:DN:41:ALA:HB2	2.09	0.53
35:DO:53:LYS:N	35:DO:53:LYS:HD2	2.23	0.53
38:DR:73:VAL:O	38:DR:76:VAL:HG22	2.09	0.53
42:DV:21:ARG:NH2	42:DV:91:TYR:CZ	2.76	0.53
1:AA:1007:C:H2'	1:AA:1008:C:H6	1.73	0.53
1:AA:1455:G:H2'	1:AA:1459:C:C6	2.44	0.53
1:AA:316:G:H2'	1:AA:317:G:C8	2.44	0.53
1:AA:487:A:H2'	1:AA:488:C:O4'	2.07	0.53
12:AJ:32:ALA:HB1	12:AJ:75:ILE:CG1	2.39	0.53
21:AS:29:ARG:HD2	21:AS:30:LEU:N	2.23	0.53
24:AX:128:ASN:HD22	24:AX:185:LYS:HA	1.74	0.53
24:AX:234:VAL:HG11	24:AX:296:LEU:HD21	1.91	0.53
25:BA:1046:A:H3'	25:BA:1047:G:C5'	2.38	0.53
25:BA:1516:U:H2'	25:BA:1517:G:H8	1.73	0.53

*Continued on next page...*

*Continued from previous page...*

Atom-1	Atom-2	Interatomic distance (Å)	Clash overlap (Å)
25:BA:184:C:H2'	25:BA:185:U:H6	1.73	0.53
25:BA:2115:G:N2	25:BA:2172:U:H3	2.06	0.53
25:BA:2134:A:N1	25:BA:2159:G:H1'	2.24	0.53
25:BA:2688:U:C5	25:BA:2720:U:OP2	2.62	0.53
25:BA:506:G:H4'	25:BA:507:A:H5'	1.90	0.53
25:BA:603:A:C6	25:BA:655:A:C4	2.97	0.53
26:BB:89(B):A:H8	26:BB:89(B):A:O5'	1.92	0.53
27:BD:54:ARG:O	27:BD:218:ARG:HG3	2.08	0.53
29:BF:74:ARG:O	29:BF:75:HIS:CG	2.62	0.53
30:BG:135:LEU:HD23	30:BG:140:ILE:HD11	1.90	0.53
33:BK:90:LYS:HE2	33:BK:93:ARG:HD3	1.90	0.53
33:BK:93:ARG:HG2	33:BK:94:GLU:N	2.24	0.53
34:BN:40:ASP:CG	34:BN:41:ALA:N	2.60	0.53
37:BQ:60:ARG:HA	46:BZ:179:ASP:HB3	1.90	0.53
38:BR:12:ARG:HG3	38:BR:12:ARG:HH11	1.74	0.53
1:CA:1323:G:H4'	1:CA:136(B):C:C2	2.44	0.53
1:CA:642:A:H2'	1:CA:643:C:C6	2.44	0.53
1:CA:894:G:H2'	1:CA:895:G:C8	2.43	0.53
5:CC:150:LYS:HG3	5:CC:169:ALA:HB2	1.91	0.53
7:CE:10:MET:HG3	7:CE:13:ILE:HD11	1.89	0.53
10:CH:50:ARG:CG	10:CH:50:ARG:NH1	2.67	0.53
17:CO:74:ASP:C	17:CO:74:ASP:OD2	2.47	0.53
52:D5:33:CYS:HB2	52:D5:35:GLU:OE1	2.09	0.53
25:DA:1556:C:H2'	25:DA:1557:C:H6	1.73	0.53
25:DA:2006:C:H2'	25:DA:2007:C:H6	1.73	0.53
25:DA:2567:G:H2'	25:DA:2568:C:H6	1.72	0.53
25:DA:360:G:H2'	25:DA:361:G:O4'	2.09	0.53
25:DA:866:A:N6	25:DA:914:C:C4	2.77	0.53
26:DB:78:A:C2	26:DB:99:A:C4	2.97	0.53
27:DD:74:GLY:O	27:DD:76:PRO:HD3	2.08	0.53
25:DA:1258:C:O4'	29:DF:84:VAL:HG11	2.08	0.53
30:DG:136:ARG:O	30:DG:137:GLU:C	2.48	0.53
31:DH:26:VAL:HG11	31:DH:76:VAL:HA	1.90	0.53
31:DH:30:LYS:HB2	31:DH:79:VAL:HG12	1.89	0.53
34:DN:65:TRP:CA	34:DN:71:MET:HE1	2.26	0.53
37:DQ:74:TYR:O	37:DQ:89:ASN:N	2.35	0.53
25:DA:911:A:H2'	37:DQ:9:TYR:OH	2.09	0.53
25:DA:1275:A:N7	38:DR:16:HIS:HB2	2.24	0.53
39:DS:102:ALA:O	39:DS:106:ARG:HG3	2.09	0.53
39:DS:35:ILE:O	39:DS:53:SER:HB3	2.09	0.53
40:DT:100:TYR:HD2	40:DT:103:ARG:NH2	2.07	0.53

*Continued on next page...*

*Continued from previous page...*

Atom-1	Atom-2	Interatomic distance (Å)	Clash overlap (Å)
43:DW:82:LEU:HB3	43:DW:98:LYS:O	2.09	0.53
46:DZ:93:ASP:HA	46:DZ:130:PRO:HG2	1.91	0.53
1:AA:1230:C:H2'	1:AA:1231:G:C8	2.44	0.53
1:AA:81:G:OP2	1:AA:82:U:H5	1.92	0.53
11:AI:33:PHE:C	11:AI:35:GLU:H	2.13	0.53
21:AS:29:ARG:HH11	21:AS:30:LEU:H	1.55	0.53
25:BA:989:G:C5	50:B3:13:ILE:HD11	2.43	0.53
25:BA:141(A):A:C8	25:BA:1408:C:H1'	2.43	0.53
25:BA:1654:A:OP2	38:BR:3:HIS:CD2	2.62	0.53
25:BA:2134:A:H62	25:BA:2157:G:H1'	1.73	0.53
25:BA:2543:G:N2	25:BA:2765:A:C8	2.77	0.53
25:BA:2572:A:N7	28:BE:144:ARG:HB3	2.24	0.53
25:BA:2892:A:C2'	25:BA:2893:G:H5'	2.38	0.53
25:BA:521:G:H2'	25:BA:522:G:H8	1.74	0.53
26:BB:15:A:H1'	26:BB:109:G:N7	2.23	0.53
27:BD:10:THR:HG23	27:BD:13:ARG:HB3	1.91	0.53
29:BF:34:TRP:CE2	36:BP:12:ALA:HB2	2.44	0.53
1:CA:1238:A:C2	1:CA:1241:G:N3	2.77	0.53
1:CA:1432:G:H8	1:CA:1432:G:O5'	1.92	0.53
1:CA:151:A:H2'	1:CA:152:A:O4'	2.09	0.53
1:CA:81:G:OP2	1:CA:82:U:H5	1.92	0.53
9:CG:30:ILE:HD12	9:CG:120:ILE:CD1	2.39	0.53
2:CZ:32:C:H4'	9:CG:77:SER:OG	2.08	0.53
1:CA:523:A:N6	14:CL:91:ASP:HB2	2.24	0.53
14:CL:82:VAL:HG21	14:CL:99:ILE:HG13	1.90	0.53
15:CM:3:ARG:NH1	30:DG:113:ARG:HD3	2.23	0.53
15:CM:67:GLU:CG	15:CM:68:GLY:N	2.71	0.53
19:CQ:8:GLY:CA	19:CQ:23:VAL:HG12	2.38	0.53
19:CQ:3:LYS:O	19:CQ:4:LYS:C	2.48	0.53
22:CT:89:ARG:NH2	22:CT:104:LEU:HB3	2.24	0.53
24:CX:218:PHE:CZ	24:CX:320:TRP:HE3	2.26	0.53
50:D3:2:PRO:O	50:D3:39:ASP:HB2	2.09	0.53
55:D8:29:LYS:HG2	55:D8:29:LYS:O	2.08	0.53
25:DA:203:C:H6	25:DA:203:C:C3'	2.13	0.53
25:DA:2537:U:H2'	25:DA:2538:C:H6	1.74	0.53
25:DA:390:A:C6	36:DP:71:VAL:HG21	2.44	0.53
27:DD:191:ALA:O	27:DD:192:THR:HB	2.09	0.53
29:DF:195:ASP:OD1	29:DF:196:LEU:N	2.42	0.53
30:DG:161:THR:HG22	30:DG:162:THR:N	2.23	0.53
30:DG:161:THR:HG22	30:DG:163:ALA:H	1.74	0.53
31:DH:28:GLY:HA3	31:DH:79:VAL:HB	1.90	0.53

*Continued on next page...*

*Continued from previous page...*

Atom-1	Atom-2	Interatomic distance (Å)	Clash overlap (Å)
34:DN:116:THR:OG1	34:DN:117:HIS:N	2.42	0.53
36:DP:80:TYR:HA	36:DP:111:ARG:HB2	1.89	0.53
36:DP:47:ASP:HB2	36:DP:51:PHE:HB2	1.91	0.53
38:DR:104:ARG:HB3	38:DR:107:ASP:OD2	2.09	0.53
41:DU:91:ASP:CG	41:DU:96:ALA:HB2	2.28	0.53
45:DY:75:ILE:HG12	45:DY:80:GLY:N	2.23	0.53
1:AA:1178:G:N2	1:AA:1180:A:H3'	2.24	0.53
1:AA:306:G:H5'	1:AA:306:G:H8	1.73	0.53
1:AA:32:A:H2'	1:AA:33:A:C8	2.44	0.53
1:AA:464:G:N2	1:AA:467:G:N7	2.57	0.53
4:AB:11:LEU:HD13	4:AB:217:ARG:HH22	1.74	0.53
49:B2:36:ARG:HH11	49:B2:36:ARG:CB	2.21	0.53
53:B6:15:GLU:OE1	53:B6:18:ARG:HD2	2.08	0.53
25:BA:976:C:H5'	25:BA:1156:A:N6	2.24	0.53
25:BA:1490:A:H4'	25:BA:1491:G:OP2	2.09	0.53
25:BA:2023:G:H5'	25:BA:2617:C:H4'	1.90	0.53
25:BA:2688:U:H5	25:BA:2720:U:OP2	1.92	0.53
25:BA:2784:C:H6	25:BA:2784:C:O5'	1.91	0.53
25:BA:655:A:H2'	25:BA:656:G:H5'	1.91	0.53
25:BA:864:G:C6	25:BA:865:C:N4	2.77	0.53
25:BA:912:C:H2'	25:BA:912:C:O2	2.08	0.53
26:BB:87:G:O5'	26:BB:87:G:H8	1.92	0.53
25:BA:558:G:P	34:BN:134:PRO:HD2	2.49	0.53
38:BR:45:ARG:HD3	38:BR:97:VAL:HG21	1.89	0.53
40:BT:28:VAL:HA	40:BT:89:VAL:HG13	1.89	0.53
25:BA:875:G:H4'	46:BZ:170:THR:HG21	1.91	0.53
1:CA:538:G:OP2	14:CL:114:LYS:HB2	2.09	0.53
1:CA:864:A:H2'	1:CA:865:A:C8	2.44	0.53
8:CF:61:LEU:HB3	8:CF:63:TYR:HE2	1.73	0.53
48:D1:58:ILE:O	48:D1:58:ILE:HG23	2.08	0.53
52:D5:40:LYS:NZ	52:D5:46:CYS:N	2.56	0.53
25:DA:2173:A:H3'	25:DA:2174:C:C6	2.43	0.53
25:DA:2484:G:C2	25:DA:2485:G:C8	2.97	0.53
25:DA:480:A:H2	25:DA:499:U:O2	1.92	0.53
25:DA:864:G:C6	25:DA:865:C:N4	2.77	0.53
26:DB:46:A:H2'	26:DB:47:C:C6	2.44	0.53
26:DB:87:G:O5'	26:DB:87:G:H8	1.92	0.53
27:DD:89:SER:HB2	27:DD:159:ALA:HB2	1.90	0.53
37:DQ:134:ARG:O	37:DQ:135:ASP:C	2.46	0.53
38:DR:11:ASN:OD1	38:DR:12:ARG:N	2.33	0.53
40:DT:16:ARG:H	40:DT:79:HIS:CD2	2.27	0.53

*Continued on next page...*

*Continued from previous page...*

Atom-1	Atom-2	Interatomic distance (Å)	Clash overlap (Å)
1:AA:112:G:C2	1:AA:330:C:N4	2.77	0.52
1:AA:1127:G:H1'	1:AA:1148:U:H3	1.75	0.52
1:AA:1306:A:H61	1:AA:1331:G:H1'	1.73	0.52
4:AB:18:GLY:H	4:AB:42:ILE:CG2	2.20	0.52
11:AI:53:VAL:HG12	11:AI:95:LYS:NZ	2.25	0.52
11:AI:92:TYR:O	11:AI:96:LEU:HD13	2.08	0.52
13:AK:69:ALA:HB1	13:AK:103:LEU:CD2	2.39	0.52
14:AL:16:LYS:HD3	14:AL:17:VAL:HG22	1.90	0.52
17:AO:5:LYS:HA	17:AO:8:LYS:HB2	1.92	0.52
21:AS:53:ASN:C	21:AS:53:ASN:HD22	2.12	0.52
52:B5:40:LYS:HZ3	52:B5:45:VAL:HA	1.74	0.52
25:BA:1198:U:H2'	25:BA:1199:U:H6	1.74	0.52
25:BA:1275:A:N7	38:BR:16:HIS:HB2	2.23	0.52
25:BA:1283:G:H2'	25:BA:1285:G:OP2	2.09	0.52
25:BA:1379:A:OP1	25:BA:1379:A:H2'	2.09	0.52
25:BA:1639:U:C2'	25:BA:1640:C:H5''	2.38	0.52
25:BA:2542:A:C8	25:BA:2544:G:O6	2.62	0.52
25:BA:2687:U:C4	25:BA:2688:U:C5	2.97	0.52
25:BA:2733:A:H2'	25:BA:2734:A:O4'	2.10	0.52
25:BA:429:A:C2	25:BA:430:G:C2	2.97	0.52
25:BA:455:C:N3	25:BA:472:A:H2'	2.24	0.52
25:BA:7:G:H2'	25:BA:8:A:C8	2.44	0.52
25:BA:909:A:H2'	25:BA:912:C:C5	2.41	0.52
25:BA:919:G:C5'	26:BB:81:G:H1'	2.39	0.52
27:BD:134:ARG:HB2	27:BD:135:PHE:CD1	2.44	0.52
30:BG:107:LEU:HD11	30:BG:178:PHE:CE1	2.44	0.52
30:BG:50:ALA:HA	30:BG:53:LEU:HB3	1.90	0.52
39:BS:35:ILE:O	39:BS:53:SER:HB3	2.10	0.52
40:BT:26:ASP:HB3	40:BT:92:GLY:H	1.72	0.52
40:BT:16:ARG:H	40:BT:79:HIS:CD2	2.27	0.52
41:BU:57:PHE:O	41:BU:58:ARG:C	2.47	0.52
42:BV:64:HIS:CG	42:BV:92:THR:HG22	2.45	0.52
1:CA:1121:U:H6	1:CA:1121:U:O5'	1.92	0.52
1:CA:1269:A:H5'	23:CU:19:GLY:HA2	1.90	0.52
1:CA:179:A:H2'	1:CA:180:U:C6	2.44	0.52
1:CA:537:G:H5''	14:CL:112:ARG:NH2	2.24	0.52
1:CA:735:C:O2'	1:CA:736:C:H5'	2.09	0.52
1:CA:824:C:H1'	10:CH:1:MET:HE2	1.90	0.52
1:CA:843:U:H3'	1:CA:848:C:H5'	1.91	0.52
7:CE:10:MET:HA	7:CE:32:VAL:HA	1.90	0.52
15:CM:78:ILE:HA	15:CM:81:LEU:HD12	1.91	0.52

*Continued on next page...*

*Continued from previous page...*

Atom-1	Atom-2	Interatomic distance (Å)	Clash overlap (Å)
48:D1:87:PRO:HG2	48:D1:88:LYS:H	1.74	0.52
25:DA:1209:G:N2	25:DA:1210:A:H62	2.05	0.52
25:DA:2756:U:H4'	25:DA:2757:A:OP1	2.08	0.52
25:DA:498:G:C2	25:DA:499:U:C5	2.97	0.52
25:DA:768:G:C6	25:DA:769:G:C5	2.96	0.52
25:DA:941:A:H2'	25:DA:942:G:C8	2.44	0.52
26:DB:15:A:H1'	26:DB:109:G:C5	2.44	0.52
27:DD:246:PRO:CD	27:DD:255:LYS:HE2	2.39	0.52
27:DD:71:ASP:N	27:DD:71:ASP:OD2	2.42	0.52
32:DI:83:ALA:CB	32:DI:88:ILE:HA	2.39	0.52
32:DI:93:THR:HG23	32:DI:96:ASP:OD2	2.09	0.52
37:DQ:55:VAL:CG2	37:DQ:56:ARG:N	2.72	0.52
38:DR:21:TYR:OH	38:DR:43:GLU:HG2	2.08	0.52
1:AA:1230:C:H2'	1:AA:1231:G:H8	1.74	0.52
1:AA:255:G:H2'	1:AA:256:U:C6	2.44	0.52
1:AA:316:G:H2'	1:AA:317:G:H8	1.75	0.52
1:AA:495:A:H4'	1:AA:496:A:OP1	2.08	0.52
1:AA:81:G:N7	1:AA:82:U:N3	2.58	0.52
5:AC:73:PRO:O	5:AC:76:VAL:HG22	2.10	0.52
8:AF:61:LEU:HB3	8:AF:63:TYR:HE2	1.74	0.52
14:AL:33:ARG:HG3	14:AL:34:GLY:N	2.24	0.52
14:AL:31:PHE:CB	14:AL:83:LEU:HD11	2.37	0.52
52:B5:3:LYS:O	52:B5:4:HIS:C	2.48	0.52
25:BA:1174:A:N3	25:BA:1174:A:H2'	2.24	0.52
25:BA:126:A:C8	25:BA:126:A:H5''	2.44	0.52
25:BA:1972:A:H2'	25:BA:1973:G:C8	2.45	0.52
25:BA:2040:C:O2	25:BA:2040:C:H2'	2.08	0.52
25:BA:2392:A:H2	25:BA:2424:C:H42	1.55	0.52
25:BA:2753:A:O2'	25:BA:2754:U:H5'	2.09	0.52
26:BB:66:A:C2	26:BB:108:C:C2	2.98	0.52
27:BD:134:ARG:HG3	27:BD:187:GLY:O	2.08	0.52
39:BS:51:ALA:HB2	39:BS:76:LYS:HE2	1.92	0.52
40:BT:16:ARG:HB2	40:BT:19:LEU:HD11	1.91	0.52
1:CA:1007:C:H2'	1:CA:1008:C:H6	1.73	0.52
1:CA:81:G:N7	1:CA:82:U:C4	2.77	0.52
10:CH:112:LEU:HA	10:CH:134:ILE:HG12	1.89	0.52
15:CM:91:ARG:HH21	15:CM:97:PRO:HG2	1.74	0.52
22:CT:57:ARG:HH12	22:CT:100:ILE:CG2	2.22	0.52
47:D0:66:VAL:O	47:D0:81:VAL:HA	2.09	0.52
48:D1:51:VAL:O	48:D1:58:ILE:HG22	2.09	0.52
25:DA:1045:A:N6	25:DA:1111:A:H2'	2.21	0.52

*Continued on next page...*

*Continued from previous page...*

Atom-1	Atom-2	Interatomic distance (Å)	Clash overlap (Å)
25:DA:1061:U:C4	33:DK:9:LYS:HB3	2.44	0.52
25:DA:1276:A:C1'	38:DR:16:HIS:HE1	2.21	0.52
25:DA:1283:G:N2	25:DA:1285:G:H3'	2.23	0.52
25:DA:1477:A:H2'	25:DA:1478:G:O4'	2.09	0.52
25:DA:1926:U:O2	25:DA:1928:A:C8	2.62	0.52
25:DA:2114:A:C5	25:DA:2115:G:C6	2.97	0.52
25:DA:71:A:OP1	25:DA:72:U:H2'	2.08	0.52
25:DA:85:G:H5''	25:DA:85:G:C8	2.45	0.52
25:DA:912:C:H2'	25:DA:912:C:O2	2.10	0.52
27:DD:142:VAL:HG23	27:DD:192:THR:C	2.30	0.52
27:DD:204:ILE:O	27:DD:204:ILE:HD12	2.09	0.52
30:DG:134:GLY:HA2	30:DG:156:ASP:HB3	1.91	0.52
34:DN:66:THR:N	34:DN:71:MET:HE3	2.24	0.52
37:DQ:111:GLU:O	37:DQ:115:MET:HG2	2.09	0.52
1:AA:59:A:H1'	1:AA:354:G:N2	2.24	0.52
1:AA:47:C:O2	1:AA:49:U:C5	2.63	0.52
1:AA:849:C:O2'	1:AA:850:U:H5'	2.09	0.52
7:AE:57:LYS:O	7:AE:61:TYR:CD2	2.59	0.52
17:AO:18:PHE:CE2	17:AO:21:ASP:HB2	2.44	0.52
19:AQ:90:ILE:O	19:AQ:93:GLN:HB2	2.10	0.52
55:B8:16:ILE:HD11	55:B8:58:ILE:HD13	1.90	0.52
25:BA:1276:A:C8	25:BA:1276:A:H5''	2.44	0.52
25:BA:1472:A:N6	25:BA:1521:G:H1'	2.23	0.52
25:BA:1635:G:H2'	25:BA:1636:C:H6	1.73	0.52
25:BA:2035:G:H4'	25:BA:2036:C:OP2	2.10	0.52
25:BA:2573:C:OP1	25:BA:2573:C:H3'	2.09	0.52
25:BA:27:G:H1'	25:BA:513:A:N6	2.23	0.52
25:BA:780:G:N2	25:BA:783:A:N6	2.45	0.52
26:BB:95:U:H2'	26:BB:96:G:H8	1.71	0.52
28:BE:101:ARG:CZ	28:BE:171:GLU:HB3	2.39	0.52
29:BF:202:PHE:CZ	29:BF:206:ILE:HD11	2.44	0.52
29:BF:24:LEU:HD23	29:BF:115:ALA:HA	1.92	0.52
29:BF:89:VAL:C	29:BF:91:GLY:H	2.12	0.52
31:BH:103:LEU:HD22	31:BH:105:LEU:HG	1.91	0.52
31:BH:20:ALA:HB1	31:BH:21:PRO:CD	2.38	0.52
31:BH:46:GLU:HB2	31:BH:49:VAL:HG23	1.91	0.52
35:BO:98:VAL:HG23	35:BO:99:PHE:N	2.23	0.52
36:BP:89:ALA:HB1	36:BP:121:LYS:HD3	1.91	0.52
43:BW:18:ARG:NH1	43:BW:76:VAL:O	2.41	0.52
43:BW:95:ILE:O	43:BW:95:ILE:HG13	2.09	0.52
44:BX:60:ARG:NH2	54:B7:47:ARG:NH1	2.57	0.52

*Continued on next page...*

*Continued from previous page...*

Atom-1	Atom-2	Interatomic distance (Å)	Clash overlap (Å)
1:CA:1176:A:H2'	1:CA:1177:G:O4'	2.09	0.52
7:CE:51:VAL:O	7:CE:55:VAL:HG22	2.10	0.52
8:CF:52:ILE:HD11	8:CF:87:ARG:NE	2.24	0.52
10:CH:89:PRO:HA	10:CH:92:ARG:NH1	2.24	0.52
12:CJ:78:ASN:HD22	12:CJ:81:THR:HG23	1.73	0.52
13:CK:12:ARG:HG2	13:CK:13:GLN:H	1.74	0.52
15:CM:23:TYR:HE1	15:CM:71:ARG:HB2	1.74	0.52
16:CN:3:ARG:HA	16:CN:6:LEU:HB2	1.90	0.52
21:CS:30:LEU:HG	21:CS:31:ILE:N	2.23	0.52
24:CX:128:ASN:N	24:CX:128:ASN:OD1	2.40	0.52
24:CX:326:SER:OG	24:CX:337:HIS:HE1	1.93	0.52
25:DA:1023:U:H2'	25:DA:1024:G:H5'	1.90	0.52
25:DA:1309:G:H3'	54:D7:9:ARG:HH12	1.74	0.52
25:DA:1406:U:H2'	25:DA:1407:C:H6	1.75	0.52
25:DA:1494:A:O2'	25:DA:1495:A:C5'	2.58	0.52
25:DA:2240:C:O2'	25:DA:2241:A:H5'	2.10	0.52
25:DA:27:G:H1'	25:DA:513:A:N6	2.25	0.52
25:DA:2836:U:C5	25:DA:2883:A:N6	2.77	0.52
25:DA:520:G:H2'	25:DA:521:G:H8	1.73	0.52
28:DE:27:LEU:HD23	28:DE:27:LEU:O	2.09	0.52
28:DE:1:MET:O	28:DE:84:PHE:HB2	2.09	0.52
29:DF:132:VAL:O	29:DF:133:ASN:C	2.47	0.52
29:DF:161:GLU:O	29:DF:165:ARG:HG2	2.09	0.52
31:DH:66:GLY:O	31:DH:69:ARG:HB3	2.10	0.52
33:DK:38:VAL:HG12	33:DK:38:VAL:O	2.10	0.52
39:DS:41:ASP:OD2	39:DS:44:LYS:HE2	2.09	0.52
35:DO:80:ASP:OD2	40:DT:71:GLY:HA3	2.10	0.52
41:DU:15:LYS:O	41:DU:19:LYS:HG3	2.09	0.52
34:DN:63:PRO:HB3	41:DU:68:ALA:HB2	1.90	0.52
46:DZ:5:LEU:C	46:DZ:5:LEU:HD23	2.30	0.52
1:AA:631:G:O3'	1:AA:632:A:H8	1.92	0.52
1:AA:841:U:O2'	1:AA:842:C:H5''	2.10	0.52
7:AE:105:VAL:HB	7:AE:106:PRO:CD	2.39	0.52
7:AE:41:VAL:CG2	7:AE:113:ALA:HA	2.39	0.52
10:AH:112:LEU:HA	10:AH:134:ILE:HG12	1.90	0.52
48:B1:87:PRO:HG2	48:B1:88:LYS:H	1.74	0.52
25:BA:245:G:O6	55:B8:8:LYS:HE3	2.10	0.52
25:BA:2334:G:C2	39:BS:12:PHE:CE1	2.98	0.52
25:BA:639:U:H2'	25:BA:640:C:H6	1.73	0.52
29:BF:135:LYS:HB3	29:BF:138:GLU:HG3	1.91	0.52
31:BH:101:ARG:N	31:BH:101:ARG:HE	2.04	0.52

*Continued on next page...*

*Continued from previous page...*

Atom-1	Atom-2	Interatomic distance (Å)	Clash overlap (Å)
34:BN:118:PRO:O	34:BN:121:VAL:HG22	2.10	0.52
36:BP:58:THR:C	36:BP:61:ARG:NE	2.63	0.52
38:BR:104:ARG:HB3	38:BR:107:ASP:OD2	2.09	0.52
39:BS:102:ALA:O	39:BS:106:ARG:HG3	2.10	0.52
1:CA:1135:U:H6	1:CA:1135:U:O5'	1.93	0.52
1:CA:144:G:H8	1:CA:144:G:O5'	1.92	0.52
1:CA:15:G:H4'	7:CE:24:ARG:NH1	2.24	0.52
1:CA:209:U:H4'	1:CA:216:G:C2	2.43	0.52
1:CA:465:A:O2'	1:CA:466:G:H2'	2.09	0.52
5:CC:7:PRO:O	5:CC:11:ARG:HG2	2.08	0.52
8:CF:101:ALA:HA	20:CR:28:GLU:HG3	1.90	0.52
17:CO:39:LEU:O	17:CO:43:LEU:HG	2.10	0.52
19:CQ:54:GLY:O	19:CQ:81:ARG:HB2	2.10	0.52
21:CS:22:LEU:O	21:CS:26:GLY:HA2	2.10	0.52
25:DA:1188:U:H4'	42:DV:79:VAL:CG1	2.39	0.52
25:DA:1405:U:H2'	25:DA:1406:U:H6	1.68	0.52
25:DA:151:C:H2'	25:DA:152:G:H8	1.73	0.52
25:DA:1591:G:H2'	25:DA:1592:C:C6	2.44	0.52
25:DA:2607:G:H2'	25:DA:2608:G:O4'	2.09	0.52
25:DA:506:G:H4'	25:DA:507:A:H5'	1.91	0.52
29:DF:36:VAL:CG1	29:DF:183:VAL:HG21	2.39	0.52
31:DH:30:LYS:HE2	31:DH:81:GLU:O	2.08	0.52
37:DQ:54:MET:HB3	37:DQ:64:ILE:CD1	2.39	0.52
38:DR:105:ARG:HG2	38:DR:106:GLY:N	2.24	0.52
38:DR:72:ASP:O	38:DR:76:VAL:HG13	2.09	0.52
40:DT:3:ARG:HB2	40:DT:6:LEU:HB3	1.90	0.52
41:DU:64:ARG:O	41:DU:67:ALA:HB3	2.09	0.52
43:DW:80:PRO:O	43:DW:100:THR:HG22	2.09	0.52
1:AA:1346:A:N6	1:AA:1374:A:H3'	2.22	0.52
1:AA:530:G:H22	1:AA:1492:A:N6	2.03	0.52
1:AA:867:G:O2'	1:AA:868:C:H5'	2.09	0.52
4:AB:100:GLY:O	4:AB:101:MET:C	2.47	0.52
4:AB:7:VAL:O	4:AB:11:LEU:HG	2.09	0.52
4:AB:55:PHE:HA	4:AB:58:ILE:CG1	2.39	0.52
6:AD:167:GLY:O	6:AD:168:ARG:C	2.47	0.52
1:AA:1147:C:O2	11:AI:16:ARG:NH2	2.41	0.52
17:AO:29:VAL:HG12	17:AO:30:ALA:N	2.25	0.52
1:AA:1397:C:OP2	3:AV:23:A:N6	2.42	0.52
3:AV:19:U:C2	24:AX:139:GLY:HA3	2.45	0.52
25:BA:1633:G:O5'	25:BA:1633:G:H8	1.92	0.52
25:BA:30:G:H2'	25:BA:31:C:C6	2.44	0.52

*Continued on next page...*

*Continued from previous page...*

Atom-1	Atom-2	Interatomic distance (Å)	Clash overlap (Å)
25:BA:476:G:N2	25:BA:478:A:H3'	2.24	0.52
29:BF:123:LEU:HD12	29:BF:124:LEU:N	2.23	0.52
29:BF:181:LEU:CD2	29:BF:186:ILE:HD11	2.38	0.52
30:BG:64:THR:HG23	30:BG:66:GLN:H	1.75	0.52
25:BA:1188:U:H4'	42:BV:79:VAL:HG13	1.92	0.52
1:CA:102(B):C:H6	1:CA:102(B):C:O5'	1.92	0.52
1:CA:1178:G:N2	1:CA:1180:A:H3'	2.24	0.52
1:CA:369:C:O2'	1:CA:370:C:H5'	2.09	0.52
9:CG:47:CYS:O	9:CG:50:ILE:HB	2.09	0.52
13:CK:21:ILE:CD1	13:CK:82:VAL:HG13	2.40	0.52
14:CL:109:VAL:HG23	14:CL:119:TYR:HB3	1.91	0.52
14:CL:82:VAL:HG22	14:CL:83:LEU:N	2.24	0.52
14:CL:52:ARG:NH1	14:CL:91:ASP:OD2	2.42	0.52
49:D2:48:HIS:HE1	49:D2:49:LYS:NZ	2.06	0.52
25:DA:1544:C:C6	25:DA:1544:C:OP1	2.62	0.52
25:DA:2115:G:N2	25:DA:2172:U:H3	2.06	0.52
25:DA:2542:A:C8	25:DA:2544:G:O6	2.62	0.52
25:DA:2660:A:H2'	25:DA:2661:G:O4'	2.10	0.52
29:DF:135:LYS:HB3	29:DF:138:GLU:HG3	1.92	0.52
43:DW:30:GLU:HA	43:DW:33:ARG:HD2	1.91	0.52
1:AA:1004:A:N3	1:AA:1004:A:H5''	2.24	0.52
1:AA:1251:A:H2'	1:AA:1252:A:C8	2.44	0.52
1:AA:735:C:O2'	1:AA:736:C:H5'	2.09	0.52
1:AA:574:A:N3	1:AA:883:C:H1'	2.24	0.52
5:AC:107:GLN:NE2	5:AC:107:GLN:H	2.07	0.52
7:AE:31:LEU:HG	7:AE:45:PHE:HD1	1.73	0.52
9:AG:47:CYS:O	9:AG:50:ILE:HB	2.09	0.52
15:AM:8:GLU:OE1	15:AM:22:ILE:HG23	2.10	0.52
47:B0:66:VAL:O	47:B0:81:VAL:HA	2.09	0.52
25:BA:1506:C:H2'	25:BA:1508:A:C8	2.45	0.52
25:BA:1434:A:H61	25:BA:1558:A:H62	1.56	0.52
25:BA:1804:C:H6	25:BA:1804:C:O5'	1.91	0.52
25:BA:1824:G:O2'	25:BA:1825:A:H5'	2.09	0.52
25:BA:2173:A:H2'	25:BA:2174:C:O4'	2.10	0.52
25:BA:2795:G:H3'	25:BA:2797:U:H5''	1.92	0.52
25:BA:71:A:OP1	25:BA:72:U:H2'	2.08	0.52
27:BD:242:ARG:CD	27:BD:242:ARG:N	2.72	0.52
29:BF:40:GLN:O	29:BF:44:ARG:HG2	2.09	0.52
34:BN:40:ASP:O	34:BN:41:ALA:HB2	2.10	0.52
37:BQ:26:TYR:O	37:BQ:67:ARG:NH1	2.43	0.52
41:BU:90:VAL:O	41:BU:91:ASP:C	2.47	0.52

*Continued on next page...*

*Continued from previous page...*

Atom-1	Atom-2	Interatomic distance (Å)	Clash overlap (Å)
46:BZ:14:LYS:O	46:BZ:18:LEU:HD13	2.10	0.52
1:CA:1127:G:H1'	1:CA:1148:U:H3	1.74	0.52
1:CA:1206:G:C6	1:CA:1207:G:C5	2.98	0.52
1:CA:1320:C:O2'	1:CA:1321:C:H5'	2.09	0.52
1:CA:160:A:H2'	1:CA:161:A:O4'	2.09	0.52
1:CA:663:A:H5''	20:CR:61:LYS:HZ3	1.73	0.52
1:CA:735:C:H2'	1:CA:736:C:H6	1.73	0.52
4:CB:200:ILE:HG22	4:CB:202:PRO:HD3	1.91	0.52
10:CH:25:ASP:HA	10:CH:59:LEU:O	2.10	0.52
22:CT:14:LYS:HA	22:CT:17:ARG:HH21	1.74	0.52
24:CX:341:LEU:HD12	24:CX:342:MET:H	1.73	0.52
47:D0:72:ARG:O	47:D0:75:LEU:HB2	2.09	0.52
48:D1:90:ILE:HG22	48:D1:94:LEU:HD12	1.90	0.52
44:DX:60:ARG:HH21	54:D7:47:ARG:HH11	1.54	0.52
25:DA:1174:A:H2'	25:DA:1174:A:N3	2.24	0.52
25:DA:2543:G:H5'	25:DA:2543:G:H8	1.73	0.52
25:DA:614:U:H4'	25:DA:615:G:H5''	1.91	0.52
27:DD:134:ARG:HB2	27:DD:135:PHE:CD1	2.44	0.52
30:DG:43:LEU:C	30:DG:45:GLU:H	2.13	0.52
33:DK:141:ALA:HB3	33:DK:142:PRO:HD3	1.92	0.52
33:DK:93:ARG:HG2	33:DK:94:GLU:N	2.25	0.52
25:DA:1952:A:C5	35:DO:22:ILE:CD1	2.93	0.52
36:DP:89:ALA:HB1	36:DP:121:LYS:HD3	1.90	0.52
38:DR:45:ARG:HD3	38:DR:97:VAL:HG21	1.91	0.52
40:DT:23:ARG:HB2	40:DT:24:PRO:HD2	1.91	0.52
41:DU:57:PHE:O	41:DU:58:ARG:C	2.48	0.52
43:DW:21:VAL:C	43:DW:23:LEU:H	2.12	0.52
1:AA:1149:C:H2'	1:AA:1150:U:H6	1.74	0.52
1:AA:1300:G:O2'	1:AA:1301:U:P	2.68	0.52
1:AA:1349:A:O2'	1:AA:1350:A:H5'	2.09	0.52
1:AA:144:G:H8	1:AA:144:G:O5'	1.93	0.52
1:AA:262:A:C6	1:AA:263:A:C6	2.98	0.52
14:AL:82:VAL:HG21	14:AL:99:ILE:HG13	1.90	0.52
22:AT:57:ARG:HH12	22:AT:100:ILE:CG2	2.21	0.52
24:AX:326:SER:OG	24:AX:337:HIS:HE1	1.92	0.52
24:AX:52:TRP:CE3	24:AX:58:ALA:HB3	2.45	0.52
48:B1:51:VAL:O	48:B1:58:ILE:HG22	2.10	0.52
53:B6:18:ARG:HG2	53:B6:19:ARG:H	1.75	0.52
25:BA:1078:U:H6	25:BA:1078:U:H5''	1.75	0.52
25:BA:1519:G:C5	25:BA:1520:U:C5	2.98	0.52
25:BA:530:G:C5	25:BA:2022:U:H5''	2.44	0.52

*Continued on next page...*

*Continued from previous page...*

Atom-1	Atom-2	Interatomic distance (Å)	Clash overlap (Å)
25:BA:2210:G:H21	25:BA:2211:G:C4'	2.21	0.52
25:BA:2306:C:H4'	30:BG:136:ARG:NH2	2.09	0.52
25:BA:2531:A:H5''	31:BH:157:TYR:CE2	2.44	0.52
25:BA:2693:A:H2'	25:BA:2694:G:H8	1.75	0.52
25:BA:289:A:H2'	25:BA:290:G:O4'	2.10	0.52
25:BA:480:A:H2	25:BA:499:U:O2	1.92	0.52
25:BA:796:C:H2'	25:BA:797:C:C6	2.44	0.52
25:BA:2208:U:O4'	27:BD:151:LYS:HE2	2.10	0.52
30:BG:98:ARG:O	30:BG:101:ILE:HG12	2.10	0.52
31:BH:86:GLU:OE1	31:BH:164:TYR:HA	2.10	0.52
31:BH:66:GLY:O	31:BH:69:ARG:HB3	2.10	0.52
33:BK:6:ALA:HB3	33:BK:59:ILE:HD12	1.91	0.52
1:CA:1365:G:C5	1:CA:1366:C:C5	2.98	0.52
8:CF:33:TYR:CD1	8:CF:75:LEU:HA	2.45	0.52
9:CG:24:THR:HA	9:CG:27:ILE:HG12	1.91	0.52
12:CJ:38:ILE:HD12	12:CJ:71:LEU:HG	1.92	0.52
15:CM:84:ILE:HG23	15:CM:85:GLY:N	2.24	0.52
15:CM:87:TYR:O	15:CM:91:ARG:HG2	2.10	0.52
50:D3:8:LEU:HD23	50:D3:9:VAL:N	2.25	0.52
25:DA:2065:C:O2'	25:DA:2066:C:H5'	2.08	0.52
25:DA:2172:U:H5'	25:DA:2173:A:OP2	2.10	0.52
25:DA:245:G:O6	55:D8:8:LYS:HE3	2.10	0.52
25:DA:2519:U:H4'	25:DA:2520:C:OP1	2.10	0.52
25:DA:2536:G:C6	25:DA:2537:U:C4	2.97	0.52
25:DA:774:A:HO2'	25:DA:775:G:H8	1.56	0.52
25:DA:1971:A:N3	27:DD:241:PRO:HD3	2.25	0.52
27:DD:54:ARG:O	27:DD:218:ARG:HG3	2.09	0.52
34:DN:41:ALA:HB3	34:DN:78:VAL:O	2.09	0.52
34:DN:51:THR:HG22	34:DN:52:LYS:N	2.24	0.52
38:DR:103:ARG:NH1	38:DR:110:PRO:HD3	2.21	0.52
39:DS:34:HIS:ND1	39:DS:54:LEU:HG	2.24	0.52
1:AA:1133:G:H2'	1:AA:1134:G:H8	1.74	0.52
7:AE:51:VAL:O	7:AE:55:VAL:HG22	2.09	0.52
8:AF:67:MET:HE1	8:AF:72:VAL:HA	1.92	0.52
14:AL:82:VAL:HG21	14:AL:99:ILE:CG1	2.40	0.52
17:AO:33:THR:HG23	17:AO:63:ARG:NH1	2.25	0.52
19:AQ:40:LYS:HD3	19:AQ:42:TYR:CZ	2.44	0.52
51:B4:38:ALA:HA	51:B4:55:PRO:HB3	1.91	0.52
25:BA:1575:C:C2	25:BA:1576:U:C6	2.98	0.52
25:BA:2484:G:C2	25:BA:2485:G:C8	2.97	0.52
25:BA:270(F):G:C6	25:BA:270(G):U:C4	2.98	0.52

*Continued on next page...*

*Continued from previous page...*

Atom-1	Atom-2	Interatomic distance (Å)	Clash overlap (Å)
25:BA:616:A:H4'	25:BA:617:G:OP1	2.10	0.52
25:BA:997:G:N3	25:BA:997:G:H2'	2.25	0.52
30:BG:111:LEU:HB2	30:BG:112:PRO:HD3	1.92	0.52
30:BG:73:ALA:O	30:BG:85:GLY:HA2	2.09	0.52
33:BK:60:TYR:HB2	33:BK:64:SER:HB3	1.92	0.52
25:BA:943:U:OP2	36:BP:38:GLN:OE1	2.28	0.52
37:BQ:54:MET:HB3	37:BQ:64:ILE:CD1	2.40	0.52
39:BS:67:ARG:HG2	39:BS:67:ARG:HH11	1.74	0.52
40:BT:100:TYR:HD2	40:BT:103:ARG:NH2	2.08	0.52
40:BT:88:ILE:HD12	40:BT:90:GLN:H	1.75	0.52
46:BZ:86:VAL:HG12	46:BZ:87:ASP:N	2.25	0.52
1:CA:1006:C:H2'	1:CA:1007:C:C6	2.45	0.52
1:CA:1455:G:H2'	1:CA:1459:C:C6	2.45	0.52
4:CB:91:PRO:CA	4:CB:154:LEU:HD11	2.39	0.52
4:CB:77:ALA:O	4:CB:81:VAL:HG23	2.09	0.52
11:CI:33:PHE:C	11:CI:35:GLU:H	2.13	0.52
24:CX:128:ASN:ND2	24:CX:185:LYS:HA	2.25	0.52
48:D1:9:GLY:O	48:D1:13:ILE:HG21	2.10	0.52
49:D2:38:GLN:O	49:D2:41:ILE:HG13	2.10	0.52
49:D2:3:LEU:O	49:D2:4:SER:C	2.48	0.52
25:DA:1022:G:O2'	25:DA:1023:U:OP2	2.24	0.52
25:DA:1090:U:H2'	25:DA:1091:G:C8	2.45	0.52
25:DA:1252:G:C2	25:DA:1253:A:C2	2.98	0.52
25:DA:1505:C:H2'	25:DA:1506:C:H6	1.75	0.52
25:DA:675:A:OP1	29:DF:63:LYS:NZ	2.42	0.52
25:DA:697:C:H2'	25:DA:698:C:C6	2.45	0.52
25:DA:81:G:H21	45:DY:2:ARG:NH2	2.08	0.52
31:DH:86:GLU:OE1	31:DH:164:TYR:HA	2.09	0.52
36:DP:148:LEU:O	36:DP:149:GLU:HB2	2.07	0.52
40:DT:2:ASN:O	40:DT:3:ARG:HB3	2.10	0.52
45:DY:17:SER:OG	45:DY:18:GLY:N	2.41	0.52
1:AA:1004:A:H61	1:AA:1025:U:H4'	1.74	0.52
1:AA:375:U:C4	1:AA:376:G:N7	2.78	0.52
4:AB:121:LEU:HD22	4:AB:127:ILE:HD11	1.92	0.52
5:AC:28:GLN:O	5:AC:32:LEU:HG	2.09	0.52
10:AH:118:VAL:C	10:AH:119:LEU:HD23	2.30	0.52
11:AI:105:ASP:OD2	11:AI:107:ARG:HD3	2.10	0.52
24:AX:229:GLU:HG3	24:AX:230:GLU:N	2.24	0.52
2:AY:47:U:H3'	2:AY:48:C:C5'	2.39	0.52
49:B2:38:GLN:O	49:B2:41:ILE:HG13	2.10	0.52
50:B3:8:LEU:HD11	50:B3:23:LEU:HD22	1.91	0.52

*Continued on next page...*

*Continued from previous page...*

Atom-1	Atom-2	Interatomic distance (Å)	Clash overlap (Å)
25:BA:1283:G:N2	25:BA:1285:G:H3'	2.25	0.52
25:BA:2517:C:C6	25:BA:2542:A:C2	2.98	0.52
25:BA:2745:C:H2'	25:BA:2746:U:C6	2.45	0.52
25:BA:464:U:C2	25:BA:788:A:C6	2.98	0.52
25:BA:481:G:H1'	25:BA:506:G:N2	2.25	0.52
25:BA:861:A:H2'	25:BA:862:G:C5'	2.39	0.52
25:BA:863:A:H2'	25:BA:864:G:H8	1.74	0.52
27:BD:191:ALA:O	27:BD:192:THR:HB	2.09	0.52
25:BA:773:U:H5'	27:BD:47:GLY:HA3	1.91	0.52
27:BD:76:PRO:HB2	27:BD:116:GLN:HE21	1.75	0.52
27:BD:74:GLY:O	27:BD:76:PRO:HD3	2.09	0.52
30:BG:121:ASN:HD22	30:BG:122:PRO:N	2.08	0.52
30:BG:161:THR:HG22	30:BG:163:ALA:H	1.74	0.52
30:BG:92:VAL:HG13	30:BG:92:VAL:O	2.09	0.52
31:BH:108:GLY:HA3	31:BH:152:ARG:NH2	2.25	0.52
32:BI:60:GLU:O	32:BI:63:ALA:HB3	2.10	0.52
32:BI:76:THR:HG22	32:BI:141:LYS:HB3	1.92	0.52
34:BN:41:ALA:HB3	34:BN:78:VAL:O	2.09	0.52
40:BT:106:SER:C	40:BT:107:ASP:OD1	2.48	0.52
42:BV:35:LEU:HB2	42:BV:57:VAL:CG1	2.39	0.52
46:BZ:27:VAL:HG12	46:BZ:28:MET:N	2.24	0.52
1:CA:1145:C:H4'	1:CA:1146:A:O5'	2.09	0.52
1:CA:1208:C:H2'	1:CA:1209:C:C6	2.45	0.52
1:CA:1327:C:H2'	1:CA:1328:C:H6	1.75	0.52
1:CA:1417:G:C6	1:CA:1482:G:C6	2.98	0.52
1:CA:939:G:H2'	1:CA:940:C:C6	2.44	0.52
4:CB:164:VAL:HB	4:CB:186:ALA:HB2	1.92	0.52
5:CC:107:GLN:NE2	5:CC:107:GLN:H	2.08	0.52
5:CC:14:ILE:CG1	5:CC:15:THR:N	2.63	0.52
7:CE:72:GLN:O	7:CE:75:THR:HG22	2.10	0.52
20:CR:45:SER:HB3	20:CR:51:LEU:HG	1.90	0.52
21:CS:63:THR:N	21:CS:66:MET:HE3	2.25	0.52
24:CX:190:TYR:CE1	24:CX:224:ILE:HA	2.41	0.52
2:CY:20:U:H3'	2:CY:21:A:C5'	2.40	0.52
25:DA:1057:A:H2'	25:DA:1058:G:H8	1.74	0.52
25:DA:1142:U:H3'	25:DA:1142:U:C6	2.44	0.52
25:DA:1161:C:H1'	42:DV:8:GLY:O	2.09	0.52
25:DA:1510:A:H2'	25:DA:1511:A:H8	1.75	0.52
25:DA:1843:C:H2'	25:DA:1844:C:H6	1.74	0.52
25:DA:2040:C:H2'	25:DA:2040:C:O2	2.09	0.52
25:DA:2481:G:HO2'	25:DA:2482:G:P	2.33	0.52

*Continued on next page...*

*Continued from previous page...*

Atom-1	Atom-2	Interatomic distance (Å)	Clash overlap (Å)
25:DA:1027:A:C2	25:DA:2488:A:H5'	2.45	0.52
25:DA:456:C:O5'	25:DA:456:C:H2'	2.09	0.52
26:DB:68:C:H2'	26:DB:69:G:H8	1.75	0.52
28:DE:39:PRO:HD3	28:DE:45:THR:HG23	1.92	0.52
29:DF:107:LYS:O	29:DF:108:LYS:C	2.49	0.52
29:DF:89:VAL:CG1	29:DF:90:PHE:H	2.19	0.52
37:DQ:88:GLY:C	37:DQ:89:ASN:OD1	2.49	0.52
1:AA:1321:C:H3'	1:AA:1322:C:C5'	2.40	0.52
5:AC:195:VAL:CG1	5:AC:196:LEU:N	2.73	0.52
11:AI:37:PHE:CE2	11:AI:74:ILE:HD11	2.44	0.52
18:AP:12:LYS:C	18:AP:14:ASN:H	2.13	0.52
24:AX:194:SER:HB3	24:AX:195:PRO:HD3	1.92	0.52
25:BA:1028:A:H2'	25:BA:1029:A:C8	2.44	0.52
25:BA:1379:A:H4'	25:BA:1380:G:OP2	2.09	0.52
25:BA:2815:C:O2'	52:B5:43:HIS:HD2	1.93	0.52
25:BA:2894:G:O5'	25:BA:2894:G:H8	1.93	0.52
25:BA:630:G:N2	25:BA:632:A:H3'	2.25	0.52
25:BA:655:A:H3'	25:BA:655:A:H8	1.75	0.52
25:BA:606:U:H4'	25:BA:658:C:H4'	1.91	0.52
35:BO:8:LEU:HB2	35:BO:19:ILE:HD11	1.92	0.52
35:BO:2:ILE:HD12	35:BO:2:ILE:N	2.24	0.52
35:BO:77:ILE:HD13	35:BO:78:ARG:N	2.25	0.52
38:BR:103:ARG:NH1	38:BR:110:PRO:HD3	2.21	0.52
38:BR:8:ARG:HD3	38:BR:10:LEU:HD23	1.91	0.52
40:BT:2:ASN:O	40:BT:3:ARG:HB3	2.10	0.52
45:BY:96:ILE:CG1	45:BY:99:CYS:H	2.23	0.52
1:CA:1004:A:H61	1:CA:1025:U:H4'	1.75	0.52
1:CA:1160:G:C6	1:CA:1181:G:O6	2.63	0.52
1:CA:255:G:H2'	1:CA:256:U:H6	1.75	0.52
1:CA:384:G:H2'	1:CA:385:C:C6	2.45	0.52
4:CB:55:PHE:HA	4:CB:58:ILE:CG1	2.40	0.52
7:CE:80:ILE:HD11	7:CE:138:ALA:HB1	1.91	0.52
1:CA:1123:A:H4'	12:CJ:36:GLY:HA3	1.91	0.52
12:CJ:55:LYS:HD2	12:CJ:55:LYS:O	2.09	0.52
21:CS:29:ARG:HD2	21:CS:30:LEU:N	2.24	0.52
22:CT:61:SER:O	22:CT:65:LYS:HG3	2.10	0.52
24:CX:194:SER:HB3	24:CX:195:PRO:HD3	1.92	0.52
2:CY:61:C:H2'	2:CY:62:C:C6	2.44	0.52
25:DA:1046:A:H5''	25:DA:1047:G:C8	2.45	0.52
25:DA:1165:U:H2'	25:DA:1166:C:C6	2.44	0.52
27:DD:58:HIS:O	27:DD:59:LYS:C	2.49	0.52

*Continued on next page...*

*Continued from previous page...*

Atom-1	Atom-2	Interatomic distance (Å)	Clash overlap (Å)
29:DF:24:LEU:HD23	29:DF:115:ALA:HA	1.91	0.52
32:DI:120:ILE:HD12	32:DI:120:ILE:H	1.75	0.52
36:DP:85:LEU:HD12	36:DP:86:LYS:N	2.25	0.52
38:DR:72:ASP:HB3	38:DR:75:LEU:HB2	1.90	0.52
1:AA:1160:G:C6	1:AA:1181:G:O6	2.62	0.51
1:AA:151:A:H2'	1:AA:152:A:O4'	2.10	0.51
4:AB:127:ILE:O	4:AB:127:ILE:HG22	2.10	0.51
4:AB:169:LYS:NZ	4:AB:169:LYS:HB3	2.26	0.51
4:AB:178:ARG:NH2	10:AH:68:ARG:NH2	2.57	0.51
5:AC:16:ARG:NH1	5:AC:16:ARG:HB2	2.25	0.51
5:AC:195:VAL:HG12	5:AC:196:LEU:N	2.24	0.51
6:AD:60:GLU:OE2	6:AD:199:ASN:HB3	2.10	0.51
1:AA:1298:C:N4	9:AG:114:ARG:HD3	2.25	0.51
12:AJ:55:LYS:HD2	12:AJ:55:LYS:O	2.10	0.51
19:AQ:8:GLY:CA	19:AQ:23:VAL:HG12	2.36	0.51
24:AX:280:SER:HB3	24:AX:283:LYS:HB2	1.91	0.51
24:AX:316:ARG:N	24:AX:317:PRO:HD3	2.25	0.51
2:AY:61:C:H2'	2:AY:62:C:H6	1.75	0.51
47:B0:53:MET:HE1	47:B0:57:PHE:CD1	2.44	0.51
51:B4:40:ILE:HG13	51:B4:57:ILE:HG21	1.92	0.51
53:B6:13:CYS:O	53:B6:21:TYR:HA	2.10	0.51
25:BA:592:G:O2'	55:B8:4:MET:HG3	2.10	0.51
25:BA:1512:G:C5	25:BA:1513:C:C5	2.98	0.51
25:BA:1603:A:H5'	25:BA:1603:A:H8	1.75	0.51
25:BA:1839:G:H5'	25:BA:1839:G:H8	1.75	0.51
25:BA:2114:A:C5	25:BA:2115:G:C6	2.97	0.51
25:BA:2173:A:OP2	25:BA:2173:A:H8	1.92	0.51
25:BA:2352:A:C2	47:B0:33:ALA:O	2.63	0.51
25:BA:1027:A:C2	25:BA:2488:A:H5'	2.45	0.51
25:BA:2563:U:O2	25:BA:2565:A:C8	2.57	0.51
26:BB:78:A:C2	26:BB:99:A:C4	2.97	0.51
25:BA:1824:G:OP1	27:BD:52:ARG:HD3	2.09	0.51
30:BG:143:GLU:O	51:B4:54:LYS:NZ	2.43	0.51
31:BH:30:LYS:HE2	31:BH:81:GLU:O	2.10	0.51
32:BI:31:LEU:HD11	32:BI:38:LEU:N	2.25	0.51
33:BK:141:ALA:HB3	33:BK:142:PRO:HD3	1.91	0.51
34:BN:116:THR:OG1	34:BN:117:HIS:N	2.41	0.51
41:BU:83:LEU:HD12	41:BU:83:LEU:H	1.74	0.51
44:BX:57:LEU:N	44:BX:57:LEU:HD12	2.26	0.51
45:BY:81:LYS:HB3	45:BY:97:ARG:CB	2.39	0.51
1:CA:792:A:N3	1:CA:794:A:C5	2.78	0.51

*Continued on next page...*

*Continued from previous page...*

Atom-1	Atom-2	Interatomic distance (Å)	Clash overlap (Å)
4:CB:113:HIS:O	4:CB:117:GLU:HG3	2.09	0.51
6:CD:29:PRO:O	6:CD:30:LYS:HB3	2.09	0.51
9:CG:17:VAL:O	9:CG:17:VAL:HG12	2.10	0.51
12:CJ:32:ALA:HB1	12:CJ:75:ILE:CG1	2.39	0.51
1:CA:523:A:H61	14:CL:52:ARG:NH1	2.08	0.51
22:CT:76:ALA:O	22:CT:80:ARG:HG2	2.10	0.51
2:CY:56:C:H1'	30:DG:76:SER:HB3	1.90	0.51
25:DA:1198:U:H2'	25:DA:1199:U:H6	1.74	0.51
25:DA:2436:G:C5	25:DA:2437:U:C5	2.98	0.51
25:DA:2606:C:H2'	25:DA:2607:G:H5'	1.92	0.51
25:DA:2892:A:C2'	25:DA:2893:G:H5'	2.39	0.51
25:DA:530:G:C5	25:DA:2022:U:H5''	2.45	0.51
25:DA:754:C:H2'	25:DA:755:C:C6	2.44	0.51
27:DD:264:LYS:HG2	27:DD:266:SER:HB3	1.92	0.51
28:DE:24:THR:HG21	28:DE:188:VAL:CG1	2.39	0.51
30:DG:107:LEU:HD11	30:DG:178:PHE:CE1	2.45	0.51
36:DP:18:ARG:HB3	36:DP:18:ARG:CZ	2.36	0.51
39:DS:89:ARG:O	39:DS:90:GLY:O	2.27	0.51
40:DT:16:ARG:HB2	40:DT:19:LEU:HD11	1.91	0.51
41:DU:86:ALA:HB2	41:DU:116:ALA:HB3	1.91	0.51
1:AA:1006:C:H2'	1:AA:1007:C:C6	2.46	0.51
1:AA:284:G:H2'	1:AA:285:G:H8	1.75	0.51
1:AA:530:G:N2	1:AA:1492:A:N6	2.58	0.51
1:AA:881:G:P	14:AL:11:ARG:HH22	2.34	0.51
11:AI:29:ASN:OD1	11:AI:64:THR:HA	2.11	0.51
14:AL:54:VAL:HG12	14:AL:55:ALA:N	2.25	0.51
23:AU:2:GLY:C	23:AU:4:GLY:H	2.13	0.51
25:BA:10:G:H21	25:BA:2801:A:H5''	1.75	0.51
25:BA:1897:G:H2'	25:BA:1898:U:O4'	2.10	0.51
25:BA:1899:G:N2	25:BA:1902:C:H41	2.07	0.51
25:BA:1904:G:H2'	25:BA:1905:C:O4'	2.10	0.51
25:BA:866:A:N6	25:BA:914:C:C4	2.78	0.51
30:BG:11:TYR:HB2	30:BG:176:LEU:HD21	1.92	0.51
33:BK:88:ALA:HB3	33:BK:135:GLY:HA3	1.91	0.51
33:BK:54:PRO:HD3	33:BK:72:PRO:CA	2.37	0.51
34:BN:51:THR:HG22	34:BN:52:LYS:N	2.23	0.51
35:BO:24:VAL:CG2	35:BO:33:ALA:HB2	2.40	0.51
25:BA:1276:A:C1'	38:BR:16:HIS:HE1	2.22	0.51
38:BR:18:LEU:HD13	38:BR:19:ALA:N	2.24	0.51
41:BU:15:LYS:O	41:BU:19:LYS:HG3	2.11	0.51
41:BU:25:TRP:C	41:BU:25:TRP:CD1	2.82	0.51

*Continued on next page...*

*Continued from previous page...*

Atom-1	Atom-2	Interatomic distance (Å)	Clash overlap (Å)
43:BW:18:ARG:HG3	43:BW:76:VAL:CG1	2.40	0.51
44:BX:34:ALA:HB1	44:BX:39:ILE:HD11	1.92	0.51
1:CA:959:A:H2	1:CA:1221:G:N3	2.08	0.51
1:CA:147:G:C2	1:CA:176:C:N3	2.77	0.51
1:CA:520:A:C2	1:CA:536:C:H1'	2.46	0.51
1:CA:678:U:H2'	1:CA:679:C:C6	2.45	0.51
4:CB:95:GLN:HA	4:CB:96:ARG:NH2	2.25	0.51
5:CC:135:LYS:O	5:CC:135:LYS:HD3	2.10	0.51
5:CC:148:GLY:HA3	5:CC:172:ARG:O	2.10	0.51
6:CD:167:GLY:O	6:CD:168:ARG:C	2.48	0.51
7:CE:57:LYS:O	7:CE:61:TYR:CD2	2.58	0.51
2:CY:40:C:H2'	2:CY:41:C:C6	2.42	0.51
25:DA:2281:C:O2'	25:DA:2282:G:H5'	2.10	0.51
25:DA:2688:U:O2	25:DA:2688:U:H3'	2.10	0.51
25:DA:861:A:H2'	25:DA:862:G:C5'	2.39	0.51
30:DG:50:ALA:HA	30:DG:53:LEU:HB3	1.91	0.51
30:DG:82:LEU:HD22	30:DG:87:PRO:CG	2.39	0.51
31:DH:103:LEU:HD22	31:DH:105:LEU:HG	1.92	0.51
34:DN:156:GLN:C	34:DN:158:PRO:HD3	2.30	0.51
38:DR:53:HIS:HD2	38:DR:94:TYR:OH	1.93	0.51
40:DT:132:LYS:HB3	40:DT:136:GLN:NE2	2.18	0.51
1:AA:1123:A:H4'	12:AJ:36:GLY:HA3	1.91	0.51
1:AA:1137:C:H4'	1:AA:1138:G:C2	2.46	0.51
1:AA:1442:G:C8	1:AA:1442:G:C3'	2.92	0.51
1:AA:407:G:H2'	1:AA:408:A:H8	1.74	0.51
4:AB:95:GLN:HA	4:AB:96:ARG:NH2	2.25	0.51
8:AF:4:TYR:O	8:AF:64:GLN:HA	2.10	0.51
9:AG:133:GLY:O	9:AG:137:LYS:HG3	2.10	0.51
11:AI:79:LEU:CD1	11:AI:83:ARG:HD2	2.40	0.51
12:AJ:62:HIS:O	12:AJ:62:HIS:HD2	1.93	0.51
14:AL:6:ILE:HD12	14:AL:7:ASN:H	1.74	0.51
15:AM:71:ARG:HA	15:AM:74:VAL:HG23	1.91	0.51
21:AS:30:LEU:HG	21:AS:31:ILE:N	2.23	0.51
1:AA:1269:A:H5'	23:AU:19:GLY:HA2	1.92	0.51
24:AX:368:ARG:O	24:AX:372:THR:HG22	2.10	0.51
48:B1:11:ARG:HE	48:B1:61:ARG:H	1.59	0.51
25:BA:1165:U:H2'	25:BA:1166:C:C6	2.46	0.51
25:BA:197:A:H61	25:BA:2431:U:H5'	1.75	0.51
25:BA:2093:G:C6	25:BA:2225:A:C8	2.98	0.51
27:BD:31:LYS:CD	27:BD:94:LEU:HD11	2.40	0.51
29:BF:160:ASN:OD1	29:BF:163:VAL:HG23	2.11	0.51

*Continued on next page...*

*Continued from previous page...*

Atom-1	Atom-2	Interatomic distance (Å)	Clash overlap (Å)
30:BG:43:LEU:C	30:BG:45:GLU:H	2.13	0.51
1:CA:1230:C:H2'	1:CA:1231:G:C8	2.45	0.51
1:CA:1405:G:H21	1:CA:1518:A:H1'	1.75	0.51
1:CA:266:G:H5''	1:CA:268:C:H41	1.75	0.51
1:CA:841:U:O2'	1:CA:842:C:H5''	2.09	0.51
1:CA:1108:G:H5'	5:CC:176:HIS:CD2	2.45	0.51
5:CC:31:HIS:O	5:CC:35:GLU:HG2	2.10	0.51
10:CH:91:ARG:HG2	10:CH:91:ARG:HH11	1.73	0.51
17:CO:29:VAL:HG12	17:CO:30:ALA:N	2.25	0.51
21:CS:53:ASN:C	21:CS:53:ASN:HD22	2.13	0.51
49:D2:9:GLN:C	49:D2:12:GLU:HB3	2.31	0.51
52:D5:3:LYS:O	52:D5:4:HIS:C	2.48	0.51
25:DA:1356:G:C6	25:DA:1357:U:C4	2.98	0.51
25:DA:1411:C:H2'	25:DA:1412:A:C8	2.46	0.51
25:DA:2014:A:O5'	25:DA:2014:A:H8	1.94	0.51
25:DA:212:G:O2'	25:DA:213:A:H5'	2.09	0.51
25:DA:280:C:C2	25:DA:361:G:C2	2.98	0.51
25:DA:455:C:N3	25:DA:472:A:H2'	2.25	0.51
25:DA:780:G:N2	25:DA:783:A:N6	2.46	0.51
25:DA:846:C:C2	25:DA:847:U:H5	2.28	0.51
30:DG:98:ARG:O	30:DG:101:ILE:HG12	2.10	0.51
35:DO:4:PRO:O	35:DO:5:GLN:HB2	2.10	0.51
36:DP:88:LEU:HD22	36:DP:114:ILE:HG21	1.93	0.51
40:DT:78:LEU:O	40:DT:78:LEU:HD13	2.11	0.51
25:DA:71:A:H2	44:DX:31:HIS:HE1	1.58	0.51
1:AA:1332:A:H2'	1:AA:1333:A:H8	1.72	0.51
1:AA:864:A:H2'	1:AA:865:A:C8	2.45	0.51
1:AA:939:G:H2'	1:AA:940:C:C6	2.44	0.51
4:AB:167:PRO:HD3	4:AB:187:LEU:O	2.10	0.51
8:AF:68:PRO:HB2	8:AF:70:ASP:OD1	2.10	0.51
14:AL:5:THR:OG1	14:AL:8:GLN:HG3	2.10	0.51
1:AA:523:A:N6	14:AL:91:ASP:HB2	2.23	0.51
18:AP:22:THR:HA	18:AP:33:ILE:HG12	1.91	0.51
49:B2:47:ASN:HD22	49:B2:47:ASN:N	2.07	0.51
25:BA:643:A:OP1	53:B6:42:TRP:NE1	2.42	0.51
25:BA:1161:C:H1'	42:BV:8:GLY:O	2.10	0.51
25:BA:2718:G:H2'	25:BA:2719:G:C8	2.46	0.51
25:BA:394:A:O2'	25:BA:395:U:H5'	2.10	0.51
25:BA:483:A:H4'	45:BY:49:VAL:CG2	2.40	0.51
26:BB:56:G:H4'	26:BB:57:A:C8	2.45	0.51
29:BF:89:VAL:O	29:BF:91:GLY:N	2.42	0.51

*Continued on next page...*

*Continued from previous page...*

Atom-1	Atom-2	Interatomic distance (Å)	Clash overlap (Å)
31:BH:26:VAL:HG11	31:BH:76:VAL:HA	1.92	0.51
35:BO:105:GLU:OE1	35:BO:105:GLU:N	2.43	0.51
25:BA:662:G:P	36:BP:18:ARG:HD2	2.50	0.51
38:BR:53:HIS:HB2	38:BR:94:TYR:HE1	1.76	0.51
38:BR:80:PHE:O	38:BR:85:PRO:HD3	2.11	0.51
41:BU:90:VAL:CG2	41:BU:91:ASP:H	2.04	0.51
42:BV:52:VAL:CG1	42:BV:55:ALA:HB3	2.39	0.51
45:BY:30:VAL:HG13	45:BY:37:VAL:HG12	1.93	0.51
7:CE:101:ILE:HG12	7:CE:118:ILE:O	2.11	0.51
7:CE:6:PHE:HB2	7:CE:34:VAL:HG13	1.91	0.51
7:CE:41:VAL:CG2	7:CE:113:ALA:HA	2.40	0.51
8:CF:4:TYR:O	8:CF:64:GLN:HA	2.10	0.51
11:CI:53:VAL:HG12	11:CI:95:LYS:NZ	2.25	0.51
16:CN:39:LEU:HB3	16:CN:43:CYS:SG	2.50	0.51
25:DA:1678:G:N2	25:DA:1989:G:N2	2.51	0.51
25:DA:310:A:HO2'	25:DA:311:A:H2'	1.74	0.51
25:DA:573:G:N2	25:DA:2029:G:N2	2.58	0.51
25:DA:796:C:H2'	25:DA:797:C:H6	1.74	0.51
27:DD:31:LYS:HE2	27:DD:102:LYS:HD3	1.93	0.51
32:DI:133:HIS:ND1	32:DI:134:PRO:HD2	2.25	0.51
25:DA:2822:G:O6	38:DR:4:LEU:HD12	2.10	0.51
38:DR:53:HIS:HB2	38:DR:94:TYR:HE1	1.76	0.51
1:AA:15:G:H4'	7:AE:24:ARG:NH1	2.26	0.51
1:AA:222:U:H2'	1:AA:223:U:H6	1.71	0.51
1:AA:538:G:OP2	14:AL:114:LYS:HB2	2.10	0.51
1:AA:763:G:H2'	1:AA:764:C:H6	1.76	0.51
1:AA:836:G:C6	1:AA:851:G:C6	2.99	0.51
4:AB:17:PHE:HD2	4:AB:17:PHE:N	2.08	0.51
4:AB:212:GLN:HG3	4:AB:235:SER:HB2	1.93	0.51
6:AD:50:ARG:HA	6:AD:50:ARG:HH11	1.74	0.51
7:AE:118:ILE:HG12	7:AE:120:THR:CG2	2.41	0.51
13:AK:21:ILE:CD1	13:AK:82:VAL:HG13	2.41	0.51
19:AQ:3:LYS:O	19:AQ:4:LYS:C	2.49	0.51
20:AR:45:SER:HB3	20:AR:51:LEU:HG	1.92	0.51
22:AT:23:ARG:NH1	22:AT:24:LEU:HD22	2.26	0.51
49:B2:17:SER:O	49:B2:18:PRO:C	2.49	0.51
25:BA:1682:G:C6	25:BA:1683:C:C4	2.98	0.51
25:BA:2286:A:C8	25:BA:2287:A:N6	2.78	0.51
25:BA:2491:U:H6	25:BA:2491:U:C5'	2.20	0.51
25:BA:2542:A:H4'	25:BA:2542:A:OP1	2.10	0.51
25:BA:573:G:O2'	25:BA:574:C:H3'	2.10	0.51

*Continued on next page...*

*Continued from previous page...*

Atom-1	Atom-2	Interatomic distance (Å)	Clash overlap (Å)
27:BD:131:LEU:HG	27:BD:136:ILE:HD11	1.91	0.51
32:BI:126:TYR:H	32:BI:142:VAL:HG23	1.74	0.51
32:BI:87:LYS:CG	32:BI:88:ILE:N	2.73	0.51
25:BA:943:U:OP1	36:BP:38:GLN:HB3	2.10	0.51
38:BR:72:ASP:O	38:BR:76:VAL:HG13	2.11	0.51
41:BU:66:ASN:HB2	41:BU:76:TYR:HB2	1.92	0.51
45:BY:11:ASP:O	45:BY:27:VAL:HG13	2.11	0.51
1:CA:1300:G:O2'	1:CA:1301:U:P	2.69	0.51
1:CA:1493:A:C4	25:DA:1913:A:C4	2.98	0.51
1:CA:505:G:C6	1:CA:535:A:C2	2.99	0.51
1:CA:965:A:C2	1:CA:969:A:N1	2.79	0.51
1:CA:973:G:OP1	12:CJ:57:LYS:NZ	2.42	0.51
14:CL:49:SER:O	14:CL:50:ALA:CB	2.58	0.51
19:CQ:26:GLN:O	19:CQ:27:PHE:HB3	2.11	0.51
19:CQ:90:ILE:O	19:CQ:93:GLN:HB2	2.11	0.51
21:CS:49:ILE:N	21:CS:49:ILE:HD12	2.26	0.51
22:CT:72:LEU:HD11	22:CT:77:ALA:HA	1.92	0.51
1:CA:1397:C:OP2	3:CV:23:A:N6	2.44	0.51
25:DA:1374:G:C6	25:DA:1375:C:C4	2.99	0.51
25:DA:1682:G:H2'	25:DA:1683:C:C6	2.46	0.51
25:DA:1825:A:H2'	25:DA:1826:G:H8	1.75	0.51
25:DA:536:A:H2'	25:DA:537:C:H6	1.74	0.51
25:DA:840:C:H2'	25:DA:841:A:C8	2.46	0.51
25:DA:895:U:H2'	25:DA:897:C:H5	1.75	0.51
26:DB:66:A:C2	26:DB:108:C:C2	2.98	0.51
26:DB:89(B):A:H8	26:DB:89(B):A:O5'	1.93	0.51
36:DP:108:LYS:C	36:DP:110:TYR:N	2.64	0.51
36:DP:40:SER:O	36:DP:41:ARG:NE	2.44	0.51
36:DP:51:PHE:HB3	36:DP:52:GLU:HG2	1.93	0.51
45:DY:81:LYS:HB3	45:DY:97:ARG:CB	2.38	0.51
1:AA:1305:G:O2'	1:AA:1331:G:N2	2.44	0.51
1:AA:404:U:H2'	1:AA:405:U:C6	2.46	0.51
1:AA:82:U:H2'	1:AA:85:U:C5	2.46	0.51
4:AB:51:LEU:HD22	4:AB:55:PHE:HE2	1.74	0.51
10:AH:85:ARG:HA	10:AH:135:CYS:HB3	1.92	0.51
2:AZ:39:C:O2'	13:AK:54:ARG:NH2	2.43	0.51
17:AO:74:ASP:OD2	17:AO:74:ASP:C	2.49	0.51
22:AT:100:ILE:O	22:AT:102:GLY:N	2.36	0.51
24:AX:145:TRP:CE2	24:AX:149:LEU:HD11	2.46	0.51
53:B6:42:TRP:HA	53:B6:42:TRP:HE3	1.75	0.51
25:BA:1057:A:H2'	25:BA:1058:G:C8	2.45	0.51

*Continued on next page...*

*Continued from previous page...*

Atom-1	Atom-2	Interatomic distance (Å)	Clash overlap (Å)
25:BA:1152:C:H2'	25:BA:1153:C:H6	1.74	0.51
25:BA:1301:A:C8	25:BA:1303:G:C8	2.98	0.51
25:BA:180:G:H5''	25:BA:181:A:OP1	2.11	0.51
25:BA:1825:A:H2'	25:BA:1826:G:C8	2.45	0.51
25:BA:2567:G:H2'	25:BA:2568:C:H6	1.74	0.51
25:BA:40:C:H2'	25:BA:41:C:C6	2.46	0.51
25:BA:1952:A:C5	35:BO:22:ILE:CD1	2.94	0.51
36:BP:132:LYS:HD3	36:BP:132:LYS:H	1.74	0.51
37:BQ:55:VAL:CG2	37:BQ:56:ARG:N	2.74	0.51
39:BS:93:LYS:O	39:BS:98:VAL:HG21	2.11	0.51
41:BU:61:TRP:CZ3	41:BU:94:ASN:HB2	2.46	0.51
44:BX:15:GLU:CD	44:BX:15:GLU:H	2.12	0.51
46:BZ:93:ASP:HA	46:BZ:130:PRO:HG2	1.91	0.51
1:CA:398:C:O2'	1:CA:399:G:H5'	2.10	0.51
1:CA:82:U:H2'	1:CA:85:U:C5	2.45	0.51
6:CD:134:ASP:O	6:CD:136:PRO:HD3	2.11	0.51
11:CI:28:VAL:HG13	11:CI:63:ILE:HB	1.92	0.51
19:CQ:22:LEU:HD11	19:CQ:39:SER:HB2	1.91	0.51
22:CT:50:GLU:HG3	22:CT:51:GLU:N	2.19	0.51
24:CX:85:LEU:O	24:CX:89:MET:HB3	2.10	0.51
25:DA:1349:A:N6	25:DA:1598:C:N4	2.58	0.51
25:DA:1603:A:C8	25:DA:1603:A:H5'	2.45	0.51
25:DA:2173:A:H2'	25:DA:2174:C:O4'	2.10	0.51
25:DA:2210:G:N2	25:DA:2211:G:C5'	2.72	0.51
27:DD:131:LEU:HB2	27:DD:132:PRO:HD2	1.90	0.51
31:DH:55:PRO:HG2	31:DH:61:HIS:HE2	1.75	0.51
37:DQ:35:VAL:HG12	37:DQ:130:LYS:O	2.10	0.51
40:DT:53:ARG:HD3	40:DT:60:THR:OG1	2.11	0.51
25:DA:483:A:O3'	45:DY:49:VAL:HG22	2.11	0.51
45:DY:6:HIS:HB3	45:DY:35:TYR:HE2	1.76	0.51
45:DY:71:LYS:NZ	45:DY:71:LYS:HB2	2.25	0.51
1:AA:114:U:H2'	1:AA:115:G:H8	1.73	0.51
1:AA:384:G:H2'	1:AA:385:C:C6	2.45	0.51
1:AA:576:G:H3'	1:AA:577:G:H5''	1.92	0.51
4:AB:77:ALA:O	4:AB:81:VAL:HG23	2.11	0.51
7:AE:101:ILE:HG12	7:AE:118:ILE:O	2.11	0.51
10:AH:25:ASP:OD1	10:AH:60:ARG:HD3	2.10	0.51
11:AI:119:ALA:O	11:AI:120:ARG:HG3	2.11	0.51
13:AK:57:THR:HG22	13:AK:59:TYR:N	2.24	0.51
2:AZ:23:C:H2'	2:AZ:24:U:C6	2.46	0.51
47:B0:56:ASP:CG	47:B0:58:THR:HG1	2.14	0.51

*Continued on next page...*

*Continued from previous page...*

Atom-1	Atom-2	Interatomic distance (Å)	Clash overlap (Å)
48:B1:9:GLY:O	48:B1:13:ILE:HG21	2.11	0.51
25:BA:1005:C:H2'	25:BA:1006:C:H6	1.74	0.51
25:BA:126:A:C5	54:B7:18:PHE:CD1	2.99	0.51
25:BA:142:G:H2'	25:BA:143:C:H6	1.75	0.51
25:BA:1544:C:H3'	25:BA:1545:A:C5'	2.40	0.51
25:BA:846:C:C2	25:BA:847:U:H5	2.29	0.51
25:BA:907:U:H4'	37:BQ:101:ARG:NH2	2.20	0.51
36:BP:108:LYS:C	36:BP:110:TYR:N	2.63	0.51
42:BV:21:ARG:NH2	42:BV:91:TYR:CZ	2.78	0.51
42:BV:78:LYS:HG3	42:BV:79:VAL:HG23	1.92	0.51
25:BA:480:A:H1'	45:BY:44:ILE:HG21	1.92	0.51
1:CA:1084:G:C5	1:CA:1085:U:C4	2.99	0.51
1:CA:1152:A:O2'	1:CA:1153:C:H5'	2.10	0.51
1:CA:236:G:C6	1:CA:237:C:C4	2.99	0.51
1:CA:509:A:C8	1:CA:509:A:H3'	2.45	0.51
7:CE:12:LEU:C	7:CE:13:ILE:HD12	2.31	0.51
12:CJ:96:ILE:HD13	12:CJ:96:ILE:N	2.25	0.51
14:CL:41:THR:HA	14:CL:52:ARG:O	2.11	0.51
15:CM:49:THR:HB	15:CM:52:GLU:CG	2.40	0.51
24:CX:152:MET:SD	24:CX:350:LEU:HD12	2.50	0.51
48:D1:40:ARG:HD3	48:D1:40:ARG:C	2.31	0.51
25:DA:1046:A:H3'	25:DA:1047:G:C5'	2.37	0.51
25:DA:16:G:O2'	25:DA:17:G:H5'	2.10	0.51
25:DA:1805:U:O2	27:DD:50:THR:HB	2.11	0.51
25:DA:2134:A:N1	25:DA:2159:G:H1'	2.25	0.51
25:DA:2389:G:H5''	25:DA:2390:U:O4'	2.11	0.51
25:DA:2419:U:H5''	55:D8:33:ASN:HD21	1.73	0.51
25:DA:464:U:H4'	54:D7:5:TRP:CZ3	2.46	0.51
25:DA:943:U:OP2	36:DP:38:GLN:OE1	2.29	0.51
30:DG:121:ASN:HD22	30:DG:122:PRO:N	2.08	0.51
40:DT:75:ILE:HD12	40:DT:75:ILE:N	2.25	0.51
1:AA:179:A:H2'	1:AA:180:U:C6	2.44	0.51
1:AA:312:C:N4	1:AA:313:A:N6	2.59	0.51
1:AA:412:A:N3	6:AD:35:ARG:NH2	2.59	0.51
1:AA:523:A:N6	14:AL:52:ARG:NH1	2.54	0.51
5:AC:150:LYS:HG3	5:AC:169:ALA:HB2	1.91	0.51
6:AD:62:GLN:HA	6:AD:62:GLN:NE2	2.26	0.51
9:AG:115:ARG:O	9:AG:118:VAL:HG22	2.11	0.51
10:AH:73:ASP:C	10:AH:75:ARG:H	2.14	0.51
13:AK:69:ALA:HB1	13:AK:103:LEU:HD23	1.92	0.51
21:AS:11:VAL:HG22	21:AS:16:LEU:HD11	1.93	0.51

*Continued on next page...*

*Continued from previous page...*

Atom-1	Atom-2	Interatomic distance (Å)	Clash overlap (Å)
21:AS:22:LEU:O	21:AS:26:GLY:HA2	2.10	0.51
25:BA:2172:U:H5'	25:BA:2173:A:OP2	2.10	0.51
25:BA:247:G:H4'	25:BA:386:G:C5	2.46	0.51
25:BA:2721:A:O2'	25:BA:2722:G:H5'	2.11	0.51
25:BA:2749:A:H4'	31:BH:62:LYS:HB3	1.91	0.51
25:BA:2767:C:H2'	25:BA:2768:C:H6	1.76	0.51
25:BA:895:U:H2'	25:BA:897:C:H5	1.75	0.51
25:BA:902:C:H2'	25:BA:903:C:H6	1.76	0.51
27:BD:142:VAL:HG22	27:BD:143:HIS:N	2.26	0.51
30:BG:115:ARG:HD2	30:BG:115:ARG:N	2.26	0.51
33:BK:115:LEU:HD11	33:BK:126:MET:HE2	1.91	0.51
36:BP:47:ASP:HB2	36:BP:51:PHE:HB2	1.93	0.51
38:BR:37:THR:OG1	38:BR:40:LYS:HE2	2.11	0.51
40:BT:3:ARG:O	40:BT:6:LEU:N	2.44	0.51
45:BY:81:LYS:HZ3	45:BY:98:VAL:HG12	1.74	0.51
1:CA:1308:U:OP1	15:CM:98:VAL:HG23	2.10	0.51
1:CA:147:G:H1	1:CA:175:C:H42	1.59	0.51
6:CD:122:ARG:HD3	6:CD:122:ARG:O	2.10	0.51
11:CI:10:ARG:HD2	11:CI:11:LYS:HG3	1.93	0.51
21:CS:6:LYS:HD3	21:CS:7:LYS:HE3	1.92	0.51
25:DA:1434:A:H61	25:DA:1558:A:H62	1.56	0.51
25:DA:1483:G:H2'	25:DA:1484:G:C8	2.46	0.51
25:DA:781:A:C2	25:DA:1776:G:N3	2.78	0.51
25:DA:195:A:H4'	25:DA:251:A:O2'	2.11	0.51
25:DA:265:A:C6	25:DA:428:A:C4	2.98	0.51
25:DA:286:C:H2'	25:DA:287:C:C6	2.46	0.51
25:DA:581:C:H2'	25:DA:582:G:C8	2.46	0.51
27:DD:246:PRO:HB2	27:DD:255:LYS:HG3	1.93	0.51
30:DG:177:GLY:O	30:DG:179:PRO:HD3	2.10	0.51
30:DG:73:ALA:O	30:DG:85:GLY:HA2	2.11	0.51
33:DK:57:ILE:HG23	33:DK:65:PHE:CD1	2.44	0.51
35:DO:98:VAL:HG23	35:DO:99:PHE:N	2.26	0.51
1:AA:1148:U:H5	1:AA:1149:C:C4	2.29	0.51
1:AA:949:A:C2	1:AA:1233:G:N3	2.79	0.51
1:AA:1405:G:H21	1:AA:1518:A:H1'	1.76	0.51
6:AD:95:GLY:O	6:AD:99:SER:HB2	2.11	0.51
9:AG:150:ALA:O	13:AK:57:THR:HG21	2.11	0.51
9:AG:57:GLU:CD	9:AG:57:GLU:N	2.59	0.51
9:AG:88:PRO:HG3	9:AG:148:ASN:O	2.11	0.51
13:AK:18:ARG:HB2	13:AK:33:THR:CG2	2.41	0.51
18:AP:20:VAL:HG23	18:AP:34:GLU:O	2.11	0.51

*Continued on next page...*

*Continued from previous page...*

Atom-1	Atom-2	Interatomic distance (Å)	Clash overlap (Å)
21:AS:63:THR:HG22	21:AS:66:MET:HE3	1.93	0.51
23:AU:18:TYR:O	23:AU:22:ARG:HB3	2.11	0.51
24:AX:131:LEU:HB3	24:AX:182:ILE:HG23	1.93	0.51
52:B5:33:CYS:HB2	52:B5:35:GLU:OE1	2.10	0.51
25:BA:1019:U:O2'	25:BA:1021:A:H2	1.94	0.51
25:BA:2536:G:C6	25:BA:2537:U:C4	2.98	0.51
25:BA:2637:U:H5''	28:BE:82:ARG:HH21	1.75	0.51
25:BA:464:U:H4'	54:B7:5:TRP:CZ3	2.46	0.51
25:BA:614:U:H4'	25:BA:615:G:H5''	1.93	0.51
27:BD:111:LEU:HD22	27:BD:115:GLN:CD	2.31	0.51
25:BA:2572:A:C8	28:BE:144:ARG:CB	2.93	0.51
30:BG:136:ARG:O	30:BG:137:GLU:C	2.47	0.51
38:BR:53:HIS:HD2	38:BR:94:TYR:OH	1.94	0.51
1:CA:949:A:C2	1:CA:1233:G:N3	2.79	0.51
1:CA:574:A:N3	1:CA:883:C:H1'	2.25	0.51
1:CA:87:A:H5''	1:CA:88:C:OP2	2.11	0.51
6:CD:164:ALA:O	6:CD:166:LYS:HE3	2.11	0.51
24:CX:52:TRP:O	24:CX:52:TRP:HE3	1.93	0.51
48:D1:13:ILE:O	48:D1:14:VAL:CB	2.57	0.51
25:DA:1029:A:H8	25:DA:1029:A:O5'	1.93	0.51
25:DA:126:A:C8	25:DA:126:A:H5''	2.46	0.51
25:DA:2018:G:C6	25:DA:2019:A:C6	2.99	0.51
25:DA:2400:G:N2	25:DA:2417:C:C2	2.79	0.51
25:DA:2517:C:C6	25:DA:2542:A:C2	2.98	0.51
25:DA:2787:C:H4'	28:DE:62:PRO:HB3	1.91	0.51
25:DA:864:G:C4	25:DA:865:C:C5	2.99	0.51
26:DB:56:G:H4'	26:DB:57:A:C8	2.46	0.51
30:DG:64:THR:HG23	30:DG:66:GLN:H	1.75	0.51
1:AA:368:U:N3	32:DI:89:TYR:HB3	2.26	0.51
35:DO:35:VAL:HA	35:DO:62:VAL:HG12	1.93	0.51
39:DS:42:ASP:O	39:DS:43:GLU:HB3	2.11	0.51
39:DS:58:LEU:CD1	39:DS:58:LEU:H	2.20	0.51
1:AA:160:A:H2'	1:AA:161:A:O4'	2.10	0.51
1:AA:38:G:C2	1:AA:397:A:C2	2.98	0.51
4:AB:18:GLY:N	4:AB:42:ILE:HG22	2.22	0.51
12:AJ:38:ILE:HD12	12:AJ:71:LEU:HG	1.92	0.51
13:AK:22:HIS:HB3	13:AK:29:ILE:HG12	1.91	0.51
14:AL:49:SER:O	14:AL:50:ALA:CB	2.59	0.51
14:AL:78:GLU:O	14:AL:79:HIS:CG	2.64	0.51
24:AX:128:ASN:ND2	24:AX:185:LYS:HA	2.25	0.51
24:AX:145:TRP:HH2	24:AX:200:HIS:HB3	1.75	0.51

*Continued on next page...*

*Continued from previous page...*

Atom-1	Atom-2	Interatomic distance (Å)	Clash overlap (Å)
49:B2:48:HIS:HE1	49:B2:49:LYS:NZ	2.08	0.51
25:BA:1077:A:H61	25:BA:1088:A:C5'	2.23	0.51
25:BA:781:A:C2	25:BA:1776:G:N3	2.79	0.51
25:BA:2373:G:H2'	25:BA:2374:C:C6	2.46	0.51
25:BA:2606:C:C2'	25:BA:2607:G:H5'	2.41	0.51
28:BE:78:LEU:HD23	28:BE:78:LEU:N	2.26	0.51
29:BF:36:VAL:HG12	29:BF:183:VAL:HG21	1.92	0.51
31:BH:105:LEU:HD12	31:BH:105:LEU:N	2.26	0.51
32:BI:120:ILE:H	32:BI:120:ILE:HD12	1.76	0.51
32:BI:83:ALA:HA	32:BI:89:TYR:H	1.75	0.51
34:BN:156:GLN:C	34:BN:158:PRO:HD3	2.31	0.51
36:BP:88:LEU:HD22	36:BP:114:ILE:HG21	1.93	0.51
40:BT:23:ARG:HB2	40:BT:24:PRO:HD2	1.92	0.51
45:BY:8:LYS:HG2	45:BY:13:VAL:CG2	2.41	0.51
1:CA:1147:C:O5'	1:CA:1147:C:H6	1.94	0.51
1:CA:1176:A:H2'	1:CA:1177:G:C8	2.46	0.51
1:CA:17:U:O4'	1:CA:1080:A:H1'	2.11	0.51
1:CA:486:U:H2'	1:CA:487:A:C8	2.46	0.51
1:CA:61:G:H2'	1:CA:62:U:O4'	2.11	0.51
1:CA:81:G:N7	1:CA:82:U:N3	2.59	0.51
8:CF:68:PRO:HB2	8:CF:70:ASP:OD1	2.10	0.51
9:CG:115:ARG:O	9:CG:118:VAL:HG22	2.10	0.51
11:CI:112:LYS:HE3	11:CI:116:LYS:O	2.10	0.51
2:CY:47:U:H3'	2:CY:48:C:C5'	2.40	0.51
50:D3:50:VAL:O	50:D3:54:VAL:HG22	2.10	0.51
53:D6:42:TRP:HA	53:D6:42:TRP:HE3	1.76	0.51
25:DA:1510:A:H2'	25:DA:1511:A:O4'	2.11	0.51
25:DA:1839:G:H8	25:DA:1839:G:H5'	1.76	0.51
25:DA:2862:G:H2'	25:DA:2863:C:H6	1.74	0.51
25:DA:380:U:H4'	48:D1:21:ARG:O	2.11	0.51
25:DA:464:U:C2	25:DA:788:A:C6	3.00	0.51
25:DA:941:A:O2'	36:DP:35:HIS:CD2	2.64	0.51
25:DA:773:U:H4'	27:DD:47:GLY:CA	2.40	0.51
30:DG:111:LEU:HB2	30:DG:112:PRO:HD3	1.91	0.51
31:DH:107:VAL:HG23	31:DH:109:PHE:HD1	1.76	0.51
31:DH:121:ILE:HD11	31:DH:140:LYS:HB3	1.93	0.51
34:DN:161:LEU:HD23	34:DN:161:LEU:N	2.26	0.51
34:DN:90:LEU:O	34:DN:111:GLU:HG3	2.11	0.51
36:DP:96:THR:HG23	36:DP:99:LEU:HD22	1.93	0.51
38:DR:80:PHE:O	38:DR:85:PRO:HD3	2.11	0.51
46:DZ:108:PRO:CG	46:DZ:141:VAL:HG22	2.40	0.51

*Continued on next page...*

*Continued from previous page...*

Atom-1	Atom-2	Interatomic distance (Å)	Clash overlap (Å)
46:DZ:86:VAL:HG12	46:DZ:87:ASP:N	2.25	0.51
1:AA:1135:U:H6	1:AA:1135:U:O5'	1.94	0.50
9:AG:30:ILE:HD12	9:AG:120:ILE:CD1	2.41	0.50
9:AG:47:CYS:HB3	9:AG:58:PRO:HG3	1.93	0.50
12:AJ:94:VAL:CG1	12:AJ:95:GLU:N	2.74	0.50
15:AM:78:ILE:HA	15:AM:81:LEU:HD12	1.92	0.50
19:AQ:26:GLN:HB3	19:AQ:37:LYS:HG2	1.93	0.50
24:AX:100:LEU:O	24:AX:100:LEU:HG	2.11	0.50
24:AX:152:MET:SD	24:AX:350:LEU:HD12	2.51	0.50
50:B3:53:LEU:N	50:B3:53:LEU:HD12	2.26	0.50
52:B5:6:VAL:HG13	52:B5:7:PRO:HD2	1.91	0.50
25:BA:1132:A:OP1	34:BN:105:LEU:HD23	2.10	0.50
25:BA:1258:C:O4'	29:BF:84:VAL:HG11	2.11	0.50
25:BA:1603:A:H5'	25:BA:1603:A:C8	2.46	0.50
25:BA:1332:G:N2	25:BA:1609:A:O2'	2.38	0.50
25:BA:2185:C:H6	25:BA:2185:C:O5'	1.94	0.50
25:BA:2199:A:C8	25:BA:2205:C:C5	3.00	0.50
25:BA:2298:A:N6	25:BA:2318:G:H2'	2.26	0.50
25:BA:2334:G:H4'	25:BA:2335:A:OP2	2.12	0.50
25:BA:768:G:C6	25:BA:769:G:C5	2.99	0.50
37:BQ:24:GLY:HA2	37:BQ:100:GLY:C	2.31	0.50
43:BW:84:ARG:O	43:BW:96:ILE:N	2.44	0.50
1:CA:1085:U:H3'	1:CA:1086:U:C5	2.46	0.50
1:CA:1230:C:H2'	1:CA:1231:G:H8	1.76	0.50
1:CA:174:C:H2'	1:CA:175:C:C6	2.46	0.50
1:CA:506:G:C6	1:CA:507:C:C4	2.99	0.50
4:CB:72:GLY:HA2	4:CB:165:VAL:HG22	1.93	0.50
10:CH:25:ASP:OD1	10:CH:60:ARG:HD3	2.10	0.50
11:CI:79:LEU:CD1	11:CI:83:ARG:HD2	2.40	0.50
14:CL:16:LYS:HD3	14:CL:17:VAL:HG22	1.93	0.50
14:CL:33:ARG:CG	14:CL:34:GLY:N	2.73	0.50
24:CX:315:VAL:HG22	24:CX:317:PRO:HD3	1.92	0.50
2:CZ:23:C:H2'	2:CZ:24:U:C6	2.47	0.50
51:D4:40:ILE:HG13	51:D4:57:ILE:HG21	1.93	0.50
25:DA:1263:U:H2'	25:DA:1264:G:C8	2.45	0.50
25:DA:1690:A:H2'	25:DA:1691:C:O4'	2.11	0.50
25:DA:2210:G:H21	25:DA:2211:G:C4'	2.24	0.50
25:DA:2481:G:O2'	25:DA:2482:G:P	2.69	0.50
25:DA:297:C:N4	25:DA:298:G:C2	2.79	0.50
25:DA:581:C:H2'	25:DA:582:G:H8	1.75	0.50
29:DF:29:ASN:H	29:DF:112:MET:HE3	1.76	0.50

*Continued on next page...*

*Continued from previous page...*

Atom-1	Atom-2	Interatomic distance (Å)	Clash overlap (Å)
30:DG:143:GLU:O	51:D4:54:LYS:NZ	2.45	0.50
25:DA:2749:A:H1'	31:DH:63:SER:OG	2.10	0.50
38:DR:8:ARG:HD3	38:DR:10:LEU:HD23	1.93	0.50
45:DY:11:ASP:O	45:DY:27:VAL:HG13	2.11	0.50
1:AA:1003:G:H2'	1:AA:1004:A:H5'	1.93	0.50
5:AC:27:LYS:HG3	5:AC:28:GLN:HG2	1.93	0.50
14:AL:116:ARG:HD2	14:AL:121:THR:HG22	1.93	0.50
20:AR:66:LEU:O	20:AR:70:ILE:HG12	2.12	0.50
47:B0:51:VAL:CG2	47:B0:80:HIS:HA	2.36	0.50
25:BA:1252:G:O4'	41:BU:33:ARG:HD2	2.10	0.50
25:BA:2006:C:H2'	25:BA:2007:C:C6	2.45	0.50
25:BA:2115:G:C6	25:BA:2117:A:H3'	2.47	0.50
25:BA:212:G:O2'	25:BA:213:A:H5'	2.10	0.50
25:BA:2240:C:O2'	25:BA:2241:A:H5'	2.10	0.50
25:BA:2572:A:OP1	25:BA:2574:G:H4'	2.11	0.50
25:BA:2888:C:H2'	25:BA:2889:C:H6	1.76	0.50
25:BA:754:C:H2'	25:BA:755:C:C6	2.46	0.50
27:BD:131:LEU:HB2	27:BD:132:PRO:HD2	1.93	0.50
29:BF:9:ILE:HG12	29:BF:20:LEU:HB2	1.93	0.50
30:BG:96:ARG:HG3	30:BG:98:ARG:H	1.76	0.50
25:BA:2199:A:H4'	32:BI:28:ASN:OD1	2.11	0.50
38:BR:48:VAL:O	38:BR:51:LEU:HB2	2.11	0.50
40:BT:41:ARG:NH2	40:BT:42:ILE:HD12	2.26	0.50
1:CA:1305:G:N2	1:CA:1331:G:C2'	2.74	0.50
1:CA:38:G:C2	1:CA:397:A:C2	2.98	0.50
5:CC:35:GLU:O	5:CC:38:ARG:HG3	2.10	0.50
7:CE:101:ILE:CD1	7:CE:119:LEU:HD23	2.38	0.50
10:CH:88:LYS:HB3	10:CH:89:PRO:HD2	1.94	0.50
11:CI:55:ALA:HB1	11:CI:59:PHE:CD1	2.46	0.50
14:CL:37:THR:HG22	14:CL:56:LYS:O	2.11	0.50
19:CQ:40:LYS:HD3	19:CQ:42:TYR:CZ	2.47	0.50
19:CQ:7:THR:CG2	19:CQ:58:GLU:HG2	2.40	0.50
20:CR:50:ILE:HD11	20:CR:74:ARG:NH1	2.26	0.50
24:CX:229:GLU:CG	24:CX:230:GLU:H	2.24	0.50
24:CX:316:ARG:N	24:CX:317:PRO:HD3	2.25	0.50
51:D4:40:ILE:HG22	51:D4:40:ILE:O	2.11	0.50
25:DA:2815:C:O2'	52:D5:43:HIS:HD2	1.95	0.50
25:DA:1078:U:H5''	25:DA:1078:U:H6	1.76	0.50
25:DA:1055:G:HO2'	25:DA:1085:A:H2	1.59	0.50
25:DA:2019:A:H2'	25:DA:2020:A:O5'	2.11	0.50
25:DA:189:G:H2'	25:DA:205:G:N2	2.26	0.50

*Continued on next page...*

*Continued from previous page...*

Atom-1	Atom-2	Interatomic distance (Å)	Clash overlap (Å)
25:DA:2531:A:H5''	31:DH:157:TYR:CE2	2.47	0.50
25:DA:483:A:H4'	45:DY:49:VAL:CG2	2.40	0.50
25:DA:69:C:H2'	25:DA:70:G:C8	2.46	0.50
27:DD:134:ARG:HG3	27:DD:187:GLY:O	2.11	0.50
27:DD:228:PRO:HD3	27:DD:234:GLY:O	2.11	0.50
25:DA:773:U:H5'	27:DD:47:GLY:HA3	1.92	0.50
31:DH:108:GLY:HA3	31:DH:152:ARG:NH2	2.25	0.50
36:DP:58:THR:C	36:DP:61:ARG:NE	2.64	0.50
25:DA:1654:A:OP2	38:DR:3:HIS:CD2	2.64	0.50
38:DR:55:ALA:CB	38:DR:79:LEU:HD22	2.42	0.50
43:DW:110:LYS:O	43:DW:111:HIS:HB3	2.11	0.50
44:DX:40:LYS:O	44:DX:44:GLU:HB2	2.11	0.50
5:AC:58:GLU:O	5:AC:64:VAL:HA	2.11	0.50
5:AC:77:ILE:C	5:AC:83:ARG:HB3	2.32	0.50
8:AF:87:ARG:NH1	8:AF:87:ARG:HG3	2.26	0.50
12:AJ:9:ARG:NH2	12:AJ:95:GLU:HG2	2.12	0.50
15:AM:84:ILE:HG23	15:AM:85:GLY:H	1.77	0.50
24:AX:52:TRP:HE3	24:AX:52:TRP:O	1.94	0.50
25:BA:1152:C:H4'	41:BU:77:SER:HA	1.93	0.50
25:BA:1444:G:H2'	25:BA:1445:C:C5	2.47	0.50
25:BA:1591:G:H2'	25:BA:1592:C:C6	2.46	0.50
25:BA:2029:G:C4	25:BA:2031:A:OP2	2.64	0.50
25:BA:2340:G:H2'	25:BA:2341:G:C8	2.47	0.50
25:BA:269:U:H2'	25:BA:269:U:O2	2.11	0.50
25:BA:2747:G:O6	25:BA:2755:C:H5''	2.11	0.50
25:BA:2851:A:C6	25:BA:2852:G:C6	3.00	0.50
25:BA:303:U:C2	25:BA:304:G:C8	3.00	0.50
25:BA:360:G:H2'	25:BA:361:G:O4'	2.12	0.50
25:BA:40:C:H2'	25:BA:41:C:H6	1.75	0.50
25:BA:548:A:H2'	25:BA:549:G:O4'	2.11	0.50
25:BA:55:G:H1	25:BA:115:C:H42	1.59	0.50
27:BD:271:ILE:N	27:BD:271:ILE:HD12	2.26	0.50
27:BD:58:HIS:O	27:BD:59:LYS:C	2.48	0.50
32:BI:18:VAL:O	32:BI:18:VAL:HG12	2.11	0.50
32:BI:6:LEU:HD21	32:BI:37:VAL:HG23	1.93	0.50
33:BK:22:PRO:C	33:BK:25:PRO:HD2	2.31	0.50
37:BQ:70:PRO:HA	37:BQ:94:VAL:O	2.11	0.50
46:BZ:81:ARG:O	46:BZ:82:ARG:HB2	2.10	0.50
1:CA:1281:U:H4'	1:CA:1282:C:OP2	2.12	0.50
1:CA:1287:A:H5'	1:CA:1287:A:H8	1.76	0.50
1:CA:1483:A:H5''	1:CA:1484:C:OP2	2.12	0.50

*Continued on next page...*

*Continued from previous page...*

Atom-1	Atom-2	Interatomic distance (Å)	Clash overlap (Å)
1:CA:495:A:H4'	1:CA:496:A:OP1	2.11	0.50
1:CA:818:G:C2'	1:CA:819:A:H5''	2.41	0.50
9:CG:30:ILE:HD12	9:CG:120:ILE:HD13	1.94	0.50
10:CH:80:ILE:N	10:CH:80:ILE:HD12	2.27	0.50
14:CL:31:PHE:CB	14:CL:83:LEU:HD11	2.37	0.50
19:CQ:29:HIS:CE1	19:CQ:31:LEU:HB3	2.46	0.50
25:DA:1057:A:H2'	25:DA:1058:G:C8	2.46	0.50
25:DA:1056:G:H5''	25:DA:1057:A:O4'	2.12	0.50
25:DA:126:A:H8	25:DA:126:A:H5''	1.76	0.50
25:DA:1491:G:O2'	25:DA:1492:G:H5'	2.11	0.50
1:CA:1409:C:H4'	25:DA:1915:U:O4	2.11	0.50
25:DA:269:U:O2	25:DA:269:U:H2'	2.11	0.50
25:DA:481:G:H1'	25:DA:506:G:N2	2.26	0.50
27:DD:25:THR:HG21	27:DD:81:ALA:CB	2.40	0.50
28:DE:166:THR:HG22	28:DE:168:MET:HE3	1.93	0.50
29:DF:181:LEU:CD2	29:DF:186:ILE:HD11	2.42	0.50
30:DG:6:ALA:O	30:DG:10:LYS:HG3	2.12	0.50
32:DI:87:LYS:HB2	32:DI:87:LYS:NZ	2.27	0.50
35:DO:12:ASP:OD1	35:DO:85:VAL:HG13	2.11	0.50
39:DS:57:LYS:HZ2	39:DS:58:LEU:HD11	1.76	0.50
40:DT:115:ARG:H	40:DT:115:ARG:HD3	1.76	0.50
40:DT:3:ARG:O	40:DT:6:LEU:N	2.44	0.50
44:DX:34:ALA:HB1	44:DX:39:ILE:CD1	2.42	0.50
1:AA:1473:A:O2'	1:AA:1474:G:H5'	2.12	0.50
1:AA:505:G:C6	1:AA:535:A:C2	2.99	0.50
1:AA:581:G:O6	1:AA:758:G:C8	2.64	0.50
1:AA:916:G:H2'	1:AA:917:G:H8	1.76	0.50
13:AK:33:THR:HA	13:AK:40:ILE:HG12	1.94	0.50
24:AX:229:GLU:CG	24:AX:230:GLU:H	2.24	0.50
24:AX:334:VAL:HG22	24:AX:343:ARG:HB2	1.93	0.50
48:B1:40:ARG:C	48:B1:40:ARG:HD3	2.32	0.50
49:B2:48:HIS:O	49:B2:49:LYS:C	2.48	0.50
25:BA:1099:G:C6	25:BA:1100:C:N4	2.80	0.50
25:BA:1178:C:H2'	25:BA:1179:C:C6	2.46	0.50
25:BA:2859:G:C6	25:BA:2860:A:N6	2.80	0.50
25:BA:2877:G:H2'	25:BA:2878:U:C6	2.47	0.50
25:BA:520:G:H2'	25:BA:521:G:H8	1.76	0.50
29:BF:132:VAL:O	29:BF:133:ASN:C	2.50	0.50
30:BG:121:ASN:C	30:BG:121:ASN:HD22	2.14	0.50
30:BG:133:LEU:HD21	30:BG:157:ILE:HG13	1.94	0.50
37:BQ:35:VAL:HG12	37:BQ:130:LYS:O	2.11	0.50

*Continued on next page...*

*Continued from previous page...*

Atom-1	Atom-2	Interatomic distance (Å)	Clash overlap (Å)
43:BW:82:LEU:HB3	43:BW:98:LYS:O	2.12	0.50
1:CA:112:G:C2	1:CA:330:C:N4	2.79	0.50
1:CA:1316:G:O3'	16:CN:18:VAL:HG22	2.12	0.50
1:CA:792:A:C4	1:CA:794:A:C6	3.00	0.50
1:CA:918:A:H2'	1:CA:919:A:C8	2.46	0.50
6:CD:25:ARG:HH12	6:CD:30:LYS:HG3	1.76	0.50
6:CD:50:ARG:HA	6:CD:50:ARG:HH11	1.76	0.50
1:CA:1347:G:H8	11:CI:107:ARG:HB3	1.73	0.50
11:CI:125:TYR:CD2	11:CI:126:SER:N	2.74	0.50
18:CP:12:LYS:C	18:CP:14:ASN:H	2.15	0.50
24:CX:199:VAL:HG12	24:CX:200:HIS:H	1.77	0.50
24:CX:368:ARG:O	24:CX:372:THR:HG22	2.12	0.50
2:CZ:26:G:H1	2:CZ:44:A:N6	2.09	0.50
47:D0:52:GLY:H	47:D0:62:LEU:HD21	1.76	0.50
52:D5:3:LYS:O	52:D5:4:HIS:O	2.30	0.50
25:DA:1506:C:H2'	25:DA:1508:A:C8	2.46	0.50
25:DA:2108:C:H2'	25:DA:2109:U:H6	1.75	0.50
25:DA:2154:G:H2'	25:DA:2155:G:H8	1.77	0.50
25:DA:2241:A:O2'	25:DA:2242:G:H5'	2.12	0.50
25:DA:2335:A:C8	25:DA:2337:G:C5	3.00	0.50
25:DA:2399:G:H1	25:DA:2417:C:N4	2.07	0.50
25:DA:2795:G:H3'	25:DA:2797:U:H5''	1.92	0.50
25:DA:470:A:C5'	25:DA:470:A:H8	2.24	0.50
25:DA:649:G:O5'	25:DA:649:G:H8	1.94	0.50
25:DA:763:G:O2'	25:DA:764:A:H3'	2.11	0.50
25:DA:919:G:C5'	26:DB:81:G:H1'	2.41	0.50
30:DG:50:ALA:O	30:DG:54:GLU:HG3	2.12	0.50
25:DA:661:C:H4'	36:DP:18:ARG:HG2	1.93	0.50
45:DY:50:ARG:HD2	45:DY:52:SER:O	2.12	0.50
1:AA:1040:U:O2'	1:AA:1041:A:H5'	2.11	0.50
1:AA:1323:G:H4'	1:AA:136(B):C:C2	2.46	0.50
1:AA:145:G:H2'	1:AA:146:G:C8	2.46	0.50
1:AA:736:C:H2'	1:AA:737:A:H8	1.73	0.50
4:AB:164:VAL:HB	4:AB:186:ALA:HB2	1.93	0.50
6:AD:111:ALA:HA	6:AD:161:ASN:ND2	2.27	0.50
10:AH:14:ARG:O	10:AH:18:ARG:HD3	2.12	0.50
12:AJ:51:ARG:HB2	12:AJ:60:ARG:HA	1.94	0.50
24:AX:85:LEU:O	24:AX:89:MET:HB3	2.11	0.50
48:B1:13:ILE:O	48:B1:14:VAL:CB	2.59	0.50
25:BA:1276:A:H5''	25:BA:1276:A:H8	1.76	0.50
25:BA:1690:A:H2'	25:BA:1691:C:O4'	2.11	0.50

*Continued on next page...*

*Continued from previous page...*

Atom-1	Atom-2	Interatomic distance (Å)	Clash overlap (Å)
25:BA:2018:G:C6	25:BA:2019:A:C6	2.98	0.50
25:BA:320:A:H2'	29:BF:136:THR:HG21	1.92	0.50
30:BG:110:ALA:HA	30:BG:140:ILE:O	2.12	0.50
30:BG:53:LEU:CD1	30:BG:88:ILE:HG12	2.42	0.50
31:BH:121:ILE:HD11	31:BH:140:LYS:HB3	1.94	0.50
33:BK:16:LYS:O	33:BK:17:ALA:HB2	2.11	0.50
33:BK:4:VAL:HG12	33:BK:5:VAL:N	2.26	0.50
39:BS:42:ASP:O	39:BS:43:GLU:HB3	2.12	0.50
42:BV:81:TYR:C	42:BV:82:ARG:HD2	2.32	0.50
1:CA:1473:A:O2'	1:CA:1474:G:H5'	2.12	0.50
1:CA:691:G:O6	13:CK:55:LYS:NZ	2.44	0.50
4:CB:127:ILE:O	4:CB:127:ILE:HG22	2.11	0.50
5:CC:21:ARG:HH11	5:CC:21:ARG:HB2	1.77	0.50
4:CB:178:ARG:NH2	10:CH:68:ARG:NH2	2.60	0.50
21:CS:47:HIS:N	21:CS:62:ILE:HG22	2.22	0.50
25:DA:1077:A:H61	25:DA:1088:A:C5'	2.24	0.50
25:DA:2134:A:N6	25:DA:2157:G:H1'	2.27	0.50
25:DA:2199:A:C8	25:DA:2205:C:C5	3.00	0.50
26:DB:28:C:H2'	26:DB:29:A:H8	1.77	0.50
25:DA:451:C:H4'	29:DF:52:LYS:NZ	2.26	0.50
29:DF:9:ILE:HG12	29:DF:20:LEU:HB2	1.93	0.50
33:DK:4:VAL:HG12	33:DK:5:VAL:N	2.26	0.50
36:DP:30:THR:CG2	36:DP:31:ALA:N	2.74	0.50
45:DY:83:THR:CG2	45:DY:94:LYS:HB2	2.42	0.50
45:DY:96:ILE:CG1	45:DY:99:CYS:H	2.22	0.50
1:AA:1090:U:H2'	1:AA:1091:U:C6	2.46	0.50
1:AA:109:A:C6	1:AA:326:G:C6	3.00	0.50
1:AA:1176:A:H2'	1:AA:1177:G:O4'	2.11	0.50
1:AA:1228:C:H2'	1:AA:1229:A:H8	1.74	0.50
1:AA:1391:U:H2'	1:AA:1392:G:C8	2.46	0.50
6:AD:156:GLU:O	6:AD:159:ARG:HB2	2.11	0.50
7:AE:82:VAL:HG21	7:AE:138:ALA:HA	1.93	0.50
8:AF:52:ILE:HD11	8:AF:87:ARG:NE	2.26	0.50
14:AL:53:LYS:N	14:AL:53:LYS:HD2	2.26	0.50
15:AM:15:VAL:O	15:AM:19:LEU:HD22	2.11	0.50
15:AM:87:TYR:O	15:AM:91:ARG:HG2	2.11	0.50
16:AN:24:CYS:HB3	16:AN:29:ARG:N	2.27	0.50
22:AT:26:ASN:ND2	22:AT:26:ASN:H	2.09	0.50
49:B2:43:GLN:O	49:B2:44:LEU:HG	2.11	0.50
50:B3:8:LEU:HD23	50:B3:9:VAL:N	2.27	0.50
25:BA:1046:A:H5''	25:BA:1047:G:C8	2.47	0.50

*Continued on next page...*

*Continued from previous page...*

Atom-1	Atom-2	Interatomic distance (Å)	Clash overlap (Å)
25:BA:320:A:H4'	25:BA:322:A:N7	2.26	0.50
25:BA:864:G:H2'	25:BA:865:C:H6	1.76	0.50
25:BA:864:G:C4	25:BA:865:C:C5	3.00	0.50
28:BE:61:ARG:C	28:BE:63:LEU:H	2.15	0.50
30:BG:31:VAL:HG13	30:BG:31:VAL:O	2.10	0.50
36:BP:51:PHE:O	36:BP:52:GLU:CB	2.59	0.50
43:BW:21:VAL:C	43:BW:23:LEU:H	2.15	0.50
45:BY:81:LYS:HZ3	45:BY:97:ARG:HH11	1.59	0.50
1:CA:404:U:H2'	1:CA:405:U:C6	2.46	0.50
1:CA:517:G:HO2'	1:CA:531:U:H5	1.59	0.50
1:CA:836:G:C6	1:CA:851:G:C6	2.99	0.50
5:CC:35:GLU:O	5:CC:39:ILE:HG13	2.12	0.50
5:CC:77:ILE:C	5:CC:83:ARG:HB3	2.32	0.50
11:CI:105:ASP:OD2	11:CI:107:ARG:HD3	2.11	0.50
11:CI:74:ILE:H	11:CI:74:ILE:HD12	1.75	0.50
12:CJ:5:ARG:HG2	12:CJ:71:LEU:HD11	1.94	0.50
12:CJ:47:PHE:CE1	16:CN:37:PHE:HE2	2.29	0.50
20:CR:56:THR:CB	20:CR:58:LEU:HD13	2.41	0.50
24:CX:234:VAL:HG11	24:CX:296:LEU:HD21	1.93	0.50
49:D2:1:MET:HB3	49:D2:2:LYS:HZ2	1.76	0.50
49:D2:47:ASN:ND2	49:D2:47:ASN:N	2.60	0.50
49:D2:50:ILE:CD1	49:D2:51:ARG:N	2.72	0.50
49:D2:58:ALA:O	49:D2:61:LEU:HB2	2.11	0.50
25:DA:1028:A:H2'	25:DA:1029:A:C8	2.46	0.50
25:DA:1916:A:H2'	25:DA:1917:U:O4'	2.12	0.50
25:DA:2062:A:O2'	25:DA:2063:C:H5'	2.11	0.50
25:DA:2173:A:OP2	25:DA:2173:A:H8	1.94	0.50
25:DA:2373:G:H2'	25:DA:2374:C:C6	2.46	0.50
25:DA:250:G:O2'	25:DA:251:A:H5'	2.11	0.50
25:DA:26:G:C2	25:DA:27:G:N2	2.80	0.50
25:DA:627:A:H4'	25:DA:628:G:OP1	2.12	0.50
25:DA:892:G:H2'	25:DA:893:C:C6	2.47	0.50
25:DA:988:A:H8	25:DA:988:A:O5'	1.95	0.50
27:DD:125:ILE:HG12	27:DD:137:PRO:HD3	1.94	0.50
27:DD:271:ILE:N	27:DD:271:ILE:HD12	2.26	0.50
33:DK:59:ILE:HA	33:DK:64:SER:O	2.12	0.50
33:DK:6:ALA:HB3	33:DK:59:ILE:HD12	1.92	0.50
36:DP:55:ARG:CG	36:DP:56:SER:N	2.74	0.50
41:DU:72:HIS:CD2	41:DU:110:VAL:HG21	2.47	0.50
41:DU:95:LEU:O	41:DU:98:LEU:HG	2.12	0.50
42:DV:76:LYS:HB2	42:DV:81:TYR:HD1	1.76	0.50

*Continued on next page...*

*Continued from previous page...*

Atom-1	Atom-2	Interatomic distance (Å)	Clash overlap (Å)
44:DX:15:GLU:CD	44:DX:15:GLU:H	2.14	0.50
1:AA:1298:C:H4'	1:AA:1299:A:O4'	2.12	0.50
1:AA:186(D):G:C6	1:AA:191(E):G:N1	2.80	0.50
1:AA:439:A:H2'	1:AA:440:A:H5'	1.93	0.50
1:AA:486:U:H2'	1:AA:487:A:C8	2.47	0.50
1:AA:523:A:H61	14:AL:52:ARG:NH1	2.10	0.50
8:AF:6:VAL:HG22	8:AF:90:VAL:HG22	1.94	0.50
11:AI:10:ARG:HA	11:AI:104:ARG:HH11	1.76	0.50
48:B1:11:ARG:HG3	48:B1:61:ARG:C	2.32	0.50
48:B1:58:ILE:HG23	48:B1:58:ILE:O	2.12	0.50
53:B6:9:LEU:HD22	53:B6:26:ASN:HB3	1.94	0.50
25:BA:1066:U:O2	25:BA:1069:A:C8	2.65	0.50
25:BA:1217:C:C4	25:BA:1218:C:C5	2.99	0.50
25:BA:118:A:N3	25:BA:178:G:H1'	2.26	0.50
25:BA:1971:A:H5''	25:BA:1971:A:C8	2.42	0.50
25:BA:2335:A:C8	25:BA:2337:G:C5	2.99	0.50
25:BA:2850:A:C8	25:BA:2869:G:O4'	2.64	0.50
25:BA:833:U:H2'	25:BA:834:C:C6	2.46	0.50
32:BI:105:HIS:HB2	32:BI:107:ILE:HG22	1.94	0.50
33:BK:7:VAL:HA	33:BK:58:THR:HA	1.94	0.50
25:BA:661:C:H4'	36:BP:16:ARG:HD2	1.93	0.50
36:BP:50:ARG:CD	36:BP:51:PHE:H	2.25	0.50
39:BS:48:LEU:N	39:BS:48:LEU:HD12	2.27	0.50
1:CA:262:A:C6	1:CA:263:A:C6	3.00	0.50
1:CA:833:U:H2'	1:CA:834:C:C6	2.47	0.50
13:CK:84:VAL:O	13:CK:85:ARG:HG3	2.12	0.50
1:CA:1296:C:O3'	15:CM:13:LYS:HE3	2.12	0.50
24:CX:345:ASP:N	24:CX:346:PRO:HD3	2.27	0.50
47:D0:42:GLY:HA2	47:D0:57:PHE:CD2	2.47	0.50
55:D8:39:LYS:HE2	55:D8:43:GLN:HE22	1.77	0.50
25:DA:10:G:H21	25:DA:2801:A:H5''	1.75	0.50
25:DA:1115:G:H2'	25:DA:1116:C:H6	1.73	0.50
25:DA:1283:G:H2'	25:DA:1285:G:OP2	2.12	0.50
25:DA:1544:C:H3'	25:DA:1545:A:C5'	2.40	0.50
25:DA:2403:C:C4	25:DA:2415:G:C2	3.00	0.50
25:DA:2543:G:C2	25:DA:2765:A:C8	3.00	0.50
25:DA:275:G:O6	25:DA:363(A):G:C2	2.65	0.50
25:DA:2784:C:H6	25:DA:2784:C:O5'	1.94	0.50
25:DA:2862:G:C4	25:DA:2863:C:C5	2.99	0.50
25:DA:422:A:C2	25:DA:423:A:C4	3.00	0.50
25:DA:655:A:C8	25:DA:655:A:H3'	2.46	0.50

*Continued on next page...*

*Continued from previous page...*

Atom-1	Atom-2	Interatomic distance (Å)	Clash overlap (Å)
25:DA:69:C:H2'	25:DA:70:G:H8	1.77	0.50
35:DO:111:PHE:HB3	35:DO:114:ILE:HG12	1.92	0.50
36:DP:112:LEU:H	36:DP:128:HIS:CD2	2.30	0.50
36:DP:15:ARG:HH12	36:DP:17:LYS:HD2	1.77	0.50
37:DQ:47:ILE:HD11	37:DQ:68:ILE:HG13	1.94	0.50
40:DT:22:PHE:CG	40:DT:22:PHE:O	2.65	0.50
45:DY:14:LEU:C	45:DY:14:LEU:HD23	2.32	0.50
46:DZ:27:VAL:HG12	46:DZ:28:MET:N	2.27	0.50
1:AA:1072:G:H2'	1:AA:1073:U:H6	1.70	0.50
1:AA:1108:G:H5'	5:AC:176:HIS:CD2	2.47	0.50
1:AA:1375:A:H2'	1:AA:1376:U:O4'	2.11	0.50
1:AA:359:U:O2'	1:AA:360:A:H5'	2.12	0.50
1:AA:382:A:C2	1:AA:383:A:C4	3.00	0.50
6:AD:29:PRO:O	6:AD:30:LYS:HB3	2.12	0.50
17:AO:5:LYS:HD3	17:AO:5:LYS:H	1.77	0.50
21:AS:49:ILE:HD12	21:AS:49:ILE:N	2.25	0.50
53:B6:15:GLU:OE1	53:B6:41:PRO:HB3	2.12	0.50
55:B8:50:LEU:O	55:B8:51:ALA:HB3	2.12	0.50
55:B8:57:ARG:CB	55:B8:57:ARG:HH11	2.02	0.50
25:BA:1544:C:OP1	25:BA:1544:C:C6	2.61	0.50
25:BA:1628:G:H2'	25:BA:1629:U:C6	2.47	0.50
25:BA:214:G:O2'	25:BA:215:G:O4'	2.29	0.50
25:BA:2281:C:O2'	25:BA:2282:G:H5'	2.11	0.50
25:BA:24:G:C6	25:BA:25:U:C4	2.99	0.50
25:BA:588:U:H1'	29:BF:90:PHE:HB3	1.94	0.50
25:BA:708:C:H42	25:BA:723:G:H1	1.58	0.50
25:BA:887:A:H2'	25:BA:888:C:O5'	2.12	0.50
26:BB:28:C:H2'	26:BB:29:A:H8	1.76	0.50
33:BK:59:ILE:HA	33:BK:64:SER:O	2.11	0.50
39:BS:58:LEU:N	39:BS:58:LEU:HD12	2.23	0.50
43:BW:29:LEU:HD12	43:BW:29:LEU:O	2.12	0.50
1:CA:926:G:H2'	1:CA:1505:G:N3	2.27	0.50
4:CB:167:PRO:HD3	4:CB:187:LEU:O	2.11	0.50
4:CB:18:GLY:H	4:CB:42:ILE:CG2	2.20	0.50
5:CC:16:ARG:NH1	5:CC:16:ARG:HB2	2.25	0.50
1:CA:529:G:H22	14:CL:50:ALA:HB2	1.76	0.50
19:CQ:100:LYS:N	19:CQ:100:LYS:HD2	2.26	0.50
24:CX:190:TYR:CE1	24:CX:225:PRO:CD	2.94	0.50
24:CX:32:ILE:HG12	24:CX:75:PHE:CG	2.47	0.50
49:D2:12:GLU:C	49:D2:14:ARG:H	2.14	0.50
49:D2:36:ARG:NH1	49:D2:36:ARG:HB3	2.27	0.50

*Continued on next page...*

*Continued from previous page...*

Atom-1	Atom-2	Interatomic distance (Å)	Clash overlap (Å)
52:D5:4:HIS:CB	52:D5:5:PRO:CD	2.90	0.50
25:DA:1175:U:H4'	25:DA:1175:U:OP1	2.12	0.50
25:DA:1231:G:H2'	25:DA:1232:G:C8	2.47	0.50
25:DA:161:U:H3'	25:DA:162:U:H5''	1.94	0.50
25:DA:2006:C:H2'	25:DA:2007:C:C6	2.47	0.50
25:DA:2286:A:C8	25:DA:2287:A:N6	2.80	0.50
25:DA:2298:A:N6	25:DA:2318:G:H2'	2.26	0.50
25:DA:2446:G:C2	25:DA:2501:C:C5	3.00	0.50
25:DA:27:G:N2	25:DA:512:G:HO2'	2.10	0.50
25:DA:855:G:H2'	25:DA:856:C:H6	1.75	0.50
33:DK:104:VAL:HG13	33:DK:127:ILE:HB	1.93	0.50
42:DV:52:VAL:CG1	42:DV:55:ALA:HB3	2.42	0.50
1:AA:1367:C:O2'	12:AJ:48:THR:HG21	2.12	0.50
11:AI:10:ARG:HD2	11:AI:11:LYS:HG3	1.93	0.50
11:AI:127:LYS:O	11:AI:127:LYS:HG2	2.11	0.50
11:AI:10:ARG:O	11:AI:13:ALA:HB3	2.12	0.50
13:AK:44:SER:OG	13:AK:47:VAL:HG23	2.11	0.50
14:AL:33:ARG:O	14:AL:60:THR:HG23	2.11	0.50
22:AT:100:ILE:CG2	22:AT:101:GLY:N	2.75	0.50
49:B2:12:GLU:C	49:B2:14:ARG:H	2.15	0.50
49:B2:3:LEU:O	49:B2:4:SER:C	2.50	0.50
52:B5:40:LYS:NZ	52:B5:46:CYS:N	2.60	0.50
55:B8:11:LYS:HD2	55:B8:64:TYR:CE2	2.47	0.50
25:BA:1055:G:HO2'	25:BA:1085:A:H2	1.60	0.50
25:BA:140:A:H8	25:BA:1408:C:O2'	1.95	0.50
25:BA:2134:A:H1'	25:BA:2159:G:N2	2.27	0.50
25:BA:2660:A:H2'	25:BA:2661:G:O4'	2.11	0.50
25:BA:655:A:H3'	25:BA:655:A:C8	2.47	0.50
25:BA:892:G:H2'	25:BA:893:C:C6	2.46	0.50
25:BA:893:C:H2'	25:BA:894:C:C6	2.47	0.50
27:BD:246:PRO:HB2	27:BD:255:LYS:HG3	1.93	0.50
28:BE:101:ARG:NH2	28:BE:171:GLU:HB3	2.26	0.50
29:BF:153:SER:OG	29:BF:190:GLU:HG3	2.12	0.50
34:BN:36:TRP:CE3	34:BN:74:PHE:HB3	2.47	0.50
34:BN:57:LEU:O	34:BN:72:GLY:HA3	2.11	0.50
36:BP:51:PHE:HB3	36:BP:52:GLU:HG2	1.94	0.50
36:BP:88:LEU:CD1	36:BP:95:VAL:HG11	2.41	0.50
39:BS:16:ASN:HA	39:BS:19:LYS:HD2	1.94	0.50
40:BT:22:PHE:O	40:BT:22:PHE:CG	2.64	0.50
41:BU:29:SER:OG	41:BU:30:LYS:HE3	2.12	0.50
46:BZ:145:GLU:HG3	46:BZ:146:ILE:H	1.77	0.50

*Continued on next page...*

*Continued from previous page...*

Atom-1	Atom-2	Interatomic distance (Å)	Clash overlap (Å)
1:CA:1149:C:H2'	1:CA:1150:U:H6	1.74	0.50
1:CA:1162:C:H2'	1:CA:1163:C:C6	2.47	0.50
1:CA:1325:C:O2'	1:CA:1326:C:H5'	2.12	0.50
1:CA:429:U:H4'	1:CA:430:A:O5'	2.10	0.50
1:CA:865:A:O5'	1:CA:865:A:H8	1.94	0.50
4:CB:141:GLU:C	4:CB:145:LEU:HD23	2.32	0.50
9:CG:47:CYS:HB3	9:CG:58:PRO:HG3	1.93	0.50
1:CA:913:A:OP2	14:CL:90:LYS:NZ	2.43	0.50
17:CO:70:LEU:HG	17:CO:78:TYR:HB2	1.93	0.50
19:CQ:60:ILE:HG23	19:CQ:62:SER:OG	2.12	0.50
49:D2:43:GLN:O	49:D2:44:LEU:HG	2.12	0.50
49:D2:1:MET:SD	49:D2:5:GLU:OE2	2.70	0.50
25:DA:1205:U:H4'	25:DA:1206:G:OP2	2.12	0.50
25:DA:1438:U:O2'	25:DA:1439:A:H5'	2.12	0.50
25:DA:1793:C:H2'	25:DA:1794:U:H6	1.77	0.50
25:DA:1796:U:H2'	25:DA:1797:C:C6	2.46	0.50
25:DA:2115:G:C6	25:DA:2117:A:H3'	2.47	0.50
25:DA:2371:G:O2'	53:D6:46:HIS:HD2	1.95	0.50
25:DA:27:G:O2'	25:DA:28:A:P	2.69	0.50
25:DA:302:C:H2'	25:DA:303:U:C6	2.41	0.50
25:DA:303:U:C2	25:DA:304:G:C8	2.99	0.50
25:DA:330:A:HO2'	25:DA:331:A:H8	1.58	0.50
25:DA:655:A:H2'	25:DA:656:G:H5'	1.93	0.50
25:DA:809:G:O2'	25:DA:810:U:H5'	2.12	0.50
25:DA:902:C:H2'	25:DA:903:C:H6	1.77	0.50
25:DA:951:C:O2'	25:DA:952:G:H5'	2.12	0.50
28:DE:168:MET:HE2	28:DE:168:MET:HA	1.93	0.50
29:DF:65:TRP:CZ2	29:DF:75:HIS:HD2	2.30	0.50
31:DH:83:TYR:HB2	31:DH:141:VAL:HG21	1.94	0.50
34:DN:125:ALA:O	34:DN:129:MET:HG3	2.12	0.50
36:DP:50:ARG:HD3	36:DP:51:PHE:H	1.77	0.50
38:DR:4:LEU:C	38:DR:6:SER:N	2.65	0.50
39:DS:34:HIS:HA	39:DS:54:LEU:CD2	2.41	0.50
39:DS:37:ALA:HB3	39:DS:73:LEU:HD11	1.93	0.50
40:DT:99:LEU:O	40:DT:102:ILE:HG23	2.12	0.50
40:DT:106:SER:C	40:DT:107:ASP:OD1	2.49	0.50
1:AA:1287:A:H8	1:AA:1287:A:H5'	1.77	0.49
1:AA:300:A:C8	1:AA:300:A:H3'	2.46	0.49
1:AA:865:A:H8	1:AA:865:A:O5'	1.95	0.49
1:AA:959:A:H2	1:AA:1221:G:N3	2.10	0.49
1:AA:979:C:C3'	1:AA:980:C:H5''	2.34	0.49

*Continued on next page...*

*Continued from previous page...*

Atom-1	Atom-2	Interatomic distance (Å)	Clash overlap (Å)
9:AG:97:GLN:HG3	9:AG:101:LEU:CD1	2.38	0.49
11:AI:63:ILE:N	11:AI:63:ILE:HD12	2.27	0.49
14:AL:41:THR:HA	14:AL:52:ARG:O	2.12	0.49
14:AL:5:THR:HG23	14:AL:8:GLN:NE2	2.27	0.49
19:AQ:13:ASP:OD1	19:AQ:13:ASP:N	2.45	0.49
24:AX:190:TYR:CE1	24:AX:224:ILE:HA	2.41	0.49
24:AX:239:GLU:O	24:AX:267:LEU:HD12	2.12	0.49
52:B5:40:LYS:CE	52:B5:46:CYS:HB3	2.34	0.49
25:BA:1053:C:H2'	25:BA:1054:A:C8	2.47	0.49
25:BA:1176:G:C8	25:BA:1177:A:C5	3.00	0.49
25:BA:1437:C:H2'	25:BA:1438:U:H6	1.77	0.49
25:BA:2841:C:H2'	25:BA:2842:G:H8	1.77	0.49
25:BA:534:U:H5'	41:BU:42:ALA:HB1	1.92	0.49
27:BD:144:ALA:CB	27:BD:192:THR:HG21	2.33	0.49
27:BD:264:LYS:HG2	27:BD:266:SER:HB3	1.93	0.49
25:BA:2050:C:H1'	28:BE:156:MET:CE	2.42	0.49
28:BE:24:THR:HG21	28:BE:188:VAL:HG12	1.94	0.49
33:BK:112:MET:N	33:BK:113:PRO:CD	2.74	0.49
36:BP:148:LEU:HD23	36:BP:149:GLU:H	1.77	0.49
39:BS:101:LEU:HD13	39:BS:101:LEU:O	2.12	0.49
43:BW:1:MET:O	43:BW:64:MET:HE1	2.12	0.49
1:CA:1137:C:H4'	1:CA:1138:G:C2	2.47	0.49
1:CA:313:A:H2'	1:CA:314:C:H6	1.74	0.49
1:CA:443:C:C2	1:CA:492:G:C2	3.00	0.49
1:CA:763:G:H2'	1:CA:764:C:H6	1.77	0.49
4:CB:52:GLU:HG2	4:CB:56:ARG:HE	1.77	0.49
6:CD:146:ILE:HD12	6:CD:146:ILE:N	2.21	0.49
7:CE:121:LYS:HG2	7:CE:123:LEU:HD12	1.94	0.49
10:CH:85:ARG:HA	10:CH:135:CYS:HB3	1.94	0.49
12:CJ:94:VAL:CG1	12:CJ:95:GLU:N	2.74	0.49
13:CK:12:ARG:HB3	13:CK:12:ARG:CZ	2.42	0.49
14:CL:77:GLN:O	14:CL:79:HIS:N	2.45	0.49
48:D1:11:ARG:HG3	48:D1:61:ARG:C	2.31	0.49
48:D1:80:LEU:HD22	48:D1:81:ARG:H	1.77	0.49
25:DA:1519:G:C6	25:DA:1520:U:C4	2.99	0.49
25:DA:2039:C:H2'	25:DA:2040:C:C6	2.38	0.49
25:DA:2302:G:C6	25:DA:2315:G:C6	3.00	0.49
25:DA:2303:G:C2'	25:DA:2304:G:H5''	2.42	0.49
25:DA:887:A:H2'	25:DA:888:C:O5'	2.12	0.49
39:DS:35:ILE:C	39:DS:36:TYR:CD1	2.85	0.49
39:DS:23:ARG:O	39:DS:84:GLN:HG2	2.11	0.49

*Continued on next page...*

*Continued from previous page...*

Atom-1	Atom-2	Interatomic distance (Å)	Clash overlap (Å)
45:DY:68:HIS:CE1	45:DY:70:SER:HB2	2.47	0.49
46:DZ:14:LYS:O	46:DZ:18:LEU:HD13	2.11	0.49
1:AA:1084:G:C5	1:AA:1085:U:C4	3.00	0.49
1:AA:973:G:OP1	12:AJ:57:LYS:NZ	2.46	0.49
11:AI:8:GLY:HA3	11:AI:76:ALA:O	2.12	0.49
9:AG:153:HIS:CE1	13:AK:57:THR:HG23	2.47	0.49
24:AX:145:TRP:CH2	24:AX:200:HIS:HB3	2.47	0.49
24:AX:161:GLY:O	24:AX:162:PHE:HD1	1.95	0.49
53:B6:14:THR:HA	53:B6:20:ASN:O	2.11	0.49
25:BA:1386:C:H2'	25:BA:1387:C:C6	2.46	0.49
25:BA:161:U:H3'	25:BA:162:U:H5''	1.93	0.49
25:BA:1916:A:H2'	25:BA:1917:U:O4'	2.12	0.49
25:BA:2129:C:H2'	25:BA:2130:U:C6	2.46	0.49
25:BA:2459:A:H5''	25:BA:2460:U:OP2	2.12	0.49
25:BA:274:G:C8	25:BA:274:G:H3'	2.47	0.49
25:BA:796:C:H2'	25:BA:797:C:H6	1.77	0.49
25:BA:898:C:H2'	25:BA:899:A:O4'	2.13	0.49
27:BD:10:THR:HG23	27:BD:13:ARG:CG	2.41	0.49
29:BF:29:ASN:H	29:BF:112:MET:HE3	1.76	0.49
31:BH:19:VAL:HG13	31:BH:43:VAL:HG21	1.93	0.49
36:BP:30:THR:CG2	36:BP:31:ALA:N	2.73	0.49
45:BY:81:LYS:HZ3	45:BY:98:VAL:CG1	2.25	0.49
1:CA:1493:A:C2	25:DA:1913:A:O4'	2.65	0.49
4:CB:212:GLN:HG3	4:CB:235:SER:HB2	1.93	0.49
13:CK:59:TYR:O	13:CK:62:GLN:HB3	2.12	0.49
25:DA:396:G:O4'	48:D1:18:ILE:HD12	2.11	0.49
25:DA:1173:G:HO2'	25:DA:1175:U:H5	1.60	0.49
25:DA:118:A:N3	25:DA:178:G:H1'	2.27	0.49
25:DA:11:G:H8	25:DA:11:G:O5'	1.95	0.49
25:DA:1358:G:O2'	25:DA:1359:A:H5''	2.12	0.49
25:DA:1520:U:O2'	25:DA:1521:G:H5'	2.13	0.49
25:DA:2103:C:H2'	25:DA:2104:G:H8	1.74	0.49
25:DA:2259:G:N2	25:DA:2282:G:N1	2.60	0.49
25:DA:2821:A:OP2	25:DA:2822:G:OP2	2.30	0.49
25:DA:863:A:H2'	25:DA:864:G:H8	1.77	0.49
26:DB:40:U:H3'	26:DB:41:U:H5''	1.94	0.49
29:DF:136:THR:HG22	29:DF:166:ALA:O	2.12	0.49
29:DF:89:VAL:C	29:DF:91:GLY:H	2.15	0.49
30:DG:105:LYS:O	30:DG:109:VAL:HB	2.11	0.49
30:DG:92:VAL:HG13	30:DG:92:VAL:O	2.11	0.49
35:DO:8:LEU:HB2	35:DO:19:ILE:HD11	1.93	0.49

*Continued on next page...*

*Continued from previous page...*

Atom-1	Atom-2	Interatomic distance (Å)	Clash overlap (Å)
36:DP:148:LEU:HD22	36:DP:149:GLU:H	1.78	0.49
39:DS:101:LEU:HD13	39:DS:101:LEU:C	2.33	0.49
41:DU:92:ARG:O	41:DU:94:ASN:N	2.45	0.49
45:DY:61:ILE:HG22	45:DY:63:LYS:H	1.77	0.49
1:AA:102(B):C:N4	1:AA:102(C):C:H41	2.11	0.49
1:AA:1208:C:H2'	1:AA:1209:C:C6	2.46	0.49
1:AA:1346:A:H5'	11:AI:120:ARG:NH1	2.23	0.49
1:AA:792:A:N3	1:AA:794:A:C5	2.80	0.49
9:AG:65:ALA:HB1	9:AG:127:ALA:HB3	1.93	0.49
11:AI:84:ALA:O	11:AI:87:GLN:HB3	2.13	0.49
12:AJ:5:ARG:HG2	12:AJ:71:LEU:HD11	1.94	0.49
12:AJ:74:ILE:HD13	12:AJ:74:ILE:H	1.77	0.49
19:AQ:26:GLN:O	19:AQ:27:PHE:HB3	2.11	0.49
21:AS:47:HIS:N	21:AS:62:ILE:HG22	2.22	0.49
22:AT:72:LEU:HD11	22:AT:77:ALA:HA	1.94	0.49
52:B5:16:ARG:HG3	52:B5:20:ARG:HE	1.78	0.49
25:BA:996:A:N6	25:BA:1160:G:C6	2.79	0.49
25:BA:1505:C:H2'	25:BA:1506:C:H6	1.77	0.49
25:BA:161:U:H1'	25:BA:171:G:N1	2.27	0.49
25:BA:2134:A:N6	25:BA:2157:G:H1'	2.28	0.49
25:BA:219:G:O2'	25:BA:220:G:H5'	2.12	0.49
25:BA:2607:G:H2'	25:BA:2608:G:O4'	2.13	0.49
25:BA:390:A:N6	36:BP:71:VAL:CG2	2.75	0.49
26:BB:15:A:H1'	26:BB:109:G:C5	2.47	0.49
30:BG:7:LEU:HA	30:BG:10:LYS:HD2	1.95	0.49
31:BH:83:TYR:HB2	31:BH:141:VAL:HG21	1.93	0.49
37:BQ:119:ARG:HH21	37:BQ:120:ILE:HD11	1.78	0.49
39:BS:35:ILE:C	39:BS:36:TYR:CD1	2.85	0.49
39:BS:34:HIS:HA	39:BS:54:LEU:CD2	2.43	0.49
40:BT:16:ARG:H	40:BT:79:HIS:HD2	1.60	0.49
41:BU:92:ARG:O	41:BU:94:ASN:N	2.45	0.49
45:BY:17:SER:OG	45:BY:18:GLY:N	2.45	0.49
45:BY:81:LYS:HD3	45:BY:97:ARG:CD	2.42	0.49
1:CA:1504:G:OP1	1:CA:1507:A:H4'	2.13	0.49
7:CE:13:ILE:HG22	7:CE:13:ILE:O	2.11	0.49
8:CF:60:PHE:C	8:CF:61:LEU:HD12	2.33	0.49
10:CH:35:ILE:O	10:CH:39:LEU:HB2	2.13	0.49
15:CM:49:THR:HB	15:CM:52:GLU:HG3	1.93	0.49
15:CM:71:ARG:HA	15:CM:74:VAL:HG23	1.94	0.49
23:CU:2:GLY:C	23:CU:4:GLY:H	2.16	0.49
25:DA:1398:C:O5'	25:DA:1398:C:H6	1.95	0.49

*Continued on next page...*

*Continued from previous page...*

Atom-1	Atom-2	Interatomic distance (Å)	Clash overlap (Å)
25:DA:1444:G:H2'	25:DA:1445:C:C5	2.47	0.49
25:DA:1490:A:H4'	25:DA:1491:G:OP2	2.12	0.49
25:DA:1820:U:O2	27:DD:201:HIS:HB3	2.13	0.49
25:DA:2693:A:H2'	25:DA:2694:G:H8	1.77	0.49
25:DA:2894:G:H8	25:DA:2894:G:O5'	1.95	0.49
26:DB:66:A:C6	26:DB:107:U:C2	3.00	0.49
31:DH:92:ILE:HD12	31:DH:92:ILE:N	2.28	0.49
33:DK:112:MET:N	33:DK:113:PRO:CD	2.74	0.49
33:DK:144:VAL:O	33:DK:145:LYS:HB3	2.12	0.49
33:DK:66:THR:HG22	33:DK:68:VAL:HG22	1.95	0.49
41:DU:61:TRP:CZ3	41:DU:94:ASN:HB2	2.48	0.49
1:AA:1227:A:O3'	15:AM:115:LYS:HE3	2.12	0.49
1:AA:1432:G:O5'	1:AA:1432:G:H8	1.94	0.49
1:AA:186(D):G:H2'	1:AA:186(E):C:C6	2.47	0.49
1:AA:465:A:O2'	1:AA:466:G:H2'	2.12	0.49
11:AI:71:SER:HA	11:AI:74:ILE:HD13	1.95	0.49
12:AJ:78:ASN:HD22	12:AJ:81:THR:HG21	1.77	0.49
1:AA:529:G:H22	14:AL:50:ALA:HB2	1.76	0.49
14:AL:52:ARG:HG2	14:AL:92:LEU:HD11	1.94	0.49
17:AO:39:LEU:HD12	17:AO:56:LEU:HD13	1.92	0.49
24:AX:63:GLN:NE2	24:AX:64:GLU:HG2	2.27	0.49
2:AZ:12:G:H2'	2:AZ:13:C:C6	2.47	0.49
49:B2:1:MET:SD	49:B2:5:GLU:OE2	2.70	0.49
25:BA:1190:G:H5'	36:BP:35:HIS:CA	2.28	0.49
25:BA:1231:G:H2'	25:BA:1232:G:C8	2.47	0.49
25:BA:1419:A:O2'	25:BA:1420:U:H5''	2.12	0.49
25:BA:1517:G:H2'	25:BA:1518:C:C6	2.47	0.49
25:BA:1547:C:H2'	25:BA:1548:C:C6	2.48	0.49
25:BA:1661:G:C6	25:BA:2000:G:C6	2.99	0.49
25:BA:2103:C:H2'	25:BA:2104:G:H8	1.76	0.49
25:BA:286:C:H2'	25:BA:287:C:C6	2.47	0.49
25:BA:663:G:C6	25:BA:664:C:C4	3.00	0.49
26:BB:48:A:H2'	26:BB:49:C:C6	2.47	0.49
26:BB:81:G:H5'	26:BB:82:G:OP2	2.12	0.49
27:BD:124:PRO:O	27:BD:129:ASN:ND2	2.45	0.49
25:BA:2787:C:C4'	28:BE:62:PRO:HB3	2.42	0.49
29:BF:53:THR:C	29:BF:55:GLY:H	2.15	0.49
32:BI:62:LYS:O	32:BI:65:ALA:HB3	2.13	0.49
36:BP:40:SER:O	36:BP:41:ARG:NE	2.42	0.49
25:BA:390:A:N6	36:BP:71:VAL:HG21	2.28	0.49
37:BQ:134:ARG:HH21	46:BZ:81:ARG:NH2	1.96	0.49

*Continued on next page...*

*Continued from previous page...*

Atom-1	Atom-2	Interatomic distance (Å)	Clash overlap (Å)
40:BT:78:LEU:O	40:BT:78:LEU:HD13	2.12	0.49
44:BX:63:LYS:HD2	44:BX:72:LYS:HA	1.95	0.49
46:BZ:108:PRO:CG	46:BZ:141:VAL:HG22	2.40	0.49
1:CA:1298:C:H4'	1:CA:1299:A:O4'	2.12	0.49
1:CA:581:G:O6	1:CA:758:G:C8	2.66	0.49
6:CD:111:ALA:HA	6:CD:161:ASN:ND2	2.26	0.49
7:CE:139:LEU:HA	7:CE:142:LEU:HD12	1.94	0.49
10:CH:118:VAL:C	10:CH:119:LEU:HD23	2.32	0.49
11:CI:119:ALA:O	11:CI:120:ARG:HG3	2.12	0.49
14:CL:59:LEU:HD21	14:CL:65:VAL:HG23	1.94	0.49
1:CA:1329:A:H5'	15:CM:29:ARG:HE	1.77	0.49
16:CN:24:CYS:HB2	16:CN:40:CYS:HB3	1.94	0.49
17:CO:39:LEU:HD12	17:CO:56:LEU:HD13	1.94	0.49
21:CS:11:VAL:HG22	21:CS:16:LEU:HD11	1.95	0.49
24:CX:100:LEU:CD2	24:CX:101:LYS:HE3	2.43	0.49
24:CX:339:THR:OG1	24:CX:341:LEU:HB3	2.12	0.49
53:D6:15:GLU:OE1	53:D6:41:PRO:HB3	2.11	0.49
54:D7:12:ARG:NH2	54:D7:44:PRO:HB3	2.28	0.49
25:DA:1490:A:H8	25:DA:1490:A:O5'	1.95	0.49
25:DA:1495:A:O2'	25:DA:1496:A:H5'	2.12	0.49
25:DA:1897:G:H2'	25:DA:1898:U:O4'	2.13	0.49
25:DA:2134:A:H1'	25:DA:2159:G:N2	2.27	0.49
25:DA:2185:C:H6	25:DA:2185:C:O5'	1.95	0.49
25:DA:2720:U:O4	25:DA:2872:G:C6	2.65	0.49
25:DA:307:G:H8	25:DA:307:G:O5'	1.95	0.49
25:DA:572:A:H5''	25:DA:573:G:OP2	2.12	0.49
25:DA:603:A:N1	25:DA:655:A:C4	2.80	0.49
25:DA:686:G:H4'	25:DA:687:C:OP2	2.13	0.49
25:DA:697:C:H2'	25:DA:698:C:H6	1.77	0.49
25:DA:856:C:H2'	25:DA:856:C:O2	2.11	0.49
25:DA:997:G:N3	25:DA:997:G:H2'	2.27	0.49
26:DB:43:C:C5	26:DB:45:A:N6	2.81	0.49
26:DB:16:G:C6	26:DB:69:G:C2	3.00	0.49
29:DF:199:TRP:CZ3	29:DF:203:GLN:HG3	2.47	0.49
30:DG:53:LEU:CD1	30:DG:88:ILE:HG12	2.42	0.49
34:DN:37:VAL:HG12	34:DN:38:LEU:N	2.27	0.49
36:DP:33:ARG:O	36:DP:34:GLY:O	2.29	0.49
39:DS:47:THR:C	39:DS:48:LEU:HD12	2.33	0.49
42:DV:39:LEU:O	42:DV:40:LEU:HB2	2.13	0.49
43:DW:18:ARG:HG3	43:DW:76:VAL:CG1	2.41	0.49
43:DW:18:ARG:NH1	43:DW:76:VAL:O	2.45	0.49

*Continued on next page...*

*Continued from previous page...*

Atom-1	Atom-2	Interatomic distance (Å)	Clash overlap (Å)
45:DY:29:GLU:CB	45:DY:38:ILE:HD11	2.41	0.49
1:AA:1526:G:O2'	1:AA:1527:C:H5'	2.12	0.49
1:AA:325:A:C6	1:AA:326:G:C2	2.99	0.49
1:AA:509:A:H3'	1:AA:509:A:C8	2.47	0.49
4:AB:113:HIS:O	4:AB:117:GLU:HG3	2.12	0.49
4:AB:121:LEU:HD22	4:AB:127:ILE:CD1	2.43	0.49
4:AB:141:GLU:C	4:AB:145:LEU:HD23	2.33	0.49
10:AH:25:ASP:HA	10:AH:59:LEU:O	2.12	0.49
14:AL:24:PRO:C	14:AL:26:LEU:N	2.65	0.49
8:AF:89:MET:HE1	20:AR:75:ILE:HB	1.94	0.49
48:B1:90:ILE:O	48:B1:91:LYS:C	2.51	0.49
49:B2:2:LYS:NZ	49:B2:2:LYS:H	2.04	0.49
25:BA:1510:A:H2'	25:BA:1511:A:O4'	2.11	0.49
25:BA:2062:A:O2'	25:BA:2063:C:H5'	2.12	0.49
25:BA:2481:G:O2'	25:BA:2482:G:P	2.70	0.49
25:BA:2446:G:C2	25:BA:2501:C:C5	3.01	0.49
25:BA:275:G:N2	25:BA:276:A:C6	2.80	0.49
25:BA:481:G:H1'	25:BA:506:G:H21	1.77	0.49
25:BA:573:G:N2	25:BA:2029:G:N2	2.61	0.49
25:BA:580:C:H2'	25:BA:581:C:C6	2.48	0.49
25:BA:773:U:H4'	27:BD:47:GLY:CA	2.42	0.49
29:BF:129:PHE:HA	29:BF:142:TRP:HE1	1.76	0.49
33:BK:57:ILE:HG23	33:BK:65:PHE:CD1	2.45	0.49
33:BK:72:PRO:HB2	33:BK:76:TYR:CE2	2.47	0.49
36:BP:50:ARG:HD3	36:BP:51:PHE:H	1.77	0.49
36:BP:55:ARG:CG	36:BP:56:SER:N	2.75	0.49
37:BQ:67:ARG:HB2	37:BQ:102:VAL:O	2.12	0.49
46:BZ:136:PHE:C	46:BZ:137:ILE:HD12	2.33	0.49
1:CA:1228:C:H2'	1:CA:1229:A:H8	1.74	0.49
1:CA:169:C:H6	1:CA:169:C:C5'	2.25	0.49
1:CA:411:A:C3'	1:CA:411:A:C8	2.96	0.49
1:CA:617:G:C2	1:CA:618:C:C5	3.00	0.49
1:CA:1367:C:O2'	12:CJ:48:THR:HG21	2.13	0.49
13:CK:44:SER:OG	13:CK:47:VAL:HG23	2.13	0.49
2:CY:23:C:C2	2:CY:24:U:C5	3.00	0.49
48:D1:25:LYS:HB3	48:D1:34:THR:O	2.12	0.49
53:D6:15:GLU:OE1	53:D6:18:ARG:HD2	2.12	0.49
25:DA:1099:G:C6	25:DA:1100:C:N4	2.80	0.49
25:DA:1188:U:H4'	42:DV:79:VAL:HG13	1.93	0.49
25:DA:1309:G:C2'	25:DA:1310:G:H5'	2.43	0.49
25:DA:1374:G:C5	25:DA:1375:C:C5	3.01	0.49

*Continued on next page...*

*Continued from previous page...*

Atom-1	Atom-2	Interatomic distance (Å)	Clash overlap (Å)
25:DA:1386:C:H2'	25:DA:1387:C:C6	2.48	0.49
25:DA:1902:C:H1'	27:DD:244:ARG:CD	2.33	0.49
25:DA:1939:U:H3'	25:DA:1940:U:C5'	2.43	0.49
25:DA:1661:G:C6	25:DA:2000:G:C6	3.01	0.49
25:DA:234:C:H2'	25:DA:235:U:C6	2.46	0.49
25:DA:2376:A:N6	39:DS:89:ARG:HD3	2.27	0.49
25:DA:2565:A:H5''	25:DA:2566:A:OP2	2.12	0.49
25:DA:274:G:H3'	25:DA:274:G:C8	2.46	0.49
25:DA:500:G:N2	25:DA:502:A:H3'	2.27	0.49
25:DA:522:G:H2'	25:DA:523:C:C6	2.48	0.49
25:DA:829:A:N7	25:DA:2247:A:O2'	2.43	0.49
27:DD:10:THR:HG23	27:DD:13:ARG:CB	2.43	0.49
27:DD:145:VAL:HB	27:DD:155:LEU:HB2	1.94	0.49
27:DD:242:ARG:H	27:DD:242:ARG:HD3	1.78	0.49
27:DD:31:LYS:CD	27:DD:94:LEU:HD11	2.40	0.49
31:DH:19:VAL:HG13	31:DH:43:VAL:HG21	1.95	0.49
33:DK:16:LYS:O	33:DK:17:ALA:HB2	2.11	0.49
33:DK:18:THR:HB	33:DK:19:PRO:CD	2.42	0.49
33:DK:60:TYR:HB2	33:DK:64:SER:HB3	1.92	0.49
37:DQ:119:ARG:HH21	37:DQ:120:ILE:HD11	1.77	0.49
39:DS:16:ASN:HA	39:DS:19:LYS:HD2	1.95	0.49
25:DA:561:G:H1'	41:DU:45:TYR:CE2	2.48	0.49
41:DU:69:CYS:SG	41:DU:79:PHE:CB	3.01	0.49
46:DZ:43:GLU:HA	46:DZ:46:LYS:HE2	1.95	0.49
1:AA:1260:C:C3'	1:AA:1260:C:C6	2.95	0.49
1:AA:236:G:C6	1:AA:237:C:C4	3.01	0.49
1:AA:429:U:H4'	1:AA:430:A:O5'	2.13	0.49
1:AA:746:A:C2'	1:AA:747:C:H5'	2.43	0.49
1:AA:802:A:H2'	1:AA:803:G:O4'	2.12	0.49
4:AB:72:GLY:HA2	4:AB:165:VAL:HG22	1.93	0.49
6:AD:28:SER:HB3	6:AD:29:PRO:CD	2.42	0.49
7:AE:106:PRO:O	7:AE:110:LEU:HG	2.12	0.49
13:AK:114:VAL:HG23	13:AK:115:PRO:HD2	1.94	0.49
14:AL:116:ARG:HB3	14:AL:121:THR:HB	1.95	0.49
14:AL:78:GLU:O	14:AL:79:HIS:CD2	2.65	0.49
15:AM:49:THR:HB	15:AM:52:GLU:CG	2.42	0.49
25:BA:1175:U:OP1	25:BA:1175:U:H4'	2.12	0.49
25:BA:1893:C:H2'	25:BA:1894:C:O4'	2.13	0.49
25:BA:2258:C:H4'	25:BA:2259:G:OP2	2.11	0.49
25:BA:2663:G:C6	25:BA:2664:G:C5	3.00	0.49
25:BA:2822:G:H8	25:BA:2822:G:O5'	1.95	0.49

*Continued on next page...*

*Continued from previous page...*

Atom-1	Atom-2	Interatomic distance (Å)	Clash overlap (Å)
25:BA:317:G:N2	25:BA:318:C:H1'	2.27	0.49
25:BA:727:A:O2'	25:BA:728:G:H5'	2.13	0.49
29:BF:199:TRP:CZ3	29:BF:203:GLN:HG3	2.46	0.49
29:BF:65:TRP:CZ2	29:BF:75:HIS:HD2	2.30	0.49
30:BG:91:ARG:HG2	30:BG:92:VAL:N	2.27	0.49
31:BH:30:LYS:HB2	31:BH:79:VAL:HG12	1.93	0.49
35:BO:34:THR:HG23	35:BO:35:VAL:N	2.27	0.49
37:BQ:16:ARG:HG2	37:BQ:17:LEU:H	1.78	0.49
38:BR:8:ARG:HH21	38:BR:21:TYR:HE1	1.59	0.49
39:BS:47:THR:C	39:BS:48:LEU:HD12	2.33	0.49
40:BT:26:ASP:O	40:BT:49:VAL:HG12	2.13	0.49
1:CA:1281:U:H5'	1:CA:1282:C:H5	1.77	0.49
1:CA:625:G:C6	1:CA:626:U:C4	3.01	0.49
4:CB:132:LYS:O	4:CB:136:VAL:HG23	2.12	0.49
5:CC:27:LYS:HG3	5:CC:28:GLN:HG2	1.94	0.49
9:CG:133:GLY:O	9:CG:137:LYS:HG3	2.13	0.49
11:CI:127:LYS:O	11:CI:127:LYS:HG2	2.13	0.49
12:CJ:7:LYS:C	12:CJ:8:LEU:HD12	2.33	0.49
13:CK:96:ARG:O	13:CK:99:GLN:HG2	2.13	0.49
22:CT:12:ALA:O	22:CT:15:ARG:HB2	2.12	0.49
24:CX:100:LEU:O	24:CX:100:LEU:HG	2.11	0.49
24:CX:280:SER:HB3	24:CX:283:LYS:HB2	1.95	0.49
2:CZ:9:G:C5	2:CZ:46:G:N1	2.81	0.49
47:D0:53:MET:HE1	47:D0:57:PHE:CD1	2.47	0.49
25:DA:996:A:C6	25:DA:1160:G:C2	3.01	0.49
25:DA:1176:G:C8	25:DA:1177:A:C5	3.01	0.49
25:DA:1337:G:H2'	25:DA:1338:G:H8	1.77	0.49
25:DA:1384:A:N3	25:DA:1405:U:H1'	2.28	0.49
25:DA:141(A):A:C8	25:DA:1408:C:H1'	2.48	0.49
25:DA:1486:A:H2'	25:DA:1487:G:H8	1.78	0.49
25:DA:1826:G:H4'	27:DD:242:ARG:CZ	2.43	0.49
25:DA:2176:A:C6	25:DA:2177:C:N4	2.80	0.49
25:DA:2859:G:C6	25:DA:2860:A:N6	2.81	0.49
25:DA:396:G:O4'	48:D1:18:ILE:CD1	2.61	0.49
25:DA:592:G:O2'	55:D8:4:MET:HG3	2.12	0.49
26:DB:31:C:O2	26:DB:53:A:N6	2.45	0.49
27:DD:186:HIS:CD2	27:DD:188:GLU:HB2	2.48	0.49
31:DH:105:LEU:N	31:DH:105:LEU:HD12	2.28	0.49
31:DH:118:PRO:HG2	31:DH:121:ILE:HB	1.95	0.49
33:DK:7:VAL:HA	33:DK:58:THR:HA	1.95	0.49
25:DA:1252:G:O4'	41:DU:33:ARG:HD2	2.13	0.49

*Continued on next page...*

*Continued from previous page...*

Atom-1	Atom-2	Interatomic distance (Å)	Clash overlap (Å)
25:DA:143:C:H4'	44:DX:38:GLU:OE1	2.12	0.49
1:AA:1121:U:H6	1:AA:1121:U:O5'	1.95	0.49
1:AA:147:G:C2	1:AA:176:C:N3	2.81	0.49
1:AA:369:C:O2'	1:AA:370:C:H5'	2.12	0.49
5:AC:105:GLU:HG2	5:AC:106:VAL:N	2.24	0.49
8:AF:101:ALA:HA	20:AR:28:GLU:HG3	1.93	0.49
47:B0:42:GLY:HA2	47:B0:57:PHE:CD2	2.48	0.49
25:BA:996:A:C6	25:BA:1160:G:C2	3.01	0.49
25:BA:189:G:H2'	25:BA:205:G:N2	2.27	0.49
25:BA:2286:A:H4'	25:BA:2287:A:O4'	2.12	0.49
25:BA:234:C:H2'	25:BA:235:U:C6	2.48	0.49
25:BA:2688:U:H3'	25:BA:2688:U:O2	2.13	0.49
25:BA:2774:C:H2'	25:BA:2775:A:O4'	2.13	0.49
25:BA:64:A:H2'	25:BA:65:C:H6	1.77	0.49
26:BB:40:U:H3'	26:BB:41:U:H5''	1.94	0.49
26:BB:61:G:C6	26:BB:62:C:C4	3.00	0.49
30:BG:165:THR:HB	30:BG:167:GLU:OE1	2.13	0.49
33:BK:52:ILE:HB	33:BK:73:PRO:HD2	1.93	0.49
37:BQ:38:GLU:HB2	37:BQ:127:ILE:CG2	2.38	0.49
38:BR:105:ARG:HG2	38:BR:106:GLY:N	2.26	0.49
39:BS:61:ASN:HD22	39:BS:61:ASN:C	2.15	0.49
39:BS:65:VAL:O	39:BS:69:VAL:HG12	2.13	0.49
40:BT:3:ARG:O	40:BT:5:ALA:N	2.45	0.49
45:BY:83:THR:CG2	45:BY:94:LYS:HB2	2.43	0.49
1:CA:114:U:H2'	1:CA:115:G:H8	1.75	0.49
1:CA:210:U:H4'	1:CA:216:G:C8	2.48	0.49
1:CA:577:G:O2'	1:CA:578:C:H5'	2.12	0.49
1:CA:60:A:C4'	1:CA:61:G:O5'	2.57	0.49
1:CA:960:U:O2	1:CA:960:U:H2'	2.12	0.49
5:CC:58:GLU:O	5:CC:64:VAL:HA	2.12	0.49
9:CG:65:ALA:HB1	9:CG:127:ALA:HB3	1.93	0.49
11:CI:29:ASN:OD1	11:CI:64:THR:HA	2.13	0.49
18:CP:22:THR:HA	18:CP:33:ILE:HG12	1.94	0.49
23:CU:18:TYR:O	23:CU:22:ARG:HB3	2.12	0.49
2:CZ:20:U:H5	2:CZ:59:A:N1	2.10	0.49
25:DA:140:A:H8	25:DA:1408:C:O2'	1.96	0.49
25:DA:1603:A:H8	25:DA:1603:A:H5'	1.78	0.49
25:DA:557:U:H2'	25:DA:558:G:C8	2.48	0.49
25:DA:570:G:H2'	25:DA:2030:A:C6	2.48	0.49
25:DA:64:A:H2'	25:DA:65:C:H6	1.76	0.49
30:DG:121:ASN:HD22	30:DG:121:ASN:C	2.16	0.49

*Continued on next page...*

*Continued from previous page...*

Atom-1	Atom-2	Interatomic distance (Å)	Clash overlap (Å)
31:DH:154:PRO:HB3	31:DH:163:TYR:CE2	2.47	0.49
33:DK:72:PRO:HB2	33:DK:76:TYR:CE2	2.47	0.49
34:DN:46:LEU:HD12	34:DN:122:LEU:HD23	1.94	0.49
39:DS:61:ASN:HD22	39:DS:61:ASN:C	2.16	0.49
40:DT:64:ARG:HD3	40:DT:102:ILE:HD11	1.94	0.49
1:AA:1092:A:H8	1:AA:1092:A:O5'	1.95	0.49
1:AA:1176:A:H2'	1:AA:1177:G:C8	2.48	0.49
1:AA:118:U:H3'	1:AA:288:A:H61	1.78	0.49
1:AA:1513:A:H2'	1:AA:1514:C:C6	2.48	0.49
1:AA:169:C:C5'	1:AA:169:C:H6	2.26	0.49
1:AA:913:A:OP2	14:AL:90:LYS:NZ	2.46	0.49
5:AC:48:TYR:C	5:AC:50:ALA:H	2.16	0.49
9:AG:111:ARG:HB2	9:AG:119:ARG:HD2	1.93	0.49
12:AJ:96:ILE:HD13	12:AJ:96:ILE:N	2.27	0.49
13:AK:99:GLN:C	13:AK:101:SER:H	2.16	0.49
15:AM:91:ARG:HH21	15:AM:97:PRO:HG2	1.78	0.49
18:AP:20:VAL:HG21	18:AP:32:TYR:CB	2.43	0.49
18:AP:33:ILE:O	18:AP:34:GLU:HB2	2.13	0.49
2:AZ:9:G:C5	2:AZ:46:G:N1	2.80	0.49
47:B0:81:VAL:O	47:B0:83:PRO:HD3	2.13	0.49
25:BA:1205:U:H4'	25:BA:1206:G:OP2	2.12	0.49
25:BA:1411:C:H2'	25:BA:1412:A:C8	2.48	0.49
25:BA:2105:C:H2'	25:BA:2106:G:O4'	2.13	0.49
25:BA:2122:U:H2'	25:BA:2123:G:C8	2.48	0.49
25:BA:451:C:H4'	29:BF:52:LYS:NZ	2.28	0.49
25:BA:456:C:H2'	25:BA:456:C:O5'	2.12	0.49
25:BA:28:A:N6	25:BA:512:G:H1'	2.28	0.49
25:BA:55:G:O2'	25:BA:56:A:H5'	2.13	0.49
25:BA:649:G:O5'	25:BA:649:G:H8	1.96	0.49
25:BA:729:G:C5	27:BD:208:LYS:HB2	2.48	0.49
25:BA:783:A:H3'	25:BA:783:A:C8	2.47	0.49
32:BI:109:ILE:HB	32:BI:130:TYR:CE1	2.48	0.49
36:BP:147:LEU:HD13	36:BP:149:GLU:HA	1.95	0.49
39:BS:61:ASN:H	39:BS:65:VAL:HG23	1.78	0.49
42:BV:78:LYS:HG3	42:BV:79:VAL:CG2	2.43	0.49
45:BY:71:LYS:NZ	45:BY:71:LYS:HB2	2.28	0.49
1:CA:1320:C:C2	21:CS:72:GLY:HA3	2.48	0.49
1:CA:145:G:H2'	1:CA:146:G:C8	2.46	0.49
1:CA:407:G:H2'	1:CA:408:A:H8	1.73	0.49
1:CA:746:A:C2'	1:CA:747:C:H5'	2.42	0.49
1:CA:748:C:OP2	1:CA:748:C:C6	2.66	0.49

*Continued on next page...*

*Continued from previous page...*

Atom-1	Atom-2	Interatomic distance (Å)	Clash overlap (Å)
15:CM:52:GLU:O	15:CM:56:LEU:HD23	2.13	0.49
15:CM:56:LEU:O	15:CM:60:VAL:HG23	2.12	0.49
18:CP:20:VAL:HG21	18:CP:32:TYR:CB	2.43	0.49
21:CS:53:ASN:HD21	21:CS:56:GLN:H	1.60	0.49
24:CX:131:LEU:HB3	24:CX:182:ILE:HG23	1.94	0.49
48:D1:13:ILE:HD11	48:D1:15:ALA:HB2	1.93	0.49
54:D7:18:PHE:CE2	54:D7:22:MET:HG3	2.48	0.49
25:DA:1270:C:H5''	25:DA:1271:G:H5'	1.94	0.49
25:DA:1496:A:C8	25:DA:1577:C:O2'	2.55	0.49
25:DA:1496:A:C8	25:DA:1498:C:N3	2.80	0.49
25:DA:1439:A:C2	25:DA:1553:A:C4	3.00	0.49
25:DA:1981:A:H8	25:DA:1981:A:H3'	1.77	0.49
25:DA:2111:C:H6	25:DA:2145:C:C2	2.30	0.49
25:DA:24:G:C6	25:DA:25:U:C4	3.01	0.49
25:DA:2766:G:N3	25:DA:2766:G:H2'	2.27	0.49
25:DA:275:G:N2	25:DA:276:A:C6	2.80	0.49
25:DA:2789:C:H6	25:DA:2789:C:O5'	1.95	0.49
25:DA:492:A:H2'	25:DA:493:G:O4'	2.13	0.49
26:DB:81:G:O6	26:DB:95:U:O2	2.30	0.49
27:DD:111:LEU:HA	27:DD:115:GLN:OE1	2.13	0.49
28:DE:78:LEU:N	28:DE:78:LEU:HD23	2.27	0.49
29:DF:74:ARG:O	29:DF:75:HIS:CG	2.66	0.49
30:DG:96:ARG:HG3	30:DG:98:ARG:H	1.77	0.49
33:DK:52:ILE:HB	33:DK:73:PRO:HD2	1.94	0.49
34:DN:36:TRP:CE3	34:DN:74:PHE:HB3	2.47	0.49
25:DA:2820:A:O3'	38:DR:5:LYS:HE3	2.12	0.49
42:DV:64:HIS:CG	42:DV:92:THR:HG22	2.48	0.49
1:AA:1085:U:H3'	1:AA:1086:U:C5	2.47	0.49
1:AA:1147:C:H6	1:AA:1147:C:O5'	1.95	0.49
1:AA:174:C:H2'	1:AA:175:C:C6	2.47	0.49
1:AA:503:C:OP2	14:AL:115:SER:OG	2.25	0.49
6:AD:25:ARG:HH12	6:AD:30:LYS:HG3	1.77	0.49
7:AE:139:LEU:HA	7:AE:142:LEU:HD12	1.94	0.49
1:AA:738:C:H5''	8:AF:69:GLU:HB2	1.95	0.49
11:AI:55:ALA:HB1	11:AI:59:PHE:CD1	2.47	0.49
1:AA:1523:G:OP1	13:AK:123:LYS:HE2	2.13	0.49
14:AL:85:ARG:HB2	14:AL:100:VAL:HG23	1.92	0.49
24:AX:368:ARG:O	24:AX:368:ARG:HD2	2.13	0.49
24:AX:32:ILE:HG12	24:AX:75:PHE:CG	2.47	0.49
25:BA:1332:G:C4'	25:BA:1333:C:OP2	2.59	0.49
25:BA:1658:C:OP1	28:BE:132:HIS:CE1	2.66	0.49

*Continued on next page...*

*Continued from previous page...*

Atom-1	Atom-2	Interatomic distance (Å)	Clash overlap (Å)
25:BA:1800:C:OP2	27:BD:183:ARG:NH2	2.46	0.49
25:BA:2069:G:C2	25:BA:2070:G:C8	3.01	0.49
25:BA:2108:C:H2'	25:BA:2109:U:H6	1.77	0.49
25:BA:2389:G:H5''	25:BA:2390:U:O4'	2.12	0.49
25:BA:2392:A:C8	36:BP:60:MET:HG2	2.47	0.49
25:BA:2516:G:C6	25:BA:2517:C:N4	2.80	0.49
25:BA:2862:G:C4	25:BA:2863:C:C5	3.01	0.49
25:BA:27:G:O2'	25:BA:28:A:P	2.71	0.49
25:BA:415:A:H2'	25:BA:416:C:C6	2.47	0.49
25:BA:57:C:H2'	25:BA:58:G:O4'	2.13	0.49
25:BA:611:C:H2'	25:BA:612:G:O4'	2.13	0.49
27:BD:68:LYS:HB2	27:BD:70:TRP:CZ3	2.48	0.49
27:BD:68:LYS:O	27:BD:69:ARG:C	2.51	0.49
36:BP:49:ARG:HD2	55:B8:59:LYS:HB3	1.94	0.49
37:BQ:88:GLY:C	37:BQ:89:ASN:OD1	2.50	0.49
39:BS:101:LEU:C	39:BS:101:LEU:HD13	2.33	0.49
45:BY:81:LYS:HE2	45:BY:97:ARG:HH11	1.78	0.49
1:CA:417:C:H2'	1:CA:418:C:C6	2.47	0.49
1:CA:47:C:O2	1:CA:49:U:C5	2.65	0.49
1:CA:757:U:H2'	1:CA:758:G:O4'	2.13	0.49
7:CE:51:VAL:HB	7:CE:52:PRO:HD3	1.95	0.49
14:CL:22:LYS:O	14:CL:23:VAL:HG23	2.13	0.49
14:CL:31:PHE:HB3	14:CL:83:LEU:CD1	2.37	0.49
16:CN:24:CYS:HB3	16:CN:29:ARG:N	2.28	0.49
17:CO:5:LYS:H	17:CO:5:LYS:HD3	1.78	0.49
19:CQ:64:PRO:HA	19:CQ:70:ARG:HG3	1.95	0.49
19:CQ:9:VAL:HG11	19:CQ:84:LEU:HD12	1.95	0.49
24:CX:334:VAL:HG22	24:CX:343:ARG:HB2	1.95	0.49
52:D5:16:ARG:NH1	52:D5:17:ASP:OD1	2.45	0.49
55:D8:16:ILE:CD1	55:D8:58:ILE:HD13	2.43	0.49
25:DA:1005:C:H2'	25:DA:1006:C:H6	1.72	0.49
25:DA:1429:G:H2'	25:DA:1430:C:C6	2.48	0.49
25:DA:2144:U:H2'	25:DA:2146:C:C5	2.48	0.49
25:DA:2540:C:H2'	25:DA:2541:A:O4'	2.12	0.49
25:DA:2726:U:O4'	25:DA:2726:U:O2	2.30	0.49
25:DA:580:C:H2'	25:DA:581:C:C6	2.47	0.49
27:DD:144:ALA:CB	27:DD:192:THR:HG21	2.33	0.49
27:DD:255:LYS:CD	27:DD:255:LYS:H	2.20	0.49
29:DF:53:THR:C	29:DF:55:GLY:N	2.66	0.49
30:DG:7:LEU:HA	30:DG:10:LYS:HD2	1.95	0.49
32:DI:69:LYS:O	32:DI:73:GLU:CB	2.61	0.49

*Continued on next page...*

*Continued from previous page...*

Atom-1	Atom-2	Interatomic distance (Å)	Clash overlap (Å)
39:DS:34:HIS:O	39:DS:97:ARG:NH2	2.46	0.49
41:DU:66:ASN:HB2	41:DU:76:TYR:HB2	1.93	0.49
42:DV:35:LEU:HB2	42:DV:57:VAL:CG1	2.41	0.49
43:DW:83:LYS:O	43:DW:84:ARG:HD3	2.12	0.49
45:DY:8:LYS:HG2	45:DY:13:VAL:CG2	2.43	0.49
1:AA:1074:G:C2	1:AA:1102:A:C2	3.01	0.49
1:AA:20:U:H2'	1:AA:21:G:O4'	2.13	0.49
1:AA:256:U:H2'	1:AA:257:G:O4'	2.13	0.49
1:AA:443:C:C2	1:AA:492:G:C2	3.01	0.49
10:AH:88:LYS:HB3	10:AH:89:PRO:HD2	1.94	0.49
24:AX:245:MET:C	24:AX:259:ASP:HB2	2.34	0.49
25:BA:1209:G:N2	25:BA:1210:A:H62	2.09	0.49
25:BA:1544:C:C2'	25:BA:1545:A:H5'	2.43	0.49
25:BA:1863:G:H2'	25:BA:1864:U:O4'	2.13	0.49
25:BA:2111:C:H6	25:BA:2145:C:C2	2.31	0.49
27:BD:111:LEU:HA	27:BD:115:GLN:OE1	2.12	0.49
28:BE:132:HIS:HA	28:BE:135:HIS:CE1	2.47	0.49
34:BN:46:LEU:HD12	34:BN:122:LEU:HD23	1.94	0.49
43:BW:78:GLU:OE2	43:BW:99:ARG:HD3	2.13	0.49
1:CA:1260:C:C3'	1:CA:1260:C:C6	2.94	0.49
1:CA:1287:A:H2'	1:CA:1288:A:C8	2.48	0.49
1:CA:375:U:C4	1:CA:376:G:N7	2.80	0.49
4:CB:100:GLY:O	4:CB:101:MET:C	2.51	0.49
7:CE:144:THR:O	7:CE:148:VAL:HG23	2.13	0.49
13:CK:17:GLY:HA3	13:CK:77:MET:SD	2.52	0.49
15:CM:3:ARG:N	15:CM:9:ILE:HG23	2.28	0.49
20:CR:66:LEU:O	20:CR:70:ILE:HG12	2.13	0.49
22:CT:26:ASN:ND2	22:CT:26:ASN:H	2.10	0.49
53:D6:46:HIS:O	53:D6:47:THR:HG23	2.12	0.49
25:DA:1324:G:H1'	25:DA:1616:A:N6	2.28	0.49
25:DA:142:G:H2'	25:DA:143:C:C6	2.48	0.49
25:DA:1709:U:H2'	25:DA:1710:C:C6	2.48	0.49
1:CA:1493:A:C2	25:DA:1913:A:C4	3.01	0.49
25:DA:2108:C:H2'	25:DA:2109:U:C6	2.48	0.49
25:DA:2228:G:O5'	25:DA:2228:G:H8	1.96	0.49
25:DA:806:C:H6	25:DA:806:C:O5'	1.95	0.49
30:DG:125:PHE:CE2	30:DG:131:TYR:HB2	2.48	0.49
30:DG:133:LEU:HD21	30:DG:157:ILE:HG13	1.95	0.49
30:DG:110:ALA:HA	30:DG:140:ILE:O	2.13	0.49
30:DG:165:THR:HB	30:DG:167:GLU:OE1	2.12	0.49
31:DH:101:ARG:NE	31:DH:101:ARG:N	2.60	0.49

*Continued on next page...*

*Continued from previous page...*

Atom-1	Atom-2	Interatomic distance (Å)	Clash overlap (Å)
32:DI:101:LEU:HG	32:DI:107:ILE:HG23	1.95	0.49
33:DK:22:PRO:C	33:DK:25:PRO:HD2	2.33	0.49
36:DP:114:ILE:H	36:DP:114:ILE:HD12	1.76	0.49
36:DP:62:LEU:C	36:DP:62:LEU:HD22	2.33	0.49
39:DS:34:HIS:HD1	39:DS:36:TYR:HH	1.60	0.49
25:DA:973:A:OP2	42:DV:78:LYS:NZ	2.45	0.49
42:DV:79:VAL:O	42:DV:80:GLN:C	2.51	0.49
46:DZ:154:ASP:O	46:DZ:155:LEU:HG	2.12	0.49
1:AA:1287:A:H2'	1:AA:1288:A:C8	2.47	0.48
1:AA:511:C:HO2'	1:AA:512:U:H6	1.60	0.48
1:AA:793:U:C5'	1:AA:794:A:H5''	2.43	0.48
1:AA:867:G:H2'	1:AA:868:C:H6	1.78	0.48
4:AB:132:LYS:O	4:AB:136:VAL:HG23	2.12	0.48
4:AB:176:GLU:O	4:AB:180:LEU:HG	2.13	0.48
6:AD:122:ARG:HD3	6:AD:122:ARG:O	2.13	0.48
6:AD:21:LEU:HD12	6:AD:21:LEU:H	1.78	0.48
11:AI:95:LYS:O	11:AI:96:LEU:HD12	2.13	0.48
15:AM:52:GLU:O	15:AM:56:LEU:HD23	2.12	0.48
15:AM:51:ALA:O	15:AM:55:ARG:HB2	2.12	0.48
19:AQ:10:VAL:CG1	19:AQ:19:VAL:HB	2.43	0.48
19:AQ:54:GLY:O	19:AQ:81:ARG:HB2	2.13	0.48
19:AQ:7:THR:CG2	19:AQ:58:GLU:HG2	2.43	0.48
21:AS:6:LYS:HD3	21:AS:7:LYS:HE3	1.94	0.48
22:AT:14:LYS:CA	22:AT:17:ARG:HH21	2.26	0.48
2:AZ:20:U:H5	2:AZ:59:A:N1	2.11	0.48
25:BA:1270:C:H5''	25:BA:1271:G:H5'	1.95	0.48
25:BA:122:G:N2	25:BA:130:C:C2	2.81	0.48
25:BA:1525:G:C4	25:BA:1526:G:C8	3.01	0.48
25:BA:1541:U:H3'	25:BA:1542:G:C3'	2.43	0.48
25:BA:1615:C:C6	25:BA:1617:C:C5	3.01	0.48
25:BA:1665:A:H2'	25:BA:1666:G:O4'	2.13	0.48
25:BA:2041:U:O2'	25:BA:2042:A:H5'	2.12	0.48
25:BA:218:A:O2'	25:BA:219:G:H5'	2.13	0.48
25:BA:2540:C:H2'	25:BA:2541:A:O4'	2.12	0.48
25:BA:265:A:H1'	25:BA:266:G:O4'	2.13	0.48
25:BA:296:C:O2'	25:BA:297:C:H5'	2.12	0.48
26:BB:73:A:C2	26:BB:74:U:H1'	2.48	0.48
27:BD:25:THR:HG21	27:BD:81:ALA:CB	2.42	0.48
29:BF:164:ARG:O	29:BF:165:ARG:C	2.51	0.48
30:BG:145:THR:OG1	30:BG:148:MET:HB2	2.12	0.48
33:BK:66:THR:HG22	33:BK:68:VAL:HG22	1.94	0.48

*Continued on next page...*

*Continued from previous page...*

Atom-1	Atom-2	Interatomic distance (Å)	Clash overlap (Å)
34:BN:125:ALA:O	34:BN:129:MET:HG3	2.13	0.48
36:BP:114:ILE:CD1	36:BP:114:ILE:H	2.24	0.48
36:BP:148:LEU:HD22	36:BP:149:GLU:H	1.77	0.48
36:BP:49:ARG:NH1	36:BP:49:ARG:HG3	2.13	0.48
39:BS:37:ALA:HB3	39:BS:73:LEU:HD11	1.95	0.48
39:BS:34:HIS:O	39:BS:97:ARG:NH2	2.46	0.48
40:BT:55:ASN:O	40:BT:57:PHE:O	2.31	0.48
43:BW:1:MET:HG2	43:BW:64:MET:HE1	1.93	0.48
45:BY:42:VAL:CG2	45:BY:67:LEU:HD13	2.42	0.48
1:CA:1092:A:O5'	1:CA:1092:A:H8	1.96	0.48
1:CA:1321:C:H3'	1:CA:1322:C:C5'	2.43	0.48
1:CA:155:C:H2'	1:CA:156:G:H8	1.78	0.48
1:CA:300:A:C8	1:CA:300:A:H3'	2.48	0.48
1:CA:501:C:H2'	1:CA:502:G:H8	1.77	0.48
1:CA:592:G:H1	1:CA:647:C:H42	1.60	0.48
1:CA:766:A:C5	1:CA:814:A:C2	3.01	0.48
4:CB:75:LYS:HD3	4:CB:75:LYS:O	2.12	0.48
5:CC:173:VAL:N	5:CC:174:PRO:HD3	2.28	0.48
6:CD:60:GLU:OE2	6:CD:199:ASN:HB3	2.12	0.48
11:CI:95:LYS:O	11:CI:96:LEU:HD12	2.13	0.48
14:CL:44:PRO:HA	14:CL:92:LEU:HD23	1.95	0.48
1:CA:1492:A:C5	24:CX:320:TRP:CZ2	3.01	0.48
2:CZ:12:G:H2'	2:CZ:13:C:C6	2.48	0.48
25:DA:1544:C:C2'	25:DA:1545:A:H5'	2.43	0.48
25:DA:1639:U:H2'	25:DA:1640:C:H5''	1.94	0.48
25:DA:1952:A:C6	35:DO:22:ILE:HD12	2.47	0.48
24:CX:252:GLY:HA2	25:DA:2584:U:O2'	2.13	0.48
25:DA:2774:C:H2'	25:DA:2775:A:O4'	2.13	0.48
25:DA:2822:G:O5'	25:DA:2822:G:H8	1.95	0.48
25:DA:247:G:H4'	25:DA:386:G:C5	2.48	0.48
25:DA:537:C:H2'	25:DA:539:G:H8	1.78	0.48
25:DA:611:C:H2'	25:DA:612:G:O4'	2.13	0.48
25:DA:699:A:H2'	25:DA:700:G:O4'	2.13	0.48
25:DA:2208:U:O4'	27:DD:151:LYS:HE2	2.13	0.48
29:DF:202:PHE:CZ	29:DF:206:ILE:HD11	2.47	0.48
30:DG:11:TYR:HB2	30:DG:176:LEU:HD21	1.95	0.48
34:DN:66:THR:H	34:DN:71:MET:CE	2.24	0.48
37:DQ:134:ARG:CG	37:DQ:134:ARG:O	2.60	0.48
37:DQ:16:ARG:HG2	37:DQ:17:LEU:H	1.78	0.48
40:DT:16:ARG:H	40:DT:79:HIS:HD2	1.60	0.48
42:DV:81:TYR:C	42:DV:82:ARG:HD2	2.33	0.48

*Continued on next page...*

*Continued from previous page...*

Atom-1	Atom-2	Interatomic distance (Å)	Clash overlap (Å)
44:DX:35:THR:H	44:DX:38:GLU:HG2	1.78	0.48
1:AA:101:A:H5''	1:AA:101:A:C8	2.48	0.48
1:AA:1162:C:H2'	1:AA:1163:C:C6	2.47	0.48
1:AA:642:A:H2'	1:AA:643:C:C6	2.48	0.48
1:AA:750:G:N3	17:AO:23:GLY:HA3	2.28	0.48
1:AA:757:U:H2'	1:AA:758:G:O4'	2.12	0.48
1:AA:918:A:H2'	1:AA:919:A:C8	2.47	0.48
4:AB:17:PHE:CD2	4:AB:17:PHE:N	2.78	0.48
6:AD:11:LEU:O	6:AD:12:CYS:C	2.52	0.48
11:AI:11:LYS:C	11:AI:13:ALA:H	2.17	0.48
24:AX:339:THR:OG1	24:AX:341:LEU:HB3	2.13	0.48
54:B7:18:PHE:CD2	54:B7:18:PHE:C	2.86	0.48
54:B7:19:ARG:NH1	54:B7:19:ARG:HG3	2.06	0.48
25:BA:1081:U:O2'	33:BK:117:THR:HA	2.13	0.48
25:BA:1799:G:C8	27:BD:177:LEU:HD12	2.49	0.48
25:BA:2134:A:C8	25:BA:2158:A:C2	3.01	0.48
25:BA:2176:A:C6	25:BA:2177:C:N4	2.81	0.48
25:BA:2334:G:C4	39:BS:12:PHE:CZ	3.02	0.48
25:BA:868:U:C4	25:BA:869:G:N7	2.81	0.48
26:BB:16:G:C6	26:BB:69:G:C2	3.01	0.48
27:BD:140:THR:HG22	27:BD:141:VAL:O	2.12	0.48
27:BD:267:SER:O	27:BD:270:ILE:HG13	2.13	0.48
30:BG:125:PHE:CE2	30:BG:131:TYR:HB2	2.48	0.48
30:BG:50:ALA:O	30:BG:54:GLU:HG3	2.12	0.48
31:BH:107:VAL:HG23	31:BH:109:PHE:HD1	1.79	0.48
33:BK:104:VAL:HG13	33:BK:127:ILE:HB	1.93	0.48
41:BU:72:HIS:CD2	41:BU:110:VAL:HG21	2.48	0.48
42:BV:49:THR:O	42:BV:51:VAL:N	2.45	0.48
1:CA:1003:G:H2'	1:CA:1004:A:H5'	1.94	0.48
1:CA:576:G:H3'	1:CA:577:G:H5''	1.94	0.48
1:CA:849:C:O2'	1:CA:850:U:H5'	2.12	0.48
7:CE:20:GLN:O	7:CE:21:ALA:C	2.51	0.48
9:CG:23:VAL:HG13	9:CG:43:PHE:CE2	2.48	0.48
1:CA:1372:U:H5''	11:CI:71:SER:HB3	1.95	0.48
15:CM:29:ARG:HD3	15:CM:64:TRP:CH2	2.48	0.48
17:CO:18:PHE:CE2	17:CO:21:ASP:HB2	2.48	0.48
19:CQ:26:GLN:HB3	19:CQ:37:LYS:HG2	1.95	0.48
48:D1:27:GLU:HG3	48:D1:33:LYS:HZ1	1.78	0.48
25:DA:2029:G:C4	25:DA:2031:A:OP2	2.66	0.48
25:DA:2213:U:H6	25:DA:2213:U:O5'	1.96	0.48
25:DA:2502:G:H5'	25:DA:2503:A:C5'	2.40	0.48

*Continued on next page...*

*Continued from previous page...*

Atom-1	Atom-2	Interatomic distance (Å)	Clash overlap (Å)
25:DA:2579:C:H4'	28:DE:134:ILE:HG12	1.95	0.48
25:DA:2704:C:H2'	25:DA:2705:A:C8	2.48	0.48
25:DA:582:G:H2'	25:DA:583:G:C8	2.47	0.48
30:DG:174:GLU:HG2	30:DG:180:PHE:CD1	2.48	0.48
31:DH:92:ILE:HG22	31:DH:93:GLY:N	2.27	0.48
36:DP:123:LEU:HD23	36:DP:123:LEU:O	2.14	0.48
39:DS:61:ASN:H	39:DS:65:VAL:HG23	1.77	0.48
40:DT:89:VAL:O	40:DT:90:GLN:HB2	2.13	0.48
1:AA:662:G:H2'	1:AA:663:A:C8	2.49	0.48
1:AA:1372:U:H5''	11:AI:71:SER:HB3	1.95	0.48
12:AJ:7:LYS:O	12:AJ:96:ILE:HA	2.14	0.48
13:AK:12:ARG:HB3	13:AK:12:ARG:CZ	2.42	0.48
24:AX:199:VAL:HG12	24:AX:200:HIS:H	1.77	0.48
2:AY:16:C:O2	2:AY:60:U:H4'	2.13	0.48
2:AZ:21:A:HO2'	2:AZ:22:G:H8	1.61	0.48
2:AZ:26:G:H1	2:AZ:44:A:N6	2.09	0.48
25:BA:1375:C:O2'	25:BA:1376:C:H5'	2.14	0.48
25:BA:2599:G:N7	27:BD:237:GLU:HG3	2.28	0.48
25:BA:2766:G:N3	25:BA:2766:G:H2'	2.27	0.48
25:BA:738:G:H3'	25:BA:739:G:C8	2.48	0.48
30:BG:36:LYS:HB3	30:BG:160:VAL:HB	1.95	0.48
30:BG:7:LEU:HB2	30:BG:104:GLU:CG	2.40	0.48
33:BK:144:VAL:O	33:BK:145:LYS:HB3	2.12	0.48
35:BO:14:THR:HG21	35:BO:86:ILE:HD13	1.95	0.48
25:BA:662:G:H5'	36:BP:18:ARG:HA	1.96	0.48
25:BA:561:G:H1'	41:BU:45:TYR:CE2	2.49	0.48
42:BV:79:VAL:O	42:BV:80:GLN:C	2.51	0.48
46:BZ:154:ASP:O	46:BZ:155:LEU:HG	2.13	0.48
1:CA:1320:C:H2'	1:CA:1321:C:O4'	2.12	0.48
1:CA:1513:A:H2'	1:CA:1514:C:C6	2.49	0.48
6:CD:9:CYS:HB3	6:CD:32:ALA:CB	2.43	0.48
10:CH:73:ASP:C	10:CH:75:ARG:H	2.15	0.48
14:CL:32:ARG:H	14:CL:84:ILE:HG22	1.78	0.48
25:DA:1018:C:H2'	25:DA:1019:U:C6	2.48	0.48
25:DA:1024:G:H3'	25:DA:1025:G:H5''	1.94	0.48
25:DA:1497:U:O2'	25:DA:1498:C:H5'	2.14	0.48
25:DA:1525:G:C4	25:DA:1526:G:C8	3.01	0.48
25:DA:1682:G:C6	25:DA:1683:C:C4	3.02	0.48
25:DA:2122:U:H2'	25:DA:2123:G:C8	2.48	0.48
36:DP:114:ILE:HD13	36:DP:130:PHE:CD1	2.48	0.48
36:DP:148:LEU:HD23	36:DP:149:GLU:H	1.76	0.48

*Continued on next page...*

*Continued from previous page...*

Atom-1	Atom-2	Interatomic distance (Å)	Clash overlap (Å)
39:DS:102:ALA:O	39:DS:103:GLU:C	2.51	0.48
39:DS:66:ALA:O	39:DS:67:ARG:C	2.52	0.48
25:DA:2012:G:O3'	43:DW:96:ILE:HD11	2.13	0.48
44:DX:60:ARG:NH2	54:D7:47:ARG:NH1	2.60	0.48
46:DZ:118:GLN:N	46:DZ:173:ALA:O	2.43	0.48
1:AA:1005:A:H4'	1:AA:1037:C:H1'	1.96	0.48
1:AA:1452:C:H1'	1:AA:1453:G:N1	2.29	0.48
1:AA:190:G:H4'	1:AA:191(A):G:OP2	2.14	0.48
1:AA:748:C:C6	1:AA:748:C:OP2	2.66	0.48
1:AA:818:G:C2'	1:AA:819:A:H5''	2.44	0.48
1:AA:833:U:H2'	1:AA:834:C:C6	2.48	0.48
4:AB:59:GLU:HB2	4:AB:221:LEU:HD11	1.95	0.48
1:AA:1347:G:H8	11:AI:107:ARG:HB3	1.74	0.48
14:AL:52:ARG:NH1	14:AL:91:ASP:OD2	2.47	0.48
48:B1:53:VAL:HG12	48:B1:53:VAL:O	2.13	0.48
53:B6:34:LEU:CD1	53:B6:34:LEU:H	2.24	0.48
54:B7:18:PHE:CE2	54:B7:22:MET:HG3	2.48	0.48
25:BA:1056:G:H5''	25:BA:1057:A:O4'	2.13	0.48
25:BA:2083:G:C5	25:BA:2084:C:C4	3.02	0.48
25:BA:2422:A:C4	25:BA:2424:C:C5	3.02	0.48
25:BA:380:U:H4'	48:B1:21:ARG:O	2.13	0.48
25:BA:504:U:O2	25:BA:504:U:O4'	2.30	0.48
25:BA:661:C:H4'	36:BP:18:ARG:HG2	1.94	0.48
25:BA:805:G:H4'	25:BA:806:C:OP2	2.13	0.48
29:BF:45:ARG:CG	29:BF:45:ARG:NH1	2.66	0.48
30:BG:16:ARG:NH1	30:BG:16:ARG:CG	2.71	0.48
35:BO:7:TYR:CE1	35:BO:20:MET:HE3	2.46	0.48
36:BP:23:PRO:HB2	36:BP:33:ARG:NE	2.28	0.48
37:BQ:134:ARG:CG	37:BQ:134:ARG:O	2.61	0.48
37:BQ:22:LYS:O	37:BQ:24:GLY:N	2.46	0.48
44:BX:50:LYS:HD3	44:BX:51:VAL:N	2.28	0.48
46:BZ:43:GLU:HA	46:BZ:46:LYS:HE2	1.95	0.48
1:CA:1305:G:O2'	1:CA:1331:G:N2	2.47	0.48
1:CA:407:G:C6	1:CA:408:A:N6	2.81	0.48
1:CA:465:A:H8	1:CA:465:A:O5'	1.97	0.48
1:CA:510:A:H5''	1:CA:511:C:OP2	2.13	0.48
1:CA:719:C:C2	20:CR:50:ILE:HG12	2.48	0.48
1:CA:80:G:H2'	1:CA:81:G:H8	1.73	0.48
12:CJ:74:ILE:H	12:CJ:74:ILE:HD13	1.77	0.48
19:CQ:13:ASP:N	19:CQ:13:ASP:OD1	2.47	0.48
22:CT:100:ILE:CG2	22:CT:101:GLY:N	2.76	0.48

*Continued on next page...*

*Continued from previous page...*

Atom-1	Atom-2	Interatomic distance (Å)	Clash overlap (Å)
2:CY:61:C:H2'	2:CY:62:C:H6	1.78	0.48
47:D0:72:ARG:NH2	47:D0:75:LEU:HD13	2.28	0.48
50:D3:53:LEU:N	50:D3:53:LEU:HD12	2.28	0.48
25:DA:1053:C:H2'	25:DA:1054:A:C8	2.48	0.48
25:DA:1027:A:N6	25:DA:1126:A:C4	2.82	0.48
25:DA:161:U:H3'	25:DA:162:U:C5'	2.43	0.48
25:DA:231:C:O2'	25:DA:232:G:H5'	2.13	0.48
25:DA:2516:G:C6	25:DA:2517:C:N4	2.81	0.48
25:DA:661:C:H4'	36:DP:16:ARG:HD2	1.96	0.48
39:DS:101:LEU:O	39:DS:101:LEU:HD13	2.13	0.48
45:DY:42:VAL:CG2	45:DY:67:LEU:HD13	2.44	0.48
1:AA:1328:C:H2'	1:AA:1329:A:C8	2.48	0.48
1:AA:1305:G:N2	1:AA:1331:G:C2'	2.74	0.48
5:AC:175:LEU:HD11	5:AC:201:TYR:HE2	1.78	0.48
11:AI:9:ARG:HB2	11:AI:104:ARG:HD3	1.96	0.48
12:AJ:48:THR:HG22	12:AJ:62:HIS:CB	2.44	0.48
13:AK:59:TYR:O	13:AK:62:GLN:HB3	2.13	0.48
1:AA:523:A:N1	14:AL:91:ASP:HB2	2.28	0.48
15:AM:72:ALA:O	15:AM:75:ALA:HB3	2.13	0.48
22:AT:71:THR:CG2	22:AT:72:LEU:H	2.06	0.48
48:B1:51:VAL:HG22	48:B1:52:ARG:N	2.29	0.48
49:B2:36:ARG:NH1	49:B2:36:ARG:HB3	2.28	0.48
52:B5:3:LYS:O	52:B5:4:HIS:O	2.31	0.48
55:B8:29:LYS:HG2	55:B8:29:LYS:O	2.12	0.48
25:BA:1024:G:H3'	25:BA:1025:G:H5''	1.95	0.48
25:BA:1022:G:C6	25:BA:1140:C:C4	3.02	0.48
25:BA:1359:A:C8	25:BA:1372:U:O4	2.67	0.48
25:BA:1490:A:O5'	25:BA:1490:A:H8	1.97	0.48
25:BA:1709:U:H2'	25:BA:1710:C:C6	2.48	0.48
25:BA:203:C:H6	25:BA:203:C:C3'	2.17	0.48
25:BA:2212:A:N3	25:BA:2215:G:N2	2.62	0.48
25:BA:2244:U:O2'	25:BA:2245:U:H5'	2.14	0.48
25:BA:275:G:O6	25:BA:363(A):G:C2	2.66	0.48
25:BA:2777:G:H3'	25:BA:2777:G:H8	1.79	0.48
25:BA:398:G:H2'	25:BA:399:G:C8	2.49	0.48
25:BA:603:A:N1	25:BA:655:A:C4	2.82	0.48
25:BA:855:G:H2'	25:BA:856:C:C6	2.49	0.48
25:BA:902:C:H2'	25:BA:903:C:C6	2.48	0.48
25:BA:948:G:O2'	25:BA:949:C:H5'	2.13	0.48
26:BB:81:G:O6	26:BB:95:U:O2	2.31	0.48
28:BE:195:LEU:HD23	28:BE:196:VAL:N	2.28	0.48

*Continued on next page...*

*Continued from previous page...*

Atom-1	Atom-2	Interatomic distance (Å)	Clash overlap (Å)
30:BG:6:ALA:O	30:BG:10:LYS:HG3	2.13	0.48
32:BI:75:LEU:HD21	32:BI:105:HIS:NE2	2.28	0.48
33:BK:35:MET:O	33:BK:39:LYS:HD3	2.13	0.48
33:BK:97:GLY:O	33:BK:136:VAL:HG23	2.14	0.48
35:BO:4:PRO:O	35:BO:5:GLN:CB	2.62	0.48
36:BP:50:ARG:O	36:BP:51:PHE:C	2.50	0.48
42:BV:28:GLU:OE1	42:BV:31:ALA:HB2	2.13	0.48
25:BA:1188:U:H4'	42:BV:79:VAL:CG1	2.44	0.48
1:CA:1127:G:H1'	1:CA:1148:U:O2	2.14	0.48
1:CA:1391:U:H2'	1:CA:1392:G:C8	2.48	0.48
1:CA:15:G:H4'	7:CE:24:ARG:HH12	1.78	0.48
1:CA:197:A:N6	1:CA:221:C:H5'	2.27	0.48
1:CA:325:A:C6	1:CA:326:G:C2	3.01	0.48
5:CC:15:THR:HG21	5:CC:181:ASN:HA	1.96	0.48
10:CH:14:ARG:O	10:CH:18:ARG:HD3	2.13	0.48
11:CI:63:ILE:HD12	11:CI:63:ILE:N	2.28	0.48
11:CI:84:ALA:O	11:CI:87:GLN:HB3	2.14	0.48
12:CJ:9:ARG:NH2	12:CJ:95:GLU:HG2	2.11	0.48
14:CL:59:LEU:CD2	14:CL:65:VAL:HG23	2.43	0.48
14:CL:84:ILE:HA	14:CL:84:ILE:HD12	1.65	0.48
25:DA:517:C:OP1	52:D5:16:ARG:NH2	2.46	0.48
25:DA:1019:U:O2'	25:DA:1021:A:H2	1.97	0.48
25:DA:164:U:H2'	25:DA:165:U:C6	2.49	0.48
25:DA:2296:U:O2	25:DA:2333:A:N3	2.47	0.48
25:DA:2393:A:C5'	36:DP:62:LEU:HB3	2.44	0.48
25:DA:2815:C:O2'	52:D5:42:PRO:HB2	2.12	0.48
25:DA:2863:C:O2'	25:DA:2864:G:H5'	2.12	0.48
29:DF:134:GLY:H	29:DF:162:LEU:HD22	1.79	0.48
30:DG:120:LEU:HB3	30:DG:131:TYR:OH	2.13	0.48
32:DI:5:LEU:H	32:DI:5:LEU:CD2	2.26	0.48
25:DA:1095:A:H62	33:DK:29:GLN:HE22	1.61	0.48
33:DK:8:VAL:HG13	33:DK:57:ILE:HB	1.96	0.48
35:DO:22:ILE:HA	35:DO:22:ILE:HD13	1.72	0.48
39:DS:48:LEU:N	39:DS:48:LEU:HD12	2.28	0.48
41:DU:104:GLN:OE1	41:DU:105:VAL:N	2.40	0.48
1:AA:1320:C:H2'	1:AA:1321:C:O4'	2.13	0.48
1:AA:194:C:C2'	1:AA:195:A:H5''	2.44	0.48
1:AA:503:C:O2	1:AA:510:A:H2	1.97	0.48
4:AB:47:THR:HA	4:AB:202:PRO:HG2	1.96	0.48
5:AC:104:GLN:CD	5:AC:105:GLU:H	2.16	0.48
5:AC:173:VAL:N	5:AC:174:PRO:HD3	2.27	0.48

*Continued on next page...*

*Continued from previous page...*

Atom-1	Atom-2	Interatomic distance (Å)	Clash overlap (Å)
21:AS:5:LEU:HD13	21:AS:6:LYS:N	2.28	0.48
2:AZ:7:G:H4'	2:AZ:8:U:OP2	2.12	0.48
25:BA:161:U:H3'	25:BA:162:U:C5'	2.43	0.48
25:BA:2046:G:H1'	52:B5:22:HIS:HE1	1.79	0.48
25:BA:213:A:C2'	25:BA:214:G:H5'	2.44	0.48
25:BA:2154:G:H2'	25:BA:2155:G:H8	1.78	0.48
25:BA:2280:G:C2	25:BA:2281:C:C6	3.01	0.48
25:BA:310:A:HO2'	25:BA:311:A:H2'	1.72	0.48
25:BA:68:G:N2	25:BA:74:A:C4	2.81	0.48
25:BA:783:A:C3'	25:BA:783:A:C8	2.97	0.48
25:BA:840:C:H2'	25:BA:841:A:C8	2.48	0.48
27:BD:35:LYS:HG2	27:BD:104:TYR:CE2	2.49	0.48
29:BF:158:THR:HG21	29:BF:163:VAL:HB	1.95	0.48
30:BG:47:LYS:HE3	30:BG:48:GLU:HA	1.95	0.48
31:BH:136:ILE:HD12	31:BH:137:ASP:N	2.28	0.48
25:BA:557:U:O2	34:BN:68:ASN:HB2	2.13	0.48
36:BP:96:THR:HG23	36:BP:99:LEU:HD22	1.93	0.48
39:BS:66:ALA:O	39:BS:67:ARG:C	2.51	0.48
40:BT:115:ARG:HD3	40:BT:115:ARG:H	1.78	0.48
1:CA:1179:A:O2'	11:CI:103:THR:HG23	2.14	0.48
1:CA:1275:A:H2'	1:CA:1276:G:O4'	2.14	0.48
1:CA:194:C:C2'	1:CA:195:A:H5''	2.43	0.48
1:CA:793:U:H3'	1:CA:794:A:C5'	2.43	0.48
4:CB:59:GLU:HB2	4:CB:221:LEU:HD11	1.95	0.48
5:CC:171:GLY:O	5:CC:173:VAL:HG23	2.14	0.48
5:CC:92:ALA:C	5:CC:94:LEU:H	2.17	0.48
6:CD:63:LYS:O	6:CD:67:ILE:HG13	2.13	0.48
7:CE:102:ALA:H	7:CE:107:ARG:HH21	1.61	0.48
9:CG:111:ARG:HB2	9:CG:119:ARG:HD2	1.96	0.48
1:CA:942:G:N2	11:CI:124:GLN:HE22	2.10	0.48
13:CK:33:THR:HA	13:CK:40:ILE:HG12	1.96	0.48
14:CL:24:PRO:C	14:CL:26:LEU:N	2.67	0.48
19:CQ:10:VAL:HG23	19:CQ:55:ASP:O	2.12	0.48
48:D1:90:ILE:O	48:D1:91:LYS:C	2.51	0.48
52:D5:36:CYS:HB2	52:D5:48:GLU:O	2.13	0.48
55:D8:23:VAL:HA	55:D8:48:PHE:O	2.13	0.48
25:DA:1248:G:OP1	41:DU:2:PRO:HD2	2.13	0.48
25:DA:1509:A:H4'	25:DA:1510:A:C8	2.48	0.48
25:DA:1793:C:H2'	25:DA:1794:U:C6	2.48	0.48
25:DA:2018:G:C6	25:DA:2019:A:C5	3.01	0.48
25:DA:2473:U:H2'	25:DA:2474:C:H5'	1.95	0.48

*Continued on next page...*

*Continued from previous page...*

Atom-1	Atom-2	Interatomic distance (Å)	Clash overlap (Å)
25:DA:2833:G:O2'	25:DA:2834:G:H5'	2.13	0.48
25:DA:374:A:C2	25:DA:401:A:C4	3.02	0.48
25:DA:893:C:H2'	25:DA:894:C:C6	2.49	0.48
29:DF:13:SER:HA	29:DF:128:ALA:HB2	1.95	0.48
29:DF:170:LEU:HG	29:DF:172:TRP:NE1	2.29	0.48
38:DR:48:VAL:O	38:DR:51:LEU:HB2	2.13	0.48
38:DR:9:LYS:C	38:DR:10:LEU:HG	2.33	0.48
46:DZ:81:ARG:O	46:DZ:82:ARG:HB2	2.12	0.48
1:AA:1417:G:C6	1:AA:1482:G:C6	3.02	0.48
1:AA:210:U:H4'	1:AA:216:G:C8	2.48	0.48
1:AA:255:G:H1'	19:AQ:16:GLN:NE2	2.27	0.48
1:AA:438:G:O5'	1:AA:438:G:H8	1.97	0.48
1:AA:465:A:O5'	1:AA:465:A:H8	1.97	0.48
1:AA:520:A:C2	1:AA:536:C:H1'	2.49	0.48
1:AA:894:G:H2'	1:AA:895:G:C8	2.49	0.48
12:AJ:6:ILE:HG22	12:AJ:98:ILE:CG1	2.39	0.48
24:AX:92:LEU:HA	24:AX:93:PRO:HD3	1.72	0.48
50:B3:17:LYS:O	50:B3:20:LYS:HB2	2.13	0.48
25:BA:1398:C:O5'	25:BA:1398:C:H6	1.96	0.48
25:BA:1464:C:H2'	25:BA:1465:G:C8	2.49	0.48
25:BA:1530:G:H2'	25:BA:1531:C:C6	2.48	0.48
25:BA:1826:G:H4'	27:BD:242:ARG:CZ	2.44	0.48
25:BA:2579:C:H4'	28:BE:134:ILE:HG12	1.96	0.48
25:BA:460:A:H2'	25:BA:461:C:O4'	2.14	0.48
25:BA:860:U:C5	25:BA:917:A:N7	2.78	0.48
26:BB:43:C:C5	26:BB:45:A:N6	2.82	0.48
27:BD:242:ARG:C	27:BD:244:ARG:H	2.17	0.48
27:BD:28:GLU:HB3	27:BD:29:PRO:CD	2.36	0.48
31:BH:154:PRO:HB3	31:BH:163:TYR:CE2	2.49	0.48
34:BN:81:ASP:N	34:BN:81:ASP:OD1	2.47	0.48
39:BS:102:ALA:O	39:BS:103:GLU:C	2.51	0.48
44:BX:89:ILE:O	44:BX:93:GLU:HG2	2.14	0.48
45:BY:14:LEU:C	45:BY:14:LEU:HD23	2.34	0.48
1:CA:563:A:C8	1:CA:567:G:O4'	2.67	0.48
5:CC:195:VAL:CG1	5:CC:196:LEU:N	2.76	0.48
6:CD:3:ARG:HE	6:CD:118:ARG:HD3	1.78	0.48
24:CX:145:TRP:CH2	24:CX:200:HIS:HB3	2.48	0.48
24:CX:161:GLY:O	24:CX:162:PHE:HD1	1.97	0.48
2:CZ:7:G:H4'	2:CZ:8:U:OP2	2.13	0.48
50:D3:17:LYS:HD3	50:D3:18:ASP:N	2.29	0.48
52:D5:16:ARG:HG3	52:D5:20:ARG:HE	1.79	0.48

*Continued on next page...*

*Continued from previous page...*

Atom-1	Atom-2	Interatomic distance (Å)	Clash overlap (Å)
55:D8:11:LYS:HD2	55:D8:64:TYR:CE2	2.48	0.48
25:DA:1541:U:H3'	25:DA:1542:G:C3'	2.43	0.48
25:DA:1615:C:C6	25:DA:1617:C:C5	3.02	0.48
25:DA:1967:C:H2'	25:DA:1968:G:H5'	1.94	0.48
25:DA:2190:G:H2'	25:DA:2191:G:C8	2.49	0.48
25:DA:2244:U:O2'	25:DA:2245:U:H5'	2.14	0.48
25:DA:2572:A:OP1	25:DA:2574:G:H4'	2.13	0.48
25:DA:296:C:O2'	25:DA:297:C:H5'	2.13	0.48
25:DA:481:G:H1'	25:DA:506:G:H21	1.78	0.48
25:DA:784:A:C6	27:DD:229:VAL:HG21	2.48	0.48
27:DD:267:SER:O	27:DD:269:PHE:N	2.47	0.48
27:DD:68:LYS:O	27:DD:69:ARG:C	2.50	0.48
27:DD:70:TRP:CD1	27:DD:71:ASP:N	2.82	0.48
32:DI:62:LYS:HA	32:DI:133:HIS:HD2	1.78	0.48
45:DY:17:SER:HA	45:DY:71:LYS:HD2	1.95	0.48
1:AA:1075:C:H5''	4:AB:179:LYS:HZ1	1.78	0.48
1:AA:577:G:H2'	1:AA:578:C:H6	1.79	0.48
1:AA:848:C:H2'	1:AA:849:C:O4'	2.14	0.48
1:AA:923:A:OP1	7:AE:21:ALA:HB2	2.13	0.48
8:AF:35:ALA:HA	8:AF:67:MET:HB3	1.96	0.48
12:AJ:7:LYS:C	12:AJ:8:LEU:HD12	2.33	0.48
13:AK:17:GLY:C	13:AK:18:ARG:HG3	2.34	0.48
14:AL:37:THR:HG22	14:AL:56:LYS:O	2.13	0.48
17:AO:70:LEU:HG	17:AO:78:TYR:HB2	1.96	0.48
3:AV:21:A:H4'	3:AV:22:A:OP1	2.14	0.48
24:AX:100:LEU:CD2	24:AX:101:LYS:HE3	2.44	0.48
24:AX:203:VAL:HB	24:AX:328:VAL:HG13	1.96	0.48
24:AX:92:LEU:HB3	24:AX:97:ARG:CB	2.42	0.48
53:B6:24:GLU:O	53:B6:25:LYS:HG3	2.14	0.48
25:BA:1052:C:H2'	25:BA:1053:C:C5	2.48	0.48
25:BA:214:G:H21	25:BA:216:A:H1'	1.79	0.48
25:BA:648:G:O4'	25:BA:2351:G:H5''	2.14	0.48
25:BA:2667:C:H2'	25:BA:2668:G:O4'	2.13	0.48
25:BA:2833:G:O2'	25:BA:2834:G:H5'	2.13	0.48
25:BA:481:G:O2'	25:BA:482:A:P	2.72	0.48
25:BA:522:G:H2'	25:BA:523:C:C6	2.49	0.48
25:BA:774:A:HO2'	25:BA:775:G:H8	1.62	0.48
25:BA:806:C:O5'	25:BA:806:C:H6	1.95	0.48
27:BD:255:LYS:O	27:BD:255:LYS:HD3	2.13	0.48
27:BD:27:THR:HG23	27:BD:27:THR:O	2.13	0.48
29:BF:13:SER:HA	29:BF:128:ALA:HB2	1.96	0.48

*Continued on next page...*

*Continued from previous page...*

Atom-1	Atom-2	Interatomic distance (Å)	Clash overlap (Å)
29:BF:59:TYR:CE1	29:BF:85:GLY:O	2.67	0.48
30:BG:16:ARG:HB2	30:BG:16:ARG:CZ	2.44	0.48
38:BR:24:GLN:NE2	38:BR:36:THR:HG21	2.29	0.48
40:BT:54:ARG:HA	40:BT:59:THR:OG1	2.13	0.48
44:BX:35:THR:H	44:BX:38:GLU:HG2	1.78	0.48
1:CA:102(B):C:N4	1:CA:102(C):C:H41	2.12	0.48
1:CA:1065:U:OP2	1:CA:1190:G:N2	2.47	0.48
1:CA:1090:U:H2'	1:CA:1091:U:C6	2.48	0.48
1:CA:304:U:H2'	1:CA:305:G:C8	2.49	0.48
1:CA:770:C:O2'	1:CA:771:G:H5'	2.13	0.48
1:CA:819:A:H4'	1:CA:820:U:OP2	2.12	0.48
1:CA:954:G:H2'	1:CA:955:U:H6	1.79	0.48
5:CC:104:GLN:CD	5:CC:105:GLU:H	2.17	0.48
11:CI:10:ARG:HA	11:CI:104:ARG:HH11	1.77	0.48
22:CT:14:LYS:CA	22:CT:17:ARG:HH21	2.27	0.48
24:CX:145:TRP:CE2	24:CX:149:LEU:HD11	2.49	0.48
24:CX:368:ARG:HD2	24:CX:368:ARG:O	2.14	0.48
49:D2:17:SER:O	49:D2:20:GLU:N	2.47	0.48
49:D2:41:ILE:HD12	49:D2:41:ILE:O	2.14	0.48
53:D6:32:ASN:H	53:D6:33:LYS:HZ2	1.62	0.48
54:D7:5:TRP:HE1	54:D7:7:PRO:HG3	1.76	0.48
25:DA:2105:C:H2'	25:DA:2106:G:O4'	2.13	0.48
25:DA:2599:G:N7	27:DD:237:GLU:HG3	2.27	0.48
25:DA:270(Q):C:OP1	25:DA:270(Q):C:H3'	2.13	0.48
25:DA:2787:C:C4'	28:DE:62:PRO:HB3	2.43	0.48
25:DA:342:G:H2'	25:DA:343:C:H6	1.79	0.48
29:DF:158:THR:HG21	29:DF:163:VAL:HB	1.96	0.48
29:DF:59:TYR:HE1	29:DF:85:GLY:O	1.97	0.48
30:DG:145:THR:OG1	30:DG:148:MET:HB2	2.13	0.48
32:DI:105:HIS:HB2	32:DI:107:ILE:HG22	1.95	0.48
33:DK:54:PRO:HD3	33:DK:72:PRO:CA	2.36	0.48
35:DO:60:ALA:HA	35:DO:87:ILE:HG12	1.95	0.48
37:DQ:32:PHE:CD2	37:DQ:133:ARG:HA	2.49	0.48
37:DQ:80:GLU:HA	37:DQ:80:GLU:OE2	2.14	0.48
41:DU:74:LEU:HD23	41:DU:74:LEU:N	2.28	0.48
45:DY:13:VAL:HG11	45:DY:72:VAL:HB	1.95	0.48
46:DZ:86:VAL:HG12	46:DZ:87:ASP:H	1.78	0.48
1:AA:1127:G:H1'	1:AA:1148:U:O2	2.14	0.48
1:AA:1236:A:H2'	1:AA:1237:C:C6	2.49	0.48
1:AA:411:A:C3'	1:AA:411:A:C8	2.97	0.48
1:AA:579:G:C4	1:AA:580:U:C5	3.02	0.48

*Continued on next page...*

*Continued from previous page...*

Atom-1	Atom-2	Interatomic distance (Å)	Clash overlap (Å)
9:AG:41:ARG:HH11	9:AG:41:ARG:HB3	1.78	0.48
13:AK:80:VAL:HG13	13:AK:103:LEU:HD12	1.96	0.48
13:AK:79:SER:OG	13:AK:106:LYS:HD2	2.14	0.48
14:AL:83:LEU:HD13	14:AL:84:ILE:N	2.29	0.48
19:AQ:10:VAL:HG23	19:AQ:55:ASP:O	2.14	0.48
21:AS:53:ASN:HD21	21:AS:56:GLN:H	1.61	0.48
22:AT:10:LEU:O	22:AT:13:LEU:HD22	2.14	0.48
24:AX:161:GLY:C	24:AX:162:PHE:HD1	2.18	0.48
54:B7:21:ARG:O	54:B7:27:GLY:HA3	2.14	0.48
25:BA:1272:A:O2'	25:BA:1273:U:H5'	2.14	0.48
25:BA:1337:G:H2'	25:BA:1338:G:H8	1.78	0.48
25:BA:2190:G:H2'	25:BA:2191:G:C8	2.47	0.48
25:BA:2307:G:O5'	25:BA:2307:G:H8	1.97	0.48
25:BA:2815:C:O2'	52:B5:43:HIS:CD2	2.66	0.48
25:BA:278:A:H61	25:BA:362:U:H3	1.62	0.48
25:BA:944:G:H2'	25:BA:944:G:N3	2.28	0.48
25:BA:988:A:H8	25:BA:988:A:O5'	1.96	0.48
26:BB:68:C:H2'	26:BB:69:G:H8	1.77	0.48
27:BD:125:ILE:HG12	27:BD:137:PRO:HD3	1.95	0.48
32:BI:68:LEU:HA	32:BI:71:ILE:CG2	2.42	0.48
33:BK:60:TYR:HD2	33:BK:64:SER:HB3	1.79	0.48
34:BN:30:LYS:HA	34:BN:30:LYS:HD3	1.70	0.48
35:BO:60:ALA:HA	35:BO:87:ILE:HG12	1.96	0.48
36:BP:17:LYS:C	36:BP:19:VAL:N	2.66	0.48
36:BP:57:THR:HB	36:BP:58:THR:H	1.46	0.48
38:BR:118:GLU:HA	38:BR:118:GLU:OE1	2.13	0.48
39:BS:31:SER:HB3	39:BS:34:HIS:HB2	1.96	0.48
41:BU:69:CYS:HG	41:BU:79:PHE:HB2	1.75	0.48
45:BY:61:ILE:HG22	45:BY:63:LYS:H	1.77	0.48
45:BY:81:LYS:HE2	45:BY:97:ARG:HD2	1.96	0.48
1:CA:1329:A:H2'	1:CA:1330:U:O4'	2.13	0.48
1:CA:1451:A:C8	1:CA:1453:G:O6	2.67	0.48
1:CA:17:U:H2'	1:CA:18:C:H6	1.75	0.48
1:CA:59:A:H3'	1:CA:331:G:H22	1.79	0.48
1:CA:793:U:C5'	1:CA:794:A:H5''	2.44	0.48
5:CC:188:LEU:HD22	5:CC:188:LEU:H	1.79	0.48
5:CC:175:LEU:HD11	5:CC:201:TYR:HE2	1.78	0.48
5:CC:48:TYR:C	5:CC:50:ALA:H	2.16	0.48
6:CD:150:GLU:C	6:CD:152:SER:H	2.17	0.48
12:CJ:51:ARG:HB2	12:CJ:60:ARG:HA	1.95	0.48
1:CA:626:U:H5''	18:CP:38:TYR:CD2	2.49	0.48

*Continued on next page...*

*Continued from previous page...*

Atom-1	Atom-2	Interatomic distance (Å)	Clash overlap (Å)
21:CS:39:THR:OG1	21:CS:70:LYS:HE2	2.13	0.48
21:CS:80:TYR:O	21:CS:80:TYR:CG	2.67	0.48
2:CZ:17:C:C6	2:CZ:17(A):U:H2'	2.49	0.48
48:D1:11:ARG:HE	48:D1:61:ARG:H	1.60	0.48
25:DA:1538:G:H2'	25:DA:1539:G:C8	2.47	0.48
25:DA:1537:C:H2'	25:DA:1538:G:O4'	2.13	0.48
25:DA:161:U:H1'	25:DA:171:G:N1	2.28	0.48
25:DA:2667:C:H2'	25:DA:2668:G:O4'	2.13	0.48
25:DA:2745:C:H2'	25:DA:2746:U:C6	2.49	0.48
25:DA:2877:G:H2'	25:DA:2878:U:C6	2.49	0.48
25:DA:583:G:P	41:DU:10:ARG:HH11	2.37	0.48
25:DA:833:U:H2'	25:DA:834:C:C6	2.49	0.48
28:DE:33:VAL:HG23	28:DE:47:VAL:HG13	1.96	0.48
36:DP:50:ARG:O	36:DP:51:PHE:C	2.52	0.48
36:DP:88:LEU:CD1	36:DP:95:VAL:HG11	2.39	0.48
38:DR:38:VAL:HG22	38:DR:112:ALA:HB2	1.95	0.48
38:DR:18:LEU:HD13	38:DR:19:ALA:N	2.29	0.48
38:DR:24:GLN:NE2	38:DR:36:THR:HG21	2.29	0.48
38:DR:53:HIS:HB2	38:DR:94:TYR:CE1	2.49	0.48
25:DA:2334:G:C2	39:DS:12:PHE:CE1	3.02	0.48
1:AA:1296:C:O3'	15:AM:13:LYS:HE3	2.13	0.48
1:AA:407:G:C6	1:AA:408:A:N6	2.82	0.48
1:AA:817:C:H1'	1:AA:819:A:H5'	1.96	0.48
5:AC:35:GLU:O	5:AC:39:ILE:HG13	2.14	0.48
5:AC:70:VAL:HG12	5:AC:72:LYS:N	2.24	0.48
7:AE:144:THR:O	7:AE:148:VAL:HG23	2.14	0.48
7:AE:51:VAL:HB	7:AE:52:PRO:HD3	1.95	0.48
12:AJ:48:THR:HG22	12:AJ:62:HIS:CG	2.49	0.48
14:AL:6:ILE:HD12	14:AL:6:ILE:H	1.78	0.48
24:AX:184:VAL:HG11	24:AX:193:LEU:HD11	1.96	0.48
49:B2:6:VAL:O	49:B2:10:LEU:HG	2.13	0.48
51:B4:40:ILE:HG22	51:B4:40:ILE:O	2.12	0.48
25:BA:1164:G:H2'	25:BA:1165:U:O4'	2.14	0.48
25:BA:1328:G:H2'	25:BA:1330:C:C5	2.49	0.48
25:BA:1773:A:C5	25:BA:1829:A:H1'	2.49	0.48
25:BA:2376:A:N6	39:BS:89:ARG:HD3	2.28	0.48
25:BA:2399:G:O5'	25:BA:2399:G:H8	1.97	0.48
25:BA:274:G:C2	25:BA:275:G:N2	2.81	0.48
33:BK:18:THR:HB	33:BK:19:PRO:CD	2.42	0.48
34:BN:94:ILE:HD12	34:BN:94:ILE:O	2.13	0.48
37:BQ:32:PHE:CD2	37:BQ:133:ARG:HA	2.49	0.48

*Continued on next page...*

*Continued from previous page...*

Atom-1	Atom-2	Interatomic distance (Å)	Clash overlap (Å)
38:BR:96:ARG:HH22	38:BR:118:GLU:H	1.62	0.48
43:BW:69:LEU:HA	43:BW:108:GLY:O	2.12	0.48
44:BX:31:HIS:CD2	44:BX:33:LYS:H	2.31	0.48
1:CA:1328:C:H2'	1:CA:1329:A:C8	2.49	0.48
1:CA:14:U:O2	1:CA:17:U:H5	1.96	0.48
1:CA:175:C:O2'	1:CA:176:C:H5'	2.14	0.48
1:CA:235:C:H2'	1:CA:236:G:C8	2.49	0.48
1:CA:565:U:H3'	1:CA:566:G:H2'	1.96	0.48
1:CA:668:G:O2'	17:CO:46:HIS:CD2	2.63	0.48
5:CC:28:GLN:HE21	5:CC:28:GLN:HA	1.79	0.48
7:CE:153:LYS:HE3	7:CE:155:GLU:HB2	1.96	0.48
8:CF:35:ALA:HA	8:CF:67:MET:HB3	1.96	0.48
21:CS:5:LEU:HD13	21:CS:6:LYS:N	2.28	0.48
22:CT:61:SER:OG	22:CT:65:LYS:HD2	2.14	0.48
25:DA:1178:C:H2'	25:DA:1179:C:C6	2.46	0.48
25:DA:1197:G:H5'	25:DA:1227:G:O2'	2.14	0.48
25:DA:1419:A:O2'	25:DA:1420:U:H5''	2.14	0.48
25:DA:1512:G:C5	25:DA:1513:C:C5	3.01	0.48
25:DA:1547:C:H2'	25:DA:1548:C:C6	2.49	0.48
25:DA:1904:G:H2'	25:DA:1905:C:O4'	2.14	0.48
25:DA:262:A:H2'	25:DA:263:C:O4'	2.14	0.48
25:DA:2795:G:H3'	25:DA:2797:U:C5'	2.44	0.48
25:DA:330:A:O2'	25:DA:331:A:H8	1.96	0.48
25:DA:648:G:O4'	25:DA:2351:G:H5''	2.14	0.48
26:DB:81:G:H5'	26:DB:82:G:OP2	2.14	0.48
27:DD:206:LEU:HD23	27:DD:206:LEU:HA	1.68	0.48
29:DF:40:GLN:O	29:DF:44:ARG:HG2	2.14	0.48
30:DG:82:LEU:HD13	30:DG:87:PRO:HG2	1.96	0.48
32:DI:10:GLU:N	32:DI:10:GLU:OE1	2.47	0.48
32:DI:133:HIS:C	32:DI:135:GLU:H	2.18	0.48
38:DR:37:THR:OG1	38:DR:40:LYS:HE2	2.14	0.48
42:DV:22:VAL:HG12	42:DV:23:GLU:N	2.29	0.48
1:AA:1231:G:C5	1:AA:1232:U:C5	3.02	0.47
1:AA:1375:A:C5	1:AA:1376:U:C4	3.02	0.47
4:AB:100:GLY:HA2	4:AB:104:ASN:H	1.79	0.47
4:AB:167:PRO:HG3	4:AB:188:ALA:HB2	1.94	0.47
10:AH:73:ASP:HB3	10:AH:75:ARG:CG	2.44	0.47
15:AM:2:ALA:N	15:AM:11:ARG:HE	2.12	0.47
18:AP:71:ARG:HH11	18:AP:71:ARG:HG3	1.79	0.47
24:AX:176:GLY:O	24:AX:177:ILE:CB	2.61	0.47
24:AX:145:TRP:CZ3	24:AX:200:HIS:O	2.64	0.47

*Continued on next page...*

*Continued from previous page...*

Atom-1	Atom-2	Interatomic distance (Å)	Clash overlap (Å)
24:AX:252:GLY:O	24:AX:255:VAL:HG12	2.13	0.47
2:AY:23:C:C2	2:AY:24:U:C5	3.02	0.47
2:AZ:11:A:C8	2:AZ:11:A:O5'	2.67	0.47
25:BA:2018:G:C6	25:BA:2019:A:C5	3.02	0.47
25:BA:250:G:O2'	25:BA:251:A:H5'	2.14	0.47
25:BA:1956:U:H1'	25:BA:2552:U:OP1	2.13	0.47
25:BA:858:U:O2	25:BA:2268:A:H2'	2.13	0.47
25:BA:969:U:O3'	50:B3:14:GLY:HA2	2.14	0.47
29:BF:136:THR:HG22	29:BF:166:ALA:O	2.14	0.47
30:BG:174:GLU:HG2	30:BG:180:PHE:CD1	2.49	0.47
35:BO:104:ARG:HB3	35:BO:104:ARG:NH1	2.29	0.47
35:BO:12:ASP:OD1	35:BO:85:VAL:HG13	2.14	0.47
38:BR:47:PHE:O	38:BR:51:LEU:HD12	2.13	0.47
38:BR:79:LEU:HD23	38:BR:83:ILE:HB	1.95	0.47
41:BU:95:LEU:O	41:BU:98:LEU:HG	2.14	0.47
42:BV:96:ILE:HG22	42:BV:97:LYS:N	2.28	0.47
45:BY:29:GLU:CB	45:BY:38:ILE:HD11	2.42	0.47
1:CA:1182:G:H4'	1:CA:1183:A:C5'	2.33	0.47
1:CA:1502:A:O2'	1:CA:1503:A:O5'	2.28	0.47
1:CA:235:C:H2'	1:CA:236:G:H8	1.77	0.47
7:CE:118:ILE:HG12	7:CE:120:THR:CG2	2.44	0.47
13:CK:27:ASN:OD1	13:CK:55:LYS:HB3	2.14	0.47
14:CL:116:ARG:HD2	14:CL:121:THR:HG22	1.96	0.47
1:CA:1227:A:O3'	15:CM:115:LYS:HE3	2.13	0.47
18:CP:20:VAL:HG23	18:CP:34:GLU:O	2.14	0.47
24:CX:145:TRP:HH2	24:CX:200:HIS:HB3	1.79	0.47
24:CX:239:GLU:O	24:CX:267:LEU:HD12	2.13	0.47
24:CX:63:GLN:NE2	24:CX:64:GLU:HG2	2.28	0.47
47:D0:56:ASP:O	47:D0:57:PHE:HB2	2.14	0.47
25:DA:996:A:N6	25:DA:1160:G:C6	2.81	0.47
25:DA:1530:G:H2'	25:DA:1531:C:C6	2.49	0.47
25:DA:2134:A:C8	25:DA:2158:A:C2	3.02	0.47
25:DA:2228:G:C5	25:DA:2229:C:C4	3.02	0.47
25:DA:2312:U:O2'	30:DG:71:THR:HG21	2.14	0.47
25:DA:2408:U:H2'	25:DA:2409:G:H8	1.77	0.47
25:DA:199:A:C2	25:DA:2434:A:C2	3.02	0.47
25:DA:2439:A:C8	25:DA:2439:A:H5''	2.49	0.47
25:DA:2606:C:C2'	25:DA:2607:G:H5'	2.44	0.47
25:DA:26:G:H1'	25:DA:515:A:H61	1.78	0.47
25:DA:2888:C:H2'	25:DA:2889:C:H6	1.78	0.47
25:DA:57:C:H2'	25:DA:58:G:O4'	2.13	0.47

*Continued on next page...*

*Continued from previous page...*

Atom-1	Atom-2	Interatomic distance (Å)	Clash overlap (Å)
25:DA:643:A:OP1	53:D6:42:TRP:NE1	2.46	0.47
17:CO:44:LYS:NZ	25:DA:715:G:H22	2.12	0.47
25:DA:813:U:H2'	25:DA:814:C:C6	2.48	0.47
25:DA:864:G:H2'	25:DA:865:C:H6	1.78	0.47
25:DA:886:C:H4'	25:DA:886:C:OP1	2.14	0.47
26:DB:73:A:C2	26:DB:74:U:H1'	2.49	0.47
27:DD:140:THR:HG22	27:DD:141:VAL:O	2.14	0.47
29:DF:164:ARG:O	29:DF:165:ARG:C	2.52	0.47
29:DF:182:ASN:O	29:DF:186:ILE:HG12	2.14	0.47
29:DF:59:TYR:CE1	29:DF:85:GLY:O	2.67	0.47
29:DF:77:ASP:O	29:DF:79:GLY:N	2.47	0.47
30:DG:91:ARG:HG2	30:DG:92:VAL:N	2.28	0.47
34:DN:50:ALA:C	34:DN:129:MET:HE1	2.33	0.47
25:DA:557:U:O2	34:DN:68:ASN:HB2	2.14	0.47
35:DO:34:THR:HG23	35:DO:35:VAL:N	2.29	0.47
37:DQ:65:PHE:CD2	37:DQ:105:GLU:HB2	2.49	0.47
39:DS:49:VAL:HG13	39:DS:76:LYS:HB2	1.96	0.47
45:DY:97:ARG:O	45:DY:97:ARG:HG2	2.14	0.47
46:DZ:136:PHE:C	46:DZ:137:ILE:HD12	2.34	0.47
46:DZ:141:VAL:HG13	46:DZ:141:VAL:O	2.14	0.47
1:AA:1003:G:N2	1:AA:1038:C:C2	2.82	0.47
1:AA:1004:A:N1	1:AA:1025:U:H1'	2.29	0.47
1:AA:1128:C:H4'	11:AI:16:ARG:NH1	2.24	0.47
1:AA:1316:G:O3'	16:AN:18:VAL:HG22	2.14	0.47
1:AA:1320:C:C2	21:AS:72:GLY:HA3	2.48	0.47
1:AA:1451:A:C8	1:AA:1453:G:O6	2.67	0.47
1:AA:1505:G:C8	1:AA:1505:G:C5'	2.97	0.47
1:AA:95:G:H2'	1:AA:96:G:O4'	2.14	0.47
4:AB:52:GLU:HG2	4:AB:56:ARG:HE	1.78	0.47
4:AB:75:LYS:HD3	4:AB:75:LYS:O	2.14	0.47
4:AB:97:TRP:CD2	4:AB:101:MET:HG3	2.49	0.47
7:AE:12:LEU:HD22	7:AE:12:LEU:C	2.34	0.47
12:AJ:6:ILE:O	12:AJ:71:LEU:HD12	2.14	0.47
13:AK:21:ILE:HG13	13:AK:30:VAL:HG12	1.96	0.47
16:AN:24:CYS:HB2	16:AN:40:CYS:HB3	1.96	0.47
21:AS:80:TYR:O	21:AS:80:TYR:CG	2.66	0.47
48:B1:46:LEU:C	48:B1:46:LEU:HD23	2.34	0.47
55:B8:23:VAL:HA	55:B8:48:PHE:O	2.13	0.47
25:BA:1399:C:O2'	25:BA:1400:G:H5'	2.13	0.47
25:BA:1510:A:H2'	25:BA:1511:A:H8	1.75	0.47
25:BA:1690:A:H3'	25:BA:1691:C:H6	1.79	0.47

*Continued on next page...*

*Continued from previous page...*

Atom-1	Atom-2	Interatomic distance (Å)	Clash overlap (Å)
25:BA:2261:C:O2'	25:BA:2262:U:H5'	2.14	0.47
25:BA:2447:G:C6	25:BA:2501:C:C2	3.02	0.47
25:BA:2453:A:O2'	25:BA:2454:G:H5'	2.14	0.47
25:BA:265:A:C6	25:BA:428:A:C4	3.02	0.47
25:BA:2663:G:C6	25:BA:2664:G:C4	3.02	0.47
25:BA:2717:G:C6	25:BA:2718:G:C5	3.02	0.47
25:BA:2815:C:O2'	52:B5:42:PRO:HB2	2.13	0.47
25:BA:290:G:C5	25:BA:291:C:C5	3.02	0.47
25:BA:327:G:H2'	25:BA:328:U:C6	2.49	0.47
25:BA:69:C:H2'	25:BA:70:G:H8	1.79	0.47
28:BE:117:MET:HG2	28:BE:136:ARG:CZ	2.44	0.47
29:BF:182:ASN:O	29:BF:186:ILE:HG12	2.14	0.47
29:BF:59:TYR:HE1	29:BF:85:GLY:O	1.97	0.47
31:BH:72:ILE:O	31:BH:75:ALA:HB3	2.13	0.47
34:BN:161:LEU:N	34:BN:161:LEU:HD23	2.28	0.47
36:BP:112:LEU:H	36:BP:128:HIS:CD2	2.32	0.47
36:BP:6:LEU:HD12	36:BP:8:PRO:CG	2.45	0.47
38:BR:53:HIS:HB2	38:BR:94:TYR:CE1	2.49	0.47
40:BT:75:ILE:N	40:BT:75:ILE:HD12	2.29	0.47
1:CA:1003:G:N2	1:CA:1038:C:C2	2.82	0.47
1:CA:1074:G:C2	1:CA:1102:A:C2	3.02	0.47
1:CA:1307:U:H2'	1:CA:1308:U:C6	2.46	0.47
1:CA:382:A:C2	1:CA:383:A:C4	3.02	0.47
1:CA:439:A:H2'	1:CA:440:A:H5'	1.95	0.47
4:CB:176:GLU:O	4:CB:180:LEU:HG	2.14	0.47
5:CC:195:VAL:HG12	5:CC:196:LEU:N	2.28	0.47
9:CG:111:ARG:HB3	9:CG:113:GLU:OE2	2.14	0.47
10:CH:114:THR:HG21	10:CH:119:LEU:HD11	1.96	0.47
11:CI:10:ARG:O	11:CI:13:ALA:HB3	2.14	0.47
1:CA:1152:A:H4'	12:CJ:13:HIS:CD2	2.49	0.47
15:CM:72:ALA:O	15:CM:75:ALA:HB3	2.14	0.47
18:CP:33:ILE:O	18:CP:34:GLU:HB2	2.14	0.47
19:CQ:10:VAL:CG1	19:CQ:19:VAL:HB	2.44	0.47
19:CQ:22:LEU:CD1	19:CQ:39:SER:HB2	2.44	0.47
48:D1:56:GLN:HA	48:D1:56:GLN:HE21	1.79	0.47
54:D7:21:ARG:HB3	54:D7:31:LEU:CD2	2.45	0.47
25:DA:1615:C:C5	25:DA:1617:C:C4	3.02	0.47
25:DA:2050:C:H1'	28:DE:156:MET:CE	2.44	0.47
25:DA:214:G:O2'	25:DA:215:G:O4'	2.32	0.47
25:DA:460:A:H2'	25:DA:461:C:O4'	2.14	0.47
25:DA:630:G:N2	25:DA:632:A:H3'	2.28	0.47

*Continued on next page...*

*Continued from previous page...*

Atom-1	Atom-2	Interatomic distance (Å)	Clash overlap (Å)
28:DE:132:HIS:HA	28:DE:135:HIS:CE1	2.49	0.47
34:DN:95:TYR:CE2	34:DN:113:MET:HG3	2.48	0.47
36:DP:17:LYS:C	36:DP:19:VAL:N	2.67	0.47
40:DT:3:ARG:O	40:DT:5:ALA:N	2.47	0.47
40:DT:74:ARG:C	40:DT:75:ILE:HD12	2.33	0.47
42:DV:78:LYS:HG3	42:DV:79:VAL:CG2	2.44	0.47
45:DY:46:LYS:HG2	45:DY:48:ALA:CB	2.44	0.47
46:DZ:156:LYS:O	46:DZ:156:LYS:HG2	2.14	0.47
1:AA:1016:A:H2'	1:AA:1017:G:O4'	2.15	0.47
1:AA:1275:A:H2'	1:AA:1276:G:O4'	2.14	0.47
1:AA:1379:G:O6	9:AG:2:ALA:HB3	2.15	0.47
1:AA:1476:G:H2'	1:AA:1477:C:C6	2.49	0.47
5:AC:82:GLU:O	5:AC:86:VAL:HG13	2.14	0.47
6:AD:25:ARG:NH1	6:AD:30:LYS:HG3	2.29	0.47
7:AE:102:ALA:H	7:AE:107:ARG:HH21	1.61	0.47
10:AH:91:ARG:HH11	10:AH:91:ARG:HG2	1.77	0.47
11:AI:110:GLU:OE2	11:AI:119:ALA:HB1	2.14	0.47
11:AI:65:VAL:HG21	11:AI:73:GLN:HB3	1.96	0.47
13:AK:17:GLY:HA3	13:AK:77:MET:SD	2.55	0.47
15:AM:49:THR:HB	15:AM:52:GLU:HG3	1.95	0.47
15:AM:98:VAL:HB	15:AM:99:ARG:HH11	1.80	0.47
19:AQ:58:GLU:HB2	19:AQ:74:LEU:HB3	1.96	0.47
21:AS:18:LYS:O	21:AS:22:LEU:HD23	2.13	0.47
24:AX:345:ASP:N	24:AX:346:PRO:HD3	2.29	0.47
2:AZ:71:C:H2'	2:AZ:72:A:C8	2.50	0.47
48:B1:53:VAL:HG11	48:B1:90:ILE:HG21	1.95	0.47
52:B5:42:PRO:HB2	52:B5:43:HIS:CD2	2.49	0.47
54:B7:5:TRP:HE1	54:B7:7:PRO:HG3	1.79	0.47
25:BA:1311:G:H2'	54:B7:47:ARG:NH2	2.29	0.47
25:BA:1828:G:OP2	27:BD:239:ARG:NH1	2.47	0.47
25:BA:1936:A:C3'	25:BA:1936:A:OP1	2.62	0.47
25:BA:2044:C:H2'	25:BA:2045:C:H6	1.79	0.47
25:BA:2401:U:O2'	25:BA:2402:C:H5''	2.14	0.47
25:BA:2503:A:H4'	25:BA:2504:U:OP1	2.14	0.47
25:BA:270(G):U:H2'	25:BA:270(H):C:H6	1.77	0.47
25:BA:355:G:H2'	25:BA:356:G:H8	1.79	0.47
25:BA:962:G:H2'	25:BA:963:U:O4'	2.14	0.47
27:BD:142:VAL:CG2	27:BD:191:ALA:HB1	2.36	0.47
27:BD:228:PRO:HD3	27:BD:234:GLY:O	2.14	0.47
27:BD:70:TRP:CD1	27:BD:71:ASP:N	2.82	0.47
28:BE:166:THR:HG22	28:BE:168:MET:HE3	1.95	0.47

*Continued on next page...*

*Continued from previous page...*

Atom-1	Atom-2	Interatomic distance (Å)	Clash overlap (Å)
30:BG:82:LEU:HD13	30:BG:87:PRO:HG2	1.97	0.47
32:BI:130:TYR:HD2	32:BI:132:PRO:HD3	1.79	0.47
33:BK:8:VAL:HG22	33:BK:10:LEU:CD2	2.43	0.47
33:BK:26:ALA:O	33:BK:30:HIS:ND1	2.46	0.47
36:BP:86:LYS:HG3	36:BP:87:ASP:N	2.29	0.47
45:BY:50:ARG:HD2	45:BY:52:SER:O	2.14	0.47
1:CA:1148:U:H5	1:CA:1149:C:C4	2.32	0.47
1:CA:1253:G:N1	1:CA:1285:A:N6	2.63	0.47
1:CA:109:A:C6	1:CA:326:G:C6	3.02	0.47
1:CA:882:C:O2'	1:CA:883:C:H5'	2.13	0.47
1:CA:923:A:H8	1:CA:923:A:O5'	1.96	0.47
4:CB:121:LEU:HD22	4:CB:127:ILE:HD11	1.97	0.47
6:CD:62:GLN:NE2	6:CD:62:GLN:HA	2.30	0.47
9:CG:15:ASP:HA	9:CG:24:THR:HG23	1.95	0.47
11:CI:110:GLU:OE2	11:CI:119:ALA:HB1	2.14	0.47
13:CK:34:ASP:HB3	13:CK:40:ILE:HD11	1.96	0.47
15:CM:51:ALA:O	15:CM:55:ARG:HB2	2.14	0.47
22:CT:10:LEU:O	22:CT:13:LEU:HD22	2.13	0.47
24:CX:176:GLY:O	24:CX:177:ILE:CB	2.62	0.47
24:CX:302:LYS:O	24:CX:306:GLU:N	2.47	0.47
55:D8:22:VAL:O	55:D8:50:LEU:HD12	2.13	0.47
25:DA:1066:U:O2	25:DA:1069:A:C8	2.67	0.47
25:DA:1131:G:OP2	25:DA:2515:C:H4'	2.14	0.47
25:DA:1824:G:OP1	27:DD:52:ARG:HD3	2.15	0.47
1:CA:1493:A:C2	25:DA:1913:A:N9	2.82	0.47
25:DA:2070:G:C2	25:DA:2442:C:C2	3.03	0.47
25:DA:2148:G:O2'	25:DA:2149:G:H5'	2.14	0.47
25:DA:394:A:O2'	25:DA:395:U:H5'	2.13	0.47
25:DA:68:G:N2	25:DA:74:A:C4	2.82	0.47
25:DA:828:U:C5	25:DA:829:A:N6	2.82	0.47
25:DA:902:C:H2'	25:DA:903:C:C6	2.49	0.47
26:DB:61:G:C6	26:DB:62:C:C4	3.03	0.47
26:DB:86:G:H2'	26:DB:87:G:H8	1.77	0.47
29:DF:129:PHE:HA	29:DF:142:TRP:HE1	1.77	0.47
31:DH:46:GLU:HB2	31:DH:49:VAL:HG23	1.96	0.47
36:DP:147:LEU:HD13	36:DP:149:GLU:HA	1.95	0.47
36:DP:51:PHE:O	36:DP:52:GLU:CB	2.60	0.47
41:DU:28:ARG:HG2	41:DU:38:THR:OG1	2.14	0.47
42:DV:28:GLU:OE1	42:DV:31:ALA:HB2	2.15	0.47
45:DY:6:HIS:HD2	45:DY:35:TYR:CD2	2.32	0.47
45:DY:92:ASN:OD1	45:DY:93:GLY:N	2.47	0.47

*Continued on next page...*

*Continued from previous page...*

Atom-1	Atom-2	Interatomic distance (Å)	Clash overlap (Å)
1:AA:155:C:H2'	1:AA:156:G:H8	1.78	0.47
1:AA:179:A:O2'	1:AA:180:U:H5'	2.14	0.47
1:AA:255:G:H2'	1:AA:256:U:H6	1.78	0.47
1:AA:523:A:H61	14:AL:91:ASP:CB	2.26	0.47
6:AD:61:LYS:HB2	6:AD:203:VAL:HG22	1.96	0.47
7:AE:118:ILE:HG12	7:AE:120:THR:HG23	1.94	0.47
9:AG:17:VAL:O	9:AG:17:VAL:HG12	2.13	0.47
14:AL:16:LYS:HD3	14:AL:17:VAL:H	1.77	0.47
14:AL:32:ARG:H	14:AL:84:ILE:HG22	1.79	0.47
17:AO:18:PHE:CD2	17:AO:21:ASP:HB2	2.50	0.47
2:AY:7:G:H3'	2:AY:8:U:C5'	2.45	0.47
47:B0:52:GLY:H	47:B0:62:LEU:HD21	1.78	0.47
49:B2:41:ILE:O	49:B2:41:ILE:HD12	2.14	0.47
52:B5:37:LYS:O	52:B5:37:LYS:HG2	2.14	0.47
25:BA:1062:G:N7	25:BA:1088:A:H2'	2.28	0.47
25:BA:1491:G:C6	25:BA:1500:G:C2	3.02	0.47
25:BA:2187:G:C6	25:BA:2188:C:C4	3.02	0.47
25:BA:2619:C:O2'	25:BA:2620:C:H5'	2.14	0.47
25:BA:26:G:H1'	25:BA:515:A:H61	1.79	0.47
25:BA:329:G:H4'	25:BA:330:A:OP2	2.14	0.47
25:BA:373:U:H2'	25:BA:374:A:C8	2.47	0.47
25:BA:646:A:H2'	25:BA:647:G:O4'	2.15	0.47
25:BA:813:U:H2'	25:BA:814:C:C6	2.50	0.47
25:BA:2511:U:H4'	28:BE:124:GLY:O	2.14	0.47
31:BH:118:PRO:HG2	31:BH:121:ILE:HB	1.96	0.47
32:BI:77:LEU:HD11	32:BI:101:LEU:CB	2.41	0.47
33:BK:8:VAL:HG13	33:BK:57:ILE:HB	1.95	0.47
25:BA:1952:A:C6	35:BO:22:ILE:HD12	2.50	0.47
36:BP:50:ARG:HB3	55:B8:60:LEU:CD1	2.27	0.47
38:BR:54:LEU:HG	38:BR:62:ALA:HB1	1.96	0.47
42:BV:65:GLY:O	42:BV:91:TYR:CD2	2.67	0.47
45:BY:6:HIS:HB3	45:BY:35:TYR:HE2	1.80	0.47
1:CA:1016:A:H2'	1:CA:1017:G:O4'	2.14	0.47
1:CA:1121:U:H2'	1:CA:1122:U:C6	2.49	0.47
1:CA:1292:U:H2'	1:CA:1293:G:C8	2.50	0.47
1:CA:1357:A:C5	1:CA:1358:U:C4	3.03	0.47
1:CA:179:A:O2'	1:CA:180:U:H5'	2.13	0.47
1:CA:586:C:O2'	1:CA:587:G:H5'	2.14	0.47
1:CA:748:C:OP2	1:CA:748:C:H6	1.97	0.47
1:CA:833:U:H2'	1:CA:834:C:H6	1.80	0.47
4:CB:187:LEU:HD23	4:CB:188:ALA:H	1.80	0.47

*Continued on next page...*

*Continued from previous page...*

Atom-1	Atom-2	Interatomic distance (Å)	Clash overlap (Å)
5:CC:188:LEU:HD22	5:CC:188:LEU:N	2.29	0.47
6:CD:25:ARG:NH1	6:CD:30:LYS:HG3	2.29	0.47
1:CA:412:A:N3	6:CD:35:ARG:NH2	2.61	0.47
9:CG:41:ARG:HB3	9:CG:41:ARG:HH11	1.79	0.47
16:CN:3:ARG:CA	16:CN:6:LEU:HB2	2.44	0.47
24:CX:184:VAL:HG11	24:CX:193:LEU:HD11	1.95	0.47
47:D0:81:VAL:O	47:D0:83:PRO:HD3	2.14	0.47
53:D6:24:GLU:O	53:D6:25:LYS:HG3	2.14	0.47
25:DA:1322:A:C5	25:DA:1323:U:C5	3.03	0.47
25:DA:1527:G:H5''	25:DA:1528:A:OP1	2.14	0.47
25:DA:181:A:H2'	25:DA:182:A:C8	2.50	0.47
25:DA:28:A:N6	25:DA:512:G:H1'	2.28	0.47
25:DA:529:A:H4'	25:DA:530:G:O5'	2.14	0.47
25:DA:764:A:N3	27:DD:213:ARG:NH1	2.62	0.47
29:DF:132:VAL:HG23	29:DF:133:ASN:N	2.23	0.47
33:DK:26:ALA:O	33:DK:30:HIS:ND1	2.46	0.47
25:DA:1063:G:H5''	33:DK:75:SER:HB3	1.97	0.47
36:DP:100:LEU:HD23	36:DP:112:LEU:HD11	1.97	0.47
37:DQ:24:GLY:HA2	37:DQ:100:GLY:C	2.34	0.47
45:DY:30:VAL:HG13	45:DY:37:VAL:HG12	1.96	0.47
46:DZ:24:LEU:HD21	46:DZ:86:VAL:CG2	2.44	0.47
1:AA:1492:A:C6	24:AX:320:TRP:HH2	2.32	0.47
1:AA:671:G:H1	1:AA:735:C:H42	1.63	0.47
5:AC:15:THR:HG21	5:AC:181:ASN:HA	1.96	0.47
5:AC:92:ALA:C	5:AC:94:LEU:H	2.17	0.47
7:AE:102:ALA:HB2	7:AE:120:THR:OG1	2.13	0.47
15:AM:94:ARG:HH11	21:AS:81:ARG:NE	2.12	0.47
24:AX:190:TYR:CE1	24:AX:225:PRO:CD	2.95	0.47
24:AX:262:VAL:HG11	24:AX:285:LYS:HA	1.97	0.47
25:BA:11:G:H8	25:BA:11:G:O5'	1.96	0.47
25:BA:1450:C:H2'	25:BA:1451:C:C6	2.50	0.47
25:BA:1493:C:N4	25:BA:2210:G:H1'	2.28	0.47
25:BA:2134:A:C2	25:BA:2135:A:C8	3.03	0.47
25:BA:2213:U:H6	25:BA:2213:U:O5'	1.97	0.47
25:BA:2637:U:C4	25:BA:2638:G:C6	3.02	0.47
25:BA:270(X):G:H2'	25:BA:270(Y):G:O4'	2.15	0.47
27:BD:150:LYS:CA	27:BD:150:LYS:HE3	2.44	0.47
27:BD:186:HIS:CD2	27:BD:188:GLU:HB2	2.50	0.47
32:BI:63:ALA:C	32:BI:65:ALA:H	2.18	0.47
34:BN:90:LEU:O	34:BN:111:GLU:HG3	2.13	0.47
36:BP:126:VAL:HG22	36:BP:145:PRO:HG2	1.95	0.47

*Continued on next page...*

*Continued from previous page...*

Atom-1	Atom-2	Interatomic distance (Å)	Clash overlap (Å)
39:BS:58:LEU:H	39:BS:58:LEU:CD1	2.22	0.47
39:BS:23:ARG:O	39:BS:84:GLN:HG2	2.14	0.47
42:BV:5:VAL:HG21	42:BV:35:LEU:HG	1.97	0.47
1:CA:1219:U:HO2'	21:CS:34:TRP:HD1	1.59	0.47
1:CA:1292:U:H2'	1:CA:1293:G:H8	1.79	0.47
1:CA:511:C:HO2'	1:CA:512:U:H6	1.61	0.47
1:CA:817:C:H1'	1:CA:819:A:H5'	1.97	0.47
4:CB:27:LYS:HG3	4:CB:194:PRO:HD2	1.97	0.47
6:CD:21:LEU:H	6:CD:21:LEU:HD12	1.78	0.47
8:CF:23:LYS:HB3	8:CF:23:LYS:HE2	1.58	0.47
11:CI:99:LEU:HD22	11:CI:99:LEU:N	2.29	0.47
14:CL:44:PRO:HG2	14:CL:50:ALA:N	2.29	0.47
15:CM:87:TYR:CE2	15:CM:91:ARG:HD3	2.50	0.47
15:CM:99:ARG:N	15:CM:99:ARG:HD2	2.29	0.47
21:CS:33:THR:HG23	21:CS:51:VAL:HA	1.97	0.47
21:CS:6:LYS:HD2	21:CS:6:LYS:N	2.29	0.47
22:CT:46:GLU:O	22:CT:46:GLU:HG2	2.14	0.47
24:CX:252:GLY:O	24:CX:255:VAL:HG12	2.14	0.47
24:CX:245:MET:C	24:CX:259:ASP:HB2	2.34	0.47
48:D1:51:VAL:HG22	48:D1:52:ARG:N	2.29	0.47
49:D2:12:GLU:C	49:D2:14:ARG:N	2.68	0.47
25:DA:1062:G:N7	25:DA:1088:A:H2'	2.29	0.47
25:DA:1464:C:H2'	25:DA:1465:G:C8	2.50	0.47
25:DA:1544:C:C3'	25:DA:1545:A:C5'	2.93	0.47
25:DA:573:G:O2'	25:DA:574:C:H3'	2.14	0.47
25:DA:930:U:O4'	25:DA:930:U:O2	2.33	0.47
33:DK:8:VAL:HG22	33:DK:10:LEU:CD2	2.44	0.47
33:DK:60:TYR:HD2	33:DK:64:SER:HB3	1.79	0.47
40:DT:27:THR:CG2	40:DT:90:GLN:HB3	2.44	0.47
46:DZ:128:VAL:HG22	46:DZ:129:SER:N	2.30	0.47
46:DZ:75:ASN:H	46:DZ:75:ASN:HD22	1.61	0.47
1:AA:102(C):C:H2'	1:AA:1029:G:C8	2.50	0.47
1:AA:1121:U:H2'	1:AA:1122:U:C6	2.50	0.47
1:AA:197:A:N6	1:AA:221:C:H5'	2.30	0.47
1:AA:59:A:H3'	1:AA:331:G:H22	1.80	0.47
1:AA:926:G:H2'	1:AA:1505:G:N3	2.29	0.47
5:AC:109:PRO:HA	5:AC:115:LEU:HD12	1.96	0.47
5:AC:171:GLY:O	5:AC:173:VAL:HG23	2.15	0.47
5:AC:28:GLN:HE21	5:AC:28:GLN:HA	1.78	0.47
10:AH:114:THR:HG21	10:AH:119:LEU:HD11	1.97	0.47
11:AI:118:LYS:O	11:AI:119:ALA:HB3	2.13	0.47

*Continued on next page...*

*Continued from previous page...*

Atom-1	Atom-2	Interatomic distance (Å)	Clash overlap (Å)
1:AA:1152:A:H4'	12:AJ:13:HIS:CD2	2.49	0.47
22:AT:46:GLU:O	22:AT:46:GLU:HG2	2.15	0.47
24:AX:355:MET:O	24:AX:359:TRP:HB2	2.15	0.47
24:AX:39:LEU:HB2	24:AX:68:LEU:CD2	2.34	0.47
25:BA:1009:A:H1'	25:BA:1153:C:O2'	2.14	0.47
25:BA:1358:G:O2'	25:BA:1359:A:H5''	2.15	0.47
25:BA:1796:U:H2'	25:BA:1797:C:C6	2.49	0.47
25:BA:2228:G:C5	25:BA:2229:C:C4	3.03	0.47
25:BA:2245:U:O2	25:BA:2435:A:C8	2.68	0.47
25:BA:2498:C:OP2	25:BA:2499:C:OP2	2.32	0.47
25:BA:69:C:H2'	25:BA:70:G:C8	2.49	0.47
27:BD:242:ARG:H	27:BD:242:ARG:HD3	1.78	0.47
31:BH:92:ILE:HG22	31:BH:93:GLY:N	2.29	0.47
35:BO:87:ILE:HD12	35:BO:91:LEU:CD1	2.45	0.47
38:BR:4:LEU:C	38:BR:6:SER:N	2.67	0.47
44:BX:30:VAL:HG21	44:BX:79:ALA:HB3	1.95	0.47
45:BY:97:ARG:O	45:BY:97:ARG:HG2	2.15	0.47
1:CA:1074:G:C2	1:CA:1075:C:C2	3.02	0.47
1:CA:1128:C:H4'	11:CI:16:ARG:NH1	2.25	0.47
1:CA:1526:G:O2'	1:CA:1527:C:H5'	2.14	0.47
6:CD:11:LEU:C	6:CD:13:ARG:H	2.17	0.47
7:CE:106:PRO:O	7:CE:110:LEU:HG	2.14	0.47
7:CE:69:VAL:HA	7:CE:70:PRO:HD2	1.74	0.47
10:CH:29:SER:HB3	10:CH:32:LYS:HE3	1.97	0.47
12:CJ:22:LYS:O	12:CJ:22:LYS:HD2	2.14	0.47
15:CM:29:ARG:HD3	15:CM:64:TRP:CZ2	2.49	0.47
20:CR:44:LEU:CD2	20:CR:80:PRO:HD2	2.43	0.47
24:CX:218:PHE:CD2	24:CX:320:TRP:HA	2.50	0.47
24:CX:29:ILE:HA	24:CX:32:ILE:HG13	1.97	0.47
24:CX:339:THR:HG22	24:CX:365:LYS:HG3	1.97	0.47
49:D2:49:LYS:O	49:D2:53:LEU:HB2	2.15	0.47
50:D3:17:LYS:O	50:D3:20:LYS:HB2	2.14	0.47
25:DA:1234:U:O2	25:DA:1234:U:H2'	2.14	0.47
25:DA:1963:U:O2	25:DA:1963:U:H2'	2.13	0.47
2:CZ:56:C:C6	25:DA:2169:A:H1'	2.49	0.47
25:DA:2286:A:H8	25:DA:2287:A:N6	2.12	0.47
25:DA:2619:C:O2'	25:DA:2620:C:H5'	2.14	0.47
25:DA:2777:G:H3'	25:DA:2777:G:H8	1.79	0.47
25:DA:580:C:C2	25:DA:581:C:C5	3.03	0.47
28:DE:24:THR:HG21	28:DE:188:VAL:HG12	1.96	0.47
29:DF:34:TRP:HB2	36:DP:10:PRO:O	2.15	0.47

*Continued on next page...*

*Continued from previous page...*

Atom-1	Atom-2	Interatomic distance (Å)	Clash overlap (Å)
44:DX:80:ILE:CG1	44:DX:80:ILE:O	2.53	0.47
45:DY:17:SER:CA	45:DY:71:LYS:HD2	2.45	0.47
1:AA:1157:A:C6	1:AA:1180:A:C6	3.03	0.47
1:AA:1329:A:H2'	1:AA:1330:U:O4'	2.14	0.47
1:AA:1387:G:C6	1:AA:1388:C:N4	2.83	0.47
1:AA:49:U:C2	1:AA:361:G:N2	2.83	0.47
1:AA:529:G:O6	14:AL:48:ASN:ND2	2.47	0.47
1:AA:937:A:C2	1:AA:1379:G:C6	3.02	0.47
4:AB:20:GLU:O	4:AB:39:ILE:HG23	2.15	0.47
5:AC:188:LEU:HD22	5:AC:188:LEU:N	2.30	0.47
5:AC:31:HIS:O	5:AC:35:GLU:HG2	2.15	0.47
6:AD:63:LYS:O	6:AD:67:ILE:HG13	2.14	0.47
11:AI:112:LYS:HE3	11:AI:116:LYS:O	2.14	0.47
15:AM:99:ARG:N	15:AM:99:ARG:HD2	2.29	0.47
19:AQ:64:PRO:HA	19:AQ:70:ARG:HG3	1.97	0.47
55:B8:22:VAL:O	55:B8:50:LEU:HD12	2.15	0.47
25:BA:72:U:O4	25:BA:112:U:H4'	2.15	0.47
25:BA:1538:G:H2'	25:BA:1539:G:C8	2.47	0.47
25:BA:1981:A:H3'	25:BA:1981:A:H8	1.79	0.47
25:BA:1676:A:C2	25:BA:1993:U:H5'	2.49	0.47
25:BA:2014:A:H2'	25:BA:2015:A:C8	2.50	0.47
25:BA:2211:G:H3'	25:BA:2211:G:N3	2.29	0.47
25:BA:699:A:H2'	25:BA:700:G:O4'	2.14	0.47
26:BB:30:C:C5	26:BB:31:C:C5	3.03	0.47
27:BD:106:ILE:HD12	27:BD:106:ILE:O	2.14	0.47
28:BE:168:MET:HE2	28:BE:168:MET:HA	1.97	0.47
28:BE:97:LYS:HE2	28:BE:97:LYS:HB3	1.77	0.47
29:BF:134:GLY:H	29:BF:162:LEU:HD22	1.79	0.47
31:BH:17:VAL:HG12	31:BH:18:GLU:N	2.29	0.47
32:BI:130:TYR:CD2	32:BI:131:LYS:N	2.83	0.47
33:BK:80:LYS:O	33:BK:80:LYS:HG2	2.14	0.47
34:BN:37:VAL:HG12	34:BN:38:LEU:N	2.30	0.47
35:BO:3:GLN:CB	35:BO:4:PRO:HD2	2.45	0.47
36:BP:105:LEU:HD12	36:BP:105:LEU:N	2.29	0.47
36:BP:47:ASP:HB3	36:BP:48:PRO:C	2.35	0.47
37:BQ:80:GLU:HA	37:BQ:80:GLU:OE2	2.15	0.47
40:BT:99:LEU:O	40:BT:102:ILE:HG23	2.14	0.47
45:BY:68:HIS:CE1	45:BY:70:SER:HB2	2.50	0.47
1:CA:1231:G:C5	1:CA:1232:U:C5	3.03	0.47
1:CA:160:A:H1'	1:CA:344:A:C5	2.50	0.47
1:CA:627:G:O2'	1:CA:628:G:H5'	2.15	0.47

*Continued on next page...*

*Continued from previous page...*

Atom-1	Atom-2	Interatomic distance (Å)	Clash overlap (Å)
1:CA:86:U:O2'	1:CA:87:A:H5'	2.15	0.47
4:CB:163:PHE:CD1	4:CB:185:ILE:HG13	2.38	0.47
9:CG:80:VAL:HG21	9:CG:85:TYR:CE1	2.50	0.47
13:CK:18:ARG:HB2	13:CK:33:THR:CG2	2.44	0.47
13:CK:79:SER:OG	13:CK:106:LYS:HD2	2.14	0.47
14:CL:68:TYR:HB3	14:CL:98:HIS:CD2	2.49	0.47
14:CL:78:GLU:O	14:CL:79:HIS:CG	2.67	0.47
18:CP:6:LEU:HB3	18:CP:17:TYR:CD2	2.50	0.47
19:CQ:58:GLU:HB2	19:CQ:74:LEU:HB3	1.96	0.47
24:CX:53:ASN:HD22	24:CX:53:ASN:HA	1.55	0.47
25:DA:1516:U:H2'	25:DA:1517:G:H8	1.76	0.47
1:CA:1493:A:H1'	25:DA:1913:A:N1	2.30	0.47
25:DA:2211:G:N3	25:DA:2211:G:H3'	2.29	0.47
25:DA:2216:G:H2'	25:DA:2217:G:H8	1.78	0.47
25:DA:2248:C:H2'	25:DA:2249:U:O4'	2.14	0.47
25:DA:2590:A:C2	25:DA:2605:U:C2	3.03	0.47
25:DA:265:A:H1'	25:DA:266:G:O4'	2.15	0.47
25:DA:216:A:C8	25:DA:432:A:C6	3.03	0.47
25:DA:545:G:HO2'	25:DA:547:A:H62	1.63	0.47
25:DA:548:A:H2'	25:DA:549:G:O4'	2.14	0.47
27:DD:68:LYS:HB2	27:DD:70:TRP:CZ3	2.49	0.47
25:DA:806:C:P	36:DP:39:LYS:HD2	2.55	0.47
37:DQ:134:ARG:HA	37:DQ:134:ARG:HE	1.79	0.47
42:DV:96:ILE:HG22	42:DV:97:LYS:N	2.29	0.47
1:AA:1085:U:H3'	1:AA:1086:U:C6	2.49	0.47
1:AA:1154:G:C2	1:AA:1155:G:C8	3.02	0.47
1:AA:1206:G:C6	1:AA:1207:G:C5	3.03	0.47
1:AA:1227:A:H2	1:AA:1228:C:H1'	1.79	0.47
1:AA:1325:C:O2'	1:AA:1326:C:H5'	2.15	0.47
1:AA:617:G:C2	1:AA:618:C:C5	3.02	0.47
1:AA:60:A:C4'	1:AA:61:G:O5'	2.58	0.47
1:AA:691:G:O6	13:AK:55:LYS:NZ	2.48	0.47
1:AA:820:U:H4'	1:AA:821:G:OP2	2.15	0.47
1:AA:861:G:H2'	1:AA:862:C:H6	1.80	0.47
1:AA:946:A:H2'	1:AA:947:G:C8	2.50	0.47
1:AA:974:A:OP2	16:AN:41:ARG:NH1	2.47	0.47
4:AB:62:ALA:O	4:AB:65:GLY:N	2.45	0.47
5:AC:188:LEU:H	5:AC:188:LEU:HD22	1.79	0.47
13:AK:34:ASP:HB3	13:AK:40:ILE:HD11	1.97	0.47
17:AO:36:ILE:HG22	17:AO:37:ASN:HD22	1.80	0.47
25:BA:1142:U:C3'	25:BA:1142:U:C6	2.97	0.47

*Continued on next page...*

*Continued from previous page...*

Atom-1	Atom-2	Interatomic distance (Å)	Clash overlap (Å)
25:BA:1308:A:H2'	25:BA:1309:G:O4'	2.15	0.47
25:BA:1354:A:H2'	25:BA:1355:G:O4'	2.15	0.47
25:BA:1654:A:P	38:BR:3:HIS:H	2.37	0.47
25:BA:1939:U:H3'	25:BA:1940:U:C5'	2.44	0.47
25:BA:2271:G:OP1	47:B0:18:ALA:HB1	2.15	0.47
25:BA:2302:G:C6	25:BA:2315:G:C6	3.02	0.47
25:BA:2740:A:N6	25:BA:2764:A:C8	2.83	0.47
25:BA:2543:G:C2	25:BA:2765:A:C8	3.02	0.47
25:BA:307:G:C8	25:BA:307:G:H3'	2.50	0.47
25:BA:951:C:O2'	25:BA:952:G:H5'	2.14	0.47
26:BB:42:C:C4	30:BG:91:ARG:NH2	2.78	0.47
27:BD:102:LYS:C	27:BD:103:ARG:HG2	2.35	0.47
29:BF:107:LYS:O	29:BF:108:LYS:C	2.51	0.47
29:BF:132:VAL:HG23	29:BF:133:ASN:N	2.24	0.47
29:BF:7:TYR:O	29:BF:21:ALA:HA	2.15	0.47
34:BN:50:ALA:C	34:BN:129:MET:HE1	2.34	0.47
35:BO:53:LYS:HD2	35:BO:56:ASP:OD1	2.15	0.47
36:BP:88:LEU:HD22	36:BP:114:ILE:CG2	2.45	0.47
37:BQ:43:THR:OG1	37:BQ:45:GLN:HG2	2.14	0.47
40:BT:89:VAL:O	40:BT:90:GLN:HB2	2.14	0.47
41:BU:28:ARG:HG2	41:BU:38:THR:OG1	2.14	0.47
1:CA:1085:U:H3'	1:CA:1086:U:C6	2.49	0.47
1:CA:1311:G:N2	1:CA:1327:C:C2	2.82	0.47
4:CB:47:THR:HA	4:CB:202:PRO:HG2	1.96	0.47
6:CD:92:VAL:O	6:CD:96:LEU:HD23	2.15	0.47
11:CI:79:LEU:HD23	11:CI:101:PHE:O	2.14	0.47
13:CK:17:GLY:C	13:CK:18:ARG:HG3	2.35	0.47
13:CK:21:ILE:HG13	13:CK:30:VAL:HG12	1.96	0.47
1:CA:529:G:O6	14:CL:48:ASN:ND2	2.47	0.47
17:CO:37:ASN:N	17:CO:37:ASN:HD22	2.12	0.47
18:CP:55:ARG:O	18:CP:58:TYR:HB3	2.15	0.47
24:CX:161:GLY:C	24:CX:162:PHE:HD1	2.18	0.47
51:D4:46:ASN:HB2	51:D4:64:LYS:HB2	1.97	0.47
25:DA:1062:G:N2	33:DK:133:SER:HB3	2.29	0.47
25:DA:1142:U:C3'	25:DA:1142:U:C6	2.97	0.47
25:DA:1164:G:H2'	25:DA:1165:U:O4'	2.14	0.47
25:DA:1292:U:H2'	25:DA:1293:C:C6	2.50	0.47
25:DA:1690:A:H3'	25:DA:1691:C:H6	1.80	0.47
25:DA:1893:C:H2'	25:DA:1894:C:O4'	2.15	0.47
25:DA:2134:A:C2	25:DA:2135:A:C8	3.02	0.47
25:DA:2212:A:N3	25:DA:2215:G:N2	2.63	0.47

*Continued on next page...*

*Continued from previous page...*

Atom-1	Atom-2	Interatomic distance (Å)	Clash overlap (Å)
25:DA:2275:C:C5'	25:DA:2275:C:C6	2.95	0.47
25:DA:2286:A:H4'	25:DA:2287:A:O4'	2.15	0.47
25:DA:2698:U:H2'	25:DA:2699:C:C6	2.49	0.47
25:DA:270(V):C:H2'	25:DA:270(W):G:H8	1.80	0.47
25:DA:274:G:C3'	25:DA:274:G:C8	2.97	0.47
25:DA:2862:G:C5	25:DA:2863:C:C5	3.03	0.47
27:DD:34:VAL:O	27:DD:34:VAL:HG13	2.15	0.47
28:DE:61:ARG:C	28:DE:63:LEU:H	2.16	0.47
29:DF:31:HIS:NE2	29:DF:35:GLU:HG3	2.29	0.47
31:DH:86:GLU:HA	31:DH:132:ARG:CD	2.44	0.47
32:DI:5:LEU:CD1	32:DI:9:LEU:HD12	2.45	0.47
25:DA:1654:A:P	38:DR:3:HIS:H	2.37	0.47
44:DX:63:LYS:HD2	44:DX:72:LYS:HA	1.97	0.47
1:AA:833:U:H2'	1:AA:834:C:H6	1.79	0.47
1:AA:923:A:O5'	1:AA:923:A:H8	1.98	0.47
4:AB:57:PHE:O	4:AB:61:LEU:HB2	2.14	0.47
10:AH:134:ILE:HG22	10:AH:135:CYS:SG	2.54	0.47
1:AA:626:U:H5''	18:AP:38:TYR:CD2	2.50	0.47
22:AT:45:GLN:C	22:AT:47:GLY:H	2.18	0.47
22:AT:69:GLY:O	22:AT:73:HIS:HD2	1.97	0.47
48:B1:18:ILE:HD13	48:B1:18:ILE:H	1.79	0.47
48:B1:56:GLN:HA	48:B1:56:GLN:HE21	1.79	0.47
54:B7:46:VAL:CG1	54:B7:47:ARG:N	2.77	0.47
25:BA:1027:A:N6	25:BA:1126:A:C4	2.82	0.47
25:BA:114(B):A:O2'	25:BA:1143:A:H3'	2.13	0.47
25:BA:1429:G:H2'	25:BA:1430:C:C6	2.50	0.47
25:BA:1615:C:C5	25:BA:1617:C:C4	3.01	0.47
25:BA:2014:A:O5'	25:BA:2014:A:H8	1.98	0.47
25:BA:2144:U:H2'	25:BA:2146:C:C5	2.50	0.47
25:BA:2565:A:H5''	25:BA:2566:A:OP2	2.15	0.47
25:BA:2636:U:H4'	28:BE:80:GLU:OE1	2.15	0.47
25:BA:262:A:H2'	25:BA:263:C:O4'	2.15	0.47
25:BA:2653:U:H3	25:BA:2667:C:H42	1.63	0.47
25:BA:274:G:C8	25:BA:274:G:C3'	2.98	0.47
25:BA:2863:C:O2'	25:BA:2864:G:H5'	2.14	0.47
25:BA:869:G:H2'	25:BA:870:A:H8	1.80	0.47
27:BD:31:LYS:HE2	27:BD:102:LYS:HD3	1.96	0.47
28:BE:132:HIS:CG	28:BE:135:HIS:NE2	2.83	0.47
33:BK:57:ILE:HD13	33:BK:67:PHE:HA	1.97	0.47
28:BE:152:LYS:O	34:BN:101:TYR:CD2	2.67	0.47
34:BN:95:TYR:CE2	34:BN:113:MET:HG3	2.50	0.47

*Continued on next page...*

*Continued from previous page...*

Atom-1	Atom-2	Interatomic distance (Å)	Clash overlap (Å)
40:BT:102:ILE:CB	40:BT:110:ILE:HD11	2.33	0.47
43:BW:73:ALA:O	43:BW:106:ILE:HG12	2.15	0.47
46:BZ:128:VAL:HG22	46:BZ:129:SER:N	2.29	0.47
1:CA:1332:A:H2'	1:CA:1333:A:H8	1.75	0.47
1:CA:1452:C:H1'	1:CA:1453:G:N1	2.30	0.47
1:CA:560:U:O2'	1:CA:561:U:OP2	2.25	0.47
1:CA:632:A:H2'	1:CA:633:G:O4'	2.15	0.47
1:CA:80:G:H22	1:CA:90:C:H1'	1.78	0.47
4:CB:97:TRP:CD2	4:CB:101:MET:HG3	2.48	0.47
4:CB:95:GLN:HB3	4:CB:148:TYR:HD1	1.80	0.47
5:CC:19:GLU:O	5:CC:56:ASP:HA	2.14	0.47
7:CE:139:LEU:C	7:CE:141:GLN:H	2.18	0.47
8:CF:12:PRO:HD3	8:CF:58:GLY:HA2	1.97	0.47
9:CG:113:GLU:HG2	9:CG:119:ARG:HG2	1.96	0.47
13:CK:99:GLN:C	13:CK:101:SER:H	2.17	0.47
14:CL:82:VAL:CG2	14:CL:99:ILE:HG13	2.45	0.47
15:CM:117:VAL:O	15:CM:118:ALA:HB2	2.15	0.47
2:CZ:17:C:C5	2:CZ:17(A):U:H2'	2.50	0.47
52:D5:6:VAL:HG13	52:D5:7:PRO:HD2	1.97	0.47
53:D6:9:LEU:HD22	53:D6:26:ASN:HB3	1.97	0.47
53:D6:12:GLU:HG2	53:D6:52:VAL:O	2.14	0.47
25:DA:1132:A:OP1	34:DN:105:LEU:HD23	2.15	0.47
25:DA:114(B):A:C4	25:DA:1144:G:N7	2.82	0.47
25:DA:1345:C:O2'	25:DA:1346:G:H5'	2.14	0.47
25:DA:1509:A:O3'	25:DA:1510:A:C8	2.68	0.47
25:DA:1530:G:H1	25:DA:1542:G:N2	2.12	0.47
25:DA:1632:A:N7	25:DA:1633:G:O6	2.48	0.47
25:DA:197:A:H61	25:DA:2431:U:H5'	1.79	0.47
25:DA:2330:G:H2'	25:DA:2331:G:O4'	2.15	0.47
25:DA:2542:A:OP1	25:DA:2542:A:H4'	2.13	0.47
25:DA:26:G:H8	25:DA:26:G:O5'	1.98	0.47
25:DA:646:A:H2'	25:DA:647:G:O4'	2.14	0.47
25:DA:864:G:N2	25:DA:913:U:C2	2.83	0.47
25:DA:919:G:H2'	25:DA:920:G:C8	2.50	0.47
29:DF:101:LEU:O	29:DF:106:ARG:NH1	2.38	0.47
30:DG:47:LYS:HE3	30:DG:48:GLU:HA	1.95	0.47
28:DE:152:LYS:O	34:DN:101:TYR:CD2	2.68	0.47
25:DA:662:G:H5'	36:DP:18:ARG:HA	1.96	0.47
36:DP:25:SER:O	36:DP:30:THR:HG23	2.15	0.47
38:DR:100:LEU:CD2	38:DR:113:LEU:HB2	2.45	0.47
1:AA:1046:A:H3'	1:AA:1047:G:C8	2.49	0.47

*Continued on next page...*

*Continued from previous page...*

Atom-1	Atom-2	Interatomic distance (Å)	Clash overlap (Å)
1:AA:1231:G:H2'	1:AA:1232:U:C6	2.44	0.47
1:AA:154:C:H2'	1:AA:155:C:C6	2.49	0.47
1:AA:632:A:H2'	1:AA:633:G:O4'	2.15	0.47
1:AA:748:C:H6	1:AA:748:C:OP2	1.98	0.47
4:AB:98:LEU:HB2	4:AB:101:MET:CE	2.45	0.47
4:AB:28:PHE:HD1	4:AB:32:ILE:HD11	1.80	0.47
7:AE:10:MET:HB3	7:AE:32:VAL:HG22	1.97	0.47
9:AG:15:ASP:HA	9:AG:24:THR:HG23	1.96	0.47
9:AG:93:PRO:HA	9:AG:96:GLN:NE2	2.30	0.47
10:AH:35:ILE:O	10:AH:39:LEU:HB2	2.14	0.47
11:AI:99:LEU:HD22	11:AI:99:LEU:N	2.30	0.47
12:AJ:22:LYS:O	12:AJ:22:LYS:HD2	2.15	0.47
22:AT:61:SER:OG	22:AT:65:LYS:HD2	2.15	0.47
24:AX:290:LYS:HD3	24:AX:290:LYS:HA	1.64	0.47
2:AY:2:G:H2'	2:AY:3:C:C6	2.50	0.47
2:AZ:17:C:C6	2:AZ:17(A):U:H2'	2.50	0.47
48:B1:78:LYS:HD3	48:B1:78:LYS:HA	1.73	0.47
53:B6:40:CYS:HA	53:B6:41:PRO:HD2	1.83	0.47
25:BA:1060:U:H4'	25:BA:1061:U:H6	1.80	0.47
25:BA:1248:G:OP1	41:BU:2:PRO:HD2	2.14	0.47
25:BA:1497:U:O2'	25:BA:1498:C:H5'	2.15	0.47
25:BA:1439:A:C2	25:BA:1553:A:C4	3.02	0.47
25:BA:570:G:H2'	25:BA:2030:A:C6	2.50	0.47
25:BA:2795:G:H3'	25:BA:2797:U:C5'	2.45	0.47
25:BA:2809:A:C2	25:BA:2892:A:N3	2.82	0.47
25:BA:973:A:OP2	42:BV:78:LYS:NZ	2.47	0.47
25:BA:8:A:C2	25:BA:9:U:C2	3.03	0.47
33:BK:52:ILE:O	33:BK:73:PRO:HD3	2.15	0.47
36:BP:64:LYS:HB2	55:B8:25:MET:CG	2.29	0.47
40:BT:27:THR:CG2	40:BT:90:GLN:HB3	2.44	0.47
40:BT:32:TYR:O	40:BT:34:VAL:HG23	2.15	0.47
40:BT:58:ASN:C	40:BT:58:ASN:ND2	2.67	0.47
45:BY:17:SER:HA	45:BY:71:LYS:HD2	1.97	0.47
46:BZ:141:VAL:HG13	46:BZ:141:VAL:O	2.15	0.47
46:BZ:52:SER:OG	46:BZ:54:HIS:CD2	2.60	0.47
1:CA:1046:A:H3'	1:CA:1047:G:C8	2.49	0.47
1:CA:127:G:HO2'	19:CQ:2:PRO:N	2.12	0.47
1:CA:401:C:H3'	1:CA:401:C:C6	2.50	0.47
1:CA:671:G:H1	1:CA:735:C:H42	1.62	0.47
1:CA:82:U:H1'	1:CA:86:U:O4	2.15	0.47
1:CA:82:U:H2'	1:CA:85:U:H5	1.80	0.47

*Continued on next page...*

*Continued from previous page...*

Atom-1	Atom-2	Interatomic distance (Å)	Clash overlap (Å)
4:CB:57:PHE:O	4:CB:61:LEU:HB2	2.14	0.47
5:CC:70:VAL:HG21	5:CC:76:VAL:HG11	1.97	0.47
5:CC:82:GLU:O	5:CC:86:VAL:HG13	2.14	0.47
9:CG:131:LYS:O	9:CG:136:LYS:HE3	2.15	0.47
9:CG:153:HIS:CE1	13:CK:57:THR:HG23	2.50	0.47
12:CJ:48:THR:HG22	12:CJ:62:HIS:CB	2.45	0.47
21:CS:18:LYS:O	21:CS:22:LEU:HD23	2.15	0.47
24:CX:124:HIS:HB3	24:CX:127:LYS:HE3	1.96	0.47
24:CX:182:ILE:CG1	24:CX:183:LEU:N	2.77	0.47
2:CZ:55:U:C2	2:CZ:57:A:OP2	2.68	0.47
25:DA:2046:G:H1'	52:D5:22:HIS:HE1	1.80	0.47
54:D7:18:PHE:CD2	54:D7:18:PHE:C	2.88	0.47
25:DA:2280:G:C2	25:DA:2281:C:C6	3.02	0.47
25:DA:271(C):G:H4'	25:DA:271(D):U:H5'	1.97	0.47
25:DA:2767:C:H2'	25:DA:2768:C:H6	1.79	0.47
25:DA:649:G:H2'	25:DA:650:C:O4'	2.15	0.47
25:DA:8:A:C2	25:DA:9:U:C2	3.02	0.47
29:DF:101:LEU:O	29:DF:106:ARG:HD3	2.14	0.47
30:DG:117:PHE:CZ	30:DG:119:GLY:HA2	2.50	0.47
32:DI:5:LEU:HD12	32:DI:9:LEU:CD1	2.44	0.47
25:DA:390:A:N6	36:DP:71:VAL:HG21	2.30	0.47
41:DU:14:HIS:HA	41:DU:32:PHE:CE1	2.50	0.47
42:DV:47:VAL:O	42:DV:48:GLY:C	2.53	0.47
46:DZ:16:SER:O	46:DZ:20:ARG:HD2	2.14	0.47
1:AA:1036:G:H2'	1:AA:1037:C:C6	2.50	0.47
1:AA:1281:U:H5'	1:AA:1282:C:H5	1.79	0.47
1:AA:176:C:H2'	1:AA:177:C:C6	2.50	0.47
1:AA:261:U:C5	22:AT:79:ARG:NH1	2.83	0.47
1:AA:328:C:H4'	1:AA:329:A:C5'	2.45	0.47
1:AA:957:U:O2	1:AA:959:A:C8	2.68	0.47
5:AC:21:ARG:HB2	5:AC:21:ARG:HH11	1.80	0.47
7:AE:76:ILE:HA	7:AE:76:ILE:HD12	1.67	0.47
19:AQ:22:LEU:CD1	19:AQ:39:SER:HB2	2.45	0.47
22:AT:12:ALA:O	22:AT:15:ARG:HB2	2.15	0.47
24:AX:182:ILE:CG1	24:AX:183:LEU:N	2.77	0.47
24:AX:29:ILE:HA	24:AX:32:ILE:HG13	1.96	0.47
25:BA:1214:A:H61	25:BA:1235:G:H1'	1.80	0.47
25:BA:192:C:N4	25:BA:203:C:H1'	2.29	0.47
25:BA:2283:C:C5	25:BA:2389:G:H2'	2.50	0.47
25:BA:2286:A:H8	25:BA:2287:A:N6	2.12	0.47
25:BA:2741:A:H2'	25:BA:2742:C:O4'	2.14	0.47

*Continued on next page...*

*Continued from previous page...*

Atom-1	Atom-2	Interatomic distance (Å)	Clash overlap (Å)
25:BA:2579:C:HO2'	28:BE:131:ALA:HB2	1.78	0.47
30:BG:37:VAL:HG22	30:BG:159:VAL:HB	1.97	0.47
30:BG:96:ARG:HG3	30:BG:98:ARG:HG2	1.97	0.47
31:BH:86:GLU:HA	31:BH:132:ARG:CD	2.44	0.47
36:BP:100:LEU:HD23	36:BP:112:LEU:HD11	1.96	0.47
42:BV:80:GLN:NE2	42:BV:80:GLN:O	2.48	0.47
46:BZ:156:LYS:O	46:BZ:156:LYS:HG2	2.14	0.47
46:BZ:10:ARG:NH2	46:BZ:26:GLY:O	2.48	0.47
46:BZ:75:ASN:HD22	46:BZ:75:ASN:H	1.62	0.47
1:CA:1038:C:H2'	1:CA:1039:C:H6	1.79	0.47
1:CA:1151:A:OP1	12:CJ:41:PRO:HA	2.15	0.47
1:CA:1222:G:H5''	21:CS:78:ARG:HE	1.80	0.47
1:CA:1238:A:C8	1:CA:1303:C:H1'	2.50	0.47
1:CA:1376:U:H2'	1:CA:1377:A:C8	2.50	0.47
1:CA:793:U:H5'	1:CA:794:A:H5''	1.97	0.47
1:CA:848:C:H2'	1:CA:849:C:O4'	2.15	0.47
5:CC:64:VAL:HB	5:CC:98:ASN:O	2.15	0.47
11:CI:10:ARG:NH1	11:CI:75:ASP:OD2	2.48	0.47
12:CJ:78:ASN:HD22	12:CJ:81:THR:HG21	1.79	0.47
14:CL:26:LEU:C	14:CL:28:GLY:N	2.68	0.47
14:CL:5:THR:OG1	14:CL:8:GLN:HG3	2.14	0.47
17:CO:36:ILE:HG22	17:CO:37:ASN:HD22	1.80	0.47
22:CT:23:ARG:NH1	22:CT:24:LEU:HD22	2.29	0.47
52:D5:37:LYS:HG2	52:D5:37:LYS:O	2.15	0.47
25:DA:2815:C:O2'	52:D5:43:HIS:CD2	2.68	0.47
25:DA:55:G:H1	25:DA:115:C:H42	1.63	0.47
25:DA:1308:A:H2'	25:DA:1309:G:O4'	2.15	0.47
25:DA:164:U:C2	25:DA:165:U:C5	3.03	0.47
25:DA:1863:G:H2'	25:DA:1864:U:O4'	2.14	0.47
25:DA:1493:C:N4	25:DA:2210:G:H1'	2.30	0.47
25:DA:512:G:O2'	25:DA:513:A:P	2.73	0.47
25:DA:735:A:H3'	25:DA:736:C:H6	1.80	0.47
25:DA:897:C:O2	25:DA:897:C:H2'	2.15	0.47
32:DI:27:ARG:NH1	32:DI:27:ARG:CG	2.77	0.47
33:DK:74:ALA:O	33:DK:78:ILE:HD13	2.15	0.47
36:DP:105:LEU:HD12	36:DP:105:LEU:N	2.30	0.47
39:DS:38:GLN:HB3	39:DS:47:THR:CG2	2.45	0.47
1:CA:1464:G:OP1	40:DT:108:ARG:HD2	2.15	0.47
41:DU:26:GLY:C	41:DU:28:ARG:H	2.18	0.47
1:AA:1292:U:H2'	1:AA:1293:G:C8	2.50	0.46
1:AA:1238:A:C8	1:AA:1303:C:H1'	2.51	0.46

*Continued on next page...*

*Continued from previous page...*

Atom-1	Atom-2	Interatomic distance (Å)	Clash overlap (Å)
1:AA:17:U:O4'	1:AA:1080:A:H1'	2.15	0.46
1:AA:235:C:H2'	1:AA:236:G:C8	2.50	0.46
1:AA:439:A:C4	1:AA:496:A:C2	3.02	0.46
1:AA:506:G:C6	1:AA:507:C:C4	3.03	0.46
1:AA:735:C:H2'	1:AA:736:C:C6	2.45	0.46
1:AA:82:U:O2'	1:AA:85:U:H5	1.98	0.46
4:AB:100:GLY:HA2	4:AB:103:THR:HB	1.96	0.46
4:AB:233:SER:HB2	4:AB:234:PRO:HD2	1.97	0.46
5:AC:19:GLU:O	5:AC:56:ASP:HA	2.15	0.46
7:AE:12:LEU:C	7:AE:13:ILE:HD12	2.36	0.46
15:AM:56:LEU:O	15:AM:60:VAL:HG23	2.14	0.46
15:AM:3:ARG:N	15:AM:9:ILE:HG23	2.30	0.46
18:AP:4:ILE:HA	18:AP:20:VAL:O	2.16	0.46
20:AR:59:SER:HB3	20:AR:62:GLU:CD	2.34	0.46
24:AX:58:ALA:HA	24:AX:61:VAL:HB	1.97	0.46
53:B6:46:HIS:O	53:B6:47:THR:HG23	2.15	0.46
55:B8:16:ILE:CD1	55:B8:58:ILE:HD13	2.45	0.46
25:BA:1309:G:C2'	25:BA:1310:G:H5'	2.46	0.46
25:BA:1544:C:C3'	25:BA:1545:A:C5'	2.93	0.46
25:BA:164:U:H2'	25:BA:165:U:C6	2.50	0.46
25:BA:2722:G:H5''	25:BA:2820:A:C2	2.50	0.46
25:BA:2789:C:H6	25:BA:2789:C:O5'	1.98	0.46
25:BA:216:A:C8	25:BA:432:A:C6	3.03	0.46
26:BB:40:U:H1'	26:BB:45:A:H61	1.80	0.46
27:BD:145:VAL:HB	27:BD:155:LEU:HB2	1.97	0.46
30:BG:2:PRO:HB3	51:B4:51:TYR:CE1	2.51	0.46
36:BP:62:LEU:HD22	36:BP:62:LEU:C	2.35	0.46
42:BV:38:LEU:C	42:BV:39:LEU:HD13	2.36	0.46
42:BV:39:LEU:O	42:BV:40:LEU:HB2	2.14	0.46
46:BZ:16:SER:O	46:BZ:20:ARG:HD2	2.15	0.46
1:CA:1157:A:C6	1:CA:1180:A:C6	3.03	0.46
1:CA:1338:G:C6	1:CA:1339:A:C6	3.02	0.46
1:CA:1379:G:C6	1:CA:1380:U:C4	3.03	0.46
4:CB:100:GLY:HA2	4:CB:103:THR:HB	1.97	0.46
4:CB:17:PHE:N	4:CB:17:PHE:HD2	2.08	0.46
5:CC:18:TRP:HE3	5:CC:18:TRP:H	1.63	0.46
6:CD:52:SER:O	6:CD:56:VAL:HG23	2.14	0.46
11:CI:8:GLY:HA3	11:CI:76:ALA:O	2.14	0.46
14:CL:33:ARG:HG3	14:CL:34:GLY:N	2.29	0.46
16:CN:21:TYR:OH	16:CN:23:ARG:NH2	2.48	0.46
24:CX:183:LEU:HD22	24:CX:185:LYS:HG3	1.97	0.46

*Continued on next page...*

*Continued from previous page...*

Atom-1	Atom-2	Interatomic distance (Å)	Clash overlap (Å)
24:CX:190:TYR:CE1	24:CX:223:VAL:HG12	2.50	0.46
2:CY:16:C:O2	2:CY:60:U:H4'	2.15	0.46
2:CZ:11:A:C8	2:CZ:11:A:O5'	2.67	0.46
52:D5:42:PRO:HB2	52:D5:43:HIS:CD2	2.51	0.46
25:DA:1027:A:C6	25:DA:1126:A:C4	3.03	0.46
25:DA:1340:U:H4'	25:DA:1341:U:OP2	2.16	0.46
25:DA:2114:A:C3'	25:DA:2115:G:C8	2.98	0.46
25:DA:2187:G:C6	25:DA:2188:C:C4	3.03	0.46
25:DA:2279:G:N2	25:DA:2280:G:H1'	2.30	0.46
25:DA:239:U:O2'	25:DA:240:G:H5'	2.15	0.46
25:DA:2850:A:C8	25:DA:2869:G:O4'	2.68	0.46
25:DA:898:C:H2'	25:DA:899:A:O4'	2.15	0.46
26:DB:30:C:C5	26:DB:31:C:C5	3.03	0.46
26:DB:75:G:H1'	46:DZ:27:VAL:CG2	2.43	0.46
27:DD:255:LYS:HD2	27:DD:255:LYS:N	2.27	0.46
28:DE:201:THR:CG2	28:DE:202:LYS:H	2.17	0.46
29:DF:153:SER:OG	29:DF:190:GLU:HG3	2.14	0.46
29:DF:36:VAL:HG12	29:DF:183:VAL:HG21	1.96	0.46
30:DG:110:ALA:HB1	30:DG:140:ILE:CD1	2.45	0.46
31:DH:88:LEU:HD23	31:DH:164:TYR:O	2.16	0.46
31:DH:21:PRO:HD2	31:DH:23:ARG:NH2	2.31	0.46
32:DI:93:THR:O	32:DI:97:ILE:HG12	2.16	0.46
33:DK:72:PRO:HA	33:DK:73:PRO:HD3	1.82	0.46
35:DO:7:TYR:CE1	35:DO:20:MET:HE3	2.47	0.46
37:DQ:8:LYS:O	37:DQ:9:TYR:HB3	2.15	0.46
26:DB:102:G:H21	46:DZ:73:GLN:NE2	2.13	0.46
1:AA:1309:G:C2	1:AA:1329:A:N3	2.83	0.46
1:AA:1443:G:H3'	1:AA:1446:A:H5''	1.97	0.46
1:AA:235:C:H2'	1:AA:236:G:H8	1.80	0.46
1:AA:882:C:O2'	1:AA:883:C:H5'	2.14	0.46
1:AA:941:G:N2	1:AA:942:G:H1'	2.30	0.46
6:AD:104:VAL:HG11	6:AD:146:ILE:HG12	1.96	0.46
6:AD:62:GLN:HE21	6:AD:62:GLN:HA	1.81	0.46
7:AE:20:GLN:O	7:AE:21:ALA:C	2.51	0.46
13:AK:63:LEU:HD23	13:AK:63:LEU:N	2.30	0.46
19:AQ:9:VAL:HG11	19:AQ:84:LEU:HD12	1.97	0.46
21:AS:39:THR:OG1	21:AS:70:LYS:HE2	2.14	0.46
48:B1:16:ASN:HB3	48:B1:17:SER:H	1.43	0.46
53:B6:12:GLU:HG2	53:B6:52:VAL:O	2.15	0.46
25:BA:1131:G:OP2	25:BA:2515:C:H4'	2.15	0.46
25:BA:1197:G:H5'	25:BA:1227:G:O2'	2.14	0.46

*Continued on next page...*

*Continued from previous page...*

Atom-1	Atom-2	Interatomic distance (Å)	Clash overlap (Å)
25:BA:1292:U:H2'	25:BA:1293:C:C6	2.50	0.46
25:BA:1329:U:O2'	25:BA:1330:C:H5'	2.14	0.46
25:BA:1483:G:H2'	25:BA:1484:G:C8	2.47	0.46
25:BA:1519:G:C6	25:BA:1520:U:C4	3.02	0.46
25:BA:1537:C:H2'	25:BA:1538:G:O4'	2.15	0.46
25:BA:1882:C:H2'	25:BA:1883:G:O4'	2.15	0.46
25:BA:2179:C:H2'	25:BA:2180:U:H6	1.81	0.46
25:BA:235:U:C2	25:BA:236:C:C5	3.03	0.46
25:BA:274:G:C8	25:BA:274:G:OP1	2.68	0.46
25:BA:422:A:C2	25:BA:423:A:C4	3.03	0.46
25:BA:43:G:H1'	25:BA:438:G:N2	2.30	0.46
26:BB:21:G:H2'	26:BB:22:U:O4'	2.15	0.46
26:BB:83:G:H4'	50:B3:52:HIS:CG	2.50	0.46
27:BD:34:VAL:C	27:BD:35:LYS:HD2	2.36	0.46
25:BA:675:A:C4'	29:BF:67:GLN:NE2	2.65	0.46
30:BG:105:LYS:O	30:BG:109:VAL:HB	2.16	0.46
32:BI:52:ARG:CG	32:BI:52:ARG:NH1	2.77	0.46
37:BQ:127:ILE:HG22	37:BQ:128:LYS:N	2.31	0.46
37:BQ:134:ARG:HE	37:BQ:134:ARG:HA	1.80	0.46
38:BR:100:LEU:CD2	38:BR:113:LEU:HB2	2.45	0.46
42:BV:22:VAL:HG12	42:BV:23:GLU:N	2.30	0.46
42:BV:76:LYS:HB2	42:BV:81:TYR:HD1	1.80	0.46
46:BZ:120:ILE:H	46:BZ:172:ALA:HA	1.81	0.46
1:CA:1154:G:C2	1:CA:1155:G:C8	3.04	0.46
1:CA:1206:G:O6	1:CA:1207:G:C6	2.69	0.46
1:CA:186(D):G:H2'	1:CA:186(E):C:C6	2.51	0.46
1:CA:642:A:H5''	10:CH:30:ARG:NH2	2.31	0.46
1:CA:838:G:H2'	1:CA:841:U:H5'	1.98	0.46
6:CD:30:LYS:C	6:CD:32:ALA:N	2.62	0.46
6:CD:31:CYS:C	6:CD:33:MET:H	2.18	0.46
11:CI:9:ARG:HB2	11:CI:104:ARG:HD3	1.97	0.46
11:CI:26:VAL:HG12	11:CI:33:PHE:HB2	1.97	0.46
17:CO:50:HIS:O	17:CO:53:HIS:HB3	2.15	0.46
17:CO:61:GLY:O	17:CO:65:ARG:HD3	2.15	0.46
24:CX:131:LEU:HD23	24:CX:132:THR:N	2.31	0.46
24:CX:224:ILE:HD12	24:CX:308:LEU:HD21	1.98	0.46
25:DA:2419:U:O4	55:D8:30:ARG:CZ	2.63	0.46
25:DA:2016:U:H1'	52:D5:6:VAL:CG1	2.46	0.46
25:DA:2077:A:C4	25:DA:2078:C:C5	3.03	0.46
25:DA:2085:C:O2'	25:DA:2086:U:H5'	2.15	0.46
25:DA:2159:G:H8	25:DA:2159:G:O5'	1.98	0.46

*Continued on next page...*

*Continued from previous page...*

Atom-1	Atom-2	Interatomic distance (Å)	Clash overlap (Å)
25:DA:2245:U:O2	25:DA:2435:A:C8	2.68	0.46
25:DA:2517:C:H42	25:DA:2567:G:H1	1.64	0.46
25:DA:2647:U:H2'	25:DA:2648:C:C6	2.50	0.46
25:DA:2662:A:H8	25:DA:2662:A:O5'	1.99	0.46
25:DA:2809:A:C2	25:DA:2892:A:N3	2.83	0.46
27:DD:79:VAL:CG2	27:DD:115:GLN:HB2	2.45	0.46
29:DF:24:LEU:HD21	29:DF:114:VAL:HG12	1.97	0.46
31:DH:51:ARG:CG	31:DH:52:VAL:H	2.22	0.46
33:DK:35:MET:O	33:DK:39:LYS:HD3	2.14	0.46
34:DN:58:ARG:HB3	34:DN:65:TRP:CZ3	2.50	0.46
37:DQ:67:ARG:HB2	37:DQ:102:VAL:O	2.14	0.46
46:DZ:26:GLY:HA2	46:DZ:85:HIS:CD2	2.50	0.46
1:AA:1170:A:O5'	1:AA:1170:A:H8	1.98	0.46
1:AA:1222:G:H5''	21:AS:78:ARG:HE	1.81	0.46
1:AA:1301:U:H3'	1:AA:1302:U:H5''	1.96	0.46
1:AA:1358:U:H3'	1:AA:1359:C:H6	1.80	0.46
1:AA:683:G:C2	1:AA:708:C:N3	2.84	0.46
1:AA:719:C:C2	20:AR:50:ILE:HG12	2.50	0.46
6:AD:11:LEU:C	6:AD:13:ARG:H	2.17	0.46
6:AD:153:ARG:HG2	6:AD:181:MET:HE3	1.97	0.46
10:AH:123:GLU:HA	10:AH:126:LYS:HB2	1.96	0.46
10:AH:91:ARG:CG	10:AH:91:ARG:NH1	2.78	0.46
10:AH:97:VAL:C	10:AH:99:GLU:H	2.18	0.46
12:AJ:84:GLN:O	12:AJ:88:LEU:HB2	2.16	0.46
13:AK:27:ASN:OD1	13:AK:55:LYS:HB3	2.15	0.46
14:AL:30:PRO:O	14:AL:31:PHE:CD2	2.69	0.46
17:AO:50:HIS:O	17:AO:53:HIS:HB3	2.16	0.46
2:AZ:16:C:H5''	2:AZ:17:C:OP2	2.15	0.46
48:B1:13:ILE:HA	48:B1:66:HIS:ND1	2.30	0.46
48:B1:57:GLU:O	48:B1:58:ILE:CB	2.64	0.46
49:B2:48:HIS:HE1	49:B2:49:LYS:HZ3	1.63	0.46
55:B8:50:LEU:CB	55:B8:54:GLU:HG3	2.41	0.46
25:BA:118:A:H5'	25:BA:119:A:H8	1.80	0.46
25:BA:1731:G:O2'	25:BA:1732:A:P	2.73	0.46
25:BA:2053:G:O2'	25:BA:2054:A:H5'	2.16	0.46
25:BA:2084:C:C2	25:BA:2085:C:C5	3.04	0.46
25:BA:2246:G:H2'	25:BA:2247:A:H8	1.80	0.46
25:BA:2248:C:H2'	25:BA:2249:U:O4'	2.15	0.46
25:BA:2312:U:O2'	30:BG:71:THR:HG21	2.14	0.46
25:BA:2330:G:H2'	25:BA:2331:G:O4'	2.15	0.46
27:BD:79:VAL:O	27:BD:113:VAL:HG13	2.15	0.46

*Continued on next page...*

*Continued from previous page...*

Atom-1	Atom-2	Interatomic distance (Å)	Clash overlap (Å)
29:BF:31:HIS:NE2	29:BF:35:GLU:HG3	2.30	0.46
33:BK:66:THR:HG22	33:BK:68:VAL:CG2	2.45	0.46
38:BR:9:LYS:C	38:BR:10:LEU:HG	2.34	0.46
41:BU:98:LEU:O	41:BU:101:ARG:O	2.33	0.46
46:BZ:118:GLN:N	46:BZ:173:ALA:O	2.44	0.46
1:CA:261:U:C5	22:CT:79:ARG:NH1	2.83	0.46
1:CA:389:A:H2'	1:CA:390:C:H5'	1.96	0.46
1:CA:957:U:O2	1:CA:959:A:C8	2.69	0.46
4:CB:51:LEU:HD22	4:CB:55:PHE:CE2	2.47	0.46
9:CG:65:ALA:HA	9:CG:128:ALA:N	2.30	0.46
10:CH:123:GLU:HA	10:CH:126:LYS:HB2	1.98	0.46
11:CI:118:LYS:O	11:CI:119:ALA:HB3	2.15	0.46
11:CI:11:LYS:C	11:CI:13:ALA:H	2.16	0.46
52:D5:16:ARG:HG2	52:D5:17:ASP:N	2.30	0.46
36:DP:50:ARG:CB	55:D8:60:LEU:HD11	2.24	0.46
25:DA:1665:A:H2'	25:DA:1666:G:O4'	2.15	0.46
25:DA:2134:A:C8	25:DA:2158:A:N1	2.83	0.46
25:DA:2168:G:N2	25:DA:2170:A:H3'	2.30	0.46
25:DA:2307:G:O5'	25:DA:2307:G:H8	1.99	0.46
25:DA:2637:U:H5''	28:DE:82:ARG:HH21	1.80	0.46
25:DA:325:G:N2	25:DA:326:G:C4	2.84	0.46
25:DA:1799:G:C8	27:DD:177:LEU:HD12	2.51	0.46
30:DG:5:LEU:HD12	30:DG:101:ILE:HG22	1.98	0.46
30:DG:16:ARG:NH1	30:DG:16:ARG:CG	2.74	0.46
30:DG:74:LYS:O	30:DG:75:LYS:O	2.33	0.46
31:DH:107:VAL:HG23	31:DH:109:PHE:CD1	2.49	0.46
33:DK:66:THR:HG22	33:DK:68:VAL:CG2	2.45	0.46
37:DQ:16:ARG:CG	37:DQ:17:LEU:H	2.28	0.46
39:DS:65:VAL:O	39:DS:69:VAL:HG12	2.14	0.46
41:DU:79:PHE:O	41:DU:83:LEU:HD12	2.15	0.46
42:DV:5:VAL:HG21	42:DV:35:LEU:HG	1.97	0.46
42:DV:38:LEU:C	42:DV:39:LEU:HD13	2.35	0.46
43:DW:89:ALA:O	43:DW:91:GLY:N	2.48	0.46
45:DY:88:LYS:HE2	45:DY:93:GLY:N	2.30	0.46
46:DZ:145:GLU:HG3	46:DZ:146:ILE:H	1.80	0.46
46:DZ:17:ALA:O	46:DZ:20:ARG:HB2	2.15	0.46
1:AA:1065:U:OP2	1:AA:1190:G:N2	2.49	0.46
1:AA:500:G:O5'	1:AA:500:G:H8	1.98	0.46
1:AA:565:U:H3'	1:AA:566:G:H2'	1.96	0.46
1:AA:563:A:C8	1:AA:567:G:O4'	2.69	0.46
1:AA:586:C:O2'	1:AA:587:G:H5'	2.16	0.46

*Continued on next page...*

*Continued from previous page...*

Atom-1	Atom-2	Interatomic distance (Å)	Clash overlap (Å)
1:AA:668:G:O2'	17:AO:46:HIS:CD2	2.65	0.46
6:AD:112:VAL:HG12	6:AD:116:GLN:OE1	2.15	0.46
6:AD:150:GLU:C	6:AD:152:SER:H	2.19	0.46
7:AE:146:ALA:O	7:AE:147:ASP:C	2.54	0.46
11:AI:79:LEU:HD23	11:AI:101:PHE:O	2.15	0.46
17:AO:37:ASN:HD22	17:AO:37:ASN:N	2.13	0.46
19:AQ:81:ARG:HD3	19:AQ:84:LEU:CD1	2.44	0.46
20:AR:44:LEU:CD2	20:AR:80:PRO:HD2	2.45	0.46
24:AX:245:MET:O	24:AX:261:ALA:HB3	2.15	0.46
49:B2:49:LYS:O	49:B2:53:LEU:HB2	2.16	0.46
25:BA:1902:C:H5''	27:BD:246:PRO:HD3	1.97	0.46
25:BA:2092:U:C4'	25:BA:2093:G:O5'	2.55	0.46
25:BA:2134:A:C8	25:BA:2158:A:N1	2.83	0.46
25:BA:2159:G:H8	25:BA:2159:G:O5'	1.98	0.46
25:BA:2638:G:P	28:BE:82:ARG:HH22	2.38	0.46
25:BA:2698:U:H2'	25:BA:2699:C:C6	2.51	0.46
25:BA:897:C:H2'	25:BA:897:C:O2	2.15	0.46
25:BA:919:G:H2'	25:BA:920:G:C8	2.50	0.46
26:BB:16:G:H2'	26:BB:17:C:H6	1.81	0.46
31:BH:101:ARG:N	31:BH:101:ARG:NE	2.62	0.46
37:BQ:14:ARG:HG2	37:BQ:14:ARG:NH1	2.29	0.46
37:BQ:16:ARG:CG	37:BQ:17:LEU:H	2.29	0.46
37:BQ:76:LYS:N	37:BQ:88:GLY:HA2	2.31	0.46
38:BR:116:LEU:HA	38:BR:116:LEU:HD23	1.76	0.46
39:BS:49:VAL:HG13	39:BS:76:LYS:HB2	1.98	0.46
41:BU:83:LEU:CB	41:BU:88:ILE:HG13	2.43	0.46
25:BA:143:C:H4'	44:BX:38:GLU:OE1	2.15	0.46
25:BA:310:A:OP1	45:BY:17:SER:O	2.32	0.46
1:CA:1188:A:H2'	1:CA:1189:C:O4'	2.16	0.46
1:CA:117:G:H2'	1:CA:118:U:C6	2.50	0.46
1:CA:1236:A:O2'	1:CA:1304:G:H4'	2.15	0.46
1:CA:1368:G:O2'	1:CA:1369:C:H5'	2.16	0.46
1:CA:1443:G:H3'	1:CA:1446:A:H5''	1.97	0.46
1:CA:20:U:H2'	1:CA:21:G:O4'	2.15	0.46
1:CA:256:U:H2'	1:CA:257:G:O4'	2.15	0.46
1:CA:738:C:H5''	8:CF:69:GLU:HB2	1.97	0.46
7:CE:91:LEU:HD23	7:CE:120:THR:CG2	2.45	0.46
1:CA:923:A:OP1	7:CE:21:ALA:HB2	2.15	0.46
8:CF:36:ARG:HH21	8:CF:66:GLU:CD	2.19	0.46
15:CM:91:ARG:HB3	15:CM:97:PRO:O	2.15	0.46
18:CP:21:VAL:HG22	18:CP:34:GLU:O	2.16	0.46

*Continued on next page...*

*Continued from previous page...*

Atom-1	Atom-2	Interatomic distance (Å)	Clash overlap (Å)
48:D1:13:ILE:HA	48:D1:66:HIS:ND1	2.30	0.46
48:D1:18:ILE:H	48:D1:18:ILE:HD13	1.79	0.46
25:DA:1311:G:H2'	54:D7:47:ARG:NH2	2.30	0.46
25:DA:1021:A:C3'	25:DA:1021:A:C8	2.98	0.46
1:CA:1493:A:C6	25:DA:1913:A:N7	2.83	0.46
25:DA:2134:A:H2	25:DA:2159:G:HO2'	1.63	0.46
25:DA:2528:U:C6	25:DA:2530:A:C8	3.03	0.46
25:DA:406:G:C6	25:DA:407:G:C5	3.04	0.46
25:DA:459:U:OP2	25:DA:469:G:N1	2.41	0.46
25:DA:481:G:O2'	25:DA:482:A:P	2.73	0.46
25:DA:570:G:H2'	25:DA:2030:A:C5	2.51	0.46
26:DB:48:A:H2'	26:DB:49:C:C6	2.50	0.46
27:DD:111:LEU:HD22	27:DD:115:GLN:CD	2.35	0.46
27:DD:34:VAL:C	27:DD:35:LYS:HD2	2.36	0.46
27:DD:35:LYS:HG2	27:DD:104:TYR:CE2	2.50	0.46
25:DA:2636:U:H4'	28:DE:80:GLU:OE1	2.15	0.46
32:DI:83:ALA:HB2	32:DI:88:ILE:HD13	1.97	0.46
33:DK:57:ILE:HD12	33:DK:65:PHE:HD1	1.80	0.46
39:DS:24:LEU:HD12	39:DS:84:GLN:CB	2.32	0.46
44:DX:31:HIS:CD2	44:DX:33:LYS:H	2.33	0.46
44:DX:89:ILE:O	44:DX:93:GLU:HG2	2.16	0.46
1:AA:66:G:C6	1:AA:104:G:C2	3.04	0.46
1:AA:442:C:H42	1:AA:492:G:H1	1.63	0.46
1:AA:811:C:C4'	1:AA:900:A:H61	2.29	0.46
1:AA:888:G:H4'	1:AA:1488:G:O2'	2.15	0.46
4:AB:142:LEU:HA	4:AB:145:LEU:HB2	1.98	0.46
7:AE:101:ILE:CD1	7:AE:119:LEU:HD23	2.39	0.46
8:AF:44:GLY:HA2	8:AF:59:TYR:CE1	2.51	0.46
9:AG:111:ARG:HB3	9:AG:113:GLU:OE2	2.15	0.46
9:AG:80:VAL:HG21	9:AG:85:TYR:CE1	2.51	0.46
18:AP:55:ARG:O	18:AP:58:TYR:HB3	2.15	0.46
20:AR:56:THR:CB	20:AR:58:LEU:HD13	2.42	0.46
20:AR:59:SER:HB3	20:AR:62:GLU:CG	2.46	0.46
21:AS:33:THR:HG23	21:AS:51:VAL:HA	1.97	0.46
21:AS:6:LYS:HD2	21:AS:6:LYS:N	2.30	0.46
24:AX:230:GLU:HB3	24:AX:304:ARG:HH11	1.80	0.46
49:B2:1:MET:HB3	49:B2:2:LYS:HZ2	1.79	0.46
25:BA:1384:A:N3	25:BA:1405:U:H1'	2.29	0.46
25:BA:1491:G:N2	25:BA:1499:C:O2	2.48	0.46
25:BA:2122:U:H2'	25:BA:2123:G:H8	1.80	0.46
25:BA:2199:A:H3'	25:BA:2205:C:C6	2.51	0.46

*Continued on next page...*

*Continued from previous page...*

Atom-1	Atom-2	Interatomic distance (Å)	Clash overlap (Å)
25:BA:235:U:H2'	25:BA:236:C:C6	2.51	0.46
25:BA:644:A:H2	25:BA:2369:A:H1'	1.80	0.46
25:BA:374:A:C2	25:BA:401:A:C4	3.02	0.46
25:BA:39:C:H2'	25:BA:40:C:C6	2.51	0.46
26:BB:66:A:C6	26:BB:107:U:C2	3.04	0.46
27:BD:79:VAL:CG2	27:BD:115:GLN:HB2	2.45	0.46
30:BG:120:LEU:HB3	30:BG:131:TYR:OH	2.16	0.46
42:BV:9:GLY:O	42:BV:10:LYS:HG3	2.15	0.46
43:BW:51:LEU:C	43:BW:51:LEU:HD13	2.36	0.46
46:BZ:145:GLU:HG3	46:BZ:146:ILE:N	2.30	0.46
46:BZ:26:GLY:HA2	46:BZ:85:HIS:CD2	2.50	0.46
1:CA:1118:C:H5'	1:CA:1118:C:H6	1.81	0.46
1:CA:16:A:C2'	1:CA:17:U:H5'	2.45	0.46
6:CD:156:GLU:O	6:CD:159:ARG:HB2	2.15	0.46
9:CG:105:VAL:O	9:CG:106:GLN:C	2.54	0.46
12:CJ:7:LYS:O	12:CJ:96:ILE:HA	2.15	0.46
14:CL:16:LYS:HD3	14:CL:17:VAL:H	1.80	0.46
14:CL:45:LYS:HB3	14:CL:46:LYS:H	1.46	0.46
14:CL:78:GLU:O	14:CL:79:HIS:CD2	2.68	0.46
14:CL:83:LEU:HD13	14:CL:84:ILE:N	2.31	0.46
18:CP:39:TYR:HB2	18:CP:49:LEU:HD13	1.98	0.46
18:CP:71:ARG:HH11	18:CP:71:ARG:HG3	1.80	0.46
24:CX:92:LEU:HB3	24:CX:97:ARG:CB	2.43	0.46
2:CZ:16:C:H5"	2:CZ:17:C:OP2	2.16	0.46
15:CM:3:ARG:HD3	51:D4:60:GLU:OE1	2.16	0.46
25:DA:1028:A:N6	25:DA:1125:G:H2'	2.30	0.46
25:DA:1052:C:H2'	25:DA:1053:C:C5	2.50	0.46
25:DA:1060:U:H4'	25:DA:1061:U:O5'	2.15	0.46
25:DA:1479:G:N3	25:DA:1479:G:H2'	2.31	0.46
25:DA:1567:A:C8	27:DD:84:TYR:CE2	3.04	0.46
25:DA:1882:C:H2'	25:DA:1883:G:O4'	2.15	0.46
25:DA:213:A:C2'	25:DA:214:G:H5'	2.46	0.46
25:DA:2309:A:H2'	25:DA:2310:A:C8	2.50	0.46
25:DA:868:U:C4	25:DA:869:G:N7	2.84	0.46
26:DB:21:G:H2'	26:DB:22:U:O4'	2.14	0.46
36:DP:13:ASN:ND2	36:DP:13:ASN:O	2.49	0.46
36:DP:50:ARG:CD	36:DP:51:PHE:H	2.27	0.46
39:DS:31:SER:HB3	39:DS:34:HIS:HB2	1.98	0.46
43:DW:58:ALA:HB1	43:DW:64:MET:HG3	1.97	0.46
44:DX:50:LYS:HD3	44:DX:51:VAL:N	2.31	0.46
46:DZ:91:LEU:HD11	46:DZ:96:VAL:HG11	1.97	0.46

*Continued on next page...*

*Continued from previous page...*

Atom-1	Atom-2	Interatomic distance (Å)	Clash overlap (Å)
1:AA:147:G:H1	1:AA:175:C:H42	1.62	0.46
1:AA:191(E):G:H2'	1:AA:191(F):U:H6	1.78	0.46
1:AA:410:G:H5''	1:AA:411:A:OP1	2.16	0.46
1:AA:501:C:H2'	1:AA:502:G:H8	1.81	0.46
1:AA:678:U:H2'	1:AA:679:C:C6	2.50	0.46
1:AA:80:G:H22	1:AA:90:C:H1'	1.79	0.46
4:AB:11:LEU:O	4:AB:16:HIS:CE1	2.68	0.46
4:AB:98:LEU:O	4:AB:101:MET:HG2	2.15	0.46
6:AD:9:CYS:HB3	6:AD:32:ALA:CB	2.45	0.46
10:AH:86:ILE:HG12	10:AH:135:CYS:HA	1.98	0.46
14:AL:26:LEU:C	14:AL:28:GLY:N	2.69	0.46
14:AL:65:VAL:HG12	14:AL:66:THR:N	2.31	0.46
14:AL:92:LEU:HA	14:AL:93:PRO:HD3	1.80	0.46
16:AN:21:TYR:OH	16:AN:23:ARG:NH2	2.48	0.46
18:AP:50:LYS:HD3	18:AP:50:LYS:C	2.36	0.46
24:AX:136:GLY:HA3	24:AX:319:GLU:OE2	2.16	0.46
2:AY:20:U:H5'	2:AY:21:A:OP2	2.16	0.46
48:B1:25:LYS:HB3	48:B1:34:THR:O	2.16	0.46
48:B1:59:THR:O	48:B1:91:LYS:HE3	2.15	0.46
25:BA:1021:A:C3'	25:BA:1021:A:C8	2.97	0.46
25:BA:1027:A:C6	25:BA:1126:A:C4	3.04	0.46
25:BA:1131:G:H4'	25:BA:1132:A:OP1	2.15	0.46
25:BA:1312:U:C2	25:BA:1603:A:C2	3.04	0.46
25:BA:1322:A:C5	25:BA:1323:U:C5	3.04	0.46
25:BA:1495:A:O2'	25:BA:1496:A:H5'	2.15	0.46
25:BA:2081:C:C2'	25:BA:2082:A:H5'	2.46	0.46
25:BA:2371:G:O2'	53:B6:46:HIS:HD2	1.98	0.46
25:BA:2393:A:C2'	25:BA:2394:C:H5'	2.46	0.46
25:BA:2574:G:O2'	25:BA:2575:C:H5'	2.15	0.46
25:BA:2761:G:H1'	31:BH:143:GLN:NE2	2.31	0.46
25:BA:2798:C:OP2	25:BA:2799:A:N7	2.49	0.46
25:BA:2872:G:C2	25:BA:2873:A:N6	2.84	0.46
25:BA:582:G:H2'	25:BA:583:G:C8	2.50	0.46
25:BA:972:G:OP2	25:BA:974(A):G:H5''	2.16	0.46
35:BO:64:ARG:HB2	35:BO:83:ALA:HB3	1.98	0.46
37:BQ:134:ARG:O	37:BQ:136:ALA:N	2.48	0.46
40:BT:34:VAL:O	40:BT:40:THR:HA	2.15	0.46
46:BZ:24:LEU:HD21	46:BZ:86:VAL:CG2	2.46	0.46
1:CA:1004:A:N1	1:CA:1025:U:H1'	2.30	0.46
1:CA:1005:A:H4'	1:CA:1037:C:H1'	1.96	0.46
1:CA:1316:G:N1	1:CA:1319:A:OP2	2.47	0.46

*Continued on next page...*

*Continued from previous page...*

Atom-1	Atom-2	Interatomic distance (Å)	Clash overlap (Å)
1:CA:575:G:H4'	1:CA:576:G:O5'	2.15	0.46
1:CA:60:A:P	1:CA:60:A:H8	2.38	0.46
1:CA:946:A:H2'	1:CA:947:G:C8	2.50	0.46
14:CL:96:ARG:C	14:CL:97:TYR:CD1	2.89	0.46
20:CR:31:LEU:H	20:CR:31:LEU:CD2	2.27	0.46
20:CR:59:SER:HB3	20:CR:62:GLU:CD	2.36	0.46
2:CY:19:G:N2	2:CY:57:A:H1'	2.31	0.46
2:CZ:21:A:HO2'	2:CZ:22:G:H8	1.59	0.46
49:D2:6:VAL:O	49:D2:10:LEU:HG	2.16	0.46
30:DG:2:PRO:HB3	51:D4:51:TYR:CE1	2.51	0.46
25:DA:1152:C:H4'	41:DU:77:SER:HA	1.98	0.46
25:DA:1424:G:H2'	25:DA:1425:G:O4'	2.16	0.46
25:DA:1517:G:H2'	25:DA:1518:C:C6	2.50	0.46
25:DA:1542:G:C8	25:DA:1543:A:C6	3.04	0.46
25:DA:1957:C:H2'	25:DA:1958:C:H6	1.81	0.46
25:DA:2078:C:H2'	25:DA:2079:U:C6	2.50	0.46
25:DA:2360:A:H8	25:DA:2360:A:O5'	1.98	0.46
25:DA:2343:C:HO2'	25:DA:2373:G:HO2'	1.64	0.46
25:DA:270(G):U:H2'	25:DA:270(H):C:H6	1.77	0.46
25:DA:270(N):U:O4'	25:DA:270(O):G:C6	2.69	0.46
25:DA:2741:A:H2'	25:DA:2742:C:O4'	2.16	0.46
25:DA:310:A:OP1	45:DY:17:SER:O	2.34	0.46
25:DA:365(A):C:O2'	25:DA:366(B):C:H5'	2.15	0.46
25:DA:398:G:H2'	25:DA:399:G:C8	2.51	0.46
26:DB:66:A:N6	26:DB:107:U:C2	2.84	0.46
27:DD:183:ARG:HG2	27:DD:184:LYS:O	2.16	0.46
27:DD:238:GLY:O	27:DD:240:ALA:N	2.48	0.46
31:DH:47:GLU:OE1	31:DH:48:GLY:N	2.46	0.46
32:DI:130:TYR:CD2	32:DI:132:PRO:HG3	2.51	0.46
33:DK:52:ILE:O	33:DK:73:PRO:HD3	2.15	0.46
29:DF:116:ASP:OD2	36:DP:5:ASP:HB3	2.15	0.46
36:DP:6:LEU:HD12	36:DP:8:PRO:CG	2.45	0.46
25:DA:2334:G:C4	39:DS:12:PHE:CZ	3.03	0.46
39:DS:64:GLU:HA	39:DS:67:ARG:HE	1.80	0.46
40:DT:16:ARG:HD3	40:DT:16:ARG:HA	1.63	0.46
42:DV:22:VAL:CG1	42:DV:23:GLU:N	2.79	0.46
42:DV:49:THR:O	42:DV:51:VAL:N	2.48	0.46
42:DV:78:LYS:HG3	42:DV:79:VAL:HG23	1.97	0.46
45:DY:81:LYS:CG	45:DY:97:ARG:HB3	2.44	0.46
46:DZ:28:MET:HE3	46:DZ:61:LEU:HD21	1.97	0.46
1:AA:1229:A:H2'	1:AA:1230:C:C6	2.51	0.46

*Continued on next page...*

*Continued from previous page...*

Atom-1	Atom-2	Interatomic distance (Å)	Clash overlap (Å)
1:AA:1281:U:H4'	1:AA:1282:C:OP2	2.16	0.46
1:AA:1338:G:C6	1:AA:1339:A:C6	3.04	0.46
1:AA:1483:A:H5''	1:AA:1484:C:OP2	2.15	0.46
1:AA:542:G:H5'	6:AD:41:GLY:HA3	1.98	0.46
1:AA:792:A:C4	1:AA:794:A:C6	3.03	0.46
4:AB:158:LEU:HD23	4:AB:159:PRO:HD2	1.98	0.46
16:AN:27:CYS:SG	16:AN:40:CYS:SG	3.14	0.46
17:AO:5:LYS:HE2	17:AO:6:GLU:HB2	1.98	0.46
18:AP:21:VAL:HG22	18:AP:34:GLU:O	2.16	0.46
18:AP:19:ILE:HG22	18:AP:36:ILE:HG13	1.98	0.46
20:AR:31:LEU:H	20:AR:31:LEU:CD2	2.27	0.46
21:AS:33:THR:OG1	21:AS:34:TRP:N	2.49	0.46
22:AT:32:ALA:HA	22:AT:35:THR:OG1	2.16	0.46
24:AX:242:ILE:CD1	24:AX:285:LYS:HE3	2.46	0.46
24:AX:339:THR:HG22	24:AX:365:LYS:HG3	1.97	0.46
49:B2:50:ILE:CD1	49:B2:51:ARG:N	2.79	0.46
25:BA:1052:C:H2'	25:BA:1053:C:C6	2.51	0.46
25:BA:1176:G:H2'	25:BA:1177:A:O4'	2.16	0.46
25:BA:1326:U:O2'	25:BA:1327:C:H5'	2.16	0.46
25:BA:1332:G:N2	25:BA:1610:A:H8	2.14	0.46
25:BA:1419:A:C8	25:BA:1421:G:C6	3.04	0.46
25:BA:165:U:C2	25:BA:171:G:C8	3.03	0.46
25:BA:1673:U:O2'	25:BA:1674:G:H5'	2.15	0.46
25:BA:1729:A:C5	25:BA:1731:G:C6	3.03	0.46
25:BA:1825:A:H2'	25:BA:1826:G:H8	1.81	0.46
25:BA:2108:C:H2'	25:BA:2109:U:C6	2.50	0.46
25:BA:2403:C:C4	25:BA:2415:G:C2	3.03	0.46
25:BA:2820:A:O4'	38:BR:5:LYS:HG3	2.15	0.46
25:BA:517:C:OP1	52:B5:16:ARG:NH2	2.48	0.46
25:BA:910:A:H2'	25:BA:911:A:C8	2.50	0.46
27:BD:136:ILE:HD12	27:BD:136:ILE:N	2.30	0.46
29:BF:170:LEU:HG	29:BF:172:TRP:NE1	2.30	0.46
31:BH:21:PRO:HD2	31:BH:23:ARG:NH2	2.31	0.46
32:BI:87:LYS:HG3	32:BI:88:ILE:H	1.80	0.46
36:BP:15:ARG:HH12	36:BP:17:LYS:HD2	1.81	0.46
25:BA:483:A:O3'	45:BY:49:VAL:HG22	2.16	0.46
1:CA:1355:G:C6	1:CA:1368:G:C6	3.04	0.46
1:CA:255:G:H1'	19:CQ:16:GLN:NE2	2.30	0.46
1:CA:417:C:H2'	1:CA:418:C:H6	1.81	0.46
1:CA:503:C:O2	1:CA:510:A:H2	1.98	0.46
1:CA:95:G:H2'	1:CA:96:G:O4'	2.15	0.46

*Continued on next page...*

*Continued from previous page...*

Atom-1	Atom-2	Interatomic distance (Å)	Clash overlap (Å)
4:CB:11:LEU:HD12	4:CB:217:ARG:HH12	1.81	0.46
4:CB:11:LEU:O	4:CB:16:HIS:CE1	2.68	0.46
4:CB:158:LEU:HD23	4:CB:159:PRO:HD2	1.97	0.46
4:CB:162:ILE:HD12	4:CB:162:ILE:O	2.16	0.46
4:CB:233:SER:HB2	4:CB:234:PRO:HD2	1.97	0.46
5:CC:76:VAL:HG21	5:CC:103:VAL:HG21	1.97	0.46
6:CD:11:LEU:O	6:CD:12:CYS:C	2.52	0.46
6:CD:28:SER:HB3	6:CD:29:PRO:CD	2.43	0.46
7:CE:109:ILE:HG22	7:CE:110:LEU:HD23	1.97	0.46
9:CG:93:PRO:HA	9:CG:96:GLN:NE2	2.31	0.46
14:CL:30:PRO:O	14:CL:31:PHE:CD2	2.69	0.46
14:CL:52:ARG:HG2	14:CL:92:LEU:HD11	1.97	0.46
1:CA:981:U:H5'	16:CN:21:TYR:CE1	2.51	0.46
19:CQ:60:ILE:HB	19:CQ:74:LEU:HD23	1.97	0.46
20:CR:26:LEU:HD21	20:CR:42:ARG:HD2	1.97	0.46
25:DA:1060:U:H4'	25:DA:1061:U:H6	1.81	0.46
25:DA:1198:U:O5'	25:DA:1198:U:H6	1.99	0.46
25:DA:1567:A:C4	27:DD:84:TYR:CD2	3.04	0.46
25:DA:1729:A:C5	25:DA:1731:G:C6	3.03	0.46
25:DA:1676:A:C2	25:DA:1993:U:H5'	2.51	0.46
25:DA:2041:U:O2'	25:DA:2042:A:H5'	2.15	0.46
25:DA:2687:U:C4	25:DA:2688:U:C5	3.04	0.46
25:DA:2718:G:H2'	25:DA:2719:G:C8	2.51	0.46
25:DA:274:G:C2	25:DA:275:G:N2	2.84	0.46
25:DA:322:A:H3'	29:DF:169:ASN:HD21	1.80	0.46
25:DA:8:A:C2	25:DA:9:U:O2	2.68	0.46
27:DD:106:ILE:HD12	27:DD:106:ILE:O	2.15	0.46
27:DD:10:THR:HG23	27:DD:13:ARG:CG	2.45	0.46
27:DD:10:THR:HG23	27:DD:13:ARG:HB3	1.98	0.46
27:DD:206:LEU:CD2	27:DD:211:ARG:HG2	2.40	0.46
27:DD:58:HIS:O	27:DD:59:LYS:O	2.33	0.46
25:DA:1816:G:N7	27:DD:62:TYR:CE1	2.84	0.46
29:DF:7:TYR:O	29:DF:21:ALA:HA	2.16	0.46
29:DF:78:ILE:CD1	29:DF:78:ILE:H	2.25	0.46
31:DH:46:GLU:HB3	31:DH:47:GLU:OE2	2.16	0.46
33:DK:57:ILE:HD13	33:DK:67:PHE:HA	1.97	0.46
34:DN:118:PRO:HD2	34:DN:119:GLU:OE1	2.15	0.46
36:DP:58:THR:O	36:DP:61:ARG:HG3	2.16	0.46
37:DQ:127:ILE:HG22	37:DQ:128:LYS:N	2.30	0.46
38:DR:96:ARG:HH22	38:DR:118:GLU:H	1.62	0.46
38:DR:81:ASP:N	38:DR:81:ASP:OD2	2.49	0.46

*Continued on next page...*

*Continued from previous page...*

Atom-1	Atom-2	Interatomic distance (Å)	Clash overlap (Å)
40:DT:34:VAL:O	40:DT:40:THR:HA	2.15	0.46
40:DT:88:ILE:HD12	40:DT:90:GLN:N	2.30	0.46
1:AA:1376:U:H2'	1:AA:1377:A:C8	2.51	0.46
1:AA:175:C:O2'	1:AA:176:C:H5'	2.16	0.46
1:AA:417:C:H2'	1:AA:418:C:C6	2.50	0.46
1:AA:45:U:H2'	1:AA:46:G:H8	1.77	0.46
1:AA:838:G:H2'	1:AA:841:U:H5'	1.98	0.46
9:AG:65:ALA:HA	9:AG:128:ALA:N	2.31	0.46
10:AH:80:ILE:HD12	10:AH:80:ILE:N	2.31	0.46
11:AI:26:VAL:HG12	11:AI:33:PHE:HB2	1.97	0.46
1:AA:981:U:H5'	16:AN:21:TYR:CE1	2.50	0.46
17:AO:39:LEU:CD1	17:AO:56:LEU:HB2	2.41	0.46
19:AQ:19:VAL:CG2	19:AQ:44:ALA:HB3	2.46	0.46
24:AX:355:MET:HA	24:AX:359:TRP:CZ3	2.51	0.46
52:B5:4:HIS:CB	52:B5:5:PRO:CD	2.91	0.46
25:BA:1076:C:H4'	33:BK:90:LYS:HB3	1.98	0.46
25:BA:1090:U:H2'	25:BA:1091:G:H8	1.80	0.46
25:BA:1509:A:H4'	25:BA:1510:A:C8	2.50	0.46
25:BA:1566:A:OP1	27:BD:211:ARG:NH1	2.47	0.46
25:BA:2354:G:H2'	25:BA:2355:C:H6	1.79	0.46
25:BA:2718:G:H2'	25:BA:2719:G:H8	1.80	0.46
25:BA:886:C:H4'	25:BA:886:C:OP1	2.16	0.46
25:BA:2393:A:C5'	36:BP:62:LEU:HB3	2.46	0.46
40:BT:98:LYS:HB3	40:BT:100:TYR:CE1	2.51	0.46
40:BT:108:ARG:O	40:BT:112:ARG:HG3	2.16	0.46
41:BU:66:ASN:O	41:BU:70:ARG:HB2	2.16	0.46
41:BU:92:ARG:O	41:BU:93:LYS:C	2.54	0.46
45:BY:81:LYS:CD	45:BY:97:ARG:HB3	2.46	0.46
46:BZ:86:VAL:HG12	46:BZ:87:ASP:H	1.79	0.46
1:CA:1387:G:H2'	1:CA:1388:C:C6	2.51	0.46
1:CA:154:C:H2'	1:CA:155:C:C6	2.51	0.46
1:CA:500:G:O5'	1:CA:500:G:H8	1.99	0.46
1:CA:987:G:H1	1:CA:1218:C:N4	2.13	0.46
9:CG:121:ALA:O	9:CG:125:MET:HG3	2.16	0.46
9:CG:88:PRO:HG3	9:CG:148:ASN:O	2.16	0.46
10:CH:42:GLU:HG3	10:CH:109:ILE:HD12	1.97	0.46
10:CH:97:VAL:C	10:CH:99:GLU:H	2.19	0.46
11:CI:66:ARG:HD3	11:CI:66:ARG:HA	1.53	0.46
12:CJ:62:HIS:O	12:CJ:62:HIS:CD2	2.68	0.46
20:CR:87:ARG:C	20:CR:87:ARG:HD2	2.36	0.46
24:CX:147:GLU:N	24:CX:177:ILE:HG21	2.31	0.46

*Continued on next page...*

*Continued from previous page...*

Atom-1	Atom-2	Interatomic distance (Å)	Clash overlap (Å)
24:CX:242:ILE:CD1	24:CX:285:LYS:HE3	2.46	0.46
48:D1:53:VAL:HG11	48:D1:90:ILE:HG21	1.97	0.46
55:D8:50:LEU:O	55:D8:51:ALA:CB	2.63	0.46
25:DA:1163:G:O2'	25:DA:1164:G:H5'	2.16	0.46
25:DA:1511:A:H2'	25:DA:1512:G:C8	2.51	0.46
25:DA:1635:G:H2'	25:DA:1636:C:H6	1.81	0.46
25:DA:574:C:H1'	25:DA:2055:C:C6	2.51	0.46
25:DA:2246:G:H2'	25:DA:2247:A:H8	1.80	0.46
25:DA:2461:C:H2'	25:DA:2462:U:C6	2.51	0.46
25:DA:2476:A:N3	25:DA:2476:A:H3'	2.31	0.46
25:DA:355:G:H2'	25:DA:356:G:H8	1.81	0.46
31:DH:136:ILE:HD12	31:DH:137:ASP:N	2.30	0.46
31:DH:13:LYS:HE2	31:DH:14:GLY:N	2.26	0.46
34:DN:160:LYS:HE2	34:DN:161:LEU:N	2.31	0.46
36:DP:126:VAL:HG22	36:DP:145:PRO:HG2	1.98	0.46
37:DQ:134:ARG:O	37:DQ:136:ALA:N	2.49	0.46
37:DQ:8:LYS:HB2	37:DQ:9:TYR:H	1.63	0.46
45:DY:81:LYS:HD3	45:DY:97:ARG:CD	2.45	0.46
1:AA:1064:G:O4'	1:AA:1066:C:C6	2.69	0.46
1:AA:1476:G:O2'	1:AA:1477:C:H5'	2.16	0.46
1:AA:517:G:HO2'	1:AA:531:U:H5	1.63	0.46
1:AA:792:A:H1'	1:AA:794:A:N7	2.31	0.46
4:AB:27:LYS:HG3	4:AB:194:PRO:HD2	1.97	0.46
5:AC:12:LEU:C	5:AC:14:ILE:H	2.20	0.46
5:AC:70:VAL:HG21	5:AC:76:VAL:HG11	1.98	0.46
5:AC:76:VAL:HG21	5:AC:103:VAL:HG21	1.98	0.46
6:AD:195:ALA:O	8:CF:16:GLN:HG3	2.16	0.46
6:AD:30:LYS:HG2	6:AD:30:LYS:O	2.16	0.46
8:AF:98:LEU:HD12	8:AF:98:LEU:N	2.31	0.46
12:AJ:80:LYS:HE3	1:CA:1163:C:C5'	2.36	0.46
15:AM:8:GLU:CD	15:AM:22:ILE:HA	2.36	0.46
19:AQ:60:ILE:HB	19:AQ:74:LEU:HD23	1.98	0.46
20:AR:26:LEU:HD21	20:AR:42:ARG:HD2	1.98	0.46
24:AX:166:VAL:HG13	24:AX:166:VAL:O	2.16	0.46
47:B0:56:ASP:O	47:B0:57:PHE:HB2	2.16	0.46
48:B1:27:GLU:HG3	48:B1:33:LYS:HZ2	1.78	0.46
55:B8:32:LEU:HG	55:B8:36:LYS:HD2	1.98	0.46
55:B8:39:LYS:HG2	55:B8:43:GLN:NE2	2.31	0.46
25:BA:1058:G:H2'	25:BA:1059:G:C8	2.51	0.46
25:BA:1163:G:O2'	25:BA:1164:G:H5'	2.16	0.46
25:BA:1264:G:H5'	52:B5:11:THR:OG1	2.16	0.46

*Continued on next page...*

*Continued from previous page...*

Atom-1	Atom-2	Interatomic distance (Å)	Clash overlap (Å)
25:BA:768:G:O2'	25:BA:1379:A:N6	2.46	0.46
25:BA:142:G:H2'	25:BA:143:C:C6	2.50	0.46
25:BA:1608:A:HO2'	25:BA:1610:A:P	2.37	0.46
25:BA:1639:U:H2'	25:BA:1640:C:H5''	1.97	0.46
25:BA:191:A:H2'	25:BA:192:C:C6	2.51	0.46
25:BA:2228:G:OP2	27:BD:263:ARG:NH1	2.44	0.46
25:BA:2777:G:C8	25:BA:2777:G:H3'	2.51	0.46
25:BA:512:G:O2'	25:BA:513:A:P	2.74	0.46
25:BA:953:A:OP2	37:BQ:16:ARG:NH2	2.49	0.46
27:BD:122:ASP:OD2	27:BD:123:ALA:N	2.49	0.46
32:BI:123:LEU:HD23	32:BI:124:GLY:N	2.31	0.46
35:BO:112:MET:HA	35:BO:115:VAL:CG2	2.46	0.46
1:CA:103(C):G:H2'	1:CA:1033:G:C8	2.51	0.46
1:CA:1036:G:H2'	1:CA:1037:C:C6	2.51	0.46
1:CA:1303:C:H2'	1:CA:1304:G:H5'	1.98	0.46
1:CA:1504:G:OP2	1:CA:1504:G:H3'	2.15	0.46
1:CA:881:G:P	14:CL:11:ARG:HH22	2.39	0.46
4:CB:28:PHE:HD1	4:CB:32:ILE:HD11	1.80	0.46
6:CD:163:GLU:HG3	6:CD:164:ALA:N	2.31	0.46
8:CF:67:MET:SD	8:CF:75:LEU:HD13	2.56	0.46
10:CH:73:ASP:HB3	10:CH:75:ARG:CG	2.44	0.46
11:CI:71:SER:HA	11:CI:74:ILE:HD13	1.98	0.46
15:CM:94:ARG:HH11	21:CS:81:ARG:NE	2.13	0.46
18:CP:68:ASP:O	18:CP:71:ARG:HB2	2.16	0.46
22:CT:83:ARG:O	22:CT:87:LYS:HB2	2.16	0.46
51:D4:51:TYR:O	51:D4:52:SER:HB3	2.16	0.46
25:DA:1494:A:O2'	25:DA:1495:A:O5'	2.33	0.46
25:DA:2530:A:O2'	25:DA:2532:G:OP2	2.23	0.46
25:DA:2615:U:N1	52:D5:7:PRO:HA	2.31	0.46
25:DA:2776:A:H4'	25:DA:2778:A:OP1	2.16	0.46
25:DA:280:C:N3	25:DA:361:G:C2	2.84	0.46
25:DA:391:G:C6	25:DA:392:C:C4	3.03	0.46
25:DA:663:G:C6	25:DA:664:C:C4	3.04	0.46
25:DA:768:G:O2'	25:DA:1379:A:N6	2.49	0.46
25:DA:76:C:O2'	49:D2:59:ARG:HA	2.15	0.46
26:DB:83:G:H4'	50:D3:52:HIS:CG	2.50	0.46
27:DD:102:LYS:C	27:DD:103:ARG:HG2	2.36	0.46
27:DD:69:ARG:O	27:DD:70:TRP:CB	2.61	0.46
25:DA:1257:C:H4'	29:DF:83:PHE:CE2	2.51	0.46
30:DG:20:ILE:O	30:DG:24:GLY:CA	2.64	0.46
1:AA:55:A:C2	32:DI:89:TYR:CG	3.04	0.46

*Continued on next page...*

*Continued from previous page...*

Atom-1	Atom-2	Interatomic distance (Å)	Clash overlap (Å)
36:DP:47:ASP:HB3	36:DP:48:PRO:C	2.36	0.46
39:DS:82:ILE:HG22	39:DS:83:LYS:N	2.31	0.46
43:DW:1:MET:HG3	43:DW:2:GLU:N	2.31	0.46
1:AA:1307:U:H2'	1:AA:1308:U:C6	2.49	0.46
1:AA:1311:G:N2	1:AA:1327:C:C2	2.84	0.46
1:AA:15:G:H4'	7:AE:24:ARG:HH12	1.81	0.46
1:AA:82:U:H1'	1:AA:86:U:O4	2.15	0.46
1:AA:987:G:H1	1:AA:1218:C:N4	2.13	0.46
4:AB:91:PRO:CA	4:AB:154:LEU:HD11	2.39	0.46
4:AB:97:TRP:CH2	4:AB:173:ALA:HA	2.51	0.46
7:AE:121:LYS:HG2	7:AE:123:LEU:HD12	1.96	0.46
8:AF:23:LYS:HB3	8:AF:23:LYS:HE2	1.58	0.46
14:AL:77:GLN:O	14:AL:79:HIS:N	2.47	0.46
15:AM:24:GLY:HA3	15:AM:70:LEU:HD13	1.98	0.46
18:AP:6:LEU:HB3	18:AP:17:TYR:CD2	2.51	0.46
22:AT:9:ASN:O	22:AT:10:LEU:C	2.54	0.46
24:AX:170:THR:HA	24:AX:171:PRO:HD2	1.77	0.46
24:AX:24:LYS:HE3	24:AX:111:LEU:HG	1.98	0.46
2:AZ:50:U:H2'	2:AZ:51:C:H6	1.76	0.46
53:B6:23:THR:HB	55:B8:35:GLN:HA	1.98	0.46
25:BA:1527:G:H5''	25:BA:1528:A:OP1	2.15	0.46
25:BA:2148:G:O2'	25:BA:2149:G:H5'	2.15	0.46
25:BA:2528:U:C6	25:BA:2530:A:C8	3.04	0.46
25:BA:2562:U:H2'	25:BA:2563:U:H5'	1.97	0.46
25:BA:271(C):G:H4'	25:BA:271(D):U:H5'	1.98	0.46
25:BA:342:G:H2'	25:BA:343:C:H6	1.79	0.46
25:BA:280:C:C2	25:BA:361:G:C2	3.03	0.46
25:BA:398:G:H2'	25:BA:399:G:H8	1.81	0.46
25:BA:582:G:C6	25:BA:583:G:C6	3.04	0.46
25:BA:642:G:C8	25:BA:642:G:C3'	2.99	0.46
27:BD:231:HIS:CG	27:BD:232:PRO:HD2	2.51	0.46
28:BE:31:CYS:HA	28:BE:32:PRO:HD3	1.80	0.46
32:BI:117:GLU:HG3	32:BI:118:LYS:HD3	1.98	0.46
36:BP:25:SER:O	36:BP:30:THR:HG23	2.16	0.46
36:BP:33:ARG:C	36:BP:34:GLY:O	2.52	0.46
37:BQ:65:PHE:CD2	37:BQ:105:GLU:HB2	2.51	0.46
37:BQ:118:LEU:HD23	37:BQ:118:LEU:HA	1.80	0.46
37:BQ:18:LYS:O	37:BQ:19:GLY:O	2.34	0.46
40:BT:57:PHE:CG	40:BT:58:ASN:N	2.83	0.46
43:BW:32:ALA:O	43:BW:33:ARG:C	2.55	0.46
44:BX:11:PRO:HG3	49:B2:37:PHE:CD2	2.51	0.46

*Continued on next page...*

*Continued from previous page...*

Atom-1	Atom-2	Interatomic distance (Å)	Clash overlap (Å)
45:BY:81:LYS:CG	45:BY:97:ARG:HB3	2.45	0.46
45:BY:87:LYS:HA	45:BY:92:ASN:HA	1.98	0.46
1:CA:112:G:H1	1:CA:315:A:H61	1.64	0.46
1:CA:176:C:H2'	1:CA:177:C:C6	2.50	0.46
1:CA:695:A:H2'	1:CA:696:A:C8	2.51	0.46
5:CC:12:LEU:C	5:CC:14:ILE:H	2.19	0.46
6:CD:104:VAL:HG11	6:CD:146:ILE:HG12	1.97	0.46
7:CE:18:ARG:HE	7:CE:25:ARG:HB2	1.80	0.46
9:CG:26:PHE:O	9:CG:30:ILE:HG12	2.15	0.46
15:CM:47:ASP:O	15:CM:48:LEU:HB3	2.17	0.46
1:CA:750:G:N3	17:CO:23:GLY:HA3	2.31	0.46
21:CS:62:ILE:HG13	21:CS:63:THR:N	2.31	0.46
3:CV:21:A:H4'	3:CV:22:A:OP1	2.16	0.46
24:CX:74:THR:O	24:CX:78:LEU:HB3	2.15	0.46
2:CZ:71:C:H2'	2:CZ:72:A:C8	2.51	0.46
25:DA:1055:G:H3'	25:DA:1056:G:H8	1.81	0.46
25:DA:1238:G:O2'	25:DA:1239:G:H5'	2.16	0.46
25:DA:125:G:H5''	54:D7:19:ARG:CG	2.46	0.46
25:DA:1272:A:O2'	25:DA:1273:U:H5'	2.16	0.46
25:DA:1329:U:H5''	25:DA:1330:C:H5	1.80	0.46
25:DA:1501:C:H2'	25:DA:1502:C:H6	1.81	0.46
25:DA:2119:A:N1	25:DA:2171:A:N3	2.64	0.46
25:DA:2271:G:OP1	47:D0:18:ALA:HB1	2.16	0.46
25:DA:270(U):G:C6	25:DA:270(V):C:C4	3.04	0.46
25:DA:2893:G:H5''	25:DA:2894:G:C5'	2.46	0.46
25:DA:327:G:H2'	25:DA:328:U:C6	2.51	0.46
25:DA:373:U:H2'	25:DA:374:A:C8	2.48	0.46
25:DA:900:A:C4	25:DA:901:A:C8	3.03	0.46
26:DB:40:U:H1'	26:DB:45:A:H61	1.81	0.46
26:DB:66:A:H61	26:DB:107:U:C2'	2.27	0.46
27:DD:76:PRO:HA	27:DD:118:VAL:HG23	1.97	0.46
28:DE:92:THR:C	28:DE:94:GLU:N	2.70	0.46
32:DI:29:TYR:C	32:DI:32:PRO:HD2	2.36	0.46
32:DI:64:GLU:O	32:DI:67:ARG:HB2	2.16	0.46
36:DP:16:ARG:O	36:DP:17:LYS:C	2.54	0.46
39:DS:15:ARG:NH2	39:DS:25:ARG:HH11	2.14	0.46
40:DT:19:LEU:HG	40:DT:19:LEU:H	1.40	0.46
41:DU:29:SER:OG	41:DU:30:LYS:HE3	2.15	0.46
42:DV:18:LEU:HD13	42:DV:18:LEU:O	2.16	0.46
43:DW:1:MET:HG2	43:DW:64:MET:HE3	1.97	0.46
45:DY:81:LYS:HZ3	45:DY:97:ARG:HH11	1.62	0.46

*Continued on next page...*

*Continued from previous page...*

Atom-1	Atom-2	Interatomic distance (Å)	Clash overlap (Å)
46:DZ:10:ARG:NH2	46:DZ:26:GLY:O	2.49	0.46
1:AA:1360:A:O2'	1:AA:1361:G:H5'	2.16	0.45
1:AA:1355:G:C6	1:AA:1368:G:C6	3.03	0.45
1:AA:793:U:H3'	1:AA:794:A:C5'	2.46	0.45
1:AA:960:U:H2'	1:AA:960:U:O2	2.15	0.45
4:AB:162:ILE:HD12	4:AB:184:VAL:HA	1.97	0.45
6:AD:163:GLU:HG3	6:AD:164:ALA:N	2.30	0.45
14:AL:44:PRO:HB3	14:AL:91:ASP:OD2	2.16	0.45
17:AO:21:ASP:OD1	17:AO:24:SER:CB	2.64	0.45
21:AS:5:LEU:HD13	21:AS:6:LYS:H	1.81	0.45
24:AX:155:ARG:HD3	24:AX:351:ASP:OD2	2.14	0.45
2:AZ:17:C:C5	2:AZ:17(A):U:H2'	2.51	0.45
25:BA:2271:G:H5'	47:B0:20:ARG:HG2	1.98	0.45
25:BA:1173:G:HO2'	25:BA:1175:U:H5	1.62	0.45
25:BA:1448:G:N2	25:BA:149(B):A:N6	2.64	0.45
25:BA:1957:C:H2'	25:BA:1958:C:H6	1.80	0.45
25:BA:2408:U:H2'	25:BA:2409:G:H8	1.80	0.45
25:BA:443:A:H1'	25:BA:1201:C:O4'	2.15	0.45
25:BA:593:G:C6	25:BA:594:U:C4	3.04	0.45
27:BD:204:ILE:HD12	27:BD:204:ILE:O	2.16	0.45
27:BD:77:ALA:HB2	27:BD:97:TYR:CD2	2.52	0.45
30:BG:110:ALA:HB1	30:BG:140:ILE:CD1	2.46	0.45
30:BG:33:ARG:HB2	30:BG:162:THR:HG21	1.98	0.45
35:BO:17:ARG:HD3	35:BO:17:ARG:HA	1.57	0.45
37:BQ:22:LYS:HZ2	37:BQ:22:LYS:C	2.19	0.45
39:BS:13:ARG:HG3	39:BS:14:VAL:N	2.31	0.45
45:BY:29:GLU:HB3	45:BY:38:ILE:CD1	2.46	0.45
1:CA:1227:A:H2	1:CA:1228:C:H1'	1.80	0.45
1:CA:1229:A:H2'	1:CA:1230:C:C6	2.51	0.45
1:CA:250:A:C4'	1:CA:251:G:O5'	2.56	0.45
1:CA:542:G:OP1	6:CD:10:ARG:NH2	2.49	0.45
1:CA:662:G:H1	1:CA:743:U:H3	1.64	0.45
1:CA:662:G:H2'	1:CA:663:A:C8	2.51	0.45
4:CB:162:ILE:HD12	4:CB:184:VAL:HA	1.98	0.45
6:CD:121:VAL:O	6:CD:134:ASP:HA	2.15	0.45
6:CD:30:LYS:HG2	6:CD:30:LYS:O	2.16	0.45
8:CF:87:ARG:HG3	8:CF:87:ARG:NH1	2.30	0.45
10:CH:111:ILE:HD11	10:CH:135:CYS:SG	2.56	0.45
11:CI:27:THR:HG23	11:CI:31:GLN:O	2.15	0.45
14:CL:26:LEU:O	14:CL:28:GLY:N	2.49	0.45
15:CM:2:ALA:N	15:CM:11:ARG:HE	2.14	0.45

*Continued on next page...*

*Continued from previous page...*

Atom-1	Atom-2	Interatomic distance (Å)	Clash overlap (Å)
5:CC:13:GLY:HA3	16:CN:57:ARG:NH2	2.30	0.45
24:CX:166:VAL:HG13	24:CX:166:VAL:O	2.16	0.45
53:D6:36:LEU:HD13	53:D6:50:ARG:CZ	2.47	0.45
25:DA:1052:C:H2'	25:DA:1053:C:C6	2.51	0.45
25:DA:1058:G:H2'	25:DA:1059:G:C8	2.51	0.45
25:DA:1210:A:H5''	25:DA:1210:A:C8	2.51	0.45
25:DA:1437:C:H2'	25:DA:1438:U:H6	1.80	0.45
25:DA:1614:A:H8	25:DA:1614:A:O5'	1.98	0.45
25:DA:1800:C:OP2	27:DD:183:ARG:NH2	2.49	0.45
25:DA:1919:A:H5''	25:DA:1920:C:OP2	2.16	0.45
25:DA:2122:U:H2'	25:DA:2123:G:H8	1.81	0.45
25:DA:2653:U:H3	25:DA:2667:C:H42	1.62	0.45
25:DA:2841:C:H2'	25:DA:2842:G:H8	1.79	0.45
25:DA:390:A:N6	36:DP:71:VAL:CG2	2.79	0.45
25:DA:616:A:H4'	25:DA:617:G:OP1	2.15	0.45
25:DA:783:A:C3'	25:DA:783:A:C8	2.98	0.45
27:DD:242:ARG:C	27:DD:244:ARG:H	2.19	0.45
27:DD:77:ALA:HB2	27:DD:97:TYR:CD2	2.51	0.45
29:DF:157:VAL:HA	29:DF:176:LEU:O	2.16	0.45
30:DG:53:LEU:HD13	30:DG:88:ILE:HG12	1.98	0.45
31:DH:18:GLU:HB2	31:DH:25:LYS:HB2	1.99	0.45
32:DI:72:LEU:HD11	32:DI:107:ILE:HG12	1.97	0.45
35:DO:87:ILE:HD12	35:DO:91:LEU:CD1	2.46	0.45
38:DR:118:GLU:HA	38:DR:118:GLU:OE1	2.15	0.45
40:DT:110:ILE:HG22	40:DT:111:ARG:HH11	1.82	0.45
40:DT:26:ASP:O	40:DT:49:VAL:HG12	2.16	0.45
41:DU:44:ASN:HD21	42:DV:75:PHE:N	2.14	0.45
44:DX:29:TRP:CZ3	44:DX:78:LYS:HB2	2.51	0.45
46:DZ:120:ILE:H	46:DZ:172:ALA:HA	1.81	0.45
1:AA:1179:A:O2'	11:AI:103:THR:HG23	2.16	0.45
1:AA:937:A:C2	1:AA:1379:G:O6	2.69	0.45
1:AA:41:G:H2'	1:AA:42:G:C8	2.51	0.45
1:AA:86:U:O2'	1:AA:87:A:H5'	2.15	0.45
1:AA:1073:U:O2	4:AB:104:ASN:ND2	2.49	0.45
5:AC:52:LEU:HD13	5:AC:68:VAL:HG13	1.98	0.45
6:AD:23:GLY:HA2	6:AD:112:VAL:HG22	1.99	0.45
7:AE:153:LYS:HE3	7:AE:155:GLU:HB2	1.97	0.45
9:AG:26:PHE:O	9:AG:30:ILE:HG12	2.17	0.45
9:AG:58:PRO:O	9:AG:62:PHE:N	2.49	0.45
11:AI:85:LEU:O	11:AI:89:ASN:HB2	2.15	0.45
15:AM:29:ARG:HD3	15:AM:64:TRP:CZ2	2.51	0.45

*Continued on next page...*

*Continued from previous page...*

Atom-1	Atom-2	Interatomic distance (Å)	Clash overlap (Å)
15:AM:87:TYR:CE2	15:AM:91:ARG:HD3	2.52	0.45
17:AO:9:GLN:O	17:AO:13:GLN:HG2	2.16	0.45
18:AP:3:LYS:O	18:AP:21:VAL:HA	2.16	0.45
24:AX:244:VAL:HG12	24:AX:245:MET:H	1.82	0.45
24:AX:241:ARG:HB3	24:AX:265:VAL:HG13	1.98	0.45
24:AX:38:ARG:HH12	24:AX:42:LEU:HD23	1.81	0.45
2:AZ:55:U:C2	2:AZ:57:A:OP2	2.69	0.45
49:B2:17:SER:O	49:B2:20:GLU:N	2.49	0.45
52:B5:36:CYS:HB2	52:B5:48:GLU:O	2.16	0.45
25:BA:1447:G:N2	25:BA:1528:A:C2	2.84	0.45
25:BA:1542:G:C8	25:BA:1543:A:C6	3.04	0.45
25:BA:1775:U:C2'	25:BA:1776:G:O5'	2.65	0.45
25:BA:2016:U:H1'	52:B5:6:VAL:CG1	2.46	0.45
25:BA:2210:G:H21	25:BA:2211:G:H4'	1.79	0.45
25:BA:2364:C:H2'	25:BA:2365:G:H5'	1.98	0.45
25:BA:239:U:O2'	25:BA:240:G:H5'	2.16	0.45
25:BA:2726:U:O4'	25:BA:2726:U:O2	2.34	0.45
25:BA:627:A:H4'	25:BA:628:G:OP1	2.16	0.45
27:BD:61:LEU:HA	27:BD:61:LEU:HD13	1.66	0.45
29:BF:180:GLY:O	29:BF:181:LEU:C	2.54	0.45
29:BF:9:ILE:HD12	29:BF:22:ALA:HB2	1.98	0.45
31:BH:46:GLU:HB3	31:BH:47:GLU:OE2	2.17	0.45
31:BH:94:TYR:CD2	31:BH:107:VAL:HG12	2.47	0.45
33:BK:72:PRO:HA	33:BK:73:PRO:HD3	1.82	0.45
37:BQ:58:PHE:O	37:BQ:58:PHE:HD1	2.00	0.45
41:BU:69:CYS:SG	41:BU:79:PHE:CB	3.05	0.45
45:BY:6:HIS:HD2	45:BY:35:TYR:CD2	2.35	0.45
1:CA:102(C):C:H2'	1:CA:1029:G:C8	2.50	0.45
1:CA:1035:A:H2'	1:CA:1036:G:C8	2.52	0.45
1:CA:1176:A:C6	1:CA:1177:G:C6	3.04	0.45
1:CA:1301:U:H3'	1:CA:1302:U:H5''	1.98	0.45
1:CA:1375:A:C5	1:CA:1376:U:C4	3.04	0.45
1:CA:937:A:C2	1:CA:1379:G:C6	3.05	0.45
1:CA:523:A:H61	14:CL:91:ASP:CB	2.27	0.45
1:CA:575:G:C6	1:CA:821:G:N7	2.84	0.45
1:CA:579:G:C4	1:CA:580:U:C5	3.05	0.45
1:CA:942:G:H2'	1:CA:943:U:C6	2.51	0.45
4:CB:113:HIS:HA	4:CB:116:GLU:HG2	1.98	0.45
5:CC:27:LYS:CG	5:CC:28:GLN:HG2	2.46	0.45
7:CE:118:ILE:HG12	7:CE:120:THR:HG23	1.97	0.45
14:CL:43:THR:HA	14:CL:44:PRO:HD3	1.72	0.45

*Continued on next page...*

*Continued from previous page...*

Atom-1	Atom-2	Interatomic distance (Å)	Clash overlap (Å)
14:CL:67:ALA:CB	14:CL:84:ILE:HD11	2.47	0.45
16:CN:27:CYS:SG	16:CN:40:CYS:SG	3.14	0.45
18:CP:80:PHE:N	18:CP:80:PHE:CD1	2.84	0.45
22:CT:9:ASN:O	22:CT:10:LEU:C	2.55	0.45
24:CX:170:THR:HA	24:CX:171:PRO:HD2	1.77	0.45
54:D7:46:VAL:CG1	54:D7:47:ARG:N	2.79	0.45
55:D8:32:LEU:HG	55:D8:36:LYS:HD2	1.97	0.45
25:DA:1056:G:N2	25:DA:1104:C:N4	2.64	0.45
25:DA:114(B):A:O2'	25:DA:1143:A:H3'	2.16	0.45
25:DA:1176:G:H2'	25:DA:1177:A:O4'	2.17	0.45
25:DA:1430:C:H2'	25:DA:1431:U:C6	2.51	0.45
25:DA:1450:C:H2'	25:DA:1451:C:C6	2.52	0.45
25:DA:1491:G:C6	25:DA:1500:G:C2	3.03	0.45
25:DA:1625:C:H2'	25:DA:1626:G:O4'	2.16	0.45
25:DA:1658:C:OP1	28:DE:132:HIS:CE1	2.69	0.45
25:DA:165:U:C2	25:DA:171:G:C8	3.04	0.45
25:DA:1986:A:H2'	25:DA:1987:G:H8	1.81	0.45
25:DA:2083:G:C5	25:DA:2084:C:C4	3.05	0.45
25:DA:2678:C:H2'	25:DA:2679:A:O4'	2.16	0.45
25:DA:39:C:H2'	25:DA:40:C:C6	2.51	0.45
27:DD:131:LEU:HG	27:DD:136:ILE:CD1	2.46	0.45
28:DE:119:ARG:CG	28:DE:160:TYR:HB2	2.45	0.45
29:DF:53:THR:O	29:DF:55:GLY:N	2.50	0.45
31:DH:17:VAL:HG12	31:DH:18:GLU:N	2.31	0.45
33:DK:80:LYS:O	33:DK:80:LYS:HG2	2.14	0.45
34:DN:27:TYR:CZ	34:DN:29:PRO:HA	2.52	0.45
25:DA:2850:A:C2	38:DR:61:HIS:CD2	3.03	0.45
42:DV:39:LEU:HD12	42:DV:51:VAL:HA	1.97	0.45
42:DV:65:GLY:O	42:DV:91:TYR:CD2	2.69	0.45
45:DY:62:GLU:O	45:DY:63:LYS:O	2.35	0.45
1:AA:1038:C:H2'	1:AA:1039:C:H6	1.79	0.45
1:AA:1047:G:C2'	1:AA:1048:G:H5'	2.47	0.45
1:AA:1291:G:H2'	1:AA:1292:U:C6	2.51	0.45
1:AA:1505:G:C8	1:AA:1505:G:H5''	2.51	0.45
1:AA:176:C:H2'	1:AA:177:C:H6	1.82	0.45
1:AA:14:U:O2	1:AA:17:U:H5	1.98	0.45
1:AA:198:G:C6	1:AA:220:G:C2	3.04	0.45
1:AA:304:U:H2'	1:AA:305:G:C8	2.51	0.45
5:AC:13:GLY:HA3	16:AN:57:ARG:NH2	2.32	0.45
7:AE:80:ILE:HG13	7:AE:80:ILE:O	2.15	0.45
10:AH:103:VAL:CG2	10:AH:110:ALA:HB2	2.46	0.45

*Continued on next page...*

*Continued from previous page...*

Atom-1	Atom-2	Interatomic distance (Å)	Clash overlap (Å)
12:AJ:24:VAL:CG1	12:AJ:28:ARG:HD2	2.47	0.45
13:AK:108:ILE:O	20:AR:87:ARG:HA	2.16	0.45
13:AK:88:GLY:C	13:AK:90:GLY:H	2.20	0.45
14:AL:44:PRO:HA	14:AL:92:LEU:HD23	1.97	0.45
14:AL:43:THR:HA	14:AL:44:PRO:HD3	1.72	0.45
14:AL:82:VAL:CG2	14:AL:99:ILE:HG13	2.46	0.45
15:AM:46:LYS:HG3	15:AM:47:ASP:N	2.31	0.45
1:AA:61:G:OP2	22:AT:10:LEU:HD13	2.16	0.45
24:AX:128:ASN:HB3	24:AX:184:VAL:O	2.15	0.45
24:AX:207:PRO:HG2	24:AX:208:PHE:CD1	2.52	0.45
53:B6:25:LYS:HD2	55:B8:34:TRP:CH2	2.51	0.45
25:BA:1022:G:O2'	25:BA:1023:U:OP2	2.24	0.45
25:BA:1060:U:H4'	25:BA:1061:U:O5'	2.16	0.45
25:BA:1401:G:H2'	25:BA:1402:C:C6	2.52	0.45
25:BA:2275:C:C5'	25:BA:2275:C:C6	2.97	0.45
25:BA:581:C:H2'	25:BA:582:G:C8	2.51	0.45
26:BB:51:G:N2	26:BB:52:A:N6	2.50	0.45
28:BE:111:ARG:C	38:BR:2:ARG:HG3	2.37	0.45
28:BE:9:VAL:CG2	28:BE:25:VAL:HB	2.45	0.45
29:BF:184:TYR:CD2	29:BF:188:ARG:HD2	2.51	0.45
29:BF:53:THR:C	29:BF:55:GLY:N	2.70	0.45
30:BG:139:LEU:C	30:BG:141:PHE:H	2.19	0.45
26:BB:57:A:N3	30:BG:29:TRP:CB	2.80	0.45
30:BG:53:LEU:HD13	30:BG:88:ILE:HG12	1.98	0.45
32:BI:88:ILE:O	32:BI:121:LYS:NZ	2.48	0.45
33:BK:57:ILE:HD12	33:BK:65:PHE:HD1	1.80	0.45
33:BK:74:ALA:O	33:BK:78:ILE:HD13	2.16	0.45
36:BP:125:VAL:O	36:BP:125:VAL:HG13	2.17	0.45
37:BQ:69:PHE:CD1	37:BQ:70:PRO:HD2	2.52	0.45
37:BQ:78:PRO:C	37:BQ:79:LEU:HD12	2.37	0.45
38:BR:63:ARG:HG3	38:BR:80:PHE:CE2	2.50	0.45
42:BV:39:LEU:HD12	42:BV:51:VAL:HA	1.98	0.45
43:BW:1:MET:HG3	43:BW:2:GLU:O	2.16	0.45
45:BY:81:LYS:NZ	45:BY:98:VAL:CG1	2.78	0.45
1:CA:1057:G:C5	1:CA:1204:A:C2	3.04	0.45
1:CA:1216:G:O2'	1:CA:1217:C:H5'	2.16	0.45
1:CA:1336:C:O4'	1:CA:1337:G:C2	2.69	0.45
1:CA:1350:A:H2'	1:CA:1351:U:O4'	2.16	0.45
1:CA:1371:G:H5''	11:CI:69:GLY:H	1.82	0.45
1:CA:1476:G:H2'	1:CA:1477:C:C6	2.51	0.45
1:CA:1505:G:C5'	1:CA:1505:G:C8	3.00	0.45

*Continued on next page...*

*Continued from previous page...*

Atom-1	Atom-2	Interatomic distance (Å)	Clash overlap (Å)
1:CA:29:G:N2	1:CA:555:C:C2	2.84	0.45
6:CD:23:GLY:HA2	6:CD:112:VAL:HG22	1.98	0.45
6:CD:31:CYS:O	6:CD:32:ALA:HB3	2.16	0.45
7:CE:102:ALA:HB2	7:CE:120:THR:OG1	2.16	0.45
10:CH:12:ARG:HH12	10:CH:27:PRO:HD3	1.80	0.45
13:CK:80:VAL:HG13	13:CK:103:LEU:HD12	1.98	0.45
13:CK:48:ILE:HD11	13:CK:64:ALA:HA	1.99	0.45
13:CK:88:GLY:C	13:CK:90:GLY:H	2.19	0.45
14:CL:53:LYS:N	14:CL:53:LYS:HD2	2.32	0.45
24:CX:75:PHE:O	24:CX:79:GLU:HB2	2.16	0.45
2:CZ:48:C:N3	2:CZ:59:A:C8	2.84	0.45
25:DA:2016:U:H1'	52:D5:6:VAL:HG13	1.99	0.45
25:DA:1022:G:C6	25:DA:1140:C:C4	3.04	0.45
25:DA:1208:C:C4	25:DA:1209:G:N7	2.84	0.45
25:DA:1315:C:H42	25:DA:1337:G:H1	1.65	0.45
25:DA:1332:G:N2	25:DA:1610:A:H8	2.14	0.45
25:DA:1731:G:O2'	25:DA:1732:A:P	2.75	0.45
25:DA:2014:A:H2'	25:DA:2015:A:C8	2.52	0.45
25:DA:2069:G:C2	25:DA:2070:G:C8	3.05	0.45
25:DA:2401:U:O2'	25:DA:2402:C:H5''	2.16	0.45
24:CX:246:ARG:HB2	25:DA:2555:U:O2	2.16	0.45
25:DA:270(Q):C:O2'	25:DA:270(R):C:P	2.75	0.45
25:DA:274:G:H2'	25:DA:275:G:C1'	2.46	0.45
25:DA:416:C:H2'	25:DA:417:C:O4'	2.17	0.45
27:DD:136:ILE:N	27:DD:136:ILE:HD12	2.31	0.45
27:DD:27:THR:HG23	27:DD:27:THR:O	2.17	0.45
28:DE:58:ARG:C	28:DE:60:ASN:H	2.18	0.45
28:DE:2:LYS:CD	28:DE:95:ILE:HG22	2.43	0.45
29:DF:9:ILE:HD12	29:DF:22:ALA:HB2	1.98	0.45
30:DG:33:ARG:HB2	30:DG:162:THR:HG23	1.99	0.45
42:DV:38:LEU:O	42:DV:39:LEU:HD13	2.16	0.45
44:DX:65:ARG:O	44:DX:65:ARG:HG2	2.16	0.45
44:DX:75:ASP:C	44:DX:76:ARG:HG3	2.36	0.45
1:AA:1528:U:O2'	1:AA:1530:G:H5'	2.16	0.45
1:AA:160:A:H1'	1:AA:344:A:C5	2.52	0.45
1:AA:325:A:N6	1:AA:326:G:N1	2.65	0.45
6:AD:30:LYS:CB	6:AD:35:ARG:HD2	2.47	0.45
1:AA:1250:A:OP1	11:AI:66:ARG:HD2	2.16	0.45
11:AI:99:LEU:H	11:AI:99:LEU:HD22	1.81	0.45
14:AL:44:PRO:HG2	14:AL:50:ALA:N	2.31	0.45
15:AM:15:VAL:HG13	15:AM:43:THR:O	2.17	0.45

*Continued on next page...*

*Continued from previous page...*

Atom-1	Atom-2	Interatomic distance (Å)	Clash overlap (Å)
15:AM:3:ARG:HD3	51:B4:60:GLU:CD	2.37	0.45
15:AM:66:LEU:HD23	15:AM:66:LEU:N	2.31	0.45
1:AA:1308:U:H5''	15:AM:98:VAL:CG2	2.47	0.45
24:AX:135:PRO:HD2	24:AX:178:ASP:O	2.16	0.45
48:B1:13:ILE:HD13	48:B1:63:ALA:HB3	1.97	0.45
51:B4:46:ASN:HB2	51:B4:64:LYS:HB2	1.97	0.45
25:BA:1395:A:C6	25:BA:1398:C:C2	3.04	0.45
25:BA:1547:C:H2'	25:BA:1548:C:H6	1.81	0.45
25:BA:1628:G:H2'	25:BA:1629:U:H6	1.81	0.45
25:BA:2019:A:H2'	25:BA:2020:A:O5'	2.17	0.45
25:BA:2119:A:N1	25:BA:2171:A:N3	2.64	0.45
25:BA:855:G:C5	25:BA:856:C:C5	3.04	0.45
32:BI:141:LYS:HB2	32:BI:141:LYS:HE3	1.88	0.45
34:BN:66:THR:O	34:BN:69:VAL:HG12	2.16	0.45
36:BP:138:LEU:HD11	36:BP:144:GLU:HG2	1.99	0.45
29:BF:116:ASP:OD2	36:BP:5:ASP:HB3	2.15	0.45
25:BA:2713:A:OP1	38:BR:14:SER:HB3	2.16	0.45
38:BR:81:ASP:N	38:BR:81:ASP:OD2	2.49	0.45
40:BT:28:VAL:CG2	40:BT:29:ARG:N	2.80	0.45
42:BV:47:VAL:O	42:BV:48:GLY:C	2.53	0.45
45:BY:17:SER:CA	45:BY:71:LYS:HD2	2.47	0.45
1:CA:1127:G:N2	1:CA:1144:G:H22	2.14	0.45
1:CA:1493:A:H1'	24:CX:137:ALA:HA	1.99	0.45
1:CA:41:G:H2'	1:CA:42:G:C8	2.52	0.45
1:CA:792:A:H1'	1:CA:794:A:N7	2.30	0.45
4:CB:100:GLY:HA2	4:CB:104:ASN:H	1.80	0.45
12:CJ:24:VAL:HG13	12:CJ:28:ARG:HD2	1.99	0.45
18:CP:4:ILE:HA	18:CP:20:VAL:O	2.16	0.45
19:CQ:19:VAL:CG2	19:CQ:44:ALA:HB3	2.46	0.45
22:CT:36:LEU:HB3	22:CT:59:ALA:HB2	1.98	0.45
24:CX:203:VAL:HB	24:CX:328:VAL:HG13	1.98	0.45
47:D0:25:ARG:HG3	47:D0:29:GLN:NE2	2.32	0.45
48:D1:83:GLU:HG2	48:D1:84:GLY:H	1.80	0.45
52:D5:40:LYS:HZ3	52:D5:45:VAL:HA	1.80	0.45
25:DA:1337:G:H2'	25:DA:1338:G:C8	2.51	0.45
25:DA:1354:A:C8	25:DA:1355:G:C8	3.04	0.45
25:DA:1773:A:C5	25:DA:1829:A:H1'	2.51	0.45
25:DA:2157:G:O5'	25:DA:2157:G:H8	1.99	0.45
25:DA:2230:G:H2'	25:DA:2231:C:C6	2.51	0.45
25:DA:2399:G:O5'	25:DA:2399:G:H8	1.99	0.45
25:DA:2439:A:H5''	25:DA:2439:A:H8	1.80	0.45

*Continued on next page...*

*Continued from previous page...*

Atom-1	Atom-2	Interatomic distance (Å)	Clash overlap (Å)
25:DA:2820:A:O4'	38:DR:5:LYS:HG3	2.16	0.45
25:DA:2838:G:C6	25:DA:2839:G:C5	3.05	0.45
25:DA:932:G:H4'	25:DA:933:A:O5'	2.16	0.45
26:DB:99:A:C6	26:DB:100:G:C5	3.04	0.45
34:DN:57:LEU:O	34:DN:72:GLY:HA3	2.17	0.45
35:DO:8:LEU:CD2	35:DO:8:LEU:N	2.80	0.45
36:DP:59:LEU:HA	36:DP:61:ARG:CZ	2.47	0.45
36:DP:71:VAL:CB	36:DP:72:PRO:HD3	2.45	0.45
36:DP:88:LEU:HD22	36:DP:114:ILE:CG2	2.46	0.45
37:DQ:25:ASP:HB3	37:DQ:26:TYR:H	1.57	0.45
25:DA:2723:C:C5'	38:DR:2:ARG:HH12	2.29	0.45
42:DV:35:LEU:HB3	42:DV:37:VAL:HG23	1.98	0.45
1:AA:1004:A:N7	1:AA:1026:G:C5	2.84	0.45
1:AA:103(C):G:H2'	1:AA:1033:G:C8	2.51	0.45
1:AA:314:C:HO2'	1:AA:315:A:H5'	1.82	0.45
1:AA:52:G:C6	1:AA:360:A:C2	3.05	0.45
1:AA:592:G:H1	1:AA:647:C:H42	1.63	0.45
1:AA:663:A:O2'	1:AA:664:G:H5'	2.16	0.45
7:AE:84:PHE:CD2	7:AE:84:PHE:C	2.90	0.45
19:AQ:22:LEU:HD12	19:AQ:23:VAL:N	2.32	0.45
20:AR:59:SER:HB3	20:AR:62:GLU:HG3	1.99	0.45
20:AR:75:ILE:C	20:AR:77:GLY:H	2.18	0.45
2:AY:2:G:H2'	2:AY:3:C:H6	1.82	0.45
48:B1:27:GLU:OE1	48:B1:33:LYS:HE3	2.17	0.45
48:B1:80:LEU:CD2	48:B1:81:ARG:H	2.30	0.45
50:B3:1:MET:CB	50:B3:2:PRO:HD2	2.46	0.45
51:B4:51:TYR:O	51:B4:52:SER:HB3	2.17	0.45
52:B5:16:ARG:HG2	52:B5:17:ASP:N	2.32	0.45
55:B8:62:LEU:O	55:B8:63:PRO:C	2.52	0.45
25:BA:1055:G:H3'	25:BA:1056:G:H8	1.80	0.45
25:BA:1104:C:H2'	25:BA:1105:U:H6	1.78	0.45
25:BA:1234:U:H2'	25:BA:1234:U:O2	2.15	0.45
25:BA:1278:A:OP1	38:BR:36:THR:HG22	2.17	0.45
25:BA:1329:U:H5''	25:BA:1330:C:H5	1.80	0.45
25:BA:1494:A:O2'	25:BA:1495:A:O5'	2.32	0.45
25:BA:1496:A:C8	25:BA:1498:C:N3	2.84	0.45
25:BA:16:G:O2'	25:BA:17:G:H5'	2.15	0.45
25:BA:2084:C:C2	25:BA:2085:C:H5	2.34	0.45
25:BA:2320:A:C2	25:BA:2333:A:C8	3.04	0.45
25:BA:834:C:H1'	25:BA:2358:G:N3	2.31	0.45
25:BA:2749:A:H1'	31:BH:63:SER:OG	2.17	0.45

*Continued on next page...*

*Continued from previous page...*

Atom-1	Atom-2	Interatomic distance (Å)	Clash overlap (Å)
25:BA:441:U:H2'	25:BA:442:G:C8	2.51	0.45
25:BA:64:A:C4	25:BA:65:C:C6	3.05	0.45
26:BB:40:U:H1'	26:BB:45:A:N6	2.31	0.45
27:BD:34:VAL:O	27:BD:34:VAL:HG13	2.16	0.45
25:BA:675:A:C4'	29:BF:67:GLN:HE22	2.15	0.45
32:BI:94:ALA:HA	32:BI:97:ILE:HB	1.99	0.45
34:BN:27:TYR:CZ	34:BN:29:PRO:HA	2.51	0.45
46:BZ:93:ASP:CA	46:BZ:130:PRO:HG2	2.47	0.45
1:CA:1040:U:O2'	1:CA:1041:A:H5'	2.15	0.45
1:CA:1133:G:H2'	1:CA:1134:G:C8	2.52	0.45
1:CA:148:G:C2	1:CA:175:C:N3	2.84	0.45
1:CA:312:C:N4	1:CA:313:A:N6	2.64	0.45
1:CA:35:G:C2	1:CA:550:G:C2	3.04	0.45
1:CA:577:G:H2'	1:CA:578:C:H6	1.81	0.45
1:CA:672:U:H2'	1:CA:673:G:C8	2.52	0.45
1:CA:807:A:H2'	1:CA:808:C:O4'	2.15	0.45
1:CA:82:U:O2'	1:CA:85:U:H5	1.99	0.45
1:CA:978:A:H5'	1:CA:979:C:OP2	2.16	0.45
5:CC:52:LEU:HD13	5:CC:68:VAL:HG13	1.98	0.45
8:CF:98:LEU:HD12	8:CF:98:LEU:N	2.31	0.45
9:CG:40:ALA:O	9:CG:44:TYR:CD1	2.70	0.45
12:CJ:34:VAL:HG22	12:CJ:74:ILE:HG22	1.97	0.45
12:CJ:84:GLN:O	12:CJ:88:LEU:HB2	2.15	0.45
1:CA:980:C:H1'	16:CN:19:ARG:HA	1.99	0.45
22:CT:50:GLU:CA	22:CT:100:ILE:HD13	2.39	0.45
24:CX:245:MET:O	24:CX:261:ALA:HB3	2.17	0.45
24:CX:136:GLY:HA3	24:CX:319:GLU:OE2	2.17	0.45
48:D1:46:LEU:HD23	48:D1:46:LEU:C	2.37	0.45
55:D8:30:ARG:HD3	55:D8:30:ARG:O	2.16	0.45
25:DA:1349:A:N6	25:DA:1598:C:H42	2.14	0.45
25:DA:1628:G:H2'	25:DA:1629:U:C6	2.51	0.45
25:DA:2126:A:C2	25:DA:2173:A:C5	3.05	0.45
25:DA:2144:U:H6	25:DA:2144:U:H3'	1.81	0.45
25:DA:834:C:H1'	25:DA:2358:G:N3	2.30	0.45
25:DA:235:U:H2'	25:DA:236:C:C6	2.52	0.45
25:DA:465:G:C6	25:DA:466:A:N6	2.84	0.45
25:DA:476:G:H22	25:DA:478:A:H3'	1.82	0.45
25:DA:970:C:O5'	25:DA:970:C:H6	1.99	0.45
27:DD:142:VAL:CG2	27:DD:191:ALA:HB1	2.40	0.45
28:DE:117:MET:HG2	28:DE:136:ARG:CZ	2.47	0.45
30:DG:115:ARG:NH2	30:DG:136:ARG:HB2	2.31	0.45

*Continued on next page...*

*Continued from previous page...*

Atom-1	Atom-2	Interatomic distance (Å)	Clash overlap (Å)
39:DS:81:GLY:C	39:DS:82:ILE:HG12	2.37	0.45
40:DT:96:ARG:HB2	40:DT:96:ARG:NH1	2.30	0.45
42:DV:20:LEU:HD12	42:DV:21:ARG:N	2.31	0.45
42:DV:9:GLY:O	42:DV:10:LYS:HG3	2.16	0.45
43:DW:35:ILE:O	43:DW:36:LEU:C	2.55	0.45
46:DZ:131:ARG:H	46:DZ:131:ARG:HD3	1.82	0.45
1:AA:1250:A:H4'	11:AI:68:GLY:N	2.32	0.45
1:AA:1387:G:H2'	1:AA:1388:C:C6	2.51	0.45
1:AA:186(B):C:N4	1:AA:191(G):G:N1	2.64	0.45
1:AA:244:U:C6	1:AA:894:G:N2	2.85	0.45
4:AB:188:ALA:HB1	4:AB:192:SER:CB	2.46	0.45
5:AC:151:VAL:O	5:AC:152:ILE:HG13	2.16	0.45
9:AG:23:VAL:HG13	9:AG:43:PHE:CE2	2.52	0.45
10:AH:29:SER:HB3	10:AH:32:LYS:HE3	1.98	0.45
11:AI:117:HIS:HB2	11:AI:121:ARG:HD2	1.98	0.45
24:AX:358:ILE:O	24:AX:362:LEU:HB2	2.17	0.45
24:AX:53:ASN:O	24:AX:55:PRO:HD3	2.16	0.45
2:AY:25:C:H2'	2:AY:26:G:O4'	2.16	0.45
49:B2:12:GLU:C	49:B2:14:ARG:N	2.69	0.45
25:BA:1024:G:OP2	25:BA:1025:G:H3'	2.16	0.45
25:BA:1281:G:C6	25:BA:1282:U:C4	3.04	0.45
25:BA:1501:C:H2'	25:BA:1502:C:H6	1.80	0.45
25:BA:1682:G:C5	25:BA:1683:C:C4	3.04	0.45
25:BA:1831:G:C5	25:BA:1832:C:C5	3.05	0.45
25:BA:2419:U:O4	55:B8:30:ARG:CZ	2.65	0.45
25:BA:2476:A:N3	25:BA:2476:A:H3'	2.32	0.45
25:BA:2615:U:N1	52:B5:7:PRO:HA	2.32	0.45
25:BA:270(D):C:H2'	25:BA:270(E):C:H6	1.81	0.45
25:BA:2785:C:H2'	25:BA:2786:U:O4'	2.17	0.45
25:BA:740:U:C2	25:BA:758:C:H1'	2.52	0.45
25:BA:764:A:N3	27:BD:213:ARG:NH1	2.64	0.45
25:BA:8:A:C2	25:BA:9:U:O2	2.69	0.45
25:BA:932:G:H4'	25:BA:933:A:O5'	2.17	0.45
25:BA:784:A:C6	27:BD:229:VAL:HG21	2.51	0.45
27:BD:267:SER:O	27:BD:269:PHE:N	2.50	0.45
28:BE:58:ARG:C	28:BE:60:ASN:H	2.19	0.45
31:BH:107:VAL:HG23	31:BH:109:PHE:CD1	2.51	0.45
31:BH:94:TYR:CD1	31:BH:94:TYR:N	2.77	0.45
32:BI:1:MET:HB2	32:BI:21:VAL:O	2.16	0.45
25:BA:2405:G:OP1	36:BP:77:ARG:NH2	2.50	0.45
37:BQ:127:ILE:HG22	37:BQ:128:LYS:O	2.16	0.45

*Continued on next page...*

*Continued from previous page...*

Atom-1	Atom-2	Interatomic distance (Å)	Clash overlap (Å)
38:BR:103:ARG:NH1	38:BR:108:GLY:O	2.50	0.45
38:BR:9:LYS:O	38:BR:10:LEU:CB	2.64	0.45
38:BR:9:LYS:O	38:BR:10:LEU:HB3	2.16	0.45
38:BR:37:THR:OG1	38:BR:40:LYS:HG3	2.16	0.45
41:BU:26:GLY:C	41:BU:28:ARG:H	2.20	0.45
1:CA:1004:A:N7	1:CA:1026:G:C5	2.84	0.45
1:CA:118:U:H3'	1:CA:288:A:H61	1.82	0.45
1:CA:1528:U:O2'	1:CA:1530:G:H5'	2.16	0.45
1:CA:160:A:H1'	1:CA:344:A:N7	2.31	0.45
1:CA:224:C:H2'	1:CA:225:C:C6	2.52	0.45
1:CA:867:G:H2'	1:CA:868:C:H6	1.80	0.45
6:CD:116:GLN:NE2	6:CD:157:LEU:HD21	2.32	0.45
14:CL:65:VAL:HG12	14:CL:66:THR:N	2.31	0.45
1:CA:974:A:OP2	16:CN:41:ARG:NH1	2.50	0.45
17:CO:18:PHE:CD2	17:CO:21:ASP:HB2	2.52	0.45
1:CA:323:U:O3'	22:CT:22:ARG:HG2	2.17	0.45
24:CX:198:GLY:HA3	24:CX:324:ILE:HG13	1.98	0.45
55:D8:52:LYS:N	55:D8:52:LYS:CD	2.79	0.45
25:DA:1257:C:H4'	29:DF:83:PHE:CD2	2.51	0.45
25:DA:1517:G:H2'	25:DA:1518:C:O4'	2.17	0.45
25:DA:1627:G:C2	25:DA:1628:G:C8	3.05	0.45
25:DA:2070:G:H2'	25:DA:2071:A:O4'	2.16	0.45
25:DA:2331:G:H2'	25:DA:2332:U:O4'	2.16	0.45
25:DA:282:A:H2'	25:DA:282:A:N3	2.31	0.45
25:DA:901:A:C6	25:DA:902:C:C4	3.05	0.45
25:DA:974(B):C:OP2	25:DA:974(B):C:H4'	2.15	0.45
27:DD:255:LYS:HD3	27:DD:255:LYS:O	2.16	0.45
30:DG:31:VAL:HG13	30:DG:31:VAL:O	2.16	0.45
33:DK:97:GLY:O	33:DK:136:VAL:HG23	2.17	0.45
33:DK:4:VAL:HA	33:DK:60:TYR:HD1	1.82	0.45
37:DQ:7:MET:O	37:DQ:8:LYS:HG3	2.17	0.45
40:DT:108:ARG:O	40:DT:112:ARG:HG3	2.17	0.45
1:AA:1252:A:H2'	1:AA:1253:G:O4'	2.17	0.45
1:AA:1253:G:H2'	1:AA:1254:C:C6	2.52	0.45
1:AA:245:C:C2	1:AA:284:G:C2	3.05	0.45
1:AA:502:G:C6	1:AA:503:C:C4	3.04	0.45
1:AA:983:A:C3'	1:AA:983:A:N3	2.80	0.45
4:AB:167:PRO:HG3	4:AB:188:ALA:CB	2.47	0.45
4:AB:188:ALA:HB1	4:AB:192:SER:OG	2.16	0.45
6:AD:61:LYS:HD3	6:AD:62:GLN:N	2.31	0.45
7:AE:50:GLU:CB	7:AE:53:LEU:HD12	2.46	0.45

*Continued on next page...*

*Continued from previous page...*

Atom-1	Atom-2	Interatomic distance (Å)	Clash overlap (Å)
8:AF:67:MET:SD	8:AF:75:LEU:HD13	2.57	0.45
1:AA:1151:A:OP1	12:AJ:41:PRO:HA	2.17	0.45
12:AJ:34:VAL:HG22	12:AJ:74:ILE:HG22	1.98	0.45
14:AL:67:ALA:CB	14:AL:84:ILE:HD11	2.46	0.45
1:AA:390:C:O3'	18:AP:28:ARG:NH2	2.50	0.45
21:AS:16:LEU:O	21:AS:19:VAL:HG12	2.16	0.45
24:AX:135:PRO:HB3	24:AX:143:CYS:HA	1.98	0.45
2:AY:71:C:H2'	2:AY:72:A:O4'	2.17	0.45
2:AZ:48:C:N3	2:AZ:59:A:C8	2.84	0.45
52:B5:16:ARG:NH1	52:B5:17:ASP:OD1	2.50	0.45
25:BA:1340:U:H4'	25:BA:1341:U:OP2	2.16	0.45
25:BA:1374:G:C5	25:BA:1375:C:C5	3.04	0.45
25:BA:1567:A:C8	27:BD:84:TYR:CE2	3.04	0.45
25:BA:1683:C:H2'	25:BA:1684:C:C6	2.52	0.45
25:BA:161:U:H1'	25:BA:171:G:C2	2.52	0.45
25:BA:2111:C:H1'	25:BA:2118:U:H1'	1.99	0.45
25:BA:2230:G:H2'	25:BA:2231:C:C6	2.51	0.45
25:BA:2862:G:C5	25:BA:2863:C:C5	3.05	0.45
25:BA:718:A:H3'	25:BA:719:C:C6	2.52	0.45
25:BA:826:U:H2'	25:BA:828:U:O4'	2.16	0.45
25:BA:900:A:C4	25:BA:901:A:C8	3.04	0.45
27:BD:108:PRO:HG2	27:BD:111:LEU:CG	2.44	0.45
27:BD:174:ILE:N	27:BD:174:ILE:HD12	2.32	0.45
29:BF:67:GLN:CG	29:BF:67:GLN:O	2.44	0.45
30:BG:117:PHE:CZ	30:BG:119:GLY:HA2	2.51	0.45
30:BG:122:PRO:HB3	30:BG:170:ARG:HH12	1.82	0.45
31:BH:32:GLU:C	31:BH:33:LEU:HG	2.36	0.45
34:BN:34:PRO:HB3	34:BN:74:PHE:CE1	2.52	0.45
35:BO:120:GLU:OE2	35:BO:122:LEU:HD21	2.17	0.45
37:BQ:8:LYS:O	37:BQ:9:TYR:HB3	2.16	0.45
1:CA:1389:C:H2'	1:CA:1390:U:O4'	2.16	0.45
1:CA:16:A:O2'	1:CA:17:U:H5'	2.17	0.45
1:CA:41:G:H2'	1:CA:42:G:H8	1.82	0.45
6:CD:150:GLU:C	6:CD:152:SER:N	2.70	0.45
15:CM:101:GLN:H	15:CM:101:GLN:HG3	1.55	0.45
21:CS:36:ARG:HA	21:CS:71:LEU:HB2	1.99	0.45
22:CT:57:ARG:HH12	22:CT:100:ILE:HG22	1.81	0.45
24:CX:24:LYS:HE3	24:CX:111:LEU:HG	1.99	0.45
24:CX:244:VAL:HG12	24:CX:245:MET:H	1.81	0.45
24:CX:241:ARG:HB2	24:CX:267:LEU:HD11	1.99	0.45
48:D1:90:ILE:O	48:D1:94:LEU:HB2	2.16	0.45

*Continued on next page...*

*Continued from previous page...*

Atom-1	Atom-2	Interatomic distance (Å)	Clash overlap (Å)
53:D6:25:LYS:HD2	55:D8:34:TRP:CH2	2.51	0.45
25:DA:118:A:H5'	25:DA:119:A:H8	1.80	0.45
25:DA:290:G:C5	25:DA:291:C:C5	3.05	0.45
25:DA:317:G:N2	25:DA:318:C:H1'	2.32	0.45
25:DA:414:C:H2'	25:DA:415:A:H8	1.82	0.45
25:DA:504:U:O4'	25:DA:504:U:O2	2.34	0.45
25:DA:520:G:H2'	25:DA:521:G:C8	2.50	0.45
25:DA:652:U:C6	25:DA:652:U:H5'	2.40	0.45
26:DB:16:G:H2'	26:DB:17:C:H6	1.82	0.45
37:DQ:59:ARG:HG3	37:DQ:60:ARG:NH1	2.32	0.45
37:DQ:74:TYR:CD2	37:DQ:91:GLU:HB2	2.52	0.45
37:DQ:78:PRO:C	37:DQ:79:LEU:HD12	2.37	0.45
38:DR:12:ARG:HH11	38:DR:12:ARG:HG3	1.81	0.45
38:DR:54:LEU:HG	38:DR:62:ALA:HB1	1.98	0.45
39:DS:13:ARG:HG3	39:DS:14:VAL:N	2.32	0.45
40:DT:87:ASP:OD1	40:DT:87:ASP:N	2.50	0.45
25:DA:581:C:OP1	41:DU:33:ARG:HG3	2.17	0.45
41:DU:76:TYR:OH	41:DU:93:LYS:HE2	2.16	0.45
43:DW:88:ARG:NH1	43:DW:94:ASP:OD1	2.50	0.45
1:AA:1074:G:N3	1:AA:1102:A:C2	2.85	0.45
1:AA:1292:U:O5'	1:AA:1292:U:H6	1.99	0.45
1:AA:408:A:O2'	1:AA:409:G:H5'	2.17	0.45
1:AA:793:U:H5'	1:AA:794:A:H5''	1.98	0.45
1:AA:81:G:C5	1:AA:82:U:C2	3.05	0.45
6:AD:52:SER:O	6:AD:56:VAL:HG23	2.16	0.45
7:AE:18:ARG:HE	7:AE:25:ARG:HB2	1.82	0.45
8:AF:72:VAL:CG2	8:AF:90:VAL:HG11	2.47	0.45
1:AA:1375:A:H4'	9:AG:29:LYS:NZ	2.31	0.45
9:AG:30:ILE:HD12	9:AG:120:ILE:HD13	1.99	0.45
11:AI:85:LEU:HD11	11:AI:96:LEU:HD21	1.99	0.45
13:AK:48:ILE:HG21	13:AK:63:LEU:HD12	1.98	0.45
13:AK:48:ILE:HD11	13:AK:64:ALA:HA	1.98	0.45
15:AM:117:VAL:O	15:AM:118:ALA:HB2	2.17	0.45
16:AN:3:ARG:CA	16:AN:6:LEU:HB2	2.46	0.45
19:AQ:45:HIS:O	19:AQ:73:VAL:HG23	2.17	0.45
48:B1:83:GLU:HG2	48:B1:84:GLY:H	1.82	0.45
53:B6:16:CYS:HB2	53:B6:48:VAL:HG23	1.98	0.45
55:B8:30:ARG:O	55:B8:30:ARG:HD3	2.17	0.45
25:BA:1056:G:N2	25:BA:1104:C:N4	2.65	0.45
25:BA:1076:C:C2	25:BA:1077:A:H1'	2.52	0.45
25:BA:1186:G:H8	25:BA:1186:G:O5'	2.00	0.45

*Continued on next page...*

*Continued from previous page...*

Atom-1	Atom-2	Interatomic distance (Å)	Clash overlap (Å)
25:BA:1374:G:C6	25:BA:1375:C:C4	3.05	0.45
25:BA:1914:C:O4'	25:BA:1914:C:O2	2.35	0.45
25:BA:1971:A:N3	27:BD:241:PRO:HD3	2.32	0.45
25:BA:2033:A:H4'	25:BA:2034:U:OP1	2.17	0.45
25:BA:2074:U:N3	25:BA:2075:U:C4	2.84	0.45
25:BA:2126:A:C2	25:BA:2173:A:C5	3.04	0.45
25:BA:2305:A:H4'	25:BA:2305:A:OP1	2.17	0.45
25:BA:2298:A:H61	25:BA:2318:G:H2'	1.82	0.45
25:BA:2391:G:C6	25:BA:2427:C:H1'	2.51	0.45
25:BA:2426:A:H2'	25:BA:2426:A:O5'	2.16	0.45
25:BA:282:A:H2'	25:BA:282:A:N3	2.31	0.45
25:BA:581:C:H2'	25:BA:582:G:H8	1.80	0.45
25:BA:68:G:H2'	25:BA:69:C:C6	2.52	0.45
25:BA:806:C:P	36:BP:39:LYS:HD2	2.57	0.45
26:BB:46:A:C5	26:BB:47:C:C4	3.04	0.45
27:BD:131:LEU:HB2	27:BD:132:PRO:CD	2.47	0.45
28:BE:15:PHE:N	28:BE:15:PHE:CD2	2.85	0.45
39:BS:88:ASP:O	39:BS:90:GLY:N	2.50	0.45
45:BY:76:CYS:CB	45:BY:77:PRO:HD2	2.47	0.45
1:CA:1292:U:H6	1:CA:1292:U:O5'	2.00	0.45
1:CA:1323:G:H4'	1:CA:136(B):C:N3	2.31	0.45
1:CA:1442:G:C3'	1:CA:1442:G:C8	2.94	0.45
1:CA:295:C:H2'	1:CA:296:U:H6	1.80	0.45
1:CA:746:A:H2'	1:CA:747:C:H5'	1.99	0.45
1:CA:794:A:H2'	1:CA:795:C:H6	1.79	0.45
1:CA:933:G:OP2	9:CG:3:ARG:HB3	2.16	0.45
4:CB:44:LEU:H	4:CB:44:LEU:HG	1.32	0.45
9:CG:97:GLN:HG3	9:CG:101:LEU:CD1	2.41	0.45
12:CJ:37:PRO:HA	12:CJ:72:VAL:CG2	2.47	0.45
15:CM:46:LYS:HG3	15:CM:47:ASP:N	2.32	0.45
24:CX:122:PHE:HB2	24:CX:125:ALA:CB	2.29	0.45
44:DX:11:PRO:HG3	49:D2:37:PHE:CD2	2.52	0.45
53:D6:23:THR:HB	55:D8:35:GLN:HA	1.98	0.45
25:DA:149(B):A:H2'	25:DA:1449:G:O4'	2.17	0.45
25:DA:2261:C:O2'	25:DA:2262:U:H5'	2.16	0.45
25:DA:2761:G:H1'	31:DH:143:GLN:NE2	2.32	0.45
25:DA:278:A:H61	25:DA:362:U:H3	1.64	0.45
25:DA:2851:A:C6	25:DA:2852:G:C6	3.04	0.45
25:DA:380:U:O2'	25:DA:381:G:H5'	2.16	0.45
25:DA:740:U:C2	25:DA:758:C:H1'	2.52	0.45
25:DA:885:C:H6	25:DA:885:C:O5'	2.00	0.45

*Continued on next page...*

*Continued from previous page...*

Atom-1	Atom-2	Interatomic distance (Å)	Clash overlap (Å)
25:DA:869:G:N2	25:DA:908:C:O2	2.50	0.45
25:DA:944:G:H2'	25:DA:944:G:N3	2.31	0.45
25:DA:8:A:H2'	25:DA:9:U:O4'	2.17	0.45
27:DD:150:LYS:HE3	27:DD:150:LYS:CA	2.46	0.45
25:DA:1902:C:H5''	27:DD:246:PRO:HD3	1.98	0.45
27:DD:31:LYS:HG3	27:DD:33:LEU:CD2	2.47	0.45
30:DG:33:ARG:HB2	30:DG:162:THR:HG21	1.99	0.45
30:DG:71:THR:HG22	30:DG:89:GLY:C	2.37	0.45
34:DN:34:PRO:HB3	34:DN:74:PHE:CE1	2.52	0.45
35:DO:64:ARG:HB2	35:DO:83:ALA:HB3	1.98	0.45
36:DP:33:ARG:C	36:DP:34:GLY:O	2.55	0.45
38:DR:53:HIS:CD2	38:DR:94:TYR:OH	2.69	0.45
39:DS:59:LYS:HB2	39:DS:60:GLY:H	1.59	0.45
40:DT:55:ASN:O	40:DT:57:PHE:O	2.35	0.45
42:DV:47:VAL:O	42:DV:49:THR:O	2.35	0.45
43:DW:1:MET:HG2	43:DW:64:MET:HE1	1.98	0.45
43:DW:46:PHE:O	43:DW:50:VAL:HG12	2.17	0.45
43:DW:61:ASN:HA	43:DW:61:ASN:HD22	1.59	0.45
1:AA:1035:A:H2'	1:AA:1036:G:C8	2.52	0.45
1:AA:1207:G:C6	1:AA:1208:C:C4	3.05	0.45
1:AA:127:G:HO2'	19:AQ:2:PRO:N	2.14	0.45
1:AA:1292:U:H2'	1:AA:1293:G:H8	1.81	0.45
1:AA:1367:C:N3	1:AA:1368:G:N7	2.65	0.45
1:AA:1505:G:H8	1:AA:1505:G:H5''	1.82	0.45
1:AA:488:C:H6	1:AA:488:C:O5'	2.00	0.45
1:AA:978:A:H5'	1:AA:979:C:OP2	2.17	0.45
4:AB:77:ALA:HA	4:AB:80:ILE:HD12	1.98	0.45
4:AB:95:GLN:HB3	4:AB:148:TYR:HD1	1.81	0.45
6:AD:30:LYS:CG	6:AD:30:LYS:O	2.64	0.45
12:AJ:37:PRO:HA	12:AJ:72:VAL:CG2	2.46	0.45
17:AO:79:ARG:O	17:AO:82:ILE:HG22	2.17	0.45
18:AP:21:VAL:HG23	18:AP:33:ILE:HB	1.99	0.45
22:AT:100:ILE:HG22	22:AT:101:GLY:N	2.32	0.45
24:AX:190:TYR:CE1	24:AX:223:VAL:HG12	2.51	0.45
24:AX:237:PRO:O	24:AX:240:LEU:HD23	2.17	0.45
24:AX:74:THR:O	24:AX:78:LEU:HB3	2.17	0.45
24:AX:92:LEU:CB	24:AX:97:ARG:HE	2.30	0.45
47:B0:72:ARG:NH2	47:B0:75:LEU:HD13	2.31	0.45
25:BA:1567:A:C4	27:BD:84:TYR:CD2	3.04	0.45
25:BA:1787:A:N3	25:BA:1787:A:H2'	2.31	0.45
25:BA:1963:U:H2'	25:BA:1963:U:O2	2.16	0.45

*Continued on next page...*

*Continued from previous page...*

Atom-1	Atom-2	Interatomic distance (Å)	Clash overlap (Å)
25:BA:2320:A:C2'	25:BA:2320:A:N3	2.80	0.45
25:BA:2439:A:H5''	25:BA:2439:A:C8	2.52	0.45
25:BA:26:G:O5'	25:BA:26:G:H8	2.00	0.45
25:BA:270(V):C:H2'	25:BA:270(W):G:H8	1.80	0.45
25:BA:276:A:H2'	25:BA:277:C:C6	2.51	0.45
25:BA:2838:G:C6	25:BA:2839:G:C5	3.05	0.45
25:BA:802:A:H2'	25:BA:803:U:C6	2.52	0.45
25:BA:1820:U:O2	27:BD:201:HIS:HB3	2.16	0.45
28:BE:51:PHE:O	28:BE:52:LEU:HB2	2.17	0.45
30:BG:74:LYS:O	30:BG:75:LYS:O	2.34	0.45
31:BH:92:ILE:HD12	31:BH:92:ILE:N	2.31	0.45
36:BP:140:ALA:O	36:BP:141:ALA:HB2	2.17	0.45
37:BQ:50:ALA:O	37:BQ:53:ALA:HB3	2.17	0.45
39:BS:61:ASN:ND2	39:BS:61:ASN:O	2.50	0.45
40:BT:64:ARG:HD3	40:BT:102:ILE:HD11	1.98	0.45
42:BV:16:PRO:HA	42:BV:99:ILE:HD12	1.99	0.45
43:BW:1:MET:HG3	43:BW:2:GLU:N	2.30	0.45
44:BX:15:GLU:OE1	44:BX:15:GLU:N	2.50	0.45
1:CA:1004:A:C2'	1:CA:1036:G:H22	2.30	0.45
1:CA:1501:C:N3	1:CA:1504:G:C6	2.85	0.45
1:CA:506:G:C5	1:CA:507:C:C5	3.05	0.45
1:CA:683:G:C2	1:CA:708:C:N3	2.85	0.45
4:CB:102:LEU:HD12	4:CB:102:LEU:N	2.30	0.45
4:CB:86:GLU:C	4:CB:88:ALA:H	2.20	0.45
6:CD:112:VAL:HG12	6:CD:116:GLN:NE2	2.32	0.45
6:CD:153:ARG:HG2	6:CD:181:MET:HE3	1.99	0.45
9:CG:70:LYS:CG	9:CG:96:GLN:HB3	2.47	0.45
5:AC:79:ARG:CG	13:CK:96:ARG:HH12	2.27	0.45
14:CL:23:VAL:HG13	14:CL:97:TYR:HE2	1.79	0.45
17:CO:5:LYS:HE2	17:CO:6:GLU:HB2	1.98	0.45
18:CP:39:TYR:HB2	18:CP:49:LEU:CD1	2.47	0.45
24:CX:202:LEU:HD13	24:CX:202:LEU:C	2.38	0.45
24:CX:92:LEU:CB	24:CX:97:ARG:HE	2.30	0.45
48:D1:25:LYS:CB	48:D1:34:THR:O	2.64	0.45
25:DA:1569:A:N1	25:DA:1570:A:C2	2.85	0.45
25:DA:2234:G:H2'	25:DA:2235:G:O4'	2.17	0.45
25:DA:603:A:C2	25:DA:655:A:C5	3.04	0.45
25:DA:738:G:H3'	25:DA:739:G:C8	2.52	0.45
25:DA:783:A:H3'	25:DA:783:A:C8	2.51	0.45
25:DA:920:G:H2'	25:DA:921:G:H8	1.81	0.45
25:DA:664:C:H4'	25:DA:941:A:OP1	2.17	0.45

*Continued on next page...*

*Continued from previous page...*

Atom-1	Atom-2	Interatomic distance (Å)	Clash overlap (Å)
25:DA:953:A:OP2	37:DQ:16:ARG:NH2	2.50	0.45
26:DB:28:C:H2'	26:DB:29:A:C8	2.52	0.45
26:DB:31:C:H4'	30:DG:29:TRP:HH2	1.81	0.45
27:DD:142:VAL:HG23	27:DD:192:THR:O	2.17	0.45
28:DE:87:GLU:CD	28:DE:87:GLU:C	2.76	0.45
29:DF:192:LEU:HD21	29:DF:194:MET:SD	2.57	0.45
32:DI:4:ILE:HG23	32:DI:4:ILE:O	2.17	0.45
35:DO:17:ARG:HA	35:DO:17:ARG:HD3	1.56	0.45
35:DO:17:ARG:CG	35:DO:47:ILE:HD13	2.43	0.45
36:DP:140:ALA:O	36:DP:141:ALA:HB2	2.16	0.45
36:DP:64:LYS:C	36:DP:66:GLY:H	2.19	0.45
37:DQ:50:ALA:O	37:DQ:53:ALA:HB3	2.16	0.45
37:DQ:70:PRO:HA	37:DQ:94:VAL:O	2.17	0.45
38:DR:79:LEU:HD23	38:DR:83:ILE:HB	1.99	0.45
40:DT:98:LYS:HB3	40:DT:100:TYR:CE1	2.52	0.45
40:DT:41:ARG:O	40:DT:42:ILE:HG23	2.17	0.45
43:DW:110:LYS:HG3	43:DW:111:HIS:ND1	2.31	0.45
46:DZ:93:ASP:CA	46:DZ:130:PRO:HG2	2.46	0.45
1:AA:1057:G:C6	1:AA:1058:G:C4	3.05	0.45
1:AA:1206:G:H5'	5:AC:194:GLY:HA2	1.98	0.45
1:AA:1253:G:N1	1:AA:1285:A:N6	2.65	0.45
1:AA:155:C:H2'	1:AA:156:G:C8	2.52	0.45
1:AA:224:C:H2'	1:AA:225:C:C6	2.52	0.45
1:AA:533:A:O2'	1:AA:534:U:H5''	2.17	0.45
1:AA:560:U:O2'	1:AA:561:U:OP2	2.25	0.45
1:AA:73:G:C2	1:AA:99:C:O2	2.69	0.45
1:AA:942:G:H2'	1:AA:943:U:C6	2.52	0.45
4:AB:185:ILE:CG2	4:AB:199:TYR:HB2	2.34	0.45
4:AB:25:ASN:HB3	4:AB:27:LYS:CG	2.47	0.45
5:AC:64:VAL:HB	5:AC:98:ASN:O	2.17	0.45
9:AG:113:GLU:HG2	9:AG:119:ARG:HG2	1.97	0.45
11:AI:27:THR:HG23	11:AI:31:GLN:O	2.16	0.45
24:AX:128:ASN:HD22	24:AX:185:LYS:HG2	1.82	0.45
49:B2:11:GLU:O	49:B2:14:ARG:HB2	2.17	0.45
55:B8:52:LYS:N	55:B8:52:LYS:CD	2.80	0.45
25:BA:1018:C:H2'	25:BA:1019:U:C6	2.50	0.45
25:BA:1407:C:H2'	25:BA:1408:C:C6	2.51	0.45
25:BA:1816:G:N7	27:BD:62:TYR:CE1	2.86	0.45
25:BA:2704:C:H2'	25:BA:2705:A:C8	2.49	0.45
25:BA:2776:A:H4'	25:BA:2778:A:OP1	2.17	0.45
25:BA:325:G:N2	25:BA:326:G:C4	2.85	0.45

*Continued on next page...*

*Continued from previous page...*

Atom-1	Atom-2	Interatomic distance (Å)	Clash overlap (Å)
25:BA:55:G:H2'	25:BA:56:A:C8	2.50	0.45
25:BA:572:A:H5''	25:BA:573:G:OP2	2.17	0.45
25:BA:8:A:H2'	25:BA:9:U:O4'	2.16	0.45
25:BA:941:A:H2'	25:BA:942:G:C8	2.52	0.45
25:BA:1568:G:P	27:BD:63:ARG:HH22	2.40	0.45
28:BE:16:ARG:O	28:BE:18:ASP:N	2.50	0.45
28:BE:61:ARG:C	28:BE:63:LEU:N	2.70	0.45
30:BG:40:ASN:HA	30:BG:91:ARG:HA	1.98	0.45
30:BG:4:ASP:O	30:BG:5:LEU:HG	2.16	0.45
30:BG:71:THR:HG22	30:BG:89:GLY:C	2.37	0.45
31:BH:32:GLU:HG2	31:BH:33:LEU:N	2.32	0.45
31:BH:77:LYS:C	31:BH:77:LYS:HD3	2.37	0.45
33:BK:143:GLU:HB3	33:BK:144:VAL:H	1.64	0.45
36:BP:123:LEU:O	36:BP:123:LEU:HD23	2.17	0.45
36:BP:146:VAL:HG22	36:BP:147:LEU:N	2.29	0.45
36:BP:59:LEU:HA	36:BP:61:ARG:CZ	2.47	0.45
39:BS:64:GLU:HA	39:BS:67:ARG:HE	1.81	0.45
42:BV:38:LEU:O	42:BV:39:LEU:HD13	2.17	0.45
44:BX:40:LYS:O	44:BX:44:GLU:HB2	2.16	0.45
1:CA:1079:G:H2'	1:CA:1080:A:C8	2.52	0.45
1:CA:1269:A:H2	1:CA:1312:G:H21	1.65	0.45
1:CA:1358:U:H3'	1:CA:1359:C:H6	1.80	0.45
1:CA:1387:G:C6	1:CA:1388:C:N4	2.85	0.45
1:CA:442:C:H42	1:CA:492:G:H1	1.65	0.45
1:CA:622:A:C8	1:CA:623:C:C6	3.05	0.45
4:CB:121:LEU:HD22	4:CB:127:ILE:CD1	2.47	0.45
5:CC:23:TYR:CD2	5:CC:24:ALA:N	2.85	0.45
8:CF:44:GLY:HA2	8:CF:59:TYR:CE1	2.52	0.45
11:CI:85:LEU:O	11:CI:89:ASN:HB2	2.17	0.45
11:CI:99:LEU:HD22	11:CI:99:LEU:H	1.81	0.45
12:CJ:48:THR:HG22	12:CJ:62:HIS:CG	2.52	0.45
14:CL:6:ILE:CD1	14:CL:6:ILE:H	2.30	0.45
15:CM:106:ASN:OD1	15:CM:106:ASN:N	2.49	0.45
24:CX:143:CYS:HB2	24:CX:177:ILE:O	2.16	0.45
24:CX:190:TYR:O	24:CX:194:SER:N	2.46	0.45
24:CX:207:PRO:HG2	24:CX:208:PHE:CD1	2.52	0.45
24:CX:155:ARG:HD3	24:CX:351:ASP:OD2	2.17	0.45
24:CX:58:ALA:HA	24:CX:61:VAL:HB	1.99	0.45
2:CY:25:C:H2'	2:CY:26:G:O4'	2.17	0.45
48:D1:19:GLN:HE21	48:D1:41:ARG:NE	2.12	0.45
55:D8:43:GLN:O	55:D8:46:ARG:HG2	2.17	0.45

*Continued on next page...*

*Continued from previous page...*

Atom-1	Atom-2	Interatomic distance (Å)	Clash overlap (Å)
25:DA:1076:C:H2'	25:DA:1077:A:O4'	2.16	0.45
25:DA:1152:C:H2'	25:DA:1153:C:C6	2.52	0.45
25:DA:1209:G:H21	25:DA:1210:A:N6	2.08	0.45
25:DA:1419:A:C8	25:DA:1421:G:C6	3.05	0.45
25:DA:1495:A:N3	25:DA:1496:A:C2	2.85	0.45
25:DA:1971:A:H5''	25:DA:1971:A:C8	2.45	0.45
25:DA:2272:U:H5''	25:DA:2273:A:OP1	2.16	0.45
25:DA:2543:G:C6	25:DA:2544:G:C6	3.05	0.45
25:DA:2809:A:H2'	25:DA:2810:A:C8	2.52	0.45
25:DA:998:C:H2'	25:DA:999:U:O4'	2.16	0.45
26:DB:71:C:H2'	26:DB:71:C:O2	2.17	0.45
28:DE:52:LEU:HA	28:DE:53:PRO:HD2	1.75	0.45
32:DI:57:ARG:HB3	32:DI:61:ARG:HH21	1.81	0.45
34:DN:94:ILE:HD12	34:DN:94:ILE:O	2.17	0.45
40:DT:67:SER:HG	40:DT:68:TYR:HD2	1.65	0.45
25:DA:2011:U:OP2	43:DW:16:LYS:HE3	2.17	0.45
43:DW:73:ALA:O	43:DW:106:ILE:HG12	2.17	0.45
1:AA:1127:G:N2	1:AA:1144:G:H22	2.16	0.44
11:AI:56:LEU:HD23	11:AI:56:LEU:O	2.16	0.44
12:AJ:16:LEU:CD2	12:AJ:94:VAL:HG13	2.47	0.44
15:AM:75:ALA:O	15:AM:79:LYS:HG3	2.17	0.44
16:AN:3:ARG:HA	16:AN:6:LEU:HD12	1.97	0.44
17:AO:33:THR:HG21	17:AO:85:LEU:HB3	1.98	0.44
21:AS:64:GLU:HG3	21:AS:65:ASN:N	2.32	0.44
24:AX:301:ARG:NE	24:AX:301:ARG:HA	2.32	0.44
24:AX:353:ASP:O	24:AX:354:LEU:HD23	2.17	0.44
24:AX:88:LEU:HB2	24:AX:100:LEU:CD1	2.32	0.44
48:B1:13:ILE:HD11	48:B1:15:ALA:HB2	1.95	0.44
25:BA:149(B):A:H2'	25:BA:1449:G:O4'	2.17	0.44
25:BA:1922:G:H2'	25:BA:1923:U:O4'	2.17	0.44
25:BA:2114:A:C3'	25:BA:2115:G:C8	2.99	0.44
25:BA:2119:A:C6	25:BA:2171:A:N3	2.85	0.44
25:BA:2228:G:H8	25:BA:2228:G:O5'	1.99	0.44
25:BA:2247:A:H2'	25:BA:2248:C:H6	1.82	0.44
25:BA:2360:A:O5'	25:BA:2360:A:H8	2.00	0.44
25:BA:2496:C:O2'	25:BA:2497:A:H5'	2.16	0.44
25:BA:861:A:C2'	25:BA:862:G:H5'	2.46	0.44
25:BA:998:C:H2'	25:BA:999:U:O4'	2.17	0.44
26:BB:28:C:H2'	26:BB:29:A:C8	2.52	0.44
28:BE:55:ASN:C	28:BE:57:LYS:H	2.20	0.44
28:BE:86:PRO:HB2	28:BE:87:GLU:H	1.62	0.44

*Continued on next page...*

*Continued from previous page...*

Atom-1	Atom-2	Interatomic distance (Å)	Clash overlap (Å)
30:BG:130:ASN:OD1	30:BG:160:VAL:HG13	2.16	0.44
34:BN:139:LEU:O	34:BN:142:ARG:HB2	2.16	0.44
36:BP:105:LEU:O	36:BP:106:LEU:CB	2.62	0.44
39:BS:38:GLN:HB3	39:BS:47:THR:CG2	2.47	0.44
44:BX:84:ALA:HB3	44:BX:87:GLN:NE2	2.32	0.44
1:CA:1064:G:O4'	1:CA:1066:C:C6	2.70	0.44
1:CA:1148:U:H2'	1:CA:1149:C:O4'	2.16	0.44
1:CA:1253:G:H2'	1:CA:1254:C:C6	2.53	0.44
1:CA:1421:G:C2	1:CA:1480:G:C2	3.05	0.44
1:CA:149:A:H2'	1:CA:150:C:C6	2.52	0.44
1:CA:266:G:O2'	1:CA:267:C:OP2	2.34	0.44
1:CA:964:A:OP1	1:CA:1199:U:OP1	2.36	0.44
1:CA:983:A:N3	1:CA:983:A:C3'	2.80	0.44
4:CB:98:LEU:O	4:CB:101:MET:HG2	2.17	0.44
4:CB:97:TRP:CH2	4:CB:173:ALA:HA	2.52	0.44
4:CB:188:ALA:HB1	4:CB:192:SER:CB	2.47	0.44
1:CA:1206:G:H5'	5:CC:194:GLY:HA2	1.98	0.44
5:CC:93:LYS:O	5:CC:94:LEU:HD23	2.16	0.44
6:CD:122:ARG:HD3	6:CD:122:ARG:C	2.37	0.44
7:CE:139:LEU:HA	7:CE:142:LEU:CD1	2.46	0.44
7:CE:50:GLU:CB	7:CE:53:LEU:HD12	2.47	0.44
11:CI:58:ARG:HE	11:CI:58:ARG:HB3	1.62	0.44
13:CK:48:ILE:HG21	13:CK:63:LEU:HD12	1.99	0.44
13:CK:63:LEU:N	13:CK:63:LEU:HD23	2.32	0.44
15:CM:103:THR:C	15:CM:105:THR:N	2.70	0.44
15:CM:24:GLY:HA3	15:CM:70:LEU:HD13	1.98	0.44
15:CM:84:ILE:HG23	15:CM:85:GLY:H	1.82	0.44
18:CP:3:LYS:O	18:CP:21:VAL:HA	2.17	0.44
24:CX:24:LYS:HB2	24:CX:114:LEU:HD23	1.99	0.44
24:CX:53:ASN:O	24:CX:55:PRO:HD3	2.16	0.44
2:CZ:58:A:H1'	2:CZ:60:U:C5	2.51	0.44
25:DA:1009:A:H1'	25:DA:1153:C:O2'	2.17	0.44
25:DA:2019:A:C2'	25:DA:2020:A:O5'	2.65	0.44
25:DA:2020:A:C5	25:DA:2022:U:C5	3.05	0.44
25:DA:2031:A:C6	25:DA:2498:C:H1'	2.52	0.44
25:DA:2074:U:N3	25:DA:2075:U:C4	2.85	0.44
25:DA:2115:G:N2	25:DA:2171:A:H2	2.15	0.44
25:DA:1956:U:H1'	25:DA:2552:U:OP1	2.18	0.44
25:DA:2723:C:H5''	38:DR:2:ARG:NH1	2.29	0.44
25:DA:2837:G:C5	25:DA:2838:G:N7	2.85	0.44
25:DA:752:A:OP1	54:D7:3:ARG:NH2	2.50	0.44

*Continued on next page...*

*Continued from previous page...*

Atom-1	Atom-2	Interatomic distance (Å)	Clash overlap (Å)
25:DA:869:G:H2'	25:DA:870:A:H8	1.82	0.44
27:DD:231:HIS:CG	27:DD:232:PRO:HD2	2.52	0.44
28:DE:14:ILE:HD12	28:DE:15:PHE:N	2.32	0.44
28:DE:182:LEU:HA	28:DE:182:LEU:HD12	1.73	0.44
28:DE:195:LEU:HD23	28:DE:196:VAL:N	2.32	0.44
28:DE:49:LEU:HD13	28:DE:49:LEU:HA	1.80	0.44
30:DG:4:ASP:O	30:DG:5:LEU:HG	2.16	0.44
32:DI:8:PRO:HD3	32:DI:15:VAL:HG22	1.98	0.44
33:DK:4:VAL:HG22	33:DK:60:TYR:HE1	1.81	0.44
25:DA:2641:G:H5''	34:DN:99:SER:HB3	1.99	0.44
37:DQ:43:THR:OG1	37:DQ:45:GLN:HG2	2.16	0.44
39:DS:100:ALA:HA	39:DS:103:GLU:HB3	2.00	0.44
39:DS:61:ASN:O	39:DS:63:THR:N	2.50	0.44
41:DU:92:ARG:O	41:DU:93:LYS:C	2.56	0.44
43:DW:1:MET:HG3	43:DW:2:GLU:O	2.17	0.44
44:DX:3:THR:HA	44:DX:6:ASP:OD2	2.16	0.44
1:AA:1162:C:H2'	1:AA:1163:C:H6	1.82	0.44
1:AA:1370:G:C2	1:AA:1371:G:C8	3.06	0.44
1:AA:1398:A:H5''	1:AA:1398:A:C8	2.48	0.44
1:AA:168:G:C2'	1:AA:169:C:H5''	2.47	0.44
1:AA:82:U:H2'	1:AA:85:U:H5	1.81	0.44
1:AA:900:A:H2'	1:AA:901:A:C8	2.52	0.44
1:AA:985:C:C2	1:AA:1221:G:C2	3.04	0.44
6:AD:121:VAL:O	6:AD:134:ASP:HA	2.17	0.44
6:AD:31:CYS:O	6:AD:31:CYS:SG	2.75	0.44
6:AD:3:ARG:HE	6:AD:118:ARG:HD3	1.82	0.44
7:AE:80:ILE:CD1	7:AE:138:ALA:HB1	2.46	0.44
12:AJ:79:ARG:HA	12:AJ:79:ARG:HD3	1.75	0.44
15:AM:46:LYS:HG3	15:AM:47:ASP:H	1.82	0.44
18:AP:58:TYR:O	18:AP:61:SER:N	2.50	0.44
24:AX:24:LYS:HB2	24:AX:114:LEU:HD23	1.99	0.44
24:AX:355:MET:HA	24:AX:359:TRP:CE3	2.51	0.44
2:AZ:30:G:H1	2:AZ:40:C:H42	1.64	0.44
53:B6:37:ARG:HD2	53:B6:37:ARG:N	2.32	0.44
25:BA:1491:G:O2'	25:BA:1492:G:H5'	2.17	0.44
25:BA:1495:A:N3	25:BA:1496:A:C2	2.85	0.44
25:BA:1919:A:H5''	25:BA:1920:C:OP2	2.17	0.44
25:BA:270(Q):C:OP1	25:BA:270(Q):C:H3'	2.17	0.44
25:BA:398:G:O2'	25:BA:399:G:H5'	2.17	0.44
25:BA:500:G:N2	25:BA:502:A:H3'	2.32	0.44
25:BA:652:U:C6	25:BA:652:U:H5'	2.37	0.44

*Continued on next page...*

*Continued from previous page...*

Atom-1	Atom-2	Interatomic distance (Å)	Clash overlap (Å)
25:BA:697:C:H2'	25:BA:698:C:C6	2.52	0.44
25:BA:76:C:O2'	49:B2:59:ARG:HA	2.17	0.44
25:BA:941:A:O3'	36:BP:35:HIS:CG	2.71	0.44
27:BD:108:PRO:CG	27:BD:111:LEU:HG	2.45	0.44
27:BD:222:ARG:HH12	27:BD:239:ARG:NH2	2.15	0.44
25:BA:1257:C:H4'	29:BF:83:PHE:CD2	2.52	0.44
30:BG:63:ILE:HG13	30:BG:64:THR:N	2.32	0.44
31:BH:102:ALA:HB1	31:BH:115:VAL:O	2.18	0.44
32:BI:56:LYS:HB3	32:BI:56:LYS:HE3	1.83	0.44
34:BN:58:ARG:HB3	34:BN:65:TRP:CZ3	2.52	0.44
38:BR:53:HIS:CD2	38:BR:94:TYR:OH	2.70	0.44
39:BS:44:LYS:NZ	39:BS:44:LYS:HB3	2.33	0.44
41:BU:14:HIS:HA	41:BU:32:PHE:CE1	2.51	0.44
42:BV:47:VAL:O	42:BV:49:THR:O	2.35	0.44
46:BZ:17:ALA:O	46:BZ:20:ARG:HB2	2.17	0.44
1:CA:1037:C:H2'	1:CA:1038:C:C6	2.52	0.44
1:CA:1130:A:C2	1:CA:1146:A:C4	3.06	0.44
1:CA:1505:G:C5'	1:CA:1506:U:OP1	2.66	0.44
1:CA:35:G:H8	1:CA:35:G:O5'	2.00	0.44
1:CA:410:G:H5''	1:CA:411:A:OP1	2.17	0.44
1:CA:438:G:O5'	1:CA:438:G:H8	2.00	0.44
1:CA:533:A:O2'	1:CA:534:U:H5''	2.18	0.44
10:CH:103:VAL:CG2	10:CH:110:ALA:HB2	2.46	0.44
1:CA:1250:A:OP1	11:CI:66:ARG:HD2	2.17	0.44
13:CK:114:VAL:CG2	13:CK:115:PRO:HD2	2.47	0.44
15:CM:8:GLU:CD	15:CM:22:ILE:HA	2.37	0.44
20:CR:19:LYS:HE3	20:CR:19:LYS:CA	2.43	0.44
21:CS:33:THR:OG1	21:CS:34:TRP:N	2.50	0.44
21:CS:64:GLU:HG3	21:CS:65:ASN:N	2.32	0.44
2:CY:70:G:H8	2:CY:70:G:O5'	2.00	0.44
2:CZ:50:U:H2'	2:CZ:51:C:H6	1.77	0.44
49:D2:2:LYS:O	49:D2:3:LEU:C	2.55	0.44
50:D3:1:MET:CB	50:D3:2:PRO:HD2	2.46	0.44
25:DA:1214:A:H61	25:DA:1235:G:H1'	1.81	0.44
25:DA:1399:C:O2'	25:DA:1400:G:H5'	2.17	0.44
25:DA:1432:C:H2'	25:DA:1433:U:O4'	2.18	0.44
25:DA:2044:C:H2'	25:DA:2045:C:H6	1.82	0.44
25:DA:2119:A:C6	25:DA:2171:A:N3	2.85	0.44
25:DA:219:G:O2'	25:DA:220:G:H5'	2.17	0.44
25:DA:2247:A:H2'	25:DA:2248:C:H6	1.81	0.44
25:DA:2459:A:C5	25:DA:2460:U:C5	3.05	0.44

*Continued on next page...*

*Continued from previous page...*

Atom-1	Atom-2	Interatomic distance (Å)	Clash overlap (Å)
25:DA:2638:G:P	28:DE:82:ARG:HH22	2.40	0.44
25:DA:2663:G:C6	25:DA:2664:G:C5	3.04	0.44
25:DA:2777:G:C8	25:DA:2777:G:H3'	2.52	0.44
25:DA:2795:G:H1'	25:DA:2802:G:N2	2.32	0.44
25:DA:2881:C:O3'	38:DR:96:ARG:HG3	2.17	0.44
27:DD:108:PRO:HG2	27:DD:111:LEU:CG	2.44	0.44
27:DD:9:TYR:CD2	27:DD:10:THR:HG22	2.52	0.44
27:DD:79:VAL:O	27:DD:113:VAL:HG13	2.18	0.44
28:DE:201:THR:C	28:DE:202:LYS:HD2	2.38	0.44
29:DF:123:LEU:HD12	29:DF:124:LEU:N	2.31	0.44
35:DO:91:LEU:HD13	35:DO:91:LEU:HA	1.82	0.44
37:DQ:14:ARG:NH1	37:DQ:14:ARG:HG2	2.31	0.44
37:DQ:22:LYS:O	37:DQ:24:GLY:N	2.49	0.44
39:DS:44:LYS:HB3	39:DS:44:LYS:NZ	2.31	0.44
40:DT:41:ARG:NH2	40:DT:42:ILE:HD12	2.32	0.44
43:DW:34:ASN:HD22	43:DW:34:ASN:HA	1.59	0.44
46:DZ:145:GLU:HG3	46:DZ:146:ILE:N	2.32	0.44
1:AA:1118:C:H5'	1:AA:1118:C:H6	1.82	0.44
1:AA:117:G:H2'	1:AA:118:U:C6	2.52	0.44
4:AB:73:THR:HA	4:AB:94:ASN:O	2.17	0.44
5:AC:27:LYS:CG	5:AC:28:GLN:HG2	2.46	0.44
6:AD:112:VAL:HG12	6:AD:116:GLN:NE2	2.32	0.44
11:AI:11:LYS:O	11:AI:12:GLU:HB2	2.17	0.44
13:AK:66:LEU:O	13:AK:67:ASP:C	2.55	0.44
14:AL:26:LEU:O	14:AL:28:GLY:N	2.51	0.44
15:AM:19:LEU:O	15:AM:22:ILE:HG12	2.17	0.44
22:AT:83:ARG:O	22:AT:87:LYS:HB2	2.17	0.44
24:AX:75:PHE:O	24:AX:79:GLU:HB2	2.17	0.44
2:AY:18:G:C4	2:AY:58:A:C2	3.06	0.44
48:B1:11:ARG:HD2	48:B1:60:PHE:HA	1.99	0.44
54:B7:12:ARG:NH2	54:B7:44:PRO:HB3	2.32	0.44
25:BA:1045:A:H5''	25:BA:1047:G:O4'	2.18	0.44
25:BA:1144:G:H2'	25:BA:1145:C:C6	2.53	0.44
25:BA:114(B):A:C4	25:BA:1144:G:N7	2.86	0.44
25:BA:1676:A:O5'	25:BA:1676:A:H8	2.00	0.44
25:BA:2011:U:H2'	25:BA:2012:G:H5'	1.99	0.44
25:BA:2144:U:H6	25:BA:2144:U:H3'	1.81	0.44
25:BA:2157:G:H8	25:BA:2157:G:O5'	2.00	0.44
25:BA:2262:U:H4'	25:BA:2328:A:C2	2.52	0.44
25:BA:2272:U:H5''	25:BA:2273:A:OP1	2.18	0.44
25:BA:2307:G:C6	25:BA:2308:G:N1	2.86	0.44

*Continued on next page...*

*Continued from previous page...*

Atom-1	Atom-2	Interatomic distance (Å)	Clash overlap (Å)
25:BA:2809:A:H2'	25:BA:2810:A:C8	2.53	0.44
25:BA:64:A:C5	25:BA:65:C:C5	3.05	0.44
25:BA:910:A:C6	25:BA:911:A:C6	3.06	0.44
25:BA:94:G:C2	25:BA:95:G:C4	3.05	0.44
28:BE:55:ASN:O	28:BE:57:LYS:N	2.50	0.44
29:BF:157:VAL:HA	29:BF:176:LEU:O	2.17	0.44
30:BG:5:LEU:HD12	30:BG:101:ILE:HG22	1.99	0.44
32:BI:48:GLU:O	32:BI:52:ARG:HD3	2.17	0.44
36:BP:17:LYS:HB3	36:BP:19:VAL:CG2	2.38	0.44
36:BP:64:LYS:C	36:BP:66:GLY:H	2.21	0.44
37:BQ:68:ILE:HG23	37:BQ:103:MET:HA	1.99	0.44
28:BE:111:ARG:HG2	38:BR:2:ARG:CZ	2.47	0.44
1:CA:101:A:C8	1:CA:101:A:H5''	2.50	0.44
1:CA:155:C:H2'	1:CA:156:G:C8	2.52	0.44
1:CA:15:G:O4'	7:CE:24:ARG:NH2	2.49	0.44
1:CA:359:U:O2'	1:CA:360:A:H5'	2.17	0.44
1:CA:902:G:H2'	1:CA:903:G:C8	2.49	0.44
1:CA:909:A:H2'	1:CA:910:C:O4'	2.17	0.44
4:CB:167:PRO:HG3	4:CB:188:ALA:HB2	2.00	0.44
5:CC:110:ASN:O	5:CC:141:VAL:HG22	2.17	0.44
6:CD:113:SER:HB3	6:CD:116:GLN:HB3	1.99	0.44
9:CG:78:ARG:NH1	9:CG:154:TYR:HB3	2.32	0.44
9:CG:58:PRO:O	9:CG:62:PHE:N	2.48	0.44
10:CH:110:ALA:HB3	10:CH:121:ASP:HB3	1.99	0.44
15:CM:46:LYS:HG3	15:CM:47:ASP:H	1.82	0.44
17:CO:9:GLN:O	17:CO:13:GLN:HG2	2.18	0.44
20:CR:50:ILE:HD12	20:CR:70:ILE:HG21	1.99	0.44
21:CS:6:LYS:HD2	21:CS:7:LYS:H	1.81	0.44
24:CX:192:LEU:HD13	24:CX:192:LEU:HA	1.79	0.44
2:CZ:1:C:N4	2:CZ:72:A:H61	2.13	0.44
55:D8:39:LYS:HA	55:D8:42:ARG:NH2	2.33	0.44
25:DA:1186:G:O5'	25:DA:1186:G:H8	2.00	0.44
25:DA:1608:A:HO2'	25:DA:1610:A:P	2.38	0.44
25:DA:1733:G:H2'	25:DA:1734:C:O4'	2.18	0.44
25:DA:1885:A:H2'	25:DA:1886:C:O4'	2.18	0.44
25:DA:1952:A:C6	25:DA:1953:A:N1	2.86	0.44
25:DA:230:U:O2'	25:DA:231:C:H5'	2.17	0.44
25:DA:2663:G:C6	25:DA:2664:G:C4	3.06	0.44
25:DA:43:G:H1'	25:DA:438:G:N2	2.33	0.44
25:DA:662:G:P	36:DP:18:ARG:HD2	2.57	0.44
25:DA:688:U:H6	25:DA:688:U:O5'	2.00	0.44

*Continued on next page...*

*Continued from previous page...*

Atom-1	Atom-2	Interatomic distance (Å)	Clash overlap (Å)
25:DA:910:A:C6	25:DA:911:A:C6	3.05	0.44
30:DG:111:LEU:N	30:DG:112:PRO:CD	2.80	0.44
30:DG:55:LYS:HG3	30:DG:153:ARG:HH21	1.82	0.44
31:DH:67:LEU:O	31:DH:71:LEU:HB2	2.18	0.44
32:DI:19:VAL:HG13	32:DI:19:VAL:O	2.16	0.44
33:DK:73:PRO:O	33:DK:77:LEU:HD12	2.17	0.44
34:DN:117:HIS:HA	34:DN:118:PRO:HD3	1.69	0.44
38:DR:9:LYS:O	38:DR:10:LEU:CB	2.65	0.44
39:DS:28:VAL:HG21	39:DS:87:PHE:CZ	2.53	0.44
40:DT:14:TYR:N	40:DT:14:TYR:CD1	2.86	0.44
41:DU:39:LEU:O	41:DU:40:PHE:C	2.54	0.44
42:DV:66:ARG:HB3	42:DV:88:ARG:NH1	2.31	0.44
44:DX:26:TYR:O	44:DX:81:VAL:N	2.50	0.44
45:DY:51:VAL:HG13	45:DY:52:SER:N	2.33	0.44
46:DZ:157:LEU:HA	46:DZ:158:PRO:HD2	1.77	0.44
25:DA:875:G:C4'	46:DZ:170:THR:HG21	2.48	0.44
46:DZ:23:LYS:HB3	46:DZ:38:TYR:HD1	1.82	0.44
1:AA:1148:U:H2'	1:AA:1149:C:O4'	2.17	0.44
1:AA:1476:G:H2'	1:AA:1477:C:H6	1.83	0.44
1:AA:35:G:O5'	1:AA:35:G:H8	2.00	0.44
1:AA:448:A:P	1:AA:485:G:H22	2.41	0.44
1:AA:553:A:H2'	1:AA:554:C:C6	2.52	0.44
5:AC:93:LYS:O	5:AC:94:LEU:HD23	2.17	0.44
6:AD:134:ASP:O	6:AD:136:PRO:HD3	2.18	0.44
6:AD:146:ILE:HD12	6:AD:146:ILE:N	2.22	0.44
6:AD:98:GLU:OE1	6:AD:107:ARG:NE	2.50	0.44
7:AE:139:LEU:HA	7:AE:142:LEU:CD1	2.48	0.44
7:AE:89:ILE:HD13	7:AE:135:THR:HG23	2.00	0.44
8:AF:38:GLU:O	8:AF:39:LYS:C	2.54	0.44
10:AH:111:ILE:HD11	10:AH:135:CYS:SG	2.58	0.44
1:AA:972:C:H4'	12:AJ:57:LYS:HG3	2.00	0.44
14:AL:41:THR:OG1	14:AL:51:LEU:HB2	2.18	0.44
18:AP:43:LYS:HE3	18:AP:48:TRP:CZ3	2.52	0.44
24:AX:88:LEU:O	24:AX:100:LEU:HD22	2.17	0.44
2:AZ:58:A:H1'	2:AZ:60:U:C5	2.52	0.44
25:BA:125:G:H4'	25:BA:126:A:OP2	2.16	0.44
25:BA:1545:A:C6	25:BA:1546:A:C2	3.04	0.44
25:BA:1555:G:C6	25:BA:1556:C:C4	3.06	0.44
25:BA:2070:G:C2	25:BA:2442:C:C2	3.05	0.44
25:BA:2331:G:H2'	25:BA:2332:U:O4'	2.17	0.44
25:BA:2590:A:H2'	25:BA:2591:C:H6	1.83	0.44

*Continued on next page...*

*Continued from previous page...*

Atom-1	Atom-2	Interatomic distance (Å)	Clash overlap (Å)
25:BA:2704:C:H2'	25:BA:2705:A:O4'	2.17	0.44
25:BA:270(Q):C:O2'	25:BA:270(R):C:P	2.75	0.44
25:BA:2821:A:C2	25:BA:2822:G:C4	3.05	0.44
25:BA:15:G:H1	25:BA:525:U:H3	1.65	0.44
25:BA:603:A:C2	25:BA:655:A:C5	3.05	0.44
25:BA:763:G:O2'	25:BA:764:A:H3'	2.18	0.44
25:BA:81:G:H21	45:BY:2:ARG:NH2	2.16	0.44
25:BA:901:A:C6	25:BA:902:C:C4	3.06	0.44
25:BA:934:G:H2'	25:BA:935:C:H6	1.83	0.44
30:BG:116:ASP:O	30:BG:118:ARG:HD2	2.17	0.44
30:BG:121:ASN:HA	30:BG:122:PRO:HD2	1.81	0.44
30:BG:173:LEU:O	30:BG:178:PHE:HB2	2.17	0.44
39:BS:15:ARG:NH2	39:BS:25:ARG:HH11	2.15	0.44
39:BS:95:HIS:O	39:BS:99:LYS:HB3	2.18	0.44
40:BT:110:ILE:HG22	40:BT:111:ARG:HH11	1.83	0.44
40:BT:117:ASP:C	40:BT:119:LYS:N	2.70	0.44
43:BW:11:ARG:NH1	43:BW:98:LYS:HD3	2.32	0.44
46:BZ:91:LEU:HD11	46:BZ:96:VAL:HG11	1.98	0.44
1:CA:1252:A:H2'	1:CA:1253:G:O4'	2.17	0.44
1:CA:176:C:H2'	1:CA:177:C:H6	1.83	0.44
5:CC:205:GLY:O	5:CC:206:GLU:HB2	2.18	0.44
8:CF:11:ASN:HA	8:CF:12:PRO:HD2	1.85	0.44
11:CI:17:VAL:HG22	11:CI:63:ILE:HG23	2.00	0.44
14:CL:6:ILE:HD12	14:CL:6:ILE:H	1.80	0.44
21:CS:5:LEU:HD13	21:CS:6:LYS:H	1.82	0.44
24:CX:355:MET:O	24:CX:359:TRP:HB2	2.17	0.44
2:CY:50:U:H3	2:CY:64:G:H1	1.66	0.44
49:D2:25:VAL:O	49:D2:29:LYS:HG2	2.17	0.44
25:DA:191:A:H2'	25:DA:192:C:C6	2.52	0.44
25:DA:2018:G:OP1	52:D5:9:LYS:HE2	2.17	0.44
25:DA:2210:G:H21	25:DA:2211:G:H4'	1.81	0.44
25:DA:2262:U:H4'	25:DA:2328:A:C2	2.53	0.44
25:DA:2320:A:C2	25:DA:2333:A:C8	3.05	0.44
25:DA:2600:A:O2'	25:DA:2601:C:H5'	2.17	0.44
25:DA:2703:C:C2	25:DA:2704:C:C5	3.06	0.44
25:DA:2781:A:H8	25:DA:2781:A:H5''	1.83	0.44
25:DA:277:C:C5	25:DA:278:A:C8	3.05	0.44
25:DA:288:C:O2'	25:DA:289:A:H5'	2.18	0.44
27:DD:131:LEU:HB2	27:DD:132:PRO:CD	2.47	0.44
28:DE:111:ARG:HB2	28:DE:160:TYR:O	2.18	0.44
28:DE:16:ARG:O	28:DE:18:ASP:N	2.51	0.44

*Continued on next page...*

*Continued from previous page...*

Atom-1	Atom-2	Interatomic distance (Å)	Clash overlap (Å)
29:DF:113:ALA:HB1	29:DF:186:ILE:HG21	1.99	0.44
31:DH:98:LEU:HD22	31:DH:124:GLU:HA	1.99	0.44
36:DP:105:LEU:O	36:DP:106:LEU:CB	2.63	0.44
37:DQ:45:GLN:H	37:DQ:45:GLN:CD	2.21	0.44
39:DS:95:HIS:O	39:DS:99:LYS:HB3	2.18	0.44
40:DT:58:ASN:C	40:DT:58:ASN:ND2	2.69	0.44
44:DX:84:ALA:HB3	44:DX:87:GLN:NE2	2.32	0.44
45:DY:89:PHE:N	45:DY:89:PHE:CD1	2.85	0.44
1:AA:1004:A:C2'	1:AA:1036:G:H22	2.29	0.44
1:AA:1186:G:N2	1:AA:1187:G:H1'	2.33	0.44
1:AA:389:A:H2'	1:AA:390:C:C5'	2.47	0.44
1:AA:41:G:H2'	1:AA:42:G:H8	1.82	0.44
1:AA:452:A:C2	1:AA:453:A:C4	3.06	0.44
1:AA:973:G:H3'	1:AA:974:A:H5''	1.98	0.44
4:AB:187:LEU:HD23	4:AB:188:ALA:H	1.81	0.44
6:AD:92:VAL:O	6:AD:96:LEU:HD23	2.17	0.44
7:AE:41:VAL:HG22	7:AE:113:ALA:HA	2.00	0.44
10:AH:42:GLU:HG3	10:AH:109:ILE:HD12	1.99	0.44
10:AH:48:TYR:HA	10:AH:60:ARG:O	2.18	0.44
12:AJ:24:VAL:HG13	12:AJ:28:ARG:HD2	1.98	0.44
15:AM:103:THR:C	15:AM:105:THR:N	2.71	0.44
15:AM:106:ASN:OD1	15:AM:106:ASN:N	2.50	0.44
17:AO:31:LEU:HA	17:AO:31:LEU:HD12	1.76	0.44
20:AR:62:GLU:O	20:AR:65:ILE:HG12	2.18	0.44
24:AX:242:ILE:CG1	24:AX:264:VAL:HG12	2.38	0.44
24:AX:241:ARG:HB2	24:AX:267:LEU:HD11	1.99	0.44
47:B0:74:ARG:H	47:B0:74:ARG:HG2	1.61	0.44
48:B1:90:ILE:CG2	48:B1:94:LEU:HD12	2.47	0.44
48:B1:90:ILE:O	48:B1:94:LEU:HB2	2.17	0.44
54:B7:21:ARG:HB3	54:B7:31:LEU:CD2	2.47	0.44
25:BA:1210:A:H5''	25:BA:1210:A:C8	2.53	0.44
25:BA:1486:A:H2'	25:BA:1487:G:H8	1.81	0.44
25:BA:1517:G:H2'	25:BA:1518:C:O4'	2.17	0.44
25:BA:1805:U:O2	27:BD:50:THR:HB	2.17	0.44
25:BA:1864:U:OP1	25:BA:2410:G:O2'	2.34	0.44
25:BA:1961:C:O2'	25:BA:1962:C:H5'	2.17	0.44
25:BA:747:U:O2	25:BA:2014:A:H1'	2.18	0.44
25:BA:2439:A:H5''	25:BA:2439:A:H8	1.82	0.44
25:BA:2473:U:H2'	25:BA:2474:C:H5'	1.99	0.44
25:BA:56:A:N1	25:BA:57:C:C2	2.86	0.44
25:BA:866:A:N3	25:BA:866:A:H2'	2.32	0.44

*Continued on next page...*

*Continued from previous page...*

Atom-1	Atom-2	Interatomic distance (Å)	Clash overlap (Å)
26:BB:102:G:H21	46:BZ:73:GLN:NE2	2.16	0.44
28:BE:14:ILE:HD12	28:BE:15:PHE:N	2.33	0.44
30:BG:133:LEU:N	30:BG:133:LEU:HD23	2.32	0.44
32:BI:86:THR:O	32:BI:123:LEU:HB2	2.18	0.44
33:BK:146:ASP:CG	33:BK:147:ALA:H	2.21	0.44
35:BO:118:ALA:HA	35:BO:119:PRO:HD2	1.77	0.44
38:BR:38:VAL:HG22	38:BR:112:ALA:HB2	1.99	0.44
39:BS:66:ALA:O	39:BS:69:VAL:CG1	2.64	0.44
40:BT:96:ARG:HB2	40:BT:96:ARG:NH1	2.31	0.44
41:BU:8:VAL:HG11	41:BU:12:ARG:NE	2.33	0.44
42:BV:20:LEU:HD12	42:BV:21:ARG:N	2.32	0.44
25:BA:875:G:C4'	46:BZ:170:THR:HG21	2.48	0.44
1:CA:985:C:C2	1:CA:1221:G:C2	3.05	0.44
1:CA:49:U:C2	1:CA:361:G:N2	2.86	0.44
6:CD:30:LYS:CB	6:CD:35:ARG:HD2	2.46	0.44
10:CH:86:ILE:HG12	10:CH:135:CYS:HA	1.99	0.44
10:CH:75:ARG:NH1	10:CH:75:ARG:HB3	2.32	0.44
11:CI:85:LEU:HD11	11:CI:96:LEU:HD21	1.99	0.44
14:CL:123:LYS:HD2	14:CL:124:PRO:HD2	1.99	0.44
8:CF:89:MET:HE1	20:CR:75:ILE:HB	1.99	0.44
1:CA:192:U:H1'	22:CT:103:GLY:HA2	1.99	0.44
24:CX:355:MET:HA	24:CX:359:TRP:CZ3	2.52	0.44
2:CY:7:G:H3'	2:CY:8:U:C5'	2.46	0.44
36:DP:64:LYS:HD2	55:D8:25:MET:SD	2.57	0.44
25:DA:1459:G:O2'	25:DA:1461:G:H5'	2.18	0.44
25:DA:1510:A:H8	25:DA:1510:A:OP2	2.01	0.44
25:DA:1986:A:H2'	25:DA:1987:G:C8	2.52	0.44
25:DA:20:C:H2'	25:DA:21:A:C8	2.52	0.44
25:DA:2392:A:C8	36:DP:60:MET:HG2	2.52	0.44
25:DA:2704:C:H2'	25:DA:2705:A:O4'	2.17	0.44
25:DA:2790:A:C8	25:DA:2790:A:H3'	2.52	0.44
25:DA:95:G:H4'	49:D2:46:GLN:HB3	2.00	0.44
27:DD:32:SER:O	27:DD:33:LEU:O	2.35	0.44
27:DD:37:LEU:HD12	27:DD:38:LYS:H	1.81	0.44
29:DF:125:LEU:HD23	29:DF:125:LEU:N	2.33	0.44
29:DF:170:LEU:HA	29:DF:170:LEU:HD12	1.75	0.44
30:DG:122:PRO:HB3	30:DG:170:ARG:HH12	1.83	0.44
30:DG:96:ARG:HG3	30:DG:98:ARG:HG2	1.98	0.44
31:DH:94:TYR:CD2	31:DH:107:VAL:HG12	2.51	0.44
33:DK:146:ASP:CG	33:DK:147:ALA:H	2.21	0.44
25:DA:598:G:C5'	36:DP:15:ARG:HB3	2.48	0.44

*Continued on next page...*

*Continued from previous page...*

Atom-1	Atom-2	Interatomic distance (Å)	Clash overlap (Å)
39:DS:38:GLN:HB3	39:DS:47:THR:HG23	1.99	0.44
41:DU:22:LYS:HD3	41:DU:22:LYS:HA	1.74	0.44
45:DY:51:VAL:HG13	45:DY:52:SER:H	1.81	0.44
46:DZ:182:LYS:O	46:DZ:186:GLU:HG3	2.17	0.44
1:AA:1072:G:C5	1:AA:1073:U:C4	3.05	0.44
1:AA:1074:G:C2	1:AA:1075:C:C2	3.06	0.44
1:AA:1176:A:C6	1:AA:1177:G:C6	3.05	0.44
1:AA:1269:A:H2	1:AA:1312:G:H21	1.64	0.44
1:AA:1504:G:OP1	1:AA:1507:A:H4'	2.17	0.44
1:AA:575:G:C6	1:AA:821:G:N7	2.85	0.44
1:AA:642:A:H5''	10:AH:30:ARG:NH2	2.32	0.44
1:AA:781:A:C5	1:AA:802:A:C2	3.06	0.44
1:AA:980:C:H1'	16:AN:19:ARG:HA	1.99	0.44
5:AC:77:ILE:HA	5:AC:84:ILE:HB	2.00	0.44
11:AI:10:ARG:NH1	11:AI:75:ASP:OD2	2.51	0.44
13:AK:12:ARG:HB3	13:AK:12:ARG:NH1	2.33	0.44
14:AL:30:PRO:HB2	14:AL:31:PHE:CD1	2.53	0.44
14:AL:99:ILE:HD12	14:AL:99:ILE:HA	1.86	0.44
19:AQ:83:ASP:N	19:AQ:83:ASP:OD1	2.51	0.44
20:AR:46:GLU:OE2	20:AR:46:GLU:HA	2.18	0.44
21:AS:63:THR:HG22	21:AS:66:MET:HE2	2.00	0.44
52:B5:3:LYS:HA	52:B5:3:LYS:HD2	1.73	0.44
25:BA:1208:C:C4	25:BA:1209:G:N7	2.85	0.44
25:BA:1210:A:HO2'	25:BA:1211:U:P	2.39	0.44
25:BA:1424:G:H2'	25:BA:1425:G:O4'	2.18	0.44
25:BA:172:C:H2'	25:BA:173:G:C8	2.51	0.44
25:BA:2081:C:C5	25:BA:2237:G:N2	2.86	0.44
25:BA:2168:G:N2	25:BA:2170:A:H3'	2.32	0.44
25:BA:2516:G:C6	25:BA:2517:C:C4	3.06	0.44
25:BA:2593:U:C2	25:BA:2594:C:C5	3.05	0.44
25:BA:391:G:C6	25:BA:411:G:N2	2.86	0.44
25:BA:372:G:N2	25:BA:400:G:H2'	2.32	0.44
25:BA:470:A:H8	25:BA:470:A:C5'	2.30	0.44
25:BA:732:C:C2'	25:BA:733:G:H5'	2.47	0.44
26:BB:99:A:C6	26:BB:100:G:C5	3.06	0.44
27:BD:112:GLN:H	27:BD:112:GLN:CD	2.21	0.44
31:BH:98:LEU:HD22	31:BH:124:GLU:HA	1.99	0.44
33:BK:43:ALA:HA	33:BK:46:ALA:HB2	2.00	0.44
25:BA:8:A:H5''	34:BN:74:PHE:HZ	1.82	0.44
34:BN:79:ASN:HA	34:BN:79:ASN:HD22	1.57	0.44
36:BP:101:VAL:HG23	36:BP:107:LYS:HA	2.00	0.44

*Continued on next page...*

*Continued from previous page...*

Atom-1	Atom-2	Interatomic distance (Å)	Clash overlap (Å)
36:BP:12:ALA:O	36:BP:14:LYS:N	2.51	0.44
25:BA:598:G:C5'	36:BP:15:ARG:HB3	2.46	0.44
39:BS:100:ALA:HA	39:BS:103:GLU:HB3	2.00	0.44
40:BT:50:ILE:HD12	40:BT:50:ILE:HA	1.78	0.44
1:CA:989:C:HO2'	1:CA:1017:G:HO2'	1.66	0.44
1:CA:1057:G:H5''	5:CC:154:SER:O	2.18	0.44
1:CA:1074:G:C4	1:CA:1102:A:C2	3.06	0.44
1:CA:1370:G:C2	1:CA:1371:G:C8	3.06	0.44
1:CA:1528:U:O2'	1:CA:1529:G:H3'	2.17	0.44
1:CA:45:U:H2'	1:CA:46:G:H8	1.79	0.44
1:CA:542:G:H5'	6:CD:41:GLY:HA3	2.00	0.44
1:CA:598:U:H2'	1:CA:599:C:C6	2.53	0.44
9:CG:47:CYS:HA	9:CG:58:PRO:HB3	1.99	0.44
10:CH:104:ARG:NH1	10:CH:138:TRP:CZ3	2.85	0.44
11:CI:53:VAL:O	11:CI:54:ASP:HB2	2.17	0.44
1:CA:1250:A:H4'	11:CI:68:GLY:N	2.33	0.44
12:CJ:30:SER:OG	12:CJ:81:THR:HG22	2.18	0.44
14:CL:51:LEU:H	14:CL:51:LEU:HG	1.50	0.44
13:CK:91:ARG:NH1	20:CR:88:LYS:HD2	2.31	0.44
22:CT:100:ILE:HG22	22:CT:101:GLY:N	2.32	0.44
24:CX:135:PRO:HB3	24:CX:143:CYS:HA	1.98	0.44
24:CX:237:PRO:O	24:CX:240:LEU:HD23	2.18	0.44
25:DA:2271:G:H5'	47:D0:20:ARG:HG2	1.98	0.44
53:D6:15:GLU:HA	53:D6:49:HIS:CD2	2.53	0.44
25:DA:1139:G:OP1	34:DN:125:ALA:HA	2.17	0.44
25:DA:1267:U:H2'	25:DA:1267:U:O2	2.18	0.44
25:DA:1346:G:C2	25:DA:1601:G:C2	3.05	0.44
25:DA:186:G:O2'	25:DA:187:G:H5'	2.18	0.44
25:DA:2199:A:H3'	25:DA:2205:C:C6	2.53	0.44
25:DA:234:C:C2	25:DA:235:U:C5	3.06	0.44
25:DA:2361:A:OP1	55:D8:27:THR:OG1	2.36	0.44
25:DA:2392:A:H2	25:DA:2424:C:H42	1.64	0.44
25:DA:2495:G:C6	25:DA:2496:C:C4	3.06	0.44
25:DA:307:G:H3'	25:DA:307:G:C8	2.52	0.44
25:DA:392:C:H5''	25:DA:409:C:H5''	2.00	0.44
25:DA:521:G:H2'	25:DA:522:G:C8	2.51	0.44
25:DA:712:G:H2'	25:DA:713:G:O4'	2.18	0.44
25:DA:855:G:C5	25:DA:856:C:C5	3.05	0.44
25:DA:942:G:H8	25:DA:942:G:O5'	2.00	0.44
25:DA:1568:G:P	27:DD:63:ARG:HH22	2.41	0.44
28:DE:51:PHE:O	28:DE:52:LEU:HB2	2.18	0.44

*Continued on next page...*

*Continued from previous page...*

Atom-1	Atom-2	Interatomic distance (Å)	Clash overlap (Å)
25:DA:322:A:H3'	29:DF:169:ASN:ND2	2.32	0.44
31:DH:32:GLU:C	31:DH:33:LEU:HG	2.38	0.44
34:DN:121:VAL:CG2	34:DN:122:LEU:N	2.79	0.44
34:DN:127:LYS:HB2	34:DN:140:PHE:CE1	2.53	0.44
34:DN:81:ASP:OD1	34:DN:81:ASP:N	2.49	0.44
25:DA:1275:A:C5	38:DR:16:HIS:ND1	2.85	0.44
38:DR:47:PHE:O	38:DR:51:LEU:HD12	2.17	0.44
39:DS:61:ASN:O	39:DS:61:ASN:ND2	2.51	0.44
41:DU:25:TRP:CD1	41:DU:26:GLY:N	2.86	0.44
1:AA:1300:G:O2'	1:AA:1303:C:N4	2.51	0.44
1:AA:429:U:H1'	1:AA:430:A:H5''	2.00	0.44
1:AA:596:C:C6	1:AA:596:C:H5'	2.33	0.44
1:AA:601:C:C2	1:AA:638:G:N2	2.86	0.44
1:AA:60:A:H8	1:AA:60:A:P	2.41	0.44
1:AA:807:A:H2'	1:AA:808:C:O4'	2.18	0.44
1:AA:815:A:H4'	1:AA:817:C:C4	2.53	0.44
4:AB:113:HIS:HA	4:AB:116:GLU:HG2	2.00	0.44
5:AC:79:ARG:HG2	5:AC:82:GLU:OE1	2.18	0.44
7:AE:91:LEU:HD22	7:AE:118:ILE:HD11	2.00	0.44
8:AF:39:LYS:HE2	8:AF:41:GLU:OE2	2.18	0.44
13:AK:85:ARG:HG2	13:AK:111:ASP:O	2.18	0.44
15:AM:91:ARG:HB3	15:AM:97:PRO:O	2.17	0.44
17:AO:28:GLN:O	17:AO:32:LEU:HG	2.18	0.44
24:AX:147:GLU:N	24:AX:177:ILE:HG21	2.32	0.44
24:AX:170:THR:HG21	24:AX:179:TYR:HB3	2.00	0.44
24:AX:183:LEU:HD22	24:AX:185:LYS:HG3	2.00	0.44
48:B1:11:ARG:HB2	48:B1:13:ILE:HG22	2.00	0.44
25:BA:1113:U:H2'	25:BA:1114:G:H8	1.82	0.44
25:BA:1346:G:C2	25:BA:1601:G:C2	3.06	0.44
25:BA:1798:U:C4	25:BA:1819:A:C2	3.06	0.44
25:BA:1986:A:H2'	25:BA:1987:G:C8	2.53	0.44
25:BA:2177:C:H2'	25:BA:2178:C:O4'	2.18	0.44
25:BA:2216:G:H2'	25:BA:2217:G:H8	1.83	0.44
25:BA:2310:A:H8	25:BA:2310:A:O5'	2.01	0.44
25:BA:2422:A:C6	25:BA:2424:C:N4	2.85	0.44
25:BA:270(L):C:C2'	25:BA:270(M):U:H5''	2.48	0.44
25:BA:322:A:O4'	25:BA:340:A:H1'	2.18	0.44
25:BA:27:G:H22	25:BA:512:G:C2'	2.30	0.44
25:BA:969:U:H4'	50:B3:14:GLY:O	2.17	0.44
27:BD:170:GLY:C	27:BD:172:TYR:H	2.21	0.44
28:BE:179:GLU:HB2	28:BE:181:LEU:HD21	2.00	0.44

*Continued on next page...*

*Continued from previous page...*

Atom-1	Atom-2	Interatomic distance (Å)	Clash overlap (Å)
29:BF:113:ALA:HB1	29:BF:186:ILE:HG21	2.00	0.44
30:BG:55:LYS:HG3	30:BG:153:ARG:HH21	1.82	0.44
34:BN:160:LYS:HE2	34:BN:161:LEU:N	2.33	0.44
25:BA:2469:A:O2'	37:BQ:56:ARG:HG2	2.18	0.44
38:BR:12:ARG:HB3	38:BR:16:HIS:CD2	2.52	0.44
41:BU:39:LEU:O	41:BU:40:PHE:C	2.54	0.44
41:BU:74:LEU:N	41:BU:74:LEU:HD23	2.33	0.44
41:BU:91:ASP:OD2	41:BU:96:ALA:HB2	2.18	0.44
25:BA:2011:U:OP2	43:BW:16:LYS:HE3	2.17	0.44
44:BX:50:LYS:N	44:BX:87:GLN:HE22	2.07	0.44
45:BY:2:ARG:C	45:BY:4:LYS:H	2.21	0.44
46:BZ:16:SER:HB2	46:BZ:20:ARG:HH12	1.83	0.44
1:CA:1074:G:N3	1:CA:1102:A:C2	2.86	0.44
1:CA:922:G:N3	1:CA:1398:A:H2	2.16	0.44
1:CA:1493:A:N1	25:DA:1913:A:C8	2.85	0.44
1:CA:230:G:H2'	1:CA:231:G:O4'	2.17	0.44
1:CA:38:G:N1	1:CA:397:A:C2	2.86	0.44
1:CA:81:G:C5	1:CA:82:U:C2	3.06	0.44
4:CB:165:VAL:HG23	4:CB:166:ASP:H	1.82	0.44
5:CC:130:VAL:HG12	5:CC:134:ILE:HD11	1.99	0.44
5:CC:77:ILE:HA	5:CC:84:ILE:HB	1.99	0.44
7:CE:41:VAL:HG22	7:CE:113:ALA:HA	2.00	0.44
9:CG:137:LYS:O	9:CG:141:VAL:HG23	2.18	0.44
12:CJ:6:ILE:O	12:CJ:71:LEU:HD12	2.17	0.44
5:AC:79:ARG:CB	13:CK:96:ARG:HH12	2.31	0.44
1:CA:1308:U:H5''	15:CM:98:VAL:CG2	2.47	0.44
15:CM:98:VAL:HB	15:CM:99:ARG:HH11	1.82	0.44
17:CO:5:LYS:HD3	17:CO:6:GLU:H	1.82	0.44
18:CP:43:LYS:HE3	18:CP:48:TRP:CZ3	2.52	0.44
21:CS:16:LEU:O	21:CS:19:VAL:HG12	2.17	0.44
21:CS:79:THR:O	21:CS:80:TYR:HB3	2.17	0.44
22:CT:69:GLY:O	22:CT:73:HIS:HD2	2.00	0.44
2:CY:39:C:H6	2:CY:39:C:O5'	2.01	0.44
53:D6:9:LEU:HD23	53:D6:10:LEU:O	2.18	0.44
25:DA:121:G:N2	25:DA:131:G:C4	2.86	0.44
25:DA:2108:C:O2	25:DA:2182:G:C2	2.71	0.44
25:DA:2298:A:H61	25:DA:2318:G:H2'	1.82	0.44
25:DA:2328:A:H2'	25:DA:2329:G:C8	2.52	0.44
25:DA:2349:G:C6	25:DA:2350:C:C5	3.06	0.44
25:DA:2349:G:C6	25:DA:2350:C:C6	3.06	0.44
25:DA:957:A:N6	25:DA:2459:A:C8	2.86	0.44

*Continued on next page...*

*Continued from previous page...*

Atom-1	Atom-2	Interatomic distance (Å)	Clash overlap (Å)
25:DA:270(X):G:H2'	25:DA:270(Y):G:O4'	2.17	0.44
25:DA:2798:C:OP2	25:DA:2799:A:N7	2.50	0.44
25:DA:2832:U:C2	25:DA:2834:G:C2	3.05	0.44
25:DA:68:G:H2'	25:DA:69:C:C6	2.53	0.44
25:DA:990:A:H5'	25:DA:990:A:H8	1.83	0.44
27:DD:70:TRP:O	27:DD:73:VAL:HG22	2.18	0.44
28:DE:132:HIS:CG	28:DE:135:HIS:NE2	2.86	0.44
28:DE:55:ASN:C	28:DE:57:LYS:H	2.21	0.44
29:DF:9:ILE:HG12	29:DF:9:ILE:O	2.17	0.44
30:DG:16:ARG:HB2	30:DG:16:ARG:CZ	2.48	0.44
30:DG:40:ASN:HA	30:DG:91:ARG:HA	2.00	0.44
30:DG:8:LYS:O	30:DG:12:TYR:HD1	2.01	0.44
36:DP:18:ARG:O	36:DP:20:GLY:N	2.50	0.44
45:DY:3:VAL:HG12	45:DY:3:VAL:O	2.18	0.44
1:AA:1127:G:H21	1:AA:1146:A:N6	2.16	0.44
1:AA:1303:C:H2'	1:AA:1304:G:H5'	1.99	0.44
1:AA:1323:G:H4'	1:AA:136(B):C:N3	2.33	0.44
1:AA:1371:G:C6	1:AA:1372:U:C4	3.05	0.44
1:AA:20:U:C2	1:AA:916:G:N2	2.86	0.44
1:AA:746:A:O2'	1:AA:747:C:H5'	2.18	0.44
1:AA:763:G:H2'	1:AA:764:C:C6	2.53	0.44
1:AA:891:U:O2'	1:AA:892:A:H5'	2.18	0.44
6:AD:148:VAL:HG11	6:AD:158:ILE:HG21	2.00	0.44
6:AD:50:ARG:NH1	6:AD:50:ARG:HA	2.33	0.44
12:AJ:33:GLN:O	12:AJ:75:ILE:HG12	2.18	0.44
15:AM:29:ARG:HD3	15:AM:64:TRP:CH2	2.53	0.44
18:AP:28:ARG:HG2	18:AP:29:ASP:OD1	2.17	0.44
22:AT:57:ARG:HH12	22:AT:100:ILE:HG22	1.81	0.44
48:B1:11:ARG:NE	48:B1:61:ARG:H	2.16	0.44
25:BA:95:G:H4'	49:B2:46:GLN:HB3	1.98	0.44
25:BA:2061:G:C2	25:BA:2063:C:C4	3.06	0.44
25:BA:2115:G:H4'	25:BA:2166:G:H2'	1.99	0.44
25:BA:919:G:H22	25:BA:2268:A:H3'	1.83	0.44
25:BA:2415:G:C5	25:BA:2416:C:C4	3.05	0.44
25:BA:2717:G:C5	25:BA:2718:G:N7	2.85	0.44
25:BA:274:G:H2'	25:BA:275:G:C1'	2.48	0.44
25:BA:2795:G:H1'	25:BA:2802:G:N2	2.33	0.44
27:BD:222:ARG:HH12	27:BD:239:ARG:CZ	2.31	0.44
27:BD:255:LYS:N	27:BD:255:LYS:HD2	2.26	0.44
28:BE:77:ILE:HG21	28:BE:195:LEU:CD1	2.48	0.44
30:BG:7:LEU:HD22	30:BG:100:TRP:HE3	1.83	0.44

*Continued on next page...*

*Continued from previous page...*

Atom-1	Atom-2	Interatomic distance (Å)	Clash overlap (Å)
31:BH:144:VAL:O	31:BH:148:ILE:HG12	2.18	0.44
31:BH:54:ARG:HB3	31:BH:65:HIS:CD2	2.50	0.44
32:BI:75:LEU:HD21	32:BI:105:HIS:CE1	2.52	0.44
33:BK:68:VAL:HB	33:BK:70:LYS:HE2	2.00	0.44
36:BP:121:LYS:C	36:BP:123:LEU:H	2.21	0.44
38:BR:55:ALA:CB	38:BR:79:LEU:HD22	2.48	0.44
40:BT:110:ILE:HD12	40:BT:110:ILE:HA	1.75	0.44
43:BW:110:LYS:HG3	43:BW:111:HIS:ND1	2.33	0.44
25:BA:328:U:H4'	45:BY:68:HIS:CD2	2.53	0.44
46:BZ:56:VAL:HG21	46:BZ:133:ILE:HD13	1.98	0.44
1:CA:1004:A:N6	1:CA:1025:U:H4'	2.33	0.44
1:CA:1162:C:H2'	1:CA:1163:C:H6	1.82	0.44
1:CA:949:A:N1	1:CA:1233:G:C4	2.85	0.44
1:CA:1309:G:C2	1:CA:1329:A:N3	2.86	0.44
1:CA:168:G:C2'	1:CA:169:C:H5''	2.48	0.44
1:CA:941:G:N2	1:CA:942:G:H1'	2.33	0.44
1:CA:946:A:H2'	1:CA:947:G:H8	1.82	0.44
1:CA:975:A:H4'	1:CA:976:G:O5'	2.18	0.44
4:CB:17:PHE:N	4:CB:17:PHE:CD2	2.78	0.44
4:CB:190:THR:C	4:CB:192:SER:H	2.21	0.44
6:CD:30:LYS:CG	6:CD:30:LYS:O	2.65	0.44
6:CD:95:GLY:O	6:CD:99:SER:HB2	2.18	0.44
12:CJ:6:ILE:HD12	12:CJ:23:ILE:HD13	2.00	0.44
12:CJ:33:GLN:O	12:CJ:75:ILE:HG12	2.18	0.44
12:CJ:30:SER:HA	12:CJ:80:LYS:NZ	2.33	0.44
12:CJ:96:ILE:HG12	12:CJ:96:ILE:O	2.17	0.44
17:CO:54:ARG:O	17:CO:58:MET:HG3	2.17	0.44
18:CP:58:TYR:O	18:CP:61:SER:HB3	2.18	0.44
19:CQ:81:ARG:HD3	19:CQ:84:LEU:CD1	2.47	0.44
1:CA:1313:U:C5	21:CS:4:SER:HB2	2.53	0.44
24:CX:128:ASN:HB3	24:CX:184:VAL:O	2.18	0.44
50:D3:34:GLU:O	50:D3:35:ARG:HB2	2.16	0.44
55:D8:62:LEU:O	55:D8:63:PRO:C	2.52	0.44
25:DA:1076:C:C2	25:DA:1077:A:H1'	2.53	0.44
25:DA:125:G:H4'	25:DA:126:A:OP2	2.17	0.44
25:DA:1655:A:C2	25:DA:1656:C:H1'	2.53	0.44
25:DA:1831:G:C5	25:DA:1832:C:C5	3.06	0.44
25:DA:2177:C:H2'	25:DA:2178:C:O4'	2.17	0.44
25:DA:2283:C:C5	25:DA:2389:G:H2'	2.53	0.44
25:DA:2505:G:H2'	25:DA:2576:G:O6	2.18	0.44
25:DA:270(L):C:C2'	25:DA:270(M):U:H5''	2.48	0.44

*Continued on next page...*

*Continued from previous page...*

Atom-1	Atom-2	Interatomic distance (Å)	Clash overlap (Å)
25:DA:2738:A:N1	25:DA:2739:U:C2	2.86	0.44
25:DA:2821:A:C2	25:DA:2822:G:C4	3.06	0.44
25:DA:404:C:C2	25:DA:406:G:C5	3.06	0.44
25:DA:51:G:N3	25:DA:119:A:C2	2.86	0.44
25:DA:632:A:C6	25:DA:633:A:C6	3.04	0.44
25:DA:826:U:H2'	25:DA:828:U:O4'	2.18	0.44
26:DB:46:A:C5	26:DB:47:C:C4	3.06	0.44
27:DD:108:PRO:CG	27:DD:111:LEU:HG	2.44	0.44
25:DA:729:G:C5	27:DD:208:LYS:HB2	2.52	0.44
27:DD:267:SER:C	27:DD:269:PHE:H	2.21	0.44
29:DF:180:GLY:O	29:DF:181:LEU:C	2.56	0.44
29:DF:157:VAL:HB	29:DF:194:MET:HB3	2.00	0.44
29:DF:89:VAL:CG1	29:DF:90:PHE:N	2.76	0.44
34:DN:66:THR:O	34:DN:69:VAL:HG12	2.16	0.44
35:DO:2:ILE:HG12	35:DO:8:LEU:HD11	1.99	0.44
1:CA:1423:G:OP1	35:DO:49:ARG:NH2	2.51	0.44
36:DP:114:ILE:CD1	36:DP:114:ILE:N	2.74	0.44
36:DP:24:GLY:N	36:DP:33:ARG:NH1	2.66	0.44
38:DR:55:ALA:HB3	38:DR:79:LEU:HD22	2.00	0.44
41:DU:74:LEU:HD12	41:DU:78:THR:HG22	1.99	0.44
46:DZ:63:ASP:C	46:DZ:65:GLN:H	2.20	0.44
1:AA:1005:A:N6	1:AA:1024:G:O2'	2.51	0.44
4:AB:11:LEU:HD12	4:AB:217:ARG:HH12	1.82	0.44
4:AB:18:GLY:O	4:AB:19:HIS:HB2	2.18	0.44
6:AD:31:CYS:C	6:AD:33:MET:H	2.22	0.44
7:AE:10:MET:HG3	7:AE:13:ILE:CD1	2.47	0.44
8:AF:75:LEU:O	8:AF:79:LEU:HG	2.18	0.44
1:AA:323:U:O3'	22:AT:22:ARG:HG2	2.18	0.44
24:AX:92:LEU:HD22	24:AX:97:ARG:CZ	2.48	0.44
47:B0:66:VAL:HG12	47:B0:67:VAL:N	2.33	0.44
55:B8:43:GLN:O	55:B8:46:ARG:HG2	2.18	0.44
25:BA:1021:A:C8	25:BA:1022:G:H5''	2.50	0.44
25:BA:1076:C:H2'	25:BA:1077:A:O4'	2.17	0.44
25:BA:1095:A:H2'	25:BA:1096:A:H8	1.83	0.44
25:BA:1858:G:H1'	25:BA:1884:A:N6	2.33	0.44
25:BA:2134:A:H2	25:BA:2159:G:HO2'	1.62	0.44
25:BA:2115:G:N2	25:BA:2171:A:H2	2.16	0.44
25:BA:2296:U:O2	25:BA:2333:A:N3	2.50	0.44
25:BA:2583:G:H2'	25:BA:2584:U:O4'	2.17	0.44
25:BA:2678:C:H2'	25:BA:2679:A:O4'	2.18	0.44
25:BA:464:U:H2'	25:BA:465:G:O4'	2.18	0.44

*Continued on next page...*

*Continued from previous page...*

Atom-1	Atom-2	Interatomic distance (Å)	Clash overlap (Å)
25:BA:469:G:C6	54:B7:39:ARG:NH2	2.86	0.44
25:BA:637:A:P	36:BP:133:SER:HG	2.41	0.44
25:BA:859:G:O5'	25:BA:859:G:H2'	2.18	0.44
25:BA:911:A:C6	37:BQ:9:TYR:HE2	2.36	0.44
26:BB:79:C:O5'	26:BB:79:C:H6	2.01	0.44
27:BD:79:VAL:HG11	27:BD:111:LEU:CD1	2.48	0.44
29:BF:192:LEU:HD21	29:BF:194:MET:SD	2.58	0.44
30:BG:146:TYR:C	30:BG:148:MET:H	2.21	0.44
33:BK:4:VAL:HA	33:BK:60:TYR:HD1	1.83	0.44
33:BK:4:VAL:HG22	33:BK:60:TYR:HE1	1.82	0.44
25:BA:587:C:C2'	36:BP:33:ARG:NH2	2.81	0.44
38:BR:77:ARG:O	38:BR:78:LYS:C	2.57	0.44
25:BA:2334:G:C2	39:BS:12:PHE:HE1	2.34	0.44
28:BE:14:ILE:HB	40:BT:14:TYR:CE2	2.52	0.44
40:BT:41:ARG:O	40:BT:42:ILE:HG23	2.17	0.44
25:BA:561:G:H1'	41:BU:45:TYR:HE2	1.82	0.44
42:BV:22:VAL:CG1	42:BV:23:GLU:N	2.80	0.44
25:BA:2012:G:O3'	43:BW:96:ILE:HD11	2.18	0.44
44:BX:34:ALA:HB1	44:BX:39:ILE:CD1	2.47	0.44
1:CA:1042:G:C2	1:CA:1043:C:C2	3.06	0.44
1:CA:1088:G:C6	1:CA:1089:G:N7	2.85	0.44
1:CA:1460:A:H2'	1:CA:1461:G:O4'	2.18	0.44
1:CA:1482:G:O5'	1:CA:1482:G:H8	2.00	0.44
1:CA:224:C:H2'	1:CA:225:C:H6	1.83	0.44
1:CA:502:G:C6	1:CA:503:C:C4	3.06	0.44
1:CA:592:G:H2'	1:CA:593:G:H8	1.82	0.44
1:CA:664:G:N2	1:CA:742:G:C2	2.86	0.44
1:CA:807:A:H2'	1:CA:808:C:C6	2.53	0.44
4:CB:142:LEU:HA	4:CB:145:LEU:HB2	2.00	0.44
4:CB:167:PRO:HG2	4:CB:168:THR:H	1.83	0.44
4:CB:32:ILE:N	4:CB:32:ILE:HD12	2.33	0.44
7:CE:91:LEU:HD22	7:CE:118:ILE:HD11	1.99	0.44
11:CI:65:VAL:HG21	11:CI:73:GLN:HB3	1.98	0.44
12:CJ:5:ARG:HD3	12:CJ:7:LYS:HE2	2.00	0.44
13:CK:12:ARG:HB3	13:CK:12:ARG:NH1	2.32	0.44
13:CK:66:LEU:O	13:CK:67:ASP:C	2.57	0.44
24:CX:266:HIS:NE2	24:CX:296:LEU:HD21	2.33	0.44
48:D1:9:GLY:O	48:D1:13:ILE:CG2	2.66	0.44
49:D2:9:GLN:HA	49:D2:12:GLU:CB	2.46	0.44
25:DA:1067:A:H2'	25:DA:1068:G:C8	2.53	0.44
25:DA:1098:A:C8	25:DA:1099:G:C8	3.06	0.44

*Continued on next page...*

*Continued from previous page...*

Atom-1	Atom-2	Interatomic distance (Å)	Clash overlap (Å)
25:DA:1113:U:H2'	25:DA:1114:G:H8	1.82	0.44
25:DA:70:G:C2'	25:DA:113:G:HO2'	2.30	0.44
25:DA:1782:C:H2'	25:DA:2608:G:O2'	2.18	0.44
25:DA:2131:G:O5'	25:DA:2131:G:H8	2.01	0.44
25:DA:2179:C:H2'	25:DA:2180:U:H6	1.80	0.44
25:DA:2224:G:H4'	25:DA:2226:C:C2	2.53	0.44
25:DA:2491:U:H5'	25:DA:2491:U:C6	2.44	0.44
25:DA:2508:G:C4	25:DA:2509:G:C8	3.05	0.44
25:DA:2518:A:C5'	25:DA:2518:A:C8	2.95	0.44
25:DA:2637:U:C4	25:DA:2638:G:C6	3.05	0.44
25:DA:2785:C:H2'	25:DA:2786:U:O4'	2.17	0.44
25:DA:372:G:N2	25:DA:400:G:H2'	2.32	0.44
25:DA:939:G:C4	25:DA:940:G:C8	3.05	0.44
31:DH:54:ARG:HB3	31:DH:65:HIS:CD2	2.50	0.44
31:DH:87:LEU:HB2	31:DH:131:VAL:O	2.18	0.44
37:DQ:16:ARG:C	37:DQ:17:LEU:HD23	2.38	0.44
40:DT:88:ILE:HD12	40:DT:89:VAL:N	2.33	0.44
41:DU:66:ASN:O	41:DU:70:ARG:HB2	2.18	0.44
41:DU:40:PHE:HE2	42:DV:82:ARG:HG2	1.83	0.44
44:DX:64:LYS:HE2	44:DX:73:ARG:NE	2.33	0.44
46:DZ:99:TYR:HA	46:DZ:124:ILE:O	2.18	0.44
1:AA:1102:A:C6	1:AA:1103:C:N4	2.86	0.43
1:AA:1108:G:C5	1:AA:1109:C:C5	3.06	0.43
1:AA:1226:C:H4'	1:AA:1227:A:OP1	2.17	0.43
1:AA:149:A:H2'	1:AA:150:C:C6	2.52	0.43
1:AA:224:C:H2'	1:AA:225:C:H6	1.83	0.43
1:AA:160:A:H1'	1:AA:344:A:N7	2.33	0.43
1:AA:664:G:N2	1:AA:742:G:C2	2.86	0.43
1:AA:862:C:O4'	1:AA:874:G:H4'	2.17	0.43
4:AB:32:ILE:N	4:AB:32:ILE:HD12	2.33	0.43
4:AB:86:GLU:C	4:AB:88:ALA:H	2.21	0.43
8:AF:12:PRO:HD3	8:AF:58:GLY:HA2	2.00	0.43
9:AG:23:VAL:O	9:AG:27:ILE:HG12	2.17	0.43
14:AL:33:ARG:HG3	14:AL:34:GLY:H	1.82	0.43
21:AS:62:ILE:HG13	21:AS:63:THR:N	2.33	0.43
21:AS:79:THR:O	21:AS:80:TYR:HB3	2.18	0.43
22:AT:22:ARG:O	22:AT:23:ARG:C	2.56	0.43
48:B1:80:LEU:HD22	48:B1:81:ARG:N	2.33	0.43
54:B7:45:ALA:O	54:B7:46:VAL:HG23	2.18	0.43
25:BA:1044:G:O4'	25:BA:1048:A:H1'	2.19	0.43
25:BA:1512:G:C6	25:BA:1513:C:C4	3.05	0.43

*Continued on next page...*

*Continued from previous page...*

Atom-1	Atom-2	Interatomic distance (Å)	Clash overlap (Å)
25:BA:1693:U:O4	25:BA:1977:A:C5	2.71	0.43
25:BA:2259:G:C2	25:BA:2282:G:C6	3.06	0.43
25:BA:2543:G:C6	25:BA:2544:G:C6	3.06	0.43
25:BA:2722:G:O2'	38:BR:5:LYS:HB2	2.18	0.43
25:BA:406:G:C6	25:BA:407:G:C5	3.05	0.43
25:BA:575:A:OP2	25:BA:2055:C:N4	2.45	0.43
25:BA:829:A:N7	25:BA:2247:A:O2'	2.43	0.43
26:BB:31:C:H4'	30:BG:29:TRP:HH2	1.83	0.43
26:BB:30:C:H4'	26:BB:58:A:H2	1.83	0.43
27:BD:206:LEU:CD2	27:BD:211:ARG:HG2	2.38	0.43
27:BD:8:PRO:HB3	27:BD:14:ARG:CB	2.48	0.43
28:BE:14:ILE:HD12	28:BE:14:ILE:C	2.39	0.43
28:BE:77:ILE:HD13	28:BE:195:LEU:CD1	2.48	0.43
29:BF:11:VAL:HG12	29:BF:12:LEU:N	2.32	0.43
29:BF:51:THR:CB	29:BF:88:VAL:HG11	2.47	0.43
30:BG:68:PRO:HB2	30:BG:90:LEU:CD1	2.46	0.43
32:BI:112:LYS:O	32:BI:114:LEU:N	2.44	0.43
25:BA:1080:C:O3'	33:BK:122:ALA:HB1	2.18	0.43
36:BP:88:LEU:HD11	36:BP:95:VAL:CG1	2.46	0.43
37:BQ:16:ARG:C	37:BQ:17:LEU:HD23	2.38	0.43
37:BQ:43:THR:OG1	37:BQ:46:GLN:HG3	2.17	0.43
38:BR:60:LEU:HA	38:BR:63:ARG:HB2	2.00	0.43
43:BW:29:LEU:CG	43:BW:33:ARG:HE	2.30	0.43
45:BY:51:VAL:HG13	45:BY:52:SER:H	1.81	0.43
45:BY:87:LYS:H	45:BY:87:LYS:HG2	1.54	0.43
1:CA:1057:G:C6	1:CA:1058:G:C4	3.06	0.43
1:CA:1072:G:C5	1:CA:1073:U:C4	3.05	0.43
1:CA:1104:G:H5'	4:CB:111:ARG:CD	2.48	0.43
1:CA:1220:G:H21	21:CS:54:GLY:HA2	1.82	0.43
1:CA:1300:G:HO2'	1:CA:1301:U:P	2.41	0.43
1:CA:888:G:H4'	1:CA:1488:G:O2'	2.18	0.43
1:CA:186(B):C:N4	1:CA:191(G):G:N1	2.66	0.43
1:CA:345:C:P	40:DT:39:ARG:HH22	2.41	0.43
1:CA:52:G:C6	1:CA:360:A:C2	3.06	0.43
1:CA:39:G:O6	1:CA:547:A:H2'	2.18	0.43
1:CA:41:G:C6	1:CA:402:G:C6	3.06	0.43
1:CA:439:A:C4	1:CA:496:A:C2	3.05	0.43
1:CA:927:G:H2'	1:CA:928:G:O4'	2.18	0.43
6:CD:61:LYS:HD3	6:CD:62:GLN:N	2.33	0.43
7:CE:129:ILE:O	7:CE:132:ALA:HB3	2.18	0.43
7:CE:146:ALA:O	7:CE:147:ASP:C	2.56	0.43

*Continued on next page...*

*Continued from previous page...*

Atom-1	Atom-2	Interatomic distance (Å)	Clash overlap (Å)
9:CG:23:VAL:O	9:CG:27:ILE:HG12	2.18	0.43
10:CH:48:TYR:HA	10:CH:60:ARG:O	2.18	0.43
12:CJ:24:VAL:CG1	12:CJ:28:ARG:HD2	2.48	0.43
12:CJ:49:VAL:HG22	12:CJ:50:ILE:N	2.34	0.43
14:CL:27:LYS:HE2	14:CL:32:ARG:HH12	1.83	0.43
16:CN:24:CYS:HB3	16:CN:27:CYS:SG	2.57	0.43
18:CP:20:VAL:CG2	18:CP:32:TYR:HB2	2.48	0.43
19:CQ:22:LEU:HD12	19:CQ:23:VAL:N	2.32	0.43
22:CT:45:GLN:C	22:CT:47:GLY:H	2.20	0.43
24:CX:135:PRO:HD2	24:CX:178:ASP:O	2.18	0.43
24:CX:358:ILE:O	24:CX:362:LEU:HB2	2.16	0.43
48:D1:11:ARG:HB2	48:D1:13:ILE:HG22	1.99	0.43
48:D1:16:ASN:HB3	48:D1:17:SER:H	1.47	0.43
48:D1:90:ILE:CG2	48:D1:94:LEU:HD12	2.48	0.43
54:D7:21:ARG:O	54:D7:27:GLY:HA3	2.18	0.43
25:DA:1277:G:H2'	25:DA:1278:A:O4'	2.18	0.43
25:DA:1359:A:C8	25:DA:1372:U:O4	2.71	0.43
25:DA:1378:A:O2'	25:DA:1379:A:H3'	2.17	0.43
25:DA:142:G:C5	25:DA:143:C:C5	3.07	0.43
25:DA:1683:C:H2'	25:DA:1684:C:C6	2.53	0.43
25:DA:178:G:H8	25:DA:178:G:O5'	2.01	0.43
25:DA:2111:C:H1'	25:DA:2118:U:H1'	1.99	0.43
25:DA:2129:C:H2'	25:DA:2130:U:O4'	2.18	0.43
25:DA:2119:A:N6	25:DA:2170:A:C6	2.85	0.43
25:DA:2167:U:H1'	25:DA:2171:A:N6	2.32	0.43
25:DA:2391:G:C6	25:DA:2427:C:H1'	2.53	0.43
25:DA:55:G:H2'	25:DA:56:A:C8	2.48	0.43
25:DA:593:G:C6	25:DA:594:U:C4	3.06	0.43
25:DA:94:G:C2	25:DA:95:G:C4	3.06	0.43
28:DE:61:ARG:C	28:DE:63:LEU:N	2.71	0.43
29:DF:66:PRO:O	29:DF:67:GLN:HG2	2.18	0.43
30:DG:68:PRO:HB2	30:DG:90:LEU:CD1	2.46	0.43
32:DI:125:GLU:HA	32:DI:143:SER:HA	2.00	0.43
35:DO:14:THR:HG21	35:DO:86:ILE:HD13	1.99	0.43
36:DP:130:PHE:HB2	36:DP:135:LEU:HD23	1.99	0.43
36:DP:64:LYS:O	36:DP:66:GLY:N	2.45	0.43
25:DA:2469:A:O2'	37:DQ:56:ARG:HG2	2.18	0.43
37:DQ:87:LYS:O	37:DQ:89:ASN:OD1	2.36	0.43
38:DR:8:ARG:HG2	38:DR:9:LYS:N	2.29	0.43
40:DT:28:VAL:CG2	40:DT:29:ARG:N	2.81	0.43
40:DT:57:PHE:CG	40:DT:58:ASN:N	2.85	0.43

*Continued on next page...*

*Continued from previous page...*

Atom-1	Atom-2	Interatomic distance (Å)	Clash overlap (Å)
1:AA:1141:C:C2	1:AA:1142:G:C8	3.06	0.43
1:AA:1198:G:H2'	1:AA:1199:U:O4'	2.18	0.43
1:AA:1501:C:N3	1:AA:1504:G:C6	2.86	0.43
1:AA:156:G:C2	1:AA:166:G:C2	3.06	0.43
1:AA:192:U:H1'	22:AT:103:GLY:HA2	2.00	0.43
1:AA:811:C:H4'	1:AA:900:A:H61	1.83	0.43
4:AB:74:LYS:NZ	4:AB:74:LYS:HB3	2.33	0.43
5:AC:23:TYR:CD2	5:AC:24:ALA:N	2.86	0.43
5:AC:59:ARG:HA	5:AC:63:ASN:O	2.17	0.43
6:AD:113:SER:HB3	6:AD:116:GLN:HB3	2.00	0.43
6:AD:116:GLN:NE2	6:AD:157:LEU:HD21	2.33	0.43
9:AG:153:HIS:CD2	9:AG:154:TYR:CZ	3.05	0.43
11:AI:66:ARG:HD3	11:AI:66:ARG:HA	1.54	0.43
12:AJ:6:ILE:HD12	12:AJ:23:ILE:HD13	1.99	0.43
1:AA:1060:C:C5'	12:AJ:51:ARG:HG2	2.37	0.43
15:AM:23:TYR:O	15:AM:66:LEU:HB2	2.18	0.43
18:AP:20:VAL:CG2	18:AP:32:TYR:HB2	2.48	0.43
20:AR:50:ILE:HD12	20:AR:70:ILE:HG21	2.00	0.43
21:AS:12:ASP:OD1	21:AS:37:ARG:HD2	2.19	0.43
24:AX:92:LEU:HD23	24:AX:97:ARG:H	1.82	0.43
47:B0:25:ARG:HG3	47:B0:29:GLN:NE2	2.32	0.43
53:B6:11:LEU:HA	53:B6:11:LEU:HD22	1.81	0.43
55:B8:62:LEU:C	55:B8:64:TYR:N	2.69	0.43
25:BA:1511:A:H2'	25:BA:1512:G:C8	2.52	0.43
25:BA:1517:G:H2'	25:BA:1518:C:H6	1.84	0.43
25:BA:1791:A:O3'	27:BD:206:LEU:HB2	2.19	0.43
25:BA:2131:G:O5'	25:BA:2131:G:H8	2.01	0.43
25:BA:2279:G:N2	25:BA:2280:G:H1'	2.33	0.43
25:BA:2415:G:H4'	36:BP:66:GLY:CA	2.48	0.43
25:BA:319:C:O2'	25:BA:320:A:H5'	2.18	0.43
25:BA:445:C:O2'	25:BA:446:G:H5'	2.17	0.43
25:BA:520:G:H2'	25:BA:521:G:C8	2.52	0.43
25:BA:557:U:H2'	25:BA:558:G:C8	2.52	0.43
25:BA:649:G:H2'	25:BA:650:C:O4'	2.17	0.43
25:BA:670:A:H4'	25:BA:671:C:C5'	2.42	0.43
25:BA:750:A:H2'	25:BA:751:A:H5''	1.99	0.43
27:BD:210:GLY:O	27:BD:213:ARG:N	2.51	0.43
27:BD:27:THR:HG21	27:BD:83:GLU:HG2	2.00	0.43
25:BA:1813:G:H1'	27:BD:50:THR:OG1	2.18	0.43
29:BF:113:ALA:HB2	29:BF:183:VAL:HG12	2.00	0.43
30:BG:115:ARG:NH2	30:BG:136:ARG:HB2	2.33	0.43

*Continued on next page...*

*Continued from previous page...*

Atom-1	Atom-2	Interatomic distance (Å)	Clash overlap (Å)
30:BG:74:LYS:HA	30:BG:74:LYS:HD2	1.80	0.43
33:BK:73:PRO:O	33:BK:77:LEU:HD12	2.18	0.43
36:BP:32:THR:O	36:BP:33:ARG:HB3	2.18	0.43
39:BS:28:VAL:HG21	39:BS:87:PHE:CZ	2.52	0.43
40:BT:106:SER:HA	40:BT:110:ILE:HB	1.99	0.43
43:BW:96:ILE:O	43:BW:96:ILE:HG23	2.17	0.43
44:BX:26:TYR:O	44:BX:81:VAL:N	2.50	0.43
45:BY:46:LYS:HG2	45:BY:48:ALA:CB	2.49	0.43
45:BY:89:PHE:N	45:BY:89:PHE:CD1	2.85	0.43
46:BZ:145:GLU:HB3	46:BZ:148:ASP:OD2	2.19	0.43
1:CA:250:A:O4'	1:CA:252:U:C6	2.71	0.43
1:CA:553:A:H2'	1:CA:554:C:C6	2.52	0.43
1:CA:601:C:C2	1:CA:638:G:N2	2.86	0.43
1:CA:763:G:H2'	1:CA:764:C:C6	2.53	0.43
1:CA:861:G:H2'	1:CA:862:C:H6	1.82	0.43
1:CA:891:U:O2'	1:CA:892:A:H5'	2.17	0.43
4:CB:25:ASN:HB3	4:CB:27:LYS:CG	2.47	0.43
5:CC:152:ILE:O	5:CC:152:ILE:HG22	2.18	0.43
11:CI:14:VAL:O	11:CI:65:VAL:HA	2.19	0.43
12:CJ:16:LEU:CD2	12:CJ:94:VAL:HG13	2.47	0.43
14:CL:59:LEU:HB2	14:CL:63:TYR:HB2	2.01	0.43
15:CM:19:LEU:O	15:CM:22:ILE:HG12	2.18	0.43
17:CO:21:ASP:OD1	17:CO:24:SER:CB	2.66	0.43
20:CR:63:GLN:O	20:CR:66:LEU:HB3	2.18	0.43
22:CT:100:ILE:O	22:CT:102:GLY:N	2.38	0.43
22:CT:32:ALA:HA	22:CT:35:THR:OG1	2.17	0.43
22:CT:94:ALA:O	22:CT:95:ALA:HB3	2.18	0.43
24:CX:119:LEU:C	24:CX:119:LEU:HD23	2.39	0.43
24:CX:301:ARG:NE	24:CX:301:ARG:HA	2.32	0.43
48:D1:32:LYS:HG2	48:D1:33:LYS:N	2.28	0.43
44:DX:11:PRO:HG3	49:D2:37:PHE:CE2	2.53	0.43
25:DA:1104:C:H2'	25:DA:1105:U:H6	1.78	0.43
25:DA:2243:U:O2'	25:DA:2244:U:H5'	2.19	0.43
25:DA:2498:C:OP2	25:DA:2499:C:OP2	2.36	0.43
25:DA:2722:G:H5''	25:DA:2820:A:C2	2.53	0.43
25:DA:483:A:H3'	25:DA:484:C:H6	1.83	0.43
25:DA:492:A:C2'	25:DA:493:G:H5'	2.48	0.43
25:DA:937:U:H2'	25:DA:938:G:O4'	2.19	0.43
26:DB:79:C:H6	26:DB:79:C:O5'	2.02	0.43
30:DG:63:ILE:HG13	30:DG:64:THR:N	2.33	0.43
30:DG:96:ARG:HD2	30:DG:98:ARG:HG2	2.00	0.43

*Continued on next page...*

*Continued from previous page...*

Atom-1	Atom-2	Interatomic distance (Å)	Clash overlap (Å)
32:DI:2:LYS:N	32:DI:2:LYS:CD	2.81	0.43
33:DK:68:VAL:HB	33:DK:70:LYS:HE2	1.99	0.43
36:DP:55:ARG:HG2	36:DP:56:SER:H	1.83	0.43
43:DW:51:LEU:C	43:DW:51:LEU:HD13	2.39	0.43
45:DY:46:LYS:HG2	45:DY:48:ALA:HB3	2.00	0.43
46:DZ:72:ARG:HD3	46:DZ:72:ARG:HA	1.78	0.43
1:AA:1074:G:C4	1:AA:1102:A:C2	3.05	0.43
1:AA:1237:C:O4'	1:AA:1334:G:N2	2.51	0.43
1:AA:1368:G:O2'	1:AA:1369:C:H5'	2.19	0.43
1:AA:1379:G:C6	1:AA:1380:U:C4	3.06	0.43
1:AA:1504:G:H3'	1:AA:1504:G:OP2	2.18	0.43
1:AA:38:G:N1	1:AA:397:A:C2	2.86	0.43
1:AA:946:A:C2	1:AA:947:G:C5	3.07	0.43
5:AC:108:ASN:HA	5:AC:109:PRO:HD2	1.80	0.43
9:AG:131:LYS:O	9:AG:136:LYS:HE3	2.18	0.43
9:AG:40:ALA:O	9:AG:44:TYR:CD1	2.72	0.43
11:AI:19:LEU:HD23	11:AI:61:ALA:HB2	2.00	0.43
14:AL:23:VAL:HG13	14:AL:97:TYR:HE2	1.83	0.43
14:AL:26:LEU:C	14:AL:28:GLY:H	2.21	0.43
20:AR:87:ARG:HD2	20:AR:87:ARG:C	2.38	0.43
20:AR:88:LYS:OXT	20:AR:88:LYS:HG3	2.19	0.43
21:AS:6:LYS:HD2	21:AS:7:LYS:H	1.83	0.43
22:AT:36:LEU:HB3	22:AT:59:ALA:HB2	2.00	0.43
1:AA:186(A):C:O3'	22:AT:82:SER:HB2	2.19	0.43
24:AX:224:ILE:HD12	24:AX:308:LEU:HD21	1.99	0.43
2:AZ:1:C:N4	2:AZ:72:A:H61	2.15	0.43
48:B1:83:GLU:CG	48:B1:84:GLY:H	2.31	0.43
55:B8:41:ILE:HD12	55:B8:42:ARG:N	2.34	0.43
25:BA:1067:A:H2'	25:BA:1068:G:C8	2.54	0.43
25:BA:1474:C:H42	25:BA:1519:G:H1	1.67	0.43
25:BA:1530:G:H1	25:BA:1542:G:N2	2.11	0.43
25:BA:1591:G:H2'	25:BA:1592:C:H6	1.84	0.43
25:BA:1695:G:N2	25:BA:1696:G:C8	2.86	0.43
25:BA:199:A:N3	25:BA:2433:A:C2	2.87	0.43
2:AZ:76:A:C2	25:BA:2422:A:C6	3.06	0.43
25:BA:2432:A:C6	25:BA:2433:A:C6	3.06	0.43
25:BA:2662:A:O5'	25:BA:2662:A:H8	2.01	0.43
25:BA:380:U:O2'	25:BA:381:G:H5'	2.17	0.43
28:BE:144:ARG:HB3	28:BE:145:LYS:H	1.58	0.43
25:BA:1257:C:H4'	29:BF:83:PHE:CE2	2.53	0.43
30:BG:20:ILE:O	30:BG:24:GLY:CA	2.67	0.43

*Continued on next page...*

*Continued from previous page...*

Atom-1	Atom-2	Interatomic distance (Å)	Clash overlap (Å)
35:BO:26:LYS:HB3	35:BO:27:GLY:H	1.54	0.43
36:BP:114:ILE:HD13	36:BP:130:PHE:CD1	2.53	0.43
36:BP:49:ARG:NH1	36:BP:49:ARG:CG	2.68	0.43
45:BY:51:VAL:HG13	45:BY:52:SER:N	2.33	0.43
45:BY:87:LYS:HB3	45:BY:87:LYS:HE2	1.53	0.43
1:CA:103(B):G:H2'	1:CA:103(C):G:O4'	2.18	0.43
1:CA:1130:A:N7	1:CA:1131:G:N7	2.66	0.43
1:CA:1231:G:H2'	1:CA:1232:U:C6	2.45	0.43
1:CA:1237:C:H5''	1:CA:1238:A:O4'	2.19	0.43
1:CA:448:A:P	1:CA:485:G:H22	2.41	0.43
1:CA:998(B):C:H2'	1:CA:999:U:O4'	2.18	0.43
5:CC:109:PRO:C	5:CC:111:LEU:H	2.21	0.43
6:CD:121:VAL:HA	6:CD:126:ILE:HG12	1.99	0.43
9:CG:67:GLU:HA	9:CG:67:GLU:OE1	2.18	0.43
13:CK:21:ILE:HD13	13:CK:82:VAL:HG13	2.00	0.43
14:CL:30:PRO:O	14:CL:31:PHE:CG	2.71	0.43
18:CP:50:LYS:HD3	18:CP:50:LYS:C	2.39	0.43
23:CU:12:LYS:HB3	23:CU:17:THR:O	2.19	0.43
48:D1:21:ARG:HB3	48:D1:39:LYS:HA	2.00	0.43
48:D1:83:GLU:CG	48:D1:84:GLY:H	2.31	0.43
51:D4:38:ALA:O	51:D4:49:GLU:HG2	2.19	0.43
25:DA:1265:A:O4'	25:DA:1267:U:C6	2.72	0.43
25:DA:1328:G:H2'	25:DA:1330:C:C5	2.53	0.43
25:DA:1405:U:C2	25:DA:1406:U:C5	3.06	0.43
25:DA:1585:C:O2'	25:DA:1586:A:H5'	2.18	0.43
25:DA:1591:G:H2'	25:DA:1592:C:H6	1.84	0.43
25:DA:180:G:H5''	25:DA:181:A:OP1	2.18	0.43
25:DA:1959:G:C6	25:DA:1960:A:C5	3.07	0.43
25:DA:2134:A:N3	25:DA:2135:A:C8	2.86	0.43
25:DA:945:A:C4	25:DA:2448:A:C2	3.07	0.43
25:DA:270(D):C:H2'	25:DA:270(E):C:H6	1.84	0.43
25:DA:2748:A:C6	25:DA:2749:A:C6	3.07	0.43
25:DA:398:G:H2'	25:DA:399:G:H8	1.83	0.43
25:DA:60:G:N7	25:DA:63:U:C6	2.86	0.43
25:DA:750:A:H2'	25:DA:751:A:H5''	2.01	0.43
25:DA:934:G:H2'	25:DA:935:C:H6	1.83	0.43
26:DB:3:C:H2'	26:DB:4:C:C6	2.53	0.43
27:DD:248:SER:HB2	27:DD:249:PRO:HD2	2.00	0.43
29:DF:184:TYR:CD2	29:DF:188:ARG:HD2	2.53	0.43
29:DF:51:THR:CB	29:DF:88:VAL:HG11	2.47	0.43
30:DG:116:ASP:O	30:DG:118:ARG:HD2	2.18	0.43

*Continued on next page...*

*Continued from previous page...*

Atom-1	Atom-2	Interatomic distance (Å)	Clash overlap (Å)
31:DH:32:GLU:HG2	31:DH:33:LEU:N	2.33	0.43
32:DI:75:LEU:HD11	32:DI:105:HIS:CE1	2.53	0.43
32:DI:6:LEU:HD23	32:DI:6:LEU:N	2.32	0.43
34:DN:108:ILE:HA	34:DN:109:PRO:HD2	1.88	0.43
34:DN:69:VAL:O	34:DN:70:ALA:CB	2.63	0.43
25:DA:8:A:H5'	34:DN:74:PHE:HZ	1.83	0.43
38:DR:103:ARG:NH1	38:DR:108:GLY:O	2.52	0.43
25:DA:2713:A:OP1	38:DR:14:SER:HB3	2.18	0.43
40:DT:106:SER:HA	40:DT:110:ILE:HB	2.01	0.43
44:DX:32:PRO:HA	44:DX:77:LYS:HB2	1.99	0.43
45:DY:29:GLU:HB3	45:DY:38:ILE:CD1	2.47	0.43
45:DY:81:LYS:HE2	45:DY:97:ARG:HD2	2.00	0.43
1:AA:1130:A:N7	1:AA:1131:G:N7	2.66	0.43
1:AA:1188:A:H2'	1:AA:1189:C:O4'	2.19	0.43
1:AA:1300:G:H1'	1:AA:1301:U:H5	1.83	0.43
1:AA:300:A:C8	1:AA:300:A:C3'	3.01	0.43
1:AA:112:G:H1	1:AA:315:A:H61	1.66	0.43
1:AA:577:G:O2'	1:AA:578:C:H5'	2.17	0.43
1:AA:695:A:H2'	1:AA:696:A:C8	2.54	0.43
1:AA:664:G:H22	1:AA:741:G:H1	1.67	0.43
6:AD:98:GLU:O	6:AD:103:ASN:ND2	2.52	0.43
8:AF:14:LEU:HD21	8:AF:19:LEU:HD12	2.00	0.43
9:AG:78:ARG:NH1	9:AG:154:TYR:HB3	2.33	0.43
14:AL:68:TYR:HB3	14:AL:98:HIS:CD2	2.53	0.43
17:AO:21:ASP:OD1	17:AO:24:SER:HB3	2.17	0.43
18:AP:65:GLN:HA	18:AP:66:PRO:HD3	1.73	0.43
18:AP:80:PHE:CD1	18:AP:80:PHE:N	2.85	0.43
24:AX:198:GLY:HA3	24:AX:324:ILE:HG13	1.99	0.43
24:AX:214:ARG:HG2	24:AX:330:ASP:OD2	2.19	0.43
24:AX:46:LEU:HD23	24:AX:46:LEU:O	2.18	0.43
2:AY:75:C:H2'	2:AY:76:A:O4'	2.18	0.43
25:BA:111:A:H2'	25:BA:112:U:O4'	2.19	0.43
25:BA:1337:G:H2'	25:BA:1338:G:C8	2.53	0.43
25:BA:1459:G:O2'	25:BA:1461:G:H5'	2.18	0.43
25:BA:1520:U:O2'	25:BA:1521:G:H5'	2.19	0.43
25:BA:1775:U:H2'	25:BA:1776:G:O5'	2.18	0.43
25:BA:1986:A:H2'	25:BA:1987:G:H8	1.83	0.43
25:BA:2031:A:C6	25:BA:2498:C:H1'	2.54	0.43
25:BA:231:C:O2'	25:BA:232:G:H5'	2.17	0.43
25:BA:245:G:C4	25:BA:246:C:C5	3.06	0.43
25:BA:2600:A:O2'	25:BA:2601:C:H5'	2.18	0.43

*Continued on next page...*

*Continued from previous page...*

Atom-1	Atom-2	Interatomic distance (Å)	Clash overlap (Å)
25:BA:2790:A:C8	25:BA:2790:A:H3'	2.53	0.43
25:BA:327:G:H2'	25:BA:328:U:H6	1.84	0.43
25:BA:384:U:O2'	25:BA:385:C:H5'	2.18	0.43
25:BA:492:A:H2'	25:BA:493:G:O4'	2.18	0.43
25:BA:577:G:C6	25:BA:578:A:N6	2.86	0.43
25:BA:587:C:C5	25:BA:671:C:H1'	2.52	0.43
25:BA:828:U:O2	25:BA:828:U:H3'	2.18	0.43
25:BA:885:C:H6	25:BA:885:C:O5'	2.01	0.43
25:BA:956:G:OP1	37:BQ:85:LYS:HG3	2.19	0.43
26:BB:86:G:H2'	26:BB:87:G:H8	1.77	0.43
27:BD:58:HIS:O	27:BD:59:LYS:O	2.36	0.43
28:BE:120:TRP:CD1	28:BE:155:LYS:HB3	2.54	0.43
29:BF:34:TRP:HB2	36:BP:10:PRO:O	2.19	0.43
32:BI:112:LYS:C	32:BI:114:LEU:H	2.20	0.43
32:BI:120:ILE:HG21	32:BI:126:TYR:HE1	1.83	0.43
32:BI:26:ALA:O	32:BI:31:LEU:HB2	2.19	0.43
32:BI:73:GLU:O	32:BI:141:LYS:HE2	2.18	0.43
34:BN:66:THR:H	34:BN:71:MET:CE	2.28	0.43
34:BN:69:VAL:O	34:BN:70:ALA:CB	2.66	0.43
36:BP:47:ASP:HB3	36:BP:48:PRO:HA	2.00	0.43
37:BQ:133:ARG:O	37:BQ:134:ARG:HB2	2.18	0.43
37:BQ:45:GLN:H	37:BQ:45:GLN:CD	2.21	0.43
45:BY:62:GLU:O	45:BY:63:LYS:O	2.35	0.43
1:CA:1291:G:H2'	1:CA:1292:U:C6	2.53	0.43
1:CA:328:C:H4'	1:CA:329:A:C5'	2.48	0.43
1:CA:675:A:H2'	1:CA:676:A:C8	2.53	0.43
1:CA:858:G:H5''	1:CA:858:G:C8	2.53	0.43
4:CB:73:THR:HA	4:CB:94:ASN:O	2.18	0.43
5:CC:130:VAL:HG11	5:CC:157:ILE:HG23	2.00	0.43
5:CC:189:ALA:HB3	5:CC:196:LEU:HB3	2.00	0.43
6:CD:108:LEU:HG	6:CD:176:LEU:HD13	2.01	0.43
9:CG:150:ALA:O	13:CK:57:THR:HG21	2.18	0.43
9:CG:154:TYR:O	9:CG:156:TRP:CD1	2.70	0.43
15:CM:23:TYR:O	15:CM:66:LEU:HB2	2.18	0.43
16:CN:3:ARG:HA	16:CN:6:LEU:HD12	2.00	0.43
17:CO:79:ARG:O	17:CO:82:ILE:HG22	2.18	0.43
24:CX:102:PRO:O	24:CX:105:GLU:HG3	2.18	0.43
24:CX:262:VAL:HG11	24:CX:285:LYS:HA	2.01	0.43
24:CX:88:LEU:O	24:CX:100:LEU:HD22	2.19	0.43
2:CY:2:G:H2'	2:CY:3:C:C6	2.54	0.43
2:CY:19:G:C2	2:CY:57:A:N3	2.87	0.43

*Continued on next page...*

*Continued from previous page...*

Atom-1	Atom-2	Interatomic distance (Å)	Clash overlap (Å)
2:CZ:39:C:H2'	2:CZ:40:C:C6	2.54	0.43
2:CZ:30:G:H1	2:CZ:40:C:H42	1.65	0.43
47:D0:66:VAL:HG12	47:D0:67:VAL:N	2.33	0.43
48:D1:53:VAL:O	48:D1:53:VAL:HG12	2.17	0.43
49:D2:1:MET:CE	49:D2:4:SER:HB2	2.48	0.43
54:D7:21:ARG:HB3	54:D7:31:LEU:HD21	2.01	0.43
25:DA:1144:G:H2'	25:DA:1145:C:C6	2.53	0.43
25:DA:1348:G:C3'	25:DA:1349:A:H5''	2.49	0.43
25:DA:1351:C:C2	25:DA:1381:G:C2	3.06	0.43
25:DA:1566:A:OP1	27:DD:211:ARG:NH1	2.51	0.43
25:DA:2053:G:O2'	25:DA:2054:A:H5'	2.17	0.43
24:CX:281:GLN:HE21	25:DA:2493:U:C4'	2.31	0.43
25:DA:2511:U:H4'	28:DE:124:GLY:O	2.18	0.43
25:DA:2577:A:C5'	25:DA:2578:G:H5'	2.47	0.43
25:DA:26:G:N1	25:DA:27:G:N2	2.66	0.43
25:DA:531:C:O2	25:DA:563:G:H1'	2.18	0.43
25:DA:60:G:C8	25:DA:63:U:C5	3.07	0.43
25:DA:919:G:H22	25:DA:2268:A:H3'	1.84	0.43
25:DA:952:G:P	37:DQ:16:ARG:HH22	2.42	0.43
27:DD:166:GLN:HA	27:DD:166:GLN:NE2	2.32	0.43
27:DD:170:GLY:C	27:DD:172:TYR:H	2.22	0.43
27:DD:232:PRO:O	27:DD:234:GLY:N	2.51	0.43
31:DH:46:GLU:HB2	31:DH:49:VAL:CG2	2.49	0.43
25:DA:1036:G:OP1	31:DH:59:ARG:HB2	2.18	0.43
37:DQ:118:LEU:HA	37:DQ:118:LEU:HD23	1.79	0.43
37:DQ:127:ILE:HG22	37:DQ:128:LYS:O	2.19	0.43
37:DQ:76:LYS:N	37:DQ:88:GLY:HA2	2.33	0.43
28:DE:111:ARG:C	38:DR:2:ARG:HG3	2.38	0.43
38:DR:63:ARG:HG3	38:DR:80:PHE:CE2	2.54	0.43
41:DU:76:TYR:OH	41:DU:93:LYS:CE	2.66	0.43
41:DU:92:ARG:CZ	42:DV:11:GLN:H	2.31	0.43
42:DV:35:LEU:C	42:DV:37:VAL:N	2.71	0.43
43:DW:29:LEU:CG	43:DW:33:ARG:HE	2.30	0.43
46:DZ:104:PHE:CE1	46:DZ:171:ILE:HG22	2.54	0.43
1:AA:1014:A:C2'	1:AA:1015:A:C8	2.98	0.43
1:AA:1131:G:H1	1:AA:1143:G:H21	1.66	0.43
1:AA:247:G:C2	1:AA:248:C:C6	3.07	0.43
1:AA:266:G:O2'	1:AA:267:C:OP2	2.33	0.43
1:AA:300:A:H1'	1:AA:565:U:O2	2.19	0.43
1:AA:627:G:O2'	1:AA:628:G:H5'	2.18	0.43
4:AB:190:THR:C	4:AB:192:SER:H	2.22	0.43

*Continued on next page...*

*Continued from previous page...*

Atom-1	Atom-2	Interatomic distance (Å)	Clash overlap (Å)
5:AC:18:TRP:HB2	5:AC:21:ARG:HB3	2.01	0.43
1:AA:1371:G:H5''	11:AI:69:GLY:H	1.83	0.43
14:AL:30:PRO:O	14:AL:31:PHE:CG	2.71	0.43
14:AL:45:LYS:HB3	14:AL:46:LYS:H	1.43	0.43
20:AR:31:LEU:HD11	20:AR:65:ILE:HD11	2.00	0.43
21:AS:11:VAL:CG2	21:AS:16:LEU:HD11	2.49	0.43
22:AT:50:GLU:CA	22:AT:100:ILE:HD13	2.40	0.43
24:AX:119:LEU:C	24:AX:119:LEU:HD23	2.39	0.43
24:AX:289:LEU:HD23	24:AX:289:LEU:HA	1.84	0.43
53:B6:9:LEU:HD23	53:B6:10:LEU:O	2.19	0.43
53:B6:15:GLU:OE2	53:B6:18:ARG:NE	2.52	0.43
25:BA:1034:G:C6	25:BA:1035:U:C4	3.07	0.43
25:BA:1378:A:O2'	25:BA:1379:A:H5''	2.18	0.43
25:BA:1705:G:C6	25:BA:1706:U:C4	3.07	0.43
25:BA:181:A:H2'	25:BA:182:A:C8	2.53	0.43
25:BA:1949:G:C6	25:BA:1950:G:C6	3.07	0.43
25:BA:2224:G:H4'	25:BA:2226:C:C2	2.53	0.43
25:BA:234:C:C2	25:BA:235:U:C5	3.06	0.43
25:BA:2350:C:H2'	25:BA:2351:G:O4'	2.18	0.43
25:BA:2389:G:H5''	25:BA:2390:U:C5'	2.48	0.43
25:BA:2459:A:C5	25:BA:2460:U:C5	3.07	0.43
25:BA:2745:C:H2'	25:BA:2746:U:H6	1.83	0.43
25:BA:413:C:O5'	25:BA:413:C:H6	2.01	0.43
25:BA:483:A:H3'	25:BA:484:C:H6	1.84	0.43
25:BA:729:G:H2'	25:BA:1775:U:H1'	2.00	0.43
25:BA:974(B):C:OP2	25:BA:974(B):C:H4'	2.19	0.43
27:BD:253:GLN:OE1	27:BD:255:LYS:HE3	2.17	0.43
28:BE:33:VAL:HG23	28:BE:47:VAL:HG13	2.00	0.43
29:BF:184:TYR:CE2	29:BF:188:ARG:HD2	2.54	0.43
31:BH:106:THR:HG22	31:BH:112:PRO:HB3	2.01	0.43
42:BV:82:ARG:HD2	42:BV:82:ARG:N	2.33	0.43
1:CA:1005:A:N6	1:CA:1024:G:O2'	2.51	0.43
1:CA:1131:G:H1	1:CA:1143:G:H21	1.65	0.43
1:CA:1288:A:H1'	1:CA:1352:C:O2'	2.18	0.43
1:CA:1360:A:O2'	1:CA:1361:G:H5'	2.19	0.43
1:CA:738:C:H6	1:CA:738:C:O5'	2.02	0.43
1:CA:814:A:N7	1:CA:816:A:C4	2.87	0.43
4:CB:71:VAL:HG22	4:CB:163:PHE:O	2.19	0.43
4:CB:77:ALA:HA	4:CB:80:ILE:HD12	1.99	0.43
5:CC:18:TRP:HB2	5:CC:21:ARG:HB3	2.00	0.43
7:CE:12:LEU:C	7:CE:12:LEU:HD22	2.38	0.43

*Continued on next page...*

*Continued from previous page...*

Atom-1	Atom-2	Interatomic distance (Å)	Clash overlap (Å)
8:CF:38:GLU:O	8:CF:39:LYS:C	2.57	0.43
2:CY:20:U:H5'	2:CY:21:A:OP2	2.19	0.43
49:D2:56:GLN:O	49:D2:57:ILE:C	2.56	0.43
50:D3:17:LYS:NZ	50:D3:21:ALA:HB2	2.34	0.43
51:D4:60:GLU:H	51:D4:60:GLU:CD	2.22	0.43
25:DA:651:G:C5'	55:D8:18:ALA:HB3	2.49	0.43
55:D8:50:LEU:CB	55:D8:54:GLU:HG3	2.41	0.43
25:DA:1024:G:OP2	25:DA:1025:G:H3'	2.18	0.43
25:DA:1094:U:H1'	25:DA:1097:U:C5	2.53	0.43
25:DA:729:G:H2'	25:DA:1775:U:H1'	2.00	0.43
25:DA:1787:A:N3	25:DA:1787:A:H2'	2.33	0.43
25:DA:2117:A:O2'	25:DA:2118:U:C5	2.71	0.43
25:DA:2044:C:C2	25:DA:2625:G:C2	3.07	0.43
25:DA:2845:G:OP1	40:DT:56:GLY:N	2.43	0.43
25:DA:441:U:H2'	25:DA:442:G:C8	2.53	0.43
26:DB:40:U:H1'	26:DB:45:A:N6	2.33	0.43
28:DE:55:ASN:O	28:DE:57:LYS:N	2.51	0.43
28:DE:85:ASN:HA	28:DE:86:PRO:HD2	1.86	0.43
30:DG:139:LEU:C	30:DG:141:PHE:H	2.21	0.43
31:DH:18:GLU:OE2	31:DH:27:LYS:HE3	2.19	0.43
33:DK:57:ILE:HA	33:DK:66:THR:O	2.18	0.43
35:DO:102:VAL:HG23	35:DO:121:VAL:HG22	2.00	0.43
37:DQ:81:VAL:HG12	37:DQ:82:ARG:CB	2.48	0.43
38:DR:9:LYS:O	38:DR:10:LEU:HB3	2.18	0.43
42:DV:16:PRO:HA	42:DV:99:ILE:HD12	2.00	0.43
44:DX:36:LYS:HG2	44:DX:56:THR:HG23	2.00	0.43
44:DX:30:VAL:HG21	44:DX:79:ALA:HB3	2.01	0.43
45:DY:24:VAL:HG12	45:DY:25:GLY:N	2.33	0.43
1:AA:1099:G:H2'	1:AA:1100:C:O4'	2.19	0.43
1:AA:949:A:N1	1:AA:1233:G:C4	2.87	0.43
1:AA:1350:A:H2'	1:AA:1351:U:O4'	2.18	0.43
6:AD:9:CYS:SG	6:AD:31:CYS:O	2.77	0.43
7:AE:129:ILE:O	7:AE:132:ALA:HB3	2.19	0.43
7:AE:68:GLU:H	7:AE:68:GLU:HG3	1.52	0.43
7:AE:69:VAL:HA	7:AE:70:PRO:HD2	1.77	0.43
9:AG:47:CYS:HA	9:AG:58:PRO:HB3	1.99	0.43
9:AG:67:GLU:HA	9:AG:67:GLU:OE1	2.18	0.43
1:AA:875:C:O2'	10:AH:14:ARG:NH1	2.52	0.43
13:AK:18:ARG:HB2	13:AK:33:THR:HG22	2.01	0.43
17:AO:79:ARG:HA	17:AO:79:ARG:HD2	1.91	0.43
20:AR:74:ARG:HH21	20:AR:81:PHE:HA	1.83	0.43

*Continued on next page...*

*Continued from previous page...*

Atom-1	Atom-2	Interatomic distance (Å)	Clash overlap (Å)
21:AS:36:ARG:HA	21:AS:71:LEU:HB2	2.00	0.43
2:AY:70:G:O5'	2:AY:70:G:H8	2.02	0.43
48:B1:13:ILE:HD12	48:B1:13:ILE:C	2.39	0.43
55:B8:22:VAL:HB	55:B8:50:LEU:CD1	2.48	0.43
25:BA:1056:G:C2'	25:BA:1103:A:H61	2.32	0.43
25:BA:1354:A:C8	25:BA:1355:G:C8	3.06	0.43
25:BA:1406:U:H2'	25:BA:1407:C:H6	1.82	0.43
25:BA:1443:G:O2'	25:BA:1444:G:H5'	2.19	0.43
25:BA:1793:C:H2'	25:BA:1794:U:C6	2.54	0.43
25:BA:2070:G:H2'	25:BA:2071:A:O4'	2.19	0.43
25:BA:2173:A:H3'	25:BA:2174:C:H6	1.84	0.43
25:BA:2508:G:C4	25:BA:2509:G:C8	3.07	0.43
25:BA:2512:C:H5''	25:BA:2513:G:OP2	2.17	0.43
25:BA:2663:G:C4	25:BA:2664:G:C8	3.06	0.43
25:BA:2777:G:C8	25:BA:2777:G:C3'	3.01	0.43
25:BA:277:C:C5	25:BA:278:A:C8	3.06	0.43
25:BA:481:G:C4	25:BA:507:A:C2	3.06	0.43
27:BD:9:TYR:CD2	27:BD:10:THR:HG22	2.54	0.43
27:BD:118:VAL:HG22	27:BD:119:ALA:N	2.29	0.43
25:BA:2239:G:H5'	27:BD:251:GLY:HA3	2.00	0.43
29:BF:167:ALA:O	29:BF:170:LEU:HB2	2.18	0.43
29:BF:7:TYR:O	29:BF:9:ILE:HD13	2.19	0.43
31:BH:46:GLU:HB2	31:BH:49:VAL:CG2	2.48	0.43
31:BH:51:ARG:CG	31:BH:52:VAL:H	2.27	0.43
33:BK:93:ARG:HG2	33:BK:94:GLU:H	1.83	0.43
34:BN:63:PRO:C	34:BN:65:TRP:H	2.21	0.43
35:BO:8:LEU:HB2	35:BO:19:ILE:HD13	2.00	0.43
36:BP:130:PHE:HB2	36:BP:135:LEU:HD23	1.99	0.43
1:CA:104:G:C6	1:CA:105:G:N7	2.87	0.43
1:CA:1237:C:H2'	1:CA:1336:C:H5	1.84	0.43
1:CA:1300:G:H1'	1:CA:1301:U:H5	1.83	0.43
1:CA:191(E):G:H2'	1:CA:191(F):U:H6	1.81	0.43
5:CC:112:SER:O	5:CC:115:LEU:HB2	2.18	0.43
14:CL:26:LEU:C	14:CL:28:GLY:H	2.20	0.43
17:CO:33:THR:HG21	17:CO:85:LEU:HB3	2.00	0.43
18:CP:19:ILE:HG22	18:CP:36:ILE:HG13	2.00	0.43
21:CS:47:HIS:O	21:CS:62:ILE:HG22	2.19	0.43
24:CX:241:ARG:HB3	24:CX:265:VAL:HG13	1.99	0.43
24:CX:92:LEU:HD23	24:CX:97:ARG:H	1.83	0.43
48:D1:59:THR:O	48:D1:91:LYS:HE3	2.19	0.43
48:D1:70:VAL:O	48:D1:73:LEU:HB2	2.19	0.43

*Continued on next page...*

*Continued from previous page...*

Atom-1	Atom-2	Interatomic distance (Å)	Clash overlap (Å)
25:DA:1447:G:N2	25:DA:1528:A:C2	2.86	0.43
25:DA:2011:U:H2'	25:DA:2012:G:H5'	2.00	0.43
25:DA:2115:G:H4'	25:DA:2166:G:H2'	1.99	0.43
25:DA:235:U:C2	25:DA:236:C:C5	3.07	0.43
25:DA:2400:G:H2'	25:DA:2401:U:C6	2.53	0.43
25:DA:2490:G:H4'	25:DA:2491:U:OP1	2.18	0.43
25:DA:443:A:H1'	25:DA:1201:C:O4'	2.18	0.43
25:DA:840:C:H2'	25:DA:841:A:H8	1.83	0.43
27:DD:27:THR:HG21	27:DD:83:GLU:HG2	2.01	0.43
27:DD:8:PRO:HB3	27:DD:14:ARG:CB	2.47	0.43
28:DE:179:GLU:HB2	28:DE:181:LEU:HD21	2.00	0.43
30:DG:37:VAL:HG22	30:DG:159:VAL:HB	1.99	0.43
30:DG:130:ASN:OD1	30:DG:160:VAL:HG13	2.18	0.43
31:DH:31:GLY:O	31:DH:32:GLU:HB2	2.18	0.43
25:DA:1020:A:H2'	31:DH:60:ARG:HH22	1.83	0.43
33:DK:93:ARG:HG2	33:DK:94:GLU:H	1.83	0.43
34:DN:66:THR:N	34:DN:71:MET:CE	2.80	0.43
36:DP:121:LYS:C	36:DP:123:LEU:H	2.21	0.43
36:DP:58:THR:O	36:DP:61:ARG:NE	2.52	0.43
37:DQ:55:VAL:HG23	37:DQ:56:ARG:N	2.33	0.43
42:DV:82:ARG:HD2	42:DV:82:ARG:N	2.34	0.43
43:DW:69:LEU:N	43:DW:69:LEU:HD12	2.33	0.43
45:DY:81:LYS:NZ	45:DY:98:VAL:CG1	2.77	0.43
46:DZ:56:VAL:HG21	46:DZ:133:ILE:HD13	2.01	0.43
1:AA:1389:C:H2'	1:AA:1390:U:O4'	2.19	0.43
1:AA:250:A:O4'	1:AA:252:U:C6	2.71	0.43
4:AB:102:LEU:N	4:AB:102:LEU:HD12	2.30	0.43
6:AD:67:ILE:HG22	6:AD:114:ARG:NH1	2.34	0.43
6:AD:31:CYS:O	6:AD:32:ALA:HB3	2.19	0.43
6:AD:61:LYS:HE3	6:AD:207:TYR:OH	2.19	0.43
11:AI:17:VAL:HG22	11:AI:63:ILE:HG23	2.00	0.43
14:AL:17:VAL:HG23	14:AL:18:ARG:N	2.34	0.43
17:AO:45:VAL:HG23	17:AO:46:HIS:CE1	2.52	0.43
17:AO:9:GLN:O	17:AO:10:LYS:C	2.57	0.43
24:AX:134:GLN:HA	24:AX:135:PRO:HD2	1.85	0.43
2:AY:7:G:H3'	2:AY:8:U:H5'	2.00	0.43
47:B0:11:LYS:HB2	47:B0:14:ARG:NH2	2.33	0.43
49:B2:46:GLN:HB2	49:B2:49:LYS:NZ	2.34	0.43
50:B3:54:VAL:O	50:B3:55:ARG:HD3	2.18	0.43
51:B4:38:ALA:O	51:B4:49:GLU:HG2	2.17	0.43
25:BA:1289:C:O2'	25:BA:1290:C:H5'	2.19	0.43

*Continued on next page...*

*Continued from previous page...*

Atom-1	Atom-2	Interatomic distance (Å)	Clash overlap (Å)
25:BA:164:U:C2	25:BA:165:U:C5	3.05	0.43
25:BA:2134:A:N3	25:BA:2135:A:C8	2.87	0.43
25:BA:2121:G:H1	25:BA:2177:C:H42	1.66	0.43
25:BA:2400:G:N2	25:BA:2417:C:C2	2.86	0.43
25:BA:2426:A:C3'	25:BA:2427:C:H5''	2.44	0.43
25:BA:2514:U:H2'	25:BA:2515:C:C6	2.54	0.43
25:BA:2845:G:OP1	40:BT:56:GLY:N	2.45	0.43
25:BA:2850:A:C2	25:BA:2851:A:C4	3.07	0.43
25:BA:288:C:O2'	25:BA:289:A:H5'	2.19	0.43
25:BA:2893:G:H5''	25:BA:2894:G:C5'	2.48	0.43
25:BA:537:C:H4'	34:BN:28:VAL:HG21	2.01	0.43
25:BA:565:C:H4'	25:BA:1253:A:N6	2.34	0.43
26:BB:45:A:H5'	26:BB:46:A:OP2	2.18	0.43
26:BB:3:C:H2'	26:BB:4:C:C6	2.54	0.43
29:BF:164:ARG:HG3	29:BF:175:THR:HG1	1.78	0.43
34:BN:118:PRO:C	34:BN:120:ARG:N	2.71	0.43
34:BN:121:VAL:CG2	34:BN:122:LEU:N	2.82	0.43
36:BP:119:GLU:HA	36:BP:119:GLU:OE1	2.19	0.43
37:BQ:87:LYS:O	37:BQ:89:ASN:OD1	2.36	0.43
38:BR:103:ARG:HG2	38:BR:103:ARG:HH11	1.82	0.43
38:BR:97:VAL:HA	38:BR:113:LEU:O	2.18	0.43
40:BT:106:SER:O	40:BT:107:ASP:HB3	2.19	0.43
40:BT:49:VAL:HG13	40:BT:49:VAL:O	2.19	0.43
25:BA:1011:G:OP1	41:BU:76:TYR:N	2.51	0.43
43:BW:17:VAL:HG23	43:BW:18:ARG:N	2.33	0.43
1:CA:1048:G:P	16:CN:4:LYS:HB2	2.59	0.43
1:CA:1198:G:H2'	1:CA:1199:U:O4'	2.18	0.43
1:CA:416:G:C6	1:CA:417:C:N3	2.86	0.43
1:CA:515:G:H2'	1:CA:516:U:O4'	2.19	0.43
1:CA:525:C:N4	1:CA:526:C:N4	2.67	0.43
4:CB:98:LEU:HB2	4:CB:101:MET:CE	2.48	0.43
8:CF:72:VAL:CG2	8:CF:90:VAL:HG11	2.47	0.43
1:CA:972:C:H4'	12:CJ:57:LYS:HG3	2.00	0.43
14:CL:30:PRO:HB2	14:CL:31:PHE:CD1	2.54	0.43
15:CM:3:ARG:HG2	15:CM:9:ILE:CD1	2.48	0.43
16:CN:57:ARG:HG2	16:CN:58:LYS:N	2.34	0.43
22:CT:100:ILE:HD12	22:CT:100:ILE:N	2.34	0.43
24:CX:239:GLU:O	24:CX:268:PRO:HD3	2.19	0.43
1:CA:532:A:OP1	24:CX:331:LYS:HE2	2.19	0.43
24:CX:355:MET:HA	24:CX:359:TRP:CE3	2.54	0.43
24:CX:39:LEU:HB2	24:CX:68:LEU:CD2	2.34	0.43

*Continued on next page...*

*Continued from previous page...*

Atom-1	Atom-2	Interatomic distance (Å)	Clash overlap (Å)
2:CY:71:C:H2'	2:CY:72:A:O4'	2.18	0.43
2:CY:7:G:H3'	2:CY:8:U:H5'	2.01	0.43
48:D1:67:ILE:N	48:D1:68:PRO:CD	2.78	0.43
51:D4:42:CYS:HB3	51:D4:59:VAL:O	2.18	0.43
51:D4:38:ALA:O	51:D4:49:GLU:HA	2.19	0.43
53:D6:16:CYS:HB2	53:D6:48:VAL:HG23	2.00	0.43
25:DA:1021:A:C8	25:DA:1022:G:H5''	2.51	0.43
25:DA:1378:A:O2'	25:DA:1379:A:H5''	2.19	0.43
25:DA:1478:G:C2	25:DA:1479:G:C8	3.06	0.43
25:DA:1555:G:C6	25:DA:1556:C:C4	3.07	0.43
25:DA:1981:A:C8	25:DA:1981:A:C3'	3.01	0.43
25:DA:2073:C:C2'	25:DA:2074:U:H5'	2.49	0.43
25:DA:2350:C:H2'	25:DA:2351:G:O4'	2.18	0.43
25:DA:2777:G:C8	25:DA:2777:G:C3'	3.02	0.43
25:DA:287:C:C2	25:DA:288:C:C5	3.06	0.43
25:DA:352:G:HO2'	25:DA:353:G:P	2.42	0.43
25:DA:637:A:P	36:DP:133:SER:HG	2.42	0.43
25:DA:670:A:H4'	25:DA:671:C:OP1	2.18	0.43
30:DG:150:ASP:OD1	30:DG:150:ASP:N	2.51	0.43
30:DG:7:LEU:HB2	30:DG:104:GLU:CG	2.41	0.43
33:DK:53:VAL:HA	33:DK:54:PRO:HD3	1.84	0.43
35:DO:53:LYS:HD2	35:DO:56:ASP:OD1	2.17	0.43
37:DQ:114:ALA:O	37:DQ:118:LEU:HB2	2.19	0.43
37:DQ:51:ARG:HH11	37:DQ:51:ARG:HG3	1.83	0.43
45:DY:76:CYS:CB	45:DY:77:PRO:HD2	2.48	0.43
1:AA:1148:U:C5	1:AA:1149:C:C4	3.06	0.43
1:AA:1057:G:C5	1:AA:1204:A:C2	3.06	0.43
1:AA:1209:C:O2'	1:AA:1210:C:H5'	2.19	0.43
1:AA:368:U:OP1	32:DI:91:SER:HB3	2.19	0.43
1:AA:401:C:C6	1:AA:401:C:H3'	2.53	0.43
1:AA:445:G:C6	1:AA:490:G:C6	3.07	0.43
1:AA:540:G:C6	1:AA:541:G:C5	3.07	0.43
1:AA:598:U:H2'	1:AA:599:C:C6	2.53	0.43
5:AC:140:ARG:O	5:AC:144:SER:HB2	2.19	0.43
5:AC:189:ALA:HB3	5:AC:196:LEU:HB3	2.01	0.43
6:AD:150:GLU:C	6:AD:152:SER:N	2.72	0.43
9:AG:105:VAL:O	9:AG:106:GLN:C	2.57	0.43
9:AG:92:SER:O	9:AG:96:GLN:HG3	2.19	0.43
12:AJ:55:LYS:H	12:AJ:55:LYS:HG3	1.68	0.43
15:AM:4:ILE:C	15:AM:6:GLY:N	2.71	0.43
16:AN:41:ARG:O	16:AN:44:LEU:HG	2.18	0.43

*Continued on next page...*

*Continued from previous page...*

Atom-1	Atom-2	Interatomic distance (Å)	Clash overlap (Å)
21:AS:32:LYS:H	21:AS:32:LYS:HG2	1.59	0.43
24:AX:239:GLU:O	24:AX:268:PRO:HD3	2.19	0.43
24:AX:358:ILE:HA	24:AX:362:LEU:HB2	2.01	0.43
24:AX:365:LYS:HA	24:AX:365:LYS:HD3	1.88	0.43
2:AY:12:G:H1'	25:BA:1923:U:O2'	2.18	0.43
53:B6:26:ASN:O	53:B6:27:LYS:HG2	2.19	0.43
25:BA:126:A:O5'	54:B7:19:ARG:HG2	2.19	0.43
25:BA:1509:A:O3'	25:BA:1510:A:C8	2.71	0.43
25:BA:1632:A:N7	25:BA:1633:G:O6	2.51	0.43
25:BA:1729:A:C2	25:BA:1731:G:C8	3.07	0.43
25:BA:1731:G:O2'	25:BA:1732:A:H8	2.01	0.43
25:BA:194:G:H2'	25:BA:195:A:O4'	2.19	0.43
25:BA:2083:G:C6	25:BA:2084:C:C4	3.07	0.43
25:BA:2131:G:C8	25:BA:2131:G:OP2	2.72	0.43
25:BA:2167:U:H1'	25:BA:2171:A:N6	2.33	0.43
25:BA:2309:A:H2'	25:BA:2310:A:C8	2.53	0.43
25:BA:2528:U:O2'	25:BA:2529:G:H3'	2.18	0.43
25:BA:2562:U:C2'	25:BA:2563:U:H5'	2.49	0.43
25:BA:263:C:H2'	25:BA:264:C:O4'	2.19	0.43
25:BA:414:C:H2'	25:BA:415:A:H8	1.84	0.43
25:BA:27:G:H22	25:BA:512:G:HO2'	1.66	0.43
25:BA:570:G:H2'	25:BA:2030:A:C5	2.53	0.43
25:BA:791:C:H4'	25:BA:792:G:OP1	2.18	0.43
25:BA:821:A:O2'	25:BA:945:A:H5'	2.18	0.43
27:BD:27:THR:CG2	27:BD:83:GLU:HG2	2.48	0.43
28:BE:1:MET:O	28:BE:84:PHE:CG	2.71	0.43
31:BH:111:HIS:HA	31:BH:112:PRO:HD2	1.89	0.43
31:BH:87:LEU:HA	31:BH:87:LEU:HD23	1.85	0.43
32:BI:78:THR:O	32:BI:80:PRO:HD3	2.18	0.43
33:BK:57:ILE:HA	33:BK:66:THR:O	2.18	0.43
34:BN:54:ALA:HA	34:BN:57:LEU:HD23	2.00	0.43
36:BP:55:ARG:HG2	36:BP:56:SER:H	1.84	0.43
36:BP:58:THR:O	36:BP:61:ARG:NE	2.51	0.43
37:BQ:55:VAL:HG23	37:BQ:56:ARG:N	2.34	0.43
37:BQ:58:PHE:CD1	37:BQ:58:PHE:O	2.72	0.43
37:BQ:19:GLY:O	37:BQ:98:LYS:HE2	2.19	0.43
39:BS:81:GLY:C	39:BS:82:ILE:HG12	2.39	0.43
44:BX:64:LYS:HE2	44:BX:73:ARG:NE	2.34	0.43
45:BY:88:LYS:HZ1	45:BY:93:GLY:HA3	1.84	0.43
46:BZ:182:LYS:O	46:BZ:186:GLU:HG3	2.18	0.43
1:CA:1047:G:C2'	1:CA:1048:G:H5'	2.49	0.43

*Continued on next page...*

*Continued from previous page...*

Atom-1	Atom-2	Interatomic distance (Å)	Clash overlap (Å)
1:CA:1075:C:H5'	4:CB:179:LYS:HZ1	1.84	0.43
1:CA:299:G:H2'	1:CA:300:A:C8	2.53	0.43
1:CA:423:G:H2'	1:CA:424:G:O4'	2.18	0.43
1:CA:540:G:C6	1:CA:541:G:C5	3.07	0.43
1:CA:939:G:H1	1:CA:1344:C:H42	1.67	0.43
5:CC:73:PRO:O	5:CC:77:ILE:HG13	2.19	0.43
6:CD:61:LYS:HB2	6:CD:203:VAL:HG22	2.00	0.43
6:CD:30:LYS:HB2	6:CD:35:ARG:HD2	2.01	0.43
7:CE:10:MET:HB3	7:CE:32:VAL:HG22	2.00	0.43
9:CG:15:ASP:OD2	9:CG:16:LEU:N	2.51	0.43
15:CM:66:LEU:HD23	15:CM:66:LEU:N	2.33	0.43
15:CM:99:ARG:HB2	15:CM:101:GLN:NE2	2.33	0.43
19:CQ:83:ASP:N	19:CQ:83:ASP:OD1	2.51	0.43
13:CK:108:ILE:O	20:CR:87:ARG:HA	2.18	0.43
21:CS:32:LYS:HG2	21:CS:32:LYS:H	1.61	0.43
24:CX:128:ASN:HD22	24:CX:185:LYS:HG2	1.82	0.43
24:CX:146:ALA:HB3	24:CX:177:ILE:HG23	2.01	0.43
24:CX:170:THR:HG21	24:CX:179:TYR:HB3	2.01	0.43
24:CX:358:ILE:HA	24:CX:362:LEU:HB2	2.01	0.43
24:CX:373:GLU:O	24:CX:378:GLU:HB3	2.19	0.43
24:CX:92:LEU:HD22	24:CX:97:ARG:CZ	2.49	0.43
49:D2:33:MET:HA	49:D2:36:ARG:HG2	2.00	0.43
53:D6:11:LEU:HA	53:D6:11:LEU:HD22	1.78	0.43
54:D7:45:ALA:O	54:D7:46:VAL:HG23	2.19	0.43
25:DA:1095:A:H2'	25:DA:1096:A:H8	1.83	0.43
25:DA:1352:U:O2	25:DA:1570:A:H2	2.01	0.43
25:DA:141(B):C:O5'	25:DA:141(B):C:H6	2.01	0.43
25:DA:1512:G:C6	25:DA:1513:C:C4	3.06	0.43
25:DA:161:U:H1'	25:DA:171:G:C2	2.53	0.43
25:DA:1854:A:O5'	25:DA:1854:A:H8	2.01	0.43
25:DA:1858:G:H1'	25:DA:1884:A:N6	2.33	0.43
25:DA:2131:G:C8	25:DA:2131:G:OP2	2.72	0.43
25:DA:2852:G:H2'	25:DA:2853:C:H6	1.82	0.43
25:DA:34:C:H2'	25:DA:34:C:H6	1.71	0.43
25:DA:398:G:O2'	25:DA:399:G:H5'	2.19	0.43
25:DA:642:G:C3'	25:DA:642:G:C8	3.00	0.43
27:DD:102:LYS:O	27:DD:103:ARG:HG2	2.19	0.43
28:DE:64:LYS:HZ2	28:DE:74:PRO:HG3	1.83	0.43
30:DG:134:GLY:C	30:DG:135:LEU:HD12	2.39	0.43
36:DP:86:LYS:HG3	36:DP:87:ASP:N	2.32	0.43
38:DR:10:LEU:HB2	38:DR:17:ARG:CD	2.40	0.43

*Continued on next page...*

*Continued from previous page...*

Atom-1	Atom-2	Interatomic distance (Å)	Clash overlap (Å)
41:DU:83:LEU:CB	41:DU:88:ILE:HG13	2.46	0.43
43:DW:52:GLU:O	43:DW:54:ALA:N	2.52	0.43
45:DY:87:LYS:HA	45:DY:92:ASN:HA	2.00	0.43
1:AA:1004:A:N6	1:AA:1025:U:H4'	2.33	0.43
1:AA:1104:G:H5'	4:AB:111:ARG:CD	2.46	0.43
1:AA:1157:A:C6	1:AA:1180:A:C5	3.07	0.43
1:AA:1220:G:H21	21:AS:54:GLY:HA2	1.84	0.43
1:AA:1336:C:O4'	1:AA:1337:G:C2	2.72	0.43
1:AA:136(A):C:C2'	1:AA:136(B):C:H5''	2.49	0.43
1:AA:293:G:C6	1:AA:294:U:C4	3.07	0.43
1:AA:444:C:O2'	1:AA:445:G:H5'	2.19	0.43
1:AA:691:G:C6	13:AK:52:GLY:HA2	2.54	0.43
1:AA:872:A:C2	1:AA:874:G:C6	3.07	0.43
1:AA:953:G:C6	1:AA:954:G:C5	3.06	0.43
5:AC:12:LEU:HA	5:AC:12:LEU:HD22	1.88	0.43
6:AD:194:LEU:N	6:AD:194:LEU:HD22	2.33	0.43
6:AD:29:PRO:HD2	6:AD:30:LYS:HZ1	1.84	0.43
7:AE:91:LEU:HD23	7:AE:120:THR:CG2	2.49	0.43
8:AF:14:LEU:O	8:AF:14:LEU:HD23	2.18	0.43
9:AG:155:ARG:CZ	9:AG:155:ARG:HB2	2.48	0.43
10:AH:26:VAL:HG23	10:AH:27:PRO:HD2	2.00	0.43
1:AA:942:G:N2	11:AI:124:GLN:HE22	2.13	0.43
13:AK:12:ARG:O	13:AK:14:VAL:HG22	2.19	0.43
15:AM:98:VAL:HB	15:AM:99:ARG:NH1	2.33	0.43
24:AX:225:PRO:HB2	24:AX:226:GLU:H	1.57	0.43
49:B2:25:VAL:O	49:B2:29:LYS:HG2	2.19	0.43
44:BX:11:PRO:HG3	49:B2:37:PHE:CE2	2.53	0.43
55:B8:16:ILE:O	55:B8:16:ILE:HG23	2.19	0.43
25:BA:1275:A:C5	38:BR:16:HIS:ND1	2.87	0.43
25:BA:1525:G:H2'	25:BA:1526:G:C8	2.50	0.43
25:BA:2017:U:O2	52:B5:10:LYS:HB2	2.19	0.43
25:BA:20:C:H2'	25:BA:21:A:C8	2.53	0.43
25:BA:2113:U:H2'	25:BA:2114:A:O4'	2.18	0.43
25:BA:2307:G:C6	25:BA:2308:G:C6	3.06	0.43
25:BA:2517:C:H42	25:BA:2567:G:H1	1.67	0.43
25:BA:2574:G:N3	28:BE:143:ASN:ND2	2.67	0.43
25:BA:2591:C:H2'	25:BA:2592:G:C8	2.54	0.43
25:BA:270(N):U:O4'	25:BA:270(O):G:C6	2.72	0.43
25:BA:430:G:H5''	25:BA:431:U:OP2	2.18	0.43
25:BA:545:G:HO2'	25:BA:547:A:H62	1.63	0.43
25:BA:663:G:C5	25:BA:664:C:C5	3.07	0.43

*Continued on next page...*

*Continued from previous page...*

Atom-1	Atom-2	Interatomic distance (Å)	Clash overlap (Å)
25:BA:6:A:O2'	25:BA:7:G:H5'	2.19	0.43
27:BD:25:THR:CG2	27:BD:25:THR:O	2.60	0.43
31:BH:18:GLU:HB2	31:BH:25:LYS:HB2	1.99	0.43
33:BK:120:LEU:HA	33:BK:123:ALA:HB3	2.01	0.43
37:BQ:65:PHE:HB2	37:BQ:105:GLU:CB	2.44	0.43
39:BS:38:GLN:HB3	39:BS:47:THR:HG23	2.00	0.43
39:BS:82:ILE:HG22	39:BS:83:LYS:N	2.34	0.43
39:BS:85:VAL:O	39:BS:86:ALA:C	2.57	0.43
40:BT:87:ASP:OD1	40:BT:87:ASP:N	2.52	0.43
43:BW:58:ALA:HB1	43:BW:64:MET:HG3	2.00	0.43
45:BY:13:VAL:CG1	45:BY:72:VAL:HB	2.48	0.43
1:CA:1039:C:O5'	1:CA:1039:C:H6	2.02	0.43
1:CA:1141:C:C2	1:CA:1142:G:C8	3.06	0.43
1:CA:1170:A:O5'	1:CA:1170:A:H8	2.01	0.43
1:CA:1351:U:H6	1:CA:1351:U:O5'	2.01	0.43
1:CA:1371:G:C6	1:CA:1372:U:C4	3.07	0.43
1:CA:455:C:H6	1:CA:455:C:O5'	2.02	0.43
1:CA:781:A:C5	1:CA:802:A:C2	3.07	0.43
1:CA:872:A:C2	1:CA:874:G:C6	3.07	0.43
1:CA:919:A:H8	1:CA:919:A:O5'	2.02	0.43
1:CA:946:A:C2	1:CA:947:G:C5	3.06	0.43
5:CC:109:PRO:HA	5:CC:115:LEU:HD12	1.99	0.43
9:CG:113:GLU:CG	9:CG:119:ARG:HG2	2.49	0.43
10:CH:44:PHE:O	10:CH:80:ILE:HD11	2.19	0.43
15:CM:98:VAL:HB	15:CM:99:ARG:NH1	2.34	0.43
18:CP:21:VAL:HG23	18:CP:33:ILE:HB	2.00	0.43
20:CR:59:SER:HB3	20:CR:62:GLU:CG	2.49	0.43
20:CR:75:ILE:C	20:CR:77:GLY:H	2.22	0.43
24:CX:230:GLU:HB3	24:CX:304:ARG:HH11	1.82	0.43
24:CX:375:VAL:O	24:CX:375:VAL:HG22	2.19	0.43
25:DA:1046:A:H8	25:DA:1046:A:OP1	2.02	0.43
25:DA:1465:G:N3	25:DA:1466:G:C8	2.87	0.43
25:DA:1551:C:C5	25:DA:1552:G:N7	2.87	0.43
25:DA:1783:A:H5'	25:DA:2608:G:H4'	2.01	0.43
25:DA:2077:A:H2'	25:DA:2078:C:H6	1.83	0.43
25:DA:2123:G:H2'	25:DA:2124:G:H8	1.83	0.43
25:DA:20:C:H2'	25:DA:21:A:H8	1.84	0.43
25:DA:2422:A:C4	25:DA:2424:C:C5	3.06	0.43
25:DA:2590:A:H2'	25:DA:2591:C:H6	1.83	0.43
25:DA:407:G:H2'	25:DA:408:G:H8	1.83	0.43
25:DA:60:G:C5	25:DA:63:U:C5	3.07	0.43

*Continued on next page...*

*Continued from previous page...*

Atom-1	Atom-2	Interatomic distance (Å)	Clash overlap (Å)
25:DA:860:U:C5	25:DA:917:A:N7	2.77	0.43
25:DA:962:G:H2'	25:DA:963:U:O4'	2.18	0.43
26:DB:30:C:H4'	26:DB:58:A:H2	1.84	0.43
28:DE:77:ILE:HG21	28:DE:195:LEU:CD1	2.48	0.43
29:DF:67:GLN:O	29:DF:67:GLN:CG	2.41	0.43
30:DG:146:TYR:C	30:DG:148:MET:H	2.22	0.43
32:DI:1:MET:HB2	32:DI:21:VAL:O	2.19	0.43
36:DP:99:LEU:N	36:DP:99:LEU:CD1	2.82	0.43
37:DQ:58:PHE:HD1	37:DQ:58:PHE:O	2.01	0.43
38:DR:44:LEU:HD13	38:DR:44:LEU:C	2.38	0.43
41:DU:62:ILE:CD1	41:DU:93:LYS:HG2	2.48	0.43
43:DW:58:ALA:O	43:DW:64:MET:HG3	2.19	0.43
45:DY:75:ILE:HD13	45:DY:76:CYS:N	2.33	0.43
1:AA:1226:C:N4	15:AM:104:ARG:HD2	2.34	0.43
1:AA:1482:G:O5'	1:AA:1482:G:H8	2.01	0.43
1:AA:522:C:O2'	1:AA:523:A:H5'	2.19	0.43
4:AB:162:ILE:O	4:AB:162:ILE:HD12	2.19	0.43
4:AB:51:LEU:HD22	4:AB:55:PHE:CE2	2.54	0.43
6:AD:76:ARG:O	6:AD:79:PHE:HB3	2.19	0.43
10:AH:75:ARG:HB3	10:AH:75:ARG:NH1	2.34	0.43
11:AI:53:VAL:O	11:AI:54:ASP:HB2	2.19	0.43
11:AI:91:ASP:N	11:AI:91:ASP:OD1	2.51	0.43
13:AK:65:ALA:HB3	13:AK:97:ALA:CB	2.49	0.43
14:AL:22:LYS:O	14:AL:23:VAL:HG23	2.18	0.43
17:AO:61:GLY:O	17:AO:65:ARG:HD3	2.19	0.43
18:AP:57:ARG:HG2	18:AP:79:VAL:HG13	2.00	0.43
18:AP:58:TYR:O	18:AP:61:SER:HB3	2.18	0.43
13:AK:91:ARG:NH1	20:AR:88:LYS:HD2	2.32	0.43
21:AS:11:VAL:HA	21:AS:38:SER:HB2	2.01	0.43
1:AA:1320:C:N4	21:AS:36:ARG:HG3	2.34	0.43
24:AX:203:VAL:O	24:AX:204:ARG:HB3	2.19	0.43
2:AY:54:U:H6	2:AY:54:U:O5'	2.02	0.43
25:BA:2016:U:H1'	52:B5:6:VAL:HG13	2.01	0.43
25:BA:1395:A:O2'	25:BA:1396:U:H5'	2.18	0.43
25:BA:1432:C:H2'	25:BA:1433:U:O4'	2.19	0.43
25:BA:1496:A:C8	25:BA:1577:C:O2'	2.54	0.43
25:BA:1819:A:O4'	25:BA:1821:A:C5	2.71	0.43
25:BA:2219:G:H2'	25:BA:2224:G:H5'	2.01	0.43
25:BA:2241:A:O2'	25:BA:2242:G:H5'	2.18	0.43
25:BA:2738:A:N1	25:BA:2739:U:C2	2.87	0.43
25:BA:2886:G:C4	25:BA:2887:U:C5	3.07	0.43

*Continued on next page...*

*Continued from previous page...*

Atom-1	Atom-2	Interatomic distance (Å)	Clash overlap (Å)
25:BA:352:G:O2'	25:BA:353:G:P	2.77	0.43
27:BD:125:ILE:HD11	27:BD:131:LEU:HD11	2.00	0.43
27:BD:183:ARG:HG2	27:BD:184:LYS:O	2.18	0.43
27:BD:218:ARG:HB3	27:BD:219:PRO:HD2	2.00	0.43
27:BD:89:SER:HB2	27:BD:159:ALA:CB	2.48	0.43
28:BE:87:GLU:CD	28:BE:87:GLU:C	2.77	0.43
30:BG:33:ARG:HB2	30:BG:162:THR:HG23	2.00	0.43
30:BG:86:MET:N	30:BG:87:PRO:CD	2.82	0.43
31:BH:102:ALA:CB	31:BH:117:PRO:HG3	2.48	0.43
31:BH:88:LEU:HD23	31:BH:164:TYR:O	2.18	0.43
25:BA:2758:A:C4	31:BH:67:LEU:HD21	2.53	0.43
37:BQ:76:LYS:H	37:BQ:88:GLY:HA2	1.82	0.43
38:BR:98:LEU:HA	38:BR:98:LEU:HD23	1.73	0.43
39:BS:61:ASN:O	39:BS:63:THR:N	2.52	0.43
42:BV:66:ARG:HB3	42:BV:88:ARG:NH1	2.34	0.43
45:BY:38:ILE:HG23	45:BY:66:PRO:HA	2.00	0.43
45:BY:6:HIS:HB2	45:BY:7:VAL:H	1.59	0.43
37:BQ:60:ARG:N	46:BZ:179:ASP:HB2	2.34	0.43
1:CA:1004:A:H2'	1:CA:1036:G:H22	1.84	0.43
1:CA:1446:A:N1	40:DT:118:ARG:NE	2.66	0.43
1:CA:270:A:H2'	1:CA:271:C:C6	2.54	0.43
1:CA:974:A:C8	1:CA:974:A:OP1	2.57	0.43
4:CB:74:LYS:HZ2	4:CB:74:LYS:HB3	1.83	0.43
4:CB:74:LYS:HB3	4:CB:74:LYS:NZ	2.34	0.43
5:CC:180:ALA:O	5:CC:181:ASN:O	2.36	0.43
6:CD:173:TRP:HB2	6:CD:187:ARG:O	2.19	0.43
6:CD:67:ILE:HG22	6:CD:114:ARG:NH1	2.33	0.43
11:CI:113:LYS:H	11:CI:119:ALA:HA	1.84	0.43
15:CM:15:VAL:HG13	15:CM:43:THR:O	2.19	0.43
18:CP:21:VAL:HG11	18:CP:59:TRP:CG	2.54	0.43
18:CP:57:ARG:HG2	18:CP:79:VAL:HG13	2.01	0.43
19:CQ:69:LYS:C	19:CQ:70:ARG:HD2	2.39	0.43
20:CR:67:ALA:HA	20:CR:70:ILE:HG12	2.01	0.43
24:CX:46:LEU:HD23	24:CX:46:LEU:O	2.18	0.43
48:D1:78:LYS:HD3	48:D1:78:LYS:HA	1.73	0.43
52:D5:47:PRO:O	52:D5:48:GLU:CB	2.67	0.43
54:D7:19:ARG:CG	54:D7:19:ARG:NH1	2.68	0.43
25:DA:1042:G:C6	25:DA:1043:C:C4	3.07	0.43
25:DA:1407:C:H2'	25:DA:1408:C:C6	2.53	0.43
25:DA:15:G:H1	25:DA:525:U:H3	1.67	0.43
25:DA:1306:C:C2	25:DA:1623:G:C2	3.07	0.43

*Continued on next page...*

*Continued from previous page...*

Atom-1	Atom-2	Interatomic distance (Å)	Clash overlap (Å)
25:DA:1692:U:H2'	25:DA:1694:C:C5	2.54	0.43
25:DA:184:C:H2'	25:DA:185:U:H6	1.78	0.43
25:DA:1952:A:C6	35:DO:22:ILE:CD1	3.01	0.43
25:DA:199:A:N3	25:DA:2433:A:C2	2.87	0.43
25:DA:2338:G:C2	25:DA:2339:G:N7	2.87	0.43
25:DA:2422:A:C6	25:DA:2424:C:N4	2.87	0.43
25:DA:347:A:O5'	25:DA:347:A:H8	2.01	0.43
25:DA:55:G:O2'	25:DA:56:A:H5'	2.19	0.43
25:DA:582:G:C6	25:DA:583:G:C6	3.07	0.43
25:DA:855:G:H2'	25:DA:856:C:C6	2.53	0.43
26:DB:41:U:N3	30:DG:70:VAL:HG23	2.34	0.43
28:DE:73:GLU:HA	28:DE:74:PRO:HD2	1.89	0.43
30:DG:144:ILE:HA	30:DG:144:ILE:HD13	1.77	0.43
31:DH:144:VAL:O	31:DH:148:ILE:HG12	2.18	0.43
31:DH:94:TYR:N	31:DH:94:TYR:CD1	2.78	0.43
32:DI:1:MET:HG3	32:DI:23:PRO:CG	2.49	0.43
32:DI:12:LEU:HD11	32:DI:21:VAL:HG11	2.00	0.43
32:DI:31:LEU:HB3	32:DI:32:PRO:HD3	2.01	0.43
33:DK:115:LEU:HD23	33:DK:116:ASN:N	2.33	0.43
33:DK:57:ILE:HG23	33:DK:65:PHE:HB2	2.00	0.43
34:DN:79:ASN:HA	34:DN:79:ASN:HD22	1.54	0.43
40:DT:130:ALA:O	40:DT:133:GLU:HB2	2.19	0.43
41:DU:26:GLY:C	41:DU:28:ARG:N	2.72	0.43
41:DU:62:ILE:HD12	41:DU:76:TYR:CE1	2.54	0.43
41:DU:98:LEU:O	41:DU:101:ARG:O	2.37	0.43
1:AA:1079:G:H2'	1:AA:1080:A:C8	2.54	0.42
1:AA:1088:G:C6	1:AA:1089:G:N7	2.87	0.42
1:AA:1133:G:H2'	1:AA:1134:G:C8	2.52	0.42
1:AA:169:C:H6	1:AA:169:C:H5'	1.84	0.42
1:AA:663:A:H5''	20:AR:61:LYS:NZ	2.34	0.42
1:AA:675:A:H2'	1:AA:676:A:C8	2.54	0.42
6:AD:173:TRP:CD2	6:AD:189:PRO:HB3	2.54	0.42
10:AH:110:ALA:HB3	10:AH:121:ASP:HB3	2.00	0.42
13:AK:34:ASP:HB2	13:AK:35:PRO:CD	2.49	0.42
14:AL:31:PHE:HB3	14:AL:83:LEU:CD1	2.37	0.42
17:AO:5:LYS:HD3	17:AO:6:GLU:H	1.83	0.42
18:AP:40:ASP:HB3	18:AP:48:TRP:HA	2.01	0.42
18:AP:68:ASP:O	18:AP:71:ARG:HB2	2.18	0.42
21:AS:47:HIS:O	21:AS:62:ILE:HG22	2.19	0.42
22:AT:81:LYS:O	22:AT:85:MET:HG2	2.18	0.42
23:AU:6:ARG:O	23:AU:7:ARG:HB2	2.19	0.42

*Continued on next page...*

*Continued from previous page...*

Atom-1	Atom-2	Interatomic distance (Å)	Clash overlap (Å)
24:AX:51:LEU:O	24:AX:51:LEU:HD22	2.19	0.42
24:AX:53:ASN:HA	24:AX:53:ASN:HD22	1.56	0.42
2:AY:19:G:H4'	2:AY:20:U:OP2	2.20	0.42
2:AY:19:G:N2	2:AY:57:A:H1'	2.32	0.42
48:B1:9:GLY:O	48:B1:13:ILE:CG2	2.67	0.42
48:B1:25:LYS:CB	48:B1:34:THR:O	2.67	0.42
49:B2:9:GLN:HA	49:B2:12:GLU:CB	2.43	0.42
53:B6:36:LEU:HD13	53:B6:50:ARG:CZ	2.48	0.42
25:BA:1046:A:OP1	25:BA:1046:A:H8	2.02	0.42
25:BA:1198:U:H6	25:BA:1198:U:O5'	2.01	0.42
25:BA:1306:C:C2	25:BA:1623:G:C2	3.07	0.42
25:BA:141(A):A:H1'	25:BA:1408:C:O4'	2.19	0.42
25:BA:1602:U:H3'	25:BA:1603:A:C5'	2.49	0.42
25:BA:2018:G:OP1	52:B5:9:LYS:HE2	2.19	0.42
25:BA:2117:A:O2'	25:BA:2118:U:C5	2.71	0.42
25:BA:2183:C:H6	25:BA:2183:C:O5'	2.02	0.42
25:BA:2367:G:O2'	25:BA:2368:C:H5'	2.19	0.42
25:BA:2656:U:C5	25:BA:2664:G:N2	2.87	0.42
25:BA:2832:U:C2	25:BA:2834:G:C2	3.06	0.42
25:BA:2837:G:C5	25:BA:2838:G:N7	2.87	0.42
25:BA:342:G:N3	25:BA:343:C:C6	2.86	0.42
25:BA:475:U:H2'	25:BA:476:G:O4'	2.19	0.42
25:BA:628:G:H4'	25:BA:651:G:O2'	2.19	0.42
25:BA:735:A:H3'	25:BA:736:C:H6	1.84	0.42
25:BA:937:U:H2'	25:BA:938:G:O4'	2.19	0.42
25:BA:993:G:H1'	42:BV:89:GLN:OE1	2.19	0.42
29:BF:24:LEU:HD21	29:BF:114:VAL:HG12	2.00	0.42
29:BF:80:ALA:HA	29:BF:81:PRO:HD2	1.85	0.42
32:BI:29:TYR:C	32:BI:32:PRO:HD2	2.39	0.42
32:BI:6:LEU:O	32:BI:7:GLU:HB2	2.19	0.42
33:BK:57:ILE:HG23	33:BK:65:PHE:HB2	2.01	0.42
33:BK:3:LYS:HE3	33:BK:61:ALA:HB2	2.01	0.42
35:BO:8:LEU:N	35:BO:8:LEU:CD2	2.82	0.42
37:BQ:16:ARG:O	37:BQ:17:LEU:HD23	2.19	0.42
38:BR:18:LEU:HD11	38:BR:22:ARG:CZ	2.49	0.42
38:BR:7:GLY:O	38:BR:8:ARG:CB	2.66	0.42
40:BT:74:ARG:C	40:BT:75:ILE:HD12	2.39	0.42
41:BU:104:GLN:OE1	41:BU:105:VAL:N	2.40	0.42
41:BU:62:ILE:CD1	41:BU:93:LYS:HG2	2.49	0.42
41:BU:90:VAL:HG13	41:BU:91:ASP:N	2.33	0.42
43:BW:83:LYS:O	43:BW:84:ARG:HD3	2.19	0.42

*Continued on next page...*

*Continued from previous page...*

Atom-1	Atom-2	Interatomic distance (Å)	Clash overlap (Å)
44:BX:35:THR:H	44:BX:38:GLU:CG	2.32	0.42
44:BX:29:TRP:CZ3	44:BX:78:LYS:HB2	2.54	0.42
45:BY:4:LYS:N	45:BY:4:LYS:CD	2.81	0.42
46:BZ:131:ARG:HD3	46:BZ:131:ARG:H	1.83	0.42
1:CA:1258:G:H2'	1:CA:1259:C:H6	1.84	0.42
1:CA:1401:G:C2	1:CA:1402:C:H1'	2.54	0.42
1:CA:1449:C:H6	1:CA:1449:C:O5'	2.02	0.42
1:CA:1505:G:H5'	1:CA:1505:G:C8	2.54	0.42
1:CA:488:C:O5'	1:CA:488:C:H6	2.01	0.42
1:CA:489:C:C2	1:CA:490:G:C8	3.07	0.42
1:CA:600:C:H2'	1:CA:601:C:C6	2.54	0.42
6:CD:173:TRP:CD2	6:CD:189:PRO:HB3	2.54	0.42
7:CE:80:ILE:HG13	7:CE:80:ILE:O	2.18	0.42
8:CF:14:LEU:HD21	8:CF:19:LEU:HD12	2.00	0.42
10:CH:80:ILE:H	10:CH:80:ILE:HD12	1.82	0.42
15:CM:3:ARG:HG2	15:CM:9:ILE:HD13	2.01	0.42
19:CQ:76:LEU:HG	19:CQ:77:VAL:N	2.34	0.42
21:CS:11:VAL:CG2	21:CS:16:LEU:HD11	2.49	0.42
21:CS:12:ASP:OD1	21:CS:37:ARG:HD2	2.19	0.42
24:CX:224:ILE:CD1	24:CX:308:LEU:HD21	2.49	0.42
24:CX:38:ARG:HH12	24:CX:42:LEU:HD23	1.81	0.42
24:CX:51:LEU:HD22	24:CX:51:LEU:O	2.18	0.42
48:D1:13:ILE:HD12	48:D1:13:ILE:C	2.39	0.42
49:D2:2:LYS:O	49:D2:5:GLU:OE1	2.37	0.42
50:D3:54:VAL:O	50:D3:55:ARG:HD3	2.19	0.42
25:DA:1116:C:C2	25:DA:1117:G:C8	3.07	0.42
25:DA:111:A:H2'	25:DA:112:U:O4'	2.20	0.42
25:DA:1131:G:H4'	25:DA:1132:A:OP1	2.18	0.42
25:DA:1312:U:C2	25:DA:1603:A:C2	3.07	0.42
25:DA:1505:C:H2'	25:DA:1506:C:C6	2.53	0.42
25:DA:1514:U:H2'	25:DA:1515:C:C6	2.54	0.42
25:DA:1682:G:C5	25:DA:1683:C:C4	3.07	0.42
25:DA:1922:G:H2'	25:DA:1923:U:O4'	2.18	0.42
25:DA:1981:A:C8	25:DA:1981:A:H3'	2.54	0.42
25:DA:203:C:H6	25:DA:203:C:O5'	2.02	0.42
25:DA:2114:A:H2'	25:DA:2115:G:C8	2.54	0.42
25:DA:2891:G:O5'	25:DA:2891:G:H8	2.02	0.42
25:DA:632:A:N3	25:DA:2403:C:H1'	2.34	0.42
25:DA:64:A:O2'	44:DX:71:GLY:HA3	2.18	0.42
25:DA:733:G:C8	25:DA:761:A:N6	2.87	0.42
25:DA:785:G:C6	25:DA:786:C:C4	3.06	0.42

*Continued on next page...*

*Continued from previous page...*

Atom-1	Atom-2	Interatomic distance (Å)	Clash overlap (Å)
27:DD:142:VAL:CG2	27:DD:143:HIS:N	2.81	0.42
30:DG:35:GLU:O	30:DG:95:ARG:HG2	2.18	0.42
33:DK:3:LYS:HE3	33:DK:61:ALA:HB2	2.02	0.42
34:DN:139:LEU:O	34:DN:142:ARG:HB2	2.19	0.42
36:DP:47:ASP:HB3	36:DP:48:PRO:HA	2.00	0.42
37:DQ:133:ARG:O	37:DQ:134:ARG:HB2	2.19	0.42
39:DS:61:ASN:H	39:DS:65:VAL:CG2	2.31	0.42
40:DT:64:ARG:HH11	40:DT:102:ILE:HD11	1.84	0.42
40:DT:32:TYR:O	40:DT:34:VAL:HG23	2.19	0.42
43:DW:78:GLU:OE2	43:DW:99:ARG:HD3	2.19	0.42
45:DY:77:PRO:O	45:DY:78:ALA:HB2	2.19	0.42
45:DY:6:HIS:HB2	45:DY:7:VAL:H	1.62	0.42
1:AA:1037:C:H2'	1:AA:1038:C:C6	2.54	0.42
1:AA:1316:G:N1	1:AA:1319:A:OP2	2.46	0.42
1:AA:922:G:N3	1:AA:1398:A:H2	2.17	0.42
1:AA:29:G:N2	1:AA:555:C:C2	2.87	0.42
1:AA:327:A:HO2'	1:AA:329:A:H8	1.67	0.42
1:AA:667:G:C2	1:AA:740:U:O2	2.73	0.42
1:AA:712:A:H2'	1:AA:713:G:O4'	2.19	0.42
9:AG:28:ASN:O	9:AG:31:MET:HB3	2.20	0.42
9:AG:85:TYR:CE1	9:AG:154:TYR:CE1	3.07	0.42
10:AH:44:PHE:O	10:AH:80:ILE:HD11	2.19	0.42
11:AI:74:ILE:N	11:AI:74:ILE:HD12	2.33	0.42
12:AJ:30:SER:OG	12:AJ:81:THR:HG22	2.19	0.42
14:AL:82:VAL:CG2	14:AL:83:LEU:N	2.82	0.42
19:AQ:18:THR:HG22	19:AQ:19:VAL:N	2.34	0.42
8:AF:7:ASN:ND2	20:AR:34:TYR:HE1	2.12	0.42
21:AS:41:VAL:HB	21:AS:44:MET:HB2	2.01	0.42
22:AT:32:ALA:O	22:AT:33:ILE:C	2.58	0.42
22:AT:56:MET:HG2	22:AT:84:LEU:CD1	2.49	0.42
24:AX:188:ASN:O	24:AX:192:LEU:HD23	2.19	0.42
24:AX:194:SER:CB	24:AX:195:PRO:HD3	2.49	0.42
2:AZ:19:G:H4'	2:AZ:20:U:OP2	2.19	0.42
50:B3:17:LYS:HD3	50:B3:18:ASP:N	2.34	0.42
50:B3:17:LYS:NZ	50:B3:21:ALA:HB2	2.34	0.42
53:B6:34:LEU:HD23	53:B6:37:ARG:HH12	1.84	0.42
25:BA:1311:G:C2	44:BX:60:ARG:NH1	2.79	0.42
25:BA:1324:G:H1'	25:BA:1616:A:N6	2.34	0.42
25:BA:1421:G:O5'	25:BA:1421:G:H8	2.01	0.42
25:BA:1729:A:C5	25:BA:1731:G:C5	3.07	0.42
25:BA:1952:A:C6	35:BO:22:ILE:CD1	3.02	0.42

*Continued on next page...*

*Continued from previous page...*

Atom-1	Atom-2	Interatomic distance (Å)	Clash overlap (Å)
25:BA:1981:A:C8	25:BA:1981:A:C3'	3.02	0.42
25:BA:2123:G:H2'	25:BA:2124:G:H8	1.83	0.42
25:BA:2212:A:N3	25:BA:2215:G:C2	2.87	0.42
25:BA:2266:A:H4'	25:BA:2267:A:C2	2.54	0.42
25:BA:2502:G:H5'	25:BA:2503:A:C5'	2.44	0.42
25:BA:2530:A:O2'	25:BA:2532:G:OP2	2.23	0.42
25:BA:2590:A:C2	25:BA:2605:U:C2	3.07	0.42
25:BA:2717:G:C6	25:BA:2718:G:N7	2.87	0.42
25:BA:2767:C:H2'	25:BA:2768:C:C6	2.54	0.42
25:BA:298:G:O5'	25:BA:298:G:C8	2.69	0.42
26:BB:31:C:O2	26:BB:53:A:N6	2.51	0.42
26:BB:32:C:C4	26:BB:33:G:N7	2.87	0.42
30:BG:111:LEU:HD13	30:BG:120:LEU:HD21	2.00	0.42
30:BG:133:LEU:CD2	30:BG:157:ILE:HG13	2.49	0.42
30:BG:35:GLU:O	30:BG:95:ARG:HG2	2.19	0.42
32:BI:97:ILE:HG21	32:BI:114:LEU:HD11	2.02	0.42
36:BP:64:LYS:O	36:BP:66:GLY:N	2.41	0.42
37:BQ:51:ARG:O	37:BQ:54:MET:N	2.52	0.42
37:BQ:6:ARG:HB2	37:BQ:6:ARG:HE	1.60	0.42
40:BT:14:TYR:CD1	40:BT:14:TYR:N	2.87	0.42
41:BU:40:PHE:CD2	42:BV:75:PHE:CD2	3.08	0.42
41:BU:40:PHE:HE2	42:BV:82:ARG:HG2	1.83	0.42
44:BX:36:LYS:HZ1	44:BX:55:ASN:HA	1.84	0.42
1:CA:17:U:H1'	1:CA:1080:A:N3	2.34	0.42
1:CA:245:C:C2	1:CA:284:G:C2	3.07	0.42
1:CA:288:A:H2'	1:CA:289:G:H4'	2.01	0.42
1:CA:35:G:C6	1:CA:36:C:N4	2.87	0.42
1:CA:401:C:C6	1:CA:401:C:C3'	3.02	0.42
1:CA:504:C:O4'	1:CA:510:A:C2	2.72	0.42
1:CA:688:G:H2'	1:CA:689:C:H6	1.84	0.42
1:CA:664:G:H22	1:CA:741:G:H1	1.67	0.42
1:CA:790:A:C6	1:CA:791:G:C6	3.07	0.42
1:CA:86:U:O5'	1:CA:86:U:H6	2.02	0.42
1:CA:953:G:C6	1:CA:954:G:C5	3.07	0.42
4:CB:162:ILE:HD11	4:CB:184:VAL:HG22	2.01	0.42
5:CC:105:GLU:HG2	5:CC:106:VAL:N	2.24	0.42
6:CD:98:GLU:OE1	6:CD:107:ARG:NE	2.52	0.42
7:CE:110:LEU:CD1	7:CE:118:ILE:HD13	2.47	0.42
7:CE:89:ILE:HD13	7:CE:135:THR:HG23	2.01	0.42
7:CE:152:ARG:HG2	10:CH:43:GLY:HA3	2.01	0.42
9:CG:85:TYR:CE1	9:CG:154:TYR:CE1	3.07	0.42

*Continued on next page...*

*Continued from previous page...*

Atom-1	Atom-2	Interatomic distance (Å)	Clash overlap (Å)
13:CK:57:THR:HG23	13:CK:58:PRO:HD2	2.00	0.42
15:CM:45:VAL:O	15:CM:48:LEU:HD22	2.19	0.42
15:CM:66:LEU:HA	15:CM:70:LEU:HD12	2.01	0.42
16:CN:15:LYS:HB3	16:CN:16:PHE:CD2	2.54	0.42
16:CN:43:CYS:HA	16:CN:46:GLU:OE2	2.19	0.42
1:CA:186(A):C:O3'	22:CT:82:SER:HB2	2.19	0.42
24:CX:40:LYS:HA	24:CX:43:GLU:HG3	2.00	0.42
2:CZ:19:G:H4'	2:CZ:20:U:OP2	2.19	0.42
48:D1:27:GLU:OE1	48:D1:33:LYS:HE3	2.19	0.42
48:D1:44:PRO:O	48:D1:44:PRO:HG2	2.19	0.42
49:D2:2:LYS:HA	49:D2:5:GLU:CD	2.39	0.42
25:DA:1448:G:N2	25:DA:149(B):A:N6	2.66	0.42
25:DA:1474:C:H42	25:DA:1519:G:H1	1.66	0.42
25:DA:1732:A:H2'	25:DA:1733:G:H8	1.80	0.42
25:DA:2740:A:N6	25:DA:2764:A:C8	2.87	0.42
25:DA:2881:C:H2'	25:DA:2882:A:O4'	2.20	0.42
25:DA:289:A:C4	25:DA:290:G:C8	3.07	0.42
25:DA:337:C:H2'	25:DA:338:G:O4'	2.19	0.42
25:DA:456:C:C2'	25:DA:456:C:O5'	2.67	0.42
25:DA:828:U:H3'	25:DA:828:U:O2	2.19	0.42
25:DA:920:G:H2'	25:DA:921:G:C8	2.54	0.42
26:DB:3:C:H2'	26:DB:4:C:H6	1.84	0.42
26:DB:45:A:H5'	26:DB:46:A:OP2	2.19	0.42
27:DD:106:ILE:O	27:DD:108:PRO:CD	2.63	0.42
28:DE:120:TRP:CD1	28:DE:155:LYS:HB3	2.54	0.42
29:DF:69:HIS:CD2	29:DF:69:HIS:N	2.87	0.42
32:DI:97:ILE:O	32:DI:100:ALA:HB3	2.19	0.42
32:DI:98:ALA:C	32:DI:100:ALA:H	2.23	0.42
36:DP:6:LEU:HD12	36:DP:8:PRO:HD2	2.01	0.42
37:DQ:130:LYS:HD3	37:DQ:131:ILE:N	2.34	0.42
38:DR:60:LEU:HA	38:DR:63:ARG:HB2	2.01	0.42
39:DS:88:ASP:O	39:DS:90:GLY:N	2.51	0.42
40:DT:49:VAL:O	40:DT:49:VAL:HG13	2.19	0.42
42:DV:80:GLN:NE2	42:DV:80:GLN:O	2.51	0.42
45:DY:81:LYS:HE2	45:DY:97:ARG:HH11	1.83	0.42
1:AA:103(A):A:H2'	1:AA:103(B):G:O4'	2.19	0.42
1:AA:1528:U:O2'	1:AA:1529:G:H3'	2.20	0.42
1:AA:148:G:C2	1:AA:175:C:N3	2.87	0.42
1:AA:423:G:H2'	1:AA:424:G:O4'	2.19	0.42
1:AA:575:G:H4'	1:AA:576:G:O5'	2.18	0.42
1:AA:672:U:H2'	1:AA:673:G:C8	2.54	0.42

*Continued on next page...*

*Continued from previous page...*

Atom-1	Atom-2	Interatomic distance (Å)	Clash overlap (Å)
1:AA:79:G:N2	1:AA:80:G:C4	2.87	0.42
1:AA:954:G:H2'	1:AA:955:U:H6	1.83	0.42
1:AA:998(B):C:H2'	1:AA:999:U:O4'	2.19	0.42
4:AB:25:ASN:HA	4:AB:26:PRO:HD2	1.88	0.42
12:AJ:30:SER:HA	12:AJ:80:LYS:NZ	2.34	0.42
12:AJ:38:ILE:HD12	12:AJ:71:LEU:CG	2.49	0.42
14:AL:84:ILE:HD12	14:AL:84:ILE:HA	1.63	0.42
19:AQ:69:LYS:C	19:AQ:70:ARG:HD2	2.40	0.42
20:AR:19:LYS:CA	20:AR:19:LYS:HE3	2.44	0.42
21:AS:10:PHE:O	21:AS:11:VAL:HB	2.19	0.42
24:AX:202:LEU:C	24:AX:202:LEU:HD13	2.39	0.42
24:AX:240:LEU:CD2	24:AX:240:LEU:H	2.26	0.42
24:AX:264:VAL:HG22	24:AX:288:ALA:HB1	2.01	0.42
2:AY:64:G:H2'	2:AY:65:C:C6	2.54	0.42
53:B6:36:LEU:HD13	53:B6:50:ARG:HH22	1.85	0.42
54:B7:46:VAL:HG12	54:B7:47:ARG:N	2.33	0.42
25:BA:1091:G:C2	25:BA:1092:C:C2	3.08	0.42
25:BA:1098:A:C8	25:BA:1099:G:C8	3.08	0.42
25:BA:1264:G:O5'	25:BA:1264:G:C8	2.68	0.42
25:BA:1535:U:H3'	25:BA:1536:A:C8	2.54	0.42
25:BA:2114:A:H2'	25:BA:2115:G:C8	2.54	0.42
25:BA:2119:A:N6	25:BA:2170:A:C6	2.87	0.42
25:BA:2478:A:H3'	25:BA:2479:G:C8	2.51	0.42
25:BA:2748:A:C6	25:BA:2749:A:C6	3.07	0.42
25:BA:675:A:N6	25:BA:676:A:N6	2.67	0.42
25:BA:681:G:H2'	25:BA:682:G:O4'	2.19	0.42
25:BA:752:A:OP1	54:B7:3:ARG:NH2	2.52	0.42
25:BA:680:G:C4	25:BA:798:G:N2	2.88	0.42
25:BA:828:U:C5	25:BA:829:A:N6	2.87	0.42
27:BD:111:LEU:HD22	27:BD:111:LEU:HA	1.81	0.42
28:BE:32:PRO:HB2	28:BE:72:VAL:HG11	2.01	0.42
29:BF:89:VAL:CG1	29:BF:90:PHE:H	2.28	0.42
34:BN:38:LEU:HD13	34:BN:38:LEU:C	2.39	0.42
35:BO:113:LYS:O	35:BO:117:LEU:HD12	2.19	0.42
38:BR:103:ARG:HH12	38:BR:110:PRO:CD	2.25	0.42
35:BO:80:ASP:OD2	40:BT:71:GLY:HA3	2.19	0.42
40:BT:88:ILE:HD12	40:BT:90:GLN:N	2.34	0.42
42:BV:35:LEU:C	42:BV:37:VAL:N	2.70	0.42
46:BZ:99:TYR:HA	46:BZ:124:ILE:O	2.18	0.42
1:CA:1088:G:C5	1:CA:1089:G:N7	2.88	0.42
1:CA:959:A:C2	1:CA:1222:G:O4'	2.72	0.42

*Continued on next page...*

*Continued from previous page...*

Atom-1	Atom-2	Interatomic distance (Å)	Clash overlap (Å)
1:CA:174:C:H2'	1:CA:175:C:H6	1.84	0.42
1:CA:262:A:H2'	1:CA:263:A:C8	2.54	0.42
1:CA:689:C:H2'	1:CA:690:G:O4'	2.19	0.42
1:CA:82:U:C2'	1:CA:85:U:H5	2.32	0.42
4:CB:83:MET:CE	4:CB:234:PRO:HG2	2.50	0.42
5:CC:92:ALA:C	5:CC:94:LEU:N	2.73	0.42
6:CD:39:PRO:HA	6:CD:40:PRO:HD3	1.80	0.42
9:CG:153:HIS:CD2	9:CG:154:TYR:CZ	3.07	0.42
12:CJ:38:ILE:HD12	12:CJ:71:LEU:CG	2.50	0.42
13:CK:120:ARG:HA	13:CK:121:PRO:HD3	1.83	0.42
13:CK:54:ARG:HG2	13:CK:54:ARG:H	1.58	0.42
14:CL:37:THR:CG2	14:CL:56:LYS:HB2	2.49	0.42
2:CY:18:G:C4	2:CY:58:A:C2	3.07	0.42
49:D2:42:GLY:O	49:D2:44:LEU:N	2.53	0.42
49:D2:48:HIS:HE1	49:D2:49:LYS:HZ3	1.67	0.42
49:D2:55:ARG:O	49:D2:59:ARG:HG2	2.19	0.42
51:D4:46:ASN:HB2	51:D4:64:LYS:CB	2.50	0.42
25:DA:1374:G:C4	25:DA:1375:C:C5	3.07	0.42
25:DA:1443:G:O2'	25:DA:1444:G:H5'	2.18	0.42
25:DA:1534:G:C2	25:DA:1536:A:OP2	2.73	0.42
25:DA:1605:C:H2'	25:DA:1606:G:O4'	2.19	0.42
25:DA:1839:G:C8	25:DA:1839:G:C5'	3.00	0.42
25:DA:2113:U:H2'	25:DA:2114:A:O4'	2.19	0.42
25:DA:2322:A:H2'	25:DA:2323:G:O4'	2.19	0.42
25:DA:2544:G:H8	25:DA:2544:G:O5'	2.02	0.42
25:DA:2656:U:C5	25:DA:2664:G:N2	2.87	0.42
25:DA:2722:G:H2'	25:DA:2723:C:C6	2.54	0.42
25:DA:278:A:H3'	25:DA:279:C:C6	2.55	0.42
25:DA:322:A:O4'	25:DA:340:A:H1'	2.19	0.42
25:DA:342:G:N3	25:DA:343:C:C6	2.88	0.42
25:DA:471:A:O5'	25:DA:471:A:H8	2.01	0.42
27:DD:125:ILE:HD11	27:DD:131:LEU:HD11	2.01	0.42
28:DE:111:ARG:HG2	38:DR:2:ARG:CZ	2.49	0.42
29:DF:167:ALA:O	29:DF:170:LEU:HB2	2.19	0.42
31:DH:67:LEU:CD1	31:DH:71:LEU:HD13	2.50	0.42
32:DI:4:ILE:CD1	32:DI:16:GLY:HA2	2.49	0.42
33:DK:43:ALA:HA	33:DK:46:ALA:HB2	2.00	0.42
34:DN:61:HIS:CE1	34:DN:73:ASP:OD2	2.72	0.42
41:DU:90:VAL:CG2	41:DU:91:ASP:H	2.05	0.42
45:DY:60:PHE:O	45:DY:61:ILE:C	2.57	0.42
46:DZ:16:SER:HB2	46:DZ:20:ARG:HH12	1.82	0.42

*Continued on next page...*

*Continued from previous page...*

Atom-1	Atom-2	Interatomic distance (Å)	Clash overlap (Å)
1:AA:103(B):G:H2'	1:AA:103(C):G:O4'	2.19	0.42
1:AA:1329:A:H5'	15:AM:29:ARG:NE	2.34	0.42
1:AA:1367:C:C4	1:AA:1368:G:N7	2.88	0.42
1:AA:1375:A:H2'	1:AA:1376:U:C6	2.54	0.42
1:AA:1429:C:H2'	1:AA:1430:C:C6	2.53	0.42
1:AA:230:G:H2'	1:AA:231:G:O4'	2.19	0.42
1:AA:299:G:H2'	1:AA:300:A:C8	2.54	0.42
1:AA:545:C:OP2	6:AD:62:GLN:OE1	2.37	0.42
1:AA:803:G:H8	1:AA:803:G:O5'	2.01	0.42
1:AA:902:G:H2'	1:AA:903:G:C8	2.52	0.42
1:AA:909:A:H2'	1:AA:910:C:O4'	2.20	0.42
1:AA:946:A:H2'	1:AA:947:G:H8	1.83	0.42
4:AB:163:PHE:CD1	4:AB:185:ILE:HG13	2.39	0.42
4:AB:231:GLU:HA	4:AB:232:PRO:HD3	1.93	0.42
4:AB:7:VAL:C	4:AB:9:GLU:H	2.23	0.42
4:AB:7:VAL:C	4:AB:9:GLU:N	2.71	0.42
1:AA:15:G:O4'	7:AE:24:ARG:NH2	2.53	0.42
10:AH:104:ARG:HD3	10:AH:138:TRP:CE3	2.54	0.42
16:AN:25:VAL:HG23	16:AN:38:GLY:O	2.20	0.42
24:AX:92:LEU:HB3	24:AX:97:ARG:CG	2.50	0.42
49:B2:13:ALA:O	49:B2:17:SER:CA	2.62	0.42
25:BA:1028:A:N6	25:BA:1125:G:H2'	2.34	0.42
25:BA:1277:G:H2'	25:BA:1278:A:O4'	2.20	0.42
25:BA:1314:C:C2	25:BA:1339:G:N2	2.87	0.42
25:BA:1504:C:O2'	25:BA:1505:C:H5'	2.18	0.42
25:BA:1731:G:HO2'	25:BA:1732:A:P	2.41	0.42
25:BA:2426:A:H3'	25:BA:2427:C:H5'	1.99	0.42
25:BA:945:A:C4	25:BA:2448:A:C2	3.07	0.42
25:BA:2544:G:O5'	25:BA:2544:G:H8	2.01	0.42
25:BA:2723:C:H5''	38:BR:2:ARG:NH1	2.32	0.42
25:BA:2850:A:C2	38:BR:61:HIS:CD2	3.07	0.42
25:BA:407:G:H2'	25:BA:408:G:H8	1.83	0.42
30:BG:31:VAL:CG1	30:BG:31:VAL:O	2.67	0.42
36:BP:23:PRO:HD2	36:BP:33:ARG:HH21	1.71	0.42
36:BP:33:ARG:O	36:BP:36:LYS:HG3	2.19	0.42
37:BQ:60:ARG:HA	46:BZ:179:ASP:HB2	2.01	0.42
38:BR:14:SER:OG	38:BR:15:SER:N	2.51	0.42
38:BR:34:ILE:HA	38:BR:34:ILE:HD13	1.93	0.42
39:BS:61:ASN:H	39:BS:65:VAL:CG2	2.31	0.42
41:BU:60:LEU:O	41:BU:64:ARG:HG2	2.19	0.42
42:BV:18:LEU:HD13	42:BV:18:LEU:O	2.19	0.42

*Continued on next page...*

*Continued from previous page...*

Atom-1	Atom-2	Interatomic distance (Å)	Clash overlap (Å)
46:BZ:63:ASP:C	46:BZ:65:GLN:H	2.21	0.42
46:BZ:94:GLU:HB2	46:BZ:95:PRO:HD2	2.01	0.42
1:CA:1099:G:H2'	1:CA:1100:C:O4'	2.20	0.42
1:CA:1476:G:O2'	1:CA:1477:C:H5'	2.20	0.42
1:CA:1503:A:O2'	1:CA:1504:G:O5'	2.35	0.42
1:CA:1505:G:H5'	1:CA:1506:U:OP1	2.19	0.42
1:CA:325:A:N6	1:CA:326:G:N1	2.67	0.42
1:CA:538:G:N2	1:CA:539:A:H1'	2.34	0.42
1:CA:509:A:H2	1:CA:543:C:O2	2.03	0.42
1:CA:690:G:C6	1:CA:691:G:N1	2.87	0.42
1:CA:746:A:O2'	1:CA:747:C:H5'	2.20	0.42
1:CA:802:A:H2'	1:CA:803:G:O4'	2.18	0.42
1:CA:956:U:C2'	1:CA:957:U:H5'	2.50	0.42
5:CC:79:ARG:HG2	5:CC:82:GLU:OE1	2.20	0.42
6:CD:108:LEU:HD12	6:CD:108:LEU:HA	1.87	0.42
6:CD:148:VAL:HG11	6:CD:158:ILE:HG21	2.00	0.42
7:CE:80:ILE:CD1	7:CE:138:ALA:HB1	2.48	0.42
7:CE:43:LEU:HD23	7:CE:44:GLY:N	2.34	0.42
11:CI:85:LEU:HD12	11:CI:85:LEU:C	2.39	0.42
13:CK:105:VAL:O	13:CK:106:LYS:C	2.57	0.42
13:CK:12:ARG:O	13:CK:14:VAL:HG22	2.20	0.42
20:CR:84:LYS:H	20:CR:84:LYS:HG2	1.71	0.42
24:CX:214:ARG:HG2	24:CX:330:ASP:OD2	2.19	0.42
2:CZ:8:U:O2	2:CZ:21:A:C2	2.68	0.42
48:D1:92:LYS:HG3	48:D1:93:GLU:N	2.34	0.42
25:DA:126:A:C5	54:D7:18:PHE:CD1	3.07	0.42
25:DA:1395:A:O2'	25:DA:1396:U:H5'	2.19	0.42
25:DA:1547:C:H2'	25:DA:1548:C:H6	1.85	0.42
25:DA:214:G:H21	25:DA:216:A:H1'	1.84	0.42
25:DA:2367:G:O2'	25:DA:2368:C:H5'	2.19	0.42
24:CX:281:GLN:NE2	25:DA:2493:U:O4'	2.53	0.42
25:DA:2532:G:C6	25:DA:2533:A:C6	3.07	0.42
25:DA:430:G:H5'	25:DA:431:U:OP2	2.20	0.42
25:DA:481:G:HO2'	25:DA:507:A:H61	1.67	0.42
28:DE:1:MET:O	28:DE:84:PHE:CG	2.72	0.42
28:DE:92:THR:C	28:DE:94:GLU:H	2.22	0.42
36:DP:12:ALA:O	36:DP:14:LYS:N	2.51	0.42
36:DP:89:ALA:O	36:DP:90:ARG:C	2.58	0.42
45:DY:38:ILE:HG23	45:DY:66:PRO:HA	2.00	0.42
1:AA:977:A:C8	1:AA:1223:C:N3	2.87	0.42
1:AA:1468:A:H2'	1:AA:1469:G:O4'	2.20	0.42

*Continued on next page...*

*Continued from previous page...*

Atom-1	Atom-2	Interatomic distance (Å)	Clash overlap (Å)
1:AA:270:A:H2'	1:AA:271:C:C6	2.54	0.42
1:AA:352:C:H4'	1:AA:354:G:OP1	2.19	0.42
1:AA:819:A:H4'	1:AA:820:U:OP2	2.17	0.42
5:AC:22:TRP:HB2	5:AC:23:TYR:H	1.62	0.42
10:AH:56:LYS:HB2	10:AH:58:TYR:CE1	2.54	0.42
12:AJ:5:ARG:HA	12:AJ:73:ASP:OD1	2.18	0.42
22:AT:100:ILE:HD12	22:AT:100:ILE:N	2.34	0.42
2:AZ:39:C:H2'	2:AZ:40:C:C6	2.54	0.42
25:BA:1020:A:H2'	31:BH:60:ARG:HH22	1.84	0.42
25:BA:120:U:C2	25:BA:149:A:C6	3.07	0.42
25:BA:1540:G:C2	25:BA:1541:U:H1'	2.55	0.42
25:BA:1842:G:N3	25:BA:1901:A:C2	2.87	0.42
25:BA:1769:G:C6	25:BA:1984:G:C6	3.08	0.42
25:BA:1990:C:N3	25:BA:1991:U:C4	2.87	0.42
25:BA:2230:G:H1'	48:B1:45:ASN:CB	2.50	0.42
25:BA:2061:G:H5''	25:BA:2503:A:C2	2.54	0.42
25:BA:270(Q):C:O2'	25:BA:270(R):C:C6	2.65	0.42
25:BA:2825:U:O5'	25:BA:2825:U:H6	2.02	0.42
25:BA:310:A:H2'	25:BA:312:G:N7	2.34	0.42
25:BA:643:A:N1	25:BA:644:A:C4	2.87	0.42
25:BA:973:A:O4'	25:BA:1188:U:C6	2.72	0.42
26:BB:12:C:O2'	47:B0:74:ARG:HG2	2.19	0.42
26:BB:33:G:C2	26:BB:50:G:C2	3.07	0.42
28:BE:130:GLY:C	28:BE:132:HIS:H	2.23	0.42
28:BE:119:ARG:CG	28:BE:160:TYR:HB2	2.48	0.42
30:BG:8:LYS:O	30:BG:12:TYR:HD1	2.02	0.42
25:BA:1061:U:C4	33:BK:9:LYS:HB3	2.55	0.42
34:BN:56:LEU:N	34:BN:56:LEU:CD1	2.82	0.42
37:BQ:116:GLU:OE1	37:BQ:116:GLU:HA	2.19	0.42
43:BW:69:LEU:HD12	43:BW:69:LEU:N	2.34	0.42
43:BW:84:ARG:HB2	43:BW:96:ILE:HG22	2.02	0.42
44:BX:75:ASP:C	44:BX:76:ARG:HG3	2.38	0.42
45:BY:27:VAL:O	45:BY:27:VAL:CG2	2.67	0.42
45:BY:75:ILE:HD13	45:BY:76:CYS:N	2.33	0.42
45:BY:89:PHE:N	45:BY:90:LEU:HD23	2.35	0.42
1:CA:1102:A:C6	1:CA:1103:C:N4	2.88	0.42
1:CA:1226:C:N4	15:CM:104:ARG:HD2	2.34	0.42
1:CA:1260:C:H4'	1:CA:1283:G:O2'	2.20	0.42
1:CA:1330:U:O3'	15:CM:23:TYR:CE2	2.70	0.42
1:CA:198:G:C6	1:CA:220:G:C2	3.08	0.42
1:CA:32:A:C2	1:CA:33:A:C4	3.07	0.42

*Continued on next page...*

*Continued from previous page...*

Atom-1	Atom-2	Interatomic distance (Å)	Clash overlap (Å)
1:CA:390:C:H2'	1:CA:391:G:C8	2.55	0.42
1:CA:370:C:N3	1:CA:392:G:C2	2.88	0.42
1:CA:740:U:O3'	17:CO:39:LEU:HD23	2.19	0.42
1:CA:91:C:H2'	1:CA:92:G:C8	2.55	0.42
6:CD:112:VAL:HG12	6:CD:116:GLN:OE1	2.18	0.42
7:CE:33:VAL:HG21	7:CE:109:ILE:HD13	2.00	0.42
13:CK:85:ARG:HG2	13:CK:111:ASP:O	2.20	0.42
14:CL:24:PRO:HG2	14:CL:97:TYR:OH	2.20	0.42
1:CA:134:A:N6	18:CP:25:ARG:NH1	2.64	0.42
1:CA:390:C:O3'	18:CP:28:ARG:NH2	2.53	0.42
24:CX:32:ILE:O	24:CX:36:GLU:N	2.52	0.42
48:D1:57:GLU:O	48:D1:58:ILE:CB	2.67	0.42
25:DA:1152:C:H5''	41:DU:80:ILE:CG2	2.50	0.42
25:DA:1174:A:H3'	25:DA:1175:U:C4'	2.49	0.42
25:DA:1257:C:O2'	29:DF:84:VAL:HG12	2.19	0.42
25:DA:194:G:H2'	25:DA:195:A:O4'	2.18	0.42
25:DA:1998:G:H2'	25:DA:1999:C:O4'	2.19	0.42
25:DA:192:C:N4	25:DA:203:C:H1'	2.34	0.42
25:DA:2081:C:C2'	25:DA:2082:A:H5'	2.49	0.42
25:DA:2210:G:H21	25:DA:2211:G:H5'	1.69	0.42
25:DA:2302:G:O2'	25:DA:2303:G:H5'	2.18	0.42
25:DA:2335:A:O2'	25:DA:2336:A:H5''	2.20	0.42
25:DA:244:A:C2	25:DA:255:A:C4	3.07	0.42
25:DA:2505:G:C8	25:DA:2505:G:C3'	3.02	0.42
25:DA:2591:C:H2'	25:DA:2592:G:C8	2.55	0.42
25:DA:2840:C:H2'	25:DA:2841:C:C6	2.55	0.42
25:DA:2835:A:C6	25:DA:2879:C:C6	3.08	0.42
25:DA:562:U:O2	25:DA:572:A:C4	2.73	0.42
25:DA:588:U:H2'	25:DA:589:C:C6	2.54	0.42
25:DA:655:A:C8	25:DA:655:A:C3'	3.01	0.42
25:DA:64:A:C4	25:DA:65:C:C6	3.08	0.42
25:DA:723:G:C6	25:DA:724:U:C4	3.07	0.42
25:DA:802:A:H2'	25:DA:803:U:C6	2.54	0.42
25:DA:972:G:OP2	25:DA:974(A):G:H5''	2.18	0.42
26:DB:31:C:H1'	26:DB:53:A:H61	1.85	0.42
26:DB:42:C:C4	30:DG:91:ARG:NH2	2.80	0.42
27:DD:112:GLN:H	27:DD:112:GLN:CD	2.22	0.42
31:DH:102:ALA:HB1	31:DH:115:VAL:O	2.19	0.42
32:DI:1:MET:CG	32:DI:23:PRO:HG3	2.49	0.42
33:DK:84:LEU:HB3	33:DK:85:GLU:H	1.72	0.42
35:DO:79:PHE:CD2	40:DT:72:VAL:HG22	2.54	0.42

*Continued on next page...*

*Continued from previous page...*

Atom-1	Atom-2	Interatomic distance (Å)	Clash overlap (Å)
36:DP:15:ARG:NE	36:DP:15:ARG:HA	2.33	0.42
39:DS:85:VAL:O	39:DS:86:ALA:C	2.58	0.42
1:AA:1330:U:O3'	15:AM:23:TYR:CE2	2.70	0.42
1:AA:1357:A:C5	1:AA:1358:U:C4	3.08	0.42
1:AA:182:U:H2'	1:AA:183:G:O4'	2.19	0.42
1:AA:236:G:C5	1:AA:237:C:C5	3.07	0.42
1:AA:284:G:H2'	1:AA:285:G:C8	2.53	0.42
1:AA:309:G:H2'	1:AA:310:G:H8	1.84	0.42
1:AA:489:C:C2	1:AA:490:G:C8	3.08	0.42
1:AA:542:G:OP1	6:AD:10:ARG:NH2	2.50	0.42
1:AA:91:C:H2'	1:AA:92:G:C8	2.54	0.42
4:AB:51:LEU:CD2	4:AB:201:ILE:HD12	2.48	0.42
5:AC:59:ARG:O	5:AC:60:ALA:HB2	2.20	0.42
7:AE:57:LYS:HB3	7:AE:57:LYS:HE2	1.81	0.42
9:AG:137:LYS:O	9:AG:141:VAL:HG23	2.18	0.42
9:AG:27:ILE:HD13	9:AG:27:ILE:N	2.34	0.42
13:AK:21:ILE:HD13	13:AK:82:VAL:HG13	2.02	0.42
15:AM:3:ARG:HG2	15:AM:9:ILE:CD1	2.50	0.42
16:AN:43:CYS:HA	16:AN:46:GLU:OE2	2.19	0.42
21:AS:58:VAL:HG23	21:AS:58:VAL:O	2.20	0.42
22:AT:49:ALA:HB2	22:AT:92:LEU:HD22	2.00	0.42
51:B4:42:CYS:HB3	51:B4:59:VAL:O	2.19	0.42
51:B4:60:GLU:H	51:B4:60:GLU:CD	2.22	0.42
25:BA:1042:G:C6	25:BA:1043:C:C4	3.08	0.42
25:BA:1094:U:H1'	25:BA:1097:U:C5	2.54	0.42
25:BA:1174:A:H3'	25:BA:1175:U:C4'	2.48	0.42
25:BA:1284:A:O2'	25:BA:1285:G:H5'	2.20	0.42
25:BA:2247:A:O2'	25:BA:2248:C:H5'	2.20	0.42
25:BA:2361:A:OP1	55:B8:27:THR:OG1	2.37	0.42
25:BA:2646:C:OP2	25:BA:2732:G:O2'	2.33	0.42
25:BA:2867:G:OP2	40:BT:119:LYS:NZ	2.43	0.42
25:BA:655:A:C3'	25:BA:655:A:C8	3.02	0.42
25:BA:919:G:H2'	25:BA:920:G:H8	1.85	0.42
27:BD:136:ILE:HD12	27:BD:136:ILE:H	1.84	0.42
28:BE:122:PHE:HB3	28:BE:123:ALA:H	1.63	0.42
29:BF:183:VAL:O	29:BF:187:VAL:HG23	2.19	0.42
35:BO:79:PHE:CD2	40:BT:72:VAL:HG22	2.54	0.42
40:BT:16:ARG:HD3	40:BT:16:ARG:HA	1.63	0.42
43:BW:88:ARG:NH1	43:BW:94:ASP:OD1	2.51	0.42
44:BX:54:VAL:C	44:BX:55:ASN:HD22	2.22	0.42
46:BZ:28:MET:HE3	46:BZ:37:VAL:HG11	2.01	0.42

*Continued on next page...*

*Continued from previous page...*

Atom-1	Atom-2	Interatomic distance (Å)	Clash overlap (Å)
1:CA:103(A):A:H2'	1:CA:103(B):G:O4'	2.20	0.42
1:CA:1268:A:H2'	1:CA:1269:A:C8	2.55	0.42
1:CA:1379:G:C6	1:CA:1380:U:O4	2.72	0.42
1:CA:284:G:H2'	1:CA:285:G:C8	2.52	0.42
4:CB:11:LEU:CD1	4:CB:217:ARG:HH12	2.32	0.42
9:CG:91:VAL:HG12	9:CG:96:GLN:HG2	2.02	0.42
11:CI:117:HIS:HB2	11:CI:121:ARG:HD2	2.00	0.42
13:CK:65:ALA:HB3	13:CK:97:ALA:CB	2.50	0.42
15:CM:4:ILE:C	15:CM:6:GLY:N	2.71	0.42
16:CN:53:LEU:HD23	16:CN:53:LEU:HA	1.90	0.42
17:CO:29:VAL:O	17:CO:30:ALA:C	2.57	0.42
19:CQ:45:HIS:HD2	19:CQ:47:PRO:HD3	1.82	0.42
20:CR:46:GLU:HA	20:CR:46:GLU:OE2	2.20	0.42
21:CS:31:ILE:CG2	21:CS:49:ILE:HG23	2.38	0.42
24:CX:177:ILE:HD11	24:CX:180:ALA:CB	2.50	0.42
24:CX:328:VAL:HB	24:CX:333:TYR:CE2	2.55	0.42
25:DA:2230:G:H1'	48:D1:45:ASN:CB	2.50	0.42
36:DP:65:ARG:NH2	55:D8:15:LYS:HB3	2.34	0.42
55:D8:16:ILE:HG23	55:D8:16:ILE:O	2.18	0.42
25:DA:1490:A:C5'	25:DA:1490:A:H8	2.32	0.42
25:DA:1602:U:H3'	25:DA:1603:A:C5'	2.50	0.42
25:DA:1693:U:O4	25:DA:1977:A:C5	2.72	0.42
25:DA:2528:U:O2'	25:DA:2529:G:H3'	2.20	0.42
25:DA:270(P):U:C6	25:DA:270(P):U:O5'	2.72	0.42
25:DA:2892:A:N7	25:DA:2893:G:C5	2.87	0.42
25:DA:330:A:O2'	25:DA:331:A:C8	2.71	0.42
25:DA:354:G:C4	25:DA:355:G:C8	3.07	0.42
25:DA:377:C:H2'	25:DA:378:C:H6	1.85	0.42
25:DA:723:G:C5	25:DA:724:U:C5	3.08	0.42
25:DA:966:G:C6	25:DA:967:C:N4	2.87	0.42
26:DB:33:G:C2	26:DB:50:G:C2	3.08	0.42
29:DF:128:ALA:O	29:DF:142:TRP:NE1	2.42	0.42
32:DI:77:LEU:HB2	32:DI:142:VAL:HG12	2.02	0.42
36:DP:75:ILE:HD12	36:DP:75:ILE:H	1.85	0.42
38:DR:48:VAL:O	38:DR:51:LEU:N	2.52	0.42
40:DT:106:SER:O	40:DT:107:ASP:HB3	2.19	0.42
40:DT:96:ARG:CZ	40:DT:96:ARG:HB2	2.50	0.42
41:DU:8:VAL:HG11	41:DU:12:ARG:NE	2.35	0.42
25:DA:560:C:H4'	41:DU:52:ARG:NH2	2.34	0.42
41:DU:75:ASN:N	41:DU:75:ASN:ND2	2.57	0.42
42:DV:4:ILE:HD13	42:DV:13:ARG:HB3	2.01	0.42

*Continued on next page...*

*Continued from previous page...*

Atom-1	Atom-2	Interatomic distance (Å)	Clash overlap (Å)
1:AA:294:U:N3	1:AA:295:C:C5	2.88	0.42
1:AA:622:A:C8	1:AA:623:C:C6	3.07	0.42
1:AA:738:C:H2'	1:AA:739:C:C6	2.50	0.42
1:AA:803:G:H2'	1:AA:804:U:O4'	2.20	0.42
1:AA:807:A:H2'	1:AA:808:C:C6	2.55	0.42
4:AB:165:VAL:HG23	4:AB:166:ASP:H	1.84	0.42
5:AC:112:SER:O	5:AC:115:LEU:HB2	2.20	0.42
6:AD:120:LEU:HB3	6:AD:126:ILE:HD11	2.02	0.42
6:AD:121:VAL:HA	6:AD:126:ILE:HG12	2.01	0.42
7:AE:125:SER:OG	7:AE:126:ARG:N	2.53	0.42
9:AG:65:ALA:CB	9:AG:124:LEU:HD23	2.47	0.42
11:AI:14:VAL:O	11:AI:65:VAL:HA	2.20	0.42
12:AJ:26:ALA:HB1	12:AJ:84:GLN:HG2	2.02	0.42
12:AJ:49:VAL:HG22	12:AJ:50:ILE:N	2.35	0.42
12:AJ:62:HIS:O	12:AJ:62:HIS:CD2	2.71	0.42
12:AJ:90:LEU:N	12:AJ:91:PRO:HD3	2.34	0.42
13:AK:80:VAL:CG1	13:AK:103:LEU:HD12	2.49	0.42
14:AL:96:ARG:C	14:AL:97:TYR:CD1	2.92	0.42
15:AM:47:ASP:O	15:AM:48:LEU:HB3	2.19	0.42
23:AU:12:LYS:O	23:AU:16:GLY:N	2.52	0.42
24:AX:136:GLY:C	25:BA:1913:A:H2	2.23	0.42
24:AX:302:LYS:O	24:AX:306:GLU:N	2.48	0.42
24:AX:334:VAL:HG11	24:AX:349:VAL:HG21	2.01	0.42
24:AX:49:PRO:HD3	33:BK:29:GLN:HB2	2.02	0.42
2:AY:43:A:H2'	2:AY:44:A:C8	2.54	0.42
49:B2:47:ASN:ND2	49:B2:47:ASN:N	2.68	0.42
50:B3:34:GLU:O	50:B3:35:ARG:HB2	2.18	0.42
52:B5:47:PRO:O	52:B5:48:GLU:CB	2.68	0.42
25:BA:1023:U:C2'	25:BA:1024:G:H5'	2.48	0.42
25:BA:1238:G:O2'	25:BA:1239:G:H5'	2.19	0.42
25:BA:1609:A:C6	25:BA:1616:A:C5	3.08	0.42
25:BA:1731:G:O2'	25:BA:1732:A:O5'	2.36	0.42
25:BA:2093:G:H2'	25:BA:2094:G:H8	1.84	0.42
25:BA:2500:U:C6	25:BA:2500:U:C3'	3.02	0.42
25:BA:1782:C:H2'	25:BA:2608:G:O2'	2.20	0.42
25:BA:2840:C:O2'	25:BA:2841:C:H5'	2.20	0.42
25:BA:2892:A:N7	25:BA:2893:G:C5	2.88	0.42
25:BA:302:C:H2'	25:BA:303:U:C6	2.43	0.42
25:BA:342:G:C2	25:BA:343:C:C5	3.08	0.42
25:BA:416:C:H2'	25:BA:417:C:O4'	2.19	0.42
25:BA:27:G:H22	25:BA:512:G:H2'	1.85	0.42

*Continued on next page...*

*Continued from previous page...*

Atom-1	Atom-2	Interatomic distance (Å)	Clash overlap (Å)
25:BA:529:A:H4'	25:BA:530:G:O5'	2.18	0.42
25:BA:531:C:O2	25:BA:563:G:H1'	2.20	0.42
25:BA:785:G:C6	25:BA:786:C:C4	3.06	0.42
27:BD:166:GLN:HA	27:BD:166:GLN:NE2	2.33	0.42
29:BF:9:ILE:O	29:BF:9:ILE:HG12	2.19	0.42
30:BG:134:GLY:C	30:BG:135:LEU:HD12	2.39	0.42
31:BH:108:GLY:HA3	31:BH:152:ARG:HH21	1.84	0.42
32:BI:120:ILE:HG21	32:BI:126:TYR:CE1	2.54	0.42
36:BP:115:LEU:C	36:BP:115:LEU:HD12	2.39	0.42
36:BP:16:ARG:O	36:BP:17:LYS:C	2.58	0.42
36:BP:85:LEU:C	36:BP:85:LEU:HD12	2.40	0.42
37:BQ:75:THR:HG22	37:BQ:88:GLY:HA3	2.02	0.42
38:BR:10:LEU:HB2	38:BR:17:ARG:CD	2.42	0.42
40:BT:117:ASP:O	40:BT:119:LYS:N	2.52	0.42
40:BT:130:ALA:O	40:BT:133:GLU:HB2	2.20	0.42
44:BX:63:LYS:HD2	44:BX:72:LYS:CA	2.50	0.42
45:BY:60:PHE:O	45:BY:61:ILE:C	2.58	0.42
45:BY:85:VAL:O	45:BY:85:VAL:HG23	2.20	0.42
1:CA:1148:U:C5	1:CA:1149:C:C4	3.08	0.42
1:CA:1346:A:H5'	11:CI:120:ARG:NH1	2.23	0.42
1:CA:1453:G:N2	1:CA:1454:G:C4	2.88	0.42
1:CA:293:G:C6	1:CA:294:U:C4	3.07	0.42
1:CA:592:G:H2'	1:CA:593:G:C8	2.55	0.42
1:CA:678:U:H4'	1:CA:778:G:OP1	2.20	0.42
1:CA:818:G:C3'	1:CA:819:A:C5'	2.97	0.42
1:CA:875:C:O2'	10:CH:14:ARG:NH1	2.49	0.42
4:CB:152:PHE:CE2	4:CB:155:LEU:HD23	2.54	0.42
6:CD:166:LYS:H	6:CD:166:LYS:HG3	1.64	0.42
6:CD:70:ILE:HA	6:CD:70:ILE:HD12	1.84	0.42
11:CI:35:GLU:C	11:CI:37:PHE:H	2.23	0.42
12:CJ:34:VAL:CG2	12:CJ:74:ILE:HG22	2.49	0.42
14:CL:41:THR:OG1	14:CL:51:LEU:HB2	2.20	0.42
16:CN:25:VAL:HG23	16:CN:38:GLY:O	2.18	0.42
18:CP:19:ILE:HG22	18:CP:36:ILE:CG1	2.50	0.42
18:CP:28:ARG:HG2	18:CP:29:ASP:OD1	2.20	0.42
22:CT:63:ILE:HD13	22:CT:80:ARG:HB2	2.01	0.42
23:CU:12:LYS:O	23:CU:16:GLY:N	2.53	0.42
24:CX:318:ILE:HG22	24:CX:319:GLU:N	2.34	0.42
2:CY:14:A:C6	2:CY:22:G:C5	3.08	0.42
47:D0:56:ASP:CG	47:D0:58:THR:HG1	2.21	0.42
54:D7:8:ASN:ND2	54:D7:10:ARG:H	2.18	0.42

*Continued on next page...*

*Continued from previous page...*

Atom-1	Atom-2	Interatomic distance (Å)	Clash overlap (Å)
25:DA:1543:A:C5	25:DA:1545:A:O4'	2.73	0.42
25:DA:1545:A:C6	25:DA:1546:A:C2	3.07	0.42
25:DA:1727:U:H2'	25:DA:1728:G:O4'	2.19	0.42
25:DA:2081:C:C5	25:DA:2237:G:N2	2.88	0.42
25:DA:2092:U:H4'	25:DA:2093:G:O5'	2.20	0.42
25:DA:2516:G:C6	25:DA:2517:C:C4	3.08	0.42
25:DA:2789:C:O4'	25:DA:2892:A:H2	2.03	0.42
25:DA:2849:U:HO2'	25:DA:2866:U:H5	1.63	0.42
25:DA:320:A:H4'	25:DA:322:A:N7	2.34	0.42
25:DA:719:C:H6	25:DA:719:C:O5'	2.02	0.42
25:DA:859:G:O5'	25:DA:859:G:H2'	2.20	0.42
28:DE:14:ILE:HB	40:DT:14:TYR:CE2	2.54	0.42
30:DG:86:MET:N	30:DG:87:PRO:CD	2.82	0.42
31:DH:126:PRO:HG2	31:DH:130:ARG:CB	2.49	0.42
44:DX:26:TYR:CE1	44:DX:89:ILE:HG12	2.55	0.42
45:DY:49:VAL:HB	45:DY:50:ARG:H	1.73	0.42
46:DZ:94:GLU:O	46:DZ:130:PRO:HD3	2.19	0.42
46:DZ:78:LYS:O	46:DZ:79:ARG:CB	2.67	0.42
1:AA:1216:G:O2'	1:AA:1217:C:H5'	2.20	0.42
1:AA:1270:C:O2'	1:AA:1314:C:H5'	2.20	0.42
1:AA:1460:A:H2'	1:AA:1461:G:O4'	2.18	0.42
1:AA:455:C:H6	1:AA:455:C:O5'	2.02	0.42
1:AA:604:G:C5	1:AA:605:U:C5	3.07	0.42
1:AA:945:G:C2	1:AA:946:A:C8	3.08	0.42
5:AC:109:PRO:C	5:AC:111:LEU:H	2.23	0.42
5:AC:130:VAL:HG11	5:AC:157:ILE:HG23	2.00	0.42
9:AG:70:LYS:CG	9:AG:96:GLN:HB3	2.49	0.42
11:AI:103:THR:HG22	11:AI:105:ASP:H	1.85	0.42
12:AJ:96:ILE:O	12:AJ:96:ILE:HG12	2.18	0.42
14:AL:89:VAL:HG12	14:AL:91:ASP:H	1.84	0.42
15:AM:11:ARG:HB3	15:AM:12:ASN:ND2	2.26	0.42
24:AX:218:PHE:CD2	24:AX:320:TRP:HA	2.54	0.42
24:AX:224:ILE:CD1	24:AX:308:LEU:HD21	2.50	0.42
24:AX:266:HIS:CE1	24:AX:268:PRO:HB2	2.55	0.42
2:AY:14:A:C6	2:AY:22:G:C5	3.07	0.42
25:BA:1070:A:C2	25:BA:1097:U:O2'	2.70	0.42
25:BA:1221:C:H6	25:BA:1221:C:H5'	1.85	0.42
25:BA:1373:A:H2'	25:BA:1374:G:O4'	2.20	0.42
25:BA:1536:A:H8	25:BA:1536:A:O5'	2.03	0.42
25:BA:2645:G:H4'	25:BA:2646:C:OP2	2.20	0.42
25:BA:2647:U:H2'	25:BA:2648:C:C6	2.55	0.42

*Continued on next page...*

*Continued from previous page...*

Atom-1	Atom-2	Interatomic distance (Å)	Clash overlap (Å)
25:BA:2688:U:H1'	25:BA:2721:A:H61	1.83	0.42
25:BA:492:A:C2'	25:BA:493:G:H5'	2.50	0.42
25:BA:531:C:N3	25:BA:563:G:C8	2.88	0.42
25:BA:632:A:C2	25:BA:2403:C:H1'	2.54	0.42
25:BA:64:A:O2'	44:BX:71:GLY:HA3	2.19	0.42
25:BA:727:A:C6	25:BA:728:G:C6	3.07	0.42
25:BA:72:U:C4	25:BA:112:U:H4'	2.55	0.42
25:BA:860:U:O2'	25:BA:861:A:H5'	2.20	0.42
25:BA:920:G:H2'	25:BA:921:G:H8	1.84	0.42
25:BA:939:G:C4	25:BA:940:G:C8	3.08	0.42
27:BD:70:TRP:O	27:BD:73:VAL:HG22	2.20	0.42
29:BF:107:LYS:HB3	29:BF:206:ILE:HG21	2.02	0.42
26:BB:41:U:N3	30:BG:70:VAL:HG23	2.34	0.42
31:BH:13:LYS:HE2	31:BH:14:GLY:N	2.25	0.42
32:BI:15:VAL:HG12	32:BI:16:GLY:N	2.35	0.42
32:BI:75:LEU:HD12	32:BI:76:THR:H	1.85	0.42
37:BQ:22:LYS:NZ	37:BQ:22:LYS:CA	2.75	0.42
37:BQ:23:GLY:CA	37:BQ:98:LYS:HD3	2.50	0.42
40:BT:27:THR:C	40:BT:28:VAL:HG12	2.39	0.42
40:BT:88:ILE:HG21	40:BT:91:ARG:HH21	1.85	0.42
43:BW:58:ALA:O	43:BW:64:MET:HG3	2.19	0.42
46:BZ:69:THR:HG22	46:BZ:90:VAL:HG22	2.01	0.42
1:CA:1003:G:H8	1:CA:1003:G:O5'	2.03	0.42
1:CA:1186:G:N2	1:CA:1187:G:H1'	2.35	0.42
1:CA:1300:G:O2'	1:CA:1303:C:N4	2.53	0.42
1:CA:976:G:H8	1:CA:1358:U:O2'	2.02	0.42
1:CA:136(A):C:H2'	1:CA:136(B):C:H5''	2.02	0.42
1:CA:1346:A:N1	1:CA:1374:A:H5''	2.35	0.42
1:CA:186(G):C:H2'	1:CA:187:C:O4'	2.19	0.42
1:CA:266:G:C8	1:CA:266:G:C3'	3.03	0.42
1:CA:316:G:C2	1:CA:317:G:N7	2.88	0.42
1:CA:360:A:H2'	1:CA:361:G:C8	2.54	0.42
1:CA:406:G:C4	1:CA:495:A:C5	3.08	0.42
1:CA:674:G:N2	1:CA:717:C:O2	2.52	0.42
6:CD:50:ARG:NH1	6:CD:50:ARG:HA	2.34	0.42
8:CF:75:LEU:O	8:CF:79:LEU:HG	2.19	0.42
11:CI:11:LYS:O	11:CI:12:GLU:HB2	2.19	0.42
1:CA:1061:G:OP1	12:CJ:59:SER:HB2	2.19	0.42
1:CA:976:G:P	16:CN:32:SER:H	2.42	0.42
53:D6:11:LEU:HB2	53:D6:26:ASN:H	1.85	0.42
55:D8:57:ARG:CZ	55:D8:57:ARG:HB2	2.45	0.42

*Continued on next page...*

*Continued from previous page...*

Atom-1	Atom-2	Interatomic distance (Å)	Clash overlap (Å)
25:DA:1091:G:C2	25:DA:1092:C:C2	3.07	0.42
25:DA:1099:G:C4	25:DA:1100:C:C5	3.08	0.42
25:DA:1789:A:H2'	25:DA:1790:C:C6	2.55	0.42
25:DA:203:C:H2'	25:DA:204:A:OP1	2.20	0.42
25:DA:2167:U:H2'	25:DA:2168:G:N7	2.35	0.42
25:DA:2121:G:H1	25:DA:2177:C:H42	1.68	0.42
25:DA:2307:G:C6	25:DA:2308:G:N1	2.87	0.42
25:DA:245:G:C4	25:DA:246:C:C5	3.08	0.42
25:DA:2846:G:OP2	40:DT:54:ARG:HB2	2.20	0.42
25:DA:312:G:H2'	25:DA:312:G:N3	2.34	0.42
25:DA:384:U:O2'	25:DA:385:C:H5'	2.18	0.42
25:DA:693:C:H2'	25:DA:694:U:C6	2.55	0.42
25:DA:903:C:H2'	25:DA:904:C:H6	1.83	0.42
29:DF:11:VAL:HG12	29:DF:12:LEU:N	2.35	0.42
30:DG:66:GLN:HG2	30:DG:67:LYS:H	1.84	0.42
31:DH:93:GLY:O	31:DH:94:TYR:C	2.58	0.42
34:DN:53:ILE:HG23	34:DN:75:VAL:HG11	2.02	0.42
34:DN:56:LEU:N	34:DN:56:LEU:CD1	2.82	0.42
35:DO:19:ILE:HG12	35:DO:19:ILE:O	2.20	0.42
35:DO:66:LYS:HD3	35:DO:80:ASP:O	2.20	0.42
37:DQ:43:THR:OG1	37:DQ:46:GLN:HG3	2.20	0.42
39:DS:30:ARG:HG3	39:DS:92:TYR:CE2	2.55	0.42
41:DU:72:HIS:CB	41:DU:110:VAL:HG11	2.50	0.42
45:DY:6:HIS:HB3	45:DY:35:TYR:CE2	2.54	0.42
46:DZ:176:PRO:HA	46:DZ:177:PRO:HD3	1.72	0.42
1:AA:1042:G:C2	1:AA:1043:C:C2	3.08	0.42
1:AA:370:C:N3	1:AA:392:G:C2	2.88	0.42
1:AA:848:C:H3'	1:AA:848:C:C6	2.55	0.42
1:AA:82:U:C2'	1:AA:85:U:H5	2.32	0.42
1:AA:927:G:H2'	1:AA:928:G:O4'	2.19	0.42
4:AB:71:VAL:HG22	4:AB:163:PHE:O	2.19	0.42
4:AB:75:LYS:C	4:AB:77:ALA:H	2.22	0.42
5:AC:66:VAL:HB	5:AC:101:LEU:HD23	2.01	0.42
6:AD:30:LYS:HB2	6:AD:35:ARG:HD2	2.02	0.42
7:AE:89:ILE:CD1	7:AE:135:THR:HG23	2.49	0.42
7:AE:50:GLU:HB3	7:AE:53:LEU:HD12	2.02	0.42
8:AF:36:ARG:HH21	8:AF:66:GLU:CD	2.23	0.42
1:AA:933:G:OP2	9:AG:3:ARG:HB3	2.20	0.42
11:AI:15:ALA:HA	11:AI:65:VAL:HA	2.02	0.42
13:AK:25:TYR:CD1	13:AK:25:TYR:N	2.88	0.42
14:AL:77:GLN:C	14:AL:79:HIS:H	2.23	0.42

*Continued on next page...*

*Continued from previous page...*

Atom-1	Atom-2	Interatomic distance (Å)	Clash overlap (Å)
16:AN:13:THR:HG22	16:AN:13:THR:O	2.19	0.42
16:AN:27:CYS:SG	16:AN:29:ARG:CB	3.02	0.42
24:AX:236:LYS:HA	24:AX:237:PRO:HD3	1.93	0.42
24:AX:259:ASP:O	24:AX:259:ASP:OD1	2.38	0.42
24:AX:348:ASN:HA	24:AX:348:ASN:HD22	1.60	0.42
24:AX:375:VAL:HG22	24:AX:375:VAL:O	2.20	0.42
26:BB:83:G:H5'	50:B3:52:HIS:NE2	2.35	0.42
25:BA:1252:G:N3	25:BA:1253:A:C2	2.88	0.42
25:BA:1479:G:N3	25:BA:1479:G:H2'	2.34	0.42
25:BA:1605:C:H2'	25:BA:1606:G:O4'	2.20	0.42
25:BA:1657:C:O2'	25:BA:1658:C:H5'	2.19	0.42
25:BA:1878:G:H2'	25:BA:1879:C:H6	1.83	0.42
25:BA:1885:A:H2'	25:BA:1886:C:O4'	2.20	0.42
25:BA:2108:C:O2	25:BA:2182:G:C2	2.72	0.42
25:BA:2197:U:HO2'	25:BA:2198:A:H2'	1.81	0.42
25:BA:2370:G:H2'	25:BA:2371:G:O4'	2.20	0.42
25:BA:2518:A:C8	25:BA:2518:A:C5'	2.91	0.42
25:BA:2842:G:C6	25:BA:2876:G:C6	3.07	0.42
25:BA:352:G:O2'	25:BA:353:G:O5'	2.35	0.42
25:BA:391:G:C6	25:BA:392:C:C4	3.08	0.42
25:BA:809:G:O2'	25:BA:810:U:H5'	2.20	0.42
25:BA:947:G:H2'	25:BA:948:G:C8	2.55	0.42
27:BD:11:PRO:O	27:BD:12:SER:C	2.59	0.42
29:BF:77:ASP:O	29:BF:79:GLY:N	2.53	0.42
30:BG:5:LEU:CD1	30:BG:101:ILE:HG22	2.50	0.42
30:BG:5:LEU:HA	30:BG:5:LEU:HD23	1.79	0.42
36:BP:13:ASN:ND2	36:BP:13:ASN:O	2.53	0.42
38:BR:84:ALA:HB3	38:BR:85:PRO:HD3	2.01	0.42
43:BW:35:ILE:O	43:BW:36:LEU:C	2.58	0.42
46:BZ:23:LYS:HB3	46:BZ:38:TYR:HD1	1.85	0.42
46:BZ:59:LEU:HD23	46:BZ:59:LEU:HA	1.78	0.42
1:CA:1051:C:H2'	1:CA:1052:U:H6	1.81	0.42
1:CA:1108:G:N3	1:CA:1108:G:H2'	2.35	0.42
1:CA:1153:C:H2'	1:CA:1154:G:H8	1.83	0.42
1:CA:309:G:H2'	1:CA:310:G:H8	1.83	0.42
1:CA:464:G:N2	1:CA:467:G:C8	2.88	0.42
1:CA:643:C:O5'	1:CA:643:C:H6	2.03	0.42
1:CA:73:G:C2	1:CA:99:C:O2	2.72	0.42
1:CA:858:G:O6	1:CA:869:G:C8	2.72	0.42
5:CC:59:ARG:NH2	5:CC:97:LYS:HE2	2.35	0.42
6:CD:15:GLU:HG2	6:CD:63:LYS:HG3	2.02	0.42

*Continued on next page...*

*Continued from previous page...*

Atom-1	Atom-2	Interatomic distance (Å)	Clash overlap (Å)
7:CE:10:MET:HG3	7:CE:13:ILE:CD1	2.49	0.42
7:CE:84:PHE:CD2	7:CE:84:PHE:C	2.93	0.42
1:CA:1379:G:O6	9:CG:2:ALA:HB3	2.19	0.42
10:CH:134:ILE:HG22	10:CH:135:CYS:SG	2.60	0.42
10:CH:104:ARG:HD3	10:CH:138:TRP:CE3	2.55	0.42
10:CH:51:VAL:HB	10:CH:52:ASP:H	1.66	0.42
11:CI:103:THR:HG22	11:CI:105:ASP:H	1.84	0.42
13:CK:34:ASP:OD2	13:CK:34:ASP:C	2.57	0.42
17:CO:31:LEU:HA	17:CO:31:LEU:HD12	1.73	0.42
18:CP:40:ASP:HB3	18:CP:48:TRP:HA	2.01	0.42
19:CQ:29:HIS:ND1	19:CQ:31:LEU:N	2.61	0.42
49:D2:46:GLN:HB2	49:D2:49:LYS:HE2	2.02	0.42
54:D7:37:LYS:O	54:D7:37:LYS:HG2	2.20	0.42
55:D8:2:PRO:O	55:D8:3:LYS:CB	2.66	0.42
25:DA:1090:U:H2'	25:DA:1091:G:H8	1.82	0.42
25:DA:1542:G:C8	25:DA:1543:A:N1	2.88	0.42
25:DA:1542:G:H1'	25:DA:1543:A:C6	2.55	0.42
25:DA:1733:G:C5	25:DA:1734:C:C5	3.08	0.42
25:DA:2076:U:C5	25:DA:2596:U:O2	2.72	0.42
25:DA:270(S):G:C2'	25:DA:270(T):G:H5'	2.49	0.42
25:DA:33:U:O2'	25:DA:446:G:N2	2.50	0.42
25:DA:354:G:C6	25:DA:355:G:C5	3.07	0.42
25:DA:464:U:H2'	25:DA:465:G:O4'	2.20	0.42
25:DA:577:G:C6	25:DA:578:A:N6	2.87	0.42
25:DA:708:C:N4	25:DA:723:G:H1	2.16	0.42
25:DA:886:C:H2'	25:DA:887:A:H1'	2.02	0.42
25:DA:917:A:N6	25:DA:918:A:C2	2.88	0.42
27:DD:242:ARG:N	27:DD:242:ARG:HD2	2.34	0.42
27:DD:244:ARG:HA	27:DD:245:PRO:HA	1.75	0.42
27:DD:32:SER:C	27:DD:33:LEU:O	2.58	0.42
30:DG:74:LYS:HA	30:DG:74:LYS:HD2	1.82	0.42
31:DH:51:ARG:CG	31:DH:52:VAL:N	2.77	0.42
33:DK:80:LYS:HE2	33:DK:81:ALA:N	2.34	0.42
25:DA:537:C:H4'	34:DN:28:VAL:HG21	2.01	0.42
34:DN:58:ARG:HB3	34:DN:65:TRP:HZ3	1.84	0.42
35:DO:120:GLU:OE2	35:DO:122:LEU:HD21	2.20	0.42
36:DP:114:ILE:H	36:DP:114:ILE:CD1	2.29	0.42
36:DP:32:THR:O	36:DP:33:ARG:HB3	2.20	0.42
25:DA:941:A:O3'	36:DP:35:HIS:CG	2.73	0.42
37:DQ:37:LEU:HB2	37:DQ:128:LYS:O	2.20	0.42
37:DQ:24:GLY:O	37:DQ:25:ASP:CG	2.58	0.42

*Continued on next page...*

*Continued from previous page...*

Atom-1	Atom-2	Interatomic distance (Å)	Clash overlap (Å)
38:DR:93:GLY:C	38:DR:95:THR:H	2.23	0.42
44:DX:15:GLU:OE1	44:DX:15:GLU:N	2.52	0.42
1:AA:1009:G:H2'	1:AA:1010:G:C8	2.55	0.42
1:AA:1139:G:H4'	1:AA:1140:C:OP1	2.19	0.42
1:AA:1316:G:H2'	1:AA:1317:C:H5''	2.02	0.42
1:AA:136(A):C:H2'	1:AA:136(B):C:H5''	2.02	0.42
1:AA:1504:G:H3'	1:AA:1504:G:P	2.60	0.42
1:AA:152:A:C8	1:AA:153:C:C5	3.07	0.42
1:AA:39:G:O6	1:AA:547:A:H2'	2.20	0.42
1:AA:416:G:C6	1:AA:417:C:N3	2.87	0.42
1:AA:513:C:H2'	1:AA:514:C:C6	2.55	0.42
1:AA:592:G:H2'	1:AA:593:G:H8	1.85	0.42
1:AA:781:A:H5'	1:AA:782:A:OP2	2.20	0.42
1:AA:858:G:O6	1:AA:869:G:C8	2.73	0.42
1:AA:86:U:H6	1:AA:86:U:O5'	2.02	0.42
1:AA:901:A:C5	1:AA:902:G:H1'	2.55	0.42
1:AA:975:A:H4'	1:AA:976:G:O5'	2.19	0.42
4:AB:72:GLY:HA2	4:AB:165:VAL:CG2	2.50	0.42
5:AC:110:ASN:O	5:AC:141:VAL:HG22	2.20	0.42
5:AC:8:ILE:HG23	5:AC:16:ARG:HG2	2.02	0.42
5:AC:205:GLY:O	5:AC:206:GLU:HB2	2.19	0.42
7:AE:139:LEU:C	7:AE:141:GLN:H	2.23	0.42
9:AG:70:LYS:HA	9:AG:71:PRO:HD2	1.85	0.42
10:AH:60:ARG:HG3	10:AH:60:ARG:HH11	1.84	0.42
12:AJ:28:ARG:HG3	12:AJ:34:VAL:HB	2.02	0.42
15:AM:94:ARG:NH2	21:AS:80:TYR:CE2	2.87	0.42
24:AX:133:ILE:HD12	24:AX:150:LEU:HA	2.02	0.42
24:AX:312:ARG:HB3	24:AX:316:ARG:HG3	2.01	0.42
2:AY:19:G:C2	2:AY:57:A:N3	2.88	0.42
52:B5:49:CYS:HB2	52:B5:50:GLY:H	1.70	0.42
25:BA:1100:C:C4	25:BA:1101:U:C5	3.08	0.42
25:BA:1152:C:H2'	25:BA:1153:C:C6	2.53	0.42
25:BA:1248:G:C4	41:BU:3:ARG:HG3	2.55	0.42
25:BA:1291:C:O2'	25:BA:1292:U:H5'	2.20	0.42
25:BA:1936:A:C5'	25:BA:1936:A:N3	2.82	0.42
25:BA:2129:C:H2'	25:BA:2130:U:O4'	2.20	0.42
25:BA:2186:G:O2'	25:BA:2187:G:H5'	2.20	0.42
25:BA:2335:A:O2'	25:BA:2336:A:H5''	2.19	0.42
25:BA:2852:G:H2'	25:BA:2853:C:H6	1.83	0.42
25:BA:2888:C:H2'	25:BA:2889:C:C6	2.54	0.42
25:BA:33:U:O2'	25:BA:446:G:N2	2.52	0.42

*Continued on next page...*

*Continued from previous page...*

Atom-1	Atom-2	Interatomic distance (Å)	Clash overlap (Å)
25:BA:693:C:H2'	25:BA:694:U:C6	2.55	0.42
25:BA:783:A:C8	25:BA:784:A:H4'	2.55	0.42
26:BB:44:G:OP1	30:BG:96:ARG:NH2	2.53	0.42
26:BB:66:A:H61	26:BB:107:U:C2'	2.24	0.42
28:BE:181:LEU:HD22	28:BE:181:LEU:N	2.34	0.42
28:BE:92:THR:C	28:BE:94:GLU:N	2.72	0.42
29:BF:78:ILE:CD1	29:BF:78:ILE:H	2.28	0.42
25:BA:1036:G:OP1	31:BH:59:ARG:HB2	2.20	0.42
32:BI:110:ASP:HA	32:BI:111:PRO:HD2	1.89	0.42
36:BP:15:ARG:HA	36:BP:15:ARG:NE	2.35	0.42
37:BQ:67:ARG:HD3	37:BQ:102:VAL:HB	2.01	0.42
37:BQ:33:GLY:HA2	37:BQ:104:PHE:O	2.20	0.42
37:BQ:51:ARG:HG3	37:BQ:51:ARG:HH11	1.85	0.42
37:BQ:59:ARG:HG3	37:BQ:60:ARG:NH1	2.35	0.42
37:BQ:73:PRO:HA	37:BQ:93:TYR:CD2	2.55	0.42
38:BR:44:LEU:HD13	38:BR:44:LEU:C	2.40	0.42
44:BX:41:ASN:O	44:BX:45:THR:HG23	2.20	0.42
46:BZ:72:ARG:HD3	46:BZ:72:ARG:HA	1.79	0.42
46:BZ:78:LYS:O	46:BZ:79:ARG:CB	2.68	0.42
1:CA:1244:C:H2'	1:CA:1245:A:H8	1.85	0.42
1:CA:1304:G:C6	1:CA:1305:G:N1	2.88	0.42
1:CA:1325:C:H2'	1:CA:1326:C:C6	2.54	0.42
1:CA:1429:C:H2'	1:CA:1430:C:C6	2.54	0.42
1:CA:1468:A:H2'	1:CA:1469:G:O4'	2.20	0.42
1:CA:156:G:C2	1:CA:166:G:C2	3.08	0.42
1:CA:506:G:C5	1:CA:507:C:C4	3.08	0.42
1:CA:677:U:C4	1:CA:678:U:C4	3.08	0.42
1:CA:735:C:H2'	1:CA:736:C:C6	2.53	0.42
1:CA:955:U:H2'	1:CA:956:U:H6	1.85	0.42
1:CA:977:A:C8	1:CA:1223:C:N3	2.88	0.42
4:CB:7:VAL:C	4:CB:9:GLU:N	2.72	0.42
5:CC:59:ARG:O	5:CC:60:ALA:HB2	2.20	0.42
9:CG:155:ARG:HB2	9:CG:155:ARG:CZ	2.49	0.42
1:CA:1375:A:H4'	9:CG:29:LYS:NZ	2.35	0.42
10:CH:114:THR:HG23	10:CH:116:LYS:N	2.29	0.42
15:CM:11:ARG:HB3	15:CM:12:ASN:ND2	2.27	0.42
1:CA:390:C:H4'	18:CP:28:ARG:HH21	1.85	0.42
21:CS:28:LYS:HB2	21:CS:29:ARG:H	1.52	0.42
53:D6:36:LEU:HD13	53:D6:50:ARG:HH22	1.85	0.42
25:DA:72:U:O4	25:DA:112:U:H4'	2.19	0.42
25:DA:973:A:O4'	25:DA:1188:U:C6	2.73	0.42

*Continued on next page...*

*Continued from previous page...*

Atom-1	Atom-2	Interatomic distance (Å)	Clash overlap (Å)
25:DA:1558:A:H1'	25:DA:1559:G:O5'	2.20	0.42
25:DA:1775:U:H2'	25:DA:1776:G:O5'	2.19	0.42
1:CA:1493:A:C8	25:DA:1913:A:N6	2.88	0.42
25:DA:2239:G:H5'	27:DD:251:GLY:HA3	2.02	0.42
25:DA:2334:G:C2	39:DS:12:PHE:HE1	2.38	0.42
25:DA:2564:A:N3	25:DA:2647:U:H4'	2.35	0.42
25:DA:2731:G:C6	25:DA:2732:G:C6	3.08	0.42
25:DA:276:A:H2'	25:DA:277:C:N3	2.35	0.42
25:DA:2850:A:C2	25:DA:2851:A:C4	3.08	0.42
25:DA:2835:A:C5	25:DA:2879:C:C5	3.08	0.42
25:DA:310:A:H2'	25:DA:312:G:N7	2.33	0.42
25:DA:344:G:O2'	25:DA:345:A:H5'	2.20	0.42
26:DB:12:C:O2'	47:D0:74:ARG:HG2	2.20	0.42
27:DD:129:ASN:O	27:DD:192:THR:HA	2.20	0.42
27:DD:238:GLY:O	27:DD:240:ALA:HB2	2.20	0.42
28:DE:32:PRO:HB2	28:DE:72:VAL:HG11	2.01	0.42
29:DF:199:TRP:O	29:DF:202:PHE:HB3	2.20	0.42
30:DG:154:GLY:O	30:DG:155:MET:CB	2.68	0.42
31:DH:106:THR:HG22	31:DH:112:PRO:HB3	2.01	0.42
31:DH:50:VAL:O	31:DH:51:ARG:CB	2.64	0.42
31:DH:77:LYS:HB3	31:DH:83:TYR:OH	2.20	0.42
32:DI:78:THR:C	32:DI:79:ILE:HD13	2.41	0.42
35:DO:4:PRO:O	35:DO:5:GLN:CB	2.67	0.42
36:DP:41:ARG:NE	36:DP:41:ARG:CA	2.82	0.42
40:DT:112:ARG:H	40:DT:112:ARG:HG3	1.72	0.42
41:DU:83:LEU:HB3	41:DU:88:ILE:CG1	2.48	0.42
41:DU:92:ARG:NH2	42:DV:11:GLN:H	2.18	0.42
45:DY:27:VAL:CG2	45:DY:27:VAL:O	2.67	0.42
45:DY:85:VAL:HG23	45:DY:85:VAL:O	2.20	0.42
1:AA:1004:A:H2'	1:AA:1036:G:H22	1.84	0.41
1:AA:1130:A:C2	1:AA:1146:A:C4	3.08	0.41
1:AA:1288:A:H1'	1:AA:1352:C:O2'	2.20	0.41
1:AA:1360:A:H2'	1:AA:1361:G:C8	2.55	0.41
1:AA:1401:G:C2	1:AA:1402:C:H1'	2.54	0.41
1:AA:35:G:C6	1:AA:36:C:N4	2.88	0.41
1:AA:618:C:H3'	1:AA:619:U:H5''	2.02	0.41
5:AC:105:GLU:CG	5:AC:106:VAL:N	2.82	0.41
1:AA:1057:G:H5''	5:AC:154:SER:O	2.19	0.41
7:AE:92:LYS:HB2	7:AE:119:LEU:HB2	2.02	0.41
12:AJ:40:LEU:HB2	12:AJ:69:ASN:HB2	2.01	0.41
12:AJ:5:ARG:HD3	12:AJ:7:LYS:HE2	2.01	0.41

*Continued on next page...*

*Continued from previous page...*

Atom-1	Atom-2	Interatomic distance (Å)	Clash overlap (Å)
1:AA:740:U:O3'	17:AO:39:LEU:HD23	2.19	0.41
18:AP:19:ILE:HG22	18:AP:36:ILE:CG1	2.50	0.41
19:AQ:85:VAL:HG12	19:AQ:89:LEU:HD12	2.01	0.41
49:B2:2:LYS:O	49:B2:5:GLU:OE1	2.38	0.41
49:B2:55:ARG:O	49:B2:59:ARG:HG2	2.20	0.41
25:BA:1276:A:H1'	38:BR:16:HIS:CE1	2.46	0.41
25:BA:1347:G:C5	25:BA:1348:G:N7	2.88	0.41
25:BA:1542:G:H1'	25:BA:1543:A:C6	2.55	0.41
25:BA:1352:U:O2	25:BA:1570:A:H2	2.02	0.41
25:BA:2057:A:H2'	25:BA:2058:A:O4'	2.20	0.41
25:BA:2171:A:C2	25:BA:2172:U:N3	2.88	0.41
25:BA:2234:G:H2'	25:BA:2235:G:O4'	2.20	0.41
25:BA:2280:G:C5	25:BA:2281:C:C5	3.08	0.41
25:BA:2464:C:H2'	25:BA:2465:C:O4'	2.20	0.41
25:BA:2564:A:N3	25:BA:2647:U:H4'	2.35	0.41
25:BA:276:A:H2'	25:BA:277:C:C2	2.55	0.41
25:BA:705:A:C2	25:BA:706:A:C4	3.08	0.41
25:BA:864:G:H2'	25:BA:865:C:C6	2.53	0.41
26:BB:31:C:H2'	26:BB:31:C:O2	2.19	0.41
27:BD:242:ARG:HD2	27:BD:242:ARG:N	2.35	0.41
25:BA:1843:C:O2'	27:BD:256:GLY:O	2.31	0.41
28:BE:114:ALA:HB2	28:BE:160:TYR:HB3	2.01	0.41
28:BE:56:PRO:HB3	28:BE:64:LYS:HZ1	1.85	0.41
29:BF:101:LEU:O	29:BF:106:ARG:NH1	2.39	0.41
29:BF:153:SER:HB2	29:BF:189:THR:HG22	2.02	0.41
34:BN:57:LEU:HA	34:BN:57:LEU:HD13	1.92	0.41
34:BN:69:VAL:HG13	34:BN:70:ALA:N	2.34	0.41
34:BN:41:ALA:CB	34:BN:78:VAL:O	2.68	0.41
25:BA:1139:G:H5''	34:BN:93:LYS:NZ	2.35	0.41
35:BO:2:ILE:HG12	35:BO:8:LEU:HD11	2.02	0.41
36:BP:33:ARG:O	36:BP:34:GLY:C	2.58	0.41
36:BP:99:LEU:N	36:BP:99:LEU:CD1	2.83	0.41
37:BQ:18:LYS:O	37:BQ:19:GLY:C	2.59	0.41
40:BT:107:ASP:O	40:BT:110:ILE:HG22	2.20	0.41
42:BV:95:LEU:HD22	42:BV:96:ILE:O	2.20	0.41
46:BZ:28:MET:HE3	46:BZ:61:LEU:HD21	2.02	0.41
1:CA:1258:G:H2'	1:CA:1259:C:C6	2.55	0.41
1:CA:147:G:N2	1:CA:176:C:C2	2.88	0.41
1:CA:651:C:O2'	1:CA:652:U:H5'	2.20	0.41
1:CA:781:A:H5'	1:CA:782:A:OP2	2.19	0.41
1:CA:820:U:H4'	1:CA:821:G:OP2	2.20	0.41

*Continued on next page...*

*Continued from previous page...*

Atom-1	Atom-2	Interatomic distance (Å)	Clash overlap (Å)
1:CA:812:C:OP1	1:CA:903:G:H1'	2.20	0.41
4:CB:172:ILE:H	4:CB:172:ILE:HG13	1.54	0.41
4:CB:187:LEU:HD23	4:CB:201:ILE:O	2.20	0.41
5:CC:66:VAL:HB	5:CC:101:LEU:HD23	2.01	0.41
8:CF:14:LEU:HD23	8:CF:14:LEU:O	2.18	0.41
10:CH:86:ILE:HG22	10:CH:93:VAL:HG21	2.02	0.41
11:CI:19:LEU:HD23	11:CI:61:ALA:HB2	2.01	0.41
11:CI:55:ALA:HB2	11:CI:58:ARG:NH2	2.21	0.41
15:CM:75:ALA:O	15:CM:79:LYS:HG3	2.20	0.41
17:CO:21:ASP:OD1	17:CO:24:SER:HB3	2.20	0.41
24:CX:194:SER:CB	24:CX:195:PRO:HD3	2.50	0.41
26:DB:83:G:H5'	50:D3:52:HIS:NE2	2.35	0.41
53:D6:34:LEU:H	53:D6:34:LEU:CD1	2.25	0.41
25:DA:579:G:C2	25:DA:1262:A:C4	3.08	0.41
25:DA:1536:A:H8	25:DA:1536:A:O5'	2.03	0.41
25:DA:1839:G:H8	25:DA:1839:G:C5'	2.33	0.41
1:CA:1493:A:N3	25:DA:1913:A:C4	2.88	0.41
25:DA:2073:C:O2'	25:DA:2074:U:H5'	2.20	0.41
25:DA:2092:U:C4	25:DA:2226:C:OP2	2.73	0.41
25:DA:2173:A:H3'	25:DA:2174:C:H6	1.85	0.41
25:DA:2247:A:O2'	25:DA:2248:C:H5'	2.19	0.41
25:DA:858:U:O2	25:DA:2268:A:H2'	2.20	0.41
25:DA:2811:G:O5'	25:DA:2811:G:H8	2.02	0.41
25:DA:718:A:H3'	25:DA:719:C:C6	2.55	0.41
25:DA:719:C:H2'	25:DA:720:C:C6	2.52	0.41
25:DA:955:C:C2'	25:DA:956:G:H5'	2.50	0.41
27:DD:125:ILE:HG22	27:DD:125:ILE:O	2.19	0.41
27:DD:210:GLY:O	27:DD:213:ARG:N	2.53	0.41
27:DD:253:GLN:OE1	27:DD:255:LYS:HE3	2.19	0.41
28:DE:14:ILE:HD12	28:DE:14:ILE:C	2.40	0.41
29:DF:153:SER:HB2	29:DF:189:THR:HG22	2.02	0.41
30:DG:137:GLU:H	30:DG:137:GLU:HG3	1.58	0.41
30:DG:5:LEU:CD1	30:DG:101:ILE:HG22	2.50	0.41
31:DH:90:LYS:HG2	31:DH:163:TYR:CD1	2.55	0.41
31:DH:164:TYR:HB3	31:DH:165:ALA:H	1.62	0.41
32:DI:2:LYS:HB2	32:DI:39:ALA:HB3	2.02	0.41
33:DK:2:LYS:HE3	33:DK:2:LYS:HA	2.02	0.41
36:DP:23:PRO:HB2	36:DP:33:ARG:NE	2.34	0.41
36:DP:99:LEU:H	36:DP:99:LEU:CD1	2.32	0.41
37:DQ:88:GLY:O	37:DQ:89:ASN:CB	2.68	0.41
40:DT:117:ASP:C	40:DT:119:LYS:N	2.73	0.41

*Continued on next page...*

*Continued from previous page...*

Atom-1	Atom-2	Interatomic distance (Å)	Clash overlap (Å)
25:DA:534:U:O2'	41:DU:49:HIS:CD2	2.73	0.41
41:DU:52:ARG:O	41:DU:55:ARG:N	2.53	0.41
41:DU:84:LYS:HD3	41:DU:84:LYS:HA	1.84	0.41
43:DW:33:ARG:NH1	43:DW:52:GLU:OE1	2.53	0.41
1:AA:10:A:H2'	1:AA:11:G:H8	1.85	0.41
1:AA:1234:C:O2'	1:AA:1235:U:H5'	2.20	0.41
1:AA:1258:G:H2'	1:AA:1259:C:H6	1.85	0.41
1:AA:1346:A:N1	1:AA:1374:A:H5''	2.35	0.41
1:AA:1421:G:C2	1:AA:1480:G:C2	3.07	0.41
1:AA:162:A:H8	1:AA:162:A:O5'	2.03	0.41
1:AA:186(G):C:H2'	1:AA:187:C:O4'	2.19	0.41
1:AA:302:G:C6	1:AA:303:A:C5	3.09	0.41
1:AA:360:A:H2'	1:AA:361:G:C8	2.55	0.41
1:AA:375:U:N3	1:AA:376:G:N7	2.68	0.41
1:AA:998(B):C:H6	1:AA:998(B):C:O5'	2.03	0.41
4:AB:155:LEU:HD21	4:AB:159:PRO:HD3	2.02	0.41
4:AB:11:LEU:CD1	4:AB:217:ARG:HH12	2.33	0.41
6:AD:108:LEU:HG	6:AD:176:LEU:HD13	2.02	0.41
12:AJ:38:ILE:HA	12:AJ:39:PRO:HD2	1.88	0.41
15:AM:23:TYR:HB3	15:AM:67:GLU:HA	2.01	0.41
16:AN:57:ARG:HG2	16:AN:58:LYS:N	2.35	0.41
16:AN:6:LEU:HD22	16:AN:23:ARG:CZ	2.50	0.41
18:AP:20:VAL:HG21	18:AP:32:TYR:HB2	2.02	0.41
19:AQ:70:ARG:O	19:AQ:71:PHE:CD2	2.73	0.41
48:B1:13:ILE:HG13	48:B1:14:VAL:N	2.35	0.41
55:B8:26:LYS:HD3	55:B8:48:PHE:CE2	2.55	0.41
25:BA:1019:U:H2'	25:BA:1021:A:C2	2.56	0.41
25:BA:1099:G:C4	25:BA:1100:C:C5	3.08	0.41
25:BA:1170:G:C6	25:BA:1171:G:N7	2.89	0.41
25:BA:1692:U:H2'	25:BA:1694:C:C5	2.54	0.41
25:BA:1727:U:H2'	25:BA:1728:G:O4'	2.20	0.41
25:BA:2065:C:O2'	25:BA:2066:C:H5'	2.20	0.41
25:BA:2338:G:C2	25:BA:2339:G:N7	2.88	0.41
25:BA:2652:C:H2'	25:BA:2653:U:O4'	2.21	0.41
25:BA:2703:C:C2	25:BA:2704:C:C5	3.07	0.41
25:BA:307:G:C3'	25:BA:307:G:C8	3.03	0.41
25:BA:32:C:O2'	25:BA:33:U:H5'	2.20	0.41
25:BA:363(D):G:H2'	25:BA:363(E):G:H8	1.85	0.41
25:BA:465:G:C6	25:BA:466:A:N6	2.88	0.41
25:BA:498:G:O2'	25:BA:499:U:H5'	2.20	0.41
27:BD:32:SER:O	27:BD:33:LEU:O	2.38	0.41

*Continued on next page...*

*Continued from previous page...*

Atom-1	Atom-2	Interatomic distance (Å)	Clash overlap (Å)
31:BH:126:PRO:HG2	31:BH:130:ARG:CB	2.50	0.41
31:BH:31:GLY:O	31:BH:32:GLU:HB2	2.20	0.41
36:BP:46:LYS:HB3	36:BP:52:GLU:HG3	2.02	0.41
36:BP:71:VAL:CB	36:BP:72:PRO:HD3	2.44	0.41
36:BP:74:GLU:HA	36:BP:74:GLU:OE2	2.20	0.41
36:BP:88:LEU:HD11	36:BP:95:VAL:CG2	2.49	0.41
37:BQ:125:LEU:HA	37:BQ:126:PRO:HD2	1.81	0.41
40:BT:96:ARG:HB2	40:BT:96:ARG:CZ	2.50	0.41
41:BU:85:LYS:O	41:BU:85:LYS:HD3	2.21	0.41
41:BU:92:ARG:H	42:BV:11:GLN:NE2	2.18	0.41
43:BW:52:GLU:O	43:BW:54:ALA:N	2.53	0.41
45:BY:3:VAL:HG12	45:BY:3:VAL:O	2.20	0.41
45:BY:42:VAL:HG21	45:BY:67:LEU:HD13	2.02	0.41
1:CA:1009:G:H2'	1:CA:1010:G:C8	2.55	0.41
1:CA:66:G:C6	1:CA:104:G:C2	3.08	0.41
1:CA:1073:U:O2	4:CB:104:ASN:ND2	2.52	0.41
1:CA:136(A):C:C2'	1:CA:136(B):C:H5''	2.50	0.41
1:CA:1401:G:C6	1:CA:1402:C:C2	3.08	0.41
1:CA:152:A:C8	1:CA:153:C:C5	3.08	0.41
1:CA:738:C:H2'	1:CA:739:C:C6	2.47	0.41
5:CC:70:VAL:HG12	5:CC:72:LYS:N	2.24	0.41
7:CE:6:PHE:HD1	7:CE:63:ARG:HH11	1.67	0.41
8:CF:16:GLN:H	8:CF:16:GLN:CD	2.23	0.41
10:CH:56:LYS:HB2	10:CH:58:TYR:CE1	2.55	0.41
11:CI:55:ALA:HB1	11:CI:59:PHE:HD1	1.84	0.41
12:CJ:79:ARG:HD3	12:CJ:79:ARG:HA	1.76	0.41
12:CJ:90:LEU:N	12:CJ:91:PRO:HD3	2.35	0.41
14:CL:33:ARG:HG3	14:CL:34:GLY:H	1.86	0.41
16:CN:15:LYS:HD2	16:CN:16:PHE:CE2	2.55	0.41
17:CO:9:GLN:O	17:CO:10:LYS:C	2.57	0.41
20:CR:79:LEU:HA	20:CR:80:PRO:HD3	1.88	0.41
24:CX:145:TRP:CZ3	24:CX:200:HIS:O	2.64	0.41
24:CX:281:GLN:NE2	25:DA:2493:U:C4'	2.84	0.41
2:CY:42:G:C4	2:CY:43:A:C8	3.08	0.41
2:CY:54:U:H6	2:CY:54:U:O5'	2.02	0.41
2:CZ:17(A):U:O2'	2:CZ:18:G:P	2.78	0.41
48:D1:10:LYS:HD2	48:D1:11:ARG:NH1	2.35	0.41
49:D2:11:GLU:O	49:D2:14:ARG:HB2	2.21	0.41
50:D3:23:LEU:HD23	50:D3:28:LEU:HD13	2.02	0.41
52:D5:47:PRO:O	52:D5:48:GLU:HB3	2.20	0.41
55:D8:62:LEU:C	55:D8:64:TYR:N	2.69	0.41

*Continued on next page...*

*Continued from previous page...*

Atom-1	Atom-2	Interatomic distance (Å)	Clash overlap (Å)
25:DA:135:G:H1	25:DA:144:C:N4	2.16	0.41
25:DA:1535:U:H3'	25:DA:1536:A:C8	2.55	0.41
25:DA:2183:C:H6	25:DA:2183:C:O5'	2.02	0.41
25:DA:2338:G:C2	25:DA:2339:G:C8	3.08	0.41
25:DA:2364:C:H2'	25:DA:2365:G:H5'	2.01	0.41
25:DA:2426:A:O5'	25:DA:2426:A:H2'	2.20	0.41
25:DA:266:G:C6	25:DA:267:C:C4	3.08	0.41
25:DA:2688:U:O2	25:DA:2688:U:C3'	2.68	0.41
25:DA:270(L):C:H2'	25:DA:270(M):U:H5''	2.02	0.41
25:DA:2712:U:H1'	25:DA:712(B):A:N7	2.34	0.41
25:DA:2688:U:H1'	25:DA:2721:A:H61	1.85	0.41
25:DA:319:C:O2'	25:DA:320:A:H5'	2.21	0.41
25:DA:32:C:O2'	25:DA:33:U:H5'	2.20	0.41
25:DA:777:A:H2'	25:DA:778:G:O4'	2.20	0.41
25:DA:783:A:C8	25:DA:784:A:H4'	2.55	0.41
26:DB:45:A:H2'	26:DB:45:A:N3	2.34	0.41
25:DA:1843:C:O2'	27:DD:256:GLY:O	2.26	0.41
25:DA:2574:G:N3	28:DE:143:ASN:ND2	2.68	0.41
30:DG:56:ALA:O	30:DG:60:LEU:HB2	2.20	0.41
34:DN:41:ALA:CB	34:DN:78:VAL:O	2.68	0.41
34:DN:57:LEU:O	34:DN:139:LEU:HD22	2.20	0.41
36:DP:10:PRO:O	36:DP:11:GLY:C	2.58	0.41
36:DP:30:THR:HG22	36:DP:31:ALA:H	1.83	0.41
37:DQ:58:PHE:CD1	37:DQ:58:PHE:O	2.74	0.41
41:DU:91:ASP:OD2	41:DU:96:ALA:N	2.53	0.41
41:DU:92:ARG:H	42:DV:11:GLN:NE2	2.18	0.41
44:DX:35:THR:H	44:DX:38:GLU:CG	2.33	0.41
44:DX:63:LYS:HD2	44:DX:72:LYS:CA	2.51	0.41
1:AA:35:G:C2	1:AA:550:G:C2	3.09	0.41
1:AA:41:G:C6	1:AA:402:G:C6	3.08	0.41
1:AA:504:C:O4'	1:AA:510:A:C2	2.72	0.41
1:AA:538:G:OP1	14:AL:112:ARG:HG3	2.21	0.41
4:AB:15:VAL:HG23	4:AB:16:HIS:CE1	2.54	0.41
7:AE:132:ALA:O	7:AE:133:TYR:C	2.59	0.41
9:AG:15:ASP:OD2	9:AG:16:LEU:N	2.52	0.41
11:AI:85:LEU:C	11:AI:85:LEU:HD12	2.41	0.41
13:AK:53:SER:O	13:AK:54:ARG:C	2.58	0.41
14:AL:30:PRO:C	14:AL:31:PHE:CG	2.94	0.41
14:AL:27:LYS:HE2	14:AL:32:ARG:HH12	1.85	0.41
24:AX:190:TYR:O	24:AX:194:SER:N	2.47	0.41
24:AX:40:LYS:HA	24:AX:43:GLU:HG3	2.01	0.41

*Continued on next page...*

*Continued from previous page...*

Atom-1	Atom-2	Interatomic distance (Å)	Clash overlap (Å)
52:B5:41:PRO:O	52:B5:44:THR:OG1	2.37	0.41
25:BA:1227:G:H5''	25:BA:1227:G:H8	1.86	0.41
25:BA:1733:G:C5	25:BA:1734:C:C5	3.08	0.41
25:BA:1981:A:C8	25:BA:1981:A:H3'	2.56	0.41
25:BA:1993:U:H4'	28:BE:128:SER:CB	2.50	0.41
25:BA:276:A:H2'	25:BA:277:C:N3	2.34	0.41
25:BA:2781:A:H8	25:BA:2781:A:H5''	1.83	0.41
25:BA:322:A:C6	25:BA:340:A:N1	2.88	0.41
25:BA:51:G:N3	25:BA:119:A:C2	2.88	0.41
25:BA:697:C:H2'	25:BA:698:C:H6	1.85	0.41
26:BB:3:C:H2'	26:BB:4:C:H6	1.85	0.41
27:BD:102:LYS:O	27:BD:103:ARG:HG2	2.20	0.41
27:BD:76:PRO:HA	27:BD:118:VAL:HG23	2.02	0.41
29:BF:103:LYS:O	29:BF:104:LYS:C	2.59	0.41
30:BG:111:LEU:N	30:BG:112:PRO:CD	2.83	0.41
31:BH:87:LEU:HB2	31:BH:131:VAL:O	2.20	0.41
33:BK:84:LEU:HB3	33:BK:85:GLU:H	1.73	0.41
34:BN:118:PRO:HD2	34:BN:119:GLU:OE1	2.20	0.41
35:BO:23:ARG:HD2	35:BO:23:ARG:HA	1.84	0.41
35:BO:25:LEU:HD23	35:BO:25:LEU:HA	1.88	0.41
36:BP:40:SER:C	36:BP:41:ARG:HE	2.23	0.41
40:BT:19:LEU:HA	40:BT:20:PRO:HD3	1.61	0.41
41:BU:74:LEU:HD12	41:BU:78:THR:HG22	2.03	0.41
42:BV:35:LEU:HB3	42:BV:37:VAL:HG23	2.03	0.41
1:CA:117:G:H2'	1:CA:118:U:H6	1.85	0.41
1:CA:1462:G:H2'	1:CA:1463:C:O4'	2.20	0.41
1:CA:1485:U:O2'	1:CA:1486:G:H5'	2.20	0.41
1:CA:169:C:H6	1:CA:169:C:H5'	1.85	0.41
1:CA:916:G:H2'	1:CA:917:G:C8	2.54	0.41
1:CA:935:A:H2'	1:CA:936:C:C6	2.55	0.41
4:CB:157:ARG:HD3	4:CB:157:ARG:HA	1.89	0.41
5:CC:175:LEU:CD1	5:CC:201:TYR:HE2	2.33	0.41
6:CD:194:LEU:N	6:CD:194:LEU:HD22	2.35	0.41
6:CD:34:GLU:OE2	6:CD:34:GLU:HA	2.20	0.41
11:CI:15:ALA:HA	11:CI:65:VAL:HA	2.02	0.41
12:CJ:5:ARG:HA	12:CJ:73:ASP:OD1	2.19	0.41
14:CL:17:VAL:HG23	14:CL:18:ARG:N	2.35	0.41
22:CT:49:ALA:HB2	22:CT:92:LEU:HD22	2.01	0.41
24:CX:184:VAL:HG21	24:CX:193:LEU:HD12	2.01	0.41
47:D0:46:LYS:HB3	47:D0:47:PRO:HD2	2.01	0.41
47:D0:46:LYS:O	47:D0:47:PRO:O	2.38	0.41

*Continued on next page...*

*Continued from previous page...*

Atom-1	Atom-2	Interatomic distance (Å)	Clash overlap (Å)
47:D0:65:GLY:HA3	47:D0:83:PRO:HA	2.03	0.41
48:D1:13:ILE:HD13	48:D1:63:ALA:HB3	2.01	0.41
49:D2:28:LYS:HB3	49:D2:57:ILE:CD1	2.50	0.41
53:D6:26:ASN:O	53:D6:27:LYS:HG2	2.20	0.41
55:D8:11:LYS:NZ	55:D8:11:LYS:HB3	2.36	0.41
25:DA:1005:C:H2'	25:DA:1006:C:C5	2.55	0.41
25:DA:1044:G:O4'	25:DA:1048:A:H1'	2.20	0.41
25:DA:1081:U:H4'	33:DK:118:THR:H	1.84	0.41
25:DA:1731:G:O2'	25:DA:1732:A:O5'	2.38	0.41
25:DA:1773:A:H2'	25:DA:1774:C:H5'	2.01	0.41
25:DA:1961:C:O2'	25:DA:1962:C:H5'	2.20	0.41
25:DA:2307:G:C6	25:DA:2308:G:C6	3.08	0.41
25:DA:2353:G:O6	25:DA:2365:G:C2	2.73	0.41
25:DA:2415:G:C5	25:DA:2416:C:C4	3.08	0.41
25:DA:2503:A:H4'	25:DA:2504:U:OP1	2.20	0.41
25:DA:2789:C:O4'	25:DA:2892:A:C2	2.73	0.41
25:DA:2825:U:H6	25:DA:2825:U:O5'	2.02	0.41
25:DA:2842:G:C6	25:DA:2876:G:C6	3.08	0.41
25:DA:475:U:H2'	25:DA:476:G:O4'	2.20	0.41
25:DA:531:C:N3	25:DA:563:G:C8	2.88	0.41
25:DA:663:G:C5	25:DA:664:C:C5	3.08	0.41
25:DA:864:G:H2'	25:DA:865:C:C6	2.55	0.41
27:DD:118:VAL:HG22	27:DD:119:ALA:N	2.32	0.41
27:DD:168:ARG:O	27:DD:169:GLU:HB2	2.19	0.41
27:DD:222:ARG:HH12	27:DD:239:ARG:CZ	2.33	0.41
28:DE:116:VAL:HG22	28:DE:122:PHE:CG	2.55	0.41
30:DG:99:MET:HG3	30:DG:100:TRP:N	2.36	0.41
30:DG:133:LEU:HD23	30:DG:133:LEU:N	2.35	0.41
34:DN:38:LEU:HD13	34:DN:38:LEU:C	2.40	0.41
39:DS:15:ARG:O	39:DS:19:LYS:HG3	2.20	0.41
43:DW:21:VAL:C	43:DW:23:LEU:N	2.72	0.41
43:DW:21:VAL:O	43:DW:23:LEU:N	2.53	0.41
44:DX:50:LYS:N	44:DX:87:GLN:HE22	2.09	0.41
25:DA:328:U:H4'	45:DY:68:HIS:CD2	2.55	0.41
46:DZ:91:LEU:HA	46:DZ:91:LEU:HD23	1.65	0.41
1:AA:1061:G:OP1	12:AJ:59:SER:HB2	2.20	0.41
1:AA:1107:C:H2'	1:AA:1108:G:O5'	2.20	0.41
1:AA:112:G:C2'	1:AA:113:G:H5'	2.50	0.41
1:AA:119:A:H5'	1:AA:120:A:C4	2.56	0.41
1:AA:1325:C:H2'	1:AA:1326:C:C6	2.55	0.41
1:AA:1437:C:H2'	1:AA:1438:G:C8	2.55	0.41

*Continued on next page...*

*Continued from previous page...*

Atom-1	Atom-2	Interatomic distance (Å)	Clash overlap (Å)
1:AA:474:G:H5'	18:AP:81:ARG:HG3	2.02	0.41
1:AA:47:C:O2	1:AA:49:U:C4	2.73	0.41
1:AA:506:G:C5	1:AA:507:C:C5	3.09	0.41
1:AA:542:G:C2	1:AA:543:C:C5	3.08	0.41
1:AA:643:C:O5'	1:AA:643:C:H6	2.03	0.41
1:AA:685:G:O2'	1:AA:686:U:H5'	2.21	0.41
1:AA:738:C:H6	1:AA:738:C:O5'	2.03	0.41
5:AC:130:VAL:HG12	5:AC:134:ILE:HD11	2.01	0.41
5:AC:92:ALA:C	5:AC:94:LEU:N	2.73	0.41
1:AA:511:C:H1'	6:AD:43:HIS:HE2	1.85	0.41
11:AI:104:ARG:HD2	11:AI:104:ARG:O	2.20	0.41
13:AK:105:VAL:O	13:AK:106:LYS:C	2.57	0.41
18:AP:75:ARG:C	18:AP:78:GLY:H	2.24	0.41
23:AU:12:LYS:HB3	23:AU:17:THR:O	2.20	0.41
24:AX:258:THR:HG22	24:AX:260:SER:OG	2.20	0.41
24:AX:266:HIS:NE2	24:AX:296:LEU:HD21	2.35	0.41
24:AX:303:LYS:O	24:AX:307:GLU:HG3	2.20	0.41
24:AX:32:ILE:O	24:AX:36:GLU:N	2.53	0.41
24:AX:85:LEU:HD11	24:AX:89:MET:HE3	2.02	0.41
2:AZ:17(A):U:O2'	2:AZ:18:G:P	2.79	0.41
47:B0:36:ILE:HG22	47:B0:37:LEU:N	2.35	0.41
47:B0:36:ILE:HD13	47:B0:58:THR:HG21	2.02	0.41
48:B1:44:PRO:HG2	48:B1:44:PRO:O	2.20	0.41
25:BA:2090:G:H21	48:B1:45:ASN:ND2	2.18	0.41
53:B6:15:GLU:HA	53:B6:49:HIS:CD2	2.55	0.41
25:BA:1331:A:O2'	25:BA:1332:G:H5''	2.20	0.41
25:BA:1465:G:N3	25:BA:1466:G:C8	2.88	0.41
25:BA:1130:U:C2	25:BA:2025:C:H5''	2.55	0.41
25:BA:2425:A:H5''	25:BA:2427:C:O4'	2.19	0.41
25:BA:2694:G:C6	25:BA:2695:C:C4	3.08	0.41
25:BA:276:A:C5	25:BA:277:C:N4	2.88	0.41
25:BA:2891:G:H8	25:BA:2891:G:O5'	2.03	0.41
25:BA:303:U:O2	25:BA:304:G:C8	2.73	0.41
25:BA:354:G:C4	25:BA:355:G:C8	3.08	0.41
25:BA:512:G:O2'	25:BA:513:A:OP2	2.32	0.41
25:BA:777:A:N3	25:BA:778:G:C8	2.88	0.41
25:BA:864:G:N2	25:BA:913:U:C2	2.89	0.41
25:BA:884:C:O5'	25:BA:884:C:C6	2.71	0.41
28:BE:201:THR:C	28:BE:202:LYS:HD2	2.40	0.41
28:BE:2:LYS:CD	28:BE:95:ILE:HG22	2.45	0.41
29:BF:9:ILE:HA	29:BF:10:PRO:HD2	1.94	0.41

*Continued on next page...*

*Continued from previous page...*

Atom-1	Atom-2	Interatomic distance (Å)	Clash overlap (Å)
25:BA:1257:C:O2'	29:BF:84:VAL:HG12	2.19	0.41
30:BG:96:ARG:HD2	30:BG:98:ARG:HG2	2.02	0.41
31:BH:117:PRO:HA	31:BH:123:PHE:CZ	2.55	0.41
35:BO:35:VAL:HG13	35:BO:65:THR:CG2	2.50	0.41
41:BU:65:ILE:O	41:BU:69:CYS:HB3	2.19	0.41
43:BW:13:SER:HA	43:BW:14:PRO:HD3	1.85	0.41
43:BW:14:PRO:O	43:BW:15:ARG:C	2.58	0.41
44:BX:36:LYS:HG2	44:BX:56:THR:HG23	2.02	0.41
46:BZ:104:PHE:CE1	46:BZ:171:ILE:HG22	2.55	0.41
1:CA:1127:G:H21	1:CA:1146:A:N6	2.17	0.41
1:CA:937:A:C2	1:CA:1379:G:O6	2.73	0.41
1:CA:375:U:O2'	18:CP:28:ARG:HD2	2.20	0.41
1:CA:63:C:H4'	1:CA:380:G:H4'	2.02	0.41
1:CA:429:U:H1'	1:CA:430:A:H5''	2.02	0.41
5:CC:6:HIS:HA	5:CC:7:PRO:HD2	1.93	0.41
7:CE:126:ARG:O	7:CE:127:ASN:C	2.59	0.41
11:CI:56:LEU:HD23	11:CI:56:LEU:O	2.19	0.41
12:CJ:13:HIS:O	12:CJ:17:ASP:HB2	2.20	0.41
1:CA:1523:G:OP1	13:CK:123:LYS:HE2	2.20	0.41
14:CL:44:PRO:HB3	14:CL:91:ASP:OD2	2.20	0.41
20:CR:36:ASN:ND2	20:CR:39:VAL:HG21	2.36	0.41
24:CX:127:LYS:HD2	24:CX:225:PRO:HB2	2.02	0.41
24:CX:203:VAL:O	24:CX:204:ARG:HB3	2.20	0.41
24:CX:234:VAL:C	24:CX:236:LYS:H	2.23	0.41
39:DS:20:ARG:NH1	47:D0:47:PRO:HG2	2.35	0.41
48:D1:14:VAL:O	48:D1:14:VAL:CG1	2.67	0.41
52:D5:41:PRO:O	52:D5:44:THR:OG1	2.38	0.41
53:D6:34:LEU:HD23	53:D6:37:ARG:HH12	1.84	0.41
24:CX:52:TRP:HZ2	25:DA:1067:A:H2	1.68	0.41
25:DA:2033:A:H4'	25:DA:2034:U:OP1	2.20	0.41
25:DA:2048:G:C6	25:DA:2049:G:C5	3.08	0.41
25:DA:2130:U:O2'	25:DA:2158:A:N1	2.53	0.41
25:DA:2303:G:N1	25:DA:2314:C:C4	2.88	0.41
25:DA:2464:C:H2'	25:DA:2465:C:O4'	2.20	0.41
25:DA:270(K):G:H2'	25:DA:270(L):C:O4'	2.19	0.41
25:DA:2852:G:C6	25:DA:2853:C:N4	2.89	0.41
25:DA:604:G:H8	25:DA:604:G:H5''	1.85	0.41
25:DA:196:A:C4	25:DA:805:G:C6	3.07	0.41
25:DA:865:C:H4'	25:DA:866:A:OP1	2.20	0.41
27:DD:122:ASP:OD2	27:DD:123:ALA:N	2.53	0.41
29:DF:178:PRO:HG2	29:DF:179:GLU:CD	2.41	0.41

*Continued on next page...*

*Continued from previous page...*

Atom-1	Atom-2	Interatomic distance (Å)	Clash overlap (Å)
29:DF:181:LEU:HD23	29:DF:181:LEU:HA	1.62	0.41
32:DI:98:ALA:C	32:DI:100:ALA:N	2.74	0.41
33:DK:4:VAL:HG22	33:DK:60:TYR:CE1	2.55	0.41
33:DK:89:HIS:HB2	33:DK:94:GLU:OE2	2.21	0.41
34:DN:63:PRO:C	34:DN:65:TRP:H	2.23	0.41
36:DP:81:GLN:HE22	36:DP:106:LEU:HA	1.82	0.41
36:DP:138:LEU:HD11	36:DP:144:GLU:HG2	2.01	0.41
36:DP:49:ARG:NH1	36:DP:49:ARG:CG	2.72	0.41
36:DP:74:GLU:OE2	36:DP:74:GLU:HA	2.21	0.41
38:DR:12:ARG:HB3	38:DR:16:HIS:CD2	2.55	0.41
41:DU:95:LEU:C	41:DU:97:ASP:H	2.22	0.41
42:DV:14:VAL:CG1	42:DV:96:ILE:HG21	2.50	0.41
43:DW:65:LEU:HB2	43:DW:68:ARG:HG2	2.02	0.41
44:DX:75:ASP:O	44:DX:76:ARG:HG3	2.20	0.41
45:DY:20:TYR:CE1	45:DY:42:VAL:HA	2.55	0.41
45:DY:2:ARG:C	45:DY:4:LYS:H	2.22	0.41
45:DY:55:TYR:HA	45:DY:56:PRO:HD3	1.88	0.41
1:AA:1148:U:C5	1:AA:1149:C:C2	3.09	0.41
1:AA:198:G:C5	1:AA:220:G:C2	3.08	0.41
4:AB:51:LEU:HA	4:AB:54:THR:HB	2.03	0.41
5:AC:206:GLU:HG2	5:AC:207:VAL:H	1.85	0.41
6:AD:110:PHE:CE2	6:AD:147:ALA:HA	2.55	0.41
7:AE:126:ARG:O	7:AE:127:ASN:C	2.58	0.41
8:AF:16:GLN:H	8:AF:16:GLN:CD	2.24	0.41
9:AG:13:GLN:HA	9:AG:14:PRO:HD3	1.80	0.41
9:AG:24:THR:CA	9:AG:27:ILE:HG12	2.49	0.41
9:AG:91:VAL:HG12	9:AG:96:GLN:HG2	2.03	0.41
1:AA:976:G:P	16:AN:32:SER:H	2.44	0.41
17:AO:64:ARG:O	17:AO:65:ARG:C	2.59	0.41
24:AX:147:GLU:OE2	24:AX:176:GLY:N	2.53	0.41
24:AX:115:TYR:CE1	24:AX:359:TRP:CD1	3.08	0.41
2:AY:39:C:H6	2:AY:39:C:O5'	2.03	0.41
2:AY:58:A:H4'	2:AY:59:A:OP1	2.21	0.41
48:B1:58:ILE:HD11	48:B1:91:LYS:CB	2.50	0.41
50:B3:43:ILE:O	50:B3:47:VAL:HG23	2.21	0.41
53:B6:32:ASN:H	53:B6:33:LYS:HZ2	1.64	0.41
55:B8:39:LYS:HA	55:B8:42:ARG:NH2	2.35	0.41
55:B8:59:LYS:HA	55:B8:62:LEU:HD11	2.01	0.41
25:BA:1080:C:H1'	33:BK:126:MET:HG3	1.99	0.41
25:BA:1348:G:C3'	25:BA:1349:A:H5''	2.50	0.41
25:BA:1510:A:H8	25:BA:1510:A:OP2	2.03	0.41

*Continued on next page...*

*Continued from previous page...*

Atom-1	Atom-2	Interatomic distance (Å)	Clash overlap (Å)
25:BA:1523:U:H2'	25:BA:1524:G:C8	2.56	0.41
25:BA:1842:G:C2	25:BA:1901:A:C2	3.09	0.41
25:BA:2322:A:H2'	25:BA:2323:G:O4'	2.21	0.41
25:BA:270(K):G:H2'	25:BA:270(L):C:O4'	2.21	0.41
25:BA:43:G:H2'	25:BA:44:A:C8	2.55	0.41
26:BB:52:A:O2'	26:BB:53:A:H5'	2.21	0.41
26:BB:57:A:OP2	26:BB:58:A:OP2	2.39	0.41
32:BI:133:HIS:HA	32:BI:134:PRO:HD3	1.68	0.41
32:BI:70:GLU:HA	32:BI:70:GLU:OE1	2.21	0.41
33:BK:73:PRO:O	33:BK:76:TYR:HB3	2.20	0.41
35:BO:102:VAL:HG23	35:BO:121:VAL:HG22	2.02	0.41
25:BA:2250:G:C4	37:BQ:82:ARG:HG3	2.56	0.41
39:BS:62:LYS:HB3	39:BS:97:ARG:NE	2.35	0.41
40:BT:88:ILE:HD12	40:BT:89:VAL:N	2.36	0.41
41:BU:52:ARG:O	41:BU:55:ARG:N	2.54	0.41
25:BA:1162:G:N3	42:BV:89:GLN:NE2	2.68	0.41
44:BX:3:THR:HA	44:BX:6:ASP:OD2	2.21	0.41
46:BZ:108:PRO:HD2	46:BZ:111:VAL:HG21	2.03	0.41
46:BZ:176:PRO:HA	46:BZ:177:PRO:HD3	1.74	0.41
46:BZ:91:LEU:HA	46:BZ:91:LEU:HD23	1.66	0.41
1:CA:10:A:H2'	1:CA:11:G:H8	1.84	0.41
1:CA:112:G:C2'	1:CA:113:G:H5'	2.49	0.41
1:CA:1130:A:N3	1:CA:1146:A:C2	2.88	0.41
1:CA:1229:A:C2	1:CA:1230:C:C4	3.09	0.41
1:CA:1272:G:C4	1:CA:1273:G:C8	3.09	0.41
1:CA:1316:G:H2'	1:CA:1317:C:H5''	2.02	0.41
1:CA:1378:C:C5	1:CA:1379:G:N9	2.89	0.41
1:CA:519:C:H2'	1:CA:520:A:C8	2.56	0.41
1:CA:538:G:OP1	14:CL:112:ARG:HG3	2.20	0.41
4:CB:15:VAL:HG23	4:CB:16:HIS:CE1	2.56	0.41
4:CB:7:VAL:C	4:CB:9:GLU:H	2.23	0.41
5:CC:35:GLU:O	5:CC:36:ASP:C	2.58	0.41
6:CD:120:LEU:HB3	6:CD:126:ILE:HD11	2.02	0.41
9:CG:70:LYS:HG2	9:CG:96:GLN:HB3	2.02	0.41
10:CH:51:VAL:HG21	10:CH:60:ARG:HG2	2.03	0.41
11:CI:48:GLU:N	11:CI:49:PRO:CD	2.82	0.41
11:CI:91:ASP:N	11:CI:91:ASP:OD1	2.52	0.41
12:CJ:28:ARG:HG3	12:CJ:34:VAL:HB	2.01	0.41
13:CK:52:GLY:N	13:CK:55:LYS:HE3	2.36	0.41
13:CK:23:ALA:O	13:CK:86:GLY:HA3	2.21	0.41
15:CM:82:MET:CA	15:CM:93:ARG:HD3	2.48	0.41

*Continued on next page...*

*Continued from previous page...*

Atom-1	Atom-2	Interatomic distance (Å)	Clash overlap (Å)
18:CP:58:TYR:O	18:CP:61:SER:N	2.54	0.41
47:D0:21:LEU:N	47:D0:21:LEU:HD12	2.35	0.41
25:DA:2015:A:N3	52:D5:2:ALA:N	2.69	0.41
55:D8:39:LYS:HG2	55:D8:43:GLN:NE2	2.35	0.41
25:DA:1056:G:C2'	25:DA:1103:A:H61	2.32	0.41
25:DA:1175:U:H2'	25:DA:1176:G:C4	2.52	0.41
25:DA:118:A:H1'	25:DA:178:G:O4'	2.21	0.41
25:DA:51:G:O2'	25:DA:119:A:N1	2.43	0.41
25:DA:1208:C:C2	25:DA:1209:G:C8	3.08	0.41
25:DA:1284:A:O2'	25:DA:1285:G:H5'	2.20	0.41
25:DA:1314:C:C2	25:DA:1339:G:N2	2.88	0.41
25:DA:1373:A:H2'	25:DA:1374:G:O4'	2.21	0.41
25:DA:1395:A:C6	25:DA:1398:C:C2	3.09	0.41
25:DA:1729:A:C5	25:DA:1731:G:C5	3.08	0.41
25:DA:2115:G:H2'	25:DA:2116:G:N7	2.35	0.41
25:DA:2171:A:C2	25:DA:2172:U:N3	2.88	0.41
25:DA:2389:G:H5''	25:DA:2390:U:C5'	2.51	0.41
25:DA:2505:G:H8	25:DA:2505:G:C5'	2.31	0.41
25:DA:2544:G:H2'	25:DA:2545:G:C8	2.53	0.41
25:DA:2758:A:C4	31:DH:67:LEU:HD21	2.56	0.41
25:DA:2886:G:C4	25:DA:2887:U:C5	3.08	0.41
25:DA:470:A:C8	25:DA:470:A:C5'	3.02	0.41
25:DA:579:G:H2'	25:DA:580:C:H6	1.82	0.41
25:DA:6:A:O2'	25:DA:7:G:H5'	2.21	0.41
26:DB:32:C:C4	26:DB:33:G:N7	2.89	0.41
26:DB:83:G:H4'	50:D3:52:HIS:CD2	2.56	0.41
26:DB:9:G:OP1	39:DS:15:ARG:NH1	2.54	0.41
27:DD:79:VAL:HG21	27:DD:115:GLN:HB2	2.03	0.41
29:DF:113:ALA:HB2	29:DF:183:VAL:HG12	2.01	0.41
29:DF:155:LEU:HB2	29:DF:189:THR:OG1	2.20	0.41
36:DP:101:VAL:HG23	36:DP:107:LYS:HA	2.02	0.41
36:DP:125:VAL:O	36:DP:125:VAL:HG13	2.20	0.41
36:DP:148:LEU:HD13	36:DP:148:LEU:N	2.26	0.41
36:DP:33:ARG:O	36:DP:34:GLY:C	2.58	0.41
37:DQ:16:ARG:O	37:DQ:17:LEU:HD23	2.21	0.41
37:DQ:35:VAL:HG23	37:DQ:100:GLY:O	2.21	0.41
41:DU:45:TYR:O	41:DU:49:HIS:CD2	2.73	0.41
43:DW:17:VAL:HG23	43:DW:18:ARG:N	2.36	0.41
46:DZ:145:GLU:HB3	46:DZ:148:ASP:OD2	2.21	0.41
1:AA:1129:C:O2'	1:AA:1130:A:OP2	2.38	0.41
1:AA:1241:G:H2'	1:AA:1242:C:C6	2.54	0.41

*Continued on next page...*

*Continued from previous page...*

Atom-1	Atom-2	Interatomic distance (Å)	Clash overlap (Å)
1:AA:1258:G:H2'	1:AA:1259:C:C6	2.56	0.41
1:AA:1263:C:O2'	1:AA:1264:C:H5'	2.20	0.41
1:AA:1427:U:H2'	1:AA:1428:A:H8	1.84	0.41
1:AA:625:G:C5	1:AA:626:U:C5	3.09	0.41
1:AA:662:G:O2'	1:AA:836:G:H5'	2.21	0.41
1:AA:85:U:H6	1:AA:85:U:H3'	1.85	0.41
4:AB:82:ARG:HG3	4:AB:92:TYR:OH	2.21	0.41
5:AC:109:PRO:HB3	5:AC:115:LEU:HD13	2.02	0.41
6:AD:112:VAL:HG12	6:AD:116:GLN:CD	2.41	0.41
6:AD:68:TYR:CE2	6:AD:97:LEU:HB3	2.56	0.41
7:AE:137:GLU:O	7:AE:141:GLN:HG3	2.21	0.41
7:AE:153:LYS:HG3	7:AE:155:GLU:H	1.86	0.41
7:AE:41:VAL:HG21	7:AE:113:ALA:HA	2.02	0.41
10:AH:3:THR:HB	10:AH:4:ASP:H	1.73	0.41
11:AI:55:ALA:HB1	11:AI:59:PHE:HD1	1.85	0.41
12:AJ:82:ILE:HD13	12:AJ:82:ILE:N	2.34	0.41
14:AL:11:ARG:O	14:AL:12:LYS:C	2.59	0.41
14:AL:37:THR:CG2	14:AL:56:LYS:HB2	2.50	0.41
14:AL:59:LEU:HB2	14:AL:63:TYR:HB2	2.02	0.41
1:AA:1313:U:C5	21:AS:4:SER:HB2	2.53	0.41
24:AX:102:PRO:O	24:AX:105:GLU:HG3	2.19	0.41
2:AY:42:G:C4	2:AY:43:A:C8	3.08	0.41
47:B0:60:PHE:N	47:B0:60:PHE:CD2	2.88	0.41
50:B3:26:LEU:HD21	50:B3:46:ASN:HB2	2.03	0.41
53:B6:27:LYS:HA	53:B6:27:LYS:HD3	1.90	0.41
25:BA:1053:C:H2'	25:BA:1054:A:H8	1.85	0.41
25:BA:1378:A:O2'	25:BA:1379:A:H3'	2.21	0.41
25:BA:1625:C:H2'	25:BA:1626:G:O4'	2.20	0.41
25:BA:1655:A:C2	25:BA:1656:C:H1'	2.56	0.41
25:BA:1824:G:C2'	25:BA:1825:A:H5'	2.50	0.41
25:BA:1912:A:O2'	25:BA:1913:A:H5'	2.19	0.41
25:BA:2044:C:C2	25:BA:2625:G:C2	3.08	0.41
25:BA:2278:A:OP1	37:BQ:10:ARG:HD3	2.20	0.41
25:BA:2338:G:C2	25:BA:2339:G:C8	3.08	0.41
25:BA:2505:G:H8	25:BA:2505:G:C5'	2.32	0.41
25:BA:2549:G:O2'	25:BA:2550:G:H5'	2.21	0.41
25:BA:2571:C:H5''	25:BA:2572:A:H5'	2.02	0.41
25:BA:2849:U:H1'	25:BA:2866:U:C6	2.56	0.41
25:BA:2870:C:H2'	25:BA:2871:C:O4'	2.21	0.41
25:BA:580:C:C2	25:BA:581:C:C5	3.08	0.41
25:BA:819:A:C2'	25:BA:820:A:H5'	2.51	0.41

*Continued on next page...*

*Continued from previous page...*

Atom-1	Atom-2	Interatomic distance (Å)	Clash overlap (Å)
25:BA:869:G:O2'	25:BA:870:A:H5'	2.21	0.41
25:BA:886:C:H2'	25:BA:887:A:H1'	2.01	0.41
26:BB:31:C:H1'	26:BB:53:A:H61	1.85	0.41
26:BB:71:C:H2'	26:BB:71:C:O2	2.21	0.41
27:BD:126:GLN:O	27:BD:127:VAL:C	2.59	0.41
27:BD:248:SER:HB2	27:BD:249:PRO:HD2	2.01	0.41
27:BD:80:ALA:HB2	27:BD:96:HIS:CD2	2.55	0.41
28:BE:26:ILE:HB	28:BE:182:LEU:HB3	2.02	0.41
31:BH:37:VAL:HB	31:BH:68:THR:CG2	2.48	0.41
31:BH:93:GLY:O	31:BH:94:TYR:C	2.59	0.41
34:BN:127:LYS:HB2	34:BN:140:PHE:CE1	2.55	0.41
34:BN:69:VAL:HG13	34:BN:71:MET:HG3	2.02	0.41
36:BP:60:MET:HE2	36:BP:60:MET:HB3	1.99	0.41
37:BQ:130:LYS:HD3	37:BQ:131:ILE:N	2.35	0.41
39:BS:15:ARG:O	39:BS:19:LYS:HG3	2.20	0.41
39:BS:25:ARG:HD3	39:BS:88:ASP:OD1	2.21	0.41
44:BX:55:ASN:HD22	44:BX:55:ASN:N	2.16	0.41
46:BZ:128:VAL:CG2	46:BZ:129:SER:N	2.83	0.41
1:CA:1075:C:O2'	1:CA:1076:C:H5'	2.21	0.41
1:CA:1476:G:H2'	1:CA:1477:C:H6	1.84	0.41
1:CA:182:U:H2'	1:CA:183:G:O4'	2.20	0.41
1:CA:190:G:H4'	1:CA:191(A):G:OP2	2.20	0.41
1:CA:191(D):U:O2'	1:CA:191(E):G:H5'	2.21	0.41
1:CA:300:A:C8	1:CA:300:A:C3'	3.03	0.41
1:CA:815:A:H4'	1:CA:817:C:C4	2.55	0.41
5:CC:109:PRO:HB3	5:CC:115:LEU:HD13	2.02	0.41
5:CC:8:ILE:HG23	5:CC:16:ARG:HG2	2.03	0.41
1:CA:1112:C:C2	5:CC:178:LEU:HB2	2.56	0.41
15:CM:76:ALA:CA	15:CM:79:LYS:HE2	2.47	0.41
19:CQ:18:THR:HG22	19:CQ:19:VAL:N	2.36	0.41
20:CR:88:LYS:OXT	20:CR:88:LYS:HG3	2.21	0.41
24:CX:165:GLU:HB2	24:CX:183:LEU:HB3	2.03	0.41
24:CX:264:VAL:HG22	24:CX:288:ALA:HB1	2.02	0.41
24:CX:57:ALA:O	24:CX:61:VAL:HG23	2.20	0.41
50:D3:43:ILE:HA	50:D3:43:ILE:HD13	1.86	0.41
53:D6:27:LYS:HA	53:D6:27:LYS:HD3	1.93	0.41
55:D8:57:ARG:O	55:D8:58:ILE:C	2.59	0.41
25:DA:1001:A:H2'	25:DA:1002:G:O4'	2.21	0.41
25:DA:1159:U:O2'	25:DA:1160:G:H5'	2.20	0.41
25:DA:1993:U:H4'	28:DE:128:SER:CB	2.51	0.41
25:DA:2084:C:C2	25:DA:2085:C:C5	3.08	0.41

*Continued on next page...*

*Continued from previous page...*

Atom-1	Atom-2	Interatomic distance (Å)	Clash overlap (Å)
25:DA:2212:A:N3	25:DA:2215:G:C2	2.89	0.41
25:DA:2266:A:H4'	25:DA:2267:A:C2	2.55	0.41
25:DA:2370:G:H2'	25:DA:2371:G:O4'	2.20	0.41
25:DA:632:A:C2	25:DA:2403:C:H1'	2.55	0.41
25:DA:2415:G:H2'	25:DA:2416:C:C6	2.55	0.41
25:DA:194:G:N2	25:DA:251:A:C2	2.88	0.41
25:DA:2777:G:O5'	25:DA:2777:G:C8	2.74	0.41
25:DA:223:A:C2	25:DA:422:A:C8	3.09	0.41
25:DA:481:G:C4	25:DA:507:A:C2	3.08	0.41
26:DB:15:A:H1'	26:DB:109:G:C8	2.56	0.41
32:DI:94:ALA:O	32:DI:97:ILE:N	2.54	0.41
33:DK:120:LEU:HA	33:DK:123:ALA:HB3	2.02	0.41
25:DA:664:C:P	36:DP:21:ARG:HH11	2.43	0.41
36:DP:58:THR:O	36:DP:58:THR:HG22	2.20	0.41
36:DP:88:LEU:HD11	36:DP:95:VAL:CG2	2.48	0.41
37:DQ:67:ARG:HD3	37:DQ:102:VAL:HB	2.02	0.41
25:DA:906:G:H4'	37:DQ:67:ARG:HH21	1.85	0.41
37:DQ:81:VAL:O	37:DQ:82:ARG:CZ	2.69	0.41
37:DQ:75:THR:HG22	37:DQ:88:GLY:HA3	2.03	0.41
38:DR:7:GLY:O	38:DR:8:ARG:CB	2.68	0.41
44:DX:50:LYS:N	44:DX:87:GLN:NE2	2.66	0.41
37:DQ:60:ARG:HA	46:DZ:179:ASP:HB2	2.01	0.41
46:DZ:28:MET:HE3	46:DZ:37:VAL:HG11	2.03	0.41
46:DZ:69:THR:HG22	46:DZ:90:VAL:HG22	2.01	0.41
1:AA:1449:C:H6	1:AA:1449:C:O5'	2.03	0.41
1:AA:156:G:C6	1:AA:166:G:C6	3.09	0.41
1:AA:44:G:N2	1:AA:399:G:C4	2.88	0.41
1:AA:442:C:N4	1:AA:492:G:H1	2.18	0.41
1:AA:662:G:H1	1:AA:743:U:H3	1.66	0.41
1:AA:935:A:H2'	1:AA:936:C:C6	2.55	0.41
1:AA:937:A:C5	1:AA:938:A:N7	2.89	0.41
4:AB:193:ASP:HA	4:AB:194:PRO:HD2	1.91	0.41
4:AB:71:VAL:HG23	4:AB:164:VAL:HA	2.03	0.41
5:AC:90:GLU:O	5:AC:94:LEU:HG	2.21	0.41
6:AD:122:ARG:HD3	6:AD:122:ARG:C	2.40	0.41
8:AF:11:ASN:HA	8:AF:12:PRO:HD2	1.86	0.41
11:AI:35:GLU:C	11:AI:37:PHE:H	2.24	0.41
11:AI:8:GLY:HA2	11:AI:79:LEU:HD12	2.03	0.41
12:AJ:34:VAL:CG2	12:AJ:74:ILE:HG22	2.51	0.41
15:AM:3:ARG:HG2	15:AM:9:ILE:HG12	2.02	0.41
16:AN:4:LYS:O	16:AN:7:ILE:HG13	2.20	0.41

*Continued on next page...*

*Continued from previous page...*

Atom-1	Atom-2	Interatomic distance (Å)	Clash overlap (Å)
19:AQ:86:GLU:O	19:AQ:87:LYS:C	2.59	0.41
24:AX:177:ILE:HD11	24:AX:180:ALA:CB	2.51	0.41
2:AY:21:A:N6	2:AY:46:G:H2'	2.36	0.41
48:B1:80:LEU:HA	48:B1:80:LEU:HD23	1.78	0.41
48:B1:92:LYS:C	48:B1:94:LEU:H	2.24	0.41
49:B2:1:MET:CE	49:B2:4:SER:HB2	2.50	0.41
49:B2:28:LYS:HB3	49:B2:57:ILE:CD1	2.50	0.41
51:B4:46:ASN:HB2	51:B4:64:LYS:CB	2.50	0.41
52:B5:3:LYS:HB3	52:B5:4:HIS:H	1.68	0.41
25:BA:135:G:H1	25:BA:144:C:N4	2.17	0.41
25:BA:1405:U:C2	25:BA:1406:U:C5	3.08	0.41
25:BA:1465:G:C4	25:BA:1466:G:C8	3.08	0.41
25:BA:1505:C:H2'	25:BA:1506:C:C6	2.56	0.41
25:BA:1789:A:H2'	25:BA:1790:C:C6	2.56	0.41
25:BA:1998:G:H2'	25:BA:1999:C:O4'	2.21	0.41
25:BA:270(P):U:O5'	25:BA:270(P):U:C6	2.73	0.41
25:BA:2688:U:H1'	25:BA:2721:A:N6	2.35	0.41
25:BA:392:C:H5''	25:BA:409:C:H5''	2.03	0.41
25:BA:60:G:C5	25:BA:63:U:C5	3.08	0.41
25:BA:688:U:O5'	25:BA:688:U:H6	2.04	0.41
25:BA:76:C:O5'	25:BA:76:C:H6	2.03	0.41
25:BA:898:C:C2	25:BA:899:A:C8	3.09	0.41
26:BB:45:A:N3	26:BB:45:A:H2'	2.34	0.41
26:BB:75:G:H1'	46:BZ:27:VAL:CG2	2.45	0.41
28:BE:49:LEU:HA	28:BE:49:LEU:HD13	1.83	0.41
29:BF:9:ILE:CG1	29:BF:20:LEU:HB2	2.50	0.41
32:BI:111:PRO:HG2	32:BI:112:LYS:HG3	2.03	0.41
32:BI:136:VAL:N	32:BI:137:PRO:HD3	2.35	0.41
33:BK:95:LYS:HB3	33:BK:95:LYS:HE2	1.79	0.41
35:BO:17:ARG:CG	35:BO:47:ILE:HD13	2.45	0.41
36:BP:58:THR:O	36:BP:58:THR:HG22	2.21	0.41
25:BA:2406:U:O4	36:BP:70:GLN:HB3	2.19	0.41
37:BQ:74:TYR:CD2	37:BQ:91:GLU:HB2	2.55	0.41
38:BR:92:GLY:HA2	38:BR:94:TYR:CZ	2.55	0.41
42:BV:45:THR:O	42:BV:46:VAL:C	2.59	0.41
44:BX:50:LYS:N	44:BX:87:GLN:NE2	2.65	0.41
25:BA:498:G:HO2'	45:BY:47:LYS:HD3	1.85	0.41
1:CA:1234:C:O2'	1:CA:1235:U:H5'	2.20	0.41
1:CA:1505:G:H5''	1:CA:1505:G:H8	1.85	0.41
1:CA:604:G:C5	1:CA:605:U:C5	3.08	0.41
1:CA:61:G:OP2	22:CT:10:LEU:HD13	2.21	0.41

*Continued on next page...*

*Continued from previous page...*

Atom-1	Atom-2	Interatomic distance (Å)	Clash overlap (Å)
6:CD:202:LEU:HA	6:CD:202:LEU:HD22	1.79	0.41
7:CE:41:VAL:HG21	7:CE:113:ALA:HA	2.02	0.41
3:CV:24:A:C2	7:CE:15:ARG:NH1	2.88	0.41
9:CG:15:ASP:O	9:CG:19:GLY:HA2	2.20	0.41
9:CG:27:ILE:N	9:CG:27:ILE:HD13	2.36	0.41
12:CJ:37:PRO:HA	12:CJ:72:VAL:HG22	2.03	0.41
13:CK:34:ASP:HB2	13:CK:35:PRO:CD	2.50	0.41
15:CM:13:LYS:O	15:CM:14:ARG:C	2.58	0.41
15:CM:23:TYR:HB3	15:CM:67:GLU:HA	2.02	0.41
15:CM:74:VAL:HA	15:CM:77:ASN:HB2	2.03	0.41
21:CS:17:GLU:HG2	21:CS:18:LYS:N	2.36	0.41
21:CS:41:VAL:HB	21:CS:44:MET:HB2	2.03	0.41
21:CS:19:VAL:HG21	21:CS:44:MET:HG3	2.02	0.41
47:D0:75:LEU:HD23	47:D0:75:LEU:HA	1.91	0.41
48:D1:11:ARG:HD2	48:D1:60:PHE:HA	2.02	0.41
50:D3:6:VAL:HG22	50:D3:35:ARG:O	2.21	0.41
25:DA:2815:C:H5'	52:D5:29:ILE:HG13	2.02	0.41
25:DA:1275:A:C4	38:DR:16:HIS:ND1	2.89	0.41
25:DA:1565:C:C2	25:DA:1567:A:C8	3.08	0.41
25:DA:1592:C:H2'	25:DA:1593:G:C8	2.56	0.41
25:DA:1936:A:N3	25:DA:1936:A:C5'	2.84	0.41
25:DA:1949:G:C6	25:DA:1950:G:C6	3.09	0.41
25:DA:1952:A:N1	35:DO:22:ILE:HD12	2.35	0.41
25:DA:2228:G:OP2	27:DD:263:ARG:NH1	2.47	0.41
25:DA:2435:A:H2'	25:DA:2436:G:O5'	2.20	0.41
25:DA:830:G:C4	25:DA:2448:A:C6	3.08	0.41
25:DA:271(C):G:H4'	25:DA:271(D):U:O5'	2.21	0.41
25:DA:710:G:H2'	25:DA:711:G:C8	2.56	0.41
25:DA:911:A:C6	37:DQ:9:TYR:HE2	2.38	0.41
26:DB:57:A:N3	30:DG:29:TRP:CB	2.83	0.41
27:DD:27:THR:CG2	27:DD:83:GLU:HG2	2.51	0.41
28:DE:181:LEU:HD22	28:DE:181:LEU:N	2.35	0.41
30:DG:174:GLU:HG2	30:DG:180:PHE:HD1	1.85	0.41
31:DH:38:SER:HA	31:DH:39:PRO:HD3	1.77	0.41
36:DP:46:LYS:HB3	36:DP:52:GLU:HG3	2.03	0.41
38:DR:38:VAL:CG1	38:DR:42:LYS:HE3	2.51	0.41
41:DU:33:ARG:O	41:DU:37:GLU:HG3	2.21	0.41
41:DU:60:LEU:O	41:DU:64:ARG:HG2	2.21	0.41
42:DV:76:LYS:HB2	42:DV:81:TYR:CD1	2.55	0.41
25:DA:308:G:O2'	45:DY:19:LYS:HE3	2.20	0.41
45:DY:8:LYS:HE2	45:DY:37:VAL:HG11	2.02	0.41

*Continued on next page...*

*Continued from previous page...*

Atom-1	Atom-2	Interatomic distance (Å)	Clash overlap (Å)
45:DY:46:LYS:C	45:DY:48:ALA:N	2.73	0.41
45:DY:89:PHE:N	45:DY:90:LEU:HD23	2.36	0.41
46:DZ:128:VAL:CG2	46:DZ:129:SER:N	2.83	0.41
1:AA:1237:C:H5''	1:AA:1238:A:O4'	2.20	0.41
1:AA:16:A:C2'	1:AA:17:U:H5'	2.51	0.41
1:AA:26:A:O2'	6:AD:209:ARG:NH2	2.54	0.41
1:AA:596:C:H6	1:AA:596:C:C5'	2.22	0.41
1:AA:746:A:H2'	1:AA:747:C:H5'	2.01	0.41
4:AB:162:ILE:HD11	4:AB:184:VAL:HA	2.02	0.41
6:AD:166:LYS:H	6:AD:166:LYS:HG3	1.66	0.41
10:AH:104:ARG:NH1	10:AH:138:TRP:CZ3	2.89	0.41
17:AO:48:LYS:HA	17:AO:48:LYS:HE2	2.02	0.41
24:AX:355:MET:O	24:AX:359:TRP:CE3	2.74	0.41
2:AZ:8:U:O2	2:AZ:21:A:C2	2.68	0.41
49:B2:2:LYS:O	49:B2:3:LEU:C	2.59	0.41
26:BB:83:G:H4'	50:B3:52:HIS:CD2	2.55	0.41
25:BA:1175:U:H2'	25:BA:1176:G:C4	2.52	0.41
25:BA:1267:U:O2	25:BA:1267:U:H2'	2.20	0.41
25:BA:1309:G:H3'	54:B7:9:ARG:NH1	2.36	0.41
25:BA:1374:G:C4	25:BA:1375:C:C5	3.09	0.41
25:BA:189:G:H1'	25:BA:207:A:N6	2.36	0.41
25:BA:2712:U:O2'	25:BA:712(B):A:P	2.79	0.41
25:BA:280:C:H2'	25:BA:281:G:H8	1.86	0.41
25:BA:312:G:H2'	25:BA:312:G:N3	2.36	0.41
25:BA:957:A:N6	25:BA:2459:A:C8	2.89	0.41
25:BA:95:G:C5'	49:B2:46:GLN:HB3	2.50	0.41
27:BD:244:ARG:HA	27:BD:245:PRO:HA	1.76	0.41
29:BF:125:LEU:HD23	29:BF:125:LEU:N	2.35	0.41
29:BF:59:TYR:HB3	29:BF:78:ILE:HD13	2.01	0.41
30:BG:66:GLN:HG2	30:BG:67:LYS:H	1.85	0.41
31:BH:18:GLU:OE2	31:BH:27:LYS:HE3	2.20	0.41
31:BH:47:GLU:OE1	31:BH:48:GLY:N	2.47	0.41
33:BK:80:LYS:HE2	33:BK:81:ALA:N	2.35	0.41
34:BN:132:LYS:H	34:BN:132:LYS:HD3	1.86	0.41
34:BN:66:THR:N	34:BN:71:MET:CE	2.84	0.41
34:BN:66:THR:HA	34:BN:67:PRO:HD2	1.89	0.41
36:BP:41:ARG:CA	36:BP:41:ARG:NE	2.83	0.41
36:BP:41:ARG:HA	36:BP:41:ARG:NE	2.35	0.41
37:BQ:10:ARG:HB3	37:BQ:11:LYS:H	1.56	0.41
25:BA:2295:C:OP2	39:BS:11:LYS:HE3	2.21	0.41
39:BS:30:ARG:HG3	39:BS:92:TYR:CE2	2.56	0.41

*Continued on next page...*

*Continued from previous page...*

Atom-1	Atom-2	Interatomic distance (Å)	Clash overlap (Å)
41:BU:106:PHE:O	41:BU:110:VAL:HG23	2.21	0.41
42:BV:99:ILE:H	42:BV:99:ILE:CD1	2.27	0.41
1:CA:1366:C:H2'	1:CA:1367:C:C6	2.55	0.41
1:CA:49:U:N3	1:CA:362:G:H1'	2.34	0.41
1:CA:408:A:O2'	1:CA:409:G:H5'	2.21	0.41
1:CA:901:A:C5	1:CA:902:G:H1'	2.55	0.41
1:CA:900:A:H2'	1:CA:901:A:C8	2.56	0.41
1:CA:983:A:H5''	1:CA:983:A:N3	2.35	0.41
4:CB:82:ARG:HG3	4:CB:92:TYR:OH	2.20	0.41
5:CC:12:LEU:HD22	5:CC:12:LEU:HA	1.86	0.41
5:CC:19:GLU:HA	5:CC:54:ARG:NH1	2.35	0.41
10:CH:88:LYS:O	10:CH:92:ARG:HD2	2.21	0.41
11:CI:46:ALA:O	11:CI:49:PRO:HD2	2.21	0.41
12:CJ:6:ILE:HG22	12:CJ:98:ILE:CG1	2.40	0.41
16:CN:13:THR:HG22	16:CN:13:THR:O	2.20	0.41
18:CP:20:VAL:HG21	18:CP:32:TYR:CD2	2.56	0.41
18:CP:20:VAL:HG21	18:CP:32:TYR:HB2	2.03	0.41
21:CS:16:LEU:O	21:CS:20:LEU:N	2.54	0.41
24:CX:229:GLU:CG	24:CX:230:GLU:N	2.83	0.41
24:CX:249:GLY:HA3	24:CX:250:PRO:HD2	1.81	0.41
47:D0:12:ASN:N	47:D0:14:ARG:HH21	2.18	0.41
47:D0:74:ARG:HG2	47:D0:74:ARG:H	1.60	0.41
48:D1:86:SER:CB	48:D1:89:GLU:HB2	2.41	0.41
50:D3:46:ASN:C	50:D3:48:GLU:N	2.73	0.41
25:DA:2056:G:N2	52:D5:4:HIS:O	2.54	0.41
25:DA:1062:G:H21	33:DK:133:SER:HB3	1.86	0.41
25:DA:1281:G:C6	25:DA:1282:U:C4	3.09	0.41
25:DA:1354:A:H2'	25:DA:1355:G:O4'	2.21	0.41
25:DA:1523:U:H2'	25:DA:1524:G:C8	2.56	0.41
25:DA:1731:G:O2'	25:DA:1732:A:H8	2.01	0.41
25:DA:2158:A:H4'	25:DA:2159:G:O5'	2.19	0.41
25:DA:238:C:H2'	25:DA:239:U:O4'	2.21	0.41
25:DA:2426:A:C3'	25:DA:2427:C:H5''	2.45	0.41
25:DA:2514:U:H2'	25:DA:2515:C:C6	2.56	0.41
25:DA:276:A:H2'	25:DA:277:C:C2	2.56	0.41
25:DA:2872:G:C2	25:DA:2873:A:N6	2.88	0.41
25:DA:378:C:O2	25:DA:378:C:H2'	2.21	0.41
25:DA:727:A:C6	25:DA:728:G:C6	3.08	0.41
25:DA:735:A:H3'	25:DA:736:C:C6	2.56	0.41
25:DA:777:A:N3	25:DA:778:G:C8	2.88	0.41
25:DA:887:A:C2'	25:DA:888:C:O5'	2.69	0.41

*Continued on next page...*

*Continued from previous page...*

Atom-1	Atom-2	Interatomic distance (Å)	Clash overlap (Å)
26:DB:110:G:H2'	26:DB:111:U:O4'	2.21	0.41
30:DG:83:ARG:HG3	30:DG:86:MET:SD	2.60	0.41
33:DK:112:MET:HE3	33:DK:120:LEU:HD12	2.02	0.41
34:DN:30:LYS:HD3	34:DN:30:LYS:HA	1.66	0.41
36:DP:115:LEU:HD12	36:DP:115:LEU:C	2.40	0.41
36:DP:85:LEU:HA	36:DP:88:LEU:HB3	2.03	0.41
38:DR:30:THR:HG22	38:DR:31:HIS:CE1	2.55	0.41
38:DR:37:THR:OG1	38:DR:40:LYS:HG3	2.19	0.41
41:DU:16:LYS:O	41:DU:20:LEU:HD23	2.20	0.41
44:DX:55:ASN:HD22	44:DX:55:ASN:N	2.17	0.41
45:DY:81:LYS:CD	45:DY:97:ARG:HB3	2.49	0.41
46:DZ:179:ASP:OD2	46:DZ:179:ASP:C	2.59	0.41
46:DZ:94:GLU:HB2	46:DZ:95:PRO:HD2	2.02	0.41
1:AA:1003:G:O5'	1:AA:1003:G:H8	2.03	0.41
1:AA:1071:C:O2'	1:AA:1072:G:H5'	2.21	0.41
1:AA:542:G:C2	1:AA:543:C:C4	3.08	0.41
8:AF:63:TYR:N	8:AF:63:TYR:CD2	2.89	0.41
8:AF:64:GLN:HB3	8:AF:64:GLN:HE21	1.59	0.41
9:AG:151:TYR:HA	9:AG:153:HIS:CE1	2.56	0.41
10:AH:111:ILE:HG12	10:AH:111:ILE:H	1.47	0.41
15:AM:102:ARG:HA	15:AM:102:ARG:HE	1.84	0.41
18:AP:39:TYR:HB2	18:AP:49:LEU:HD13	2.02	0.41
24:AX:139:GLY:O	24:AX:142:ALA:N	2.53	0.41
24:AX:177:ILE:HD11	24:AX:180:ALA:HB2	2.03	0.41
24:AX:57:ALA:O	24:AX:61:VAL:HG23	2.21	0.41
47:B0:46:LYS:O	47:B0:47:PRO:O	2.39	0.41
47:B0:53:MET:HB3	47:B0:59:LEU:CD2	2.44	0.41
48:B1:67:ILE:N	48:B1:68:PRO:CD	2.79	0.41
25:BA:1178:C:C2	25:BA:1179:C:C5	3.09	0.41
25:BA:1515:C:H2'	25:BA:1516:U:H6	1.85	0.41
25:BA:1551:C:C5	25:BA:1552:G:N7	2.89	0.41
25:BA:161:U:O2	25:BA:165:U:O4	2.39	0.41
25:BA:1793:C:H2'	25:BA:1794:U:H6	1.84	0.41
25:BA:1974:C:H2'	25:BA:1974:C:O2	2.20	0.41
25:BA:2053:G:C2'	25:BA:2054:A:H5'	2.51	0.41
25:BA:2415:G:C4	25:BA:2416:C:C5	3.09	0.41
25:BA:2435:A:H2'	25:BA:2436:G:O5'	2.20	0.41
25:BA:307:G:C8	25:BA:307:G:O5'	2.71	0.41
25:BA:733:G:C8	25:BA:761:A:N6	2.89	0.41
25:BA:930:U:O4'	25:BA:930:U:O2	2.36	0.41
27:BD:232:PRO:O	27:BD:234:GLY:N	2.51	0.41

*Continued on next page...*

*Continued from previous page...*

Atom-1	Atom-2	Interatomic distance (Å)	Clash overlap (Å)
27:BD:31:LYS:HG3	27:BD:33:LEU:CD2	2.51	0.41
27:BD:32:SER:C	27:BD:33:LEU:O	2.59	0.41
29:BF:7:TYR:HA	29:BF:22:ALA:H	1.86	0.41
30:BG:94:LEU:N	30:BG:94:LEU:HD23	2.35	0.41
32:BI:52:ARG:H	32:BI:52:ARG:CD	2.32	0.41
33:BK:115:LEU:HD23	33:BK:116:ASN:N	2.32	0.41
33:BK:104:VAL:CG1	33:BK:127:ILE:HB	2.51	0.41
33:BK:4:VAL:HG22	33:BK:60:TYR:CE1	2.56	0.41
25:BA:2641:G:H5''	34:BN:99:SER:HB3	2.02	0.41
36:BP:115:LEU:HA	36:BP:134:ALA:CB	2.50	0.41
36:BP:65:ARG:NH2	55:B8:15:LYS:HB3	2.36	0.41
36:BP:75:ILE:H	36:BP:75:ILE:HD12	1.85	0.41
38:BR:47:PHE:O	38:BR:51:LEU:CD1	2.68	0.41
43:BW:34:ASN:HD22	43:BW:34:ASN:HA	1.58	0.41
44:BX:32:PRO:HA	44:BX:77:LYS:HB2	2.03	0.41
46:BZ:163:LEU:HD12	46:BZ:165:VAL:CG2	2.51	0.41
1:CA:1088:G:C4	1:CA:1089:G:C8	3.08	0.41
1:CA:1108:G:C5	1:CA:1109:C:C5	3.09	0.41
1:CA:119:A:H5'	1:CA:120:A:C4	2.56	0.41
1:CA:1367:C:N3	1:CA:1368:G:N7	2.69	0.41
1:CA:236:G:C5	1:CA:237:C:C5	3.09	0.41
1:CA:644:G:N2	1:CA:645:C:H1'	2.35	0.41
1:CA:85:U:H6	1:CA:85:U:H3'	1.85	0.41
1:CA:927:G:O2'	1:CA:928:G:H5'	2.21	0.41
4:CB:69:LEU:HD23	4:CB:155:LEU:HD22	2.01	0.41
4:CB:42:ILE:HD12	4:CB:42:ILE:HA	1.89	0.41
5:CC:108:ASN:HA	5:CC:109:PRO:HD2	1.80	0.41
5:CC:186:PHE:HD1	5:CC:198:VAL:O	2.04	0.41
7:CE:153:LYS:HG3	7:CE:155:GLU:H	1.86	0.41
9:CG:24:THR:CA	9:CG:27:ILE:HG12	2.51	0.41
13:CK:80:VAL:CG1	13:CK:103:LEU:HD12	2.51	0.41
13:CK:97:ALA:C	13:CK:99:GLN:H	2.25	0.41
16:CN:41:ARG:O	16:CN:44:LEU:HG	2.21	0.41
18:CP:1:MET:HG2	18:CP:2:VAL:O	2.20	0.41
21:CS:10:PHE:O	21:CS:11:VAL:HB	2.20	0.41
21:CS:11:VAL:HA	21:CS:38:SER:HB2	2.02	0.41
24:CX:92:LEU:HB3	24:CX:97:ARG:CG	2.50	0.41
47:D0:36:ILE:HD13	47:D0:58:THR:HG21	2.03	0.41
48:D1:80:LEU:HA	48:D1:80:LEU:HD23	1.80	0.41
53:D6:24:GLU:CD	53:D6:25:LYS:N	2.70	0.41
25:DA:651:G:H4'	55:D8:18:ALA:HB3	2.03	0.41

*Continued on next page...*

*Continued from previous page...*

Atom-1	Atom-2	Interatomic distance (Å)	Clash overlap (Å)
55:D8:52:LYS:HA	55:D8:52:LYS:CE	2.40	0.41
55:D8:54:GLU:HA	55:D8:57:ARG:HH12	1.86	0.41
25:DA:1170:G:C6	25:DA:1171:G:N7	2.89	0.41
25:DA:1178:C:C2	25:DA:1179:C:C5	3.09	0.41
25:DA:1210:A:H5''	25:DA:1210:A:H8	1.85	0.41
25:DA:1525:G:H2'	25:DA:1526:G:C8	2.53	0.41
25:DA:2083:G:C6	25:DA:2084:C:C4	3.09	0.41
25:DA:2338:G:N3	25:DA:2339:G:C8	2.89	0.41
25:DA:2478:A:H3'	25:DA:2479:G:C8	2.53	0.41
25:DA:2501:C:H2'	25:DA:2501:C:H6	1.55	0.41
25:DA:2718:G:H2'	25:DA:2719:G:H8	1.85	0.41
25:DA:276:A:H2'	25:DA:277:C:C6	2.55	0.41
25:DA:654:U:H6	25:DA:654:U:H5''	1.86	0.41
26:DB:102:G:H21	46:DZ:73:GLN:HE22	1.67	0.41
27:DD:33:LEU:HD11	27:DD:102:LYS:HD2	2.02	0.41
27:DD:11:PRO:O	27:DD:12:SER:C	2.58	0.41
25:DA:2785:C:O2'	28:DE:66:HIS:CD2	2.74	0.41
29:DF:9:ILE:CG1	29:DF:20:LEU:HB2	2.51	0.41
30:DG:75:LYS:O	30:DG:83:ARG:O	2.39	0.41
31:DH:123:PHE:HB3	31:DH:133:VAL:HG22	2.03	0.41
32:DI:12:LEU:N	32:DI:12:LEU:HD22	2.36	0.41
25:DA:1059:G:C1'	33:DK:115:LEU:HG	2.41	0.41
36:DP:115:LEU:HA	36:DP:134:ALA:CB	2.51	0.41
37:DQ:38:GLU:HB2	37:DQ:127:ILE:CG2	2.43	0.41
38:DR:97:VAL:HA	38:DR:113:LEU:O	2.21	0.41
41:DU:105:VAL:O	41:DU:108:GLU:HB2	2.21	0.41
43:DW:96:ILE:HG23	43:DW:96:ILE:O	2.20	0.41
44:DX:54:VAL:C	44:DX:55:ASN:HD22	2.24	0.41
1:AA:959:A:C2	1:AA:1222:G:O4'	2.74	0.41
1:AA:1266:G:N2	1:AA:1270:C:N3	2.69	0.41
1:AA:976:G:H8	1:AA:1358:U:O2'	2.04	0.41
1:AA:685:G:N2	1:AA:686:U:C4	2.89	0.41
1:AA:892:A:H2'	1:AA:893:C:H6	1.82	0.41
4:AB:69:LEU:HD23	4:AB:155:LEU:HD22	2.03	0.41
4:AB:187:LEU:HD23	4:AB:201:ILE:O	2.20	0.41
4:AB:223:ILE:O	4:AB:227:GLY:N	2.54	0.41
4:AB:59:GLU:CB	4:AB:221:LEU:HD11	2.50	0.41
5:AC:182:ILE:HG12	5:AC:203:PHE:HD1	1.86	0.41
7:AE:84:PHE:C	7:AE:84:PHE:HD2	2.24	0.41
12:AJ:37:PRO:HA	12:AJ:72:VAL:HG22	2.02	0.41
13:AK:92:GLU:O	13:AK:95:ILE:HB	2.20	0.41

*Continued on next page...*

*Continued from previous page...*

Atom-1	Atom-2	Interatomic distance (Å)	Clash overlap (Å)
17:AO:40:SER:O	17:AO:44:LYS:HD2	2.19	0.41
18:AP:1:MET:HG2	18:AP:2:VAL:O	2.21	0.41
21:AS:16:LEU:CA	21:AS:19:VAL:HG12	2.50	0.41
22:AT:57:ARG:HH12	22:AT:100:ILE:HG21	1.86	0.41
25:BA:1116:C:C2	25:BA:1117:G:C8	3.08	0.41
25:BA:1389:G:C2	25:BA:1399:C:O2	2.74	0.41
25:BA:1514:U:H2'	25:BA:1515:C:C6	2.56	0.41
25:BA:1534:G:C2	25:BA:1536:A:OP2	2.74	0.41
25:BA:1543:A:C5	25:BA:1545:A:O4'	2.74	0.41
25:BA:1817:G:H2'	25:BA:1818:U:H5'	2.03	0.41
25:BA:1989:G:C5	25:BA:1990:C:C5	3.09	0.41
25:BA:2283:C:C5	25:BA:2389:G:C4	3.08	0.41
25:BA:2490:G:H4'	25:BA:2491:U:OP1	2.21	0.41
25:BA:270(K):G:H1	25:BA:270(Q):C:H42	1.68	0.41
25:BA:270(F):G:N1	25:BA:270(W):G:C6	2.89	0.41
25:BA:278:A:H3'	25:BA:279:C:C6	2.56	0.41
25:BA:349:G:H2'	25:BA:350:U:O4'	2.21	0.41
25:BA:404:C:C2	25:BA:406:G:C5	3.09	0.41
25:BA:459:U:OP2	25:BA:469:G:N1	2.43	0.41
25:BA:718:A:H3'	25:BA:719:C:H6	1.85	0.41
27:BD:43:ARG:CB	27:BD:49:ILE:HA	2.49	0.41
28:BE:111:ARG:HB2	28:BE:160:TYR:O	2.21	0.41
29:BF:135:LYS:O	29:BF:136:THR:C	2.59	0.41
29:BF:178:PRO:HG2	29:BF:179:GLU:CD	2.41	0.41
29:BF:155:LEU:HB2	29:BF:189:THR:OG1	2.21	0.41
31:BH:90:LYS:HG2	31:BH:163:TYR:CD1	2.55	0.41
37:BQ:114:ALA:O	37:BQ:118:LEU:HB2	2.21	0.41
38:BR:18:LEU:HD22	38:BR:18:LEU:C	2.41	0.41
38:BR:60:LEU:O	38:BR:64:ARG:HG3	2.20	0.41
41:BU:84:LYS:HD3	41:BU:84:LYS:HA	1.87	0.41
43:BW:65:LEU:HB2	43:BW:68:ARG:HG2	2.03	0.41
46:BZ:75:ASN:N	46:BZ:75:ASN:ND2	2.69	0.41
1:CA:1107:C:C4	1:CA:1108:G:C8	3.09	0.41
1:CA:1392:G:O2'	1:CA:1393:U:H5'	2.20	0.41
1:CA:373:A:H2'	1:CA:374:A:H8	1.86	0.41
1:CA:406:G:H1'	1:CA:495:A:N1	2.36	0.41
1:CA:509:A:C8	1:CA:509:A:C3'	3.04	0.41
1:CA:766:A:C4	1:CA:814:A:C2	3.09	0.41
1:CA:815:A:C2	1:CA:1529:G:C4	3.09	0.41
4:CB:59:GLU:CB	4:CB:221:LEU:HD11	2.51	0.41
4:CB:69:LEU:HD23	4:CB:159:PRO:CG	2.43	0.41

*Continued on next page...*

*Continued from previous page...*

Atom-1	Atom-2	Interatomic distance (Å)	Clash overlap (Å)
4:CB:75:LYS:C	4:CB:77:ALA:H	2.23	0.41
5:CC:206:GLU:HG2	5:CC:207:VAL:H	1.86	0.41
1:CA:511:C:H1'	6:CD:43:HIS:HE2	1.85	0.41
12:CJ:13:HIS:HB3	12:CJ:68:HIS:CE1	2.56	0.41
15:CM:3:ARG:HG2	15:CM:9:ILE:HG12	2.02	0.41
16:CN:10:ALA:HB2	16:CN:23:ARG:HH21	1.86	0.41
18:CP:65:GLN:HA	18:CP:66:PRO:HD3	1.74	0.41
22:CT:38:LYS:HE2	22:CT:38:LYS:HB3	1.84	0.41
24:CX:133:ILE:HD12	24:CX:150:LEU:HA	2.02	0.41
24:CX:264:VAL:O	24:CX:264:VAL:HG23	2.21	0.41
24:CX:355:MET:O	24:CX:359:TRP:CE3	2.74	0.41
2:CZ:67:C:H2'	2:CZ:68:C:C6	2.55	0.41
47:D0:82:ARG:HA	47:D0:83:PRO:HD2	1.89	0.41
48:D1:55:GLY:C	48:D1:56:GLN:HG2	2.42	0.41
49:D2:46:GLN:HB2	49:D2:49:LYS:NZ	2.35	0.41
55:D8:31:HIS:O	55:D8:32:LEU:C	2.59	0.41
55:D8:41:ILE:HD12	55:D8:42:ARG:N	2.35	0.41
25:DA:126:A:O5'	54:D7:19:ARG:HG2	2.20	0.41
25:DA:1465:G:C4	25:DA:1466:G:C8	3.08	0.41
25:DA:1491:G:N2	25:DA:1499:C:O2	2.52	0.41
25:DA:1936:A:C3'	25:DA:1936:A:OP1	2.67	0.41
25:DA:2083:G:C6	25:DA:2084:C:N3	2.88	0.41
25:DA:2109:U:H3	25:DA:2180:U:H3	1.69	0.41
25:DA:2320:A:N3	25:DA:2320:A:C2'	2.82	0.41
25:DA:2432:A:C6	25:DA:2433:A:C6	3.08	0.41
25:DA:270(Q):C:O2'	25:DA:270(R):C:C6	2.65	0.41
25:DA:274:G:OP1	25:DA:274:G:C8	2.74	0.41
25:DA:531:C:C5	25:DA:2035:G:C2	3.09	0.41
25:DA:821:A:O2'	25:DA:945:A:H5'	2.20	0.41
27:DD:222:ARG:HH12	27:DD:239:ARG:NH2	2.19	0.41
28:DE:86:PRO:HB2	28:DE:87:GLU:H	1.62	0.41
29:DF:102:PRO:HB2	29:DF:105:VAL:HG23	2.03	0.41
29:DF:103:LYS:O	29:DF:104:LYS:C	2.59	0.41
31:DH:12:PRO:HA	31:DH:15:VAL:HG11	2.02	0.41
33:DK:38:VAL:HA	33:DK:41:PHE:HB3	2.03	0.41
37:DQ:116:GLU:O	37:DQ:120:ILE:HG12	2.21	0.41
37:DQ:125:LEU:C	37:DQ:127:ILE:H	2.25	0.41
37:DQ:65:PHE:HD2	37:DQ:105:GLU:HB2	1.85	0.41
39:DS:24:LEU:CG	39:DS:84:GLN:HB3	2.51	0.41
45:DY:13:VAL:CG1	45:DY:72:VAL:HB	2.51	0.41
1:AA:1075:C:O2'	1:AA:1076:C:H5'	2.21	0.41

*Continued on next page...*

*Continued from previous page...*

Atom-1	Atom-2	Interatomic distance (Å)	Clash overlap (Å)
1:AA:1088:G:C4	1:AA:1089:G:C8	3.10	0.41
1:AA:112:G:H2'	1:AA:113:G:H5'	2.03	0.41
1:AA:1221:G:C4	1:AA:1222:G:C8	3.09	0.41
1:AA:1236:A:O2'	1:AA:1304:G:H4'	2.20	0.41
1:AA:17:U:H1'	1:AA:1080:A:N3	2.35	0.41
1:AA:332:G:C4	1:AA:333:G:C8	3.09	0.41
1:AA:360:A:C6	1:AA:361:G:C6	3.09	0.41
1:AA:688:G:H2'	1:AA:689:C:H6	1.86	0.41
1:AA:994:A:C2	1:AA:995:C:C5	3.09	0.41
6:AD:15:GLU:HG2	6:AD:63:LYS:HG3	2.02	0.41
7:AE:109:ILE:HG22	7:AE:110:LEU:HD23	2.03	0.41
11:AI:88:TYR:O	11:AI:88:TYR:HD2	2.04	0.41
1:AA:716:A:N3	13:AK:118:GLY:HA2	2.35	0.41
14:AL:123:LYS:HD2	14:AL:124:PRO:HD2	2.02	0.41
22:AT:26:ASN:CB	22:AT:71:THR:HG23	2.28	0.41
24:AX:244:VAL:HG12	24:AX:245:MET:N	2.36	0.41
24:AX:373:GLU:O	24:AX:378:GLU:HB3	2.21	0.41
2:AY:50:U:H3	2:AY:64:G:H1	1.69	0.41
52:B5:52:TYR:CD1	52:B5:52:TYR:N	2.89	0.41
55:B8:39:LYS:HE2	55:B8:43:GLN:NE2	2.33	0.41
25:BA:579:G:C2	25:BA:1262:A:C4	3.09	0.41
25:BA:1385:G:C4	25:BA:1386:C:C5	3.09	0.41
25:BA:1544:C:H2'	25:BA:1545:A:H5'	2.03	0.41
25:BA:1603:A:C5	25:BA:1604:C:C5	3.09	0.41
25:BA:1839:G:C5'	25:BA:1839:G:C8	3.04	0.41
25:BA:1900:A:N1	25:BA:1970:A:C6	2.89	0.41
25:BA:20:C:H2'	25:BA:21:A:H8	1.85	0.41
25:BA:2121:G:H2'	25:BA:2122:U:C6	2.56	0.41
25:BA:2498:C:OP2	25:BA:2498:C:H3'	2.21	0.41
25:BA:2683:C:P	40:BT:53:ARG:NH2	2.94	0.41
25:BA:2748:A:C4	25:BA:2757:A:C6	3.09	0.41
25:BA:2749:A:H2'	25:BA:2750:A:C8	2.56	0.41
25:BA:2776:A:C6	25:BA:2778:A:C6	3.08	0.41
25:BA:26:G:C2	25:BA:27:G:N2	2.89	0.41
25:BA:280:C:N3	25:BA:361:G:C2	2.89	0.41
25:BA:604:G:H5''	25:BA:604:G:H8	1.86	0.41
25:BA:632:A:N3	25:BA:2403:C:H1'	2.36	0.41
25:BA:661:C:O3'	36:BP:18:ARG:HG2	2.20	0.41
25:BA:704:G:N2	25:BA:726:G:C4	2.89	0.41
25:BA:710:G:H2'	25:BA:711:G:C8	2.56	0.41
25:BA:780:G:C2	25:BA:783:A:N6	2.88	0.41

*Continued on next page...*

*Continued from previous page...*

Atom-1	Atom-2	Interatomic distance (Å)	Clash overlap (Å)
25:BA:865:C:H4'	25:BA:866:A:OP1	2.21	0.41
25:BA:942:G:H8	25:BA:942:G:O5'	2.04	0.41
25:BA:980:A:C6	25:BA:981:A:N1	2.89	0.41
25:BA:977:G:O6	25:BA:987:G:C6	2.74	0.41
26:BB:11:C:H3'	26:BB:12:C:H6	1.85	0.41
26:BB:69:G:N2	26:BB:70:C:H1'	2.36	0.41
26:BB:96:G:C4	26:BB:97:G:C8	3.08	0.41
27:BD:227:ASN:O	27:BD:228:PRO:C	2.58	0.41
28:BE:117:MET:HG2	28:BE:136:ARG:HH22	1.83	0.41
28:BE:55:ASN:HA	28:BE:56:PRO:HD3	1.96	0.41
29:BF:199:TRP:O	29:BF:202:PHE:HB3	2.21	0.41
30:BG:59:GLU:HG2	30:BG:144:ILE:HD11	2.03	0.41
32:BI:25:TYR:CD1	32:BI:30:LEU:HD11	2.56	0.41
34:BN:117:HIS:HA	34:BN:118:PRO:HD3	1.70	0.41
35:BO:52:VAL:HG22	35:BO:94:ARG:NH1	2.36	0.41
37:BQ:42:ILE:HD11	37:BQ:127:ILE:CD1	2.49	0.41
37:BQ:81:VAL:O	37:BQ:82:ARG:CZ	2.70	0.41
40:BT:106:SER:O	40:BT:107:ASP:CB	2.69	0.41
41:BU:5:LYS:HB3	41:BU:5:LYS:NZ	2.36	0.41
41:BU:72:HIS:CB	41:BU:110:VAL:HG11	2.51	0.41
41:BU:75:ASN:H	41:BU:75:ASN:HD22	1.63	0.41
42:BV:4:ILE:HD13	42:BV:13:ARG:HB3	2.03	0.41
43:BW:21:VAL:C	43:BW:23:LEU:N	2.75	0.41
46:BZ:144:LEU:HD22	46:BZ:144:LEU:N	2.36	0.41
1:CA:1504:G:P	1:CA:1504:G:H3'	2.61	0.41
1:CA:20:U:C2	1:CA:916:G:N2	2.88	0.41
1:CA:376:G:OP1	18:CP:5:ARG:HB2	2.20	0.41
1:CA:442:C:N4	1:CA:492:G:H1	2.19	0.41
1:CA:444:C:H2'	1:CA:445:G:C8	2.54	0.41
1:CA:836:G:H2'	1:CA:837:G:H8	1.85	0.41
1:CA:848:C:C6	1:CA:848:C:H3'	2.55	0.41
1:CA:811:C:C4'	1:CA:900:A:H61	2.34	0.41
4:CB:188:ALA:HB1	4:CB:192:SER:OG	2.20	0.41
1:CA:1057:G:H4'	5:CC:197:GLY:N	2.36	0.41
6:CD:166:LYS:C	6:CD:166:LYS:HD2	2.41	0.41
9:CG:65:ALA:CB	9:CG:124:LEU:HD23	2.48	0.41
16:CN:6:LEU:HD22	16:CN:23:ARG:CZ	2.50	0.41
17:CO:45:VAL:HG23	17:CO:46:HIS:CE1	2.53	0.41
19:CQ:97:SER:O	19:CQ:98:LEU:HD23	2.21	0.41
8:CF:7:ASN:ND2	20:CR:34:TYR:HE1	2.15	0.41
20:CR:50:ILE:CD1	20:CR:70:ILE:HG21	2.51	0.41

*Continued on next page...*

*Continued from previous page...*

Atom-1	Atom-2	Interatomic distance (Å)	Clash overlap (Å)
23:CU:6:ARG:O	23:CU:7:ARG:HB2	2.21	0.41
1:CA:1498:U:C5	3:CV:17:U:H5'	2.56	0.41
24:CX:134:GLN:HA	24:CX:135:PRO:HD2	1.84	0.41
24:CX:244:VAL:HG12	24:CX:245:MET:N	2.36	0.41
52:D5:40:LYS:HE3	52:D5:49:CYS:SG	2.61	0.41
53:D6:37:ARG:N	53:D6:37:ARG:HD2	2.35	0.41
54:D7:8:ASN:ND2	54:D7:10:ARG:N	2.69	0.41
25:DA:1034:G:C6	25:DA:1035:U:C4	3.09	0.41
25:DA:1045:A:H5''	25:DA:1047:G:O4'	2.21	0.41
25:DA:1248:G:C4	41:DU:3:ARG:HG3	2.55	0.41
25:DA:146:G:H2'	25:DA:147:U:O4'	2.21	0.41
25:DA:173:G:C6	25:DA:174:C:N4	2.88	0.41
25:DA:1914:C:O4'	25:DA:1914:C:O2	2.38	0.41
25:DA:195:A:N7	25:DA:197:A:OP1	2.53	0.41
25:DA:189:G:H1'	25:DA:207:A:N6	2.36	0.41
25:DA:2115:G:O2'	25:DA:2166:G:C2	2.74	0.41
25:DA:228:A:H2'	25:DA:230:U:O4'	2.21	0.41
25:DA:2500:U:C6	25:DA:2500:U:C3'	3.03	0.41
25:DA:497:A:H8	25:DA:497:A:O5'	2.04	0.41
25:DA:510:C:C2'	25:DA:511:U:H5'	2.51	0.41
25:DA:519:U:O2'	25:DA:520:G:H5'	2.21	0.41
25:DA:919:G:H2'	25:DA:920:G:H8	1.84	0.41
26:DB:54:G:H21	30:DG:29:TRP:HZ2	1.66	0.41
26:DB:74:U:H2'	26:DB:75:G:O4'	2.21	0.41
27:DD:25:THR:O	27:DD:25:THR:CG2	2.62	0.41
28:DE:68:ALA:C	28:DE:70:ALA:H	2.24	0.41
29:DF:184:TYR:CE2	29:DF:188:ARG:HD2	2.56	0.41
29:DF:7:TYR:O	29:DF:9:ILE:HD13	2.20	0.41
31:DH:38:SER:HB2	31:DH:41:MET:CG	2.51	0.41
36:DP:114:ILE:CD1	36:DP:130:PHE:CD1	3.03	0.41
36:DP:38:GLN:HG3	36:DP:41:ARG:HG3	2.03	0.41
38:DR:117:VAL:HG22	38:DR:118:GLU:N	2.36	0.41
43:DW:89:ALA:C	43:DW:91:GLY:H	2.24	0.41
1:AA:113:G:C6	1:AA:114:U:C4	3.09	0.40
1:AA:1228:C:O3'	15:AM:116:THR:HA	2.21	0.40
1:AA:1300:G:HO2'	1:AA:1301:U:C5'	2.34	0.40
1:AA:1345:U:C2	1:AA:1377:A:C6	3.09	0.40
1:AA:417:C:H2'	1:AA:418:C:H6	1.85	0.40
1:AA:406:G:C4	1:AA:495:A:C5	3.09	0.40
1:AA:644:G:N2	1:AA:645:C:H1'	2.36	0.40
1:AA:702:A:H3'	1:AA:703:G:C5'	2.51	0.40

*Continued on next page...*

*Continued from previous page...*

Atom-1	Atom-2	Interatomic distance (Å)	Clash overlap (Å)
1:AA:858:G:H5''	1:AA:858:G:C8	2.56	0.40
1:AA:919:A:H8	1:AA:919:A:O5'	2.04	0.40
1:AA:974:A:OP1	1:AA:974:A:C8	2.59	0.40
4:AB:178:ARG:HD3	4:AB:178:ARG:HA	1.81	0.40
4:AB:45:GLN:O	4:AB:49:GLU:HG3	2.22	0.40
6:AD:12:CYS:HA	6:AD:19:LEU:HD12	2.03	0.40
9:AG:108:ALA:O	9:AG:111:ARG:HB2	2.22	0.40
9:AG:113:GLU:CG	9:AG:119:ARG:HG2	2.51	0.40
11:AI:113:LYS:H	11:AI:119:ALA:HA	1.85	0.40
13:AK:57:THR:HG23	13:AK:58:PRO:HD2	2.03	0.40
1:AA:277:C:H5'	19:AQ:68:ARG:NH1	2.36	0.40
20:AR:51:LEU:CD2	20:AR:52:PRO:HD2	2.49	0.40
20:AR:50:ILE:CD1	20:AR:70:ILE:HG21	2.51	0.40
21:AS:58:VAL:HA	21:AS:59:PRO:HD2	1.88	0.40
24:AX:184:VAL:HG21	24:AX:193:LEU:HD12	2.02	0.40
48:B1:19:GLN:HE21	48:B1:41:ARG:NE	2.15	0.40
49:B2:33:MET:HA	49:B2:36:ARG:HG2	2.02	0.40
55:B8:54:GLU:HA	55:B8:57:ARG:HH12	1.86	0.40
25:BA:1256:G:O2'	29:BF:75:HIS:HE1	2.04	0.40
25:BA:1265:A:O4'	25:BA:1267:U:C6	2.73	0.40
25:BA:1388:G:H2'	25:BA:1389:G:H8	1.85	0.40
25:BA:2078:C:H2'	25:BA:2079:U:C6	2.56	0.40
25:BA:2090:G:H21	48:B1:45:ASN:HD21	1.69	0.40
25:BA:2158:A:H4'	25:BA:2159:G:O5'	2.20	0.40
25:BA:2205:C:H42	25:BA:2219:G:H1	1.68	0.40
25:BA:2209:C:C2	25:BA:2216:G:C2	3.09	0.40
25:BA:2400:G:H2'	25:BA:2401:U:C6	2.56	0.40
25:BA:245:G:C5	25:BA:246:C:C5	3.10	0.40
24:AX:250:PRO:HD3	25:BA:2604:U:OP2	2.20	0.40
25:BA:322:A:H3'	29:BF:169:ASN:HD21	1.86	0.40
25:BA:60:G:N7	25:BA:63:U:C6	2.89	0.40
25:BA:728:G:C4	25:BA:730:C:C5	3.09	0.40
25:BA:840:C:H2'	25:BA:841:A:H8	1.85	0.40
25:BA:860:U:O4'	25:BA:860:U:O2	2.37	0.40
25:BA:901:A:C5	25:BA:902:C:C4	3.09	0.40
25:BA:920:G:H2'	25:BA:921:G:C8	2.56	0.40
27:BD:238:GLY:O	27:BD:240:ALA:HB2	2.21	0.40
28:BE:68:ALA:C	28:BE:70:ALA:H	2.24	0.40
29:BF:181:LEU:HD23	29:BF:181:LEU:HA	1.64	0.40
30:BG:56:ALA:O	30:BG:60:LEU:HB2	2.21	0.40
32:BI:1:MET:HG3	32:BI:23:PRO:HA	2.03	0.40

*Continued on next page...*

*Continued from previous page...*

Atom-1	Atom-2	Interatomic distance (Å)	Clash overlap (Å)
25:BA:1081:U:C4'	33:BK:117:THR:HG23	2.50	0.40
35:BO:22:ILE:HD13	35:BO:22:ILE:HA	1.68	0.40
35:BO:66:LYS:HD3	35:BO:80:ASP:O	2.21	0.40
37:BQ:50:ALA:HB1	37:BQ:121:ALA:HB1	2.02	0.40
37:BQ:72:LYS:HA	37:BQ:73:PRO:HD3	1.94	0.40
25:BA:583:G:P	41:BU:10:ARG:HH11	2.43	0.40
1:CA:1360:A:H2'	1:CA:1361:G:C8	2.56	0.40
1:CA:1345:U:C2	1:CA:1377:A:C6	3.09	0.40
1:CA:162:A:H8	1:CA:162:A:O5'	2.04	0.40
1:CA:266:G:H3'	1:CA:266:G:H8	1.86	0.40
1:CA:444:C:O2'	1:CA:445:G:H5'	2.20	0.40
1:CA:445:G:C6	1:CA:490:G:C6	3.09	0.40
1:CA:474:G:H5'	18:CP:81:ARG:HG3	2.03	0.40
1:CA:513:C:H2'	1:CA:514:C:C6	2.55	0.40
1:CA:712:A:H2'	1:CA:713:G:O4'	2.20	0.40
1:CA:771:G:H2'	1:CA:772:U:C6	2.56	0.40
1:CA:937:A:C5	1:CA:938:A:N7	2.88	0.40
4:CB:114:ARG:HA	4:CB:117:GLU:CD	2.41	0.40
4:CB:73:THR:HG23	4:CB:170:GLU:HG2	2.03	0.40
4:CB:230:VAL:HB	4:CB:231:GLU:H	1.65	0.40
4:CB:90:MET:HA	4:CB:91:PRO:HD3	1.94	0.40
5:CC:105:GLU:CG	5:CC:106:VAL:N	2.83	0.40
5:CC:151:VAL:O	5:CC:152:ILE:HG13	2.21	0.40
5:CC:18:TRP:CD1	16:CN:54:PRO:HA	2.57	0.40
5:CC:22:TRP:CZ3	5:CC:32:LEU:HD12	2.56	0.40
10:CH:111:ILE:HG12	10:CH:111:ILE:H	1.48	0.40
12:CJ:8:LEU:HA	12:CJ:95:GLU:O	2.21	0.40
18:CP:38:TYR:O	18:CP:49:LEU:HD12	2.21	0.40
21:CS:58:VAL:HG23	21:CS:58:VAL:O	2.21	0.40
24:CX:258:THR:HG22	24:CX:260:SER:OG	2.21	0.40
2:CY:43:A:H2'	2:CY:44:A:C8	2.56	0.40
47:D0:78:TYR:N	47:D0:78:TYR:CD1	2.89	0.40
49:D2:47:ASN:HD22	49:D2:47:ASN:H	1.65	0.40
51:D4:39:ARG:HH21	51:D4:47:VAL:HG12	1.86	0.40
51:D4:40:ILE:HG23	51:D4:59:VAL:CG2	2.51	0.40
25:DA:242:G:N7	55:D8:5:LYS:HG2	2.35	0.40
25:DA:1095:A:N6	33:DK:29:GLN:NE2	2.65	0.40
25:DA:1301:A:N3	25:DA:1301:A:H2'	2.36	0.40
25:DA:1347:G:C5	25:DA:1348:G:N7	2.89	0.40
25:DA:1389:G:C2	25:DA:1399:C:O2	2.74	0.40
25:DA:2278:A:OP1	37:DQ:10:ARG:HD3	2.20	0.40

*Continued on next page...*

*Continued from previous page...*

Atom-1	Atom-2	Interatomic distance (Å)	Clash overlap (Å)
25:DA:2305:A:H4'	25:DA:2305:A:OP1	2.21	0.40
25:DA:2360:A:H2'	25:DA:2361:A:O4'	2.21	0.40
25:DA:2526:G:H2'	25:DA:2527:C:O4'	2.21	0.40
25:DA:266:G:C6	25:DA:267:C:C5	3.09	0.40
25:DA:2693:A:H2'	25:DA:2694:G:C8	2.56	0.40
25:DA:303:U:O2	25:DA:304:G:C8	2.74	0.40
25:DA:347:A:H2'	25:DA:348:G:C8	2.57	0.40
25:DA:356:G:H2'	25:DA:357:A:C8	2.56	0.40
25:DA:413:C:H6	25:DA:413:C:O5'	2.04	0.40
25:DA:561:G:H1'	41:DU:45:TYR:HE2	1.84	0.40
25:DA:563:G:N3	25:DA:563:G:H2'	2.37	0.40
25:DA:649:G:H2'	25:DA:650:C:C6	2.56	0.40
25:DA:64:A:C5	25:DA:65:C:C5	3.09	0.40
25:DA:587:C:C5	25:DA:671:C:H1'	2.56	0.40
25:DA:796:C:C2	25:DA:797:C:C5	3.08	0.40
25:DA:901:A:C5	25:DA:902:C:C4	3.09	0.40
33:DK:104:VAL:CG1	33:DK:127:ILE:HB	2.51	0.40
34:DN:132:LYS:H	34:DN:132:LYS:HD3	1.85	0.40
35:DO:112:MET:HA	35:DO:115:VAL:CG2	2.50	0.40
35:DO:35:VAL:HG13	35:DO:65:THR:CG2	2.51	0.40
38:DR:48:VAL:O	38:DR:49:ASP:C	2.60	0.40
40:DT:26:ASP:HB2	40:DT:90:GLN:O	2.21	0.40
42:DV:6:LYS:HG2	42:DV:37:VAL:HB	2.03	0.40
45:DY:18:GLY:C	45:DY:20:TYR:H	2.23	0.40
46:DZ:118:GLN:NE2	46:DZ:118:GLN:CA	2.83	0.40
46:DZ:163:LEU:HD12	46:DZ:165:VAL:CG2	2.51	0.40
1:AA:325:A:N6	1:AA:326:G:C2	2.89	0.40
1:AA:390:C:H2'	1:AA:391:G:C8	2.55	0.40
1:AA:674:G:N2	1:AA:717:C:O2	2.54	0.40
5:AC:35:GLU:O	5:AC:36:ASP:C	2.58	0.40
6:AD:106:TYR:HE1	6:AD:112:VAL:O	2.04	0.40
6:AD:34:GLU:HA	6:AD:34:GLU:OE2	2.21	0.40
7:AE:152:ARG:HG2	10:AH:43:GLY:HA3	2.02	0.40
14:AL:92:LEU:HB2	14:AL:95:VAL:HG21	2.03	0.40
17:AO:29:VAL:O	17:AO:30:ALA:C	2.60	0.40
18:AP:39:TYR:HB2	18:AP:49:LEU:CD1	2.50	0.40
20:AR:50:ILE:HD11	20:AR:74:ARG:HH11	1.84	0.40
22:AT:72:LEU:HD22	22:AT:73:HIS:H	1.86	0.40
24:AX:122:PHE:HB2	24:AX:125:ALA:CB	2.28	0.40
24:AX:345:ASP:OD2	24:AX:345:ASP:N	2.54	0.40
2:AY:56:C:H1'	30:BG:76:SER:HB3	2.03	0.40

*Continued on next page...*

*Continued from previous page...*

Atom-1	Atom-2	Interatomic distance (Å)	Clash overlap (Å)
47:B0:10:THR:OG1	47:B0:10:THR:O	2.37	0.40
51:B4:57:ILE:HG22	51:B4:59:VAL:HG23	2.03	0.40
55:B8:50:LEU:O	55:B8:51:ALA:CB	2.69	0.40
25:BA:1208:C:O2'	25:BA:1209:G:H5'	2.21	0.40
25:BA:1214:A:H2'	25:BA:1215:G:O4'	2.21	0.40
25:BA:1315:C:H42	25:BA:1337:G:H1	1.69	0.40
25:BA:1414:G:C5	25:BA:1415:U:C5	3.10	0.40
25:BA:171:G:H2'	25:BA:172:C:C6	2.56	0.40
25:BA:2077:A:C4	25:BA:2078:C:C5	3.10	0.40
25:BA:2115:G:H2'	25:BA:2116:G:N7	2.35	0.40
25:BA:2328:A:H2'	25:BA:2329:G:C8	2.56	0.40
25:BA:2338:G:N3	25:BA:2339:G:C8	2.89	0.40
25:BA:830:G:C4	25:BA:2448:A:C6	3.10	0.40
25:BA:2785:C:O2'	28:BE:66:HIS:CD2	2.74	0.40
25:BA:2877:G:H2'	25:BA:2878:U:H6	1.86	0.40
25:BA:37:C:O2'	25:BA:38:A:H5'	2.22	0.40
25:BA:719:C:H2'	25:BA:720:C:C6	2.51	0.40
25:BA:733:G:O6	25:BA:761:A:C8	2.74	0.40
25:BA:828:U:C3'	25:BA:828:U:O2	2.70	0.40
25:BA:977:G:C6	25:BA:987:G:C6	3.09	0.40
26:BB:110:G:H2'	26:BB:111:U:O4'	2.21	0.40
27:BD:238:GLY:O	27:BD:240:ALA:N	2.54	0.40
30:BG:113:ARG:HH21	51:B4:59:VAL:HG22	1.86	0.40
30:BG:83:ARG:HG3	30:BG:86:MET:SD	2.61	0.40
33:BK:38:VAL:HA	33:BK:41:PHE:HB3	2.03	0.40
33:BK:60:TYR:CD2	33:BK:64:SER:HB3	2.56	0.40
34:BN:66:THR:HB	34:BN:69:VAL:HG12	2.03	0.40
34:BN:61:HIS:CE1	34:BN:73:ASP:OD2	2.74	0.40
36:BP:10:PRO:O	36:BP:11:GLY:C	2.59	0.40
36:BP:24:GLY:N	36:BP:33:ARG:NH1	2.69	0.40
25:BA:2723:C:C5'	38:BR:2:ARG:HH12	2.32	0.40
40:BT:41:ARG:HH22	40:BT:42:ILE:HD12	1.86	0.40
43:BW:76:VAL:O	43:BW:76:VAL:HG13	2.22	0.40
44:BX:57:LEU:HD11	44:BX:78:LYS:HD2	2.03	0.40
46:BZ:179:ASP:OD2	46:BZ:179:ASP:C	2.59	0.40
1:CA:1157:A:C6	1:CA:1180:A:C5	3.08	0.40
1:CA:1221:G:C4	1:CA:1222:G:C8	3.09	0.40
1:CA:1256:A:H2	1:CA:1277:C:C5	2.39	0.40
1:CA:1263:C:O2'	1:CA:1264:C:H5'	2.21	0.40
1:CA:156:G:C6	1:CA:166:G:C6	3.09	0.40
1:CA:428:G:C4'	1:CA:429:U:O5'	2.66	0.40

*Continued on next page...*

*Continued from previous page...*

Atom-1	Atom-2	Interatomic distance (Å)	Clash overlap (Å)
1:CA:780:A:C2	1:CA:801:U:C5	3.09	0.40
1:CA:79:G:N2	1:CA:80:G:C4	2.89	0.40
1:CA:932:C:C5	9:CG:3:ARG:HD3	2.57	0.40
4:CB:167:PRO:HG3	4:CB:188:ALA:CB	2.51	0.40
4:CB:17:PHE:O	4:CB:18:GLY:O	2.39	0.40
4:CB:18:GLY:O	4:CB:19:HIS:HB2	2.20	0.40
5:CC:157:ILE:HG12	5:CC:157:ILE:H	1.65	0.40
6:CD:60:GLU:HG2	6:CD:202:LEU:CB	2.51	0.40
10:CH:35:ILE:H	10:CH:35:ILE:HG12	1.65	0.40
1:CA:1371:G:H5'	11:CI:69:GLY:N	2.36	0.40
12:CJ:30:SER:O	12:CJ:80:LYS:HD3	2.20	0.40
12:CJ:4:ILE:HG23	12:CJ:98:ILE:CG2	2.51	0.40
13:CK:11:LYS:O	13:CK:11:LYS:HG2	2.20	0.40
14:CL:77:GLN:C	14:CL:79:HIS:H	2.23	0.40
1:CA:1329:A:H5'	15:CM:29:ARG:NE	2.36	0.40
17:CO:29:VAL:O	17:CO:32:LEU:N	2.53	0.40
17:CO:64:ARG:O	17:CO:65:ARG:C	2.60	0.40
17:CO:70:LEU:CD2	17:CO:78:TYR:HA	2.51	0.40
18:CP:6:LEU:HG	18:CP:17:TYR:HB3	2.03	0.40
49:D2:3:LEU:HD23	49:D2:7:ARG:HB2	2.02	0.40
49:D2:47:ASN:O	49:D2:48:HIS:C	2.60	0.40
55:D8:61:LEU:O	55:D8:62:LEU:HB2	2.21	0.40
25:DA:1023:U:C2'	25:DA:1024:G:H5'	2.52	0.40
25:DA:1899:G:N2	25:DA:1902:C:H41	2.11	0.40
25:DA:2121:G:H2'	25:DA:2122:U:C6	2.56	0.40
25:DA:2186:G:O2'	25:DA:2187:G:H5'	2.20	0.40
25:DA:2205:C:H42	25:DA:2219:G:H1	1.69	0.40
25:DA:2305:A:H2'	30:DG:136:ARG:CZ	2.51	0.40
25:DA:2306:C:H5'	25:DA:2307:G:C8	2.56	0.40
25:DA:2293:C:C2	25:DA:2340:G:N2	2.89	0.40
25:DA:245:G:C5	25:DA:246:C:C5	3.09	0.40
25:DA:2618:G:C6	25:DA:2619:C:C4	3.09	0.40
25:DA:280:C:H2'	25:DA:281:G:H8	1.87	0.40
25:DA:660:G:C6	25:DA:661:C:C4	3.09	0.40
25:DA:781:A:C2	25:DA:1776:G:H2'	2.57	0.40
27:DD:215:LEU:HA	27:DD:215:LEU:HD23	1.83	0.40
28:DE:31:CYS:HA	28:DE:32:PRO:HD3	1.81	0.40
28:DE:77:ILE:HD13	28:DE:195:LEU:CD1	2.51	0.40
29:DF:9:ILE:HD11	29:DF:21:ALA:N	2.37	0.40
29:DF:24:LEU:HA	29:DF:25:PRO:HD3	1.84	0.40
31:DH:111:HIS:HA	31:DH:112:PRO:HD2	1.89	0.40

*Continued on next page...*

*Continued from previous page...*

Atom-1	Atom-2	Interatomic distance (Å)	Clash overlap (Å)
36:DP:119:GLU:OE1	36:DP:119:GLU:HA	2.21	0.40
36:DP:23:PRO:HD2	36:DP:33:ARG:HH21	1.70	0.40
36:DP:41:ARG:NE	36:DP:41:ARG:HA	2.35	0.40
37:DQ:68:ILE:HG23	37:DQ:103:MET:HA	2.03	0.40
37:DQ:69:PHE:CD1	37:DQ:70:PRO:HD2	2.56	0.40
39:DS:62:LYS:HB3	39:DS:97:ARG:NE	2.36	0.40
40:DT:27:THR:C	40:DT:28:VAL:HG12	2.41	0.40
42:DV:72:VAL:CG2	42:DV:85:LYS:HB2	2.49	0.40
46:DZ:75:ASN:ND2	46:DZ:75:ASN:N	2.68	0.40
1:AA:119:A:P	1:AA:119:A:H3'	2.61	0.40
1:AA:1269:A:H2'	1:AA:1270:C:O4'	2.21	0.40
1:AA:158:G:H2'	1:AA:159:G:H5'	2.02	0.40
1:AA:266:G:C8	1:AA:266:G:C3'	3.05	0.40
1:AA:63:C:H4'	1:AA:380:G:H4'	2.02	0.40
1:AA:815:A:H4'	1:AA:817:C:C5	2.56	0.40
1:AA:9:G:OP2	7:AE:121:LYS:HG3	2.21	0.40
4:AB:28:PHE:HA	4:AB:194:PRO:HG3	2.03	0.40
7:AE:26:PHE:CD1	7:AE:26:PHE:N	2.89	0.40
9:AG:50:ILE:HG21	9:AG:58:PRO:CA	2.51	0.40
10:AH:12:ARG:HH12	10:AH:27:PRO:HD3	1.85	0.40
10:AH:19:VAL:O	10:AH:20:TYR:HB2	2.22	0.40
12:AJ:4:ILE:HA	12:AJ:4:ILE:HD13	1.84	0.40
12:AJ:8:LEU:HA	12:AJ:95:GLU:O	2.21	0.40
13:AK:34:ASP:OD2	13:AK:34:ASP:C	2.59	0.40
13:AK:67:ASP:O	13:AK:71:LYS:HG3	2.22	0.40
24:AX:170:THR:HG23	24:AX:179:TYR:HB3	2.03	0.40
24:AX:352:GLY:O	24:AX:354:LEU:N	2.54	0.40
48:B1:32:LYS:HG2	48:B1:33:LYS:N	2.27	0.40
49:B2:46:GLN:HB2	49:B2:49:LYS:HE2	2.04	0.40
25:BA:61:G:C5	49:B2:47:ASN:OD1	2.74	0.40
25:BA:2056:G:N2	52:B5:4:HIS:O	2.54	0.40
25:BA:1805:U:H2'	25:BA:1805:U:O2	2.21	0.40
25:BA:1854:A:H8	25:BA:1854:A:O5'	2.04	0.40
25:BA:1936:A:H2'	25:BA:1936:A:H5'	1.86	0.40
25:BA:2032:G:O2'	28:BE:145:LYS:HE2	2.21	0.40
25:BA:2298:A:H61	25:BA:2318:G:C2'	2.34	0.40
25:BA:2349:G:C6	25:BA:2350:C:C5	3.09	0.40
25:BA:2359:C:H2'	25:BA:2360:A:H8	1.79	0.40
25:BA:2505:G:C8	25:BA:2505:G:C3'	3.04	0.40
25:BA:2637:U:H5''	28:BE:82:ARG:NH2	2.35	0.40
25:BA:280:C:H2'	25:BA:281:G:C8	2.57	0.40

*Continued on next page...*

*Continued from previous page...*

Atom-1	Atom-2	Interatomic distance (Å)	Clash overlap (Å)
25:BA:2836:U:C4	25:BA:2883:A:C6	3.10	0.40
25:BA:2881:C:H2'	25:BA:2882:A:O4'	2.21	0.40
25:BA:48:G:H5'	25:BA:49:A:OP1	2.21	0.40
25:BA:28:A:H61	25:BA:512:G:H1'	1.86	0.40
25:BA:670:A:H4'	25:BA:671:C:OP1	2.21	0.40
25:BA:753:C:O2'	25:BA:754:C:H5'	2.22	0.40
25:BA:802:A:H5'	25:BA:802:A:H8	1.86	0.40
26:BB:11:C:H3'	26:BB:12:C:C6	2.56	0.40
27:BD:142:VAL:HG23	27:BD:192:THR:O	2.21	0.40
25:BA:1567:A:O2'	27:BD:63:ARG:NH2	2.54	0.40
30:BG:75:LYS:O	30:BG:83:ARG:O	2.39	0.40
31:BH:167:GLU:HG3	31:BH:167:GLU:H	1.55	0.40
31:BH:38:SER:HA	31:BH:39:PRO:HD3	1.78	0.40
24:AX:49:PRO:CG	33:BK:29:GLN:HB2	2.48	0.40
34:BN:81:ASP:OD1	34:BN:147:ALA:HB1	2.20	0.40
35:BO:91:LEU:HA	35:BO:91:LEU:HD13	1.83	0.40
36:BP:17:LYS:O	36:BP:19:VAL:N	2.54	0.40
37:BQ:88:GLY:O	37:BQ:89:ASN:CB	2.69	0.40
28:BE:111:ARG:HA	38:BR:2:ARG:NE	2.36	0.40
38:BR:33:ARG:HD2	38:BR:33:ARG:N	2.37	0.40
39:BS:59:LYS:HB2	39:BS:59:LYS:HE3	1.92	0.40
41:BU:79:PHE:O	41:BU:83:LEU:HD12	2.21	0.40
1:CA:1130:A:C2	1:CA:1146:A:C5	3.09	0.40
1:CA:1443:G:N2	40:DT:119:LYS:HB2	2.36	0.40
5:CC:34:LEU:CD2	5:CC:38:ARG:HE	2.34	0.40
6:CD:8:VAL:HG23	6:CD:22:LYS:HE2	2.03	0.40
6:AD:27:TYR:OH	8:CF:15:ASP:OD1	2.38	0.40
11:CI:104:ARG:HD2	11:CI:104:ARG:O	2.21	0.40
12:CJ:4:ILE:HB	12:CJ:74:ILE:HG12	2.04	0.40
14:CL:59:LEU:HD22	14:CL:59:LEU:N	2.37	0.40
15:CM:102:ARG:HE	15:CM:102:ARG:HA	1.85	0.40
19:CQ:37:LYS:C	19:CQ:38:ARG:HD2	2.41	0.40
20:CR:43:PHE:C	20:CR:51:LEU:HD12	2.41	0.40
20:CR:53:ARG:HG2	20:CR:53:ARG:NH1	2.36	0.40
24:CX:345:ASP:O	24:CX:349:VAL:HG23	2.22	0.40
24:CX:352:GLY:O	24:CX:354:LEU:N	2.54	0.40
24:CX:353:ASP:O	24:CX:354:LEU:HD23	2.22	0.40
47:D0:10:THR:OG1	47:D0:10:THR:O	2.39	0.40
48:D1:51:VAL:HG22	48:D1:52:ARG:H	1.85	0.40
48:D1:58:ILE:HD11	48:D1:91:LYS:CB	2.51	0.40
51:D4:39:ARG:NH2	51:D4:47:VAL:HG12	2.37	0.40

*Continued on next page...*

*Continued from previous page...*

Atom-1	Atom-2	Interatomic distance (Å)	Clash overlap (Å)
53:D6:13:CYS:HB2	53:D6:22:ALA:HB3	2.02	0.40
53:D6:32:ASN:N	53:D6:33:LYS:NZ	2.66	0.40
25:DA:114(B):A:C4	25:DA:1144:G:C8	3.09	0.40
25:DA:1229:G:C6	25:DA:1230:C:C4	3.10	0.40
25:DA:1311:G:C2	44:DX:60:ARG:NH1	2.81	0.40
25:DA:1729:A:C2	25:DA:1731:G:C8	3.08	0.40
25:DA:1798:U:C4	25:DA:1819:A:C2	3.09	0.40
25:DA:1957:C:H2'	25:DA:1958:C:C6	2.57	0.40
25:DA:2508:G:C5	25:DA:2509:G:N7	2.89	0.40
25:DA:2562:U:H2'	25:DA:2563:U:H5'	2.04	0.40
25:DA:270(N):U:OP1	25:DA:270(N):U:H4'	2.21	0.40
25:DA:322:A:C6	25:DA:340:A:N1	2.89	0.40
25:DA:37:C:H4'	25:DA:451:C:OP1	2.21	0.40
25:DA:479:A:H4'	25:DA:480:A:O5'	2.20	0.40
25:DA:684:G:C2	25:DA:774:A:C2	3.10	0.40
25:DA:977:G:O6	25:DA:987:G:C6	2.75	0.40
27:DD:3:VAL:CG1	27:DD:17:THR:HB	2.52	0.40
28:DE:144:ARG:HB3	28:DE:145:LYS:H	1.58	0.40
30:DG:111:LEU:N	30:DG:112:PRO:HD2	2.36	0.40
32:DI:77:LEU:HG	32:DI:101:LEU:HD13	2.03	0.40
33:DK:25:PRO:O	33:DK:29:GLN:HG2	2.22	0.40
36:DP:62:LEU:C	36:DP:62:LEU:CD2	2.89	0.40
36:DP:83:VAL:O	36:DP:114:ILE:HA	2.21	0.40
36:DP:99:LEU:HD12	36:DP:99:LEU:N	2.36	0.40
37:DQ:81:VAL:HG12	37:DQ:82:ARG:HB2	2.02	0.40
38:DR:18:LEU:HD11	38:DR:22:ARG:CZ	2.50	0.40
38:DR:89:ASP:N	38:DR:89:ASP:OD1	2.54	0.40
39:DS:37:ALA:CB	39:DS:73:LEU:HD11	2.51	0.40
40:DT:128:GLU:HG2	40:DT:132:LYS:NZ	2.37	0.40
41:DU:26:GLY:O	41:DU:28:ARG:N	2.54	0.40
43:DW:50:VAL:O	43:DW:51:LEU:C	2.60	0.40
43:DW:72:LYS:O	43:DW:73:ALA:HB2	2.21	0.40
44:DX:36:LYS:HZ1	44:DX:55:ASN:HA	1.86	0.40
44:DX:87:GLN:HG2	44:DX:87:GLN:H	1.61	0.40
45:DY:68:HIS:HE1	45:DY:70:SER:HB2	1.85	0.40
46:DZ:144:LEU:HD22	46:DZ:144:LEU:N	2.35	0.40
1:AA:1260:C:H4'	1:AA:1283:G:O2'	2.21	0.40
1:AA:1367:C:C2	1:AA:1368:G:C8	3.09	0.40
1:AA:316:G:C2	1:AA:317:G:N7	2.89	0.40
1:AA:57:G:H2'	1:AA:58:C:O4'	2.21	0.40
5:AC:152:ILE:HG12	5:AC:167:TRP:HA	2.04	0.40

*Continued on next page...*

*Continued from previous page...*

Atom-1	Atom-2	Interatomic distance (Å)	Clash overlap (Å)
5:AC:180:ALA:O	5:AC:181:ASN:O	2.39	0.40
7:AE:33:VAL:HG12	7:AE:34:VAL:N	2.36	0.40
12:AJ:71:LEU:HD12	12:AJ:72:VAL:H	1.87	0.40
13:AK:120:ARG:HA	13:AK:121:PRO:HD3	1.79	0.40
13:AK:65:ALA:CB	13:AK:97:ALA:HB3	2.51	0.40
14:AL:26:LEU:HD13	14:AL:27:LYS:N	2.36	0.40
15:AM:71:ARG:HA	15:AM:74:VAL:CG2	2.50	0.40
17:AO:26:GLU:HG2	17:AO:26:GLU:H	1.56	0.40
19:AQ:29:HIS:ND1	19:AQ:31:LEU:N	2.60	0.40
19:AQ:76:LEU:HG	19:AQ:77:VAL:N	2.36	0.40
20:AR:63:GLN:O	20:AR:66:LEU:HB3	2.21	0.40
20:AR:67:ALA:HA	20:AR:70:ILE:HG12	2.03	0.40
21:AS:16:LEU:H	21:AS:16:LEU:CD1	2.32	0.40
22:AT:23:ARG:HA	22:AT:26:ASN:ND2	2.37	0.40
1:AA:1196:U:C2	3:AV:22:A:C2	3.10	0.40
24:AX:165:GLU:HB2	24:AX:183:LEU:HB3	2.03	0.40
48:B1:18:ILE:HD11	48:B1:42:GLN:HB2	2.03	0.40
48:B1:57:GLU:HB3	48:B1:58:ILE:H	1.69	0.40
48:B1:92:LYS:HG3	48:B1:93:GLU:N	2.36	0.40
49:B2:17:SER:CB	49:B2:18:PRO:HD3	2.43	0.40
49:B2:36:ARG:NH1	49:B2:36:ARG:CB	2.84	0.40
53:B6:18:ARG:NH1	53:B6:43:CYS:O	2.55	0.40
54:B7:8:ASN:ND2	54:B7:10:ARG:H	2.20	0.40
25:BA:996:A:C6	25:BA:1160:G:C6	3.10	0.40
25:BA:140:A:H8	25:BA:1408:C:HO2'	1.52	0.40
25:BA:1731:G:HO2'	25:BA:1732:A:C5'	2.35	0.40
25:BA:2020:A:C5	25:BA:2022:U:C5	3.09	0.40
25:BA:2199:A:H3'	25:BA:2205:C:H6	1.86	0.40
25:BA:2364:C:C2'	25:BA:2365:G:H5'	2.50	0.40
25:BA:2076:U:C5	25:BA:2596:U:O2	2.75	0.40
25:BA:2712:U:H1'	25:BA:712(B):A:N7	2.36	0.40
25:BA:2795:G:H1'	25:BA:2802:G:C2	2.57	0.40
25:BA:287:C:C2	25:BA:288:C:C5	3.09	0.40
25:BA:342:G:C2	25:BA:343:C:C6	3.09	0.40
25:BA:344:G:O2'	25:BA:345:A:H5'	2.22	0.40
25:BA:394:A:C6	25:BA:395:U:C4	3.09	0.40
25:BA:654:U:H6	25:BA:654:U:H5''	1.84	0.40
26:BB:66:A:N6	26:BB:107:U:C2	2.88	0.40
28:BE:85:ASN:HA	28:BE:86:PRO:HD2	1.86	0.40
28:BE:92:THR:C	28:BE:94:GLU:H	2.25	0.40
30:BG:174:GLU:HG2	30:BG:180:PHE:HD1	1.86	0.40

*Continued on next page...*

*Continued from previous page...*

Atom-1	Atom-2	Interatomic distance (Å)	Clash overlap (Å)
30:BG:7:LEU:HD22	30:BG:100:TRP:CE3	2.57	0.40
25:BA:2659:G:OP1	31:BH:158:HIS:HE1	2.04	0.40
32:BI:31:LEU:HB3	32:BI:32:PRO:HD3	2.04	0.40
32:BI:38:LEU:HD12	32:BI:39:ALA:N	2.36	0.40
32:BI:56:LYS:HD2	32:BI:56:LYS:C	2.42	0.40
32:BI:68:LEU:HD22	32:BI:107:ILE:HD13	2.04	0.40
33:BK:89:HIS:HB2	33:BK:94:GLU:OE2	2.20	0.40
37:BQ:24:GLY:CA	37:BQ:101:ARG:HA	2.46	0.40
25:BA:906:G:H4'	37:BQ:67:ARG:HH21	1.86	0.40
37:BQ:78:PRO:O	37:BQ:79:LEU:CB	2.67	0.40
25:BA:1754:C:P	40:BT:96:ARG:HH12	2.45	0.40
43:BW:1:MET:HG2	43:BW:64:MET:HE3	2.02	0.40
43:BW:46:PHE:O	43:BW:50:VAL:HG12	2.21	0.40
45:BY:6:HIS:HB3	45:BY:35:TYR:CE2	2.56	0.40
1:CA:1213:A:C5	1:CA:1215:G:C4	3.10	0.40
1:CA:1226:C:H4'	1:CA:1227:A:OP1	2.21	0.40
1:CA:1306:A:H2'	1:CA:1307:U:C6	2.56	0.40
1:CA:1375:A:H2'	1:CA:1376:U:C6	2.55	0.40
1:CA:166:G:H2'	1:CA:167:G:C8	2.52	0.40
1:CA:539:A:C6	1:CA:540:G:C6	3.10	0.40
1:CA:675:A:N1	1:CA:716:A:C2	2.90	0.40
4:CB:22:LYS:HA	4:CB:22:LYS:HD3	1.93	0.40
6:CD:188:LEU:HA	6:CD:189:PRO:HD2	1.94	0.40
7:CE:92:LYS:HB2	7:CE:119:LEU:HB2	2.03	0.40
9:CG:92:SER:O	9:CG:96:GLN:HG3	2.21	0.40
14:CL:40:ARG:CD	14:CL:41:THR:H	2.34	0.40
24:CX:259:ASP:O	24:CX:259:ASP:OD1	2.39	0.40
24:CX:218:PHE:CG	24:CX:320:TRP:HB2	2.56	0.40
55:D8:53:PRO:CB	55:D8:57:ARG:NH2	2.85	0.40
25:DA:1021:A:H8	25:DA:1022:G:C5'	2.33	0.40
25:DA:1258:C:C1'	29:DF:84:VAL:HG11	2.51	0.40
25:DA:1264:G:H5'	52:D5:11:THR:OG1	2.21	0.40
25:DA:13:A:C5	25:DA:525:U:C4	3.09	0.40
25:DA:1434:A:H2'	25:DA:1435:G:C8	2.57	0.40
25:DA:1540:G:C2	25:DA:1541:U:H1'	2.56	0.40
25:DA:1658:C:O5'	25:DA:1658:C:H6	2.05	0.40
25:DA:1889:A:C6	25:DA:1890:A:C6	3.10	0.40
25:DA:2026:C:C2	25:DA:2027:G:C8	3.09	0.40
25:DA:2057:A:H2'	25:DA:2058:A:O4'	2.21	0.40
25:DA:2183:C:H2'	25:DA:2184:G:H8	1.86	0.40
25:DA:2230:G:H2'	25:DA:2231:C:H6	1.86	0.40

*Continued on next page...*

*Continued from previous page...*

Atom-1	Atom-2	Interatomic distance (Å)	Clash overlap (Å)
25:DA:2259:G:C2	25:DA:2282:G:C6	3.09	0.40
25:DA:2425:A:H5''	25:DA:2427:C:O4'	2.22	0.40
25:DA:2583:G:H2'	25:DA:2584:U:O4'	2.21	0.40
25:DA:2645:G:H4'	25:DA:2646:C:OP2	2.21	0.40
25:DA:2663:G:H2'	25:DA:2664:G:H5'	2.03	0.40
25:DA:2717:G:C6	25:DA:2718:G:C5	3.09	0.40
25:DA:2888:C:H2'	25:DA:2889:C:C6	2.56	0.40
25:DA:343:C:O2	25:DA:343:C:H2'	2.21	0.40
25:DA:607:U:OP1	29:DF:102:PRO:HA	2.22	0.40
27:DD:228:PRO:N	27:DD:234:GLY:O	2.54	0.40
27:DD:7:LYS:HE2	27:DD:7:LYS:HB2	1.86	0.40
29:DF:57:VAL:HG13	29:DF:59:TYR:H	1.86	0.40
32:DI:125:GLU:O	32:DI:126:TYR:CD2	2.75	0.40
33:DK:60:TYR:CD2	33:DK:64:SER:HB3	2.56	0.40
34:DN:54:ALA:HA	34:DN:57:LEU:HD23	2.02	0.40
35:DO:8:LEU:HB2	35:DO:19:ILE:HD13	2.03	0.40
38:DR:18:LEU:O	38:DR:18:LEU:HD22	2.22	0.40
1:AA:1004:A:N1	1:AA:1025:U:C1'	2.85	0.40
1:AA:1027:C:H6	1:AA:1027:C:O5'	2.04	0.40
1:AA:1161:C:O2'	1:AA:1162:C:H5'	2.21	0.40
1:AA:1278:U:O5'	1:AA:1279:A:H5'	2.22	0.40
1:AA:1351:U:O5'	1:AA:1351:U:H6	2.05	0.40
1:AA:374:A:C6	1:AA:375:U:C4	3.10	0.40
1:AA:375:U:C2	1:AA:376:G:C8	3.09	0.40
1:AA:509:A:H2	1:AA:543:C:O2	2.04	0.40
1:AA:684:A:N6	1:AA:685:G:C6	2.90	0.40
5:AC:72:LYS:HA	5:AC:73:PRO:HD2	1.91	0.40
1:AA:546:G:OP2	6:AD:72:GLU:HB2	2.21	0.40
7:AE:48:ALA:C	7:AE:50:GLU:H	2.24	0.40
9:AG:154:TYR:O	9:AG:156:TRP:CD1	2.71	0.40
12:AJ:13:HIS:HB3	12:AJ:68:HIS:CE1	2.56	0.40
21:AS:19:VAL:HG21	21:AS:44:MET:HG3	2.03	0.40
24:AX:100:LEU:O	24:AX:104:LEU:HD23	2.22	0.40
24:AX:131:LEU:HD23	24:AX:132:THR:N	2.35	0.40
24:AX:143:CYS:HB2	24:AX:177:ILE:O	2.21	0.40
2:AZ:33:U:O3'	9:AG:79:ARG:NH2	2.55	0.40
47:B0:12:ASN:N	47:B0:14:ARG:HH21	2.19	0.40
48:B1:10:LYS:HD2	48:B1:11:ARG:NH1	2.36	0.40
51:B4:54:LYS:HA	51:B4:55:PRO:HD3	1.82	0.40
25:BA:1164:G:C6	25:BA:1165:U:C4	3.10	0.40
25:BA:118:A:H1'	25:BA:178:G:O4'	2.20	0.40

*Continued on next page...*

*Continued from previous page...*

Atom-1	Atom-2	Interatomic distance (Å)	Clash overlap (Å)
25:BA:121:G:N2	25:BA:131:G:C4	2.90	0.40
25:BA:2019:A:N7	52:B5:9:LYS:NZ	2.68	0.40
25:BA:574:C:H1'	25:BA:2055:C:C5	2.56	0.40
25:BA:2115:G:H2'	25:BA:2172:U:O4	2.21	0.40
25:BA:2247:A:H2'	25:BA:2248:C:C6	2.56	0.40
25:BA:230:U:O2'	25:BA:231:C:H5'	2.22	0.40
25:BA:2415:G:H2'	25:BA:2416:C:C6	2.56	0.40
25:BA:2618:G:C6	25:BA:2619:C:C4	3.10	0.40
25:BA:2768:C:H4'	34:BN:112:LYS:HZ2	1.84	0.40
25:BA:2798:C:H5	25:BA:2799:A:N6	2.18	0.40
25:BA:470:A:H2'	25:BA:471:A:C8	2.57	0.40
25:BA:511:U:C5	25:BA:512:G:C5	3.09	0.40
25:BA:596:G:H2'	25:BA:597:U:O4'	2.21	0.40
25:BA:966:G:C6	25:BA:967:C:N4	2.89	0.40
27:BD:168:ARG:O	27:BD:169:GLU:HB2	2.21	0.40
30:BG:154:GLY:O	30:BG:155:MET:CB	2.68	0.40
31:BH:123:PHE:HB3	31:BH:133:VAL:HG22	2.04	0.40
32:BI:8:PRO:CD	32:BI:15:VAL:HG22	2.51	0.40
34:BN:42:GLU:HB3	34:BN:82:LYS:CB	2.49	0.40
36:BP:18:ARG:O	36:BP:20:GLY:N	2.53	0.40
36:BP:51:PHE:HA	36:BP:51:PHE:HD1	1.80	0.40
36:BP:58:THR:O	36:BP:61:ARG:HG3	2.21	0.40
37:BQ:7:MET:O	37:BQ:8:LYS:HG3	2.21	0.40
38:BR:48:VAL:O	38:BR:51:LEU:N	2.53	0.40
25:BA:2881:C:O3'	38:BR:96:ARG:HG3	2.21	0.40
38:BR:99:LYS:HB3	38:BR:99:LYS:NZ	2.36	0.40
39:BS:25:ARG:NH2	39:BS:42:ASP:OD2	2.54	0.40
41:BU:52:ARG:O	41:BU:53:ARG:C	2.58	0.40
41:BU:62:ILE:HD12	41:BU:76:TYR:CE1	2.57	0.40
1:CA:1075:C:H5''	4:CB:179:LYS:HZ2	1.87	0.40
1:CA:1139:G:H4'	1:CA:1140:C:OP1	2.21	0.40
1:CA:1127:G:H1'	1:CA:1148:U:C2	2.57	0.40
1:CA:119:A:P	1:CA:119:A:H3'	2.61	0.40
1:CA:1428:A:C6	1:CA:1429:C:C4	3.10	0.40
1:CA:191(F):U:O2	22:CT:105:SER:HB2	2.22	0.40
1:CA:663:A:O2'	1:CA:664:G:H5'	2.21	0.40
1:CA:683:G:C6	1:CA:684:A:C6	3.09	0.40
1:CA:862:C:O4'	1:CA:874:G:H4'	2.22	0.40
1:CA:91:C:H2'	1:CA:92:G:O4'	2.22	0.40
5:CC:15:THR:HG22	5:CC:16:ARG:N	2.37	0.40
7:CE:47:LYS:HB2	7:CE:47:LYS:HE3	1.88	0.40

*Continued on next page...*

Continued from previous page...

Atom-1	Atom-2	Interatomic distance (Å)	Clash overlap (Å)
9:CG:50:ILE:HG21	9:CG:58:PRO:CA	2.52	0.40
10:CH:6:ILE:HG21	10:CH:85:ARG:NH1	2.36	0.40
12:CJ:4:ILE:HB	12:CJ:74:ILE:CG1	2.52	0.40
14:CL:37:THR:CG2	14:CL:38:VAL:N	2.84	0.40
15:CM:9:ILE:HG21	15:CM:11:ARG:HH21	1.85	0.40
24:CX:162:PHE:HZ	24:CX:187:GLU:O	2.05	0.40
24:CX:177:ILE:HD11	24:CX:180:ALA:HB2	2.02	0.40
2:CY:19:G:H4'	2:CY:20:U:OP2	2.22	0.40
47:D0:50:ASN:C	47:D0:62:LEU:HG	2.42	0.40
48:D1:13:ILE:HG13	48:D1:15:ALA:N	2.34	0.40
48:D1:11:ARG:NE	48:D1:61:ARG:H	2.20	0.40
51:D4:40:ILE:N	51:D4:40:ILE:HD12	2.36	0.40
25:DA:2017:U:O2	52:D5:10:LYS:HB2	2.20	0.40
25:DA:1054:A:H2'	25:DA:1055:G:H8	1.83	0.40
25:DA:120:U:C2	25:DA:149:A:C6	3.10	0.40
25:DA:1901:A:C2	25:DA:1902:C:C5	3.09	0.40
25:DA:2084:C:C2	25:DA:2085:C:H5	2.40	0.40
25:DA:2209:C:C2	25:DA:2216:G:C2	3.10	0.40
25:DA:2361:A:H5'	55:D8:27:THR:OG1	2.22	0.40
25:DA:242:G:C8	55:D8:5:LYS:HG2	2.57	0.40
25:DA:2795:G:H1'	25:DA:2802:G:C2	2.57	0.40
25:DA:2862:G:C5	25:DA:2863:C:H5	2.39	0.40
25:DA:299:A:C6	25:DA:300:A:N1	2.90	0.40
25:DA:363(D):G:H2'	25:DA:363(E):G:H8	1.86	0.40
25:DA:547:A:H3'	25:DA:548:A:C8	2.56	0.40
25:DA:56:A:N1	25:DA:57:C:C2	2.89	0.40
25:DA:747:U:O2	25:DA:2014:A:H1'	2.22	0.40
25:DA:847:U:HO2'	25:DA:848:G:P	2.45	0.40
25:DA:88:G:H2'	25:DA:88:G:N3	2.35	0.40
26:DB:66:A:C4	26:DB:108:C:C4	3.10	0.40
31:DH:116:GLU:HA	31:DH:117:PRO:HD3	1.88	0.40
34:DN:66:THR:HB	34:DN:69:VAL:HG12	2.03	0.40
35:DO:102:VAL:CG2	35:DO:121:VAL:HG22	2.51	0.40
36:DP:146:VAL:HG22	36:DP:147:LEU:N	2.29	0.40
25:DA:196:A:P	36:DP:51:PHE:CZ	3.15	0.40
38:DR:103:ARG:HG2	38:DR:103:ARG:HH11	1.86	0.40
38:DR:58:GLY:O	38:DR:59:ASP:C	2.60	0.40
38:DR:60:LEU:O	38:DR:63:ARG:HB3	2.22	0.40
26:DB:29:A:OP2	39:DS:31:SER:OG	2.39	0.40
43:DW:17:VAL:O	43:DW:20:VAL:N	2.55	0.40

All (1) symmetry-related close contacts are listed below. The label for Atom-2 includes the sym-

metry operator and encoded unit-cell translations to be applied.

Atom-1	Atom-2	Interatomic distance (Å)	Clash overlap (Å)
25:DA:1411:C:O3'	26:DB:53:A:O2'[1_655]	2.14	0.06

## 5.3 Torsion angles

### 5.3.1 Protein backbone

In the following table, the Percentiles column shows the percent Ramachandran outliers of the chain as a percentile score with respect to all X-ray entries followed by that with respect to entries of similar resolution.

The Analysed column shows the number of residues for which the backbone conformation was analysed, and the total number of residues.

Mol	Chain	Analysed	Favoured	Allowed	Outliers	Percentiles	
4	AB	232/256 (91%)	175 (75%)	47 (20%)	10 (4%)	2	15
4	CB	232/256 (91%)	174 (75%)	48 (21%)	10 (4%)	2	15
5	AC	204/239 (85%)	138 (68%)	51 (25%)	15 (7%)	1	5
5	CC	204/239 (85%)	138 (68%)	52 (26%)	14 (7%)	1	6
6	AD	206/209 (99%)	166 (81%)	30 (15%)	10 (5%)	2	13
6	CD	206/209 (99%)	169 (82%)	26 (13%)	11 (5%)	2	11
7	AE	149/162 (92%)	117 (78%)	26 (17%)	6 (4%)	3	17
7	CE	149/162 (92%)	117 (78%)	26 (17%)	6 (4%)	3	17
8	AF	99/101 (98%)	87 (88%)	11 (11%)	1 (1%)	15	53
8	CF	99/101 (98%)	87 (88%)	11 (11%)	1 (1%)	15	53
9	AG	153/156 (98%)	124 (81%)	28 (18%)	1 (1%)	22	60
9	CG	153/156 (98%)	125 (82%)	27 (18%)	1 (1%)	22	60
10	AH	136/138 (99%)	112 (82%)	18 (13%)	6 (4%)	2	15
10	CH	136/138 (99%)	112 (82%)	18 (13%)	6 (4%)	2	15
11	AI	125/128 (98%)	93 (74%)	22 (18%)	10 (8%)	1	4
11	CI	125/128 (98%)	93 (74%)	23 (18%)	9 (7%)	1	5
12	AJ	96/105 (91%)	76 (79%)	14 (15%)	6 (6%)	1	7
12	CJ	96/105 (91%)	77 (80%)	13 (14%)	6 (6%)	1	7
13	AK	112/129 (87%)	94 (84%)	12 (11%)	6 (5%)	2	11
13	CK	112/129 (87%)	94 (84%)	12 (11%)	6 (5%)	2	11

Continued on next page...

*Continued from previous page...*

Mol	Chain	Analysed	Favoured	Allowed	Outliers	Percentiles	
14	AL	120/134 (90%)	87 (72%)	22 (18%)	11 (9%)	1	3
14	CL	120/134 (90%)	87 (72%)	22 (18%)	11 (9%)	1	3
15	AM	115/126 (91%)	91 (79%)	19 (16%)	5 (4%)	2	15
15	CM	115/126 (91%)	91 (79%)	20 (17%)	4 (4%)	3	20
16	AN	58/61 (95%)	46 (79%)	11 (19%)	1 (2%)	9	39
16	CN	58/61 (95%)	46 (79%)	11 (19%)	1 (2%)	9	39
17	AO	86/89 (97%)	70 (81%)	13 (15%)	3 (4%)	3	20
17	CO	86/89 (97%)	69 (80%)	14 (16%)	3 (4%)	3	20
18	AP	81/88 (92%)	59 (73%)	19 (24%)	3 (4%)	3	19
18	CP	81/88 (92%)	60 (74%)	18 (22%)	3 (4%)	3	19
19	AQ	97/105 (92%)	79 (81%)	16 (16%)	2 (2%)	7	33
19	CQ	97/105 (92%)	79 (81%)	16 (16%)	2 (2%)	7	33
20	AR	68/88 (77%)	45 (66%)	18 (26%)	5 (7%)	1	5
20	CR	68/88 (77%)	46 (68%)	17 (25%)	5 (7%)	1	5
21	AS	76/93 (82%)	50 (66%)	18 (24%)	8 (10%)	0	2
21	CS	76/93 (82%)	50 (66%)	18 (24%)	8 (10%)	0	2
22	AT	97/106 (92%)	72 (74%)	17 (18%)	8 (8%)	1	4
22	CT	97/106 (92%)	72 (74%)	18 (19%)	7 (7%)	1	5
23	AU	22/27 (82%)	12 (54%)	8 (36%)	2 (9%)	1	3
23	CU	22/27 (82%)	12 (54%)	8 (36%)	2 (9%)	1	3
24	AX	360/378 (95%)	288 (80%)	57 (16%)	15 (4%)	3	16
24	CX	360/378 (95%)	288 (80%)	58 (16%)	14 (4%)	3	17
27	BD	269/276 (98%)	208 (77%)	41 (15%)	20 (7%)	1	5
27	DD	269/276 (98%)	204 (76%)	46 (17%)	19 (7%)	1	5
28	BE	202/206 (98%)	157 (78%)	37 (18%)	8 (4%)	3	17
28	DE	202/206 (98%)	157 (78%)	37 (18%)	8 (4%)	3	17
29	BF	200/210 (95%)	162 (81%)	28 (14%)	10 (5%)	2	12
29	DF	200/210 (95%)	162 (81%)	26 (13%)	12 (6%)	1	9
30	BG	179/182 (98%)	128 (72%)	39 (22%)	12 (7%)	1	6
30	DG	179/182 (98%)	127 (71%)	39 (22%)	13 (7%)	1	5
31	BH	157/180 (87%)	120 (76%)	30 (19%)	7 (4%)	2	14

*Continued on next page...*

*Continued from previous page...*

Mol	Chain	Analysed	Favoured	Allowed	Outliers	Percentiles	
31	DH	157/180 (87%)	121 (77%)	28 (18%)	8 (5%)	2	12
32	BI	143/148 (97%)	107 (75%)	29 (20%)	7 (5%)	2	13
32	DI	143/148 (97%)	121 (85%)	19 (13%)	3 (2%)	7	33
33	BK	145/147 (99%)	101 (70%)	35 (24%)	9 (6%)	1	8
33	DK	145/147 (99%)	101 (70%)	35 (24%)	9 (6%)	1	8
34	BN	135/163 (83%)	103 (76%)	17 (13%)	15 (11%)	0	2
34	DN	135/163 (83%)	101 (75%)	19 (14%)	15 (11%)	0	2
35	BO	120/122 (98%)	102 (85%)	14 (12%)	4 (3%)	4	21
35	DO	120/122 (98%)	101 (84%)	15 (12%)	4 (3%)	4	21
36	BP	144/150 (96%)	86 (60%)	35 (24%)	23 (16%)	0	1
36	DP	144/150 (96%)	88 (61%)	34 (24%)	22 (15%)	0	1
37	BQ	132/141 (94%)	96 (73%)	22 (17%)	14 (11%)	0	2
37	DQ	132/141 (94%)	93 (70%)	24 (18%)	15 (11%)	0	2
38	BR	115/118 (98%)	89 (77%)	19 (16%)	7 (6%)	1	8
38	DR	115/118 (98%)	91 (79%)	19 (16%)	5 (4%)	2	15
39	BS	96/112 (86%)	56 (58%)	29 (30%)	11 (12%)	0	2
39	DS	96/112 (86%)	56 (58%)	29 (30%)	11 (12%)	0	2
40	BT	135/146 (92%)	91 (67%)	30 (22%)	14 (10%)	0	2
40	DT	135/146 (92%)	91 (67%)	31 (23%)	13 (10%)	0	3
41	BU	115/118 (98%)	92 (80%)	19 (16%)	4 (4%)	3	20
41	DU	115/118 (98%)	91 (79%)	19 (16%)	5 (4%)	2	15
42	BV	99/101 (98%)	74 (75%)	15 (15%)	10 (10%)	0	2
42	DV	99/101 (98%)	74 (75%)	15 (15%)	10 (10%)	0	2
43	BW	110/113 (97%)	88 (80%)	18 (16%)	4 (4%)	3	19
43	DW	110/113 (97%)	87 (79%)	18 (16%)	5 (4%)	2	14
44	BX	90/96 (94%)	73 (81%)	15 (17%)	2 (2%)	6	31
44	DX	90/96 (94%)	73 (81%)	15 (17%)	2 (2%)	6	31
45	BY	98/110 (89%)	64 (65%)	18 (18%)	16 (16%)	0	1
45	DY	98/110 (89%)	65 (66%)	17 (17%)	16 (16%)	0	1
46	BZ	185/206 (90%)	146 (79%)	31 (17%)	8 (4%)	2	15
46	DZ	185/206 (90%)	145 (78%)	32 (17%)	8 (4%)	2	15

*Continued on next page...*

Continued from previous page...

Mol	Chain	Analysed	Favoured	Allowed	Outliers	Percentiles	
47	B0	74/85 (87%)	61 (82%)	10 (14%)	3 (4%)	3	16
47	D0	74/85 (87%)	61 (82%)	10 (14%)	3 (4%)	3	16
48	B1	86/98 (88%)	59 (69%)	16 (19%)	11 (13%)	0	1
48	D1	86/98 (88%)	59 (69%)	16 (19%)	11 (13%)	0	1
49	B2	60/72 (83%)	43 (72%)	12 (20%)	5 (8%)	1	4
49	D2	60/72 (83%)	44 (73%)	11 (18%)	5 (8%)	1	4
50	B3	57/60 (95%)	50 (88%)	5 (9%)	2 (4%)	3	20
50	D3	57/60 (95%)	50 (88%)	5 (9%)	2 (4%)	3	20
51	B4	28/97 (29%)	18 (64%)	6 (21%)	4 (14%)	0	1
51	D4	28/97 (29%)	18 (64%)	6 (21%)	4 (14%)	0	1
52	B5	50/60 (83%)	40 (80%)	7 (14%)	3 (6%)	1	9
52	D5	50/60 (83%)	40 (80%)	7 (14%)	3 (6%)	1	9
53	B6	42/54 (78%)	27 (64%)	10 (24%)	5 (12%)	0	1
53	D6	42/54 (78%)	27 (64%)	10 (24%)	5 (12%)	0	1
54	B7	46/49 (94%)	43 (94%)	3 (6%)	0	100	100
54	D7	46/49 (94%)	42 (91%)	4 (9%)	0	100	100
55	B8	61/65 (94%)	42 (69%)	12 (20%)	7 (12%)	0	2
55	D8	61/65 (94%)	42 (69%)	12 (20%)	7 (12%)	0	2
All	All	12130/13206 (92%)	9225 (76%)	2153 (18%)	752 (6%)	1	8

All (752) Ramachandran outliers are listed below:

Mol	Chain	Res	Type
5	AC	45	LYS
5	AC	47	LEU
6	AD	5	ILE
6	AD	44	GLY
7	AE	85	GLY
12	AJ	30	SER
12	AJ	58	ASP
13	AK	106	LYS
14	AL	50	ALA
15	AM	101	GLN
20	AR	86	VAL
21	AS	80	TYR
22	AT	99	LEU

Continued on next page...

*Continued from previous page...*

Mol	Chain	Res	Type
23	AU	7	ARG
24	AX	177	ILE
24	AX	225	PRO
24	AX	318	ILE
24	AX	359	TRP
27	BD	13	ARG
27	BD	33	LEU
27	BD	34	VAL
27	BD	57	GLY
27	BD	59	LYS
27	BD	70	TRP
27	BD	192	THR
27	BD	236	GLY
28	BE	122	PHE
28	BE	132	HIS
29	BF	73	ALA
29	BF	89	VAL
30	BG	4	ASP
30	BG	75	LYS
30	BG	87	PRO
31	BH	47	GLU
33	BK	20	ALA
34	BN	40	ASP
34	BN	149	PRO
36	BP	46	LYS
36	BP	47	ASP
36	BP	49	ARG
36	BP	52	GLU
36	BP	59	LEU
36	BP	141	ALA
36	BP	149	GLU
37	BQ	21	THR
37	BQ	134	ARG
37	BQ	135	ASP
37	BQ	136	ALA
38	BR	6	SER
38	BR	82	GLU
39	BS	59	LYS
39	BS	62	LYS
39	BS	91	PRO
40	BT	2	ASN
40	BT	3	ARG

*Continued on next page...*

*Continued from previous page...*

Mol	Chain	Res	Type
40	BT	107	ASP
41	BU	90	VAL
45	BY	8	LYS
45	BY	63	LYS
45	BY	77	PRO
45	BY	78	ALA
45	BY	96	ILE
46	BZ	101	PRO
46	BZ	141	VAL
47	B0	12	ASN
47	B0	47	PRO
48	B1	11	ARG
48	B1	58	ILE
48	B1	83	GLU
49	B2	44	LEU
49	B2	48	HIS
50	B3	29	ARG
52	B5	4	HIS
52	B5	35	GLU
53	B6	26	ASN
53	B6	31	PRO
55	B8	35	GLN
55	B8	51	ALA
55	B8	62	LEU
5	CC	45	LYS
5	CC	47	LEU
5	CC	181	ASN
6	CD	5	ILE
6	CD	44	GLY
7	CE	85	GLY
12	CJ	30	SER
12	CJ	58	ASP
13	CK	106	LYS
14	CL	50	ALA
15	CM	101	GLN
20	CR	86	VAL
21	CS	80	TYR
22	CT	99	LEU
23	CU	7	ARG
24	CX	177	ILE
24	CX	225	PRO
24	CX	231	VAL

*Continued on next page...*

*Continued from previous page...*

Mol	Chain	Res	Type
24	CX	318	ILE
24	CX	359	TRP
27	DD	13	ARG
27	DD	33	LEU
27	DD	34	VAL
27	DD	57	GLY
27	DD	59	LYS
27	DD	192	THR
27	DD	236	GLY
28	DE	122	PHE
28	DE	132	HIS
29	DF	73	ALA
29	DF	89	VAL
30	DG	4	ASP
30	DG	75	LYS
30	DG	87	PRO
31	DH	47	GLU
33	DK	20	ALA
34	DN	40	ASP
34	DN	149	PRO
36	DP	15	ARG
36	DP	46	LYS
36	DP	47	ASP
36	DP	49	ARG
36	DP	52	GLU
36	DP	59	LEU
36	DP	141	ALA
36	DP	149	GLU
37	DQ	21	THR
37	DQ	134	ARG
37	DQ	136	ALA
38	DR	6	SER
38	DR	82	GLU
39	DS	59	LYS
39	DS	62	LYS
39	DS	91	PRO
40	DT	2	ASN
40	DT	3	ARG
40	DT	107	ASP
41	DU	90	VAL
45	DY	8	LYS
45	DY	63	LYS

*Continued on next page...*

*Continued from previous page...*

Mol	Chain	Res	Type
45	DY	77	PRO
45	DY	78	ALA
46	DZ	101	PRO
46	DZ	141	VAL
47	D0	12	ASN
47	D0	47	PRO
48	D1	11	ARG
48	D1	58	ILE
48	D1	83	GLU
49	D2	44	LEU
49	D2	48	HIS
50	D3	29	ARG
52	D5	4	HIS
52	D5	35	GLU
53	D6	26	ASN
53	D6	31	PRO
55	D8	35	GLN
55	D8	51	ALA
55	D8	62	LEU
4	AB	18	GLY
4	AB	235	SER
5	AC	4	LYS
5	AC	60	ALA
5	AC	81	GLY
5	AC	181	ASN
6	AD	3	ARG
6	AD	7	PRO
6	AD	30	LYS
6	AD	88	VAL
6	AD	168	ARG
6	AD	171	GLY
7	AE	38	GLN
9	AG	7	ALA
10	AH	2	LEU
11	AI	100	GLY
11	AI	127	LYS
12	AJ	92	THR
13	AK	117	ASN
13	AK	118	GLY
14	AL	94	GLY
18	AP	78	GLY
20	AR	36	ASN

*Continued on next page...*

*Continued from previous page...*

Mol	Chain	Res	Type
21	AS	11	VAL
21	AS	24	ALA
21	AS	26	GLY
21	AS	31	ILE
24	AX	173	PRO
24	AX	197	ALA
24	AX	231	VAL
24	AX	353	ASP
24	AX	360	ALA
24	AX	377	ALA
27	BD	26	LYS
27	BD	169	GLU
27	BD	256	GLY
28	BE	17	ASP
28	BE	86	PRO
28	BE	129	HIS
28	BE	144	ARG
29	BF	66	PRO
30	BG	24	GLY
30	BG	142	PRO
30	BG	155	MET
31	BH	107	VAL
32	BI	82	ARG
32	BI	84	GLY
33	BK	26	ALA
34	BN	26	THR
34	BN	41	ALA
34	BN	60	LYS
34	BN	93	LYS
34	BN	148	GLY
34	BN	150	ASP
35	BO	29	ASN
35	BO	96	THR
36	BP	11	GLY
36	BP	15	ARG
36	BP	16	ARG
36	BP	17	LYS
36	BP	18	ARG
36	BP	19	VAL
36	BP	34	GLY
36	BP	39	LYS
36	BP	56	SER

*Continued on next page...*

*Continued from previous page...*

<b>Mol</b>	<b>Chain</b>	<b>Res</b>	<b>Type</b>
36	BP	90	ARG
36	BP	106	LEU
37	BQ	10	ARG
37	BQ	19	GLY
37	BQ	23	GLY
37	BQ	62	GLY
37	BQ	79	LEU
38	BR	10	LEU
38	BR	107	ASP
39	BS	57	LYS
39	BS	58	LEU
39	BS	61	ASN
39	BS	86	ALA
39	BS	90	GLY
40	BT	124	ASP
41	BU	9	VAL
42	BV	48	GLY
42	BV	78	LYS
44	BX	87	GLN
45	BY	3	VAL
45	BY	7	VAL
45	BY	49	VAL
46	BZ	80	ARG
46	BZ	93	ASP
48	B1	14	VAL
48	B1	16	ASN
48	B1	32	LYS
51	B4	61	VAL
52	B5	51	TYR
53	B6	18	ARG
53	B6	35	GLU
55	B8	30	ARG
55	B8	34	TRP
4	CB	14	GLY
4	CB	18	GLY
4	CB	235	SER
5	CC	4	LYS
5	CC	60	ALA
5	CC	81	GLY
6	CD	3	ARG
6	CD	7	PRO
6	CD	88	VAL

*Continued on next page...*

*Continued from previous page...*

Mol	Chain	Res	Type
6	CD	168	ARG
6	CD	171	GLY
7	CE	38	GLN
9	CG	7	ALA
10	CH	2	LEU
11	CI	100	GLY
11	CI	127	LYS
12	CJ	92	THR
13	CK	117	ASN
13	CK	118	GLY
14	CL	94	GLY
18	CP	78	GLY
21	CS	11	VAL
21	CS	24	ALA
21	CS	26	GLY
21	CS	31	ILE
24	CX	173	PRO
24	CX	197	ALA
24	CX	353	ASP
24	CX	360	ALA
24	CX	377	ALA
27	DD	26	LYS
27	DD	70	TRP
27	DD	169	GLU
27	DD	256	GLY
28	DE	17	ASP
28	DE	86	PRO
28	DE	129	HIS
28	DE	144	ARG
30	DG	24	GLY
30	DG	142	PRO
30	DG	155	MET
32	DI	84	GLY
33	DK	26	ALA
34	DN	26	THR
34	DN	41	ALA
34	DN	60	LYS
34	DN	93	LYS
34	DN	148	GLY
34	DN	150	ASP
35	DO	29	ASN
35	DO	96	THR

*Continued on next page...*

*Continued from previous page...*

Mol	Chain	Res	Type
36	DP	11	GLY
36	DP	16	ARG
36	DP	17	LYS
36	DP	18	ARG
36	DP	19	VAL
36	DP	34	GLY
36	DP	39	LYS
36	DP	56	SER
36	DP	106	LEU
37	DQ	10	ARG
37	DQ	19	GLY
37	DQ	62	GLY
37	DQ	79	LEU
37	DQ	135	ASP
38	DR	10	LEU
38	DR	107	ASP
39	DS	57	LYS
39	DS	58	LEU
39	DS	61	ASN
39	DS	86	ALA
39	DS	90	GLY
40	DT	115	ARG
41	DU	9	VAL
42	DV	48	GLY
42	DV	78	LYS
43	DW	90	ARG
44	DX	87	GLN
45	DY	3	VAL
45	DY	7	VAL
45	DY	49	VAL
45	DY	96	ILE
46	DZ	80	ARG
46	DZ	93	ASP
48	D1	14	VAL
48	D1	16	ASN
48	D1	32	LYS
49	D2	17	SER
52	D5	51	TYR
53	D6	18	ARG
53	D6	35	GLU
55	D8	30	ARG
55	D8	34	TRP

*Continued on next page...*

*Continued from previous page...*

Mol	Chain	Res	Type
51	D4	61	VAL
4	AB	14	GLY
4	AB	136	VAL
4	AB	216	SER
5	AC	15	THR
5	AC	26	LYS
5	AC	27	LYS
5	AC	80	GLY
5	AC	127	ARG
6	AD	69	GLY
7	AE	6	PHE
7	AE	77	PRO
10	AH	99	GLU
11	AI	31	GLN
11	AI	34	ASN
11	AI	89	ASN
12	AJ	36	GLY
12	AJ	57	LYS
13	AK	105	VAL
14	AL	11	ARG
14	AL	26	LEU
14	AL	27	LYS
18	AP	34	GLU
20	AR	45	SER
21	AS	6	LYS
21	AS	29	ARG
22	AT	98	PRO
24	AX	95	GLU
24	AX	332	ASN
27	BD	25	THR
27	BD	35	LYS
29	BF	48	THR
29	BF	68	LYS
29	BF	90	PHE
30	BG	14	GLU
30	BG	85	GLY
30	BG	136	ARG
32	BI	11	ASN
32	BI	29	TYR
32	BI	117	GLU
33	BK	51	ALA
33	BK	141	ALA

*Continued on next page...*

*Continued from previous page...*

Mol	Chain	Res	Type
33	BK	145	LYS
34	BN	116	THR
35	BO	26	LYS
35	BO	94	ARG
36	BP	13	ASN
37	BQ	25	ASP
37	BQ	51	ARG
39	BS	51	ALA
40	BT	113	LYS
40	BT	115	ARG
41	BU	91	ASP
43	BW	63	ASP
43	BW	90	ARG
45	BY	17	SER
45	BY	40	GLU
45	BY	88	LYS
48	B1	31	GLY
49	B2	3	LEU
49	B2	17	SER
49	B2	43	GLN
51	B4	52	SER
55	B8	31	HIS
4	CB	123	ALA
4	CB	136	VAL
4	CB	216	SER
5	CC	14	ILE
5	CC	15	THR
5	CC	26	LYS
5	CC	27	LYS
5	CC	49	SER
5	CC	80	GLY
5	CC	127	ARG
6	CD	30	LYS
6	CD	69	GLY
7	CE	77	PRO
10	CH	91	ARG
10	CH	99	GLU
11	CI	10	ARG
11	CI	31	GLN
11	CI	34	ASN
12	CJ	57	LYS
13	CK	105	VAL

*Continued on next page...*

*Continued from previous page...*

Mol	Chain	Res	Type
14	CL	11	ARG
14	CL	26	LEU
14	CL	27	LYS
14	CL	78	GLU
17	CO	86	GLY
18	CP	34	GLU
20	CR	36	ASN
20	CR	45	SER
21	CS	6	LYS
21	CS	29	ARG
22	CT	98	PRO
23	CU	3	LYS
24	CX	332	ASN
27	DD	25	THR
27	DD	35	LYS
27	DD	44	ASN
27	DD	233	HIS
29	DF	48	THR
29	DF	66	PRO
29	DF	68	LYS
29	DF	90	PHE
30	DG	14	GLU
30	DG	85	GLY
30	DG	136	ARG
31	DH	51	ARG
31	DH	107	VAL
32	DI	75	LEU
33	DK	141	ALA
33	DK	145	LYS
35	DO	26	LYS
35	DO	94	ARG
36	DP	13	ASN
36	DP	31	ALA
36	DP	90	ARG
37	DQ	23	GLY
37	DQ	25	ASP
37	DQ	51	ARG
39	DS	51	ALA
39	DS	83	LYS
40	DT	90	GLN
40	DT	124	ASP
41	DU	91	ASP

*Continued on next page...*

*Continued from previous page...*

<b>Mol</b>	<b>Chain</b>	<b>Res</b>	<b>Type</b>
42	DV	50	PRO
43	DW	5	ALA
43	DW	63	ASP
43	DW	89	ALA
45	DY	17	SER
45	DY	40	GLU
45	DY	88	LYS
48	D1	31	GLY
49	D2	3	LEU
49	D2	43	GLN
55	D8	31	HIS
51	D4	52	SER
4	AB	123	ALA
5	AC	14	ILE
6	AD	84	LYS
10	AH	91	ARG
11	AI	10	ARG
11	AI	55	ALA
12	AJ	91	PRO
14	AL	18	ARG
14	AL	63	TYR
14	AL	78	GLU
15	AM	104	ARG
15	AM	106	ASN
15	AM	117	VAL
17	AO	23	GLY
17	AO	86	GLY
19	AQ	4	LYS
22	AT	97	ALA
22	AT	101	GLY
23	AU	3	LYS
24	AX	320	TRP
27	BD	162	SER
27	BD	233	HIS
28	BE	52	LEU
29	BF	74	ARG
29	BF	166	ALA
31	BH	51	ARG
31	BH	108	GLY
32	BI	113	ARG
34	BN	32	VAL
36	BP	31	ALA

*Continued on next page...*

*Continued from previous page...*

Mol	Chain	Res	Type
37	BQ	133	ARG
39	BS	42	ASP
39	BS	83	LYS
40	BT	4	GLY
40	BT	39	ARG
40	BT	58	ASN
40	BT	90	GLN
40	BT	126	ALA
42	BV	40	LEU
42	BV	50	PRO
42	BV	80	GLN
43	BW	5	ALA
44	BX	48	LYS
45	BY	55	TYR
45	BY	90	LEU
46	BZ	11	GLU
47	B0	20	ARG
48	B1	13	ILE
48	B1	87	PRO
50	B3	35	ARG
55	B8	40	GLU
6	CD	84	LYS
7	CE	6	PHE
7	CE	125	SER
10	CH	3	THR
11	CI	55	ALA
11	CI	89	ASN
12	CJ	36	GLY
12	CJ	91	PRO
14	CL	18	ARG
14	CL	63	TYR
15	CM	104	ARG
15	CM	117	VAL
17	CO	23	GLY
19	CQ	4	LYS
19	CQ	34	LYS
20	CR	64	ARG
22	CT	97	ALA
24	CX	95	GLU
24	CX	320	TRP
27	DD	162	SER
28	DE	52	LEU

*Continued on next page...*

*Continued from previous page...*

Mol	Chain	Res	Type
29	DF	54	ARG
29	DF	74	ARG
29	DF	166	ALA
30	DG	96	ARG
31	DH	108	GLY
33	DK	51	ALA
34	DN	32	VAL
34	DN	116	THR
37	DQ	133	ARG
40	DT	39	ARG
40	DT	113	LYS
42	DV	40	LEU
42	DV	80	GLN
45	DY	55	TYR
45	DY	90	LEU
46	DZ	11	GLU
47	D0	20	ARG
48	D1	13	ILE
48	D1	87	PRO
55	D8	40	GLU
4	AB	130	ARG
4	AB	158	LEU
4	AB	230	VAL
5	AC	49	SER
7	AE	125	SER
10	AH	3	THR
10	AH	98	LYS
11	AI	25	LYS
11	AI	126	SER
13	AK	89	ALA
15	AM	5	ALA
18	AP	54	GLU
19	AQ	34	LYS
22	AT	11	SER
22	AT	95	ALA
27	BD	44	ASN
27	BD	239	ARG
27	BD	268	ARG
30	BG	96	ARG
32	BI	40	THR
33	BK	91	PRO
33	BK	142	PRO

*Continued on next page...*

*Continued from previous page...*

Mol	Chain	Res	Type
34	BN	115	ALA
34	BN	118	PRO
34	BN	153	HIS
34	BN	155	ALA
36	BP	65	ARG
36	BP	122	PRO
38	BR	8	ARG
40	BT	86	ILE
41	BU	93	LYS
42	BV	44	LYS
45	BY	98	VAL
51	B4	50	THR
51	B4	54	LYS
53	B6	46	HIS
4	CB	130	ARG
4	CB	158	LEU
4	CB	230	VAL
6	CD	47	ARG
8	CF	81	ILE
11	CI	126	SER
13	CK	89	ALA
15	CM	106	ASN
16	CN	16	PHE
18	CP	54	GLU
22	CT	71	THR
22	CT	95	ALA
22	CT	101	GLY
27	DD	156	ALA
27	DD	268	ARG
33	DK	91	PRO
33	DK	142	PRO
34	DN	118	PRO
34	DN	153	HIS
34	DN	155	ALA
38	DR	8	ARG
39	DS	42	ASP
40	DT	4	GLY
40	DT	58	ASN
40	DT	86	ILE
40	DT	126	ALA
41	DU	5	LYS
41	DU	93	LYS

*Continued on next page...*

*Continued from previous page...*

Mol	Chain	Res	Type
42	DV	44	LYS
44	DX	48	LYS
45	DY	98	VAL
50	D3	35	ARG
53	D6	46	HIS
51	D4	50	THR
51	D4	54	LYS
4	AB	159	PRO
5	AC	89	GLU
5	AC	145	GLY
14	AL	86	GLY
16	AN	16	PHE
20	AR	64	ARG
22	AT	71	THR
27	BD	156	ALA
29	BF	134	GLY
34	BN	70	ALA
38	BR	61	HIS
45	BY	56	PRO
46	BZ	82	ARG
46	BZ	114	GLY
46	BZ	165	VAL
48	B1	53	VAL
4	CB	159	PRO
5	CC	145	GLY
7	CE	109	ILE
10	CH	98	LYS
29	DF	78	ILE
32	DI	134	PRO
34	DN	70	ALA
34	DN	115	ALA
36	DP	122	PRO
42	DV	17	GLY
43	DW	35	ILE
45	DY	56	PRO
45	DY	61	ILE
46	DZ	114	GLY
46	DZ	165	VAL
48	D1	53	VAL
7	AE	109	ILE
8	AF	81	ILE
13	AK	49	GLY

*Continued on next page...*

*Continued from previous page...*

Mol	Chain	Res	Type
14	AL	95	VAL
20	AR	37	VAL
30	BG	42	GLY
31	BH	92	ILE
37	BQ	126	PRO
40	BT	42	ILE
42	BV	17	GLY
42	BV	35	LEU
45	BY	61	ILE
11	CI	53	VAL
13	CK	49	GLY
14	CL	73	GLY
14	CL	95	VAL
22	CT	100	ILE
29	DF	134	GLY
30	DG	42	GLY
31	DH	92	ILE
40	DT	42	ILE
42	DV	35	LEU
48	D1	9	GLY
10	AH	51	VAL
11	AI	53	VAL
28	BE	56	PRO
30	BG	140	ILE
31	BH	44	VAL
43	BW	35	ILE
48	B1	9	GLY
10	CH	51	VAL
14	CL	86	GLY
17	CO	29	VAL
20	CR	37	VAL
21	CS	9	VAL
28	DE	56	PRO
30	DG	140	ILE
31	DH	50	VAL
37	DQ	126	PRO
42	DV	47	VAL
46	DZ	82	ARG
17	AO	29	VAL
22	AT	100	ILE
31	BH	50	VAL
33	BK	34	ILE

*Continued on next page...*

*Continued from previous page...*

Mol	Chain	Res	Type
42	BV	46	VAL
42	BV	47	VAL
27	DD	127	VAL
31	DH	44	VAL
37	DQ	15	GLY
42	DV	46	VAL
14	AL	73	GLY
21	AS	9	VAL
24	AX	227	VAL
27	BD	127	VAL
29	BF	132	VAL
38	BR	39	PRO
40	BT	37	GLY
29	DF	132	VAL
30	DG	109	VAL
33	DK	34	ILE
37	DQ	81	VAL
24	AX	92	LEU
33	BK	92	GLY
37	BQ	81	VAL
24	CX	227	VAL
31	DH	117	PRO
33	DK	92	GLY
36	DP	48	PRO
36	BP	48	PRO

### 5.3.2 Protein sidechains ⓘ

In the following table, the Percentiles column shows the percent sidechain outliers of the chain as a percentile score with respect to all X-ray entries followed by that with respect to entries of similar resolution.

The Analysed column shows the number of residues for which the sidechain conformation was analysed, and the total number of residues.

Mol	Chain	Analysed	Rotameric	Outliers	Percentiles	
4	AB	202/220 (92%)	186 (92%)	16 (8%)	12	41
4	CB	202/220 (92%)	185 (92%)	17 (8%)	11	38
5	AC	160/188 (85%)	138 (86%)	22 (14%)	3	17
5	CC	160/188 (85%)	138 (86%)	22 (14%)	3	17
6	AD	180/181 (99%)	160 (89%)	20 (11%)	6	25

*Continued on next page...*

*Continued from previous page...*

Mol	Chain	Analysed	Rotameric	Outliers	Percentiles	
6	CD	180/181 (99%)	161 (89%)	19 (11%)	6	26
7	AE	116/123 (94%)	99 (85%)	17 (15%)	3	15
7	CE	116/123 (94%)	99 (85%)	17 (15%)	3	15
8	AF	90/90 (100%)	80 (89%)	10 (11%)	6	25
8	CF	90/90 (100%)	81 (90%)	9 (10%)	7	29
9	AG	126/127 (99%)	119 (94%)	7 (6%)	21	56
9	CG	126/127 (99%)	119 (94%)	7 (6%)	21	56
10	AH	119/119 (100%)	106 (89%)	13 (11%)	6	25
10	CH	119/119 (100%)	106 (89%)	13 (11%)	6	25
11	AI	98/99 (99%)	85 (87%)	13 (13%)	4	17
11	CI	98/99 (99%)	86 (88%)	12 (12%)	5	21
12	AJ	88/92 (96%)	75 (85%)	13 (15%)	3	14
12	CJ	88/92 (96%)	75 (85%)	13 (15%)	3	14
13	AK	86/99 (87%)	74 (86%)	12 (14%)	3	16
13	CK	86/99 (87%)	74 (86%)	12 (14%)	3	16
14	AL	103/110 (94%)	91 (88%)	12 (12%)	5	22
14	CL	103/110 (94%)	91 (88%)	12 (12%)	5	22
15	AM	94/101 (93%)	85 (90%)	9 (10%)	8	32
15	CM	94/101 (93%)	85 (90%)	9 (10%)	8	32
16	AN	49/50 (98%)	44 (90%)	5 (10%)	7	28
16	CN	49/50 (98%)	44 (90%)	5 (10%)	7	28
17	AO	79/80 (99%)	70 (89%)	9 (11%)	5	24
17	CO	79/80 (99%)	70 (89%)	9 (11%)	5	24
18	AP	72/74 (97%)	65 (90%)	7 (10%)	8	31
18	CP	72/74 (97%)	66 (92%)	6 (8%)	11	39
19	AQ	94/97 (97%)	86 (92%)	8 (8%)	10	38
19	CQ	94/97 (97%)	86 (92%)	8 (8%)	10	38
20	AR	61/77 (79%)	53 (87%)	8 (13%)	4	18
20	CR	61/77 (79%)	52 (85%)	9 (15%)	3	14
21	AS	69/80 (86%)	58 (84%)	11 (16%)	2	12
21	CS	69/80 (86%)	58 (84%)	11 (16%)	2	12

*Continued on next page...*

*Continued from previous page...*

Mol	Chain	Analysed	Rotameric	Outliers	Percentiles	
22	AT	76/82 (93%)	67 (88%)	9 (12%)	5	22
22	CT	76/82 (93%)	68 (90%)	8 (10%)	7	27
23	AU	19/22 (86%)	18 (95%)	1 (5%)	22	58
23	CU	19/22 (86%)	18 (95%)	1 (5%)	22	58
24	AX	305/319 (96%)	258 (85%)	47 (15%)	2	13
24	CX	305/319 (96%)	260 (85%)	45 (15%)	3	14
27	BD	213/218 (98%)	181 (85%)	32 (15%)	3	14
27	DD	213/218 (98%)	181 (85%)	32 (15%)	3	14
28	BE	165/166 (99%)	144 (87%)	21 (13%)	4	19
28	DE	165/166 (99%)	144 (87%)	21 (13%)	4	19
29	BF	161/166 (97%)	142 (88%)	19 (12%)	5	22
29	DF	161/166 (97%)	140 (87%)	21 (13%)	4	19
30	BG	155/156 (99%)	135 (87%)	20 (13%)	4	19
30	DG	155/156 (99%)	135 (87%)	20 (13%)	4	19
31	BH	132/148 (89%)	115 (87%)	17 (13%)	4	19
31	DH	132/148 (89%)	115 (87%)	17 (13%)	4	19
32	BI	122/124 (98%)	101 (83%)	21 (17%)	2	10
32	DI	122/124 (98%)	103 (84%)	19 (16%)	2	13
33	BK	111/111 (100%)	95 (86%)	16 (14%)	3	15
33	DK	111/111 (100%)	95 (86%)	16 (14%)	3	15
34	BN	116/139 (84%)	98 (84%)	18 (16%)	2	13
34	DN	116/139 (84%)	98 (84%)	18 (16%)	2	13
35	BO	100/100 (100%)	86 (86%)	14 (14%)	3	16
35	DO	100/100 (100%)	85 (85%)	15 (15%)	3	14
36	BP	112/116 (97%)	80 (71%)	32 (29%)	0	2
36	DP	112/116 (97%)	79 (70%)	33 (30%)	0	1
37	BQ	105/111 (95%)	91 (87%)	14 (13%)	4	17
37	DQ	105/111 (95%)	91 (87%)	14 (13%)	4	17
38	BR	100/101 (99%)	90 (90%)	10 (10%)	7	29
38	DR	100/101 (99%)	91 (91%)	9 (9%)	9	35
39	BS	77/88 (88%)	66 (86%)	11 (14%)	3	15

*Continued on next page...*

*Continued from previous page...*

Mol	Chain	Analysed	Rotameric	Outliers	Percentiles	
39	DS	77/88 (88%)	66 (86%)	11 (14%)	3	15
40	BT	121/128 (94%)	101 (84%)	20 (16%)	2	11
40	DT	121/128 (94%)	101 (84%)	20 (16%)	2	11
41	BU	93/94 (99%)	82 (88%)	11 (12%)	5	22
41	DU	93/94 (99%)	83 (89%)	10 (11%)	6	26
42	BV	82/82 (100%)	68 (83%)	14 (17%)	2	10
42	DV	82/82 (100%)	69 (84%)	13 (16%)	2	12
43	BW	91/92 (99%)	80 (88%)	11 (12%)	5	21
43	DW	91/92 (99%)	80 (88%)	11 (12%)	5	21
44	BX	74/78 (95%)	58 (78%)	16 (22%)	1	5
44	DX	74/78 (95%)	59 (80%)	15 (20%)	1	6
45	BY	84/91 (92%)	72 (86%)	12 (14%)	3	15
45	DY	84/91 (92%)	70 (83%)	14 (17%)	2	11
46	BZ	162/179 (90%)	151 (93%)	11 (7%)	16	48
46	DZ	162/179 (90%)	150 (93%)	12 (7%)	13	44
47	B0	61/67 (91%)	53 (87%)	8 (13%)	4	18
47	D0	61/67 (91%)	53 (87%)	8 (13%)	4	18
48	B1	73/83 (88%)	58 (80%)	15 (20%)	1	6
48	D1	73/83 (88%)	57 (78%)	16 (22%)	1	5
49	B2	58/67 (87%)	45 (78%)	13 (22%)	1	4
49	D2	58/67 (87%)	45 (78%)	13 (22%)	1	4
50	B3	51/52 (98%)	49 (96%)	2 (4%)	32	69
50	D3	51/52 (98%)	49 (96%)	2 (4%)	32	69
51	B4	27/84 (32%)	21 (78%)	6 (22%)	1	4
51	D4	27/84 (32%)	22 (82%)	5 (18%)	1	8
52	B5	45/52 (86%)	41 (91%)	4 (9%)	9	35
52	D5	45/52 (86%)	42 (93%)	3 (7%)	16	49
53	B6	43/52 (83%)	34 (79%)	9 (21%)	1	5
53	D6	43/52 (83%)	34 (79%)	9 (21%)	1	5
54	B7	41/42 (98%)	35 (85%)	6 (15%)	3	15
54	D7	41/42 (98%)	35 (85%)	6 (15%)	3	15

*Continued on next page...*

*Continued from previous page...*

Mol	Chain	Analysed	Rotameric	Outliers	Percentiles	
55	B8	53/55 (96%)	47 (89%)	6 (11%)	6	24
55	D8	53/55 (96%)	47 (89%)	6 (11%)	6	24
All	All	10228/10944 (94%)	8877 (87%)	1351 (13%)	4	18

All (1351) residues with a non-rotameric sidechain are listed below:

Mol	Chain	Res	Type
4	AB	15	VAL
4	AB	17	PHE
4	AB	44	LEU
4	AB	69	LEU
4	AB	74	LYS
4	AB	75	LYS
4	AB	96	ARG
4	AB	97	TRP
4	AB	102	LEU
4	AB	153	ARG
4	AB	154	LEU
4	AB	172	ILE
4	AB	178	ARG
4	AB	187	LEU
4	AB	193	ASP
4	AB	196	LEU
5	AC	3	ASN
5	AC	5	ILE
5	AC	12	LEU
5	AC	14	ILE
5	AC	16	ARG
5	AC	21	ARG
5	AC	27	LYS
5	AC	28	GLN
5	AC	29	TYR
5	AC	38	ARG
5	AC	49	SER
5	AC	62	ASP
5	AC	76	VAL
5	AC	79	ARG
5	AC	95	THR
5	AC	107	GLN
5	AC	127	ARG
5	AC	131	ARG

*Continued on next page...*

*Continued from previous page...*

Mol	Chain	Res	Type
5	AC	165	THR
5	AC	179	ARG
5	AC	196	LEU
5	AC	202	ILE
6	AD	4	TYR
6	AD	8	VAL
6	AD	13	ARG
6	AD	21	LEU
6	AD	30	LYS
6	AD	57	ARG
6	AD	58	LEU
6	AD	66	ARG
6	AD	72	GLU
6	AD	73	ARG
6	AD	96	LEU
6	AD	113	SER
6	AD	122	ARG
6	AD	131	ARG
6	AD	132	ARG
6	AD	135	LEU
6	AD	146	ILE
6	AD	166	LYS
6	AD	179	GLU
6	AD	202	LEU
7	AE	10	MET
7	AE	11	ILE
7	AE	12	LEU
7	AE	14	ARG
7	AE	26	PHE
7	AE	31	LEU
7	AE	47	LYS
7	AE	51	VAL
7	AE	55	VAL
7	AE	68	GLU
7	AE	72	GLN
7	AE	76	ILE
7	AE	79	GLU
7	AE	84	PHE
7	AE	101	ILE
7	AE	135	THR
7	AE	144	THR
8	AF	16	GLN

*Continued on next page...*

*Continued from previous page...*

Mol	Chain	Res	Type
8	AF	17	SER
8	AF	21	LEU
8	AF	27	GLN
8	AF	46	ARG
8	AF	52	ILE
8	AF	63	TYR
8	AF	64	GLN
8	AF	86	ARG
8	AF	100	ASN
9	AG	5	ARG
9	AG	13	GLN
9	AG	24	THR
9	AG	66	VAL
9	AG	80	VAL
9	AG	113	GLU
9	AG	153	HIS
10	AH	1	MET
10	AH	25	ASP
10	AH	26	VAL
10	AH	50	ARG
10	AH	51	VAL
10	AH	75	ARG
10	AH	91	ARG
10	AH	99	GLU
10	AH	102	ARG
10	AH	111	ILE
10	AH	120	THR
10	AH	136	GLU
10	AH	137	VAL
11	AI	10	ARG
11	AI	23	ASN
11	AI	34	ASN
11	AI	63	ILE
11	AI	79	LEU
11	AI	91	ASP
11	AI	95	LYS
11	AI	104	ARG
11	AI	109	VAL
11	AI	110	GLU
11	AI	121	ARG
11	AI	125	TYR
11	AI	127	LYS

*Continued on next page...*

*Continued from previous page...*

Mol	Chain	Res	Type
12	AJ	22	LYS
12	AJ	54	PHE
12	AJ	55	LYS
12	AJ	58	ASP
12	AJ	61	GLU
12	AJ	62	HIS
12	AJ	63	PHE
12	AJ	74	ILE
12	AJ	78	ASN
12	AJ	86	MET
12	AJ	92	THR
12	AJ	96	ILE
12	AJ	100	THR
13	AK	14	VAL
13	AK	24	SER
13	AK	29	ILE
13	AK	32	ILE
13	AK	81	ASP
13	AK	87	THR
13	AK	92	GLU
13	AK	104	GLN
13	AK	105	VAL
13	AK	117	ASN
13	AK	123	LYS
13	AK	124	LYS
14	AL	6	ILE
14	AL	19	LYS
14	AL	26	LEU
14	AL	37	THR
14	AL	40	ARG
14	AL	42	VAL
14	AL	51	LEU
14	AL	52	ARG
14	AL	78	GLU
14	AL	84	ILE
14	AL	90	LYS
14	AL	91	ASP
15	AM	32	GLU
15	AM	48	LEU
15	AM	64	TRP
15	AM	93	ARG
15	AM	103	THR

*Continued on next page...*

*Continued from previous page...*

Mol	Chain	Res	Type
15	AM	105	THR
15	AM	106	ASN
15	AM	108	ARG
15	AM	115	LYS
16	AN	6	LEU
16	AN	8	GLU
16	AN	16	PHE
16	AN	18	VAL
16	AN	44	LEU
17	AO	4	THR
17	AO	5	LYS
17	AO	17	ARG
17	AO	26	GLU
17	AO	27	VAL
17	AO	41	GLU
17	AO	44	LYS
17	AO	65	ARG
17	AO	82	ILE
18	AP	45	THR
18	AP	55	ARG
18	AP	62	VAL
18	AP	67	THR
18	AP	69	THR
18	AP	82	GLN
18	AP	83	GLU
19	AQ	9	VAL
19	AQ	10	VAL
19	AQ	11	VAL
19	AQ	14	LYS
19	AQ	38	ARG
19	AQ	52	LYS
19	AQ	74	LEU
19	AQ	100	LYS
20	AR	19	LYS
20	AR	38	GLU
20	AR	47	THR
20	AR	53	ARG
20	AR	76	LEU
20	AR	84	LYS
20	AR	87	ARG
20	AR	88	LYS
21	AS	5	LEU

*Continued on next page...*

*Continued from previous page...*

Mol	Chain	Res	Type
21	AS	6	LYS
21	AS	7	LYS
21	AS	29	ARG
21	AS	30	LEU
21	AS	34	TRP
21	AS	37	ARG
21	AS	44	MET
21	AS	49	ILE
21	AS	53	ASN
21	AS	71	LEU
22	AT	22	ARG
22	AT	26	ASN
22	AT	35	THR
22	AT	54	LYS
22	AT	62	LEU
22	AT	72	LEU
22	AT	75	ASN
22	AT	82	SER
22	AT	84	LEU
23	AU	5	ASP
24	AX	20	ARG
24	AX	24	LYS
24	AX	29	ILE
24	AX	34	GLN
24	AX	36	GLU
24	AX	38	ARG
24	AX	39	LEU
24	AX	42	LEU
24	AX	52	TRP
24	AX	53	ASN
24	AX	59	ARG
24	AX	63	GLN
24	AX	73	ASP
24	AX	75	PHE
24	AX	79	GLU
24	AX	88	LEU
24	AX	90	GLU
24	AX	97	ARG
24	AX	100	LEU
24	AX	105	GLU
24	AX	128	ASN
24	AX	140	THR

*Continued on next page...*

*Continued from previous page...*

<b>Mol</b>	<b>Chain</b>	<b>Res</b>	<b>Type</b>
24	AX	141	GLU
24	AX	143	CYS
24	AX	169	LEU
24	AX	170	THR
24	AX	182	ILE
24	AX	192	LEU
24	AX	227	VAL
24	AX	231	VAL
24	AX	238	GLU
24	AX	246	ARG
24	AX	265	VAL
24	AX	272	THR
24	AX	299	LEU
24	AX	300	GLU
24	AX	304	ARG
24	AX	311	LEU
24	AX	316	ARG
24	AX	327	TYR
24	AX	329	LEU
24	AX	344	HIS
24	AX	348	ASN
24	AX	350	LEU
24	AX	353	ASP
24	AX	355	MET
24	AX	359	TRP
27	BD	5	LYS
27	BD	10	THR
27	BD	18	VAL
27	BD	23	GLU
27	BD	28	GLU
27	BD	33	LEU
27	BD	37	LEU
27	BD	40	THR
27	BD	61	LEU
27	BD	70	TRP
27	BD	89	SER
27	BD	95	LEU
27	BD	106	ILE
27	BD	111	LEU
27	BD	112	GLN
27	BD	127	VAL
27	BD	131	LEU

*Continued on next page...*

*Continued from previous page...*

Mol	Chain	Res	Type
27	BD	138	VAL
27	BD	150	LYS
27	BD	154	LYS
27	BD	166	GLN
27	BD	169	GLU
27	BD	182	LEU
27	BD	200	ASP
27	BD	211	ARG
27	BD	212	SER
27	BD	217	ARG
27	BD	255	LYS
27	BD	257	LEU
27	BD	263	ARG
27	BD	266	SER
27	BD	271	ILE
28	BE	4	ILE
28	BE	9	VAL
28	BE	16	ARG
28	BE	17	ASP
28	BE	41	LYS
28	BE	49	LEU
28	BE	54	GLN
28	BE	57	LYS
28	BE	77	ILE
28	BE	78	LEU
28	BE	79	ARG
28	BE	87	GLU
28	BE	92	THR
28	BE	119	ARG
28	BE	154	LYS
28	BE	169	ASN
28	BE	175	VAL
28	BE	184	VAL
28	BE	196	VAL
28	BE	197	ILE
28	BE	202	LYS
29	BF	8	GLN
29	BF	9	ILE
29	BF	33	LEU
29	BF	45	ARG
29	BF	57	VAL
29	BF	64	ILE

*Continued on next page...*

*Continued from previous page...*

Mol	Chain	Res	Type
29	BF	69	HIS
29	BF	78	ILE
29	BF	106	ARG
29	BF	145	GLU
29	BF	158	THR
29	BF	164	ARG
29	BF	165	ARG
29	BF	170	LEU
29	BF	174	VAL
29	BF	175	THR
29	BF	183	VAL
29	BF	201	VAL
29	BF	206	ILE
30	BG	4	ASP
30	BG	16	ARG
30	BG	18	GLU
30	BG	20	ILE
30	BG	34	LEU
30	BG	35	GLU
30	BG	47	LYS
30	BG	80	PHE
30	BG	86	MET
30	BG	90	LEU
30	BG	91	ARG
30	BG	115	ARG
30	BG	121	ASN
30	BG	128	ARG
30	BG	132	ASN
30	BG	143	GLU
30	BG	145	THR
30	BG	155	MET
30	BG	159	VAL
30	BG	166	ASP
31	BH	13	LYS
31	BH	23	ARG
31	BH	47	GLU
31	BH	68	THR
31	BH	77	LYS
31	BH	79	VAL
31	BH	86	GLU
31	BH	101	ARG
31	BH	103	LEU

*Continued on next page...*

*Continued from previous page...*

<b>Mol</b>	<b>Chain</b>	<b>Res</b>	<b>Type</b>
31	BH	104	GLU
31	BH	105	LEU
31	BH	107	VAL
31	BH	110	SER
31	BH	116	GLU
31	BH	123	PHE
31	BH	129	THR
31	BH	167	GLU
32	BI	4	ILE
32	BI	6	LEU
32	BI	9	LEU
32	BI	10	GLU
32	BI	19	VAL
32	BI	20	ASP
32	BI	25	TYR
32	BI	38	LEU
32	BI	40	THR
32	BI	50	ARG
32	BI	52	ARG
32	BI	56	LYS
32	BI	67	ARG
32	BI	71	ILE
32	BI	92	VAL
32	BI	107	ILE
32	BI	109	ILE
32	BI	118	LYS
32	BI	141	LYS
32	BI	143	SER
32	BI	145	VAL
33	BK	8	VAL
33	BK	27	LEU
33	BK	41	PHE
33	BK	50	ASP
33	BK	58	THR
33	BK	65	PHE
33	BK	67	PHE
33	BK	68	VAL
33	BK	76	TYR
33	BK	80	LYS
33	BK	85	GLU
33	BK	93	ARG
33	BK	101	TRP

*Continued on next page...*

*Continued from previous page...*

Mol	Chain	Res	Type
33	BK	110	GLN
33	BK	125	ARG
33	BK	139	VAL
34	BN	55	THR
34	BN	56	LEU
34	BN	57	LEU
34	BN	64	ASP
34	BN	65	TRP
34	BN	68	ASN
34	BN	71	MET
34	BN	97	ARG
34	BN	110	LEU
34	BN	117	HIS
34	BN	122	LEU
34	BN	132	LYS
34	BN	143	LEU
34	BN	145	VAL
34	BN	150	ASP
34	BN	154	GLN
34	BN	160	LYS
34	BN	161	LEU
35	BO	8	LEU
35	BO	9	GLU
35	BO	19	ILE
35	BO	24	VAL
35	BO	32	TYR
35	BO	45	GLU
35	BO	47	ILE
35	BO	53	LYS
35	BO	65	THR
35	BO	73	ASP
35	BO	75	SER
35	BO	77	ILE
35	BO	104	ARG
35	BO	114	ILE
36	BP	6	LEU
36	BP	13	ASN
36	BP	15	ARG
36	BP	16	ARG
36	BP	18	ARG
36	BP	32	THR
36	BP	35	HIS

*Continued on next page...*

*Continued from previous page...*

Mol	Chain	Res	Type
36	BP	39	LYS
36	BP	40	SER
36	BP	41	ARG
36	BP	49	ARG
36	BP	50	ARG
36	BP	51	PHE
36	BP	57	THR
36	BP	61	ARG
36	BP	62	LEU
36	BP	67	MET
36	BP	70	GLN
36	BP	75	ILE
36	BP	83	VAL
36	BP	86	LYS
36	BP	96	THR
36	BP	100	LEU
36	BP	106	LEU
36	BP	114	ILE
36	BP	117	GLU
36	BP	123	LEU
36	BP	135	LEU
36	BP	138	LEU
36	BP	144	GLU
36	BP	147	LEU
36	BP	148	LEU
37	BQ	8	LYS
37	BQ	9	TYR
37	BQ	14	ARG
37	BQ	22	LYS
37	BQ	29	PHE
37	BQ	45	GLN
37	BQ	47	ILE
37	BQ	56	ARG
37	BQ	82	ARG
37	BQ	83	MET
37	BQ	96	VAL
37	BQ	97	VAL
37	BQ	133	ARG
37	BQ	134	ARG
38	BR	2	ARG
38	BR	18	LEU
38	BR	67	LEU

*Continued on next page...*

*Continued from previous page...*

<b>Mol</b>	<b>Chain</b>	<b>Res</b>	<b>Type</b>
38	BR	71	GLN
38	BR	75	LEU
38	BR	79	LEU
38	BR	81	ASP
38	BR	97	VAL
38	BR	99	LYS
38	BR	104	ARG
39	BS	12	PHE
39	BS	14	VAL
39	BS	30	ARG
39	BS	36	TYR
39	BS	44	LYS
39	BS	54	LEU
39	BS	57	LYS
39	BS	61	ASN
39	BS	80	LEU
39	BS	92	TYR
39	BS	98	VAL
40	BT	15	VAL
40	BT	17	THR
40	BT	19	LEU
40	BT	27	THR
40	BT	28	VAL
40	BT	30	VAL
40	BT	31	SER
40	BT	50	ILE
40	BT	51	ARG
40	BT	58	ASN
40	BT	62	THR
40	BT	85	LYS
40	BT	86	ILE
40	BT	87	ASP
40	BT	88	ILE
40	BT	98	LYS
40	BT	102	ILE
40	BT	105	LEU
40	BT	112	ARG
40	BT	115	ARG
41	BU	27	LEU
41	BU	31	SER
41	BU	60	LEU
41	BU	75	ASN

*Continued on next page...*

*Continued from previous page...*

Mol	Chain	Res	Type
41	BU	80	ILE
41	BU	83	LEU
41	BU	88	ILE
41	BU	92	ARG
41	BU	97	ASP
41	BU	104	GLN
41	BU	112	ARG
42	BV	5	VAL
42	BV	12	TYR
42	BV	13	ARG
42	BV	18	LEU
42	BV	35	LEU
42	BV	39	LEU
42	BV	43	GLU
42	BV	45	THR
42	BV	46	VAL
42	BV	47	VAL
42	BV	80	GLN
42	BV	88	ARG
42	BV	95	LEU
42	BV	99	ILE
43	BW	1	MET
43	BW	11	ARG
43	BW	19	LEU
43	BW	27	LYS
43	BW	39	THR
43	BW	61	ASN
43	BW	64	MET
43	BW	69	LEU
43	BW	88	ARG
43	BW	107	LEU
43	BW	110	LYS
44	BX	3	THR
44	BX	8	ILE
44	BX	12	VAL
44	BX	15	GLU
44	BX	23	GLU
44	BX	27	THR
44	BX	28	PHE
44	BX	30	VAL
44	BX	49	VAL
44	BX	51	VAL

*Continued on next page...*

*Continued from previous page...*

Mol	Chain	Res	Type
44	BX	57	LEU
44	BX	65	ARG
44	BX	68	ARG
44	BX	70	LEU
44	BX	76	ARG
44	BX	81	VAL
45	BY	4	LYS
45	BY	6	HIS
45	BY	8	LYS
45	BY	9	LYS
45	BY	13	VAL
45	BY	27	VAL
45	BY	60	PHE
45	BY	75	ILE
45	BY	76	CYS
45	BY	87	LYS
45	BY	90	LEU
45	BY	97	ARG
46	BZ	24	LEU
46	BZ	41	LEU
46	BZ	71	VAL
46	BZ	75	ASN
46	BZ	87	ASP
46	BZ	96	VAL
46	BZ	97	GLU
46	BZ	118	GLN
46	BZ	131	ARG
46	BZ	154	ASP
46	BZ	157	LEU
47	B0	11	LYS
47	B0	17	GLN
47	B0	21	LEU
47	B0	25	ARG
47	B0	32	ARG
47	B0	64	ASP
47	B0	80	HIS
47	B0	84	LEU
48	B1	13	ILE
48	B1	17	SER
48	B1	18	ILE
48	B1	21	ARG
48	B1	27	GLU

*Continued on next page...*

*Continued from previous page...*

Mol	Chain	Res	Type
48	B1	40	ARG
48	B1	45	ASN
48	B1	56	GLN
48	B1	59	THR
48	B1	61	ARG
48	B1	72	GLU
48	B1	75	GLU
48	B1	76	ARG
48	B1	80	LEU
48	B1	82	LEU
49	B2	1	MET
49	B2	2	LYS
49	B2	5	GLU
49	B2	9	GLN
49	B2	16	LEU
49	B2	17	SER
49	B2	24	LEU
49	B2	36	ARG
49	B2	49	LYS
49	B2	50	ILE
49	B2	53	LEU
49	B2	59	ARG
49	B2	61	LEU
50	B3	37	LEU
50	B3	48	GLU
51	B4	39	ARG
51	B4	42	CYS
51	B4	46	ASN
51	B4	54	LYS
51	B4	62	CYS
51	B4	65	CYS
52	B5	3	LYS
52	B5	33	CYS
52	B5	51	TYR
52	B5	52	TYR
53	B6	10	LEU
53	B6	11	LEU
53	B6	12	GLU
53	B6	17	LYS
53	B6	24	GLU
53	B6	34	LEU
53	B6	36	LEU

*Continued on next page...*

*Continued from previous page...*

Mol	Chain	Res	Type
53	B6	42	TRP
53	B6	48	VAL
54	B7	4	THR
54	B7	8	ASN
54	B7	19	ARG
54	B7	24	THR
54	B7	34	ARG
54	B7	39	ARG
55	B8	30	ARG
55	B8	32	LEU
55	B8	52	LYS
55	B8	57	ARG
55	B8	61	LEU
55	B8	64	TYR
4	CB	15	VAL
4	CB	17	PHE
4	CB	44	LEU
4	CB	69	LEU
4	CB	74	LYS
4	CB	75	LYS
4	CB	96	ARG
4	CB	97	TRP
4	CB	102	LEU
4	CB	153	ARG
4	CB	154	LEU
4	CB	172	ILE
4	CB	178	ARG
4	CB	187	LEU
4	CB	193	ASP
4	CB	196	LEU
4	CB	229	VAL
5	CC	3	ASN
5	CC	5	ILE
5	CC	12	LEU
5	CC	14	ILE
5	CC	16	ARG
5	CC	21	ARG
5	CC	27	LYS
5	CC	28	GLN
5	CC	29	TYR
5	CC	38	ARG
5	CC	49	SER

*Continued on next page...*

*Continued from previous page...*

Mol	Chain	Res	Type
5	CC	62	ASP
5	CC	79	ARG
5	CC	95	THR
5	CC	107	GLN
5	CC	127	ARG
5	CC	131	ARG
5	CC	165	THR
5	CC	179	ARG
5	CC	191	THR
5	CC	196	LEU
5	CC	202	ILE
6	CD	4	TYR
6	CD	8	VAL
6	CD	13	ARG
6	CD	21	LEU
6	CD	30	LYS
6	CD	57	ARG
6	CD	58	LEU
6	CD	66	ARG
6	CD	72	GLU
6	CD	73	ARG
6	CD	96	LEU
6	CD	122	ARG
6	CD	131	ARG
6	CD	132	ARG
6	CD	135	LEU
6	CD	146	ILE
6	CD	166	LYS
6	CD	179	GLU
6	CD	202	LEU
7	CE	10	MET
7	CE	11	ILE
7	CE	12	LEU
7	CE	14	ARG
7	CE	26	PHE
7	CE	31	LEU
7	CE	47	LYS
7	CE	51	VAL
7	CE	55	VAL
7	CE	68	GLU
7	CE	72	GLN
7	CE	76	ILE

*Continued on next page...*

*Continued from previous page...*

Mol	Chain	Res	Type
7	CE	79	GLU
7	CE	84	PHE
7	CE	101	ILE
7	CE	135	THR
7	CE	144	THR
8	CF	16	GLN
8	CF	17	SER
8	CF	21	LEU
8	CF	27	GLN
8	CF	46	ARG
8	CF	52	ILE
8	CF	64	GLN
8	CF	86	ARG
8	CF	100	ASN
9	CG	5	ARG
9	CG	13	GLN
9	CG	24	THR
9	CG	66	VAL
9	CG	80	VAL
9	CG	113	GLU
9	CG	153	HIS
10	CH	1	MET
10	CH	25	ASP
10	CH	26	VAL
10	CH	50	ARG
10	CH	51	VAL
10	CH	75	ARG
10	CH	91	ARG
10	CH	99	GLU
10	CH	102	ARG
10	CH	111	ILE
10	CH	120	THR
10	CH	136	GLU
10	CH	137	VAL
11	CI	10	ARG
11	CI	23	ASN
11	CI	34	ASN
11	CI	63	ILE
11	CI	91	ASP
11	CI	95	LYS
11	CI	104	ARG
11	CI	109	VAL

*Continued on next page...*

*Continued from previous page...*

Mol	Chain	Res	Type
11	CI	110	GLU
11	CI	121	ARG
11	CI	125	TYR
11	CI	127	LYS
12	CJ	22	LYS
12	CJ	54	PHE
12	CJ	55	LYS
12	CJ	58	ASP
12	CJ	61	GLU
12	CJ	62	HIS
12	CJ	63	PHE
12	CJ	74	ILE
12	CJ	78	ASN
12	CJ	86	MET
12	CJ	92	THR
12	CJ	96	ILE
12	CJ	100	THR
13	CK	14	VAL
13	CK	24	SER
13	CK	29	ILE
13	CK	32	ILE
13	CK	81	ASP
13	CK	87	THR
13	CK	92	GLU
13	CK	104	GLN
13	CK	105	VAL
13	CK	117	ASN
13	CK	123	LYS
13	CK	124	LYS
14	CL	6	ILE
14	CL	19	LYS
14	CL	26	LEU
14	CL	37	THR
14	CL	40	ARG
14	CL	42	VAL
14	CL	51	LEU
14	CL	52	ARG
14	CL	78	GLU
14	CL	84	ILE
14	CL	90	LYS
14	CL	91	ASP
15	CM	32	GLU

*Continued on next page...*

*Continued from previous page...*

Mol	Chain	Res	Type
15	CM	48	LEU
15	CM	64	TRP
15	CM	93	ARG
15	CM	103	THR
15	CM	105	THR
15	CM	106	ASN
15	CM	108	ARG
15	CM	115	LYS
16	CN	6	LEU
16	CN	8	GLU
16	CN	16	PHE
16	CN	18	VAL
16	CN	44	LEU
17	CO	4	THR
17	CO	5	LYS
17	CO	17	ARG
17	CO	26	GLU
17	CO	27	VAL
17	CO	41	GLU
17	CO	44	LYS
17	CO	65	ARG
17	CO	82	ILE
18	CP	55	ARG
18	CP	62	VAL
18	CP	67	THR
18	CP	69	THR
18	CP	82	GLN
18	CP	83	GLU
19	CQ	9	VAL
19	CQ	10	VAL
19	CQ	11	VAL
19	CQ	14	LYS
19	CQ	38	ARG
19	CQ	52	LYS
19	CQ	74	LEU
19	CQ	100	LYS
20	CR	19	LYS
20	CR	38	GLU
20	CR	45	SER
20	CR	47	THR
20	CR	53	ARG
20	CR	76	LEU

*Continued on next page...*

*Continued from previous page...*

Mol	Chain	Res	Type
20	CR	84	LYS
20	CR	87	ARG
20	CR	88	LYS
21	CS	5	LEU
21	CS	6	LYS
21	CS	7	LYS
21	CS	29	ARG
21	CS	30	LEU
21	CS	34	TRP
21	CS	37	ARG
21	CS	44	MET
21	CS	49	ILE
21	CS	53	ASN
21	CS	71	LEU
22	CT	22	ARG
22	CT	26	ASN
22	CT	54	LYS
22	CT	62	LEU
22	CT	72	LEU
22	CT	75	ASN
22	CT	82	SER
22	CT	84	LEU
23	CU	5	ASP
24	CX	20	ARG
24	CX	24	LYS
24	CX	29	ILE
24	CX	34	GLN
24	CX	36	GLU
24	CX	38	ARG
24	CX	39	LEU
24	CX	42	LEU
24	CX	52	TRP
24	CX	53	ASN
24	CX	59	ARG
24	CX	63	GLN
24	CX	73	ASP
24	CX	75	PHE
24	CX	79	GLU
24	CX	88	LEU
24	CX	90	GLU
24	CX	97	ARG
24	CX	100	LEU

*Continued on next page...*

*Continued from previous page...*

Mol	Chain	Res	Type
24	CX	105	GLU
24	CX	128	ASN
24	CX	140	THR
24	CX	141	GLU
24	CX	143	CYS
24	CX	169	LEU
24	CX	170	THR
24	CX	182	ILE
24	CX	192	LEU
24	CX	227	VAL
24	CX	231	VAL
24	CX	238	GLU
24	CX	265	VAL
24	CX	272	THR
24	CX	299	LEU
24	CX	300	GLU
24	CX	304	ARG
24	CX	311	LEU
24	CX	316	ARG
24	CX	327	TYR
24	CX	329	LEU
24	CX	344	HIS
24	CX	348	ASN
24	CX	350	LEU
24	CX	353	ASP
24	CX	359	TRP
27	DD	5	LYS
27	DD	10	THR
27	DD	18	VAL
27	DD	23	GLU
27	DD	28	GLU
27	DD	33	LEU
27	DD	35	LYS
27	DD	37	LEU
27	DD	40	THR
27	DD	61	LEU
27	DD	70	TRP
27	DD	95	LEU
27	DD	106	ILE
27	DD	111	LEU
27	DD	112	GLN
27	DD	127	VAL

*Continued on next page...*

*Continued from previous page...*

Mol	Chain	Res	Type
27	DD	131	LEU
27	DD	138	VAL
27	DD	150	LYS
27	DD	154	LYS
27	DD	166	GLN
27	DD	169	GLU
27	DD	182	LEU
27	DD	200	ASP
27	DD	211	ARG
27	DD	212	SER
27	DD	217	ARG
27	DD	255	LYS
27	DD	257	LEU
27	DD	263	ARG
27	DD	266	SER
27	DD	271	ILE
28	DE	4	ILE
28	DE	9	VAL
28	DE	16	ARG
28	DE	17	ASP
28	DE	41	LYS
28	DE	49	LEU
28	DE	54	GLN
28	DE	57	LYS
28	DE	77	ILE
28	DE	78	LEU
28	DE	79	ARG
28	DE	87	GLU
28	DE	92	THR
28	DE	119	ARG
28	DE	154	LYS
28	DE	169	ASN
28	DE	175	VAL
28	DE	184	VAL
28	DE	196	VAL
28	DE	197	ILE
28	DE	202	LYS
29	DF	8	GLN
29	DF	9	ILE
29	DF	33	LEU
29	DF	45	ARG
29	DF	57	VAL

*Continued on next page...*

*Continued from previous page...*

Mol	Chain	Res	Type
29	DF	64	ILE
29	DF	67	GLN
29	DF	69	HIS
29	DF	77	ASP
29	DF	78	ILE
29	DF	106	ARG
29	DF	145	GLU
29	DF	158	THR
29	DF	164	ARG
29	DF	165	ARG
29	DF	170	LEU
29	DF	174	VAL
29	DF	175	THR
29	DF	183	VAL
29	DF	201	VAL
29	DF	206	ILE
30	DG	4	ASP
30	DG	16	ARG
30	DG	18	GLU
30	DG	20	ILE
30	DG	34	LEU
30	DG	35	GLU
30	DG	47	LYS
30	DG	80	PHE
30	DG	86	MET
30	DG	90	LEU
30	DG	91	ARG
30	DG	115	ARG
30	DG	121	ASN
30	DG	128	ARG
30	DG	132	ASN
30	DG	143	GLU
30	DG	145	THR
30	DG	155	MET
30	DG	159	VAL
30	DG	166	ASP
31	DH	13	LYS
31	DH	23	ARG
31	DH	47	GLU
31	DH	68	THR
31	DH	77	LYS
31	DH	79	VAL

*Continued on next page...*

*Continued from previous page...*

Mol	Chain	Res	Type
31	DH	86	GLU
31	DH	101	ARG
31	DH	103	LEU
31	DH	104	GLU
31	DH	105	LEU
31	DH	107	VAL
31	DH	110	SER
31	DH	116	GLU
31	DH	123	PHE
31	DH	129	THR
31	DH	167	GLU
32	DI	1	MET
32	DI	2	LYS
32	DI	3	VAL
32	DI	6	LEU
32	DI	10	GLU
32	DI	20	ASP
32	DI	21	VAL
32	DI	40	THR
32	DI	52	ARG
32	DI	66	GLU
32	DI	67	ARG
32	DI	71	ILE
32	DI	93	THR
32	DI	107	ILE
32	DI	109	ILE
32	DI	118	LYS
32	DI	133	HIS
32	DI	141	LYS
32	DI	145	VAL
33	DK	8	VAL
33	DK	27	LEU
33	DK	41	PHE
33	DK	50	ASP
33	DK	58	THR
33	DK	65	PHE
33	DK	67	PHE
33	DK	68	VAL
33	DK	76	TYR
33	DK	80	LYS
33	DK	85	GLU
33	DK	93	ARG

*Continued on next page...*

*Continued from previous page...*

Mol	Chain	Res	Type
33	DK	101	TRP
33	DK	110	GLN
33	DK	125	ARG
33	DK	139	VAL
34	DN	55	THR
34	DN	56	LEU
34	DN	57	LEU
34	DN	64	ASP
34	DN	65	TRP
34	DN	68	ASN
34	DN	71	MET
34	DN	97	ARG
34	DN	110	LEU
34	DN	117	HIS
34	DN	122	LEU
34	DN	132	LYS
34	DN	143	LEU
34	DN	145	VAL
34	DN	150	ASP
34	DN	154	GLN
34	DN	160	LYS
34	DN	161	LEU
35	DO	8	LEU
35	DO	9	GLU
35	DO	19	ILE
35	DO	24	VAL
35	DO	32	TYR
35	DO	45	GLU
35	DO	47	ILE
35	DO	53	LYS
35	DO	65	THR
35	DO	73	ASP
35	DO	75	SER
35	DO	77	ILE
35	DO	98	VAL
35	DO	104	ARG
35	DO	114	ILE
36	DP	6	LEU
36	DP	13	ASN
36	DP	15	ARG
36	DP	16	ARG
36	DP	18	ARG

*Continued on next page...*

*Continued from previous page...*

Mol	Chain	Res	Type
36	DP	32	THR
36	DP	35	HIS
36	DP	39	LYS
36	DP	40	SER
36	DP	41	ARG
36	DP	42	SER
36	DP	49	ARG
36	DP	50	ARG
36	DP	51	PHE
36	DP	57	THR
36	DP	61	ARG
36	DP	62	LEU
36	DP	67	MET
36	DP	70	GLN
36	DP	75	ILE
36	DP	83	VAL
36	DP	86	LYS
36	DP	96	THR
36	DP	100	LEU
36	DP	106	LEU
36	DP	114	ILE
36	DP	117	GLU
36	DP	123	LEU
36	DP	135	LEU
36	DP	138	LEU
36	DP	144	GLU
36	DP	147	LEU
36	DP	148	LEU
37	DQ	8	LYS
37	DQ	9	TYR
37	DQ	14	ARG
37	DQ	22	LYS
37	DQ	29	PHE
37	DQ	45	GLN
37	DQ	47	ILE
37	DQ	56	ARG
37	DQ	82	ARG
37	DQ	83	MET
37	DQ	96	VAL
37	DQ	97	VAL
37	DQ	133	ARG
37	DQ	134	ARG

*Continued on next page...*

*Continued from previous page...*

Mol	Chain	Res	Type
38	DR	2	ARG
38	DR	18	LEU
38	DR	67	LEU
38	DR	71	GLN
38	DR	79	LEU
38	DR	81	ASP
38	DR	97	VAL
38	DR	99	LYS
38	DR	104	ARG
39	DS	12	PHE
39	DS	14	VAL
39	DS	30	ARG
39	DS	36	TYR
39	DS	44	LYS
39	DS	54	LEU
39	DS	57	LYS
39	DS	61	ASN
39	DS	80	LEU
39	DS	92	TYR
39	DS	98	VAL
40	DT	15	VAL
40	DT	17	THR
40	DT	19	LEU
40	DT	27	THR
40	DT	28	VAL
40	DT	30	VAL
40	DT	31	SER
40	DT	50	ILE
40	DT	51	ARG
40	DT	58	ASN
40	DT	62	THR
40	DT	85	LYS
40	DT	86	ILE
40	DT	87	ASP
40	DT	88	ILE
40	DT	98	LYS
40	DT	102	ILE
40	DT	105	LEU
40	DT	112	ARG
40	DT	115	ARG
41	DU	27	LEU
41	DU	31	SER

*Continued on next page...*

*Continued from previous page...*

Mol	Chain	Res	Type
41	DU	60	LEU
41	DU	75	ASN
41	DU	80	ILE
41	DU	83	LEU
41	DU	88	ILE
41	DU	92	ARG
41	DU	104	GLN
41	DU	112	ARG
42	DV	5	VAL
42	DV	12	TYR
42	DV	13	ARG
42	DV	18	LEU
42	DV	35	LEU
42	DV	39	LEU
42	DV	43	GLU
42	DV	46	VAL
42	DV	47	VAL
42	DV	80	GLN
42	DV	88	ARG
42	DV	95	LEU
42	DV	99	ILE
43	DW	1	MET
43	DW	11	ARG
43	DW	19	LEU
43	DW	27	LYS
43	DW	39	THR
43	DW	61	ASN
43	DW	64	MET
43	DW	69	LEU
43	DW	88	ARG
43	DW	107	LEU
43	DW	110	LYS
44	DX	3	THR
44	DX	8	ILE
44	DX	12	VAL
44	DX	15	GLU
44	DX	27	THR
44	DX	28	PHE
44	DX	30	VAL
44	DX	49	VAL
44	DX	51	VAL
44	DX	57	LEU

*Continued on next page...*

*Continued from previous page...*

Mol	Chain	Res	Type
44	DX	65	ARG
44	DX	68	ARG
44	DX	70	LEU
44	DX	76	ARG
44	DX	81	VAL
45	DY	4	LYS
45	DY	6	HIS
45	DY	7	VAL
45	DY	8	LYS
45	DY	9	LYS
45	DY	13	VAL
45	DY	27	VAL
45	DY	60	PHE
45	DY	75	ILE
45	DY	76	CYS
45	DY	77	PRO
45	DY	87	LYS
45	DY	90	LEU
45	DY	97	ARG
46	DZ	24	LEU
46	DZ	41	LEU
46	DZ	71	VAL
46	DZ	75	ASN
46	DZ	87	ASP
46	DZ	96	VAL
46	DZ	97	GLU
46	DZ	118	GLN
46	DZ	131	ARG
46	DZ	154	ASP
46	DZ	157	LEU
46	DZ	175	VAL
47	D0	11	LYS
47	D0	17	GLN
47	D0	21	LEU
47	D0	25	ARG
47	D0	32	ARG
47	D0	64	ASP
47	D0	80	HIS
47	D0	84	LEU
48	D1	13	ILE
48	D1	17	SER
48	D1	18	ILE

*Continued on next page...*

*Continued from previous page...*

Mol	Chain	Res	Type
48	D1	21	ARG
48	D1	27	GLU
48	D1	40	ARG
48	D1	45	ASN
48	D1	56	GLN
48	D1	59	THR
48	D1	61	ARG
48	D1	62	VAL
48	D1	72	GLU
48	D1	75	GLU
48	D1	76	ARG
48	D1	80	LEU
48	D1	82	LEU
49	D2	1	MET
49	D2	2	LYS
49	D2	5	GLU
49	D2	9	GLN
49	D2	16	LEU
49	D2	17	SER
49	D2	24	LEU
49	D2	36	ARG
49	D2	49	LYS
49	D2	50	ILE
49	D2	53	LEU
49	D2	59	ARG
49	D2	60	LEU
50	D3	37	LEU
50	D3	48	GLU
52	D5	3	LYS
52	D5	51	TYR
52	D5	52	TYR
53	D6	10	LEU
53	D6	11	LEU
53	D6	12	GLU
53	D6	17	LYS
53	D6	24	GLU
53	D6	34	LEU
53	D6	36	LEU
53	D6	42	TRP
53	D6	48	VAL
54	D7	4	THR
54	D7	8	ASN

*Continued on next page...*

*Continued from previous page...*

Mol	Chain	Res	Type
54	D7	19	ARG
54	D7	24	THR
54	D7	34	ARG
54	D7	39	ARG
55	D8	30	ARG
55	D8	32	LEU
55	D8	52	LYS
55	D8	57	ARG
55	D8	61	LEU
55	D8	64	TYR
51	D4	39	ARG
51	D4	42	CYS
51	D4	54	LYS
51	D4	62	CYS
51	D4	65	CYS

Some sidechains can be flipped to improve hydrogen bonding and reduce clashes. All (287) such sidechains are listed below:

Mol	Chain	Res	Type
4	AB	40	HIS
4	AB	146	GLN
4	AB	204	ASN
5	AC	6	HIS
5	AC	28	GLN
5	AC	69	HIS
5	AC	107	GLN
5	AC	136	GLN
5	AC	176	HIS
6	AD	62	GLN
6	AD	77	ASN
7	AE	73	ASN
7	AE	78	HIS
8	AF	27	GLN
8	AF	32	ASN
8	AF	64	GLN
8	AF	73	ASN
8	AF	100	ASN
9	AG	13	GLN
9	AG	86	GLN
9	AG	96	GLN
9	AG	153	HIS
11	AI	124	GLN

*Continued on next page...*

*Continued from previous page...*

Mol	Chain	Res	Type
12	AJ	13	HIS
12	AJ	62	HIS
12	AJ	78	ASN
13	AK	26	ASN
13	AK	104	GLN
13	AK	117	ASN
14	AL	7	ASN
14	AL	8	GLN
14	AL	74	HIS
14	AL	79	HIS
15	AM	12	ASN
15	AM	101	GLN
16	AN	49	HIS
17	AO	9	GLN
17	AO	37	ASN
17	AO	46	HIS
18	AP	82	GLN
19	AQ	16	GLN
21	AS	53	ASN
21	AS	69	HIS
22	AT	26	ASN
22	AT	75	ASN
24	AX	17	ASN
24	AX	53	ASN
24	AX	63	GLN
24	AX	160	GLN
24	AX	181	GLN
24	AX	188	ASN
24	AX	281	GLN
24	AX	337	HIS
24	AX	348	ASN
27	BD	116	GLN
27	BD	126	GLN
27	BD	164	GLN
27	BD	166	GLN
27	BD	186	HIS
27	BD	198	ASN
28	BE	48	GLN
28	BE	66	HIS
28	BE	169	ASN
28	BE	192	ASN
29	BF	67	GLN

*Continued on next page...*

*Continued from previous page...*

Mol	Chain	Res	Type
29	BF	69	HIS
29	BF	75	HIS
29	BF	169	ASN
30	BG	27	ASN
30	BG	40	ASN
30	BG	121	ASN
30	BG	132	ASN
31	BH	65	HIS
31	BH	74	ASN
31	BH	143	GLN
31	BH	147	ASN
31	BH	158	HIS
32	BI	11	ASN
32	BI	104	GLN
33	BK	33	ASN
33	BK	110	GLN
34	BN	68	ASN
34	BN	79	ASN
34	BN	117	HIS
34	BN	151	HIS
34	BN	154	GLN
35	BO	5	GLN
36	BP	13	ASN
36	BP	35	HIS
36	BP	128	HIS
37	BQ	13	GLN
37	BQ	45	GLN
38	BR	3	HIS
38	BR	13	HIS
38	BR	16	HIS
38	BR	53	HIS
38	BR	71	GLN
38	BR	91	GLN
39	BS	61	ASN
40	BT	58	ASN
40	BT	79	HIS
40	BT	90	GLN
40	BT	136	GLN
41	BU	44	ASN
41	BU	49	HIS
41	BU	71	GLN
41	BU	72	HIS

*Continued on next page...*

*Continued from previous page...*

Mol	Chain	Res	Type
41	BU	75	ASN
42	BV	11	GLN
43	BW	34	ASN
43	BW	57	ASN
43	BW	61	ASN
43	BW	62	HIS
43	BW	102	HIS
44	BX	31	HIS
44	BX	41	ASN
44	BX	55	ASN
44	BX	87	GLN
45	BY	6	HIS
46	BZ	54	HIS
46	BZ	73	GLN
46	BZ	75	ASN
46	BZ	118	GLN
47	B0	29	GLN
47	B0	70	GLN
48	B1	19	GLN
48	B1	45	ASN
48	B1	56	GLN
49	B2	9	GLN
50	B3	19	GLN
50	B3	46	ASN
50	B3	52	HIS
51	B4	46	ASN
52	B5	22	HIS
52	B5	23	HIS
52	B5	43	HIS
53	B6	20	ASN
53	B6	29	ASN
53	B6	32	ASN
53	B6	46	HIS
54	B7	8	ASN
55	B8	33	ASN
55	B8	43	GLN
4	CB	40	HIS
4	CB	146	GLN
4	CB	204	ASN
5	CC	6	HIS
5	CC	28	GLN
5	CC	69	HIS

*Continued on next page...*

*Continued from previous page...*

Mol	Chain	Res	Type
5	CC	107	GLN
5	CC	136	GLN
5	CC	176	HIS
6	CD	62	GLN
6	CD	77	ASN
6	CD	161	ASN
7	CE	73	ASN
7	CE	78	HIS
8	CF	27	GLN
8	CF	32	ASN
8	CF	64	GLN
8	CF	73	ASN
8	CF	100	ASN
9	CG	13	GLN
9	CG	96	GLN
9	CG	153	HIS
11	CI	124	GLN
12	CJ	13	HIS
12	CJ	62	HIS
12	CJ	78	ASN
13	CK	26	ASN
13	CK	104	GLN
13	CK	117	ASN
14	CL	7	ASN
14	CL	8	GLN
14	CL	74	HIS
14	CL	79	HIS
15	CM	12	ASN
15	CM	101	GLN
16	CN	49	HIS
17	CO	9	GLN
17	CO	37	ASN
17	CO	46	HIS
18	CP	82	GLN
19	CQ	16	GLN
21	CS	53	ASN
21	CS	69	HIS
22	CT	26	ASN
22	CT	75	ASN
24	CX	17	ASN
24	CX	53	ASN
24	CX	63	GLN

*Continued on next page...*

*Continued from previous page...*

Mol	Chain	Res	Type
24	CX	160	GLN
24	CX	181	GLN
24	CX	188	ASN
24	CX	281	GLN
24	CX	337	HIS
24	CX	348	ASN
27	DD	116	GLN
27	DD	126	GLN
27	DD	164	GLN
27	DD	166	GLN
27	DD	186	HIS
27	DD	198	ASN
28	DE	48	GLN
28	DE	66	HIS
28	DE	169	ASN
28	DE	192	ASN
29	DF	67	GLN
29	DF	69	HIS
29	DF	75	HIS
29	DF	169	ASN
30	DG	27	ASN
30	DG	40	ASN
30	DG	58	GLN
30	DG	121	ASN
30	DG	132	ASN
31	DH	65	HIS
31	DH	74	ASN
31	DH	143	GLN
31	DH	147	ASN
31	DH	158	HIS
33	DK	29	GLN
33	DK	33	ASN
33	DK	110	GLN
34	DN	61	HIS
34	DN	68	ASN
34	DN	79	ASN
34	DN	117	HIS
34	DN	151	HIS
34	DN	154	GLN
35	DO	5	GLN
36	DP	13	ASN
36	DP	35	HIS

*Continued on next page...*

*Continued from previous page...*

Mol	Chain	Res	Type
36	DP	128	HIS
37	DQ	13	GLN
37	DQ	45	GLN
38	DR	3	HIS
38	DR	13	HIS
38	DR	16	HIS
38	DR	53	HIS
38	DR	71	GLN
38	DR	91	GLN
39	DS	61	ASN
40	DT	58	ASN
40	DT	79	HIS
40	DT	90	GLN
40	DT	136	GLN
41	DU	44	ASN
41	DU	49	HIS
41	DU	71	GLN
41	DU	72	HIS
41	DU	75	ASN
42	DV	11	GLN
43	DW	34	ASN
43	DW	57	ASN
43	DW	61	ASN
43	DW	62	HIS
43	DW	102	HIS
44	DX	31	HIS
44	DX	41	ASN
44	DX	55	ASN
44	DX	87	GLN
45	DY	6	HIS
46	DZ	54	HIS
46	DZ	73	GLN
46	DZ	75	ASN
46	DZ	118	GLN
47	D0	29	GLN
47	D0	70	GLN
48	D1	19	GLN
48	D1	45	ASN
48	D1	56	GLN
49	D2	9	GLN
49	D2	48	HIS
50	D3	19	GLN

*Continued on next page...*

*Continued from previous page...*

Mol	Chain	Res	Type
50	D3	46	ASN
50	D3	52	HIS
52	D5	22	HIS
52	D5	23	HIS
52	D5	43	HIS
53	D6	20	ASN
53	D6	29	ASN
53	D6	32	ASN
53	D6	46	HIS
54	D7	8	ASN
55	D8	43	GLN
51	D4	46	ASN

### 5.3.3 RNA ⓘ

Mol	Chain	Analysed	Backbone Outliers	Pucker Outliers
1	AA	1503/1525 (98%)	287 (19%)	107 (7%)
1	CA	1503/1525 (98%)	282 (18%)	106 (7%)
2	AY	76/77 (98%)	15 (19%)	6 (7%)
2	AZ	76/77 (98%)	15 (19%)	5 (6%)
2	CY	76/77 (98%)	14 (18%)	6 (7%)
2	CZ	76/77 (98%)	15 (19%)	5 (6%)
25	BA	2878/2894 (99%)	589 (20%)	178 (6%)
25	DA	2878/2894 (99%)	594 (20%)	173 (6%)
26	BB	118/124 (95%)	17 (14%)	6 (5%)
26	DB	118/124 (95%)	18 (15%)	6 (5%)
3	AV	10/27 (37%)	3 (30%)	3 (30%)
3	CV	10/27 (37%)	3 (30%)	3 (30%)
All	All	9322/9448 (98%)	1852 (19%)	604 (6%)

All (1852) RNA backbone outliers are listed below:

Mol	Chain	Res	Type
1	AA	9	G
1	AA	22	G
1	AA	31	G
1	AA	32	A
1	AA	39	G
1	AA	47	C
1	AA	48	C
1	AA	49	U

*Continued on next page...*

*Continued from previous page...*

<b>Mol</b>	<b>Chain</b>	<b>Res</b>	<b>Type</b>
1	AA	51	A
1	AA	54	C
1	AA	58	C
1	AA	60	A
1	AA	61	G
1	AA	80	G
1	AA	88	C
1	AA	101	A
1	AA	109	A
1	AA	110	C
1	AA	115	G
1	AA	116	A
1	AA	120	A
1	AA	121	C
1	AA	127	G
1	AA	131	C
1	AA	169	C
1	AA	173	U
1	AA	174	C
1	AA	181	G
1	AA	182	U
1	AA	188	U
1	AA	195	A
1	AA	197	A
1	AA	209	U
1	AA	210	U
1	AA	216	G
1	AA	231	G
1	AA	244	U
1	AA	245	C
1	AA	246	A
1	AA	247	G
1	AA	250	A
1	AA	251	G
1	AA	266	G
1	AA	267	C
1	AA	274	A
1	AA	289	G
1	AA	301	G
1	AA	306	G
1	AA	321	A
1	AA	328	C

*Continued on next page...*

*Continued from previous page...*

<b>Mol</b>	<b>Chain</b>	<b>Res</b>	<b>Type</b>
1	AA	329	A
1	AA	332	G
1	AA	345	C
1	AA	346	G
1	AA	347	G
1	AA	352	C
1	AA	353	A
1	AA	354	G
1	AA	367	U
1	AA	372	C
1	AA	382	A
1	AA	384	G
1	AA	390	C
1	AA	397	A
1	AA	398	C
1	AA	406	G
1	AA	411	A
1	AA	412	A
1	AA	413	G
1	AA	414	A
1	AA	422	C
1	AA	429	U
1	AA	430	A
1	AA	439	A
1	AA	440	A
1	AA	452	A
1	AA	453	A
1	AA	465	A
1	AA	467	G
1	AA	484	G
1	AA	485	G
1	AA	496	A
1	AA	497	U
1	AA	500	G
1	AA	505	G
1	AA	508	C
1	AA	509	A
1	AA	510	A
1	AA	511	C
1	AA	512	U
1	AA	518	C
1	AA	527	G

*Continued on next page...*

*Continued from previous page...*

Mol	Chain	Res	Type
1	AA	531	U
1	AA	533	A
1	AA	534	U
1	AA	545	C
1	AA	547	A
1	AA	548	G
1	AA	559	A
1	AA	560	U
1	AA	561	U
1	AA	562	C
1	AA	563	A
1	AA	568	G
1	AA	572	A
1	AA	573	A
1	AA	576	G
1	AA	577	G
1	AA	579	G
1	AA	596	C
1	AA	632	A
1	AA	642	A
1	AA	653	A
1	AA	665	A
1	AA	687	A
1	AA	688	G
1	AA	721	G
1	AA	722	A
1	AA	734	G
1	AA	748	C
1	AA	749	C
1	AA	752	G
1	AA	755	G
1	AA	766	A
1	AA	777	A
1	AA	792	A
1	AA	793	U
1	AA	794	A
1	AA	811	C
1	AA	816	A
1	AA	817	C
1	AA	818	G
1	AA	819	A
1	AA	821	G

*Continued on next page...*

*Continued from previous page...*

<b>Mol</b>	<b>Chain</b>	<b>Res</b>	<b>Type</b>
1	AA	828	A
1	AA	841	U
1	AA	842	C
1	AA	843	U
1	AA	848	C
1	AA	851	G
1	AA	859	A
1	AA	867	G
1	AA	884	U
1	AA	885	G
1	AA	889	A
1	AA	890	G
1	AA	902	G
1	AA	914	A
1	AA	926	G
1	AA	927	G
1	AA	934	C
1	AA	942	G
1	AA	945	G
1	AA	960	U
1	AA	961	U
1	AA	966	G
1	AA	968	A
1	AA	969	A
1	AA	971	G
1	AA	972	C
1	AA	974	A
1	AA	976	G
1	AA	977	A
1	AA	978	A
1	AA	979	C
1	AA	980	C
1	AA	981	U
1	AA	982	U
1	AA	983	A
1	AA	984	C
1	AA	992	U
1	AA	993	G
1	AA	994	A
1	AA	1004	A
1	AA	1024	G
1	AA	1045	C

*Continued on next page...*

*Continued from previous page...*

Mol	Chain	Res	Type
1	AA	1050	G
1	AA	1053	G
1	AA	1054	C
1	AA	1055	A
1	AA	1056	U
1	AA	1065	U
1	AA	1066	C
1	AA	1068	G
1	AA	1081	G
1	AA	1094	G
1	AA	1095	U
1	AA	1101	A
1	AA	1102	A
1	AA	1104	G
1	AA	1108	G
1	AA	1117	G
1	AA	1118	C
1	AA	1124	G
1	AA	1125	U
1	AA	1126	U
1	AA	1129	C
1	AA	1130	A
1	AA	1131	G
1	AA	1136	U
1	AA	1137	C
1	AA	1138	G
1	AA	1139	G
1	AA	1140	C
1	AA	1146	A
1	AA	1151	A
1	AA	1152	A
1	AA	1154	G
1	AA	1158	C
1	AA	1159	U
1	AA	1160	G
1	AA	1171	G
1	AA	1181	G
1	AA	1182	G
1	AA	1183	A
1	AA	1184	G
1	AA	1190	G
1	AA	1193	G

*Continued on next page...*

*Continued from previous page...*

Mol	Chain	Res	Type
1	AA	1196	U
1	AA	1197	G
1	AA	1200	C
1	AA	1201	A
1	AA	1202	G
1	AA	1212	U
1	AA	1213	A
1	AA	1227	A
1	AA	1228	C
1	AA	1238	A
1	AA	1239	A
1	AA	1253	G
1	AA	1257	U
1	AA	1258	G
1	AA	1260	C
1	AA	1278	U
1	AA	1279	A
1	AA	1280	A
1	AA	1281	U
1	AA	1285	A
1	AA	1286	A
1	AA	1287	A
1	AA	1300	G
1	AA	1301	U
1	AA	1302	U
1	AA	1305	G
1	AA	1312	G
1	AA	1317	C
1	AA	1319	A
1	AA	1320	C
1	AA	1322	C
1	AA	1323	G
1	AA	1331	G
1	AA	1335	C
1	AA	1336	C
1	AA	1337	G
1	AA	1346	A
1	AA	1347	G
1	AA	1353	G
1	AA	136(B)	C
1	AA	1364	U
1	AA	1368	G

*Continued on next page...*

*Continued from previous page...*

Mol	Chain	Res	Type
1	AA	1370	G
1	AA	1378	C
1	AA	1402	C
1	AA	1419	G
1	AA	1430	C
1	AA	1443	G
1	AA	1446	A
1	AA	1447	G
1	AA	1452	C
1	AA	1453	G
1	AA	1487	G
1	AA	1492	A
1	AA	1493	A
1	AA	1503	A
1	AA	1504	G
1	AA	1505	G
1	AA	1506	U
1	AA	1507	A
1	AA	1508	G
1	AA	1517	G
1	AA	1519	A
1	AA	1520	G
1	AA	1525	G
1	AA	1528	U
1	AA	1529	G
1	AA	1530	G
1	AA	1531	A
2	AZ	6	G
2	AZ	9	G
2	AZ	10	G
2	AZ	16	C
2	AZ	17	C
2	AZ	17(A)	U
2	AZ	18	G
2	AZ	19	G
2	AZ	20	U
2	AZ	46	G
2	AZ	47	U
2	AZ	48	C
2	AZ	49	G
2	AZ	58	A
2	AZ	59	A

*Continued on next page...*

*Continued from previous page...*

Mol	Chain	Res	Type
3	AV	22	A
3	AV	23	A
3	AV	24	A
2	AY	7	G
2	AY	8	U
2	AY	9	G
2	AY	14	A
2	AY	16	C
2	AY	17	C
2	AY	17(A)	U
2	AY	18	G
2	AY	19	G
2	AY	20	U
2	AY	22	G
2	AY	47	U
2	AY	48	C
2	AY	60	U
2	AY	76	A
25	BA	10	G
25	BA	13	A
25	BA	17	G
25	BA	27	G
25	BA	28	A
25	BA	34	C
25	BA	35	G
25	BA	46	C
25	BA	49	A
25	BA	52	A
25	BA	55	G
25	BA	58	G
25	BA	71	A
25	BA	72	U
25	BA	73	A
25	BA	74	A
25	BA	75	G
25	BA	84	A
25	BA	85	G
25	BA	88	G
25	BA	91	A
25	BA	99	U
25	BA	101	G
25	BA	102	G

*Continued on next page...*

*Continued from previous page...*

Mol	Chain	Res	Type
25	BA	103	A
25	BA	118	A
25	BA	119	A
25	BA	120	U
25	BA	126	A
25	BA	138	G
25	BA	140	A
25	BA	141(A)	A
25	BA	155	C
25	BA	162	U
25	BA	181	A
25	BA	196	A
25	BA	197	A
25	BA	199	A
25	BA	200	U
25	BA	204	A
25	BA	205	G
25	BA	214	G
25	BA	215	G
25	BA	216	A
25	BA	221	A
25	BA	222	A
25	BA	228	A
25	BA	229	A
25	BA	230	U
25	BA	245	G
25	BA	248	G
25	BA	250	G
25	BA	252	G
25	BA	266	G
25	BA	270(M)	U
25	BA	270(N)	U
25	BA	270(O)	G
25	BA	270(P)	U
25	BA	270(R)	C
25	BA	270(T)	G
25	BA	271(D)	U
25	BA	271	G
25	BA	274	G
25	BA	275	G
25	BA	277	C
25	BA	278	A

*Continued on next page...*

*Continued from previous page...*

<b>Mol</b>	<b>Chain</b>	<b>Res</b>	<b>Type</b>
25	BA	279	C
25	BA	284	U
25	BA	299	A
25	BA	302	C
25	BA	323	G
25	BA	324	A
25	BA	329	G
25	BA	330	A
25	BA	333	G
25	BA	342	G
25	BA	346	A
25	BA	352	G
25	BA	353	G
25	BA	364	C
25	BA	372	G
25	BA	386	G
25	BA	387	U
25	BA	396	G
25	BA	400	G
25	BA	405	U
25	BA	406	G
25	BA	407	G
25	BA	411	G
25	BA	412	A
25	BA	413	C
25	BA	442	G
25	BA	444	C
25	BA	454	A
25	BA	455	C
25	BA	457	A
25	BA	470	A
25	BA	471	A
25	BA	474	G
25	BA	475	U
25	BA	479	A
25	BA	480	A
25	BA	481	G
25	BA	482	A
25	BA	496	G
25	BA	504	U
25	BA	505	A
25	BA	507	A

*Continued on next page...*

*Continued from previous page...*

<b>Mol</b>	<b>Chain</b>	<b>Res</b>	<b>Type</b>
25	BA	508	G
25	BA	509	C
25	BA	512	G
25	BA	513	A
25	BA	530	G
25	BA	531	C
25	BA	532	A
25	BA	533	G
25	BA	547	A
25	BA	556	G
25	BA	563	G
25	BA	573	G
25	BA	575	A
25	BA	593	G
25	BA	599	G
25	BA	603	A
25	BA	604	G
25	BA	609(B)	G
25	BA	615	G
25	BA	617	G
25	BA	620	G
25	BA	621	A
25	BA	627	A
25	BA	628	G
25	BA	634	C
25	BA	637	A
25	BA	645	C
25	BA	646	A
25	BA	652	U
25	BA	653	C
25	BA	654	U
25	BA	655	A
25	BA	656	G
25	BA	657	U
25	BA	664	C
25	BA	668	G
25	BA	671	C
25	BA	682	G
25	BA	685	A
25	BA	686	G
25	BA	730	C
25	BA	738	G

*Continued on next page...*

*Continued from previous page...*

<b>Mol</b>	<b>Chain</b>	<b>Res</b>	<b>Type</b>
25	BA	746	A
25	BA	747	U
25	BA	764	A
25	BA	765	G
25	BA	776	G
25	BA	782	A
25	BA	784	A
25	BA	785	G
25	BA	787	U
25	BA	792	G
25	BA	793	A
25	BA	802	A
25	BA	805	G
25	BA	808	G
25	BA	812	C
25	BA	819	A
25	BA	821	A
25	BA	827	U
25	BA	828	U
25	BA	831	G
25	BA	845	G
25	BA	846	C
25	BA	847	U
25	BA	856	C
25	BA	859	G
25	BA	862	G
25	BA	879	G
25	BA	886	C
25	BA	887	A
25	BA	890	A
25	BA	896	A
25	BA	897	C
25	BA	907	U
25	BA	910	A
25	BA	915	C
25	BA	917	A
25	BA	919	G
25	BA	926	A
25	BA	932	G
25	BA	933	A
25	BA	941	A
25	BA	942	G

*Continued on next page...*

*Continued from previous page...*

Mol	Chain	Res	Type
25	BA	945	A
25	BA	946	G
25	BA	956	G
25	BA	959	A
25	BA	961	C
25	BA	972	G
25	BA	974(A)	G
25	BA	974(B)	C
25	BA	975	G
25	BA	983	A
25	BA	990	A
25	BA	996	A
25	BA	997	G
25	BA	999	U
25	BA	1003	G
25	BA	1009	A
25	BA	1010	A
25	BA	1011	G
25	BA	1012	U
25	BA	1013	C
25	BA	1022	G
25	BA	1023	U
25	BA	1025	G
25	BA	1026	U
25	BA	1046	A
25	BA	1047	G
25	BA	1048	A
25	BA	1049	C
25	BA	1060	U
25	BA	1061	U
25	BA	1069	A
25	BA	1070	A
25	BA	1071	G
25	BA	1072	C
25	BA	1074	G
25	BA	1078	U
25	BA	1079	C
25	BA	1088	A
25	BA	1090	U
25	BA	1100	C
25	BA	1110	G
25	BA	1112	G

*Continued on next page...*

*Continued from previous page...*

Mol	Chain	Res	Type
25	BA	1127	A
25	BA	1129	A
25	BA	1130	U
25	BA	1131	G
25	BA	1132	A
25	BA	1135	C
25	BA	1136	G
25	BA	114(B)	A
25	BA	1144	G
25	BA	1155	A
25	BA	1175	U
25	BA	1176	G
25	BA	1190	G
25	BA	1195	G
25	BA	1204	A
25	BA	1205	U
25	BA	1210	A
25	BA	1211	U
25	BA	1212	G
25	BA	1221	C
25	BA	1227	G
25	BA	1244	G
25	BA	1248	G
25	BA	1250	G
25	BA	1253	A
25	BA	1254	A
25	BA	1256	G
25	BA	1265	A
25	BA	1271	G
25	BA	1272	A
25	BA	1273	U
25	BA	1274	A
25	BA	1286	A
25	BA	1287	A
25	BA	1288	U
25	BA	1289	C
25	BA	1300	U
25	BA	1301	A
25	BA	1302	A
25	BA	1306	C
25	BA	1311	G
25	BA	1313	U

*Continued on next page...*

*Continued from previous page...*

<b>Mol</b>	<b>Chain</b>	<b>Res</b>	<b>Type</b>
25	BA	1314	C
25	BA	1329	U
25	BA	1330	C
25	BA	1332	G
25	BA	1345	C
25	BA	1349	A
25	BA	1352	U
25	BA	1359	A
25	BA	1360	A
25	BA	1378	A
25	BA	1379	A
25	BA	1380	G
25	BA	1384	A
25	BA	1385	G
25	BA	1386	C
25	BA	1394	U
25	BA	1396	U
25	BA	1397	U
25	BA	1416	G
25	BA	1420	U
25	BA	1421	G
25	BA	1427	A
25	BA	1428	C
25	BA	144(B)	A
25	BA	1451	C
25	BA	1453	A
25	BA	1454	U
25	BA	1458	C
25	BA	1460	A
25	BA	1461	G
25	BA	1467	C
25	BA	1479	G
25	BA	1483	G
25	BA	1490	A
25	BA	1493	C
25	BA	1494	A
25	BA	1495	A
25	BA	1496	A
25	BA	1497	U
25	BA	1498	C
25	BA	1509	A
25	BA	1510	A

*Continued on next page...*

*Continued from previous page...*

<b>Mol</b>	<b>Chain</b>	<b>Res</b>	<b>Type</b>
25	BA	1535	U
25	BA	1538	G
25	BA	1542	G
25	BA	1543	A
25	BA	1544	C
25	BA	1545	A
25	BA	1554	A
25	BA	1558	A
25	BA	1559	G
25	BA	1566	A
25	BA	1569	A
25	BA	1579	A
25	BA	1585	C
25	BA	1603	A
25	BA	1609	A
25	BA	1610	A
25	BA	1617	C
25	BA	1618	A
25	BA	1633	G
25	BA	1640	C
25	BA	1648	C
25	BA	1668	A
25	BA	1669	A
25	BA	1674	G
25	BA	1678	G
25	BA	1696	G
25	BA	1698	A
25	BA	1699	G
25	BA	1729	A
25	BA	1730	U
25	BA	1731	G
25	BA	1732	A
25	BA	1750	G
25	BA	1762	A
25	BA	1763	G
25	BA	1764	G
25	BA	1773	A
25	BA	1776	G
25	BA	1784	A
25	BA	1791	A
25	BA	1800	C
25	BA	1801	G

*Continued on next page...*

*Continued from previous page...*

<b>Mol</b>	<b>Chain</b>	<b>Res</b>	<b>Type</b>
25	BA	1802	A
25	BA	1811	G
25	BA	1816	G
25	BA	1829	A
25	BA	1833	U
25	BA	1839	G
25	BA	1840	G
25	BA	1847	A
25	BA	1848	A
25	BA	1878	G
25	BA	1889	A
25	BA	1900	A
25	BA	1902	C
25	BA	1903	G
25	BA	1906	G
25	BA	1913	A
25	BA	1914	C
25	BA	1919	A
25	BA	1929	G
25	BA	1930	G
25	BA	1936	A
25	BA	1937	A
25	BA	1938	A
25	BA	1939	U
25	BA	1940	U
25	BA	1941	C
25	BA	1942	C
25	BA	1945	G
25	BA	1955	U
25	BA	1963	U
25	BA	1967	C
25	BA	1970	A
25	BA	1971	A
25	BA	1972	A
25	BA	1980	G
25	BA	1982	C
25	BA	1991	U
25	BA	1992	G
25	BA	1993	U
25	BA	1997	G
25	BA	2020	A
25	BA	2023	G

*Continued on next page...*

*Continued from previous page...*

<b>Mol</b>	<b>Chain</b>	<b>Res</b>	<b>Type</b>
25	BA	2031	A
25	BA	2033	A
25	BA	2036	C
25	BA	2043	C
25	BA	2051	A
25	BA	2052	G
25	BA	2055	C
25	BA	2056	G
25	BA	2060	A
25	BA	2061	G
25	BA	2062	A
25	BA	2063	C
25	BA	2069	G
25	BA	2078	C
25	BA	2083	G
25	BA	2093	G
25	BA	2108	C
25	BA	2118	U
25	BA	2119	A
25	BA	2120	G
25	BA	2126	A
25	BA	2127	G
25	BA	2131	G
25	BA	2133	G
25	BA	2145	C
25	BA	2146	C
25	BA	2147	G
25	BA	2158	A
25	BA	2159	G
25	BA	2166	G
25	BA	2171	A
25	BA	2173	A
25	BA	2198	A
25	BA	2199	A
25	BA	2210	G
25	BA	2211	G
25	BA	2212	A
25	BA	2213	U
25	BA	2215	G
25	BA	2225	A
25	BA	2226	C
25	BA	2235	G

*Continued on next page...*

*Continued from previous page...*

<b>Mol</b>	<b>Chain</b>	<b>Res</b>	<b>Type</b>
25	BA	2238	G
25	BA	2239	G
25	BA	2243	U
25	BA	2273	A
25	BA	2275	C
25	BA	2276	G
25	BA	2279	G
25	BA	2283	C
25	BA	2287	A
25	BA	2297	C
25	BA	2304	G
25	BA	2305	A
25	BA	2306	C
25	BA	2307	G
25	BA	2308	G
25	BA	2309	A
25	BA	2311	A
25	BA	2319	G
25	BA	2320	A
25	BA	2322	A
25	BA	2325	G
25	BA	2327	A
25	BA	2334	G
25	BA	2336	A
25	BA	2343	C
25	BA	2345	G
25	BA	2347	C
25	BA	2350	C
25	BA	2379	G
25	BA	2383	G
25	BA	2384	G
25	BA	2385	C
25	BA	2394	C
25	BA	2402	C
25	BA	2406	U
25	BA	2423	U
25	BA	2424	C
25	BA	2425	A
25	BA	2427	C
25	BA	2428	G
25	BA	2429	G
25	BA	2430	A

*Continued on next page...*

*Continued from previous page...*

<b>Mol</b>	<b>Chain</b>	<b>Res</b>	<b>Type</b>
25	BA	2431	U
25	BA	2434	A
25	BA	2435	A
25	BA	2436	G
25	BA	2439	A
25	BA	2440	C
25	BA	2441	C
25	BA	2447	G
25	BA	2448	A
25	BA	2469	A
25	BA	2470	G
25	BA	2474	C
25	BA	2476	A
25	BA	2477	C
25	BA	2478	A
25	BA	2480	C
25	BA	2482	G
25	BA	2484	G
25	BA	2487	G
25	BA	2491	U
25	BA	2492	U
25	BA	2498	C
25	BA	2501	C
25	BA	2502	G
25	BA	2503	A
25	BA	2505	G
25	BA	2506	U
25	BA	2513	G
25	BA	2518	A
25	BA	2520	C
25	BA	2529	G
25	BA	2535	G
25	BA	2542	A
25	BA	2543	G
25	BA	2549	G
25	BA	2553	G
25	BA	2554	U
25	BA	2566	A
25	BA	2567	G
25	BA	2569	G
25	BA	2572	A
25	BA	2573	C

*Continued on next page...*

*Continued from previous page...*

Mol	Chain	Res	Type
25	BA	2574	G
25	BA	2602	A
25	BA	2603	G
25	BA	2608	G
25	BA	2609	U
25	BA	2610	C
25	BA	2611	U
25	BA	2612	C
25	BA	2615	U
25	BA	2629	A
25	BA	2630	G
25	BA	2663	G
25	BA	2665	A
25	BA	2680	C
25	BA	2682	U
25	BA	2686	G
25	BA	2690	C
25	BA	2691	C
25	BA	2702	U
25	BA	2712	U
25	BA	712(B)	A
25	BA	2713	A
25	BA	2714	G
25	BA	2724	C
25	BA	2726	U
25	BA	2733	A
25	BA	2739	U
25	BA	2744	G
25	BA	2748	A
25	BA	2751	G
25	BA	2757	A
25	BA	2764	A
25	BA	2765	A
25	BA	2766	G
25	BA	2769	C
25	BA	2778	A
25	BA	2779	U
25	BA	2781	A
25	BA	2790	A
25	BA	2791	C
25	BA	2792	G
25	BA	2797	U

*Continued on next page...*

*Continued from previous page...*

<b>Mol</b>	<b>Chain</b>	<b>Res</b>	<b>Type</b>
25	BA	2799	A
25	BA	2801	A
25	BA	2808	U
25	BA	2820	A
25	BA	2821	A
25	BA	2833	G
25	BA	2835	A
25	BA	2836	U
25	BA	2849	U
25	BA	2850	A
25	BA	2867	G
25	BA	2872	G
25	BA	2873	A
25	BA	2874	C
25	BA	2876	G
25	BA	2880	C
25	BA	2886	G
25	BA	2893	G
25	BA	2894	G
26	BB	12	C
26	BB	13	A
26	BB	15	A
26	BB	16	G
26	BB	24	G
26	BB	25	A
26	BB	41	U
26	BB	42	C
26	BB	44	G
26	BB	45	A
26	BB	52	A
26	BB	57	A
26	BB	73	A
26	BB	90	C
26	BB	99	A
26	BB	108	C
26	BB	109	G
1	CA	9	G
1	CA	22	G
1	CA	31	G
1	CA	32	A
1	CA	39	G
1	CA	47	C

*Continued on next page...*

*Continued from previous page...*

Mol	Chain	Res	Type
1	CA	48	C
1	CA	49	U
1	CA	51	A
1	CA	54	C
1	CA	58	C
1	CA	60	A
1	CA	61	G
1	CA	80	G
1	CA	88	C
1	CA	101	A
1	CA	109	A
1	CA	115	G
1	CA	116	A
1	CA	120	A
1	CA	121	C
1	CA	127	G
1	CA	131	C
1	CA	169	C
1	CA	173	U
1	CA	174	C
1	CA	181	G
1	CA	182	U
1	CA	188	U
1	CA	195	A
1	CA	197	A
1	CA	209	U
1	CA	210	U
1	CA	216	G
1	CA	231	G
1	CA	244	U
1	CA	245	C
1	CA	246	A
1	CA	247	G
1	CA	250	A
1	CA	251	G
1	CA	266	G
1	CA	267	C
1	CA	274	A
1	CA	289	G
1	CA	301	G
1	CA	306	G
1	CA	321	A

*Continued on next page...*

*Continued from previous page...*

Mol	Chain	Res	Type
1	CA	328	C
1	CA	329	A
1	CA	332	G
1	CA	345	C
1	CA	346	G
1	CA	347	G
1	CA	352	C
1	CA	353	A
1	CA	354	G
1	CA	367	U
1	CA	372	C
1	CA	382	A
1	CA	384	G
1	CA	390	C
1	CA	397	A
1	CA	398	C
1	CA	406	G
1	CA	411	A
1	CA	412	A
1	CA	413	G
1	CA	414	A
1	CA	422	C
1	CA	429	U
1	CA	430	A
1	CA	439	A
1	CA	440	A
1	CA	452	A
1	CA	453	A
1	CA	465	A
1	CA	467	G
1	CA	484	G
1	CA	485	G
1	CA	496	A
1	CA	497	U
1	CA	500	G
1	CA	505	G
1	CA	508	C
1	CA	509	A
1	CA	510	A
1	CA	511	C
1	CA	512	U
1	CA	518	C

*Continued on next page...*

*Continued from previous page...*

Mol	Chain	Res	Type
1	CA	527	G
1	CA	531	U
1	CA	533	A
1	CA	534	U
1	CA	545	C
1	CA	547	A
1	CA	548	G
1	CA	559	A
1	CA	560	U
1	CA	561	U
1	CA	562	C
1	CA	563	A
1	CA	568	G
1	CA	572	A
1	CA	573	A
1	CA	576	G
1	CA	577	G
1	CA	579	G
1	CA	596	C
1	CA	632	A
1	CA	642	A
1	CA	653	A
1	CA	665	A
1	CA	687	A
1	CA	688	G
1	CA	721	G
1	CA	722	A
1	CA	734	G
1	CA	748	C
1	CA	749	C
1	CA	752	G
1	CA	755	G
1	CA	766	A
1	CA	777	A
1	CA	792	A
1	CA	793	U
1	CA	794	A
1	CA	811	C
1	CA	816	A
1	CA	817	C
1	CA	818	G
1	CA	819	A

*Continued on next page...*

*Continued from previous page...*

Mol	Chain	Res	Type
1	CA	828	A
1	CA	841	U
1	CA	842	C
1	CA	843	U
1	CA	848	C
1	CA	851	G
1	CA	859	A
1	CA	867	G
1	CA	884	U
1	CA	885	G
1	CA	889	A
1	CA	890	G
1	CA	902	G
1	CA	914	A
1	CA	926	G
1	CA	927	G
1	CA	934	C
1	CA	942	G
1	CA	945	G
1	CA	960	U
1	CA	961	U
1	CA	966	G
1	CA	968	A
1	CA	969	A
1	CA	971	G
1	CA	972	C
1	CA	974	A
1	CA	976	G
1	CA	977	A
1	CA	978	A
1	CA	980	C
1	CA	981	U
1	CA	982	U
1	CA	983	A
1	CA	984	C
1	CA	992	U
1	CA	993	G
1	CA	994	A
1	CA	1004	A
1	CA	1024	G
1	CA	1045	C
1	CA	1050	G

*Continued on next page...*

*Continued from previous page...*

Mol	Chain	Res	Type
1	CA	1053	G
1	CA	1054	C
1	CA	1055	A
1	CA	1056	U
1	CA	1065	U
1	CA	1066	C
1	CA	1068	G
1	CA	1081	G
1	CA	1094	G
1	CA	1095	U
1	CA	1101	A
1	CA	1102	A
1	CA	1104	G
1	CA	1108	G
1	CA	1117	G
1	CA	1118	C
1	CA	1124	G
1	CA	1125	U
1	CA	1126	U
1	CA	1129	C
1	CA	1130	A
1	CA	1131	G
1	CA	1137	C
1	CA	1138	G
1	CA	1139	G
1	CA	1140	C
1	CA	1146	A
1	CA	1151	A
1	CA	1152	A
1	CA	1154	G
1	CA	1158	C
1	CA	1159	U
1	CA	1160	G
1	CA	1171	G
1	CA	1181	G
1	CA	1182	G
1	CA	1183	A
1	CA	1184	G
1	CA	1190	G
1	CA	1193	G
1	CA	1196	U
1	CA	1197	G

*Continued on next page...*

*Continued from previous page...*

Mol	Chain	Res	Type
1	CA	1200	C
1	CA	1201	A
1	CA	1202	G
1	CA	1212	U
1	CA	1213	A
1	CA	1227	A
1	CA	1228	C
1	CA	1238	A
1	CA	1239	A
1	CA	1253	G
1	CA	1257	U
1	CA	1258	G
1	CA	1260	C
1	CA	1278	U
1	CA	1279	A
1	CA	1280	A
1	CA	1281	U
1	CA	1285	A
1	CA	1286	A
1	CA	1287	A
1	CA	1300	G
1	CA	1301	U
1	CA	1302	U
1	CA	1305	G
1	CA	1312	G
1	CA	1317	C
1	CA	1319	A
1	CA	1320	C
1	CA	1322	C
1	CA	1323	G
1	CA	1331	G
1	CA	1335	C
1	CA	1336	C
1	CA	1346	A
1	CA	1347	G
1	CA	1353	G
1	CA	136(B)	C
1	CA	1364	U
1	CA	1365	G
1	CA	1370	G
1	CA	1378	C
1	CA	1402	C

*Continued on next page...*

*Continued from previous page...*

Mol	Chain	Res	Type
1	CA	1419	G
1	CA	1430	C
1	CA	1443	G
1	CA	1446	A
1	CA	1447	G
1	CA	1452	C
1	CA	1453	G
1	CA	1487	G
1	CA	1492	A
1	CA	1493	A
1	CA	1503	A
1	CA	1504	G
1	CA	1505	G
1	CA	1506	U
1	CA	1507	A
1	CA	1508	G
1	CA	1517	G
1	CA	1519	A
1	CA	1520	G
1	CA	1525	G
1	CA	1528	U
1	CA	1529	G
1	CA	1530	G
1	CA	1531	A
2	CZ	6	G
2	CZ	9	G
2	CZ	10	G
2	CZ	16	C
2	CZ	17	C
2	CZ	17(A)	U
2	CZ	18	G
2	CZ	19	G
2	CZ	20	U
2	CZ	46	G
2	CZ	47	U
2	CZ	48	C
2	CZ	49	G
2	CZ	58	A
2	CZ	59	A
3	CV	22	A
3	CV	23	A
3	CV	24	A

*Continued on next page...*

*Continued from previous page...*

Mol	Chain	Res	Type
2	CY	7	G
2	CY	8	U
2	CY	9	G
2	CY	14	A
2	CY	16	C
2	CY	17	C
2	CY	17(A)	U
2	CY	18	G
2	CY	19	G
2	CY	20	U
2	CY	22	G
2	CY	47	U
2	CY	48	C
2	CY	60	U
25	DA	10	G
25	DA	13	A
25	DA	17	G
25	DA	27	G
25	DA	28	A
25	DA	34	C
25	DA	35	G
25	DA	46	C
25	DA	49	A
25	DA	52	A
25	DA	55	G
25	DA	58	G
25	DA	71	A
25	DA	72	U
25	DA	73	A
25	DA	74	A
25	DA	75	G
25	DA	84	A
25	DA	85	G
25	DA	88	G
25	DA	91	A
25	DA	98	G
25	DA	99	U
25	DA	101	G
25	DA	102	G
25	DA	103	A
25	DA	118	A
25	DA	119	A

*Continued on next page...*

*Continued from previous page...*

Mol	Chain	Res	Type
25	DA	120	U
25	DA	126	A
25	DA	138	G
25	DA	140	A
25	DA	141(A)	A
25	DA	155	C
25	DA	162	U
25	DA	181	A
25	DA	196	A
25	DA	197	A
25	DA	199	A
25	DA	200	U
25	DA	204	A
25	DA	205	G
25	DA	214	G
25	DA	215	G
25	DA	216	A
25	DA	221	A
25	DA	222	A
25	DA	228	A
25	DA	229	A
25	DA	230	U
25	DA	245	G
25	DA	248	G
25	DA	250	G
25	DA	252	G
25	DA	266	G
25	DA	270(M)	U
25	DA	270(N)	U
25	DA	270(O)	G
25	DA	270(P)	U
25	DA	270(R)	C
25	DA	270(T)	G
25	DA	271(D)	U
25	DA	271	G
25	DA	274	G
25	DA	275	G
25	DA	277	C
25	DA	278	A
25	DA	279	C
25	DA	284	U
25	DA	299	A

*Continued on next page...*

*Continued from previous page...*

<b>Mol</b>	<b>Chain</b>	<b>Res</b>	<b>Type</b>
25	DA	302	C
25	DA	321	G
25	DA	323	G
25	DA	324	A
25	DA	329	G
25	DA	330	A
25	DA	333	G
25	DA	334	C
25	DA	342	G
25	DA	346	A
25	DA	352	G
25	DA	353	G
25	DA	364	C
25	DA	372	G
25	DA	386	G
25	DA	387	U
25	DA	396	G
25	DA	400	G
25	DA	405	U
25	DA	406	G
25	DA	407	G
25	DA	411	G
25	DA	412	A
25	DA	413	C
25	DA	442	G
25	DA	444	C
25	DA	455	C
25	DA	457	A
25	DA	470	A
25	DA	471	A
25	DA	475	U
25	DA	479	A
25	DA	480	A
25	DA	481	G
25	DA	482	A
25	DA	496	G
25	DA	504	U
25	DA	505	A
25	DA	507	A
25	DA	508	G
25	DA	509	C
25	DA	512	G

*Continued on next page...*

*Continued from previous page...*

Mol	Chain	Res	Type
25	DA	513	A
25	DA	530	G
25	DA	531	C
25	DA	532	A
25	DA	533	G
25	DA	547	A
25	DA	556	G
25	DA	563	G
25	DA	573	G
25	DA	575	A
25	DA	593	G
25	DA	599	G
25	DA	603	A
25	DA	604	G
25	DA	609(B)	G
25	DA	615	G
25	DA	616	A
25	DA	617	G
25	DA	620	G
25	DA	621	A
25	DA	627	A
25	DA	628	G
25	DA	634	C
25	DA	637	A
25	DA	645	C
25	DA	646	A
25	DA	652	U
25	DA	653	C
25	DA	654	U
25	DA	655	A
25	DA	656	G
25	DA	657	U
25	DA	668	G
25	DA	671	C
25	DA	682	G
25	DA	685	A
25	DA	686	G
25	DA	730	C
25	DA	738	G
25	DA	746	A
25	DA	747	U
25	DA	764	A

*Continued on next page...*

*Continued from previous page...*

<b>Mol</b>	<b>Chain</b>	<b>Res</b>	<b>Type</b>
25	DA	765	G
25	DA	776	G
25	DA	782	A
25	DA	784	A
25	DA	785	G
25	DA	787	U
25	DA	792	G
25	DA	793	A
25	DA	802	A
25	DA	805	G
25	DA	808	G
25	DA	812	C
25	DA	819	A
25	DA	821	A
25	DA	827	U
25	DA	828	U
25	DA	831	G
25	DA	845	G
25	DA	846	C
25	DA	847	U
25	DA	856	C
25	DA	859	G
25	DA	860	U
25	DA	862	G
25	DA	879	G
25	DA	886	C
25	DA	887	A
25	DA	890	A
25	DA	896	A
25	DA	897	C
25	DA	907	U
25	DA	910	A
25	DA	915	C
25	DA	917	A
25	DA	919	G
25	DA	926	A
25	DA	932	G
25	DA	933	A
25	DA	941	A
25	DA	942	G
25	DA	945	A
25	DA	946	G

*Continued on next page...*

*Continued from previous page...*

Mol	Chain	Res	Type
25	DA	956	G
25	DA	959	A
25	DA	961	C
25	DA	968	G
25	DA	972	G
25	DA	974(A)	G
25	DA	974(B)	C
25	DA	975	G
25	DA	983	A
25	DA	990	A
25	DA	996	A
25	DA	997	G
25	DA	999	U
25	DA	1003	G
25	DA	1009	A
25	DA	1010	A
25	DA	1011	G
25	DA	1012	U
25	DA	1013	C
25	DA	1022	G
25	DA	1023	U
25	DA	1025	G
25	DA	1026	U
25	DA	1046	A
25	DA	1047	G
25	DA	1048	A
25	DA	1049	C
25	DA	1060	U
25	DA	1061	U
25	DA	1069	A
25	DA	1070	A
25	DA	1071	G
25	DA	1072	C
25	DA	1074	G
25	DA	1078	U
25	DA	1079	C
25	DA	1088	A
25	DA	1090	U
25	DA	1100	C
25	DA	1110	G
25	DA	1112	G
25	DA	1127	A

*Continued on next page...*

*Continued from previous page...*

<b>Mol</b>	<b>Chain</b>	<b>Res</b>	<b>Type</b>
25	DA	1129	A
25	DA	1130	U
25	DA	1131	G
25	DA	1132	A
25	DA	1135	C
25	DA	1136	G
25	DA	1139	G
25	DA	114(B)	A
25	DA	1144	G
25	DA	1155	A
25	DA	1175	U
25	DA	1176	G
25	DA	1190	G
25	DA	1195	G
25	DA	1204	A
25	DA	1205	U
25	DA	1210	A
25	DA	1211	U
25	DA	1212	G
25	DA	1221	C
25	DA	1227	G
25	DA	1244	G
25	DA	1248	G
25	DA	1250	G
25	DA	1253	A
25	DA	1254	A
25	DA	1256	G
25	DA	1257	C
25	DA	1265	A
25	DA	1271	G
25	DA	1272	A
25	DA	1273	U
25	DA	1274	A
25	DA	1286	A
25	DA	1287	A
25	DA	1288	U
25	DA	1289	C
25	DA	1300	U
25	DA	1301	A
25	DA	1302	A
25	DA	1306	C
25	DA	1311	G

*Continued on next page...*

*Continued from previous page...*

Mol	Chain	Res	Type
25	DA	1313	U
25	DA	1314	C
25	DA	1329	U
25	DA	1330	C
25	DA	1332	G
25	DA	1345	C
25	DA	1349	A
25	DA	1352	U
25	DA	1359	A
25	DA	1360	A
25	DA	1378	A
25	DA	1379	A
25	DA	1380	G
25	DA	1384	A
25	DA	1385	G
25	DA	1386	C
25	DA	1392	A
25	DA	1394	U
25	DA	1396	U
25	DA	1416	G
25	DA	1420	U
25	DA	1421	G
25	DA	1427	A
25	DA	1428	C
25	DA	144(B)	A
25	DA	1451	C
25	DA	1453	A
25	DA	1454	U
25	DA	1458	C
25	DA	1460	A
25	DA	1461	G
25	DA	1467	C
25	DA	1479	G
25	DA	1483	G
25	DA	1490	A
25	DA	1493	C
25	DA	1494	A
25	DA	1495	A
25	DA	1496	A
25	DA	1497	U
25	DA	1498	C
25	DA	1509	A

*Continued on next page...*

*Continued from previous page...*

Mol	Chain	Res	Type
25	DA	1510	A
25	DA	1535	U
25	DA	1538	G
25	DA	1542	G
25	DA	1543	A
25	DA	1544	C
25	DA	1545	A
25	DA	1554	A
25	DA	1558	A
25	DA	1559	G
25	DA	1566	A
25	DA	1569	A
25	DA	1579	A
25	DA	1585	C
25	DA	1603	A
25	DA	1609	A
25	DA	1610	A
25	DA	1617	C
25	DA	1618	A
25	DA	1640	C
25	DA	1648	C
25	DA	1668	A
25	DA	1669	A
25	DA	1674	G
25	DA	1678	G
25	DA	1696	G
25	DA	1698	A
25	DA	1699	G
25	DA	1729	A
25	DA	1730	U
25	DA	1731	G
25	DA	1732	A
25	DA	1750	G
25	DA	1762	A
25	DA	1763	G
25	DA	1764	G
25	DA	1773	A
25	DA	1776	G
25	DA	1784	A
25	DA	1791	A
25	DA	1800	C
25	DA	1801	G

*Continued on next page...*

*Continued from previous page...*

Mol	Chain	Res	Type
25	DA	1802	A
25	DA	1811	G
25	DA	1816	G
25	DA	1829	A
25	DA	1833	U
25	DA	1839	G
25	DA	1840	G
25	DA	1847	A
25	DA	1848	A
25	DA	1878	G
25	DA	1889	A
25	DA	1899	G
25	DA	1900	A
25	DA	1902	C
25	DA	1903	G
25	DA	1906	G
25	DA	1913	A
25	DA	1914	C
25	DA	1919	A
25	DA	1929	G
25	DA	1930	G
25	DA	1936	A
25	DA	1937	A
25	DA	1938	A
25	DA	1939	U
25	DA	1940	U
25	DA	1941	C
25	DA	1942	C
25	DA	1945	G
25	DA	1955	U
25	DA	1963	U
25	DA	1967	C
25	DA	1970	A
25	DA	1971	A
25	DA	1972	A
25	DA	1982	C
25	DA	1991	U
25	DA	1992	G
25	DA	1997	G
25	DA	2020	A
25	DA	2023	G
25	DA	2031	A

*Continued on next page...*

*Continued from previous page...*

<b>Mol</b>	<b>Chain</b>	<b>Res</b>	<b>Type</b>
25	DA	2033	A
25	DA	2036	C
25	DA	2037	G
25	DA	2043	C
25	DA	2051	A
25	DA	2052	G
25	DA	2055	C
25	DA	2056	G
25	DA	2060	A
25	DA	2061	G
25	DA	2062	A
25	DA	2063	C
25	DA	2069	G
25	DA	2078	C
25	DA	2083	G
25	DA	2093	G
25	DA	2108	C
25	DA	2118	U
25	DA	2119	A
25	DA	2120	G
25	DA	2126	A
25	DA	2127	G
25	DA	2131	G
25	DA	2133	G
25	DA	2145	C
25	DA	2146	C
25	DA	2147	G
25	DA	2158	A
25	DA	2159	G
25	DA	2166	G
25	DA	2171	A
25	DA	2173	A
25	DA	2198	A
25	DA	2199	A
25	DA	2210	G
25	DA	2211	G
25	DA	2212	A
25	DA	2213	U
25	DA	2215	G
25	DA	2225	A
25	DA	2226	C
25	DA	2235	G

*Continued on next page...*

*Continued from previous page...*

<b>Mol</b>	<b>Chain</b>	<b>Res</b>	<b>Type</b>
25	DA	2238	G
25	DA	2239	G
25	DA	2243	U
25	DA	2251	G
25	DA	2268	A
25	DA	2273	A
25	DA	2275	C
25	DA	2276	G
25	DA	2279	G
25	DA	2283	C
25	DA	2287	A
25	DA	2297	C
25	DA	2304	G
25	DA	2305	A
25	DA	2306	C
25	DA	2307	G
25	DA	2308	G
25	DA	2309	A
25	DA	2311	A
25	DA	2319	G
25	DA	2320	A
25	DA	2322	A
25	DA	2325	G
25	DA	2327	A
25	DA	2334	G
25	DA	2336	A
25	DA	2343	C
25	DA	2345	G
25	DA	2347	C
25	DA	2350	C
25	DA	2379	G
25	DA	2383	G
25	DA	2384	G
25	DA	2385	C
25	DA	2394	C
25	DA	2402	C
25	DA	2406	U
25	DA	2423	U
25	DA	2424	C
25	DA	2425	A
25	DA	2427	C
25	DA	2428	G

*Continued on next page...*

*Continued from previous page...*

<b>Mol</b>	<b>Chain</b>	<b>Res</b>	<b>Type</b>
25	DA	2429	G
25	DA	2430	A
25	DA	2431	U
25	DA	2434	A
25	DA	2435	A
25	DA	2436	G
25	DA	2439	A
25	DA	2441	C
25	DA	2447	G
25	DA	2448	A
25	DA	2469	A
25	DA	2470	G
25	DA	2474	C
25	DA	2476	A
25	DA	2477	C
25	DA	2478	A
25	DA	2480	C
25	DA	2482	G
25	DA	2484	G
25	DA	2487	G
25	DA	2491	U
25	DA	2492	U
25	DA	2498	C
25	DA	2501	C
25	DA	2502	G
25	DA	2503	A
25	DA	2505	G
25	DA	2506	U
25	DA	2513	G
25	DA	2518	A
25	DA	2520	C
25	DA	2529	G
25	DA	2535	G
25	DA	2542	A
25	DA	2543	G
25	DA	2549	G
25	DA	2553	G
25	DA	2554	U
25	DA	2566	A
25	DA	2567	G
25	DA	2569	G
25	DA	2572	A

*Continued on next page...*

*Continued from previous page...*

<b>Mol</b>	<b>Chain</b>	<b>Res</b>	<b>Type</b>
25	DA	2573	C
25	DA	2574	G
25	DA	2582	G
25	DA	2602	A
25	DA	2603	G
25	DA	2608	G
25	DA	2609	U
25	DA	2610	C
25	DA	2611	U
25	DA	2612	C
25	DA	2615	U
25	DA	2629	A
25	DA	2630	G
25	DA	2663	G
25	DA	2665	A
25	DA	2682	U
25	DA	2686	G
25	DA	2690	C
25	DA	2691	C
25	DA	2702	U
25	DA	2712	U
25	DA	712(B)	A
25	DA	2713	A
25	DA	2714	G
25	DA	2724	C
25	DA	2726	U
25	DA	2733	A
25	DA	2739	U
25	DA	2744	G
25	DA	2748	A
25	DA	2751	G
25	DA	2757	A
25	DA	2765	A
25	DA	2766	G
25	DA	2769	C
25	DA	2778	A
25	DA	2779	U
25	DA	2781	A
25	DA	2790	A
25	DA	2791	C
25	DA	2792	G
25	DA	2797	U

*Continued on next page...*

*Continued from previous page...*

<b>Mol</b>	<b>Chain</b>	<b>Res</b>	<b>Type</b>
25	DA	2799	A
25	DA	2801	A
25	DA	2808	U
25	DA	2820	A
25	DA	2821	A
25	DA	2825	U
25	DA	2833	G
25	DA	2835	A
25	DA	2836	U
25	DA	2849	U
25	DA	2850	A
25	DA	2867	G
25	DA	2872	G
25	DA	2873	A
25	DA	2874	C
25	DA	2876	G
25	DA	2880	C
25	DA	2886	G
25	DA	2893	G
25	DA	2894	G
26	DB	12	C
26	DB	13	A
26	DB	15	A
26	DB	16	G
26	DB	24	G
26	DB	25	A
26	DB	41	U
26	DB	42	C
26	DB	44	G
26	DB	45	A
26	DB	52	A
26	DB	57	A
26	DB	73	A
26	DB	90	C
26	DB	99	A
26	DB	105	G
26	DB	108	C
26	DB	109	G

All (604) RNA pucker outliers are listed below:

*Continued on next page...*

*Continued from previous page...*

Mol	Chain	Res	Type
-----	-------	-----	------

Mol	Chain	Res	Type
1	AA	30	U
1	AA	48	C
1	AA	49	U
1	AA	50	A
1	AA	60	A
1	AA	108	G
1	AA	109	A
1	AA	115	G
1	AA	119	A
1	AA	121	C
1	AA	173	U
1	AA	181	G
1	AA	208	U
1	AA	210	U
1	AA	243	A
1	AA	244	U
1	AA	246	A
1	AA	250	A
1	AA	266	G
1	AA	274	A
1	AA	306	G
1	AA	328	C
1	AA	329	A
1	AA	345	C
1	AA	351	G
1	AA	353	A
1	AA	366	C
1	AA	412	A
1	AA	413	G
1	AA	421	U
1	AA	428	G
1	AA	429	U
1	AA	438	G
1	AA	448	A
1	AA	465	A
1	AA	466	G
1	AA	481	G
1	AA	484	G
1	AA	496	A
1	AA	498	A
1	AA	509	A

*Continued on next page...*

*Continued from previous page...*

Mol	Chain	Res	Type
1	AA	511	C
1	AA	533	A
1	AA	547	A
1	AA	559	A
1	AA	560	U
1	AA	561	U
1	AA	562	C
1	AA	587	G
1	AA	641	U
1	AA	687	A
1	AA	721	G
1	AA	748	C
1	AA	793	U
1	AA	817	C
1	AA	870	U
1	AA	884	U
1	AA	889	A
1	AA	913	A
1	AA	971	G
1	AA	975	A
1	AA	978	A
1	AA	982	U
1	AA	983	A
1	AA	992	U
1	AA	1049	U
1	AA	1053	G
1	AA	1054	C
1	AA	1064	G
1	AA	1066	C
1	AA	1067	A
1	AA	1094	G
1	AA	1101	A
1	AA	1126	U
1	AA	1129	C
1	AA	1137	C
1	AA	1139	G
1	AA	1145	C
1	AA	1151	A
1	AA	1157	A
1	AA	1159	U
1	AA	1181	G
1	AA	1196	U

*Continued on next page...*

*Continued from previous page...*

Mol	Chain	Res	Type
1	AA	1200	C
1	AA	1201	A
1	AA	1239	A
1	AA	1280	A
1	AA	1281	U
1	AA	1285	A
1	AA	1300	G
1	AA	1305	G
1	AA	1319	A
1	AA	1335	C
1	AA	1397	C
1	AA	1443	G
1	AA	1446	A
1	AA	1452	C
1	AA	1491	G
1	AA	1492	A
1	AA	1502	A
1	AA	1503	A
1	AA	1504	G
1	AA	1505	G
1	AA	1506	U
1	AA	1528	U
1	AA	1529	G
1	AA	1530	G
2	AZ	7	G
2	AZ	16	C
2	AZ	17(A)	U
2	AZ	18	G
2	AZ	48	C
3	AV	15	A
3	AV	21	A
3	AV	23	A
2	AY	9	G
2	AY	16	C
2	AY	17	C
2	AY	17(A)	U
2	AY	19	G
2	AY	60	U
25	BA	27	G
25	BA	52	A
25	BA	74	A
25	BA	84	A

*Continued on next page...*

*Continued from previous page...*

<b>Mol</b>	<b>Chain</b>	<b>Res</b>	<b>Type</b>
25	BA	90	U
25	BA	99	U
25	BA	101	G
25	BA	102	G
25	BA	119	A
25	BA	120	U
25	BA	125	G
25	BA	126	A
25	BA	196	A
25	BA	199	A
25	BA	203	C
25	BA	221	A
25	BA	270(N)	U
25	BA	270(O)	G
25	BA	271(A)	U
25	BA	271(C)	G
25	BA	278	A
25	BA	283	A
25	BA	321	G
25	BA	323	G
25	BA	332	A
25	BA	333	G
25	BA	352	G
25	BA	363(G)	A
25	BA	405	U
25	BA	457	A
25	BA	470	A
25	BA	474	G
25	BA	479	A
25	BA	481	G
25	BA	503	A
25	BA	504	U
25	BA	512	G
25	BA	529	A
25	BA	532	A
25	BA	547	A
25	BA	603	A
25	BA	614	U
25	BA	616	A
25	BA	620	G
25	BA	627	A
25	BA	652	U

*Continued on next page...*

*Continued from previous page...*

<b>Mol</b>	<b>Chain</b>	<b>Res</b>	<b>Type</b>
25	BA	653	C
25	BA	685	A
25	BA	746	A
25	BA	764	A
25	BA	775	G
25	BA	776	G
25	BA	790	C
25	BA	827	U
25	BA	846	C
25	BA	858	U
25	BA	859	G
25	BA	930	U
25	BA	932	G
25	BA	933	A
25	BA	945	A
25	BA	974(A)	G
25	BA	989	G
25	BA	1009	A
25	BA	1022	G
25	BA	1025	G
25	BA	1026	U
25	BA	1033	U
25	BA	1047	G
25	BA	1048	A
25	BA	1060	U
25	BA	1069	A
25	BA	1070	A
25	BA	1071	G
25	BA	1087	G
25	BA	1126	A
25	BA	1131	G
25	BA	1176	G
25	BA	1210	A
25	BA	1220	A
25	BA	1247	A
25	BA	1252	G
25	BA	1253	A
25	BA	1266	G
25	BA	1273	U
25	BA	1286	A
25	BA	1288	U
25	BA	1300	U

*Continued on next page...*

*Continued from previous page...*

<b>Mol</b>	<b>Chain</b>	<b>Res</b>	<b>Type</b>
25	BA	1301	A
25	BA	1365	A
25	BA	1378	A
25	BA	1384	A
25	BA	1385	G
25	BA	1396	U
25	BA	1427	A
25	BA	1451	C
25	BA	1458	C
25	BA	1459	G
25	BA	1460	A
25	BA	1493	C
25	BA	1494	A
25	BA	1542	G
25	BA	1544	C
25	BA	1545	A
25	BA	1558	A
25	BA	1559	G
25	BA	1579	A
25	BA	1602	U
25	BA	1607	C
25	BA	1608	A
25	BA	1609	A
25	BA	1617	C
25	BA	1635	G
25	BA	1729	A
25	BA	1784	A
25	BA	1786	A
25	BA	1800	C
25	BA	1816	G
25	BA	1839	G
25	BA	1899	G
25	BA	1913	A
25	BA	1929	G
25	BA	1936	A
25	BA	1937	A
25	BA	1939	U
25	BA	1941	C
25	BA	1962	C
25	BA	1996	C
25	BA	2014	A
25	BA	2031	A

*Continued on next page...*

*Continued from previous page...*

<b>Mol</b>	<b>Chain</b>	<b>Res</b>	<b>Type</b>
25	BA	2036	C
25	BA	2062	A
25	BA	2092	U
25	BA	2111	C
25	BA	2126	A
25	BA	2145	C
25	BA	2158	A
25	BA	2172	U
25	BA	2197	U
25	BA	2211	G
25	BA	2225	A
25	BA	2249	U
25	BA	2266	A
25	BA	2275	C
25	BA	2282	G
25	BA	2296	U
25	BA	2311	A
25	BA	2384	G
25	BA	2394	C
25	BA	2422	A
25	BA	2423	U
25	BA	2426	A
25	BA	2427	C
25	BA	2439	A
25	BA	2447	G
25	BA	2481	G
25	BA	2490	G
25	BA	2491	U
25	BA	2502	G
25	BA	2518	A
25	BA	2573	C
25	BA	2581	G
25	BA	2602	A
25	BA	2609	U
25	BA	2611	U
25	BA	2629	A
25	BA	2689	U
25	BA	2690	C
25	BA	2750	A
25	BA	2756	U
25	BA	2781	A
25	BA	2791	C

*Continued on next page...*

*Continued from previous page...*

Mol	Chain	Res	Type
25	BA	2835	A
25	BA	2849	U
25	BA	2867	G
25	BA	2873	A
25	BA	2879	C
25	BA	2893	G
26	BB	11	C
26	BB	12	C
26	BB	15	A
26	BB	24	G
26	BB	34	U
26	BB	44	G
1	CA	30	U
1	CA	48	C
1	CA	49	U
1	CA	50	A
1	CA	60	A
1	CA	108	G
1	CA	109	A
1	CA	115	G
1	CA	119	A
1	CA	173	U
1	CA	181	G
1	CA	208	U
1	CA	210	U
1	CA	243	A
1	CA	244	U
1	CA	246	A
1	CA	250	A
1	CA	266	G
1	CA	274	A
1	CA	306	G
1	CA	328	C
1	CA	329	A
1	CA	345	C
1	CA	351	G
1	CA	353	A
1	CA	366	C
1	CA	412	A
1	CA	413	G
1	CA	421	U
1	CA	428	G

*Continued on next page...*

*Continued from previous page...*

Mol	Chain	Res	Type
1	CA	429	U
1	CA	438	G
1	CA	465	A
1	CA	466	G
1	CA	481	G
1	CA	484	G
1	CA	496	A
1	CA	498	A
1	CA	509	A
1	CA	511	C
1	CA	533	A
1	CA	547	A
1	CA	559	A
1	CA	560	U
1	CA	561	U
1	CA	562	C
1	CA	587	G
1	CA	595	G
1	CA	641	U
1	CA	687	A
1	CA	721	G
1	CA	733	A
1	CA	748	C
1	CA	793	U
1	CA	817	C
1	CA	870	U
1	CA	884	U
1	CA	889	A
1	CA	913	A
1	CA	971	G
1	CA	975	A
1	CA	978	A
1	CA	982	U
1	CA	983	A
1	CA	992	U
1	CA	1049	U
1	CA	1053	G
1	CA	1064	G
1	CA	1066	C
1	CA	1067	A
1	CA	1094	G
1	CA	1101	A

*Continued on next page...*

*Continued from previous page...*

Mol	Chain	Res	Type
1	CA	1126	U
1	CA	1129	C
1	CA	1137	C
1	CA	1139	G
1	CA	1145	C
1	CA	1151	A
1	CA	1157	A
1	CA	1159	U
1	CA	1181	G
1	CA	1196	U
1	CA	1200	C
1	CA	1201	A
1	CA	1280	A
1	CA	1281	U
1	CA	1285	A
1	CA	1287	A
1	CA	1300	G
1	CA	1305	G
1	CA	1319	A
1	CA	1335	C
1	CA	1347	G
1	CA	1397	C
1	CA	1443	G
1	CA	1446	A
1	CA	1452	C
1	CA	1491	G
1	CA	1492	A
1	CA	1502	A
1	CA	1503	A
1	CA	1504	G
1	CA	1506	U
1	CA	1528	U
1	CA	1529	G
1	CA	1530	G
2	CZ	7	G
2	CZ	16	C
2	CZ	17(A)	U
2	CZ	18	G
2	CZ	48	C
3	CV	15	A
3	CV	21	A
3	CV	23	A

*Continued on next page...*

*Continued from previous page...*

Mol	Chain	Res	Type
2	CY	9	G
2	CY	16	C
2	CY	17	C
2	CY	17(A)	U
2	CY	19	G
2	CY	60	U
25	DA	27	G
25	DA	74	A
25	DA	84	A
25	DA	90	U
25	DA	99	U
25	DA	101	G
25	DA	102	G
25	DA	119	A
25	DA	120	U
25	DA	125	G
25	DA	126	A
25	DA	196	A
25	DA	199	A
25	DA	203	C
25	DA	221	A
25	DA	270(N)	U
25	DA	270(O)	G
25	DA	271(A)	U
25	DA	271(C)	G
25	DA	278	A
25	DA	283	A
25	DA	321	G
25	DA	323	G
25	DA	332	A
25	DA	333	G
25	DA	352	G
25	DA	363(G)	A
25	DA	405	U
25	DA	457	A
25	DA	470	A
25	DA	474	G
25	DA	479	A
25	DA	481	G
25	DA	503	A
25	DA	504	U
25	DA	512	G

*Continued on next page...*

*Continued from previous page...*

Mol	Chain	Res	Type
25	DA	529	A
25	DA	532	A
25	DA	547	A
25	DA	603	A
25	DA	614	U
25	DA	616	A
25	DA	620	G
25	DA	627	A
25	DA	652	U
25	DA	653	C
25	DA	685	A
25	DA	746	A
25	DA	764	A
25	DA	775	G
25	DA	776	G
25	DA	827	U
25	DA	846	C
25	DA	858	U
25	DA	859	G
25	DA	930	U
25	DA	932	G
25	DA	933	A
25	DA	945	A
25	DA	974(A)	G
25	DA	989	G
25	DA	1009	A
25	DA	1022	G
25	DA	1025	G
25	DA	1026	U
25	DA	1033	U
25	DA	1047	G
25	DA	1048	A
25	DA	1060	U
25	DA	1069	A
25	DA	1070	A
25	DA	1071	G
25	DA	1087	G
25	DA	1126	A
25	DA	1131	G
25	DA	1176	G
25	DA	1210	A
25	DA	1220	A

*Continued on next page...*

*Continued from previous page...*

<b>Mol</b>	<b>Chain</b>	<b>Res</b>	<b>Type</b>
25	DA	1247	A
25	DA	1252	G
25	DA	1253	A
25	DA	1266	G
25	DA	1273	U
25	DA	1286	A
25	DA	1288	U
25	DA	1300	U
25	DA	1301	A
25	DA	1314	C
25	DA	1365	A
25	DA	1378	A
25	DA	1384	A
25	DA	1385	G
25	DA	1396	U
25	DA	1427	A
25	DA	1451	C
25	DA	1458	C
25	DA	1459	G
25	DA	1460	A
25	DA	1493	C
25	DA	1494	A
25	DA	1542	G
25	DA	1544	C
25	DA	1545	A
25	DA	1558	A
25	DA	1559	G
25	DA	1602	U
25	DA	1607	C
25	DA	1608	A
25	DA	1609	A
25	DA	1617	C
25	DA	1635	G
25	DA	1729	A
25	DA	1784	A
25	DA	1786	A
25	DA	1800	C
25	DA	1816	G
25	DA	1839	G
25	DA	1899	G
25	DA	1913	A
25	DA	1929	G

*Continued on next page...*

*Continued from previous page...*

<b>Mol</b>	<b>Chain</b>	<b>Res</b>	<b>Type</b>
25	DA	1936	A
25	DA	1937	A
25	DA	1939	U
25	DA	1941	C
25	DA	1962	C
25	DA	1996	C
25	DA	2014	A
25	DA	2031	A
25	DA	2036	C
25	DA	2062	A
25	DA	2092	U
25	DA	2111	C
25	DA	2126	A
25	DA	2145	C
25	DA	2158	A
25	DA	2172	U
25	DA	2197	U
25	DA	2211	G
25	DA	2225	A
25	DA	2249	U
25	DA	2266	A
25	DA	2282	G
25	DA	2296	U
25	DA	2311	A
25	DA	2384	G
25	DA	2394	C
25	DA	2422	A
25	DA	2423	U
25	DA	2427	C
25	DA	2439	A
25	DA	2447	G
25	DA	2481	G
25	DA	2490	G
25	DA	2491	U
25	DA	2502	G
25	DA	2518	A
25	DA	2573	C
25	DA	2581	G
25	DA	2602	A
25	DA	2609	U
25	DA	2611	U
25	DA	2629	A

*Continued on next page...*

*Continued from previous page...*

Mol	Chain	Res	Type
25	DA	2689	U
25	DA	2690	C
25	DA	2750	A
25	DA	2756	U
25	DA	2781	A
25	DA	2791	C
25	DA	2835	A
25	DA	2849	U
25	DA	2867	G
25	DA	2873	A
25	DA	2893	G
26	DB	11	C
26	DB	12	C
26	DB	15	A
26	DB	24	G
26	DB	34	U
26	DB	44	G

## 5.4 Non-standard residues in protein, DNA, RNA chains ⓘ

There are no non-standard protein/DNA/RNA residues in this entry.

## 5.5 Carbohydrates ⓘ

There are no carbohydrates in this entry.

## 5.6 Ligand geometry ⓘ

Of 2392 ligands modelled in this entry, 2392 are monoatomic - leaving 0 for Mogul analysis.

There are no bond length outliers.

There are no bond angle outliers.

There are no chirality outliers.

There are no torsion outliers.

There are no ring outliers.

No monomer is involved in short contacts.

## 5.7 Other polymers

There are no such residues in this entry.

## 5.8 Polymer linkage issues

There are no chain breaks in this entry.

## 6 Fit of model and data ⓘ

### 6.1 Protein, DNA and RNA chains ⓘ

In the following table, the column labelled ‘#RSRZ> 2’ contains the number (and percentage) of RSRZ outliers, followed by percent RSRZ outliers for the chain as percentile scores relative to all X-ray entries and entries of similar resolution. The OWAB column contains the minimum, median, 95<sup>th</sup> percentile and maximum values of the occupancy-weighted average B-factor per residue. The column labelled ‘Q< 0.9’ lists the number of (and percentage) of residues with an average occupancy less than 0.9.

Mol	Chain	Analysed	<RSRZ>	#RSRZ>2	OWAB(Å <sup>2</sup> )	Q<0.9
1	AA	1504/1525 (98%)	-0.34	19 (1%) 77 51	35, 78, 175, 261	0
1	CA	1504/1525 (98%)	-0.09	31 (2%) 63 34	34, 99, 199, 271	0
2	AY	77/77 (100%)	-0.48	0 100 100	60, 90, 124, 194	0
2	AZ	77/77 (100%)	1.27	19 (24%) 0 0	146, 211, 242, 260	0
2	CY	77/77 (100%)	-0.31	1 (1%) 77 51	59, 91, 127, 196	0
2	CZ	77/77 (100%)	1.88	25 (32%) 0 0	175, 231, 266, 276	0
3	AV	10/27 (37%)	0.18	0 100 100	62, 77, 118, 184	0
3	CV	10/27 (37%)	0.74	2 (20%) 1 0	63, 104, 143, 196	0
4	AB	234/256 (91%)	0.38	26 (11%) 5 1	85, 126, 167, 194	0
4	CB	234/256 (91%)	0.51	29 (12%) 4 1	91, 127, 174, 204	0
5	AC	206/239 (86%)	0.04	11 (5%) 26 10	86, 121, 159, 183	0
5	CC	206/239 (86%)	0.26	16 (7%) 13 4	87, 126, 164, 178	0
6	AD	208/209 (99%)	0.12	13 (6%) 20 6	50, 79, 127, 164	0
6	CD	208/209 (99%)	0.51	20 (9%) 8 2	81, 115, 151, 184	0
7	AE	151/162 (93%)	0.01	10 (6%) 18 5	65, 90, 130, 192	0
7	CE	151/162 (93%)	0.07	3 (1%) 65 36	71, 100, 145, 173	0
8	AF	101/101 (100%)	-0.02	2 (1%) 65 36	69, 98, 137, 176	0
8	CF	101/101 (100%)	-0.12	1 (0%) 82 59	64, 94, 131, 149	0
9	AG	155/156 (99%)	0.02	10 (6%) 18 5	82, 113, 154, 172	0
9	CG	155/156 (99%)	0.13	5 (3%) 47 20	87, 125, 158, 181	0
10	AH	138/138 (100%)	0.04	4 (2%) 51 23	64, 90, 135, 146	0
10	CH	138/138 (100%)	0.22	6 (4%) 35 13	80, 107, 145, 171	0
11	AI	127/128 (99%)	0.77	18 (14%) 2 1	90, 134, 168, 182	0
11	CI	127/128 (99%)	1.37	28 (22%) 0 0	105, 140, 173, 227	0

*Continued on next page...*

*Continued from previous page...*

Mol	Chain	Analysed	<RSRZ>	#RSRZ>2	OWAB(Å <sup>2</sup> )	Q<0.9
12	AJ	98/105 (93%)	1.18	23 (23%) 0 0	87, 125, 166, 184	0
12	CJ	98/105 (93%)	1.42	23 (23%) 0 0	106, 144, 175, 186	0
13	AK	114/129 (88%)	0.12	7 (6%) 21 7	59, 88, 123, 160	0
13	CK	114/129 (88%)	0.42	15 (13%) 3 1	64, 91, 135, 175	0
14	AL	122/134 (91%)	-0.05	4 (3%) 46 20	47, 67, 114, 144	0
14	CL	122/134 (91%)	0.23	10 (8%) 11 3	57, 89, 131, 185	0
15	AM	117/126 (92%)	0.43	13 (11%) 5 1	93, 122, 159, 171	0
15	CM	117/126 (92%)	0.86	19 (16%) 1 0	98, 143, 172, 188	0
16	AN	60/61 (98%)	0.69	8 (13%) 3 1	75, 109, 141, 193	0
16	CN	60/61 (98%)	0.93	10 (16%) 1 0	80, 113, 158, 175	0
17	AO	88/89 (98%)	0.13	1 (1%) 80 56	57, 90, 123, 145	0
17	CO	88/89 (98%)	0.07	2 (2%) 60 31	60, 91, 130, 145	0
18	AP	83/88 (94%)	0.52	7 (8%) 11 3	58, 75, 119, 184	0
18	CP	83/88 (94%)	1.34	23 (27%) 0 0	90, 123, 155, 202	0
19	AQ	99/105 (94%)	-0.07	1 (1%) 82 59	56, 79, 118, 142	0
19	CQ	99/105 (94%)	0.53	8 (8%) 12 3	76, 105, 140, 159	0
20	AR	70/88 (79%)	0.65	4 (5%) 23 8	68, 103, 147, 165	0
20	CR	70/88 (79%)	0.83	11 (15%) 2 1	64, 87, 139, 147	0
21	AS	78/93 (83%)	1.82	31 (39%) 0 0	98, 136, 170, 193	0
21	CS	78/93 (83%)	1.31	22 (28%) 0 0	114, 150, 184, 205	0
22	AT	99/106 (93%)	0.25	5 (5%) 28 10	51, 84, 138, 166	0
22	CT	99/106 (93%)	0.96	20 (20%) 1 0	87, 117, 160, 184	0
23	AU	24/27 (88%)	4.59	22 (91%) 0 0	93, 122, 162, 191	0
23	CU	24/27 (88%)	5.68	24 (100%) 0 0	100, 137, 178, 187	0
24	AX	362/378 (95%)	0.83	70 (19%) 1 0	61, 129, 207, 244	0
24	CX	362/378 (95%)	1.26	86 (23%) 0 0	94, 150, 244, 273	0
25	BA	2879/2894 (99%)	-0.33	74 (2%) 56 27	14, 64, 186, 278	0
25	DA	2879/2894 (99%)	-0.22	89 (3%) 49 21	10, 67, 204, 287	0
26	BB	119/124 (95%)	-0.27	0 100 100	69, 100, 144, 222	0
26	DB	119/124 (95%)	0.31	6 (5%) 28 10	87, 147, 205, 258	0
27	BD	271/276 (98%)	-0.07	7 (2%) 56 27	27, 51, 99, 162	0

*Continued on next page...*

*Continued from previous page...*

Mol	Chain	Analysed	<RSRZ>	#RSRZ>2	OWAB(Å <sup>2</sup> )	Q<0.9
27	DD	271/276 (98%)	-0.10	5 (1%) 68 40	26, 51, 92, 146	0
28	BE	204/206 (99%)	0.04	10 (4%) 29 11	36, 69, 126, 159	0
28	DE	204/206 (99%)	0.46	29 (14%) 2 1	45, 85, 137, 186	0
29	BF	202/210 (96%)	-0.16	7 (3%) 44 18	38, 71, 131, 153	0
29	DF	202/210 (96%)	0.06	6 (2%) 50 22	34, 66, 124, 190	0
30	BG	181/182 (99%)	0.60	32 (17%) 1 0	88, 121, 164, 179	0
30	DG	181/182 (99%)	0.82	32 (17%) 1 0	113, 153, 182, 206	0
31	BH	159/180 (88%)	0.87	34 (21%) 0 0	97, 139, 185, 202	0
31	DH	159/180 (88%)	0.14	15 (9%) 8 3	79, 111, 154, 174	0
32	BI	145/148 (97%)	0.26	14 (9%) 7 2	54, 106, 147, 198	0
32	DI	145/148 (97%)	0.14	7 (4%) 30 11	58, 94, 129, 147	0
33	BK	147/147 (100%)	2.36	76 (51%) 0 0	177, 205, 225, 240	0
33	DK	147/147 (100%)	4.19	106 (72%) 0 0	207, 236, 257, 274	0
34	BN	137/163 (84%)	0.33	9 (6%) 18 5	55, 87, 131, 153	0
34	DN	137/163 (84%)	0.06	4 (2%) 51 23	59, 80, 130, 164	0
35	BO	122/122 (100%)	-0.41	0 100 100	32, 61, 101, 118	0
35	DO	122/122 (100%)	-0.41	0 100 100	47, 72, 108, 129	0
36	BP	146/150 (97%)	0.41	12 (8%) 11 3	35, 89, 148, 203	0
36	DP	146/150 (97%)	0.27	8 (5%) 25 9	21, 93, 146, 183	0
37	BQ	134/141 (95%)	0.24	8 (5%) 21 7	44, 79, 136, 188	0
37	DQ	134/141 (95%)	0.22	10 (7%) 14 4	56, 91, 148, 192	0
38	BR	117/118 (99%)	-0.17	0 100 100	31, 63, 114, 165	0
38	DR	117/118 (99%)	0.04	1 (0%) 84 63	48, 73, 130, 148	0
39	BS	98/112 (87%)	0.67	20 (20%) 1 0	66, 105, 140, 169	0
39	DS	98/112 (87%)	1.85	41 (41%) 0 0	106, 144, 177, 218	0
40	BT	137/146 (93%)	0.40	14 (10%) 6 2	41, 76, 136, 156	0
40	DT	137/146 (93%)	0.82	22 (16%) 1 0	66, 100, 155, 189	0
41	BU	117/118 (99%)	0.43	5 (4%) 35 13	45, 78, 124, 159	0
41	DU	117/118 (99%)	0.84	21 (17%) 1 0	39, 68, 120, 194	0
42	BV	101/101 (100%)	0.22	6 (5%) 22 7	63, 99, 144, 220	0
42	DV	101/101 (100%)	0.46	8 (7%) 12 4	46, 91, 143, 206	0

*Continued on next page...*

Continued from previous page...

Mol	Chain	Analysed	<RSRZ>	#RSRZ>2	OWAB(Å <sup>2</sup> )	Q<0.9
43	BW	112/113 (99%)	-0.15	1 (0%) 84 63	39, 64, 111, 163	0
43	DW	112/113 (99%)	0.08	5 (4%) 33 12	31, 61, 119, 155	0
44	BX	92/96 (95%)	0.10	4 (4%) 35 13	50, 79, 122, 149	0
44	DX	92/96 (95%)	0.45	8 (8%) 10 3	38, 65, 114, 150	0
45	BY	100/110 (90%)	1.22	22 (22%) 0 0	75, 112, 179, 200	0
45	DY	100/110 (90%)	0.79	14 (14%) 2 1	53, 86, 160, 186	0
46	BZ	187/206 (90%)	0.32	16 (8%) 10 3	83, 119, 156, 196	0
46	DZ	187/206 (90%)	0.79	30 (16%) 1 1	107, 139, 176, 201	0
47	B0	76/85 (89%)	-0.13	0 100 100	56, 78, 115, 150	0
47	D0	76/85 (89%)	0.02	2 (2%) 56 27	73, 99, 139, 160	0
48	B1	88/98 (89%)	-0.02	2 (2%) 60 31	31, 66, 119, 177	0
48	D1	88/98 (89%)	0.14	3 (3%) 45 19	34, 68, 143, 172	0
49	B2	62/72 (86%)	0.13	2 (3%) 47 20	55, 90, 131, 165	0
49	D2	62/72 (86%)	0.03	4 (6%) 18 5	37, 75, 147, 177	0
50	B3	59/60 (98%)	0.38	5 (8%) 10 3	65, 85, 145, 166	0
50	D3	59/60 (98%)	0.14	1 (1%) 70 41	57, 83, 129, 170	0
51	B4	30/97 (30%)	0.30	2 (6%) 17 5	101, 135, 178, 183	0
51	D4	30/97 (30%)	0.05	0 100 100	115, 149, 178, 183	0
52	B5	52/60 (86%)	0.18	3 (5%) 23 7	49, 79, 147, 166	0
52	D5	52/60 (86%)	-0.29	2 (3%) 40 16	42, 80, 147, 167	0
53	B6	44/54 (81%)	4.64	32 (72%) 0 0	106, 136, 175, 224	0
53	D6	44/54 (81%)	5.17	36 (81%) 0 0	111, 140, 175, 192	0
54	B7	48/49 (97%)	1.28	11 (22%) 0 0	38, 57, 119, 143	0
54	D7	48/49 (97%)	0.70	6 (12%) 3 1	31, 44, 96, 161	0
55	B8	63/65 (96%)	0.37	6 (9%) 8 3	42, 59, 117, 156	0
55	D8	63/65 (96%)	0.36	4 (6%) 20 6	48, 72, 133, 168	0
All	All	21662/22654 (95%)	0.20	1727 (7%) 12 4	10, 90, 190, 287	0

All (1727) RSRZ outliers are listed below:

Mol	Chain	Res	Type	RSRZ
29	DF	207	GLY	20.4
53	B6	13	CYS	17.1

Continued on next page...

*Continued from previous page...*

<b>Mol</b>	<b>Chain</b>	<b>Res</b>	<b>Type</b>	<b>RSRZ</b>
11	CI	8	GLY	15.6
53	B6	23	THR	13.8
2	CZ	17(A)	U	13.1
53	D6	13	CYS	12.9
24	CX	93	PRO	12.7
2	CZ	17	C	12.6
33	DK	15	GLY	12.6
25	DA	2169	A	12.5
11	CI	7	THR	12.5
1	AA	84	U	12.3
33	DK	13	PRO	11.7
33	DK	76	TYR	11.6
1	CA	81	G	11.6
53	D6	21	TYR	11.3
33	DK	54	PRO	11.2
33	DK	14	ALA	11.1
53	B6	42	TRP	11.0
23	CU	24	ARG	10.8
53	B6	22	ALA	10.8
33	DK	53	VAL	10.6
11	AI	8	GLY	10.6
33	DK	48	MET	10.5
33	DK	17	ALA	10.5
33	DK	49	GLY	10.5
33	DK	1	MET	10.4
12	AJ	72	VAL	10.4
53	B6	24	GLU	10.4
2	CZ	56	C	10.3
1	AA	81	G	10.3
53	D6	49	HIS	10.2
16	CN	2	ALA	10.2
33	BK	77	LEU	10.2
12	CJ	73	ASP	10.2
46	DZ	70	LEU	10.1
2	AZ	17	C	10.0
33	DK	16	LYS	10.0
24	CX	70	ARG	9.9
24	CX	45	ARG	9.9
53	D6	22	ALA	9.9
25	BA	2116	G	9.9
33	DK	50	ASP	9.8
2	CZ	33	U	9.8

*Continued on next page...*

*Continued from previous page...*

Mol	Chain	Res	Type	RSRZ
52	B5	53	ALA	9.8
53	D6	14	THR	9.7
33	DK	6	ALA	9.7
33	BK	71	THR	9.6
53	D6	39	TYR	9.5
45	BY	59	GLY	9.5
53	D6	37	ARG	9.4
53	B6	21	TYR	9.4
53	B6	14	THR	9.4
23	CU	18	TYR	9.3
24	AX	90	GLU	9.2
23	CU	5	ASP	9.2
24	CX	57	ALA	9.2
33	DK	79	ARG	9.1
2	AZ	17(A)	U	9.1
37	BQ	21	THR	9.1
2	CZ	34	C	9.0
25	BA	1084	A	9.0
33	DK	52	ILE	9.0
53	D6	42	TRP	8.9
5	CC	101	LEU	8.9
23	CU	17	THR	8.8
33	BK	22	PRO	8.8
31	BH	55	PRO	8.8
53	B6	39	TYR	8.8
45	BY	53	PRO	8.8
33	DK	46	ALA	8.7
9	AG	81	GLY	8.7
23	CU	23	PRO	8.7
53	D6	51	GLU	8.7
53	D6	50	ARG	8.7
33	DK	107	ILE	8.5
24	AX	93	PRO	8.5
12	AJ	6	ILE	8.5
23	AU	21	TYR	8.5
33	DK	83	GLY	8.5
24	AX	78	LEU	8.5
1	CA	84	U	8.4
1	AA	85	U	8.3
33	DK	78	ILE	8.2
33	DK	82	ALA	8.2
46	DZ	27	VAL	8.2

*Continued on next page...*

*Continued from previous page...*

Mol	Chain	Res	Type	RSRZ
23	CU	25	LYS	8.2
25	BA	2798	C	8.1
24	CX	60	LYS	8.0
41	DU	118	GLY	8.0
54	B7	47	ARG	8.0
21	AS	44	MET	7.9
21	CS	81	ARG	7.9
24	AX	89	MET	7.9
23	AU	18	TYR	7.9
53	B6	20	ASN	7.8
31	BH	43	VAL	7.8
11	CI	6	GLY	7.8
33	DK	51	ALA	7.7
40	DT	2	ASN	7.7
12	CJ	5	ARG	7.7
25	DA	2116	G	7.7
33	DK	75	SER	7.6
25	BA	2121	G	7.6
33	DK	71	THR	7.6
24	CX	67	ARG	7.6
24	CX	377	ALA	7.6
33	DK	5	VAL	7.6
2	AZ	34	C	7.6
39	DS	87	PHE	7.6
2	CZ	35	A	7.6
53	D6	20	ASN	7.5
1	CA	91	C	7.5
31	DH	169	VAL	7.5
1	CA	82	U	7.4
23	AU	25	LYS	7.4
21	CS	35	SER	7.4
1	CA	87	A	7.3
33	BK	14	ALA	7.3
24	CX	53	ASN	7.3
53	D6	26	ASN	7.3
45	BY	47	LYS	7.3
33	DK	45	THR	7.3
13	AK	119	CYS	7.2
53	B6	29	ASN	7.2
12	CJ	72	VAL	7.2
53	D6	19	ARG	7.2
30	DG	34	LEU	7.1

*Continued on next page...*

*Continued from previous page...*

Mol	Chain	Res	Type	RSRZ
33	DK	120	LEU	7.1
28	DE	60	ASN	7.1
33	DK	117	THR	7.1
25	DA	1067	A	7.0
53	B6	12	GLU	7.0
33	BK	21	PRO	7.0
25	DA	2168	G	7.0
53	D6	35	GLU	7.0
12	CJ	19	SER	6.9
24	AX	313	GLY	6.9
16	CN	14	PRO	6.9
33	DK	94	GLU	6.9
33	DK	18	THR	6.8
53	D6	10	LEU	6.8
11	AI	7	THR	6.7
2	CZ	18	G	6.7
24	CX	61	VAL	6.7
2	CZ	61	C	6.7
28	DE	7	VAL	6.7
53	D6	12	GLU	6.7
33	DK	47	ASN	6.6
30	BG	75	LYS	6.6
24	CX	376	GLU	6.6
33	DK	112	MET	6.6
45	DY	51	VAL	6.6
24	CX	59	ARG	6.6
11	AI	128	ARG	6.6
23	AU	24	ARG	6.6
33	DK	132	ARG	6.5
24	AX	312	ARG	6.5
25	DA	2798	C	6.5
39	DS	92	TYR	6.5
21	AS	81	ARG	6.5
25	BA	2797	U	6.5
21	AS	71	LEU	6.4
46	DZ	87	ASP	6.3
25	DA	2799	A	6.3
1	CA	90	C	6.3
45	BY	52	SER	6.3
25	DA	2180	U	6.3
45	DY	53	PRO	6.3
39	DS	30	ARG	6.3

*Continued on next page...*

*Continued from previous page...*

Mol	Chain	Res	Type	RSRZ
4	AB	36	ARG	6.2
33	BK	4	VAL	6.2
25	DA	2132	U	6.2
23	CU	2	GLY	6.2
24	CX	51	LEU	6.2
23	CU	4	GLY	6.2
22	CT	106	ALA	6.2
2	AZ	36	U	6.2
36	BP	110	TYR	6.2
54	B7	46	VAL	6.1
18	CP	17	TYR	6.1
46	DZ	88	PHE	6.1
53	D6	52	VAL	6.1
33	DK	24	GLY	6.1
54	D7	47	ARG	6.1
2	CZ	16	C	6.1
23	CU	6	ARG	6.1
24	CX	313	GLY	6.0
39	DS	52	SER	6.0
12	CJ	74	ILE	6.0
1	CA	92	G	6.0
25	DA	2801	A	6.0
2	CZ	36	U	5.9
33	DK	125	ARG	5.9
25	DA	2112	G	5.9
22	AT	103	GLY	5.9
33	DK	114	ASP	5.9
33	DK	111	LYS	5.9
45	DY	52	SER	5.9
9	AG	80	VAL	5.9
24	CX	46	LEU	5.9
25	DA	2113	U	5.9
25	DA	2797	U	5.9
53	B6	40	CYS	5.9
33	DK	25	PRO	5.9
33	DK	84	LEU	5.9
33	DK	110	GLN	5.8
11	AI	15	ALA	5.8
18	CP	8	ARG	5.8
25	DA	2122	U	5.8
11	AI	126	SER	5.8
39	DS	53	SER	5.8

*Continued on next page...*

*Continued from previous page...*

Mol	Chain	Res	Type	RSRZ
39	DS	54	LEU	5.8
25	BA	2175	C	5.8
33	DK	118	THR	5.8
12	AJ	5	ARG	5.8
16	AN	14	PRO	5.8
33	BK	40	ALA	5.8
23	AU	14	TRP	5.8
24	CX	54	ASP	5.8
30	DG	33	ARG	5.7
12	AJ	73	ASP	5.7
24	AX	74	THR	5.7
21	AS	47	HIS	5.7
39	DS	28	VAL	5.7
24	CX	356	ASP	5.7
11	CI	3	GLN	5.7
12	AJ	35	SER	5.7
33	BK	27	LEU	5.7
12	AJ	8	LEU	5.7
25	DA	2120	G	5.7
53	D6	11	LEU	5.7
24	CX	94	ALA	5.7
14	AL	27	LYS	5.7
50	D3	1	MET	5.6
12	AJ	71	LEU	5.6
36	BP	150	ALA	5.6
30	DG	29	TRP	5.6
21	AS	49	ILE	5.6
4	AB	132	LYS	5.6
33	DK	138	VAL	5.6
54	D7	48	LYS	5.6
46	BZ	80	ARG	5.6
53	B6	49	HIS	5.6
46	DZ	73	GLN	5.5
23	AU	6	ARG	5.5
24	CX	55	PRO	5.5
1	AA	86	U	5.5
31	BH	25	LYS	5.5
11	CI	5	TYR	5.5
33	DK	70	LYS	5.5
25	DA	2136	C	5.5
33	DK	81	ALA	5.5
25	DA	276	A	5.5

*Continued on next page...*

*Continued from previous page...*

<b>Mol</b>	<b>Chain</b>	<b>Res</b>	<b>Type</b>	<b>RSRZ</b>
21	AS	36	ARG	5.5
46	DZ	96	VAL	5.4
6	CD	4	TYR	5.4
5	CC	179	ARG	5.4
33	DK	12	LEU	5.4
11	CI	15	ALA	5.4
12	CJ	37	PRO	5.4
39	DS	35	ILE	5.4
20	CR	88	LYS	5.4
33	DK	58	THR	5.4
24	CX	56	GLU	5.4
24	CX	95	GLU	5.4
7	AE	29	GLY	5.4
24	AX	372	THR	5.4
16	CN	19	ARG	5.3
22	CT	98	PRO	5.3
53	D6	9	LEU	5.3
23	CU	22	ARG	5.3
54	B7	48	LYS	5.3
25	DA	2179	C	5.3
46	DZ	86	VAL	5.3
45	BY	79	CYS	5.3
25	BA	2799	A	5.3
40	DT	1	MET	5.3
33	DK	85	GLU	5.2
28	DE	10	GLY	5.2
25	DA	2170	A	5.2
49	B2	3	LEU	5.2
33	BK	142	PRO	5.2
25	DA	508	G	5.2
1	CA	85	U	5.2
24	AX	314	GLU	5.2
30	DG	79	ASN	5.2
53	B6	26	ASN	5.2
1	CA	80	G	5.2
21	AS	41	VAL	5.2
12	AJ	7	LYS	5.2
33	DK	124	ALA	5.1
21	CS	37	ARG	5.1
2	AZ	33	U	5.1
12	CJ	20	ALA	5.1
15	CM	27	LYS	5.1

*Continued on next page...*

*Continued from previous page...*

Mol	Chain	Res	Type	RSRZ
54	D7	46	VAL	5.1
53	D6	43	CYS	5.1
23	CU	3	LYS	5.1
24	CX	75	PHE	5.1
53	D6	40	CYS	5.1
23	AU	16	GLY	5.1
53	D6	41	PRO	5.1
24	CX	42	LEU	5.0
25	DA	2115	G	5.0
33	BK	1	MET	5.0
33	BK	144	VAL	5.0
23	CU	21	TYR	5.0
25	DA	2137	C	5.0
33	DK	28	GLY	5.0
24	AX	58	ALA	5.0
22	CT	104	LEU	5.0
23	CU	16	GLY	5.0
12	CJ	99	LYS	5.0
25	DA	1535	U	5.0
30	DG	35	GLU	5.0
37	DQ	91	GLU	4.9
39	DS	32	LEU	4.9
31	DH	111	HIS	4.9
25	DA	2167	U	4.9
23	AU	19	GLY	4.9
20	AR	43	PHE	4.9
23	CU	19	GLY	4.9
31	DH	170	ARG	4.9
33	DK	55	VAL	4.9
28	DE	204	ALA	4.9
33	DK	89	HIS	4.9
23	AU	13	ILE	4.9
24	AX	91	GLU	4.9
28	DE	193	GLY	4.9
32	DI	12	LEU	4.8
23	AU	15	ARG	4.8
23	CU	14	TRP	4.8
4	CB	122	PHE	4.8
33	DK	69	THR	4.8
11	AI	127	LYS	4.8
25	DA	2896	C	4.8
11	CI	128	ARG	4.8

*Continued on next page...*

*Continued from previous page...*

<b>Mol</b>	<b>Chain</b>	<b>Res</b>	<b>Type</b>	<b>RSRZ</b>
31	BH	18	GLU	4.8
25	BA	2115	G	4.8
36	DP	110	TYR	4.8
2	CZ	57	A	4.8
4	AB	12	GLU	4.8
33	BK	146	ASP	4.8
53	D6	36	LEU	4.8
24	AX	75	PHE	4.8
24	CX	58	ALA	4.8
53	B6	25	LYS	4.8
54	B7	42	LEU	4.8
45	BY	2	ARG	4.8
4	AB	133	LYS	4.8
33	DK	7	VAL	4.8
11	CI	4	TYR	4.8
39	DS	36	TYR	4.8
23	CU	12	LYS	4.8
2	CZ	55	U	4.8
24	AX	19	SER	4.7
12	CJ	4	ILE	4.7
21	AS	38	SER	4.7
24	CX	19	SER	4.7
33	BK	58	THR	4.7
33	BK	80	LYS	4.7
24	CX	117	GLN	4.7
46	DZ	74	VAL	4.7
33	BK	78	ILE	4.7
45	BY	92	ASN	4.7
24	AX	101	LYS	4.7
12	CJ	6	ILE	4.6
24	CX	309	LYS	4.6
46	DZ	29	TYR	4.6
25	DA	2795	G	4.6
24	AX	63	GLN	4.6
39	BS	52	SER	4.6
1	CA	1002	G	4.6
25	DA	2121	G	4.6
33	BK	18	THR	4.6
33	DK	65	PHE	4.6
7	CE	24	ARG	4.6
33	DK	44	ALA	4.6
30	DG	31	VAL	4.6

*Continued on next page...*

*Continued from previous page...*

Mol	Chain	Res	Type	RSRZ
41	DU	117	GLN	4.6
25	DA	2178	C	4.6
33	DK	77	LEU	4.6
24	CX	315	VAL	4.6
53	B6	50	ARG	4.6
13	AK	87	THR	4.6
1	AA	1129	C	4.6
23	CU	10	ARG	4.6
12	AJ	10	GLY	4.6
9	CG	85	TYR	4.6
11	CI	117	HIS	4.6
24	CX	344	HIS	4.6
39	BS	51	ALA	4.6
39	DS	37	ALA	4.6
36	DP	107	LYS	4.6
4	AB	214	ILE	4.5
39	DS	29	PHE	4.5
24	AX	92	LEU	4.5
25	BA	2123	G	4.5
40	DT	93	ARG	4.5
18	CP	6	LEU	4.5
23	AU	22	ARG	4.5
2	AZ	20	U	4.5
4	CB	187	LEU	4.5
53	B6	9	LEU	4.5
25	DA	1091	G	4.5
11	CI	19	LEU	4.5
33	BK	105	LEU	4.5
15	CM	102	ARG	4.5
18	CP	1	MET	4.5
6	CD	3	ARG	4.5
24	CX	316	ARG	4.5
23	AU	23	PRO	4.5
25	BA	2120	G	4.5
24	AX	140	THR	4.5
21	CS	78	ARG	4.5
23	CU	15	ARG	4.5
24	CX	343	ARG	4.5
25	DA	2114	A	4.5
30	DG	161	THR	4.5
2	AZ	18	G	4.5
33	DK	20	ALA	4.5

*Continued on next page...*

*Continued from previous page...*

Mol	Chain	Res	Type	RSRZ
23	AU	5	ASP	4.4
24	CX	345	ASP	4.4
12	CJ	35	SER	4.4
33	DK	22	PRO	4.4
39	DS	97	ARG	4.4
40	DT	99	LEU	4.4
11	AI	124	GLN	4.4
33	DK	67	PHE	4.4
23	AU	11	GLY	4.4
33	BK	8	VAL	4.4
39	DS	89	ARG	4.4
24	AX	94	ALA	4.4
33	DK	95	LYS	4.4
6	AD	4	TYR	4.4
41	BU	91	ASP	4.4
4	CB	148	TYR	4.4
25	DA	1103	A	4.4
33	DK	104	VAL	4.4
24	CX	312	ARG	4.4
7	CE	19	MET	4.4
18	CP	13	HIS	4.4
15	CM	98	VAL	4.3
25	BA	1083	U	4.3
23	AU	9	ARG	4.3
24	AX	344	HIS	4.3
33	DK	147	ALA	4.3
24	AX	376	GLU	4.3
24	CX	52	TRP	4.3
31	BH	39	PRO	4.3
9	AG	5	ARG	4.3
23	CU	8	THR	4.3
33	BK	102	GLU	4.3
11	CI	17	VAL	4.3
33	BK	145	LYS	4.3
25	DA	2803	C	4.3
16	AN	17	LYS	4.3
28	DE	8	LYS	4.3
15	AM	102	ARG	4.3
25	BA	2168	G	4.3
25	BA	2795	G	4.3
45	DY	2	ARG	4.3
33	BK	23	VAL	4.3

*Continued on next page...*

*Continued from previous page...*

Mol	Chain	Res	Type	RSRZ
25	DA	2159	G	4.3
33	DK	11	GLN	4.2
33	BK	54	PRO	4.2
39	BS	37	ALA	4.2
47	D0	85	ALA	4.2
6	AD	2	GLY	4.2
6	AD	3	ARG	4.2
21	CS	29	ARG	4.2
24	AX	85	LEU	4.2
11	AI	18	PHE	4.2
45	BY	60	PHE	4.2
40	DT	92	GLY	4.2
25	BA	1535	U	4.2
31	DH	116	GLU	4.2
53	B6	44	ARG	4.2
25	BA	2801	A	4.2
31	BH	111	HIS	4.2
33	DK	4	VAL	4.2
24	AX	64	GLU	4.2
53	D6	38	LYS	4.2
21	CS	36	ARG	4.1
12	CJ	71	LEU	4.1
24	AX	220	GLY	4.1
31	BH	38	SER	4.1
25	DA	2897	U	4.1
10	CH	130	GLY	4.1
4	CB	73	THR	4.1
9	CG	79	ARG	4.1
24	CX	353	ASP	4.1
21	AS	62	ILE	4.1
31	BH	50	VAL	4.1
16	AN	8	GLU	4.1
53	D6	24	GLU	4.1
34	DN	153	HIS	4.1
33	DK	93	ARG	4.1
53	D6	34	LEU	4.1
25	DA	1026	U	4.1
15	CM	21	TYR	4.1
37	BQ	24	GLY	4.1
12	AJ	74	ILE	4.1
44	DX	92	LEU	4.1
12	AJ	36	GLY	4.1

*Continued on next page...*

*Continued from previous page...*

Mol	Chain	Res	Type	RSRZ
14	CL	61	SER	4.1
21	AS	35	SER	4.1
9	AG	79	ARG	4.1
25	BA	2169	A	4.1
32	BI	85	GLU	4.1
45	DY	50	ARG	4.1
28	DE	52	LEU	4.1
18	CP	41	PRO	4.1
54	B7	33	ARG	4.1
15	CM	96	LEU	4.1
21	CS	71	LEU	4.0
39	DS	42	ASP	4.0
15	CM	97	PRO	4.0
11	CI	18	PHE	4.0
33	BK	48	MET	4.0
15	CM	4	ILE	4.0
53	B6	52	VAL	4.0
21	CS	56	GLN	4.0
24	CX	78	LEU	4.0
33	DK	60	TYR	4.0
42	DV	53	GLU	4.0
31	DH	155	SER	4.0
25	DA	2110	G	4.0
1	CA	88	C	4.0
24	AX	315	VAL	4.0
25	BA	229	A	4.0
4	CB	96	ARG	4.0
33	BK	57	ILE	4.0
20	AR	88	LYS	4.0
53	B6	19	ARG	4.0
33	BK	138	VAL	4.0
2	AZ	16	C	4.0
31	BH	109	PHE	4.0
24	CX	348	ASN	4.0
4	AB	232	PRO	4.0
25	DA	2135	A	4.0
23	AU	12	LYS	4.0
14	AL	63	TYR	4.0
5	AC	207	VAL	4.0
28	DE	57	LYS	4.0
33	BK	93	ARG	4.0
31	BH	36	PRO	3.9

*Continued on next page...*

*Continued from previous page...*

Mol	Chain	Res	Type	RSRZ
20	CR	86	VAL	3.9
46	DZ	90	VAL	3.9
15	AM	43	THR	3.9
25	DA	1087	G	3.9
21	AS	45	VAL	3.9
42	DV	35	LEU	3.9
33	BK	6	ALA	3.9
33	BK	147	ALA	3.9
25	DA	2133	G	3.9
54	B7	18	PHE	3.9
33	DK	146	ASP	3.9
21	CS	41	VAL	3.9
39	BS	27	SER	3.9
28	DE	25	VAL	3.9
45	BY	45	VAL	3.9
14	CL	27	LYS	3.9
25	BA	1536	A	3.9
25	BA	2802	G	3.9
30	BG	74	LYS	3.9
2	CZ	37	A	3.9
33	DK	88	ALA	3.9
24	AX	174	GLU	3.9
30	DG	88	ILE	3.9
44	BX	92	LEU	3.9
34	BN	75	VAL	3.8
21	AS	66	MET	3.8
53	B6	46	HIS	3.8
24	AX	212	GLY	3.8
18	CP	14	ASN	3.8
23	AU	20	LYS	3.8
33	BK	72	PRO	3.8
45	BY	3	VAL	3.8
9	CG	84	ASN	3.8
30	BG	34	LEU	3.8
25	DA	2629	A	3.8
9	CG	3	ARG	3.8
46	BZ	79	ARG	3.8
53	D6	28	ARG	3.8
33	DK	10	LEU	3.8
30	BG	159	VAL	3.8
31	BH	44	VAL	3.8
33	BK	79	ARG	3.8

*Continued on next page...*

*Continued from previous page...*

Mol	Chain	Res	Type	RSRZ
26	DB	52	A	3.8
55	B8	34	TRP	3.8
4	AB	211	ILE	3.8
26	DB	7	G	3.8
33	BK	56	GLU	3.8
39	DS	43	GLU	3.8
2	AZ	37	A	3.8
39	DS	25	ARG	3.8
46	DZ	95	PRO	3.7
22	CT	84	LEU	3.7
30	BG	88	ILE	3.7
28	DE	58	ARG	3.7
25	DA	1066	U	3.7
53	B6	37	ARG	3.7
53	B6	31	PRO	3.7
30	DG	178	PHE	3.7
24	AX	79	GLU	3.7
40	DT	47	GLY	3.7
11	CI	126	SER	3.7
12	CJ	59	SER	3.7
28	DE	195	LEU	3.7
33	BK	111	LYS	3.7
33	DK	57	ILE	3.7
6	AD	66	ARG	3.7
27	BD	34	VAL	3.7
37	BQ	90	VAL	3.7
21	CS	15	LEU	3.7
15	AM	97	PRO	3.7
25	BA	2113	U	3.7
1	CA	79	G	3.7
24	AX	133	ILE	3.7
16	CN	12	ARG	3.7
30	DG	25	TYR	3.7
12	AJ	37	PRO	3.7
12	CJ	77	PRO	3.7
18	CP	35	LYS	3.7
39	BS	33	LYS	3.7
41	DU	90	VAL	3.7
44	DX	85	PRO	3.7
33	BK	12	LEU	3.7
39	BS	58	LEU	3.7
4	AB	40	HIS	3.7

*Continued on next page...*

*Continued from previous page...*

Mol	Chain	Res	Type	RSRZ
23	AU	8	THR	3.7
13	CK	121	PRO	3.7
25	DA	277	C	3.7
33	BK	49	GLY	3.7
30	BG	2	PRO	3.7
55	D8	34	TRP	3.7
25	DA	1104	C	3.7
30	BG	83	ARG	3.7
24	CX	71	THR	3.6
30	BG	72	ARG	3.6
44	DX	84	ALA	3.6
13	AK	25	TYR	3.6
33	BK	7	VAL	3.6
25	BA	2170	A	3.6
39	BS	56	LEU	3.6
46	DZ	89	PHE	3.6
37	DQ	21	THR	3.6
11	CI	9	ARG	3.6
25	BA	2119	A	3.6
25	DA	6	A	3.6
15	AM	42	ALA	3.6
25	DA	614	U	3.6
31	BH	17	VAL	3.6
31	BH	52	VAL	3.6
39	DS	40	ILE	3.6
4	CB	215	LEU	3.6
11	CI	127	LYS	3.6
4	CB	218	ALA	3.6
23	CU	11	GLY	3.6
55	B8	37	SER	3.6
29	BF	207	GLY	3.6
33	DK	19	PRO	3.6
36	DP	106	LEU	3.6
30	DG	80	PHE	3.6
24	AX	61	VAL	3.6
31	BH	24	VAL	3.6
16	AN	13	THR	3.6
53	D6	23	THR	3.6
1	AA	82	U	3.6
25	DA	2134	A	3.6
25	DA	2165	G	3.6
18	CP	7	ALA	3.6

*Continued on next page...*

*Continued from previous page...*

Mol	Chain	Res	Type	RSRZ
24	CX	66	ALA	3.6
25	DA	1102	C	3.6
25	DA	1536	A	3.6
46	BZ	56	VAL	3.6
33	DK	100	THR	3.6
2	AZ	61	C	3.5
25	BA	2135	A	3.5
33	DK	42	ASN	3.5
39	DS	38	GLN	3.5
25	DA	2402	C	3.5
33	DK	27	LEU	3.5
25	BA	2125	G	3.5
15	AM	101	GLN	3.5
25	DA	2895	U	3.5
9	AG	84	ASN	3.5
33	BK	44	ALA	3.5
25	BA	2165	G	3.5
24	CX	64	GLU	3.5
33	BK	30	HIS	3.5
24	AX	373	GLU	3.5
6	AD	5	ILE	3.5
12	CJ	100	THR	3.5
21	AS	70	LYS	3.5
39	DS	19	LYS	3.5
24	AX	51	LEU	3.5
54	B7	22	MET	3.5
24	CX	108	ALA	3.5
25	BA	2114	A	3.5
25	BA	2173	A	3.5
33	BK	104	VAL	3.5
19	CQ	2	PRO	3.5
25	BA	2174	C	3.5
25	BA	2804	C	3.5
46	DZ	11	GLU	3.5
2	CZ	20	U	3.5
31	BH	61	HIS	3.5
5	CC	80	GLY	3.5
13	CK	87	THR	3.5
11	AI	14	VAL	3.5
15	AM	88	ARG	3.5
24	CX	332	ASN	3.5
25	BA	1082	U	3.5

*Continued on next page...*

*Continued from previous page...*

<b>Mol</b>	<b>Chain</b>	<b>Res</b>	<b>Type</b>	<b>RSRZ</b>
24	CX	349	VAL	3.5
46	DZ	85	HIS	3.5
10	CH	101	PRO	3.5
21	AS	48	THR	3.5
31	DH	113	VAL	3.5
10	CH	127	LEU	3.5
4	AB	70	PHE	3.5
5	CC	83	ARG	3.4
53	B6	11	LEU	3.4
9	AG	82	GLY	3.4
25	DA	2117	A	3.4
22	CT	59	ALA	3.4
52	D5	2	ALA	3.4
39	BS	38	GLN	3.4
32	BI	35	LEU	3.4
33	BK	84	LEU	3.4
22	CT	51	GLU	3.4
23	CU	7	ARG	3.4
33	BK	10	LEU	3.4
15	CM	99	ARG	3.4
30	BG	160	VAL	3.4
42	BV	90	PRO	3.4
12	CJ	3	LYS	3.4
24	CX	338	ARG	3.4
31	BH	42	ARG	3.4
7	AE	19	MET	3.4
33	DK	128	ALA	3.4
25	BA	2794	C	3.4
26	DB	30	C	3.4
24	AX	375	VAL	3.4
33	DK	99	ILE	3.4
50	B3	38	GLU	3.4
22	CT	85	MET	3.4
30	BG	84	LYS	3.4
13	CK	91	ARG	3.4
33	BK	25	PRO	3.4
33	BK	43	ALA	3.4
9	AG	85	TYR	3.4
11	CI	83	ARG	3.4
41	DU	12	ARG	3.4
41	DU	15	LYS	3.4
12	AJ	38	ILE	3.4

*Continued on next page...*

*Continued from previous page...*

<b>Mol</b>	<b>Chain</b>	<b>Res</b>	<b>Type</b>	<b>RSRZ</b>
25	BA	2896	C	3.4
31	BH	32	GLU	3.4
53	D6	31	PRO	3.3
24	AX	98	GLU	3.3
24	CX	346	PRO	3.3
33	DK	43	ALA	3.3
33	DK	142	PRO	3.3
3	CV	23	A	3.3
6	CD	10	ARG	3.3
12	CJ	61	GLU	3.3
23	AU	10	ARG	3.3
12	AJ	14	LYS	3.3
4	AB	231	GLU	3.3
15	AM	87	TYR	3.3
27	DD	9	TYR	3.3
46	BZ	95	PRO	3.3
24	AX	52	TRP	3.3
43	DW	82	LEU	3.3
20	CR	22	VAL	3.3
21	CS	33	THR	3.3
22	CT	89	ARG	3.3
41	DU	80	ILE	3.3
25	BA	1104	C	3.3
1	CA	1003	G	3.3
30	BG	89	GLY	3.3
1	AA	1030	C	3.3
25	BA	2136	C	3.3
28	DE	79	ARG	3.3
53	D6	44	ARG	3.3
28	BE	204	ALA	3.3
33	BK	28	GLY	3.3
33	DK	72	PRO	3.3
1	AA	1286	A	3.3
30	DG	37	VAL	3.3
48	D1	27	GLU	3.3
45	DY	3	VAL	3.3
11	CI	12	GLU	3.3
33	BK	51	ALA	3.3
25	BA	615	G	3.3
44	BX	60	ARG	3.3
21	AS	15	LEU	3.3
18	AP	80	PHE	3.3

*Continued on next page...*

*Continued from previous page...*

<b>Mol</b>	<b>Chain</b>	<b>Res</b>	<b>Type</b>	<b>RSRZ</b>
33	BK	50	ASP	3.3
25	DA	1088	A	3.3
13	CK	84	VAL	3.3
24	CX	17	ASN	3.3
2	CZ	60	U	3.3
25	BA	2805	G	3.3
46	DZ	9	TYR	3.3
39	BS	29	PHE	3.3
30	BG	86	MET	3.2
33	DK	59	ILE	3.2
46	DZ	26	GLY	3.2
1	CA	1224	G	3.2
7	CE	18	ARG	3.2
33	BK	75	SER	3.2
40	DT	50	ILE	3.2
15	CM	5	ALA	3.2
25	DA	1065	U	3.2
33	DK	80	LYS	3.2
12	AJ	4	ILE	3.2
24	AX	83	GLN	3.2
30	DG	41	GLN	3.2
12	CJ	36	GLY	3.2
33	DK	115	LEU	3.2
30	DG	76	SER	3.2
23	AU	17	THR	3.2
25	DA	271(D)	U	3.2
25	BA	2176	A	3.2
39	DS	34	HIS	3.2
1	AA	1128	C	3.2
30	DG	19	LEU	3.2
2	CZ	54	U	3.2
10	CH	129	VAL	3.2
33	BK	83	GLY	3.2
11	CI	123	PRO	3.2
24	AX	211	SER	3.2
4	AB	215	LEU	3.2
14	CL	31	PHE	3.2
25	BA	2132	U	3.2
25	DA	1033	U	3.2
22	CT	63	ILE	3.2
6	CD	8	VAL	3.2
15	AM	8	GLU	3.2

*Continued on next page...*

*Continued from previous page...*

Mol	Chain	Res	Type	RSRZ
25	DA	1082	U	3.2
33	DK	56	GLU	3.2
24	AX	84	GLY	3.2
32	BI	4	ILE	3.2
39	DS	48	LEU	3.2
25	DA	2152	G	3.2
25	DA	2802	G	3.2
6	AD	8	VAL	3.2
24	AX	59	ARG	3.2
55	B8	35	GLN	3.2
18	CP	36	ILE	3.2
30	DG	176	LEU	3.2
36	BP	88	LEU	3.2
2	CZ	58	A	3.2
53	B6	43	CYS	3.2
32	BI	80	PRO	3.1
11	CI	28	VAL	3.1
24	CX	305	GLU	3.1
33	BK	11	GLN	3.1
25	BA	1087	G	3.1
4	CB	80	ILE	3.1
18	CP	15	PRO	3.1
24	CX	122	PHE	3.1
36	DP	51	PHE	3.1
1	CA	93	U	3.1
4	CB	95	GLN	3.1
11	CI	124	GLN	3.1
24	CX	63	GLN	3.1
25	BA	2166	G	3.1
34	DN	138	ARG	3.1
53	B6	10	LEU	3.1
40	BT	22	PHE	3.1
53	B6	45	LYS	3.1
31	BH	54	ARG	3.1
39	BS	55	ALA	3.1
2	AZ	55	U	3.1
33	DK	29	GLN	3.1
28	DE	27	LEU	3.1
33	DK	92	GLY	3.1
31	DH	156	ALA	3.1
21	CS	70	LYS	3.1
30	DG	36	LYS	3.1

*Continued on next page...*

*Continued from previous page...*

<b>Mol</b>	<b>Chain</b>	<b>Res</b>	<b>Type</b>	<b>RSRZ</b>
21	AS	39	THR	3.1
43	DW	94	ASP	3.1
25	DA	2181	G	3.1
22	AT	104	LEU	3.1
28	BE	58	ARG	3.1
33	DK	137	GLU	3.1
24	AX	46	LEU	3.1
30	DG	102	PHE	3.1
27	BD	35	LYS	3.1
31	BH	112	PRO	3.1
41	DU	76	TYR	3.1
21	CS	77	THR	3.1
18	AP	19	ILE	3.1
30	BG	39	ILE	3.1
41	BU	117	GLN	3.1
37	BQ	91	GLU	3.1
17	CO	88	ARG	3.1
53	D6	46	HIS	3.1
15	AM	100	GLY	3.0
25	DA	275	G	3.0
53	D6	25	LYS	3.0
24	AX	345	ASP	3.0
33	DK	64	SER	3.0
46	DZ	91	LEU	3.0
24	CX	18	ALA	3.0
24	CX	99	ALA	3.0
30	BG	80	PHE	3.0
33	BK	109	LYS	3.0
39	DS	95	HIS	3.0
41	DU	94	ASN	3.0
25	DA	362	U	3.0
53	B6	47	THR	3.0
11	AI	125	TYR	3.0
31	BH	58	GLU	3.0
33	DK	30	HIS	3.0
33	DK	66	THR	3.0
18	CP	39	TYR	3.0
19	CQ	65	ILE	3.0
39	DS	15	ARG	3.0
39	DS	23	ARG	3.0
31	BH	37	VAL	3.0
5	CC	87	LEU	3.0

*Continued on next page...*

*Continued from previous page...*

Mol	Chain	Res	Type	RSRZ
6	AD	115	ARG	3.0
33	DK	98	ARG	3.0
46	DZ	69	THR	3.0
2	AZ	60	U	3.0
46	BZ	185	GLU	3.0
33	BK	2	LYS	3.0
32	BI	5	LEU	3.0
45	BY	5	MET	3.0
13	AK	94	ALA	3.0
24	CX	35	LYS	3.0
11	CI	102	LEU	3.0
25	BA	2126	A	3.0
30	DG	106	LEU	3.0
14	CL	32	ARG	3.0
53	B6	41	PRO	3.0
4	AB	90	MET	3.0
41	BU	84	LYS	3.0
2	CZ	2	G	3.0
24	CX	29	ILE	3.0
24	CX	79	GLU	3.0
49	B2	4	SER	3.0
4	CB	163	PHE	3.0
39	DS	91	PRO	3.0
45	DY	59	GLY	3.0
24	AX	175	ALA	3.0
4	AB	210	SER	3.0
13	CK	24	SER	3.0
33	DK	96	VAL	3.0
53	D6	29	ASN	3.0
25	BA	2167	U	3.0
29	BF	44	ARG	3.0
2	CZ	62	C	3.0
36	DP	105	LEU	3.0
1	CA	1286	A	3.0
46	DZ	28	MET	3.0
5	AC	80	GLY	2.9
4	AB	207	ALA	2.9
21	AS	29	ARG	2.9
25	BA	2793	G	2.9
39	DS	26	LEU	2.9
39	DS	50	SER	2.9
24	CX	74	THR	2.9

*Continued on next page...*

*Continued from previous page...*

<b>Mol</b>	<b>Chain</b>	<b>Res</b>	<b>Type</b>	<b>RSRZ</b>
28	DE	26	ILE	2.9
4	CB	7	VAL	2.9
33	DK	141	ALA	2.9
36	DP	103	ALA	2.9
12	AJ	33	GLN	2.9
45	BY	17	SER	2.9
5	CC	76	VAL	2.9
16	CN	16	PHE	2.9
22	CT	64	ASP	2.9
25	DA	2123	G	2.9
37	DQ	90	VAL	2.9
25	BA	2178	C	2.9
42	BV	91	TYR	2.9
19	CQ	97	SER	2.9
30	DG	78	SER	2.9
40	DT	116	ALA	2.9
21	CS	10	PHE	2.9
24	AX	60	LYS	2.9
33	BK	85	GLU	2.9
24	CX	235	LEU	2.9
30	DG	28	VAL	2.9
2	AZ	19	G	2.9
4	CB	138	LEU	2.9
12	CJ	38	ILE	2.9
19	CQ	36	ILE	2.9
34	BN	139	LEU	2.9
41	DU	11	ARG	2.9
40	DT	94	ALA	2.9
54	B7	29	LYS	2.9
31	DH	112	PRO	2.9
31	BH	53	GLU	2.9
49	D2	15	LYS	2.9
11	CI	125	TYR	2.9
24	AX	326	SER	2.9
25	DA	1069	A	2.9
46	BZ	97	GLU	2.9
31	BH	64	LEU	2.9
4	CB	137	ARG	2.9
15	CM	19	LEU	2.9
30	BG	29	TRP	2.9
21	AS	77	THR	2.9
31	BH	45	VAL	2.9

*Continued on next page...*

*Continued from previous page...*

Mol	Chain	Res	Type	RSRZ
40	DT	52	ILE	2.9
15	AM	5	ALA	2.9
40	BT	131	ALA	2.9
13	CK	81	ASP	2.9
18	CP	18	ARG	2.9
40	DT	129	ARG	2.9
33	BK	31	GLY	2.9
1	CA	86	U	2.8
2	AZ	28	C	2.8
2	AZ	32	C	2.8
2	CZ	32	C	2.8
7	AE	45	PHE	2.8
11	AI	64	THR	2.8
24	CX	378	GLU	2.8
34	BN	73	ASP	2.8
14	CL	26	LEU	2.8
25	DA	2166	G	2.8
37	DQ	68	ILE	2.8
46	BZ	96	VAL	2.8
26	DB	8	U	2.8
31	DH	103	LEU	2.8
24	AX	55	PRO	2.8
25	DA	2153	G	2.8
13	CK	25	TYR	2.8
44	DX	26	TYR	2.8
1	CA	89	U	2.8
40	BT	115	ARG	2.8
40	DT	115	ARG	2.8
4	AB	19	HIS	2.8
32	BI	1	MET	2.8
33	BK	94	GLU	2.8
12	AJ	34	VAL	2.8
21	AS	60	VAL	2.8
25	DA	2118	U	2.8
2	AZ	56	C	2.8
28	DE	53	PRO	2.8
24	CX	314	GLU	2.8
36	DP	150	ALA	2.8
7	AE	20	GLN	2.8
12	CJ	8	LEU	2.8
17	CO	63	ARG	2.8
24	AX	21	ASN	2.8

*Continued on next page...*

*Continued from previous page...*

Mol	Chain	Res	Type	RSRZ
36	BP	7	ARG	2.8
21	CS	12	ASP	2.8
25	DA	363(A)	G	2.8
33	BK	13	PRO	2.8
25	BA	2179	C	2.8
5	CC	103	VAL	2.8
21	AS	50	ALA	2.8
22	CT	72	LEU	2.8
25	DA	1089	G	2.8
24	CX	322	SER	2.8
34	BN	74	PHE	2.8
21	CS	19	VAL	2.8
45	BY	39	VAL	2.8
2	CZ	22	G	2.8
2	CZ	31	G	2.8
23	AU	7	ARG	2.8
24	AX	206	SER	2.8
53	B6	16	CYS	2.8
25	BA	2110	G	2.8
51	B4	54	LYS	2.8
24	AX	81	ASP	2.8
25	DA	1105	U	2.8
23	CU	9	ARG	2.8
28	BE	60	ASN	2.8
12	AJ	20	ALA	2.8
22	AT	106	ALA	2.8
2	CZ	19	G	2.8
7	AE	14	ARG	2.8
11	CI	33	PHE	2.8
16	AN	15	LYS	2.8
31	BH	40	GLU	2.8
25	DA	1084	A	2.8
30	BG	176	LEU	2.8
18	AP	56	ALA	2.8
30	DG	11	TYR	2.8
13	AK	120	ARG	2.7
24	AX	371	GLY	2.7
24	CX	372	THR	2.7
28	DE	24	THR	2.7
37	BQ	99	PRO	2.7
42	DV	36	PRO	2.7
4	AB	137	ARG	2.7

*Continued on next page...*

*Continued from previous page...*

<b>Mol</b>	<b>Chain</b>	<b>Res</b>	<b>Type</b>	<b>RSRZ</b>
25	BA	2897	U	2.7
39	BS	36	TYR	2.7
24	AX	95	GLU	2.7
4	CB	207	ALA	2.7
24	AX	62	SER	2.7
14	CL	28	GLY	2.7
39	DS	86	ALA	2.7
25	BA	2129	C	2.7
24	CX	76	ARG	2.7
30	BG	28	VAL	2.7
31	DH	157	TYR	2.7
15	AM	4	ILE	2.7
25	DA	1083	U	2.7
22	CT	79	ARG	2.7
24	AX	377	ALA	2.7
27	BD	102	LYS	2.7
33	DK	136	VAL	2.7
33	BK	132	ARG	2.7
33	BK	141	ALA	2.7
45	BY	86	ARG	2.7
1	AA	1236	A	2.7
16	AN	16	PHE	2.7
30	BG	178	PHE	2.7
41	DU	75	ASN	2.7
15	CM	103	THR	2.7
41	DU	8	VAL	2.7
13	CK	21	ILE	2.7
27	BD	262	ARG	2.7
27	DD	262	ARG	2.7
45	DY	17	SER	2.7
45	BY	51	VAL	2.7
11	AI	4	TYR	2.7
26	DB	31	C	2.7
4	CB	130	ARG	2.7
16	CN	9	LYS	2.7
30	BG	87	PRO	2.7
30	DG	23	PHE	2.7
34	BN	138	ARG	2.7
45	DY	88	LYS	2.7
46	DZ	80	ARG	2.7
25	BA	2133	G	2.7
45	BY	89	PHE	2.7

*Continued on next page...*

*Continued from previous page...*

Mol	Chain	Res	Type	RSRZ
24	AX	184	VAL	2.7
4	CB	41	ILE	2.7
18	CP	32	TYR	2.7
28	DE	55	ASN	2.7
36	BP	105	LEU	2.7
40	BT	2	ASN	2.7
13	CK	120	ARG	2.7
25	DA	2111	C	2.7
13	CK	82	VAL	2.7
30	DG	32	PRO	2.7
46	BZ	68	PRO	2.7
33	BK	70	LYS	2.6
4	AB	218	ALA	2.6
24	CX	271	ILE	2.6
40	DT	87	ASP	2.6
46	DZ	75	ASN	2.6
5	AC	103	VAL	2.6
25	BA	2117	A	2.6
39	DS	39	ILE	2.6
41	DU	74	LEU	2.6
1	CA	979	C	2.6
1	CA	1129	C	2.6
6	CD	64	LEU	2.6
29	DF	22	ALA	2.6
30	DG	173	LEU	2.6
6	CD	14	ARG	2.6
31	BH	60	ARG	2.6
32	BI	89	TYR	2.6
37	BQ	20	ALA	2.6
40	DT	114	LEU	2.6
21	CS	59	PRO	2.6
24	AX	346	PRO	2.6
5	AC	179	ARG	2.6
18	CP	34	GLU	2.6
18	CP	48	TRP	2.6
23	AU	2	GLY	2.6
31	BH	169	VAL	2.6
45	DY	29	GLU	2.6
5	AC	84	ILE	2.6
33	DK	33	ASN	2.6
36	BP	100	LEU	2.6
22	AT	21	LYS	2.6

*Continued on next page...*

*Continued from previous page...*

<b>Mol</b>	<b>Chain</b>	<b>Res</b>	<b>Type</b>	<b>RSRZ</b>
27	BD	31	LYS	2.6
1	AA	1001	G	2.6
25	DA	1058	G	2.6
32	BI	21	VAL	2.6
42	DV	46	VAL	2.6
46	BZ	128	VAL	2.6
2	AZ	21	A	2.6
12	AJ	96	ILE	2.6
42	BV	11	GLN	2.6
24	CX	317	PRO	2.6
30	BG	35	GLU	2.6
24	AX	82	LEU	2.6
40	BT	50	ILE	2.6
15	AM	40	ASN	2.6
28	BE	24	THR	2.6
13	AK	118	GLY	2.6
28	DE	194	GLY	2.6
25	BA	1066	U	2.6
18	AP	76	GLN	2.6
33	BK	20	ALA	2.6
33	DK	37	PHE	2.6
44	BX	26	TYR	2.6
6	AD	23	GLY	2.6
10	CH	116	LYS	2.6
25	BA	2803	C	2.6
18	CP	76	GLN	2.6
20	CR	24	ALA	2.6
30	BG	131	TYR	2.6
39	DS	55	ALA	2.6
10	AH	131	GLY	2.6
40	BT	21	GLU	2.6
33	DK	8	VAL	2.6
33	DK	86	LYS	2.6
31	DH	154	PRO	2.6
4	AB	44	LEU	2.6
1	CA	1128	C	2.6
46	BZ	89	PHE	2.6
4	CB	188	ALA	2.6
25	DA	2130	U	2.6
4	CB	165	VAL	2.6
12	CJ	34	VAL	2.6
24	AX	38	ARG	2.6

*Continued on next page...*

*Continued from previous page...*

Mol	Chain	Res	Type	RSRZ
24	AX	102	PRO	2.6
44	BX	3	THR	2.6
2	AZ	54	U	2.5
6	AD	6	GLY	2.5
7	AE	24	ARG	2.5
25	BA	2124	G	2.5
31	BH	51	ARG	2.5
33	BK	55	VAL	2.5
39	BS	49	VAL	2.5
46	DZ	10	ARG	2.5
50	B3	26	LEU	2.5
10	AH	101	PRO	2.5
30	DG	77	ILE	2.5
36	BP	27	HIS	2.5
32	BI	3	VAL	2.5
5	AC	183	ASP	2.5
41	DU	91	ASP	2.5
11	CI	63	ILE	2.5
21	AS	69	HIS	2.5
18	AP	48	TRP	2.5
31	BH	72	ILE	2.5
25	BA	2171	A	2.5
25	DA	229	A	2.5
31	DH	167	GLU	2.5
33	BK	76	TYR	2.5
52	B5	2	ALA	2.5
53	D6	47	THR	2.5
11	CI	79	LEU	2.5
23	CU	13	ILE	2.5
25	DA	1130	U	2.5
30	BG	85	GLY	2.5
33	DK	23	VAL	2.5
33	DK	108	ALA	2.5
53	D6	32	ASN	2.5
21	AS	16	LEU	2.5
34	BN	122	LEU	2.5
40	DT	78	LEU	2.5
4	CB	211	ILE	2.5
11	AI	9	ARG	2.5
24	CX	69	ARG	2.5
8	AF	89	MET	2.5
13	CK	108	ILE	2.5

*Continued on next page...*

*Continued from previous page...*

<b>Mol</b>	<b>Chain</b>	<b>Res</b>	<b>Type</b>	<b>RSRZ</b>
24	CX	342	MET	2.5
32	DI	1	MET	2.5
24	CX	234	VAL	2.5
31	BH	170	ARG	2.5
25	DA	1057	A	2.5
4	CB	101	MET	2.5
9	AG	83	ALA	2.5
54	B7	30	VAL	2.5
20	CR	40	LEU	2.5
21	AS	5	LEU	2.5
6	AD	67	ILE	2.5
15	CM	43	THR	2.5
37	DQ	104	PHE	2.5
24	AX	80	SER	2.5
24	AX	330	ASP	2.5
29	BF	184	TYR	2.5
37	DQ	132	VAL	2.5
39	DS	60	GLY	2.5
40	DT	25	GLY	2.5
4	CB	214	ILE	2.5
39	BS	57	LYS	2.5
42	DV	6	LYS	2.5
46	DZ	185	GLU	2.5
33	BK	60	TYR	2.5
1	AA	1044	A	2.5
45	BY	6	HIS	2.5
5	AC	77	ILE	2.5
41	DU	89	GLU	2.5
31	BH	68	THR	2.5
40	DT	27	THR	2.5
14	AL	26	LEU	2.5
15	CM	26	GLY	2.5
25	BA	2131	G	2.5
29	DF	193	VAL	2.5
36	BP	51	PHE	2.5
24	AX	120	LEU	2.5
36	BP	104	GLY	2.5
39	DS	33	LYS	2.5
39	DS	44	LYS	2.5
40	DT	90	GLN	2.5
25	DA	2151	G	2.5
39	BS	31	SER	2.5

*Continued on next page...*

*Continued from previous page...*

<b>Mol</b>	<b>Chain</b>	<b>Res</b>	<b>Type</b>	<b>RSRZ</b>
34	BN	77	VAL	2.4
39	DS	94	TYR	2.4
55	D8	64	TYR	2.4
25	BA	360	G	2.4
29	DF	156	LEU	2.4
28	DE	51	PHE	2.4
46	DZ	34	ASN	2.4
25	BA	1026	U	2.4
25	BA	2122	U	2.4
53	B6	28	ARG	2.4
34	BN	60	LYS	2.4
39	DS	88	ASP	2.4
4	AB	165	VAL	2.4
12	CJ	10	GLY	2.4
28	DE	183	LEU	2.4
32	DI	9	LEU	2.4
5	CC	206	GLU	2.4
25	BA	271(D)	U	2.4
9	CG	124	LEU	2.4
10	CH	95	VAL	2.4
32	BI	14	ASP	2.4
33	DK	61	ALA	2.4
55	B8	64	TYR	2.4
2	CZ	23	C	2.4
42	DV	57	VAL	2.4
46	BZ	28	MET	2.4
18	CP	16	HIS	2.4
25	BA	508	G	2.4
21	CS	80	TYR	2.4
22	CT	58	LYS	2.4
41	DU	68	ALA	2.4
12	AJ	98	ILE	2.4
28	BE	5	LEU	2.4
29	DF	106	ARG	2.4
40	BT	93	ARG	2.4
15	CM	6	GLY	2.4
1	CA	136(A)	C	2.4
25	DA	2119	A	2.4
44	DX	79	ALA	2.4
5	CC	79	ARG	2.4
11	AI	66	ARG	2.4
37	DQ	10	ARG	2.4

*Continued on next page...*

*Continued from previous page...*

Mol	Chain	Res	Type	RSRZ
16	CN	17	LYS	2.4
21	AS	68	GLY	2.4
24	CX	339	THR	2.4
31	BH	26	VAL	2.4
42	BV	65	GLY	2.4
45	DY	37	VAL	2.4
24	CX	91	GLU	2.4
24	CX	373	GLU	2.4
33	DK	26	ALA	2.4
21	AS	37	ARG	2.4
30	DG	39	ILE	2.4
45	DY	38	ILE	2.4
25	BA	896	A	2.4
28	DE	75	VAL	2.4
46	DZ	56	VAL	2.4
14	CL	29	ALA	2.4
24	AX	76	ARG	2.4
37	BQ	139	GLU	2.4
6	AD	158	ILE	2.4
5	CC	68	VAL	2.4
23	CU	20	LYS	2.4
40	BT	99	LEU	2.4
46	DZ	33	LEU	2.4
55	B8	36	LYS	2.4
24	AX	28	GLY	2.4
5	CC	73	PRO	2.4
40	DT	134	GLU	2.4
27	DD	258	LYS	2.4
4	AB	233	SER	2.4
27	DD	34	VAL	2.4
11	CI	121	ARG	2.4
4	CB	12	GLU	2.4
33	BK	73	PRO	2.4
33	DK	131	ALA	2.4
24	CX	120	LEU	2.4
39	BS	28	VAL	2.4
17	AO	15	PHE	2.4
18	AP	57	ARG	2.4
6	CD	54	TYR	2.4
22	CT	9	ASN	2.4
24	AX	99	ALA	2.4
30	BG	36	LYS	2.4

*Continued on next page...*

*Continued from previous page...*

<b>Mol</b>	<b>Chain</b>	<b>Res</b>	<b>Type</b>	<b>RSRZ</b>
25	DA	1092	C	2.4
25	DA	2794	C	2.4
39	BS	34	HIS	2.4
33	DK	134	MET	2.3
33	DK	121	GLU	2.3
21	AS	61	TYR	2.3
48	D1	85	LEU	2.3
15	CM	53	VAL	2.3
24	CX	375	VAL	2.3
10	AH	98	LYS	2.3
21	CS	38	SER	2.3
32	BI	36	ALA	2.3
40	BT	114	LEU	2.3
4	AB	163	PHE	2.3
25	DA	1068	G	2.3
20	CR	51	LEU	2.3
33	BK	26	ALA	2.3
39	DS	20	ARG	2.3
45	BY	50	ARG	2.3
33	BK	19	PRO	2.3
6	CD	43	HIS	2.3
15	AM	32	GLU	2.3
31	DH	60	ARG	2.3
28	DE	77	ILE	2.3
32	DI	35	LEU	2.3
6	CD	37	PRO	2.3
28	BE	150	VAL	2.3
34	DN	25	LYS	2.3
54	B7	32	LYS	2.3
1	AA	1130	A	2.3
33	BK	37	PHE	2.3
24	CX	41	GLU	2.3
54	D7	22	MET	2.3
39	DS	51	ALA	2.3
25	DA	10	G	2.3
39	DS	31	SER	2.3
40	BT	106	SER	2.3
28	BE	78	LEU	2.3
30	BG	82	LEU	2.3
4	AB	217	ARG	2.3
1	AA	1156	G	2.3
3	CV	15	A	2.3

*Continued on next page...*

*Continued from previous page...*

<b>Mol</b>	<b>Chain</b>	<b>Res</b>	<b>Type</b>	<b>RSRZ</b>
32	BI	83	ALA	2.3
33	DK	116	ASN	2.3
54	D7	45	ALA	2.3
46	DZ	79	ARG	2.3
22	CT	60	GLU	2.3
30	DG	87	PRO	2.3
12	CJ	85	LEU	2.3
20	CR	85	LEU	2.3
42	BV	94	LEU	2.3
24	AX	327	TYR	2.3
22	CT	83	ARG	2.3
1	AA	1002	G	2.3
1	CA	1323	G	2.3
24	CX	351	ASP	2.3
36	BP	149	GLU	2.3
6	CD	198	VAL	2.3
39	BS	97	ARG	2.3
1	CA	843	U	2.3
22	CT	75	ASN	2.3
24	AX	309	LYS	2.3
24	CX	300	GLU	2.3
46	BZ	69	THR	2.3
16	AN	19	ARG	2.3
49	D2	14	ARG	2.3
11	AI	106	ALA	2.3
30	DG	169	ALA	2.3
33	BK	95	LYS	2.3
40	DT	22	PHE	2.3
41	DU	57	PHE	2.3
4	AB	89	GLY	2.3
15	CM	61	GLU	2.3
28	BE	121	ASN	2.3
20	CR	87	ARG	2.3
21	CS	42	PRO	2.3
51	B4	40	ILE	2.3
1	CA	1398	A	2.3
11	CI	62	TYR	2.3
19	CQ	5	VAL	2.3
4	CB	203	GLY	2.2
24	CX	359	TRP	2.2
25	BA	1103	A	2.3
46	BZ	60	GLU	2.2

*Continued on next page...*

*Continued from previous page...*

<b>Mol</b>	<b>Chain</b>	<b>Res</b>	<b>Type</b>	<b>RSRZ</b>
28	DE	192	ASN	2.2
45	DY	67	LEU	2.2
16	CN	15	LYS	2.2
25	BA	2629	A	2.2
46	BZ	70	LEU	2.2
1	CA	1024	G	2.2
53	D6	16	CYS	2.2
6	AD	112	VAL	2.2
11	CI	65	VAL	2.2
24	CX	156	PHE	2.2
25	BA	2109	U	2.2
12	AJ	63	PHE	2.2
6	CD	17	VAL	2.2
16	AN	18	VAL	2.2
24	CX	274	THR	2.2
1	AA	103(C)	G	2.2
1	AA	1257	U	2.2
5	CC	90	GLU	2.2
46	DZ	72	ARG	2.2
48	B1	19	GLN	2.2
18	AP	59	TRP	2.2
31	BH	103	LEU	2.2
41	BU	80	ILE	2.2
24	CX	36	GLU	2.2
36	DP	104	GLY	2.2
41	DU	13	LYS	2.2
44	DX	87	GLN	2.2
48	D1	48	LYS	2.2
5	CC	47	LEU	2.2
29	BF	172	TRP	2.2
30	DG	94	LEU	2.2
39	BS	32	LEU	2.2
36	BP	107	LYS	2.2
13	CK	89	ALA	2.2
33	DK	113	PRO	2.2
6	CD	12	CYS	2.2
18	CP	4	ILE	2.2
24	AX	122	PHE	2.2
19	CQ	24	GLU	2.2
33	BK	137	GLU	2.2
32	BI	20	ASP	2.2
20	CR	25	THR	2.2

*Continued on next page...*

*Continued from previous page...*

<b>Mol</b>	<b>Chain</b>	<b>Res</b>	<b>Type</b>	<b>RSRZ</b>
6	CD	70	ILE	2.2
21	CS	40	ILE	2.2
25	BA	6	A	2.2
26	DB	29	A	2.2
27	BD	12	SER	2.2
31	DH	110	SER	2.2
31	DH	115	VAL	2.2
28	DE	6	GLY	2.2
37	DQ	105	GLU	2.2
18	CP	29	ASP	2.2
28	DE	182	LEU	2.2
1	CA	1127	G	2.2
25	BA	2101	G	2.2
22	CT	41	VAL	2.2
33	BK	127	ILE	2.2
25	DA	1085	A	2.2
11	AI	19	LEU	2.2
43	DW	7	ALA	2.2
14	CL	30	PRO	2.2
22	CT	18	GLN	2.2
11	AI	65	VAL	2.2
15	CM	45	VAL	2.2
16	CN	18	VAL	2.2
45	BY	44	ILE	2.2
13	CK	122	LYS	2.2
24	CX	80	SER	2.2
33	BK	61	ALA	2.2
34	DN	68	ASN	2.2
14	CL	63	TYR	2.2
24	AX	331	LYS	2.2
25	DA	2138	C	2.2
41	BU	109	LEU	2.2
41	DU	106	PHE	2.2
21	CS	58	VAL	2.2
30	BG	157	ILE	2.2
33	BK	62	ASP	2.2
9	AG	114	ARG	2.2
18	CP	57	ARG	2.2
21	AS	53	ASN	2.2
24	AX	176	GLY	2.2
40	BT	3	ARG	2.2
42	DV	94	LEU	2.1

*Continued on next page...*

*Continued from previous page...*

Mol	Chain	Res	Type	RSRZ
40	BT	97	ALA	2.1
46	DZ	187	ALA	2.1
55	B8	40	GLU	2.1
22	AT	102	GLY	2.1
19	AQ	99	SER	2.1
39	DS	18	ILE	2.1
39	DS	98	VAL	2.1
43	DW	98	LYS	2.1
45	BY	62	GLU	2.1
4	AB	203	GLY	2.1
25	DA	2172	U	2.1
30	BG	155	MET	2.1
5	AC	87	LEU	2.1
20	AR	31	LEU	2.1
32	BI	38	LEU	2.1
54	D7	31	LEU	2.1
42	BV	12	TYR	2.1
25	BA	2155	G	2.1
18	CP	19	ILE	2.1
28	BE	48	GLN	2.1
40	DT	48	ILE	2.1
42	DV	48	GLY	2.1
43	BW	1	MET	2.1
30	BG	120	LEU	2.1
48	B1	95	LEU	2.1
12	AJ	46	ARG	2.1
33	BK	128	ALA	2.1
6	CD	15	GLU	2.1
30	DG	160	VAL	2.1
49	D2	12	GLU	2.1
1	CA	1451	A	2.1
4	CB	48	MET	2.1
33	DK	140	GLY	2.1
49	D2	16	LEU	2.1
15	CM	31	LYS	2.1
33	BK	3	LYS	2.1
24	CX	200	HIS	2.1
6	CD	204	ILE	2.1
13	AK	108	ILE	2.1
21	AS	51	VAL	2.1
21	AS	63	THR	2.1
32	DI	144	VAL	2.1

*Continued on next page...*

*Continued from previous page...*

Mol	Chain	Res	Type	RSRZ
13	CK	119	CYS	2.1
24	CX	252	GLY	2.1
37	DQ	130	LYS	2.1
25	BA	281	G	2.1
30	BG	69	ALA	2.1
21	AS	67	VAL	2.1
25	BA	2161	C	2.1
25	DA	2145	C	2.1
55	D8	54	GLU	2.1
5	CC	78	GLY	2.1
13	CK	90	GLY	2.1
36	BP	17	LYS	2.1
50	B3	20	LYS	2.1
54	B7	21	ARG	2.1
4	AB	236	TYR	2.1
4	CB	55	PHE	2.1
6	AD	71	SER	2.1
41	DU	31	SER	2.1
4	AB	239	VAL	2.1
28	DE	9	VAL	2.1
40	DT	46	GLU	2.1
25	BA	2134	A	2.1
25	BA	2892	A	2.1
4	CB	102	LEU	2.1
19	CQ	37	LYS	2.1
28	DE	61	ARG	2.1
30	BG	41	GLN	2.1
45	BY	83	THR	2.1
4	CB	234	PRO	2.1
5	AC	105	GLU	2.1
29	DF	206	ILE	2.1
37	DQ	97	VAL	2.1
38	DR	54	LEU	2.1
41	DU	109	LEU	2.1
2	AZ	14	A	2.1
33	BK	66	THR	2.1
25	DA	2177	C	2.1
52	D5	5	PRO	2.1
20	AR	87	ARG	2.1
27	BD	66	ASP	2.1
25	BA	1174	A	2.1
5	AC	100	ALA	2.1

*Continued on next page...*

*Continued from previous page...*

Mol	Chain	Res	Type	RSRZ
6	CD	24	GLU	2.1
32	DI	7	GLU	2.1
40	BT	24	PRO	2.1
46	DZ	84	GLU	2.1
55	D8	36	LYS	2.1
8	CF	90	VAL	2.1
1	AA	466	G	2.1
5	CC	91	LEU	2.1
24	AX	100	LEU	2.1
30	DG	120	LEU	2.1
50	B3	23	LEU	2.1
6	CD	62	GLN	2.1
41	DU	72	HIS	2.1
39	BS	87	PHE	2.1
7	AE	130	ASN	2.1
7	AE	17	ALA	2.1
14	CL	60	THR	2.1
1	CA	1252	A	2.1
7	AE	13	ILE	2.1
21	AS	31	ILE	2.1
33	BK	97	GLY	2.1
37	BQ	33	GLY	2.1
1	AA	1214	C	2.1
34	BN	31	GLN	2.0
1	CA	64	G	2.0
4	CB	129	GLU	2.0
5	CC	44	GLU	2.0
6	CD	207	TYR	2.0
10	AH	99	GLU	2.0
8	AF	101	ALA	2.0
28	BE	151	TYR	2.0
1	CA	950	U	2.0
16	CN	13	THR	2.0
20	CR	26	LEU	2.0
25	BA	614	U	2.0
30	BG	70	VAL	2.0
45	BY	41	GLY	2.0
18	CP	43	LYS	2.0
9	AG	32	ARG	2.0
24	CX	38	ARG	2.0
29	BF	139	PHE	2.0
25	DA	2164	C	2.0

*Continued on next page...*

*Continued from previous page...*

Mol	Chain	Res	Type	RSRZ
24	CX	334	VAL	2.0
28	DE	151	TYR	2.0
2	CY	47	U	2.0
5	AC	205	GLY	2.0
12	AJ	87	THR	2.0
14	AL	59	LEU	2.0
29	BF	33	LEU	2.0
25	BA	2160	G	2.0
45	DY	8	LYS	2.0
4	CB	152	PHE	2.0
24	AX	87	GLU	2.0
24	CX	253	GLN	2.0
15	CM	42	ALA	2.0
24	CX	333	TYR	2.0
31	BH	94	TYR	2.0
52	B5	52	TYR	2.0
32	DI	4	ILE	2.0
39	BS	35	ILE	2.0
28	DE	56	PRO	2.0
33	BK	9	LYS	2.0
33	BK	86	LYS	2.0
6	CD	115	ARG	2.0
20	CR	82	THR	2.0
2	CZ	12	G	2.0
24	CX	276	GLN	2.0
46	BZ	186	GLU	2.0
47	D0	17	GLN	2.0
40	BT	48	ILE	2.0
50	B3	25	ALA	2.0
11	AI	6	GLY	2.0
43	DW	11	ARG	2.0
44	DX	86	GLY	2.0
53	B6	32	ASN	2.0
22	CT	17	ARG	2.0
24	AX	77	SER	2.0
27	DD	12	SER	2.0
44	DX	52	VAL	2.0
30	BG	90	LEU	2.0
46	BZ	129	SER	2.0
6	CD	40	PRO	2.0
24	CX	230	GLU	2.0
7	AE	88	LYS	2.0

*Continued on next page...*

*Continued from previous page...*

Mol	Chain	Res	Type	RSRZ
19	CQ	3	LYS	2.0
30	BG	27	ASN	2.0
29	BF	36	VAL	2.0

## 6.2 Non-standard residues in protein, DNA, RNA chains [i](#)

There are no non-standard protein/DNA/RNA residues in this entry.

## 6.3 Carbohydrates [i](#)

There are no carbohydrates in this entry.

## 6.4 Ligands [i](#)

In the following table, the Atoms column lists the number of modelled atoms in the group and the number defined in the chemical component dictionary. The B-factors column lists the minimum, median, 95<sup>th</sup> percentile and maximum values of B factors of atoms in the group. The column labelled 'Q< 0.9' lists the number of atoms with occupancy less than 0.9.

Mol	Type	Chain	Res	Atoms	RSCC	RSR	B-factors(Å <sup>2</sup> )	Q<0.9
56	MG	AA	1919	1/1	0.09	0.15	88,88,88,88	0
56	MG	CA	1679	1/1	0.22	0.94	90,90,90,90	0
56	MG	AA	1605	1/1	0.28	0.41	88,88,88,88	0
56	MG	AA	1915	1/1	0.31	0.20	109,109,109,109	0
56	MG	AA	1651	1/1	0.33	0.31	106,106,106,106	0
56	MG	BA	3623	1/1	0.34	0.21	103,103,103,103	0
56	MG	AA	1790	1/1	0.35	0.16	97,97,97,97	0
56	MG	BA	3437	1/1	0.36	0.41	117,117,117,117	0
56	MG	BA	3093	1/1	0.37	0.60	80,80,80,80	0
56	MG	BB	205	1/1	0.38	0.42	100,100,100,100	0
56	MG	DA	3320	1/1	0.38	0.71	82,82,82,82	0
56	MG	BA	3899	1/1	0.40	0.99	73,73,73,73	0
56	MG	BA	3874	1/1	0.41	0.66	103,103,103,103	0
56	MG	CZ	106	1/1	0.43	0.16	82,82,82,82	0
56	MG	AA	1684	1/1	0.43	0.47	61,61,61,61	0
56	MG	BA	3061	1/1	0.46	0.11	76,76,76,76	0
56	MG	CA	1738	1/1	0.46	0.32	64,64,64,64	0
56	MG	AA	1678	1/1	0.47	0.49	92,92,92,92	0
56	MG	CA	1769	1/1	0.47	0.20	77,77,77,77	0
56	MG	BA	3260	1/1	0.48	0.26	75,75,75,75	0

*Continued on next page...*

*Continued from previous page...*

Mol	Type	Chain	Res	Atoms	RSCC	RSR	B-factors( $\text{\AA}^2$ )	Q<0.9
56	MG	AA	1938	1/1	0.49	0.36	58,58,58,58	0
56	MG	BA	3445	1/1	0.49	0.28	63,63,63,63	0
56	MG	AA	1821	1/1	0.49	0.28	90,90,90,90	0
56	MG	AA	1653	1/1	0.49	0.43	95,95,95,95	0
56	MG	BA	3073	1/1	0.51	0.33	57,57,57,57	0
56	MG	BI	201	1/1	0.52	0.14	78,78,78,78	0
56	MG	BA	3643	1/1	0.53	0.38	68,68,68,68	0
56	MG	AA	1652	1/1	0.53	0.37	63,63,63,63	0
56	MG	BA	3117	1/1	0.53	0.53	63,63,63,63	0
56	MG	BA	3252	1/1	0.53	0.11	80,80,80,80	0
56	MG	AA	1949	1/1	0.54	0.31	90,90,90,90	0
56	MG	BA	3400	1/1	0.55	0.09	101,101,101,101	0
56	MG	BA	3048	1/1	0.56	0.88	58,58,58,58	0
56	MG	BA	3367	1/1	0.56	0.33	53,53,53,53	0
56	MG	BT	201	1/1	0.56	0.68	81,81,81,81	0
56	MG	BA	3454	1/1	0.56	0.32	63,63,63,63	0
56	MG	BB	235	1/1	0.56	0.13	59,59,59,59	0
56	MG	B2	101	1/1	0.56	0.35	76,76,76,76	0
56	MG	AZ	106	1/1	0.58	0.48	93,93,93,93	0
56	MG	BA	3758	1/1	0.58	0.53	94,94,94,94	0
56	MG	BA	3176	1/1	0.58	0.43	66,66,66,66	0
56	MG	BA	3505	1/1	0.58	0.16	92,92,92,92	0
56	MG	AA	1958	1/1	0.58	0.69	87,87,87,87	0
56	MG	BA	3884	1/1	0.58	0.24	80,80,80,80	0
56	MG	BA	3077	1/1	0.59	0.23	59,59,59,59	0
56	MG	BA	3653	1/1	0.59	0.51	61,61,61,61	0
56	MG	DA	3210	1/1	0.59	0.38	3,3,3,3	0
56	MG	BB	230	1/1	0.60	0.39	50,50,50,50	0
56	MG	BB	207	1/1	0.60	0.30	84,84,84,84	0
56	MG	BA	3624	1/1	0.60	0.17	89,89,89,89	0
56	MG	AA	1951	1/1	0.60	0.36	59,59,59,59	0
56	MG	BA	3332	1/1	0.60	0.15	90,90,90,90	0
56	MG	BA	3579	1/1	0.61	0.14	69,69,69,69	0
56	MG	AA	1875	1/1	0.62	0.55	83,83,83,83	0
56	MG	AV	5502	1/1	0.62	0.59	89,89,89,89	0
56	MG	BA	3306	1/1	0.62	0.43	52,52,52,52	0
56	MG	BW	201	1/1	0.63	0.42	80,80,80,80	0
56	MG	DA	3304	1/1	0.63	0.33	76,76,76,76	0
56	MG	BA	3704	1/1	0.63	0.17	88,88,88,88	0
56	MG	BA	3362	1/1	0.64	0.65	68,68,68,68	0
56	MG	CA	1713	1/1	0.64	0.58	80,80,80,80	0
56	MG	BA	3239	1/1	0.64	0.47	69,69,69,69	0

*Continued on next page...*

*Continued from previous page...*

Mol	Type	Chain	Res	Atoms	RSCC	RSR	B-factors( $\text{\AA}^2$ )	Q<0.9
56	MG	BA	3020	1/1	0.64	0.36	73,73,73,73	0
56	MG	BA	3431	1/1	0.64	0.17	63,63,63,63	0
56	MG	BA	3374	1/1	0.65	0.47	85,85,85,85	0
56	MG	DA	3373	1/1	0.65	0.28	92,92,92,92	0
56	MG	BA	3068	1/1	0.65	0.20	50,50,50,50	0
56	MG	BA	3329	1/1	0.65	0.17	79,79,79,79	0
56	MG	BB	212	1/1	0.65	0.17	82,82,82,82	0
56	MG	CA	1783	1/1	0.65	0.23	65,65,65,65	0
56	MG	BA	3661	1/1	0.65	0.38	71,71,71,71	0
56	MG	CA	1696	1/1	0.66	0.29	60,60,60,60	0
56	MG	BA	3193	1/1	0.66	0.55	83,83,83,83	0
56	MG	BA	3382	1/1	0.66	0.08	75,75,75,75	0
56	MG	AA	1969	1/1	0.66	0.09	46,46,46,46	0
56	MG	AA	1638	1/1	0.66	0.46	72,72,72,72	0
56	MG	AA	1950	1/1	0.66	0.15	73,73,73,73	0
56	MG	BB	220	1/1	0.66	0.58	84,84,84,84	0
56	MG	AA	1953	1/1	0.66	0.14	87,87,87,87	0
56	MG	AA	1964	1/1	0.67	0.41	79,79,79,79	0
56	MG	BA	3800	1/1	0.67	0.40	74,74,74,74	0
56	MG	BU	201	1/1	0.67	0.41	83,83,83,83	0
56	MG	BA	3600	1/1	0.67	0.43	47,47,47,47	0
56	MG	BA	3340	1/1	0.67	0.61	73,73,73,73	0
56	MG	AX	405	1/1	0.67	0.09	74,74,74,74	0
56	MG	BA	3795	1/1	0.67	0.35	84,84,84,84	0
56	MG	AA	1819	1/1	0.67	0.27	76,76,76,76	0
56	MG	AA	1947	1/1	0.67	0.12	45,45,45,45	0
56	MG	AA	1622	1/1	0.68	0.33	72,72,72,72	0
56	MG	CA	1781	1/1	0.68	0.21	59,59,59,59	0
56	MG	BD	5007	1/1	0.68	0.21	55,55,55,55	0
56	MG	AA	1885	1/1	0.68	0.32	58,58,58,58	0
56	MG	BA	3198	1/1	0.68	0.46	76,76,76,76	0
56	MG	BA	3470	1/1	0.68	0.35	77,77,77,77	0
56	MG	BA	3170	1/1	0.69	0.34	80,80,80,80	0
56	MG	BA	3598	1/1	0.69	0.48	73,73,73,73	0
56	MG	BA	3535	1/1	0.69	0.28	62,62,62,62	0
56	MG	BA	3506	1/1	0.69	0.25	59,59,59,59	0
56	MG	CA	1758	1/1	0.69	0.19	78,78,78,78	0
56	MG	BB	201	1/1	0.69	0.40	59,59,59,59	0
56	MG	BA	3296	1/1	0.69	0.43	68,68,68,68	0
56	MG	AA	1989	1/1	0.69	0.69	81,81,81,81	0
56	MG	AZ	102	1/1	0.69	0.13	71,71,71,71	0
56	MG	AA	1770	1/1	0.69	0.43	52,52,52,52	0

*Continued on next page...*

*Continued from previous page...*

Mol	Type	Chain	Res	Atoms	RSCC	RSR	B-factors( $\text{\AA}^2$ )	Q<0.9
56	MG	DA	3101	1/1	0.69	0.65	64,64,64,64	0
56	MG	BA	3496	1/1	0.69	0.25	63,63,63,63	0
56	MG	AA	1899	1/1	0.70	0.35	59,59,59,59	0
56	MG	BA	3171	1/1	0.70	0.68	77,77,77,77	0
56	MG	BA	3637	1/1	0.70	0.29	61,61,61,61	0
56	MG	BA	3751	1/1	0.70	0.34	53,53,53,53	0
56	MG	DA	3318	1/1	0.70	0.33	45,45,45,45	0
56	MG	AA	1619	1/1	0.70	0.44	62,62,62,62	0
56	MG	BA	3794	1/1	0.70	0.12	65,65,65,65	0
56	MG	BA	3343	1/1	0.70	0.64	70,70,70,70	0
56	MG	BA	3156	1/1	0.70	0.48	53,53,53,53	0
56	MG	BB	211	1/1	0.70	0.17	81,81,81,81	0
56	MG	CA	1762	1/1	0.71	0.29	69,69,69,69	0
56	MG	BZ	301	1/1	0.71	0.16	81,81,81,81	0
56	MG	BA	3057	1/1	0.71	0.16	80,80,80,80	0
56	MG	BA	3680	1/1	0.71	0.16	60,60,60,60	0
56	MG	BA	3698	1/1	0.71	0.20	94,94,94,94	0
56	MG	AA	2014	1/1	0.71	0.18	21,21,21,21	0
56	MG	CG	202	1/1	0.71	0.23	82,82,82,82	0
56	MG	AA	1664	1/1	0.71	0.19	73,73,73,73	0
56	MG	BA	3540	1/1	0.71	0.26	65,65,65,65	0
56	MG	AA	1769	1/1	0.72	0.69	87,87,87,87	0
56	MG	CA	1811	1/1	0.72	0.37	79,79,79,79	0
56	MG	BA	3412	1/1	0.72	0.19	64,64,64,64	0
56	MG	BA	3628	1/1	0.72	0.15	71,71,71,71	0
56	MG	BA	3864	1/1	0.72	0.29	78,78,78,78	0
56	MG	AX	411	1/1	0.72	0.46	75,75,75,75	0
56	MG	BO	205	1/1	0.72	0.33	86,86,86,86	0
56	MG	BA	3031	1/1	0.72	0.39	74,74,74,74	0
56	MG	AY	113	1/1	0.72	0.84	89,89,89,89	0
56	MG	DA	3314	1/1	0.72	0.36	70,70,70,70	0
56	MG	AA	1878	1/1	0.72	0.25	67,67,67,67	0
56	MG	BA	3013	1/1	0.72	0.63	103,103,103,103	0
56	MG	BA	3474	1/1	0.72	0.48	73,73,73,73	0
56	MG	BF	303	1/1	0.72	0.92	50,50,50,50	0
56	MG	BA	3422	1/1	0.72	0.36	59,59,59,59	0
56	MG	BA	3113	1/1	0.72	0.23	85,85,85,85	0
56	MG	BF	301	1/1	0.72	0.13	63,63,63,63	0
56	MG	DA	3114	1/1	0.72	0.33	83,83,83,83	0
56	MG	AA	1750	1/1	0.72	0.16	97,97,97,97	0
56	MG	AA	1752	1/1	0.72	0.23	66,66,66,66	0
56	MG	BA	3389	1/1	0.72	1.02	75,75,75,75	0

*Continued on next page...*

*Continued from previous page...*

Mol	Type	Chain	Res	Atoms	RSCC	RSR	B-factors( $\text{\AA}^2$ )	Q<0.9
56	MG	BA	3189	1/1	0.73	0.30	96,96,96,96	0
56	MG	DA	3313	1/1	0.73	0.39	69,69,69,69	0
56	MG	AE	204	1/1	0.73	0.09	51,51,51,51	0
56	MG	AA	1639	1/1	0.73	0.16	59,59,59,59	0
56	MG	BA	3233	1/1	0.73	0.41	70,70,70,70	0
56	MG	BA	3436	1/1	0.73	0.55	47,47,47,47	0
56	MG	AA	1793	1/1	0.73	0.31	82,82,82,82	0
56	MG	AA	1998	1/1	0.73	0.20	57,57,57,57	0
56	MG	BE	302	1/1	0.73	0.40	67,67,67,67	0
56	MG	CA	1685	1/1	0.73	0.50	68,68,68,68	0
56	MG	BA	3742	1/1	0.73	0.15	70,70,70,70	0
56	MG	BA	3923	1/1	0.73	0.29	57,57,57,57	0
56	MG	AY	103	1/1	0.73	0.10	87,87,87,87	0
56	MG	BA	3375	1/1	0.73	0.20	76,76,76,76	0
56	MG	BA	3745	1/1	0.73	0.75	70,70,70,70	0
56	MG	BA	3278	1/1	0.73	0.28	67,67,67,67	0
56	MG	AZ	103	1/1	0.73	0.09	66,66,66,66	0
56	MG	B1	105	1/1	0.73	0.34	87,87,87,87	0
56	MG	BA	3876	1/1	0.73	0.45	88,88,88,88	0
56	MG	BA	3709	1/1	0.74	0.29	70,70,70,70	0
56	MG	BA	3757	1/1	0.74	0.43	76,76,76,76	0
56	MG	BA	3801	1/1	0.74	0.19	51,51,51,51	0
56	MG	BA	3399	1/1	0.74	0.10	73,73,73,73	0
56	MG	DD	5005	1/1	0.74	0.64	51,51,51,51	0
56	MG	BA	3401	1/1	0.74	0.33	86,86,86,86	0
56	MG	BA	3630	1/1	0.74	0.18	47,47,47,47	0
56	MG	BA	3273	1/1	0.74	0.62	74,74,74,74	0
56	MG	BA	3350	1/1	0.74	0.26	31,31,31,31	0
56	MG	BA	3222	1/1	0.74	0.34	39,39,39,39	0
56	MG	AA	1935	1/1	0.74	0.11	53,53,53,53	0
56	MG	AK	206	1/1	0.74	0.30	69,69,69,69	0
56	MG	CA	1785	1/1	0.74	0.31	83,83,83,83	0
56	MG	BA	3839	1/1	0.74	0.38	60,60,60,60	0
56	MG	BA	3609	1/1	0.74	0.38	39,39,39,39	0
56	MG	CA	1763	1/1	0.74	1.37	77,77,77,77	0
56	MG	BB	226	1/1	0.74	0.32	72,72,72,72	0
56	MG	BD	5003	1/1	0.74	0.15	57,57,57,57	0
56	MG	BA	3525	1/1	0.74	0.10	77,77,77,77	0
56	MG	BA	3524	1/1	0.74	0.08	44,44,44,44	0
56	MG	BA	3747	1/1	0.75	0.43	64,64,64,64	0
56	MG	BA	3753	1/1	0.75	0.38	65,65,65,65	0
56	MG	BA	3792	1/1	0.75	0.31	85,85,85,85	0

*Continued on next page...*

*Continued from previous page...*

Mol	Type	Chain	Res	Atoms	RSCC	RSR	B-factors( $\text{\AA}^2$ )	Q<0.9
56	MG	BA	3250	1/1	0.75	0.23	81,81,81,81	0
56	MG	CA	1686	1/1	0.75	0.25	48,48,48,48	0
56	MG	BQ	205	1/1	0.75	0.25	57,57,57,57	0
56	MG	AA	1902	1/1	0.75	0.51	61,61,61,61	0
56	MG	CY	111	1/1	0.75	0.52	60,60,60,60	0
56	MG	BA	3471	1/1	0.75	0.36	50,50,50,50	0
56	MG	AA	1661	1/1	0.75	0.13	66,66,66,66	0
56	MG	DA	3370	1/1	0.75	0.21	71,71,71,71	0
56	MG	BA	3697	1/1	0.76	0.43	72,72,72,72	0
56	MG	CK	202	1/1	0.76	0.21	91,91,91,91	0
56	MG	BA	3265	1/1	0.76	0.24	42,42,42,42	0
56	MG	BA	3614	1/1	0.76	0.21	56,56,56,56	0
56	MG	AY	101	1/1	0.76	0.51	68,68,68,68	0
56	MG	AA	1929	1/1	0.76	0.21	71,71,71,71	0
56	MG	BA	3683	1/1	0.76	0.32	63,63,63,63	0
56	MG	BA	3891	1/1	0.76	0.32	58,58,58,58	0
56	MG	CY	107	1/1	0.76	0.27	60,60,60,60	0
56	MG	CA	1705	1/1	0.76	0.85	60,60,60,60	0
56	MG	AX	414	1/1	0.76	0.36	97,97,97,97	0
56	MG	AA	1667	1/1	0.76	0.26	70,70,70,70	0
56	MG	BA	3295	1/1	0.76	0.20	22,22,22,22	0
56	MG	BA	3011	1/1	0.76	0.22	47,47,47,47	0
56	MG	BA	3403	1/1	0.76	0.24	98,98,98,98	0
56	MG	AA	1923	1/1	0.76	0.33	79,79,79,79	0
56	MG	BA	3231	1/1	0.76	0.23	63,63,63,63	0
56	MG	CA	1711	1/1	0.76	0.84	57,57,57,57	0
56	MG	BA	3009	1/1	0.76	0.60	59,59,59,59	0
56	MG	BA	3550	1/1	0.76	0.32	42,42,42,42	0
56	MG	BA	3847	1/1	0.76	0.44	62,62,62,62	0
56	MG	AA	1881	1/1	0.76	0.48	98,98,98,98	0
56	MG	BA	3441	1/1	0.76	0.60	70,70,70,70	0
56	MG	BA	3109	1/1	0.76	0.18	70,70,70,70	0
56	MG	BA	3581	1/1	0.76	0.11	69,69,69,69	0
56	MG	BA	3133	1/1	0.76	0.34	53,53,53,53	0
56	MG	BA	3055	1/1	0.76	0.20	73,73,73,73	0
56	MG	BA	3738	1/1	0.76	1.02	57,57,57,57	0
56	MG	CA	1695	1/1	0.76	0.15	59,59,59,59	0
56	MG	BA	3914	1/1	0.77	0.16	47,47,47,47	0
56	MG	CA	1694	1/1	0.77	0.13	60,60,60,60	0
56	MG	BA	3790	1/1	0.77	0.23	86,86,86,86	0
56	MG	BA	3461	1/1	0.77	0.21	69,69,69,69	0
56	MG	AA	1764	1/1	0.77	0.43	72,72,72,72	0

*Continued on next page...*

*Continued from previous page...*

Mol	Type	Chain	Res	Atoms	RSCC	RSR	B-factors( $\text{\AA}^2$ )	Q<0.9
56	MG	CA	1669	1/1	0.77	0.56	79,79,79,79	0
56	MG	DA	3204	1/1	0.77	0.33	43,43,43,43	0
56	MG	BB	227	1/1	0.77	0.31	54,54,54,54	0
56	MG	CA	1743	1/1	0.77	0.10	52,52,52,52	0
56	MG	BA	3119	1/1	0.77	0.24	54,54,54,54	0
56	MG	AA	1723	1/1	0.77	0.32	76,76,76,76	0
56	MG	BA	3014	1/1	0.77	0.37	65,65,65,65	0
56	MG	CY	104	1/1	0.77	0.10	78,78,78,78	0
56	MG	BA	3114	1/1	0.77	0.15	63,63,63,63	0
56	MG	BA	3263	1/1	0.77	0.55	47,47,47,47	0
56	MG	BE	306	1/1	0.77	0.14	71,71,71,71	0
56	MG	AA	1897	1/1	0.77	0.36	62,62,62,62	0
56	MG	BA	3146	1/1	0.77	0.17	33,33,33,33	0
56	MG	BA	3300	1/1	0.78	0.39	61,61,61,61	0
56	MG	AA	1867	1/1	0.78	0.12	51,51,51,51	0
56	MG	BA	3210	1/1	0.78	0.14	69,69,69,69	0
56	MG	BA	3511	1/1	0.78	0.12	43,43,43,43	0
56	MG	BA	3397	1/1	0.78	0.09	52,52,52,52	0
56	MG	CH	202	1/1	0.78	0.15	59,59,59,59	0
56	MG	DA	3121	1/1	0.78	0.22	41,41,41,41	0
56	MG	BA	3593	1/1	0.78	0.47	64,64,64,64	0
56	MG	BA	3597	1/1	0.78	0.73	48,48,48,48	0
56	MG	BA	3334	1/1	0.78	0.13	77,77,77,77	0
56	MG	DA	3113	1/1	0.78	0.22	85,85,85,85	0
56	MG	AA	1864	1/1	0.78	0.12	71,71,71,71	0
56	MG	CA	1815	1/1	0.78	0.27	63,63,63,63	0
56	MG	AA	1636	1/1	0.78	0.12	67,67,67,67	0
56	MG	BA	3859	1/1	0.79	0.34	80,80,80,80	0
56	MG	CA	1796	1/1	0.79	0.20	77,77,77,77	0
56	MG	CA	1775	1/1	0.79	0.39	91,91,91,91	0
56	MG	DA	3129	1/1	0.79	0.59	57,57,57,57	0
56	MG	BA	3583	1/1	0.79	0.09	71,71,71,71	0
56	MG	AA	1853	1/1	0.79	0.15	24,24,24,24	0
56	MG	BA	3477	1/1	0.79	0.12	53,53,53,53	0
56	MG	DA	3300	1/1	0.79	0.42	78,78,78,78	0
56	MG	AA	1955	1/1	0.79	0.48	82,82,82,82	0
56	MG	BA	3688	1/1	0.79	0.14	74,74,74,74	0
56	MG	CA	1788	1/1	0.79	0.27	94,94,94,94	0
56	MG	BA	3691	1/1	0.79	0.15	73,73,73,73	0
56	MG	DA	3297	1/1	0.79	1.17	89,89,89,89	0
56	MG	BA	3024	1/1	0.79	0.33	87,87,87,87	0
56	MG	AA	1715	1/1	0.79	0.25	50,50,50,50	0

*Continued on next page...*

*Continued from previous page...*

Mol	Type	Chain	Res	Atoms	RSCC	RSR	B-factors( $\text{\AA}^2$ )	Q<0.9
56	MG	BA	3234	1/1	0.79	0.24	55,55,55,55	0
56	MG	AX	404	1/1	0.79	0.37	92,92,92,92	0
56	MG	BO	201	1/1	0.79	0.25	62,62,62,62	0
56	MG	DA	3396	1/1	0.79	0.19	66,66,66,66	0
56	MG	AA	1813	1/1	0.79	0.31	67,67,67,67	0
56	MG	BA	3712	1/1	0.79	0.41	77,77,77,77	0
56	MG	AY	123	1/1	0.79	0.28	42,42,42,42	0
56	MG	AA	1789	1/1	0.79	0.17	77,77,77,77	0
56	MG	CA	1712	1/1	0.79	0.27	39,39,39,39	0
56	MG	DA	3400	1/1	0.79	0.17	52,52,52,52	0
56	MG	AY	118	1/1	0.79	0.12	83,83,83,83	0
56	MG	CA	1689	1/1	0.79	0.46	81,81,81,81	0
56	MG	BA	3043	1/1	0.79	0.15	58,58,58,58	0
56	MG	BA	3409	1/1	0.79	0.11	58,58,58,58	0
56	MG	BA	3746	1/1	0.79	0.45	71,71,71,71	0
56	MG	BA	3100	1/1	0.80	0.18	57,57,57,57	0
56	MG	AA	1932	1/1	0.80	0.15	64,64,64,64	0
56	MG	BA	3199	1/1	0.80	0.25	65,65,65,65	0
56	MG	AA	1978	1/1	0.80	0.17	35,35,35,35	0
56	MG	DA	3376	1/1	0.80	0.10	75,75,75,75	0
56	MG	BA	3147	1/1	0.80	0.47	52,52,52,52	0
56	MG	BA	3730	1/1	0.80	0.52	86,86,86,86	0
56	MG	AA	1773	1/1	0.80	0.35	46,46,46,46	0
56	MG	DA	3251	1/1	0.80	0.27	51,51,51,51	0
56	MG	AA	1698	1/1	0.80	0.23	53,53,53,53	0
56	MG	BA	3072	1/1	0.80	0.31	61,61,61,61	0
56	MG	CA	1640	1/1	0.80	0.22	4,4,4,4	0
56	MG	BA	3543	1/1	0.80	0.27	38,38,38,38	0
56	MG	AA	1846	1/1	0.80	0.39	68,68,68,68	0
56	MG	DA	3290	1/1	0.80	0.37	64,64,64,64	0
56	MG	AB	306	1/1	0.80	0.29	56,56,56,56	0
56	MG	BA	3207	1/1	0.80	0.12	73,73,73,73	0
56	MG	BA	3036	1/1	0.80	0.35	88,88,88,88	0
56	MG	BX	101	1/1	0.80	0.27	67,67,67,67	0
56	MG	BA	3209	1/1	0.80	0.30	54,54,54,54	0
56	MG	BA	3095	1/1	0.80	0.13	40,40,40,40	0
56	MG	BA	3880	1/1	0.80	0.16	63,63,63,63	0
56	MG	AA	1699	1/1	0.80	0.41	61,61,61,61	0
56	MG	BA	3172	1/1	0.80	0.16	54,54,54,54	0
56	MG	BA	3690	1/1	0.80	0.32	80,80,80,80	0
56	MG	BA	3163	1/1	0.80	0.31	91,91,91,91	0
56	MG	BN	203	1/1	0.80	0.32	72,72,72,72	0

*Continued on next page...*

*Continued from previous page...*

Mol	Type	Chain	Res	Atoms	RSCC	RSR	B-factors( $\text{\AA}^2$ )	Q<0.9
56	MG	DA	3217	1/1	0.80	0.07	58,58,58,58	0
56	MG	BA	3509	1/1	0.80	0.17	34,34,34,34	0
56	MG	BA	3648	1/1	0.80	0.22	48,48,48,48	0
56	MG	BA	3449	1/1	0.80	0.84	73,73,73,73	0
56	MG	BA	3516	1/1	0.80	0.19	43,43,43,43	0
56	MG	AA	1936	1/1	0.80	0.20	97,97,97,97	0
56	MG	AA	1691	1/1	0.80	0.15	37,37,37,37	0
56	MG	DA	3383	1/1	0.81	1.05	71,71,71,71	0
56	MG	CK	201	1/1	0.81	0.34	70,70,70,70	0
56	MG	BA	3731	1/1	0.81	0.28	53,53,53,53	0
56	MG	BA	3565	1/1	0.81	0.20	50,50,50,50	0
56	MG	BA	3122	1/1	0.81	0.12	56,56,56,56	0
56	MG	BP	201	1/1	0.81	0.47	68,68,68,68	0
56	MG	CY	108	1/1	0.81	0.22	60,60,60,60	0
56	MG	DA	3398	1/1	0.81	0.41	55,55,55,55	0
56	MG	DA	3230	1/1	0.81	0.13	58,58,58,58	0
56	MG	BA	3534	1/1	0.81	0.31	61,61,61,61	0
56	MG	DA	3403	1/1	0.81	0.22	64,64,64,64	0
56	MG	BA	3518	1/1	0.81	0.29	58,58,58,58	0
56	MG	BA	3443	1/1	0.81	0.19	71,71,71,71	0
56	MG	CF	202	1/1	0.81	0.22	51,51,51,51	0
56	MG	AA	1833	1/1	0.81	0.13	60,60,60,60	0
56	MG	B0	101	1/1	0.81	0.62	63,63,63,63	0
56	MG	BN	202	1/1	0.81	0.20	46,46,46,46	0
56	MG	BA	3356	1/1	0.81	0.39	54,54,54,54	0
56	MG	BA	3850	1/1	0.81	0.30	54,54,54,54	0
56	MG	DA	3380	1/1	0.81	0.25	64,64,64,64	0
56	MG	AM	201	1/1	0.81	0.55	86,86,86,86	0
56	MG	AA	1956	1/1	0.81	0.21	58,58,58,58	0
56	MG	AY	124	1/1	0.81	0.44	51,51,51,51	0
56	MG	AA	1645	1/1	0.81	0.26	42,42,42,42	0
56	MG	CA	1767	1/1	0.81	0.10	64,64,64,64	0
56	MG	AA	1711	1/1	0.81	0.42	58,58,58,58	0
56	MG	DA	3315	1/1	0.81	0.34	62,62,62,62	0
56	MG	BA	3364	1/1	0.81	0.47	40,40,40,40	0
56	MG	AA	1906	1/1	0.81	0.16	57,57,57,57	0
56	MG	AA	1623	1/1	0.81	0.46	74,74,74,74	0
56	MG	CZ	109	1/1	0.81	0.10	95,95,95,95	0
56	MG	BE	304	1/1	0.81	0.19	79,79,79,79	0
56	MG	B8	104	1/1	0.81	0.28	49,49,49,49	0
56	MG	BA	3229	1/1	0.81	0.26	47,47,47,47	0
56	MG	DA	3107	1/1	0.81	0.09	30,30,30,30	0

*Continued on next page...*

*Continued from previous page...*

Mol	Type	Chain	Res	Atoms	RSCC	RSR	B-factors( $\text{\AA}^2$ )	Q<0.9
56	MG	DA	3388	1/1	0.81	0.11	19,19,19,19	0
56	MG	BA	3005	1/1	0.81	0.26	51,51,51,51	0
56	MG	BA	3196	1/1	0.81	0.37	50,50,50,50	0
56	MG	AA	1992	1/1	0.81	0.17	77,77,77,77	0
56	MG	CA	1677	1/1	0.81	0.26	103,103,103,103	0
56	MG	BA	3027	1/1	0.81	0.32	86,86,86,86	0
56	MG	DA	3199	1/1	0.81	0.26	59,59,59,59	0
56	MG	AA	1863	1/1	0.81	0.11	57,57,57,57	0
56	MG	AA	1882	1/1	0.81	0.32	53,53,53,53	0
56	MG	BA	3615	1/1	0.81	0.15	56,56,56,56	0
56	MG	AA	1609	1/1	0.81	0.13	58,58,58,58	0
56	MG	CA	1779	1/1	0.81	0.51	76,76,76,76	0
56	MG	B2	102	1/1	0.81	0.50	62,62,62,62	0
56	MG	BA	3510	1/1	0.82	0.26	61,61,61,61	0
56	MG	CZ	105	1/1	0.82	0.05	74,74,74,74	0
56	MG	DA	3311	1/1	0.82	0.19	72,72,72,72	0
56	MG	DA	3292	1/1	0.82	0.32	74,74,74,74	0
56	MG	BA	3116	1/1	0.82	0.34	44,44,44,44	0
56	MG	AI	201	1/1	0.82	0.28	59,59,59,59	0
56	MG	AA	1818	1/1	0.82	0.79	74,74,74,74	0
56	MG	AA	1670	1/1	0.82	0.33	67,67,67,67	0
56	MG	BA	3651	1/1	0.82	0.32	37,37,37,37	0
56	MG	BA	3049	1/1	0.82	0.24	56,56,56,56	0
56	MG	CA	1684	1/1	0.82	0.23	74,74,74,74	0
56	MG	BA	3076	1/1	0.82	0.46	51,51,51,51	0
56	MG	BB	217	1/1	0.82	0.42	74,74,74,74	0
56	MG	BA	3275	1/1	0.82	0.32	46,46,46,46	0
56	MG	DA	3281	1/1	0.82	0.27	63,63,63,63	0
56	MG	DB	210	1/1	0.82	0.20	3,3,3,3	0
56	MG	BA	3102	1/1	0.82	0.22	89,89,89,89	0
56	MG	BF	305	1/1	0.82	0.11	63,63,63,63	0
56	MG	BA	3776	1/1	0.82	0.23	43,43,43,43	0
56	MG	BA	3154	1/1	0.82	0.17	41,41,41,41	0
56	MG	AA	1786	1/1	0.82	0.18	61,61,61,61	0
56	MG	AA	1643	1/1	0.82	0.35	50,50,50,50	0
56	MG	DA	3428	1/1	0.82	0.39	3,3,3,3	0
56	MG	BA	3264	1/1	0.82	0.25	60,60,60,60	0
56	MG	BA	3771	1/1	0.82	0.52	72,72,72,72	0
56	MG	AA	1696	1/1	0.82	0.39	59,59,59,59	0
56	MG	BB	219	1/1	0.82	0.20	41,41,41,41	0
56	MG	BY	202	1/1	0.82	0.17	42,42,42,42	0
56	MG	DA	3283	1/1	0.82	0.82	70,70,70,70	0

*Continued on next page...*

*Continued from previous page...*

Mol	Type	Chain	Res	Atoms	RSCC	RSR	B-factors( $\text{\AA}^2$ )	Q<0.9
56	MG	AY	115	1/1	0.82	0.13	65,65,65,65	0
56	MG	BA	3861	1/1	0.82	0.19	65,65,65,65	0
56	MG	AA	1860	1/1	0.82	0.23	58,58,58,58	0
56	MG	CA	1670	1/1	0.82	0.23	43,43,43,43	0
56	MG	CA	1742	1/1	0.82	0.19	54,54,54,54	0
56	MG	BB	215	1/1	0.82	0.11	103,103,103,103	0
56	MG	BA	3149	1/1	0.83	0.18	29,29,29,29	0
56	MG	AA	1655	1/1	0.83	0.14	61,61,61,61	0
56	MG	AA	1823	1/1	0.83	0.23	47,47,47,47	0
56	MG	BA	3862	1/1	0.83	0.10	85,85,85,85	0
56	MG	BA	3692	1/1	0.83	0.41	52,52,52,52	0
56	MG	AA	1739	1/1	0.83	0.24	55,55,55,55	0
56	MG	CA	1718	1/1	0.83	0.21	41,41,41,41	0
56	MG	BA	3460	1/1	0.83	0.82	75,75,75,75	0
56	MG	AA	1754	1/1	0.83	0.30	70,70,70,70	0
56	MG	BA	3283	1/1	0.83	0.40	63,63,63,63	0
56	MG	CY	110	1/1	0.83	0.29	90,90,90,90	0
56	MG	AA	1647	1/1	0.83	0.28	64,64,64,64	0
56	MG	AA	1983	1/1	0.83	0.43	67,67,67,67	0
56	MG	BA	3384	1/1	0.83	0.18	60,60,60,60	0
56	MG	BA	3548	1/1	0.83	0.14	36,36,36,36	0
56	MG	BE	301	1/1	0.83	0.09	55,55,55,55	0
56	MG	DA	3231	1/1	0.83	0.18	72,72,72,72	0
56	MG	BA	3684	1/1	0.83	0.18	50,50,50,50	0
56	MG	BA	3410	1/1	0.83	0.15	67,67,67,67	0
56	MG	BA	3230	1/1	0.83	0.11	60,60,60,60	0
56	MG	BB	224	1/1	0.83	0.18	65,65,65,65	0
56	MG	BA	3010	1/1	0.83	0.96	72,72,72,72	0
56	MG	BA	3759	1/1	0.83	0.23	47,47,47,47	0
56	MG	BA	3480	1/1	0.83	0.18	43,43,43,43	0
56	MG	BA	3166	1/1	0.83	0.33	63,63,63,63	0
56	MG	BA	3065	1/1	0.83	0.13	78,78,78,78	0
56	MG	AE	203	1/1	0.83	0.29	72,72,72,72	0
56	MG	BA	3379	1/1	0.83	0.28	115,115,115,115	0
56	MG	AA	1730	1/1	0.83	0.25	72,72,72,72	0
56	MG	BA	3331	1/1	0.83	0.06	74,74,74,74	0
56	MG	AA	1771	1/1	0.83	0.26	45,45,45,45	0
56	MG	AA	2012	1/1	0.83	0.27	55,55,55,55	0
56	MG	BA	3483	1/1	0.83	0.43	47,47,47,47	0
56	MG	AA	1873	1/1	0.83	0.41	77,77,77,77	0
56	MG	AA	1633	1/1	0.83	0.19	77,77,77,77	0
56	MG	BA	3050	1/1	0.83	0.14	44,44,44,44	0

*Continued on next page...*

*Continued from previous page...*

Mol	Type	Chain	Res	Atoms	RSCC	RSR	B-factors( $\text{\AA}^2$ )	Q<0.9
56	MG	BA	3604	1/1	0.83	0.49	50,50,50,50	0
56	MG	AA	1827	1/1	0.83	0.26	44,44,44,44	0
56	MG	AA	1630	1/1	0.83	0.35	65,65,65,65	0
56	MG	CA	1722	1/1	0.83	0.20	49,49,49,49	0
56	MG	BA	3560	1/1	0.83	0.28	52,52,52,52	0
56	MG	BA	3481	1/1	0.84	0.82	65,65,65,65	0
56	MG	AZ	101	1/1	0.84	0.15	63,63,63,63	0
56	MG	BA	3840	1/1	0.84	0.42	56,56,56,56	0
56	MG	BA	3703	1/1	0.84	0.08	68,68,68,68	0
56	MG	BA	3058	1/1	0.84	0.08	67,67,67,67	0
56	MG	BH	204	1/1	0.84	0.13	77,77,77,77	0
56	MG	CF	203	1/1	0.84	0.27	51,51,51,51	0
56	MG	BB	218	1/1	0.84	0.10	78,78,78,78	0
56	MG	BA	3482	1/1	0.84	0.28	63,63,63,63	0
56	MG	AF	201	1/1	0.84	0.12	87,87,87,87	0
56	MG	BA	3039	1/1	0.84	0.43	67,67,67,67	0
56	MG	BA	3240	1/1	0.84	0.53	40,40,40,40	0
56	MG	AA	1957	1/1	0.84	0.07	61,61,61,61	0
56	MG	CY	105	1/1	0.84	0.18	52,52,52,52	0
56	MG	BA	3178	1/1	0.84	0.21	51,51,51,51	0
56	MG	AE	205	1/1	0.84	0.12	65,65,65,65	0
56	MG	CA	1741	1/1	0.84	0.28	50,50,50,50	0
56	MG	AA	1612	1/1	0.84	0.41	68,68,68,68	0
56	MG	AA	1743	1/1	0.84	0.11	63,63,63,63	0
56	MG	DA	3239	1/1	0.84	0.10	78,78,78,78	0
56	MG	CZ	110	1/1	0.84	0.18	68,68,68,68	0
56	MG	DI	201	1/1	0.84	0.11	38,38,38,38	0
56	MG	B5	101	1/1	0.84	0.28	63,63,63,63	0
56	MG	BA	3428	1/1	0.84	0.60	86,86,86,86	0
56	MG	BB	214	1/1	0.84	0.29	55,55,55,55	0
56	MG	CA	1680	1/1	0.84	0.19	34,34,34,34	0
56	MG	CA	1814	1/1	0.84	0.15	66,66,66,66	0
56	MG	BA	3918	1/1	0.84	0.56	63,63,63,63	0
56	MG	BA	3205	1/1	0.84	0.56	55,55,55,55	0
56	MG	AA	1610	1/1	0.84	0.23	65,65,65,65	0
56	MG	CA	1667	1/1	0.84	0.12	58,58,58,58	0
56	MG	BI	205	1/1	0.84	0.10	45,45,45,45	0
56	MG	DA	3294	1/1	0.84	0.63	63,63,63,63	0
56	MG	BA	3320	1/1	0.84	0.47	84,84,84,84	0
56	MG	DA	3131	1/1	0.84	0.30	31,31,31,31	0
56	MG	DA	3105	1/1	0.84	0.22	55,55,55,55	0
56	MG	AA	1646	1/1	0.84	0.20	38,38,38,38	0

*Continued on next page...*

*Continued from previous page...*

Mol	Type	Chain	Res	Atoms	RSCC	RSR	B-factors( $\text{\AA}^2$ )	Q<0.9
56	MG	BA	3906	1/1	0.84	0.24	67,67,67,67	0
56	MG	DA	3359	1/1	0.84	0.11	42,42,42,42	0
56	MG	BA	3617	1/1	0.84	0.24	66,66,66,66	0
56	MG	AA	1675	1/1	0.84	0.17	58,58,58,58	0
56	MG	BA	3254	1/1	0.84	0.23	79,79,79,79	0
56	MG	AK	201	1/1	0.85	0.56	76,76,76,76	0
56	MG	AA	2021	1/1	0.85	0.11	43,43,43,43	0
56	MG	BA	3519	1/1	0.85	0.15	82,82,82,82	0
56	MG	BA	3513	1/1	0.85	0.14	28,28,28,28	0
56	MG	DA	3282	1/1	0.85	0.52	72,72,72,72	0
56	MG	BA	3346	1/1	0.85	0.34	65,65,65,65	0
56	MG	BA	3612	1/1	0.85	0.10	9,9,9,9	0
56	MG	BA	3752	1/1	0.85	0.81	71,71,71,71	0
56	MG	AY	120	1/1	0.85	0.10	40,40,40,40	0
56	MG	DA	3440	1/1	0.85	0.12	4,4,4,4	0
56	MG	BI	203	1/1	0.85	0.14	53,53,53,53	0
56	MG	BA	3084	1/1	0.85	0.47	62,62,62,62	0
56	MG	DA	3390	1/1	0.85	0.13	73,73,73,73	0
56	MG	BA	3151	1/1	0.85	0.09	31,31,31,31	0
56	MG	AA	1948	1/1	0.85	0.12	56,56,56,56	0
56	MG	DA	3356	1/1	0.85	0.09	56,56,56,56	0
56	MG	BA	3725	1/1	0.85	0.12	23,23,23,23	0
56	MG	BA	3502	1/1	0.85	0.18	61,61,61,61	0
56	MG	BA	3349	1/1	0.85	0.17	46,46,46,46	0
56	MG	BA	3537	1/1	0.85	0.18	38,38,38,38	0
56	MG	CG	201	1/1	0.85	0.12	70,70,70,70	0
56	MG	AC	301	1/1	0.85	0.19	75,75,75,75	0
56	MG	BA	3124	1/1	0.85	0.25	56,56,56,56	0
56	MG	CA	1706	1/1	0.85	0.27	62,62,62,62	0
56	MG	AA	1847	1/1	0.85	0.18	30,30,30,30	0
56	MG	AA	1709	1/1	0.85	0.16	54,54,54,54	0
56	MG	BA	3157	1/1	0.85	0.39	55,55,55,55	0
56	MG	B4	101	1/1	0.85	0.10	29,29,29,29	0
56	MG	BA	3881	1/1	0.85	0.41	68,68,68,68	0
56	MG	CA	1757	1/1	0.85	0.34	66,66,66,66	0
56	MG	BF	304	1/1	0.85	0.36	65,65,65,65	0
56	MG	BA	3536	1/1	0.85	0.31	70,70,70,70	0
56	MG	BA	3377	1/1	0.85	0.14	73,73,73,73	0
56	MG	AA	1725	1/1	0.85	0.50	56,56,56,56	0
56	MG	CA	1678	1/1	0.85	0.18	49,49,49,49	0
56	MG	CA	1773	1/1	0.85	0.12	66,66,66,66	0
56	MG	BA	3181	1/1	0.85	0.20	23,23,23,23	0

*Continued on next page...*

*Continued from previous page...*

Mol	Type	Chain	Res	Atoms	RSCC	RSR	B-factors( $\text{\AA}^2$ )	Q<0.9
56	MG	BA	3529	1/1	0.85	0.41	64,64,64,64	0
56	MG	AA	1602	1/1	0.85	0.50	74,74,74,74	0
56	MG	BA	3676	1/1	0.85	0.14	44,44,44,44	0
56	MG	BA	3078	1/1	0.85	0.18	51,51,51,51	0
56	MG	BA	3360	1/1	0.85	0.26	65,65,65,65	0
56	MG	BA	3192	1/1	0.85	0.31	50,50,50,50	0
56	MG	AX	408	1/1	0.85	0.10	57,57,57,57	0
56	MG	AC	302	1/1	0.85	0.36	88,88,88,88	0
56	MG	AA	1785	1/1	0.85	0.26	70,70,70,70	0
56	MG	BA	3590	1/1	0.85	0.21	32,32,32,32	0
56	MG	BA	3528	1/1	0.85	0.27	60,60,60,60	0
56	MG	AF	202	1/1	0.86	0.09	41,41,41,41	0
56	MG	BA	3901	1/1	0.86	0.37	62,62,62,62	0
56	MG	CZ	108	1/1	0.86	0.15	69,69,69,69	0
56	MG	CA	1682	1/1	0.86	0.19	52,52,52,52	0
56	MG	DA	3308	1/1	0.86	0.13	46,46,46,46	0
56	MG	BA	3913	1/1	0.86	0.24	45,45,45,45	0
56	MG	BA	3045	1/1	0.86	0.59	56,56,56,56	0
56	MG	BA	3416	1/1	0.86	0.38	55,55,55,55	0
56	MG	BA	3425	1/1	0.86	0.29	48,48,48,48	0
56	MG	BA	3877	1/1	0.86	0.28	76,76,76,76	0
56	MG	DA	3456	1/1	0.86	0.19	5,5,5,5	0
56	MG	DA	3238	1/1	0.86	0.14	62,62,62,62	0
56	MG	BA	3458	1/1	0.86	0.33	50,50,50,50	0
56	MG	DA	3074	1/1	0.86	0.39	3,3,3,3	0
56	MG	AA	2003	1/1	0.86	0.15	54,54,54,54	0
56	MG	DA	3051	1/1	0.86	0.27	3,3,3,3	0
56	MG	AA	1744	1/1	0.86	0.32	74,74,74,74	0
56	MG	BE	303	1/1	0.86	0.09	53,53,53,53	0
56	MG	BA	3778	1/1	0.86	0.20	63,63,63,63	0
56	MG	BB	232	1/1	0.86	0.10	58,58,58,58	0
56	MG	AA	1868	1/1	0.86	0.25	38,38,38,38	0
56	MG	AA	1865	1/1	0.86	0.13	73,73,73,73	0
56	MG	BA	3152	1/1	0.86	0.40	49,49,49,49	0
56	MG	DA	3387	1/1	0.86	0.12	77,77,77,77	0
56	MG	DA	3424	1/1	0.86	0.39	14,14,14,14	0
56	MG	BA	3341	1/1	0.86	0.27	70,70,70,70	0
56	MG	DA	3295	1/1	0.86	0.16	33,33,33,33	0
56	MG	DA	3348	1/1	0.86	0.12	60,60,60,60	0
56	MG	AA	1828	1/1	0.86	0.28	69,69,69,69	0
56	MG	AA	1656	1/1	0.86	0.15	47,47,47,47	0
56	MG	BA	3603	1/1	0.86	0.25	47,47,47,47	0

*Continued on next page...*

*Continued from previous page...*

Mol	Type	Chain	Res	Atoms	RSCC	RSR	B-factors( $\text{\AA}^2$ )	Q<0.9
56	MG	BA	3123	1/1	0.86	0.07	55,55,55,55	0
56	MG	AA	1763	1/1	0.86	0.13	41,41,41,41	0
56	MG	BA	3345	1/1	0.86	0.17	42,42,42,42	0
56	MG	BA	3485	1/1	0.86	0.15	71,71,71,71	0
56	MG	BA	3871	1/1	0.86	0.78	65,65,65,65	0
56	MG	BA	3466	1/1	0.86	0.31	67,67,67,67	0
56	MG	AA	1708	1/1	0.86	0.33	33,33,33,33	0
56	MG	BA	3872	1/1	0.86	0.26	54,54,54,54	0
56	MG	BA	3837	1/1	0.86	0.48	71,71,71,71	0
56	MG	BA	3638	1/1	0.86	0.21	48,48,48,48	0
56	MG	BA	3022	1/1	0.86	0.19	61,61,61,61	0
56	MG	BA	3580	1/1	0.86	0.20	54,54,54,54	0
56	MG	BA	3556	1/1	0.86	0.30	45,45,45,45	0
56	MG	AA	1985	1/1	0.86	0.17	52,52,52,52	0
56	MG	BA	3092	1/1	0.86	0.40	73,73,73,73	0
56	MG	BA	3693	1/1	0.86	0.16	62,62,62,62	0
56	MG	AA	1693	1/1	0.86	0.20	79,79,79,79	0
56	MG	CA	1771	1/1	0.86	0.23	80,80,80,80	0
56	MG	BA	3497	1/1	0.86	0.10	68,68,68,68	0
56	MG	DD	5006	1/1	0.86	0.31	47,47,47,47	0
56	MG	BA	3202	1/1	0.86	0.54	57,57,57,57	0
56	MG	BA	3421	1/1	0.86	0.27	45,45,45,45	0
56	MG	BA	3749	1/1	0.86	0.53	53,53,53,53	0
56	MG	CA	1729	1/1	0.86	0.35	36,36,36,36	0
56	MG	BA	3255	1/1	0.86	0.16	72,72,72,72	0
56	MG	AA	1940	1/1	0.86	0.39	53,53,53,53	0
56	MG	AA	1766	1/1	0.86	0.36	33,33,33,33	0
56	MG	AY	111	1/1	0.86	0.18	60,60,60,60	0
56	MG	BA	3008	1/1	0.86	0.25	38,38,38,38	0
56	MG	BG	202	1/1	0.86	0.14	63,63,63,63	0
56	MG	BA	3501	1/1	0.86	0.13	58,58,58,58	0
56	MG	BF	306	1/1	0.86	0.15	47,47,47,47	0
56	MG	BA	3381	1/1	0.86	0.20	48,48,48,48	0
56	MG	BA	3037	1/1	0.86	0.41	61,61,61,61	0
56	MG	AA	1611	1/1	0.86	0.28	48,48,48,48	0
56	MG	BA	3432	1/1	0.86	0.10	52,52,52,52	0
56	MG	BA	3873	1/1	0.86	0.41	44,44,44,44	0
56	MG	BB	222	1/1	0.86	0.20	39,39,39,39	0
56	MG	BS	202	1/1	0.86	0.07	42,42,42,42	0
56	MG	AA	1876	1/1	0.86	0.21	69,69,69,69	0
56	MG	BA	3700	1/1	0.86	0.14	72,72,72,72	0
56	MG	AA	1672	1/1	0.86	0.35	69,69,69,69	0

*Continued on next page...*

*Continued from previous page...*

Mol	Type	Chain	Res	Atoms	RSCC	RSR	B-factors( $\text{\AA}^2$ )	Q<0.9
56	MG	BA	3407	1/1	0.86	0.43	56,56,56,56	0
56	MG	BA	3642	1/1	0.86	0.14	67,67,67,67	0
56	MG	DA	3389	1/1	0.86	0.17	70,70,70,70	0
56	MG	AK	202	1/1	0.86	0.17	95,95,95,95	0
56	MG	CA	1690	1/1	0.87	0.22	54,54,54,54	0
56	MG	DA	3449	1/1	0.87	0.12	53,53,53,53	0
56	MG	BN	201	1/1	0.87	0.14	70,70,70,70	0
56	MG	AA	2023	1/1	0.87	0.10	33,33,33,33	0
56	MG	CA	1652	1/1	0.87	0.62	44,44,44,44	0
56	MG	DA	3235	1/1	0.87	0.10	24,24,24,24	0
56	MG	BA	3828	1/1	0.87	0.23	46,46,46,46	0
56	MG	DA	3360	1/1	0.87	0.31	56,56,56,56	0
56	MG	AA	1607	1/1	0.87	0.21	62,62,62,62	0
56	MG	BA	3247	1/1	0.87	0.34	42,42,42,42	0
56	MG	DA	3153	1/1	0.87	0.22	5,5,5,5	0
56	MG	BA	3707	1/1	0.87	0.50	77,77,77,77	0
56	MG	AA	1748	1/1	0.87	0.09	41,41,41,41	0
56	MG	AA	1872	1/1	0.87	0.35	59,59,59,59	0
56	MG	BA	3819	1/1	0.87	0.48	34,34,34,34	0
56	MG	AA	1779	1/1	0.87	0.70	34,34,34,34	0
56	MG	BA	3390	1/1	0.87	0.10	67,67,67,67	0
56	MG	AA	1854	1/1	0.87	0.13	39,39,39,39	0
56	MG	BH	202	1/1	0.87	0.17	56,56,56,56	0
56	MG	AX	410	1/1	0.87	0.11	73,73,73,73	0
56	MG	BA	3168	1/1	0.87	0.42	52,52,52,52	0
56	MG	BA	3917	1/1	0.87	0.15	51,51,51,51	0
56	MG	CA	1723	1/1	0.87	0.42	67,67,67,67	0
56	MG	BA	3705	1/1	0.87	0.21	42,42,42,42	0
56	MG	AA	1937	1/1	0.87	0.27	61,61,61,61	0
56	MG	AA	1659	1/1	0.87	0.17	49,49,49,49	0
56	MG	AB	302	1/1	0.87	0.10	50,50,50,50	0
56	MG	AA	2020	1/1	0.87	0.13	74,74,74,74	0
56	MG	AA	1911	1/1	0.87	0.11	63,63,63,63	0
56	MG	BA	3666	1/1	0.87	0.14	46,46,46,46	0
56	MG	BB	202	1/1	0.87	0.07	50,50,50,50	0
56	MG	CA	1626	1/1	0.87	0.56	3,3,3,3	0
56	MG	BA	3807	1/1	0.87	0.23	37,37,37,37	0
56	MG	BA	3200	1/1	0.87	0.73	76,76,76,76	0
56	MG	DA	3132	1/1	0.87	0.53	65,65,65,65	0
56	MG	DB	208	1/1	0.87	0.20	3,3,3,3	0
56	MG	BA	3103	1/1	0.87	0.57	78,78,78,78	0
56	MG	CA	1791	1/1	0.87	0.41	54,54,54,54	0

*Continued on next page...*

*Continued from previous page...*

Mol	Type	Chain	Res	Atoms	RSCC	RSR	B-factors( $\text{\AA}^2$ )	Q<0.9
56	MG	BQ	203	1/1	0.87	0.19	46,46,46,46	0
56	MG	BA	3714	1/1	0.87	0.28	60,60,60,60	0
56	MG	BA	3088	1/1	0.87	0.35	63,63,63,63	0
56	MG	AA	1679	1/1	0.87	0.41	51,51,51,51	0
56	MG	DA	3391	1/1	0.87	0.11	35,35,35,35	0
56	MG	AA	1674	1/1	0.87	0.17	52,52,52,52	0
56	MG	BA	3101	1/1	0.87	0.26	47,47,47,47	0
56	MG	AK	204	1/1	0.87	0.12	82,82,82,82	0
56	MG	BH	203	1/1	0.87	0.10	56,56,56,56	0
56	MG	AA	1727	1/1	0.87	0.33	59,59,59,59	0
56	MG	BA	3768	1/1	0.87	0.15	31,31,31,31	0
56	MG	BA	3160	1/1	0.87	0.18	54,54,54,54	0
56	MG	BA	3781	1/1	0.87	0.21	85,85,85,85	0
56	MG	DA	3069	1/1	0.87	0.43	3,3,3,3	0
56	MG	BA	3195	1/1	0.87	0.22	47,47,47,47	0
56	MG	DG	202	1/1	0.87	0.14	59,59,59,59	0
56	MG	BA	3307	1/1	0.87	0.14	34,34,34,34	0
56	MG	DA	3332	1/1	0.87	0.27	33,33,33,33	0
56	MG	AA	1916	1/1	0.87	0.09	63,63,63,63	0
56	MG	AO	102	1/1	0.87	0.39	48,48,48,48	0
56	MG	AA	1934	1/1	0.87	0.39	65,65,65,65	0
56	MG	DA	3102	1/1	0.87	0.31	74,74,74,74	0
56	MG	BA	3248	1/1	0.87	0.28	43,43,43,43	0
56	MG	BA	3462	1/1	0.87	0.17	35,35,35,35	0
56	MG	BA	3818	1/1	0.87	0.56	71,71,71,71	0
56	MG	BK	202	1/1	0.87	0.18	83,83,83,83	0
56	MG	BA	3744	1/1	0.87	0.16	72,72,72,72	0
56	MG	BA	3038	1/1	0.87	0.14	41,41,41,41	0
56	MG	BA	3812	1/1	0.87	0.17	40,40,40,40	0
56	MG	BA	3135	1/1	0.87	0.24	43,43,43,43	0
56	MG	BA	3620	1/1	0.87	0.23	53,53,53,53	0
56	MG	BA	3905	1/1	0.87	0.25	65,65,65,65	0
56	MG	AA	1767	1/1	0.87	0.11	45,45,45,45	0
56	MG	AA	1836	1/1	0.87	0.29	53,53,53,53	0
56	MG	AA	1648	1/1	0.87	0.42	87,87,87,87	0
56	MG	DA	3050	1/1	0.87	0.36	3,3,3,3	0
56	MG	CA	1818	1/1	0.87	0.43	59,59,59,59	0
56	MG	BA	3802	1/1	0.87	0.18	47,47,47,47	0
56	MG	BA	3765	1/1	0.87	0.40	60,60,60,60	0
56	MG	DA	3481	1/1	0.87	0.20	4,4,4,4	0
56	MG	BB	213	1/1	0.87	0.20	53,53,53,53	0
56	MG	BA	3442	1/1	0.87	0.15	46,46,46,46	0

*Continued on next page...*

*Continued from previous page...*

Mol	Type	Chain	Res	Atoms	RSCC	RSR	B-factors( $\text{\AA}^2$ )	Q<0.9
56	MG	AH	202	1/1	0.87	0.27	51,51,51,51	0
56	MG	BA	3279	1/1	0.87	0.20	39,39,39,39	0
56	MG	AA	2024	1/1	0.87	0.23	53,53,53,53	0
56	MG	BA	3258	1/1	0.87	0.15	50,50,50,50	0
56	MG	AB	304	1/1	0.87	0.11	73,73,73,73	0
56	MG	AA	1889	1/1	0.87	0.42	30,30,30,30	0
56	MG	AX	407	1/1	0.87	0.47	60,60,60,60	0
56	MG	BA	3323	1/1	0.87	0.25	57,57,57,57	0
56	MG	CA	1737	1/1	0.87	0.16	35,35,35,35	0
56	MG	BA	3453	1/1	0.87	0.30	57,57,57,57	0
56	MG	BA	3486	1/1	0.87	0.12	36,36,36,36	0
56	MG	AA	1918	1/1	0.87	0.08	58,58,58,58	0
56	MG	BA	3646	1/1	0.87	0.15	47,47,47,47	0
56	MG	BA	3687	1/1	0.88	0.26	59,59,59,59	0
56	MG	BB	210	1/1	0.88	0.34	72,72,72,72	0
56	MG	BA	3756	1/1	0.88	0.39	49,49,49,49	0
56	MG	AA	1904	1/1	0.88	0.44	77,77,77,77	0
56	MG	B8	101	1/1	0.88	0.31	30,30,30,30	0
56	MG	AY	121	1/1	0.88	0.13	41,41,41,41	0
56	MG	AA	1628	1/1	0.88	0.18	51,51,51,51	0
56	MG	BA	3083	1/1	0.88	0.28	71,71,71,71	0
56	MG	BA	3870	1/1	0.88	0.29	47,47,47,47	0
56	MG	AA	1952	1/1	0.88	0.14	83,83,83,83	0
56	MG	AX	403	1/1	0.88	0.10	68,68,68,68	0
56	MG	DA	3154	1/1	0.88	0.17	3,3,3,3	0
56	MG	BA	3716	1/1	0.88	0.14	24,24,24,24	0
56	MG	CA	1794	1/1	0.88	0.17	35,35,35,35	0
56	MG	DA	3293	1/1	0.88	0.32	61,61,61,61	0
56	MG	BA	3625	1/1	0.88	0.21	43,43,43,43	0
56	MG	BA	3277	1/1	0.88	0.18	57,57,57,57	0
56	MG	BA	3404	1/1	0.88	0.15	11,11,11,11	0
56	MG	BA	3162	1/1	0.88	0.24	58,58,58,58	0
56	MG	BA	3490	1/1	0.88	0.28	75,75,75,75	0
56	MG	BA	3387	1/1	0.88	0.12	56,56,56,56	0
56	MG	DA	3237	1/1	0.88	0.20	51,51,51,51	0
56	MG	AA	1842	1/1	0.88	0.52	75,75,75,75	0
56	MG	BA	3542	1/1	0.88	0.17	27,27,27,27	0
56	MG	AA	2011	1/1	0.88	0.31	75,75,75,75	0
56	MG	BA	3398	1/1	0.88	0.09	56,56,56,56	0
56	MG	AA	1700	1/1	0.88	0.36	45,45,45,45	0
56	MG	AA	1732	1/1	0.88	0.17	21,21,21,21	0
56	MG	AA	2025	1/1	0.88	0.55	58,58,58,58	0

*Continued on next page...*

*Continued from previous page...*

Mol	Type	Chain	Res	Atoms	RSCC	RSR	B-factors( $\text{\AA}^2$ )	Q<0.9
56	MG	AA	1822	1/1	0.88	0.19	40,40,40,40	0
56	MG	AA	1603	1/1	0.88	0.31	91,91,91,91	0
56	MG	BA	3825	1/1	0.88	0.28	45,45,45,45	0
56	MG	BA	3770	1/1	0.88	0.15	30,30,30,30	0
56	MG	DA	3291	1/1	0.88	0.22	44,44,44,44	0
56	MG	BA	3173	1/1	0.88	0.43	80,80,80,80	0
56	MG	BA	3574	1/1	0.88	0.30	74,74,74,74	0
56	MG	AA	1856	1/1	0.88	0.48	49,49,49,49	0
56	MG	BA	3702	1/1	0.88	0.14	83,83,83,83	0
56	MG	BA	3434	1/1	0.88	0.24	68,68,68,68	0
56	MG	DD	5003	1/1	0.88	0.27	65,65,65,65	0
56	MG	BA	3878	1/1	0.88	0.17	44,44,44,44	0
56	MG	BA	3678	1/1	0.88	0.41	37,37,37,37	0
56	MG	AA	1996	1/1	0.88	0.28	56,56,56,56	0
56	MG	CA	1704	1/1	0.88	0.34	63,63,63,63	0
56	MG	BA	3003	1/1	0.88	0.10	36,36,36,36	0
56	MG	BA	3060	1/1	0.88	0.07	83,83,83,83	0
56	MG	BA	3922	1/1	0.88	0.11	56,56,56,56	0
56	MG	BA	3267	1/1	0.88	0.29	21,21,21,21	0
56	MG	AA	1689	1/1	0.88	0.12	55,55,55,55	0
56	MG	BA	3826	1/1	0.88	0.16	28,28,28,28	0
56	MG	CZ	103	1/1	0.88	0.10	42,42,42,42	0
56	MG	BA	3184	1/1	0.88	0.15	45,45,45,45	0
56	MG	DA	3323	1/1	0.88	0.51	3,3,3,3	0
56	MG	AA	1973	1/1	0.88	0.18	56,56,56,56	0
56	MG	CA	1683	1/1	0.88	0.30	61,61,61,61	0
56	MG	CA	1671	1/1	0.88	0.14	63,63,63,63	0
56	MG	CA	1736	1/1	0.88	0.36	3,3,3,3	0
56	MG	DA	3375	1/1	0.88	0.14	88,88,88,88	0
56	MG	AY	110	1/1	0.88	0.15	31,31,31,31	0
56	MG	AA	1751	1/1	0.88	0.17	61,61,61,61	0
56	MG	BA	3897	1/1	0.88	0.23	48,48,48,48	0
56	MG	BA	3727	1/1	0.88	0.28	44,44,44,44	0
56	MG	AA	2015	1/1	0.88	0.11	40,40,40,40	0
56	MG	AA	1858	1/1	0.88	0.10	72,72,72,72	0
56	MG	BB	225	1/1	0.88	0.16	48,48,48,48	0
56	MG	AZ	107	1/1	0.88	0.07	78,78,78,78	0
56	MG	AA	1859	1/1	0.88	0.12	76,76,76,76	0
56	MG	AA	2005	1/1	0.88	0.20	49,49,49,49	0
56	MG	CA	1714	1/1	0.88	0.35	62,62,62,62	0
56	MG	BA	3002	1/1	0.88	0.33	47,47,47,47	0
56	MG	CY	106	1/1	0.88	0.36	66,66,66,66	0

*Continued on next page...*

*Continued from previous page...*

Mol	Type	Chain	Res	Atoms	RSCC	RSR	B-factors( $\text{\AA}^2$ )	Q<0.9
56	MG	BA	3657	1/1	0.88	0.48	56,56,56,56	0
56	MG	DA	3108	1/1	0.88	0.35	59,59,59,59	0
56	MG	BA	3866	1/1	0.88	0.19	25,25,25,25	0
56	MG	AA	1942	1/1	0.88	0.20	34,34,34,34	0
56	MG	BA	3221	1/1	0.88	0.45	33,33,33,33	0
56	MG	CA	1790	1/1	0.88	0.32	57,57,57,57	0
56	MG	BO	204	1/1	0.88	0.32	50,50,50,50	0
56	MG	BA	3392	1/1	0.88	0.13	52,52,52,52	0
56	MG	AA	1668	1/1	0.88	0.08	46,46,46,46	0
56	MG	BA	3385	1/1	0.89	0.09	63,63,63,63	0
56	MG	AA	1944	1/1	0.89	0.07	48,48,48,48	0
56	MG	AY	107	1/1	0.89	0.08	67,67,67,67	0
56	MG	BA	3889	1/1	0.89	0.19	44,44,44,44	0
56	MG	CZ	112	1/1	0.89	0.14	63,63,63,63	0
56	MG	AA	1974	1/1	0.89	0.43	48,48,48,48	0
56	MG	BA	3423	1/1	0.89	0.16	21,21,21,21	0
56	MG	DA	3149	1/1	0.89	0.29	3,3,3,3	0
56	MG	AA	1692	1/1	0.89	0.50	79,79,79,79	0
56	MG	BA	3026	1/1	0.89	0.20	33,33,33,33	0
56	MG	BA	3465	1/1	0.89	0.44	59,59,59,59	0
56	MG	BA	3272	1/1	0.89	0.20	54,54,54,54	0
56	MG	AA	1741	1/1	0.89	0.17	60,60,60,60	0
56	MG	B1	107	1/1	0.89	0.14	56,56,56,56	0
56	MG	DA	3285	1/1	0.89	0.13	4,4,4,4	0
56	MG	BA	3161	1/1	0.89	0.42	103,103,103,103	0
56	MG	BA	3626	1/1	0.89	0.16	62,62,62,62	0
56	MG	BA	3761	1/1	0.89	0.15	29,29,29,29	0
56	MG	BA	3849	1/1	0.89	0.35	52,52,52,52	0
56	MG	BA	3190	1/1	0.89	0.25	77,77,77,77	0
56	MG	AZ	113	1/1	0.89	0.10	60,60,60,60	0
56	MG	AA	1762	1/1	0.89	0.12	43,43,43,43	0
56	MG	DA	3457	1/1	0.89	0.19	4,4,4,4	0
56	MG	DA	3286	1/1	0.89	0.24	33,33,33,33	0
56	MG	BA	3227	1/1	0.89	0.16	46,46,46,46	0
56	MG	BA	3373	1/1	0.89	0.19	50,50,50,50	0
56	MG	AA	2026	1/1	0.89	0.11	26,26,26,26	0
56	MG	AA	1933	1/1	0.89	0.14	75,75,75,75	0
56	MG	AD	5003	1/1	0.89	0.07	42,42,42,42	0
56	MG	BA	3304	1/1	0.89	0.33	25,25,25,25	0
56	MG	CA	1772	1/1	0.89	0.27	3,3,3,3	0
56	MG	BA	3896	1/1	0.89	0.19	58,58,58,58	0
56	MG	BA	3909	1/1	0.89	0.23	39,39,39,39	0

*Continued on next page...*

*Continued from previous page...*

Mol	Type	Chain	Res	Atoms	RSCC	RSR	B-factors( $\text{\AA}^2$ )	Q<0.9
56	MG	BA	3427	1/1	0.89	0.13	34,34,34,34	0
56	MG	BV	202	1/1	0.89	0.65	38,38,38,38	0
56	MG	BA	3788	1/1	0.89	0.19	69,69,69,69	0
56	MG	AA	1879	1/1	0.89	0.17	49,49,49,49	0
56	MG	BA	3894	1/1	0.89	0.10	70,70,70,70	0
56	MG	BA	3256	1/1	0.89	0.64	60,60,60,60	0
56	MG	BA	3140	1/1	0.89	0.20	33,33,33,33	0
56	MG	AA	1794	1/1	0.89	0.12	19,19,19,19	0
56	MG	BA	3520	1/1	0.89	0.19	61,61,61,61	0
56	MG	BA	3169	1/1	0.89	0.19	67,67,67,67	0
56	MG	BA	3175	1/1	0.89	0.30	69,69,69,69	0
56	MG	B6	102	1/1	0.89	0.09	57,57,57,57	0
56	MG	AA	2002	1/1	0.89	0.15	47,47,47,47	0
56	MG	CA	1687	1/1	0.89	0.29	46,46,46,46	0
56	MG	CA	1813	1/1	0.89	0.13	64,64,64,64	0
56	MG	AA	1738	1/1	0.89	0.20	47,47,47,47	0
56	MG	BA	3808	1/1	0.89	0.20	18,18,18,18	0
56	MG	AA	1688	1/1	0.89	0.08	68,68,68,68	0
56	MG	BA	3561	1/1	0.89	0.29	75,75,75,75	0
56	MG	BA	3357	1/1	0.89	0.16	31,31,31,31	0
56	MG	BB	233	1/1	0.89	0.09	48,48,48,48	0
56	MG	BA	3904	1/1	0.89	0.40	53,53,53,53	0
56	MG	BA	3599	1/1	0.89	0.55	50,50,50,50	0
56	MG	AA	1814	1/1	0.89	0.20	47,47,47,47	0
56	MG	BA	3570	1/1	0.89	0.20	62,62,62,62	0
56	MG	CO	101	1/1	0.89	0.21	33,33,33,33	0
56	MG	DA	3029	1/1	0.89	0.17	4,4,4,4	0
56	MG	BA	3228	1/1	0.89	0.18	31,31,31,31	0
56	MG	AY	126	1/1	0.89	0.42	68,68,68,68	0
56	MG	AA	1920	1/1	0.89	0.25	26,26,26,26	0
56	MG	BA	3268	1/1	0.89	0.20	45,45,45,45	0
56	MG	AA	1617	1/1	0.89	0.15	48,48,48,48	0
56	MG	AY	122	1/1	0.89	0.16	58,58,58,58	0
56	MG	AX	409	1/1	0.89	0.19	47,47,47,47	0
56	MG	BA	3029	1/1	0.89	0.30	59,59,59,59	0
56	MG	BA	3662	1/1	0.89	0.33	35,35,35,35	0
56	MG	CY	114	1/1	0.89	0.37	39,39,39,39	0
56	MG	BA	3337	1/1	0.89	0.24	69,69,69,69	0
56	MG	AA	1995	1/1	0.89	0.11	44,44,44,44	0
56	MG	AB	305	1/1	0.89	0.16	56,56,56,56	0
56	MG	BA	3685	1/1	0.89	0.17	54,54,54,54	0
56	MG	BA	3798	1/1	0.89	0.10	54,54,54,54	0

*Continued on next page...*

*Continued from previous page...*

Mol	Type	Chain	Res	Atoms	RSCC	RSR	B-factors( $\text{\AA}^2$ )	Q<0.9
56	MG	CA	1744	1/1	0.89	0.10	36,36,36,36	0
56	MG	BA	3143	1/1	0.89	0.55	64,64,64,64	0
56	MG	BA	3572	1/1	0.89	0.15	34,34,34,34	0
56	MG	DA	3447	1/1	0.89	0.32	15,15,15,15	0
56	MG	DA	3103	1/1	0.89	0.29	62,62,62,62	0
56	MG	AA	1729	1/1	0.89	0.32	60,60,60,60	0
56	MG	AZ	105	1/1	0.89	0.13	78,78,78,78	0
56	MG	BA	3507	1/1	0.89	0.16	82,82,82,82	0
56	MG	B5	102	1/1	0.89	0.10	49,49,49,49	0
56	MG	BA	3446	1/1	0.89	0.41	58,58,58,58	0
56	MG	BA	3791	1/1	0.89	0.70	63,63,63,63	0
56	MG	DA	3346	1/1	0.89	0.32	56,56,56,56	0
56	MG	AA	1616	1/1	0.89	0.30	47,47,47,47	0
56	MG	BB	204	1/1	0.89	0.11	51,51,51,51	0
56	MG	AX	402	1/1	0.89	0.08	42,42,42,42	0
56	MG	BA	3150	1/1	0.89	0.19	41,41,41,41	0
56	MG	AA	1800	1/1	0.89	0.15	54,54,54,54	0
56	MG	CA	1748	1/1	0.89	0.19	3,3,3,3	0
56	MG	AV	5500	1/1	0.89	0.32	71,71,71,71	0
56	MG	BA	3366	1/1	0.89	0.07	24,24,24,24	0
56	MG	BS	203	1/1	0.89	0.20	52,52,52,52	0
56	MG	BA	3108	1/1	0.89	0.14	55,55,55,55	0
56	MG	DA	3326	1/1	0.89	0.18	4,4,4,4	0
56	MG	BA	3610	1/1	0.89	0.17	38,38,38,38	0
56	MG	BA	3126	1/1	0.89	0.12	46,46,46,46	0
56	MG	AA	1852	1/1	0.89	0.16	18,18,18,18	0
56	MG	DA	3334	1/1	0.89	0.49	3,3,3,3	0
56	MG	AA	1966	1/1	0.89	0.14	29,29,29,29	0
56	MG	AB	307	1/1	0.89	0.08	45,45,45,45	0
56	MG	BA	3053	1/1	0.89	0.28	78,78,78,78	0
56	MG	BA	3567	1/1	0.89	0.34	23,23,23,23	0
56	MG	BA	3793	1/1	0.89	0.14	54,54,54,54	0
56	MG	AA	1910	1/1	0.89	0.08	88,88,88,88	0
56	MG	BD	5006	1/1	0.89	0.14	11,11,11,11	0
56	MG	AA	1717	1/1	0.89	0.24	75,75,75,75	0
56	MG	DA	3241	1/1	0.89	0.14	73,73,73,73	0
56	MG	AA	1637	1/1	0.89	0.08	54,54,54,54	0
56	MG	BA	3041	1/1	0.89	0.38	98,98,98,98	0
56	MG	BA	3843	1/1	0.89	0.20	60,60,60,60	0
56	MG	BA	3619	1/1	0.89	0.20	42,42,42,42	0
56	MG	BA	3426	1/1	0.89	0.28	20,20,20,20	0
56	MG	CA	1648	1/1	0.89	0.16	33,33,33,33	0

*Continued on next page...*

*Continued from previous page...*

Mol	Type	Chain	Res	Atoms	RSCC	RSR	B-factors( $\text{\AA}^2$ )	Q<0.9
56	MG	BA	3670	1/1	0.90	0.28	37,37,37,37	0
56	MG	DA	3366	1/1	0.90	0.15	86,86,86,86	0
56	MG	DA	3259	1/1	0.90	0.24	4,4,4,4	0
56	MG	BA	3415	1/1	0.90	0.18	65,65,65,65	0
56	MG	BA	3711	1/1	0.90	0.24	70,70,70,70	0
56	MG	BA	3419	1/1	0.90	0.24	50,50,50,50	0
56	MG	AB	301	1/1	0.90	0.12	62,62,62,62	0
56	MG	BA	3311	1/1	0.90	0.23	44,44,44,44	0
56	MG	BA	3395	1/1	0.90	0.13	22,22,22,22	0
56	MG	BK	201	1/1	0.90	0.30	60,60,60,60	0
56	MG	BA	3424	1/1	0.90	0.37	55,55,55,55	0
56	MG	BA	3640	1/1	0.90	0.14	24,24,24,24	0
56	MG	AA	1601	1/1	0.90	0.26	37,37,37,37	0
56	MG	DA	3119	1/1	0.90	0.22	58,58,58,58	0
56	MG	BB	221	1/1	0.90	0.43	65,65,65,65	0
56	MG	BA	3571	1/1	0.90	0.27	39,39,39,39	0
56	MG	BA	3856	1/1	0.90	0.09	36,36,36,36	0
56	MG	BA	3701	1/1	0.90	0.12	58,58,58,58	0
56	MG	AA	1888	1/1	0.90	0.44	39,39,39,39	0
56	MG	CH	201	1/1	0.90	0.41	58,58,58,58	0
56	MG	DA	3048	1/1	0.90	0.24	4,4,4,4	0
56	MG	BA	3743	1/1	0.90	0.27	64,64,64,64	0
56	MG	BV	201	1/1	0.90	0.14	53,53,53,53	0
56	MG	BA	3301	1/1	0.90	0.21	31,31,31,31	0
56	MG	DA	3367	1/1	0.90	0.10	59,59,59,59	0
56	MG	BA	3089	1/1	0.90	0.31	69,69,69,69	0
56	MG	DA	3189	1/1	0.90	0.16	5,5,5,5	0
56	MG	BA	3352	1/1	0.90	0.11	17,17,17,17	0
56	MG	BA	3433	1/1	0.90	0.23	67,67,67,67	0
56	MG	BA	3737	1/1	0.90	0.15	50,50,50,50	0
56	MG	DA	3130	1/1	0.90	0.32	3,3,3,3	0
56	MG	BA	3607	1/1	0.90	0.19	40,40,40,40	0
56	MG	DA	3007	1/1	0.90	0.10	25,25,25,25	0
56	MG	BA	3310	1/1	0.90	0.68	73,73,73,73	0
56	MG	BA	3532	1/1	0.90	0.28	55,55,55,55	0
56	MG	AY	114	1/1	0.90	0.23	48,48,48,48	0
56	MG	BA	3107	1/1	0.90	0.13	49,49,49,49	0
56	MG	BA	3724	1/1	0.90	0.20	29,29,29,29	0
56	MG	BA	3606	1/1	0.90	0.56	52,52,52,52	0
56	MG	BA	3044	1/1	0.90	0.23	49,49,49,49	0
56	MG	AA	1707	1/1	0.90	0.11	37,37,37,37	0
56	MG	BA	3365	1/1	0.90	0.38	53,53,53,53	0

*Continued on next page...*

*Continued from previous page...*

Mol	Type	Chain	Res	Atoms	RSCC	RSR	B-factors( $\text{\AA}^2$ )	Q<0.9
56	MG	DA	3467	1/1	0.90	0.19	3,3,3,3	0
56	MG	BA	3059	1/1	0.90	0.10	74,74,74,74	0
56	MG	AA	1907	1/1	0.90	0.26	76,76,76,76	0
56	MG	BA	3919	1/1	0.90	0.28	49,49,49,49	0
56	MG	AA	1848	1/1	0.90	0.29	56,56,56,56	0
56	MG	BA	3035	1/1	0.90	0.26	51,51,51,51	0
56	MG	BA	3741	1/1	0.90	0.12	52,52,52,52	0
56	MG	DA	3115	1/1	0.90	0.25	62,62,62,62	0
56	MG	AZ	104	1/1	0.90	0.11	61,61,61,61	0
56	MG	AA	2022	1/1	0.90	0.10	35,35,35,35	0
56	MG	CA	1721	1/1	0.90	0.32	49,49,49,49	0
56	MG	BA	3134	1/1	0.90	0.18	23,23,23,23	0
56	MG	BA	3125	1/1	0.90	0.07	26,26,26,26	0
56	MG	AA	1788	1/1	0.90	0.46	66,66,66,66	0
56	MG	DA	3182	1/1	0.90	0.27	3,3,3,3	0
56	MG	BA	3845	1/1	0.90	0.55	68,68,68,68	0
56	MG	DA	3041	1/1	0.90	0.07	52,52,52,52	0
56	MG	CA	1724	1/1	0.90	0.15	36,36,36,36	0
56	MG	BA	3723	1/1	0.90	0.12	7,7,7,7	0
56	MG	DA	3065	1/1	0.90	0.16	45,45,45,45	0
56	MG	CA	1735	1/1	0.90	0.20	31,31,31,31	0
56	MG	AA	1807	1/1	0.90	0.12	36,36,36,36	0
56	MG	AT	202	1/1	0.90	0.10	58,58,58,58	0
56	MG	AX	413	1/1	0.90	0.35	32,32,32,32	0
56	MG	BA	3588	1/1	0.90	0.09	24,24,24,24	0
56	MG	DA	3485	1/1	0.90	0.16	4,4,4,4	0
56	MG	BA	3281	1/1	0.90	0.18	61,61,61,61	0
56	MG	BA	3512	1/1	0.90	0.10	62,62,62,62	0
56	MG	AA	1774	1/1	0.90	0.14	39,39,39,39	0
56	MG	CA	1703	1/1	0.90	0.11	29,29,29,29	0
56	MG	BA	3369	1/1	0.90	0.07	60,60,60,60	0
56	MG	AA	1753	1/1	0.90	0.21	62,62,62,62	0
56	MG	AZ	108	1/1	0.90	0.09	60,60,60,60	0
56	MG	CA	1655	1/1	0.90	0.31	38,38,38,38	0
56	MG	AA	2004	1/1	0.90	0.14	51,51,51,51	0
56	MG	AA	1960	1/1	0.90	0.29	53,53,53,53	0
56	MG	DA	3104	1/1	0.90	0.40	21,21,21,21	0
56	MG	AA	1820	1/1	0.90	0.14	46,46,46,46	0
56	MG	DA	3369	1/1	0.90	0.21	43,43,43,43	0
56	MG	BA	3251	1/1	0.90	0.10	41,41,41,41	0
56	MG	DA	3421	1/1	0.90	0.12	35,35,35,35	0
56	MG	BA	3023	1/1	0.90	0.15	44,44,44,44	0

*Continued on next page...*

*Continued from previous page...*

Mol	Type	Chain	Res	Atoms	RSCC	RSR	B-factors( $\text{\AA}^2$ )	Q<0.9
56	MG	BR	201	1/1	0.90	0.14	34,34,34,34	0
56	MG	DA	3278	1/1	0.90	0.17	60,60,60,60	0
56	MG	BA	3920	1/1	0.90	0.22	54,54,54,54	0
56	MG	DA	3106	1/1	0.90	0.21	46,46,46,46	0
56	MG	DA	3413	1/1	0.90	0.17	3,3,3,3	0
56	MG	BA	3641	1/1	0.90	0.33	63,63,63,63	0
56	MG	BA	3655	1/1	0.90	0.18	38,38,38,38	0
56	MG	AA	1810	1/1	0.90	0.56	64,64,64,64	0
56	MG	BA	3785	1/1	0.90	0.20	25,25,25,25	0
56	MG	BA	3253	1/1	0.90	0.33	71,71,71,71	0
56	MG	BA	3063	1/1	0.90	0.05	86,86,86,86	0
56	MG	BA	3339	1/1	0.90	0.20	66,66,66,66	0
56	MG	BB	203	1/1	0.90	0.05	51,51,51,51	0
56	MG	AA	1988	1/1	0.90	0.10	65,65,65,65	0
56	MG	BA	3393	1/1	0.90	0.23	61,61,61,61	0
56	MG	AA	1844	1/1	0.90	0.64	101,101,101,101	0
56	MG	BA	3514	1/1	0.90	0.32	53,53,53,53	0
56	MG	BA	3472	1/1	0.90	0.14	10,10,10,10	0
56	MG	BA	3372	1/1	0.90	0.05	37,37,37,37	0
56	MG	BA	3270	1/1	0.90	0.42	64,64,64,64	0
56	MG	AZ	115	1/1	0.90	0.09	39,39,39,39	0
56	MG	BA	3469	1/1	0.90	0.20	46,46,46,46	0
56	MG	AA	1614	1/1	0.90	0.38	49,49,49,49	0
56	MG	BA	3681	1/1	0.90	0.88	59,59,59,59	0
56	MG	BA	3668	1/1	0.90	0.15	33,33,33,33	0
56	MG	AA	1666	1/1	0.90	0.13	61,61,61,61	0
56	MG	BA	3208	1/1	0.90	0.09	86,86,86,86	0
56	MG	DA	3437	1/1	0.91	0.54	3,3,3,3	0
56	MG	AA	1914	1/1	0.91	0.14	70,70,70,70	0
56	MG	BA	3523	1/1	0.91	0.08	62,62,62,62	0
56	MG	DA	3195	1/1	0.91	0.36	3,3,3,3	0
56	MG	DA	3423	1/1	0.91	0.56	28,28,28,28	0
56	MG	BA	3159	1/1	0.91	0.21	61,61,61,61	0
56	MG	AA	1660	1/1	0.91	0.11	77,77,77,77	0
56	MG	CA	1716	1/1	0.91	0.17	58,58,58,58	0
56	MG	CQ	201	1/1	0.91	0.35	3,3,3,3	0
56	MG	BB	216	1/1	0.91	0.25	46,46,46,46	0
56	MG	CY	113	1/1	0.91	0.19	27,27,27,27	0
56	MG	BA	3806	1/1	0.91	0.43	29,29,29,29	0
56	MG	BA	3576	1/1	0.91	0.15	43,43,43,43	0
56	MG	DA	3067	1/1	0.91	0.13	17,17,17,17	0
56	MG	DQ	201	1/1	0.91	0.24	4,4,4,4	0

*Continued on next page...*

*Continued from previous page...*

Mol	Type	Chain	Res	Atoms	RSCC	RSR	B-factors( $\text{\AA}^2$ )	Q<0.9
56	MG	AG	201	1/1	0.91	0.18	72,72,72,72	0
56	MG	DA	3062	1/1	0.91	0.32	4,4,4,4	0
56	MG	CA	1601	1/1	0.91	0.29	3,3,3,3	0
56	MG	AA	1997	1/1	0.91	0.22	56,56,56,56	0
56	MG	BA	3760	1/1	0.91	0.35	49,49,49,49	0
56	MG	BA	3719	1/1	0.91	0.17	37,37,37,37	0
56	MG	DA	3200	1/1	0.91	0.45	3,3,3,3	0
56	MG	DA	3394	1/1	0.91	0.17	53,53,53,53	0
56	MG	AA	1838	1/1	0.91	0.26	18,18,18,18	0
56	MG	AA	1641	1/1	0.91	0.13	27,27,27,27	0
56	MG	BA	3689	1/1	0.91	0.33	80,80,80,80	0
56	MG	DA	3482	1/1	0.91	0.20	4,4,4,4	0
56	MG	BA	3082	1/1	0.91	0.15	56,56,56,56	0
56	MG	AA	1970	1/1	0.91	0.14	52,52,52,52	0
56	MG	BG	201	1/1	0.91	0.34	64,64,64,64	0
56	MG	CA	1681	1/1	0.91	0.27	3,3,3,3	0
56	MG	DA	3310	1/1	0.91	0.17	57,57,57,57	0
56	MG	BA	3527	1/1	0.91	0.12	38,38,38,38	0
56	MG	AY	109	1/1	0.91	0.20	47,47,47,47	0
56	MG	AA	1719	1/1	0.91	0.13	13,13,13,13	0
56	MG	CA	1644	1/1	0.91	0.23	3,3,3,3	0
56	MG	BA	3138	1/1	0.91	0.21	27,27,27,27	0
56	MG	BA	3836	1/1	0.91	0.22	20,20,20,20	0
56	MG	BA	3246	1/1	0.91	0.32	60,60,60,60	0
56	MG	DA	3381	1/1	0.91	0.23	3,3,3,3	0
56	MG	AZ	111	1/1	0.91	0.15	71,71,71,71	0
56	MG	BA	3028	1/1	0.91	0.34	39,39,39,39	0
56	MG	BA	3544	1/1	0.91	0.41	72,72,72,72	0
56	MG	BA	3408	1/1	0.91	0.25	50,50,50,50	0
56	MG	BA	3546	1/1	0.91	0.28	40,40,40,40	0
56	MG	CA	1719	1/1	0.91	0.23	60,60,60,60	0
56	MG	BA	3577	1/1	0.91	0.16	60,60,60,60	0
56	MG	BA	3324	1/1	0.91	0.32	50,50,50,50	0
56	MG	DA	3039	1/1	0.91	0.21	4,4,4,4	0
56	MG	DA	3355	1/1	0.91	0.08	56,56,56,56	0
56	MG	AZ	109	1/1	0.91	0.16	79,79,79,79	0
56	MG	CA	1668	1/1	0.91	0.36	3,3,3,3	0
56	MG	CA	1715	1/1	0.91	0.28	40,40,40,40	0
56	MG	CA	1673	1/1	0.91	0.15	49,49,49,49	0
56	MG	CA	1787	1/1	0.91	0.11	57,57,57,57	0
56	MG	CA	1795	1/1	0.91	0.13	54,54,54,54	0
56	MG	AA	1662	1/1	0.91	0.48	45,45,45,45	0

*Continued on next page...*

*Continued from previous page...*

Mol	Type	Chain	Res	Atoms	RSCC	RSR	B-factors( $\text{\AA}^2$ )	Q<0.9
56	MG	AA	1695	1/1	0.91	0.20	52,52,52,52	0
56	MG	BA	3869	1/1	0.91	0.14	7,7,7,7	0
56	MG	AZ	112	1/1	0.91	0.10	46,46,46,46	0
56	MG	CZ	102	1/1	0.91	0.07	51,51,51,51	0
56	MG	BA	3128	1/1	0.91	0.26	60,60,60,60	0
56	MG	AA	1658	1/1	0.91	0.13	29,29,29,29	0
56	MG	DA	3211	1/1	0.91	0.28	4,4,4,4	0
56	MG	CA	1676	1/1	0.91	0.88	42,42,42,42	0
56	MG	CA	1819	1/1	0.91	0.11	36,36,36,36	0
56	MG	AA	1799	1/1	0.91	0.10	31,31,31,31	0
56	MG	DA	3110	1/1	0.91	0.06	48,48,48,48	0
56	MG	BA	3710	1/1	0.91	0.19	52,52,52,52	0
56	MG	BA	3405	1/1	0.91	0.20	44,44,44,44	0
56	MG	AA	1982	1/1	0.91	0.30	51,51,51,51	0
56	MG	DA	3033	1/1	0.91	0.17	4,4,4,4	0
56	MG	BY	201	1/1	0.91	0.14	68,68,68,68	0
56	MG	BA	3769	1/1	0.91	0.10	28,28,28,28	0
56	MG	DA	3138	1/1	0.91	0.41	3,3,3,3	0
56	MG	BA	3601	1/1	0.91	0.18	30,30,30,30	0
56	MG	AA	1851	1/1	0.91	0.36	69,69,69,69	0
56	MG	BA	3232	1/1	0.91	0.12	58,58,58,58	0
56	MG	AA	1742	1/1	0.91	0.10	67,67,67,67	0
56	MG	BF	302	1/1	0.91	0.24	59,59,59,59	0
56	MG	DA	3245	1/1	0.91	0.15	41,41,41,41	0
56	MG	BA	3595	1/1	0.91	0.21	62,62,62,62	0
56	MG	AA	1797	1/1	0.91	0.34	21,21,21,21	0
56	MG	BA	3309	1/1	0.91	0.23	17,17,17,17	0
56	MG	BA	3018	1/1	0.91	0.17	40,40,40,40	0
56	MG	CA	1635	1/1	0.91	0.17	4,4,4,4	0
56	MG	BA	3104	1/1	0.91	0.12	67,67,67,67	0
56	MG	BA	3071	1/1	0.91	0.23	35,35,35,35	0
56	MG	AA	1887	1/1	0.91	0.14	31,31,31,31	0
56	MG	CA	1709	1/1	0.91	0.13	55,55,55,55	0
56	MG	BA	3042	1/1	0.91	0.45	74,74,74,74	0
56	MG	BA	3887	1/1	0.91	0.20	66,66,66,66	0
56	MG	CA	1766	1/1	0.91	0.08	64,64,64,64	0
56	MG	CA	1732	1/1	0.91	0.35	63,63,63,63	0
56	MG	D8	101	1/1	0.91	0.36	3,3,3,3	0
56	MG	AA	1704	1/1	0.91	0.16	48,48,48,48	0
56	MG	DA	3353	1/1	0.91	0.06	61,61,61,61	0
56	MG	AA	1984	1/1	0.91	0.16	39,39,39,39	0
56	MG	BA	3025	1/1	0.91	0.23	58,58,58,58	0

*Continued on next page...*

*Continued from previous page...*

Mol	Type	Chain	Res	Atoms	RSCC	RSR	B-factors( $\text{\AA}^2$ )	Q<0.9
56	MG	BA	3297	1/1	0.91	0.17	45,45,45,45	0
56	MG	BA	3495	1/1	0.91	0.09	48,48,48,48	0
56	MG	BA	3201	1/1	0.91	0.24	67,67,67,67	0
56	MG	BA	3259	1/1	0.91	0.10	44,44,44,44	0
56	MG	BA	3091	1/1	0.91	0.17	37,37,37,37	0
56	MG	BA	3888	1/1	0.91	0.18	53,53,53,53	0
56	MG	DA	3432	1/1	0.91	0.31	3,3,3,3	0
56	MG	BB	228	1/1	0.91	0.30	63,63,63,63	0
56	MG	AA	1758	1/1	0.91	0.20	22,22,22,22	0
56	MG	BA	3032	1/1	0.91	0.09	30,30,30,30	0
56	MG	BA	3784	1/1	0.91	0.21	33,33,33,33	0
56	MG	AA	1665	1/1	0.91	0.11	38,38,38,38	0
56	MG	AA	1772	1/1	0.91	0.31	40,40,40,40	0
56	MG	AA	1632	1/1	0.91	0.11	35,35,35,35	0
56	MG	BA	3763	1/1	0.91	0.15	52,52,52,52	0
56	MG	BA	3732	1/1	0.91	0.58	68,68,68,68	0
56	MG	B1	106	1/1	0.91	0.24	56,56,56,56	0
56	MG	DA	3125	1/1	0.91	0.20	28,28,28,28	0
56	MG	AX	401	1/1	0.91	0.12	74,74,74,74	0
56	MG	AA	1657	1/1	0.91	0.11	45,45,45,45	0
56	MG	AA	1682	1/1	0.91	0.17	40,40,40,40	0
56	MG	BA	3187	1/1	0.91	0.27	54,54,54,54	0
56	MG	BA	3541	1/1	0.91	0.17	30,30,30,30	0
56	MG	CA	1691	1/1	0.91	0.16	45,45,45,45	0
56	MG	CA	1821	1/1	0.91	0.22	29,29,29,29	0
56	MG	BA	3686	1/1	0.91	0.58	49,49,49,49	0
56	MG	BB	208	1/1	0.91	0.20	63,63,63,63	0
56	MG	AA	1735	1/1	0.91	0.10	44,44,44,44	0
56	MG	BA	3376	1/1	0.91	0.18	39,39,39,39	0
56	MG	CA	1728	1/1	0.91	0.31	57,57,57,57	0
56	MG	AA	1987	1/1	0.91	0.07	40,40,40,40	0
56	MG	BA	3347	1/1	0.91	0.08	43,43,43,43	0
56	MG	AA	1939	1/1	0.91	0.37	47,47,47,47	0
56	MG	AZ	110	1/1	0.91	0.17	69,69,69,69	0
56	MG	BA	3383	1/1	0.91	0.12	53,53,53,53	0
56	MG	AA	1749	1/1	0.91	0.12	68,68,68,68	0
56	MG	BA	3886	1/1	0.91	0.17	69,69,69,69	0
56	MG	BA	3131	1/1	0.92	0.61	72,72,72,72	0
56	MG	BA	3879	1/1	0.92	0.31	46,46,46,46	0
56	MG	AA	1816	1/1	0.92	0.28	55,55,55,55	0
56	MG	AA	1834	1/1	0.92	0.14	43,43,43,43	0
56	MG	BA	3815	1/1	0.92	0.29	28,28,28,28	0

*Continued on next page...*

*Continued from previous page...*

Mol	Type	Chain	Res	Atoms	RSCC	RSR	B-factors( $\text{\AA}^2$ )	Q<0.9
56	MG	BA	3578	1/1	0.92	0.09	48,48,48,48	0
56	MG	BA	3787	1/1	0.92	0.22	47,47,47,47	0
56	MG	BA	3438	1/1	0.92	0.20	67,67,67,67	0
56	MG	DA	3468	1/1	0.92	0.46	3,3,3,3	0
56	MG	BA	3779	1/1	0.92	0.09	22,22,22,22	0
56	MG	DA	3169	1/1	0.92	0.34	3,3,3,3	0
56	MG	AB	303	1/1	0.92	0.13	40,40,40,40	0
56	MG	BA	3585	1/1	0.92	0.17	35,35,35,35	0
56	MG	BA	3276	1/1	0.92	0.26	52,52,52,52	0
56	MG	CF	205	1/1	0.92	0.15	57,57,57,57	0
56	MG	AA	1826	1/1	0.92	0.12	46,46,46,46	0
56	MG	BA	3841	1/1	0.92	0.15	31,31,31,31	0
56	MG	CA	1610	1/1	0.92	0.17	4,4,4,4	0
56	MG	AA	1761	1/1	0.92	0.16	39,39,39,39	0
56	MG	DA	3028	1/1	0.92	0.29	4,4,4,4	0
56	MG	DA	3361	1/1	0.92	0.62	78,78,78,78	0
56	MG	BA	3740	1/1	0.92	0.29	53,53,53,53	0
56	MG	BW	202	1/1	0.92	0.21	38,38,38,38	0
56	MG	BA	3359	1/1	0.92	0.78	70,70,70,70	0
56	MG	AA	1886	1/1	0.92	0.20	50,50,50,50	0
56	MG	BA	3212	1/1	0.92	0.07	29,29,29,29	0
56	MG	AA	1685	1/1	0.92	0.14	28,28,28,28	0
56	MG	CZ	104	1/1	0.92	0.24	3,3,3,3	0
56	MG	BA	3499	1/1	0.92	0.14	57,57,57,57	0
56	MG	BA	3386	1/1	0.92	0.13	79,79,79,79	0
56	MG	BA	3448	1/1	0.92	0.25	21,21,21,21	0
56	MG	DA	3466	1/1	0.92	0.28	3,3,3,3	0
56	MG	BA	3627	1/1	0.92	0.12	22,22,22,22	0
56	MG	AA	1710	1/1	0.92	0.24	40,40,40,40	0
56	MG	AA	1745	1/1	0.92	0.07	75,75,75,75	0
56	MG	AY	117	1/1	0.92	0.15	68,68,68,68	0
56	MG	DA	3246	1/1	0.92	0.25	3,3,3,3	0
56	MG	BA	3411	1/1	0.92	0.14	51,51,51,51	0
56	MG	AA	1680	1/1	0.92	0.47	51,51,51,51	0
56	MG	BA	3165	1/1	0.92	0.28	21,21,21,21	0
56	MG	DA	3087	1/1	0.92	0.23	3,3,3,3	0
56	MG	CA	1754	1/1	0.92	0.23	3,3,3,3	0
56	MG	BA	3085	1/1	0.92	0.24	29,29,29,29	0
56	MG	DA	3139	1/1	0.92	0.39	3,3,3,3	0
56	MG	BA	3479	1/1	0.92	0.15	30,30,30,30	0
56	MG	AA	1971	1/1	0.92	0.42	57,57,57,57	0
56	MG	CA	1812	1/1	0.92	0.11	36,36,36,36	0

*Continued on next page...*

*Continued from previous page...*

Mol	Type	Chain	Res	Atoms	RSCC	RSR	B-factors( $\text{\AA}^2$ )	Q<0.9
56	MG	CA	1789	1/1	0.92	0.31	43,43,43,43	0
56	MG	DA	3333	1/1	0.92	0.30	4,4,4,4	0
56	MG	CA	1799	1/1	0.92	0.13	5,5,5,5	0
56	MG	BA	3070	1/1	0.92	0.23	37,37,37,37	0
56	MG	BA	3245	1/1	0.92	0.24	39,39,39,39	0
56	MG	BA	3717	1/1	0.92	0.13	67,67,67,67	0
56	MG	BA	3762	1/1	0.92	0.22	28,28,28,28	0
56	MG	BA	3444	1/1	0.92	0.30	42,42,42,42	0
56	MG	BA	3663	1/1	0.92	0.32	50,50,50,50	0
56	MG	BA	3473	1/1	0.92	0.13	31,31,31,31	0
56	MG	AA	1798	1/1	0.92	0.11	25,25,25,25	0
56	MG	BA	3112	1/1	0.92	0.13	40,40,40,40	0
56	MG	BA	3269	1/1	0.92	0.11	31,31,31,31	0
56	MG	AA	1712	1/1	0.92	0.23	35,35,35,35	0
56	MG	BA	3292	1/1	0.92	0.78	36,36,36,36	0
56	MG	BA	3338	1/1	0.92	0.45	56,56,56,56	0
56	MG	AA	1634	1/1	0.92	0.13	43,43,43,43	0
56	MG	CA	1649	1/1	0.92	0.10	35,35,35,35	0
56	MG	BA	3734	1/1	0.92	0.28	59,59,59,59	0
56	MG	BA	3665	1/1	0.92	0.10	24,24,24,24	0
56	MG	CA	1768	1/1	0.92	0.22	46,46,46,46	0
56	MG	AA	1908	1/1	0.92	0.28	85,85,85,85	0
56	MG	BA	3494	1/1	0.92	0.10	44,44,44,44	0
56	MG	AA	1991	1/1	0.92	0.10	84,84,84,84	0
56	MG	AA	1994	1/1	0.92	0.30	52,52,52,52	0
56	MG	AH	201	1/1	0.92	0.20	27,27,27,27	0
56	MG	BA	3860	1/1	0.92	0.08	62,62,62,62	0
56	MG	AA	1815	1/1	0.92	0.24	43,43,43,43	0
56	MG	DA	3425	1/1	0.92	0.16	5,5,5,5	0
56	MG	BA	3287	1/1	0.92	0.22	27,27,27,27	0
56	MG	BA	3805	1/1	0.92	0.20	40,40,40,40	0
56	MG	AY	102	1/1	0.92	0.20	58,58,58,58	0
56	MG	AC	304	1/1	0.92	0.21	72,72,72,72	0
56	MG	DA	3172	1/1	0.92	0.27	3,3,3,3	0
56	MG	DA	3486	1/1	0.92	0.50	3,3,3,3	0
56	MG	DA	3047	1/1	0.92	0.29	3,3,3,3	0
56	MG	BA	3394	1/1	0.92	0.18	41,41,41,41	0
56	MG	AE	206	1/1	0.92	0.05	57,57,57,57	0
56	MG	AM	203	1/1	0.92	0.31	47,47,47,47	0
56	MG	BA	3062	1/1	0.92	0.12	56,56,56,56	0
56	MG	BA	3715	1/1	0.92	0.17	28,28,28,28	0
56	MG	AA	1676	1/1	0.92	0.09	66,66,66,66	0

*Continued on next page...*

*Continued from previous page...*

Mol	Type	Chain	Res	Atoms	RSCC	RSR	B-factors( $\text{\AA}^2$ )	Q<0.9
56	MG	AA	1871	1/1	0.92	0.29	68,68,68,68	0
56	MG	BA	3916	1/1	0.92	0.19	59,59,59,59	0
56	MG	AJ	201	1/1	0.92	0.10	49,49,49,49	0
56	MG	BA	3327	1/1	0.92	0.16	64,64,64,64	0
56	MG	BA	3677	1/1	0.92	0.14	30,30,30,30	0
56	MG	BA	3868	1/1	0.92	0.13	11,11,11,11	0
56	MG	BB	229	1/1	0.92	0.22	33,33,33,33	0
56	MG	AA	1760	1/1	0.92	0.10	8,8,8,8	0
56	MG	AA	1870	1/1	0.92	0.24	85,85,85,85	0
56	MG	AA	1792	1/1	0.92	0.23	63,63,63,63	0
56	MG	BA	3298	1/1	0.92	0.32	30,30,30,30	0
56	MG	BA	3858	1/1	0.92	0.24	60,60,60,60	0
56	MG	CY	102	1/1	0.92	0.33	3,3,3,3	0
56	MG	DA	3191	1/1	0.92	0.27	4,4,4,4	0
56	MG	AA	2006	1/1	0.92	0.21	53,53,53,53	0
56	MG	BA	3622	1/1	0.92	0.09	60,60,60,60	0
56	MG	DA	3350	1/1	0.92	0.14	63,63,63,63	0
56	MG	BA	3235	1/1	0.92	0.09	47,47,47,47	0
56	MG	AA	1986	1/1	0.92	0.27	52,52,52,52	0
56	MG	BA	3902	1/1	0.92	0.20	66,66,66,66	0
56	MG	AA	1975	1/1	0.92	0.30	66,66,66,66	0
56	MG	AA	1912	1/1	0.92	0.14	62,62,62,62	0
56	MG	BQ	204	1/1	0.92	0.18	80,80,80,80	0
56	MG	AA	1945	1/1	0.92	0.12	34,34,34,34	0
56	MG	BA	3659	1/1	0.92	0.26	43,43,43,43	0
56	MG	DO	202	1/1	0.92	0.10	4,4,4,4	0
56	MG	DD	5002	1/1	0.92	0.14	33,33,33,33	0
56	MG	BA	3120	1/1	0.92	0.37	53,53,53,53	0
56	MG	BA	3371	1/1	0.92	0.17	53,53,53,53	0
56	MG	DA	3307	1/1	0.92	0.14	39,39,39,39	0
56	MG	AY	108	1/1	0.92	0.11	59,59,59,59	0
56	MG	BA	3121	1/1	0.92	0.07	61,61,61,61	0
56	MG	AA	1757	1/1	0.92	0.12	60,60,60,60	0
56	MG	BA	3330	1/1	0.92	0.19	55,55,55,55	0
56	MG	CA	1726	1/1	0.92	0.09	37,37,37,37	0
56	MG	BA	3549	1/1	0.92	0.29	27,27,27,27	0
56	MG	BA	3321	1/1	0.92	0.15	40,40,40,40	0
56	MG	DA	3336	1/1	0.92	0.15	25,25,25,25	0
56	MG	CA	1801	1/1	0.92	0.24	3,3,3,3	0
56	MG	BA	3288	1/1	0.92	0.18	43,43,43,43	0
56	MG	DA	3279	1/1	0.92	0.40	30,30,30,30	0
56	MG	BA	3827	1/1	0.92	0.21	48,48,48,48	0

*Continued on next page...*

*Continued from previous page...*

Mol	Type	Chain	Res	Atoms	RSCC	RSR	B-factors( $\text{\AA}^2$ )	Q<0.9
56	MG	DA	3207	1/1	0.92	0.58	50,50,50,50	0
56	MG	CB	301	1/1	0.92	0.14	39,39,39,39	0
56	MG	BA	3106	1/1	0.92	0.08	68,68,68,68	0
56	MG	BA	3699	1/1	0.92	0.05	79,79,79,79	0
56	MG	CA	1653	1/1	0.92	0.28	62,62,62,62	0
56	MG	AA	1922	1/1	0.92	0.45	46,46,46,46	0
56	MG	AA	1687	1/1	0.92	0.12	47,47,47,47	0
56	MG	DA	3354	1/1	0.92	0.09	43,43,43,43	0
56	MG	BA	3720	1/1	0.92	0.16	28,28,28,28	0
56	MG	BA	3111	1/1	0.93	0.23	35,35,35,35	0
56	MG	AA	1728	1/1	0.93	0.40	46,46,46,46	0
56	MG	DA	3242	1/1	0.93	0.34	3,3,3,3	0
56	MG	BA	3647	1/1	0.93	0.17	48,48,48,48	0
56	MG	BA	3500	1/1	0.93	0.11	21,21,21,21	0
56	MG	DA	3222	1/1	0.93	0.21	41,41,41,41	0
56	MG	AM	202	1/1	0.93	0.07	58,58,58,58	0
56	MG	AK	203	1/1	0.93	0.13	49,49,49,49	0
56	MG	DA	3362	1/1	0.93	0.15	82,82,82,82	0
56	MG	BA	3908	1/1	0.93	0.18	26,26,26,26	0
56	MG	DA	3338	1/1	0.93	0.27	3,3,3,3	0
56	MG	BA	3545	1/1	0.93	0.12	23,23,23,23	0
56	MG	BA	3575	1/1	0.93	0.12	53,53,53,53	0
56	MG	CA	1770	1/1	0.93	0.12	54,54,54,54	0
56	MG	DA	3240	1/1	0.93	0.19	3,3,3,3	0
56	MG	CA	1697	1/1	0.93	0.28	52,52,52,52	0
56	MG	BA	3211	1/1	0.93	0.17	80,80,80,80	0
56	MG	AA	1825	1/1	0.93	0.17	31,31,31,31	0
56	MG	DA	3180	1/1	0.93	0.33	3,3,3,3	0
56	MG	DD	5008	1/1	0.93	0.13	13,13,13,13	0
56	MG	AE	202	1/1	0.93	0.15	64,64,64,64	0
56	MG	BA	3517	1/1	0.93	0.13	46,46,46,46	0
56	MG	DA	3401	1/1	0.93	0.21	39,39,39,39	0
56	MG	DA	3299	1/1	0.93	0.18	50,50,50,50	0
56	MG	BO	202	1/1	0.93	0.08	54,54,54,54	0
56	MG	BA	3900	1/1	0.93	0.17	51,51,51,51	0
56	MG	AA	1650	1/1	0.93	0.14	45,45,45,45	0
56	MG	CA	1808	1/1	0.93	0.48	3,3,3,3	0
56	MG	AA	1808	1/1	0.93	0.14	46,46,46,46	0
56	MG	AA	1963	1/1	0.93	0.22	56,56,56,56	0
56	MG	BA	3846	1/1	0.93	0.16	55,55,55,55	0
56	MG	AA	1777	1/1	0.93	0.29	53,53,53,53	0
56	MG	BA	3775	1/1	0.93	0.09	36,36,36,36	0

*Continued on next page...*

*Continued from previous page...*

Mol	Type	Chain	Res	Atoms	RSCC	RSR	B-factors( $\text{\AA}^2$ )	Q<0.9
56	MG	AA	1787	1/1	0.93	0.16	54,54,54,54	0
56	MG	DA	3019	1/1	0.93	0.23	3,3,3,3	0
56	MG	BA	3034	1/1	0.93	0.14	43,43,43,43	0
56	MG	AN	102	1/1	0.93	0.23	57,57,57,57	0
56	MG	CA	1615	1/1	0.93	0.25	3,3,3,3	0
56	MG	DA	3098	1/1	0.93	0.31	3,3,3,3	0
56	MG	DD	5009	1/1	0.93	0.38	29,29,29,29	0
56	MG	BA	3478	1/1	0.93	0.17	52,52,52,52	0
56	MG	BB	206	1/1	0.93	0.12	51,51,51,51	0
56	MG	BA	3780	1/1	0.93	0.27	32,32,32,32	0
56	MG	BA	3336	1/1	0.93	0.10	45,45,45,45	0
56	MG	AA	1990	1/1	0.93	0.12	63,63,63,63	0
56	MG	BA	3136	1/1	0.93	0.23	45,45,45,45	0
56	MG	BA	3019	1/1	0.93	0.18	55,55,55,55	0
56	MG	BA	3132	1/1	0.93	0.21	40,40,40,40	0
56	MG	AA	1624	1/1	0.93	0.14	43,43,43,43	0
56	MG	BA	3475	1/1	0.93	0.08	22,22,22,22	0
56	MG	AA	1976	1/1	0.93	0.16	70,70,70,70	0
56	MG	AK	205	1/1	0.93	0.41	61,61,61,61	0
56	MG	DA	3002	1/1	0.93	0.31	3,3,3,3	0
56	MG	BA	3066	1/1	0.93	0.11	67,67,67,67	0
56	MG	BA	3420	1/1	0.93	0.25	19,19,19,19	0
56	MG	AA	1720	1/1	0.93	0.18	36,36,36,36	0
56	MG	AA	1802	1/1	0.93	0.24	39,39,39,39	0
56	MG	BA	3636	1/1	0.93	0.14	31,31,31,31	0
56	MG	CA	1740	1/1	0.93	0.39	41,41,41,41	0
56	MG	AA	1946	1/1	0.93	0.12	59,59,59,59	0
56	MG	DB	203	1/1	0.93	0.26	3,3,3,3	0
56	MG	BA	3285	1/1	0.93	0.17	48,48,48,48	0
56	MG	BA	3563	1/1	0.93	0.14	57,57,57,57	0
56	MG	DA	3247	1/1	0.93	0.27	3,3,3,3	0
56	MG	AA	1694	1/1	0.93	0.15	52,52,52,52	0
56	MG	DA	3171	1/1	0.93	0.16	3,3,3,3	0
56	MG	DA	3405	1/1	0.93	0.11	4,4,4,4	0
56	MG	BA	3244	1/1	0.93	0.38	31,31,31,31	0
56	MG	BA	3179	1/1	0.93	0.12	32,32,32,32	0
56	MG	DA	3452	1/1	0.93	0.23	38,38,38,38	0
56	MG	AA	1649	1/1	0.93	0.15	37,37,37,37	0
56	MG	BA	3838	1/1	0.93	0.13	29,29,29,29	0
56	MG	AA	1782	1/1	0.93	0.33	24,24,24,24	0
56	MG	CL	201	1/1	0.93	0.30	67,67,67,67	0
56	MG	BA	3017	1/1	0.93	0.12	52,52,52,52	0

*Continued on next page...*

*Continued from previous page...*

Mol	Type	Chain	Res	Atoms	RSCC	RSR	B-factors( $\text{\AA}^2$ )	Q<0.9
56	MG	AA	1817	1/1	0.93	0.24	29,29,29,29	0
56	MG	BA	3280	1/1	0.93	0.18	29,29,29,29	0
56	MG	AL	203	1/1	0.93	0.08	43,43,43,43	0
56	MG	CA	1810	1/1	0.93	0.63	59,59,59,59	0
56	MG	DA	3052	1/1	0.93	0.32	3,3,3,3	0
56	MG	AD	5002	1/1	0.93	0.12	64,64,64,64	0
56	MG	CA	1746	1/1	0.93	0.18	57,57,57,57	0
56	MG	CA	1656	1/1	0.93	0.24	5,5,5,5	0
56	MG	BA	3898	1/1	0.93	0.36	38,38,38,38	0
56	MG	AG	202	1/1	0.93	0.11	56,56,56,56	0
56	MG	DB	206	1/1	0.93	0.13	4,4,4,4	0
56	MG	DA	3066	1/1	0.93	0.13	43,43,43,43	0
56	MG	BA	3564	1/1	0.93	0.18	54,54,54,54	0
56	MG	DA	3337	1/1	0.93	0.19	4,4,4,4	0
56	MG	DA	3022	1/1	0.93	0.21	3,3,3,3	0
56	MG	AA	1928	1/1	0.93	0.13	52,52,52,52	0
56	MG	CY	112	1/1	0.93	0.29	3,3,3,3	0
56	MG	CA	1765	1/1	0.93	0.35	3,3,3,3	0
56	MG	DA	3244	1/1	0.93	0.07	5,5,5,5	0
56	MG	AA	1722	1/1	0.93	0.08	34,34,34,34	0
56	MG	DA	3031	1/1	0.93	0.49	3,3,3,3	0
56	MG	BA	3464	1/1	0.93	0.35	75,75,75,75	0
56	MG	DA	3377	1/1	0.93	0.09	43,43,43,43	0
56	MG	BA	3664	1/1	0.93	0.38	23,23,23,23	0
56	MG	BA	3326	1/1	0.93	0.09	45,45,45,45	0
56	MG	BA	3718	1/1	0.93	0.39	51,51,51,51	0
56	MG	DD	5004	1/1	0.93	0.26	42,42,42,42	0
56	MG	DA	3219	1/1	0.93	0.45	3,3,3,3	0
56	MG	BA	3492	1/1	0.93	0.14	48,48,48,48	0
56	MG	BA	3848	1/1	0.93	0.17	61,61,61,61	0
56	MG	BA	3608	1/1	0.93	0.28	40,40,40,40	0
56	MG	DA	3347	1/1	0.93	0.10	35,35,35,35	0
56	MG	DA	3236	1/1	0.93	0.08	53,53,53,53	0
56	MG	BA	3733	1/1	0.93	0.30	38,38,38,38	0
56	MG	BA	3521	1/1	0.93	0.29	45,45,45,45	0
56	MG	CA	1675	1/1	0.93	0.31	65,65,65,65	0
56	MG	BA	3139	1/1	0.93	0.36	59,59,59,59	0
56	MG	BA	3363	1/1	0.93	0.21	42,42,42,42	0
56	MG	BA	3895	1/1	0.93	0.19	51,51,51,51	0
56	MG	BA	3592	1/1	0.93	0.20	47,47,47,47	0
56	MG	CA	1639	1/1	0.93	0.29	3,3,3,3	0
56	MG	BA	3097	1/1	0.93	0.14	54,54,54,54	0

*Continued on next page...*

*Continued from previous page...*

Mol	Type	Chain	Res	Atoms	RSCC	RSR	B-factors( $\text{\AA}^2$ )	Q<0.9
56	MG	DA	3319	1/1	0.93	0.17	43,43,43,43	0
56	MG	BA	3325	1/1	0.93	0.45	66,66,66,66	0
56	MG	CA	1621	1/1	0.93	0.27	3,3,3,3	0
56	MG	BA	3696	1/1	0.93	0.34	69,69,69,69	0
56	MG	AA	2007	1/1	0.93	0.24	23,23,23,23	0
56	MG	AA	1979	1/1	0.93	0.40	58,58,58,58	0
56	MG	DQ	202	1/1	0.93	0.30	3,3,3,3	0
56	MG	BD	5002	1/1	0.93	0.30	82,82,82,82	0
56	MG	CA	1654	1/1	0.93	0.18	28,28,28,28	0
56	MG	DA	3371	1/1	0.93	0.06	56,56,56,56	0
56	MG	AA	1812	1/1	0.93	0.20	65,65,65,65	0
56	MG	BA	3508	1/1	0.93	0.14	33,33,33,33	0
56	MG	BA	3568	1/1	0.93	0.16	33,33,33,33	0
56	MG	AA	1804	1/1	0.93	0.34	56,56,56,56	0
56	MG	BA	3033	1/1	0.93	0.18	38,38,38,38	0
56	MG	AA	1618	1/1	0.93	0.16	50,50,50,50	0
56	MG	BA	3194	1/1	0.93	0.12	36,36,36,36	0
56	MG	AY	112	1/1	0.93	0.21	38,38,38,38	0
56	MG	AA	1931	1/1	0.93	0.21	31,31,31,31	0
56	MG	AA	1892	1/1	0.93	0.22	30,30,30,30	0
56	MG	B0	102	1/1	0.93	0.15	37,37,37,37	0
56	MG	AL	202	1/1	0.93	0.10	34,34,34,34	0
56	MG	BB	231	1/1	0.93	0.24	54,54,54,54	0
56	MG	AA	1776	1/1	0.93	0.15	30,30,30,30	0
56	MG	BD	5004	1/1	0.93	0.17	50,50,50,50	0
56	MG	DA	3385	1/1	0.93	0.22	51,51,51,51	0
56	MG	AA	1968	1/1	0.93	0.27	35,35,35,35	0
56	MG	DA	3358	1/1	0.93	0.19	54,54,54,54	0
56	MG	BS	201	1/1	0.93	0.15	46,46,46,46	0
56	MG	DA	3164	1/1	0.93	0.16	4,4,4,4	0
56	MG	BA	3652	1/1	0.93	0.19	28,28,28,28	0
56	MG	BA	3650	1/1	0.93	0.12	5,5,5,5	0
56	MG	DA	3417	1/1	0.93	0.24	4,4,4,4	0
56	MG	CK	203	1/1	0.93	0.07	85,85,85,85	0
56	MG	AA	1913	1/1	0.93	0.09	54,54,54,54	0
56	MG	AA	1962	1/1	0.93	0.55	48,48,48,48	0
56	MG	BA	3673	1/1	0.93	0.28	19,19,19,19	0
56	MG	BA	3921	1/1	0.93	0.18	53,53,53,53	0
56	MG	BA	3047	1/1	0.93	0.21	54,54,54,54	0
56	MG	D1	102	1/1	0.94	0.24	53,53,53,53	0
56	MG	DA	3288	1/1	0.94	0.20	33,33,33,33	0
56	MG	CZ	111	1/1	0.94	0.33	3,3,3,3	0

*Continued on next page...*

*Continued from previous page...*

Mol	Type	Chain	Res	Atoms	RSCC	RSR	B-factors( $\text{\AA}^2$ )	Q<0.9
56	MG	DU	201	1/1	0.94	0.37	3,3,3,3	0
56	MG	AA	1721	1/1	0.94	0.11	44,44,44,44	0
56	MG	BA	3892	1/1	0.94	0.15	46,46,46,46	0
56	MG	AA	1726	1/1	0.94	0.23	53,53,53,53	0
56	MG	BA	3736	1/1	0.94	0.27	26,26,26,26	0
56	MG	BA	3452	1/1	0.94	0.14	44,44,44,44	0
56	MG	AA	1756	1/1	0.94	0.24	41,41,41,41	0
56	MG	B2	103	1/1	0.94	0.37	36,36,36,36	0
56	MG	BA	3079	1/1	0.94	0.28	51,51,51,51	0
56	MG	AA	1631	1/1	0.94	0.20	39,39,39,39	0
56	MG	DA	3305	1/1	0.94	0.13	23,23,23,23	0
56	MG	BA	3587	1/1	0.94	0.15	40,40,40,40	0
56	MG	DA	3003	1/1	0.94	0.22	4,4,4,4	0
56	MG	BA	3596	1/1	0.94	0.12	13,13,13,13	0
56	MG	DA	3454	1/1	0.94	0.14	45,45,45,45	0
56	MG	AA	2019	1/1	0.94	0.32	70,70,70,70	0
56	MG	AA	1880	1/1	0.94	0.11	40,40,40,40	0
56	MG	BA	3069	1/1	0.94	0.15	65,65,65,65	0
56	MG	AY	125	1/1	0.94	0.53	36,36,36,36	0
56	MG	AX	406	1/1	0.94	0.17	48,48,48,48	0
56	MG	CA	1720	1/1	0.94	0.11	27,27,27,27	0
56	MG	BA	3203	1/1	0.94	0.15	39,39,39,39	0
56	MG	DA	3215	1/1	0.94	0.16	4,4,4,4	0
56	MG	DA	3183	1/1	0.94	0.30	3,3,3,3	0
56	MG	AZ	114	1/1	0.94	0.10	60,60,60,60	0
56	MG	BA	3094	1/1	0.94	0.09	76,76,76,76	0
56	MG	BA	3875	1/1	0.94	0.10	27,27,27,27	0
56	MG	DA	3023	1/1	0.94	0.24	3,3,3,3	0
56	MG	CA	1602	1/1	0.94	0.10	5,5,5,5	0
56	MG	CA	1816	1/1	0.94	0.60	61,61,61,61	0
56	MG	AA	1683	1/1	0.94	0.16	74,74,74,74	0
56	MG	BO	203	1/1	0.94	0.21	55,55,55,55	0
56	MG	AA	1890	1/1	0.94	0.18	21,21,21,21	0
56	MG	BA	3127	1/1	0.94	0.11	22,22,22,22	0
56	MG	CA	1759	1/1	0.94	0.30	48,48,48,48	0
56	MG	BA	3515	1/1	0.94	0.11	68,68,68,68	0
56	MG	BA	3183	1/1	0.94	0.26	57,57,57,57	0
56	MG	AA	1866	1/1	0.94	0.10	26,26,26,26	0
56	MG	BA	3783	1/1	0.94	0.14	27,27,27,27	0
56	MG	DA	3392	1/1	0.94	0.18	38,38,38,38	0
56	MG	BA	3569	1/1	0.94	0.28	40,40,40,40	0
56	MG	CA	1797	1/1	0.94	0.53	28,28,28,28	0

*Continued on next page...*

*Continued from previous page...*

Mol	Type	Chain	Res	Atoms	RSCC	RSR	B-factors( $\text{\AA}^2$ )	Q<0.9
56	MG	AA	2027	1/1	0.94	0.11	27,27,27,27	0
56	MG	BA	3498	1/1	0.94	0.35	45,45,45,45	0
56	MG	DA	3384	1/1	0.94	0.34	3,3,3,3	0
56	MG	AE	201	1/1	0.94	0.08	52,52,52,52	0
56	MG	DA	3254	1/1	0.94	0.16	42,42,42,42	0
56	MG	BA	3669	1/1	0.94	0.35	52,52,52,52	0
56	MG	BA	3007	1/1	0.94	0.51	20,20,20,20	0
56	MG	B8	102	1/1	0.94	0.16	57,57,57,57	0
56	MG	DP	201	1/1	0.94	0.34	3,3,3,3	0
56	MG	DA	3339	1/1	0.94	0.25	6,6,6,6	0
56	MG	AA	2010	1/1	0.94	0.19	33,33,33,33	0
56	MG	DB	211	1/1	0.94	0.26	3,3,3,3	0
56	MG	DA	3298	1/1	0.94	0.18	9,9,9,9	0
56	MG	DA	3414	1/1	0.94	0.13	5,5,5,5	0
56	MG	DA	3181	1/1	0.94	0.28	3,3,3,3	0
56	MG	BA	3004	1/1	0.94	0.12	27,27,27,27	0
56	MG	BA	3021	1/1	0.94	0.41	37,37,37,37	0
56	MG	BA	3786	1/1	0.94	0.36	18,18,18,18	0
56	MG	AA	1809	1/1	0.94	0.23	90,90,90,90	0
56	MG	BA	3406	1/1	0.94	0.30	23,23,23,23	0
56	MG	AA	1640	1/1	0.94	0.18	36,36,36,36	0
56	MG	BA	3867	1/1	0.94	0.35	50,50,50,50	0
56	MG	CA	1809	1/1	0.94	0.32	3,3,3,3	0
56	MG	BA	3030	1/1	0.94	0.21	36,36,36,36	0
56	MG	BA	3344	1/1	0.94	0.38	47,47,47,47	0
56	MG	DA	3170	1/1	0.94	0.34	3,3,3,3	0
56	MG	BA	3224	1/1	0.94	0.07	32,32,32,32	0
56	MG	DA	3055	1/1	0.94	0.30	3,3,3,3	0
56	MG	AA	1884	1/1	0.94	0.16	26,26,26,26	0
56	MG	BA	3216	1/1	0.94	0.22	54,54,54,54	0
56	MG	B0	103	1/1	0.94	0.12	30,30,30,30	0
56	MG	BI	204	1/1	0.94	0.21	32,32,32,32	0
56	MG	BA	3213	1/1	0.94	0.27	43,43,43,43	0
56	MG	BA	3052	1/1	0.94	0.19	71,71,71,71	0
56	MG	AA	1977	1/1	0.94	0.27	64,64,64,64	0
56	MG	BA	3317	1/1	0.94	0.15	48,48,48,48	0
56	MG	DA	3071	1/1	0.94	0.26	3,3,3,3	0
56	MG	AA	2000	1/1	0.94	0.12	46,46,46,46	0
56	MG	AA	1924	1/1	0.94	0.25	58,58,58,58	0
56	MG	CZ	101	1/1	0.94	0.07	72,72,72,72	0
56	MG	CF	201	1/1	0.94	0.13	40,40,40,40	0
56	MG	BA	3396	1/1	0.94	0.24	42,42,42,42	0

*Continued on next page...*

*Continued from previous page...*

Mol	Type	Chain	Res	Atoms	RSCC	RSR	B-factors( $\text{\AA}^2$ )	Q<0.9
56	MG	AX	412	1/1	0.94	0.19	56,56,56,56	0
56	MG	DA	3082	1/1	0.94	0.37	3,3,3,3	0
56	MG	BA	3602	1/1	0.94	0.34	43,43,43,43	0
56	MG	BA	3402	1/1	0.94	0.09	49,49,49,49	0
56	MG	AA	1901	1/1	0.94	0.24	88,88,88,88	0
56	MG	DN	201	1/1	0.94	0.60	3,3,3,3	0
56	MG	BA	3262	1/1	0.94	0.25	7,7,7,7	0
56	MG	BA	3526	1/1	0.94	0.20	49,49,49,49	0
56	MG	BA	3722	1/1	0.94	0.76	66,66,66,66	0
56	MG	AA	1824	1/1	0.94	0.49	34,34,34,34	0
56	MG	BA	3566	1/1	0.94	0.14	43,43,43,43	0
56	MG	DA	3054	1/1	0.94	0.12	5,5,5,5	0
56	MG	BA	3051	1/1	0.94	0.09	44,44,44,44	0
56	MG	CA	1674	1/1	0.94	0.38	57,57,57,57	0
56	MG	AA	1905	1/1	0.94	0.23	50,50,50,50	0
56	MG	AA	2016	1/1	0.94	0.29	43,43,43,43	0
56	MG	BA	3186	1/1	0.94	0.11	67,67,67,67	0
56	MG	CA	1630	1/1	0.94	0.56	3,3,3,3	0
56	MG	DA	3006	1/1	0.94	0.46	3,3,3,3	0
56	MG	AA	2008	1/1	0.94	0.25	49,49,49,49	0
56	MG	DA	3118	1/1	0.94	0.33	6,6,6,6	0
56	MG	BA	3046	1/1	0.94	0.15	38,38,38,38	0
56	MG	BA	3056	1/1	0.94	0.21	66,66,66,66	0
56	MG	DA	3080	1/1	0.94	0.23	3,3,3,3	0
56	MG	BA	3188	1/1	0.94	0.10	53,53,53,53	0
56	MG	DA	3049	1/1	0.94	0.13	5,5,5,5	0
56	MG	AA	1954	1/1	0.94	0.27	74,74,74,74	0
56	MG	AT	201	1/1	0.94	0.19	57,57,57,57	0
56	MG	AA	2017	1/1	0.94	0.26	47,47,47,47	0
56	MG	BA	3447	1/1	0.94	0.47	31,31,31,31	0
56	MG	AA	1980	1/1	0.94	0.12	38,38,38,38	0
56	MG	DA	3072	1/1	0.94	0.19	3,3,3,3	0
56	MG	AA	1903	1/1	0.94	0.48	54,54,54,54	0
56	MG	BA	3634	1/1	0.94	0.77	33,33,33,33	0
56	MG	CA	1659	1/1	0.94	0.23	3,3,3,3	0
56	MG	BA	3748	1/1	0.94	0.23	35,35,35,35	0
56	MG	AA	2009	1/1	0.94	0.28	47,47,47,47	0
56	MG	BA	3110	1/1	0.94	0.08	65,65,65,65	0
56	MG	CZ	107	1/1	0.94	0.14	57,57,57,57	0
56	MG	DA	3165	1/1	0.94	0.23	4,4,4,4	0
56	MG	BA	3820	1/1	0.94	0.23	59,59,59,59	0
56	MG	AA	1654	1/1	0.94	0.14	75,75,75,75	0

*Continued on next page...*

*Continued from previous page...*

Mol	Type	Chain	Res	Atoms	RSCC	RSR	B-factors( $\text{\AA}^2$ )	Q<0.9
56	MG	DA	3216	1/1	0.94	0.32	3,3,3,3	0
56	MG	BB	209	1/1	0.94	0.14	63,63,63,63	0
56	MG	DA	3228	1/1	0.94	0.12	4,4,4,4	0
56	MG	CA	1666	1/1	0.94	0.22	3,3,3,3	0
56	MG	AA	1734	1/1	0.94	0.13	27,27,27,27	0
56	MG	BX	102	1/1	0.94	0.19	25,25,25,25	0
56	MG	BA	3804	1/1	0.94	0.15	44,44,44,44	0
56	MG	CA	1708	1/1	0.94	0.15	36,36,36,36	0
56	MG	BA	3418	1/1	0.94	0.47	54,54,54,54	0
56	MG	AL	201	1/1	0.94	0.14	28,28,28,28	0
56	MG	B6	101	1/1	0.94	0.10	44,44,44,44	0
56	MG	AE	207	1/1	0.94	0.09	38,38,38,38	0
56	MG	DA	3035	1/1	0.94	0.45	3,3,3,3	0
56	MG	BA	3621	1/1	0.94	0.17	50,50,50,50	0
56	MG	CA	1692	1/1	0.94	0.14	34,34,34,34	0
56	MG	AA	1803	1/1	0.94	0.17	55,55,55,55	0
56	MG	BA	3348	1/1	0.94	0.18	37,37,37,37	0
56	MG	BA	3903	1/1	0.94	0.16	71,71,71,71	0
56	MG	DA	3042	1/1	0.94	0.04	69,69,69,69	0
56	MG	B8	103	1/1	0.94	0.13	61,61,61,61	0
56	MG	DA	3026	1/1	0.94	0.42	3,3,3,3	0
56	MG	BE	305	1/1	0.94	0.11	22,22,22,22	0
56	MG	BA	3821	1/1	0.94	0.12	22,22,22,22	0
56	MG	DA	3445	1/1	0.94	0.22	4,4,4,4	0
56	MG	BA	3456	1/1	0.94	0.12	24,24,24,24	0
56	MG	AA	1697	1/1	0.94	0.11	48,48,48,48	0
56	MG	BA	3430	1/1	0.94	0.11	45,45,45,45	0
56	MG	BA	3493	1/1	0.94	0.07	50,50,50,50	0
56	MG	BQ	201	1/1	0.94	0.23	45,45,45,45	0
56	MG	CA	1820	1/1	0.94	0.23	43,43,43,43	0
56	MG	DA	3038	1/1	0.94	0.20	4,4,4,4	0
56	MG	AA	1669	1/1	0.94	0.16	58,58,58,58	0
56	MG	BA	3319	1/1	0.94	0.09	44,44,44,44	0
56	MG	BA	3204	1/1	0.94	0.09	34,34,34,34	0
56	MG	BA	3754	1/1	0.94	0.40	44,44,44,44	0
56	MG	DA	3260	1/1	0.94	0.30	3,3,3,3	0
56	MG	AA	2013	1/1	0.94	0.32	40,40,40,40	0
56	MG	BA	3435	1/1	0.94	0.12	32,32,32,32	0
56	MG	DA	3226	1/1	0.94	0.11	4,4,4,4	0
56	MG	BA	3557	1/1	0.94	0.20	29,29,29,29	0
56	MG	AV	5501	1/1	0.94	0.15	28,28,28,28	0
56	MG	CA	1618	1/1	0.94	0.25	4,4,4,4	0

*Continued on next page...*

*Continued from previous page...*

Mol	Type	Chain	Res	Atoms	RSCC	RSR	B-factors( $\text{\AA}^2$ )	Q<0.9
56	MG	AA	1965	1/1	0.94	0.33	54,54,54,54	0
56	MG	BA	3355	1/1	0.94	0.10	33,33,33,33	0
56	MG	DF	301	1/1	0.94	0.45	3,3,3,3	0
56	MG	DA	3021	1/1	0.94	0.19	4,4,4,4	0
56	MG	CA	1628	1/1	0.94	0.21	4,4,4,4	0
56	MG	BA	3695	1/1	0.94	0.15	70,70,70,70	0
56	MG	DA	3100	1/1	0.94	0.19	4,4,4,4	0
56	MG	BA	3835	1/1	0.94	0.17	8,8,8,8	0
56	MG	BA	3555	1/1	0.94	0.20	7,7,7,7	0
56	MG	AA	1778	1/1	0.94	0.34	37,37,37,37	0
56	MG	DA	3443	1/1	0.94	0.30	3,3,3,3	0
56	MG	DA	3148	1/1	0.94	0.21	4,4,4,4	0
56	MG	BA	3080	1/1	0.94	0.12	29,29,29,29	0
56	MG	DA	3262	1/1	0.94	0.35	3,3,3,3	0
56	MG	BA	3852	1/1	0.95	0.16	35,35,35,35	0
56	MG	BA	3299	1/1	0.95	0.13	9,9,9,9	0
56	MG	BA	3141	1/1	0.95	0.14	68,68,68,68	0
56	MG	AA	1891	1/1	0.95	0.13	61,61,61,61	0
56	MG	BA	3591	1/1	0.95	0.17	29,29,29,29	0
56	MG	BA	3308	1/1	0.95	0.13	8,8,8,8	0
56	MG	BA	3589	1/1	0.95	0.10	29,29,29,29	0
56	MG	DA	3044	1/1	0.95	0.19	3,3,3,3	0
56	MG	BA	3215	1/1	0.95	0.14	27,27,27,27	0
56	MG	DA	3061	1/1	0.95	0.24	4,4,4,4	0
56	MG	DA	3475	1/1	0.95	0.18	3,3,3,3	0
56	MG	BA	3772	1/1	0.95	0.10	48,48,48,48	0
56	MG	DA	3142	1/1	0.95	0.47	3,3,3,3	0
56	MG	CA	1624	1/1	0.95	0.24	3,3,3,3	0
56	MG	BV	203	1/1	0.95	0.04	52,52,52,52	0
56	MG	BA	3064	1/1	0.95	0.17	57,57,57,57	0
56	MG	BA	3658	1/1	0.95	0.12	36,36,36,36	0
56	MG	BY	203	1/1	0.95	0.18	58,58,58,58	0
56	MG	BA	3164	1/1	0.95	0.77	35,35,35,35	0
56	MG	BA	3145	1/1	0.95	0.18	22,22,22,22	0
56	MG	BA	3629	1/1	0.95	0.19	50,50,50,50	0
56	MG	AA	1681	1/1	0.95	0.10	27,27,27,27	0
56	MG	BA	3538	1/1	0.95	0.47	30,30,30,30	0
56	MG	DA	3198	1/1	0.95	0.36	4,4,4,4	0
56	MG	BA	3105	1/1	0.95	0.57	30,30,30,30	0
56	MG	DA	3196	1/1	0.95	0.22	4,4,4,4	0
56	MG	DA	3331	1/1	0.95	0.14	23,23,23,23	0
56	MG	AA	1673	1/1	0.95	0.18	64,64,64,64	0

*Continued on next page...*

*Continued from previous page...*

Mol	Type	Chain	Res	Atoms	RSCC	RSR	B-factors( $\text{\AA}^2$ )	Q<0.9
56	MG	BA	3257	1/1	0.95	0.08	28,28,28,28	0
56	MG	BA	3777	1/1	0.95	0.17	32,32,32,32	0
56	MG	CA	1800	1/1	0.95	0.42	3,3,3,3	0
56	MG	BA	3656	1/1	0.95	0.26	16,16,16,16	0
56	MG	BA	3613	1/1	0.95	0.11	32,32,32,32	0
56	MG	DA	3274	1/1	0.95	0.44	3,3,3,3	0
56	MG	BA	3312	1/1	0.95	0.17	36,36,36,36	0
56	MG	BA	3487	1/1	0.95	0.19	26,26,26,26	0
56	MG	BI	202	1/1	0.95	0.05	53,53,53,53	0
56	MG	AA	1967	1/1	0.95	0.09	28,28,28,28	0
56	MG	AL	204	1/1	0.95	0.07	43,43,43,43	0
56	MG	BA	3182	1/1	0.95	0.15	20,20,20,20	0
56	MG	CA	1651	1/1	0.95	0.21	28,28,28,28	0
56	MG	AA	1635	1/1	0.95	0.11	52,52,52,52	0
56	MG	CA	1727	1/1	0.95	0.11	53,53,53,53	0
56	MG	DA	3426	1/1	0.95	0.13	5,5,5,5	0
56	MG	AA	1795	1/1	0.95	0.16	64,64,64,64	0
56	MG	DA	3078	1/1	0.95	0.30	4,4,4,4	0
56	MG	BA	3728	1/1	0.95	0.17	34,34,34,34	0
56	MG	BA	3533	1/1	0.95	0.13	2,2,2,2	0
56	MG	CA	1619	1/1	0.95	0.27	4,4,4,4	0
56	MG	DA	3157	1/1	0.95	0.35	3,3,3,3	0
56	MG	DA	3168	1/1	0.95	0.20	4,4,4,4	0
56	MG	AA	1791	1/1	0.95	0.09	81,81,81,81	0
56	MG	DA	3306	1/1	0.95	0.25	3,3,3,3	0
56	MG	DE	301	1/1	0.95	0.09	5,5,5,5	0
56	MG	DA	3420	1/1	0.95	0.20	4,4,4,4	0
56	MG	BA	3832	1/1	0.95	0.26	28,28,28,28	0
56	MG	CA	1733	1/1	0.95	0.28	3,3,3,3	0
56	MG	DA	3203	1/1	0.95	0.26	15,15,15,15	0
56	MG	BA	3844	1/1	0.95	0.15	36,36,36,36	0
56	MG	CA	1645	1/1	0.95	0.12	6,6,6,6	0
56	MG	BA	3391	1/1	0.95	0.15	51,51,51,51	0
56	MG	BA	3831	1/1	0.95	0.22	34,34,34,34	0
56	MG	BP	202	1/1	0.95	0.12	24,24,24,24	0
56	MG	BA	3440	1/1	0.95	0.33	73,73,73,73	0
56	MG	CA	1822	1/1	0.95	0.38	3,3,3,3	0
56	MG	BA	3885	1/1	0.95	0.12	67,67,67,67	0
56	MG	AA	1869	1/1	0.95	0.16	47,47,47,47	0
56	MG	AA	1893	1/1	0.95	0.22	52,52,52,52	0
56	MG	BA	3488	1/1	0.95	0.16	52,52,52,52	0
56	MG	AA	1606	1/1	0.95	0.18	35,35,35,35	0

*Continued on next page...*

*Continued from previous page...*

Mol	Type	Chain	Res	Atoms	RSCC	RSR	B-factors( $\text{\AA}^2$ )	Q<0.9
56	MG	BA	3797	1/1	0.95	0.11	52,52,52,52	0
56	MG	AA	1671	1/1	0.95	0.17	59,59,59,59	0
56	MG	BA	3261	1/1	0.95	0.16	14,14,14,14	0
56	MG	CA	1751	1/1	0.95	0.28	3,3,3,3	0
56	MG	BA	3558	1/1	0.95	0.19	10,10,10,10	0
56	MG	AA	1894	1/1	0.95	0.30	35,35,35,35	0
56	MG	CA	1753	1/1	0.95	0.19	3,3,3,3	0
56	MG	DA	3184	1/1	0.95	0.25	3,3,3,3	0
56	MG	BA	3016	1/1	0.95	0.10	50,50,50,50	0
56	MG	DA	3232	1/1	0.95	0.05	37,37,37,37	0
56	MG	CA	1623	1/1	0.95	0.29	4,4,4,4	0
56	MG	DA	3012	1/1	0.95	0.25	3,3,3,3	0
56	MG	BA	3883	1/1	0.95	0.14	67,67,67,67	0
56	MG	BA	3429	1/1	0.95	0.24	51,51,51,51	0
56	MG	CA	1792	1/1	0.95	0.53	3,3,3,3	0
56	MG	DA	3234	1/1	0.95	0.19	3,3,3,3	0
56	MG	AA	1608	1/1	0.95	0.12	43,43,43,43	0
56	MG	DA	3178	1/1	0.95	0.20	4,4,4,4	0
56	MG	BA	3915	1/1	0.95	0.29	41,41,41,41	0
56	MG	BA	3675	1/1	0.95	0.24	43,43,43,43	0
56	MG	CA	1745	1/1	0.95	0.14	36,36,36,36	0
56	MG	DA	3127	1/1	0.95	0.35	3,3,3,3	0
56	MG	BA	3291	1/1	0.95	0.15	9,9,9,9	0
56	MG	BA	3354	1/1	0.95	0.33	59,59,59,59	0
56	MG	DA	3221	1/1	0.95	0.35	52,52,52,52	0
56	MG	D1	101	1/1	0.95	0.31	3,3,3,3	0
56	MG	BA	3197	1/1	0.95	0.32	85,85,85,85	0
56	MG	B1	104	1/1	0.95	0.12	38,38,38,38	0
56	MG	AY	104	1/1	0.95	0.09	64,64,64,64	0
56	MG	BA	3218	1/1	0.95	0.35	25,25,25,25	0
56	MG	BA	3388	1/1	0.95	0.09	61,61,61,61	0
56	MG	AA	1702	1/1	0.95	0.32	48,48,48,48	0
56	MG	BA	3335	1/1	0.95	0.15	52,52,52,52	0
56	MG	AA	1736	1/1	0.95	0.13	63,63,63,63	0
56	MG	AA	1686	1/1	0.95	0.18	43,43,43,43	0
56	MG	BB	234	1/1	0.95	0.11	23,23,23,23	0
56	MG	DA	3250	1/1	0.95	0.23	3,3,3,3	0
56	MG	DA	3397	1/1	0.95	0.22	24,24,24,24	0
56	MG	AA	1857	1/1	0.95	0.16	43,43,43,43	0
56	MG	BA	3180	1/1	0.95	0.07	36,36,36,36	0
56	MG	DA	3162	1/1	0.95	0.21	3,3,3,3	0
56	MG	DA	3192	1/1	0.95	0.39	3,3,3,3	0

*Continued on next page...*

*Continued from previous page...*

Mol	Type	Chain	Res	Atoms	RSCC	RSR	B-factors( $\text{\AA}^2$ )	Q<0.9
56	MG	DA	3150	1/1	0.95	0.15	4,4,4,4	0
56	MG	CA	1731	1/1	0.95	0.22	3,3,3,3	0
56	MG	AA	1898	1/1	0.95	0.10	27,27,27,27	0
56	MG	AA	1768	1/1	0.95	0.36	37,37,37,37	0
56	MG	BA	3829	1/1	0.95	0.15	40,40,40,40	0
56	MG	AY	119	1/1	0.95	0.09	50,50,50,50	0
56	MG	AC	303	1/1	0.95	0.07	56,56,56,56	0
56	MG	BA	3237	1/1	0.95	0.11	28,28,28,28	0
56	MG	AA	1874	1/1	0.95	0.22	44,44,44,44	0
56	MG	DA	3268	1/1	0.95	0.17	4,4,4,4	0
56	MG	DA	3474	1/1	0.95	0.22	3,3,3,3	0
56	MG	CY	109	1/1	0.95	0.24	3,3,3,3	0
56	MG	DA	3252	1/1	0.95	0.36	23,23,23,23	0
56	MG	BA	3225	1/1	0.95	0.13	27,27,27,27	0
56	MG	BA	3857	1/1	0.95	0.23	71,71,71,71	0
56	MG	BA	3893	1/1	0.95	0.05	62,62,62,62	0
56	MG	DA	3206	1/1	0.95	0.14	5,5,5,5	0
56	MG	DA	3386	1/1	0.95	0.21	3,3,3,3	0
56	MG	DA	3176	1/1	0.95	0.27	4,4,4,4	0
56	MG	DA	3248	1/1	0.95	0.13	3,3,3,3	0
56	MG	AA	1943	1/1	0.95	0.14	56,56,56,56	0
56	MG	BA	3322	1/1	0.95	0.20	40,40,40,40	0
56	MG	BA	3249	1/1	0.95	0.31	58,58,58,58	0
56	MG	AA	1713	1/1	0.95	0.24	39,39,39,39	0
56	MG	BA	3353	1/1	0.95	0.24	37,37,37,37	0
56	MG	DA	3328	1/1	0.95	0.17	23,23,23,23	0
56	MG	DA	3152	1/1	0.95	0.12	5,5,5,5	0
56	MG	BA	3489	1/1	0.95	0.09	32,32,32,32	0
56	MG	DA	3128	1/1	0.95	0.17	12,12,12,12	0
56	MG	DA	3330	1/1	0.95	0.22	5,5,5,5	0
56	MG	DA	3068	1/1	0.95	0.19	4,4,4,4	0
56	MG	BA	3912	1/1	0.95	0.10	26,26,26,26	0
56	MG	DA	3008	1/1	0.95	0.23	4,4,4,4	0
56	MG	DA	3322	1/1	0.95	0.30	3,3,3,3	0
56	MG	CA	1632	1/1	0.95	0.39	3,3,3,3	0
56	MG	CA	1780	1/1	0.95	0.08	51,51,51,51	0
56	MG	CA	1786	1/1	0.95	0.29	67,67,67,67	0
56	MG	DA	3099	1/1	0.95	0.26	3,3,3,3	0
56	MG	DA	3036	1/1	0.95	0.18	5,5,5,5	0
56	MG	BA	3842	1/1	0.95	0.19	16,16,16,16	0
56	MG	DA	3144	1/1	0.95	0.26	4,4,4,4	0
56	MG	BA	3455	1/1	0.95	0.11	26,26,26,26	0

*Continued on next page...*

*Continued from previous page...*

Mol	Type	Chain	Res	Atoms	RSCC	RSR	B-factors( $\text{\AA}^2$ )	Q<0.9
56	MG	DA	3253	1/1	0.95	0.23	3,3,3,3	0
56	MG	DA	3194	1/1	0.95	0.21	3,3,3,3	0
56	MG	BA	3219	1/1	0.95	0.16	17,17,17,17	0
56	MG	DA	3208	1/1	0.95	0.27	4,4,4,4	0
56	MG	DA	3419	1/1	0.95	0.33	3,3,3,3	0
56	MG	BA	3174	1/1	0.95	0.16	83,83,83,83	0
56	MG	BA	3584	1/1	0.95	0.27	54,54,54,54	0
56	MG	BA	3238	1/1	0.95	0.14	20,20,20,20	0
56	MG	DA	3155	1/1	0.95	0.18	4,4,4,4	0
56	MG	BA	3484	1/1	0.95	0.18	47,47,47,47	0
56	MG	DA	3040	1/1	0.95	0.24	3,3,3,3	0
56	MG	BA	3713	1/1	0.95	0.17	33,33,33,33	0
56	MG	BA	3855	1/1	0.95	0.14	49,49,49,49	0
56	MG	DB	205	1/1	0.95	0.29	3,3,3,3	0
56	MG	CA	1802	1/1	0.95	0.28	3,3,3,3	0
56	MG	AA	1855	1/1	0.95	0.24	21,21,21,21	0
56	MG	BA	3241	1/1	0.95	0.19	48,48,48,48	0
56	MG	AA	1706	1/1	0.95	0.12	36,36,36,36	0
56	MG	AY	106	1/1	0.95	0.11	58,58,58,58	0
56	MG	CA	1755	1/1	0.95	0.24	4,4,4,4	0
56	MG	BA	3290	1/1	0.95	0.16	15,15,15,15	0
56	MG	DA	3444	1/1	0.95	0.37	3,3,3,3	0
56	MG	BA	3015	1/1	0.95	0.20	60,60,60,60	0
56	MG	BA	3833	1/1	0.95	0.16	9,9,9,9	0
56	MG	BA	3562	1/1	0.95	0.12	28,28,28,28	0
56	MG	DA	3429	1/1	0.95	0.47	3,3,3,3	0
56	MG	BA	3810	1/1	0.95	0.27	12,12,12,12	0
56	MG	DA	3287	1/1	0.95	0.42	10,10,10,10	0
56	MG	AA	1620	1/1	0.95	0.18	56,56,56,56	0
56	MG	CA	1657	1/1	0.95	0.24	3,3,3,3	0
56	MG	AA	1677	1/1	0.95	0.10	74,74,74,74	0
56	MG	BA	3766	1/1	0.95	0.22	31,31,31,31	0
56	MG	DA	3190	1/1	0.95	0.24	4,4,4,4	0
56	MG	DA	3324	1/1	0.95	0.52	3,3,3,3	0
56	MG	CA	1661	1/1	0.95	0.25	3,3,3,3	0
56	MG	BA	3910	1/1	0.95	0.30	40,40,40,40	0
56	MG	BA	3328	1/1	0.95	0.14	38,38,38,38	0
56	MG	BA	3708	1/1	0.95	0.17	28,28,28,28	0
56	MG	CA	1707	1/1	0.95	0.14	36,36,36,36	0
56	MG	DA	3187	1/1	0.95	0.30	3,3,3,3	0
56	MG	AA	1850	1/1	0.95	0.11	38,38,38,38	0
56	MG	BA	3223	1/1	0.95	0.12	36,36,36,36	0

*Continued on next page...*

*Continued from previous page...*

Mol	Type	Chain	Res	Atoms	RSCC	RSR	B-factors( $\text{\AA}^2$ )	Q<0.9
56	MG	AA	1941	1/1	0.95	0.24	42,42,42,42	0
56	MG	AA	1981	1/1	0.95	0.16	52,52,52,52	0
56	MG	BA	3559	1/1	0.95	0.14	31,31,31,31	0
56	MG	DA	3010	1/1	0.95	0.18	3,3,3,3	0
56	MG	BA	3814	1/1	0.95	0.35	47,47,47,47	0
57	ZN	CN	101	1/1	0.95	0.16	100,100,100,100	0
56	MG	CY	103	1/1	0.95	0.17	31,31,31,31	0
56	MG	BA	3639	1/1	0.95	0.17	42,42,42,42	0
56	MG	DA	3229	1/1	0.95	0.22	3,3,3,3	0
56	MG	BA	3087	1/1	0.95	0.31	24,24,24,24	0
56	MG	BN	204	1/1	0.95	0.12	43,43,43,43	0
56	MG	BA	3530	1/1	0.95	0.16	60,60,60,60	0
56	MG	DA	3096	1/1	0.95	0.32	3,3,3,3	0
56	MG	DA	3225	1/1	0.95	0.18	4,4,4,4	0
56	MG	BA	3726	1/1	0.95	0.08	25,25,25,25	0
56	MG	AA	1703	1/1	0.95	0.12	48,48,48,48	0
56	MG	DA	3143	1/1	0.95	0.29	3,3,3,3	0
56	MG	CA	1774	1/1	0.95	0.50	82,82,82,82	0
56	MG	CA	1613	1/1	0.95	0.22	3,3,3,3	0
56	MG	DR	201	1/1	0.95	0.28	3,3,3,3	0
56	MG	BA	3177	1/1	0.95	0.10	40,40,40,40	0
56	MG	CA	1702	1/1	0.95	0.09	24,24,24,24	0
56	MG	DA	3053	1/1	0.95	0.21	4,4,4,4	0
56	MG	BA	3316	1/1	0.95	0.08	35,35,35,35	0
56	MG	D6	101	1/1	0.95	0.11	43,43,43,43	0
56	MG	DA	3408	1/1	0.96	0.29	4,4,4,4	0
56	MG	DA	3091	1/1	0.96	0.50	3,3,3,3	0
56	MG	BA	3380	1/1	0.96	0.07	43,43,43,43	0
56	MG	DA	3289	1/1	0.96	0.22	59,59,59,59	0
56	MG	AA	1883	1/1	0.96	0.20	42,42,42,42	0
56	MG	DA	3409	1/1	0.96	0.33	3,3,3,3	0
56	MG	DA	3477	1/1	0.96	0.25	3,3,3,3	0
56	MG	DA	3126	1/1	0.96	0.61	66,66,66,66	0
56	MG	DA	3473	1/1	0.96	0.18	3,3,3,3	0
56	MG	DA	3046	1/1	0.96	0.25	4,4,4,4	0
56	MG	CA	1688	1/1	0.96	0.31	54,54,54,54	0
56	MG	BA	3830	1/1	0.96	0.13	12,12,12,12	0
56	MG	BA	3315	1/1	0.96	0.12	28,28,28,28	0
56	MG	BA	3333	1/1	0.96	0.12	55,55,55,55	0
56	MG	CA	1817	1/1	0.96	0.15	22,22,22,22	0
56	MG	BA	3605	1/1	0.96	0.29	12,12,12,12	0
56	MG	DA	3060	1/1	0.96	0.16	4,4,4,4	0

*Continued on next page...*

*Continued from previous page...*

Mol	Type	Chain	Res	Atoms	RSCC	RSR	B-factors( $\text{\AA}^2$ )	Q<0.9
56	MG	DA	3037	1/1	0.96	0.27	4,4,4,4	0
56	MG	DB	209	1/1	0.96	0.35	3,3,3,3	0
56	MG	BA	3158	1/1	0.96	0.10	42,42,42,42	0
56	MG	DA	3017	1/1	0.96	0.09	3,3,3,3	0
56	MG	BA	3001	1/1	0.96	0.18	38,38,38,38	0
56	MG	AA	1801	1/1	0.96	0.07	55,55,55,55	0
56	MG	DA	3158	1/1	0.96	0.32	3,3,3,3	0
56	MG	BA	3773	1/1	0.96	0.15	25,25,25,25	0
56	MG	BA	3816	1/1	0.96	0.20	38,38,38,38	0
56	MG	BA	3618	1/1	0.96	0.09	19,19,19,19	0
56	MG	AA	1843	1/1	0.96	0.14	41,41,41,41	0
56	MG	BA	3439	1/1	0.96	0.17	18,18,18,18	0
56	MG	DA	3476	1/1	0.96	0.23	3,3,3,3	0
56	MG	BA	3911	1/1	0.96	0.08	22,22,22,22	0
56	MG	AA	1972	1/1	0.96	0.11	43,43,43,43	0
56	MG	DA	3089	1/1	0.96	0.14	4,4,4,4	0
56	MG	DA	3317	1/1	0.96	0.34	43,43,43,43	0
56	MG	CA	1764	1/1	0.96	0.29	3,3,3,3	0
56	MG	BQ	202	1/1	0.96	0.15	18,18,18,18	0
56	MG	DA	3434	1/1	0.96	0.18	3,3,3,3	0
56	MG	DA	3402	1/1	0.96	0.15	32,32,32,32	0
56	MG	DA	3145	1/1	0.96	0.24	4,4,4,4	0
56	MG	CA	1750	1/1	0.96	0.18	4,4,4,4	0
56	MG	DA	3094	1/1	0.96	0.37	3,3,3,3	0
56	MG	BA	3547	1/1	0.96	0.22	16,16,16,16	0
56	MG	BA	3351	1/1	0.96	0.16	22,22,22,22	0
56	MG	BA	3463	1/1	0.96	0.14	38,38,38,38	0
56	MG	DA	3382	1/1	0.96	0.07	42,42,42,42	0
56	MG	CA	1643	1/1	0.96	0.17	3,3,3,3	0
56	MG	DA	3220	1/1	0.96	0.27	21,21,21,21	0
56	MG	DA	3024	1/1	0.96	0.16	3,3,3,3	0
56	MG	DA	3186	1/1	0.96	0.11	4,4,4,4	0
56	MG	AA	1959	1/1	0.96	0.11	54,54,54,54	0
56	MG	AD	5004	1/1	0.96	0.19	48,48,48,48	0
56	MG	BA	3822	1/1	0.96	0.32	34,34,34,34	0
56	MG	BA	3236	1/1	0.96	0.17	35,35,35,35	0
56	MG	BA	3314	1/1	0.96	0.26	22,22,22,22	0
56	MG	AA	1839	1/1	0.96	0.08	18,18,18,18	0
56	MG	CA	1631	1/1	0.96	0.25	3,3,3,3	0
56	MG	DA	3224	1/1	0.96	0.14	5,5,5,5	0
56	MG	DA	3368	1/1	0.96	0.22	3,3,3,3	0
56	MG	BD	5001	1/1	0.96	0.35	61,61,61,61	0

*Continued on next page...*

*Continued from previous page...*

Mol	Type	Chain	Res	Atoms	RSCC	RSR	B-factors( $\text{\AA}^2$ )	Q<0.9
56	MG	BA	3586	1/1	0.96	0.11	18,18,18,18	0
56	MG	AA	1733	1/1	0.96	0.12	38,38,38,38	0
56	MG	AA	1705	1/1	0.96	0.39	50,50,50,50	0
56	MG	DA	3264	1/1	0.96	0.21	4,4,4,4	0
56	MG	DA	3027	1/1	0.96	0.15	6,6,6,6	0
56	MG	BA	3361	1/1	0.96	0.25	16,16,16,16	0
56	MG	BA	3774	1/1	0.96	0.23	42,42,42,42	0
56	MG	BA	3694	1/1	0.96	0.06	77,77,77,77	0
56	MG	DA	3448	1/1	0.96	0.12	21,21,21,21	0
56	MG	BA	3144	1/1	0.96	0.36	45,45,45,45	0
56	MG	DA	3045	1/1	0.96	0.35	3,3,3,3	0
56	MG	BA	3368	1/1	0.96	0.21	63,63,63,63	0
56	MG	BA	3649	1/1	0.96	0.33	30,30,30,30	0
56	MG	AA	1921	1/1	0.96	0.15	60,60,60,60	0
56	MG	DA	3166	1/1	0.96	0.27	3,3,3,3	0
56	MG	DA	3185	1/1	0.96	0.25	4,4,4,4	0
56	MG	DY	201	1/1	0.96	0.10	3,3,3,3	0
56	MG	DA	3001	1/1	0.96	0.16	55,55,55,55	0
56	MG	AA	1831	1/1	0.96	0.15	68,68,68,68	0
56	MG	AK	207	1/1	0.96	0.12	65,65,65,65	0
56	MG	DA	3084	1/1	0.96	0.34	3,3,3,3	0
56	MG	AQ	201	1/1	0.96	0.08	52,52,52,52	0
56	MG	AA	1714	1/1	0.96	0.19	79,79,79,79	0
56	MG	DA	3406	1/1	0.96	0.15	5,5,5,5	0
56	MG	DA	3395	1/1	0.96	0.23	41,41,41,41	0
56	MG	DA	3465	1/1	0.96	0.20	3,3,3,3	0
56	MG	BA	3226	1/1	0.96	0.18	43,43,43,43	0
56	MG	AA	1832	1/1	0.96	0.27	33,33,33,33	0
56	MG	DA	3471	1/1	0.96	0.16	4,4,4,4	0
56	MG	AA	1642	1/1	0.96	0.16	57,57,57,57	0
56	MG	DA	3411	1/1	0.96	0.22	3,3,3,3	0
56	MG	DA	3202	1/1	0.96	0.45	3,3,3,3	0
56	MG	DA	3124	1/1	0.96	0.15	14,14,14,14	0
56	MG	AA	1896	1/1	0.96	0.13	26,26,26,26	0
56	MG	DA	3455	1/1	0.96	0.20	27,27,27,27	0
56	MG	BA	3503	1/1	0.96	0.06	41,41,41,41	0
56	MG	DA	3147	1/1	0.96	0.37	3,3,3,3	0
56	MG	DA	3312	1/1	0.96	0.07	46,46,46,46	0
56	MG	AA	1845	1/1	0.96	0.09	29,29,29,29	0
56	MG	BA	3573	1/1	0.96	0.16	62,62,62,62	0
56	MG	DA	3135	1/1	0.96	0.18	3,3,3,3	0
56	MG	BA	3271	1/1	0.96	0.18	57,57,57,57	0

*Continued on next page...*

*Continued from previous page...*

Mol	Type	Chain	Res	Atoms	RSCC	RSR	B-factors( $\text{\AA}^2$ )	Q<0.9
56	MG	BA	3631	1/1	0.96	0.27	67,67,67,67	0
56	MG	DA	3453	1/1	0.96	0.46	3,3,3,3	0
56	MG	AY	116	1/1	0.96	0.31	40,40,40,40	0
56	MG	AE	208	1/1	0.96	0.11	42,42,42,42	0
56	MG	DA	3218	1/1	0.96	0.17	4,4,4,4	0
56	MG	DA	3076	1/1	0.96	0.17	3,3,3,3	0
56	MG	DA	3088	1/1	0.96	0.15	4,4,4,4	0
56	MG	AA	1925	1/1	0.96	0.10	43,43,43,43	0
57	ZN	AD	5001	1/1	0.96	0.24	41,41,41,41	0
56	MG	BA	3706	1/1	0.96	0.20	45,45,45,45	0
56	MG	DA	3263	1/1	0.96	0.27	4,4,4,4	0
56	MG	DA	3077	1/1	0.96	0.12	5,5,5,5	0
56	MG	AA	1690	1/1	0.96	0.10	19,19,19,19	0
56	MG	AA	1716	1/1	0.96	0.12	24,24,24,24	0
56	MG	BA	3679	1/1	0.96	0.24	5,5,5,5	0
56	MG	DA	3058	1/1	0.96	0.19	3,3,3,3	0
56	MG	DA	3109	1/1	0.96	0.27	3,3,3,3	0
56	MG	AA	1917	1/1	0.96	0.07	52,52,52,52	0
56	MG	BA	3817	1/1	0.96	0.24	30,30,30,30	0
56	MG	DB	201	1/1	0.96	0.28	3,3,3,3	0
56	MG	DA	3436	1/1	0.96	0.18	4,4,4,4	0
56	MG	DA	3086	1/1	0.96	0.26	3,3,3,3	0
56	MG	DA	3146	1/1	0.96	0.31	3,3,3,3	0
56	MG	AA	1895	1/1	0.96	0.08	52,52,52,52	0
56	MG	DA	3469	1/1	0.96	0.40	3,3,3,3	0
56	MG	CY	101	1/1	0.96	0.21	3,3,3,3	0
56	MG	BA	3153	1/1	0.96	0.29	41,41,41,41	0
56	MG	AA	1775	1/1	0.96	0.16	27,27,27,27	0
56	MG	DA	3470	1/1	0.96	0.24	4,4,4,4	0
56	MG	AA	1755	1/1	0.96	0.12	47,47,47,47	0
56	MG	BA	3824	1/1	0.96	0.14	17,17,17,17	0
56	MG	AA	2028	1/1	0.96	0.17	65,65,65,65	0
56	MG	CA	1734	1/1	0.96	0.10	29,29,29,29	0
56	MG	DA	3296	1/1	0.96	0.60	46,46,46,46	0
56	MG	BR	202	1/1	0.96	0.28	89,89,89,89	0
56	MG	CA	1739	1/1	0.96	0.35	3,3,3,3	0
56	MG	BA	3370	1/1	0.96	0.05	46,46,46,46	0
56	MG	BA	3811	1/1	0.96	0.25	52,52,52,52	0
56	MG	DA	3427	1/1	0.96	0.56	3,3,3,3	0
56	MG	AA	1861	1/1	0.96	0.05	47,47,47,47	0
56	MG	BA	3096	1/1	0.96	0.08	60,60,60,60	0
56	MG	DA	3461	1/1	0.96	0.19	4,4,4,4	0

*Continued on next page...*

*Continued from previous page...*

Mol	Type	Chain	Res	Atoms	RSCC	RSR	B-factors( $\text{\AA}^2$ )	Q<0.9
56	MG	CZ	113	1/1	0.96	0.45	3,3,3,3	0
56	MG	CA	1803	1/1	0.96	0.26	3,3,3,3	0
56	MG	DA	3435	1/1	0.96	0.16	4,4,4,4	0
56	MG	BA	3644	1/1	0.96	0.24	26,26,26,26	0
56	MG	DA	3479	1/1	0.96	0.23	3,3,3,3	0
56	MG	BD	5005	1/1	0.96	0.14	10,10,10,10	0
56	MG	DD	5001	1/1	0.96	0.15	33,33,33,33	0
56	MG	BQ	206	1/1	0.96	0.07	13,13,13,13	0
56	MG	AA	1999	1/1	0.96	0.11	47,47,47,47	0
56	MG	DA	3095	1/1	0.96	0.22	3,3,3,3	0
56	MG	BA	3214	1/1	0.96	0.36	19,19,19,19	0
56	MG	BA	3755	1/1	0.96	0.19	58,58,58,58	0
56	MG	BH	201	1/1	0.96	0.06	54,54,54,54	0
56	MG	DA	3056	1/1	0.96	0.31	63,63,63,63	0
56	MG	BA	3672	1/1	0.96	0.06	18,18,18,18	0
56	MG	DB	202	1/1	0.96	0.30	3,3,3,3	0
56	MG	DA	3167	1/1	0.96	0.11	6,6,6,6	0
56	MG	DA	3340	1/1	0.96	0.11	5,5,5,5	0
56	MG	BA	3674	1/1	0.96	0.15	12,12,12,12	0
56	MG	AA	1837	1/1	0.96	0.13	17,17,17,17	0
56	MG	BA	3220	1/1	0.96	0.23	13,13,13,13	0
56	MG	CA	1725	1/1	0.96	0.04	54,54,54,54	0
56	MG	DA	3073	1/1	0.96	0.11	6,6,6,6	0
56	MG	DA	3015	1/1	0.96	0.08	6,6,6,6	0
56	MG	DA	3374	1/1	0.96	0.29	3,3,3,3	0
56	MG	CA	1760	1/1	0.96	0.16	18,18,18,18	0
56	MG	CA	1641	1/1	0.96	0.33	3,3,3,3	0
56	MG	DA	3280	1/1	0.96	0.31	34,34,34,34	0
56	MG	DA	3117	1/1	0.96	0.11	28,28,28,28	0
56	MG	DA	3488	1/1	0.96	0.26	3,3,3,3	0
56	MG	CA	1638	1/1	0.96	0.30	3,3,3,3	0
56	MG	DA	3079	1/1	0.96	0.40	3,3,3,3	0
56	MG	CA	1625	1/1	0.96	0.34	3,3,3,3	0
56	MG	DA	3093	1/1	0.96	0.37	3,3,3,3	0
56	MG	DA	3083	1/1	0.96	0.21	3,3,3,3	0
56	MG	DA	3363	1/1	0.96	0.41	3,3,3,3	0
56	MG	BA	3863	1/1	0.96	0.16	62,62,62,62	0
56	MG	BA	3459	1/1	0.96	0.18	18,18,18,18	0
56	MG	DA	3156	1/1	0.96	0.40	3,3,3,3	0
56	MG	AA	1663	1/1	0.96	0.06	33,33,33,33	0
56	MG	BA	3148	1/1	0.96	0.35	35,35,35,35	0
56	MG	AA	1783	1/1	0.96	0.45	28,28,28,28	0

*Continued on next page...*

*Continued from previous page...*

Mol	Type	Chain	Res	Atoms	RSCC	RSR	B-factors( $\text{\AA}^2$ )	Q<0.9
56	MG	BA	3750	1/1	0.96	0.16	45,45,45,45	0
56	MG	DA	3016	1/1	0.96	0.17	3,3,3,3	0
56	MG	DA	3175	1/1	0.96	0.26	3,3,3,3	0
56	MG	CA	1698	1/1	0.96	0.19	37,37,37,37	0
56	MG	BA	3090	1/1	0.96	0.08	43,43,43,43	0
56	MG	DA	3193	1/1	0.96	0.14	7,7,7,7	0
56	MG	AA	1930	1/1	0.96	0.07	59,59,59,59	0
56	MG	BA	3137	1/1	0.96	0.11	19,19,19,19	0
56	MG	CA	1611	1/1	0.96	0.30	3,3,3,3	0
56	MG	BA	3129	1/1	0.96	0.17	48,48,48,48	0
56	MG	DD	5007	1/1	0.96	0.25	11,11,11,11	0
56	MG	BA	3040	1/1	0.96	0.32	97,97,97,97	0
56	MG	BA	3739	1/1	0.96	0.17	23,23,23,23	0
56	MG	BB	223	1/1	0.96	0.08	27,27,27,27	0
56	MG	BA	3115	1/1	0.96	0.08	61,61,61,61	0
56	MG	DA	3212	1/1	0.97	0.12	5,5,5,5	0
56	MG	DA	3011	1/1	0.97	0.21	3,3,3,3	0
56	MG	DA	3431	1/1	0.97	0.22	3,3,3,3	0
56	MG	DA	3112	1/1	0.97	0.10	26,26,26,26	0
56	MG	DA	3032	1/1	0.97	0.07	6,6,6,6	0
56	MG	DA	3214	1/1	0.97	0.30	4,4,4,4	0
56	MG	BA	3155	1/1	0.97	0.44	46,46,46,46	0
56	MG	BK	203	1/1	0.97	0.15	72,72,72,72	0
56	MG	CF	204	1/1	0.97	0.31	3,3,3,3	0
56	MG	B4	102	1/1	0.97	0.17	31,31,31,31	0
56	MG	DA	3345	1/1	0.97	0.61	3,3,3,3	0
56	MG	CA	1603	1/1	0.97	0.20	4,4,4,4	0
56	MG	AA	1759	1/1	0.97	0.26	15,15,15,15	0
56	MG	B1	103	1/1	0.97	0.09	37,37,37,37	0
56	MG	BA	3378	1/1	0.97	0.11	32,32,32,32	0
56	MG	CA	1665	1/1	0.97	0.29	3,3,3,3	0
56	MG	AA	1849	1/1	0.97	0.13	10,10,10,10	0
56	MG	CA	1662	1/1	0.97	0.19	4,4,4,4	0
56	MG	DA	3257	1/1	0.97	0.36	3,3,3,3	0
56	MG	BA	3635	1/1	0.97	0.13	37,37,37,37	0
57	ZN	AN	101	1/1	0.97	0.12	82,82,82,82	0
56	MG	BA	3012	1/1	0.97	0.34	75,75,75,75	0
56	MG	CB	302	1/1	0.97	0.14	3,3,3,3	0
56	MG	BI	206	1/1	0.97	0.27	67,67,67,67	0
56	MG	CA	1730	1/1	0.97	0.24	4,4,4,4	0
56	MG	BA	3217	1/1	0.97	0.17	12,12,12,12	0
56	MG	BA	3853	1/1	0.97	0.29	25,25,25,25	0

*Continued on next page...*

*Continued from previous page...*

Mol	Type	Chain	Res	Atoms	RSCC	RSR	B-factors( $\text{\AA}^2$ )	Q<0.9
56	MG	DA	3188	1/1	0.97	0.20	3,3,3,3	0
56	MG	DA	3111	1/1	0.97	0.26	3,3,3,3	0
56	MG	BA	3809	1/1	0.97	0.12	13,13,13,13	0
56	MG	BA	3468	1/1	0.97	0.41	22,22,22,22	0
56	MG	BA	3767	1/1	0.97	0.16	31,31,31,31	0
56	MG	DA	3410	1/1	0.97	0.18	3,3,3,3	0
56	MG	DA	3161	1/1	0.97	0.35	3,3,3,3	0
56	MG	CA	1700	1/1	0.97	0.09	12,12,12,12	0
56	MG	CA	1607	1/1	0.97	0.23	3,3,3,3	0
56	MG	CA	1749	1/1	0.97	0.34	3,3,3,3	0
56	MG	AA	2001	1/1	0.97	0.13	29,29,29,29	0
56	MG	BA	3907	1/1	0.97	0.34	27,27,27,27	0
56	MG	DA	3223	1/1	0.97	0.28	4,4,4,4	0
56	MG	AA	1829	1/1	0.97	0.31	43,43,43,43	0
56	MG	AA	1830	1/1	0.97	0.11	55,55,55,55	0
56	MG	BA	3130	1/1	0.97	0.17	32,32,32,32	0
56	MG	CA	1761	1/1	0.97	0.10	30,30,30,30	0
56	MG	BA	3813	1/1	0.97	0.10	15,15,15,15	0
56	MG	BA	3243	1/1	0.97	0.11	26,26,26,26	0
56	MG	AA	1718	1/1	0.97	0.17	79,79,79,79	0
56	MG	DA	3243	1/1	0.97	0.20	4,4,4,4	0
56	MG	AR	101	1/1	0.97	0.07	32,32,32,32	0
56	MG	DB	204	1/1	0.97	0.27	3,3,3,3	0
56	MG	BA	3539	1/1	0.97	0.17	12,12,12,12	0
56	MG	CA	1699	1/1	0.97	0.15	8,8,8,8	0
56	MG	BA	3632	1/1	0.97	0.23	51,51,51,51	0
56	MG	BA	3006	1/1	0.97	0.18	11,11,11,11	0
56	MG	DA	3438	1/1	0.97	0.21	6,6,6,6	0
56	MG	DA	3201	1/1	0.97	0.15	6,6,6,6	0
56	MG	DA	3075	1/1	0.97	0.12	4,4,4,4	0
56	MG	DA	3163	1/1	0.97	0.23	3,3,3,3	0
56	MG	BA	3667	1/1	0.97	0.32	48,48,48,48	0
56	MG	DA	3059	1/1	0.97	0.21	3,3,3,3	0
56	MG	BA	3289	1/1	0.97	0.17	31,31,31,31	0
56	MG	DA	3097	1/1	0.97	0.16	4,4,4,4	0
56	MG	DA	3063	1/1	0.97	0.31	3,3,3,3	0
56	MG	DA	3480	1/1	0.97	0.26	3,3,3,3	0
56	MG	CA	1650	1/1	0.97	0.59	73,73,73,73	0
56	MG	DA	3415	1/1	0.97	0.24	4,4,4,4	0
56	MG	AA	1961	1/1	0.97	0.38	61,61,61,61	0
56	MG	DA	3030	1/1	0.97	0.16	4,4,4,4	0
56	MG	AO	101	1/1	0.97	0.21	33,33,33,33	0

*Continued on next page...*

*Continued from previous page...*

Mol	Type	Chain	Res	Atoms	RSCC	RSR	B-factors( $\text{\AA}^2$ )	Q<0.9
56	MG	BA	3491	1/1	0.97	0.23	38,38,38,38	0
56	MG	DA	3267	1/1	0.97	0.16	3,3,3,3	0
56	MG	CA	1693	1/1	0.97	0.18	58,58,58,58	0
56	MG	DA	3137	1/1	0.97	0.65	3,3,3,3	0
56	MG	DA	3133	1/1	0.97	0.10	19,19,19,19	0
56	MG	CA	1658	1/1	0.97	0.28	3,3,3,3	0
56	MG	DA	3116	1/1	0.97	0.08	3,3,3,3	0
56	MG	DA	3269	1/1	0.97	0.20	3,3,3,3	0
56	MG	CA	1663	1/1	0.97	0.31	3,3,3,3	0
56	MG	DA	3004	1/1	0.97	0.40	3,3,3,3	0
56	MG	AA	1862	1/1	0.97	0.12	41,41,41,41	0
56	MG	BA	3242	1/1	0.97	0.19	23,23,23,23	0
56	MG	DA	3213	1/1	0.97	0.12	4,4,4,4	0
56	MG	DA	3483	1/1	0.97	0.20	4,4,4,4	0
56	MG	AA	1747	1/1	0.97	0.09	41,41,41,41	0
56	MG	DA	3422	1/1	0.97	0.23	2,2,2,2	0
56	MG	BA	3799	1/1	0.97	0.12	29,29,29,29	0
56	MG	AA	1613	1/1	0.97	0.24	45,45,45,45	0
56	MG	BA	3823	1/1	0.97	0.19	14,14,14,14	0
56	MG	DB	212	1/1	0.97	0.24	3,3,3,3	0
56	MG	DA	3090	1/1	0.97	0.28	3,3,3,3	0
56	MG	BA	3313	1/1	0.97	0.07	33,33,33,33	0
56	MG	BA	3803	1/1	0.97	0.14	32,32,32,32	0
56	MG	DA	3329	1/1	0.97	0.17	10,10,10,10	0
56	MG	BA	3764	1/1	0.97	0.15	45,45,45,45	0
56	MG	BA	3274	1/1	0.97	0.15	21,21,21,21	0
56	MG	AA	1841	1/1	0.97	0.23	8,8,8,8	0
56	MG	BA	3522	1/1	0.97	0.04	36,36,36,36	0
56	MG	DA	3351	1/1	0.97	0.25	40,40,40,40	0
56	MG	BA	3293	1/1	0.97	0.16	7,7,7,7	0
56	MG	DA	3085	1/1	0.97	0.23	3,3,3,3	0
56	MG	CA	1756	1/1	0.97	0.20	3,3,3,3	0
56	MG	BA	3782	1/1	0.97	0.15	21,21,21,21	0
56	MG	CA	1604	1/1	0.97	0.27	3,3,3,3	0
56	MG	DG	201	1/1	0.97	0.17	3,3,3,3	0
56	MG	AA	1993	1/1	0.97	0.22	46,46,46,46	0
56	MG	DA	3233	1/1	0.97	0.12	43,43,43,43	0
56	MG	CA	1717	1/1	0.97	0.16	21,21,21,21	0
56	MG	AA	1765	1/1	0.97	0.30	11,11,11,11	0
56	MG	BA	3305	1/1	0.97	0.09	18,18,18,18	0
56	MG	DA	3301	1/1	0.97	0.21	42,42,42,42	0
56	MG	BA	3282	1/1	0.97	0.12	34,34,34,34	0

*Continued on next page...*

*Continued from previous page...*

Mol	Type	Chain	Res	Atoms	RSCC	RSR	B-factors( $\text{\AA}^2$ )	Q<0.9
56	MG	DA	3159	1/1	0.97	0.40	3,3,3,3	0
56	MG	CA	1616	1/1	0.97	0.08	5,5,5,5	0
56	MG	DA	3249	1/1	0.97	0.11	6,6,6,6	0
56	MG	CZ	114	1/1	0.97	0.24	36,36,36,36	0
56	MG	BA	3796	1/1	0.97	0.14	30,30,30,30	0
56	MG	AA	1644	1/1	0.97	0.16	54,54,54,54	0
56	MG	BA	3098	1/1	0.97	0.09	27,27,27,27	0
56	MG	CA	1609	1/1	0.97	0.34	3,3,3,3	0
56	MG	BA	3286	1/1	0.97	0.24	17,17,17,17	0
56	MG	CA	1776	1/1	0.97	0.23	3,3,3,3	0
56	MG	BA	3633	1/1	0.97	0.23	36,36,36,36	0
56	MG	DA	3276	1/1	0.97	0.26	4,4,4,4	0
56	MG	DA	3081	1/1	0.97	0.16	4,4,4,4	0
56	MG	BA	3167	1/1	0.97	0.36	22,22,22,22	0
56	MG	AA	1724	1/1	0.97	0.08	35,35,35,35	0
56	MG	AA	1701	1/1	0.97	0.12	29,29,29,29	0
56	MG	AA	1604	1/1	0.97	0.21	43,43,43,43	0
56	MG	BA	3476	1/1	0.97	0.07	18,18,18,18	0
56	MG	BA	3789	1/1	0.97	0.09	36,36,36,36	0
56	MG	BA	3854	1/1	0.97	0.45	60,60,60,60	0
56	MG	AA	1737	1/1	0.97	0.26	36,36,36,36	0
56	MG	BA	3865	1/1	0.97	0.50	37,37,37,37	0
56	MG	CA	1647	1/1	0.97	0.24	3,3,3,3	0
56	MG	BA	3284	1/1	0.97	0.17	15,15,15,15	0
56	MG	AA	1621	1/1	0.97	0.14	25,25,25,25	0
56	MG	DA	3284	1/1	0.97	0.07	8,8,8,8	0
56	MG	DA	3460	1/1	0.97	0.07	6,6,6,6	0
56	MG	BA	3302	1/1	0.97	0.30	47,47,47,47	0
56	MG	CA	1633	1/1	0.97	0.27	3,3,3,3	0
56	MG	CA	1627	1/1	0.97	0.29	3,3,3,3	0
56	MG	DA	3446	1/1	0.97	0.34	3,3,3,3	0
56	MG	AA	1615	1/1	0.97	0.07	4,4,4,4	0
56	MG	AA	1740	1/1	0.97	0.24	30,30,30,30	0
56	MG	BA	3457	1/1	0.97	0.25	11,11,11,11	0
56	MG	B1	102	1/1	0.97	0.08	9,9,9,9	0
56	MG	CA	1807	1/1	0.97	0.32	3,3,3,3	0
56	MG	BA	3554	1/1	0.97	0.28	7,7,7,7	0
56	MG	DA	3325	1/1	0.97	0.30	3,3,3,3	0
56	MG	AA	1909	1/1	0.97	0.12	55,55,55,55	0
56	MG	DA	3177	1/1	0.97	0.41	3,3,3,3	0
56	MG	BA	3504	1/1	0.97	0.09	34,34,34,34	0
56	MG	BA	3054	1/1	0.97	0.28	63,63,63,63	0

*Continued on next page...*

*Continued from previous page...*

Mol	Type	Chain	Res	Atoms	RSCC	RSR	B-factors( $\text{\AA}^2$ )	Q<0.9
56	MG	BA	3067	1/1	0.97	0.07	48,48,48,48	0
56	MG	DA	3342	1/1	0.97	0.14	7,7,7,7	0
56	MG	CA	1784	1/1	0.97	0.30	3,3,3,3	0
56	MG	BA	3531	1/1	0.97	0.14	12,12,12,12	0
56	MG	DA	3335	1/1	0.97	0.63	3,3,3,3	0
56	MG	AA	1780	1/1	0.97	0.18	24,24,24,24	0
56	MG	CA	1710	1/1	0.97	0.33	46,46,46,46	0
56	MG	CA	1805	1/1	0.97	0.23	3,3,3,3	0
56	MG	DA	3441	1/1	0.97	0.24	4,4,4,4	0
56	MG	AA	1900	1/1	0.97	0.47	39,39,39,39	0
56	MG	AA	1629	1/1	0.97	0.13	32,32,32,32	0
56	MG	AA	1796	1/1	0.97	0.16	60,60,60,60	0
56	MG	DA	3316	1/1	0.97	0.13	4,4,4,4	0
56	MG	BA	3099	1/1	0.97	0.21	29,29,29,29	0
56	MG	CA	1672	1/1	0.97	0.33	3,3,3,3	0
56	MG	CA	1634	1/1	0.97	0.08	6,6,6,6	0
56	MG	DA	3379	1/1	0.97	0.34	3,3,3,3	0
56	MG	DA	3327	1/1	0.97	0.35	4,4,4,4	0
56	MG	DA	3344	1/1	0.97	0.36	25,25,25,25	0
56	MG	BA	3735	1/1	0.97	0.12	29,29,29,29	0
56	MG	CA	1617	1/1	0.97	0.11	4,4,4,4	0
56	MG	BA	3318	1/1	0.97	0.07	25,25,25,25	0
56	MG	DA	3487	1/1	0.97	0.32	3,3,3,3	0
56	MG	CA	1798	1/1	0.97	0.35	3,3,3,3	0
56	MG	DA	3364	1/1	0.97	0.20	3,3,3,3	0
56	MG	DA	3309	1/1	0.97	0.22	4,4,4,4	0
56	MG	DA	3092	1/1	0.98	0.30	4,4,4,4	0
56	MG	DA	3399	1/1	0.98	0.35	58,58,58,58	0
56	MG	DA	3484	1/1	0.98	0.39	3,3,3,3	0
56	MG	AA	1811	1/1	0.98	0.21	37,37,37,37	0
56	MG	AA	1625	1/1	0.98	0.21	44,44,44,44	0
56	MG	DA	3459	1/1	0.98	0.41	4,4,4,4	0
56	MG	DA	3255	1/1	0.98	0.23	12,12,12,12	0
56	MG	DA	3349	1/1	0.98	0.14	29,29,29,29	0
56	MG	AA	2018	1/1	0.98	0.23	23,23,23,23	0
56	MG	DA	3464	1/1	0.98	0.31	3,3,3,3	0
56	MG	AA	1626	1/1	0.98	0.27	20,20,20,20	0
56	MG	DA	3034	1/1	0.98	0.11	6,6,6,6	0
56	MG	DA	3009	1/1	0.98	0.26	3,3,3,3	0
56	MG	BA	3616	1/1	0.98	0.08	12,12,12,12	0
56	MG	AA	1926	1/1	0.98	0.07	30,30,30,30	0
56	MG	CA	1747	1/1	0.98	0.45	3,3,3,3	0

*Continued on next page...*

*Continued from previous page...*

Mol	Type	Chain	Res	Atoms	RSCC	RSR	B-factors( $\text{\AA}^2$ )	Q<0.9
56	MG	CA	1806	1/1	0.98	0.34	3,3,3,3	0
56	MG	DA	3378	1/1	0.98	0.27	3,3,3,3	0
56	MG	AA	1877	1/1	0.98	0.19	24,24,24,24	0
56	MG	BA	3358	1/1	0.98	0.18	17,17,17,17	0
56	MG	BA	3552	1/1	0.98	0.07	15,15,15,15	0
56	MG	BA	3882	1/1	0.98	0.25	42,42,42,42	0
56	MG	BA	3266	1/1	0.98	0.34	24,24,24,24	0
56	MG	CA	1777	1/1	0.98	0.23	4,4,4,4	0
56	MG	BA	3851	1/1	0.98	0.21	17,17,17,17	0
56	MG	AA	1805	1/1	0.98	0.05	22,22,22,22	0
56	MG	DA	3123	1/1	0.98	0.13	5,5,5,5	0
56	MG	DA	3005	1/1	0.98	0.17	3,3,3,3	0
56	MG	DA	3160	1/1	0.98	0.33	3,3,3,3	0
56	MG	DA	3270	1/1	0.98	0.22	4,4,4,4	0
56	MG	DA	3412	1/1	0.98	0.24	3,3,3,3	0
56	MG	CA	1642	1/1	0.98	0.43	3,3,3,3	0
56	MG	DT	201	1/1	0.98	0.37	3,3,3,3	0
56	MG	DA	3472	1/1	0.98	0.28	4,4,4,4	0
56	MG	CA	1614	1/1	0.98	0.25	3,3,3,3	0
56	MG	CA	1612	1/1	0.98	0.13	3,3,3,3	0
56	MG	BA	3729	1/1	0.98	0.28	38,38,38,38	0
56	MG	BA	3682	1/1	0.98	0.14	20,20,20,20	0
56	MG	BA	3553	1/1	0.98	0.14	12,12,12,12	0
56	MG	DA	3265	1/1	0.98	0.17	3,3,3,3	0
56	MG	DA	3489	1/1	0.98	0.20	4,4,4,4	0
56	MG	BA	3191	1/1	0.98	0.12	26,26,26,26	0
56	MG	DA	3174	1/1	0.98	0.20	3,3,3,3	0
56	MG	DA	3352	1/1	0.98	0.30	3,3,3,3	0
56	MG	AA	1806	1/1	0.98	0.31	27,27,27,27	0
56	MG	AA	1746	1/1	0.98	0.17	39,39,39,39	0
56	MG	DA	3140	1/1	0.98	0.18	3,3,3,3	0
56	MG	BA	3582	1/1	0.98	0.07	55,55,55,55	0
56	MG	AA	1627	1/1	0.98	0.12	29,29,29,29	0
56	MG	DA	3227	1/1	0.98	0.30	3,3,3,3	0
56	MG	AY	105	1/1	0.98	0.08	39,39,39,39	0
56	MG	DA	3442	1/1	0.98	0.36	3,3,3,3	0
56	MG	DA	3439	1/1	0.98	0.26	4,4,4,4	0
56	MG	CS	101	1/1	0.98	0.25	3,3,3,3	0
56	MG	DA	3134	1/1	0.98	0.42	21,21,21,21	0
56	MG	BA	3294	1/1	0.98	0.24	4,4,4,4	0
56	MG	DA	3043	1/1	0.98	0.20	3,3,3,3	0
56	MG	DA	3209	1/1	0.98	0.33	3,3,3,3	0

*Continued on next page...*

*Continued from previous page...*

Mol	Type	Chain	Res	Atoms	RSCC	RSR	B-factors( $\text{\AA}^2$ )	Q<0.9
56	MG	DA	3277	1/1	0.98	0.34	3,3,3,3	0
56	MG	DA	3173	1/1	0.98	0.21	3,3,3,3	0
56	MG	DA	3491	1/1	0.98	0.33	3,3,3,3	0
56	MG	DA	3357	1/1	0.98	0.23	3,3,3,3	0
56	MG	DA	3404	1/1	0.98	0.15	5,5,5,5	0
56	MG	AA	1835	1/1	0.98	0.20	37,37,37,37	0
56	MG	CA	1608	1/1	0.98	0.25	3,3,3,3	0
56	MG	DA	3462	1/1	0.98	0.24	3,3,3,3	0
56	MG	DA	3025	1/1	0.98	0.25	3,3,3,3	0
56	MG	DA	3018	1/1	0.98	0.23	3,3,3,3	0
56	MG	CA	1778	1/1	0.98	0.14	3,3,3,3	0
56	MG	DA	3205	1/1	0.98	0.22	38,38,38,38	0
56	MG	DA	3136	1/1	0.98	0.18	8,8,8,8	0
56	MG	DA	3120	1/1	0.98	0.39	28,28,28,28	0
56	MG	BA	3890	1/1	0.98	0.21	25,25,25,25	0
56	MG	AA	1927	1/1	0.98	0.16	29,29,29,29	0
56	MG	DA	3014	1/1	0.98	0.39	3,3,3,3	0
57	ZN	CD	5001	1/1	0.98	0.24	63,63,63,63	0
56	MG	AA	1781	1/1	0.98	0.20	28,28,28,28	0
56	MG	DA	3393	1/1	0.98	0.06	47,47,47,47	0
56	MG	BA	3206	1/1	0.98	0.12	35,35,35,35	0
56	MG	DA	3430	1/1	0.98	0.14	6,6,6,6	0
56	MG	BA	3450	1/1	0.98	0.14	24,24,24,24	0
56	MG	DA	3478	1/1	0.98	0.37	3,3,3,3	0
56	MG	DA	3416	1/1	0.98	0.20	3,3,3,3	0
56	MG	CT	201	1/1	0.98	0.29	3,3,3,3	0
56	MG	BA	3551	1/1	0.98	0.17	19,19,19,19	0
56	MG	DA	3463	1/1	0.98	0.12	4,4,4,4	0
56	MG	BA	3118	1/1	0.98	0.08	23,23,23,23	0
56	MG	DA	3151	1/1	0.98	0.19	4,4,4,4	0
56	MG	DA	3418	1/1	0.98	0.26	3,3,3,3	0
56	MG	DA	3261	1/1	0.98	0.30	3,3,3,3	0
56	MG	DA	3365	1/1	0.98	0.29	3,3,3,3	0
56	MG	BA	3654	1/1	0.98	0.20	12,12,12,12	0
56	MG	DA	3122	1/1	0.98	0.24	4,4,4,4	0
56	MG	DA	3451	1/1	0.98	0.48	23,23,23,23	0
56	MG	BA	3671	1/1	0.98	0.11	57,57,57,57	0
56	MG	DA	3064	1/1	0.98	0.32	4,4,4,4	0
56	MG	BA	3074	1/1	0.98	0.09	26,26,26,26	0
56	MG	DA	3273	1/1	0.98	0.25	3,3,3,3	0
56	MG	BA	3075	1/1	0.98	0.42	29,29,29,29	0
56	MG	DA	3341	1/1	0.98	0.36	3,3,3,3	0

*Continued on next page...*

*Continued from previous page...*

Mol	Type	Chain	Res	Atoms	RSCC	RSR	B-factors( $\text{\AA}^2$ )	Q<0.9
56	MG	DA	3302	1/1	0.98	0.11	44,44,44,44	0
56	MG	DA	3372	1/1	0.98	0.27	3,3,3,3	0
56	MG	DA	3490	1/1	0.98	0.29	3,3,3,3	0
56	MG	BA	3594	1/1	0.98	0.20	12,12,12,12	0
56	MG	BA	3303	1/1	0.98	0.26	12,12,12,12	0
56	MG	DA	3458	1/1	0.98	0.17	6,6,6,6	0
56	MG	DA	3321	1/1	0.98	0.31	4,4,4,4	0
56	MG	BA	3645	1/1	0.98	0.15	30,30,30,30	0
56	MG	BA	3721	1/1	0.98	0.27	34,34,34,34	0
56	MG	BA	3660	1/1	0.98	0.26	12,12,12,12	0
56	MG	BA	3185	1/1	0.98	0.14	8,8,8,8	0
56	MG	BA	3417	1/1	0.98	0.16	8,8,8,8	0
56	MG	CA	1636	1/1	0.98	0.37	3,3,3,3	0
56	MG	CA	1664	1/1	0.98	0.18	3,3,3,3	0
56	MG	BA	3413	1/1	0.98	0.08	43,43,43,43	0
56	MG	DA	3303	1/1	0.98	0.06	10,10,10,10	0
56	MG	DA	3272	1/1	0.98	0.28	3,3,3,3	0
56	MG	BA	3142	1/1	0.98	0.15	24,24,24,24	0
56	MG	BA	3414	1/1	0.98	0.11	23,23,23,23	0
56	MG	CC	301	1/1	0.98	0.25	3,3,3,3	0
56	MG	DA	3433	1/1	0.98	0.24	3,3,3,3	0
56	MG	BA	3342	1/1	0.99	0.16	20,20,20,20	0
56	MG	CA	1752	1/1	0.99	0.38	3,3,3,3	0
56	MG	CA	1620	1/1	0.99	0.17	4,4,4,4	0
56	MG	BA	3086	1/1	0.99	0.15	23,23,23,23	0
56	MG	DA	3258	1/1	0.99	0.11	6,6,6,6	0
56	MG	DA	3256	1/1	0.99	0.10	6,6,6,6	0
56	MG	DA	3141	1/1	0.99	0.15	4,4,4,4	0
56	MG	CA	1646	1/1	0.99	0.25	3,3,3,3	0
56	MG	DA	3070	1/1	0.99	0.27	4,4,4,4	0
56	MG	BA	3467	1/1	0.99	0.39	21,21,21,21	0
56	MG	CA	1793	1/1	0.99	0.42	3,3,3,3	0
56	MG	DA	3407	1/1	0.99	0.31	3,3,3,3	0
56	MG	BA	3451	1/1	0.99	0.14	13,13,13,13	0
56	MG	AA	1840	1/1	0.99	0.24	26,26,26,26	0
56	MG	DA	3013	1/1	0.99	0.30	3,3,3,3	0
56	MG	DA	3057	1/1	0.99	0.29	3,3,3,3	0
56	MG	DO	201	1/1	0.99	0.29	3,3,3,3	0
56	MG	CA	1605	1/1	0.99	0.33	3,3,3,3	0
56	MG	CA	1701	1/1	0.99	0.14	13,13,13,13	0
56	MG	AA	1731	1/1	0.99	0.08	17,17,17,17	0
56	MG	CA	1606	1/1	0.99	0.33	3,3,3,3	0

*Continued on next page...*

*Continued from previous page...*

Mol	Type	Chain	Res	Atoms	RSCC	RSR	B-factors( $\text{\AA}^2$ )	Q<0.9
56	MG	CA	1804	1/1	0.99	0.25	4,4,4,4	0
56	MG	BA	3834	1/1	0.99	0.34	12,12,12,12	0
56	MG	BA	3611	1/1	0.99	0.24	8,8,8,8	0
56	MG	CA	1637	1/1	0.99	0.15	4,4,4,4	0
56	MG	DA	3266	1/1	0.99	0.25	3,3,3,3	0
56	MG	CA	1629	1/1	0.99	0.21	4,4,4,4	0
56	MG	BA	3081	1/1	0.99	0.19	31,31,31,31	0
56	MG	DA	3179	1/1	0.99	0.47	3,3,3,3	0
56	MG	CA	1622	1/1	0.99	0.22	3,3,3,3	0
56	MG	CA	1782	1/1	0.99	0.17	3,3,3,3	0
56	MG	DB	207	1/1	0.99	0.18	4,4,4,4	0
56	MG	DA	3197	1/1	0.99	0.18	3,3,3,3	0
56	MG	CA	1660	1/1	0.99	0.13	5,5,5,5	0
56	MG	AA	1784	1/1	0.99	0.28	25,25,25,25	0
56	MG	DA	3275	1/1	0.99	0.29	4,4,4,4	0
56	MG	B1	101	1/1	0.99	0.26	31,31,31,31	0
56	MG	DA	3343	1/1	0.99	0.35	3,3,3,3	0
56	MG	DA	3271	1/1	0.99	0.21	3,3,3,3	0
56	MG	DA	3450	1/1	0.99	0.27	12,12,12,12	0
56	MG	DA	3020	1/1	0.99	0.31	3,3,3,3	0

## 6.5 Other polymers

There are no such residues in this entry.