



# Full wwPDB X-ray Structure Validation Report ⓘ

May 17, 2020 – 09:51 pm BST

PDB ID : 4V6D  
Title : Crystal structure of the E. coli 70S ribosome in an intermediate state of ratcheting  
Authors : Zhang, W.; Dunkle, J.A.; Cate, J.H.D.  
Deposited on : 2009-06-27  
Resolution : 3.81 Å(reported)

This is a Full wwPDB X-ray Structure Validation Report for a publicly released PDB entry.

We welcome your comments at [validation@mail.wwpdb.org](mailto:validation@mail.wwpdb.org)

A user guide is available at

<https://www.wwpdb.org/validation/2017/XrayValidationReportHelp>

with specific help available everywhere you see the ⓘ symbol.

---

The following versions of software and data (see [references ⓘ](#)) were used in the production of this report:

MolProbity	:	4.02b-467
Xtriage (Phenix)	:	1.13
EDS	:	2.11
Percentile statistics	:	20191225.v01 (using entries in the PDB archive December 25th 2019)
Refmac	:	5.8.0158
CCP4	:	7.0.044 (Gargrove)
Ideal geometry (proteins)	:	Engh & Huber (2001)
Ideal geometry (DNA, RNA)	:	Parkinson et al. (1996)
Validation Pipeline (wwPDB-VP)	:	2.11

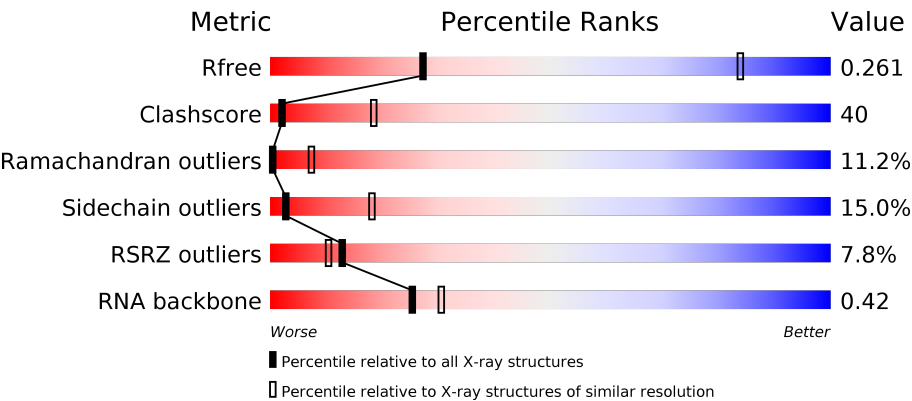
# 1 Overall quality at a glance i

The following experimental techniques were used to determine the structure:

*X-RAY DIFFRACTION*

The reported resolution of this entry is 3.81 Å.

Percentile scores (ranging between 0-100) for global validation metrics of the entry are shown in the following graphic. The table shows the number of entries on which the scores are based.



Metric	Whole archive (#Entries)	Similar resolution (#Entries, resolution range(Å))
R <sub>free</sub>	130704	1231 (4.04-3.60)
Clashscore	141614	1031 (4.02-3.62)
Ramachandran outliers	138981	1261 (4.04-3.60)
Sidechain outliers	138945	1255 (4.04-3.60)
RSRZ outliers	127900	1139 (4.04-3.60)
RNA backbone	3102	1037 (4.62-3.00)

The table below summarises the geometric issues observed across the polymeric chains and their fit to the electron density. The red, orange, yellow and green segments on the lower bar indicate the fraction of residues that contain outliers for  $\geq 3$ , 2, 1 and 0 types of geometric quality criteria respectively. A grey segment represents the fraction of residues that are not modelled. The numeric value for each fraction is indicated below the corresponding segment, with a dot representing fractions  $\leq 5\%$ . The upper red bar (where present) indicates the fraction of residues that have poor fit to the electron density. The numeric value is given above the bar.

Mol	Chain	Length	Quality of chain
1	AB	241	<div><div>44%</div><div><div>17%</div><div>55%</div><div>15%</div><div>•</div><div>10%</div></div></div>
1	CB	241	<div><div>20%</div><div><div>20%</div><div>56%</div><div>13%</div><div>•</div><div>10%</div></div></div>
2	AC	233	<div><div>2%</div><div><div>33%</div><div>44%</div><div>10%</div><div>•</div><div>12%</div></div></div>
2	CC	233	<div><div>0%</div><div><div>32%</div><div>45%</div><div>11%</div><div>•</div><div>12%</div></div></div>


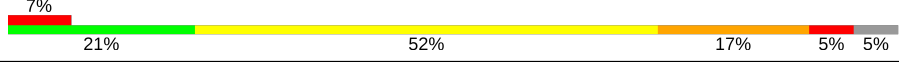

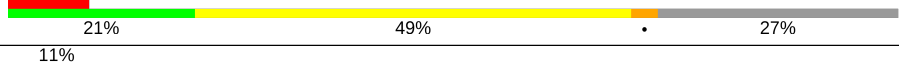
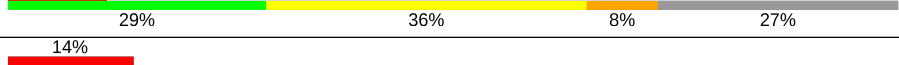

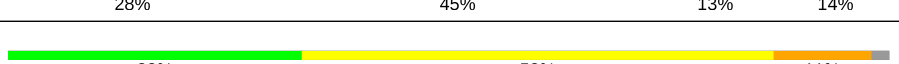



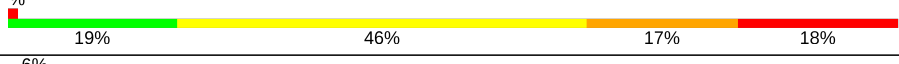
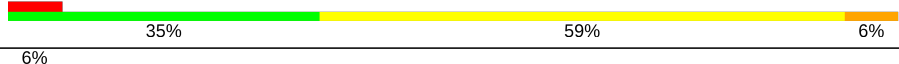




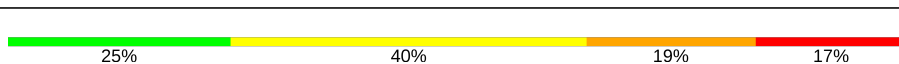

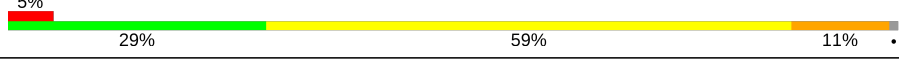
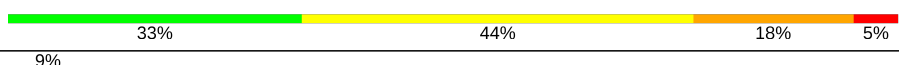





Continued on next page...

Continued from previous page...

Mol	Chain	Length	Quality of chain
3	AD	206	
3	CD	206	
4	AE	167	
4	CE	167	
5	AF	135	
5	CF	135	
6	AG	179	
6	CG	179	
7	AH	130	
7	CH	130	
8	AI	130	
8	CI	130	
9	AJ	103	
9	CJ	103	
10	AK	129	
10	CK	129	
11	AL	124	
11	CL	124	
12	AM	118	
12	CM	118	
13	AN	101	
13	CN	101	
14	AO	89	
14	CO	89	
15	AP	82	

Continued on next page...

Continued from previous page...

Mol	Chain	Length	Quality of chain
15	CP	82	
16	AQ	84	
16	CQ	84	
17	AR	75	
17	CR	75	
18	AS	92	
18	CS	92	
19	AT	87	
19	CT	87	
20	AU	71	
20	CU	71	
21	AA	1533	
22	AV	17	
22	CV	17	
23	AW	6	
23	CW	6	
24	BA	2903	
24	DA	2903	
25	BB	118	
26	BC	273	
26	DC	273	
27	BD	209	
27	DD	209	
28	BE	201	
28	DE	201	

Continued on next page...

Continued from previous page...

Mol	Chain	Length	Quality of chain
29	BF	179	
29	DF	179	
30	BG	177	
30	DG	177	
31	BH	149	
31	DH	149	
32	BI	142	
32	DI	142	
33	BJ	142	
33	DJ	142	
34	BK	123	
34	DK	123	
35	BL	144	
35	DL	144	
36	BM	136	
36	DM	136	
37	BN	127	
37	DN	127	
38	BO	117	
38	DO	117	
39	BP	115	
39	DP	115	
40	BQ	118	
40	DQ	118	
41	BR	103	

Continued on next page...

Continued from previous page...

Mol	Chain	Length	Quality of chain
41	DR	103	
42	BS	110	
42	DS	110	
43	BT	100	
43	DT	100	
44	BU	104	
44	DU	104	
45	BV	94	
45	DV	94	
46	BW	85	
46	DW	85	
47	BX	78	
47	DX	78	
48	BY	63	
48	DY	63	
49	BZ	59	
49	DZ	59	
50	B0	57	
50	D0	57	
51	B1	55	
51	D1	55	
52	B2	46	
52	D2	46	
53	B3	65	
53	D3	65	

Continued on next page...

*Continued from previous page...*

Mol	Chain	Length	Quality of chain
54	B4	38	
54	D4	38	
55	CA	1530	
56	DB	117	

The following table lists non-polymeric compounds, carbohydrate monomers and non-standard residues in protein, DNA, RNA chains that are outliers for geometric or electron-density-fit criteria:

Mol	Type	Chain	Res	Chirality	Geometry	Clashes	Electron density
57	MG	AA	1619	-	-	-	X
57	MG	BA	3131	-	-	-	X
57	MG	CA	1617	-	-	-	X
57	MG	CA	1624	-	-	-	X
57	MG	DA	3004	-	-	-	X
57	MG	DA	3016	-	-	-	X
57	MG	DA	3059	-	-	-	X
57	MG	DA	3060	-	-	-	X
57	MG	DA	3062	-	-	-	X
57	MG	DA	3064	-	-	-	X
57	MG	DA	3065	-	-	-	X
57	MG	DA	3071	-	-	-	X
57	MG	DA	3076	-	-	-	X
57	MG	DA	3093	-	-	-	X
57	MG	DA	3099	-	-	-	X
57	MG	DA	3109	-	-	-	X
57	MG	DA	3110	-	-	-	X
57	MG	DA	3112	-	-	-	X
57	MG	DA	3126	-	-	-	X
57	MG	DA	3128	-	-	-	X
57	MG	DA	3131	-	-	-	X
57	MG	DA	3133	-	-	-	X

## 2 Entry composition

There are 59 unique types of molecules in this entry. The entry contains 285420 atoms, of which 0 are hydrogens and 0 are deuteriums.

In the tables below, the ZeroOcc column contains the number of atoms modelled with zero occupancy, the AltConf column contains the number of residues with at least one atom in alternate conformation and the Trace column contains the number of residues modelled with at most 2 atoms.

- Molecule 1 is a protein called 30S ribosomal protein S2.

Mol	Chain	Residues	Atoms					ZeroOcc	AltConf	Trace
1	AB	218	Total	C	N	O	S	0	0	0
			1704	1081	305	311	7			
1	CB	218	Total	C	N	O	S	0	0	0
			1704	1081	305	311	7			

- Molecule 2 is a protein called 30S ribosomal protein S3.

Mol	Chain	Residues	Atoms					ZeroOcc	AltConf	Trace
2	AC	206	Total	C	N	O	S	0	0	0
			1624	1028	305	288	3			
2	CC	206	Total	C	N	O	S	0	0	0
			1624	1028	305	288	3			

- Molecule 3 is a protein called 30S ribosomal protein S4.

Mol	Chain	Residues	Atoms					ZeroOcc	AltConf	Trace
3	AD	205	Total	C	N	O	S	0	0	0
			1643	1026	315	298	4			
3	CD	205	Total	C	N	O	S	0	0	0
			1643	1026	315	298	4			

- Molecule 4 is a protein called 30S ribosomal protein S5.

Mol	Chain	Residues	Atoms					ZeroOcc	AltConf	Trace
4	AE	150	Total	C	N	O	S	0	0	0
			1105	687	211	201	6			
4	CE	150	Total	C	N	O	S	0	0	0
			1105	687	211	201	6			

- Molecule 5 is a protein called 30S ribosomal protein S6.



Mol	Chain	Residues	Atoms					ZeroOcc	AltConf	Trace
5	AF	100	Total	C	N	O	S	0	0	0
			817	515	148	148	6			
5	CF	100	Total	C	N	O	S	0	0	0
			817	515	148	148	6			

- Molecule 6 is a protein called 30S ribosomal protein S7.

Mol	Chain	Residues	Atoms					ZeroOcc	AltConf	Trace
6	AG	151	Total	C	N	O	S	0	0	0
			1181	735	227	215	4			
6	CG	150	Total	C	N	O	S	0	0	0
			1174	730	226	214	4			

- Molecule 7 is a protein called 30S ribosomal protein S8.

Mol	Chain	Residues	Atoms					ZeroOcc	AltConf	Trace
7	AH	129	Total	C	N	O	S	0	0	0
			979	616	173	184	6			
7	CH	129	Total	C	N	O	S	0	0	0
			979	616	173	184	6			

- Molecule 8 is a protein called 30S ribosomal protein S9.

Mol	Chain	Residues	Atoms					ZeroOcc	AltConf	Trace
8	AI	127	Total	C	N	O	S	0	0	0
			1022	634	206	179	3			
8	CI	127	Total	C	N	O	S	0	0	0
			1022	634	206	179	3			

- Molecule 9 is a protein called 30S ribosomal protein S10.

Mol	Chain	Residues	Atoms					ZeroOcc	AltConf	Trace
9	AJ	98	Total	C	N	O	S	0	0	0
			786	493	150	142	1			
9	CJ	98	Total	C	N	O	S	0	0	0
			786	493	150	142	1			

- Molecule 10 is a protein called 30S ribosomal protein S11.

Mol	Chain	Residues	Atoms					ZeroOcc	AltConf	Trace
10	AK	117	Total	C	N	O	S	0	0	0
			877	540	174	160	3			

*Continued on next page...*

*Continued from previous page...*

Mol	Chain	Residues	Atoms					ZeroOcc	AltConf	Trace
10	CK	117	Total	C	N	O	S	0	0	0
			877	540	174	160	3			

- Molecule 11 is a protein called 30S ribosomal protein S12.

Mol	Chain	Residues	Atoms					ZeroOcc	AltConf	Trace
11	AL	123	Total	C	N	O	S	0	0	0
			955	590	196	165	4			
11	CL	123	Total	C	N	O	S	0	0	0
			955	590	196	165	4			

- Molecule 12 is a protein called 30S ribosomal protein S13.

Mol	Chain	Residues	Atoms					ZeroOcc	AltConf	Trace
12	AM	114	Total	C	N	O	S	0	0	0
			883	546	178	156	3			
12	CM	113	Total	C	N	O	S	0	0	0
			876	541	177	155	3			

- Molecule 13 is a protein called 30S ribosomal protein S14.

Mol	Chain	Residues	Atoms					ZeroOcc	AltConf	Trace
13	AN	96	Total	C	N	O	S	0	0	0
			774	483	160	128	3			
13	CN	95	Total	C	N	O	S	0	0	0
			769	480	159	127	3			

- Molecule 14 is a protein called 30S ribosomal protein S15.

Mol	Chain	Residues	Atoms					ZeroOcc	AltConf	Trace
14	AO	88	Total	C	N	O	S	0	0	0
			714	439	144	130	1			
14	CO	88	Total	C	N	O	S	0	0	0
			714	439	144	130	1			

- Molecule 15 is a protein called 30S ribosomal protein S16.

Mol	Chain	Residues	Atoms					ZeroOcc	AltConf	Trace
15	AP	82	Total	C	N	O	S	0	0	0
			649	406	128	114	1			
15	CP	80	Total	C	N	O	S	0	0	0
			638	400	126	111	1			

- Molecule 16 is a protein called 30S ribosomal protein S17.

Mol	Chain	Residues	Atoms					ZeroOcc	AltConf	Trace
16	AQ	80	Total	C	N	O	S	0	0	0
			648	411	121	113	3			
16	CQ	80	Total	C	N	O	S	0	0	0
			648	411	121	113	3			

- Molecule 17 is a protein called 30S ribosomal protein S18.

Mol	Chain	Residues	Atoms				ZeroOcc	AltConf	Trace
17	AR	55	Total	C	N	O	0	0	0
			455	288	86	81			
17	CR	55	Total	C	N	O	0	0	0
			455	288	86	81			

- Molecule 18 is a protein called 30S ribosomal protein S19.

Mol	Chain	Residues	Atoms					ZeroOcc	AltConf	Trace
18	AS	79	Total	C	N	O	S	0	0	0
			637	408	120	107	2			
18	CS	79	Total	C	N	O	S	0	0	0
			637	408	120	107	2			

- Molecule 19 is a protein called 30S ribosomal protein S20.

Mol	Chain	Residues	Atoms					ZeroOcc	AltConf	Trace
19	AT	85	Total	C	N	O	S	0	0	0
			665	411	137	114	3			
19	CT	85	Total	C	N	O	S	0	0	0
			665	411	137	114	3			

- Molecule 20 is a protein called 30S ribosomal protein S21.

Mol	Chain	Residues	Atoms					ZeroOcc	AltConf	Trace
20	AU	51	Total	C	N	O	S	0	0	0
			425	265	86	73	1			
20	CU	51	Total	C	N	O	S	0	0	0
			425	265	86	73	1			

- Molecule 21 is a RNA chain called 16S rRNA.

Mol	Chain	Residues	Atoms					ZeroOcc	AltConf	Trace
21	AA	1533	Total	C	N	O	P	0	0	0
			32895	14671	6036	10655	1533			

- Molecule 22 is a RNA chain called P-site tRNA ASL fragment.

Mol	Chain	Residues	Atoms					ZeroOcc	AltConf	Trace
22	AV	17	Total	C	N	O	P	0	0	0
			360	161	64	118	17			
22	CV	17	Total	C	N	O	P	0	0	0
			360	161	64	118	17			

- Molecule 23 is a RNA chain called messenger RNA.

Mol	Chain	Residues	Atoms					ZeroOcc	AltConf	Trace
23	AW	6	Total	C	N	O	P	0	0	0
			125	56	18	45	6			
23	CW	6	Total	C	N	O	P	0	0	0
			125	56	18	45	6			

- Molecule 24 is a RNA chain called 23S rRNA.

Mol	Chain	Residues	Atoms					ZeroOcc	AltConf	Trace
24	BA	2854	Total	C	N	O	P	0	0	0
			61274	27334	11279	19807	2854			
24	DA	2841	Total	C	N	O	P	0	0	0
			60995	27210	11229	19715	2841			

- Molecule 25 is a RNA chain called 5S rRNA.

Mol	Chain	Residues	Atoms					ZeroOcc	AltConf	Trace
25	BB	118	Total	C	N	O	P	0	0	0
			2529	1126	464	821	118			

- Molecule 26 is a protein called 50S ribosomal protein L2.

Mol	Chain	Residues	Atoms					ZeroOcc	AltConf	Trace
26	BC	271	Total	C	N	O	S	0	0	0
			2082	1288	423	364	7			
26	DC	271	Total	C	N	O	S	0	0	0
			2082	1288	423	364	7			

- Molecule 27 is a protein called 50S ribosomal protein L3.

Mol	Chain	Residues	Atoms					ZeroOcc	AltConf	Trace
27	BD	209	Total	C	N	O	S	0	0	0
			1565	979	288	294	4			
27	DD	209	Total	C	N	O	S	0	0	0
			1565	979	288	294	4			

- Molecule 28 is a protein called 50S ribosomal protein L4.

Mol	Chain	Residues	Atoms					ZeroOcc	AltConf	Trace
28	BE	201	Total	C	N	O	S	0	0	0
			1552	974	283	290	5			
28	DE	201	Total	C	N	O	S	0	0	0
			1552	974	283	290	5			

- Molecule 29 is a protein called 50S ribosomal protein L5.

Mol	Chain	Residues	Atoms					ZeroOcc	AltConf	Trace
29	BF	177	Total	C	N	O	S	0	0	0
			1410	899	249	256	6			
29	DF	178	Total	C	N	O	S	0	0	0
			1420	905	251	258	6			

- Molecule 30 is a protein called 50S ribosomal protein L6.

Mol	Chain	Residues	Atoms					ZeroOcc	AltConf	Trace
30	BG	176	Total	C	N	O	S	0	0	0
			1323	832	243	246	2			
30	DG	176	Total	C	N	O	S	0	0	0
			1323	832	243	246	2			

- Molecule 31 is a protein called 50S ribosomal protein L9.

Mol	Chain	Residues	Atoms					ZeroOcc	AltConf	Trace
31	BH	149	Total	C	N	O	S	0	0	0
			1111	699	197	214	1			
31	DH	149	Total	C	N	O	S	0	0	0
			1111	699	197	214	1			

- Molecule 32 is a protein called 50S ribosomal protein L11.

Mol	Chain	Residues	Atoms					ZeroOcc	AltConf	Trace
32	BI	141	Total	C	N	O	S	0	0	0
			1032	651	179	196	6			

*Continued on next page...*

*Continued from previous page...*

Mol	Chain	Residues	Atoms					ZeroOcc	AltConf	Trace
32	DI	141	Total	C	N	O	S	0	0	0
			1032	651	179	196	6			

- Molecule 33 is a protein called 50S ribosomal protein L13.

Mol	Chain	Residues	Atoms					ZeroOcc	AltConf	Trace
33	BJ	142	Total	C	N	O	S	0	0	0
			1129	714	212	199	4			
33	DJ	142	Total	C	N	O	S	0	0	0
			1129	714	212	199	4			

- Molecule 34 is a protein called 50S ribosomal protein L14.

Mol	Chain	Residues	Atoms					ZeroOcc	AltConf	Trace
34	BK	122	Total	C	N	O	S	0	0	0
			938	587	180	165	6			
34	DK	122	Total	C	N	O	S	0	0	0
			938	587	180	165	6			

- Molecule 35 is a protein called 50S ribosomal protein L15.

Mol	Chain	Residues	Atoms					ZeroOcc	AltConf	Trace
35	BL	143	Total	C	N	O	S	0	0	0
			1045	649	206	189	1			
35	DL	143	Total	C	N	O	S	0	0	0
			1045	649	206	189	1			

- Molecule 36 is a protein called 50S ribosomal protein L16.

Mol	Chain	Residues	Atoms					ZeroOcc	AltConf	Trace
36	BM	136	Total	C	N	O	S	0	0	0
			1074	686	205	177	6			
36	DM	136	Total	C	N	O	S	0	0	0
			1074	686	205	177	6			

- Molecule 37 is a protein called 50S ribosomal protein L17.

Mol	Chain	Residues	Atoms					ZeroOcc	AltConf	Trace
37	BN	120	Total	C	N	O	S	0	0	0
			960	593	196	166	5			
37	DN	120	Total	C	N	O	S	0	0	0
			960	593	196	166	5			

- Molecule 38 is a protein called 50S ribosomal protein L18.

Mol	Chain	Residues	Atoms				ZeroOcc	AltConf	Trace
38	BO	116	Total	C	N	O	0	0	0
			892	552	178	162			
38	DO	116	Total	C	N	O	0	0	0
			892	552	178	162			

- Molecule 39 is a protein called 50S ribosomal protein L19.

Mol	Chain	Residues	Atoms					ZeroOcc	AltConf	Trace
39	BP	114	Total	C	N	O	S	0	0	0
			917	574	179	163	1			
39	DP	114	Total	C	N	O	S	0	0	0
			917	574	179	163	1			

- Molecule 40 is a protein called 50S ribosomal protein L20.

Mol	Chain	Residues	Atoms				ZeroOcc	AltConf	Trace
40	BQ	117	Total	C	N	O	0	0	0
			947	604	192	151			
40	DQ	117	Total	C	N	O	0	0	0
			947	604	192	151			

- Molecule 41 is a protein called 50S ribosomal protein L21.

Mol	Chain	Residues	Atoms					ZeroOcc	AltConf	Trace
41	BR	103	Total	C	N	O	S	0	0	0
			816	516	153	145	2			
41	DR	103	Total	C	N	O	S	0	0	0
			816	516	153	145	2			

- Molecule 42 is a protein called 50S ribosomal protein L22.

Mol	Chain	Residues	Atoms					ZeroOcc	AltConf	Trace
42	BS	110	Total	C	N	O	S	0	0	0
			857	532	166	156	3			
42	DS	110	Total	C	N	O	S	0	0	0
			857	532	166	156	3			

- Molecule 43 is a protein called 50S ribosomal protein L23.

Mol	Chain	Residues	Atoms					ZeroOcc	AltConf	Trace
43	BT	93	Total	C	N	O	S	0	0	0
			738	466	139	131	2			
43	DT	93	Total	C	N	O	S	0	0	0
			738	466	139	131	2			

- Molecule 44 is a protein called 50S ribosomal protein L24.

Mol	Chain	Residues	Atoms					ZeroOcc	AltConf	Trace
44	BU	102	Total	C	N	O	S	0	0	0
			779	492	146	141				
44	DU	102	Total	C	N	O	S	0	0	0
			779	492	146	141				

- Molecule 45 is a protein called 50S ribosomal protein L25.

Mol	Chain	Residues	Atoms					ZeroOcc	AltConf	Trace
45	BV	94	Total	C	N	O	S	0	0	0
			753	479	137	134	3			
45	DV	94	Total	C	N	O	S	0	0	0
			753	479	137	134	3			

- Molecule 46 is a protein called 50S ribosomal protein L27.

Mol	Chain	Residues	Atoms					ZeroOcc	AltConf	Trace
46	BW	79	Total	C	N	O	S	0	0	0
			596	367	120	108	1			
46	DW	79	Total	C	N	O	S	0	0	0
			596	367	120	108	1			

- Molecule 47 is a protein called 50S ribosomal protein L28.

Mol	Chain	Residues	Atoms					ZeroOcc	AltConf	Trace
47	BX	77	Total	C	N	O	S	0	0	0
			625	388	129	106	2			
47	DX	77	Total	C	N	O	S	0	0	0
			625	388	129	106	2			

- Molecule 48 is a protein called 50S ribosomal protein L29.

Mol	Chain	Residues	Atoms					ZeroOcc	AltConf	Trace
48	BY	63	Total	C	N	O	S	0	0	0
			509	313	99	95	2			

*Continued on next page...*



*Continued from previous page...*

Mol	Chain	Residues	Atoms					ZeroOcc	AltConf	Trace
48	DY	63	Total	C	N	O	S	0	0	0
			509	313	99	95	2			

- Molecule 49 is a protein called 50S ribosomal protein L30.

Mol	Chain	Residues	Atoms					ZeroOcc	AltConf	Trace
49	BZ	58	Total	C	N	O	S	0	0	0
			449	281	87	79	2			
49	DZ	58	Total	C	N	O	S	0	0	0
			449	281	87	79	2			

- Molecule 50 is a protein called 50S ribosomal protein L32.

Mol	Chain	Residues	Atoms					ZeroOcc	AltConf	Trace
50	B0	56	Total	C	N	O	S	0	0	0
			444	269	94	80	1			
50	D0	56	Total	C	N	O	S	0	0	0
			444	269	94	80	1			

- Molecule 51 is a protein called 50S ribosomal protein L33.

Mol	Chain	Residues	Atoms				ZeroOcc	AltConf	Trace
51	B1	50	Total	C	N	O	0	0	0
			409	263	75	71			
51	D1	50	Total	C	N	O	0	0	0
			409	263	75	71			

- Molecule 52 is a protein called 50S ribosomal protein L34.

Mol	Chain	Residues	Atoms					ZeroOcc	AltConf	Trace
52	B2	46	Total	C	N	O	S	0	0	0
			377	228	90	57	2			
52	D2	46	Total	C	N	O	S	0	0	0
			377	228	90	57	2			

- Molecule 53 is a protein called 50S ribosomal protein L35.

Mol	Chain	Residues	Atoms					ZeroOcc	AltConf	Trace
53	B3	64	Total	C	N	O	S	0	0	0
			504	323	105	74	2			
53	D3	64	Total	C	N	O	S	0	0	0
			504	323	105	74	2			

- Molecule 54 is a protein called 50S ribosomal protein L36.

Mol	Chain	Residues	Atoms					ZeroOcc	AltConf	Trace
54	B4	38	Total	C	N	O	S	0	0	0
			302	185	65	48	4			
54	D4	38	Total	C	N	O	S	0	0	0
			302	185	65	48	4			

- Molecule 55 is a RNA chain called 16S rRNA.

Mol	Chain	Residues	Atoms					ZeroOcc	AltConf	Trace
55	CA	1530	Total	C	N	O	P	0	0	0
			32831	14642	6024	10635	1530			

- Molecule 56 is a RNA chain called 5S rRNA.

Mol	Chain	Residues	Atoms					ZeroOcc	AltConf	Trace
56	DB	117	Total	C	N	O	P	0	0	0
			2507	1116	459	815	117			

- Molecule 57 is MAGNESIUM ION (three-letter code: MG) (formula: Mg).

Mol	Chain	Residues	Atoms		ZeroOcc	AltConf
57	BB	4	Total	Mg	0	0
			4	4		
57	BA	136	Total	Mg	0	0
			136	136		
57	CA	42	Total	Mg	0	0
			42	42		
57	DJ	1	Total	Mg	0	0
			1	1		
57	BD	1	Total	Mg	0	0
			1	1		
57	AA	43	Total	Mg	0	0
			43	43		
57	DA	134	Total	Mg	0	0
			134	134		
57	DC	1	Total	Mg	0	0
			1	1		
57	DB	1	Total	Mg	0	0
			1	1		

- Molecule 58 is ZINC ION (three-letter code: ZN) (formula: Zn).

Mol	Chain	Residues	Atoms	ZeroOcc	AltConf
58	B4	1	Total Zn 1 1	0	0
58	D4	1	Total Zn 1 1	0	0

- Molecule 59 is water.

Mol	Chain	Residues	Atoms	ZeroOcc	AltConf
59	AE	1	Total O 1 1	0	0
59	AL	3	Total O 3 3	0	0
59	AN	5	Total O 5 5	0	0
59	AT	3	Total O 3 3	0	0
59	AU	1	Total O 1 1	0	0
59	AA	195	Total O 195 195	0	0
59	BA	615	Total O 615 615	0	0
59	BB	19	Total O 19 19	0	0
59	BC	7	Total O 7 7	0	0
59	BD	2	Total O 2 2	0	0
59	BE	1	Total O 1 1	0	0
59	BL	4	Total O 4 4	0	0
59	BN	2	Total O 2 2	0	0
59	BQ	1	Total O 1 1	0	0
59	BT	1	Total O 1 1	0	0
59	BV	1	Total O 1 1	0	0
59	B2	2	Total O 2 2	0	0
59	B3	3	Total O 3 3	0	0

*Continued on next page...*

*Continued from previous page...*

Mol	Chain	Residues	Atoms		ZeroOcc	AltConf
59	B4	2	Total 2	O 2	0	0
59	CE	3	Total 3	O 3	0	0
59	CI	1	Total 1	O 1	0	0
59	CL	1	Total 1	O 1	0	0
59	CN	2	Total 2	O 2	0	0
59	CT	2	Total 2	O 2	0	0
59	CU	2	Total 2	O 2	0	0
59	CA	196	Total 196	O 196	0	0
59	DC	14	Total 14	O 14	0	0
59	DD	4	Total 4	O 4	0	0
59	DE	2	Total 2	O 2	0	0
59	DJ	3	Total 3	O 3	0	0
59	DL	5	Total 5	O 5	0	0
59	DN	2	Total 2	O 2	0	0
59	DT	2	Total 2	O 2	0	0
59	DU	1	Total 1	O 1	0	0
59	DV	1	Total 1	O 1	0	0
59	D2	1	Total 1	O 1	0	0
59	D3	1	Total 1	O 1	0	0
59	D4	5	Total 5	O 5	0	0
59	DA	598	Total 598	O 598	0	0

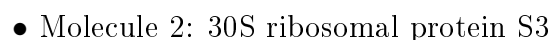
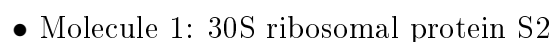
*Continued on next page...*

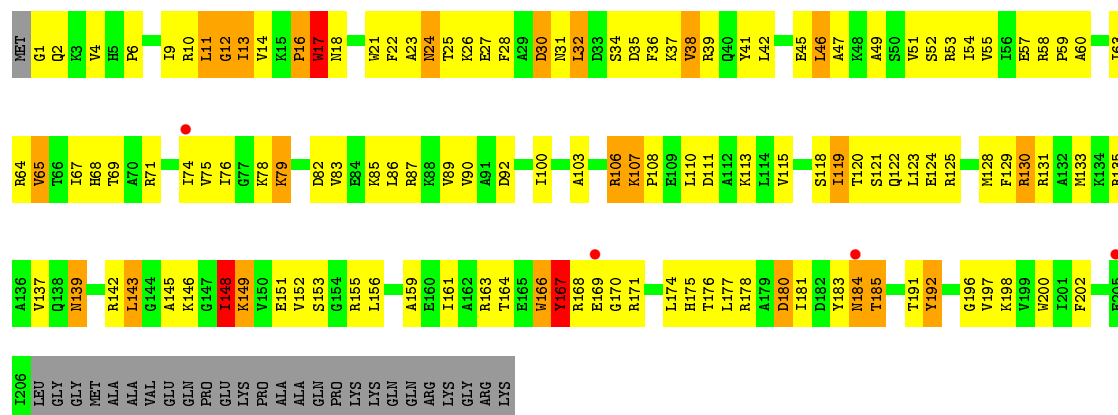
*Continued from previous page...*

Mol	Chain	Residues	Atoms		ZeroOcc	AltConf
59	DB	4	Total	O	0	0
			4	4		

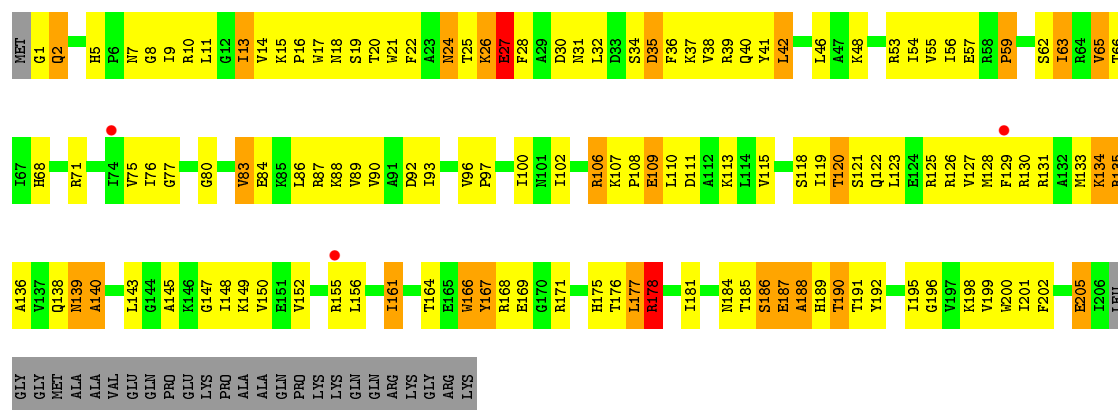


- Molecule 1: 30S ribosomal protein S2

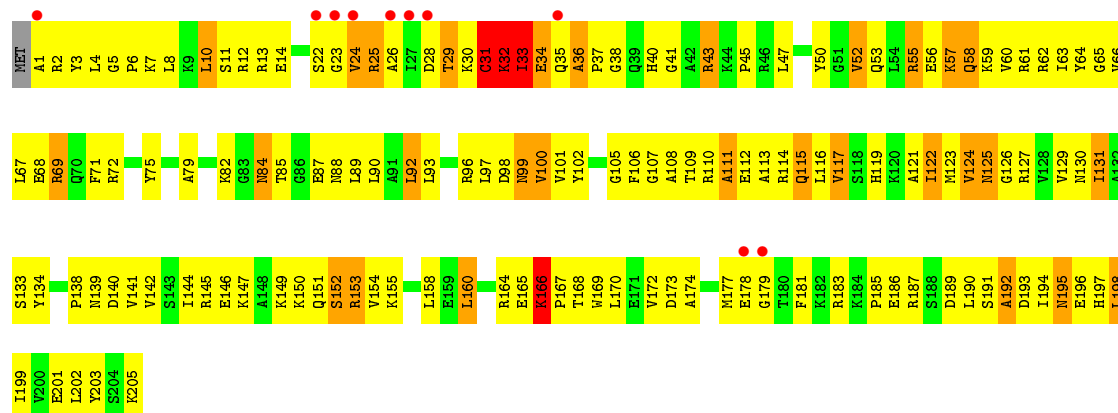




### • Molecule 2: 30S ribosomal protein S3

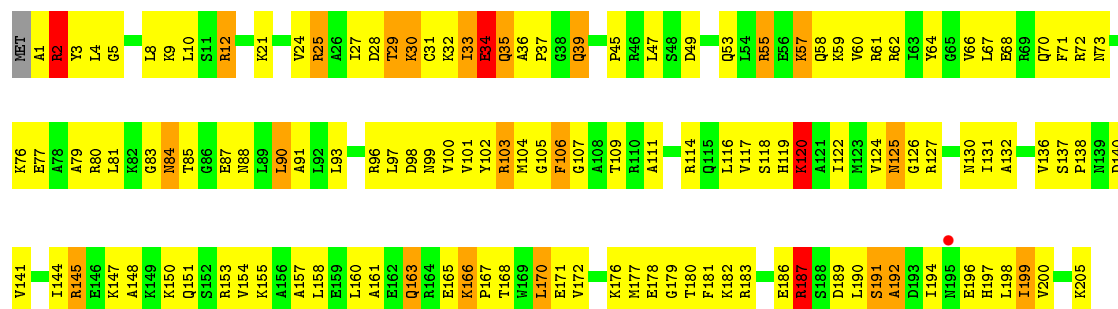


### • Molecule 3: 30S ribosomal protein S4

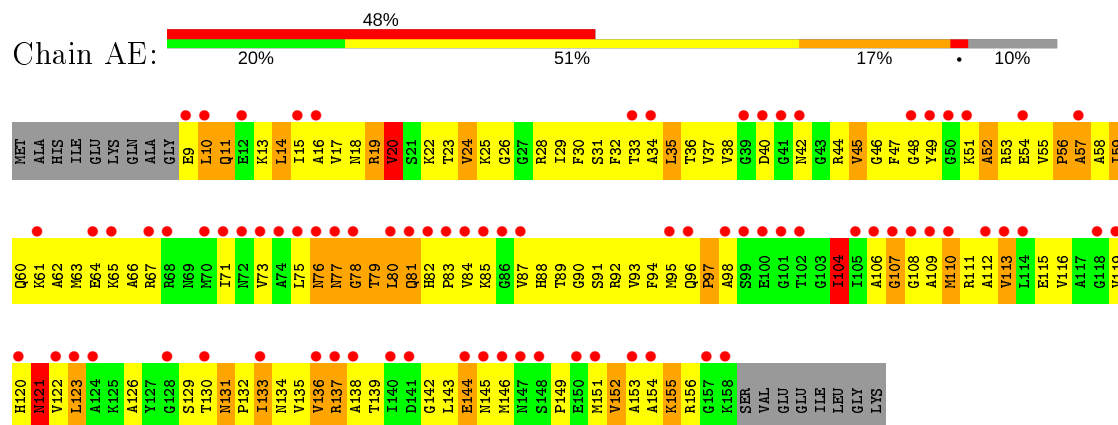


### • Molecule 3: 30S ribosomal protein S4

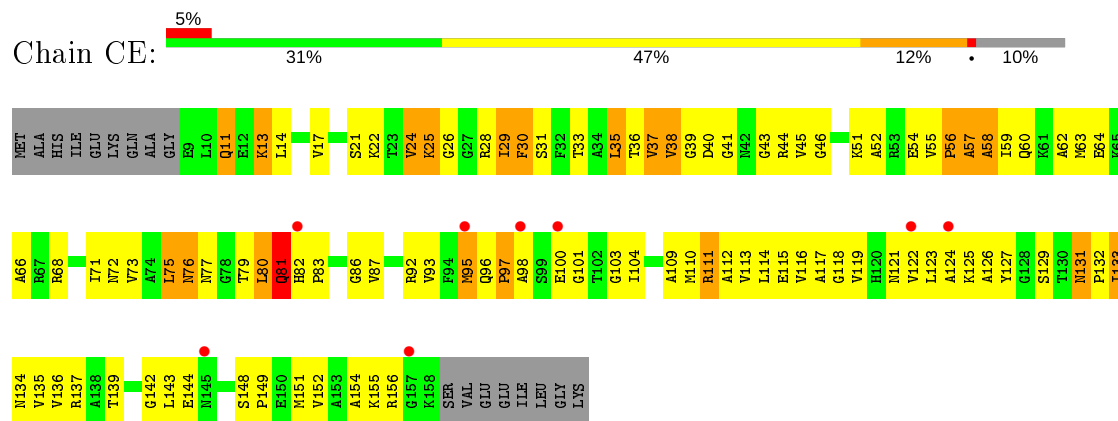




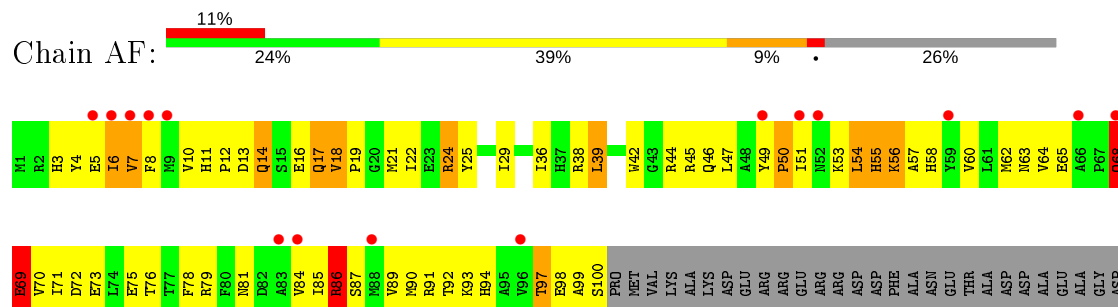
• Molecule 4: 30S ribosomal protein S5



• Molecule 4: 30S ribosomal protein S5



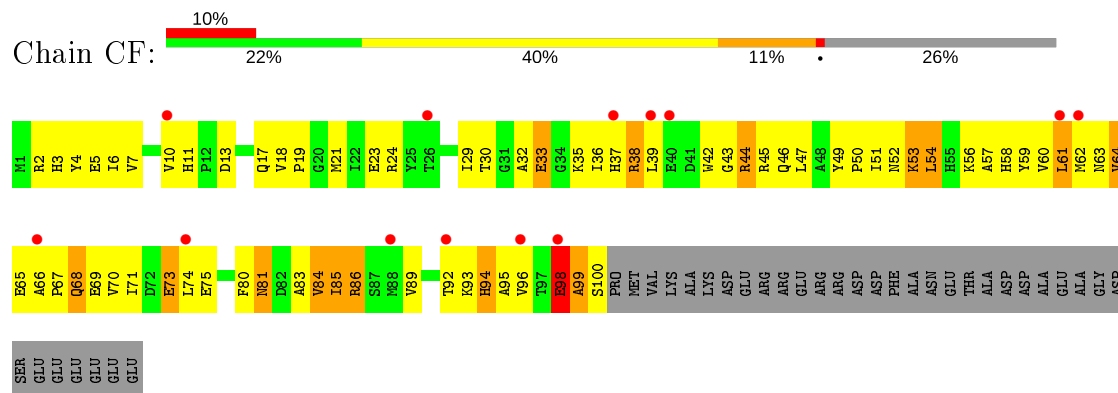
• Molecule 5: 30S ribosomal protein S6



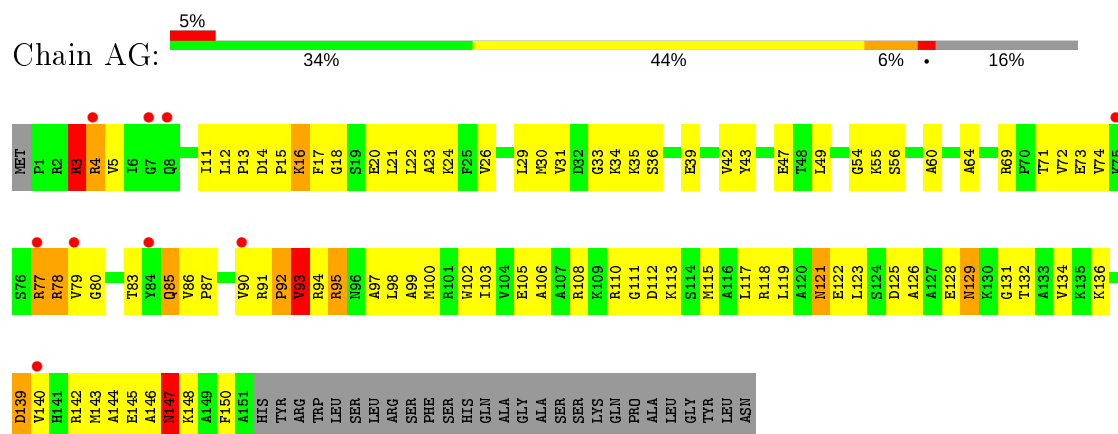


SER  
GLU  
GLU  
GLU  
GLU  
GLU

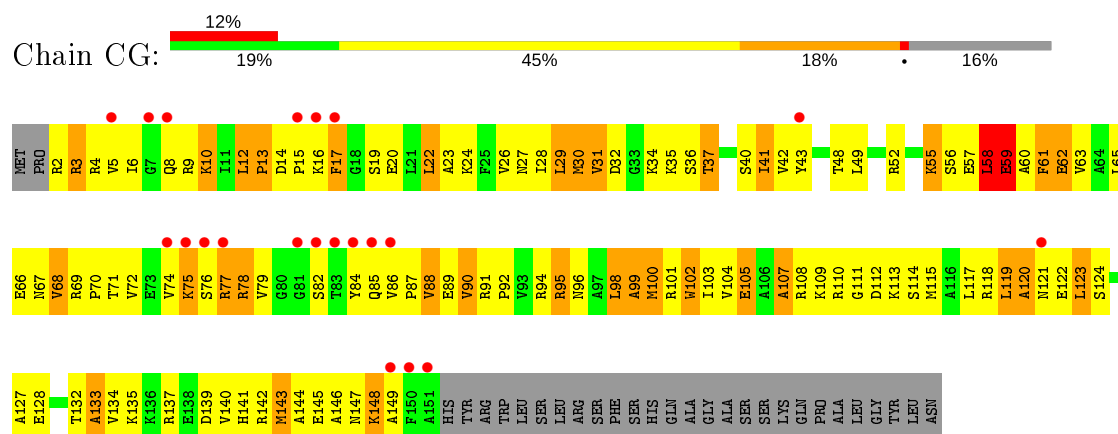
• Molecule 5: 30S ribosomal protein S6



• Molecule 6: 30S ribosomal protein S7



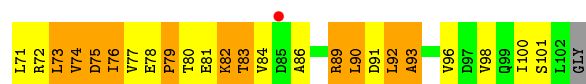
• Molecule 6: 30S ribosomal protein S7



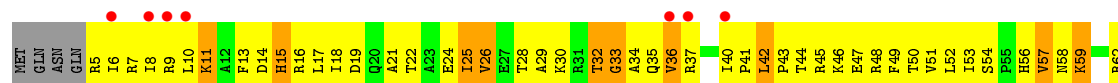
• Molecule 7: 30S ribosomal protein S8



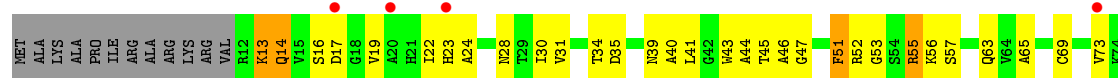




- Molecule 9: 30S ribosomal protein S10



- Molecule 10: 30S ribosomal protein S11



- Molecule 10: 30S ribosomal protein S11

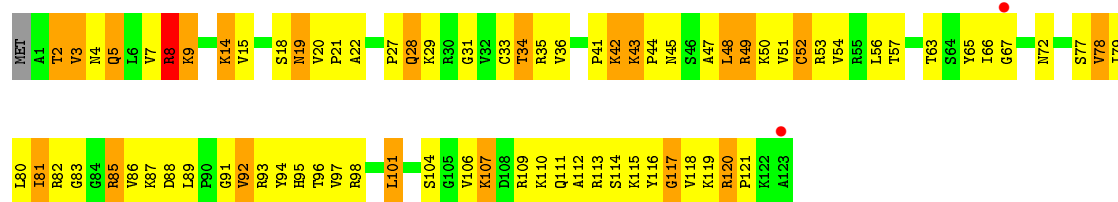


- Molecule 11: 30S ribosomal protein S12

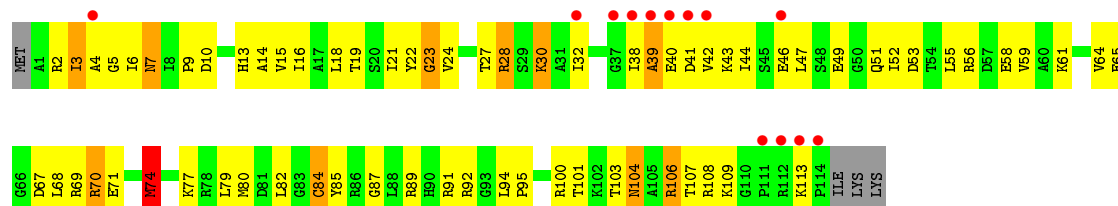


- Molecule 11: 30S ribosomal protein S12

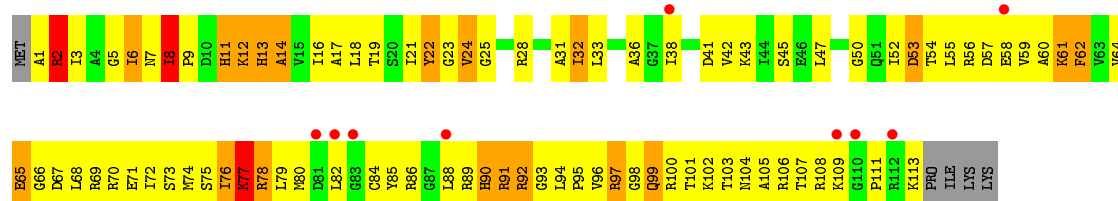




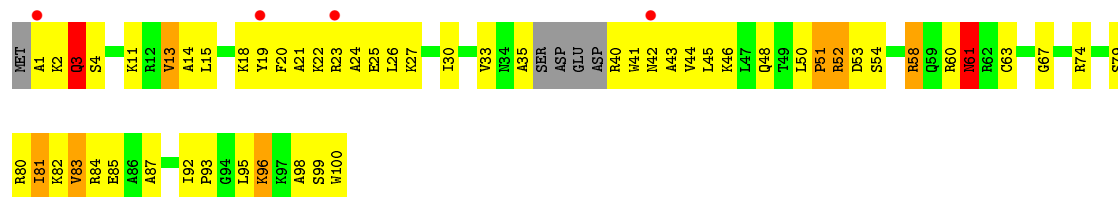
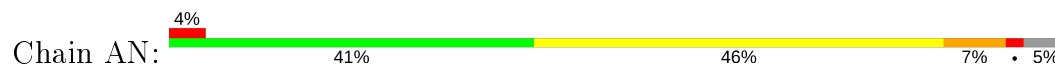
• Molecule 12: 30S ribosomal protein S13



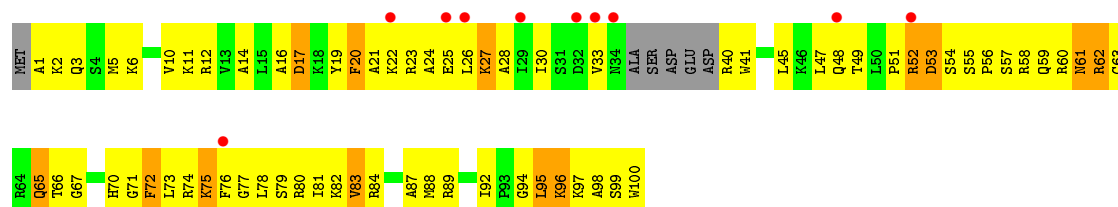
• Molecule 12: 30S ribosomal protein S13



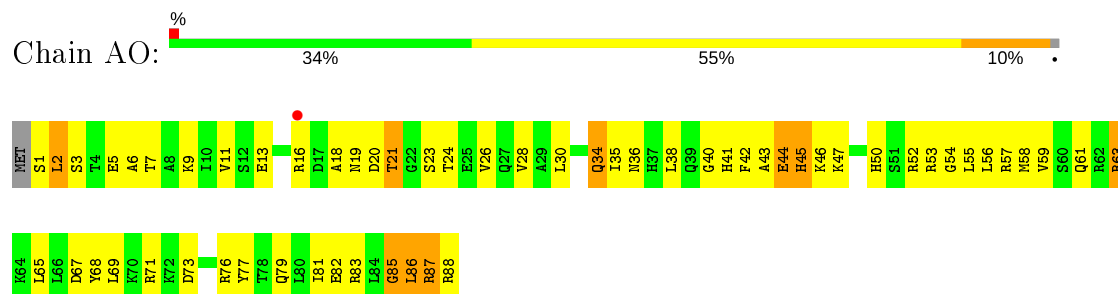
• Molecule 13: 30S ribosomal protein S14



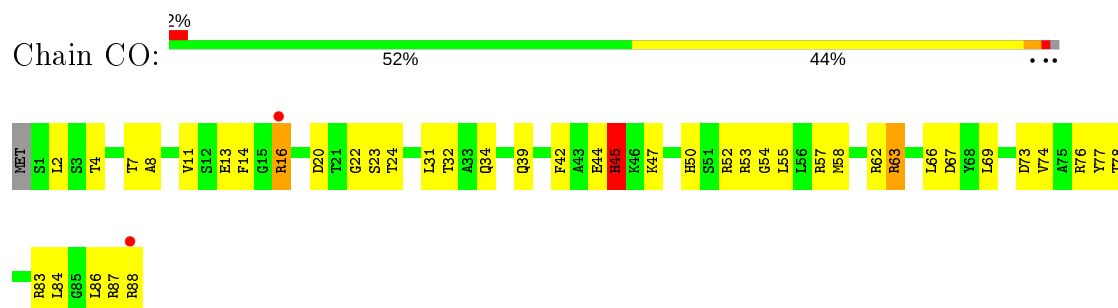
• Molecule 13: 30S ribosomal protein S14



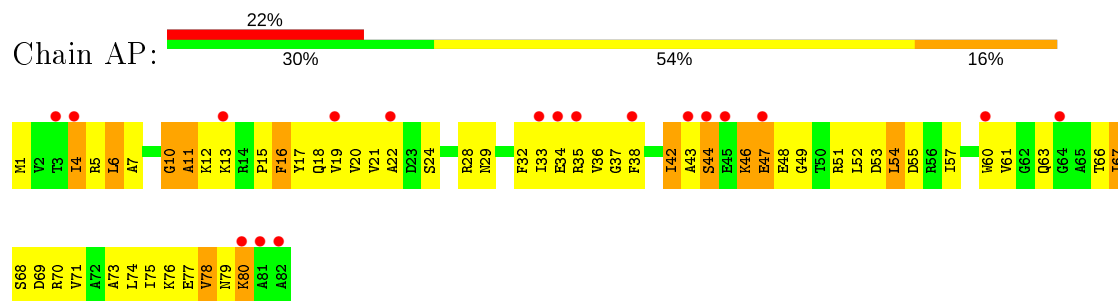
- Molecule 14: 30S ribosomal protein S15



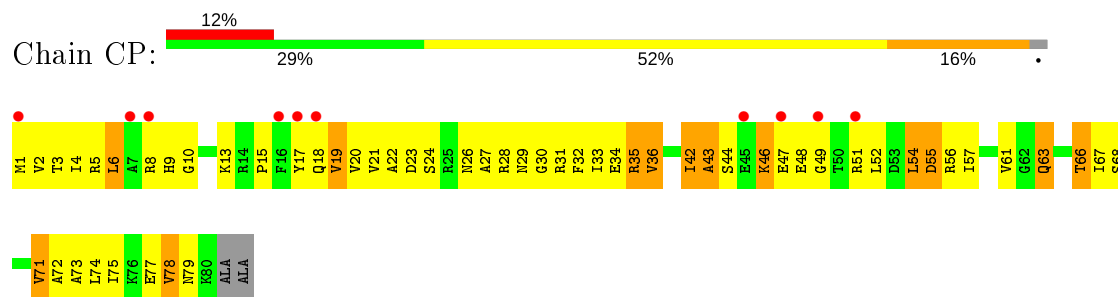
- Molecule 14: 30S ribosomal protein S15



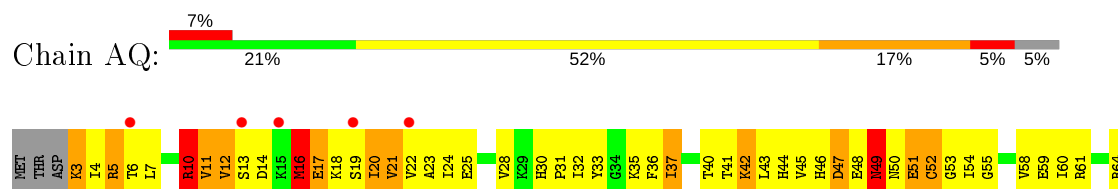
- Molecule 15: 30S ribosomal protein S16



- Molecule 15: 30S ribosomal protein S16



- Molecule 16: 30S ribosomal protein S17






- Molecule 16: 30S ribosomal protein S17



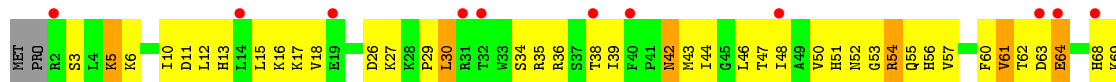
- Molecule 17: 30S ribosomal protein S18



- Molecule 17: 30S ribosomal protein S18

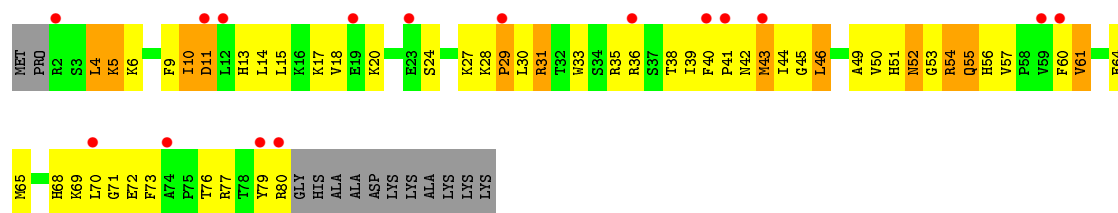


- Molecule 18: 30S ribosomal protein S19



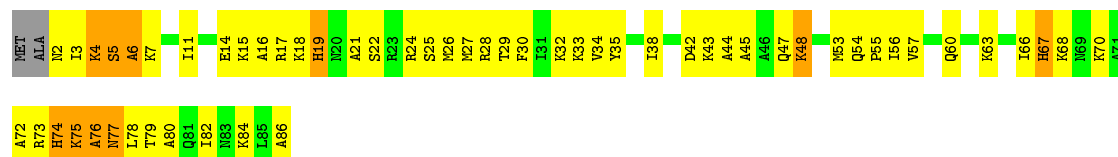
- Molecule 18: 30S ribosomal protein S19





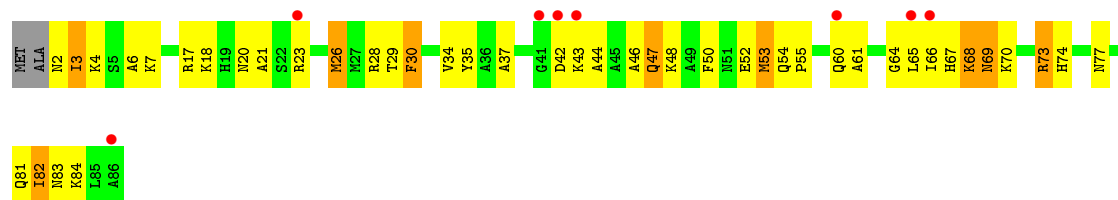
- Molecule 19: 30S ribosomal protein S20

Chain AT: 33% 53% 11%



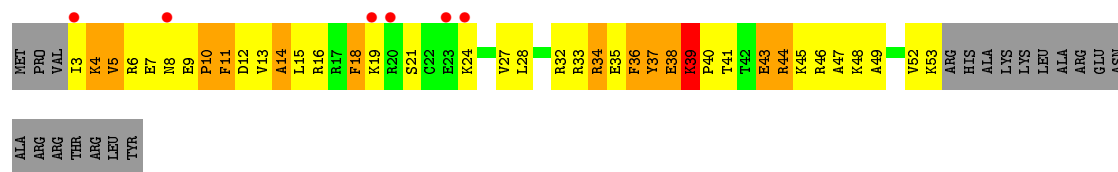
- Molecule 19: 30S ribosomal protein S20

Chain CT: 9% 47% 40% 10%



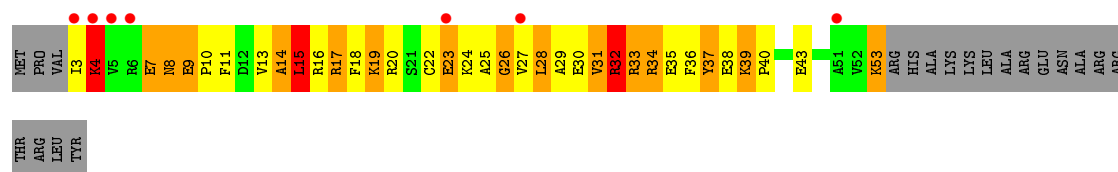
- Molecule 20: 30S ribosomal protein S21

Chain AU: 8% 17% 37% 17% 28%



- Molecule 20: 30S ribosomal protein S21

Chain CU: 10% 21% 25% 21% 28%

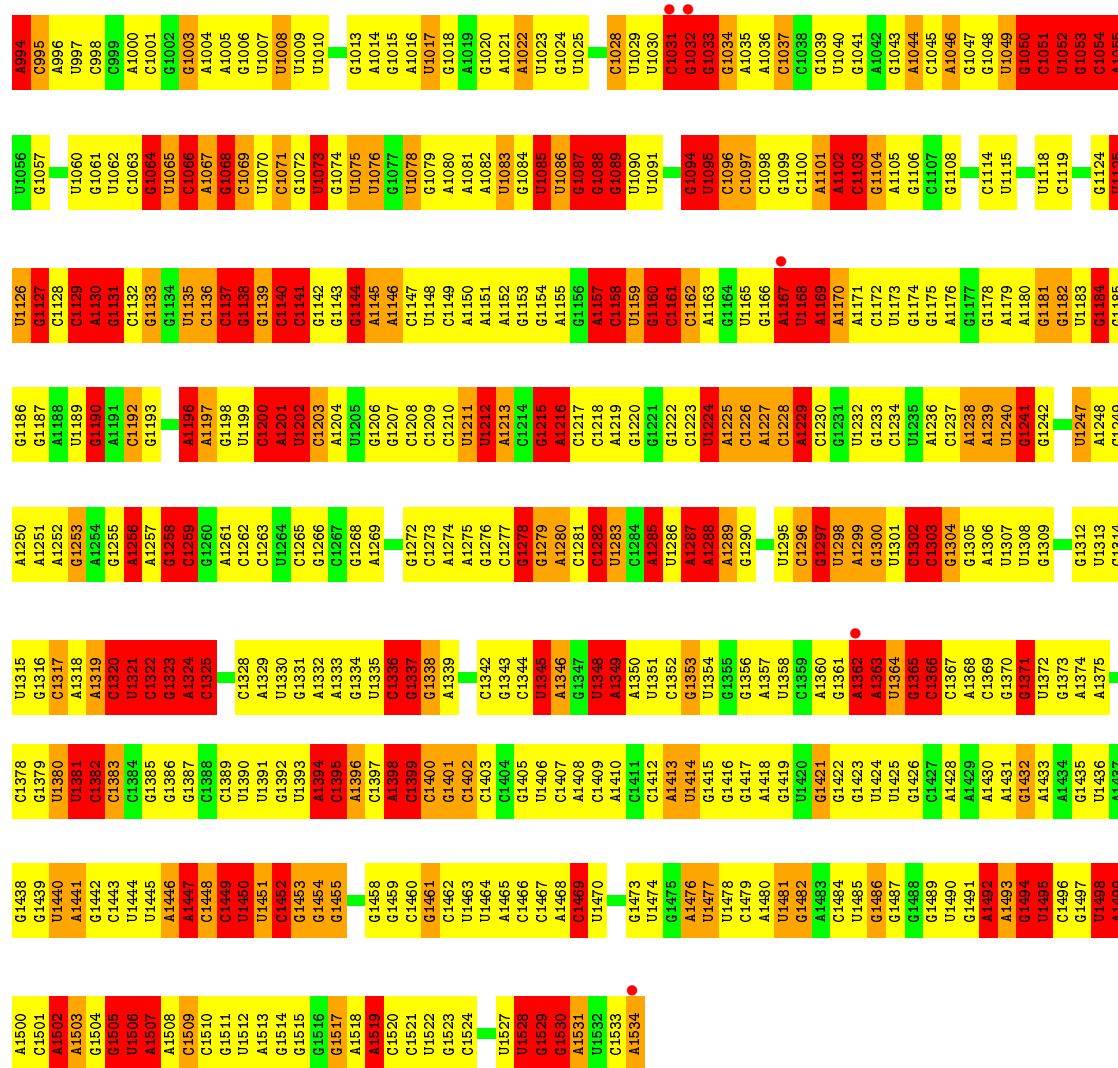


- Molecule 21: 16S rRNA


Chain AA: 19% 46% 17% 18%




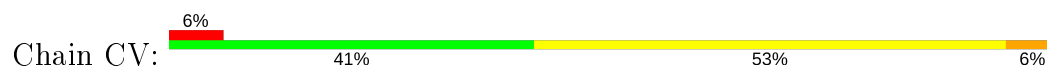




• Molecule 22: P-site tRNA ASL fragment



• Molecule 22: P-site tRNA ASL fragment



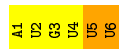
• Molecule 23: messenger RNA





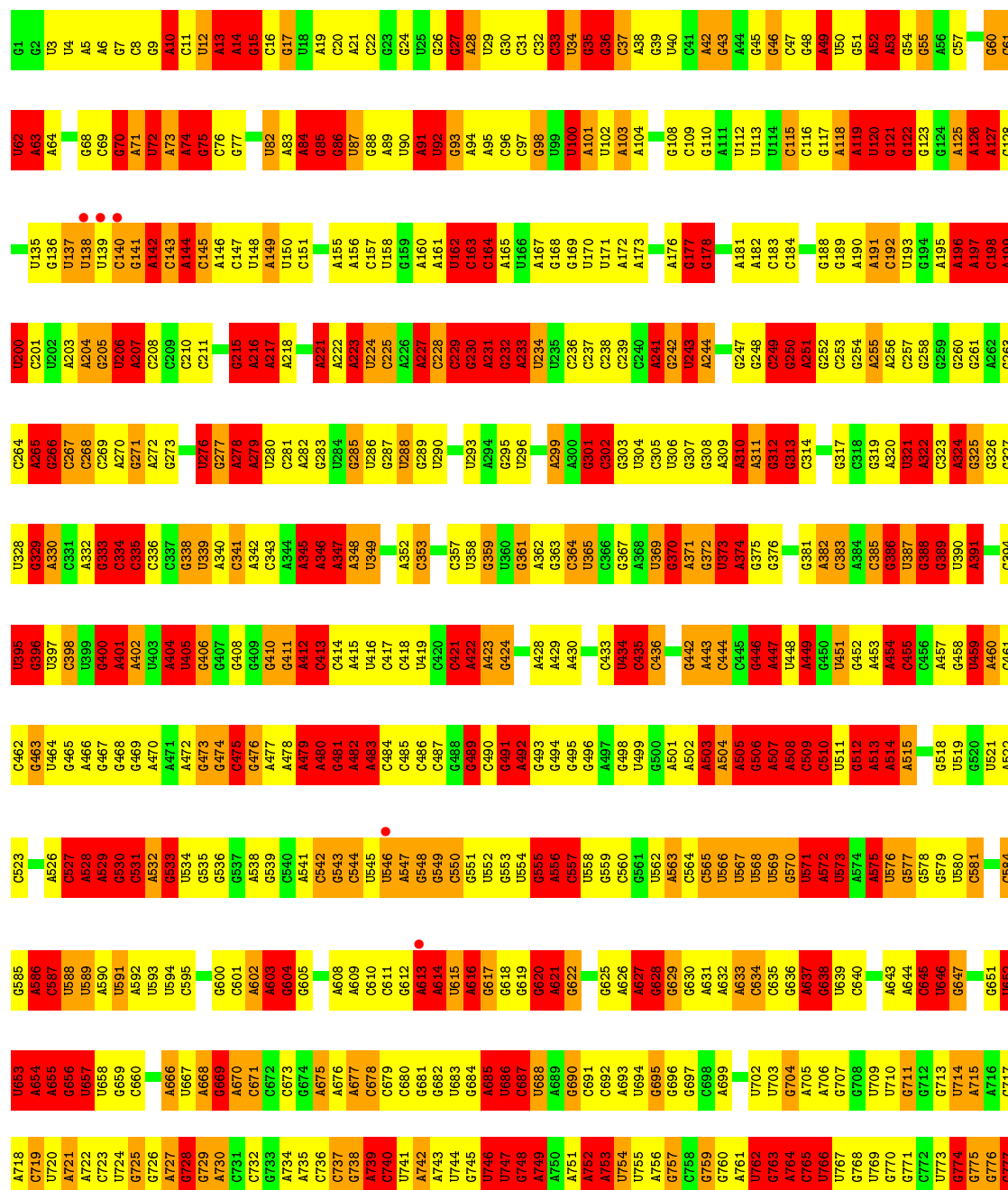
• Molecule 23: messenger RNA

Chain CW: 67% 33%



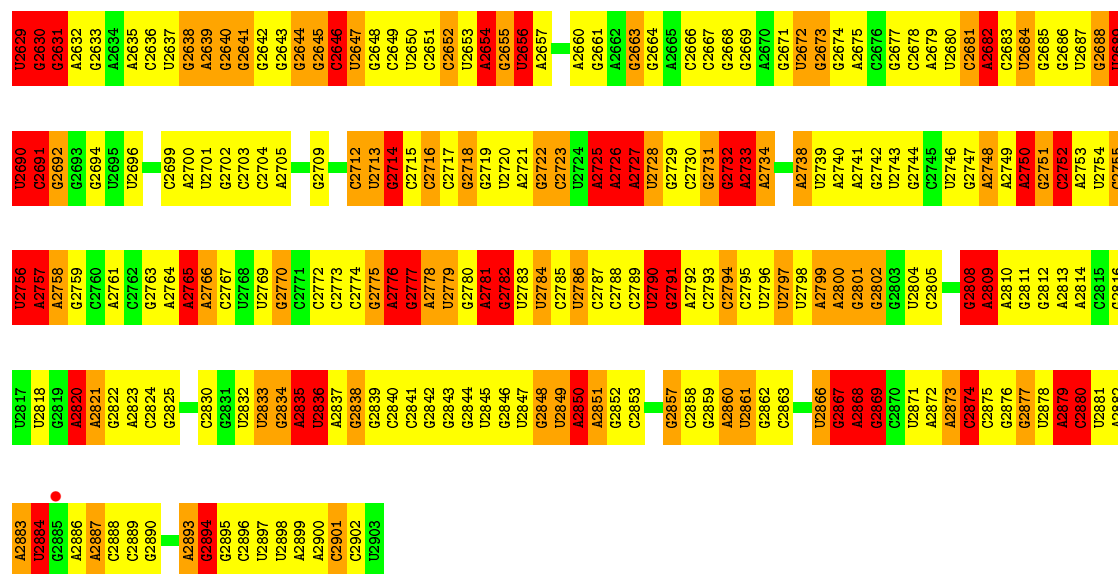
• Molecule 24: 23S rRNA

Chain BA: 17% 40% 21% 20%

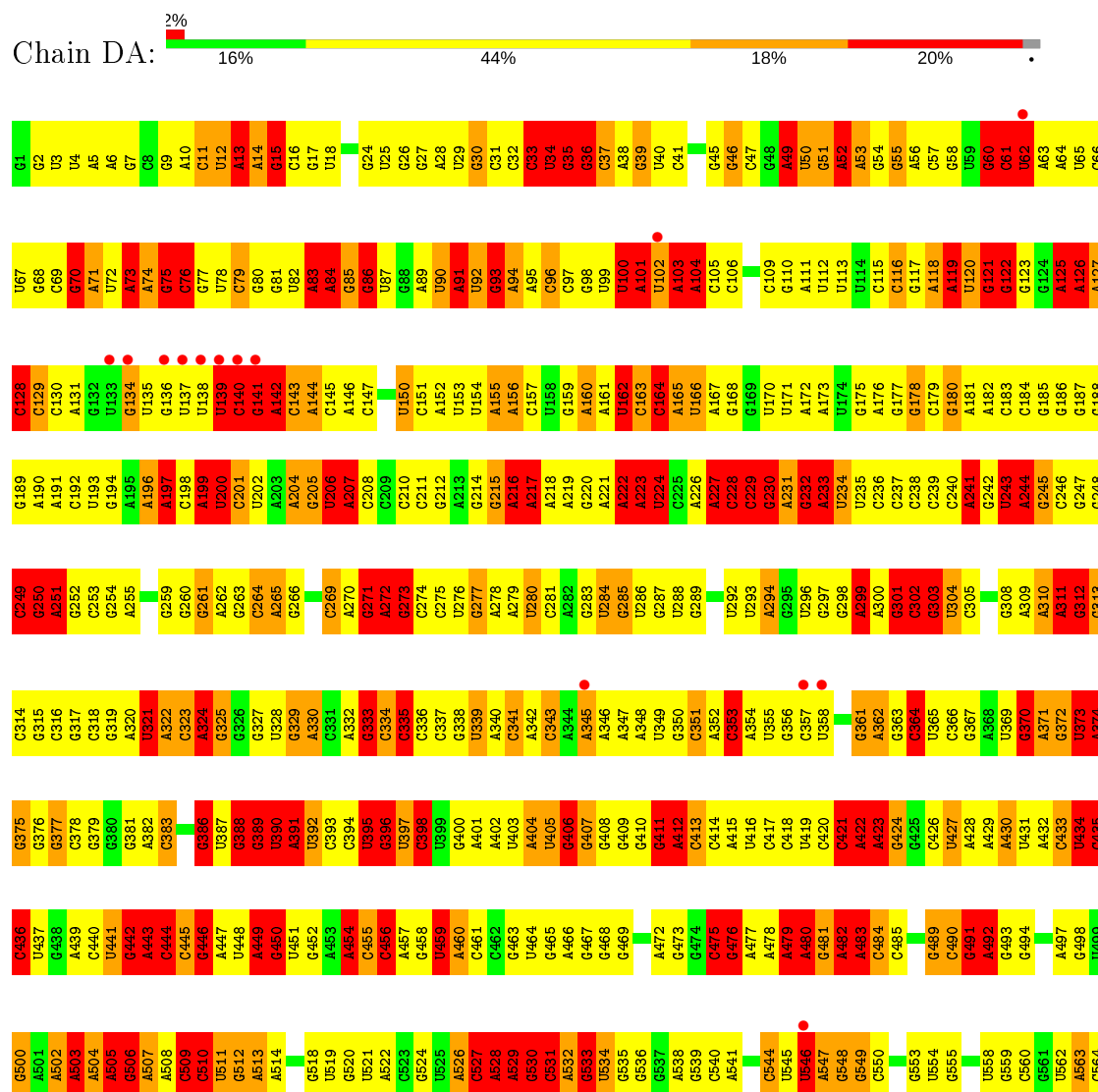


G1681	G1615	A1548	A1477	G1436	A1342	G1279	A1213	G1149	G1087	G1022	A900	U839	G778
G1682	A1616	A1549	G1478	G1417	G1343	G1280	A1214	C1150	A1088	U1023	A901	C840	U779
U1683	C1617	C1580	A1418	A1419	U1344	G1281		A1151	A1089	G1024		C841	G780
G1684	A1618	A1551	A1419	A1418	C1345	U1282	G1220	C1152	G1090	G1025	G904	U842	A781
C1685	G1619	A1552	U1486	A1420	A1346	G1283	C1221	C1153	G1091	G1026	A905	C843	A782
C1686	U1623	A1553	U1487	G1422	G1347	U1284	U1222	G1154	C1092	U1027	U906	A844	A783
G1687	U1624	U1554	U1488	G1423	C1348	A1285	G1223	A1155	G1093	A1028	C907	G784	G784
A1688	C1625	G1555	C1489	G1423	C1349	A1286	U1224	A1156	U1094	A1029		A845	
A1690	A1626	C1558	C1489	G1424	C1350	A1287	G1225	A1157	U1095	C1030	A910	U846	G785
	G1627	U1559	G1490	G1425	C1351	G1288	A1226	G1158	A1096	G1031	A911	U847	C786
U1693	G1628	G1560	G1491	G1426	U1352	G1289	G1227	U1159	U1097	A1032	A912	C848	C787
C1694	U1629	C1561	G1492	A1428	A1353	C1290	G1228	G1160	A1098	U1033	U913	U850	A788
G1695	U1630	U1562	C1493	C1429	A1354	C1291	C1229	C1161	G1099	G1034	C851	A789	A789
G1696	G1631	U1563	A1494		G1355	G1292	A1230	G1162		U1035	C915	U852	C791
G1697	A1632	C1564	A1495	A1431	G1356	C1293	U1231	C1163	U1102	G1036	G916	C853	A792
A1698	C1633	C1565	U1497	A1432	A1359	C1295	G1232	G1164	A1103	G1037	U970	C854	A793
G1699	A1634	A1566	A1498	A1433	G1360	G1296	C1233	A1165	U1104	G1038	A918	C855	A794
A1700	G1635	G1567	C1499	A1434	G1361	C1297	U1235	G1166	U1105	A1039	U919	G856	A795
A1701	U1636	G1568	G1500	G1435	C1362	C1298	G1236	G1168	G1106	A1040	A920	C857	C796
G1702	A1637	A1569	G1501	G1436		C1299	A1237	A1169	U1108	U1041	C921		
		U1570	A1502	C1437	A1365	G1300	G1238	C1170	C1109	C1044	C922	G858	G799
A1705		A1571	A1503	U1438	G1368	A1301	G1239	G1171	G1110	C1045	G923	A800	A800
G1706	A1641	A1572	A1504	A1439	G1369	A1302	U1240	C1172	A1111	A1046	G924	A801	G801
G1707	G1642		A1505	U1440	G1370	A1304		U1173	G1112	G1047	C926	A802	A802
C1708		U1576	U1506				G1243	U1174	U1113	A1048	A927	A803	U803
U1709	U1647	C1577	C1507	U1443	U1371		A1244	A1175	C1114	C1049	C927	A804	A804
G1710	U1648	A1578	U1508	G1444	U1372	G1309	A1247	U1176	G1115	A1050		G805	G805
A1711	G1649	A1579	A1509	G1445	A1373	G1310	G1248	G1177		G989	A928	A806	C806
U1712	A1650	A1580	G1510	C1446	G1374	G1311	U1249	C1178	G1118	G1056	U931	U807	U807
A1713	G1651	C1581	G1511	C1447	U1375	G1312	U1250	G1179	U1119	A1057	U930	U808	G808
G1714	A1652	C1582		G1448	C1376	U1313	G1251	U1180	G1120	U932	A933	G809	G809
G1715	G1653	A1583	U1514	G1449	G1377	C1314	C1251	U1181	C1121	G1059	C934	U810	U810
U1716	A1654	C1584	A1515	G1450	U1378	C1315	G1252	G1182	G1122	C995	C935	U811	U811
A1717	A1655	U1585	U1516	C1451	U1379	G1316	A1253	U1183	C1123	U1061	A936	C812	C812
G1718	C1656	A1586		G1452	G1380	G1317	A1254	U1184	G1124	G1062	C937	U813	U813
U1719	U1657	G1587	A1522	A1453	G1381	G1318	U1255	G1185	G1125	C1063	G938	C814	C814
U1720	C1658	G1588	U1523	C1454	G1382	C1319	G1256	G1186	A1126	C1064	U939	C815	C815
G1721	G1659		G1524	G1455	A1383	C1320	C1257	G1187	A1127	U1065	G940	C816	C816
A1722	G1660	C1592	C1526	G1456	U1384	A1321	U1258	U1188	G1128	U1066	A941	C817	C817
G1723	G1661		U1528	U1457	C1385	A1322	G1259	U1189	A1129	A1001	G942	G818	G818
U1725	G1663	A1596	G1527	U1458	C1386	C1323	A1260	G1190	G1130	G1002	U943	A819	A819
C1726	A1664	A1597	U1529	G1459	A1387	G1324	G1261	G1191	G1131	G1068	C944	G880	G880
C1727	A1665	U1599	G1529	U1460	G1388	U1325	A1262	G1192	U1132	A1069	A945	A821	A821
		C1600	A1532	C1461		U1326	U1263	G1193	A1132	U1070	C946	G822	G822
U1728	G1666	G1601	C1533	C1462	A1392	U1327	A1264		A1133	G1072	A947	C823	C823
U1729	G1667	U1602	U1534	C1463	A1393	A1328	A1265	C1196	C1134	C1073	C948	U824	U824
C1730	A1668	A1603	A1535	G1464	U1394	U1329	G1266	G1197	G1135	A1073	A	A825	A825
G1731	A1669	C1604	C1536	G1465	A1395	C1330	U1267	U1198	G1137	G1074	G949	U826	U826
G1732	C1670	C1605	G1537	U1466	U1396	G1331	A1268	U1199	G1138	C1076	C951	U827	U827
G1733	U1671	C1606	U1538	U1467	U1397	G1332	A1269		G1139	U1077	C952	U828	U828
G1734	A1672	C1607	U1539	U1468	C1398	G1333	G1270	U1203	C1140	U1078	G953	A829	A829
A1735	G1673	A1608	G1540	A1469	C1399	G1334	G1271	A1204	U1141	C1079	G954	G830	G830
U1736	C1674	A1609	C1541	U1470	U1400	C1335	A1272	A1205	A1142	A1080	U955	A892	A892
G1737	G1675	A1610	U1542	C1472	G1401	G1336	U1273	G1206	A1143	U1081	G956	C893	C893
G1738	A1677	C1611	G1543	G1473	U1402	A1337	A1274	C1207	G1144	U1082	G957	A833	A833
A1739	G1678	G1612	G1546	U1474	U1407	G1338	A1275		C1145	U1083	U958	G834	G834
G1740	C1679	A1613	U1547	G1475	G1408	G1339	G1276	G1210	C1146	A1084	A959	A896	A896
C1741	U1680	A1614		U1476	G1409	U1430	A1277	G1211	G1147	U1085	C897	C897	C897
U1742				U1476		G1341	G1278	G1212	U1148	A1086	C961	A899	A899

A2565	G2505	C2440	A2378	U2249	A2184	G	C2061	C2001	A1938	C1874	A1809	G1743
A2566	U2506	U2441	G2379	G2250	U2185	G	A2062	G2002	U1939	G1875	A1877	A1744
G2567	C2507	C2442	C2380	G2251	C2186	A	C2063	A2003	C1941	A1876	U1812	A1745
U2568	G2508	C2443	C2381	G2252	U2187	G	C2064	G2004	C1942	A1877	G1813	A1746
G2569	G2509	G2444	G2382	G2253	U2188	G	C2065	A2005	C1943	G1878	A1815	U1747
G2570	C2510	G2445	G2383		U2189	C	C2066	C2006	U1943	C1879	A1816	C1748
U2571	U2511	G2446	U2384	G2256	C2190	U	C2067	U2007	U1944	U1880	C1816	A1749
A2572	C2512	C2447	C2385	U2257	C2191	U	U2068	C2008	G1945	C1881	G1817	U1750
C2573	A2513	A2448	A2386	C2258	A2192	U	G2069	A2009	U1946	U1882	U1818	U1751
G2574	U2514	U2449	U2387	U2259	G2193	G	A2070	U2010	C1947	U1883	A1819	C1752
C2575	C2515	A2450	A2388	C2260	U2194	A2134	A2071	G2011	G1948	G1884	U1820	G1753
G2576	A2516	C2451	C2389	C2261	U2195	A2135	C2072	G2012		A1885	A1821	A1754
U2577	C2517	C2452	U2390	U2262	C2196	G2136	C2073	G2013		U1886	A1822	A1755
G2578	A2518	A2453	G2392	C2263	U2197	U2137	U2074	A2014	A1952	C1887	G1823	G1756
C2579	U2519		A2392	C2264	A2198	G2138	U2075		A1953	U1888	U1757	
U2580	C2520	G2458	U2393	U2265	A2199	U2139	U2076	A2015	G1954	G1889	U1758	
G2581	C2521	A2459	C2394	A2266	G2200	G2140	A2077	U2016	U1955	A1890	A1759	
U2582	U2522	U2460	A2395	A2267	G2201	G2141	C2078	G2017	U1956	A1891	C1760	
C2583	G2523	A2461	A2396	A2268	U2202	A2142	U2079	A2019	C1957	C1892	C1761	
U2584	G2524	C2462	C2397	A2269	U2203	C2143	A2080	G2020	G1958		A1823	
U2585	G2525	C2465	U2398	A2270	G2204	U2145	U2081	A2021	A1960	G1897	A1762	
U2586	C2526	C2466	G2400	U2271	A2205	C2146	A2082	U2022	C1961	U1898	G1831	
A2587	U2527			U2272		C2147		C2023	C1962	U1899	C1832	
G2588	U2528	C2467	U2401	A2273		A2148	U2086	G2024	U1963	A1900	U1834	
	G2529	A2468	U2402	A2274	G2209	G2149	G2087	G2025	G1964	A1901	G1766	
C2591	A2530	A2469	C2403	C2275	A2211	U2150	A2088	U2026	C1965	C1902	C1767	
U2592	A2531	C2470	A2404	G2276	U2212	U2151	C2089	G2027	G1966	G1903	C1768	
G2593	G2532	A2471	G2405	U2277	U2213	C2152	A2090	U2028	C1967	G1904	U1769	
	U2533	C2472	A2406	A2278	C2214	C2153	U2091	G2029	G1968	C1905	U1775	
U2596	A2534	U2473	C2407	G2279	U2215	C2154	U2092	A2030	A1969	G1906	G1842	
G2597	C2535	U2474	U2408	G2280	G2216	U2155	C2093	A2031	A1970	G1907	C1843	
A2598	G2536	C2475	G2409	A2281	G2217	U2156	A2094	G2032	U1971		U1774	
G2599	U2537	A2476	U2410	G2282	G2218	G2157	A2095	A2033	U1972	G1940	G1846	
A2600	C2538	U2477	A2411	C2283	U2219	A	C2096	U2034	G1973	A1911	G1776	
C2601	G2539	A2478	A2412	A2284		C	A2097	G2035	C1974	U1778	U1777	
A2602	C2540	U2479	G2413	G2285	G2223	G	U2098	C2036		A1913	U1779	
G2603	A2541	C2480	G2414	C2286	G2224	C	U2099	A2037	A1977	C1914	G1850	
U2604	A2542	G2481	G2415	A2287	A2225	C	G2100	G2038	U1978	U1915	A1780	
U2605	G2543	A2482	C2416	A2288	C2226	G	C2103	U2039	U1979	A1916	U1781	
C2606	C2544	C2483	C2417	C2289	A2227	A	C2104	G2040	G1980	A1917	U1852	
G2607	G2545	G2484	A2418	G2290	G2228	C	U2105	U2041	A1981	A1918	A1853	
U2608	U2546	G2485	U2419	U2291	U2229	C	U2106	A2042	U1982	U1855	A1784	
C2609	A2547		C2420	G2292	G2230	U	G2107	C2043	G1983	A1919	U1856	
U2610	U2548	G2488	G2421	G2293	U2231	U	A2108	C2044	G1984	G1921	G1857	
C2611	G2549	U2489	C2422	C2294	C2232	G	U2109	C2045	C1985	G1922	A1858	
U2612	C2550	G2490	U2423	C2295	G2233	A	G2110	G2046	A1987	U1923	G1859	
U2613	C2551	U2491	C2424	U2296	G2234	A	U	G2048	G1988	C1924	G1860	
A2614	U2552	U2492	A2425	C2297	G2235	U	G	G2049	G1989	C1925	G1861	
U2615	G2553	U2493	A2426	A2298	U2236	A	U	C2050	A1927	U1926	G1862	
C2616	U2554	G2494	C2427	C2299	G2237	A	U	C2051	A1928	G1927	G1863	
U2617	U2555	G2495	G2428	C2300	G2238	C	A	A2052	U1991	U1929	U1864	
U2618	G2556	A2496	A2429	C2301	G2239	C	G	G2053	G1992	G1930	U1865	
C2619	C2557	C2497	U2430	U2302	U2240	A	G	A2054	U1993	A1801	C1800	
	U2558	G2498	A2431	G2303	A2241	C	A	C2055	C1994	U1931	G1867	
G2623	C2559	C2499	A2432	G2304	U2242	C	U	G2056	A1932	U1857	A1802	
U2624	A2560	U2500	A2433	U2305	U2243	A	A	G2057	G1986	G1868	G1869	
G2625	U2561	C2501	A2434	C2306	U2244	U2180	G	C2058	C1997	C1934	C1870	
C2626	U2562	A2435	A2435	G2307	U2245	U2181	U	A2059	A1998	G1935	A1871	
G2627	U2563	A2503	G2246	C2308	U2246	U2182	G	U	A1936	U1936	A1872	
G2628	A2564	U2504	A2377	A2309		A2183	G	A2060	C2000	A1937	A1808	

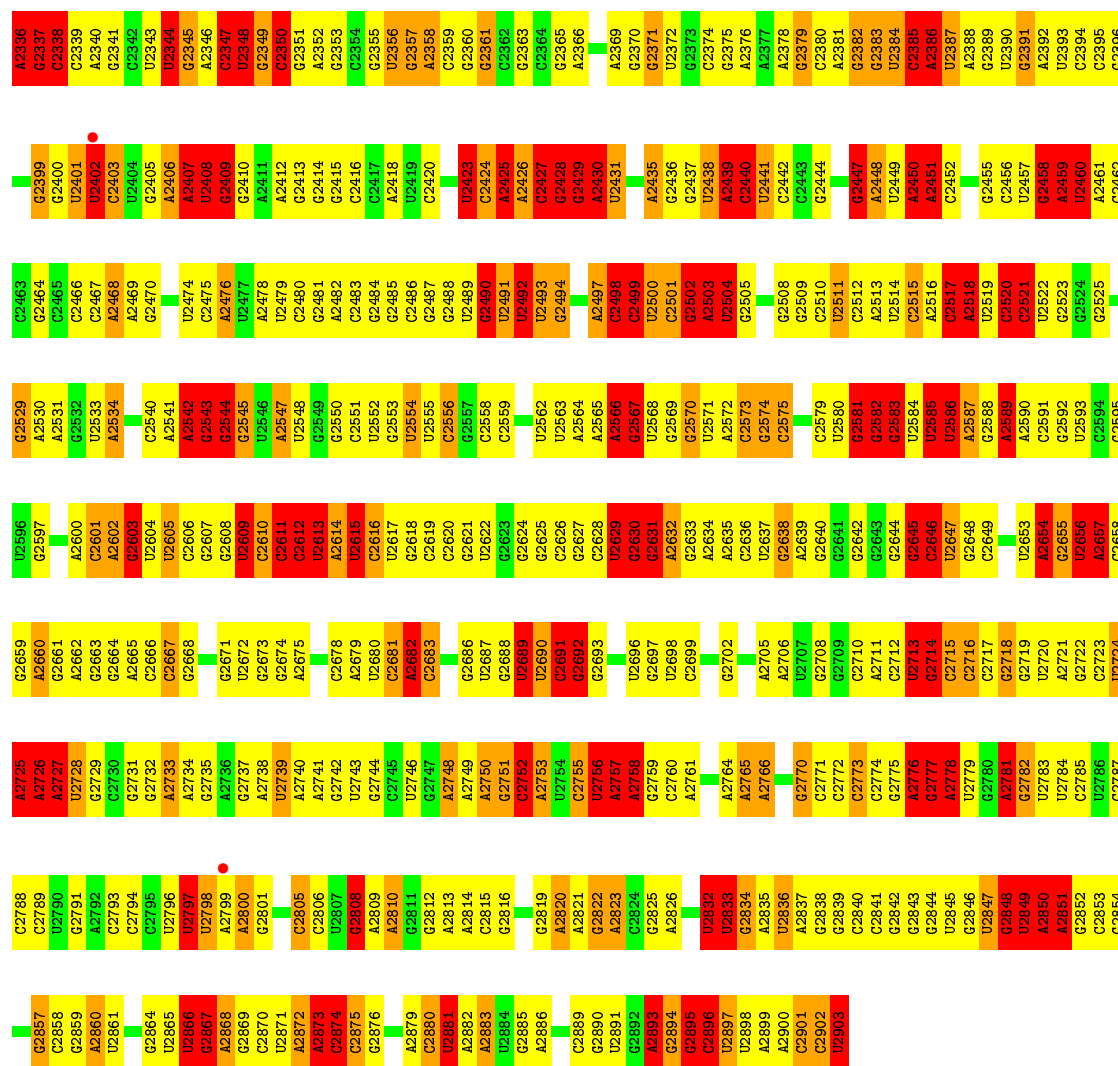


• Molecule 24: 23S rRNA




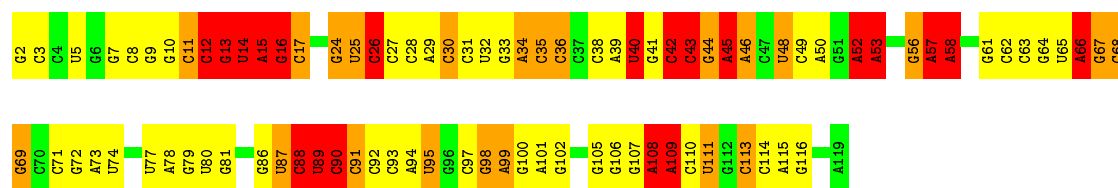
G1388	G1389	A1327	U1263	U1199	G1137	A1014	G953	A821	G760	U694	6628	U565
G1390	A1328	A1264	A1265	C1200	G1138	U1015	G954	G822	G761	G695	6629	U566
U1391	G1329	A1266	G1266	U1201	G1139	G1016	U955	G823	A761	G696	6630	U567
A1392	C1330	G1267	U1202	G1202	C1140	G1017	U956	U824	U762	G697	6631	U568
A1393	G1331	U1267	U1203	U1203	U1141	C1079	U957	A825	A763	G698	6632	U569
U1394	A1268	A1268	A1204	A1204	A1142	A1080	U958	U826	A764	A699	6633	U570
A1395	C1269	A1269	A1205	A1205	A1143	U1081	A859	U827	C765	G700	6634	U571
U1396	C1270	C1270	G1206	G1206	A1144	U1082	A860	U828	U766	G701	6635	A572
U1397	G1271	G1271	C1207	C1207	C1145	U1083	A861	A829	U767	G702	6636	U573
C1398	U1272	A1272	G1208	G1208	U1084	A1084	G962	A830	G768	A705	6637	A574
C1399	U1273	U1209	U1209	U1209	A1085	A1085	U963	A831	G769	A706	6638	U575
U1400	A1274	G1210	A1210	A1210	A1086	A1086	G964	U832	U773	G707	6639	U576
G1401	A1275	C1211	G1211	G1211	A1087	A1087	C965	A833	G774	G708	6640	G577
U1402	A1276	G1212	A1282	A1282	A1088	A1088	G966	G834	G775			G578
A1403	G1277	G1213	C1213	C1213	A1089	A1089	U967	G835	G776			G579
C1404	C1278	A1214	A1214	A1214	A1090	A1090	G968	U839	G777			U580
U1405	G1279	G1215	G1215	G1215	G1091	G1091	U970	U840	G778	A715	6646	C581
U1406	G1280	U1219	U1219	U1219	G1093	G1093	U971	G841	U779	A716	6649	A582
G1345	G1281	G1281	G1281	G1281	U1094	U1094	A972	U842	G780	C717	6650	G583
G1346	U1282	G1220	G1220	G1220	A973	A973	A973	G843	A781	A718	6651	G585
A1347	G1283	C1221	C1221	C1221	G974	G974	C908	A844	A782	C719	6652	C587
C1348	A1284	U1222	U1222	U1222	A1096	A1096	A909	A845	A783	U720	6653	A586
C1349	A1285	G1223	G1223	G1223	U1097	U1097	A910	U846	G784	A721	6654	U588
C1350	U1224	U1224	U1224	U1224	G1162	G1162	A911	U847	G785	A722	6655	U589
C1351	G1225	G1225	G1225	G1225	G1163	G1163	C912	C786	C787	C723	6656	A590
U1352	G1288	A1226	A1226	A1226	C1164	C1164	A979	C788	C787	U724	6657	U591
G1345	C1289	G1227	G1227	G1227	A1165	A1165		U849	A788	G725	6658	A592
G1346	A1290	G1166	G1166	G1166	C1172	C1172	C982	U850	A789	G726	6659	U593
A1347	C1291	C1167	C1167	C1167	U1109	U1109	C922	C851	U790	A727	6660	U594
G1348	G1285	G1168	G1168	G1168	A1104	A1104	A983	U852	G791	G728	6661	C595
C1349	C1286	A1169	A1169	A1169	U1105	U1105	A984	C853	A792	G729	6662	G600
C1350	U1287	C1170	C1170	C1170	G1106	G1106	C985	G854	A793	A730	6663	C601
C1351	A1287	G1171	G1171	G1171	G1107	G1107	C986	U855	A794	C731	6664	A602
U1352	G1288	C1172	C1172	C1172	U1108	U1108	C987	G856	G795	C732	6665	A603
G1353	C1292	U1173	U1173	U1173	G1109	G1109	A988	U857	C796	G733	6666	G604
G1354	G1293	A1174	A1174	A1174	G1110	G1110	G989	G858	G797	A734	6668	G605
A1302	U1237	G1237	G1237	G1237	G1111	G1111	A990	C859	U798	A735	6669	U606
G1363	G1238	A1175	A1175	A1175	G1112	G1112	C991	U860	G799	C736	6670	U607
G1364	U1239	U1176	U1176	U1176	U1113	U1113	C992	A861	A800	G737	6671	A608
A1365	C1240	C1177	C1177	C1177	C1114	C1114	C993	G862	G801	G738	6672	A609
G1368	U1241	C1178	C1178	C1178	G1115	G1115	C994	A863	U802	A739	6673	G610
G1369	U1242	U1179	U1179	U1179	U1119	U1119	A995	G864	U803	C740	6674	C611
C1370	G1245	U1180	U1180	U1180	G1120	G1120	A996	C865	A804	U741	6675	C612
G1371	A1246	U1181	U1181	U1181	G1121	G1121	G997	A866	G805	A742	6680	A613
U1372	A1247	U1182	U1182	U1182	C1122	C1122	C998	C867	C806	A743	6681	U615
A1373	G1248	U1183	U1183	U1183	G1123	G1123	U999	U868	U807	U744	6682	A616
G1374	U1249	G1185	G1185	G1185	C1124	C1124	A1000	G869	G808	G745	6683	G617
U1375	G1250	U1186	U1186	U1186	G1082	G1082	A1001	U870	G809	U746	6684	G618
C1376	G1251	G1187	G1187	G1187	G1083	G1083	G1002	U871	U810	U747	6685	G619
G1377	U1252	U1188	U1188	U1188	C1064	C1064	G1003	U872	U811	G748	6686	G620
A1378	G1253	A1189	A1189	A1189	U1085	U1085	G930	C865	U812	A749	6687	A621
U1379	A1254	G1190	G1190	G1190	U1066	U1066	A943	C873	U813	A750	6688	G622
G1380	U1255	A1129	A1129	A1129	A1067	A1067	C944	G874	U814	A751	6689	C623
U1442	C1320	G1191	G1191	G1191	G1088	G1088	A945	C875	C814	A752	6690	C624
U1443	G1381	U1192	U1192	U1192	C1007	C1007	C946	A877	C815	A753	6691	G625
G1382	A1321	G1193	G1193	G1193	A1069	A1069	C947	A878	C816	A754	6692	A626
A1383	U1258	U1194	U1194	U1194	A1070	A1070	A947	G879	C817	U755	6693	A627
G1384	G1259	G1195	G1195	G1195	G1071	G1071	C948	G	U756	G757		
A1385	U1260	C1196	C1196	C1196	A1072	A1072	G949	G	A818			
C1386	G1197	U1197	U1197	U1197	A1073	A1073	U1012	G	A819			
A1387	U1262	G1198	G1198	G1198	C1074	C1074	G952	G	A820			

A2274	C2275	A2211	U2149	C2089	U2026	C1895	A1829	G1701	C1638	G1574	U1513	C1451
G2276	G2150	A2090	C2150	A2090	G2027	G1896	C1830	G1702	C1639	C1575	G1514	G1452
G2277	G2151	C2091	A1960	C2091	U2028	G1897	G1831	G1703	A1640	U1576	A1515	C1453
A2278	G2152	U2092	C1961	U2092	G2029	U1898	C1832	C1771	A1641	C1577	G1516	U1454
G2279	C2153	G2093	G1962	G2093	A2031	A1899	C1833	G1707	G1642	U1578	G1517	G1455
G2280	A2154	G2094	U1963	G2094	G2032	A1900	U1834	G1708	G1643	A1579	C1518	G1456
G2217	U2155	A2095	G1964	A2095	G2032	A1901	G1835	U1709	G1644	A1580	G1519	U1457
G2218	G2156	C2096	C1965	C2096	U2032	G1902	C1836	G1710	G1645	G1581	U1520	U1458
U2219	G2157	A2097	G1966	A2097	U2034	G1903	C1837	A1711	C1646	C1582	G1521	U1459
G2282	A	U2098	C1967	U2098	G2035	G1904	C1838	U1712	U1647	A1583	A1522	U1460
A2284	G	U2099	G1968	G2099	C2036	G1905	G1839	A1713	U1648	U1584	U1523	C1461
C2285	C	A2100	A1969	A2100	A2037	G1906	G1840	U1714	G1649	C1585	G1524	C1462
C2293	C	G2101	U1970	G2101	G2038	G1910	U1841	G1715	A1650	A1586	A1525	C1463
G2287	G	G2102	U1971	G2102	U2039	G1911	G1842	U1716	G1651	G1587	C1526	G1464
A2288	A	C2103	G1972	C2103	G2040	U1911	C1843	A1717	A1652	U1588	G1527	U1465
A2289	C	C2104	G1973	C2104	U2041	A1912	A1782	G1718	G1653	U1589	A1528	U1466
G2290	U	U2105	C1974	U2105	A2042	A1913	A1783	G1719	A1654	A1590	G1529	U1467
G2228	C	U2106	G1975	G2228	C2043	A1914	A1784	U1720	A1655	A1591	G1530	U1468
U2292	U	G2107	U1976	G2107	C2044	U1915	A1785	G1721	C1656	C1592	C1531	A1469
G2293	U	G2108	A1977	G2108	C2045	A1916	A1786	A1722	U1657		A1532	A1470
U2231	A	U2109	A1978	U2109	G2046	U1917	C1788	G1723		C1595	C1533	
G2230	A	G2110	G1979	G2110	C2047	A1918	A1789	G1724	G1661	A1596	U1534	G1473
C2232	A	U	G1980	U	G2048	A1919	A1790	U1725	U1662	A1597	U1535	U1474
G2234	U	G	A1981	G	G2049	A1920	C1790	U1726	G1663	A1598	A1536	U1475
	U	U	U1982	U	C2050	G1921	U1855	G1727	A1664	U1599	G1537	U1476
	C	A	U1983	C	A2051	G1922	U1856	C1728	A1665	C1600	G1538	A1477
	C	A	G1984	C	A2052	G1923	C1857	U1729	G1666	G1601	U1539	G1478
	A	G	C1985	A	G2053	U1924	U1859	G1730	G1667	U1602	G1540	G1479
	C	A	C1986	C	A2054	C1924		G1731	A1668	A1603	C1541	C1480
	C	U	C1987	U	G2055			G1732	A1669	C1604	U1542	U1481
	C	A	U1991	A	G2056	A1927	G1862	G1733	C1670	C1605	G1543	G1482
	U2180	G	G1992	G	G2057	A1928	G1863	G1734	U1671	C1606	A1544	G1483
	U2181	G	U1993	U	A2058	G1929	U1864	G1735	A1672	A1608	A1545	U1484
	U2182	U	A2059	C	G2059	U1930	U1865	U1736	G1673	A1609		U1485
	A2183	U	A2060	U	G2060	U1931	A1866	G1737	G1674		A1548	U1486
	A2184	G	G2061	G	G2061	A1932	G1867	G1738	C1675	A1610	A1549	U1487
	U2185	G	G2062	G	G2062	G1933	C1868	A1739	A1676	C1611	C1550	C1488
	G2186	A	C2063	A	C2063	G1934	G1869	G1740	A1677	C1612	A1551	C1489
	U2187	G	C2064	C	C2064	A1935	C1870	C1741	A1678	G1613	A1552	A1490
	U2188	G	C2065	G	C2065	A1936	G1807	U1742	U1679	A1614	A1553	G1491
	U2189	C	C2066	C	C2066	U1937	A1808	G1743	U1680	C1615	U1554	G1492
	G2190	U	G2067	U	G2067	U1938	A1809	A1744	G1681	A1616	G1555	C1493
	A2191	U	U2068	U	U2068	U1940	G1811	A1745	G1682	C1617	C1556	A1494
	U2192	U	G2069	U	G2069	C1941	A1812	A1746	U1683	A1618	C1557	A1495
	G2193	G	A2070	G	A2070	C1942	G1875	U1747	G1684	G1619	C1558	A1496
	U2194	G	A2071	C	A2071	U1943	C1879		C1685	G1620	U1559	U1497
		A2134	C2072	A2134	C2072	U1944	A1815	G1750	C1686		G1560	C1498
	U2197	A2135	C2073	A2135	C2073	U1945	G1817	U1751	G1687	U1625	C1561	C1499
	A2198	G2136	U2074	G2136	U2074	U1946	U1820	G1752	U1688	C1624	U1562	G1500
	A2199	U2137	U2075	U2137	U2075	C1947	U1813	G1753	A1689	A1626	G1563	G1501
	C2200	G2138	U2076	G2138	U2076	C1948	A1819		A1690	G1627	C1564	
	G2201	U2139	U2077	U2139	U2077	G1949	A1885	G1756		G1628	C1565	A1504
		G2140	A2077	G2140	A2077	U1950	U1886	U1757	U1693		A1566	A1505
	G2204	C2141	C2078	C2141	C2078	U1951	C1887	U1758	C1694	G1631	G1567	U1506
	C2205	A2142	U2079	A2142	U2079	U1952	G1888	A1759	G1695	A1632	G1568	C1507
	A2206	C2143	A2080	C2143	A2080	A1953	A1889	C1760	G1696	G1633	A1569	A1508
	C2207	U2081	U2081	C2201	U2081	A1954	G1824	C1761	G1697	A1634	A1570	A1509
	G2208	A2082		U2022	G1954	G1891	U1825	A1762	A1698	A1635	A1571	A1510
	G2209	C2023		C2023	U1955	C1892	G1826	G1763	G1699	U1636	A1572	G1511
	G2087	G2024		G1956	C1893	C1894		C1764	A1700		G1573	C1512
	A2088	C2025		C1957	C1894							




- Molecule 25: 5S rRNA

Chain BB:  25% 40% 19% 17%

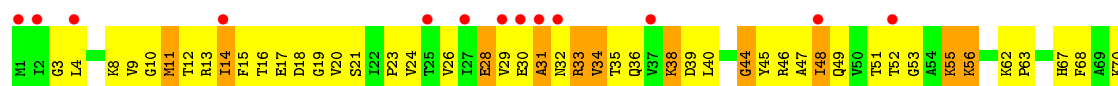


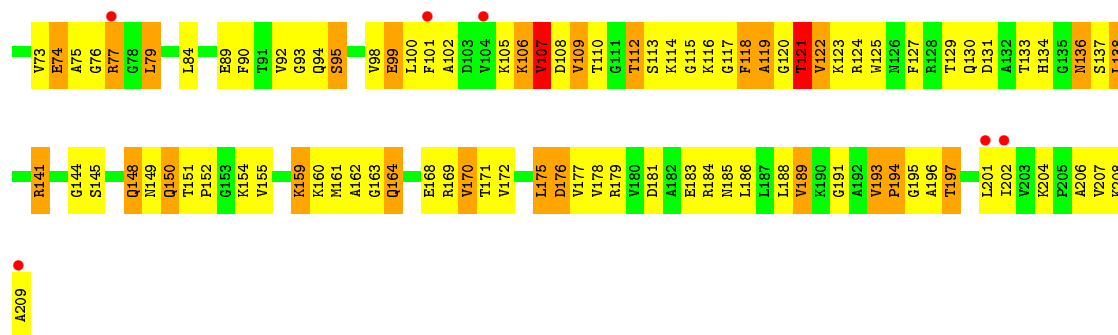
- Molecule 26: 50S ribosomal protein L2

Chain BC: 

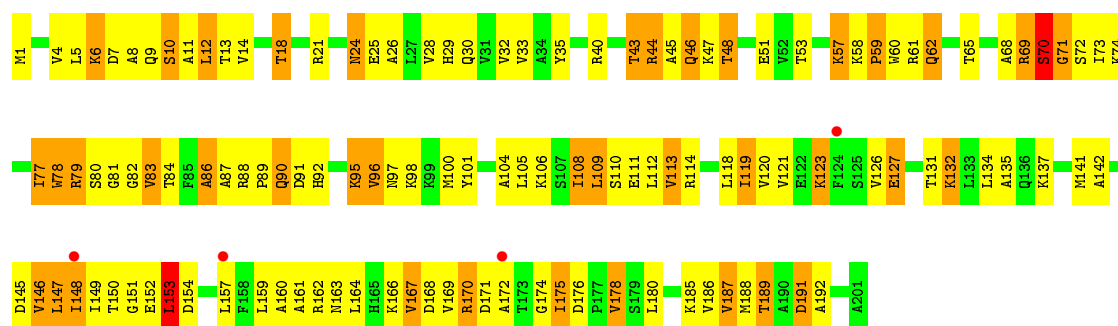




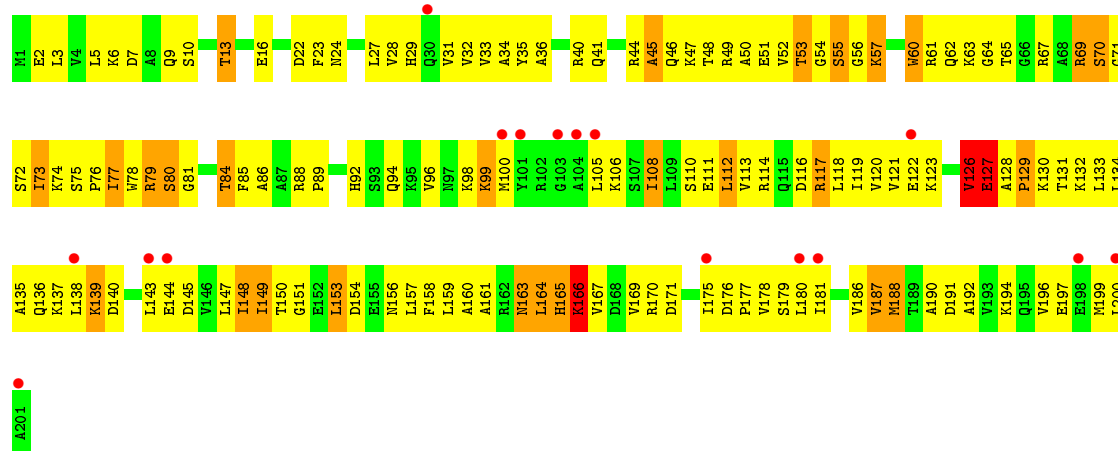





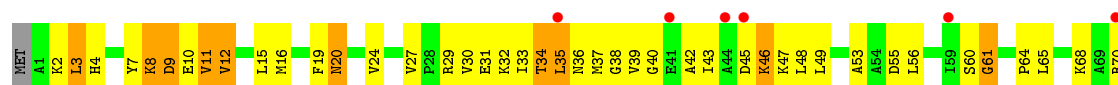
• Molecule 28: 50S ribosomal protein L4

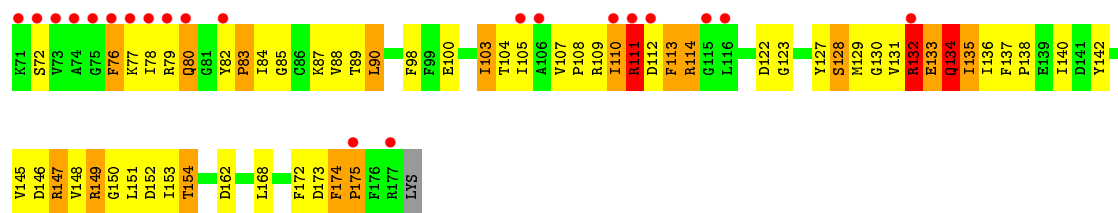


• Molecule 28: 50S ribosomal protein L4

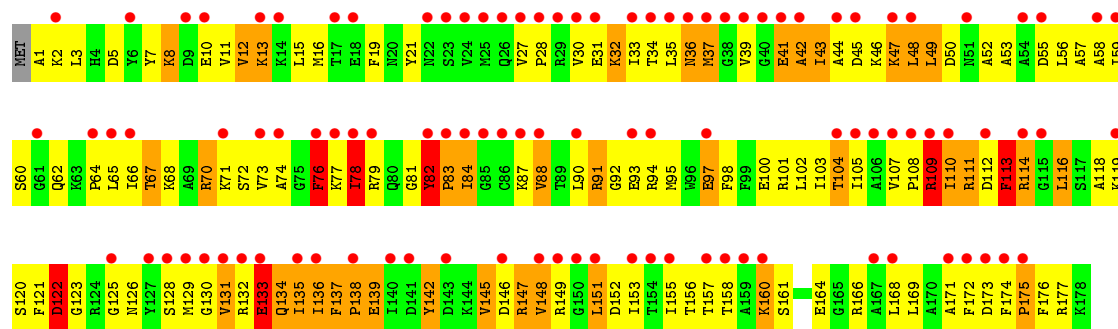


• Molecule 29: 50S ribosomal protein L5

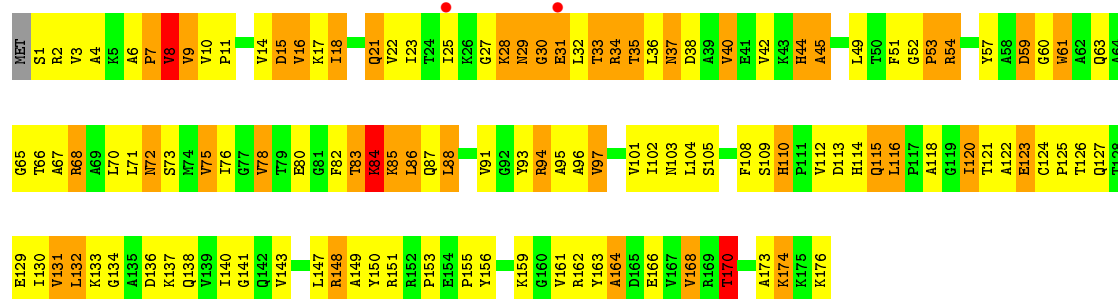




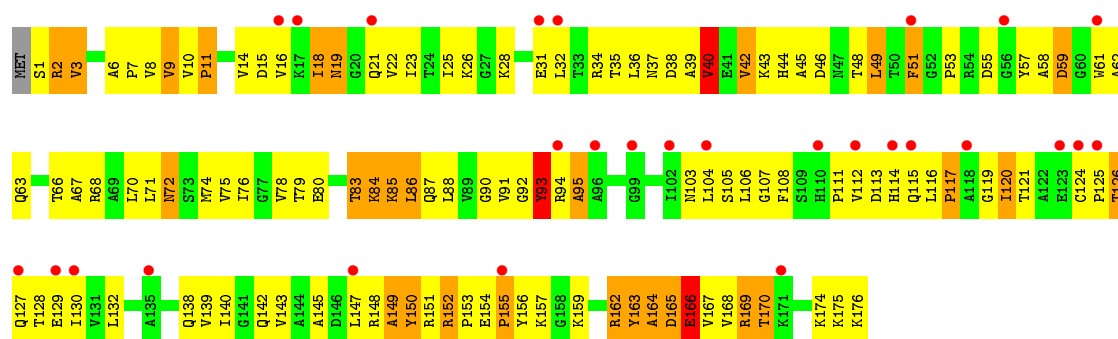
• Molecule 29: 50S ribosomal protein L5



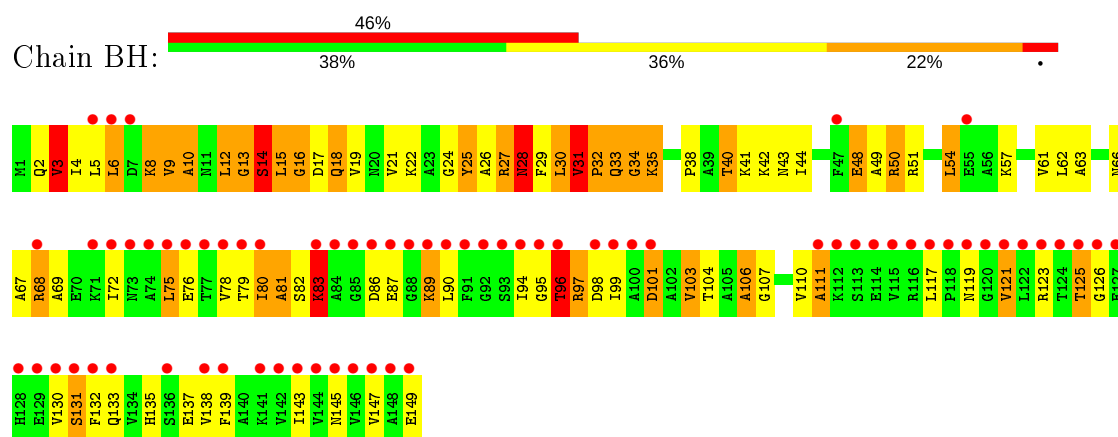
• Molecule 30: 50S ribosomal protein L6



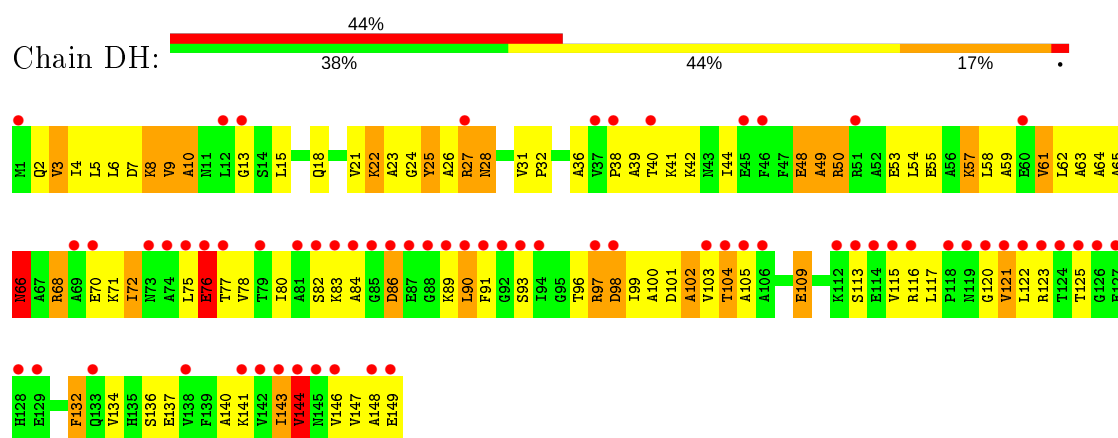
• Molecule 30: 50S ribosomal protein L6



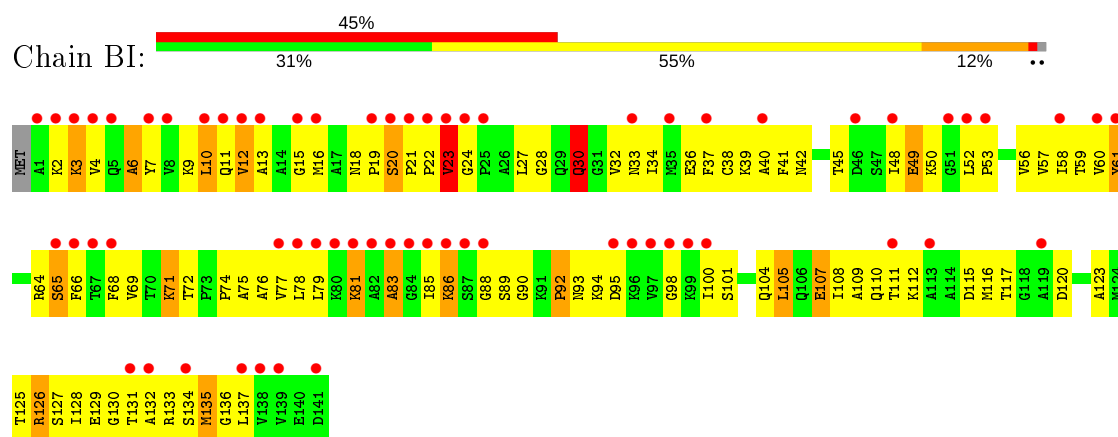
• Molecule 31: 50S ribosomal protein L9



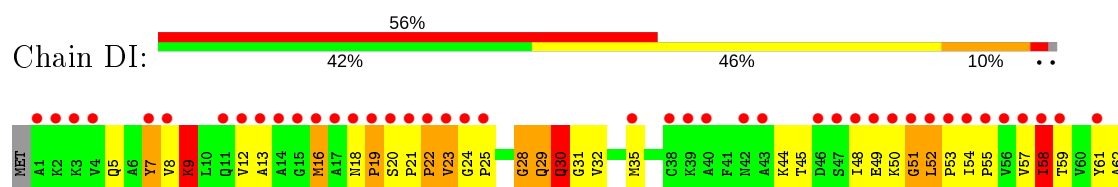
• Molecule 31: 50S ribosomal protein L9



• Molecule 32: 50S ribosomal protein L11



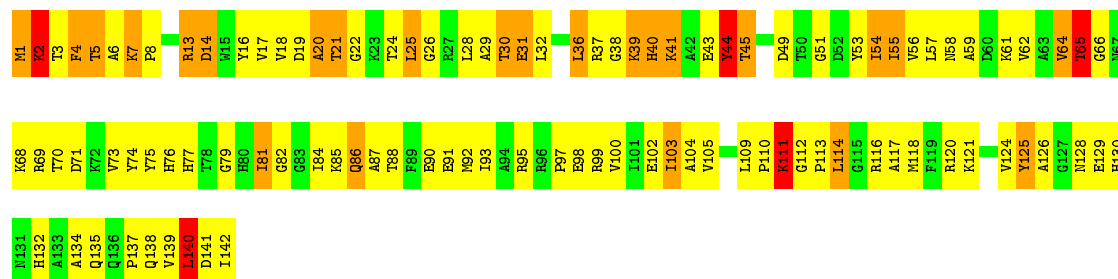
• Molecule 32: 50S ribosomal protein L11





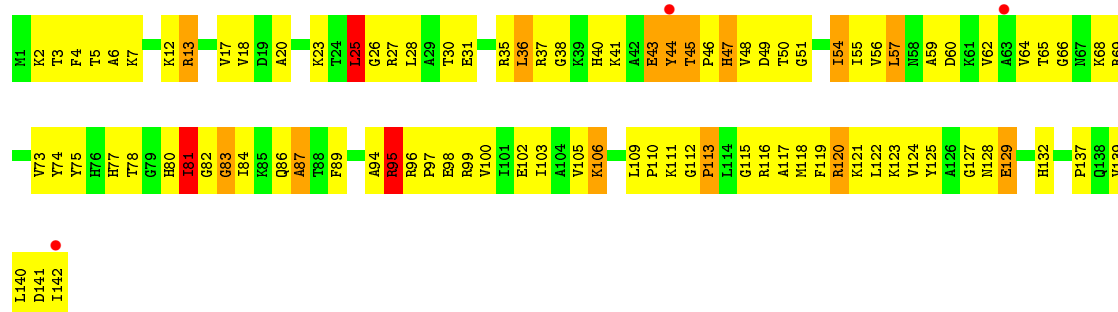
• Molecule 33: 50S ribosomal protein L13

Chain BJ: 27% 53% 17%



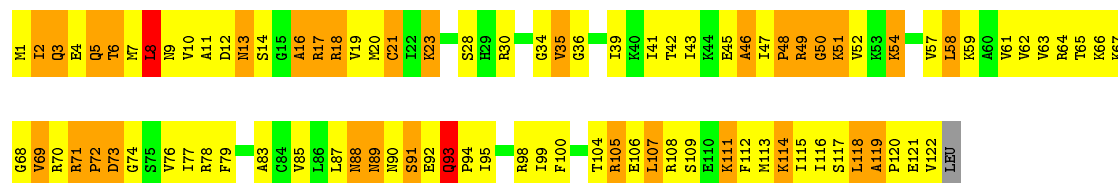
• Molecule 33: 50S ribosomal protein L13

Chain DJ: 2% 34% 54% 10%



• Molecule 34: 50S ribosomal protein L14

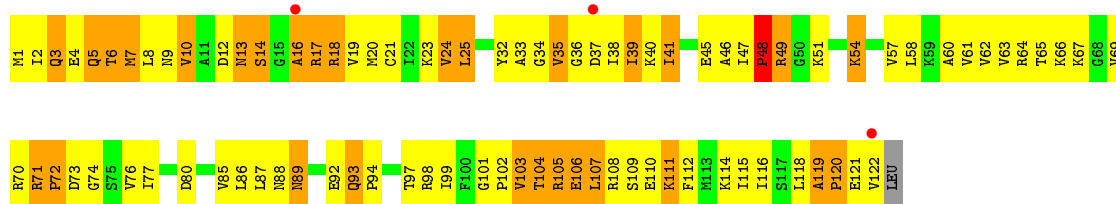
Chain BK: 24% 48% 25%



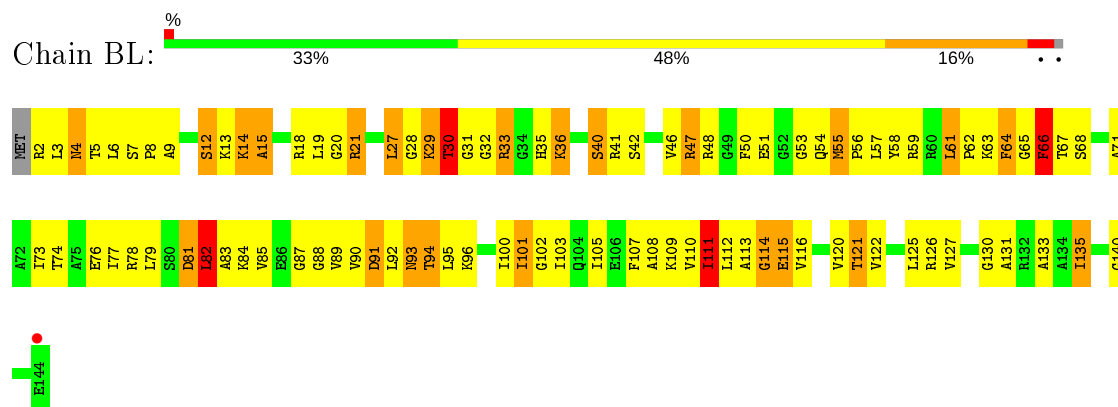
• Molecule 34: 50S ribosomal protein L14

Chain DK: 27% 48% 24%

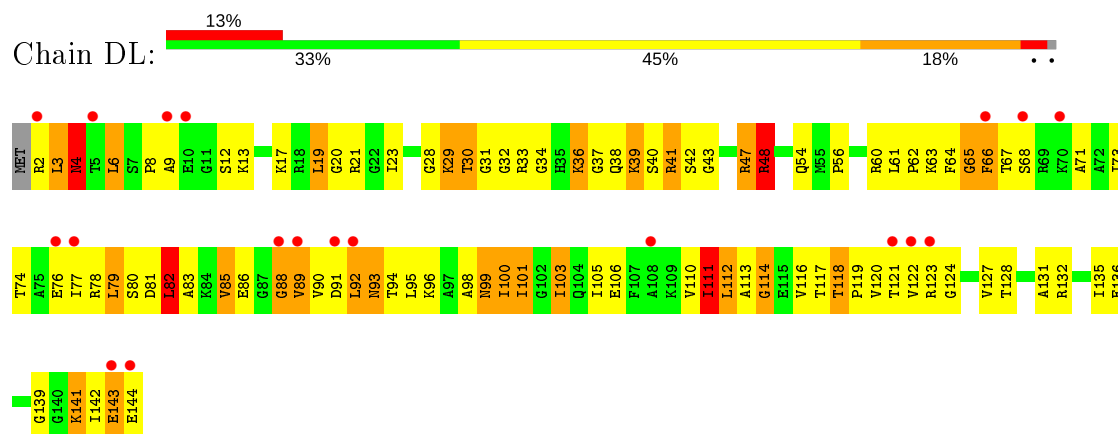




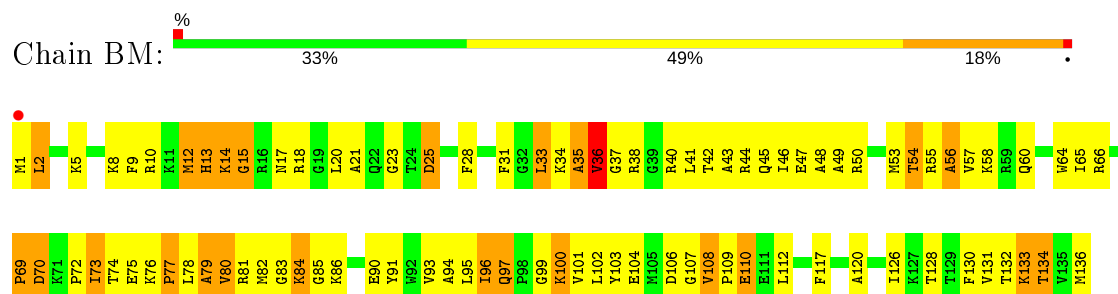
• Molecule 35: 50S ribosomal protein L15



• Molecule 35: 50S ribosomal protein L15

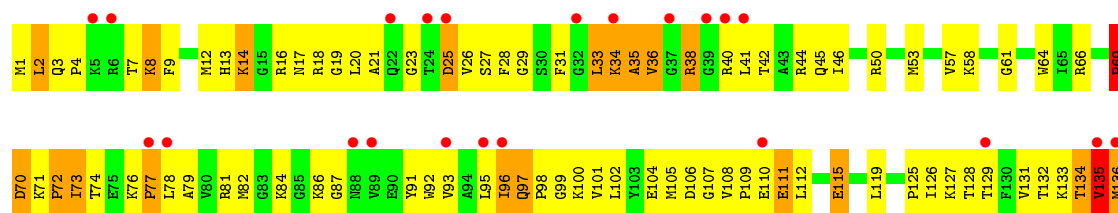


• Molecule 36: 50S ribosomal protein L16

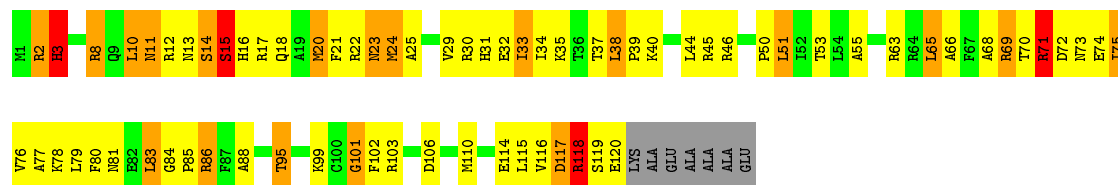


• Molecule 36: 50S ribosomal protein L16

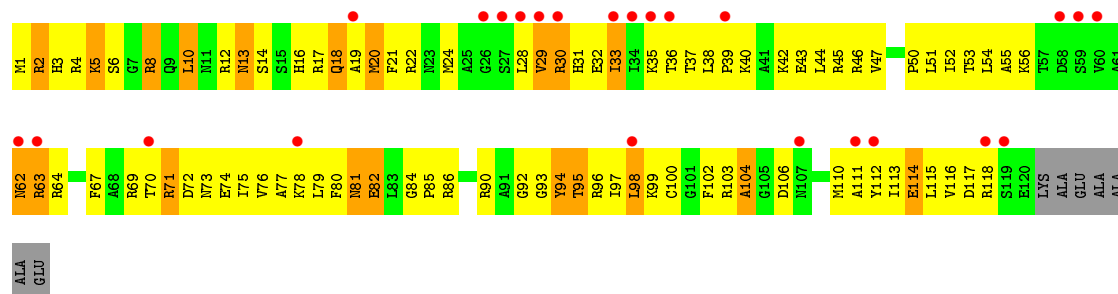




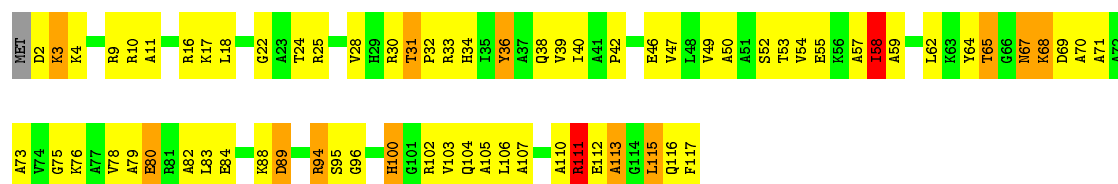
• Molecule 37: 50S ribosomal protein L17



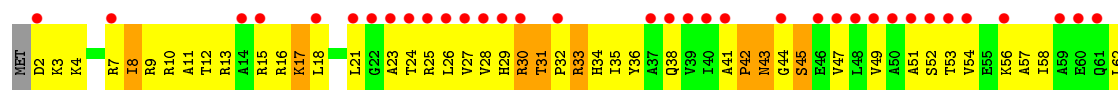
• Molecule 37: 50S ribosomal protein L17

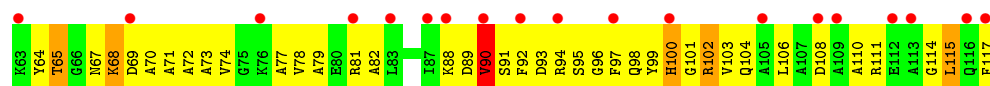


• Molecule 38: 50S ribosomal protein L18

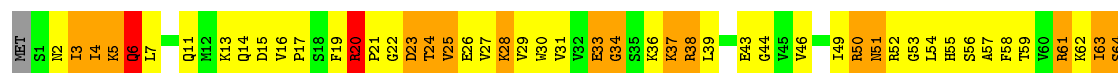


• Molecule 38: 50S ribosomal protein L18






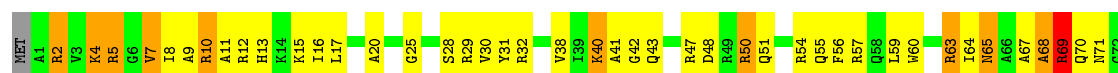
- Molecule 39: 50S ribosomal protein L19



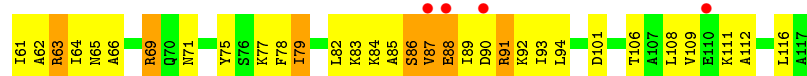
- Molecule 39: 50S ribosomal protein L19



- Molecule 40: 50S ribosomal protein L20



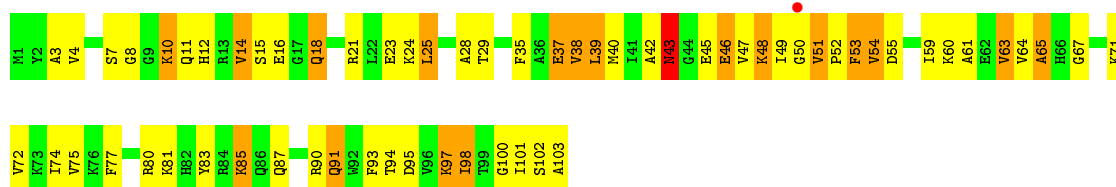
- Molecule 40: 50S ribosomal protein L20



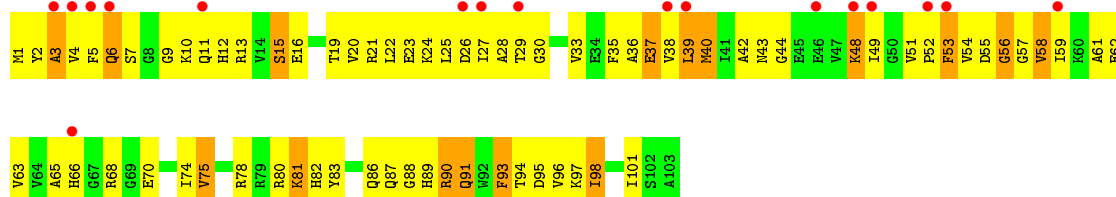
- Molecule 41: 50S ribosomal protein L21



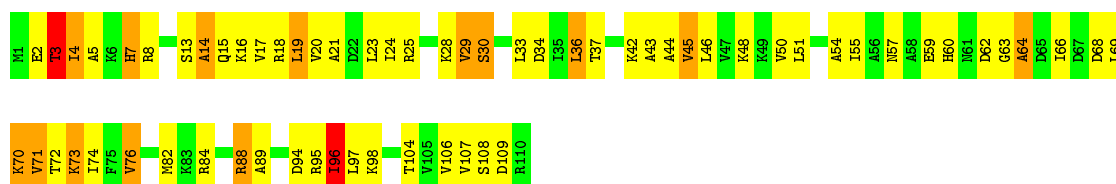




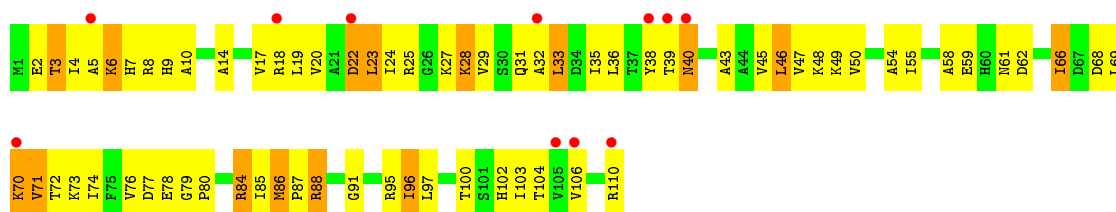
• Molecule 41: 50S ribosomal protein L21



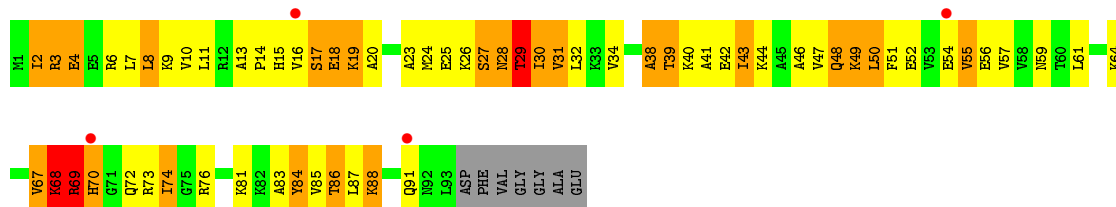
• Molecule 42: 50S ribosomal protein L22



• Molecule 42: 50S ribosomal protein L22

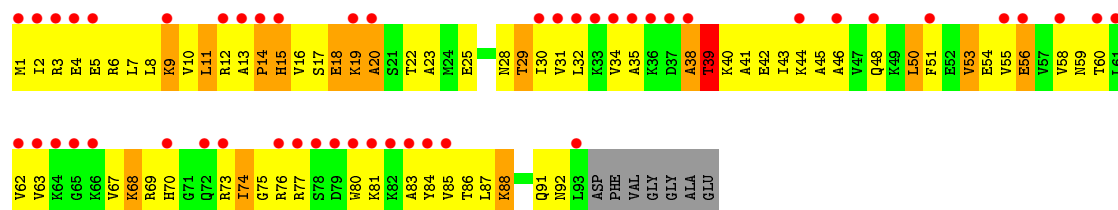


• Molecule 43: 50S ribosomal protein L23



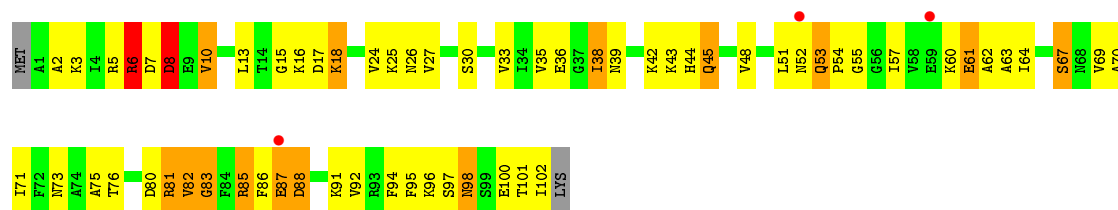
- Molecule 43: 50S ribosomal protein L23

Chain DT: 



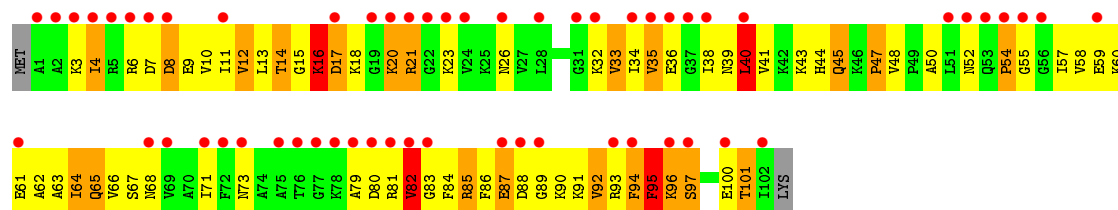
- Molecule 44: 50S ribosomal protein L24

Chain BU: 



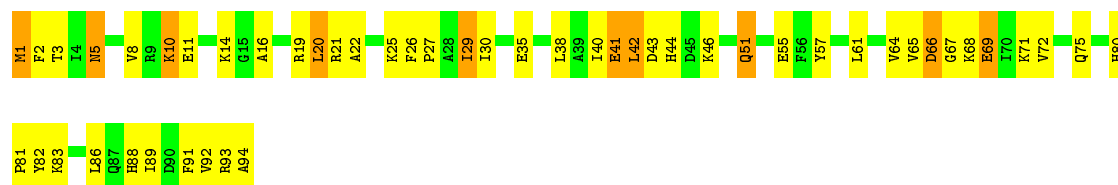
- Molecule 44: 50S ribosomal protein L24

Chain DU: 



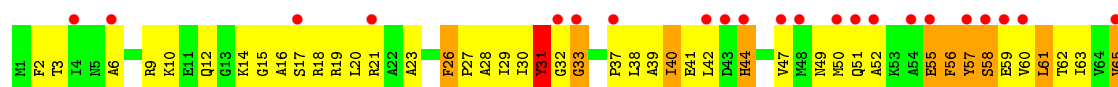
- Molecule 45: 50S ribosomal protein L25

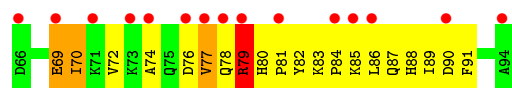
Chain BV: 




- Molecule 45: 50S ribosomal protein L25

Chain DV: 

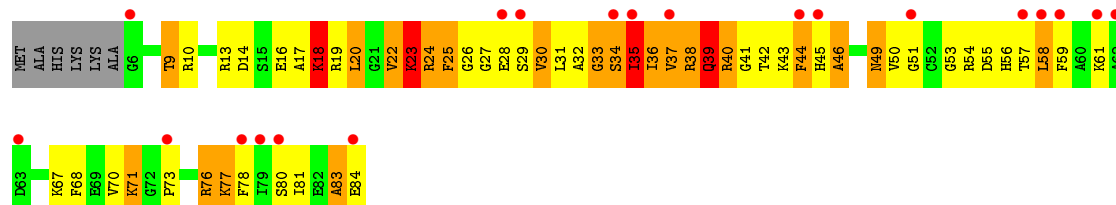




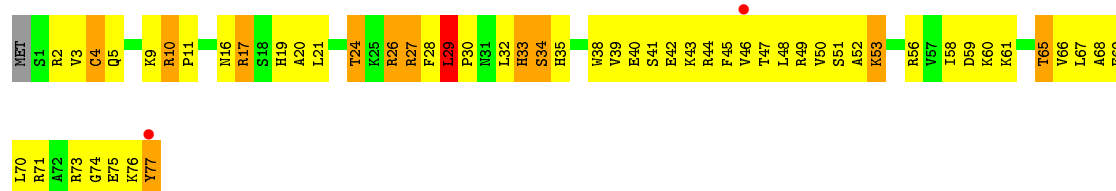
- Molecule 46: 50S ribosomal protein L27



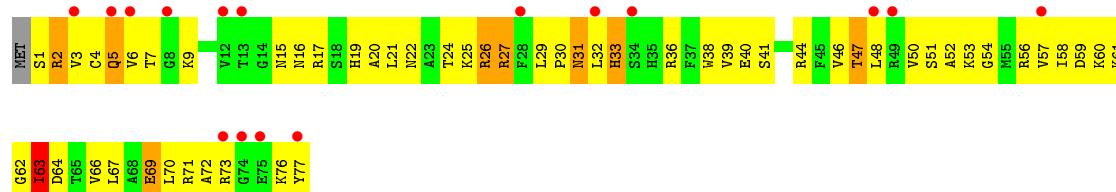
- Molecule 46: 50S ribosomal protein L27



- Molecule 47: 50S ribosomal protein L28



- Molecule 47: 50S ribosomal protein L28

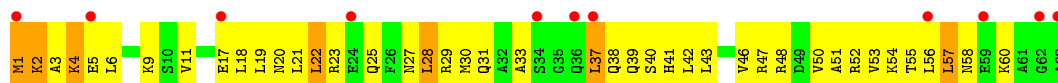


- Molecule 48: 50S ribosomal protein L29





- Molecule 48: 50S ribosomal protein L29



- Molecule 49: 50S ribosomal protein L30



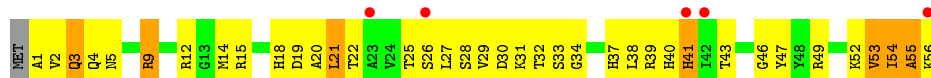
- Molecule 49: 50S ribosomal protein L30



- Molecule 50: 50S ribosomal protein L32



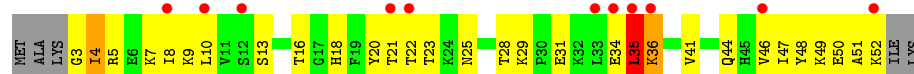
- Molecule 50: 50S ribosomal protein L32



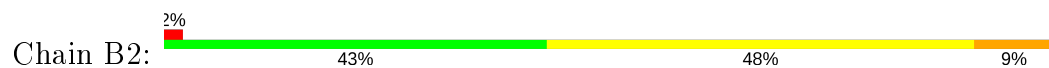
- Molecule 51: 50S ribosomal protein L33



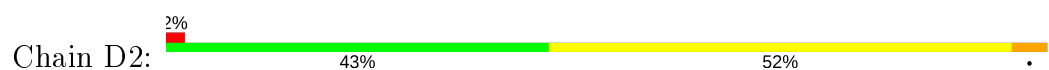
- Molecule 51: 50S ribosomal protein L33



- Molecule 52: 50S ribosomal protein L34



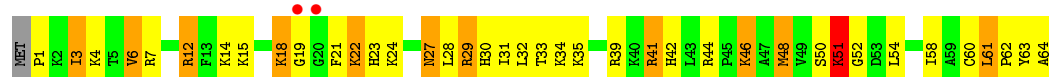
- Molecule 52: 50S ribosomal protein L34



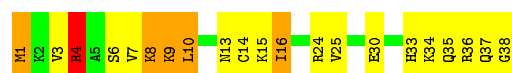
- Molecule 53: 50S ribosomal protein L35



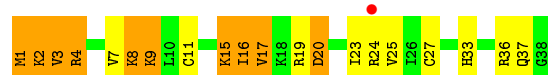
- Molecule 53: 50S ribosomal protein L35



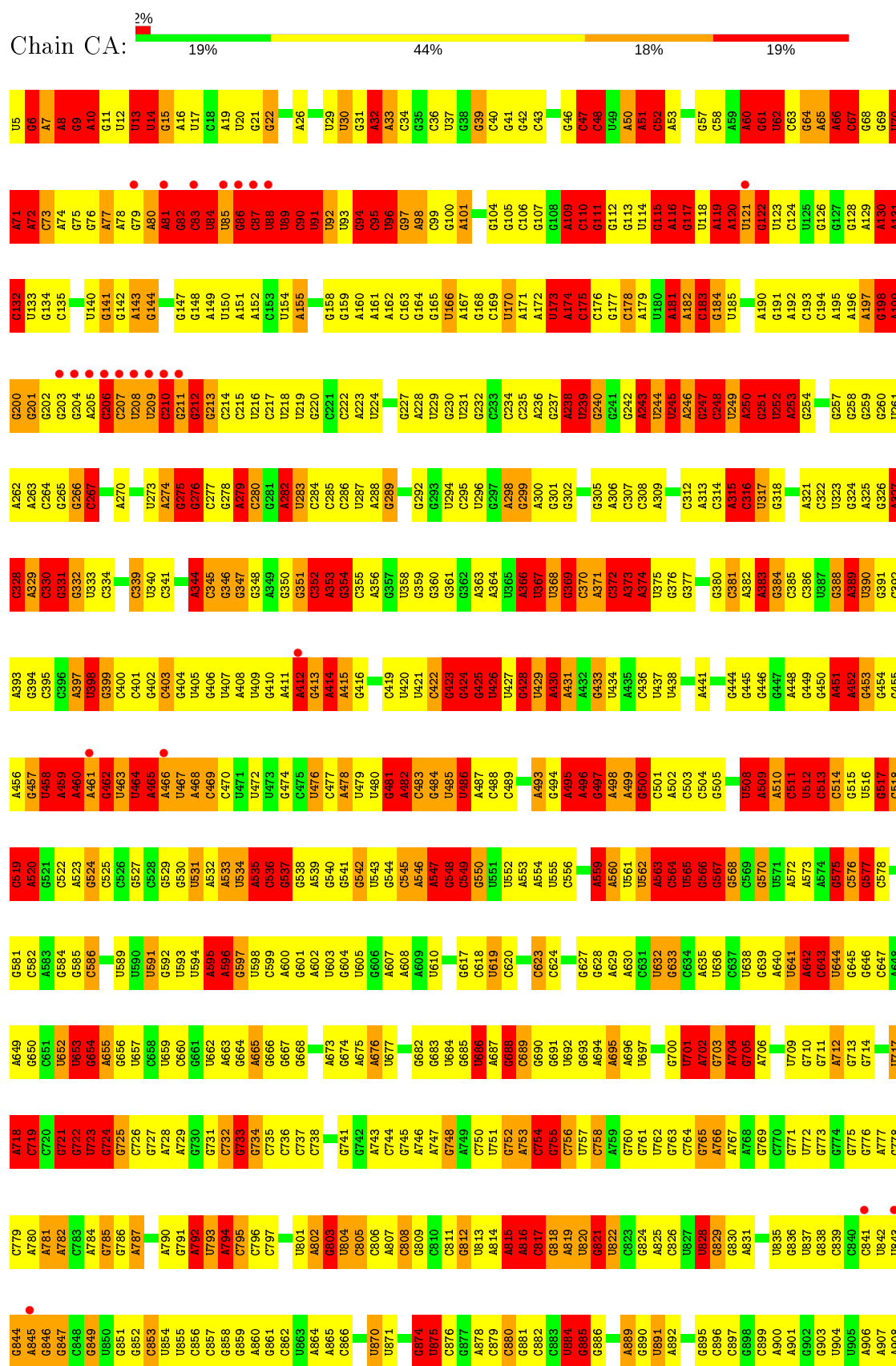
- Molecule 54: 50S ribosomal protein L36

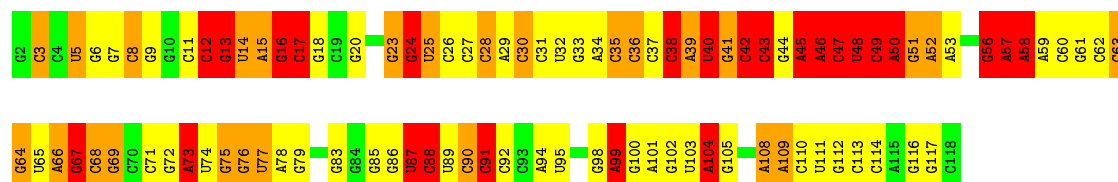
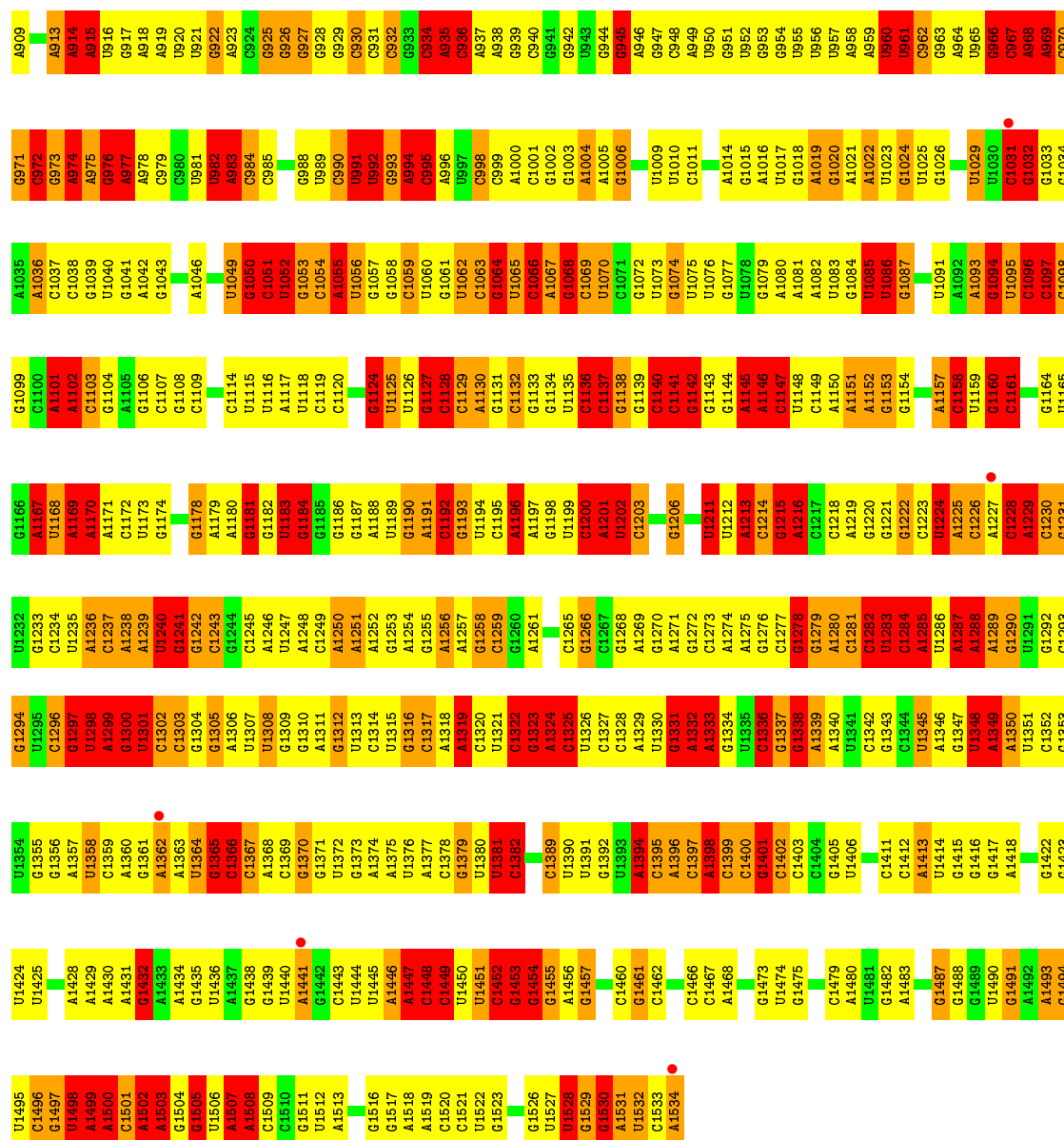


- Molecule 54: 50S ribosomal protein L36



- Molecule 55: 16S rRNA





## 4 Data and refinement statistics

Property	Value	Source
Space group	P 21 21 21	Depositor
Cell constants a, b, c, $\alpha$ , $\beta$ , $\gamma$	210.72Å 435.07Å 628.73Å 90.00° 90.00° 90.00°	Depositor
Resolution (Å)	75.71 – 3.81 75.71 – 3.81	Depositor EDS
% Data completeness (in resolution range)	78.6 (75.71-3.81) 78.7 (75.71-3.81)	Depositor EDS
$R_{merge}$	0.11	Depositor
$R_{sym}$	(Not available)	Depositor
$\langle I/\sigma(I) \rangle$ <sup>1</sup>	1.59 (at 3.77Å)	Xtriage
Refinement program	PHENIX ?	Depositor
R, $R_{free}$	0.207 , 0.253 0.218 , 0.261	Depositor DCC
$R_{free}$ test set	8842 reflections (2.02%)	wwPDB-VP
Wilson B-factor (Å <sup>2</sup> )	99.2	Xtriage
Anisotropy	0.140	Xtriage
Bulk solvent $k_{sol}$ (e/Å <sup>3</sup> ), $B_{sol}$ (Å <sup>2</sup> )	0.22 , 63.2	EDS
L-test for twinning <sup>2</sup>	$\langle  L  \rangle = 0.46$ , $\langle L^2 \rangle = 0.28$	Xtriage
Estimated twinning fraction	No twinning to report.	Xtriage
$F_o, F_c$ correlation	0.92	EDS
Total number of atoms	285420	wwPDB-VP
Average B, all atoms (Å <sup>2</sup> )	125.0	wwPDB-VP

Xtriage's analysis on translational NCS is as follows: *The largest off-origin peak in the Patterson function is 2.11% of the height of the origin peak. No significant pseudotranslation is detected.*

<sup>1</sup>Intensities estimated from amplitudes.

<sup>2</sup>Theoretical values of  $\langle |L| \rangle$ ,  $\langle L^2 \rangle$  for acentric reflections are 0.5, 0.333 respectively for untwinned datasets, and 0.375, 0.2 for perfectly twinned datasets.



## 5 Model quality ⓘ

### 5.1 Standard geometry ⓘ

Bond lengths and bond angles in the following residue types are not validated in this section: ZN, MG

The Z score for a bond length (or angle) is the number of standard deviations the observed value is removed from the expected value. A bond length (or angle) with  $|Z| > 5$  is considered an outlier worth inspection. RMSZ is the root-mean-square of all Z scores of the bond lengths (or angles).

Mol	Chain	Bond lengths		Bond angles	
		RMSZ	$\# Z  > 5$	RMSZ	$\# Z  > 5$
1	AB	0.27	0/1735	0.48	0/2338
1	CB	0.28	0/1735	0.52	0/2338
2	AC	0.28	0/1651	0.50	0/2225
2	CC	0.29	0/1651	0.48	0/2225
3	AD	0.29	0/1665	0.48	0/2227
3	CD	0.36	0/1665	0.53	0/2227
4	AE	0.35	0/1118	0.64	1/1504 (0.1%)
4	CE	0.34	0/1118	0.55	0/1504
5	AF	0.27	0/835	0.49	0/1128
5	CF	0.26	0/835	0.48	0/1128
6	AG	0.26	0/1195	0.45	0/1602
6	CG	0.30	0/1187	0.51	0/1591
7	AH	0.31	0/989	0.49	0/1326
7	CH	0.30	0/989	0.50	0/1326
8	AI	0.26	0/1034	0.46	0/1375
8	CI	0.26	0/1034	0.46	0/1375
9	AJ	0.26	0/796	0.49	0/1077
9	CJ	0.26	0/796	0.50	0/1077
10	AK	0.26	0/893	0.48	0/1205
10	CK	0.30	0/893	0.52	0/1205
11	AL	0.34	0/969	0.60	0/1300
11	CL	0.30	0/969	0.56	0/1300
12	AM	0.27	0/892	0.54	1/1193 (0.1%)
12	CM	0.36	0/884	1.04	4/1181 (0.3%)
13	AN	0.25	0/785	0.45	0/1043
13	CN	0.26	0/780	0.45	0/1036
14	AO	0.25	0/722	0.45	0/964
14	CO	0.26	0/722	0.47	0/964
15	AP	0.30	0/659	0.50	0/884
15	CP	0.30	0/648	0.49	0/870
16	AQ	0.32	0/657	0.57	0/881
16	CQ	0.31	0/657	0.49	0/881

Mol	Chain	Bond lengths		Bond angles	
		RMSZ	# Z  >5	RMSZ	# Z  >5
17	AR	0.25	0/462	0.46	0/621
17	CR	0.31	0/462	0.49	0/621
18	AS	0.25	0/652	0.44	0/877
18	CS	0.25	0/652	0.46	0/877
19	AT	0.30	0/671	0.51	0/888
19	CT	0.27	0/671	0.46	0/888
20	AU	0.28	0/430	0.53	0/570
20	CU	0.33	0/430	0.57	0/570
21	AA	0.57	0/36834	1.45	646/57462 (1.1%)
22	AV	0.56	0/401	1.20	2/622 (0.3%)
22	CV	0.55	0/401	1.18	1/622 (0.2%)
23	AW	0.76	0/138	1.54	3/212 (1.4%)
23	CW	0.79	0/138	1.93	4/212 (1.9%)
24	BA	0.77	12/68626 (0.0%)	1.70	1788/107056 (1.7%)
24	DA	0.57	3/68314 (0.0%)	1.49	1376/106569 (1.3%)
25	BB	0.71	0/2828	1.59	62/4410 (1.4%)
26	BC	0.47	0/2121	0.73	1/2852 (0.0%)
26	DC	0.35	0/2121	0.58	0/2852
27	BD	0.52	0/1586	0.81	1/2134 (0.0%)
27	DD	0.32	0/1586	0.60	0/2134
28	BE	0.45	0/1571	0.67	0/2113
28	DE	0.33	0/1571	0.53	0/2113
29	BF	0.44	1/1434 (0.1%)	0.62	1/1926 (0.1%)
29	DF	0.45	3/1444 (0.2%)	0.79	5/1937 (0.3%)
30	BG	0.38	0/1343	0.64	0/1816
30	DG	0.28	0/1343	0.50	0/1816
31	BH	0.48	1/1122 (0.1%)	0.62	1/1515 (0.1%)
31	DH	0.39	0/1122	0.54	0/1515
32	BI	0.24	0/1046	0.50	0/1410
32	DI	0.24	0/1046	0.44	0/1410
33	BJ	0.56	0/1152	0.77	1/1551 (0.1%)
33	DJ	0.37	0/1152	0.62	0/1551
34	BK	0.53	0/947	0.82	1/1268 (0.1%)
34	DK	0.35	0/947	0.61	0/1268
35	BL	0.47	0/1054	0.76	1/1403 (0.1%)
35	DL	0.34	0/1054	0.58	0/1403
36	BM	0.50	0/1093	0.70	0/1460
36	DM	0.45	0/1093	0.63	0/1460
37	BN	0.48	0/973	0.73	1/1301 (0.1%)
37	DN	0.32	0/973	0.56	0/1301
38	BO	0.41	0/902	0.61	0/1209
38	DO	0.44	0/902	0.71	2/1209 (0.2%)
39	BP	0.48	0/929	0.74	0/1242

Mol	Chain	Bond lengths		Bond angles	
		RMSZ	# Z  >5	RMSZ	# Z  >5
39	DP	0.33	0/929	0.52	0/1242
40	BQ	0.58	0/960	0.74	0/1278
40	DQ	0.36	0/960	0.54	0/1278
41	BR	0.57	0/829	0.77	0/1107
41	DR	0.38	0/829	0.58	0/1107
42	BS	0.54	0/864	0.78	0/1156
42	DS	0.30	0/864	0.56	0/1156
43	BT	0.44	0/744	0.67	0/994
43	DT	0.27	0/744	0.51	0/994
44	BU	0.42	0/787	0.71	1/1051 (0.1%)
44	DU	0.35	0/787	0.56	1/1051 (0.1%)
45	BV	0.47	0/766	0.68	0/1025
45	DV	0.68	3/766 (0.4%)	0.81	3/1025 (0.3%)
46	BW	0.54	0/603	0.84	0/797
46	DW	0.34	0/603	0.55	0/797
47	BX	0.41	0/635	0.68	1/848 (0.1%)
47	DX	0.32	0/635	0.55	0/848
48	BY	0.42	0/510	0.67	0/677
48	DY	0.28	0/510	0.49	0/677
49	BZ	0.47	0/453	0.73	0/605
49	DZ	0.32	0/453	0.58	0/605
50	B0	0.40	0/450	0.70	0/599
50	D0	0.31	0/450	0.55	0/599
51	B1	0.40	0/416	0.59	0/554
51	D1	0.31	0/416	0.49	0/554
52	B2	0.48	0/380	0.80	0/498
52	D2	0.31	0/380	0.53	0/498
53	B3	0.46	0/513	0.67	0/676
53	D3	0.36	0/513	0.57	0/676
54	B4	0.50	0/303	0.80	0/397
54	D4	0.41	0/303	0.60	0/397
55	CA	0.55	1/36762 (0.0%)	1.45	694/57350 (1.2%)
56	DB	0.68	4/2803 (0.1%)	1.79	112/4371 (2.6%)
All	All	0.57	28/307815 (0.0%)	1.37	4715/460233 (1.0%)

Chiral center outliers are detected by calculating the chiral volume of a chiral center and verifying if the center is modelled as a planar moiety or with the opposite hand. A planarity outlier is detected by checking planarity of atoms in a peptide group, atoms in a mainchain group or atoms of a sidechain that are expected to be planar.

Mol	Chain	#Chirality outliers	#Planarity outliers
27	BD	0	2

*Continued on next page...*

*Continued from previous page...*

Mol	Chain	#Chirality outliers	#Planarity outliers
29	DF	0	1
36	DM	0	1
All	All	0	4

All (28) bond length outliers are listed below:

Mol	Chain	Res	Type	Atoms	Z	Observed(Å)	Ideal(Å)
24	BA	1142	A	N9-C4	-11.34	1.31	1.37
45	DV	31	TYR	CE1-CZ	10.97	1.52	1.38
24	DA	1060	U	C2-N3	7.54	1.43	1.37
24	BA	1142	A	C8-N7	7.36	1.36	1.31
24	BA	2857	G	N3-C4	7.16	1.40	1.35
24	BA	2451	A	C8-N7	7.10	1.36	1.31
24	BA	630	G	N3-C4	6.86	1.40	1.35
24	BA	1876	A	N7-C5	6.83	1.43	1.39
24	DA	1142	A	N9-C4	-6.62	1.33	1.37
24	BA	2860	A	C6-N6	6.51	1.39	1.33
24	DA	2311	A	C6-N6	-6.42	1.28	1.33
45	DV	31	TYR	CG-CD2	6.41	1.47	1.39
24	BA	1060	U	C2-N3	6.40	1.42	1.37
24	BA	633	A	C6-N6	6.29	1.39	1.33
31	BH	48	GLU	C-O	-6.14	1.11	1.23
29	DF	78	ILE	CA-CB	5.89	1.68	1.54
56	DB	104	A	N9-C4	5.88	1.41	1.37
29	DF	109	ARG	CZ-NH1	-5.83	1.25	1.33
24	BA	2447	G	C6-N1	5.80	1.43	1.39
29	BF	76	PHE	CD2-CE2	-5.70	1.27	1.39
29	DF	109	ARG	CZ-NH2	5.59	1.40	1.33
55	CA	1301	U	C1'-N1	5.57	1.57	1.48
24	BA	1606	C	C1'-N1	5.50	1.57	1.48
56	DB	104	A	N7-C5	-5.33	1.36	1.39
24	BA	2884	U	C1'-N1	5.27	1.56	1.48
56	DB	76	G	N9-C4	-5.11	1.33	1.38
45	DV	31	TYR	CD1-CE1	5.08	1.47	1.39
56	DB	8	C	C1'-N1	5.07	1.56	1.48

All (4715) bond angle outliers are listed below:

Mol	Chain	Res	Type	Atoms	Z	Observed(°)	Ideal(°)
12	CM	2	ARG	NE-CZ-NH1	-22.49	109.06	120.30
24	BA	2447	G	C6-N1-C2	-18.42	114.05	125.10
12	CM	2	ARG	NE-CZ-NH2	17.95	129.28	120.30

*Continued on next page...*

*Continued from previous page...*

Mol	Chain	Res	Type	Atoms	Z	Observed(°)	Ideal(°)
24	BA	1330	C	N1-C1'-C2'	-17.28	91.53	114.00
56	DB	104	A	C8-N9-C4	-16.28	99.29	105.80
24	DA	2311	A	N1-C2-N3	16.22	137.41	129.30
29	DF	109	ARG	NE-CZ-NH2	15.96	128.28	120.30
21	AA	1103	C	N1-C1'-C2'	-15.59	93.73	114.00
24	BA	2451	A	C5-N7-C8	-15.57	96.12	103.90
21	AA	972	C	N1-C1'-C2'	-15.46	93.90	114.00
55	CA	352	C	N1-C1'-C2'	-15.30	94.11	114.00
24	BA	249	C	P-O3'-C3'	14.98	137.67	119.70
24	DA	961	C	P-O3'-C3'	14.97	137.66	119.70
24	DA	1214	A	P-O3'-C3'	-14.92	101.80	119.70
56	DB	104	A	P-O3'-C3'	-14.91	101.80	119.70
24	BA	1681	G	P-O3'-C3'	14.83	137.49	119.70
24	BA	373	U	N1-C1'-C2'	-14.82	94.73	114.00
24	BA	1461	C	N1-C1'-C2'	-14.77	94.80	114.00
24	DA	1325	U	P-O3'-C3'	14.60	137.22	119.70
24	DA	1060	U	C5-C4-O4	-14.51	117.19	125.90
24	BA	2616	C	N1-C1'-C2'	-14.50	95.16	114.00
24	BA	2857	G	C2-N3-C4	-14.46	104.67	111.90
55	CA	913	A	P-O3'-C3'	14.45	137.04	119.70
24	DA	2460	U	N1-C1'-C2'	-14.45	95.22	114.00
24	DA	364	C	N1-C1'-C2'	-14.36	95.33	114.00
24	BA	1956	U	N1-C1'-C2'	-14.32	95.38	114.00
24	BA	1250	G	P-O3'-C3'	14.20	136.74	119.70
24	BA	2691	C	N1-C1'-C2'	-14.14	95.61	114.00
25	BB	52	A	P-O3'-C3'	14.13	136.66	119.70
21	AA	1140	C	N1-C1'-C2'	-14.12	95.64	114.00
24	BA	2447	G	P-O3'-C3'	14.11	136.63	119.70
24	BA	2036	C	N1-C1'-C2'	-14.09	95.69	114.00
24	DA	1536	C	P-O3'-C3'	14.01	136.51	119.70
24	DA	1997	C	N1-C1'-C2'	-13.84	96.00	114.00
24	BA	1698	A	P-O3'-C3'	13.83	136.30	119.70
24	DA	1499	C	N1-C1'-C2'	-13.72	96.17	114.00
24	DA	2267	A	N1-C6-N6	13.71	126.83	118.60
55	CA	960	U	O4'-C1'-N1	13.69	119.16	108.20
55	CA	1381	U	N1-C1'-C2'	-13.64	96.27	114.00
24	BA	2283	C	N1-C1'-C2'	-13.60	96.32	114.00
24	BA	2200	C	N1-C1'-C2'	-13.55	96.39	114.00
55	CA	972	C	N1-C1'-C2'	-13.51	96.44	114.00
24	DA	2497	A	P-O3'-C3'	13.48	135.88	119.70
24	BA	2440	C	N1-C1'-C2'	-13.46	96.50	114.00
24	DA	739	A	P-O3'-C3'	13.44	135.82	119.70

*Continued on next page...*

*Continued from previous page...*

Mol	Chain	Res	Type	Atoms	Z	Observed(°)	Ideal(°)
56	DB	90	C	N1-C1'-C2'	-13.43	96.54	114.00
24	BA	790	U	N1-C1'-C2'	-13.38	96.61	114.00
24	DA	2849	U	P-O3'-C3'	13.36	135.74	119.70
24	BA	2645	G	P-O3'-C3'	13.36	135.73	119.70
24	BA	2860	A	N1-C6-N6	13.36	126.61	118.60
24	DA	2440	C	N1-C1'-C2'	-13.36	96.64	114.00
24	BA	2493	U	P-O3'-C3'	-13.31	103.72	119.70
24	BA	1019	U	C2-N3-C4	-13.24	119.06	127.00
24	BA	2424	C	N1-C1'-C2'	-13.22	96.81	114.00
24	BA	2504	U	N1-C1'-C2'	-13.22	96.81	114.00
24	BA	1142	A	C5-N7-C8	-13.17	97.31	103.90
55	CA	398	U	N1-C1'-C2'	-13.13	96.93	114.00
24	BA	812	C	N1-C1'-C2'	-13.08	97.00	114.00
24	BA	1060	U	C5-C4-O4	-13.06	118.06	125.90
56	DB	17	C	N1-C1'-C2'	-13.05	97.03	114.00
55	CA	1283	U	N1-C1'-C2'	-13.04	97.05	114.00
24	DA	2836	U	N1-C1'-C2'	-13.03	97.06	114.00
24	BA	2447	G	C5-C6-O6	-13.02	120.79	128.60
21	AA	352	C	N1-C1'-C2'	-12.99	97.11	114.00
24	DA	2520	C	N1-C1'-C2'	-12.98	97.12	114.00
24	BA	2725	A	P-O3'-C3'	12.95	135.24	119.70
24	DA	1966	A	P-O3'-C3'	12.90	135.19	119.70
21	AA	1159	U	P-O3'-C3'	12.83	135.09	119.70
24	BA	2441	U	N1-C1'-C2'	-12.82	97.33	114.00
55	CA	1224	U	P-O3'-C3'	12.82	135.08	119.70
24	DA	589	U	N1-C1'-C2'	-12.82	97.33	114.00
55	CA	1228	C	N1-C1'-C2'	-12.82	97.34	114.00
23	CW	5	U	P-O3'-C3'	12.81	135.07	119.70
24	BA	70	G	P-O3'-C3'	12.79	135.05	119.70
24	BA	481	G	P-O3'-C3'	12.78	135.03	119.70
24	BA	991	C	N1-C1'-C2'	-12.75	97.42	114.00
24	DA	2283	C	N1-C1'-C2'	-12.72	97.46	114.00
24	BA	2752	C	N1-C1'-C2'	-12.64	97.56	114.00
24	BA	633	A	N1-C6-N6	12.64	126.18	118.60
24	DA	670	A	P-O3'-C3'	12.64	134.86	119.70
24	DA	2881	U	P-O3'-C3'	-12.63	104.55	119.70
24	BA	196	A	P-O3'-C3'	12.62	134.85	119.70
24	BA	1386	C	N1-C1'-C2'	-12.59	97.63	114.00
24	BA	200	U	N1-C1'-C2'	-12.58	97.64	114.00
55	CA	245	U	N1-C1'-C2'	-12.58	97.64	114.00
55	CA	317	U	N1-C1'-C2'	-12.58	97.65	114.00
24	BA	946	C	N1-C1'-C2'	-12.57	97.65	114.00

*Continued on next page...*

*Continued from previous page...*

Mol	Chain	Res	Type	Atoms	Z	Observed(°)	Ideal(°)
24	BA	435	C	N1-C1'-C2'	-12.57	97.66	114.00
55	CA	328	C	P-O3'-C3'	12.55	134.76	119.70
24	DA	806	C	N1-C1'-C2'	-12.54	97.69	114.00
24	BA	2857	G	N9-C4-C5	-12.54	100.39	105.40
24	DA	766	U	N1-C1'-C2'	-12.53	97.71	114.00
21	AA	169	C	O4'-C1'-N1	12.52	118.21	108.20
24	BA	589	U	N1-C1'-C2'	-12.52	97.73	114.00
24	DA	1023	U	N1-C1'-C2'	-12.51	97.74	114.00
24	BA	2646	C	N1-C1'-C2'	-12.51	97.74	114.00
24	BA	2214	C	N1-C1'-C2'	-12.49	97.76	114.00
24	BA	931	U	O4'-C1'-N1	-12.48	98.22	108.20
24	BA	1499	C	N1-C1'-C2'	-12.46	97.80	114.00
24	DA	2338	C	N1-C1'-C2'	-12.46	97.80	114.00
24	DA	436	C	N1-C1'-C2'	-12.46	97.80	114.00
24	DA	250	G	P-O3'-C3'	-12.46	104.75	119.70
24	DA	224	U	N1-C1'-C2'	-12.45	97.82	114.00
24	DA	588	U	N1-C1'-C2'	-12.45	97.82	114.00
24	BA	919	U	N1-C2-O2	12.44	131.51	122.80
24	DA	76	C	N1-C1'-C2'	-12.41	97.87	114.00
24	BA	571	U	P-O3'-C3'	12.39	134.57	119.70
24	BA	790	U	P-O3'-C3'	-12.38	104.85	119.70
24	DA	2752	C	N1-C1'-C2'	-12.37	97.92	114.00
24	DA	1803	A	P-O3'-C3'	-12.37	104.86	119.70
21	AA	370	C	N1-C1'-C2'	-12.36	97.93	114.00
24	BA	2586	U	N1-C1'-C2'	-12.35	97.94	114.00
24	BA	302	C	N1-C1'-C2'	-12.31	98.00	114.00
55	CA	753	A	P-O3'-C3'	12.31	134.47	119.70
24	BA	53	A	P-O3'-C3'	-12.28	104.96	119.70
21	AA	431	A	P-O3'-C3'	-12.27	104.98	119.70
24	BA	2893	A	P-O3'-C3'	12.26	134.41	119.70
55	CA	1141	C	N1-C1'-C2'	-12.24	98.09	114.00
24	BA	413	C	P-O3'-C3'	-12.24	105.02	119.70
21	AA	577	G	P-O3'-C3'	-12.23	105.03	119.70
55	CA	1503	A	P-O3'-C3'	12.23	134.37	119.70
55	CA	425	G	P-O3'-C3'	-12.21	105.04	119.70
21	AA	330	C	N1-C1'-C2'	-12.21	98.13	114.00
24	BA	2542	A	P-O3'-C3'	12.17	134.31	119.70
55	CA	1301	U	P-O3'-C3'	-12.15	105.12	119.70
24	BA	2326	C	P-O3'-C3'	12.14	134.27	119.70
24	BA	1972	G	P-O3'-C3'	-12.12	105.16	119.70
24	BA	803	U	N1-C1'-C2'	-12.08	98.30	114.00
21	AA	812	G	P-O3'-C3'	12.06	134.17	119.70

*Continued on next page...*

*Continued from previous page...*

Mol	Chain	Res	Type	Atoms	Z	Observed(°)	Ideal(°)
24	DA	740	C	N1-C1'-C2'	-12.05	98.33	114.00
21	AA	565	U	N1-C1'-C2'	-12.04	98.35	114.00
24	BA	2879	A	P-O3'-C3'	12.03	134.14	119.70
24	BA	2338	C	N1-C1'-C2'	-12.03	98.36	114.00
21	AA	173	U	O4'-C1'-N1	12.02	117.81	108.20
24	DA	1810	A	P-O3'-C3'	-12.02	105.28	119.70
24	DA	2267	A	C6-C5-N7	-12.02	123.89	132.30
24	DA	2023	C	N1-C1'-C2'	-11.99	98.42	114.00
21	AA	984	C	N1-C1'-C2'	-11.98	98.43	114.00
24	BA	1398	C	N1-C1'-C2'	-11.98	98.42	114.00
56	DB	51	G	O4'-C1'-N9	11.98	117.78	108.20
24	BA	1732	C	P-O3'-C3'	11.97	134.07	119.70
24	BA	2447	G	C5-C6-N1	11.96	117.48	111.50
24	BA	1142	A	N3-C4-N9	-11.96	117.83	127.40
24	BA	1272	A	P-O3'-C3'	11.96	134.05	119.70
24	DA	364	C	P-O3'-C3'	-11.95	105.36	119.70
21	AA	735	C	N1-C1'-C2'	-11.95	98.47	114.00
24	BA	217	A	P-O3'-C3'	-11.94	105.37	119.70
21	AA	590	U	N1-C1'-C2'	-11.93	98.49	114.00
24	DA	313	G	P-O3'-C3'	-11.92	105.39	119.70
55	CA	1298	U	P-O3'-C3'	11.92	134.01	119.70
24	BA	1142	A	C4-C5-C6	-11.91	111.05	117.00
24	BA	1399	C	N1-C1'-C2'	-11.88	98.55	114.00
24	BA	739	A	P-O3'-C3'	11.88	133.96	119.70
24	BA	1838	C	P-O3'-C3'	11.88	133.96	119.70
24	DA	2646	C	N1-C1'-C2'	-11.86	98.58	114.00
24	DA	2267	A	C5-C6-N6	-11.85	114.22	123.70
24	DA	2504	U	N1-C1'-C2'	-11.85	98.60	114.00
55	CA	1202	U	N1-C1'-C2'	-11.84	98.60	114.00
55	CA	1449	C	N1-C1'-C2'	-11.84	98.61	114.00
55	CA	132	C	N1-C1'-C2'	-11.84	98.61	114.00
55	CA	915	A	P-O3'-C3'	-11.84	105.49	119.70
21	AA	14	U	N1-C1'-C2'	-11.83	98.62	114.00
55	CA	96	U	N1-C1'-C2'	-11.83	98.62	114.00
24	BA	800	A	P-O3'-C3'	11.82	133.89	119.70
24	BA	2347	C	N1-C1'-C2'	-11.81	98.64	114.00
24	DA	2200	C	N1-C1'-C2'	-11.80	98.65	114.00
55	CA	565	U	N1-C1'-C2'	-11.80	98.66	114.00
21	AA	245	U	N1-C1'-C2'	-11.79	98.68	114.00
21	AA	1345	U	P-O3'-C3'	11.78	133.84	119.70
55	CA	1096	C	N1-C1'-C2'	-11.78	98.69	114.00
24	DA	2334	U	P-O3'-C3'	11.76	133.81	119.70

*Continued on next page...*



*Continued from previous page...*

Mol	Chain	Res	Type	Atoms	Z	Observed(°)	Ideal(°)
24	DA	229	C	N1-C1'-C2'	-11.75	98.72	114.00
29	DF	78	ILE	CB-CA-C	-11.75	88.10	111.60
24	BA	2575	C	C2-N3-C4	-11.74	114.03	119.90
24	BA	2383	G	P-O3'-C3'	-11.74	105.61	119.70
24	BA	91	A	P-O3'-C3'	11.73	133.78	119.70
24	DA	2572	A	P-O3'-C3'	11.73	133.78	119.70
24	DA	1963	U	N1-C1'-C2'	-11.72	98.76	114.00
24	DA	2314	A	P-O3'-C3'	-11.69	105.68	119.70
24	BA	2497	A	P-O3'-C3'	11.68	133.72	119.70
55	CA	52	C	N1-C1'-C2'	-11.68	98.82	114.00
55	CA	117	G	P-O3'-C3'	-11.66	105.70	119.70
24	DA	1556	C	P-O3'-C3'	-11.65	105.71	119.70
24	DA	2611	C	N1-C1'-C2'	-11.65	98.85	114.00
24	DA	1049	C	N1-C1'-C2'	-11.64	98.87	114.00
24	DA	1972	G	P-O3'-C3'	-11.64	105.73	119.70
24	DA	1956	U	N1-C1'-C2'	-11.63	98.88	114.00
24	BA	2428	G	P-O3'-C3'	-11.60	105.79	119.70
24	DA	224	U	P-O3'-C3'	-11.59	105.80	119.70
55	CA	962	C	P-O3'-C3'	-11.58	105.81	119.70
24	DA	1386	C	N1-C1'-C2'	-11.57	98.95	114.00
21	AA	1192	C	N1-C1'-C2'	-11.56	98.97	114.00
55	CA	1086	U	N1-C1'-C2'	-11.56	98.97	114.00
55	CA	173	U	O4'-C1'-N1	11.51	117.40	108.20
24	BA	1967	C	N1-C1'-C2'	-11.50	99.05	114.00
24	DA	2347	C	N1-C1'-C2'	-11.49	99.06	114.00
21	AA	1033	G	P-O3'-C3'	-11.49	105.91	119.70
21	AA	1495	U	P-O3'-C3'	-11.49	105.91	119.70
55	CA	995	C	N1-C1'-C2'	-11.48	99.08	114.00
56	DB	91	C	N1-C1'-C2'	-11.46	99.10	114.00
24	BA	2866	U	P-O3'-C3'	11.46	133.46	119.70
24	DA	859	G	P-O3'-C3'	11.46	133.45	119.70
24	BA	2517	C	O4'-C1'-N1	11.46	117.37	108.20
24	DA	1265	A	P-O3'-C3'	11.45	133.43	119.70
24	BA	1865	U	C2-N3-C4	-11.41	120.16	127.00
55	CA	1068	G	P-O3'-C3'	-11.41	106.01	119.70
24	DA	527	C	O4'-C1'-N1	11.41	117.33	108.20
21	AA	122	G	P-O3'-C3'	-11.38	106.04	119.70
21	AA	331	G	P-O3'-C3'	-11.39	106.04	119.70
24	BA	961	C	P-O3'-C3'	11.38	133.36	119.70
24	DA	435	C	N1-C1'-C2'	-11.38	99.21	114.00
24	BA	1648	U	N1-C1'-C2'	-11.36	99.23	114.00
21	AA	454	G	P-O3'-C3'	-11.35	106.08	119.70

*Continued on next page...*

*Continued from previous page...*

Mol	Chain	Res	Type	Atoms	Z	Observed(°)	Ideal(°)
24	BA	142	A	P-O3'-C3'	-11.35	106.08	119.70
55	CA	1325	C	N1-C1'-C2'	-11.34	99.25	114.00
24	DA	2024	G	P-O3'-C3'	-11.33	106.10	119.70
24	DA	688	U	N1-C1'-C2'	-11.32	99.28	114.00
55	CA	330	C	N1-C1'-C2'	-11.32	99.29	114.00
24	BA	509	C	P-O3'-C3'	-11.31	106.12	119.70
24	DA	2492	U	N1-C1'-C2'	-11.31	99.30	114.00
21	AA	52	C	N1-C1'-C2'	-11.30	99.31	114.00
24	BA	92	U	N1-C1'-C2'	-11.30	99.31	114.00
56	DB	17	C	O4'-C1'-N1	11.27	117.22	108.20
24	BA	1931	U	N1-C1'-C2'	-11.23	99.40	114.00
24	BA	279	A	P-O3'-C3'	-11.22	106.24	119.70
24	DA	1249	U	N1-C1'-C2'	-11.21	99.43	114.00
21	AA	985	C	P-O3'-C3'	-11.21	106.25	119.70
21	AA	130	A	P-O3'-C3'	11.18	133.12	119.70
24	DA	1799	G	P-O3'-C3'	11.18	133.11	119.70
24	BA	1635	A	P-O3'-C3'	-11.17	106.29	119.70
24	DA	812	C	N1-C1'-C2'	-11.16	99.49	114.00
24	DA	1788	C	N1-C1'-C2'	-11.16	99.49	114.00
24	BA	1331	G	P-O3'-C3'	-11.16	106.31	119.70
55	CA	1147	C	N1-C1'-C2'	-11.15	99.50	114.00
24	DA	2310	C	N1-C1'-C2'	-11.12	99.55	114.00
24	DA	2581	G	P-O3'-C3'	11.11	133.03	119.70
55	CA	961	U	N1-C1'-C2'	-11.10	99.56	114.00
21	AA	1495	U	N1-C1'-C2'	-11.10	99.57	114.00
21	AA	1506	U	P-O3'-C3'	11.10	133.02	119.70
21	AA	891	U	N1-C1'-C2'	-11.09	99.59	114.00
24	DA	2752	C	O4'-C1'-N1	11.08	117.07	108.20
24	BA	2408	U	N1-C1'-C2'	-11.08	99.60	114.00
24	BA	1247	A	P-O3'-C3'	11.07	132.98	119.70
24	BA	2820	A	P-O3'-C3'	11.07	132.98	119.70
24	DA	1967	C	N1-C1'-C2'	-11.07	99.61	114.00
21	AA	934	C	P-O3'-C3'	11.06	132.97	119.70
45	DV	31	TYR	CB-CG-CD1	-11.06	114.36	121.00
24	BA	251	A	P-O3'-C3'	-11.06	106.43	119.70
24	BA	1022	G	P-O3'-C3'	11.05	132.97	119.70
24	DA	2586	U	N1-C1'-C2'	-11.05	99.63	114.00
24	BA	1289	C	N1-C1'-C2'	-11.04	99.64	114.00
24	DA	915	C	N1-C1'-C2'	-11.05	99.64	114.00
24	BA	932	U	P-O3'-C3'	11.04	132.95	119.70
24	DA	1782	U	N1-C1'-C2'	-11.04	99.65	114.00
24	BA	1210	G	P-O3'-C3'	11.03	132.94	119.70

*Continued on next page...*

*Continued from previous page...*

Mol	Chain	Res	Type	Atoms	Z	Observed(°)	Ideal(°)
24	DA	1648	U	N1-C1'-C2'	-11.02	99.67	114.00
25	BB	88	C	O4'-C1'-N1	-11.02	99.39	108.20
55	CA	547	A	P-O3'-C3'	11.01	132.91	119.70
21	AA	961	U	N1-C1'-C2'	-11.01	99.69	114.00
24	DA	241	A	P-O3'-C3'	11.01	132.91	119.70
21	AA	1202	U	N1-C1'-C2'	-11.00	99.70	114.00
24	BA	1993	U	N1-C1'-C2'	-11.00	99.70	114.00
55	CA	184	G	P-O3'-C3'	-11.00	106.50	119.70
24	BA	1023	U	N1-C1'-C2'	-10.99	99.71	114.00
24	BA	1675	C	N1-C1'-C2'	-10.99	99.71	114.00
24	BA	630	G	C2-N3-C4	-10.99	106.41	111.90
24	BA	74	A	P-O3'-C3'	10.98	132.88	119.70
24	BA	335	C	N1-C1'-C2'	-10.97	99.74	114.00
24	BA	449	A	P-O3'-C3'	-10.97	106.53	119.70
24	DA	1478	G	P-O3'-C3'	-10.97	106.54	119.70
24	DA	741	U	N1-C1'-C2'	-10.93	99.79	114.00
24	DA	1849	G	P-O3'-C3'	-10.93	106.59	119.70
55	CA	520	A	P-O3'-C3'	-10.92	106.60	119.70
24	DA	2403	C	N1-C1'-C2'	-10.90	99.83	114.00
21	AA	119	A	P-O3'-C3'	10.89	132.76	119.70
24	BA	1329	U	P-O3'-C3'	10.88	132.75	119.70
24	BA	806	C	N1-C1'-C2'	-10.87	99.87	114.00
24	BA	531	C	N1-C1'-C2'	10.87	128.12	114.00
24	DA	775	G	P-O3'-C3'	10.87	132.74	119.70
24	DA	2402	U	N1-C1'-C2'	-10.85	99.90	114.00
24	BA	2517	C	P-O3'-C3'	10.84	132.70	119.70
24	DA	860	U	N1-C1'-C2'	-10.83	99.92	114.00
55	CA	962	C	N1-C1'-C2'	-10.82	99.94	114.00
24	BA	764	A	P-O3'-C3'	10.81	132.68	119.70
55	CA	1161	C	P-O3'-C3'	-10.81	106.73	119.70
24	DA	1020	A	P-O3'-C3'	10.81	132.67	119.70
24	DA	128	C	N1-C1'-C2'	-10.81	99.95	114.00
55	CA	995	C	P-O3'-C3'	-10.80	106.74	119.70
55	CA	13	U	P-O3'-C3'	10.79	132.64	119.70
24	BA	241	A	P-O3'-C3'	10.78	132.63	119.70
24	DA	1566	A	P-O3'-C3'	10.78	132.63	119.70
24	BA	227	A	P-O3'-C3'	10.76	132.61	119.70
24	BA	1129	A	P-O3'-C3'	-10.75	106.80	119.70
55	CA	936	C	N1-C1'-C2'	-10.75	100.02	114.00
24	BA	1033	U	P-O3'-C3'	10.75	132.60	119.70
24	BA	1345	C	N1-C1'-C2'	-10.75	100.03	114.00
24	BA	531	C	P-O3'-C3'	10.74	132.59	119.70

*Continued on next page...*

*Continued from previous page...*

Mol	Chain	Res	Type	Atoms	Z	Observed(°)	Ideal(°)
24	DA	1013	C	N1-C1'-C2'	-10.74	100.04	114.00
24	DA	2023	C	O4'-C1'-N1	10.73	116.78	108.20
24	BA	1539	U	N1-C1'-C2'	-10.72	100.06	114.00
24	DA	2037	A	P-O3'-C3'	-10.72	106.84	119.70
24	DA	2034	U	N1-C1'-C2'	-10.69	100.11	114.00
24	BA	1013	C	N1-C1'-C2'	-10.67	100.12	114.00
24	BA	267	C	N1-C1'-C2'	-10.66	100.14	114.00
55	CA	1382	C	N1-C1'-C2'	-10.65	100.15	114.00
21	AA	316	C	N1-C1'-C2'	-10.65	100.15	114.00
24	BA	589	U	P-O3'-C3'	-10.65	106.92	119.70
55	CA	1161	C	N1-C1'-C2'	-10.64	100.16	114.00
24	DA	1681	G	P-O3'-C3'	10.61	132.44	119.70
24	BA	1602	U	P-O3'-C3'	10.61	132.43	119.70
24	DA	1158	C	N1-C1'-C2'	-10.61	100.21	114.00
24	DA	2251	G	P-O3'-C3'	-10.60	106.98	119.70
24	BA	2808	G	P-O3'-C3'	10.60	132.42	119.70
24	DA	2713	U	O4'-C1'-N1	-10.60	99.72	108.20
21	AA	536	C	N1-C1'-C2'	-10.60	100.22	114.00
55	CA	643	C	N1-C1'-C2'	-10.60	100.22	114.00
55	CA	1142	G	P-O3'-C3'	-10.58	107.00	119.70
24	BA	2581	G	P-O3'-C3'	10.57	132.39	119.70
55	CA	169	C	O4'-C1'-N1	10.54	116.63	108.20
21	AA	495	A	P-O3'-C3'	10.54	132.34	119.70
24	BA	231	A	P-O3'-C3'	-10.54	107.06	119.70
21	AA	97	G	P-O3'-C3'	-10.53	107.06	119.70
24	BA	2498	C	N1-C1'-C2'	-10.53	100.31	114.00
24	DA	752	A	P-O3'-C3'	10.53	132.33	119.70
24	BA	2439	A	P-O3'-C3'	10.53	132.33	119.70
24	BA	795	C	P-O3'-C3'	-10.52	107.08	119.70
24	DA	646	U	P-O3'-C3'	10.52	132.32	119.70
55	CA	87	C	N1-C1'-C2'	-10.51	100.34	114.00
24	BA	1385	A	P-O3'-C3'	10.50	132.29	119.70
24	BA	2310	C	N1-C1'-C2'	10.50	127.64	114.00
25	BB	90	C	N1-C1'-C2'	-10.49	100.36	114.00
24	BA	2585	U	P-O3'-C3'	10.49	132.28	119.70
55	CA	1192	C	N1-C1'-C2'	-10.48	100.37	114.00
24	DA	1267	U	N1-C1'-C2'	-10.47	100.39	114.00
24	DA	200	U	N1-C1'-C2'	-10.46	100.40	114.00
24	DA	976	G	P-O3'-C3'	-10.46	107.14	119.70
55	CA	316	C	N1-C1'-C2'	-10.46	100.40	114.00
55	CA	111	G	P-O3'-C3'	-10.46	107.15	119.70
24	BA	1997	C	P-O3'-C3'	-10.45	107.16	119.70

*Continued on next page...*

*Continued from previous page...*

Mol	Chain	Res	Type	Atoms	Z	Observed(°)	Ideal(°)
55	CA	248	C	P-O3'-C3'	-10.44	107.17	119.70
24	DA	2778	A	P-O3'-C3'	10.44	132.22	119.70
24	BA	803	U	P-O3'-C3'	-10.43	107.18	119.70
21	AA	1140	C	O4'-C1'-N1	10.43	116.54	108.20
24	DA	2851	A	P-O3'-C3'	-10.42	107.19	119.70
24	DA	1971	U	N1-C1'-C2'	-10.42	100.45	114.00
24	DA	973	A	P-O3'-C3'	10.41	132.19	119.70
24	DA	1982	U	N1-C1'-C2'	-10.40	100.48	114.00
24	DA	2068	U	N1-C1'-C2'	-10.39	100.49	114.00
56	DB	50	A	P-O3'-C3'	10.38	132.15	119.70
24	BA	2287	A	P-O3'-C3'	10.37	132.14	119.70
55	CA	110	C	N1-C1'-C2'	-10.36	100.53	114.00
24	DA	390	U	P-O3'-C3'	10.36	132.13	119.70
24	BA	138	U	N1-C1'-C2'	-10.35	100.54	114.00
56	DB	38	C	O4'-C1'-N1	10.35	116.48	108.20
24	BA	27	G	P-O3'-C3'	10.35	132.12	119.70
24	BA	1634	A	P-O3'-C3'	10.35	132.12	119.70
24	BA	805	G	P-O3'-C3'	10.34	132.11	119.70
24	DA	243	U	N1-C1'-C2'	-10.34	100.56	114.00
21	AA	315	A	P-O3'-C3'	10.32	132.08	119.70
24	BA	334	C	N1-C1'-C2'	-10.32	100.59	114.00
24	DA	1019	U	C2-N3-C4	-10.32	120.81	127.00
55	CA	705	G	P-O3'-C3'	-10.31	107.32	119.70
24	DA	2896	C	N1-C1'-C2'	-10.31	100.60	114.00
24	BA	1206	G	P-O3'-C3'	-10.30	107.33	119.70
56	DB	90	C	P-O3'-C3'	-10.30	107.34	119.70
24	BA	73	A	P-O3'-C3'	-10.29	107.35	119.70
24	BA	784	G	P-O3'-C3'	10.29	132.05	119.70
24	BA	752	A	P-O3'-C3'	10.29	132.04	119.70
24	BA	782	A	P-O3'-C3'	10.29	132.04	119.70
24	DA	2272	U	O4'-C1'-N1	-10.29	99.97	108.20
24	BA	1965	C	N1-C1'-C2'	-10.28	100.63	114.00
24	DA	1304	A	P-O3'-C3'	-10.28	107.36	119.70
24	BA	301	G	P-O3'-C3'	10.27	132.02	119.70
24	BA	1267	U	N1-C1'-C2'	-10.27	100.66	114.00
24	DA	2338	C	O4'-C1'-N1	10.26	116.41	108.20
21	AA	451	A	P-O3'-C3'	10.26	132.01	119.70
24	BA	603	A	P-O3'-C3'	10.25	132.00	119.70
21	AA	266	G	P-O3'-C3'	10.25	132.00	119.70
24	DA	1247	A	P-O3'-C3'	10.25	132.00	119.70
24	BA	2275	C	O4'-C1'-N1	10.25	116.40	108.20
24	BA	1499	C	P-O3'-C3'	-10.22	107.44	119.70

*Continued on next page...*

*Continued from previous page...*

Mol	Chain	Res	Type	Atoms	Z	Observed(°)	Ideal(°)
24	DA	865	C	P-O3'-C3'	10.22	131.97	119.70
21	AA	931	C	O4'-C1'-N1	10.21	116.37	108.20
24	BA	206	U	N1-C1'-C2'	-10.21	100.72	114.00
24	BA	2520	C	N1-C1'-C2'	-10.21	100.73	114.00
24	BA	1142	A	N3-C4-C5	10.20	133.94	126.80
24	BA	2874	C	N1-C1'-C2'	-10.20	100.74	114.00
55	CA	1285	A	P-O3'-C3'	10.19	131.93	119.70
56	DB	49	C	O3'-P-O5'	10.18	123.35	104.00
21	AA	1066	C	P-O3'-C3'	-10.18	107.49	119.70
24	BA	1462	C	N1-C1'-C2'	-10.18	100.77	114.00
24	BA	1012	U	O4'-C1'-N1	10.17	116.34	108.20
24	DA	206	U	N1-C1'-C2'	-10.17	100.78	114.00
24	BA	763	G	P-O3'-C3'	-10.16	107.51	119.70
24	BA	962	G	P-O3'-C3'	-10.16	107.51	119.70
24	BA	2857	G	C4-C5-N7	10.16	114.86	110.80
24	DA	2249	U	P-O3'-C3'	10.16	131.89	119.70
21	AA	564	C	N1-C1'-C2'	-10.15	100.80	114.00
24	BA	1856	U	O4'-C1'-N1	10.15	116.32	108.20
24	DA	2311	A	C6-N1-C2	-10.15	112.51	118.60
21	AA	354	G	P-O3'-C3'	-10.15	107.53	119.70
21	AA	965	U	P-O3'-C3'	10.14	131.87	119.70
24	BA	765	C	N1-C1'-C2'	-10.13	100.83	114.00
24	DA	483	A	P-O3'-C3'	-10.13	107.54	119.70
55	CA	1284	C	N1-C1'-C2'	-10.13	100.83	114.00
24	DA	1649	G	P-O3'-C3'	-10.13	107.55	119.70
24	DA	503	A	P-O3'-C3'	10.12	131.84	119.70
21	AA	1494	G	P-O3'-C3'	-10.11	107.57	119.70
55	CA	701	U	P-O3'-C3'	10.11	131.83	119.70
55	CA	723	U	N1-C1'-C2'	-10.11	100.86	114.00
55	CA	1259	C	N1-C1'-C2'	-10.10	100.87	114.00
24	DA	1931	U	N1-C1'-C2'	-10.09	100.88	114.00
24	DA	527	C	P-O3'-C3'	10.09	131.81	119.70
55	CA	1097	C	N1-C1'-C2'	-10.07	100.91	114.00
24	DA	2061	G	P-O3'-C3'	10.07	131.78	119.70
21	AA	1366	C	P-O3'-C3'	-10.06	107.62	119.70
21	AA	47	C	P-O3'-C3'	10.05	131.77	119.70
24	DA	1207	C	N1-C1'-C2'	-10.05	100.93	114.00
24	BA	555	G	P-O3'-C3'	10.05	131.76	119.70
21	AA	1161	C	P-O3'-C3'	-10.05	107.64	119.70
24	BA	506	G	P-O3'-C3'	10.04	131.75	119.70
55	CA	1153	G	P-O3'-C3'	-10.03	107.66	119.70
24	DA	1865	U	C2-N3-C4	-10.02	120.99	127.00

*Continued on next page...*

*Continued from previous page...*

Mol	Chain	Res	Type	Atoms	Z	Observed(°)	Ideal(°)
24	BA	2681	C	P-O3'-C3'	10.02	131.72	119.70
21	AA	467	U	N1-C1'-C2'	-10.02	100.98	114.00
24	BA	2266	A	P-O3'-C3'	10.02	131.72	119.70
21	AA	513	C	N1-C1'-C2'	-9.99	101.01	112.00
21	AA	1283	U	P-O3'-C3'	-9.99	107.72	119.70
24	BA	2451	A	C4-C5-N7	9.98	115.69	110.70
24	DA	1126	A	P-O3'-C3'	9.98	131.68	119.70
55	CA	537	G	P-O3'-C3'	-9.98	107.73	119.70
24	BA	1654	A	P-O3'-C3'	-9.96	107.75	119.70
24	DA	36	G	P-O3'-C3'	-9.95	107.75	119.70
21	AA	374	A	P-O3'-C3'	-9.95	107.76	119.70
24	DA	1400	U	N1-C1'-C2'	-9.95	101.05	112.00
24	DA	1936	A	P-O3'-C3'	9.95	131.64	119.70
24	BA	1326	U	P-O3'-C3'	-9.95	107.76	119.70
24	BA	84	A	P-O3'-C3'	9.95	131.64	119.70
55	CA	1052	U	N1-C1'-C2'	-9.94	101.06	112.00
24	DA	1611	C	N1-C1'-C2'	-9.94	101.06	112.00
24	DA	1314	C	P-O3'-C3'	-9.94	107.77	119.70
24	BA	1394	U	O4'-C1'-N1	-9.94	100.25	108.20
55	CA	549	C	N1-C1'-C2'	-9.94	101.06	112.00
55	CA	992	U	P-O3'-C3'	9.93	131.62	119.70
24	BA	1997	C	N1-C1'-C2'	-9.93	101.08	112.00
24	BA	1759	A	P-O3'-C3'	-9.92	107.80	119.70
24	BA	1019	U	N1-C2-N3	9.90	120.84	114.90
24	BA	1524	G	P-O3'-C3'	-9.90	107.82	119.70
24	DA	946	C	N1-C1'-C2'	-9.89	101.12	112.00
24	DA	2613	U	P-O3'-C3'	9.89	131.57	119.70
24	DA	1498	C	N1-C1'-C2'	-9.88	101.13	112.00
21	AA	370	C	P-O3'-C3'	-9.88	107.85	119.70
21	AA	687	A	P-O3'-C3'	9.88	131.55	119.70
21	AA	115	G	P-O3'-C3'	9.87	131.55	119.70
24	DA	2214	C	N1-C1'-C2'	-9.87	101.14	112.00
24	DA	2691	C	N1-C1'-C2'	-9.85	101.16	112.00
24	DA	1291	C	N1-C1'-C2'	-9.84	101.17	112.00
24	DA	1993	U	N1-C1'-C2'	-9.84	101.17	112.00
24	BA	1112	G	P-O3'-C3'	-9.84	107.89	119.70
21	AA	547	A	P-O3'-C3'	9.84	131.50	119.70
24	DA	989	G	P-O3'-C3'	9.83	131.50	119.70
24	BA	197	A	P-O3'-C3'	-9.83	107.91	119.70
55	CA	719	C	P-O3'-C3'	-9.83	107.91	119.70
24	DA	1556	C	N1-C1'-C2'	-9.83	101.19	112.00
24	DA	961	C	O4'-C1'-N1	9.82	116.06	108.20

*Continued on next page...*

*Continued from previous page...*

Mol	Chain	Res	Type	Atoms	Z	Observed(°)	Ideal(°)
24	BA	2492	U	N1-C1'-C2'	-9.82	101.20	112.00
24	DA	1867	G	P-O3'-C3'	-9.82	107.91	119.70
24	BA	1865	U	C5-C4-O4	-9.81	120.01	125.90
24	DA	2585	U	P-O3'-C3'	9.81	131.47	119.70
24	BA	2275	C	P-O3'-C3'	9.81	131.47	119.70
24	BA	795	C	N1-C1'-C2'	-9.80	101.22	112.00
21	AA	422	C	P-O3'-C3'	9.80	131.46	119.70
24	BA	919	U	C2-N1-C1'	9.79	129.45	117.70
25	BB	42	C	N1-C1'-C2'	-9.80	101.22	112.00
24	DA	1636	U	N1-C1'-C2'	-9.80	101.22	112.00
21	AA	814	A	P-O3'-C3'	-9.79	107.95	119.70
24	BA	2894	G	P-O3'-C3'	-9.79	107.95	119.70
24	DA	622	G	P-O3'-C3'	-9.79	107.96	119.70
55	CA	84	U	P-O3'-C3'	9.78	131.43	119.70
56	DB	104	A	N7-C8-N9	9.78	118.69	113.80
21	AA	1141	C	N1-C1'-C2'	-9.77	101.25	112.00
55	CA	210	C	P-O3'-C3'	9.76	131.42	119.70
24	BA	313	G	P-O3'-C3'	-9.76	107.99	119.70
24	BA	1126	A	P-O3'-C3'	9.76	131.41	119.70
21	AA	753	A	P-O3'-C3'	9.75	131.40	119.70
21	AA	1303	C	N1-C1'-C2'	-9.75	101.27	112.00
24	BA	224	U	N1-C1'-C2'	-9.75	101.28	112.00
21	AA	1095	U	N1-C1'-C2'	-9.74	101.28	112.00
24	BA	1716	U	N1-C1'-C2'	-9.73	101.29	112.00
55	CA	967	C	N1-C1'-C2'	-9.73	101.30	112.00
24	DA	1607	C	P-O3'-C3'	9.73	131.37	119.70
56	DB	76	G	N3-C4-N9	-9.73	120.16	126.00
24	DA	1811	G	P-O3'-C3'	-9.72	108.03	119.70
55	CA	252	U	N1-C1'-C2'	-9.72	101.31	112.00
21	AA	347	G	P-O3'-C3'	-9.70	108.06	119.70
24	BA	1667	G	P-O3'-C3'	9.69	131.32	119.70
24	BA	2423	U	N1-C1'-C2'	9.68	126.58	114.00
24	BA	913	U	P-O3'-C3'	9.67	131.31	119.70
24	BA	2319	G	P-O3'-C3'	9.66	131.29	119.70
24	BA	2615	U	N1-C1'-C2'	-9.66	101.37	112.00
21	AA	5	U	P-O3'-C3'	9.66	131.29	119.70
24	DA	775	G	O4'-C1'-N9	9.65	115.92	108.20
21	AA	1201	A	P-O3'-C3'	9.64	131.26	119.70
24	BA	62	U	P-O3'-C3'	9.62	131.25	119.70
55	CA	83	C	O4'-C1'-N1	9.62	115.90	108.20
24	BA	1962	C	P-O3'-C3'	9.62	131.24	119.70
24	DA	2069	G	P-O3'-C3'	-9.61	108.17	119.70

*Continued on next page...*



*Continued from previous page...*

Mol	Chain	Res	Type	Atoms	Z	Observed(°)	Ideal(°)
21	AA	1455	G	P-O3'-C3'	-9.60	108.18	119.70
24	BA	2451	A	N7-C8-N9	9.60	118.60	113.80
24	DA	638	G	P-O3'-C3'	-9.60	108.18	119.70
56	DB	48	U	P-O3'-C3'	-9.60	108.18	119.70
25	BB	16	G	P-O3'-C3'	-9.60	108.19	119.70
24	DA	2337	G	P-O3'-C3'	-9.58	108.20	119.70
25	BB	14	U	P-O3'-C3'	9.58	131.19	119.70
24	DA	2267	A	N9-C4-C5	-9.57	101.97	105.80
21	AA	962	C	N1-C1'-C2'	-9.57	101.48	112.00
55	CA	130	A	P-O3'-C3'	9.57	131.18	119.70
24	BA	1265	A	P-O3'-C3'	9.56	131.18	119.70
55	CA	81	A	P-O3'-C3'	9.56	131.17	119.70
24	BA	1082	U	O4'-C1'-N1	9.56	115.84	108.20
24	DA	444	C	N1-C1'-C2'	-9.56	101.49	112.00
55	CA	821	G	P-O3'-C3'	-9.55	108.24	119.70
24	BA	1954	G	P-O3'-C3'	9.54	131.15	119.70
24	BA	1778	U	C2-N3-C4	-9.54	121.27	127.00
24	BA	364	C	N1-C1'-C2'	-9.54	101.51	112.00
24	DA	2311	A	C4-C5-C6	9.54	121.77	117.00
24	DA	1569	A	P-O3'-C3'	-9.53	108.26	119.70
24	DA	1088	A	C5-C6-N1	-9.53	112.94	117.70
24	DA	1080	A	P-O3'-C3'	-9.53	108.27	119.70
24	DA	510	C	N1-C1'-C2'	-9.52	101.53	112.00
24	BA	61	C	N1-C1'-C2'	-9.52	101.53	112.00
24	BA	1971	U	N1-C1'-C2'	-9.52	101.53	112.00
24	BA	1964	G	P-O3'-C3'	9.51	131.12	119.70
24	DA	688	U	P-O3'-C3'	-9.51	108.29	119.70
21	AA	109	A	P-O3'-C3'	9.51	131.11	119.70
55	CA	251	G	P-O3'-C3'	9.51	131.11	119.70
24	DA	1708	C	P-O3'-C3'	-9.51	108.29	119.70
24	DA	2408	U	N1-C1'-C2'	-9.51	101.54	112.00
24	BA	1683	U	N1-C1'-C2'	-9.50	101.55	112.00
24	BA	2866	U	O4'-C1'-N1	9.49	115.80	108.20
24	DA	60	G	P-O3'-C3'	9.49	131.09	119.70
24	BA	2408	U	P-O3'-C3'	-9.49	108.31	119.70
24	BA	1784	A	P-O3'-C3'	9.49	131.09	119.70
24	BA	933	A	P-O3'-C3'	-9.48	108.32	119.70
21	AA	1278	G	P-O3'-C3'	9.46	131.06	119.70
21	AA	1506	U	O4'-C1'-N1	9.46	115.77	108.20
55	CA	1259	C	P-O3'-C3'	-9.46	108.35	119.70
24	BA	1785	A	C5-N7-C8	-9.46	99.17	103.90
55	CA	1124	G	P-O3'-C3'	9.45	131.04	119.70

*Continued on next page...*

*Continued from previous page...*

Mol	Chain	Res	Type	Atoms	Z	Observed(°)	Ideal(°)
56	DB	91	C	O4'-C1'-N1	9.44	115.75	108.20
24	BA	2051	A	P-O3'-C3'	9.43	131.02	119.70
55	CA	460	A	P-O3'-C3'	-9.43	108.38	119.70
24	DA	271	G	P-O3'-C3'	9.43	131.01	119.70
24	BA	413	C	N1-C1'-C2'	-9.42	101.64	112.00
21	AA	13	U	P-O3'-C3'	9.42	131.00	119.70
55	CA	1192	C	P-O3'-C3'	-9.42	108.40	119.70
24	DA	2881	U	N1-C1'-C2'	-9.42	101.64	112.00
55	CA	1215	G	P-O3'-C3'	-9.40	108.42	119.70
24	DA	2200	C	P-O3'-C3'	-9.40	108.42	119.70
24	BA	1498	C	N1-C1'-C2'	-9.39	101.67	112.00
24	BA	1558	C	P-O3'-C3'	9.38	130.96	119.70
24	BA	2611	C	N1-C1'-C2'	-9.38	101.68	112.00
21	AA	965	U	O4'-C1'-N1	9.38	115.71	108.20
24	DA	997	G	P-O3'-C3'	-9.38	108.44	119.70
21	AA	1528	U	N1-C1'-C2'	9.38	126.19	114.00
24	DA	104	A	P-O3'-C3'	-9.37	108.45	119.70
24	DA	164	C	P-O3'-C3'	-9.37	108.45	119.70
24	BA	2197	U	P-O3'-C3'	9.37	130.94	119.70
24	BA	2629	U	P-O3'-C3'	9.37	130.94	119.70
24	BA	2447	G	N3-C4-C5	-9.36	123.92	128.60
55	CA	1358	U	O4'-C1'-N1	9.35	115.68	108.20
24	DA	774	G	P-O3'-C3'	9.34	130.91	119.70
24	BA	459	U	N1-C1'-C2'	-9.34	101.73	112.00
24	DA	1932	A	P-O3'-C3'	-9.34	108.50	119.70
55	CA	517	G	P-O3'-C3'	9.33	130.89	119.70
24	BA	2572	A	P-O3'-C3'	9.32	130.89	119.70
55	CA	1145	A	P-O3'-C3'	9.32	130.88	119.70
24	DA	2439	A	P-O3'-C3'	9.32	130.89	119.70
24	DA	423	A	P-O3'-C3'	-9.32	108.52	119.70
24	BA	386	G	O4'-C1'-N9	9.32	115.65	108.20
24	DA	217	A	P-O3'-C3'	-9.31	108.52	119.70
55	CA	1097	C	O4'-C1'-N1	9.30	115.64	108.20
24	BA	2832	U	P-O3'-C3'	9.30	130.86	119.70
24	DA	1957	C	P-O3'-C3'	-9.29	108.55	119.70
24	BA	1033	U	O4'-C1'-N1	9.29	115.63	108.20
55	CA	653	U	P-O3'-C3'	9.28	130.83	119.70
24	BA	1965	C	P-O3'-C3'	-9.28	108.57	119.70
24	DA	1060	U	N3-C4-O4	9.27	125.89	119.40
24	BA	374	A	P-O3'-C3'	-9.26	108.58	119.70
24	BA	1782	U	N1-C1'-C2'	-9.26	101.81	112.00
24	DA	1931	U	P-O3'-C3'	-9.26	108.58	119.70

*Continued on next page...*

*Continued from previous page...*

Mol	Chain	Res	Type	Atoms	Z	Observed(°)	Ideal(°)
24	DA	1158	C	P-O3'-C3'	-9.26	108.59	119.70
21	AA	214	C	N1-C1'-C2'	-9.26	101.82	112.00
21	AA	1337	G	P-O3'-C3'	-9.25	108.60	119.70
24	DA	2681	C	P-O3'-C3'	9.25	130.80	119.70
24	DA	1236	G	P-O3'-C3'	9.24	130.79	119.70
24	BA	2210	U	P-O3'-C3'	9.23	130.78	119.70
24	BA	483	A	P-O3'-C3'	-9.23	108.62	119.70
24	BA	995	C	P-O3'-C3'	9.23	130.78	119.70
24	BA	2458	G	P-O3'-C3'	9.23	130.78	119.70
21	AA	1449	C	O4'-C1'-N1	9.23	115.58	108.20
55	CA	1382	C	P-O3'-C3'	-9.22	108.63	119.70
24	DA	436	C	O4'-C1'-N1	9.22	115.58	108.20
55	CA	519	C	N1-C1'-C2'	-9.21	101.87	112.00
24	DA	1524	G	P-O3'-C3'	-9.21	108.64	119.70
24	DA	389	G	P-O3'-C3'	-9.21	108.65	119.70
24	BA	215	G	P-O3'-C3'	9.21	130.75	119.70
24	BA	1287	A	P-O3'-C3'	-9.21	108.65	119.70
21	AA	1320	C	N1-C1'-C2'	-9.21	101.87	112.00
24	DA	830	G	P-O3'-C3'	9.21	130.75	119.70
24	BA	2063	C	N1-C1'-C2'	-9.20	101.88	112.00
24	BA	2612	C	P-O3'-C3'	-9.20	108.66	119.70
24	BA	859	G	P-O3'-C3'	9.20	130.73	119.70
21	AA	1401	G	P-O3'-C3'	-9.19	108.67	119.70
24	DA	671	C	N1-C1'-C2'	-9.19	101.89	112.00
56	DB	56	G	P-O3'-C3'	9.19	130.73	119.70
55	CA	238	A	P-O3'-C3'	9.19	130.73	119.70
24	DA	2777	G	P-O3'-C3'	-9.19	108.67	119.70
24	DA	2447	G	P-O3'-C3'	9.19	130.73	119.70
21	AA	1297	G	P-O3'-C3'	9.18	130.72	119.70
24	DA	335	C	N1-C1'-C2'	-9.18	101.90	112.00
21	AA	1452	C	P-O3'-C3'	9.17	130.71	119.70
24	DA	2101	A	P-O3'-C3'	-9.17	108.69	119.70
21	AA	370	C	O4'-C1'-N1	9.17	115.53	108.20
24	DA	302	C	O4'-C1'-N1	9.16	115.53	108.20
24	BA	100	U	P-O3'-C3'	9.16	130.69	119.70
21	AA	267	C	N1-C1'-C2'	-9.16	101.93	112.00
24	BA	2575	C	C5-C4-N4	-9.16	113.79	120.20
24	DA	1110	G	P-O3'-C3'	9.16	130.69	119.70
24	BA	1268	A	P-O3'-C3'	-9.15	108.72	119.70
24	BA	1072	C	P-O3'-C3'	-9.14	108.73	119.70
24	DA	916	G	P-O3'-C3'	-9.14	108.73	119.70
24	BA	2551	C	O4'-C1'-N1	9.14	115.51	108.20

*Continued on next page...*

*Continued from previous page...*

Mol	Chain	Res	Type	Atoms	Z	Observed(°)	Ideal(°)
24	DA	603	A	P-O3'-C3'	9.13	130.66	119.70
24	BA	436	C	N1-C1'-C2'	-9.12	101.97	112.00
24	BA	1731	G	N3-C4-N9	-9.12	120.53	126.00
24	DA	2312	U	C6-N1-C2	-9.12	115.53	121.00
24	BA	2249	U	N1-C1'-C2'	9.11	125.85	114.00
24	DA	1491	G	P-O3'-C3'	-9.11	108.77	119.70
24	BA	2860	A	C4-C5-C6	9.10	121.55	117.00
21	AA	110	C	N1-C1'-C2'	-9.10	101.99	112.00
24	BA	2797	U	O4'-C1'-N1	9.10	115.48	108.20
24	DA	1207	C	P-O3'-C3'	-9.10	108.78	119.70
24	BA	1027	A	P-O3'-C3'	-9.10	108.78	119.70
24	BA	2034	U	N1-C1'-C2'	-9.10	102.00	112.00
24	BA	2860	A	C6-C5-N7	-9.10	125.93	132.30
24	DA	945	A	P-O3'-C3'	9.09	130.61	119.70
24	DA	2033	A	C6-N1-C2	9.09	124.05	118.60
24	BA	2770	G	C2-N3-C4	-9.09	107.36	111.90
24	BA	2021	C	P-O3'-C3'	9.08	130.60	119.70
24	BA	207	A	N9-C1'-C2'	-9.07	102.02	112.00
24	BA	2136	G	P-O3'-C3'	-9.07	108.81	119.70
24	DA	2726	A	P-O3'-C3'	9.07	130.59	119.70
24	DA	1320	C	P-O3'-C3'	9.06	130.57	119.70
21	AA	96	U	N1-C1'-C2'	-9.06	102.03	112.00
55	CA	14	U	N1-C1'-C2'	-9.06	102.03	112.00
55	CA	936	C	P-O3'-C3'	-9.06	108.83	119.70
24	DA	2348	U	N1-C1'-C2'	-9.06	102.04	112.00
24	BA	1653	G	P-O3'-C3'	9.05	130.56	119.70
24	BA	1072	C	N1-C1'-C2'	-9.05	102.05	112.00
24	BA	1675	C	P-O3'-C3'	-9.05	108.84	119.70
21	AA	513	C	P-O3'-C3'	-9.04	108.85	119.70
24	BA	196	A	O4'-C1'-N9	9.04	115.43	108.20
55	CA	132	C	P-O3'-C3'	-9.03	108.86	119.70
24	BA	728	G	P-O3'-C3'	9.03	130.54	119.70
24	DA	802	A	P-O3'-C3'	-9.03	108.86	119.70
24	DA	2297	A	P-O3'-C3'	-9.03	108.86	119.70
24	BA	2756	U	P-O3'-C3'	9.03	130.53	119.70
24	DA	2188	U	O4'-C1'-N1	9.03	115.42	108.20
24	BA	1757	A	P-O3'-C3'	9.02	130.53	119.70
24	BA	1021	A	P-O3'-C3'	-9.02	108.87	119.70
55	CA	508	U	P-O3'-C3'	9.01	130.51	119.70
21	AA	1228	C	N1-C1'-C2'	-9.01	102.09	112.00
24	DA	1615	C	N1-C1'-C2'	9.01	125.71	114.00
24	DA	2656	U	N1-C1'-C2'	-9.00	102.10	112.00

*Continued on next page...*

*Continued from previous page...*

Mol	Chain	Res	Type	Atoms	Z	Observed(°)	Ideal(°)
24	DA	1647	U	O4'-C1'-N1	9.00	115.40	108.20
21	AA	1303	C	P-O3'-C3'	-9.00	108.90	119.70
24	BA	1045	C	P-O3'-C3'	8.99	130.48	119.70
24	DA	2282	G	P-O3'-C3'	8.98	130.48	119.70
56	DB	88	C	N1-C1'-C2'	8.98	125.68	114.00
24	BA	204	A	P-O3'-C3'	8.98	130.48	119.70
24	DA	62	U	P-O3'-C3'	-8.97	108.94	119.70
24	DA	142	A	P-O3'-C3'	-8.97	108.94	119.70
24	DA	1291	C	O4'-C1'-N1	8.97	115.38	108.20
24	DA	1667	G	P-O3'-C3'	8.97	130.46	119.70
24	DA	2716	C	O4'-C1'-N1	8.97	115.37	108.20
24	DA	2267	A	C4-C5-N7	8.96	115.18	110.70
24	BA	1345	C	P-O5'-C5'	-8.96	106.56	120.90
24	DA	1079	C	N1-C1'-C2'	-8.96	102.15	112.00
55	CA	1052	U	P-O3'-C3'	-8.96	108.95	119.70
24	DA	1135	C	N1-C1'-C2'	-8.95	102.15	112.00
24	DA	2645	G	P-O3'-C3'	8.95	130.44	119.70
24	BA	2616	C	O4'-C1'-N1	8.95	115.36	108.20
55	CA	566	G	C4-N9-C1'	-8.95	114.86	126.50
24	BA	685	A	P-O3'-C3'	8.95	130.44	119.70
24	DA	311	A	P-O3'-C3'	8.95	130.44	119.70
55	CA	276	G	P-O3'-C3'	-8.94	108.97	119.70
24	DA	1511	G	P-O3'-C3'	-8.94	108.97	119.70
55	CA	62	U	P-O3'-C3'	-8.93	108.98	119.70
24	DA	116	C	O4'-C1'-N1	8.93	115.35	108.20
24	BA	973	A	P-O3'-C3'	8.93	130.42	119.70
24	DA	1758	U	N1-C1'-C2'	8.93	125.60	114.00
24	DA	803	U	N1-C1'-C2'	-8.92	102.19	112.00
55	CA	565	U	P-O3'-C3'	-8.91	109.00	119.70
24	DA	2586	U	P-O3'-C3'	-8.91	109.01	119.70
21	AA	83	C	O4'-C1'-N1	8.91	115.33	108.20
24	BA	1142	A	C8-N9-C1'	8.91	143.74	127.70
24	DA	84	A	P-O3'-C3'	8.91	130.39	119.70
24	DA	273	G	P-O3'-C3'	-8.90	109.01	119.70
24	BA	633	A	C6-C5-N7	-8.89	126.07	132.30
24	BA	746	U	P-O3'-C3'	8.89	130.37	119.70
55	CA	717	U	N1-C1'-C2'	8.88	125.55	114.00
21	AA	87	C	N1-C1'-C2'	-8.87	102.24	112.00
55	CA	317	U	P-O3'-C3'	-8.87	109.06	119.70
56	DB	104	A	C4-C5-C6	8.87	121.43	117.00
24	DA	1963	U	O4'-C1'-N1	8.87	115.29	108.20
24	DA	436	C	P-O3'-C3'	-8.86	109.07	119.70

*Continued on next page...*

*Continued from previous page...*

Mol	Chain	Res	Type	Atoms	Z	Observed(°)	Ideal(°)
24	BA	2503	A	P-O3'-C3'	8.86	130.33	119.70
24	DA	1061	U	C5-C6-N1	8.86	127.13	122.70
24	BA	1158	C	N1-C1'-C2'	-8.85	102.26	112.00
24	DA	1290	C	N1-C1'-C2'	-8.85	102.26	112.00
24	DA	1915	U	N1-C1'-C2'	-8.85	102.26	112.00
24	DA	672	C	P-O3'-C3'	-8.85	109.08	119.70
24	DA	2280	G	P-O3'-C3'	-8.85	109.08	119.70
24	BA	1247	A	O4'-C1'-N9	8.85	115.28	108.20
24	BA	2354	C	O4'-C1'-N1	-8.85	101.12	108.20
55	CA	512	U	O4'-C1'-N1	8.85	115.28	108.20
24	DA	2307	G	P-O3'-C3'	8.85	130.32	119.70
24	DA	729	G	P-O3'-C3'	-8.84	109.10	119.70
24	BA	1606	C	P-O3'-C3'	8.83	130.30	119.70
24	BA	1971	U	P-O3'-C3'	-8.83	109.10	119.70
24	BA	2511	U	C2-N3-C4	-8.83	121.70	127.00
55	CA	96	U	P-O3'-C3'	-8.83	109.10	119.70
24	BA	2310	C	O4'-C1'-N1	-8.83	101.14	108.20
25	BB	40	U	P-O3'-C3'	8.83	130.29	119.70
24	DA	1326	U	O4'-C1'-N1	8.83	115.26	108.20
24	BA	2344	U	P-O3'-C3'	8.83	130.29	119.70
21	AA	967	C	N1-C1'-C2'	-8.82	102.30	112.00
25	BB	11	C	O4'-C1'-N1	8.82	115.25	108.20
24	DA	2036	C	N1-C1'-C2'	-8.82	102.30	112.00
24	DA	633	A	N1-C6-N6	8.81	123.89	118.60
24	DA	1655	A	P-O3'-C3'	-8.81	109.13	119.70
24	BA	1345	C	P-O3'-C3'	-8.80	109.14	119.70
55	CA	936	C	O4'-C1'-N1	8.79	115.24	108.20
21	AA	51	A	P-O3'-C3'	8.79	130.25	119.70
55	CA	512	U	N1-C1'-C2'	-8.79	102.33	112.00
24	DA	2833	U	P-O3'-C3'	8.78	130.24	119.70
55	CA	1399	C	P-O3'-C3'	8.78	130.24	119.70
55	CA	965	U	P-O3'-C3'	8.78	130.23	119.70
24	DA	867	C	P-O3'-C3'	-8.77	109.17	119.70
24	BA	2225	A	P-O3'-C3'	8.77	130.22	119.70
24	BA	1802	A	P-O3'-C3'	-8.77	109.18	119.70
24	BA	1113	U	P-O3'-C3'	-8.76	109.18	119.70
55	CA	721	G	P-O3'-C3'	8.76	130.21	119.70
24	DA	614	A	P-O3'-C3'	8.76	130.22	119.70
21	AA	968	A	P-O3'-C3'	8.76	130.21	119.70
21	AA	1321	U	N1-C1'-C2'	-8.76	102.36	112.00
55	CA	935	A	P-O3'-C3'	-8.76	109.19	119.70
24	BA	587	C	C6-N1-C2	8.75	123.80	120.30

*Continued on next page...*

*Continued from previous page...*

Mol	Chain	Res	Type	Atoms	Z	Observed(°)	Ideal(°)
55	CA	366	A	P-O3'-C3'	8.75	130.20	119.70
24	BA	811	U	N1-C1'-C2'	8.75	125.37	114.00
21	AA	534	U	N1-C1'-C2'	-8.75	102.38	112.00
55	CA	1528	U	P-O3'-C3'	8.73	130.18	119.70
55	CA	89	U	N1-C1'-C2'	-8.73	102.40	112.00
55	CA	595	A	P-O3'-C3'	8.72	130.17	119.70
24	DA	2503	A	P-O3'-C3'	8.72	130.16	119.70
24	BA	1865	U	N1-C1'-C2'	8.72	125.33	114.00
24	BA	2857	G	C6-C5-N7	-8.72	125.17	130.40
21	AA	754	C	P-O3'-C3'	-8.71	109.25	119.70
24	BA	1178	C	O4'-C1'-N1	8.71	115.17	108.20
24	DA	1400	U	P-O3'-C3'	-8.71	109.25	119.70
24	BA	620	G	P-O3'-C3'	8.71	130.15	119.70
21	AA	1381	U	N1-C1'-C2'	-8.70	102.42	112.00
21	AA	1363	A	P-O3'-C3'	8.70	130.14	119.70
24	DA	370	G	N3-C4-N9	-8.70	120.78	126.00
21	AA	1449	C	N1-C1'-C2'	-8.70	102.43	112.00
24	DA	2847	U	P-O3'-C3'	8.70	130.14	119.70
21	AA	1288	A	P-O3'-C3'	-8.69	109.27	119.70
24	DA	765	C	N1-C1'-C2'	-8.69	102.44	112.00
24	DA	1615	C	P-O3'-C3'	8.69	130.13	119.70
24	DA	2713	U	N1-C1'-C2'	8.69	125.30	114.00
24	BA	2860	A	N9-C4-C5	-8.69	102.33	105.80
24	DA	442	G	P-O3'-C3'	8.69	130.13	119.70
24	DA	1956	U	O4'-C1'-N1	8.69	115.15	108.20
24	DA	1957	C	N1-C1'-C2'	-8.68	102.45	112.00
24	BA	2836	U	N1-C1'-C2'	-8.67	102.46	112.00
24	DA	1072	C	N1-C1'-C2'	-8.67	102.46	112.00
24	DA	1019	U	O4'-C1'-N1	8.67	115.14	108.20
24	DA	1142	A	C5-N7-C8	-8.66	99.57	103.90
24	DA	1499	C	O4'-C1'-N1	8.66	115.13	108.20
21	AA	94	G	P-O3'-C3'	8.66	130.09	119.70
24	BA	2566	A	P-O3'-C3'	8.66	130.09	119.70
24	BA	865	C	P-O3'-C3'	8.64	130.07	119.70
24	BA	957	C	O4'-C1'-N1	-8.64	101.29	108.20
24	BA	503	A	P-O3'-C3'	8.63	130.06	119.70
24	BA	2451	A	C4-C5-C6	-8.63	112.68	117.00
24	DA	2239	G	P-O3'-C3'	-8.63	109.34	119.70
24	BA	990	A	P-O3'-C3'	-8.63	109.35	119.70
55	CA	367	U	N1-C2-N3	-8.63	109.72	114.90
24	BA	2539	C	P-O3'-C3'	-8.63	109.35	119.70
21	AA	1283	U	N1-C1'-C2'	-8.62	102.52	112.00

*Continued on next page...*

*Continued from previous page...*

Mol	Chain	Res	Type	Atoms	Z	Observed(°)	Ideal(°)
24	DA	164	C	N1-C1'-C2'	-8.61	102.52	112.00
24	DA	2322	A	P-O3'-C3'	-8.61	109.37	119.70
24	BA	1490	A	P-O3'-C3'	8.61	130.03	119.70
24	DA	476	G	P-O3'-C3'	-8.61	109.37	119.70
24	BA	2902	C	O4'-C1'-N1	8.60	115.08	108.20
24	BA	1427	A	P-O3'-C3'	8.60	130.02	119.70
55	CA	934	C	P-O3'-C3'	8.59	130.01	119.70
24	BA	1311	G	P-O3'-C3'	8.59	130.01	119.70
21	AA	1182	G	P-O3'-C3'	8.59	130.00	119.70
55	CA	874	G	P-O3'-C3'	-8.58	109.40	119.70
24	BA	1957	C	P-O3'-C3'	-8.58	109.41	119.70
55	CA	331	G	P-O3'-C3'	-8.58	109.41	119.70
24	BA	783	A	P-O3'-C3'	-8.57	109.41	119.70
24	BA	613	A	P-O3'-C3'	8.57	129.99	119.70
24	BA	1963	U	N1-C1'-C2'	-8.57	102.57	112.00
24	BA	573	U	O4'-C1'-N1	8.57	115.06	108.20
55	CA	875	U	N1-C1'-C2'	-8.57	102.58	112.00
24	DA	2267	A	N3-C4-N9	8.56	134.25	127.40
24	DA	2575	C	C2-N3-C4	-8.56	115.62	119.90
55	CA	688	G	P-O3'-C3'	-8.56	109.43	119.70
24	BA	627	A	P-O3'-C3'	8.56	129.97	119.70
55	CA	531	U	P-O3'-C3'	8.56	129.97	119.70
55	CA	1399	C	O4'-C1'-N1	8.56	115.05	108.20
21	AA	913	A	P-O3'-C3'	8.55	129.97	119.70
55	CA	367	U	P-O3'-C3'	8.55	129.96	119.70
24	DA	1499	C	P-O3'-C3'	-8.55	109.44	119.70
24	DA	1326	U	N1-C1'-C2'	-8.54	102.61	112.00
21	AA	962	C	P-O3'-C3'	-8.53	109.46	119.70
24	DA	2447	G	O4'-C1'-N9	8.53	115.03	108.20
24	BA	803	U	N3-C2-O2	-8.53	116.23	122.20
24	BA	2385	C	P-O3'-C3'	-8.53	109.47	119.70
24	BA	2645	G	O4'-C1'-N9	8.53	115.02	108.20
21	AA	1432	G	P-O3'-C3'	8.52	129.93	119.70
55	CA	1096	C	P-O3'-C3'	-8.52	109.48	119.70
24	BA	645	C	N1-C1'-C2'	8.52	125.07	114.00
24	BA	588	U	N1-C1'-C2'	-8.51	102.64	112.00
24	BA	2450	A	P-O3'-C3'	-8.51	109.48	119.70
55	CA	566	G	P-O3'-C3'	8.51	129.91	119.70
24	DA	86	G	P-O3'-C3'	-8.51	109.49	119.70
24	DA	984	A	P-O3'-C3'	8.51	129.91	119.70
55	CA	1345	U	O4'-C1'-N1	8.51	115.01	108.20
24	BA	335	C	P-O3'-C3'	-8.51	109.49	119.70

*Continued on next page...*



*Continued from previous page...*

Mol	Chain	Res	Type	Atoms	Z	Observed(°)	Ideal(°)
24	BA	1786	A	O4'-C1'-N9	8.51	115.00	108.20
24	BA	2712	C	P-O3'-C3'	8.50	129.90	119.70
24	BA	1174	U	N1-C1'-C2'	-8.50	102.65	112.00
24	BA	1091	G	P-O3'-C3'	-8.49	109.51	119.70
55	CA	510	A	P-O3'-C3'	-8.49	109.51	119.70
24	DA	2266	A	P-O3'-C3'	8.49	129.89	119.70
21	AA	14	U	P-O3'-C3'	-8.49	109.51	119.70
24	DA	531	C	N1-C1'-C2'	8.49	125.04	114.00
24	DA	1455	G	P-O3'-C3'	-8.49	109.51	119.70
55	CA	931	C	O4'-C1'-N1	8.49	114.99	108.20
24	BA	633	A	C4-C5-C6	8.49	121.24	117.00
55	CA	500	G	P-O3'-C3'	-8.49	109.52	119.70
21	AA	169	C	C5-C4-N4	8.48	126.14	120.20
24	BA	1286	A	P-O3'-C3'	8.48	129.88	119.70
55	CA	316	C	O4'-C1'-N1	8.48	114.98	108.20
24	DA	2407	A	P-O3'-C3'	-8.47	109.53	119.70
21	AA	480	U	O4'-C1'-N1	8.47	114.98	108.20
24	BA	1020	A	P-O3'-C3'	8.47	129.86	119.70
55	CA	1448	C	N1-C1'-C2'	-8.46	102.69	112.00
56	DB	52	A	C8-N9-C4	-8.46	102.42	105.80
24	BA	489	G	P-O3'-C3'	8.46	129.85	119.70
21	AA	1192	C	P-O3'-C3'	-8.45	109.56	119.70
24	BA	919	U	N3-C2-O2	-8.45	116.28	122.20
24	BA	2575	C	N3-C4-C5	8.45	125.28	121.90
55	CA	451	A	P-O3'-C3'	8.45	129.84	119.70
55	CA	481	G	P-O3'-C3'	8.45	129.84	119.70
24	BA	1396	U	O4'-C1'-N1	8.45	114.96	108.20
24	DA	229	C	P-O3'-C3'	-8.45	109.57	119.70
24	DA	103	A	P-O3'-C3'	-8.44	109.57	119.70
24	BA	1455	G	P-O3'-C3'	-8.44	109.57	119.70
24	BA	1554	U	P-O3'-C3'	8.44	129.82	119.70
24	DA	302	C	N1-C1'-C2'	-8.44	102.72	112.00
24	DA	861	A	P-O3'-C3'	-8.43	109.58	119.70
24	DA	1142	A	C4-C5-C6	-8.43	112.79	117.00
24	BA	2423	U	P-O3'-C3'	8.42	129.80	119.70
24	BA	653	U	N1-C1'-C2'	-8.41	102.74	112.00
24	DA	125	A	P-O3'-C3'	8.41	129.80	119.70
24	DA	2312	U	P-O3'-C3'	-8.41	109.61	119.70
24	BA	2733	A	N9-C1'-C2'	-8.41	102.75	112.00
21	AA	566	G	P-O3'-C3'	8.41	129.79	119.70
24	DA	91	A	P-O3'-C3'	8.40	129.78	119.70
24	DA	589	U	O4'-C1'-N1	8.40	114.92	108.20

*Continued on next page...*

*Continued from previous page...*

Mol	Chain	Res	Type	Atoms	Z	Observed(°)	Ideal(°)
21	AA	121	U	N1-C1'-C2'	-8.40	102.76	112.00
21	AA	247	G	P-O3'-C3'	-8.40	109.62	119.70
24	BA	1300	G	P-O3'-C3'	8.40	129.78	119.70
24	BA	389	G	P-O3'-C3'	-8.39	109.63	119.70
55	CA	393	A	C6-N1-C2	8.39	123.63	118.60
24	DA	49	A	P-O3'-C3'	8.39	129.77	119.70
24	BA	2681	C	O4'-C1'-N1	8.39	114.91	108.20
24	DA	867	C	N1-C1'-C2'	-8.39	102.77	112.00
21	AA	972	C	O4'-C1'-N1	8.38	114.91	108.20
55	CA	1381	U	P-O3'-C3'	-8.38	109.64	119.70
24	DA	335	C	P-O3'-C3'	-8.38	109.64	119.70
24	BA	442	G	P-O3'-C3'	8.38	129.76	119.70
24	BA	604	G	P-O3'-C3'	-8.38	109.64	119.70
24	BA	2064	C	P-O3'-C3'	-8.38	109.64	119.70
24	DA	1740	G	N9-C1'-C2'	-8.38	102.78	112.00
56	DB	48	U	O4'-C1'-N1	-8.38	101.50	108.20
55	CA	347	G	P-O3'-C3'	-8.38	109.64	119.70
24	BA	2060	A	P-O3'-C3'	8.37	129.75	119.70
21	AA	1528	U	P-O3'-C3'	8.37	129.75	119.70
55	CA	644	U	O4'-C1'-N1	8.37	114.90	108.20
55	CA	566	G	C8-N9-C1'	8.37	137.88	127.00
55	CA	891	U	N1-C1'-C2'	-8.37	102.80	112.00
55	CA	974	A	P-O3'-C3'	8.37	129.74	119.70
24	DA	672	C	N1-C1'-C2'	-8.36	102.80	112.00
24	BA	162	U	P-O3'-C3'	8.36	129.73	119.70
24	DA	492	A	P-O3'-C3'	-8.36	109.67	119.70
24	BA	1340	U	P-O3'-C3'	8.36	129.73	119.70
24	DA	1289	C	N1-C1'-C2'	-8.36	102.81	112.00
21	AA	1161	C	O4'-C1'-N1	8.35	114.88	108.20
24	BA	1838	C	O4'-C1'-N1	8.35	114.88	108.20
21	AA	914	A	P-O3'-C3'	-8.35	109.68	119.70
24	BA	2757	A	P-O3'-C3'	-8.34	109.69	119.70
24	BA	656	G	P-O3'-C3'	-8.34	109.69	119.70
21	AA	1380	U	P-O3'-C3'	8.34	129.71	119.70
55	CA	534	U	N1-C1'-C2'	-8.34	102.83	112.00
55	CA	577	G	P-O3'-C3'	-8.34	109.70	119.70
55	CA	1055	A	P-O3'-C3'	-8.33	109.70	119.70
24	BA	633	A	C5-C6-N1	-8.33	113.53	117.70
24	DA	1312	U	P-O3'-C3'	8.33	129.70	119.70
56	DB	43	C	O4'-C1'-N1	8.32	114.86	108.20
55	CA	1452	C	P-O3'-C3'	8.32	129.69	119.70
24	BA	1060	U	N3-C4-O4	8.32	125.22	119.40

*Continued on next page...*

*Continued from previous page...*

Mol	Chain	Res	Type	Atoms	Z	Observed(°)	Ideal(°)
24	BA	1799	G	P-O3'-C3'	8.32	129.68	119.70
55	CA	1449	C	P-O3'-C3'	-8.31	109.73	119.70
24	BA	1204	A	P-O3'-C3'	8.31	129.67	119.70
24	DA	811	U	P-O3'-C3'	8.31	129.67	119.70
24	BA	2226	C	N1-C1'-C2'	-8.29	102.88	112.00
24	BA	345	A	P-O3'-C3'	8.29	129.64	119.70
24	BA	1936	A	P-O3'-C3'	8.28	129.64	119.70
24	BA	2238	G	P-O3'-C3'	8.28	129.64	119.70
24	DA	2575	C	C5-C4-N4	-8.28	114.40	120.20
55	CA	495	A	P-O3'-C3'	8.28	129.63	119.70
24	BA	2240	U	N1-C1'-C2'	-8.27	102.90	112.00
21	AA	590	U	O4'-C1'-N1	8.26	114.81	108.20
55	CA	723	U	P-O3'-C3'	-8.26	109.78	119.70
24	DA	2498	C	N1-C1'-C2'	-8.26	102.92	112.00
24	DA	207	A	P-O3'-C3'	-8.26	109.79	119.70
21	AA	575	G	P-O3'-C3'	8.25	129.60	119.70
24	BA	36	G	P-O3'-C3'	-8.25	109.80	119.70
24	DA	450	G	P-O3'-C3'	-8.25	109.80	119.70
24	DA	767	U	N1-C1'-C2'	-8.25	102.92	112.00
21	AA	1159	U	O4'-C1'-N1	8.25	114.80	108.20
55	CA	422	C	P-O3'-C3'	8.25	129.60	119.70
24	DA	1076	C	O4'-C1'-N1	8.25	114.80	108.20
25	BB	12	C	O4'-C1'-N1	8.25	114.80	108.20
55	CA	1297	G	P-O3'-C3'	8.25	129.60	119.70
21	AA	985	C	N1-C1'-C2'	-8.24	102.93	112.00
24	BA	2064	C	N1-C1'-C2'	-8.24	102.94	112.00
24	BA	2490	G	P-O3'-C3'	8.24	129.59	119.70
55	CA	1348	U	N1-C1'-C2'	-8.24	102.94	112.00
24	DA	1255	U	O4'-C1'-N1	8.24	114.79	108.20
21	AA	199	A	P-O3'-C3'	-8.24	109.81	119.70
24	BA	229	C	N1-C1'-C2'	-8.23	102.95	112.00
24	DA	2267	A	N9-C1'-C2'	-8.23	102.94	112.00
24	DA	2612	C	N1-C1'-C2'	-8.23	102.94	112.00
24	DA	1026	G	P-O3'-C3'	-8.23	109.83	119.70
55	CA	724	G	P-O3'-C3'	-8.22	109.83	119.70
55	CA	183	C	O4'-C1'-N1	8.22	114.78	108.20
24	DA	957	C	P-O3'-C3'	8.22	129.57	119.70
24	DA	2033	A	C5-C6-N1	-8.22	113.59	117.70
24	DA	1399	C	N1-C1'-C2'	-8.21	102.97	112.00
55	CA	305	G	P-O3'-C3'	8.21	129.56	119.70
24	DA	2866	U	P-O3'-C3'	8.21	129.56	119.70
24	BA	1714	U	P-O3'-C3'	-8.21	109.85	119.70

*Continued on next page...*

*Continued from previous page...*

Mol	Chain	Res	Type	Atoms	Z	Observed(°)	Ideal(°)
23	CW	6	U	O4'-C1'-N1	-8.21	101.63	108.20
24	DA	529	A	P-O3'-C3'	8.21	129.55	119.70
24	DA	1962	C	P-O3'-C3'	8.21	129.55	119.70
24	DA	321	U	O4'-C1'-N1	8.20	114.76	108.20
24	DA	2689	U	P-O3'-C3'	8.20	129.54	119.70
24	DA	995	C	P-O3'-C3'	8.20	129.54	119.70
24	BA	931	U	P-O3'-C3'	8.20	129.53	119.70
21	AA	121	U	P-O3'-C3'	-8.19	109.87	119.70
55	CA	1240	U	P-O3'-C3'	8.19	129.53	119.70
21	AA	194	C	O4'-C1'-N1	8.19	114.75	108.20
24	BA	919	U	C5-C6-N1	8.19	126.79	122.70
24	BA	783	A	N9-C1'-C2'	-8.19	103.00	112.00
24	BA	1329	U	N1-C1'-C2'	8.19	124.64	114.00
24	BA	1359	A	P-O3'-C3'	-8.19	109.88	119.70
56	DB	43	C	P-O3'-C3'	-8.18	109.88	119.70
55	CA	686	U	N1-C1'-C2'	8.18	124.63	114.00
24	BA	2656	U	N1-C1'-C2'	-8.18	103.01	112.00
24	DA	1277	G	P-O3'-C3'	-8.18	109.89	119.70
55	CA	1184	G	P-O3'-C3'	-8.17	109.89	119.70
21	AA	1161	C	N1-C1'-C2'	-8.17	103.01	112.00
24	BA	2493	U	N1-C1'-C2'	-8.17	103.02	112.00
24	DA	2099	U	N1-C1'-C2'	-8.17	103.02	112.00
24	BA	451	U	O4'-C1'-N1	8.16	114.73	108.20
24	BA	2273	A	P-O3'-C3'	-8.16	109.91	119.70
55	CA	1147	C	O4'-C1'-N1	8.16	114.73	108.20
56	DB	49	C	C2-N1-C1'	-8.16	109.82	118.80
24	BA	137	U	O4'-C1'-N1	-8.16	101.67	108.20
24	BA	1333	G	P-O3'-C3'	-8.16	109.91	119.70
56	DB	42	C	P-O3'-C3'	-8.16	109.91	119.70
55	CA	422	C	N1-C1'-C2'	8.15	124.60	114.00
21	AA	976	G	P-O3'-C3'	-8.15	109.92	119.70
24	BA	2447	G	N1-C2-N3	8.15	128.79	123.90
24	BA	2836	U	P-O5'-C5'	-8.15	107.86	120.90
24	DA	1075	C	N1-C1'-C2'	-8.15	103.04	112.00
24	DA	1738	G	P-O3'-C3'	8.14	129.47	119.70
24	BA	646	U	N1-C1'-C2'	-8.14	103.05	112.00
24	BA	919	U	C2-N3-C4	8.14	131.88	127.00
55	CA	1127	G	P-O3'-C3'	-8.13	109.94	119.70
24	BA	1943	U	P-O3'-C3'	8.13	129.46	119.70
55	CA	328	C	O4'-C1'-N1	-8.13	101.69	108.20
55	CA	792	A	P-O3'-C3'	8.13	129.46	119.70
24	DA	1272	A	P-O3'-C3'	8.13	129.45	119.70

*Continued on next page...*

*Continued from previous page...*

Mol	Chain	Res	Type	Atoms	Z	Observed(°)	Ideal(°)
24	BA	119	A	P-O3'-C3'	8.13	129.45	119.70
24	BA	2451	A	C5-C6-N1	8.13	121.76	117.70
55	CA	1096	C	O4'-C1'-N1	8.13	114.70	108.20
55	CA	1259	C	O4'-C1'-N1	8.12	114.70	108.20
24	BA	970	U	P-O3'-C3'	-8.12	109.96	119.70
24	BA	1213	A	P-O3'-C3'	-8.12	109.96	119.70
24	BA	1818	U	P-O3'-C3'	8.12	129.44	119.70
24	DA	1634	A	P-O3'-C3'	8.12	129.44	119.70
21	AA	1190	G	P-O3'-C3'	8.11	129.43	119.70
24	BA	2326	C	N1-C1'-C2'	8.11	124.55	114.00
55	CA	1283	U	P-O3'-C3'	-8.11	109.97	119.70
24	BA	1332	G	P-O3'-C3'	8.11	129.43	119.70
55	CA	1300	G	P-O3'-C3'	-8.11	109.97	119.70
24	DA	975	A	P-O3'-C3'	-8.10	109.98	119.70
21	AA	517	G	P-O3'-C3'	8.10	129.42	119.70
24	BA	1648	U	P-O3'-C3'	-8.10	109.98	119.70
24	DA	2458	G	P-O3'-C3'	8.10	129.42	119.70
24	DA	122	G	P-O3'-C3'	-8.09	109.99	119.70
24	DA	2657	A	P-O3'-C3'	-8.09	109.99	119.70
24	BA	976	G	P-O3'-C3'	-8.09	109.99	119.70
21	AA	870	U	P-O3'-C3'	8.09	129.40	119.70
24	DA	2313	C	N1-C1'-C2'	-8.08	103.11	112.00
24	BA	2567	G	P-O3'-C3'	-8.08	110.01	119.70
21	AA	122	G	P-O5'-C5'	-8.07	107.98	120.90
24	BA	1110	G	P-O3'-C3'	8.07	129.39	119.70
55	CA	564	C	P-O3'-C3'	-8.07	110.02	119.70
24	DA	962	G	N3-C4-N9	-8.07	121.16	126.00
24	BA	1141	U	P-O3'-C3'	8.06	129.38	119.70
24	DA	589	U	P-O3'-C3'	-8.06	110.02	119.70
24	DA	687	C	N1-C1'-C2'	-8.06	103.13	112.00
24	DA	671	C	O4'-C1'-N1	8.06	114.65	108.20
24	BA	2296	U	N1-C1'-C2'	8.05	124.47	114.00
55	CA	1401	G	P-O3'-C3'	-8.05	110.04	119.70
24	DA	70	G	P-O3'-C3'	8.05	129.36	119.70
24	DA	446	G	P-O3'-C3'	8.05	129.36	119.70
24	BA	2586	U	P-O3'-C3'	-8.05	110.04	119.70
21	AA	1348	U	P-O3'-C3'	-8.04	110.05	119.70
55	CA	95	C	N1-C1'-C2'	-8.04	103.16	112.00
55	CA	1332	A	P-O3'-C3'	-8.04	110.06	119.70
21	AA	74	A	P-O3'-C3'	-8.03	110.06	119.70
24	DA	647	G	P-O3'-C3'	-8.03	110.06	119.70
24	DA	1073	A	P-O3'-C3'	-8.03	110.06	119.70

*Continued on next page...*

*Continued from previous page...*

Mol	Chain	Res	Type	Atoms	Z	Observed(°)	Ideal(°)
24	DA	73	A	P-O3'-C3'	-8.03	110.07	119.70
24	DA	1555	G	P-O3'-C3'	-8.03	110.07	119.70
24	BA	2068	U	N1-C1'-C2'	-8.03	103.17	112.00
21	AA	548	G	P-O3'-C3'	-8.02	110.08	119.70
24	DA	616	A	P-O3'-C3'	-8.02	110.08	119.70
21	AA	1131	G	N9-C1'-C2'	-8.01	103.18	112.00
24	DA	1997	C	O4'-C1'-N1	8.01	114.61	108.20
24	DA	251	A	P-O3'-C3'	-8.01	110.09	119.70
24	DA	2258	C	P-O3'-C3'	8.00	129.31	119.70
56	DB	42	C	N1-C1'-C2'	-8.00	103.20	112.00
24	DA	1787	A	C6-N1-C2	8.00	123.40	118.60
24	BA	1695	G	P-O3'-C3'	-7.99	110.11	119.70
21	AA	344	A	O4'-C1'-N9	7.99	114.59	108.20
24	BA	2836	U	P-O3'-C3'	-7.99	110.11	119.70
24	DA	280	U	O4'-C1'-N1	7.99	114.59	108.20
24	DA	1896	G	P-O3'-C3'	-7.99	110.12	119.70
21	AA	1348	U	N1-C1'-C2'	-7.98	103.23	112.00
24	BA	2656	U	P-O3'-C3'	-7.98	110.13	119.70
24	DA	933	A	P-O3'-C3'	-7.98	110.13	119.70
24	BA	1461	C	P-O3'-C3'	-7.96	110.15	119.70
24	BA	803	U	N1-C2-O2	7.96	128.37	122.80
55	CA	1366	C	P-O3'-C3'	-7.96	110.15	119.70
24	DA	1286	A	P-O3'-C3'	7.96	129.25	119.70
56	DB	17	C	P-O3'-C3'	-7.95	110.16	119.70
24	DA	2585	U	N1-C1'-C2'	7.95	124.34	114.00
55	CA	47	C	P-O3'-C3'	7.95	129.24	119.70
55	CA	564	C	N1-C1'-C2'	-7.95	103.26	112.00
24	BA	1019	U	O4'-C1'-N1	7.94	114.55	108.20
55	CA	60	A	P-O3'-C3'	7.94	129.22	119.70
24	DA	2267	A	C4-N9-C1'	7.94	140.59	126.30
24	DA	790	U	O4'-C1'-N1	7.94	114.55	108.20
21	AA	686	U	O4'-C1'-N1	7.93	114.55	108.20
24	BA	1828	G	P-O3'-C3'	7.93	129.22	119.70
24	DA	1291	C	P-O3'-C3'	-7.93	110.18	119.70
24	DA	1708	C	N1-C1'-C2'	-7.93	103.27	112.00
24	BA	2062	A	N1-C6-N6	7.93	123.36	118.60
24	BA	1156	A	P-O3'-C3'	7.93	129.21	119.70
24	BA	1499	C	O4'-C1'-N1	7.93	114.54	108.20
24	BA	1858	A	P-O3'-C3'	-7.93	110.19	119.70
21	AA	81	A	O4'-C1'-N9	7.92	114.54	108.20
24	BA	740	C	P-O3'-C3'	-7.92	110.19	119.70
24	BA	1868	C	O4'-C1'-N1	7.92	114.54	108.20

*Continued on next page...*

*Continued from previous page...*

Mol	Chain	Res	Type	Atoms	Z	Observed(°)	Ideal(°)
55	CA	1181	G	P-O3'-C3'	7.92	129.20	119.70
21	AA	1052	U	P-O3'-C3'	-7.91	110.20	119.70
24	BA	1714	U	O4'-C1'-N1	-7.91	101.87	108.20
24	BA	630	G	N9-C4-C5	-7.91	102.24	105.40
25	BB	26	C	N1-C1'-C2'	-7.91	103.30	112.00
24	DA	605	G	P-O3'-C3'	-7.91	110.21	119.70
24	BA	92	U	P-O3'-C3'	-7.90	110.22	119.70
24	BA	60	G	P-O3'-C3'	7.90	129.18	119.70
24	DA	2800	A	N9-C1'-C2'	-7.90	103.31	112.00
24	BA	790	U	O4'-C1'-N1	7.90	114.52	108.20
24	BA	2639	A	P-O3'-C3'	-7.90	110.22	119.70
24	BA	127	A	P-O3'-C3'	-7.90	110.22	119.70
24	BA	2424	C	P-O3'-C3'	-7.89	110.23	119.70
24	BA	1082	U	C2-N3-C4	-7.89	122.27	127.00
24	DA	370	G	C4-N9-C1'	-7.89	116.24	126.50
24	BA	990	A	P-O5'-C5'	-7.89	108.28	120.90
55	CA	327	A	P-O3'-C3'	7.89	129.16	119.70
24	DA	140	C	N1-C1'-C2'	7.89	124.25	114.00
24	BA	2681	C	C2-N3-C4	-7.88	115.96	119.90
24	DA	2101	A	N9-C1'-C2'	-7.88	103.33	112.00
21	AA	243	A	P-O3'-C3'	7.88	129.16	119.70
21	AA	89	U	O4'-C1'-N1	7.87	114.50	108.20
24	BA	2860	A	C5-C6-N1	-7.87	113.76	117.70
24	BA	2726	A	P-O3'-C3'	7.87	129.15	119.70
55	CA	32	A	P-O3'-C3'	-7.87	110.25	119.70
24	DA	2425	A	P-O3'-C3'	7.87	129.15	119.70
24	BA	230	G	P-O3'-C3'	-7.87	110.26	119.70
24	BA	1671	U	C5-C4-O4	-7.86	121.18	125.90
21	AA	1064	G	P-O3'-C3'	7.86	129.13	119.70
55	CA	122	G	P-O3'-C3'	-7.86	110.27	119.70
24	DA	2267	A	C4-C5-C6	7.86	120.93	117.00
24	BA	436	C	P-O3'-C3'	-7.86	110.27	119.70
21	AA	717	U	P-O3'-C3'	7.85	129.12	119.70
21	AA	1168	U	P-O3'-C3'	7.85	129.12	119.70
24	BA	476	G	P-O3'-C3'	-7.85	110.28	119.70
25	BB	53	A	N9-C1'-C2'	-7.85	103.36	112.00
24	DA	1082	U	O4'-C1'-N1	7.85	114.48	108.20
24	BA	321	U	O4'-C1'-N1	7.84	114.47	108.20
24	DA	2311	A	C8-N9-C4	-7.84	102.66	105.80
56	DB	104	A	C2-N3-C4	7.84	114.52	110.60
21	AA	1087	G	P-O3'-C3'	-7.84	110.29	119.70
24	BA	1313	U	P-O3'-C3'	-7.84	110.29	119.70

*Continued on next page...*

*Continued from previous page...*

Mol	Chain	Res	Type	Atoms	Z	Observed(°)	Ideal(°)
24	DA	1010	A	P-O3'-C3'	-7.84	110.29	119.70
24	DA	1008	A	P-O3'-C3'	7.84	129.10	119.70
24	DA	1782	U	O4'-C1'-N1	7.84	114.47	108.20
21	AA	116	A	P-O3'-C3'	-7.83	110.30	119.70
24	BA	321	U	P-O3'-C3'	7.83	129.10	119.70
24	BA	2385	C	N1-C1'-C2'	-7.83	103.38	112.00
24	BA	2052	A	N1-C6-N6	-7.83	113.90	118.60
24	DA	1144	A	P-O3'-C3'	-7.83	110.31	119.70
24	BA	587	C	N3-C4-C5	7.83	125.03	121.90
55	CA	945	G	C6-N1-C2	-7.83	120.41	125.10
24	BA	1671	U	N3-C2-O2	7.82	127.68	122.20
24	DA	1498	C	P-O3'-C3'	-7.82	110.31	119.70
21	AA	1095	U	P-O3'-C3'	-7.82	110.31	119.70
21	AA	1078	U	O4'-C1'-N1	7.82	114.45	108.20
24	DA	622	G	N9-C1'-C2'	-7.82	103.40	112.00
55	CA	51	A	P-O3'-C3'	7.82	129.08	119.70
45	DV	31	TYR	CB-CG-CD2	7.82	125.69	121.00
55	CA	1365	G	P-O3'-C3'	-7.81	110.33	119.70
24	DA	686	U	N1-C1'-C2'	-7.81	103.41	112.00
24	BA	944	C	P-O5'-C5'	-7.81	108.41	120.90
24	BA	1249	U	N1-C1'-C2'	-7.81	103.41	112.00
21	AA	81	A	P-O3'-C3'	7.80	129.07	119.70
55	CA	1031	C	P-O3'-C3'	7.80	129.07	119.70
21	AA	991	U	O4'-C1'-N1	7.80	114.44	108.20
24	BA	61	C	P-O3'-C3'	-7.80	110.34	119.70
24	DA	1129	A	P-O3'-C3'	-7.80	110.34	119.70
21	AA	755	G	P-O3'-C3'	-7.80	110.34	119.70
24	BA	1509	A	P-O3'-C3'	7.80	129.06	119.70
24	BA	1981	A	P-O3'-C3'	-7.80	110.34	119.70
21	AA	15	G	P-O3'-C3'	-7.80	110.34	119.70
24	BA	945	A	P-O3'-C3'	7.79	129.05	119.70
21	AA	1469	C	O4'-C1'-N1	-7.79	101.97	108.20
24	BA	2688	G	C5-C6-O6	-7.79	123.93	128.60
56	DB	40	U	P-O3'-C3'	7.79	129.04	119.70
55	CA	181	A	P-O3'-C3'	7.79	129.04	119.70
24	DA	945	A	O4'-C1'-N9	7.79	114.43	108.20
24	BA	1615	C	P-O3'-C3'	7.78	129.04	119.70
24	DA	1942	C	N1-C1'-C2'	-7.78	103.45	112.00
24	DA	2249	U	N1-C1'-C2'	7.77	124.11	114.00
24	BA	968	C	N1-C2-O2	7.77	123.56	118.90
24	BA	2654	A	P-O3'-C3'	7.77	129.02	119.70
24	DA	1091	G	P-O3'-C3'	-7.77	110.38	119.70

*Continued on next page...*



*Continued from previous page...*

Mol	Chain	Res	Type	Atoms	Z	Observed(°)	Ideal(°)
24	DA	2304	G	C8-N9-C4	-7.76	103.29	106.40
24	BA	783	A	C4-C5-N7	7.76	114.58	110.70
21	AA	1216	A	P-O3'-C3'	-7.76	110.39	119.70
55	CA	86	G	P-O3'-C3'	7.76	129.01	119.70
24	DA	2850	A	P-O3'-C3'	-7.76	110.39	119.70
24	BA	1019	U	N1-C2-O2	-7.75	117.37	122.80
24	DA	272	A	P-O3'-C3'	-7.75	110.40	119.70
24	BA	1963	U	P-O3'-C3'	-7.75	110.40	119.70
24	BA	177	G	P-O3'-C3'	7.74	128.99	119.70
24	BA	1142	A	C4-N9-C1'	-7.74	112.36	126.30
24	DA	1345	C	N1-C1'-C2'	-7.74	103.48	112.00
56	DB	104	A	N3-C4-C5	-7.74	121.38	126.80
25	BB	53	A	P-O3'-C3'	-7.74	110.41	119.70
24	BA	1060	U	C2-N3-C4	-7.74	122.36	127.00
21	AA	1158	C	P-O3'-C3'	-7.74	110.42	119.70
56	DB	87	U	P-O3'-C3'	7.74	128.98	119.70
24	BA	510	C	N1-C1'-C2'	-7.73	103.50	112.00
24	BA	1731	G	N9-C4-C5	7.73	108.49	105.40
24	DA	2631	G	P-O3'-C3'	-7.72	110.43	119.70
21	AA	510	A	P-O3'-C3'	-7.72	110.43	119.70
24	BA	995	C	O4'-C1'-N1	-7.72	102.02	108.20
24	DA	2310	C	P-O3'-C3'	-7.72	110.43	119.70
24	BA	1714	U	N1-C1'-C2'	-7.72	103.51	112.00
56	DB	91	C	P-O3'-C3'	-7.72	110.44	119.70
24	DA	958	U	P-O3'-C3'	-7.72	110.44	119.70
24	BA	479	A	P-O3'-C3'	7.71	128.96	119.70
21	AA	1228	C	P-O3'-C3'	-7.71	110.44	119.70
24	DA	957	C	O4'-C1'-N1	7.71	114.37	108.20
24	DA	1839	G	N9-C1'-C2'	-7.71	103.52	112.00
24	BA	1654	A	N9-C1'-C2'	-7.71	103.52	112.00
21	AA	1492	A	P-O3'-C3'	7.71	128.95	119.70
55	CA	1211	U	P-O3'-C3'	7.71	128.95	119.70
24	DA	100	U	P-O3'-C3'	7.71	128.95	119.70
24	DA	1019	U	N1-C2-N3	7.71	119.52	114.90
24	BA	1157	G	N9-C1'-C2'	-7.70	103.53	112.00
24	BA	2605	U	P-O3'-C3'	-7.70	110.46	119.70
21	AA	486	U	N1-C1'-C2'	-7.70	103.53	112.00
24	BA	686	U	O4'-C1'-N1	7.70	114.36	108.20
21	AA	1448	C	N1-C1'-C2'	-7.70	103.53	112.00
24	DA	2459	A	P-O3'-C3'	-7.70	110.46	119.70
21	AA	252	U	N1-C1'-C2'	-7.70	103.53	112.00
24	DA	1560	G	P-O3'-C3'	-7.70	110.47	119.70

*Continued on next page...*

*Continued from previous page...*

Mol	Chain	Res	Type	Atoms	Z	Observed(°)	Ideal(°)
24	DA	2615	U	P-O3'-C3'	-7.70	110.47	119.70
21	AA	974	A	P-O3'-C3'	7.69	128.93	119.70
24	BA	1324	G	P-O3'-C3'	7.69	128.93	119.70
24	BA	671	C	P-O3'-C3'	-7.69	110.48	119.70
21	AA	169	C	N3-C4-N4	-7.69	112.62	118.00
55	CA	372	C	O4'-C1'-N1	7.68	114.35	108.20
24	DA	1561	C	N1-C1'-C2'	-7.68	103.55	112.00
21	AA	721	G	P-O3'-C3'	7.68	128.91	119.70
21	AA	1157	A	P-O3'-C3'	7.68	128.91	119.70
24	DA	1993	U	O4'-C1'-N1	7.67	114.34	108.20
24	BA	2282	G	P-O3'-C3'	7.67	128.91	119.70
55	CA	972	C	O4'-C1'-N1	7.67	114.34	108.20
55	CA	722	G	P-O3'-C3'	-7.67	110.50	119.70
24	BA	586	A	P-O5'-C5'	-7.67	108.63	120.90
24	BA	2750	A	P-O3'-C3'	7.67	128.90	119.70
24	BA	1339	G	P-O3'-C3'	-7.67	110.50	119.70
24	BA	1992	G	P-O3'-C3'	7.67	128.90	119.70
24	BA	2406	A	P-O3'-C3'	7.67	128.90	119.70
24	BA	2689	U	P-O3'-C3'	7.66	128.90	119.70
21	AA	1088	G	P-O3'-C3'	-7.66	110.51	119.70
24	DA	2067	G	P-O3'-C3'	7.66	128.89	119.70
24	BA	2638	G	P-O3'-C3'	7.65	128.88	119.70
55	CA	1202	U	P-O3'-C3'	-7.65	110.52	119.70
24	DA	1346	G	P-O3'-C3'	-7.65	110.52	119.70
24	DA	2776	A	P-O3'-C3'	7.65	128.88	119.70
55	CA	1160	G	P-O3'-C3'	-7.65	110.52	119.70
24	BA	164	C	P-O3'-C3'	-7.65	110.52	119.70
24	DA	395	U	O4'-C1'-N1	7.65	114.32	108.20
24	BA	1396	U	P-O3'-C3'	7.64	128.87	119.70
24	BA	1136	G	N9-C4-C5	7.64	108.45	105.40
24	DA	1943	U	P-O3'-C3'	7.64	128.86	119.70
24	DA	2612	C	O4'-C1'-N1	7.63	114.31	108.20
24	BA	1024	G	P-O3'-C3'	-7.63	110.54	119.70
55	CA	61	G	P-O3'-C3'	-7.63	110.55	119.70
56	DB	76	G	C4-N9-C1'	-7.63	116.58	126.50
24	DA	546	U	O4'-C1'-N1	7.62	114.30	108.20
21	AA	1366	C	N1-C1'-C2'	-7.62	103.61	112.00
24	DA	630	G	C2-N3-C4	-7.62	108.09	111.90
24	BA	265	A	P-O3'-C3'	7.62	128.85	119.70
24	DA	199	A	P-O3'-C3'	7.62	128.84	119.70
24	DA	2603	G	P-O3'-C3'	-7.62	110.56	119.70
24	BA	1301	A	P-O3'-C3'	7.62	128.84	119.70

*Continued on next page...*

*Continued from previous page...*

Mol	Chain	Res	Type	Atoms	Z	Observed(°)	Ideal(°)
24	BA	934	U	N1-C1'-C2'	-7.62	103.62	112.00
21	AA	74	A	N9-C1'-C2'	-7.61	103.63	112.00
55	CA	1284	C	P-O3'-C3'	-7.61	110.57	119.70
21	AA	1085	U	N1-C1'-C2'	7.61	123.89	114.00
21	AA	1502	A	P-O3'-C3'	7.61	128.83	119.70
24	DA	573	U	O4'-C1'-N1	7.61	114.28	108.20
21	AA	936	C	P-O3'-C3'	-7.60	110.58	119.70
21	AA	1371	G	C8-N9-C4	-7.60	103.36	106.40
24	DA	782	A	P-O3'-C3'	7.60	128.82	119.70
56	DB	99	A	P-O3'-C3'	7.60	128.82	119.70
21	AA	1031	C	P-O3'-C3'	7.59	128.81	119.70
24	BA	178	G	P-O3'-C3'	-7.59	110.59	119.70
55	CA	1124	G	O4'-C1'-N9	7.59	114.27	108.20
24	DA	637	A	P-O3'-C3'	7.59	128.81	119.70
55	CA	794	A	P-O3'-C3'	-7.58	110.60	119.70
24	BA	279	A	N9-C1'-C2'	-7.58	103.66	112.00
25	BB	66	A	P-O3'-C3'	7.58	128.80	119.70
24	DA	1740	G	P-O3'-C3'	-7.58	110.60	119.70
24	BA	2868	A	P-O3'-C3'	-7.58	110.60	119.70
24	DA	1329	U	P-O3'-C3'	7.58	128.80	119.70
55	CA	109	A	P-O3'-C3'	7.58	128.79	119.70
24	BA	1817	G	P-O3'-C3'	-7.58	110.61	119.70
24	DA	989	G	O4'-C1'-N9	7.58	114.26	108.20
25	BB	90	C	P-O3'-C3'	-7.58	110.61	119.70
21	AA	462	G	P-O3'-C3'	7.57	128.78	119.70
55	CA	248	C	N1-C1'-C2'	-7.57	103.67	112.00
21	AA	414	A	P-O3'-C3'	-7.57	110.62	119.70
21	AA	565	U	O4'-C1'-N1	7.57	114.25	108.20
24	DA	1022	G	P-O3'-C3'	7.57	128.78	119.70
21	AA	969	A	P-O3'-C3'	-7.57	110.62	119.70
55	CA	1239	A	P-O3'-C3'	7.57	128.78	119.70
24	DA	1674	G	P-O3'-C3'	7.56	128.78	119.70
24	DA	2267	A	C8-N9-C1'	-7.56	114.09	127.70
24	DA	1606	C	P-O3'-C3'	7.56	128.77	119.70
24	BA	989	G	P-O3'-C3'	7.56	128.77	119.70
55	CA	70	U	P-O3'-C3'	7.56	128.77	119.70
24	BA	512	G	P-O3'-C3'	7.55	128.77	119.70
55	CA	368	U	N1-C1'-C2'	-7.55	103.69	112.00
21	AA	233	C	O4'-C1'-N1	7.55	114.24	108.20
55	CA	1128	C	N1-C1'-C2'	-7.55	103.70	112.00
21	AA	962	C	O4'-C1'-N1	7.55	114.24	108.20
55	CA	464	U	N1-C1'-C2'	-7.54	103.70	112.00

*Continued on next page...*

*Continued from previous page...*

Mol	Chain	Res	Type	Atoms	Z	Observed(°)	Ideal(°)
24	DA	1021	A	N9-C1'-C2'	-7.54	103.70	112.00
21	AA	464	U	P-O3'-C3'	-7.54	110.65	119.70
21	AA	1241	G	P-O3'-C3'	-7.54	110.65	119.70
55	CA	464	U	P-O3'-C3'	-7.54	110.65	119.70
21	AA	960	U	N1-C1'-C2'	7.54	123.80	114.00
55	CA	403	C	P-O3'-C3'	-7.54	110.65	119.70
56	DB	16	G	P-O3'-C3'	-7.54	110.65	119.70
21	AA	508	U	N1-C1'-C2'	7.54	123.80	114.00
24	BA	2777	G	P-O3'-C3'	-7.54	110.66	119.70
55	CA	83	C	P-O3'-C3'	7.54	128.74	119.70
21	AA	1530	G	P-O3'-C3'	-7.53	110.67	119.70
24	BA	310	A	P-O3'-C3'	7.53	128.73	119.70
24	BA	2249	U	P-O3'-C3'	7.52	128.73	119.70
24	DA	2836	U	O4'-C1'-N1	7.52	114.22	108.20
24	DA	620	G	P-O3'-C3'	7.52	128.72	119.70
24	BA	474	G	P-O3'-C3'	7.52	128.72	119.70
24	BA	1981	A	P-O5'-C5'	-7.52	108.87	120.90
24	BA	2276	G	P-O3'-C3'	-7.52	110.68	119.70
21	AA	1068	G	P-O3'-C3'	-7.51	110.69	119.70
21	AA	1336	C	P-O3'-C3'	7.51	128.71	119.70
55	CA	94	G	P-O3'-C3'	7.51	128.71	119.70
24	BA	1707	G	N9-C1'-C2'	-7.50	103.74	112.00
24	DA	746	U	N1-C1'-C2'	7.50	123.76	114.00
24	BA	15	G	N9-C1'-C2'	-7.50	103.75	112.00
55	CA	752	G	P-O3'-C3'	7.50	128.70	119.70
24	DA	1430	G	P-O3'-C3'	-7.50	110.70	119.70
24	DA	788	A	P-O3'-C3'	7.50	128.70	119.70
24	DA	2874	C	N1-C1'-C2'	-7.50	103.75	112.00
24	DA	249	C	O4'-C1'-N1	7.49	114.20	108.20
24	BA	121	G	P-O3'-C3'	-7.49	110.71	119.70
24	BA	2609	U	N1-C1'-C2'	7.49	123.74	114.00
24	DA	546	U	P-O3'-C3'	7.49	128.69	119.70
21	AA	275	G	P-O3'-C3'	-7.49	110.71	119.70
24	BA	1706	C	O4'-C1'-N1	7.49	114.19	108.20
24	DA	1865	U	O4'-C1'-N1	7.49	114.19	108.20
24	DA	2427	C	P-O3'-C3'	-7.49	110.72	119.70
24	BA	233	A	P-O3'-C3'	-7.49	110.72	119.70
55	CA	875	U	O4'-C1'-N1	7.49	114.19	108.20
24	BA	557	C	N1-C2-O2	-7.48	114.41	118.90
24	BA	974	G	C4-C5-N7	7.48	113.79	110.80
24	BA	1779	U	O4'-C1'-N1	-7.48	102.21	108.20
24	BA	1273	U	P-O5'-C5'	-7.48	108.93	120.90

*Continued on next page...*

*Continued from previous page...*

Mol	Chain	Res	Type	Atoms	Z	Observed(°)	Ideal(°)
24	DA	1021	A	P-O3'-C3'	-7.47	110.73	119.70
25	BB	58	A	P-O3'-C3'	-7.47	110.73	119.70
24	DA	2615	U	N1-C1'-C2'	-7.47	103.78	112.00
24	DA	2403	C	O4'-C1'-N1	7.47	114.17	108.20
55	CA	239	U	O4'-C1'-N1	-7.47	102.22	108.20
24	BA	479	A	O4'-C1'-N9	7.47	114.17	108.20
55	CA	559	A	P-O3'-C3'	7.47	128.66	119.70
24	DA	75	G	P-O3'-C3'	-7.47	110.74	119.70
24	DA	370	G	N3-C4-C5	7.47	132.33	128.60
24	DA	2520	C	P-O3'-C3'	-7.47	110.74	119.70
24	DA	2267	A	C6-N1-C2	-7.46	114.12	118.60
24	BA	748	G	N3-C4-C5	-7.46	124.87	128.60
24	BA	1865	U	O4'-C1'-N1	7.46	114.17	108.20
24	BA	783	A	C5-N7-C8	-7.46	100.17	103.90
21	AA	1349	A	P-O3'-C3'	-7.46	110.75	119.70
55	CA	1502	A	P-O3'-C3'	7.46	128.65	119.70
24	DA	789	A	C8-N9-C4	7.46	108.78	105.80
24	BA	404	A	P-O3'-C3'	7.45	128.64	119.70
21	AA	1369	C	O4'-C1'-N1	7.45	114.16	108.20
24	DA	958	U	N1-C1'-C2'	-7.44	103.82	112.00
24	BA	369	U	N1-C1'-C2'	7.44	123.67	114.00
24	BA	2874	C	P-O3'-C3'	-7.44	110.78	119.70
24	DA	2724	U	P-O3'-C3'	7.43	128.62	119.70
24	BA	777	G	N9-C1'-C2'	-7.43	103.83	112.00
24	BA	302	C	P-O3'-C3'	-7.42	110.79	119.70
24	DA	2638	G	P-O3'-C3'	7.42	128.60	119.70
24	BA	329	G	P-O3'-C3'	7.42	128.60	119.70
24	DA	1734	G	P-O3'-C3'	-7.42	110.80	119.70
24	BA	974	G	P-O3'-C3'	7.42	128.60	119.70
21	AA	1085	U	O4'-C1'-N1	-7.41	102.27	108.20
24	BA	812	C	P-O3'-C3'	-7.41	110.81	119.70
55	CA	1229	A	N9-C1'-C2'	-7.41	103.85	112.00
55	CA	972	C	P-O3'-C3'	-7.41	110.81	119.70
24	DA	2143	C	P-O3'-C3'	7.41	128.59	119.70
25	BB	68	C	P-O3'-C3'	-7.41	110.81	119.70
24	BA	2581	G	O4'-C1'-N9	7.41	114.13	108.20
21	AA	1399	C	P-O3'-C3'	7.41	128.59	119.70
24	DA	1045	C	N1-C1'-C2'	7.41	123.63	114.00
21	AA	641	U	P-O3'-C3'	7.40	128.59	119.70
24	BA	633	A	N9-C4-C5	-7.40	102.84	105.80
55	CA	82	G	P-O3'-C3'	-7.40	110.81	119.70
24	BA	527	C	P-O3'-C3'	7.40	128.58	119.70

*Continued on next page...*

*Continued from previous page...*

Mol	Chain	Res	Type	Atoms	Z	Observed(°)	Ideal(°)
24	BA	1626	A	P-O3'-C3'	7.40	128.58	119.70
55	CA	632	U	P-O3'-C3'	-7.40	110.82	119.70
21	AA	131	A	P-O3'-C3'	-7.40	110.82	119.70
24	BA	2030	A	P-O3'-C3'	7.39	128.57	119.70
24	DA	2063	C	N1-C1'-C2'	-7.39	103.86	112.00
24	BA	2835	A	P-O3'-C3'	7.39	128.57	119.70
56	DB	49	C	P-O5'-C5'	7.39	132.73	120.90
24	DA	2756	U	P-O3'-C3'	7.39	128.57	119.70
24	BA	508	A	P-O3'-C3'	-7.39	110.83	119.70
24	BA	1495	A	P-O3'-C3'	-7.39	110.83	119.70
24	BA	514	A	P-O3'-C3'	-7.39	110.83	119.70
55	CA	459	A	P-O3'-C3'	7.39	128.56	119.70
55	CA	995	C	O4'-C1'-N1	7.39	114.11	108.20
24	DA	1207	C	O4'-C1'-N1	7.38	114.11	108.20
21	AA	1282	C	N1-C1'-C2'	-7.38	103.88	112.00
24	BA	422	A	P-O3'-C3'	-7.38	110.84	119.70
24	BA	851	C	C2-N3-C4	7.38	123.59	119.90
24	BA	1238	G	P-O3'-C3'	-7.38	110.84	119.70
24	BA	1539	U	P-O3'-C3'	-7.38	110.84	119.70
24	DA	1011	G	P-O3'-C3'	7.38	128.56	119.70
24	BA	1815	A	P-O3'-C3'	7.38	128.55	119.70
24	BA	49	A	P-O3'-C3'	7.37	128.55	119.70
24	BA	2681	C	N3-C4-C5	7.37	124.85	121.90
24	DA	1626	A	P-O3'-C3'	7.37	128.55	119.70
55	CA	344	A	P-O3'-C3'	7.37	128.55	119.70
24	DA	1013	C	P-O3'-C3'	-7.37	110.86	119.70
24	DA	1027	A	P-O3'-C3'	-7.37	110.86	119.70
24	DA	531	C	P-O3'-C3'	7.37	128.54	119.70
21	AA	821	G	N9-C1'-C2'	-7.37	103.90	112.00
24	BA	746	U	O4'-C1'-N1	7.36	114.09	108.20
24	DA	2063	C	P-O3'-C3'	-7.36	110.86	119.70
24	DA	2312	U	N3-C4-C5	-7.36	110.18	114.60
24	DA	273	G	N9-C1'-C2'	-7.36	103.90	112.00
24	BA	2093	G	N9-C1'-C2'	-7.36	103.90	112.00
55	CA	567	G	C3'-C2'-C1'	7.36	107.39	101.50
24	DA	2049	G	O4'-C1'-N9	7.36	114.09	108.20
24	DA	2403	C	P-O3'-C3'	-7.36	110.87	119.70
24	DA	1141	U	P-O3'-C3'	7.36	128.53	119.70
24	BA	729	G	P-O3'-C3'	-7.35	110.88	119.70
24	DA	1019	U	N1-C2-O2	-7.35	117.65	122.80
55	CA	81	A	O4'-C1'-N9	7.35	114.08	108.20
24	BA	675	A	N1-C6-N6	7.35	123.01	118.60

*Continued on next page...*

*Continued from previous page...*

Mol	Chain	Res	Type	Atoms	Z	Observed(°)	Ideal(°)
25	BB	108	A	P-O3'-C3'	7.35	128.52	119.70
24	BA	588	U	P-O3'-C3'	-7.34	110.89	119.70
24	DA	370	G	C8-N9-C1'	7.34	136.55	127.00
55	CA	62	U	N1-C1'-C2'	-7.34	103.92	112.00
24	DA	766	U	P-O3'-C3'	-7.34	110.89	119.70
25	BB	88	C	P-O3'-C3'	7.34	128.51	119.70
24	DA	2860	A	N1-C6-N6	7.34	123.00	118.60
24	DA	2199	A	P-O3'-C3'	-7.34	110.89	119.70
24	BA	976	G	P-O5'-C5'	-7.34	109.16	120.90
24	BA	278	A	P-O3'-C3'	7.33	128.50	119.70
24	BA	364	C	P-O3'-C3'	-7.33	110.90	119.70
24	DA	2226	C	N1-C1'-C2'	-7.33	103.93	112.00
24	BA	374	A	N9-C1'-C2'	-7.33	103.93	112.00
24	BA	475	C	P-O3'-C3'	-7.33	110.90	119.70
24	BA	2035	G	P-O3'-C3'	7.33	128.50	119.70
24	BA	783	A	N1-C6-N6	7.33	123.00	118.60
24	DA	1941	C	N1-C1'-C2'	-7.33	103.94	112.00
21	AA	1302	C	N1-C1'-C2'	-7.32	103.94	112.00
21	AA	1485	U	O4'-C1'-N1	7.32	114.06	108.20
24	DA	2408	U	P-O3'-C3'	-7.32	110.91	119.70
21	AA	9	G	N9-C1'-C2'	-7.32	103.95	112.00
21	AA	519	C	N1-C1'-C2'	-7.32	103.95	112.00
24	DA	1829	A	P-O3'-C3'	-7.32	110.92	119.70
55	CA	992	U	N1-C1'-C2'	7.31	123.51	114.00
24	DA	1808	A	P-O3'-C3'	7.31	128.48	119.70
56	DB	104	A	N1-C6-N6	7.31	122.99	118.60
21	AA	810	C	O4'-C1'-N1	7.30	114.04	108.20
24	BA	1731	G	C8-N9-C1'	7.30	136.49	127.00
55	CA	381	C	N1-C1'-C2'	7.30	123.49	114.00
24	DA	475	C	N1-C1'-C2'	-7.30	103.97	112.00
24	BA	53	A	N9-C1'-C2'	-7.30	103.97	112.00
24	BA	1957	C	N1-C1'-C2'	-7.30	103.97	112.00
24	BA	2873	A	C8-N9-C4	7.30	108.72	105.80
24	DA	1838	C	O4'-C1'-N1	7.29	114.03	108.20
24	DA	2319	G	P-O3'-C3'	7.29	128.45	119.70
55	CA	66	A	P-O3'-C3'	-7.29	110.95	119.70
24	DA	2501	C	N1-C1'-C2'	7.29	123.48	114.00
21	AA	813	U	P-O3'-C3'	-7.29	110.95	119.70
24	DA	805	G	P-O3'-C3'	7.29	128.45	119.70
21	AA	366	A	P-O3'-C3'	7.29	128.44	119.70
24	DA	2629	U	O4'-C1'-N1	7.29	114.03	108.20
25	BB	58	A	N9-C1'-C2'	-7.28	103.99	112.00

*Continued on next page...*

*Continued from previous page...*

Mol	Chain	Res	Type	Atoms	Z	Observed(°)	Ideal(°)
24	DA	2267	A	C5-N7-C8	-7.28	100.26	103.90
21	AA	998	C	O4'-C1'-N1	7.28	114.02	108.20
24	DA	2286	G	P-O3'-C3'	7.28	128.44	119.70
56	DB	76	G	N9-C1'-C2'	-7.28	104.00	112.00
24	BA	2492	U	P-O3'-C3'	-7.28	110.97	119.70
56	DB	76	G	C8-N9-C1'	7.28	136.46	127.00
21	AA	520	A	P-O3'-C3'	-7.27	110.97	119.70
55	CA	510	A	P-O5'-C5'	-7.27	109.27	120.90
24	DA	656	G	P-O3'-C3'	-7.27	110.97	119.70
24	DA	1998	A	P-O3'-C3'	-7.27	110.97	119.70
21	AA	1075	U	P-O3'-C3'	-7.27	110.98	119.70
21	AA	190	A	N1-C6-N6	7.27	122.96	118.60
24	DA	476	G	N9-C1'-C2'	-7.27	104.00	112.00
24	DA	1475	G	P-O3'-C3'	7.27	128.42	119.70
24	DA	766	U	O4'-C1'-N1	7.26	114.01	108.20
21	AA	1141	C	P-O3'-C3'	-7.26	110.99	119.70
24	DA	459	U	P-O3'-C3'	-7.26	110.99	119.70
24	DA	1045	C	P-O3'-C3'	7.26	128.41	119.70
24	DA	1092	C	O4'-C1'-N1	7.26	114.00	108.20
24	DA	2712	C	P-O3'-C3'	7.26	128.41	119.70
21	AA	1256	A	P-O3'-C3'	7.25	128.41	119.70
24	BA	2425	A	P-O3'-C3'	7.25	128.41	119.70
24	BA	1073	A	N9-C1'-C2'	-7.25	104.02	112.00
24	BA	1127	A	P-O3'-C3'	-7.25	111.00	119.70
25	BB	88	C	C6-N1-C2	7.25	123.20	120.30
24	BA	2682	A	P-O3'-C3'	-7.25	111.00	119.70
24	BA	370	G	P-O3'-C3'	7.24	128.38	119.70
24	BA	2585	U	N1-C1'-C2'	7.24	123.41	114.00
21	AA	344	A	P-O3'-C3'	7.24	128.38	119.70
24	BA	628	G	P-O3'-C3'	-7.23	111.02	119.70
24	BA	2869	G	P-O3'-C3'	-7.23	111.02	119.70
55	CA	511	C	N1-C1'-C2'	7.23	123.40	114.00
24	BA	2880	C	N1-C1'-C2'	-7.23	104.05	112.00
24	DA	1784	A	P-O3'-C3'	7.23	128.37	119.70
55	CA	815	A	P-O3'-C3'	7.22	128.37	119.70
24	DA	1089	A	P-O3'-C3'	7.22	128.37	119.70
24	BA	1941	C	P-O3'-C3'	-7.22	111.03	119.70
21	AA	1461	G	C5-C6-O6	7.22	132.93	128.60
24	DA	1345	C	O4'-C1'-N1	7.22	113.97	108.20
24	BA	984	A	N1-C6-N6	7.22	122.93	118.60
55	CA	1398	A	P-O3'-C3'	-7.22	111.04	119.70
56	DB	58	A	P-O3'-C3'	-7.22	111.04	119.70

*Continued on next page...*



*Continued from previous page...*

Mol	Chain	Res	Type	Atoms	Z	Observed(°)	Ideal(°)
24	BA	1731	G	N3-C2-N2	-7.21	114.85	119.90
24	DA	1876	A	C4-C5-C6	-7.21	113.40	117.00
24	BA	749	A	N9-C1'-C2'	-7.21	104.07	112.00
24	BA	2603	G	N9-C1'-C2'	-7.21	104.07	112.00
55	CA	91	U	P-O3'-C3'	-7.21	111.05	119.70
24	DA	1535	A	P-O3'-C3'	7.21	128.35	119.70
24	BA	2525	G	P-O3'-C3'	-7.20	111.06	119.70
24	DA	1865	U	C5-C4-O4	-7.20	121.58	125.90
55	CA	967	C	P-O3'-C3'	-7.20	111.06	119.70
24	DA	2409	G	P-O3'-C3'	-7.20	111.06	119.70
56	DB	8	C	N1-C1'-C2'	7.20	123.35	114.00
24	BA	2092	U	P-O3'-C3'	7.19	128.33	119.70
55	CA	430	A	P-O3'-C3'	-7.19	111.07	119.70
24	BA	2451	A	C8-N9-C4	-7.19	102.92	105.80
21	AA	885	G	N9-C1'-C2'	-7.18	104.10	112.00
21	AA	792	A	P-O3'-C3'	7.17	128.31	119.70
24	BA	955	U	P-O3'-C3'	-7.17	111.09	119.70
24	BA	1344	U	N1-C1'-C2'	-7.17	104.11	112.00
21	AA	1184	G	P-O3'-C3'	-7.17	111.09	119.70
55	CA	641	U	P-O3'-C3'	7.17	128.31	119.70
24	BA	1872	A	P-O3'-C3'	-7.17	111.09	119.70
24	BA	2040	G	P-O3'-C3'	-7.16	111.11	119.70
24	DA	1456	G	P-O3'-C3'	-7.16	111.11	119.70
24	BA	13	A	P-O3'-C3'	7.16	128.29	119.70
24	BA	1699	G	P-O3'-C3'	7.16	128.29	119.70
55	CA	115	G	P-O3'-C3'	7.15	128.28	119.70
24	BA	1290	C	N1-C1'-C2'	-7.15	104.14	112.00
25	BB	69	G	P-O3'-C3'	-7.15	111.12	119.70
24	BA	1475	G	P-O3'-C3'	7.15	128.28	119.70
55	CA	511	C	P-O3'-C3'	7.15	128.28	119.70
24	DA	386	G	P-O3'-C3'	7.15	128.28	119.70
24	DA	1476	U	O4'-C1'-N1	7.14	113.92	108.20
24	DA	2833	U	O4'-C1'-N1	7.14	113.92	108.20
24	DA	919	U	C2-N1-C1'	7.14	126.27	117.70
24	DA	2225	A	P-O3'-C3'	7.14	128.27	119.70
21	AA	60	A	P-O3'-C3'	7.14	128.27	119.70
24	DA	301	G	P-O3'-C3'	7.14	128.27	119.70
24	BA	533	G	N9-C1'-C2'	-7.14	104.15	112.00
24	BA	931	U	N1-C1'-C2'	7.14	123.28	114.00
24	BA	312	G	P-O3'-C3'	-7.14	111.14	119.70
24	BA	2250	G	N3-C4-C5	7.13	132.17	128.60
24	DA	762	U	O4'-C1'-N1	7.13	113.91	108.20

*Continued on next page...*

*Continued from previous page...*

Mol	Chain	Res	Type	Atoms	Z	Observed(°)	Ideal(°)
21	AA	499	A	P-O3'-C3'	7.13	128.26	119.70
24	BA	565	C	C5-C4-N4	-7.13	115.21	120.20
56	DB	24	G	P-O3'-C3'	7.13	128.26	119.70
21	AA	1530	G	N9-C1'-C2'	-7.13	104.16	112.00
24	DA	919	U	N1-C2-O2	7.13	127.79	122.80
21	AA	173	U	P-O3'-C3'	7.12	128.25	119.70
24	BA	2727	A	P-O3'-C3'	-7.12	111.15	119.70
21	AA	244	U	P-O5'-C5'	-7.12	109.51	120.90
55	CA	1051	C	N1-C1'-C2'	-7.12	104.17	112.00
21	AA	279	A	P-O3'-C3'	7.12	128.24	119.70
21	AA	438	U	O4'-C1'-N1	7.12	113.89	108.20
21	AA	595	A	P-O3'-C3'	7.12	128.24	119.70
22	CV	34	C	O4'-C1'-N1	-7.12	102.51	108.20
24	DA	303	G	P-O3'-C3'	-7.11	111.17	119.70
24	DA	617	G	P-O3'-C3'	-7.11	111.17	119.70
55	CA	462	G	P-O3'-C3'	7.11	128.23	119.70
24	BA	800	A	N9-C4-C5	7.11	108.64	105.80
55	CA	77	A	C6-N1-C2	7.11	122.86	118.60
21	AA	1001	C	O4'-C1'-N1	7.11	113.88	108.20
21	AA	91	U	C5-C4-O4	-7.10	121.64	125.90
55	CA	248	C	O4'-C1'-N1	7.10	113.88	108.20
24	DA	2238	G	P-O3'-C3'	7.10	128.22	119.70
21	AA	874	G	P-O3'-C3'	-7.10	111.18	119.70
24	DA	249	C	P-O3'-C3'	7.10	128.22	119.70
24	DA	1332	G	P-O3'-C3'	7.10	128.22	119.70
21	AA	373	A	P-O3'-C3'	-7.09	111.19	119.70
24	DA	741	U	P-O3'-C3'	-7.09	111.19	119.70
24	DA	1815	A	P-O3'-C3'	7.09	128.21	119.70
21	AA	1094	G	P-O3'-C3'	7.09	128.21	119.70
21	AA	33	A	P-O3'-C3'	-7.09	111.19	119.70
21	AA	388	G	P-O3'-C3'	7.09	128.20	119.70
24	BA	2055	C	C6-N1-C2	7.09	123.14	120.30
24	DA	406	G	P-O3'-C3'	-7.09	111.20	119.70
24	DA	1072	C	O4'-C1'-N1	7.08	113.87	108.20
21	AA	1096	C	O4'-C1'-N1	7.08	113.87	108.20
24	DA	1821	A	P-O3'-C3'	-7.08	111.20	119.70
24	DA	2312	U	C5'-C4'-C3'	-7.08	104.67	116.00
21	AA	95	C	P-O3'-C3'	-7.08	111.20	119.70
24	BA	1180	U	P-O3'-C3'	7.08	128.20	119.70
24	BA	2447	G	N3-C4-N9	7.08	130.25	126.00
24	BA	2733	A	N1-C6-N6	7.08	122.85	118.60
24	DA	2520	C	O4'-C1'-N1	7.08	113.86	108.20

*Continued on next page...*

*Continued from previous page...*

Mol	Chain	Res	Type	Atoms	Z	Observed(°)	Ideal(°)
24	DA	2543	G	P-O3'-C3'	7.08	128.19	119.70
21	AA	1398	A	N9-C1'-C2'	-7.08	104.22	112.00
55	CA	48	C	O4'-C1'-N1	7.08	113.86	108.20
55	CA	719	C	O4'-C1'-N1	7.07	113.86	108.20
24	DA	2492	U	P-O3'-C3'	-7.07	111.22	119.70
55	CA	702	A	P-O3'-C3'	7.07	128.18	119.70
24	DA	2334	U	N1-C1'-C2'	7.07	123.19	114.00
24	DA	1119	U	O4'-C1'-N1	7.06	113.85	108.20
55	CA	1097	C	P-O3'-C3'	-7.06	111.23	119.70
24	BA	1566	A	P-O3'-C3'	-7.06	111.23	119.70
55	CA	374	A	P-O3'-C3'	-7.06	111.23	119.70
55	CA	1301	U	P-O5'-C5'	-7.06	109.61	120.90
21	AA	169	C	C2-N1-C1'	-7.05	111.04	118.80
24	BA	1008	A	P-O3'-C3'	7.05	128.16	119.70
55	CA	1301	U	O4'-C1'-N1	7.05	113.84	108.20
56	DB	38	C	C6-N1-C2	7.05	123.12	120.30
24	BA	1254	A	C3'-C2'-C1'	7.05	107.14	101.50
24	DA	1857	G	P-O3'-C3'	7.05	128.16	119.70
24	BA	1048	A	P-O3'-C3'	-7.05	111.25	119.70
24	BA	2734	A	P-O3'-C3'	-7.05	111.24	119.70
24	DA	244	A	P-O3'-C3'	-7.05	111.25	119.70
24	DA	1076	C	P-O3'-C3'	-7.05	111.24	119.70
24	DA	2311	A	C2-N3-C4	-7.05	107.08	110.60
21	AA	169	C	C6-N1-C1'	7.04	129.25	120.80
21	AA	330	C	P-O3'-C3'	-7.04	111.25	119.70
21	AA	486	U	P-O5'-C5'	-7.04	109.63	120.90
24	BA	1980	G	P-O3'-C3'	7.04	128.15	119.70
24	BA	2873	A	P-O3'-C3'	7.04	128.15	119.70
24	BA	1144	A	N9-C1'-C2'	-7.04	104.26	112.00
55	CA	1366	C	N1-C1'-C2'	-7.04	104.26	112.00
24	DA	2311	A	N7-C8-N9	7.04	117.32	113.80
24	BA	2273	A	P-O5'-C5'	-7.03	109.65	120.90
24	BA	2579	C	P-O3'-C3'	-7.03	111.26	119.70
55	CA	998	C	O4'-C1'-N1	7.03	113.82	108.20
24	DA	1327	A	P-O3'-C3'	-7.03	111.27	119.70
55	CA	480	U	C2-N3-C4	-7.03	122.78	127.00
21	AA	722	G	P-O3'-C3'	-7.02	111.27	119.70
55	CA	243	A	C5-C6-N6	7.02	129.32	123.70
24	BA	762	U	P-O3'-C3'	7.02	128.12	119.70
21	AA	972	C	P-O3'-C3'	-7.02	111.28	119.70
55	CA	1200	C	O4'-C1'-N1	-7.02	102.59	108.20
24	DA	2259	U	N1-C1'-C2'	-7.02	104.28	112.00

*Continued on next page...*

*Continued from previous page...*

Mol	Chain	Res	Type	Atoms	Z	Observed(°)	Ideal(°)
24	BA	1996	C	P-O3'-C3'	7.02	128.12	119.70
24	BA	2770	G	N1-C2-N3	7.01	128.11	123.90
24	DA	122	G	N9-C1'-C2'	-7.01	104.28	112.00
55	CA	173	U	P-O3'-C3'	7.01	128.12	119.70
24	DA	1780	A	P-O3'-C3'	7.01	128.12	119.70
21	AA	369	G	P-O3'-C3'	-7.00	111.29	119.70
24	BA	2036	C	C3'-C2'-C1'	7.00	107.10	101.50
56	DB	46	A	P-O3'-C3'	-7.00	111.29	119.70
24	BA	1006	C	P-O3'-C3'	-7.00	111.30	119.70
24	DA	1025	G	P-O3'-C3'	7.00	128.10	119.70
24	BA	2327	A	P-O3'-C3'	-7.00	111.30	119.70
24	DA	2066	C	C2-N3-C4	7.00	123.40	119.90
21	AA	369	G	N9-C1'-C2'	-7.00	104.30	112.00
24	DA	1786	A	P-O3'-C3'	7.00	128.10	119.70
24	BA	1615	C	N1-C1'-C2'	7.00	123.10	114.00
24	BA	434	U	O4'-C1'-N1	7.00	113.80	108.20
55	CA	1322	C	P-O3'-C3'	7.00	128.09	119.70
24	DA	2289	G	P-O3'-C3'	-7.00	111.31	119.70
55	CA	1141	C	P-O3'-C3'	-6.99	111.31	119.70
38	DO	102	ARG	NE-CZ-NH1	-6.99	116.80	120.30
56	DB	52	A	N7-C8-N9	6.99	117.30	113.80
55	CA	1323	G	P-O3'-C3'	6.99	128.09	119.70
24	BA	638	G	P-O3'-C3'	-6.99	111.31	119.70
24	BA	765	C	O4'-C1'-N1	6.99	113.79	108.20
24	DA	2406	A	P-O3'-C3'	6.99	128.09	119.70
21	AA	1229	A	P-O3'-C3'	-6.99	111.31	119.70
24	DA	946	C	O4'-C1'-N1	6.99	113.79	108.20
56	DB	51	G	N3-C4-C5	-6.99	125.11	128.60
21	AA	1052	U	N1-C1'-C2'	-6.98	104.32	112.00
55	CA	91	U	N1-C1'-C2'	-6.98	104.32	112.00
24	DA	449	A	P-O3'-C3'	-6.98	111.32	119.70
24	DA	1695	G	P-O3'-C3'	-6.98	111.32	119.70
24	DA	2100	G	P-O3'-C3'	-6.98	111.33	119.70
24	BA	35	G	P-O3'-C3'	-6.98	111.33	119.70
24	BA	1238	G	N9-C1'-C2'	-6.98	104.32	112.00
21	AA	175	C	N1-C1'-C2'	-6.98	104.33	112.00
24	BA	398	C	P-O5'-C5'	-6.98	109.73	120.90
24	DA	2179	C	C3'-C2'-C1'	6.98	107.08	101.50
24	BA	974	G	C5-N7-C8	-6.98	100.81	104.30
24	BA	754	U	P-O3'-C3'	-6.97	111.33	119.70
24	DA	1060	U	C2-N3-C4	-6.97	122.82	127.00
24	DA	803	U	P-O3'-C3'	-6.97	111.33	119.70

*Continued on next page...*

*Continued from previous page...*

Mol	Chain	Res	Type	Atoms	Z	Observed(°)	Ideal(°)
24	BA	836	G	P-O3'-C3'	6.97	128.06	119.70
24	DA	959	A	P-O3'-C3'	-6.97	111.34	119.70
21	AA	1125	U	P-O3'-C3'	6.97	128.06	119.70
55	CA	436	C	O4'-C1'-N1	-6.96	102.63	108.20
55	CA	1032	G	P-O3'-C3'	6.96	128.05	119.70
24	DA	1011	G	C4-N9-C1'	-6.96	117.46	126.50
24	BA	421	C	N1-C1'-C2'	6.95	123.04	114.00
24	DA	2267	A	N7-C8-N9	6.95	117.28	113.80
24	DA	1856	U	O4'-C1'-N1	6.95	113.76	108.20
24	DA	1619	G	P-O3'-C3'	-6.95	111.36	119.70
21	AA	688	G	P-O3'-C3'	-6.95	111.36	119.70
24	BA	614	A	P-O3'-C3'	6.95	128.03	119.70
24	DA	2566	A	P-O3'-C3'	6.95	128.03	119.70
24	DA	1980	G	P-O3'-C3'	6.94	128.03	119.70
55	CA	486	U	N1-C1'-C2'	-6.94	104.37	112.00
25	BB	12	C	P-O3'-C3'	6.93	128.02	119.70
55	CA	1296	C	O4'-C1'-N1	6.93	113.75	108.20
24	DA	2850	A	P-O5'-C5'	-6.93	109.81	120.90
21	AA	1103	C	P-O3'-C3'	-6.93	111.38	119.70
24	BA	946	C	C3'-C2'-C1'	6.93	107.04	101.50
24	DA	1142	A	N3-C4-N9	-6.93	121.86	127.40
24	BA	447	A	O4'-C1'-N9	-6.93	102.66	108.20
24	BA	2712	C	N1-C1'-C2'	6.93	123.00	114.00
24	DA	479	A	O4'-C1'-N9	6.93	113.74	108.20
24	DA	2758	A	P-O3'-C3'	-6.93	111.39	119.70
21	AA	704	A	P-O3'-C3'	-6.92	111.39	119.70
24	DA	789	A	P-O3'-C3'	6.92	128.00	119.70
24	DA	1696	G	P-O3'-C3'	-6.92	111.39	119.70
24	BA	1009	A	P-O5'-C5'	-6.92	109.83	120.90
24	BA	1857	G	P-O3'-C3'	6.92	128.00	119.70
21	AA	250	A	P-O3'-C3'	6.92	128.00	119.70
21	AA	1382	C	N1-C1'-C2'	-6.92	104.39	112.00
24	BA	396	G	P-O3'-C3'	-6.91	111.41	119.70
55	CA	1064	G	P-O3'-C3'	6.90	127.98	119.70
56	DB	43	C	N1-C1'-C2'	-6.90	104.41	112.00
21	AA	78	A	C6-N1-C2	-6.90	114.46	118.60
24	DA	1395	A	P-O3'-C3'	6.90	127.98	119.70
24	DA	1439	A	C8-N9-C1'	-6.90	115.28	127.70
24	BA	1941	C	N1-C1'-C2'	-6.90	104.41	112.00
24	DA	1049	C	P-O3'-C3'	-6.90	111.42	119.70
24	BA	680	C	C6-N1-C2	6.89	123.06	120.30
55	CA	511	C	O4'-C1'-N1	6.89	113.72	108.20

*Continued on next page...*

*Continued from previous page...*

Mol	Chain	Res	Type	Atoms	Z	Observed(°)	Ideal(°)
21	AA	430	A	P-O3'-C3'	-6.89	111.43	119.70
24	BA	2081	U	C5-C6-N1	-6.89	119.25	122.70
24	DA	629	G	P-O3'-C3'	-6.89	111.43	119.70
56	DB	88	C	P-O3'-C3'	6.89	127.97	119.70
24	DA	427	U	O4'-C1'-N1	6.89	113.71	108.20
24	DA	1237	A	P-O3'-C3'	6.88	127.95	119.70
24	DA	1552	A	O4'-C1'-N9	6.87	113.70	108.20
24	DA	2575	C	N3-C4-C5	6.87	124.65	121.90
24	DA	1399	C	P-O3'-C3'	-6.87	111.45	119.70
55	CA	367	U	C6-N1-C2	6.87	125.12	121.00
24	DA	2283	C	P-O3'-C3'	-6.87	111.46	119.70
21	AA	1285	A	P-O3'-C3'	6.87	127.94	119.70
24	BA	33	C	N1-C1'-C2'	6.87	122.93	114.00
24	BA	2688	G	N1-C6-O6	6.87	124.02	119.90
56	DB	104	A	O4'-C1'-N9	6.87	113.69	108.20
24	DA	1963	U	P-O3'-C3'	-6.87	111.46	119.70
24	BA	858	G	N3-C4-C5	-6.86	125.17	128.60
24	BA	2259	U	P-O3'-C3'	-6.86	111.46	119.70
55	CA	686	U	P-O3'-C3'	6.86	127.94	119.70
24	DA	1942	C	P-O3'-C3'	-6.86	111.46	119.70
24	BA	32	C	O4'-C1'-N1	6.86	113.69	108.20
24	BA	974	G	C3'-C2'-C1'	-6.86	96.01	101.50
56	DB	67	G	P-O3'-C3'	-6.86	111.47	119.70
21	AA	422	C	N1-C1'-C2'	6.86	122.92	114.00
55	CA	619	U	O4'-C1'-N1	-6.86	102.71	108.20
24	DA	1946	U	P-O3'-C3'	-6.86	111.47	119.70
21	AA	889	A	P-O3'-C3'	6.86	127.93	119.70
55	CA	1086	U	P-O3'-C3'	-6.86	111.47	119.70
24	BA	122	G	P-O3'-C3'	-6.86	111.47	119.70
24	BA	1222	U	N1-C1'-C2'	-6.86	104.46	112.00
24	DA	119	A	P-O3'-C3'	6.86	127.93	119.70
24	DA	2092	U	O4'-C1'-N1	6.86	113.69	108.20
24	DA	2458	G	O4'-C1'-N9	6.85	113.68	108.20
24	BA	2324	U	O4'-C1'-N1	-6.85	102.72	108.20
24	DA	2867	G	P-O3'-C3'	-6.85	111.48	119.70
24	BA	2873	A	N7-C8-N9	-6.85	110.38	113.80
24	DA	2064	C	P-O3'-C3'	-6.85	111.48	119.70
21	AA	1215	G	P-O3'-C3'	-6.84	111.49	119.70
24	DA	421	C	P-O3'-C3'	6.84	127.91	119.70
24	DA	2567	G	P-O3'-C3'	-6.84	111.49	119.70
21	AA	1087	G	N9-C1'-C2'	-6.84	104.48	112.00
24	BA	1568	G	C4-N9-C1'	6.84	135.39	126.50

*Continued on next page...*

*Continued from previous page...*

Mol	Chain	Res	Type	Atoms	Z	Observed(°)	Ideal(°)
25	BB	43	C	O4'-C1'-N1	6.84	113.67	108.20
24	BA	747	U	P-O3'-C3'	-6.83	111.50	119.70
55	CA	1160	G	N9-C1'-C2'	-6.83	104.48	112.00
24	BA	163	C	O4'-C1'-N1	6.83	113.67	108.20
55	CA	480	U	O4'-C1'-N1	6.83	113.66	108.20
24	DA	2276	G	P-O3'-C3'	-6.83	111.50	119.70
24	BA	2347	C	O4'-C1'-N1	6.83	113.66	108.20
21	AA	828	U	O4'-C1'-N1	6.83	113.66	108.20
24	DA	670	A	O4'-C1'-N9	-6.83	102.74	108.20
21	AA	1279	G	P-O3'-C3'	6.82	127.89	119.70
21	AA	73	C	P-O3'-C3'	-6.82	111.51	119.70
21	AA	1477	U	O4'-C1'-N1	6.82	113.66	108.20
23	AW	5	U	P-O3'-C3'	6.82	127.89	119.70
55	CA	210	C	N1-C1'-C2'	6.82	122.86	114.00
21	AA	1211	U	P-O3'-C3'	6.82	127.88	119.70
23	AW	5	U	N1-C1'-C2'	6.82	122.86	114.00
55	CA	1094	G	P-O3'-C3'	6.82	127.88	119.70
24	DA	1290	C	P-O3'-C3'	-6.82	111.52	119.70
24	DA	2311	A	C5'-C4'-O4'	6.82	117.28	109.10
24	DA	587	C	P-O3'-C3'	6.81	127.88	119.70
24	BA	1694	C	O4'-C1'-N1	6.81	113.65	108.20
55	CA	1200	C	N1-C1'-C2'	6.81	122.85	114.00
24	DA	573	U	P-O3'-C3'	6.81	127.87	119.70
24	BA	1731	G	C6-C5-N7	6.80	134.48	130.40
55	CA	547	A	O4'-C1'-N9	6.80	113.64	108.20
24	DA	2857	G	C2-N3-C4	-6.80	108.50	111.90
24	BA	2075	U	C2-N3-C4	6.80	131.08	127.00
56	DB	28	C	P-O5'-C5'	-6.80	110.02	120.90
21	AA	197	A	P-O3'-C3'	6.80	127.86	119.70
24	BA	197	A	N9-C1'-C2'	-6.80	104.52	112.00
24	BA	528	A	P-O3'-C3'	-6.80	111.54	119.70
24	DA	1996	C	P-O3'-C3'	6.80	127.86	119.70
55	CA	72	A	P-O3'-C3'	-6.80	111.55	119.70
24	DA	1902	C	O4'-C1'-N1	-6.80	102.76	108.20
55	CA	1240	U	O4'-C1'-N1	6.79	113.64	108.20
21	AA	1505	G	P-O3'-C3'	-6.79	111.55	119.70
24	BA	1330	C	O4'-C1'-N1	6.79	113.63	108.20
24	BA	1669	A	P-O3'-C3'	-6.79	111.56	119.70
24	BA	2582	G	N9-C1'-C2'	-6.79	104.53	112.00
55	CA	1153	G	N9-C1'-C2'	-6.79	104.53	112.00
24	DA	2350	C	O4'-C1'-N1	6.79	113.63	108.20
24	BA	1416	G	P-O3'-C3'	6.79	127.84	119.70

*Continued on next page...*

*Continued from previous page...*

Mol	Chain	Res	Type	Atoms	Z	Observed(°)	Ideal(°)
21	AA	1169	A	P-O3'-C3'	-6.79	111.56	119.70
55	CA	119	A	P-O3'-C3'	6.79	127.84	119.70
24	DA	492	A	N9-C1'-C2'	-6.79	104.54	112.00
24	DA	1276	A	P-O3'-C3'	-6.79	111.56	119.70
24	DA	2052	A	N9-C1'-C2'	-6.79	104.54	112.00
24	DA	2725	A	P-O3'-C3'	6.79	127.84	119.70
55	CA	1332	A	N9-C1'-C2'	-6.78	104.54	112.00
56	DB	51	G	O5'-P-OP2	-6.78	99.59	105.70
21	AA	984	C	P-O3'-C3'	-6.78	111.56	119.70
24	BA	1602	U	O4'-C1'-N1	6.78	113.62	108.20
21	AA	1247	U	O4'-C1'-N1	6.78	113.62	108.20
24	BA	436	C	N3-C2-O2	-6.78	117.16	121.90
24	BA	1402	U	C5-C4-O4	6.78	129.97	125.90
24	BA	2561	U	O4'-C1'-N1	6.78	113.62	108.20
24	BA	2769	U	O4'-C1'-N1	6.77	113.62	108.20
24	DA	1477	A	P-O3'-C3'	-6.77	111.57	119.70
24	DA	2312	U	C5-C6-N1	6.77	126.09	122.70
55	CA	30	U	O4'-C1'-N1	6.77	113.61	108.20
24	BA	2239	G	P-O5'-C5'	-6.76	110.08	120.90
55	CA	1299	A	P-O3'-C3'	-6.76	111.59	119.70
24	DA	1839	G	P-O5'-C5'	-6.76	110.08	120.90
24	BA	1156	A	P-O5'-C5'	6.76	131.71	120.90
24	BA	1770	G	P-O3'-C3'	-6.76	111.59	119.70
55	CA	1183	U	N1-C1'-C2'	-6.76	104.57	112.00
55	CA	1228	C	O4'-C1'-N1	6.76	113.61	108.20
24	BA	794	A	P-O3'-C3'	-6.75	111.59	119.70
24	BA	2499	C	P-O5'-C5'	-6.75	110.09	120.90
21	AA	1131	G	P-O3'-C3'	-6.75	111.60	119.70
25	BB	87	U	O4'-C1'-N1	6.75	113.60	108.20
24	BA	919	U	C6-N1-C1'	-6.75	111.75	121.20
21	AA	210	C	P-O3'-C3'	6.75	127.80	119.70
55	CA	1296	C	P-O3'-C3'	6.75	127.80	119.70
24	BA	645	C	P-O3'-C3'	6.75	127.80	119.70
24	DA	1802	A	P-O3'-C3'	-6.75	111.61	119.70
24	DA	1460	U	P-O3'-C3'	6.74	127.79	119.70
24	BA	1876	A	C4-C5-C6	-6.74	113.63	117.00
24	DA	913	U	P-O3'-C3'	6.74	127.79	119.70
24	DA	2311	A	C6-C5-N7	-6.74	127.58	132.30
21	AA	353	A	N9-C1'-C2'	-6.74	104.59	112.00
24	BA	1009	A	C3'-C2'-C1'	6.74	106.89	101.50
24	DA	456	C	N1-C1'-C2'	-6.74	104.59	112.00
24	BA	1728	C	O4'-C1'-N1	6.73	113.59	108.20

*Continued on next page...*



*Continued from previous page...*

Mol	Chain	Res	Type	Atoms	Z	Observed(°)	Ideal(°)
24	DA	572	A	P-O3'-C3'	-6.73	111.62	119.70
24	DA	1653	G	P-O3'-C3'	6.73	127.78	119.70
24	DA	2402	U	P-O3'-C3'	-6.73	111.62	119.70
24	BA	492	A	P-O3'-C3'	-6.73	111.62	119.70
55	CA	239	U	P-O3'-C3'	6.73	127.78	119.70
55	CA	175	C	N1-C1'-C2'	-6.73	104.60	112.00
24	DA	480	A	P-O3'-C3'	-6.73	111.63	119.70
55	CA	14	U	P-O3'-C3'	-6.73	111.63	119.70
24	DA	1331	G	P-O3'-C3'	-6.73	111.63	119.70
24	BA	36	G	N9-C4-C5	6.72	108.09	105.40
24	BA	2499	C	C6-N1-C2	6.72	122.99	120.30
24	BA	2850	A	N9-C1'-C2'	-6.72	104.60	112.00
24	DA	784	G	P-O3'-C3'	6.72	127.77	119.70
24	DA	15	G	P-O3'-C3'	-6.72	111.63	119.70
56	DB	51	G	P-O3'-C3'	6.72	127.77	119.70
24	DA	216	A	P-O3'-C3'	-6.72	111.64	119.70
55	CA	243	A	N1-C6-N6	-6.71	114.57	118.60
55	CA	1336	C	P-O3'-C3'	6.71	127.76	119.70
24	BA	421	C	P-O3'-C3'	6.71	127.75	119.70
24	BA	1462	C	P-O3'-C3'	-6.71	111.65	119.70
24	DA	1939	U	P-O3'-C3'	6.71	127.75	119.70
21	AA	1421	G	P-O3'-C3'	-6.71	111.65	119.70
24	BA	2052	A	C5-C6-N6	6.71	129.06	123.70
24	BA	1301	A	C8-N9-C4	-6.71	103.12	105.80
24	BA	2055	C	O4'-C1'-N1	-6.70	102.84	108.20
55	CA	90	C	N1-C1'-C2'	-6.70	104.63	112.00
24	DA	33	C	O4'-C1'-N1	6.70	113.56	108.20
24	DA	571	U	N1-C1'-C2'	6.70	122.71	114.00
24	DA	2447	G	C6-N1-C2	-6.70	121.08	125.10
56	DB	46	A	N9-C1'-C2'	-6.70	104.63	112.00
24	BA	1611	C	N1-C1'-C2'	-6.70	104.63	112.00
24	BA	1956	U	C3'-C2'-C1'	6.70	106.86	101.50
24	BA	2857	G	C8-N9-C4	6.70	109.08	106.40
24	DA	913	U	O4'-C1'-N1	6.70	113.56	108.20
21	AA	1450	U	O4'-C1'-N1	6.69	113.56	108.20
55	CA	821	G	N9-C1'-C2'	-6.69	104.64	112.00
24	DA	434	U	N1-C1'-C2'	6.69	122.70	114.00
24	DA	2897	U	P-O3'-C3'	-6.69	111.67	119.70
24	BA	1829	A	P-O3'-C3'	-6.69	111.67	119.70
55	CA	1324	A	P-O5'-C5'	-6.69	110.19	120.90
24	DA	1956	U	C3'-C2'-C1'	6.69	106.85	101.50
21	AA	286	C	P-O3'-C3'	-6.69	111.67	119.70

*Continued on next page...*

*Continued from previous page...*

Mol	Chain	Res	Type	Atoms	Z	Observed(°)	Ideal(°)
21	AA	587	G	P-O3'-C3'	6.69	127.72	119.70
24	BA	591	U	C5-C4-O4	6.69	129.91	125.90
24	BA	2021	C	O4'-C1'-N1	-6.69	102.85	108.20
24	BA	666	A	C5-C6-N6	6.68	129.05	123.70
56	DB	49	C	O5'-P-OP1	6.68	118.72	110.70
21	AA	1322	C	P-O3'-C3'	6.68	127.72	119.70
24	BA	827	U	O4'-C1'-N1	6.68	113.55	108.20
24	BA	2052	A	N9-C4-C5	6.68	108.47	105.80
24	DA	1398	C	P-O3'-C3'	-6.68	111.68	119.70
24	BA	975	A	N9-C1'-C2'	-6.68	104.65	112.00
24	BA	2640	G	N3-C4-N9	-6.68	121.99	126.00
22	AV	34	C	O4'-C1'-N1	-6.68	102.86	108.20
24	BA	732	C	N1-C2-O2	-6.68	114.89	118.90
24	DA	60	G	C4-N9-C1'	-6.68	117.82	126.50
24	DA	1997	C	P-O3'-C3'	-6.68	111.69	119.70
25	BB	98	G	C5-C6-O6	-6.68	124.59	128.60
55	CA	276	G	N9-C1'-C2'	-6.67	104.66	112.00
21	AA	1129	C	P-O3'-C3'	6.67	127.71	119.70
21	AA	1418	A	N1-C6-N6	6.67	122.60	118.60
24	DA	1822	C	O4'-C1'-N1	6.67	113.54	108.20
24	DA	1981	A	P-O3'-C3'	-6.67	111.69	119.70
24	BA	740	C	P-O5'-C5'	-6.67	110.23	120.90
24	DA	1113	U	O4'-C1'-N1	6.67	113.54	108.20
24	BA	1060	U	N1-C1'-C2'	6.67	122.67	114.00
24	BA	2725	A	N1-C6-N6	6.67	122.60	118.60
24	DA	2153	C	O4'-C1'-N1	-6.67	102.87	108.20
55	CA	428	G	P-O3'-C3'	6.67	127.70	119.70
24	BA	1011	G	P-O3'-C3'	6.66	127.70	119.70
21	AA	1493	A	O4'-C1'-N9	6.66	113.53	108.20
24	BA	512	G	O4'-C1'-N9	6.66	113.53	108.20
24	BA	1778	U	C5-C4-O4	-6.66	121.90	125.90
24	DA	1706	C	O4'-C1'-N1	6.66	113.53	108.20
24	DA	1785	A	P-O3'-C3'	-6.66	111.71	119.70
24	DA	391	A	P-O3'-C3'	-6.66	111.71	119.70
24	DA	942	G	P-O3'-C3'	-6.65	111.72	119.70
24	DA	509	C	N1-C1'-C2'	-6.65	104.69	112.00
21	AA	9	G	P-O3'-C3'	-6.65	111.72	119.70
24	DA	1439	A	C4-N9-C1'	6.65	138.27	126.30
24	BA	1717	A	P-O3'-C3'	-6.64	111.73	119.70
24	DA	767	U	P-O3'-C3'	-6.64	111.73	119.70
24	DA	2314	A	N9-C1'-C2'	-6.64	104.69	112.00
55	CA	389	A	P-O3'-C3'	-6.64	111.73	119.70

*Continued on next page...*

*Continued from previous page...*

Mol	Chain	Res	Type	Atoms	Z	Observed(°)	Ideal(°)
55	CA	1052	U	O4'-C1'-N1	6.64	113.51	108.20
24	BA	216	A	N9-C1'-C2'	-6.64	104.70	112.00
24	BA	120	U	C2-N3-C4	6.64	130.98	127.00
24	BA	1088	A	C5-C6-N1	-6.64	114.38	117.70
24	DA	1385	A	P-O3'-C3'	6.63	127.66	119.70
24	DA	2500	U	O4'-C1'-N1	6.63	113.51	108.20
24	BA	1289	C	C3'-C2'-C1'	6.63	106.80	101.50
24	BA	1326	U	N1-C1'-C2'	-6.63	104.71	112.00
55	CA	1085	U	P-O3'-C3'	6.63	127.66	119.70
24	BA	959	A	P-O3'-C3'	-6.63	111.75	119.70
24	BA	1654	A	C3'-C2'-C1'	6.63	106.80	101.50
12	CM	2	ARG	CB-CG-CD	-6.63	94.37	111.60
24	BA	2501	C	N1-C1'-C2'	6.62	122.61	114.00
24	BA	1669	A	N9-C4-C5	6.62	108.45	105.80
24	DA	62	U	N1-C1'-C2'	-6.62	104.72	112.00
55	CA	885	G	N9-C1'-C2'	-6.62	104.72	112.00
24	BA	2570	G	C6-N1-C2	6.62	129.07	125.10
55	CA	67	C	O4'-C1'-N1	6.62	113.49	108.20
24	BA	865	C	O4'-C1'-N1	6.61	113.49	108.20
55	CA	1500	A	P-O3'-C3'	-6.61	111.77	119.70
21	AA	1507	A	P-O3'-C3'	-6.61	111.77	119.70
29	BF	110	ILE	CB-CA-C	-6.61	98.38	111.60
21	AA	567	G	P-O3'-C3'	-6.61	111.77	119.70
24	BA	72	U	O4'-C1'-N1	6.61	113.48	108.20
24	DA	2259	U	O4'-C1'-N1	6.60	113.48	108.20
25	BB	48	U	P-O5'-C5'	-6.60	110.33	120.90
55	CA	500	G	N9-C1'-C2'	-6.60	104.74	112.00
24	DA	2756	U	N1-C1'-C2'	6.60	122.58	114.00
24	DA	128	C	P-O3'-C3'	-6.59	111.79	119.70
21	AA	982	U	P-O3'-C3'	6.59	127.61	119.70
24	BA	434	U	P-O3'-C3'	6.59	127.61	119.70
24	BA	1118	C	C6-N1-C2	-6.59	117.66	120.30
24	BA	1785	A	N9-C1'-C2'	-6.59	104.75	112.00
55	CA	976	G	P-O3'-C3'	-6.59	111.79	119.70
24	BA	1062	G	P-O3'-C3'	-6.59	111.79	119.70
24	BA	2321	U	N1-C1'-C2'	-6.59	104.75	112.00
24	BA	2880	C	P-O5'-C5'	-6.59	110.36	120.90
55	CA	88	U	O4'-C1'-N1	6.59	113.47	108.20
55	CA	253	A	N9-C1'-C2'	-6.59	104.75	112.00
55	CA	1241	G	P-O3'-C3'	-6.59	111.79	119.70
24	DA	2385	C	N1-C1'-C2'	-6.59	104.75	112.00
24	BA	1682	G	C3'-C2'-C1'	6.59	106.77	101.50

*Continued on next page...*

*Continued from previous page...*

Mol	Chain	Res	Type	Atoms	Z	Observed(°)	Ideal(°)
24	BA	2609	U	P-O3'-C3'	6.58	127.60	119.70
24	DA	1456	G	N9-C1'-C2'	-6.58	104.77	112.00
21	AA	575	G	N3-C4-N9	-6.58	122.06	126.00
55	CA	1170	A	P-O3'-C3'	-6.58	111.81	119.70
24	DA	2490	G	P-O3'-C3'	6.58	127.59	119.70
24	BA	410	G	C8-N9-C4	-6.57	103.77	106.40
24	BA	1782	U	C3'-C2'-C1'	6.57	106.76	101.50
24	DA	671	C	C3'-C2'-C1'	6.57	106.76	101.50
56	DB	104	A	C6-C5-N7	-6.57	127.70	132.30
21	AA	1054	C	N1-C1'-C2'	-6.57	104.77	112.00
24	BA	1113	U	P-O5'-C5'	-6.57	110.39	120.90
24	BA	1330	C	P-O3'-C3'	-6.57	111.82	119.70
24	DA	1325	U	N1-C1'-C2'	6.57	122.54	114.00
24	DA	1849	G	N9-C1'-C2'	-6.57	104.77	112.00
24	DA	2094	A	N9-C1'-C2'	-6.57	104.77	112.00
24	BA	838	C	C6-N1-C2	6.57	122.93	120.30
24	DA	1427	A	P-O3'-C3'	6.57	127.58	119.70
21	AA	90	C	N1-C1'-C2'	-6.56	104.78	112.00
24	BA	461	C	P-O3'-C3'	-6.56	111.83	119.70
24	BA	2382	G	P-O3'-C3'	6.56	127.57	119.70
24	BA	984	A	C8-N9-C4	6.56	108.42	105.80
24	BA	1533	C	O4'-C1'-N1	-6.56	102.95	108.20
24	BA	395	U	P-O3'-C3'	6.56	127.57	119.70
55	CA	448	A	O4'-C1'-N9	6.56	113.44	108.20
55	CA	1169	A	C3'-C2'-C1'	6.55	106.74	101.50
21	AA	575	G	C4-N9-C1'	-6.55	117.99	126.50
24	DA	2143	C	O4'-C1'-N1	6.55	113.44	108.20
24	BA	229	C	P-O3'-C3'	-6.55	111.84	119.70
24	DA	2874	C	C3'-C2'-C1'	6.55	106.74	101.50
21	AA	90	C	P-O3'-C3'	-6.54	111.85	119.70
24	DA	2304	G	N3-C2-N2	-6.54	115.32	119.90
24	BA	783	A	N9-C4-C5	-6.54	103.18	105.80
24	BA	1385	A	C6-N1-C2	6.54	122.53	118.60
24	BA	1761	C	N1-C1'-C2'	6.54	122.50	114.00
24	BA	2613	U	O4'-C1'-N1	6.54	113.43	108.20
24	DA	1489	C	P-O3'-C3'	6.54	127.55	119.70
24	DA	2895	G	P-O3'-C3'	-6.54	111.85	119.70
24	DA	1993	U	C3'-C2'-C1'	6.54	106.73	101.50
24	BA	2215	C	N1-C1'-C2'	-6.53	104.81	112.00
24	BA	2259	U	N1-C1'-C2'	-6.53	104.81	112.00
21	AA	12	U	N1-C2-O2	6.53	127.37	122.80
24	BA	628	G	N9-C1'-C2'	-6.53	104.81	112.00

*Continued on next page...*

*Continued from previous page...*

Mol	Chain	Res	Type	Atoms	Z	Observed(°)	Ideal(°)
55	CA	64	G	P-O3'-C3'	6.53	127.54	119.70
24	BA	565	C	C2-N3-C4	-6.53	116.64	119.90
21	AA	152	A	O4'-C1'-N9	6.53	113.42	108.20
24	BA	373	U	O4'-C1'-N1	6.53	113.42	108.20
24	DA	1635	A	P-O3'-C3'	-6.53	111.87	119.70
21	AA	500	G	N9-C1'-C2'	-6.53	104.82	112.00
24	BA	686	U	C2-N1-C1'	-6.53	109.87	117.70
55	CA	212	G	N9-C1'-C2'	-6.53	104.82	112.00
24	DA	1048	A	P-O3'-C3'	-6.53	111.87	119.70
24	BA	1984	G	P-O3'-C3'	6.52	127.53	119.70
21	AA	654	G	P-O3'-C3'	-6.52	111.88	119.70
24	DA	1760	C	N1-C1'-C2'	-6.52	104.83	112.00
21	AA	813	U	P-O5'-C5'	-6.52	110.47	120.90
24	BA	405	U	O4'-C1'-N1	6.51	113.41	108.20
24	BA	695	G	P-O3'-C3'	-6.51	111.88	119.70
24	DA	1460	U	O4'-C1'-N1	-6.51	102.99	108.20
24	DA	2021	C	O4'-C1'-N1	6.51	113.41	108.20
24	BA	216	A	C3'-C2'-C1'	6.51	106.71	101.50
24	BA	957	C	N1-C1'-C2'	6.51	122.46	114.00
55	CA	1301	U	N3-C2-O2	-6.51	117.64	122.20
24	BA	2067	G	P-O3'-C3'	6.51	127.51	119.70
24	BA	858	G	P-O3'-C3'	6.51	127.51	119.70
24	BA	2777	G	O4'-C1'-N9	-6.51	103.00	108.20
24	DA	60	G	C8-N9-C1'	6.51	135.46	127.00
55	CA	575	G	N3-C4-N9	-6.50	122.10	126.00
24	DA	1787	A	C5-C6-N1	-6.50	114.45	117.70
24	BA	1174	U	P-O3'-C3'	-6.50	111.90	119.70
24	BA	748	G	C3'-C2'-C1'	6.50	106.70	101.50
24	DA	753	A	C3'-C2'-C1'	6.50	106.70	101.50
24	BA	1157	G	C3'-C2'-C1'	6.50	106.70	101.50
24	BA	1267	U	P-O3'-C3'	-6.50	111.90	119.70
24	BA	1565	C	P-O3'-C3'	6.50	127.50	119.70
21	AA	1449	C	P-O3'-C3'	-6.50	111.90	119.70
24	DA	2311	A	O5'-P-OP1	6.50	118.50	110.70
24	BA	1767	G	P-O3'-C3'	-6.50	111.91	119.70
21	AA	314	C	C6-N1-C2	6.49	122.90	120.30
24	BA	774	G	C4-N9-C1'	-6.49	118.06	126.50
24	BA	1972	G	N9-C1'-C2'	-6.49	104.86	112.00
56	DB	47	C	N1-C1'-C2'	-6.49	104.86	112.00
24	DA	1300	G	P-O3'-C3'	6.49	127.49	119.70
55	CA	1336	C	N1-C1'-C2'	6.49	122.44	114.00
24	BA	2598	A	P-O3'-C3'	6.49	127.49	119.70

*Continued on next page...*

*Continued from previous page...*

Mol	Chain	Res	Type	Atoms	Z	Observed(°)	Ideal(°)
21	AA	1071	C	O4'-C1'-N1	6.49	113.39	108.20
24	BA	1451	C	N1-C1'-C2'	6.49	122.43	114.00
21	AA	184	G	P-O3'-C3'	-6.48	111.92	119.70
55	CA	1284	C	O4'-C1'-N1	6.48	113.39	108.20
21	AA	1102	A	C3'-C2'-C1'	6.48	106.68	101.50
24	BA	1304	A	P-O3'-C3'	6.48	127.47	119.70
24	DA	2296	U	P-O3'-C3'	6.48	127.47	119.70
56	DB	76	G	N3-C4-C5	6.48	131.84	128.60
24	DA	2682	A	C3'-C2'-C1'	6.47	106.68	101.50
24	DA	1304	A	N9-C1'-C2'	-6.47	104.88	112.00
56	DB	73	A	C5-N7-C8	-6.47	100.66	103.90
24	BA	1866	A	N9-C1'-C2'	-6.47	104.88	112.00
24	BA	2064	C	P-O5'-C5'	-6.47	110.55	120.90
24	DA	2550	G	P-O3'-C3'	-6.47	111.94	119.70
24	DA	2631	G	N9-C1'-C2'	-6.47	104.88	112.00
55	CA	1308	U	O4'-C1'-N1	6.47	113.37	108.20
24	DA	35	G	C3'-C2'-C1'	6.47	106.67	101.50
55	CA	653	U	N1-C1'-C2'	6.47	122.41	114.00
55	CA	962	C	O4'-C1'-N1	6.47	113.37	108.20
24	BA	1034	G	N9-C1'-C2'	-6.46	104.89	112.00
24	DA	1113	U	P-O3'-C3'	-6.46	111.94	119.70
55	CA	1500	A	C3'-C2'-C1'	6.46	106.67	101.50
24	DA	1238	G	C3'-C2'-C1'	6.46	106.67	101.50
24	BA	1494	A	C3'-C2'-C1'	6.46	106.67	101.50
56	DB	76	G	N9-C4-C5	6.46	107.98	105.40
25	BB	87	U	P-O3'-C3'	6.46	127.45	119.70
24	DA	93	G	P-O3'-C3'	-6.46	111.95	119.70
24	DA	1478	G	N9-C1'-C2'	-6.46	104.90	112.00
24	DA	2136	G	P-O3'-C3'	-6.46	111.95	119.70
24	BA	1655	A	P-O3'-C3'	-6.45	111.95	119.70
24	BA	2391	G	P-O3'-C3'	6.45	127.44	119.70
24	DA	230	G	P-O3'-C3'	-6.45	111.96	119.70
24	DA	1303	G	P-O3'-C3'	-6.45	111.95	119.70
56	DB	104	A	N9-C4-C5	6.45	108.38	105.80
21	AA	1196	A	P-O3'-C3'	6.45	127.44	119.70
24	BA	1458	U	P-O3'-C3'	6.45	127.44	119.70
24	BA	2053	G	P-O3'-C3'	-6.45	111.96	119.70
24	DA	860	U	P-O3'-C3'	-6.45	111.96	119.70
55	CA	317	U	O4'-C1'-N1	6.45	113.36	108.20
55	CA	755	G	P-O3'-C3'	-6.45	111.96	119.70
24	BA	2611	C	C3'-C2'-C1'	6.45	106.66	101.50
24	DA	749	A	P-O3'-C3'	-6.45	111.97	119.70

*Continued on next page...*

*Continued from previous page...*

Mol	Chain	Res	Type	Atoms	Z	Observed(°)	Ideal(°)
24	DA	1536	C	P-O5'-C5'	6.44	131.21	120.90
55	CA	1158	C	P-O3'-C3'	-6.44	111.97	119.70
24	DA	434	U	P-O3'-C3'	6.44	127.43	119.70
24	DA	2879	A	P-O3'-C3'	6.44	127.43	119.70
55	CA	1440	U	P-O3'-C3'	6.44	127.43	119.70
21	AA	518	C	O4'-C1'-N1	6.44	113.35	108.20
24	DA	2312	U	N3-C2-O2	-6.44	117.69	122.20
21	AA	248	C	P-O3'-C3'	-6.44	111.98	119.70
24	BA	1356	G	N3-C4-N9	-6.44	122.14	126.00
24	BA	435	C	P-O3'-C3'	-6.43	111.98	119.70
24	BA	1568	G	P-O3'-C3'	-6.43	111.98	119.70
21	AA	1168	U	O4'-C1'-N1	6.43	113.34	108.20
21	AA	1212	U	O4'-C1'-N1	-6.43	103.05	108.20
55	CA	430	A	N9-C1'-C2'	-6.43	104.92	112.00
24	DA	2542	A	P-O3'-C3'	6.43	127.42	119.70
56	DB	45	A	P-O3'-C3'	-6.43	111.98	119.70
24	BA	232	G	P-O3'-C3'	6.43	127.42	119.70
24	BA	2310	C	N3-C4-C5	-6.43	119.33	121.90
24	BA	2498	C	P-O3'-C3'	-6.43	111.98	119.70
24	DA	140	C	P-O3'-C3'	6.43	127.41	119.70
24	DA	995	C	C6-N1-C2	6.43	122.87	120.30
24	BA	2070	A	N1-C6-N6	-6.43	114.74	118.60
24	BA	373	U	P-O3'-C3'	-6.43	111.99	119.70
24	BA	687	C	P-O3'-C3'	-6.42	111.99	119.70
24	BA	568	U	N1-C1'-C2'	6.42	122.35	114.00
24	BA	2043	C	O4'-C1'-N1	-6.42	103.06	108.20
24	BA	2775	G	N1-C6-O6	6.42	123.75	119.90
24	DA	1698	A	P-O3'-C3'	6.42	127.41	119.70
21	AA	487	A	C3'-C2'-C1'	6.42	106.64	101.50
24	BA	2076	U	P-O3'-C3'	-6.42	112.00	119.70
24	DA	200	U	P-O3'-C3'	-6.42	112.00	119.70
24	DA	1440	U	O4'-C1'-N1	6.42	113.34	108.20
55	CA	969	A	P-O3'-C3'	-6.42	112.00	119.70
24	DA	2096	C	O4'-C1'-N1	6.42	113.33	108.20
24	DA	1838	C	C2-N1-C1'	-6.42	111.74	118.80
24	BA	781	A	P-O3'-C3'	6.42	127.40	119.70
21	AA	1158	C	C6-N1-C2	-6.41	117.74	120.30
24	BA	1268	A	C8-N9-C4	-6.41	103.24	105.80
24	BA	1731	G	C4-N9-C1'	-6.41	118.17	126.50
55	CA	383	A	C3'-C2'-C1'	6.41	106.63	101.50
24	DA	915	C	P-O3'-C3'	-6.41	112.01	119.70
24	DA	2287	A	P-O3'-C3'	6.41	127.39	119.70

*Continued on next page...*

*Continued from previous page...*

Mol	Chain	Res	Type	Atoms	Z	Observed(°)	Ideal(°)
24	DA	2312	U	N3-C4-O4	6.41	123.89	119.40
24	DA	2609	U	O4'-C1'-N1	6.41	113.33	108.20
24	BA	86	G	P-O3'-C3'	-6.41	112.01	119.70
55	CA	29	U	O4'-C1'-N1	6.41	113.33	108.20
25	BB	44	G	P-O3'-C3'	6.40	127.39	119.70
21	AA	73	C	N1-C1'-C2'	-6.40	104.96	112.00
24	BA	765	C	C3'-C2'-C1'	6.40	106.62	101.50
21	AA	519	C	O4'-C1'-N1	6.40	113.32	108.20
24	BA	15	G	P-O3'-C3'	-6.40	112.02	119.70
24	BA	2423	U	O4'-C1'-N1	-6.40	103.08	108.20
55	CA	1137	C	N1-C1'-C2'	6.40	122.32	114.00
24	BA	740	C	O5'-P-OP2	-6.40	99.94	105.70
24	BA	2716	C	O4'-C1'-N1	6.40	113.32	108.20
21	AA	372	C	P-O3'-C3'	6.39	127.37	119.70
24	BA	35	G	C3'-C2'-C1'	6.39	106.61	101.50
24	BA	2492	U	C3'-C2'-C1'	6.39	106.62	101.50
24	BA	654	A	P-O3'-C3'	-6.39	112.03	119.70
21	AA	78	A	C5-C6-N6	-6.39	118.59	123.70
21	AA	1398	A	P-O3'-C3'	-6.39	112.03	119.70
24	BA	753	A	P-O3'-C3'	-6.39	112.03	119.70
24	BA	207	A	C3'-C2'-C1'	6.39	106.61	101.50
56	DB	102	G	O3'-P-O5'	-6.39	91.87	104.00
21	AA	991	U	P-O3'-C3'	6.38	127.36	119.70
55	CA	414	A	C3'-C2'-C1'	6.38	106.61	101.50
21	AA	1521	C	N1-C2-O2	6.38	122.73	118.90
24	BA	975	A	P-O3'-C3'	-6.38	112.04	119.70
24	BA	2321	U	P-O3'-C3'	-6.38	112.04	119.70
25	BB	43	C	C6-N1-C2	-6.38	117.75	120.30
55	CA	828	U	O4'-C1'-N1	6.38	113.31	108.20
24	DA	389	G	N9-C1'-C2'	-6.38	104.98	112.00
24	DA	1592	C	O4'-C1'-N1	6.38	113.30	108.20
24	DA	2450	A	C3'-C2'-C1'	6.38	106.60	101.50
55	CA	733	G	P-O3'-C3'	6.38	127.35	119.70
24	DA	2758	A	N9-C1'-C2'	-6.38	104.98	112.00
24	BA	369	U	P-O3'-C3'	6.38	127.35	119.70
24	BA	528	A	N7-C8-N9	6.38	116.99	113.80
24	BA	831	G	P-O3'-C3'	-6.38	112.05	119.70
24	BA	1089	A	P-O3'-C3'	6.38	127.35	119.70
24	BA	1932	A	C3'-C2'-C1'	6.38	106.60	101.50
55	CA	15	G	P-O3'-C3'	-6.38	112.05	119.70
55	CA	1245	C	O4'-C1'-N1	6.38	113.30	108.20
55	CA	1452	C	O4'-C1'-N1	6.38	113.30	108.20

*Continued on next page...*



*Continued from previous page...*

Mol	Chain	Res	Type	Atoms	Z	Observed(°)	Ideal(°)
24	DA	1136	G	P-O3'-C3'	-6.38	112.05	119.70
24	DA	1568	G	P-O3'-C3'	-6.38	112.05	119.70
21	AA	1258	G	C3'-C2'-C1'	6.37	106.60	101.50
24	BA	221	A	P-O3'-C3'	6.37	127.35	119.70
55	CA	914	A	C3'-C2'-C1'	6.37	106.60	101.50
24	DA	2149	U	O4'-C1'-N1	6.37	113.30	108.20
21	AA	412	A	P-O5'-C5'	-6.37	110.71	120.90
24	BA	860	U	P-O3'-C3'	-6.37	112.06	119.70
24	DA	1072	C	P-O3'-C3'	-6.37	112.06	119.70
24	DA	2770	G	C2-N3-C4	-6.37	108.71	111.90
25	BB	26	C	P-O3'-C3'	-6.37	112.06	119.70
24	DA	777	G	N9-C1'-C2'	-6.37	104.99	112.00
24	DA	1088	A	C6-N1-C2	6.37	122.42	118.60
24	BA	335	C	P-O5'-C5'	-6.37	110.72	120.90
24	DA	449	A	C3'-C2'-C1'	6.37	106.59	101.50
24	BA	1006	C	N1-C2-O2	-6.36	115.08	118.90
21	AA	1336	C	O4'-C1'-N1	6.36	113.29	108.20
24	BA	373	U	C3'-C2'-C1'	6.36	106.59	101.50
24	DA	2033	A	C5-C6-N6	6.36	128.79	123.70
24	DA	2050	C	P-O3'-C3'	6.36	127.33	119.70
24	BA	2611	C	O4'-C1'-N1	6.36	113.29	108.20
24	DA	2691	C	P-O3'-C3'	-6.36	112.07	119.70
21	AA	214	C	P-O3'-C3'	-6.36	112.07	119.70
21	AA	724	G	P-O3'-C3'	-6.36	112.07	119.70
24	BA	223	A	C3'-C2'-C1'	6.36	106.58	101.50
24	BA	2332	C	C6-N1-C2	6.36	122.84	120.30
24	DA	15	G	N9-C1'-C2'	-6.36	105.01	112.00
24	DA	647	G	C3'-C2'-C1'	6.36	106.58	101.50
21	AA	70	U	P-O3'-C3'	6.35	127.32	119.70
24	BA	454	A	P-O3'-C3'	6.35	127.32	119.70
24	BA	2606	C	N1-C2-O2	-6.35	115.09	118.90
24	DA	33	C	P-O3'-C3'	6.35	127.32	119.70
24	DA	370	G	C6-C5-N7	6.35	134.21	130.40
24	DA	730	A	N9-C1'-C2'	-6.35	105.01	112.00
24	DA	1497	U	P-O3'-C3'	6.35	127.32	119.70
24	BA	2251	G	P-O3'-C3'	-6.35	112.08	119.70
56	DB	75	G	N9-C1'-C2'	-6.35	105.01	112.00
24	BA	2307	G	O4'-C1'-N9	6.35	113.28	108.20
24	BA	2607	G	N3-C4-N9	6.35	129.81	126.00
24	DA	2320	U	O3'-P-O5'	-6.35	91.94	104.00
56	DB	49	C	C6-N1-C1'	6.35	128.42	120.80
24	BA	386	G	P-O3'-C3'	6.35	127.32	119.70

*Continued on next page...*

*Continued from previous page...*

Mol	Chain	Res	Type	Atoms	Z	Observed(°)	Ideal(°)
55	CA	1199	U	N1-C2-O2	6.34	127.24	122.80
21	AA	1362	A	O4'-C1'-N9	6.34	113.27	108.20
21	AA	1399	C	N1-C1'-C2'	6.34	122.24	114.00
24	BA	934	U	P-O3'-C3'	-6.34	112.09	119.70
21	AA	267	C	C3'-C2'-C1'	6.34	106.57	101.50
24	DA	727	A	C3'-C2'-C1'	6.34	106.57	101.50
24	BA	2517	C	O3'-P-O5'	-6.33	91.97	104.00
24	DA	13	A	P-O3'-C3'	6.33	127.30	119.70
24	DA	396	G	P-O3'-C3'	-6.33	112.10	119.70
24	DA	2259	U	C3'-C2'-C1'	6.33	106.57	101.50
24	DA	2805	C	O4'-C1'-N1	6.33	113.27	108.20
56	DB	88	C	O4'-C1'-N1	-6.33	103.13	108.20
24	BA	1142	A	C4-C5-N7	6.33	113.87	110.70
24	BA	1009	A	O5'-P-OP2	-6.33	100.00	105.70
24	BA	1180	U	N1-C1'-C2'	6.33	122.23	114.00
24	BA	2303	G	P-O3'-C3'	-6.33	112.10	119.70
55	CA	1530	G	P-O3'-C3'	-6.33	112.10	119.70
24	BA	721	A	P-O3'-C3'	6.33	127.29	119.70
24	BA	2322	A	P-O3'-C3'	-6.33	112.11	119.70
24	DA	1865	U	P-O3'-C3'	6.33	127.29	119.70
24	DA	2727	A	C3'-C2'-C1'	6.33	106.56	101.50
24	BA	103	A	P-O3'-C3'	-6.33	112.11	119.70
24	BA	346	A	N9-C1'-C2'	-6.32	105.05	112.00
24	DA	2474	U	O4'-C1'-N1	6.32	113.26	108.20
24	BA	937	C	P-O3'-C3'	-6.32	112.11	119.70
24	BA	2337	G	C3'-C2'-C1'	6.32	106.56	101.50
21	AA	97	G	N9-C1'-C2'	-6.32	105.05	112.00
24	BA	1267	U	O4'-C1'-N1	6.32	113.26	108.20
24	BA	1865	U	N3-C4-C5	6.32	118.39	114.60
24	BA	2776	A	P-O3'-C3'	6.32	127.28	119.70
56	DB	3	C	O4'-C1'-N1	-6.32	103.14	108.20
24	DA	806	C	C3'-C2'-C1'	6.32	106.56	101.50
24	DA	2896	C	P-O3'-C3'	-6.32	112.12	119.70
24	BA	740	C	N1-C1'-C2'	-6.32	105.05	112.00
55	CA	77	A	C5-C6-N6	6.32	128.75	123.70
24	BA	2048	G	C8-N9-C4	-6.31	103.88	106.40
24	DA	244	A	C3'-C2'-C1'	6.31	106.55	101.50
24	DA	2385	C	C3'-C2'-C1'	6.31	106.55	101.50
56	DB	43	C	C6-N1-C2	-6.31	117.78	120.30
21	AA	18	C	P-O3'-C3'	-6.31	112.13	119.70
24	BA	815	C	P-O3'-C3'	-6.31	112.13	119.70
24	DA	1274	A	P-O3'-C3'	-6.31	112.13	119.70

*Continued on next page...*

*Continued from previous page...*

Mol	Chain	Res	Type	Atoms	Z	Observed(°)	Ideal(°)
55	CA	1401	G	C3'-C2'-C1'	6.30	106.54	101.50
55	CA	1449	C	O4'-C1'-N1	6.30	113.24	108.20
24	DA	1112	G	C3'-C2'-C1'	6.30	106.54	101.50
24	BA	2615	U	C3'-C2'-C1'	6.30	106.54	101.50
55	CA	1190	G	P-O3'-C3'	6.30	127.26	119.70
24	DA	627	A	P-O3'-C3'	6.30	127.25	119.70
24	DA	1142	A	N3-C4-C5	6.30	131.21	126.80
24	BA	1123	C	N1-C2-O2	6.29	122.68	118.90
21	AA	198	G	P-O3'-C3'	-6.29	112.15	119.70
55	CA	1349	A	P-O3'-C3'	-6.29	112.15	119.70
24	DA	2023	C	C3'-C2'-C1'	6.29	106.53	101.50
24	BA	1073	A	P-O3'-C3'	-6.29	112.16	119.70
24	BA	1324	G	O4'-C1'-N9	6.29	113.23	108.20
24	BA	2802	G	N3-C4-N9	-6.29	122.23	126.00
55	CA	52	C	O4'-C1'-N1	6.29	113.23	108.20
24	DA	388	G	C3'-C2'-C1'	6.29	106.53	101.50
24	DA	2333	A	P-O3'-C3'	6.29	127.25	119.70
21	AA	884	U	O4'-C1'-N1	6.29	113.23	108.20
24	BA	267	C	O4'-C1'-N1	6.29	113.23	108.20
24	BA	2541	A	N1-C6-N6	6.29	122.37	118.60
25	BB	88	C	N1-C1'-C2'	6.29	122.17	114.00
55	CA	52	C	P-O3'-C3'	-6.29	112.16	119.70
55	CA	915	A	N9-C1'-C2'	-6.29	105.09	112.00
21	AA	654	G	C3'-C2'-C1'	6.28	106.53	101.50
24	BA	2200	C	P-O3'-C3'	-6.28	112.16	119.70
24	DA	1386	C	C3'-C2'-C1'	6.28	106.53	101.50
24	DA	1515	A	O4'-C1'-N9	6.28	113.23	108.20
24	BA	823	C	O4'-C1'-N1	-6.28	103.17	108.20
24	BA	752	A	O4'-C1'-N9	6.28	113.22	108.20
24	BA	2616	C	C3'-C2'-C1'	6.28	106.53	101.50
24	BA	2901	C	O4'-C1'-N1	-6.28	103.17	108.20
55	CA	424	G	P-O3'-C3'	-6.28	112.16	119.70
24	DA	2468	A	P-O3'-C3'	6.28	127.23	119.70
24	BA	14	A	P-O5'-C5'	-6.28	110.86	120.90
24	BA	655	A	P-O3'-C3'	6.28	127.23	119.70
55	CA	1098	C	O4'-C1'-N1	6.28	113.22	108.20
24	BA	249	C	N1-C1'-C2'	6.27	122.16	114.00
24	BA	530	G	P-O3'-C3'	-6.27	112.17	119.70
24	BA	2391	G	O4'-C1'-N9	6.27	113.22	108.20
24	BA	1693	U	P-O3'-C3'	6.27	127.22	119.70
24	BA	2516	A	C8-N9-C4	-6.27	103.29	105.80
21	AA	1258	G	N9-C1'-C2'	-6.26	105.11	112.00

*Continued on next page...*

*Continued from previous page...*

Mol	Chain	Res	Type	Atoms	Z	Observed(°)	Ideal(°)
21	AA	590	U	P-O3'-C3'	-6.26	112.19	119.70
24	BA	1062	G	C3'-C2'-C1'	6.26	106.51	101.50
24	BA	2017	U	N1-C1'-C2'	6.26	122.14	114.00
55	CA	315	A	P-O3'-C3'	6.26	127.21	119.70
24	DA	2582	G	C3'-C2'-C1'	6.26	106.51	101.50
24	BA	250	G	C3'-C2'-C1'	6.26	106.51	101.50
24	DA	1060	U	C6-N1-C1'	-6.26	112.44	121.20
24	BA	572	A	P-O3'-C3'	-6.26	112.19	119.70
24	DA	1627	G	P-O3'-C3'	-6.26	112.19	119.70
24	BA	1560	G	C3'-C2'-C1'	6.25	106.50	101.50
24	BA	1884	G	P-O3'-C3'	6.25	127.20	119.70
24	DA	632	A	P-O3'-C3'	6.25	127.20	119.70
24	DA	1965	C	N1-C1'-C2'	-6.25	105.12	112.00
55	CA	566	G	C4-C5-C6	-6.25	115.05	118.80
24	BA	2135	A	P-O3'-C3'	-6.25	112.20	119.70
24	DA	1060	U	N1-C1'-C2'	6.25	122.12	114.00
24	BA	142	A	N9-C1'-C2'	-6.25	105.13	112.00
24	BA	1707	G	C3'-C2'-C1'	6.25	106.50	101.50
24	DA	2511	U	C2-N3-C4	-6.25	123.25	127.00
24	DA	2755	C	O4'-C1'-N1	-6.25	103.20	108.20
21	AA	1066	C	N1-C1'-C2'	-6.25	105.13	112.00
24	BA	396	G	N9-C1'-C2'	-6.24	105.13	112.00
24	BA	1007	C	O4'-C1'-N1	6.24	113.19	108.20
21	AA	81	A	C5-C6-N6	6.24	128.69	123.70
24	BA	800	A	C5-C6-N6	6.24	128.69	123.70
21	AA	1296	C	O4'-C1'-N1	6.24	113.19	108.20
24	BA	1668	A	P-O3'-C3'	6.24	127.19	119.70
24	BA	2427	C	C3'-C2'-C1'	6.24	106.49	101.50
24	BA	2200	C	N3-C2-O2	-6.24	117.54	121.90
25	BB	45	A	C3'-C2'-C1'	6.23	106.49	101.50
55	CA	15	G	N3-C4-C5	-6.23	125.48	128.60
55	CA	452	A	C3'-C2'-C1'	6.23	106.49	101.50
21	AA	1088	G	N9-C1'-C2'	-6.23	105.15	112.00
24	BA	1839	G	C3'-C2'-C1'	6.23	106.48	101.50
24	DA	206	U	C3'-C2'-C1'	6.23	106.48	101.50
24	DA	373	U	O4'-C1'-N1	6.23	113.18	108.20
24	DA	946	C	C3'-C2'-C1'	6.23	106.48	101.50
21	AA	1469	C	P-O5'-C5'	-6.23	110.93	120.90
55	CA	1236	A	C6-N1-C2	-6.23	114.86	118.60
24	DA	1061	U	P-O3'-C3'	-6.23	112.23	119.70
24	DA	2148	G	P-O3'-C3'	-6.23	112.23	119.70
24	BA	346	A	C3'-C2'-C1'	6.22	106.48	101.50

*Continued on next page...*

*Continued from previous page...*

Mol	Chain	Res	Type	Atoms	Z	Observed(°)	Ideal(°)
24	BA	851	C	C5-C4-N4	6.22	124.56	120.20
24	DA	2344	U	P-O3'-C3'	6.22	127.17	119.70
24	DA	2348	U	P-O3'-C3'	-6.22	112.23	119.70
24	BA	1019	U	C5-C4-O4	-6.22	122.17	125.90
24	BA	1462	C	O4'-C1'-N1	6.22	113.18	108.20
55	CA	513	C	N1-C1'-C2'	-6.22	105.16	112.00
55	CA	982	U	P-O3'-C3'	6.22	127.17	119.70
24	DA	763	G	C4-N9-C1'	6.22	134.59	126.50
55	CA	243	A	N9-C4-C5	6.22	108.29	105.80
21	AA	1064	G	O4'-C1'-N9	6.22	113.17	108.20
24	BA	121	G	C3'-C2'-C1'	6.22	106.47	101.50
24	BA	299	A	C5-N7-C8	-6.22	100.79	103.90
24	BA	2570	G	C5-C6-O6	6.22	132.33	128.60
24	BA	1476	U	C3'-C2'-C1'	6.21	106.47	101.50
55	CA	870	U	P-O3'-C3'	6.21	127.16	119.70
24	DA	1611	C	C3'-C2'-C1'	6.21	106.47	101.50
24	DA	390	U	N1-C1'-C2'	6.21	122.08	114.00
21	AA	567	G	C3'-C2'-C1'	6.21	106.47	101.50
21	AA	812	G	O3'-P-O5'	-6.21	92.20	104.00
25	BB	8	C	O4'-C1'-N1	6.21	113.17	108.20
24	BA	14	A	C3'-C2'-C1'	6.21	106.47	101.50
24	BA	1223	G	P-O3'-C3'	-6.21	112.25	119.70
24	BA	1963	U	O4'-C1'-N1	6.21	113.17	108.20
24	DA	2714	G	P-O3'-C3'	-6.21	112.25	119.70
21	AA	966	G	P-O3'-C3'	-6.21	112.25	119.70
24	BA	1611	C	C3'-C2'-C1'	6.21	106.46	101.50
24	BA	2781	A	N9-C1'-C2'	-6.20	105.17	112.00
24	DA	2035	G	P-O3'-C3'	-6.20	112.26	119.70
24	BA	302	C	O4'-C1'-N1	6.20	113.16	108.20
24	BA	1730	C	O4'-C1'-N1	6.20	113.16	108.20
24	BA	2214	C	C3'-C2'-C1'	6.20	106.46	101.50
24	DA	621	A	C3'-C2'-C1'	6.20	106.46	101.50
56	DB	5	U	O4'-C1'-N1	6.20	113.16	108.20
24	DA	2094	A	P-O3'-C3'	-6.20	112.26	119.70
24	BA	616	A	P-O3'-C3'	-6.20	112.26	119.70
21	AA	971	G	O4'-C1'-N9	6.20	113.16	108.20
24	BA	2151	U	O4'-C1'-N1	6.20	113.16	108.20
24	DA	1847	A	P-O3'-C3'	6.20	127.14	119.70
55	CA	458	U	P-O3'-C3'	6.19	127.13	119.70
24	DA	1821	A	N9-C1'-C2'	-6.19	105.19	112.00
21	AA	253	A	P-O3'-C3'	-6.19	112.27	119.70
21	AA	914	A	C3'-C2'-C1'	6.19	106.45	101.50

*Continued on next page...*

*Continued from previous page...*

Mol	Chain	Res	Type	Atoms	Z	Observed(°)	Ideal(°)
24	BA	906	U	C6-N1-C2	6.19	124.72	121.00
24	BA	1965	C	P-O5'-C5'	-6.19	110.99	120.90
24	BA	2588	G	P-O5'-C5'	-6.19	110.99	120.90
55	CA	531	U	O4'-C1'-N1	6.19	113.16	108.20
24	DA	1700	A	C3'-C2'-C1'	6.19	106.45	101.50
24	BA	512	G	C4-N9-C1'	-6.19	118.45	126.50
24	BA	1312	U	O4'-C1'-N1	-6.19	103.25	108.20
24	BA	2307	G	P-O3'-C3'	6.19	127.13	119.70
24	DA	104	A	N9-C1'-C2'	-6.19	105.19	112.00
24	BA	766	U	P-O3'-C3'	-6.18	112.28	119.70
24	BA	2614	A	P-O3'-C3'	6.18	127.12	119.70
24	DA	232	G	P-O3'-C3'	6.18	127.12	119.70
24	DA	1900	A	P-O3'-C3'	6.18	127.12	119.70
24	BA	491	G	P-O3'-C3'	-6.18	112.28	119.70
24	BA	2200	C	O4'-C1'-N1	6.18	113.15	108.20
24	DA	1820	U	P-O3'-C3'	6.18	127.12	119.70
24	DA	2580	U	P-O3'-C3'	6.18	127.12	119.70
55	CA	1161	C	O4'-C1'-N1	6.18	113.14	108.20
24	DA	1127	A	C3'-C2'-C1'	6.18	106.44	101.50
21	AA	96	U	O4'-C1'-N1	6.18	113.14	108.20
24	BA	382	A	P-O3'-C3'	-6.18	112.28	119.70
55	CA	132	C	O4'-C1'-N1	6.18	113.14	108.20
24	DA	139	U	N1-C1'-C2'	6.18	122.03	114.00
24	BA	719	C	O4'-C1'-N1	6.18	113.14	108.20
24	BA	1813	G	N9-C4-C5	6.18	107.87	105.40
24	BA	2283	C	P-O3'-C3'	-6.18	112.29	119.70
24	DA	776	G	O4'-C1'-N9	-6.18	103.26	108.20
24	DA	794	A	C3'-C2'-C1'	6.18	106.44	101.50
24	DA	762	U	P-O3'-C3'	6.17	127.11	119.70
24	DA	2492	U	C3'-C2'-C1'	6.17	106.44	101.50
24	BA	2857	G	N3-C4-C5	6.17	131.68	128.60
21	AA	1394	A	P-O3'-C3'	6.17	127.10	119.70
24	BA	1290	C	P-O3'-C3'	-6.17	112.30	119.70
24	DA	1779	U	P-O3'-C3'	6.17	127.10	119.70
24	DA	1008	A	O4'-C1'-N9	6.16	113.13	108.20
24	DA	2226	C	C3'-C2'-C1'	6.16	106.43	101.50
24	BA	1331	G	N9-C1'-C2'	-6.16	105.22	112.00
21	AA	253	A	N9-C1'-C2'	-6.16	105.22	112.00
24	BA	52	A	C3'-C2'-C1'	6.16	106.43	101.50
55	CA	518	C	O4'-C1'-N1	6.16	113.13	108.20
24	DA	1076	C	N1-C1'-C2'	-6.16	105.23	112.00
24	BA	199	A	O4'-C1'-N9	6.16	113.12	108.20

*Continued on next page...*

*Continued from previous page...*

Mol	Chain	Res	Type	Atoms	Z	Observed(°)	Ideal(°)
24	DA	1945	G	C3'-C2'-C1'	6.16	106.42	101.50
24	BA	1956	U	O4'-C1'-N1	6.15	113.12	108.20
24	BA	2052	A	C4-C5-N7	-6.15	107.62	110.70
24	BA	2148	G	C3'-C2'-C1'	6.15	106.42	101.50
24	BA	2250	G	O4'-C1'-N9	-6.15	103.28	108.20
24	DA	269	C	O4'-C1'-N1	6.15	113.12	108.20
24	DA	1204	A	P-O3'-C3'	6.15	127.08	119.70
24	DA	2440	C	C3'-C2'-C1'	6.15	106.42	101.50
24	DA	2308	G	C5-C6-O6	-6.15	124.91	128.60
21	AA	306	A	P-O3'-C3'	-6.14	112.33	119.70
24	BA	1785	A	N7-C8-N9	6.14	116.87	113.80
24	DA	767	U	O4'-C1'-N1	6.14	113.12	108.20
24	BA	333	G	C3'-C2'-C1'	6.14	106.41	101.50
24	BA	339	U	C2-N1-C1'	6.14	125.07	117.70
24	BA	2328	A	N1-C6-N6	-6.14	114.91	118.60
24	BA	2684	U	O4'-C1'-N1	-6.14	103.29	108.20
24	BA	1261	C	N1-C2-O2	-6.14	115.22	118.90
24	DA	1965	C	P-O3'-C3'	-6.14	112.33	119.70
24	BA	2520	C	P-O3'-C3'	-6.14	112.33	119.70
24	BA	1647	U	O4'-C1'-N1	6.14	113.11	108.20
24	BA	1733	G	C3'-C2'-C1'	6.14	106.41	101.50
24	BA	178	G	N9-C1'-C2'	-6.13	105.25	112.00
24	BA	855	G	N9-C4-C5	6.13	107.85	105.40
24	DA	2521	C	N1-C1'-C2'	-6.13	105.25	112.00
24	BA	968	C	N3-C2-O2	-6.13	117.61	121.90
55	CA	90	C	C3'-C2'-C1'	6.13	106.41	101.50
55	CA	354	G	P-O3'-C3'	-6.13	112.34	119.70
55	CA	1137	C	P-O3'-C3'	6.13	127.06	119.70
24	DA	162	U	N1-C1'-C2'	6.13	121.97	114.00
24	DA	1384	A	P-O3'-C3'	6.13	127.06	119.70
21	AA	1320	C	P-O3'-C3'	-6.13	112.35	119.70
24	BA	1143	A	P-O3'-C3'	6.13	127.05	119.70
24	BA	198	C	O5'-P-OP2	-6.12	100.19	105.70
24	BA	2070	A	C6-N1-C2	-6.12	114.92	118.60
24	BA	2093	G	C3'-C2'-C1'	6.12	106.40	101.50
24	BA	866	A	P-O3'-C3'	-6.12	112.35	119.70
55	CA	267	C	P-O3'-C3'	6.12	127.05	119.70
24	BA	1568	G	C8-N9-C1'	-6.12	119.04	127.00
55	CA	875	U	P-O5'-C5'	-6.12	111.10	120.90
24	DA	1334	G	P-O3'-C3'	-6.12	112.35	119.70
21	AA	465	A	P-O3'-C3'	-6.12	112.36	119.70
55	CA	596	A	N9-C1'-C2'	-6.12	105.27	112.00

*Continued on next page...*

*Continued from previous page...*

Mol	Chain	Res	Type	Atoms	Z	Observed(°)	Ideal(°)
24	DA	396	G	C3'-C2'-C1'	6.12	106.40	101.50
24	DA	1636	U	O4'-C1'-N1	6.12	113.10	108.20
24	DA	2064	C	N1-C1'-C2'	-6.12	105.27	112.00
24	BA	1132	U	O4'-C1'-N1	6.12	113.09	108.20
55	CA	977	A	P-O3'-C3'	-6.12	112.36	119.70
55	CA	247	G	C3'-C2'-C1'	6.12	106.39	101.50
24	DA	1811	G	N9-C1'-C2'	-6.12	105.27	112.00
24	BA	2057	G	N1-C6-O6	-6.11	116.23	119.90
24	BA	2441	U	O4'-C1'-N1	6.11	113.09	108.20
24	BA	485	C	P-O3'-C3'	-6.11	112.36	119.70
55	CA	803	G	C3'-C2'-C1'	6.11	106.39	101.50
24	DA	1929	G	P-O3'-C3'	6.11	127.03	119.70
24	BA	446	G	P-O3'-C3'	6.11	127.03	119.70
24	DA	1311	G	P-O3'-C3'	6.11	127.03	119.70
24	DA	1970	A	P-O3'-C3'	6.11	127.03	119.70
24	DA	2586	U	C3'-C2'-C1'	6.11	106.39	101.50
24	DA	1079	C	P-O3'-C3'	-6.11	112.37	119.70
55	CA	245	U	O4'-C1'-N1	6.11	113.08	108.20
24	DA	1206	G	C3'-C2'-C1'	6.11	106.39	101.50
24	DA	2075	U	C5-C4-O4	6.11	129.56	125.90
24	DA	2800	A	O4'-C1'-N9	6.11	113.08	108.20
21	AA	575	G	C8-N9-C1'	6.10	134.94	127.00
24	BA	115	C	P-O3'-C3'	6.10	127.02	119.70
24	BA	800	A	N1-C6-N6	-6.10	114.94	118.60
26	BC	109	LEU	CA-CB-CG	6.10	129.34	115.30
24	DA	2575	C	C6-N1-C2	6.10	122.74	120.30
24	BA	510	C	C3'-C2'-C1'	6.10	106.38	101.50
24	BA	1039	A	P-O3'-C3'	-6.10	112.38	119.70
24	BA	1315	C	P-O5'-C5'	-6.10	111.14	120.90
24	BA	1981	A	N9-C1'-C2'	-6.10	105.29	112.00
24	BA	2062	A	P-O3'-C3'	-6.10	112.38	119.70
24	BA	2199	A	P-O5'-C5'	-6.10	111.14	120.90
24	DA	1828	G	P-O3'-C3'	6.10	127.02	119.70
24	BA	1436	G	C8-N9-C4	-6.10	103.96	106.40
56	DB	57	A	C3'-C2'-C1'	6.10	106.38	101.50
24	BA	163	C	N1-C1'-C2'	-6.09	105.30	112.00
24	BA	1369	G	C8-N9-C4	-6.09	103.96	106.40
24	DA	1682	G	P-O3'-C3'	-6.09	112.39	119.70
24	DA	2752	C	C3'-C2'-C1'	6.09	106.37	101.50
21	AA	368	U	C2-N1-C1'	6.09	125.01	117.70
24	DA	2773	C	O4'-C1'-N1	6.09	113.07	108.20
56	DB	49	C	N1-C2-O2	-6.09	115.25	118.90

*Continued on next page...*



*Continued from previous page...*

Mol	Chain	Res	Type	Atoms	Z	Observed(°)	Ideal(°)
21	AA	32	A	C3'-C2'-C1'	6.09	106.37	101.50
24	BA	591	U	N3-C4-C5	-6.09	110.95	114.60
24	BA	2714	G	P-O3'-C3'	-6.09	112.39	119.70
24	BA	2860	A	N3-C4-N9	6.09	132.27	127.40
24	DA	121	G	P-O3'-C3'	-6.09	112.39	119.70
21	AA	1519	A	P-O3'-C3'	-6.09	112.39	119.70
24	DA	1113	U	N1-C1'-C2'	-6.09	105.30	112.00
24	BA	2155	U	N1-C2-O2	6.09	127.06	122.80
55	CA	131	A	C3'-C2'-C1'	6.09	106.37	101.50
24	BA	2192	U	O4'-C1'-N1	6.08	113.07	108.20
21	AA	316	C	C3'-C2'-C1'	6.08	106.37	101.50
24	BA	1416	G	O4'-C1'-N9	6.08	113.07	108.20
24	BA	2211	A	P-O3'-C3'	6.08	127.00	119.70
24	BA	2338	C	O4'-C1'-N1	6.08	113.07	108.20
24	DA	454	A	P-O3'-C3'	6.08	127.00	119.70
24	BA	2321	U	O4'-C1'-N1	-6.08	103.33	108.20
56	DB	103	U	N1-C2-N3	6.08	118.55	114.90
21	AA	885	G	C3'-C2'-C1'	6.08	106.36	101.50
24	BA	2732	G	P-O3'-C3'	6.08	126.99	119.70
24	BA	2770	G	N1-C2-N2	-6.08	110.73	116.20
24	DA	2214	C	C3'-C2'-C1'	6.08	106.36	101.50
24	BA	2335	A	C3'-C2'-C1'	6.08	106.36	101.50
21	AA	985	C	O4'-C1'-N1	6.07	113.06	108.20
24	BA	1759	A	C3'-C2'-C1'	6.07	106.36	101.50
24	DA	2021	C	P-O3'-C3'	6.07	126.99	119.70
24	DA	1334	G	C3'-C2'-C1'	6.07	106.36	101.50
24	DA	1788	C	C3'-C2'-C1'	6.07	106.36	101.50
24	DA	411	G	P-O3'-C3'	6.07	126.98	119.70
55	CA	930	C	O4'-C1'-N1	6.07	113.05	108.20
24	DA	2401	U	P-O3'-C3'	6.07	126.98	119.70
24	DA	1702	G	P-O3'-C3'	-6.07	112.42	119.70
24	BA	1640	A	P-O5'-C5'	-6.06	111.20	120.90
24	BA	2344	U	O4'-C1'-N1	-6.06	103.35	108.20
25	BB	13	G	N9-C1'-C2'	-6.06	105.33	112.00
21	AA	821	G	C3'-C2'-C1'	6.06	106.35	101.50
24	BA	1330	C	C3'-C2'-C1'	6.06	106.35	101.50
21	AA	428	G	P-O3'-C3'	6.06	126.97	119.70
24	BA	2559	C	N3-C4-C5	-6.06	119.48	121.90
24	BA	621	A	C3'-C2'-C1'	6.06	106.35	101.50
24	DA	1717	A	C3'-C2'-C1'	6.06	106.35	101.50
24	BA	386	G	P-O5'-C5'	6.06	130.59	120.90
24	BA	2791	G	N9-C1'-C2'	-6.06	105.34	112.00

*Continued on next page...*

*Continued from previous page...*

Mol	Chain	Res	Type	Atoms	Z	Observed(°)	Ideal(°)
55	CA	1461	G	C5-C6-O6	6.06	132.23	128.60
24	BA	666	A	N9-C4-C5	6.05	108.22	105.80
24	BA	2607	G	C4-N9-C1'	6.05	134.37	126.50
25	BB	16	G	C3'-C2'-C1'	6.05	106.34	101.50
24	BA	1142	A	N9-C4-C5	6.05	108.22	105.80
25	BB	36	C	O4'-C1'-N1	-6.05	103.36	108.20
55	CA	509	A	C3'-C2'-C1'	6.05	106.34	101.50
24	DA	1011	G	C8-N9-C1'	6.05	134.87	127.00
24	DA	1347	A	P-O3'-C3'	-6.05	112.44	119.70
24	DA	1783	A	P-O3'-C3'	-6.05	112.44	119.70
21	AA	486	U	O4'-C1'-N1	-6.05	103.36	108.20
24	BA	633	A	O4'-C1'-N9	-6.05	103.36	108.20
24	BA	2543	G	P-O3'-C3'	-6.05	112.44	119.70
24	BA	860	U	O5'-P-OP2	-6.04	100.26	105.70
55	CA	575	G	C4-N9-C1'	-6.04	118.64	126.50
24	DA	12	U	O4'-C1'-N1	6.04	113.04	108.20
24	DA	1090	A	P-O3'-C3'	-6.04	112.45	119.70
24	BA	2682	A	C3'-C2'-C1'	6.04	106.33	101.50
24	BA	1025	G	P-O3'-C3'	6.04	126.95	119.70
55	CA	1507	A	C3'-C2'-C1'	6.04	106.33	101.50
24	DA	831	G	P-O3'-C3'	-6.04	112.45	119.70
56	DB	13	G	P-O3'-C3'	-6.04	112.45	119.70
24	DA	1060	U	C2-N1-C1'	6.04	124.95	117.70
24	DA	1429	G	C3'-C2'-C1'	6.04	106.33	101.50
21	AA	1127	G	N9-C1'-C2'	-6.04	105.36	112.00
24	BA	1334	G	C5-C6-O6	6.04	132.22	128.60
21	AA	95	C	N1-C1'-C2'	-6.03	105.36	112.00
21	AA	1053	G	P-O3'-C3'	6.03	126.94	119.70
55	CA	570	G	P-O3'-C3'	6.03	126.94	119.70
24	BA	687	C	P-O5'-C5'	-6.03	111.25	120.90
55	CA	755	G	C3'-C2'-C1'	6.03	106.33	101.50
21	AA	962	C	C6-N1-C2	-6.03	117.89	120.30
24	BA	860	U	N1-C1'-C2'	-6.03	105.37	112.00
24	BA	2309	A	C3'-C2'-C1'	6.03	106.32	101.50
24	DA	2646	C	O4'-C1'-N1	6.03	113.02	108.20
24	BA	126	A	P-O3'-C3'	-6.03	112.47	119.70
24	BA	671	C	C3'-C2'-C1'	6.03	106.32	101.50
24	BA	2063	C	C3'-C2'-C1'	6.03	106.32	101.50
24	BA	507	A	P-O3'-C3'	-6.03	112.47	119.70
24	BA	1343	G	C3'-C2'-C1'	6.02	106.32	101.50
24	BA	1669	A	C8-N9-C4	-6.02	103.39	105.80
55	CA	170	U	O4'-C1'-N1	6.02	113.02	108.20

*Continued on next page...*

*Continued from previous page...*

Mol	Chain	Res	Type	Atoms	Z	Observed(°)	Ideal(°)
24	DA	2036	C	C3'-C2'-C1'	6.02	106.32	101.50
24	BA	2857	G	N1-C2-N2	-6.02	110.78	116.20
24	DA	1319	C	O4'-C1'-N1	6.02	113.02	108.20
21	AA	1032	G	C3'-C2'-C1'	6.02	106.31	101.50
24	BA	851	C	N1-C2-O2	6.02	122.51	118.90
24	BA	1979	U	P-O5'-C5'	-6.02	111.27	120.90
24	BA	2613	U	P-O3'-C3'	6.02	126.92	119.70
55	CA	9	G	C3'-C2'-C1'	6.02	106.31	101.50
24	BA	974	G	N9-C1'-C2'	6.01	121.82	114.00
24	BA	985	C	O4'-C1'-N1	-6.01	103.39	108.20
24	BA	2544	G	C8-N9-C4	-6.01	103.99	106.40
55	CA	110	C	C3'-C2'-C1'	6.01	106.31	101.50
24	BA	1779	U	C6-N1-C2	6.01	124.61	121.00
21	AA	174	A	C3'-C2'-C1'	6.01	106.31	101.50
21	AA	704	A	C3'-C2'-C1'	6.01	106.31	101.50
21	AA	961	U	C3'-C2'-C1'	6.01	106.31	101.50
24	BA	1254	A	C8-N9-C4	-6.01	103.39	105.80
55	CA	816	A	N9-C1'-C2'	-6.01	105.39	112.00
24	DA	1707	G	C3'-C2'-C1'	6.01	106.31	101.50
24	BA	1385	A	O4'-C1'-N9	6.01	113.01	108.20
24	BA	2830	C	O4'-C1'-N1	6.01	113.01	108.20
24	BA	657	U	N1-C1'-C2'	6.01	121.81	114.00
24	DA	312	G	C3'-C2'-C1'	6.01	106.31	101.50
24	BA	1683	U	C3'-C2'-C1'	6.00	106.30	101.50
24	BA	1858	A	N9-C1'-C2'	-6.00	105.39	112.00
21	AA	1046	A	P-O3'-C3'	-6.00	112.50	119.70
24	BA	1818	U	N1-C1'-C2'	6.00	121.80	114.00
55	CA	14	U	C3'-C2'-C1'	6.00	106.30	101.50
55	CA	884	U	P-O3'-C3'	6.00	126.90	119.70
55	CA	575	G	C8-N9-C1'	6.00	134.80	127.00
24	DA	1439	A	C4-C5-N7	6.00	113.70	110.70
24	BA	673	C	N1-C1'-C2'	-6.00	105.40	112.00
24	BA	1320	C	C6-N1-C2	6.00	122.70	120.30
24	BA	1670	C	P-O5'-C5'	6.00	130.50	120.90
24	DA	531	C	C2-N1-C1'	-6.00	112.20	118.80
21	AA	1224	U	C2-N3-C4	-6.00	123.40	127.00
24	BA	528	A	N9-C1'-C2'	-6.00	105.40	112.00
25	BB	67	G	P-O3'-C3'	-6.00	112.50	119.70
55	CA	316	C	C3'-C2'-C1'	6.00	106.30	101.50
21	AA	1451	U	N1-C1'-C2'	5.99	121.79	114.00
24	DA	376	G	P-O3'-C3'	-5.99	112.51	119.70
24	DA	2004	G	P-O3'-C3'	-5.99	112.51	119.70

*Continued on next page...*

*Continued from previous page...*

Mol	Chain	Res	Type	Atoms	Z	Observed(°)	Ideal(°)
24	DA	2087	G	N3-C4-N9	-5.99	122.40	126.00
24	DA	1948	G	P-O3'-C3'	-5.99	112.51	119.70
21	AA	777	A	O4'-C1'-N9	5.99	112.99	108.20
24	BA	164	C	N1-C1'-C2'	-5.99	105.41	112.00
24	BA	2860	A	C8-N9-C1'	-5.99	116.92	127.70
55	CA	1389	C	O4'-C1'-N1	5.99	112.99	108.20
24	BA	2550	G	P-O3'-C3'	-5.99	112.51	119.70
24	DA	1941	C	P-O3'-C3'	-5.99	112.52	119.70
21	AA	686	U	P-O3'-C3'	5.99	126.88	119.70
24	DA	324	A	P-O3'-C3'	-5.99	112.52	119.70
24	BA	509	C	N1-C1'-C2'	-5.99	105.42	112.00
24	BA	1866	A	C3'-C2'-C1'	5.99	106.29	101.50
24	BA	2009	A	C6-N1-C2	5.99	122.19	118.60
55	CA	1053	G	P-O3'-C3'	5.99	126.88	119.70
24	DA	302	C	P-O3'-C3'	-5.99	112.52	119.70
24	DA	2267	A	N1-C2-N3	5.99	132.29	129.30
55	CA	983	A	C3'-C2'-C1'	5.98	106.29	101.50
24	BA	1733	G	N9-C1'-C2'	-5.98	105.42	112.00
24	BA	1809	A	C3'-C2'-C1'	5.98	106.29	101.50
24	DA	533	G	N1-C6-O6	-5.98	116.31	119.90
24	BA	2440	C	C3'-C2'-C1'	5.98	106.28	101.50
24	BA	812	C	O4'-C1'-N1	5.98	112.98	108.20
55	CA	1282	C	P-O3'-C3'	-5.98	112.53	119.70
24	DA	227	A	P-O3'-C3'	5.98	126.87	119.70
24	DA	421	C	O4'-C1'-N1	5.98	112.98	108.20
24	DA	588	U	C3'-C2'-C1'	5.98	106.28	101.50
24	BA	783	A	C5-C6-N6	-5.98	118.92	123.70
24	BA	2447	G	O3'-P-O5'	5.98	115.35	104.00
24	BA	2714	G	N9-C1'-C2'	-5.98	105.43	112.00
21	AA	245	U	C3'-C2'-C1'	5.97	106.28	101.50
24	BA	412	A	C3'-C2'-C1'	5.97	106.28	101.50
24	BA	630	G	N1-C2-N3	5.97	127.48	123.90
55	CA	486	U	P-O3'-C3'	-5.97	112.53	119.70
55	CA	513	C	C3'-C2'-C1'	5.97	106.28	101.50
24	DA	1451	C	P-O3'-C3'	5.97	126.87	119.70
24	BA	759	G	P-O5'-C5'	-5.97	111.34	120.90
24	BA	1993	U	C3'-C2'-C1'	5.97	106.28	101.50
21	AA	1160	G	N9-C1'-C2'	-5.97	105.43	112.00
24	DA	2673	G	P-O3'-C3'	-5.97	112.53	119.70
21	AA	1366	C	C6-N1-C2	-5.97	117.91	120.30
24	DA	997	G	N9-C1'-C2'	-5.97	105.43	112.00
21	AA	718	A	C3'-C2'-C1'	5.97	106.27	101.50

*Continued on next page...*

*Continued from previous page...*

Mol	Chain	Res	Type	Atoms	Z	Observed(°)	Ideal(°)
24	BA	2520	C	C3'-C2'-C1'	5.97	106.27	101.50
21	AA	935	A	P-O3'-C3'	-5.96	112.54	119.70
24	BA	542	C	O4'-C1'-N1	5.96	112.97	108.20
24	BA	1303	G	P-O3'-C3'	-5.96	112.54	119.70
24	BA	1510	G	C3'-C2'-C1'	5.96	106.27	101.50
55	CA	1395	C	P-O3'-C3'	-5.96	112.54	119.70
24	DA	433	C	O4'-C1'-N1	5.96	112.97	108.20
24	DA	1034	G	C3'-C2'-C1'	5.96	106.27	101.50
24	DA	1866	A	C3'-C2'-C1'	5.96	106.27	101.50
24	DA	2312	U	C3'-C2'-C1'	5.96	106.27	101.50
24	BA	2763	G	P-O3'-C3'	5.96	126.86	119.70
21	AA	353	A	C3'-C2'-C1'	5.96	106.27	101.50
55	CA	183	C	N1-C1'-C2'	-5.96	105.44	112.00
55	CA	1102	A	N9-C1'-C2'	-5.96	105.44	112.00
24	DA	1669	A	C3'-C2'-C1'	5.96	106.27	101.50
24	DA	2517	C	N1-C1'-C2'	5.96	121.75	114.00
24	DA	2712	C	N1-C1'-C2'	5.96	121.75	114.00
24	DA	575	A	C3'-C2'-C1'	5.96	106.27	101.50
24	BA	1137	G	C2-N3-C4	-5.96	108.92	111.90
24	BA	2838	G	C4-C5-N7	5.96	113.18	110.80
24	DA	1439	A	C5-C6-N1	5.96	120.68	117.70
21	AA	559	A	O4'-C1'-N9	5.96	112.97	108.20
24	BA	1178	C	C6-N1-C2	-5.96	117.92	120.30
24	DA	1080	A	N9-C1'-C2'	-5.96	105.45	112.00
24	DA	1287	A	C3'-C2'-C1'	5.96	106.26	101.50
56	DB	51	G	P-O5'-C5'	-5.96	111.37	120.90
21	AA	926	G	P-O3'-C3'	5.95	126.84	119.70
24	BA	324	A	C3'-C2'-C1'	5.95	106.26	101.50
24	BA	1247	A	C8-N9-C4	5.95	108.18	105.80
24	BA	1288	G	N3-C4-N9	5.95	129.57	126.00
55	CA	71	A	C3'-C2'-C1'	5.95	106.26	101.50
21	AA	984	C	O4'-C1'-N1	5.95	112.96	108.20
21	AA	207	C	O4'-C1'-N1	5.95	112.96	108.20
21	AA	509	A	C3'-C2'-C1'	5.95	106.26	101.50
21	AA	1451	U	P-O3'-C3'	5.95	126.84	119.70
24	BA	2322	A	C3'-C2'-C1'	5.95	106.26	101.50
55	CA	968	A	P-O5'-C5'	-5.95	111.38	120.90
55	CA	1365	G	C3'-C2'-C1'	5.95	106.26	101.50
56	DB	12	C	P-O3'-C3'	5.95	126.84	119.70
56	DB	46	A	C3'-C2'-C1'	5.95	106.26	101.50
24	BA	841	G	N3-C4-N9	-5.95	122.43	126.00
24	BA	2077	A	C5-N7-C8	5.95	106.87	103.90

*Continued on next page...*

*Continued from previous page...*

Mol	Chain	Res	Type	Atoms	Z	Observed(°)	Ideal(°)
24	BA	2809	A	P-O3'-C3'	-5.95	112.56	119.70
55	CA	536	C	N1-C1'-C2'	-5.95	105.46	112.00
24	DA	528	A	C3'-C2'-C1'	5.95	106.26	101.50
21	AA	110	C	C3'-C2'-C1'	5.95	106.26	101.50
24	BA	1112	G	C3'-C2'-C1'	5.95	106.26	101.50
24	DA	688	U	P-O5'-C5'	-5.94	111.39	120.90
24	BA	401	A	C3'-C2'-C1'	5.94	106.25	101.50
24	BA	2521	C	N1-C1'-C2'	5.94	121.72	114.00
24	BA	2652	C	O4'-C1'-N1	5.94	112.95	108.20
55	CA	512	U	C3'-C2'-C1'	5.94	106.25	101.50
24	BA	654	A	N9-C1'-C2'	-5.94	105.47	112.00
55	CA	534	U	P-O3'-C3'	-5.94	112.57	119.70
55	CA	1528	U	O4'-C1'-N1	5.94	112.95	108.20
24	DA	52	A	C3'-C2'-C1'	5.94	106.25	101.50
24	DA	1347	A	N9-C1'-C2'	-5.94	105.47	112.00
24	DA	1799	G	N9-C4-C5	5.94	107.78	105.40
24	BA	512	G	C8-N9-C1'	5.94	134.72	127.00
25	BB	77	U	P-O3'-C3'	-5.94	112.57	119.70
24	DA	412	A	C3'-C2'-C1'	5.94	106.25	101.50
24	DA	2630	G	C3'-C2'-C1'	5.94	106.25	101.50
24	BA	144	A	C6-N1-C2	-5.94	115.04	118.60
24	BA	1273	U	C3'-C2'-C1'	5.93	106.25	101.50
24	BA	2056	G	P-O5'-C5'	-5.93	111.41	120.90
24	BA	2297	A	P-O3'-C3'	-5.93	112.58	119.70
24	BA	2574	G	P-O3'-C3'	5.93	126.82	119.70
24	DA	1867	G	N9-C1'-C2'	-5.93	105.47	112.00
24	BA	1647	U	P-O3'-C3'	5.93	126.82	119.70
24	DA	990	A	C3'-C2'-C1'	5.93	106.25	101.50
24	DA	2348	U	C3'-C2'-C1'	5.93	106.25	101.50
24	DA	2836	U	C3'-C2'-C1'	5.93	106.24	101.50
21	AA	289	G	P-O3'-C3'	5.93	126.81	119.70
24	DA	2239	G	C3'-C2'-C1'	5.93	106.24	101.50
24	DA	2867	G	C3'-C2'-C1'	5.93	106.24	101.50
24	BA	1967	C	P-O3'-C3'	-5.93	112.59	119.70
24	DA	1387	A	C3'-C2'-C1'	5.93	106.24	101.50
24	DA	2682	A	N9-C1'-C2'	-5.93	105.48	112.00
21	AA	516	U	O4'-C1'-N1	5.93	112.94	108.20
24	BA	1629	U	P-O3'-C3'	-5.93	112.59	119.70
24	BA	1919	A	P-O3'-C3'	-5.93	112.59	119.70
21	AA	345	C	C6-N1-C2	5.92	122.67	120.30
24	BA	138	U	P-O3'-C3'	-5.92	112.59	119.70
24	BA	271	G	N3-C4-N9	-5.92	122.44	126.00

*Continued on next page...*

*Continued from previous page...*

Mol	Chain	Res	Type	Atoms	Z	Observed(°)	Ideal(°)
24	BA	630	G	C6-C5-N7	-5.92	126.84	130.40
24	BA	802	A	C3'-C2'-C1'	5.92	106.24	101.50
24	BA	2054	A	C8-N9-C4	-5.92	103.43	105.80
24	BA	2756	U	N1-C1'-C2'	5.92	121.70	114.00
21	AA	1202	U	C3'-C2'-C1'	5.92	106.24	101.50
24	BA	2502	G	P-O3'-C3'	5.92	126.80	119.70
21	AA	934	C	O4'-C1'-N1	5.92	112.94	108.20
24	DA	222	A	N1-C6-N6	5.92	122.15	118.60
24	BA	2023	C	N1-C1'-C2'	-5.92	105.49	112.00
24	BA	2258	C	P-O3'-C3'	5.92	126.80	119.70
21	AA	935	A	C3'-C2'-C1'	5.92	106.23	101.50
24	BA	449	A	C3'-C2'-C1'	5.91	106.23	101.50
24	BA	1670	C	O4'-C1'-N1	5.91	112.93	108.20
55	CA	885	G	C3'-C2'-C1'	5.91	106.23	101.50
55	CA	1241	G	C3'-C2'-C1'	5.91	106.23	101.50
21	AA	1287	A	C3'-C2'-C1'	5.91	106.23	101.50
24	BA	669	G	P-O3'-C3'	5.91	126.79	119.70
24	BA	1236	G	P-O3'-C3'	5.91	126.79	119.70
24	BA	2608	G	C8-N9-C4	5.91	108.76	106.40
55	CA	465	A	P-O3'-C3'	-5.91	112.61	119.70
24	DA	748	G	P-O3'-C3'	-5.91	112.61	119.70
55	CA	174	A	C3'-C2'-C1'	5.91	106.22	101.50
24	BA	443	A	C3'-C2'-C1'	5.90	106.22	101.50
24	BA	799	G	C8-N9-C4	-5.90	104.04	106.40
24	DA	1430	G	N9-C1'-C2'	-5.90	105.51	112.00
21	AA	1169	A	C3'-C2'-C1'	5.90	106.22	101.50
24	BA	2619	C	O4'-C1'-N1	5.90	112.92	108.20
24	DA	629	G	C8-N9-C4	-5.90	104.04	106.40
24	BA	1871	A	C3'-C2'-C1'	5.90	106.22	101.50
21	AA	1144	G	P-O3'-C3'	5.90	126.78	119.70
24	DA	840	C	O4'-C1'-N1	5.90	112.92	108.20
24	DA	2239	G	P-O5'-C5'	-5.90	111.46	120.90
24	BA	229	C	C3'-C2'-C1'	5.90	106.22	101.50
24	BA	806	C	C3'-C2'-C1'	5.90	106.22	101.50
55	CA	972	C	C3'-C2'-C1'	5.90	106.22	101.50
24	BA	728	G	C8-N9-C4	5.89	108.76	106.40
24	BA	2241	A	C8-N9-C4	-5.89	103.44	105.80
24	DA	1636	U	P-O3'-C3'	-5.89	112.63	119.70
24	BA	637	A	P-O3'-C3'	5.89	126.77	119.70
24	BA	776	G	C5-C6-N1	-5.89	108.55	111.50
24	BA	1033	U	N1-C1'-C2'	5.89	121.66	114.00
24	BA	475	C	N1-C1'-C2'	-5.89	105.52	112.00

*Continued on next page...*

*Continued from previous page...*

Mol	Chain	Res	Type	Atoms	Z	Observed(°)	Ideal(°)
24	DA	443	A	P-O3'-C3'	-5.89	112.63	119.70
24	DA	988	A	P-O3'-C3'	5.89	126.77	119.70
24	BA	2270	A	P-O3'-C3'	5.89	126.77	119.70
55	CA	794	A	C3'-C2'-C1'	5.89	106.21	101.50
21	AA	368	U	N1-C1'-C2'	-5.89	105.53	112.00
24	BA	2017	U	O4'-C1'-N1	-5.89	103.49	108.20
24	DA	2903	U	P-O5'-C5'	5.89	130.32	120.90
21	AA	510	A	P-O5'-C5'	-5.88	111.48	120.90
25	BB	57	A	C3'-C2'-C1'	5.88	106.21	101.50
55	CA	122	G	N9-C1'-C2'	-5.88	105.53	112.00
55	CA	969	A	C3'-C2'-C1'	5.88	106.21	101.50
55	CA	1093	A	P-O3'-C3'	5.88	126.76	119.70
24	DA	530	G	C3'-C2'-C1'	5.88	106.21	101.50
21	AA	316	C	N3-C2-O2	-5.88	117.78	121.90
55	CA	1202	U	C3'-C2'-C1'	5.88	106.21	101.50
24	DA	672	C	C3'-C2'-C1'	5.88	106.20	101.50
24	DA	1634	A	O4'-C1'-N9	5.88	112.91	108.20
24	BA	1635	A	N9-C1'-C2'	-5.88	105.53	112.00
24	BA	1568	G	P-O5'-C5'	-5.88	111.50	120.90
21	AA	1440	U	P-O3'-C3'	5.88	126.75	119.70
24	BA	243	U	P-O3'-C3'	-5.88	112.65	119.70
24	DA	1213	A	C3'-C2'-C1'	5.88	106.20	101.50
24	DA	1818	U	N1-C1'-C2'	5.88	121.64	114.00
24	DA	2200	C	O4'-C1'-N1	5.88	112.90	108.20
24	BA	459	U	C3'-C2'-C1'	5.87	106.20	101.50
55	CA	885	G	P-O3'-C3'	-5.87	112.65	119.70
55	CA	1396	A	P-O3'-C3'	5.87	126.75	119.70
24	DA	230	G	N9-C1'-C2'	-5.87	105.54	112.00
24	DA	1551	A	C5-C6-N6	5.87	128.40	123.70
21	AA	519	C	C3'-C2'-C1'	5.87	106.20	101.50
24	BA	374	A	N1-C6-N6	5.87	122.12	118.60
24	DA	1090	A	C3'-C2'-C1'	5.87	106.20	101.50
24	BA	2136	G	N9-C1'-C2'	-5.87	105.54	112.00
21	AA	64	G	P-O3'-C3'	5.87	126.74	119.70
24	BA	395	U	N1-C1'-C2'	5.87	121.63	114.00
24	DA	2781	A	N9-C1'-C2'	-5.87	105.55	112.00
24	BA	1760	C	N1-C1'-C2'	-5.86	105.55	112.00
24	DA	1477	A	C3'-C2'-C1'	5.86	106.19	101.50
56	DB	40	U	N1-C1'-C2'	5.86	121.62	114.00
55	CA	354	G	P-O5'-C5'	-5.86	111.52	120.90
21	AA	994	A	P-O3'-C3'	-5.86	112.67	119.70
55	CA	549	C	C3'-C2'-C1'	5.86	106.19	101.50

*Continued on next page...*



*Continued from previous page...*

Mol	Chain	Res	Type	Atoms	Z	Observed(°)	Ideal(°)
24	DA	1783	A	C3'-C2'-C1'	5.86	106.19	101.50
24	DA	2275	C	P-O3'-C3'	5.86	126.73	119.70
21	AA	961	U	O4'-C1'-N1	5.86	112.89	108.20
24	BA	974	G	N1-C6-O6	5.86	123.42	119.90
55	CA	1201	A	P-O3'-C3'	5.86	126.73	119.70
24	BA	1288	G	N3-C4-C5	-5.86	125.67	128.60
24	DA	374	A	C3'-C2'-C1'	5.86	106.18	101.50
55	CA	9	G	N9-C1'-C2'	-5.85	105.56	112.00
55	CA	586	C	O4'-C1'-N1	5.85	112.88	108.20
24	BA	1395	A	P-O3'-C3'	5.85	126.72	119.70
24	BA	1541	C	P-O3'-C3'	-5.85	112.68	119.70
24	BA	1683	U	O4'-C1'-N1	5.85	112.88	108.20
24	BA	2723	C	P-O5'-C5'	-5.85	111.54	120.90
24	DA	1554	U	P-O3'-C3'	5.85	126.72	119.70
24	BA	1136	G	C4-C5-N7	-5.85	108.46	110.80
56	DB	67	G	C3'-C2'-C1'	5.85	106.18	101.50
24	BA	728	G	O4'-C1'-N9	5.85	112.88	108.20
24	BA	2794	C	C2-N3-C4	5.85	122.83	119.90
55	CA	808	C	O4'-C1'-N1	5.85	112.88	108.20
55	CA	334	C	O4'-C1'-N1	5.85	112.88	108.20
24	BA	1669	A	N1-C6-N6	-5.85	115.09	118.60
24	DA	1607	C	N1-C1'-C2'	5.85	121.60	114.00
24	DA	2179	C	N1-C2-O2	5.85	122.41	118.90
24	BA	2072	C	O4'-C1'-N1	-5.84	103.52	108.20
24	BA	2511	U	N3-C4-C5	5.84	118.11	114.60
24	BA	2020	A	C6-N1-C2	-5.84	115.09	118.60
24	DA	2781	A	C3'-C2'-C1'	5.84	106.17	101.50
24	BA	2215	C	O4'-C1'-N1	5.84	112.87	108.20
24	DA	2757	A	C3'-C2'-C1'	5.84	106.17	101.50
21	AA	628	G	C8-N9-C4	-5.84	104.06	106.40
55	CA	1348	U	C3'-C2'-C1'	5.84	106.17	101.50
24	BA	2293	G	N1-C6-O6	-5.84	116.40	119.90
55	CA	968	A	P-O3'-C3'	-5.84	112.70	119.70
24	DA	1127	A	P-O3'-C3'	-5.84	112.70	119.70
24	DA	1708	C	O4'-C1'-N1	5.83	112.87	108.20
24	BA	1955	U	N1-C1'-C2'	5.83	121.58	114.00
24	BA	2371	G	N9-C4-C5	5.83	107.73	105.40
24	BA	2518	A	P-O5'-C5'	-5.83	111.57	120.90
24	BA	2834	G	C3'-C2'-C1'	5.83	106.17	101.50
23	CW	5	U	OP1-P-O3'	5.83	118.03	105.20
56	DB	67	G	N9-C1'-C2'	-5.83	105.58	112.00
21	AA	564	C	P-O3'-C3'	-5.83	112.70	119.70

*Continued on next page...*

*Continued from previous page...*

Mol	Chain	Res	Type	Atoms	Z	Observed(°)	Ideal(°)
24	BA	192	C	O4'-C1'-N1	-5.83	103.53	108.20
55	CA	412	A	P-O3'-C3'	5.83	126.70	119.70
55	CA	497	G	P-O3'-C3'	-5.83	112.70	119.70
55	CA	803	G	N9-C1'-C2'	-5.83	105.58	112.00
24	DA	61	C	C3'-C2'-C1'	5.83	106.17	101.50
24	BA	952	G	P-O3'-C3'	5.83	126.70	119.70
24	BA	1127	A	N9-C1'-C2'	-5.83	105.59	112.00
55	CA	52	C	C3'-C2'-C1'	5.83	106.16	101.50
24	BA	1876	A	O4'-C1'-N9	5.83	112.86	108.20
55	CA	1454	G	C3'-C2'-C1'	5.83	106.16	101.50
24	DA	395	U	P-O3'-C3'	5.83	126.69	119.70
24	DA	480	A	N9-C1'-C2'	-5.83	105.59	112.00
55	CA	399	G	P-O3'-C3'	5.83	126.69	119.70
55	CA	1337	G	P-O3'-C3'	5.83	126.69	119.70
24	DA	783	A	C3'-C2'-C1'	5.83	106.16	101.50
21	AA	1414	U	N1-C2-O2	5.82	126.88	122.80
55	CA	253	A	P-O3'-C3'	-5.82	112.71	119.70
24	DA	2289	G	N9-C1'-C2'	-5.82	105.60	112.00
24	DA	763	G	C6-C5-N7	-5.82	126.91	130.40
24	DA	2034	U	C3'-C2'-C1'	5.82	106.16	101.50
56	DB	58	A	C3'-C2'-C1'	5.82	106.16	101.50
24	BA	528	A	C4-C5-C6	5.82	119.91	117.00
24	DA	345	A	P-O3'-C3'	5.82	126.68	119.70
24	BA	276	U	P-O3'-C3'	5.82	126.68	119.70
55	CA	966	G	P-O3'-C3'	5.81	126.68	119.70
24	BA	1188	U	O4'-C1'-N1	-5.81	103.55	108.20
24	BA	1967	C	C3'-C2'-C1'	5.81	106.15	101.50
55	CA	537	G	N9-C1'-C2'	-5.81	105.61	112.00
24	DA	2459	A	C3'-C2'-C1'	5.81	106.15	101.50
56	DB	87	U	O4'-C1'-N1	5.81	112.85	108.20
24	DA	2382	G	P-O3'-C3'	5.81	126.67	119.70
21	AA	1395	C	N1-C1'-C2'	-5.81	105.61	112.00
24	BA	687	C	C3'-C2'-C1'	5.81	106.15	101.50
24	BA	2775	G	C5-C6-O6	-5.81	125.11	128.60
24	DA	1511	G	C3'-C2'-C1'	5.81	106.15	101.50
21	AA	327	A	P-O3'-C3'	5.81	126.67	119.70
21	AA	984	C	C3'-C2'-C1'	5.81	106.15	101.50
24	DA	500	G	C2-N3-C4	-5.81	109.00	111.90
24	DA	1760	C	C3'-C2'-C1'	5.81	106.15	101.50
24	DA	1915	U	C3'-C2'-C1'	5.81	106.15	101.50
24	DA	2895	G	C3'-C2'-C1'	5.81	106.15	101.50
21	AA	1200	C	P-O3'-C3'	5.81	126.67	119.70

*Continued on next page...*

*Continued from previous page...*

Mol	Chain	Res	Type	Atoms	Z	Observed(°)	Ideal(°)
21	AA	1530	G	C3'-C2'-C1'	5.80	106.14	101.50
24	BA	943	A	P-O5'-C5'	-5.80	111.61	120.90
55	CA	994	A	P-O3'-C3'	-5.80	112.73	119.70
55	CA	1394	A	P-O3'-C3'	5.80	126.67	119.70
24	BA	313	G	N9-C1'-C2'	-5.80	105.62	112.00
24	BA	595	C	O4'-C1'-N1	-5.80	103.56	108.20
55	CA	252	U	C3'-C2'-C1'	5.80	106.14	101.50
24	DA	858	G	P-O3'-C3'	5.80	126.66	119.70
24	DA	1021	A	C3'-C2'-C1'	5.80	106.14	101.50
24	DA	1993	U	P-O3'-C3'	-5.80	112.74	119.70
21	AA	34	C	C6-N1-C2	-5.80	117.98	120.30
21	AA	211	G	C3'-C2'-C1'	5.80	106.14	101.50
21	AA	1365	G	C3'-C2'-C1'	5.80	106.14	101.50
24	BA	2430	A	N1-C6-N6	5.80	122.08	118.60
55	CA	567	G	N9-C1'-C2'	-5.80	105.62	112.00
24	DA	975	A	C3'-C2'-C1'	5.80	106.14	101.50
24	DA	1213	A	N9-C1'-C2'	-5.80	105.62	112.00
21	AA	1087	G	C3'-C2'-C1'	5.80	106.14	101.50
24	BA	1881	C	O4'-C1'-N1	5.80	112.84	108.20
24	DA	687	C	C3'-C2'-C1'	5.80	106.14	101.50
21	AA	1095	U	O4'-C1'-N1	5.79	112.84	108.20
24	BA	784	G	O3'-P-O5'	-5.79	92.99	104.00
24	BA	2239	G	C8-N9-C4	-5.79	104.08	106.40
24	DA	704	G	P-O3'-C3'	5.79	126.65	119.70
21	AA	431	A	N9-C1'-C2'	-5.79	105.63	112.00
24	BA	589	U	P-O5'-C5'	-5.79	111.63	120.90
55	CA	1498	U	P-O3'-C3'	5.79	126.65	119.70
55	CA	596	A	C3'-C2'-C1'	5.79	106.13	101.50
24	BA	73	A	C3'-C2'-C1'	5.79	106.13	101.50
24	BA	1024	G	N9-C1'-C2'	-5.79	105.63	112.00
56	DB	104	A	C5-C6-N6	-5.79	119.07	123.70
21	AA	1229	A	N9-C1'-C2'	-5.79	105.63	112.00
24	BA	748	G	N3-C4-N9	5.79	129.47	126.00
21	AA	960	U	P-O3'-C3'	5.79	126.64	119.70
21	AA	1323	G	C3'-C2'-C1'	5.79	106.13	101.50
55	CA	935	A	N9-C1'-C2'	-5.79	105.63	112.00
24	DA	2520	C	C3'-C2'-C1'	5.79	106.13	101.50
21	AA	253	A	C3'-C2'-C1'	5.79	106.13	101.50
21	AA	414	A	N9-C1'-C2'	-5.79	105.64	112.00
24	BA	1617	C	C6-N1-C2	5.79	122.61	120.30
21	AA	1216	A	N9-C1'-C2'	-5.78	105.64	112.00
24	BA	972	A	N9-C4-C5	5.78	108.11	105.80

*Continued on next page...*

*Continued from previous page...*

Mol	Chain	Res	Type	Atoms	Z	Observed(°)	Ideal(°)
24	BA	1142	A	N7-C8-N9	5.78	116.69	113.80
55	CA	199	A	C3'-C2'-C1'	5.78	106.13	101.50
24	DA	1290	C	O4'-C1'-N1	5.78	112.83	108.20
24	DA	1523	U	P-O3'-C3'	5.78	126.64	119.70
24	DA	2313	C	C3'-C2'-C1'	5.78	106.13	101.50
24	DA	2849	U	P-O5'-C5'	5.78	130.15	120.90
21	AA	652	U	P-O3'-C3'	5.78	126.64	119.70
24	DA	810	U	O4'-C1'-N1	5.78	112.83	108.20
21	AA	342	C	P-O3'-C3'	-5.78	112.76	119.70
24	BA	312	G	C3'-C2'-C1'	5.78	106.12	101.50
24	BA	2365	G	N1-C2-N2	-5.78	111.00	116.20
24	DA	1809	A	P-O3'-C3'	-5.78	112.76	119.70
21	AA	972	C	C3'-C2'-C1'	5.78	106.12	101.50
24	BA	85	G	P-O3'-C3'	-5.78	112.77	119.70
24	BA	2646	C	P-O3'-C3'	-5.78	112.77	119.70
55	CA	354	G	N9-C1'-C2'	-5.78	105.64	112.00
24	DA	2289	G	C3'-C2'-C1'	5.78	106.12	101.50
24	BA	581	C	O4'-C1'-N1	-5.78	103.58	108.20
24	BA	957	C	P-O3'-C3'	5.78	126.63	119.70
24	BA	1109	C	C6-N1-C2	-5.78	117.99	120.30
24	BA	1136	G	P-O3'-C3'	-5.78	112.77	119.70
24	BA	2335	A	C8-N9-C4	-5.78	103.49	105.80
24	BA	2857	G	N1-C6-O6	5.78	123.36	119.90
55	CA	426	U	P-O3'-C3'	-5.78	112.77	119.70
24	DA	1997	C	C3'-C2'-C1'	5.78	106.12	101.50
24	DA	2386	A	C3'-C2'-C1'	5.78	106.12	101.50
21	AA	175	C	O4'-C1'-N1	5.77	112.82	108.20
21	AA	1202	U	O4'-C1'-N1	5.77	112.82	108.20
24	BA	2426	A	P-O3'-C3'	5.77	126.63	119.70
55	CA	89	U	C3'-C2'-C1'	5.77	106.12	101.50
55	CA	327	A	O4'-C1'-N9	5.77	112.82	108.20
24	DA	2713	U	P-O5'-C5'	-5.77	111.66	120.90
24	BA	2215	C	C3'-C2'-C1'	5.77	106.12	101.50
55	CA	704	A	C3'-C2'-C1'	5.77	106.12	101.50
24	BA	829	A	C8-N9-C4	5.77	108.11	105.80
24	BA	945	A	O4'-C1'-N9	5.77	112.82	108.20
55	CA	116	A	C3'-C2'-C1'	5.77	106.12	101.50
55	CA	654	G	C3'-C2'-C1'	5.77	106.12	101.50
24	DA	509	C	N1-C2-O2	5.77	122.36	118.90
24	DA	510	C	C3'-C2'-C1'	5.77	106.11	101.50
21	AA	1494	G	N9-C1'-C2'	-5.77	105.66	112.00
21	AA	87	C	C3'-C2'-C1'	5.76	106.11	101.50

*Continued on next page...*

*Continued from previous page...*

Mol	Chain	Res	Type	Atoms	Z	Observed(°)	Ideal(°)
24	BA	616	A	N9-C1'-C2'	-5.76	105.66	112.00
24	BA	991	C	P-O3'-C3'	-5.76	112.78	119.70
24	BA	1495	A	C3'-C2'-C1'	5.76	106.11	101.50
24	DA	482	A	C3'-C2'-C1'	5.76	106.11	101.50
24	DA	1061	U	C6-N1-C2	-5.76	117.54	121.00
55	CA	1062	U	N1-C2-O2	5.76	126.83	122.80
21	AA	1073	U	O4'-C1'-N1	5.76	112.81	108.20
24	DA	396	G	N9-C1'-C2'	-5.76	105.66	112.00
24	DA	1802	A	C3'-C2'-C1'	5.76	106.11	101.50
24	BA	509	C	C6-N1-C2	-5.76	118.00	120.30
24	BA	996	A	N9-C4-C5	5.76	108.10	105.80
24	DA	2298	A	P-O3'-C3'	-5.76	112.79	119.70
21	AA	891	U	O4'-C1'-N1	5.76	112.81	108.20
24	BA	2038	G	P-O3'-C3'	-5.76	112.79	119.70
55	CA	934	C	N1-C1'-C2'	5.76	121.48	114.00
24	DA	233	A	C3'-C2'-C1'	5.76	106.11	101.50
24	BA	602	A	P-O3'-C3'	5.75	126.61	119.70
55	CA	116	A	N9-C1'-C2'	-5.75	105.67	112.00
24	DA	962	G	N9-C4-C5	5.75	107.70	105.40
21	AA	977	A	C3'-C2'-C1'	5.75	106.10	101.50
21	AA	1449	C	C3'-C2'-C1'	5.75	106.10	101.50
24	BA	2343	U	P-O3'-C3'	5.75	126.60	119.70
55	CA	482	A	C3'-C2'-C1'	5.75	106.10	101.50
21	AA	199	A	P-O5'-C5'	-5.75	111.70	120.90
24	BA	802	A	C8-N9-C4	-5.75	103.50	105.80
24	BA	1273	U	P-O3'-C3'	-5.75	112.80	119.70
24	BA	1798	U	C5-C4-O4	5.75	129.35	125.90
24	BA	2402	U	O4'-C1'-N1	5.75	112.80	108.20
25	BB	52	A	O4'-C1'-N9	5.75	112.80	108.20
24	DA	2893	A	P-O3'-C3'	5.75	126.60	119.70
55	CA	1200	C	P-O3'-C3'	5.75	126.60	119.70
24	DA	216	A	C3'-C2'-C1'	5.75	106.10	101.50
24	BA	505	A	C3'-C2'-C1'	5.75	106.10	101.50
24	DA	861	A	C3'-C2'-C1'	5.75	106.10	101.50
24	BA	958	U	N1-C1'-C2'	-5.75	105.68	112.00
24	DA	142	A	N9-C1'-C2'	-5.75	105.68	112.00
24	DA	860	U	C3'-C2'-C1'	5.75	106.10	101.50
24	DA	1156	A	P-O3'-C3'	5.75	126.60	119.70
24	DA	2237	G	P-O3'-C3'	5.75	126.59	119.70
24	DA	2238	G	O3'-P-O5'	5.75	114.92	104.00
55	CA	945	G	C5-C6-N1	5.74	114.37	111.50
24	DA	565	C	C2-N3-C4	-5.74	117.03	119.90

*Continued on next page...*

*Continued from previous page...*

Mol	Chain	Res	Type	Atoms	Z	Observed(°)	Ideal(°)
24	DA	997	G	C3'-C2'-C1'	5.74	106.09	101.50
24	BA	1816	C	N1-C1'-C2'	-5.74	105.69	112.00
21	AA	34	C	P-O3'-C3'	-5.74	112.81	119.70
24	BA	752	A	N1-C6-N6	5.74	122.04	118.60
55	CA	536	C	C3'-C2'-C1'	5.74	106.09	101.50
21	AA	754	C	N1-C1'-C2'	-5.74	105.69	112.00
24	DA	730	A	P-O3'-C3'	-5.74	112.82	119.70
24	DA	763	G	C8-N9-C1'	-5.74	119.54	127.00
21	AA	305	G	P-O3'-C3'	5.74	126.58	119.70
24	BA	2561	U	P-O3'-C3'	-5.74	112.82	119.70
55	CA	1192	C	C3'-C2'-C1'	5.74	106.09	101.50
24	BA	491	G	C3'-C2'-C1'	5.73	106.09	101.50
24	BA	1636	U	P-O5'-C5'	-5.73	111.73	120.90
24	DA	1799	G	N3-C4-N9	-5.73	122.56	126.00
24	BA	1716	U	C3'-C2'-C1'	5.73	106.09	101.50
24	BA	1963	U	C3'-C2'-C1'	5.73	106.08	101.50
24	DA	1839	G	P-O3'-C3'	-5.73	112.82	119.70
24	DA	2521	C	P-O3'-C3'	-5.73	112.82	119.70
24	DA	1713	A	P-O3'-C3'	5.73	126.58	119.70
24	BA	1134	A	P-O3'-C3'	-5.73	112.83	119.70
24	DA	505	A	P-O3'-C3'	-5.73	112.83	119.70
21	AA	1167	A	P-O3'-C3'	5.73	126.57	119.70
24	BA	122	G	N9-C1'-C2'	-5.73	105.70	112.00
24	BA	2267	A	C3'-C2'-C1'	5.73	106.08	101.50
55	CA	643	C	C3'-C2'-C1'	5.73	106.08	101.50
55	CA	718	A	C3'-C2'-C1'	5.73	106.08	101.50
24	DA	93	G	C3'-C2'-C1'	5.73	106.08	101.50
24	BA	1060	U	N1-C2-O2	-5.73	118.79	122.80
55	CA	199	A	P-O3'-C3'	-5.73	112.83	119.70
55	CA	331	G	N9-C1'-C2'	-5.73	105.70	112.00
24	DA	656	G	N9-C1'-C2'	-5.73	105.70	112.00
24	DA	2073	C	O4'-C1'-N1	5.73	112.78	108.20
55	CA	423	G	C3'-C2'-C1'	5.72	106.08	101.50
24	BA	224	U	P-O3'-C3'	-5.72	112.83	119.70
24	BA	2752	C	C3'-C2'-C1'	5.72	106.08	101.50
24	BA	2479	U	O4'-C1'-N1	5.72	112.78	108.20
24	BA	2733	A	C6-C5-N7	-5.72	128.30	132.30
21	AA	885	G	P-O3'-C3'	-5.72	112.84	119.70
24	BA	191	A	P-O3'-C3'	5.72	126.56	119.70
24	BA	576	U	C5-C4-O4	-5.72	122.47	125.90
24	BA	2582	G	C3'-C2'-C1'	5.72	106.08	101.50
24	BA	2639	A	N9-C1'-C2'	-5.72	105.71	112.00

*Continued on next page...*

*Continued from previous page...*

Mol	Chain	Res	Type	Atoms	Z	Observed(°)	Ideal(°)
24	DA	2629	U	P-O3'-C3'	5.72	126.56	119.70
55	CA	1129	C	P-O3'-C3'	5.72	126.56	119.70
24	DA	1999	C	P-O3'-C3'	-5.72	112.84	119.70
21	AA	771	G	C8-N9-C4	-5.72	104.11	106.40
55	CA	89	U	C5-C4-O4	-5.72	122.47	125.90
55	CA	498	A	P-O3'-C3'	-5.72	112.84	119.70
55	CA	1140	C	N1-C1'-C2'	-5.72	105.71	112.00
24	DA	2573	C	O4'-C1'-N1	-5.72	103.63	108.20
21	AA	183	C	O4'-C1'-N1	5.71	112.77	108.20
24	BA	266	G	C3'-C2'-C1'	5.71	106.07	101.50
24	BA	299	A	O4'-C1'-N9	5.71	112.77	108.20
24	BA	747	U	C3'-C2'-C1'	5.71	106.07	101.50
24	BA	2056	G	O4'-C1'-N9	-5.71	103.63	108.20
25	BB	16	G	N9-C1'-C2'	-5.71	105.71	112.00
24	DA	1157	G	C3'-C2'-C1'	5.71	106.07	101.50
21	AA	9	G	C3'-C2'-C1'	5.71	106.07	101.50
24	DA	2692	G	C3'-C2'-C1'	5.71	106.07	101.50
21	AA	282	A	C3'-C2'-C1'	5.71	106.07	101.50
21	AA	1397	C	O4'-C1'-N1	5.71	112.77	108.20
24	DA	962	G	C5-C6-O6	5.71	132.03	128.60
24	DA	2423	U	P-O3'-C3'	5.71	126.56	119.70
24	BA	1375	U	N1-C1'-C2'	5.71	121.42	114.00
24	BA	794	A	C3'-C2'-C1'	5.71	106.07	101.50
24	BA	2210	U	N1-C1'-C2'	5.71	121.42	114.00
55	CA	566	G	N1-C2-N3	-5.71	120.48	123.90
55	CA	1338	G	C3'-C2'-C1'	5.71	106.06	101.50
55	CA	1530	G	C3'-C2'-C1'	5.71	106.06	101.50
24	BA	1417	C	O4'-C1'-N1	5.70	112.76	108.20
24	BA	1839	G	P-O5'-C5'	-5.70	111.78	120.90
24	BA	2057	G	P-O3'-C3'	-5.70	112.86	119.70
24	BA	2528	U	P-O5'-C5'	-5.70	111.78	120.90
47	BX	29	LEU	CA-CB-CG	5.70	128.42	115.30
24	DA	1816	C	N1-C1'-C2'	-5.70	105.73	112.00
24	BA	482	A	C3'-C2'-C1'	5.70	106.06	101.50
24	BA	2538	C	C6-N1-C2	5.70	122.58	120.30
24	BA	2871	U	P-O3'-C3'	5.70	126.54	119.70
24	DA	1276	A	C3'-C2'-C1'	5.70	106.06	101.50
21	AA	423	G	C3'-C2'-C1'	5.70	106.06	101.50
55	CA	1206	G	P-O3'-C3'	-5.70	112.86	119.70
55	CA	1508	A	C3'-C2'-C1'	5.70	106.06	101.50
25	BB	95	U	C2-N3-C4	-5.69	123.58	127.00
24	DA	324	A	C3'-C2'-C1'	5.69	106.06	101.50

*Continued on next page...*

*Continued from previous page...*

Mol	Chain	Res	Type	Atoms	Z	Observed(°)	Ideal(°)
21	AA	72	A	P-O3'-C3'	-5.69	112.87	119.70
21	AA	116	A	N9-C1'-C2'	-5.69	105.74	112.00
21	AA	497	G	C3'-C2'-C1'	5.69	106.05	101.50
21	AA	1382	C	P-O3'-C3'	-5.69	112.87	119.70
24	BA	1606	C	N1-C1'-C2'	5.69	121.40	114.00
24	BA	2005	A	P-O3'-C3'	5.69	126.53	119.70
24	BA	2607	G	C8-N9-C1'	-5.69	119.60	127.00
55	CA	330	C	C3'-C2'-C1'	5.69	106.05	101.50
24	DA	1125	G	C6-C5-N7	-5.69	126.98	130.40
24	DA	1967	C	C3'-C2'-C1'	5.69	106.05	101.50
24	DA	1023	U	C3'-C2'-C1'	5.69	106.05	101.50
24	DA	1249	U	C3'-C2'-C1'	5.69	106.05	101.50
24	DA	2544	G	C3'-C2'-C1'	5.69	106.05	101.50
24	DA	2873	A	P-O3'-C3'	5.69	126.53	119.70
24	BA	973	A	O4'-C1'-N9	5.69	112.75	108.20
55	CA	961	U	C3'-C2'-C1'	5.69	106.05	101.50
24	BA	1742	U	N1-C2-O2	5.68	126.78	122.80
55	CA	1160	G	C3'-C2'-C1'	5.68	106.05	101.50
24	DA	1537	G	C3'-C2'-C1'	5.68	106.05	101.50
24	DA	2438	U	O4'-C1'-N1	5.68	112.75	108.20
24	BA	1362	C	O4'-C1'-N1	-5.68	103.65	108.20
24	DA	2646	C	C3'-C2'-C1'	5.68	106.05	101.50
24	BA	1900	A	P-O3'-C3'	5.68	126.52	119.70
21	AA	496	A	P-O3'-C3'	-5.68	112.89	119.70
24	BA	200	U	P-O5'-C5'	-5.68	111.81	120.90
24	BA	2226	C	C3'-C2'-C1'	5.68	106.04	101.50
24	BA	2459	A	P-O3'-C3'	5.68	126.52	119.70
55	CA	853	C	O4'-C1'-N1	5.68	112.74	108.20
24	DA	790	U	P-O3'-C3'	-5.68	112.89	119.70
24	DA	2848	G	P-O3'-C3'	5.68	126.52	119.70
24	BA	1607	C	O4'-C1'-N1	-5.68	103.66	108.20
24	BA	2034	U	C3'-C2'-C1'	5.68	106.04	101.50
24	DA	2521	C	C3'-C2'-C1'	5.68	106.04	101.50
24	DA	2654	A	P-O3'-C3'	5.68	126.51	119.70
24	BA	1941	C	C3'-C2'-C1'	5.68	106.04	101.50
24	BA	2240	U	C3'-C2'-C1'	5.68	106.04	101.50
55	CA	935	A	C3'-C2'-C1'	5.68	106.04	101.50
24	DA	2093	G	C3'-C2'-C1'	5.68	106.04	101.50
55	CA	1366	C	O4'-C1'-N1	5.67	112.74	108.20
24	DA	1327	A	C3'-C2'-C1'	5.67	106.04	101.50
24	DA	2048	G	N9-C4-C5	5.67	107.67	105.40
21	AA	1162	C	O4'-C1'-N1	5.67	112.74	108.20

*Continued on next page...*



*Continued from previous page...*

Mol	Chain	Res	Type	Atoms	Z	Observed(°)	Ideal(°)
24	BA	127	A	C3'-C2'-C1'	5.67	106.04	101.50
24	BA	2075	U	C5-C4-O4	5.67	129.30	125.90
21	AA	994	A	N9-C1'-C2'	-5.67	105.76	112.00
24	BA	22	C	P-O3'-C3'	-5.67	112.89	119.70
24	BA	1429	G	N9-C1'-C2'	-5.67	105.76	112.00
24	BA	1499	C	C3'-C2'-C1'	5.67	106.04	101.50
24	DA	962	G	C3'-C2'-C1'	5.67	106.04	101.50
21	AA	701	U	P-O3'-C3'	5.67	126.50	119.70
25	BB	13	G	P-O5'-C5'	-5.67	111.83	120.90
24	DA	435	C	C3'-C2'-C1'	5.67	106.03	101.50
21	AA	274	A	P-O3'-C3'	5.67	126.50	119.70
24	BA	996	A	C3'-C2'-C1'	5.67	106.03	101.50
24	BA	1123	C	P-O5'-C5'	-5.67	111.83	120.90
24	DA	2239	G	N9-C1'-C2'	-5.67	105.77	112.00
24	DA	2460	U	P-O3'-C3'	-5.67	112.90	119.70
24	BA	616	A	C3'-C2'-C1'	5.67	106.03	101.50
24	DA	1363	C	O4'-C1'-N1	-5.67	103.67	108.20
21	AA	369	G	C3'-C2'-C1'	5.66	106.03	101.50
55	CA	175	C	C3'-C2'-C1'	5.66	106.03	101.50
24	DA	313	G	P-O5'-C5'	-5.66	111.84	120.90
21	AA	52	C	C3'-C2'-C1'	5.66	106.03	101.50
24	BA	591	U	C2-N3-C4	5.66	130.40	127.00
24	BA	2727	A	N9-C4-C5	5.66	108.06	105.80
24	DA	310	A	P-O3'-C3'	5.66	126.49	119.70
24	DA	765	C	O4'-C1'-N1	5.66	112.73	108.20
24	DA	1865	U	N3-C4-C5	5.66	118.00	114.60
24	BA	1945	G	C3'-C2'-C1'	5.66	106.03	101.50
24	BA	1674	G	P-O3'-C3'	5.66	126.49	119.70
55	CA	754	C	P-O3'-C3'	-5.66	112.91	119.70
56	DB	51	G	C8-N9-C4	-5.66	104.14	106.40
24	BA	322	A	P-O3'-C3'	-5.66	112.91	119.70
24	BA	2064	C	O4'-C1'-N1	5.66	112.72	108.20
24	BA	2450	A	C3'-C2'-C1'	5.66	106.03	101.50
55	CA	282	A	C3'-C2'-C1'	5.66	106.02	101.50
55	CA	381	C	P-O3'-C3'	5.66	126.49	119.70
24	DA	1648	U	C3'-C2'-C1'	5.66	106.03	101.50
21	AA	1495	U	O4'-C1'-N1	5.65	112.72	108.20
24	BA	2539	C	N1-C2-O2	-5.65	115.51	118.90
24	DA	2052	A	P-O3'-C3'	-5.65	112.92	119.70
21	AA	559	A	P-O3'-C3'	5.65	126.48	119.70
24	BA	1760	C	C3'-C2'-C1'	5.65	106.02	101.50
55	CA	353	A	C3'-C2'-C1'	5.65	106.02	101.50

*Continued on next page...*

*Continued from previous page...*

Mol	Chain	Res	Type	Atoms	Z	Observed(°)	Ideal(°)
55	CA	914	A	N9-C1'-C2'	-5.65	105.78	112.00
24	DA	660	C	O4'-C1'-N1	5.65	112.72	108.20
24	DA	1128	G	P-O5'-C5'	-5.65	111.86	120.90
21	AA	479	U	O4'-C1'-N1	5.65	112.72	108.20
24	BA	984	A	N9-C4-C5	-5.65	103.54	105.80
24	BA	1775	U	P-O3'-C3'	-5.65	112.92	119.70
24	BA	2884	U	O4'-C1'-N1	5.65	112.72	108.20
55	CA	504	C	P-O3'-C3'	-5.65	112.92	119.70
55	CA	1146	A	C3'-C2'-C1'	5.65	106.02	101.50
24	DA	1712	U	O4'-C1'-N1	5.65	112.72	108.20
21	AA	536	C	C3'-C2'-C1'	5.65	106.02	101.50
55	CA	688	G	N9-C1'-C2'	-5.65	105.79	112.00
24	BA	1127	A	C3'-C2'-C1'	5.65	106.02	101.50
55	CA	367	U	C4-C5-C6	-5.65	116.31	119.70
24	BA	1082	U	C5-C4-O4	-5.65	122.51	125.90
24	BA	2723	C	O4'-C1'-N1	-5.65	103.68	108.20
24	DA	90	U	O4'-C1'-N1	5.65	112.72	108.20
24	DA	1946	U	N1-C1'-C2'	-5.65	105.79	112.00
55	CA	9	G	P-O3'-C3'	-5.64	112.93	119.70
24	DA	604	G	N9-C1'-C2'	-5.64	105.79	112.00
24	DA	2611	C	C3'-C2'-C1'	5.64	106.02	101.50
24	BA	184	C	O4'-C1'-N1	5.64	112.71	108.20
24	BA	1429	G	P-O3'-C3'	-5.64	112.93	119.70
24	BA	2037	A	C3'-C2'-C1'	5.64	106.01	101.50
55	CA	1398	A	N9-C1'-C2'	-5.64	105.79	112.00
24	DA	955	U	N1-C2-O2	-5.64	118.85	122.80
24	DA	1669	A	N1-C6-N6	-5.64	115.21	118.60
24	BA	1378	A	P-O3'-C3'	5.64	126.47	119.70
24	BA	2631	G	N9-C4-C5	5.64	107.66	105.40
55	CA	546	A	P-O3'-C3'	5.64	126.47	119.70
24	DA	1866	A	P-O3'-C3'	-5.64	112.93	119.70
24	DA	2521	C	P-O5'-C5'	-5.64	111.88	120.90
24	DA	2556	C	O4'-C1'-N1	5.64	112.71	108.20
24	BA	1713	A	C8-N9-C4	5.64	108.06	105.80
24	BA	1947	C	C6-N1-C2	5.64	122.56	120.30
55	CA	1184	G	C3'-C2'-C1'	5.64	106.01	101.50
55	CA	1532	U	P-O3'-C3'	-5.64	112.94	119.70
24	DA	1429	G	P-O3'-C3'	-5.64	112.94	119.70
21	AA	1158	C	C3'-C2'-C1'	5.63	106.01	101.50
24	DA	1154	G	P-O3'-C3'	5.63	126.46	119.70
24	DA	1254	A	C3'-C2'-C1'	5.63	106.01	101.50
24	DA	1331	G	C3'-C2'-C1'	5.63	106.01	101.50

*Continued on next page...*

*Continued from previous page...*

Mol	Chain	Res	Type	Atoms	Z	Observed(°)	Ideal(°)
55	CA	393	A	C5-C6-N1	-5.63	114.88	117.70
24	DA	1071	G	C3'-C2'-C1'	5.63	106.00	101.50
24	DA	1476	U	P-O3'-C3'	5.63	126.46	119.70
24	BA	1934	C	C6-N1-C2	5.63	122.55	120.30
24	BA	2601	C	P-O3'-C3'	5.63	126.46	119.70
24	BA	412	A	N9-C1'-C2'	-5.63	105.81	112.00
24	BA	1669	A	C3'-C2'-C1'	5.63	106.00	101.50
24	BA	2447	G	N3-C2-N2	-5.63	115.96	119.90
55	CA	1333	A	O4'-C1'-N9	5.63	112.70	108.20
24	DA	740	C	C3'-C2'-C1'	5.63	106.00	101.50
24	DA	1693	U	P-O3'-C3'	5.63	126.45	119.70
21	AA	1452	C	N1-C1'-C2'	5.63	121.31	114.00
24	BA	126	A	C3'-C2'-C1'	5.63	106.00	101.50
24	DA	1716	U	N1-C1'-C2'	-5.63	105.81	112.00
24	DA	1346	G	O4'-C1'-N9	5.62	112.70	108.20
24	BA	463	G	P-O3'-C3'	-5.62	112.95	119.70
24	BA	514	A	P-O5'-C5'	-5.62	111.90	120.90
56	DB	76	G	O4'-C1'-N9	-5.62	103.70	108.20
24	BA	565	C	C6-N1-C2	5.62	122.55	120.30
55	CA	367	U	C2-N3-C4	5.62	130.37	127.00
24	DA	373	U	N1-C1'-C2'	-5.62	105.82	112.00
24	DA	2603	G	N9-C1'-C2'	-5.62	105.82	112.00
21	AA	1381	U	P-O3'-C3'	-5.62	112.96	119.70
24	DA	1561	C	C3'-C2'-C1'	5.62	106.00	101.50
24	DA	1865	U	N1-C1'-C2'	5.62	121.31	114.00
56	DB	38	C	C3'-C2'-C1'	5.62	106.00	101.50
24	BA	1136	G	C8-N9-C4	-5.62	104.15	106.40
25	BB	5	U	O4'-C1'-N1	5.62	112.69	108.20
55	CA	870	U	N1-C1'-C2'	5.62	121.30	114.00
24	BA	435	C	C3'-C2'-C1'	5.62	105.99	101.50
21	AA	1129	C	N1-C1'-C2'	5.62	121.30	114.00
24	BA	752	A	C1'-O4'-C4'	-5.62	105.41	109.90
24	BA	853	C	P-O3'-C3'	-5.62	112.96	119.70
55	CA	87	C	C3'-C2'-C1'	5.62	105.99	101.50
55	CA	575	G	C6-C5-N7	5.62	133.77	130.40
55	CA	1451	U	P-O3'-C3'	5.62	126.44	119.70
24	DA	86	G	N9-C1'-C2'	-5.62	105.82	112.00
21	AA	815	A	P-O3'-C3'	5.61	126.44	119.70
55	CA	91	U	O4'-C1'-N1	5.61	112.69	108.20
21	AA	889	A	N9-C1'-C2'	5.61	121.29	114.00
21	AA	1215	G	C3'-C2'-C1'	5.61	105.99	101.50
24	BA	2309	A	P-O3'-C3'	-5.61	112.97	119.70

*Continued on next page...*

*Continued from previous page...*

Mol	Chain	Res	Type	Atoms	Z	Observed(°)	Ideal(°)
24	DA	2336	A	P-O3'-C3'	5.61	126.43	119.70
55	CA	275	G	N9-C1'-C2'	-5.61	105.83	112.00
24	DA	141	G	C3'-C2'-C1'	5.61	105.99	101.50
24	BA	483	A	N9-C1'-C2'	-5.61	105.83	112.00
24	BA	588	U	C3'-C2'-C1'	5.61	105.98	101.50
24	BA	1359	A	C3'-C2'-C1'	5.61	105.98	101.50
24	BA	2033	A	C5-C6-N1	-5.61	114.90	117.70
24	DA	690	G	C8-N9-C4	-5.61	104.16	106.40
24	DA	1255	U	C3'-C2'-C1'	5.61	105.98	101.50
56	DB	48	U	N1-C1'-C2'	-5.61	105.83	112.00
56	DB	76	G	N3-C2-N2	-5.60	115.98	119.90
21	AA	1053	G	C4-N9-C1'	-5.60	119.22	126.50
24	BA	1476	U	N1-C1'-C2'	-5.60	105.84	112.00
21	AA	12	U	N3-C2-O2	-5.60	118.28	122.20
21	AA	373	A	N9-C1'-C2'	-5.60	105.84	112.00
24	BA	75	G	P-O3'-C3'	-5.60	112.98	119.70
24	BA	1086	A	C8-N9-C4	-5.60	103.56	105.80
24	DA	2409	G	N9-C1'-C2'	-5.60	105.84	112.00
21	AA	817	C	O4'-C1'-N1	5.60	112.68	108.20
24	BA	729	G	N3-C4-C5	-5.60	125.80	128.60
24	BA	947	A	C3'-C2'-C1'	5.60	105.98	101.50
24	BA	1681	G	O4'-C1'-N9	5.60	112.68	108.20
24	DA	1268	A	C3'-C2'-C1'	5.60	105.98	101.50
24	BA	1666	G	O4'-C1'-N9	5.60	112.68	108.20
24	BA	1568	G	C3'-C2'-C1'	5.60	105.98	101.50
24	DA	726	G	P-O3'-C3'	5.60	126.42	119.70
24	BA	528	A	C6-C5-N7	-5.59	128.38	132.30
55	CA	1170	A	N9-C1'-C2'	-5.59	105.84	112.00
55	CA	1487	G	P-O3'-C3'	-5.59	112.99	119.70
24	BA	1398	C	P-O3'-C3'	-5.59	112.99	119.70
24	BA	1766	G	N1-C6-O6	-5.59	116.55	119.90
24	BA	2570	G	N3-C2-N2	5.59	123.81	119.90
25	BB	42	C	P-O3'-C3'	-5.59	112.99	119.70
55	CA	245	U	P-O3'-C3'	-5.59	112.99	119.70
24	DA	14	A	P-O3'-C3'	-5.59	112.99	119.70
24	DA	482	A	P-O3'-C3'	-5.59	112.99	119.70
24	DA	777	G	C3'-C2'-C1'	5.59	105.97	101.50
21	AA	1055	A	N9-C1'-C2'	-5.59	105.85	112.00
24	BA	2607	G	N3-C4-C5	-5.59	125.81	128.60
55	CA	1432	G	P-O3'-C3'	5.59	126.41	119.70
24	DA	391	A	C3'-C2'-C1'	5.59	105.97	101.50
24	DA	1111	A	P-O3'-C3'	5.59	126.41	119.70

*Continued on next page...*

*Continued from previous page...*

Mol	Chain	Res	Type	Atoms	Z	Observed(°)	Ideal(°)
24	DA	2502	G	C8-N9-C4	-5.59	104.17	106.40
24	BA	2718	G	N9-C1'-C2'	-5.59	105.85	112.00
21	AA	1097	C	O4'-C1'-N1	5.59	112.67	108.20
21	AA	1184	G	N9-C1'-C2'	-5.59	105.85	112.00
24	BA	1331	G	C3'-C2'-C1'	5.59	105.97	101.50
24	BA	2332	C	O4'-C1'-N1	5.59	112.67	108.20
24	BA	2494	G	C8-N9-C4	-5.58	104.17	106.40
55	CA	95	C	C3'-C2'-C1'	5.58	105.97	101.50
21	AA	436	C	O4'-C1'-N1	5.58	112.67	108.20
21	AA	879	C	O4'-C1'-N1	5.58	112.67	108.20
24	BA	251	A	C3'-C2'-C1'	5.58	105.97	101.50
24	DA	83	A	P-O3'-C3'	5.58	126.40	119.70
24	DA	765	C	C3'-C2'-C1'	5.58	105.97	101.50
56	DB	49	C	N3-C2-O2	5.58	125.81	121.90
24	BA	1060	U	O4'-C1'-N1	-5.58	103.74	108.20
21	AA	274	A	O4'-C1'-N9	5.58	112.66	108.20
24	BA	12	U	C2-N1-C1'	5.58	124.39	117.70
24	BA	1461	C	O4'-C1'-N1	5.58	112.66	108.20
55	CA	994	A	N9-C1'-C2'	-5.58	105.86	112.00
55	CA	1287	A	C3'-C2'-C1'	5.58	105.96	101.50
24	DA	335	C	P-O5'-C5'	-5.58	111.97	120.90
24	DA	2068	U	C3'-C2'-C1'	5.58	105.96	101.50
55	CA	389	A	C3'-C2'-C1'	5.58	105.96	101.50
55	CA	1366	C	C3'-C2'-C1'	5.58	105.96	101.50
24	BA	1025	G	N3-C4-N9	-5.57	122.66	126.00
24	BA	1298	C	N1-C2-O2	-5.57	115.56	118.90
24	BA	1876	A	C5-N7-C8	-5.57	101.11	103.90
55	CA	369	G	C3'-C2'-C1'	5.57	105.96	101.50
55	CA	889	A	P-O3'-C3'	5.57	126.39	119.70
24	DA	422	A	C3'-C2'-C1'	5.57	105.96	101.50
21	AA	15	G	N9-C1'-C2'	-5.57	105.87	112.00
24	BA	1459	G	C3'-C2'-C1'	5.57	105.96	101.50
24	BA	1809	A	N9-C1'-C2'	-5.57	105.87	112.00
24	DA	1551	A	C6-N1-C2	5.57	121.94	118.60
24	DA	2051	A	P-O3'-C3'	5.57	126.38	119.70
24	BA	1013	C	C3'-C2'-C1'	5.57	105.95	101.50
24	BA	1555	G	C3'-C2'-C1'	5.57	105.95	101.50
24	BA	1809	A	P-O5'-C5'	-5.57	111.99	120.90
55	CA	398	U	C3'-C2'-C1'	5.57	105.96	101.50
24	DA	916	G	N9-C1'-C2'	-5.57	105.87	112.00
24	DA	1981	A	C3'-C2'-C1'	5.57	105.95	101.50
24	DA	2322	A	N9-C1'-C2'	-5.57	105.87	112.00

*Continued on next page...*

*Continued from previous page...*

Mol	Chain	Res	Type	Atoms	Z	Observed(°)	Ideal(°)
21	AA	352	C	C3'-C2'-C1'	5.57	105.95	101.50
21	AA	701	U	N1-C1'-C2'	5.57	121.24	114.00
25	BB	2	G	N3-C4-C5	-5.57	125.82	128.60
24	DA	2570	G	C5-C6-O6	5.56	131.94	128.60
21	AA	32	A	N9-C1'-C2'	-5.56	105.88	112.00
21	AA	1228	C	C3'-C2'-C1'	5.56	105.95	101.50
24	DA	617	G	C3'-C2'-C1'	5.56	105.95	101.50
24	DA	1555	G	C3'-C2'-C1'	5.56	105.95	101.50
24	BA	1491	G	C3'-C2'-C1'	5.56	105.95	101.50
55	CA	1453	G	P-O3'-C3'	-5.56	113.03	119.70
21	AA	1455	G	N9-C1'-C2'	-5.56	105.89	112.00
21	AA	1498	U	N1-C1'-C2'	5.56	121.23	114.00
24	DA	2312	U	C2-N1-C1'	5.56	124.37	117.70
55	CA	400	C	P-O3'-C3'	-5.56	113.03	119.70
24	DA	223	A	C3'-C2'-C1'	5.56	105.95	101.50
24	DA	1135	C	C3'-C2'-C1'	5.56	105.95	101.50
24	DA	1636	U	C3'-C2'-C1'	5.56	105.94	101.50
56	DB	8	C	C6-N1-C2	-5.56	118.08	120.30
24	BA	666	A	N1-C6-N6	-5.56	115.27	118.60
55	CA	1136	C	O4'-C1'-N1	5.56	112.64	108.20
24	DA	1769	U	O4'-C1'-N1	5.56	112.64	108.20
24	BA	271	G	N9-C4-C5	5.55	107.62	105.40
24	BA	2440	C	P-O5'-C5'	-5.55	112.01	120.90
24	DA	388	G	P-O3'-C3'	-5.55	113.03	119.70
24	DA	1568	G	C3'-C2'-C1'	5.55	105.94	101.50
24	BA	1690	A	P-O3'-C3'	-5.55	113.04	119.70
24	BA	1716	U	P-O3'-C3'	-5.55	113.04	119.70
24	BA	1910	G	P-O3'-C3'	-5.55	113.04	119.70
21	AA	1324	A	P-O3'-C3'	-5.55	113.04	119.70
55	CA	652	U	N1-C1'-C2'	5.55	121.22	114.00
21	AA	1076	U	N3-C2-O2	-5.55	118.32	122.20
21	AA	1321	U	O4'-C1'-N1	5.55	112.64	108.20
24	BA	2081	U	C2-N3-C4	-5.55	123.67	127.00
55	CA	1051	C	P-O3'-C3'	-5.55	113.04	119.70
24	DA	1024	G	N9-C1'-C2'	-5.55	105.90	112.00
56	DB	38	C	N3-C4-C5	5.55	124.12	121.90
24	BA	2027	G	P-O3'-C3'	5.55	126.36	119.70
24	BA	2055	C	N3-C2-O2	5.55	125.78	121.90
24	BA	2755	C	C6-N1-C2	5.55	122.52	120.30
24	DA	1876	A	C5-N7-C8	-5.55	101.13	103.90
24	DA	2451	A	C8-N9-C4	-5.55	103.58	105.80
21	AA	1200	C	N1-C1'-C2'	5.55	121.21	114.00

*Continued on next page...*

*Continued from previous page...*

Mol	Chain	Res	Type	Atoms	Z	Observed(°)	Ideal(°)
21	AA	1371	G	N7-C8-N9	5.55	115.87	113.10
24	BA	436	C	P-O5'-C5'	-5.55	112.03	120.90
24	BA	831	G	C3'-C2'-C1'	5.55	105.94	101.50
24	BA	1287	A	N9-C1'-C2'	-5.55	105.90	112.00
55	CA	250	A	P-O3'-C3'	5.55	126.36	119.70
24	DA	1158	C	C3'-C2'-C1'	5.55	105.94	101.50
24	BA	919	U	O4'-C1'-N1	-5.54	103.76	108.20
21	AA	453	G	C3'-C2'-C1'	5.54	105.93	101.50
21	AA	1160	G	C3'-C2'-C1'	5.54	105.94	101.50
24	DA	2037	A	P-O5'-C5'	-5.54	112.03	120.90
56	DB	104	A	N9-C1'-C2'	5.54	121.20	114.00
21	AA	1505	G	C3'-C2'-C1'	5.54	105.93	101.50
24	BA	1931	U	P-O3'-C3'	-5.54	113.05	119.70
24	DA	2504	U	C3'-C2'-C1'	5.54	105.93	101.50
21	AA	430	A	C3'-C2'-C1'	5.54	105.93	101.50
55	CA	369	G	P-O3'-C3'	-5.54	113.05	119.70
24	DA	605	G	N9-C1'-C2'	-5.54	105.91	112.00
24	DA	2733	A	N1-C6-N6	5.54	121.92	118.60
21	AA	1085	U	P-O3'-C3'	5.54	126.34	119.70
55	CA	724	G	N9-C1'-C2'	-5.54	105.91	112.00
24	DA	685	A	P-O3'-C3'	5.54	126.34	119.70
24	DA	2348	U	O4'-C1'-N1	5.54	112.63	108.20
55	CA	1196	A	O3'-P-O5'	-5.54	93.48	104.00
24	BA	620	G	O3'-P-O5'	5.54	114.52	104.00
24	BA	777	G	P-O3'-C3'	-5.54	113.06	119.70
55	CA	1278	G	P-O3'-C3'	5.54	126.34	119.70
21	AA	1287	A	P-O3'-C3'	-5.53	113.06	119.70
24	BA	266	G	P-O3'-C3'	-5.53	113.06	119.70
24	BA	1538	G	P-O3'-C3'	-5.53	113.06	119.70
24	DA	491	G	C3'-C2'-C1'	5.53	105.93	101.50
24	DA	2612	C	C3'-C2'-C1'	5.53	105.93	101.50
24	BA	1913	A	P-O3'-C3'	5.53	126.34	119.70
24	BA	2722	G	N3-C4-C5	-5.53	125.83	128.60
24	DA	1664	A	P-O3'-C3'	5.53	126.34	119.70
24	BA	575	A	C3'-C2'-C1'	5.53	105.92	101.50
24	BA	575	A	P-O3'-C3'	-5.53	113.07	119.70
55	CA	875	U	P-O3'-C3'	-5.53	113.07	119.70
24	DA	1708	C	C3'-C2'-C1'	5.53	105.92	101.50
21	AA	511	C	O4'-C1'-N1	5.53	112.62	108.20
24	BA	1029	A	O4'-C1'-N9	-5.53	103.78	108.20
24	DA	1552	A	C5-C6-N1	-5.53	114.94	117.70
24	DA	1733	G	C3'-C2'-C1'	5.53	105.92	101.50

*Continued on next page...*

*Continued from previous page...*

Mol	Chain	Res	Type	Atoms	Z	Observed(°)	Ideal(°)
24	DA	1759	A	C3'-C2'-C1'	5.53	105.92	101.50
24	DA	2093	G	N9-C1'-C2'	-5.53	105.92	112.00
24	BA	1707	G	P-O3'-C3'	-5.52	113.07	119.70
24	BA	271	G	C8-N9-C1'	5.52	134.18	127.00
24	BA	2034	U	P-O3'-C3'	-5.52	113.07	119.70
55	CA	1331	G	P-O3'-C3'	5.52	126.33	119.70
24	DA	492	A	P-O5'-C5'	-5.52	112.06	120.90
24	BA	1091	G	N9-C1'-C2'	-5.52	105.93	112.00
24	DA	2589	A	N3-C4-N9	-5.52	122.98	127.40
24	BA	530	G	C3'-C2'-C1'	5.52	105.92	101.50
24	BA	1470	A	N1-C6-N6	5.52	121.91	118.60
24	DA	475	C	C3'-C2'-C1'	5.52	105.92	101.50
24	BA	2630	G	C3'-C2'-C1'	5.52	105.91	101.50
55	CA	1167	A	P-O3'-C3'	5.52	126.32	119.70
24	DA	1649	G	N9-C1'-C2'	-5.52	105.93	112.00
24	DA	2440	C	O4'-C1'-N1	5.52	112.61	108.20
12	CM	8	ILE	CB-CA-C	-5.52	100.57	111.60
24	DA	783	A	N9-C1'-C2'	-5.52	105.93	112.00
24	BA	774	G	C8-N9-C1'	5.51	134.17	127.00
24	DA	126	A	C3'-C2'-C1'	5.51	105.91	101.50
24	DA	572	A	C3'-C2'-C1'	5.51	105.91	101.50
24	DA	987	C	P-O3'-C3'	-5.51	113.08	119.70
21	AA	1499	A	N9-C1'-C2'	-5.51	105.94	112.00
21	AA	198	G	N9-C1'-C2'	-5.51	105.94	112.00
24	BA	509	C	C2-N1-C1'	5.51	124.86	118.80
24	BA	2408	U	O4'-C1'-N1	5.51	112.61	108.20
24	DA	459	U	C3'-C2'-C1'	5.51	105.91	101.50
24	DA	510	C	O4'-C1'-N1	5.51	112.61	108.20
55	CA	251	G	O4'-C1'-N9	5.51	112.61	108.20
55	CA	482	A	P-O3'-C3'	-5.51	113.09	119.70
55	CA	732	C	P-O3'-C3'	5.51	126.31	119.70
55	CA	1325	C	P-O3'-C3'	-5.51	113.09	119.70
24	DA	633	A	C6-C5-N7	-5.51	128.44	132.30
24	DA	812	C	C3'-C2'-C1'	5.51	105.91	101.50
24	DA	2660	A	P-O3'-C3'	5.51	126.31	119.70
24	BA	996	A	C8-N9-C4	-5.51	103.60	105.80
55	CA	1338	G	P-O3'-C3'	-5.51	113.09	119.70
21	AA	430	A	N9-C1'-C2'	-5.51	105.94	112.00
24	BA	958	U	C3'-C2'-C1'	5.51	105.91	101.50
55	CA	1025	U	P-O3'-C3'	5.51	126.31	119.70
55	CA	1050	G	P-O3'-C3'	-5.51	113.09	119.70
24	DA	1333	G	P-O3'-C3'	-5.51	113.09	119.70

*Continued on next page...*



*Continued from previous page...*

Mol	Chain	Res	Type	Atoms	Z	Observed(°)	Ideal(°)
24	DA	1817	G	P-O3'-C3'	-5.51	113.09	119.70
24	BA	1129	A	P-O5'-C5'	-5.50	112.09	120.90
24	BA	1665	A	P-O5'-C5'	-5.50	112.10	120.90
24	BA	2431	U	N1-C2-O2	-5.50	118.95	122.80
24	DA	228	C	O4'-C1'-N1	5.50	112.60	108.20
24	DA	2612	C	P-O3'-C3'	-5.50	113.10	119.70
55	CA	1319	A	P-O3'-C3'	5.50	126.30	119.70
24	DA	1787	A	N3-C4-N9	-5.50	123.00	127.40
24	BA	1821	A	C3'-C2'-C1'	5.50	105.90	101.50
24	DA	2428	G	C3'-C2'-C1'	5.50	105.90	101.50
24	DA	2335	A	C3'-C2'-C1'	5.49	105.89	101.50
21	AA	70	U	N1-C1'-C2'	5.49	121.14	114.00
24	BA	2512	C	C2-N3-C4	5.49	122.64	119.90
21	AA	1127	G	P-O3'-C3'	-5.49	113.11	119.70
24	BA	509	C	C3'-C2'-C1'	5.49	105.89	101.50
55	CA	353	A	O4'-C1'-N9	5.49	112.59	108.20
21	AA	1365	G	P-O3'-C3'	-5.49	113.12	119.70
24	BA	2868	A	C3'-C2'-C1'	5.49	105.89	101.50
55	CA	1132	C	O4'-C1'-N1	5.49	112.59	108.20
24	BA	1785	A	C3'-C2'-C1'	5.48	105.89	101.50
24	BA	2617	U	P-O3'-C3'	-5.48	113.12	119.70
24	DA	1717	A	P-O3'-C3'	-5.48	113.12	119.70
24	DA	2226	C	O4'-C1'-N1	5.48	112.59	108.20
24	DA	404	A	P-O3'-C3'	5.48	126.28	119.70
21	AA	198	G	C3'-C2'-C1'	5.48	105.88	101.50
21	AA	331	G	N9-C1'-C2'	-5.48	105.97	112.00
21	AA	411	A	P-O3'-C3'	5.48	126.28	119.70
21	AA	1102	A	N9-C1'-C2'	-5.48	105.97	112.00
55	CA	642	A	C3'-C2'-C1'	5.48	105.88	101.50
24	BA	1619	G	N1-C6-O6	-5.48	116.61	119.90
45	DV	57	TYR	CB-CG-CD2	-5.48	117.71	121.00
24	BA	2570	G	P-O3'-C3'	-5.48	113.13	119.70
24	BA	2820	A	O4'-C1'-N9	-5.48	103.82	108.20
33	BJ	140	LEU	CA-CB-CG	5.47	127.89	115.30
55	CA	875	U	C3'-C2'-C1'	5.47	105.88	101.50
21	AA	351	G	C4-N9-C1'	5.47	133.62	126.50
21	AA	966	G	C3'-C2'-C1'	5.47	105.88	101.50
55	CA	433	G	P-O3'-C3'	-5.47	113.13	119.70
24	BA	998	C	P-O3'-C3'	-5.47	113.14	119.70
24	BA	1655	A	C3'-C2'-C1'	5.47	105.88	101.50
24	BA	2681	C	C6-N1-C2	5.47	122.49	120.30
24	BA	2733	A	C4-C5-C6	5.47	119.74	117.00

*Continued on next page...*

*Continued from previous page...*

Mol	Chain	Res	Type	Atoms	Z	Observed(°)	Ideal(°)
24	DA	333	G	P-O3'-C3'	-5.47	113.14	119.70
24	DA	2063	C	C3'-C2'-C1'	5.47	105.88	101.50
21	AA	961	U	P-O3'-C3'	-5.47	113.14	119.70
55	CA	1258	G	P-O3'-C3'	5.47	126.26	119.70
24	DA	806	C	O4'-C1'-N1	5.47	112.58	108.20
24	DA	1655	A	C3'-C2'-C1'	5.47	105.88	101.50
56	DB	76	G	N1-C2-N2	5.47	121.12	116.20
24	BA	860	U	C3'-C2'-C1'	5.47	105.88	101.50
24	BA	523	C	C5-C6-N1	-5.47	118.27	121.00
55	CA	452	A	C5-N7-C8	-5.47	101.17	103.90
24	DA	513	A	N1-C6-N6	5.47	121.88	118.60
24	DA	932	U	P-O5'-C5'	-5.47	112.16	120.90
24	DA	1044	C	O4'-C1'-N1	-5.47	103.83	108.20
24	BA	653	U	P-O3'-C3'	-5.46	113.14	119.70
25	BB	11	C	C6-N1-C2	5.46	122.49	120.30
55	CA	705	G	N9-C1'-C2'	-5.46	105.99	112.00
24	DA	73	A	N9-C1'-C2'	-5.46	105.99	112.00
24	DA	1157	G	P-O3'-C3'	-5.46	113.14	119.70
24	BA	299	A	N7-C8-N9	5.46	116.53	113.80
24	BA	2310	C	C4-C5-C6	5.46	120.13	117.40
24	DA	1569	A	N9-C1'-C2'	-5.46	105.99	112.00
24	DA	2093	G	P-O3'-C3'	-5.46	113.14	119.70
24	BA	2322	A	N9-C1'-C2'	-5.46	105.99	112.00
24	DA	919	U	N3-C2-O2	-5.46	118.38	122.20
24	BA	630	G	N1-C2-N2	-5.46	111.29	116.20
24	BA	2573	C	N1-C1'-C2'	5.46	121.10	114.00
24	BA	2690	U	P-O3'-C3'	5.46	126.25	119.70
55	CA	535	A	C3'-C2'-C1'	5.46	105.87	101.50
55	CA	1298	U	O4'-C1'-N1	5.46	112.56	108.20
24	DA	321	U	P-O3'-C3'	5.46	126.25	119.70
24	BA	652	U	P-O3'-C3'	5.46	126.25	119.70
24	BA	1386	C	C6-N1-C2	-5.46	118.12	120.30
21	AA	654	G	N9-C1'-C2'	-5.45	106.00	112.00
21	AA	735	C	P-O3'-C3'	-5.45	113.16	119.70
24	BA	1706	C	P-O3'-C3'	5.45	126.25	119.70
24	BA	2215	C	P-O3'-C3'	-5.45	113.16	119.70
55	CA	1288	A	P-O3'-C3'	-5.45	113.16	119.70
55	CA	1499	A	C3'-C2'-C1'	5.45	105.86	101.50
21	AA	306	A	C3'-C2'-C1'	5.45	105.86	101.50
24	BA	1739	A	P-O3'-C3'	-5.45	113.16	119.70
24	BA	2067	G	O4'-C1'-N9	5.45	112.56	108.20
24	BA	2802	G	C5-C6-O6	5.45	131.87	128.60

*Continued on next page...*

*Continued from previous page...*

Mol	Chain	Res	Type	Atoms	Z	Observed(°)	Ideal(°)
24	DA	1619	G	N9-C1'-C2'	-5.45	106.00	112.00
24	BA	2028	U	N1-C2-O2	5.45	126.61	122.80
24	DA	196	A	P-O3'-C3'	5.45	126.24	119.70
24	DA	1947	C	P-O3'-C3'	-5.45	113.16	119.70
55	CA	61	G	C3'-C2'-C1'	5.45	105.86	101.50
55	CA	120	A	P-O3'-C3'	5.45	126.24	119.70
21	AA	373	A	C3'-C2'-C1'	5.45	105.86	101.50
24	BA	656	G	C8-N9-C4	-5.45	104.22	106.40
55	CA	701	U	N1-C1'-C2'	5.45	121.08	114.00
56	DB	41	G	C3'-C2'-C1'	5.45	105.86	101.50
24	DA	1682	G	C3'-C2'-C1'	5.44	105.86	101.50
21	AA	346	G	C3'-C2'-C1'	5.44	105.85	101.50
24	BA	412	A	P-O5'-C5'	-5.44	112.19	120.90
24	BA	2224	G	N9-C4-C5	-5.44	103.22	105.40
24	BA	2781	A	C3'-C2'-C1'	5.44	105.86	101.50
24	DA	2613	U	O4'-C1'-N1	5.44	112.56	108.20
21	AA	66	A	C3'-C2'-C1'	5.44	105.85	101.50
24	BA	2070	A	N9-C4-C5	5.44	107.98	105.80
55	CA	559	A	O4'-C1'-N9	5.44	112.55	108.20
24	DA	1237	A	O4'-C1'-N9	5.44	112.55	108.20
24	DA	2896	C	O4'-C1'-N1	5.44	112.55	108.20
55	CA	1448	C	C3'-C2'-C1'	5.44	105.85	101.50
21	AA	61	G	C3'-C2'-C1'	5.44	105.85	101.50
24	BA	120	U	P-O5'-C5'	-5.44	112.20	120.90
24	BA	929	U	O4'-C1'-N1	5.44	112.55	108.20
55	CA	821	G	C3'-C2'-C1'	5.44	105.85	101.50
55	CA	424	G	C3'-C2'-C1'	5.44	105.85	101.50
24	DA	2383	G	C3'-C2'-C1'	5.44	105.85	101.50
21	AA	1192	C	P-O5'-C5'	-5.43	112.21	120.90
24	BA	1213	A	P-O5'-C5'	-5.43	112.20	120.90
24	BA	1535	A	P-O3'-C3'	5.43	126.22	119.70
24	BA	2514	U	P-O5'-C5'	-5.43	112.20	120.90
55	CA	181	A	O4'-C1'-N9	5.43	112.55	108.20
24	DA	1136	G	N9-C4-C5	5.43	107.57	105.40
21	AA	877	G	N9-C4-C5	5.43	107.57	105.40
25	BB	87	U	N1-C1'-C2'	5.43	121.06	114.00
55	CA	709	U	O4'-C1'-N1	5.43	112.55	108.20
24	DA	2581	G	O4'-C1'-N9	5.43	112.55	108.20
24	BA	1386	C	C3'-C2'-C1'	5.43	105.84	101.50
55	CA	817	C	P-O5'-C5'	-5.43	112.21	120.90
24	DA	2689	U	O3'-P-O5'	-5.43	93.68	104.00
21	AA	321	A	P-O3'-C3'	5.43	126.22	119.70

*Continued on next page...*

*Continued from previous page...*

Mol	Chain	Res	Type	Atoms	Z	Observed(°)	Ideal(°)
24	BA	347	A	P-O3'-C3'	-5.43	113.19	119.70
24	BA	1957	C	C3'-C2'-C1'	5.43	105.84	101.50
24	BA	2271	G	P-O3'-C3'	5.43	126.22	119.70
24	DA	1838	C	C6-N1-C1'	5.43	127.32	120.80
24	BA	589	U	C2-N3-C4	5.43	130.26	127.00
24	DA	1303	G	C3'-C2'-C1'	5.43	105.84	101.50
24	DA	2297	A	C3'-C2'-C1'	5.43	105.84	101.50
24	DA	2499	C	C6-N1-C1'	-5.43	114.29	120.80
24	BA	1118	C	P-O3'-C3'	-5.42	113.19	119.70
24	BA	1642	G	P-O3'-C3'	-5.42	113.19	119.70
24	BA	1731	G	C4-C5-N7	-5.42	108.63	110.80
24	BA	1758	U	P-O3'-C3'	-5.42	113.19	119.70
24	BA	2324	U	N1-C1'-C2'	5.42	121.05	114.00
21	AA	467	U	O4'-C1'-N1	5.42	112.54	108.20
55	CA	1325	C	P-O5'-C5'	-5.42	112.22	120.90
24	DA	2200	C	C6-N1-C2	-5.42	118.13	120.30
24	DA	2250	G	O4'-C1'-N9	-5.42	103.86	108.20
24	BA	455	C	C6-N1-C2	5.42	122.47	120.30
24	BA	677	A	C6-N1-C2	-5.42	115.35	118.60
24	BA	1592	C	O4'-C1'-N1	5.42	112.54	108.20
24	BA	1931	U	C3'-C2'-C1'	5.42	105.84	101.50
24	DA	1251	C	C6-N1-C2	-5.42	118.13	120.30
24	DA	1385	A	C5-C6-N6	5.42	128.04	123.70
24	DA	1758	U	P-O3'-C3'	5.42	126.21	119.70
24	DA	1985	C	P-O3'-C3'	-5.42	113.19	119.70
24	BA	633	A	C8-N9-C1'	-5.42	117.94	127.70
55	CA	10	A	P-O3'-C3'	-5.42	113.20	119.70
24	DA	2337	G	O4'-C1'-N9	-5.42	103.86	108.20
24	DA	2518	A	O4'-C1'-N9	-5.42	103.86	108.20
21	AA	1324	A	C3'-C2'-C1'	5.42	105.83	101.50
55	CA	534	U	C3'-C2'-C1'	5.42	105.83	101.50
24	DA	789	A	N7-C8-N9	-5.42	111.09	113.80
24	BA	230	G	N9-C1'-C2'	-5.42	106.04	112.00
24	BA	2786	U	O4'-C1'-N1	5.42	112.53	108.20
21	AA	184	G	C3'-C2'-C1'	5.41	105.83	101.50
24	BA	36	G	C8-N9-C4	-5.41	104.23	106.40
24	BA	230	G	C3'-C2'-C1'	5.41	105.83	101.50
24	BA	2790	U	N1-C1'-C2'	5.41	121.04	114.00
24	BA	1026	G	C3'-C2'-C1'	5.41	105.83	101.50
24	BA	993	G	C8-N9-C4	-5.41	104.24	106.40
24	BA	2224	G	C2-N3-C4	-5.41	109.19	111.90
55	CA	915	A	P-O5'-C5'	-5.41	112.24	120.90

*Continued on next page...*

*Continued from previous page...*

Mol	Chain	Res	Type	Atoms	Z	Observed(°)	Ideal(°)
55	CA	206	C	N1-C1'-C2'	-5.41	106.05	112.00
55	CA	697	U	O4'-C1'-N1	5.41	112.53	108.20
24	DA	2832	U	P-O3'-C3'	5.41	126.19	119.70
21	AA	96	U	P-O3'-C3'	-5.41	113.21	119.70
24	BA	2263	C	P-O5'-C5'	-5.41	112.25	120.90
24	DA	604	G	C3'-C2'-C1'	5.41	105.83	101.50
24	DA	2611	C	P-O3'-C3'	-5.41	113.21	119.70
24	DA	1049	C	O4'-C1'-N1	5.41	112.52	108.20
24	DA	2304	G	N7-C8-N9	5.41	115.80	113.10
21	AA	81	A	N1-C6-N6	-5.40	115.36	118.60
24	BA	1135	C	N1-C1'-C2'	-5.40	106.06	112.00
24	BA	2850	A	P-O3'-C3'	-5.40	113.22	119.70
24	BA	2850	A	C3'-C2'-C1'	5.40	105.82	101.50
55	CA	1192	C	O4'-C1'-N1	5.40	112.52	108.20
24	DA	976	G	N9-C1'-C2'	-5.40	106.06	112.00
21	AA	480	U	C2-N3-C4	-5.40	123.76	127.00
21	AA	1336	C	N1-C1'-C2'	5.40	121.02	114.00
24	BA	1462	C	C3'-C2'-C1'	5.40	105.82	101.50
24	BA	1511	G	C8-N9-C4	-5.40	104.24	106.40
24	BA	2383	G	C3'-C2'-C1'	5.40	105.82	101.50
24	DA	2139	U	O4'-C1'-N1	-5.40	103.88	108.20
21	AA	351	G	O4'-C1'-N9	5.40	112.52	108.20
55	CA	82	G	N9-C1'-C2'	-5.40	106.06	112.00
55	CA	1101	A	P-O3'-C3'	5.40	126.18	119.70
24	DA	505	A	C3'-C2'-C1'	5.40	105.82	101.50
24	DA	591	U	C5-C4-O4	5.40	129.14	125.90
24	DA	1787	A	C5-C6-N6	5.40	128.02	123.70
24	DA	1800	C	N1-C2-O2	5.40	122.14	118.90
24	BA	243	U	C3'-C2'-C1'	5.40	105.82	101.50
24	BA	949	G	C8-N9-C4	-5.40	104.24	106.40
24	DA	1060	U	O4'-C1'-N1	-5.40	103.88	108.20
24	BA	385	C	P-O3'-C3'	5.40	126.18	119.70
24	BA	1290	C	C3'-C2'-C1'	5.40	105.82	101.50
24	DA	656	G	C3'-C2'-C1'	5.40	105.82	101.50
24	DA	2199	A	C3'-C2'-C1'	5.40	105.82	101.50
56	DB	49	C	C5-C4-N4	5.40	123.98	120.20
21	AA	688	G	N9-C1'-C2'	-5.39	106.06	112.00
24	BA	1320	C	N1-C1'-C2'	5.39	121.01	114.00
24	BA	1515	A	O4'-C1'-N9	5.39	112.52	108.20
29	DF	109	ARG	CD-NE-CZ	-5.39	116.05	123.60
24	DA	90	U	P-O3'-C3'	5.39	126.17	119.70
24	BA	85	G	C3'-C2'-C1'	5.39	105.81	101.50

*Continued on next page...*

*Continued from previous page...*

Mol	Chain	Res	Type	Atoms	Z	Observed(°)	Ideal(°)
24	BA	513	A	C3'-C2'-C1'	5.39	105.81	101.50
24	BA	581	C	N1-C1'-C2'	5.39	121.01	114.00
24	BA	849	A	P-O3'-C3'	-5.39	113.23	119.70
24	BA	1379	U	C3'-C2'-C1'	5.39	105.81	101.50
24	DA	919	U	O4'-C1'-N1	-5.39	103.89	108.20
24	DA	1803	A	P-O5'-C5'	-5.39	112.27	120.90
21	AA	452	A	C3'-C2'-C1'	5.39	105.81	101.50
24	BA	388	G	P-O3'-C3'	-5.39	113.23	119.70
24	DA	1695	G	C3'-C2'-C1'	5.39	105.81	101.50
24	DA	2297	A	N9-C1'-C2'	-5.39	106.07	112.00
24	BA	529	A	C8-N9-C4	5.39	107.95	105.80
24	DA	2347	C	O4'-C1'-N1	5.39	112.51	108.20
24	BA	2024	G	P-O3'-C3'	-5.39	113.24	119.70
55	CA	299	G	N3-C4-C5	-5.39	125.91	128.60
21	AA	52	C	O4'-C1'-N1	5.38	112.51	108.20
21	AA	88	U	O4'-C1'-N1	5.38	112.51	108.20
24	BA	514	A	C3'-C2'-C1'	5.38	105.81	101.50
24	BA	2062	A	C5-C6-N6	-5.38	119.39	123.70
24	DA	197	A	P-O3'-C3'	-5.38	113.24	119.70
24	DA	562	U	C2-N3-C4	5.38	130.23	127.00
24	DA	2510	C	O4'-C1'-N1	5.38	112.51	108.20
24	BA	1398	C	C3'-C2'-C1'	5.38	105.81	101.50
25	BB	67	G	C3'-C2'-C1'	5.38	105.81	101.50
24	BA	1313	U	P-O5'-C5'	-5.38	112.29	120.90
24	BA	1313	U	C3'-C2'-C1'	5.38	105.81	101.50
24	BA	2338	C	P-O5'-C5'	-5.38	112.29	120.90
55	CA	936	C	C6-N1-C2	-5.38	118.15	120.30
56	DB	50	A	C3'-C2'-C1'	-5.38	97.19	101.50
24	BA	536	G	C4-C5-N7	-5.38	108.65	110.80
24	DA	1234	U	O4'-C1'-N1	5.38	112.50	108.20
24	DA	2656	U	C3'-C2'-C1'	5.38	105.80	101.50
21	AA	1382	C	C3'-C2'-C1'	5.38	105.80	101.50
24	BA	1781	U	P-O5'-C5'	-5.38	112.29	120.90
55	CA	279	A	P-O3'-C3'	5.38	126.16	119.70
24	DA	30	G	C8-N9-C4	-5.38	104.25	106.40
55	CA	994	A	C3'-C2'-C1'	5.38	105.80	101.50
24	DA	2033	A	P-O3'-C3'	5.38	126.15	119.70
24	BA	2008	C	P-O3'-C3'	-5.38	113.25	119.70
24	BA	2239	G	N9-C4-C5	5.38	107.55	105.40
24	BA	125	A	P-O3'-C3'	5.37	126.15	119.70
24	BA	1287	A	C3'-C2'-C1'	5.37	105.80	101.50
24	BA	1509	A	O4'-C1'-N9	5.37	112.50	108.20

*Continued on next page...*

*Continued from previous page...*

Mol	Chain	Res	Type	Atoms	Z	Observed(°)	Ideal(°)
55	CA	1454	G	N9-C1'-C2'	-5.37	106.09	112.00
24	DA	303	G	C3'-C2'-C1'	5.37	105.80	101.50
24	DA	1049	C	C3'-C2'-C1'	5.37	105.80	101.50
24	BA	224	U	C3'-C2'-C1'	5.37	105.80	101.50
55	CA	1196	A	P-O3'-C3'	5.37	126.14	119.70
24	DA	2092	U	P-O3'-C3'	5.37	126.14	119.70
24	BA	678	C	P-O3'-C3'	5.37	126.14	119.70
24	BA	2857	G	N1-C2-N3	5.37	127.12	123.90
22	AV	36	U	P-O3'-C3'	-5.37	113.26	119.70
24	BA	556	A	P-O3'-C3'	-5.37	113.26	119.70
24	BA	777	G	C3'-C2'-C1'	5.37	105.80	101.50
55	CA	1401	G	N9-C1'-C2'	-5.37	106.09	112.00
24	DA	1341	G	P-O3'-C3'	5.37	126.14	119.70
24	BA	33	C	P-O3'-C3'	5.37	126.14	119.70
24	DA	919	U	C5-C6-N1	5.37	125.38	122.70
24	BA	958	U	P-O5'-C5'	-5.37	112.31	120.90
24	BA	1626	A	OP2-P-O3'	5.37	117.00	105.20
55	CA	15	G	N9-C1'-C2'	-5.37	106.10	112.00
24	DA	1075	C	P-O3'-C3'	-5.37	113.26	119.70
21	AA	1259	C	P-O3'-C3'	-5.36	113.26	119.70
24	BA	408	G	C5-C6-O6	5.36	131.82	128.60
24	BA	866	A	C3'-C2'-C1'	5.36	105.79	101.50
24	BA	2240	U	P-O5'-C5'	-5.36	112.32	120.90
55	CA	282	A	P-O3'-C3'	-5.36	113.27	119.70
55	CA	642	A	P-O5'-C5'	-5.36	112.32	120.90
21	AA	881	G	P-O3'-C3'	-5.36	113.27	119.70
24	BA	2543	G	N9-C1'-C2'	-5.36	106.10	112.00
24	BA	2689	U	N1-C1'-C2'	5.36	120.97	114.00
55	CA	82	G	C3'-C2'-C1'	5.36	105.79	101.50
55	CA	565	U	O4'-C1'-N1	5.36	112.49	108.20
24	DA	1271	G	P-O3'-C3'	5.36	126.13	119.70
56	DB	43	C	C3'-C2'-C1'	5.36	105.79	101.50
24	BA	2516	A	N1-C2-N3	-5.36	126.62	129.30
24	BA	1332	G	C4'-C3'-C2'	5.36	107.96	102.60
24	BA	1568	G	C6-C5-N7	-5.36	127.19	130.40
24	BA	2641	G	N9-C4-C5	5.36	107.54	105.40
55	CA	1447	A	P-O3'-C3'	5.36	126.13	119.70
21	AA	1050	G	C3'-C2'-C1'	5.36	105.78	101.50
24	BA	302	C	C3'-C2'-C1'	5.36	105.78	101.50
24	BA	812	C	C3'-C2'-C1'	5.36	105.78	101.50
24	BA	962	G	C3'-C2'-C1'	5.36	105.78	101.50
24	DA	509	C	C2-N1-C1'	5.36	124.69	118.80

*Continued on next page...*

*Continued from previous page...*

Mol	Chain	Res	Type	Atoms	Z	Observed(°)	Ideal(°)
24	BA	2465	C	N1-C2-O2	-5.35	115.69	118.90
55	CA	816	A	C3'-C2'-C1'	5.35	105.78	101.50
24	DA	1274	A	C3'-C2'-C1'	5.35	105.78	101.50
24	DA	1963	U	C3'-C2'-C1'	5.35	105.78	101.50
24	BA	2135	A	C3'-C2'-C1'	5.35	105.78	101.50
24	BA	2447	G	C2-N3-C4	5.35	114.58	111.90
24	DA	509	C	C3'-C2'-C1'	5.35	105.78	101.50
24	DA	1078	U	P-O3'-C3'	5.35	126.12	119.70
24	DA	1274	A	N9-C1'-C2'	-5.35	106.11	112.00
24	DA	1562	U	P-O3'-C3'	-5.35	113.28	119.70
21	AA	213	G	C3'-C2'-C1'	5.35	105.78	101.50
24	BA	729	G	C3'-C2'-C1'	5.35	105.78	101.50
55	CA	1397	C	O4'-C1'-N1	5.35	112.48	108.20
29	DF	70	ARG	NE-CZ-NH2	-5.35	117.62	120.30
21	AA	379	C	C6-N1-C2	5.35	122.44	120.30
21	AA	884	U	P-O3'-C3'	5.35	126.12	119.70
21	AA	1447	A	P-O3'-C3'	5.35	126.12	119.70
25	BB	43	C	C3'-C2'-C1'	5.35	105.78	101.50
55	CA	101	A	P-O3'-C3'	-5.35	113.28	119.70
55	CA	519	C	C3'-C2'-C1'	5.35	105.78	101.50
24	DA	633	A	N9-C4-C5	-5.35	103.66	105.80
24	DA	1010	A	C3'-C2'-C1'	5.35	105.78	101.50
24	DA	2583	G	N3-C4-C5	-5.35	125.92	128.60
24	BA	911	A	N1-C6-N6	5.35	121.81	118.60
24	DA	2430	A	N1-C6-N6	5.35	121.81	118.60
24	BA	1252	G	P-O5'-C5'	-5.34	112.35	120.90
24	BA	2014	A	O4'-C1'-N9	-5.34	103.92	108.20
24	BA	2752	C	O4'-C1'-N1	5.34	112.48	108.20
24	DA	12	U	N3-C2-O2	-5.34	118.46	122.20
56	DB	68	C	O4'-C1'-N1	5.34	112.47	108.20
21	AA	735	C	C3'-C2'-C1'	5.34	105.78	101.50
24	BA	704	G	P-O3'-C3'	5.34	126.11	119.70
34	BK	8	LEU	CA-CB-CG	5.34	127.59	115.30
24	BA	47	C	N1-C2-O2	-5.34	115.69	118.90
24	BA	939	G	N3-C4-N9	-5.34	122.80	126.00
25	BB	58	A	C3'-C2'-C1'	5.34	105.77	101.50
55	CA	497	G	C3'-C2'-C1'	5.34	105.77	101.50
29	DF	109	ARG	NE-CZ-NH1	-5.34	117.63	120.30
21	AA	1349	A	N9-C1'-C2'	-5.34	106.13	112.00
55	CA	1259	C	C6-N1-C2	-5.34	118.16	120.30
24	DA	1275	A	P-O3'-C3'	5.34	126.11	119.70
24	BA	70	G	O4'-C1'-N9	5.34	112.47	108.20

*Continued on next page...*



*Continued from previous page...*

Mol	Chain	Res	Type	Atoms	Z	Observed(°)	Ideal(°)
24	BA	189	G	N1-C6-O6	5.34	123.10	119.90
24	BA	2447	G	O4'-C1'-N9	5.34	112.47	108.20
24	BA	2488	G	C8-N9-C4	-5.34	104.27	106.40
24	DA	740	C	O4'-C1'-N1	5.34	112.47	108.20
24	DA	1206	G	N9-C1'-C2'	-5.34	106.13	112.00
24	BA	10	A	P-O3'-C3'	-5.34	113.30	119.70
24	BA	422	A	C3'-C2'-C1'	5.34	105.77	101.50
24	DA	2451	A	C5-C6-N1	5.34	120.37	117.70
56	DB	16	G	C3'-C2'-C1'	5.34	105.77	101.50
24	BA	236	C	P-O3'-C3'	-5.33	113.30	119.70
24	BA	1537	G	C3'-C2'-C1'	5.33	105.77	101.50
24	DA	531	C	C6-N1-C2	5.33	122.43	120.30
24	BA	2136	G	C6-N1-C2	-5.33	121.90	125.10
24	BA	1565	C	N1-C1'-C2'	5.33	120.93	114.00
24	BA	1821	A	C5-C6-N6	5.33	127.96	123.70
24	BA	2045	C	C2-N3-C4	-5.33	117.23	119.90
25	BB	24	G	P-O3'-C3'	5.33	126.10	119.70
24	DA	1313	U	C3'-C2'-C1'	5.33	105.77	101.50
24	DA	2335	A	N1-C6-N6	-5.33	115.40	118.60
4	AE	80	LEU	CA-CB-CG	5.33	127.56	115.30
24	BA	206	U	C3'-C2'-C1'	5.33	105.76	101.50
24	BA	2582	G	C8-N9-C4	-5.33	104.27	106.40
24	DA	1624	U	C5-C4-O4	5.33	129.10	125.90
24	BA	1461	C	C3'-C2'-C1'	5.33	105.76	101.50
24	BA	2338	C	C3'-C2'-C1'	5.33	105.76	101.50
24	DA	1090	A	N9-C1'-C2'	-5.33	106.14	112.00
24	DA	2714	G	C3'-C2'-C1'	5.33	105.76	101.50
56	DB	45	A	C3'-C2'-C1'	5.33	105.76	101.50
24	BA	2603	G	C3'-C2'-C1'	5.33	105.76	101.50
55	CA	642	A	P-O3'-C3'	-5.33	113.31	119.70
24	DA	141	G	P-O3'-C3'	-5.33	113.31	119.70
21	AA	1053	G	N3-C4-N9	-5.33	122.81	126.00
24	BA	633	A	C4-N9-C1'	5.33	135.88	126.30
55	CA	803	G	P-O3'-C3'	-5.33	113.31	119.70
24	DA	230	G	C3'-C2'-C1'	5.33	105.76	101.50
24	DA	984	A	O4'-C1'-N9	-5.33	103.94	108.20
24	DA	2605	U	O4'-C1'-N1	5.33	112.46	108.20
21	AA	1103	C	C3'-C2'-C1'	5.32	105.76	101.50
24	BA	1732	C	O4'-C1'-N1	5.32	112.46	108.20
24	BA	1812	U	O4'-C1'-N1	5.32	112.46	108.20
24	DA	1700	A	P-O3'-C3'	-5.32	113.31	119.70
24	DA	2072	C	O4'-C1'-N1	-5.32	103.94	108.20

*Continued on next page...*

*Continued from previous page...*

Mol	Chain	Res	Type	Atoms	Z	Observed(°)	Ideal(°)
21	AA	452	A	C5-N7-C8	-5.32	101.24	103.90
24	BA	589	U	O4'-C1'-N1	5.32	112.46	108.20
55	CA	1397	C	P-O3'-C3'	-5.32	113.31	119.70
55	CA	1507	A	N9-C1'-C2'	-5.32	106.15	112.00
12	AM	74	MET	CG-SD-CE	5.32	108.71	100.20
24	BA	1240	U	N1-C1'-C2'	5.32	120.92	114.00
24	BA	1539	U	O4'-C1'-N1	5.32	112.46	108.20
24	BA	1900	A	O4'-C1'-N9	-5.32	103.94	108.20
55	CA	641	U	O3'-P-O5'	5.32	114.11	104.00
24	DA	14	A	C3'-C2'-C1'	5.32	105.76	101.50
24	DA	1681	G	O4'-C1'-N9	5.32	112.46	108.20
24	DA	2347	C	C3'-C2'-C1'	5.32	105.76	101.50
56	DB	91	C	P-O5'-C5'	-5.32	112.39	120.90
21	AA	1461	G	N3-C2-N2	5.32	123.62	119.90
21	AA	879	C	P-O3'-C3'	-5.32	113.32	119.70
24	BA	1158	C	C3'-C2'-C1'	5.32	105.75	101.50
24	BA	1249	U	C3'-C2'-C1'	5.32	105.75	101.50
24	BA	1303	G	P-O5'-C5'	-5.32	112.39	120.90
24	BA	2200	C	C6-N1-C2	-5.32	118.17	120.30
55	CA	71	A	N9-C1'-C2'	-5.32	106.15	112.00
55	CA	212	G	C3'-C2'-C1'	5.32	105.75	101.50
24	BA	361	G	P-O3'-C3'	5.32	126.08	119.70
24	BA	507	A	P-O5'-C5'	-5.32	112.39	120.90
24	BA	1498	C	C3'-C2'-C1'	5.32	105.75	101.50
55	CA	1396	A	O4'-C1'-N9	5.32	112.45	108.20
24	DA	299	A	O4'-C1'-N9	5.32	112.45	108.20
24	DA	953	G	P-O3'-C3'	-5.32	113.32	119.70
21	AA	414	A	C3'-C2'-C1'	5.31	105.75	101.50
24	BA	788	A	C8-N9-C4	5.31	107.93	105.80
24	BA	1695	G	C3'-C2'-C1'	5.31	105.75	101.50
24	BA	75	G	C8-N9-C4	-5.31	104.28	106.40
24	BA	1091	G	O4'-C1'-N9	5.31	112.45	108.20
24	BA	1603	A	C3'-C2'-C1'	5.31	105.75	101.50
24	BA	1738	G	P-O3'-C3'	5.31	126.07	119.70
24	DA	103	A	C3'-C2'-C1'	5.31	105.75	101.50
24	BA	570	G	P-O3'-C3'	5.31	126.07	119.70
24	BA	1138	G	C8-N9-C4	-5.31	104.28	106.40
21	AA	33	A	C3'-C2'-C1'	5.31	105.75	101.50
24	BA	459	U	P-O5'-C5'	-5.31	112.41	120.90
24	BA	915	C	P-O5'-C5'	-5.31	112.41	120.90
24	BA	765	C	N3-C2-O2	-5.31	118.18	121.90
24	BA	993	G	N9-C4-C5	5.31	107.52	105.40

*Continued on next page...*

*Continued from previous page...*

Mol	Chain	Res	Type	Atoms	Z	Observed(°)	Ideal(°)
24	BA	2516	A	N9-C4-C5	5.31	107.92	105.80
55	CA	1043	G	O4'-C1'-N9	5.31	112.45	108.20
24	DA	629	G	N9-C1'-C2'	-5.31	106.16	112.00
21	AA	199	A	C3'-C2'-C1'	5.31	105.75	101.50
24	BA	539	G	N3-C4-N9	-5.31	122.82	126.00
24	BA	855	G	C8-N9-C4	-5.31	104.28	106.40
55	CA	109	A	O4'-C1'-N9	5.31	112.44	108.20
24	DA	2283	C	C3'-C2'-C1'	5.31	105.75	101.50
21	AA	814	A	N9-C1'-C2'	-5.30	106.17	112.00
21	AA	1053	G	C8-N9-C1'	5.30	133.90	127.00
24	BA	1113	U	N1-C1'-C2'	-5.30	106.17	112.00
24	BA	2794	C	C5-C4-N4	5.30	123.91	120.20
55	CA	1142	G	N9-C1'-C2'	-5.30	106.17	112.00
24	DA	1105	U	O4'-C1'-N1	5.30	112.44	108.20
24	BA	2335	A	C4-C5-C6	5.30	119.65	117.00
24	BA	365	U	C5-C4-O4	-5.30	122.72	125.90
24	DA	1982	U	C3'-C2'-C1'	5.30	105.74	101.50
24	BA	447	A	N1-C6-N6	5.30	121.78	118.60
24	BA	1947	C	P-O5'-C5'	-5.30	112.42	120.90
24	BA	2880	C	C3'-C2'-C1'	5.30	105.74	101.50
55	CA	460	A	P-O5'-C5'	-5.30	112.42	120.90
24	DA	443	A	C3'-C2'-C1'	5.30	105.74	101.50
24	DA	802	A	C3'-C2'-C1'	5.30	105.74	101.50
24	DA	2480	C	P-O3'-C3'	-5.30	113.34	119.70
21	AA	1158	C	C5-C4-N4	5.30	123.91	120.20
24	BA	668	A	C5-C6-N6	5.30	127.94	123.70
24	BA	774	G	N3-C4-N9	-5.30	122.82	126.00
55	CA	352	C	C3'-C2'-C1'	5.30	105.74	101.50
24	DA	1009	A	P-O3'-C3'	-5.30	113.34	119.70
24	DA	1799	G	C8-N9-C1'	5.30	133.88	127.00
21	AA	91	U	C2-N3-C4	-5.29	123.82	127.00
24	BA	2043	C	N1-C1'-C2'	5.29	120.88	114.00
55	CA	374	A	C3'-C2'-C1'	5.29	105.74	101.50
21	AA	152	A	C5-N7-C8	-5.29	101.25	103.90
21	AA	1486	G	C5-C6-O6	-5.29	125.42	128.60
24	BA	2155	U	C2-N1-C1'	5.29	124.05	117.70
55	CA	1397	C	N1-C1'-C2'	-5.29	106.18	112.00
24	DA	2589	A	C5-C6-N6	5.29	127.93	123.70
21	AA	794	A	C3'-C2'-C1'	5.29	105.73	101.50
24	BA	914	G	P-O3'-C3'	-5.29	113.35	119.70
24	BA	1779	U	C5-C6-N1	-5.29	120.05	122.70
24	BA	2461	A	C6-N1-C2	-5.29	115.42	118.60

*Continued on next page...*

*Continued from previous page...*

Mol	Chain	Res	Type	Atoms	Z	Observed(°)	Ideal(°)
24	BA	2549	G	P-O3'-C3'	5.29	126.05	119.70
24	BA	2644	G	C8-N9-C4	-5.29	104.28	106.40
24	BA	2867	G	P-O3'-C3'	5.29	126.05	119.70
24	DA	576	U	C2-N3-C4	-5.29	123.83	127.00
24	DA	1558	C	O4'-C1'-N1	5.29	112.43	108.20
24	DA	2585	U	P-O5'-C5'	-5.29	112.43	120.90
24	DA	2777	G	C3'-C2'-C1'	5.29	105.73	101.50
24	BA	1399	C	C3'-C2'-C1'	5.29	105.73	101.50
24	BA	2498	C	P-O5'-C5'	-5.29	112.44	120.90
24	DA	480	A	C3'-C2'-C1'	5.29	105.73	101.50
24	BA	536	G	N9-C4-C5	5.29	107.52	105.40
24	BA	742	A	C2-N3-C4	-5.29	107.96	110.60
23	CW	5	U	N1-C1'-C2'	5.29	120.88	114.00
24	DA	1026	G	C3'-C2'-C1'	5.29	105.73	101.50
24	DA	1351	C	O4'-C1'-N1	5.29	112.43	108.20
24	DA	1635	A	C3'-C2'-C1'	5.29	105.73	101.50
24	BA	1829	A	P-O5'-C5'	-5.29	112.44	120.90
21	AA	48	C	P-O3'-C3'	-5.29	113.36	119.70
24	BA	391	A	N9-C1'-C2'	-5.29	106.19	112.00
24	BA	825	A	P-O3'-C3'	5.29	126.04	119.70
24	BA	1128	G	P-O3'-C3'	-5.29	113.36	119.70
24	BA	1821	A	N9-C1'-C2'	-5.29	106.19	112.00
24	BA	2474	U	O4'-C1'-N1	5.29	112.43	108.20
24	DA	34	U	N1-C1'-C2'	-5.29	106.19	112.00
24	DA	1954	G	P-O3'-C3'	5.29	126.04	119.70
56	DB	73	A	N1-C6-N6	5.29	121.77	118.60
24	BA	1859	U	P-O3'-C3'	-5.28	113.36	119.70
55	CA	643	C	O4'-C1'-N1	5.28	112.43	108.20
24	DA	272	A	C3'-C2'-C1'	5.28	105.73	101.50
24	DA	2480	C	C6-N1-C2	5.28	122.41	120.30
21	AA	175	C	C3'-C2'-C1'	5.28	105.73	101.50
55	CA	373	A	C3'-C2'-C1'	5.28	105.73	101.50
24	BA	959	A	C3'-C2'-C1'	5.28	105.72	101.50
24	BA	803	U	O4'-C1'-N1	5.28	112.42	108.20
55	CA	1395	C	N1-C1'-C2'	-5.28	106.19	112.00
24	BA	633	A	N3-C4-N9	5.28	131.62	127.40
24	BA	1467	U	P-O3'-C3'	-5.28	113.37	119.70
24	BA	1498	C	P-O3'-C3'	-5.28	113.37	119.70
24	BA	2754	U	C2-N1-C1'	5.28	124.03	117.70
24	BA	2797	U	P-O3'-C3'	5.28	126.03	119.70
24	BA	2809	A	C3'-C2'-C1'	5.28	105.72	101.50
55	CA	537	G	C3'-C2'-C1'	5.28	105.72	101.50

*Continued on next page...*

*Continued from previous page...*

Mol	Chain	Res	Type	Atoms	Z	Observed(°)	Ideal(°)
21	AA	1095	U	C3'-C2'-C1'	5.28	105.72	101.50
24	BA	858	G	N3-C4-N9	5.28	129.16	126.00
24	BA	1294	U	P-O3'-C3'	-5.28	113.37	119.70
25	BB	81	G	C8-N9-C4	-5.28	104.29	106.40
55	CA	1441	A	P-O3'-C3'	5.28	126.03	119.70
55	CA	1496	C	O4'-C1'-N1	5.28	112.42	108.20
24	DA	1734	G	C3'-C2'-C1'	5.28	105.72	101.50
24	DA	2402	U	C3'-C2'-C1'	5.28	105.72	101.50
24	DA	388	G	C4-N9-C1'	5.27	133.36	126.50
24	BA	690	G	N3-C4-N9	-5.27	122.84	126.00
24	BA	2364	C	O4'-C1'-N1	5.27	112.42	108.20
55	CA	1127	G	N9-C1'-C2'	-5.27	106.20	112.00
24	DA	2691	C	C3'-C2'-C1'	5.27	105.72	101.50
24	BA	1238	G	C3'-C2'-C1'	5.27	105.72	101.50
24	BA	1731	G	N1-C2-N2	5.27	120.94	116.20
24	BA	2543	G	C3'-C2'-C1'	5.27	105.71	101.50
55	CA	1074	G	P-O3'-C3'	-5.27	113.38	119.70
24	DA	1440	U	P-O3'-C3'	-5.27	113.38	119.70
21	AA	1498	U	P-O3'-C3'	5.26	126.02	119.70
24	BA	386	G	C8-N9-C1'	5.26	133.84	127.00
24	BA	505	A	P-O5'-C5'	-5.26	112.48	120.90
24	DA	1663	G	P-O3'-C3'	5.26	126.02	119.70
55	CA	1228	C	C3'-C2'-C1'	5.26	105.71	101.50
21	AA	513	C	C3'-C2'-C1'	5.26	105.71	101.50
24	BA	1010	A	C3'-C2'-C1'	5.26	105.71	101.50
24	BA	2860	A	C4-N9-C1'	5.26	135.77	126.30
24	DA	1262	A	P-O3'-C3'	5.26	126.01	119.70
21	AA	1095	U	P-O5'-C5'	-5.26	112.48	120.90
24	BA	2287	A	N1-C6-N6	5.26	121.75	118.60
55	CA	8	A	P-O3'-C3'	-5.26	113.39	119.70
24	DA	811	U	O4'-C1'-N1	5.26	112.41	108.20
24	DA	866	A	C3'-C2'-C1'	5.26	105.71	101.50
24	DA	1971	U	P-O3'-C3'	-5.26	113.39	119.70
24	DA	2074	U	P-O3'-C3'	-5.26	113.39	119.70
24	DA	2589	A	N1-C6-N6	-5.26	115.44	118.60
21	AA	1348	U	C3'-C2'-C1'	5.26	105.71	101.50
24	BA	595	C	P-O5'-C5'	-5.26	112.49	120.90
24	BA	2867	G	N9-C4-C5	5.26	107.50	105.40
24	DA	955	U	N1-C2-N3	5.26	118.05	114.90
24	DA	2100	G	N9-C1'-C2'	-5.26	106.22	112.00
24	DA	2498	C	C3'-C2'-C1'	5.25	105.70	101.50
21	AA	891	U	C3'-C2'-C1'	5.25	105.70	101.50

*Continued on next page...*

*Continued from previous page...*

Mol	Chain	Res	Type	Atoms	Z	Observed(°)	Ideal(°)
24	BA	1739	A	C3'-C2'-C1'	5.25	105.70	101.50
24	BA	2656	U	C3'-C2'-C1'	5.25	105.70	101.50
31	BH	48	GLU	O-C-N	5.25	131.11	122.70
24	DA	865	C	O4'-C1'-N1	5.25	112.40	108.20
24	DA	973	A	O4'-C1'-N9	5.25	112.40	108.20
24	DA	1462	C	N1-C2-O2	-5.25	115.75	118.90
24	DA	1992	G	P-O3'-C3'	5.25	126.00	119.70
21	AA	1494	G	C3'-C2'-C1'	5.25	105.70	101.50
24	BA	349	U	O4'-C1'-N1	-5.25	104.00	108.20
24	DA	377	G	P-O3'-C3'	5.25	126.00	119.70
21	AA	874	G	C3'-C2'-C1'	5.25	105.70	101.50
24	BA	1804	C	O4'-C1'-N1	-5.25	104.00	108.20
24	BA	2268	A	N9-C1'-C2'	-5.25	106.22	112.00
24	DA	1523	U	N1-C1'-C2'	5.25	120.83	114.00
24	DA	2148	G	C3'-C2'-C1'	5.25	105.70	101.50
55	CA	530	G	P-O3'-C3'	5.25	126.00	119.70
55	CA	712	A	C6-N1-C2	-5.25	115.45	118.60
24	DA	2100	G	C3'-C2'-C1'	5.25	105.70	101.50
24	DA	766	U	C3'-C2'-C1'	5.25	105.70	101.50
24	BA	1382	G	N1-C6-O6	5.25	123.05	119.90
25	BB	42	C	O4'-C1'-N1	5.25	112.40	108.20
24	DA	75	G	C3'-C2'-C1'	5.24	105.69	101.50
24	DA	1076	C	C3'-C2'-C1'	5.24	105.69	101.50
24	BA	1455	G	P-O5'-C5'	-5.24	112.51	120.90
21	AA	81	A	N9-C4-C5	5.24	107.90	105.80
24	BA	1402	U	C2-N3-C4	5.24	130.14	127.00
24	BA	1817	G	C3'-C2'-C1'	5.24	105.69	101.50
24	BA	2250	G	N3-C4-N9	-5.24	122.86	126.00
55	CA	1282	C	N1-C1'-C2'	-5.24	106.23	112.00
24	DA	1146	C	O4'-C1'-N1	5.24	112.39	108.20
55	CA	131	A	N9-C1'-C2'	-5.24	106.24	112.00
24	DA	2356	U	O4'-C1'-N1	5.24	112.39	108.20
24	DA	2511	U	C5-C4-O4	-5.24	122.76	125.90
21	AA	72	A	C3'-C2'-C1'	5.24	105.69	101.50
21	AA	1140	C	P-O3'-C3'	-5.24	113.42	119.70
24	BA	197	A	C3'-C2'-C1'	5.24	105.69	101.50
24	BA	811	U	P-O3'-C3'	5.24	125.98	119.70
24	BA	2559	C	C6-N1-C2	-5.24	118.20	120.30
55	CA	84	U	N1-C1'-C2'	5.24	120.81	114.00
55	CA	116	A	P-O5'-C5'	-5.24	112.52	120.90
24	DA	61	C	N1-C1'-C2'	-5.24	106.24	112.00
24	DA	1240	U	P-O3'-C3'	5.24	125.98	119.70

*Continued on next page...*

*Continued from previous page...*

Mol	Chain	Res	Type	Atoms	Z	Observed(°)	Ideal(°)
21	AA	816	A	P-O5'-C5'	-5.23	112.53	120.90
24	BA	2727	A	C3'-C2'-C1'	5.23	105.69	101.50
55	CA	247	G	N9-C1'-C2'	-5.23	106.24	112.00
55	CA	1301	U	C3'-C2'-C1'	5.23	105.69	101.50
24	DA	526	A	P-O3'-C3'	5.23	125.98	119.70
24	DA	705	A	N1-C6-N6	5.23	121.74	118.60
21	AA	709	U	O4'-C1'-N1	5.23	112.39	108.20
24	BA	480	A	C3'-C2'-C1'	5.23	105.69	101.50
24	BA	725	G	P-O3'-C3'	5.23	125.98	119.70
24	BA	980	A	OP1-P-O3'	5.23	116.71	105.20
24	BA	1023	U	C3'-C2'-C1'	5.23	105.69	101.50
24	BA	1196	C	P-O3'-C3'	-5.23	113.42	119.70
21	AA	1454	G	P-O3'-C3'	-5.23	113.42	119.70
24	BA	189	G	C4-C5-N7	5.23	112.89	110.80
24	BA	1239	G	P-O5'-C5'	-5.23	112.53	120.90
24	BA	1323	C	O4'-C1'-N1	5.23	112.38	108.20
24	BA	2809	A	P-O5'-C5'	-5.23	112.53	120.90
24	BA	2880	C	P-O3'-C3'	-5.23	113.42	119.70
24	DA	2407	A	C3'-C2'-C1'	5.23	105.68	101.50
24	BA	1603	A	N9-C4-C5	5.23	107.89	105.80
55	CA	480	U	N1-C2-N3	5.23	118.04	114.90
55	CA	1051	C	O4'-C1'-N1	5.23	112.38	108.20
24	DA	1993	U	P-O5'-C5'	-5.23	112.54	120.90
24	DA	2851	A	N9-C1'-C2'	-5.23	106.25	112.00
56	DB	108	A	P-O3'-C3'	5.23	125.97	119.70
21	AA	464	U	N1-C1'-C2'	-5.23	106.25	112.00
24	BA	36	G	C3'-C2'-C1'	5.23	105.68	101.50
24	BA	339	U	N3-C2-O2	-5.23	118.54	122.20
24	BA	436	C	O4'-C1'-N1	5.23	112.38	108.20
24	DA	2797	U	N1-C1'-C2'	5.23	120.79	114.00
21	AA	1051	C	P-O3'-C3'	-5.22	113.43	119.70
24	BA	523	C	O4'-C1'-N1	5.22	112.38	108.20
24	BA	2327	A	C3'-C2'-C1'	5.22	105.68	101.50
35	BL	82	LEU	CA-CB-CG	5.22	127.31	115.30
24	DA	669	G	P-O3'-C3'	5.22	125.97	119.70
21	AA	702	A	C8-N9-C4	5.22	107.89	105.80
24	BA	757	G	N3-C4-N9	-5.22	122.87	126.00
24	BA	1261	C	N3-C2-O2	5.22	125.56	121.90
24	BA	1785	A	C4-C5-N7	5.22	113.31	110.70
24	BA	2091	C	N1-C2-O2	-5.22	115.77	118.90
24	DA	587	C	C6-N1-C2	5.22	122.39	120.30
24	DA	729	G	C3'-C2'-C1'	5.22	105.68	101.50

*Continued on next page...*

*Continued from previous page...*

Mol	Chain	Res	Type	Atoms	Z	Observed(°)	Ideal(°)
24	DA	2242	G	P-O3'-C3'	5.22	125.97	119.70
24	BA	565	C	N3-C4-C5	5.22	123.99	121.90
24	DA	121	G	C3'-C2'-C1'	5.22	105.68	101.50
24	BA	1206	G	C3'-C2'-C1'	5.22	105.67	101.50
24	BA	2791	G	C3'-C2'-C1'	5.22	105.68	101.50
55	CA	575	G	N9-C4-C5	5.22	107.49	105.40
24	DA	846	U	O4'-C1'-N1	5.22	112.38	108.20
24	DA	1267	U	C3'-C2'-C1'	5.22	105.67	101.50
24	DA	2429	G	P-O3'-C3'	-5.22	113.44	119.70
21	AA	554	A	P-O5'-C5'	-5.22	112.55	120.90
24	BA	536	G	N3-C4-N9	-5.22	122.87	126.00
24	BA	1335	C	P-O5'-C5'	-5.22	112.55	120.90
24	DA	967	U	O4'-C1'-N1	5.22	112.37	108.20
24	DA	1558	C	N1-C1'-C2'	5.22	120.78	114.00
21	AA	1137	C	C2-N1-C1'	5.21	124.54	118.80
24	BA	1583	A	P-O3'-C3'	5.21	125.96	119.70
55	CA	393	A	N1-C2-N3	-5.21	126.69	129.30
24	DA	398	C	O4'-C1'-N1	-5.21	104.03	108.20
24	BA	1808	A	O4'-C1'-N9	5.21	112.37	108.20
55	CA	925	G	C5-C6-O6	5.21	131.73	128.60
24	BA	861	A	C3'-C2'-C1'	5.21	105.67	101.50
24	BA	2049	G	P-O5'-C5'	-5.21	112.56	120.90
24	BA	2529	G	C8-N9-C4	-5.21	104.32	106.40
24	BA	2764	A	C8-N9-C4	5.21	107.89	105.80
55	CA	486	U	C3'-C2'-C1'	5.21	105.67	101.50
55	CA	1241	G	N9-C1'-C2'	-5.21	106.27	112.00
24	DA	2391	G	P-O3'-C3'	5.21	125.95	119.70
24	BA	656	G	N9-C1'-C2'	-5.21	106.27	112.00
24	BA	1898	U	O4'-C1'-N1	5.21	112.37	108.20
24	BA	2430	A	O4'-C1'-N9	5.21	112.37	108.20
24	BA	2784	U	O4'-C1'-N1	-5.21	104.03	108.20
55	CA	1127	G	C3'-C2'-C1'	5.21	105.67	101.50
55	CA	1147	C	P-O3'-C3'	-5.21	113.45	119.70
24	DA	1136	G	C3'-C2'-C1'	5.21	105.67	101.50
24	BA	974	G	C5-C6-O6	-5.21	125.48	128.60
24	BA	1970	A	P-O3'-C3'	5.21	125.95	119.70
24	DA	1027	A	C3'-C2'-C1'	5.21	105.67	101.50
24	DA	2136	G	N1-C6-O6	-5.21	116.78	119.90
56	DB	42	C	C3'-C2'-C1'	5.21	105.67	101.50
24	BA	1058	U	C5-C4-O4	5.21	129.02	125.90
24	DA	1888	G	O4'-C1'-N9	5.21	112.36	108.20
24	BA	2027	G	N9-C4-C5	5.20	107.48	105.40

*Continued on next page...*



*Continued from previous page...*

Mol	Chain	Res	Type	Atoms	Z	Observed(°)	Ideal(°)
24	BA	2268	A	C3'-C2'-C1'	5.20	105.66	101.50
24	BA	2765	A	P-O3'-C3'	5.20	125.94	119.70
24	BA	2848	G	P-O3'-C3'	5.20	125.94	119.70
55	CA	874	G	C3'-C2'-C1'	5.20	105.66	101.50
55	CA	925	G	C6-N1-C2	5.20	128.22	125.10
24	DA	2060	A	P-O3'-C3'	5.20	125.94	119.70
24	DA	2338	C	C3'-C2'-C1'	5.20	105.66	101.50
21	AA	252	U	C3'-C2'-C1'	5.20	105.66	101.50
24	BA	1267	U	C3'-C2'-C1'	5.20	105.66	101.50
55	CA	1215	G	C3'-C2'-C1'	5.20	105.66	101.50
24	DA	1378	A	P-O3'-C3'	5.20	125.94	119.70
24	BA	444	C	N1-C2-O2	-5.20	115.78	118.90
24	BA	489	G	O4'-C1'-N9	5.20	112.36	108.20
24	BA	1080	A	O4'-C1'-N9	5.20	112.36	108.20
24	BA	2731	G	C4-C5-N7	5.20	112.88	110.80
25	BB	12	C	N1-C1'-C2'	5.20	120.76	114.00
55	CA	62	U	O4'-C1'-N1	5.20	112.36	108.20
24	BA	2450	A	P-O5'-C5'	-5.20	112.58	120.90
24	DA	934	U	C5-C4-O4	-5.20	122.78	125.90
21	AA	78	A	C5-C6-N1	5.20	120.30	117.70
21	AA	969	A	C3'-C2'-C1'	5.20	105.66	101.50
21	AA	1283	U	O4'-C1'-N1	5.20	112.36	108.20
24	BA	993	G	N1-C6-O6	-5.20	116.78	119.90
55	CA	275	G	C3'-C2'-C1'	5.20	105.66	101.50
24	DA	915	C	C3'-C2'-C1'	5.20	105.66	101.50
21	AA	33	A	P-O5'-C5'	-5.19	112.59	120.90
24	DA	154	U	O4'-C1'-N1	5.19	112.36	108.20
24	BA	562	U	C5-C4-O4	5.19	129.02	125.90
24	BA	2328	A	N9-C4-C5	5.19	107.88	105.80
24	DA	2383	G	N9-C1'-C2'	-5.19	106.29	112.00
24	BA	942	G	N9-C4-C5	5.19	107.48	105.40
24	BA	1144	A	C3'-C2'-C1'	5.19	105.65	101.50
55	CA	1140	C	O4'-C1'-N1	5.19	112.35	108.20
24	DA	645	C	N1-C1'-C2'	5.19	120.75	114.00
24	DA	1189	A	P-O3'-C3'	5.19	125.93	119.70
24	DA	2567	G	C3'-C2'-C1'	5.19	105.65	101.50
24	BA	2424	C	C3'-C2'-C1'	5.19	105.65	101.50
24	DA	335	C	O4'-C1'-N1	5.19	112.35	108.20
25	BB	43	C	P-O3'-C3'	-5.19	113.48	119.70
55	CA	331	G	C3'-C2'-C1'	5.19	105.65	101.50
21	AA	520	A	C3'-C2'-C1'	5.18	105.65	101.50
24	BA	401	A	P-O3'-C3'	-5.18	113.48	119.70

*Continued on next page...*

*Continued from previous page...*

Mol	Chain	Res	Type	Atoms	Z	Observed(°)	Ideal(°)
24	BA	1082	U	P-O3'-C3'	5.18	125.92	119.70
55	CA	765	G	C3'-C2'-C1'	-5.18	97.35	101.50
24	DA	73	A	C3'-C2'-C1'	5.18	105.65	101.50
24	BA	790	U	C3'-C2'-C1'	5.18	105.65	101.50
24	BA	2322	A	O4'-C1'-N9	5.18	112.35	108.20
24	BA	2691	C	C3'-C2'-C1'	5.18	105.65	101.50
55	CA	719	C	N1-C1'-C2'	-5.18	106.30	112.00
55	CA	1325	C	O4'-C1'-N1	5.18	112.35	108.20
24	DA	2032	G	P-O3'-C3'	5.18	125.92	119.70
24	BA	577	G	OP2-P-O3'	5.18	116.60	105.20
55	CA	13	U	N1-C1'-C2'	5.18	120.73	114.00
24	DA	1971	U	C3'-C2'-C1'	5.18	105.64	101.50
21	AA	562	U	P-O3'-C3'	5.18	125.92	119.70
21	AA	1454	G	C3'-C2'-C1'	5.18	105.64	101.50
24	BA	1849	G	C8-N9-C4	-5.18	104.33	106.40
24	DA	1289	C	C3'-C2'-C1'	5.18	105.64	101.50
24	BA	996	A	N1-C6-N6	-5.18	115.49	118.60
21	AA	1046	A	O4'-C1'-N9	5.17	112.34	108.20
24	BA	791	C	P-O5'-C5'	-5.17	112.62	120.90
24	BA	1265	A	N1-C6-N6	5.17	121.70	118.60
25	BB	66	A	C8-N9-C4	5.17	107.87	105.80
55	CA	430	A	C3'-C2'-C1'	5.17	105.64	101.50
24	DA	773	U	C2-N3-C4	-5.17	123.90	127.00
24	DA	1498	C	C3'-C2'-C1'	5.17	105.64	101.50
56	DB	77	U	P-O3'-C3'	-5.17	113.49	119.70
24	BA	913	U	O4'-C1'-N1	5.17	112.34	108.20
24	BA	974	G	N7-C8-N9	5.17	115.69	113.10
24	BA	1251	C	P-O5'-C5'	-5.17	112.62	120.90
24	DA	685	A	O4'-C1'-N9	5.17	112.34	108.20
24	DA	2521	C	O4'-C1'-N1	5.17	112.34	108.20
21	AA	1046	A	P-O5'-C5'	-5.17	112.62	120.90
24	BA	1901	A	C3'-C2'-C1'	5.17	105.64	101.50
24	BA	2567	G	C3'-C2'-C1'	5.17	105.64	101.50
21	AA	330	C	C3'-C2'-C1'	5.17	105.64	101.50
24	BA	572	A	C3'-C2'-C1'	5.17	105.64	101.50
24	BA	2069	G	N9-C1'-C2'	-5.17	106.31	112.00
24	BA	2738	A	P-O5'-C5'	-5.17	112.63	120.90
55	CA	545	C	P-O3'-C3'	-5.17	113.50	119.70
55	CA	936	C	C3'-C2'-C1'	5.17	105.64	101.50
24	DA	1992	G	P-O5'-C5'	5.17	129.17	120.90
24	DA	2258	C	N1-C1'-C2'	5.17	120.72	114.00
21	AA	376	G	P-O3'-C3'	-5.17	113.50	119.70

*Continued on next page...*

*Continued from previous page...*

Mol	Chain	Res	Type	Atoms	Z	Observed(°)	Ideal(°)
24	BA	2057	G	C4-C5-N7	-5.17	108.73	110.80
24	BA	2365	G	C6-C5-N7	-5.17	127.30	130.40
55	CA	552	U	O4'-C1'-N1	5.17	112.33	108.20
24	BA	603	A	O4'-C1'-N9	5.17	112.33	108.20
24	BA	63	A	N9-C1'-C2'	-5.16	106.32	112.00
24	BA	345	A	O4'-C1'-N9	5.16	112.33	108.20
24	BA	2054	A	N1-C6-N6	-5.16	115.50	118.60
55	CA	1303	C	C2-N1-C1'	5.16	124.48	118.80
55	CA	1448	C	O4'-C1'-N1	5.16	112.33	108.20
24	DA	571	U	P-O3'-C3'	5.16	125.90	119.70
24	BA	2640	G	N3-C4-C5	5.16	131.18	128.60
25	BB	113	C	P-O3'-C3'	-5.16	113.51	119.70
24	DA	1699	G	N9-C1'-C2'	5.16	120.71	114.00
21	AA	1321	U	C3'-C2'-C1'	5.16	105.63	101.50
24	BA	812	C	C5-C4-N4	5.16	123.81	120.20
24	BA	972	A	N1-C6-N6	-5.16	115.50	118.60
24	DA	36	G	C3'-C2'-C1'	5.16	105.63	101.50
24	DA	1612	C	C6-N1-C2	5.16	122.36	120.30
24	DA	2298	A	C3'-C2'-C1'	5.16	105.63	101.50
24	BA	1791	A	O4'-C1'-N9	-5.16	104.07	108.20
55	CA	1128	C	C3'-C2'-C1'	5.16	105.63	101.50
24	DA	2391	G	P-O5'-C5'	-5.16	112.65	120.90
24	BA	512	G	N3-C4-N9	-5.16	122.91	126.00
55	CA	794	A	N9-C1'-C2'	-5.16	106.33	112.00
24	DA	361	G	P-O3'-C3'	5.16	125.89	119.70
24	DA	2609	U	N1-C1'-C2'	5.16	120.70	114.00
24	BA	531	C	C5-C6-N1	-5.15	118.42	121.00
24	BA	567	U	O4'-C1'-N1	5.15	112.32	108.20
24	BA	2613	U	O3'-P-O5'	-5.15	94.21	104.00
24	BA	2836	U	C3'-C2'-C1'	5.15	105.62	101.50
24	BA	12	U	N1-C2-O2	5.15	126.41	122.80
24	BA	1168	G	N3-C4-N9	5.15	129.09	126.00
21	AA	1320	C	C3'-C2'-C1'	5.15	105.62	101.50
24	BA	975	A	C3'-C2'-C1'	5.15	105.62	101.50
24	BA	2611	C	P-O3'-C3'	-5.15	113.52	119.70
24	DA	959	A	C3'-C2'-C1'	5.15	105.62	101.50
24	DA	2210	U	P-O3'-C3'	5.15	125.88	119.70
56	DB	8	C	N3-C4-C5	-5.15	119.84	121.90
24	BA	2630	G	P-O3'-C3'	-5.15	113.52	119.70
24	DA	1553	A	O4'-C1'-N9	5.15	112.32	108.20
55	CA	1457	G	C5-C6-O6	5.14	131.69	128.60
24	DA	933	A	C3'-C2'-C1'	5.14	105.62	101.50

*Continued on next page...*

*Continued from previous page...*

Mol	Chain	Res	Type	Atoms	Z	Observed(°)	Ideal(°)
24	DA	2136	G	N9-C1'-C2'	-5.14	106.34	112.00
21	AA	532	A	P-O3'-C3'	-5.14	113.53	119.70
24	BA	1822	C	O4'-C1'-N1	5.14	112.31	108.20
38	DO	102	ARG	NE-CZ-NH2	5.14	122.87	120.30
24	DA	812	C	P-O3'-C3'	-5.14	113.53	119.70
24	BA	223	A	N9-C1'-C2'	-5.14	106.34	112.00
21	AA	1325	C	P-O3'-C3'	-5.14	113.53	119.70
24	BA	861	A	P-O3'-C3'	-5.14	113.53	119.70
24	BA	1351	C	P-O5'-C5'	-5.14	112.68	120.90
24	BA	1802	A	C3'-C2'-C1'	5.14	105.61	101.50
24	BA	406	G	N9-C1'-C2'	-5.14	106.35	112.00
24	BA	544	C	P-O3'-C3'	5.14	125.87	119.70
24	BA	804	A	O4'-C1'-N9	5.14	112.31	108.20
24	BA	671	C	P-O5'-C5'	-5.14	112.68	120.90
24	BA	1271	G	C6-C5-N7	-5.14	127.32	130.40
24	BA	2608	G	P-O3'-C3'	5.14	125.86	119.70
21	AA	469	C	O4'-C1'-N1	5.13	112.31	108.20
21	AA	717	U	N1-C1'-C2'	5.13	120.68	114.00
24	BA	1514	G	C2-N3-C4	-5.13	109.33	111.90
55	CA	513	C	P-O3'-C3'	-5.13	113.54	119.70
24	DA	444	C	O4'-C1'-N1	5.13	112.31	108.20
56	DB	41	G	P-O3'-C3'	-5.13	113.54	119.70
55	CA	1288	A	C3'-C2'-C1'	5.13	105.61	101.50
21	AA	1496	C	P-O3'-C3'	-5.13	113.54	119.70
24	BA	528	A	C8-N9-C4	-5.13	103.75	105.80
24	BA	858	G	C3'-C2'-C1'	5.13	105.61	101.50
24	BA	942	G	C4-C5-N7	-5.13	108.75	110.80
24	BA	1147	A	N1-C6-N6	-5.13	115.52	118.60
55	CA	1128	C	P-O5'-C5'	-5.13	112.69	120.90
24	DA	777	G	P-O3'-C3'	-5.13	113.54	119.70
21	AA	565	U	P-O3'-C3'	-5.13	113.55	119.70
21	AA	789	U	O4'-C1'-N1	5.13	112.30	108.20
24	DA	406	G	N9-C1'-C2'	-5.13	106.36	112.00
24	DA	1603	A	C6-N1-C2	5.13	121.68	118.60
21	AA	485	U	P-O3'-C3'	5.13	125.86	119.70
55	CA	1505	G	C3'-C2'-C1'	5.13	105.60	101.50
24	DA	1144	A	C3'-C2'-C1'	5.13	105.60	101.50
21	AA	465	A	C3'-C2'-C1'	5.13	105.60	101.50
21	AA	1381	U	C3'-C2'-C1'	5.13	105.60	101.50
24	BA	103	A	C3'-C2'-C1'	5.13	105.60	101.50
24	BA	233	A	C3'-C2'-C1'	5.13	105.60	101.50
24	DA	2808	G	P-O3'-C3'	5.13	125.85	119.70

*Continued on next page...*

*Continued from previous page...*

Mol	Chain	Res	Type	Atoms	Z	Observed(°)	Ideal(°)
55	CA	10	A	C3'-C2'-C1'	5.12	105.60	101.50
55	CA	591	U	O4'-C1'-N1	5.12	112.30	108.20
56	DB	91	C	C3'-C2'-C1'	5.12	105.60	101.50
24	BA	988	A	P-O3'-C3'	5.12	125.85	119.70
24	BA	1136	G	C5-C6-O6	5.12	131.67	128.60
24	BA	1253	A	O4'-C1'-N9	-5.12	104.10	108.20
55	CA	1128	C	P-O3'-C3'	-5.12	113.55	119.70
24	DA	1129	A	C3'-C2'-C1'	5.12	105.60	101.50
24	DA	1429	G	N9-C1'-C2'	-5.12	106.36	112.00
24	DA	1837	C	P-O3'-C3'	-5.12	113.55	119.70
24	DA	2772	C	P-O3'-C3'	-5.12	113.55	119.70
21	AA	874	G	N9-C1'-C2'	-5.12	106.37	112.00
21	AA	1482	G	C2-N3-C4	-5.12	109.34	111.90
24	BA	1778	U	C5-C6-N1	-5.12	120.14	122.70
24	BA	1865	U	N1-C2-N3	5.12	117.97	114.90
24	BA	2772	C	O4'-C1'-N1	-5.12	104.10	108.20
55	CA	174	A	N9-C1'-C2'	-5.12	106.37	112.00
55	CA	1216	A	P-O3'-C3'	-5.12	113.55	119.70
24	DA	621	A	P-O3'-C3'	-5.12	113.55	119.70
21	AA	1046	A	C3'-C2'-C1'	5.12	105.60	101.50
24	BA	1779	U	P-O5'-C5'	-5.12	112.71	120.90
24	BA	1816	C	P-O3'-C3'	-5.12	113.56	119.70
24	BA	2239	G	C3'-C2'-C1'	5.12	105.60	101.50
24	DA	2189	U	O4'-C1'-N1	5.12	112.30	108.20
24	DA	2310	C	C3'-C2'-C1'	5.12	105.60	101.50
21	AA	370	C	C3'-C2'-C1'	5.12	105.59	101.50
24	BA	271	G	C4-N9-C1'	-5.12	119.84	126.50
24	BA	2782	G	C5-C6-O6	-5.12	125.53	128.60
21	AA	565	U	C3'-C2'-C1'	5.12	105.59	101.50
24	BA	389	G	N9-C1'-C2'	-5.12	106.37	112.00
24	BA	527	C	O4'-C1'-N1	5.12	112.29	108.20
24	BA	569	U	O4'-C1'-N1	-5.12	104.11	108.20
24	BA	2557	G	C8-N9-C4	-5.12	104.35	106.40
24	DA	995	C	N1-C1'-C2'	5.12	120.65	114.00
24	DA	2800	A	C3'-C2'-C1'	5.12	105.59	101.50
21	AA	212	G	C3'-C2'-C1'	5.12	105.59	101.50
24	BA	752	A	OP2-P-O3'	5.12	116.45	105.20
24	BA	2225	A	C8-N9-C4	5.12	107.85	105.80
24	BA	2612	C	C3'-C2'-C1'	5.12	105.59	101.50
55	CA	1138	G	P-O3'-C3'	5.12	125.84	119.70
24	DA	86	G	C3'-C2'-C1'	5.12	105.59	101.50
24	DA	1839	G	C3'-C2'-C1'	5.12	105.59	101.50

*Continued on next page...*

*Continued from previous page...*

Mol	Chain	Res	Type	Atoms	Z	Observed(°)	Ideal(°)
24	BA	1244	A	N3-C4-C5	5.11	130.38	126.80
24	BA	2016	U	N1-C1'-C2'	5.11	120.65	114.00
24	DA	370	G	C4'-C3'-C2'	5.11	107.71	102.60
24	DA	1972	G	C8-N9-C4	-5.11	104.36	106.40
24	BA	1247	A	C1'-O4'-C4'	-5.11	105.81	109.90
21	AA	686	U	C2-N3-C4	-5.11	123.93	127.00
24	BA	848	C	O4'-C1'-N1	5.11	112.29	108.20
55	CA	922	G	C8-N9-C4	-5.11	104.36	106.40
24	BA	1387	A	C3'-C2'-C1'	5.11	105.59	101.50
21	AA	1521	C	C2-N1-C1'	5.11	124.42	118.80
27	BD	187	LEU	CA-CB-CG	-5.11	103.55	115.30
55	CA	1453	G	C3'-C2'-C1'	5.11	105.58	101.50
24	DA	32	C	O4'-C1'-N1	5.11	112.29	108.20
24	DA	1207	C	P-O5'-C5'	-5.11	112.73	120.90
24	BA	788	A	P-O3'-C3'	5.11	125.83	119.70
24	BA	2572	A	O3'-P-O5'	-5.11	94.30	104.00
24	BA	2860	A	C5-C6-N6	-5.11	119.61	123.70
55	CA	991	U	P-O3'-C3'	5.11	125.83	119.70
24	DA	1455	G	C3'-C2'-C1'	5.11	105.58	101.50
24	DA	2259	U	P-O3'-C3'	-5.11	113.57	119.70
56	DB	52	A	C5-N7-C8	-5.11	101.35	103.90
21	AA	1088	G	C3'-C2'-C1'	5.10	105.58	101.50
55	CA	641	U	O4'-C1'-N1	5.10	112.28	108.20
24	BA	1267	U	N1-C2-N3	5.10	117.96	114.90
24	BA	2549	G	C5-C6-O6	5.10	131.66	128.60
55	CA	564	C	C3'-C2'-C1'	5.10	105.58	101.50
21	AA	131	A	N9-C1'-C2'	-5.10	106.39	112.00
21	AA	1130	A	P-O3'-C3'	-5.10	113.58	119.70
24	BA	1359	A	C4-C5-C6	-5.10	114.45	117.00
24	BA	35	G	N9-C1'-C2'	-5.10	106.39	112.00
24	BA	577	G	C8-N9-C4	-5.10	104.36	106.40
24	BA	1828	G	N9-C1'-C2'	5.10	120.63	114.00
55	CA	1151	A	P-O3'-C3'	5.10	125.82	119.70
56	DB	76	G	C6-C5-N7	5.10	133.46	130.40
21	AA	696	A	N1-C6-N6	5.10	121.66	118.60
21	AA	751	U	O4'-C1'-N1	5.10	112.28	108.20
21	AA	994	A	C3'-C2'-C1'	5.10	105.58	101.50
55	CA	1052	U	P-O5'-C5'	-5.10	112.74	120.90
21	AA	194	C	C5-C4-N4	5.10	123.77	120.20
21	AA	1303	C	C3'-C2'-C1'	5.10	105.58	101.50
24	BA	918	A	N7-C8-N9	5.10	116.35	113.80
24	BA	980	A	C8-N9-C4	-5.10	103.76	105.80

*Continued on next page...*

*Continued from previous page...*

Mol	Chain	Res	Type	Atoms	Z	Observed(°)	Ideal(°)
24	BA	61	C	P-O5'-C5'	-5.09	112.75	120.90
24	BA	2055	C	N1-C2-O2	-5.09	115.84	118.90
24	DA	1136	G	N9-C1'-C2'	-5.09	106.39	112.00
24	DA	2586	U	O4'-C1'-N1	5.09	112.28	108.20
21	AA	352	C	O5'-P-OP2	-5.09	101.12	105.70
55	CA	1348	U	P-O3'-C3'	-5.09	113.59	119.70
24	DA	990	A	P-O5'-C5'	-5.09	112.75	120.90
21	AA	1212	U	P-O3'-C3'	5.09	125.81	119.70
24	BA	1243	C	C6-N1-C2	5.09	122.34	120.30
24	BA	1817	G	N3-C4-N9	-5.09	122.94	126.00
24	BA	2544	G	N7-C8-N9	5.09	115.65	113.10
55	CA	548	G	P-O3'-C3'	-5.09	113.59	119.70
24	DA	30	G	N9-C4-C5	5.09	107.44	105.40
24	DA	1962	C	N1-C1'-C2'	5.09	120.62	114.00
21	AA	857	C	O4'-C1'-N1	5.09	112.27	108.20
24	BA	1825	U	O4'-C1'-N1	5.09	112.27	108.20
55	CA	184	G	N9-C1'-C2'	-5.09	106.40	112.00
24	DA	261	G	N9-C4-C5	5.09	107.44	105.40
24	DA	1838	C	N1-C1'-C2'	5.09	120.61	114.00
24	BA	2489	U	C2-N3-C4	-5.09	123.95	127.00
24	DA	1079	C	C3'-C2'-C1'	5.09	105.57	101.50
24	DA	1437	C	O4'-C1'-N1	5.09	112.27	108.20
24	DA	2048	G	C4-C5-N7	-5.09	108.77	110.80
24	BA	1387	A	P-O5'-C5'	-5.08	112.76	120.90
24	BA	1508	A	P-O3'-C3'	5.08	125.80	119.70
24	BA	968	C	C2-N1-C1'	5.08	124.39	118.80
24	BA	1233	C	O4'-C1'-N1	5.08	112.27	108.20
24	BA	1475	G	O4'-C1'-N9	5.08	112.27	108.20
25	BB	111	U	O4'-C1'-N1	5.08	112.27	108.20
55	CA	347	G	C3'-C2'-C1'	5.08	105.57	101.50
21	AA	1461	G	N1-C6-O6	-5.08	116.85	119.90
24	BA	1267	U	C5-C4-O4	5.08	128.95	125.90
24	BA	1510	G	P-O3'-C3'	-5.08	113.60	119.70
24	BA	1901	A	N1-C6-N6	-5.08	115.55	118.60
55	CA	6	G	C3'-C2'-C1'	5.08	105.56	101.50
55	CA	1055	A	C3'-C2'-C1'	5.08	105.57	101.50
24	DA	829	A	P-O3'-C3'	5.08	125.80	119.70
24	DA	1998	A	C3'-C2'-C1'	5.08	105.56	101.50
21	AA	1241	G	C3'-C2'-C1'	5.08	105.56	101.50
24	BA	2566	A	O4'-C1'-N9	5.08	112.26	108.20
55	CA	925	G	N3-C2-N2	5.08	123.46	119.90
24	BA	52	A	N9-C1'-C2'	-5.08	106.41	112.00

*Continued on next page...*

*Continued from previous page...*

Mol	Chain	Res	Type	Atoms	Z	Observed(°)	Ideal(°)
24	BA	858	G	C8-N9-C4	-5.08	104.37	106.40
24	BA	2371	G	N3-C2-N2	-5.08	116.34	119.90
24	BA	2462	C	P-O3'-C3'	-5.08	113.61	119.70
55	CA	542	G	C8-N9-C4	-5.08	104.37	106.40
24	DA	198	C	O4'-C1'-N1	-5.08	104.14	108.20
24	DA	1416	G	O4'-C1'-N9	5.08	112.26	108.20
24	BA	1322	A	C5-N7-C8	-5.08	101.36	103.90
24	BA	2542	A	O3'-P-O5'	5.08	113.65	104.00
21	AA	1210	C	P-O3'-C3'	-5.08	113.61	119.70
24	BA	2645	G	C4-N9-C1'	5.08	133.10	126.50
55	CA	563	A	C3'-C2'-C1'	5.08	105.56	101.50
55	CA	676	A	P-O3'-C3'	5.08	125.79	119.70
44	DU	16	LYS	CD-CE-NZ	5.08	123.37	111.70
24	DA	1619	G	C3'-C2'-C1'	5.08	105.56	101.50
21	AA	1083	U	P-O3'-C3'	5.07	125.79	119.70
24	BA	962	G	P-O5'-C5'	-5.07	112.78	120.90
24	BA	1487	U	O4'-C1'-N1	5.07	112.26	108.20
24	BA	1790	C	O4'-C1'-N1	5.07	112.26	108.20
24	BA	2347	C	C3'-C2'-C1'	5.07	105.56	101.50
24	BA	668	A	C6-N1-C2	5.07	121.64	118.60
55	CA	654	G	P-O3'-C3'	-5.07	113.61	119.70
24	DA	101	A	C3'-C2'-C1'	5.07	105.56	101.50
21	AA	1366	C	O4'-C1'-N1	5.07	112.26	108.20
24	BA	27	G	C8-N9-C4	5.07	108.43	106.40
24	BA	391	A	P-O3'-C3'	-5.07	113.62	119.70
24	BA	1088	A	C6-N1-C2	5.07	121.64	118.60
24	BA	2723	C	P-O3'-C3'	5.07	125.78	119.70
24	DA	333	G	C3'-C2'-C1'	5.07	105.56	101.50
24	DA	1838	C	C5-C4-N4	5.07	123.75	120.20
56	DB	73	A	C4-C5-N7	5.07	113.24	110.70
24	BA	2529	G	P-O3'-C3'	5.07	125.78	119.70
21	AA	1481	U	N1-C2-O2	-5.07	119.25	122.80
24	BA	1699	G	N3-C4-N9	-5.07	122.96	126.00
24	DA	246	C	O4'-C1'-N1	5.07	112.25	108.20
24	DA	828	U	O4'-C1'-N1	5.07	112.25	108.20
24	DA	1061	U	C2-N1-C1'	5.07	123.78	117.70
56	DB	104	A	C3'-C2'-C1'	5.07	105.56	101.50
24	BA	193	U	P-O3'-C3'	5.07	125.78	119.70
24	BA	2099	U	O4'-C1'-N1	5.07	112.25	108.20
55	CA	1229	A	P-O3'-C3'	-5.07	113.62	119.70
24	DA	1492	G	N9-C1'-C2'	-5.07	106.43	112.00
24	DA	2499	C	N1-C2-O2	5.07	121.94	118.90

*Continued on next page...*



*Continued from previous page...*

Mol	Chain	Res	Type	Atoms	Z	Observed(°)	Ideal(°)
21	AA	562	U	O4'-C1'-N1	-5.06	104.15	108.20
23	AW	2	U	O4'-C1'-N1	5.06	112.25	108.20
24	BA	2543	G	P-O5'-C5'	-5.06	112.80	120.90
24	DA	2308	G	C5-C6-N1	5.06	114.03	111.50
21	AA	239	U	P-O3'-C3'	5.06	125.78	119.70
21	AA	429	U	P-O3'-C3'	5.06	125.77	119.70
21	AA	982	U	N1-C1'-C2'	5.06	120.58	114.00
24	BA	1113	U	C3'-C2'-C1'	5.06	105.55	101.50
55	CA	722	G	C3'-C2'-C1'	5.06	105.55	101.50
21	AA	200	G	P-O3'-C3'	-5.06	113.63	119.70
24	BA	1025	G	N3-C4-C5	5.06	131.13	128.60
24	DA	2068	U	C2-N1-C1'	5.06	123.77	117.70
24	BA	906	U	C5-C6-N1	-5.06	120.17	122.70
24	BA	2296	U	P-O3'-C3'	5.06	125.77	119.70
21	AA	678	U	P-O3'-C3'	-5.06	113.63	119.70
24	BA	928	A	P-O3'-C3'	-5.06	113.63	119.70
24	BA	1340	U	OP1-P-O3'	5.06	116.33	105.20
24	BA	2287	A	N9-C1'-C2'	5.06	120.58	114.00
24	BA	2772	C	N1-C2-O2	-5.06	115.86	118.90
24	DA	1347	A	C3'-C2'-C1'	5.06	105.55	101.50
24	DA	1829	A	N9-C1'-C2'	-5.06	106.44	112.00
24	DA	2572	A	O3'-P-O5'	-5.06	94.39	104.00
24	BA	728	G	N3-C4-C5	5.06	131.13	128.60
24	BA	2877	G	P-O3'-C3'	5.06	125.77	119.70
24	DA	229	C	C3'-C2'-C1'	5.06	105.55	101.50
21	AA	891	U	P-O3'-C3'	-5.05	113.64	119.70
24	BA	389	G	C3'-C2'-C1'	5.05	105.54	101.50
24	BA	570	G	C4-N9-C1'	5.05	133.07	126.50
24	DA	2144	G	C3'-C2'-C1'	5.05	105.54	101.50
24	BA	964	C	P-O5'-C5'	-5.05	112.81	120.90
24	BA	1674	G	O4'-C1'-N9	-5.05	104.16	108.20
24	BA	2068	U	C3'-C2'-C1'	5.05	105.54	101.50
24	BA	557	C	N3-C2-O2	5.05	125.44	121.90
24	BA	1961	C	P-O3'-C3'	5.05	125.76	119.70
24	BA	2485	G	N1-C6-O6	5.05	122.93	119.90
55	CA	369	G	N9-C1'-C2'	-5.05	106.44	112.00
55	CA	548	G	C3'-C2'-C1'	5.05	105.54	101.50
24	DA	1076	C	C6-N1-C2	-5.05	118.28	120.30
24	BA	687	C	N1-C1'-C2'	-5.05	106.44	112.00
24	BA	737	C	O4'-C1'-N1	-5.05	104.16	108.20
24	BA	1223	G	N3-C4-N9	-5.05	122.97	126.00
24	BA	1956	U	P-O3'-C3'	-5.05	113.64	119.70

*Continued on next page...*

*Continued from previous page...*

Mol	Chain	Res	Type	Atoms	Z	Observed(°)	Ideal(°)
55	CA	496	A	C3'-C2'-C1'	5.05	105.54	101.50
55	CA	575	G	C4-C5-N7	-5.05	108.78	110.80
55	CA	1066	C	C3'-C2'-C1'	5.05	105.54	101.50
24	DA	962	G	N3-C4-C5	5.05	131.12	128.60
21	AA	896	C	O4'-C1'-N1	5.05	112.24	108.20
21	AA	1089	G	P-O3'-C3'	-5.05	113.64	119.70
21	AA	1486	G	C6-N1-C2	-5.05	122.07	125.10
24	BA	250	G	C8-N9-C4	-5.05	104.38	106.40
24	BA	686	U	C5-C6-N1	-5.05	120.18	122.70
24	BA	806	C	C5-C6-N1	5.05	123.52	121.00
24	BA	1254	A	P-O5'-C5'	-5.05	112.83	120.90
24	BA	1372	U	C2-N3-C4	-5.05	123.97	127.00
24	BA	2064	C	C3'-C2'-C1'	5.05	105.54	101.50
25	BB	89	U	C2-N1-C1'	5.05	123.76	117.70
24	DA	1924	C	O4'-C1'-N1	5.05	112.24	108.20
21	AA	552	U	O4'-C1'-N1	5.04	112.24	108.20
24	BA	338	G	N3-C4-C5	-5.04	126.08	128.60
25	BB	109	A	C3'-C2'-C1'	5.04	105.54	101.50
55	CA	368	U	C3'-C2'-C1'	5.04	105.54	101.50
24	BA	164	C	C3'-C2'-C1'	5.04	105.53	101.50
24	BA	1324	G	N3-C4-N9	-5.04	122.97	126.00
24	BA	1838	C	C6-N1-C2	5.04	122.32	120.30
24	BA	2286	G	N3-C4-C5	5.04	131.12	128.60
55	CA	498	A	N9-C1'-C2'	-5.04	106.45	112.00
24	DA	475	C	P-O5'-C5'	-5.04	112.83	120.90
24	BA	955	U	C2-N3-C4	-5.04	123.98	127.00
55	CA	766	A	O4'-C1'-N9	5.04	112.23	108.20
24	DA	2850	A	C3'-C2'-C1'	5.04	105.53	101.50
24	BA	535	G	P-O5'-C5'	-5.04	112.84	120.90
24	BA	675	A	C5-N7-C8	-5.04	101.38	103.90
24	BA	2722	G	P-O3'-C3'	-5.04	113.65	119.70
55	CA	87	C	O4'-C1'-N1	5.04	112.23	108.20
24	DA	301	G	C4-N9-C1'	-5.04	119.95	126.50
24	DA	353	C	N1-C1'-C2'	5.04	120.55	114.00
24	DA	506	G	P-O5'-C5'	-5.04	112.84	120.90
21	AA	1229	A	P-O5'-C5'	-5.04	112.84	120.90
24	DA	533	G	C3'-C2'-C1'	5.04	105.53	101.50
24	DA	2225	A	O4'-C1'-N9	5.04	112.23	108.20
21	AA	565	U	C2-N1-C1'	5.04	123.74	117.70
24	BA	765	C	N1-C2-O2	5.04	121.92	118.90
24	BA	2727	A	C5-C6-N6	5.04	127.73	123.70
24	DA	1439	A	C5-C6-N6	-5.04	119.67	123.70

*Continued on next page...*

*Continued from previous page...*

Mol	Chain	Res	Type	Atoms	Z	Observed(°)	Ideal(°)
21	AA	575	G	N3-C4-C5	5.03	131.12	128.60
21	AA	1282	C	C3'-C2'-C1'	5.03	105.53	101.50
24	BA	732	C	N3-C2-O2	5.03	125.42	121.90
24	DA	576	U	C5-C4-O4	-5.03	122.88	125.90
24	DA	2895	G	N9-C1'-C2'	-5.03	106.46	112.00
24	BA	1211	C	P-O3'-C3'	5.03	125.74	119.70
25	BB	15	A	P-O5'-C5'	-5.03	112.85	120.90
21	AA	189	A	P-O3'-C3'	5.03	125.74	119.70
24	BA	2044	C	O4'-C1'-N1	-5.03	104.18	108.20
24	BA	2526	G	P-O3'-C3'	-5.03	113.66	119.70
44	BU	82	VAL	N-CA-C	5.03	124.58	111.00
55	CA	169	C	C6-N1-C2	-5.03	118.29	120.30
24	DA	1682	G	N9-C1'-C2'	-5.03	106.47	112.00
56	DB	73	A	C5-C6-N6	-5.03	119.68	123.70
24	BA	400	G	P-O3'-C3'	5.03	125.73	119.70
24	BA	2869	G	C8-N9-C4	-5.03	104.39	106.40
24	DA	974	G	O4'-C1'-N9	5.03	112.22	108.20
24	DA	1291	C	C3'-C2'-C1'	5.03	105.52	101.50
21	AA	453	G	P-O3'-C3'	-5.03	113.67	119.70
21	AA	1288	A	C3'-C2'-C1'	5.03	105.52	101.50
24	BA	49	A	O3'-P-O5'	-5.03	94.45	104.00
24	BA	748	G	C4-N9-C1'	5.03	133.03	126.50
24	BA	836	G	C6-C5-N7	-5.03	127.38	130.40
24	DA	139	U	P-O3'-C3'	5.03	125.73	119.70
21	AA	1138	G	C3'-C2'-C1'	5.03	105.52	101.50
21	AA	1529	G	C8-N9-C4	-5.03	104.39	106.40
24	BA	1142	A	N1-C2-N3	-5.03	126.79	129.30
24	BA	1282	U	P-O5'-C5'	-5.03	112.86	120.90
24	BA	898	C	P-O3'-C3'	-5.02	113.67	119.70
24	BA	1322	A	C4-C5-N7	5.02	113.21	110.70
55	CA	976	G	C3'-C2'-C1'	5.02	105.52	101.50
24	BA	570	G	N3-C4-C5	-5.02	126.09	128.60
24	BA	1356	G	C8-N9-C4	-5.02	104.39	106.40
55	CA	472	U	O4'-C1'-N1	5.02	112.22	108.20
55	CA	1063	C	C6-N1-C2	5.02	122.31	120.30
24	DA	76	C	C3'-C2'-C1'	5.02	105.52	101.50
24	DA	646	U	N1-C1'-C2'	5.02	120.53	114.00
24	DA	789	A	O3'-P-O5'	-5.02	94.46	104.00
24	DA	150	U	O4'-C1'-N1	5.02	112.22	108.20
24	DA	2034	U	P-O3'-C3'	-5.02	113.67	119.70
24	BA	1230	A	P-O3'-C3'	-5.02	113.68	119.70
24	BA	1497	U	P-O3'-C3'	5.02	125.72	119.70

*Continued on next page...*

*Continued from previous page...*

Mol	Chain	Res	Type	Atoms	Z	Observed(°)	Ideal(°)
55	CA	465	A	C3'-C2'-C1'	5.02	105.52	101.50
24	DA	1696	G	C3'-C2'-C1'	5.02	105.52	101.50
24	DA	2615	U	C3'-C2'-C1'	5.02	105.52	101.50
24	BA	49	A	C5-N7-C8	5.02	106.41	103.90
24	BA	1728	C	N1-C2-O2	-5.02	115.89	118.90
24	BA	1785	A	C4-C5-C6	-5.02	114.49	117.00
24	BA	1971	U	C3'-C2'-C1'	5.02	105.52	101.50
24	BA	1981	A	C3'-C2'-C1'	5.02	105.52	101.50
24	BA	2150	C	O4'-C1'-N1	5.02	112.21	108.20
24	BA	1009	A	C8-N9-C4	-5.02	103.79	105.80
21	AA	368	U	C3'-C2'-C1'	5.01	105.51	101.50
24	BA	17	G	P-O3'-C3'	5.01	125.72	119.70
24	BA	1359	A	C5-N7-C8	-5.01	101.39	103.90
24	BA	1731	G	C5-C6-O6	5.01	131.61	128.60
24	BA	2607	G	C6-C5-N7	-5.01	127.39	130.40
55	CA	792	A	O4'-C1'-N9	5.01	112.21	108.20
55	CA	1059	C	O4'-C1'-N1	5.01	112.21	108.20
24	DA	1555	G	N9-C1'-C2'	-5.01	106.48	112.00
24	DA	2515	C	C2-N3-C4	5.01	122.41	119.90
55	CA	1213	A	P-O3'-C3'	5.01	125.72	119.70
24	BA	406	G	P-O3'-C3'	-5.01	113.69	119.70
24	BA	1475	G	C4-N9-C1'	-5.01	119.98	126.50
24	BA	2498	C	O5'-P-OP2	-5.01	101.19	105.70
55	CA	575	G	P-O3'-C3'	5.01	125.72	119.70
24	BA	527	C	C6-N1-C2	-5.01	118.30	120.30
24	BA	2448	A	O4'-C1'-N9	5.01	112.21	108.20
55	CA	705	G	P-O5'-C5'	-5.01	112.89	120.90
55	CA	968	A	O4'-C1'-N9	5.01	112.21	108.20
55	CA	1457	G	N3-C4-N9	-5.01	122.99	126.00
56	DB	13	G	C3'-C2'-C1'	5.01	105.51	101.50
24	BA	2029	G	P-O5'-C5'	-5.01	112.89	120.90
24	BA	2297	A	C3'-C2'-C1'	5.01	105.51	101.50
21	AA	1366	C	C3'-C2'-C1'	5.01	105.50	101.50
24	BA	15	G	C3'-C2'-C1'	5.01	105.50	101.50
24	DA	1142	A	C8-N9-C1'	5.01	136.71	127.70
37	BN	101	GLY	N-CA-C	5.00	125.61	113.10
55	CA	206	C	C3'-C2'-C1'	-5.00	97.50	101.50
24	DA	164	C	C3'-C2'-C1'	5.00	105.50	101.50
24	DA	831	G	C3'-C2'-C1'	5.00	105.50	101.50
24	BA	24	G	N3-C4-N9	-5.00	123.00	126.00
24	BA	1171	G	N9-C4-C5	5.00	107.40	105.40
55	CA	566	G	N3-C4-C5	5.00	131.10	128.60

*Continued on next page...*

*Continued from previous page...*

Mol	Chain	Res	Type	Atoms	Z	Observed(°)	Ideal(°)
24	DA	982	C	O4'-C1'-N1	5.00	112.20	108.20
24	DA	1382	G	O4'-C1'-N9	5.00	112.20	108.20
24	DA	1972	G	C3'-C2'-C1'	5.00	105.50	101.50
24	BA	1016	G	C8-N9-C4	-5.00	104.40	106.40
24	BA	2043	C	P-O3'-C3'	-5.00	113.70	119.70
55	CA	198	G	C3'-C2'-C1'	5.00	105.50	101.50
55	CA	317	U	C3'-C2'-C1'	5.00	105.50	101.50
24	DA	1865	U	N1-C2-N3	5.00	117.90	114.90

There are no chirality outliers.

All (4) planarity outliers are listed below:

Mol	Chain	Res	Type	Group
27	BD	10	GLY	Peptide
27	BD	9	VAL	Peptide
29	DF	78	ILE	Peptide
36	DM	135	VAL	Peptide

## 5.2 Too-close contacts ⓘ

In the following table, the Non-H and H(model) columns list the number of non-hydrogen atoms and hydrogen atoms in the chain respectively. The H(added) column lists the number of hydrogen atoms added and optimized by MolProbity. The Clashes column lists the number of clashes within the asymmetric unit, whereas Symm-Clashes lists symmetry related clashes.

Mol	Chain	Non-H	H(model)	H(added)	Clashes	Symm-Clashes
1	AB	1704	0	1732	269	0
1	CB	1704	0	1732	208	0
2	AC	1624	0	1699	139	0
2	CC	1624	0	1699	159	0
3	AD	1643	0	1710	172	0
3	CD	1643	0	1710	143	0
4	AE	1105	0	1148	242	0
4	CE	1105	0	1148	122	0
5	AF	817	0	808	78	0
5	CF	817	0	808	79	0
6	AG	1181	0	1240	98	0
6	CG	1174	0	1230	151	0
7	AH	979	0	1034	118	0
7	CH	979	0	1034	95	0
8	AI	1022	0	1070	116	0

*Continued on next page...*

*Continued from previous page...*

Mol	Chain	Non-H	H(model)	H(added)	Clashes	Symm-Clashes
8	CI	1022	0	1070	141	0
9	AJ	786	0	828	77	0
9	CJ	786	0	828	124	0
10	AK	877	0	887	85	0
10	CK	877	0	887	99	0
11	AL	955	0	1019	96	0
11	CL	955	0	1019	102	0
12	AM	883	0	944	71	0
12	CM	876	0	937	137	0
13	AN	774	0	827	80	0
13	CN	769	0	822	89	0
14	AO	714	0	737	54	0
14	CO	714	0	737	40	0
15	AP	649	0	666	55	0
15	CP	638	0	656	65	0
16	AQ	648	0	691	82	0
16	CQ	648	0	691	47	0
17	AR	455	0	478	42	0
17	CR	455	0	478	40	0
18	AS	637	0	665	51	0
18	CS	637	0	665	78	0
19	AT	665	0	714	59	0
19	CT	665	0	714	47	0
20	AU	425	0	449	68	0
20	CU	425	0	449	76	0
21	AA	32895	0	16553	1701	0
22	AV	360	0	185	10	0
22	CV	360	0	185	12	0
23	AW	125	0	63	4	0
23	CW	125	0	63	6	0
24	BA	61274	0	30819	3143	0
24	DA	60995	0	30677	3530	0
25	BB	2529	0	1281	108	0
26	BC	2082	0	2157	200	0
26	DC	2082	0	2157	211	0
27	BD	1565	0	1616	189	0
27	DD	1565	0	1616	165	0
28	BE	1552	0	1619	150	0
28	DE	1552	0	1619	167	0
29	BF	1410	0	1447	123	0
29	DF	1420	0	1460	197	0
30	BG	1323	0	1374	163	0

*Continued on next page...*

*Continued from previous page...*

Mol	Chain	Non-H	H(model)	H(added)	Clashes	Symm-Clashes
30	DG	1323	0	1374	147	0
31	BH	1111	0	1148	109	0
31	DH	1111	0	1148	106	0
32	BI	1032	0	1088	110	0
32	DI	1032	0	1088	67	0
33	BJ	1129	0	1162	158	0
33	DJ	1129	0	1162	118	0
34	BK	938	0	1012	113	0
34	DK	938	0	1012	112	0
35	BL	1045	0	1117	123	0
35	DL	1045	0	1117	142	0
36	BM	1074	0	1157	111	0
36	DM	1074	0	1157	109	0
37	BN	960	0	1000	99	0
37	DN	960	0	1000	115	0
38	BO	892	0	923	67	0
38	DO	892	0	923	155	0
39	BP	917	0	965	134	0
39	DP	917	0	965	106	0
40	BQ	947	0	1022	130	0
40	DQ	947	0	1022	129	0
41	BR	816	0	839	88	0
41	DR	816	0	839	97	0
42	BS	857	0	922	69	0
42	DS	857	0	922	69	0
43	BT	738	0	807	108	0
43	DT	738	0	807	93	0
44	BU	779	0	834	54	0
44	DU	779	0	834	107	0
45	BV	753	0	780	53	0
45	DV	753	0	780	118	0
46	BW	596	0	610	179	0
46	DW	596	0	610	120	0
47	BX	625	0	655	69	0
47	DX	625	0	655	73	0
48	BY	509	0	543	67	0
48	DY	509	0	543	62	0
49	BZ	449	0	491	46	0
49	DZ	449	0	491	38	0
50	B0	444	0	461	32	0
50	D0	444	0	461	52	0
51	B1	409	0	440	37	0

*Continued on next page...*

*Continued from previous page...*

Mol	Chain	Non-H	H(model)	H(added)	Clashes	Symm-Clashes
51	D1	409	0	440	33	0
52	B2	377	0	418	32	0
52	D2	377	0	418	33	0
53	B3	504	0	574	46	0
53	D3	504	0	574	50	0
54	B4	302	0	340	32	0
54	D4	302	0	340	24	0
55	CA	32831	0	16521	1808	0
56	DB	2507	0	1270	203	0
57	AA	43	0	0	0	0
57	BA	136	0	0	0	0
57	BB	4	0	0	0	0
57	BD	1	0	0	0	0
57	CA	42	0	0	0	0
57	DA	134	0	0	0	0
57	DB	1	0	0	0	0
57	DC	1	0	0	0	0
57	DJ	1	0	0	0	0
58	B4	1	0	0	0	0
58	D4	1	0	0	0	0
59	AA	195	0	0	7	0
59	AE	1	0	0	0	0
59	AL	3	0	0	1	0
59	AN	5	0	0	0	0
59	AT	3	0	0	0	0
59	AU	1	0	0	0	0
59	B2	2	0	0	0	0
59	B3	3	0	0	1	0
59	B4	2	0	0	0	0
59	BA	615	0	0	31	0
59	BB	19	0	0	0	0
59	BC	7	0	0	1	0
59	BD	2	0	0	3	0
59	BE	1	0	0	1	0
59	BL	4	0	0	1	0
59	BN	2	0	0	0	0
59	BQ	1	0	0	0	0
59	BT	1	0	0	1	0
59	BV	1	0	0	1	0
59	CA	196	0	0	4	0
59	CE	3	0	0	1	0
59	CI	1	0	0	0	0

*Continued on next page...*



*Continued from previous page...*

Mol	Chain	Non-H	H(model)	H(added)	Clashes	Symm-Clashes
59	CL	1	0	0	0	0
59	CN	2	0	0	0	0
59	CT	2	0	0	0	0
59	CU	2	0	0	0	0
59	D2	1	0	0	0	0
59	D3	1	0	0	0	0
59	D4	5	0	0	0	0
59	DA	598	0	0	14	0
59	DB	4	0	0	0	0
59	DC	14	0	0	2	0
59	DD	4	0	0	0	0
59	DE	2	0	0	0	0
59	DJ	3	0	0	0	0
59	DL	5	0	0	0	0
59	DN	2	0	0	0	0
59	DT	2	0	0	0	0
59	DU	1	0	0	0	0
59	DV	1	0	0	0	0
All	All	285420	0	191332	18973	0

The all-atom clashscore is defined as the number of clashes found per 1000 atoms (including hydrogen atoms). The all-atom clashscore for this structure is 40.

All (18973) close contacts within the same asymmetric unit are listed below, sorted by their clash magnitude.

Atom-1	Atom-2	Interatomic distance (Å)	Clash overlap (Å)
24:DA:1439:A:C2	24:DA:1552:A:C6	2.21	1.28
24:DA:1439:A:N1	24:DA:1552:A:C5	2.03	1.26
24:DA:1439:A:C2	24:DA:1552:A:C5	2.25	1.25
38:DO:100:HIS:CE1	56:DB:48:U:O2'	1.89	1.25
38:DO:30:ARG:HB2	38:DO:30:ARG:NH1	1.53	1.21
24:BA:855:G:H21	46:BW:23:LYS:HG2	1.04	1.19
24:DA:2313:C:O2'	24:DA:2314:A:H5'	1.43	1.19
24:DA:2308:G:O6	24:DA:2311:A:C6	1.96	1.18
24:DA:616:A:H2'	24:DA:617:G:C8	1.79	1.16
24:DA:1439:A:H2	24:DA:1552:A:C6	1.60	1.14
29:DF:109:ARG:CZ	29:DF:109:ARG:CB	2.23	1.14
21:AA:967:C:H2'	21:AA:968:A:C8	1.83	1.13
35:DL:47:ARG:HG2	35:DL:47:ARG:HH21	1.15	1.12
33:BJ:73:VAL:HG23	33:BJ:74:TYR:H	1.14	1.12
3:CD:2:ARG:HH21	3:CD:114:ARG:HD3	1.07	1.11

*Continued on next page...*

*Continued from previous page...*

Atom-1	Atom-2	Interatomic distance (Å)	Clash overlap (Å)
41:DR:27:ILE:HG22	41:DR:28:ALA:H	1.16	1.11
56:DB:104:A:H2'	56:DB:105:G:O4'	1.51	1.10
24:DA:2867:G:N3	24:DA:2867:G:H2'	1.54	1.10
29:DF:73:VAL:H	29:DF:78:ILE:HD12	1.13	1.10
26:BC:251:THR:HG22	26:BC:252:LYS:H	1.13	1.09
24:DA:1537:G:H2'	24:DA:1538:G:H4'	1.13	1.09
29:DF:109:ARG:HB2	29:DF:109:ARG:CZ	1.77	1.09
6:CG:3:ARG:HD3	55:CA:932:C:H5'	1.33	1.08
12:CM:2:ARG:HG3	12:CM:8:ILE:HG12	1.28	1.08
16:AQ:12:VAL:HG13	16:AQ:13:SER:H	1.14	1.08
11:CL:43:LYS:HB3	11:CL:44:PRO:HD2	1.18	1.08
24:DA:479:A:O2'	24:DA:480:A:H5'	1.54	1.07
24:BA:919:U:H2'	24:BA:920:A:H8	1.18	1.07
5:AF:16:GLU:HG2	3:CD:191:SER:HB2	1.35	1.07
10:AK:87:GLY:H	10:AK:113:THR:HG22	1.14	1.07
29:BF:35:LEU:HB3	29:BF:153:ILE:HG22	1.15	1.07
27:DD:119:ALA:HB3	27:DD:163:GLY:H	1.20	1.07
24:BA:2136:G:H2'	24:BA:2137:U:H5	1.18	1.07
2:CC:106:ARG:HD3	2:CC:106:ARG:H	1.13	1.07
46:DW:28:GLU:H	46:DW:31:LEU:HD21	1.19	1.06
1:CB:47:PRO:HA	1:CB:50:ASN:HB2	1.36	1.06
24:BA:1179:G:H3'	24:BA:1180:U:H4'	1.35	1.06
9:CJ:52:LEU:HB2	13:CN:80:ARG:HE	1.20	1.06
40:DQ:87:VAL:HG21	41:DR:52:PRO:HD3	1.32	1.06
24:DA:740:C:H5'	24:DA:1784:A:H3'	1.37	1.06
15:AP:5:ARG:HH12	15:AP:24:SER:HA	1.16	1.06
55:CA:82:G:H2'	55:CA:83:C:H4'	1.37	1.05
31:BH:31:VAL:HB	31:BH:32:PRO:HD2	1.35	1.05
34:DK:71:ARG:HB3	34:DK:72:PRO:HD3	1.36	1.05
45:DV:29:ILE:HD13	45:DV:31:TYR:CE2	1.91	1.05
38:DO:100:HIS:CE1	56:DB:48:U:HO2'	1.65	1.05
40:DQ:61:ILE:HD11	40:DQ:92:LYS:HD3	1.36	1.05
24:BA:2136:G:H2'	24:BA:2137:U:C5	1.90	1.05
33:BJ:81:ILE:HG23	33:BJ:82:GLY:H	1.17	1.05
55:CA:974:A:H5''	55:CA:975:A:H5'	1.35	1.05
10:AK:119:GLY:HA2	21:AA:716:A:H1'	1.36	1.04
46:DW:40:ARG:HG2	46:DW:40:ARG:HH11	0.98	1.04
24:BA:2726:A:O2'	24:BA:2727:A:H5'	1.57	1.04
3:CD:2:ARG:NH2	3:CD:114:ARG:HD3	1.71	1.04
24:DA:1439:A:N1	24:DA:1552:A:N7	2.06	1.04
24:DA:2092:U:H4'	24:DA:2093:G:H5''	1.34	1.04

*Continued on next page...*

*Continued from previous page...*

Atom-1	Atom-2	Interatomic distance (Å)	Clash overlap (Å)
38:DO:68:LYS:N	56:DB:50:A:OP1	1.89	1.04
24:DA:1056:G:H1'	24:DA:1103:A:H61	1.22	1.04
27:BD:114:LYS:HE3	27:BD:114:LYS:N	1.71	1.04
20:AU:40:PRO:HA	20:AU:43:GLU:HB2	1.40	1.03
5:AF:3:HIS:H	5:AF:92:THR:HG23	1.21	1.03
46:DW:27:GLY:HA2	46:DW:31:LEU:HD11	1.39	1.03
24:BA:1330:C:O2'	24:BA:1331:G:H5'	1.57	1.03
46:BW:28:GLU:HB3	46:BW:31:LEU:HD21	1.38	1.03
47:DX:53:LYS:HA	47:DX:56:ARG:HB3	1.38	1.03
30:BG:84:LYS:HG3	30:BG:132:LEU:H	1.21	1.03
36:DM:136:MET:OXT	36:DM:136:MET:HG2	1.52	1.02
34:BK:18:ARG:HG3	34:BK:18:ARG:HH11	1.20	1.02
34:BK:111:LYS:H	34:BK:111:LYS:HE2	1.22	1.02
15:CP:22:ALA:HA	15:CP:33:ILE:HG13	1.40	1.02
24:DA:1782:U:O2'	24:DA:1783:A:H5'	1.59	1.02
21:AA:1007:U:H2'	21:AA:1008:U:H5''	1.42	1.01
26:BC:141:HIS:HD2	26:BC:192:GLY:O	1.42	1.01
52:B2:43:THR:O	52:B2:44:VAL:HB	1.61	1.01
26:BC:68:ARG:HD3	26:BC:103:ILE:HD11	1.42	1.01
39:BP:50:ARG:CB	39:BP:57:ALA:H	1.74	1.01
50:D0:39:ARG:HD3	24:DA:2886:A:H62	1.24	1.01
55:CA:1218:C:H2'	55:CA:1219:A:C8	1.94	1.01
37:DN:28:LEU:HD21	37:DN:115:LEU:HD21	1.43	1.01
56:DB:58:A:H2'	56:DB:59:A:C8	1.95	1.01
39:BP:4:ILE:HG22	39:BP:5:LYS:H	1.23	1.01
47:BX:34:SER:HA	47:BX:49:ARG:HA	1.43	1.01
9:CJ:52:LEU:HB2	13:CN:80:ARG:NE	1.76	1.01
33:DJ:44:TYR:HB2	40:DQ:63:ARG:CZ	1.90	1.01
34:DK:111:LYS:HE3	34:DK:111:LYS:H	1.26	1.01
55:CA:183:C:O2'	55:CA:184:G:H5'	1.61	1.01
55:CA:1101:A:H4'	55:CA:1102:A:O5'	1.61	1.00
55:CA:684:U:H3	55:CA:706:A:H61	1.03	1.00
43:BT:39:THR:HB	43:BT:42:GLU:HB2	1.43	1.00
55:CA:764:C:H3'	55:CA:765:G:H21	1.24	1.00
24:DA:2307:G:H1'	24:DA:2308:G:C5	1.95	1.00
29:DF:74:ALA:H	29:DF:78:ILE:CD1	1.73	1.00
21:AA:204:G:H3'	21:AA:205:A:H5''	1.44	1.00
26:DC:122:ALA:HB3	26:DC:127:ASN:ND2	1.77	1.00
24:BA:860:U:O2'	24:BA:861:A:H5'	1.62	1.00
35:DL:78:ARG:HH12	24:DA:627:A:H5''	1.25	1.00
24:DA:1537:G:C2'	24:DA:1538:G:H4'	1.91	1.00

*Continued on next page...*

*Continued from previous page...*

Atom-1	Atom-2	Interatomic distance (Å)	Clash overlap (Å)
46:BW:23:LYS:O	46:BW:66:VAL:HB	1.62	1.00
21:AA:274:A:O2'	21:AA:275:G:H8	1.43	0.99
1:AB:158:ASP:HA	1:AB:180:ILE:HD12	1.43	0.99
24:BA:919:U:C2	24:BA:920:A:N7	2.30	0.99
6:CG:118:ARG:HH22	55:CA:1239:A:H3'	1.20	0.99
24:DA:1346:G:HO2'	24:DA:1347:A:H8	1.07	0.99
29:DF:73:VAL:N	29:DF:78:ILE:HD12	1.76	0.99
12:AM:27:THR:HG21	21:AA:1328:C:H5''	1.43	0.99
24:DA:740:C:HO2'	24:DA:741:U:H6	1.03	0.99
24:BA:1179:G:C5	24:BA:1180:U:H1'	1.96	0.99
24:BA:2353:G:H1'	46:BW:30:VAL:CG1	1.92	0.99
3:AD:109:THR:HG23	3:AD:112:GLU:H	1.24	0.99
34:BK:63:VAL:HG22	34:BK:107:LEU:HD21	1.45	0.99
35:DL:79:LEU:HB2	35:DL:113:ALA:H	1.27	0.99
26:DC:146:LYS:HB2	26:DC:149:LYS:HB2	1.45	0.99
1:CB:162:VAL:HG13	1:CB:184:ALA:HB2	1.43	0.99
52:D2:19:ARG:HB3	52:D2:19:ARG:HH21	1.28	0.99
24:DA:1784:A:H4'	24:DA:1785:A:O5'	1.60	0.99
1:CB:79:VAL:HA	1:CB:213:LEU:HD21	1.40	0.99
27:BD:99:GLU:HG3	27:BD:100:LEU:H	1.22	0.98
35:BL:93:ASN:HD22	35:BL:94:THR:N	1.60	0.98
38:BO:31:THR:HG22	38:BO:34:HIS:H	1.27	0.98
40:BQ:63:ARG:NH1	40:BQ:96:ASP:HA	1.78	0.98
29:DF:137:PHE:HB2	29:DF:138:PRO:HD2	1.42	0.98
24:BA:2308:G:HO2'	24:BA:2310:C:H5	1.02	0.98
37:DN:45:ARG:HH22	24:DA:2838:G:H1'	1.26	0.98
55:CA:1493:A:H3'	24:DA:1913:A:N6	1.77	0.98
40:DQ:91:ARG:HD2	24:DA:996:A:H4'	1.45	0.98
24:BA:2680:U:P	27:BD:114:LYS:HE2	2.04	0.98
9:CJ:47:GLU:HB2	9:CJ:67:ILE:HG13	1.45	0.98
39:DP:20:ARG:HG2	39:DP:112:ARG:HH12	1.27	0.98
30:BG:8:VAL:HG11	30:BG:49:LEU:HB2	1.44	0.98
1:AB:67:LEU:HB3	1:AB:160:LEU:HD12	1.45	0.97
46:DW:27:GLY:CA	46:DW:31:LEU:HD11	1.93	0.97
46:BW:19:ARG:HA	46:BW:34:SER:HA	1.43	0.97
1:CB:19:THR:HB	1:CB:37:VAL:HA	1.43	0.97
33:DJ:117:ALA:HA	33:DJ:120:ARG:HD2	1.43	0.97
21:AA:982:U:H4'	21:AA:983:A:O5'	1.64	0.97
24:BA:1023:U:H5'	24:BA:1023:U:H6	1.26	0.97
24:DA:1913:A:H4'	24:DA:1914:C:OP1	1.60	0.97
46:DW:40:ARG:NH2	24:DA:2332:C:H4'	1.78	0.97

*Continued on next page...*

*Continued from previous page...*

Atom-1	Atom-2	Interatomic distance (Å)	Clash overlap (Å)
46:BW:37:VAL:HG12	46:BW:38:ARG:H	1.23	0.97
24:DA:616:A:H2'	24:DA:617:G:H8	1.18	0.97
46:BW:47:GLY:H	46:BW:80:SER:HB3	1.30	0.97
4:CE:149:PRO:HA	4:CE:152:VAL:HB	1.43	0.97
24:BA:491:G:H2'	24:BA:492:A:C8	2.00	0.97
24:DA:1654:A:O2'	24:DA:1655:A:H8	1.46	0.97
30:BG:120:ILE:HD11	30:BG:132:LEU:HB2	1.46	0.97
1:AB:40:ILE:HD13	1:AB:201:GLY:HA2	1.46	0.96
37:BN:24:MET:HG2	37:BN:44:LEU:HD22	1.47	0.96
38:DO:100:HIS:HE1	56:DB:48:U:O2'	1.48	0.96
9:AJ:10:LEU:HG	9:AJ:98:VAL:HG12	1.44	0.96
51:D1:7:LYS:HD3	53:D3:33:THR:HG21	1.44	0.96
29:DF:72:SER:H	29:DF:78:ILE:HG21	1.29	0.96
33:BJ:77:HIS:HD2	33:BJ:79:GLY:H	1.04	0.96
43:DT:39:THR:HG21	43:DT:42:GLU:HB2	1.44	0.96
40:BQ:4:LYS:HG3	40:BQ:5:ARG:H	1.30	0.96
14:CO:2:LEU:HD13	14:CO:34:GLN:HG2	1.48	0.96
24:DA:243:U:O2'	24:DA:244:A:H5'	1.64	0.96
4:AE:93:VAL:HG11	4:AE:139:THR:HG22	1.46	0.96
24:BA:859:G:O2'	24:BA:860:U:OP2	1.83	0.96
56:DB:42:C:H2'	56:DB:43:C:C6	2.00	0.96
21:AA:1441:A:H62	21:AA:1461:G:H21	1.09	0.96
2:AC:42:LEU:HD21	2:AC:67:ILE:HD11	1.43	0.96
21:AA:212:G:O2'	21:AA:213:G:H8	1.48	0.96
27:BD:106:LYS:HB3	27:BD:206:ALA:HB3	1.45	0.96
7:CH:106:SER:HA	55:CA:642:A:N7	1.81	0.96
46:DW:37:VAL:HG12	46:DW:55:ASP:HB2	1.48	0.96
48:DY:20:ASN:HD22	48:DY:50:VAL:HG22	1.28	0.96
29:DF:109:ARG:NH2	29:DF:109:ARG:HB3	1.81	0.95
31:DH:115:VAL:HG12	31:DH:132:PHE:HB2	1.47	0.95
16:AQ:22:VAL:HG21	16:AQ:60:ILE:HD11	1.48	0.95
24:DA:1731:G:O2'	24:DA:1732:C:H5''	1.67	0.95
24:BA:762:U:H4'	24:BA:763:G:O5'	1.63	0.95
27:BD:5:VAL:H	27:BD:32:ASN:HD21	1.02	0.95
55:CA:1378:C:H3'	55:CA:1379:G:H5''	1.48	0.95
9:CJ:42:LEU:HD22	9:CJ:71:LEU:HD23	1.44	0.95
1:AB:168:GLU:HB3	1:AB:171:ALA:HB3	1.48	0.95
43:BT:32:LEU:H	43:BT:83:ALA:HB3	1.31	0.95
24:DA:172:A:H2'	24:DA:173:A:H8	1.26	0.95
24:DA:2585:U:O2'	24:DA:2586:U:H5'	1.65	0.95
24:DA:302:C:O2'	24:DA:303:G:H8	1.47	0.95

*Continued on next page...*

*Continued from previous page...*

Atom-1	Atom-2	Interatomic distance (Å)	Clash overlap (Å)
54:B4:36:ARG:HG2	54:B4:37:GLN:H	1.30	0.95
31:BH:31:VAL:HB	31:BH:32:PRO:CD	1.97	0.95
46:DW:9:THR:HG23	46:DW:10:ARG:HG3	1.46	0.95
1:AB:137:THR:HA	1:AB:140:LEU:HD13	1.48	0.95
24:DA:729:G:N3	24:DA:729:G:H2'	1.78	0.95
24:BA:2425:A:H5'	24:BA:2427:C:H5'	1.48	0.95
43:BT:50:LEU:HD12	43:BT:50:LEU:H	1.31	0.95
24:DA:547:A:H2'	24:DA:548:G:H5'	1.49	0.95
38:DO:67:ASN:H	38:DO:70:ALA:HB3	1.30	0.94
39:DP:91:VAL:HG22	39:DP:109:ILE:HG21	1.48	0.94
24:BA:216:A:H2'	24:BA:217:A:C8	2.02	0.94
24:DA:363:G:O2'	24:DA:364:C:H5'	1.67	0.94
24:DA:721:A:H2'	24:DA:722:A:H8	1.32	0.94
3:CD:109:THR:HG22	3:CD:111:ALA:H	1.31	0.94
24:DA:1326:U:HO2'	24:DA:1327:A:H8	0.98	0.94
55:CA:1381:U:HO2'	55:CA:1382:C:H6	1.04	0.94
20:CU:36:PHE:HB3	20:CU:40:PRO:HD3	1.50	0.94
44:DU:16:LYS:HB2	24:DA:329:G:O6	1.67	0.94
12:CM:102:LYS:HG2	55:CA:1226:C:H41	1.32	0.94
24:DA:142:A:H2'	24:DA:143:C:C6	2.02	0.94
21:AA:94:G:H4'	21:AA:95:C:C5'	1.97	0.94
33:BJ:77:HIS:CD2	33:BJ:79:GLY:H	1.86	0.94
12:CM:47:LEU:HD11	12:CM:52:ILE:HB	1.48	0.94
24:DA:1386:C:HO2'	24:DA:1387:A:H8	1.11	0.94
34:BK:21:CYS:HB2	34:BK:39:ILE:HD11	1.49	0.94
32:DI:9:LYS:HD3	24:DA:1061:U:C6	2.01	0.94
24:DA:740:C:O2'	24:DA:741:U:H5'	1.66	0.94
36:DM:17:ASN:HB3	36:DM:38:ARG:HH22	1.29	0.94
31:BH:32:PRO:HB3	47:BX:38:TRP:HB3	1.50	0.94
24:DA:2199:A:H2'	24:DA:2200:C:H6	1.33	0.94
1:AB:20:ARG:HB3	21:AA:831:A:H5''	1.50	0.94
24:BA:142:A:H2'	24:BA:143:C:C6	2.03	0.94
24:DA:140:C:H5'	24:DA:141:G:H21	1.32	0.94
40:DQ:69:ARG:HH21	40:DQ:69:ARG:HB2	1.33	0.94
21:AA:563:A:H2'	21:AA:563:A:N3	1.82	0.93
26:DC:73:ILE:HD12	24:DA:1490:A:H8	1.31	0.93
41:DR:39:LEU:HA	41:DR:49:ILE:HG21	1.49	0.93
1:AB:94:ARG:HG2	21:AA:1100:C:OP1	1.68	0.93
24:DA:1476:U:O2'	24:DA:1477:A:O5'	1.86	0.93
24:DA:1381:G:H2'	24:DA:1382:G:H5'	1.50	0.93
46:DW:40:ARG:NH1	46:DW:40:ARG:HG2	1.78	0.93

*Continued on next page...*

*Continued from previous page...*

Atom-1	Atom-2	Interatomic distance (Å)	Clash overlap (Å)
35:DL:124:GLY:H	35:DL:143:GLU:HG3	1.33	0.93
36:DM:42:THR:HG22	36:DM:44:ARG:H	1.33	0.93
21:AA:926:G:C5	21:AA:1505:G:O6	2.21	0.93
21:AA:71:A:HO2'	21:AA:72:A:H8	1.06	0.93
24:BA:1784:A:H4'	24:BA:1785:A:O5'	1.67	0.93
34:BK:21:CYS:HA	34:BK:41:ILE:HD12	1.50	0.93
45:BV:80:HIS:HD2	45:BV:83:LYS:H	0.95	0.93
24:DA:1716:U:O2'	24:DA:1717:A:H8	1.50	0.93
55:CA:1126:U:HO2'	55:CA:1127:G:H8	1.09	0.93
55:CA:1278:G:H4'	55:CA:1279:G:O5'	1.68	0.93
10:CK:70:ALA:HA	10:CK:73:VAL:HG22	1.48	0.93
2:AC:76:ILE:HA	2:AC:83:VAL:HG23	1.50	0.93
1:CB:39:ILE:HD13	1:CB:40:ILE:H	1.32	0.93
24:DA:2143:C:H5'	24:DA:2144:G:OP2	1.69	0.93
11:AL:113:ARG:HB3	11:AL:118:VAL:HB	1.51	0.93
33:BJ:77:HIS:HD2	33:BJ:79:GLY:N	1.67	0.93
21:AA:202:G:H21	21:AA:466:A:H61	1.17	0.93
3:AD:69:ARG:HE	3:AD:69:ARG:HA	1.34	0.93
32:BI:15:GLY:HA2	32:BI:50:LYS:HB3	1.50	0.93
55:CA:664:G:H22	55:CA:741:G:H1	0.96	0.93
38:DO:30:ARG:HH22	38:DO:103:VAL:HG23	1.30	0.93
43:BT:29:THR:HB	43:BT:86:THR:HG22	1.49	0.92
35:BL:29:LYS:O	35:BL:31:GLY:N	2.03	0.92
24:BA:1064:C:H4'	32:BI:90:GLY:H	1.34	0.92
32:BI:79:LEU:HA	32:BI:83:ALA:HB3	1.48	0.92
37:BN:20:MET:HG3	37:BN:21:PHE:N	1.83	0.92
17:CR:72:ARG:H	17:CR:72:ARG:HE	1.05	0.92
54:D4:16:ILE:HG12	54:D4:25:VAL:HG22	1.52	0.92
24:BA:946:C:O2'	24:BA:947:A:H5'	1.68	0.92
24:DA:1112:G:H2'	24:DA:1113:U:C6	2.05	0.92
30:DG:124:CYS:HB3	30:DG:130:ILE:HA	1.51	0.92
9:CJ:82:LYS:HA	9:CJ:86:ALA:HB3	1.50	0.92
26:DC:119:VAL:HG13	26:DC:133:ASN:HD21	1.34	0.92
34:DK:61:VAL:HG11	34:DK:112:PHE:HE2	1.34	0.92
1:AB:84:LEU:HD13	1:AB:90:PHE:HE2	1.31	0.92
33:BJ:44:TYR:HB2	40:BQ:63:ARG:HB3	1.51	0.92
4:AE:37:VAL:HG21	4:AE:113:VAL:HG12	1.52	0.92
4:AE:76:ASN:HB3	4:AE:81:GLN:CG	1.99	0.92
55:CA:1157:A:H4'	55:CA:1158:C:O5'	1.67	0.92
4:CE:110:MET:HG2	4:CE:139:THR:HG21	1.52	0.92
44:DU:84:PHE:HB2	24:DA:297:G:H5''	1.52	0.92

*Continued on next page...*

*Continued from previous page...*

Atom-1	Atom-2	Interatomic distance (Å)	Clash overlap (Å)
24:DA:668:A:H2'	24:DA:670:A:H62	1.35	0.92
24:DA:687:C:H2'	24:DA:688:U:C6	2.05	0.92
24:BA:276:U:H1'	24:BA:278:A:H62	1.35	0.92
26:BC:12:ARG:HG2	26:BC:12:ARG:HH11	1.34	0.92
55:CA:496:A:N3	55:CA:496:A:H2'	1.84	0.92
37:DN:62:ASN:O	37:DN:63:ARG:HB2	1.69	0.92
21:AA:158:G:H2'	21:AA:159:G:H5''	1.48	0.91
21:AA:484:G:H4'	21:AA:485:U:O5'	1.70	0.91
1:AB:158:ASP:C	1:AB:180:ILE:HG23	1.90	0.91
24:DA:1676:A:C2	24:DA:1993:U:H5'	2.05	0.91
24:DA:2199:A:H2'	24:DA:2200:C:C6	2.05	0.91
30:DG:93:TYR:HD2	30:DG:93:TYR:H	1.15	0.91
4:AE:83:PRO:HD3	4:AE:97:PRO:HG3	1.50	0.91
34:BK:18:ARG:H	34:BK:45:GLU:HB2	1.35	0.91
36:BM:35:ALA:O	36:BM:36:VAL:HB	1.71	0.91
46:BW:29:SER:HA	46:BW:63:ASP:HB3	1.52	0.91
38:DO:102:ARG:HB2	56:DB:49:C:OP1	1.70	0.91
6:AG:78:ARG:HD2	6:AG:83:THR:HA	1.52	0.91
8:AI:9:GLY:HA2	8:AI:80:HIS:HD2	1.35	0.91
24:BA:1731:G:O2'	24:BA:1732:C:H5''	1.69	0.91
37:BN:103:ARG:HD3	37:BN:110:MET:HE3	1.49	0.91
56:DB:12:C:H4'	56:DB:13:G:OP1	1.70	0.91
29:BF:104:THR:HG22	29:BF:105:ILE:HG23	1.50	0.91
21:AA:1140:C:HO2'	21:AA:1141:C:H6	0.93	0.91
24:BA:1287:A:H5'	37:BN:103:ARG:HD2	1.51	0.91
36:BM:69:PRO:HA	36:BM:94:ALA:HB2	1.50	0.91
43:DT:29:THR:HB	43:DT:87:LEU:H	1.33	0.91
21:AA:1338:G:H2'	21:AA:1339:A:C8	2.05	0.91
46:BW:51:GLY:HA3	46:BW:59:PHE:CE2	2.04	0.91
24:DA:593:U:H2'	24:DA:594:U:C6	2.06	0.91
45:BV:80:HIS:CD2	45:BV:83:LYS:H	1.88	0.91
24:DA:1312:U:O2'	24:DA:1314:C:N4	2.04	0.91
24:DA:2051:A:H4'	24:DA:2052:A:OP1	1.70	0.91
49:BZ:29:ARG:HH21	49:BZ:29:ARG:HG3	1.36	0.91
42:DS:88:ARG:HG2	24:DA:747:U:O2'	1.71	0.91
24:DA:802:A:H2'	24:DA:803:U:C6	2.05	0.91
36:DM:17:ASN:HB3	36:DM:38:ARG:NH2	1.83	0.91
45:DV:31:TYR:O	45:DV:31:TYR:HD1	1.52	0.91
3:AD:36:ALA:HA	3:AD:41:GLY:HA3	1.52	0.91
10:AK:23:HIS:HB3	10:AK:30:ILE:HG13	1.50	0.91
24:BA:1458:U:H4'	24:BA:1459:G:O5'	1.69	0.91

*Continued on next page...*



*Continued from previous page...*

Atom-1	Atom-2	Interatomic distance (Å)	Clash overlap (Å)
11:CL:43:LYS:HB3	11:CL:44:PRO:CD	2.00	0.91
46:DW:39:GLN:HE22	46:DW:58:LEU:HD23	1.35	0.90
40:BQ:63:ARG:HH12	40:BQ:96:ASP:HB2	1.36	0.90
55:CA:181:A:HO2'	55:CA:182:A:H2	1.14	0.90
9:CJ:84:VAL:HG23	9:CJ:85:ASP:H	1.34	0.90
18:CS:52:ASN:HD21	18:CS:55:GLN:H	1.20	0.90
24:DA:2581:G:H2'	24:DA:2610:C:H41	1.34	0.90
21:AA:531:U:H4'	21:AA:532:A:O5'	1.68	0.90
29:BF:134:GLN:HG2	29:BF:135:ILE:H	1.35	0.90
36:DM:64:TRP:HE1	24:DA:873:C:H4'	1.35	0.90
38:DO:30:ARG:HB2	38:DO:30:ARG:CZ	1.98	0.90
29:DF:109:ARG:CZ	29:DF:109:ARG:HB3	1.98	0.90
28:BE:146:VAL:HG23	28:BE:167:VAL:HG23	1.53	0.90
55:CA:1361:G:H2'	55:CA:1362:A:H5''	1.54	0.90
36:DM:64:TRP:NE1	24:DA:873:C:H4'	1.87	0.90
1:AB:48:MET:HG2	1:AB:198:VAL:HG13	1.53	0.90
24:BA:1063:G:H2'	24:BA:1064:C:O4'	1.72	0.90
24:BA:855:G:N2	46:BW:23:LYS:HG2	1.85	0.90
8:CI:66:VAL:HG21	8:CI:74:GLN:HB3	1.52	0.90
24:DA:1290:C:HO2'	24:DA:1291:C:H6	0.93	0.90
38:DO:115:LEU:H	38:DO:115:LEU:HD13	1.34	0.90
20:AU:52:VAL:HG13	20:AU:53:LYS:H	1.37	0.90
36:DM:7:THR:HG22	36:DM:9:PHE:H	1.34	0.90
21:AA:1382:C:HO2'	21:AA:1383:C:H6	0.98	0.90
50:B0:43:THR:HG23	50:B0:47:TYR:O	1.71	0.90
40:DQ:4:LYS:HZ2	40:DQ:6:GLY:HA3	1.33	0.90
24:BA:545:U:H3'	24:BA:545:U:H6	1.35	0.90
44:BU:73:ASN:ND2	44:BU:76:THR:HG23	1.87	0.90
35:DL:23:ILE:HG13	41:DR:82:HIS:CE1	2.07	0.90
24:DA:1069:A:O2'	24:DA:1070:A:H5'	1.72	0.90
24:DA:2631:G:H2'	24:DA:2632:A:H5''	1.52	0.90
24:DA:491:G:H2'	24:DA:492:A:C8	2.07	0.90
55:CA:977:A:H8	55:CA:1223:C:N3	1.68	0.89
24:BA:919:U:H2'	24:BA:920:A:C8	2.06	0.89
55:CA:1213:A:O2'	55:CA:1214:C:H5'	1.71	0.89
6:CG:118:ARG:NH2	55:CA:1239:A:H3'	1.87	0.89
24:DA:250:G:H2'	24:DA:251:A:C8	2.06	0.89
56:DB:45:A:O2'	56:DB:46:A:H8	1.53	0.89
24:BA:1073:A:H2'	24:BA:1074:G:H5''	1.55	0.89
24:BA:1931:U:O2'	24:BA:1932:A:H5'	1.73	0.89
46:BW:39:GLN:HG2	46:BW:41:GLY:H	1.36	0.89

*Continued on next page...*

*Continued from previous page...*

Atom-1	Atom-2	Interatomic distance (Å)	Clash overlap (Å)
55:CA:977:A:H8	55:CA:1223:C:C4	1.90	0.89
55:CA:1322:C:O2'	55:CA:1323:G:H5'	1.72	0.89
16:CQ:75:VAL:HG23	16:CQ:76:ARG:HG2	1.54	0.89
17:CR:71:ASP:HB3	17:CR:72:ARG:HH21	1.37	0.89
26:BC:12:ARG:HH11	26:BC:12:ARG:CG	1.84	0.89
24:DA:1328:A:H2'	24:DA:1330:C:C5	2.08	0.89
26:DC:144:GLU:HA	26:DC:151:GLY:HA2	1.52	0.89
9:CJ:9:ARG:HH12	55:CA:1279:G:H5'	1.37	0.89
24:DA:1429:G:HO2'	24:DA:1430:G:H8	0.89	0.89
32:BI:23:VAL:HB	32:BI:27:LEU:HB3	1.53	0.89
55:CA:116:A:H2'	55:CA:117:G:H8	1.37	0.89
24:DA:1669:A:N3	24:DA:1669:A:H2'	1.88	0.89
24:DA:2093:G:HO2'	24:DA:2094:A:H8	0.90	0.89
36:DM:27:SER:H	36:DM:66:ARG:NH2	1.70	0.89
30:BG:60:GLY:O	30:BG:61:TRP:HB2	1.72	0.89
24:DA:1311:G:H21	24:DA:1603:A:H62	1.18	0.89
10:AK:22:ILE:HD11	10:AK:85:VAL:HG22	1.54	0.89
24:BA:250:G:H2'	24:BA:251:A:C8	2.08	0.89
39:BP:50:ARG:HB3	39:BP:57:ALA:H	1.35	0.89
12:AM:74:MET:HA	12:AM:74:MET:CE	2.03	0.89
24:BA:2800:A:C2	24:BA:2895:G:H1'	2.08	0.89
24:BA:855:G:N3	46:BW:23:LYS:HD3	1.88	0.89
30:BG:84:LYS:HG3	30:BG:132:LEU:N	1.88	0.89
5:CF:92:THR:HG22	5:CF:94:HIS:H	1.36	0.89
8:CI:90:ASP:HB3	8:CI:93:LEU:HD23	1.52	0.89
24:DA:2211:A:OP2	24:DA:2211:A:H4'	1.69	0.89
39:DP:63:ILE:HA	39:DP:68:GLY:HA2	1.54	0.89
21:AA:1076:U:H5	59:AA:1788:HOH:O	1.55	0.89
1:AB:22:TRP:HA	1:AB:189:ASN:HA	1.54	0.89
3:AD:160:LEU:H	3:AD:160:LEU:HD22	1.38	0.89
7:AH:74:ILE:HD13	7:AH:128:VAL:HG13	1.52	0.89
52:D2:19:ARG:HB3	52:D2:19:ARG:NH2	1.87	0.89
24:DA:2714:G:H2'	24:DA:2715:C:C6	2.07	0.89
24:DA:962:G:H2'	24:DA:963:U:C6	2.07	0.89
4:AE:96:GLN:HB2	4:AE:123:LEU:O	1.72	0.88
24:DA:1447:C:H2'	24:DA:1448:G:C8	2.08	0.88
31:DH:97:ARG:O	31:DH:98:ASP:HB2	1.73	0.88
28:BE:58:LYS:HG3	28:BE:71:GLY:HA2	1.54	0.88
29:BF:35:LEU:HB3	29:BF:153:ILE:CG2	2.03	0.88
21:AA:453:G:H2'	21:AA:454:G:H8	1.36	0.88
24:DA:411:G:H4'	24:DA:412:A:OP1	1.74	0.88

*Continued on next page...*

*Continued from previous page...*

Atom-1	Atom-2	Interatomic distance (Å)	Clash overlap (Å)
33:DJ:64:VAL:HG22	33:DJ:68:LYS:HE2	1.55	0.88
21:AA:89:U:O2'	21:AA:90:C:H5''	1.74	0.88
24:BA:1461:C:HO2'	24:BA:1462:C:H6	0.93	0.88
26:BC:244:VAL:HG12	26:BC:250:GLN:HA	1.53	0.88
26:DC:128:THR:HG22	26:DC:188:ARG:HB3	1.53	0.88
50:B0:9:ARG:HH21	50:B0:9:ARG:HG3	1.38	0.88
31:BH:96:THR:N	31:BH:97:ARG:HH12	1.72	0.88
24:BA:216:A:H2'	24:BA:217:A:H8	1.35	0.88
25:BB:90:C:H6	25:BB:90:C:H5''	1.36	0.88
37:BN:73:ASN:HA	37:BN:76:VAL:HG12	1.54	0.88
41:BR:49:ILE:HD12	41:BR:52:PRO:HA	1.56	0.88
24:DA:657:U:H2'	24:DA:658:U:C6	2.07	0.88
21:AA:1446:A:H2'	21:AA:1447:A:H5''	1.52	0.88
21:AA:463:U:O2'	21:AA:464:U:H5'	1.72	0.88
12:AM:74:MET:HE2	12:AM:74:MET:HA	1.53	0.88
24:BA:2492:U:O2'	24:BA:2493:U:H5'	1.72	0.88
11:AL:33:CYS:HA	11:AL:54:VAL:HA	1.53	0.88
24:BA:27:G:N2	24:BA:512:G:HO2'	1.71	0.88
46:BW:9:THR:HG23	46:BW:10:ARG:HD3	1.53	0.88
24:DA:1062:G:O4'	24:DA:1088:A:N7	2.07	0.88
24:DA:2267:A:C8	24:DA:2267:A:C3'	2.57	0.88
24:DA:449:A:H2'	24:DA:450:G:H8	1.37	0.88
46:DW:19:ARG:HA	46:DW:34:SER:HA	1.56	0.88
12:AM:106:ARG:HH11	12:AM:106:ARG:HA	1.39	0.87
13:AN:60:ARG:O	13:AN:61:ASN:HB2	1.72	0.87
26:BC:246:PRO:HG2	26:BC:247:TRP:CZ3	2.09	0.87
5:AF:16:GLU:CG	3:CD:191:SER:HB2	2.04	0.87
49:DZ:23:LEU:HD21	49:DZ:53:MET:HE1	1.56	0.87
24:BA:1757:A:H3'	24:BA:1758:U:H5'	1.56	0.87
24:BA:869:G:H4'	36:BM:8:LYS:HE2	1.56	0.87
46:BW:37:VAL:HG12	46:BW:38:ARG:N	1.88	0.87
17:AR:62:ARG:HH11	17:AR:69:TYR:HA	1.40	0.87
8:AI:113:LYS:HG3	8:AI:119:LYS:HA	1.53	0.87
24:BA:197:A:H62	24:BA:2430:A:H2'	1.38	0.87
39:BP:3:ILE:HD13	39:BP:3:ILE:O	1.74	0.87
48:BY:9:LYS:HB3	48:BY:12:GLU:HB2	1.55	0.87
46:DW:17:ALA:O	46:DW:18:LYS:HB3	1.74	0.87
21:AA:94:G:H4'	21:AA:95:C:H5''	1.53	0.87
24:BA:459:U:O2'	24:BA:460:A:H5'	1.74	0.87
24:BA:959:A:H2'	24:BA:960:A:C8	2.10	0.87
35:BL:29:LYS:HG2	35:BL:30:THR:HG23	1.57	0.87

*Continued on next page...*

*Continued from previous page...*

Atom-1	Atom-2	Interatomic distance (Å)	Clash overlap (Å)
55:CA:149:A:H1'	55:CA:1446:A:H2	1.38	0.87
24:DA:1676:A:H2	24:DA:1993:U:H5'	1.36	0.87
24:DA:351:C:H2'	24:DA:352:A:C8	2.10	0.87
21:AA:1319:A:H4'	21:AA:1320:C:OP1	1.75	0.87
21:AA:1513:A:H2'	21:AA:1514:G:H8	1.37	0.87
6:AG:108:ARG:HH21	6:AG:118:ARG:HH22	1.17	0.87
39:BP:29:VAL:HG12	39:BP:30:TRP:O	1.74	0.87
24:DA:2502:G:H5'	24:DA:2503:A:H5''	1.57	0.87
32:DI:45:THR:HG23	32:DI:54:ILE:HD13	1.56	0.87
21:AA:182:A:C6	21:AA:194:C:N4	2.41	0.87
1:AB:63:LYS:HG2	1:AB:224:ARG:CZ	2.05	0.87
52:B2:3:ARG:HH21	52:B2:3:ARG:HG2	1.40	0.87
24:BA:2502:G:H5'	24:BA:2503:A:H5''	1.56	0.87
24:BA:2615:U:O2'	24:BA:2616:C:H5'	1.74	0.87
24:BA:83:A:OP1	44:BU:91:LYS:HE3	1.74	0.87
1:CB:39:ILE:HD13	1:CB:40:ILE:N	1.88	0.87
5:CF:42:TRP:HE1	5:CF:61:LEU:HD23	1.38	0.87
24:DA:1508:A:H4'	24:DA:1509:A:OP1	1.72	0.87
28:DE:130:LYS:HB3	28:DE:133:LEU:HB3	1.55	0.87
21:AA:274:A:O2'	21:AA:275:G:C8	2.28	0.87
8:AI:23:GLY:H	8:AI:60:LEU:HA	1.40	0.87
55:CA:275:G:H2'	55:CA:276:G:H8	1.39	0.87
21:AA:1125:U:O2'	21:AA:1126:U:O5'	1.93	0.87
1:CB:79:VAL:HA	1:CB:213:LEU:CD2	2.04	0.87
24:DA:103:A:H2'	24:DA:104:A:H8	1.39	0.87
24:DA:2307:G:H1'	24:DA:2308:G:N7	1.89	0.87
24:DA:2324:U:H5'	24:DA:2325:G:H5''	1.57	0.87
24:DA:241:A:H1'	24:DA:243:U:C5	2.10	0.87
24:DA:36:G:O2'	24:DA:37:C:H5'	1.75	0.87
24:DA:459:U:H2'	24:DA:460:A:H8	1.37	0.87
27:DD:184:ARG:HH22	39:DP:6:GLN:HE21	1.22	0.87
46:DW:40:ARG:CG	46:DW:40:ARG:HH11	1.87	0.87
21:AA:1138:G:H2'	21:AA:1138:G:N3	1.86	0.86
21:AA:977:A:O2'	21:AA:978:A:H5''	1.75	0.86
32:BI:100:ILE:HG22	32:BI:101:SER:H	1.40	0.86
12:CM:2:ARG:HD3	12:CM:2:ARG:N	1.89	0.86
24:BA:2292:U:H2'	24:BA:2293:G:H8	1.40	0.86
45:BV:80:HIS:HD2	45:BV:83:LYS:N	1.73	0.86
24:DA:1312:U:H4'	24:DA:1313:U:O5'	1.74	0.86
34:DK:66:LYS:HD2	24:DA:1665:A:H5''	1.58	0.86
55:CA:575:G:H4'	55:CA:576:C:O5'	1.73	0.86

*Continued on next page...*

*Continued from previous page...*

Atom-1	Atom-2	Interatomic distance (Å)	Clash overlap (Å)
46:DW:40:ARG:CZ	24:DA:2332:C:H4'	2.05	0.86
38:DO:11:ALA:HB2	38:DO:96:GLY:N	1.90	0.86
38:DO:30:ARG:CB	38:DO:30:ARG:NH1	2.38	0.86
41:BR:42:ALA:HA	41:BR:46:GLU:HB2	1.57	0.86
24:DA:1056:G:H1'	24:DA:1103:A:N6	1.90	0.86
21:AA:466:A:H5'	21:AA:467:U:OP2	1.75	0.86
7:AH:24:VAL:HG23	7:AH:62:LEU:HD21	1.55	0.86
54:B4:9:LYS:H	54:B4:9:LYS:CD	1.89	0.86
24:BA:528:A:OP2	33:BJ:116:ARG:NH2	2.07	0.86
24:DA:589:U:HO2'	24:DA:590:A:H8	1.21	0.86
21:AA:1239:A:H62	21:AA:1299:A:H62	1.23	0.86
21:AA:967:C:H2'	21:AA:968:A:H8	1.33	0.86
24:BA:1060:U:H4'	24:BA:1061:U:H5'	1.55	0.86
26:BC:109:LEU:HD23	26:BC:110:LYS:H	1.40	0.86
24:BA:2269:G:H4'	46:BW:18:LYS:HE2	1.57	0.86
1:CB:130:LYS:HA	1:CB:133:ALA:HB3	1.57	0.86
24:DA:216:A:HO2'	24:DA:217:A:H8	0.90	0.86
2:AC:69:THR:HG21	2:AC:75:VAL:HG21	1.56	0.86
20:AU:39:LYS:H	20:AU:40:PRO:HD2	1.39	0.86
24:BA:2615:U:C2	50:B0:3:GLN:HA	2.10	0.86
34:DK:70:ARG:HB3	34:DK:76:VAL:HG22	1.57	0.86
38:DO:94:ARG:HD2	38:DO:97:PHE:O	1.76	0.86
46:BW:30:VAL:HA	46:BW:60:ALA:HB3	1.56	0.86
5:CF:62:MET:HG3	5:CF:64:VAL:HG13	1.57	0.86
24:DA:272:A:HO2'	24:DA:273:G:H8	1.23	0.86
24:DA:67:U:H2'	24:DA:68:G:H8	1.39	0.86
45:DV:31:TYR:OH	45:DV:90:ASP:HB3	1.76	0.86
21:AA:913:A:H4'	21:AA:914:A:O5'	1.73	0.86
4:AE:155:LYS:HD2	4:AE:156:ARG:HG2	1.55	0.86
6:AG:69:ARG:HG3	6:AG:95:ARG:HG2	1.58	0.86
55:CA:792:A:O2'	55:CA:794:A:N7	2.09	0.86
3:CD:39:GLN:H	55:CA:426:U:H4'	1.40	0.86
8:CI:35:GLU:HA	8:CI:39:GLY:HA3	1.58	0.86
12:CM:2:ARG:CG	12:CM:8:ILE:HG12	2.05	0.86
24:DA:2064:C:H2'	24:DA:2065:C:C6	2.11	0.86
24:DA:2591:C:H2'	24:DA:2592:G:H8	1.40	0.86
34:DK:13:ASN:HD21	34:DK:97:THR:H	1.19	0.86
46:DW:18:LYS:H	46:DW:36:ILE:HG12	1.38	0.86
21:AA:1239:A:H62	21:AA:1299:A:N6	1.73	0.86
33:BJ:81:ILE:HG23	33:BJ:82:GLY:N	1.89	0.86
55:CA:1096:C:O2'	55:CA:1097:C:H6	1.56	0.86

*Continued on next page...*

*Continued from previous page...*

Atom-1	Atom-2	Interatomic distance (Å)	Clash overlap (Å)
34:DK:35:VAL:HG23	34:DK:36:GLY:H	1.39	0.86
4:AE:37:VAL:HG11	4:AE:113:VAL:HA	1.58	0.85
8:AI:17:ARG:NH2	21:AA:1129:C:H5''	1.91	0.85
8:AI:7:GLY:HA3	8:AI:85:ALA:HB2	1.58	0.85
1:CB:160:LEU:HB2	1:CB:182:VAL:HG12	1.57	0.85
24:DA:1062:G:O2'	24:DA:1063:G:H8	1.58	0.85
7:AH:6:ILE:HB	7:AH:76:ARG:HH12	1.41	0.85
29:BF:110:ILE:HG22	29:BF:110:ILE:O	1.76	0.85
39:BP:25:VAL:HG11	39:BP:46:VAL:HG23	1.58	0.85
24:BA:802:A:H2'	24:BA:803:U:H6	1.42	0.85
28:BE:161:ALA:HA	28:BE:164:LEU:HB2	1.57	0.85
33:BJ:18:VAL:HG22	33:BJ:140:LEU:CD1	2.05	0.85
55:CA:1065:U:H5''	55:CA:1190:G:N2	1.91	0.85
55:CA:1528:U:O2'	55:CA:1529:G:H3'	1.76	0.85
24:DA:1270:C:H5''	24:DA:1271:G:H5'	1.57	0.85
24:DA:1945:G:O2'	24:DA:1946:U:H5'	1.74	0.85
21:AA:721:G:H4'	21:AA:722:G:O5'	1.75	0.85
39:BP:50:ARG:CG	39:BP:57:ALA:H	1.89	0.85
39:BP:50:ARG:HD3	39:BP:56:SER:HB3	1.55	0.85
40:BQ:25:GLY:O	40:BQ:29:ARG:HG3	1.76	0.85
55:CA:484:G:H4'	55:CA:485:U:O5'	1.74	0.85
21:AA:329:A:H2'	21:AA:332:G:N7	1.90	0.85
21:AA:822:U:H2'	21:AA:823:C:H6	1.38	0.85
1:AB:163:ILE:HG23	1:AB:164:ASP:H	1.42	0.85
28:DE:6:LYS:HB2	28:DE:121:VAL:HG12	1.59	0.85
21:AA:412:A:H4'	21:AA:413:G:O5'	1.75	0.85
24:BA:477:A:H2'	24:BA:478:A:C8	2.11	0.85
45:BV:44:HIS:HE1	45:BV:86:LEU:H	1.20	0.85
24:DA:2023:C:HO2'	24:DA:2024:G:H8	0.88	0.85
24:DA:2286:G:H4'	24:DA:2287:A:O4'	1.75	0.85
24:BA:782:A:H4'	24:BA:783:A:O5'	1.76	0.85
24:BA:848:C:H2'	24:BA:849:A:C8	2.11	0.85
26:BC:251:THR:HG22	26:BC:252:LYS:N	1.90	0.85
2:CC:166:TRP:O	2:CC:167:TYR:HB2	1.73	0.85
56:DB:42:C:H2'	56:DB:43:C:H6	1.42	0.85
26:DC:144:GLU:HB3	26:DC:187:CYS:HB2	1.58	0.85
29:DF:91:ARG:HH21	29:DF:91:ARG:HB3	1.40	0.85
33:DJ:25:LEU:HD22	33:DJ:26:GLY:N	1.91	0.85
55:CA:1422:G:H5''	34:DK:48:PRO:HB3	1.59	0.85
36:DM:34:LYS:HD3	36:DM:131:VAL:HG21	1.59	0.85
21:AA:550:G:H2'	21:AA:551:U:H6	1.42	0.85

*Continued on next page...*

*Continued from previous page...*

Atom-1	Atom-2	Interatomic distance (Å)	Clash overlap (Å)
55:CA:1258:G:O2'	55:CA:1259:C:H5'	1.76	0.85
17:CR:29:LYS:HE3	17:CR:30:ASN:N	1.92	0.85
38:DO:30:ARG:HB2	38:DO:30:ARG:HH11	1.40	0.85
21:AA:548:G:H2'	21:AA:549:C:H6	1.39	0.85
24:BA:1936:A:H5''	24:BA:1937:A:H5'	1.59	0.85
24:BA:2868:A:H2'	24:BA:2869:G:C8	2.12	0.85
55:CA:1169:A:H2'	55:CA:1170:A:C8	2.12	0.85
1:CB:107:ARG:HA	1:CB:110:ILE:HG13	1.56	0.85
24:DA:2490:G:H4'	24:DA:2491:U:OP1	1.76	0.85
37:DN:33:ILE:HG23	37:DN:114:GLU:HB2	1.58	0.85
45:DV:31:TYR:O	45:DV:31:TYR:CD1	2.29	0.85
45:DV:77:VAL:HA	45:DV:89:ILE:HG22	1.59	0.85
4:AE:155:LYS:HG2	7:AH:65:PHE:HB2	1.56	0.85
24:BA:740:C:H5'	24:BA:1784:A:H3'	1.59	0.85
24:BA:2096:C:H2'	24:BA:2097:A:C8	2.10	0.85
24:BA:347:A:H2'	24:BA:348:A:H8	1.40	0.85
8:CI:75:ALA:HA	8:CI:78:ILE:HD12	1.56	0.85
24:DA:103:A:H2'	24:DA:104:A:C8	2.12	0.85
35:BL:27:LEU:HD12	35:BL:27:LEU:H	1.42	0.84
55:CA:994:A:O2'	55:CA:995:C:H5'	1.76	0.84
24:DA:172:A:H2'	24:DA:173:A:C8	2.10	0.84
27:DD:106:LYS:HB3	27:DD:206:ALA:HB3	1.58	0.84
46:DW:13:ARG:HG3	46:DW:14:ASP:H	1.42	0.84
11:AL:42:LYS:HE2	11:AL:43:LYS:HZ2	1.42	0.84
24:BA:1447:C:H2'	24:BA:1448:G:H8	1.42	0.84
24:BA:784:G:C6	26:BC:227:VAL:HG11	2.11	0.84
52:D2:31:LEU:HA	52:D2:34:ARG:HB2	1.58	0.84
24:DA:170:U:H2'	24:DA:171:U:H6	1.41	0.84
34:DK:67:LYS:NZ	24:DA:2726:A:O2'	2.10	0.84
39:BP:67:GLU:HG3	39:BP:68:GLY:H	1.41	0.84
41:BR:24:LYS:HA	41:BR:94:THR:HG23	1.59	0.84
24:DA:1024:G:H3'	24:DA:1025:G:H5''	1.60	0.84
24:DA:206:U:O2'	24:DA:207:A:H5'	1.78	0.84
24:DA:2591:C:H2'	24:DA:2592:G:C8	2.12	0.84
38:DO:44:GLY:HA2	56:DB:8:C:O2'	1.77	0.84
8:AI:6:TYR:HE2	8:AI:17:ARG:HB2	1.42	0.84
24:DA:2267:A:H8	24:DA:2267:A:H3'	1.41	0.84
35:DL:54:GLN:HE22	24:DA:2358:A:H61	1.25	0.84
21:AA:243:A:H4'	21:AA:244:U:H5'	1.57	0.84
21:AA:60:A:H4'	21:AA:61:G:O5'	1.77	0.84
24:BA:118:A:C8	24:BA:119:A:C8	2.66	0.84

*Continued on next page...*

*Continued from previous page...*

Atom-1	Atom-2	Interatomic distance (Å)	Clash overlap (Å)
55:CA:211:G:H2'	55:CA:211:G:N3	1.90	0.84
55:CA:664:G:N2	55:CA:741:G:H1	1.75	0.84
11:CL:80:LEU:HB2	11:CL:101:LEU:HD23	1.59	0.84
4:AE:133:ILE:H	4:AE:133:ILE:HD12	1.41	0.84
24:BA:1427:A:H4'	24:BA:1428:C:O5'	1.76	0.84
34:BK:18:ARG:CG	34:BK:18:ARG:HH11	1.89	0.84
34:BK:71:ARG:HB2	34:BK:72:PRO:HD3	1.58	0.84
17:CR:62:ARG:HB3	17:CR:69:TYR:CE1	2.13	0.84
20:CU:24:LYS:HG3	20:CU:25:ALA:H	1.42	0.84
24:DA:1477:A:H2'	24:DA:1478:G:O4'	1.78	0.84
24:DA:333:G:O2'	24:DA:334:C:H5'	1.76	0.84
21:AA:1399:C:H4'	21:AA:1400:C:O5'	1.78	0.84
7:AH:106:SER:HA	21:AA:642:A:N7	1.93	0.84
1:AB:168:GLU:HB2	1:AB:172:ILE:HG13	1.60	0.84
52:B2:24:THR:HG23	52:B2:27:GLY:H	1.41	0.84
34:BK:18:ARG:NH1	34:BK:18:ARG:HG3	1.89	0.84
1:CB:90:PHE:HE1	1:CB:92:ASN:HD22	1.26	0.84
7:CH:76:ARG:HD3	7:CH:77:VAL:N	1.92	0.84
21:AA:373:A:HO2'	21:AA:374:A:H8	0.86	0.84
27:BD:5:VAL:N	27:BD:32:ASN:HD21	1.74	0.84
4:CE:95:MET:HA	4:CE:124:ALA:HB2	1.59	0.84
24:DA:685:A:H5'	24:DA:686:U:OP1	1.78	0.84
45:DV:14:LYS:CB	56:DB:98:G:H1	1.89	0.84
28:DE:148:ILE:HD13	28:DE:187:VAL:HG21	1.60	0.84
3:AD:10:LEU:HD21	3:AD:62:ARG:HG3	1.60	0.84
8:AI:113:LYS:HE2	8:AI:118:ARG:O	1.78	0.84
55:CA:1157:A:H1'	55:CA:1181:G:N2	1.93	0.84
55:CA:198:G:O2'	55:CA:199:A:H8	1.61	0.84
4:CE:45:VAL:HB	4:CE:117:ALA:HB2	1.59	0.84
24:DA:2023:C:O2'	24:DA:2024:G:H8	1.59	0.84
21:AA:704:A:H2'	21:AA:705:G:H8	1.41	0.84
4:AE:79:THR:HA	4:AE:119:VAL:HB	1.58	0.84
51:D1:5:ARG:HH21	51:D1:23:THR:HB	1.43	0.84
24:DA:1346:G:O2'	24:DA:1347:A:H8	1.60	0.84
24:DA:2267:A:C8	24:DA:2267:A:H3'	2.12	0.84
1:AB:24:PRO:HG3	21:AA:830:G:H5'	1.60	0.83
36:BM:66:ARG:HG3	36:BM:101:VAL:HG13	1.59	0.83
7:CH:17:GLN:HE21	7:CH:71:VAL:HG23	1.41	0.83
8:CI:118:ARG:HG3	8:CI:124:PRO:HG3	1.59	0.83
39:DP:59:THR:OG1	39:DP:72:VAL:HG12	1.77	0.83
44:DU:35:VAL:HB	44:DU:38:ILE:HD13	1.60	0.83

*Continued on next page...*



*Continued from previous page...*

Atom-1	Atom-2	Interatomic distance (Å)	Clash overlap (Å)
8:AI:59:LYS:HD2	8:AI:60:LEU:HD22	1.58	0.83
29:BF:132:ARG:O	29:BF:133:GLU:HB3	1.76	0.83
31:BH:96:THR:HG22	31:BH:97:ARG:NH1	1.93	0.83
17:CR:26:ALA:O	17:CR:29:LYS:HE2	1.78	0.83
20:CU:39:LYS:H	20:CU:40:PRO:HD2	1.40	0.83
30:DG:66:THR:HG22	24:DA:2748:A:H1'	1.58	0.83
32:DI:91:LYS:HB3	32:DI:94:LYS:HB2	1.61	0.83
21:AA:94:G:H4'	21:AA:95:C:O5'	1.78	0.83
24:BA:1956:U:O2'	24:BA:1957:C:H5'	1.77	0.83
24:BA:2305:U:H2'	24:BA:2306:C:O4'	1.78	0.83
33:BJ:6:ALA:HB3	33:BJ:45:THR:HG21	1.58	0.83
44:BU:97:SER:O	44:BU:98:ASN:HB3	1.76	0.83
12:CM:86:ARG:HD3	12:CM:96:VAL:HG11	1.59	0.83
24:DA:1062:G:C8	24:DA:1088:A:C8	2.67	0.83
24:DA:140:C:H5'	24:DA:141:G:N2	1.92	0.83
24:DA:1935:G:H1'	24:DA:1964:G:N2	1.92	0.83
56:DB:45:A:HO2'	56:DB:46:A:H8	0.86	0.83
1:AB:107:ARG:HE	1:AB:108:GLN:NE2	1.75	0.83
16:AQ:12:VAL:HG13	16:AQ:13:SER:N	1.93	0.83
20:AU:36:PHE:HA	20:AU:39:LYS:HE3	1.59	0.83
55:CA:517:G:H5'	55:CA:519:C:C2	2.12	0.83
55:CA:90:C:H2'	55:CA:91:U:C6	2.13	0.83
6:CG:14:ASP:HB2	6:CG:22:LEU:HD22	1.60	0.83
24:DA:1956:U:O2'	24:DA:1957:C:H5'	1.77	0.83
24:DA:2776:A:H4'	24:DA:2777:G:O5'	1.77	0.83
24:DA:435:C:O2'	24:DA:436:C:H5'	1.79	0.83
33:DJ:81:ILE:HG22	24:DA:2515:C:OP1	1.77	0.83
45:DV:80:HIS:HD2	45:DV:82:TYR:H	1.24	0.83
9:AJ:35:GLN:HG2	9:AJ:77:VAL:HB	1.60	0.83
24:BA:1179:G:C6	24:BA:1180:U:H1'	2.12	0.83
33:BJ:65:THR:HG22	33:BJ:68:LYS:HE3	1.61	0.83
37:BN:33:ILE:HG23	37:BN:114:GLU:HB3	1.61	0.83
48:BY:47:ARG:HG3	48:BY:47:ARG:HH21	1.43	0.83
24:DA:1476:U:HO2'	24:DA:1477:A:H8	1.27	0.83
24:DA:364:C:H2'	24:DA:365:U:C6	2.12	0.83
32:DI:104:GLN:HA	32:DI:107:GLU:HB2	1.61	0.83
5:CF:86:ARG:NH1	17:CR:63:TYR:HB3	1.94	0.83
24:DA:216:A:O2'	24:DA:217:A:H8	1.62	0.83
27:BD:9:VAL:HG22	27:BD:26:VAL:HB	1.60	0.83
34:BK:113:MET:O	34:BK:116:ILE:HG13	1.78	0.83
35:BL:30:THR:O	35:BL:33:ARG:HG2	1.77	0.83

*Continued on next page...*

*Continued from previous page...*

Atom-1	Atom-2	Interatomic distance (Å)	Clash overlap (Å)
38:BO:49:VAL:HG21	38:BO:82:ALA:HA	1.60	0.83
55:CA:275:G:H2'	55:CA:276:G:C8	2.13	0.83
10:CK:124:LYS:HG3	20:CU:34:ARG:HD2	1.60	0.83
34:DK:80:ASP:HB2	39:DP:67:GLU:OE1	1.78	0.83
24:BA:1026:G:H2'	24:BA:1027:A:H8	1.42	0.83
55:CA:806:C:H2'	55:CA:807:A:H8	1.43	0.83
9:CJ:79:PRO:HA	9:CJ:84:VAL:HG11	1.58	0.83
24:DA:2674:G:H2'	24:DA:2675:A:C8	2.14	0.83
24:DA:632:A:H2'	24:DA:633:A:C8	2.13	0.83
55:CA:565:U:H2'	55:CA:566:G:H8	1.44	0.83
24:DA:176:A:H3'	24:DA:177:G:H21	1.43	0.83
38:DO:64:TYR:HE1	56:DB:52:A:C8	1.95	0.83
40:DQ:24:TYR:O	40:DQ:27:ARG:HB3	1.79	0.83
45:DV:77:VAL:HG11	45:DV:79:ARG:HH21	1.43	0.83
21:AA:174:A:O2'	21:AA:175:C:H5'	1.78	0.83
4:AE:80:LEU:HD12	4:AE:146:MET:HE1	1.59	0.83
24:BA:848:C:H2'	24:BA:849:A:H8	1.40	0.83
26:BC:104:LEU:O	26:BC:105:ALA:HB2	1.79	0.83
34:BK:70:ARG:HD3	34:BK:76:VAL:HG22	1.60	0.83
55:CA:960:U:O2'	55:CA:1223:C:H5"	1.79	0.83
24:DA:2439:A:H4'	24:DA:2440:C:O5'	1.79	0.83
21:AA:423:G:H2'	21:AA:423:G:N3	1.92	0.82
6:AG:106:ALA:HB1	6:AG:132:THR:HB	1.61	0.82
24:BA:783:A:OP2	59:BA:3316:HOH:O	1.97	0.82
39:BP:50:ARG:HG2	39:BP:57:ALA:N	1.94	0.82
55:CA:6:G:N3	55:CA:6:G:H2'	1.93	0.82
55:CA:982:U:H1'	55:CA:983:A:N7	1.94	0.82
24:DA:1595:C:H2'	24:DA:1596:A:H8	1.44	0.82
55:CA:1493:A:H3'	24:DA:1913:A:H61	1.39	0.82
32:DI:113:ALA:HB1	32:DI:124:MET:SD	2.17	0.82
34:DK:87:LEU:HD12	34:DK:92:GLU:HA	1.60	0.82
17:AR:40:PRO:HB2	17:AR:42:ARG:HG2	1.59	0.82
24:BA:1799:G:H4'	24:BA:1800:C:O5'	1.77	0.82
24:BA:532:A:HO2'	24:BA:2021:C:H5	1.25	0.82
40:BQ:63:ARG:HH22	40:BQ:96:ASP:HB3	1.44	0.82
55:CA:198:G:HO2'	55:CA:199:A:H8	0.84	0.82
55:CA:33:A:H2'	55:CA:34:C:H6	1.43	0.82
24:DA:1744:A:H3'	24:DA:1745:A:H8	1.43	0.82
33:DJ:18:VAL:HG13	33:DJ:56:VAL:HA	1.60	0.82
55:CA:565:U:H2'	55:CA:566:G:C8	2.13	0.82
24:DA:1639:C:H2'	24:DA:1640:A:H5"	1.61	0.82

*Continued on next page...*

*Continued from previous page...*

Atom-1	Atom-2	Interatomic distance (Å)	Clash overlap (Å)
56:DB:50:A:C5	56:DB:51:G:C8	2.68	0.82
3:AD:61:ARG:HH21	3:AD:67:LEU:HA	1.42	0.82
24:BA:2742:G:O2'	24:BA:2743:U:H5'	1.80	0.82
31:BH:97:ARG:HG2	31:BH:111:ALA:HB1	1.60	0.82
55:CA:977:A:H2'	55:CA:1224:U:O4	1.79	0.82
24:DA:2308:G:C6	24:DA:2311:A:N6	2.48	0.82
53:B3:26:ALA:O	53:B3:27:ASN:HB2	1.79	0.82
46:BW:17:ALA:HA	46:BW:35:ILE:HG23	1.61	0.82
55:CA:747:A:H2'	55:CA:748:G:O4'	1.78	0.82
24:DA:2674:G:H2'	24:DA:2675:A:H8	1.42	0.82
26:DC:122:ALA:HB3	26:DC:127:ASN:HD22	1.43	0.82
34:DK:25:LEU:HD23	34:DK:25:LEU:H	1.44	0.82
4:AE:55:VAL:N	4:AE:56:PRO:HD2	1.95	0.82
7:AH:17:GLN:HE21	7:AH:71:VAL:HG23	1.45	0.82
24:BA:2720:U:H2'	24:BA:2721:A:H8	1.43	0.82
28:BE:95:LYS:O	28:BE:96:VAL:HB	1.78	0.82
33:BJ:73:VAL:HG23	33:BJ:74:TYR:N	1.93	0.82
55:CA:1031:C:H5'	55:CA:1032:G:H5''	1.59	0.82
8:CI:17:ARG:HB2	8:CI:65:THR:HB	1.62	0.82
48:DY:48:ARG:NH2	24:DA:75:G:H4'	1.94	0.82
21:AA:1224:U:H4'	21:AA:1225:A:OP2	1.79	0.82
21:AA:859:G:H2'	21:AA:860:A:C8	2.15	0.82
2:AC:166:TRP:H	2:AC:166:TRP:HE3	1.25	0.82
24:BA:1062:G:H2'	24:BA:1063:G:C8	2.13	0.82
21:AA:345:C:H3'	39:BP:33:GLU:OE1	1.80	0.82
55:CA:1507:A:O2'	55:CA:1508:A:H8	1.61	0.82
24:DA:1469:A:H2'	24:DA:1470:A:H8	1.42	0.82
27:DD:119:ALA:HB3	27:DD:163:GLY:N	1.95	0.82
29:DF:49:LEU:H	29:DF:49:LEU:HD22	1.41	0.82
30:DG:126:THR:HG22	30:DG:127:GLN:H	1.43	0.82
24:BA:1447:C:H2'	24:BA:1448:G:C8	2.15	0.82
24:BA:2210:U:H4'	24:BA:2211:A:H5'	1.59	0.82
24:BA:2211:A:OP2	24:BA:2211:A:H4'	1.79	0.82
24:BA:2352:A:H2'	24:BA:2353:G:O4'	1.79	0.82
11:CL:113:ARG:HB3	11:CL:118:VAL:HB	1.61	0.82
24:DA:1437:C:H2'	24:DA:1438:U:C6	2.14	0.82
24:DA:752:A:O2'	24:DA:753:A:OP2	1.97	0.82
56:DB:12:C:H5''	56:DB:15:A:N6	1.93	0.82
30:DG:120:ILE:HG13	30:DG:140:ILE:HG22	1.61	0.82
46:DW:18:LYS:HD3	46:DW:19:ARG:N	1.93	0.82
21:AA:792:A:O2'	21:AA:794:A:N7	2.12	0.82

*Continued on next page...*

*Continued from previous page...*

Atom-1	Atom-2	Interatomic distance (Å)	Clash overlap (Å)
4:AE:80:LEU:HB2	4:AE:122:VAL:HG11	1.61	0.82
24:BA:1813:G:N3	26:BC:49:THR:HG21	1.95	0.82
56:DB:75:G:O2'	56:DB:76:G:H5'	1.79	0.82
21:AA:753:A:H4'	21:AA:754:C:O5'	1.78	0.82
4:AE:38:VAL:HG13	4:AE:66:ALA:HB1	1.61	0.82
37:BN:73:ASN:O	37:BN:76:VAL:HG12	1.80	0.82
24:DA:142:A:H2'	24:DA:143:C:H6	1.42	0.82
26:DC:73:ILE:HD12	24:DA:1490:A:C8	2.14	0.82
24:DA:2438:U:O2'	24:DA:2439:A:H5''	1.80	0.82
24:BA:675:A:H4'	28:BE:62:GLN:NE2	1.95	0.81
35:BL:74:THR:HG22	35:BL:107:PHE:HB2	1.58	0.81
28:DE:122:GLU:HA	28:DE:190:ALA:HB2	1.62	0.81
37:DN:37:THR:HG22	37:DN:39:PRO:HD2	1.60	0.81
4:AE:25:LYS:HE2	21:AA:923:A:H5''	1.62	0.81
6:CG:91:ARG:HG2	6:CG:92:PRO:HD2	1.61	0.81
24:DA:1817:G:O2'	24:DA:1818:U:H5'	1.79	0.81
27:DD:38:LYS:HB3	27:DD:38:LYS:HZ3	1.45	0.81
21:AA:1239:A:H4'	21:AA:1240:U:C5'	2.10	0.81
21:AA:513:C:H2'	21:AA:514:C:H6	1.43	0.81
24:BA:1996:C:H4'	24:BA:1997:C:OP1	1.79	0.81
40:BQ:65:ASN:ND2	40:BQ:69:ARG:HH22	1.77	0.81
24:DA:1569:A:H2'	24:DA:1570:A:C8	2.14	0.81
44:DU:96:LYS:HD3	24:DA:300:A:OP2	1.80	0.81
24:DA:329:G:OP1	24:DA:329:G:H3'	1.79	0.81
26:DC:140:VAL:HG22	26:DC:161:VAL:O	1.79	0.81
21:AA:1160:G:O2'	21:AA:1161:C:H5'	1.80	0.81
21:AA:33:A:H2'	21:AA:34:C:C6	2.15	0.81
21:AA:373:A:O2'	21:AA:374:A:H5'	1.79	0.81
1:CB:59:ILE:HA	1:CB:62:ARG:HD3	1.60	0.81
28:DE:79:ARG:HG2	28:DE:80:SER:H	1.45	0.81
24:BA:1026:G:H2'	24:BA:1027:A:C8	2.16	0.81
24:BA:2500:U:H5''	24:BA:2501:C:OP2	1.80	0.81
30:BG:122:ALA:HB2	30:BG:132:LEU:HB3	1.61	0.81
24:DA:2476:A:H2	24:DA:2481:G:H1	1.27	0.81
21:AA:1225:A:H2'	21:AA:1226:C:C6	2.15	0.81
21:AA:690:G:H2'	21:AA:691:G:O4'	1.80	0.81
24:BA:765:C:H2'	24:BA:766:U:H6	1.44	0.81
24:BA:930:G:H1'	49:BZ:24:LEU:HD21	1.60	0.81
55:CA:966:G:O2'	55:CA:967:C:H5'	1.80	0.81
2:CC:106:ARG:CD	2:CC:106:ARG:H	1.90	0.81
2:CC:161:ILE:H	2:CC:161:ILE:HD13	1.43	0.81

*Continued on next page...*

*Continued from previous page...*

Atom-1	Atom-2	Interatomic distance (Å)	Clash overlap (Å)
24:DA:1784:A:H4'	24:DA:1785:A:C5'	2.09	0.81
24:DA:395:U:O2'	24:DA:396:G:C8	2.33	0.81
44:DU:54:PRO:HG2	44:DU:55:GLY:H	1.45	0.81
3:AD:187:ARG:HH12	3:AD:191:SER:HA	1.46	0.81
24:BA:2813:A:H2	24:BA:2887:A:H62	1.25	0.81
10:CK:51:PHE:HB3	10:CK:55:ARG:HB3	1.62	0.81
24:DA:1056:G:C1'	24:DA:1103:A:H61	1.93	0.81
24:DA:2225:A:H5'	24:DA:2226:C:H5'	1.61	0.81
53:D3:1:PRO:HD2	24:DA:591:U:H1'	1.62	0.81
1:AB:53:LEU:HA	1:AB:56:LEU:HB3	1.62	0.81
24:BA:859:G:C8	24:BA:859:G:OP2	2.34	0.81
24:DA:2660:A:H2	24:DA:2661:G:C4	1.98	0.81
3:AD:33:ILE:O	3:AD:34:GLU:HB3	1.79	0.81
24:BA:27:G:N2	24:BA:512:G:O2'	2.12	0.81
24:BA:932:U:H4'	24:BA:933:A:O5'	1.81	0.81
26:BC:141:HIS:HB2	26:BC:190:THR:HB	1.63	0.81
42:BS:51:LEU:O	42:BS:55:ILE:HG13	1.81	0.81
28:DE:170:ARG:HH22	28:DE:176:ASP:HB2	1.46	0.81
34:DK:61:VAL:HG11	34:DK:112:PHE:CE2	2.16	0.81
35:DL:79:LEU:HA	35:DL:82:LEU:HD11	1.61	0.81
21:AA:1444:U:H2'	21:AA:1445:U:H6	1.45	0.81
26:BC:14:HIS:O	26:BC:203:VAL:HG11	1.79	0.81
55:CA:174:A:O2'	55:CA:175:C:H5'	1.81	0.81
1:CB:206:ILE:HA	1:CB:209:VAL:HG22	1.61	0.81
3:CD:25:ARG:HH11	3:CD:30:LYS:HE2	1.44	0.81
27:DD:8:LYS:HB2	27:DD:201:LEU:HD11	1.62	0.81
44:DU:95:PHE:H	44:DU:95:PHE:HD1	1.29	0.81
21:AA:924:C:H2'	21:AA:925:G:C8	2.16	0.81
3:AD:25:ARG:NH1	3:AD:30:LYS:HE3	1.95	0.81
24:BA:1385:A:O2'	24:BA:1386:C:H5''	1.81	0.81
24:BA:1839:G:H2'	24:BA:1840:G:H8	1.46	0.81
24:DA:1283:G:H22	24:DA:1286:A:H5'	1.44	0.81
24:DA:2239:G:H5''	59:DA:3532:HOH:O	1.81	0.81
29:DF:74:ALA:HB1	29:DF:76:PHE:CD2	2.16	0.81
21:AA:702:A:O2'	21:AA:703:G:OP1	1.99	0.80
4:AE:110:MET:SD	4:AE:139:THR:HG21	2.20	0.80
5:AF:86:ARG:NH1	17:AR:63:TYR:HB3	1.94	0.80
24:BA:347:A:H2'	24:BA:348:A:C8	2.16	0.80
44:BU:73:ASN:HD22	44:BU:76:THR:H	1.29	0.80
2:CC:109:GLU:HB3	2:CC:143:LEU:HD22	1.62	0.80
4:CE:114:LEU:HD13	4:CE:122:VAL:HG11	1.62	0.80

*Continued on next page...*

*Continued from previous page...*

Atom-1	Atom-2	Interatomic distance (Å)	Clash overlap (Å)
9:CJ:5:ARG:HH21	9:CJ:77:VAL:HG13	1.45	0.80
7:AH:74:ILE:CD1	7:AH:128:VAL:HG13	2.11	0.80
24:BA:251:A:H2'	24:BA:252:G:O4'	1.81	0.80
4:CE:149:PRO:HG3	7:CH:98:LEU:HD21	1.60	0.80
9:CJ:59:LYS:HG2	55:CA:972:C:H4'	1.63	0.80
24:DA:2498:C:O2'	24:DA:2499:C:H5'	1.81	0.80
29:DF:43:ILE:HG23	29:DF:44:ALA:H	1.46	0.80
34:DK:17:ARG:HG2	34:DK:18:ARG:H	1.45	0.80
21:AA:338:A:N1	21:AA:351:G:O6	2.14	0.80
1:AB:143:LEU:HB2	1:AB:147:LEU:HD12	1.62	0.80
2:AC:152:VAL:HG12	2:AC:197:VAL:HG22	1.62	0.80
6:AG:94:ARG:HE	6:AG:98:LEU:HD11	1.46	0.80
54:B4:9:LYS:H	54:B4:9:LYS:HD3	1.43	0.80
27:BD:99:GLU:HG3	27:BD:100:LEU:N	1.95	0.80
53:D3:41:ARG:HH21	53:D3:41:ARG:HG3	1.47	0.80
24:DA:671:C:O2'	24:DA:672:C:H5'	1.81	0.80
26:DC:159:THR:O	26:DC:194:VAL:HG12	1.81	0.80
21:AA:32:A:H2'	21:AA:33:A:C8	2.16	0.80
21:AA:859:G:H2'	21:AA:860:A:H8	1.46	0.80
24:BA:637:A:H4'	24:BA:638:G:O5'	1.80	0.80
55:CA:116:A:H2'	55:CA:117:G:C8	2.16	0.80
55:CA:78:A:H2'	55:CA:79:G:C8	2.16	0.80
20:CU:24:LYS:HZ1	20:CU:25:ALA:HB2	1.45	0.80
28:DE:128:ALA:HB1	28:DE:129:PRO:HD2	1.62	0.80
24:BA:1602:U:O4	59:BA:3721:HOH:O	1.99	0.80
24:BA:395:U:O2'	24:BA:396:G:N7	2.13	0.80
24:BA:636:G:C6	35:BL:111:ILE:HD11	2.16	0.80
39:BP:4:ILE:HG22	39:BP:5:LYS:N	1.97	0.80
45:BV:40:ILE:HG22	45:BV:41:GLU:N	1.95	0.80
13:CN:63:CYS:HB3	13:CN:67:GLY:H	1.46	0.80
24:DA:1407:G:H2'	24:DA:1408:G:H8	1.44	0.80
28:DE:47:LYS:HB3	28:DE:51:GLU:HB2	1.64	0.80
31:DH:3:VAL:HG12	31:DH:38:PRO:HA	1.64	0.80
21:AA:82:G:H21	21:AA:84:U:H3	1.30	0.80
24:BA:206:U:O2'	24:BA:207:A:H5'	1.80	0.80
48:BY:9:LYS:CE	48:BY:9:LYS:HA	2.11	0.80
55:CA:142:G:C5	55:CA:143:A:C8	2.70	0.80
55:CA:735:C:H2'	55:CA:736:C:H6	1.45	0.80
9:CJ:57:VAL:HG22	9:CJ:58:ASN:H	1.47	0.80
12:CM:82:LEU:HB2	18:CS:73:PHE:HE2	1.45	0.80
40:DQ:4:LYS:NZ	40:DQ:6:GLY:HA3	1.96	0.80

*Continued on next page...*

*Continued from previous page...*

Atom-1	Atom-2	Interatomic distance (Å)	Clash overlap (Å)
40:DQ:91:ARG:HG3	41:DR:11:GLN:CD	2.01	0.80
13:AN:50:LEU:HB3	13:AN:51:PRO:HD2	1.63	0.80
16:AQ:76:ARG:HG2	16:AQ:77:VAL:H	1.46	0.80
24:BA:1398:C:O2'	24:BA:1399:C:H5'	1.82	0.80
24:BA:181:A:H1'	24:BA:435:C:H5'	1.63	0.80
39:BP:50:ARG:HG2	39:BP:57:ALA:H	1.46	0.80
6:CG:74:VAL:HG13	6:CG:140:VAL:HG13	1.64	0.80
29:DF:64:PRO:HA	29:DF:88:VAL:HG22	1.62	0.80
30:DG:16:VAL:HG11	30:DG:44:HIS:CD2	2.17	0.80
11:AL:21:PRO:HD2	11:AL:94:TYR:OH	1.81	0.80
17:AR:35:SER:HA	17:AR:71:ASP:HB3	1.64	0.80
46:BW:18:LYS:HA	46:BW:36:ILE:HG13	1.64	0.80
9:CJ:52:LEU:CB	13:CN:80:ARG:HE	1.94	0.80
24:DA:1815:A:H4'	24:DA:1816:C:OP1	1.81	0.80
24:DA:2671:G:H2'	24:DA:2672:U:H6	1.45	0.80
24:DA:477:A:H2'	24:DA:478:A:H8	1.45	0.80
24:DA:616:A:C2'	24:DA:617:G:H8	1.93	0.80
24:BA:994:C:H1'	41:BR:10:LYS:NZ	1.97	0.80
33:BJ:21:THR:HG22	33:BJ:22:GLY:N	1.97	0.80
46:BW:24:ARG:HD2	46:BW:25:PHE:N	1.96	0.80
55:CA:818:G:O2'	55:CA:819:A:H5"	1.82	0.80
50:D0:39:ARG:CD	24:DA:2886:A:H62	1.95	0.80
48:DY:41:HIS:CD2	24:DA:96:C:H4'	2.16	0.80
1:AB:162:VAL:HG21	1:AB:172:ILE:HD11	1.62	0.80
5:AF:29:ILE:HG12	5:AF:64:VAL:HG11	1.62	0.80
24:BA:1309:G:OP1	52:B2:9:VAL:HG12	1.81	0.80
26:BC:29:PHE:CE2	26:BC:31:PRO:HG2	2.17	0.80
27:BD:110:THR:HG23	27:BD:171:THR:HG22	1.64	0.80
30:BG:148:ARG:HA	30:BG:161:VAL:HG11	1.62	0.80
46:BW:47:GLY:N	46:BW:80:SER:HB3	1.96	0.80
24:DA:1447:C:H2'	24:DA:1448:G:H8	1.47	0.80
40:DQ:91:ARG:NH1	41:DR:10:LYS:HB3	1.97	0.80
13:AN:42:ASN:HD21	13:AN:46:LYS:NZ	1.80	0.79
24:BA:1026:G:O2'	24:BA:1027:A:H5'	1.82	0.79
24:BA:2543:G:H2'	24:BA:2544:G:C8	2.16	0.79
24:BA:2714:G:O2'	24:BA:2715:C:H5'	1.82	0.79
24:BA:395:U:O2'	24:BA:396:G:C8	2.36	0.79
35:BL:81:ASP:O	35:BL:82:LEU:HB3	1.82	0.79
55:CA:1135:U:H5'	55:CA:1136:C:OP2	1.82	0.79
1:CB:128:LEU:HB3	1:CB:131:LYS:HB3	1.64	0.79
24:DA:2308:G:C6	24:DA:2311:A:C6	2.71	0.79

*Continued on next page...*

*Continued from previous page...*

Atom-1	Atom-2	Interatomic distance (Å)	Clash overlap (Å)
12:CM:8:ILE:HD11	29:DF:136:ILE:HG13	1.64	0.79
37:DN:38:LEU:HB3	37:DN:39:PRO:HD3	1.63	0.79
38:DO:30:ARG:HH22	38:DO:103:VAL:CG2	1.95	0.79
21:AA:1046:A:O2'	21:AA:1047:G:H5'	1.82	0.79
1:AB:159:ALA:HB1	1:AB:183:PHE:HE2	1.47	0.79
24:BA:2210:U:H4'	24:BA:2211:A:C5'	2.11	0.79
24:BA:2355:G:H4'	46:BW:20:LEU:HD13	1.64	0.79
28:BE:148:ILE:HD13	28:BE:187:VAL:HG21	1.65	0.79
55:CA:874:G:O2'	55:CA:875:U:H5'	1.80	0.79
8:CI:45:MET:HA	8:CI:48:ARG:HG2	1.64	0.79
16:CQ:44:HIS:HB2	16:CQ:69:THR:O	1.81	0.79
18:CS:35:ARG:HA	18:CS:70:LEU:HB2	1.64	0.79
24:DA:1929:G:H4'	24:DA:1930:G:OP1	1.81	0.79
24:DA:2311:A:H5'	24:DA:2312:U:C5	2.17	0.79
24:DA:2671:G:H2'	24:DA:2672:U:C6	2.17	0.79
24:DA:2714:G:H2'	24:DA:2715:C:H6	1.44	0.79
24:DA:973:A:OP1	24:DA:973:A:H8	1.66	0.79
21:AA:274:A:HO2'	21:AA:275:G:H8	1.22	0.79
10:AK:83:VAL:HB	10:AK:109:ILE:HG12	1.65	0.79
24:BA:1157:G:O2'	24:BA:1158:C:H5'	1.81	0.79
28:BE:97:ASN:HB2	28:BE:100:MET:HG3	1.65	0.79
34:BK:57:VAL:C	34:BK:58:LEU:HD23	2.03	0.79
6:CG:101:ARG:HH21	55:CA:940:C:H5'	1.47	0.79
43:DT:69:ARG:HG2	24:DA:64:A:O2'	1.83	0.79
24:BA:1252:G:N2	40:BQ:32:ARG:HG2	1.97	0.79
24:BA:161:A:H3'	24:BA:162:U:H5''	1.64	0.79
10:AK:116:PRO:HB3	21:AA:676:A:H1'	1.64	0.79
24:BA:2796:U:H3	24:BA:2799:A:H61	1.31	0.79
24:BA:513:A:O2'	24:BA:514:A:H5'	1.82	0.79
33:BJ:5:THR:O	33:BJ:5:THR:HG22	1.80	0.79
40:BQ:10:ARG:NH1	40:BQ:10:ARG:HB2	1.97	0.79
55:CA:33:A:H2'	55:CA:34:C:C6	2.17	0.79
11:CL:43:LYS:CB	11:CL:44:PRO:HD2	2.08	0.79
37:DN:45:ARG:NH2	24:DA:2838:G:H1'	1.97	0.79
24:BA:2531:A:H5''	30:BG:156:TYR:CZ	2.18	0.79
38:BO:31:THR:CG2	38:BO:34:HIS:H	1.94	0.79
55:CA:243:A:H4'	55:CA:244:U:H5'	1.65	0.79
9:CJ:51:VAL:HB	13:CN:80:ARG:HB2	1.63	0.79
35:DL:78:ARG:NH1	24:DA:627:A:H5''	1.96	0.79
35:DL:79:LEU:HB3	35:DL:114:GLY:H	1.45	0.79
43:DT:44:LYS:O	43:DT:48:GLN:HG2	1.81	0.79

*Continued on next page...*



*Continued from previous page...*

Atom-1	Atom-2	Interatomic distance (Å)	Clash overlap (Å)
13:AN:20:PHE:C	13:AN:22:LYS:H	1.85	0.79
24:BA:1335:C:H2'	24:BA:1336:A:H8	1.46	0.79
24:BA:2291:U:H2'	24:BA:2292:U:C6	2.17	0.79
24:BA:855:G:H21	46:BW:23:LYS:CG	1.91	0.79
33:BJ:64:VAL:O	33:BJ:65:THR:HB	1.82	0.79
35:BL:93:ASN:HD22	35:BL:94:THR:H	1.30	0.79
42:BS:73:LYS:HE3	42:BS:74:ILE:N	1.97	0.79
2:CC:190:THR:HG22	2:CC:192:TYR:H	1.47	0.79
50:D0:12:ARG:HG3	50:D0:15:ARG:HH11	1.48	0.79
24:DA:1499:C:O2'	24:DA:1500:G:H5'	1.83	0.79
24:DA:637:A:N6	24:DA:652:U:H4'	1.98	0.79
38:DO:53:THR:HB	38:DO:65:THR:HG22	1.62	0.79
21:AA:867:G:H2'	21:AA:868:C:H6	1.47	0.79
7:AH:54:THR:O	7:AH:56:PRO:HD3	1.82	0.79
27:BD:91:THR:O	27:BD:93:GLY:N	2.15	0.79
55:CA:463:U:H2'	55:CA:464:U:C5	2.17	0.79
4:CE:13:LYS:HA	4:CE:13:LYS:HE2	1.63	0.79
24:DA:2491:U:H5''	24:DA:2570:G:H5''	1.64	0.79
24:DA:272:A:O2'	24:DA:273:G:C8	2.36	0.79
24:DA:33:C:O2'	24:DA:34:U:H5'	1.82	0.79
42:DS:8:ARG:O	42:DS:9:HIS:HB2	1.82	0.79
44:DU:92:VAL:HB	44:DU:101:THR:HG21	1.64	0.79
26:BC:158:GLY:H	26:BC:194:VAL:HG13	1.47	0.79
35:BL:14:LYS:HG3	35:BL:15:ALA:N	1.98	0.79
47:BX:5:GLN:NE2	47:BX:49:ARG:H	1.80	0.79
29:DF:41:GLU:HG2	29:DF:42:ALA:H	1.48	0.79
21:AA:1412:C:H2'	21:AA:1413:A:C8	2.18	0.79
31:BH:94:ILE:HG21	31:BH:99:ILE:HG12	1.64	0.79
55:CA:10:A:H2'	55:CA:11:G:H8	1.47	0.79
55:CA:120:A:C3'	55:CA:121:U:H5''	2.13	0.79
17:CR:54:LEU:HG	17:CR:58:ILE:HD11	1.64	0.79
24:DA:83:A:N6	24:DA:101:A:H5'	1.98	0.79
24:DA:1307:A:H62	24:DA:1606:C:H6	1.29	0.79
24:DA:1655:A:H2'	24:DA:1656:C:C6	2.18	0.79
24:DA:669:G:N2	24:DA:670:A:C2	2.50	0.79
44:DU:92:VAL:HB	44:DU:101:THR:CG2	2.13	0.79
21:AA:1239:A:H1'	21:AA:1241:G:C5	2.18	0.78
21:AA:158:G:C2'	21:AA:159:G:H5''	2.13	0.78
21:AA:922:G:H2'	21:AA:923:A:C8	2.18	0.78
1:AB:84:LEU:HD13	1:AB:90:PHE:CE2	2.17	0.78
24:BA:242:G:N2	24:BA:255:A:OP2	2.14	0.78

*Continued on next page...*

*Continued from previous page...*

Atom-1	Atom-2	Interatomic distance (Å)	Clash overlap (Å)
28:BE:151:GLY:HA2	28:BE:192:ALA:HB2	1.64	0.78
31:BH:2:GLN:O	31:BH:3:VAL:HG22	1.83	0.78
2:CC:2:GLN:HB3	55:CA:1191:A:OP1	1.81	0.78
1:CB:101:THR:HG22	1:CB:178:LEU:HD13	1.62	0.78
18:CS:35:ARG:NH2	55:CA:1221:G:H4'	1.97	0.78
56:DB:11:C:C5	56:DB:12:C:H5	2.01	0.78
34:DK:60:ALA:HA	34:DK:87:LEU:CD2	2.13	0.78
21:AA:1441:A:H62	21:AA:1461:G:N2	1.78	0.78
21:AA:212:G:HO2'	21:AA:213:G:H8	1.14	0.78
1:AB:113:LEU:HD13	1:AB:143:LEU:HG	1.63	0.78
4:AE:75:LEU:HD21	4:AE:119:VAL:HG12	1.65	0.78
13:AN:19:TYR:O	13:AN:22:LYS:HB3	1.82	0.78
26:BC:123:ILE:HG12	26:BC:123:ILE:O	1.83	0.78
30:BG:23:ILE:HD12	30:BG:23:ILE:H	1.48	0.78
14:CO:45:HIS:HB3	55:CA:668:G:O2'	1.83	0.78
24:BA:1061:U:H3'	24:BA:1062:G:H5''	1.66	0.78
55:CA:1448:C:HO2'	55:CA:1449:C:H6	1.30	0.78
24:DA:2425:A:C5'	24:DA:2427:C:H5'	2.12	0.78
24:DA:2654:A:H4'	24:DA:2655:G:OP1	1.81	0.78
24:DA:616:A:C2'	24:DA:617:G:C8	2.65	0.78
24:DA:627:A:H61	24:DA:636:G:H2'	1.47	0.78
24:DA:61:C:O2'	24:DA:62:U:H5'	1.84	0.78
24:BA:1993:U:H2'	24:BA:1994:C:H6	1.48	0.78
27:BD:140:HIS:HE1	59:BD:402:HOH:O	1.67	0.78
24:DA:232:G:H4'	24:DA:233:A:OP1	1.82	0.78
28:DE:166:LYS:HA	28:DE:166:LYS:HE2	1.64	0.78
31:DH:41:LYS:HA	31:DH:44:ILE:HG12	1.63	0.78
21:AA:575:G:H4'	21:AA:576:C:C5'	2.13	0.78
1:AB:137:THR:HG22	1:AB:140:LEU:HD22	1.66	0.78
1:AB:209:VAL:HG23	1:AB:210:THR:H	1.48	0.78
24:BA:989:G:H4'	24:BA:990:A:OP1	1.81	0.78
24:BA:675:A:H4'	28:BE:62:GLN:HE22	1.49	0.78
31:BH:89:LYS:HG2	31:BH:90:LEU:H	1.48	0.78
39:BP:50:ARG:CD	39:BP:51:ASN:H	1.97	0.78
55:CA:1507:A:HO2'	55:CA:1508:A:H8	0.80	0.78
8:CI:109:GLN:HG2	8:CI:110:VAL:H	1.47	0.78
24:DA:223:A:N6	24:DA:422:A:C6	2.52	0.78
24:BA:38:A:O2'	28:BE:43:THR:HA	1.82	0.78
24:BA:1082:U:H5'	32:BI:117:THR:O	1.83	0.78
37:BN:70:THR:HB	37:BN:75:ILE:HD11	1.66	0.78
12:CM:104:ASN:HB3	55:CA:948:C:H5''	1.66	0.78

*Continued on next page...*

*Continued from previous page...*

Atom-1	Atom-2	Interatomic distance (Å)	Clash overlap (Å)
55:CA:960:U:H5'	55:CA:961:U:H5''	1.65	0.78
53:D3:61:LEU:HB2	53:D3:64:ALA:HB3	1.65	0.78
56:DB:57:A:H2'	56:DB:58:A:C8	2.17	0.78
44:DU:45:GLN:HE21	44:DU:45:GLN:HA	1.47	0.78
4:AE:113:VAL:HG11	4:AE:136:VAL:HG23	1.65	0.78
16:AQ:58:VAL:HG23	16:AQ:76:ARG:O	1.84	0.78
24:BA:802:A:H2'	24:BA:803:U:C6	2.17	0.78
32:BI:115:ASP:O	32:BI:116:MET:HG2	1.84	0.78
33:BJ:45:THR:HG23	33:BJ:45:THR:O	1.83	0.78
35:BL:78:ARG:HB3	35:BL:113:ALA:HB3	1.65	0.78
55:CA:899:C:H2'	55:CA:900:A:C8	2.18	0.78
2:CC:122:GLN:HB2	2:CC:127:VAL:HG21	1.66	0.78
8:CI:51:LEU:HB2	8:CI:56:MET:SD	2.24	0.78
12:CM:64:VAL:HG12	12:CM:65:GLU:HG3	1.66	0.78
54:D4:19:ARG:O	54:D4:20:ASP:HB2	1.80	0.78
24:BA:36:G:O2'	24:BA:37:C:H5'	1.84	0.78
18:CS:11:ASP:H	18:CS:14:LEU:HD21	1.49	0.78
24:DA:1320:C:O2'	24:DA:1321:A:H5''	1.84	0.78
24:DA:2311:A:N3	24:DA:2311:A:H2'	1.98	0.78
24:DA:2579:C:O5'	24:DA:2579:C:H6	1.66	0.78
56:DB:45:A:C2'	56:DB:46:A:H8	1.97	0.78
24:DA:2758:A:O2'	24:DA:2759:G:H5'	1.84	0.78
24:DA:2638:G:H1'	24:DA:2778:A:N6	1.98	0.78
26:DC:181:ARG:HG3	26:DC:265:PHE:O	1.83	0.78
29:DF:12:VAL:HA	29:DF:15:LEU:HB2	1.65	0.78
48:DY:39:GLN:O	48:DY:42:LEU:HB2	1.83	0.78
4:AE:87:VAL:HG12	4:AE:92:ARG:HA	1.65	0.78
4:AE:95:MET:HE2	4:AE:143:LEU:HD21	1.66	0.78
24:BA:632:A:H2'	24:BA:633:A:C8	2.19	0.78
32:BI:104:GLN:O	32:BI:105:LEU:HB2	1.84	0.78
2:CC:106:ARG:N	2:CC:106:ARG:HD3	1.97	0.78
38:DO:100:HIS:CD2	38:DO:100:HIS:O	2.36	0.78
46:DW:22:VAL:HG21	24:DA:922:C:H1'	1.65	0.78
2:AC:21:TRP:HB3	2:AC:58:ARG:H	1.50	0.77
24:BA:52:A:O2'	24:BA:53:A:H5'	1.83	0.77
37:BN:23:ASN:N	37:BN:23:ASN:HD22	1.81	0.77
55:CA:1299:A:N3	55:CA:1299:A:H2'	1.98	0.77
55:CA:1507:A:N6	55:CA:1530:G:C6	2.51	0.77
55:CA:519:C:O2'	55:CA:520:A:H5'	1.83	0.77
1:CB:122:ASP:HB3	1:CB:124:THR:HG22	1.66	0.77
3:CD:144:ILE:HD12	3:CD:177:MET:HB3	1.63	0.77

*Continued on next page...*

*Continued from previous page...*

Atom-1	Atom-2	Interatomic distance (Å)	Clash overlap (Å)
6:CG:71:THR:HG23	6:CG:72:VAL:HG23	1.65	0.77
24:DA:2210:U:H4'	24:DA:2211:A:O5'	1.82	0.77
24:DA:2503:A:H4'	24:DA:2504:U:OP1	1.82	0.77
36:DM:72:PRO:O	36:DM:73:ILE:HB	1.82	0.77
48:DY:1:MET:HG2	48:DY:4:LYS:HZ1	1.47	0.77
1:AB:41:ASN:HB3	1:AB:44:LYS:HB3	1.64	0.77
24:DA:1080:A:H2'	24:DA:1081:U:C6	2.20	0.77
24:DA:1714:U:H3'	24:DA:1715:G:H5'	1.66	0.77
24:DA:449:A:O2'	24:DA:450:G:H5'	1.85	0.77
24:DA:649:G:H2'	24:DA:650:C:C6	2.19	0.77
19:AT:68:LYS:HB2	19:AT:68:LYS:NZ	1.99	0.77
24:BA:529:A:H4'	24:BA:530:G:OP1	1.84	0.77
24:BA:571:U:O3'	41:BR:80:ARG:NH2	2.17	0.77
47:BX:34:SER:CA	47:BX:49:ARG:HA	2.14	0.77
34:DK:71:ARG:HB3	34:DK:72:PRO:CD	2.11	0.77
36:DM:84:LYS:HA	24:DA:2275:C:O2'	1.83	0.77
37:DN:2:ARG:HG2	37:DN:5:LYS:HD3	1.67	0.77
27:BD:99:GLU:CG	27:BD:100:LEU:H	1.98	0.77
35:BL:85:VAL:HG21	35:BL:94:THR:HG23	1.65	0.77
42:BS:96:ILE:HG13	42:BS:96:ILE:O	1.84	0.77
55:CA:1218:C:H2'	55:CA:1219:A:H8	1.43	0.77
24:DA:1515:A:H2'	24:DA:1516:G:O4'	1.84	0.77
28:DE:60:TRP:HZ2	24:DA:675:A:OP1	1.67	0.77
35:DL:73:ILE:O	35:DL:105:ILE:HG23	1.83	0.77
48:DY:28:LEU:HD11	48:DY:43:LEU:HD13	1.66	0.77
37:BN:24:MET:HG2	37:BN:44:LEU:CD2	2.15	0.77
46:BW:46:ALA:HB3	46:BW:79:ILE:O	1.83	0.77
55:CA:1467:C:H2'	55:CA:1468:A:C8	2.20	0.77
55:CA:721:G:H4'	55:CA:722:G:O5'	1.84	0.77
50:D0:12:ARG:HG3	50:D0:15:ARG:NH1	1.99	0.77
24:DA:1803:A:H5''	24:DA:1804:C:OP2	1.84	0.77
34:DK:87:LEU:HB2	34:DK:92:GLU:O	1.85	0.77
39:DP:88:ARG:HE	39:DP:112:ARG:HH21	1.29	0.77
3:AD:119:HIS:CD2	21:AA:438:U:H4'	2.19	0.77
7:AH:98:LEU:N	7:AH:98:LEU:HD23	1.98	0.77
54:B4:10:LEU:HD12	54:B4:33:HIS:CD2	2.20	0.77
24:BA:2067:G:H4'	24:BA:2068:U:OP2	1.84	0.77
24:BA:742:A:H2'	24:BA:743:A:C8	2.18	0.77
36:BM:73:ILE:HG21	36:BM:91:TYR:CZ	2.20	0.77
55:CA:397:A:H3'	55:CA:397:A:N3	1.99	0.77
55:CA:757:U:O2'	55:CA:879:C:HI'	1.85	0.77

*Continued on next page...*

*Continued from previous page...*

Atom-1	Atom-2	Interatomic distance (Å)	Clash overlap (Å)
3:CD:109:THR:HG22	3:CD:111:ALA:N	1.98	0.77
12:CM:21:ILE:HG22	12:CM:23:GLY:H	1.49	0.77
13:CN:52:ARG:HA	13:CN:52:ARG:NH1	2.00	0.77
50:D0:39:ARG:HD3	24:DA:2886:A:N6	1.97	0.77
39:DP:9:GLN:HA	39:DP:12:MET:HG3	1.64	0.77
40:DQ:87:VAL:HG11	41:DR:52:PRO:HG3	1.67	0.77
21:AA:1098:C:H2'	21:AA:1099:G:H8	1.50	0.77
24:BA:1331:G:O2'	24:BA:1332:G:H3'	1.84	0.77
24:BA:945:A:C4	24:BA:2448:A:C2	2.72	0.77
24:BA:2776:A:O2'	24:BA:2777:G:OP2	2.02	0.77
32:BI:79:LEU:HD13	32:BI:135:MET:SD	2.24	0.77
41:BR:49:ILE:HB	41:BR:51:VAL:O	1.85	0.77
4:CE:155:LYS:HB3	7:CH:70:VAL:HG23	1.66	0.77
24:DA:2689:U:H4'	24:DA:2690:U:OP2	1.84	0.77
24:DA:800:A:H4'	24:DA:801:G:O5'	1.82	0.77
21:AA:1441:A:N6	21:AA:1461:G:H21	1.82	0.77
21:AA:450:G:N7	21:AA:481:G:O6	2.17	0.77
24:BA:181:A:H2'	24:BA:182:A:C8	2.19	0.77
24:BA:752:A:O2'	24:BA:753:A:OP2	2.02	0.77
26:BC:230:PRO:HD2	26:BC:246:PRO:HA	1.66	0.77
55:CA:1234:C:H1'	55:CA:1364:U:H6	1.48	0.77
9:CJ:15:HIS:HA	9:CJ:18:ILE:HG22	1.67	0.77
31:DH:90:LEU:HB2	31:DH:123:ARG:HB3	1.66	0.77
21:AA:486:U:H5''	21:AA:486:U:C6	2.18	0.77
11:AL:62:VAL:HG21	11:AL:94:TYR:HE2	1.48	0.77
13:AN:52:ARG:NH2	21:AA:1219:A:H5''	1.99	0.77
24:BA:2096:C:H2'	24:BA:2097:A:H8	1.50	0.77
26:BC:144:GLU:HA	26:BC:151:GLY:HA2	1.67	0.77
42:BS:17:VAL:HG12	42:BS:76:VAL:HG11	1.66	0.77
24:DA:860:U:O2'	24:DA:861:A:H5'	1.85	0.77
28:DE:46:GLN:HB3	28:DE:86:ALA:HB1	1.66	0.77
35:DL:47:ARG:HG2	35:DL:47:ARG:NH2	1.95	0.77
41:DR:27:ILE:HG22	41:DR:28:ALA:N	1.96	0.77
21:AA:131:A:H2'	21:AA:132:C:H6	1.49	0.77
1:AB:113:LEU:HB2	1:AB:143:LEU:HD12	1.65	0.77
4:AE:59:ILE:O	4:AE:62:ALA:HB3	1.85	0.77
24:BA:1422:G:H2'	24:BA:1423:G:H8	1.48	0.77
24:BA:1967:C:H2'	24:BA:1968:G:H8	1.48	0.77
24:BA:2680:U:OP1	27:BD:114:LYS:HE2	1.84	0.77
24:BA:333:G:O2'	24:BA:334:C:H5'	1.85	0.77
25:BB:91:C:H2'	25:BB:92:C:H6	1.48	0.77

*Continued on next page...*

*Continued from previous page...*

Atom-1	Atom-2	Interatomic distance (Å)	Clash overlap (Å)
25:BB:7:G:O2'	38:BO:38:GLN:NE2	2.17	0.77
24:DA:2425:A:H5'	24:DA:2427:C:H5'	1.67	0.77
24:DA:2860:A:H8	24:DA:2860:A:O5'	1.67	0.77
24:DA:721:A:H2'	24:DA:722:A:C8	2.19	0.77
27:DD:164:GLN:HE22	24:DA:2822:G:H5''	1.50	0.77
28:DE:108:ILE:HD11	28:DE:181:ILE:HB	1.65	0.77
21:AA:451:A:H1'	21:AA:452:A:N7	2.00	0.76
21:AA:519:C:H2'	21:AA:520:A:C8	2.20	0.76
24:BA:2722:G:H2'	24:BA:2723:C:H6	1.49	0.76
24:BA:2726:A:O2'	24:BA:2727:A:C5'	2.33	0.76
28:BE:47:LYS:HB3	28:BE:51:GLU:HG3	1.65	0.76
32:BI:78:LEU:HD13	32:BI:108:ILE:HG23	1.67	0.76
47:BX:32:LEU:O	47:BX:33:HIS:CD2	2.38	0.76
55:CA:373:A:H2'	55:CA:374:A:H8	1.49	0.76
55:CA:704:A:H2'	55:CA:705:G:C8	2.20	0.76
24:DA:2800:A:H2'	24:DA:2801:G:O4'	1.85	0.76
28:DE:27:LEU:HD22	24:DA:600:G:H5''	1.67	0.76
24:DA:647:G:H2'	24:DA:648:G:H8	1.48	0.76
46:DW:23:LYS:NZ	24:DA:923:G:H1'	2.00	0.76
46:DW:23:LYS:HD2	46:DW:24:ARG:N	1.99	0.76
21:AA:1157:A:H1'	21:AA:1181:G:N2	2.00	0.76
21:AA:211:G:H2'	21:AA:212:G:O4'	1.85	0.76
21:AA:509:A:O2'	21:AA:510:A:H5'	1.85	0.76
1:AB:67:LEU:HB3	1:AB:160:LEU:CD1	2.14	0.76
14:AO:54:GLY:O	14:AO:58:MET:HG3	1.85	0.76
16:AQ:46:HIS:NE2	16:AQ:48:GLU:HB2	1.99	0.76
24:BA:1286:A:H4'	24:BA:1287:A:OP1	1.85	0.76
30:BG:10:VAL:O	30:BG:10:VAL:HG23	1.83	0.76
55:CA:1228:C:O2'	55:CA:1229:A:H8	1.67	0.76
13:CN:20:PHE:HE1	13:CN:54:SER:HB2	1.50	0.76
24:DA:1079:C:N3	24:DA:1088:A:H2	1.82	0.76
24:DA:2309:A:H2'	24:DA:2310:C:C6	2.19	0.76
29:DF:74:ALA:N	29:DF:78:ILE:CD1	2.48	0.76
32:DI:9:LYS:HD3	24:DA:1061:U:C5	2.21	0.76
21:AA:1215:G:O2'	21:AA:1216:A:H5'	1.85	0.76
21:AA:513:C:H2'	21:AA:514:C:C6	2.20	0.76
3:AD:43:ARG:O	3:AD:45:PRO:HD3	1.85	0.76
24:BA:1495:A:H2'	24:BA:1496:A:C8	2.21	0.76
47:BX:32:LEU:O	47:BX:33:HIS:CG	2.38	0.76
48:BY:45:GLN:O	48:BY:46:VAL:HB	1.84	0.76
55:CA:312:C:H2'	55:CA:313:A:H8	1.51	0.76

*Continued on next page...*

*Continued from previous page...*

Atom-1	Atom-2	Interatomic distance (Å)	Clash overlap (Å)
55:CA:92:U:H2'	55:CA:93:U:C6	2.20	0.76
18:CS:79:TYR:O	18:CS:80:ARG:HB2	1.82	0.76
51:D1:51:ALA:O	51:D1:52:LYS:HB2	1.85	0.76
24:DA:833:A:H2'	24:DA:834:G:C8	2.21	0.76
28:DE:110:SER:O	28:DE:113:VAL:HG12	1.85	0.76
30:DG:112:VAL:HG12	30:DG:114:HIS:H	1.50	0.76
31:DH:72:ILE:HD11	31:DH:141:LYS:H	1.47	0.76
21:AA:822:U:H2'	21:AA:823:C:C6	2.21	0.76
24:BA:2790:U:H4'	24:BA:2791:G:OP1	1.84	0.76
37:BN:103:ARG:CD	37:BN:110:MET:HE3	2.15	0.76
55:CA:1018:G:H2'	55:CA:1019:A:O4'	1.86	0.76
55:CA:462:G:O5'	55:CA:463:U:OP2	2.03	0.76
4:CE:155:LYS:O	4:CE:156:ARG:HG2	1.86	0.76
20:CU:28:LEU:HD23	20:CU:29:ALA:N	2.01	0.76
35:DL:63:LYS:HE3	24:DA:2394:C:H5''	1.68	0.76
24:DA:312:G:H2'	24:DA:313:G:H8	1.50	0.76
24:DA:919:U:H2'	24:DA:920:A:C8	2.20	0.76
46:DW:23:LYS:HZ2	24:DA:923:G:H1'	1.49	0.76
38:DO:30:ARG:CB	38:DO:30:ARG:HH11	1.97	0.76
24:BA:1079:C:N4	24:BA:1088:A:H2	1.81	0.76
24:BA:1450:G:C6	24:BA:1451:C:N4	2.54	0.76
24:BA:1872:A:H2'	24:BA:1873:G:O4'	1.85	0.76
32:BI:89:SER:HB3	32:BI:92:PRO:HG3	1.67	0.76
49:BZ:29:ARG:HH21	49:BZ:29:ARG:CG	1.99	0.76
55:CA:1265:C:H2'	55:CA:1266:G:H5'	1.67	0.76
13:CN:63:CYS:SG	13:CN:82:LYS:HG3	2.26	0.76
24:DA:303:G:O2'	24:DA:304:U:O4'	2.03	0.76
7:AH:106:SER:HA	21:AA:642:A:C8	2.21	0.76
4:AE:111:ARG:O	4:AE:111:ARG:HG2	1.84	0.76
31:BH:31:VAL:CB	31:BH:32:PRO:HD2	2.16	0.76
55:CA:1278:G:H4'	55:CA:1279:G:C5'	2.16	0.76
55:CA:495:A:H4'	55:CA:496:A:O5'	1.85	0.76
6:CG:101:ARG:HB3	6:CG:102:TRP:CD1	2.20	0.76
15:CP:5:ARG:O	15:CP:19:VAL:HA	1.85	0.76
24:DA:2233:U:H2'	24:DA:2234:G:C8	2.20	0.76
24:DA:2638:G:H1'	24:DA:2778:A:H61	1.49	0.76
24:DA:477:A:H2'	24:DA:478:A:C8	2.20	0.76
30:DG:48:THR:O	30:DG:49:LEU:HB2	1.85	0.76
21:AA:1435:G:H2'	21:AA:1436:U:C6	2.21	0.76
21:AA:922:G:H2'	21:AA:923:A:H8	1.51	0.76
3:AD:172:VAL:HG22	3:AD:173:ASP:H	1.51	0.76

*Continued on next page...*

*Continued from previous page...*

Atom-1	Atom-2	Interatomic distance (Å)	Clash overlap (Å)
24:BA:1289:C:O2'	24:BA:1290:C:H5'	1.86	0.76
24:BA:831:G:O2'	24:BA:832:U:H5'	1.86	0.76
35:BL:91:ASP:H	35:BL:94:THR:HG21	1.49	0.76
42:BS:73:LYS:HE3	42:BS:74:ILE:H	1.50	0.76
43:BT:29:THR:HB	43:BT:86:THR:CG2	2.15	0.76
24:DA:1288:G:C8	24:DA:1327:A:C6	2.74	0.76
24:DA:1469:A:H2'	24:DA:1470:A:C8	2.20	0.76
24:DA:1760:C:H2'	24:DA:1761:C:H6	1.50	0.76
24:DA:2092:U:H5''	24:DA:2093:G:OP1	1.86	0.76
24:DA:2872:A:O2'	24:DA:2873:A:H5'	1.86	0.76
26:DC:43:ASN:ND2	26:DC:44:ASN:H	1.83	0.76
33:DJ:73:VAL:HG23	33:DJ:74:TYR:H	1.51	0.76
35:DL:119:PRO:HB3	35:DL:139:GLY:O	1.85	0.76
3:AD:96:ARG:HH21	3:AD:114:ARG:HH21	1.32	0.76
4:AE:10:LEU:H	4:AE:10:LEU:HD23	1.51	0.76
9:AJ:8:ILE:HB	9:AJ:74:VAL:HG21	1.65	0.76
24:BA:1062:G:O2'	24:BA:1063:G:O4'	2.03	0.76
30:BG:84:LYS:O	30:BG:85:LYS:HB2	1.84	0.76
59:BA:3787:HOH:O	33:BJ:39:LYS:HE3	1.86	0.76
55:CA:120:A:C2'	55:CA:121:U:H5''	2.16	0.76
24:DA:1313:U:H2'	24:DA:1313:U:O2	1.83	0.76
24:DA:1439:A:H2	24:DA:1552:A:N1	1.82	0.76
24:DA:657:U:H2'	24:DA:658:U:H6	1.48	0.76
21:AA:1239:A:H1'	21:AA:1241:G:C4	2.21	0.76
11:AL:11:ARG:HB3	21:AA:562:U:H1'	1.66	0.76
8:AI:51:LEU:HA	8:AI:54:VAL:HG23	1.68	0.76
54:B4:3:VAL:O	54:B4:4:ARG:O	2.04	0.76
24:BA:2239:G:O2'	24:BA:2240:U:H5'	1.86	0.76
24:BA:545:U:H3'	24:BA:545:U:C6	2.20	0.76
27:BD:5:VAL:H	27:BD:32:ASN:ND2	1.81	0.76
36:BM:69:PRO:CA	36:BM:94:ALA:HB2	2.16	0.76
55:CA:46:G:C6	55:CA:366:A:C2	2.74	0.76
4:CE:77:ASN:HB3	4:CE:79:THR:HG22	1.67	0.76
24:DA:1138:G:H2'	24:DA:1139:G:O4'	1.86	0.76
28:DE:33:VAL:HG11	24:DA:1245:G:H4'	1.66	0.76
24:DA:1439:A:C2	24:DA:1552:A:N6	2.54	0.76
24:DA:176:A:H3'	24:DA:177:G:N2	2.01	0.76
24:DA:395:U:O2'	24:DA:396:G:H8	1.69	0.76
24:DA:480:A:H3'	24:DA:481:G:H5''	1.67	0.76
24:DA:637:A:H4'	24:DA:638:G:O5'	1.86	0.76
29:DF:109:ARG:HH11	29:DF:135:ILE:CG2	1.99	0.76

*Continued on next page...*



*Continued from previous page...*

Atom-1	Atom-2	Interatomic distance (Å)	Clash overlap (Å)
33:DJ:113:PRO:HD2	24:DA:558:U:OP1	1.84	0.76
36:DM:27:SER:H	36:DM:66:ARG:HH22	1.34	0.76
43:DT:87:LEU:HD23	43:DT:88:LYS:N	1.99	0.76
21:AA:1151:A:C4	21:AA:1152:A:N7	2.54	0.76
15:AP:52:LEU:HD21	15:AP:75:ILE:HG12	1.66	0.76
24:BA:1059:G:H5''	24:BA:1060:U:H3'	1.67	0.76
26:BC:141:HIS:CD2	26:BC:192:GLY:O	2.34	0.76
27:BD:13:ARG:HH12	39:BP:74:GLN:HE21	1.34	0.76
46:BW:37:VAL:CG1	46:BW:38:ARG:H	1.98	0.76
46:BW:51:GLY:HA3	46:BW:59:PHE:CZ	2.20	0.76
55:CA:1096:C:HO2'	55:CA:1097:C:H6	0.78	0.76
55:CA:1119:C:H2'	55:CA:1120:C:H6	1.51	0.76
24:DA:1853:A:N1	24:DA:2087:G:H1'	2.00	0.76
24:DA:49:A:H4'	24:DA:50:U:O5'	1.84	0.76
47:DX:30:PRO:HG2	47:DX:32:LEU:HD21	1.67	0.76
9:AJ:44:THR:OG1	21:AA:1151:A:H5''	1.86	0.75
24:BA:1132:U:H3'	24:BA:1133:A:H5''	1.66	0.75
24:BA:28:A:O2'	24:BA:29:U:H5'	1.87	0.75
30:BG:73:SER:HA	30:BG:76:ILE:CG2	2.16	0.75
34:BK:70:ARG:HD3	34:BK:76:VAL:CG2	2.16	0.75
46:BW:37:VAL:HG22	46:BW:55:ASP:O	1.86	0.75
16:CQ:68:LYS:O	55:CA:254:G:OP1	2.04	0.75
24:DA:279:A:N6	24:DA:361:G:H1'	2.01	0.75
24:DA:480:A:H3'	24:DA:481:G:C5'	2.15	0.75
40:DQ:91:ARG:HD3	41:DR:11:GLN:HG3	1.68	0.75
41:DR:39:LEU:O	41:DR:40:MET:HB2	1.84	0.75
2:AC:142:ARG:HB3	2:AC:143:LEU:HD13	1.68	0.75
50:B0:10:SER:O	50:B0:14:MET:HG3	1.84	0.75
24:BA:1105:U:H2'	24:BA:1106:G:H8	1.52	0.75
24:BA:49:A:H5''	24:BA:51:G:H5'	1.69	0.75
6:CG:29:LEU:HD21	6:CG:41:ILE:HD12	1.65	0.75
11:CL:29:LYS:O	11:CL:80:LEU:HD12	1.85	0.75
24:DA:1011:G:O2'	24:DA:1013:C:H5''	1.86	0.75
24:DA:1662:U:H2'	24:DA:1663:G:H5''	1.69	0.75
24:DA:2230:G:H2'	24:DA:2231:U:C6	2.21	0.75
43:DT:67:VAL:HB	43:DT:76:ARG:HG3	1.69	0.75
4:AE:36:THR:OG1	4:AE:66:ALA:HB2	1.87	0.75
24:BA:84:A:H62	24:BA:101:A:H2	1.35	0.75
54:D4:7:VAL:HG13	54:D4:8:LYS:H	1.51	0.75
24:DA:2430:A:H5'	24:DA:2431:U:OP2	1.86	0.75
24:DA:455:C:H4'	24:DA:456:C:OP2	1.86	0.75

*Continued on next page...*

*Continued from previous page...*

Atom-1	Atom-2	Interatomic distance (Å)	Clash overlap (Å)
24:DA:794:A:H2'	24:DA:795:C:C6	2.22	0.75
46:DW:18:LYS:H	46:DW:36:ILE:CG1	1.99	0.75
24:BA:1784:A:H4'	24:BA:1785:A:C5'	2.15	0.75
55:CA:908:A:H2'	55:CA:909:A:H8	1.50	0.75
8:CI:56:MET:HG3	8:CI:57:VAL:HG23	1.69	0.75
24:DA:1177:G:H2'	24:DA:1178:C:C6	2.21	0.75
24:DA:1537:G:C2	24:DA:1538:G:H1'	2.20	0.75
27:DD:125:TRP:CD1	27:DD:160:LYS:HB3	2.22	0.75
24:BA:1223:G:N2	24:BA:1227:G:C4	2.54	0.75
43:BT:48:GLN:HE21	43:BT:48:GLN:HA	1.51	0.75
55:CA:1249:C:H2'	55:CA:1250:A:H5''	1.68	0.75
1:CB:67:LEU:HG	1:CB:157:PRO:HB3	1.68	0.75
1:CB:9:LEU:HD23	1:CB:9:LEU:H	1.50	0.75
8:CI:112:ARG:HH22	9:CJ:64:GLN:HE21	1.31	0.75
24:DA:2758:A:C2'	24:DA:2759:G:H5'	2.16	0.75
5:AF:53:LYS:NZ	21:AA:710:G:H5''	2.02	0.75
1:AB:24:PRO:HG2	21:AA:829:G:O2'	1.87	0.75
12:AM:38:ILE:HG13	12:AM:55:LEU:HD21	1.67	0.75
24:BA:1657:U:H2'	24:BA:1658:C:H6	1.51	0.75
28:BE:110:SER:O	28:BE:113:VAL:HG12	1.86	0.75
48:BY:9:LYS:HA	48:BY:9:LYS:NZ	2.02	0.75
55:CA:1296:C:H1'	55:CA:1302:C:N3	2.01	0.75
1:CB:161:PHE:CE2	1:CB:216:VAL:HG21	2.21	0.75
15:CP:20:VAL:HG21	15:CP:32:PHE:HB2	1.68	0.75
53:D3:32:LEU:HA	53:D3:35:LYS:HG3	1.67	0.75
24:DA:2216:G:H2'	24:DA:2217:G:C8	2.22	0.75
24:DA:2267:A:H8	24:DA:2267:A:C3'	1.90	0.75
33:DJ:127:GLY:O	33:DJ:129:GLU:HG3	1.87	0.75
21:AA:1007:U:C2'	21:AA:1008:U:H5''	2.15	0.75
21:AA:31:G:H5'	21:AA:306:A:N1	2.00	0.75
5:AF:97:THR:O	5:AF:98:GLU:HG2	1.87	0.75
24:BA:2259:U:O2'	24:BA:2260:C:H5'	1.86	0.75
27:BD:34:VAL:HA	27:BD:50:VAL:HG12	1.68	0.75
33:BJ:44:TYR:O	33:BJ:45:THR:HB	1.86	0.75
24:DA:2233:U:H2'	24:DA:2234:G:H8	1.50	0.75
49:DZ:4:ILE:HD12	49:DZ:58:GLU:HA	1.69	0.75
2:AC:24:ASN:HD22	2:AC:25:THR:H	1.35	0.75
15:AP:5:ARG:NH1	15:AP:24:SER:HA	1.99	0.75
24:BA:1144:A:H2'	24:BA:1145:C:C6	2.21	0.75
36:BM:2:LEU:HD23	36:BM:69:PRO:HD2	1.69	0.75
38:BO:76:LYS:O	38:BO:80:GLU:HG2	1.86	0.75

*Continued on next page...*

*Continued from previous page...*

Atom-1	Atom-2	Interatomic distance (Å)	Clash overlap (Å)
43:BT:61:LEU:C	43:BT:61:LEU:HD12	2.07	0.75
48:BY:56:LEU:O	48:BY:57:LEU:HB3	1.86	0.75
24:DA:2141:G:H2'	24:DA:2142:A:C8	2.22	0.75
24:DA:373:U:O2'	24:DA:374:A:H8	1.69	0.75
24:DA:647:G:C2'	24:DA:648:G:H8	1.99	0.75
27:DD:33:ARG:H	27:DD:33:ARG:HD2	1.52	0.75
34:DK:19:VAL:HG12	34:DK:41:ILE:HG12	1.69	0.75
26:BC:16:VAL:H	26:BC:203:VAL:HG12	1.52	0.75
30:BG:96:ALA:HB3	30:BG:103:ASN:HB3	1.69	0.75
36:BM:13:HIS:O	36:BM:14:LYS:HB2	1.87	0.75
24:DA:2063:C:O2'	24:DA:2064:C:H5'	1.86	0.75
24:DA:747:U:C5	24:DA:2613:U:C5	2.75	0.75
27:DD:125:TRP:CG	27:DD:160:LYS:HB3	2.21	0.75
30:DG:83:THR:C	30:DG:84:LYS:HD3	2.07	0.75
35:DL:33:ARG:NH2	24:DA:587:C:N3	2.34	0.75
40:DQ:10:ARG:HA	40:DQ:13:HIS:HB2	1.69	0.75
41:DR:4:VAL:HG23	41:DR:39:LEU:HG	1.69	0.75
21:AA:1227:A:N3	21:AA:1227:A:H2'	2.02	0.74
24:BA:1654:A:H1'	27:BD:118:PHE:CD1	2.22	0.74
24:BA:313:G:O2'	24:BA:314:C:H5'	1.86	0.74
24:BA:491:G:H2'	24:BA:492:A:H8	1.52	0.74
29:BF:134:GLN:HG2	29:BF:135:ILE:N	2.02	0.74
38:BO:67:ASN:O	38:BO:69:ASP:N	2.21	0.74
43:BT:56:GLU:HG2	43:BT:57:VAL:HG12	1.69	0.74
55:CA:1269:A:H2	55:CA:1312:G:H21	1.32	0.74
2:CC:18:ASN:HD21	2:CC:53:ARG:NH1	1.85	0.74
11:CL:19:ASN:H	11:CL:19:ASN:ND2	1.85	0.74
24:DA:747:U:C4	24:DA:2613:U:C5	2.74	0.74
26:DC:94:LEU:HA	26:DC:100:ARG:HG2	1.69	0.74
31:DH:68:ARG:CD	31:DH:71:LYS:HD3	2.17	0.74
34:DK:17:ARG:CG	34:DK:18:ARG:H	1.98	0.74
34:DK:60:ALA:HA	34:DK:87:LEU:HD23	1.67	0.74
42:DS:70:LYS:H	42:DS:70:LYS:HE3	1.50	0.74
21:AA:1086:U:O2'	21:AA:1087:G:H5'	1.87	0.74
21:AA:901:A:N7	21:AA:902:G:H1'	2.01	0.74
4:AE:18:ASN:O	4:AE:32:PHE:HA	1.85	0.74
24:BA:1144:A:H2'	24:BA:1145:C:H6	1.53	0.74
26:BC:257:ARG:NH1	26:BC:263:ASP:OD2	2.21	0.74
30:BG:123:GLU:CD	30:BG:124:CYS:H	1.91	0.74
39:BP:25:VAL:CG1	39:BP:46:VAL:HG23	2.17	0.74
44:BU:15:GLY:O	44:BU:17:ASP:N	2.20	0.74

*Continued on next page...*

*Continued from previous page...*

Atom-1	Atom-2	Interatomic distance (Å)	Clash overlap (Å)
3:CD:105:GLY:HA3	3:CD:158:LEU:HD23	1.69	0.74
7:CH:77:VAL:HG12	7:CH:84:ILE:HG13	1.69	0.74
8:CI:50:PRO:HB2	8:CI:51:LEU:HD12	1.68	0.74
35:DL:64:PHE:HD2	53:D3:24:LYS:HG2	1.51	0.74
24:DA:1333:G:H5'	24:DA:1333:G:C8	2.23	0.74
24:DA:2713:U:O2'	24:DA:2714:G:OP1	2.04	0.74
24:DA:740:C:H5'	24:DA:1784:A:C3'	2.16	0.74
24:BA:45:G:H5''	24:BA:46:G:H5'	1.68	0.74
27:BD:69:ALA:HA	27:BD:73:VAL:HG13	1.69	0.74
28:BE:46:GLN:HG3	28:BE:87:ALA:H	1.53	0.74
31:BH:96:THR:C	31:BH:97:ARG:NH1	2.40	0.74
43:BT:43:ILE:O	43:BT:47:VAL:HG23	1.86	0.74
2:CC:5:HIS:ND1	13:CN:88:MET:HB3	2.01	0.74
24:DA:1439:A:N7	24:DA:1440:U:H1'	2.02	0.74
24:DA:16:C:O2'	24:DA:17:G:H5'	1.86	0.74
24:DA:1760:C:H2'	24:DA:1761:C:C6	2.21	0.74
24:DA:1808:A:H3'	24:DA:1809:A:H8	1.51	0.74
34:DK:99:ILE:HD12	34:DK:118:LEU:HB2	1.67	0.74
25:BB:28:C:H2'	25:BB:29:A:O4'	1.87	0.74
27:BD:97:SER:C	27:BD:99:GLU:HG2	2.07	0.74
28:BE:111:GLU:HG2	28:BE:114:ARG:NH1	2.02	0.74
10:CK:28:ASN:OD1	10:CK:46:ALA:HB3	1.87	0.74
12:CM:23:GLY:HA3	12:CM:64:VAL:HG13	1.67	0.74
26:DC:7:PRO:HB2	24:DA:1695:G:C8	2.23	0.74
27:DD:159:LYS:HE2	27:DD:160:LYS:H	1.52	0.74
21:AA:1081:A:C2	21:AA:1082:A:C8	2.75	0.74
3:AD:109:THR:HG23	3:AD:112:GLU:N	2.00	0.74
4:AE:91:SER:OG	4:AE:134:ASN:HB2	1.87	0.74
24:BA:1073:A:H3'	24:BA:1074:G:C5'	2.16	0.74
40:BQ:97:ILE:HD11	40:BQ:105:PHE:HA	1.70	0.74
40:BQ:63:ARG:HH22	40:BQ:96:ASP:CB	2.00	0.74
9:CJ:26:VAL:O	9:CJ:30:LYS:HB3	1.86	0.74
20:CU:24:LYS:CG	20:CU:25:ALA:H	1.99	0.74
24:DA:1439:A:N7	24:DA:1440:U:C1'	2.51	0.74
24:DA:1941:C:H6	24:DA:1941:C:H5'	1.50	0.74
24:DA:590:A:H2'	24:DA:591:U:C6	2.23	0.74
56:DB:37:C:C4	56:DB:49:C:O4'	2.40	0.74
35:DL:92:LEU:HD22	35:DL:124:GLY:HA3	1.68	0.74
21:AA:1140:C:O2'	21:AA:1141:C:H6	1.70	0.74
24:BA:2627:G:H2'	24:BA:2628:C:C6	2.23	0.74
24:BA:690:G:H2'	24:BA:691:C:O4'	1.86	0.74

*Continued on next page...*

*Continued from previous page...*

Atom-1	Atom-2	Interatomic distance (Å)	Clash overlap (Å)
24:BA:915:C:H2'	24:BA:915:C:O2	1.88	0.74
24:BA:1790:C:O2'	26:BC:207:ALA:HB2	1.87	0.74
30:BG:88:LEU:HD11	30:BG:95:ALA:HB2	1.67	0.74
31:BH:76:GLU:HB3	31:BH:103:VAL:HG12	1.70	0.74
34:BK:72:PRO:O	34:BK:74:GLY:N	2.19	0.74
1:CB:44:LYS:O	1:CB:48:MET:HG3	1.88	0.74
24:DA:1782:U:O2'	24:DA:1783:A:C5'	2.36	0.74
24:DA:2391:G:H2'	24:DA:2424:C:H41	1.53	0.74
4:AE:25:LYS:HB3	4:AE:25:LYS:NZ	2.01	0.74
24:BA:1238:G:O2'	24:BA:1239:G:H5'	1.88	0.74
24:BA:860:U:H2'	24:BA:861:A:H8	1.51	0.74
32:BI:33:ASN:HD22	32:BI:64:ARG:NH2	1.85	0.74
27:BD:186:LEU:HD11	39:BP:3:ILE:HD11	1.69	0.74
4:CE:80:LEU:HD12	4:CE:97:PRO:HD3	1.69	0.74
6:CG:88:VAL:HG22	6:CG:89:GLU:H	1.53	0.74
9:CJ:5:ARG:HH22	9:CJ:7:ARG:HH22	1.35	0.74
24:DA:120:U:H4'	24:DA:121:G:H5'	1.70	0.74
24:DA:2147:A:N3	24:DA:2147:A:H2'	2.02	0.74
24:DA:2851:A:H2'	24:DA:2852:G:C8	2.22	0.74
45:DV:14:LYS:HB3	56:DB:98:G:H1	1.52	0.74
21:AA:792:A:H4'	21:AA:793:U:O5'	1.87	0.74
21:AA:82:G:N2	21:AA:84:U:H3	1.85	0.74
13:AN:20:PHE:HA	13:AN:24:ALA:HB3	1.68	0.74
14:AO:63:ARG:HD3	14:AO:87:ARG:HH22	1.51	0.74
24:BA:2183:A:H2'	24:BA:2184:A:C8	2.23	0.74
24:BA:919:U:C2'	24:BA:920:A:H8	1.98	0.74
25:BB:90:C:C6	25:BB:90:C:H5''	2.22	0.74
28:BE:72:SER:C	28:BE:74:LYS:H	1.91	0.74
29:BF:114:ARG:H	29:BF:114:ARG:HD2	1.53	0.74
35:BL:110:VAL:O	35:BL:111:ILE:HB	1.85	0.74
55:CA:977:A:C8	55:CA:1223:C:N3	2.53	0.74
8:CI:33:SER:OG	8:CI:36:GLN:HG2	1.87	0.74
24:DA:2001:C:H4'	24:DA:2689:U:H2'	1.68	0.74
24:DA:638:G:H2'	24:DA:639:U:C6	2.23	0.74
45:DV:14:LYS:HA	56:DB:77:U:OP2	1.88	0.74
33:DJ:3:THR:HG21	40:DQ:60:TRP:HE1	1.51	0.74
43:DT:3:ARG:HD2	43:DT:42:GLU:HG2	1.70	0.74
43:DT:50:LEU:HD23	43:DT:51:PHE:H	1.53	0.74
45:DV:44:HIS:NE2	45:DV:85:LYS:HB2	2.03	0.74
6:AG:115:MET:HA	6:AG:118:ARG:HD3	1.69	0.74
24:BA:1328:A:HO2'	24:BA:1329:U:H6	1.35	0.74

*Continued on next page...*

*Continued from previous page...*

Atom-1	Atom-2	Interatomic distance (Å)	Clash overlap (Å)
24:BA:320:A:H4'	24:BA:322:A:N7	2.02	0.74
31:BH:96:THR:C	31:BH:97:ARG:HH11	1.90	0.74
46:BW:39:GLN:HG3	46:BW:42:THR:N	2.03	0.74
6:CG:118:ARG:HH22	55:CA:1239:A:C3'	2.00	0.74
13:CN:40:ARG:NH1	18:CS:6:LYS:HB2	2.02	0.74
24:DA:2713:U:HO2'	24:DA:2714:G:P	2.11	0.74
42:DS:71:VAL:O	42:DS:71:VAL:HG13	1.87	0.74
45:DV:80:HIS:CD2	45:DV:82:TYR:H	2.05	0.74
48:DY:1:MET:H3	48:DY:1:MET:HE2	1.52	0.74
21:AA:1102:A:OP2	21:AA:1102:A:H8	1.71	0.74
21:AA:1236:A:H4'	21:AA:1304:G:H4'	1.69	0.74
24:BA:1815:A:H1'	24:BA:1817:G:C8	2.23	0.74
24:BA:2104:C:H2'	24:BA:2105:U:O4'	1.86	0.74
25:BB:109:A:H2'	25:BB:110:C:C6	2.23	0.74
36:BM:1:MET:O	36:BM:2:LEU:HB2	1.86	0.74
40:BQ:63:ARG:HH12	40:BQ:96:ASP:CB	1.99	0.74
55:CA:1323:G:H2'	55:CA:1324:A:H8	1.51	0.74
10:CK:55:ARG:H	10:CK:55:ARG:HD2	1.52	0.74
24:DA:2727:A:H2'	24:DA:2728:U:C6	2.23	0.74
24:DA:414:C:H2'	24:DA:415:A:C8	2.23	0.74
27:DD:105:LYS:HA	27:DD:177:VAL:HG22	1.70	0.74
32:DI:74:PRO:HB2	32:DI:77:VAL:HG22	1.68	0.74
24:BA:1213:A:O2'	24:BA:1214:A:H5'	1.88	0.73
24:BA:1656:C:H2'	24:BA:1657:U:C6	2.23	0.73
55:CA:247:G:O2'	55:CA:248:C:H5'	1.88	0.73
55:CA:41:G:H2'	55:CA:42:G:H8	1.52	0.73
24:DA:1439:A:N1	24:DA:1552:A:C8	2.57	0.73
24:DA:532:A:N1	24:DA:2020:A:H1'	2.03	0.73
1:AB:164:ASP:HB3	1:AB:167:HIS:HB3	1.70	0.73
24:BA:2021:C:P	50:B0:8:THR:HG21	2.27	0.73
24:BA:1759:A:O2'	24:BA:1760:C:H5'	1.88	0.73
55:CA:990:C:H2'	55:CA:991:U:O4'	1.87	0.73
1:CB:30:ILE:HG21	1:CB:38:HIS:ND1	2.03	0.73
6:CG:101:ARG:HB3	6:CG:102:TRP:HD1	1.53	0.73
8:CI:18:VAL:HG11	8:CI:82:ILE:HA	1.70	0.73
15:CP:52:LEU:HD21	15:CP:75:ILE:HG12	1.71	0.73
24:DA:1635:A:H2'	24:DA:1636:U:C6	2.23	0.73
24:DA:405:U:H3'	24:DA:406:G:H5'	1.69	0.73
34:DK:18:ARG:HB2	34:DK:45:GLU:HB2	1.70	0.73
37:DN:2:ARG:HD2	37:DN:5:LYS:HB3	1.70	0.73
21:AA:1050:G:HO2'	21:AA:1051:C:H6	1.32	0.73

*Continued on next page...*

*Continued from previous page...*

Atom-1	Atom-2	Interatomic distance (Å)	Clash overlap (Å)
21:AA:1055:A:N6	21:AA:1206:G:C6	2.56	0.73
24:BA:1682:G:H2'	24:BA:1683:U:C6	2.24	0.73
24:BA:1853:A:N1	24:BA:2087:G:H1'	2.04	0.73
24:BA:2148:G:H2'	24:BA:2149:U:O4'	1.88	0.73
26:BC:251:THR:CG2	26:BC:252:LYS:H	1.95	0.73
24:BA:2680:U:OP2	27:BD:114:LYS:HE2	1.87	0.73
55:CA:122:G:O2'	55:CA:123:U:H5'	1.87	0.73
55:CA:129:A:O2'	55:CA:130:A:C8	2.41	0.73
55:CA:279:A:H5''	55:CA:280:C:H3'	1.71	0.73
55:CA:397:A:N7	55:CA:547:A:O2'	2.20	0.73
55:CA:91:U:H2'	55:CA:92:U:C6	2.22	0.73
1:CB:69:VAL:HB	1:CB:162:VAL:HB	1.69	0.73
12:CM:71:GLU:O	12:CM:74:MET:HB3	1.87	0.73
14:CO:24:THR:HG21	14:CO:69:LEU:HB2	1.70	0.73
20:CU:39:LYS:N	20:CU:40:PRO:HD2	2.02	0.73
24:DA:1537:G:H2'	24:DA:1538:G:C4'	2.08	0.73
21:AA:1102:A:H2'	21:AA:1103:C:C5	2.24	0.73
8:AI:32:ARG:HG2	8:AI:36:GLN:HB3	1.69	0.73
29:BF:9:ASP:O	29:BF:10:GLU:HB2	1.86	0.73
30:BG:22:VAL:HG22	30:BG:36:LEU:HD11	1.68	0.73
31:BH:90:LEU:HB2	31:BH:123:ARG:HB3	1.68	0.73
55:CA:1062:U:H2'	55:CA:1063:C:C6	2.23	0.73
3:CD:8:LEU:HB2	55:CA:430:A:OP1	1.89	0.73
2:CC:84:GLU:HA	2:CC:87:ARG:HB2	1.69	0.73
24:DA:747:U:C5	24:DA:2613:U:H5	2.05	0.73
33:DJ:99:ARG:HA	33:DJ:102:GLU:HB3	1.69	0.73
21:AA:1157:A:H4'	21:AA:1158:C:O5'	1.88	0.73
21:AA:1338:G:H2'	21:AA:1339:A:H8	1.53	0.73
21:AA:201:G:H2'	21:AA:202:G:O4'	1.88	0.73
1:AB:13:VAL:HG23	1:AB:207:ARG:NH2	2.04	0.73
5:AF:71:ILE:HD11	5:AF:89:VAL:HG21	1.71	0.73
24:BA:1032:A:O2'	24:BA:1033:U:H5'	1.88	0.73
26:BC:145:MET:HB2	26:BC:152:GLN:HE22	1.52	0.73
28:BE:147:LEU:HB3	28:BE:186:VAL:HG23	1.69	0.73
39:BP:63:ILE:HA	39:BP:68:GLY:HA2	1.69	0.73
45:BV:26:PHE:CZ	45:BV:42:LEU:HD12	2.22	0.73
55:CA:979:C:H1'	55:CA:1317:C:H41	1.53	0.73
55:CA:407:U:H2'	55:CA:408:A:H8	1.53	0.73
24:DA:1097:U:H2'	24:DA:1098:A:O4'	1.87	0.73
24:DA:142:A:H5''	24:DA:142:A:H8	1.53	0.73
24:DA:1918:A:O2'	24:DA:1919:A:N7	2.22	0.73

*Continued on next page...*

*Continued from previous page...*

Atom-1	Atom-2	Interatomic distance (Å)	Clash overlap (Å)
24:DA:2468:A:C8	24:DA:2476:A:N1	2.57	0.73
37:DN:5:LYS:HG2	37:DN:6:SER:H	1.51	0.73
39:DP:56:SER:O	39:DP:75:THR:HG22	1.88	0.73
45:DV:63:ILE:O	45:DV:70:ILE:HD11	1.89	0.73
3:AD:7:LYS:HG2	21:AA:430:A:OP2	1.88	0.73
4:AE:104:ILE:HD11	4:AE:115:GLU:HB2	1.70	0.73
8:AI:34:LEU:HD11	8:AI:47:VAL:HG21	1.69	0.73
16:AQ:22:VAL:O	16:AQ:42:LYS:HA	1.86	0.73
16:AQ:10:ARG:NH2	16:AQ:55:GLY:HA2	2.04	0.73
24:BA:1011:G:O2'	24:BA:1013:C:H5''	1.88	0.73
27:BD:61:THR:OG1	27:BD:64:GLU:HG3	1.88	0.73
28:BE:148:ILE:HD13	28:BE:187:VAL:CG2	2.18	0.73
40:BQ:63:ARG:CZ	40:BQ:96:ASP:HA	2.18	0.73
46:BW:19:ARG:NH1	46:BW:22:VAL:HG11	2.02	0.73
48:BY:57:LEU:HA	48:BY:60:LYS:HB3	1.69	0.73
12:CM:1:ALA:N	12:CM:2:ARG:NH1	2.36	0.73
12:CM:36:ALA:HB3	12:CM:55:LEU:HD11	1.69	0.73
24:DA:633:A:H8	24:DA:633:A:O5'	1.71	0.73
21:AA:1323:G:O2'	21:AA:1324:A:H8	1.71	0.73
1:AB:185:ILE:HG22	1:AB:199:ILE:HB	1.69	0.73
6:AG:71:THR:O	6:AG:90:VAL:HG12	1.88	0.73
7:AH:112:ASP:HB2	7:AH:116:ARG:HH21	1.54	0.73
24:BA:1060:U:H5''	24:BA:1061:U:H5'	1.70	0.73
32:BI:33:ASN:HD22	32:BI:64:ARG:HH22	1.34	0.73
55:CA:1508:A:C2	55:CA:1509:C:C2	2.76	0.73
55:CA:806:C:H2'	55:CA:807:A:C8	2.23	0.73
11:CL:27:PRO:HB2	11:CL:28:GLN:OE1	1.89	0.73
12:CM:77:LYS:HE3	12:CM:77:LYS:O	1.88	0.73
24:DA:1053:C:H2'	24:DA:1054:A:C8	2.24	0.73
24:DA:1220:G:H2'	24:DA:1221:C:C6	2.24	0.73
24:DA:2250:G:O5'	24:DA:2250:G:H8	1.70	0.73
24:DA:979:A:H2'	24:DA:982:C:H41	1.52	0.73
56:DB:58:A:H2'	56:DB:59:A:H8	1.52	0.73
24:BA:1069:A:O2'	24:BA:1070:A:H5''	1.87	0.73
24:BA:869:G:O2'	36:BM:8:LYS:HD3	1.87	0.73
2:CC:149:LYS:HG3	2:CC:168:ARG:HB2	1.69	0.73
8:CI:33:SER:H	8:CI:36:GLN:HG3	1.52	0.73
24:DA:1429:G:O2'	24:DA:1430:G:H8	1.67	0.73
34:DK:69:VAL:HG11	34:DK:106:GLU:HG2	1.69	0.73
21:AA:1050:G:O2'	21:AA:1051:C:H6	1.72	0.73
1:AB:209:VAL:HB	1:AB:213:LEU:HB2	1.70	0.73

*Continued on next page...*



*Continued from previous page...*

Atom-1	Atom-2	Interatomic distance (Å)	Clash overlap (Å)
2:AC:143:LEU:HD22	2:AC:143:LEU:H	1.54	0.73
2:AC:146:LYS:HB2	2:AC:202:PHE:CD2	2.24	0.73
4:AE:14:LEU:HD22	4:AE:15:ILE:N	2.04	0.73
5:AF:3:HIS:N	5:AF:92:THR:HG23	2.02	0.73
24:BA:1301:A:C2	24:BA:1303:G:C6	2.76	0.73
24:BA:2275:C:O2'	36:BM:84:LYS:HA	1.88	0.73
26:BC:141:HIS:N	26:BC:190:THR:O	2.16	0.73
35:BL:29:LYS:C	35:BL:31:GLY:H	1.92	0.73
46:BW:30:VAL:O	46:BW:30:VAL:HG22	1.88	0.73
55:CA:1157:A:H1'	55:CA:1181:G:C2	2.23	0.73
55:CA:704:A:H2'	55:CA:705:G:H8	1.53	0.73
2:CC:59:PRO:HG2	2:CC:62:SER:HB3	1.68	0.73
9:CJ:42:LEU:HB3	9:CJ:43:PRO:HD2	1.69	0.73
24:DA:1595:C:H2'	24:DA:1596:A:C8	2.24	0.73
21:AA:1157:A:H1'	21:AA:1181:G:C2	2.24	0.73
21:AA:1288:A:O2'	21:AA:1289:A:O4'	2.05	0.73
21:AA:1342:C:H2'	21:AA:1343:G:H8	1.54	0.73
24:BA:983:A:C6	24:BA:984:A:C2	2.76	0.73
49:BZ:13:ILE:HG22	49:BZ:14:GLY:N	2.02	0.73
55:CA:1283:U:O2'	55:CA:1284:C:H5'	1.89	0.73
24:DA:2656:U:O2'	24:DA:2657:A:H5'	1.88	0.73
29:DF:46:LYS:HD3	29:DF:46:LYS:O	1.88	0.73
31:DH:21:VAL:HG22	31:DH:22:LYS:H	1.53	0.73
34:DK:63:VAL:HG21	34:DK:85:VAL:HG23	1.71	0.73
44:DU:10:VAL:HG12	44:DU:71:ILE:HA	1.70	0.73
21:AA:373:A:O2'	21:AA:374:A:H8	1.68	0.72
10:AK:124:LYS:HE3	20:AU:34:ARG:HD2	1.71	0.72
12:AM:71:GLU:O	12:AM:74:MET:HB3	1.88	0.72
24:BA:372:G:H5''	47:BX:60:LYS:HE3	1.70	0.72
26:BC:145:MET:HB2	26:BC:152:GLN:NE2	2.05	0.72
46:BW:9:THR:CG2	46:BW:10:ARG:HD3	2.18	0.72
1:CB:9:LEU:HG	1:CB:10:LYS:H	1.53	0.72
12:CM:13:HIS:HA	12:CM:43:LYS:HG2	1.71	0.72
24:DA:2093:G:O2'	24:DA:2094:A:H8	1.69	0.72
24:DA:45:G:H5'	24:DA:46:G:OP1	1.88	0.72
35:DL:20:GLY:HA2	35:DL:28:GLY:HA2	1.71	0.72
39:DP:50:ARG:HB3	39:DP:57:ALA:H	1.53	0.72
21:AA:512:U:H2'	21:AA:513:C:C6	2.23	0.72
11:AL:78:VAL:O	11:AL:102:ASP:HB2	1.89	0.72
24:BA:363:G:O2'	24:BA:364:C:H5'	1.89	0.72
28:BE:148:ILE:HA	28:BE:187:VAL:HB	1.71	0.72

*Continued on next page...*

*Continued from previous page...*

Atom-1	Atom-2	Interatomic distance (Å)	Clash overlap (Å)
30:BG:86:LEU:N	30:BG:86:LEU:HD12	2.04	0.72
31:BH:27:ARG:NH1	31:BH:38:PRO:HG3	2.04	0.72
33:BJ:73:VAL:CG2	33:BJ:74:TYR:H	1.97	0.72
36:BM:50:ARG:HA	36:BM:53:MET:HE3	1.70	0.72
46:BW:23:LYS:HG3	46:BW:24:ARG:O	1.88	0.72
55:CA:219:U:H2'	55:CA:220:G:H8	1.54	0.72
55:CA:346:G:H2'	55:CA:346:G:N3	2.01	0.72
24:DA:1069:A:N6	24:DA:1073:A:H5''	2.04	0.72
24:DA:1090:A:H2'	24:DA:1091:G:H5''	1.70	0.72
24:DA:1427:A:H4'	24:DA:1428:C:O5'	1.89	0.72
35:DL:100:ILE:O	35:DL:101:ILE:HB	1.87	0.72
21:AA:496:A:H2'	21:AA:496:A:N3	2.04	0.72
3:AD:84:ASN:HB3	3:AD:87:GLU:HG2	1.71	0.72
12:AM:5:GLY:HA3	12:AM:65:GLU:HG3	1.70	0.72
24:BA:1059:G:C8	24:BA:1060:U:H2'	2.24	0.72
24:BA:1169:A:H8	24:BA:1169:A:OP2	1.71	0.72
24:BA:1509:A:O2'	24:BA:1510:G:O5'	2.07	0.72
24:BA:1585:C:H2'	24:BA:1586:A:O4'	1.89	0.72
24:BA:2093:G:C6	24:BA:2225:A:C8	2.77	0.72
24:BA:2386:A:H2'	24:BA:2387:U:H6	1.54	0.72
24:BA:2490:G:H4'	24:BA:2491:U:O5'	1.88	0.72
24:BA:84:A:H4'	24:BA:85:G:O5'	1.89	0.72
36:BM:133:LYS:O	36:BM:134:THR:HB	1.90	0.72
43:BT:73:ARG:CZ	43:BT:73:ARG:HB3	2.18	0.72
55:CA:9:G:H2'	55:CA:10:A:H8	1.52	0.72
55:CA:16:A:N1	55:CA:919:A:H2	1.88	0.72
4:CE:110:MET:HG2	4:CE:139:THR:CG2	2.19	0.72
24:DA:1474:U:H2'	24:DA:1475:G:H5'	1.71	0.72
24:DA:1496:A:H4'	24:DA:1497:U:H5	1.54	0.72
24:DA:2308:G:O6	24:DA:2311:A:N6	2.22	0.72
24:DA:419:U:H2'	24:DA:420:C:C6	2.24	0.72
30:DG:1:SER:HB2	30:DG:61:TRP:HB3	1.70	0.72
34:DK:19:VAL:CG1	34:DK:41:ILE:HG12	2.19	0.72
10:AK:44:ALA:HB3	10:AK:69:CYS:HB2	1.72	0.72
24:BA:2297:A:C5	24:BA:2320:U:N3	2.57	0.72
24:BA:373:U:O2	24:BA:423:A:H2	1.73	0.72
30:BG:104:LEU:HB2	30:BG:112:VAL:CG2	2.18	0.72
55:CA:794:A:H2'	55:CA:795:C:C6	2.24	0.72
55:CA:815:A:O2'	55:CA:816:A:P	2.47	0.72
2:CC:149:LYS:HD2	2:CC:200:TRP:CE3	2.25	0.72
24:DA:2631:G:C2'	24:DA:2632:A:H5''	2.19	0.72

*Continued on next page...*

*Continued from previous page...*

Atom-1	Atom-2	Interatomic distance (Å)	Clash overlap (Å)
40:DQ:44:TYR:CE1	24:DA:533:G:N2	2.56	0.72
24:DA:647:G:H2'	24:DA:648:G:C8	2.24	0.72
34:DK:101:GLY:O	34:DK:120:PRO:HB3	1.90	0.72
43:DT:29:THR:H	43:DT:87:LEU:HB2	1.54	0.72
43:DT:43:ILE:HG21	43:DT:58:VAL:HG11	1.70	0.72
49:DZ:16:LEU:HD23	49:DZ:19:HIS:CD2	2.23	0.72
21:AA:819:A:H4'	21:AA:820:U:OP2	1.88	0.72
24:BA:2328:A:H2'	24:BA:2329:U:C6	2.23	0.72
24:BA:312:G:O2'	24:BA:313:G:H5'	1.89	0.72
32:BI:53:PRO:HD2	32:BI:77:VAL:HG21	1.71	0.72
40:BQ:57:ARG:NH2	40:BQ:92:LYS:HD2	2.03	0.72
55:CA:1292:G:H2'	55:CA:1293:C:C6	2.24	0.72
8:CI:53:LEU:HD11	8:CI:96:GLU:HB3	1.71	0.72
24:DA:1062:G:HO2'	24:DA:1063:G:H8	0.77	0.72
24:DA:685:A:H2'	24:DA:773:U:O4	1.89	0.72
32:DI:57:VAL:HG12	32:DI:58:ILE:H	1.51	0.72
4:AE:76:ASN:HB3	4:AE:81:GLN:HG3	1.71	0.72
11:AL:43:LYS:HD3	11:AL:43:LYS:H	1.51	0.72
13:AN:19:TYR:CD2	13:AN:50:LEU:HD13	2.25	0.72
24:BA:2440:C:H6	24:BA:2440:C:H5'	1.54	0.72
28:BE:46:GLN:CG	28:BE:87:ALA:H	2.01	0.72
24:BA:2313:C:H5''	29:BF:87:LYS:HD3	1.71	0.72
33:BJ:88:THR:HG22	33:BJ:91:GLU:HB2	1.71	0.72
37:BN:73:ASN:HA	37:BN:76:VAL:CG1	2.18	0.72
39:BP:96:LEU:HB3	39:BP:99:LEU:HD22	1.69	0.72
40:BQ:68:ALA:O	40:BQ:71:ASN:N	2.21	0.72
55:CA:1255:G:N2	55:CA:1283:U:H3	1.88	0.72
55:CA:814:A:H5'	55:CA:1511:G:H4'	1.72	0.72
24:DA:1112:G:H2'	24:DA:1113:U:H6	1.54	0.72
24:DA:13:A:O2'	24:DA:15:G:N7	2.22	0.72
21:AA:204:G:H3'	21:AA:205:A:C5'	2.19	0.72
3:AD:2:ARG:HH21	3:AD:114:ARG:HD3	1.53	0.72
4:AE:121:ASN:HD22	4:AE:122:VAL:N	1.86	0.72
19:AT:43:LYS:HB3	19:AT:86:ALA:HB1	1.71	0.72
24:BA:2023:C:O2'	24:BA:2024:G:H5'	1.89	0.72
24:BA:2109:U:H2'	24:BA:2110:G:H5'	1.71	0.72
30:BG:148:ARG:HA	30:BG:161:VAL:CG1	2.19	0.72
34:BK:21:CYS:HB2	34:BK:39:ILE:CD1	2.19	0.72
24:BA:1652:A:H62	37:BN:11:ASN:HD21	1.35	0.72
40:BQ:57:ARG:NH2	40:BQ:92:LYS:CE	2.53	0.72
55:CA:1228:C:HO2'	55:CA:1229:A:H8	1.34	0.72

*Continued on next page...*

*Continued from previous page...*

Atom-1	Atom-2	Interatomic distance (Å)	Clash overlap (Å)
4:CE:80:LEU:HB3	4:CE:97:PRO:HB3	1.71	0.72
7:CH:65:PHE:CD2	7:CH:66:GLN:HG2	2.25	0.72
24:DA:1563:U:H2'	24:DA:1564:C:C6	2.24	0.72
24:DA:1714:U:H3'	24:DA:1715:G:C5'	2.20	0.72
24:DA:2199:A:O2'	24:DA:2200:C:H5'	1.89	0.72
24:DA:1783:A:N1	24:DA:2587:A:H2'	2.04	0.72
24:DA:2682:A:H61	24:DA:2728:U:H1'	1.54	0.72
24:DA:391:A:N3	24:DA:391:A:H2'	2.03	0.72
21:AA:338:A:N1	21:AA:351:G:C6	2.58	0.72
21:AA:841:C:C2	21:AA:843:U:H5'	2.25	0.72
5:AF:38:ARG:HG3	5:AF:39:LEU:N	2.03	0.72
24:BA:2354:C:H4'	46:BW:31:LEU:HD22	1.70	0.72
24:BA:2733:A:O5'	24:BA:2733:A:H8	1.71	0.72
25:BB:45:A:H2'	25:BB:46:A:C8	2.24	0.72
31:BH:8:LYS:O	31:BH:9:VAL:HB	1.89	0.72
46:BW:67:LYS:HB3	46:BW:80:SER:H	1.54	0.72
18:CS:4:LEU:HD11	55:CA:1319:A:OP2	1.90	0.72
11:CL:53:ARG:HA	11:CL:63:THR:HG22	1.72	0.72
18:CS:52:ASN:ND2	18:CS:55:GLN:H	1.87	0.72
24:DA:1231:U:H2'	24:DA:1232:G:H8	1.54	0.72
24:DA:1476:U:O2'	24:DA:1477:A:H8	1.72	0.72
24:DA:1938:A:O2'	24:DA:1939:U:H5''	1.90	0.72
27:DD:194:PRO:HA	24:DA:2680:U:H5'	1.72	0.72
24:DA:851:C:H2'	24:DA:852:U:C6	2.24	0.72
37:DN:12:ARG:HG3	37:DN:13:ASN:H	1.53	0.72
40:DQ:60:TRP:O	40:DQ:63:ARG:HG2	1.90	0.72
45:DV:18:ARG:HG3	56:DB:77:U:OP1	1.90	0.72
4:AE:83:PRO:HG2	7:AH:95:MET:HG2	1.72	0.72
37:BN:103:ARG:HB2	37:BN:110:MET:CE	2.20	0.72
24:BA:2264:C:H41	46:BW:11:ASN:ND2	1.88	0.72
2:CC:133:MET:HE2	2:CC:150:VAL:HG23	1.70	0.72
24:DA:1127:A:O2'	24:DA:1128:G:H5'	1.89	0.72
24:DA:2499:C:OP2	59:DA:3674:HOH:O	2.07	0.72
28:DE:71:GLY:H	24:DA:674:G:H5''	1.53	0.72
33:DJ:84:ILE:HG12	24:DA:1132:U:H5''	1.72	0.72
43:DT:14:PRO:O	43:DT:15:HIS:HB2	1.88	0.72
45:DV:31:TYR:CE2	56:DB:73:A:N6	2.57	0.72
21:AA:1021:A:H2'	21:AA:1022:A:H5''	1.70	0.72
9:AJ:62:ARG:NH1	21:AA:1367:C:H5'	2.05	0.72
1:AB:130:LYS:NZ	1:AB:130:LYS:HA	2.05	0.72
4:AE:11:GLN:O	4:AE:11:GLN:HG3	1.90	0.72

*Continued on next page...*

*Continued from previous page...*

Atom-1	Atom-2	Interatomic distance (Å)	Clash overlap (Å)
4:AE:132:PRO:HG2	4:AE:133:ILE:HD12	1.72	0.72
8:AI:6:TYR:CE2	8:AI:17:ARG:HB2	2.23	0.72
24:BA:1124:G:H1'	54:B4:38:GLY:OXT	1.90	0.72
24:BA:1287:A:OP2	37:BN:103:ARG:HG3	1.90	0.72
25:BB:79:G:C5	25:BB:80:U:C5	2.77	0.72
28:BE:72:SER:OG	28:BE:74:LYS:HB2	1.90	0.72
29:BF:7:TYR:OH	29:BF:29:ARG:HB3	1.89	0.72
30:BG:155:PRO:O	30:BG:170:THR:HA	1.88	0.72
36:BM:81:ARG:HG3	36:BM:82:MET:H	1.52	0.72
55:CA:209:U:H5'	55:CA:210:C:OP2	1.89	0.72
55:CA:790:A:H2'	55:CA:791:G:C8	2.24	0.72
10:CK:22:ILE:HD11	10:CK:31:VAL:HG22	1.72	0.72
52:D2:19:ARG:HH21	52:D2:19:ARG:CB	2.02	0.72
24:DA:2148:G:O2'	24:DA:2149:U:C6	2.43	0.72
24:DA:2459:A:O2'	24:DA:2460:U:H5'	1.90	0.72
24:DA:109:C:H4'	24:DA:348:A:H4'	1.72	0.72
24:DA:590:A:H2'	24:DA:591:U:H6	1.55	0.72
56:DB:56:G:H4'	56:DB:57:A:O5'	1.90	0.72
26:DC:79:ARG:HD3	26:DC:81:GLU:OE1	1.90	0.72
6:AG:74:VAL:HG21	6:AG:143:MET:HG2	1.72	0.71
20:AU:38:GLU:OE2	20:AU:41:THR:HG21	1.90	0.71
24:BA:1584:U:H2'	24:BA:1585:C:H5'	1.72	0.71
24:BA:1717:A:H2'	24:BA:1718:G:O4'	1.89	0.71
26:BC:108:GLY:O	26:BC:109:LEU:HD22	1.90	0.71
1:CB:76:SER:O	1:CB:79:VAL:HG12	1.89	0.71
9:CJ:10:LEU:HB2	9:CJ:72:ARG:HB2	1.72	0.71
12:CM:47:LEU:HD21	12:CM:52:ILE:HG22	1.72	0.71
18:CS:40:PHE:HB3	18:CS:41:PRO:HD2	1.71	0.71
38:DO:64:TYR:HD1	56:DB:52:A:OP2	1.73	0.71
21:AA:306:A:H2'	21:AA:307:C:C6	2.25	0.71
1:AB:212:TYR:HA	1:AB:215:ALA:HB3	1.71	0.71
4:AE:82:HIS:HB2	7:AH:95:MET:SD	2.30	0.71
19:AT:4:LYS:NZ	19:AT:5:SER:HB3	2.03	0.71
51:B1:47:ILE:H	51:B1:47:ILE:HD12	1.55	0.71
24:BA:1060:U:H4'	24:BA:1061:U:C5'	2.20	0.71
24:BA:1461:C:O2'	24:BA:1462:C:H6	1.71	0.71
24:BA:2093:G:O2'	24:BA:2094:A:H5'	1.90	0.71
24:BA:2276:G:OP2	36:BM:83:GLY:O	2.08	0.71
24:BA:2403:C:H2'	24:BA:2404:U:H6	1.54	0.71
43:BT:32:LEU:N	43:BT:32:LEU:HD23	2.05	0.71
33:DJ:30:THR:HG21	24:DA:1012:U:O4	1.89	0.71

*Continued on next page...*

*Continued from previous page...*

Atom-1	Atom-2	Interatomic distance (Å)	Clash overlap (Å)
38:DO:45:SER:HA	56:DB:112:G:N2	2.04	0.71
38:DO:64:TYR:CD1	56:DB:51:G:H3'	2.25	0.71
21:AA:1068:G:O2'	21:AA:1069:C:H5'	1.90	0.71
3:AD:164:ARG:HG2	3:AD:165:GLU:H	1.53	0.71
11:AL:111:GLN:HB2	21:AA:538:G:OP2	1.91	0.71
24:BA:765:C:H2'	24:BA:766:U:C6	2.23	0.71
27:BD:51:THR:OG1	27:BD:76:GLY:HA3	1.89	0.71
36:BM:64:TRP:CZ3	36:BM:106:ASP:HB2	2.25	0.71
41:BR:39:LEU:CB	41:BR:49:ILE:HD13	2.21	0.71
24:BA:470:A:H61	43:BT:72:GLN:HE22	1.37	0.71
46:BW:39:GLN:HG3	46:BW:42:THR:HB	1.71	0.71
55:CA:451:A:H1'	55:CA:452:A:C8	2.25	0.71
4:CE:44:ARG:HG2	4:CE:72:ASN:HA	1.72	0.71
5:CF:92:THR:O	5:CF:93:LYS:HG2	1.90	0.71
10:CK:106:ILE:HD11	10:CK:109:ILE:HD11	1.70	0.71
15:CP:74:LEU:O	15:CP:78:VAL:HG23	1.90	0.71
51:D1:34:GLU:HG3	51:D1:49:LYS:HB2	1.72	0.71
24:DA:1078:U:H4'	24:DA:1079:C:O5'	1.90	0.71
24:DA:145:C:H2'	24:DA:146:A:H8	1.55	0.71
24:DA:2850:A:O2'	24:DA:2851:A:H5'	1.90	0.71
21:AA:198:G:HO2'	21:AA:199:A:H8	1.38	0.71
51:B1:5:ARG:NH1	51:B1:24:LYS:HA	2.05	0.71
24:BA:2600:A:H2'	24:BA:2601:C:H6	1.55	0.71
34:BK:111:LYS:H	34:BK:111:LYS:CE	2.01	0.71
39:BP:112:ARG:C	39:BP:113:LEU:HD23	2.11	0.71
42:BS:19:LEU:O	50:B0:21:LEU:HD12	1.91	0.71
55:CA:812:G:H2'	55:CA:812:G:N3	2.03	0.71
10:CK:55:ARG:O	10:CK:58:THR:HG23	1.89	0.71
24:DA:100:U:H1'	24:DA:101:A:C8	2.25	0.71
24:DA:960:A:H2'	24:DA:962:G:H5'	1.72	0.71
31:DH:41:LYS:H	31:DH:44:ILE:HG23	1.55	0.71
33:DJ:116:ARG:HG3	33:DJ:120:ARG:HH22	1.56	0.71
37:DN:24:MET:HG2	37:DN:44:LEU:HD22	1.73	0.71
37:DN:63:ARG:O	37:DN:67:PHE:HB2	1.89	0.71
45:DV:9:ARG:HH22	45:DV:17:SER:HB2	1.52	0.71
2:AC:86:LEU:O	2:AC:90:VAL:HG23	1.90	0.71
4:AE:11:GLN:HG3	4:AE:116:VAL:HG12	1.72	0.71
5:AF:16:GLU:HG2	3:CD:191:SER:CB	2.17	0.71
27:BD:101:PHE:HE2	27:BD:203:VAL:HG22	1.54	0.71
33:BJ:65:THR:HG22	33:BJ:68:LYS:CE	2.21	0.71
24:BA:994:C:H1'	41:BR:10:LYS:HZ1	1.53	0.71

*Continued on next page...*

*Continued from previous page...*

Atom-1	Atom-2	Interatomic distance (Å)	Clash overlap (Å)
41:BR:90:ARG:O	41:BR:91:GLN:HB3	1.90	0.71
55:CA:1144:G:H21	55:CA:1146:A:H62	1.37	0.71
55:CA:328:C:H2'	55:CA:328:C:O2	1.88	0.71
24:DA:2100:G:O2'	24:DA:2101:A:H5'	1.90	0.71
24:DA:962:G:H2'	24:DA:963:U:H6	1.54	0.71
37:DN:37:THR:HB	37:DN:40:LYS:HB2	1.73	0.71
42:DS:6:LYS:NZ	42:DS:104:THR:HG23	2.05	0.71
1:AB:86:CYS:HB2	1:AB:88:GLN:HG3	1.71	0.71
4:AE:89:THR:HG22	4:AE:90:GLY:N	2.06	0.71
17:AR:62:ARG:NH1	17:AR:69:TYR:HA	2.05	0.71
24:BA:1023:U:H5'	24:BA:1023:U:C6	2.19	0.71
24:BA:2297:A:C2	24:BA:2298:A:C8	2.78	0.71
26:BC:245:THR:OG1	26:BC:249:VAL:HB	1.90	0.71
24:BA:1064:C:H4'	32:BI:90:GLY:N	2.03	0.71
24:BA:871:U:OP1	36:BM:5:LYS:HG3	1.90	0.71
40:BQ:63:ARG:HD2	40:BQ:64:ILE:N	2.06	0.71
41:BR:39:LEU:N	41:BR:39:LEU:HD23	2.06	0.71
8:CI:30:ASN:O	8:CI:31:GLN:HG3	1.90	0.71
54:D4:7:VAL:HG12	24:DA:1031:G:O2'	1.90	0.71
24:DA:1341:G:H21	24:DA:1398:C:H4'	1.56	0.71
24:DA:2601:C:H4'	24:DA:2602:A:OP2	1.90	0.71
24:DA:527:C:OP1	59:DA:3247:HOH:O	2.09	0.71
24:DA:646:U:H2'	24:DA:647:G:O4'	1.89	0.71
24:DA:704:G:H1'	24:DA:727:A:N6	2.06	0.71
26:DC:52:HIS:HA	26:DC:216:ARG:HB2	1.72	0.71
32:DI:51:GLY:O	32:DI:52:LEU:HB2	1.90	0.71
44:DU:16:LYS:HD3	44:DU:17:ASP:H	1.56	0.71
21:AA:243:A:N3	21:AA:245:U:H2'	2.05	0.71
8:AI:110:VAL:HG21	21:AA:1370:G:O5'	1.89	0.71
16:AQ:14:ASP:O	16:AQ:20:ILE:HD11	1.90	0.71
19:AT:38:ILE:HD11	19:AT:82:ILE:HG22	1.73	0.71
53:B3:31:ILE:HD11	53:B3:34:LYS:HD2	1.72	0.71
24:BA:74:A:H4'	24:BA:75:G:O5'	1.89	0.71
27:BD:8:LYS:HB2	27:BD:201:LEU:HD22	1.71	0.71
30:BG:11:PRO:O	30:BG:14:VAL:HG22	1.91	0.71
33:BJ:75:TYR:CD1	33:BJ:86:GLN:HB3	2.25	0.71
34:BK:111:LYS:HE2	34:BK:111:LYS:N	2.03	0.71
41:BR:51:VAL:HB	41:BR:52:PRO:CD	2.20	0.71
41:BR:16:GLU:HA	41:BR:98:ILE:HG22	1.73	0.71
43:BT:32:LEU:N	43:BT:83:ALA:HB3	2.06	0.71
1:CB:208:ALA:HA	1:CB:211:LEU:HB2	1.73	0.71

*Continued on next page...*

*Continued from previous page...*

Atom-1	Atom-2	Interatomic distance (Å)	Clash overlap (Å)
3:CD:39:GLN:N	55:CA:426:U:H4'	2.06	0.71
37:DN:103:ARG:HD2	24:DA:1287:A:H5'	1.73	0.71
24:DA:548:G:H5''	24:DA:549:G:H5'	1.71	0.71
29:DF:104:THR:HG22	29:DF:105:ILE:HG13	1.72	0.71
33:DJ:45:THR:HG21	33:DJ:50:THR:HG23	1.72	0.71
42:DS:24:ILE:HG22	42:DS:35:ILE:HD11	1.71	0.71
44:DU:14:THR:HB	44:DU:68:ASN:HB3	1.73	0.71
47:DX:63:ILE:CD1	47:DX:64:ASP:H	2.04	0.71
1:AB:108:GLN:H	1:AB:108:GLN:NE2	1.89	0.71
4:AE:131:ASN:HD21	4:AE:133:ILE:HD13	1.56	0.71
4:AE:37:VAL:HG12	4:AE:116:VAL:HG21	1.73	0.71
24:BA:100:U:H4'	24:BA:101:A:O5'	1.91	0.71
24:BA:636:G:C5	35:BL:111:ILE:HD11	2.26	0.71
3:CD:131:ILE:HG21	55:CA:620:C:C2	2.25	0.71
6:CG:3:ARG:CD	55:CA:932:C:H5'	2.17	0.71
7:CH:52:GLY:HA3	7:CH:56:PRO:HA	1.72	0.71
10:CK:44:ALA:HB3	10:CK:69:CYS:HB2	1.72	0.71
24:DA:1068:G:H2'	24:DA:1069:A:C8	2.25	0.71
27:DD:122:VAL:HA	27:DD:127:PHE:H	1.54	0.71
35:DL:36:LYS:HE2	24:DA:2448:A:H61	1.54	0.71
40:DQ:78:PHE:CE1	40:DQ:82:LEU:HD11	2.25	0.71
45:DV:70:ILE:HD13	45:DV:70:ILE:N	2.05	0.71
21:AA:519:C:O2'	21:AA:520:A:H5'	1.91	0.71
1:AB:71:THR:HG22	1:AB:72:LYS:H	1.55	0.71
10:AK:87:GLY:N	10:AK:113:THR:HG22	1.98	0.71
24:BA:1847:A:H8	24:BA:1848:A:N7	1.88	0.71
24:BA:2786:U:H2'	24:BA:2787:C:H6	1.53	0.71
24:BA:282:A:H2'	24:BA:283:G:C8	2.26	0.71
27:BD:110:THR:HA	27:BD:171:THR:HA	1.73	0.71
31:BH:96:THR:CA	31:BH:97:ARG:NH1	2.54	0.71
55:CA:1234:C:H1'	55:CA:1364:U:C6	2.26	0.71
55:CA:1349:A:H2'	55:CA:1350:A:H8	1.55	0.71
55:CA:246:A:C4	55:CA:282:A:N6	2.59	0.71
1:CB:151:LYS:HG3	1:CB:152:ASP:H	1.56	0.71
10:CK:126:ARG:HB2	20:CU:33:ARG:HD2	1.73	0.71
16:CQ:59:GLU:O	16:CQ:75:VAL:HG22	1.91	0.71
24:DA:2660:A:C2	24:DA:2661:G:C4	2.78	0.71
24:DA:656:G:H2'	24:DA:657:U:C6	2.26	0.71
56:DB:75:G:H2'	56:DB:76:G:H8	1.55	0.71
29:DF:71:LYS:HB3	29:DF:78:ILE:HD13	1.71	0.71
49:DZ:16:LEU:H	49:DZ:16:LEU:HD22	1.56	0.71

*Continued on next page...*



*Continued from previous page...*

Atom-1	Atom-2	Interatomic distance (Å)	Clash overlap (Å)
21:AA:1240:U:H3'	21:AA:1241:G:H5'	1.73	0.71
21:AA:198:G:O2'	21:AA:199:A:C8	2.43	0.71
6:AG:139:ASP:HA	6:AG:142:ARG:HB2	1.73	0.71
12:AM:14:ALA:O	12:AM:18:LEU:HD23	1.89	0.71
15:AP:4:ILE:HA	15:AP:20:VAL:O	1.90	0.71
24:BA:250:G:C6	24:BA:251:A:C6	2.78	0.71
36:BM:101:VAL:HG13	36:BM:101:VAL:O	1.90	0.71
24:BA:856:G:H1'	46:BW:23:LYS:HB3	1.73	0.71
55:CA:32:A:H2'	55:CA:33:A:C8	2.26	0.71
55:CA:560:A:H5'	55:CA:566:G:H22	1.53	0.71
24:DA:1241:A:H2'	24:DA:1242:U:H5'	1.73	0.71
24:DA:271:G:O2'	24:DA:272:A:H5''	1.91	0.71
46:DW:71:LYS:HD3	56:DB:11:C:H5'	1.71	0.71
42:DS:73:LYS:HB2	42:DS:106:VAL:HB	1.72	0.71
43:DT:19:LYS:HE2	43:DT:23:ALA:HB3	1.73	0.71
13:AN:4:SER:HB2	21:AA:1216:A:OP1	1.91	0.70
21:AA:566:G:H4'	21:AA:567:G:OP1	1.89	0.70
3:AD:169:TRP:CE3	3:AD:185:PRO:HB3	2.26	0.70
24:BA:2225:A:H5'	24:BA:2226:C:H5'	1.73	0.70
24:BA:976:G:C2	24:BA:977:G:C8	2.78	0.70
27:BD:140:HIS:CE1	59:BD:402:HOH:O	2.43	0.70
55:CA:1134:G:C5	55:CA:1135:U:H1'	2.26	0.70
55:CA:1303:C:H3'	55:CA:1304:G:C8	2.26	0.70
55:CA:566:G:H4'	55:CA:567:G:OP1	1.90	0.70
5:CF:18:VAL:HG21	5:CF:58:HIS:HD2	1.55	0.70
53:D3:22:LYS:H	53:D3:48:MET:HB3	1.56	0.70
24:DA:579:G:C8	24:DA:2017:U:C4	2.79	0.70
24:DA:615:U:H3'	24:DA:616:A:H5'	1.73	0.70
1:AB:24:PRO:CG	21:AA:830:G:H5'	2.21	0.70
4:AE:37:VAL:HG21	4:AE:113:VAL:CG1	2.20	0.70
24:BA:2239:G:H5'	24:BA:2239:G:C8	2.26	0.70
24:BA:2291:U:H2'	24:BA:2292:U:C5	2.26	0.70
24:BA:2756:U:H1'	24:BA:2757:A:H5''	1.72	0.70
32:BI:33:ASN:HB3	32:BI:36:GLU:HB2	1.73	0.70
41:BR:39:LEU:HB3	41:BR:49:ILE:HD13	1.73	0.70
55:CA:330:C:O2'	55:CA:331:G:H5'	1.91	0.70
9:CJ:52:LEU:HD23	9:CJ:62:ARG:HG2	1.71	0.70
24:DA:1364:G:H1'	24:DA:1368:G:H22	1.56	0.70
24:DA:1560:G:O2'	24:DA:1561:C:H5'	1.90	0.70
24:DA:197:A:H62	24:DA:2430:A:H2'	1.55	0.70
4:AE:80:LEU:HD21	4:AE:95:MET:HE2	1.73	0.70

*Continued on next page...*

*Continued from previous page...*

Atom-1	Atom-2	Interatomic distance (Å)	Clash overlap (Å)
9:AJ:56:HIS:O	9:AJ:57:VAL:HG12	1.91	0.70
11:AL:6:LEU:HD23	16:AQ:33:TYR:CE2	2.27	0.70
24:BA:1140:C:P	33:BJ:68:LYS:HZ3	2.14	0.70
24:BA:2197:U:HO2'	24:BA:2198:A:H2'	1.56	0.70
24:BA:2813:A:H2	24:BA:2887:A:N6	1.90	0.70
30:BG:126:THR:HG22	30:BG:127:GLN:H	1.54	0.70
30:BG:82:PHE:CE2	30:BG:137:LYS:HB2	2.25	0.70
32:BI:3:LYS:HD2	32:BI:4:VAL:HG23	1.74	0.70
35:BL:93:ASN:ND2	35:BL:94:THR:N	2.37	0.70
39:BP:24:THR:HG21	39:BP:87:ARG:HB3	1.72	0.70
55:CA:1127:G:O2'	55:CA:1128:C:H5'	1.91	0.70
55:CA:1418:A:C2	55:CA:1483:A:C2	2.80	0.70
55:CA:804:U:H5''	55:CA:805:C:OP2	1.91	0.70
24:DA:1156:A:OP1	24:DA:1156:A:H8	1.73	0.70
24:DA:2582:G:O2'	24:DA:2583:G:H5'	1.90	0.70
26:DC:14:HIS:O	26:DC:203:VAL:HG11	1.91	0.70
45:DV:31:TYR:HD1	45:DV:31:TYR:C	1.94	0.70
51:B1:27:ARG:O	51:B1:30:PRO:HD3	1.91	0.70
24:BA:2308:G:C6	29:BF:76:PHE:HE2	2.08	0.70
30:BG:140:ILE:HD12	30:BG:141:GLY:N	2.06	0.70
33:BJ:30:THR:HG22	33:BJ:31:GLU:N	2.06	0.70
46:BW:39:GLN:O	46:BW:41:GLY:N	2.25	0.70
14:CO:47:LYS:HD2	14:CO:47:LYS:H	1.55	0.70
24:DA:249:C:H5''	24:DA:2394:C:O2'	1.91	0.70
24:DA:2902:C:O2'	24:DA:2903:U:O4'	2.09	0.70
26:DC:38:LYS:HE2	26:DC:55:GLY:H	1.55	0.70
27:DD:110:THR:OG1	27:DD:171:THR:HG22	1.91	0.70
34:DK:13:ASN:H	34:DK:13:ASN:HD22	1.39	0.70
3:AD:96:ARG:HB3	3:AD:98:ASP:OD1	1.91	0.70
20:AU:36:PHE:HD1	20:AU:39:LYS:HB3	1.57	0.70
50:B0:9:ARG:CG	50:B0:9:ARG:HH21	2.03	0.70
24:BA:1235:G:C2	24:BA:1236:G:N2	2.59	0.70
24:BA:1945:G:H2'	24:BA:1946:U:C6	2.26	0.70
24:BA:2502:G:H5'	24:BA:2503:A:C5'	2.20	0.70
24:BA:2512:C:H5''	24:BA:2513:A:OP2	1.90	0.70
24:BA:996:A:O3'	40:BQ:91:ARG:HG2	1.92	0.70
55:CA:116:A:O2'	55:CA:117:G:H5'	1.91	0.70
3:CD:8:LEU:O	3:CD:12:ARG:HB2	1.91	0.70
10:CK:16:SER:HA	10:CK:78:ILE:HA	1.73	0.70
12:CM:33:LEU:HB3	12:CM:38:ILE:HB	1.73	0.70
15:CP:6:LEU:HG	55:CA:376:G:OP1	1.91	0.70

*Continued on next page...*

*Continued from previous page...*

Atom-1	Atom-2	Interatomic distance (Å)	Clash overlap (Å)
20:CU:39:LYS:H	20:CU:40:PRO:CD	2.04	0.70
24:DA:2065:C:H1'	24:DA:2449:U:H3	1.56	0.70
24:DA:449:A:C4	24:DA:450:G:C8	2.79	0.70
24:DA:620:G:H4'	24:DA:621:A:O5'	1.90	0.70
56:DB:11:C:C5	56:DB:12:C:C5	2.79	0.70
28:DE:24:ASN:HB3	28:DE:27:LEU:HB3	1.71	0.70
29:DF:39:VAL:HA	29:DF:49:LEU:HG	1.73	0.70
33:DJ:20:ALA:HA	33:DJ:23:LYS:HG3	1.74	0.70
37:DN:22:ARG:HG3	37:DN:70:THR:HA	1.73	0.70
42:DS:4:ILE:HG22	42:DS:106:VAL:HG13	1.73	0.70
43:DT:20:ALA:HB1	43:DT:31:VAL:HG21	1.74	0.70
21:AA:428:G:H1'	21:AA:430:A:N7	2.06	0.70
3:AD:55:ARG:HA	3:AD:55:ARG:HH11	1.54	0.70
16:AQ:45:VAL:HG21	16:AQ:60:ILE:HD13	1.73	0.70
24:BA:2386:A:H2'	24:BA:2387:U:C6	2.27	0.70
24:BA:2834:G:H2'	24:BA:2879:A:N6	2.06	0.70
30:BG:83:THR:HA	30:BG:84:LYS:NZ	2.06	0.70
35:BL:85:VAL:CG2	35:BL:94:THR:HG23	2.21	0.70
38:BO:11:ALA:HB2	38:BO:96:GLY:N	2.07	0.70
40:BQ:91:ARG:NH2	40:BQ:93:ILE:HD13	2.07	0.70
43:BT:87:LEU:HB2	43:BT:91:GLN:HG2	1.71	0.70
24:DA:1314:C:OP1	24:DA:1332:G:H5''	1.90	0.70
24:DA:2210:U:H4'	24:DA:2211:A:C5'	2.20	0.70
24:DA:279:A:H61	24:DA:361:G:H1'	1.57	0.70
24:DA:478:A:H5''	24:DA:479:A:OP2	1.91	0.70
26:DC:68:ARG:HD3	26:DC:103:ILE:HD13	1.73	0.70
26:DC:7:PRO:HB2	24:DA:1695:G:H8	1.57	0.70
26:DC:94:LEU:HB2	26:DC:100:ARG:HD2	1.74	0.70
35:DL:66:PHE:HB2	24:DA:2415:G:H4'	1.74	0.70
36:DM:42:THR:HG22	36:DM:44:ARG:N	2.05	0.70
39:DP:28:LYS:HB2	39:DP:28:LYS:HZ2	1.55	0.70
12:AM:101:THR:OG1	21:AA:1225:A:H5''	1.91	0.70
21:AA:548:G:H2'	21:AA:549:C:C6	2.26	0.70
3:AD:31:CYS:O	3:AD:32:LYS:HB2	1.90	0.70
4:AE:32:PHE:HD2	4:AE:54:GLU:CA	2.05	0.70
4:AE:156:ARG:HA	7:AH:63:LYS:HE2	1.72	0.70
8:AI:121:ARG:HG3	21:AA:1348:U:H4'	1.72	0.70
24:BA:2795:C:C2	24:BA:2802:G:N2	2.59	0.70
24:BA:568:U:O4	41:BR:81:LYS:HE2	1.92	0.70
29:BF:134:GLN:O	29:BF:136:ILE:N	2.24	0.70
35:BL:96:LYS:HD3	35:BL:103:ILE:HA	1.73	0.70

*Continued on next page...*

*Continued from previous page...*

Atom-1	Atom-2	Interatomic distance (Å)	Clash overlap (Å)
55:CA:1102:A:H2'	55:CA:1103:C:C6	2.27	0.70
6:CG:57:GLU:HG3	6:CG:60:ALA:HB2	1.71	0.70
12:CM:2:ARG:HB3	12:CM:6:ILE:HA	1.74	0.70
24:DA:1328:A:H2'	24:DA:1330:C:C4	2.26	0.70
24:DA:656:G:O5'	24:DA:656:G:H8	1.74	0.70
32:DI:106:GLN:HA	32:DI:109:ALA:HB3	1.72	0.70
32:DI:55:PRO:HG2	32:DI:70:THR:HG23	1.73	0.70
33:DJ:110:PRO:HG2	33:DJ:111:LYS:HG2	1.74	0.70
21:AA:113:G:H2'	21:AA:114:U:H6	1.55	0.70
6:AG:86:VAL:HG22	6:AG:150:PHE:HB3	1.74	0.70
11:CL:109:ARG:C	11:CL:110:LYS:HD2	2.11	0.70
12:CM:28:ARG:HA	12:CM:31:ALA:HB3	1.74	0.70
12:CM:70:ARG:HH12	29:DF:114:ARG:NH2	1.90	0.70
24:DA:1287:A:H2'	24:DA:1288:G:C2	2.26	0.70
24:DA:1731:G:H4'	24:DA:1732:C:OP1	1.89	0.70
24:DA:2460:U:O2	24:DA:2493:U:N3	2.25	0.70
24:DA:2881:U:O2'	24:DA:2882:A:H5'	1.92	0.70
38:DO:45:SER:OG	56:DB:113:C:H1'	1.92	0.70
26:DC:166:ARG:HG3	26:DC:166:ARG:O	1.92	0.70
29:DF:28:PRO:HB2	29:DF:168:LEU:HD21	1.73	0.70
29:DF:91:ARG:NH2	29:DF:91:ARG:HB3	2.06	0.70
35:DL:123:ARG:HA	35:DL:143:GLU:HB3	1.73	0.70
36:DM:17:ASN:CB	36:DM:38:ARG:HH22	2.05	0.70
40:DQ:69:ARG:HB2	40:DQ:69:ARG:NH2	2.04	0.70
48:DY:1:MET:N	48:DY:1:MET:HE2	2.06	0.70
21:AA:269:C:H2'	21:AA:270:A:C8	2.26	0.70
21:AA:924:C:H2'	21:AA:925:G:H8	1.52	0.70
1:AB:29:PHE:HA	1:AB:44:LYS:HG2	1.74	0.70
3:AD:34:GLU:O	3:AD:37:PRO:HD3	1.91	0.70
24:BA:2292:U:H2'	24:BA:2293:G:C8	2.24	0.70
55:CA:1140:C:O2'	55:CA:1141:C:C6	2.43	0.70
55:CA:511:C:N3	55:CA:512:U:C4	2.59	0.70
1:CB:127:LYS:HE3	1:CB:132:GLU:HG3	1.74	0.70
3:CD:34:GLU:O	3:CD:36:ALA:N	2.25	0.70
24:DA:118:A:C8	24:DA:119:A:C8	2.80	0.70
24:DA:1799:G:N2	24:DA:1818:U:O2'	2.25	0.70
24:DA:2216:G:H2'	24:DA:2217:G:H8	1.57	0.70
24:DA:740:C:O2'	24:DA:741:U:C5'	2.39	0.70
44:DU:90:LYS:HE2	44:DU:92:VAL:HG12	1.73	0.70
18:AS:77:ARG:HH22	21:AA:1322:C:P	2.15	0.70
21:AA:704:A:H2'	21:AA:705:G:C8	2.25	0.70

*Continued on next page...*

*Continued from previous page...*

Atom-1	Atom-2	Interatomic distance (Å)	Clash overlap (Å)
21:AA:908:A:H2'	21:AA:909:A:H8	1.57	0.70
4:AE:83:PRO:HD3	4:AE:97:PRO:CG	2.21	0.70
24:BA:1048:A:C5	24:BA:1049:C:C5	2.80	0.70
24:BA:2197:U:H1'	24:BA:2198:A:H2'	1.73	0.70
40:BQ:68:ALA:O	40:BQ:69:ARG:C	2.29	0.70
47:BX:76:LYS:HG3	47:BX:77:TYR:H	1.57	0.70
24:DA:2311:A:O2'	24:DA:2312:U:OP2	2.08	0.70
24:DA:448:U:H4'	24:DA:449:A:OP2	1.91	0.70
56:DB:5:U:H2'	56:DB:6:G:C8	2.27	0.70
21:AA:1371:G:H5''	21:AA:1372:U:OP2	1.91	0.69
21:AA:269:C:H2'	21:AA:270:A:H8	1.55	0.69
55:CA:1152:A:H2'	55:CA:1153:G:C8	2.27	0.69
55:CA:977:A:C8	55:CA:1223:C:C4	2.78	0.69
55:CA:266:G:O2'	55:CA:267:C:H3'	1.92	0.69
10:CK:124:LYS:HE3	20:CU:34:ARG:CZ	2.22	0.69
10:CK:74:LYS:HG3	10:CK:78:ILE:HG12	1.72	0.69
24:DA:1070:A:H5'	24:DA:1071:G:H5''	1.74	0.69
30:DG:66:THR:CG2	24:DA:2748:A:H1'	2.21	0.69
24:DA:2783:U:H2'	24:DA:2784:U:H6	1.56	0.69
31:DH:80:ILE:HB	31:DH:101:ASP:CB	2.22	0.69
38:DO:44:GLY:CA	56:DB:8:C:O2'	2.40	0.69
21:AA:1478:U:H2'	21:AA:1479:C:H6	1.57	0.69
21:AA:251:G:H4'	21:AA:252:U:O5'	1.92	0.69
11:AL:43:LYS:N	11:AL:43:LYS:HD3	2.07	0.69
16:AQ:12:VAL:CG1	16:AQ:13:SER:H	1.95	0.69
20:AU:38:GLU:HG3	21:AA:1527:U:OP2	1.91	0.69
24:BA:1349:C:H42	24:BA:1382:G:H1	1.39	0.69
24:BA:1737:G:C6	24:BA:1738:G:N2	2.60	0.69
24:BA:2720:U:H2'	24:BA:2721:A:C8	2.26	0.69
24:BA:947:A:H2'	24:BA:948:C:C6	2.27	0.69
26:BC:188:ARG:O	26:BC:189:ALA:HB2	1.92	0.69
27:BD:182:ALA:O	27:BD:184:ARG:N	2.25	0.69
28:BE:149:ILE:O	28:BE:188:MET:HA	1.92	0.69
40:BQ:85:ALA:O	40:BQ:86:SER:C	2.29	0.69
55:CA:1038:C:H2'	55:CA:1039:G:C8	2.27	0.69
55:CA:109:A:H2'	55:CA:326:G:N2	2.07	0.69
1:CB:79:VAL:O	1:CB:83:ALA:HB3	1.92	0.69
24:DA:1061:U:O2'	24:DA:1062:G:H5''	1.93	0.69
24:DA:973:A:H1'	24:DA:1188:U:C5	2.27	0.69
29:DF:122:ASP:HB3	29:DF:126:ASN:ND2	2.06	0.69
21:AA:547:A:H4'	21:AA:548:G:O5'	1.91	0.69

*Continued on next page...*

*Continued from previous page...*

Atom-1	Atom-2	Interatomic distance (Å)	Clash overlap (Å)
1:AB:108:GLN:HA	1:AB:111:LYS:HB2	1.74	0.69
4:AE:152:VAL:HG21	4:AE:156:ARG:NH1	2.07	0.69
6:AG:35:LYS:HB2	21:AA:1373:G:H5''	1.74	0.69
24:BA:686:U:O2	52:B2:6:GLN:O	2.10	0.69
24:BA:1073:A:C2'	24:BA:1074:G:H5''	2.22	0.69
24:BA:2021:C:OP1	50:B0:8:THR:HG21	1.92	0.69
24:BA:2183:A:H2'	24:BA:2184:A:H8	1.54	0.69
24:BA:856:G:H21	46:BW:19:ARG:HH22	1.39	0.69
26:BC:166:ARG:HG3	26:BC:166:ARG:O	1.92	0.69
38:BO:88:LYS:O	38:BO:89:ASP:HB2	1.90	0.69
48:BY:7:ARG:H	48:BY:60:LYS:HZ1	1.38	0.69
55:CA:764:C:H2'	55:CA:765:G:H5'	1.74	0.69
6:CG:110:ARG:HG3	6:CG:111:GLY:H	1.56	0.69
16:CQ:46:HIS:HB2	16:CQ:70:LYS:HE3	1.74	0.69
19:CT:70:LYS:HD2	19:CT:73:ARG:HE	1.57	0.69
24:DA:1399:C:H2'	24:DA:1400:U:C6	2.27	0.69
24:DA:152:A:C2	24:DA:175:G:C2	2.80	0.69
24:DA:1681:G:O2'	24:DA:1762:A:H2'	1.92	0.69
24:DA:2308:G:O2'	24:DA:2309:A:OP1	2.10	0.69
24:DA:449:A:H2'	24:DA:450:G:C8	2.25	0.69
24:DA:668:A:H2'	24:DA:670:A:N6	2.07	0.69
56:DB:57:A:H2'	56:DB:58:A:H8	1.56	0.69
46:DW:18:LYS:HE2	24:DA:2269:G:O3'	1.93	0.69
46:DW:23:LYS:HZ2	24:DA:855:G:H21	1.39	0.69
1:AB:174:GLU:O	1:AB:177:ASN:HB3	1.92	0.69
1:AB:13:VAL:HG23	1:AB:207:ARG:HH22	1.56	0.69
4:AE:19:ARG:HA	4:AE:31:SER:O	1.92	0.69
5:AF:3:HIS:H	5:AF:92:THR:CG2	2.03	0.69
11:AL:23:LEU:HG	11:AL:24:GLU:H	1.58	0.69
50:B0:29:VAL:HG13	50:B0:34:GLY:O	1.92	0.69
33:BJ:2:LYS:HD3	33:BJ:2:LYS:N	2.07	0.69
40:BQ:68:ALA:HB1	40:BQ:73:ILE:HG23	1.75	0.69
43:BT:30:ILE:HG23	43:BT:85:VAL:HB	1.74	0.69
46:BW:39:GLN:C	46:BW:41:GLY:N	2.42	0.69
55:CA:60:A:H4'	55:CA:61:G:O5'	1.91	0.69
54:D4:23:ILE:HD13	24:DA:1032:A:H1'	1.74	0.69
24:DA:1275:A:H2'	24:DA:1275:A:N3	2.07	0.69
24:DA:2321:U:O2	24:DA:2321:U:H2'	1.91	0.69
24:DA:963:U:H2'	24:DA:964:C:H6	1.57	0.69
26:DC:219:VAL:HG21	24:DA:782:A:N7	2.07	0.69
44:DU:58:VAL:HG12	44:DU:60:LYS:H	1.57	0.69

*Continued on next page...*

*Continued from previous page...*

Atom-1	Atom-2	Interatomic distance (Å)	Clash overlap (Å)
24:BA:1381:G:H2'	24:BA:1382:G:H5'	1.75	0.69
24:BA:1658:C:OP1	59:BA:3660:HOH:O	2.09	0.69
24:BA:2897:U:H2'	24:BA:2898:U:H6	1.57	0.69
42:BS:24:ILE:HD11	42:BS:36:LEU:HD13	1.73	0.69
47:BX:4:CYS:HB2	47:BX:51:SER:HB3	1.75	0.69
55:CA:1038:C:H2'	55:CA:1039:G:H8	1.57	0.69
55:CA:1265:C:C2'	55:CA:1266:G:H5'	2.22	0.69
55:CA:1293:C:H2'	55:CA:1294:G:C8	2.27	0.69
55:CA:197:A:O2'	55:CA:198:G:C8	2.45	0.69
16:CQ:17:GLU:HG3	55:CA:254:G:H21	1.57	0.69
17:CR:39:VAL:HG12	17:CR:40:PRO:HD2	1.74	0.69
24:DA:1519:G:H5'	24:DA:1520:U:OP2	1.93	0.69
24:DA:655:A:O2'	24:DA:656:G:C8	2.44	0.69
26:DC:71:ASP:O	26:DC:73:ILE:HG12	1.93	0.69
29:DF:110:ILE:HD13	29:DF:110:ILE:H	1.58	0.69
31:DH:8:LYS:C	31:DH:8:LYS:HD2	2.13	0.69
39:DP:9:GLN:HB3	39:DP:12:MET:CE	2.22	0.69
21:AA:1446:A:C2'	21:AA:1447:A:H5''	2.22	0.69
21:AA:1513:A:H2'	21:AA:1514:G:C8	2.25	0.69
21:AA:486:U:H6	21:AA:486:U:H5''	1.57	0.69
13:AN:25:GLU:HG3	13:AN:26:LEU:HD12	1.72	0.69
16:AQ:12:VAL:HG11	16:AQ:21:VAL:HG22	1.73	0.69
16:AQ:79:GLU:O	16:AQ:80:LYS:HD3	1.91	0.69
24:BA:1343:G:H2'	24:BA:1344:U:H6	1.58	0.69
24:BA:1777:U:O2'	24:BA:1778:U:H5'	1.91	0.69
24:BA:2020:A:H5'	50:B0:8:THR:HG22	1.74	0.69
24:BA:976:G:C2	24:BA:977:G:N7	2.61	0.69
25:BB:45:A:H2'	25:BB:46:A:H8	1.57	0.69
40:BQ:4:LYS:HG3	40:BQ:5:ARG:N	2.06	0.69
40:BQ:91:ARG:NH1	41:BR:10:LYS:HB3	2.07	0.69
49:BZ:6:ILE:O	49:BZ:34:THR:HA	1.92	0.69
8:CI:122:ARG:NH1	55:CA:1343:G:H1'	2.06	0.69
17:CR:72:ARG:H	17:CR:72:ARG:NE	1.86	0.69
20:CU:3:ILE:HG21	20:CU:18:PHE:HB3	1.73	0.69
24:DA:2628:C:O2'	24:DA:2781:A:H2'	1.93	0.69
24:DA:975:A:H2'	24:DA:976:G:H8	1.58	0.69
27:DD:119:ALA:CB	27:DD:163:GLY:H	2.01	0.69
48:DY:19:LEU:HA	48:DY:22:LEU:HB2	1.73	0.69
21:AA:1089:G:C2	21:AA:1090:U:H1'	2.27	0.69
21:AA:994:A:O2'	21:AA:995:C:H5'	1.93	0.69
2:AC:146:LYS:HB2	2:AC:202:PHE:CE2	2.26	0.69

*Continued on next page...*

*Continued from previous page...*

Atom-1	Atom-2	Interatomic distance (Å)	Clash overlap (Å)
24:BA:2063:C:O2'	24:BA:2064:C:H5'	1.93	0.69
25:BB:109:A:H2'	25:BB:110:C:H6	1.56	0.69
32:BI:20:SER:HB3	32:BI:21:PRO:HD3	1.74	0.69
36:BM:57:VAL:HA	36:BM:112:LEU:HD21	1.75	0.69
55:CA:154:U:H2'	55:CA:155:A:H5'	1.75	0.69
55:CA:765:G:C5	55:CA:812:G:C5	2.80	0.69
2:CC:126:ARG:HH22	2:CC:190:THR:HG23	1.55	0.69
8:CI:48:ARG:HH21	8:CI:57:VAL:HG21	1.58	0.69
14:CO:77:TYR:OH	14:CO:87:ARG:HD3	1.92	0.69
27:DD:36:GLN:HE21	27:DD:38:LYS:HZ1	1.41	0.69
31:DH:8:LYS:HD2	31:DH:9:VAL:N	2.08	0.69
48:DY:57:LEU:O	48:DY:60:LYS:HB3	1.92	0.69
21:AA:1452:C:H5'	21:AA:1453:G:C5	2.28	0.69
7:AH:3:GLN:HA	21:AA:587:G:H4'	1.74	0.69
1:AB:139:GLU:O	1:AB:139:GLU:HG2	1.92	0.69
4:AE:136:VAL:O	4:AE:136:VAL:HG22	1.92	0.69
5:AF:21:MET:HB3	5:AF:25:TYR:CE1	2.27	0.69
14:AO:52:ARG:O	14:AO:56:LEU:HG	1.93	0.69
19:AT:80:ALA:O	19:AT:84:LYS:HB2	1.93	0.69
52:B2:3:ARG:HG2	52:B2:3:ARG:NH2	2.03	0.69
24:BA:232:G:H4'	24:BA:233:A:OP1	1.92	0.69
24:BA:2691:C:H5'	24:BA:2691:C:H6	1.57	0.69
25:BB:57:A:O2'	25:BB:58:A:H5'	1.93	0.69
28:BE:146:VAL:HG23	28:BE:167:VAL:CG2	2.21	0.69
41:BR:25:LEU:H	41:BR:94:THR:HG21	1.56	0.69
49:BZ:8:GLN:HG3	49:BZ:28:LEU:HB3	1.73	0.69
55:CA:1412:C:H2'	55:CA:1413:A:C8	2.28	0.69
55:CA:147:G:H2'	55:CA:148:G:C8	2.27	0.69
55:CA:204:G:H2'	55:CA:205:A:O4'	1.93	0.69
8:CI:125:GLN:HE21	8:CI:125:GLN:H	1.40	0.69
24:DA:2276:G:O2'	24:DA:2277:G:H5'	1.92	0.69
24:DA:726:G:H3'	24:DA:1432:G:O2'	1.92	0.69
24:DA:827:U:H2'	24:DA:2068:U:C2	2.28	0.69
44:DU:47:PRO:HB3	44:DU:54:PRO:CG	2.21	0.69
21:AA:507:C:H3'	21:AA:508:U:H5''	1.74	0.69
10:AK:51:PHE:HB2	10:AK:55:ARG:HB3	1.74	0.69
24:BA:1376:C:H2'	24:BA:1377:G:H5'	1.75	0.69
24:BA:1797:G:O3'	26:BC:255:LYS:HA	1.93	0.69
24:BA:2209:G:C2	24:BA:2216:G:C2	2.81	0.69
46:BW:24:ARG:HB2	46:BW:65:LYS:HD3	1.74	0.69
55:CA:312:C:H2'	55:CA:313:A:C8	2.28	0.69

*Continued on next page...*



*Continued from previous page...*

Atom-1	Atom-2	Interatomic distance (Å)	Clash overlap (Å)
14:CO:20:ASP:HB2	55:CA:750:C:H4'	1.73	0.69
55:CA:824:G:O2'	55:CA:825:A:H5'	1.93	0.69
11:CL:5:GLN:HE21	55:CA:882:C:H41	1.40	0.69
12:CM:96:VAL:C	12:CM:98:GLY:H	1.96	0.69
24:DA:1297:C:OP1	24:DA:2710:C:H4'	1.93	0.69
24:DA:1529:G:H2'	24:DA:1530:G:O4'	1.93	0.69
24:DA:2517:C:O2'	24:DA:2518:A:H3'	1.93	0.69
24:DA:288:U:H2'	24:DA:289:G:C8	2.26	0.69
24:DA:365:U:H2'	24:DA:366:C:O4'	1.93	0.69
24:DA:412:A:N6	24:DA:2412:A:O4'	2.26	0.69
24:DA:593:U:H2'	24:DA:594:U:H6	1.56	0.69
37:DN:103:ARG:HG3	37:DN:104:ALA:H	1.57	0.69
38:DO:23:ALA:HB1	38:DO:90:VAL:HG12	1.74	0.69
42:DS:86:MET:CE	42:DS:87:PRO:HD2	2.23	0.69
46:DW:18:LYS:N	46:DW:36:ILE:HG12	2.07	0.69
1:AB:143:LEU:H	1:AB:143:LEU:HD23	1.57	0.69
2:AC:59:PRO:HD2	2:AC:63:ILE:HA	1.74	0.69
9:AJ:40:ILE:HD12	9:AJ:73:LEU:HD12	1.75	0.69
5:AF:86:ARG:CZ	17:AR:63:TYR:HB3	2.22	0.69
20:AU:16:ARG:NH1	20:AU:19:LYS:HG2	2.07	0.69
24:BA:1166:G:C2	24:BA:1184:U:O2	2.46	0.69
24:BA:2146:C:H4'	24:BA:2147:A:O5'	1.91	0.69
34:BK:47:ILE:HG13	34:BK:48:PRO:HD2	1.74	0.69
34:BK:78:ARG:NH1	39:BP:70:GLU:OE2	2.26	0.69
36:BM:49:ALA:HB1	36:BM:120:ALA:HB1	1.74	0.69
43:BT:44:LYS:HG3	43:BT:55:VAL:HG11	1.75	0.69
55:CA:1277:C:HO2'	55:CA:1279:G:H8	1.39	0.69
55:CA:1277:C:O2'	55:CA:1279:G:C8	2.44	0.69
55:CA:1303:C:H5'	55:CA:1304:G:OP2	1.93	0.69
55:CA:313:A:H2'	55:CA:314:C:H6	1.58	0.69
55:CA:560:A:H4'	55:CA:561:U:H5''	1.75	0.69
55:CA:577:G:N2	55:CA:578:C:C2	2.59	0.69
2:CC:150:VAL:HG12	2:CC:199:VAL:HG12	1.74	0.69
24:DA:52:A:H2'	24:DA:53:A:C8	2.28	0.69
56:DB:17:C:O2'	56:DB:18:G:H5'	1.92	0.69
28:DE:28:VAL:O	28:DE:32:VAL:HG13	1.93	0.69
21:AA:1173:U:H2'	21:AA:1174:G:H8	1.58	0.69
21:AA:1414:U:H2'	21:AA:1415:G:H8	1.57	0.69
24:BA:1429:G:O2'	24:BA:1430:G:H5'	1.93	0.69
24:BA:1667:G:O2'	24:BA:1991:U:O4	2.10	0.69
24:BA:2092:U:H4'	24:BA:2093:G:O5'	1.93	0.69

*Continued on next page...*

*Continued from previous page...*

Atom-1	Atom-2	Interatomic distance (Å)	Clash overlap (Å)
24:BA:2897:U:H2'	24:BA:2898:U:C6	2.28	0.69
28:BE:32:VAL:HG23	28:BE:33:VAL:N	2.08	0.69
55:CA:1349:A:H2'	55:CA:1350:A:C8	2.27	0.69
24:DA:814:C:H1'	24:DA:1225:G:H21	1.58	0.69
26:DC:52:HIS:HD2	26:DC:217:PRO:O	1.76	0.69
29:DF:136:ILE:O	29:DF:137:PHE:O	2.11	0.69
38:DO:57:ALA:C	38:DO:58:ILE:HD12	2.12	0.69
38:DO:67:ASN:H	38:DO:70:ALA:CB	2.03	0.69
1:AB:185:ILE:HD12	1:AB:202:ASN:O	1.93	0.68
1:AB:30:ILE:HG12	1:AB:39:ILE:O	1.93	0.68
50:B0:5:ASN:O	50:B0:7:PRO:HD3	1.92	0.68
24:BA:503:A:C2	24:BA:505:A:C4	2.81	0.68
33:BJ:18:VAL:HG22	33:BJ:140:LEU:HD12	1.73	0.68
55:CA:1323:G:H2'	55:CA:1324:A:C8	2.28	0.68
55:CA:958:A:C2'	55:CA:959:A:H5'	2.23	0.68
6:CG:102:TRP:CD1	6:CG:102:TRP:N	2.56	0.68
24:DA:2595:G:N2	24:DA:2597:G:H3'	2.07	0.68
24:DA:2638:G:O2'	24:DA:2639:A:C8	2.46	0.68
24:DA:2868:A:H2'	24:DA:2869:G:C8	2.28	0.68
24:DA:661:A:H2'	24:DA:662:G:O4'	1.93	0.68
38:DO:67:ASN:C	56:DB:50:A:OP1	2.32	0.68
26:DC:15:VAL:HG22	26:DC:205:GLY:HA3	1.75	0.68
27:DD:118:PHE:CD1	27:DD:119:ALA:N	2.61	0.68
27:DD:159:LYS:HE2	27:DD:160:LYS:N	2.06	0.68
30:DG:103:ASN:HD22	30:DG:111:PRO:HB2	1.58	0.68
30:DG:88:LEU:HD13	30:DG:93:TYR:HB3	1.75	0.68
37:DN:103:ARG:HG3	37:DN:104:ALA:N	2.09	0.68
47:DX:27:ARG:NH1	24:DA:1808:A:N7	2.41	0.68
47:DX:52:ALA:O	47:DX:53:LYS:HB3	1.92	0.68
4:AE:24:VAL:HG23	4:AE:26:GLY:H	1.58	0.68
8:AI:41:GLU:O	8:AI:44:ARG:HG2	1.93	0.68
13:AN:15:LEU:HD12	13:AN:53:ASP:HB2	1.73	0.68
19:AT:68:LYS:HB2	19:AT:68:LYS:HZ2	1.58	0.68
20:AU:44:ARG:HD2	20:AU:44:ARG:N	2.08	0.68
24:BA:2543:G:H2'	24:BA:2544:G:H8	1.58	0.68
24:BA:512:G:N7	59:BA:3777:HOH:O	2.26	0.68
24:BA:585:G:H5''	24:BA:586:A:OP1	1.93	0.68
27:BD:106:LYS:O	27:BD:175:LEU:O	2.11	0.68
28:BE:112:LEU:HD13	28:BE:186:VAL:HG11	1.75	0.68
35:BL:91:ASP:H	35:BL:94:THR:CG2	2.04	0.68
55:CA:1241:G:O2'	55:CA:1242:G:H8	1.77	0.68

*Continued on next page...*

*Continued from previous page...*

Atom-1	Atom-2	Interatomic distance (Å)	Clash overlap (Å)
55:CA:79:G:H2'	55:CA:80:A:H8	1.58	0.68
3:CD:205:LYS:HG3	55:CA:8:A:C5	2.29	0.68
6:CG:148:LYS:NZ	6:CG:148:LYS:HB2	2.07	0.68
15:CP:19:VAL:HG22	15:CP:36:VAL:HG13	1.75	0.68
53:D3:3:ILE:HG21	53:D3:62:PRO:HG2	1.75	0.68
56:DB:48:U:O2	56:DB:48:U:H2'	1.93	0.68
26:DC:16:VAL:H	26:DC:203:VAL:HG12	1.58	0.68
29:DF:103:ILE:HA	29:DF:107:VAL:HG21	1.75	0.68
41:DR:33:VAL:HG23	41:DR:61:ALA:HB3	1.76	0.68
41:DR:89:HIS:NE2	41:DR:91:GLN:HB2	2.08	0.68
48:DY:18:LEU:O	48:DY:22:LEU:HD13	1.92	0.68
21:AA:1101:A:O2'	21:AA:1102:A:OP2	2.11	0.68
21:AA:1222:G:OP1	21:AA:1321:U:O2'	2.10	0.68
21:AA:1225:A:H2'	21:AA:1226:C:C5	2.28	0.68
3:AD:31:CYS:HA	21:AA:413:G:H1	1.57	0.68
53:B3:56:LEU:H	53:B3:56:LEU:HD22	1.57	0.68
24:BA:1576:U:O2'	24:BA:1577:C:H5'	1.94	0.68
24:BA:1681:G:O2'	24:BA:1762:A:O2'	2.12	0.68
24:BA:2197:U:O2'	24:BA:2198:A:H2'	1.93	0.68
24:BA:2574:G:OP1	59:BA:3719:HOH:O	2.11	0.68
24:BA:5:A:H2'	24:BA:6:A:C8	2.29	0.68
33:BJ:31:GLU:HG3	33:BJ:142:ILE:HG21	1.75	0.68
38:BO:68:LYS:O	38:BO:71:ALA:HB3	1.94	0.68
39:BP:24:THR:HG22	39:BP:87:ARG:H	1.57	0.68
55:CA:181:A:O2'	55:CA:182:A:H2	1.76	0.68
55:CA:462:G:H3'	55:CA:463:U:C6	2.28	0.68
55:CA:994:A:C5	55:CA:1216:A:H4'	2.29	0.68
10:CK:74:LYS:HA	10:CK:78:ILE:HD11	1.74	0.68
12:CM:1:ALA:N	12:CM:2:ARG:HH11	1.91	0.68
24:DA:288:U:H2'	24:DA:289:G:H8	1.58	0.68
24:DA:335:C:H2'	24:DA:336:C:H6	1.58	0.68
24:DA:502:A:H5'	24:DA:503:A:OP2	1.94	0.68
24:DA:603:A:H4'	24:DA:604:G:O5'	1.94	0.68
28:DE:48:THR:O	28:DE:52:VAL:HG23	1.94	0.68
28:DE:69:ARG:O	28:DE:70:SER:HB3	1.93	0.68
29:DF:73:VAL:H	29:DF:78:ILE:CD1	2.00	0.68
30:DG:164:ALA:O	30:DG:165:ASP:HB2	1.92	0.68
39:DP:50:ARG:HB3	39:DP:57:ALA:N	2.09	0.68
43:DT:18:GLU:HA	43:DT:22:THR:HG21	1.74	0.68
21:AA:1064:G:N2	21:AA:1190:G:O2'	2.26	0.68
21:AA:1171:A:C2	21:AA:1172:C:C2	2.82	0.68

*Continued on next page...*

*Continued from previous page...*

Atom-1	Atom-2	Interatomic distance (Å)	Clash overlap (Å)
51:B1:42:VAL:CG1	51:B1:42:VAL:O	2.40	0.68
24:BA:1656:C:H2'	24:BA:1657:U:H6	1.56	0.68
24:BA:702:U:H2'	24:BA:703:U:C6	2.27	0.68
27:BD:172:VAL:O	27:BD:173:GLN:HB2	1.93	0.68
32:BI:7:TYR:HB3	32:BI:58:ILE:H	1.58	0.68
34:BK:76:VAL:HB	39:BP:72:VAL:CG2	2.24	0.68
24:BA:923:G:N3	46:BW:23:LYS:HE2	2.08	0.68
55:CA:1356:G:H2'	55:CA:1357:A:C8	2.29	0.68
55:CA:21:G:H2'	55:CA:22:G:C8	2.28	0.68
3:CD:55:ARG:HH11	3:CD:55:ARG:HA	1.58	0.68
24:DA:273:G:H2'	24:DA:274:C:C6	2.28	0.68
37:DN:93:GLY:HA3	24:DA:2881:U:O4'	1.93	0.68
24:DA:800:A:OP1	24:DA:800:A:H8	1.76	0.68
28:DE:29:HIS:HA	28:DE:32:VAL:HG22	1.75	0.68
40:DQ:111:LYS:HE3	41:DR:48:LYS:HD3	1.76	0.68
44:DU:83:GLY:O	44:DU:93:ARG:HA	1.93	0.68
21:AA:105:G:H2'	21:AA:106:C:C6	2.29	0.68
21:AA:1389:C:H2'	21:AA:1390:U:O4'	1.92	0.68
21:AA:1499:A:O2'	21:AA:1500:A:H5'	1.94	0.68
21:AA:198:G:O2'	21:AA:199:A:H8	1.75	0.68
21:AA:80:A:C2	21:AA:81:A:H1'	2.28	0.68
12:AM:82:LEU:HD21	18:AS:64:GLU:OE1	1.92	0.68
52:B2:43:THR:O	52:B2:44:VAL:CB	2.39	0.68
24:BA:1085:A:H3'	24:BA:1086:A:H2	1.56	0.68
24:BA:371:A:H61	24:BA:401:A:H3'	1.59	0.68
26:BC:43:ASN:HB3	26:BC:45:ASN:H	1.59	0.68
30:BG:7:PRO:O	30:BG:8:VAL:HB	1.92	0.68
31:BH:18:GLN:HE21	31:BH:18:GLN:HA	1.58	0.68
31:BH:82:SER:O	31:BH:83:LYS:HB2	1.93	0.68
33:BJ:88:THR:HG23	33:BJ:91:GLU:H	1.59	0.68
35:BL:29:LYS:HG2	35:BL:30:THR:CG2	2.23	0.68
43:BT:50:LEU:O	43:BT:51:PHE:HB2	1.93	0.68
7:CH:54:THR:HG23	7:CH:55:LYS:H	1.59	0.68
12:CM:12:LYS:HE3	12:CM:12:LYS:HA	1.75	0.68
24:DA:1386:C:O2'	24:DA:1387:A:H8	1.76	0.68
24:DA:2716:C:O2'	24:DA:2717:C:H5'	1.94	0.68
24:DA:705:A:N6	24:DA:726:G:H1'	2.08	0.68
28:DE:108:ILE:HD13	28:DE:108:ILE:O	1.93	0.68
29:DF:47:LYS:HA	29:DF:50:ASP:HB3	1.75	0.68
45:DV:17:SER:OG	45:DV:27:PRO:HG3	1.93	0.68
21:AA:682:G:H2'	21:AA:683:G:H8	1.58	0.68

*Continued on next page...*

*Continued from previous page...*

Atom-1	Atom-2	Interatomic distance (Å)	Clash overlap (Å)
2:AC:68:HIS:HA	2:AC:103:ALA:O	1.94	0.68
6:AG:12:LEU:H	6:AG:12:LEU:HD22	1.59	0.68
20:AU:44:ARG:HA	20:AU:47:ALA:HB3	1.75	0.68
24:BA:1289:C:HO2'	24:BA:1290:C:H6	1.41	0.68
24:BA:1303:G:H2'	24:BA:1304:A:H8	1.59	0.68
24:BA:1340:U:C5	24:BA:1603:A:C8	2.81	0.68
24:BA:2611:C:O2'	24:BA:2612:C:H5'	1.94	0.68
24:BA:856:G:H21	46:BW:19:ARG:NH2	1.92	0.68
48:BY:9:LYS:HE3	48:BY:9:LYS:HA	1.76	0.68
55:CA:147:G:H2'	55:CA:148:G:H8	1.56	0.68
55:CA:724:G:H5''	55:CA:724:G:H8	1.59	0.68
55:CA:920:U:H2'	55:CA:921:U:C6	2.28	0.68
24:DA:1906:G:H8	24:DA:1929:G:H2'	1.57	0.68
24:DA:1970:A:H5'	24:DA:1971:U:OP1	1.93	0.68
24:DA:589:U:O2'	24:DA:590:A:H8	1.76	0.68
45:DV:79:ARG:CZ	45:DV:79:ARG:HB3	2.23	0.68
51:B1:12:SER:HB2	51:B1:48:TYR:CZ	2.27	0.68
24:BA:2353:G:H1'	46:BW:30:VAL:HG12	1.76	0.68
24:BA:2793:C:H2'	24:BA:2794:C:C6	2.28	0.68
24:BA:825:A:C2	24:BA:826:U:C2	2.82	0.68
31:BH:76:GLU:HG2	31:BH:106:ALA:HB2	1.74	0.68
39:BP:50:ARG:HB3	39:BP:57:ALA:N	2.08	0.68
40:BQ:56:PHE:O	40:BQ:57:ARG:C	2.32	0.68
41:BR:25:LEU:H	41:BR:94:THR:CG2	2.06	0.68
55:CA:1084:G:H2'	55:CA:1085:U:H5	1.59	0.68
55:CA:110:C:H2'	55:CA:111:G:C8	2.28	0.68
55:CA:1507:A:C2	55:CA:1508:A:C5	2.82	0.68
15:CP:10:GLY:O	55:CA:624:C:H4'	1.93	0.68
24:DA:1407:G:H2'	24:DA:1408:G:C8	2.28	0.68
24:DA:1590:A:H2'	24:DA:1591:A:C8	2.29	0.68
24:DA:2343:U:H2'	24:DA:2344:U:C6	2.29	0.68
24:DA:507:A:H5''	24:DA:509:C:O4'	1.94	0.68
24:DA:594:U:H2'	24:DA:595:C:C6	2.29	0.68
35:DL:142:ILE:HG22	35:DL:144:GLU:H	1.58	0.68
43:DT:29:THR:HB	43:DT:87:LEU:N	2.08	0.68
45:DV:61:LEU:HD23	45:DV:61:LEU:H	1.59	0.68
21:AA:143:A:N3	21:AA:143:A:H2'	2.09	0.68
7:AH:95:MET:HE3	7:AH:129:ALA:HB1	1.75	0.68
24:BA:1050:A:C2	24:BA:2751:G:C4	2.82	0.68
24:BA:1343:G:O2'	24:BA:1344:U:H5'	1.94	0.68
25:BB:79:G:C4	25:BB:80:U:C5	2.81	0.68

*Continued on next page...*

*Continued from previous page...*

Atom-1	Atom-2	Interatomic distance (Å)	Clash overlap (Å)
27:BD:151:THR:HG22	27:BD:152:PRO:HD3	1.76	0.68
30:BG:104:LEU:HB2	30:BG:112:VAL:HG22	1.75	0.68
30:BG:8:VAL:HG12	30:BG:49:LEU:H	1.57	0.68
35:BL:93:ASN:O	35:BL:95:LEU:N	2.25	0.68
39:BP:37:LYS:HD3	39:BP:37:LYS:N	2.09	0.68
40:BQ:38:VAL:O	40:BQ:41:ALA:HB3	1.94	0.68
55:CA:1284:C:H2'	55:CA:1285:A:C8	2.28	0.68
2:CC:127:VAL:O	2:CC:128:MET:HB2	1.94	0.68
6:CG:19:SER:OG	6:CG:22:LEU:HB3	1.94	0.68
52:D2:5:PHE:HZ	52:D2:12:ARG:HH11	1.39	0.68
24:DA:1364:G:H1'	24:DA:1368:G:N2	2.07	0.68
24:DA:1376:C:H5''	59:DA:3413:HOH:O	1.94	0.68
24:DA:2337:G:OP1	24:DA:2385:C:H5''	1.93	0.68
24:DA:567:U:H4'	24:DA:808:G:OP1	1.94	0.68
28:DE:84:THR:HG21	24:DA:586:A:H5'	1.74	0.68
24:DA:627:A:O2'	24:DA:628:G:O4'	2.12	0.68
29:DF:76:PHE:H	29:DF:76:PHE:HD2	1.41	0.68
31:DH:59:ALA:HA	31:DH:63:ALA:HB3	1.74	0.68
38:DO:33:ARG:HB3	38:DO:34:HIS:ND1	2.07	0.68
47:DX:27:ARG:HD2	24:DA:1808:A:N6	2.08	0.68
24:BA:195:A:N7	59:BA:3767:HOH:O	2.27	0.68
24:BA:528:A:H8	24:BA:528:A:H3'	1.57	0.68
32:BI:74:PRO:O	32:BI:77:VAL:HG22	1.94	0.68
44:BU:73:ASN:HD22	44:BU:76:THR:N	1.90	0.68
48:BY:7:ARG:H	48:BY:60:LYS:NZ	1.91	0.68
1:CB:103:TRP:HA	1:CB:106:VAL:HG23	1.76	0.68
3:CD:144:ILE:HG22	3:CD:148:ALA:HB3	1.76	0.68
11:CL:72:ASN:HD21	11:CL:104:SER:H	1.39	0.68
24:DA:1060:U:H4'	24:DA:1061:U:C5'	2.24	0.68
24:DA:1181:U:H2'	24:DA:1182:G:C8	2.28	0.68
24:DA:2053:G:C2'	24:DA:2054:A:H5'	2.24	0.68
24:DA:2250:G:OP1	24:DA:2275:C:H2'	1.94	0.68
24:DA:262:A:H5'	24:DA:610:C:O2'	1.94	0.68
24:DA:664:G:H4'	24:DA:941:A:OP1	1.94	0.68
56:DB:12:C:H5''	56:DB:15:A:H62	1.56	0.68
29:DF:49:LEU:HA	29:DF:52:ALA:HB3	1.74	0.68
31:DH:78:VAL:HB	31:DH:144:VAL:HA	1.76	0.68
33:DJ:17:VAL:HG23	33:DJ:137:PRO:HB2	1.75	0.68
45:DV:44:HIS:CD2	45:DV:85:LYS:HB2	2.29	0.68
47:DX:63:ILE:HD12	47:DX:64:ASP:H	1.58	0.68
21:AA:1091:U:H1'	21:AA:1095:U:O2	1.93	0.68

*Continued on next page...*

*Continued from previous page...*

Atom-1	Atom-2	Interatomic distance (Å)	Clash overlap (Å)
21:AA:1234:C:H1'	21:AA:1364:U:H6	1.59	0.68
1:AB:40:ILE:HD13	1:AB:201:GLY:CA	2.21	0.68
16:AQ:49:ASN:HD21	16:AQ:51:GLU:HB3	1.59	0.68
53:B3:31:ILE:O	53:B3:35:LYS:HE3	1.94	0.68
24:BA:1267:U:O2'	24:BA:1268:A:H5'	1.93	0.68
24:BA:215:G:H4'	24:BA:216:A:H4'	1.74	0.68
24:BA:2385:C:O2'	24:BA:2386:A:H5'	1.94	0.68
24:BA:2430:A:H5'	24:BA:2431:U:OP2	1.94	0.68
24:BA:2713:U:H3'	24:BA:2714:G:H5''	1.76	0.68
25:BB:52:A:N7	38:BO:64:TYR:OH	2.27	0.68
29:BF:35:LEU:HD13	29:BF:56:LEU:HD22	1.74	0.68
29:BF:68:LYS:HD2	29:BF:68:LYS:H	1.58	0.68
31:BH:62:LEU:HD12	31:BH:63:ALA:N	2.09	0.68
33:BJ:13:ARG:O	33:BJ:14:ASP:HB2	1.94	0.68
34:BK:19:VAL:HG22	34:BK:41:ILE:HG13	1.76	0.68
35:BL:78:ARG:HB3	35:BL:113:ALA:CB	2.24	0.68
37:BN:73:ASN:CA	37:BN:76:VAL:HG12	2.24	0.68
24:BA:1156:A:C8	40:BQ:50:ARG:HG2	2.29	0.68
55:CA:1051:C:O2'	55:CA:1052:U:C6	2.46	0.68
55:CA:1287:A:H2'	55:CA:1288:A:C8	2.29	0.68
15:CP:1:MET:HB2	55:CA:135:C:O2	1.92	0.68
24:DA:178:G:OP2	24:DA:178:G:H8	1.77	0.68
24:DA:718:A:H5'	24:DA:719:C:OP2	1.93	0.68
38:DO:4:LYS:O	38:DO:8:ILE:HD13	1.94	0.68
45:DV:17:SER:HA	45:DV:20:LEU:HG	1.75	0.68
21:AA:205:A:H4'	21:AA:205:A:OP1	1.92	0.67
1:AB:187:ASP:CG	1:AB:188:THR:H	1.94	0.67
1:AB:51:GLU:O	1:AB:54:ALA:HB3	1.93	0.67
2:AC:137:VAL:HG22	2:AC:148:ILE:HD13	1.75	0.67
3:AD:53:GLN:HE21	3:AD:202:LEU:HA	1.57	0.67
11:AL:28:GLN:HB2	11:AL:81:ILE:O	1.94	0.67
24:BA:973:A:H1'	24:BA:1188:U:C5	2.29	0.67
24:BA:1474:U:C2'	24:BA:1475:G:H5'	2.24	0.67
30:BG:33:THR:CA	30:BG:34:ARG:HH11	2.07	0.67
30:BG:33:THR:HA	30:BG:34:ARG:HH11	1.57	0.67
55:CA:464:U:O4	55:CA:466:A:H4'	1.93	0.67
55:CA:548:G:H2'	55:CA:549:C:C6	2.29	0.67
8:CI:32:ARG:HH21	8:CI:37:TYR:HB3	1.59	0.67
8:CI:34:LEU:HD11	8:CI:44:ARG:HE	1.58	0.67
20:CU:16:ARG:HG3	20:CU:19:LYS:HG2	1.76	0.67
24:DA:1274:A:O2'	24:DA:1275:A:H5''	1.94	0.67

*Continued on next page...*

*Continued from previous page...*

Atom-1	Atom-2	Interatomic distance (Å)	Clash overlap (Å)
24:DA:1345:C:HO2'	24:DA:1346:G:H8	1.40	0.67
24:DA:2308:G:O6	24:DA:2311:A:C5	2.46	0.67
53:D3:34:LYS:HE2	24:DA:2390:U:OP2	1.94	0.67
24:DA:639:U:H2'	24:DA:640:C:C6	2.28	0.67
24:DA:671:C:O2'	24:DA:672:C:C5'	2.42	0.67
38:DO:30:ARG:HE	56:DB:48:U:H5'	1.58	0.67
49:DZ:30:ARG:NH2	49:DZ:33:HIS:HB2	2.09	0.67
21:AA:1081:A:C2	21:AA:1082:A:N9	2.62	0.67
21:AA:254:G:O2'	21:AA:255:G:H5'	1.93	0.67
1:AB:22:TRP:HA	1:AB:189:ASN:CA	2.24	0.67
10:AK:125:LYS:O	10:AK:126:ARG:HB2	1.93	0.67
24:BA:2498:C:O2'	24:BA:2499:C:H5'	1.94	0.67
24:BA:720:U:H2'	24:BA:721:A:C8	2.30	0.67
30:BG:168:VAL:O	30:BG:170:THR:HG23	1.94	0.67
33:BJ:44:TYR:O	33:BJ:45:THR:CB	2.42	0.67
55:CA:1499:A:O2'	55:CA:1500:A:H5'	1.95	0.67
8:CI:44:ARG:HH21	8:CI:48:ARG:NH1	1.92	0.67
8:CI:46:VAL:HG21	8:CI:75:ALA:HB1	1.76	0.67
10:CK:81:LEU:HD21	10:CK:104:PHE:HB3	1.76	0.67
24:DA:136:G:H2'	24:DA:137:U:C6	2.30	0.67
24:DA:2314:A:H2'	24:DA:2315:G:C8	2.29	0.67
24:DA:2758:A:H2'	24:DA:2759:G:H5'	1.75	0.67
29:DF:65:LEU:HD23	29:DF:65:LEU:H	1.60	0.67
45:DV:57:TYR:HD2	45:DV:74:ALA:CB	2.07	0.67
21:AA:183:C:O2'	21:AA:184:G:H5'	1.94	0.67
21:AA:194:C:O2'	21:AA:195:A:H5'	1.94	0.67
21:AA:253:A:HO2'	21:AA:254:G:H8	1.40	0.67
4:AE:84:VAL:HB	4:AE:146:MET:HE3	1.74	0.67
8:AI:46:VAL:HA	8:AI:49:GLN:HE21	1.59	0.67
19:AT:66:ILE:HG13	19:AT:70:LYS:HG2	1.75	0.67
24:BA:2417:C:C2	24:BA:2418:A:C8	2.82	0.67
24:BA:742:A:H2'	24:BA:743:A:H8	1.59	0.67
24:BA:974:G:C4	24:BA:1186:G:C2	2.82	0.67
32:BI:126:ARG:HA	32:BI:129:GLU:HB2	1.77	0.67
55:CA:9:G:H2'	55:CA:10:A:C8	2.29	0.67
55:CA:95:C:O2'	55:CA:96:U:H5'	1.95	0.67
7:CH:97:GLY:O	7:CH:99:GLY:N	2.28	0.67
54:D4:7:VAL:HG13	54:D4:8:LYS:N	2.09	0.67
24:DA:77:G:H2'	24:DA:78:U:O4'	1.95	0.67
26:DC:128:THR:CG2	26:DC:188:ARG:HB3	2.23	0.67
45:DV:55:GLU:O	45:DV:57:TYR:N	2.28	0.67

*Continued on next page...*



*Continued from previous page...*

Atom-1	Atom-2	Interatomic distance (Å)	Clash overlap (Å)
46:DW:19:ARG:CZ	24:DA:857:G:O2'	2.42	0.67
46:DW:31:LEU:C	46:DW:33:GLY:H	1.97	0.67
21:AA:78:A:N6	21:AA:79:G:C6	2.62	0.67
12:AM:28:ARG:O	12:AM:32:ILE:HG12	1.94	0.67
24:BA:1343:G:H2'	24:BA:1344:U:C6	2.28	0.67
24:BA:1885:A:C2	24:BA:1886:U:H1'	2.29	0.67
24:BA:373:U:HO2'	24:BA:374:A:H8	1.40	0.67
24:BA:580:U:H2'	24:BA:581:C:H6	1.58	0.67
30:BG:86:LEU:HD11	30:BG:132:LEU:HD21	1.77	0.67
35:BL:76:GLU:C	35:BL:77:ILE:HD12	2.14	0.67
39:BP:56:SER:O	39:BP:75:THR:HG23	1.94	0.67
46:BW:67:LYS:O	46:BW:68:PHE:HB2	1.93	0.67
55:CA:1152:A:H2'	55:CA:1153:G:H8	1.59	0.67
55:CA:202:G:O2'	55:CA:468:A:C8	2.47	0.67
3:CD:102:TYR:C	3:CD:104:MET:H	1.96	0.67
5:CF:38:ARG:HH11	5:CF:63:ASN:ND2	1.92	0.67
51:D1:5:ARG:HD2	51:D1:25:ASN:HB2	1.76	0.67
35:DL:62:PRO:HG2	53:D3:24:LYS:HB3	1.77	0.67
24:DA:1335:C:H2'	24:DA:1336:A:C8	2.29	0.67
24:DA:1716:U:HO2'	24:DA:1717:A:H8	0.75	0.67
24:DA:2520:C:HO2'	24:DA:2521:C:H6	1.42	0.67
24:DA:351:C:H2'	24:DA:352:A:H8	1.60	0.67
24:DA:573:U:H4'	24:DA:574:A:OP1	1.92	0.67
24:DA:639:U:H2'	24:DA:640:C:H6	1.58	0.67
24:DA:866:A:HO2'	24:DA:867:C:H6	1.42	0.67
56:DB:50:A:C6	56:DB:51:G:N7	2.62	0.67
33:DJ:44:TYR:HD1	40:DQ:63:ARG:NH2	1.92	0.67
37:DN:98:LEU:O	37:DN:112:TYR:HB2	1.94	0.67
39:DP:52:ARG:NH2	24:DA:2720:U:H5''	2.08	0.67
21:AA:1005:A:H2'	21:AA:1006:G:O4'	1.94	0.67
21:AA:1234:C:H1'	21:AA:1364:U:C6	2.30	0.67
21:AA:512:U:H2'	21:AA:513:C:H6	1.60	0.67
15:AP:21:VAL:HG12	15:AP:33:ILE:HD12	1.76	0.67
18:AS:46:LEU:H	18:AS:61:VAL:HG23	1.59	0.67
24:BA:1328:A:H2'	24:BA:1330:C:C4	2.29	0.67
24:BA:849:A:H2'	24:BA:850:U:C6	2.29	0.67
24:BA:86:G:O2'	24:BA:87:U:H5'	1.94	0.67
27:BD:97:SER:OG	27:BD:98:VAL:N	2.28	0.67
24:BA:826:U:O2'	35:BL:53:GLY:HA3	1.94	0.67
24:DA:2271:G:O2'	24:DA:2272:U:H5'	1.95	0.67
21:AA:1101:A:H4'	21:AA:1102:A:O5'	1.95	0.67

*Continued on next page...*

*Continued from previous page...*

Atom-1	Atom-2	Interatomic distance (Å)	Clash overlap (Å)
21:AA:575:G:C6	21:AA:821:G:N7	2.62	0.67
7:AH:28:SER:HB3	7:AH:56:PRO:HB2	1.76	0.67
11:AL:43:LYS:HB2	11:AL:44:PRO:CD	2.24	0.67
13:AN:40:ARG:HG2	13:AN:41:TRP:H	1.59	0.67
24:BA:2076:U:H5''	24:BA:2238:G:H22	1.59	0.67
24:BA:288:U:H2'	24:BA:289:G:H8	1.58	0.67
24:BA:831:G:H2'	24:BA:832:U:H6	1.59	0.67
26:BC:259:ASN:C	26:BC:261:ARG:H	1.97	0.67
33:BJ:130:HIS:HD2	33:BJ:132:HIS:H	1.43	0.67
34:BK:116:ILE:HD12	34:BK:117:SER:N	2.09	0.67
6:CG:101:ARG:HH12	55:CA:1375:A:H4'	1.57	0.67
1:CB:212:TYR:O	1:CB:216:VAL:HG23	1.95	0.67
4:CE:25:LYS:HB2	4:CE:25:LYS:NZ	2.10	0.67
17:CR:54:LEU:O	17:CR:58:ILE:HG13	1.94	0.67
29:DF:56:LEU:HD13	29:DF:56:LEU:O	1.95	0.67
38:DO:30:ARG:CZ	38:DO:30:ARG:CB	2.73	0.67
38:DO:8:ILE:HD12	38:DO:8:ILE:H	1.59	0.67
46:DW:18:LYS:HD3	46:DW:19:ARG:HG2	1.76	0.67
21:AA:1125:U:HO2'	21:AA:1126:U:P	2.17	0.67
21:AA:867:G:H2'	21:AA:868:C:C6	2.30	0.67
24:BA:1832:C:N4	24:BA:1833:C:C4	2.63	0.67
24:BA:404:A:H1'	24:BA:406:G:C5	2.30	0.67
24:BA:854:C:O2	24:BA:924:G:C2	2.47	0.67
43:BT:28:ASN:OD1	43:BT:29:THR:HG22	1.95	0.67
9:CJ:9:ARG:HH22	55:CA:1279:G:H5''	1.58	0.67
6:CG:108:ARG:CZ	55:CA:1240:U:C6	2.77	0.67
6:CG:119:LEU:HD23	6:CG:120:ALA:N	2.09	0.67
8:CI:96:GLU:HA	8:CI:99:LYS:HE2	1.76	0.67
24:DA:1001:A:H2'	24:DA:1002:G:O4'	1.95	0.67
24:DA:1654:A:HO2'	24:DA:1655:A:H8	0.73	0.67
21:AA:131:A:H2'	21:AA:132:C:C6	2.29	0.67
12:AM:69:ARG:HH22	21:AA:1330:U:H4'	1.60	0.67
21:AA:86:G:C2	21:AA:87:C:N4	2.62	0.67
18:AS:43:MET:O	18:AS:61:VAL:HG21	1.94	0.67
51:B1:8:ILE:HG22	51:B1:9:LYS:N	2.09	0.67
24:BA:1023:U:H6	24:BA:1023:U:C5'	2.05	0.67
24:BA:1287:A:O2'	24:BA:1288:G:H5'	1.94	0.67
24:BA:2156:G:H2'	24:BA:2157:G:H21	1.59	0.67
24:BA:2503:A:H4'	24:BA:2504:U:OP1	1.95	0.67
38:BO:31:THR:HG22	38:BO:34:HIS:N	2.07	0.67
40:BQ:48:ASP:HA	40:BQ:51:GLN:HB2	1.77	0.67

*Continued on next page...*

*Continued from previous page...*

Atom-1	Atom-2	Interatomic distance (Å)	Clash overlap (Å)
6:CG:135:LYS:O	6:CG:139:ASP:HB2	1.95	0.67
6:CG:148:LYS:HD2	10:CK:60:PHE:CD2	2.30	0.67
6:CG:26:VAL:HG23	6:CG:27:ASN:OD1	1.94	0.67
18:CS:20:LYS:NZ	18:CS:27:LYS:HD3	2.10	0.67
24:DA:1565:C:HO2'	24:DA:1566:A:H8	1.43	0.67
24:DA:2311:A:O2'	24:DA:2312:U:P	2.53	0.67
24:DA:506:G:H4'	24:DA:507:A:H5'	1.75	0.67
30:DG:85:LYS:HG3	30:DG:163:TYR:HB2	1.76	0.67
21:AA:1129:C:H2'	21:AA:1139:G:N7	2.10	0.67
3:AD:8:LEU:HB2	21:AA:430:A:OP1	1.95	0.67
2:AC:34:SER:HA	2:AC:37:LYS:NZ	2.10	0.67
6:AG:129:ASN:HA	6:AG:134:VAL:HG11	1.76	0.67
9:AJ:59:LYS:HG2	21:AA:972:C:H4'	1.76	0.67
10:AK:28:ASN:OD1	10:AK:46:ALA:HB3	1.94	0.67
11:AL:3:VAL:O	11:AL:7:VAL:HG23	1.95	0.67
13:AN:1:ALA:HB2	13:AN:67:GLY:HA3	1.76	0.67
24:BA:1057:A:C8	24:BA:1086:A:C8	2.83	0.67
24:BA:1098:A:H3'	24:BA:1099:G:C8	2.29	0.67
24:BA:2185:U:H2'	24:BA:2186:G:H8	1.58	0.67
24:BA:5:A:H2'	24:BA:6:A:H8	1.60	0.67
24:BA:923:G:H1'	46:BW:23:LYS:HE2	1.77	0.67
11:CL:49:ARG:HH22	55:CA:522:C:H41	1.39	0.67
4:CE:17:VAL:HG23	4:CE:33:THR:O	1.93	0.67
11:CL:85:ARG:HG2	11:CL:86:VAL:H	1.59	0.67
24:DA:247:G:C2	24:DA:252:G:O6	2.48	0.67
24:DA:849:A:H2'	24:DA:850:U:H6	1.60	0.67
11:AL:51:VAL:O	11:AL:66:ILE:HD11	1.95	0.67
16:AQ:76:ARG:HG2	16:AQ:77:VAL:N	2.10	0.67
24:BA:1569:A:H2'	24:BA:1570:A:C8	2.30	0.67
24:BA:528:A:C2	24:BA:2042:A:H2'	2.29	0.67
24:BA:794:A:H2'	24:BA:795:C:C6	2.30	0.67
35:BL:4:ASN:HD22	35:BL:4:ASN:H	1.43	0.67
42:BS:74:ILE:HD12	42:BS:104:THR:O	1.94	0.67
43:BT:50:LEU:HD12	43:BT:50:LEU:N	2.08	0.67
55:CA:14:U:H2'	55:CA:16:A:OP2	1.95	0.67
55:CA:820:U:H4'	55:CA:821:G:OP2	1.95	0.67
6:CG:108:ARG:HG3	6:CG:115:MET:SD	2.35	0.67
24:DA:1197:G:H2'	24:DA:1198:U:H6	1.60	0.67
24:DA:241:A:H1'	24:DA:243:U:C4	2.30	0.67
24:DA:2517:C:C2	24:DA:2542:A:N6	2.63	0.67
24:DA:27:G:C6	24:DA:512:G:C6	2.83	0.67

*Continued on next page...*

*Continued from previous page...*

Atom-1	Atom-2	Interatomic distance (Å)	Clash overlap (Å)
26:DC:166:ARG:HB2	26:DC:171:VAL:HG22	1.77	0.67
30:DG:18:ILE:HD12	30:DG:42:VAL:HG13	1.75	0.67
31:DH:48:GLU:OE1	31:DH:48:GLU:O	2.12	0.67
40:DQ:12:ARG:H	40:DQ:12:ARG:HD2	1.60	0.67
21:AA:1239:A:H4'	21:AA:1240:U:O5'	1.94	0.66
21:AA:537:G:H2'	21:AA:538:G:H8	1.60	0.66
21:AA:736:C:H2'	21:AA:737:C:C6	2.30	0.66
8:AI:39:GLY:O	8:AI:40:ARG:HB2	1.94	0.66
15:AP:20:VAL:HG23	15:AP:34:GLU:O	1.95	0.66
15:AP:22:ALA:HA	15:AP:33:ILE:HG13	1.76	0.66
24:BA:1514:G:H5''	24:BA:1515:A:OP1	1.95	0.66
24:BA:1716:U:HO2'	24:BA:1717:A:H8	1.41	0.66
24:BA:1757:A:C3'	24:BA:1758:U:H5'	2.22	0.66
24:BA:1817:G:O2'	24:BA:1818:U:H5'	1.95	0.66
24:BA:335:C:H5''	44:BU:81:ARG:HD3	1.76	0.66
27:BD:98:VAL:O	27:BD:99:GLU:C	2.34	0.66
29:BF:134:GLN:H	29:BF:134:GLN:NE2	1.94	0.66
47:BX:65:THR:O	47:BX:68:ALA:HB3	1.95	0.66
48:BY:9:LYS:HB3	48:BY:12:GLU:CB	2.24	0.66
55:CA:262:A:C6	55:CA:263:A:C6	2.83	0.66
55:CA:982:U:H4'	55:CA:983:A:O5'	1.94	0.66
55:CA:994:A:O2'	55:CA:995:C:C5'	2.43	0.66
3:CD:10:LEU:HD23	3:CD:62:ARG:HD3	1.75	0.66
18:CS:45:GLY:H	18:CS:61:VAL:HB	1.60	0.66
24:DA:1000:A:C6	24:DA:1001:A:C6	2.83	0.66
24:DA:1810:A:H8	24:DA:1810:A:H5''	1.60	0.66
24:DA:9:G:H1	24:DA:2629:U:H2'	1.59	0.66
24:DA:272:A:O2'	24:DA:273:G:H8	1.72	0.66
24:DA:77:G:N2	24:DA:110:G:H1'	2.10	0.66
35:DL:47:ARG:CG	35:DL:47:ARG:HH21	1.97	0.66
4:AE:53:ARG:HH21	21:AA:1071:C:H5''	1.59	0.66
3:AD:2:ARG:HB3	3:AD:4:LEU:HD13	1.78	0.66
7:AH:29:SER:O	7:AH:33:VAL:HG23	1.96	0.66
10:AK:19:VAL:HG22	10:AK:82:GLU:HG2	1.76	0.66
24:BA:749:A:C6	24:BA:1618:A:C2	2.84	0.66
24:BA:2404:U:H1'	24:BA:2414:G:N2	2.09	0.66
24:BA:769:U:C2	24:BA:770:G:C8	2.83	0.66
27:BD:89:GLU:HG3	27:BD:94:GLN:OE1	1.96	0.66
46:BW:28:GLU:HB3	46:BW:31:LEU:CD2	2.22	0.66
55:CA:243:A:H2	55:CA:245:U:HO2'	1.42	0.66
2:CC:136:ALA:HA	2:CC:139:ASN:HD21	1.60	0.66

*Continued on next page...*

*Continued from previous page...*

Atom-1	Atom-2	Interatomic distance (Å)	Clash overlap (Å)
4:CE:76:ASN:O	4:CE:79:THR:HG22	1.93	0.66
24:DA:1028:A:N6	24:DA:1125:G:H2'	2.11	0.66
24:DA:1345:C:O2'	24:DA:1346:G:H8	1.79	0.66
24:DA:1700:A:H2'	24:DA:1701:A:O4'	1.94	0.66
24:DA:2849:U:O4	24:DA:2867:G:C8	2.48	0.66
24:DA:539:G:C5	24:DA:540:C:C5	2.82	0.66
30:DG:72:ASN:O	30:DG:76:ILE:HG12	1.95	0.66
24:BA:2135:A:H2'	24:BA:2136:G:C8	2.30	0.66
24:BA:49:A:H5''	24:BA:51:G:C5'	2.25	0.66
24:BA:528:A:C8	24:BA:528:A:C3'	2.78	0.66
30:BG:115:GLN:H	30:BG:115:GLN:CD	1.98	0.66
43:BT:39:THR:O	43:BT:39:THR:HG22	1.94	0.66
44:BU:52:ASN:C	44:BU:54:PRO:HD2	2.16	0.66
24:DA:2805:C:H2'	24:DA:2806:C:O4'	1.96	0.66
27:DD:112:THR:HG22	27:DD:113:SER:N	2.11	0.66
30:DG:8:VAL:HB	30:DG:49:LEU:HB3	1.77	0.66
42:DS:24:ILE:HG21	42:DS:36:LEU:HD21	1.78	0.66
44:DU:44:HIS:HB3	24:DA:483:A:O4'	1.94	0.66
21:AA:558:G:OP1	59:AA:1842:HOH:O	2.13	0.66
6:AG:147:ASN:H	6:AG:147:ASN:HD22	1.43	0.66
11:AL:36:VAL:HG21	11:AL:74:GLN:HA	1.77	0.66
13:AN:46:LYS:HD2	18:AS:12:LEU:HD21	1.78	0.66
9:AJ:66:GLU:O	13:AN:95:LEU:HD12	1.93	0.66
24:BA:126:A:H8	24:BA:126:A:H5''	1.58	0.66
24:BA:616:A:H2'	24:BA:617:G:C8	2.30	0.66
24:BA:638:G:H2'	24:BA:639:U:C6	2.30	0.66
25:BB:91:C:H2'	25:BB:92:C:C6	2.29	0.66
26:BC:104:LEU:O	26:BC:105:ALA:CB	2.43	0.66
33:BJ:84:ILE:HG23	33:BJ:84:ILE:O	1.95	0.66
48:BY:39:GLN:HB2	48:BY:41:HIS:CD2	2.30	0.66
55:CA:1347:G:N2	55:CA:1373:G:H2'	2.11	0.66
55:CA:769:G:H4'	55:CA:1513:A:H4'	1.76	0.66
55:CA:151:A:H2'	55:CA:152:A:O4'	1.95	0.66
7:CH:5:PRO:O	7:CH:8:ASP:HB3	1.95	0.66
24:DA:245:G:H22	24:DA:254:G:H1'	1.61	0.66
47:DX:30:PRO:HA	24:DA:397:U:OP1	1.94	0.66
24:DA:70:G:O2'	24:DA:71:A:H5''	1.94	0.66
26:DC:103:ILE:HD12	26:DC:104:LEU:H	1.59	0.66
47:DX:30:PRO:HG2	47:DX:32:LEU:CD2	2.26	0.66
48:DY:20:ASN:ND2	48:DY:50:VAL:HG22	2.06	0.66
21:AA:1215:G:C2	21:AA:1216:A:C8	2.83	0.66

*Continued on next page...*

*Continued from previous page...*

Atom-1	Atom-2	Interatomic distance (Å)	Clash overlap (Å)
18:AS:5:LYS:HD2	21:AA:1314:C:OP2	1.96	0.66
21:AA:1486:G:H2'	21:AA:1487:G:O4'	1.96	0.66
1:AB:23:ASN:H	1:AB:189:ASN:HA	1.59	0.66
2:AC:52:SER:HB2	2:AC:111:ASP:OD2	1.96	0.66
11:AL:81:ILE:HD11	11:AL:94:TYR:HB2	1.77	0.66
24:BA:243:U:OP1	53:B3:5:THR:HG21	1.94	0.66
24:BA:1179:G:H3'	24:BA:1180:U:C4'	2.18	0.66
24:BA:1438:U:O2'	24:BA:1439:A:H5'	1.96	0.66
24:BA:2804:U:C2	24:BA:2805:C:C5	2.84	0.66
24:BA:531:C:H5''	24:BA:532:A:C4	2.31	0.66
24:BA:962:G:H2'	24:BA:963:U:C6	2.31	0.66
43:BT:39:THR:CB	43:BT:42:GLU:HB2	2.22	0.66
55:CA:1129:C:O2'	55:CA:1130:A:C8	2.47	0.66
55:CA:1533:C:H2'	55:CA:1534:A:H5''	1.78	0.66
55:CA:547:A:H4'	55:CA:548:G:O5'	1.94	0.66
2:CC:39:ARG:HG2	2:CC:54:ILE:HD13	1.76	0.66
4:CE:22:LYS:HD2	55:CA:1081:A:H5'	1.77	0.66
8:CI:114:LYS:HD2	8:CI:120:ALA:O	1.96	0.66
24:DA:2741:A:H2'	24:DA:2742:G:O4'	1.96	0.66
24:DA:833:A:H2'	24:DA:834:G:H8	1.57	0.66
24:DA:861:A:H2'	24:DA:862:G:C8	2.30	0.66
46:DW:28:GLU:H	46:DW:31:LEU:CD2	2.02	0.66
21:AA:1468:A:H8	21:AA:1468:A:O5'	1.78	0.66
21:AA:370:C:O2'	21:AA:371:A:H5'	1.96	0.66
21:AA:760:G:H2'	21:AA:761:G:H5'	1.76	0.66
21:AA:872:A:C5	21:AA:874:G:C8	2.83	0.66
21:AA:946:A:H2'	21:AA:947:G:C8	2.30	0.66
1:AB:182:VAL:HG12	1:AB:183:PHE:H	1.59	0.66
11:AL:20:VAL:HG12	11:AL:94:TYR:CE1	2.31	0.66
12:AM:40:GLU:HG3	12:AM:41:ASP:H	1.59	0.66
54:B4:9:LYS:N	54:B4:9:LYS:HD3	2.11	0.66
24:BA:924:G:H4'	46:BW:24:ARG:HH21	1.59	0.66
25:BB:116:G:H4'	38:BO:54:VAL:HG22	1.77	0.66
55:CA:1135:U:H2'	55:CA:1137:C:O2	1.95	0.66
55:CA:383:A:H2'	55:CA:384:G:O4'	1.95	0.66
55:CA:428:G:H1'	55:CA:430:A:N7	2.10	0.66
1:CB:55:GLU:O	1:CB:58:LYS:HB3	1.95	0.66
2:CC:56:ILE:HG12	2:CC:65:VAL:HG13	1.78	0.66
9:CJ:47:GLU:HB2	9:CJ:67:ILE:CG1	2.24	0.66
11:CL:19:ASN:H	11:CL:19:ASN:HD22	1.41	0.66
15:CP:68:SER:HB3	15:CP:71:VAL:HG12	1.76	0.66

*Continued on next page...*

*Continued from previous page...*

Atom-1	Atom-2	Interatomic distance (Å)	Clash overlap (Å)
24:DA:1042:G:H2'	24:DA:1043:C:H6	1.60	0.66
24:DA:1314:C:P	24:DA:1332:G:H5''	2.36	0.66
24:DA:740:C:C5'	24:DA:1784:A:H3'	2.22	0.66
24:DA:244:A:H2'	24:DA:245:G:O4'	1.95	0.66
24:DA:649:G:H2'	24:DA:650:C:H6	1.59	0.66
27:DD:29:VAL:HB	27:DD:98:VAL:CG1	2.25	0.66
28:DE:149:ILE:O	28:DE:188:MET:HA	1.95	0.66
34:DK:16:ALA:HB2	34:DK:47:ILE:HG13	1.77	0.66
36:DM:42:THR:HB	36:DM:45:GLN:HG3	1.76	0.66
39:DP:56:SER:HB2	39:DP:75:THR:HG21	1.77	0.66
43:DT:39:THR:HG21	43:DT:42:GLU:CB	2.24	0.66
43:DT:6:ARG:O	43:DT:9:LYS:HD2	1.95	0.66
21:AA:1323:G:O2'	21:AA:1324:A:C8	2.48	0.66
2:AC:39:ARG:HG2	2:AC:54:ILE:HD11	1.77	0.66
10:AK:88:PRO:HD3	20:AU:28:LEU:HD13	1.76	0.66
24:BA:1062:G:C8	24:BA:1088:A:C8	2.84	0.66
21:AA:1463:U:H5''	39:BP:108:ARG:HH11	1.60	0.66
42:BS:13:SER:O	42:BS:14:ALA:HB2	1.95	0.66
55:CA:502:A:H2'	55:CA:503:C:O4'	1.96	0.66
8:CI:27:ILE:HD13	8:CI:62:LEU:HB3	1.76	0.66
24:DA:1312:U:HO2'	24:DA:1314:C:N4	1.92	0.66
24:DA:1496:A:H4'	24:DA:1497:U:C5	2.31	0.66
24:DA:1744:A:H3'	24:DA:1745:A:C8	2.30	0.66
24:DA:1830:C:H2'	24:DA:1831:G:H8	1.60	0.66
21:AA:1067:A:H1'	21:AA:1068:G:C8	2.31	0.66
4:AE:49:TYR:HE1	21:AA:1079:G:H5''	1.60	0.66
21:AA:1394:A:H62	21:AA:1501:C:H4'	1.58	0.66
21:AA:366:A:O2'	21:AA:394:G:N2	2.29	0.66
4:AE:113:VAL:HG11	4:AE:136:VAL:CG2	2.26	0.66
17:AR:24:ASP:HB3	17:AR:27:THR:OG1	1.96	0.66
10:AK:88:PRO:HD3	20:AU:28:LEU:CD1	2.25	0.66
24:BA:143:C:H2'	24:BA:144:A:H8	1.61	0.66
24:BA:1599:U:H2'	24:BA:1600:C:C6	2.30	0.66
24:BA:1866:A:C2	24:BA:1867:G:H1'	2.30	0.66
24:BA:2377:A:H2'	24:BA:2378:A:C8	2.31	0.66
24:BA:249:C:O2'	24:BA:250:G:OP2	2.13	0.66
24:BA:849:A:H2'	24:BA:850:U:H6	1.60	0.66
25:BB:57:A:H2'	25:BB:58:A:C8	2.31	0.66
26:BC:109:LEU:CD2	26:BC:110:LYS:H	2.08	0.66
28:BE:169:VAL:O	28:BE:170:ARG:HD2	1.95	0.66
32:BI:76:ALA:HB2	32:BI:131:THR:HG23	1.77	0.66

*Continued on next page...*

*Continued from previous page...*

Atom-1	Atom-2	Interatomic distance (Å)	Clash overlap (Å)
33:BJ:56:VAL:HG12	33:BJ:57:LEU:N	2.11	0.66
36:BM:40:ARG:HD3	36:BM:93:VAL:HG21	1.77	0.66
40:BQ:68:ALA:O	40:BQ:70:GLN:N	2.29	0.66
43:BT:29:THR:HA	43:BT:86:THR:HA	1.78	0.66
46:BW:29:SER:CA	46:BW:63:ASP:HB3	2.24	0.66
1:CB:95:TRP:CH2	1:CB:171:ALA:HA	2.30	0.66
9:CJ:8:ILE:HG22	9:CJ:100:ILE:HG12	1.77	0.66
44:DU:84:PHE:CB	24:DA:297:G:H5''	2.26	0.66
27:DD:34:VAL:HG12	27:DD:48:ILE:HD11	1.78	0.66
37:DN:73:ASN:HA	37:DN:76:VAL:HG22	1.77	0.66
44:DU:16:LYS:HD3	44:DU:17:ASP:N	2.11	0.66
21:AA:98:A:H2'	21:AA:99:C:H6	1.61	0.66
4:AE:31:SER:HB3	4:AE:52:ALA:O	1.96	0.66
11:AL:27:PRO:O	11:AL:28:GLN:HB3	1.95	0.66
20:AU:44:ARG:HD2	20:AU:44:ARG:H	1.61	0.66
51:B1:24:LYS:HE2	51:B1:52:LYS:HB2	1.78	0.66
24:BA:1570:A:C6	24:BA:1571:A:C6	2.84	0.66
24:BA:628:G:O2'	24:BA:629:G:H5'	1.96	0.66
26:BC:131:MET:HA	26:BC:134:ILE:HD12	1.77	0.66
45:BV:80:HIS:CD2	45:BV:82:TYR:H	2.14	0.66
55:CA:428:G:H1'	55:CA:430:A:C8	2.30	0.66
55:CA:895:G:C5	55:CA:896:C:C5	2.83	0.66
1:CB:132:GLU:C	1:CB:134:LEU:H	1.98	0.66
24:DA:1181:U:H2'	24:DA:1182:G:H8	1.60	0.66
24:DA:1268:A:H2'	24:DA:1269:A:C8	2.31	0.66
24:DA:1524:G:H2'	24:DA:1525:A:H8	1.61	0.66
24:DA:191:A:H2'	24:DA:192:C:H6	1.61	0.66
24:DA:2038:G:H2'	24:DA:2039:U:O4'	1.95	0.66
24:DA:2868:A:H2'	24:DA:2869:G:H8	1.61	0.66
24:DA:456:C:H6	24:DA:456:C:H5''	1.61	0.66
31:DH:57:LYS:HD2	31:DH:57:LYS:O	1.96	0.66
34:DK:118:LEU:C	34:DK:120:PRO:HD2	2.15	0.66
38:DO:64:TYR:CD1	56:DB:52:A:OP2	2.48	0.66
46:DW:40:ARG:NH2	24:DA:2336:A:N7	2.44	0.66
7:AH:17:GLN:NE2	7:AH:71:VAL:HG23	2.11	0.66
13:AN:42:ASN:HD21	13:AN:46:LYS:CE	2.09	0.66
19:AT:25:SER:HB3	21:AA:1458:G:H5''	1.77	0.66
24:BA:1335:C:H2'	24:BA:1336:A:C8	2.29	0.66
24:BA:191:A:H2'	24:BA:192:C:C6	2.31	0.66
24:BA:1964:G:H4'	24:BA:1965:C:OP2	1.95	0.66
26:BC:20:ASN:HD22	26:BC:20:ASN:C	1.98	0.66

*Continued on next page...*



*Continued from previous page...*

Atom-1	Atom-2	Interatomic distance (Å)	Clash overlap (Å)
28:BE:189:THR:OG1	28:BE:191:ASP:HB3	1.95	0.66
31:BH:97:ARG:N	31:BH:97:ARG:NH1	2.44	0.66
24:BA:1252:G:H21	40:BQ:32:ARG:HG2	1.60	0.66
43:BT:15:HIS:O	43:BT:17:SER:N	2.29	0.66
43:BT:50:LEU:H	43:BT:50:LEU:CD1	2.06	0.66
45:BV:44:HIS:CE1	45:BV:86:LEU:H	2.09	0.66
48:BY:61:ALA:C	48:BY:63:ALA:H	1.97	0.66
55:CA:499:A:O2'	55:CA:500:G:C8	2.49	0.66
55:CA:563:A:N3	55:CA:563:A:H2'	2.09	0.66
12:CM:18:LEU:H	12:CM:18:LEU:HD12	1.61	0.66
24:DA:1340:U:OP1	24:DA:1340:U:H4'	1.95	0.66
24:DA:1681:G:O2'	24:DA:1762:A:C2'	2.44	0.66
24:DA:2026:U:H2'	24:DA:2027:G:O4'	1.96	0.66
24:DA:2611:C:O2'	24:DA:2612:C:H5'	1.96	0.66
24:DA:579:G:C8	24:DA:2017:U:O4	2.49	0.66
24:DA:647:G:HO2'	24:DA:648:G:H8	1.41	0.66
24:DA:959:A:H2'	24:DA:960:A:C8	2.31	0.66
27:DD:124:ARG:HD3	27:DD:125:TRP:CD1	2.31	0.66
30:DG:104:LEU:H	30:DG:112:VAL:HG23	1.61	0.66
30:DG:162:ARG:HB2	30:DG:166:GLU:HB3	1.78	0.66
43:DT:1:MET:HG2	43:DT:4:GLU:HA	1.77	0.66
21:AA:1094:G:O2'	21:AA:1095:U:OP2	2.14	0.65
21:AA:1343:G:H2'	21:AA:1344:C:C6	2.31	0.65
3:AD:130:ASN:HB3	21:AA:619:U:H3	1.61	0.65
4:AE:109:ALA:C	4:AE:111:ARG:N	2.50	0.65
11:AL:51:VAL:O	11:AL:52:CYS:HB3	1.95	0.65
24:BA:90:U:C2	24:BA:91:A:N7	2.64	0.65
30:BG:32:LEU:O	30:BG:33:THR:HG23	1.96	0.65
39:BP:67:GLU:HA	39:BP:67:GLU:OE1	1.95	0.65
40:BQ:63:ARG:HH12	40:BQ:96:ASP:HA	1.57	0.65
43:BT:39:THR:HB	43:BT:42:GLU:H	1.61	0.65
55:CA:373:A:H2'	55:CA:374:A:C8	2.30	0.65
55:CA:687:A:C2	55:CA:704:A:C5	2.84	0.65
12:CM:2:ARG:HA	12:CM:7:ASN:O	1.95	0.65
13:CN:72:PHE:HE2	13:CN:77:GLY:HA2	1.61	0.65
37:DN:96:ARG:HD3	24:DA:2882:A:H5''	1.78	0.65
24:DA:749:A:C2	24:DA:750:A:C8	2.84	0.65
24:DA:979:A:H2'	24:DA:982:C:N4	2.11	0.65
21:AA:1261:A:C2	21:AA:1275:A:C6	2.83	0.65
21:AA:182:A:N6	21:AA:194:C:H42	1.94	0.65
21:AA:373:A:N3	21:AA:374:A:C8	2.64	0.65

*Continued on next page...*

*Continued from previous page...*

Atom-1	Atom-2	Interatomic distance (Å)	Clash overlap (Å)
3:AD:109:THR:CG2	3:AD:112:GLU:H	2.05	0.65
3:AD:57:LYS:HZ2	3:AD:61:ARG:HD3	1.60	0.65
24:BA:1956:U:O2'	24:BA:1957:C:C5'	2.43	0.65
24:BA:2446:G:H2'	24:BA:2447:G:H5''	1.77	0.65
24:BA:949:G:N2	24:BA:969:G:C4	2.65	0.65
24:BA:1567:G:H2'	26:BC:84:PRO:HG3	1.77	0.65
42:BS:71:VAL:HG22	42:BS:71:VAL:O	1.97	0.65
3:CD:21:LYS:HG3	55:CA:409:U:OP2	1.96	0.65
1:CB:19:THR:HG23	1:CB:20:ARG:H	1.61	0.65
5:CF:17:GLN:O	5:CF:21:MET:HG3	1.96	0.65
28:DE:33:VAL:CG1	24:DA:1245:G:H4'	2.25	0.65
24:DA:1441:G:H2'	24:DA:1442:U:C6	2.30	0.65
24:DA:2282:G:H5''	24:DA:2283:C:O4'	1.96	0.65
24:DA:274:C:H2'	24:DA:275:C:O4'	1.96	0.65
34:DK:108:ARG:HB2	34:DK:116:ILE:HD13	1.78	0.65
45:DV:29:ILE:CD1	45:DV:31:TYR:CE2	2.75	0.65
21:AA:1084:G:C5	21:AA:1085:U:C4	2.84	0.65
21:AA:1378:C:C5	21:AA:1379:G:C8	2.85	0.65
21:AA:174:A:H2'	21:AA:175:C:H6	1.60	0.65
21:AA:71:A:O2'	21:AA:72:A:H5''	1.96	0.65
4:AE:25:LYS:HE2	21:AA:923:A:C5'	2.26	0.65
8:AI:9:GLY:HA2	8:AI:80:HIS:CD2	2.25	0.65
20:AU:33:ARG:HE	20:AU:34:ARG:HG3	1.61	0.65
24:BA:1344:U:O2'	24:BA:1345:C:OP1	2.15	0.65
24:BA:13:A:O2'	24:BA:15:G:N7	2.29	0.65
24:BA:2210:U:H4'	24:BA:2211:A:O5'	1.96	0.65
24:BA:2627:G:H2'	24:BA:2628:C:H6	1.60	0.65
24:BA:859:G:O2'	24:BA:860:U:P	2.53	0.65
29:BF:128:SER:OG	29:BF:154:THR:HB	1.95	0.65
36:BM:21:ALA:HA	36:BM:97:GLN:HG2	1.77	0.65
55:CA:71:A:C2	55:CA:72:A:C8	2.84	0.65
55:CA:960:U:O2'	55:CA:1223:C:C5'	2.45	0.65
7:CH:24:VAL:HG12	7:CH:62:LEU:HD21	1.79	0.65
54:D4:36:ARG:HG2	54:D4:37:GLN:H	1.61	0.65
24:DA:1078:U:H4'	24:DA:1079:C:C5'	2.26	0.65
24:DA:1497:U:H5''	24:DA:1498:C:OP2	1.96	0.65
24:DA:1838:C:N4	24:DA:1899:A:O4'	2.28	0.65
30:DG:138:GLN:HG3	24:DA:2746:U:H1'	1.77	0.65
40:DQ:24:TYR:HE1	24:DA:17:G:H4'	1.60	0.65
42:DS:5:ALA:HB3	42:DS:54:ALA:HB2	1.78	0.65
44:DU:81:ARG:HB2	44:DU:96:LYS:HD2	1.78	0.65

*Continued on next page...*

*Continued from previous page...*

Atom-1	Atom-2	Interatomic distance (Å)	Clash overlap (Å)
21:AA:109:A:C6	21:AA:326:G:C6	2.85	0.65
21:AA:1095:U:P	21:AA:1108:G:H22	2.19	0.65
21:AA:982:U:H3	21:AA:1223:C:H42	1.44	0.65
3:AD:153:ARG:NH2	21:AA:437:U:H4'	2.11	0.65
4:AE:19:ARG:HB2	4:AE:32:PHE:CD1	2.32	0.65
6:AG:12:LEU:HB3	6:AG:13:PRO:HD2	1.77	0.65
24:BA:1181:U:H2'	24:BA:1182:G:H8	1.61	0.65
24:BA:1993:U:H2'	24:BA:1994:C:C6	2.30	0.65
24:BA:2353:G:H1'	46:BW:30:VAL:HG13	1.75	0.65
42:BS:24:ILE:HG22	42:BS:71:VAL:HG21	1.78	0.65
45:BV:14:LYS:HD2	59:BV:101:HOH:O	1.97	0.65
45:BV:44:HIS:HE1	45:BV:86:LEU:N	1.91	0.65
55:CA:1504:G:OP1	55:CA:1507:A:H4'	1.97	0.65
4:CE:54:GLU:HG3	4:CE:56:PRO:HG2	1.79	0.65
27:DD:169:ARG:O	27:DD:170:VAL:HG22	1.96	0.65
30:DG:162:ARG:H	30:DG:162:ARG:HD2	1.61	0.65
41:DR:27:ILE:CG2	41:DR:28:ALA:H	1.95	0.65
21:AA:26:A:N6	21:AA:558:G:H1'	2.11	0.65
21:AA:62:U:H2'	21:AA:63:C:H6	1.62	0.65
21:AA:923:A:H2'	21:AA:924:C:C6	2.31	0.65
3:AD:121:ALA:HA	3:AD:145:ARG:HG3	1.78	0.65
4:AE:55:VAL:O	4:AE:58:ALA:HB3	1.97	0.65
53:B3:22:LYS:HA	53:B3:47:ALA:O	1.97	0.65
24:BA:2383:G:H2'	24:BA:2384:U:C6	2.31	0.65
24:BA:2755:C:HO2'	24:BA:2756:U:H6	1.43	0.65
24:BA:49:A:H5''	24:BA:51:G:O4'	1.97	0.65
36:BM:54:THR:O	36:BM:56:ALA:N	2.29	0.65
46:BW:8:SER:O	46:BW:9:THR:HB	1.97	0.65
48:BY:17:GLU:HB2	48:BY:53:VAL:HG11	1.78	0.65
48:BY:32:ALA:HB2	48:BY:37:LEU:HD12	1.79	0.65
55:CA:1003:G:N2	55:CA:1005:A:H5''	2.11	0.65
55:CA:1320:C:H2'	55:CA:1321:U:O4'	1.97	0.65
55:CA:428:G:C1'	55:CA:430:A:C8	2.79	0.65
16:CQ:13:SER:HB3	16:CQ:21:VAL:HB	1.79	0.65
24:DA:1385:A:H4'	24:DA:1386:C:OP1	1.97	0.65
24:DA:1997:C:O2'	24:DA:1998:A:H8	1.78	0.65
24:DA:2240:U:O2'	24:DA:2241:A:H5'	1.97	0.65
24:DA:2324:U:H5'	24:DA:2325:G:C5'	2.26	0.65
24:DA:2408:U:O2'	24:DA:2409:G:C8	2.48	0.65
24:DA:2588:G:OP2	59:DA:3584:HOH:O	2.13	0.65
24:DA:2626:C:O2'	24:DA:2627:G:H5'	1.95	0.65

*Continued on next page...*

*Continued from previous page...*

Atom-1	Atom-2	Interatomic distance (Å)	Clash overlap (Å)
24:DA:2752:C:H2'	24:DA:2753:A:C8	2.32	0.65
24:DA:2825:G:H3'	24:DA:2826:A:H8	1.61	0.65
26:DC:2:VAL:O	26:DC:3:VAL:HB	1.96	0.65
28:DE:130:LYS:H	28:DE:160:ALA:HB2	1.62	0.65
40:DQ:101:ASP:HB2	41:DR:2:TYR:OH	1.96	0.65
41:DR:98:ILE:HG22	41:DR:98:ILE:O	1.96	0.65
42:DS:9:HIS:NE2	24:DA:508:A:N6	2.45	0.65
21:AA:533:A:O2'	21:AA:535:A:OP2	2.13	0.65
21:AA:21:G:H1'	21:AA:915:A:H61	1.62	0.65
13:AN:58:ARG:HH21	21:AA:979:C:H2'	1.61	0.65
4:AE:139:THR:O	4:AE:143:LEU:HG	1.96	0.65
24:BA:1064:C:O3'	32:BI:90:GLY:HA2	1.97	0.65
24:BA:1082:U:N3	24:BA:1086:A:C6	2.64	0.65
24:BA:276:U:H1'	24:BA:278:A:N6	2.10	0.65
31:BH:31:VAL:O	31:BH:32:PRO:C	2.35	0.65
32:BI:42:ASN:HA	32:BI:45:THR:HB	1.79	0.65
34:BK:70:ARG:CD	34:BK:76:VAL:HG22	2.27	0.65
40:BQ:13:HIS:HD2	40:BQ:31:TYR:CD1	2.14	0.65
42:BS:18:ARG:HA	42:BS:21:ALA:HB3	1.79	0.65
55:CA:275:G:O2'	55:CA:276:G:H5'	1.96	0.65
6:CG:77:ARG:CZ	55:CA:1381:U:H3	2.09	0.65
24:DA:99:U:O3'	24:DA:100:U:H3'	1.96	0.65
24:DA:126:A:O2'	24:DA:127:A:H5'	1.95	0.65
24:DA:1495:A:C2	24:DA:1578:U:H1'	2.31	0.65
24:DA:1946:U:H2'	24:DA:1947:C:C6	2.32	0.65
24:DA:783:A:C4	24:DA:785:G:H1'	2.31	0.65
36:DM:86:LYS:HE3	24:DA:955:U:OP1	1.96	0.65
29:DF:74:ALA:H	29:DF:78:ILE:CG1	2.10	0.65
38:DO:62:LEU:HD11	38:DO:65:THR:N	2.12	0.65
21:AA:182:A:N3	21:AA:184:G:C8	2.65	0.65
21:AA:234:C:H2'	21:AA:235:C:H6	1.62	0.65
21:AA:539:A:H2'	21:AA:540:G:C8	2.32	0.65
21:AA:702:A:HO2'	21:AA:703:G:P	2.20	0.65
5:AF:53:LYS:HZ3	21:AA:710:G:H5''	1.62	0.65
1:AB:177:ASN:OD1	1:AB:178:LEU:HD13	1.96	0.65
13:AN:43:ALA:HA	13:AN:46:LYS:HB2	1.77	0.65
52:B2:42:LEU:H	52:B2:42:LEU:HD22	1.61	0.65
24:BA:1867:G:N2	24:BA:1875:G:H1'	2.11	0.65
24:BA:2287:A:C4	24:BA:2289:G:N7	2.65	0.65
28:BE:24:ASN:C	28:BE:24:ASN:HD22	2.00	0.65
55:CA:1239:A:N7	55:CA:1298:U:N3	2.45	0.65

*Continued on next page...*

*Continued from previous page...*

Atom-1	Atom-2	Interatomic distance (Å)	Clash overlap (Å)
55:CA:1448:C:O2'	55:CA:1449:C:H6	1.79	0.65
55:CA:373:A:O2'	55:CA:374:A:H5'	1.95	0.65
55:CA:533:A:O2'	55:CA:535:A:OP2	2.14	0.65
24:DA:1023:U:H6	24:DA:1023:U:H5'	1.61	0.65
24:DA:1069:A:H4'	24:DA:1070:A:O5'	1.95	0.65
52:D2:7:PRO:HB2	24:DA:1309:G:H4'	1.78	0.65
26:DC:204:LEU:HD12	24:DA:1791:A:H5''	1.77	0.65
24:DA:2543:G:H2'	24:DA:2544:G:C8	2.31	0.65
24:DA:2783:U:H2'	24:DA:2784:U:C6	2.32	0.65
24:DA:463:G:N2	24:DA:466:A:OP2	2.26	0.65
24:DA:548:G:C5'	24:DA:549:G:H5'	2.26	0.65
26:DC:52:HIS:NE2	26:DC:218:THR:HG23	2.12	0.65
27:DD:121:THR:HG21	27:DD:127:PHE:CD1	2.31	0.65
36:DM:61:GLY:HA2	36:DM:107:GLY:HA3	1.78	0.65
21:AA:1145:A:O2'	21:AA:1146:A:H8	1.80	0.65
11:AL:115:LYS:O	11:AL:116:TYR:HB2	1.97	0.65
14:AO:3:SER:OG	14:AO:5:GLU:HG2	1.96	0.65
20:AU:36:PHE:HA	20:AU:39:LYS:CE	2.26	0.65
24:BA:1060:U:C4'	24:BA:1061:U:H5'	2.27	0.65
24:BA:1303:G:O2'	24:BA:1304:A:H5'	1.97	0.65
24:BA:2156:G:H2'	24:BA:2157:G:N2	2.12	0.65
24:BA:2742:G:C2'	24:BA:2743:U:H5'	2.27	0.65
28:BE:150:THR:HG21	28:BE:153:LEU:HA	1.78	0.65
24:BA:2304:G:H1'	29:BF:128:SER:HB3	1.77	0.65
30:BG:3:VAL:O	30:BG:68:ARG:HG3	1.97	0.65
31:BH:67:ALA:HA	31:BH:138:VAL:HB	1.79	0.65
36:BM:132:THR:HG22	36:BM:133:LYS:H	1.61	0.65
55:CA:160:A:H2'	55:CA:161:A:O4'	1.96	0.65
1:CB:185:ILE:HA	1:CB:199:ILE:O	1.96	0.65
2:CC:119:ILE:HA	2:CC:122:GLN:CG	2.27	0.65
2:CC:185:THR:HG22	2:CC:186:SER:H	1.60	0.65
13:CN:72:PHE:CE2	13:CN:77:GLY:HA2	2.32	0.65
24:DA:1071:G:N7	24:DA:1089:A:C5	2.65	0.65
24:DA:1331:G:C2	24:DA:1333:G:C8	2.85	0.65
24:DA:142:A:H5''	24:DA:142:A:C8	2.32	0.65
24:DA:1930:G:N2	24:DA:1968:G:H2'	2.12	0.65
24:DA:412:A:H2'	24:DA:413:C:C6	2.32	0.65
27:DD:114:LYS:HD2	27:DD:116:LYS:NZ	2.12	0.65
31:DH:21:VAL:HG22	31:DH:22:LYS:N	2.12	0.65
31:DH:78:VAL:HG22	31:DH:100:ALA:HA	1.79	0.65
46:DW:27:GLY:HA3	46:DW:31:LEU:HD11	1.79	0.65

*Continued on next page...*

*Continued from previous page...*

Atom-1	Atom-2	Interatomic distance (Å)	Clash overlap (Å)
47:DX:9:LYS:HE2	24:DA:397:U:OP2	1.95	0.65
21:AA:1170:A:H2'	21:AA:1171:A:O4'	1.97	0.65
1:AB:117:GLU:HA	1:AB:120:SER:HB2	1.78	0.65
7:AH:105:THR:HG21	7:AH:120:LEU:HD13	1.79	0.65
8:AI:54:VAL:HG11	8:AI:86:LEU:HD21	1.79	0.65
24:BA:494:G:OP1	42:BS:8:ARG:HD3	1.97	0.65
24:BA:528:A:C8	24:BA:528:A:H3'	2.32	0.65
26:BC:159:THR:O	26:BC:194:VAL:HG12	1.96	0.65
30:BG:85:LYS:HG2	30:BG:131:VAL:HG12	1.79	0.65
34:BK:61:VAL:HG22	34:BK:87:LEU:HD11	1.78	0.65
37:BN:55:ALA:HA	37:BN:80:PHE:CE1	2.32	0.65
49:BZ:2:LYS:HE2	49:BZ:2:LYS:O	1.96	0.65
55:CA:1288:A:HO2'	55:CA:1289:A:H8	1.43	0.65
55:CA:197:A:H4'	55:CA:198:G:O5'	1.97	0.65
1:CB:128:LEU:HB2	1:CB:132:GLU:HG2	1.78	0.65
1:CB:57:ASN:OD1	1:CB:223:GLY:HA3	1.96	0.65
5:CF:68:GLN:O	5:CF:71:ILE:HG22	1.97	0.65
6:CG:100:MET:HA	6:CG:103:ILE:HD12	1.79	0.65
8:CI:10:ARG:HA	8:CI:14:SER:O	1.97	0.65
13:CN:40:ARG:HH12	18:CS:6:LYS:HB2	1.62	0.65
27:DD:118:PHE:CD1	24:DA:1655:A:H5'	2.32	0.65
24:DA:182:A:C6	24:DA:183:C:C4	2.85	0.65
24:DA:2092:U:H4'	24:DA:2093:G:C5'	2.21	0.65
56:DB:46:A:H2'	56:DB:47:C:C6	2.30	0.65
56:DB:37:C:N4	56:DB:49:C:C1'	2.60	0.65
26:DC:57:HIS:CE1	24:DA:1568:G:H21	2.15	0.65
33:DJ:44:TYR:O	33:DJ:45:THR:HB	1.95	0.65
39:DP:50:ARG:HB3	39:DP:56:SER:HB3	1.79	0.65
21:AA:143:A:H5'	21:AA:144:G:H5'	1.78	0.65
21:AA:182:A:N6	21:AA:194:C:N4	2.45	0.65
21:AA:579:A:H5'	21:AA:728:A:H1'	1.78	0.65
1:AB:182:VAL:HG12	1:AB:183:PHE:N	2.12	0.65
4:AE:76:ASN:HD22	4:AE:81:GLN:HB3	1.61	0.65
7:AH:79:ARG:HB2	7:AH:80:PRO:HD2	1.79	0.65
8:AI:46:VAL:HA	8:AI:49:GLN:HG3	1.78	0.65
24:BA:121:G:HO2'	24:BA:122:G:H8	1.42	0.65
24:BA:1660:G:H2'	24:BA:1661:G:H8	1.61	0.65
24:BA:1759:A:H2'	24:BA:1760:C:C6	2.31	0.65
24:BA:2389:G:H5''	24:BA:2390:U:H5'	1.78	0.65
24:BA:2630:G:H2'	24:BA:2631:G:H8	1.61	0.65
24:BA:621:A:H2'	24:BA:622:G:O4'	1.97	0.65

*Continued on next page...*

*Continued from previous page...*

Atom-1	Atom-2	Interatomic distance (Å)	Clash overlap (Å)
24:BA:790:U:O2'	24:BA:791:C:H5'	1.97	0.65
33:BJ:56:VAL:O	33:BJ:124:VAL:O	2.15	0.65
35:BL:100:ILE:HD12	35:BL:101:ILE:HD13	1.79	0.65
45:BV:10:LYS:H	45:BV:10:LYS:HD3	1.62	0.65
48:BY:9:LYS:CB	48:BY:12:GLU:HG3	2.27	0.65
55:CA:1365:G:O2'	55:CA:1366:C:H5'	1.95	0.65
55:CA:66:A:H2'	55:CA:66:A:N3	2.10	0.65
12:CM:68:LEU:O	12:CM:72:ILE:HG22	1.97	0.65
24:DA:1079:C:H41	24:DA:1088:A:H5''	1.61	0.65
24:DA:1439:A:N1	24:DA:1552:A:C4	2.63	0.65
24:DA:545:U:C2	24:DA:547:A:H5''	2.32	0.65
26:DC:94:LEU:HD13	26:DC:100:ARG:HD3	1.79	0.65
30:DG:86:LEU:HA	30:DG:163:TYR:HB3	1.79	0.65
31:DH:24:GLY:O	31:DH:26:ALA:O	2.15	0.65
31:DH:48:GLU:O	31:DH:49:ALA:HB2	1.94	0.65
21:AA:22:G:H4'	21:AA:885:G:C8	2.32	0.64
4:AE:108:GLY:HA2	4:AE:111:ARG:HH22	1.61	0.64
11:AL:22:ALA:O	11:AL:23:LEU:O	2.16	0.64
24:BA:1833:C:H2'	24:BA:1834:U:H6	1.62	0.64
24:BA:423:A:H5''	24:BA:424:G:H5'	1.78	0.64
28:BE:59:PRO:HB2	28:BE:70:SER:OG	1.97	0.64
28:BE:82:GLY:O	28:BE:83:VAL:HB	1.96	0.64
29:BF:34:THR:HG23	29:BF:89:THR:HG23	1.79	0.64
43:BT:40:LYS:CA	43:BT:43:ILE:HG23	2.27	0.64
55:CA:248:C:O2'	55:CA:249:U:O5'	2.15	0.64
55:CA:41:G:H2'	55:CA:42:G:C8	2.30	0.64
7:CH:106:SER:HA	55:CA:642:A:C8	2.32	0.64
6:CG:57:GLU:C	6:CG:59:GLU:H	1.98	0.64
19:CT:47:GLN:HG2	19:CT:82:ILE:HD12	1.77	0.64
24:DA:2458:G:O2'	24:DA:2460:U:O4	2.12	0.64
24:DA:270:A:N1	24:DA:369:U:H1'	2.12	0.64
44:DU:32:LYS:HE2	44:DU:65:GLN:OE1	1.97	0.64
47:DX:31:ASN:HB2	47:DX:33:HIS:HE1	1.62	0.64
21:AA:351:G:H4'	21:AA:352:C:OP1	1.97	0.64
12:AM:113:LYS:HA	12:AM:113:LYS:HE2	1.77	0.64
24:BA:1067:A:H3'	24:BA:1068:G:C8	2.32	0.64
24:BA:1687:G:C4	24:BA:1688:U:C5	2.85	0.64
24:BA:1818:U:H2'	26:BC:152:GLN:O	1.96	0.64
24:BA:1839:G:H2'	24:BA:1840:G:C8	2.31	0.64
24:BA:2047:C:O2'	24:BA:2048:G:H5'	1.97	0.64
24:BA:2650:U:H2'	24:BA:2651:C:H6	1.62	0.64

*Continued on next page...*

*Continued from previous page...*

Atom-1	Atom-2	Interatomic distance (Å)	Clash overlap (Å)
24:BA:510:C:O2'	24:BA:511:U:H5'	1.97	0.64
24:BA:653:U:H4'	24:BA:653:U:OP1	1.96	0.64
24:BA:729:G:H2'	24:BA:1775:U:H1'	1.79	0.64
24:BA:945:A:H5'	24:BA:946:C:OP2	1.97	0.64
31:BH:5:LEU:HD13	31:BH:13:GLY:HA2	1.77	0.64
55:CA:1171:A:H2'	55:CA:1172:C:C6	2.32	0.64
55:CA:1117:A:C2	55:CA:1184:G:C6	2.85	0.64
12:CM:106:ARG:HD2	55:CA:947:G:OP1	1.97	0.64
2:CC:133:MET:HB2	2:CC:150:VAL:HG21	1.80	0.64
2:CC:18:ASN:HD21	2:CC:53:ARG:HH11	1.45	0.64
52:D2:34:ARG:HB3	52:D2:42:LEU:HD11	1.78	0.64
24:DA:84:A:C4	24:DA:103:A:N6	2.65	0.64
24:DA:1457:U:H5''	24:DA:1458:U:OP1	1.96	0.64
24:DA:2658:C:H2'	24:DA:2659:G:O4'	1.96	0.64
24:DA:5:A:C2	24:DA:2899:A:C2	2.85	0.64
24:DA:671:C:HO2'	24:DA:672:C:H6	1.40	0.64
56:DB:47:C:H2'	56:DB:48:U:O4'	1.98	0.64
27:DD:115:GLY:O	37:DN:3:HIS:HE1	1.80	0.64
30:DG:167:VAL:HG23	30:DG:168:VAL:H	1.62	0.64
39:DP:109:ILE:O	39:DP:110:LYS:HG3	1.97	0.64
21:AA:1450:U:H2'	21:AA:1452:C:C5	2.32	0.64
4:AE:76:ASN:O	4:AE:77:ASN:HB3	1.97	0.64
24:BA:141:G:H5''	24:BA:142:A:C8	2.33	0.64
24:BA:1813:G:N3	26:BC:49:THR:CG2	2.60	0.64
24:BA:2432:A:N6	24:BA:2433:A:N6	2.45	0.64
24:BA:93:G:O2'	24:BA:94:A:H5'	1.97	0.64
24:BA:2204:G:O5'	26:BC:149:LYS:HE3	1.98	0.64
27:BD:110:THR:CG2	27:BD:171:THR:HG22	2.27	0.64
29:BF:131:VAL:HG22	29:BF:151:LEU:H	1.60	0.64
30:BG:102:ILE:HD12	30:BG:147:LEU:HD11	1.79	0.64
55:CA:1460:C:H2'	55:CA:1461:G:O4'	1.97	0.64
55:CA:316:C:N4	55:CA:351:G:C6	2.66	0.64
7:CH:85:TYR:HD2	55:CA:598:U:HO2'	1.43	0.64
2:CC:115:VAL:O	2:CC:118:SER:HB3	1.96	0.64
24:DA:1206:G:H2'	24:DA:1207:C:C6	2.31	0.64
24:DA:275:C:H2'	24:DA:276:U:O4'	1.97	0.64
27:DD:106:LYS:HB3	27:DD:206:ALA:CB	2.26	0.64
30:DG:148:ARG:HB2	30:DG:152:ARG:NH2	2.12	0.64
35:DL:17:LYS:NZ	35:DL:19:LEU:HD22	2.13	0.64
38:DO:30:ARG:CG	38:DO:30:ARG:HH11	2.11	0.64
3:AD:109:THR:HG21	21:AA:408:A:P	2.37	0.64

*Continued on next page...*



*Continued from previous page...*

Atom-1	Atom-2	Interatomic distance (Å)	Clash overlap (Å)
6:AG:108:ARG:NH2	6:AG:118:ARG:HH22	1.92	0.64
6:AG:23:ALA:O	6:AG:26:VAL:HG22	1.96	0.64
7:AH:63:LYS:O	7:AH:70:VAL:HG23	1.98	0.64
54:B4:36:ARG:HG2	54:B4:37:GLN:N	2.09	0.64
24:BA:1919:A:H2'	24:BA:1919:A:N3	2.11	0.64
24:BA:2439:A:H4'	24:BA:2440:C:O5'	1.98	0.64
24:BA:2549:G:N2	24:BA:2560:A:C4	2.65	0.64
24:BA:2602:A:H4'	24:BA:2603:G:H5'	1.78	0.64
24:BA:364:C:H2'	24:BA:365:U:C6	2.31	0.64
26:BC:156:SER:O	26:BC:194:VAL:HG11	1.97	0.64
24:BA:1011:G:H5''	40:BQ:76:SER:OG	1.97	0.64
44:BU:35:VAL:HB	44:BU:38:ILE:HG13	1.79	0.64
1:CB:80:LYS:HD3	1:CB:90:PHE:CZ	2.32	0.64
9:CJ:11:LYS:HZ1	9:CJ:99:GLN:HB3	1.62	0.64
11:CL:85:ARG:HG2	11:CL:86:VAL:N	2.11	0.64
43:DT:17:SER:HB3	24:DA:1338:G:H5''	1.77	0.64
24:DA:141:G:H3'	24:DA:142:A:O4'	1.97	0.64
24:DA:2384:U:H5''	24:DA:2386:A:OP1	1.97	0.64
24:DA:511:U:H4'	24:DA:1235:G:H4'	1.79	0.64
29:DF:109:ARG:NH1	29:DF:135:ILE:HG22	2.12	0.64
31:DH:68:ARG:HD3	31:DH:71:LYS:HB2	1.80	0.64
21:AA:1055:A:C5	21:AA:1206:G:C2	2.85	0.64
21:AA:1261:A:H61	21:AA:1274:A:H2'	1.63	0.64
21:AA:1253:G:N1	21:AA:1285:A:N6	2.44	0.64
21:AA:1502:A:H8	21:AA:1505:G:H22	1.44	0.64
21:AA:95:C:H2'	21:AA:96:U:C6	2.32	0.64
1:AB:67:LEU:HD21	1:AB:91:VAL:HG23	1.80	0.64
4:AE:109:ALA:C	4:AE:111:ARG:H	1.99	0.64
12:AM:28:ARG:HH11	12:AM:28:ARG:HB3	1.62	0.64
24:BA:1693:U:O4	24:BA:1977:A:C5	2.50	0.64
24:BA:2037:A:H2'	24:BA:2038:G:C8	2.31	0.64
24:BA:577:G:N2	24:BA:578:G:C2	2.66	0.64
24:BA:856:G:H2'	24:BA:857:G:C8	2.32	0.64
26:BC:52:HIS:NE2	26:BC:218:THR:HG23	2.12	0.64
28:BE:5:LEU:HD12	28:BE:10:SER:HB3	1.79	0.64
31:BH:117:LEU:HD11	31:BH:130:VAL:HG11	1.79	0.64
32:BI:71:LYS:HG2	32:BI:72:THR:H	1.63	0.64
24:BA:666:A:H4'	35:BL:48:ARG:HD2	1.79	0.64
37:BN:71:ARG:CG	37:BN:71:ARG:HH21	2.11	0.64
41:BR:61:ALA:HB2	41:BR:98:ILE:HA	1.77	0.64
43:BT:32:LEU:H	43:BT:83:ALA:CB	2.07	0.64

*Continued on next page...*

*Continued from previous page...*

Atom-1	Atom-2	Interatomic distance (Å)	Clash overlap (Å)
55:CA:1239:A:H62	55:CA:1299:A:N6	1.94	0.64
1:CB:140:LEU:HA	1:CB:143:LEU:HD12	1.79	0.64
2:CC:90:VAL:HA	2:CC:93:ILE:HG22	1.79	0.64
24:DA:1207:C:H2'	24:DA:1208:C:C6	2.31	0.64
24:DA:1324:G:O2'	24:DA:1616:A:C6	2.51	0.64
24:DA:1558:C:H4'	24:DA:1559:U:H5'	1.78	0.64
24:DA:1570:A:H2'	24:DA:1571:A:C8	2.33	0.64
24:DA:1717:A:H2'	24:DA:1718:G:O4'	1.96	0.64
24:DA:2197:U:O2'	24:DA:2198:A:C8	2.49	0.64
24:DA:2469:A:H2'	24:DA:2470:G:O4'	1.97	0.64
24:DA:33:C:O2'	24:DA:34:U:C5'	2.45	0.64
24:DA:919:U:C2	24:DA:920:A:N7	2.65	0.64
29:DF:74:ALA:HB1	29:DF:76:PHE:CE2	2.33	0.64
30:DG:74:MET:O	30:DG:78:VAL:HG13	1.97	0.64
35:DL:110:VAL:HB	35:DL:127:VAL:HA	1.78	0.64
35:DL:78:ARG:HH12	24:DA:627:A:C5'	2.06	0.64
41:DR:10:LYS:HG2	24:DA:996:A:OP1	1.96	0.64
43:DT:13:ALA:O	43:DT:32:LEU:HB2	1.97	0.64
44:DU:3:LYS:HG2	44:DU:84:PHE:HZ	1.62	0.64
45:DV:31:TYR:OH	45:DV:90:ASP:OD2	2.11	0.64
47:DX:29:LEU:HB2	47:DX:30:PRO:CD	2.27	0.64
47:DX:58:ILE:HA	47:DX:66:VAL:HG21	1.79	0.64
21:AA:346:G:N2	21:AA:347:G:C4	2.65	0.64
2:AC:6:PRO:O	2:AC:10:ARG:HG2	1.97	0.64
4:AE:32:PHE:CD2	4:AE:54:GLU:HA	2.33	0.64
5:AF:75:GLU:O	5:AF:78:PHE:HB2	1.97	0.64
24:BA:1911:U:C2	24:BA:1918:A:C2	2.85	0.64
24:BA:321:U:C6	28:BE:159:LEU:HD23	2.33	0.64
24:BA:580:U:H2'	24:BA:581:C:C6	2.32	0.64
24:BA:603:A:H4'	24:BA:604:G:O5'	1.97	0.64
29:BF:7:TYR:O	29:BF:11:VAL:HB	1.98	0.64
31:BH:96:THR:CG2	31:BH:97:ARG:NH1	2.60	0.64
40:BQ:16:ILE:O	40:BQ:17:LEU:C	2.34	0.64
46:BW:50:VAL:O	46:BW:52:CYS:N	2.27	0.64
55:CA:961:U:H5	55:CA:1223:C:H1'	1.61	0.64
55:CA:451:A:H4'	55:CA:452:A:O5'	1.98	0.64
55:CA:954:G:N1	55:CA:1228:C:N4	2.45	0.64
3:CD:104:MET:O	3:CD:104:MET:HG2	1.98	0.64
8:CI:6:TYR:HE2	8:CI:17:ARG:HA	1.62	0.64
15:CP:26:ASN:OD1	15:CP:31:ARG:HD3	1.97	0.64
24:DA:1284:A:C6	24:DA:1285:A:C6	2.86	0.64

*Continued on next page...*

*Continued from previous page...*

Atom-1	Atom-2	Interatomic distance (Å)	Clash overlap (Å)
24:DA:2183:A:H2'	24:DA:2184:A:C8	2.33	0.64
30:DG:106:LEU:HB2	30:DG:108:PHE:HE1	1.62	0.64
34:DK:99:ILE:HG13	34:DK:118:LEU:HD12	1.80	0.64
37:DN:114:GLU:HG3	37:DN:118:ARG:HD3	1.78	0.64
40:DQ:91:ARG:CZ	41:DR:11:GLN:H	2.10	0.64
46:DW:30:VAL:HG13	24:DA:2353:G:H1'	1.78	0.64
21:AA:284:C:H2'	21:AA:285:C:H6	1.63	0.64
21:AA:501:C:H2'	21:AA:502:A:C8	2.33	0.64
1:AB:184:ALA:HB3	1:AB:195:VAL:HG22	1.80	0.64
24:BA:1084:A:H2'	24:BA:1085:A:C8	2.32	0.64
24:BA:1376:C:C2'	24:BA:1377:G:H5'	2.27	0.64
24:BA:171:U:H2'	24:BA:172:A:H8	1.61	0.64
24:BA:2017:U:H4'	50:B0:4:GLN:O	1.98	0.64
24:BA:205:G:O2'	24:BA:206:U:P	2.56	0.64
24:BA:2074:U:O2'	24:BA:2075:U:H5'	1.98	0.64
24:BA:276:U:O2'	24:BA:278:A:N7	2.29	0.64
24:BA:777:G:H2'	24:BA:778:G:H8	1.62	0.64
24:BA:957:C:C2	24:BA:959:A:C8	2.86	0.64
42:BS:97:LEU:HD22	42:BS:97:LEU:N	2.13	0.64
47:BX:52:ALA:O	47:BX:53:LYS:HB3	1.95	0.64
55:CA:1364:U:O2'	55:CA:1365:G:H5'	1.97	0.64
55:CA:375:U:C2	55:CA:376:G:C8	2.86	0.64
55:CA:519:C:H2'	55:CA:520:A:C8	2.32	0.64
55:CA:874:G:H2'	55:CA:875:U:H6	1.61	0.64
1:CB:53:LEU:HD22	1:CB:212:TYR:OH	1.97	0.64
3:CD:76:LYS:O	3:CD:79:ALA:HB3	1.98	0.64
12:CM:94:LEU:HD22	12:CM:101:THR:HG22	1.79	0.64
51:D1:16:THR:CG2	51:D1:41:VAL:HB	2.27	0.64
24:DA:1364:G:N3	24:DA:1368:G:C2	2.66	0.64
24:DA:2750:A:O2'	24:DA:2752:C:N4	2.30	0.64
24:DA:2793:C:H2'	24:DA:2794:C:C6	2.32	0.64
24:DA:444:C:O2'	24:DA:445:C:H5'	1.98	0.64
24:DA:686:U:H2'	24:DA:788:A:C2	2.32	0.64
26:DC:9:SER:O	26:DC:12:ARG:HB2	1.96	0.64
26:DC:95:TYR:C	26:DC:97:ASP:H	1.97	0.64
29:DF:147:ARG:HG2	29:DF:149:ARG:HH12	1.62	0.64
29:DF:147:ARG:O	29:DF:148:VAL:HG22	1.97	0.64
29:DF:84:ILE:HD11	24:DA:2307:G:O6	1.98	0.64
35:DL:56:PRO:O	35:DL:60:ARG:HG3	1.98	0.64
45:DV:59:GLU:HG2	45:DV:60:VAL:H	1.61	0.64
21:AA:121:U:H6	21:AA:121:U:H5''	1.61	0.64

*Continued on next page...*

*Continued from previous page...*

Atom-1	Atom-2	Interatomic distance (Å)	Clash overlap (Å)
21:AA:1352:C:H2'	21:AA:1353:G:C8	2.33	0.64
21:AA:35:G:C4	21:AA:550:G:N2	2.66	0.64
2:AC:155:ARG:HG2	2:AC:159:ALA:O	1.98	0.64
5:AF:70:VAL:HA	5:AF:73:GLU:HB3	1.79	0.64
54:B4:33:HIS:O	54:B4:35:GLN:HG3	1.96	0.64
24:BA:1310:G:N2	24:BA:1313:U:C5	2.65	0.64
24:BA:563:A:C2	24:BA:564:C:C2	2.86	0.64
33:BJ:130:HIS:CD2	33:BJ:132:HIS:H	2.16	0.64
33:BJ:57:LEU:O	33:BJ:58:ASN:HB2	1.97	0.64
33:BJ:77:HIS:CD2	33:BJ:79:GLY:N	2.56	0.64
40:BQ:86:SER:HB2	41:BR:50:GLY:O	1.97	0.64
55:CA:920:U:H2'	55:CA:921:U:H6	1.62	0.64
3:CD:2:ARG:HH21	3:CD:114:ARG:CD	1.97	0.64
8:CI:66:VAL:O	8:CI:67:LYS:HD2	1.98	0.64
9:CJ:24:GLU:O	9:CJ:28:THR:HG22	1.97	0.64
24:DA:1080:A:H2'	24:DA:1081:U:H6	1.63	0.64
24:DA:170:U:H2'	24:DA:171:U:C6	2.30	0.64
24:DA:245:G:N2	24:DA:254:G:H1'	2.13	0.64
24:DA:503:A:N3	24:DA:505:A:H2'	2.13	0.64
29:DF:59:ILE:HD13	29:DF:137:PHE:HZ	1.62	0.64
46:DW:18:LYS:HE3	46:DW:19:ARG:NH2	2.12	0.64
49:DZ:30:ARG:HH21	49:DZ:33:HIS:HB2	1.62	0.64
21:AA:926:G:C6	21:AA:1505:G:O6	2.51	0.64
24:BA:1560:G:H2'	24:BA:1561:C:C6	2.33	0.64
24:BA:1581:G:C6	24:BA:1582:C:N4	2.66	0.64
24:BA:2699:C:H2'	24:BA:2700:A:H8	1.63	0.64
26:BC:195:GLY:O	26:BC:196:ASN:HB3	1.98	0.64
29:BF:134:GLN:CG	29:BF:135:ILE:H	2.08	0.64
30:BG:82:PHE:CZ	30:BG:137:LYS:HB2	2.33	0.64
33:BJ:111:LYS:HD3	33:BJ:112:GLY:H	1.63	0.64
37:BN:32:GLU:OE1	37:BN:86:ARG:NH2	2.31	0.64
38:BO:24:THR:HG22	38:BO:42:PRO:HD3	1.79	0.64
2:CC:155:ARG:HD3	55:CA:1055:A:O2'	1.98	0.64
1:CB:19:THR:O	1:CB:38:HIS:HD2	1.81	0.64
1:CB:48:MET:SD	1:CB:200:PRO:HG2	2.38	0.64
8:CI:85:ALA:HA	8:CI:88:GLU:OE1	1.98	0.64
10:CK:87:GLY:H	10:CK:113:THR:HG23	1.61	0.64
51:D1:5:ARG:NH2	51:D1:23:THR:HB	2.11	0.64
24:DA:1608:A:C5	24:DA:1611:C:C4	2.86	0.64
24:DA:1810:A:H2'	24:DA:1811:G:O4'	1.98	0.64
24:DA:2063:C:H2'	24:DA:2064:C:H6	1.63	0.64

*Continued on next page...*

*Continued from previous page...*

Atom-1	Atom-2	Interatomic distance (Å)	Clash overlap (Å)
24:DA:374:A:H2'	24:DA:375:G:C8	2.32	0.64
24:DA:975:A:C5	24:DA:990:A:N7	2.65	0.64
29:DF:109:ARG:HH11	29:DF:135:ILE:HG22	1.63	0.64
21:AA:1453:G:H2'	21:AA:1453:G:N3	2.13	0.64
21:AA:202:G:H21	21:AA:466:A:N6	1.91	0.64
21:AA:486:U:H2'	21:AA:487:A:H8	1.63	0.64
21:AA:76:G:H2'	21:AA:76:G:N3	2.13	0.64
3:AD:145:ARG:HH11	3:AD:147:LYS:HE3	1.62	0.64
4:AE:108:GLY:HA2	4:AE:111:ARG:NH2	2.13	0.64
11:AL:42:LYS:HG3	11:AL:88:ASP:O	1.98	0.64
24:BA:1687:G:H2'	24:BA:1688:U:H6	1.62	0.64
24:BA:735:A:N7	24:BA:761:A:H2	1.96	0.64
24:BA:949:G:C2	24:BA:969:G:C2	2.86	0.64
37:BN:79:LEU:O	37:BN:80:PHE:HB2	1.98	0.64
45:BV:40:ILE:CG2	45:BV:41:GLU:N	2.61	0.64
55:CA:90:C:H2'	55:CA:91:U:C5	2.33	0.64
55:CA:927:G:H4'	55:CA:1503:A:N7	2.13	0.64
55:CA:93:U:H2'	55:CA:95:C:H5	1.63	0.64
53:D3:4:LYS:HE2	24:DA:254:G:N7	2.13	0.64
24:DA:2183:A:H2'	24:DA:2184:A:H8	1.61	0.64
24:DA:2756:U:H4'	24:DA:2757:A:O5'	1.98	0.64
24:DA:374:A:H2'	24:DA:375:G:H8	1.63	0.64
41:DR:87:GLN:HG2	41:DR:88:GLY:N	2.12	0.64
41:DR:21:ARG:HB2	41:DR:93:PHE:HD1	1.63	0.64
21:AA:1095:U:O2'	21:AA:1096:C:O4'	2.10	0.63
9:AJ:36:VAL:HG22	9:AJ:76:ILE:HG23	1.80	0.63
13:AN:20:PHE:HA	13:AN:24:ALA:CB	2.28	0.63
53:B3:21:PHE:HB2	53:B3:49:VAL:CG1	2.28	0.63
24:BA:2214:C:H6	24:BA:2214:C:H5'	1.62	0.63
24:BA:991:C:O2'	24:BA:992:C:H5'	1.97	0.63
25:BB:49:C:OP1	38:BO:102:ARG:HG3	1.98	0.63
26:BC:20:ASN:HD21	26:BC:22:GLU:HG2	1.62	0.63
32:BI:10:LEU:HD13	32:BI:27:LEU:HA	1.80	0.63
34:BK:12:ASP:OD1	34:BK:14:SER:OG	2.15	0.63
55:CA:143:A:N3	55:CA:143:A:H2'	2.13	0.63
55:CA:775:G:O2'	55:CA:776:G:H5'	1.98	0.63
4:CE:95:MET:HA	4:CE:124:ALA:CB	2.27	0.63
4:CE:24:VAL:HG23	4:CE:26:GLY:H	1.62	0.63
4:CE:54:GLU:CG	4:CE:56:PRO:HG2	2.28	0.63
12:CM:22:TYR:HB2	12:CM:65:GLU:HG2	1.81	0.63
24:DA:1827:U:H2'	24:DA:1828:G:O4'	1.98	0.63

*Continued on next page...*

*Continued from previous page...*

Atom-1	Atom-2	Interatomic distance (Å)	Clash overlap (Å)
24:DA:2493:U:H3'	24:DA:2494:G:H5''	1.79	0.63
24:DA:615:U:C3'	24:DA:616:A:H5'	2.27	0.63
35:DL:30:THR:HG22	24:DA:810:U:O4	1.98	0.63
27:DD:114:LYS:HD2	27:DD:116:LYS:HZ2	1.63	0.63
29:DF:33:ILE:HB	29:DF:90:LEU:HB2	1.80	0.63
30:DG:3:VAL:HG11	24:DA:2751:G:H4'	1.80	0.63
34:DK:17:ARG:HG2	34:DK:18:ARG:N	2.13	0.63
38:DO:23:ALA:O	38:DO:42:PRO:HG3	1.98	0.63
21:AA:115:G:C2	21:AA:313:A:C2	2.86	0.63
21:AA:130:A:O2'	21:AA:263:A:O2'	2.16	0.63
21:AA:1363:A:C5	21:AA:1365:G:C6	2.86	0.63
3:AD:69:ARG:NE	3:AD:69:ARG:HA	2.10	0.63
6:AG:147:ASN:HD22	6:AG:147:ASN:N	1.96	0.63
9:AJ:40:ILE:HB	9:AJ:73:LEU:CB	2.28	0.63
19:AT:4:LYS:HZ3	19:AT:5:SER:HB3	1.62	0.63
24:BA:329:G:O4'	24:BA:477:A:H1'	1.98	0.63
29:BF:127:TYR:CE2	29:BF:129:MET:HG2	2.33	0.63
29:BF:27:VAL:O	29:BF:27:VAL:HG13	1.98	0.63
46:BW:39:GLN:NE2	46:BW:43:LYS:N	2.45	0.63
55:CA:1084:G:H2'	55:CA:1085:U:C5	2.33	0.63
55:CA:1140:C:HO2'	55:CA:1141:C:H6	1.41	0.63
6:CG:75:LYS:HB3	6:CG:86:VAL:O	1.98	0.63
9:CJ:53:ILE:HG13	13:CN:84:ARG:CZ	2.27	0.63
15:CP:71:VAL:O	15:CP:75:ILE:HG13	1.98	0.63
52:D2:46:LYS:HE2	24:DA:126:A:H8	1.63	0.63
24:DA:1311:G:H21	24:DA:1603:A:N6	1.92	0.63
24:DA:1583:A:H4'	24:DA:1585:C:N4	2.13	0.63
24:DA:2385:C:O2'	24:DA:2386:A:H5'	1.97	0.63
24:DA:2895:G:N2	24:DA:2896:C:C2	2.66	0.63
24:DA:915:C:H2'	24:DA:916:G:C8	2.34	0.63
27:DD:114:LYS:HD3	24:DA:2680:U:OP2	1.98	0.63
36:DM:14:LYS:HB3	24:DA:954:G:OP1	1.97	0.63
41:DR:49:ILE:HB	41:DR:51:VAL:O	1.98	0.63
49:DZ:18:LYS:O	49:DZ:22:THR:HG23	1.98	0.63
49:DZ:40:THR:H	49:DZ:43:ILE:HD11	1.63	0.63
21:AA:1087:G:C2	21:AA:1088:G:N7	2.67	0.63
21:AA:1381:U:O2'	21:AA:1382:C:H5'	1.99	0.63
21:AA:1398:A:H8	21:AA:1398:A:H5''	1.62	0.63
4:AE:73:VAL:HG13	4:AE:143:LEU:HB3	1.79	0.63
24:BA:1139:G:O2'	24:BA:1140:C:H5'	1.98	0.63
24:BA:136:G:C6	24:BA:142:A:N6	2.66	0.63

*Continued on next page...*

*Continued from previous page...*

Atom-1	Atom-2	Interatomic distance (Å)	Clash overlap (Å)
24:BA:171:U:C2	24:BA:172:A:C8	2.86	0.63
24:BA:1805:A:N3	26:BC:49:THR:HG23	2.13	0.63
24:BA:2305:U:C4	24:BA:2306:C:N3	2.66	0.63
24:BA:271:G:O2'	24:BA:272:A:O5'	2.15	0.63
24:BA:342:A:N1	24:BA:343:C:C2	2.66	0.63
24:BA:659:G:H21	28:BE:30:GLN:HE22	1.45	0.63
24:BA:858:G:H21	24:BA:2268:A:H2'	1.63	0.63
32:BI:105:LEU:HA	32:BI:108:ILE:HB	1.81	0.63
35:BL:18:ARG:O	35:BL:19:LEU:HB3	1.96	0.63
40:BQ:67:ALA:HB1	40:BQ:105:PHE:CE1	2.32	0.63
41:BR:64:VAL:O	41:BR:65:ALA:HB3	1.98	0.63
43:BT:4:GLU:OE1	43:BT:6:ARG:HG3	1.98	0.63
55:CA:374:A:H2'	55:CA:375:U:H6	1.63	0.63
18:CS:40:PHE:CB	18:CS:41:PRO:HD2	2.27	0.63
24:DA:1214:A:H2'	24:DA:1215:G:H8	1.63	0.63
24:DA:2338:C:HO2'	24:DA:2339:C:H6	1.47	0.63
24:DA:2407:A:O2'	24:DA:2408:U:H5'	1.98	0.63
24:DA:2902:C:O2'	24:DA:2903:U:C5'	2.47	0.63
40:DQ:44:TYR:HE1	24:DA:533:G:N2	1.94	0.63
24:DA:704:G:H1'	24:DA:727:A:H61	1.62	0.63
24:DA:72:U:O2'	24:DA:73:A:H5'	1.98	0.63
43:DT:58:VAL:HG23	43:DT:85:VAL:HA	1.80	0.63
21:AA:1145:A:HO2'	21:AA:1146:A:H8	1.47	0.63
21:AA:313:A:H2'	21:AA:314:C:C6	2.33	0.63
10:AK:86:LYS:HE3	21:AA:707:U:OP1	1.99	0.63
1:AB:53:LEU:HD13	1:AB:56:LEU:HD12	1.81	0.63
24:BA:181:A:H2'	24:BA:182:A:H8	1.63	0.63
24:BA:1902:C:C5	24:BA:1903:G:C8	2.85	0.63
24:BA:2582:G:C2	24:BA:2583:G:C8	2.87	0.63
24:BA:2602:A:H5''	24:BA:2603:G:H5''	1.80	0.63
24:BA:752:A:H62	24:BA:2609:U:H3	1.44	0.63
24:BA:270:A:H5''	24:BA:271:G:H5''	1.78	0.63
24:BA:656:G:C8	24:BA:656:G:H5''	2.33	0.63
24:BA:68:G:H2'	24:BA:69:C:C6	2.33	0.63
24:BA:836:G:H2'	24:BA:837:C:C6	2.33	0.63
26:BC:183:VAL:HG12	26:BC:184:GLU:H	1.62	0.63
34:BK:121:GLU:HG2	34:BK:122:VAL:H	1.63	0.63
37:BN:63:ARG:HA	37:BN:80:PHE:CE2	2.33	0.63
55:CA:1414:U:H2'	55:CA:1415:G:H8	1.63	0.63
20:CU:38:GLU:HG3	55:CA:1526:G:OP1	1.98	0.63
55:CA:814:A:H2'	55:CA:816:A:H5''	1.80	0.63

*Continued on next page...*

*Continued from previous page...*

Atom-1	Atom-2	Interatomic distance (Å)	Clash overlap (Å)
54:D4:36:ARG:HG2	54:D4:37:GLN:N	2.12	0.63
24:DA:1356:G:H2'	24:DA:1357:C:H6	1.62	0.63
24:DA:1569:A:H2'	24:DA:1570:A:H8	1.63	0.63
24:DA:3:U:H2'	24:DA:4:U:H6	1.63	0.63
24:DA:412:A:N7	24:DA:2412:A:H1'	2.12	0.63
35:DL:112:LEU:HD22	24:DA:637:A:OP2	1.99	0.63
26:DC:58:LYS:O	26:DC:59:GLN:HB2	1.97	0.63
33:DJ:74:TYR:OH	33:DJ:100:VAL:HG13	1.99	0.63
33:DJ:37:ARG:HG3	33:DJ:118:MET:SD	2.38	0.63
21:AA:184:G:HO2'	21:AA:185:U:H6	1.47	0.63
4:AE:155:LYS:NZ	4:AE:156:ARG:HH11	1.95	0.63
19:AT:28:ARG:O	19:AT:32:LYS:HG2	1.98	0.63
54:B4:9:LYS:N	54:B4:9:LYS:CD	2.60	0.63
24:BA:1060:U:C5'	24:BA:1061:U:H5'	2.28	0.63
24:BA:1085:A:H3'	24:BA:1086:A:C2	2.33	0.63
24:BA:1731:G:C2	24:BA:1733:G:C5	2.86	0.63
24:BA:1779:U:C5	24:BA:1784:A:N7	2.66	0.63
24:BA:549:G:H5''	24:BA:550:C:C5	2.32	0.63
24:BA:702:U:H2'	24:BA:703:U:H6	1.63	0.63
24:BA:751:A:H5''	24:BA:752:A:OP1	1.98	0.63
26:BC:16:VAL:HB	26:BC:203:VAL:HB	1.81	0.63
26:BC:77:VAL:HA	26:BC:93:VAL:HA	1.81	0.63
27:BD:107:VAL:O	27:BD:174:SER:O	2.16	0.63
28:BE:40:ARG:NH1	28:BE:92:HIS:CE1	2.66	0.63
30:BG:33:THR:C	30:BG:34:ARG:HD3	2.19	0.63
36:BM:23:GLY:H	36:BM:100:LYS:NZ	1.97	0.63
45:BV:40:ILE:HG22	45:BV:41:GLU:H	1.62	0.63
55:CA:219:U:H2'	55:CA:220:G:C8	2.34	0.63
55:CA:477:C:H5'	55:CA:478:A:OP1	1.97	0.63
1:CB:125:PHE:HA	1:CB:136:ARG:HH22	1.63	0.63
1:CB:139:GLU:O	1:CB:143:LEU:HG	1.98	0.63
2:CC:120:THR:O	2:CC:120:THR:HG22	1.98	0.63
4:CE:80:LEU:N	4:CE:121:ASN:HD21	1.94	0.63
12:CM:82:LEU:HD13	18:CS:65:MET:HE1	1.80	0.63
51:D1:5:ARG:HH21	51:D1:23:THR:CB	2.10	0.63
53:D3:54:LEU:O	53:D3:58:ILE:HG13	1.99	0.63
54:D4:1:MET:HG2	54:D4:2:LYS:N	2.12	0.63
37:DN:16:HIS:HD2	24:DA:1275:A:C4	2.16	0.63
24:DA:1289:C:O2'	24:DA:1290:C:H5'	1.97	0.63
24:DA:1524:G:H2'	24:DA:1525:A:C8	2.34	0.63
24:DA:1720:U:H2'	24:DA:1721:G:O4'	1.99	0.63

*Continued on next page...*



*Continued from previous page...*

Atom-1	Atom-2	Interatomic distance (Å)	Clash overlap (Å)
24:DA:2308:G:H2'	24:DA:2310:C:H5	1.63	0.63
24:DA:2849:U:O4	24:DA:2867:G:H8	1.81	0.63
28:DE:105:LEU:HB3	28:DE:200:LEU:HD11	1.81	0.63
29:DF:42:ALA:HB2	29:DF:49:LEU:HD21	1.81	0.63
32:DI:109:ALA:HB1	32:DI:125:THR:HG22	1.79	0.63
33:DJ:44:TYR:HD1	40:DQ:63:ARG:HH21	1.45	0.63
21:AA:600:A:H2'	21:AA:601:G:C8	2.34	0.63
2:AC:21:TRP:CG	2:AC:58:ARG:HG2	2.33	0.63
5:AF:44:ARG:HA	5:AF:57:ALA:O	1.99	0.63
8:AI:129:ARG:NH2	21:AA:966:G:H21	1.96	0.63
14:AO:18:ALA:O	14:AO:19:ASN:HB2	1.98	0.63
24:BA:2742:G:OP1	54:B4:36:ARG:HD3	1.99	0.63
24:BA:1079:C:C4	24:BA:1088:A:H2	2.17	0.63
24:BA:1330:C:HO2'	24:BA:1331:G:H5'	1.61	0.63
24:BA:1579:A:H2'	24:BA:1580:A:C8	2.33	0.63
24:BA:1669:A:H2'	24:BA:1669:A:N3	2.12	0.63
24:BA:1779:U:H5	24:BA:1784:A:N7	1.97	0.63
24:BA:807:U:OP2	35:BL:36:LYS:HD3	1.99	0.63
24:BA:976:G:H5''	24:BA:977:G:OP2	1.99	0.63
28:BE:46:GLN:HG3	28:BE:86:ALA:HA	1.80	0.63
32:BI:7:TYR:HA	32:BI:58:ILE:HB	1.80	0.63
34:BK:34:GLY:O	34:BK:35:VAL:C	2.35	0.63
40:BQ:69:ARG:HB2	40:BQ:69:ARG:HH21	1.61	0.63
43:BT:32:LEU:O	43:BT:83:ALA:HB2	1.99	0.63
24:BA:2352:A:C6	46:BW:30:VAL:HG11	2.34	0.63
46:BW:50:VAL:HB	46:BW:61:LYS:NZ	2.14	0.63
55:CA:79:G:H2'	55:CA:80:A:C8	2.33	0.63
3:CD:29:THR:O	3:CD:30:LYS:HB2	1.99	0.63
11:CL:42:LYS:HG2	11:CL:43:LYS:H	1.64	0.63
15:CP:48:GLU:HG2	15:CP:49:GLY:H	1.63	0.63
24:DA:1048:A:C2	24:DA:1049:C:N3	2.67	0.63
24:DA:2029:G:H2'	24:DA:2031:A:OP1	1.98	0.63
24:DA:2692:G:O2'	24:DA:2693:G:O4'	2.11	0.63
24:DA:362:A:C4	24:DA:363:G:C8	2.86	0.63
24:DA:973:A:OP1	24:DA:973:A:C8	2.51	0.63
26:DC:10:PRO:HB2	24:DA:1774:C:O2	1.98	0.63
41:DR:37:GLU:HB2	41:DR:53:PHE:CD2	2.34	0.63
46:DW:70:VAL:O	46:DW:70:VAL:HG22	1.99	0.63
21:AA:1219:A:H2'	21:AA:1220:G:C8	2.34	0.63
21:AA:373:A:O2'	21:AA:374:A:C5'	2.46	0.63
21:AA:968:A:H4'	21:AA:969:A:OP2	1.97	0.63

*Continued on next page...*

*Continued from previous page...*

Atom-1	Atom-2	Interatomic distance (Å)	Clash overlap (Å)
6:AG:144:ALA:C	6:AG:146:ALA:H	2.01	0.63
9:AJ:57:VAL:O	9:AJ:58:ASN:HB2	1.98	0.63
15:AP:10:GLY:O	21:AA:624:C:H4'	1.98	0.63
50:B0:2:VAL:HG22	50:B0:3:GLN:HG2	1.81	0.63
24:BA:1341:G:N2	43:BT:84:TYR:HB3	2.13	0.63
24:BA:1752:C:O2'	24:BA:1753:G:H5'	1.99	0.63
24:BA:2611:C:O2'	24:BA:2612:C:C5'	2.46	0.63
24:BA:709:U:H2'	24:BA:710:U:O4'	1.99	0.63
26:BC:250:GLN:HE21	26:BC:250:GLN:N	1.97	0.63
27:BD:151:THR:HG22	27:BD:152:PRO:CD	2.29	0.63
24:BA:538:A:O2'	33:BJ:8:PRO:HD2	1.99	0.63
40:BQ:93:ILE:HG12	40:BQ:93:ILE:O	1.98	0.63
55:CA:250:A:H1'	55:CA:252:U:C4	2.32	0.63
55:CA:415:A:H3'	55:CA:416:G:H8	1.62	0.63
1:CB:156:LEU:HD23	1:CB:156:LEU:H	1.63	0.63
4:CE:125:LYS:HG2	4:CE:126:ALA:N	2.12	0.63
6:CG:22:LEU:C	6:CG:22:LEU:HD23	2.19	0.63
17:CR:72:ARG:HE	17:CR:72:ARG:N	1.89	0.63
24:DA:1166:G:C2	24:DA:1184:U:O2	2.52	0.63
24:DA:1291:C:O2'	24:DA:1292:G:H5'	1.99	0.63
38:DO:92:PHE:HB3	24:DA:2376:A:C2	2.33	0.63
24:DA:373:U:HO2'	24:DA:374:A:H8	1.37	0.63
24:DA:578:G:H21	24:DA:1252:G:N2	1.97	0.63
21:AA:6:G:O2'	21:AA:7:A:H8	1.81	0.63
1:AB:61:SER:O	1:AB:224:ARG:HB3	1.98	0.63
7:AH:24:VAL:HB	7:AH:60:LEU:HB2	1.79	0.63
27:BD:70:LYS:O	27:BD:71:ALA:HB3	1.99	0.63
24:BA:1063:G:OP1	32:BI:76:ALA:HB3	1.99	0.63
55:CA:370:C:C2'	55:CA:371:A:H5'	2.29	0.63
1:CB:216:VAL:O	1:CB:220:VAL:HG23	1.99	0.63
5:CF:44:ARG:HD3	5:CF:56:LYS:NZ	2.14	0.63
5:CF:3:HIS:CD2	5:CF:95:ALA:HB2	2.34	0.63
6:CG:59:GLU:OE2	6:CG:63:VAL:HG23	1.98	0.63
11:CL:51:VAL:HG12	11:CL:52:CYS:N	2.14	0.63
24:DA:1256:G:C6	24:DA:1257:C:N4	2.67	0.63
24:DA:1381:G:C2'	24:DA:1382:G:H5'	2.27	0.63
24:DA:1809:A:O2'	24:DA:1810:A:C8	2.51	0.63
24:DA:2048:G:C6	24:DA:2049:G:C5	2.87	0.63
24:DA:2369:A:O2'	24:DA:2370:G:H5'	1.99	0.63
24:DA:405:U:H3'	24:DA:406:G:C5'	2.28	0.63
24:DA:581:C:H2'	24:DA:582:A:H8	1.63	0.63

*Continued on next page...*

*Continued from previous page...*

Atom-1	Atom-2	Interatomic distance (Å)	Clash overlap (Å)
26:DC:217:PRO:HG3	24:DA:764:A:H2	1.64	0.63
26:DC:183:VAL:HG13	26:DC:185:ALA:H	1.63	0.63
34:DK:1:MET:HB2	34:DK:32:TYR:HB3	1.79	0.63
21:AA:1160:G:O2'	21:AA:1161:C:C5'	2.47	0.63
7:AH:36:ALA:HB1	7:AH:48:PHE:HB3	1.80	0.63
7:AH:58:LEU:HD22	7:AH:59:GLU:H	1.64	0.63
8:AI:28:VAL:HB	8:AI:63:TYR:HD2	1.64	0.63
13:AN:19:TYR:HD2	13:AN:50:LEU:HD13	1.62	0.63
24:BA:1079:C:C4	24:BA:1080:A:N7	2.67	0.63
24:BA:1328:A:O2'	24:BA:1329:U:H6	1.82	0.63
24:BA:1778:U:C5	24:BA:1784:A:C2	2.87	0.63
24:BA:2100:G:C6	24:BA:2190:G:C6	2.87	0.63
24:BA:2835:A:H4'	24:BA:2836:U:OP1	1.97	0.63
24:BA:434:U:H4'	24:BA:435:C:OP1	1.98	0.63
24:BA:53:A:O2'	24:BA:54:G:H5'	1.99	0.63
31:BH:96:THR:CA	31:BH:97:ARG:HH12	2.10	0.63
55:CA:150:U:H2'	55:CA:151:A:H8	1.62	0.63
55:CA:374:A:H2'	55:CA:375:U:C6	2.34	0.63
55:CA:812:G:O2'	55:CA:813:U:C6	2.50	0.63
2:CC:178:ARG:HD2	2:CC:205:GLU:O	1.99	0.63
6:CG:75:LYS:HE2	6:CG:76:SER:H	1.63	0.63
8:CI:24:ASN:HB2	8:CI:26:LYS:NZ	2.14	0.63
14:CO:54:GLY:O	14:CO:58:MET:HG3	1.99	0.63
24:DA:2052:A:O2'	24:DA:2053:G:H5'	1.99	0.63
24:DA:2291:U:H2'	24:DA:2292:U:C6	2.33	0.63
38:DO:94:ARG:NH1	24:DA:2293:G:O3'	2.32	0.63
24:DA:575:A:O2'	24:DA:576:U:H5'	1.99	0.63
26:DC:119:VAL:HG13	26:DC:133:ASN:ND2	2.11	0.63
27:DD:68:PHE:HB3	27:DD:73:VAL:HA	1.81	0.63
28:DE:147:LEU:HB3	28:DE:186:VAL:HG23	1.81	0.63
29:DF:147:ARG:HD3	29:DF:149:ARG:HH22	1.63	0.63
30:DG:163:TYR:N	30:DG:163:TYR:HD2	1.97	0.63
39:DP:9:GLN:HB3	39:DP:12:MET:HE2	1.80	0.63
46:DW:16:GLU:HG3	24:DA:2356:U:H4'	1.80	0.63
21:AA:1444:U:H2'	21:AA:1445:U:C6	2.31	0.62
1:AB:107:ARG:HE	1:AB:108:GLN:HE21	1.45	0.62
3:AD:195:ASN:HD22	3:AD:195:ASN:N	1.97	0.62
3:AD:96:ARG:HH21	3:AD:114:ARG:NH2	1.97	0.62
13:AN:20:PHE:C	13:AN:22:LYS:N	2.51	0.62
16:AQ:31:PRO:HB2	16:AQ:32:ILE:HD12	1.81	0.62
18:AS:51:HIS:CD2	18:AS:53:GLY:H	2.17	0.62

*Continued on next page...*

*Continued from previous page...*

Atom-1	Atom-2	Interatomic distance (Å)	Clash overlap (Å)
24:BA:1016:G:C2	24:BA:1147:A:C2	2.87	0.62
24:BA:1188:U:O2'	24:BA:1189:A:H5'	1.99	0.62
24:BA:2309:A:H2'	24:BA:2310:C:C5	2.33	0.62
24:BA:2757:A:N1	30:BG:66:THR:HG21	2.14	0.62
24:BA:372:G:N2	24:BA:401:A:OP2	2.31	0.62
24:BA:481:G:O2'	24:BA:482:A:OP2	2.17	0.62
24:BA:656:G:H8	24:BA:656:G:H5''	1.63	0.62
33:BJ:88:THR:HG22	33:BJ:91:GLU:CB	2.28	0.62
44:BU:38:ILE:HG22	44:BU:39:ASN:N	2.12	0.62
47:BX:34:SER:HA	47:BX:48:LEU:O	1.99	0.62
55:CA:120:A:H3'	55:CA:121:U:H5''	1.80	0.62
55:CA:765:G:C4	55:CA:812:G:C6	2.87	0.62
2:CC:166:TRP:HE3	2:CC:166:TRP:H	1.46	0.62
2:CC:5:HIS:CE1	2:CC:7:ASN:HB3	2.34	0.62
24:DA:1785:A:H2'	24:DA:1787:A:N7	2.14	0.62
24:DA:1942:C:H6	24:DA:1942:C:O5'	1.81	0.62
24:DA:206:U:H2'	24:DA:207:A:H8	1.63	0.62
24:DA:2307:G:H1'	24:DA:2308:G:C8	2.32	0.62
24:DA:389:G:C8	24:DA:2413:G:H4'	2.34	0.62
24:DA:273:G:H2'	24:DA:274:C:H6	1.64	0.62
24:DA:547:A:C2'	24:DA:548:G:H5'	2.24	0.62
24:DA:75:G:HO2'	24:DA:76:C:H6	1.46	0.62
27:DD:10:GLY:O	27:DD:11:MET:HB2	1.99	0.62
29:DF:122:ASP:HB3	29:DF:126:ASN:HD22	1.64	0.62
29:DF:74:ALA:N	29:DF:78:ILE:HD11	2.14	0.62
30:DG:10:VAL:HB	30:DG:14:VAL:HG21	1.81	0.62
35:DL:81:ASP:O	35:DL:83:ALA:N	2.32	0.62
41:DR:81:LYS:O	41:DR:82:HIS:C	2.38	0.62
21:AA:1143:G:O2'	21:AA:1144:G:H5'	1.99	0.62
21:AA:1356:G:H2'	21:AA:1357:A:C8	2.33	0.62
10:AK:108:ASN:HB3	20:AU:6:ARG:HG2	1.81	0.62
24:BA:1349:C:N4	24:BA:1382:G:H1	1.95	0.62
24:BA:250:G:OP2	53:B3:12:ARG:NH1	2.32	0.62
24:BA:2813:A:C2	24:BA:2887:A:N6	2.66	0.62
28:BE:98:LYS:HE2	59:BE:301:HOH:O	1.99	0.62
31:BH:131:SER:HB2	31:BH:139:PHE:HD2	1.64	0.62
43:BT:29:THR:N	43:BT:91:GLN:HE22	1.97	0.62
49:BZ:5:LYS:H	49:BZ:5:LYS:HD2	1.64	0.62
55:CA:120:A:O2'	55:CA:121:U:H5''	1.99	0.62
55:CA:463:U:H2'	55:CA:464:U:C6	2.33	0.62
3:CD:2:ARG:CZ	3:CD:114:ARG:HD3	2.29	0.62

*Continued on next page...*

*Continued from previous page...*

Atom-1	Atom-2	Interatomic distance (Å)	Clash overlap (Å)
4:CE:81:GLN:OE1	4:CE:149:PRO:HD2	1.98	0.62
5:CF:45:ARG:HB3	5:CF:59:TYR:CD1	2.34	0.62
18:CS:14:LEU:HD12	18:CS:15:LEU:N	2.14	0.62
19:CT:66:ILE:HG13	19:CT:67:HIS:H	1.64	0.62
24:DA:1994:C:O2'	24:DA:1995:U:H5'	1.99	0.62
24:DA:2267:A:N6	24:DA:2271:G:O6	2.32	0.62
24:DA:2308:G:HO2'	24:DA:2309:A:P	2.22	0.62
24:DA:532:A:H4'	24:DA:533:G:C8	2.35	0.62
33:DJ:45:THR:H	33:DJ:46:PRO:HD3	1.64	0.62
33:DJ:94:ALA:O	33:DJ:95:ARG:HB3	1.99	0.62
37:DN:33:ILE:HG23	37:DN:114:GLU:CB	2.29	0.62
49:DZ:32:GLY:C	49:DZ:34:THR:H	2.02	0.62
21:AA:1081:A:C2	21:AA:1082:A:C4	2.87	0.62
21:AA:555:U:H2'	21:AA:556:C:C6	2.34	0.62
14:AO:23:SER:HA	21:AA:751:U:H4'	1.81	0.62
21:AA:792:A:C2	21:AA:794:A:C2	2.87	0.62
24:BA:1570:A:H5'	26:BC:35:LYS:HG2	1.82	0.62
24:BA:363:G:H2'	24:BA:364:C:C6	2.34	0.62
35:BL:55:MET:HE3	35:BL:55:MET:HA	1.81	0.62
35:BL:91:ASP:HB2	35:BL:94:THR:HB	1.81	0.62
40:BQ:8:ILE:HG13	40:BQ:9:ALA:N	2.14	0.62
41:BR:14:VAL:HA	41:BR:18:GLN:OE1	1.99	0.62
43:BT:59:ASN:O	43:BT:83:ALA:O	2.18	0.62
36:BM:36:VAL:HG22	45:BV:82:TYR:CD1	2.35	0.62
55:CA:1296:C:O2'	55:CA:1302:C:C4	2.49	0.62
55:CA:1391:U:H2'	55:CA:1392:G:C8	2.34	0.62
55:CA:1490:U:H5'	55:CA:1491:G:OP2	2.00	0.62
55:CA:970:C:H5''	55:CA:971:G:OP1	1.99	0.62
10:CK:30:ILE:HG23	10:CK:45:THR:HG22	1.81	0.62
9:CJ:48:ARG:HA	13:CN:100:TRP:HZ2	1.64	0.62
35:DL:62:PRO:O	53:D3:12:ARG:HB3	1.99	0.62
53:D3:41:ARG:CG	53:D3:41:ARG:HH21	2.12	0.62
24:DA:150:U:H2'	24:DA:151:C:C6	2.35	0.62
24:DA:1869:G:H5'	24:DA:1870:C:OP2	1.98	0.62
24:DA:2311:A:H4'	24:DA:2312:U:OP2	2.00	0.62
24:DA:478:A:N6	24:DA:480:A:C6	2.68	0.62
24:DA:627:A:N6	24:DA:636:G:H2'	2.12	0.62
27:DD:107:VAL:HG13	27:DD:109:VAL:HG23	1.80	0.62
27:DD:79:LEU:N	27:DD:79:LEU:HD22	2.13	0.62
29:DF:46:LYS:HD3	29:DF:50:ASP:HB2	1.82	0.62
32:DI:71:LYS:HG3	32:DI:72:THR:H	1.64	0.62

*Continued on next page...*

*Continued from previous page...*

Atom-1	Atom-2	Interatomic distance (Å)	Clash overlap (Å)
44:DU:43:LYS:HG2	44:DU:45:GLN:HG2	1.80	0.62
21:AA:792:A:N3	21:AA:794:A:C6	2.68	0.62
1:AB:46:VAL:HB	1:AB:47:PRO:HD3	1.81	0.62
3:AD:57:LYS:HG2	3:AD:202:LEU:HD22	1.81	0.62
7:AH:29:SER:HB3	7:AH:32:LYS:HG3	1.81	0.62
53:B3:31:ILE:CG1	53:B3:34:LYS:HD2	2.30	0.62
24:BA:1071:G:C8	24:BA:1089:A:N6	2.68	0.62
24:BA:1491:G:O2'	24:BA:1492:G:H5'	1.99	0.62
24:BA:1967:C:H2'	24:BA:1968:G:C8	2.31	0.62
24:BA:2059:A:N6	24:BA:2503:A:H2'	2.14	0.62
24:BA:401:A:H2'	24:BA:402:A:C8	2.34	0.62
24:BA:971:G:OP1	24:BA:974:G:O2'	2.16	0.62
31:BH:49:ALA:HB3	31:BH:50:ARG:NH2	2.14	0.62
33:BJ:88:THR:HG22	33:BJ:91:GLU:CG	2.29	0.62
35:BL:28:GLY:O	35:BL:29:LYS:HB3	1.98	0.62
39:BP:4:ILE:O	39:BP:6:GLN:N	2.33	0.62
40:BQ:91:ARG:CZ	40:BQ:93:ILE:HG21	2.29	0.62
55:CA:1446:A:H2'	55:CA:1447:A:H5'	1.81	0.62
1:CB:127:LYS:HG2	1:CB:136:ARG:HH21	1.64	0.62
1:CB:67:LEU:HD11	1:CB:157:PRO:HG3	1.82	0.62
20:CU:39:LYS:N	20:CU:40:PRO:CD	2.61	0.62
35:DL:62:PRO:HG2	53:D3:24:LYS:CB	2.30	0.62
24:DA:1204:A:H4'	24:DA:1205:A:O5'	1.99	0.62
24:DA:1437:C:H2'	24:DA:1438:U:H6	1.58	0.62
24:DA:1560:G:C2'	24:DA:1561:C:H5'	2.29	0.62
24:DA:1598:A:C2	24:DA:1599:U:C2	2.88	0.62
56:DB:104:A:H2'	56:DB:105:G:C4'	2.29	0.62
56:DB:45:A:H2'	56:DB:46:A:C8	2.35	0.62
30:DG:139:VAL:HA	30:DG:142:GLN:HB3	1.80	0.62
32:DI:104:GLN:HA	32:DI:107:GLU:CB	2.28	0.62
38:DO:26:LEU:HD23	38:DO:92:PHE:CE1	2.34	0.62
40:DQ:2:ARG:HD3	24:DA:446:G:OP1	1.99	0.62
6:AG:115:MET:HG2	21:AA:1240:U:C5	2.35	0.62
21:AA:908:A:H2'	21:AA:909:A:C8	2.34	0.62
8:AI:107:ALA:O	8:AI:109:GLN:HG2	2.00	0.62
9:AJ:52:LEU:HD23	9:AJ:62:ARG:HG3	1.82	0.62
12:AM:18:LEU:O	12:AM:21:ILE:HD13	2.00	0.62
24:BA:1001:A:C2'	24:BA:1002:G:H5'	2.29	0.62
24:BA:2650:U:H2'	24:BA:2651:C:C6	2.34	0.62
24:BA:28:A:H2'	24:BA:29:U:H6	1.64	0.62
24:BA:320:A:HO2'	24:BA:322:A:H8	1.47	0.62

*Continued on next page...*

*Continued from previous page...*

Atom-1	Atom-2	Interatomic distance (Å)	Clash overlap (Å)
27:BD:169:ARG:C	27:BD:170:VAL:HG13	2.19	0.62
32:BI:86:LYS:HD2	32:BI:86:LYS:H	1.63	0.62
34:BK:21:CYS:CB	34:BK:39:ILE:HD11	2.26	0.62
24:BA:1243:C:H1'	35:BL:4:ASN:O	2.00	0.62
38:BO:53:THR:HB	38:BO:65:THR:HG22	1.81	0.62
42:BS:63:GLY:O	42:BS:64:ALA:HB3	2.00	0.62
55:CA:1005:A:C5	55:CA:1006:G:H1'	2.34	0.62
7:CH:111:THR:HG21	7:CH:113:ARG:NH2	2.15	0.62
11:CL:50:LYS:N	11:CL:50:LYS:HD2	2.15	0.62
24:DA:1135:C:H2'	24:DA:1137:G:OP2	1.99	0.62
24:DA:1645:G:OP1	24:DA:1646:C:H5'	2.00	0.62
24:DA:2584:U:H2'	24:DA:2585:U:H5'	1.80	0.62
24:DA:607:U:H5	24:DA:619:G:C4	2.18	0.62
24:DA:696:G:N2	24:DA:697:G:H1'	2.14	0.62
29:DF:16:MET:HA	29:DF:21:TYR:HB2	1.81	0.62
32:DI:50:LYS:HE2	32:DI:50:LYS:HA	1.80	0.62
21:AA:977:A:H8	21:AA:1223:C:C4	2.17	0.62
21:AA:244:U:C2	21:AA:894:G:N3	2.67	0.62
24:BA:1132:U:C3'	24:BA:1133:A:H5''	2.29	0.62
24:BA:1509:A:O2'	24:BA:1510:G:P	2.58	0.62
24:BA:2060:A:O2'	24:BA:2061:G:OP2	2.18	0.62
24:BA:860:U:HO2'	24:BA:861:A:H5'	1.61	0.62
28:BE:131:THR:HG22	28:BE:160:ALA:HA	1.81	0.62
35:BL:4:ASN:N	35:BL:4:ASN:HD22	1.98	0.62
37:BN:103:ARG:HB2	37:BN:110:MET:HE3	1.81	0.62
55:CA:1130:A:C5	55:CA:1146:A:C6	2.88	0.62
55:CA:149:A:H1'	55:CA:1446:A:C2	2.28	0.62
55:CA:355:C:O4'	55:CA:388:G:O2'	2.18	0.62
55:CA:430:A:O2'	55:CA:431:A:H5'	2.00	0.62
2:CC:133:MET:HE3	2:CC:152:VAL:HG13	1.80	0.62
2:CC:84:GLU:C	2:CC:86:LEU:H	2.03	0.62
5:CF:18:VAL:HA	5:CF:21:MET:SD	2.40	0.62
24:DA:1695:G:H2'	24:DA:1695:G:N3	2.15	0.62
24:DA:2238:G:H8	59:DA:3526:HOH:O	1.80	0.62
24:DA:223:A:C6	24:DA:422:A:C5	2.87	0.62
21:AA:252:U:O2'	21:AA:253:A:H5'	2.00	0.62
3:AD:129:VAL:HG13	3:AD:131:ILE:HD12	1.82	0.62
3:AD:96:ARG:NH2	3:AD:114:ARG:HH21	1.98	0.62
4:AE:155:LYS:O	7:AH:63:LYS:HG2	1.99	0.62
4:AE:76:ASN:HB3	4:AE:81:GLN:HG2	1.80	0.62
10:AK:35:ASP:OD2	10:AK:39:ASN:HB2	2.00	0.62

*Continued on next page...*

*Continued from previous page...*

Atom-1	Atom-2	Interatomic distance (Å)	Clash overlap (Å)
50:B0:39:ARG:HB2	50:B0:39:ARG:HH11	1.63	0.62
24:BA:1738:G:O2'	24:BA:1739:A:H8	1.82	0.62
24:BA:1840:G:N2	24:BA:1841:U:C2	2.68	0.62
24:BA:2014:A:H2'	24:BA:2015:A:C8	2.35	0.62
24:BA:2440:C:HO2'	24:BA:2441:U:P	2.21	0.62
24:BA:2804:U:H2'	24:BA:2805:C:C6	2.35	0.62
24:BA:620:G:H4'	24:BA:621:A:O5'	1.99	0.62
27:BD:51:THR:HG21	27:BD:68:PHE:HE2	1.64	0.62
33:BJ:74:TYR:HB2	33:BJ:87:ALA:O	1.98	0.62
34:BK:71:ARG:CB	34:BK:72:PRO:HD3	2.30	0.62
40:BQ:96:ASP:C	40:BQ:98:ALA:N	2.50	0.62
43:BT:24:MET:HG3	43:BT:29:THR:HG23	1.82	0.62
55:CA:1299:A:C8	55:CA:1301:U:H1'	2.35	0.62
55:CA:642:A:C2	55:CA:643:C:C2	2.88	0.62
3:CD:125:ASN:N	3:CD:141:VAL:O	2.31	0.62
24:DA:1535:A:H2'	24:DA:1535:A:N3	2.15	0.62
24:DA:197:A:N6	24:DA:2430:A:H2'	2.13	0.62
24:DA:2200:C:O2'	24:DA:2201:G:H5'	2.00	0.62
24:DA:729:G:C2'	24:DA:729:G:N3	2.60	0.62
28:DE:119:ILE:HG13	28:DE:119:ILE:O	1.99	0.62
28:DE:55:SER:O	28:DE:74:LYS:NZ	2.27	0.62
33:DJ:111:LYS:HB2	33:DJ:115:GLY:H	1.65	0.62
46:DW:23:LYS:HD2	46:DW:24:ARG:H	1.65	0.62
21:AA:1299:A:HO2'	21:AA:1301:U:H6	1.47	0.62
21:AA:942:G:C2	21:AA:1342:C:C2	2.87	0.62
12:AM:15:VAL:HG23	12:AM:16:ILE:HG13	1.80	0.62
20:AU:5:VAL:HG21	20:AU:16:ARG:HD3	1.82	0.62
24:BA:1343:G:C4	24:BA:1344:U:C5	2.88	0.62
24:BA:1558:C:H4'	24:BA:1559:U:O5'	2.00	0.62
24:BA:1655:A:H4'	27:BD:119:ALA:O	1.99	0.62
24:BA:1782:U:O2'	24:BA:1783:A:H5'	1.98	0.62
24:BA:1945:G:H2'	24:BA:1946:U:H6	1.62	0.62
24:BA:2185:U:H2'	24:BA:2186:G:C8	2.35	0.62
24:BA:2262:U:H4'	24:BA:2328:A:H2	1.64	0.62
24:BA:858:G:N2	24:BA:2268:A:H2'	2.14	0.62
27:BD:21:SER:O	27:BD:23:PRO:HD3	2.00	0.62
30:BG:115:GLN:CD	30:BG:115:GLN:N	2.53	0.62
33:BJ:43:GLU:O	33:BJ:45:THR:N	2.33	0.62
55:CA:725:G:O2'	55:CA:726:C:H5'	1.99	0.62
4:CE:80:LEU:HB3	4:CE:97:PRO:CB	2.29	0.62
20:CU:3:ILE:HG22	20:CU:19:LYS:HZ1	1.64	0.62

*Continued on next page...*



*Continued from previous page...*

Atom-1	Atom-2	Interatomic distance (Å)	Clash overlap (Å)
24:DA:1075:C:O2'	24:DA:1076:C:H5'	1.99	0.62
24:DA:1149:G:H2'	24:DA:1150:C:C6	2.35	0.62
24:DA:1644:C:O2	24:DA:1644:C:H2'	1.99	0.62
24:DA:2860:A:C8	24:DA:2860:A:O5'	2.52	0.62
24:DA:729:G:O2'	24:DA:1775:U:H1'	2.00	0.62
26:DC:170:TYR:HD2	26:DC:183:VAL:O	1.81	0.62
30:DG:112:VAL:HG13	30:DG:150:TYR:HE1	1.63	0.62
30:DG:85:LYS:O	30:DG:86:LEU:HG	1.99	0.62
31:DH:84:ALA:H	31:DH:148:ALA:HA	1.64	0.62
45:DV:29:ILE:HD13	45:DV:31:TYR:HE2	1.55	0.62
21:AA:414:A:O2'	21:AA:415:A:H5'	1.99	0.62
1:AB:43:GLU:O	1:AB:47:PRO:HG2	2.00	0.62
1:AB:60:ALA:C	1:AB:223:GLY:HA3	2.20	0.62
4:AE:48:GLY:HA3	4:AE:65:LYS:HB2	1.81	0.62
13:AN:74:ARG:HH11	13:AN:74:ARG:HG3	1.65	0.62
53:B3:53:ASP:HA	53:B3:56:LEU:HD23	1.82	0.62
24:BA:1799:G:N2	24:BA:1818:U:O2'	2.33	0.62
24:BA:1865:U:HO2'	24:BA:1866:A:H8	1.45	0.62
26:BC:209:ALA:HA	26:BC:212:TRP:NE1	2.15	0.62
29:BF:72:SER:HB2	29:BF:80:GLN:HB2	1.80	0.62
40:BQ:65:ASN:ND2	40:BQ:69:ARG:NH2	2.48	0.62
42:BS:13:SER:O	42:BS:14:ALA:CB	2.48	0.62
43:BT:51:PHE:O	43:BT:52:GLU:HG2	2.00	0.62
43:BT:68:LYS:HG2	43:BT:69:ARG:H	1.64	0.62
46:BW:14:ASP:O	46:BW:15:SER:HB2	1.98	0.62
55:CA:1381:U:O2'	55:CA:1382:C:C5'	2.47	0.62
55:CA:511:C:C2	55:CA:512:U:C5	2.88	0.62
55:CA:560:A:H5'	55:CA:566:G:N2	2.14	0.62
1:CB:64:GLY:HA2	1:CB:158:ASP:OD2	2.00	0.62
2:CC:76:ILE:HD11	2:CC:102:ILE:CD1	2.30	0.62
17:CR:29:LYS:C	17:CR:29:LYS:HE3	2.20	0.62
24:DA:1111:A:O2'	24:DA:1112:G:O4'	2.15	0.62
24:DA:1746:A:H2'	24:DA:1747:U:C6	2.35	0.62
24:DA:2808:G:N2	24:DA:2891:U:C6	2.68	0.62
24:DA:716:A:H3'	24:DA:717:C:H5''	1.81	0.62
29:DF:160:LYS:HD3	29:DF:161:SER:N	2.15	0.62
30:DG:115:GLN:HG2	30:DG:116:LEU:N	2.15	0.62
33:DJ:35:ARG:HG2	33:DJ:40:HIS:CD2	2.35	0.62
38:DO:35:ILE:CD1	38:DO:102:ARG:HD2	2.30	0.62
39:DP:5:LYS:HE2	39:DP:9:GLN:HE22	1.65	0.62
49:DZ:7:THR:O	49:DZ:54:VAL:HA	1.99	0.62

*Continued on next page...*

*Continued from previous page...*

Atom-1	Atom-2	Interatomic distance (Å)	Clash overlap (Å)
21:AA:1229:A:H2'	21:AA:1230:C:H6	1.64	0.62
21:AA:1378:C:H5	21:AA:1379:G:C8	2.17	0.62
21:AA:1504:G:C3'	21:AA:1505:G:H5'	2.30	0.62
21:AA:488:C:H2'	21:AA:489:C:H6	1.64	0.62
21:AA:834:U:H2'	21:AA:835:U:C6	2.35	0.62
2:AC:78:LYS:HG2	2:AC:79:LYS:HD2	1.80	0.62
4:AE:40:ASP:OD1	4:AE:44:ARG:HB2	2.00	0.62
10:AK:23:HIS:HB3	10:AK:30:ILE:CG1	2.27	0.62
11:AL:79:ILE:HD12	11:AL:96:THR:HG21	1.81	0.62
12:AM:7:ASN:O	12:AM:9:PRO:HD3	2.00	0.62
24:BA:2250:G:O5'	24:BA:2250:G:H8	1.82	0.62
24:BA:39:G:H2'	24:BA:40:U:C6	2.35	0.62
24:BA:503:A:H4'	24:BA:504:A:O5'	1.99	0.62
28:BE:72:SER:C	28:BE:74:LYS:N	2.53	0.62
31:BH:68:ARG:NH2	31:BH:72:ILE:HG21	2.14	0.62
39:BP:105:LYS:HA	39:BP:108:ARG:HH21	1.65	0.62
48:BY:7:ARG:HA	48:BY:60:LYS:HZ3	1.63	0.62
19:CT:4:LYS:NZ	55:CA:107:G:H22	1.98	0.62
55:CA:356:A:O2'	55:CA:367:U:O2'	2.17	0.62
7:CH:23:ALA:HA	7:CH:62:LEU:HD23	1.82	0.62
8:CI:11:ARG:HD3	8:CI:106:ASP:OD1	1.99	0.62
11:CL:19:ASN:N	11:CL:19:ASN:HD22	1.96	0.62
12:CM:1:ALA:H3	12:CM:2:ARG:HH11	1.46	0.62
19:CT:84:LYS:HB2	19:CT:84:LYS:NZ	2.15	0.62
24:DA:1157:G:H2'	24:DA:1158:C:C6	2.34	0.62
24:DA:1267:U:HO2'	24:DA:1268:A:C5'	2.12	0.62
24:DA:1886:U:H6	24:DA:1886:U:O5'	1.83	0.62
24:DA:181:A:H1'	24:DA:435:C:O4'	2.00	0.62
28:DE:131:THR:HG22	28:DE:161:ALA:H	1.65	0.62
28:DE:133:LEU:O	28:DE:137:LYS:HB2	2.00	0.62
34:DK:13:ASN:N	34:DK:13:ASN:HD22	1.96	0.62
21:AA:236:A:H2'	21:AA:237:G:C8	2.35	0.61
21:AA:32:A:H2'	21:AA:33:A:H8	1.64	0.61
3:AD:109:THR:HG21	21:AA:408:A:OP1	2.00	0.61
21:AA:428:G:C2	21:AA:430:A:N6	2.68	0.61
21:AA:26:A:H61	21:AA:558:G:H1'	1.63	0.61
1:AB:110:ILE:HG23	1:AB:113:LEU:HB3	1.82	0.61
3:AD:68:GLU:O	3:AD:72:ARG:HG2	2.01	0.61
11:AL:42:LYS:HE2	11:AL:43:LYS:NZ	2.14	0.61
24:BA:1230:A:H2'	24:BA:1231:U:H6	1.65	0.61
24:BA:1258:U:C2	24:BA:1259:G:C8	2.88	0.61

*Continued on next page...*

*Continued from previous page...*

Atom-1	Atom-2	Interatomic distance (Å)	Clash overlap (Å)
24:BA:1997:C:O2'	24:BA:1998:A:H5'	1.99	0.61
24:BA:2136:G:H5''	24:BA:2136:G:H8	1.65	0.61
24:BA:2287:A:C8	24:BA:2289:G:C8	2.88	0.61
24:BA:286:U:H2'	24:BA:287:G:C8	2.35	0.61
27:BD:186:LEU:HD11	39:BP:3:ILE:CD1	2.30	0.61
39:BP:4:ILE:CG2	39:BP:5:LYS:H	2.07	0.61
46:BW:33:GLY:O	46:BW:34:SER:HB3	2.00	0.61
55:CA:1067:A:H1'	55:CA:1068:G:C8	2.35	0.61
55:CA:1151:A:C6	55:CA:1152:A:N6	2.68	0.61
4:CE:80:LEU:H	4:CE:121:ASN:HD21	1.48	0.61
51:D1:36:LYS:HD2	24:DA:2344:U:OP1	2.00	0.61
24:DA:1220:G:H2'	24:DA:1221:C:H6	1.65	0.61
24:DA:2145:C:C2'	24:DA:2146:C:H3'	2.29	0.61
24:DA:2345:G:C6	24:DA:2347:C:N4	2.66	0.61
24:DA:324:A:O2'	24:DA:325:G:O4'	2.10	0.61
24:DA:85:G:H22	24:DA:98:G:H1'	1.64	0.61
27:DD:148:GLN:HG2	27:DD:152:PRO:HG2	1.82	0.61
34:DK:41:ILE:HG22	34:DK:58:LEU:O	1.99	0.61
35:DL:3:LEU:HG	35:DL:4:ASN:N	2.15	0.61
35:DL:63:LYS:HB3	53:D3:12:ARG:HD2	1.82	0.61
36:DM:35:ALA:HB3	36:DM:99:GLY:H	1.65	0.61
40:DQ:89:ILE:HG22	40:DQ:91:ARG:H	1.64	0.61
21:AA:284:C:H2'	21:AA:285:C:C6	2.35	0.61
21:AA:448:A:C8	21:AA:487:A:C6	2.87	0.61
21:AA:531:U:C4'	21:AA:532:A:O5'	2.44	0.61
3:AD:190:LEU:O	3:AD:190:LEU:HD12	2.00	0.61
24:BA:1422:G:H2'	24:BA:1423:G:C8	2.33	0.61
24:BA:1474:U:H2'	24:BA:1475:G:H5'	1.82	0.61
24:BA:1568:G:H1'	26:BC:57:HIS:HE1	1.65	0.61
24:BA:827:U:H2'	24:BA:2068:U:O2	2.00	0.61
24:BA:2094:A:H2'	24:BA:2095:A:C8	2.35	0.61
24:BA:447:A:C4	24:BA:473:G:N7	2.69	0.61
24:BA:532:A:N7	24:BA:2021:C:H2'	2.14	0.61
27:BD:133:THR:HG23	27:BD:134:HIS:CD2	2.35	0.61
46:BW:18:LYS:HA	46:BW:36:ILE:CG1	2.30	0.61
55:CA:1072:G:H2'	55:CA:1073:U:C6	2.35	0.61
55:CA:934:C:H4'	55:CA:935:A:OP1	2.00	0.61
1:CB:208:ALA:CA	1:CB:211:LEU:HB2	2.30	0.61
5:CF:44:ARG:HA	5:CF:58:HIS:HA	1.82	0.61
8:CI:47:VAL:HG23	8:CI:48:ARG:HD2	1.81	0.61
10:CK:63:GLN:HG3	10:CK:64:VAL:N	2.15	0.61

*Continued on next page...*

*Continued from previous page...*

Atom-1	Atom-2	Interatomic distance (Å)	Clash overlap (Å)
10:CK:81:LEU:HD11	10:CK:104:PHE:HD2	1.64	0.61
19:CT:66:ILE:HG13	19:CT:67:HIS:N	2.15	0.61
24:DA:1713:A:H1'	24:DA:1716:U:H5'	1.82	0.61
24:DA:52:A:H2	24:DA:179:C:O4'	1.83	0.61
24:DA:2770:G:O5'	24:DA:2770:G:H8	1.83	0.61
24:DA:571:U:H4'	24:DA:573:U:H5	1.65	0.61
24:DA:727:A:H2'	24:DA:728:G:C8	2.35	0.61
24:DA:79:C:H2'	24:DA:80:G:O4'	2.00	0.61
56:DB:33:G:C2	56:DB:50:A:C2	2.88	0.61
56:DB:45:A:C2'	56:DB:46:A:C8	2.81	0.61
27:DD:36:GLN:HE21	27:DD:38:LYS:NZ	1.98	0.61
31:DH:84:ALA:HA	31:DH:89:LYS:O	1.99	0.61
21:AA:564:C:O2'	21:AA:565:U:H5'	2.00	0.61
21:AA:584:G:H2'	21:AA:585:G:C8	2.35	0.61
1:AB:131:LYS:O	1:AB:135:MET:HB2	1.99	0.61
2:AC:119:ILE:O	2:AC:122:GLN:HB2	2.00	0.61
2:AC:42:LEU:HD21	2:AC:67:ILE:CD1	2.25	0.61
13:AN:40:ARG:HH12	13:AN:44:VAL:HG11	1.63	0.61
24:BA:528:A:C2'	24:BA:529:A:H5''	2.30	0.61
30:BG:84:LYS:CG	30:BG:132:LEU:H	2.05	0.61
40:BQ:91:ARG:HH21	40:BQ:93:ILE:HD13	1.64	0.61
42:BS:42:LYS:O	42:BS:45:VAL:HG13	2.00	0.61
55:CA:1118:U:H1'	55:CA:1179:A:C4	2.34	0.61
55:CA:1151:A:N6	55:CA:1152:A:N6	2.48	0.61
55:CA:974:A:C5'	55:CA:975:A:H5'	2.20	0.61
7:CH:1:SER:HB3	7:CH:3:GLN:HG3	1.81	0.61
24:DA:1113:U:HO2'	24:DA:1114:C:H6	1.48	0.61
24:DA:1330:C:O2'	24:DA:1331:G:H5'	2.01	0.61
24:DA:1372:U:H2'	24:DA:1373:A:C8	2.35	0.61
50:D0:1:ALA:H3	24:DA:2056:G:H21	1.48	0.61
24:DA:2145:C:O2'	24:DA:2146:C:H3'	2.00	0.61
24:DA:2798:U:H5'	24:DA:2800:A:C5	2.36	0.61
24:DA:459:U:H2'	24:DA:460:A:C8	2.28	0.61
56:DB:116:G:H2'	56:DB:117:G:H8	1.64	0.61
56:DB:35:C:H2'	56:DB:36:C:H4'	1.82	0.61
44:DU:81:ARG:HD2	44:DU:81:ARG:H	1.63	0.61
47:DX:31:ASN:ND2	47:DX:31:ASN:H	1.98	0.61
21:AA:1081:A:N1	21:AA:1082:A:C5	2.68	0.61
21:AA:1468:A:H3'	21:AA:1469:C:H5''	1.81	0.61
8:AI:17:ARG:HH22	21:AA:1129:C:H5''	1.61	0.61
11:AL:109:ARG:NH1	21:AA:537:G:H5''	2.15	0.61

*Continued on next page...*

*Continued from previous page...*

Atom-1	Atom-2	Interatomic distance (Å)	Clash overlap (Å)
11:AL:43:LYS:HB2	11:AL:44:PRO:HD3	1.82	0.61
51:B1:33:LEU:N	51:B1:51:ALA:HB3	2.15	0.61
51:B1:49:LYS:HG2	51:B1:50:GLU:H	1.65	0.61
24:BA:1181:U:H2'	24:BA:1182:G:C8	2.35	0.61
24:BA:1310:G:N2	24:BA:1313:U:C4	2.68	0.61
24:BA:1508:A:O2'	24:BA:1509:A:O4'	2.17	0.61
24:BA:1560:G:H2'	24:BA:1561:C:H6	1.66	0.61
24:BA:1332:G:C4	24:BA:1609:A:C2	2.89	0.61
24:BA:1681:G:O2'	24:BA:1762:A:C2'	2.49	0.61
24:BA:1962:C:O2'	24:BA:1964:G:OP2	2.18	0.61
24:BA:2309:A:H2'	24:BA:2310:C:C6	2.35	0.61
24:BA:2323:G:C2'	24:BA:2324:U:H5'	2.30	0.61
24:BA:2450:A:O2'	24:BA:2451:A:H5'	2.00	0.61
24:BA:10:A:C8	24:BA:2800:A:N6	2.68	0.61
24:BA:923:G:N3	46:BW:23:LYS:NZ	2.48	0.61
31:BH:147:VAL:HG12	31:BH:149:GLU:HG3	1.82	0.61
24:BA:1059:G:O2'	32:BI:128:ILE:HD13	2.01	0.61
55:CA:1179:A:H2'	55:CA:1180:A:O4'	1.99	0.61
55:CA:635:A:H2'	55:CA:636:U:C6	2.34	0.61
55:CA:765:G:C6	55:CA:812:G:N7	2.68	0.61
9:CJ:80:THR:HG22	9:CJ:82:LYS:NZ	2.14	0.61
10:CK:106:ILE:HG23	10:CK:106:ILE:O	2.01	0.61
20:CU:40:PRO:HA	20:CU:43:GLU:CB	2.30	0.61
24:DA:1090:A:C2'	24:DA:1091:G:H5''	2.31	0.61
24:DA:1303:G:H2'	24:DA:1304:A:H8	1.65	0.61
24:DA:1335:C:H2'	24:DA:1336:A:H8	1.64	0.61
24:DA:1458:U:O3'	24:DA:1459:G:H4'	1.99	0.61
24:DA:1799:G:H4'	24:DA:1800:C:O5'	2.00	0.61
24:DA:250:G:H2'	24:DA:251:A:H8	1.64	0.61
28:DE:69:ARG:HB3	24:DA:674:G:H4'	1.82	0.61
24:DA:83:A:H61	24:DA:101:A:H5'	1.64	0.61
56:DB:24:G:H5'	56:DB:25:U:C5	2.35	0.61
26:DC:63:ILE:O	26:DC:64:VAL:HB	2.01	0.61
34:DK:111:LYS:N	34:DK:111:LYS:HE3	2.07	0.61
34:DK:54:LYS:H	34:DK:54:LYS:HD2	1.65	0.61
41:DR:49:ILE:HD13	41:DR:53:PHE:H	1.66	0.61
21:AA:105:G:H2'	21:AA:106:C:H6	1.64	0.61
21:AA:1229:A:H2'	21:AA:1230:C:C6	2.35	0.61
21:AA:548:G:O2'	21:AA:549:C:H5'	2.00	0.61
1:AB:14:HIS:O	1:AB:14:HIS:CG	2.54	0.61
13:AN:22:LYS:HG3	13:AN:23:ARG:H	1.64	0.61

*Continued on next page...*

*Continued from previous page...*

Atom-1	Atom-2	Interatomic distance (Å)	Clash overlap (Å)
24:BA:1059:G:C6	24:BA:1060:U:N3	2.68	0.61
24:BA:999:U:C5	24:BA:1154:G:C5	2.88	0.61
24:BA:2440:C:H2'	24:BA:2441:U:O4'	2.01	0.61
24:BA:2685:G:OP1	34:BK:78:ARG:NH2	2.33	0.61
24:BA:321:U:O2'	24:BA:340:A:O2'	2.16	0.61
24:BA:528:A:H2'	24:BA:529:A:H5''	1.82	0.61
25:BB:40:U:O2'	25:BB:43:C:C5	2.54	0.61
26:BC:77:VAL:HG22	26:BC:111:ALA:HA	1.81	0.61
27:BD:118:PHE:HD2	27:BD:119:ALA:H	1.45	0.61
36:BM:42:THR:HG22	36:BM:93:VAL:HG23	1.83	0.61
47:BX:52:ALA:O	47:BX:53:LYS:CB	2.47	0.61
55:CA:960:U:O2'	55:CA:1223:C:H4'	1.99	0.61
55:CA:1303:C:H3'	55:CA:1304:G:H8	1.64	0.61
55:CA:735:C:H2'	55:CA:736:C:C6	2.31	0.61
55:CA:881:G:H2'	55:CA:882:C:O4'	2.00	0.61
7:CH:11:THR:HG22	7:CH:14:ARG:HH12	1.66	0.61
9:CJ:42:LEU:HD23	55:CA:1280:A:H5'	1.81	0.61
13:CN:96:LYS:HD2	13:CN:96:LYS:H	1.66	0.61
24:DA:1042:G:H2'	24:DA:1043:C:C6	2.35	0.61
27:DD:141:ARG:HB2	24:DA:1656:C:H5''	1.82	0.61
24:DA:1738:G:O2'	24:DA:1739:A:H8	1.83	0.61
24:DA:279:A:C2	24:DA:362:A:H4'	2.35	0.61
24:DA:478:A:C6	24:DA:480:A:C5	2.89	0.61
24:DA:600:G:H2'	24:DA:601:C:O4'	2.01	0.61
24:DA:615:U:H3'	24:DA:616:A:C5'	2.29	0.61
24:DA:69:C:H6	24:DA:69:C:O5'	1.84	0.61
27:DD:149:ASN:O	27:DD:152:PRO:HD2	1.99	0.61
31:DH:41:LYS:HA	31:DH:44:ILE:CG1	2.29	0.61
21:AA:1032:G:H2'	21:AA:1033:G:O4'	2.00	0.61
6:AG:112:ASP:HB2	6:AG:118:ARG:HG2	1.82	0.61
6:AG:110:ARG:NH1	6:AG:122:GLU:HG2	2.16	0.61
7:AH:46:GLU:HB3	7:AH:61:THR:HB	1.82	0.61
12:AM:44:ILE:N	12:AM:44:ILE:HD12	2.15	0.61
22:AV:37:A:C6	23:AW:1:A:N6	2.68	0.61
24:BA:241:A:O2'	53:B3:2:LYS:NZ	2.34	0.61
24:BA:1122:G:N3	24:BA:1122:G:H2'	2.13	0.61
24:BA:1656:C:O2'	24:BA:1657:U:H5'	1.99	0.61
24:BA:1700:A:H2'	24:BA:1701:A:H5'	1.81	0.61
24:BA:1987:A:H2'	24:BA:1988:G:H8	1.64	0.61
24:BA:2850:A:H2'	24:BA:2851:A:C8	2.36	0.61
24:BA:286:U:H2'	24:BA:287:G:H8	1.65	0.61

*Continued on next page...*

*Continued from previous page...*

Atom-1	Atom-2	Interatomic distance (Å)	Clash overlap (Å)
26:BC:106:PRO:HA	26:BC:141:HIS:CE1	2.36	0.61
29:BF:76:PHE:O	29:BF:77:LYS:HB2	2.01	0.61
31:BH:130:VAL:HG23	31:BH:131:SER:H	1.65	0.61
33:BJ:75:TYR:HD1	33:BJ:86:GLN:HB3	1.66	0.61
34:BK:12:ASP:O	34:BK:13:ASN:O	2.19	0.61
55:CA:1134:G:C4	55:CA:1135:U:H1'	2.35	0.61
55:CA:1194:U:H2'	55:CA:1195:C:C6	2.35	0.61
55:CA:1528:U:H4'	55:CA:1529:G:OP1	2.00	0.61
55:CA:582:C:C4	55:CA:760:G:O6	2.54	0.61
55:CA:677:U:H3	55:CA:713:G:H22	1.47	0.61
1:CB:139:GLU:HG3	1:CB:140:LEU:N	2.16	0.61
4:CE:39:GLY:HA2	4:CE:44:ARG:O	2.01	0.61
5:CF:63:ASN:HD22	5:CF:96:VAL:HB	1.65	0.61
6:CG:65:LEU:HD11	6:CG:96:ASN:OD1	1.99	0.61
8:CI:125:GLN:HE21	8:CI:125:GLN:N	1.98	0.61
9:CJ:40:ILE:HB	9:CJ:73:LEU:HD12	1.83	0.61
24:DA:312:G:H2'	24:DA:313:G:C8	2.36	0.61
24:DA:479:A:O2'	24:DA:480:A:C5'	2.41	0.61
43:DT:29:THR:H	43:DT:87:LEU:CB	2.14	0.61
46:DW:46:ALA:HA	46:DW:50:VAL:HG12	1.82	0.61
47:DX:53:LYS:HA	47:DX:56:ARG:CB	2.22	0.61
21:AA:782:A:H2'	21:AA:783:C:O4'	2.00	0.61
1:AB:137:THR:HA	1:AB:140:LEU:CD1	2.29	0.61
1:AB:80:LYS:HG3	1:AB:90:PHE:CZ	2.36	0.61
16:AQ:60:ILE:HG22	16:AQ:72:TRP:HE3	1.65	0.61
24:BA:16:C:C3'	50:B0:10:SER:HG	2.13	0.61
54:B4:9:LYS:H	54:B4:9:LYS:CE	2.14	0.61
24:BA:1378:A:O2'	24:BA:1379:U:O5'	2.18	0.61
24:BA:207:A:H2'	24:BA:208:C:O4'	2.01	0.61
24:BA:2305:U:C4'	29:BF:130:GLY:HA3	2.30	0.61
24:BA:273:G:N2	24:BA:365:U:C2	2.69	0.61
24:BA:464:U:O4	24:BA:465:G:N1	2.34	0.61
25:BB:94:A:H2'	25:BB:95:U:C6	2.36	0.61
26:BC:12:ARG:HG2	26:BC:12:ARG:NH1	2.10	0.61
30:BG:1:SER:O	30:BG:3:VAL:N	2.32	0.61
33:BJ:2:LYS:H	33:BJ:2:LYS:HD3	1.64	0.61
40:BQ:57:ARG:HA	40:BQ:60:TRP:CE3	2.36	0.61
48:BY:45:GLN:O	48:BY:46:VAL:CB	2.46	0.61
55:CA:1160:G:HO2'	55:CA:1161:C:H6	1.47	0.61
55:CA:1299:A:HO2'	55:CA:1301:U:H6	1.49	0.61
55:CA:725:G:H2'	55:CA:726:C:H6	1.66	0.61

*Continued on next page...*

*Continued from previous page...*

Atom-1	Atom-2	Interatomic distance (Å)	Clash overlap (Å)
1:CB:44:LYS:O	1:CB:47:PRO:HD2	2.01	0.61
6:CG:3:ARG:HB3	55:CA:932:C:OP1	2.00	0.61
8:CI:9:GLY:HA3	8:CI:16:ALA:HB3	1.82	0.61
24:DA:1022:G:C6	24:DA:1140:C:C4	2.88	0.61
24:DA:1430:G:H2'	24:DA:1431:A:C8	2.36	0.61
24:DA:391:A:O2'	24:DA:392:U:H5'	2.01	0.61
24:DA:56:A:H2'	24:DA:57:C:C6	2.35	0.61
35:DL:96:LYS:HD3	35:DL:103:ILE:HA	1.82	0.61
35:DL:3:LEU:HG	35:DL:4:ASN:H	1.66	0.61
47:DX:39:VAL:O	47:DX:40:GLU:HB2	2.00	0.61
21:AA:1137:C:H4'	21:AA:1138:G:OP1	2.00	0.61
21:AA:1219:A:H2'	21:AA:1220:G:H8	1.66	0.61
21:AA:1253:G:C6	21:AA:1285:A:N6	2.68	0.61
21:AA:98:A:H2'	21:AA:99:C:C6	2.35	0.61
2:AC:148:ILE:HG12	2:AC:149:LYS:N	2.16	0.61
4:AE:109:ALA:H	4:AE:111:ARG:HH21	1.48	0.61
7:AH:4:ASP:HB2	7:AH:80:PRO:HG3	1.81	0.61
18:AS:36:ARG:O	18:AS:69:LYS:HD2	2.00	0.61
24:BA:2287:A:C5	24:BA:2289:G:C8	2.89	0.61
24:BA:288:U:H2'	24:BA:289:G:C8	2.35	0.61
24:BA:855:G:H1'	46:BW:23:LYS:HD3	1.82	0.61
29:BF:131:VAL:HG22	29:BF:151:LEU:O	2.00	0.61
33:BJ:13:ARG:O	33:BJ:14:ASP:CB	2.48	0.61
39:BP:39:LEU:HD21	39:BP:81:ASP:OD2	2.01	0.61
41:BR:51:VAL:HB	41:BR:52:PRO:HD3	1.82	0.61
46:BW:23:LYS:HD2	46:BW:24:ARG:H	1.66	0.61
3:CD:68:GLU:HB2	55:CA:545:C:H5'	1.81	0.61
55:CA:704:A:C2'	55:CA:705:G:H8	2.14	0.61
3:CD:186:GLU:O	3:CD:187:ARG:CB	2.49	0.61
8:CI:35:GLU:HA	8:CI:39:GLY:CA	2.31	0.61
9:CJ:44:THR:HG22	9:CJ:45:ARG:H	1.66	0.61
13:CN:76:PHE:HE2	13:CN:92:ILE:HG21	1.66	0.61
54:D4:7:VAL:CG1	54:D4:8:LYS:H	2.14	0.61
24:DA:1056:G:N2	24:DA:1102:C:H5	1.98	0.61
24:DA:1386:C:C2	24:DA:1387:A:N7	2.69	0.61
24:DA:1439:A:H1'	24:DA:1553:A:N6	2.15	0.61
24:DA:1563:U:H2'	24:DA:1564:C:H6	1.65	0.61
24:DA:1784:A:H4'	24:DA:1785:A:H5''	1.82	0.61
24:DA:2100:G:C6	24:DA:2190:G:C5	2.89	0.61
24:DA:728:G:O2'	24:DA:730:A:H5''	2.01	0.61
26:DC:127:ASN:O	26:DC:190:THR:HA	2.01	0.61

*Continued on next page...*



*Continued from previous page...*

Atom-1	Atom-2	Interatomic distance (Å)	Clash overlap (Å)
27:DD:51:THR:CG2	27:DD:76:GLY:HA3	2.31	0.61
29:DF:32:LYS:HD2	29:DF:156:THR:HG21	1.83	0.61
29:DF:43:ILE:HG12	29:DF:77:LYS:HD3	1.83	0.61
36:DM:69:PRO:O	36:DM:70:ASP:HB3	1.99	0.61
37:DN:12:ARG:HG2	37:DN:16:HIS:CG	2.36	0.61
40:DQ:57:ARG:C	40:DQ:59:LEU:H	2.03	0.61
41:DR:25:LEU:H	41:DR:94:THR:HG21	1.65	0.61
47:DX:6:VAL:HG13	47:DX:7:THR:N	2.16	0.61
21:AA:1064:G:C2	21:AA:1066:C:N4	2.69	0.61
1:AB:24:PRO:HG3	21:AA:830:G:C5'	2.31	0.61
2:AC:131:ARG:NH2	2:AC:135:ARG:NH2	2.49	0.61
2:AC:139:ASN:HA	2:AC:142:ARG:HB2	1.81	0.61
2:AC:152:VAL:HG12	2:AC:197:VAL:CG2	2.31	0.61
18:AS:46:LEU:H	18:AS:61:VAL:CG2	2.13	0.61
10:AK:88:PRO:HA	20:AU:24:LYS:HE2	1.82	0.61
24:BA:1274:A:N3	24:BA:1297:C:H1'	2.16	0.61
24:BA:140:C:H4'	24:BA:141:G:H21	1.66	0.61
24:BA:2134:A:N6	24:BA:2157:G:C5	2.69	0.61
24:BA:2654:A:H4'	24:BA:2655:G:OP1	2.00	0.61
29:BF:151:LEU:C	29:BF:151:LEU:HD12	2.21	0.61
33:BJ:3:THR:HB	33:BJ:44:TYR:OH	1.99	0.61
35:BL:95:LEU:HB3	35:BL:100:ILE:HD11	1.82	0.61
38:BO:18:LEU:HD23	38:BO:25:ARG:HD2	1.82	0.61
40:BQ:63:ARG:CZ	40:BQ:95:ALA:O	2.49	0.61
47:BX:2:ARG:O	47:BX:11:PRO:HD3	2.01	0.61
55:CA:1169:A:C2'	55:CA:1170:A:C8	2.83	0.61
4:CE:55:VAL:N	4:CE:56:PRO:HD2	2.16	0.61
24:DA:1144:A:H2'	24:DA:1145:C:H6	1.64	0.61
24:DA:1237:A:O2'	24:DA:1238:G:O4'	2.18	0.61
24:DA:2210:U:H4'	24:DA:2211:A:H5'	1.81	0.61
24:DA:2705:A:H2'	24:DA:2706:A:O4'	2.01	0.61
24:DA:407:G:N2	24:DA:421:C:C2	2.68	0.61
24:DA:520:G:H2'	24:DA:521:U:C6	2.36	0.61
28:DE:105:LEU:HD12	28:DE:200:LEU:HD11	1.82	0.61
30:DG:103:ASN:HA	30:DG:112:VAL:HB	1.83	0.61
30:DG:162:ARG:HG3	30:DG:166:GLU:HG3	1.83	0.61
30:DG:84:LYS:HB2	30:DG:132:LEU:H	1.66	0.61
40:DQ:87:VAL:HG12	40:DQ:88:GLU:H	1.65	0.61
42:DS:14:ALA:O	42:DS:18:ARG:HB2	1.99	0.61
43:DT:5:GLU:HA	43:DT:8:LEU:HD12	1.83	0.61
46:DW:39:GLN:O	46:DW:56:HIS:HB3	2.01	0.61

*Continued on next page...*

*Continued from previous page...*

Atom-1	Atom-2	Interatomic distance (Å)	Clash overlap (Å)
47:DX:53:LYS:CA	47:DX:56:ARG:HB3	2.24	0.61
49:DZ:23:LEU:HD21	49:DZ:53:MET:CE	2.30	0.61
21:AA:1055:A:C6	21:AA:1206:G:C5	2.89	0.61
21:AA:978:A:OP2	21:AA:1362:A:N6	2.33	0.61
24:BA:1141:U:H4'	24:BA:1142:A:O4'	1.99	0.61
24:BA:1812:U:O2'	26:BC:44:ASN:HB3	2.01	0.61
24:BA:1906:G:C2	24:BA:1907:G:C8	2.89	0.61
24:BA:2267:A:N3	24:BA:2267:A:H2'	2.16	0.61
24:BA:2563:U:O2	24:BA:2565:A:H8	1.84	0.61
24:BA:2702:G:H2'	24:BA:2703:C:C6	2.35	0.61
24:BA:2800:A:H3'	24:BA:2801:G:C5'	2.31	0.61
24:BA:416:U:H2'	24:BA:417:C:O4'	2.01	0.61
24:BA:979:A:H2'	24:BA:982:C:H42	1.66	0.61
24:BA:96:C:O2'	24:BA:97:C:H5'	2.01	0.61
26:BC:203:VAL:O	26:BC:204:LEU:HB2	2.01	0.61
30:BG:30:GLY:HA3	30:BG:78:VAL:HG12	1.83	0.61
36:BM:132:THR:HG22	36:BM:133:LYS:N	2.16	0.61
37:BN:20:MET:HE1	37:BN:40:LYS:HE2	1.83	0.61
46:BW:37:VAL:HG13	46:BW:55:ASP:C	2.21	0.61
55:CA:113:G:C2	55:CA:315:A:C2	2.88	0.61
55:CA:1326:U:C4	55:CA:1327:C:N4	2.69	0.61
55:CA:397:A:H4'	55:CA:398:U:OP1	2.01	0.61
55:CA:82:G:C5	55:CA:89:U:C5	2.88	0.61
50:D0:4:GLN:HG2	50:D0:4:GLN:O	2.00	0.61
24:DA:100:U:H1'	24:DA:101:A:N7	2.16	0.61
24:DA:1060:U:H4'	24:DA:1061:U:H5''	1.83	0.61
24:DA:1063:G:H2'	24:DA:1064:C:C6	2.36	0.61
24:DA:1698:A:H4'	24:DA:1699:G:O5'	2.00	0.61
24:DA:1738:G:O2'	24:DA:1739:A:C8	2.53	0.61
24:DA:2226:C:H2'	24:DA:2227:A:C8	2.35	0.61
24:DA:2544:G:O2'	24:DA:2545:G:O4'	2.17	0.61
27:DD:115:GLY:O	37:DN:3:HIS:CE1	2.53	0.61
31:DH:15:LEU:HD22	31:DH:15:LEU:N	2.16	0.61
33:DJ:55:ILE:HG13	33:DJ:55:ILE:O	2.00	0.61
33:DJ:80:HIS:HB3	33:DJ:81:ILE:HG13	1.83	0.61
34:DK:87:LEU:HD23	34:DK:87:LEU:N	2.14	0.61
41:DR:3:ALA:HB2	41:DR:101:ILE:HD13	1.83	0.61
43:DT:67:VAL:HG23	43:DT:75:GLY:O	2.01	0.61
47:DX:67:LEU:HD22	47:DX:77:TYR:CE1	2.36	0.61
21:AA:1394:A:H62	21:AA:1501:C:C4'	2.13	0.60
21:AA:1438:G:O2'	21:AA:1439:G:H5'	2.01	0.60

*Continued on next page...*

*Continued from previous page...*

Atom-1	Atom-2	Interatomic distance (Å)	Clash overlap (Å)
21:AA:394:G:C5	21:AA:395:C:C5	2.89	0.60
21:AA:461:A:H3'	21:AA:461:A:N3	2.15	0.60
1:AB:110:ILE:HG21	1:AB:151:LYS:O	2.00	0.60
1:AB:110:ILE:CD1	1:AB:147:LEU:HD13	2.31	0.60
5:AF:7:VAL:O	5:AF:7:VAL:HG22	2.00	0.60
24:BA:1082:U:N3	24:BA:1086:A:C5	2.68	0.60
24:BA:1506:U:H2'	24:BA:1507:C:C6	2.36	0.60
24:BA:2103:C:H2'	24:BA:2104:C:H5'	1.82	0.60
24:BA:2329:U:H2'	24:BA:2330:G:O4'	2.01	0.60
27:BD:113:SER:C	27:BD:114:LYS:HE3	2.21	0.60
12:CM:24:VAL:HA	55:CA:1329:A:H5''	1.83	0.60
55:CA:195:A:H2'	55:CA:196:A:C8	2.37	0.60
55:CA:206:C:H3'	55:CA:206:C:C6	2.36	0.60
55:CA:313:A:H2'	55:CA:314:C:C6	2.35	0.60
9:CJ:52:LEU:H	13:CN:80:ARG:HD2	1.66	0.60
24:DA:1017:G:H2'	24:DA:1018:U:H6	1.65	0.60
24:DA:1639:C:C2'	24:DA:1640:A:H5''	2.30	0.60
24:DA:1998:A:H2'	24:DA:1999:C:C6	2.36	0.60
24:DA:277:G:H2'	24:DA:361:G:C6	2.36	0.60
24:DA:527:C:H1'	24:DA:528:A:C5	2.36	0.60
24:DA:975:A:O2'	24:DA:976:G:H5'	2.01	0.60
26:DC:179:GLU:OE1	24:DA:1799:G:H2'	2.00	0.60
28:DE:111:GLU:HA	28:DE:114:ARG:HE	1.65	0.60
29:DF:39:VAL:HG22	29:DF:49:LEU:HG	1.82	0.60
29:DF:74:ALA:H	29:DF:78:ILE:HD12	1.61	0.60
46:DW:38:ARG:HH12	24:DA:2387:U:H1'	1.65	0.60
21:AA:1034:G:H2'	21:AA:1035:A:C8	2.37	0.60
21:AA:1374:A:H2'	21:AA:1375:A:H8	1.66	0.60
21:AA:692:U:H2'	21:AA:694:A:OP2	2.01	0.60
7:AH:21:LYS:HE2	7:AH:21:LYS:HA	1.81	0.60
24:BA:1421:G:C2	24:BA:1422:G:N7	2.69	0.60
24:BA:572:A:C2	24:BA:2033:A:C2	2.89	0.60
24:BA:2346:A:H3'	24:BA:2347:C:H5''	1.81	0.60
24:BA:2889:C:O2'	24:BA:2890:G:H5'	2.00	0.60
24:BA:545:U:C3'	24:BA:545:U:C6	2.82	0.60
24:BA:923:G:H4'	46:BW:25:PHE:CZ	2.36	0.60
26:BC:142:ASN:HB2	26:BC:155:ARG:HD3	1.83	0.60
32:BI:98:GLY:HA3	32:BI:137:LEU:HD23	1.81	0.60
55:CA:1236:A:H4'	55:CA:1304:G:H4'	1.83	0.60
55:CA:1381:U:O2'	55:CA:1382:C:H5'	2.01	0.60
55:CA:352:C:H5''	55:CA:352:C:H6	1.65	0.60

*Continued on next page...*

*Continued from previous page...*

Atom-1	Atom-2	Interatomic distance (Å)	Clash overlap (Å)
55:CA:407:U:H2'	55:CA:408:A:C8	2.35	0.60
55:CA:77:A:H2'	55:CA:78:A:C8	2.35	0.60
3:CD:124:VAL:O	3:CD:125:ASN:C	2.38	0.60
12:CM:47:LEU:HD21	12:CM:52:ILE:CG2	2.31	0.60
12:CM:52:ILE:HD12	12:CM:55:LEU:HB2	1.83	0.60
12:CM:61:LYS:O	12:CM:62:PHE:HB2	2.01	0.60
12:CM:85:TYR:HE2	12:CM:96:VAL:HG13	1.65	0.60
24:DA:1036:G:H1'	24:DA:1120:G:N2	2.16	0.60
24:DA:814:C:H1'	24:DA:1225:G:N2	2.16	0.60
24:DA:1701:A:C8	24:DA:1702:G:C8	2.88	0.60
30:DG:156:TYR:OH	24:DA:2530:A:C8	2.50	0.60
24:DA:271:G:O2'	24:DA:272:A:C5'	2.50	0.60
24:DA:2867:G:N3	24:DA:2867:G:C2'	2.44	0.60
24:DA:476:G:O2'	24:DA:477:A:C8	2.54	0.60
24:DA:85:G:N2	24:DA:98:G:H1'	2.16	0.60
24:DA:975:A:C8	24:DA:990:A:N6	2.69	0.60
26:DC:8:THR:O	26:DC:9:SER:HB3	2.02	0.60
29:DF:48:LEU:HD23	29:DF:48:LEU:H	1.66	0.60
29:DF:52:ALA:HA	29:DF:55:ASP:HB2	1.82	0.60
36:DM:29:GLY:CA	36:DM:64:TRP:HZ3	2.14	0.60
27:DD:14:ILE:HG13	39:DP:11:GLN:HE22	1.65	0.60
21:AA:1508:A:H2'	21:AA:1509:C:O4'	2.01	0.60
21:AA:174:A:H2'	21:AA:175:C:C6	2.37	0.60
1:AB:53:LEU:HA	1:AB:56:LEU:CB	2.31	0.60
3:AD:1:ALA:O	3:AD:67:LEU:HD11	2.01	0.60
6:AG:86:VAL:HG13	6:AG:150:PHE:O	2.02	0.60
7:AH:95:MET:CE	7:AH:129:ALA:HB1	2.31	0.60
8:AI:5:TYR:CD1	8:AI:88:GLU:HB2	2.37	0.60
24:BA:1289:C:H2'	24:BA:1290:C:C6	2.37	0.60
24:BA:1443:U:H2'	24:BA:1444:G:C8	2.36	0.60
24:BA:590:A:H2'	24:BA:591:U:C6	2.36	0.60
24:BA:639:U:H2'	24:BA:640:C:C6	2.35	0.60
24:BA:830:G:H4'	24:BA:831:G:OP2	2.00	0.60
25:BB:40:U:H1'	25:BB:45:A:N6	2.17	0.60
24:BA:1161:C:H1'	41:BR:8:GLY:O	2.01	0.60
42:BS:13:SER:OG	42:BS:16:LYS:HD2	2.01	0.60
55:CA:1215:G:C2	55:CA:1216:A:C8	2.89	0.60
55:CA:533:A:C2	55:CA:536:C:C5	2.89	0.60
55:CA:692:U:H2'	55:CA:694:A:OP2	2.00	0.60
4:CE:95:MET:CA	4:CE:124:ALA:HB2	2.30	0.60
5:CF:18:VAL:HG21	5:CF:58:HIS:CD2	2.35	0.60

*Continued on next page...*

*Continued from previous page...*

Atom-1	Atom-2	Interatomic distance (Å)	Clash overlap (Å)
5:CF:52:ASN:O	5:CF:53:LYS:HB3	2.00	0.60
10:CK:15:VAL:HG13	10:CK:36:ARG:HH12	1.66	0.60
24:DA:1024:G:OP2	24:DA:1025:G:H3'	2.01	0.60
24:DA:164:C:H2'	24:DA:165:A:O4'	2.01	0.60
24:DA:2402:U:H5'	24:DA:2402:U:H6	1.66	0.60
24:DA:822:G:O6	24:DA:943:A:H2	1.84	0.60
45:DV:14:LYS:HB3	56:DB:98:G:N1	2.15	0.60
26:DC:130:PRO:N	26:DC:188:ARG:HG3	2.15	0.60
30:DG:38:ASP:OD2	30:DG:63:GLN:NE2	2.34	0.60
35:DL:48:ARG:HG3	35:DL:48:ARG:HH11	1.66	0.60
40:DQ:91:ARG:NE	41:DR:11:GLN:HB2	2.16	0.60
21:AA:1049:U:H4'	21:AA:1050:G:H5'	1.84	0.60
21:AA:113:G:C4	21:AA:114:U:C6	2.90	0.60
21:AA:1240:U:H3'	21:AA:1241:G:C5'	2.32	0.60
21:AA:1322:C:O2'	21:AA:1323:G:H5'	2.02	0.60
21:AA:1391:U:H2'	21:AA:1392:G:C8	2.36	0.60
1:AB:98:GLY:O	1:AB:102:ASN:HB3	2.02	0.60
4:AE:56:PRO:C	4:AE:58:ALA:H	2.03	0.60
4:AE:97:PRO:O	4:AE:122:VAL:HG12	2.02	0.60
15:AP:54:LEU:HD12	15:AP:54:LEU:H	1.66	0.60
24:BA:1630:A:H2'	24:BA:1631:G:H5'	1.82	0.60
24:BA:2086:U:H2'	24:BA:2087:G:C8	2.37	0.60
24:BA:372:G:O4'	47:BX:60:LYS:HE3	2.01	0.60
24:BA:729:G:H2'	24:BA:729:G:N3	2.17	0.60
24:BA:935:C:H2'	24:BA:936:A:H8	1.66	0.60
36:BM:40:ARG:HB2	36:BM:93:VAL:CG2	2.31	0.60
48:BY:9:LYS:HB3	48:BY:12:GLU:HG3	1.83	0.60
55:CA:174:A:H2'	55:CA:175:C:H6	1.67	0.60
55:CA:246:A:C6	55:CA:279:A:C5	2.89	0.60
55:CA:89:U:O2'	55:CA:90:C:O4'	2.18	0.60
2:CC:87:ARG:HG2	2:CC:100:ILE:HG21	1.82	0.60
3:CD:66:VAL:HG13	3:CD:70:GLN:OE1	2.01	0.60
4:CE:38:VAL:O	4:CE:116:VAL:HB	2.01	0.60
6:CG:35:LYS:HB3	55:CA:1373:G:H5''	1.83	0.60
12:CM:21:ILE:C	12:CM:23:GLY:H	2.04	0.60
22:CV:35:A:C2	23:CW:3:G:C2	2.89	0.60
24:DA:1024:G:N2	24:DA:1142:A:H2	1.99	0.60
24:DA:345:A:O2'	24:DA:346:A:C2	2.52	0.60
56:DB:38:C:O2'	56:DB:39:A:O5'	2.19	0.60
27:DD:118:PHE:CE1	27:DD:119:ALA:O	2.54	0.60
29:DF:74:ALA:HB1	29:DF:76:PHE:HD2	1.66	0.60

*Continued on next page...*

*Continued from previous page...*

Atom-1	Atom-2	Interatomic distance (Å)	Clash overlap (Å)
39:DP:88:ARG:HH11	39:DP:112:ARG:NH2	1.99	0.60
41:DR:48:LYS:H	41:DR:48:LYS:HD2	1.66	0.60
48:DY:48:ARG:HG3	48:DY:48:ARG:HH11	1.63	0.60
21:AA:1087:G:C2	21:AA:1088:G:C5	2.89	0.60
21:AA:1165:U:H2'	21:AA:1166:G:O4'	2.02	0.60
1:AB:162:VAL:HG21	1:AB:172:ILE:CD1	2.31	0.60
4:AE:14:LEU:HD22	4:AE:15:ILE:C	2.22	0.60
5:AF:78:PHE:HB3	5:AF:79:ARG:HH21	1.66	0.60
9:AJ:44:THR:HG23	9:AJ:70:HIS:HA	1.84	0.60
12:AM:13:HIS:ND1	12:AM:41:ASP:HB2	2.17	0.60
24:BA:1581:G:C6	24:BA:1582:C:C4	2.89	0.60
24:BA:2037:A:O2'	24:BA:2038:G:H5'	2.01	0.60
24:BA:2846:G:H2'	24:BA:2847:U:O4'	2.02	0.60
24:BA:387:U:O2	24:BA:388:G:N7	2.35	0.60
24:BA:669:G:C5	24:BA:801:G:C6	2.89	0.60
24:BA:1820:U:OP1	26:BC:176:ARG:HG2	2.00	0.60
30:BG:60:GLY:O	30:BG:61:TRP:CB	2.46	0.60
31:BH:78:VAL:HG11	31:BH:145:ASN:HB3	1.84	0.60
45:BV:80:HIS:NE2	45:BV:83:LYS:HG3	2.16	0.60
47:BX:39:VAL:HG22	47:BX:44:ARG:O	2.02	0.60
48:BY:43:LEU:O	48:BY:47:ARG:HB2	2.01	0.60
55:CA:496:A:HO2'	55:CA:497:G:H8	1.46	0.60
55:CA:543:U:O2'	55:CA:544:G:H5'	2.02	0.60
55:CA:728:A:H2'	55:CA:729:A:C8	2.37	0.60
55:CA:79:G:N1	55:CA:80:A:N6	2.49	0.60
55:CA:94:G:H4'	55:CA:95:C:OP1	2.00	0.60
6:CG:14:ASP:HB2	6:CG:22:LEU:CD2	2.30	0.60
7:CH:12:ARG:NH1	7:CH:26:MET:HB2	2.17	0.60
8:CI:50:PRO:HG3	8:CI:79:ARG:HG3	1.83	0.60
9:CJ:11:LYS:NZ	9:CJ:99:GLN:HB3	2.15	0.60
13:CN:20:PHE:HE1	13:CN:54:SER:CB	2.14	0.60
24:DA:1060:U:H5''	24:DA:1061:U:OP1	2.01	0.60
24:DA:1144:A:H2'	24:DA:1145:C:C6	2.36	0.60
24:DA:2149:U:H2'	24:DA:2150:C:C6	2.36	0.60
28:DE:149:ILE:HG23	28:DE:188:MET:N	2.17	0.60
29:DF:7:TYR:O	29:DF:8:LYS:HG3	2.01	0.60
36:DM:41:LEU:HD23	36:DM:46:ILE:HG22	1.82	0.60
37:DN:35:LYS:HZ2	37:DN:112:TYR:HE1	1.47	0.60
33:DJ:44:TYR:CD1	40:DQ:63:ARG:NH2	2.69	0.60
21:AA:1064:G:O2'	21:AA:1190:G:N2	2.35	0.60
21:AA:1533:C:H2'	21:AA:1534:A:H5''	1.83	0.60

*Continued on next page...*

*Continued from previous page...*

Atom-1	Atom-2	Interatomic distance (Å)	Clash overlap (Å)
21:AA:511:C:O2'	21:AA:512:U:O5'	2.20	0.60
21:AA:545:C:O2	21:AA:545:C:H2'	2.02	0.60
21:AA:976:G:N7	21:AA:1358:U:C2	2.70	0.60
9:AJ:37:ARG:HB2	9:AJ:75:ASP:HB3	1.84	0.60
16:AQ:13:SER:HB3	16:AQ:16:MET:HE3	1.84	0.60
24:BA:1001:A:H2'	24:BA:1002:G:O4'	2.01	0.60
24:BA:2232:C:H2'	24:BA:2233:U:H6	1.65	0.60
24:BA:2297:A:N7	24:BA:2320:U:C4	2.69	0.60
24:BA:2432:A:H2'	24:BA:2433:A:C8	2.36	0.60
24:BA:2553:G:H2'	24:BA:2554:U:O4'	2.02	0.60
24:BA:738:G:C6	24:BA:739:A:C2	2.89	0.60
30:BG:120:ILE:HD13	30:BG:121:THR:N	2.16	0.60
31:BH:38:PRO:HB2	31:BH:40:THR:HG23	1.84	0.60
34:BK:71:ARG:HG3	34:BK:106:GLU:OE2	2.01	0.60
42:BS:29:VAL:HB	42:BS:69:LEU:O	2.01	0.60
55:CA:1333:A:H2'	55:CA:1334:G:O4'	2.02	0.60
55:CA:424:G:H2'	55:CA:425:G:H8	1.66	0.60
1:CB:86:CYS:SG	1:CB:220:VAL:HB	2.41	0.60
9:CJ:80:THR:HG22	9:CJ:82:LYS:HZ1	1.64	0.60
10:CK:126:ARG:HB2	20:CU:33:ARG:CD	2.32	0.60
54:D4:3:VAL:O	54:D4:4:ARG:HB2	2.02	0.60
24:DA:1386:C:C2'	24:DA:1387:A:H8	2.13	0.60
24:DA:145:C:H2'	24:DA:146:A:C8	2.36	0.60
24:DA:1558:C:H1'	24:DA:1560:G:N7	2.15	0.60
24:DA:2345:G:N3	24:DA:2381:A:H2'	2.17	0.60
44:DU:57:ILE:CG2	24:DA:483:A:H1'	2.31	0.60
33:DJ:7:LYS:HZ3	24:DA:538:A:H5''	1.67	0.60
24:DA:779:U:O2'	24:DA:780:G:H5'	2.02	0.60
26:DC:16:VAL:N	26:DC:203:VAL:HG12	2.17	0.60
38:DO:36:TYR:HD1	38:DO:52:SER:HG	1.49	0.60
44:DU:39:ASN:HD21	44:DU:64:ILE:HG22	1.66	0.60
31:DH:27:ARG:NH1	47:DX:59:ASP:HA	2.17	0.60
21:AA:1342:C:H2'	21:AA:1343:G:C8	2.36	0.60
21:AA:464:U:O2'	21:AA:465:A:H3'	2.01	0.60
24:BA:1070:A:HO2'	24:BA:1071:G:P	2.25	0.60
24:BA:2225:A:H4'	24:BA:2226:C:H6	1.66	0.60
24:BA:2553:G:C2	24:BA:2554:U:O2	2.55	0.60
25:BB:15:A:O2'	25:BB:16:G:H5'	2.01	0.60
24:BA:558:U:H5''	33:BJ:111:LYS:HE3	1.84	0.60
39:BP:61:ARG:HG2	39:BP:70:GLU:HG2	1.84	0.60
40:BQ:57:ARG:HH22	40:BQ:92:LYS:CE	2.15	0.60

*Continued on next page...*

*Continued from previous page...*

Atom-1	Atom-2	Interatomic distance (Å)	Clash overlap (Å)
40:BQ:86:SER:O	40:BQ:88:GLU:N	2.34	0.60
49:BZ:53:MET:O	49:BZ:54:VAL:HG13	2.01	0.60
2:CC:198:LYS:HE2	55:CA:1058:G:OP1	2.01	0.60
55:CA:109:A:H61	55:CA:324:G:H1'	1.66	0.60
55:CA:545:C:C2'	55:CA:546:A:H5'	2.32	0.60
2:CC:161:ILE:O	2:CC:161:ILE:HG12	2.02	0.60
7:CH:106:SER:HA	55:CA:642:A:C5	2.35	0.60
7:CH:31:LEU:O	7:CH:35:ILE:HG13	2.02	0.60
8:CI:74:GLN:O	8:CI:78:ILE:HG13	2.02	0.60
9:CJ:37:ARG:HB3	9:CJ:74:VAL:O	2.01	0.60
14:CO:16:ARG:HB2	14:CO:23:SER:HB2	1.83	0.60
19:CT:2:ASN:N	19:CT:7:LYS:HZ3	2.00	0.60
20:CU:15:LEU:HG	20:CU:15:LEU:O	2.02	0.60
24:DA:1287:A:H2'	24:DA:1288:G:N3	2.16	0.60
51:D1:5:ARG:HD3	24:DA:2285:C:OP2	2.02	0.60
24:DA:647:G:O2'	24:DA:648:G:H8	1.85	0.60
34:DK:21:CYS:SG	34:DK:39:ILE:CG2	2.90	0.60
39:DP:95:LYS:HG3	24:DA:2718:G:O3'	2.02	0.60
43:DT:43:ILE:CG2	43:DT:58:VAL:HG11	2.31	0.60
45:DV:16:ALA:HA	45:DV:19:ARG:CZ	2.32	0.60
45:DV:30:ILE:HG13	45:DV:40:ILE:HD11	1.82	0.60
3:AD:2:ARG:NH2	3:AD:114:ARG:HD3	2.17	0.60
3:AD:160:LEU:HD22	3:AD:160:LEU:N	2.06	0.60
4:AE:154:ALA:HB3	7:AH:65:PHE:CD1	2.37	0.60
10:AK:34:THR:OG1	10:AK:39:ASN:N	2.34	0.60
24:BA:1091:G:O2'	24:BA:1092:C:C6	2.54	0.60
24:BA:1107:G:H2'	24:BA:1108:U:H6	1.67	0.60
24:BA:1155:A:N7	24:BA:1157:G:C6	2.70	0.60
24:BA:1738:G:O2'	24:BA:1739:A:C8	2.53	0.60
24:BA:2327:A:H2'	24:BA:2328:A:C8	2.37	0.60
24:BA:2557:G:H2'	24:BA:2558:C:C6	2.37	0.60
24:BA:2051:A:N6	24:BA:2614:A:C8	2.70	0.60
24:BA:265:A:O2'	24:BA:266:G:O4'	2.20	0.60
24:BA:2804:U:H2'	24:BA:2805:C:H6	1.67	0.60
24:BA:2839:G:H2'	24:BA:2840:C:H6	1.66	0.60
26:BC:106:PRO:HA	26:BC:141:HIS:HE2	1.67	0.60
30:BG:59:ASP:HB2	30:BG:63:GLN:HG2	1.84	0.60
37:BN:8:ARG:HB3	37:BN:10:LEU:HD22	1.83	0.60
39:BP:27:VAL:HG22	39:BP:83:ILE:HG12	1.84	0.60
40:BQ:63:ARG:HH12	40:BQ:96:ASP:CA	2.14	0.60
46:BW:14:ASP:OD2	46:BW:16:GLU:OE1	2.20	0.60

*Continued on next page...*



*Continued from previous page...*

Atom-1	Atom-2	Interatomic distance (Å)	Clash overlap (Å)
48:BY:5:GLU:O	48:BY:8:GLU:HB2	2.02	0.60
55:CA:977:A:O2'	55:CA:1223:C:N4	2.34	0.60
55:CA:1363:A:C8	55:CA:1365:G:C5	2.89	0.60
55:CA:701:U:H1'	55:CA:703:G:C2	2.36	0.60
1:CB:68:PHE:CE2	1:CB:83:ALA:HB1	2.37	0.60
4:CE:103:GLY:O	4:CE:104:ILE:HG22	2.01	0.60
7:CH:102:VAL:HG22	7:CH:126:CYS:SG	2.42	0.60
7:CH:59:GLU:HG2	7:CH:60:LEU:N	2.16	0.60
9:CJ:84:VAL:HG23	9:CJ:85:ASP:N	2.13	0.60
10:CK:51:PHE:HB3	10:CK:55:ARG:CB	2.29	0.60
24:DA:1219:U:C2	24:DA:1220:G:C8	2.89	0.60
24:DA:1802:A:C2	24:DA:1803:A:C2	2.90	0.60
24:DA:2098:U:H2'	24:DA:2099:U:C6	2.37	0.60
29:DF:76:PHE:HZ	24:DA:2310:C:H42	1.49	0.60
24:DA:2370:G:C6	24:DA:2371:G:C5	2.89	0.60
24:DA:2447:G:C8	24:DA:2500:U:C6	2.90	0.60
24:DA:2516:A:C4	24:DA:2569:G:N2	2.70	0.60
24:DA:2570:G:N2	24:DA:2571:U:H1'	2.17	0.60
24:DA:1661:G:H1'	24:DA:2689:U:O4	2.00	0.60
24:DA:604:G:N2	24:DA:605:G:C4	2.70	0.60
56:DB:73:A:C4	56:DB:104:A:C2	2.90	0.60
26:DC:259:ASN:C	26:DC:261:ARG:H	2.05	0.60
28:DE:60:TRP:CZ2	24:DA:675:A:OP1	2.53	0.60
38:DO:13:ARG:O	38:DO:17:LYS:HB2	2.01	0.60
39:DP:92:ARG:HG2	39:DP:92:ARG:O	2.01	0.60
21:AA:1050:G:O2'	21:AA:1051:C:C6	2.46	0.60
1:AB:136:ARG:O	1:AB:140:LEU:HD13	2.02	0.60
3:AD:50:TYR:O	3:AD:53:GLN:HB3	2.02	0.60
10:AK:52:ARG:O	10:AK:55:ARG:HB2	2.01	0.60
10:AK:22:ILE:HG13	10:AK:85:VAL:HA	1.84	0.60
24:BA:121:G:O2'	24:BA:122:G:H8	1.85	0.60
24:BA:1636:U:H2'	24:BA:1637:A:H8	1.65	0.60
24:BA:1787:A:C5	24:BA:1788:C:H5	2.20	0.60
24:BA:1967:C:O2'	24:BA:1968:G:H5'	2.02	0.60
24:BA:2471:A:C2	24:BA:2480:C:O2	2.55	0.60
24:BA:2739:U:C2'	24:BA:2740:A:H5'	2.31	0.60
24:BA:518:G:H2'	24:BA:519:U:C6	2.36	0.60
25:BB:79:G:H2'	25:BB:80:U:H6	1.67	0.60
26:BC:106:PRO:HA	26:BC:141:HIS:NE2	2.17	0.60
48:BY:8:GLU:O	48:BY:9:LYS:CB	2.50	0.60
55:CA:1102:A:H5''	55:CA:1102:A:H8	1.67	0.60

*Continued on next page...*

*Continued from previous page...*

Atom-1	Atom-2	Interatomic distance (Å)	Clash overlap (Å)
4:CE:156:ARG:HA	7:CH:63:LYS:NZ	2.16	0.60
8:CI:44:ARG:HH21	8:CI:48:ARG:HH11	1.47	0.60
10:CK:82:GLU:HB2	10:CK:108:ASN:O	2.02	0.60
24:DA:1313:U:C6	24:DA:1610:A:C8	2.90	0.60
24:DA:2145:C:H3'	24:DA:2147:A:OP2	2.01	0.60
24:DA:2450:A:C2	24:DA:2451:A:C4	2.90	0.60
24:DA:2638:G:H2'	24:DA:2775:G:H22	1.65	0.60
24:DA:2663:G:H2'	24:DA:2664:G:H8	1.66	0.60
24:DA:335:C:H2'	24:DA:336:C:C6	2.35	0.60
24:DA:510:C:H2'	24:DA:511:U:C6	2.37	0.60
26:DC:122:ALA:HB3	26:DC:127:ASN:HD21	1.64	0.60
30:DG:19:ASN:HD22	30:DG:19:ASN:N	2.00	0.60
46:DW:38:ARG:HB3	24:DA:2330:G:H1'	1.83	0.60
46:DW:77:LYS:N	46:DW:77:LYS:HZ2	2.00	0.60
21:AA:158:G:H2'	21:AA:159:G:C5'	2.26	0.60
21:AA:172:A:C5	21:AA:174:A:N7	2.70	0.60
21:AA:188:C:O2	21:AA:188:C:H2'	2.02	0.60
3:AD:53:GLN:NE2	3:AD:201:GLU:HG2	2.16	0.60
4:AE:93:VAL:CG1	4:AE:139:THR:HG22	2.29	0.60
24:BA:1464:G:H2'	24:BA:1465:G:C8	2.37	0.60
24:BA:1496:A:H2'	24:BA:1498:C:C5	2.36	0.60
24:BA:2747:G:O2'	30:BG:66:THR:HG22	2.01	0.60
24:BA:5:A:C2	24:BA:2899:A:C2	2.90	0.60
24:BA:27:G:O2'	24:BA:28:A:OP2	2.18	0.60
24:BA:42:A:H3'	24:BA:43:G:H5''	1.84	0.60
24:BA:632:A:H2'	24:BA:633:A:N7	2.16	0.60
24:BA:812:C:H4'	40:BQ:12:ARG:HH22	1.66	0.60
24:BA:976:G:N3	24:BA:977:G:C8	2.70	0.60
27:BD:12:THR:HG22	27:BD:13:ARG:N	2.17	0.60
30:BG:73:SER:HA	30:BG:76:ILE:HG22	1.82	0.60
32:BI:120:ASP:HB3	32:BI:123:ALA:HB3	1.82	0.60
24:BA:1064:C:C4'	32:BI:90:GLY:H	2.13	0.60
33:BJ:111:LYS:HD3	33:BJ:112:GLY:N	2.16	0.60
24:BA:1190:G:OP1	35:BL:32:GLY:HA2	2.02	0.60
37:BN:73:ASN:HD22	37:BN:76:VAL:HG11	1.67	0.60
55:CA:1160:G:C6	55:CA:1181:G:O6	2.55	0.60
55:CA:1363:A:O2'	55:CA:1364:U:H5''	2.01	0.60
55:CA:577:G:C6	55:CA:812:G:N2	2.70	0.60
4:CE:110:MET:O	4:CE:114:LEU:HG	2.02	0.60
10:CK:22:ILE:CD1	10:CK:31:VAL:HG22	2.32	0.60
17:CR:38:ILE:HG13	17:CR:62:ARG:HH22	1.67	0.60

*Continued on next page...*

*Continued from previous page...*

Atom-1	Atom-2	Interatomic distance (Å)	Clash overlap (Å)
18:CS:18:VAL:HG21	18:CS:42:ASN:HB3	1.83	0.60
20:CU:14:ALA:O	20:CU:15:LEU:HG	2.01	0.60
20:CU:24:LYS:HG3	20:CU:25:ALA:N	2.16	0.60
52:D2:46:LYS:N	52:D2:46:LYS:HD2	2.17	0.60
24:DA:1033:U:H4'	24:DA:1034:G:OP1	2.01	0.60
24:DA:1847:A:O2'	24:DA:1848:A:C8	2.54	0.60
24:DA:2100:G:H2'	24:DA:2101:A:C8	2.37	0.60
24:DA:2346:A:H3'	24:DA:2347:C:H5''	1.83	0.60
43:DT:73:ARG:HG3	24:DA:456:C:O2'	2.02	0.60
24:DA:810:U:OP1	59:DA:3344:HOH:O	2.17	0.60
56:DB:50:A:H2'	56:DB:51:G:O4'	2.01	0.60
27:DD:149:ASN:O	27:DD:151:THR:N	2.35	0.60
33:DJ:43:GLU:O	33:DJ:45:THR:N	2.34	0.60
34:DK:111:LYS:HG2	34:DK:112:PHE:CD1	2.36	0.60
39:DP:5:LYS:O	39:DP:9:GLN:HG2	2.02	0.60
47:DX:31:ASN:HB2	47:DX:33:HIS:CE1	2.37	0.60
21:AA:427:U:H2'	21:AA:428:G:C8	2.37	0.59
21:AA:453:G:H2'	21:AA:454:G:C8	2.27	0.59
10:AK:57:SER:O	10:AK:90:PRO:HG3	2.02	0.59
13:AN:2:LYS:HG3	21:AA:1048:G:H5''	1.83	0.59
14:AO:50:HIS:O	14:AO:53:ARG:HB3	2.01	0.59
24:BA:1276:A:O2'	24:BA:1277:G:H5'	2.02	0.59
24:BA:747:U:C5	24:BA:2613:U:C5	2.90	0.59
29:BF:68:LYS:N	29:BF:68:LYS:HD2	2.16	0.59
31:BH:125:THR:HG23	31:BH:126:GLY:H	1.67	0.59
36:BM:53:MET:O	36:BM:56:ALA:HB3	2.00	0.59
40:BQ:63:ARG:NH1	40:BQ:96:ASP:CA	2.60	0.59
55:CA:1057:G:H2'	55:CA:1058:G:O4'	2.02	0.59
55:CA:453:G:H2'	55:CA:454:G:C8	2.37	0.59
55:CA:968:A:N3	55:CA:1062:U:H4'	2.17	0.59
55:CA:981:U:H2'	55:CA:982:U:C5	2.37	0.59
3:CD:39:GLN:HA	55:CA:426:U:H4'	1.84	0.59
11:CL:3:VAL:O	11:CL:7:VAL:HG23	2.02	0.59
15:CP:42:ILE:HG22	15:CP:43:ALA:N	2.15	0.59
24:DA:1054:A:C4	24:DA:1055:G:H1'	2.36	0.59
24:DA:1476:U:H2'	24:DA:1514:G:H22	1.66	0.59
24:DA:1270:C:N3	24:DA:1648:U:C5	2.70	0.59
26:DC:7:PRO:O	24:DA:1695:G:H8	1.85	0.59
24:DA:2602:A:H3'	24:DA:2602:A:OP1	2.01	0.59
24:DA:2896:C:H2'	24:DA:2897:U:H6	1.66	0.59
56:DB:50:A:C6	56:DB:51:G:C5	2.89	0.59

*Continued on next page...*

*Continued from previous page...*

Atom-1	Atom-2	Interatomic distance (Å)	Clash overlap (Å)
27:DD:133:THR:HG23	27:DD:134:HIS:N	2.17	0.59
28:DE:98:LYS:O	28:DE:99:LYS:HB2	2.01	0.59
38:DO:45:SER:HA	56:DB:112:G:H21	1.64	0.59
48:DY:28:LEU:HG	48:DY:42:LEU:HD22	1.84	0.59
21:AA:948:C:H5'	21:AA:1306:A:O2'	2.01	0.59
21:AA:441:A:C2	21:AA:497:G:C6	2.90	0.59
21:AA:967:C:H2'	21:AA:968:A:N7	2.16	0.59
4:AE:84:VAL:HG11	4:AE:143:LEU:HD23	1.84	0.59
8:AI:32:ARG:HG2	8:AI:36:GLN:CB	2.33	0.59
10:AK:28:ASN:HD21	10:AK:47:GLY:H	1.50	0.59
24:BA:1266:G:OP1	50:B0:15:ARG:NE	2.34	0.59
54:B4:7:VAL:HG23	54:B4:8:LYS:H	1.66	0.59
24:BA:1223:G:C2	24:BA:1227:G:C5	2.90	0.59
24:BA:1724:G:C6	24:BA:1725:U:C4	2.90	0.59
24:BA:1847:A:C8	24:BA:1848:A:N7	2.69	0.59
24:BA:2472:G:C5	24:BA:2475:C:C4	2.90	0.59
24:BA:659:G:H4'	28:BE:95:LYS:HD3	1.84	0.59
28:BE:146:VAL:HA	28:BE:185:LYS:O	2.01	0.59
30:BG:95:ALA:HB2	30:BG:104:LEU:HD23	1.84	0.59
32:BI:126:ARG:HA	32:BI:129:GLU:CG	2.32	0.59
38:BO:36:TYR:CD2	38:BO:36:TYR:N	2.70	0.59
43:BT:73:ARG:NH2	43:BT:74:ILE:H	1.99	0.59
55:CA:1031:C:H5'	55:CA:1032:G:C5'	2.31	0.59
55:CA:1326:U:H2'	55:CA:1327:C:C6	2.37	0.59
55:CA:140:U:H2'	55:CA:141:G:O4'	2.02	0.59
55:CA:461:A:N3	55:CA:461:A:H2'	2.16	0.59
55:CA:982:U:O2	55:CA:1222:G:O6	2.20	0.59
8:CI:16:ALA:HA	8:CI:65:THR:O	2.01	0.59
19:CT:23:ARG:HB3	19:CT:60:GLN:NE2	2.16	0.59
24:DA:1008:A:N6	24:DA:1136:G:C6	2.71	0.59
24:DA:1079:C:C4	24:DA:1088:A:H2	2.20	0.59
24:DA:1549:A:H2'	24:DA:1550:C:C6	2.37	0.59
24:DA:167:A:H2'	24:DA:168:G:O4'	2.02	0.59
24:DA:2100:G:O6	24:DA:2190:G:C5	2.55	0.59
24:DA:826:U:H5''	24:DA:2429:G:OP2	2.02	0.59
34:DK:35:VAL:HG23	34:DK:36:GLY:N	2.16	0.59
42:DS:6:LYS:HB3	42:DS:6:LYS:HZ3	1.67	0.59
42:DS:6:LYS:NZ	42:DS:6:LYS:HB3	2.17	0.59
21:AA:1151:A:C5	21:AA:1152:A:N7	2.69	0.59
8:AI:71:ILE:HD11	21:AA:1248:A:C2	2.37	0.59
21:AA:1287:A:H2'	21:AA:1288:A:C8	2.38	0.59

*Continued on next page...*

*Continued from previous page...*

Atom-1	Atom-2	Interatomic distance (Å)	Clash overlap (Å)
21:AA:1468:A:C3'	21:AA:1469:C:H5''	2.33	0.59
21:AA:600:A:H2'	21:AA:601:G:H8	1.66	0.59
2:AC:156:LEU:N	2:AC:156:LEU:HD12	2.17	0.59
4:AE:83:PRO:HB3	4:AE:96:GLN:HA	1.82	0.59
10:AK:34:THR:HG1	10:AK:39:ASN:H	1.49	0.59
13:AN:51:PRO:O	13:AN:52:ARG:HB2	2.02	0.59
14:AO:21:THR:HG21	21:AA:658:C:H1'	1.83	0.59
17:AR:39:VAL:HG13	17:AR:40:PRO:HD2	1.84	0.59
24:BA:1787:A:C4	24:BA:1788:C:H5	2.20	0.59
24:BA:1859:U:H2'	24:BA:1860:G:O4'	2.02	0.59
24:BA:228:C:H4'	24:BA:229:C:H5''	1.85	0.59
24:BA:311:A:C8	24:BA:332:A:N7	2.70	0.59
24:BA:628:G:H8	24:BA:628:G:O5'	1.85	0.59
24:BA:687:C:O2'	24:BA:1780:A:N1	2.34	0.59
24:BA:675:A:C8	24:BA:804:A:C6	2.90	0.59
24:BA:92:U:H6	24:BA:92:U:H5''	1.67	0.59
33:BJ:54:ILE:HD11	33:BJ:56:VAL:CG2	2.32	0.59
24:BA:807:U:P	35:BL:36:LYS:HD3	2.42	0.59
39:BP:33:GLU:HB2	39:BP:38:ARG:HH11	1.68	0.59
39:BP:59:THR:HG23	39:BP:72:VAL:HG12	1.83	0.59
24:BA:973:A:C5'	41:BR:81:LYS:HZ3	2.16	0.59
55:CA:1250:A:H2'	55:CA:1251:A:O4'	2.02	0.59
55:CA:282:A:H2'	55:CA:283:U:C6	2.38	0.59
55:CA:577:G:O2'	55:CA:578:C:H5'	2.02	0.59
1:CB:20:ARG:HG3	55:CA:831:A:OP1	2.02	0.59
2:CC:8:GLY:HA2	2:CC:11:LEU:HG	1.83	0.59
8:CI:51:LEU:C	8:CI:53:LEU:H	2.06	0.59
53:D3:23:HIS:O	53:D3:46:LYS:HB2	2.03	0.59
24:DA:1063:G:C6	24:DA:1064:C:N4	2.70	0.59
24:DA:1311:G:N2	24:DA:1603:A:H62	1.96	0.59
24:DA:191:A:H2'	24:DA:192:C:C6	2.38	0.59
24:DA:1952:A:C6	24:DA:1953:A:N1	2.70	0.59
28:DE:69:ARG:HG2	24:DA:674:G:O2'	2.03	0.59
56:DB:34:A:C2	56:DB:49:C:C2	2.91	0.59
38:DO:64:TYR:CE1	56:DB:52:A:C8	2.85	0.59
26:DC:110:LYS:HB3	26:DC:113:ASP:OD1	2.02	0.59
27:DD:38:LYS:HB3	27:DD:38:LYS:NZ	2.16	0.59
27:DD:40:LEU:HA	27:DD:44:GLY:HA2	1.83	0.59
34:DK:57:VAL:HG13	34:DK:57:VAL:O	2.01	0.59
36:DM:26:VAL:HG21	36:DM:132:THR:O	2.02	0.59
38:DO:35:ILE:HD11	38:DO:102:ARG:HD2	1.84	0.59

*Continued on next page...*

*Continued from previous page...*

Atom-1	Atom-2	Interatomic distance (Å)	Clash overlap (Å)
47:DX:19:HIS:C	47:DX:21:LEU:H	2.05	0.59
21:AA:1073:U:O2'	21:AA:1074:G:H5'	2.01	0.59
21:AA:1184:G:O2'	21:AA:1185:G:H5'	2.02	0.59
21:AA:1247:U:O2'	21:AA:1248:A:H5'	2.02	0.59
2:AC:170:GLY:O	21:AA:1106:G:H4'	2.02	0.59
5:AF:62:MET:O	5:AF:63:ASN:HB2	2.01	0.59
6:AG:29:LEU:HD13	6:AG:42:VAL:HG22	1.84	0.59
9:AJ:65:TYR:HB3	13:AN:95:LEU:HD11	1.83	0.59
51:B1:35:LEU:O	51:B1:35:LEU:HD23	2.01	0.59
24:BA:1935:G:H1'	24:BA:1964:G:N2	2.17	0.59
24:BA:2027:G:C2	24:BA:2028:U:C6	2.91	0.59
24:BA:2722:G:C4	24:BA:2723:C:C5	2.90	0.59
24:BA:592:A:O2'	53:B3:2:LYS:HA	2.01	0.59
24:BA:831:G:C5	24:BA:832:U:C5	2.89	0.59
39:BP:26:GLU:HB2	39:BP:43:GLU:HB2	1.84	0.59
41:BR:93:PHE:CD1	41:BR:93:PHE:C	2.76	0.59
55:CA:1453:G:H2'	55:CA:1453:G:N3	2.18	0.59
19:CT:74:HIS:HE1	55:CA:260:G:OP1	1.84	0.59
55:CA:501:C:H2'	55:CA:502:A:C8	2.37	0.59
55:CA:87:C:O2'	55:CA:88:U:H4'	2.02	0.59
55:CA:915:A:H2'	55:CA:916:U:O4'	2.02	0.59
2:CC:185:THR:HG22	2:CC:186:SER:N	2.17	0.59
4:CE:116:VAL:HG23	4:CE:117:ALA:H	1.67	0.59
4:CE:95:MET:HB3	4:CE:124:ALA:HB2	1.84	0.59
24:DA:1079:C:O2'	24:DA:1080:A:C8	2.51	0.59
24:DA:1957:C:H2'	24:DA:1958:C:C6	2.38	0.59
28:DE:130:LYS:CB	28:DE:133:LEU:HB3	2.29	0.59
28:DE:79:ARG:CG	28:DE:80:SER:H	2.14	0.59
30:DG:163:TYR:N	30:DG:163:TYR:CD2	2.69	0.59
33:DJ:6:ALA:HB3	33:DJ:45:THR:HB	1.83	0.59
34:DK:19:VAL:HG12	34:DK:41:ILE:CG1	2.32	0.59
35:DL:48:ARG:HG3	35:DL:48:ARG:NH1	2.17	0.59
35:DL:79:LEU:CA	35:DL:82:LEU:HD11	2.30	0.59
36:DM:74:THR:HB	36:DM:87:GLY:O	2.02	0.59
21:AA:356:A:C2	21:AA:368:U:O2	2.54	0.59
21:AA:390:U:H2'	21:AA:391:G:H8	1.66	0.59
21:AA:487:A:H2'	21:AA:488:C:C6	2.37	0.59
21:AA:625:U:H2'	21:AA:626:G:H8	1.67	0.59
21:AA:803:G:H2'	21:AA:804:U:C6	2.38	0.59
1:AB:29:PHE:C	1:AB:41:ASN:HB2	2.22	0.59
1:AB:67:LEU:HD22	1:AB:160:LEU:HD11	1.83	0.59

*Continued on next page...*

*Continued from previous page...*

Atom-1	Atom-2	Interatomic distance (Å)	Clash overlap (Å)
2:AC:113:LYS:HB2	2:AC:184:ASN:OD1	2.02	0.59
3:AD:61:ARG:NH2	3:AD:67:LEU:HA	2.14	0.59
4:AE:45:VAL:HG12	4:AE:116:VAL:HG23	1.83	0.59
9:AJ:28:THR:HG22	9:AJ:86:ALA:HB1	1.83	0.59
24:BA:1675:C:H6	24:BA:1675:C:O5'	1.85	0.59
24:BA:1941:C:H2'	24:BA:1942:C:C6	2.37	0.59
24:BA:1965:C:H6	24:BA:1965:C:C5'	2.15	0.59
24:BA:323:C:H6	24:BA:1205:A:N1	1.99	0.59
24:BA:324:A:N6	24:BA:338:G:H2'	2.17	0.59
26:BC:109:LEU:HD23	26:BC:110:LYS:N	2.15	0.59
27:BD:150:GLN:HG3	27:BD:150:GLN:O	2.01	0.59
28:BE:83:VAL:HG12	28:BE:86:ALA:H	1.67	0.59
34:BK:112:PHE:O	34:BK:115:ILE:HG22	2.03	0.59
36:BM:80:VAL:HG22	36:BM:81:ARG:O	2.02	0.59
40:BQ:57:ARG:NH2	40:BQ:92:LYS:CD	2.65	0.59
47:BX:30:PRO:HB2	47:BX:32:LEU:CD1	2.33	0.59
55:CA:1356:G:H2'	55:CA:1357:A:H8	1.67	0.59
55:CA:82:G:C2'	55:CA:83:C:H4'	2.25	0.59
55:CA:970:C:H5	55:CA:1231:G:HO2'	1.48	0.59
1:CB:107:ARG:HA	1:CB:110:ILE:CG1	2.32	0.59
6:CG:59:GLU:HB2	6:CG:62:GLU:HB2	1.85	0.59
10:CK:22:ILE:HB	10:CK:85:VAL:HG22	1.84	0.59
12:CM:13:HIS:HB3	12:CM:16:ILE:HD13	1.85	0.59
12:CM:82:LEU:HB2	18:CS:73:PHE:CE2	2.33	0.59
24:DA:1091:G:O2'	24:DA:1092:C:O4'	2.17	0.59
24:DA:1737:G:C6	24:DA:1738:G:N1	2.71	0.59
24:DA:2093:G:C6	24:DA:2225:A:C8	2.90	0.59
24:DA:311:A:O2'	24:DA:312:G:H5'	2.03	0.59
24:DA:518:G:H2'	24:DA:519:U:C6	2.36	0.59
24:DA:855:G:N2	24:DA:923:G:C4	2.70	0.59
56:DB:38:C:O2'	56:DB:39:A:H8	1.86	0.59
56:DB:75:G:H2'	56:DB:76:G:C8	2.37	0.59
26:DC:131:MET:HE2	26:DC:187:CYS:O	2.02	0.59
29:DF:56:LEU:O	29:DF:60:SER:HB3	2.02	0.59
30:DG:94:ARG:NH2	30:DG:111:PRO:HB3	2.17	0.59
46:DW:16:GLU:O	46:DW:17:ALA:HB3	2.03	0.59
47:DX:1:SER:HB2	24:DA:1364:G:C5	2.37	0.59
21:AA:878:A:H2'	21:AA:879:C:O4'	2.02	0.59
21:AA:895:G:C5	21:AA:896:C:C5	2.90	0.59
4:AE:135:VAL:HG13	4:AE:136:VAL:HG12	1.85	0.59
7:AH:1:SER:OG	21:AA:824:G:HI'	2.02	0.59

*Continued on next page...*

*Continued from previous page...*

Atom-1	Atom-2	Interatomic distance (Å)	Clash overlap (Å)
24:BA:2498:C:H6	24:BA:2498:C:O5'	1.85	0.59
24:BA:255:A:C2	24:BA:256:A:C4	2.91	0.59
24:BA:370:G:OP2	24:BA:370:G:C8	2.55	0.59
29:BF:24:VAL:O	29:BF:27:VAL:HG12	2.02	0.59
29:BF:53:ALA:O	29:BF:64:PRO:HG2	2.03	0.59
35:BL:101:ILE:HG22	35:BL:102:GLY:N	2.18	0.59
39:BP:83:ILE:HD13	39:BP:83:ILE:C	2.22	0.59
47:BX:46:VAL:HG21	47:BX:67:LEU:HD11	1.83	0.59
55:CA:1067:A:H4'	55:CA:1068:G:O5'	2.02	0.59
55:CA:274:A:O2'	55:CA:275:G:C8	2.54	0.59
55:CA:559:A:H4'	55:CA:560:A:O5'	2.01	0.59
17:CR:63:TYR:CE2	55:CA:734:G:N2	2.68	0.59
55:CA:83:C:H2'	55:CA:83:C:O2	2.02	0.59
1:CB:49:PHE:HB3	1:CB:199:ILE:HG22	1.84	0.59
3:CD:106:PHE:HA	3:CD:154:VAL:HG23	1.85	0.59
5:CF:5:GLU:OE2	17:CR:23:LYS:HE2	2.02	0.59
50:D0:30:ASP:OD1	50:D0:47:TYR:HB3	2.03	0.59
51:D1:16:THR:HG21	51:D1:41:VAL:HB	1.85	0.59
54:D4:3:VAL:O	54:D4:4:ARG:CB	2.50	0.59
24:DA:100:U:O2'	24:DA:101:A:P	2.60	0.59
24:DA:1303:G:N3	24:DA:1304:A:C8	2.70	0.59
24:DA:1839:G:O2'	24:DA:1840:G:H5'	2.02	0.59
24:DA:27:G:H1'	24:DA:513:A:N6	2.17	0.59
24:DA:357:C:H2'	24:DA:358:U:C6	2.37	0.59
27:DD:124:ARG:HD3	27:DD:125:TRP:NE1	2.17	0.59
29:DF:134:GLN:NE2	29:DF:136:ILE:H	1.99	0.59
34:DK:2:ILE:HG22	34:DK:3:GLN:N	2.17	0.59
39:DP:67:GLU:CD	39:DP:68:GLY:H	2.06	0.59
21:AA:1006:G:H2'	21:AA:1007:U:H6	1.67	0.59
21:AA:1160:G:C6	21:AA:1181:G:O6	2.56	0.59
21:AA:1314:C:H2'	21:AA:1315:U:C6	2.37	0.59
21:AA:872:A:C4	21:AA:874:G:N7	2.70	0.59
4:AE:79:THR:HA	4:AE:119:VAL:CB	2.32	0.59
8:AI:104:THR:HG23	21:AA:1179:A:O3'	2.01	0.59
24:BA:1027:A:N1	24:BA:1126:A:C4	2.70	0.59
24:BA:1257:C:H2'	24:BA:1258:U:H6	1.67	0.59
24:BA:1867:G:O2'	24:BA:1868:C:H5'	2.03	0.59
24:BA:2259:U:H2'	24:BA:2260:C:H6	1.67	0.59
24:BA:309:A:N3	24:BA:329:G:O2'	2.35	0.59
24:BA:919:U:C2	24:BA:920:A:C8	2.91	0.59
25:BB:27:C:OP1	38:BO:34:HIS:CE1	2.55	0.59

*Continued on next page...*



*Continued from previous page...*

Atom-1	Atom-2	Interatomic distance (Å)	Clash overlap (Å)
30:BG:35:THR:C	30:BG:36:LEU:HD22	2.22	0.59
44:BU:3:LYS:HD3	44:BU:82:VAL:HB	1.84	0.59
48:BY:57:LEU:HD12	48:BY:57:LEU:O	2.02	0.59
55:CA:1251:A:H2	55:CA:1369:C:O2	1.84	0.59
6:CG:19:SER:O	6:CG:23:ALA:HB2	2.02	0.59
20:CU:16:ARG:CG	20:CU:19:LYS:HG2	2.33	0.59
50:D0:2:VAL:HG11	24:DA:2015:A:C2	2.38	0.59
24:DA:2327:A:H2'	24:DA:2328:A:C8	2.38	0.59
24:DA:2615:U:H2'	24:DA:2616:C:C6	2.37	0.59
24:DA:571:U:C4	24:DA:575:A:C5	2.90	0.59
24:DA:831:G:O2'	24:DA:832:U:H5'	2.03	0.59
56:DB:11:C:H3'	56:DB:12:C:H5'	1.85	0.59
26:DC:67:LYS:HB3	26:DC:150:GLY:HA2	1.85	0.59
29:DF:73:VAL:HG12	29:DF:73:VAL:O	2.02	0.59
29:DF:78:ILE:HG22	29:DF:79:ARG:O	2.02	0.59
41:DR:62:GLU:HB3	41:DR:97:LYS:HB3	1.84	0.59
41:DR:68:ARG:CZ	41:DR:90:ARG:HG2	2.33	0.59
47:DX:39:VAL:HG22	47:DX:44:ARG:O	2.02	0.59
48:DY:19:LEU:HG	48:DY:22:LEU:HD22	1.84	0.59
21:AA:243:A:C2	21:AA:245:U:H2'	2.37	0.59
21:AA:747:A:H5'	21:AA:748:G:OP2	2.03	0.59
21:AA:97:G:O2'	21:AA:98:A:H5'	2.03	0.59
4:AE:11:GLN:CG	4:AE:116:VAL:HG12	2.33	0.59
24:BA:1936:A:C5	24:BA:1945:G:C6	2.91	0.59
24:BA:2491:U:H5''	24:BA:2570:G:H5''	1.83	0.59
24:BA:869:G:C5	24:BA:870:U:C5	2.91	0.59
28:BE:152:GLU:O	28:BE:153:LEU:HG	2.02	0.59
33:BJ:88:THR:CG2	33:BJ:90:GLU:HG3	2.33	0.59
34:BK:1:MET:HG3	34:BK:67:LYS:HG3	1.85	0.59
39:BP:28:LYS:HB2	39:BP:82:SER:HB3	1.85	0.59
46:BW:39:GLN:HE21	46:BW:43:LYS:N	2.00	0.59
55:CA:1117:A:C6	55:CA:1184:G:O6	2.55	0.59
55:CA:1135:U:H3'	55:CA:1137:C:N3	2.17	0.59
55:CA:644:U:H2'	55:CA:645:G:H8	1.68	0.59
2:CC:76:ILE:HD11	2:CC:102:ILE:HD13	1.85	0.59
5:CF:66:ALA:HB1	5:CF:70:VAL:HG23	1.85	0.59
6:CG:12:LEU:HD22	6:CG:13:PRO:O	2.02	0.59
10:CK:81:LEU:HD11	10:CK:104:PHE:CD2	2.37	0.59
13:CN:62:ARG:HB3	13:CN:62:ARG:NH1	2.17	0.59
20:CU:24:LYS:CG	20:CU:25:ALA:N	2.66	0.59
24:DA:1494:A:H3'	24:DA:1494:A:P	2.42	0.59

*Continued on next page...*

*Continued from previous page...*

Atom-1	Atom-2	Interatomic distance (Å)	Clash overlap (Å)
24:DA:1788:C:H2'	24:DA:1789:A:C8	2.37	0.59
24:DA:1809:A:C2	24:DA:1810:A:C4	2.90	0.59
24:DA:1998:A:H2'	24:DA:1999:C:H6	1.66	0.59
24:DA:2399:G:C2	24:DA:2418:A:C2	2.90	0.59
26:DC:77:VAL:HG23	26:DC:112:GLY:H	1.67	0.59
31:DH:132:PHE:CZ	31:DH:134:VAL:HB	2.38	0.59
34:DK:104:THR:O	34:DK:107:LEU:HD22	2.02	0.59
34:DK:87:LEU:HD23	34:DK:87:LEU:H	1.67	0.59
36:DM:19:GLY:H	36:DM:38:ARG:HH21	1.51	0.59
40:DQ:10:ARG:HB2	40:DQ:10:ARG:CZ	2.32	0.59
4:AE:49:TYR:CE1	21:AA:1079:G:H5''	2.37	0.59
21:AA:113:G:C4	21:AA:114:U:C5	2.91	0.59
21:AA:682:G:H2'	21:AA:683:G:C8	2.37	0.59
4:AE:37:VAL:HG11	4:AE:113:VAL:CA	2.31	0.59
4:AE:63:MET:O	4:AE:67:ARG:HG2	2.03	0.59
9:AJ:57:VAL:HG22	9:AJ:58:ASN:H	1.68	0.59
11:AL:23:LEU:HG	11:AL:24:GLU:N	2.17	0.59
24:BA:1700:A:C2'	24:BA:1701:A:H5'	2.31	0.59
24:BA:391:A:C6	24:BA:411:G:C2	2.91	0.59
24:BA:813:U:H2'	24:BA:814:C:C6	2.38	0.59
36:BM:21:ALA:HB1	36:BM:100:LYS:HG2	1.85	0.59
37:BN:25:ALA:O	37:BN:29:VAL:HG23	2.03	0.59
38:BO:31:THR:HG23	38:BO:33:ARG:H	1.68	0.59
38:BO:67:ASN:CG	38:BO:67:ASN:O	2.41	0.59
55:CA:954:G:H1	55:CA:1228:C:N4	2.01	0.59
55:CA:1507:A:C6	55:CA:1530:G:C5	2.90	0.59
55:CA:198:G:N3	55:CA:199:A:C8	2.71	0.59
4:CE:82:HIS:HB2	4:CE:83:PRO:HD2	1.84	0.59
24:DA:1023:U:O2'	24:DA:1024:G:H5'	2.03	0.59
24:DA:1071:G:O4'	24:DA:1088:A:O2'	2.21	0.59
24:DA:70:G:O3'	24:DA:113:U:H4'	2.02	0.59
24:DA:1178:C:H2'	24:DA:1179:G:O4'	2.03	0.59
24:DA:1511:G:O2'	24:DA:1512:C:O4'	2.21	0.59
24:DA:1916:A:H2'	24:DA:1917:U:O4'	2.01	0.59
24:DA:2074:U:H2'	24:DA:2075:U:C6	2.37	0.59
24:DA:2315:G:H2'	24:DA:2316:G:O4'	2.02	0.59
38:DO:21:LEU:HD13	24:DA:2378:A:H2'	1.85	0.59
24:DA:247:G:C2	24:DA:252:G:C6	2.91	0.59
24:DA:422:A:O2'	24:DA:423:A:H5'	2.02	0.59
24:DA:529:A:H4'	24:DA:530:G:OP1	2.02	0.59
48:DY:38:GLN:O	24:DA:95:A:H4'	2.03	0.59

*Continued on next page...*

*Continued from previous page...*

Atom-1	Atom-2	Interatomic distance (Å)	Clash overlap (Å)
28:DE:136:GLN:HA	28:DE:139:LYS:HG2	1.84	0.59
47:DX:9:LYS:NZ	24:DA:396:G:OP2	2.36	0.59
21:AA:1143:G:H2'	21:AA:1144:G:H8	1.68	0.59
21:AA:198:G:O2'	21:AA:199:A:C5'	2.51	0.59
3:AD:194:ILE:C	3:AD:195:ASN:HD22	2.06	0.59
4:AE:59:ILE:O	4:AE:59:ILE:HD12	2.03	0.59
5:AF:68:GLN:H	5:AF:68:GLN:CD	2.04	0.59
8:AI:10:ARG:HG3	8:AI:105:ARG:CZ	2.32	0.59
18:AS:39:ILE:HG13	18:AS:68:HIS:O	2.03	0.59
24:BA:1682:G:H2'	24:BA:1683:U:C5	2.38	0.59
24:BA:1716:U:O2'	24:BA:1717:A:H8	1.85	0.59
24:BA:2225:A:H4'	24:BA:2226:C:C6	2.38	0.59
24:BA:2320:U:H4'	24:BA:2321:U:H5''	1.84	0.59
24:BA:2674:G:H2'	24:BA:2675:A:C8	2.38	0.59
24:BA:2691:C:C5'	24:BA:2691:C:H6	2.15	0.59
24:BA:655:A:O2'	24:BA:656:G:C8	2.52	0.59
25:BB:14:U:C3'	25:BB:15:A:H5''	2.31	0.59
27:BD:182:ALA:C	27:BD:184:ARG:H	2.07	0.59
31:BH:21:VAL:HG21	31:BH:25:TYR:HD2	1.66	0.59
31:BH:32:PRO:HB3	47:BX:38:TRP:CB	2.29	0.59
38:BO:49:VAL:HG12	38:BO:50:ALA:N	2.18	0.59
55:CA:1261:A:N7	55:CA:1274:A:H2	2.01	0.59
55:CA:459:A:O2'	55:CA:460:A:H5'	2.03	0.59
55:CA:640:A:H2	55:CA:642:A:N6	2.00	0.59
55:CA:721:G:H4'	55:CA:722:G:C5'	2.33	0.59
55:CA:817:C:H1'	55:CA:819:A:H5'	1.84	0.59
8:CI:33:SER:H	8:CI:36:GLN:CG	2.16	0.59
9:CJ:59:LYS:CG	55:CA:972:C:H4'	2.32	0.59
14:CO:7:THR:O	14:CO:11:VAL:HG23	2.03	0.59
52:D2:45:SER:C	52:D2:46:LYS:HD2	2.24	0.59
24:DA:1476:U:O2'	24:DA:1477:A:P	2.60	0.59
24:DA:2024:G:C5	24:DA:2040:G:C2	2.91	0.59
24:DA:1372:U:O2'	24:DA:2212:A:C8	2.56	0.59
24:DA:277:G:H2'	24:DA:361:G:O6	2.02	0.59
24:DA:394:C:C2'	24:DA:395:U:H5'	2.32	0.59
24:DA:866:A:O2'	24:DA:867:C:H6	1.85	0.59
56:DB:34:A:C2	56:DB:49:C:O2	2.56	0.59
56:DB:59:A:H2'	56:DB:60:C:C6	2.37	0.59
32:DI:8:VAL:C	32:DI:9:LYS:HG2	2.23	0.59
35:DL:17:LYS:HZ3	35:DL:19:LEU:HD22	1.67	0.59
21:AA:1348:U:H2'	21:AA:1349:A:C8	2.37	0.58

*Continued on next page...*

*Continued from previous page...*

Atom-1	Atom-2	Interatomic distance (Å)	Clash overlap (Å)
21:AA:707:U:H2'	21:AA:708:C:C6	2.38	0.58
21:AA:19:A:H1'	21:AA:917:G:N2	2.17	0.58
16:AQ:16:MET:HB2	16:AQ:19:SER:HB3	1.85	0.58
19:AT:4:LYS:HE2	19:AT:5:SER:N	2.18	0.58
24:BA:1317:G:C5	24:BA:1318:U:C5	2.91	0.58
24:BA:1636:U:H2'	24:BA:1637:A:C8	2.38	0.58
24:BA:2003:A:H2'	24:BA:2004:G:O5'	2.02	0.58
24:BA:2071:A:H2'	24:BA:2072:C:C6	2.38	0.58
24:BA:2492:U:O2'	24:BA:2493:U:C5'	2.48	0.58
24:BA:2727:A:O2'	24:BA:2728:U:H5'	2.01	0.58
24:BA:335:C:O2'	24:BA:336:C:H5'	2.03	0.58
24:BA:669:G:C6	24:BA:801:G:O6	2.56	0.58
24:BA:83:A:P	44:BU:91:LYS:HE3	2.42	0.58
39:BP:85:VAL:O	39:BP:86:LYS:HB2	2.03	0.58
55:CA:111:G:H2'	55:CA:112:G:H8	1.67	0.58
55:CA:1365:G:H2'	55:CA:1366:C:C6	2.38	0.58
2:CC:31:ASN:O	2:CC:35:ASP:HB2	2.02	0.58
4:CE:11:GLN:HB2	4:CE:38:VAL:O	2.03	0.58
12:CM:21:ILE:HG22	12:CM:23:GLY:N	2.16	0.58
12:CM:89:ARG:HD3	12:CM:94:LEU:HB2	1.85	0.58
15:CP:20:VAL:HG23	15:CP:34:GLU:O	2.03	0.58
16:CQ:74:LEU:HD12	16:CQ:75:VAL:N	2.18	0.58
24:DA:1199:U:H2'	24:DA:1200:C:C6	2.38	0.58
24:DA:2832:U:O4	24:DA:2883:A:H5''	2.02	0.58
24:DA:465:G:H2'	24:DA:466:A:C8	2.38	0.58
24:DA:604:G:C2	24:DA:605:G:C5	2.91	0.58
56:DB:28:C:H2'	56:DB:29:A:O4'	2.03	0.58
56:DB:46:A:O2'	56:DB:47:C:H5'	2.03	0.58
36:DM:36:VAL:HG22	45:DV:82:TYR:HD1	1.68	0.58
47:DX:31:ASN:HD22	47:DX:31:ASN:H	1.50	0.58
21:AA:1064:G:OP1	21:AA:1386:G:H4'	2.03	0.58
21:AA:524:G:C6	21:AA:525:C:N4	2.71	0.58
21:AA:792:A:C4	21:AA:794:A:C6	2.91	0.58
2:AC:31:ASN:HD21	2:AC:58:ARG:HG3	1.68	0.58
3:AD:110:ARG:O	3:AD:113:ALA:HB3	2.03	0.58
8:AI:19:PHE:O	8:AI:62:LEU:HA	2.03	0.58
17:AR:35:SER:OG	17:AR:37:LYS:HG3	2.03	0.58
18:AS:35:ARG:HB3	18:AS:71:GLY:CA	2.33	0.58
24:BA:1079:C:N4	24:BA:1088:A:C2	2.67	0.58
24:BA:1374:G:C5	24:BA:1375:U:C5	2.91	0.58
24:BA:1889:A:C2	24:BA:1890:A:C4	2.90	0.58

*Continued on next page...*

*Continued from previous page...*

Atom-1	Atom-2	Interatomic distance (Å)	Clash overlap (Å)
24:BA:2821:A:H2'	24:BA:2822:G:O4'	2.03	0.58
24:BA:514:A:O2'	24:BA:515:A:H5'	2.03	0.58
26:BC:183:VAL:HG12	26:BC:184:GLU:N	2.17	0.58
26:BC:20:ASN:CG	26:BC:23:LEU:HD23	2.23	0.58
27:BD:182:ALA:C	27:BD:184:ARG:N	2.56	0.58
33:BJ:6:ALA:CB	33:BJ:45:THR:HG21	2.32	0.58
49:BZ:3:THR:HA	49:BZ:37:ARG:O	2.02	0.58
9:CJ:45:ARG:NH2	55:CA:1279:G:H2'	2.18	0.58
55:CA:229:U:H2'	55:CA:230:G:O4'	2.02	0.58
55:CA:824:G:H2'	55:CA:825:A:H8	1.67	0.58
55:CA:84:U:O2'	55:CA:85:U:H5'	2.03	0.58
9:CJ:17:LEU:HG	9:CJ:96:VAL:HG13	1.84	0.58
12:CM:102:LYS:HG2	55:CA:1226:C:N4	2.13	0.58
15:CP:3:THR:OG1	15:CP:66:THR:HB	2.03	0.58
24:DA:1492:G:H3'	24:DA:1493:C:C5'	2.32	0.58
24:DA:1557:C:C5	24:DA:1558:C:H2'	2.38	0.58
24:DA:428:A:O2'	24:DA:429:A:H5'	2.03	0.58
24:DA:622:G:O2'	24:DA:623:C:H5'	2.03	0.58
37:DN:35:LYS:HG3	24:DA:1279:G:OP1	2.03	0.58
38:DO:99:TYR:CD1	38:DO:99:TYR:O	2.55	0.58
40:DQ:39:ILE:O	40:DQ:43:GLN:HG3	2.03	0.58
40:DQ:91:ARG:CD	41:DR:11:GLN:HG3	2.33	0.58
44:DU:48:VAL:HG22	44:DU:50:ALA:H	1.68	0.58
46:DW:18:LYS:HD3	46:DW:19:ARG:H	1.67	0.58
46:DW:23:LYS:HG2	24:DA:855:G:N3	2.19	0.58
21:AA:1338:G:C2	21:AA:1339:A:C4	2.91	0.58
21:AA:96:U:O2'	21:AA:97:G:H8	1.85	0.58
1:AB:113:LEU:HB2	1:AB:143:LEU:CD1	2.31	0.58
1:AB:70:GLY:HA3	1:AB:79:VAL:HG21	1.85	0.58
2:AC:32:LEU:O	2:AC:35:ASP:HB3	2.03	0.58
4:AE:152:VAL:HB	4:AE:155:LYS:NZ	2.17	0.58
4:AE:89:THR:HG22	4:AE:90:GLY:H	1.68	0.58
16:AQ:78:VAL:HG12	16:AQ:79:GLU:OE1	2.04	0.58
24:BA:2297:A:N3	24:BA:2298:A:C8	2.71	0.58
24:BA:2530:A:N6	30:BG:155:PRO:HG3	2.19	0.58
24:BA:656:G:H2'	24:BA:657:U:O4'	2.04	0.58
27:BD:121:THR:O	27:BD:122:VAL:HG23	2.03	0.58
27:BD:139:SER:HB3	27:BD:142:VAL:HG21	1.85	0.58
28:BE:83:VAL:HG11	28:BE:86:ALA:HB2	1.85	0.58
37:BN:20:MET:CG	37:BN:21:PHE:N	2.63	0.58
40:BQ:60:TRP:O	40:BQ:63:ARG:HG3	2.02	0.58

*Continued on next page...*

*Continued from previous page...*

Atom-1	Atom-2	Interatomic distance (Å)	Clash overlap (Å)
55:CA:1134:G:C6	55:CA:1135:U:H1'	2.37	0.58
55:CA:960:U:O4	55:CA:1225:A:H1'	2.03	0.58
55:CA:1512:U:H2'	55:CA:1513:A:C8	2.38	0.58
3:CD:148:ALA:O	3:CD:151:GLN:HB2	2.03	0.58
12:CM:65:GLU:O	12:CM:69:ARG:HD3	2.02	0.58
20:CU:3:ILE:CG2	20:CU:19:LYS:HZ1	2.16	0.58
24:DA:1197:G:H2'	24:DA:1198:U:C6	2.38	0.58
24:DA:1627:G:O2'	24:DA:1628:G:H5'	2.02	0.58
24:DA:699:A:H4'	24:DA:1634:A:N7	2.18	0.58
24:DA:1866:A:H2'	24:DA:1867:G:C8	2.38	0.58
24:DA:2307:G:C1'	24:DA:2308:G:C5	2.79	0.58
24:DA:2344:U:H4'	24:DA:2345:G:OP1	2.03	0.58
56:DB:37:C:N4	56:DB:49:C:H1'	2.17	0.58
28:DE:35:TYR:CE1	24:DA:615:U:N3	2.72	0.58
28:DE:40:ARG:NH2	28:DE:92:HIS:NE2	2.51	0.58
30:DG:8:VAL:HA	30:DG:68:ARG:HH21	1.68	0.58
39:DP:91:VAL:HG11	39:DP:96:LEU:HD11	1.85	0.58
48:DY:2:LYS:HD2	48:DY:4:LYS:HE3	1.85	0.58
21:AA:1138:G:O2'	21:AA:1139:G:H4'	2.04	0.58
21:AA:501:C:H2'	21:AA:502:A:H8	1.67	0.58
5:AF:14:GLN:OE1	5:AF:17:GLN:HB2	2.03	0.58
11:AL:6:LEU:HB3	16:AQ:33:TYR:CE1	2.39	0.58
16:AQ:16:MET:HG3	16:AQ:19:SER:C	2.22	0.58
51:B1:8:ILE:CG2	51:B1:9:LYS:N	2.66	0.58
24:BA:2471:A:C2	24:BA:2480:C:C2	2.91	0.58
24:BA:396:G:OP2	47:BX:9:LYS:NZ	2.33	0.58
24:BA:533:G:H2'	24:BA:534:U:C6	2.38	0.58
24:BA:514:A:H1'	24:BA:581:C:O2'	2.04	0.58
24:BA:753:A:H2'	24:BA:754:U:H6	1.67	0.58
24:BA:999:U:C5	24:BA:1154:G:C6	2.90	0.58
27:BD:101:PHE:HD1	27:BD:101:PHE:N	2.02	0.58
38:BO:105:ALA:O	38:BO:106:LEU:HB3	2.01	0.58
38:BO:75:GLY:HA2	38:BO:106:LEU:HD12	1.85	0.58
38:BO:75:GLY:HA3	38:BO:106:LEU:HA	1.84	0.58
39:BP:74:GLN:O	39:BP:77:SER:HB3	2.03	0.58
47:BX:3:VAL:HG22	47:BX:10:ARG:HB3	1.84	0.58
55:CA:1241:G:HO2'	55:CA:1242:G:H8	1.45	0.58
55:CA:1327:C:C4	55:CA:1328:C:N4	2.71	0.58
55:CA:705:G:O2'	55:CA:706:A:H5'	2.03	0.58
55:CA:818:G:C2'	55:CA:819:A:H5''	2.33	0.58
4:CE:24:VAL:HA	55:CA:922:G:H4'	1.85	0.58

*Continued on next page...*

*Continued from previous page...*

Atom-1	Atom-2	Interatomic distance (Å)	Clash overlap (Å)
1:CB:96:LEU:HD12	1:CB:99:MET:HE2	1.85	0.58
7:CH:88:LYS:HG3	7:CH:89:ASP:OD1	2.03	0.58
9:CJ:45:ARG:HH21	55:CA:1279:G:H2'	1.68	0.58
13:CN:19:TYR:CE2	13:CN:51:PRO:HB3	2.38	0.58
15:CP:20:VAL:CG2	15:CP:32:PHE:HB2	2.34	0.58
18:CS:9:PHE:C	18:CS:10:ILE:HG13	2.24	0.58
19:CT:54:GLN:N	19:CT:55:PRO:HD2	2.19	0.58
24:DA:1436:G:C6	24:DA:1437:C:C4	2.91	0.58
24:DA:2347:C:HO2'	24:DA:2348:U:H6	1.46	0.58
24:DA:1127:A:C2	24:DA:2518:A:C4	2.91	0.58
24:DA:2581:G:H2'	24:DA:2610:C:N4	2.12	0.58
24:DA:2691:C:O2'	24:DA:2692:G:H5'	2.03	0.58
24:DA:2733:A:H2'	24:DA:2734:A:O4'	2.03	0.58
24:DA:2901:C:N4	24:DA:2902:C:N4	2.52	0.58
24:DA:315:G:H2'	24:DA:316:C:O4'	2.01	0.58
24:DA:337:C:H2'	24:DA:338:G:O4'	2.03	0.58
24:DA:3:U:H2'	24:DA:4:U:C6	2.38	0.58
24:DA:62:U:O2'	24:DA:63:A:O4'	2.22	0.58
56:DB:28:C:C2	56:DB:29:A:C8	2.92	0.58
56:DB:62:C:H2'	56:DB:63:C:O4'	2.04	0.58
27:DD:208:LYS:O	27:DD:209:ALA:CB	2.51	0.58
28:DE:105:LEU:HD23	28:DE:177:PRO:HG3	1.85	0.58
30:DG:1:SER:C	30:DG:3:VAL:H	2.07	0.58
31:DH:96:THR:O	31:DH:97:ARG:HG3	2.02	0.58
35:DL:141:LYS:O	35:DL:142:ILE:HD12	2.02	0.58
33:DJ:44:TYR:HB2	40:DQ:63:ARG:NH1	2.18	0.58
21:AA:731:G:O2'	21:AA:732:C:H5'	2.03	0.58
21:AA:841:C:N3	21:AA:843:U:H5'	2.18	0.58
1:AB:119:GLN:C	1:AB:119:GLN:HE21	2.07	0.58
4:AE:80:LEU:HD21	4:AE:95:MET:CE	2.32	0.58
8:AI:18:VAL:HG22	8:AI:64:ILE:HG23	1.84	0.58
10:AK:22:ILE:HG22	10:AK:31:VAL:HG22	1.83	0.58
12:AM:79:LEU:O	12:AM:87:GLY:HA3	2.03	0.58
14:AO:23:SER:HB3	14:AO:26:VAL:HG23	1.86	0.58
24:BA:992:C:C2	24:BA:1163:G:C2	2.91	0.58
24:BA:1174:U:O2	24:BA:1174:U:H5''	2.02	0.58
24:BA:1387:A:H2'	24:BA:1388:G:H8	1.67	0.58
24:BA:1668:A:H4'	24:BA:1669:A:H5'	1.84	0.58
24:BA:1735:A:H2'	24:BA:1736:U:C6	2.38	0.58
24:BA:2269:G:O2'	46:BW:18:LYS:HG2	2.02	0.58
24:BA:2560:A:C6	24:BA:2561:U:N3	2.72	0.58

*Continued on next page...*

*Continued from previous page...*

Atom-1	Atom-2	Interatomic distance (Å)	Clash overlap (Å)
26:BC:227:VAL:HG23	26:BC:227:VAL:O	2.03	0.58
28:BE:119:ILE:HD13	28:BE:119:ILE:H	1.69	0.58
33:BJ:16:TYR:HA	33:BJ:138:GLN:O	2.04	0.58
40:BQ:81:GLY:HA2	40:BQ:116:LEU:HD13	1.86	0.58
40:BQ:96:ASP:C	40:BQ:98:ALA:H	2.07	0.58
55:CA:1201:A:O2'	55:CA:1202:U:OP2	2.19	0.58
55:CA:1507:A:N6	55:CA:1530:G:C5	2.70	0.58
55:CA:751:U:H2'	55:CA:752:G:O4'	2.02	0.58
16:CQ:67:SER:OG	16:CQ:70:LYS:HB2	2.03	0.58
24:DA:1075:C:O2'	24:DA:1076:C:C5'	2.51	0.58
24:DA:1303:G:HO2'	24:DA:1304:A:H8	1.50	0.58
24:DA:1341:G:N2	24:DA:1398:C:H4'	2.18	0.58
24:DA:1579:A:H2'	24:DA:1580:A:C8	2.37	0.58
24:DA:1707:G:C8	24:DA:1756:G:C5	2.91	0.58
26:DC:207:ALA:HB2	24:DA:1790:C:O2'	2.03	0.58
24:DA:482:A:N6	24:DA:506:G:C4	2.71	0.58
24:DA:996:A:H2'	24:DA:997:G:H8	1.68	0.58
56:DB:13:G:H5''	56:DB:13:G:H8	1.67	0.58
28:DE:126:VAL:HG21	28:DE:134:LEU:HD13	1.85	0.58
29:DF:139:GLU:HB3	29:DF:142:TYR:HB3	1.85	0.58
33:DJ:86:GLN:O	33:DJ:87:ALA:HB2	2.04	0.58
34:DK:104:THR:C	34:DK:106:GLU:H	2.06	0.58
38:DO:62:LEU:HD13	38:DO:64:TYR:N	2.17	0.58
44:DU:3:LYS:HG2	44:DU:84:PHE:CZ	2.39	0.58
21:AA:1211:U:H1'	21:AA:1213:A:C2	2.39	0.58
21:AA:1503:A:H5'	21:AA:1531:A:H1'	1.86	0.58
21:AA:1504:G:H3'	21:AA:1505:G:H5'	1.84	0.58
21:AA:182:A:C2	21:AA:184:G:C8	2.91	0.58
21:AA:486:U:H2'	21:AA:487:A:C8	2.39	0.58
21:AA:662:U:H2'	21:AA:663:A:C8	2.37	0.58
4:AE:71:ILE:CD1	4:AE:144:GLU:HG3	2.33	0.58
6:AG:110:ARG:HH11	6:AG:122:GLU:HG2	1.68	0.58
8:AI:56:MET:SD	8:AI:57:VAL:N	2.76	0.58
24:BA:1838:C:C2	24:BA:1898:U:C4	2.92	0.58
24:BA:2006:C:O2'	24:BA:2823:A:N3	2.35	0.58
24:BA:2144:G:H22	24:BA:2147:A:H4'	1.67	0.58
24:BA:2197:U:OP1	3:CD:150:LYS:HE3	2.03	0.58
24:BA:2210:U:C5	24:BA:2212:A:N6	2.72	0.58
24:BA:2674:G:H2'	24:BA:2675:A:H8	1.67	0.58
24:BA:2776:A:H4'	24:BA:2777:G:C5'	2.34	0.58
24:BA:2861:U:O2'	24:BA:2862:G:H5'	2.04	0.58

*Continued on next page...*



*Continued from previous page...*

Atom-1	Atom-2	Interatomic distance (Å)	Clash overlap (Å)
24:BA:2880:C:H2'	24:BA:2881:U:H6	1.69	0.58
24:BA:370:G:O2'	24:BA:424:G:OP1	2.22	0.58
24:BA:718:A:H5''	24:BA:719:C:OP2	2.04	0.58
24:BA:770:G:N2	24:BA:771:G:H1'	2.18	0.58
27:BD:97:SER:H	27:BD:99:GLU:CD	2.06	0.58
30:BG:88:LEU:HD23	30:BG:88:LEU:N	2.19	0.58
34:BK:85:VAL:HG11	34:BK:115:ILE:HD11	1.84	0.58
36:BM:109:PRO:O	36:BM:110:GLU:C	2.41	0.58
24:BA:1753:G:H5''	39:BP:92:ARG:HE	1.68	0.58
55:CA:71:A:C8	55:CA:100:G:C2	2.92	0.58
55:CA:1500:A:O2'	55:CA:1501:C:H5'	2.04	0.58
55:CA:1508:A:O2'	55:CA:1509:C:O4'	2.16	0.58
55:CA:874:G:C5	55:CA:875:U:C5	2.91	0.58
1:CB:127:LYS:HG2	1:CB:136:ARG:NH2	2.19	0.58
2:CC:110:LEU:O	2:CC:110:LEU:HD23	2.03	0.58
2:CC:27:GLU:HA	2:CC:30:ASP:OD1	2.04	0.58
20:CU:35:GLU:HG3	20:CU:36:PHE:N	2.19	0.58
37:DN:1:MET:N	24:DA:1654:A:OP2	2.27	0.58
24:DA:1707:G:O2'	24:DA:1708:C:H5'	2.03	0.58
24:DA:172:A:O2'	24:DA:173:A:H5'	2.04	0.58
24:DA:1807:G:H2'	24:DA:1808:A:H5'	1.86	0.58
24:DA:2425:A:H5''	24:DA:2427:C:H5'	1.86	0.58
24:DA:2630:G:C5	24:DA:2894:G:C6	2.92	0.58
24:DA:2788:C:H2'	24:DA:2789:C:C6	2.39	0.58
44:DU:84:PHE:H	24:DA:298:G:P	2.25	0.58
24:DA:439:A:H2'	24:DA:440:C:O4'	2.03	0.58
24:DA:594:U:H2'	24:DA:595:C:H6	1.67	0.58
28:DE:94:GLN:OE1	24:DA:660:C:H5''	2.03	0.58
35:DL:90:VAL:HG13	35:DL:95:LEU:HD21	1.84	0.58
39:DP:50:ARG:HA	39:DP:57:ALA:O	2.03	0.58
1:AB:219:THR:HG23	1:AB:220:VAL:H	1.69	0.58
3:AD:57:LYS:HE3	3:AD:58:GLN:HE21	1.69	0.58
5:AF:18:VAL:HB	5:AF:19:PRO:CD	2.34	0.58
13:AN:52:ARG:C	13:AN:54:SER:H	2.05	0.58
18:AS:48:ILE:HD11	18:AS:61:VAL:HG13	1.86	0.58
24:BA:1534:U:H5'	24:BA:1535:A:OP1	2.03	0.58
24:BA:1866:A:O2'	24:BA:1867:G:H5'	2.03	0.58
24:BA:1897:G:C2	24:BA:1898:U:C2	2.92	0.58
24:BA:2064:C:H2'	24:BA:2065:C:C6	2.38	0.58
24:BA:249:C:HO2'	24:BA:250:G:P	2.26	0.58
24:BA:373:U:O2'	24:BA:374:A:H8	1.86	0.58

*Continued on next page...*

*Continued from previous page...*

Atom-1	Atom-2	Interatomic distance (Å)	Clash overlap (Å)
24:BA:491:G:N2	24:BA:492:A:H1'	2.19	0.58
24:BA:855:G:N3	46:BW:23:LYS:CD	2.63	0.58
29:BF:134:GLN:HG3	29:BF:140:ILE:HG12	1.85	0.58
30:BG:15:ASP:CG	30:BG:16:VAL:N	2.57	0.58
31:BH:9:VAL:O	31:BH:10:ALA:O	2.22	0.58
34:BK:113:MET:SD	34:BK:116:ILE:HD11	2.43	0.58
35:BL:94:THR:HG22	35:BL:95:LEU:H	1.67	0.58
40:BQ:94:LEU:C	40:BQ:96:ASP:H	2.05	0.58
43:BT:48:GLN:HB2	43:BT:49:LYS:HE3	1.84	0.58
49:BZ:43:ILE:O	49:BZ:43:ILE:HD12	2.03	0.58
55:CA:1130:A:H61	55:CA:1144:G:H1'	1.69	0.58
55:CA:1348:U:HO2'	55:CA:1349:A:H8	1.52	0.58
55:CA:274:A:O2'	55:CA:275:G:O5'	2.22	0.58
55:CA:652:U:O2'	55:CA:653:U:H6	1.86	0.58
55:CA:989:U:C2'	55:CA:990:C:H5'	2.33	0.58
15:CP:13:LYS:HE2	55:CA:483:C:O2	2.03	0.58
24:DA:1069:A:H2'	24:DA:1072:C:OP2	2.04	0.58
24:DA:1439:A:C8	24:DA:1440:U:O4'	2.56	0.58
26:DC:204:LEU:CD1	24:DA:1791:A:H5''	2.34	0.58
24:DA:219:A:N3	24:DA:234:U:O2'	2.35	0.58
44:DU:91:LYS:NZ	24:DA:296:U:H5''	2.18	0.58
24:DA:352:A:C4	24:DA:353:C:H1'	2.38	0.58
24:DA:672:C:O2'	24:DA:673:C:O4'	2.21	0.58
26:DC:119:VAL:CG1	26:DC:133:ASN:HD21	2.10	0.58
26:DC:41:GLY:HA3	26:DC:53:ILE:HG21	1.86	0.58
26:DC:77:VAL:HG23	26:DC:111:ALA:HA	1.86	0.58
28:DE:147:LEU:O	28:DE:148:ILE:HB	2.03	0.58
29:DF:113:PHE:CE2	29:DF:116:LEU:HD22	2.38	0.58
29:DF:118:ALA:HB2	29:DF:176:PHE:HB3	1.85	0.58
29:DF:72:SER:N	29:DF:78:ILE:HG21	2.11	0.58
33:DJ:116:ARG:HG3	33:DJ:120:ARG:NH2	2.18	0.58
35:DL:100:ILE:HD12	35:DL:101:ILE:H	1.69	0.58
38:DO:71:ALA:CB	38:DO:102:ARG:HB3	2.34	0.58
40:DQ:13:HIS:O	40:DQ:17:LEU:HB2	2.03	0.58
43:DT:28:ASN:HB2	43:DT:87:LEU:HB3	1.84	0.58
45:DV:61:LEU:O	45:DV:72:VAL:HG22	2.04	0.58
21:AA:1319:A:H2'	21:AA:1323:G:N7	2.19	0.58
21:AA:394:G:C4	21:AA:395:C:C5	2.92	0.58
21:AA:591:U:H2'	21:AA:592:G:H8	1.69	0.58
21:AA:959:A:H5''	21:AA:960:U:OP2	2.04	0.58
4:AE:53:ARG:O	4:AE:53:ARG:HG2	2.04	0.58

*Continued on next page...*

*Continued from previous page...*

Atom-1	Atom-2	Interatomic distance (Å)	Clash overlap (Å)
8:AI:50:PRO:HD3	8:AI:79:ARG:HG2	1.85	0.58
12:AM:74:MET:CA	12:AM:74:MET:CE	2.80	0.58
24:BA:1579:A:H2'	24:BA:1580:A:H8	1.69	0.58
24:BA:1605:C:O2'	24:BA:1606:C:H5'	2.04	0.58
24:BA:2636:C:H4'	27:BD:81:GLU:OE1	2.04	0.58
35:BL:79:LEU:HB2	35:BL:114:GLY:O	2.04	0.58
37:BN:23:ASN:N	37:BN:23:ASN:ND2	2.52	0.58
43:BT:26:LYS:O	43:BT:27:SER:HB2	2.03	0.58
55:CA:121:U:H3'	55:CA:121:U:OP1	2.04	0.58
55:CA:1242:G:N2	55:CA:1243:C:H1'	2.17	0.58
55:CA:1450:U:H4'	55:CA:1451:U:H5	1.69	0.58
55:CA:936:C:H2'	55:CA:937:A:C8	2.39	0.58
3:CD:131:ILE:HG21	55:CA:620:C:O2	2.03	0.58
18:CS:10:ILE:HG22	18:CS:14:LEU:HD21	1.86	0.58
10:CK:110:THR:HG22	20:CU:4:LYS:HA	1.84	0.58
24:DA:2734:A:H2'	24:DA:2735:G:H5'	1.85	0.58
24:DA:301:G:C5	24:DA:302:C:N4	2.72	0.58
24:DA:89:A:C6	24:DA:90:U:C4	2.92	0.58
26:DC:75:ALA:HB2	26:DC:95:TYR:CD1	2.38	0.58
27:DD:16:THR:HG23	27:DD:19:GLY:H	1.67	0.58
37:DN:71:ARG:HB2	37:DN:71:ARG:HH21	1.68	0.58
37:DN:77:ALA:HB2	24:DA:1453:A:C2	2.38	0.58
42:DS:4:ILE:CG2	42:DS:106:VAL:HG22	2.34	0.58
45:DV:77:VAL:HG23	45:DV:89:ILE:CG2	2.34	0.58
49:DZ:16:LEU:CD2	49:DZ:16:LEU:H	2.17	0.58
21:AA:1425:U:O2'	21:AA:1426:G:H5'	2.04	0.58
3:AD:82:LYS:NZ	3:AD:82:LYS:HB2	2.19	0.58
4:AE:132:PRO:HG2	4:AE:133:ILE:CD1	2.33	0.58
4:AE:95:MET:CE	4:AE:143:LEU:HD21	2.33	0.58
6:AG:43:TYR:O	6:AG:47:GLU:HB2	2.04	0.58
20:AU:9:GLU:CG	20:AU:10:PRO:HD3	2.34	0.58
52:B2:12:ARG:HG2	52:B2:13:ASN:ND2	2.18	0.58
24:BA:2280:G:C2	24:BA:2281:A:C8	2.91	0.58
24:BA:506:G:H4'	24:BA:509:C:O2	2.04	0.58
24:BA:850:U:O2	49:BZ:46:MET:HE1	2.04	0.58
28:BE:108:ILE:HD11	28:BE:180:LEU:HD13	1.86	0.58
36:BM:83:GLY:O	36:BM:85:GLY:N	2.35	0.58
40:BQ:65:ASN:HD21	40:BQ:69:ARG:HH22	1.50	0.58
55:CA:1095:U:O2'	55:CA:1096:C:H5'	2.04	0.58
55:CA:1242:G:C2	55:CA:1243:C:H1'	2.39	0.58
55:CA:426:U:H2'	55:CA:427:U:C6	2.38	0.58

*Continued on next page...*

*Continued from previous page...*

Atom-1	Atom-2	Interatomic distance (Å)	Clash overlap (Å)
3:CD:8:LEU:HD11	3:CD:31:CYS:HA	1.86	0.58
4:CE:104:ILE:HG23	4:CE:104:ILE:O	2.03	0.58
53:D3:41:ARG:HG2	53:D3:44:ARG:NH2	2.19	0.58
24:DA:1345:C:H5'	24:DA:1396:U:C5	2.38	0.58
24:DA:669:G:N3	24:DA:669:G:H2'	2.19	0.58
24:DA:862:G:H2'	24:DA:863:A:O4'	2.04	0.58
56:DB:30:C:H2'	56:DB:31:C:H5'	1.85	0.58
28:DE:119:ILE:HD13	28:DE:143:LEU:HD21	1.86	0.58
30:DG:174:LYS:CD	24:DA:2529:G:H4'	2.34	0.58
35:DL:105:ILE:HG22	35:DL:106:GLU:N	2.19	0.58
37:DN:19:ALA:HA	37:DN:22:ARG:HB3	1.86	0.58
38:DO:94:ARG:NH1	24:DA:2294:G:P	2.77	0.58
45:DV:56:PHE:CD1	45:DV:57:TYR:CE2	2.91	0.58
48:DY:18:LEU:O	48:DY:18:LEU:HD13	2.04	0.58
48:DY:57:LEU:HD13	48:DY:60:LYS:HE3	1.85	0.58
21:AA:1157:A:C5	21:AA:1180:A:C6	2.91	0.58
8:AI:122:ARG:CZ	21:AA:1343:G:H1'	2.32	0.58
21:AA:181:A:N6	21:AA:194:C:H3'	2.19	0.58
21:AA:587:G:O2'	21:AA:588:G:H5'	2.03	0.58
3:AD:57:LYS:HG2	3:AD:202:LEU:CD2	2.34	0.58
10:AK:124:LYS:HE3	20:AU:34:ARG:CD	2.34	0.58
11:AL:24:GLU:O	11:AL:25:ALA:C	2.43	0.58
24:BA:1815:A:C5	24:BA:1817:G:C6	2.92	0.58
24:BA:2393:U:H2'	24:BA:2394:C:H6	1.68	0.58
24:BA:653:U:H3'	24:BA:654:A:C5'	2.34	0.58
24:BA:658:U:H2'	24:BA:659:G:O5'	2.04	0.58
24:BA:770:G:C2	24:BA:771:G:C8	2.92	0.58
24:BA:775:G:C4	24:BA:794:A:N7	2.72	0.58
24:BA:786:C:C2'	24:BA:787:C:H5'	2.34	0.58
35:BL:95:LEU:HD22	35:BL:100:ILE:HD11	1.85	0.58
36:BM:65:ILE:HG12	36:BM:103:TYR:CD2	2.39	0.58
41:BR:3:ALA:HA	41:BR:40:MET:O	2.03	0.58
46:BW:40:ARG:HD3	46:BW:45:HIS:CE1	2.37	0.58
47:BX:67:LEU:O	47:BX:69:GLU:O	2.22	0.58
55:CA:1029:U:H4'	55:CA:1032:G:H1	1.69	0.58
55:CA:1094:G:O2'	55:CA:1095:U:OP2	2.22	0.58
55:CA:459:A:C2'	55:CA:460:A:H5'	2.34	0.58
55:CA:441:A:H61	55:CA:493:A:H62	1.50	0.58
8:CI:125:GLN:H	8:CI:125:GLN:NE2	2.02	0.58
12:CM:2:ARG:HD2	12:CM:8:ILE:HD13	1.84	0.58
24:DA:1196:C:H2'	24:DA:1197:G:C8	2.38	0.58

*Continued on next page...*

*Continued from previous page...*

Atom-1	Atom-2	Interatomic distance (Å)	Clash overlap (Å)
24:DA:1334:G:H2'	24:DA:1335:C:C6	2.39	0.58
24:DA:2312:U:H2'	24:DA:2312:U:O2	2.04	0.58
24:DA:2875:C:H2'	24:DA:2876:G:H8	1.69	0.58
24:DA:740:C:O2'	24:DA:741:U:H6	1.76	0.58
24:DA:952:G:C4	24:DA:966:G:N2	2.71	0.58
31:DH:109:GLU:OE2	31:DH:109:GLU:HA	2.03	0.58
32:DI:98:GLY:HA3	32:DI:137:LEU:HA	1.86	0.58
39:DP:77:SER:OG	39:DP:79:VAL:HG22	2.04	0.58
41:DR:87:GLN:HG2	41:DR:88:GLY:H	1.67	0.58
45:DV:27:PRO:O	45:DV:88:HIS:HA	2.04	0.58
21:AA:342:C:C2	21:AA:348:G:N2	2.72	0.57
3:AD:61:ARG:NH1	3:AD:68:GLU:HG2	2.19	0.57
4:AE:32:PHE:HD2	4:AE:54:GLU:HA	1.68	0.57
7:AH:87:ARG:O	7:AH:121:GLY:HA3	2.04	0.57
8:AI:6:TYR:CG	8:AI:7:GLY:N	2.72	0.57
53:B3:30:HIS:O	53:B3:31:ILE:C	2.43	0.57
24:BA:1640:A:C2'	24:BA:1641:A:H5'	2.34	0.57
24:BA:1695:G:H5''	24:BA:1695:G:N3	2.19	0.57
24:BA:1695:G:H2'	24:BA:1696:G:O4'	2.04	0.57
24:BA:215:G:H4'	24:BA:216:A:OP1	2.04	0.57
24:BA:2834:G:O6	24:BA:2879:A:H2'	2.04	0.57
25:BB:28:C:OP1	38:BO:31:THR:HG21	2.04	0.57
26:BC:263:ASP:O	26:BC:264:LYS:C	2.42	0.57
30:BG:72:ASN:O	30:BG:76:ILE:HG22	2.04	0.57
31:BH:32:PRO:O	31:BH:33:GLN:HB2	2.03	0.57
31:BH:94:ILE:HD12	31:BH:98:ASP:O	2.04	0.57
32:BI:23:VAL:HG23	32:BI:24:GLY:H	1.69	0.57
38:BO:30:ARG:HG2	38:BO:31:THR:H	1.69	0.57
47:BX:16:ASN:HB2	47:BX:24:THR:OG1	2.04	0.57
55:CA:1129:C:O2'	55:CA:1130:A:H8	1.85	0.57
55:CA:1223:C:H3'	55:CA:1224:U:H5'	1.86	0.57
55:CA:1237:C:O2'	55:CA:1300:G:N2	2.37	0.57
55:CA:524:G:C6	55:CA:525:C:N4	2.72	0.57
2:CC:119:ILE:C	2:CC:121:SER:H	2.07	0.57
3:CD:29:THR:C	3:CD:30:LYS:HD3	2.25	0.57
7:CH:26:MET:HB2	7:CH:27:PRO:HD2	1.86	0.57
11:CL:42:LYS:HD2	11:CL:43:LYS:NZ	2.19	0.57
13:CN:66:THR:HG23	13:CN:82:LYS:HE3	1.86	0.57
15:CP:78:VAL:O	15:CP:78:VAL:HG12	2.03	0.57
19:CT:47:GLN:HG2	19:CT:82:ILE:CD1	2.34	0.57
24:DA:1028:A:H2'	24:DA:1029:A:C8	2.38	0.57

*Continued on next page...*

*Continued from previous page...*

Atom-1	Atom-2	Interatomic distance (Å)	Clash overlap (Å)
24:DA:2297:A:N6	24:DA:2319:G:O2'	2.37	0.57
24:DA:2333:A:H1'	24:DA:2335:A:C8	2.39	0.57
24:DA:730:A:O2'	24:DA:731:C:H5'	2.04	0.57
56:DB:7:G:H2'	56:DB:8:C:O4'	2.04	0.57
26:DC:99:GLU:HG2	26:DC:100:ARG:N	2.19	0.57
29:DF:91:ARG:HA	29:DF:95:MET:SD	2.44	0.57
34:DK:66:LYS:CD	24:DA:1665:A:H5''	2.32	0.57
43:DT:25:GLU:HA	43:DT:29:THR:O	2.03	0.57
21:AA:1028:C:C2	21:AA:1034:G:C2	2.93	0.57
21:AA:1314:C:O2'	21:AA:1315:U:H5'	2.03	0.57
21:AA:246:A:C4	21:AA:282:A:N6	2.72	0.57
21:AA:429:U:H1'	21:AA:430:A:H5''	1.86	0.57
21:AA:521:G:O2'	21:AA:522:C:H5'	2.05	0.57
21:AA:577:G:N2	21:AA:578:C:C2	2.72	0.57
1:AB:22:TRP:CA	1:AB:189:ASN:HA	2.30	0.57
13:AN:42:ASN:HD21	13:AN:46:LYS:HE2	1.68	0.57
53:B3:15:LYS:HE2	53:B3:19:GLY:HA2	1.85	0.57
24:BA:1422:G:C4	24:BA:1423:G:C8	2.92	0.57
24:BA:1561:C:H2'	24:BA:1562:U:C6	2.39	0.57
24:BA:1747:U:O2'	24:BA:1748:C:H5'	2.03	0.57
24:BA:1937:A:C8	24:BA:1939:U:C6	2.92	0.57
24:BA:1965:C:H5''	24:BA:1965:C:H6	1.67	0.57
24:BA:2068:U:H5''	24:BA:2068:U:H6	1.69	0.57
24:BA:2078:C:H2'	24:BA:2079:U:O4'	2.04	0.57
24:BA:2252:G:C2'	24:BA:2253:G:H5'	2.35	0.57
24:BA:2428:G:H5''	24:BA:2429:G:OP1	2.04	0.57
24:BA:2889:C:C2'	24:BA:2890:G:H5'	2.34	0.57
24:BA:30:G:H2'	24:BA:31:C:C6	2.38	0.57
26:BC:158:GLY:N	26:BC:194:VAL:HG13	2.19	0.57
43:BT:39:THR:HB	43:BT:42:GLU:CB	2.26	0.57
44:BU:17:ASP:O	44:BU:18:LYS:C	2.41	0.57
24:BA:2355:G:H4'	46:BW:20:LEU:CD1	2.32	0.57
55:CA:1150:A:H1'	55:CA:1280:A:N6	2.19	0.57
55:CA:702:A:O2'	55:CA:703:G:OP1	2.20	0.57
1:CB:59:ILE:HA	1:CB:62:ARG:CD	2.33	0.57
2:CC:118:SER:C	2:CC:122:GLN:HE21	2.07	0.57
6:CG:100:MET:CE	6:CG:100:MET:H	2.17	0.57
8:CI:44:ARG:NH2	8:CI:48:ARG:HH11	2.02	0.57
12:CM:103:THR:HG22	12:CM:104:ASN:H	1.68	0.57
24:DA:1078:U:H4'	24:DA:1079:C:H5''	1.86	0.57
24:DA:199:A:O2'	24:DA:200:U:H5'	2.04	0.57

*Continued on next page...*

*Continued from previous page...*

Atom-1	Atom-2	Interatomic distance (Å)	Clash overlap (Å)
24:DA:2135:A:H8	24:DA:2135:A:OP2	1.87	0.57
24:DA:2212:A:N7	24:DA:2214:C:N4	2.52	0.57
24:DA:2297:A:N6	24:DA:2319:G:H1'	2.20	0.57
24:DA:2395:C:H2'	24:DA:2396:G:O4'	2.03	0.57
39:DP:2:ASN:HD21	24:DA:2876:G:H4'	1.69	0.57
24:DA:861:A:H2'	24:DA:862:G:H8	1.67	0.57
36:DM:42:THR:HB	36:DM:45:GLN:CG	2.34	0.57
39:DP:1:SER:HB3	39:DP:4:ILE:HB	1.86	0.57
43:DT:2:ILE:HD12	24:DA:141:G:H1	1.68	0.57
45:DV:42:LEU:HD13	45:DV:47:VAL:HG21	1.85	0.57
21:AA:1089:G:N2	21:AA:1090:U:H1'	2.18	0.57
21:AA:1324:A:O2'	21:AA:1325:C:C6	2.56	0.57
21:AA:359:G:O2'	21:AA:360:G:H5'	2.04	0.57
4:AE:79:THR:CB	4:AE:121:ASN:HD21	2.16	0.57
6:AG:145:GLU:HA	6:AG:148:LYS:HB2	1.86	0.57
18:AS:10:ILE:HD11	18:AS:15:LEU:HD22	1.87	0.57
52:B2:12:ARG:NH2	52:B2:12:ARG:HB2	2.19	0.57
24:BA:1250:G:OP2	35:BL:21:ARG:NH2	2.37	0.57
24:BA:1682:G:H2'	24:BA:1683:U:H6	1.69	0.57
24:BA:2259:U:O4'	24:BA:2427:C:H2'	2.05	0.57
24:BA:2523:G:O2'	24:BA:2524:G:H5'	2.04	0.57
24:BA:2603:G:O2'	24:BA:2604:U:H5'	2.04	0.57
24:BA:2630:G:H2'	24:BA:2631:G:C8	2.38	0.57
24:BA:2722:G:H2'	24:BA:2723:C:C6	2.37	0.57
24:BA:2748:A:C2	24:BA:2749:A:C4	2.92	0.57
29:BF:76:PHE:O	29:BF:77:LYS:CB	2.52	0.57
34:BK:9:ASN:O	34:BK:83:ALA:HA	2.04	0.57
35:BL:101:ILE:CG2	35:BL:102:GLY:N	2.67	0.57
35:BL:14:LYS:HG3	35:BL:15:ALA:H	1.68	0.57
36:BM:40:ARG:HB2	36:BM:93:VAL:HG22	1.86	0.57
40:BQ:77:LYS:HE2	40:BQ:116:LEU:HD23	1.85	0.57
43:BT:28:ASN:HA	43:BT:91:GLN:NE2	2.19	0.57
55:CA:1269:A:C2	55:CA:1313:U:H1'	2.39	0.57
55:CA:1434:A:H2'	55:CA:1435:G:O4'	2.03	0.57
55:CA:16:A:C2'	55:CA:17:U:H5'	2.33	0.57
55:CA:977:A:N3	55:CA:977:A:H5''	2.19	0.57
2:CC:10:ARG:HG2	2:CC:177:LEU:HD23	1.86	0.57
11:CL:80:LEU:O	11:CL:97:VAL:HG22	2.04	0.57
24:DA:1069:A:O2'	24:DA:1071:G:H5''	2.04	0.57
24:DA:1878:G:C6	24:DA:1879:C:C4	2.92	0.57
24:DA:2552:U:N3	24:DA:2554:U:H5'	2.18	0.57

*Continued on next page...*

*Continued from previous page...*

Atom-1	Atom-2	Interatomic distance (Å)	Clash overlap (Å)
24:DA:27:G:HO2'	24:DA:28:A:H8	1.50	0.57
24:DA:2815:C:C2	24:DA:2816:G:C8	2.92	0.57
24:DA:300:A:N7	24:DA:334:C:H4'	2.19	0.57
24:DA:323:C:OP1	24:DA:324:A:H8	1.87	0.57
24:DA:433:C:H2'	24:DA:434:U:H6	1.69	0.57
24:DA:726:G:O2'	24:DA:727:A:P	2.61	0.57
24:DA:800:A:OP1	24:DA:800:A:C8	2.57	0.57
56:DB:42:C:O2'	56:DB:43:C:H5'	2.03	0.57
26:DC:144:GLU:HG3	26:DC:151:GLY:CA	2.34	0.57
30:DG:15:ASP:HB3	30:DG:26:LYS:H	1.69	0.57
31:DH:96:THR:O	31:DH:97:ARG:CG	2.53	0.57
33:DJ:64:VAL:HG11	33:DJ:69:ARG:HA	1.86	0.57
38:DO:101:GLY:HA3	56:DB:49:C:C5'	2.34	0.57
38:DO:11:ALA:HB2	38:DO:96:GLY:H	1.66	0.57
21:AA:399:G:H2'	21:AA:400:C:H6	1.68	0.57
21:AA:606:G:H1'	21:AA:633:G:C2	2.40	0.57
21:AA:922:G:C6	21:AA:923:A:C6	2.91	0.57
2:AC:34:SER:HA	2:AC:37:LYS:HZ2	1.67	0.57
3:AD:192:ALA:C	3:AD:194:ILE:H	2.06	0.57
4:AE:36:THR:HG23	4:AE:62:ALA:CB	2.33	0.57
7:AH:24:VAL:O	7:AH:59:GLU:HA	2.05	0.57
11:AL:72:ASN:CG	11:AL:73:LEU:H	2.08	0.57
53:B3:31:ILE:CD1	53:B3:34:LYS:HD2	2.34	0.57
24:BA:1278:C:H2'	24:BA:1279:G:H8	1.69	0.57
24:BA:1653:G:H4'	24:BA:1654:A:O5'	2.04	0.57
24:BA:1725:U:H2'	24:BA:1726:C:C6	2.40	0.57
24:BA:2356:U:H4'	46:BW:16:GLU:HG3	1.86	0.57
24:BA:720:U:H2'	24:BA:721:A:H8	1.67	0.57
24:BA:976:G:N3	24:BA:976:G:H2'	2.17	0.57
35:BL:109:LYS:HG2	35:BL:126:ARG:HB3	1.84	0.57
37:BN:13:ASN:O	37:BN:14:SER:C	2.42	0.57
41:BR:23:GLU:O	41:BR:25:LEU:HD13	2.03	0.57
44:BU:10:VAL:HB	44:BU:70:ALA:O	2.05	0.57
55:CA:247:G:O6	55:CA:278:G:C6	2.58	0.57
4:CE:111:ARG:NH2	55:CA:8:A:C2	2.69	0.57
3:CD:31:CYS:O	3:CD:32:LYS:HB2	2.04	0.57
15:CP:54:LEU:HG	15:CP:55:ASP:H	1.68	0.57
23:CW:1:A:H2'	23:CW:2:U:H6	1.69	0.57
24:DA:1079:C:N4	24:DA:1088:A:N3	2.52	0.57
24:DA:1510:G:C8	24:DA:1510:G:H5'	2.39	0.57
24:DA:1662:U:C2'	24:DA:1663:G:H5''	2.33	0.57

*Continued on next page...*



*Continued from previous page...*

Atom-1	Atom-2	Interatomic distance (Å)	Clash overlap (Å)
24:DA:449:A:O2'	24:DA:450:G:C5'	2.50	0.57
24:DA:482:A:C6	24:DA:506:G:C4	2.92	0.57
28:DE:158:PHE:HA	28:DE:169:VAL:HG11	1.86	0.57
33:DJ:30:THR:HG23	33:DJ:31:GLU:N	2.19	0.57
39:DP:5:LYS:HE2	39:DP:9:GLN:NE2	2.19	0.57
21:AA:1517:G:H1'	24:BA:1919:A:O3'	2.05	0.57
21:AA:589:U:O2'	21:AA:590:U:H5'	2.05	0.57
21:AA:925:G:H1'	21:AA:1502:A:C4	2.40	0.57
1:AB:133:ALA:O	1:AB:137:THR:HG23	2.04	0.57
3:AD:138:PRO:O	3:AD:139:ASN:HB2	2.05	0.57
3:AD:56:GLU:OE2	3:AD:194:ILE:HA	2.05	0.57
4:AE:155:LYS:HD3	7:AH:63:LYS:HZ3	1.68	0.57
4:AE:17:VAL:HA	4:AE:33:THR:O	2.05	0.57
4:AE:78:GLY:C	4:AE:79:THR:HG22	2.25	0.57
5:AF:69:GLU:H	5:AF:71:ILE:HG22	1.70	0.57
16:AQ:49:ASN:ND2	16:AQ:51:GLU:HB3	2.19	0.57
24:BA:1062:G:C6	24:BA:1063:G:C6	2.92	0.57
24:BA:1073:A:C3'	24:BA:1074:G:H5''	2.35	0.57
24:BA:1301:A:C4	24:BA:1303:G:N7	2.73	0.57
24:BA:1317:G:C4	24:BA:1318:U:C6	2.93	0.57
24:BA:415:A:C2	24:BA:2409:G:C2	2.92	0.57
24:BA:565:C:H4'	59:BA:3336:HOH:O	2.04	0.57
25:BB:74:U:O2	45:BV:29:ILE:HD12	2.04	0.57
33:BJ:17:VAL:HG23	33:BJ:137:PRO:HB2	1.87	0.57
39:BP:80:VAL:HG12	39:BP:81:ASP:N	2.18	0.57
55:CA:1091:U:C2	55:CA:1093:A:OP2	2.58	0.57
6:CG:118:ARG:NH1	55:CA:1240:U:OP1	2.37	0.57
55:CA:1401:G:C2	55:CA:1402:C:H1'	2.40	0.57
55:CA:227:G:H2'	55:CA:228:A:O4'	2.04	0.57
55:CA:710:G:H2'	55:CA:711:G:O4'	2.05	0.57
55:CA:82:G:N7	55:CA:89:U:C4	2.73	0.57
7:CH:28:SER:HA	7:CH:58:LEU:HD12	1.86	0.57
12:CM:102:LYS:HA	55:CA:1226:C:C5	2.39	0.57
16:CQ:74:LEU:HD12	16:CQ:75:VAL:H	1.68	0.57
5:CF:86:ARG:HH12	17:CR:63:TYR:HB3	1.70	0.57
24:DA:1060:U:C4'	24:DA:1061:U:H5''	2.35	0.57
24:DA:1283:G:N2	24:DA:1286:A:H5'	2.16	0.57
24:DA:1817:G:HO2'	24:DA:1818:U:H5'	1.69	0.57
24:DA:204:A:H4'	24:DA:205:G:OP1	2.04	0.57
24:DA:2142:A:C5	24:DA:2143:C:O2'	2.57	0.57
24:DA:2615:U:H2'	24:DA:2616:C:H6	1.69	0.57

*Continued on next page...*

*Continued from previous page...*

Atom-1	Atom-2	Interatomic distance (Å)	Clash overlap (Å)
24:DA:68:G:C2	24:DA:69:C:C2	2.93	0.57
24:DA:755:U:H2'	24:DA:756:A:H8	1.69	0.57
24:DA:91:A:O2'	24:DA:92:U:H5''	2.05	0.57
26:DC:75:ALA:HB1	26:DC:93:VAL:HG22	1.86	0.57
29:DF:109:ARG:NH1	29:DF:135:ILE:CG2	2.66	0.57
42:DS:7:HIS:CE1	42:DS:10:ALA:HA	2.39	0.57
43:DT:40:LYS:O	43:DT:43:ILE:HG22	2.05	0.57
21:AA:1033:G:N3	21:AA:1033:G:H2'	2.17	0.57
21:AA:113:G:C5	21:AA:114:U:C5	2.93	0.57
21:AA:1169:A:C2	21:AA:1170:A:C4	2.93	0.57
21:AA:1202:U:H2'	21:AA:1203:C:C6	2.40	0.57
21:AA:1498:U:H2'	23:AW:2:U:OP1	2.03	0.57
21:AA:720:C:N3	21:AA:721:G:C6	2.73	0.57
5:AF:98:GLU:HG3	5:AF:99:ALA:N	2.19	0.57
19:AT:66:ILE:HD12	19:AT:70:LYS:HE3	1.86	0.57
19:AT:82:ILE:O	19:AT:86:ALA:HB3	2.05	0.57
10:AK:124:LYS:HG2	20:AU:34:ARG:HG2	1.87	0.57
54:B4:10:LEU:HD12	54:B4:33:HIS:HD2	1.68	0.57
24:BA:1847:A:H2'	24:BA:1848:A:H8	1.70	0.57
24:BA:2393:U:O2'	24:BA:2394:C:H5'	2.05	0.57
24:BA:364:C:H2'	24:BA:365:U:H6	1.69	0.57
25:BB:57:A:O2'	25:BB:58:A:C5'	2.52	0.57
32:BI:58:ILE:O	32:BI:60:VAL:HG23	2.04	0.57
35:BL:47:ARG:HG3	35:BL:50:PHE:HB2	1.87	0.57
41:BR:48:LYS:HD2	41:BR:48:LYS:O	2.03	0.57
46:BW:39:GLN:NE2	46:BW:43:LYS:H	2.03	0.57
55:CA:505:G:C6	55:CA:535:A:C2	2.93	0.57
55:CA:540:G:C6	55:CA:541:G:C5	2.93	0.57
55:CA:597:G:C2	55:CA:644:U:C2	2.93	0.57
3:CD:170:LEU:HD12	3:CD:170:LEU:O	2.04	0.57
16:CQ:7:LEU:HB2	16:CQ:60:ILE:HD11	1.86	0.57
24:DA:973:A:H1'	24:DA:1188:U:C6	2.39	0.57
24:DA:1717:A:C2	24:DA:1718:G:H1'	2.39	0.57
24:DA:2691:C:O2'	24:DA:2692:G:C5'	2.52	0.57
24:DA:753:A:H2'	24:DA:754:U:C6	2.39	0.57
30:DG:162:ARG:HB2	30:DG:166:GLU:CB	2.35	0.57
36:DM:40:ARG:HB2	36:DM:93:VAL:HG21	1.86	0.57
38:DO:18:LEU:HD21	38:DO:91:SER:HB2	1.86	0.57
41:DR:36:ALA:HA	41:DR:58:VAL:HA	1.86	0.57
21:AA:1323:G:H4'	21:AA:1362:A:C2	2.38	0.57
21:AA:190:A:O5'	21:AA:190:A:H8	1.86	0.57

*Continued on next page...*

*Continued from previous page...*

Atom-1	Atom-2	Interatomic distance (Å)	Clash overlap (Å)
21:AA:22:G:H5'	21:AA:885:G:H5'	1.87	0.57
21:AA:89:U:O2'	21:AA:90:C:C5'	2.49	0.57
2:AC:151:GLU:O	2:AC:197:VAL:HA	2.05	0.57
3:AD:114:ARG:HA	3:AD:117:VAL:HG23	1.85	0.57
7:AH:92:PRO:HG3	7:AH:124:ILE:HG21	1.85	0.57
13:AN:22:LYS:HG3	13:AN:23:ARG:N	2.19	0.57
18:AS:68:HIS:HD2	18:AS:72:GLU:OE1	1.87	0.57
24:BA:141:G:O6	43:BT:2:ILE:HD12	2.04	0.57
24:BA:2244:U:H2'	24:BA:2245:U:H6	1.68	0.57
24:BA:2274:A:C5	24:BA:2276:G:C8	2.93	0.57
24:BA:2572:A:C8	27:BD:149:ASN:ND2	2.73	0.57
24:BA:2752:C:C5	24:BA:2753:A:N7	2.72	0.57
24:BA:509:C:H5''	24:BA:509:C:H6	1.70	0.57
24:BA:804:A:H5''	24:BA:805:G:OP1	2.03	0.57
25:BB:73:A:C5	25:BB:74:U:C5	2.92	0.57
26:BC:141:HIS:CB	26:BC:190:THR:HB	2.33	0.57
27:BD:169:ARG:O	27:BD:170:VAL:HG13	2.04	0.57
27:BD:70:LYS:O	27:BD:71:ALA:CB	2.52	0.57
32:BI:135:MET:HG2	32:BI:137:LEU:HG	1.86	0.57
32:BI:48:ILE:HG13	32:BI:49:GLU:H	1.69	0.57
34:BK:118:LEU:O	34:BK:119:ALA:O	2.22	0.57
34:BK:63:VAL:HG12	34:BK:64:ARG:HG3	1.86	0.57
36:BM:64:TRP:CH2	36:BM:106:ASP:HB2	2.40	0.57
38:BO:111:ARG:O	38:BO:113:ALA:N	2.38	0.57
55:CA:1134:G:C2	55:CA:1141:C:C2	2.93	0.57
2:CC:177:LEU:O	2:CC:178:ARG:HB3	2.05	0.57
4:CE:98:ALA:HB2	4:CE:123:LEU:HG	1.85	0.57
8:CI:4:GLN:NE2	8:CI:21:LYS:HD3	2.20	0.57
13:CN:19:TYR:CZ	13:CN:51:PRO:HB3	2.40	0.57
24:DA:1079:C:H41	24:DA:1088:A:C5'	2.17	0.57
27:DD:4:LEU:HD23	27:DD:101:PHE:CE1	2.40	0.57
35:DL:38:GLN:O	35:DL:40:SER:N	2.36	0.57
36:DM:126:ILE:O	36:DM:128:THR:HG23	2.05	0.57
36:DM:8:LYS:HA	36:DM:8:LYS:HE3	1.87	0.57
39:DP:50:ARG:CB	39:DP:57:ALA:H	2.17	0.57
42:DS:22:ASP:HA	42:DS:25:ARG:HH12	1.70	0.57
46:DW:18:LYS:CD	46:DW:19:ARG:HG2	2.35	0.57
21:AA:192:A:H5'	21:AA:193:C:OP2	2.04	0.57
21:AA:984:C:HO2'	21:AA:985:C:H6	1.52	0.57
1:AB:129:THR:O	1:AB:132:GLU:HB3	2.05	0.57
2:AC:28:PHE:HZ	13:AN:93:PRO:HD2	1.69	0.57

*Continued on next page...*

*Continued from previous page...*

Atom-1	Atom-2	Interatomic distance (Å)	Clash overlap (Å)
3:AD:187:ARG:HH22	3:AD:194:ILE:HG13	1.68	0.57
6:AG:49:LEU:CD1	6:AG:60:ALA:HB1	2.34	0.57
24:BA:1316:U:H2'	24:BA:1317:G:H8	1.70	0.57
24:BA:1787:A:C4	24:BA:1788:C:C5	2.93	0.57
24:BA:2362:C:H2'	24:BA:2363:G:O4'	2.05	0.57
24:BA:36:G:C2	24:BA:37:C:C6	2.93	0.57
24:BA:447:A:C4	24:BA:473:G:C8	2.93	0.57
24:BA:633:A:O5'	24:BA:633:A:H8	1.88	0.57
24:BA:770:G:H21	24:BA:771:G:H1'	1.69	0.57
24:BA:860:U:C4	24:BA:2268:A:C5	2.93	0.57
25:BB:40:U:O2'	25:BB:43:C:H5	1.88	0.57
26:BC:229:HIS:HD2	26:BC:246:PRO:HB3	1.70	0.57
24:BA:615:U:C4	28:BE:35:TYR:CE1	2.93	0.57
35:BL:94:THR:CG2	35:BL:95:LEU:N	2.66	0.57
36:BM:64:TRP:HZ3	36:BM:106:ASP:HB2	1.68	0.57
37:BN:74:GLU:O	37:BN:77:ALA:HB3	2.05	0.57
43:BT:34:VAL:O	43:BT:34:VAL:HG23	2.03	0.57
43:BT:67:VAL:HG12	43:BT:76:ARG:HG3	1.85	0.57
46:BW:9:THR:OG1	46:BW:10:ARG:N	2.37	0.57
55:CA:1266:G:N1	55:CA:1270:G:C6	2.73	0.57
55:CA:1505:G:OP2	59:CA:1873:HOH:O	2.17	0.57
55:CA:1406:U:H1'	55:CA:1518:A:H4'	1.85	0.57
55:CA:315:A:N7	55:CA:330:C:H5''	2.19	0.57
55:CA:495:A:O2'	55:CA:496:A:H5''	2.05	0.57
55:CA:80:A:C6	55:CA:81:A:O2'	2.58	0.57
10:CK:124:LYS:HA	20:CU:34:ARG:HG3	1.87	0.57
53:D3:41:ARG:HG2	53:D3:44:ARG:HH22	1.70	0.57
24:DA:100:U:HO2'	24:DA:101:A:C5'	2.18	0.57
24:DA:1087:G:H1'	24:DA:1089:A:H1'	1.87	0.57
24:DA:2023:C:O2'	24:DA:2024:G:H5'	2.04	0.57
38:DO:94:ARG:HH11	24:DA:2294:G:P	2.28	0.57
24:DA:2468:A:C8	24:DA:2476:A:C2	2.92	0.57
24:DA:356:G:H2'	24:DA:357:C:O4'	2.05	0.57
24:DA:655:A:O2'	24:DA:656:G:N7	2.36	0.57
45:DV:17:SER:CB	56:DB:76:G:H5''	2.35	0.57
30:DG:174:LYS:HD3	24:DA:2529:G:H4'	1.85	0.57
37:DN:71:ARG:HB2	37:DN:71:ARG:NH2	2.20	0.57
40:DQ:9:ALA:C	40:DQ:11:ALA:N	2.58	0.57
21:AA:1171:A:H2'	21:AA:1172:C:C6	2.40	0.57
21:AA:1189:U:H5''	21:AA:1190:G:OP2	2.04	0.57
21:AA:1192:C:N4	21:AA:1193:G:C4	2.73	0.57

*Continued on next page...*

*Continued from previous page...*

Atom-1	Atom-2	Interatomic distance (Å)	Clash overlap (Å)
21:AA:1299:A:N3	21:AA:1299:A:H2'	2.20	0.57
21:AA:212:G:O2'	21:AA:213:G:C8	2.31	0.57
3:AD:10:LEU:CD2	3:AD:62:ARG:HG3	2.34	0.57
3:AD:97:LEU:HD23	3:AD:97:LEU:O	2.04	0.57
9:AJ:40:ILE:HB	9:AJ:73:LEU:HB3	1.86	0.57
16:AQ:45:VAL:HG21	16:AQ:60:ILE:CD1	2.35	0.57
53:B3:25:HIS:HB3	53:B3:43:LEU:HD22	1.87	0.57
24:BA:2046:G:O2'	24:BA:2047:C:H5'	2.05	0.57
24:BA:2776:A:H4'	24:BA:2777:G:H5''	1.87	0.57
24:BA:2799:A:C5	24:BA:2801:G:C8	2.93	0.57
26:BC:20:ASN:HD22	26:BC:21:PRO:N	2.01	0.57
34:BK:18:ARG:N	34:BK:45:GLU:HB2	2.13	0.57
36:BM:35:ALA:HB3	36:BM:99:GLY:H	1.70	0.57
55:CA:1507:A:O2'	55:CA:1508:A:C8	2.43	0.57
55:CA:545:C:H2'	55:CA:546:A:H5'	1.87	0.57
7:CH:11:THR:HG21	55:CA:876:C:H1'	1.86	0.57
6:CG:101:ARG:NH2	55:CA:940:C:H5'	2.17	0.57
55:CA:956:U:H2'	55:CA:957:U:C6	2.40	0.57
4:CE:96:GLN:NE2	4:CE:97:PRO:HG2	2.19	0.57
7:CH:101:ALA:O	7:CH:112:ASP:HB2	2.04	0.57
8:CI:114:LYS:HB2	8:CI:117:LEU:HD12	1.87	0.57
12:CM:18:LEU:N	12:CM:18:LEU:HD12	2.18	0.57
24:DA:1213:A:O2'	24:DA:1214:A:H5'	2.04	0.57
24:DA:1510:G:H8	24:DA:1510:G:H5'	1.70	0.57
24:DA:1809:A:H2'	24:DA:1810:A:C8	2.40	0.57
24:DA:260:G:N2	24:DA:261:G:H1'	2.20	0.57
24:DA:2645:G:H4'	24:DA:2732:G:H2'	1.87	0.57
56:DB:50:A:C6	56:DB:51:G:C8	2.92	0.57
56:DB:18:G:C2	56:DB:67:G:C6	2.93	0.57
26:DC:196:ASN:OD1	26:DC:199:HIS:HB2	2.04	0.57
27:DD:29:VAL:HB	27:DD:98:VAL:HG12	1.86	0.57
29:DF:11:VAL:HG12	29:DF:12:VAL:N	2.19	0.57
30:DG:94:ARG:CZ	30:DG:105:SER:HB2	2.35	0.57
31:DH:7:ASP:O	31:DH:15:LEU:HA	2.05	0.57
39:DP:51:ASN:HB2	24:DA:2846:G:OP1	2.04	0.57
43:DT:10:VAL:HG23	43:DT:11:LEU:H	1.70	0.57
44:DU:82:VAL:H	44:DU:96:LYS:HZ2	1.52	0.57
21:AA:1350:A:C5	21:AA:1351:U:C4	2.92	0.57
21:AA:207:C:H2'	21:AA:208:U:N3	2.19	0.57
21:AA:241:G:C2	21:AA:242:G:C4	2.92	0.57
21:AA:407:U:H2'	21:AA:408:A:H8	1.70	0.57

*Continued on next page...*

*Continued from previous page...*

Atom-1	Atom-2	Interatomic distance (Å)	Clash overlap (Å)
21:AA:428:G:H1'	21:AA:430:A:C8	2.40	0.57
21:AA:438:U:C5	21:AA:494:G:C6	2.93	0.57
21:AA:830:G:H2'	21:AA:831:A:C8	2.40	0.57
4:AE:38:VAL:HG22	4:AE:46:GLY:O	2.05	0.57
6:AG:145:GLU:CA	6:AG:148:LYS:HB2	2.35	0.57
15:AP:28:ARG:HH11	15:AP:29:ASN:HD21	1.52	0.57
20:AU:10:PRO:O	20:AU:11:PHE:HB3	2.05	0.57
24:BA:1842:G:H2'	24:BA:1843:C:C6	2.40	0.57
24:BA:740:C:C6	24:BA:1981:A:C2	2.92	0.57
24:BA:2056:G:N3	24:BA:2056:G:H2'	2.18	0.57
24:BA:2748:A:N1	24:BA:2749:A:C4	2.73	0.57
24:BA:608:A:C6	24:BA:609:A:C6	2.93	0.57
33:BJ:64:VAL:O	33:BJ:65:THR:CB	2.53	0.57
40:BQ:57:ARG:NH2	40:BQ:92:LYS:HE2	2.19	0.57
47:BX:26:ARG:NH2	47:BX:28:PHE:CE2	2.73	0.57
55:CA:1063:C:H2'	55:CA:1064:G:C8	2.39	0.57
55:CA:1140:C:O2'	55:CA:1141:C:H6	1.84	0.57
55:CA:1479:C:H2'	55:CA:1480:A:H8	1.70	0.57
55:CA:16:A:H2'	55:CA:17:U:H5'	1.87	0.57
55:CA:512:U:O2'	55:CA:513:C:C6	2.55	0.57
55:CA:938:A:C6	55:CA:939:G:C5	2.93	0.57
11:CL:72:ASN:ND2	11:CL:104:SER:H	2.03	0.57
16:CQ:46:HIS:NE2	16:CQ:48:GLU:HG2	2.20	0.57
51:D1:25:ASN:HB3	51:D1:28:THR:OG1	2.05	0.57
52:D2:22:MET:HG2	52:D2:22:MET:O	2.03	0.57
53:D3:18:LYS:HD2	53:D3:19:GLY:H	1.69	0.57
24:DA:1313:U:C2'	24:DA:1313:U:O2	2.51	0.57
24:DA:1669:A:C2'	24:DA:1669:A:N3	2.65	0.57
24:DA:1782:U:HO2'	24:DA:1783:A:H5'	1.66	0.57
24:DA:2210:U:O2	24:DA:2212:A:H5''	2.05	0.57
24:DA:66:C:C4	24:DA:67:U:C4	2.92	0.57
30:DG:149:ALA:O	30:DG:151:ARG:N	2.38	0.57
32:DI:76:ALA:HB2	32:DI:131:THR:HB	1.87	0.57
36:DM:29:GLY:N	36:DM:64:TRP:CZ3	2.73	0.57
45:DV:88:HIS:CD2	56:DB:75:G:H21	2.23	0.57
21:AA:1084:G:C5	21:AA:1085:U:O4	2.58	0.56
21:AA:315:A:O2'	21:AA:316:C:OP2	2.20	0.56
21:AA:430:A:O2'	21:AA:431:A:H5'	2.05	0.56
21:AA:677:U:H3	21:AA:713:G:H22	1.53	0.56
21:AA:920:U:H2'	21:AA:921:U:C6	2.40	0.56
21:AA:954:G:C6	21:AA:955:U:N3	2.73	0.56

*Continued on next page...*

*Continued from previous page...*

Atom-1	Atom-2	Interatomic distance (Å)	Clash overlap (Å)
4:AE:36:THR:HG23	4:AE:62:ALA:HB1	1.86	0.56
15:AP:6:LEU:HD13	15:AP:71:VAL:HG22	1.87	0.56
24:BA:1230:A:H2'	24:BA:1231:U:C6	2.40	0.56
24:BA:1243:C:H2'	24:BA:1244:A:O4'	2.05	0.56
24:BA:1476:U:O2'	24:BA:1477:A:H5'	2.04	0.56
24:BA:163:C:HO2'	24:BA:164:C:H5''	1.70	0.56
24:BA:2046:G:H2'	24:BA:2047:C:C6	2.40	0.56
24:BA:2197:U:O2'	24:BA:2198:A:P	2.63	0.56
25:BB:110:C:H2'	25:BB:111:U:O4'	2.05	0.56
25:BB:33:G:C2'	25:BB:34:A:H5'	2.35	0.56
29:BF:107:VAL:CG1	29:BF:113:PHE:CZ	2.87	0.56
30:BG:35:THR:O	30:BG:36:LEU:HD22	2.04	0.56
55:CA:1213:A:C4	55:CA:1215:G:C8	2.93	0.56
55:CA:1242:G:H2'	55:CA:1243:C:O5'	2.05	0.56
55:CA:373:A:N3	55:CA:374:A:C8	2.72	0.56
6:CG:124:SER:O	6:CG:128:GLU:HG2	2.05	0.56
8:CI:72:SER:HB2	55:CA:1372:U:OP1	2.05	0.56
11:CL:51:VAL:HG12	11:CL:52:CYS:H	1.67	0.56
11:CL:65:TYR:HB3	11:CL:95:HIS:CD2	2.40	0.56
53:D3:22:LYS:H	53:D3:48:MET:CB	2.17	0.56
24:DA:1506:U:H2'	24:DA:1507:C:O4'	2.05	0.56
24:DA:1862:G:C2	24:DA:1881:C:C2	2.92	0.56
24:DA:2314:A:H2'	24:DA:2315:G:H8	1.70	0.56
24:DA:2686:G:H2'	24:DA:2687:U:C6	2.40	0.56
24:DA:308:G:C6	24:DA:309:A:C6	2.93	0.56
24:DA:476:G:N2	24:DA:479:A:O4'	2.36	0.56
24:DA:664:G:H2'	24:DA:665:U:H6	1.71	0.56
24:DA:708:G:N2	24:DA:724:U:HI'	2.19	0.56
24:DA:686:U:H6	24:DA:788:A:N1	2.03	0.56
24:DA:792:A:C3'	24:DA:793:A:H5'	2.34	0.56
26:DC:77:VAL:CG2	26:DC:112:GLY:H	2.17	0.56
30:DG:84:LYS:O	30:DG:85:LYS:HB3	2.05	0.56
33:DJ:89:PHE:HE2	33:DJ:100:VAL:HG11	1.69	0.56
36:DM:71:LYS:HD3	36:DM:95:LEU:HD13	1.87	0.56
27:DD:9:VAL:O	39:DP:4:ILE:HD11	2.05	0.56
41:DR:24:LYS:HA	41:DR:94:THR:HG23	1.86	0.56
45:DV:30:ILE:HG12	45:DV:91:PHE:HB2	1.87	0.56
48:DY:4:LYS:H	48:DY:4:LYS:HD3	1.69	0.56
21:AA:1021:A:C2'	21:AA:1022:A:H5''	2.35	0.56
21:AA:1154:G:C2	21:AA:1155:A:C8	2.93	0.56
21:AA:584:G:H2'	21:AA:585:G:H8	1.68	0.56

*Continued on next page...*

*Continued from previous page...*

Atom-1	Atom-2	Interatomic distance (Å)	Clash overlap (Å)
21:AA:71:A:N3	21:AA:72:A:C8	2.73	0.56
21:AA:830:G:H2'	21:AA:831:A:H8	1.69	0.56
1:AB:202:ASN:ND2	1:AB:205:ALA:HB2	2.21	0.56
1:AB:75:ALA:O	1:AB:79:VAL:HG23	2.06	0.56
3:AD:97:LEU:C	3:AD:97:LEU:HD23	2.25	0.56
10:AK:24:ALA:O	10:AK:88:PRO:O	2.22	0.56
24:BA:1380:G:C2	24:BA:1381:G:C8	2.93	0.56
24:BA:1906:G:C6	24:BA:1907:G:N7	2.73	0.56
24:BA:2256:G:H2'	24:BA:2257:U:H6	1.70	0.56
24:BA:2551:C:H2'	24:BA:2552:U:C6	2.40	0.56
24:BA:271:G:C6	24:BA:272:A:N6	2.73	0.56
24:BA:527:C:H4'	24:BA:528:A:O5'	2.04	0.56
25:BB:99:A:H3'	25:BB:100:G:H8	1.70	0.56
26:BC:230:PRO:CD	26:BC:246:PRO:HA	2.34	0.56
26:BC:252:LYS:HZ3	26:BC:252:LYS:HB2	1.69	0.56
27:BD:137:SER:O	27:BD:138:LEU:HB2	2.05	0.56
27:BD:35:THR:CG2	27:BD:51:THR:HG22	2.35	0.56
28:BE:134:LEU:HD21	28:BE:161:ALA:HB2	1.88	0.56
32:BI:53:PRO:O	32:BI:74:PRO:HD2	2.04	0.56
33:BJ:93:ILE:O	33:BJ:97:PRO:HG3	2.05	0.56
36:BM:78:LEU:C	36:BM:80:VAL:H	2.08	0.56
37:BN:75:ILE:HG13	37:BN:76:VAL:N	2.19	0.56
48:BY:40:SER:O	48:BY:42:LEU:N	2.38	0.56
55:CA:1064:G:O2'	55:CA:1190:G:N2	2.38	0.56
55:CA:1293:C:H2'	55:CA:1294:G:H8	1.69	0.56
55:CA:129:A:O2'	55:CA:130:A:H8	1.85	0.56
55:CA:452:A:H2'	55:CA:453:G:O4'	2.05	0.56
55:CA:511:C:O2'	55:CA:512:U:H5''	2.05	0.56
1:CB:90:PHE:HE1	1:CB:92:ASN:ND2	1.98	0.56
1:CB:9:LEU:O	1:CB:10:LYS:HB3	2.04	0.56
6:CG:78:ARG:HA	6:CG:84:TYR:HB2	1.87	0.56
20:CU:19:LYS:N	20:CU:19:LYS:HZ3	2.03	0.56
50:D0:38:LEU:N	50:D0:41:HIS:CE1	2.73	0.56
24:DA:1310:G:N2	24:DA:1605:C:C2	2.74	0.56
24:DA:2043:C:C2	24:DA:2044:C:C5	2.93	0.56
24:DA:2064:C:H2'	24:DA:2065:C:H6	1.66	0.56
24:DA:2691:C:HO2'	24:DA:2692:G:H8	1.53	0.56
24:DA:2825:G:H2'	24:DA:2826:A:O4'	2.04	0.56
26:DC:144:GLU:HG3	26:DC:151:GLY:N	2.19	0.56
26:DC:147:PRO:HD3	26:DC:184:GLU:HG3	1.85	0.56
26:DC:82:TYR:O	26:DC:84:PRO:HD3	2.05	0.56

*Continued on next page...*



*Continued from previous page...*

Atom-1	Atom-2	Interatomic distance (Å)	Clash overlap (Å)
29:DF:136:ILE:HG22	29:DF:142:TYR:CG	2.40	0.56
31:DH:102:ALA:C	31:DH:104:THR:H	2.08	0.56
33:DJ:43:GLU:O	33:DJ:45:THR:HG22	2.05	0.56
39:DP:22:GLY:HA3	39:DP:91:VAL:CG2	2.35	0.56
40:DQ:50:ARG:N	40:DQ:50:ARG:HD2	2.20	0.56
40:DQ:78:PHE:CZ	40:DQ:82:LEU:HD11	2.40	0.56
42:DS:66:ILE:HA	42:DS:69:LEU:HD13	1.86	0.56
43:DT:69:ARG:O	43:DT:74:ILE:HD12	2.04	0.56
46:DW:18:LYS:HZ3	46:DW:18:LYS:HB2	1.68	0.56
21:AA:1367:C:H2'	21:AA:1368:A:O4'	2.05	0.56
21:AA:1501:C:C2	21:AA:1504:G:C6	2.94	0.56
21:AA:382:A:O2'	21:AA:383:A:H5'	2.06	0.56
21:AA:821:G:N1	21:AA:822:U:C4	2.73	0.56
1:AB:137:THR:CA	1:AB:140:LEU:HD13	2.29	0.56
4:AE:45:VAL:CG1	4:AE:116:VAL:HG23	2.35	0.56
4:AE:155:LYS:HZ2	4:AE:156:ARG:HH11	1.51	0.56
5:AF:55:HIS:O	5:AF:56:LYS:HB2	2.05	0.56
8:AI:6:TYR:HD2	8:AI:19:PHE:CE1	2.22	0.56
12:AM:67:ASP:O	12:AM:70:ARG:HB3	2.06	0.56
24:BA:1313:U:H2'	24:BA:1313:U:O2	2.04	0.56
24:BA:1350:C:N3	24:BA:1382:G:C2	2.73	0.56
24:BA:1735:A:H2'	24:BA:1736:U:H6	1.70	0.56
24:BA:1936:A:C2	24:BA:1945:G:C8	2.93	0.56
24:BA:2320:U:C2	24:BA:2333:A:N6	2.70	0.56
24:BA:2756:U:C1'	24:BA:2757:A:H5''	2.35	0.56
24:BA:2756:U:H1'	24:BA:2757:A:C5'	2.34	0.56
24:BA:397:U:H2'	24:BA:398:C:H6	1.69	0.56
24:BA:532:A:C8	24:BA:2021:C:C6	2.93	0.56
24:BA:646:U:H3'	24:BA:647:G:H5''	1.86	0.56
24:BA:686:U:H4'	24:BA:687:C:OP2	2.04	0.56
24:BA:923:G:N3	46:BW:23:LYS:CE	2.67	0.56
26:BC:12:ARG:CG	26:BC:12:ARG:NH1	2.53	0.56
28:BE:132:LYS:O	28:BE:135:ALA:HB3	2.05	0.56
29:BF:46:LYS:H	29:BF:46:LYS:HD2	1.69	0.56
33:BJ:88:THR:O	33:BJ:92:MET:HG2	2.05	0.56
38:BO:116:GLN:O	38:BO:117:PHE:HB3	2.06	0.56
43:BT:29:THR:HA	43:BT:86:THR:H	1.71	0.56
48:BY:18:LEU:O	48:BY:22:LEU:HB2	2.05	0.56
55:CA:1306:A:N6	55:CA:1331:G:H1'	2.20	0.56
55:CA:1378:C:H3'	55:CA:1379:G:C5'	2.29	0.56
55:CA:177:G:H2'	55:CA:178:C:H5'	1.86	0.56

*Continued on next page...*

*Continued from previous page...*

Atom-1	Atom-2	Interatomic distance (Å)	Clash overlap (Å)
55:CA:205:A:C6	55:CA:206:C:N4	2.72	0.56
55:CA:375:U:C4	55:CA:376:G:N7	2.73	0.56
55:CA:202:G:H21	55:CA:465:A:H61	1.51	0.56
55:CA:750:C:H2'	55:CA:751:U:H6	1.71	0.56
55:CA:794:A:H2'	55:CA:795:C:H6	1.66	0.56
1:CB:14:HIS:CE1	1:CB:39:ILE:HD11	2.40	0.56
2:CC:118:SER:O	2:CC:122:GLN:HG2	2.05	0.56
8:CI:48:ARG:NH2	8:CI:57:VAL:HG21	2.20	0.56
11:CL:49:ARG:HG2	11:CL:89:LEU:HD21	1.87	0.56
12:CM:60:ALA:O	12:CM:62:PHE:N	2.39	0.56
15:CP:19:VAL:HG13	15:CP:36:VAL:O	2.05	0.56
24:DA:1326:U:O2'	24:DA:1327:A:H5'	2.06	0.56
24:DA:1378:A:C5	24:DA:1380:G:C5	2.93	0.56
24:DA:2833:U:H4'	24:DA:2834:G:OP2	2.04	0.56
24:DA:608:A:H2'	24:DA:609:A:C8	2.39	0.56
24:DA:956:G:C2	24:DA:962:G:O6	2.57	0.56
38:DO:67:ASN:HB2	56:DB:51:G:P	2.46	0.56
27:DD:202:ILE:N	27:DD:202:ILE:HD12	2.19	0.56
28:DE:126:VAL:HG22	28:DE:127:GLU:OE2	2.06	0.56
35:DL:128:THR:HG21	24:DA:636:G:H3'	1.87	0.56
38:DO:24:THR:HG22	38:DO:41:ALA:HA	1.86	0.56
40:DQ:12:ARG:CZ	24:DA:1227:G:OP1	2.53	0.56
48:DY:51:ALA:HB1	24:DA:72:U:O2	2.04	0.56
49:DZ:6:ILE:O	49:DZ:34:THR:HA	2.05	0.56
21:AA:1098:C:H2'	21:AA:1099:G:C8	2.35	0.56
21:AA:1256:A:C6	21:AA:1278:G:C2	2.93	0.56
21:AA:1365:G:HO2'	21:AA:1366:C:H6	1.53	0.56
21:AA:532:A:C6	21:AA:1207:G:H4'	2.40	0.56
21:AA:669:G:H2'	21:AA:670:G:H8	1.71	0.56
1:AB:206:ILE:H	1:AB:206:ILE:HD13	1.70	0.56
1:AB:205:ALA:HB3	1:AB:208:ALA:HB2	1.87	0.56
12:AM:19:THR:HA	12:AM:24:VAL:HG23	1.86	0.56
12:AM:21:ILE:O	12:AM:24:VAL:HG22	2.05	0.56
15:AP:4:ILE:HD12	15:AP:67:ILE:HD13	1.86	0.56
20:AU:9:GLU:HG3	20:AU:10:PRO:HD3	1.87	0.56
20:AU:36:PHE:CD1	20:AU:39:LYS:HB3	2.40	0.56
24:BA:1062:G:H1'	32:BI:134:SER:HB3	1.87	0.56
24:BA:1324:G:C4	24:BA:1328:A:N6	2.74	0.56
24:BA:1421:G:N2	24:BA:1422:G:C8	2.74	0.56
24:BA:1712:U:C4	24:BA:1713:A:C6	2.93	0.56
24:BA:1748:C:H2'	24:BA:1749:A:C8	2.41	0.56

*Continued on next page...*

*Continued from previous page...*

Atom-1	Atom-2	Interatomic distance (Å)	Clash overlap (Å)
24:BA:1874:C:H2'	24:BA:1875:G:O4'	2.05	0.56
24:BA:2321:U:H6	24:BA:2321:U:H5''	1.70	0.56
24:BA:448:U:H4'	24:BA:449:A:OP2	2.05	0.56
24:BA:790:U:HO2'	24:BA:791:C:C5'	2.18	0.56
24:BA:975:A:C2	24:BA:990:A:C8	2.93	0.56
26:BC:141:HIS:HB2	26:BC:190:THR:CB	2.35	0.56
24:BA:1797:G:H5'	26:BC:253:GLY:HA2	1.86	0.56
27:BD:149:ASN:CG	27:BD:150:GLN:H	2.09	0.56
28:BE:24:ASN:O	28:BE:25:GLU:C	2.42	0.56
55:CA:1050:G:C2	55:CA:1051:C:C4	2.93	0.56
55:CA:1233:G:H2'	55:CA:1234:C:H6	1.70	0.56
55:CA:1449:C:O2'	55:CA:1450:U:H5'	2.06	0.56
55:CA:1504:G:C3'	55:CA:1505:G:H5'	2.35	0.56
55:CA:366:A:O2'	55:CA:394:G:N2	2.38	0.56
55:CA:451:A:C1'	55:CA:452:A:C8	2.88	0.56
1:CB:128:LEU:HB3	1:CB:131:LYS:CB	2.35	0.56
54:D4:19:ARG:O	54:D4:20:ASP:CB	2.50	0.56
24:DA:2271:G:C2'	24:DA:2272:U:H5'	2.35	0.56
24:DA:2308:G:H2'	24:DA:2310:C:C5	2.40	0.56
24:DA:2425:A:H5'	24:DA:2427:C:O4'	2.06	0.56
24:DA:777:G:H2'	24:DA:778:G:H8	1.69	0.56
24:DA:686:U:C6	24:DA:788:A:N1	2.73	0.56
24:DA:843:G:C2	24:DA:844:A:C5	2.94	0.56
24:DA:84:A:C5	24:DA:103:A:N6	2.73	0.56
27:DD:133:THR:CG2	24:DA:1993:U:H4'	2.35	0.56
28:DE:149:ILE:HG23	28:DE:188:MET:CA	2.35	0.56
29:DF:5:ASP:C	29:DF:7:TYR:H	2.09	0.56
45:DV:31:TYR:OH	45:DV:90:ASP:CB	2.51	0.56
21:AA:1323:G:C2	21:AA:1324:A:C5	2.94	0.56
21:AA:791:G:C6	21:AA:792:A:N7	2.73	0.56
1:AB:159:ALA:HB1	1:AB:183:PHE:CE2	2.36	0.56
3:AD:25:ARG:NH1	3:AD:30:LYS:CE	2.69	0.56
4:AE:47:PHE:HZ	4:AE:137:ARG:CZ	2.18	0.56
4:AE:57:ALA:O	4:AE:61:LYS:HB2	2.04	0.56
4:AE:57:ALA:HB1	4:AE:61:LYS:HZ2	1.69	0.56
11:AL:38:THR:HG22	11:AL:50:LYS:HA	1.87	0.56
11:AL:42:LYS:HB3	11:AL:43:LYS:HZ3	1.69	0.56
16:AQ:30:HIS:HB2	16:AQ:37:ILE:HD11	1.87	0.56
24:BA:1154:G:H8	24:BA:1154:G:O5'	1.88	0.56
24:BA:1608:A:C5	24:BA:1611:C:C4	2.94	0.56
24:BA:1710:G:C2	24:BA:1749:A:C2	2.93	0.56

*Continued on next page...*

*Continued from previous page...*

Atom-1	Atom-2	Interatomic distance (Å)	Clash overlap (Å)
24:BA:2274:A:C6	24:BA:2276:G:C8	2.93	0.56
24:BA:2277:G:C6	24:BA:2278:A:N7	2.74	0.56
24:BA:2649:C:H2'	24:BA:2650:U:C6	2.40	0.56
24:BA:548:G:O2'	24:BA:549:G:C5	2.59	0.56
24:BA:2308:G:C5	29:BF:76:PHE:HE2	2.23	0.56
32:BI:123:ALA:C	32:BI:125:THR:H	2.07	0.56
33:BJ:55:ILE:O	33:BJ:55:ILE:HG13	2.05	0.56
34:BK:11:ALA:O	34:BK:99:ILE:HA	2.04	0.56
35:BL:116:VAL:HG13	35:BL:116:VAL:O	2.06	0.56
40:BQ:114:ALA:O	40:BQ:116:LEU:N	2.38	0.56
46:BW:37:VAL:CG2	46:BW:55:ASP:O	2.54	0.56
55:CA:373:A:C8	55:CA:482:A:C8	2.94	0.56
55:CA:596:A:C6	55:CA:645:G:C2	2.94	0.56
14:CO:45:HIS:CB	55:CA:668:G:O2'	2.54	0.56
55:CA:878:A:H2'	55:CA:879:C:H6	1.69	0.56
55:CA:98:A:H2'	55:CA:99:C:H6	1.69	0.56
2:CC:125:ARG:HB2	2:CC:127:VAL:HG13	1.87	0.56
9:CJ:28:THR:O	9:CJ:32:THR:HG22	2.05	0.56
17:CR:22:TYR:CD1	17:CR:23:LYS:N	2.74	0.56
55:CA:1400:C:C5	22:CV:34:C:N3	2.74	0.56
51:D1:8:ILE:HD11	51:D1:52:LYS:HE3	1.87	0.56
24:DA:1095:A:N6	24:DA:1096:A:H62	2.03	0.56
24:DA:1430:G:H2'	24:DA:1431:A:H8	1.70	0.56
24:DA:1823:G:O2'	24:DA:1824:G:H5'	2.05	0.56
27:DD:141:ARG:NH2	24:DA:1998:A:OP2	2.38	0.56
24:DA:2297:A:H61	24:DA:2319:G:H1'	1.70	0.56
24:DA:2369:A:H2'	24:DA:2370:G:H8	1.71	0.56
24:DA:2797:U:HO2'	24:DA:2798:U:P	2.28	0.56
24:DA:402:A:H2'	24:DA:403:U:O4'	2.05	0.56
24:DA:671:C:O2'	24:DA:672:C:H6	1.87	0.56
56:DB:24:G:H5'	56:DB:25:U:H5	1.70	0.56
26:DC:218:THR:O	24:DA:1789:A:H5''	2.05	0.56
28:DE:23:PHE:HB2	28:DE:114:ARG:HH22	1.70	0.56
29:DF:58:ALA:HB1	29:DF:139:GLU:HG2	1.87	0.56
32:DI:28:GLY:O	32:DI:30:GLN:HG3	2.06	0.56
34:DK:87:LEU:HD12	34:DK:92:GLU:CA	2.34	0.56
43:DT:62:VAL:HG12	43:DT:63:VAL:N	2.20	0.56
48:DY:4:LYS:HB2	48:DY:4:LYS:HZ3	1.71	0.56
21:AA:1138:G:N3	21:AA:1138:G:C2'	2.66	0.56
21:AA:1142:G:C2	21:AA:1143:G:H1'	2.40	0.56
21:AA:265:G:O2'	21:AA:266:G:H5'	2.05	0.56

*Continued on next page...*

*Continued from previous page...*

Atom-1	Atom-2	Interatomic distance (Å)	Clash overlap (Å)
21:AA:530:G:H3'	21:AA:530:G:N3	2.21	0.56
21:AA:563:A:C2'	21:AA:563:A:N3	2.63	0.56
4:AE:155:LYS:CG	7:AH:65:PHE:HB2	2.32	0.56
24:BA:996:A:C6	24:BA:1160:G:C2	2.94	0.56
24:BA:15:G:N2	24:BA:16:C:C2	2.73	0.56
24:BA:2386:A:O2'	24:BA:2387:U:H5'	2.04	0.56
24:BA:2432:A:C6	24:BA:2433:A:C6	2.93	0.56
24:BA:2510:C:C4	24:BA:2511:U:C4	2.93	0.56
24:BA:2636:C:H4'	27:BD:81:GLU:CD	2.26	0.56
24:BA:264:C:H2'	24:BA:265:A:H5''	1.88	0.56
24:BA:2734:A:H61	24:BA:2770:G:H1'	1.69	0.56
24:BA:2845:U:O2'	24:BA:2846:G:H5'	2.06	0.56
24:BA:548:G:H5''	24:BA:549:G:H5'	1.87	0.56
24:BA:711:G:H8	24:BA:711:G:OP2	1.88	0.56
24:BA:752:A:O2'	24:BA:753:A:P	2.64	0.56
24:BA:684:G:N1	24:BA:774:G:C2	2.73	0.56
24:BA:827:U:H2'	24:BA:2068:U:C2	2.41	0.56
24:BA:839:U:H2'	24:BA:840:C:H6	1.70	0.56
32:BI:104:GLN:O	32:BI:105:LEU:CB	2.53	0.56
33:BJ:38:GLY:O	33:BJ:43:GLU:HB2	2.05	0.56
38:BO:88:LYS:HE2	38:BO:116:GLN:HE22	1.70	0.56
48:BY:8:GLU:O	48:BY:9:LYS:HB3	2.06	0.56
55:CA:1316:G:N2	55:CA:1319:A:OP2	2.38	0.56
55:CA:315:A:C5	55:CA:330:C:H5''	2.40	0.56
55:CA:39:G:C5	55:CA:40:C:C5	2.94	0.56
55:CA:764:C:H3'	55:CA:765:G:N2	2.07	0.56
55:CA:954:G:C5	55:CA:955:U:C4	2.94	0.56
55:CA:992:U:O2'	55:CA:993:G:OP2	2.20	0.56
6:CG:61:PHE:O	6:CG:63:VAL:N	2.38	0.56
6:CG:87:PRO:HB3	6:CG:144:ALA:HA	1.87	0.56
20:CU:40:PRO:HA	20:CU:43:GLU:HB3	1.86	0.56
53:D3:6:VAL:HG23	53:D3:60:CYS:O	2.05	0.56
24:DA:1395:A:H4'	24:DA:1397:U:C5	2.40	0.56
24:DA:1637:A:H2'	24:DA:1638:C:O4'	2.05	0.56
24:DA:1787:A:H2'	24:DA:1788:C:C6	2.40	0.56
24:DA:1130:U:C2	24:DA:2025:C:H5''	2.41	0.56
24:DA:2298:A:H2'	24:DA:2299:U:C6	2.41	0.56
24:DA:2357:G:C2	24:DA:2361:G:C6	2.93	0.56
24:DA:2385:C:H2'	24:DA:2386:A:C8	2.41	0.56
24:DA:2391:G:HO2'	24:DA:2392:A:H8	1.53	0.56
24:DA:75:G:O2'	24:DA:76:C:H6	1.89	0.56

*Continued on next page...*

*Continued from previous page...*

Atom-1	Atom-2	Interatomic distance (Å)	Clash overlap (Å)
27:DD:89:GLU:HG2	27:DD:94:GLN:NE2	2.20	0.56
33:DJ:44:TYR:HB2	40:DQ:63:ARG:NH2	2.19	0.56
34:DK:13:ASN:H	34:DK:13:ASN:ND2	2.02	0.56
36:DM:29:GLY:N	36:DM:64:TRP:HZ3	2.03	0.56
37:DN:2:ARG:CD	37:DN:5:LYS:HB3	2.36	0.56
21:AA:1102:A:O2'	21:AA:1103:C:H5'	2.06	0.56
21:AA:299:G:H2'	21:AA:300:A:C8	2.41	0.56
21:AA:374:A:H2'	21:AA:375:U:C6	2.40	0.56
21:AA:928:G:N1	21:AA:1390:U:C2	2.74	0.56
2:AC:119:ILE:HA	2:AC:122:GLN:HG3	1.87	0.56
2:AC:110:LEU:HD21	2:AC:143:LEU:HD23	1.86	0.56
3:AD:191:SER:O	3:AD:192:ALA:HB2	2.05	0.56
8:AI:9:GLY:CA	8:AI:80:HIS:HD2	2.13	0.56
8:AI:9:GLY:HA3	8:AI:81:GLY:CA	2.35	0.56
11:AL:50:LYS:HD2	11:AL:50:LYS:N	2.21	0.56
24:BA:1002:G:H2'	24:BA:1003:G:O5'	2.05	0.56
24:BA:1083:U:O2	24:BA:1086:A:N6	2.38	0.56
24:BA:1186:G:H5''	24:BA:1187:G:OP2	2.06	0.56
24:BA:1399:C:O2'	24:BA:1400:U:H5'	2.06	0.56
24:BA:2725:A:C4	24:BA:2727:A:C8	2.93	0.56
24:BA:364:C:O2'	24:BA:365:U:O4'	2.20	0.56
25:BB:62:C:H2'	25:BB:63:C:H6	1.70	0.56
24:BA:2682:A:C8	27:BD:11:MET:CG	2.89	0.56
24:BA:1993:U:H4'	27:BD:133:THR:CG2	2.36	0.56
27:BD:53:GLY:HA3	27:BD:77:ARG:HB2	1.87	0.56
30:BG:23:ILE:HD12	30:BG:23:ILE:N	2.20	0.56
39:BP:89:GLY:O	39:BP:112:ARG:CD	2.53	0.56
39:BP:57:ALA:HB1	39:BP:73:PHE:O	2.06	0.56
40:BQ:10:ARG:HH11	40:BQ:10:ARG:HB2	1.70	0.56
46:BW:72:GLY:N	46:BW:73:PRO:HD2	2.20	0.56
48:BY:9:LYS:HB3	48:BY:12:GLU:CG	2.36	0.56
55:CA:1498:U:H2'	23:CW:2:U:OP1	2.05	0.56
2:CC:181:ILE:HG23	2:CC:201:ILE:C	2.25	0.56
4:CE:55:VAL:O	4:CE:59:ILE:HG22	2.05	0.56
8:CI:5:TYR:O	8:CI:19:PHE:HA	2.06	0.56
55:CA:1400:C:C5	22:CV:34:C:C4	2.94	0.56
50:D0:28:SER:HB3	50:D0:39:ARG:NH2	2.21	0.56
24:DA:1009:A:H5'	24:DA:1009:A:H8	1.71	0.56
24:DA:121:G:H2'	24:DA:122:G:C8	2.41	0.56
24:DA:1884:G:H8	24:DA:1884:G:OP2	1.89	0.56
24:DA:2025:C:H2'	24:DA:2026:U:C6	2.41	0.56

*Continued on next page...*

*Continued from previous page...*

Atom-1	Atom-2	Interatomic distance (Å)	Clash overlap (Å)
24:DA:327:G:H2'	24:DA:328:U:H6	1.70	0.56
28:DE:27:LEU:HD22	24:DA:600:G:C5'	2.34	0.56
24:DA:634:C:H2'	24:DA:635:C:C6	2.40	0.56
24:DA:941:A:H2'	24:DA:942:G:O4'	2.05	0.56
27:DD:138:LEU:N	27:DD:138:LEU:HD13	2.21	0.56
28:DE:128:ALA:HB1	28:DE:129:PRO:CD	2.34	0.56
30:DG:3:VAL:CG1	24:DA:2751:G:H4'	2.36	0.56
38:DO:4:LYS:HG3	38:DO:8:ILE:HD11	1.87	0.56
34:DK:76:VAL:HB	39:DP:72:VAL:CG2	2.35	0.56
46:DW:25:PHE:O	46:DW:27:GLY:N	2.37	0.56
21:AA:1438:G:C2'	21:AA:1439:G:H5'	2.35	0.56
21:AA:373:A:C2	21:AA:374:A:C8	2.94	0.56
21:AA:96:U:HO2'	21:AA:97:G:H8	1.45	0.56
1:AB:108:GLN:HA	1:AB:111:LYS:CB	2.36	0.56
3:AD:187:ARG:NH2	3:AD:194:ILE:HG13	2.20	0.56
5:AF:21:MET:HB3	5:AF:25:TYR:CZ	2.40	0.56
7:AH:58:LEU:HD22	7:AH:59:GLU:N	2.20	0.56
10:AK:63:GLN:HG3	10:AK:98:ALA:CB	2.36	0.56
11:AL:87:LYS:HB2	11:AL:87:LYS:NZ	2.21	0.56
15:AP:73:ALA:O	15:AP:77:GLU:HB2	2.05	0.56
24:BA:1538:G:N2	24:BA:1539:U:C2	2.74	0.56
24:BA:1677:A:C6	24:BA:1678:A:C6	2.94	0.56
24:BA:2239:G:H5'	24:BA:2239:G:H8	1.69	0.56
24:BA:2743:U:H2'	24:BA:2744:G:O4'	2.06	0.56
24:BA:324:A:H61	24:BA:338:G:C2'	2.18	0.56
24:BA:90:U:C6	24:BA:91:A:C8	2.94	0.56
26:BC:229:HIS:CD2	26:BC:246:PRO:HB3	2.41	0.56
27:BD:4:LEU:HD13	27:BD:100:LEU:HD23	1.87	0.56
31:BH:14:SER:O	31:BH:16:GLY:N	2.39	0.56
37:BN:17:ARG:HG3	37:BN:17:ARG:HH21	1.70	0.56
45:BV:40:ILE:CG2	45:BV:41:GLU:H	2.18	0.56
46:BW:72:GLY:O	46:BW:74:LYS:N	2.37	0.56
55:CA:1005:A:H4'	55:CA:1037:C:O2	2.05	0.56
55:CA:198:G:O6	55:CA:220:G:C4	2.59	0.56
19:CT:20:ASN:HD22	55:CA:323:U:H5''	1.71	0.56
55:CA:441:A:H61	55:CA:493:A:N6	2.04	0.56
7:CH:63:LYS:HB2	7:CH:70:VAL:HG11	1.87	0.56
12:CM:80:MET:SD	12:CM:91:ARG:HB3	2.45	0.56
13:CN:25:GLU:HA	13:CN:28:ALA:HB2	1.87	0.56
13:CN:65:GLN:HE21	13:CN:78:LEU:HD21	1.71	0.56
24:DA:1053:C:H2'	24:DA:1054:A:H8	1.71	0.56

*Continued on next page...*

*Continued from previous page...*

Atom-1	Atom-2	Interatomic distance (Å)	Clash overlap (Å)
24:DA:1631:G:H1'	24:DA:1635:A:N6	2.21	0.56
24:DA:192:C:N4	24:DA:193:U:C2	2.73	0.56
24:DA:2219:U:H2'	24:DA:2220:U:O4'	2.06	0.56
24:DA:2600:A:C2	24:DA:2601:C:C2	2.94	0.56
24:DA:2692:G:OP1	24:DA:2871:U:H5'	2.05	0.56
24:DA:2758:A:H2'	24:DA:2759:G:C5'	2.36	0.56
24:DA:74:A:H4'	24:DA:75:G:O5'	2.04	0.56
29:DF:136:ILE:HD13	29:DF:145:VAL:HG11	1.88	0.56
34:DK:62:VAL:HG11	34:DK:65:THR:HG23	1.87	0.56
36:DM:38:ARG:O	36:DM:126:ILE:HG21	2.05	0.56
41:DR:7:SER:OG	41:DR:12:HIS:CE1	2.59	0.56
45:DV:56:PHE:C	45:DV:58:SER:H	2.07	0.56
21:AA:115:G:H4'	21:AA:116:A:O5'	2.05	0.56
21:AA:159:G:H8	21:AA:159:G:H5'	1.70	0.56
21:AA:811:C:C5	21:AA:812:G:C6	2.94	0.56
1:AB:150:ILE:O	1:AB:150:ILE:HG12	2.06	0.56
1:AB:86:CYS:C	1:AB:88:GLN:H	2.07	0.56
2:AC:57:GLU:HG2	2:AC:64:ARG:HB3	1.87	0.56
10:AK:110:THR:HG22	20:AU:4:LYS:HA	1.87	0.56
52:B2:12:ARG:HB2	52:B2:12:ARG:HH21	1.71	0.56
24:BA:117:G:C6	24:BA:119:A:N6	2.74	0.56
24:BA:1326:U:H2'	24:BA:1327:A:H8	1.71	0.56
24:BA:1378:A:HO2'	24:BA:1379:U:P	2.28	0.56
24:BA:1406:U:H2'	24:BA:1407:G:H8	1.71	0.56
24:BA:1748:C:H2'	24:BA:1749:A:H8	1.71	0.56
24:BA:2209:G:C6	24:BA:2210:U:C4	2.94	0.56
24:BA:2268:A:H8	24:BA:2268:A:O5'	1.89	0.56
24:BA:2305:U:C5	24:BA:2306:C:C4	2.94	0.56
24:BA:2442:C:H2'	24:BA:2443:C:H6	1.70	0.56
24:BA:276:U:C1'	24:BA:278:A:H62	2.15	0.56
24:BA:528:A:H8	24:BA:528:A:C3'	2.18	0.56
25:BB:30:C:H2'	25:BB:31:C:H5'	1.87	0.56
27:BD:114:LYS:HE3	27:BD:114:LYS:H	1.62	0.56
24:BA:2032:G:H1'	27:BD:150:GLN:OE1	2.05	0.56
29:BF:10:GLU:O	29:BF:11:VAL:HB	2.06	0.56
29:BF:35:LEU:HD12	29:BF:88:VAL:HB	1.88	0.56
39:BP:50:ARG:HD2	39:BP:51:ASN:H	1.70	0.56
46:BW:8:SER:O	46:BW:9:THR:CB	2.53	0.56
55:CA:109:A:N6	55:CA:324:G:H1'	2.20	0.56
55:CA:954:G:N2	55:CA:1228:C:C4	2.74	0.56
55:CA:1268:G:H2'	55:CA:1269:A:C8	2.40	0.56

*Continued on next page...*



*Continued from previous page...*

Atom-1	Atom-2	Interatomic distance (Å)	Clash overlap (Å)
18:CS:5:LYS:HA	55:CA:1313:U:OP2	2.05	0.56
55:CA:413:G:N2	55:CA:428:G:O2'	2.39	0.56
55:CA:764:C:C4	55:CA:812:G:O6	2.59	0.56
2:CC:46:LEU:HD22	2:CC:75:VAL:HG22	1.87	0.56
8:CI:11:ARG:HB3	8:CI:77:ALA:N	2.20	0.56
13:CN:30:ILE:HB	13:CN:45:LEU:HD21	1.88	0.56
14:CO:8:ALA:O	14:CO:11:VAL:HB	2.06	0.56
16:CQ:25:GLU:HA	16:CQ:39:ARG:O	2.04	0.56
24:DA:1241:A:H5'	24:DA:1241:A:N3	2.20	0.56
24:DA:1432:G:H2'	24:DA:1433:A:C8	2.40	0.56
24:DA:1956:U:H2'	24:DA:1957:C:C6	2.41	0.56
24:DA:2053:G:O2'	24:DA:2054:A:H5'	2.05	0.56
24:DA:2902:C:H6	24:DA:2902:C:OP2	1.89	0.56
24:DA:390:U:O2'	24:DA:391:A:C8	2.59	0.56
24:DA:624:C:O2'	24:DA:657:U:H5''	2.05	0.56
24:DA:82:U:H2'	24:DA:83:A:H5''	1.87	0.56
56:DB:111:U:H2'	56:DB:112:G:C8	2.40	0.56
27:DD:107:VAL:H	27:DD:206:ALA:H	1.51	0.56
28:DE:29:HIS:HA	28:DE:32:VAL:CG2	2.36	0.56
34:DK:104:THR:OG1	34:DK:106:GLU:HB2	2.06	0.56
38:DO:7:ARG:NH2	38:DO:29:HIS:HD2	2.03	0.56
44:DU:95:PHE:N	44:DU:95:PHE:CD1	2.68	0.56
44:DU:95:PHE:O	44:DU:97:SER:N	2.38	0.56
21:AA:1491:G:H5'	21:AA:1492:A:OP1	2.06	0.56
21:AA:215:C:H2'	21:AA:216:U:O4'	2.06	0.56
21:AA:384:G:H2'	21:AA:385:C:C6	2.41	0.56
7:AH:12:ARG:HH21	21:AA:826:C:H5'	1.70	0.56
21:AA:953:G:C5	21:AA:954:G:C5	2.94	0.56
1:AB:26:MET:CE	1:AB:192:PRO:HG3	2.36	0.56
3:AD:40:HIS:O	3:AD:43:ARG:HB2	2.05	0.56
7:AH:49:LYS:HD3	7:AH:51:GLU:OE1	2.06	0.56
12:AM:18:LEU:O	12:AM:24:VAL:HG21	2.05	0.56
15:AP:57:ILE:O	15:AP:61:VAL:HG23	2.06	0.56
19:AT:66:ILE:O	19:AT:70:LYS:HB3	2.06	0.56
53:B3:54:LEU:O	53:B3:58:ILE:HG13	2.05	0.56
24:BA:1734:G:H2'	24:BA:1735:A:H8	1.71	0.56
24:BA:729:G:C4	24:BA:1775:U:O2	2.59	0.56
24:BA:1784:A:H4'	24:BA:1785:A:H5''	1.87	0.56
24:BA:1952:A:C6	24:BA:1953:A:N1	2.74	0.56
24:BA:1265:A:N6	24:BA:2014:A:OP2	2.25	0.56
24:BA:2567:G:H2'	24:BA:2568:U:C6	2.41	0.56

*Continued on next page...*

*Continued from previous page...*

Atom-1	Atom-2	Interatomic distance (Å)	Clash overlap (Å)
24:BA:2780:G:OP2	33:BJ:120:ARG:HD3	2.06	0.56
24:BA:521:U:H2'	24:BA:522:A:H8	1.70	0.56
24:BA:857:G:H5''	24:BA:858:G:OP2	2.06	0.56
24:BA:935:C:H2'	24:BA:936:A:C8	2.40	0.56
26:BC:77:VAL:O	26:BC:77:VAL:HG22	2.06	0.56
29:BF:133:GLU:H	29:BF:150:GLY:HA3	1.71	0.56
33:BJ:25:LEU:HD22	33:BJ:26:GLY:N	2.21	0.56
39:BP:3:ILE:HD13	39:BP:3:ILE:C	2.26	0.56
41:BR:4:VAL:O	41:BR:4:VAL:HG23	2.05	0.56
24:BA:572:A:OP2	41:BR:80:ARG:NH2	2.39	0.56
47:BX:29:LEU:HB2	47:BX:30:PRO:CD	2.36	0.56
6:CG:105:GLU:O	6:CG:109:LYS:HD3	2.05	0.56
6:CG:10:LYS:HE3	6:CG:10:LYS:H	1.71	0.56
13:CN:27:LYS:HD2	13:CN:27:LYS:C	2.26	0.56
14:CO:50:HIS:ND1	55:CA:667:G:H4'	2.21	0.56
17:CR:60:ARG:HA	17:CR:63:TYR:HD1	1.70	0.56
50:D0:26:SER:O	50:D0:27:LEU:HD13	2.05	0.56
24:DA:121:G:H2'	24:DA:122:G:H8	1.71	0.56
24:DA:1713:A:H4'	24:DA:1714:U:OP1	2.04	0.56
24:DA:1770:G:C6	24:DA:1983:G:C5	2.94	0.56
24:DA:1833:C:O2	24:DA:1969:A:H2	1.89	0.56
24:DA:2093:G:O2'	24:DA:2094:A:O5'	2.24	0.56
24:DA:2226:C:O2'	24:DA:2227:A:O4'	2.23	0.56
24:DA:2720:U:C2	24:DA:2872:A:C5	2.94	0.56
30:DG:7:PRO:O	30:DG:8:VAL:HB	2.05	0.56
41:DR:61:ALA:HB1	41:DR:96:VAL:HB	1.88	0.56
43:DT:18:GLU:HA	43:DT:22:THR:CG2	2.36	0.56
46:DW:37:VAL:CG2	46:DW:38:ARG:NH1	2.68	0.56
21:AA:1055:A:N6	21:AA:1206:G:C5	2.74	0.56
21:AA:1238:A:N3	21:AA:1238:A:H2'	2.21	0.56
21:AA:370:C:O2'	21:AA:371:A:C5'	2.54	0.56
5:AF:50:PRO:HD2	17:AR:73:HIS:CD2	2.40	0.56
24:BA:1178:C:O2	24:BA:1179:G:N7	2.39	0.56
24:BA:1623:G:C2	24:BA:1624:U:C6	2.93	0.56
24:BA:1731:G:C2'	24:BA:1732:C:H5''	2.34	0.56
24:BA:528:A:H2	24:BA:2042:A:H2'	1.71	0.56
24:BA:2063:C:H6	24:BA:2063:C:H5'	1.70	0.56
24:BA:250:G:H2'	24:BA:251:A:H8	1.63	0.56
24:BA:2784:U:H4'	27:BD:42:ASN:ND2	2.20	0.56
24:BA:494:G:N2	42:BS:57:ASN:HD21	2.03	0.56
24:BA:616:A:H2'	24:BA:617:G:H8	1.68	0.56

*Continued on next page...*

*Continued from previous page...*

Atom-1	Atom-2	Interatomic distance (Å)	Clash overlap (Å)
24:BA:920:A:C2	24:BA:921:C:N1	2.73	0.56
27:BD:174:SER:O	27:BD:175:LEU:HB2	2.05	0.56
27:BD:45:TYR:CD1	27:BD:45:TYR:N	2.74	0.56
28:BE:174:GLY:O	28:BE:175:ILE:O	2.24	0.56
30:BG:132:LEU:HD23	30:BG:132:LEU:N	2.21	0.56
31:BH:81:ALA:HB2	31:BH:147:VAL:HG23	1.87	0.56
24:BA:626:A:H2'	35:BL:78:ARG:NH1	2.21	0.56
35:BL:92:LEU:HA	35:BL:125:LEU:HD21	1.87	0.56
42:BS:2:GLU:O	42:BS:107:VAL:O	2.23	0.56
55:CA:1229:A:C2	55:CA:1230:C:C2	2.94	0.56
6:CG:108:ARG:HH22	55:CA:1240:U:H3'	1.70	0.56
55:CA:190:A:O5'	55:CA:190:A:H8	1.89	0.56
55:CA:211:G:C2'	55:CA:211:G:N3	2.65	0.56
55:CA:704:A:HO2'	55:CA:705:G:H8	1.54	0.56
1:CB:14:HIS:CG	1:CB:14:HIS:O	2.59	0.56
3:CD:205:LYS:HG3	55:CA:8:A:N7	2.21	0.56
5:CF:7:VAL:HA	5:CF:60:VAL:O	2.06	0.56
4:CE:82:HIS:ND1	7:CH:95:MET:HG2	2.21	0.56
8:CI:21:LYS:O	8:CI:60:LEU:HB2	2.06	0.56
51:D1:5:ARG:NH2	51:D1:23:THR:CB	2.69	0.56
24:DA:1087:G:C5	24:DA:1089:A:C2	2.94	0.56
43:DT:18:GLU:HG3	24:DA:1338:G:O2'	2.06	0.56
24:DA:2607:G:H2'	24:DA:2608:G:O4'	2.05	0.56
50:D0:31:LYS:HG2	24:DA:2885:G:N2	2.21	0.56
24:DA:61:C:O2'	24:DA:62:U:C5'	2.51	0.56
24:DA:915:C:H6	24:DA:915:C:H5''	1.70	0.56
24:DA:93:G:H2'	24:DA:94:A:H8	1.71	0.56
28:DE:79:ARG:HG2	28:DE:80:SER:N	2.16	0.56
31:DH:22:LYS:O	31:DH:24:GLY:N	2.39	0.56
35:DL:9:ALA:HB3	35:DL:12:SER:HB3	1.88	0.56
37:DN:103:ARG:HG3	24:DA:1287:A:OP1	2.06	0.56
37:DN:97:ILE:HD11	37:DN:99:LYS:NZ	2.21	0.56
44:DU:3:LYS:HD3	44:DU:82:VAL:HG21	1.87	0.56
21:AA:1478:U:H2'	21:AA:1479:C:C6	2.39	0.55
21:AA:214:C:HO2'	21:AA:215:C:H6	1.53	0.55
21:AA:330:C:O2'	21:AA:331:G:H5'	2.05	0.55
21:AA:441:A:H5'	21:AA:442:G:OP2	2.06	0.55
3:AD:29:THR:HB	3:AD:30:LYS:HD3	1.87	0.55
7:AH:95:MET:HB2	7:AH:98:LEU:O	2.06	0.55
24:BA:1235:G:C6	24:BA:1236:G:N1	2.74	0.55
24:BA:1635:A:C6	24:BA:1636:U:C2	2.93	0.55

*Continued on next page...*

*Continued from previous page...*

Atom-1	Atom-2	Interatomic distance (Å)	Clash overlap (Å)
24:BA:860:U:C4	24:BA:2268:A:C4	2.94	0.55
24:BA:2338:C:O2'	24:BA:2339:C:H5'	2.06	0.55
24:BA:2392:A:N3	24:BA:2392:A:H2'	2.22	0.55
24:BA:2426:A:H3'	24:BA:2427:C:H5'	1.88	0.55
24:BA:2722:G:C5	24:BA:2723:C:C5	2.93	0.55
24:BA:2746:U:H2'	24:BA:2747:G:H5'	1.88	0.55
55:CA:1051:C:O2'	55:CA:1052:U:O5'	2.24	0.55
55:CA:1096:C:O2'	55:CA:1097:C:O5'	2.25	0.55
55:CA:312:C:C2	55:CA:313:A:C8	2.94	0.55
55:CA:82:G:C2	55:CA:83:C:O2'	2.58	0.55
2:CC:168:ARG:HG2	2:CC:168:ARG:HH11	1.70	0.55
15:CP:77:GLU:C	15:CP:79:ASN:H	2.08	0.55
18:CS:41:PRO:O	18:CS:44:ILE:HB	2.06	0.55
18:CS:5:LYS:HE3	18:CS:6:LYS:N	2.21	0.55
24:DA:1111:A:O2'	24:DA:1112:G:O5'	2.24	0.55
24:DA:1682:G:C8	24:DA:1757:A:N3	2.74	0.55
24:DA:216:A:O2'	24:DA:217:A:O5'	2.24	0.55
24:DA:217:A:H2'	24:DA:218:A:O4'	2.06	0.55
24:DA:2660:A:C2	24:DA:2661:G:C5	2.94	0.55
24:DA:309:A:N3	24:DA:329:G:O2'	2.32	0.55
24:DA:436:C:O2'	24:DA:437:U:H5'	2.06	0.55
24:DA:63:A:N6	24:DA:91:A:N6	2.54	0.55
24:DA:945:A:H5'	24:DA:946:C:OP2	2.05	0.55
45:DV:14:LYS:H	56:DB:98:G:H1	1.52	0.55
38:DO:25:ARG:HB3	38:DO:93:ASP:HB2	1.88	0.55
40:DQ:40:LYS:HD2	40:DQ:44:TYR:CE2	2.41	0.55
40:DQ:57:ARG:O	40:DQ:61:ILE:HD13	2.06	0.55
48:DY:4:LYS:HB2	48:DY:4:LYS:NZ	2.20	0.55
21:AA:1417:G:C6	21:AA:1482:G:C6	2.94	0.55
21:AA:184:G:O2'	21:AA:185:U:H6	1.89	0.55
21:AA:544:G:C5	21:AA:545:C:C5	2.94	0.55
21:AA:613:C:H6	21:AA:613:C:O5'	1.89	0.55
5:AF:51:ILE:HG13	21:AA:674:G:OP1	2.06	0.55
35:BL:57:LEU:HD22	53:B3:53:ASP:HB3	1.87	0.55
24:BA:117:G:C6	24:BA:119:A:C6	2.94	0.55
24:BA:1314:C:C2	24:BA:1339:G:N2	2.74	0.55
24:BA:1870:C:H3'	24:BA:1871:A:C2	2.41	0.55
28:BE:111:GLU:HG2	28:BE:114:ARG:HH12	1.69	0.55
31:BH:41:LYS:HA	31:BH:44:ILE:HG12	1.88	0.55
32:BI:89:SER:OG	32:BI:135:MET:HA	2.06	0.55
33:BJ:49:ASP:OD2	33:BJ:49:ASP:C	2.45	0.55

*Continued on next page...*

*Continued from previous page...*

Atom-1	Atom-2	Interatomic distance (Å)	Clash overlap (Å)
34:BK:54:LYS:NZ	34:BK:54:LYS:HB3	2.20	0.55
36:BM:108:VAL:HG13	36:BM:109:PRO:HD2	1.88	0.55
40:BQ:43:GLN:NE2	41:BR:77:PHE:HB3	2.21	0.55
46:BW:17:ALA:HB1	46:BW:36:ILE:HA	1.86	0.55
46:BW:47:GLY:CA	46:BW:80:SER:HB3	2.35	0.55
55:CA:1236:A:O2'	55:CA:1237:C:H5'	2.06	0.55
55:CA:47:C:H4'	55:CA:48:C:O5'	2.07	0.55
1:CB:58:LYS:O	1:CB:62:ARG:HG3	2.06	0.55
1:CB:65:LYS:HE2	1:CB:89:PHE:HE1	1.71	0.55
3:CD:125:ASN:HB2	3:CD:141:VAL:H	1.72	0.55
5:CF:23:GLU:HG3	5:CF:24:ARG:H	1.72	0.55
5:CF:51:ILE:O	5:CF:54:LEU:HB2	2.07	0.55
6:CG:107:ALA:HB1	6:CG:115:MET:HE1	1.89	0.55
6:CG:10:LYS:N	6:CG:10:LYS:HE3	2.21	0.55
9:CJ:15:HIS:O	9:CJ:19:ASP:HB2	2.06	0.55
14:CO:73:ASP:HB3	14:CO:76:ARG:HD3	1.87	0.55
18:CS:20:LYS:HZ2	18:CS:27:LYS:HD3	1.71	0.55
24:DA:1290:C:O2'	24:DA:1291:C:H6	1.74	0.55
24:DA:1474:U:C2'	24:DA:1475:G:H5'	2.36	0.55
24:DA:1633:G:C6	24:DA:1635:A:C5	2.94	0.55
24:DA:563:A:C4	24:DA:2018:G:C2	2.93	0.55
24:DA:2287:A:N7	24:DA:2289:G:C8	2.74	0.55
24:DA:1051:G:H5'	24:DA:2752:C:H1'	1.88	0.55
26:DC:220:ARG:HD3	24:DA:1789:A:OP1	2.06	0.55
26:DC:257:ARG:NH1	24:DA:1799:G:OP1	2.39	0.55
29:DF:169:LEU:HB3	29:DF:174:PHE:HB2	1.88	0.55
31:DH:31:VAL:HB	31:DH:32:PRO:HD3	1.87	0.55
35:DL:93:ASN:CG	35:DL:94:THR:H	2.08	0.55
37:DN:20:MET:C	37:DN:22:ARG:H	2.10	0.55
38:DO:97:PHE:HA	56:DB:48:U:OP2	2.06	0.55
47:DX:15:ASN:HD22	24:DA:381:G:H5'	1.72	0.55
18:AS:17:LYS:HB3	18:AS:30:LEU:HD23	1.88	0.55
19:AT:38:ILE:CD1	19:AT:82:ILE:HG22	2.36	0.55
20:AU:35:GLU:O	20:AU:36:PHE:C	2.44	0.55
24:BA:1022:G:N2	24:BA:1142:A:N1	2.54	0.55
24:BA:2070:A:H2'	24:BA:2071:A:C8	2.41	0.55
24:BA:2136:G:H2'	24:BA:2137:U:C6	2.38	0.55
24:BA:604:G:C5	24:BA:625:G:C2	2.94	0.55
24:BA:839:U:H2'	24:BA:840:C:C6	2.41	0.55
24:BA:923:G:N2	46:BW:23:LYS:HZ3	2.05	0.55
26:BC:147:PRO:HD3	26:BC:187:CYS:SG	2.46	0.55

*Continued on next page...*

*Continued from previous page...*

Atom-1	Atom-2	Interatomic distance (Å)	Clash overlap (Å)
27:BD:104:VAL:O	27:BD:177:VAL:HG21	2.06	0.55
28:BE:149:ILE:HG23	28:BE:188:MET:HG3	1.88	0.55
28:BE:7:ASP:O	28:BE:9:GLN:N	2.39	0.55
40:BQ:67:ALA:O	40:BQ:70:GLN:N	2.39	0.55
41:BR:39:LEU:HA	41:BR:49:ILE:HG21	1.87	0.55
43:BT:13:ALA:HB1	43:BT:14:PRO:HD2	1.87	0.55
55:CA:1084:G:C5	55:CA:1085:U:C4	2.95	0.55
55:CA:1283:U:O2'	55:CA:1284:C:C5'	2.55	0.55
55:CA:1452:C:H4'	55:CA:1453:G:O5'	2.06	0.55
55:CA:815:A:C2	55:CA:1529:G:C2	2.94	0.55
55:CA:266:G:HO2'	55:CA:267:C:H3'	1.69	0.55
55:CA:424:G:H2'	55:CA:425:G:C8	2.41	0.55
55:CA:754:C:H2'	55:CA:754:C:O2	2.05	0.55
55:CA:582:C:C4	55:CA:760:G:C6	2.95	0.55
55:CA:819:A:N7	55:CA:1529:G:C2	2.75	0.55
1:CB:103:TRP:HA	1:CB:106:VAL:CG2	2.37	0.55
1:CB:133:ALA:HA	1:CB:137:THR:HG21	1.88	0.55
2:CC:18:ASN:HD22	2:CC:55:VAL:HG12	1.71	0.55
3:CD:197:HIS:O	3:CD:200:VAL:HB	2.06	0.55
7:CH:1:SER:C	7:CH:3:GLN:H	2.09	0.55
7:CH:6:ILE:HB	7:CH:76:ARG:HH12	1.72	0.55
8:CI:29:ILE:HG13	8:CI:64:ILE:HG22	1.89	0.55
10:CK:74:LYS:HD2	10:CK:104:PHE:CE1	2.40	0.55
12:CM:28:ARG:HD2	12:CM:28:ARG:O	2.05	0.55
13:CN:62:ARG:HH12	13:CN:67:GLY:C	2.09	0.55
22:CV:38:A:C8	22:CV:39:C:C5	2.93	0.55
24:DA:1062:G:OP1	24:DA:1070:A:OP2	2.25	0.55
24:DA:1092:C:H2'	24:DA:1093:G:O4'	2.06	0.55
24:DA:11:C:H2'	24:DA:12:U:H5'	1.89	0.55
24:DA:1401:G:C5	24:DA:1402:U:C4	2.95	0.55
24:DA:1421:G:H2'	24:DA:1421:G:N3	2.21	0.55
24:DA:2230:G:H2'	24:DA:2231:U:H6	1.70	0.55
24:DA:2251:G:H2'	24:DA:2252:G:C8	2.42	0.55
24:DA:2822:G:H2'	24:DA:2823:A:H5''	1.88	0.55
24:DA:310:A:C8	24:DA:312:G:C6	2.94	0.55
24:DA:508:A:H3'	24:DA:509:C:H5'	1.88	0.55
26:DC:229:HIS:ND1	26:DC:230:PRO:HD2	2.21	0.55
31:DH:66:ASN:HD22	31:DH:137:GLU:HB3	1.72	0.55
39:DP:64:SER:O	39:DP:66:GLY:N	2.39	0.55
45:DV:77:VAL:HG23	45:DV:89:ILE:HG21	1.89	0.55
48:DY:48:ARG:HH11	48:DY:48:ARG:CG	2.19	0.55

*Continued on next page...*

*Continued from previous page...*

Atom-1	Atom-2	Interatomic distance (Å)	Clash overlap (Å)
21:AA:1006:G:H2'	21:AA:1007:U:C6	2.40	0.55
21:AA:1151:A:N6	21:AA:1152:A:H62	2.05	0.55
21:AA:1345:U:H4'	21:AA:1346:A:O5'	2.06	0.55
21:AA:1408:A:N1	21:AA:1494:G:C6	2.75	0.55
21:AA:160:A:OP1	21:AA:160:A:H8	1.89	0.55
21:AA:309:A:H2'	21:AA:310:G:H8	1.71	0.55
21:AA:550:G:C4	21:AA:551:U:C5	2.95	0.55
21:AA:554:A:O2'	21:AA:555:U:H5'	2.06	0.55
5:AF:91:ARG:HG2	5:AF:93:LYS:HE2	1.89	0.55
4:AE:155:LYS:HB2	7:AH:63:LYS:HB3	1.88	0.55
19:AT:53:MET:HA	19:AT:56:ILE:HG22	1.89	0.55
24:BA:141:G:H3'	24:BA:142:A:C5'	2.37	0.55
24:BA:1612:C:H4'	52:B2:5:PHE:O	2.07	0.55
24:BA:1778:U:C5	24:BA:1784:A:N3	2.75	0.55
24:BA:1865:U:C5	24:BA:1875:G:N1	2.74	0.55
24:BA:2311:A:H5'	24:BA:2312:U:OP2	2.06	0.55
24:BA:334:C:O2'	24:BA:335:C:P	2.63	0.55
24:BA:612:G:C6	24:BA:614:A:C2	2.95	0.55
24:BA:466:A:N3	24:BA:683:U:H1'	2.21	0.55
30:BG:34:ARG:HD3	30:BG:34:ARG:N	2.22	0.55
35:BL:27:LEU:N	35:BL:27:LEU:HD12	2.13	0.55
36:BM:1:MET:O	36:BM:2:LEU:CB	2.53	0.55
42:BS:63:GLY:O	42:BS:64:ALA:CB	2.53	0.55
44:BU:100:GLU:O	44:BU:101:THR:HB	2.07	0.55
47:BX:48:LEU:HD11	47:BX:67:LEU:HD21	1.89	0.55
55:CA:1400:C:C5	22:CV:34:C:C2	2.94	0.55
55:CA:243:A:H5''	55:CA:244:U:H5'	1.87	0.55
55:CA:307:C:H5''	55:CA:308:C:OP2	2.06	0.55
55:CA:857:C:N4	55:CA:858:G:C6	2.74	0.55
5:CF:42:TRP:HB2	5:CF:59:TYR:HB2	1.87	0.55
8:CI:112:ARG:HH22	9:CJ:64:GLN:NE2	2.01	0.55
24:DA:1303:G:C2'	24:DA:1304:A:H8	2.19	0.55
24:DA:1496:A:O3'	24:DA:1497:U:H6	1.88	0.55
24:DA:301:G:C6	24:DA:302:C:N4	2.75	0.55
24:DA:346:A:C8	24:DA:347:A:C8	2.94	0.55
24:DA:2:G:C6	24:DA:3:U:C4	2.94	0.55
24:DA:454:A:H4'	24:DA:455:C:OP2	2.05	0.55
24:DA:849:A:H2'	24:DA:850:U:C6	2.41	0.55
48:DY:41:HIS:HD2	24:DA:96:C:H4'	1.70	0.55
27:DD:108:ASP:N	27:DD:204:LYS:O	2.35	0.55
27:DD:148:GLN:CG	27:DD:152:PRO:HG2	2.36	0.55

*Continued on next page...*

*Continued from previous page...*

Atom-1	Atom-2	Interatomic distance (Å)	Clash overlap (Å)
27:DD:178:VAL:HG12	27:DD:179:ARG:HG3	1.88	0.55
33:DJ:119:PHE:O	33:DJ:121:LYS:N	2.40	0.55
33:DJ:43:GLU:O	33:DJ:44:TYR:C	2.45	0.55
35:DL:47:ARG:CG	35:DL:47:ARG:NH2	2.62	0.55
35:DL:88:GLY:O	35:DL:89:VAL:HG12	2.06	0.55
37:DN:51:LEU:HA	37:DN:54:LEU:CD2	2.36	0.55
45:DV:31:TYR:CD1	45:DV:31:TYR:C	2.68	0.55
47:DX:29:LEU:HB2	47:DX:30:PRO:HD2	1.87	0.55
2:AC:168:ARG:HH22	21:AA:1106:G:H1'	1.70	0.55
18:AS:5:LYS:HA	21:AA:1313:U:OP2	2.06	0.55
21:AA:390:U:H2'	21:AA:391:G:C8	2.40	0.55
1:AB:182:VAL:O	1:AB:196:ASP:HB2	2.07	0.55
3:AD:100:VAL:O	3:AD:100:VAL:HG12	2.06	0.55
4:AE:155:LYS:HD3	7:AH:63:LYS:NZ	2.22	0.55
8:AI:14:SER:HA	8:AI:67:LYS:O	2.06	0.55
8:AI:56:MET:CE	8:AI:57:VAL:H	2.19	0.55
12:AM:95:PRO:HG3	12:AM:101:THR:HG22	1.89	0.55
19:AT:2:ASN:CG	19:AT:3:ILE:N	2.59	0.55
54:B4:37:GLN:O	54:B4:37:GLN:HG2	2.06	0.55
24:BA:1105:U:C2	24:BA:1106:G:C8	2.95	0.55
24:BA:1233:C:H2'	24:BA:1234:U:H6	1.71	0.55
24:BA:1289:C:H2'	24:BA:1290:C:H6	1.71	0.55
24:BA:143:C:H2'	24:BA:144:A:C8	2.42	0.55
24:BA:1509:A:C4	24:BA:1510:G:C8	2.94	0.55
24:BA:264:C:C2'	24:BA:265:A:H5''	2.36	0.55
24:BA:2702:G:H2'	24:BA:2703:C:H6	1.72	0.55
24:BA:677:A:O2'	24:BA:678:C:H5'	2.07	0.55
24:BA:838:C:O2'	24:BA:839:U:H5'	2.06	0.55
28:BE:108:ILE:CD1	28:BE:180:LEU:HD13	2.37	0.55
29:BF:37:MET:HE2	29:BF:149:ARG:HG2	1.88	0.55
30:BG:123:GLU:CD	30:BG:124:CYS:N	2.59	0.55
32:BI:60:VAL:HG22	32:BI:66:PHE:HB2	1.88	0.55
55:CA:1055:A:N7	55:CA:1206:G:C2	2.75	0.55
55:CA:1361:G:C2'	55:CA:1362:A:H5''	2.32	0.55
55:CA:1375:A:H2'	55:CA:1376:U:C6	2.41	0.55
55:CA:155:A:C6	55:CA:167:A:C6	2.94	0.55
55:CA:243:A:N3	55:CA:245:U:H2'	2.21	0.55
55:CA:596:A:N6	55:CA:645:G:N1	2.53	0.55
55:CA:90:C:C2'	55:CA:91:U:C6	2.89	0.55
1:CB:89:PHE:HB3	1:CB:150:ILE:HA	1.87	0.55
1:CB:158:ASP:C	1:CB:180:ILE:HG23	2.27	0.55

*Continued on next page...*



*Continued from previous page...*

Atom-1	Atom-2	Interatomic distance (Å)	Clash overlap (Å)
1:CB:99:MET:HA	1:CB:106:VAL:HG21	1.88	0.55
3:CD:102:TYR:O	3:CD:104:MET:N	2.37	0.55
4:CE:87:VAL:HG12	4:CE:92:ARG:HA	1.89	0.55
7:CH:76:ARG:HD3	7:CH:77:VAL:H	1.72	0.55
18:CS:31:ARG:HD3	18:CS:33:TRP:HH2	1.72	0.55
24:DA:1071:G:N7	24:DA:1089:A:C6	2.75	0.55
24:DA:1103:A:H8	24:DA:1103:A:O5'	1.90	0.55
24:DA:1206:G:C2	24:DA:1207:C:C2	2.95	0.55
24:DA:1479:G:O2'	24:DA:1480:C:H5'	2.05	0.55
24:DA:1499:C:C4	24:DA:1500:G:N7	2.75	0.55
24:DA:2287:A:O2'	24:DA:2288:A:O5'	2.25	0.55
24:DA:2449:U:H4'	24:DA:2450:A:OP1	2.07	0.55
56:DB:65:U:H2'	56:DB:108:A:N6	2.21	0.55
56:DB:16:G:O2'	56:DB:17:C:H5'	2.07	0.55
26:DC:255:LYS:O	24:DA:1797:G:O3'	2.23	0.55
28:DE:126:VAL:HG13	28:DE:127:GLU:N	2.22	0.55
36:DM:1:MET:O	36:DM:2:LEU:O	2.24	0.55
40:DQ:87:VAL:HG11	41:DR:52:PRO:CG	2.36	0.55
44:DU:6:ARG:HB2	24:DA:85:G:OP2	2.07	0.55
47:DX:51:SER:OG	47:DX:54:GLY:HA3	2.06	0.55
21:AA:502:A:H2'	21:AA:503:C:O4'	2.06	0.55
21:AA:550:G:H2'	21:AA:551:U:C6	2.32	0.55
21:AA:550:G:C5	21:AA:551:U:C5	2.95	0.55
1:AB:28:PRO:O	1:AB:44:LYS:HE2	2.06	0.55
2:AC:68:HIS:CD2	2:AC:68:HIS:H	2.24	0.55
5:AF:5:GLU:HG3	5:AF:63:ASN:OD1	2.06	0.55
6:AG:131:GLY:O	6:AG:134:VAL:HG22	2.07	0.55
16:AQ:16:MET:SD	16:AQ:20:ILE:HG13	2.47	0.55
24:BA:1163:G:H2'	24:BA:1164:C:H6	1.72	0.55
24:BA:1430:G:H2'	24:BA:1431:A:O4'	2.06	0.55
24:BA:1731:G:C4	24:BA:1733:G:N7	2.75	0.55
24:BA:2776:A:H4'	24:BA:2777:G:O5'	2.06	0.55
24:BA:704:G:O2'	24:BA:726:G:N2	2.39	0.55
25:BB:71:C:H2'	25:BB:72:G:H5'	1.88	0.55
26:BC:66:PHE:HB3	26:BC:150:GLY:O	2.06	0.55
26:BC:91:ALA:HB3	26:BC:103:ILE:HG22	1.87	0.55
28:BE:12:LEU:O	28:BE:13:THR:HB	2.06	0.55
29:BF:45:ASP:HB2	29:BF:48:LEU:HB2	1.88	0.55
30:BG:29:ASN:CG	30:BG:30:GLY:N	2.59	0.55
38:BO:70:ALA:O	38:BO:73:ALA:HB3	2.06	0.55
40:BQ:40:LYS:O	40:BQ:43:GLN:HB2	2.07	0.55

*Continued on next page...*

*Continued from previous page...*

Atom-1	Atom-2	Interatomic distance (Å)	Clash overlap (Å)
44:BU:94:PHE:O	44:BU:94:PHE:CD1	2.59	0.55
44:BU:97:SER:O	44:BU:98:ASN:CB	2.50	0.55
48:BY:47:ARG:CG	48:BY:47:ARG:HH21	2.17	0.55
55:CA:1052:U:O2'	55:CA:1055:A:OP2	2.20	0.55
55:CA:1352:C:O2	55:CA:1371:G:C2	2.60	0.55
3:CD:53:GLN:HG2	3:CD:198:LEU:HD22	1.88	0.55
24:DA:1707:G:H2'	24:DA:1708:C:C6	2.41	0.55
24:DA:218:A:H2'	24:DA:219:A:H8	1.71	0.55
24:DA:2281:A:C2	24:DA:2282:G:C5	2.95	0.55
24:DA:2553:G:N1	24:DA:2554:U:O2	2.40	0.55
24:DA:2592:G:C6	24:DA:2593:U:C4	2.94	0.55
24:DA:300:A:C5	24:DA:334:C:H4'	2.41	0.55
56:DB:40:U:O2'	56:DB:45:A:N6	2.32	0.55
35:DL:117:THR:HG22	35:DL:118:THR:H	1.70	0.55
43:DT:67:VAL:O	43:DT:68:LYS:HG3	2.05	0.55
43:DT:29:THR:N	43:DT:87:LEU:HB2	2.20	0.55
47:DX:6:VAL:HG13	47:DX:7:THR:H	1.71	0.55
49:DZ:28:LEU:HD23	49:DZ:28:LEU:N	2.21	0.55
1:AB:138:ARG:NH2	21:AA:1170:A:OP1	2.36	0.55
21:AA:1406:U:C5	21:AA:1407:C:C5	2.95	0.55
21:AA:32:A:C2'	21:AA:33:A:H8	2.20	0.55
21:AA:636:U:H2'	21:AA:637:C:C6	2.42	0.55
21:AA:794:A:O2'	21:AA:795:C:H5'	2.06	0.55
21:AA:953:G:H2'	21:AA:954:G:O4'	2.06	0.55
1:AB:70:GLY:HA2	1:AB:163:ILE:HG22	1.88	0.55
4:AE:13:LYS:HE2	4:AE:112:ALA:CB	2.36	0.55
4:AE:75:LEU:HA	4:AE:81:GLN:HE21	1.71	0.55
13:AN:44:VAL:HG23	13:AN:45:LEU:H	1.72	0.55
17:AR:24:ASP:O	17:AR:27:THR:N	2.39	0.55
20:AU:33:ARG:HG2	20:AU:34:ARG:H	1.70	0.55
53:B3:56:LEU:N	53:B3:56:LEU:HD22	2.22	0.55
24:BA:1022:G:O2'	24:BA:1023:U:OP2	2.23	0.55
24:BA:10:A:C4	24:BA:2800:A:C6	2.95	0.55
24:BA:1258:U:O2	24:BA:1259:G:C8	2.60	0.55
24:BA:1570:A:O5'	24:BA:1570:A:H8	1.90	0.55
24:BA:1829:A:N3	26:BC:14:HIS:HE1	2.04	0.55
24:BA:2383:G:H2'	24:BA:2384:U:H6	1.71	0.55
24:BA:590:A:H2'	24:BA:591:U:H6	1.71	0.55
24:BA:609:A:H2'	24:BA:610:C:O4'	2.06	0.55
24:BA:627:A:C6	24:BA:637:A:C8	2.94	0.55
26:BC:250:GLN:H	26:BC:250:GLN:NE2	2.05	0.55

*Continued on next page...*

*Continued from previous page...*

Atom-1	Atom-2	Interatomic distance (Å)	Clash overlap (Å)
26:BC:255:LYS:C	26:BC:257:ARG:H	2.10	0.55
26:BC:261:ARG:HG2	26:BC:261:ARG:O	2.05	0.55
40:BQ:98:ALA:HB2	40:BQ:105:PHE:CE2	2.42	0.55
42:BS:3:THR:HB	42:BS:62:ASP:OD2	2.07	0.55
45:BV:80:HIS:CD2	45:BV:83:LYS:HG3	2.41	0.55
48:BY:48:ARG:O	48:BY:51:ALA:HB3	2.07	0.55
55:CA:1086:U:O2'	55:CA:1087:G:H5'	2.07	0.55
55:CA:1241:G:C2	55:CA:1242:G:C5	2.95	0.55
4:CE:22:LYS:O	4:CE:29:ILE:HB	2.06	0.55
5:CF:3:HIS:ND1	5:CF:92:THR:HG23	2.21	0.55
9:CJ:10:LEU:HD23	9:CJ:98:VAL:HG22	1.87	0.55
11:CL:98:ARG:O	11:CL:117:GLY:HA3	2.05	0.55
11:CL:19:ASN:N	11:CL:19:ASN:ND2	2.51	0.55
11:CL:56:LEU:HD11	11:CL:81:ILE:HG21	1.87	0.55
17:CR:46:THR:HG21	17:CR:51:GLN:OE1	2.06	0.55
18:CS:51:HIS:CD2	18:CS:53:GLY:H	2.25	0.55
52:D2:41:ARG:HH12	24:DA:460:A:P	2.30	0.55
24:DA:1492:G:C5	24:DA:1496:A:N6	2.74	0.55
24:DA:2094:A:H2'	24:DA:2095:A:H8	1.72	0.55
24:DA:216:A:C2'	24:DA:217:A:H8	2.19	0.55
24:DA:2283:C:C5	24:DA:2389:G:C4	2.95	0.55
24:DA:2638:G:O2'	24:DA:2639:A:H8	1.88	0.55
24:DA:2665:A:C2	24:DA:2666:C:C2	2.94	0.55
24:DA:2731:G:N2	24:DA:2732:G:N7	2.55	0.55
24:DA:634:C:H2'	24:DA:635:C:H6	1.71	0.55
46:DW:73:PRO:HA	56:DB:12:C:N3	2.22	0.55
28:DE:164:LEU:HD12	28:DE:167:VAL:HG12	1.89	0.55
30:DG:138:GLN:HE21	24:DA:2746:U:H1'	1.70	0.55
35:DL:128:THR:HG21	24:DA:637:A:P	2.46	0.55
35:DL:3:LEU:C	35:DL:3:LEU:HD12	2.27	0.55
45:DV:30:ILE:HD12	45:DV:38:LEU:HD23	1.89	0.55
21:AA:591:U:O2'	21:AA:592:G:H5'	2.07	0.55
4:AE:79:THR:CA	4:AE:119:VAL:HB	2.33	0.55
5:AF:72:ASP:O	5:AF:76:THR:HG23	2.07	0.55
12:AM:44:ILE:HG22	12:AM:44:ILE:O	2.06	0.55
19:AT:79:THR:HA	19:AT:82:ILE:HG12	1.89	0.55
24:BA:1027:A:C6	24:BA:1126:A:N3	2.74	0.55
24:BA:1731:G:N3	24:BA:1733:G:C8	2.74	0.55
24:BA:1867:G:C2'	24:BA:1868:C:H5'	2.37	0.55
24:BA:2271:G:H2'	24:BA:2272:U:C6	2.42	0.55
24:BA:2470:G:O2'	24:BA:2471:A:H5'	2.07	0.55

*Continued on next page...*

*Continued from previous page...*

Atom-1	Atom-2	Interatomic distance (Å)	Clash overlap (Å)
24:BA:270:A:H5'	24:BA:271:G:C5'	2.36	0.55
24:BA:335:C:H2'	24:BA:336:C:H6	1.72	0.55
24:BA:612:G:O6	24:BA:614:A:C2	2.60	0.55
24:BA:651:G:C6	24:BA:652:U:C4	2.95	0.55
24:BA:882:G:H2'	24:BA:883:G:H8	1.71	0.55
24:BA:675:A:OP1	28:BE:58:LYS:HE2	2.05	0.55
29:BF:133:GLU:H	29:BF:150:GLY:CA	2.19	0.55
35:BL:55:MET:HE2	35:BL:56:PRO:HD2	1.87	0.55
35:BL:77:ILE:O	35:BL:110:VAL:O	2.25	0.55
37:BN:18:GLN:HE21	37:BN:22:ARG:NH1	2.05	0.55
39:BP:50:ARG:HD2	39:BP:51:ASN:N	2.21	0.55
40:BQ:10:ARG:CZ	40:BQ:10:ARG:HB2	2.37	0.55
40:BQ:97:ILE:HD11	40:BQ:105:PHE:CA	2.37	0.55
44:BU:43:LYS:O	44:BU:57:ILE:HA	2.07	0.55
55:CA:1102:A:O2'	55:CA:1103:C:H5'	2.07	0.55
6:CG:29:LEU:HG	55:CA:1240:U:C4	2.42	0.55
55:CA:1305:G:H22	55:CA:1331:G:H2'	1.72	0.55
55:CA:1338:G:C2	55:CA:1339:A:C2	2.95	0.55
55:CA:653:U:O2'	55:CA:654:G:H5'	2.06	0.55
55:CA:725:G:N3	55:CA:726:C:C6	2.74	0.55
1:CB:160:LEU:O	1:CB:183:PHE:HD1	1.90	0.55
6:CG:115:MET:C	6:CG:117:LEU:H	2.10	0.55
6:CG:12:LEU:O	6:CG:12:LEU:HD13	2.06	0.55
8:CI:109:GLN:HG2	8:CI:110:VAL:N	2.20	0.55
10:CK:75:GLU:N	10:CK:75:GLU:CD	2.59	0.55
17:CR:70:THR:OG1	17:CR:71:ASP:N	2.39	0.55
24:DA:1465:G:H2'	24:DA:1466:U:O4'	2.06	0.55
24:DA:1483:G:C2	24:DA:1484:U:C2	2.95	0.55
24:DA:1880:U:H2'	24:DA:1881:C:C6	2.42	0.55
55:CA:1493:A:C3'	24:DA:1913:A:N6	2.63	0.55
24:DA:2097:A:H2'	24:DA:2098:U:C6	2.41	0.55
24:DA:2104:C:HO2'	24:DA:2105:U:H6	1.49	0.55
24:DA:2287:A:C8	24:DA:2289:G:C8	2.95	0.55
24:DA:2348:U:O2'	24:DA:2349:G:O4'	2.23	0.55
46:DW:30:VAL:CG1	24:DA:2353:G:H1'	2.36	0.55
24:DA:2691:C:O2'	24:DA:2692:G:H8	1.89	0.55
24:DA:600:G:C6	24:DA:601:C:N3	2.74	0.55
24:DA:825:A:C6	24:DA:826:U:C4	2.95	0.55
26:DC:52:HIS:CD2	26:DC:217:PRO:O	2.59	0.55
30:DG:62:ALA:O	30:DG:66:THR:HG23	2.06	0.55
34:DK:14:SER:OG	34:DK:51:LYS:N	2.40	0.55

*Continued on next page...*

*Continued from previous page...*

Atom-1	Atom-2	Interatomic distance (Å)	Clash overlap (Å)
34:DK:2:ILE:HD11	34:DK:65:THR:HG22	1.88	0.55
36:DM:23:GLY:O	36:DM:101:VAL:HG12	2.07	0.55
39:DP:22:GLY:HA3	39:DP:91:VAL:HG21	1.88	0.55
41:DR:1:MET:HG3	41:DR:101:ILE:HD12	1.89	0.55
42:DS:55:ILE:O	42:DS:59:GLU:HG2	2.06	0.55
46:DW:39:GLN:HG2	46:DW:42:THR:HB	1.89	0.55
21:AA:1087:G:HO2'	21:AA:1088:G:H8	1.53	0.55
21:AA:1363:A:C8	21:AA:1365:G:C5	2.94	0.55
21:AA:438:U:C5	21:AA:494:G:C5	2.95	0.55
21:AA:815:A:C2	21:AA:1529:G:C4	2.94	0.55
21:AA:90:C:O2'	21:AA:91:U:C6	2.56	0.55
21:AA:98:A:H2'	21:AA:99:C:O4'	2.06	0.55
1:AB:202:ASN:HB3	1:AB:208:ALA:HB2	1.89	0.55
4:AE:85:LYS:HD3	4:AE:94:PHE:HB2	1.89	0.55
8:AI:122:ARG:NH1	21:AA:1343:G:H1'	2.22	0.55
15:AP:68:SER:HB2	15:AP:71:VAL:HG23	1.89	0.55
24:BA:141:G:N1	43:BT:2:ILE:HG23	2.22	0.55
24:BA:1421:G:C2	24:BA:1422:G:C8	2.95	0.55
24:BA:1465:G:N1	24:BA:1466:U:C2	2.75	0.55
24:BA:1566:A:O2'	24:BA:1567:G:H5'	2.07	0.55
24:BA:2093:G:C6	24:BA:2225:A:N7	2.74	0.55
24:BA:2717:C:H2'	24:BA:2718:G:O4'	2.07	0.55
24:BA:2801:G:O2'	24:BA:2802:G:H5'	2.06	0.55
24:BA:42:A:C3'	24:BA:43:G:H5''	2.37	0.55
24:BA:754:U:H2'	24:BA:755:U:C6	2.42	0.55
24:BA:827:U:H1'	24:BA:2246:G:O2'	2.06	0.55
24:BA:960:A:H5''	24:BA:961:C:OP2	2.06	0.55
26:BC:199:HIS:O	26:BC:202:ARG:HG3	2.07	0.55
27:BD:42:ASN:O	27:BD:43:ASP:O	2.24	0.55
28:BE:60:TRP:CZ2	28:BE:70:SER:HB3	2.42	0.55
31:BH:96:THR:O	31:BH:97:ARG:HG3	2.06	0.55
35:BL:55:MET:HA	35:BL:55:MET:CE	2.37	0.55
40:BQ:57:ARG:HH22	40:BQ:92:LYS:NZ	2.04	0.55
40:BQ:42:GLY:HA3	41:BR:75:VAL:HG21	1.87	0.55
46:BW:35:ILE:O	46:BW:37:VAL:N	2.40	0.55
55:CA:243:A:C4'	55:CA:244:U:H5'	2.35	0.55
55:CA:250:A:H1'	55:CA:252:U:N3	2.22	0.55
55:CA:385:C:N4	55:CA:386:C:N4	2.55	0.55
2:CC:19:SER:HB3	2:CC:21:TRP:NE1	2.21	0.55
8:CI:4:GLN:HB3	8:CI:21:LYS:CG	2.37	0.55
8:CI:90:ASP:CB	8:CI:93:LEU:HD23	2.33	0.55

*Continued on next page...*

*Continued from previous page...*

Atom-1	Atom-2	Interatomic distance (Å)	Clash overlap (Å)
13:CN:30:ILE:O	13:CN:45:LEU:HD11	2.07	0.55
16:CQ:4:ILE:O	16:CQ:5:ARG:C	2.45	0.55
50:D0:1:ALA:N	24:DA:2056:G:N2	2.55	0.55
24:DA:1210:G:H21	24:DA:1212:G:H22	1.55	0.55
24:DA:1363:C:H2'	24:DA:1364:G:O4'	2.07	0.55
24:DA:1945:G:H2'	24:DA:1946:U:C6	2.42	0.55
24:DA:2287:A:C5	24:DA:2289:G:C8	2.95	0.55
24:DA:755:U:H2'	24:DA:756:A:C8	2.41	0.55
33:DJ:4:PHE:CG	33:DJ:5:THR:N	2.75	0.55
34:DK:38:ILE:HG12	34:DK:61:VAL:HG12	1.88	0.55
36:DM:19:GLY:H	36:DM:38:ARG:NH2	2.05	0.55
43:DT:55:VAL:HG23	43:DT:86:THR:O	2.07	0.55
21:AA:1087:G:N2	21:AA:1088:G:C5	2.75	0.55
21:AA:1256:A:C5	21:AA:1278:G:C4	2.95	0.55
21:AA:792:A:C2	21:AA:794:A:N1	2.75	0.55
5:AF:4:TYR:O	5:AF:63:ASN:HA	2.06	0.55
8:AI:83:THR:HG21	8:AI:102:PHE:HB3	1.88	0.55
24:BA:1179:G:N7	24:BA:1180:U:H1'	2.22	0.55
24:BA:1715:G:N2	24:BA:1743:G:H2'	2.22	0.55
24:BA:1933:G:N2	24:BA:1968:G:H1'	2.23	0.55
24:BA:216:A:C2'	24:BA:217:A:H8	2.14	0.55
24:BA:401:A:H2'	24:BA:402:A:H8	1.72	0.55
24:BA:764:A:C2	24:BA:781:A:C2	2.94	0.55
24:BA:973:A:H8	24:BA:973:A:OP1	1.90	0.55
26:BC:80:LEU:HA	26:BC:90:ILE:O	2.07	0.55
31:BH:43:ASN:HD22	31:BH:43:ASN:N	2.05	0.55
35:BL:87:GLY:O	35:BL:89:VAL:N	2.40	0.55
24:BA:1653:G:H3'	37:BN:2:ARG:HG3	1.88	0.55
37:BN:73:ASN:C	37:BN:76:VAL:HG12	2.27	0.55
55:CA:205:A:C5	55:CA:206:C:N4	2.75	0.55
55:CA:332:G:O2'	55:CA:333:U:H5'	2.07	0.55
55:CA:465:A:O2'	55:CA:467:U:OP2	2.24	0.55
11:CL:49:ARG:HH12	55:CA:523:A:H61	1.54	0.55
55:CA:724:G:H2'	55:CA:725:G:H8	1.72	0.55
55:CA:815:A:C2	55:CA:1529:G:C4	2.95	0.55
13:CN:60:ARG:NH2	55:CA:977:A:OP2	2.41	0.55
1:CB:100:LEU:C	1:CB:102:ASN:H	2.10	0.55
5:CF:98:GLU:O	5:CF:99:ALA:HB3	2.07	0.55
7:CH:33:VAL:HG22	7:CH:58:LEU:HD11	1.88	0.55
24:DA:1051:G:H2'	24:DA:1052:C:C6	2.42	0.55
24:DA:1062:G:C8	24:DA:1088:A:H8	2.23	0.55

*Continued on next page...*

*Continued from previous page...*

Atom-1	Atom-2	Interatomic distance (Å)	Clash overlap (Å)
24:DA:1238:G:O2'	24:DA:1239:G:C5'	2.55	0.55
24:DA:1733:G:C2	24:DA:1734:G:C8	2.95	0.55
24:DA:186:G:N2	24:DA:211:C:C2	2.75	0.55
24:DA:188:G:H2'	24:DA:189:G:H5'	1.88	0.55
24:DA:214:G:N2	24:DA:215:G:C2	2.74	0.55
24:DA:2553:G:H2'	24:DA:2554:U:O4'	2.07	0.55
24:DA:333:G:C4	24:DA:334:C:C5	2.94	0.55
24:DA:335:C:O2'	24:DA:336:C:H5'	2.07	0.55
24:DA:476:G:HO2'	24:DA:477:A:H8	1.53	0.55
24:DA:739:A:H8	24:DA:739:A:OP2	1.90	0.55
24:DA:78:U:C2'	24:DA:79:C:H5'	2.37	0.55
24:DA:805:G:O2'	24:DA:831:G:H4'	2.07	0.55
28:DE:5:LEU:HA	28:DE:120:VAL:HG13	1.89	0.55
31:DH:80:ILE:HB	31:DH:101:ASP:HB3	1.89	0.55
39:DP:102:ARG:HD2	39:DP:106:ALA:O	2.06	0.55
44:DU:20:LYS:C	44:DU:20:LYS:HD3	2.27	0.55
44:DU:54:PRO:HG2	44:DU:55:GLY:N	2.20	0.55
44:DU:81:ARG:HD2	44:DU:81:ARG:N	2.21	0.55
49:DZ:32:GLY:C	49:DZ:34:THR:N	2.58	0.55
21:AA:1078:U:H2'	21:AA:1079:G:O4'	2.08	0.54
21:AA:1169:A:H2'	21:AA:1170:A:C8	2.41	0.54
21:AA:199:A:O2'	21:AA:200:G:O4'	2.23	0.54
21:AA:94:G:C4'	21:AA:95:C:H5''	2.32	0.54
1:AB:63:LYS:HZ3	1:AB:224:ARG:NH2	2.05	0.54
4:AE:14:LEU:C	4:AE:14:LEU:HD13	2.28	0.54
4:AE:94:PHE:C	4:AE:94:PHE:CD1	2.79	0.54
10:AK:125:LYS:O	10:AK:126:ARG:CB	2.55	0.54
16:AQ:18:LYS:HA	16:AQ:47:ASP:HB2	1.90	0.54
16:AQ:49:ASN:HD22	16:AQ:49:ASN:C	2.10	0.54
18:AS:5:LYS:HD3	21:AA:1314:C:C6	2.42	0.54
20:AU:18:PHE:C	20:AU:19:LYS:HE2	2.27	0.54
51:B1:9:LYS:NZ	51:B1:50:GLU:OE2	2.34	0.54
24:BA:1073:A:H3'	24:BA:1074:G:H5''	1.89	0.54
24:BA:1179:G:C5	24:BA:1180:U:C1'	2.83	0.54
24:BA:1489:C:O2'	24:BA:1490:A:H5'	2.07	0.54
24:BA:169:G:H2'	24:BA:170:U:H6	1.72	0.54
24:BA:1816:C:HO2'	24:BA:1817:G:P	2.30	0.54
24:BA:795:C:O2'	24:BA:796:C:H5'	2.06	0.54
25:BB:13:G:O2'	25:BB:14:U:H5''	2.06	0.54
24:BA:2822:G:P	27:BD:115:GLY:HA3	2.47	0.54
33:BJ:110:PRO:HB2	33:BJ:111:LYS:HG3	1.88	0.54

*Continued on next page...*

*Continued from previous page...*

Atom-1	Atom-2	Interatomic distance (Å)	Clash overlap (Å)
24:BA:1131:G:OP1	33:BJ:82:GLY:HA2	2.07	0.54
33:BJ:81:ILE:CG2	33:BJ:82:GLY:N	2.60	0.54
34:BK:12:ASP:HA	34:BK:98:ARG:O	2.07	0.54
34:BK:17:ARG:HG3	34:BK:47:ILE:HD13	1.89	0.54
36:BM:17:ASN:O	36:BM:38:ARG:HD3	2.07	0.54
40:BQ:91:ARG:NH2	40:BQ:93:ILE:HG21	2.22	0.54
42:BS:70:LYS:N	42:BS:70:LYS:HD2	2.22	0.54
44:BU:25:LYS:O	44:BU:26:ASN:HB3	2.07	0.54
46:BW:37:VAL:HG13	46:BW:55:ASP:O	2.07	0.54
46:BW:77:LYS:O	46:BW:78:PHE:HB2	2.05	0.54
55:CA:1068:G:N2	55:CA:1069:C:C2	2.75	0.54
55:CA:1475:G:H4'	24:DA:1689:A:H4'	1.88	0.54
55:CA:247:G:O2'	55:CA:248:C:C5'	2.55	0.54
55:CA:369:G:N2	55:CA:370:C:C2	2.75	0.54
1:CB:49:PHE:HA	1:CB:52:ALA:HB3	1.88	0.54
19:CT:81:GLN:HA	19:CT:84:LYS:NZ	2.22	0.54
50:D0:37:HIS:CG	50:D0:43:THR:HG22	2.42	0.54
52:D2:12:ARG:HG3	24:DA:686:U:O4	2.06	0.54
24:DA:167:A:C6	24:DA:168:G:C4	2.95	0.54
24:DA:1846:G:H5''	24:DA:1847:A:OP2	2.07	0.54
24:DA:2184:A:H2'	24:DA:2185:U:C6	2.42	0.54
24:DA:531:C:O5'	24:DA:532:A:C8	2.60	0.54
24:DA:544:C:OP1	24:DA:544:C:H4'	2.06	0.54
27:DD:89:GLU:HG2	27:DD:94:GLN:HE22	1.71	0.54
28:DE:57:LYS:HG2	24:DA:797:G:OP1	2.07	0.54
29:DF:78:ILE:O	29:DF:79:ARG:HG2	2.07	0.54
35:DL:92:LEU:CD2	35:DL:124:GLY:HA3	2.37	0.54
36:DM:57:VAL:HA	36:DM:112:LEU:HD11	1.89	0.54
44:DU:95:PHE:N	44:DU:95:PHE:HD1	2.01	0.54
45:DV:6:ALA:HB3	45:DV:65:VAL:HB	1.89	0.54
48:DY:17:GLU:HG3	48:DY:53:VAL:HG11	1.89	0.54
18:AS:35:ARG:HB2	21:AA:1320:C:N4	2.21	0.54
21:AA:32:A:C2'	21:AA:33:A:C8	2.89	0.54
21:AA:49:U:O4	21:AA:362:G:N2	2.32	0.54
15:AP:33:ILE:O	15:AP:34:GLU:HB3	2.08	0.54
51:B1:8:ILE:HG23	51:B1:51:ALA:HA	1.89	0.54
24:BA:1017:G:C5	24:BA:1018:U:C5	2.96	0.54
24:BA:1315:C:OP2	59:BA:3770:HOH:O	2.18	0.54
24:BA:1433:A:H2'	24:BA:1434:A:O4'	2.06	0.54
24:BA:1608:A:C8	24:BA:1611:C:N4	2.75	0.54
24:BA:2214:C:H2'	24:BA:2215:C:C6	2.42	0.54

*Continued on next page...*



*Continued from previous page...*

Atom-1	Atom-2	Interatomic distance (Å)	Clash overlap (Å)
24:BA:2391:G:O6	24:BA:2425:A:H8	1.91	0.54
24:BA:2800:A:H2	24:BA:2895:G:H1'	1.66	0.54
33:BJ:26:GLY:HA2	33:BJ:29:ALA:HB3	1.89	0.54
35:BL:61:LEU:O	53:B3:12:ARG:HD3	2.06	0.54
36:BM:126:ILE:O	36:BM:128:THR:HG23	2.07	0.54
37:BN:65:LEU:O	37:BN:68:ALA:N	2.40	0.54
45:BV:75:GLN:HB2	45:BV:92:VAL:HG23	1.87	0.54
55:CA:1064:G:H4'	55:CA:1065:U:O5'	2.06	0.54
55:CA:1239:A:H62	55:CA:1299:A:H62	1.55	0.54
55:CA:1365:G:O2'	55:CA:1366:C:C5'	2.54	0.54
55:CA:1390:U:H2'	55:CA:1391:U:C6	2.42	0.54
55:CA:737:C:H2'	55:CA:738:C:C6	2.42	0.54
6:CG:22:LEU:HD23	6:CG:23:ALA:N	2.23	0.54
6:CG:59:GLU:HG3	6:CG:60:ALA:H	1.71	0.54
13:CN:61:ASN:C	13:CN:62:ARG:HG3	2.28	0.54
16:CQ:68:LYS:HG2	16:CQ:69:THR:HG23	1.89	0.54
24:DA:1051:G:H2'	24:DA:1052:C:H6	1.73	0.54
24:DA:1057:A:C8	24:DA:1086:A:C8	2.95	0.54
24:DA:1060:U:O4'	24:DA:1061:U:H2'	2.07	0.54
52:D2:10:LEU:HG	24:DA:125:A:C2	2.43	0.54
24:DA:1555:G:H2'	24:DA:1556:C:C6	2.43	0.54
24:DA:1802:A:O2'	24:DA:1803:A:O4'	2.22	0.54
24:DA:2273:A:H2'	24:DA:2274:A:C8	2.42	0.54
24:DA:2064:C:H1'	24:DA:2450:A:C6	2.42	0.54
24:DA:27:G:H1'	24:DA:513:A:H61	1.72	0.54
24:DA:518:G:H2'	24:DA:519:U:H6	1.72	0.54
24:DA:915:C:H3'	24:DA:916:G:H8	1.71	0.54
29:DF:101:ARG:HH11	29:DF:138:PRO:HB3	1.71	0.54
31:DH:125:THR:HG22	31:DH:146:VAL:HG11	1.88	0.54
40:DQ:59:LEU:O	40:DQ:62:ALA:HB3	2.08	0.54
43:DT:10:VAL:HG23	43:DT:11:LEU:CD1	2.36	0.54
43:DT:45:ALA:HA	43:DT:48:GLN:CG	2.36	0.54
21:AA:1349:A:O2'	21:AA:1350:A:H5'	2.08	0.54
21:AA:1391:U:H2'	21:AA:1392:G:H8	1.72	0.54
21:AA:1421:G:C2	21:AA:1480:A:C2	2.95	0.54
21:AA:918:A:H2'	21:AA:919:A:C8	2.42	0.54
1:AB:142:LYS:HE2	21:AA:1098:C:OP2	2.07	0.54
1:AB:162:VAL:CG2	1:AB:172:ILE:HD11	2.36	0.54
1:AB:52:ALA:HA	1:AB:197:PHE:CD1	2.42	0.54
1:AB:46:VAL:HG13	1:AB:49:PHE:CZ	2.42	0.54
3:AD:169:TRP:CD2	3:AD:185:PRO:HB3	2.41	0.54

*Continued on next page...*

*Continued from previous page...*

Atom-1	Atom-2	Interatomic distance (Å)	Clash overlap (Å)
17:AR:54:LEU:O	17:AR:58:ILE:HG13	2.06	0.54
52:B2:3:ARG:HH21	52:B2:3:ARG:CG	2.15	0.54
24:BA:102:U:O4	48:BY:2:LYS:HB2	2.08	0.54
24:BA:1536:C:H4'	24:BA:1537:G:O5'	2.06	0.54
24:BA:1676:A:C2	24:BA:1993:U:H5'	2.42	0.54
24:BA:2453:A:O2'	24:BA:2572:A:H1'	2.07	0.54
24:BA:447:A:C8	24:BA:473:G:C6	2.96	0.54
26:BC:242:HIS:O	26:BC:244:VAL:HG13	2.07	0.54
28:BE:151:GLY:CA	28:BE:192:ALA:HB2	2.36	0.54
35:BL:14:LYS:CG	35:BL:15:ALA:N	2.70	0.54
39:BP:37:LYS:HD3	39:BP:37:LYS:H	1.68	0.54
43:BT:61:LEU:HA	59:BT:201:HOH:O	2.07	0.54
45:BV:38:LEU:CD2	45:BV:40:ILE:HD11	2.37	0.54
55:CA:1168:U:O2'	55:CA:1169:A:H5'	2.07	0.54
55:CA:10:A:N3	55:CA:11:G:C8	2.74	0.54
55:CA:1312:G:H2'	55:CA:1313:U:H6	1.72	0.54
55:CA:1234:C:C1'	55:CA:1364:U:H6	2.20	0.54
2:CC:83:VAL:HA	2:CC:86:LEU:HD12	1.89	0.54
3:CD:187:ARG:HG3	3:CD:191:SER:OG	2.08	0.54
4:CE:131:ASN:HD22	4:CE:132:PRO:CD	2.19	0.54
11:CL:87:LYS:HG2	11:CL:87:LYS:O	2.08	0.54
12:CM:69:ARG:HD2	12:CM:69:ARG:N	2.23	0.54
15:CP:36:VAL:O	15:CP:36:VAL:HG13	2.07	0.54
16:CQ:12:VAL:HG22	16:CQ:12:VAL:O	2.07	0.54
24:DA:1289:C:HO2'	24:DA:1290:C:H6	1.54	0.54
24:DA:1331:G:N3	24:DA:1333:G:C8	2.75	0.54
24:DA:1333:G:O2'	24:DA:1334:G:H5'	2.07	0.54
24:DA:1399:C:H2'	24:DA:1400:U:H6	1.70	0.54
24:DA:1830:C:H2'	24:DA:1831:G:C8	2.42	0.54
24:DA:1993:U:H2'	24:DA:1994:C:C6	2.42	0.54
24:DA:2068:U:H5''	24:DA:2068:U:H6	1.72	0.54
24:DA:2756:U:H1'	24:DA:2757:A:H5''	1.88	0.54
24:DA:2821:A:H2'	24:DA:2822:G:O4'	2.07	0.54
24:DA:60:G:HO2'	24:DA:61:C:P	2.31	0.54
24:DA:866:A:O2'	24:DA:867:C:C5'	2.56	0.54
24:DA:987:C:H2'	24:DA:988:A:O4'	2.06	0.54
33:DJ:123:LYS:HG2	33:DJ:132:HIS:NE2	2.22	0.54
34:DK:118:LEU:O	34:DK:120:PRO:HD2	2.07	0.54
36:DM:136:MET:OXT	36:DM:136:MET:CG	2.39	0.54
43:DT:38:ALA:HB1	43:DT:81:LYS:NZ	2.22	0.54
44:DU:14:THR:HG23	44:DU:15:GLY:H	1.72	0.54

*Continued on next page...*

*Continued from previous page...*

Atom-1	Atom-2	Interatomic distance (Å)	Clash overlap (Å)
45:DV:82:TYR:CE1	45:DV:83:LYS:HG2	2.42	0.54
21:AA:1088:G:C2	21:AA:1089:G:C8	2.95	0.54
21:AA:1361:G:H2'	21:AA:1362:A:H5''	1.89	0.54
21:AA:158:G:C3'	21:AA:159:G:H5''	2.37	0.54
21:AA:844:G:C2	21:AA:846:G:O2'	2.61	0.54
1:AB:170:ILE:HD13	1:AB:170:ILE:H	1.71	0.54
2:AC:22:PHE:CG	2:AC:23:ALA:N	2.74	0.54
4:AE:29:ILE:HG13	4:AE:30:PHE:N	2.22	0.54
4:AE:83:PRO:CG	7:AH:95:MET:HG2	2.37	0.54
11:AL:74:GLN:O	11:AL:75:GLU:C	2.45	0.54
12:AM:89:ARG:HD2	12:AM:95:PRO:O	2.08	0.54
13:AN:14:ALA:HB1	13:AN:18:LYS:NZ	2.22	0.54
16:AQ:40:THR:HG22	16:AQ:41:THR:N	2.23	0.54
19:AT:26:MET:HA	19:AT:29:THR:OG1	2.07	0.54
24:BA:1061:U:H3'	24:BA:1062:G:C5'	2.37	0.54
24:BA:1285:A:N7	24:BA:1329:U:N3	2.56	0.54
24:BA:1498:C:O4'	24:BA:1577:C:H4'	2.07	0.54
24:BA:2392:A:H4'	53:B3:27:ASN:ND2	2.23	0.54
24:BA:975:A:C5	24:BA:990:A:N7	2.75	0.54
41:BR:28:ALA:O	41:BR:63:VAL:HG21	2.06	0.54
41:BR:67:GLY:HA3	41:BR:93:PHE:CZ	2.43	0.54
55:CA:1125:U:C2	55:CA:1127:G:N7	2.76	0.54
55:CA:1167:A:N7	55:CA:1169:A:N6	2.56	0.54
55:CA:1258:G:O2'	55:CA:1259:C:C5'	2.52	0.54
55:CA:979:C:C6	55:CA:1318:A:N1	2.76	0.54
55:CA:1363:A:C5	55:CA:1365:G:C6	2.95	0.54
55:CA:242:G:C2	55:CA:245:U:C4	2.95	0.54
7:CH:121:GLY:HA3	55:CA:599:C:H4'	1.88	0.54
2:CC:120:THR:HG23	2:CC:187:GLU:O	2.08	0.54
2:CC:63:ILE:HG12	2:CC:65:VAL:HG23	1.87	0.54
8:CI:51:LEU:HG	8:CI:86:LEU:HD22	1.88	0.54
10:CK:64:VAL:O	10:CK:68:ARG:HB2	2.07	0.54
11:CL:85:ARG:HA	11:CL:93:ARG:HA	1.89	0.54
13:CN:52:ARG:HA	13:CN:52:ARG:HH11	1.72	0.54
24:DA:1314:C:C2	24:DA:1339:G:N2	2.76	0.54
24:DA:2100:G:C6	24:DA:2190:G:C6	2.96	0.54
24:DA:2370:G:O6	24:DA:2371:G:C6	2.60	0.54
24:DA:2408:U:O2'	24:DA:2409:G:H8	1.90	0.54
24:DA:2542:A:H5''	24:DA:2543:G:OP1	2.08	0.54
24:DA:411:G:O2'	24:DA:412:A:H5'	2.08	0.54
24:DA:866:A:O2'	24:DA:867:C:H5'	2.07	0.54

*Continued on next page...*

*Continued from previous page...*

Atom-1	Atom-2	Interatomic distance (Å)	Clash overlap (Å)
38:DO:43:ASN:OD1	38:DO:44:GLY:N	2.40	0.54
39:DP:61:ARG:CZ	39:DP:100:ARG:HA	2.37	0.54
39:DP:113:LEU:HD23	39:DP:113:LEU:C	2.27	0.54
41:DR:23:GLU:O	41:DR:25:LEU:HD22	2.06	0.54
42:DS:84:ARG:HB3	42:DS:96:ILE:HG23	1.87	0.54
43:DT:9:LYS:HG3	48:DY:21:LEU:HD13	1.88	0.54
44:DU:40:LEU:HA	44:DU:61:GLU:HA	1.90	0.54
49:DZ:31:ILE:O	49:DZ:31:ILE:HG13	2.08	0.54
49:DZ:4:ILE:CG2	49:DZ:56:VAL:HG13	2.37	0.54
21:AA:1023:U:H2'	21:AA:1024:G:C8	2.43	0.54
21:AA:1084:G:C6	21:AA:1085:U:O4	2.60	0.54
21:AA:1158:C:N3	21:AA:1160:G:C8	2.76	0.54
21:AA:1323:G:C2'	21:AA:1324:A:H8	2.19	0.54
21:AA:1350:A:C6	21:AA:1351:U:C4	2.95	0.54
21:AA:1422:G:C6	21:AA:1423:G:N7	2.76	0.54
21:AA:412:A:H4'	21:AA:413:G:C5'	2.38	0.54
21:AA:476:U:H2'	21:AA:477:C:C6	2.43	0.54
21:AA:483:C:N3	21:AA:484:G:C6	2.75	0.54
21:AA:583:A:H2'	21:AA:584:G:O4'	2.07	0.54
21:AA:642:A:H2'	21:AA:643:C:C6	2.43	0.54
21:AA:766:A:C2	21:AA:814:A:C2	2.95	0.54
1:AB:130:LYS:HZ2	1:AB:130:LYS:HA	1.72	0.54
1:AB:172:ILE:O	1:AB:175:ALA:HB3	2.08	0.54
1:AB:71:THR:O	1:AB:72:LYS:HG2	2.07	0.54
3:AD:57:LYS:HD2	3:AD:57:LYS:C	2.27	0.54
6:AG:74:VAL:HG12	6:AG:87:PRO:HA	1.90	0.54
8:AI:27:ILE:HD13	8:AI:34:LEU:HB2	1.89	0.54
24:BA:1328:A:H2'	24:BA:1330:C:C5	2.42	0.54
24:BA:1628:G:H2'	24:BA:1629:U:H6	1.71	0.54
24:BA:1798:U:OP1	26:BC:257:ARG:HB2	2.07	0.54
24:BA:2036:C:O2'	24:BA:2037:A:H5'	2.07	0.54
24:BA:2200:C:O2'	24:BA:2201:G:H5'	2.07	0.54
24:BA:858:G:N2	24:BA:2269:G:OP2	2.39	0.54
24:BA:9:G:C6	24:BA:2629:U:C6	2.95	0.54
24:BA:753:A:H2'	24:BA:754:U:C6	2.42	0.54
24:BA:914:G:C8	24:BA:914:G:H5''	2.42	0.54
24:BA:942:G:C5	24:BA:943:A:C8	2.95	0.54
25:BB:12:C:H4'	25:BB:13:G:OP1	2.08	0.54
30:BG:148:ARG:HD2	30:BG:163:TYR:CE2	2.43	0.54
39:BP:95:LYS:HG2	39:BP:97:TYR:CZ	2.43	0.54
24:BA:856:G:C1'	46:BW:23:LYS:HB3	2.38	0.54

*Continued on next page...*

*Continued from previous page...*

Atom-1	Atom-2	Interatomic distance (Å)	Clash overlap (Å)
24:BA:923:G:H21	46:BW:23:LYS:HZ3	1.55	0.54
47:BX:53:LYS:C	47:BX:53:LYS:HD3	2.28	0.54
47:BX:5:GLN:HE21	47:BX:49:ARG:HB3	1.73	0.54
55:CA:1072:G:C5	55:CA:1073:U:C4	2.95	0.54
55:CA:1258:G:N2	55:CA:1259:C:C2	2.75	0.54
55:CA:213:G:H2'	55:CA:213:G:N3	2.21	0.54
55:CA:554:A:C2	55:CA:555:U:C4	2.96	0.54
55:CA:22:G:H4'	55:CA:885:G:C8	2.42	0.54
1:CB:218:ALA:HA	1:CB:221:ARG:CZ	2.38	0.54
1:CB:65:LYS:HE2	1:CB:89:PHE:CE1	2.42	0.54
3:CD:205:LYS:HD3	55:CA:8:A:N6	2.23	0.54
10:CK:91:GLY:O	10:CK:93:GLU:N	2.41	0.54
19:CT:30:PHE:CE2	19:CT:52:GLU:HG2	2.42	0.54
20:CU:34:ARG:HG2	20:CU:35:GLU:N	2.23	0.54
24:DA:1055:G:N3	24:DA:1055:G:H2'	2.21	0.54
24:DA:1079:C:C4	24:DA:1088:A:C2	2.96	0.54
24:DA:1441:G:H2'	24:DA:1442:U:H6	1.73	0.54
24:DA:155:A:C2'	24:DA:156:A:H5'	2.38	0.54
26:DC:58:LYS:HB2	24:DA:1568:G:H4'	1.89	0.54
24:DA:1668:A:O4'	24:DA:1669:A:C2	2.60	0.54
24:DA:1760:C:H2'	24:DA:1761:C:O4'	2.07	0.54
24:DA:2135:A:C8	24:DA:2135:A:OP2	2.60	0.54
46:DW:16:GLU:OE2	24:DA:2271:G:H5'	2.07	0.54
24:DA:2287:A:HO2'	24:DA:2288:A:P	2.31	0.54
24:DA:2333:A:H4'	24:DA:2334:U:H3'	1.89	0.54
24:DA:2347:C:O2'	24:DA:2348:U:H6	1.90	0.54
24:DA:2467:C:H2'	24:DA:2468:A:O4'	2.08	0.54
24:DA:2513:A:C6	24:DA:2514:U:C4	2.95	0.54
24:DA:352:A:C6	24:DA:353:C:C2	2.96	0.54
24:DA:845:A:C2	24:DA:847:U:N1	2.75	0.54
24:DA:999:U:O2	24:DA:1157:G:C2	2.61	0.54
56:DB:76:G:C2	56:DB:77:U:C2	2.95	0.54
26:DC:28:PRO:HB3	26:DC:62:ARG:HH22	1.72	0.54
28:DE:45:ALA:HB1	24:DA:37:C:O2'	2.08	0.54
30:DG:84:LYS:HB3	30:DG:132:LEU:O	2.07	0.54
36:DM:9:PHE:CD1	24:DA:911:A:C6	2.95	0.54
46:DW:37:VAL:C	46:DW:39:GLN:H	2.09	0.54
46:DW:40:ARG:HB3	24:DA:2331:G:O2'	2.08	0.54
21:AA:1052:U:H5'	21:AA:1053:G:OP2	2.08	0.54
21:AA:1350:A:C6	21:AA:1351:U:N3	2.76	0.54
21:AA:1494:G:HO2'	21:AA:1495:U:H6	1.55	0.54

*Continued on next page...*

*Continued from previous page...*

Atom-1	Atom-2	Interatomic distance (Å)	Clash overlap (Å)
21:AA:481:G:H2'	21:AA:482:A:C8	2.42	0.54
1:AB:137:THR:O	1:AB:140:LEU:HB2	2.08	0.54
1:AB:52:ALA:HB2	1:AB:197:PHE:HB3	1.89	0.54
1:AB:63:LYS:NZ	1:AB:224:ARG:NH2	2.56	0.54
8:AI:49:GLN:N	8:AI:50:PRO:HD2	2.22	0.54
9:AJ:6:ILE:HD12	9:AJ:76:ILE:HB	1.88	0.54
17:AR:38:ILE:HD13	17:AR:55:ALA:HA	1.88	0.54
51:B1:29:LYS:HB3	51:B1:29:LYS:NZ	2.22	0.54
53:B3:56:LEU:H	53:B3:56:LEU:CD2	2.19	0.54
53:B3:7:ARG:O	53:B3:10:ALA:HB3	2.07	0.54
24:BA:112:U:H2'	24:BA:113:U:H5'	1.89	0.54
24:BA:1760:C:H2'	24:BA:1761:C:O4'	2.07	0.54
24:BA:2652:C:C4	24:BA:2653:U:C4	2.95	0.54
24:BA:301:G:OP2	44:BU:81:ARG:NH1	2.41	0.54
24:BA:747:U:C4	24:BA:2613:U:C5	2.96	0.54
25:BB:15:A:H1'	25:BB:109:A:N7	2.23	0.54
25:BB:66:A:H61	25:BB:107:G:H3'	1.71	0.54
24:BA:2784:U:H4'	27:BD:42:ASN:HD21	1.73	0.54
28:BE:104:ALA:O	28:BE:108:ILE:HG22	2.07	0.54
28:BE:58:LYS:HE3	28:BE:62:GLN:HE21	1.73	0.54
29:BF:84:ILE:HG13	29:BF:84:ILE:O	2.08	0.54
30:BG:86:LEU:H	30:BG:86:LEU:HD12	1.72	0.54
24:BA:959:A:N6	36:BM:82:MET:HE3	2.22	0.54
36:BM:72:PRO:O	36:BM:91:TYR:O	2.25	0.54
41:BR:49:ILE:CB	41:BR:51:VAL:O	2.55	0.54
45:BV:1:MET:HG3	45:BV:2:PHE:N	2.23	0.54
55:CA:10:A:H2'	55:CA:11:G:C8	2.36	0.54
9:CJ:9:ARG:NH1	55:CA:1279:G:H5'	2.15	0.54
55:CA:428:G:C8	55:CA:430:A:C4	2.95	0.54
55:CA:565:U:C6	55:CA:566:G:C8	2.95	0.54
2:CC:166:TRP:O	2:CC:167:TYR:CB	2.50	0.54
4:CE:80:LEU:CB	4:CE:97:PRO:HB3	2.38	0.54
6:CG:114:SER:O	6:CG:118:ARG:HG3	2.07	0.54
7:CH:34:ALA:O	7:CH:38:VAL:HG23	2.07	0.54
8:CI:51:LEU:HD13	8:CI:56:MET:SD	2.48	0.54
20:CU:3:ILE:O	20:CU:4:LYS:HG2	2.08	0.54
51:D1:5:ARG:NH2	24:DA:2285:C:C5	2.76	0.54
24:DA:1010:A:O2'	24:DA:1011:G:H5''	2.07	0.54
24:DA:1087:G:H2'	24:DA:1089:A:C8	2.42	0.54
24:DA:1277:G:H2'	24:DA:1278:C:C6	2.42	0.54
24:DA:1383:A:C2	24:DA:1384:A:C5	2.95	0.54

*Continued on next page...*

*Continued from previous page...*

Atom-1	Atom-2	Interatomic distance (Å)	Clash overlap (Å)
24:DA:1561:C:H2'	24:DA:1562:U:C6	2.42	0.54
24:DA:1731:G:C2	24:DA:1733:G:N7	2.76	0.54
24:DA:2148:G:O3'	24:DA:2149:U:O4'	2.25	0.54
24:DA:2574:G:O2'	24:DA:2575:C:H5'	2.07	0.54
30:DG:159:LYS:NZ	24:DA:2657:A:O3'	2.41	0.54
24:DA:2815:C:H2'	24:DA:2816:G:H8	1.71	0.54
24:DA:2896:C:H2'	24:DA:2897:U:C6	2.42	0.54
24:DA:373:U:H2'	24:DA:400:G:H22	1.72	0.54
24:DA:85:G:O2'	24:DA:86:G:C8	2.60	0.54
26:DC:225:ASN:O	26:DC:226:PRO:C	2.46	0.54
28:DE:170:ARG:NH2	28:DE:176:ASP:HB2	2.21	0.54
30:DG:120:ILE:O	30:DG:120:ILE:HG23	2.06	0.54
30:DG:90:GLY:HA2	30:DG:159:LYS:HE3	1.89	0.54
31:DH:2:GLN:O	31:DH:3:VAL:O	2.26	0.54
35:DL:141:LYS:C	35:DL:142:ILE:HD12	2.28	0.54
36:DM:135:VAL:HB	45:DV:57:TYR:HE1	1.72	0.54
37:DN:72:ASP:O	37:DN:76:VAL:HG13	2.08	0.54
38:DO:67:ASN:OD1	38:DO:68:LYS:N	2.40	0.54
40:DQ:9:ALA:C	40:DQ:11:ALA:H	2.10	0.54
43:DT:10:VAL:HG23	43:DT:11:LEU:HD12	1.89	0.54
44:DU:33:VAL:O	44:DU:34:ILE:HG13	2.07	0.54
21:AA:198:G:O2'	21:AA:199:A:H5'	2.08	0.54
21:AA:255:G:H2'	21:AA:256:U:H6	1.72	0.54
21:AA:282:A:H2'	21:AA:283:U:C6	2.43	0.54
21:AA:428:G:C4	21:AA:430:A:C6	2.95	0.54
20:AU:48:LYS:HD3	21:AA:723:U:OP1	2.08	0.54
21:AA:842:U:O2'	21:AA:846:G:N1	2.41	0.54
3:AD:196:GLU:C	3:AD:198:LEU:H	2.10	0.54
12:AM:94:LEU:HD22	12:AM:95:PRO:HD2	1.90	0.54
24:BA:1338:G:O2'	24:BA:1339:G:H5'	2.07	0.54
24:BA:1548:A:H2'	24:BA:1549:A:C8	2.42	0.54
24:BA:1670:C:O2'	24:BA:1994:C:H4'	2.08	0.54
24:BA:1695:G:H8	26:BC:7:PRO:O	1.90	0.54
24:BA:2001:C:H4'	24:BA:2689:U:H2'	1.89	0.54
24:BA:2094:A:H2'	24:BA:2095:A:H8	1.71	0.54
24:BA:2406:A:O2'	24:BA:2407:A:OP2	2.26	0.54
35:BL:47:ARG:HG2	35:BL:47:ARG:NH2	2.22	0.54
46:BW:17:ALA:O	46:BW:18:LYS:HB3	2.08	0.54
49:BZ:48:ASN:O	49:BZ:51:SER:HB3	2.08	0.54
55:CA:113:G:H2'	55:CA:114:U:C6	2.42	0.54
55:CA:242:G:C6	55:CA:245:U:O4	2.61	0.54

*Continued on next page...*

*Continued from previous page...*

Atom-1	Atom-2	Interatomic distance (Å)	Clash overlap (Å)
55:CA:339:C:H2'	55:CA:340:U:H6	1.73	0.54
55:CA:51:A:H4'	55:CA:52:C:C5'	2.37	0.54
7:CH:1:SER:N	55:CA:824:G:H1'	2.23	0.54
4:CE:80:LEU:H	4:CE:121:ASN:ND2	2.05	0.54
8:CI:53:LEU:HD13	8:CI:53:LEU:O	2.08	0.54
2:CC:22:PHE:HD1	9:CJ:13:PHE:CD1	2.26	0.54
13:CN:30:ILE:O	13:CN:40:ARG:HA	2.08	0.54
15:CP:4:ILE:HG23	15:CP:19:VAL:HG23	1.90	0.54
24:DA:1126:A:H4'	24:DA:1127:A:O5'	2.08	0.54
24:DA:1475:G:H4'	24:DA:1732:C:H5	1.73	0.54
24:DA:1735:A:C2	24:DA:1736:U:C2	2.96	0.54
24:DA:2052:A:C2	24:DA:2053:G:C8	2.95	0.54
24:DA:2626:C:C2'	24:DA:2627:G:H5'	2.37	0.54
24:DA:2654:A:H1'	24:DA:2656:U:C5	2.42	0.54
29:DF:35:LEU:HD11	29:DF:153:ILE:HG23	1.90	0.54
29:DF:45:ASP:C	29:DF:47:LYS:H	2.11	0.54
30:DG:78:VAL:HG23	30:DG:79:THR:HG23	1.90	0.54
32:DI:16:MET:SD	32:DI:19:PRO:HG2	2.48	0.54
34:DK:24:VAL:HG13	34:DK:33:ALA:HB2	1.89	0.54
38:DO:28:VAL:HG23	38:DO:106:LEU:HD23	1.89	0.54
41:DR:7:SER:OG	41:DR:12:HIS:HE1	1.91	0.54
46:DW:28:GLU:N	46:DW:31:LEU:HD21	2.04	0.54
49:DZ:53:MET:O	49:DZ:54:VAL:HG13	2.07	0.54
21:AA:245:U:O2'	21:AA:246:A:H5'	2.08	0.54
3:AD:131:ILE:HG21	21:AA:620:C:C2	2.42	0.54
21:AA:645:G:C2'	21:AA:646:G:H5'	2.38	0.54
21:AA:654:G:H2'	21:AA:655:A:C8	2.43	0.54
1:AB:103:TRP:CZ2	1:AB:154:GLY:HA2	2.43	0.54
1:AB:186:VAL:CG2	1:AB:198:VAL:HG23	2.38	0.54
5:AF:99:ALA:O	5:AF:100:SER:CB	2.56	0.54
7:AH:62:LEU:HD22	7:AH:62:LEU:N	2.23	0.54
10:AK:117:HIS:NE2	21:AA:675:A:H1'	2.23	0.54
14:AO:40:GLY:O	14:AO:43:ALA:HB3	2.07	0.54
24:BA:1374:G:C6	24:BA:1375:U:C4	2.95	0.54
24:BA:2355:G:C6	24:BA:2356:U:C4	2.96	0.54
24:BA:2836:U:H2'	24:BA:2837:A:H8	1.71	0.54
24:BA:463:G:N1	24:BA:467:G:C6	2.76	0.54
24:BA:533:G:H8	24:BA:533:G:H5''	1.73	0.54
24:BA:786:C:O2'	24:BA:787:C:H5'	2.07	0.54
24:BA:852:U:C2	24:BA:926:G:N2	2.76	0.54
24:BA:1820:U:C2	26:BC:200:MET:HB2	2.43	0.54

*Continued on next page...*



*Continued from previous page...*

Atom-1	Atom-2	Interatomic distance (Å)	Clash overlap (Å)
34:BK:69:VAL:O	34:BK:76:VAL:HA	2.08	0.54
24:BA:811:U:N3	35:BL:21:ARG:NH2	2.56	0.54
37:BN:45:ARG:HG2	37:BN:95:THR:HG21	1.90	0.54
24:BA:96:C:H4'	48:BY:41:HIS:ND1	2.23	0.54
55:CA:1097:C:O2'	55:CA:1098:C:H5'	2.08	0.54
55:CA:70:U:H4'	55:CA:71:A:OP1	2.07	0.54
3:CD:205:LYS:HB2	55:CA:8:A:H62	1.72	0.54
1:CB:104:LYS:H	1:CB:104:LYS:HD2	1.73	0.54
3:CD:118:SER:HA	3:CD:130:ASN:HB2	1.89	0.54
5:CF:43:GLY:HA2	5:CF:58:HIS:CE1	2.42	0.54
6:CG:143:MET:O	6:CG:147:ASN:HB3	2.08	0.54
10:CK:124:LYS:HG3	20:CU:34:ARG:CD	2.36	0.54
10:CK:19:VAL:HB	10:CK:34:THR:O	2.08	0.54
24:DA:1009:A:H5'	24:DA:1009:A:C8	2.42	0.54
43:DT:84:TYR:CE2	24:DA:1341:G:C4	2.96	0.54
24:DA:1385:A:C4	24:DA:1386:C:C5	2.95	0.54
24:DA:1956:U:O2'	24:DA:1957:C:C5'	2.52	0.54
24:DA:2189:U:H2'	24:DA:2190:G:H5''	1.90	0.54
24:DA:2308:G:O6	24:DA:2311:A:N1	2.38	0.54
24:DA:2727:A:H2'	24:DA:2728:U:H6	1.73	0.54
24:DA:2797:U:H2'	24:DA:2797:U:O2	2.06	0.54
24:DA:693:A:C5	24:DA:694:U:C5	2.95	0.54
24:DA:760:G:H2'	24:DA:761:A:O4'	2.08	0.54
24:DA:763:G:C5	24:DA:765:C:C4	2.96	0.54
24:DA:794:A:H2'	24:DA:795:C:C5	2.42	0.54
24:DA:859:G:HO2'	24:DA:860:U:P	2.31	0.54
56:DB:23:G:O6	56:DB:59:A:N6	2.41	0.54
26:DC:171:VAL:N	26:DC:185:ALA:HB2	2.22	0.54
26:DC:30:ALA:HB3	26:DC:31:PRO:HD3	1.90	0.54
29:DF:164:GLU:O	29:DF:168:LEU:HD12	2.07	0.54
31:DH:68:ARG:CG	31:DH:71:LYS:HD3	2.37	0.54
41:DR:4:VAL:HG22	41:DR:40:MET:HB3	1.89	0.54
44:DU:81:ARG:CB	44:DU:96:LYS:HD2	2.37	0.54
21:AA:1082:A:C6	21:AA:1083:U:C4	2.96	0.54
21:AA:1262:C:C5	21:AA:1263:C:C4	2.96	0.54
21:AA:323:U:H2'	21:AA:324:G:O4'	2.08	0.54
21:AA:34:C:H2'	21:AA:35:G:H8	1.72	0.54
21:AA:66:A:O2'	21:AA:67:C:H5'	2.07	0.54
6:AG:102:TRP:CD1	6:AG:136:LYS:HG2	2.43	0.54
6:AG:94:ARG:O	6:AG:95:ARG:C	2.46	0.54
15:AP:10:GLY:HA3	15:AP:15:PRO:HA	1.90	0.54

*Continued on next page...*

*Continued from previous page...*

Atom-1	Atom-2	Interatomic distance (Å)	Clash overlap (Å)
15:AP:28:ARG:NH1	15:AP:29:ASN:HD21	2.06	0.54
19:AT:4:LYS:C	19:AT:4:LYS:HE2	2.28	0.54
24:BA:1022:G:C2	24:BA:1141:U:C4	2.96	0.54
24:BA:2013:A:C2'	24:BA:2014:A:H5'	2.38	0.54
24:BA:2585:U:O2'	24:BA:2586:U:H5'	2.08	0.54
24:BA:455:C:H42	24:BA:472:A:H2'	1.73	0.54
24:BA:807:U:C2	24:BA:808:G:C8	2.96	0.54
24:BA:90:U:H2'	24:BA:91:A:C8	2.43	0.54
26:BC:195:GLY:O	26:BC:196:ASN:CB	2.56	0.54
26:BC:16:VAL:N	26:BC:203:VAL:HG12	2.22	0.54
33:BJ:65:THR:CG2	33:BJ:68:LYS:HE3	2.36	0.54
34:BK:59:LYS:HG3	34:BK:89:ASN:HD22	1.73	0.54
43:BT:19:LYS:O	43:BT:20:ALA:C	2.47	0.54
45:BV:88:HIS:CG	45:BV:89:ILE:N	2.76	0.54
48:BY:34:SER:O	48:BY:36:GLN:HG3	2.08	0.54
55:CA:1375:A:H2'	55:CA:1376:U:H6	1.73	0.54
55:CA:1508:A:H2'	55:CA:1509:C:C6	2.43	0.54
55:CA:298:A:H2'	55:CA:299:G:O4'	2.07	0.54
55:CA:79:G:N2	55:CA:91:U:C2	2.76	0.54
3:CD:39:GLN:CA	55:CA:426:U:H4'	2.38	0.54
6:CG:2:ARG:HG2	6:CG:3:ARG:N	2.22	0.54
6:CG:59:GLU:HG3	6:CG:60:ALA:N	2.23	0.54
9:CJ:78:GLU:HB3	9:CJ:80:THR:OG1	2.07	0.54
9:CJ:48:ARG:HA	13:CN:100:TRP:CZ2	2.43	0.54
19:CT:3:ILE:O	19:CT:4:LYS:HG2	2.08	0.54
20:CU:9:GLU:HB3	20:CU:10:PRO:HD2	1.88	0.54
51:D1:13:SER:OG	51:D1:46:VAL:HG22	2.08	0.54
24:DA:1189:A:H2'	24:DA:1190:G:O4'	2.08	0.54
24:DA:1192:G:C2'	24:DA:1193:G:H5'	2.38	0.54
24:DA:1390:U:O2'	24:DA:1391:U:H5'	2.08	0.54
24:DA:1439:A:C6	24:DA:1552:A:N7	2.73	0.54
24:DA:1555:G:N2	24:DA:1556:C:C2	2.75	0.54
24:DA:1808:A:H3'	24:DA:1809:A:C8	2.39	0.54
24:DA:1867:G:H2'	24:DA:1868:C:C6	2.43	0.54
24:DA:219:A:C6	24:DA:220:G:C6	2.96	0.54
24:DA:2552:U:C2	24:DA:2554:U:H5'	2.42	0.54
24:DA:2663:G:H2'	24:DA:2664:G:C8	2.43	0.54
24:DA:362:A:C5	24:DA:363:G:N7	2.76	0.54
24:DA:648:G:O2'	24:DA:649:G:H5'	2.08	0.54
27:DD:185:ASN:O	27:DD:186:LEU:HD12	2.08	0.54
27:DD:36:GLN:NE2	27:DD:38:LYS:HZ1	2.05	0.54

*Continued on next page...*

*Continued from previous page...*

Atom-1	Atom-2	Interatomic distance (Å)	Clash overlap (Å)
31:DH:93:SER:CB	31:DH:121:VAL:HG21	2.38	0.54
32:DI:98:GLY:HA2	32:DI:137:LEU:HD23	1.90	0.54
41:DR:37:GLU:O	41:DR:53:PHE:CD1	2.61	0.54
42:DS:47:VAL:O	42:DS:50:VAL:HB	2.08	0.54
42:DS:55:ILE:HG23	42:DS:66:ILE:HG21	1.90	0.54
44:DU:91:LYS:O	44:DU:92:VAL:HG22	2.08	0.54
45:DV:69:GLU:C	45:DV:70:ILE:HD13	2.27	0.54
36:DM:99:GLY:HA2	45:DV:82:TYR:HB3	1.89	0.54
47:DX:1:SER:O	47:DX:3:VAL:N	2.41	0.54
49:DZ:23:LEU:HD12	49:DZ:28:LEU:HD21	1.90	0.54
21:AA:984:C:O2'	21:AA:985:C:H6	1.91	0.54
1:AB:127:LYS:HG3	1:AB:128:LEU:H	1.71	0.54
2:AC:46:LEU:HB3	2:AC:49:ALA:HB3	1.90	0.54
3:AD:116:LEU:HB3	3:AD:122:ILE:HD11	1.90	0.54
7:AH:30:LYS:HG2	21:AA:590:U:OP1	2.08	0.54
8:AI:93:LEU:HD12	8:AI:94:ARG:N	2.23	0.54
14:AO:79:GLN:O	14:AO:83:ARG:HB2	2.07	0.54
15:AP:19:VAL:HG12	15:AP:37:GLY:C	2.28	0.54
10:AK:124:LYS:HA	20:AU:34:ARG:HG2	1.90	0.54
24:BA:1020:A:H4'	24:BA:1021:A:O5'	2.07	0.54
24:BA:1026:G:HO2'	24:BA:1027:A:H5'	1.70	0.54
24:BA:1106:G:O2'	24:BA:1107:G:H5'	2.08	0.54
24:BA:1465:G:N1	24:BA:1466:U:O2	2.41	0.54
24:BA:19:A:H2'	24:BA:20:C:H6	1.73	0.54
24:BA:2055:C:N3	59:BA:3539:HOH:O	2.34	0.54
24:BA:2209:G:C6	24:BA:2210:U:N3	2.76	0.54
24:BA:197:A:N6	24:BA:2430:A:H2'	2.16	0.54
24:BA:2472:G:C8	24:BA:2475:C:N4	2.76	0.54
24:BA:2592:G:C6	24:BA:2593:U:C4	2.96	0.54
25:BB:53:A:O5'	25:BB:53:A:H8	1.91	0.54
26:BC:106:PRO:CA	26:BC:141:HIS:CE1	2.91	0.54
27:BD:106:LYS:H	27:BD:106:LYS:HD2	1.73	0.54
29:BF:47:LYS:NZ	29:BF:47:LYS:HB3	2.23	0.54
33:BJ:4:PHE:CG	33:BJ:5:THR:N	2.76	0.54
55:CA:1015:G:H2'	55:CA:1016:A:C8	2.42	0.54
12:CM:94:LEU:HD21	55:CA:1226:C:C5'	2.38	0.54
55:CA:1306:A:H61	55:CA:1331:G:H1'	1.72	0.54
55:CA:1493:A:H3'	24:DA:1913:A:H62	1.68	0.54
55:CA:1521:C:C4	55:CA:1522:U:C5	2.96	0.54
55:CA:536:C:OP1	59:CA:1886:HOH:O	2.18	0.54
55:CA:560:A:C8	55:CA:566:G:C2	2.95	0.54

*Continued on next page...*

*Continued from previous page...*

Atom-1	Atom-2	Interatomic distance (Å)	Clash overlap (Å)
1:CB:182:VAL:C	1:CB:183:PHE:CD1	2.80	0.54
2:CC:136:ALA:CA	2:CC:139:ASN:HD21	2.21	0.54
4:CE:11:GLN:HG3	4:CE:39:GLY:C	2.28	0.54
6:CG:14:ASP:OD1	6:CG:22:LEU:HD21	2.08	0.54
8:CI:93:LEU:HD13	8:CI:96:GLU:HG3	1.90	0.54
12:CM:101:THR:HG21	55:CA:1225:A:H3'	1.90	0.54
24:DA:1085:A:H3'	24:DA:1086:A:N3	2.22	0.54
24:DA:1385:A:C4	24:DA:1386:C:C4	2.96	0.54
24:DA:749:A:N7	24:DA:1618:A:C6	2.76	0.54
24:DA:181:A:C2	24:DA:182:A:C4	2.96	0.54
24:DA:1932:A:H2'	24:DA:1933:G:O4'	2.08	0.54
24:DA:2259:U:C4	24:DA:2427:C:N4	2.76	0.54
24:DA:2590:A:H2'	24:DA:2591:C:C6	2.42	0.54
24:DA:2893:A:H5''	24:DA:2894:G:H5'	1.89	0.54
24:DA:647:G:C2'	24:DA:648:G:C8	2.86	0.54
24:DA:716:A:C3'	24:DA:717:C:H5''	2.37	0.54
24:DA:765:C:O2'	24:DA:766:U:C6	2.57	0.54
36:DM:64:TRP:CD1	24:DA:873:C:H4'	2.42	0.54
26:DC:120:ASP:CG	26:DC:121:ALA:H	2.11	0.54
27:DD:121:THR:CG2	27:DD:127:PHE:CD1	2.91	0.54
30:DG:95:ALA:HB3	30:DG:127:GLN:HA	1.89	0.54
30:DG:43:LYS:O	30:DG:49:LEU:HD12	2.07	0.54
31:DH:5:LEU:HD11	31:DH:13:GLY:HA3	1.90	0.54
31:DH:93:SER:HB3	31:DH:121:VAL:HG21	1.88	0.54
36:DM:36:VAL:HG22	45:DV:82:TYR:CD1	2.43	0.54
45:DV:77:VAL:HG11	45:DV:79:ARG:NH2	2.19	0.54
21:AA:1089:G:C2	21:AA:1090:U:C1'	2.91	0.53
21:AA:955:U:H2'	21:AA:956:U:H6	1.72	0.53
1:AB:71:THR:HG22	1:AB:72:LYS:N	2.20	0.53
3:AD:116:LEU:HB3	3:AD:122:ILE:CD1	2.37	0.53
3:AD:90:LEU:HD21	3:AD:194:ILE:HD12	1.89	0.53
4:AE:25:LYS:HZ3	4:AE:25:LYS:HB3	1.73	0.53
4:AE:17:VAL:HG23	4:AE:33:THR:O	2.08	0.53
4:AE:31:SER:CB	4:AE:52:ALA:O	2.56	0.53
5:AF:81:ASN:HB3	5:AF:84:VAL:HG12	1.89	0.53
8:AI:51:LEU:HB3	8:AI:56:MET:CG	2.38	0.53
14:AO:42:PHE:HE1	14:AO:55:LEU:HD22	1.73	0.53
51:B1:3:GLY:C	51:B1:5:ARG:H	2.11	0.53
53:B3:21:PHE:HB2	53:B3:49:VAL:HG11	1.90	0.53
24:BA:1316:U:C2	24:BA:1317:G:C8	2.96	0.53
24:BA:1359:A:H2'	24:BA:1360:G:O4'	2.08	0.53

*Continued on next page...*

*Continued from previous page...*

Atom-1	Atom-2	Interatomic distance (Å)	Clash overlap (Å)
24:BA:1746:A:H2'	24:BA:1747:U:C6	2.43	0.53
24:BA:1773:A:H2'	24:BA:1774:C:O4'	2.08	0.53
24:BA:1936:A:C4	24:BA:1945:G:C5	2.96	0.53
24:BA:2024:G:N2	24:BA:2040:G:H1'	2.23	0.53
24:BA:2839:G:H2'	24:BA:2840:C:C6	2.43	0.53
24:BA:2897:U:C2	24:BA:2898:U:C6	2.96	0.53
24:BA:483:A:C2	24:BA:484:C:H1'	2.43	0.53
24:BA:752:A:HO2'	24:BA:753:A:P	2.31	0.53
24:BA:686:U:H2'	24:BA:788:A:C2	2.44	0.53
24:BA:831:G:C4	24:BA:832:U:C6	2.97	0.53
24:BA:923:G:H21	46:BW:23:LYS:NZ	2.06	0.53
27:BD:101:PHE:CD1	27:BD:101:PHE:N	2.73	0.53
33:BJ:4:PHE:O	33:BJ:44:TYR:HE1	1.91	0.53
33:BJ:45:THR:CG2	33:BJ:45:THR:O	2.55	0.53
37:BN:73:ASN:ND2	37:BN:76:VAL:HG11	2.22	0.53
24:BA:1187:G:H5''	41:BR:83:TYR:CE2	2.43	0.53
47:BX:39:VAL:C	47:BX:41:SER:H	2.10	0.53
55:CA:1238:A:OP1	55:CA:1336:C:H5	1.92	0.53
55:CA:190:A:H2'	55:CA:191:G:O4'	2.08	0.53
55:CA:325:A:H2'	55:CA:326:G:O4'	2.08	0.53
55:CA:483:C:C4	55:CA:484:G:C6	2.96	0.53
55:CA:539:A:H2'	55:CA:540:G:C8	2.42	0.53
55:CA:988:G:H2'	55:CA:989:U:O4'	2.07	0.53
1:CB:26:MET:HA	1:CB:29:PHE:CE2	2.43	0.53
3:CD:124:VAL:O	3:CD:126:GLY:N	2.41	0.53
4:CE:39:GLY:HA2	4:CE:45:VAL:HA	1.89	0.53
52:D2:16:HIS:CE1	24:DA:684:G:H5'	2.43	0.53
54:D4:16:ILE:CG1	54:D4:25:VAL:HG22	2.31	0.53
24:DA:1264:A:N7	24:DA:1265:A:C5	2.76	0.53
24:DA:1517:G:C5	24:DA:1518:C:C5	2.96	0.53
24:DA:1775:U:C2'	24:DA:1776:G:O5'	2.55	0.53
24:DA:2313:C:O2'	24:DA:2314:A:C5'	2.37	0.53
24:DA:2752:C:H2'	24:DA:2753:A:H8	1.72	0.53
24:DA:871:U:H2'	24:DA:872:U:C6	2.43	0.53
56:DB:43:C:H2'	56:DB:45:A:N7	2.23	0.53
27:DD:184:ARG:HH22	39:DP:6:GLN:NE2	2.01	0.53
28:DE:118:LEU:HD11	28:DE:188:MET:HE2	1.90	0.53
34:DK:94:PRO:HG3	34:DK:115:ILE:HD12	1.89	0.53
40:DQ:40:LYS:HD2	40:DQ:44:TYR:HE2	1.73	0.53
42:DS:66:ILE:H	42:DS:66:ILE:HD13	1.73	0.53
21:AA:1530:G:O2'	21:AA:1531:A:H8	1.92	0.53

*Continued on next page...*

*Continued from previous page...*

Atom-1	Atom-2	Interatomic distance (Å)	Clash overlap (Å)
21:AA:15:G:C5	21:AA:1396:A:C2	2.97	0.53
21:AA:20:U:H2'	21:AA:21:G:O4'	2.07	0.53
21:AA:27:G:H2'	21:AA:28:A:O4'	2.08	0.53
21:AA:451:A:N6	21:AA:481:G:O4'	2.41	0.53
21:AA:722:G:H2'	21:AA:722:G:N3	2.22	0.53
21:AA:926:G:C5	21:AA:1505:G:C6	2.96	0.53
21:AA:953:G:C6	21:AA:954:G:C5	2.96	0.53
7:AH:58:LEU:HD11	7:AH:60:LEU:HG	1.90	0.53
8:AI:18:VAL:HG22	8:AI:64:ILE:CG2	2.38	0.53
12:AM:21:ILE:HB	12:AM:24:VAL:CG2	2.39	0.53
13:AN:14:ALA:O	13:AN:18:LYS:HG3	2.07	0.53
24:BA:1381:G:C2'	24:BA:1382:G:H5'	2.37	0.53
24:BA:1459:G:C5	24:BA:1461:C:C4	2.96	0.53
24:BA:1493:C:H4'	24:BA:1494:A:OP2	2.08	0.53
24:BA:1857:G:O2'	24:BA:1858:A:H8	1.91	0.53
24:BA:2093:G:O2'	24:BA:2094:A:C5'	2.56	0.53
24:BA:2231:U:OP1	47:BX:29:LEU:HD23	2.08	0.53
24:BA:2262:U:H4'	24:BA:2328:A:C2	2.43	0.53
24:BA:243:U:O2'	24:BA:244:A:H5'	2.08	0.53
24:BA:2531:A:C5'	30:BG:156:TYR:CZ	2.90	0.53
24:BA:37:C:O2'	24:BA:38:A:H5'	2.08	0.53
24:BA:728:G:HO2'	24:BA:730:A:H8	1.56	0.53
26:BC:81:GLU:N	26:BC:90:ILE:O	2.41	0.53
27:BD:90:PHE:HB2	27:BD:92:VAL:HG23	1.89	0.53
28:BE:83:VAL:CG1	28:BE:86:ALA:HB2	2.38	0.53
31:BH:96:THR:CG2	31:BH:97:ARG:HH11	2.20	0.53
48:BY:17:GLU:HG3	48:BY:18:LEU:N	2.22	0.53
55:CA:1096:C:O2'	55:CA:1097:C:C6	2.43	0.53
55:CA:1347:G:H22	55:CA:1373:G:H2'	1.73	0.53
55:CA:174:A:H2'	55:CA:175:C:C6	2.43	0.53
55:CA:330:C:O2'	55:CA:331:G:C5'	2.56	0.53
55:CA:596:A:N6	55:CA:645:G:C6	2.77	0.53
55:CA:936:C:O2'	55:CA:937:A:H5'	2.08	0.53
1:CB:56:LEU:HD23	1:CB:183:PHE:CE1	2.43	0.53
6:CG:142:ARG:O	6:CG:146:ALA:HB3	2.09	0.53
9:CJ:54:SER:HB2	55:CA:1060:U:H4'	1.91	0.53
16:CQ:18:LYS:HE3	16:CQ:48:GLU:OE2	2.08	0.53
53:D3:15:LYS:NZ	53:D3:19:GLY:HA2	2.23	0.53
24:DA:1049:C:O2	24:DA:1113:U:H4'	2.08	0.53
24:DA:1313:U:O2'	24:DA:1314:C:H5'	2.08	0.53
24:DA:2584:U:C2'	24:DA:2585:U:H5'	2.38	0.53

*Continued on next page...*

*Continued from previous page...*

Atom-1	Atom-2	Interatomic distance (Å)	Clash overlap (Å)
24:DA:239:C:H1'	24:DA:259:G:N2	2.22	0.53
24:DA:2636:C:H2'	24:DA:2637:U:C6	2.44	0.53
24:DA:447:A:C2	24:DA:473:G:C8	2.96	0.53
24:DA:35:G:O4'	24:DA:454:A:H1'	2.09	0.53
31:DH:61:VAL:HG13	31:DH:62:LEU:HG	1.89	0.53
38:DO:30:ARG:HG2	38:DO:31:THR:N	2.22	0.53
40:DQ:59:LEU:O	40:DQ:59:LEU:HD22	2.08	0.53
21:AA:1022:A:H2'	21:AA:1023:U:O4'	2.08	0.53
21:AA:1125:U:O2'	21:AA:1126:U:P	2.66	0.53
2:AC:4:VAL:HG12	21:AA:1190:G:OP1	2.08	0.53
21:AA:10:A:H2'	21:AA:11:G:H8	1.74	0.53
21:AA:1322:C:O4'	21:AA:1322:C:O2	2.24	0.53
21:AA:483:C:C4	21:AA:484:G:C6	2.97	0.53
21:AA:493:A:C5	21:AA:494:G:C6	2.97	0.53
21:AA:560:A:H5'	21:AA:566:G:N2	2.23	0.53
21:AA:62:U:H2'	21:AA:63:C:C6	2.43	0.53
21:AA:88:U:O2	21:AA:89:U:C6	2.61	0.53
2:AC:82:ASP:O	2:AC:86:LEU:HG	2.07	0.53
3:AD:151:GLN:H	3:AD:154:VAL:HG12	1.73	0.53
4:AE:55:VAL:N	4:AE:56:PRO:CD	2.71	0.53
7:AH:81:GLY:O	16:AQ:35:LYS:HE2	2.08	0.53
17:AR:51:GLN:HA	17:AR:51:GLN:OE1	2.07	0.53
19:AT:78:LEU:O	19:AT:82:ILE:HG23	2.07	0.53
10:AK:124:LYS:O	20:AU:33:ARG:NE	2.41	0.53
24:BA:122:G:O2'	24:BA:123:G:H5'	2.08	0.53
24:BA:585:G:N2	24:BA:1256:G:C6	2.76	0.53
24:BA:1840:G:C2	24:BA:1841:U:C2	2.95	0.53
24:BA:1915:U:H6	24:BA:1915:U:O5'	1.92	0.53
24:BA:1987:A:H2'	24:BA:1988:G:C8	2.42	0.53
24:BA:2307:G:C2	24:BA:2311:A:N7	2.76	0.53
24:BA:2411:A:H2'	24:BA:2412:A:C8	2.44	0.53
24:BA:2064:C:O2	24:BA:2450:A:N6	2.41	0.53
24:BA:2749:A:C5	24:BA:2750:A:N7	2.76	0.53
24:BA:279:A:H2'	24:BA:280:U:H6	1.73	0.53
24:BA:455:C:N3	24:BA:472:A:H2'	2.23	0.53
24:BA:723:C:H2'	24:BA:724:U:O4'	2.08	0.53
24:BA:959:A:C6	24:BA:960:A:C6	2.96	0.53
35:BL:114:GLY:C	35:BL:115:GLU:HG3	2.28	0.53
37:BN:22:ARG:HG3	37:BN:70:THR:H	1.74	0.53
24:BA:2199:A:O2'	47:BX:35:HIS:NE2	2.41	0.53
55:CA:1126:U:O2'	55:CA:1127:G:H5'	2.08	0.53

*Continued on next page...*

*Continued from previous page...*

Atom-1	Atom-2	Interatomic distance (Å)	Clash overlap (Å)
55:CA:1251:A:C8	55:CA:1252:A:N7	2.76	0.53
55:CA:1372:U:C5	55:CA:1373:G:C5	2.96	0.53
55:CA:1446:A:H2'	55:CA:1447:A:C5'	2.38	0.53
55:CA:351:G:H4'	55:CA:352:C:OP1	2.08	0.53
55:CA:881:G:C4	55:CA:882:C:C6	2.96	0.53
1:CB:103:TRP:O	1:CB:107:ARG:HG2	2.08	0.53
1:CB:159:ALA:O	1:CB:160:LEU:HD12	2.09	0.53
1:CB:14:HIS:HE1	1:CB:42:LEU:CD2	2.21	0.53
3:CD:49:ASP:O	3:CD:53:GLN:HG3	2.09	0.53
6:CG:30:MET:O	6:CG:31:VAL:HB	2.08	0.53
9:CJ:65:TYR:HB3	13:CN:95:LEU:HD11	1.90	0.53
24:DA:1056:G:H1'	24:DA:1103:A:C6	2.43	0.53
52:D2:19:ARG:HB2	24:DA:125:A:H5''	1.91	0.53
24:DA:1510:G:O2'	24:DA:1511:G:H5'	2.08	0.53
50:D0:18:HIS:HE1	24:DA:2624:G:H1'	1.73	0.53
24:DA:57:C:H2'	24:DA:58:G:O4'	2.08	0.53
24:DA:705:A:H61	24:DA:726:G:H1'	1.73	0.53
45:DV:14:LYS:HB2	56:DB:98:G:H1	1.71	0.53
26:DC:212:TRP:O	26:DC:212:TRP:CD1	2.61	0.53
26:DC:239:PHE:HD1	26:DC:240:GLY:H	1.54	0.53
29:DF:107:VAL:N	29:DF:108:PRO:CD	2.71	0.53
31:DH:2:GLN:HB3	31:DH:18:GLN:HG2	1.90	0.53
33:DJ:57:LEU:HG	33:DJ:128:ASN:H	1.74	0.53
33:DJ:74:TYR:HE2	33:DJ:103:ILE:HD11	1.74	0.53
37:DN:62:ASN:O	37:DN:63:ARG:CB	2.50	0.53
40:DQ:24:TYR:CE1	24:DA:17:G:H4'	2.42	0.53
40:DQ:85:ALA:O	40:DQ:86:SER:O	2.27	0.53
21:AA:1306:A:N6	21:AA:1331:G:H1'	2.23	0.53
21:AA:247:G:O6	21:AA:278:G:C6	2.62	0.53
21:AA:315:A:HO2'	21:AA:316:C:P	2.31	0.53
21:AA:113:G:O4'	21:AA:354:G:H4'	2.09	0.53
21:AA:764:C:C2	21:AA:765:G:C8	2.96	0.53
2:AC:121:SER:HA	2:AC:124:GLU:HB2	1.89	0.53
3:AD:117:VAL:N	3:AD:122:ILE:HD11	2.23	0.53
4:AE:132:PRO:HA	4:AE:135:VAL:HG12	1.91	0.53
4:AE:20:VAL:HG11	21:AA:1080:A:H4'	1.89	0.53
6:AG:11:ILE:HD11	6:AG:24:LYS:HG2	1.91	0.53
9:AJ:41:PRO:O	9:AJ:42:LEU:HB2	2.07	0.53
24:BA:1131:G:C4	33:BJ:77:HIS:ND1	2.76	0.53
24:BA:1471:G:O2'	24:BA:1472:C:H5'	2.08	0.53
24:BA:1693:U:O4	24:BA:1977:A:N7	2.42	0.53

*Continued on next page...*



*Continued from previous page...*

Atom-1	Atom-2	Interatomic distance (Å)	Clash overlap (Å)
24:BA:2088:A:H2'	24:BA:2089:C:C6	2.44	0.53
24:BA:2136:G:O6	24:BA:2156:G:N2	2.41	0.53
24:BA:2488:G:C2'	24:BA:2489:U:H5'	2.39	0.53
24:BA:2668:G:H21	24:BA:2669:G:H1'	1.72	0.53
24:BA:2786:U:H2'	24:BA:2787:C:C6	2.40	0.53
24:BA:301:G:O2'	24:BA:302:C:O5'	2.25	0.53
24:BA:479:A:O2'	24:BA:481:G:H5'	2.08	0.53
24:BA:489:G:C5	24:BA:1284:A:C2	2.95	0.53
24:BA:817:C:P	59:BA:3588:HOH:O	2.66	0.53
24:BA:954:G:C5	24:BA:955:U:C5	2.96	0.53
26:BC:250:GLN:NE2	26:BC:250:GLN:N	2.57	0.53
28:BE:57:LYS:HG3	28:BE:58:LYS:N	2.23	0.53
37:BN:2:ARG:O	37:BN:3:HIS:C	2.46	0.53
43:BT:39:THR:CG2	43:BT:39:THR:O	2.57	0.53
46:BW:23:LYS:HD2	46:BW:24:ARG:N	2.23	0.53
46:BW:25:PHE:O	46:BW:26:GLY:C	2.47	0.53
55:CA:105:G:C6	55:CA:106:C:C4	2.95	0.53
55:CA:1507:A:N3	55:CA:1508:A:C8	2.76	0.53
55:CA:193:C:H2'	55:CA:194:C:C6	2.43	0.53
55:CA:423:G:N3	55:CA:423:G:H2'	2.22	0.53
55:CA:865:A:C5	55:CA:866:C:C4	2.97	0.53
11:CL:5:GLN:NE2	55:CA:882:C:H41	2.06	0.53
1:CB:115:ASP:O	1:CB:119:GLN:HB2	2.07	0.53
1:CB:128:LEU:O	1:CB:129:THR:C	2.47	0.53
1:CB:19:THR:HA	1:CB:38:HIS:H	1.73	0.53
1:CB:53:LEU:HD11	1:CB:219:THR:HG21	1.90	0.53
2:CC:63:ILE:HG12	2:CC:65:VAL:CG2	2.39	0.53
5:CF:45:ARG:N	5:CF:57:ALA:O	2.38	0.53
7:CH:89:ASP:N	7:CH:89:ASP:OD1	2.40	0.53
12:CM:67:ASP:HA	12:CM:70:ARG:HB3	1.90	0.53
50:D0:38:LEU:HB2	50:D0:41:HIS:CE1	2.44	0.53
50:D0:3:GLN:HA	24:DA:2615:U:C2	2.43	0.53
24:DA:1238:G:O2'	24:DA:1239:G:H5'	2.09	0.53
24:DA:1500:G:N1	24:DA:1501:G:C5	2.77	0.53
24:DA:1750:G:O2'	24:DA:1751:U:H5'	2.09	0.53
24:DA:1805:A:C2	24:DA:1813:G:C2	2.96	0.53
27:DD:115:GLY:N	24:DA:2821:A:OP2	2.41	0.53
24:DA:2720:U:C2	24:DA:2872:A:C6	2.97	0.53
24:DA:323:C:OP1	24:DA:324:A:C8	2.62	0.53
24:DA:357:C:H2'	24:DA:358:U:H6	1.74	0.53
24:DA:81:G:H2'	24:DA:82:U:O4'	2.08	0.53

*Continued on next page...*

*Continued from previous page...*

Atom-1	Atom-2	Interatomic distance (Å)	Clash overlap (Å)
27:DD:116:LYS:HD3	37:DN:1:MET:CE	2.38	0.53
32:DI:12:VAL:HG12	32:DI:13:ALA:N	2.23	0.53
37:DN:90:ARG:NH2	37:DN:116:VAL:HG11	2.23	0.53
38:DO:111:ARG:HA	38:DO:115:LEU:O	2.09	0.53
39:DP:9:GLN:HB3	39:DP:12:MET:HE3	1.87	0.53
41:DR:9:GLY:H	41:DR:10:LYS:HD2	1.74	0.53
42:DS:8:ARG:HA	42:DS:102:HIS:ND1	2.23	0.53
43:DT:29:THR:CB	43:DT:86:THR:H	2.21	0.53
44:DU:16:LYS:O	44:DU:18:LYS:N	2.42	0.53
44:DU:58:VAL:HG13	44:DU:60:LYS:HG2	1.89	0.53
44:DU:91:LYS:HZ2	24:DA:83:A:P	2.31	0.53
47:DX:69:GLU:O	47:DX:71:ARG:N	2.42	0.53
21:AA:1200:C:O3'	21:AA:1201:A:H3'	2.08	0.53
21:AA:1385:G:H2'	21:AA:1386:G:O4'	2.09	0.53
21:AA:1506:U:H3'	59:AA:1802:HOH:O	2.09	0.53
21:AA:925:G:H5''	21:AA:926:G:OP1	2.09	0.53
2:AC:10:ARG:NH2	2:AC:181:ILE:HG13	2.24	0.53
2:AC:24:ASN:HD22	2:AC:25:THR:N	2.03	0.53
6:AG:102:TRP:NE1	6:AG:136:LYS:HG2	2.23	0.53
8:AI:29:ILE:HA	8:AI:64:ILE:O	2.08	0.53
11:AL:32:VAL:O	11:AL:33:CYS:O	2.27	0.53
20:AU:52:VAL:HG13	20:AU:53:LYS:N	2.15	0.53
54:B4:9:LYS:C	54:B4:10:LEU:HD23	2.29	0.53
24:BA:150:U:N3	24:BA:151:C:C5	2.76	0.53
24:BA:1600:C:OP1	43:BT:81:LYS:NZ	2.42	0.53
24:BA:161:A:C3'	24:BA:162:U:H5''	2.36	0.53
24:BA:1660:G:H2'	24:BA:1661:G:C8	2.42	0.53
24:BA:1788:C:O2'	24:BA:1789:A:H5'	2.09	0.53
24:BA:1851:U:C4	24:BA:1852:U:C4	2.97	0.53
24:BA:2149:U:H2'	24:BA:2150:C:O4'	2.08	0.53
24:BA:2252:G:H2'	24:BA:2253:G:H5'	1.91	0.53
24:BA:2352:A:N1	46:BW:30:VAL:HG21	2.23	0.53
24:BA:2519:U:C6	24:BA:2542:A:N6	2.76	0.53
24:BA:477:A:H2'	24:BA:478:A:H8	1.68	0.53
24:BA:654:A:H5'	24:BA:654:A:N3	2.23	0.53
24:BA:923:G:H5'	46:BW:25:PHE:CZ	2.43	0.53
24:BA:92:U:H5''	24:BA:92:U:C6	2.44	0.53
24:BA:1998:A:OP2	27:BD:141:ARG:NH2	2.41	0.53
29:BF:134:GLN:HE21	29:BF:134:GLN:H	1.57	0.53
32:BI:15:GLY:CA	32:BI:50:LYS:HB3	2.31	0.53
35:BL:2:ARG:HA	35:BL:5:THR:OG1	2.09	0.53

*Continued on next page...*

*Continued from previous page...*

Atom-1	Atom-2	Interatomic distance (Å)	Clash overlap (Å)
43:BT:68:LYS:O	43:BT:69:ARG:O	2.26	0.53
55:CA:1015:G:H2'	55:CA:1016:A:H8	1.72	0.53
55:CA:1021:A:C2	55:CA:1022:A:H1'	2.42	0.53
55:CA:1391:U:H2'	55:CA:1392:G:H8	1.73	0.53
55:CA:501:C:O2'	55:CA:502:A:H5'	2.07	0.53
55:CA:581:G:H8	55:CA:581:G:O5'	1.91	0.53
55:CA:604:G:C2	55:CA:635:A:C2	2.97	0.53
55:CA:649:A:H2'	55:CA:650:G:O4'	2.09	0.53
55:CA:725:G:C2	55:CA:726:C:C6	2.96	0.53
55:CA:976:G:N2	55:CA:1362:A:H2'	2.24	0.53
4:CE:131:ASN:HD21	4:CE:133:ILE:HG23	1.73	0.53
15:CP:20:VAL:HA	15:CP:36:VAL:HG12	1.89	0.53
18:CS:33:TRP:NE1	18:CS:56:HIS:CE1	2.77	0.53
50:D0:47:TYR:CE2	50:D0:52:LYS:HG3	2.43	0.53
24:DA:1430:G:O2'	24:DA:1431:A:O4'	2.24	0.53
24:DA:1555:G:H2'	24:DA:1556:C:H6	1.72	0.53
24:DA:1684:G:H2'	24:DA:1685:C:C6	2.42	0.53
24:DA:1917:U:C2'	24:DA:1918:A:H5'	2.39	0.53
24:DA:2022:U:O2'	24:DA:2617:U:H5'	2.09	0.53
24:DA:444:C:O2'	24:DA:445:C:C5'	2.56	0.53
52:D2:12:ARG:HB2	24:DA:686:U:H3	1.74	0.53
24:DA:6:A:C6	24:DA:7:G:C6	2.96	0.53
24:DA:845:A:N6	24:DA:932:U:C2	2.77	0.53
56:DB:36:C:H5'	56:DB:38:C:H41	1.74	0.53
28:DE:77:ILE:HG22	24:DA:1256:G:N3	2.24	0.53
31:DH:48:GLU:CD	31:DH:48:GLU:O	2.46	0.53
33:DJ:66:GLY:C	33:DJ:68:LYS:H	2.12	0.53
39:DP:88:ARG:NE	39:DP:112:ARG:HH21	2.04	0.53
49:DZ:4:ILE:CD1	49:DZ:58:GLU:HA	2.39	0.53
21:AA:1016:A:H3'	21:AA:1017:U:O4'	2.09	0.53
21:AA:1131:G:C2'	21:AA:1132:C:O5'	2.56	0.53
21:AA:399:G:H2'	21:AA:400:C:C6	2.43	0.53
21:AA:513:C:C2	21:AA:514:C:C5	2.97	0.53
21:AA:575:G:H4'	21:AA:576:C:H5''	1.90	0.53
21:AA:669:G:H2'	21:AA:670:G:C8	2.43	0.53
3:AD:125:ASN:OD1	3:AD:140:ASP:HA	2.08	0.53
4:AE:121:ASN:HD22	4:AE:122:VAL:H	1.53	0.53
11:AL:85:ARG:CZ	11:AL:87:LYS:HB3	2.38	0.53
18:AS:30:LEU:N	18:AS:30:LEU:HD12	2.23	0.53
24:BA:1017:G:C4	24:BA:1018:U:C5	2.97	0.53
24:BA:1687:G:C5	24:BA:1688:U:C5	2.96	0.53

*Continued on next page...*

*Continued from previous page...*

Atom-1	Atom-2	Interatomic distance (Å)	Clash overlap (Å)
24:BA:171:U:H2'	24:BA:172:A:C8	2.42	0.53
24:BA:1816:C:O2'	24:BA:1817:G:P	2.67	0.53
24:BA:1824:G:C5	24:BA:1825:U:C5	2.96	0.53
24:BA:2063:C:O2	24:BA:2450:A:N1	2.42	0.53
24:BA:2630:G:C5	24:BA:2894:G:C6	2.97	0.53
25:BB:105:G:C2'	25:BB:106:G:H5'	2.38	0.53
26:BC:34:GLU:O	26:BC:35:LYS:O	2.27	0.53
27:BD:191:GLY:O	27:BD:192:ALA:HB3	2.09	0.53
29:BF:42:ALA:HA	29:BF:45:ASP:O	2.09	0.53
42:BS:20:VAL:HG21	42:BS:43:ALA:HB3	1.89	0.53
44:BU:27:VAL:HG23	44:BU:33:VAL:HG12	1.91	0.53
55:CA:1102:A:H2'	55:CA:1103:C:H6	1.73	0.53
55:CA:1297:G:C8	55:CA:1297:G:OP2	2.62	0.53
55:CA:159:G:H5'	55:CA:160:A:OP2	2.09	0.53
55:CA:192:A:H8	55:CA:192:A:O5'	1.91	0.53
55:CA:516:U:C4	55:CA:517:G:C6	2.97	0.53
55:CA:536:C:O2'	55:CA:537:G:H5'	2.09	0.53
55:CA:903:G:C6	55:CA:904:U:C4	2.96	0.53
55:CA:98:A:H2'	55:CA:99:C:C6	2.43	0.53
1:CB:206:ILE:C	1:CB:208:ALA:H	2.11	0.53
3:CD:71:PHE:HZ	3:CD:199:ILE:HD12	1.73	0.53
9:CJ:5:ARG:NH1	9:CJ:7:ARG:HH12	2.06	0.53
11:CL:109:ARG:O	11:CL:110:LYS:HD2	2.09	0.53
24:DA:1021:A:H2'	24:DA:1022:G:H4'	1.91	0.53
24:DA:1347:A:O2'	24:DA:1348:C:H5'	2.08	0.53
24:DA:1386:C:H2'	24:DA:1387:A:C8	2.44	0.53
24:DA:1552:A:O2'	24:DA:1553:A:H5'	2.09	0.53
24:DA:1753:G:N2	24:DA:1756:G:OP2	2.39	0.53
24:DA:1814:G:C6	24:DA:1815:A:C6	2.97	0.53
24:DA:1854:A:H2	24:DA:2087:G:N3	2.07	0.53
24:DA:1992:G:C4	24:DA:1997:C:N4	2.77	0.53
24:DA:2098:U:C2	24:DA:2099:U:C4	2.97	0.53
24:DA:2204:G:H2'	24:DA:2205:A:H8	1.73	0.53
24:DA:237:C:N3	24:DA:238:C:C5	2.76	0.53
24:DA:2438:U:O3'	24:DA:2439:A:H3'	2.09	0.53
24:DA:2850:A:N7	24:DA:2868:A:O2'	2.35	0.53
33:DJ:7:LYS:NZ	24:DA:538:A:H5''	2.23	0.53
24:DA:55:G:C2	24:DA:116:C:C2	2.97	0.53
24:DA:871:U:H2'	24:DA:872:U:H6	1.74	0.53
26:DC:179:GLU:HA	26:DC:269:ARG:O	2.07	0.53
27:DD:39:ASP:CG	27:DD:40:LEU:H	2.10	0.53

*Continued on next page...*

*Continued from previous page...*

Atom-1	Atom-2	Interatomic distance (Å)	Clash overlap (Å)
29:DF:147:ARG:H	29:DF:147:ARG:HD2	1.74	0.53
29:DF:42:ALA:CB	29:DF:49:LEU:HD21	2.39	0.53
33:DJ:99:ARG:HG2	33:DJ:102:GLU:OE2	2.09	0.53
35:DL:3:LEU:O	35:DL:4:ASN:C	2.46	0.53
38:DO:31:THR:HG23	38:DO:34:HIS:C	2.29	0.53
42:DS:68:ASP:N	42:DS:68:ASP:OD1	2.42	0.53
44:DU:52:ASN:CG	44:DU:54:PRO:HD3	2.29	0.53
46:DW:44:PHE:HB3	46:DW:78:PHE:CD1	2.44	0.53
21:AA:1144:G:N2	21:AA:1146:A:H62	2.06	0.53
21:AA:1504:G:O4'	21:AA:1505:G:C2	2.61	0.53
21:AA:187:G:C2	21:AA:191:G:C6	2.97	0.53
21:AA:485:U:O2'	21:AA:486:U:OP1	2.25	0.53
1:AB:45:THR:HA	1:AB:200:PRO:HG2	1.91	0.53
5:AF:98:GLU:HG3	5:AF:99:ALA:H	1.73	0.53
6:AG:15:PRO:O	6:AG:16:LYS:HB2	2.07	0.53
14:AO:85:GLY:O	14:AO:86:LEU:HB3	2.09	0.53
18:AS:50:VAL:HG21	18:AS:70:LEU:HB3	1.91	0.53
24:BA:1062:G:N9	24:BA:1088:A:N7	2.56	0.53
24:BA:2365:G:H4'	46:BW:59:PHE:CE2	2.43	0.53
24:BA:2725:A:O2'	24:BA:2726:A:H2'	2.09	0.53
24:BA:278:A:H2'	24:BA:278:A:N3	2.23	0.53
24:BA:3:U:H2'	24:BA:4:U:C6	2.43	0.53
24:BA:586:A:C2	24:BA:1254:A:C2	2.97	0.53
24:BA:656:G:H8	24:BA:656:G:C5'	2.22	0.53
24:BA:714:U:H5'	24:BA:715:A:OP2	2.08	0.53
24:BA:975:A:H2'	24:BA:976:G:H8	1.74	0.53
25:BB:65:U:C4	25:BB:108:A:C4	2.97	0.53
28:BE:48:THR:HG22	28:BE:86:ALA:HB3	1.90	0.53
29:BF:30:VAL:HG13	29:BF:30:VAL:O	2.08	0.53
29:BF:45:ASP:CB	29:BF:48:LEU:HB2	2.37	0.53
42:BS:69:LEU:HG	42:BS:107:VAL:HG13	1.89	0.53
43:BT:40:LYS:HA	43:BT:43:ILE:HG23	1.91	0.53
45:BV:41:GLU:C	45:BV:42:LEU:HD23	2.29	0.53
49:BZ:23:LEU:HD21	49:BZ:53:MET:HE2	1.90	0.53
49:BZ:5:LYS:HA	49:BZ:35:VAL:O	2.09	0.53
55:CA:1077:G:N2	55:CA:1081:A:C4	2.76	0.53
55:CA:1055:A:C8	55:CA:1206:G:N2	2.77	0.53
55:CA:1229:A:H2'	55:CA:1230:C:C6	2.44	0.53
55:CA:928:G:C2	55:CA:1390:U:O2	2.62	0.53
2:CC:108:PRO:C	2:CC:110:LEU:H	2.11	0.53
2:CC:149:LYS:CG	2:CC:168:ARG:HB2	2.37	0.53

*Continued on next page...*

*Continued from previous page...*

Atom-1	Atom-2	Interatomic distance (Å)	Clash overlap (Å)
2:CC:80:GLY:HA2	2:CC:83:VAL:HG13	1.91	0.53
10:CK:26:PHE:CE1	10:CK:88:PRO:HG2	2.44	0.53
12:CM:96:VAL:O	12:CM:98:GLY:N	2.42	0.53
14:CO:62:ARG:HH22	14:CO:88:ARG:NH2	2.06	0.53
16:CQ:66:LEU:HB2	16:CQ:70:LYS:HE2	1.91	0.53
24:DA:1105:U:H2'	24:DA:1106:G:C8	2.43	0.53
24:DA:2138:G:C6	24:DA:2139:U:C4	2.97	0.53
24:DA:2144:G:N3	24:DA:2147:A:OP1	2.42	0.53
24:DA:2358:A:H2'	24:DA:2359:C:O4'	2.09	0.53
24:DA:332:A:C5	24:DA:335:C:N4	2.77	0.53
24:DA:673:C:C2'	24:DA:674:G:H5'	2.38	0.53
56:DB:46:A:O2'	56:DB:47:C:C5'	2.56	0.53
26:DC:180:MET:CE	26:DC:268:ARG:HE	2.21	0.53
29:DF:134:GLN:HB2	29:DF:137:PHE:HE2	1.73	0.53
37:DN:96:ARG:HD3	24:DA:2882:A:C5'	2.39	0.53
38:DO:21:LEU:HD22	24:DA:2379:G:H4'	1.91	0.53
21:AA:66:A:N6	21:AA:104:G:C2	2.77	0.53
4:AE:22:LYS:HE2	21:AA:1082:A:P	2.48	0.53
21:AA:1268:G:C6	21:AA:1269:A:N6	2.77	0.53
21:AA:1382:C:O2'	21:AA:1383:C:H5'	2.09	0.53
21:AA:140:U:H2'	21:AA:141:G:O4'	2.08	0.53
21:AA:384:G:H2'	21:AA:385:C:H6	1.73	0.53
21:AA:367:U:O4'	21:AA:394:G:N2	2.41	0.53
21:AA:423:G:HO2'	21:AA:424:G:C4'	2.22	0.53
21:AA:909:A:H2'	21:AA:910:C:O4'	2.09	0.53
1:AB:19:THR:HG23	1:AB:21:TYR:HE1	1.73	0.53
1:AB:22:TRP:CG	1:AB:38:HIS:CE1	2.96	0.53
2:AC:196:GLY:HA3	21:AA:1057:G:O3'	2.09	0.53
2:AC:39:ARG:CG	2:AC:54:ILE:HD11	2.39	0.53
5:AF:11:HIS:CE1	5:AF:13:ASP:HB2	2.44	0.53
6:AG:79:VAL:HG12	6:AG:80:GLY:N	2.23	0.53
8:AI:21:LYS:NZ	8:AI:23:GLY:HA3	2.24	0.53
15:AP:21:VAL:HG21	15:AP:60:TRP:CD1	2.44	0.53
17:AR:20:ILE:HD12	17:AR:21:ASP:H	1.72	0.53
20:AU:16:ARG:HG2	20:AU:16:ARG:HH11	1.74	0.53
53:B3:3:ILE:CG2	53:B3:62:PRO:HG3	2.39	0.53
24:BA:2668:G:N2	24:BA:2669:G:H1'	2.23	0.53
24:BA:2839:G:C5	24:BA:2840:C:C5	2.97	0.53
24:BA:322:A:H5'	24:BA:340:A:H1'	1.90	0.53
26:BC:8:THR:O	26:BC:9:SER:HB3	2.08	0.53
28:BE:168:ASP:OD1	28:BE:169:VAL:N	2.39	0.53

*Continued on next page...*

*Continued from previous page...*

Atom-1	Atom-2	Interatomic distance (Å)	Clash overlap (Å)
29:BF:38:GLY:HA2	29:BF:85:GLY:HA3	1.90	0.53
33:BJ:44:TYR:O	33:BJ:45:THR:HG22	2.09	0.53
24:BA:2839:G:OP1	37:BN:46:ARG:HD2	2.09	0.53
45:BV:10:LYS:H	45:BV:10:LYS:CD	2.21	0.53
46:BW:29:SER:N	46:BW:63:ASP:HB3	2.24	0.53
55:CA:1049:U:H4'	55:CA:1050:G:OP2	2.09	0.53
55:CA:1160:G:O2'	55:CA:1161:C:C5'	2.56	0.53
55:CA:1444:U:H2'	55:CA:1445:U:C6	2.43	0.53
55:CA:274:A:O2'	55:CA:275:G:H8	1.92	0.53
55:CA:425:G:H2'	55:CA:426:U:C6	2.44	0.53
3:CD:205:LYS:HA	55:CA:8:A:N7	2.24	0.53
55:CA:908:A:C4	55:CA:909:A:C8	2.96	0.53
55:CA:969:A:O2'	55:CA:970:C:H5'	2.08	0.53
9:CJ:56:HIS:ND1	55:CA:973:G:H1'	2.23	0.53
6:CG:29:LEU:O	6:CG:30:MET:O	2.27	0.53
8:CI:44:ARG:HA	8:CI:46:VAL:HG22	1.90	0.53
8:CI:44:ARG:O	8:CI:47:VAL:HG22	2.09	0.53
9:CJ:26:VAL:HG13	9:CJ:30:LYS:CB	2.39	0.53
9:CJ:35:GLN:OE1	9:CJ:77:VAL:HB	2.08	0.53
10:CK:24:ALA:HA	10:CK:29:THR:HG23	1.90	0.53
16:CQ:78:VAL:O	16:CQ:80:LYS:N	2.42	0.53
10:CK:92:ARG:HH22	20:CU:19:LYS:HD2	1.73	0.53
24:DA:1073:A:H3'	24:DA:1074:G:C8	2.42	0.53
24:DA:750:A:OP1	24:DA:1615:C:N4	2.41	0.53
24:DA:1643:G:C5	24:DA:1644:C:C5	2.97	0.53
24:DA:1682:G:C8	24:DA:1757:A:C2	2.96	0.53
24:DA:1760:C:O2'	24:DA:1761:C:H5'	2.09	0.53
26:DC:179:GLU:OE1	24:DA:1799:G:H8	1.91	0.53
24:DA:2064:C:H1'	24:DA:2450:A:C5	2.44	0.53
24:DA:2311:A:O3'	24:DA:2312:U:H6	1.91	0.53
24:DA:2447:G:O6	24:DA:2504:U:O4	2.25	0.53
24:DA:2555:U:H2'	24:DA:2556:C:H5'	1.91	0.53
24:DA:2755:C:HO2'	24:DA:2756:U:H6	1.57	0.53
24:DA:455:C:N3	24:DA:472:A:H2'	2.23	0.53
24:DA:927:A:H2'	24:DA:928:A:C8	2.44	0.53
27:DD:45:TYR:HE2	27:DD:47:ALA:HB3	1.74	0.53
28:DE:151:GLY:HA3	28:DE:191:ASP:OD1	2.08	0.53
36:DM:34:LYS:O	36:DM:128:THR:HB	2.08	0.53
36:DM:76:LYS:NZ	36:DM:84:LYS:H	2.07	0.53
38:DO:7:ARG:HH22	38:DO:29:HIS:HD2	1.57	0.53
38:DO:26:LEU:HD23	38:DO:92:PHE:HE1	1.74	0.53

*Continued on next page...*

*Continued from previous page...*

Atom-1	Atom-2	Interatomic distance (Å)	Clash overlap (Å)
39:DP:19:PHE:O	39:DP:20:ARG:HB3	2.09	0.53
44:DU:26:ASN:OD1	44:DU:34:ILE:HD12	2.09	0.53
44:DU:11:ILE:HG21	44:DU:79:ALA:HB2	1.90	0.53
45:DV:9:ARG:HD3	45:DV:39:ALA:HB1	1.91	0.53
21:AA:116:A:H2'	21:AA:117:G:H8	1.73	0.53
21:AA:1394:A:H62	21:AA:1501:C:C5'	2.22	0.53
21:AA:382:A:C6	21:AA:383:A:C6	2.97	0.53
21:AA:833:G:C6	21:AA:834:U:C4	2.97	0.53
4:AE:35:LEU:HD11	4:AE:47:PHE:CD2	2.44	0.53
7:AH:23:ALA:N	7:AH:62:LEU:HD23	2.24	0.53
8:AI:79:ARG:HD3	8:AI:102:PHE:CD1	2.44	0.53
13:AN:60:ARG:O	13:AN:61:ASN:CB	2.53	0.53
24:BA:1031:G:O2'	54:B4:7:VAL:HG22	2.09	0.53
24:BA:1021:A:H5''	24:BA:1021:A:N3	2.24	0.53
24:BA:1291:C:O2'	24:BA:1292:G:H5'	2.09	0.53
24:BA:1296:G:H2'	24:BA:1297:C:H6	1.74	0.53
24:BA:143:C:O5'	24:BA:143:C:H6	1.92	0.53
24:BA:1787:A:C2	24:BA:1788:C:C5	2.97	0.53
24:BA:2027:G:C2'	24:BA:2028:U:H5'	2.39	0.53
24:BA:2287:A:N7	24:BA:2289:G:C8	2.77	0.53
24:BA:564:C:H5''	41:BR:77:PHE:HE1	1.74	0.53
26:BC:144:GLU:HA	26:BC:151:GLY:CA	2.39	0.53
27:BD:118:PHE:CD2	27:BD:119:ALA:N	2.76	0.53
29:BF:110:ILE:O	29:BF:111:ARG:C	2.47	0.53
32:BI:64:ARG:HG3	32:BI:65:SER:N	2.24	0.53
37:BN:33:ILE:HG12	37:BN:118:ARG:CZ	2.39	0.53
43:BT:61:LEU:HD12	43:BT:61:LEU:O	2.09	0.53
46:BW:30:VAL:CA	46:BW:60:ALA:HB3	2.33	0.53
17:CR:59:LYS:HD3	55:CA:735:C:H5'	1.91	0.53
4:CE:56:PRO:O	4:CE:58:ALA:N	2.41	0.53
8:CI:25:GLY:HA3	8:CI:57:VAL:C	2.28	0.53
11:CL:116:TYR:O	11:CL:118:VAL:HG23	2.08	0.53
13:CN:72:PHE:HA	13:CN:79:SER:HA	1.91	0.53
17:CR:56:ARG:O	17:CR:60:ARG:HG3	2.09	0.53
50:D0:38:LEU:O	50:D0:41:HIS:ND1	2.42	0.53
24:DA:140:C:C5'	24:DA:141:G:H21	2.14	0.53
24:DA:1517:G:H2'	24:DA:1518:C:H6	1.73	0.53
24:DA:156:A:H2'	24:DA:157:C:O4'	2.08	0.53
24:DA:1663:G:H8	24:DA:1663:G:H5'	1.74	0.53
24:DA:1707:G:O2'	24:DA:1708:C:C5'	2.57	0.53
24:DA:1723:G:H2'	24:DA:1724:G:H8	1.73	0.53

*Continued on next page...*



*Continued from previous page...*

Atom-1	Atom-2	Interatomic distance (Å)	Clash overlap (Å)
24:DA:1759:A:C2	24:DA:1760:C:C2	2.97	0.53
24:DA:223:A:C5	24:DA:422:A:N7	2.77	0.53
24:DA:2287:A:O2'	24:DA:2288:A:H3'	2.09	0.53
24:DA:329:G:H4'	24:DA:330:A:OP1	2.08	0.53
24:DA:533:G:H2'	24:DA:534:U:C6	2.44	0.53
24:DA:860:U:O2'	24:DA:861:A:C5'	2.55	0.53
56:DB:63:C:H2'	56:DB:63:C:O2	2.08	0.53
26:DC:220:ARG:NH1	59:DC:407:HOH:O	2.41	0.53
28:DE:46:GLN:HB3	28:DE:86:ALA:CB	2.36	0.53
30:DG:8:VAL:HG11	30:DG:49:LEU:HD23	1.90	0.53
31:DH:4:ILE:O	31:DH:36:ALA:HB1	2.08	0.53
35:DL:33:ARG:NH2	24:DA:671:C:C5	2.77	0.53
35:DL:93:ASN:O	35:DL:94:THR:HB	2.09	0.53
34:DK:80:ASP:CB	39:DP:67:GLU:OE1	2.56	0.53
41:DR:21:ARG:HB2	41:DR:93:PHE:CD1	2.43	0.53
21:AA:1198:G:C6	21:AA:1199:U:C4	2.97	0.53
21:AA:328:C:H2'	21:AA:328:C:O2	2.08	0.53
21:AA:6:G:HO2'	21:AA:7:A:P	2.31	0.53
6:AG:87:PRO:HD2	6:AG:150:PHE:HB2	1.91	0.53
4:AE:97:PRO:HG2	7:AH:96:ALA:HB3	1.91	0.53
52:B2:34:ARG:NH1	52:B2:39:ARG:HG2	2.24	0.53
24:BA:1583:A:H1'	24:BA:1585:C:N4	2.24	0.53
24:BA:2404:U:H2'	24:BA:2404:U:O2	2.07	0.53
24:BA:2419:U:O2'	24:BA:2420:C:H5'	2.08	0.53
24:BA:2570:G:N1	24:BA:2571:U:C2	2.77	0.53
24:BA:279:A:C5	24:BA:280:U:C5	2.97	0.53
24:BA:352:A:C6	24:BA:353:C:C4	2.97	0.53
24:BA:387:U:C2	24:BA:388:G:N7	2.77	0.53
24:BA:765:C:C2	24:BA:766:U:C6	2.97	0.53
24:BA:684:G:O2'	24:BA:788:A:N7	2.41	0.53
24:BA:90:U:H2'	24:BA:91:A:H8	1.74	0.53
26:BC:120:ASP:O	26:BC:121:ALA:O	2.26	0.53
26:BC:19:VAL:HG23	26:BC:19:VAL:O	2.09	0.53
27:BD:117:GLY:C	27:BD:118:PHE:CD1	2.82	0.53
29:BF:134:GLN:HE22	29:BF:150:GLY:H	1.55	0.53
35:BL:93:ASN:O	35:BL:94:THR:HG22	2.09	0.53
48:BY:7:ARG:CA	48:BY:60:LYS:HZ3	2.22	0.53
55:CA:120:A:O2'	55:CA:121:U:H4'	2.09	0.53
55:CA:1449:C:C2	55:CA:1455:G:C2	2.96	0.53
55:CA:202:G:O2'	55:CA:468:A:H8	1.89	0.53
55:CA:684:U:H3	55:CA:706:A:N6	1.88	0.53

*Continued on next page...*

*Continued from previous page...*

Atom-1	Atom-2	Interatomic distance (Å)	Clash overlap (Å)
55:CA:818:G:C3'	55:CA:819:A:H5''	2.39	0.53
1:CB:122:ASP:C	1:CB:124:THR:H	2.12	0.53
1:CB:187:ASP:HB3	1:CB:189:ASN:OD1	2.09	0.53
1:CB:209:VAL:HG23	1:CB:210:THR:N	2.24	0.53
5:CF:45:ARG:HB3	5:CF:59:TYR:CE1	2.44	0.53
7:CH:54:THR:OG1	7:CH:55:LYS:HD3	2.08	0.53
13:CN:55:SER:O	13:CN:59:GLN:HG3	2.09	0.53
51:D1:5:ARG:NH2	24:DA:2285:C:H5	2.07	0.53
24:DA:1014:A:C2	24:DA:1149:G:C2	2.96	0.53
40:DQ:32:ARG:HG2	24:DA:1252:G:N3	2.24	0.53
24:DA:2900:A:H2'	24:DA:2901:C:C6	2.44	0.53
24:DA:492:A:H2'	24:DA:493:G:O4'	2.09	0.53
24:DA:604:G:H2'	24:DA:605:G:C8	2.44	0.53
24:DA:687:C:O2'	24:DA:688:U:O4'	2.22	0.53
29:DF:102:LEU:HB3	29:DF:103:ILE:HD12	1.90	0.53
29:DF:129:MET:HG3	29:DF:153:ILE:HD12	1.91	0.53
32:DI:32:VAL:HG22	32:DI:58:ILE:HG21	1.90	0.53
32:DI:57:VAL:O	32:DI:58:ILE:HG13	2.09	0.53
39:DP:29:VAL:HG11	39:DP:73:PHE:HE1	1.74	0.53
40:DQ:59:LEU:C	40:DQ:59:LEU:HD13	2.30	0.53
46:DW:49:ASN:ND2	46:DW:81:ILE:HG23	2.24	0.53
49:DZ:38:GLU:CD	49:DZ:39:ASP:H	2.12	0.53
21:AA:1014:A:N7	21:AA:1015:G:C6	2.77	0.52
21:AA:1036:A:H3'	21:AA:1037:C:C6	2.44	0.52
21:AA:132:C:C2	21:AA:133:U:C6	2.97	0.52
21:AA:1460:C:C2	21:AA:1461:G:C8	2.97	0.52
21:AA:1476:A:H2'	21:AA:1477:U:O4'	2.09	0.52
21:AA:1504:G:H4'	21:AA:1505:G:N3	2.25	0.52
21:AA:339:C:H2'	21:AA:340:U:H6	1.74	0.52
21:AA:928:G:N2	21:AA:1390:U:H1'	2.23	0.52
1:AB:23:ASN:N	1:AB:189:ASN:HA	2.22	0.52
3:AD:63:ILE:HG23	3:AD:64:TYR:CD1	2.43	0.52
6:AG:26:VAL:HG12	6:AG:42:VAL:HG11	1.91	0.52
7:AH:17:GLN:CD	7:AH:69:ALA:HB1	2.30	0.52
17:AR:48:ALA:HB2	21:AA:834:U:OP1	2.08	0.52
24:BA:1309:G:H4'	52:B2:7:PRO:HB2	1.91	0.52
24:BA:1417:C:H2'	24:BA:1418:G:O4'	2.09	0.52
24:BA:1571:A:H2'	24:BA:1572:A:C8	2.43	0.52
24:BA:1682:G:C4	24:BA:1683:U:C5	2.97	0.52
24:BA:1785:A:O2'	24:BA:1786:A:H2'	2.09	0.52
24:BA:1998:A:H2'	24:BA:1999:C:H6	1.74	0.52

*Continued on next page...*

*Continued from previous page...*

Atom-1	Atom-2	Interatomic distance (Å)	Clash overlap (Å)
24:BA:2134:A:O2'	24:BA:2135:A:O4'	2.24	0.52
24:BA:233:A:C2	24:BA:234:U:C6	2.97	0.52
24:BA:2345:G:C4	24:BA:2381:A:C2	2.96	0.52
24:BA:945:A:C5	24:BA:2448:A:C2	2.97	0.52
24:BA:77:G:C4	24:BA:110:G:N2	2.77	0.52
24:BA:860:U:H2'	24:BA:861:A:C8	2.38	0.52
24:BA:998:C:N4	59:BA:3365:HOH:O	2.41	0.52
27:BD:107:VAL:HG13	27:BD:203:VAL:HG23	1.90	0.52
32:BI:100:ILE:HG22	32:BI:101:SER:N	2.18	0.52
24:BA:587:C:OP2	35:BL:21:ARG:NH1	2.42	0.52
37:BN:38:LEU:HB3	37:BN:39:PRO:HD3	1.91	0.52
38:BO:3:LYS:HG3	38:BO:4:LYS:H	1.73	0.52
41:BR:93:PHE:O	41:BR:93:PHE:CD1	2.62	0.52
42:BS:17:VAL:CG1	42:BS:76:VAL:HG11	2.36	0.52
55:CA:128:G:C2	55:CA:234:C:C2	2.97	0.52
55:CA:1467:C:H2'	55:CA:1468:A:H8	1.73	0.52
55:CA:1504:G:H3'	55:CA:1505:G:H5'	1.91	0.52
55:CA:261:U:H2'	55:CA:263:A:OP2	2.09	0.52
55:CA:308:C:H2'	55:CA:309:A:C8	2.44	0.52
55:CA:908:A:H2'	55:CA:909:A:C8	2.39	0.52
55:CA:995:C:N3	55:CA:1046:A:O2'	2.42	0.52
4:CE:41:GLY:HA2	4:CE:118:GLY:HA3	1.90	0.52
7:CH:93:LYS:N	7:CH:93:LYS:HD3	2.23	0.52
10:CK:83:VAL:HB	10:CK:109:ILE:HG12	1.91	0.52
11:CL:107:LYS:H	11:CL:107:LYS:HD2	1.74	0.52
16:CQ:12:VAL:HA	16:CQ:54:ILE:HG13	1.91	0.52
18:CS:36:ARG:HE	55:CA:1320:C:N4	2.06	0.52
24:DA:1311:G:H1'	24:DA:1313:U:O4	2.08	0.52
24:DA:1346:G:O2'	24:DA:1347:A:O5'	2.26	0.52
24:DA:1673:G:H2'	24:DA:1674:G:H5'	1.91	0.52
24:DA:167:A:C2	24:DA:168:G:H1'	2.43	0.52
24:DA:265:A:N7	24:DA:427:U:O2'	2.41	0.52
24:DA:535:G:C6	24:DA:559:G:C6	2.98	0.52
24:DA:79:C:O2'	24:DA:346:A:H1'	2.08	0.52
24:DA:876:C:H2'	24:DA:877:A:OP1	2.09	0.52
56:DB:13:G:H5''	56:DB:13:G:C8	2.44	0.52
28:DE:129:PRO:HD3	28:DE:156:ASN:OD1	2.09	0.52
34:DK:62:VAL:HG12	34:DK:63:VAL:N	2.24	0.52
35:DL:3:LEU:CG	35:DL:4:ASN:N	2.71	0.52
36:DM:19:GLY:O	36:DM:20:LEU:HB2	2.09	0.52
37:DN:33:ILE:HA	37:DN:114:GLU:HB2	1.91	0.52

*Continued on next page...*

*Continued from previous page...*

Atom-1	Atom-2	Interatomic distance (Å)	Clash overlap (Å)
37:DN:72:ASP:O	37:DN:75:ILE:HG13	2.09	0.52
43:DT:63:VAL:HG21	43:DT:80:TRP:CE2	2.43	0.52
21:AA:1348:U:H2'	21:AA:1349:A:H8	1.75	0.52
21:AA:1442:G:H2'	21:AA:1443:C:H6	1.75	0.52
21:AA:1405:G:O4'	21:AA:1519:A:H4'	2.09	0.52
21:AA:463:U:H2'	21:AA:464:U:C6	2.43	0.52
1:AB:163:ILE:HG23	1:AB:164:ASP:N	2.18	0.52
1:AB:63:LYS:NZ	1:AB:224:ARG:HH22	2.07	0.52
4:AE:109:ALA:O	4:AE:111:ARG:N	2.42	0.52
24:BA:1011:G:C2	24:BA:1013:C:C2	2.97	0.52
24:BA:1071:G:H4'	24:BA:1088:A:O2'	2.09	0.52
24:BA:1072:C:N4	24:BA:1093:G:H1	2.07	0.52
24:BA:1333:G:H2'	24:BA:1334:G:H8	1.74	0.52
24:BA:1422:G:N3	24:BA:1423:G:C8	2.77	0.52
24:BA:1676:A:H2	24:BA:1993:U:H5'	1.73	0.52
24:BA:2067:G:C4'	24:BA:2068:U:OP2	2.56	0.52
24:BA:2197:U:OP1	3:CD:150:LYS:HG3	2.07	0.52
24:BA:2260:C:H2'	24:BA:2261:C:H6	1.74	0.52
24:BA:2858:C:H2'	24:BA:2859:G:O4'	2.09	0.52
24:BA:313:G:C6	24:BA:314:C:N3	2.77	0.52
24:BA:464:U:O2	24:BA:464:U:H2'	2.07	0.52
24:BA:52:A:O2'	24:BA:53:A:C5'	2.55	0.52
24:BA:746:U:O2'	24:BA:747:U:P	2.68	0.52
24:BA:966:G:C6	24:BA:967:U:N3	2.78	0.52
30:BG:8:VAL:CG1	30:BG:9:VAL:N	2.73	0.52
32:BI:105:LEU:HD23	32:BI:108:ILE:HG21	1.90	0.52
36:BM:117:PHE:HD2	36:BM:130:PHE:CE1	2.28	0.52
24:BA:1650:A:H5'	37:BN:106:ASP:OD2	2.09	0.52
41:BR:21:ARG:HG3	41:BR:95:ASP:OD1	2.10	0.52
44:BU:6:ARG:HG3	44:BU:7:ASP:H	1.74	0.52
45:BV:5:ASN:H	45:BV:5:ASN:ND2	2.08	0.52
47:BX:40:GLU:O	47:BX:43:LYS:HD2	2.09	0.52
55:CA:1058:G:C6	55:CA:1059:C:N3	2.77	0.52
55:CA:1253:G:N1	55:CA:1285:A:N6	2.57	0.52
55:CA:937:A:H1'	55:CA:1379:G:N2	2.24	0.52
55:CA:204:G:C6	55:CA:465:A:C2	2.97	0.52
55:CA:90:C:O2'	55:CA:91:U:O4'	2.28	0.52
1:CB:116:LEU:HA	1:CB:119:GLN:HB3	1.90	0.52
5:CF:68:GLN:HG2	5:CF:69:GLU:H	1.73	0.52
6:CG:108:ARG:NH2	55:CA:1240:U:H3'	2.24	0.52
8:CI:51:LEU:HD11	8:CI:82:ILE:CG2	2.39	0.52

*Continued on next page...*

*Continued from previous page...*

Atom-1	Atom-2	Interatomic distance (Å)	Clash overlap (Å)
11:CL:82:ARG:N	11:CL:95:HIS:O	2.34	0.52
12:CM:104:ASN:C	12:CM:106:ARG:H	2.11	0.52
12:CM:13:HIS:NE2	12:CM:41:ASP:HA	2.24	0.52
13:CN:74:ARG:C	13:CN:76:PHE:H	2.12	0.52
9:CJ:52:LEU:HB2	13:CN:80:ARG:CD	2.37	0.52
19:CT:20:ASN:ND2	55:CA:323:U:H5''	2.24	0.52
24:DA:1020:A:H4'	24:DA:1021:A:O5'	2.08	0.52
24:DA:1026:G:O2'	24:DA:1027:A:H5'	2.09	0.52
24:DA:1223:G:C6	24:DA:1227:G:C6	2.96	0.52
24:DA:1498:C:O2'	24:DA:1499:C:O4'	2.27	0.52
24:DA:2093:G:O6	24:DA:2225:A:C8	2.62	0.52
24:DA:2182:U:H2'	24:DA:2183:A:C8	2.44	0.52
24:DA:2547:A:C8	24:DA:2566:A:C8	2.97	0.52
24:DA:25:U:H2'	24:DA:26:G:O4'	2.10	0.52
24:DA:288:U:H2'	24:DA:289:G:O4'	2.09	0.52
24:DA:227:A:H61	24:DA:410:G:H1'	1.73	0.52
24:DA:484:C:O2'	24:DA:485:C:H5'	2.09	0.52
24:DA:526:A:N6	24:DA:2626:C:H4'	2.24	0.52
46:DW:23:LYS:HE3	24:DA:855:G:N3	2.23	0.52
24:DA:85:G:O2'	24:DA:86:G:H8	1.92	0.52
27:DD:48:ILE:HG12	27:DD:48:ILE:O	2.08	0.52
28:DE:60:TRP:CZ2	28:DE:71:GLY:HA2	2.44	0.52
32:DI:96:LYS:HE2	32:DI:138:VAL:HG11	1.92	0.52
46:DW:51:GLY:HA3	46:DW:59:PHE:HB3	1.91	0.52
21:AA:1320:C:O2'	21:AA:1321:U:O4'	2.26	0.52
21:AA:1459:G:H2'	21:AA:1460:C:H6	1.74	0.52
21:AA:576:C:H3'	21:AA:577:G:H5''	1.90	0.52
21:AA:754:C:O2'	21:AA:755:G:OP1	2.27	0.52
1:AB:110:ILE:HD11	1:AB:147:LEU:HD13	1.91	0.52
1:AB:137:THR:HG22	1:AB:140:LEU:CD2	2.37	0.52
2:AC:128:MET:HG2	2:AC:131:ARG:HG3	1.90	0.52
3:AD:115:GLN:HE21	3:AD:115:GLN:HA	1.73	0.52
11:AL:54:VAL:O	11:AL:61:GLU:HA	2.10	0.52
13:AN:50:LEU:O	13:AN:51:PRO:C	2.47	0.52
15:AP:80:LYS:NZ	15:AP:80:LYS:HB2	2.25	0.52
24:BA:1059:G:H1'	32:BI:127:SER:HB2	1.90	0.52
24:BA:1105:U:O2	24:BA:1106:G:C8	2.62	0.52
24:BA:2024:G:OP2	24:BA:2034:U:H4'	2.08	0.52
24:BA:2704:C:H2'	24:BA:2705:A:O4'	2.09	0.52
24:BA:373:U:O2	24:BA:423:A:C2	2.60	0.52
25:BB:88:C:O2'	25:BB:89:U:OP2	2.26	0.52

*Continued on next page...*

*Continued from previous page...*

Atom-1	Atom-2	Interatomic distance (Å)	Clash overlap (Å)
26:BC:129:LEU:HD23	26:BC:130:PRO:HD2	1.92	0.52
27:BD:16:THR:HG23	27:BD:18:ASP:OD1	2.09	0.52
59:BA:3241:HOH:O	28:BE:81:GLY:HA2	2.09	0.52
31:BH:82:SER:HA	31:BH:101:ASP:OD1	2.09	0.52
37:BN:103:ARG:HB2	37:BN:110:MET:HE2	1.91	0.52
37:BN:114:GLU:HB2	37:BN:118:ARG:HD3	1.90	0.52
37:BN:65:LEU:HD11	37:BN:69:ARG:NH2	2.24	0.52
39:BP:113:LEU:O	39:BP:113:LEU:HG	2.10	0.52
39:BP:25:VAL:HG11	39:BP:46:VAL:CG2	2.34	0.52
45:BV:25:LYS:HD3	45:BV:43:ASP:HA	1.91	0.52
49:BZ:15:ARG:N	49:BZ:15:ARG:HD2	2.22	0.52
55:CA:1064:G:C4	55:CA:1066:C:C4	2.97	0.52
55:CA:1256:A:C4	55:CA:1278:G:C6	2.98	0.52
55:CA:1275:A:H2'	55:CA:1276:G:O4'	2.09	0.52
55:CA:1327:C:H2'	55:CA:1328:C:C6	2.43	0.52
8:CI:109:GLN:O	55:CA:1347:G:H3'	2.10	0.52
19:CT:81:GLN:HE22	55:CA:259:G:P	2.32	0.52
19:CT:68:LYS:HD3	55:CA:262:A:H5'	1.92	0.52
55:CA:262:A:H2'	55:CA:263:A:C8	2.44	0.52
55:CA:62:U:H4'	55:CA:385:C:O2	2.09	0.52
55:CA:61:G:H2'	55:CA:62:U:C6	2.44	0.52
55:CA:959:A:O2'	55:CA:984:C:O2'	2.23	0.52
4:CE:80:LEU:HD21	4:CE:143:LEU:CD2	2.39	0.52
8:CI:121:ARG:HG3	55:CA:1348:U:H4'	1.91	0.52
8:CI:4:GLN:HB3	8:CI:21:LYS:HD3	1.91	0.52
12:CM:103:THR:HG22	12:CM:104:ASN:N	2.24	0.52
12:CM:23:GLY:CA	12:CM:64:VAL:HG13	2.36	0.52
18:CS:39:ILE:HG12	18:CS:68:HIS:O	2.09	0.52
24:DA:1231:U:H2'	24:DA:1232:G:C8	2.40	0.52
24:DA:1356:G:H2'	24:DA:1357:C:C6	2.43	0.52
24:DA:2468:A:O2'	24:DA:2469:A:H8	1.92	0.52
24:DA:2447:G:C4	24:DA:2500:U:C5	2.97	0.52
24:DA:2522:U:H1'	24:DA:2647:U:OP1	2.09	0.52
24:DA:2720:U:H2'	24:DA:2721:A:C8	2.43	0.52
24:DA:223:A:N6	24:DA:422:A:C5	2.76	0.52
24:DA:484:C:H2'	24:DA:485:C:H6	1.73	0.52
28:DE:117:ARG:NH2	35:DL:2:ARG:HB3	2.23	0.52
29:DF:113:PHE:O	29:DF:114:ARG:CB	2.58	0.52
31:DH:5:LEU:HD22	31:DH:9:VAL:HG21	1.92	0.52
36:DM:40:ARG:HB2	36:DM:93:VAL:CG2	2.39	0.52
46:DW:19:ARG:NE	24:DA:857:G:H1'	2.25	0.52

*Continued on next page...*

*Continued from previous page...*

Atom-1	Atom-2	Interatomic distance (Å)	Clash overlap (Å)
48:DY:47:ARG:O	48:DY:50:VAL:N	2.40	0.52
21:AA:1052:U:H5''	21:AA:1052:U:H6	1.73	0.52
21:AA:1281:C:O2'	21:AA:1282:C:H5'	2.08	0.52
21:AA:1394:A:HO2'	21:AA:1395:C:P	2.32	0.52
21:AA:1414:U:H2'	21:AA:1415:G:C8	2.41	0.52
21:AA:1432:G:H1'	21:AA:1468:A:N6	2.23	0.52
21:AA:147:G:H2'	21:AA:148:G:C8	2.45	0.52
21:AA:737:C:H2'	21:AA:738:C:H6	1.73	0.52
21:AA:765:G:H5''	21:AA:766:A:OP1	2.09	0.52
21:AA:939:G:H2'	21:AA:940:C:C6	2.45	0.52
11:AL:2:THR:HG22	11:AL:4:ASN:N	2.24	0.52
17:AR:66:LEU:O	17:AR:67:LEU:HD23	2.10	0.52
20:AU:39:LYS:N	20:AU:40:PRO:HD2	2.14	0.52
24:BA:1073:A:C3'	24:BA:1074:G:C5'	2.87	0.52
24:BA:1745:A:H8	24:BA:1745:A:O5'	1.92	0.52
24:BA:1842:G:H2'	24:BA:1843:C:H6	1.74	0.52
24:BA:2134:A:C6	24:BA:2135:A:C6	2.98	0.52
24:BA:2246:G:N2	24:BA:2426:A:H1'	2.24	0.52
24:BA:2371:G:C2	24:BA:2372:U:C6	2.98	0.52
24:BA:2536:G:C6	24:BA:2537:U:N3	2.77	0.52
24:BA:2582:G:N3	24:BA:2583:G:C8	2.78	0.52
24:BA:2836:U:H2'	24:BA:2837:A:C8	2.44	0.52
24:BA:675:A:C8	24:BA:804:A:N1	2.78	0.52
24:BA:794:A:C2	24:BA:795:C:C2	2.98	0.52
26:BC:144:GLU:CA	26:BC:151:GLY:HA2	2.38	0.52
28:BE:153:LEU:HD12	28:BE:153:LEU:C	2.30	0.52
41:BR:49:ILE:HG21	41:BR:53:PHE:N	2.24	0.52
43:BT:28:ASN:HA	43:BT:91:GLN:OE1	2.10	0.52
44:BU:53:GLN:N	44:BU:54:PRO:CD	2.72	0.52
15:CP:6:LEU:HD11	55:CA:375:U:O3'	2.09	0.52
7:CH:75:GLN:OE1	7:CH:75:GLN:HA	2.10	0.52
8:CI:49:GLN:HB2	8:CI:50:PRO:HD3	1.90	0.52
8:CI:56:MET:O	8:CI:58:GLU:HG2	2.09	0.52
16:CQ:4:ILE:HG22	16:CQ:5:ARG:N	2.25	0.52
24:DA:698:C:H5''	24:DA:1634:A:H61	1.74	0.52
24:DA:2335:A:H2'	24:DA:2337:G:N7	2.25	0.52
24:DA:233:A:H2'	24:DA:234:U:C6	2.44	0.52
24:DA:2385:C:H2'	24:DA:2386:A:H8	1.73	0.52
24:DA:2512:C:H2'	24:DA:2513:A:O4'	2.09	0.52
24:DA:250:G:C6	24:DA:251:A:C6	2.97	0.52
24:DA:2688:G:N1	24:DA:2720:U:OP2	2.42	0.52

*Continued on next page...*

*Continued from previous page...*

Atom-1	Atom-2	Interatomic distance (Å)	Clash overlap (Å)
24:DA:412:A:H2'	24:DA:413:C:H6	1.71	0.52
24:DA:814:C:C1'	24:DA:1225:G:H21	2.23	0.52
56:DB:11:C:OP2	56:DB:11:C:H6	1.92	0.52
26:DC:259:ASN:O	26:DC:261:ARG:N	2.42	0.52
26:DC:93:VAL:HG12	26:DC:101:ARG:H	1.74	0.52
28:DE:100:MET:HG2	24:DA:600:G:H1'	1.91	0.52
28:DE:16:GLU:O	28:DE:16:GLU:HG3	2.10	0.52
29:DF:32:LYS:CB	29:DF:32:LYS:HZ2	2.22	0.52
29:DF:67:THR:O	29:DF:84:ILE:HG22	2.09	0.52
32:DI:21:PRO:N	32:DI:22:PRO:HD2	2.25	0.52
33:DJ:74:TYR:CE2	33:DJ:103:ILE:HD11	2.45	0.52
34:DK:40:LYS:NZ	34:DK:89:ASN:HD21	2.07	0.52
34:DK:8:LEU:HD12	34:DK:8:LEU:N	2.24	0.52
38:DO:94:ARG:CD	38:DO:97:PHE:O	2.53	0.52
40:DQ:34:ALA:O	40:DQ:38:VAL:HG23	2.10	0.52
40:DQ:91:ARG:HE	41:DR:11:GLN:HB2	1.74	0.52
43:DT:9:LYS:HG2	43:DT:9:LYS:O	2.09	0.52
44:DU:86:PHE:HB2	44:DU:92:VAL:HG22	1.91	0.52
47:DX:5:GLN:O	47:DX:70:LEU:HD21	2.08	0.52
21:AA:1131:G:H2'	21:AA:1132:C:O5'	2.09	0.52
21:AA:1151:A:C6	21:AA:1152:A:N6	2.78	0.52
21:AA:1408:A:C5	21:AA:1409:C:C5	2.98	0.52
2:AC:119:ILE:HD11	2:AC:133:MET:HA	1.91	0.52
3:AD:109:THR:CG2	3:AD:111:ALA:HB3	2.39	0.52
11:AL:23:LEU:HB3	11:AL:58:ASN:HD22	1.74	0.52
9:AJ:65:TYR:CB	13:AN:95:LEU:HD11	2.39	0.52
16:AQ:60:ILE:HG22	16:AQ:61:ARG:N	2.25	0.52
5:AF:50:PRO:HD2	17:AR:73:HIS:HD2	1.75	0.52
51:B1:7:LYS:HE3	53:B3:33:THR:HG21	1.90	0.52
24:BA:1682:G:O2'	24:BA:1683:U:H5'	2.10	0.52
24:BA:1821:A:H2'	24:BA:1822:C:C6	2.44	0.52
24:BA:2900:A:H2'	24:BA:2901:C:O4'	2.09	0.52
24:BA:705:A:N6	24:BA:726:G:H1'	2.24	0.52
24:BA:685:A:C8	24:BA:773:U:C4	2.98	0.52
25:BB:9:G:C4	25:BB:10:G:C8	2.97	0.52
28:BE:119:ILE:O	28:BE:187:VAL:O	2.27	0.52
30:BG:112:VAL:HG23	30:BG:113:ASP:N	2.25	0.52
31:BH:12:LEU:HB2	31:BH:19:VAL:HG11	1.91	0.52
35:BL:127:VAL:HG23	35:BL:131:ALA:HB3	1.90	0.52
35:BL:65:GLY:O	35:BL:66:PHE:HB3	2.10	0.52
36:BM:101:VAL:CG1	36:BM:101:VAL:O	2.58	0.52

*Continued on next page...*



*Continued from previous page...*

Atom-1	Atom-2	Interatomic distance (Å)	Clash overlap (Å)
36:BM:108:VAL:HG13	36:BM:112:LEU:HB3	1.91	0.52
24:BA:1279:G:H5'	37:BN:34:ILE:HG22	1.91	0.52
38:BO:11:ALA:HB2	38:BO:96:GLY:CA	2.39	0.52
39:BP:19:PHE:CE2	39:BP:83:ILE:HD12	2.44	0.52
42:BS:82:MET:HB2	42:BS:98:LYS:HB2	1.91	0.52
47:BX:50:VAL:CG1	47:BX:51:SER:N	2.72	0.52
48:BY:61:ALA:O	48:BY:63:ALA:N	2.43	0.52
48:BY:6:LEU:O	48:BY:7:ARG:HB3	2.09	0.52
11:CL:114:SER:OG	55:CA:501:C:O3'	2.28	0.52
55:CA:513:C:O2'	55:CA:514:C:O4'	2.25	0.52
55:CA:599:C:H2'	55:CA:600:A:H8	1.74	0.52
55:CA:666:G:C6	55:CA:741:G:C6	2.97	0.52
2:CC:125:ARG:HB2	2:CC:127:VAL:CG1	2.40	0.52
2:CC:147:GLY:HA3	2:CC:171:ARG:O	2.08	0.52
5:CF:2:ARG:HG2	5:CF:4:TYR:CZ	2.43	0.52
6:CG:118:ARG:O	6:CG:122:GLU:HB3	2.09	0.52
8:CI:34:LEU:HD11	8:CI:44:ARG:NE	2.22	0.52
9:CJ:25:ILE:O	9:CJ:25:ILE:HG22	2.09	0.52
18:CS:31:ARG:HA	18:CS:49:ALA:HB3	1.91	0.52
50:D0:29:VAL:HG21	50:D0:34:GLY:HA2	1.90	0.52
40:DQ:3:VAL:HB	24:DA:1249:U:H4'	1.92	0.52
24:DA:1534:U:O2	24:DA:1534:U:H2'	2.09	0.52
24:DA:1900:A:C2	24:DA:1970:A:C5	2.98	0.52
24:DA:2150:C:H2'	24:DA:2151:U:O4'	2.09	0.52
24:DA:2547:A:H1'	24:DA:2566:A:C6	2.45	0.52
24:DA:2617:U:H2'	24:DA:2618:G:H5'	1.91	0.52
24:DA:301:G:N2	24:DA:317:G:H1'	2.25	0.52
24:DA:803:U:O2'	24:DA:804:A:H5'	2.10	0.52
28:DE:108:ILE:O	28:DE:112:LEU:HB2	2.10	0.52
29:DF:67:THR:OG1	29:DF:84:ILE:HG22	2.09	0.52
31:DH:116:ARG:O	31:DH:117:LEU:HG	2.09	0.52
31:DH:143:ILE:O	31:DH:144:VAL:HG13	2.08	0.52
31:DH:22:LYS:HB3	31:DH:22:LYS:NZ	2.24	0.52
31:DH:68:ARG:HD3	31:DH:71:LYS:HD3	1.89	0.52
36:DM:72:PRO:HA	36:DM:92:TRP:CE3	2.45	0.52
37:DN:56:LYS:HA	37:DN:84:GLY:HA2	1.92	0.52
38:DO:35:ILE:HD11	38:DO:102:ARG:CD	2.40	0.52
44:DU:47:PRO:HB3	44:DU:54:PRO:HG2	1.91	0.52
45:DV:21:ARG:NH2	45:DV:87:GLN:O	2.42	0.52
47:DX:4:CYS:HB3	47:DX:9:LYS:N	2.24	0.52
21:AA:594:U:H2'	21:AA:595:A:O4'	2.08	0.52

*Continued on next page...*

*Continued from previous page...*

Atom-1	Atom-2	Interatomic distance (Å)	Clash overlap (Å)
3:AD:121:ALA:HA	3:AD:145:ARG:CG	2.40	0.52
9:AJ:53:ILE:HG22	9:AJ:61:ALA:HB1	1.90	0.52
10:AK:95:THR:HG23	10:AK:96:ILE:N	2.24	0.52
12:AM:68:LEU:C	12:AM:70:ARG:H	2.12	0.52
12:AM:84:CYS:SG	12:AM:85:TYR:N	2.82	0.52
10:AK:96:ILE:HD11	20:AU:14:ALA:HB2	1.91	0.52
24:BA:1712:U:C4	24:BA:1713:A:C5	2.97	0.52
24:BA:1778:U:O4	24:BA:1784:A:H1'	2.10	0.52
24:BA:2103:C:C2'	24:BA:2104:C:H5'	2.39	0.52
24:BA:2581:G:C8	24:BA:2610:C:N4	2.78	0.52
24:BA:2755:C:O2'	24:BA:2756:U:H6	1.93	0.52
24:BA:341:C:H2'	24:BA:342:A:O4'	2.10	0.52
24:BA:684:G:C6	24:BA:774:G:C4	2.98	0.52
24:BA:790:U:O2'	24:BA:791:C:C5'	2.57	0.52
24:BA:813:U:H2'	24:BA:814:C:H6	1.74	0.52
27:BD:13:ARG:HD2	39:BP:55:HIS:ND1	2.25	0.52
29:BF:27:VAL:O	29:BF:27:VAL:CG1	2.57	0.52
33:BJ:4:PHE:O	33:BJ:44:TYR:CE1	2.63	0.52
6:CG:113:LYS:NZ	55:CA:1297:G:N3	2.54	0.52
55:CA:367:U:C2	55:CA:394:G:C2	2.97	0.52
55:CA:484:G:HO2'	55:CA:485:U:P	2.32	0.52
55:CA:496:A:C2'	55:CA:496:A:N3	2.68	0.52
55:CA:695:A:H61	55:CA:797:C:H1'	1.75	0.52
55:CA:666:G:C2	55:CA:741:G:C4	2.98	0.52
3:CD:186:GLU:O	3:CD:187:ARG:HB3	2.10	0.52
3:CD:66:VAL:HG22	3:CD:96:ARG:NH1	2.25	0.52
15:CP:22:ALA:HA	15:CP:33:ILE:CG1	2.27	0.52
24:DA:1062:G:O2'	24:DA:1063:G:C8	2.46	0.52
24:DA:123:G:H4'	24:DA:1376:C:O5'	2.09	0.52
24:DA:1936:A:H5''	24:DA:1937:A:H5'	1.91	0.52
24:DA:2145:C:H2'	24:DA:2146:C:H3'	1.91	0.52
24:DA:2718:G:C6	24:DA:2719:G:C4	2.98	0.52
24:DA:346:A:H2'	24:DA:347:A:O4'	2.09	0.52
24:DA:52:A:H2'	24:DA:53:A:H8	1.75	0.52
28:DE:60:TRP:CH2	24:DA:674:G:O3'	2.62	0.52
24:DA:720:U:H2'	24:DA:721:A:C8	2.44	0.52
28:DE:29:HIS:CA	28:DE:32:VAL:HG22	2.38	0.52
29:DF:84:ILE:HG12	24:DA:2312:U:H1'	1.92	0.52
31:DH:9:VAL:CG1	31:DH:10:ALA:N	2.72	0.52
31:DH:136:SER:C	31:DH:137:GLU:HG3	2.30	0.52
31:DH:24:GLY:O	31:DH:25:TYR:C	2.47	0.52

*Continued on next page...*

*Continued from previous page...*

Atom-1	Atom-2	Interatomic distance (Å)	Clash overlap (Å)
31:DH:48:GLU:CD	31:DH:48:GLU:C	2.68	0.52
31:DH:54:LEU:HA	31:DH:57:LYS:CG	2.40	0.52
33:DJ:45:THR:C	33:DJ:47:HIS:N	2.63	0.52
35:DL:29:LYS:HG2	35:DL:30:THR:HG23	1.91	0.52
37:DN:33:ILE:CG2	37:DN:114:GLU:HB2	2.33	0.52
37:DN:45:ARG:HG2	37:DN:95:THR:HG21	1.92	0.52
40:DQ:56:PHE:O	40:DQ:60:TRP:CD2	2.63	0.52
42:DS:29:VAL:HG23	42:DS:69:LEU:O	2.10	0.52
44:DU:17:ASP:HB2	44:DU:38:ILE:HA	1.91	0.52
47:DX:48:LEU:O	47:DX:50:VAL:HG13	2.09	0.52
21:AA:252:U:H5''	21:AA:252:U:H6	1.75	0.52
21:AA:49:U:O4	21:AA:365:U:C5	2.63	0.52
21:AA:704:A:O2'	21:AA:705:G:H5'	2.09	0.52
21:AA:987:G:H2'	21:AA:988:G:H8	1.74	0.52
3:AD:79:ALA:HA	3:AD:85:THR:HG23	1.92	0.52
16:AQ:44:HIS:HD2	16:AQ:69:THR:HG22	1.74	0.52
24:BA:1990:C:H2'	24:BA:1991:U:C6	2.45	0.52
24:BA:2271:G:H2'	24:BA:2272:U:H6	1.74	0.52
24:BA:2748:A:O3'	30:BG:3:VAL:HG11	2.10	0.52
24:BA:2874:C:H2'	24:BA:2875:C:H6	1.74	0.52
24:BA:447:A:N9	24:BA:473:G:N7	2.58	0.52
33:BJ:75:TYR:CD1	33:BJ:86:GLN:CB	2.92	0.52
2:CC:196:GLY:H	55:CA:1057:G:H4'	1.74	0.52
55:CA:745:G:H2'	55:CA:746:A:C8	2.45	0.52
3:CD:192:ALA:C	3:CD:194:ILE:H	2.11	0.52
3:CD:57:LYS:HD2	3:CD:57:LYS:O	2.10	0.52
6:CG:55:LYS:O	6:CG:56:SER:HB3	2.10	0.52
9:CJ:53:ILE:HD11	55:CA:1060:U:OP1	2.09	0.52
10:CK:19:VAL:HB	10:CK:34:THR:HG23	1.91	0.52
14:CO:84:LEU:HB3	14:CO:86:LEU:HG	1.90	0.52
18:CS:18:VAL:HG21	18:CS:42:ASN:CB	2.39	0.52
24:DA:1494:A:H3'	24:DA:1494:A:OP2	2.09	0.52
24:DA:1709:U:H2'	24:DA:1710:G:H8	1.73	0.52
24:DA:2097:A:H2'	24:DA:2098:U:H6	1.75	0.52
24:DA:2407:A:H2'	24:DA:2408:U:C6	2.44	0.52
24:DA:2450:A:O2'	24:DA:2451:A:H5'	2.09	0.52
24:DA:247:G:C5	24:DA:249:C:H1'	2.45	0.52
24:DA:27:G:N2	24:DA:512:G:H2'	2.25	0.52
24:DA:82:U:H5''	24:DA:296:U:H5''	1.90	0.52
24:DA:447:A:N3	24:DA:473:G:C8	2.78	0.52
24:DA:584:C:N4	24:DA:585:G:C6	2.77	0.52

*Continued on next page...*

*Continued from previous page...*

Atom-1	Atom-2	Interatomic distance (Å)	Clash overlap (Å)
24:DA:604:G:O6	24:DA:625:G:C6	2.62	0.52
56:DB:109:A:H2'	56:DB:110:C:C6	2.44	0.52
26:DC:124:LYS:NZ	26:DC:124:LYS:HB3	2.25	0.52
26:DC:212:TRP:O	26:DC:212:TRP:HD1	1.91	0.52
26:DC:44:ASN:C	26:DC:46:GLY:H	2.13	0.52
35:DL:81:ASP:C	35:DL:82:LEU:HD12	2.30	0.52
38:DO:62:LEU:C	38:DO:62:LEU:HD13	2.30	0.52
40:DQ:42:GLY:HA3	41:DR:75:VAL:HG21	1.91	0.52
42:DS:3:THR:HG21	42:DS:58:ALA:HB2	1.92	0.52
45:DV:37:PRO:HB3	56:DB:73:A:C2	2.44	0.52
48:DY:6:LEU:HD21	48:DY:56:LEU:HD12	1.92	0.52
21:AA:1151:A:O2'	21:AA:1152:A:O5'	2.27	0.52
21:AA:1171:A:H2'	21:AA:1172:C:H6	1.75	0.52
21:AA:206:C:H2'	21:AA:207:C:O4'	2.10	0.52
21:AA:423:G:C2'	21:AA:423:G:N3	2.69	0.52
21:AA:71:A:O2'	21:AA:72:A:C5'	2.58	0.52
21:AA:821:G:C2	21:AA:822:U:C4	2.97	0.52
21:AA:941:G:H2'	21:AA:942:G:O5'	2.09	0.52
21:AA:977:A:HO2'	21:AA:978:A:H5''	1.74	0.52
3:AD:24:VAL:HG12	3:AD:25:ARG:N	2.25	0.52
6:AG:131:GLY:H	6:AG:134:VAL:HG22	1.75	0.52
13:AN:42:ASN:ND2	13:AN:46:LYS:NZ	2.55	0.52
19:AT:34:VAL:O	19:AT:38:ILE:HG12	2.09	0.52
24:BA:2054:A:H2'	50:B0:4:GLN:OE1	2.10	0.52
52:B2:24:THR:HG23	52:B2:27:GLY:N	2.17	0.52
24:BA:1024:G:N2	24:BA:1142:A:H2	2.07	0.52
24:BA:1465:G:C6	24:BA:1466:U:N3	2.78	0.52
24:BA:1754:A:N1	24:BA:1755:A:C2	2.77	0.52
24:BA:2020:A:O2'	24:BA:2021:C:H5'	2.10	0.52
24:BA:2533:U:H2'	24:BA:2534:A:O4'	2.10	0.52
24:BA:342:A:C2	24:BA:343:C:C2	2.97	0.52
24:BA:479:A:C8	24:BA:481:G:C8	2.97	0.52
24:BA:465:G:H21	24:BA:684:G:H1'	1.74	0.52
24:BA:874:G:O2'	24:BA:875:G:H5'	2.10	0.52
27:BD:107:VAL:H	27:BD:206:ALA:H	1.58	0.52
30:BG:44:HIS:O	30:BG:45:ALA:O	2.27	0.52
32:BI:32:VAL:HG22	32:BI:66:PHE:CG	2.45	0.52
34:BK:34:GLY:O	34:BK:36:GLY:N	2.43	0.52
37:BN:114:GLU:OE2	37:BN:118:ARG:NE	2.36	0.52
38:BO:2:ASP:OD1	38:BO:3:LYS:HG2	2.10	0.52
38:BO:40:ILE:HG12	38:BO:47:VAL:HG12	1.91	0.52

*Continued on next page...*

*Continued from previous page...*

Atom-1	Atom-2	Interatomic distance (Å)	Clash overlap (Å)
39:BP:37:LYS:CD	39:BP:37:LYS:N	2.73	0.52
45:BV:80:HIS:CD2	45:BV:83:LYS:N	2.63	0.52
46:BW:19:ARG:HA	46:BW:34:SER:CA	2.30	0.52
47:BX:73:ARG:HG2	47:BX:75:GLU:HG3	1.92	0.52
55:CA:1055:A:N6	55:CA:1206:G:C5	2.78	0.52
55:CA:1282:C:O2'	55:CA:1283:U:C6	2.62	0.52
55:CA:1348:U:H2'	55:CA:1349:A:H8	1.75	0.52
55:CA:142:G:C6	55:CA:143:A:C8	2.97	0.52
4:CE:21:SER:HB3	55:CA:16:A:C4'	2.40	0.52
55:CA:67:C:OP1	55:CA:199:A:H5''	2.10	0.52
5:CF:61:LEU:HD13	5:CF:62:MET:H	1.75	0.52
11:CL:45:ASN:HA	55:CA:529:G:O6	2.10	0.52
20:CU:16:ARG:NE	20:CU:16:ARG:HA	2.24	0.52
51:D1:8:ILE:CD1	51:D1:52:LYS:HG3	2.40	0.52
24:DA:1062:G:OP1	24:DA:1070:A:H4'	2.09	0.52
24:DA:1214:A:H2'	24:DA:1215:G:C8	2.44	0.52
24:DA:1210:G:C2	24:DA:1237:A:C8	2.98	0.52
24:DA:1495:A:H2	24:DA:1578:U:H1'	1.72	0.52
24:DA:2244:U:H2'	24:DA:2245:U:O4'	2.10	0.52
24:DA:2331:G:H2'	24:DA:2332:C:H6	1.75	0.52
24:DA:2718:G:C6	24:DA:2719:G:C5	2.97	0.52
24:DA:698:C:H5''	24:DA:1634:A:N6	2.24	0.52
24:DA:779:U:C2'	24:DA:780:G:H5'	2.40	0.52
24:DA:963:U:O2'	24:DA:964:C:H5'	2.09	0.52
27:DD:106:LYS:HD3	27:DD:106:LYS:N	2.25	0.52
27:DD:118:PHE:CG	27:DD:119:ALA:N	2.78	0.52
28:DE:131:THR:HG22	28:DE:161:ALA:N	2.24	0.52
32:DI:86:LYS:O	32:DI:87:SER:HB2	2.10	0.52
35:DL:67:THR:HG21	24:DA:245:G:OP2	2.10	0.52
35:DL:68:SER:OG	24:DA:632:A:H5''	2.10	0.52
36:DM:41:LEU:C	36:DM:93:VAL:HG23	2.30	0.52
36:DM:41:LEU:O	36:DM:93:VAL:HG23	2.09	0.52
38:DO:69:ASP:O	38:DO:73:ALA:N	2.30	0.52
38:DO:67:ASN:N	38:DO:70:ALA:HB3	2.13	0.52
21:AA:1046:A:O2'	21:AA:1047:G:C5'	2.56	0.52
21:AA:1365:G:C2	21:AA:1366:C:C2	2.98	0.52
21:AA:537:G:H2'	21:AA:538:G:C8	2.43	0.52
21:AA:557:G:C6	21:AA:558:G:N1	2.78	0.52
21:AA:791:G:C5	21:AA:792:A:N7	2.78	0.52
3:AD:2:ARG:CB	3:AD:4:LEU:HD13	2.40	0.52
4:AE:48:GLY:CA	4:AE:65:LYS:HB2	2.40	0.52

*Continued on next page...*

*Continued from previous page...*

Atom-1	Atom-2	Interatomic distance (Å)	Clash overlap (Å)
4:AE:82:HIS:CE1	4:AE:146:MET:HE3	2.45	0.52
9:AJ:80:THR:HB	9:AJ:83:THR:HB	1.92	0.52
11:AL:20:VAL:HG12	11:AL:94:TYR:CD1	2.44	0.52
12:AM:109:LYS:NZ	21:AA:1227:A:H5'	2.25	0.52
18:AS:29:PRO:HA	18:AS:47:THR:O	2.10	0.52
19:AT:54:GLN:N	19:AT:55:PRO:HD2	2.24	0.52
24:BA:1024:G:C6	24:BA:1025:G:C6	2.98	0.52
24:BA:1027:A:C2	24:BA:1126:A:C4	2.98	0.52
24:BA:1069:A:N1	24:BA:1073:A:N6	2.56	0.52
24:BA:1499:C:O2'	24:BA:1500:G:C5'	2.58	0.52
24:BA:2134:A:N6	24:BA:2135:A:N6	2.58	0.52
24:BA:2816:G:O3'	37:BN:99:LYS:HE2	2.10	0.52
24:BA:62:U:H4'	24:BA:63:A:OP1	2.10	0.52
25:BB:105:G:O2'	25:BB:106:G:H5'	2.10	0.52
26:BC:259:ASN:C	26:BC:261:ARG:N	2.63	0.52
27:BD:85:ALA:O	27:BD:86:GLU:HB2	2.10	0.52
32:BI:19:PRO:HG2	32:BI:23:VAL:CG2	2.39	0.52
39:BP:26:GLU:CB	39:BP:43:GLU:HB2	2.40	0.52
39:BP:44:GLY:HA3	39:BP:61:ARG:O	2.10	0.52
39:BP:19:PHE:HE1	39:BP:58:PHE:CD2	2.27	0.52
46:BW:39:GLN:HG3	46:BW:42:THR:CB	2.37	0.52
55:CA:1041:G:N1	55:CA:1042:A:C6	2.78	0.52
55:CA:1084:G:OP1	55:CA:1086:U:C6	2.62	0.52
55:CA:299:G:C6	55:CA:300:A:C6	2.97	0.52
55:CA:553:A:C5	55:CA:554:A:N7	2.78	0.52
55:CA:815:A:C2	55:CA:1529:G:N3	2.78	0.52
5:CF:4:TYR:O	5:CF:63:ASN:HA	2.10	0.52
5:CF:7:VAL:O	5:CF:7:VAL:HG13	2.10	0.52
6:CG:140:VAL:C	6:CG:142:ARG:H	2.13	0.52
6:CG:78:ARG:HG2	6:CG:79:VAL:N	2.25	0.52
11:CL:33:CYS:H	11:CL:54:VAL:HG13	1.74	0.52
15:CP:6:LEU:CD1	55:CA:375:U:O3'	2.58	0.52
19:CT:30:PHE:HE2	19:CT:52:GLU:HG2	1.74	0.52
20:CU:36:PHE:HA	20:CU:39:LYS:HE2	1.92	0.52
24:DA:1090:A:C6	24:DA:1102:C:O2	2.62	0.52
24:DA:1759:A:H2'	24:DA:1760:C:C5	2.45	0.52
24:DA:1949:G:H2'	24:DA:1950:G:C8	2.45	0.52
24:DA:1995:U:C2	24:DA:1996:C:C5	2.98	0.52
24:DA:2026:U:C2	24:DA:2027:G:C8	2.97	0.52
24:DA:2595:G:H22	24:DA:2597:G:H3'	1.75	0.52
24:DA:2738:A:H2'	24:DA:2739:U:O5'	2.10	0.52

*Continued on next page...*

*Continued from previous page...*

Atom-1	Atom-2	Interatomic distance (Å)	Clash overlap (Å)
24:DA:352:A:C2	24:DA:353:C:H1'	2.45	0.52
24:DA:363:G:O2'	24:DA:364:C:C5'	2.51	0.52
24:DA:467:G:H2'	24:DA:468:G:H8	1.74	0.52
24:DA:78:U:O2'	24:DA:79:C:H5'	2.09	0.52
26:DC:93:VAL:CG1	26:DC:101:ARG:H	2.22	0.52
29:DF:110:ILE:CD1	29:DF:110:ILE:H	2.22	0.52
30:DG:167:VAL:HG23	30:DG:168:VAL:N	2.25	0.52
30:DG:66:THR:OG1	30:DG:67:ALA:N	2.42	0.52
40:DQ:27:ARG:NH1	24:DA:532:A:H2'	2.25	0.52
46:DW:14:ASP:C	46:DW:16:GLU:H	2.13	0.52
46:DW:51:GLY:HA2	46:DW:59:PHE:HD2	1.74	0.52
47:DX:20:ALA:O	47:DX:21:LEU:HB2	2.09	0.52
21:AA:1087:G:O2'	21:AA:1088:G:H8	1.93	0.52
21:AA:1261:A:C2	21:AA:1275:A:C5	2.97	0.52
21:AA:205:A:H2'	21:AA:206:C:O4'	2.09	0.52
21:AA:367:U:O2'	21:AA:368:U:H4'	2.09	0.52
21:AA:373:A:N7	21:AA:482:A:C8	2.78	0.52
21:AA:374:A:OP1	21:AA:452:A:N1	2.43	0.52
4:AE:94:PHE:CZ	4:AE:95:MET:O	2.63	0.52
9:AJ:29:ALA:C	9:AJ:31:ARG:H	2.12	0.52
11:AL:11:ARG:O	11:AL:12:ALA:HB2	2.09	0.52
16:AQ:12:VAL:HG12	16:AQ:21:VAL:O	2.09	0.52
20:AU:13:VAL:HG13	20:AU:15:LEU:HD11	1.91	0.52
24:BA:1011:G:H4'	24:BA:1012:U:OP1	2.09	0.52
24:BA:1020:A:C2	24:BA:1141:U:O2	2.63	0.52
24:BA:2033:A:H5''	59:BA:3485:HOH:O	2.09	0.52
24:BA:228:C:H4'	24:BA:229:C:C5'	2.40	0.52
24:BA:2077:A:C8	24:BA:2435:A:C4	2.98	0.52
24:BA:2061:G:H5''	24:BA:2503:A:C2	2.45	0.52
24:BA:2520:C:O2'	24:BA:2521:C:H5'	2.10	0.52
24:BA:2810:A:H2'	24:BA:2811:G:O4'	2.09	0.52
24:BA:2821:A:H2'	24:BA:2822:G:C8	2.45	0.52
24:BA:475:C:O5'	24:BA:475:C:H6	1.93	0.52
24:BA:571:U:H4'	24:BA:572:A:OP1	2.09	0.52
24:BA:962:G:H2'	24:BA:963:U:H6	1.73	0.52
24:BA:997:G:O2'	24:BA:998:C:H5'	2.10	0.52
30:BG:116:LEU:HD23	30:BG:121:THR:HA	1.90	0.52
33:BJ:19:ASP:O	33:BJ:21:THR:N	2.42	0.52
35:BL:20:GLY:O	35:BL:21:ARG:NE	2.43	0.52
38:BO:75:GLY:HA2	38:BO:106:LEU:CD1	2.40	0.52
39:BP:17:PRO:HG3	39:BP:83:ILE:O	2.10	0.52

*Continued on next page...*

*Continued from previous page...*

Atom-1	Atom-2	Interatomic distance (Å)	Clash overlap (Å)
55:CA:1277:C:O2'	55:CA:1279:G:H8	1.83	0.52
55:CA:375:U:N3	55:CA:376:G:N7	2.57	0.52
55:CA:373:A:C2	55:CA:482:A:C6	2.97	0.52
55:CA:78:A:H2'	55:CA:79:G:H8	1.68	0.52
55:CA:92:U:H2'	55:CA:93:U:H6	1.69	0.52
55:CA:939:G:H2'	55:CA:940:C:C6	2.44	0.52
1:CB:68:PHE:HB2	1:CB:90:PHE:HA	1.92	0.52
3:CD:137:SER:O	3:CD:140:ASP:HB2	2.10	0.52
4:CE:155:LYS:C	4:CE:156:ARG:HG2	2.31	0.52
5:CF:81:ASN:O	5:CF:84:VAL:HG12	2.10	0.52
8:CI:79:ARG:O	8:CI:83:THR:HG22	2.10	0.52
9:CJ:30:LYS:HG2	9:CJ:36:VAL:HG22	1.92	0.52
12:CM:47:LEU:CD1	12:CM:52:ILE:HB	2.31	0.52
24:DA:1799:G:O6	24:DA:1819:A:H2'	2.10	0.52
24:DA:1885:A:N7	24:DA:1886:U:C4	2.79	0.52
24:DA:2430:A:H3'	24:DA:2431:U:H5'	1.92	0.52
24:DA:687:C:O2'	24:DA:688:U:H5'	2.10	0.52
56:DB:86:G:HO2'	56:DB:87:U:H6	1.58	0.52
29:DF:11:VAL:HG22	29:DF:171:ALA:HA	1.91	0.52
30:DG:58:ALA:O	30:DG:59:ASP:C	2.49	0.52
33:DJ:27:ARG:O	33:DJ:30:THR:HG22	2.09	0.52
37:DN:3:HIS:CD2	24:DA:2820:A:O2'	2.63	0.52
38:DO:100:HIS:CG	38:DO:100:HIS:O	2.54	0.52
38:DO:34:HIS:HA	38:DO:65:THR:HB	1.92	0.52
38:DO:92:PHE:HB3	24:DA:2376:A:H2	1.75	0.52
40:DQ:84:LYS:C	40:DQ:86:SER:H	2.12	0.52
36:DM:135:VAL:HB	45:DV:57:TYR:CE1	2.45	0.52
46:DW:9:THR:CG2	46:DW:10:ARG:HG3	2.31	0.52
47:DX:15:ASN:HD22	24:DA:381:G:C5'	2.23	0.52
21:AA:1082:A:C2	21:AA:1083:U:C2	2.99	0.51
21:AA:1084:G:C8	21:AA:1085:U:C5	2.98	0.51
21:AA:112:G:C2	21:AA:113:G:C8	2.99	0.51
21:AA:1258:G:O2'	21:AA:1259:C:H5'	2.10	0.51
21:AA:1428:A:C2	21:AA:1473:G:C2	2.98	0.51
21:AA:202:G:C6	21:AA:203:G:C5	2.98	0.51
21:AA:255:G:H2'	21:AA:256:U:C6	2.44	0.51
21:AA:253:A:N6	21:AA:274:A:C6	2.78	0.51
11:AL:109:ARG:HH12	21:AA:537:G:H5''	1.75	0.51
21:AA:648:A:O2'	21:AA:649:A:H5'	2.11	0.51
1:AB:24:PRO:CG	21:AA:829:G:O2'	2.57	0.51
21:AA:872:A:C8	21:AA:874:G:C8	2.99	0.51

*Continued on next page...*



*Continued from previous page...*

Atom-1	Atom-2	Interatomic distance (Å)	Clash overlap (Å)
1:AB:19:THR:HG23	1:AB:21:TYR:CE1	2.45	0.51
3:AD:121:ALA:O	3:AD:122:ILE:HD13	2.10	0.51
5:AF:6:ILE:HG12	5:AF:89:VAL:HG23	1.92	0.51
11:AL:81:ILE:HD11	11:AL:94:TYR:CB	2.39	0.51
17:AR:39:VAL:CG1	17:AR:40:PRO:HD2	2.39	0.51
24:BA:1062:G:C8	24:BA:1088:A:H8	2.28	0.51
24:BA:1615:C:C6	24:BA:1617:C:C5	2.98	0.51
24:BA:2004:G:C5	24:BA:2005:A:C8	2.98	0.51
24:BA:2364:C:OP1	46:BW:54:ARG:HD2	2.10	0.51
24:BA:852:U:O2	24:BA:926:G:N2	2.43	0.51
27:BD:35:THR:OG1	27:BD:49:GLN:HG2	2.09	0.51
24:BA:38:A:N3	28:BE:43:THR:HB	2.25	0.51
31:BH:4:ILE:HG23	31:BH:17:ASP:O	2.09	0.51
32:BI:130:GLY:HA2	32:BI:133:ARG:HB3	1.91	0.51
33:BJ:44:TYR:O	33:BJ:45:THR:CG2	2.58	0.51
35:BL:73:ILE:C	35:BL:105:ILE:HD13	2.31	0.51
35:BL:120:VAL:CG1	35:BL:121:THR:N	2.72	0.51
35:BL:93:ASN:ND2	35:BL:94:THR:H	2.01	0.51
38:BO:105:ALA:O	38:BO:107:ALA:N	2.43	0.51
41:BR:45:GLU:HA	41:BR:45:GLU:OE2	2.10	0.51
49:BZ:9:THR:HG22	49:BZ:53:MET:C	2.30	0.51
55:CA:1405:G:H1'	55:CA:1518:A:O2'	2.10	0.51
55:CA:166:U:H2'	55:CA:167:A:H5'	1.91	0.51
55:CA:380:G:N2	55:CA:384:G:C5	2.79	0.51
3:CD:131:ILE:HG12	55:CA:619:U:O2	2.11	0.51
1:CB:103:TRP:CZ3	1:CB:156:LEU:HB3	2.45	0.51
2:CC:41:TYR:HD1	2:CC:90:VAL:HG12	1.75	0.51
2:CC:84:GLU:C	2:CC:86:LEU:N	2.60	0.51
3:CD:106:PHE:CD1	3:CD:144:ILE:HD11	2.44	0.51
3:CD:90:LEU:HD21	3:CD:196:GLU:HB3	1.92	0.51
4:CE:37:VAL:HG11	4:CE:113:VAL:HG13	1.92	0.51
8:CI:70:GLY:O	8:CI:71:ILE:HD12	2.10	0.51
9:CJ:59:LYS:HE2	55:CA:972:C:C5'	2.40	0.51
12:CM:47:LEU:C	12:CM:47:LEU:HD23	2.31	0.51
12:CM:95:PRO:HD3	12:CM:108:ARG:HG2	1.91	0.51
15:CP:68:SER:HB3	15:CP:71:VAL:CG1	2.39	0.51
16:CQ:20:ILE:N	16:CQ:20:ILE:HD13	2.24	0.51
53:D3:21:PHE:O	53:D3:22:LYS:O	2.27	0.51
24:DA:116:C:C4	24:DA:117:G:C5	2.98	0.51
24:DA:1655:A:H2'	24:DA:1656:C:H6	1.75	0.51
24:DA:1775:U:H2'	24:DA:1776:G:O5'	2.09	0.51

*Continued on next page...*

*Continued from previous page...*

Atom-1	Atom-2	Interatomic distance (Å)	Clash overlap (Å)
24:DA:1985:C:N3	24:DA:1986:C:C5	2.78	0.51
24:DA:2813:A:H2'	24:DA:2814:A:C8	2.45	0.51
24:DA:449:A:C5	24:DA:450:G:N7	2.79	0.51
28:DE:98:LYS:HB3	24:DA:607:U:OP1	2.10	0.51
24:DA:765:C:H2'	24:DA:766:U:C5	2.45	0.51
24:DA:785:G:C6	24:DA:786:C:C4	2.98	0.51
24:DA:845:A:C2	24:DA:847:U:C2	2.97	0.51
56:DB:39:A:O2'	56:DB:46:A:N1	2.43	0.51
27:DD:11:MET:HB3	24:DA:2682:A:H5'	1.92	0.51
32:DI:57:VAL:HG21	32:DI:69:VAL:H	1.74	0.51
33:DJ:110:PRO:HB3	24:DA:1007:C:H4'	1.92	0.51
34:DK:17:ARG:HD3	34:DK:18:ARG:HG3	1.92	0.51
37:DN:38:LEU:HB3	37:DN:39:PRO:CD	2.36	0.51
43:DT:29:THR:HA	43:DT:87:LEU:HB2	1.92	0.51
46:DW:9:THR:HG23	46:DW:10:ARG:N	2.25	0.51
4:AE:61:LYS:HD3	21:AA:1073:U:OP2	2.11	0.51
8:AI:121:ARG:HB2	21:AA:1348:U:O3'	2.09	0.51
21:AA:1401:G:C2	21:AA:1402:C:H1'	2.46	0.51
21:AA:293:G:C6	21:AA:305:G:C2	2.98	0.51
6:AG:72:VAL:O	6:AG:140:VAL:HG12	2.10	0.51
6:AG:74:VAL:HA	6:AG:87:PRO:HA	1.92	0.51
8:AI:104:THR:HG22	8:AI:105:ARG:N	2.25	0.51
9:AJ:35:GLN:HG2	9:AJ:77:VAL:CB	2.37	0.51
9:AJ:86:ALA:O	9:AJ:90:LEU:HD12	2.11	0.51
11:AL:86:VAL:O	11:AL:88:ASP:N	2.43	0.51
14:AO:1:SER:O	14:AO:2:LEU:HB2	2.08	0.51
16:AQ:12:VAL:CG1	16:AQ:21:VAL:HG22	2.40	0.51
50:B0:34:GLY:O	50:B0:35:GLU:O	2.28	0.51
24:BA:1048:A:C6	24:BA:1049:C:C5	2.98	0.51
24:BA:996:A:N6	24:BA:1160:G:C6	2.77	0.51
24:BA:1458:U:C4'	24:BA:1459:G:O5'	2.51	0.51
24:BA:1605:C:C2'	24:BA:1606:C:H5'	2.40	0.51
24:BA:1936:A:H2	24:BA:1943:U:C5	2.28	0.51
24:BA:2297:A:C5	24:BA:2320:U:C2	2.99	0.51
24:BA:2641:G:OP1	33:BJ:76:HIS:HE1	1.93	0.51
24:BA:30:G:H2'	24:BA:31:C:H6	1.75	0.51
24:BA:580:U:O3'	40:BQ:30:VAL:CG1	2.59	0.51
24:BA:748:G:O5'	42:BS:89:ALA:HB2	2.11	0.51
24:BA:93:G:N2	24:BA:94:A:H1'	2.25	0.51
24:BA:978:G:C6	24:BA:979:A:C5	2.98	0.51
27:BD:151:THR:CG2	27:BD:152:PRO:HD3	2.40	0.51

*Continued on next page...*

*Continued from previous page...*

Atom-1	Atom-2	Interatomic distance (Å)	Clash overlap (Å)
29:BF:114:ARG:HD2	29:BF:114:ARG:N	2.23	0.51
33:BJ:30:THR:CG2	33:BJ:31:GLU:N	2.73	0.51
36:BM:73:ILE:HG21	36:BM:91:TYR:CE2	2.45	0.51
41:BR:49:ILE:HG21	41:BR:53:PHE:H	1.75	0.51
42:BS:4:ILE:HG22	42:BS:106:VAL:HG13	1.92	0.51
43:BT:11:LEU:HG	43:BT:46:ALA:HB1	1.92	0.51
45:BV:11:GLU:HB3	45:BV:16:ALA:HB2	1.92	0.51
46:BW:24:ARG:HD3	46:BW:65:LYS:CD	2.40	0.51
46:BW:72:GLY:C	46:BW:74:LYS:N	2.64	0.51
47:BX:39:VAL:O	47:BX:41:SER:N	2.38	0.51
55:CA:1005:A:C4	55:CA:1006:G:H1'	2.45	0.51
55:CA:1114:C:H2'	55:CA:1115:U:O4'	2.10	0.51
55:CA:1117:A:N1	55:CA:1184:G:C6	2.77	0.51
55:CA:90:C:O2'	55:CA:91:U:H5'	2.11	0.51
55:CA:939:G:C6	55:CA:940:C:N4	2.78	0.51
1:CB:80:LYS:O	1:CB:81:ASP:C	2.49	0.51
3:CD:84:ASN:HD22	3:CD:85:THR:N	2.07	0.51
6:CG:77:ARG:CZ	55:CA:1381:U:N3	2.74	0.51
9:CJ:15:HIS:HA	9:CJ:18:ILE:CG2	2.39	0.51
13:CN:76:PHE:CE2	13:CN:92:ILE:HG21	2.45	0.51
23:CW:1:A:H2'	23:CW:2:U:C6	2.46	0.51
24:DA:100:U:O2'	24:DA:101:A:C5'	2.58	0.51
24:DA:1057:A:C8	24:DA:1086:A:H2'	2.45	0.51
24:DA:1342:A:C6	24:DA:1397:U:C5	2.98	0.51
24:DA:1455:G:N2	24:DA:1456:G:C4	2.78	0.51
24:DA:2630:G:C6	24:DA:2894:G:C6	2.98	0.51
24:DA:333:G:O2'	24:DA:334:C:C5'	2.55	0.51
29:DF:137:PHE:HB2	29:DF:138:PRO:CD	2.28	0.51
38:DO:64:TYR:HE1	56:DB:52:A:N7	2.07	0.51
40:DQ:59:LEU:HD13	40:DQ:60:TRP:N	2.24	0.51
42:DS:71:VAL:CG1	42:DS:71:VAL:O	2.59	0.51
45:DV:9:ARG:NH2	45:DV:17:SER:HB2	2.25	0.51
21:AA:1277:C:O2'	21:AA:1279:G:H8	1.93	0.51
21:AA:307:C:H5''	21:AA:308:C:OP2	2.10	0.51
21:AA:84:U:O2	21:AA:84:U:H2'	2.10	0.51
1:AB:52:ALA:C	1:AB:54:ALA:H	2.13	0.51
2:AC:28:PHE:CZ	13:AN:93:PRO:HD2	2.44	0.51
3:AD:24:VAL:HG12	3:AD:25:ARG:HG3	1.91	0.51
4:AE:25:LYS:HZ2	4:AE:25:LYS:HB3	1.73	0.51
5:AF:25:TYR:O	5:AF:29:ILE:HD12	2.11	0.51
15:AP:70:ARG:O	15:AP:74:LEU:HG	2.10	0.51

*Continued on next page...*

*Continued from previous page...*

Atom-1	Atom-2	Interatomic distance (Å)	Clash overlap (Å)
16:AQ:10:ARG:HG3	16:AQ:23:ALA:HB3	1.92	0.51
5:AF:50:PRO:HD2	17:AR:73:HIS:HB3	1.92	0.51
54:B4:4:ARG:HG3	54:B4:6:SER:O	2.11	0.51
24:BA:1028:A:N6	24:BA:1125:G:H2'	2.26	0.51
24:BA:142:A:H2'	24:BA:143:C:C5	2.43	0.51
24:BA:1444:G:H2'	24:BA:1445:G:C8	2.46	0.51
24:BA:1551:A:O2'	24:BA:1552:A:H5'	2.10	0.51
24:BA:1997:C:H2'	24:BA:1998:A:H8	1.74	0.51
24:BA:2232:C:H2'	24:BA:2233:U:C6	2.46	0.51
24:BA:341:C:C2	24:BA:342:A:C8	2.98	0.51
24:BA:372:G:N2	24:BA:400:G:H2'	2.26	0.51
24:BA:521:U:H2'	24:BA:522:A:C8	2.45	0.51
24:BA:836:G:C5	24:BA:837:C:C4	2.98	0.51
27:BD:92:VAL:HG12	27:BD:92:VAL:O	2.10	0.51
12:AM:70:ARG:HG3	29:BF:111:ARG:O	2.09	0.51
31:BH:66:ASN:C	31:BH:68:ARG:H	2.13	0.51
32:BI:126:ARG:HA	32:BI:129:GLU:CB	2.40	0.51
33:BJ:44:TYR:C	33:BJ:44:TYR:HD1	2.13	0.51
33:BJ:74:TYR:OH	33:BJ:100:VAL:HG13	2.10	0.51
35:BL:95:LEU:HD22	35:BL:100:ILE:CD1	2.40	0.51
39:BP:101:GLU:O	39:BP:102:ARG:HG2	2.10	0.51
39:BP:50:ARG:O	39:BP:51:ASN:HB2	2.09	0.51
41:BR:61:ALA:CB	41:BR:98:ILE:HA	2.40	0.51
49:BZ:35:VAL:HG22	49:BZ:36:GLU:H	1.76	0.51
55:CA:1039:G:H2'	55:CA:1040:U:O4'	2.10	0.51
55:CA:979:C:C4	55:CA:1318:A:N6	2.79	0.51
55:CA:1417:G:C6	55:CA:1482:G:C6	2.98	0.51
55:CA:243:A:H2	55:CA:245:U:O2'	1.92	0.51
55:CA:345:C:H4'	55:CA:346:G:H5''	1.93	0.51
55:CA:644:U:H2'	55:CA:645:G:C8	2.45	0.51
4:CE:38:VAL:HG12	4:CE:39:GLY:N	2.26	0.51
9:CJ:26:VAL:HG13	9:CJ:30:LYS:HB3	1.91	0.51
12:CM:96:VAL:C	12:CM:98:GLY:N	2.60	0.51
18:CS:20:LYS:HD3	18:CS:20:LYS:O	2.10	0.51
18:CS:68:HIS:HB3	18:CS:72:GLU:HG3	1.90	0.51
51:D1:18:HIS:HD1	51:D1:48:TYR:HH	1.58	0.51
24:DA:1055:G:C3'	24:DA:1056:G:H5'	2.40	0.51
24:DA:1098:A:H2'	24:DA:1099:G:O4'	2.10	0.51
43:DT:19:LYS:HZ1	24:DA:1391:U:H4'	1.74	0.51
24:DA:1398:C:O2'	24:DA:1399:C:O5'	2.28	0.51
24:DA:1777:U:O2'	24:DA:1778:U:H5'	2.10	0.51

*Continued on next page...*

*Continued from previous page...*

Atom-1	Atom-2	Interatomic distance (Å)	Clash overlap (Å)
24:DA:1789:A:H2'	24:DA:1790:C:O4'	2.11	0.51
28:DE:63:LYS:HZ2	24:DA:2060:A:H2'	1.75	0.51
24:DA:858:G:C4	24:DA:2268:A:C2	2.98	0.51
24:DA:2370:G:C5	24:DA:2371:G:C5	2.99	0.51
24:DA:2459:A:H2'	24:DA:2460:U:C6	2.45	0.51
24:DA:2493:U:C3'	24:DA:2494:G:H5''	2.40	0.51
30:DG:138:GLN:HG3	24:DA:2746:U:C1'	2.41	0.51
24:DA:2798:U:H5'	24:DA:2800:A:C6	2.45	0.51
24:DA:286:U:H2'	24:DA:287:G:C8	2.45	0.51
24:DA:619:G:H3'	24:DA:620:G:H21	1.75	0.51
24:DA:753:A:H2'	24:DA:754:U:H6	1.74	0.51
24:DA:996:A:N3	24:DA:997:G:C8	2.79	0.51
56:DB:78:A:C2	56:DB:99:A:C4	2.99	0.51
27:DD:16:THR:HG22	27:DD:20:VAL:N	2.25	0.51
28:DE:73:ILE:O	28:DE:73:ILE:HG13	2.10	0.51
29:DF:35:LEU:HA	29:DF:152:ASP:O	2.10	0.51
30:DG:22:VAL:HG12	30:DG:23:ILE:H	1.75	0.51
38:DO:31:THR:HG23	38:DO:34:HIS:O	2.10	0.51
39:DP:83:ILE:O	39:DP:83:ILE:HD13	2.10	0.51
47:DX:4:CYS:HA	47:DX:32:LEU:HD11	1.93	0.51
21:AA:1016:A:C8	21:AA:1017:U:H1'	2.46	0.51
21:AA:113:G:N3	21:AA:114:U:C6	2.78	0.51
21:AA:1206:G:H2'	21:AA:1207:G:O4'	2.09	0.51
21:AA:1314:C:H2'	21:AA:1315:U:H6	1.75	0.51
21:AA:1353:G:C2	21:AA:1354:U:C6	2.99	0.51
21:AA:406:G:H1'	21:AA:495:A:N1	2.26	0.51
21:AA:451:A:C1'	21:AA:452:A:N7	2.72	0.51
10:AK:39:ASN:O	21:AA:684:U:H1'	2.10	0.51
4:AE:24:VAL:HA	21:AA:922:G:H4'	1.92	0.51
1:AB:165:ALA:HB3	1:AB:186:VAL:HG12	1.92	0.51
1:AB:187:ASP:CG	1:AB:188:THR:N	2.63	0.51
1:AB:99:MET:HA	1:AB:106:VAL:HG21	1.92	0.51
3:AD:170:LEU:HD12	3:AD:170:LEU:O	2.10	0.51
7:AH:110:MET:HE1	7:AH:114:ALA:O	2.11	0.51
8:AI:9:GLY:HA3	8:AI:81:GLY:HA2	1.91	0.51
13:AN:26:LEU:HA	13:AN:30:ILE:HD13	1.92	0.51
15:AP:52:LEU:HG	15:AP:57:ILE:HD11	1.93	0.51
16:AQ:32:ILE:HG22	16:AQ:33:TYR:CD2	2.45	0.51
17:AR:35:SER:HB3	20:AU:3:ILE:HG13	1.92	0.51
17:AR:71:ASP:OD1	17:AR:72:ARG:HD2	2.10	0.51
51:B1:42:VAL:C	51:B1:43:ARG:HE	2.13	0.51

*Continued on next page...*

*Continued from previous page...*

Atom-1	Atom-2	Interatomic distance (Å)	Clash overlap (Å)
24:BA:1105:U:C2	24:BA:1106:G:N7	2.79	0.51
24:BA:1787:A:C5	24:BA:1788:C:C5	2.98	0.51
24:BA:2134:A:N6	24:BA:2157:G:C6	2.79	0.51
24:BA:2081:U:C5	24:BA:2237:G:N1	2.78	0.51
24:BA:2481:G:H8	24:BA:2481:G:O5'	1.94	0.51
24:BA:2492:U:H2'	24:BA:2493:U:C6	2.46	0.51
24:BA:250:G:P	53:B3:12:ARG:NH1	2.83	0.51
24:BA:2689:U:H4'	24:BA:2690:U:OP2	2.09	0.51
24:BA:920:A:C2	24:BA:921:C:C2	2.98	0.51
26:BC:151:GLY:C	26:BC:152:GLN:HG3	2.30	0.51
26:BC:180:MET:HG3	26:BC:268:ARG:NH1	2.25	0.51
24:BA:784:G:O6	26:BC:227:VAL:HG11	2.09	0.51
27:BD:38:LYS:O	27:BD:46:ARG:HA	2.11	0.51
30:BG:54:ARG:C	30:BG:54:ARG:HD3	2.31	0.51
32:BI:58:ILE:HG22	32:BI:60:VAL:HG23	1.91	0.51
33:BJ:43:GLU:O	33:BJ:44:TYR:C	2.48	0.51
33:BJ:44:TYR:C	33:BJ:44:TYR:CD1	2.83	0.51
24:BA:626:A:H2'	35:BL:78:ARG:CZ	2.40	0.51
36:BM:42:THR:O	36:BM:44:ARG:N	2.42	0.51
37:BN:23:ASN:H	37:BN:23:ASN:HD22	1.58	0.51
34:BK:77:ILE:HD11	39:BP:71:ARG:NE	2.25	0.51
43:BT:68:LYS:CG	43:BT:69:ARG:H	2.18	0.51
44:BU:85:ARG:NH1	44:BU:91:LYS:HA	2.26	0.51
46:BW:23:LYS:CG	46:BW:24:ARG:N	2.73	0.51
55:CA:117:G:O2'	55:CA:118:U:H5'	2.11	0.51
55:CA:231:U:O2'	55:CA:232:G:H5'	2.10	0.51
4:CE:82:HIS:CE1	7:CH:95:MET:HG2	2.45	0.51
4:CE:86:GLY:O	4:CE:93:VAL:HG22	2.10	0.51
6:CG:57:GLU:C	6:CG:59:GLU:N	2.63	0.51
9:CJ:30:LYS:CG	9:CJ:36:VAL:HG22	2.41	0.51
13:CN:62:ARG:HB3	13:CN:62:ARG:HH11	1.75	0.51
20:CU:19:LYS:N	20:CU:19:LYS:NZ	2.58	0.51
50:D0:37:HIS:HB2	50:D0:41:HIS:HE1	1.74	0.51
24:DA:100:U:O2'	24:DA:101:A:O5'	2.24	0.51
24:DA:1343:G:C8	24:DA:1597:A:C5	2.99	0.51
24:DA:1389:G:O2'	24:DA:1390:U:H5'	2.11	0.51
24:DA:1429:G:O2'	24:DA:1430:G:H5'	2.10	0.51
24:DA:1565:C:O2'	24:DA:1566:A:H8	1.91	0.51
24:DA:181:A:C4	24:DA:435:C:C6	2.98	0.51
24:DA:2757:A:O2'	24:DA:2758:A:H5'	2.10	0.51
24:DA:279:A:N6	24:DA:361:G:O2'	2.44	0.51

*Continued on next page...*

*Continued from previous page...*

Atom-1	Atom-2	Interatomic distance (Å)	Clash overlap (Å)
24:DA:379:G:C6	24:DA:396:G:O6	2.63	0.51
24:DA:265:A:N6	24:DA:427:U:O2'	2.38	0.51
24:DA:616:A:O2'	24:DA:617:G:O4'	2.26	0.51
56:DB:17:C:O2'	56:DB:18:G:C5'	2.58	0.51
28:DE:75:SER:O	28:DE:78:TRP:HB2	2.10	0.51
35:DL:40:SER:O	35:DL:41:ARG:O	2.28	0.51
40:DQ:87:VAL:HG12	40:DQ:88:GLU:N	2.24	0.51
42:DS:17:VAL:HG11	42:DS:103:ILE:HG13	1.92	0.51
47:DX:52:ALA:C	47:DX:54:GLY:H	2.13	0.51
21:AA:1103:C:O2'	21:AA:1104:G:O5'	2.28	0.51
21:AA:451:A:H1'	21:AA:452:A:C8	2.46	0.51
21:AA:463:U:H2'	21:AA:464:U:C5	2.45	0.51
21:AA:679:C:O2'	21:AA:680:C:H5'	2.11	0.51
7:AH:12:ARG:NH2	21:AA:826:C:H5'	2.25	0.51
21:AA:834:U:H2'	21:AA:835:U:H6	1.74	0.51
2:AC:24:ASN:ND2	2:AC:25:THR:H	2.06	0.51
2:AC:63:ILE:HG12	2:AC:65:VAL:HG23	1.92	0.51
7:AH:78:SER:CB	7:AH:84:ILE:H	2.23	0.51
10:AK:13:LYS:O	10:AK:14:GLN:CB	2.58	0.51
11:AL:27:PRO:HB2	11:AL:28:GLN:OE1	2.11	0.51
13:AN:81:ILE:O	13:AN:85:GLU:HG2	2.10	0.51
16:AQ:46:HIS:HB2	16:AQ:66:LEU:HD12	1.93	0.51
16:AQ:6:THR:C	16:AQ:7:LEU:HD12	2.31	0.51
51:B1:16:THR:HB	51:B1:41:VAL:HG21	1.92	0.51
24:BA:1235:G:N1	24:BA:1236:G:N2	2.58	0.51
24:BA:1682:G:C8	24:BA:1757:A:C2	2.97	0.51
24:BA:528:A:H2	24:BA:2043:C:H5'	1.73	0.51
24:BA:2426:A:H3'	24:BA:2427:C:C5'	2.41	0.51
24:BA:2441:U:O2'	24:BA:2442:C:H5'	2.11	0.51
24:BA:27:G:H1	24:BA:512:G:HO2'	1.58	0.51
24:BA:570:G:C4	24:BA:2030:A:N7	2.78	0.51
27:BD:101:PHE:CE2	27:BD:203:VAL:HG22	2.41	0.51
33:BJ:25:LEU:HD22	33:BJ:25:LEU:C	2.31	0.51
33:BJ:32:LEU:O	33:BJ:36:LEU:HB2	2.11	0.51
33:BJ:65:THR:CG2	33:BJ:68:LYS:NZ	2.73	0.51
35:BL:77:ILE:N	35:BL:77:ILE:HD12	2.26	0.51
37:BN:69:ARG:O	37:BN:70:THR:OG1	2.26	0.51
40:BQ:93:ILE:HG23	40:BQ:94:LEU:N	2.25	0.51
43:BT:9:LYS:HG3	43:BT:9:LYS:O	2.09	0.51
47:BX:20:ALA:O	47:BX:21:LEU:HB2	2.11	0.51
49:BZ:35:VAL:HG22	49:BZ:36:GLU:N	2.25	0.51

*Continued on next page...*

*Continued from previous page...*

Atom-1	Atom-2	Interatomic distance (Å)	Clash overlap (Å)
55:CA:1479:C:H2'	55:CA:1480:A:C8	2.45	0.51
55:CA:819:A:C5	55:CA:1529:G:C6	2.99	0.51
55:CA:9:G:C6	55:CA:26:A:N6	2.78	0.51
55:CA:602:A:C2	55:CA:603:U:C2	2.98	0.51
55:CA:577:G:C8	55:CA:816:A:C6	2.98	0.51
55:CA:91:U:C4	55:CA:92:U:C4	2.99	0.51
55:CA:70:U:C2	55:CA:94:G:C5	2.97	0.51
1:CB:25:LYS:HD2	1:CB:25:LYS:N	2.26	0.51
1:CB:70:GLY:HA3	1:CB:163:ILE:HG13	1.92	0.51
2:CC:128:MET:CE	2:CC:131:ARG:HD3	2.40	0.51
12:CM:28:ARG:HG2	12:CM:31:ALA:HB3	1.92	0.51
20:CU:23:GLU:O	20:CU:26:GLY:HA3	2.10	0.51
20:CU:3:ILE:HG23	20:CU:3:ILE:O	2.11	0.51
52:D2:9:VAL:HG12	24:DA:1309:G:OP1	2.11	0.51
24:DA:100:U:O2'	24:DA:101:A:H5''	2.09	0.51
24:DA:1199:U:H2'	24:DA:1200:C:H6	1.74	0.51
24:DA:1759:A:C8	24:DA:2696:U:H1'	2.46	0.51
24:DA:1874:C:H2'	24:DA:1875:G:O4'	2.10	0.51
24:DA:1982:U:O2'	24:DA:1983:G:H5'	2.10	0.51
24:DA:2142:A:C3'	24:DA:2143:C:H4'	2.40	0.51
24:DA:2849:U:C4	24:DA:2867:G:H1'	2.46	0.51
24:DA:64:A:H2'	24:DA:65:U:H6	1.76	0.51
56:DB:36:C:C5	56:DB:37:C:H5	2.28	0.51
30:DG:44:HIS:HA	30:DG:49:LEU:HA	1.93	0.51
34:DK:104:THR:C	34:DK:106:GLU:N	2.62	0.51
36:DM:38:ARG:CZ	36:DM:38:ARG:HB3	2.39	0.51
37:DN:82:GLU:O	37:DN:85:PRO:HD2	2.11	0.51
40:DQ:90:ASP:O	40:DQ:94:LEU:HB2	2.10	0.51
43:DT:50:LEU:HD23	43:DT:51:PHE:N	2.21	0.51
44:DU:12:VAL:HG21	44:DU:38:ILE:HG12	1.92	0.51
21:AA:234:C:H2'	21:AA:235:C:C6	2.45	0.51
21:AA:559:A:C4	21:AA:561:U:C5	2.98	0.51
21:AA:652:U:O2'	21:AA:653:U:O5'	2.28	0.51
2:AC:156:LEU:H	2:AC:156:LEU:HD12	1.76	0.51
3:AD:47:LEU:H	3:AD:47:LEU:HD23	1.76	0.51
4:AE:109:ALA:H	4:AE:111:ARG:NH2	2.08	0.51
4:AE:133:ILE:CG2	21:AA:1078:U:O2'	2.59	0.51
6:AG:146:ALA:C	6:AG:148:LYS:H	2.12	0.51
24:BA:1079:C:C2	24:BA:1080:A:C8	2.98	0.51
24:BA:1088:A:N3	24:BA:1088:A:O4'	2.44	0.51
24:BA:1257:C:O2'	28:BE:79:ARG:N	2.43	0.51

*Continued on next page...*



*Continued from previous page...*

Atom-1	Atom-2	Interatomic distance (Å)	Clash overlap (Å)
24:BA:1280:G:N2	24:BA:1281:G:H1'	2.25	0.51
24:BA:1400:U:O2'	24:BA:1401:G:H5'	2.10	0.51
24:BA:2067:G:O3'	24:BA:2068:U:H4'	2.11	0.51
24:BA:2199:A:H5''	24:BA:2199:A:C8	2.46	0.51
24:BA:2305:U:C4	24:BA:2306:C:C4	2.99	0.51
24:BA:2393:U:H2'	24:BA:2394:C:C6	2.44	0.51
24:BA:2691:C:C4	24:BA:2719:G:N2	2.78	0.51
24:BA:2766:A:C5	24:BA:2767:C:C5	2.98	0.51
24:BA:293:U:C4	24:BA:345:A:N1	2.78	0.51
24:BA:36:G:HO2'	24:BA:37:C:H5'	1.76	0.51
24:BA:63:A:H2'	24:BA:64:A:H8	1.76	0.51
24:BA:794:A:H2'	24:BA:795:C:C5	2.45	0.51
27:BD:140:HIS:CE1	59:BD:401:HOH:O	2.64	0.51
28:BE:150:THR:HA	28:BE:189:THR:HG22	1.92	0.51
30:BG:84:LYS:HD2	30:BG:133:LYS:HG2	1.93	0.51
33:BJ:13:ARG:HD3	33:BJ:51:GLY:O	2.10	0.51
55:CA:457:G:OP2	55:CA:457:G:C8	2.64	0.51
55:CA:640:A:C2	55:CA:642:A:N6	2.79	0.51
55:CA:754:C:HO2'	55:CA:755:G:P	2.34	0.51
55:CA:838:G:H2'	55:CA:839:C:C6	2.45	0.51
55:CA:83:C:C2	55:CA:87:C:N4	2.79	0.51
2:CC:181:ILE:HG12	2:CC:202:PHE:HA	1.92	0.51
5:CF:38:ARG:HD2	5:CF:63:ASN:HB2	1.93	0.51
8:CI:71:ILE:CD1	8:CI:72:SER:H	2.22	0.51
10:CK:59:PRO:HD3	10:CK:90:PRO:HB3	1.92	0.51
14:CO:2:LEU:CD1	14:CO:34:GLN:HG2	2.32	0.51
20:CU:8:ASN:CG	20:CU:9:GLU:H	2.14	0.51
24:DA:1005:C:H2'	24:DA:1006:C:H6	1.75	0.51
24:DA:1386:C:H2'	24:DA:1387:A:H8	1.74	0.51
24:DA:178:G:C8	24:DA:178:G:OP2	2.60	0.51
50:D0:2:VAL:CG1	24:DA:2015:A:C2	2.93	0.51
24:DA:573:U:N3	24:DA:2030:A:H3'	2.24	0.51
24:DA:2533:U:H5''	24:DA:2534:A:OP2	2.11	0.51
24:DA:304:U:H2'	24:DA:305:C:C6	2.46	0.51
24:DA:416:U:H2'	24:DA:417:C:C6	2.45	0.51
24:DA:635:C:O2	24:DA:639:U:H5''	2.10	0.51
24:DA:721:A:C4	24:DA:722:A:C8	2.99	0.51
29:DF:134:GLN:HE22	29:DF:136:ILE:H	1.59	0.51
30:DG:169:ARG:O	30:DG:170:THR:HB	2.11	0.51
33:DJ:43:GLU:CG	33:DJ:43:GLU:O	2.58	0.51
35:DL:65:GLY:O	35:DL:66:PHE:HB2	2.11	0.51

*Continued on next page...*

*Continued from previous page...*

Atom-1	Atom-2	Interatomic distance (Å)	Clash overlap (Å)
27:DD:184:ARG:NH2	39:DP:6:GLN:HE21	2.01	0.51
40:DQ:4:LYS:HE3	40:DQ:7:VAL:HG13	1.92	0.51
41:DR:26:ASP:O	41:DR:27:ILE:HD13	2.10	0.51
47:DX:31:ASN:HD22	47:DX:31:ASN:N	2.06	0.51
48:DY:18:LEU:HD13	48:DY:22:LEU:HD13	1.92	0.51
21:AA:150:U:C4	21:AA:170:U:C4	2.99	0.51
21:AA:213:G:H2'	21:AA:214:C:C6	2.46	0.51
21:AA:291:U:O2'	21:AA:292:G:H5'	2.10	0.51
21:AA:984:C:O2'	21:AA:985:C:H5'	2.10	0.51
1:AB:209:VAL:O	1:AB:211:LEU:N	2.44	0.51
3:AD:36:ALA:C	3:AD:38:GLY:H	2.13	0.51
4:AE:88:HIS:HB2	4:AE:138:ALA:HB2	1.91	0.51
11:AL:62:VAL:HG21	11:AL:94:TYR:CE2	2.37	0.51
14:AO:5:GLU:O	14:AO:9:LYS:HG3	2.11	0.51
16:AQ:16:MET:HG2	16:AQ:20:ILE:HD12	1.93	0.51
16:AQ:51:GLU:HG2	16:AQ:52:CYS:SG	2.51	0.51
18:AS:52:ASN:OD1	18:AS:54:ARG:HG3	2.11	0.51
24:BA:2286:G:O6	51:B1:22:THR:HG21	2.11	0.51
24:BA:1079:C:C4	24:BA:1088:A:C2	2.98	0.51
24:BA:115:C:O2'	24:BA:116:C:H5'	2.10	0.51
24:BA:1865:U:C5	24:BA:1875:G:C2	2.98	0.51
24:BA:2281:A:C2	24:BA:2282:G:C5	2.99	0.51
24:BA:2682:A:C8	27:BD:11:MET:HG2	2.46	0.51
24:BA:638:G:H2'	24:BA:639:U:H6	1.73	0.51
24:BA:923:G:H4'	46:BW:25:PHE:CE1	2.44	0.51
27:BD:124:ARG:HG2	27:BD:125:TRP:NE1	2.25	0.51
29:BF:112:ASP:OD2	29:BF:114:ARG:HG3	2.11	0.51
39:BP:87:ARG:NH2	39:BP:111:GLU:HG3	2.26	0.51
41:BR:11:GLN:C	41:BR:12:HIS:ND1	2.64	0.51
46:BW:44:PHE:O	46:BW:78:PHE:HA	2.10	0.51
47:BX:5:GLN:HE21	47:BX:49:ARG:H	1.56	0.51
49:BZ:36:GLU:C	49:BZ:37:ARG:HD2	2.31	0.51
55:CA:1116:U:O2'	55:CA:1117:A:H5'	2.11	0.51
55:CA:206:C:C6	55:CA:206:C:C3'	2.94	0.51
55:CA:413:G:O2'	55:CA:428:G:N2	2.43	0.51
55:CA:764:C:C2'	55:CA:765:G:H5'	2.41	0.51
55:CA:919:A:O2'	55:CA:920:U:H5'	2.11	0.51
1:CB:113:LEU:HD13	1:CB:143:LEU:HB2	1.92	0.51
2:CC:148:ILE:HG23	2:CC:169:GLU:HB3	1.93	0.51
2:CC:188:ALA:O	2:CC:189:HIS:C	2.49	0.51
3:CD:136:VAL:HG12	3:CD:137:SER:N	2.26	0.51

*Continued on next page...*

*Continued from previous page...*

Atom-1	Atom-2	Interatomic distance (Å)	Clash overlap (Å)
3:CD:10:LEU:CD2	3:CD:62:ARG:HD3	2.41	0.51
4:CE:59:ILE:O	4:CE:62:ALA:HB3	2.11	0.51
6:CG:68:VAL:HG12	6:CG:68:VAL:O	2.10	0.51
19:CT:60:GLN:OE1	19:CT:60:GLN:HA	2.10	0.51
24:DA:1210:G:H21	24:DA:1212:G:N2	2.08	0.51
24:DA:182:A:C2	24:DA:183:C:C2	2.99	0.51
24:DA:1967:C:H2'	24:DA:1968:G:C8	2.46	0.51
24:DA:2204:G:C5	24:DA:2221:G:C2	2.98	0.51
24:DA:2330:G:N1	24:DA:2386:A:C6	2.79	0.51
24:DA:680:C:H2'	24:DA:681:G:H8	1.75	0.51
24:DA:874:G:H5'	24:DA:875:G:OP2	2.10	0.51
38:DO:68:LYS:CA	56:DB:50:A:OP1	2.58	0.51
27:DD:3:GLY:O	27:DD:4:LEU:HD13	2.10	0.51
29:DF:8:LYS:HB2	29:DF:8:LYS:NZ	2.26	0.51
31:DH:24:GLY:O	31:DH:28:ASN:HB2	2.10	0.51
31:DH:49:ALA:HB3	31:DH:50:ARG:HH22	1.76	0.51
33:DJ:124:VAL:HG22	33:DJ:125:TYR:O	2.09	0.51
33:DJ:44:TYR:CD2	33:DJ:44:TYR:C	2.84	0.51
35:DL:117:THR:HG22	35:DL:118:THR:N	2.25	0.51
35:DL:79:LEU:HB2	35:DL:113:ALA:N	2.10	0.51
36:DM:46:ILE:HD11	36:DM:69:PRO:HG3	1.92	0.51
44:DU:85:ARG:HE	44:DU:85:ARG:HA	1.75	0.51
21:AA:1039:G:C6	21:AA:1040:U:C4	2.99	0.51
21:AA:1229:A:O2'	21:AA:1230:C:O4'	2.24	0.51
21:AA:1261:A:H2'	21:AA:1262:C:O4'	2.11	0.51
21:AA:167:A:H2'	21:AA:168:G:O4'	2.11	0.51
21:AA:339:C:H2'	21:AA:340:U:C6	2.46	0.51
21:AA:559:A:C4	21:AA:561:U:H5	2.29	0.51
21:AA:563:A:N6	59:AA:1819:HOH:O	2.43	0.51
7:AH:3:GLN:CA	21:AA:587:G:H4'	2.39	0.51
21:AA:934:C:C5	21:AA:1344:C:C2	2.99	0.51
4:AE:14:LEU:HD22	4:AE:15:ILE:H	1.72	0.51
4:AE:19:ARG:HB2	4:AE:32:PHE:CE1	2.44	0.51
9:AJ:52:LEU:HB2	13:AN:80:ARG:HD2	1.92	0.51
24:BA:1169:A:OP2	24:BA:1169:A:C8	2.58	0.51
24:BA:1257:C:C2	24:BA:1258:U:C5	2.99	0.51
24:BA:1267:U:O2'	24:BA:1268:A:C5'	2.59	0.51
24:BA:1720:U:H2'	24:BA:1721:G:O4'	2.11	0.51
24:BA:1737:G:C6	24:BA:1738:G:C2	2.99	0.51
24:BA:2060:A:O2'	59:BA:3498:HOH:O	2.09	0.51
24:BA:2461:A:H2'	24:BA:2462:C:C6	2.46	0.51

*Continued on next page...*

*Continued from previous page...*

Atom-1	Atom-2	Interatomic distance (Å)	Clash overlap (Å)
24:BA:301:G:O2'	24:BA:302:C:P	2.69	0.51
24:BA:566:U:H2'	24:BA:567:U:O4'	2.10	0.51
24:BA:696:G:O2'	24:BA:697:G:H5'	2.11	0.51
26:BC:171:VAL:O	26:BC:182:LYS:HA	2.10	0.51
26:BC:29:PHE:CZ	26:BC:31:PRO:HG2	2.46	0.51
27:BD:111:GLY:O	27:BD:169:ARG:O	2.29	0.51
30:BG:120:ILE:HG21	30:BG:143:VAL:HG21	1.91	0.51
32:BI:56:VAL:HG11	32:BI:68:PHE:HD2	1.75	0.51
33:BJ:65:THR:HG22	33:BJ:68:LYS:NZ	2.25	0.51
37:BN:50:PRO:O	37:BN:51:LEU:C	2.49	0.51
39:BP:89:GLY:O	39:BP:112:ARG:HD3	2.11	0.51
43:BT:19:LYS:O	43:BT:23:ALA:N	2.41	0.51
45:BV:72:VAL:HG12	45:BV:93:ARG:HA	1.92	0.51
46:BW:72:GLY:C	46:BW:74:LYS:H	2.13	0.51
47:BX:69:GLU:O	47:BX:71:ARG:N	2.44	0.51
55:CA:1368:A:O2'	55:CA:1369:C:H5'	2.11	0.51
55:CA:394:G:H2'	55:CA:395:C:C6	2.46	0.51
55:CA:75:G:N2	55:CA:96:U:C2	2.79	0.51
1:CB:162:VAL:CG2	1:CB:163:ILE:N	2.73	0.51
8:CI:61:ASP:C	8:CI:62:LEU:HD22	2.30	0.51
10:CK:33:ILE:O	10:CK:41:LEU:HB2	2.10	0.51
24:DA:1071:G:O2'	24:DA:1072:C:H5'	2.11	0.51
40:DQ:54:ARG:HE	24:DA:1156:A:P	2.33	0.51
24:DA:1917:U:H2'	24:DA:1918:A:H5'	1.93	0.51
24:DA:2553:G:H2'	24:DA:2554:U:C4'	2.41	0.51
24:DA:27:G:O2'	24:DA:28:A:H8	1.94	0.51
24:DA:292:U:H2'	24:DA:293:U:C6	2.45	0.51
24:DA:458:G:N2	24:DA:469:G:H2'	2.25	0.51
24:DA:762:U:H4'	24:DA:763:G:O5'	2.11	0.51
26:DC:212:TRP:C	26:DC:212:TRP:CD1	2.83	0.51
32:DI:83:ALA:HB2	32:DI:99:LYS:O	2.11	0.51
34:DK:60:ALA:HB1	34:DK:85:VAL:O	2.11	0.51
35:DL:23:ILE:HG13	41:DR:82:HIS:ND1	2.26	0.51
42:DS:19:LEU:HG	50:D0:21:LEU:HG	1.93	0.51
42:DS:28:LYS:HA	42:DS:70:LYS:HA	1.91	0.51
46:DW:37:VAL:HG23	46:DW:38:ARG:HD2	1.93	0.51
49:DZ:20:LYS:O	49:DZ:24:LEU:HD13	2.11	0.51
21:AA:860:A:H2'	21:AA:861:G:O4'	2.11	0.51
2:AC:168:ARG:HD2	2:AC:169:GLU:N	2.26	0.51
2:AC:180:ASP:O	2:AC:181:ILE:HD13	2.11	0.51
4:AE:56:PRO:O	4:AE:58:ALA:N	2.44	0.51

*Continued on next page...*

*Continued from previous page...*

Atom-1	Atom-2	Interatomic distance (Å)	Clash overlap (Å)
6:AG:121:ASN:O	6:AG:125:ASP:HB2	2.11	0.51
4:AE:145:ASN:HB2	7:AH:68:LYS:HE2	1.93	0.51
8:AI:44:ARG:HB2	8:AI:45:MET:HE3	1.93	0.51
51:B1:42:VAL:HG12	51:B1:42:VAL:O	2.10	0.51
24:BA:13:A:C2	24:BA:526:A:C8	2.98	0.51
24:BA:1439:A:C2	24:BA:1553:A:C5	2.99	0.51
24:BA:1581:G:C4	24:BA:1582:C:C5	2.98	0.51
24:BA:1713:A:O2'	24:BA:1715:G:H5'	2.11	0.51
24:BA:1820:U:O2	26:BC:200:MET:HB2	2.11	0.51
24:BA:2060:A:C2	24:BA:2502:G:C5	2.99	0.51
24:BA:229:C:H2'	24:BA:230:G:O4'	2.11	0.51
24:BA:2392:A:C8	24:BA:2429:G:N1	2.79	0.51
24:BA:2722:G:C2'	24:BA:2723:C:H5'	2.41	0.51
24:BA:2788:C:H2'	24:BA:2789:C:C6	2.46	0.51
24:BA:646:U:H3'	24:BA:647:G:C5'	2.40	0.51
24:BA:721:A:H2'	24:BA:722:A:C8	2.45	0.51
24:BA:725:G:C6	24:BA:726:G:N1	2.79	0.51
24:BA:735:A:H3'	24:BA:736:C:C6	2.45	0.51
24:BA:2680:U:H5'	27:BD:194:PRO:HA	1.92	0.51
29:BF:107:VAL:HG13	29:BF:113:PHE:CZ	2.46	0.51
29:BF:148:VAL:O	29:BF:150:GLY:N	2.44	0.51
30:BG:112:VAL:O	30:BG:113:ASP:HB2	2.11	0.51
30:BG:96:ALA:O	30:BG:97:VAL:HB	2.11	0.51
32:BI:60:VAL:HG22	32:BI:66:PHE:CB	2.41	0.51
34:BK:10:VAL:HB	34:BK:16:ALA:HB1	1.93	0.51
24:BA:910:A:C4	36:BM:13:HIS:CE1	2.99	0.51
36:BM:21:ALA:HA	36:BM:97:GLN:CG	2.40	0.51
37:BN:106:ASP:C	37:BN:106:ASP:OD1	2.49	0.51
39:BP:67:GLU:CG	39:BP:68:GLY:H	2.15	0.51
43:BT:24:MET:HG3	43:BT:29:THR:CG2	2.41	0.51
43:BT:32:LEU:O	43:BT:34:VAL:HG13	2.10	0.51
46:BW:22:VAL:HG22	46:BW:23:LYS:N	2.24	0.51
48:BY:26:PHE:HD1	48:BY:27:ASN:HD22	1.59	0.51
49:BZ:8:GLN:O	49:BZ:53:MET:O	2.29	0.51
55:CA:977:A:C2'	55:CA:1223:C:H42	2.24	0.51
55:CA:1276:G:C2'	55:CA:1277:C:H5'	2.40	0.51
55:CA:39:G:H2'	55:CA:40:C:H6	1.76	0.51
55:CA:419:C:C5	55:CA:420:U:C5	2.98	0.51
55:CA:881:G:C5	55:CA:882:C:C5	2.99	0.51
3:CD:100:VAL:O	3:CD:104:MET:HB3	2.11	0.51
4:CE:40:ASP:H	4:CE:117:ALA:HA	1.76	0.51

*Continued on next page...*

*Continued from previous page...*

Atom-1	Atom-2	Interatomic distance (Å)	Clash overlap (Å)
5:CF:44:ARG:HD3	5:CF:56:LYS:HZ2	1.75	0.51
5:CF:86:ARG:HD2	55:CA:673:A:H4'	1.91	0.51
6:CG:92:PRO:HA	6:CG:95:ARG:HB2	1.91	0.51
7:CH:26:MET:SD	7:CH:32:LYS:HD3	2.50	0.51
7:CH:33:VAL:HG22	7:CH:58:LEU:CD1	2.41	0.51
11:CL:9:LYS:HD3	11:CL:9:LYS:H	1.76	0.51
20:CU:53:LYS:HB2	20:CU:53:LYS:NZ	2.25	0.51
24:DA:1572:A:H2'	24:DA:1573:G:H8	1.76	0.51
24:DA:1931:U:H2'	24:DA:1932:A:C8	2.45	0.51
24:DA:2078:C:C4	24:DA:2079:U:C4	2.98	0.51
24:DA:2091:C:OP2	24:DA:2092:U:H3'	2.10	0.51
24:DA:301:G:O2'	24:DA:302:C:P	2.69	0.51
24:DA:500:G:H1'	24:DA:505:A:N6	2.25	0.51
24:DA:518:G:C4	24:DA:519:U:C5	2.99	0.51
24:DA:867:C:H2'	24:DA:867:C:O2	2.11	0.51
24:DA:876:C:H3'	24:DA:877:A:H8	1.75	0.51
27:DD:19:GLY:O	34:DK:72:PRO:HB2	2.11	0.51
28:DE:178:VAL:HG13	28:DE:179:SER:N	2.26	0.51
29:DF:113:PHE:HE2	29:DF:116:LEU:HB2	1.76	0.51
29:DF:60:SER:C	29:DF:62:GLN:H	2.14	0.51
30:DG:104:LEU:N	30:DG:112:VAL:HG23	2.24	0.51
34:DK:7:MET:HE1	34:DK:20:MET:HB2	1.93	0.51
35:DL:100:ILE:O	35:DL:101:ILE:CB	2.59	0.51
35:DL:38:GLN:C	35:DL:40:SER:H	2.13	0.51
35:DL:73:ILE:O	35:DL:105:ILE:HA	2.11	0.51
36:DM:133:LYS:O	36:DM:134:THR:HB	2.11	0.51
43:DT:30:ILE:HD12	43:DT:31:VAL:H	1.76	0.51
21:AA:1051:C:O2'	21:AA:1052:U:C6	2.64	0.51
21:AA:1169:A:O2'	21:AA:1170:A:H5'	2.11	0.51
21:AA:1324:A:O2'	21:AA:1325:C:O4'	2.29	0.51
21:AA:15:G:C5	21:AA:1396:A:N1	2.80	0.51
21:AA:22:G:C5	21:AA:23:C:C5	2.98	0.51
21:AA:453:G:C4	21:AA:454:G:C8	2.98	0.51
21:AA:517:G:O2'	21:AA:530:G:H4'	2.10	0.51
3:AD:125:ASN:HA	3:AD:141:VAL:CG2	2.41	0.51
7:AH:121:GLY:O	21:AA:599:C:H4'	2.11	0.51
16:AQ:68:LYS:HD3	21:AA:253:A:OP2	2.11	0.51
18:AS:10:ILE:HD11	18:AS:15:LEU:HD13	1.91	0.51
24:BA:1239:G:H2'	24:BA:1240:U:O4'	2.11	0.51
24:BA:141:G:H5''	24:BA:142:A:N9	2.26	0.51
24:BA:1472:C:H2'	24:BA:1473:G:H8	1.76	0.51

*Continued on next page...*

*Continued from previous page...*

Atom-1	Atom-2	Interatomic distance (Å)	Clash overlap (Å)
24:BA:1467:U:C4	24:BA:1546:G:C2	2.99	0.51
24:BA:1731:G:N3	24:BA:1733:G:N7	2.58	0.51
24:BA:1766:G:C2	24:BA:1767:G:C8	2.99	0.51
24:BA:2256:G:C5	24:BA:2257:U:C5	2.99	0.51
24:BA:322:A:OP1	28:BE:162:ARG:NE	2.44	0.51
24:BA:653:U:C5'	24:BA:654:A:H2	2.24	0.51
24:BA:671:C:H3'	35:BL:42:SER:OG	2.11	0.51
24:BA:919:U:N3	24:BA:920:A:N7	2.58	0.51
25:BB:16:G:HO2'	25:BB:17:C:C5'	2.23	0.51
29:BF:46:LYS:HD2	29:BF:46:LYS:N	2.25	0.51
33:BJ:37:ARG:HA	33:BJ:118:MET:HE2	1.92	0.51
33:BJ:88:THR:HG21	33:BJ:90:GLU:HG3	1.93	0.51
37:BN:38:LEU:O	37:BN:39:PRO:C	2.48	0.51
39:BP:91:VAL:O	39:BP:92:ARG:HG2	2.11	0.51
40:BQ:63:ARG:NH2	40:BQ:96:ASP:CA	2.74	0.51
41:BR:39:LEU:HA	41:BR:49:ILE:CG2	2.41	0.51
42:BS:20:VAL:HA	42:BS:23:LEU:HD12	1.93	0.51
46:BW:39:GLN:HG3	46:BW:42:THR:CA	2.41	0.51
47:BX:77:TYR:O	47:BX:77:TYR:CG	2.64	0.51
55:CA:100:G:C6	55:CA:101:A:C5	2.99	0.51
55:CA:1026:G:H22	55:CA:1036:A:H61	1.58	0.51
55:CA:1068:G:O2'	55:CA:1069:C:H5'	2.11	0.51
55:CA:129:A:O2'	55:CA:130:A:O5'	2.29	0.51
6:CG:32:ASP:CG	55:CA:1351:U:H4'	2.31	0.51
55:CA:403:C:O2'	55:CA:404:G:H5'	2.11	0.51
55:CA:629:A:H2'	55:CA:630:A:C8	2.47	0.51
55:CA:892:A:C2	55:CA:907:A:C4	2.99	0.51
1:CB:67:LEU:CD1	1:CB:157:PRO:HG3	2.40	0.51
2:CC:187:GLU:O	2:CC:188:ALA:HB2	2.11	0.51
2:CC:25:THR:HG23	13:CN:75:LYS:HD2	1.93	0.51
5:CF:23:GLU:HG3	5:CF:24:ARG:N	2.26	0.51
8:CI:25:GLY:HA3	8:CI:58:GLU:N	2.25	0.51
11:CL:2:THR:O	11:CL:5:GLN:HB3	2.11	0.51
11:CL:41:PRO:HD2	11:CL:47:ALA:O	2.10	0.51
12:CM:47:LEU:O	12:CM:47:LEU:HD23	2.11	0.51
15:CP:5:ARG:NH1	15:CP:24:SER:HA	2.26	0.51
53:D3:41:ARG:CG	53:D3:41:ARG:NH2	2.74	0.51
24:DA:1060:U:O2'	24:DA:1061:U:H5''	2.10	0.51
24:DA:1392:A:N6	24:DA:1393:A:N6	2.59	0.51
24:DA:1847:A:O2'	24:DA:1848:A:N7	2.41	0.51
24:DA:1891:G:H2'	24:DA:1892:C:C6	2.46	0.51

*Continued on next page...*

*Continued from previous page...*

Atom-1	Atom-2	Interatomic distance (Å)	Clash overlap (Å)
24:DA:17:G:H2'	24:DA:18:U:C6	2.46	0.51
24:DA:227:A:H4'	24:DA:228:C:OP1	2.10	0.51
24:DA:2430:A:C3'	24:DA:2431:U:H5'	2.41	0.51
24:DA:243:U:O2'	24:DA:244:A:C5'	2.50	0.51
24:DA:2485:G:O2'	24:DA:2486:C:H5'	2.11	0.51
24:DA:363:G:H2'	24:DA:364:C:C5	2.46	0.51
24:DA:749:A:C4	24:DA:750:A:C8	2.99	0.51
27:DD:172:VAL:HG21	27:DD:194:PRO:HD2	1.91	0.51
28:DE:139:LYS:NZ	28:DE:139:LYS:HB2	2.25	0.51
28:DE:60:TRP:O	28:DE:67:ARG:NH1	2.44	0.51
29:DF:48:LEU:HG	29:DF:49:LEU:HD22	1.93	0.51
30:DG:70:LEU:O	30:DG:74:MET:HB2	2.11	0.51
32:DI:5:GLN:OE1	32:DI:59:THR:HG21	2.11	0.51
40:DQ:111:LYS:CE	41:DR:48:LYS:HD3	2.41	0.51
40:DQ:47:ARG:NH1	24:DA:560:C:H1'	2.25	0.51
41:DR:68:ARG:NH1	41:DR:90:ARG:HG2	2.25	0.51
43:DT:39:THR:OG1	43:DT:42:GLU:HG3	2.10	0.51
43:DT:60:THR:HG22	43:DT:83:ALA:HA	1.93	0.51
46:DW:33:GLY:O	46:DW:34:SER:CB	2.58	0.51
46:DW:37:VAL:CG1	46:DW:55:ASP:HB2	2.31	0.51
47:DX:19:HIS:O	47:DX:20:ALA:HB3	2.11	0.51
49:DZ:16:LEU:HD21	56:DB:83:G:OP1	2.11	0.51
21:AA:1151:A:N6	21:AA:1152:A:N6	2.59	0.50
21:AA:355:C:O4'	21:AA:388:G:O2'	2.29	0.50
10:AK:124:LYS:O	10:AK:125:LYS:O	2.28	0.50
14:AO:24:THR:O	14:AO:28:VAL:HG23	2.11	0.50
16:AQ:66:LEU:HB2	16:AQ:70:LYS:HG2	1.92	0.50
22:AV:37:A:H2'	22:AV:38:A:O4'	2.10	0.50
24:BA:1286:A:O2'	24:BA:1288:G:OP2	2.27	0.50
24:BA:1387:A:H2'	24:BA:1388:G:C8	2.45	0.50
24:BA:1499:C:H2'	24:BA:1500:G:H8	1.76	0.50
24:BA:1525:A:H2'	24:BA:1526:C:O4'	2.10	0.50
24:BA:1821:A:O2'	24:BA:1822:C:O4'	2.21	0.50
24:BA:19:A:H2'	24:BA:20:C:C6	2.46	0.50
24:BA:2422:C:N4	24:BA:2424:C:N4	2.58	0.50
24:BA:2586:U:O5'	24:BA:2586:U:H6	1.94	0.50
24:BA:2734:A:N6	24:BA:2770:G:H1'	2.26	0.50
24:BA:302:C:H2'	24:BA:303:G:H8	1.75	0.50
24:BA:492:A:H2'	24:BA:493:G:O4'	2.11	0.50
24:BA:914:G:H8	24:BA:914:G:H5''	1.76	0.50
24:BA:995:C:H42	33:BJ:2:LYS:HB2	1.76	0.50

*Continued on next page...*



*Continued from previous page...*

Atom-1	Atom-2	Interatomic distance (Å)	Clash overlap (Å)
25:BB:16:G:O2'	25:BB:17:C:O5'	2.29	0.50
26:BC:252:LYS:NZ	26:BC:252:LYS:HB2	2.26	0.50
30:BG:33:THR:HA	30:BG:34:ARG:NH1	2.26	0.50
32:BI:126:ARG:HD3	32:BI:126:ARG:H	1.76	0.50
33:BJ:54:ILE:HD11	33:BJ:56:VAL:HG22	1.92	0.50
24:BA:2562:U:H1'	34:BK:23:LYS:HD3	1.93	0.50
38:BO:3:LYS:HG3	38:BO:4:LYS:N	2.26	0.50
39:BP:50:ARG:CD	39:BP:56:SER:HB3	2.35	0.50
40:BQ:13:HIS:HD2	40:BQ:31:TYR:CE1	2.29	0.50
43:BT:54:GLU:O	43:BT:55:VAL:HB	2.10	0.50
55:CA:1033:G:H2'	55:CA:1034:G:O4'	2.11	0.50
55:CA:1213:A:C8	55:CA:1215:G:N7	2.79	0.50
55:CA:128:G:N2	55:CA:234:C:C2	2.78	0.50
3:CD:28:ASP:O	3:CD:29:THR:O	2.28	0.50
4:CE:77:ASN:HB3	4:CE:79:THR:CG2	2.38	0.50
7:CH:9:MET:HG3	7:CH:26:MET:HE1	1.91	0.50
9:CJ:80:THR:C	9:CJ:84:VAL:HG22	2.31	0.50
24:DA:116:C:N4	24:DA:117:G:C6	2.79	0.50
24:DA:1791:A:N6	24:DA:1828:G:O2'	2.44	0.50
24:DA:2226:C:H2'	24:DA:2227:A:H8	1.74	0.50
53:D3:33:THR:HB	24:DA:2420:C:OP1	2.11	0.50
24:DA:2797:U:O2'	24:DA:2798:U:P	2.69	0.50
24:DA:379:G:C6	24:DA:396:G:C6	3.00	0.50
24:DA:638:G:O2'	24:DA:639:U:H5'	2.11	0.50
35:DL:33:ARG:NH1	24:DA:671:C:OP1	2.40	0.50
24:DA:67:U:H2'	24:DA:68:G:C8	2.31	0.50
28:DE:49:ARG:HH12	28:DE:72:SER:CB	2.24	0.50
29:DF:111:ARG:HG3	29:DF:135:ILE:HG12	1.93	0.50
29:DF:32:LYS:NZ	29:DF:32:LYS:HB2	2.26	0.50
33:DJ:25:LEU:HD22	33:DJ:26:GLY:H	1.72	0.50
37:DN:1:MET:O	37:DN:2:ARG:CB	2.59	0.50
37:DN:82:GLU:C	37:DN:85:PRO:HD2	2.30	0.50
21:AA:1049:U:O2'	21:AA:1050:G:OP2	2.28	0.50
21:AA:1130:A:C5	21:AA:1146:A:C6	2.99	0.50
21:AA:1211:U:O2'	21:AA:1212:U:OP2	2.23	0.50
21:AA:1213:A:C8	21:AA:1215:G:C5	2.99	0.50
21:AA:33:A:C2	21:AA:34:C:C2	2.99	0.50
3:AD:3:TYR:OH	3:AD:6:PRO:HD2	2.11	0.50
5:AF:10:VAL:HG12	5:AF:11:HIS:N	2.26	0.50
6:AG:144:ALA:C	6:AG:146:ALA:N	2.65	0.50
7:AH:17:GLN:HE21	7:AH:71:VAL:CG2	2.20	0.50

*Continued on next page...*

*Continued from previous page...*

Atom-1	Atom-2	Interatomic distance (Å)	Clash overlap (Å)
8:AI:119:LYS:O	8:AI:120:ALA:HB3	2.11	0.50
8:AI:51:LEU:HB3	8:AI:56:MET:HG2	1.94	0.50
10:AK:43:TRP:CZ3	10:AK:45:THR:HG23	2.46	0.50
20:AU:19:LYS:C	20:AU:21:SER:H	2.14	0.50
24:BA:1110:G:O2'	24:BA:1111:A:C8	2.65	0.50
24:BA:1232:G:C6	24:BA:1233:C:C4	3.00	0.50
24:BA:1250:G:N7	35:BL:18:ARG:NH1	2.59	0.50
24:BA:1340:U:C5	24:BA:1603:A:H8	2.29	0.50
24:BA:1630:A:C2'	24:BA:1631:G:H5'	2.41	0.50
24:BA:1694:C:H4'	24:BA:1695:G:O5'	2.11	0.50
24:BA:1866:A:H2'	24:BA:1867:G:O4'	2.12	0.50
24:BA:2038:G:H2'	24:BA:2039:U:O4'	2.11	0.50
24:BA:2062:A:O2'	24:BA:2063:C:H5'	2.11	0.50
24:BA:481:G:HO2'	24:BA:482:A:P	2.33	0.50
25:BB:42:C:H2'	25:BB:43:C:C6	2.47	0.50
26:BC:208:GLY:HA2	26:BC:211:ARG:HB2	1.92	0.50
30:BG:37:ASN:HB3	30:BG:40:VAL:HG13	1.92	0.50
30:BG:75:VAL:HG12	30:BG:76:ILE:N	2.27	0.50
31:BH:8:LYS:O	31:BH:9:VAL:CB	2.58	0.50
32:BI:3:LYS:CD	32:BI:4:VAL:HG23	2.41	0.50
32:BI:56:VAL:HG23	32:BI:69:VAL:O	2.11	0.50
36:BM:25:ASP:OD2	36:BM:25:ASP:N	2.44	0.50
40:BQ:63:ARG:NH1	40:BQ:96:ASP:HB2	2.18	0.50
43:BT:29:THR:CA	43:BT:86:THR:HA	2.41	0.50
55:CA:1157:A:C2	55:CA:1181:G:C4	2.99	0.50
55:CA:1200:C:O2'	55:CA:1201:A:OP2	2.26	0.50
55:CA:610:U:O4'	55:CA:610:U:O2	2.30	0.50
55:CA:577:G:C8	55:CA:816:A:N1	2.79	0.50
55:CA:93:U:C2	55:CA:95:C:N4	2.79	0.50
55:CA:964:A:OP1	59:CA:1837:HOH:O	2.19	0.50
55:CA:977:A:H4'	55:CA:981:U:O2	2.11	0.50
1:CB:208:ALA:O	1:CB:211:LEU:HB3	2.11	0.50
1:CB:66:ILE:HB	1:CB:88:GLN:HB3	1.93	0.50
4:CE:28:ARG:HG2	4:CE:29:ILE:N	2.27	0.50
8:CI:44:ARG:NH1	8:CI:44:ARG:HB3	2.27	0.50
9:CJ:81:GLU:C	9:CJ:83:THR:H	2.15	0.50
20:CU:31:VAL:O	20:CU:33:ARG:N	2.43	0.50
24:DA:1517:G:H2'	24:DA:1518:C:C6	2.45	0.50
24:DA:1682:G:H2'	24:DA:1683:U:C6	2.46	0.50
24:DA:1809:A:C2'	24:DA:1810:A:C8	2.94	0.50
24:DA:2100:G:O6	24:DA:2190:G:C6	2.65	0.50

*Continued on next page...*

*Continued from previous page...*

Atom-1	Atom-2	Interatomic distance (Å)	Clash overlap (Å)
24:DA:2319:G:OP2	24:DA:2319:G:H8	1.94	0.50
46:DW:30:VAL:HG21	24:DA:2353:G:H21	1.74	0.50
24:DA:2407:A:O2'	24:DA:2408:U:C5'	2.59	0.50
24:DA:503:A:H4'	24:DA:504:A:O5'	2.11	0.50
24:DA:28:A:O2'	24:DA:583:G:H5'	2.11	0.50
24:DA:783:A:C2	24:DA:785:G:H1'	2.46	0.50
26:DC:255:LYS:C	26:DC:256:THR:HG23	2.31	0.50
26:DC:43:ASN:ND2	26:DC:44:ASN:N	2.57	0.50
26:DC:8:THR:O	26:DC:9:SER:CB	2.60	0.50
27:DD:137:SER:HB3	27:DD:138:LEU:HD22	1.93	0.50
33:DJ:123:LYS:N	33:DJ:123:LYS:HD2	2.26	0.50
35:DL:20:GLY:CA	35:DL:28:GLY:HA2	2.40	0.50
39:DP:55:HIS:HB3	24:DA:2683:C:H5'	1.92	0.50
43:DT:75:GLY:HA3	24:DA:65:U:H5'	1.94	0.50
44:DU:26:ASN:O	44:DU:34:ILE:HB	2.11	0.50
45:DV:57:TYR:CD2	45:DV:74:ALA:CB	2.93	0.50
46:DW:31:LEU:C	46:DW:33:GLY:N	2.65	0.50
46:DW:54:ARG:HG3	24:DA:2365:G:OP1	2.11	0.50
48:DY:31:GLN:C	48:DY:33:ALA:H	2.15	0.50
48:DY:53:VAL:O	48:DY:57:LEU:HB2	2.11	0.50
21:AA:1157:A:N6	21:AA:1178:G:H1'	2.26	0.50
21:AA:1322:C:O2'	21:AA:1323:G:C5'	2.59	0.50
21:AA:1238:A:H5'	21:AA:1336:C:H41	1.77	0.50
21:AA:1357:A:C5	21:AA:1358:U:C4	2.99	0.50
21:AA:33:A:H2'	21:AA:34:C:H6	1.68	0.50
21:AA:737:C:H2'	21:AA:738:C:C6	2.46	0.50
21:AA:738:C:C2	21:AA:739:C:C5	3.00	0.50
1:AB:46:VAL:HA	1:AB:49:PHE:CE2	2.46	0.50
1:AB:89:PHE:CE1	1:AB:153:MET:HG3	2.46	0.50
4:AE:33:THR:HG22	4:AE:51:LYS:CB	2.41	0.50
8:AI:79:ARG:CZ	8:AI:102:PHE:HD1	2.25	0.50
9:AJ:10:LEU:HD12	9:AJ:10:LEU:N	2.26	0.50
10:AK:34:THR:HG1	10:AK:35:ASP:H	1.59	0.50
13:AN:48:GLN:NE2	13:AN:48:GLN:HA	2.25	0.50
20:AU:5:VAL:CG2	20:AU:16:ARG:HD3	2.41	0.50
50:B0:16:ARG:O	50:B0:18:HIS:N	2.43	0.50
24:BA:1076:C:H4'	32:BI:94:LYS:HE2	1.93	0.50
24:BA:585:G:C2	24:BA:1256:G:C6	3.00	0.50
24:BA:1957:C:H2'	24:BA:1958:C:C6	2.47	0.50
24:BA:2188:U:H2'	24:BA:2189:U:O4'	2.12	0.50
24:BA:2203:U:H5''	24:BA:2204:G:OP1	2.10	0.50

*Continued on next page...*

*Continued from previous page...*

Atom-1	Atom-2	Interatomic distance (Å)	Clash overlap (Å)
24:BA:2276:G:O2'	24:BA:2277:G:H5'	2.11	0.50
24:BA:301:G:HO2'	24:BA:302:C:C5'	2.23	0.50
24:BA:619:G:H5''	24:BA:620:G:OP2	2.11	0.50
24:BA:644:A:H2'	24:BA:645:C:O4'	2.11	0.50
25:BB:78:A:H2'	25:BB:79:G:O4'	2.11	0.50
27:BD:133:THR:HG23	27:BD:134:HIS:HD2	1.73	0.50
29:BF:168:LEU:HD12	29:BF:168:LEU:O	2.11	0.50
29:BF:79:ARG:O	29:BF:82:TYR:HB2	2.11	0.50
30:BG:27:GLY:O	30:BG:28:LYS:C	2.49	0.50
33:BJ:29:ALA:O	33:BJ:30:THR:C	2.49	0.50
35:BL:94:THR:HG22	35:BL:95:LEU:N	2.26	0.50
38:BO:59:ALA:HA	38:BO:62:LEU:HD12	1.93	0.50
42:BS:37:THR:HG22	42:BS:37:THR:O	2.11	0.50
24:BA:2352:A:C2	46:BW:30:VAL:HG11	2.46	0.50
55:CA:1024:G:OP2	55:CA:1024:G:H8	1.93	0.50
55:CA:1051:C:O2'	55:CA:1052:U:H6	1.92	0.50
55:CA:1082:A:O2'	55:CA:1083:U:H5'	2.11	0.50
55:CA:1398:A:H5''	55:CA:1398:A:H8	1.77	0.50
55:CA:462:G:C5	55:CA:463:U:C4	2.99	0.50
55:CA:519:C:H5''	55:CA:519:C:H6	1.76	0.50
55:CA:793:U:O2	55:CA:1516:G:H4'	2.11	0.50
55:CA:966:G:H2'	55:CA:967:C:C6	2.46	0.50
2:CC:18:ASN:HB3	2:CC:39:ARG:NH2	2.27	0.50
4:CE:131:ASN:HD22	4:CE:132:PRO:HD2	1.76	0.50
4:CE:43:GLY:O	4:CE:73:VAL:HB	2.11	0.50
8:CI:23:GLY:H	8:CI:61:ASP:H	1.57	0.50
10:CK:78:ILE:N	10:CK:78:ILE:HD13	2.27	0.50
16:CQ:7:LEU:HB2	16:CQ:60:ILE:CD1	2.41	0.50
18:CS:28:LYS:HB3	18:CS:29:PRO:HD2	1.93	0.50
20:CU:40:PRO:HA	20:CU:43:GLU:HB2	1.93	0.50
24:DA:1057:A:N3	24:DA:1082:U:C2	2.79	0.50
24:DA:1107:G:H2'	24:DA:1108:U:O4'	2.12	0.50
24:DA:1022:G:C6	24:DA:1140:C:C5	3.00	0.50
24:DA:155:A:H2'	24:DA:156:A:C8	2.47	0.50
24:DA:1906:G:C8	24:DA:1929:G:C4	2.99	0.50
28:DE:63:LYS:NZ	24:DA:2060:A:C8	2.80	0.50
24:DA:2067:G:C4	24:DA:2444:G:N2	2.79	0.50
24:DA:283:G:C5	24:DA:284:U:C4	2.99	0.50
24:DA:647:G:O2'	24:DA:648:G:O4'	2.30	0.50
24:DA:784:G:HO2'	24:DA:785:G:H8	1.57	0.50
27:DD:137:SER:C	27:DD:138:LEU:HD22	2.32	0.50

*Continued on next page...*

*Continued from previous page...*

Atom-1	Atom-2	Interatomic distance (Å)	Clash overlap (Å)
28:DE:165:HIS:CE1	24:DA:1205:A:C6	2.99	0.50
31:DH:120:GLY:O	31:DH:121:VAL:HB	2.12	0.50
31:DH:41:LYS:N	31:DH:44:ILE:HG23	2.25	0.50
32:DI:118:GLY:O	32:DI:123:ALA:HB3	2.10	0.50
33:DJ:45:THR:HG21	33:DJ:50:THR:CG2	2.40	0.50
33:DJ:82:GLY:O	33:DJ:84:ILE:N	2.42	0.50
44:DU:15:GLY:O	44:DU:16:LYS:C	2.46	0.50
46:DW:9:THR:OG1	46:DW:10:ARG:N	2.43	0.50
2:AC:175:HIS:HD1	21:AA:1108:G:H5''	1.76	0.50
21:AA:1319:A:C4'	21:AA:1320:C:OP1	2.55	0.50
21:AA:211:G:N2	21:AA:212:G:C4	2.80	0.50
21:AA:214:C:O2'	21:AA:215:C:H6	1.94	0.50
3:AD:68:GLU:HG3	21:AA:545:C:H5'	1.93	0.50
21:AA:797:C:O2'	21:AA:798:U:H5'	2.11	0.50
21:AA:6:G:O2'	21:AA:7:A:O5'	2.27	0.50
6:AG:14:ASP:HB3	6:AG:18:GLY:N	2.27	0.50
6:AG:21:LEU:HD23	6:AG:24:LYS:HE2	1.92	0.50
6:AG:91:ARG:O	6:AG:93:VAL:N	2.44	0.50
8:AI:117:LEU:HD22	8:AI:123:ARG:HD3	1.93	0.50
22:AV:36:U:C4	22:AV:37:A:N7	2.80	0.50
22:AV:41:C:C2	22:AV:42:G:C8	3.00	0.50
24:BA:1300:G:N2	24:BA:1634:A:C4	2.80	0.50
24:BA:1322:A:C5	24:BA:1323:C:C5	2.99	0.50
24:BA:529:A:C4	24:BA:2023:C:C5	2.99	0.50
24:BA:2076:U:H5''	24:BA:2238:G:N2	2.24	0.50
24:BA:2210:U:C2	24:BA:2212:A:N7	2.80	0.50
24:BA:2385:C:H2'	24:BA:2386:A:C8	2.45	0.50
24:BA:2842:G:O2'	24:BA:2843:G:H5'	2.11	0.50
24:BA:301:G:O2'	24:BA:302:C:C5'	2.59	0.50
24:BA:358:U:H2'	24:BA:359:G:O4'	2.11	0.50
24:BA:394:C:H2'	24:BA:395:U:O4'	2.10	0.50
24:BA:809:G:O2'	24:BA:810:U:H5'	2.11	0.50
24:BA:659:G:H21	28:BE:30:GLN:NE2	2.07	0.50
24:BA:615:U:C4	28:BE:35:TYR:CZ	3.00	0.50
28:BE:83:VAL:HG12	28:BE:86:ALA:N	2.25	0.50
28:BE:46:GLN:HG2	28:BE:87:ALA:H	1.75	0.50
30:BG:102:ILE:HD12	30:BG:147:LEU:CD1	2.41	0.50
31:BH:68:ARG:HH21	31:BH:69:ALA:HA	1.75	0.50
32:BI:24:GLY:O	32:BI:27:LEU:HG	2.11	0.50
42:BS:73:LYS:HB3	42:BS:106:VAL:HB	1.93	0.50
44:BU:73:ASN:C	44:BU:75:ALA:H	2.15	0.50

*Continued on next page...*

*Continued from previous page...*

Atom-1	Atom-2	Interatomic distance (Å)	Clash overlap (Å)
46:BW:13:ARG:O	46:BW:14:ASP:C	2.50	0.50
46:BW:19:ARG:NH1	46:BW:22:VAL:CG1	2.74	0.50
24:BA:2330:G:H21	46:BW:38:ARG:HA	1.76	0.50
55:CA:1255:G:N2	55:CA:1283:U:N3	2.57	0.50
55:CA:428:G:O4'	55:CA:430:A:C8	2.65	0.50
55:CA:949:A:H2'	55:CA:950:U:H6	1.76	0.50
1:CB:161:PHE:CZ	1:CB:216:VAL:HG21	2.46	0.50
2:CC:18:ASN:ND2	2:CC:53:ARG:HD3	2.26	0.50
8:CI:24:ASN:ND2	8:CI:26:LYS:HD2	2.26	0.50
9:CJ:5:ARG:C	9:CJ:6:ILE:HD12	2.31	0.50
11:CL:8:ARG:HB3	11:CL:9:LYS:HD3	1.93	0.50
5:CF:49:TYR:HE1	17:CR:62:ARG:O	1.95	0.50
24:DA:2147:A:OP1	24:DA:2147:A:H4'	2.12	0.50
24:DA:2605:U:C2	24:DA:2606:C:C5	2.99	0.50
24:DA:271:G:O2'	24:DA:272:A:P	2.69	0.50
28:DE:131:THR:OG1	24:DA:320:A:H2'	2.10	0.50
24:DA:391:A:C2'	24:DA:391:A:N3	2.74	0.50
24:DA:483:A:H2'	24:DA:483:A:N3	2.26	0.50
24:DA:559:G:O2'	24:DA:560:C:H5'	2.11	0.50
24:DA:653:U:H4'	24:DA:653:U:OP1	2.11	0.50
24:DA:699:A:H2'	24:DA:700:G:O4'	2.12	0.50
24:DA:704:G:O2'	24:DA:726:G:N2	2.45	0.50
24:DA:975:A:H2'	24:DA:976:G:C8	2.42	0.50
29:DF:135:ILE:O	29:DF:137:PHE:N	2.37	0.50
31:DH:68:ARG:CD	31:DH:71:LYS:HB2	2.41	0.50
33:DJ:65:THR:O	33:DJ:68:LYS:NZ	2.43	0.50
43:DT:76:ARG:HG2	43:DT:77:ARG:N	2.27	0.50
45:DV:63:ILE:HD13	45:DV:72:VAL:CG2	2.41	0.50
46:DW:18:LYS:HE3	46:DW:19:ARG:CZ	2.42	0.50
21:AA:1087:G:N2	21:AA:1088:G:C4	2.80	0.50
21:AA:261:U:H2'	21:AA:263:A:OP2	2.11	0.50
21:AA:372:C:H2'	21:AA:387:U:O4	2.11	0.50
10:AK:119:GLY:CA	21:AA:716:A:H1'	2.26	0.50
21:AA:97:G:H2'	21:AA:98:A:O4'	2.12	0.50
1:AB:165:ALA:HA	1:AB:172:ILE:CD1	2.42	0.50
1:AB:48:MET:HA	1:AB:48:MET:CE	2.41	0.50
4:AE:18:ASN:ND2	4:AE:19:ARG:H	2.10	0.50
51:B1:3:GLY:O	51:B1:5:ARG:N	2.43	0.50
24:BA:1178:C:H2'	24:BA:1178:C:O2	2.09	0.50
24:BA:1184:U:O2'	24:BA:1185:G:H5'	2.11	0.50
24:BA:1288:G:C8	24:BA:1327:A:C6	3.00	0.50

*Continued on next page...*

*Continued from previous page...*

Atom-1	Atom-2	Interatomic distance (Å)	Clash overlap (Å)
24:BA:1425:G:H2'	24:BA:1426:G:C8	2.47	0.50
24:BA:1469:A:H2'	24:BA:1470:A:C8	2.47	0.50
24:BA:1471:G:C6	24:BA:1472:C:C4	2.99	0.50
24:BA:1730:C:H1'	24:BA:1731:G:C2	2.46	0.50
24:BA:532:A:C8	24:BA:2021:C:C5	3.00	0.50
24:BA:2209:G:C5	24:BA:2210:U:C4	2.99	0.50
24:BA:2327:A:H8	24:BA:2327:A:H5''	1.75	0.50
24:BA:2358:A:H61	35:BL:54:GLN:HE22	1.58	0.50
24:BA:2395:C:H2'	24:BA:2396:G:O4'	2.11	0.50
24:BA:71:A:H4'	24:BA:72:U:H5''	1.92	0.50
24:BA:728:G:O2'	24:BA:730:A:H8	1.95	0.50
25:BB:90:C:H6	25:BB:90:C:C5'	2.18	0.50
27:BD:20:VAL:HG12	27:BD:21:SER:N	2.25	0.50
29:BF:40:GLY:CA	29:BF:84:ILE:HD11	2.42	0.50
29:BF:7:TYR:O	29:BF:12:VAL:HG12	2.12	0.50
30:BG:10:VAL:O	30:BG:10:VAL:CG2	2.54	0.50
30:BG:21:GLN:O	30:BG:36:LEU:HD13	2.11	0.50
36:BM:14:LYS:O	36:BM:15:GLY:O	2.30	0.50
38:BO:33:ARG:HG2	38:BO:34:HIS:ND1	2.27	0.50
39:BP:57:ALA:HA	39:BP:75:THR:HG22	1.92	0.50
40:BQ:91:ARG:HB3	40:BQ:93:ILE:HG22	1.93	0.50
44:BU:3:LYS:O	44:BU:82:VAL:HG21	2.11	0.50
48:BY:12:GLU:O	48:BY:15:ASN:HB2	2.10	0.50
48:BY:61:ALA:C	48:BY:63:ALA:N	2.65	0.50
55:CA:113:G:H1'	55:CA:354:G:H5'	1.94	0.50
55:CA:585:G:C2	55:CA:586:C:C2	3.00	0.50
55:CA:892:A:O2'	55:CA:1415:G:H4'	2.11	0.50
55:CA:914:A:O2'	55:CA:915:A:H5'	2.11	0.50
3:CD:167:PRO:CG	3:CD:170:LEU:HD11	2.41	0.50
8:CI:18:VAL:HG13	8:CI:64:ILE:HG13	1.94	0.50
11:CL:111:GLN:HB3	55:CA:538:G:OP2	2.12	0.50
11:CL:29:LYS:O	11:CL:81:ILE:HG22	2.11	0.50
13:CN:100:TRP:CD1	13:CN:100:TRP:C	2.85	0.50
13:CN:23:ARG:HA	13:CN:26:LEU:HB2	1.94	0.50
24:DA:1130:U:HO2'	24:DA:1131:G:H8	1.59	0.50
24:DA:1168:G:C2	24:DA:1182:G:C2	2.99	0.50
24:DA:1210:G:C2	24:DA:1237:A:N7	2.79	0.50
24:DA:1587:G:H2'	24:DA:1588:G:H8	1.75	0.50
24:DA:2191:A:H3'	24:DA:2192:U:H6	1.76	0.50
24:DA:218:A:H2'	24:DA:219:A:C8	2.46	0.50
24:DA:2691:C:C4	24:DA:2719:G:N2	2.80	0.50

*Continued on next page...*

*Continued from previous page...*

Atom-1	Atom-2	Interatomic distance (Å)	Clash overlap (Å)
24:DA:2869:G:H2'	24:DA:2870:C:O4'	2.11	0.50
24:DA:475:C:C5	24:DA:476:G:C6	2.99	0.50
24:DA:621:A:H2'	24:DA:622:G:O4'	2.11	0.50
24:DA:931:U:H4'	24:DA:932:U:OP2	2.08	0.50
27:DD:161:MET:HG3	24:DA:2620:C:H1'	1.94	0.50
40:DQ:77:LYS:HE2	40:DQ:116:LEU:HD11	1.93	0.50
40:DQ:9:ALA:O	40:DQ:11:ALA:N	2.45	0.50
41:DR:38:VAL:O	41:DR:53:PHE:HA	2.11	0.50
43:DT:7:LEU:O	43:DT:7:LEU:HD23	2.12	0.50
45:DV:31:TYR:CD2	56:DB:73:A:N6	2.75	0.50
47:DX:4:CYS:HB3	47:DX:9:LYS:H	1.76	0.50
21:AA:1061:G:C5	21:AA:1062:U:C4	3.00	0.50
4:AE:64:GLU:OE2	21:AA:1074:G:OP1	2.30	0.50
21:AA:355:C:C2	21:AA:356:A:C8	3.00	0.50
21:AA:369:G:OP2	21:AA:388:G:N2	2.43	0.50
21:AA:393:A:C2	21:AA:394:G:C8	3.00	0.50
1:AB:22:TRP:HA	1:AB:188:THR:O	2.12	0.50
8:AI:127:SER:OG	8:AI:128:LYS:HD2	2.12	0.50
14:AO:3:SER:HB3	14:AO:6:ALA:CB	2.42	0.50
24:BA:1076:C:H2'	24:BA:1077:A:O4'	2.11	0.50
24:BA:1334:G:C2'	24:BA:1335:C:H5'	2.41	0.50
24:BA:169:G:H2'	24:BA:170:U:C6	2.47	0.50
24:BA:1778:U:C5	24:BA:1784:A:C4	3.00	0.50
24:BA:1839:G:C4	24:BA:1840:G:C8	3.00	0.50
24:BA:681:G:C2	24:BA:682:G:H1'	2.47	0.50
24:BA:983:A:N6	24:BA:984:A:N1	2.59	0.50
25:BB:33:G:N2	25:BB:50:A:C4	2.80	0.50
25:BB:97:C:H2'	25:BB:98:G:C5'	2.42	0.50
26:BC:170:TYR:CD2	26:BC:184:GLU:HA	2.47	0.50
31:BH:67:ALA:C	31:BH:69:ALA:H	2.15	0.50
34:BK:19:VAL:HG23	34:BK:43:ILE:HA	1.94	0.50
38:BO:2:ASP:O	38:BO:3:LYS:HB3	2.11	0.50
39:BP:19:PHE:O	39:BP:20:ARG:HB3	2.10	0.50
41:BR:4:VAL:HA	41:BR:12:HIS:O	2.11	0.50
46:BW:41:GLY:HA2	46:BW:44:PHE:CE2	2.47	0.50
55:CA:71:A:C5	55:CA:100:G:C4	3.00	0.50
55:CA:1211:U:H1'	55:CA:1213:A:C2	2.47	0.50
55:CA:977:A:H2'	55:CA:1224:U:C4	2.46	0.50
55:CA:1338:G:O2'	55:CA:1339:A:O4'	2.30	0.50
55:CA:380:G:N2	55:CA:384:G:C6	2.80	0.50
55:CA:449:G:H2'	55:CA:450:G:C8	2.47	0.50

*Continued on next page...*



*Continued from previous page...*

Atom-1	Atom-2	Interatomic distance (Å)	Clash overlap (Å)
55:CA:682:G:C2	55:CA:683:G:C8	3.00	0.50
1:CB:79:VAL:CA	1:CB:213:LEU:HD21	2.28	0.50
2:CC:122:GLN:O	2:CC:127:VAL:HG22	2.12	0.50
11:CL:33:CYS:N	11:CL:54:VAL:HG13	2.27	0.50
13:CN:20:PHE:CA	13:CN:24:ALA:HB2	2.41	0.50
16:CQ:18:LYS:HB3	16:CQ:46:HIS:CE1	2.47	0.50
16:CQ:18:LYS:O	16:CQ:46:HIS:ND1	2.44	0.50
52:D2:19:ARG:HG3	24:DA:126:A:O5'	2.12	0.50
24:DA:1013:C:O2'	24:DA:1014:A:H5'	2.11	0.50
24:DA:1003:G:N2	24:DA:1153:C:C2	2.79	0.50
24:DA:118:A:OP2	24:DA:119:A:H3'	2.12	0.50
24:DA:1534:U:H1'	24:DA:1538:G:N2	2.26	0.50
24:DA:1838:C:C4	24:DA:1899:A:C4	2.99	0.50
24:DA:1985:C:C2	24:DA:1986:C:C5	2.99	0.50
24:DA:2061:G:C4	24:DA:2063:C:N4	2.80	0.50
24:DA:2540:C:C2	24:DA:2541:A:C8	2.99	0.50
24:DA:253:C:H2'	24:DA:254:G:O4'	2.12	0.50
24:DA:9:G:C6	24:DA:2629:U:C6	3.00	0.50
24:DA:2740:A:C6	24:DA:2741:A:C6	2.99	0.50
24:DA:2902:C:O2'	24:DA:2903:U:P	2.69	0.50
24:DA:475:C:C5	24:DA:476:G:C5	2.99	0.50
24:DA:628:G:C6	24:DA:636:G:C2	3.00	0.50
24:DA:82:U:H5''	24:DA:296:U:C5'	2.42	0.50
26:DC:189:ALA:O	26:DC:190:THR:CB	2.58	0.50
28:DE:60:TRP:HH2	24:DA:674:G:O3'	1.95	0.50
28:DE:88:ARG:HB3	28:DE:89:PRO:HD2	1.94	0.50
30:DG:126:THR:HG22	30:DG:127:GLN:N	2.20	0.50
30:DG:87:GLN:HA	30:DG:129:GLU:HA	1.94	0.50
33:DJ:44:TYR:O	33:DJ:45:THR:CB	2.60	0.50
35:DL:94:THR:O	35:DL:98:ALA:N	2.44	0.50
36:DM:57:VAL:HG12	36:DM:112:LEU:HD13	1.94	0.50
37:DN:103:ARG:HB2	37:DN:110:MET:CG	2.41	0.50
37:DN:8:ARG:HG2	37:DN:10:LEU:HD22	1.93	0.50
39:DP:25:VAL:HA	39:DP:85:VAL:HA	1.94	0.50
21:AA:1031:C:H4'	21:AA:1032:G:C4	2.47	0.50
4:AE:22:LYS:HE2	21:AA:1082:A:OP2	2.12	0.50
21:AA:134:G:H1'	21:AA:325:A:C5	2.46	0.50
21:AA:1422:G:C2	21:AA:1423:G:C8	2.99	0.50
21:AA:1510:C:H2'	21:AA:1511:G:C8	2.46	0.50
21:AA:214:C:H2'	21:AA:215:C:C5	2.46	0.50
21:AA:654:G:H2'	21:AA:655:A:H8	1.76	0.50

*Continued on next page...*

*Continued from previous page...*

Atom-1	Atom-2	Interatomic distance (Å)	Clash overlap (Å)
21:AA:785:G:C2'	21:AA:786:G:H5'	2.41	0.50
21:AA:872:A:C4	21:AA:874:G:C8	2.99	0.50
3:AD:186:GLU:H	3:AD:189:ASP:CG	2.15	0.50
4:AE:61:LYS:HE2	21:AA:1073:U:OP1	2.12	0.50
7:AH:46:GLU:OE2	7:AH:61:THR:HG21	2.12	0.50
24:BA:1018:U:C2	24:BA:1019:U:C6	2.99	0.50
24:BA:1097:U:C5	24:BA:1098:A:H1'	2.47	0.50
24:BA:1259:G:C2	24:BA:1260:A:C4	3.00	0.50
24:BA:1287:A:O2'	24:BA:1288:G:C5'	2.59	0.50
24:BA:1946:U:H2'	24:BA:1947:C:C6	2.47	0.50
24:BA:2026:U:H2'	24:BA:2027:G:H8	1.77	0.50
24:BA:2041:U:H2'	24:BA:2042:A:H8	1.77	0.50
24:BA:2571:U:C4	24:BA:2574:G:C8	2.99	0.50
24:BA:2757:A:N3	24:BA:2757:A:H2'	2.27	0.50
24:BA:289:G:C6	24:BA:290:U:C4	3.00	0.50
24:BA:614:A:H5''	24:BA:616:A:C6	2.46	0.50
24:BA:693:A:O2'	24:BA:694:U:H5'	2.11	0.50
26:BC:255:LYS:O	26:BC:257:ARG:N	2.43	0.50
28:BE:150:THR:HA	28:BE:189:THR:CG2	2.42	0.50
34:BK:85:VAL:CB	34:BK:115:ILE:HD11	2.42	0.50
35:BL:82:LEU:C	35:BL:84:LYS:H	2.15	0.50
36:BM:13:HIS:O	36:BM:14:LYS:CB	2.57	0.50
37:BN:75:ILE:O	37:BN:79:LEU:HD12	2.12	0.50
24:BA:2720:U:H5''	39:BP:52:ARG:NH2	2.27	0.50
40:BQ:69:ARG:CB	40:BQ:69:ARG:HH21	2.25	0.50
45:BV:80:HIS:CD2	45:BV:83:LYS:HB2	2.46	0.50
46:BW:22:VAL:CG2	46:BW:23:LYS:N	2.73	0.50
6:CG:115:MET:HG2	55:CA:1240:U:OP1	2.12	0.50
55:CA:1309:G:C5	55:CA:1310:G:N7	2.79	0.50
55:CA:1423:G:H2'	55:CA:1424:U:H6	1.76	0.50
55:CA:257:G:C2	55:CA:270:A:C2	2.99	0.50
55:CA:380:G:C2	55:CA:384:G:C6	3.00	0.50
55:CA:677:U:H3	55:CA:713:G:N2	2.09	0.50
1:CB:59:ILE:HG22	1:CB:62:ARG:HD3	1.93	0.50
3:CD:64:TYR:CE2	3:CD:93:LEU:HB3	2.47	0.50
3:CD:9:LYS:HE3	55:CA:428:G:O5'	2.11	0.50
5:CF:10:VAL:HG12	5:CF:11:HIS:N	2.27	0.50
5:CF:44:ARG:N	5:CF:58:HIS:ND1	2.60	0.50
5:CF:70:VAL:O	5:CF:73:GLU:HB2	2.10	0.50
6:CG:55:LYS:N	6:CG:55:LYS:HD2	2.27	0.50
9:CJ:28:THR:HG23	9:CJ:29:ALA:H	1.76	0.50

*Continued on next page...*

*Continued from previous page...*

Atom-1	Atom-2	Interatomic distance (Å)	Clash overlap (Å)
15:CP:5:ARG:HH12	15:CP:24:SER:HA	1.77	0.50
55:CA:1403:C:N4	23:CW:3:G:OP1	2.45	0.50
24:DA:1300:G:C2	24:DA:1626:A:C5	3.00	0.50
24:DA:1548:A:C2	24:DA:1549:A:C4	3.00	0.50
24:DA:2875:C:H2'	24:DA:2876:G:C8	2.46	0.50
24:DA:444:C:OP2	24:DA:444:C:H4'	2.12	0.50
24:DA:63:A:C8	24:DA:64:A:N7	2.79	0.50
33:DJ:5:THR:HA	33:DJ:44:TYR:CD2	2.47	0.50
35:DL:41:ARG:HD3	35:DL:41:ARG:H	1.77	0.50
38:DO:64:TYR:CE1	56:DB:52:A:N7	2.79	0.50
38:DO:51:ALA:HB3	38:DO:78:VAL:HG22	1.94	0.50
39:DP:87:ARG:HG2	39:DP:88:ARG:H	1.77	0.50
41:DR:33:VAL:CG2	41:DR:61:ALA:HB3	2.39	0.50
43:DT:34:VAL:O	43:DT:35:ALA:HB3	2.12	0.50
21:AA:1063:C:H2'	21:AA:1064:G:C8	2.47	0.50
18:AS:51:HIS:CD2	21:AA:1220:G:H1'	2.47	0.50
21:AA:1395:C:H5'	21:AA:1401:G:H21	1.77	0.50
21:AA:235:C:H2'	21:AA:236:A:C8	2.47	0.50
3:AD:68:GLU:CG	21:AA:545:C:H5'	2.42	0.50
21:AA:655:A:H2'	21:AA:656:G:O4'	2.12	0.50
21:AA:769:G:H4'	21:AA:1513:A:H4'	1.93	0.50
21:AA:857:C:H2'	21:AA:858:G:O4'	2.12	0.50
9:AJ:59:LYS:HE3	21:AA:972:C:P	2.51	0.50
1:AB:93:HIS:HB2	1:AB:145:ASN:O	2.12	0.50
1:AB:159:ALA:N	1:AB:180:ILE:HG23	2.26	0.50
4:AE:152:VAL:HB	4:AE:155:LYS:HZ2	1.77	0.50
6:AG:22:LEU:O	6:AG:26:VAL:HG13	2.12	0.50
8:AI:54:VAL:HG11	8:AI:86:LEU:CD2	2.41	0.50
8:AI:80:HIS:HE1	8:AI:103:VAL:O	1.94	0.50
24:BA:1070:A:O2'	24:BA:1071:G:P	2.70	0.50
24:BA:1317:G:C4	24:BA:1318:U:C5	2.99	0.50
24:BA:161:A:OP2	24:BA:162:U:H3'	2.12	0.50
24:BA:1668:A:C5	24:BA:1674:G:C5	3.00	0.50
24:BA:199:A:O2'	24:BA:200:U:H5'	2.11	0.50
24:BA:2270:A:H2'	24:BA:2271:G:C8	2.47	0.50
24:BA:411:G:OP2	24:BA:2407:A:OP2	2.30	0.50
24:BA:2699:C:H2'	24:BA:2700:A:C8	2.45	0.50
24:BA:306:U:H2'	24:BA:307:G:O4'	2.12	0.50
24:BA:800:A:H4'	24:BA:801:G:O5'	2.12	0.50
24:BA:851:C:O2'	24:BA:852:U:H5'	2.12	0.50
25:BB:15:A:H1'	25:BB:109:A:C8	2.46	0.50

*Continued on next page...*

*Continued from previous page...*

Atom-1	Atom-2	Interatomic distance (Å)	Clash overlap (Å)
25:BB:114:C:H2'	25:BB:115:A:H8	1.76	0.50
24:BA:1655:A:H5'	27:BD:118:PHE:CD2	2.47	0.50
27:BD:149:ASN:O	27:BD:151:THR:N	2.45	0.50
27:BD:178:VAL:N	27:BD:188:LEU:O	2.30	0.50
27:BD:189:VAL:O	27:BD:191:GLY:N	2.38	0.50
41:BR:15:SER:H	41:BR:18:GLN:NE2	2.09	0.50
55:CA:1124:G:O2'	55:CA:1125:U:H5	1.94	0.50
55:CA:1306:A:N1	55:CA:1307:U:C2	2.80	0.50
55:CA:1304:G:C2'	55:CA:1333:A:H61	2.24	0.50
55:CA:1363:A:C8	55:CA:1365:G:N7	2.80	0.50
55:CA:544:G:C2	55:CA:545:C:C2	2.99	0.50
55:CA:821:G:O2'	55:CA:822:U:O4'	2.29	0.50
1:CB:174:GLU:O	1:CB:178:LEU:HB2	2.12	0.50
5:CF:52:ASN:O	5:CF:53:LYS:CB	2.60	0.50
8:CI:33:SER:O	8:CI:36:GLN:HB2	2.12	0.50
8:CI:112:ARG:NH2	9:CJ:64:GLN:HE21	2.06	0.50
13:CN:63:CYS:O	13:CN:67:GLY:HA2	2.12	0.50
15:CP:73:ALA:O	15:CP:77:GLU:HG3	2.12	0.50
20:CU:35:GLU:O	20:CU:36:PHE:CD2	2.65	0.50
24:DA:1016:G:C6	24:DA:1017:G:N7	2.79	0.50
24:DA:1034:G:H2'	24:DA:1035:U:C6	2.46	0.50
24:DA:1343:G:H2'	24:DA:1344:U:C5	2.47	0.50
24:DA:1299:G:O6	24:DA:1639:C:H5''	2.11	0.50
24:DA:1880:U:H2'	24:DA:1881:C:H6	1.76	0.50
24:DA:271:G:C6	24:DA:272:A:N6	2.80	0.50
24:DA:433:C:H2'	24:DA:434:U:C6	2.46	0.50
24:DA:484:C:N4	24:DA:497:A:C2	2.80	0.50
24:DA:64:A:H2'	24:DA:65:U:C6	2.46	0.50
24:DA:753:A:HO2'	24:DA:754:U:H6	1.59	0.50
24:DA:777:G:H2'	24:DA:778:G:C8	2.47	0.50
24:DA:957:C:H2'	24:DA:959:A:C8	2.47	0.50
56:DB:26:C:C5	56:DB:27:C:C5	3.00	0.50
45:DV:14:LYS:NZ	56:DB:79:G:N7	2.53	0.50
27:DD:10:GLY:O	27:DD:11:MET:CB	2.60	0.50
27:DD:56:LYS:HB3	27:DD:56:LYS:NZ	2.27	0.50
28:DE:128:ALA:O	28:DE:130:LYS:HG2	2.12	0.50
30:DG:116:LEU:HD13	30:DG:121:THR:HA	1.93	0.50
32:DI:74:PRO:O	32:DI:78:LEU:HG	2.12	0.50
33:DJ:94:ALA:O	33:DJ:95:ARG:CB	2.59	0.50
40:DQ:82:LEU:O	40:DQ:85:ALA:HB3	2.11	0.50
45:DV:30:ILE:HB	45:DV:38:LEU:HB3	1.94	0.50

*Continued on next page...*

*Continued from previous page...*

Atom-1	Atom-2	Interatomic distance (Å)	Clash overlap (Å)
45:DV:78:GLN:HE22	56:DB:76:G:H21	1.60	0.50
45:DV:21:ARG:HE	45:DV:87:GLN:CB	2.24	0.50
21:AA:1186:G:C4	21:AA:1187:G:C8	3.00	0.50
21:AA:1230:C:OP1	22:AV:30:G:H4'	2.12	0.50
1:AB:115:ASP:O	1:AB:119:GLN:HB3	2.12	0.50
3:AD:102:TYR:HB3	3:AD:110:ARG:HG3	1.94	0.50
3:AD:40:HIS:HB3	3:AD:43:ARG:HG3	1.92	0.50
10:AK:13:LYS:NZ	55:CA:412:A:H8	2.09	0.50
11:AL:115:LYS:O	11:AL:116:TYR:CB	2.60	0.50
12:AM:30:LYS:HE3	12:AM:30:LYS:HA	1.94	0.50
13:AN:15:LEU:HD23	13:AN:18:LYS:CE	2.42	0.50
13:AN:63:CYS:HB2	13:AN:79:SER:OG	2.12	0.50
14:AO:26:VAL:HG12	14:AO:30:LEU:HD11	1.93	0.50
14:AO:86:LEU:C	14:AO:88:ARG:H	2.13	0.50
16:AQ:68:LYS:O	21:AA:254:G:OP1	2.30	0.50
22:AV:37:A:N1	23:AW:1:A:N6	2.60	0.50
24:BA:1090:A:C6	24:BA:1102:C:C2	3.00	0.50
24:BA:999:U:H5	24:BA:1154:G:C5	2.30	0.50
24:BA:1385:A:HO2'	24:BA:1386:C:H6	1.59	0.50
24:BA:2243:U:H2'	24:BA:2244:U:C6	2.47	0.50
24:BA:2283:C:O2'	24:BA:2284:A:H5'	2.11	0.50
24:BA:2432:A:C6	24:BA:2433:A:N6	2.80	0.50
24:BA:2731:G:N2	24:BA:2732:G:C2	2.80	0.50
24:BA:498:G:O2'	24:BA:499:U:H5'	2.12	0.50
24:BA:570:G:OP1	24:BA:972:A:O2'	2.23	0.50
24:BA:691:C:O2'	24:BA:692:C:H5'	2.12	0.50
24:BA:1993:U:H4'	27:BD:133:THR:HG21	1.93	0.50
31:BH:75:LEU:HD22	31:BH:143:ILE:HG12	1.93	0.50
32:BI:72:THR:HB	32:BI:112:LYS:NZ	2.27	0.50
34:BK:99:ILE:CG2	34:BK:100:PHE:N	2.73	0.50
35:BL:9:ALA:HB3	35:BL:12:SER:HB2	1.94	0.50
36:BM:76:LYS:O	36:BM:77:PRO:O	2.30	0.50
37:BN:85:PRO:HA	37:BN:88:ALA:HB2	1.93	0.50
38:BO:49:VAL:CG1	38:BO:50:ALA:N	2.74	0.50
38:BO:79:ALA:HB2	38:BO:110:ALA:HA	1.93	0.50
12:CM:69:ARG:HH22	55:CA:1330:U:H5'	1.77	0.50
55:CA:234:C:H2'	55:CA:235:C:H6	1.75	0.50
55:CA:330:C:HO2'	55:CA:331:G:H8	1.59	0.50
55:CA:484:G:C4'	55:CA:485:U:O5'	2.53	0.50
55:CA:687:A:C2	55:CA:704:A:C6	2.99	0.50
55:CA:84:U:N3	55:CA:87:C:H1'	2.27	0.50

*Continued on next page...*

*Continued from previous page...*

Atom-1	Atom-2	Interatomic distance (Å)	Clash overlap (Å)
55:CA:954:G:C6	55:CA:955:U:N3	2.80	0.50
1:CB:100:LEU:O	1:CB:102:ASN:N	2.44	0.50
1:CB:132:GLU:C	1:CB:134:LEU:N	2.66	0.50
2:CC:133:MET:HE1	2:CC:152:VAL:H	1.77	0.50
2:CC:190:THR:CG2	2:CC:191:THR:N	2.75	0.50
3:CD:34:GLU:O	3:CD:37:PRO:HD3	2.12	0.50
4:CE:83:PRO:HB3	4:CE:96:GLN:HG2	1.93	0.50
12:CM:90:HIS:HA	12:CM:108:ARG:NH2	2.27	0.50
15:CP:51:ARG:HD3	15:CP:52:LEU:H	1.75	0.50
24:DA:1331:G:C4	24:DA:1333:G:C8	3.00	0.50
24:DA:1730:C:O2'	24:DA:1731:G:H5'	2.11	0.50
24:DA:1731:G:C4'	24:DA:1732:C:OP1	2.58	0.50
24:DA:2024:G:C4	24:DA:2040:G:N2	2.80	0.50
24:DA:2214:C:O2'	24:DA:2215:C:H5'	2.12	0.50
24:DA:2261:C:C2	24:DA:2280:G:N2	2.80	0.50
24:DA:1127:A:C2	24:DA:2518:A:C5	2.99	0.50
24:DA:273:G:O2'	24:DA:274:C:O4'	2.26	0.50
24:DA:293:U:H5''	24:DA:294:A:OP2	2.12	0.50
24:DA:46:G:H2'	24:DA:47:C:H6	1.77	0.50
24:DA:859:G:O2'	24:DA:860:U:OP2	2.18	0.50
26:DC:66:PHE:HB3	26:DC:150:GLY:O	2.12	0.50
33:DJ:20:ALA:HA	33:DJ:23:LYS:CG	2.40	0.50
34:DK:13:ASN:HD21	34:DK:97:THR:N	1.99	0.50
35:DL:103:ILE:N	35:DL:103:ILE:HD12	2.26	0.50
35:DL:128:THR:CG2	24:DA:636:G:H3'	2.42	0.50
37:DN:39:PRO:O	37:DN:43:GLU:HG2	2.12	0.50
48:DY:58:ASN:C	48:DY:60:LYS:N	2.64	0.50
48:DY:60:LYS:HG2	48:DY:60:LYS:O	2.12	0.50
21:AA:1444:U:O2	21:AA:1459:G:C2	2.65	0.49
21:AA:184:G:H2'	21:AA:185:U:C5	2.47	0.49
21:AA:453:G:O6	21:AA:480:U:C4	2.65	0.49
21:AA:51:A:H4'	21:AA:52:C:O5'	2.12	0.49
21:AA:552:U:H2'	21:AA:553:A:C8	2.47	0.49
21:AA:61:G:O6	21:AA:107:G:C6	2.65	0.49
21:AA:984:C:O2'	21:AA:985:C:C5'	2.59	0.49
1:AB:130:LYS:HA	1:AB:130:LYS:HZ3	1.77	0.49
2:AC:171:ARG:O	2:AC:171:ARG:HG2	2.11	0.49
3:AD:169:TRP:HB2	3:AD:183:ARG:O	2.12	0.49
9:AJ:96:VAL:HG23	9:AJ:96:VAL:O	2.12	0.49
13:AN:42:ASN:HD21	13:AN:46:LYS:HZ1	1.56	0.49
14:AO:44:GLU:O	14:AO:45:HIS:HB2	2.11	0.49

*Continued on next page...*

*Continued from previous page...*

Atom-1	Atom-2	Interatomic distance (Å)	Clash overlap (Å)
16:AQ:60:ILE:HG21	16:AQ:72:TRP:HB3	1.94	0.49
53:B3:61:LEU:O	53:B3:63:TYR:N	2.45	0.49
54:B4:9:LYS:O	54:B4:10:LEU:HD23	2.12	0.49
24:BA:1085:A:H2'	24:BA:1086:A:N3	2.27	0.49
24:BA:1897:G:O2'	24:BA:1898:U:H5'	2.12	0.49
24:BA:191:A:H2'	24:BA:192:C:H6	1.74	0.49
24:BA:2013:A:H2'	24:BA:2014:A:H5'	1.93	0.49
24:BA:2081:U:H2'	24:BA:2082:A:C8	2.47	0.49
24:BA:2602:A:H4'	24:BA:2603:G:OP2	2.10	0.49
24:BA:2844:G:O2'	24:BA:2845:U:H5'	2.12	0.49
24:BA:265:A:C8	24:BA:428:A:C2	3.00	0.49
24:BA:463:G:C2	24:BA:467:G:C6	2.99	0.49
24:BA:611:C:H2'	24:BA:612:G:O4'	2.12	0.49
24:BA:768:G:H2'	24:BA:769:U:H6	1.77	0.49
24:BA:835:C:C4	24:BA:836:G:N7	2.80	0.49
25:BB:16:G:C5	25:BB:69:G:C2	3.00	0.49
25:BB:86:G:C6	25:BB:91:C:N3	2.80	0.49
27:BD:108:ASP:OD2	27:BD:173:GLN:HA	2.12	0.49
28:BE:46:GLN:HG3	28:BE:87:ALA:N	2.24	0.49
24:BA:1070:A:C2	32:BI:9:LYS:CG	2.95	0.49
34:BK:118:LEU:HD12	34:BK:118:LEU:N	2.27	0.49
36:BM:37:GLY:O	36:BM:96:ILE:HD11	2.11	0.49
37:BN:33:ILE:HD11	37:BN:118:ARG:NH2	2.26	0.49
37:BN:71:ARG:NH2	37:BN:71:ARG:CG	2.74	0.49
43:BT:2:ILE:HG13	43:BT:3:ARG:CZ	2.42	0.49
46:BW:24:ARG:HD3	46:BW:65:LYS:CE	2.42	0.49
46:BW:49:ASN:ND2	46:BW:49:ASN:C	2.66	0.49
55:CA:1086:U:H2'	55:CA:1087:G:C8	2.47	0.49
55:CA:1168:U:C2'	55:CA:1168:U:O2	2.60	0.49
55:CA:1215:G:N3	55:CA:1216:A:C8	2.80	0.49
55:CA:1254:A:H2'	55:CA:1255:G:C8	2.46	0.49
55:CA:1346:A:O3'	55:CA:1347:G:H4'	2.12	0.49
55:CA:415:A:H3'	55:CA:416:G:C8	2.46	0.49
55:CA:567:G:HO2'	55:CA:568:G:C4'	2.25	0.49
1:CB:69:VAL:HG23	1:CB:161:PHE:O	2.11	0.49
1:CB:208:ALA:HA	1:CB:211:LEU:HD22	1.94	0.49
9:CJ:66:GLU:HG2	9:CJ:67:ILE:N	2.27	0.49
11:CL:41:PRO:HG2	11:CL:45:ASN:O	2.12	0.49
53:D3:18:LYS:CD	53:D3:19:GLY:H	2.24	0.49
24:DA:1019:U:O2'	24:DA:1021:A:C2	2.64	0.49
24:DA:1135:C:N4	24:DA:1139:G:C6	2.79	0.49

*Continued on next page...*

*Continued from previous page...*

Atom-1	Atom-2	Interatomic distance (Å)	Clash overlap (Å)
24:DA:1278:C:H2'	24:DA:1279:G:C8	2.47	0.49
24:DA:1364:G:C2	24:DA:1368:G:N1	2.79	0.49
24:DA:1542:U:H2'	24:DA:1543:G:O4'	2.12	0.49
24:DA:1619:G:O2'	24:DA:1620:G:H5'	2.12	0.49
24:DA:1689:A:H2'	24:DA:1690:A:H8	1.77	0.49
24:DA:1835:G:C4	24:DA:1931:U:C4	3.00	0.49
24:DA:1885:A:C8	24:DA:1886:U:C5	3.00	0.49
46:DW:40:ARG:CZ	24:DA:2336:A:N7	2.75	0.49
24:DA:2558:C:H2'	24:DA:2559:C:O4'	2.12	0.49
24:DA:327:G:C5	24:DA:328:U:C5	3.00	0.49
24:DA:559:G:H2'	24:DA:560:C:O4'	2.11	0.49
24:DA:706:A:C2	24:DA:707:G:H1'	2.47	0.49
24:DA:726:G:O2'	24:DA:727:A:OP2	2.30	0.49
24:DA:802:A:C2	24:DA:803:U:C2	3.00	0.49
24:DA:845:A:H2	24:DA:934:U:O2	1.95	0.49
27:DD:51:THR:HG21	27:DD:75:ALA:O	2.11	0.49
29:DF:131:VAL:C	29:DF:133:GLU:H	2.16	0.49
31:DH:83:LYS:HE2	31:DH:149:GLU:HB3	1.94	0.49
32:DI:52:LEU:HD11	32:DI:78:LEU:CD2	2.42	0.49
33:DJ:119:PHE:C	33:DJ:121:LYS:N	2.65	0.49
35:DL:93:ASN:O	35:DL:95:LEU:N	2.43	0.49
36:DM:3:GLN:NE2	36:DM:92:TRP:CD1	2.80	0.49
39:DP:32:VAL:HA	39:DP:37:LYS:HA	1.93	0.49
43:DT:48:GLN:HA	43:DT:48:GLN:HE21	1.77	0.49
44:DU:64:ILE:O	44:DU:65:GLN:O	2.30	0.49
48:DY:1:MET:HG2	48:DY:4:LYS:NZ	2.25	0.49
21:AA:1051:C:O2'	21:AA:1052:U:H6	1.94	0.49
21:AA:1054:C:H1'	21:AA:1196:A:C6	2.47	0.49
21:AA:1074:G:C2	21:AA:1102:A:C5	3.00	0.49
21:AA:1491:G:H5'	21:AA:1492:A:P	2.52	0.49
21:AA:35:G:C6	21:AA:36:C:N4	2.80	0.49
21:AA:567:G:O2'	21:AA:568:G:O5'	2.30	0.49
21:AA:618:C:N3	21:AA:622:A:N6	2.60	0.49
21:AA:70:U:O2'	21:AA:71:A:C8	2.63	0.49
21:AA:792:A:C4	21:AA:794:A:N6	2.80	0.49
21:AA:987:G:H2'	21:AA:988:G:C8	2.46	0.49
1:AB:187:ASP:HB2	1:AB:203:ASP:CG	2.32	0.49
2:AC:118:SER:O	2:AC:122:GLN:HG2	2.12	0.49
24:BA:1670:C:H5''	24:BA:1671:U:OP2	2.13	0.49
24:BA:2136:G:H5''	24:BA:2136:G:C8	2.46	0.49
24:BA:2186:G:C6	24:BA:2187:U:C2	3.00	0.49

*Continued on next page...*



*Continued from previous page...*

Atom-1	Atom-2	Interatomic distance (Å)	Clash overlap (Å)
24:BA:2232:C:P	47:BX:26:ARG:HH22	2.35	0.49
24:BA:2282:G:O2'	24:BA:2390:U:O4	2.30	0.49
24:BA:2643:G:H2'	24:BA:2644:G:O4'	2.12	0.49
24:BA:282:A:H2'	24:BA:283:G:H8	1.75	0.49
24:BA:2884:U:O4	50:B0:37:HIS:HE1	1.95	0.49
24:BA:514:A:O2'	24:BA:515:A:C5'	2.60	0.49
24:BA:575:A:C2	24:BA:576:U:C6	3.00	0.49
24:BA:806:C:H2'	24:BA:807:U:H6	1.77	0.49
24:BA:969:G:N2	24:BA:970:U:O2	2.45	0.49
25:BB:88:C:HO2'	25:BB:89:U:P	2.34	0.49
26:BC:107:LYS:O	26:BC:109:LEU:HD13	2.12	0.49
27:BD:53:GLY:O	27:BD:54:ALA:HB2	2.12	0.49
30:BG:163:TYR:O	30:BG:164:ALA:HB2	2.12	0.49
30:BG:84:LYS:HE2	30:BG:84:LYS:N	2.27	0.49
31:BH:6:LEU:O	31:BH:15:LEU:HA	2.12	0.49
32:BI:79:LEU:HD22	32:BI:137:LEU:CD1	2.43	0.49
36:BM:12:MET:HB2	36:BM:72:PRO:HD2	1.94	0.49
39:BP:92:ARG:O	39:BP:92:ARG:CG	2.60	0.49
41:BR:97:LYS:O	41:BR:98:ILE:HB	2.12	0.49
44:BU:73:ASN:ND2	44:BU:75:ALA:HB3	2.26	0.49
24:BA:969:G:OP1	49:BZ:17:PRO:HG3	2.12	0.49
55:CA:1151:A:H2'	55:CA:1152:A:H8	1.77	0.49
55:CA:1319:A:C6	55:CA:1323:G:C4	2.99	0.49
55:CA:1473:G:O2'	55:CA:1474:U:H5'	2.11	0.49
55:CA:1532:U:C6	55:CA:1534:A:OP2	2.65	0.49
6:CG:4:ARG:HG3	6:CG:6:ILE:CG2	2.42	0.49
10:CK:26:PHE:CZ	10:CK:88:PRO:HG2	2.47	0.49
15:CP:51:ARG:NE	15:CP:51:ARG:HA	2.26	0.49
51:D1:34:GLU:HG3	51:D1:49:LYS:CB	2.39	0.49
24:DA:12:U:O2	24:DA:12:U:H2'	2.12	0.49
24:DA:1440:U:C2	24:DA:1441:G:C8	3.00	0.49
24:DA:1848:A:H2'	24:DA:1849:G:H8	1.78	0.49
24:DA:2312:U:P	24:DA:2312:U:O4'	2.70	0.49
24:DA:308:G:N1	24:DA:309:A:C2	2.80	0.49
24:DA:35:G:C2'	24:DA:36:G:O5'	2.60	0.49
26:DC:106:PRO:HB3	26:DC:141:HIS:CE1	2.47	0.49
26:DC:215:VAL:HG12	26:DC:216:ARG:O	2.12	0.49
29:DF:136:ILE:HG22	29:DF:142:TYR:HB2	1.93	0.49
29:DF:64:PRO:HA	29:DF:88:VAL:CG2	2.36	0.49
30:DG:145:ALA:HA	30:DG:148:ARG:HG2	1.94	0.49
31:DH:147:VAL:O	31:DH:148:ALA:HB3	2.13	0.49

*Continued on next page...*

*Continued from previous page...*

Atom-1	Atom-2	Interatomic distance (Å)	Clash overlap (Å)
31:DH:27:ARG:HH21	31:DH:27:ARG:HB2	1.77	0.49
31:DH:5:LEU:O	31:DH:6:LEU:HD12	2.12	0.49
34:DK:10:VAL:HG13	34:DK:12:ASP:OD1	2.12	0.49
37:DN:32:GLU:OE1	37:DN:115:LEU:HD12	2.11	0.49
38:DO:56:LYS:HD3	38:DO:56:LYS:O	2.12	0.49
38:DO:18:LEU:HD21	38:DO:91:SER:CB	2.42	0.49
39:DP:86:LYS:HA	39:DP:86:LYS:HZ2	1.77	0.49
40:DQ:12:ARG:H	40:DQ:12:ARG:CD	2.22	0.49
40:DQ:65:ASN:HA	40:DQ:75:TYR:HB2	1.93	0.49
42:DS:80:PRO:HD2	42:DS:100:THR:OG1	2.12	0.49
21:AA:1173:U:H2'	21:AA:1174:G:C8	2.41	0.49
21:AA:1394:A:N7	21:AA:1501:C:H4'	2.27	0.49
2:AC:71:ARG:O	2:AC:74:ILE:HG22	2.11	0.49
5:AF:62:MET:HG3	5:AF:64:VAL:HG23	1.94	0.49
5:AF:62:MET:HG3	5:AF:64:VAL:CG2	2.42	0.49
4:AE:154:ALA:HB3	7:AH:65:PHE:CE1	2.48	0.49
20:AU:7:GLU:HA	20:AU:7:GLU:OE1	2.12	0.49
24:BA:1499:C:O2'	24:BA:1500:G:H5'	2.12	0.49
24:BA:1551:A:C2'	24:BA:1552:A:H5'	2.42	0.49
24:BA:1914:C:C5	24:BA:1915:U:C4	3.00	0.49
24:BA:2468:A:HO2'	24:BA:2469:A:H8	1.60	0.49
24:BA:585:G:N2	24:BA:1256:G:C5	2.80	0.49
24:BA:704:G:H2'	24:BA:726:G:H22	1.77	0.49
24:BA:775:G:C4	24:BA:794:A:C8	3.00	0.49
24:BA:954:G:N2	24:BA:964:C:H1'	2.28	0.49
26:BC:209:ALA:HA	26:BC:212:TRP:CE2	2.48	0.49
35:BL:62:PRO:HG2	53:B3:24:LYS:HB3	1.94	0.49
43:BT:40:LYS:O	43:BT:44:LYS:N	2.46	0.49
46:BW:28:GLU:OE2	46:BW:28:GLU:HA	2.12	0.49
55:CA:1095:U:H5''	55:CA:1109:C:O2	2.11	0.49
55:CA:1526:G:C6	55:CA:1527:U:C4	3.00	0.49
55:CA:200:G:H2'	55:CA:200:G:N3	2.28	0.49
16:CQ:17:GLU:O	55:CA:254:G:O2'	2.30	0.49
55:CA:302:G:O2'	55:CA:556:C:H5''	2.12	0.49
55:CA:51:A:H4'	55:CA:52:C:H5'	1.93	0.49
55:CA:564:C:O2'	55:CA:565:U:H5'	2.11	0.49
14:CO:47:LYS:HE2	55:CA:808:C:OP1	2.11	0.49
55:CA:828:U:O4	55:CA:859:G:C8	2.64	0.49
3:CD:10:LEU:N	3:CD:10:LEU:HD12	2.26	0.49
7:CH:62:LEU:HD22	7:CH:62:LEU:H	1.76	0.49
10:CK:27:ASN:ND2	10:CK:27:ASN:H	2.10	0.49

*Continued on next page...*

*Continued from previous page...*

Atom-1	Atom-2	Interatomic distance (Å)	Clash overlap (Å)
14:CO:66:LEU:HD22	14:CO:77:TYR:CE1	2.47	0.49
18:CS:5:LYS:HE3	18:CS:6:LYS:H	1.76	0.49
24:DA:1581:G:C6	24:DA:1582:C:C4	3.00	0.49
24:DA:1947:C:N3	24:DA:1960:A:C2	2.80	0.49
24:DA:2142:A:H2'	24:DA:2144:G:OP1	2.12	0.49
24:DA:2609:U:H5'	24:DA:2610:C:OP2	2.12	0.49
24:DA:2756:U:H3	24:DA:2758:A:H62	1.59	0.49
24:DA:297:G:C2	24:DA:342:A:C2	3.00	0.49
24:DA:34:U:O2'	24:DA:35:G:OP1	2.25	0.49
24:DA:475:C:H4'	24:DA:509:C:O2'	2.12	0.49
24:DA:49:A:H1'	24:DA:51:G:C5	2.47	0.49
24:DA:695:G:C2	24:DA:696:G:C8	3.00	0.49
27:DD:133:THR:HG21	24:DA:1993:U:H4'	1.94	0.49
28:DE:46:GLN:CB	28:DE:86:ALA:HB1	2.38	0.49
29:DF:28:PRO:CB	29:DF:168:LEU:HD21	2.42	0.49
29:DF:74:ALA:H	29:DF:78:ILE:HG13	1.76	0.49
30:DG:104:LEU:HG	30:DG:112:VAL:HG21	1.94	0.49
30:DG:86:LEU:HD12	30:DG:132:LEU:HD11	1.94	0.49
35:DL:61:LEU:HD21	53:D3:23:HIS:ND1	2.27	0.49
37:DN:72:ASP:OD2	37:DN:74:GLU:HB3	2.12	0.49
42:DS:79:GLY:HA3	42:DS:100:THR:OG1	2.11	0.49
43:DT:15:HIS:CE1	43:DT:80:TRP:CH2	2.99	0.49
44:DU:91:LYS:HZ3	24:DA:296:U:H4'	1.77	0.49
46:DW:44:PHE:HE2	46:DW:76:ARG:HE	1.58	0.49
18:AS:35:ARG:NH1	21:AA:1320:C:N3	2.60	0.49
21:AA:67:C:OP1	21:AA:199:A:H5''	2.12	0.49
20:AU:48:LYS:HG2	21:AA:723:U:O5'	2.12	0.49
21:AA:92:U:OP2	21:AA:92:U:H6	1.95	0.49
21:AA:92:U:H2'	21:AA:93:U:C6	2.48	0.49
2:AC:9:ILE:HG23	2:AC:10:ARG:HD3	1.93	0.49
3:AD:99:ASN:C	3:AD:101:VAL:H	2.16	0.49
4:AE:76:ASN:O	4:AE:77:ASN:CB	2.58	0.49
5:AF:54:LEU:HD22	5:AF:55:HIS:H	1.77	0.49
7:AH:45:ILE:HD12	7:AH:60:LEU:HD22	1.94	0.49
11:AL:23:LEU:O	11:AL:25:ALA:N	2.45	0.49
13:AN:52:ARG:C	13:AN:54:SER:N	2.65	0.49
15:AP:46:LYS:HD3	15:AP:46:LYS:C	2.33	0.49
24:BA:1046:A:H3'	24:BA:1047:G:C5'	2.41	0.49
24:BA:1113:U:O2'	24:BA:1114:C:H5'	2.11	0.49
24:BA:1179:G:C3'	24:BA:1180:U:H4'	2.23	0.49
24:BA:1731:G:HO2'	24:BA:1732:C:H5''	1.75	0.49

*Continued on next page...*

*Continued from previous page...*

Atom-1	Atom-2	Interatomic distance (Å)	Clash overlap (Å)
24:BA:1753:G:N2	24:BA:1756:G:OP2	2.44	0.49
24:BA:1818:U:HO2'	24:BA:1819:A:P	2.33	0.49
24:BA:2154:A:H5'	24:BA:2155:U:OP2	2.13	0.49
24:BA:2671:G:H2'	24:BA:2672:U:O4'	2.11	0.49
24:BA:449:A:H4'	40:BQ:2:ARG:NH1	2.27	0.49
24:BA:769:U:N3	24:BA:770:G:N7	2.60	0.49
24:BA:883:G:C2	24:BA:894:U:O2	2.65	0.49
24:BA:89:A:O2'	24:BA:90:U:H5'	2.13	0.49
24:BA:959:A:H62	36:BM:82:MET:HE3	1.77	0.49
25:BB:57:A:H2'	25:BB:58:A:H8	1.76	0.49
25:BB:71:C:C2'	25:BB:72:G:H5'	2.43	0.49
26:BC:266:ILE:HG22	26:BC:266:ILE:O	2.11	0.49
27:BD:113:SER:HB2	27:BD:114:LYS:HZ1	1.76	0.49
30:BG:102:ILE:HD13	30:BG:130:ILE:HD13	1.94	0.49
32:BI:109:ALA:HB2	32:BI:128:ILE:HG13	1.95	0.49
32:BI:93:ASN:OD1	32:BI:136:GLY:HA2	2.12	0.49
33:BJ:19:ASP:C	33:BJ:21:THR:H	2.15	0.49
35:BL:47:ARG:CG	35:BL:47:ARG:HH21	2.26	0.49
24:BA:2485:G:H5''	36:BM:45:GLN:HE21	1.78	0.49
36:BM:69:PRO:HA	36:BM:94:ALA:CB	2.33	0.49
38:BO:88:LYS:O	38:BO:89:ASP:CB	2.60	0.49
42:BS:19:LEU:C	50:B0:21:LEU:HD12	2.31	0.49
48:BY:19:LEU:HA	48:BY:22:LEU:HB3	1.93	0.49
48:BY:7:ARG:N	48:BY:60:LYS:NZ	2.59	0.49
55:CA:1321:U:C2	55:CA:1322:C:N3	2.80	0.49
55:CA:632:U:H3'	55:CA:633:G:H5'	1.94	0.49
55:CA:577:G:C8	55:CA:816:A:C2	3.01	0.49
55:CA:903:G:C5	55:CA:904:U:C5	3.01	0.49
55:CA:908:A:N3	55:CA:909:A:C8	2.80	0.49
55:CA:958:A:H2'	55:CA:959:A:H5'	1.93	0.49
1:CB:22:TRP:CG	1:CB:23:ASN:N	2.75	0.49
6:CG:140:VAL:C	6:CG:142:ARG:N	2.66	0.49
10:CK:124:LYS:HE3	20:CU:34:ARG:NH1	2.27	0.49
24:DA:121:G:C2	24:DA:131:A:C4	3.00	0.49
24:DA:1838:C:C2	24:DA:1899:A:C2	3.01	0.49
24:DA:1999:C:H4'	24:DA:2723:C:O2	2.12	0.49
24:DA:215:G:H4'	24:DA:216:A:OP1	2.13	0.49
24:DA:2649:C:O5'	24:DA:2649:C:H6	1.95	0.49
24:DA:317:G:N2	24:DA:318:C:HI'	2.26	0.49
24:DA:319:G:C4	24:DA:333:G:N2	2.80	0.49
24:DA:377:G:C6	24:DA:378:C:C4	3.01	0.49

*Continued on next page...*

*Continued from previous page...*

Atom-1	Atom-2	Interatomic distance (Å)	Clash overlap (Å)
24:DA:753:A:O2'	24:DA:754:U:O4'	2.29	0.49
56:DB:33:G:N2	56:DB:50:A:C4	2.81	0.49
56:DB:45:A:O2'	56:DB:46:A:O5'	2.29	0.49
26:DC:94:LEU:HA	26:DC:100:ARG:CG	2.39	0.49
27:DD:21:SER:O	27:DD:23:PRO:HD3	2.12	0.49
29:DF:113:PHE:CZ	29:DF:116:LEU:HD22	2.47	0.49
29:DF:84:ILE:CD1	24:DA:2307:G:O6	2.61	0.49
30:DG:115:GLN:HG2	30:DG:116:LEU:H	1.77	0.49
37:DN:12:ARG:HB3	37:DN:16:HIS:ND1	2.27	0.49
40:DQ:79:ILE:C	40:DQ:79:ILE:HD13	2.33	0.49
41:DR:35:PHE:HB3	41:DR:37:GLU:OE2	2.11	0.49
42:DS:68:ASP:O	42:DS:69:LEU:HD12	2.11	0.49
21:AA:1192:C:C5	21:AA:1193:G:C8	3.00	0.49
21:AA:1238:A:C8	21:AA:1303:C:H1'	2.46	0.49
21:AA:1338:G:C2	21:AA:1339:A:C5	3.00	0.49
21:AA:1365:G:O2'	21:AA:1366:C:O4'	2.30	0.49
21:AA:15:G:H5'	21:AA:1396:A:O2'	2.13	0.49
21:AA:1494:G:O2'	21:AA:1495:U:H5'	2.12	0.49
21:AA:515:G:H2'	21:AA:516:U:O4'	2.13	0.49
21:AA:915:A:H2'	21:AA:916:U:O4'	2.13	0.49
21:AA:954:G:C2	21:AA:955:U:C2	3.00	0.49
3:AD:123:MET:O	3:AD:142:VAL:HA	2.13	0.49
4:AE:142:GLY:O	4:AE:143:LEU:HD23	2.12	0.49
11:AL:79:ILE:HG22	11:AL:103:CYS:HB2	1.95	0.49
12:AM:28:ARG:NH1	12:AM:28:ARG:HB3	2.27	0.49
15:AP:51:ARG:HG2	15:AP:52:LEU:N	2.27	0.49
17:AR:21:ASP:OD1	17:AR:22:TYR:N	2.45	0.49
53:B3:44:ARG:N	53:B3:45:PRO:HD2	2.26	0.49
24:BA:83:A:C2	24:BA:101:A:C2	3.01	0.49
24:BA:1131:G:O2'	24:BA:2026:U:H5'	2.13	0.49
24:BA:1223:G:C2	24:BA:1227:G:C4	3.00	0.49
24:BA:1528:A:H2'	24:BA:1529:G:O4'	2.12	0.49
24:BA:1417:C:C4'	24:BA:1587:G:H21	2.25	0.49
24:BA:1668:A:N7	24:BA:1674:G:C6	2.80	0.49
24:BA:1916:A:H2'	24:BA:1917:U:H6	1.77	0.49
24:BA:2294:G:H5''	38:BO:10:ARG:HD3	1.94	0.49
24:BA:2350:C:H2'	24:BA:2351:G:H5'	1.94	0.49
24:BA:833:A:H2'	24:BA:834:G:C8	2.47	0.49
24:BA:927:A:O2'	24:BA:928:A:H5'	2.11	0.49
24:BA:952:G:C5	24:BA:953:G:C8	3.00	0.49
24:BA:980:A:C6	24:BA:981:A:N1	2.80	0.49

*Continued on next page...*

*Continued from previous page...*

Atom-1	Atom-2	Interatomic distance (Å)	Clash overlap (Å)
25:BB:40:U:H2'	25:BB:43:C:OP2	2.12	0.49
26:BC:85:ASN:OD1	26:BC:85:ASN:N	2.45	0.49
30:BG:51:PHE:CE2	30:BG:68:ARG:HA	2.48	0.49
32:BI:75:ALA:HA	32:BI:78:LEU:HD12	1.95	0.49
33:BJ:56:VAL:CG1	33:BJ:57:LEU:N	2.75	0.49
40:BQ:20:ALA:HB1	40:BQ:28:SER:HA	1.95	0.49
42:BS:4:ILE:HG13	42:BS:5:ALA:N	2.27	0.49
55:CA:1268:G:C6	55:CA:1269:A:N6	2.81	0.49
55:CA:1312:G:H2'	55:CA:1313:U:C6	2.47	0.49
55:CA:1319:A:N1	55:CA:1323:G:H1'	2.28	0.49
3:CD:141:VAL:HG22	3:CD:180:THR:HG23	1.95	0.49
3:CD:88:ASN:O	3:CD:91:ALA:HB3	2.13	0.49
4:CE:25:LYS:HB2	4:CE:25:LYS:HZ2	1.77	0.49
4:CE:14:LEU:HA	4:CE:36:THR:HG22	1.94	0.49
4:CE:38:VAL:HG23	4:CE:66:ALA:HB1	1.95	0.49
4:CE:45:VAL:HG22	4:CE:46:GLY:N	2.27	0.49
9:CJ:41:PRO:HA	9:CJ:72:ARG:HD3	1.93	0.49
12:CM:53:ASP:HA	12:CM:56:ARG:CZ	2.42	0.49
12:CM:64:VAL:O	12:CM:66:GLY:N	2.46	0.49
52:D2:46:LYS:HE2	24:DA:126:A:C8	2.45	0.49
24:DA:1555:G:O2'	24:DA:1556:C:H5'	2.13	0.49
24:DA:1722:A:N6	24:DA:1738:G:H1'	2.27	0.49
26:DC:154:ALA:HA	24:DA:1819:A:OP1	2.12	0.49
24:DA:2151:U:H2'	24:DA:2152:G:O4'	2.12	0.49
24:DA:2370:G:C5	24:DA:2371:G:N7	2.80	0.49
24:DA:2547:A:H2'	24:DA:2548:U:C6	2.48	0.49
24:DA:747:U:C2	24:DA:2613:U:O4	2.65	0.49
24:DA:287:G:O2'	24:DA:288:U:H5'	2.12	0.49
24:DA:323:C:H3'	24:DA:323:C:OP2	2.13	0.49
24:DA:540:C:O2'	24:DA:541:A:H5'	2.12	0.49
24:DA:817:C:H2'	24:DA:818:G:O4'	2.13	0.49
49:DZ:22:THR:HG22	24:DA:850:U:O2'	2.12	0.49
24:DA:961:C:H5	24:DA:2456:C:H4'	1.77	0.49
24:DA:96:C:H2'	24:DA:97:C:C6	2.46	0.49
56:DB:20:G:O5'	56:DB:20:G:H8	1.95	0.49
26:DC:173:LEU:H	26:DC:173:LEU:HD22	1.78	0.49
28:DE:34:ALA:HA	28:DE:94:GLN:HG3	1.95	0.49
28:DE:63:LYS:NZ	24:DA:2060:A:H2'	2.27	0.49
29:DF:131:VAL:O	29:DF:132:ARG:HB2	2.13	0.49
37:DN:103:ARG:CG	37:DN:104:ALA:N	2.75	0.49
38:DO:79:ALA:HB1	38:DO:114:GLY:HA3	1.93	0.49

*Continued on next page...*

*Continued from previous page...*

Atom-1	Atom-2	Interatomic distance (Å)	Clash overlap (Å)
21:AA:1143:G:C2'	21:AA:1144:G:H5'	2.42	0.49
21:AA:1237:C:OP1	21:AA:1238:A:H1'	2.12	0.49
21:AA:173:U:C2	21:AA:197:A:C2	3.00	0.49
21:AA:591:U:H2'	21:AA:592:G:C8	2.48	0.49
21:AA:672:U:H2'	21:AA:673:A:H8	1.78	0.49
21:AA:87:C:H2'	21:AA:88:U:O4'	2.13	0.49
21:AA:996:A:H2'	21:AA:997:U:H6	1.78	0.49
1:AB:209:VAL:O	1:AB:212:TYR:N	2.44	0.49
2:AC:41:TYR:OH	2:AC:89:VAL:HG21	2.12	0.49
6:AG:143:MET:O	6:AG:146:ALA:HB3	2.13	0.49
24:BA:1260:A:C6	24:BA:1261:C:C4	3.01	0.49
24:BA:1889:A:C2	24:BA:1890:A:N3	2.80	0.49
24:BA:2336:A:N6	46:BW:40:ARG:HD2	2.27	0.49
24:BA:2478:A:H2'	24:BA:2479:U:O4'	2.13	0.49
24:BA:2602:A:H4'	24:BA:2603:G:C5'	2.41	0.49
24:BA:2671:G:C2'	24:BA:2672:U:H5'	2.42	0.49
24:BA:2722:G:C4	24:BA:2723:C:C6	3.01	0.49
24:BA:950:G:H2'	24:BA:951:C:C6	2.47	0.49
26:BC:146:LYS:O	26:BC:147:PRO:C	2.48	0.49
35:BL:120:VAL:HG12	35:BL:121:THR:N	2.26	0.49
36:BM:74:THR:HG21	36:BM:86:LYS:HE3	1.94	0.49
24:BA:572:A:P	41:BR:80:ARG:NH2	2.85	0.49
42:BS:20:VAL:HG11	42:BS:44:ALA:HA	1.94	0.49
42:BS:42:LYS:O	42:BS:42:LYS:HD3	2.12	0.49
44:BU:25:LYS:HG2	44:BU:36:GLU:HB3	1.95	0.49
45:BV:88:HIS:CD2	45:BV:89:ILE:N	2.80	0.49
55:CA:1180:A:H5''	55:CA:1181:G:OP2	2.13	0.49
55:CA:553:A:H2'	55:CA:554:A:H8	1.77	0.49
12:CM:53:ASP:N	12:CM:53:ASP:OD2	2.41	0.49
12:CM:77:LYS:HA	12:CM:80:MET:HE2	1.93	0.49
14:CO:42:PHE:CE1	14:CO:55:LEU:HD22	2.48	0.49
24:DA:1096:A:C6	24:DA:1097:U:C2	3.01	0.49
24:DA:1141:U:H5''	24:DA:1142:A:OP1	2.13	0.49
24:DA:1204:A:N9	24:DA:1206:G:C6	2.81	0.49
24:DA:1284:A:N6	24:DA:1285:A:C6	2.80	0.49
24:DA:1286:A:O2'	24:DA:1288:G:N2	2.45	0.49
24:DA:1378:A:O2'	24:DA:1379:U:C6	2.64	0.49
24:DA:2069:G:H4'	24:DA:2069:G:OP1	2.13	0.49
24:DA:2099:U:O2'	24:DA:2100:G:H8	1.95	0.49
24:DA:2254:C:H2'	24:DA:2255:G:O4'	2.12	0.49
24:DA:2276:G:HO2'	24:DA:2277:G:H5'	1.77	0.49

*Continued on next page...*

*Continued from previous page...*

Atom-1	Atom-2	Interatomic distance (Å)	Clash overlap (Å)
24:DA:237:C:C2	24:DA:238:C:C5	3.01	0.49
24:DA:2866:U:H4'	24:DA:2867:G:O5'	2.12	0.49
24:DA:2902:C:O2'	24:DA:2903:U:O5'	2.31	0.49
24:DA:299:A:N6	24:DA:322:A:O2'	2.45	0.49
24:DA:40:U:H2'	24:DA:41:C:C6	2.48	0.49
24:DA:478:A:C6	24:DA:480:A:C6	3.00	0.49
56:DB:100:G:H2'	56:DB:101:A:O4'	2.13	0.49
56:DB:14:U:H3'	56:DB:15:A:H5"	1.94	0.49
30:DG:39:ALA:O	30:DG:40:VAL:HG13	2.13	0.49
31:DH:42:LYS:NZ	31:DH:42:LYS:HB3	2.27	0.49
35:DL:76:GLU:O	35:DL:76:GLU:HG3	2.12	0.49
35:DL:79:LEU:C	35:DL:82:LEU:HD11	2.32	0.49
36:DM:97:GLN:HB2	36:DM:98:PRO:HD2	1.95	0.49
41:DR:39:LEU:HD23	41:DR:39:LEU:H	1.78	0.49
42:DS:6:LYS:HZ1	42:DS:104:THR:HG23	1.75	0.49
44:DU:3:LYS:HD3	44:DU:82:VAL:CG2	2.43	0.49
4:AE:133:ILE:HB	21:AA:1078:U:O2'	2.13	0.49
21:AA:1096:C:O2'	21:AA:1097:C:H5'	2.12	0.49
13:AN:99:SER:HB2	21:AA:1187:G:O2'	2.13	0.49
21:AA:203:G:H4'	21:AA:466:A:H2	1.77	0.49
21:AA:207:C:H2'	21:AA:208:U:C4	2.47	0.49
21:AA:453:G:C5	21:AA:454:G:N7	2.81	0.49
21:AA:803:G:C5	21:AA:804:U:C4	3.01	0.49
6:AG:22:LEU:HD23	6:AG:22:LEU:O	2.13	0.49
6:AG:3:ARG:O	6:AG:5:VAL:N	2.45	0.49
50:B0:24:VAL:C	50:B0:25:THR:HG23	2.33	0.49
24:BA:1316:U:H2'	24:BA:1317:G:C8	2.48	0.49
24:BA:1559:U:H4'	24:BA:1560:G:OP2	2.12	0.49
24:BA:1754:A:C6	24:BA:1755:A:C6	3.01	0.49
24:BA:1833:C:C4	24:BA:1834:U:C5	3.01	0.49
24:BA:182:A:C2	24:BA:183:C:C2	3.01	0.49
24:BA:2287:A:O2'	24:BA:2288:A:H3'	2.12	0.49
24:BA:2385:C:H2'	24:BA:2386:A:H8	1.77	0.49
24:BA:2392:A:C8	24:BA:2429:G:C2	3.00	0.49
24:BA:2688:G:N1	24:BA:2720:U:OP2	2.42	0.49
24:BA:28:A:H2'	24:BA:29:U:C6	2.44	0.49
24:BA:324:A:N6	24:BA:338:G:C2'	2.76	0.49
24:BA:421:C:O2'	24:BA:422:A:OP2	2.28	0.49
24:BA:735:A:H3'	24:BA:736:C:H6	1.78	0.49
27:BD:151:THR:HG22	27:BD:152:PRO:N	2.28	0.49
29:BF:127:TYR:O	29:BF:128:SER:HB2	2.13	0.49

*Continued on next page...*



*Continued from previous page...*

Atom-1	Atom-2	Interatomic distance (Å)	Clash overlap (Å)
29:BF:46:LYS:H	29:BF:46:LYS:CD	2.25	0.49
24:BA:2312:U:OP1	29:BF:70:ARG:HB3	2.13	0.49
30:BG:120:ILE:HD11	30:BG:132:LEU:CB	2.31	0.49
31:BH:95:GLY:C	31:BH:97:ARG:H	2.16	0.49
33:BJ:38:GLY:C	33:BJ:40:HIS:H	2.15	0.49
35:BL:30:THR:O	35:BL:33:ARG:CG	2.56	0.49
24:BA:2275:C:HO2'	36:BM:84:LYS:HA	1.75	0.49
39:BP:50:ARG:HD3	39:BP:56:SER:CB	2.36	0.49
42:BS:14:ALA:O	42:BS:15:GLN:C	2.50	0.49
42:BS:25:ARG:HE	42:BS:73:LYS:NZ	2.10	0.49
55:CA:1004:A:C4	55:CA:1026:G:N7	2.81	0.49
55:CA:1195:C:H5''	55:CA:1196:A:OP2	2.13	0.49
55:CA:1322:C:H2'	55:CA:1322:C:O2	2.13	0.49
55:CA:1402:C:N3	55:CA:1403:C:O2	2.45	0.49
55:CA:1414:U:H2'	55:CA:1415:G:C8	2.44	0.49
55:CA:1448:C:O2'	55:CA:1449:C:H5'	2.12	0.49
55:CA:372:C:H4'	55:CA:373:A:H5'	1.93	0.49
55:CA:83:C:O2	55:CA:83:C:C2'	2.60	0.49
12:CM:107:THR:HG1	55:CA:948:C:P	2.36	0.49
1:CB:9:LEU:O	1:CB:10:LYS:CB	2.59	0.49
6:CG:75:LYS:CE	6:CG:76:SER:H	2.25	0.49
10:CK:14:GLN:HA	10:CK:76:TYR:O	2.12	0.49
12:CM:104:ASN:HB3	55:CA:948:C:OP2	2.12	0.49
12:CM:106:ARG:HB2	55:CA:948:C:P	2.52	0.49
18:CS:6:LYS:H	18:CS:6:LYS:HD2	1.77	0.49
24:DA:1130:U:O2'	24:DA:1131:G:C8	2.66	0.49
24:DA:1204:A:C4	24:DA:1206:G:C6	3.01	0.49
24:DA:1770:G:C6	24:DA:1983:G:C6	3.00	0.49
24:DA:1667:G:O2'	24:DA:1991:U:O4	2.27	0.49
24:DA:2633:G:H2'	24:DA:2634:A:O4'	2.13	0.49
24:DA:732:C:H2'	24:DA:733:G:O4'	2.12	0.49
24:DA:852:U:H2'	24:DA:853:C:C6	2.48	0.49
24:DA:871:U:C2	24:DA:907:G:C6	3.00	0.49
26:DC:211:ARG:C	26:DC:213:ARG:H	2.16	0.49
29:DF:103:ILE:O	29:DF:103:ILE:HG22	2.13	0.49
29:DF:122:ASP:HB2	29:DF:126:ASN:HB2	1.93	0.49
30:DG:143:VAL:O	30:DG:147:LEU:HG	2.13	0.49
33:DJ:89:PHE:CE2	33:DJ:100:VAL:HG11	2.47	0.49
33:DJ:119:PHE:C	33:DJ:121:LYS:H	2.16	0.49
35:DL:9:ALA:HB3	35:DL:12:SER:CB	2.42	0.49
38:DO:68:LYS:N	56:DB:50:A:P	2.84	0.49

*Continued on next page...*

*Continued from previous page...*

Atom-1	Atom-2	Interatomic distance (Å)	Clash overlap (Å)
21:AA:1150:A:H1'	21:AA:1280:A:N6	2.27	0.49
21:AA:1351:U:O2'	21:AA:1352:C:H5'	2.13	0.49
21:AA:174:A:O2'	21:AA:175:C:C5'	2.57	0.49
21:AA:341:C:O2'	21:AA:342:C:H5'	2.12	0.49
21:AA:53:A:C6	21:AA:359:G:C6	3.01	0.49
21:AA:394:G:H2'	21:AA:395:C:H6	1.78	0.49
3:AD:124:VAL:O	3:AD:126:GLY:N	2.41	0.49
3:AD:151:GLN:O	3:AD:152:SER:C	2.50	0.49
3:AD:32:LYS:HE3	21:AA:413:G:C6	2.47	0.49
3:AD:72:ARG:O	3:AD:75:TYR:HB3	2.13	0.49
4:AE:79:THR:HG21	4:AE:121:ASN:OD1	2.12	0.49
4:AE:156:ARG:HA	7:AH:63:LYS:CE	2.41	0.49
4:AE:76:ASN:HB3	4:AE:81:GLN:CB	2.42	0.49
5:AF:11:HIS:CD2	5:AF:12:PRO:HD2	2.48	0.49
11:AL:27:PRO:O	11:AL:28:GLN:CB	2.60	0.49
19:AT:84:LYS:HD2	19:AT:84:LYS:O	2.12	0.49
53:B3:29:ARG:HA	59:B3:101:HOH:O	2.13	0.49
53:B3:31:ILE:HG13	53:B3:31:ILE:O	2.12	0.49
24:BA:1204:A:H1'	24:BA:1206:G:C5	2.48	0.49
24:BA:1342:A:C6	24:BA:1397:U:C5	3.01	0.49
24:BA:676:A:H2	24:BA:2069:G:HO2'	1.53	0.49
24:BA:221:A:H1'	24:BA:233:A:H1'	1.94	0.49
24:BA:2632:A:H2'	24:BA:2633:G:H8	1.78	0.49
24:BA:332:A:O2'	24:BA:334:C:OP2	2.31	0.49
24:BA:265:A:N6	24:BA:428:A:C8	2.80	0.49
24:BA:735:A:C8	24:BA:736:C:C5	3.00	0.49
25:BB:66:A:N6	25:BB:107:G:H3'	2.28	0.49
27:BD:97:SER:O	27:BD:99:GLU:HG2	2.13	0.49
28:BE:150:THR:HG23	28:BE:153:LEU:H	1.77	0.49
29:BF:39:VAL:HG13	29:BF:40:GLY:N	2.28	0.49
30:BG:136:ASP:C	30:BG:136:ASP:OD1	2.51	0.49
38:BO:3:LYS:CG	38:BO:4:LYS:H	2.25	0.49
39:BP:92:ARG:O	39:BP:92:ARG:HG3	2.11	0.49
41:BR:61:ALA:HB1	41:BR:98:ILE:H	1.78	0.49
42:BS:29:VAL:HG12	42:BS:30:SER:N	2.28	0.49
44:BU:94:PHE:O	44:BU:94:PHE:CG	2.66	0.49
46:BW:37:VAL:HG11	46:BW:55:ASP:HB2	1.94	0.49
55:CA:1214:C:O2	55:CA:1214:C:O4'	2.31	0.49
55:CA:1281:C:C3'	55:CA:1282:C:H5'	2.43	0.49
55:CA:1350:A:C2	55:CA:1351:U:C2	3.00	0.49
55:CA:328:C:C2'	55:CA:328:C:O2	2.60	0.49

*Continued on next page...*

*Continued from previous page...*

Atom-1	Atom-2	Interatomic distance (Å)	Clash overlap (Å)
55:CA:787:A:C2	55:CA:796:C:N3	2.81	0.49
1:CB:111:LYS:C	1:CB:111:LYS:HD3	2.33	0.49
2:CC:119:ILE:HA	2:CC:122:GLN:HG2	1.93	0.49
2:CC:26:LYS:HA	2:CC:26:LYS:HE3	1.95	0.49
3:CD:141:VAL:CG2	3:CD:180:THR:HG23	2.43	0.49
6:CG:94:ARG:O	6:CG:98:LEU:HB2	2.12	0.49
7:CH:26:MET:O	7:CH:58:LEU:N	2.46	0.49
12:CM:89:ARG:CD	12:CM:94:LEU:HB2	2.43	0.49
52:D2:31:LEU:CA	52:D2:34:ARG:HB2	2.38	0.49
24:DA:1219:U:N3	24:DA:1220:G:N7	2.60	0.49
24:DA:1439:A:H2	24:DA:1552:A:C5	1.93	0.49
24:DA:1678:A:H2'	24:DA:1679:A:H8	1.78	0.49
26:DC:43:ASN:HD21	24:DA:1812:U:H1'	1.77	0.49
24:DA:1943:U:O4'	24:DA:1943:U:O2	2.30	0.49
24:DA:2225:A:C5'	24:DA:2226:C:H5'	2.38	0.49
24:DA:2815:C:H2'	24:DA:2816:G:C8	2.46	0.49
24:DA:370:G:N1	24:DA:424:G:C5	2.81	0.49
24:DA:535:G:C6	24:DA:559:G:O6	2.65	0.49
24:DA:55:G:C2	24:DA:56:A:C8	3.01	0.49
56:DB:37:C:C4	56:DB:49:C:C1'	2.96	0.49
26:DC:146:LYS:HB2	26:DC:149:LYS:CB	2.31	0.49
27:DD:55:LYS:HB3	27:DD:75:ALA:HB1	1.94	0.49
29:DF:32:LYS:CB	29:DF:32:LYS:NZ	2.75	0.49
33:DJ:110:PRO:CG	33:DJ:111:LYS:HG2	2.42	0.49
36:DM:57:VAL:HG12	36:DM:112:LEU:CD1	2.43	0.49
38:DO:49:VAL:HG11	38:DO:81:ARG:HB3	1.94	0.49
39:DP:4:ILE:O	39:DP:4:ILE:HG22	2.13	0.49
39:DP:54:LEU:HA	39:DP:76:HIS:CD2	2.48	0.49
40:DQ:27:ARG:HA	40:DQ:33:VAL:CG1	2.42	0.49
40:DQ:59:LEU:O	40:DQ:63:ARG:HD3	2.13	0.49
40:DQ:69:ARG:HH21	40:DQ:69:ARG:CB	2.17	0.49
41:DR:5:PHE:HB3	41:DR:59:ILE:HD12	1.94	0.49
44:DU:16:LYS:CD	44:DU:17:ASP:OD1	2.61	0.49
44:DU:39:ASN:HB3	44:DU:62:ALA:HB3	1.94	0.49
46:DW:18:LYS:NZ	46:DW:18:LYS:HB2	2.28	0.49
21:AA:1055:A:C6	21:AA:1206:G:C4	3.00	0.49
21:AA:1258:G:O2'	21:AA:1259:C:C5'	2.61	0.49
21:AA:1333:A:H2'	21:AA:1334:G:O4'	2.12	0.49
21:AA:1365:G:H2'	21:AA:1366:C:C6	2.48	0.49
21:AA:1381:U:O2'	21:AA:1382:C:C5'	2.60	0.49
21:AA:197:A:H4'	21:AA:198:G:O5'	2.11	0.49

*Continued on next page...*

*Continued from previous page...*

Atom-1	Atom-2	Interatomic distance (Å)	Clash overlap (Å)
21:AA:338:A:C5	21:AA:339:C:C5	3.01	0.49
21:AA:65:A:C6	21:AA:381:C:N3	2.81	0.49
21:AA:640:A:C2'	21:AA:641:U:H5'	2.43	0.49
21:AA:926:G:C4	21:AA:1505:G:C6	3.00	0.49
1:AB:105:THR:HA	1:AB:108:GLN:OE1	2.12	0.49
1:AB:169:HIS:O	1:AB:173:LYS:CB	2.61	0.49
1:AB:22:TRP:HB3	1:AB:38:HIS:NE2	2.27	0.49
2:AC:152:VAL:HG23	2:AC:156:LEU:HD23	1.93	0.49
3:AD:125:ASN:HA	3:AD:141:VAL:HG23	1.95	0.49
3:AD:96:ARG:HE	3:AD:114:ARG:HH21	1.60	0.49
7:AH:9:MET:HE1	7:AH:32:LYS:HA	1.95	0.49
9:AJ:32:THR:HG23	9:AJ:83:THR:OG1	2.13	0.49
11:AL:118:VAL:O	21:AA:36:C:H4'	2.13	0.49
14:AO:68:TYR:O	14:AO:71:ARG:HG2	2.13	0.49
14:AO:9:LYS:O	14:AO:13:GLU:HG3	2.12	0.49
15:AP:6:LEU:HB2	21:AA:375:U:O3'	2.13	0.49
16:AQ:11:VAL:HG12	16:AQ:12:VAL:HG12	1.93	0.49
52:B2:24:THR:HG23	52:B2:24:THR:O	2.12	0.49
24:BA:1022:G:C2	24:BA:1141:U:C5	3.01	0.49
24:BA:1071:G:C5	24:BA:1089:A:N1	2.80	0.49
24:BA:1759:A:C8	24:BA:2696:U:H1'	2.48	0.49
24:BA:20:C:H2'	24:BA:21:A:H8	1.77	0.49
24:BA:2231:U:N3	24:BA:2232:C:C5	2.81	0.49
24:BA:2672:U:H2'	24:BA:2673:G:O5'	2.12	0.49
24:BA:2860:A:H8	24:BA:2860:A:O5'	1.95	0.49
24:BA:372:G:O5'	47:BX:61:LYS:NZ	2.46	0.49
24:BA:463:G:N2	24:BA:467:G:C4	2.80	0.49
27:BD:148:GLN:HB2	27:BD:152:PRO:HG2	1.95	0.49
28:BE:95:LYS:O	28:BE:96:VAL:CB	2.56	0.49
29:BF:131:VAL:CG2	29:BF:151:LEU:H	2.25	0.49
30:BG:52:GLY:O	30:BG:53:PRO:O	2.30	0.49
43:BT:8:LEU:HD13	43:BT:46:ALA:HA	1.95	0.49
46:BW:50:VAL:HB	46:BW:61:LYS:HZ2	1.76	0.49
47:BX:39:VAL:HG21	47:BX:42:GLU:HB2	1.93	0.49
49:BZ:7:THR:HG23	49:BZ:34:THR:OG1	2.13	0.49
55:CA:1091:U:O2	55:CA:1093:A:C8	2.66	0.49
55:CA:276:G:H2'	55:CA:277:C:H6	1.78	0.49
55:CA:330:C:H6	55:CA:330:C:H5'	1.78	0.49
55:CA:502:A:H4'	55:CA:550:G:H4'	1.94	0.49
1:CB:137:THR:O	1:CB:140:LEU:HB3	2.13	0.49
3:CD:154:VAL:O	3:CD:157:ALA:HB3	2.12	0.49

*Continued on next page...*

*Continued from previous page...*

Atom-1	Atom-2	Interatomic distance (Å)	Clash overlap (Å)
5:CF:18:VAL:N	5:CF:19:PRO:HD2	2.28	0.49
6:CG:102:TRP:N	6:CG:102:TRP:HD1	2.10	0.49
6:CG:19:SER:CB	6:CG:22:LEU:HB3	2.42	0.49
6:CG:91:ARG:CG	6:CG:92:PRO:HD2	2.40	0.49
12:CM:100:ARG:HD3	12:CM:102:LYS:HB2	1.95	0.49
24:DA:71:A:OP2	24:DA:113:U:H5'	2.12	0.49
24:DA:1275:A:O2'	24:DA:1276:A:H4'	2.12	0.49
24:DA:1331:G:C4	24:DA:1333:G:N7	2.81	0.49
24:DA:1333:G:C2	24:DA:1334:G:C5	3.01	0.49
24:DA:1377:G:H8	24:DA:1377:G:O5'	1.96	0.49
24:DA:1810:A:C8	24:DA:1810:A:H5''	2.44	0.49
24:DA:2048:G:O6	24:DA:2049:G:C6	2.66	0.49
24:DA:2078:C:N4	24:DA:2079:U:O4	2.46	0.49
24:DA:222:A:C2	24:DA:224:U:H1'	2.47	0.49
24:DA:2415:G:H2'	24:DA:2416:C:H6	1.77	0.49
24:DA:2543:G:O4'	24:DA:2766:A:H5''	2.13	0.49
24:DA:2720:U:C4	24:DA:2872:A:N1	2.81	0.49
24:DA:2812:G:N2	24:DA:2889:C:C2	2.81	0.49
24:DA:2898:U:H2'	24:DA:2899:A:C8	2.48	0.49
24:DA:554:U:H2'	24:DA:555:G:O4'	2.13	0.49
24:DA:687:C:O2'	24:DA:688:U:C5'	2.60	0.49
24:DA:86:G:N2	24:DA:97:C:C2	2.80	0.49
56:DB:75:G:C2'	56:DB:76:G:H5'	2.43	0.49
32:DI:109:ALA:HB1	32:DI:125:THR:HA	1.95	0.49
33:DJ:45:THR:C	33:DJ:47:HIS:H	2.15	0.49
35:DL:120:VAL:HG12	35:DL:121:THR:N	2.28	0.49
46:DW:77:LYS:O	46:DW:78:PHE:HB2	2.12	0.49
21:AA:1105:A:C2	21:AA:1106:G:N7	2.81	0.49
21:AA:1157:A:C5	21:AA:1180:A:N1	2.81	0.49
21:AA:1160:G:O6	21:AA:1181:G:C6	2.66	0.49
21:AA:1167:A:N7	21:AA:1169:A:N6	2.60	0.49
21:AA:144:G:C2	21:AA:179:A:C4	3.01	0.49
1:AB:163:ILE:HD11	1:AB:203:ASP:O	2.12	0.49
2:AC:13:ILE:HG12	2:AC:14:VAL:HG22	1.94	0.49
4:AE:37:VAL:CG1	4:AE:113:VAL:HA	2.39	0.49
4:AE:152:VAL:CG2	4:AE:156:ARG:NH1	2.76	0.49
6:AG:36:SER:HA	6:AG:39:GLU:OE1	2.12	0.49
7:AH:14:ARG:HB2	7:AH:74:ILE:CG2	2.42	0.49
10:AK:106:ILE:O	10:AK:106:ILE:HD13	2.12	0.49
24:BA:1142:A:C4	24:BA:1144:A:N7	2.81	0.49
24:BA:1824:G:H2'	24:BA:1825:U:H6	1.78	0.49

*Continued on next page...*

*Continued from previous page...*

Atom-1	Atom-2	Interatomic distance (Å)	Clash overlap (Å)
24:BA:1947:C:H2'	24:BA:1948:G:H8	1.77	0.49
24:BA:2190:G:O2'	24:BA:2191:A:H5'	2.12	0.49
24:BA:2350:C:C2'	24:BA:2351:G:H5'	2.42	0.49
24:BA:2432:A:H2'	24:BA:2433:A:H8	1.75	0.49
24:BA:2542:A:H4'	24:BA:2543:G:O5'	2.13	0.49
24:BA:279:A:O2'	24:BA:280:U:H5'	2.13	0.49
24:BA:2799:A:C6	24:BA:2801:G:C5	3.01	0.49
24:BA:811:U:C4	35:BL:21:ARG:NH2	2.81	0.49
24:BA:923:G:H5'	46:BW:25:PHE:HZ	1.77	0.49
24:BA:957:C:N3	24:BA:959:A:C8	2.81	0.49
26:BC:94:LEU:HB2	26:BC:100:ARG:HD3	1.94	0.49
27:BD:117:GLY:C	27:BD:118:PHE:CG	2.86	0.49
28:BE:24:ASN:C	28:BE:24:ASN:ND2	2.66	0.49
28:BE:47:LYS:O	28:BE:83:VAL:HB	2.12	0.49
29:BF:134:GLN:HE22	29:BF:149:ARG:HB3	1.77	0.49
33:BJ:99:ARG:O	33:BJ:103:ILE:HG23	2.13	0.49
33:BJ:88:THR:CG2	33:BJ:91:GLU:H	2.24	0.49
34:BK:85:VAL:HG21	34:BK:115:ILE:HD11	1.95	0.49
35:BL:7:SER:HB2	35:BL:8:PRO:HD2	1.94	0.49
36:BM:33:LEU:CD2	36:BM:128:THR:HB	2.43	0.49
24:BA:2002:G:OP1	37:BN:13:ASN:HA	2.12	0.49
21:AA:1463:U:H5''	39:BP:108:ARG:NH1	2.26	0.49
43:BT:11:LEU:HD11	43:BT:47:VAL:HG22	1.95	0.49
43:BT:29:THR:CB	43:BT:86:THR:HG22	2.34	0.49
44:BU:5:ARG:O	44:BU:6:ARG:O	2.31	0.49
55:CA:104:G:O2'	55:CA:105:G:H5'	2.13	0.49
12:CM:94:LEU:HD21	55:CA:1226:C:H5'	1.94	0.49
55:CA:687:A:N1	55:CA:704:A:N7	2.61	0.49
55:CA:989:U:H2'	55:CA:990:C:H5'	1.95	0.49
1:CB:162:VAL:HG23	1:CB:163:ILE:N	2.28	0.49
7:CH:65:PHE:C	7:CH:67:GLY:H	2.16	0.49
10:CK:74:LYS:O	10:CK:74:LYS:HG2	2.13	0.49
13:CN:20:PHE:C	13:CN:24:ALA:HB2	2.32	0.49
15:CP:44:SER:HB2	15:CP:46:LYS:HG2	1.94	0.49
18:CS:20:LYS:HZ3	18:CS:27:LYS:HD3	1.78	0.49
53:D3:28:LEU:HA	53:D3:32:LEU:HD21	1.95	0.49
24:DA:819:A:C4	24:DA:1189:A:C2	3.01	0.49
24:DA:1680:U:H2'	24:DA:1681:G:O4'	2.12	0.49
24:DA:945:A:C4	24:DA:2448:A:C2	3.01	0.49
24:DA:2618:G:H2'	24:DA:2619:C:H6	1.78	0.49
24:DA:2660:A:H2'	24:DA:2660:A:N3	2.28	0.49

*Continued on next page...*

*Continued from previous page...*

Atom-1	Atom-2	Interatomic distance (Å)	Clash overlap (Å)
24:DA:2857:G:N2	24:DA:2860:A:OP2	2.45	0.49
24:DA:38:A:H2'	24:DA:39:G:O4'	2.13	0.49
24:DA:660:C:H2'	24:DA:661:A:C8	2.48	0.49
24:DA:70:G:O2'	24:DA:71:A:C5'	2.61	0.49
24:DA:94:A:H2'	24:DA:95:A:O4'	2.12	0.49
56:DB:35:C:H3'	56:DB:36:C:H5''	1.95	0.49
26:DC:147:PRO:HA	26:DC:187:CYS:HB3	1.95	0.49
26:DC:196:ASN:O	26:DC:197:ALA:HB3	2.13	0.49
28:DE:44:ARG:HG3	28:DE:44:ARG:HH21	1.78	0.49
29:DF:92:GLY:O	29:DF:95:MET:HB3	2.12	0.49
34:DK:104:THR:O	34:DK:106:GLU:N	2.46	0.49
38:DO:30:ARG:CG	38:DO:31:THR:N	2.75	0.49
21:AA:1045:C:O2'	21:AA:1046:A:H5'	2.13	0.48
21:AA:1158:C:H2'	21:AA:1158:C:O2	2.13	0.48
21:AA:172:A:C5	21:AA:174:A:C8	3.00	0.48
21:AA:174:A:OP1	21:AA:175:C:OP2	2.30	0.48
21:AA:354:G:O2'	21:AA:355:C:H5'	2.13	0.48
21:AA:473:U:H2'	21:AA:474:G:C8	2.48	0.48
21:AA:581:G:C5	21:AA:758:C:C5	3.01	0.48
21:AA:837:U:O2'	21:AA:838:G:H5'	2.12	0.48
3:AD:145:ARG:C	3:AD:147:LYS:N	2.64	0.48
5:AF:55:HIS:ND1	5:AF:55:HIS:N	2.60	0.48
5:AF:18:VAL:HG11	5:AF:58:HIS:NE2	2.28	0.48
6:AG:31:VAL:C	6:AG:33:GLY:H	2.16	0.48
7:AH:125:ILE:HD12	7:AH:125:ILE:N	2.27	0.48
8:AI:18:VAL:HA	8:AI:64:ILE:HG23	1.95	0.48
11:AL:6:LEU:HB3	16:AQ:33:TYR:CZ	2.47	0.48
24:BA:70:G:H5''	24:BA:112:U:O2	2.13	0.48
24:BA:1205:A:H4'	24:BA:1206:G:OP2	2.13	0.48
24:BA:1223:G:O6	41:BR:71:LYS:NZ	2.43	0.48
24:BA:1232:G:C5	24:BA:1233:C:C5	3.01	0.48
24:BA:1289:C:C2'	24:BA:1290:C:H6	2.25	0.48
24:BA:1327:A:N6	24:BA:1328:A:C2	2.81	0.48
24:BA:1331:G:C5	24:BA:1333:G:N7	2.81	0.48
24:BA:1904:G:H1'	24:BA:1927:A:N1	2.28	0.48
24:BA:2037:A:O2'	24:BA:2038:G:C5'	2.61	0.48
24:BA:2195:U:H2'	24:BA:2196:C:H6	1.78	0.48
24:BA:2384:U:H5''	24:BA:2386:A:OP1	2.13	0.48
24:BA:2691:C:H5'	24:BA:2691:C:C6	2.43	0.48
24:BA:2714:G:P	59:BA:3555:HOH:O	2.71	0.48
26:BC:188:ARG:O	26:BC:189:ALA:CB	2.58	0.48

*Continued on next page...*

*Continued from previous page...*

Atom-1	Atom-2	Interatomic distance (Å)	Clash overlap (Å)
30:BG:83:THR:HA	30:BG:84:LYS:CE	2.42	0.48
30:BG:93:TYR:O	30:BG:94:ARG:O	2.31	0.48
34:BK:12:ASP:O	34:BK:12:ASP:OD1	2.30	0.48
37:BN:24:MET:HE2	37:BN:44:LEU:HD13	1.95	0.48
41:BR:67:GLY:C	41:BR:93:PHE:CE2	2.86	0.48
46:BW:40:ARG:HD3	46:BW:45:HIS:HE1	1.78	0.48
55:CA:1239:A:N6	55:CA:1299:A:H62	2.11	0.48
55:CA:1296:C:H1'	55:CA:1302:C:C2	2.48	0.48
55:CA:1306:A:C6	55:CA:1307:U:C2	3.01	0.48
55:CA:604:G:C6	55:CA:605:U:N3	2.81	0.48
55:CA:652:U:O2'	55:CA:653:U:O5'	2.28	0.48
55:CA:690:G:H2'	55:CA:691:G:O4'	2.13	0.48
1:CB:43:GLU:O	1:CB:44:LYS:HB2	2.13	0.48
7:CH:85:TYR:CD2	55:CA:598:U:H4'	2.47	0.48
8:CI:30:ASN:O	8:CI:32:ARG:HG2	2.13	0.48
12:CM:70:ARG:HH12	29:DF:114:ARG:HH22	1.59	0.48
16:CQ:64:ARG:HG3	16:CQ:65:PRO:HD2	1.95	0.48
18:CS:39:ILE:HD12	18:CS:65:MET:HG3	1.95	0.48
24:DA:1046:A:C3'	24:DA:1047:G:H5''	2.42	0.48
24:DA:1225:G:C6	24:DA:1226:A:C6	3.01	0.48
24:DA:1303:G:H2'	24:DA:1304:A:C8	2.47	0.48
24:DA:1508:A:C4'	24:DA:1509:A:OP1	2.55	0.48
24:DA:1707:G:C5	24:DA:1756:G:C6	3.01	0.48
24:DA:226:A:C2	24:DA:230:G:O6	2.66	0.48
24:DA:777:G:O2'	24:DA:778:G:O4'	2.16	0.48
46:DW:23:LYS:HG2	24:DA:855:G:C2	2.48	0.48
24:DA:91:A:HO2'	24:DA:92:U:H6	1.56	0.48
24:DA:953:G:C2	24:DA:954:G:C8	3.01	0.48
24:DA:98:G:O2'	24:DA:103:A:C8	2.66	0.48
26:DC:171:VAL:HG23	26:DC:185:ALA:HB1	1.95	0.48
27:DD:112:THR:HG22	27:DD:113:SER:H	1.76	0.48
27:DD:117:GLY:O	27:DD:119:ALA:N	2.42	0.48
28:DE:150:THR:O	28:DE:192:ALA:HB2	2.12	0.48
28:DE:27:LEU:O	28:DE:31:VAL:HG13	2.13	0.48
34:DK:7:MET:CE	34:DK:20:MET:HB2	2.43	0.48
36:DM:17:ASN:O	36:DM:18:ARG:HG2	2.12	0.48
36:DM:73:ILE:HG21	36:DM:91:TYR:CZ	2.48	0.48
42:DS:24:ILE:HG22	42:DS:35:ILE:CD1	2.39	0.48
42:DS:86:MET:HE1	42:DS:87:PRO:HD2	1.95	0.48
44:DU:47:PRO:HB3	44:DU:54:PRO:HG3	1.92	0.48
46:DW:30:VAL:CG2	24:DA:2353:G:H21	2.26	0.48

*Continued on next page...*



*Continued from previous page...*

Atom-1	Atom-2	Interatomic distance (Å)	Clash overlap (Å)
21:AA:1006:G:H2'	21:AA:1007:U:O4'	2.13	0.48
21:AA:1010:U:C2	21:AA:1020:G:C2	3.01	0.48
1:AB:79:VAL:O	1:AB:79:VAL:HG12	2.13	0.48
3:AD:116:LEU:O	3:AD:119:HIS:N	2.46	0.48
4:AE:152:VAL:HB	4:AE:155:LYS:HE3	1.95	0.48
4:AE:57:ALA:HB1	4:AE:61:LYS:NZ	2.28	0.48
15:AP:10:GLY:O	15:AP:11:ALA:HB2	2.12	0.48
17:AR:70:THR:OG1	17:AR:72:ARG:HG2	2.13	0.48
52:B2:22:MET:SD	52:B2:28:ARG:HG2	2.53	0.48
24:BA:1717:A:C2	24:BA:1718:G:H1'	2.48	0.48
24:BA:2063:C:H6	24:BA:2063:C:C5'	2.26	0.48
24:BA:2210:U:N1	24:BA:2212:A:N7	2.61	0.48
24:BA:2232:C:O2'	24:BA:2233:U:H5'	2.13	0.48
24:BA:2469:A:C2	24:BA:2482:A:C4	3.01	0.48
24:BA:2691:C:H2'	24:BA:2692:G:H8	1.78	0.48
24:BA:27:G:C4	24:BA:512:G:N2	2.81	0.48
24:BA:310:A:HO2'	24:BA:311:A:P	2.36	0.48
24:BA:770:G:C2	24:BA:771:G:N9	2.81	0.48
24:BA:77:G:O4'	48:BY:55:THR:HG21	2.12	0.48
24:BA:783:A:H2'	24:BA:784:G:O5'	2.12	0.48
24:BA:843:G:H2'	24:BA:844:A:C8	2.47	0.48
28:BE:137:LYS:O	28:BE:141:MET:HG3	2.12	0.48
31:BH:94:ILE:HG23	31:BH:98:ASP:HB3	1.95	0.48
31:BH:96:THR:N	31:BH:97:ARG:NH1	2.48	0.48
33:BJ:53:TYR:CE1	33:BJ:121:LYS:HG2	2.49	0.48
36:BM:35:ALA:O	36:BM:128:THR:HA	2.12	0.48
39:BP:72:VAL:HG23	39:BP:72:VAL:O	2.12	0.48
40:BQ:67:ALA:CB	40:BQ:105:PHE:CE1	2.95	0.48
48:BY:47:ARG:NH2	48:BY:47:ARG:HG3	2.22	0.48
55:CA:1010:U:C2	55:CA:1020:G:N2	2.81	0.48
8:CI:69:GLY:O	55:CA:1250:A:H4'	2.14	0.48
55:CA:1309:G:C6	55:CA:1310:G:C5	3.02	0.48
55:CA:373:A:C4	55:CA:482:A:N7	2.80	0.48
55:CA:665:A:C8	55:CA:733:G:N3	2.82	0.48
55:CA:853:C:H2'	55:CA:854:U:H6	1.78	0.48
1:CB:151:LYS:C	1:CB:153:MET:H	2.16	0.48
5:CF:43:GLY:HA2	5:CF:58:HIS:HE1	1.78	0.48
10:CK:27:ASN:HD22	10:CK:27:ASN:H	1.59	0.48
11:CL:82:ARG:HG2	11:CL:82:ARG:HH11	1.79	0.48
12:CM:23:GLY:HA3	12:CM:64:VAL:CG1	2.42	0.48
20:CU:35:GLU:HG3	20:CU:36:PHE:H	1.78	0.48

*Continued on next page...*

*Continued from previous page...*

Atom-1	Atom-2	Interatomic distance (Å)	Clash overlap (Å)
24:DA:1113:U:O2'	24:DA:1114:C:H6	1.96	0.48
24:DA:1122:G:N3	24:DA:1122:G:H2'	2.28	0.48
24:DA:999:U:C2	24:DA:1157:G:N1	2.81	0.48
24:DA:1206:G:C6	24:DA:1207:C:C4	3.01	0.48
24:DA:1210:G:N2	24:DA:1212:G:N2	2.62	0.48
24:DA:1635:A:O2'	24:DA:1636:U:H5'	2.13	0.48
24:DA:1667:G:OP2	24:DA:1667:G:H8	1.95	0.48
24:DA:1722:A:C5	24:DA:1739:A:C5	3.01	0.48
24:DA:1858:A:C2	24:DA:1859:U:H1'	2.48	0.48
24:DA:965:C:O5'	24:DA:2273:A:H1'	2.12	0.48
24:DA:2332:C:H5''	24:DA:2333:A:P	2.53	0.48
24:DA:2340:A:H2'	24:DA:2341:G:H8	1.77	0.48
24:DA:271:G:N2	24:DA:367:G:H1'	2.28	0.48
24:DA:2812:G:C2	24:DA:2889:C:C2	3.00	0.48
24:DA:529:A:C8	24:DA:2023:C:N4	2.82	0.48
24:DA:627:A:H61	24:DA:636:G:C2'	2.22	0.48
24:DA:672:C:C2	24:DA:809:G:N2	2.81	0.48
26:DC:95:TYR:C	26:DC:97:ASP:N	2.65	0.48
28:DE:196:VAL:HA	28:DE:199:MET:HB3	1.94	0.48
29:DF:103:ILE:HG21	29:DF:173:ASP:O	2.13	0.48
29:DF:43:ILE:HD13	29:DF:82:TYR:CE2	2.48	0.48
30:DG:106:LEU:HB2	30:DG:108:PHE:CE1	2.45	0.48
32:DI:18:ASN:HB3	32:DI:19:PRO:HD3	1.94	0.48
32:DI:52:LEU:O	32:DI:54:ILE:HD12	2.13	0.48
32:DI:89:SER:HB3	32:DI:97:VAL:HG11	1.94	0.48
34:DK:64:ARG:HD2	34:DK:102:PRO:O	2.13	0.48
35:DL:62:PRO:CG	53:D3:24:LYS:HB3	2.43	0.48
37:DN:110:MET:HE2	37:DN:110:MET:HA	1.94	0.48
38:DO:69:ASP:O	38:DO:70:ALA:C	2.50	0.48
41:DR:43:ASN:ND2	41:DR:44:GLY:H	2.11	0.48
41:DR:37:GLU:HB2	41:DR:53:PHE:CG	2.48	0.48
43:DT:69:ARG:HG3	43:DT:70:HIS:N	2.28	0.48
44:DU:100:GLU:O	44:DU:101:THR:C	2.52	0.48
46:DW:56:HIS:O	46:DW:58:LEU:N	2.46	0.48
46:DW:76:ARG:C	46:DW:77:LYS:HZ2	2.17	0.48
21:AA:110:C:O2'	21:AA:111:G:H5'	2.13	0.48
21:AA:1130:A:H5''	21:AA:1130:A:C8	2.48	0.48
21:AA:212:G:N3	21:AA:213:G:N7	2.61	0.48
21:AA:374:A:H2'	21:AA:375:U:H6	1.78	0.48
1:AB:170:ILE:HG12	1:AB:171:ALA:N	2.29	0.48
2:AC:27:GLU:O	2:AC:31:ASN:HB2	2.13	0.48

*Continued on next page...*

*Continued from previous page...*

Atom-1	Atom-2	Interatomic distance (Å)	Clash overlap (Å)
8:AI:10:ARG:HD2	21:AA:1118:U:OP1	2.12	0.48
12:AM:2:ARG:C	12:AM:3:ILE:HG12	2.34	0.48
15:AP:22:ALA:CB	15:AP:32:PHE:HA	2.42	0.48
20:AU:33:ARG:NE	20:AU:34:ARG:HG3	2.28	0.48
50:B0:9:ARG:CG	50:B0:9:ARG:NH2	2.69	0.48
24:BA:1007:C:H3'	24:BA:1008:A:H8	1.79	0.48
24:BA:1149:G:C2	24:BA:1150:C:C2	3.01	0.48
24:BA:1847:A:H2'	24:BA:1848:A:C8	2.48	0.48
24:BA:2144:G:C2'	24:BA:2148:G:O6	2.62	0.48
24:BA:2282:G:H5''	24:BA:2283:C:O4'	2.13	0.48
24:BA:2352:A:N1	46:BW:30:VAL:HG11	2.28	0.48
24:BA:2407:A:O2'	24:BA:2408:U:H5'	2.14	0.48
24:BA:2440:C:C6	24:BA:2440:C:H5'	2.43	0.48
24:BA:434:U:C4'	24:BA:435:C:OP1	2.62	0.48
28:BE:149:ILE:HD11	28:BE:172:ALA:HA	1.95	0.48
33:BJ:54:ILE:HD11	33:BJ:56:VAL:HG23	1.94	0.48
34:BK:121:GLU:HG2	34:BK:122:VAL:N	2.27	0.48
35:BL:68:SER:HB3	35:BL:71:ALA:HB3	1.94	0.48
38:BO:54:VAL:HG22	38:BO:54:VAL:O	2.12	0.48
39:BP:5:LYS:C	39:BP:7:LEU:N	2.66	0.48
41:BR:39:LEU:O	41:BR:40:MET:HB2	2.12	0.48
45:BV:38:LEU:HG	45:BV:40:ILE:HD11	1.94	0.48
46:BW:47:GLY:HA3	46:BW:80:SER:HB3	1.95	0.48
46:BW:76:ARG:HG3	46:BW:76:ARG:NH2	2.28	0.48
49:BZ:11:SER:OG	49:BZ:12:ALA:N	2.47	0.48
55:CA:1095:U:H2'	55:CA:1096:C:C6	2.48	0.48
55:CA:1167:A:C8	55:CA:1169:A:N6	2.80	0.48
55:CA:198:G:O2'	55:CA:199:A:O5'	2.31	0.48
55:CA:414:A:C5	55:CA:415:A:C2	3.00	0.48
55:CA:519:C:O2'	55:CA:520:A:C5'	2.57	0.48
1:CB:68:PHE:CE2	1:CB:213:LEU:HD11	2.48	0.48
2:CC:83:VAL:O	2:CC:87:ARG:HG3	2.12	0.48
5:CF:68:GLN:HG2	5:CF:69:GLU:N	2.29	0.48
4:CE:152:VAL:HG21	7:CH:98:LEU:HD22	1.96	0.48
52:D2:16:HIS:CD2	24:DA:465:G:H4'	2.49	0.48
53:D3:50:SER:O	53:D3:52:GLY:N	2.47	0.48
24:DA:1067:A:H2'	24:DA:1068:G:H5''	1.96	0.48
24:DA:1080:A:O2'	24:DA:1081:U:O4'	2.26	0.48
24:DA:1278:C:H2'	24:DA:1279:G:H8	1.78	0.48
24:DA:1388:G:C6	24:DA:1389:G:N7	2.81	0.48
24:DA:152:A:C5	24:DA:153:U:C5	3.01	0.48

*Continued on next page...*

*Continued from previous page...*

Atom-1	Atom-2	Interatomic distance (Å)	Clash overlap (Å)
24:DA:161:A:C6	24:DA:162:U:O4	2.65	0.48
24:DA:2098:U:N3	24:DA:2099:U:O4	2.46	0.48
24:DA:2209:G:C2	24:DA:2216:G:C2	3.01	0.48
24:DA:223:A:C5	24:DA:422:A:C8	3.02	0.48
24:DA:2464:G:C4	24:DA:2487:G:N2	2.81	0.48
24:DA:1127:A:N7	24:DA:2488:G:O2'	2.46	0.48
24:DA:2611:C:O2'	24:DA:2612:C:C5'	2.62	0.48
24:DA:633:A:C8	24:DA:633:A:O5'	2.59	0.48
24:DA:5:A:H2'	24:DA:6:A:C8	2.48	0.48
24:DA:700:G:C6	24:DA:701:G:C5	3.01	0.48
56:DB:50:A:N6	56:DB:51:G:C5	2.81	0.48
26:DC:77:VAL:CG2	26:DC:111:ALA:HA	2.42	0.48
29:DF:59:ILE:HG23	29:DF:137:PHE:HE1	1.77	0.48
29:DF:36:ASN:O	29:DF:37:MET:HB3	2.13	0.48
38:DO:34:HIS:O	38:DO:35:ILE:HG12	2.13	0.48
39:DP:10:GLU:HG2	39:DP:10:GLU:O	2.13	0.48
39:DP:13:LYS:H	39:DP:13:LYS:HD2	1.77	0.48
41:DR:51:VAL:HB	41:DR:52:PRO:HD2	1.95	0.48
43:DT:38:ALA:HB1	43:DT:81:LYS:HZ2	1.78	0.48
44:DU:90:LYS:HB2	44:DU:92:VAL:HG13	1.96	0.48
21:AA:1091:U:H1'	21:AA:1095:U:C2	2.49	0.48
21:AA:949:A:C4	21:AA:1233:G:N2	2.81	0.48
18:AS:5:LYS:HD3	21:AA:1314:C:C5	2.48	0.48
21:AA:172:A:N7	21:AA:174:A:N7	2.61	0.48
21:AA:345:C:H3'	39:BP:33:GLU:CD	2.33	0.48
21:AA:6:G:O2'	21:AA:7:A:C8	2.64	0.48
3:AD:68:GLU:HB2	21:AA:546:A:P	2.53	0.48
7:AH:65:PHE:CG	7:AH:66:GLN:N	2.80	0.48
10:AK:117:HIS:CD2	21:AA:675:A:H1'	2.48	0.48
15:AP:80:LYS:HB2	15:AP:80:LYS:HZ3	1.77	0.48
16:AQ:58:VAL:CG2	16:AQ:74:LEU:HB2	2.44	0.48
51:B1:33:LEU:H	51:B1:51:ALA:HB3	1.78	0.48
53:B3:21:PHE:O	53:B3:22:LYS:O	2.31	0.48
24:BA:1060:U:O4'	24:BA:1062:G:C5'	2.62	0.48
24:BA:504:A:C2	24:BA:1234:U:H5''	2.49	0.48
24:BA:1570:A:H2'	24:BA:1571:A:C8	2.48	0.48
24:BA:1757:A:O2'	24:BA:1758:U:OP1	2.25	0.48
24:BA:49:A:N6	24:BA:177:G:C8	2.82	0.48
24:BA:1891:G:C5	24:BA:1892:C:C5	3.00	0.48
24:BA:961:C:C2	24:BA:2031:A:C6	3.00	0.48
24:BA:2531:A:C6	24:BA:2532:G:C5	3.02	0.48

*Continued on next page...*

*Continued from previous page...*

Atom-1	Atom-2	Interatomic distance (Å)	Clash overlap (Å)
24:BA:2583:G:C2	24:BA:2584:U:C2	3.00	0.48
24:BA:2602:A:H5''	24:BA:2603:G:C5'	2.44	0.48
24:BA:794:A:O2'	24:BA:795:C:H5'	2.14	0.48
25:BB:61:G:C6	25:BB:62:C:C4	3.01	0.48
27:BD:196:ALA:O	27:BD:199:SER:OG	2.20	0.48
30:BG:18:ILE:HD12	30:BG:42:VAL:HG13	1.95	0.48
30:BG:97:VAL:O	30:BG:97:VAL:HG12	2.12	0.48
33:BJ:124:VAL:O	33:BJ:125:TYR:HB2	2.12	0.48
34:BK:76:VAL:HB	39:BP:72:VAL:HG21	1.95	0.48
39:BP:83:ILE:O	39:BP:83:ILE:HG23	2.13	0.48
40:BQ:67:ALA:O	40:BQ:68:ALA:C	2.51	0.48
41:BR:42:ALA:HA	41:BR:46:GLU:CB	2.36	0.48
43:BT:32:LEU:CD2	43:BT:32:LEU:N	2.76	0.48
46:BW:39:GLN:O	46:BW:40:ARG:C	2.52	0.48
55:CA:1237:C:OP1	55:CA:1238:A:H1'	2.13	0.48
55:CA:390:U:O2'	55:CA:391:G:H5'	2.14	0.48
55:CA:394:G:H2'	55:CA:395:C:H6	1.77	0.48
55:CA:373:A:C4	55:CA:482:A:C5	3.02	0.48
55:CA:493:A:N1	55:CA:494:G:C6	2.81	0.48
55:CA:73:C:O2'	55:CA:74:A:H5'	2.14	0.48
55:CA:812:G:H4'	55:CA:812:G:OP1	2.14	0.48
2:CC:128:MET:HE3	2:CC:131:ARG:HD3	1.95	0.48
5:CF:6:ILE:HB	5:CF:62:MET:CB	2.44	0.48
5:CF:6:ILE:HD12	5:CF:6:ILE:N	2.29	0.48
6:CG:149:ALA:HB1	10:CK:55:ARG:HA	1.95	0.48
9:CJ:7:ARG:N	9:CJ:7:ARG:HD2	2.28	0.48
22:CV:38:A:H2'	22:CV:39:C:H5'	1.95	0.48
54:D4:16:ILE:O	54:D4:17:VAL:HG13	2.13	0.48
24:DA:1223:G:C6	24:DA:1227:G:O6	2.66	0.48
24:DA:1259:G:H2'	24:DA:1260:A:C8	2.48	0.48
24:DA:1378:A:C4	24:DA:1380:G:N7	2.82	0.48
24:DA:1521:G:C6	24:DA:1522:A:N6	2.81	0.48
24:DA:155:A:O2'	24:DA:156:A:H5'	2.14	0.48
24:DA:1935:G:C6	24:DA:1962:C:C6	3.01	0.48
50:D0:2:VAL:HG11	24:DA:2015:A:C4	2.48	0.48
24:DA:2021:C:H4'	24:DA:2022:U:OP2	2.13	0.48
24:DA:2307:G:O2'	24:DA:2308:G:OP2	2.31	0.48
24:DA:2656:U:O2'	24:DA:2657:A:C5'	2.60	0.48
24:DA:46:G:H2'	24:DA:47:C:C6	2.48	0.48
24:DA:799:G:C6	24:DA:800:A:C6	3.01	0.48
24:DA:95:A:H2'	24:DA:96:C:O4'	2.13	0.48

*Continued on next page...*

*Continued from previous page...*

Atom-1	Atom-2	Interatomic distance (Å)	Clash overlap (Å)
45:DV:14:LYS:HB2	56:DB:98:G:H22	1.77	0.48
26:DC:131:MET:HG2	26:DC:134:ILE:HD11	1.95	0.48
30:DG:66:THR:HG21	24:DA:2757:A:N1	2.28	0.48
30:DG:85:LYS:HD3	30:DG:164:ALA:HB3	1.96	0.48
31:DH:3:VAL:O	31:DH:3:VAL:HG23	2.13	0.48
33:DJ:23:LYS:HB3	33:DJ:28:LEU:HD13	1.93	0.48
33:DJ:12:LYS:HB2	33:DJ:41:LYS:HZ2	1.79	0.48
35:DL:79:LEU:HD12	35:DL:112:LEU:HA	1.94	0.48
35:DL:85:VAL:O	35:DL:86:GLU:HB2	2.13	0.48
38:DO:70:ALA:O	38:DO:74:VAL:HG23	2.13	0.48
41:DR:6:GLN:HA	41:DR:6:GLN:HE21	1.78	0.48
40:DQ:46:TYR:HD1	41:DR:74:ILE:HG23	1.78	0.48
42:DS:49:LYS:HB3	42:DS:49:LYS:NZ	2.28	0.48
42:DS:86:MET:HE2	42:DS:87:PRO:HD2	1.96	0.48
43:DT:40:LYS:HA	43:DT:43:ILE:HG22	1.95	0.48
48:DY:21:LEU:HA	48:DY:25:GLN:HB3	1.95	0.48
48:DY:52:ARG:C	48:DY:54:LYS:N	2.67	0.48
11:AL:119:LYS:HG2	21:AA:36:C:O3'	2.13	0.48
21:AA:373:A:C8	21:AA:482:A:C8	3.01	0.48
21:AA:519:C:O2'	21:AA:520:A:C5'	2.59	0.48
21:AA:652:U:H1'	21:AA:653:U:C5	2.49	0.48
21:AA:79:G:C4	21:AA:80:A:C8	3.02	0.48
21:AA:966:G:O2'	21:AA:967:C:O5'	2.30	0.48
1:AB:131:LYS:HE2	1:AB:135:MET:HG2	1.95	0.48
1:AB:164:ASP:HB3	1:AB:167:HIS:CB	2.41	0.48
1:AB:96:LEU:N	1:AB:99:MET:HE2	2.28	0.48
2:AC:149:LYS:HG3	2:AC:200:TRP:CE3	2.49	0.48
2:AC:166:TRP:N	2:AC:166:TRP:HE3	2.04	0.48
3:AD:105:GLY:C	3:AD:107:GLY:H	2.16	0.48
4:AE:30:PHE:CD1	4:AE:30:PHE:N	2.81	0.48
7:AH:112:ASP:O	7:AH:116:ARG:HB2	2.12	0.48
8:AI:37:TYR:OH	8:AI:74:GLN:NE2	2.46	0.48
9:AJ:80:THR:O	9:AJ:83:THR:HG22	2.13	0.48
12:AM:23:GLY:HA3	12:AM:64:VAL:HG12	1.96	0.48
15:AP:6:LEU:HD13	15:AP:71:VAL:CG2	2.43	0.48
17:AR:22:TYR:HB2	17:AR:61:ALA:HB2	1.94	0.48
18:AS:30:LEU:CD1	18:AS:30:LEU:N	2.77	0.48
24:BA:1060:U:C5'	24:BA:1061:U:OP1	2.62	0.48
24:BA:1112:G:H2'	24:BA:1113:U:C6	2.49	0.48
24:BA:1213:A:C2	24:BA:1214:A:C4	3.00	0.48
24:BA:1300:G:N2	24:BA:1634:A:N3	2.62	0.48

*Continued on next page...*

*Continued from previous page...*

Atom-1	Atom-2	Interatomic distance (Å)	Clash overlap (Å)
24:BA:1342:A:N6	24:BA:1397:U:C5	2.81	0.48
24:BA:1443:U:H2'	24:BA:1444:G:H8	1.77	0.48
24:BA:1467:U:C4	24:BA:1468:U:C5	3.01	0.48
24:BA:1886:U:H2'	24:BA:1887:C:H6	1.78	0.48
24:BA:203:A:O5'	24:BA:203:A:H8	1.96	0.48
24:BA:2305:U:N3	24:BA:2306:C:C2	2.81	0.48
24:BA:2432:A:C4	24:BA:2433:A:N7	2.81	0.48
24:BA:2478:A:C8	24:BA:2529:G:N7	2.81	0.48
24:BA:411:G:O2'	24:BA:412:A:H5''	2.13	0.48
24:BA:463:G:N2	24:BA:467:G:C5	2.82	0.48
24:BA:542:C:H2'	24:BA:542:C:O2	2.13	0.48
24:BA:63:A:C2	24:BA:64:A:C8	3.02	0.48
24:BA:927:A:C6	24:BA:928:A:C6	3.01	0.48
24:BA:954:G:N7	24:BA:955:U:C5	2.81	0.48
25:BB:26:C:H2'	25:BB:27:C:C6	2.48	0.48
26:BC:105:ALA:O	26:BC:106:PRO:O	2.30	0.48
27:BD:129:THR:HG22	27:BD:130:GLN:O	2.13	0.48
30:BG:82:PHE:HB2	30:BG:134:GLY:O	2.13	0.48
30:BG:164:ALA:C	30:BG:166:GLU:H	2.17	0.48
32:BI:105:LEU:HA	32:BI:108:ILE:HD12	1.95	0.48
42:BS:107:VAL:HG12	42:BS:107:VAL:O	2.13	0.48
55:CA:1381:U:O2'	55:CA:1382:C:H6	1.82	0.48
55:CA:177:G:C2'	55:CA:178:C:H5'	2.43	0.48
55:CA:247:G:C2	55:CA:248:C:C6	3.01	0.48
55:CA:286:C:H2'	55:CA:287:U:O4'	2.13	0.48
55:CA:726:C:H2'	55:CA:727:G:O4'	2.13	0.48
55:CA:959:A:C5	55:CA:1222:G:O2'	2.66	0.48
55:CA:9:G:N3	55:CA:10:A:C8	2.81	0.48
4:CE:35:LEU:HD11	4:CE:136:VAL:HG11	1.96	0.48
4:CE:80:LEU:O	4:CE:80:LEU:HD13	2.14	0.48
6:CG:132:THR:O	6:CG:133:ALA:HB2	2.14	0.48
6:CG:4:ARG:CZ	6:CG:6:ILE:HG22	2.43	0.48
7:CH:28:SER:HB3	7:CH:56:PRO:HB2	1.95	0.48
7:CH:94:VAL:HG21	7:CH:100:ILE:O	2.13	0.48
17:CR:40:PRO:HB2	17:CR:42:ARG:HG2	1.95	0.48
19:CT:66:ILE:HD12	19:CT:70:LYS:HB3	1.95	0.48
19:CT:81:GLN:NE2	55:CA:258:G:H5'	2.28	0.48
20:CU:36:PHE:HB3	20:CU:40:PRO:CD	2.34	0.48
24:DA:1068:G:C8	24:DA:1069:A:N7	2.81	0.48
24:DA:1204:A:N1	24:DA:1241:A:N1	2.60	0.48
24:DA:1370:C:H2'	24:DA:1371:G:O4'	2.12	0.48

*Continued on next page...*

*Continued from previous page...*

Atom-1	Atom-2	Interatomic distance (Å)	Clash overlap (Å)
24:DA:1403:A:C6	24:DA:1404:C:C4	3.02	0.48
26:DC:155:ARG:N	24:DA:1819:A:OP1	2.45	0.48
24:DA:1965:C:H2'	24:DA:1966:A:C8	2.48	0.48
47:DX:22:ASN:ND2	24:DA:2079:U:O2'	2.46	0.48
24:DA:215:G:C4'	24:DA:216:A:H4'	2.44	0.48
24:DA:2239:G:H2'	24:DA:2240:U:C6	2.49	0.48
24:DA:2311:A:H5'	24:DA:2312:U:C6	2.49	0.48
24:DA:2379:G:H2'	24:DA:2380:C:H6	1.78	0.48
24:DA:2586:U:H2'	24:DA:2587:A:C8	2.47	0.48
24:DA:2720:U:C4	24:DA:2872:A:C2	3.01	0.48
24:DA:2788:C:H2'	24:DA:2789:C:H6	1.77	0.48
24:DA:2825:G:C4	24:DA:2826:A:C8	3.01	0.48
24:DA:285:G:H2'	24:DA:286:U:H6	1.79	0.48
24:DA:38:A:C2	24:DA:442:G:C2	3.02	0.48
28:DE:71:GLY:N	24:DA:674:G:H5''	2.26	0.48
24:DA:82:U:H2'	24:DA:83:A:O4'	2.13	0.48
56:DB:52:A:H1'	56:DB:53:A:N7	2.29	0.48
56:DB:64:G:H5''	56:DB:65:U:OP2	2.12	0.48
26:DC:173:LEU:HD22	26:DC:181:ARG:O	2.13	0.48
27:DD:16:THR:HG22	27:DD:20:VAL:H	1.78	0.48
28:DE:134:LEU:HA	28:DE:137:LYS:HB2	1.95	0.48
29:DF:107:VAL:C	29:DF:109:ARG:N	2.66	0.48
32:DI:48:ILE:HG13	32:DI:49:GLU:N	2.28	0.48
37:DN:42:LYS:HA	37:DN:45:ARG:HD3	1.96	0.48
37:DN:72:ASP:OD1	37:DN:75:ILE:HG23	2.14	0.48
42:DS:2:GLU:OE2	42:DS:2:GLU:HA	2.13	0.48
44:DU:34:ILE:HG12	44:DU:63:ALA:HA	1.96	0.48
4:AE:20:VAL:HG21	21:AA:1081:A:P	2.54	0.48
13:AN:81:ILE:HG21	21:AA:1202:U:N3	2.29	0.48
13:AN:52:ARG:HH22	21:AA:1219:A:H5''	1.76	0.48
21:AA:1323:G:C2'	21:AA:1324:A:C8	2.97	0.48
21:AA:250:A:H4'	21:AA:251:G:O5'	2.13	0.48
21:AA:253:A:O2'	21:AA:254:G:H8	1.97	0.48
21:AA:372:C:H4'	21:AA:373:A:OP1	2.13	0.48
21:AA:80:A:C2	21:AA:90:C:C2	3.01	0.48
21:AA:928:G:C2	21:AA:1390:U:O2	2.66	0.48
1:AB:58:LYS:HZ1	1:AB:62:ARG:HD2	1.79	0.48
2:AC:131:ARG:O	2:AC:135:ARG:HG2	2.13	0.48
3:AD:168:THR:HG22	3:AD:183:ARG:NH2	2.29	0.48
6:AG:90:VAL:HG23	6:AG:94:ARG:HD3	1.96	0.48
10:AK:115:ILE:HG22	10:AK:115:ILE:O	2.13	0.48

*Continued on next page...*



*Continued from previous page...*

Atom-1	Atom-2	Interatomic distance (Å)	Clash overlap (Å)
16:AQ:61:ARG:O	16:AQ:72:TRP:CE3	2.67	0.48
19:AT:26:MET:O	19:AT:27:MET:C	2.51	0.48
19:AT:60:GLN:O	19:AT:63:LYS:HB2	2.13	0.48
52:B2:22:MET:SD	52:B2:31:LEU:HD12	2.53	0.48
24:BA:1135:C:N4	24:BA:1139:G:C6	2.82	0.48
24:BA:1142:A:C4	24:BA:1144:A:C8	3.02	0.48
24:BA:1570:A:N6	24:BA:1571:A:N6	2.61	0.48
24:BA:1905:C:H2'	24:BA:1930:G:C8	2.49	0.48
24:BA:1957:C:H2'	24:BA:1958:C:H6	1.78	0.48
24:BA:2134:A:N6	24:BA:2135:A:C6	2.82	0.48
24:BA:2264:C:H41	46:BW:11:ASN:HD21	1.58	0.48
24:BA:858:G:C5	24:BA:2268:A:C2	3.02	0.48
24:BA:2715:C:H2'	24:BA:2716:C:O4'	2.13	0.48
24:BA:527:C:N3	24:BA:2779:U:H2'	2.29	0.48
24:BA:2823:A:H2'	24:BA:2824:C:H5'	1.96	0.48
24:BA:308:G:H1'	24:BA:501:A:OP1	2.14	0.48
24:BA:309:A:C4	24:BA:330:A:C2	3.01	0.48
24:BA:341:C:H2'	24:BA:342:A:H8	1.79	0.48
24:BA:452:G:C6	24:BA:453:A:C6	3.02	0.48
24:BA:738:G:N2	24:BA:759:G:C4	2.82	0.48
24:BA:85:G:O6	24:BA:98:G:C6	2.67	0.48
24:BA:969:G:C2	24:BA:970:U:C2	3.02	0.48
27:BD:101:PHE:HE2	27:BD:203:VAL:CG2	2.23	0.48
28:BE:44:ARG:HG3	28:BE:44:ARG:NH2	2.29	0.48
30:BG:25:ILE:HD11	30:BG:71:LEU:HD12	1.96	0.48
32:BI:6:ALA:HB3	32:BI:60:VAL:H	1.79	0.48
34:BK:118:LEU:N	34:BK:118:LEU:CD1	2.77	0.48
25:BB:113:C:H1'	38:BO:46:GLU:HA	1.94	0.48
39:BP:46:VAL:HG12	39:BP:46:VAL:O	2.14	0.48
2:CC:175:HIS:CD2	55:CA:1189:U:O2'	2.67	0.48
55:CA:1288:A:H2'	55:CA:1289:A:H8	1.78	0.48
55:CA:945:G:C2	55:CA:1337:G:C2	3.01	0.48
55:CA:1443:C:H2'	55:CA:1444:U:O4'	2.14	0.48
55:CA:1496:C:H2'	55:CA:1497:G:O4'	2.13	0.48
55:CA:198:G:O6	55:CA:220:G:C5	2.67	0.48
55:CA:846:G:O2'	55:CA:847:G:H5'	2.12	0.48
55:CA:94:G:O2'	55:CA:95:C:H5'	2.13	0.48
6:CG:42:VAL:HG12	6:CG:43:TYR:CD2	2.49	0.48
10:CK:90:PRO:O	10:CK:92:ARG:N	2.47	0.48
12:CM:97:ARG:CZ	55:CA:1308:U:C5	2.96	0.48
13:CN:12:ARG:HG2	13:CN:53:ASP:OD1	2.12	0.48

*Continued on next page...*

*Continued from previous page...*

Atom-1	Atom-2	Interatomic distance (Å)	Clash overlap (Å)
16:CQ:46:HIS:HB2	16:CQ:70:LYS:CE	2.43	0.48
24:DA:1267:U:O2'	24:DA:1268:A:H5'	2.13	0.48
24:DA:1269:A:H2'	24:DA:1270:C:C6	2.48	0.48
47:DX:2:ARG:HG2	24:DA:1365:A:OP2	2.14	0.48
24:DA:1439:A:C2	24:DA:1552:A:C4	2.96	0.48
24:DA:1496:A:O3'	24:DA:1497:U:C6	2.67	0.48
24:DA:1572:A:H2'	24:DA:1573:G:C8	2.48	0.48
24:DA:1816:C:O2'	24:DA:1817:G:P	2.71	0.48
24:DA:2204:G:H2'	24:DA:2205:A:C8	2.49	0.48
47:DX:31:ASN:HB3	24:DA:2230:G:H1'	1.96	0.48
24:DA:2311:A:N3	24:DA:2311:A:C2'	2.74	0.48
24:DA:2544:G:HO2'	24:DA:2545:G:H8	1.59	0.48
37:DN:71:ARG:NH2	24:DA:2708:G:H1'	2.29	0.48
44:DU:16:LYS:CB	24:DA:329:G:O6	2.50	0.48
24:DA:324:A:N6	24:DA:339:U:H5'	2.28	0.48
24:DA:734:A:C4	24:DA:735:A:C8	3.01	0.48
24:DA:783:A:H2'	24:DA:784:G:H4'	1.95	0.48
24:DA:93:G:N2	24:DA:94:A:H1'	2.29	0.48
28:DE:106:LYS:HG3	28:DE:200:LEU:HD12	1.96	0.48
34:DK:17:ARG:CG	34:DK:18:ARG:N	2.70	0.48
39:DP:52:ARG:HH11	39:DP:52:ARG:HG2	1.79	0.48
41:DR:19:THR:HG22	41:DR:20:VAL:N	2.28	0.48
41:DR:24:LYS:HA	41:DR:94:THR:CG2	2.44	0.48
44:DU:91:LYS:HZ3	24:DA:296:U:C4'	2.26	0.48
45:DV:21:ARG:C	45:DV:23:ALA:H	2.17	0.48
45:DV:69:GLU:HG2	45:DV:70:ILE:N	2.29	0.48
46:DW:37:VAL:O	46:DW:38:ARG:HB2	2.13	0.48
21:AA:1168:U:H5''	21:AA:1169:A:OP2	2.14	0.48
21:AA:1365:G:O2'	21:AA:1366:C:H6	1.96	0.48
21:AA:1365:G:O2'	21:AA:1366:C:O5'	2.32	0.48
21:AA:363:A:N6	21:AA:364:A:C6	2.81	0.48
21:AA:414:A:N6	21:AA:431:A:N3	2.62	0.48
21:AA:77:A:H8	21:AA:77:A:OP2	1.96	0.48
3:AD:75:TYR:CG	3:AD:203:TYR:HD1	2.32	0.48
4:AE:80:LEU:HD23	4:AE:122:VAL:HG21	1.95	0.48
4:AE:96:GLN:OE1	4:AE:97:PRO:HD2	2.14	0.48
6:AG:3:ARG:O	6:AG:5:VAL:HG13	2.14	0.48
7:AH:17:GLN:OE1	7:AH:69:ALA:HB1	2.14	0.48
7:AH:6:ILE:HB	7:AH:76:ARG:NH1	2.20	0.48
8:AI:25:GLY:HA2	8:AI:60:LEU:O	2.14	0.48
24:BA:1071:G:C4	24:BA:1089:A:C6	3.02	0.48

*Continued on next page...*

*Continued from previous page...*

Atom-1	Atom-2	Interatomic distance (Å)	Clash overlap (Å)
24:BA:1192:G:O2'	24:BA:1193:G:H5'	2.13	0.48
24:BA:1444:G:H2'	24:BA:1445:G:H8	1.78	0.48
24:BA:163:C:O2'	24:BA:164:C:H5''	2.12	0.48
24:BA:1705:A:N6	24:BA:1706:C:N4	2.62	0.48
24:BA:1735:A:C6	24:BA:1736:U:C4	3.01	0.48
24:BA:176:A:H2'	24:BA:177:G:O4'	2.14	0.48
24:BA:210:C:H2'	24:BA:211:C:H6	1.77	0.48
24:BA:2216:G:H2'	24:BA:2217:G:C8	2.49	0.48
24:BA:237:C:O2'	24:BA:238:C:H5'	2.13	0.48
24:BA:2587:A:H5''	24:BA:2588:G:OP2	2.14	0.48
24:BA:600:G:C6	24:BA:601:C:C4	3.01	0.48
24:BA:646:U:H5''	24:BA:646:U:H6	1.77	0.48
24:BA:682:G:C2	24:BA:683:U:C6	3.01	0.48
24:BA:704:G:C2'	24:BA:726:G:H22	2.26	0.48
24:BA:876:C:H2'	24:BA:877:A:O4'	2.14	0.48
25:BB:56:G:H5''	25:BB:57:A:OP1	2.13	0.48
27:BD:114:LYS:N	27:BD:114:LYS:CE	2.61	0.48
29:BF:19:PHE:O	29:BF:20:ASN:C	2.52	0.48
31:BH:12:LEU:HD12	31:BH:19:VAL:HG11	1.94	0.48
31:BH:96:THR:H	31:BH:97:ARG:HH12	1.54	0.48
38:BO:30:ARG:HG2	38:BO:31:THR:N	2.27	0.48
39:BP:80:VAL:O	39:BP:81:ASP:HB3	2.11	0.48
39:BP:30:TRP:CD1	39:BP:81:ASP:HB2	2.49	0.48
40:BQ:17:LEU:O	40:BQ:20:ALA:HB3	2.13	0.48
40:BQ:91:ARG:NH2	40:BQ:93:ILE:CD1	2.74	0.48
42:BS:51:LEU:O	42:BS:51:LEU:HD12	2.13	0.48
43:BT:28:ASN:HA	43:BT:91:GLN:CD	2.33	0.48
46:BW:19:ARG:NH2	46:BW:22:VAL:HG21	2.28	0.48
55:CA:1101:A:C4'	55:CA:1102:A:O5'	2.49	0.48
55:CA:111:G:H2'	55:CA:112:G:C8	2.48	0.48
55:CA:960:U:C4	55:CA:1225:A:H1'	2.49	0.48
55:CA:1265:C:N4	55:CA:1266:G:O6	2.46	0.48
55:CA:1430:A:N3	55:CA:1430:A:H2'	2.29	0.48
55:CA:1487:G:C6	55:CA:1488:G:N7	2.82	0.48
55:CA:216:U:H2'	55:CA:217:C:C6	2.48	0.48
55:CA:259:G:H2'	55:CA:260:G:C8	2.49	0.48
55:CA:584:G:H2'	55:CA:585:G:H8	1.78	0.48
55:CA:695:A:N1	55:CA:696:A:C2	2.82	0.48
55:CA:713:G:H2'	55:CA:714:G:C8	2.48	0.48
55:CA:754:C:C2'	55:CA:754:C:O2	2.62	0.48
1:CB:103:TRP:CH2	1:CB:156:LEU:HB3	2.49	0.48

*Continued on next page...*

*Continued from previous page...*

Atom-1	Atom-2	Interatomic distance (Å)	Clash overlap (Å)
1:CB:57:ASN:OD1	1:CB:219:THR:O	2.32	0.48
6:CG:113:LYS:O	6:CG:118:ARG:NH2	2.37	0.48
10:CK:44:ALA:HB1	10:CK:68:ARG:NH2	2.28	0.48
16:CQ:78:VAL:HG12	16:CQ:79:GLU:H	1.79	0.48
18:CS:77:ARG:HH21	55:CA:1222:G:H5'	1.78	0.48
19:CT:46:ALA:C	19:CT:48:LYS:H	2.17	0.48
24:DA:1316:U:O2'	24:DA:1317:G:H5'	2.13	0.48
24:DA:1611:C:O2'	24:DA:1612:C:H5'	2.14	0.48
24:DA:1775:U:OP1	24:DA:1979:U:O2'	2.30	0.48
24:DA:2051:A:H61	24:DA:2614:A:C2'	2.26	0.48
24:DA:2283:C:O2'	24:DA:2284:A:H5'	2.14	0.48
35:DL:21:ARG:NH1	24:DA:811:U:C4	2.82	0.48
24:DA:876:C:H3'	24:DA:877:A:C8	2.49	0.48
26:DC:166:ARG:CB	26:DC:171:VAL:HG22	2.44	0.48
27:DD:118:PHE:HE1	27:DD:119:ALA:O	1.96	0.48
29:DF:19:PHE:HB3	29:DF:21:TYR:CE2	2.49	0.48
31:DH:54:LEU:HA	31:DH:57:LYS:HG3	1.94	0.48
31:DH:57:LYS:HE3	31:DH:58:LEU:HD13	1.95	0.48
33:DJ:12:LYS:HB2	33:DJ:41:LYS:NZ	2.28	0.48
34:DK:76:VAL:HB	39:DP:72:VAL:HG22	1.96	0.48
37:DN:78:LYS:O	37:DN:82:GLU:HB3	2.14	0.48
38:DO:25:ARG:HA	38:DO:91:SER:O	2.13	0.48
40:DQ:77:LYS:CE	40:DQ:116:LEU:HD11	2.44	0.48
40:DQ:4:LYS:O	40:DQ:5:ARG:HB2	2.14	0.48
42:DS:32:ALA:O	42:DS:33:LEU:HB2	2.12	0.48
46:DW:38:ARG:NH2	24:DA:2262:U:H5''	2.28	0.48
49:DZ:4:ILE:HG21	49:DZ:56:VAL:HG13	1.95	0.48
21:AA:1084:G:N7	21:AA:1085:U:C4	2.81	0.48
21:AA:1239:A:H4'	21:AA:1240:U:H5'	1.95	0.48
21:AA:1489:G:C2'	21:AA:1490:U:H5'	2.44	0.48
21:AA:150:U:H2'	21:AA:151:A:H8	1.79	0.48
21:AA:390:U:O2'	21:AA:391:G:H5'	2.14	0.48
21:AA:481:G:HO2'	21:AA:482:A:H8	1.59	0.48
21:AA:775:G:C2'	21:AA:776:G:H5'	2.44	0.48
1:AB:180:ILE:O	1:AB:180:ILE:HG22	2.13	0.48
2:AC:21:TRP:HB3	2:AC:57:GLU:HA	1.95	0.48
3:AD:55:ARG:HH12	3:AD:58:GLN:HG2	1.79	0.48
6:AG:71:THR:C	6:AG:90:VAL:HG12	2.33	0.48
6:AG:92:PRO:O	6:AG:93:VAL:HG13	2.14	0.48
8:AI:79:ARG:NH1	8:AI:102:PHE:HD1	2.12	0.48
12:AM:14:ALA:HB3	12:AM:40:GLU:O	2.14	0.48

*Continued on next page...*

*Continued from previous page...*

Atom-1	Atom-2	Interatomic distance (Å)	Clash overlap (Å)
12:AM:80:MET:HG2	12:AM:91:ARG:HB2	1.96	0.48
15:AP:46:LYS:HZ1	15:AP:48:GLU:H	1.61	0.48
20:AU:10:PRO:HG3	2:CC:48:LYS:HE2	1.95	0.48
24:BA:1079:C:N3	24:BA:1080:A:C8	2.82	0.48
24:BA:1021:A:H61	24:BA:1142:A:H61	1.61	0.48
24:BA:1344:U:O2'	24:BA:1345:C:P	2.71	0.48
24:BA:1439:A:C8	24:BA:1440:U:C6	3.01	0.48
24:BA:1428:C:C5	24:BA:1569:A:H5''	2.48	0.48
24:BA:858:G:C2	24:BA:2268:A:H2'	2.49	0.48
24:BA:2345:G:C5	24:BA:2381:A:C2	3.02	0.48
24:BA:2560:A:C6	24:BA:2561:U:C4	3.01	0.48
24:BA:2581:G:C5	24:BA:2610:C:C4	3.02	0.48
24:BA:2839:G:C4	24:BA:2840:C:C6	3.02	0.48
24:BA:357:C:H2'	24:BA:358:U:C6	2.49	0.48
24:BA:49:A:C5'	24:BA:51:G:H5'	2.42	0.48
24:BA:960:A:H2'	24:BA:962:G:H5'	1.96	0.48
24:BA:96:C:H2'	24:BA:97:C:H6	1.79	0.48
28:BE:108:ILE:HD13	28:BE:109:LEU:N	2.29	0.48
28:BE:145:ASP:HA	28:BE:166:LYS:O	2.12	0.48
28:BE:32:VAL:HG23	28:BE:33:VAL:H	1.79	0.48
36:BM:12:MET:HB2	36:BM:72:PRO:HG2	1.95	0.48
43:BT:29:THR:HA	43:BT:86:THR:CA	2.42	0.48
45:BV:93:ARG:O	45:BV:94:ALA:HB2	2.13	0.48
55:CA:1023:U:H2'	55:CA:1024:G:C8	2.49	0.48
55:CA:1183:U:O2'	55:CA:1184:G:OP1	2.31	0.48
55:CA:953:G:N2	55:CA:1229:A:C4	2.82	0.48
55:CA:1246:A:H2'	55:CA:1247:U:O4'	2.14	0.48
55:CA:1248:A:C5	55:CA:1290:G:N2	2.82	0.48
8:CI:119:LYS:NZ	55:CA:1351:U:H5	2.11	0.48
55:CA:382:A:N7	55:CA:383:A:C6	2.82	0.48
55:CA:961:U:H6	55:CA:961:U:O5'	1.96	0.48
1:CB:34:ARG:HD3	1:CB:35:ASN:N	2.28	0.48
2:CC:156:LEU:N	2:CC:156:LEU:HD23	2.28	0.48
3:CD:117:VAL:O	3:CD:130:ASN:HA	2.14	0.48
24:BA:2197:U:P	3:CD:150:LYS:HE3	2.54	0.48
3:CD:84:ASN:ND2	4:CE:101:GLY:O	2.47	0.48
4:CE:44:ARG:CG	4:CE:72:ASN:HA	2.42	0.48
6:CG:9:ARG:HG3	6:CG:10:LYS:N	2.28	0.48
7:CH:68:LYS:HD3	7:CH:69:ALA:H	1.79	0.48
9:CJ:9:ARG:HH21	9:CJ:71:LEU:CD2	2.27	0.48
11:CL:112:ALA:HB2	55:CA:503:C:OP2	2.13	0.48

*Continued on next page...*

*Continued from previous page...*

Atom-1	Atom-2	Interatomic distance (Å)	Clash overlap (Å)
12:CM:18:LEU:HB3	12:CM:21:ILE:HD12	1.95	0.48
12:CM:92:ARG:HA	12:CM:92:ARG:NE	2.29	0.48
18:CS:28:LYS:O	18:CS:30:LEU:HD12	2.14	0.48
24:DA:105:C:H2'	24:DA:106:C:H6	1.79	0.48
24:DA:1275:A:O2'	24:DA:1276:A:C4'	2.62	0.48
24:DA:1361:G:C6	24:DA:1362:C:C4	3.02	0.48
24:DA:142:A:C5'	24:DA:142:A:H8	2.25	0.48
24:DA:170:U:H6	24:DA:170:U:O5'	1.97	0.48
24:DA:1731:G:N3	24:DA:1733:G:C8	2.81	0.48
24:DA:1865:U:C4	24:DA:1875:G:C2	3.02	0.48
24:DA:1835:G:H1'	24:DA:1931:U:C2	2.48	0.48
24:DA:2271:G:H2'	24:DA:2272:U:C6	2.49	0.48
24:DA:2511:U:H2'	24:DA:2512:C:O4'	2.14	0.48
24:DA:2618:G:C5	24:DA:2619:C:C5	3.02	0.48
24:DA:2696:U:H2'	24:DA:2697:G:C8	2.49	0.48
24:DA:2728:U:H2'	24:DA:2729:G:C8	2.49	0.48
24:DA:365:U:H2'	24:DA:366:C:C6	2.49	0.48
24:DA:223:A:C6	24:DA:422:A:N7	2.81	0.48
24:DA:612:G:N2	24:DA:614:A:H1'	2.29	0.48
24:DA:970:U:H2'	24:DA:971:G:H8	1.77	0.48
56:DB:49:C:C6	56:DB:49:C:OP2	2.67	0.48
26:DC:130:PRO:CD	26:DC:188:ARG:HG3	2.44	0.48
27:DD:4:LEU:HD12	27:DD:32:ASN:OD1	2.14	0.48
28:DE:63:LYS:HA	28:DE:63:LYS:HE2	1.96	0.48
31:DH:104:THR:O	31:DH:104:THR:HG23	2.12	0.48
36:DM:108:VAL:HG11	36:DM:112:LEU:HD12	1.96	0.48
36:DM:81:ARG:NH2	36:DM:84:LYS:HE2	2.29	0.48
37:DN:1:MET:O	37:DN:2:ARG:HB2	2.14	0.48
40:DQ:47:ARG:NE	40:DQ:48:ASP:OD2	2.47	0.48
42:DS:9:HIS:H	42:DS:102:HIS:CE1	2.32	0.48
43:DT:34:VAL:O	43:DT:34:VAL:HG12	2.14	0.48
45:DV:26:PHE:CE2	45:DV:42:LEU:HD12	2.48	0.48
46:DW:20:LEU:HD11	46:DW:35:ILE:HG13	1.96	0.48
46:DW:37:VAL:CG2	46:DW:38:ARG:HH11	2.26	0.48
48:DY:17:GLU:HG2	48:DY:50:VAL:HG13	1.96	0.48
21:AA:1510:C:H2'	21:AA:1511:G:H8	1.79	0.48
21:AA:20:U:C4	21:AA:21:G:C5	3.02	0.48
21:AA:212:G:O2'	21:AA:213:G:O5'	2.32	0.48
21:AA:33:A:O2'	21:AA:34:C:H5'	2.14	0.48
21:AA:493:A:C6	21:AA:494:G:N1	2.82	0.48
21:AA:786:G:N2	21:AA:787:A:H1'	2.29	0.48

*Continued on next page...*

*Continued from previous page...*

Atom-1	Atom-2	Interatomic distance (Å)	Clash overlap (Å)
1:AB:183:PHE:N	1:AB:183:PHE:CD2	2.81	0.48
2:AC:119:ILE:HA	2:AC:122:GLN:CG	2.44	0.48
3:AD:187:ARG:NH1	3:AD:190:LEU:O	2.47	0.48
3:AD:36:ALA:HB1	21:AA:426:U:H5''	1.95	0.48
4:AE:155:LYS:HB3	7:AH:64:TYR:C	2.35	0.48
5:AF:64:VAL:HG12	5:AF:65:GLU:N	2.29	0.48
11:AL:30:ARG:NH1	59:AL:201:HOH:O	2.46	0.48
13:AN:20:PHE:O	13:AN:22:LYS:N	2.46	0.48
14:AO:73:ASP:CG	14:AO:76:ARG:HG3	2.34	0.48
19:AT:79:THR:HA	19:AT:82:ILE:CG1	2.43	0.48
54:B4:1:MET:SD	54:B4:36:ARG:HB2	2.54	0.48
24:BA:1060:U:O4'	24:BA:1062:G:H5''	2.14	0.48
24:BA:515:A:H2	24:BA:1260:A:N3	2.11	0.48
24:BA:1392:A:C6	24:BA:1393:A:N6	2.81	0.48
24:BA:1683:U:O2'	24:BA:1684:G:C8	2.62	0.48
24:BA:1739:A:H2'	24:BA:1740:G:C8	2.49	0.48
24:BA:1856:U:H3	24:BA:1886:U:H3	1.60	0.48
24:BA:1871:A:H2'	24:BA:1872:A:C8	2.49	0.48
24:BA:2075:U:H2'	24:BA:2077:A:OP1	2.13	0.48
24:BA:2153:C:O5'	24:BA:2153:C:H6	1.95	0.48
24:BA:397:U:H2'	24:BA:398:C:C6	2.48	0.48
24:BA:695:G:OP1	24:BA:1380:G:O2'	2.28	0.48
24:BA:809:G:C5	24:BA:810:U:C5	3.02	0.48
24:BA:906:U:C2'	24:BA:907:G:O5'	2.62	0.48
26:BC:114:GLN:O	26:BC:115:ILE:HD12	2.14	0.48
27:BD:63:PRO:O	27:BD:64:GLU:C	2.51	0.48
27:BD:49:GLN:HB2	27:BD:81:GLU:HG2	1.96	0.48
29:BF:107:VAL:HG11	29:BF:175:PRO:HG2	1.96	0.48
24:BA:2311:A:C8	29:BF:76:PHE:CZ	3.02	0.48
33:BJ:25:LEU:HB2	33:BJ:62:VAL:CG2	2.44	0.48
33:BJ:88:THR:HG23	33:BJ:90:GLU:HG3	1.95	0.48
24:BA:580:U:O3'	40:BQ:30:VAL:HG13	2.14	0.48
46:BW:49:ASN:ND2	46:BW:50:VAL:N	2.62	0.48
25:BB:12:C:C5	46:BW:72:GLY:HA3	2.48	0.48
49:BZ:12:ALA:HA	49:BZ:15:ARG:HD3	1.96	0.48
55:CA:1193:G:C2	55:CA:1194:U:C6	3.02	0.48
55:CA:1435:G:C6	55:CA:1436:U:C4	3.02	0.48
55:CA:1460:C:C2	55:CA:1461:G:C8	3.02	0.48
55:CA:363:A:H2'	55:CA:364:A:O4'	2.13	0.48
7:CH:29:SER:HB3	55:CA:589:U:H5''	1.96	0.48
55:CA:755:G:C2	55:CA:756:C:C4	3.01	0.48

*Continued on next page...*

*Continued from previous page...*

Atom-1	Atom-2	Interatomic distance (Å)	Clash overlap (Å)
55:CA:880:C:H2'	55:CA:881:G:H5'	1.95	0.48
55:CA:956:U:H2'	55:CA:957:U:H6	1.77	0.48
1:CB:11:ALA:HB1	1:CB:211:LEU:HD21	1.95	0.48
2:CC:18:ASN:ND2	2:CC:53:ARG:HH11	2.08	0.48
3:CD:31:CYS:C	3:CD:33:ILE:H	2.18	0.48
4:CE:129:SER:HA	59:CE:201:HOH:O	2.14	0.48
4:CE:38:VAL:HG21	4:CE:66:ALA:O	2.12	0.48
8:CI:98:ARG:CZ	55:CA:1178:G:H5''	2.43	0.48
12:CM:21:ILE:HB	12:CM:24:VAL:HG23	1.95	0.48
14:CO:31:LEU:HD22	14:CO:58:MET:HB3	1.95	0.48
19:CT:2:ASN:ND2	55:CA:351:G:OP1	2.46	0.48
24:DA:1089:A:H2	24:DA:1090:A:H62	1.62	0.48
24:DA:126:A:O2'	24:DA:127:A:C5'	2.62	0.48
24:DA:1424:G:H2'	24:DA:1425:G:C8	2.49	0.48
24:DA:1725:U:H2'	24:DA:1726:C:C6	2.49	0.48
24:DA:1775:U:H2'	24:DA:1776:G:O4'	2.14	0.48
24:DA:1931:U:O2'	24:DA:1932:A:H5'	2.14	0.48
24:DA:1945:G:O2'	24:DA:1946:U:C5'	2.53	0.48
24:DA:2189:U:C2	24:DA:2190:G:C8	3.02	0.48
24:DA:2358:A:N7	24:DA:2359:C:C5	2.82	0.48
24:DA:2370:G:C6	24:DA:2371:G:C6	3.01	0.48
24:DA:2385:C:O2'	24:DA:2386:A:C5'	2.60	0.48
24:DA:55:G:H2'	24:DA:55:G:N3	2.29	0.48
24:DA:802:A:C5	24:DA:803:U:C4	3.02	0.48
48:DY:40:SER:HB2	24:DA:95:A:H1'	1.96	0.48
29:DF:36:ASN:O	29:DF:37:MET:CB	2.61	0.48
30:DG:117:PRO:HD2	30:DG:120:ILE:CG2	2.44	0.48
34:DK:119:ALA:O	34:DK:120:PRO:C	2.52	0.48
34:DK:9:ASN:HD21	34:DK:17:ARG:CZ	2.27	0.48
38:DO:4:LYS:HG3	38:DO:8:ILE:CD1	2.43	0.48
38:DO:94:ARG:HD3	38:DO:99:TYR:HB2	1.96	0.48
55:CA:1462:C:H4'	39:DP:111:GLU:OE1	2.14	0.48
43:DT:40:LYS:HA	43:DT:43:ILE:CG2	2.44	0.48
45:DV:26:PHE:HA	45:DV:27:PRO:HD2	1.75	0.48
46:DW:44:PHE:CE2	46:DW:76:ARG:NE	2.82	0.48
21:AA:109:A:H3'	21:AA:110:C:H5'	1.95	0.48
21:AA:1158:C:C4	21:AA:1160:G:C8	3.02	0.48
21:AA:1251:A:H2'	21:AA:1252:A:H8	1.79	0.48
21:AA:1423:G:H2'	21:AA:1424:U:H6	1.79	0.48
21:AA:463:U:O2'	21:AA:464:U:C5'	2.53	0.48
21:AA:484:G:O2'	21:AA:485:U:OP2	2.30	0.48

*Continued on next page...*



*Continued from previous page...*

Atom-1	Atom-2	Interatomic distance (Å)	Clash overlap (Å)
21:AA:54:C:N4	21:AA:352:C:H2'	2.29	0.48
21:AA:704:A:C4	21:AA:705:G:C8	3.02	0.48
21:AA:568:G:N2	21:AA:883:C:C2	2.82	0.48
21:AA:91:U:H3'	21:AA:92:U:C6	2.49	0.48
21:AA:961:U:O2'	21:AA:962:C:C5'	2.62	0.48
2:AC:106:ARG:HG2	2:AC:106:ARG:O	2.14	0.48
2:AC:148:ILE:HA	2:AC:200:TRP:O	2.14	0.48
4:AE:14:LEU:HD22	4:AE:16:ALA:N	2.28	0.48
24:BA:1026:G:O5'	24:BA:1026:G:H8	1.96	0.48
24:BA:1036:G:C5	24:BA:1120:G:C6	3.02	0.48
24:BA:1076:C:H2'	24:BA:1077:A:C8	2.48	0.48
24:BA:1070:A:C6	24:BA:1097:U:H4'	2.49	0.48
24:BA:150:U:C2	24:BA:151:C:C5	3.01	0.48
24:BA:1570:A:C6	24:BA:1571:A:N6	2.82	0.48
24:BA:1628:G:H2'	24:BA:1629:U:C6	2.48	0.48
24:BA:1936:A:C2	24:BA:1943:U:H5	2.32	0.48
24:BA:2076:U:O2	24:BA:2076:U:O5'	2.32	0.48
24:BA:2366:A:H2'	24:BA:2367:G:H5'	1.96	0.48
24:BA:587:C:H2'	35:BL:19:LEU:HD22	1.96	0.48
24:BA:787:C:C5	24:BA:791:C:N3	2.82	0.48
24:BA:977:G:C6	24:BA:987:C:N3	2.82	0.48
25:BB:10:G:H5''	25:BB:11:C:OP2	2.14	0.48
29:BF:123:GLY:HA2	29:BF:162:ASP:OD2	2.14	0.48
30:BG:86:LEU:CD1	30:BG:132:LEU:HD21	2.43	0.48
30:BG:148:ARG:CD	30:BG:163:TYR:CE2	2.97	0.48
32:BI:16:MET:O	32:BI:19:PRO:HD3	2.12	0.48
33:BJ:98:GLU:CD	33:BJ:126:ALA:HB2	2.34	0.48
35:BL:77:ILE:HG12	35:BL:95:LEU:HD13	1.96	0.48
36:BM:23:GLY:H	36:BM:100:LYS:HZ1	1.62	0.48
40:BQ:87:VAL:HB	41:BR:52:PRO:HG3	1.96	0.48
49:BZ:52:PHE:C	49:BZ:52:PHE:CD2	2.88	0.48
55:CA:1032:G:H2'	55:CA:1033:G:O4'	2.13	0.48
6:CG:108:ARG:HH21	55:CA:1240:U:H5''	1.78	0.48
55:CA:177:G:C3'	55:CA:178:C:H5'	2.43	0.48
55:CA:356:A:HO2'	55:CA:367:U:HO2'	1.44	0.48
55:CA:488:C:O2'	55:CA:489:C:H5'	2.13	0.48
55:CA:864:A:C2	55:CA:917:G:N3	2.82	0.48
1:CB:77:GLU:HG3	1:CB:80:LYS:HE3	1.96	0.48
9:CJ:66:GLU:CG	9:CJ:67:ILE:N	2.77	0.48
11:CL:33:CYS:HA	11:CL:54:VAL:HA	1.95	0.48
17:CR:22:TYR:HA	17:CR:28:LEU:HD21	1.96	0.48

*Continued on next page...*

*Continued from previous page...*

Atom-1	Atom-2	Interatomic distance (Å)	Clash overlap (Å)
18:CS:33:TRP:CD1	18:CS:56:HIS:HE1	2.32	0.48
10:CK:126:ARG:O	20:CU:33:ARG:CZ	2.62	0.48
51:D1:47:ILE:HD12	51:D1:47:ILE:N	2.29	0.48
24:DA:1020:A:OP1	24:DA:1034:G:N2	2.41	0.48
24:DA:1358:G:O2'	24:DA:1359:A:H5'	2.14	0.48
24:DA:1532:A:H2'	24:DA:1533:C:C6	2.48	0.48
24:DA:1627:G:C6	24:DA:1640:A:C5	3.01	0.48
24:DA:1684:G:H2'	24:DA:1685:C:H6	1.78	0.48
24:DA:2069:G:O2'	24:DA:2070:A:H5'	2.14	0.48
24:DA:215:G:O2'	24:DA:216:A:O5'	2.23	0.48
24:DA:2319:G:HO2'	24:DA:2320:U:P	2.37	0.48
24:DA:2880:C:O2'	24:DA:2881:U:H5'	2.14	0.48
44:DU:84:PHE:HD1	24:DA:298:G:OP2	1.97	0.48
24:DA:847:U:O2	24:DA:847:U:O4'	2.28	0.48
27:DD:32:ASN:HB3	27:DD:52:THR:OG1	2.13	0.48
31:DH:48:GLU:O	31:DH:49:ALA:CB	2.61	0.48
33:DJ:57:LEU:HD11	33:DJ:129:GLU:H	1.79	0.48
33:DJ:4:PHE:O	33:DJ:44:TYR:CZ	2.67	0.48
34:DK:118:LEU:N	34:DK:118:LEU:HD23	2.29	0.48
37:DN:106:ASP:OD1	37:DN:106:ASP:O	2.32	0.48
38:DO:115:LEU:H	38:DO:115:LEU:CD1	2.13	0.48
39:DP:16:VAL:HG13	39:DP:19:PHE:HE2	1.79	0.48
41:DR:55:ASP:CG	41:DR:56:GLY:H	2.17	0.48
44:DU:39:ASN:OD1	44:DU:64:ILE:HB	2.14	0.48
44:DU:82:VAL:HG23	44:DU:83:GLY:H	1.79	0.48
46:DW:43:LYS:HD3	46:DW:43:LYS:HA	1.73	0.48
47:DX:6:VAL:HG22	47:DX:7:THR:HG23	1.95	0.48
21:AA:102:G:C6	21:AA:103:U:C4	3.02	0.47
21:AA:109:A:N1	21:AA:326:G:C6	2.82	0.47
21:AA:1213:A:C4	21:AA:1215:G:C8	3.02	0.47
21:AA:1295:U:H2'	21:AA:1296:C:H6	1.79	0.47
21:AA:957:U:H2'	21:AA:959:A:OP2	2.13	0.47
3:AD:116:LEU:O	3:AD:117:VAL:C	2.51	0.47
3:AD:84:ASN:HB3	3:AD:87:GLU:CG	2.41	0.47
4:AE:93:VAL:HA	4:AE:126:ALA:CB	2.44	0.47
4:AE:152:VAL:HB	4:AE:155:LYS:CE	2.44	0.47
4:AE:71:ILE:HD13	4:AE:144:GLU:HG3	1.96	0.47
5:AF:11:HIS:ND1	5:AF:13:ASP:HB2	2.28	0.47
8:AI:60:LEU:HD23	8:AI:60:LEU:N	2.29	0.47
9:AJ:49:PHE:HE1	9:AJ:67:ILE:HG13	1.79	0.47
9:AJ:52:LEU:HA	9:AJ:62:ARG:HA	1.96	0.47

*Continued on next page...*

*Continued from previous page...*

Atom-1	Atom-2	Interatomic distance (Å)	Clash overlap (Å)
11:AL:23:LEU:C	11:AL:25:ALA:N	2.68	0.47
11:AL:29:LYS:O	11:AL:80:LEU:HD12	2.13	0.47
14:AO:81:ILE:HG13	14:AO:82:GLU:N	2.28	0.47
24:BA:1153:C:H2'	24:BA:1154:G:C8	2.48	0.47
24:BA:1198:U:H2'	24:BA:1199:U:C6	2.49	0.47
24:BA:1329:U:HO2'	24:BA:1330:C:P	2.37	0.47
24:BA:1342:A:C2	24:BA:1345:C:C5	3.03	0.47
24:BA:1354:A:H2'	24:BA:1355:G:O4'	2.14	0.47
24:BA:1386:C:H2'	24:BA:1387:A:C8	2.48	0.47
24:BA:149:A:C4	24:BA:150:U:C6	3.02	0.47
21:AA:702:A:N6	24:BA:1846:G:O2'	2.34	0.47
24:BA:190:A:N1	24:BA:191:A:C2	2.82	0.47
24:BA:1936:A:H5''	24:BA:1937:A:C5'	2.39	0.47
24:BA:2774:C:H2'	24:BA:2775:G:O4'	2.14	0.47
24:BA:2720:U:C2	24:BA:2872:A:C6	3.01	0.47
24:BA:341:C:O2'	24:BA:342:A:H5'	2.14	0.47
24:BA:529:A:C8	24:BA:2023:C:N4	2.82	0.47
24:BA:729:G:C4	24:BA:1775:U:C2	3.02	0.47
25:BB:14:U:H3'	25:BB:15:A:H5''	1.95	0.47
26:BC:156:SER:O	26:BC:159:THR:HG23	2.14	0.47
27:BD:4:LEU:HD21	27:BD:97:SER:O	2.14	0.47
28:BE:29:HIS:O	28:BE:32:VAL:HG22	2.14	0.47
24:BA:1257:C:H5'	28:BE:78:TRP:CZ3	2.48	0.47
32:BI:126:ARG:HA	32:BI:129:GLU:CD	2.35	0.47
33:BJ:44:TYR:HB2	40:BQ:63:ARG:CB	2.35	0.47
35:BL:47:ARG:HG2	35:BL:47:ARG:HH21	1.79	0.47
35:BL:77:ILE:CD1	35:BL:108:ALA:HB1	2.43	0.47
36:BM:77:PRO:HD2	36:BM:80:VAL:HG11	1.94	0.47
42:BS:7:HIS:HB2	42:BS:50:VAL:CG2	2.44	0.47
43:BT:39:THR:O	43:BT:40:LYS:HB2	2.14	0.47
49:BZ:13:ILE:O	49:BZ:15:ARG:N	2.47	0.47
55:CA:1009:U:H2'	55:CA:1010:U:C6	2.49	0.47
55:CA:1131:G:H2'	55:CA:1132:C:H5'	1.96	0.47
55:CA:444:G:C2	55:CA:445:G:C8	3.02	0.47
55:CA:458:U:H2'	55:CA:459:A:C8	2.49	0.47
55:CA:438:U:C5	55:CA:494:G:C5	3.02	0.47
55:CA:704:A:O2'	55:CA:705:G:C5'	2.62	0.47
1:CB:13:VAL:HG23	1:CB:211:LEU:CD2	2.44	0.47
3:CD:71:PHE:CZ	3:CD:199:ILE:HD12	2.49	0.47
7:CH:17:GLN:NE2	7:CH:71:VAL:HG23	2.21	0.47
8:CI:119:LYS:HZ2	55:CA:1351:U:H5	1.61	0.47

*Continued on next page...*

*Continued from previous page...*

Atom-1	Atom-2	Interatomic distance (Å)	Clash overlap (Å)
10:CK:115:ILE:O	10:CK:115:ILE:HG12	2.14	0.47
11:CL:56:LEU:HD11	11:CL:81:ILE:HD13	1.96	0.47
15:CP:28:ARG:NH2	55:CA:390:U:H4'	2.29	0.47
15:CP:48:GLU:OE1	15:CP:51:ARG:HB2	2.13	0.47
17:CR:61:ALA:HB3	17:CR:67:LEU:HD12	1.95	0.47
20:CU:7:GLU:HB3	20:CU:11:PHE:HZ	1.79	0.47
24:DA:1000:A:H2'	24:DA:1001:A:C8	2.49	0.47
24:DA:1417:C:H2'	24:DA:1418:G:C8	2.49	0.47
24:DA:729:G:C4	24:DA:1775:U:O2	2.67	0.47
24:DA:1973:G:H2'	24:DA:1974:C:H6	1.79	0.47
24:DA:2519:U:N3	24:DA:2541:A:C2	2.82	0.47
24:DA:2728:U:H2'	24:DA:2729:G:H8	1.79	0.47
24:DA:362:A:C5	24:DA:363:G:C8	3.02	0.47
24:DA:38:A:C5	24:DA:39:G:C8	3.02	0.47
24:DA:417:C:H2'	24:DA:418:C:O4'	2.14	0.47
24:DA:671:C:O2'	24:DA:672:C:C6	2.59	0.47
24:DA:724:U:H2'	24:DA:725:G:O4'	2.14	0.47
26:DC:24:HIS:N	26:DC:80:LEU:O	2.45	0.47
28:DE:149:ILE:O	28:DE:149:ILE:HG12	2.14	0.47
32:DI:105:LEU:O	32:DI:105:LEU:HD23	2.14	0.47
33:DJ:45:THR:OG1	33:DJ:48:VAL:HB	2.14	0.47
34:DK:107:LEU:C	34:DK:109:SER:H	2.17	0.47
34:DK:60:ALA:HB2	34:DK:86:LEU:HA	1.95	0.47
35:DL:3:LEU:O	35:DL:6:LEU:HB2	2.14	0.47
36:DM:41:LEU:HB3	36:DM:46:ILE:HG23	1.96	0.47
44:DU:54:PRO:CG	44:DU:55:GLY:H	2.22	0.47
46:DW:34:SER:O	46:DW:35:ILE:O	2.32	0.47
49:DZ:16:LEU:N	49:DZ:16:LEU:HD22	2.27	0.47
21:AA:1202:U:O2'	21:AA:1203:C:C5'	2.62	0.47
8:AI:12:LYS:HG2	21:AA:1371:G:OP1	2.14	0.47
21:AA:570:G:C6	21:AA:873:A:C2	3.02	0.47
21:AA:919:A:C2'	21:AA:920:U:H5'	2.44	0.47
1:AB:164:ASP:O	1:AB:168:GLU:HG2	2.14	0.47
2:AC:14:VAL:HG21	2:AC:177:LEU:O	2.14	0.47
2:AC:28:PHE:HE1	13:AN:93:PRO:HG2	1.79	0.47
4:AE:24:VAL:HG23	4:AE:25:LYS:N	2.28	0.47
4:AE:33:THR:HG22	4:AE:51:LYS:HB2	1.94	0.47
6:AG:94:ARG:NE	6:AG:98:LEU:HD11	2.23	0.47
7:AH:98:LEU:N	7:AH:98:LEU:CD2	2.68	0.47
11:AL:5:GLN:O	11:AL:8:ARG:HB2	2.13	0.47
12:AM:28:ARG:HH12	12:AM:32:ILE:HD11	1.78	0.47

*Continued on next page...*

*Continued from previous page...*

Atom-1	Atom-2	Interatomic distance (Å)	Clash overlap (Å)
13:AN:22:LYS:CG	13:AN:23:ARG:H	2.27	0.47
17:AR:20:ILE:HD12	17:AR:21:ASP:N	2.29	0.47
51:B1:22:THR:OG1	51:B1:23:THR:N	2.47	0.47
52:B2:42:LEU:N	52:B2:42:LEU:HD22	2.28	0.47
24:BA:1002:G:C2'	24:BA:1003:G:O5'	2.62	0.47
24:BA:1135:C:H6	24:BA:1135:C:H5''	1.77	0.47
24:BA:1360:G:N7	24:BA:1371:G:N2	2.62	0.47
24:BA:1462:C:H2'	24:BA:1463:C:H6	1.78	0.47
24:BA:1672:A:C6	24:BA:1673:G:C6	3.02	0.47
24:BA:1840:G:C6	24:BA:1841:U:C4	3.03	0.47
24:BA:2446:G:C2'	24:BA:2447:G:H5''	2.42	0.47
24:BA:2738:A:N1	24:BA:2739:U:C2	2.82	0.47
24:BA:2746:U:C2'	24:BA:2747:G:H5'	2.44	0.47
24:BA:308:G:H2'	24:BA:309:A:O4'	2.14	0.47
24:BA:404:A:O2'	24:BA:405:U:OP2	2.28	0.47
24:BA:447:A:N1	24:BA:454:A:H2'	2.29	0.47
24:BA:563:A:N1	24:BA:564:C:N3	2.62	0.47
24:BA:831:G:C4	24:BA:832:U:C5	3.02	0.47
25:BB:116:G:H4'	38:BO:54:VAL:O	2.14	0.47
32:BI:79:LEU:HD11	32:BI:132:ALA:HA	1.96	0.47
35:BL:66:PHE:CD1	35:BL:66:PHE:C	2.85	0.47
37:BN:17:ARG:HG3	37:BN:17:ARG:NH2	2.29	0.47
27:BD:15:PHE:H	39:BP:11:GLN:HE22	1.61	0.47
39:BP:50:ARG:CB	39:BP:57:ALA:N	2.58	0.47
39:BP:62:LYS:O	39:BP:63:ILE:C	2.52	0.47
24:BA:1252:G:C2	40:BQ:32:ARG:HG2	2.48	0.47
40:BQ:63:ARG:CZ	40:BQ:96:ASP:CA	2.92	0.47
43:BT:38:ALA:HB1	43:BT:43:ILE:HG22	1.95	0.47
45:BV:20:LEU:HD13	45:BV:27:PRO:HB3	1.95	0.47
47:BX:30:PRO:HB2	47:BX:32:LEU:HD11	1.96	0.47
55:CA:1091:U:H2'	55:CA:1093:A:OP2	2.13	0.47
55:CA:1215:G:H2'	55:CA:1216:A:H8	1.79	0.47
55:CA:1390:U:H2'	55:CA:1391:U:H6	1.79	0.47
55:CA:1499:A:H2'	55:CA:1500:A:H8	1.79	0.47
55:CA:780:A:C2	55:CA:803:G:C6	3.02	0.47
55:CA:78:A:C6	55:CA:79:G:C6	3.02	0.47
1:CB:104:LYS:N	1:CB:104:LYS:HD2	2.28	0.47
1:CB:27:LYS:N	1:CB:28:PRO:CD	2.77	0.47
2:CC:161:ILE:H	2:CC:161:ILE:CD1	2.22	0.47
3:CD:117:VAL:HG11	3:CD:132:ALA:HA	1.96	0.47
11:CL:115:LYS:O	11:CL:116:TYR:HB2	2.14	0.47

*Continued on next page...*

*Continued from previous page...*

Atom-1	Atom-2	Interatomic distance (Å)	Clash overlap (Å)
50:D0:14:MET:HB3	24:DA:2045:C:O3'	2.14	0.47
28:DE:165:HIS:CG	24:DA:1205:A:N7	2.82	0.47
24:DA:1600:C:C2	24:DA:1601:G:C8	3.02	0.47
24:DA:120:U:O4	24:DA:177:G:C8	2.67	0.47
24:DA:1808:A:H5''	24:DA:1809:A:N7	2.28	0.47
24:DA:190:A:H2'	24:DA:191:A:O4'	2.14	0.47
24:DA:2073:C:H2'	24:DA:2074:U:H6	1.79	0.47
24:DA:2328:A:H2'	24:DA:2329:U:C6	2.49	0.47
24:DA:2654:A:C4	24:DA:2656:U:N3	2.83	0.47
24:DA:2848:G:H1'	24:DA:2868:A:N6	2.29	0.47
24:DA:2901:C:N4	24:DA:2902:C:H41	2.12	0.47
24:DA:30:G:H2'	24:DA:31:C:O4'	2.13	0.47
24:DA:565:C:H4'	24:DA:1253:A:N6	2.28	0.47
24:DA:607:U:H3	24:DA:620:G:H1'	1.79	0.47
24:DA:631:A:N3	24:DA:2415:G:O2'	2.44	0.47
24:DA:722:A:C2	24:DA:723:C:C2	3.02	0.47
26:DC:105:ALA:HA	26:DC:106:PRO:HD3	1.72	0.47
26:DC:29:PHE:CE2	26:DC:31:PRO:HG2	2.49	0.47
28:DE:2:GLU:HG2	28:DE:13:THR:HA	1.95	0.47
31:DH:83:LYS:HG3	31:DH:149:GLU:HB2	1.97	0.47
33:DJ:45:THR:HG23	33:DJ:45:THR:O	2.14	0.47
36:DM:35:ALA:O	36:DM:128:THR:HG22	2.14	0.47
36:DM:134:THR:HG21	45:DV:79:ARG:CZ	2.43	0.47
44:DU:16:LYS:HD2	44:DU:17:ASP:OD1	2.13	0.47
21:AA:102:G:C5	21:AA:103:U:C5	3.02	0.47
21:AA:1064:G:H22	21:AA:1190:G:HO2'	1.62	0.47
21:AA:1218:C:H2'	21:AA:1219:A:C8	2.49	0.47
21:AA:1514:G:C2	21:AA:1515:G:C8	3.02	0.47
21:AA:181:A:N6	21:AA:195:A:OP2	2.47	0.47
21:AA:199:A:O2'	21:AA:200:G:O5'	2.33	0.47
21:AA:203:G:N2	21:AA:215:C:C2	2.82	0.47
21:AA:370:C:H2'	21:AA:371:A:H8	1.78	0.47
21:AA:781:A:H2'	21:AA:782:A:H5'	1.96	0.47
1:AB:124:THR:O	1:AB:125:PHE:HB3	2.15	0.47
1:AB:29:PHE:HD1	1:AB:44:LYS:HG3	1.78	0.47
5:AF:38:ARG:HG2	5:AF:38:ARG:HH11	1.79	0.47
6:AG:74:VAL:CG2	6:AG:143:MET:HG2	2.41	0.47
6:AG:83:THR:HG22	6:AG:85:GLN:H	1.79	0.47
8:AI:51:LEU:HD13	8:AI:56:MET:HG2	1.96	0.47
12:AM:2:ARG:O	12:AM:3:ILE:HG12	2.14	0.47
13:AN:2:LYS:O	13:AN:3:GLN:C	2.52	0.47

*Continued on next page...*

*Continued from previous page...*

Atom-1	Atom-2	Interatomic distance (Å)	Clash overlap (Å)
22:AV:31:G:H2'	22:AV:32:C:H6	1.79	0.47
53:B3:3:ILE:HG22	53:B3:62:PRO:HG3	1.96	0.47
24:BA:1027:A:N1	24:BA:1126:A:N9	2.62	0.47
24:BA:1005:C:C2	24:BA:1143:A:C6	3.02	0.47
24:BA:1301:A:C2	24:BA:1303:G:C5	3.02	0.47
24:BA:1738:G:O2'	24:BA:1739:A:O5'	2.31	0.47
24:BA:1857:G:O2'	24:BA:1858:A:P	2.72	0.47
24:BA:2069:G:O2'	24:BA:2070:A:H5'	2.14	0.47
24:BA:2297:A:O2'	24:BA:2298:A:H5'	2.14	0.47
24:BA:2331:G:C2	24:BA:2332:C:C2	3.02	0.47
24:BA:2447:G:H4'	24:BA:2448:A:O5'	2.14	0.47
24:BA:2628:C:O2'	24:BA:2781:A:H2'	2.14	0.47
24:BA:2748:A:C6	24:BA:2749:A:C5	3.02	0.47
24:BA:2839:G:C6	24:BA:2840:C:C4	3.02	0.47
24:BA:30:G:C5	24:BA:31:C:C4	3.01	0.47
24:BA:34:U:H4'	24:BA:35:G:OP2	2.14	0.47
24:BA:846:U:O4	24:BA:927:A:OP2	2.32	0.47
24:BA:915:C:C2'	24:BA:915:C:O2	2.54	0.47
24:BA:999:U:P	59:BA:3363:HOH:O	2.72	0.47
26:BC:211:ARG:HD2	26:BC:211:ARG:HA	1.49	0.47
24:BA:2591:C:OP1	26:BC:237:ARG:HG3	2.13	0.47
33:BJ:49:ASP:OD2	33:BJ:121:LYS:NZ	2.43	0.47
38:BO:88:LYS:HE2	38:BO:116:GLN:NE2	2.28	0.47
39:BP:50:ARG:HB2	39:BP:56:SER:HA	1.96	0.47
42:BS:29:VAL:O	42:BS:33:LEU:HD22	2.14	0.47
43:BT:32:LEU:HD23	43:BT:83:ALA:CB	2.45	0.47
55:CA:1215:G:O2'	55:CA:1216:A:H5'	2.15	0.47
55:CA:1228:C:O2'	55:CA:1229:A:H5'	2.14	0.47
55:CA:1250:A:N3	55:CA:1370:G:O2'	2.43	0.47
55:CA:1348:U:C2'	55:CA:1349:A:H8	2.28	0.47
55:CA:1507:A:C2	55:CA:1508:A:N7	2.82	0.47
10:CK:117:HIS:CE1	55:CA:675:A:H1'	2.49	0.47
55:CA:757:U:OP1	55:CA:822:U:O2'	2.28	0.47
11:CL:20:VAL:N	11:CL:21:PRO:CD	2.76	0.47
11:CL:33:CYS:HB3	11:CL:77:SER:O	2.13	0.47
14:CO:54:GLY:O	14:CO:57:ARG:HB3	2.13	0.47
14:CO:63:ARG:HG3	14:CO:67:ASP:OD1	2.14	0.47
16:CQ:18:LYS:HE3	16:CQ:48:GLU:CD	2.35	0.47
16:CQ:41:THR:HG23	55:CA:237:G:OP1	2.14	0.47
22:CV:38:A:N7	22:CV:39:C:C5	2.83	0.47
53:D3:3:ILE:CG2	53:D3:4:LYS:N	2.77	0.47

*Continued on next page...*

*Continued from previous page...*

Atom-1	Atom-2	Interatomic distance (Å)	Clash overlap (Å)
24:DA:1075:C:HO2'	24:DA:1076:C:H6	1.62	0.47
24:DA:1022:G:O6	24:DA:1140:C:C5	2.68	0.47
24:DA:1259:G:C6	24:DA:1260:A:C6	3.02	0.47
24:DA:1320:C:H5	24:DA:1329:U:H5''	1.79	0.47
24:DA:1714:U:C3'	24:DA:1715:G:C5'	2.90	0.47
24:DA:1759:A:H2'	24:DA:1760:C:C6	2.49	0.47
24:DA:1906:G:C8	24:DA:1929:G:H2'	2.45	0.47
24:DA:2093:G:O2'	24:DA:2094:A:C8	2.54	0.47
24:DA:2336:A:H4'	24:DA:2337:G:OP2	2.13	0.47
24:DA:235:U:C2	24:DA:430:A:C2	3.03	0.47
24:DA:2051:A:H2'	24:DA:2614:A:N6	2.29	0.47
24:DA:285:G:H2'	24:DA:286:U:C6	2.49	0.47
24:DA:28:A:N6	24:DA:512:G:H1'	2.30	0.47
24:DA:310:A:C2	24:DA:330:A:C4	3.02	0.47
24:DA:600:G:C6	24:DA:601:C:C2	3.02	0.47
24:DA:629:G:H2'	24:DA:630:G:C8	2.50	0.47
24:DA:704:G:HO2'	24:DA:705:A:P	2.37	0.47
24:DA:982:C:H5''	24:DA:983:A:OP1	2.13	0.47
56:DB:12:C:C5'	56:DB:15:A:H62	2.26	0.47
27:DD:94:GLN:HG2	27:DD:94:GLN:O	2.14	0.47
33:DJ:30:THR:HG23	33:DJ:31:GLU:H	1.79	0.47
33:DJ:77:HIS:CE1	33:DJ:83:GLY:HA3	2.49	0.47
37:DN:36:THR:O	37:DN:111:ALA:N	2.45	0.47
37:DN:92:GLY:H	37:DN:94:TYR:HE1	1.58	0.47
40:DQ:8:ILE:O	40:DQ:8:ILE:HG12	2.14	0.47
41:DR:70:GLU:H	41:DR:70:GLU:CD	2.17	0.47
44:DU:44:HIS:CD2	24:DA:483:A:C8	3.01	0.47
47:DX:36:ARG:HG2	47:DX:47:THR:HB	1.95	0.47
21:AA:1013:G:N2	21:AA:1015:G:H3'	2.29	0.47
21:AA:1533:C:C3'	21:AA:1534:A:H5''	2.44	0.47
21:AA:208:U:H5	21:AA:210:C:C6	2.32	0.47
21:AA:254:G:H2'	21:AA:255:G:H8	1.79	0.47
21:AA:359:G:H2'	21:AA:360:G:O4'	2.14	0.47
21:AA:406:G:N2	21:AA:407:U:C2	2.82	0.47
21:AA:407:U:H2'	21:AA:408:A:C8	2.49	0.47
21:AA:436:C:O2'	21:AA:437:U:H5'	2.14	0.47
3:AD:172:VAL:HG22	3:AD:173:ASP:N	2.26	0.47
3:AD:66:VAL:HG12	3:AD:71:PHE:HB2	1.95	0.47
4:AE:35:LEU:HD11	4:AE:47:PHE:HD2	1.79	0.47
7:AH:50:VAL:O	7:AH:50:VAL:HG22	2.13	0.47
7:AH:75:GLN:HA	7:AH:75:GLN:OE1	2.14	0.47

*Continued on next page...*



*Continued from previous page...*

Atom-1	Atom-2	Interatomic distance (Å)	Clash overlap (Å)
9:AJ:91:ASP:O	9:AJ:92:LEU:HG	2.15	0.47
11:AL:100:ALA:HB1	11:AL:101:LEU:HD13	1.96	0.47
14:AO:69:LEU:HD21	14:AO:76:ARG:HB2	1.96	0.47
19:AT:27:MET:HE3	19:AT:57:VAL:HG22	1.96	0.47
24:BA:1213:A:O2'	24:BA:1214:A:C5'	2.60	0.47
24:BA:1301:A:C4	24:BA:1303:G:C8	3.03	0.47
24:BA:1322:A:O3'	42:BS:84:ARG:NH1	2.48	0.47
24:BA:1728:C:HO2'	24:BA:1729:U:H6	1.62	0.47
24:BA:1831:G:C6	24:BA:1832:C:N4	2.82	0.47
24:BA:1881:C:N4	24:BA:1882:U:C4	2.82	0.47
24:BA:1916:A:H2'	24:BA:1917:U:O4'	2.14	0.47
24:BA:532:A:N1	24:BA:2020:A:H1'	2.30	0.47
24:BA:2027:G:H2'	24:BA:2028:U:H5'	1.95	0.47
24:BA:2076:U:O2	24:BA:2076:U:O4'	2.32	0.47
24:BA:686:U:C2	52:B2:6:GLN:O	2.66	0.47
24:BA:821:A:N7	24:BA:946:C:N3	2.62	0.47
28:BE:32:VAL:CG2	28:BE:33:VAL:N	2.74	0.47
28:BE:44:ARG:HG3	28:BE:44:ARG:HH21	1.80	0.47
30:BG:82:PHE:CZ	30:BG:137:LYS:HD2	2.49	0.47
31:BH:79:THR:HG22	31:BH:80:ILE:HG12	1.96	0.47
24:BA:558:U:H5''	33:BJ:111:LYS:CE	2.44	0.47
33:BJ:58:ASN:HD21	33:BJ:128:ASN:HB2	1.79	0.47
37:BN:73:ASN:HD22	37:BN:76:VAL:CG1	2.26	0.47
39:BP:33:GLU:CG	39:BP:34:GLY:N	2.76	0.47
41:BR:14:VAL:HG23	41:BR:18:GLN:OE1	2.14	0.47
43:BT:49:LYS:HB2	43:BT:50:LEU:HD12	1.96	0.47
55:CA:110:C:O2'	55:CA:111:G:O4'	2.22	0.47
55:CA:1124:G:O2'	55:CA:1125:U:C5	2.67	0.47
55:CA:1151:A:C4	55:CA:1152:A:N7	2.82	0.47
55:CA:1055:A:C6	55:CA:1206:G:C5	3.02	0.47
55:CA:1438:G:C4	55:CA:1439:G:C8	3.02	0.47
55:CA:294:U:C4	55:CA:295:C:N4	2.82	0.47
55:CA:300:A:H1'	55:CA:565:U:O2	2.14	0.47
55:CA:68:G:C5	55:CA:69:G:H1'	2.49	0.47
55:CA:983:A:O2'	55:CA:984:C:H5'	2.14	0.47
1:CB:75:ALA:HB2	1:CB:209:VAL:HG11	1.96	0.47
2:CC:131:ARG:O	2:CC:135:ARG:HB2	2.14	0.47
2:CC:10:ARG:HG2	2:CC:177:LEU:CD2	2.45	0.47
4:CE:151:MET:O	4:CE:154:ALA:HB3	2.13	0.47
12:CM:32:ILE:O	12:CM:32:ILE:HD13	2.15	0.47
12:CM:52:ILE:C	12:CM:54:THR:H	2.17	0.47

*Continued on next page...*

*Continued from previous page...*

Atom-1	Atom-2	Interatomic distance (Å)	Clash overlap (Å)
14:CO:73:ASP:CG	14:CO:76:ARG:HG3	2.34	0.47
54:D4:7:VAL:CG1	54:D4:8:LYS:N	2.73	0.47
24:DA:104:A:H2'	24:DA:105:C:C6	2.49	0.47
24:DA:1079:C:N4	24:DA:1088:A:C2	2.82	0.47
24:DA:1252:G:H5''	59:DA:3289:HOH:O	2.13	0.47
24:DA:1378:A:C4	24:DA:1380:G:C8	3.02	0.47
24:DA:177:G:OP2	24:DA:177:G:N2	2.43	0.47
24:DA:1998:A:C2	24:DA:1999:C:C2	3.03	0.47
24:DA:2001:C:C2	24:DA:2002:G:C8	3.02	0.47
24:DA:2080:A:H2'	24:DA:2081:U:C6	2.49	0.47
24:DA:2148:G:O2'	24:DA:2149:U:C5	2.66	0.47
24:DA:2239:G:H2'	24:DA:2240:U:H6	1.79	0.47
24:DA:860:U:C2	24:DA:2268:A:C8	3.02	0.47
24:DA:2713:U:O2'	24:DA:2714:G:P	2.66	0.47
24:DA:309:A:H1'	24:DA:329:G:N3	2.29	0.47
24:DA:680:C:H2'	24:DA:681:G:C8	2.49	0.47
24:DA:802:A:H2'	24:DA:803:U:C5	2.48	0.47
56:DB:76:G:H2'	56:DB:77:U:C6	2.50	0.47
27:DD:148:GLN:OE1	27:DD:152:PRO:HG2	2.14	0.47
28:DE:29:HIS:O	28:DE:32:VAL:HG22	2.14	0.47
30:DG:70:LEU:HD12	30:DG:71:LEU:N	2.30	0.47
36:DM:28:PHE:HB2	36:DM:104:GLU:OE1	2.14	0.47
36:DM:21:ALA:HB3	36:DM:99:GLY:HA3	1.95	0.47
37:DN:114:GLU:HG2	37:DN:115:LEU:N	2.30	0.47
38:DO:101:GLY:HA3	56:DB:49:C:H5'	1.96	0.47
39:DP:28:LYS:NZ	39:DP:82:SER:HB2	2.30	0.47
42:DS:7:HIS:HB2	42:DS:50:VAL:CG2	2.44	0.47
49:DZ:6:ILE:HG22	49:DZ:7:THR:N	2.30	0.47
21:AA:1066:C:H2'	21:AA:1067:A:C8	2.50	0.47
21:AA:1118:U:H2'	21:AA:1119:C:O4'	2.14	0.47
21:AA:1151:A:C4	21:AA:1152:A:C8	3.03	0.47
21:AA:1203:C:H2'	21:AA:1204:A:O4'	2.14	0.47
21:AA:1442:G:H2'	21:AA:1443:C:C6	2.50	0.47
21:AA:1500:A:C2'	21:AA:1501:C:H5'	2.44	0.47
21:AA:253:A:C2'	21:AA:254:G:H8	2.28	0.47
21:AA:498:A:H8	21:AA:498:A:OP2	1.97	0.47
21:AA:499:A:O2'	21:AA:500:G:C8	2.62	0.47
21:AA:544:G:C4	21:AA:545:C:C6	3.02	0.47
21:AA:715:A:H8	21:AA:715:A:O5'	1.98	0.47
2:AC:4:VAL:O	2:AC:4:VAL:HG13	2.13	0.47
3:AD:124:VAL:C	3:AD:126:GLY:H	2.17	0.47

*Continued on next page...*

*Continued from previous page...*

Atom-1	Atom-2	Interatomic distance (Å)	Clash overlap (Å)
3:AD:90:LEU:CD2	3:AD:194:ILE:HD12	2.45	0.47
4:AE:81:GLN:H	4:AE:81:GLN:CD	2.16	0.47
6:AG:3:ARG:CG	6:AG:4:ARG:H	2.27	0.47
4:AE:156:ARG:CA	7:AH:63:LYS:HE2	2.44	0.47
8:AI:20:ILE:HD12	8:AI:85:ALA:O	2.15	0.47
15:AP:78:VAL:HG13	15:AP:78:VAL:O	2.14	0.47
24:BA:1063:G:O2'	32:BI:89:SER:N	2.43	0.47
24:BA:1228:G:H2'	24:BA:1229:C:C6	2.50	0.47
24:BA:1351:C:H2'	24:BA:1352:U:O4'	2.14	0.47
24:BA:14:A:H2'	24:BA:15:G:O4'	2.15	0.47
24:BA:149:A:C5	24:BA:150:U:C5	3.03	0.47
24:BA:1705:A:C6	24:BA:1706:C:C4	3.02	0.47
24:BA:1714:U:C6	24:BA:1714:U:H5''	2.49	0.47
24:BA:1754:A:N6	24:BA:1755:A:N1	2.63	0.47
24:BA:2270:A:H2'	24:BA:2271:G:O4'	2.15	0.47
24:BA:2345:G:H4'	24:BA:2346:A:O5'	2.13	0.47
24:BA:2508:G:C2	24:BA:2582:G:C6	3.03	0.47
24:BA:263:G:C2	24:BA:264:C:C2	3.02	0.47
24:BA:2852:G:H2'	24:BA:2853:C:O4'	2.15	0.47
24:BA:289:G:C5	24:BA:290:U:C5	3.02	0.47
24:BA:49:A:H5''	24:BA:51:G:C4'	2.44	0.47
26:BC:131:MET:HA	26:BC:134:ILE:CD1	2.45	0.47
26:BC:73:ILE:HG12	26:BC:73:ILE:H	1.50	0.47
24:BA:2308:G:O6	29:BF:76:PHE:CE2	2.67	0.47
29:BF:4:HIS:O	29:BF:7:TYR:HB3	2.14	0.47
32:BI:12:VAL:HG23	32:BI:13:ALA:H	1.79	0.47
34:BK:20:MET:O	34:BK:42:THR:HG22	2.14	0.47
36:BM:34:LYS:HD3	45:BV:81:PRO:O	2.14	0.47
39:BP:64:SER:O	39:BP:65:ASN:C	2.52	0.47
43:BT:43:ILE:O	43:BT:43:ILE:HG13	2.14	0.47
44:BU:60:LYS:HA	44:BU:60:LYS:HD2	1.64	0.47
44:BU:61:GLU:HG2	44:BU:61:GLU:H	1.49	0.47
46:BW:19:ARG:HH12	46:BW:22:VAL:HG11	1.78	0.47
55:CA:199:A:C2	55:CA:200:G:C8	3.02	0.47
55:CA:496:A:O2'	55:CA:497:G:H8	1.98	0.47
55:CA:878:A:H2'	55:CA:879:C:C6	2.50	0.47
55:CA:86:G:O2'	55:CA:87:C:OP2	2.31	0.47
55:CA:920:U:O2'	55:CA:921:U:H5'	2.15	0.47
55:CA:958:A:O2'	55:CA:959:A:H5'	2.13	0.47
1:CB:69:VAL:O	1:CB:162:VAL:HA	2.15	0.47
2:CC:24:ASN:O	2:CC:28:PHE:HB2	2.15	0.47

*Continued on next page...*

*Continued from previous page...*

Atom-1	Atom-2	Interatomic distance (Å)	Clash overlap (Å)
3:CD:97:LEU:HD11	3:CD:122:ILE:HG21	1.96	0.47
5:CF:99:ALA:O	5:CF:100:SER:HB2	2.14	0.47
9:CJ:28:THR:HG23	9:CJ:29:ALA:N	2.29	0.47
9:CJ:56:HIS:O	9:CJ:57:VAL:HG12	2.14	0.47
11:CL:82:ARG:HB2	11:CL:97:VAL:HG13	1.97	0.47
12:CM:1:ALA:H2	12:CM:2:ARG:NH1	2.12	0.47
13:CN:11:LYS:O	13:CN:14:ALA:HB3	2.15	0.47
18:CS:76:THR:HB	55:CA:1222:G:P	2.54	0.47
24:DA:1311:G:O2'	24:DA:1312:U:H6	1.96	0.47
34:DK:6:THR:HA	24:DA:1666:G:O3'	2.15	0.47
24:DA:1797:G:C6	24:DA:1798:U:C4	3.03	0.47
24:DA:1363:C:O2'	24:DA:1809:A:H1'	2.13	0.47
24:DA:2025:C:H2'	24:DA:2026:U:H6	1.77	0.47
24:DA:2308:G:N1	24:DA:2311:A:N6	2.62	0.47
24:DA:2321:U:C2'	24:DA:2321:U:O2	2.61	0.47
24:DA:2371:G:N2	24:DA:2372:U:C2	2.83	0.47
24:DA:271:G:HO2'	24:DA:272:A:H5''	1.80	0.47
24:DA:686:U:H2'	24:DA:788:A:N1	2.29	0.47
24:DA:957:C:H2'	24:DA:959:A:H8	1.79	0.47
56:DB:16:G:C6	56:DB:69:G:C4	3.03	0.47
29:DF:121:PHE:CZ	24:DA:2303:G:H5''	2.49	0.47
35:DL:12:SER:C	35:DL:13:LYS:HD3	2.34	0.47
37:DN:75:ILE:HD12	37:DN:79:LEU:HD12	1.97	0.47
40:DQ:4:LYS:HE3	40:DQ:7:VAL:HG22	1.97	0.47
42:DS:70:LYS:HD2	42:DS:110:ARG:O	2.15	0.47
43:DT:4:GLU:HG3	43:DT:6:ARG:NH2	2.30	0.47
44:DU:92:VAL:CB	44:DU:101:THR:HG21	2.41	0.47
44:DU:10:VAL:O	44:DU:21:ARG:HA	2.14	0.47
44:DU:9:GLU:OE1	44:DU:23:LYS:HA	2.14	0.47
45:DV:29:ILE:HG22	45:DV:39:ALA:HA	1.97	0.47
9:AJ:53:ILE:HG23	21:AA:1060:U:H4'	1.96	0.47
21:AA:1256:A:C6	21:AA:1278:G:N3	2.83	0.47
21:AA:1481:U:O2'	21:AA:1482:G:H5'	2.15	0.47
21:AA:1502:A:HO2'	21:AA:1503:A:P	2.37	0.47
3:AD:58:GLN:HA	3:AD:58:GLN:HE21	1.79	0.47
6:AG:92:PRO:HG3	6:AG:95:ARG:NH2	2.29	0.47
9:AJ:8:ILE:HG12	9:AJ:100:ILE:HG22	1.95	0.47
11:AL:43:LYS:HG3	21:AA:1492:A:OP1	2.15	0.47
11:AL:50:LYS:O	11:AL:66:ILE:HG13	2.13	0.47
13:AN:52:ARG:HG3	13:AN:58:ARG:NH1	2.29	0.47
9:AJ:67:ILE:HG13	13:AN:95:LEU:HD13	1.97	0.47

*Continued on next page...*

*Continued from previous page...*

Atom-1	Atom-2	Interatomic distance (Å)	Clash overlap (Å)
51:B1:42:VAL:O	51:B1:42:VAL:HG13	2.12	0.47
24:BA:1097:U:H3'	24:BA:1098:A:H4'	1.95	0.47
24:BA:1125:G:C6	24:BA:1126:A:N6	2.83	0.47
24:BA:1128:G:O2'	24:BA:1129:A:H5''	2.14	0.47
24:BA:1166:G:C6	24:BA:1167:C:N4	2.83	0.47
24:BA:1334:G:C6	24:BA:1335:C:C4	3.03	0.47
24:BA:1394:U:C5	24:BA:1395:A:C5	3.03	0.47
24:BA:1474:U:C3'	24:BA:1475:G:H5'	2.43	0.47
24:BA:1757:A:C3'	24:BA:1758:U:C5'	2.92	0.47
24:BA:221:A:C4	24:BA:266:G:N7	2.83	0.47
24:BA:2758:A:C2'	24:BA:2759:G:H5'	2.44	0.47
24:BA:467:G:O5'	24:BA:467:G:H8	1.97	0.47
24:BA:482:A:N6	24:BA:506:G:C1'	2.78	0.47
24:BA:734:A:C5	24:BA:735:A:C8	3.03	0.47
24:BA:789:A:H5''	59:BA:3765:HOH:O	2.15	0.47
26:BC:185:ALA:C	26:BC:187:CYS:H	2.17	0.47
27:BD:12:THR:CG2	27:BD:13:ARG:N	2.78	0.47
27:BD:9:VAL:CG2	27:BD:26:VAL:HB	2.37	0.47
28:BE:189:THR:OG1	28:BE:191:ASP:CB	2.62	0.47
30:BG:83:THR:O	30:BG:84:LYS:HB3	2.14	0.47
33:BJ:54:ILE:O	33:BJ:54:ILE:HG13	2.12	0.47
34:BK:42:THR:HG23	34:BK:42:THR:O	2.14	0.47
39:BP:54:LEU:HG	39:BP:54:LEU:O	2.15	0.47
43:BT:40:LYS:H	43:BT:43:ILE:CG2	2.28	0.47
55:CA:1125:U:C5	55:CA:1127:G:C6	3.03	0.47
55:CA:1145:A:H5'	55:CA:1146:A:OP1	2.14	0.47
55:CA:1281:C:H3'	55:CA:1282:C:H5'	1.95	0.47
55:CA:1348:U:H2'	55:CA:1349:A:C8	2.49	0.47
55:CA:104:G:H4'	55:CA:174:A:O4'	2.15	0.47
55:CA:212:G:C2	55:CA:213:G:C8	3.03	0.47
55:CA:247:G:N3	55:CA:248:C:C6	2.82	0.47
55:CA:370:C:O2'	55:CA:371:A:H5'	2.14	0.47
55:CA:428:G:C5	55:CA:430:A:C6	3.02	0.47
55:CA:501:C:H1'	55:CA:549:C:H1'	1.97	0.47
11:CL:4:ASN:HD21	55:CA:585:G:H4'	1.77	0.47
55:CA:592:G:H2'	55:CA:593:U:H6	1.79	0.47
1:CB:17:HIS:H	1:CB:17:HIS:CD2	2.33	0.47
5:CF:43:GLY:O	5:CF:44:ARG:C	2.53	0.47
7:CH:9:MET:SD	7:CH:32:LYS:HG3	2.55	0.47
9:CJ:11:LYS:HE2	9:CJ:97:ASP:OD1	2.14	0.47
13:CN:47:LEU:O	13:CN:49:THR:N	2.46	0.47

*Continued on next page...*

*Continued from previous page...*

Atom-1	Atom-2	Interatomic distance (Å)	Clash overlap (Å)
13:CN:52:ARG:HA	13:CN:52:ARG:CZ	2.42	0.47
10:CK:126:ARG:O	20:CU:33:ARG:NH2	2.47	0.47
50:D0:55:ALA:HB3	50:D0:56:LYS:NZ	2.29	0.47
24:DA:1056:G:H21	24:DA:1102:C:H41	1.63	0.47
24:DA:1179:G:O2'	24:DA:1180:U:H5'	2.15	0.47
24:DA:30:G:H4'	24:DA:1214:A:O2'	2.14	0.47
24:DA:1430:G:O2'	24:DA:1431:A:H5'	2.14	0.47
24:DA:1438:U:C4	24:DA:1552:A:N1	2.83	0.47
24:DA:1663:G:H8	24:DA:1663:G:C5'	2.28	0.47
24:DA:1693:U:H4'	24:DA:1694:C:OP2	2.15	0.47
24:DA:364:C:O2'	24:DA:365:U:O4'	2.22	0.47
56:DB:71:C:N4	56:DB:72:G:C6	2.83	0.47
27:DD:107:VAL:O	27:DD:107:VAL:HG12	2.13	0.47
30:DG:66:THR:HG22	24:DA:2748:A:C1'	2.39	0.47
33:DJ:106:LYS:HB2	33:DJ:119:PHE:HE2	1.79	0.47
33:DJ:23:LYS:HE2	33:DJ:142:ILE:HG13	1.97	0.47
35:DL:111:ILE:HA	35:DL:128:THR:OG1	2.13	0.47
35:DL:98:ALA:O	35:DL:100:ILE:HG22	2.15	0.47
36:DM:35:ALA:HB3	36:DM:99:GLY:N	2.29	0.47
38:DO:100:HIS:CA	38:DO:104:GLN:HB2	2.44	0.47
38:DO:35:ILE:HD11	38:DO:102:ARG:CZ	2.45	0.47
38:DO:47:VAL:HB	56:DB:114:C:O2'	2.15	0.47
38:DO:99:TYR:CG	38:DO:99:TYR:O	2.65	0.47
40:DQ:53:LYS:HG2	24:DA:995:C:H5''	1.96	0.47
44:DU:35:VAL:HG12	44:DU:36:GLU:N	2.30	0.47
46:DW:44:PHE:HE2	46:DW:76:ARG:NE	2.12	0.47
21:AA:1251:A:H2'	21:AA:1252:A:C8	2.49	0.47
21:AA:1533:C:H3'	21:AA:1534:A:H5''	1.97	0.47
21:AA:159:G:N2	21:AA:162:A:OP2	2.47	0.47
21:AA:240:G:C6	21:AA:241:G:N7	2.83	0.47
21:AA:483:C:H2'	21:AA:484:G:C8	2.49	0.47
21:AA:885:G:N2	21:AA:886:G:C4	2.82	0.47
1:AB:19:THR:OG1	1:AB:20:ARG:N	2.47	0.47
1:AB:58:LYS:HZ1	1:AB:62:ARG:CD	2.28	0.47
3:AD:57:LYS:HG3	3:AD:58:GLN:N	2.30	0.47
4:AE:37:VAL:HG11	4:AE:113:VAL:CB	2.43	0.47
4:AE:90:GLY:C	4:AE:129:SER:OG	2.53	0.47
8:AI:30:ASN:OD1	8:AI:65:THR:HA	2.15	0.47
24:BA:1294:U:O2	24:BA:1294:U:H2'	2.13	0.47
24:BA:1328:A:H2'	24:BA:1330:C:N4	2.30	0.47
24:BA:1334:G:O2'	24:BA:1335:C:H5'	2.14	0.47

*Continued on next page...*

*Continued from previous page...*

Atom-1	Atom-2	Interatomic distance (Å)	Clash overlap (Å)
24:BA:1392:A:C6	24:BA:1393:A:C6	3.02	0.47
24:BA:1423:G:C4	24:BA:1424:G:C8	3.02	0.47
24:BA:1831:G:C4	24:BA:1832:C:C5	3.03	0.47
24:BA:2300:C:H2'	24:BA:2301:C:O4'	2.14	0.47
24:BA:2404:U:C1'	24:BA:2414:G:N2	2.75	0.47
24:BA:2538:C:H2'	24:BA:2539:C:H6	1.79	0.47
24:BA:2555:U:C5	24:BA:2556:C:C2	3.03	0.47
24:BA:2586:U:C5	24:BA:2608:G:N2	2.83	0.47
24:BA:411:G:HO2'	24:BA:412:A:C5'	2.28	0.47
24:BA:603:A:C8	24:BA:655:A:C6	3.02	0.47
24:BA:68:G:H2'	24:BA:69:C:O4'	2.15	0.47
24:BA:806:C:O2'	24:BA:2445:G:H4'	2.14	0.47
26:BC:103:ILE:O	26:BC:104:LEU:O	2.33	0.47
26:BC:171:VAL:CG2	26:BC:185:ALA:HA	2.45	0.47
26:BC:20:ASN:C	26:BC:20:ASN:ND2	2.67	0.47
28:BE:150:THR:CG2	28:BE:153:LEU:HA	2.45	0.47
30:BG:4:ALA:HB2	30:BG:65:GLY:HA2	1.96	0.47
31:BH:26:ALA:O	31:BH:28:ASN:N	2.41	0.47
31:BH:8:LYS:O	31:BH:13:GLY:HA3	2.15	0.47
32:BI:27:LEU:HD12	32:BI:27:LEU:C	2.35	0.47
41:BR:60:LYS:H	41:BR:100:GLY:HA3	1.80	0.47
47:BX:50:VAL:HG12	47:BX:51:SER:O	2.14	0.47
48:BY:18:LEU:HD13	48:BY:18:LEU:O	2.14	0.47
55:CA:1466:C:N4	59:CA:1842:HOH:O	2.48	0.47
55:CA:555:U:H2'	55:CA:556:C:C6	2.48	0.47
55:CA:949:A:C5	55:CA:950:U:C5	3.03	0.47
4:CE:95:MET:CB	4:CE:124:ALA:HB2	2.43	0.47
8:CI:24:ASN:HB2	8:CI:26:LYS:HZ3	1.80	0.47
9:CJ:56:HIS:CE1	55:CA:963:G:H21	2.33	0.47
12:CM:53:ASP:HA	12:CM:56:ARG:NE	2.30	0.47
20:CU:17:ARG:O	20:CU:20:ARG:N	2.47	0.47
24:DA:1394:U:C4	24:DA:1395:A:N6	2.82	0.47
24:DA:1422:G:H1'	24:DA:1495:A:H61	1.79	0.47
24:DA:1435:G:H2'	24:DA:1436:G:H8	1.79	0.47
24:DA:2070:A:O2'	24:DA:2071:A:H5'	2.14	0.47
24:DA:2334:U:H4'	24:DA:2335:A:OP2	2.14	0.47
24:DA:2291:U:O2'	24:DA:2374:C:H1'	2.15	0.47
24:DA:252:G:H2'	24:DA:253:C:H6	1.79	0.47
24:DA:2896:C:O2'	24:DA:2897:U:H5'	2.15	0.47
24:DA:409:G:O2'	24:DA:410:G:H5'	2.15	0.47
24:DA:675:A:C6	24:DA:676:A:C6	3.02	0.47

*Continued on next page...*

*Continued from previous page...*

Atom-1	Atom-2	Interatomic distance (Å)	Clash overlap (Å)
24:DA:763:G:C6	24:DA:765:C:N3	2.83	0.47
24:DA:809:G:C2'	24:DA:810:U:H5'	2.45	0.47
24:DA:823:C:H2'	24:DA:824:U:H6	1.79	0.47
24:DA:977:G:C2	24:DA:987:C:C2	3.02	0.47
26:DC:140:VAL:CG2	26:DC:161:VAL:HB	2.45	0.47
26:DC:209:ALA:HA	26:DC:212:TRP:CE2	2.50	0.47
28:DE:49:ARG:NH1	28:DE:72:SER:CB	2.78	0.47
29:DF:37:MET:N	29:DF:151:LEU:HB3	2.30	0.47
29:DF:57:ALA:HB2	29:DF:64:PRO:HG2	1.97	0.47
30:DG:1:SER:C	30:DG:3:VAL:N	2.68	0.47
32:DI:52:LEU:HD12	32:DI:53:PRO:HD2	1.97	0.47
33:DJ:73:VAL:HG23	33:DJ:74:TYR:N	2.24	0.47
34:DK:39:ILE:HD11	34:DK:62:VAL:HG23	1.96	0.47
37:DN:29:VAL:O	37:DN:30:ARG:HB2	2.13	0.47
38:DO:49:VAL:CG1	38:DO:81:ARG:HB3	2.44	0.47
39:DP:28:LYS:NZ	39:DP:28:LYS:H	2.12	0.47
41:DR:97:LYS:O	41:DR:97:LYS:HG2	2.14	0.47
45:DV:30:ILE:HG22	45:DV:31:TYR:N	2.29	0.47
45:DV:70:ILE:CD1	45:DV:70:ILE:N	2.73	0.47
21:AA:1049:U:H4'	21:AA:1050:G:C5'	2.44	0.47
16:AQ:17:GLU:OE1	21:AA:273:U:H1'	2.15	0.47
21:AA:428:G:C1'	21:AA:430:A:C8	2.98	0.47
21:AA:616:G:C2	21:AA:617:G:C8	3.03	0.47
21:AA:792:A:H4'	21:AA:793:U:C5'	2.44	0.47
1:AB:13:VAL:CG2	1:AB:207:ARG:HH22	2.23	0.47
4:AE:19:ARG:O	4:AE:19:ARG:CZ	2.63	0.47
8:AI:8:THR:O	8:AI:16:ALA:O	2.32	0.47
16:AQ:12:VAL:HG13	16:AQ:16:MET:HE1	1.97	0.47
51:B1:10:LEU:O	51:B1:19:PHE:HB2	2.15	0.47
54:B4:7:VAL:HG23	54:B4:8:LYS:N	2.29	0.47
24:BA:1008:A:H4'	24:BA:1009:A:OP1	2.14	0.47
24:BA:1252:G:O2'	24:BA:1253:A:C8	2.68	0.47
24:BA:1301:A:C4	24:BA:1303:G:C5	3.03	0.47
24:BA:1332:G:C5	24:BA:1609:A:C2	3.03	0.47
24:BA:1332:G:OP1	59:BA:3770:HOH:O	2.20	0.47
24:BA:1353:A:C2	24:BA:1354:A:C4	3.03	0.47
24:BA:1831:G:C6	24:BA:1832:C:C4	3.02	0.47
24:BA:1786:A:C4	24:BA:1938:A:C6	3.02	0.47
24:BA:1959:G:C4	24:BA:1960:A:C8	3.02	0.47
24:BA:2453:A:H2	24:BA:2504:U:N3	2.13	0.47
24:BA:2596:U:H2'	24:BA:2597:G:O4'	2.14	0.47

*Continued on next page...*



*Continued from previous page...*

Atom-1	Atom-2	Interatomic distance (Å)	Clash overlap (Å)
24:BA:2615:U:O2'	24:BA:2616:C:C5'	2.56	0.47
24:BA:751:A:C5'	24:BA:752:A:OP1	2.63	0.47
24:BA:962:G:N2	24:BA:2250:G:H1	2.13	0.47
24:BA:784:G:C5	26:BC:227:VAL:HG11	2.48	0.47
26:BC:64:VAL:HG12	26:BC:64:VAL:O	2.15	0.47
27:BD:181:ASP:C	27:BD:182:ALA:O	2.53	0.47
27:BD:48:ILE:HG23	27:BD:84:LEU:HD21	1.96	0.47
29:BF:35:LEU:HD23	29:BF:98:PHE:CZ	2.50	0.47
29:BF:43:ILE:HA	29:BF:82:TYR:CE1	2.49	0.47
31:BH:81:ALA:O	31:BH:101:ASP:OD2	2.32	0.47
34:BK:17:ARG:HB3	34:BK:45:GLU:HB3	1.97	0.47
45:BV:64:VAL:HG12	45:BV:67:GLY:HA2	1.97	0.47
55:CA:115:G:H1'	55:CA:116:A:N7	2.30	0.47
55:CA:1182:G:C4'	55:CA:1183:U:H5'	2.44	0.47
55:CA:1183:U:O2'	55:CA:1184:G:P	2.73	0.47
55:CA:1202:U:N3	55:CA:1203:C:C2	2.82	0.47
55:CA:1483:A:H8	55:CA:1483:A:O5'	1.97	0.47
55:CA:172:A:C5	55:CA:174:A:N7	2.83	0.47
55:CA:19:A:C5	55:CA:20:U:C5	3.02	0.47
55:CA:376:G:N2	55:CA:377:G:C4	2.83	0.47
55:CA:201:G:N2	55:CA:469:C:O2	2.45	0.47
55:CA:652:U:H1'	55:CA:653:U:C6	2.49	0.47
55:CA:949:A:H2'	55:CA:950:U:C6	2.49	0.47
5:CF:36:ILE:HG23	5:CF:64:VAL:HG12	1.97	0.47
6:CG:42:VAL:O	6:CG:43:TYR:HB2	2.14	0.47
4:CE:154:ALA:HB1	7:CH:65:PHE:CZ	2.50	0.47
8:CI:24:ASN:HD22	8:CI:26:LYS:HD2	1.79	0.47
17:CR:61:ALA:HB1	17:CR:67:LEU:HG	1.95	0.47
18:CS:52:ASN:C	18:CS:52:ASN:HD22	2.18	0.47
19:CT:17:ARG:HG2	55:CA:322:C:O3'	2.15	0.47
24:DA:1168:G:C2	24:DA:1182:G:N3	2.82	0.47
24:DA:1360:G:C6	24:DA:1372:U:C2	3.03	0.47
24:DA:1422:G:H4'	24:DA:1493:C:OP1	2.14	0.47
24:DA:1500:G:C6	24:DA:1501:G:C5	3.03	0.47
24:DA:1638:C:H4'	24:DA:2710:C:O2	2.14	0.47
24:DA:187:G:C2	24:DA:210:C:C2	3.03	0.47
24:DA:1935:G:H1'	24:DA:1964:G:C2	2.49	0.47
24:DA:1941:C:C5	24:DA:1942:C:C4	3.03	0.47
26:DC:227:VAL:HG13	24:DA:2073:C:H5''	1.96	0.47
24:DA:2265:U:C4	24:DA:2266:A:C5	3.03	0.47
24:DA:2355:G:C5	24:DA:2356:U:C5	3.02	0.47

*Continued on next page...*

*Continued from previous page...*

Atom-1	Atom-2	Interatomic distance (Å)	Clash overlap (Å)
24:DA:420:C:C2	24:DA:421:C:C5	3.02	0.47
26:DC:208:GLY:CA	24:DA:764:A:H5'	2.45	0.47
26:DC:57:HIS:CE1	24:DA:1568:G:N3	2.83	0.47
27:DD:181:ASP:C	27:DD:183:GLU:H	2.17	0.47
29:DF:3:LEU:HG	29:DF:100:GLU:CD	2.35	0.47
31:DH:68:ARG:HB3	31:DH:68:ARG:CZ	2.44	0.47
34:DK:97:THR:O	34:DK:98:ARG:HB2	2.14	0.47
35:DL:127:VAL:HG13	35:DL:132:ARG:HB2	1.97	0.47
35:DL:40:SER:O	35:DL:41:ARG:C	2.53	0.47
35:DL:68:SER:HB3	24:DA:633:A:OP1	2.15	0.47
35:DL:93:ASN:CG	35:DL:94:THR:N	2.68	0.47
36:DM:57:VAL:O	36:DM:58:LYS:HB2	2.15	0.47
37:DN:4:ARG:HA	24:DA:2820:A:OP1	2.15	0.47
38:DO:24:THR:OG1	38:DO:90:VAL:HG11	2.15	0.47
41:DR:82:HIS:O	41:DR:82:HIS:CG	2.67	0.47
21:AA:1071:C:O2'	21:AA:1072:G:H5'	2.15	0.47
4:AE:22:LYS:HG3	21:AA:1081:A:H5'	1.97	0.47
21:AA:1130:A:H8	21:AA:1130:A:H5''	1.78	0.47
21:AA:1299:A:O2'	21:AA:1300:G:H4'	2.15	0.47
21:AA:1328:C:H2'	21:AA:1329:A:O4'	2.13	0.47
21:AA:161:A:H2'	21:AA:162:A:C8	2.50	0.47
21:AA:244:U:C2	21:AA:894:G:C2	3.02	0.47
21:AA:268:U:H2'	21:AA:269:C:O4'	2.15	0.47
21:AA:357:G:H1'	21:AA:368:U:O2	2.15	0.47
7:AH:30:LYS:N	21:AA:590:U:OP1	2.46	0.47
21:AA:672:U:H2'	21:AA:673:A:C8	2.50	0.47
21:AA:738:C:H2'	21:AA:739:C:H6	1.79	0.47
21:AA:914:A:C2	21:AA:915:A:C4	3.03	0.47
3:AD:151:GLN:O	3:AD:153:ARG:N	2.47	0.47
6:AG:20:GLU:O	6:AG:23:ALA:HB3	2.15	0.47
7:AH:30:LYS:HD2	7:AH:30:LYS:HA	1.71	0.47
8:AI:21:LYS:HD2	8:AI:21:LYS:C	2.36	0.47
9:AJ:50:THR:HA	9:AJ:63:ASP:O	2.14	0.47
10:AK:121:ARG:HH21	20:AU:35:GLU:HB2	1.79	0.47
11:AL:74:GLN:HG3	11:AL:75:GLU:HG2	1.96	0.47
12:AM:47:LEU:HD23	12:AM:51:GLN:HB3	1.97	0.47
14:AO:16:ARG:HD3	14:AO:20:ASP:OD2	2.14	0.47
14:AO:59:VAL:O	14:AO:63:ARG:HB2	2.15	0.47
24:BA:1059:G:C6	24:BA:1080:A:C6	3.03	0.47
24:BA:1119:U:H5''	24:BA:1119:U:H6	1.79	0.47
24:BA:1459:G:O2'	24:BA:1460:U:H5''	2.15	0.47

*Continued on next page...*

*Continued from previous page...*

Atom-1	Atom-2	Interatomic distance (Å)	Clash overlap (Å)
24:BA:1565:C:O2'	24:BA:1566:A:H2'	2.15	0.47
24:BA:2078:C:C4	24:BA:2079:U:C4	3.03	0.47
24:BA:2145:C:OP1	24:BA:2148:G:C5	2.68	0.47
24:BA:2315:G:O2'	24:BA:2316:G:H5'	2.15	0.47
24:BA:2365:G:H4'	46:BW:59:PHE:CZ	2.50	0.47
24:BA:2510:C:C5	24:BA:2511:U:C4	3.03	0.47
24:BA:2567:G:H2'	24:BA:2568:U:C5	2.50	0.47
24:BA:346:A:H2'	24:BA:347:A:H8	1.78	0.47
24:BA:464:U:O4	24:BA:465:G:C2	2.67	0.47
24:BA:651:G:C5	24:BA:652:U:C5	3.03	0.47
26:BC:90:ILE:CG2	26:BC:102:TYR:CD1	2.98	0.47
27:BD:34:VAL:HG22	27:BD:94:GLN:H	1.80	0.47
28:BE:126:VAL:HG22	28:BE:127:GLU:H	1.78	0.47
32:BI:32:VAL:HG13	32:BI:66:PHE:CE2	2.49	0.47
40:BQ:89:ILE:HG12	40:BQ:89:ILE:H	1.62	0.47
42:BS:20:VAL:CG2	42:BS:43:ALA:HB3	2.45	0.47
46:BW:58:LEU:HD13	46:BW:58:LEU:N	2.30	0.47
19:CT:4:LYS:HZ1	55:CA:107:G:H22	1.62	0.47
19:CT:73:ARG:NH1	55:CA:261:U:C5	2.83	0.47
55:CA:438:U:C6	55:CA:494:G:C6	3.03	0.47
55:CA:93:U:H2'	55:CA:95:C:C5	2.47	0.47
55:CA:945:G:N2	55:CA:1337:G:N2	2.62	0.47
2:CC:133:MET:CE	2:CC:152:VAL:HG13	2.43	0.47
2:CC:178:ARG:O	2:CC:205:GLU:O	2.32	0.47
6:CG:26:VAL:O	6:CG:29:LEU:HB3	2.15	0.47
6:CG:31:VAL:HG22	6:CG:32:ASP:N	2.29	0.47
9:CJ:5:ARG:NH2	9:CJ:77:VAL:HG13	2.24	0.47
9:CJ:9:ARG:HH21	9:CJ:71:LEU:HD22	1.78	0.47
53:D3:30:HIS:HB3	53:D3:31:ILE:H	1.48	0.47
24:DA:1010:A:O2'	24:DA:1011:G:C5'	2.63	0.47
24:DA:1058:U:H2'	24:DA:1059:G:O4'	2.14	0.47
24:DA:1238:G:HO2'	24:DA:1239:G:H8	1.63	0.47
37:DN:16:HIS:CD2	24:DA:1275:A:C4	3.01	0.47
24:DA:1301:A:C4	24:DA:1303:G:N7	2.83	0.47
24:DA:1303:G:C4	24:DA:1304:A:C8	3.02	0.47
24:DA:1346:G:O2'	24:DA:1347:A:P	2.72	0.47
24:DA:1341:G:H2'	24:DA:1398:C:H5'	1.95	0.47
24:DA:1420:A:N3	24:DA:2211:A:N7	2.63	0.47
26:DC:253:GLY:HA3	24:DA:1843:C:O2'	2.15	0.47
24:DA:1945:G:H2'	24:DA:1946:U:H6	1.80	0.47
24:DA:1770:G:C5	24:DA:1983:G:C6	3.02	0.47

*Continued on next page...*

*Continued from previous page...*

Atom-1	Atom-2	Interatomic distance (Å)	Clash overlap (Å)
53:D3:42:HIS:HE1	24:DA:2351:G:O6	1.97	0.47
24:DA:2074:U:C6	24:DA:2436:G:N2	2.83	0.47
24:DA:2748:A:H2'	24:DA:2749:A:O4'	2.15	0.47
24:DA:2543:G:N3	24:DA:2765:A:H2'	2.30	0.47
24:DA:377:G:H22	24:DA:398:C:H1'	1.80	0.47
24:DA:719:C:H2'	24:DA:720:U:H6	1.80	0.47
24:DA:747:U:C4	24:DA:2613:U:C4	3.03	0.47
56:DB:104:A:H2'	56:DB:105:G:C5'	2.45	0.47
56:DB:16:G:C5	56:DB:69:G:C2	3.03	0.47
29:DF:34:THR:O	29:DF:35:LEU:HB2	2.13	0.47
29:DF:66:ILE:HG13	29:DF:83:PRO:HB3	1.97	0.47
30:DG:112:VAL:HG13	30:DG:150:TYR:CE1	2.48	0.47
39:DP:63:ILE:HA	39:DP:68:GLY:CA	2.37	0.47
40:DQ:83:LYS:HE3	40:DQ:89:ILE:HD11	1.97	0.47
43:DT:40:LYS:C	43:DT:43:ILE:HG22	2.34	0.47
44:DU:86:PHE:CG	44:DU:87:GLU:N	2.83	0.47
21:AA:1324:A:O2'	21:AA:1325:C:H6	1.96	0.47
21:AA:234:C:O2'	21:AA:235:C:H5'	2.15	0.47
21:AA:460:A:O3'	21:AA:462:G:OP2	2.32	0.47
21:AA:710:G:H2'	21:AA:711:G:O4'	2.15	0.47
21:AA:757:U:H5''	21:AA:822:U:O2	2.14	0.47
21:AA:763:G:H2'	21:AA:764:C:H6	1.80	0.47
21:AA:926:G:H2'	21:AA:1505:G:C4	2.49	0.47
21:AA:9:G:N7	21:AA:558:G:O2'	2.39	0.47
1:AB:105:THR:CG2	21:AA:1104:G:H1'	2.45	0.47
1:AB:169:HIS:O	1:AB:173:LYS:HB3	2.15	0.47
1:AB:158:ASP:O	1:AB:180:ILE:HG23	2.15	0.47
1:AB:60:ALA:HB3	1:AB:223:GLY:HA3	1.97	0.47
2:AC:4:VAL:HB	21:AA:1190:G:OP2	2.15	0.47
6:AG:34:LYS:NZ	21:AA:1290:G:H5'	2.30	0.47
10:AK:30:ILE:HD12	10:AK:30:ILE:O	2.15	0.47
14:AO:35:ILE:HG13	14:AO:58:MET:HE2	1.97	0.47
24:BA:112:U:C2'	24:BA:113:U:H5'	2.45	0.47
24:BA:1857:G:H1'	24:BA:1885:A:N6	2.29	0.47
24:BA:2069:G:C2'	24:BA:2070:A:H5'	2.44	0.47
24:BA:2485:G:C5'	36:BM:45:GLN:HE21	2.28	0.47
24:BA:2521:C:C2	24:BA:2545:G:N2	2.83	0.47
24:BA:301:G:O2'	24:BA:302:C:H5''	2.14	0.47
24:BA:467:G:O2'	24:BA:468:G:H5'	2.14	0.47
24:BA:593:U:H2'	24:BA:594:U:C6	2.50	0.47
24:BA:995:C:HO2'	24:BA:996:A:P	2.37	0.47

*Continued on next page...*

*Continued from previous page...*

Atom-1	Atom-2	Interatomic distance (Å)	Clash overlap (Å)
26:BC:18:VAL:O	26:BC:18:VAL:HG13	2.15	0.47
26:BC:225:ASN:O	26:BC:227:VAL:N	2.47	0.47
24:BA:1255:U:C5	28:BE:68:ALA:HA	2.49	0.47
28:BE:88:ARG:O	28:BE:89:PRO:C	2.53	0.47
29:BF:43:ILE:HG23	29:BF:84:ILE:HD13	1.96	0.47
31:BH:50:ARG:HG3	31:BH:50:ARG:HH11	1.80	0.47
33:BJ:105:VAL:HG23	33:BJ:109:LEU:HD12	1.96	0.47
33:BJ:18:VAL:CG2	33:BJ:140:LEU:CD1	2.86	0.47
37:BN:31:HIS:O	37:BN:33:ILE:HD12	2.15	0.47
42:BS:37:THR:CG2	42:BS:37:THR:O	2.62	0.47
43:BT:32:LEU:HD23	43:BT:83:ALA:HB3	1.96	0.47
44:BU:81:ARG:O	44:BU:96:LYS:HG2	2.15	0.47
55:CA:104:G:C2'	55:CA:105:G:H5'	2.45	0.47
55:CA:1213:A:N7	55:CA:1215:G:C5	2.83	0.47
55:CA:1213:A:C8	55:CA:1215:G:C5	3.03	0.47
55:CA:142:G:H2'	55:CA:143:A:O4'	2.15	0.47
55:CA:1533:C:C2'	55:CA:1534:A:H5''	2.43	0.47
55:CA:744:C:H2'	55:CA:745:G:C8	2.49	0.47
55:CA:755:G:C2	55:CA:756:C:C5	3.03	0.47
55:CA:80:A:N6	55:CA:90:C:N3	2.63	0.47
1:CB:68:PHE:HE2	1:CB:213:LEU:CD1	2.28	0.47
2:CC:2:GLN:O	55:CA:1190:G:H3'	2.15	0.47
7:CH:12:ARG:HH11	7:CH:26:MET:HB2	1.80	0.47
9:CJ:42:LEU:HB3	9:CJ:43:PRO:CD	2.41	0.47
13:CN:27:LYS:HZ3	13:CN:28:ALA:N	2.12	0.47
13:CN:63:CYS:HB3	13:CN:67:GLY:N	2.23	0.47
24:DA:1083:U:H1'	24:DA:1086:A:C2	2.50	0.47
24:DA:117:G:N1	24:DA:119:A:N6	2.62	0.47
24:DA:1435:G:H2'	24:DA:1436:G:C8	2.50	0.47
24:DA:1693:U:O4	24:DA:1977:A:C5	2.67	0.47
24:DA:786:C:H5''	24:DA:1780:A:N7	2.30	0.47
24:DA:179:C:H2'	24:DA:180:G:O4'	2.15	0.47
24:DA:1930:G:H22	24:DA:1968:G:H2'	1.79	0.47
24:DA:1827:U:O4'	24:DA:1970:A:O2'	2.32	0.47
24:DA:2037:A:O2'	24:DA:2038:G:H5'	2.15	0.47
46:DW:18:LYS:HG2	24:DA:2270:A:H5'	1.96	0.47
24:DA:2338:C:O2'	24:DA:2339:C:H6	1.97	0.47
24:DA:2394:C:C2'	24:DA:2395:C:H5'	2.44	0.47
24:DA:2466:C:H2'	24:DA:2467:C:H6	1.80	0.47
24:DA:2711:A:N6	24:DA:2714:G:C5	2.83	0.47
24:DA:2848:G:C4	24:DA:2849:U:H5	2.33	0.47

*Continued on next page...*

*Continued from previous page...*

Atom-1	Atom-2	Interatomic distance (Å)	Clash overlap (Å)
24:DA:54:G:H2'	24:DA:55:G:O4'	2.15	0.47
24:DA:604:G:O2'	24:DA:605:G:H5'	2.15	0.47
24:DA:617:G:O2'	24:DA:618:G:O4'	2.21	0.47
24:DA:675:A:N6	24:DA:676:A:N6	2.63	0.47
24:DA:71:A:C8	24:DA:73:A:N6	2.82	0.47
56:DB:50:A:C5	56:DB:51:G:N7	2.81	0.47
56:DB:66:A:H2'	56:DB:67:G:OP2	2.14	0.47
26:DC:159:THR:OG1	26:DC:194:VAL:HG11	2.15	0.47
30:DG:152:ARG:HD2	30:DG:153:PRO:CD	2.45	0.47
33:DJ:13:ARG:HG2	33:DJ:51:GLY:O	2.15	0.47
34:DK:108:ARG:HA	34:DK:116:ILE:HD13	1.96	0.47
42:DS:66:ILE:N	42:DS:66:ILE:HD13	2.29	0.47
46:DW:35:ILE:HB	46:DW:36:ILE:H	1.48	0.47
48:DY:48:ARG:NH1	48:DY:48:ARG:CG	2.77	0.47
21:AA:1053:G:O5'	21:AA:1054:C:H3'	2.15	0.47
21:AA:1239:A:N6	21:AA:1299:A:H62	2.03	0.47
21:AA:1444:U:H1'	21:AA:1459:G:N2	2.30	0.47
21:AA:1449:C:O2'	21:AA:1450:U:O4'	2.24	0.47
21:AA:1494:G:O2'	21:AA:1495:U:C5'	2.62	0.47
21:AA:187:G:N2	21:AA:191:G:C6	2.83	0.47
21:AA:21:G:H2'	21:AA:22:G:C8	2.50	0.47
21:AA:608:A:C5	21:AA:609:A:C8	3.03	0.47
1:AB:185:ILE:HG22	1:AB:199:ILE:CB	2.41	0.47
2:AC:51:VAL:HG23	2:AC:68:HIS:O	2.14	0.47
4:AE:88:HIS:HB3	4:AE:134:ASN:HB3	1.97	0.47
7:AH:106:SER:O	21:AA:641:U:H4'	2.15	0.47
7:AH:85:TYR:O	7:AH:86:LYS:HD2	2.15	0.47
11:AL:2:THR:HB	11:AL:5:GLN:HG3	1.96	0.47
13:AN:74:ARG:NH1	13:AN:74:ARG:HG3	2.29	0.47
17:AR:35:SER:CA	17:AR:71:ASP:HB3	2.42	0.47
18:AS:10:ILE:CD1	18:AS:15:LEU:HD13	2.45	0.47
10:AK:121:ARG:NH2	20:AU:35:GLU:HB2	2.30	0.47
20:AU:46:ARG:C	20:AU:48:LYS:H	2.18	0.47
51:B1:10:LEU:HB3	51:B1:48:TYR:HB3	1.97	0.47
24:BA:1031:G:H4'	54:B4:6:SER:HB2	1.96	0.47
24:BA:1213:A:HO2'	24:BA:1214:A:H5'	1.80	0.47
24:BA:1406:U:H2'	24:BA:1407:G:C8	2.49	0.47
24:BA:1615:C:C5	24:BA:1617:C:C4	3.03	0.47
24:BA:2279:G:N2	24:BA:2280:G:H1'	2.30	0.47
24:BA:2298:A:N1	24:BA:2321:U:N3	2.63	0.47
24:BA:2428:G:H8	24:BA:2428:G:O5'	1.97	0.47

*Continued on next page...*

*Continued from previous page...*

Atom-1	Atom-2	Interatomic distance (Å)	Clash overlap (Å)
24:BA:2673:G:C2	24:BA:2674:G:C8	3.03	0.47
24:BA:2691:C:H2'	24:BA:2692:G:C8	2.50	0.47
24:BA:85:G:C2	24:BA:86:G:C8	3.03	0.47
24:BA:937:C:O5'	24:BA:937:C:H6	1.98	0.47
26:BC:140:VAL:HA	26:BC:190:THR:O	2.14	0.47
27:BD:118:PHE:HD2	27:BD:119:ALA:N	2.10	0.47
27:BD:39:ASP:CG	27:BD:40:LEU:HD12	2.35	0.47
28:BE:119:ILE:O	28:BE:119:ILE:HG12	2.15	0.47
29:BF:35:LEU:CD2	29:BF:98:PHE:CZ	2.98	0.47
31:BH:99:ILE:HG22	31:BH:99:ILE:O	2.15	0.47
32:BI:19:PRO:HG2	32:BI:23:VAL:HG22	1.96	0.47
32:BI:78:LEU:HD23	32:BI:81:LYS:HE3	1.96	0.47
33:BJ:25:LEU:HB2	33:BJ:62:VAL:HG22	1.96	0.47
34:BK:35:VAL:HG12	34:BK:36:GLY:N	2.30	0.47
36:BM:70:ASP:C	36:BM:70:ASP:OD1	2.54	0.47
40:BQ:114:ALA:C	40:BQ:116:LEU:H	2.18	0.47
40:BQ:81:GLY:O	40:BQ:85:ALA:N	2.40	0.47
46:BW:24:ARG:HD2	46:BW:24:ARG:C	2.36	0.47
48:BY:17:GLU:HB2	48:BY:53:VAL:CG1	2.45	0.47
49:BZ:13:ILE:C	49:BZ:15:ARG:H	2.18	0.47
55:CA:1133:G:N2	55:CA:1142:G:C4	2.83	0.47
55:CA:1363:A:C4	55:CA:1365:G:O6	2.68	0.47
55:CA:170:U:O2'	55:CA:171:A:H5'	2.14	0.47
55:CA:182:A:C2	55:CA:184:G:C6	3.03	0.47
55:CA:198:G:O2'	55:CA:199:A:C5'	2.62	0.47
55:CA:246:A:C5	55:CA:279:A:C6	3.02	0.47
55:CA:355:C:C4	55:CA:356:A:N7	2.83	0.47
55:CA:495:A:C2	55:CA:496:A:N6	2.83	0.47
55:CA:756:C:H2'	55:CA:757:U:O4'	2.15	0.47
2:CC:55:VAL:CG2	2:CC:66:THR:HB	2.45	0.47
20:AU:10:PRO:HB2	2:CC:71:ARG:HH22	1.80	0.47
8:CI:98:ARG:HG2	8:CI:103:VAL:HG21	1.96	0.47
12:CM:22:TYR:CD1	55:CA:1331:G:OP1	2.68	0.47
19:CT:66:ILE:HD12	19:CT:70:LYS:HG2	1.96	0.47
50:D0:39:ARG:O	50:D0:40:HIS:HB2	2.14	0.47
24:DA:1021:A:H2'	24:DA:1021:A:H8	1.42	0.47
24:DA:1135:C:H5''	24:DA:1135:C:H6	1.80	0.47
24:DA:121:G:C4	24:DA:131:A:C6	3.02	0.47
24:DA:1338:G:C2'	24:DA:1339:G:H5'	2.44	0.47
43:DT:18:GLU:CD	24:DA:1338:G:H4'	2.35	0.47
24:DA:1358:G:O5'	24:DA:1358:G:H8	1.97	0.47

*Continued on next page...*

*Continued from previous page...*

Atom-1	Atom-2	Interatomic distance (Å)	Clash overlap (Å)
24:DA:1673:G:C2'	24:DA:1674:G:H5'	2.44	0.47
24:DA:170:U:C2	24:DA:171:U:C5	3.02	0.47
24:DA:184:C:H2'	24:DA:185:G:H8	1.79	0.47
24:DA:2468:A:O2'	24:DA:2469:A:C8	2.67	0.47
24:DA:2486:C:H2'	24:DA:2487:G:O4'	2.15	0.47
24:DA:350:G:H2'	24:DA:351:C:O4'	2.15	0.47
24:DA:463:G:C2	24:DA:467:G:C6	3.03	0.47
24:DA:605:G:H1'	24:DA:657:U:H1'	1.97	0.47
24:DA:664:G:H2'	24:DA:665:U:C6	2.48	0.47
24:DA:858:G:C5	24:DA:2268:A:C2	3.03	0.47
24:DA:928:A:H2'	24:DA:929:U:O4'	2.15	0.47
28:DE:24:ASN:HB3	28:DE:27:LEU:CB	2.42	0.47
28:DE:53:THR:OG1	28:DE:54:GLY:N	2.47	0.47
34:DK:119:ALA:N	34:DK:120:PRO:HD2	2.29	0.47
34:DK:34:GLY:H	34:DK:37:ASP:HB2	1.80	0.47
36:DM:50:ARG:O	36:DM:53:MET:HB3	2.16	0.47
45:DV:80:HIS:CD2	45:DV:81:PRO:HD2	2.50	0.47
48:DY:58:ASN:HD21	24:DA:112:U:H5'	1.80	0.47
1:AB:105:THR:HG21	21:AA:1104:G:H1'	1.97	0.46
21:AA:1157:A:C6	21:AA:1180:A:C6	3.03	0.46
21:AA:1265:C:C4	21:AA:1266:G:N7	2.83	0.46
21:AA:242:G:N2	21:AA:285:C:C2	2.82	0.46
11:AL:111:GLN:HB2	21:AA:538:G:P	2.54	0.46
21:AA:583:A:C8	21:AA:584:G:C8	3.03	0.46
1:AB:159:ALA:HA	1:AB:181:PRO:O	2.15	0.46
2:AC:68:HIS:CD2	2:AC:68:HIS:N	2.83	0.46
3:AD:146:GLU:HA	3:AD:149:LYS:HD2	1.97	0.46
4:AE:32:PHE:CD2	4:AE:54:GLU:CA	2.90	0.46
4:AE:60:GLN:C	4:AE:62:ALA:H	2.18	0.46
4:AE:83:PRO:HB3	4:AE:97:PRO:HD3	1.95	0.46
9:AJ:82:LYS:H	9:AJ:82:LYS:HG3	1.55	0.46
17:AR:40:PRO:HG2	17:AR:43:ILE:HG12	1.95	0.46
51:B1:24:LYS:NZ	51:B1:51:ALA:O	2.38	0.46
35:BL:59:ARG:HA	53:B3:12:ARG:NH2	2.30	0.46
24:BA:1416:G:O2'	24:BA:1417:C:O4'	2.33	0.46
24:BA:1445:G:C2'	24:BA:1446:C:H5'	2.45	0.46
24:BA:1445:G:O2'	24:BA:1446:C:H5'	2.14	0.46
24:BA:155:A:O2'	24:BA:156:A:H5'	2.15	0.46
24:BA:1734:G:H2'	24:BA:1735:A:C8	2.48	0.46
24:BA:1984:G:C6	24:BA:1985:C:C5	3.03	0.46
24:BA:198:C:H6	24:BA:198:C:O5'	1.98	0.46

*Continued on next page...*



*Continued from previous page...*

Atom-1	Atom-2	Interatomic distance (Å)	Clash overlap (Å)
24:BA:2297:A:N7	24:BA:2320:U:N3	2.63	0.46
24:BA:2428:G:C5'	24:BA:2429:G:OP1	2.62	0.46
24:BA:2577:A:N1	24:BA:2614:A:C2	2.83	0.46
24:BA:287:G:O2'	24:BA:288:U:H5'	2.15	0.46
24:BA:634:C:H2'	24:BA:635:C:C6	2.50	0.46
24:BA:658:U:C2'	24:BA:659:G:O5'	2.62	0.46
24:BA:566:U:H4'	24:BA:809:G:OP2	2.14	0.46
24:BA:928:A:H2'	24:BA:929:U:O4'	2.14	0.46
24:BA:983:A:C6	24:BA:984:A:N1	2.83	0.46
25:BB:12:C:C6	46:BW:72:GLY:HA3	2.50	0.46
25:BB:35:C:H2'	25:BB:36:C:O4'	2.16	0.46
27:BD:121:THR:O	27:BD:122:VAL:CB	2.62	0.46
28:BE:176:ASP:OD1	28:BE:178:VAL:HG13	2.15	0.46
30:BG:25:ILE:HG22	30:BG:78:VAL:HG21	1.97	0.46
31:BH:18:GLN:HE21	31:BH:18:GLN:CA	2.26	0.46
32:BI:57:VAL:HG12	32:BI:58:ILE:N	2.30	0.46
37:BN:71:ARG:HG2	37:BN:71:ARG:HH21	1.78	0.46
39:BP:24:THR:CG2	39:BP:87:ARG:HB3	2.44	0.46
40:BQ:85:ALA:O	40:BQ:86:SER:O	2.34	0.46
46:BW:23:LYS:CE	46:BW:24:ARG:HG3	2.45	0.46
47:BX:30:PRO:CG	47:BX:32:LEU:HD11	2.45	0.46
55:CA:1130:A:C5	55:CA:1146:A:N6	2.83	0.46
55:CA:1172:C:H2'	55:CA:1173:U:C6	2.50	0.46
55:CA:1284:C:H2'	55:CA:1285:A:H8	1.80	0.46
55:CA:937:A:C2	55:CA:1379:G:C6	3.03	0.46
55:CA:217:C:H6	55:CA:217:C:O5'	1.98	0.46
55:CA:728:A:C6	55:CA:729:A:C6	3.04	0.46
1:CB:147:LEU:H	1:CB:147:LEU:HD12	1.81	0.46
1:CB:14:HIS:HE1	1:CB:42:LEU:HD21	1.79	0.46
1:CB:46:VAL:HG13	1:CB:47:PRO:HD3	1.97	0.46
2:CC:55:VAL:O	2:CC:65:VAL:HA	2.15	0.46
5:CF:66:ALA:HA	5:CF:67:PRO:HD2	1.82	0.46
11:CL:49:ARG:N	11:CL:49:ARG:HD2	2.30	0.46
12:CM:64:VAL:HG12	12:CM:65:GLU:N	2.30	0.46
13:CN:27:LYS:HB2	13:CN:45:LEU:HD22	1.97	0.46
13:CN:81:ILE:HD12	13:CN:82:LYS:N	2.30	0.46
15:CP:17:TYR:O	15:CP:18:GLN:HG3	2.15	0.46
16:CQ:46:HIS:HB3	16:CQ:66:LEU:CD1	2.45	0.46
50:D0:18:HIS:CE1	24:DA:2624:G:H1'	2.50	0.46
50:D0:20:ALA:HB2	24:DA:15:G:OP1	2.16	0.46
24:DA:1249:U:O2'	24:DA:1250:G:C8	2.65	0.46

*Continued on next page...*

*Continued from previous page...*

Atom-1	Atom-2	Interatomic distance (Å)	Clash overlap (Å)
24:DA:1385:A:C5	24:DA:1386:C:N4	2.84	0.46
43:DT:19:LYS:NZ	24:DA:1391:U:H4'	2.31	0.46
24:DA:1432:G:H2'	24:DA:1433:A:H8	1.80	0.46
24:DA:1464:G:H2'	24:DA:1465:G:H8	1.80	0.46
26:DC:231:HIS:CE1	24:DA:1825:U:O3'	2.68	0.46
24:DA:2357:G:N2	24:DA:2361:G:C5	2.83	0.46
24:DA:412:A:C5	24:DA:2412:A:H1'	2.50	0.46
24:DA:2489:U:O2'	24:DA:2491:U:H5	1.97	0.46
24:DA:2756:U:C1'	24:DA:2757:A:H5''	2.45	0.46
24:DA:2813:A:H2'	24:DA:2814:A:H8	1.80	0.46
24:DA:283:G:C6	24:DA:284:U:C4	3.04	0.46
24:DA:2896:C:HO2'	24:DA:2897:U:H6	1.63	0.46
24:DA:377:G:C5	24:DA:378:C:C4	3.03	0.46
24:DA:706:A:H2'	24:DA:707:G:O4'	2.15	0.46
38:DO:45:SER:CB	56:DB:112:G:H21	2.28	0.46
56:DB:112:G:H2'	56:DB:113:C:C6	2.50	0.46
38:DO:30:ARG:NE	56:DB:48:U:H5'	2.28	0.46
56:DB:88:C:H3'	56:DB:88:C:P	2.55	0.46
26:DC:181:ARG:HE	26:DC:265:PHE:HB2	1.80	0.46
27:DD:207:VAL:HG11	24:DA:2771:C:H5''	1.97	0.46
29:DF:32:LYS:HB3	29:DF:156:THR:HB	1.96	0.46
31:DH:68:ARG:HD2	31:DH:68:ARG:O	2.14	0.46
28:DE:29:HIS:CD2	35:DL:8:PRO:HB3	2.51	0.46
36:DM:61:GLY:CA	36:DM:107:GLY:HA3	2.44	0.46
41:DR:49:ILE:HG13	41:DR:49:ILE:O	2.15	0.46
43:DT:55:VAL:HG21	43:DT:85:VAL:O	2.15	0.46
46:DW:27:GLY:HA2	46:DW:31:LEU:CD1	2.28	0.46
21:AA:1273:C:H2'	21:AA:1274:A:O4'	2.16	0.46
21:AA:1361:G:C2'	21:AA:1362:A:H5''	2.45	0.46
21:AA:389:A:H2'	21:AA:390:U:H5'	1.98	0.46
21:AA:466:A:O2'	21:AA:467:U:C5	2.67	0.46
21:AA:373:A:C5	21:AA:482:A:C5	3.02	0.46
21:AA:484:G:HO2'	21:AA:485:U:P	2.37	0.46
21:AA:513:C:C2	21:AA:514:C:C6	3.02	0.46
4:AE:36:THR:O	4:AE:37:VAL:HG23	2.15	0.46
7:AH:124:ILE:HD12	7:AH:127:TYR:OH	2.15	0.46
8:AI:94:ARG:HA	8:AI:97:LEU:HB3	1.97	0.46
12:AM:58:GLU:HA	12:AM:61:LYS:HE3	1.95	0.46
14:AO:24:THR:HB	14:AO:69:LEU:HD12	1.97	0.46
19:AT:60:GLN:HA	19:AT:63:LYS:HB2	1.97	0.46
20:AU:27:VAL:HG12	20:AU:27:VAL:O	2.16	0.46

*Continued on next page...*

*Continued from previous page...*

Atom-1	Atom-2	Interatomic distance (Å)	Clash overlap (Å)
24:BA:1041:G:N2	24:BA:1115:G:C2	2.83	0.46
24:BA:973:A:H1'	24:BA:1188:U:C6	2.50	0.46
24:BA:11:C:H2'	24:BA:12:U:H5'	1.98	0.46
24:BA:163:C:O2'	24:BA:164:C:C5'	2.63	0.46
24:BA:1724:G:C5	24:BA:1725:U:C4	3.04	0.46
24:BA:2041:U:H2'	24:BA:2042:A:C8	2.49	0.46
24:BA:917:A:H5''	24:BA:2268:A:H61	1.79	0.46
24:BA:2297:A:C5	24:BA:2320:U:C4	3.03	0.46
24:BA:2508:G:H2'	24:BA:2509:G:O4'	2.15	0.46
24:BA:2663:G:C4	24:BA:2664:G:C8	3.04	0.46
24:BA:2834:G:H2'	24:BA:2879:A:H61	1.77	0.46
24:BA:285:G:C6	24:BA:286:U:C4	3.03	0.46
24:BA:329:G:H4'	24:BA:330:A:OP1	2.15	0.46
24:BA:559:G:H2'	24:BA:560:C:O4'	2.14	0.46
26:BC:268:ARG:HB3	26:BC:268:ARG:HH11	1.79	0.46
31:BH:68:ARG:NH2	31:BH:69:ALA:HA	2.30	0.46
24:BA:1070:A:C2	32:BI:9:LYS:HG2	2.51	0.46
33:BJ:70:THR:C	33:BJ:71:ASP:OD2	2.54	0.46
46:BW:51:GLY:O	46:BW:52:CYS:C	2.51	0.46
48:BY:5:GLU:O	48:BY:6:LEU:C	2.54	0.46
55:CA:1424:U:H2'	55:CA:1425:U:O4'	2.14	0.46
55:CA:1508:A:H2'	55:CA:1509:C:H6	1.81	0.46
55:CA:238:A:H2'	55:CA:239:U:O4'	2.16	0.46
55:CA:582:C:N3	55:CA:760:G:C6	2.84	0.46
2:CC:38:VAL:HG23	2:CC:39:ARG:N	2.31	0.46
3:CD:25:ARG:NH1	3:CD:30:LYS:HE2	2.22	0.46
5:CF:99:ALA:O	5:CF:100:SER:CB	2.63	0.46
6:CG:120:ALA:C	6:CG:122:GLU:H	2.18	0.46
9:CJ:35:GLN:NE2	9:CJ:78:GLU:HB2	2.29	0.46
13:CN:22:LYS:O	13:CN:26:LEU:HB2	2.15	0.46
17:CR:34:GLU:HB2	20:CU:18:PHE:CZ	2.51	0.46
20:CU:24:LYS:C	20:CU:26:GLY:N	2.67	0.46
51:D1:5:ARG:NH2	51:D1:23:THR:OG1	2.48	0.46
54:D4:15:LYS:O	54:D4:16:ILE:HB	2.14	0.46
24:DA:101:A:H8	24:DA:101:A:H2'	1.65	0.46
24:DA:1152:C:H2'	24:DA:1153:C:H6	1.79	0.46
24:DA:1161:C:O2'	24:DA:1162:G:H5'	2.14	0.46
24:DA:1722:A:C6	24:DA:1739:A:C8	3.03	0.46
24:DA:1734:G:H2'	24:DA:1735:A:H8	1.79	0.46
24:DA:1936:A:C4	24:DA:1940:U:C5	3.02	0.46
24:DA:1945:G:N2	24:DA:1946:U:C2	2.83	0.46

*Continued on next page...*

*Continued from previous page...*

Atom-1	Atom-2	Interatomic distance (Å)	Clash overlap (Å)
24:DA:2147:A:OP1	24:DA:2148:G:C8	2.69	0.46
24:DA:2221:G:C5	24:DA:2222:C:C5	3.03	0.46
24:DA:2345:G:C4	24:DA:2381:A:C2	3.03	0.46
24:DA:2391:G:O2'	24:DA:2392:A:H8	1.97	0.46
24:DA:261:G:N1	24:DA:262:A:C5	2.82	0.46
24:DA:2627:G:O2'	24:DA:2781:A:N1	2.39	0.46
24:DA:2784:U:H2'	24:DA:2785:C:C6	2.50	0.46
24:DA:431:U:O5'	24:DA:431:U:H6	1.98	0.46
24:DA:56:A:H2'	24:DA:57:C:H6	1.76	0.46
56:DB:31:C:O2	56:DB:52:A:C2	2.68	0.46
26:DC:64:VAL:HG11	26:DC:66:PHE:CZ	2.51	0.46
28:DE:147:LEU:CB	28:DE:186:VAL:HG23	2.43	0.46
28:DE:48:THR:C	28:DE:50:ALA:H	2.18	0.46
28:DE:9:GLN:HG3	28:DE:9:GLN:O	2.16	0.46
30:DG:116:LEU:HD13	30:DG:120:ILE:O	2.15	0.46
31:DH:61:VAL:HG13	31:DH:62:LEU:N	2.30	0.46
32:DI:52:LEU:HD11	32:DI:78:LEU:HD21	1.98	0.46
34:DK:77:ILE:HD12	34:DK:105:ARG:HH12	1.80	0.46
40:DQ:61:ILE:HD12	40:DQ:61:ILE:N	2.31	0.46
21:AA:1054:C:O2	21:AA:1196:A:C5	2.69	0.46
21:AA:1296:C:H5''	21:AA:1297:G:OP2	2.16	0.46
21:AA:1432:G:O2'	21:AA:1433:A:OP2	2.27	0.46
21:AA:569:C:H5''	21:AA:570:G:OP1	2.16	0.46
21:AA:756:C:H2'	21:AA:757:U:O4'	2.15	0.46
2:AC:78:LYS:O	2:AC:79:LYS:HB2	2.14	0.46
3:AD:130:ASN:OD1	3:AD:130:ASN:C	2.54	0.46
5:AF:47:LEU:HD12	5:AF:55:HIS:HA	1.97	0.46
6:AG:131:GLY:H	6:AG:134:VAL:CG2	2.28	0.46
7:AH:124:ILE:O	7:AH:124:ILE:HG13	2.15	0.46
7:AH:49:LYS:HB3	7:AH:51:GLU:OE1	2.15	0.46
9:AJ:27:GLU:C	9:AJ:29:ALA:H	2.18	0.46
11:AL:62:VAL:HG22	11:AL:63:THR:N	2.30	0.46
12:AM:44:ILE:H	12:AM:44:ILE:HD12	1.79	0.46
15:AP:1:MET:HB2	21:AA:135:C:O2	2.15	0.46
19:AT:2:ASN:OD1	19:AT:3:ILE:N	2.48	0.46
19:AT:43:LYS:CB	19:AT:86:ALA:HB1	2.43	0.46
24:BA:1060:U:H5''	24:BA:1061:U:OP1	2.15	0.46
24:BA:1063:G:C6	24:BA:1064:C:N3	2.83	0.46
24:BA:1303:G:C4	24:BA:1304:A:C8	3.04	0.46
24:BA:1754:A:C6	24:BA:1755:A:N1	2.83	0.46
24:BA:2024:G:C6	24:BA:2025:C:C4	3.04	0.46

*Continued on next page...*

*Continued from previous page...*

Atom-1	Atom-2	Interatomic distance (Å)	Clash overlap (Å)
24:BA:2071:A:C6	24:BA:2072:C:N4	2.84	0.46
24:BA:2072:C:C2'	24:BA:2073:C:H5'	2.46	0.46
24:BA:2210:U:C6	24:BA:2212:A:N7	2.83	0.46
24:BA:2287:A:O2'	24:BA:2288:A:H5''	2.15	0.46
24:BA:2320:U:H4'	24:BA:2321:U:H6	1.80	0.46
24:BA:2515:C:O2	24:BA:2570:G:C2	2.69	0.46
24:BA:382:A:C6	24:BA:383:C:C5	3.04	0.46
24:BA:856:G:N2	24:BA:857:G:C2	2.84	0.46
24:BA:86:G:C2	24:BA:87:U:C5	3.03	0.46
24:BA:944:C:H2'	59:BA:3355:HOH:O	2.14	0.46
26:BC:165:ALA:HB3	26:BC:172:THR:HG23	1.97	0.46
28:BE:83:VAL:HG12	28:BE:83:VAL:O	2.15	0.46
33:BJ:37:ARG:HA	33:BJ:118:MET:CE	2.45	0.46
36:BM:132:THR:CG2	36:BM:133:LYS:H	2.28	0.46
40:BQ:94:LEU:C	40:BQ:96:ASP:N	2.65	0.46
41:BR:52:PRO:O	41:BR:53:PHE:HB2	2.16	0.46
41:BR:74:ILE:N	41:BR:74:ILE:HD12	2.30	0.46
55:CA:1182:G:C3'	55:CA:1183:U:H5'	2.45	0.46
55:CA:1366:C:O2'	55:CA:1367:C:O4'	2.32	0.46
55:CA:1500:A:O2'	55:CA:1501:C:C5'	2.63	0.46
55:CA:161:A:H2'	55:CA:162:A:H8	1.81	0.46
55:CA:495:A:C2	55:CA:496:A:C6	3.03	0.46
55:CA:686:U:O2	55:CA:687:A:C5	2.68	0.46
55:CA:718:A:O2'	55:CA:719:C:H5'	2.14	0.46
55:CA:71:A:N3	55:CA:72:A:C8	2.83	0.46
55:CA:736:C:H2'	55:CA:737:C:C6	2.51	0.46
1:CB:187:ASP:O	1:CB:189:ASN:N	2.48	0.46
2:CC:96:VAL:HB	2:CC:97:PRO:HD2	1.98	0.46
3:CD:137:SER:HB2	3:CD:138:PRO:HD2	1.96	0.46
4:CE:56:PRO:O	4:CE:59:ILE:N	2.48	0.46
10:CK:80:ASN:C	10:CK:81:LEU:HD13	2.34	0.46
13:CN:1:ALA:O	13:CN:2:LYS:HB3	2.15	0.46
14:CO:87:ARG:HA	14:CO:87:ARG:HD2	1.53	0.46
16:CQ:18:LYS:HE3	16:CQ:48:GLU:OE1	2.15	0.46
17:CR:41:SER:HA	17:CR:46:THR:HG22	1.98	0.46
18:CS:33:TRP:CE3	18:CS:33:TRP:N	2.84	0.46
52:D2:5:PHE:CD2	24:DA:464:U:H5'	2.50	0.46
24:DA:1003:G:H2'	24:DA:1010:A:C2	2.51	0.46
24:DA:1009:A:C2	24:DA:1010:A:C2	3.03	0.46
24:DA:1024:G:N2	24:DA:1142:A:C2	2.82	0.46
24:DA:1460:U:OP2	24:DA:1460:U:C2	2.68	0.46

*Continued on next page...*

*Continued from previous page...*

Atom-1	Atom-2	Interatomic distance (Å)	Clash overlap (Å)
24:DA:1486:U:H2'	24:DA:1487:U:C6	2.49	0.46
24:DA:1608:A:C8	24:DA:1611:C:N4	2.83	0.46
24:DA:1649:G:O2'	24:DA:1650:A:H5'	2.15	0.46
24:DA:1709:U:H2'	24:DA:1710:G:C8	2.51	0.46
24:DA:1827:U:C4'	24:DA:1970:A:O2'	2.64	0.46
24:DA:2621:G:H2'	24:DA:2622:U:C6	2.50	0.46
24:DA:2646:C:O5'	24:DA:2646:C:H6	1.97	0.46
24:DA:324:A:H2'	24:DA:325:G:C8	2.51	0.46
24:DA:442:G:C6	24:DA:444:C:N4	2.83	0.46
24:DA:493:G:H2'	24:DA:494:G:O4'	2.16	0.46
24:DA:690:G:H4'	24:DA:780:G:H5''	1.96	0.46
24:DA:735:A:H3'	24:DA:736:C:C6	2.50	0.46
24:DA:768:G:C6	24:DA:769:U:C4	3.04	0.46
24:DA:783:A:N3	24:DA:785:G:H1'	2.30	0.46
29:DF:19:PHE:HB3	29:DF:21:TYR:CZ	2.50	0.46
29:DF:32:LYS:HZ2	29:DF:32:LYS:HB3	1.81	0.46
29:DF:76:PHE:CD2	29:DF:76:PHE:N	2.80	0.46
32:DI:58:ILE:HG23	32:DI:66:PHE:CD2	2.51	0.46
34:DK:25:LEU:CD2	34:DK:25:LEU:H	2.21	0.46
37:DN:31:HIS:O	37:DN:33:ILE:HG13	2.16	0.46
40:DQ:87:VAL:CG1	40:DQ:88:GLU:H	2.26	0.46
45:DV:29:ILE:HG13	45:DV:88:HIS:CE1	2.50	0.46
46:DW:40:ARG:CZ	24:DA:2332:C:C4'	2.86	0.46
21:AA:1129:C:H5	21:AA:1139:G:HO2'	1.63	0.46
21:AA:1316:G:N2	21:AA:1318:A:H3'	2.31	0.46
21:AA:1533:C:C2'	21:AA:1534:A:H5''	2.44	0.46
21:AA:511:C:C4	21:AA:512:U:O4	2.68	0.46
21:AA:536:C:H2'	21:AA:537:G:H8	1.80	0.46
11:AL:109:ARG:NH2	21:AA:537:G:OP1	2.49	0.46
21:AA:829:G:C6	21:AA:858:G:C2	3.04	0.46
1:AB:19:THR:CG2	1:AB:21:TYR:HE1	2.28	0.46
2:AC:28:PHE:O	2:AC:32:LEU:HB2	2.15	0.46
3:AD:109:THR:HG21	3:AD:111:ALA:HB3	1.98	0.46
4:AE:47:PHE:CZ	4:AE:137:ARG:CZ	2.99	0.46
5:AF:49:TYR:CE2	5:AF:51:ILE:HB	2.50	0.46
15:AP:7:ALA:O	15:AP:17:TYR:HA	2.16	0.46
19:AT:53:MET:O	19:AT:57:VAL:HG23	2.16	0.46
19:AT:75:LYS:HG3	19:AT:76:ALA:H	1.79	0.46
24:BA:250:G:P	53:B3:12:ARG:HH12	2.39	0.46
24:BA:1766:G:N2	24:BA:1767:G:C4	2.83	0.46
24:BA:2026:U:H2'	24:BA:2027:G:O4'	2.15	0.46

*Continued on next page...*

*Continued from previous page...*

Atom-1	Atom-2	Interatomic distance (Å)	Clash overlap (Å)
24:BA:2046:G:H2'	24:BA:2047:C:H6	1.79	0.46
24:BA:2259:U:HO2'	24:BA:2260:C:H5'	1.79	0.46
24:BA:229:C:C2'	24:BA:230:G:O5'	2.63	0.46
24:BA:2312:U:C2'	24:BA:2313:C:H5'	2.45	0.46
24:BA:2417:C:H2'	24:BA:2418:A:H8	1.80	0.46
24:BA:199:A:C6	24:BA:2434:A:C6	3.03	0.46
24:BA:2557:G:N2	24:BA:2558:C:C2	2.84	0.46
24:BA:2574:G:C4	24:BA:2575:C:C6	3.03	0.46
24:BA:2686:G:C5	24:BA:2687:U:C5	3.03	0.46
24:BA:486:C:H2'	24:BA:487:C:C6	2.50	0.46
24:BA:48:G:C6	24:BA:178:G:O6	2.68	0.46
24:BA:508:A:H4'	24:BA:509:C:OP2	2.15	0.46
24:BA:549:G:H5''	24:BA:550:C:C6	2.50	0.46
31:BH:132:PHE:CG	31:BH:133:GLN:N	2.84	0.46
33:BJ:105:VAL:HG23	33:BJ:109:LEU:CD1	2.46	0.46
36:BM:23:GLY:H	36:BM:100:LYS:HZ2	1.64	0.46
38:BO:78:VAL:O	38:BO:79:ALA:C	2.53	0.46
39:BP:111:GLU:CD	39:BP:111:GLU:N	2.68	0.46
24:BA:1266:G:H5''	42:BS:15:GLN:HE22	1.80	0.46
43:BT:14:PRO:HA	43:BT:32:LEU:CB	2.45	0.46
43:BT:31:VAL:HA	43:BT:84:TYR:H	1.80	0.46
47:BX:44:ARG:CG	47:BX:45:PHE:N	2.79	0.46
55:CA:1119:C:H2'	55:CA:1120:C:C6	2.39	0.46
55:CA:1186:G:N2	55:CA:1187:G:H1'	2.30	0.46
55:CA:1298:U:H4'	55:CA:1299:A:O5'	2.15	0.46
55:CA:1360:A:H2'	55:CA:1361:G:O4'	2.16	0.46
55:CA:977:A:H3'	55:CA:1362:A:N6	2.30	0.46
55:CA:168:G:OP2	55:CA:168:G:H8	1.99	0.46
55:CA:567:G:O2'	55:CA:568:G:O5'	2.33	0.46
55:CA:836:G:C6	55:CA:837:U:C2	3.04	0.46
1:CB:61:SER:OG	1:CB:224:ARG:HA	2.15	0.46
1:CB:40:ILE:HG22	1:CB:41:ASN:N	2.31	0.46
2:CC:119:ILE:C	2:CC:121:SER:N	2.69	0.46
3:CD:102:TYR:C	3:CD:104:MET:N	2.63	0.46
3:CD:1:ALA:HB2	55:CA:404:G:O6	2.15	0.46
4:CE:116:VAL:HG23	4:CE:117:ALA:N	2.31	0.46
6:CG:110:ARG:HG3	6:CG:111:GLY:N	2.28	0.46
7:CH:124:ILE:C	7:CH:125:ILE:HG13	2.36	0.46
8:CI:117:LEU:CD2	8:CI:123:ARG:HE	2.28	0.46
12:CM:94:LEU:CD2	12:CM:101:THR:HG22	2.45	0.46
14:CO:22:GLY:O	14:CO:23:SER:C	2.54	0.46

*Continued on next page...*

*Continued from previous page...*

Atom-1	Atom-2	Interatomic distance (Å)	Clash overlap (Å)
16:CQ:23:ALA:C	16:CQ:24:ILE:HD12	2.35	0.46
24:DA:1082:U:N3	24:DA:1086:A:C5	2.83	0.46
24:DA:1247:A:N7	24:DA:1249:U:C4	2.83	0.46
24:DA:1254:A:H3'	24:DA:1255:U:C5'	2.45	0.46
52:D2:19:ARG:HB2	24:DA:126:A:OP2	2.15	0.46
24:DA:1322:A:H2'	24:DA:1323:C:O4'	2.15	0.46
24:DA:1335:C:H2'	24:DA:1336:A:O4'	2.16	0.46
24:DA:1511:G:O2'	24:DA:1512:C:C5'	2.64	0.46
24:DA:1473:G:C2	24:DA:1519:G:C2	3.02	0.46
24:DA:1678:A:H2'	24:DA:1679:A:O4'	2.15	0.46
24:DA:1866:A:H61	24:DA:1875:G:C2'	2.28	0.46
24:DA:2144:G:HO2'	24:DA:2145:C:H3'	1.80	0.46
24:DA:2228:G:C6	24:DA:2229:U:C4	3.03	0.46
24:DA:2261:C:O2'	24:DA:2262:U:H5'	2.15	0.46
24:DA:2307:G:C8	24:DA:2312:U:C5	3.03	0.46
24:DA:2521:C:C2	24:DA:2545:G:N2	2.84	0.46
24:DA:476:G:C4	24:DA:478:A:OP2	2.69	0.46
24:DA:815:C:H2'	24:DA:816:C:H6	1.79	0.46
24:DA:843:G:H2'	24:DA:844:A:C8	2.50	0.46
56:DB:37:C:N4	56:DB:49:C:O4'	2.48	0.46
26:DC:183:VAL:HG22	26:DC:184:GLU:H	1.81	0.46
26:DC:257:ARG:NH2	26:DC:263:ASP:OD2	2.46	0.46
28:DE:72:SER:C	28:DE:74:LYS:H	2.18	0.46
29:DF:56:LEU:HD13	29:DF:56:LEU:C	2.35	0.46
36:DM:31:PHE:O	36:DM:104:GLU:HA	2.16	0.46
43:DT:8:LEU:HD22	43:DT:46:ALA:HA	1.97	0.46
44:DU:12:VAL:O	44:DU:12:VAL:HG12	2.15	0.46
47:DX:58:ILE:HG12	47:DX:66:VAL:HG11	1.98	0.46
48:DY:58:ASN:C	48:DY:60:LYS:H	2.19	0.46
21:AA:1139:G:C2	21:AA:1141:C:N4	2.84	0.46
21:AA:1200:C:HO2'	21:AA:1201:A:P	2.39	0.46
21:AA:1464:U:O2'	21:AA:1465:A:H5'	2.15	0.46
21:AA:267:C:HO2'	21:AA:268:U:H6	1.62	0.46
21:AA:279:A:O5'	21:AA:281:G:H5'	2.15	0.46
1:AB:202:ASN:O	1:AB:208:ALA:HB1	2.16	0.46
1:AB:30:ILE:HD11	1:AB:38:HIS:CD2	2.50	0.46
2:AC:32:LEU:O	2:AC:32:LEU:HD12	2.16	0.46
10:AK:96:ILE:CD1	20:AU:14:ALA:HB2	2.45	0.46
13:AN:35:ALA:HB2	13:AN:40:ARG:HD3	1.96	0.46
14:AO:7:THR:O	14:AO:11:VAL:HG23	2.15	0.46
51:B1:9:LYS:HG2	51:B1:9:LYS:O	2.15	0.46

*Continued on next page...*



*Continued from previous page...*

Atom-1	Atom-2	Interatomic distance (Å)	Clash overlap (Å)
24:BA:1075:C:H2'	24:BA:1076:C:C6	2.51	0.46
24:BA:1401:G:C5	24:BA:1402:U:C5	3.04	0.46
24:BA:1494:A:H2'	24:BA:1495:A:C8	2.50	0.46
24:BA:1495:A:O2'	24:BA:1496:A:O4'	2.21	0.46
24:BA:1722:A:N1	24:BA:1739:A:C8	2.84	0.46
24:BA:1854:A:N6	24:BA:1888:G:H1'	2.31	0.46
24:BA:1906:G:N1	24:BA:1907:G:N7	2.63	0.46
24:BA:1998:A:H2'	24:BA:1999:C:C6	2.51	0.46
24:BA:2151:U:H2'	24:BA:2152:G:O4'	2.16	0.46
24:BA:2520:C:H2'	24:BA:2521:C:H6	1.81	0.46
24:BA:2523:G:C2'	24:BA:2524:G:H5'	2.45	0.46
24:BA:2529:G:OP2	24:BA:2530:A:H5''	2.16	0.46
24:BA:2625:G:H2'	24:BA:2626:C:C6	2.51	0.46
24:BA:2749:A:OP1	30:BG:3:VAL:HG12	2.15	0.46
24:BA:2776:A:C2	24:BA:2778:A:C4	3.04	0.46
24:BA:542:C:C2'	24:BA:542:C:O2	2.63	0.46
24:BA:54:G:H2'	24:BA:55:G:O5'	2.15	0.46
24:BA:679:C:O2	24:BA:799:G:C2	2.69	0.46
24:BA:953:G:N2	24:BA:954:G:C4	2.84	0.46
26:BC:106:PRO:HD3	26:BC:141:HIS:CE1	2.50	0.46
26:BC:259:ASN:O	26:BC:260:LYS:HB2	2.16	0.46
27:BD:39:ASP:OD2	27:BD:40:LEU:HD12	2.14	0.46
29:BF:134:GLN:NE2	29:BF:150:GLY:H	2.14	0.46
29:BF:7:TYR:CD2	29:BF:11:VAL:HG11	2.51	0.46
32:BI:107:GLU:HA	32:BI:110:GLN:HB3	1.96	0.46
34:BK:21:CYS:HA	34:BK:41:ILE:CD1	2.33	0.46
35:BL:40:SER:O	35:BL:41:ARG:HB2	2.15	0.46
39:BP:52:ARG:O	39:BP:53:GLY:C	2.51	0.46
40:BQ:63:ARG:NH1	40:BQ:96:ASP:CB	2.73	0.46
41:BR:102:SER:O	41:BR:103:ALA:O	2.33	0.46
41:BR:39:LEU:HB2	41:BR:49:ILE:HD13	1.98	0.46
45:BV:21:ARG:HA	45:BV:25:LYS:O	2.15	0.46
46:BW:76:ARG:HH21	46:BW:76:ARG:HG3	1.79	0.46
49:BZ:56:VAL:HG13	49:BZ:56:VAL:O	2.15	0.46
55:CA:61:G:O6	55:CA:107:G:C6	2.68	0.46
55:CA:1077:G:C2	55:CA:1081:A:C2	3.03	0.46
55:CA:1307:U:H2'	55:CA:1308:U:H5'	1.98	0.46
55:CA:158:G:H2'	55:CA:159:G:O4'	2.16	0.46
55:CA:243:A:C5'	55:CA:244:U:H5'	2.46	0.46
55:CA:449:G:N1	55:CA:450:G:C6	2.83	0.46
55:CA:481:G:H4'	55:CA:482:A:OP1	2.16	0.46

*Continued on next page...*

*Continued from previous page...*

Atom-1	Atom-2	Interatomic distance (Å)	Clash overlap (Å)
55:CA:536:C:H2'	55:CA:537:G:C8	2.51	0.46
55:CA:57:G:C5	55:CA:58:C:C5	3.03	0.46
55:CA:686:U:O2'	55:CA:687:A:O5'	2.33	0.46
9:CJ:57:VAL:HG23	55:CA:972:C:H1'	1.97	0.46
1:CB:116:LEU:HD13	1:CB:140:LEU:HB2	1.98	0.46
1:CB:115:ASP:O	1:CB:119:GLN:CB	2.63	0.46
4:CE:98:ALA:HA	4:CE:123:LEU:HD12	1.96	0.46
4:CE:14:LEU:HD12	4:CE:35:LEU:O	2.15	0.46
10:CK:84:MET:HG2	10:CK:110:THR:OG1	2.16	0.46
11:CL:48:LEU:N	11:CL:48:LEU:HD23	2.30	0.46
11:CL:78:VAL:O	11:CL:101:LEU:HB3	2.14	0.46
12:CM:59:VAL:HG13	12:CM:60:ALA:N	2.31	0.46
18:CS:11:ASP:N	18:CS:11:ASP:OD1	2.49	0.46
18:CS:5:LYS:HB2	18:CS:6:LYS:H	1.48	0.46
24:DA:1059:G:C2	24:DA:1080:A:C2	3.04	0.46
24:DA:1073:A:H3'	24:DA:1074:G:H8	1.79	0.46
24:DA:1207:C:H2'	24:DA:1208:C:H6	1.77	0.46
43:DT:18:GLU:OE2	24:DA:1338:G:H4'	2.16	0.46
24:DA:1597:A:O3'	24:DA:1598:A:H8	1.99	0.46
24:DA:1780:A:HO2'	24:DA:1781:U:H5	1.60	0.46
24:DA:1869:G:C2	24:DA:1873:G:C6	3.03	0.46
24:DA:2345:G:H4'	24:DA:2346:A:O5'	2.15	0.46
24:DA:2770:G:C8	24:DA:2770:G:O5'	2.68	0.46
24:DA:2848:G:HO2'	24:DA:2849:U:H6	1.62	0.46
24:DA:53:A:H3'	24:DA:54:G:H8	1.81	0.46
24:DA:58:G:N2	24:DA:70:G:C4	2.83	0.46
24:DA:804:A:H2'	24:DA:806:C:N4	2.31	0.46
24:DA:859:G:HO2'	24:DA:916:G:H1	1.64	0.46
56:DB:50:A:C4	56:DB:51:G:C8	3.03	0.46
26:DC:197:ALA:O	26:DC:199:HIS:N	2.48	0.46
27:DD:193:VAL:O	27:DD:194:PRO:O	2.33	0.46
35:DL:32:GLY:CA	24:DA:1190:G:H5''	2.45	0.46
37:DN:55:ALA:HA	37:DN:80:PHE:CE1	2.51	0.46
38:DO:9:ARG:HA	38:DO:12:THR:OG1	2.15	0.46
38:DO:18:LEU:HD13	38:DO:25:ARG:HD2	1.97	0.46
38:DO:88:LYS:O	38:DO:89:ASP:HB3	2.13	0.46
41:DR:78:ARG:HB3	41:DR:83:TYR:CD1	2.50	0.46
45:DV:87:GLN:O	45:DV:88:HIS:HB2	2.16	0.46
47:DX:26:ARG:NH1	24:DA:2232:C:P	2.89	0.46
48:DY:22:LEU:HG	48:DY:23:ARG:H	1.80	0.46
21:AA:1316:G:H5'	21:AA:1317:C:OP2	2.15	0.46

*Continued on next page...*

*Continued from previous page...*

Atom-1	Atom-2	Interatomic distance (Å)	Clash overlap (Å)
21:AA:1323:G:H2'	21:AA:1324:A:C8	2.50	0.46
21:AA:1363:A:C4	21:AA:1365:G:C6	3.04	0.46
21:AA:471:U:C2'	21:AA:472:U:H5'	2.45	0.46
1:AB:24:PRO:CB	21:AA:829:G:O2'	2.64	0.46
21:AA:891:U:O2'	21:AA:892:A:H5'	2.15	0.46
21:AA:935:A:O2'	21:AA:936:C:O4'	2.30	0.46
1:AB:80:LYS:HG3	1:AB:90:PHE:CE1	2.50	0.46
2:AC:107:LYS:HB2	2:AC:107:LYS:NZ	2.29	0.46
2:AC:146:LYS:HB2	2:AC:202:PHE:HD2	1.76	0.46
4:AE:17:VAL:HG21	4:AE:55:VAL:HG13	1.97	0.46
4:AE:19:ARG:HB2	4:AE:31:SER:O	2.16	0.46
5:AF:45:ARG:HG2	5:AF:46:GLN:N	2.31	0.46
8:AI:43:ALA:HB1	8:AI:46:VAL:HG22	1.97	0.46
8:AI:94:ARG:O	8:AI:94:ARG:HG2	2.16	0.46
9:AJ:50:THR:HG22	9:AJ:64:GLN:HG2	1.98	0.46
10:AK:53:GLY:N	10:AK:56:LYS:HG2	2.31	0.46
16:AQ:74:LEU:HD22	16:AQ:75:VAL:N	2.30	0.46
17:AR:26:ALA:HA	17:AR:29:LYS:HE2	1.97	0.46
24:BA:1000:A:C6	24:BA:1001:A:C6	3.04	0.46
24:BA:1165:A:H2'	24:BA:1166:G:H8	1.80	0.46
24:BA:141:G:C5'	24:BA:142:A:C8	2.97	0.46
24:BA:1676:A:N6	24:BA:1677:A:C6	2.83	0.46
24:BA:1802:A:O2'	24:BA:1803:A:C5'	2.63	0.46
24:BA:1867:G:H22	24:BA:1875:G:H1'	1.77	0.46
24:BA:1942:C:H6	24:BA:1942:C:O5'	1.99	0.46
24:BA:1966:A:H1'	24:BA:2593:U:H5'	1.97	0.46
24:BA:1964:G:O2'	24:BA:1967:C:OP1	2.28	0.46
24:BA:2243:U:H2'	24:BA:2244:U:H6	1.80	0.46
24:BA:2750:A:O2'	24:BA:2752:C:N4	2.48	0.46
24:BA:2860:A:C3'	24:BA:2860:A:C8	2.99	0.46
24:BA:2897:U:C2	24:BA:2898:U:C5	3.04	0.46
24:BA:382:A:C6	24:BA:383:C:C6	3.03	0.46
24:BA:477:A:C6	24:BA:478:A:C6	3.03	0.46
24:BA:763:G:O2'	24:BA:765:C:H5'	2.15	0.46
24:BA:783:A:C2'	24:BA:784:G:O5'	2.63	0.46
28:BE:1:MET:CG	28:BE:14:VAL:HG23	2.45	0.46
28:BE:83:VAL:HG11	28:BE:86:ALA:CB	2.45	0.46
29:BF:76:PHE:HB2	29:BF:78:ILE:HG12	1.98	0.46
30:BG:84:LYS:HG2	30:BG:85:LYS:N	2.31	0.46
31:BH:21:VAL:HG22	31:BH:22:LYS:N	2.30	0.46
35:BL:82:LEU:C	35:BL:84:LYS:N	2.68	0.46

*Continued on next page...*

*Continued from previous page...*

Atom-1	Atom-2	Interatomic distance (Å)	Clash overlap (Å)
37:BN:72:ASP:OD1	37:BN:75:ILE:HG23	2.16	0.46
38:BO:110:ALA:O	38:BO:113:ALA:HB3	2.16	0.46
38:BO:36:TYR:HD2	38:BO:36:TYR:N	2.13	0.46
24:BA:2845:U:O3'	39:BP:52:ARG:NH1	2.48	0.46
39:BP:56:SER:C	39:BP:75:THR:HG23	2.35	0.46
40:BQ:68:ALA:C	40:BQ:70:GLN:N	2.66	0.46
40:BQ:81:GLY:O	40:BQ:85:ALA:HB2	2.16	0.46
44:BU:98:ASN:OD1	44:BU:98:ASN:C	2.54	0.46
45:BV:66:ASP:OD1	45:BV:68:LYS:HG3	2.15	0.46
45:BV:80:HIS:CD2	45:BV:83:LYS:CB	2.99	0.46
24:BA:2354:C:C4'	46:BW:31:LEU:HD22	2.43	0.46
47:BX:69:GLU:O	47:BX:70:LEU:HB2	2.16	0.46
55:CA:1142:G:C2	55:CA:1143:G:H1'	2.51	0.46
55:CA:1229:A:H2'	55:CA:1230:C:H6	1.80	0.46
55:CA:1256:A:C4	55:CA:1278:G:C5	3.04	0.46
20:CU:43:GLU:CD	55:CA:1534:A:N6	2.69	0.46
55:CA:199:A:O2'	55:CA:200:G:O4'	2.23	0.46
55:CA:229:U:C4	55:CA:230:G:N7	2.83	0.46
55:CA:508:U:H4'	55:CA:509:A:OP1	2.14	0.46
55:CA:517:G:H5'	55:CA:519:C:N3	2.28	0.46
55:CA:537:G:HO2'	55:CA:538:G:C5'	2.29	0.46
55:CA:705:G:C2'	55:CA:706:A:H5'	2.45	0.46
55:CA:70:U:N3	55:CA:94:G:C5	2.83	0.46
1:CB:166:ASP:HB2	1:CB:190:SER:HB2	1.97	0.46
1:CB:71:THR:N	1:CB:168:GLU:OE2	2.49	0.46
1:CB:68:PHE:HB2	1:CB:90:PHE:CB	2.46	0.46
2:CC:195:ILE:HG22	2:CC:195:ILE:O	2.15	0.46
3:CD:153:ARG:NH1	55:CA:437:U:H4'	2.31	0.46
3:CD:61:ARG:HG3	3:CD:71:PHE:CD2	2.51	0.46
3:CD:84:ASN:HD22	3:CD:84:ASN:C	2.18	0.46
4:CE:56:PRO:O	4:CE:59:ILE:HG22	2.14	0.46
8:CI:104:THR:HG23	55:CA:1180:A:OP1	2.15	0.46
8:CI:93:LEU:O	8:CI:97:LEU:HG	2.15	0.46
12:CM:75:SER:O	12:CM:79:LEU:HG	2.15	0.46
19:CT:84:LYS:HB2	19:CT:84:LYS:HZ3	1.79	0.46
53:D3:33:THR:HG23	53:D3:34:LYS:N	2.30	0.46
24:DA:104:A:O2'	24:DA:105:C:H5'	2.16	0.46
24:DA:1070:A:C8	24:DA:1097:U:H4'	2.51	0.46
24:DA:117:G:C2	24:DA:119:A:N6	2.84	0.46
24:DA:512:G:OP2	24:DA:1235:G:H5'	2.16	0.46
24:DA:1288:G:C8	24:DA:1327:A:N6	2.84	0.46

*Continued on next page...*

*Continued from previous page...*

Atom-1	Atom-2	Interatomic distance (Å)	Clash overlap (Å)
24:DA:1633:G:C5	24:DA:1635:A:N7	2.83	0.46
26:DC:251:THR:CG2	24:DA:1824:G:H21	2.28	0.46
24:DA:206:U:H2'	24:DA:207:A:C8	2.48	0.46
24:DA:2095:A:C6	24:DA:2096:C:C4	3.04	0.46
24:DA:2319:G:O2'	24:DA:2320:U:P	2.73	0.46
24:DA:2674:G:C2'	24:DA:2675:A:H8	2.22	0.46
24:DA:2690:U:N3	24:DA:2873:A:C2	2.83	0.46
24:DA:464:U:H2'	24:DA:465:G:O4'	2.16	0.46
24:DA:792:A:C5	24:DA:2440:C:C2	3.03	0.46
24:DA:809:G:O2'	24:DA:810:U:H5'	2.15	0.46
24:DA:817:C:O2'	24:DA:839:U:H5''	2.16	0.46
26:DC:152:GLN:HA	26:DC:155:ARG:HD3	1.98	0.46
28:DE:148:ILE:HA	28:DE:187:VAL:HB	1.97	0.46
31:DH:38:PRO:O	31:DH:40:THR:N	2.48	0.46
38:DO:71:ALA:HB1	38:DO:102:ARG:HB3	1.96	0.46
45:DV:9:ARG:HG2	45:DV:39:ALA:O	2.16	0.46
21:AA:1051:C:O2'	21:AA:1052:U:C5'	2.64	0.46
21:AA:1103:C:C2'	21:AA:1104:G:O5'	2.64	0.46
21:AA:1202:U:O2'	21:AA:1203:C:O4'	2.25	0.46
21:AA:1232:U:H2'	21:AA:1233:G:O4'	2.16	0.46
21:AA:1476:A:C5	21:AA:1477:U:C5	3.03	0.46
21:AA:202:G:O6	21:AA:203:G:C6	2.69	0.46
21:AA:34:C:H2'	21:AA:35:G:C8	2.50	0.46
21:AA:507:C:C3'	21:AA:508:U:H5''	2.42	0.46
21:AA:601:G:H2'	21:AA:602:A:C8	2.50	0.46
21:AA:912:C:H6	21:AA:912:C:O5'	1.99	0.46
1:AB:216:VAL:O	1:AB:220:VAL:HG23	2.15	0.46
1:AB:22:TRP:HA	1:AB:188:THR:C	2.36	0.46
1:AB:27:LYS:HB3	1:AB:28:PRO:HD3	1.96	0.46
1:AB:71:THR:C	1:AB:72:LYS:HG2	2.36	0.46
4:AE:106:ALA:O	4:AE:107:GLY:O	2.34	0.46
4:AE:131:ASN:HA	4:AE:132:PRO:HD2	1.55	0.46
4:AE:152:VAL:HG21	4:AE:156:ARG:HH12	1.76	0.46
4:AE:32:PHE:O	4:AE:52:ALA:N	2.48	0.46
7:AH:8:ASP:O	7:AH:11:THR:HG22	2.15	0.46
10:AK:34:THR:HA	10:AK:41:LEU:HG	1.98	0.46
12:AM:49:GLU:O	12:AM:52:ILE:HG22	2.16	0.46
17:AR:42:ARG:HG3	17:AR:43:ILE:HG12	1.96	0.46
18:AS:18:VAL:HG11	18:AS:43:MET:HG2	1.97	0.46
18:AS:50:VAL:CG2	18:AS:70:LEU:HB3	2.46	0.46
52:B2:44:VAL:HG12	52:B2:44:VAL:O	2.15	0.46

*Continued on next page...*

*Continued from previous page...*

Atom-1	Atom-2	Interatomic distance (Å)	Clash overlap (Å)
24:BA:1028:A:O2'	24:BA:1029:A:H5'	2.15	0.46
24:BA:1528:A:OP2	24:BA:1543:G:N2	2.47	0.46
24:BA:1561:C:H2'	24:BA:1562:U:H6	1.79	0.46
24:BA:1693:U:H4'	24:BA:1694:C:OP2	2.15	0.46
24:BA:2056:G:N2	24:BA:2057:G:N9	2.64	0.46
24:BA:227:A:H61	24:BA:410:G:H1'	1.80	0.46
24:BA:2318:G:C6	24:BA:2319:G:N1	2.83	0.46
24:BA:2461:A:H1'	24:BA:2492:U:C2	2.51	0.46
24:BA:35:G:O2'	24:BA:36:G:O5'	2.34	0.46
24:BA:551:G:O2'	24:BA:552:U:H5'	2.16	0.46
24:BA:86:G:HO2'	24:BA:87:U:H5'	1.79	0.46
27:BD:53:GLY:HA3	27:BD:77:ARG:H	1.81	0.46
32:BI:33:ASN:HB3	32:BI:36:GLU:CB	2.43	0.46
34:BK:104:THR:HB	34:BK:106:GLU:OE1	2.15	0.46
36:BM:35:ALA:HB3	36:BM:99:GLY:N	2.31	0.46
36:BM:41:LEU:HG	36:BM:96:ILE:HG21	1.98	0.46
41:BR:49:ILE:HG22	41:BR:54:VAL:HG12	1.98	0.46
41:BR:35:PHE:HB2	41:BR:59:ILE:HB	1.97	0.46
43:BT:28:ASN:HA	43:BT:91:GLN:HE22	1.80	0.46
18:CS:33:TRP:HB2	55:CA:1014:A:C2	2.50	0.46
55:CA:1219:A:C6	55:CA:1220:G:C5	3.04	0.46
55:CA:1432:G:H1'	55:CA:1468:A:H61	1.81	0.46
55:CA:763:G:C2	55:CA:764:C:C6	3.04	0.46
55:CA:570:G:H1'	55:CA:820:U:C4	2.50	0.46
55:CA:899:C:H2'	55:CA:900:A:H8	1.79	0.46
55:CA:922:G:N1	55:CA:923:A:C2	2.83	0.46
1:CB:187:ASP:C	1:CB:189:ASN:H	2.18	0.46
1:CB:53:LEU:CG	1:CB:219:THR:HG21	2.46	0.46
2:CC:20:THR:CG2	2:CC:57:GLU:HG2	2.45	0.46
4:CE:56:PRO:O	4:CE:57:ALA:C	2.53	0.46
6:CG:24:LYS:O	6:CG:28:ILE:HG12	2.16	0.46
7:CH:11:THR:HA	7:CH:14:ARG:NH1	2.31	0.46
9:CJ:66:GLU:OE2	13:CN:96:LYS:HD3	2.16	0.46
17:CR:23:LYS:C	17:CR:25:ILE:H	2.19	0.46
18:CS:33:TRP:CD1	18:CS:56:HIS:CE1	3.03	0.46
51:D1:8:ILE:HD12	51:D1:52:LYS:HG3	1.97	0.46
24:DA:1173:U:N3	24:DA:1174:U:H1'	2.31	0.46
24:DA:1311:G:O2'	24:DA:1312:U:C6	2.67	0.46
24:DA:1315:C:H2'	24:DA:1316:U:H6	1.80	0.46
24:DA:1348:C:C5	24:DA:1349:C:C2	3.04	0.46
24:DA:1343:G:C5	24:DA:1597:A:N6	2.84	0.46

*Continued on next page...*

*Continued from previous page...*

Atom-1	Atom-2	Interatomic distance (Å)	Clash overlap (Å)
24:DA:164:C:O2'	24:DA:165:A:H5'	2.16	0.46
24:DA:1649:G:H2'	24:DA:1650:A:H8	1.81	0.46
24:DA:1672:A:C2'	24:DA:1673:G:H5'	2.45	0.46
24:DA:1713:A:C1'	24:DA:1716:U:H5'	2.44	0.46
24:DA:1741:C:H2'	24:DA:1742:U:O4'	2.16	0.46
24:DA:178:G:O2'	24:DA:179:C:H5'	2.16	0.46
24:DA:2140:G:C5	24:DA:2152:G:N1	2.83	0.46
24:DA:2308:G:C6	24:DA:2311:A:C5	3.03	0.46
24:DA:237:C:N4	24:DA:238:C:H41	2.13	0.46
24:DA:2574:G:C5	24:DA:2575:C:C5	3.04	0.46
24:DA:342:A:H2'	24:DA:343:C:O4'	2.15	0.46
24:DA:407:G:C2	24:DA:421:C:N3	2.84	0.46
24:DA:445:C:H2'	24:DA:446:G:O4'	2.15	0.46
24:DA:697:G:H2'	24:DA:698:C:C6	2.50	0.46
24:DA:749:A:N3	24:DA:750:A:C8	2.83	0.46
24:DA:752:A:HO2'	24:DA:753:A:P	2.37	0.46
56:DB:111:U:H2'	56:DB:112:G:H8	1.80	0.46
56:DB:57:A:O2'	56:DB:58:A:H5'	2.15	0.46
26:DC:78:GLU:OE2	26:DC:94:LEU:HD22	2.16	0.46
29:DF:155:ILE:HD12	29:DF:155:ILE:H	1.80	0.46
31:DH:7:ASP:O	31:DH:15:LEU:HD13	2.16	0.46
36:DM:27:SER:N	36:DM:66:ARG:HH22	2.10	0.46
37:DN:45:ARG:C	37:DN:47:VAL:H	2.18	0.46
44:DU:44:HIS:HD2	44:DU:57:ILE:HG21	1.81	0.46
21:AA:1158:C:C2	21:AA:1160:G:C8	3.03	0.46
21:AA:1252:A:C2	21:AA:1253:G:C8	3.04	0.46
21:AA:19:A:H4'	21:AA:864:A:O4'	2.16	0.46
21:AA:284:C:O5'	21:AA:284:C:H6	1.99	0.46
21:AA:32:A:C2	21:AA:33:A:C5	3.04	0.46
21:AA:48:C:H5	21:AA:364:A:H2	1.64	0.46
21:AA:902:G:H2'	21:AA:903:G:H8	1.81	0.46
1:AB:17:HIS:CD2	1:AB:202:ASN:HD21	2.34	0.46
1:AB:209:VAL:O	1:AB:210:THR:C	2.53	0.46
2:AC:119:ILE:HG21	2:AC:197:VAL:HG11	1.98	0.46
2:AC:74:ILE:O	2:AC:74:ILE:HG12	2.16	0.46
3:AD:149:LYS:NZ	3:AD:177:MET:HG3	2.30	0.46
5:AF:99:ALA:O	5:AF:100:SER:HB2	2.15	0.46
9:AJ:51:VAL:HB	13:AN:80:ARG:HB2	1.98	0.46
9:AJ:50:THR:HG22	9:AJ:64:GLN:CG	2.46	0.46
20:AU:16:ARG:HG2	20:AU:16:ARG:NH1	2.30	0.46
24:BA:1313:U:C2'	24:BA:1313:U:O2	2.62	0.46

*Continued on next page...*

*Continued from previous page...*

Atom-1	Atom-2	Interatomic distance (Å)	Clash overlap (Å)
24:BA:1417:C:H4'	24:BA:1587:G:H21	1.80	0.46
24:BA:1596:A:N6	24:BA:1597:A:N6	2.64	0.46
24:BA:1945:G:C4	24:BA:1946:U:C5	3.04	0.46
24:BA:2197:U:HO2'	24:BA:2198:A:C2'	2.27	0.46
24:BA:2686:G:H2'	24:BA:2687:U:H6	1.81	0.46
24:BA:2874:C:H2'	24:BA:2875:C:C6	2.51	0.46
24:BA:545:U:H2'	24:BA:546:U:H4'	1.98	0.46
24:BA:7:G:H2'	24:BA:8:C:C6	2.51	0.46
24:BA:928:A:H2	49:BZ:46:MET:HE1	1.80	0.46
24:BA:94:A:H2'	24:BA:95:A:C8	2.51	0.46
24:BA:976:G:C2	24:BA:977:G:C5	3.03	0.46
24:BA:1813:G:H21	26:BC:49:THR:HG22	1.81	0.46
27:BD:103:ASP:O	27:BD:104:VAL:O	2.34	0.46
29:BF:142:TYR:HA	29:BF:145:VAL:HG13	1.98	0.46
30:BG:10:VAL:HB	30:BG:14:VAL:HG21	1.97	0.46
30:BG:54:ARG:HG3	30:BG:57:TYR:HD1	1.81	0.46
34:BK:99:ILE:HG23	34:BK:100:PHE:N	2.31	0.46
34:BK:108:ARG:HH21	39:BP:34:GLY:HA3	1.79	0.46
39:BP:62:LYS:HG2	39:BP:62:LYS:O	2.15	0.46
55:CA:61:G:C6	55:CA:107:G:C2	3.04	0.46
55:CA:985:C:C2	55:CA:1221:G:N2	2.83	0.46
55:CA:173:U:C2	55:CA:197:A:C2	3.04	0.46
55:CA:259:G:H2'	55:CA:260:G:H8	1.81	0.46
55:CA:275:G:O2'	55:CA:276:G:C5'	2.62	0.46
55:CA:484:G:C5	55:CA:486:U:H1'	2.51	0.46
55:CA:695:A:C6	55:CA:696:A:C6	3.04	0.46
55:CA:874:G:C4	55:CA:875:U:C5	3.04	0.46
2:CC:14:VAL:O	2:CC:15:LYS:HB2	2.15	0.46
4:CE:21:SER:HB3	55:CA:16:A:O4'	2.15	0.46
8:CI:6:TYR:HA	8:CI:18:VAL:O	2.16	0.46
8:CI:39:GLY:HA2	8:CI:44:ARG:HD3	1.98	0.46
8:CI:51:LEU:C	8:CI:53:LEU:N	2.68	0.46
10:CK:115:ILE:HD12	20:CU:23:GLU:HG2	1.98	0.46
11:CL:119:LYS:HG3	55:CA:36:C:OP1	2.16	0.46
53:D3:23:HIS:ND1	53:D3:24:LYS:O	2.49	0.46
24:DA:1002:G:H2'	24:DA:1003:G:O4'	2.16	0.46
24:DA:1050:A:C4	24:DA:2751:G:N2	2.83	0.46
37:DN:16:HIS:CD2	24:DA:1275:A:N9	2.84	0.46
24:DA:1347:A:O2'	24:DA:1348:C:C5'	2.63	0.46
24:DA:146:A:C6	24:DA:147:C:C4	3.04	0.46
24:DA:2028:U:H2'	24:DA:2029:G:C8	2.51	0.46

*Continued on next page...*



*Continued from previous page...*

Atom-1	Atom-2	Interatomic distance (Å)	Clash overlap (Å)
28:DE:64:GLY:HA2	24:DA:2059:A:O3'	2.16	0.46
24:DA:2147:A:N3	24:DA:2147:A:C2'	2.76	0.46
53:D3:34:LYS:CE	24:DA:2390:U:OP2	2.63	0.46
24:DA:2447:G:C5	24:DA:2500:U:C5	3.04	0.46
24:DA:320:A:H5''	24:DA:321:U:OP1	2.16	0.46
24:DA:38:A:C2	24:DA:39:G:H1'	2.51	0.46
24:DA:608:A:C8	24:DA:621:A:N6	2.84	0.46
24:DA:673:C:H2'	24:DA:674:G:H5'	1.98	0.46
24:DA:843:G:N2	24:DA:844:A:C4	2.84	0.46
24:DA:915:C:H3'	24:DA:916:G:C8	2.50	0.46
27:DD:17:GLU:H	27:DD:17:GLU:CD	2.19	0.46
28:DE:129:PRO:HG3	28:DE:159:LEU:HD23	1.98	0.46
33:DJ:106:LYS:HE2	33:DJ:106:LYS:HA	1.97	0.46
33:DJ:97:PRO:C	33:DJ:99:ARG:H	2.18	0.46
38:DO:31:THR:HG21	38:DO:36:TYR:HE2	1.81	0.46
21:AA:1051:C:O2'	21:AA:1052:U:H5''	2.16	0.46
21:AA:104:G:O2'	21:AA:105:G:H5'	2.16	0.46
21:AA:110:C:H2'	21:AA:111:G:C8	2.51	0.46
21:AA:1144:G:H21	21:AA:1146:A:H62	1.62	0.46
21:AA:243:A:H4'	21:AA:244:U:C5'	2.38	0.46
21:AA:555:U:H2'	21:AA:556:C:H6	1.77	0.46
21:AA:608:A:C4	21:AA:609:A:C8	3.03	0.46
21:AA:621:A:C6	21:AA:622:A:C6	3.04	0.46
21:AA:695:A:H2'	21:AA:696:A:O4'	2.16	0.46
21:AA:75:G:N2	21:AA:96:U:C2	2.84	0.46
1:AB:24:PRO:HB3	21:AA:830:G:H5'	1.98	0.46
1:AB:26:MET:HE3	1:AB:192:PRO:HG3	1.97	0.46
1:AB:84:LEU:HG	1:AB:84:LEU:O	2.15	0.46
4:AE:151:MET:O	4:AE:153:ALA:N	2.49	0.46
7:AH:66:GLN:HB3	7:AH:67:GLY:H	1.48	0.46
10:AK:98:ALA:O	10:AK:102:ALA:HB2	2.16	0.46
20:AU:28:LEU:HA	20:AU:28:LEU:HD23	1.65	0.46
24:BA:1005:C:N3	24:BA:1143:A:C2	2.84	0.46
24:BA:1709:U:H2'	24:BA:1710:G:C8	2.51	0.46
24:BA:2201:G:C6	24:BA:2223:G:C6	3.04	0.46
24:BA:2646:C:H6	24:BA:2646:C:C5'	2.29	0.46
24:BA:2713:U:H3'	24:BA:2714:G:C5'	2.45	0.46
24:BA:2728:U:HO2'	24:BA:2729:G:H8	1.64	0.46
24:BA:2793:C:H2'	24:BA:2794:C:H6	1.76	0.46
24:BA:2821:A:H2'	24:BA:2822:G:H8	1.79	0.46
24:BA:373:U:C5	24:BA:400:G:N2	2.84	0.46

*Continued on next page...*

*Continued from previous page...*

Atom-1	Atom-2	Interatomic distance (Å)	Clash overlap (Å)
24:BA:467:G:C2'	24:BA:468:G:H5'	2.45	0.46
25:BB:12:C:H6	25:BB:12:C:OP2	1.99	0.46
25:BB:48:U:H2'	25:BB:49:C:C6	2.50	0.46
25:BB:64:G:H2'	25:BB:65:U:C6	2.50	0.46
26:BC:12:ARG:HH11	26:BC:12:ARG:HG3	1.76	0.46
26:BC:147:PRO:HD2	26:BC:184:GLU:OE2	2.15	0.46
26:BC:184:GLU:HB2	26:BC:187:CYS:SG	2.56	0.46
28:BE:147:LEU:O	28:BE:148:ILE:C	2.54	0.46
30:BG:149:ALA:O	30:BG:150:TYR:C	2.54	0.46
34:BK:59:LYS:HE2	34:BK:89:ASN:O	2.16	0.46
24:BA:833:A:O2'	35:BL:51:GLU:HB3	2.16	0.46
35:BL:65:GLY:O	35:BL:66:PHE:CB	2.64	0.46
36:BM:46:ILE:C	36:BM:46:ILE:HD12	2.35	0.46
41:BR:59:ILE:HG12	41:BR:101:ILE:HD13	1.97	0.46
24:BA:381:G:OP1	47:BX:17:ARG:HD3	2.16	0.46
24:BA:372:G:P	47:BX:61:LYS:HZ2	2.39	0.46
48:BY:40:SER:C	48:BY:42:LEU:N	2.69	0.46
55:CA:1202:U:O2'	55:CA:1203:C:H5'	2.16	0.46
55:CA:1308:U:O2	55:CA:1330:U:C2	2.69	0.46
55:CA:1389:C:H2'	55:CA:1390:U:O4'	2.16	0.46
55:CA:200:G:C2	55:CA:218:U:O2	2.69	0.46
55:CA:251:G:H4'	55:CA:252:U:H5'	1.98	0.46
1:CB:208:ALA:HA	1:CB:211:LEU:CB	2.42	0.46
6:CG:100:MET:HE3	6:CG:100:MET:H	1.80	0.46
6:CG:115:MET:HA	6:CG:118:ARG:HD2	1.97	0.46
8:CI:126:PHE:HE2	55:CA:1343:G:OP1	1.99	0.46
8:CI:51:LEU:HD12	8:CI:51:LEU:N	2.31	0.46
10:CK:96:ILE:O	10:CK:99:LEU:HB3	2.16	0.46
11:CL:119:LYS:HA	55:CA:36:C:H5''	1.98	0.46
12:CM:12:LYS:HB3	12:CM:17:ALA:HB2	1.97	0.46
12:CM:72:ILE:HG13	55:CA:1309:G:O2'	2.15	0.46
53:D3:63:TYR:O	53:D3:64:ALA:O	2.34	0.46
24:DA:1180:U:C4	24:DA:1181:U:C4	3.03	0.46
24:DA:1558:C:H1'	24:DA:1560:G:C5	2.50	0.46
24:DA:1670:C:C4	24:DA:1671:U:N3	2.84	0.46
24:DA:1745:A:C2	24:DA:1746:A:C8	3.04	0.46
24:DA:181:A:H3'	24:DA:182:A:H8	1.80	0.46
24:DA:1904:G:O2'	24:DA:1905:C:H5'	2.16	0.46
24:DA:2046:G:H2'	24:DA:2047:C:C6	2.51	0.46
24:DA:241:A:H1'	24:DA:243:U:C6	2.50	0.46
24:DA:2461:A:H1'	24:DA:2492:U:C2	2.50	0.46

*Continued on next page...*

*Continued from previous page...*

Atom-1	Atom-2	Interatomic distance (Å)	Clash overlap (Å)
24:DA:2773:C:H2'	24:DA:2774:C:H6	1.81	0.46
24:DA:460:A:H61	24:DA:469:G:H1'	1.81	0.46
24:DA:528:A:H2	24:DA:2043:C:O5'	1.98	0.46
24:DA:581:C:H2'	24:DA:582:A:C8	2.46	0.46
24:DA:749:A:H4'	24:DA:1271:G:N3	2.29	0.46
35:DL:41:ARG:HB3	24:DA:805:G:OP2	2.16	0.46
27:DD:107:VAL:CG1	27:DD:109:VAL:HG23	2.46	0.46
27:DD:208:LYS:O	27:DD:209:ALA:HB2	2.16	0.46
27:DD:94:GLN:O	27:DD:95:SER:C	2.53	0.46
29:DF:107:VAL:C	29:DF:109:ARG:H	2.18	0.46
34:DK:5:GLN:HA	34:DK:20:MET:SD	2.56	0.46
40:DQ:60:TRP:CZ2	40:DQ:93:ILE:HB	2.50	0.46
44:DU:34:ILE:HG12	44:DU:62:ALA:O	2.16	0.46
47:DX:24:THR:O	47:DX:25:LYS:C	2.54	0.46
21:AA:1043:G:C6	21:AA:1044:A:N6	2.84	0.46
21:AA:16:A:C2	21:AA:17:U:C6	3.03	0.46
21:AA:346:G:N3	21:AA:346:G:H2'	2.31	0.46
21:AA:369:G:HO2'	21:AA:370:C:C5'	2.29	0.46
1:AB:30:ILE:HA	1:AB:40:ILE:O	2.16	0.46
3:AD:145:ARG:C	3:AD:147:LYS:H	2.19	0.46
4:AE:131:ASN:HD21	4:AE:133:ILE:CD1	2.27	0.46
8:AI:45:MET:SD	8:AI:45:MET:N	2.89	0.46
8:AI:8:THR:HB	8:AI:84:ARG:HH12	1.80	0.46
11:AL:6:LEU:HD23	16:AQ:33:TYR:CZ	2.50	0.46
15:AP:5:ARG:O	15:AP:19:VAL:HA	2.16	0.46
16:AQ:3:LYS:O	16:AQ:3:LYS:HD2	2.16	0.46
18:AS:6:LYS:HE2	18:AS:6:LYS:HA	1.98	0.46
54:B4:9:LYS:HB3	54:B4:14:CYS:CB	2.46	0.46
24:BA:1154:G:H5''	24:BA:1155:A:OP2	2.16	0.46
24:BA:1253:A:H4'	24:BA:1254:A:OP2	2.15	0.46
24:BA:1255:U:OP2	24:BA:2502:G:N2	2.47	0.46
24:BA:1291:C:C2	24:BA:1292:G:C8	3.04	0.46
24:BA:1303:G:H2'	24:BA:1304:A:C8	2.45	0.46
24:BA:1640:A:O2'	24:BA:1641:A:H5'	2.17	0.46
24:BA:1680:U:H2'	24:BA:1681:G:O4'	2.16	0.46
24:BA:1776:G:OP2	59:BA:3455:HOH:O	2.21	0.46
24:BA:2051:A:C6	24:BA:2614:A:C5	3.04	0.46
24:BA:2063:C:C2'	24:BA:2064:C:H5'	2.46	0.46
24:BA:2070:A:C2	24:BA:2442:C:C2	3.04	0.46
24:BA:2093:G:C5	24:BA:2225:A:C8	3.04	0.46
24:BA:2236:U:O2'	24:BA:2237:G:H5'	2.16	0.46

*Continued on next page...*

*Continued from previous page...*

Atom-1	Atom-2	Interatomic distance (Å)	Clash overlap (Å)
24:BA:2556:C:C5	24:BA:2557:G:N7	2.84	0.46
24:BA:269:C:H2'	24:BA:270:A:O4'	2.16	0.46
24:BA:270:A:N1	24:BA:369:U:H1'	2.31	0.46
24:BA:2787:C:H1'	27:BD:63:PRO:HG3	1.97	0.46
24:BA:412:A:C2	24:BA:413:C:H1'	2.51	0.46
24:BA:42:A:C6	24:BA:43:G:N7	2.84	0.46
24:BA:481:G:O2'	24:BA:482:A:P	2.73	0.46
24:BA:503:A:C2	24:BA:505:A:H2'	2.51	0.46
24:BA:608:A:N6	24:BA:609:A:C6	2.84	0.46
32:BI:107:GLU:O	32:BI:111:THR:HG23	2.16	0.46
33:BJ:137:PRO:O	33:BJ:137:PRO:HG2	2.15	0.46
38:BO:104:GLN:C	38:BO:105:ALA:O	2.51	0.46
42:BS:84:ARG:O	42:BS:95:ARG:O	2.34	0.46
43:BT:29:THR:HA	43:BT:86:THR:N	2.30	0.46
44:BU:13:LEU:HD12	44:BU:69:VAL:CA	2.46	0.46
12:CM:101:THR:CG2	55:CA:1225:A:H5'	2.45	0.46
55:CA:204:G:H3'	55:CA:205:A:H8	1.81	0.46
55:CA:344:A:H4'	55:CA:345:C:OP2	2.14	0.46
55:CA:401:C:O2'	55:CA:402:G:H5'	2.16	0.46
10:AK:13:LYS:HD3	55:CA:412:A:H5''	1.98	0.46
7:CH:121:GLY:C	55:CA:599:C:H4'	2.36	0.46
55:CA:684:U:H2'	55:CA:685:G:C8	2.51	0.46
1:CB:26:MET:HE1	1:CB:192:PRO:HB3	1.97	0.46
1:CB:49:PHE:O	1:CB:53:LEU:N	2.38	0.46
3:CD:155:LYS:HG2	3:CD:177:MET:CE	2.46	0.46
4:CE:51:LYS:HG2	4:CE:52:ALA:N	2.29	0.46
4:CE:96:GLN:C	4:CE:96:GLN:CD	2.75	0.46
9:CJ:81:GLU:O	9:CJ:83:THR:N	2.49	0.46
9:CJ:49:PHE:HE2	13:CN:73:LEU:HD22	1.81	0.46
15:CP:44:SER:HB2	15:CP:46:LYS:CG	2.45	0.46
15:CP:54:LEU:O	15:CP:56:ARG:N	2.48	0.46
24:DA:1178:C:C4	24:DA:1179:G:N7	2.84	0.46
35:DL:32:GLY:HA2	24:DA:1190:G:H5''	1.98	0.46
24:DA:1245:G:H2'	24:DA:1246:A:O4'	2.16	0.46
24:DA:1429:G:O2'	24:DA:1430:G:C8	2.53	0.46
24:DA:1439:A:C3'	24:DA:1439:A:C8	2.97	0.46
24:DA:2023:C:O2'	24:DA:2024:G:C5'	2.64	0.46
24:DA:2389:G:O5'	24:DA:2390:U:H5'	2.16	0.46
24:DA:2391:G:H2'	24:DA:2424:C:N4	2.28	0.46
24:DA:2517:C:C2	24:DA:2542:A:C6	3.03	0.46
26:DC:237:ARG:HD2	24:DA:2591:C:OP1	2.16	0.46

*Continued on next page...*

*Continued from previous page...*

Atom-1	Atom-2	Interatomic distance (Å)	Clash overlap (Å)
24:DA:2776:A:H4'	24:DA:2777:G:C5'	2.46	0.46
24:DA:411:G:C4'	24:DA:412:A:OP1	2.55	0.46
24:DA:571:U:C5	24:DA:575:A:C6	3.03	0.46
24:DA:607:U:H5	24:DA:619:G:C2	2.34	0.46
24:DA:607:U:O4	24:DA:619:G:H2'	2.15	0.46
24:DA:963:U:H2'	24:DA:964:C:C6	2.46	0.46
26:DC:206:LYS:HB2	24:DA:729:G:C6	2.50	0.46
27:DD:36:GLN:NE2	27:DD:38:LYS:NZ	2.64	0.46
33:DJ:49:ASP:HB2	33:DJ:121:LYS:HZ1	1.81	0.46
36:DM:134:THR:O	36:DM:135:VAL:O	2.34	0.46
38:DO:90:VAL:HB	38:DO:91:SER:H	1.56	0.46
39:DP:32:VAL:HG13	39:DP:32:VAL:O	2.16	0.46
39:DP:47:ILE:HA	39:DP:96:LEU:HB2	1.98	0.46
40:DQ:57:ARG:C	40:DQ:59:LEU:N	2.69	0.46
41:DR:2:TYR:O	41:DR:3:ALA:HB2	2.16	0.46
41:DR:49:ILE:HG22	41:DR:54:VAL:N	2.31	0.46
43:DT:39:THR:C	43:DT:41:ALA:H	2.18	0.46
44:DU:14:THR:HB	44:DU:68:ASN:CB	2.45	0.46
45:DV:56:PHE:CD1	45:DV:57:TYR:CD2	3.04	0.46
46:DW:23:LYS:HD2	46:DW:24:ARG:HB2	1.98	0.46
47:DX:26:ARG:HG3	47:DX:27:ARG:N	2.30	0.46
21:AA:22:G:C6	21:AA:23:C:C4	3.04	0.45
21:AA:30:U:H4'	21:AA:31:G:OP1	2.12	0.45
21:AA:580:C:H2'	21:AA:581:G:O4'	2.16	0.45
21:AA:587:G:C2	21:AA:755:G:C5	3.04	0.45
21:AA:597:G:H2'	21:AA:598:U:H5'	1.97	0.45
21:AA:841:C:C4	21:AA:843:U:H5'	2.51	0.45
1:AB:77:GLU:HB2	1:AB:80:LYS:HE2	1.97	0.45
2:AC:129:PHE:CZ	2:AC:130:ARG:HD2	2.51	0.45
2:AC:176:THR:CG2	2:AC:178:ARG:HG2	2.45	0.45
7:AH:49:LYS:HB3	7:AH:51:GLU:OE2	2.16	0.45
8:AI:28:VAL:O	8:AI:29:ILE:C	2.54	0.45
11:AL:87:LYS:O	11:AL:87:LYS:HG3	2.16	0.45
14:AO:42:PHE:CE1	14:AO:55:LEU:CD2	2.99	0.45
14:AO:55:LEU:O	14:AO:59:VAL:HG23	2.16	0.45
15:AP:53:ASP:O	15:AP:55:ASP:N	2.49	0.45
51:B1:12:SER:HB2	51:B1:48:TYR:CE1	2.51	0.45
24:BA:1197:G:C2	24:BA:1250:G:C2	3.04	0.45
24:BA:1462:C:H2'	24:BA:1463:C:C6	2.51	0.45
24:BA:1722:A:H2'	24:BA:1723:G:O4'	2.16	0.45
24:BA:1711:A:N6	24:BA:1746:A:H61	2.14	0.45

*Continued on next page...*

*Continued from previous page...*

Atom-1	Atom-2	Interatomic distance (Å)	Clash overlap (Å)
24:BA:1787:A:C6	24:BA:1788:C:C5	3.04	0.45
24:BA:197:A:N3	24:BA:197:A:H2'	2.29	0.45
24:BA:2140:G:C2	24:BA:2141:G:C4	3.04	0.45
24:BA:2538:C:H2'	24:BA:2539:C:C6	2.51	0.45
24:BA:2728:U:C2	24:BA:2729:G:N7	2.84	0.45
24:BA:382:A:N6	24:BA:383:C:C4	2.84	0.45
24:BA:42:A:C5	24:BA:43:G:C8	3.04	0.45
24:BA:704:G:H1'	24:BA:727:A:N6	2.31	0.45
24:BA:777:G:H2'	24:BA:778:G:C8	2.45	0.45
24:BA:869:G:C4	24:BA:870:U:C6	3.03	0.45
24:BA:923:G:C4'	46:BW:25:PHE:CZ	2.98	0.45
24:BA:923:G:H1'	46:BW:23:LYS:CE	2.46	0.45
24:BA:849:A:C4	24:BA:930:G:N2	2.85	0.45
24:BA:950:G:H2'	24:BA:951:C:H6	1.80	0.45
24:BA:995:C:O2'	24:BA:996:A:OP2	2.33	0.45
24:BA:1256:G:O2'	28:BE:77:ILE:HD11	2.15	0.45
29:BF:146:ASP:O	29:BF:147:ARG:HB2	2.16	0.45
30:BG:9:VAL:O	30:BG:11:PRO:HD3	2.15	0.45
30:BG:59:ASP:O	30:BG:60:GLY:C	2.54	0.45
34:BK:43:ILE:HG21	34:BK:46:ALA:HB2	1.98	0.45
34:BK:3:GLN:HG3	34:BK:4:GLU:N	2.31	0.45
39:BP:31:VAL:O	39:BP:31:VAL:HG13	2.17	0.45
39:BP:59:THR:HG23	39:BP:72:VAL:CG1	2.45	0.45
40:BQ:63:ARG:NH2	40:BQ:96:ASP:CB	2.74	0.45
45:BV:26:PHE:CE1	45:BV:42:LEU:HD12	2.51	0.45
55:CA:71:A:C6	55:CA:100:G:C5	3.04	0.45
55:CA:1160:G:H2'	55:CA:1161:C:C6	2.51	0.45
2:CC:175:HIS:CE1	55:CA:1190:G:H5'	2.51	0.45
55:CA:123:U:H2'	55:CA:124:C:H6	1.81	0.45
55:CA:1487:G:C5	55:CA:1488:G:C8	3.04	0.45
55:CA:199:A:N3	55:CA:200:G:C8	2.84	0.45
55:CA:62:U:HO2'	55:CA:63:C:H6	1.64	0.45
55:CA:638:U:H2'	55:CA:639:G:H8	1.81	0.45
55:CA:674:G:H2'	55:CA:675:A:H8	1.82	0.45
2:CC:177:LEU:O	2:CC:178:ARG:CB	2.62	0.45
4:CE:127:TYR:CZ	55:CA:560:A:C6	3.04	0.45
5:CF:44:ARG:HD3	5:CF:56:LYS:HZ1	1.81	0.45
5:CF:92:THR:HG22	5:CF:93:LYS:N	2.31	0.45
6:CG:115:MET:C	6:CG:117:LEU:N	2.70	0.45
7:CH:94:VAL:HB	7:CH:99:GLY:O	2.16	0.45
11:CL:110:LYS:HD2	11:CL:110:LYS:N	2.31	0.45

*Continued on next page...*

*Continued from previous page...*

Atom-1	Atom-2	Interatomic distance (Å)	Clash overlap (Å)
12:CM:32:ILE:HG13	12:CM:59:VAL:HB	1.97	0.45
12:CM:88:LEU:O	12:CM:92:ARG:HB2	2.15	0.45
15:CP:22:ALA:HB2	15:CP:32:PHE:HA	1.98	0.45
18:CS:40:PHE:HB3	18:CS:41:PRO:CD	2.45	0.45
53:D3:22:LYS:N	53:D3:48:MET:HB3	2.29	0.45
52:D2:22:MET:SD	24:DA:118:A:OP1	2.74	0.45
24:DA:1204:A:C1'	24:DA:1206:G:C5	2.99	0.45
24:DA:1210:G:N3	24:DA:1212:G:N2	2.63	0.45
24:DA:1385:A:H1'	24:DA:1386:C:C6	2.51	0.45
24:DA:1526:C:H2'	24:DA:1527:G:O4'	2.16	0.45
24:DA:181:A:C4	24:DA:435:C:C5	3.04	0.45
24:DA:1920:C:H6	24:DA:1920:C:O5'	1.98	0.45
24:DA:1935:G:C1'	24:DA:1964:G:N2	2.73	0.45
24:DA:2142:A:H3'	24:DA:2143:C:H4'	1.97	0.45
24:DA:2311:A:C3'	24:DA:2312:U:H6	2.28	0.45
24:DA:2328:A:C2	24:DA:2329:U:C2	3.04	0.45
24:DA:2764:A:N7	24:DA:2766:A:N6	2.64	0.45
24:DA:302:C:O2'	24:DA:303:G:O5'	2.33	0.45
24:DA:301:G:C2	24:DA:317:G:C4	3.04	0.45
24:DA:449:A:N3	24:DA:450:G:C8	2.84	0.45
24:DA:978:G:C6	24:DA:979:A:C5	3.04	0.45
56:DB:28:C:H6	56:DB:28:C:O5'	1.99	0.45
26:DC:43:ASN:CG	26:DC:44:ASN:H	2.19	0.45
26:DC:28:PRO:HB3	26:DC:62:ARG:NH2	2.30	0.45
27:DD:63:PRO:HG3	24:DA:2787:C:H1'	1.97	0.45
30:DG:94:ARG:HG2	30:DG:104:LEU:HA	1.99	0.45
40:DQ:91:ARG:HG3	41:DR:11:GLN:CG	2.46	0.45
47:DX:69:GLU:HA	47:DX:72:ALA:HB3	1.97	0.45
21:AA:1000:A:C2	21:AA:1041:G:C2	3.04	0.45
21:AA:1136:C:H5''	21:AA:1137:C:P	2.57	0.45
21:AA:1239:A:C5	21:AA:1298:U:C5	3.04	0.45
21:AA:137:U:O2	21:AA:227:G:C2	2.69	0.45
21:AA:123:U:OP1	21:AA:312:C:H5'	2.16	0.45
21:AA:367:U:C6	21:AA:394:G:N2	2.84	0.45
21:AA:382:A:H2'	21:AA:383:A:C8	2.51	0.45
21:AA:536:C:H2'	21:AA:537:G:C8	2.52	0.45
21:AA:57:G:C6	21:AA:58:C:C4	3.04	0.45
21:AA:760:G:H2'	21:AA:761:G:C5'	2.46	0.45
9:AJ:59:LYS:CG	21:AA:972:C:H4'	2.46	0.45
3:AD:3:TYR:CZ	3:AD:5:GLY:HA3	2.51	0.45
5:AF:6:ILE:HD12	5:AF:62:MET:HG2	1.98	0.45

*Continued on next page...*

*Continued from previous page...*

Atom-1	Atom-2	Interatomic distance (Å)	Clash overlap (Å)
11:AL:106:VAL:CG2	11:AL:116:TYR:HB3	2.45	0.45
16:AQ:44:HIS:CD2	16:AQ:69:THR:HG22	2.50	0.45
24:BA:1026:G:C2'	24:BA:1027:A:H8	2.22	0.45
24:BA:1059:G:N2	24:BA:1080:A:H1'	2.31	0.45
24:BA:1378:A:N3	24:BA:1379:U:C2	2.84	0.45
24:BA:1450:G:C6	24:BA:1451:C:C4	3.04	0.45
24:BA:1486:U:H2'	24:BA:1487:U:C6	2.50	0.45
24:BA:1606:C:O2'	24:BA:1607:C:H5'	2.17	0.45
24:BA:1641:A:H2'	24:BA:1642:G:O4'	2.16	0.45
24:BA:1700:A:H8	24:BA:1700:A:H5''	1.80	0.45
21:AA:1517:G:C8	24:BA:1920:C:OP1	2.69	0.45
24:BA:1923:U:H2'	24:BA:1924:C:H6	1.81	0.45
24:BA:221:A:H2'	24:BA:266:G:N7	2.31	0.45
24:BA:2531:A:C5'	30:BG:156:TYR:CE2	2.98	0.45
24:BA:2585:U:O2'	24:BA:2586:U:C5'	2.65	0.45
24:BA:305:C:C2	24:BA:313:G:C2	3.04	0.45
24:BA:325:G:H2'	24:BA:326:G:H8	1.81	0.45
24:BA:611:C:C2	24:BA:618:G:N2	2.84	0.45
24:BA:818:G:C2'	24:BA:819:A:H5''	2.46	0.45
24:BA:82:U:H2'	24:BA:83:A:C8	2.51	0.45
24:BA:910:A:N3	36:BM:13:HIS:CE1	2.83	0.45
25:BB:65:U:H3'	25:BB:108:A:N6	2.31	0.45
28:BE:72:SER:O	28:BE:74:LYS:N	2.49	0.45
29:BF:3:LEU:HD23	29:BF:100:GLU:HB2	1.98	0.45
30:BG:123:GLU:OE1	30:BG:124:CYS:N	2.47	0.45
30:BG:86:LEU:HB3	30:BG:162:ARG:O	2.16	0.45
31:BH:72:ILE:O	31:BH:72:ILE:HG12	2.17	0.45
33:BJ:56:VAL:HG12	33:BJ:57:LEU:H	1.80	0.45
34:BK:68:GLY:O	34:BK:69:VAL:HG23	2.16	0.45
34:BK:6:THR:O	34:BK:6:THR:HG22	2.15	0.45
37:BN:12:ARG:HE	37:BN:16:HIS:CD2	2.35	0.45
39:BP:22:GLY:O	39:BP:23:ASP:O	2.33	0.45
41:BR:4:VAL:HG23	41:BR:39:LEU:HG	1.98	0.45
48:BY:39:GLN:HB2	48:BY:41:HIS:HD2	1.75	0.45
55:CA:100:G:C5	55:CA:101:A:N7	2.84	0.45
55:CA:1086:U:H2'	55:CA:1087:G:H8	1.80	0.45
55:CA:1055:A:C5	55:CA:1206:G:C2	3.04	0.45
55:CA:994:A:N7	55:CA:1216:A:H4'	2.31	0.45
55:CA:1288:A:O2'	55:CA:1289:A:C8	2.68	0.45
6:CG:101:ARG:NH2	55:CA:1375:A:O2'	2.50	0.45
55:CA:724:G:H5''	55:CA:724:G:C8	2.45	0.45

*Continued on next page...*



*Continued from previous page...*

Atom-1	Atom-2	Interatomic distance (Å)	Clash overlap (Å)
55:CA:861:G:C6	55:CA:862:C:C4	3.04	0.45
1:CB:17:HIS:O	1:CB:18:GLN:HB2	2.17	0.45
2:CC:22:PHE:HD1	9:CJ:13:PHE:CE1	2.33	0.45
2:CC:38:VAL:O	2:CC:42:LEU:HD23	2.16	0.45
2:CC:57:GLU:O	2:CC:63:ILE:HA	2.16	0.45
3:CD:59:LYS:O	3:CD:60:VAL:C	2.52	0.45
4:CE:136:VAL:HG13	4:CE:137:ARG:H	1.82	0.45
7:CH:23:ALA:HA	7:CH:62:LEU:CD2	2.46	0.45
9:CJ:15:HIS:ND1	9:CJ:70:HIS:CD2	2.84	0.45
10:CK:19:VAL:O	10:CK:33:ILE:HA	2.15	0.45
13:CN:71:GLY:O	13:CN:79:SER:HA	2.16	0.45
13:CN:82:LYS:O	13:CN:83:VAL:C	2.55	0.45
15:CP:54:LEU:CG	15:CP:55:ASP:H	2.26	0.45
18:CS:60:PHE:CG	18:CS:61:VAL:N	2.83	0.45
50:D0:28:SER:HB3	50:D0:39:ARG:NE	2.31	0.45
24:DA:1019:U:H2'	24:DA:1021:A:N1	2.32	0.45
24:DA:1254:A:H3'	24:DA:1255:U:H5''	1.97	0.45
24:DA:1286:A:O2'	24:DA:1288:G:OP2	2.32	0.45
24:DA:1315:C:H2'	24:DA:1316:U:C6	2.51	0.45
24:DA:1319:C:H1'	24:DA:1334:G:N2	2.31	0.45
24:DA:1327:A:O2'	24:DA:1328:A:O5'	2.34	0.45
24:DA:1439:A:H5''	24:DA:1440:U:OP2	2.17	0.45
24:DA:1779:U:C5	24:DA:1784:A:N7	2.85	0.45
24:DA:216:A:C2'	24:DA:217:A:C8	2.98	0.45
52:D2:41:ARG:NH1	24:DA:460:A:OP2	2.47	0.45
24:DA:464:U:C4	24:DA:465:G:C6	3.04	0.45
40:DQ:44:TYR:HD1	24:DA:533:G:H21	1.49	0.45
24:DA:60:G:O2'	24:DA:61:C:P	2.74	0.45
24:DA:924:G:C2'	24:DA:925:A:H5'	2.46	0.45
26:DC:119:VAL:CG1	26:DC:133:ASN:ND2	2.75	0.45
27:DD:53:GLY:HA3	27:DD:77:ARG:HG3	1.98	0.45
29:DF:134:GLN:HG3	29:DF:149:ARG:O	2.15	0.45
29:DF:2:LYS:HD3	29:DF:2:LYS:H	1.80	0.45
30:DG:154:GLU:O	30:DG:156:TYR:N	2.50	0.45
32:DI:20:SER:OG	32:DI:25:PRO:HG2	2.16	0.45
39:DP:58:PHE:CD2	39:DP:58:PHE:N	2.81	0.45
41:DR:78:ARG:HD3	24:DA:974:G:P	2.56	0.45
21:AA:1089:G:C6	21:AA:1090:U:C2	3.04	0.45
21:AA:1102:A:O2'	21:AA:1103:C:C6	2.67	0.45
21:AA:1152:A:N3	21:AA:1153:G:C8	2.85	0.45
21:AA:1055:A:C8	21:AA:1206:G:N2	2.85	0.45

*Continued on next page...*

*Continued from previous page...*

Atom-1	Atom-2	Interatomic distance (Å)	Clash overlap (Å)
21:AA:174:A:C4	21:AA:175:C:C6	3.05	0.45
21:AA:471:U:H2'	21:AA:472:U:O4'	2.16	0.45
21:AA:941:G:C2'	21:AA:942:G:O5'	2.64	0.45
1:AB:131:LYS:HG2	1:AB:135:MET:HB2	1.97	0.45
2:AC:57:GLU:OE2	2:AC:64:ARG:HB3	2.16	0.45
3:AD:63:ILE:HG12	3:AD:63:ILE:O	2.15	0.45
3:AD:96:ARG:CZ	3:AD:98:ASP:OD1	2.64	0.45
4:AE:96:GLN:O	4:AE:122:VAL:HB	2.16	0.45
6:AG:16:LYS:HZ3	6:AG:17:PHE:HE1	1.63	0.45
7:AH:120:LEU:HD12	7:AH:120:LEU:H	1.80	0.45
7:AH:8:ASP:HA	7:AH:11:THR:HG22	1.97	0.45
7:AH:98:LEU:O	7:AH:99:GLY:O	2.35	0.45
9:AJ:34:ALA:HB3	9:AJ:78:GLU:HB3	1.99	0.45
10:AK:39:ASN:O	21:AA:684:U:O2'	2.29	0.45
11:AL:119:LYS:HG2	21:AA:37:U:P	2.57	0.45
11:AL:5:GLN:HA	11:AL:8:ARG:HH11	1.81	0.45
14:AO:18:ALA:O	14:AO:19:ASN:CB	2.64	0.45
14:AO:3:SER:O	14:AO:7:THR:HG23	2.16	0.45
17:AR:71:ASP:OD1	20:AU:3:ILE:HG21	2.17	0.45
54:B4:15:LYS:HE3	54:B4:15:LYS:HB3	1.78	0.45
24:BA:1071:G:C8	24:BA:1089:A:C6	3.05	0.45
24:BA:1148:U:O2'	24:BA:1149:G:H5'	2.17	0.45
24:BA:1296:G:OP1	24:BA:2709:G:O2'	2.29	0.45
24:BA:1342:A:C2	24:BA:1345:C:C6	3.05	0.45
24:BA:1670:C:O2	24:BA:1670:C:H2'	2.16	0.45
24:BA:1988:G:C6	24:BA:1989:G:C5	3.04	0.45
24:BA:2093:G:C5	24:BA:2225:A:N7	2.84	0.45
24:BA:2250:G:OP1	36:BM:84:LYS:NZ	2.26	0.45
24:BA:2313:C:H5''	29:BF:87:LYS:CD	2.45	0.45
24:BA:2397:G:C6	24:BA:2420:C:N3	2.84	0.45
24:BA:2543:G:H5'	24:BA:2766:A:H4'	1.96	0.45
24:BA:2796:U:H3	24:BA:2799:A:N6	2.08	0.45
24:BA:2887:A:H2'	24:BA:2887:A:N3	2.31	0.45
24:BA:370:G:OP2	24:BA:370:G:H8	1.99	0.45
24:BA:693:A:C2'	24:BA:694:U:H5'	2.45	0.45
24:BA:825:A:C6	24:BA:833:A:N1	2.84	0.45
26:BC:246:PRO:HG2	26:BC:247:TRP:CE3	2.50	0.45
28:BE:172:ALA:HB2	28:BE:192:ALA:HB1	1.98	0.45
30:BG:17:LYS:HE3	30:BG:17:LYS:HB2	1.63	0.45
31:BH:147:VAL:CG1	31:BH:149:GLU:HG3	2.45	0.45
31:BH:57:LYS:O	31:BH:61:VAL:HG23	2.16	0.45

*Continued on next page...*

*Continued from previous page...*

Atom-1	Atom-2	Interatomic distance (Å)	Clash overlap (Å)
32:BI:21:PRO:HB2	32:BI:22:PRO:HD3	1.98	0.45
32:BI:30:GLN:NE2	32:BI:32:VAL:HB	2.31	0.45
34:BK:8:LEU:O	34:BK:19:VAL:HG12	2.16	0.45
35:BL:125:LEU:N	35:BL:125:LEU:HD23	2.31	0.45
36:BM:14:LYS:O	36:BM:15:GLY:C	2.54	0.45
36:BM:2:LEU:HD23	36:BM:69:PRO:CD	2.42	0.45
38:BO:16:ARG:C	38:BO:18:LEU:H	2.19	0.45
39:BP:3:ILE:O	39:BP:7:LEU:HB2	2.16	0.45
40:BQ:82:LEU:O	40:BQ:85:ALA:HB3	2.16	0.45
45:BV:38:LEU:HD12	45:BV:38:LEU:HA	1.71	0.45
46:BW:46:ALA:HB3	46:BW:79:ILE:C	2.37	0.45
55:CA:1093:A:N3	55:CA:1095:U:H5'	2.31	0.45
55:CA:1055:A:N6	55:CA:1206:G:C6	2.84	0.45
55:CA:1213:A:C5	55:CA:1215:G:C8	3.04	0.45
55:CA:1258:G:C2	55:CA:1278:G:N2	2.84	0.45
55:CA:1307:U:C2'	55:CA:1308:U:H5'	2.46	0.45
12:CM:25:GLY:H	55:CA:1329:A:H5''	1.81	0.45
55:CA:1423:G:O2'	55:CA:1424:U:H5'	2.16	0.45
55:CA:1429:A:H2'	55:CA:1430:A:O4'	2.16	0.45
55:CA:149:A:C1'	55:CA:1446:A:H2	2.19	0.45
55:CA:222:C:O2	55:CA:223:A:C8	2.69	0.45
55:CA:339:C:H2'	55:CA:340:U:C6	2.50	0.45
7:CH:121:GLY:CA	55:CA:599:C:H4'	2.46	0.45
55:CA:914:A:HO2'	55:CA:915:A:H8	1.64	0.45
55:CA:75:G:C2	55:CA:96:U:N3	2.83	0.45
2:CC:168:ARG:HG2	2:CC:168:ARG:NH1	2.31	0.45
3:CD:103:ARG:O	3:CD:167:PRO:HG3	2.16	0.45
3:CD:25:ARG:NH1	3:CD:30:LYS:HG2	2.32	0.45
3:CD:8:LEU:CD1	3:CD:31:CYS:HA	2.45	0.45
4:CE:152:VAL:O	4:CE:155:LYS:HB2	2.15	0.45
8:CI:29:ILE:HA	8:CI:64:ILE:O	2.16	0.45
9:CJ:53:ILE:HG22	9:CJ:62:ARG:H	1.81	0.45
10:CK:96:ILE:HD13	10:CK:109:ILE:HD13	1.99	0.45
12:CM:101:THR:HG23	55:CA:1225:A:H5'	1.99	0.45
14:CO:42:PHE:HE1	14:CO:55:LEU:HD22	1.82	0.45
15:CP:48:GLU:CG	15:CP:49:GLY:H	2.29	0.45
16:CQ:7:LEU:N	16:CQ:59:GLU:OE1	2.50	0.45
24:DA:121:G:C2	24:DA:131:A:C5	3.04	0.45
24:DA:1284:A:N1	24:DA:1285:A:C2	2.84	0.45
24:DA:1663:G:C6	24:DA:1998:A:N6	2.85	0.45
24:DA:1677:A:C6	24:DA:1678:A:C6	3.04	0.45

*Continued on next page...*

*Continued from previous page...*

Atom-1	Atom-2	Interatomic distance (Å)	Clash overlap (Å)
24:DA:1842:G:N2	24:DA:1901:A:C4	2.84	0.45
24:DA:1954:G:O2'	24:DA:1955:U:OP2	2.33	0.45
24:DA:2067:G:H4'	24:DA:2068:U:OP2	2.16	0.45
24:DA:2847:U:H2'	24:DA:2848:G:H5'	1.98	0.45
24:DA:2859:G:C6	24:DA:2860:A:N1	2.84	0.45
24:DA:363:G:N3	24:DA:364:C:C5	2.85	0.45
24:DA:377:G:C5	24:DA:378:C:C5	3.04	0.45
24:DA:27:G:H22	24:DA:512:G:H2'	1.82	0.45
24:DA:687:C:H2'	24:DA:688:U:C5	2.48	0.45
24:DA:792:A:H3'	24:DA:793:A:H5'	1.98	0.45
24:DA:996:A:C2	24:DA:997:G:C8	3.05	0.45
28:DE:147:LEU:HB2	28:DE:186:VAL:HA	1.98	0.45
28:DE:194:LYS:O	28:DE:197:GLU:HB3	2.17	0.45
29:DF:101:ARG:HH11	29:DF:138:PRO:CB	2.29	0.45
31:DH:22:LYS:C	31:DH:24:GLY:H	2.20	0.45
33:DJ:59:ALA:O	33:DJ:62:VAL:HG12	2.16	0.45
34:DK:108:ARG:CB	34:DK:116:ILE:HD13	2.46	0.45
34:DK:19:VAL:CG1	34:DK:41:ILE:CG1	2.92	0.45
34:DK:7:MET:HA	34:DK:7:MET:HE3	1.97	0.45
34:DK:88:ASN:O	34:DK:89:ASN:HB3	2.16	0.45
40:DQ:91:ARG:HG3	41:DR:11:GLN:NE2	2.31	0.45
42:DS:36:LEU:HB3	42:DS:48:LYS:HD2	1.97	0.45
46:DW:42:THR:O	46:DW:43:LYS:HG2	2.16	0.45
48:DY:52:ARG:C	48:DY:54:LYS:H	2.20	0.45
21:AA:1250:A:C5	21:AA:1287:A:C5	3.05	0.45
21:AA:109:A:C6	21:AA:326:G:C5	3.05	0.45
21:AA:416:G:H2'	21:AA:417:G:O4'	2.16	0.45
21:AA:558:G:OP2	21:AA:559:A:H2'	2.17	0.45
1:AB:24:PRO:HB2	21:AA:829:G:O2'	2.17	0.45
21:AA:891:U:O2'	21:AA:892:A:C5'	2.64	0.45
21:AA:903:G:C6	21:AA:904:U:C4	3.04	0.45
1:AB:137:THR:HA	1:AB:140:LEU:HD22	1.98	0.45
1:AB:209:VAL:HG23	1:AB:210:THR:N	2.25	0.45
1:AB:23:ASN:O	1:AB:26:MET:HB2	2.16	0.45
3:AD:35:GLN:O	3:AD:36:ALA:HB2	2.16	0.45
7:AH:78:SER:HB2	7:AH:84:ILE:H	1.81	0.45
12:AM:68:LEU:C	12:AM:70:ARG:N	2.69	0.45
16:AQ:36:PHE:N	16:AQ:36:PHE:CD2	2.84	0.45
24:BA:1301:A:C8	24:BA:1303:G:C8	3.05	0.45
24:BA:1329:U:O2'	24:BA:1330:C:OP1	2.35	0.45
24:BA:1334:G:C6	24:BA:1335:C:N4	2.85	0.45

*Continued on next page...*

*Continued from previous page...*

Atom-1	Atom-2	Interatomic distance (Å)	Clash overlap (Å)
24:BA:1476:U:O2'	24:BA:1477:A:C5'	2.65	0.45
24:BA:1734:G:O2'	24:BA:1735:A:H5'	2.16	0.45
24:BA:118:A:N3	24:BA:178:G:H1'	2.32	0.45
24:BA:2287:A:C5	24:BA:2289:G:N7	2.83	0.45
24:BA:2425:A:C5'	24:BA:2427:C:H5'	2.31	0.45
24:BA:806:C:O2	24:BA:2444:G:O2'	2.33	0.45
24:BA:256:A:O2'	24:BA:257:C:H5'	2.15	0.45
24:BA:310:A:O2'	24:BA:311:A:O5'	2.35	0.45
24:BA:829:A:H5'	24:BA:831:G:N7	2.30	0.45
24:BA:845:A:C5	24:BA:847:U:C6	3.04	0.45
24:BA:942:G:N7	24:BA:943:A:N7	2.65	0.45
24:BA:951:C:C2'	24:BA:952:G:H5'	2.45	0.45
28:BE:83:VAL:CG1	28:BE:86:ALA:CA	2.94	0.45
31:BH:78:VAL:CG1	31:BH:145:ASN:HB3	2.47	0.45
33:BJ:40:HIS:H	33:BJ:40:HIS:CD2	2.33	0.45
33:BJ:65:THR:HG23	33:BJ:66:GLY:N	2.31	0.45
37:BN:51:LEU:HD21	37:BN:70:THR:HG22	1.98	0.45
39:BP:13:LYS:HE3	39:BP:76:HIS:HA	1.98	0.45
43:BT:51:PHE:C	43:BT:52:GLU:HG2	2.36	0.45
44:BU:27:VAL:HG23	44:BU:33:VAL:CG1	2.45	0.45
55:CA:1242:G:N2	55:CA:1302:C:O2	2.49	0.45
55:CA:1242:G:C2'	55:CA:1243:C:O5'	2.65	0.45
55:CA:1258:G:N1	55:CA:1278:G:N1	2.63	0.45
55:CA:165:G:H2'	55:CA:166:U:C6	2.52	0.45
55:CA:134:G:H1'	55:CA:325:A:C5	2.51	0.45
55:CA:382:A:C8	55:CA:383:A:C6	3.05	0.45
3:CD:119:HIS:CD2	55:CA:438:U:H4'	2.51	0.45
55:CA:496:A:O2'	55:CA:497:G:C8	2.63	0.45
55:CA:845:A:N3	55:CA:845:A:H2'	2.31	0.45
55:CA:880:C:C2'	55:CA:881:G:H5'	2.47	0.45
1:CB:191:ASP:HA	1:CB:192:PRO:HD2	1.84	0.45
1:CB:214:GLY:HA2	1:CB:217:ALA:HB3	1.99	0.45
6:CG:88:VAL:HG22	6:CG:89:GLU:N	2.28	0.45
7:CH:46:GLU:HA	7:CH:46:GLU:OE2	2.16	0.45
9:CJ:40:ILE:HA	9:CJ:41:PRO:HD2	1.81	0.45
9:CJ:53:ILE:HG12	9:CJ:53:ILE:O	2.17	0.45
10:CK:34:THR:HB	10:CK:40:ALA:HA	1.99	0.45
52:D2:35:ARG:HG3	52:D2:42:LEU:HD21	1.97	0.45
24:DA:1029:A:H8	24:DA:1029:A:O5'	1.99	0.45
24:DA:1055:G:H2'	24:DA:1056:G:H5'	1.97	0.45
24:DA:1289:C:O2'	24:DA:1290:C:C5'	2.64	0.45

*Continued on next page...*

*Continued from previous page...*

Atom-1	Atom-2	Interatomic distance (Å)	Clash overlap (Å)
24:DA:1343:G:C5	24:DA:1597:A:C6	3.04	0.45
24:DA:134:G:H2'	24:DA:135:U:C6	2.52	0.45
24:DA:1360:G:H2'	24:DA:1361:G:H5'	1.98	0.45
24:DA:1496:A:H2'	24:DA:1498:C:C5	2.52	0.45
24:DA:1507:C:H3'	24:DA:1508:A:C4'	2.47	0.45
24:DA:1596:A:N6	24:DA:1597:A:N6	2.64	0.45
24:DA:1686:C:H2'	24:DA:1687:G:O4'	2.17	0.45
24:DA:1687:G:N1	24:DA:1700:A:OP1	2.40	0.45
24:DA:2046:G:C2	24:DA:2047:C:C2	3.04	0.45
24:DA:2204:G:C6	24:DA:2221:G:C2	3.04	0.45
24:DA:2349:G:C2	24:DA:2369:A:C2	3.04	0.45
36:DM:44:ARG:HD3	24:DA:2484:G:OP1	2.17	0.45
24:DA:319:G:C6	24:DA:333:G:C2	3.04	0.45
24:DA:394:C:H2'	24:DA:395:U:H5'	1.97	0.45
24:DA:589:U:O2'	24:DA:590:A:H5'	2.16	0.45
24:DA:909:A:C6	24:DA:912:C:C2	3.04	0.45
38:DO:47:VAL:CG2	56:DB:114:C:H1'	2.46	0.45
27:DD:106:LYS:O	27:DD:107:VAL:HB	2.16	0.45
30:DG:107:GLY:O	24:DA:2666:C:N4	2.41	0.45
31:DH:68:ARG:HG2	31:DH:71:LYS:HD3	1.98	0.45
33:DJ:56:VAL:CG2	33:DJ:124:VAL:HA	2.47	0.45
34:DK:7:MET:CE	34:DK:7:MET:HA	2.46	0.45
34:DK:92:GLU:O	34:DK:93:GLN:C	2.54	0.45
35:DL:105:ILE:CG2	35:DL:106:GLU:N	2.80	0.45
36:DM:108:VAL:HG21	36:DM:112:LEU:HB3	1.98	0.45
36:DM:25:ASP:N	36:DM:25:ASP:OD2	2.49	0.45
37:DN:73:ASN:CA	37:DN:76:VAL:HG22	2.44	0.45
39:DP:50:ARG:CA	39:DP:57:ALA:H	2.29	0.45
39:DP:3:ILE:C	39:DP:5:LYS:H	2.20	0.45
45:DV:63:ILE:HD13	45:DV:72:VAL:HG22	1.99	0.45
46:DW:30:VAL:O	46:DW:30:VAL:HG22	2.16	0.45
46:DW:37:VAL:HG21	46:DW:38:ARG:NH1	2.30	0.45
47:DX:26:ARG:HH12	24:DA:2232:C:P	2.39	0.45
21:AA:1033:G:C2'	21:AA:1033:G:N3	2.79	0.45
21:AA:1055:A:C6	21:AA:1206:G:C6	3.04	0.45
21:AA:1138:G:C2	21:AA:1140:C:C5	3.05	0.45
21:AA:1161:C:O2'	21:AA:1162:C:O4'	2.29	0.45
21:AA:953:G:N3	21:AA:1229:A:C2	2.84	0.45
21:AA:172:A:C6	21:AA:174:A:C8	3.04	0.45
21:AA:372:C:H5'	21:AA:373:A:OP1	2.17	0.45
21:AA:595:A:H1'	21:AA:596:A:N7	2.32	0.45

*Continued on next page...*

*Continued from previous page...*

Atom-1	Atom-2	Interatomic distance (Å)	Clash overlap (Å)
21:AA:632:U:O2	21:AA:632:U:H2'	2.15	0.45
21:AA:71:A:C2	21:AA:72:A:C8	3.04	0.45
21:AA:821:G:N2	21:AA:822:U:C2	2.84	0.45
21:AA:811:C:H4'	21:AA:900:A:N6	2.31	0.45
21:AA:929:G:C2	21:AA:1389:C:C2	3.04	0.45
1:AB:143:LEU:N	1:AB:143:LEU:HD23	2.27	0.45
4:AE:110:MET:SD	4:AE:135:VAL:HG22	2.57	0.45
9:AJ:40:ILE:HB	9:AJ:73:LEU:HB2	1.98	0.45
10:AK:17:ASP:HA	10:AK:80:ASN:O	2.16	0.45
14:AO:44:GLU:HG3	14:AO:45:HIS:ND1	2.32	0.45
14:AO:42:PHE:CE1	14:AO:55:LEU:HD23	2.51	0.45
16:AQ:65:PRO:HD2	21:AA:130:A:N7	2.31	0.45
20:AU:7:GLU:HB2	20:AU:11:PHE:CZ	2.50	0.45
20:AU:39:LYS:HE2	20:AU:39:LYS:HB2	1.81	0.45
53:B3:40:LYS:O	53:B3:43:LEU:N	2.45	0.45
24:BA:1223:G:C2	24:BA:1227:G:C6	3.05	0.45
24:BA:1256:G:C2'	28:BE:77:ILE:HD11	2.46	0.45
24:BA:1429:G:N2	24:BA:1430:G:C4	2.85	0.45
24:BA:1515:A:H2'	24:BA:1516:G:O4'	2.17	0.45
24:BA:1733:G:O2'	24:BA:1734:G:H5'	2.17	0.45
24:BA:1861:G:C2	24:BA:1862:G:C8	3.04	0.45
24:BA:2231:U:C4	24:BA:2232:C:C5	3.03	0.45
24:BA:197:A:N7	24:BA:2430:A:C4	2.85	0.45
24:BA:263:G:H2'	24:BA:264:C:O4'	2.16	0.45
24:BA:334:C:O2'	24:BA:335:C:OP1	2.34	0.45
24:BA:33:C:N4	24:BA:446:G:O2'	2.48	0.45
24:BA:745:G:H2'	24:BA:746:U:H5'	1.98	0.45
24:BA:808:G:O2'	24:BA:809:G:H5'	2.17	0.45
24:BA:842:U:O4	59:BA:3593:HOH:O	2.17	0.45
24:BA:900:A:H2'	24:BA:901:C:O4'	2.16	0.45
24:BA:954:G:C8	24:BA:955:U:C5	3.05	0.45
26:BC:211:ARG:NH1	26:BC:216:ARG:HD2	2.31	0.45
29:BF:134:GLN:C	29:BF:136:ILE:N	2.70	0.45
30:BG:109:SER:O	30:BG:110:HIS:HB3	2.16	0.45
30:BG:112:VAL:HG23	30:BG:113:ASP:H	1.81	0.45
32:BI:61:TYR:CD2	32:BI:61:TYR:N	2.84	0.45
33:BJ:32:LEU:HD22	33:BJ:54:ILE:HG12	1.99	0.45
40:BQ:114:ALA:C	40:BQ:116:LEU:N	2.68	0.45
44:BU:33:VAL:O	44:BU:64:ILE:HG22	2.16	0.45
48:BY:25:GLN:HG2	48:BY:25:GLN:O	2.17	0.45
49:BZ:53:MET:O	49:BZ:54:VAL:CG1	2.65	0.45

*Continued on next page...*

*Continued from previous page...*

Atom-1	Atom-2	Interatomic distance (Å)	Clash overlap (Å)
2:CC:1:GLY:N	55:CA:1060:U:C6	2.72	0.45
55:CA:1130:A:H2'	55:CA:1131:G:H5'	1.98	0.45
55:CA:11:G:C6	55:CA:12:U:C4	3.05	0.45
55:CA:1311:A:H2'	55:CA:1312:G:O4'	2.17	0.45
55:CA:204:G:O6	55:CA:215:C:H1'	2.17	0.45
55:CA:292:G:C2	55:CA:309:A:C2	3.04	0.45
55:CA:68:G:N7	55:CA:69:G:C8	2.85	0.45
55:CA:803:G:H2'	55:CA:804:U:C6	2.51	0.45
1:CB:73:ARG:HG3	1:CB:74:ALA:N	2.32	0.45
3:CD:171:GLU:HG2	3:CD:180:THR:HB	1.97	0.45
6:CG:142:ARG:C	6:CG:144:ALA:H	2.20	0.45
8:CI:44:ARG:NH2	8:CI:48:ARG:NH1	2.61	0.45
12:CM:13:HIS:HB3	12:CM:16:ILE:HB	1.98	0.45
17:CR:35:SER:O	17:CR:71:ASP:HB2	2.15	0.45
19:CT:4:LYS:HB3	19:CT:6:ALA:H	1.81	0.45
19:CT:69:ASN:H	19:CT:69:ASN:HD22	1.63	0.45
50:D0:28:SER:HB3	50:D0:39:ARG:HH21	1.80	0.45
50:D0:2:VAL:HG11	24:DA:2015:A:N3	2.31	0.45
51:D1:34:GLU:CG	51:D1:49:LYS:HB2	2.45	0.45
24:DA:1048:A:C5	24:DA:1111:A:C2	3.04	0.45
24:DA:1059:G:C5	24:DA:1060:U:C2	3.04	0.45
24:DA:1517:G:C6	24:DA:1518:C:C4	3.05	0.45
24:DA:1558:C:O2	24:DA:1560:G:C6	2.70	0.45
24:DA:1608:A:C5	24:DA:1611:C:N4	2.85	0.45
24:DA:1734:G:N2	24:DA:1735:A:C4	2.84	0.45
24:DA:1862:G:O2'	24:DA:1863:G:H5'	2.16	0.45
24:DA:1936:A:H5''	24:DA:1937:A:C5'	2.46	0.45
24:DA:747:U:H3	24:DA:2014:A:H1'	1.81	0.45
24:DA:2287:A:O2'	24:DA:2288:A:P	2.74	0.45
24:DA:227:A:HO2'	24:DA:228:C:P	2.40	0.45
24:DA:2360:G:C2	24:DA:2428:G:N1	2.85	0.45
24:DA:2415:G:H2'	24:DA:2416:C:C6	2.51	0.45
24:DA:2662:A:H2'	24:DA:2663:G:O4'	2.17	0.45
24:DA:348:A:H2'	24:DA:349:U:O4'	2.17	0.45
24:DA:355:U:O2'	24:DA:356:G:H5'	2.16	0.45
44:DU:57:ILE:HG21	24:DA:483:A:H1'	1.99	0.45
24:DA:574:A:H4'	24:DA:575:A:H5'	1.97	0.45
24:DA:604:G:H2'	24:DA:605:G:H8	1.82	0.45
24:DA:66:C:C4	24:DA:67:U:N3	2.84	0.45
24:DA:845:A:C2	24:DA:847:U:C6	3.05	0.45
24:DA:920:A:H2'	24:DA:921:C:C6	2.51	0.45

*Continued on next page...*



*Continued from previous page...*

Atom-1	Atom-2	Interatomic distance (Å)	Clash overlap (Å)
49:DZ:11:SER:HB2	24:DA:989:G:OP2	2.16	0.45
28:DE:134:LEU:HA	28:DE:137:LYS:CB	2.47	0.45
28:DE:28:VAL:O	28:DE:31:VAL:HG22	2.17	0.45
28:DE:53:THR:HG23	24:DA:452:G:OP1	2.16	0.45
31:DH:32:PRO:HA	47:DX:38:TRP:HD1	1.81	0.45
32:DI:61:TYR:HE2	32:DI:67:THR:H	1.63	0.45
36:DM:71:LYS:HD3	36:DM:95:LEU:CD1	2.46	0.45
37:DN:62:ASN:N	37:DN:62:ASN:OD1	2.48	0.45
37:DN:64:ARG:NH1	24:DA:1455:G:N7	2.65	0.45
38:DO:64:TYR:CB	56:DB:51:G:H5"	2.47	0.45
38:DO:89:ASP:O	38:DO:90:VAL:HG13	2.15	0.45
39:DP:102:ARG:O	39:DP:103:THR:CB	2.65	0.45
44:DU:43:LYS:HE3	44:DU:45:GLN:CD	2.37	0.45
47:DX:9:LYS:HD2	47:DX:53:LYS:HE3	1.97	0.45
21:AA:1213:A:C2'	21:AA:1215:G:N7	2.80	0.45
8:AI:74:GLN:OE1	21:AA:1249:C:O3'	2.35	0.45
21:AA:892:A:O2'	21:AA:1415:G:H4'	2.17	0.45
21:AA:1518:A:C2	21:AA:1519:A:C2	3.04	0.45
21:AA:251:G:H4'	21:AA:252:U:C5'	2.47	0.45
11:AL:49:ARG:NH2	21:AA:522:C:H41	2.14	0.45
21:AA:517:G:O2'	21:AA:530:G:C4'	2.64	0.45
21:AA:603:U:C2	21:AA:604:G:C8	3.05	0.45
21:AA:859:G:O6	21:AA:870:U:H5	2.00	0.45
1:AB:137:THR:CG2	1:AB:140:LEU:HD22	2.42	0.45
2:AC:139:ASN:HD22	2:AC:139:ASN:N	2.15	0.45
3:AD:88:ASN:O	3:AD:92:LEU:HD22	2.17	0.45
6:AG:14:ASP:OD2	6:AG:14:ASP:C	2.54	0.45
7:AH:104:SER:OG	7:AH:109:VAL:HG22	2.16	0.45
7:AH:93:LYS:HG3	7:AH:93:LYS:O	2.17	0.45
11:AL:98:ARG:HB2	11:AL:116:TYR:HA	1.99	0.45
12:AM:39:ALA:HB3	12:AM:42:VAL:CG1	2.47	0.45
13:AN:79:SER:O	13:AN:80:ARG:C	2.55	0.45
15:AP:12:LYS:O	15:AP:13:LYS:HB2	2.17	0.45
18:AS:62:THR:HG22	18:AS:63:ASP:N	2.32	0.45
22:AV:28:C:H2'	22:AV:29:G:C8	2.52	0.45
24:BA:1011:G:C2	24:BA:1013:C:O2	2.70	0.45
24:BA:1022:G:N1	24:BA:1141:U:C5	2.85	0.45
24:BA:1059:G:OP2	24:BA:1060:U:O3'	2.35	0.45
24:BA:1398:C:O2'	24:BA:1399:C:C5'	2.58	0.45
24:BA:1477:A:C2	24:BA:1515:A:C5	3.05	0.45
24:BA:2093:G:O6	24:BA:2225:A:C8	2.69	0.45

*Continued on next page...*

*Continued from previous page...*

Atom-1	Atom-2	Interatomic distance (Å)	Clash overlap (Å)
24:BA:2556:C:H2'	24:BA:2557:G:H5'	1.98	0.45
24:BA:311:A:C8	24:BA:332:A:C5	3.04	0.45
24:BA:422:A:C2	24:BA:423:A:C4	3.04	0.45
24:BA:459:U:H2'	24:BA:460:A:H8	1.80	0.45
24:BA:600:G:C5	24:BA:601:C:C4	3.04	0.45
24:BA:63:A:N3	24:BA:64:A:C8	2.85	0.45
24:BA:856:G:O2'	46:BW:22:VAL:HG23	2.16	0.45
24:BA:879:G:H2'	24:BA:880:G:C8	2.51	0.45
26:BC:254:LYS:HB3	26:BC:254:LYS:HE3	1.77	0.45
27:BD:13:ARG:HH12	39:BP:74:GLN:NE2	2.06	0.45
28:BE:119:ILE:CD1	28:BE:187:VAL:HA	2.47	0.45
29:BF:128:SER:HA	29:BF:154:THR:HA	1.99	0.45
29:BF:3:LEU:HD13	29:BF:3:LEU:HA	1.42	0.45
34:BK:91:SER:O	34:BK:92:GLU:C	2.54	0.45
37:BN:32:GLU:HB3	37:BN:115:LEU:HD12	1.99	0.45
39:BP:61:ARG:NH1	39:BP:100:ARG:HA	2.32	0.45
39:BP:22:GLY:C	39:BP:23:ASP:O	2.53	0.45
40:BQ:56:PHE:O	40:BQ:59:LEU:N	2.49	0.45
40:BQ:65:ASN:CG	40:BQ:75:TYR:HB2	2.37	0.45
40:BQ:76:SER:O	40:BQ:77:LYS:C	2.52	0.45
45:BV:51:GLN:CD	45:BV:51:GLN:C	2.75	0.45
9:CJ:53:ILE:HG12	55:CA:1060:U:H5''	1.99	0.45
55:CA:1170:A:O2'	55:CA:1171:A:H5'	2.17	0.45
55:CA:1233:G:H2'	55:CA:1234:C:C6	2.51	0.45
55:CA:144:G:C2	55:CA:179:A:N3	2.85	0.45
55:CA:895:G:C6	55:CA:896:C:C4	3.05	0.45
1:CB:11:ALA:C	1:CB:13:VAL:H	2.20	0.45
2:CC:108:PRO:O	2:CC:110:LEU:N	2.48	0.45
5:CF:54:LEU:HD12	5:CF:56:LYS:O	2.16	0.45
12:CM:5:GLY:O	12:CM:7:ASN:N	2.49	0.45
12:CM:8:ILE:HD11	29:DF:136:ILE:CG1	2.40	0.45
16:CQ:24:ILE:HD12	16:CQ:24:ILE:N	2.32	0.45
24:DA:1072:C:O2'	24:DA:1093:G:O6	2.33	0.45
24:DA:1105:U:H2'	24:DA:1106:G:H8	1.80	0.45
24:DA:1199:U:C2	24:DA:1200:C:C5	3.05	0.45
24:DA:1248:G:H3'	24:DA:1249:U:C5'	2.47	0.45
24:DA:1301:A:C5	24:DA:1303:G:C8	3.04	0.45
24:DA:138:U:H2'	24:DA:140:C:H1'	1.98	0.45
24:DA:1533:C:C4	24:DA:1534:U:H5	2.33	0.45
24:DA:1656:C:H2'	24:DA:1657:U:H6	1.81	0.45
24:DA:1735:A:H2'	24:DA:1736:U:O4'	2.16	0.45

*Continued on next page...*

*Continued from previous page...*

Atom-1	Atom-2	Interatomic distance (Å)	Clash overlap (Å)
24:DA:1794:A:H2'	24:DA:1795:C:C6	2.52	0.45
55:CA:1493:A:C3'	24:DA:1913:A:H62	2.29	0.45
24:DA:1997:C:HO2'	24:DA:1998:A:P	2.39	0.45
24:DA:1997:C:O2'	24:DA:1998:A:O5'	2.32	0.45
24:DA:529:A:C6	24:DA:2023:C:C2	3.04	0.45
24:DA:2459:A:C2	24:DA:2460:U:C1'	2.99	0.45
24:DA:2458:G:H2'	24:DA:2490:G:H1	1.81	0.45
24:DA:2516:A:C2	24:DA:2517:C:C2	3.05	0.45
24:DA:2521:C:O2'	24:DA:2522:U:H5'	2.17	0.45
24:DA:2563:U:H2'	24:DA:2565:A:OP2	2.17	0.45
24:DA:2693:G:N2	24:DA:2717:C:C2	2.85	0.45
24:DA:352:A:N3	24:DA:353:C:H1'	2.31	0.45
24:DA:756:A:H2'	24:DA:757:G:O4'	2.17	0.45
24:DA:834:G:H1'	24:DA:2358:A:N3	2.32	0.45
49:DZ:17:PRO:HG3	24:DA:969:G:OP1	2.16	0.45
26:DC:32:LEU:HB3	26:DC:63:ILE:HG12	1.99	0.45
26:DC:84:PRO:CB	24:DA:1567:G:H5''	2.46	0.45
30:DG:116:LEU:HA	30:DG:117:PRO:HD3	1.71	0.45
30:DG:28:LYS:H	30:DG:79:THR:HG22	1.82	0.45
31:DH:32:PRO:HA	47:DX:38:TRP:CD1	2.52	0.45
34:DK:1:MET:HA	34:DK:33:ALA:O	2.17	0.45
35:DL:122:VAL:O	35:DL:122:VAL:HG23	2.16	0.45
38:DO:15:ARG:HG2	38:DO:93:ASP:OD1	2.17	0.45
46:DW:30:VAL:HG11	24:DA:2352:A:C6	2.51	0.45
47:DX:67:LEU:HD22	47:DX:77:TYR:CD1	2.52	0.45
21:AA:1087:G:C6	21:AA:1099:G:C2	3.04	0.45
21:AA:1152:A:C2	21:AA:1153:G:C4	3.04	0.45
21:AA:1306:A:N7	21:AA:1307:U:C5	2.85	0.45
21:AA:1346:A:C4	21:AA:1348:U:C4	3.05	0.45
21:AA:19:A:C2	21:AA:20:U:C2	3.05	0.45
21:AA:222:C:C2	21:AA:223:A:C8	3.05	0.45
21:AA:408:A:H2'	21:AA:408:A:N3	2.32	0.45
21:AA:427:U:C4	21:AA:428:G:C6	3.04	0.45
21:AA:481:G:H2'	21:AA:482:A:N7	2.31	0.45
21:AA:559:A:N3	21:AA:561:U:H5	2.14	0.45
21:AA:993:G:H4'	21:AA:994:A:OP2	2.17	0.45
1:AB:104:LYS:HB3	1:AB:104:LYS:HE2	1.81	0.45
1:AB:110:ILE:O	1:AB:114:LYS:N	2.50	0.45
1:AB:128:LEU:HD12	1:AB:132:GLU:HB2	1.99	0.45
1:AB:20:ARG:O	1:AB:22:TRP:N	2.50	0.45
1:AB:66:ILE:O	1:AB:67:LEU:CB	2.64	0.45

*Continued on next page...*

*Continued from previous page...*

Atom-1	Atom-2	Interatomic distance (Å)	Clash overlap (Å)
1:AB:86:CYS:C	1:AB:88:GLN:N	2.70	0.45
2:AC:131:ARG:NH2	2:AC:135:ARG:HH21	2.13	0.45
3:AD:170:LEU:HB3	3:AD:181:PHE:HA	1.98	0.45
5:AF:90:MET:HB3	5:AF:91:ARG:H	1.37	0.45
6:AG:97:ALA:HA	6:AG:100:MET:HE2	1.99	0.45
14:AO:3:SER:HB3	14:AO:6:ALA:HB3	1.98	0.45
19:AT:66:ILE:CG1	19:AT:70:LYS:HG2	2.45	0.45
23:AW:1:A:C2	23:AW:2:U:C2	3.04	0.45
50:B0:13:GLY:O	50:B0:16:ARG:N	2.49	0.45
53:B3:61:LEU:C	53:B3:63:TYR:N	2.70	0.45
24:BA:1392:A:N6	24:BA:1393:A:N6	2.65	0.45
24:BA:1419:A:C8	24:BA:1421:G:C6	3.05	0.45
24:BA:1419:A:N7	24:BA:1421:G:C6	2.84	0.45
24:BA:1759:A:O2'	24:BA:1760:C:C5'	2.60	0.45
24:BA:1865:U:O2'	24:BA:1866:A:H8	1.99	0.45
24:BA:190:A:C8	24:BA:207:A:C6	3.05	0.45
24:BA:2379:G:C5	24:BA:2380:C:C5	3.04	0.45
24:BA:2630:G:O2'	24:BA:2631:G:H5'	2.16	0.45
24:BA:2640:G:C2	24:BA:2641:G:C8	3.05	0.45
24:BA:2776:A:HO2'	24:BA:2777:G:P	2.37	0.45
24:BA:2782:G:C2	24:BA:2783:U:C6	3.04	0.45
24:BA:736:C:H2'	24:BA:737:C:H6	1.81	0.45
25:BB:73:A:N7	25:BB:74:U:C5	2.85	0.45
26:BC:141:HIS:HB3	26:BC:142:ASN:H	1.30	0.45
30:BG:108:PHE:CE2	30:BG:151:ARG:NH2	2.85	0.45
30:BG:159:LYS:HE2	30:BG:159:LYS:HB3	1.78	0.45
31:BH:24:GLY:O	31:BH:28:ASN:HB2	2.16	0.45
37:BN:117:ASP:OD2	37:BN:118:ARG:N	2.47	0.45
39:BP:85:VAL:HG13	39:BP:86:LYS:N	2.32	0.45
45:BV:19:ARG:O	45:BV:22:ALA:HB3	2.17	0.45
46:BW:39:GLN:HG3	46:BW:42:THR:H	1.78	0.45
46:BW:40:ARG:HH11	46:BW:45:HIS:CE1	2.34	0.45
47:BX:26:ARG:CZ	47:BX:28:PHE:CE2	2.99	0.45
55:CA:1148:U:H2'	55:CA:1149:C:O4'	2.17	0.45
55:CA:1241:G:O2'	55:CA:1242:G:O5'	2.35	0.45
55:CA:11:G:C5	55:CA:12:U:C5	3.05	0.45
55:CA:1305:G:N2	55:CA:1332:A:OP2	2.50	0.45
55:CA:126:G:C2	55:CA:236:A:C2	3.05	0.45
55:CA:384:G:H2'	55:CA:385:C:C6	2.51	0.45
55:CA:737:C:H2'	55:CA:738:C:H6	1.79	0.45
55:CA:826:C:H2'	55:CA:826:C:O2	2.16	0.45

*Continued on next page...*

*Continued from previous page...*

Atom-1	Atom-2	Interatomic distance (Å)	Clash overlap (Å)
5:CF:29:ILE:HG22	5:CF:30:THR:N	2.30	0.45
6:CG:108:ARG:HA	6:CG:118:ARG:HD3	1.99	0.45
7:CH:62:LEU:HD22	7:CH:62:LEU:N	2.32	0.45
10:CK:88:PRO:HG3	20:CU:28:LEU:HD11	1.97	0.45
11:CL:98:ARG:HB2	11:CL:116:TYR:HA	1.98	0.45
13:CN:6:LYS:O	13:CN:10:VAL:HG23	2.17	0.45
53:D3:21:PHE:O	53:D3:22:LYS:C	2.54	0.45
24:DA:1034:G:O6	24:DA:1122:G:C6	2.70	0.45
24:DA:56:A:C2	24:DA:115:C:C2	3.05	0.45
24:DA:10:A:O2'	24:DA:11:C:H5'	2.17	0.45
24:DA:1225:G:C6	24:DA:1226:A:N1	2.84	0.45
24:DA:1315:C:C2	24:DA:1316:U:C5	3.04	0.45
24:DA:1507:C:H5'	24:DA:1508:A:OP2	2.17	0.45
24:DA:216:A:H2'	24:DA:217:A:C8	2.51	0.45
24:DA:2634:A:H2'	24:DA:2635:A:C8	2.52	0.45
24:DA:2874:C:H2'	24:DA:2875:C:C6	2.52	0.45
24:DA:396:G:O2'	24:DA:397:U:C5'	2.65	0.45
24:DA:521:U:H2'	24:DA:522:A:H8	1.82	0.45
24:DA:659:G:C2	24:DA:660:C:C2	3.04	0.45
56:DB:16:G:N2	56:DB:69:G:H1'	2.32	0.45
56:DB:17:C:H2'	56:DB:18:G:H8	1.82	0.45
26:DC:244:VAL:HB	26:DC:249:VAL:H	1.82	0.45
27:DD:15:PHE:HA	27:DD:20:VAL:O	2.16	0.45
28:DE:79:ARG:O	28:DE:80:SER:C	2.54	0.45
38:DO:95:SER:C	38:DO:97:PHE:H	2.20	0.45
40:DQ:59:LEU:C	40:DQ:59:LEU:HD22	2.35	0.45
41:DR:38:VAL:HG22	41:DR:40:MET:H	1.81	0.45
43:DT:59:ASN:ND2	24:DA:1398:C:OP1	2.50	0.45
47:DX:52:ALA:C	47:DX:54:GLY:N	2.70	0.45
21:AA:1054:C:H6	21:AA:1054:C:H2'	1.23	0.45
21:AA:1069:C:H2'	21:AA:1070:U:O5'	2.17	0.45
21:AA:1175:G:O2'	21:AA:1176:A:H5'	2.17	0.45
21:AA:1180:A:H5''	21:AA:1181:G:OP2	2.15	0.45
21:AA:1323:G:H4'	21:AA:1362:A:N3	2.31	0.45
21:AA:162:A:H8	21:AA:162:A:O5'	2.00	0.45
21:AA:16:A:O2'	21:AA:17:U:H5'	2.17	0.45
21:AA:222:C:O2'	21:AA:223:A:H5'	2.17	0.45
21:AA:275:G:O2'	21:AA:276:G:H5'	2.16	0.45
21:AA:613:C:H2'	21:AA:614:C:O4'	2.16	0.45
21:AA:843:U:H2'	21:AA:844:G:H5'	1.99	0.45
1:AB:107:ARG:HE	1:AB:108:GLN:HE22	1.59	0.45

*Continued on next page...*

*Continued from previous page...*

Atom-1	Atom-2	Interatomic distance (Å)	Clash overlap (Å)
2:AC:107:LYS:HA	2:AC:108:PRO:HD2	1.83	0.45
3:AD:117:VAL:HG12	3:AD:130:ASN:O	2.17	0.45
3:AD:12:ARG:NH1	3:AD:36:ALA:O	2.50	0.45
4:AE:56:PRO:C	4:AE:58:ALA:N	2.68	0.45
4:AE:91:SER:OG	4:AE:134:ASN:CB	2.62	0.45
12:AM:13:HIS:NE2	21:AA:1296:C:H5'	2.31	0.45
12:AM:92:ARG:NH1	18:AS:79:TYR:CZ	2.84	0.45
19:AT:18:LYS:O	19:AT:21:ALA:HB3	2.17	0.45
19:AT:45:ALA:O	19:AT:48:LYS:HB3	2.17	0.45
51:B1:24:LYS:HE2	51:B1:52:LYS:CB	2.47	0.45
24:BA:1223:G:N2	24:BA:1227:G:C5	2.84	0.45
24:BA:1230:A:C5	24:BA:1231:U:C5	3.05	0.45
24:BA:160:A:C6	24:BA:161:A:C6	3.05	0.45
24:BA:167:A:C2	24:BA:168:G:H1'	2.51	0.45
24:BA:2276:G:P	36:BM:83:GLY:O	2.75	0.45
24:BA:2281:A:O2'	24:BA:2282:G:H5'	2.17	0.45
24:BA:2508:G:N1	24:BA:2582:G:O6	2.50	0.45
24:BA:2527:C:H2'	24:BA:2528:U:O4'	2.17	0.45
24:BA:2626:C:C2	24:BA:2627:G:C8	3.05	0.45
24:BA:2679:A:C2	24:BA:2680:U:C2	3.05	0.45
24:BA:447:A:C2	24:BA:454:A:C8	3.05	0.45
24:BA:575:A:C2	24:BA:576:U:C5	3.05	0.45
24:BA:863:A:O2'	24:BA:864:G:H5'	2.16	0.45
24:BA:858:G:C6	24:BA:920:A:N6	2.85	0.45
24:BA:949:G:N2	24:BA:969:G:N3	2.65	0.45
25:BB:32:U:H2'	25:BB:33:G:O4'	2.16	0.45
28:BE:113:VAL:CG1	28:BE:114:ARG:N	2.78	0.45
24:BA:2305:U:H4'	29:BF:130:GLY:HA3	1.98	0.45
30:BG:124:CYS:HA	30:BG:125:PRO:HD2	1.86	0.45
30:BG:31:GLU:O	30:BG:32:LEU:C	2.55	0.45
33:BJ:58:ASN:OD1	33:BJ:128:ASN:ND2	2.49	0.45
33:BJ:141:ASP:HB3	33:BJ:142:ILE:H	1.54	0.45
34:BK:41:ILE:HD12	34:BK:41:ILE:HA	1.82	0.45
37:BN:32:GLU:CD	37:BN:86:ARG:HH22	2.20	0.45
39:BP:33:GLU:CB	39:BP:38:ARG:HH11	2.29	0.45
43:BT:61:LEU:C	43:BT:61:LEU:CD1	2.82	0.45
24:BA:923:G:C1'	46:BW:23:LYS:HE2	2.45	0.45
55:CA:1144:G:N2	55:CA:1146:A:H62	2.10	0.45
55:CA:1531:A:C2'	55:CA:1532:U:H5'	2.47	0.45
55:CA:128:G:C2	55:CA:234:C:N3	2.84	0.45
55:CA:308:C:H2'	55:CA:309:A:H8	1.82	0.45

*Continued on next page...*

*Continued from previous page...*

Atom-1	Atom-2	Interatomic distance (Å)	Clash overlap (Å)
55:CA:367:U:C6	55:CA:394:G:N2	2.84	0.45
55:CA:451:A:H61	55:CA:481:G:H5'	1.81	0.45
55:CA:646:G:C6	55:CA:647:C:C4	3.04	0.45
55:CA:812:G:C2'	55:CA:812:G:N3	2.77	0.45
55:CA:936:C:H2'	55:CA:937:A:H8	1.82	0.45
55:CA:961:U:OP1	55:CA:961:U:H3'	2.17	0.45
1:CB:131:LYS:O	1:CB:131:LYS:HE3	2.17	0.45
4:CE:71:ILE:CG2	4:CE:71:ILE:O	2.65	0.45
5:CF:3:HIS:CD2	5:CF:65:GLU:HG3	2.52	0.45
9:CJ:14:ASP:O	9:CJ:18:ILE:HB	2.17	0.45
9:CJ:42:LEU:HD23	55:CA:1280:A:C5'	2.46	0.45
9:CJ:48:ARG:HD3	55:CA:1253:G:H4'	1.99	0.45
11:CL:45:ASN:ND2	11:CL:88:ASP:OD1	2.50	0.45
15:CP:66:THR:HG22	15:CP:67:ILE:N	2.32	0.45
17:CR:23:LYS:H	17:CR:23:LYS:HG2	1.55	0.45
17:CR:32:ILE:O	17:CR:32:ILE:HD12	2.17	0.45
17:CR:33:THR:C	17:CR:35:SER:H	2.21	0.45
18:CS:46:LEU:H	18:CS:46:LEU:HD23	1.81	0.45
50:D0:28:SER:HB3	50:D0:39:ARG:CZ	2.47	0.45
24:DA:1178:C:C2	24:DA:1179:G:C8	3.05	0.45
24:DA:1443:U:C2	24:DA:1444:G:C8	3.05	0.45
24:DA:1652:A:H3'	24:DA:1653:G:C8	2.52	0.45
24:DA:15:G:O2'	24:DA:16:C:H5'	2.17	0.45
24:DA:201:C:C5	24:DA:202:U:C5	3.04	0.45
24:DA:219:A:N6	24:DA:220:G:C6	2.85	0.45
24:DA:223:A:C2	24:DA:408:G:O4'	2.70	0.45
24:DA:2270:A:H2'	24:DA:2271:G:O4'	2.17	0.45
24:DA:2460:U:O2'	24:DA:2461:A:H5'	2.17	0.45
24:DA:2751:G:H2'	24:DA:2751:G:N3	2.31	0.45
24:DA:476:G:C2'	24:DA:477:A:O5'	2.65	0.45
56:DB:66:A:C2'	56:DB:67:G:OP2	2.65	0.45
28:DE:196:VAL:HG13	28:DE:200:LEU:HD23	1.99	0.45
28:DE:44:ARG:H	28:DE:89:PRO:HA	1.82	0.45
28:DE:61:ARG:HE	28:DE:65:THR:HB	1.82	0.45
30:DG:84:LYS:O	30:DG:85:LYS:CB	2.64	0.45
32:DI:127:SER:O	32:DI:131:THR:HG23	2.16	0.45
33:DJ:45:THR:OG1	33:DJ:48:VAL:N	2.49	0.45
40:DQ:109:VAL:O	40:DQ:112:ALA:HB3	2.17	0.45
42:DS:62:ASP:N	42:DS:62:ASP:OD1	2.49	0.45
45:DV:29:ILE:HG21	56:DB:75:G:H1'	1.98	0.45
45:DV:32:GLY:HA2	56:DB:104:A:O2'	2.16	0.45

*Continued on next page...*

*Continued from previous page...*

Atom-1	Atom-2	Interatomic distance (Å)	Clash overlap (Å)
45:DV:26:PHE:HE2	45:DV:42:LEU:HD12	1.82	0.45
45:DV:2:PHE:CD1	45:DV:50:MET:HE3	2.52	0.45
45:DV:44:HIS:CE1	45:DV:86:LEU:O	2.70	0.45
49:DZ:29:ARG:H	49:DZ:29:ARG:CZ	2.30	0.45
21:AA:1053:G:N7	21:AA:1199:U:H3'	2.32	0.45
21:AA:1075:U:C2'	21:AA:1076:U:H5'	2.47	0.45
21:AA:487:A:O2'	21:AA:488:C:H5'	2.17	0.45
21:AA:615:G:C2	21:AA:626:G:C4	3.05	0.45
21:AA:626:G:C6	21:AA:627:G:C5	3.05	0.45
21:AA:738:C:N3	21:AA:739:C:C5	2.85	0.45
21:AA:768:A:OP1	21:AA:804:U:H4'	2.17	0.45
21:AA:935:A:C2	21:AA:936:C:C2	3.05	0.45
2:AC:10:ARG:O	2:AC:11:LEU:C	2.54	0.45
3:AD:102:TYR:CB	3:AD:110:ARG:HG3	2.47	0.45
4:AE:120:HIS:O	4:AE:121:ASN:CB	2.64	0.45
9:AJ:65:TYR:HB3	13:AN:95:LEU:CD1	2.46	0.45
10:AK:82:GLU:HB2	10:AK:108:ASN:O	2.17	0.45
11:AL:109:ARG:NH2	11:AL:116:TYR:CE2	2.83	0.45
13:AN:22:LYS:O	13:AN:25:GLU:HG2	2.17	0.45
19:AT:4:LYS:O	19:AT:5:SER:C	2.54	0.45
20:AU:19:LYS:HE2	20:AU:19:LYS:N	2.31	0.45
24:BA:1013:C:H2'	24:BA:1014:A:C8	2.52	0.45
24:BA:1450:G:O6	24:BA:1451:C:N4	2.50	0.45
24:BA:1599:U:H2'	24:BA:1600:C:H6	1.78	0.45
24:BA:1309:G:H21	24:BA:1611:C:H5'	1.81	0.45
24:BA:1693:U:C4	24:BA:1977:A:C5	3.05	0.45
24:BA:1759:A:H2'	24:BA:1760:C:H6	1.81	0.45
24:BA:1960:A:H2'	24:BA:1960:A:N3	2.31	0.45
24:BA:2197:U:O2'	24:BA:2198:A:C2'	2.64	0.45
24:BA:1420:A:C6	24:BA:2211:A:C2	3.05	0.45
24:BA:2323:G:H2'	24:BA:2324:U:H5'	1.97	0.45
24:BA:2578:G:N3	24:BA:2578:G:H2'	2.31	0.45
24:BA:2582:G:C2	24:BA:2583:G:N7	2.85	0.45
24:BA:2692:G:C6	24:BA:2718:G:N1	2.85	0.45
24:BA:2048:G:H4'	24:BA:2823:A:C2	2.52	0.45
24:BA:13:A:C2	24:BA:526:A:N7	2.85	0.45
24:BA:577:G:H2'	24:BA:578:G:C8	2.52	0.45
24:BA:775:G:C2	24:BA:794:A:C8	3.05	0.45
24:BA:945:A:C4	24:BA:2448:A:N3	2.84	0.45
24:BA:959:A:H2'	24:BA:960:A:H8	1.74	0.45
25:BB:73:A:C4	25:BB:74:U:C6	3.05	0.45

*Continued on next page...*



*Continued from previous page...*

Atom-1	Atom-2	Interatomic distance (Å)	Clash overlap (Å)
27:BD:39:ASP:OD2	27:BD:40:LEU:N	2.50	0.45
30:BG:85:LYS:HA	30:BG:130:ILE:O	2.16	0.45
30:BG:93:TYR:O	30:BG:105:SER:O	2.35	0.45
32:BI:57:VAL:HG12	32:BI:58:ILE:H	1.82	0.45
34:BK:108:ARG:HG3	34:BK:108:ARG:O	2.17	0.45
37:BN:14:SER:O	37:BN:15:SER:C	2.54	0.45
39:BP:16:VAL:HA	39:BP:17:PRO:HD2	1.83	0.45
39:BP:50:ARG:HD3	39:BP:51:ASN:H	1.79	0.45
43:BT:44:LYS:O	43:BT:48:GLN:HG2	2.17	0.45
44:BU:2:ALA:HB3	44:BU:5:ARG:NH2	2.32	0.45
4:CE:51:LYS:NZ	55:CA:1080:A:OP1	2.42	0.45
55:CA:1054:C:OP1	55:CA:1198:G:OP2	2.34	0.45
55:CA:1237:C:H1'	55:CA:1334:G:O2'	2.17	0.45
55:CA:1253:G:C6	55:CA:1285:A:N6	2.85	0.45
55:CA:1276:G:O2'	55:CA:1277:C:H5'	2.17	0.45
55:CA:13:U:O2'	55:CA:14:U:H5'	2.16	0.45
55:CA:1428:A:C6	55:CA:1429:A:C5	3.05	0.45
55:CA:150:U:H2'	55:CA:151:A:C8	2.48	0.45
55:CA:618:C:H5''	55:CA:619:U:H5''	1.99	0.45
55:CA:676:A:H2'	55:CA:677:U:C6	2.52	0.45
2:CC:176:THR:O	2:CC:178:ARG:N	2.49	0.45
3:CD:57:LYS:HE2	3:CD:58:GLN:OE1	2.17	0.45
8:CI:44:ARG:CA	8:CI:46:VAL:HG22	2.47	0.45
11:CL:2:THR:HB	11:CL:5:GLN:H	1.81	0.45
11:CL:82:ARG:HB2	11:CL:97:VAL:CG1	2.47	0.45
12:CM:57:ASP:O	12:CM:61:LYS:HG3	2.17	0.45
18:CS:11:ASP:HB2	18:CS:14:LEU:HG	1.98	0.45
12:CM:85:TYR:HB2	18:CS:72:GLU:O	2.16	0.45
24:DA:1054:A:N3	24:DA:1055:G:H1'	2.31	0.45
24:DA:1074:G:H2'	24:DA:1075:C:C5	2.51	0.45
24:DA:1415:U:O3'	24:DA:1416:G:H4'	2.17	0.45
24:DA:1418:G:N2	24:DA:1579:A:C8	2.85	0.45
24:DA:1420:A:C2	24:DA:2211:A:N7	2.85	0.45
24:DA:1431:A:C2	24:DA:1432:G:C4	3.05	0.45
24:DA:1668:A:O2'	24:DA:1674:G:N7	2.36	0.45
24:DA:1973:G:C5	24:DA:1974:C:C5	3.05	0.45
24:DA:2140:G:C6	24:DA:2152:G:C6	3.05	0.45
24:DA:2215:C:O2'	24:DA:2216:G:H5'	2.17	0.45
24:DA:2408:U:O2'	24:DA:2409:G:C5'	2.65	0.45
24:DA:269:C:C2	24:DA:270:A:C8	3.04	0.45
24:DA:372:G:N2	24:DA:401:A:OP2	2.48	0.45

*Continued on next page...*

*Continued from previous page...*

Atom-1	Atom-2	Interatomic distance (Å)	Clash overlap (Å)
24:DA:478:A:N1	24:DA:480:A:C4	2.84	0.45
28:DE:76:PRO:HD2	24:DA:673:C:H5'	1.98	0.45
24:DA:845:A:N6	24:DA:932:U:N3	2.64	0.45
24:DA:849:A:C4	24:DA:850:U:C5	3.05	0.45
56:DB:32:U:C2	56:DB:51:G:C2	3.05	0.45
36:DM:35:ALA:HA	36:DM:102:LEU:HD21	1.99	0.45
38:DO:102:ARG:H	56:DB:49:C:P	2.39	0.45
40:DQ:15:LYS:HD2	40:DQ:19:GLN:HE21	1.82	0.45
41:DR:19:THR:HA	41:DR:96:VAL:O	2.16	0.45
42:DS:24:ILE:HB	42:DS:32:ALA:HB1	1.98	0.45
21:AA:1174:G:C2	21:AA:1175:G:C4	3.05	0.45
21:AA:1226:C:H4'	21:AA:1227:A:OP1	2.17	0.45
21:AA:1256:A:C8	21:AA:1278:G:C8	3.05	0.45
21:AA:1234:C:H4'	21:AA:1364:U:H1'	1.98	0.45
21:AA:1489:G:H2'	21:AA:1490:U:H5'	1.99	0.45
21:AA:1512:U:C2	21:AA:1513:A:N7	2.85	0.45
21:AA:381:C:H2'	21:AA:382:A:O4'	2.17	0.45
21:AA:953:G:C6	21:AA:954:G:C6	3.05	0.45
1:AB:165:ALA:HA	1:AB:172:ILE:HD11	1.99	0.45
2:AC:11:LEU:O	2:AC:12:GLY:C	2.55	0.45
2:AC:128:MET:CG	2:AC:131:ARG:HG3	2.46	0.45
4:AE:71:ILE:HD11	4:AE:144:GLU:HG3	1.97	0.45
4:AE:155:LYS:HZ2	4:AE:156:ARG:CG	2.30	0.45
9:AJ:17:LEU:C	9:AJ:17:LEU:HD23	2.37	0.45
12:AM:3:ILE:HA	12:AM:56:ARG:HG3	1.98	0.45
14:AO:46:LYS:O	14:AO:52:ARG:NH2	2.50	0.45
18:AS:11:ASP:OD1	18:AS:34:SER:HB2	2.17	0.45
18:AS:50:VAL:O	18:AS:56:HIS:HA	2.17	0.45
22:AV:41:C:H2'	22:AV:42:G:C8	2.52	0.45
24:BA:126:A:O2'	24:BA:127:A:H5'	2.16	0.45
24:BA:1534:U:C4	24:BA:1536:C:N4	2.86	0.45
24:BA:1628:G:C4	24:BA:1629:U:C5	3.05	0.45
24:BA:1821:A:H8	24:BA:1821:A:O5'	2.00	0.45
24:BA:1931:U:O2'	24:BA:1932:A:C5'	2.55	0.45
24:BA:1936:A:N3	24:BA:1945:G:N7	2.64	0.45
24:BA:2303:G:H2'	24:BA:2304:G:O4'	2.17	0.45
24:BA:2307:G:N2	24:BA:2311:A:C8	2.85	0.45
24:BA:2478:A:N7	24:BA:2529:G:C6	2.84	0.45
24:BA:2632:A:N1	24:BA:2787:C:C4	2.85	0.45
24:BA:2699:C:O2	24:BA:2709:G:C2	2.69	0.45
24:BA:2741:A:H2'	24:BA:2742:G:O4'	2.16	0.45

*Continued on next page...*

*Continued from previous page...*

Atom-1	Atom-2	Interatomic distance (Å)	Clash overlap (Å)
24:BA:312:G:H2'	24:BA:313:G:C8	2.52	0.45
24:BA:37:C:C2'	24:BA:38:A:H5'	2.47	0.45
24:BA:531:C:H5''	24:BA:532:A:C5	2.52	0.45
24:BA:688:U:O2	24:BA:787:C:H4'	2.17	0.45
24:BA:915:C:O2'	25:BB:100:G:H5''	2.16	0.45
24:BA:821:A:N7	24:BA:946:C:C4	2.85	0.45
27:BD:133:THR:CG2	27:BD:134:HIS:HD2	2.29	0.45
28:BE:112:LEU:HD13	28:BE:186:VAL:CG1	2.45	0.45
29:BF:112:ASP:CG	29:BF:113:PHE:N	2.70	0.45
30:BG:84:LYS:CG	30:BG:85:LYS:N	2.80	0.45
31:BH:40:THR:O	31:BH:42:LYS:N	2.45	0.45
49:BZ:29:ARG:HG3	49:BZ:29:ARG:NH2	2.16	0.45
49:BZ:37:ARG:HD2	49:BZ:37:ARG:N	2.32	0.45
55:CA:1095:U:O2'	55:CA:1096:C:C5'	2.65	0.45
55:CA:1170:A:H2'	55:CA:1171:A:O4'	2.17	0.45
55:CA:1236:A:C2'	55:CA:1237:C:H5'	2.47	0.45
55:CA:1319:A:C5	55:CA:1323:G:C4	3.04	0.45
55:CA:206:C:O5'	55:CA:207:C:OP2	2.35	0.45
55:CA:295:C:O2'	55:CA:296:U:H5'	2.16	0.45
3:CD:153:ARG:HH22	55:CA:437:U:H1'	1.82	0.45
55:CA:61:G:C5	55:CA:107:G:C2	3.05	0.45
55:CA:712:A:N1	55:CA:713:G:C2	2.85	0.45
55:CA:801:U:C2'	55:CA:802:A:H5'	2.47	0.45
55:CA:80:A:H3'	55:CA:81:A:H4'	1.98	0.45
1:CB:159:ALA:C	1:CB:160:LEU:HD12	2.36	0.45
3:CD:4:LEU:HD11	55:CA:405:U:C5	2.52	0.45
5:CF:2:ARG:HG2	5:CF:4:TYR:OH	2.17	0.45
5:CF:75:GLU:OE2	5:CF:89:VAL:HG11	2.17	0.45
6:CG:148:LYS:HB2	6:CG:148:LYS:HZ3	1.78	0.45
6:CG:78:ARG:HG3	6:CG:82:SER:O	2.16	0.45
7:CH:86:LYS:HB2	7:CH:124:ILE:HD11	1.98	0.45
9:CJ:21:ALA:O	9:CJ:25:ILE:HG13	2.17	0.45
10:CK:123:PRO:O	10:CK:124:LYS:C	2.56	0.45
11:CL:31:GLY:HA2	11:CL:56:LEU:HD23	1.99	0.45
12:CM:21:ILE:C	12:CM:23:GLY:N	2.70	0.45
24:DA:1008:A:H5''	24:DA:1009:A:OP1	2.16	0.45
24:DA:1142:A:C4	24:DA:1144:A:N7	2.85	0.45
24:DA:1182:G:H2'	24:DA:1183:U:O4'	2.17	0.45
24:DA:128:C:H2'	24:DA:129:C:C6	2.51	0.45
24:DA:143:C:N4	24:DA:144:A:N6	2.65	0.45
24:DA:1272:A:OP2	24:DA:1646:C:H2'	2.17	0.45

*Continued on next page...*

*Continued from previous page...*

Atom-1	Atom-2	Interatomic distance (Å)	Clash overlap (Å)
27:DD:118:PHE:CD1	24:DA:1655:A:C5'	2.99	0.45
24:DA:1695:G:HO2'	24:DA:1696:G:P	2.40	0.45
24:DA:1848:A:N3	24:DA:1849:G:C8	2.85	0.45
24:DA:2298:A:N1	24:DA:2321:U:C5	2.85	0.45
28:DE:163:ASN:HD21	24:DA:322:A:H3'	1.82	0.45
24:DA:322:A:O4'	24:DA:340:A:H1'	2.17	0.45
28:DE:36:ALA:HB1	24:DA:443:A:N6	2.32	0.45
26:DC:44:ASN:C	26:DC:46:GLY:N	2.70	0.45
26:DC:83:ASP:OD1	26:DC:85:ASN:OD1	2.34	0.45
26:DC:93:VAL:HG13	26:DC:94:LEU:N	2.31	0.45
27:DD:117:GLY:HA2	27:DD:164:GLN:OE1	2.16	0.45
27:DD:121:THR:HG21	27:DD:127:PHE:HD1	1.80	0.45
28:DE:49:ARG:HH12	28:DE:72:SER:HB2	1.81	0.45
29:DF:113:PHE:O	29:DF:114:ARG:HB3	2.17	0.45
29:DF:15:LEU:O	29:DF:27:VAL:HG12	2.17	0.45
30:DG:11:PRO:HD2	30:DG:14:VAL:HG11	1.99	0.45
31:DH:62:LEU:C	31:DH:64:ALA:H	2.19	0.45
35:DL:17:LYS:HG3	35:DL:17:LYS:O	2.17	0.45
38:DO:77:ALA:O	38:DO:81:ARG:HG3	2.17	0.45
42:DS:27:LYS:O	42:DS:28:LYS:O	2.35	0.45
45:DV:29:ILE:CD1	45:DV:31:TYR:HE2	2.22	0.45
21:AA:1072:G:C2	21:AA:1104:G:N3	2.85	0.44
21:AA:1272:G:H2'	21:AA:1273:C:C6	2.51	0.44
21:AA:67:C:O2'	21:AA:171:A:N3	2.45	0.44
21:AA:306:A:H2'	21:AA:307:C:H6	1.77	0.44
21:AA:45:G:O2'	21:AA:46:G:H5'	2.17	0.44
21:AA:625:U:H2'	21:AA:626:G:C8	2.48	0.44
21:AA:686:U:O4	21:AA:703:G:H1'	2.17	0.44
1:AB:24:PRO:CB	21:AA:830:G:H5'	2.47	0.44
21:AA:934:C:C5	21:AA:1344:C:C4	3.05	0.44
1:AB:105:THR:HG22	1:AB:105:THR:O	2.17	0.44
3:AD:101:VAL:HG12	3:AD:113:ALA:HB1	1.98	0.44
3:AD:196:GLU:C	3:AD:198:LEU:N	2.71	0.44
4:AE:15:ILE:HD13	4:AE:35:LEU:HD23	1.99	0.44
6:AG:85:GLN:O	6:AG:85:GLN:HG3	2.16	0.44
10:AK:106:ILE:C	10:AK:106:ILE:HD13	2.38	0.44
10:AK:122:PRO:HA	10:AK:123:PRO:HD2	1.76	0.44
11:AL:120:ARG:NH1	21:AA:500:G:H5''	2.32	0.44
12:AM:74:MET:HE1	12:AM:77:LYS:HD3	1.99	0.44
14:AO:69:LEU:O	14:AO:69:LEU:HD23	2.17	0.44
15:AP:44:SER:OG	15:AP:46:LYS:HG3	2.17	0.44

*Continued on next page...*

*Continued from previous page...*

Atom-1	Atom-2	Interatomic distance (Å)	Clash overlap (Å)
18:AS:79:TYR:O	18:AS:80:ARG:HB3	2.17	0.44
19:AT:16:ALA:O	19:AT:17:ARG:C	2.55	0.44
24:BA:1005:C:O2'	24:BA:1012:U:C5	2.66	0.44
24:BA:1011:G:HO2'	24:BA:1013:C:H5''	1.81	0.44
24:BA:1050:A:N3	24:BA:2751:G:C2	2.85	0.44
24:BA:1082:U:C2	24:BA:1086:A:N6	2.85	0.44
24:BA:1197:G:N2	24:BA:1250:G:C4	2.86	0.44
24:BA:1253:A:C5	59:BA:3336:HOH:O	2.69	0.44
24:BA:1323:C:O2	24:BA:1323:C:H2'	2.16	0.44
24:BA:1346:G:C6	24:BA:1347:A:C5	3.05	0.44
24:BA:1687:G:O2'	24:BA:1688:U:H5'	2.17	0.44
24:BA:1973:G:C6	24:BA:1974:C:C4	3.05	0.44
24:BA:677:A:O2'	24:BA:2071:A:H5'	2.17	0.44
24:BA:2293:G:C6	24:BA:2340:A:N1	2.85	0.44
24:BA:2415:G:C6	24:BA:2416:C:C4	3.05	0.44
24:BA:2468:A:O2'	24:BA:2469:A:O5'	2.35	0.44
24:BA:9:G:C5	24:BA:2629:U:C5	3.06	0.44
24:BA:2647:U:O2'	24:BA:2648:G:H5'	2.17	0.44
24:BA:2837:A:C2	24:BA:2838:G:C5	3.05	0.44
24:BA:2818:U:H4'	24:BA:2837:A:C4'	2.47	0.44
24:BA:31:C:H4'	24:BA:1238:G:H4'	1.98	0.44
24:BA:322:A:C2	24:BA:340:A:C6	3.05	0.44
24:BA:375:G:C6	24:BA:376:G:N7	2.85	0.44
24:BA:447:A:N3	24:BA:473:G:C8	2.85	0.44
24:BA:768:G:C5	24:BA:769:U:C5	3.06	0.44
25:BB:92:C:O2'	25:BB:93:C:H5'	2.18	0.44
28:BE:12:LEU:HD22	28:BE:12:LEU:HA	1.69	0.44
29:BF:43:ILE:HG22	29:BF:82:TYR:CE1	2.52	0.44
33:BJ:134:ALA:HB3	33:BJ:135:GLN:OE1	2.16	0.44
33:BJ:95:ARG:O	33:BJ:95:ARG:HG3	2.17	0.44
35:BL:101:ILE:HA	35:BL:101:ILE:HD12	1.70	0.44
39:BP:7:LEU:HA	39:BP:7:LEU:HD12	1.72	0.44
42:BS:14:ALA:O	42:BS:17:VAL:N	2.50	0.44
43:BT:24:MET:HE2	43:BT:27:SER:O	2.17	0.44
24:BA:2386:A:N3	46:BW:38:ARG:HD2	2.32	0.44
49:BZ:43:ILE:HD12	49:BZ:43:ILE:C	2.37	0.44
55:CA:1269:A:C2	55:CA:1313:U:C1'	3.00	0.44
55:CA:1355:G:C6	55:CA:1356:G:C5	3.05	0.44
55:CA:1456:A:H2'	55:CA:1457:G:O4'	2.17	0.44
55:CA:815:A:N1	55:CA:1529:G:H2'	2.32	0.44
55:CA:154:U:C2'	55:CA:155:A:H5'	2.43	0.44

*Continued on next page...*

*Continued from previous page...*

Atom-1	Atom-2	Interatomic distance (Å)	Clash overlap (Å)
55:CA:585:G:N3	55:CA:879:C:H4'	2.31	0.44
10:CK:117:HIS:ND1	55:CA:675:A:H1'	2.32	0.44
55:CA:704:A:C2'	55:CA:705:G:C8	2.93	0.44
55:CA:811:C:O2'	55:CA:901:A:N1	2.48	0.44
55:CA:914:A:O2'	55:CA:915:A:C5'	2.65	0.44
4:CE:22:LYS:HB3	4:CE:29:ILE:HG22	1.98	0.44
7:CH:85:TYR:HD2	55:CA:598:U:O2'	1.97	0.44
8:CI:16:ALA:O	8:CI:18:VAL:HG23	2.17	0.44
8:CI:9:GLY:HA3	8:CI:77:ALA:O	2.17	0.44
9:CJ:57:VAL:HG13	9:CJ:58:ASN:N	2.31	0.44
12:CM:11:HIS:O	12:CM:12:LYS:HG2	2.17	0.44
12:CM:52:ILE:HG23	12:CM:56:ARG:HH21	1.82	0.44
13:CN:77:GLY:C	13:CN:78:LEU:HD12	2.38	0.44
14:CO:39:GLN:HB2	14:CO:39:GLN:HE21	1.62	0.44
14:CO:74:VAL:O	14:CO:78:THR:HG23	2.18	0.44
18:CS:49:ALA:HB1	18:CS:56:HIS:HB3	1.99	0.44
18:CS:70:LEU:C	18:CS:72:GLU:H	2.21	0.44
18:CS:77:ARG:NH2	55:CA:1222:G:H5'	2.32	0.44
24:DA:1087:G:C6	24:DA:1089:A:C2	3.05	0.44
24:DA:1241:A:H2'	24:DA:1242:U:C5'	2.47	0.44
24:DA:1517:G:C5	24:DA:1518:C:C4	3.05	0.44
24:DA:2061:G:N7	24:DA:2501:C:H4'	2.31	0.44
24:DA:207:A:H2'	24:DA:208:C:C6	2.51	0.44
24:DA:2310:C:HO2'	24:DA:2311:A:P	2.40	0.44
24:DA:2375:G:N2	24:DA:2378:A:OP2	2.41	0.44
24:DA:959:A:N3	24:DA:2457:U:O2'	2.50	0.44
24:DA:2688:G:H1'	24:DA:2721:A:N6	2.33	0.44
24:DA:2781:A:O3'	24:DA:2782:G:H8	2.01	0.44
24:DA:2845:U:H2'	24:DA:2846:G:C8	2.52	0.44
24:DA:2850:A:OP2	24:DA:2866:U:N3	2.49	0.44
24:DA:475:C:N3	24:DA:481:G:C6	2.85	0.44
24:DA:867:C:C2'	24:DA:867:C:O2	2.66	0.44
24:DA:970:U:H2'	24:DA:971:G:C8	2.52	0.44
24:DA:996:A:O2'	24:DA:997:G:H5'	2.16	0.44
27:DD:133:THR:HG23	27:DD:134:HIS:H	1.83	0.44
30:DG:120:ILE:O	30:DG:120:ILE:HD13	2.17	0.44
30:DG:2:ARG:NH2	24:DA:2751:G:N3	2.66	0.44
30:DG:55:ASP:O	30:DG:57:TYR:CD2	2.70	0.44
33:DJ:80:HIS:CE1	24:DA:2642:G:H5'	2.52	0.44
35:DL:112:LEU:O	35:DL:112:LEU:HD23	2.18	0.44
36:DM:108:VAL:HA	36:DM:109:PRO:HD3	1.83	0.44

*Continued on next page...*

*Continued from previous page...*

Atom-1	Atom-2	Interatomic distance (Å)	Clash overlap (Å)
38:DO:4:LYS:O	38:DO:8:ILE:CD1	2.65	0.44
38:DO:51:ALA:HB3	38:DO:78:VAL:CG2	2.47	0.44
42:DS:19:LEU:HD11	50:D0:19:ASP:O	2.17	0.44
21:AA:1114:C:H2'	21:AA:1115:U:O4'	2.17	0.44
21:AA:1425:U:O2	21:AA:1476:A:C2	2.71	0.44
21:AA:154:U:C2	21:AA:168:G:N2	2.86	0.44
21:AA:279:A:H5''	21:AA:281:G:O4'	2.17	0.44
21:AA:493:A:C6	21:AA:494:G:C6	3.05	0.44
21:AA:86:G:N3	21:AA:87:C:C5	2.85	0.44
21:AA:901:A:C8	21:AA:902:G:H1'	2.51	0.44
1:AB:60:ALA:CB	1:AB:223:GLY:HA3	2.47	0.44
1:AB:53:LEU:HD13	1:AB:56:LEU:CD1	2.46	0.44
1:AB:65:LYS:HG2	1:AB:153:MET:SD	2.57	0.44
2:AC:86:LEU:O	2:AC:87:ARG:C	2.56	0.44
4:AE:149:PRO:C	4:AE:152:VAL:HG13	2.37	0.44
4:AE:93:VAL:HA	4:AE:126:ALA:HB1	1.98	0.44
10:AK:92:ARG:NH1	10:AK:111:ASP:OD2	2.48	0.44
11:AL:33:CYS:O	11:AL:33:CYS:SG	2.75	0.44
14:AO:68:TYR:HD1	14:AO:71:ARG:NH1	2.15	0.44
16:AQ:11:VAL:HG12	16:AQ:12:VAL:N	2.33	0.44
24:BA:1009:A:O2'	24:BA:1010:A:H5'	2.18	0.44
24:BA:1206:G:H2'	24:BA:1207:C:C6	2.51	0.44
24:BA:1730:C:OP1	24:BA:1730:C:H4'	2.16	0.44
24:BA:1724:G:O6	24:BA:1737:G:N3	2.50	0.44
24:BA:1740:G:O2'	24:BA:1741:C:H5'	2.17	0.44
24:BA:1743:G:O2'	24:BA:1744:A:O4'	2.34	0.44
24:BA:1778:U:H5	24:BA:1784:A:C2	2.35	0.44
24:BA:1786:A:C2	24:BA:1938:A:C5	3.04	0.44
24:BA:215:G:C4'	24:BA:216:A:H4'	2.43	0.44
24:BA:2312:U:H2'	24:BA:2313:C:H5'	1.99	0.44
24:BA:2531:A:H5'	30:BG:156:TYR:CE2	2.52	0.44
24:BA:10:A:C5	24:BA:2800:A:C6	3.06	0.44
24:BA:2800:A:H3'	24:BA:2801:G:H5''	1.99	0.44
24:BA:558:U:OP1	33:BJ:113:PRO:HD2	2.17	0.44
24:BA:604:G:O6	24:BA:625:G:C6	2.70	0.44
26:BC:32:LEU:HD11	26:BC:101:ARG:HA	1.98	0.44
27:BD:124:ARG:HG2	27:BD:125:TRP:CD1	2.53	0.44
31:BH:21:VAL:HG21	31:BH:25:TYR:CD2	2.50	0.44
33:BJ:103:ILE:HG13	33:BJ:104:ALA:N	2.32	0.44
34:BK:18:ARG:HD2	34:BK:18:ARG:HA	1.65	0.44
40:BQ:97:ILE:HG13	40:BQ:98:ALA:N	2.30	0.44

*Continued on next page...*

*Continued from previous page...*

Atom-1	Atom-2	Interatomic distance (Å)	Clash overlap (Å)
43:BT:24:MET:O	43:BT:28:ASN:O	2.34	0.44
43:BT:28:ASN:C	43:BT:91:GLN:HE22	2.20	0.44
46:BW:25:PHE:O	46:BW:27:GLY:N	2.50	0.44
47:BX:50:VAL:HG12	47:BX:51:SER:N	2.31	0.44
48:BY:23:ARG:O	48:BY:24:GLU:C	2.56	0.44
55:CA:1087:G:OP1	55:CA:1389:C:H4'	2.17	0.44
55:CA:1151:A:N6	55:CA:1152:A:H62	2.16	0.44
55:CA:1168:U:O2'	55:CA:1169:A:C5'	2.64	0.44
55:CA:1169:A:H2'	55:CA:1170:A:H8	1.78	0.44
55:CA:1261:A:N7	55:CA:1274:A:C2	2.83	0.44
55:CA:215:C:H2'	55:CA:216:U:O4'	2.17	0.44
55:CA:389:A:H2'	55:CA:389:A:N3	2.31	0.44
55:CA:784:A:H2'	55:CA:785:G:O4'	2.17	0.44
55:CA:855:U:O2'	55:CA:856:C:H5'	2.17	0.44
1:CB:39:ILE:CD1	1:CB:40:ILE:N	2.72	0.44
2:CC:185:THR:O	2:CC:186:SER:HB2	2.15	0.44
2:CC:53:ARG:HG3	2:CC:68:HIS:CD2	2.53	0.44
9:CJ:40:ILE:HG12	55:CA:1125:U:C6	2.52	0.44
11:CL:65:TYR:HD1	11:CL:67:GLY:N	2.15	0.44
14:CO:84:LEU:HA	14:CO:84:LEU:HD23	1.77	0.44
16:CQ:38:LYS:O	16:CQ:39:ARG:HD2	2.16	0.44
20:CU:27:VAL:O	20:CU:31:VAL:HG23	2.18	0.44
54:D4:3:VAL:O	54:D4:4:ARG:HG3	2.16	0.44
24:DA:1165:A:H2'	24:DA:1166:G:H8	1.82	0.44
24:DA:1230:A:C5	24:DA:1231:U:C4	3.05	0.44
24:DA:1555:G:N3	24:DA:1556:C:C6	2.85	0.44
24:DA:1603:A:OP2	24:DA:1604:C:OP2	2.34	0.44
24:DA:161:A:C5	24:DA:162:U:C4	3.05	0.44
24:DA:2096:C:H2'	24:DA:2097:A:H8	1.83	0.44
38:DO:21:LEU:CD1	24:DA:2378:A:N3	2.79	0.44
24:DA:2482:A:C2'	24:DA:2483:C:H5'	2.47	0.44
24:DA:2714:G:O2'	24:DA:2715:C:H5'	2.17	0.44
24:DA:2720:U:H2'	24:DA:2721:A:H8	1.80	0.44
24:DA:2725:A:C4	24:DA:2727:A:N7	2.86	0.44
24:DA:2842:G:H2'	24:DA:2843:G:O4'	2.17	0.44
24:DA:340:A:H2'	24:DA:341:C:C5'	2.48	0.44
24:DA:447:A:C5	24:DA:454:A:N7	2.85	0.44
24:DA:615:U:C3'	24:DA:616:A:C5'	2.92	0.44
24:DA:630:G:C5	24:DA:632:A:OP2	2.70	0.44
24:DA:721:A:C5	24:DA:722:A:N7	2.85	0.44
24:DA:76:C:N3	24:DA:111:A:C2	2.84	0.44

*Continued on next page...*



*Continued from previous page...*

Atom-1	Atom-2	Interatomic distance (Å)	Clash overlap (Å)
56:DB:61:G:C6	56:DB:62:C:N3	2.85	0.44
26:DC:179:GLU:OE1	24:DA:1799:G:C8	2.70	0.44
27:DD:179:ARG:H	27:DD:188:LEU:HB2	1.82	0.44
29:DF:137:PHE:O	29:DF:138:PRO:C	2.56	0.44
29:DF:35:LEU:CD1	29:DF:153:ILE:HG23	2.47	0.44
30:DG:71:LEU:O	30:DG:74:MET:HB3	2.17	0.44
31:DH:90:LEU:HB3	31:DH:123:ARG:HD2	1.99	0.44
33:DJ:105:VAL:HG11	33:DJ:122:LEU:CD2	2.47	0.44
33:DJ:97:PRO:C	33:DJ:99:ARG:N	2.69	0.44
37:DN:86:ARG:NE	37:DN:117:ASP:OD1	2.49	0.44
38:DO:97:PHE:HB3	56:DB:48:U:OP1	2.16	0.44
39:DP:24:THR:HA	39:DP:44:GLY:O	2.18	0.44
40:DQ:77:LYS:HE2	40:DQ:116:LEU:HD21	1.99	0.44
40:DQ:61:ILE:CD1	40:DQ:61:ILE:H	2.30	0.44
42:DS:9:HIS:CE1	24:DA:508:A:N6	2.86	0.44
43:DT:77:ARG:HG2	24:DA:64:A:P	2.56	0.44
44:DU:39:ASN:O	44:DU:40:LEU:C	2.55	0.44
44:DU:85:ARG:NE	44:DU:85:ARG:HA	2.33	0.44
49:DZ:29:ARG:H	49:DZ:29:ARG:NH2	2.16	0.44
21:AA:1014:A:N7	21:AA:1015:G:C5	2.85	0.44
21:AA:1091:U:C2	21:AA:1095:U:N3	2.86	0.44
21:AA:1102:A:H2'	21:AA:1103:C:C6	2.53	0.44
21:AA:1157:A:C2	21:AA:1181:G:C4	3.06	0.44
21:AA:1449:C:O2'	21:AA:1450:U:C5'	2.66	0.44
21:AA:1505:G:H5''	59:AA:1802:HOH:O	2.17	0.44
21:AA:241:G:N2	21:AA:242:G:C4	2.86	0.44
19:AT:73:ARG:NE	21:AA:261:U:C5	2.85	0.44
3:AD:68:GLU:HB2	21:AA:546:A:OP2	2.17	0.44
21:AA:552:U:H2'	21:AA:553:A:H8	1.81	0.44
21:AA:692:U:O2	21:AA:694:A:C8	2.71	0.44
21:AA:68:G:C5	21:AA:69:G:H1'	2.52	0.44
21:AA:734:G:C2	21:AA:735:C:C2	3.05	0.44
21:AA:82:G:N2	21:AA:84:U:N3	2.59	0.44
21:AA:914:A:O2'	21:AA:915:A:C5'	2.66	0.44
1:AB:160:LEU:HG	1:AB:161:PHE:N	2.32	0.44
1:AB:52:ALA:C	1:AB:54:ALA:N	2.70	0.44
1:AB:71:THR:O	1:AB:72:LYS:O	2.36	0.44
2:AC:166:TRP:N	2:AC:166:TRP:CE3	2.84	0.44
2:AC:30:ASP:OD1	2:AC:30:ASP:N	2.50	0.44
6:AG:77:ARG:HG3	6:AG:86:VAL:HG23	1.99	0.44
9:AJ:29:ALA:O	9:AJ:31:ARG:N	2.49	0.44

*Continued on next page...*

*Continued from previous page...*

Atom-1	Atom-2	Interatomic distance (Å)	Clash overlap (Å)
9:AJ:26:VAL:O	9:AJ:30:LYS:HG2	2.17	0.44
9:AJ:81:GLU:HA	9:AJ:84:VAL:HG12	1.99	0.44
10:AK:107:THR:HG22	10:AK:108:ASN:ND2	2.33	0.44
13:AN:83:VAL:HG12	13:AN:84:ARG:N	2.33	0.44
16:AQ:28:VAL:O	16:AQ:36:PHE:HA	2.17	0.44
54:B4:25:VAL:O	54:B4:34:LYS:HA	2.17	0.44
24:BA:1067:A:H3'	24:BA:1068:G:H8	1.78	0.44
24:BA:1419:A:H2'	24:BA:1421:G:C8	2.52	0.44
24:BA:1439:A:C2	24:BA:1553:A:C6	3.05	0.44
24:BA:1453:A:H5''	59:BA:3419:HOH:O	2.18	0.44
24:BA:2077:A:H1'	24:BA:2435:A:O4'	2.17	0.44
24:BA:2496:C:OP1	36:BM:82:MET:HB2	2.16	0.44
24:BA:2556:C:H2'	24:BA:2557:G:C5'	2.48	0.44
24:BA:10:A:N9	24:BA:2800:A:N6	2.65	0.44
24:BA:310:A:C2	24:BA:330:A:C8	3.05	0.44
24:BA:362:A:H2'	24:BA:363:G:H8	1.82	0.44
24:BA:404:A:O4'	24:BA:404:A:N3	2.49	0.44
24:BA:49:A:C6	24:BA:177:G:C5	3.06	0.44
24:BA:783:A:C4	24:BA:785:G:H1'	2.52	0.44
24:BA:831:G:N3	24:BA:832:U:C6	2.86	0.44
24:BA:834:G:C2	24:BA:835:C:C2	3.05	0.44
26:BC:132:ARG:O	26:BC:132:ARG:HD3	2.18	0.44
26:BC:35:LYS:NZ	26:BC:37:SER:HB2	2.33	0.44
28:BE:12:LEU:HD13	28:BE:12:LEU:O	2.16	0.44
31:BH:41:LYS:O	31:BH:44:ILE:HG12	2.17	0.44
34:BK:114:LYS:O	34:BK:118:LEU:HD13	2.17	0.44
38:BO:16:ARG:C	38:BO:18:LEU:N	2.70	0.44
39:BP:19:PHE:HE2	39:BP:83:ILE:HD12	1.79	0.44
41:BR:90:ARG:O	41:BR:91:GLN:CB	2.61	0.44
42:BS:36:LEU:HA	42:BS:36:LEU:HD12	1.54	0.44
47:BX:11:PRO:HB3	47:BX:29:LEU:HB3	1.98	0.44
31:BH:27:ARG:HG3	47:BX:59:ASP:OD1	2.17	0.44
55:CA:1130:A:C4	55:CA:1146:A:C6	3.05	0.44
8:CI:6:TYR:CE1	55:CA:1147:C:H4'	2.52	0.44
55:CA:1311:A:C2	55:CA:1312:G:H1'	2.53	0.44
55:CA:177:G:O2'	55:CA:1448:C:H4'	2.17	0.44
55:CA:515:G:H2'	55:CA:516:U:O4'	2.18	0.44
55:CA:7:A:H5'	55:CA:298:A:O4'	2.17	0.44
55:CA:878:A:C5	55:CA:879:C:C5	3.06	0.44
1:CB:163:ILE:HG22	1:CB:164:ASP:N	2.32	0.44
1:CB:195:VAL:HG12	1:CB:197:PHE:H	1.81	0.44

*Continued on next page...*

*Continued from previous page...*

Atom-1	Atom-2	Interatomic distance (Å)	Clash overlap (Å)
2:CC:166:TRP:CG	2:CC:167:TYR:N	2.85	0.44
2:CC:20:THR:HG23	2:CC:57:GLU:HG2	1.99	0.44
5:CF:71:ILE:HD12	5:CF:74:LEU:HB3	2.00	0.44
6:CG:108:ARG:CZ	55:CA:1240:U:H6	2.28	0.44
6:CG:68:VAL:O	6:CG:70:PRO:HD3	2.17	0.44
8:CI:11:ARG:HG2	8:CI:76:GLY:HA3	1.98	0.44
14:CO:32:THR:HA	14:CO:62:ARG:HH11	1.82	0.44
14:CO:88:ARG:HD3	14:CO:88:ARG:N	2.32	0.44
15:CP:27:ALA:HB3	15:CP:30:GLY:HA3	2.00	0.44
50:D0:33:SER:HB3	50:D0:34:GLY:H	1.58	0.44
52:D2:16:HIS:HD2	24:DA:465:G:H4'	1.82	0.44
24:DA:1060:U:C3'	24:DA:1061:U:H5''	2.48	0.44
24:DA:1087:G:N2	24:DA:1103:A:H1'	2.32	0.44
24:DA:1130:U:O2'	24:DA:1131:G:H8	2.00	0.44
24:DA:1180:U:H2'	24:DA:1181:U:O4'	2.17	0.44
50:D0:15:ARG:HH22	24:DA:1264:A:C5'	2.31	0.44
24:DA:1462:C:O2'	24:DA:1463:C:H5'	2.17	0.44
24:DA:1463:C:H2'	24:DA:1464:G:O4'	2.18	0.44
24:DA:1475:G:N3	24:DA:1475:G:H2'	2.33	0.44
24:DA:1615:C:O2'	24:DA:1616:A:P	2.74	0.44
24:DA:1891:G:C5	24:DA:1892:C:C4	3.06	0.44
24:DA:1999:C:O2	24:DA:2687:U:O2'	2.35	0.44
24:DA:215:G:H4'	24:DA:216:A:H4'	2.00	0.44
24:DA:2660:A:C2	24:DA:2661:G:C8	3.05	0.44
24:DA:30:G:C5	24:DA:31:C:C4	3.05	0.44
24:DA:370:G:C8	24:DA:370:G:OP2	2.70	0.44
24:DA:390:U:O2'	24:DA:391:A:OP2	2.35	0.44
52:D2:35:ARG:NH1	24:DA:53:A:H2	2.15	0.44
38:DO:64:TYR:CG	56:DB:51:G:H3'	2.52	0.44
56:DB:91:C:HO2'	56:DB:92:C:H6	1.59	0.44
27:DD:154:LYS:HE2	24:DA:2025:C:OP1	2.18	0.44
27:DD:28:GLU:OE2	27:DD:30:GLU:HG3	2.17	0.44
28:DE:137:LYS:O	28:DE:140:ASP:HB2	2.17	0.44
28:DE:40:ARG:NE	24:DA:443:A:H2'	2.31	0.44
29:DF:102:LEU:C	29:DF:103:ILE:HD12	2.38	0.44
30:DG:53:PRO:HB3	30:DG:61:TRP:H	1.82	0.44
30:DG:88:LEU:O	30:DG:88:LEU:HD12	2.17	0.44
30:DG:8:VAL:O	30:DG:9:VAL:HB	2.17	0.44
35:DL:100:ILE:HD12	35:DL:101:ILE:N	2.32	0.44
36:DM:71:LYS:HA	36:DM:72:PRO:HD3	1.86	0.44
27:DD:116:LYS:HD3	37:DN:1:MET:HE1	1.99	0.44

*Continued on next page...*

*Continued from previous page...*

Atom-1	Atom-2	Interatomic distance (Å)	Clash overlap (Å)
39:DP:37:LYS:O	39:DP:38:ARG:HB3	2.18	0.44
40:DQ:108:LEU:O	40:DQ:108:LEU:HD23	2.16	0.44
40:DQ:12:ARG:HD2	40:DQ:12:ARG:N	2.30	0.44
41:DR:66:HIS:CD2	41:DR:94:THR:HG22	2.52	0.44
44:DU:3:LYS:O	44:DU:4:ILE:C	2.56	0.44
44:DU:94:PHE:O	44:DU:95:PHE:C	2.55	0.44
45:DV:37:PRO:HB3	56:DB:73:A:H2	1.83	0.44
45:DV:80:HIS:CG	45:DV:81:PRO:HD2	2.53	0.44
21:AA:1360:A:C4	21:AA:1361:G:C8	3.06	0.44
21:AA:430:A:O2'	21:AA:431:A:C5'	2.65	0.44
21:AA:450:G:C5	21:AA:481:G:O6	2.71	0.44
21:AA:61:G:H2'	21:AA:62:U:C6	2.52	0.44
21:AA:965:U:H5''	21:AA:966:G:OP1	2.18	0.44
2:AC:21:TRP:HB3	2:AC:58:ARG:N	2.26	0.44
7:AH:14:ARG:HE	7:AH:74:ILE:HG23	1.82	0.44
7:AH:33:VAL:C	7:AH:35:ILE:N	2.70	0.44
8:AI:8:THR:HG21	8:AI:10:ARG:HH21	1.83	0.44
8:AI:6:TYR:CD2	8:AI:19:PHE:CE1	3.04	0.44
8:AI:43:ALA:HB1	8:AI:46:VAL:CG2	2.47	0.44
14:AO:26:VAL:HG12	14:AO:30:LEU:CD1	2.46	0.44
15:AP:10:GLY:HA2	15:AP:16:PHE:HB3	2.00	0.44
18:AS:10:ILE:HG22	18:AS:38:THR:N	2.32	0.44
24:BA:1062:G:C4	24:BA:1088:A:N7	2.85	0.44
24:BA:1444:G:C2	24:BA:1548:A:C2	3.06	0.44
24:BA:1657:U:H2'	24:BA:1658:C:C6	2.42	0.44
24:BA:1672:A:H2'	24:BA:1673:G:O4'	2.17	0.44
24:BA:2197:U:P	3:CD:150:LYS:HG3	2.58	0.44
24:BA:2484:G:OP1	36:BM:44:ARG:HD3	2.18	0.44
24:BA:2607:G:H2'	24:BA:2608:G:O4'	2.18	0.44
24:BA:2678:C:H2'	24:BA:2679:A:O4'	2.17	0.44
24:BA:26:G:C6	24:BA:27:G:N1	2.86	0.44
24:BA:2879:A:H4'	24:BA:2880:C:OP1	2.17	0.44
24:BA:333:G:C6	24:BA:334:C:N4	2.85	0.44
24:BA:449:A:C4'	40:BQ:2:ARG:NH1	2.81	0.44
24:BA:555:G:O2'	24:BA:556:A:OP2	2.30	0.44
24:BA:558:U:O5'	24:BA:558:U:H6	2.00	0.44
24:BA:634:C:O5'	24:BA:634:C:H6	2.00	0.44
24:BA:683:U:C2	24:BA:684:G:C8	3.05	0.44
24:BA:705:A:H61	24:BA:726:G:H1'	1.83	0.44
24:BA:945:A:C2	24:BA:2448:A:C4	3.06	0.44
24:BA:963:U:H2'	24:BA:964:C:H6	1.81	0.44

*Continued on next page...*

*Continued from previous page...*

Atom-1	Atom-2	Interatomic distance (Å)	Clash overlap (Å)
25:BB:53:A:C8	25:BB:53:A:O5'	2.70	0.44
29:BF:60:SER:O	29:BF:61:GLY:C	2.55	0.44
29:BF:82:TYR:HA	29:BF:83:PRO:HD2	1.68	0.44
30:BG:33:THR:N	30:BG:34:ARG:HH11	2.15	0.44
24:BA:1064:C:H5'	32:BI:88:GLY:HA3	1.98	0.44
33:BJ:7:LYS:HA	33:BJ:8:PRO:HD3	1.78	0.44
34:BK:105:ARG:HD3	34:BK:105:ARG:H	1.82	0.44
39:BP:20:ARG:HG2	39:BP:21:PRO:N	2.32	0.44
40:BQ:17:LEU:HA	40:BQ:17:LEU:HD13	1.75	0.44
41:BR:37:GLU:O	41:BR:37:GLU:OE1	2.35	0.44
41:BR:42:ALA:CA	41:BR:46:GLU:HB2	2.37	0.44
46:BW:22:VAL:O	46:BW:25:PHE:HD2	2.00	0.44
46:BW:9:THR:HG23	46:BW:10:ARG:CD	2.36	0.44
47:BX:38:TRP:HE3	47:BX:45:PHE:CE2	2.35	0.44
47:BX:58:ILE:HD11	47:BX:66:VAL:HG11	1.99	0.44
49:BZ:30:ARG:HE	49:BZ:30:ARG:HB2	1.45	0.44
55:CA:1181:G:O2'	55:CA:1182:G:O4'	2.35	0.44
55:CA:19:A:C4	55:CA:20:U:C5	3.06	0.44
55:CA:391:G:C6	55:CA:392:C:C4	3.05	0.44
55:CA:642:A:C2	55:CA:643:C:N3	2.85	0.44
10:CK:117:HIS:CD2	55:CA:718:A:C5	3.05	0.44
55:CA:89:U:O2'	55:CA:90:C:O5'	2.36	0.44
55:CA:981:U:C5	55:CA:982:U:C2	3.06	0.44
4:CE:71:ILE:HG23	4:CE:71:ILE:O	2.16	0.44
6:CG:58:LEU:HD12	6:CG:59:GLU:HG2	2.00	0.44
9:CJ:76:ILE:HG22	9:CJ:77:VAL:N	2.32	0.44
10:CK:117:HIS:O	10:CK:118:ASN:HB2	2.18	0.44
50:D0:38:LEU:HB2	50:D0:41:HIS:NE2	2.32	0.44
51:D1:3:GLY:O	51:D1:4:ILE:HB	2.17	0.44
24:DA:1112:G:O2'	24:DA:1113:U:H5'	2.17	0.44
24:DA:128:C:H2'	24:DA:129:C:H6	1.83	0.44
24:DA:1327:A:O2'	24:DA:1328:A:O4'	2.29	0.44
24:DA:1351:C:H2'	24:DA:1352:U:O4'	2.16	0.44
24:DA:1558:C:C2	24:DA:1560:G:C6	3.05	0.44
24:DA:1997:C:HO2'	24:DA:1998:A:H8	1.61	0.44
24:DA:2031:A:C5	24:DA:2498:C:H1'	2.53	0.44
24:DA:2197:U:C2	24:DA:2224:G:C2	3.06	0.44
24:DA:2292:U:C2	24:DA:2293:G:C8	3.06	0.44
24:DA:2312:U:OP1	24:DA:2312:U:C4'	2.65	0.44
24:DA:2357:G:C2	24:DA:2361:G:C5	3.06	0.44
53:D3:39:ARG:HD2	24:DA:2363:G:OP1	2.17	0.44

*Continued on next page...*

*Continued from previous page...*

Atom-1	Atom-2	Interatomic distance (Å)	Clash overlap (Å)
24:DA:2552:U:C2	24:DA:2554:U:C5'	3.00	0.44
24:DA:2590:A:C2	24:DA:2591:C:C4	3.04	0.44
24:DA:2734:A:N7	24:DA:2735:G:C8	2.86	0.44
24:DA:2:G:C5	24:DA:3:U:C4	3.05	0.44
24:DA:340:A:H2'	24:DA:341:C:H5'	1.99	0.44
24:DA:749:A:O2'	24:DA:750:A:H5'	2.18	0.44
26:DC:64:VAL:HG22	26:DC:90:ILE:HD11	1.98	0.44
27:DD:49:GLN:NE2	27:DD:79:LEU:HB3	2.33	0.44
29:DF:111:ARG:H	29:DF:111:ARG:NE	2.16	0.44
29:DF:43:ILE:HD13	29:DF:82:TYR:HE2	1.82	0.44
30:DG:148:ARG:HB2	30:DG:152:ARG:HH21	1.80	0.44
30:DG:93:TYR:CD2	30:DG:93:TYR:N	2.67	0.44
32:DI:9:LYS:HE3	32:DI:9:LYS:HB3	1.73	0.44
35:DL:63:LYS:HB3	53:D3:12:ARG:CD	2.46	0.44
36:DM:82:MET:HE2	36:DM:82:MET:HB3	1.74	0.44
37:DN:97:ILE:HD11	37:DN:99:LYS:HZ2	1.82	0.44
37:DN:97:ILE:HG13	37:DN:98:LEU:N	2.31	0.44
27:DD:179:ARG:NH1	39:DP:7:LEU:HD11	2.33	0.44
43:DT:74:ILE:HG13	43:DT:75:GLY:H	1.81	0.44
47:DX:31:ASN:ND2	47:DX:31:ASN:N	2.61	0.44
48:DY:1:MET:H2	48:DY:5:GLU:HG3	1.83	0.44
48:DY:23:ARG:O	48:DY:27:ASN:HB2	2.17	0.44
21:AA:1142:G:H2'	21:AA:1143:G:O4'	2.17	0.44
21:AA:1534:A:N3	21:AA:1534:A:H2'	2.32	0.44
21:AA:213:G:C2'	21:AA:214:C:O5'	2.66	0.44
21:AA:270:A:H2'	21:AA:271:C:C6	2.53	0.44
21:AA:496:A:C2'	21:AA:496:A:N3	2.78	0.44
21:AA:568:G:C6	21:AA:569:C:N4	2.86	0.44
21:AA:575:G:C4	21:AA:881:G:C2	3.05	0.44
21:AA:91:U:C5	21:AA:92:U:C4	3.05	0.44
1:AB:24:PRO:HG3	21:AA:830:G:C4'	2.48	0.44
1:AB:67:LEU:HD21	1:AB:91:VAL:CG2	2.46	0.44
3:AD:62:ARG:HA	3:AD:62:ARG:NE	2.31	0.44
4:AE:81:GLN:H	4:AE:81:GLN:NE2	2.16	0.44
5:AF:47:LEU:HB3	17:AR:65:SER:OG	2.18	0.44
6:AG:77:ARG:HE	6:AG:77:ARG:HA	1.82	0.44
7:AH:120:LEU:HB2	7:AH:121:GLY:H	1.64	0.44
7:AH:85:TYR:C	7:AH:86:LYS:HD2	2.38	0.44
8:AI:59:LYS:HB3	8:AI:60:LEU:CD2	2.48	0.44
12:AM:43:LYS:HB3	12:AM:43:LYS:HE2	1.83	0.44
14:AO:42:PHE:HE1	14:AO:55:LEU:CD2	2.29	0.44

*Continued on next page...*

*Continued from previous page...*

Atom-1	Atom-2	Interatomic distance (Å)	Clash overlap (Å)
14:AO:63:ARG:O	14:AO:67:ASP:OD1	2.35	0.44
16:AQ:28:VAL:O	16:AQ:37:ILE:HD12	2.17	0.44
24:BA:84:A:N6	24:BA:101:A:H2	2.11	0.44
24:BA:1076:C:H2'	24:BA:1077:A:H8	1.82	0.44
24:BA:1107:G:H2'	24:BA:1108:U:C6	2.50	0.44
24:BA:1036:G:C6	24:BA:1120:G:C6	3.06	0.44
24:BA:1753:G:OP1	39:BP:92:ARG:HD3	2.17	0.44
24:BA:2532:G:C5	24:BA:2533:U:C5	3.06	0.44
24:BA:257:C:H2'	24:BA:258:G:O4'	2.17	0.44
24:BA:2592:G:C5	24:BA:2593:U:C5	3.06	0.44
24:BA:2632:A:H2'	24:BA:2633:G:C8	2.53	0.44
24:BA:1759:A:C8	24:BA:2696:U:O2	2.71	0.44
24:BA:382:A:C5	24:BA:383:C:C6	3.05	0.44
24:BA:400:G:O6	47:BX:56:ARG:NH1	2.51	0.44
24:BA:572:A:C6	24:BA:573:U:C4	3.06	0.44
24:BA:868:U:C4	24:BA:869:G:N7	2.86	0.44
27:BD:179:ARG:HB3	27:BD:188:LEU:HD12	1.99	0.44
28:BE:161:ALA:O	28:BE:164:LEU:O	2.34	0.44
28:BE:72:SER:HG	28:BE:74:LYS:HB2	1.82	0.44
29:BF:40:GLY:C	29:BF:84:ILE:HD11	2.37	0.44
34:BK:5:GLN:O	34:BK:6:THR:HB	2.16	0.44
36:BM:66:ARG:HB2	36:BM:101:VAL:O	2.17	0.44
36:BM:78:LEU:C	36:BM:80:VAL:N	2.71	0.44
41:BR:49:ILE:HG22	41:BR:54:VAL:N	2.32	0.44
44:BU:71:ILE:HD12	44:BU:95:PHE:CD2	2.52	0.44
55:CA:1106:G:C6	55:CA:1107:C:C4	3.04	0.44
55:CA:1167:A:C2'	55:CA:1168:U:OP1	2.66	0.44
55:CA:1394:A:H8	55:CA:1394:A:OP1	2.00	0.44
55:CA:198:G:C4	55:CA:199:A:C8	3.06	0.44
55:CA:601:G:N2	55:CA:638:U:C2	2.85	0.44
55:CA:665:A:C2	55:CA:732:C:C2	3.05	0.44
55:CA:838:G:C4	55:CA:849:G:C2	3.05	0.44
2:CC:41:TYR:CD1	2:CC:90:VAL:HG12	2.53	0.44
3:CD:189:ASP:OD1	3:CD:189:ASP:N	2.50	0.44
6:CG:107:ALA:O	6:CG:118:ARG:HB3	2.18	0.44
7:CH:7:ALA:O	7:CH:11:THR:HG23	2.17	0.44
8:CI:117:LEU:HD21	8:CI:123:ARG:HE	1.83	0.44
8:CI:29:ILE:O	8:CI:32:ARG:HB2	2.18	0.44
12:CM:2:ARG:HB3	12:CM:6:ILE:CA	2.45	0.44
16:CQ:71:SER:OG	55:CA:235:C:H5'	2.18	0.44
50:D0:37:HIS:HB2	50:D0:41:HIS:CE1	2.52	0.44

*Continued on next page...*

*Continued from previous page...*

Atom-1	Atom-2	Interatomic distance (Å)	Clash overlap (Å)
54:D4:24:ARG:HG2	54:D4:36:ARG:HG3	1.99	0.44
24:DA:1005:C:O2	24:DA:1143:A:C6	2.70	0.44
24:DA:1056:G:H3'	24:DA:1056:G:OP2	2.17	0.44
24:DA:55:G:N2	24:DA:116:C:C2	2.85	0.44
24:DA:578:G:N2	24:DA:1252:G:N2	2.66	0.44
24:DA:1557:C:C6	24:DA:1558:C:H2'	2.52	0.44
24:DA:1613:G:C6	24:DA:1619:G:O6	2.71	0.44
24:DA:1689:A:H2'	24:DA:1690:A:C8	2.52	0.44
24:DA:1787:A:C2	24:DA:1788:C:C4	3.05	0.44
24:DA:1869:G:H3'	24:DA:1870:C:C5'	2.47	0.44
24:DA:1935:G:H1	24:DA:1962:C:H2'	1.82	0.44
24:DA:2241:A:H2'	24:DA:2242:G:C8	2.51	0.44
24:DA:2516:A:N9	24:DA:2569:G:N2	2.66	0.44
24:DA:2734:A:C8	24:DA:2735:G:C8	3.06	0.44
24:DA:2796:U:C5	24:DA:2798:U:C4	3.06	0.44
24:DA:535:G:H2'	24:DA:536:G:O4'	2.17	0.44
24:DA:628:G:C5	24:DA:636:G:N2	2.86	0.44
24:DA:831:G:C6	24:DA:832:U:C4	3.06	0.44
24:DA:948:C:H6	24:DA:948:C:O5'	2.00	0.44
56:DB:45:A:C4	56:DB:46:A:C8	3.06	0.44
56:DB:49:C:OP2	56:DB:49:C:C5	2.70	0.44
26:DC:171:VAL:HG23	26:DC:185:ALA:CB	2.48	0.44
26:DC:19:VAL:O	26:DC:21:PRO:HD3	2.18	0.44
27:DD:141:ARG:HH11	27:DD:141:ARG:HB3	1.81	0.44
29:DF:31:GLU:C	29:DF:95:MET:HE2	2.38	0.44
30:DG:94:ARG:NH1	30:DG:105:SER:HB2	2.32	0.44
31:DH:84:ALA:N	31:DH:148:ALA:HA	2.30	0.44
38:DO:2:ASP:O	38:DO:4:LYS:N	2.50	0.44
40:DQ:24:TYR:CG	40:DQ:25:GLY:N	2.85	0.44
41:DR:39:LEU:HD22	41:DR:53:PHE:CE1	2.53	0.44
43:DT:68:LYS:HB3	43:DT:69:ARG:H	1.50	0.44
48:DY:1:MET:N	48:DY:1:MET:CE	2.79	0.44
21:AA:1127:G:O2'	21:AA:1128:C:H5'	2.17	0.44
21:AA:1133:G:N2	21:AA:1142:G:C4	2.86	0.44
21:AA:1166:G:H8	21:AA:1166:G:O5'	2.01	0.44
21:AA:139:A:C5	21:AA:140:U:C5	3.05	0.44
21:AA:1504:G:OP1	21:AA:1507:A:H4'	2.17	0.44
21:AA:214:C:H2'	21:AA:215:C:C6	2.53	0.44
3:AD:130:ASN:ND2	21:AA:439:U:O2'	2.50	0.44
21:AA:686:U:O2'	21:AA:687:A:O4'	2.36	0.44
21:AA:712:A:H2'	21:AA:713:G:C8	2.53	0.44

*Continued on next page...*



*Continued from previous page...*

Atom-1	Atom-2	Interatomic distance (Å)	Clash overlap (Å)
21:AA:724:G:H2'	21:AA:725:G:C8	2.52	0.44
21:AA:934:C:H5	21:AA:1344:C:C2	2.36	0.44
1:AB:110:ILE:N	1:AB:110:ILE:HD12	2.32	0.44
1:AB:80:LYS:HG2	1:AB:80:LYS:O	2.16	0.44
9:AJ:52:LEU:HD22	9:AJ:59:LYS:HA	1.98	0.44
9:AJ:41:PRO:O	9:AJ:71:LEU:O	2.35	0.44
12:AM:13:HIS:CE1	12:AM:41:ASP:HB2	2.52	0.44
18:AS:51:HIS:HB2	18:AS:56:HIS:CD2	2.52	0.44
19:AT:16:ALA:O	19:AT:19:HIS:HB3	2.18	0.44
19:AT:74:HIS:O	19:AT:75:LYS:C	2.56	0.44
24:BA:1021:A:H61	24:BA:1142:A:N6	2.16	0.44
24:BA:119:A:H4'	24:BA:120:U:O5'	2.16	0.44
24:BA:1269:A:O5'	24:BA:1269:A:H8	2.00	0.44
24:BA:1496:A:C8	24:BA:1498:C:N4	2.86	0.44
24:BA:1942:C:C4	24:BA:1943:U:C4	3.05	0.44
24:BA:2328:A:O2'	24:BA:2329:U:O4'	2.23	0.44
24:BA:2415:G:H4'	35:BL:66:PHE:HB2	1.99	0.44
24:BA:2419:U:OP2	53:B3:32:LEU:HD13	2.18	0.44
24:BA:2392:A:C5	24:BA:2429:G:C5	3.06	0.44
24:BA:2574:G:H2'	24:BA:2575:C:O4'	2.18	0.44
24:BA:2739:U:H2'	24:BA:2740:A:H5'	2.00	0.44
24:BA:2862:G:H2'	24:BA:2863:C:C6	2.53	0.44
24:BA:699:A:H1'	24:BA:1634:A:H2'	2.00	0.44
24:BA:770:G:N3	24:BA:771:G:C8	2.86	0.44
25:BB:16:G:O2'	25:BB:17:C:C5'	2.66	0.44
29:BF:103:ILE:HG12	29:BF:103:ILE:H	1.68	0.44
30:BG:84:LYS:HZ2	30:BG:133:LYS:HE3	1.81	0.44
32:BI:56:VAL:HG22	32:BI:57:VAL:N	2.32	0.44
32:BI:85:ILE:HD13	32:BI:88:GLY:HA2	2.00	0.44
37:BN:55:ALA:HB1	37:BN:80:PHE:N	2.33	0.44
45:BV:42:LEU:HD23	45:BV:42:LEU:N	2.32	0.44
46:BW:30:VAL:HG23	46:BW:59:PHE:HD1	1.82	0.44
55:CA:1116:U:C2'	55:CA:1117:A:H5'	2.48	0.44
55:CA:238:A:H3'	55:CA:239:U:H5''	1.98	0.44
55:CA:313:A:C4	55:CA:314:C:C5	3.05	0.44
55:CA:469:C:H2'	55:CA:470:C:O4'	2.18	0.44
55:CA:659:U:H2'	55:CA:660:C:H6	1.83	0.44
1:CB:55:GLU:HA	1:CB:58:LYS:HB3	2.00	0.44
2:CC:131:ARG:HA	2:CC:134:LYS:HB3	1.99	0.44
3:CD:176:LYS:O	3:CD:176:LYS:HG3	2.18	0.44
3:CD:32:LYS:HE3	55:CA:413:G:C2	2.53	0.44

*Continued on next page...*

*Continued from previous page...*

Atom-1	Atom-2	Interatomic distance (Å)	Clash overlap (Å)
3:CD:66:VAL:HG12	3:CD:70:GLN:HB3	1.99	0.44
3:CD:84:ASN:C	3:CD:84:ASN:ND2	2.70	0.44
6:CG:119:LEU:O	6:CG:123:LEU:N	2.50	0.44
8:CI:24:ASN:O	8:CI:61:ASP:HA	2.17	0.44
10:CK:81:LEU:HD13	10:CK:81:LEU:N	2.33	0.44
11:CL:34:THR:HB	11:CL:53:ARG:HB3	1.99	0.44
51:D1:29:LYS:HE2	51:D1:31:GLU:OE2	2.18	0.44
54:D4:20:ASP:HA	24:DA:2757:A:OP1	2.18	0.44
24:DA:1424:G:C5	24:DA:1425:G:C5	3.06	0.44
24:DA:1495:A:H2'	24:DA:1496:A:C8	2.53	0.44
24:DA:1970:A:H1'	24:DA:1972:G:C8	2.53	0.44
24:DA:1980:G:C5	24:DA:1982:U:O4	2.71	0.44
24:DA:2287:A:C4	24:DA:2289:G:N7	2.86	0.44
24:DA:2308:G:O2'	24:DA:2309:A:P	2.74	0.44
24:DA:2311:A:O3'	24:DA:2312:U:C6	2.71	0.44
24:DA:2345:G:H4'	24:DA:2346:A:C5'	2.48	0.44
24:DA:2423:U:H1'	24:DA:2425:A:C5	2.52	0.44
24:DA:2567:G:H2'	24:DA:2568:U:C6	2.52	0.44
24:DA:2570:G:O2'	24:DA:2571:U:H5'	2.16	0.44
24:DA:2584:U:H5	59:DA:3697:HOH:O	2.01	0.44
24:DA:2865:U:C5	24:DA:2866:U:C2	3.06	0.44
24:DA:301:G:O2'	24:DA:302:C:C5'	2.66	0.44
24:DA:524:G:H5'	24:DA:539:G:N2	2.32	0.44
24:DA:565:C:H2'	24:DA:566:U:O4'	2.18	0.44
24:DA:743:A:O2'	24:DA:744:U:H5'	2.17	0.44
27:DD:99:GLU:HG3	27:DD:100:LEU:N	2.33	0.44
28:DE:135:ALA:C	28:DE:137:LYS:H	2.21	0.44
29:DF:48:LEU:HB2	29:DF:149:ARG:NH2	2.32	0.44
29:DF:43:ILE:HG23	29:DF:44:ALA:N	2.24	0.44
29:DF:74:ALA:CB	29:DF:76:PHE:CD2	2.96	0.44
35:DL:34:GLY:HA3	24:DA:943:A:OP1	2.17	0.44
36:DM:3:GLN:O	36:DM:4:PRO:C	2.56	0.44
40:DQ:48:ASP:HA	40:DQ:51:GLN:HB2	2.00	0.44
40:DQ:8:ILE:HG23	40:DQ:8:ILE:O	2.18	0.44
43:DT:32:LEU:HD23	43:DT:32:LEU:N	2.32	0.44
45:DV:14:LYS:CB	56:DB:98:G:N1	2.68	0.44
45:DV:28:ALA:HA	45:DV:88:HIS:CE1	2.53	0.44
21:AA:1088:G:N2	21:AA:1089:G:C4	2.86	0.44
21:AA:1158:C:C2'	21:AA:1158:C:O2	2.64	0.44
21:AA:11:G:C6	21:AA:12:U:C4	3.05	0.44
21:AA:1323:G:H2'	21:AA:1324:A:H8	1.81	0.44

*Continued on next page...*

*Continued from previous page...*

Atom-1	Atom-2	Interatomic distance (Å)	Clash overlap (Å)
21:AA:266:G:O2'	21:AA:267:C:P	2.76	0.44
21:AA:49:U:O4	21:AA:365:U:H5	1.99	0.44
21:AA:511:C:C4	21:AA:512:U:C4	3.06	0.44
21:AA:636:U:O2'	21:AA:637:C:H5'	2.18	0.44
21:AA:664:G:H22	21:AA:741:G:H1	1.65	0.44
1:AB:108:GLN:HB2	1:AB:111:LYS:HD3	1.98	0.44
1:AB:110:ILE:HD13	1:AB:150:ILE:HD13	1.98	0.44
1:AB:63:LYS:HZ3	1:AB:224:ARG:HH22	1.65	0.44
2:AC:129:PHE:CZ	2:AC:130:ARG:CD	3.01	0.44
2:AC:79:LYS:HA	2:AC:79:LYS:HE3	2.00	0.44
3:AD:166:LYS:NZ	3:AD:166:LYS:HB3	2.33	0.44
4:AE:152:VAL:HG21	4:AE:156:ARG:CZ	2.48	0.44
4:AE:155:LYS:CD	4:AE:156:ARG:HG2	2.38	0.44
5:AF:8:PHE:HD2	5:AF:8:PHE:H	1.66	0.44
4:AE:155:LYS:HD3	7:AH:70:VAL:HG21	1.99	0.44
8:AI:51:LEU:HB3	8:AI:56:MET:HG3	1.99	0.44
8:AI:79:ARG:NH1	8:AI:102:PHE:CD1	2.86	0.44
9:AJ:15:HIS:CG	9:AJ:16:ARG:N	2.85	0.44
9:AJ:6:ILE:HD11	9:AJ:79:PRO:HA	1.99	0.44
10:AK:121:ARG:HA	10:AK:122:PRO:HD2	1.82	0.44
10:AK:22:ILE:CG1	10:AK:85:VAL:HA	2.45	0.44
17:AR:21:ASP:OD1	17:AR:23:LYS:HG3	2.18	0.44
17:AR:61:ALA:O	17:AR:66:LEU:HB2	2.17	0.44
19:AT:26:MET:CE	19:AT:30:PHE:HE1	2.30	0.44
19:AT:75:LYS:O	19:AT:76:ALA:C	2.56	0.44
10:AK:126:ARG:HB2	20:AU:33:ARG:NH1	2.32	0.44
24:BA:1018:U:N3	24:BA:1019:U:C5	2.86	0.44
24:BA:1070:A:C2	24:BA:1097:U:H4'	2.53	0.44
24:BA:1229:C:H2'	24:BA:1230:A:H8	1.82	0.44
24:BA:1486:U:H2'	24:BA:1487:U:H6	1.82	0.44
24:BA:1714:U:C6	24:BA:1714:U:C5'	3.01	0.44
24:BA:1866:A:H61	24:BA:1875:G:C2'	2.31	0.44
24:BA:1885:A:H2'	24:BA:1886:U:O4'	2.17	0.44
24:BA:1901:A:O2'	24:BA:1902:C:H5'	2.18	0.44
24:BA:2037:A:H2'	24:BA:2038:G:H8	1.76	0.44
24:BA:2051:A:OP2	24:BA:2051:A:H8	2.01	0.44
24:BA:2290:G:N2	24:BA:2343:U:H1'	2.32	0.44
24:BA:2725:A:H2'	24:BA:2727:A:N7	2.33	0.44
24:BA:2823:A:C2'	24:BA:2824:C:H5'	2.48	0.44
24:BA:447:A:C5	24:BA:473:G:C5	3.05	0.44
24:BA:604:G:C6	24:BA:625:G:C2	3.05	0.44

*Continued on next page...*

*Continued from previous page...*

Atom-1	Atom-2	Interatomic distance (Å)	Clash overlap (Å)
24:BA:643:A:C2	24:BA:644:A:C4	3.06	0.44
24:BA:954:G:C5	24:BA:955:U:C4	3.06	0.44
27:BD:186:LEU:HD12	27:BD:186:LEU:HA	1.78	0.44
28:BE:175:ILE:HG23	28:BE:175:ILE:O	2.16	0.44
30:BG:38:ASP:OD1	30:BG:38:ASP:N	2.51	0.44
32:BI:78:LEU:HD13	32:BI:108:ILE:CG2	2.44	0.44
34:BK:59:LYS:HG3	34:BK:89:ASN:ND2	2.33	0.44
34:BK:51:LYS:HG3	34:BK:95:ILE:CG1	2.48	0.44
40:BQ:116:LEU:HA	40:BQ:116:LEU:HD12	1.92	0.44
43:BT:34:VAL:HG21	43:BT:43:ILE:HD12	2.00	0.44
46:BW:67:LYS:HG3	46:BW:69:GLU:HG3	1.99	0.44
55:CA:119:A:N7	55:CA:240:G:C6	2.86	0.44
6:CG:118:ARG:CZ	55:CA:1239:A:H3'	2.46	0.44
55:CA:1288:A:O2'	55:CA:1289:A:O4'	2.35	0.44
55:CA:1348:U:O2'	55:CA:1349:A:H8	2.00	0.44
55:CA:1400:C:C6	22:CV:34:C:N3	2.85	0.44
55:CA:1473:G:H2'	55:CA:1474:U:O4'	2.17	0.44
55:CA:1511:G:H2'	55:CA:1512:U:O4'	2.18	0.44
55:CA:202:G:N2	55:CA:465:A:H61	2.13	0.44
55:CA:236:A:H2'	55:CA:237:G:H8	1.83	0.44
55:CA:273:U:C4	55:CA:274:A:N7	2.86	0.44
55:CA:495:A:H4'	55:CA:496:A:C5'	2.47	0.44
55:CA:602:A:O2'	55:CA:603:U:H5'	2.17	0.44
55:CA:676:A:H2'	55:CA:677:U:H6	1.83	0.44
55:CA:84:U:C2	55:CA:87:C:H1'	2.52	0.44
55:CA:758:C:H4'	55:CA:880:C:O2'	2.18	0.44
1:CB:53:LEU:CD1	1:CB:219:THR:HG21	2.48	0.44
4:CE:148:SER:O	4:CE:151:MET:N	2.39	0.44
6:CG:94:ARG:HB3	6:CG:98:LEU:CD1	2.48	0.44
8:CI:27:ILE:HD13	8:CI:62:LEU:CB	2.46	0.44
10:CK:63:GLN:HB2	10:CK:98:ALA:CB	2.48	0.44
13:CN:25:GLU:HA	13:CN:28:ALA:CB	2.48	0.44
12:CM:78:ARG:HD2	18:CS:64:GLU:HB3	1.99	0.44
19:CT:35:TYR:OH	55:CA:259:G:P	2.76	0.44
54:D4:27:CYS:CB	54:D4:33:HIS:HB2	2.48	0.44
54:D4:9:LYS:HD3	54:D4:9:LYS:O	2.18	0.44
24:DA:1182:G:C6	24:DA:1183:U:N3	2.86	0.44
24:DA:1269:A:OP2	59:DA:3399:HOH:O	2.21	0.44
24:DA:1572:A:O2'	24:DA:1573:G:H5'	2.18	0.44
24:DA:1585:C:H2'	24:DA:1586:A:O5'	2.17	0.44
24:DA:1641:A:H2'	24:DA:1642:G:O4'	2.18	0.44

*Continued on next page...*

*Continued from previous page...*

Atom-1	Atom-2	Interatomic distance (Å)	Clash overlap (Å)
24:DA:160:A:N6	24:DA:167:A:H1'	2.33	0.44
24:DA:1708:C:H2'	24:DA:1709:U:C6	2.53	0.44
24:DA:1788:C:O5'	24:DA:1788:C:H6	2.01	0.44
24:DA:1809:A:C2	24:DA:1810:A:C5	3.06	0.44
24:DA:1817:G:C2'	24:DA:1818:U:H5'	2.47	0.44
24:DA:181:A:H2'	24:DA:181:A:N3	2.33	0.44
24:DA:1838:C:H5''	24:DA:1839:G:OP1	2.17	0.44
24:DA:1981:A:H8	24:DA:1981:A:H2'	1.68	0.44
24:DA:2056:G:C2	24:DA:2057:G:C8	3.06	0.44
24:DA:2097:A:C4	24:DA:2098:U:C5	3.06	0.44
24:DA:2141:G:H2'	24:DA:2142:A:H8	1.80	0.44
24:DA:2155:U:OP2	24:DA:2155:U:H6	2.00	0.44
24:DA:2212:A:C8	24:DA:2214:C:C5	3.06	0.44
24:DA:2508:G:C6	24:DA:2582:G:O6	2.70	0.44
24:DA:363:G:H2'	24:DA:364:C:C6	2.52	0.44
24:DA:587:C:H5''	24:DA:588:U:H5'	1.99	0.44
35:DL:78:ARG:NH2	24:DA:627:A:OP1	2.51	0.44
24:DA:919:U:H2'	24:DA:920:A:O4'	2.18	0.44
24:DA:93:G:C4	24:DA:94:A:C8	3.06	0.44
56:DB:73:A:C4	56:DB:104:A:N1	2.86	0.44
26:DC:175:LEU:O	26:DC:178:GLY:N	2.37	0.44
26:DC:44:ASN:O	26:DC:46:GLY:N	2.50	0.44
26:DC:67:LYS:CB	26:DC:150:GLY:HA2	2.46	0.44
27:DD:107:VAL:HG11	27:DD:189:VAL:HG11	2.00	0.44
28:DE:119:ILE:CD1	28:DE:143:LEU:HD21	2.48	0.44
28:DE:85:PHE:O	28:DE:86:ALA:C	2.55	0.44
30:DG:6:ALA:HA	30:DG:7:PRO:HD3	1.64	0.44
31:DH:83:LYS:HZ2	31:DH:90:LEU:HD23	1.83	0.44
32:DI:22:PRO:HB2	32:DI:23:VAL:H	1.58	0.44
34:DK:17:ARG:O	34:DK:18:ARG:C	2.55	0.44
34:DK:60:ALA:HA	34:DK:87:LEU:HD21	1.98	0.44
35:DL:77:ILE:O	35:DL:110:VAL:O	2.35	0.44
36:DM:25:ASP:OD2	45:DV:79:ARG:HD2	2.17	0.44
39:DP:91:VAL:O	39:DP:92:ARG:HB3	2.18	0.44
43:DT:53:VAL:HG21	43:DT:92:ASN:HD22	1.81	0.44
47:DX:1:SER:HB2	24:DA:1364:G:N7	2.32	0.44
21:AA:1262:C:C5	21:AA:1263:C:C5	3.05	0.44
21:AA:1519:A:C8	21:AA:1520:C:H1'	2.53	0.44
21:AA:320:A:H2'	21:AA:321:A:C8	2.52	0.44
21:AA:765:G:C6	21:AA:812:G:C4	3.06	0.44
1:AB:29:PHE:O	1:AB:41:ASN:HB2	2.18	0.44

*Continued on next page...*

*Continued from previous page...*

Atom-1	Atom-2	Interatomic distance (Å)	Clash overlap (Å)
7:AH:98:LEU:C	7:AH:99:GLY:O	2.56	0.44
11:AL:21:PRO:O	11:AL:23:LEU:N	2.50	0.44
11:AL:58:ASN:C	11:AL:58:ASN:OD1	2.55	0.44
13:AN:92:ILE:HG21	13:AN:95:LEU:HD22	2.00	0.44
15:AP:35:ARG:HH21	15:AP:51:ARG:NH1	2.16	0.44
15:AP:5:ARG:HB3	15:AP:68:SER:OG	2.18	0.44
17:AR:44:THR:O	17:AR:45:GLY:C	2.56	0.44
24:BA:1001:A:H2'	24:BA:1002:G:H5'	1.99	0.44
24:BA:1026:G:C4	24:BA:1027:A:N7	2.85	0.44
24:BA:1086:A:H4'	24:BA:1103:A:N1	2.33	0.44
24:BA:1107:G:O2'	24:BA:1108:U:H5'	2.17	0.44
24:BA:1331:G:C4	24:BA:1333:G:C8	3.06	0.44
24:BA:1865:U:C4	24:BA:1875:G:C2	3.06	0.44
24:BA:1921:G:H2'	24:BA:1922:G:O4'	2.17	0.44
24:BA:2246:G:N2	24:BA:2426:A:C1'	2.80	0.44
24:BA:2280:G:H2'	24:BA:2280:G:N3	2.32	0.44
24:BA:2308:G:C6	29:BF:76:PHE:CE2	2.96	0.44
24:BA:2328:A:H2'	24:BA:2329:U:H6	1.81	0.44
24:BA:255:A:N1	24:BA:256:A:C4	2.86	0.44
24:BA:749:A:C5	24:BA:1618:A:C2	3.06	0.44
24:BA:795:C:H2'	24:BA:796:C:C6	2.53	0.44
24:BA:669:G:C4	24:BA:801:G:C6	3.06	0.44
26:BC:151:GLY:O	26:BC:152:GLN:HG3	2.18	0.44
24:BA:2305:U:H6	29:BF:152:ASP:HB3	1.82	0.44
30:BG:29:ASN:CG	30:BG:30:GLY:H	2.20	0.44
30:BG:61:TRP:CE3	30:BG:61:TRP:HA	2.53	0.44
33:BJ:84:ILE:O	33:BJ:84:ILE:CG2	2.64	0.44
34:BK:4:GLU:HA	34:BK:21:CYS:SG	2.58	0.44
35:BL:82:LEU:HD23	35:BL:83:ALA:N	2.33	0.44
36:BM:78:LEU:O	36:BM:80:VAL:N	2.51	0.44
40:BQ:105:PHE:O	40:BQ:108:LEU:HB2	2.18	0.44
42:BS:70:LYS:O	42:BS:72:THR:HG23	2.17	0.44
42:BS:97:LEU:CD2	42:BS:97:LEU:N	2.79	0.44
44:BU:48:VAL:O	44:BU:53:GLN:HB3	2.18	0.44
46:BW:41:GLY:O	46:BW:42:THR:C	2.56	0.44
55:CA:1366:C:HO2'	55:CA:1367:C:H6	1.61	0.44
6:CG:77:ARG:NE	55:CA:1381:U:H3	2.16	0.44
55:CA:397:A:C3'	55:CA:397:A:N3	2.77	0.44
55:CA:524:G:H2'	55:CA:525:C:C6	2.52	0.44
55:CA:79:G:N3	55:CA:80:A:N7	2.66	0.44
55:CA:926:G:H2'	55:CA:1505:G:N3	2.32	0.44

*Continued on next page...*

*Continued from previous page...*

Atom-1	Atom-2	Interatomic distance (Å)	Clash overlap (Å)
1:CB:102:ASN:O	1:CB:104:LYS:N	2.51	0.44
2:CC:18:ASN:HD21	2:CC:53:ARG:HD3	1.83	0.44
2:CC:76:ILE:HG23	2:CC:80:GLY:HA2	1.98	0.44
6:CG:104:VAL:HA	6:CG:107:ALA:HB2	1.99	0.44
6:CG:78:ARG:HB2	6:CG:82:SER:O	2.18	0.44
7:CH:37:ASN:HD22	7:CH:37:ASN:C	2.20	0.44
8:CI:24:ASN:O	8:CI:26:LYS:HG2	2.17	0.44
10:CK:124:LYS:HA	20:CU:34:ARG:CB	2.47	0.44
12:CM:36:ALA:HB2	12:CM:55:LEU:HD21	1.99	0.44
13:CN:80:ARG:HG2	13:CN:81:ILE:N	2.33	0.44
50:D0:15:ARG:NH2	24:DA:1264:A:H5''	2.33	0.44
24:DA:1270:C:C4	24:DA:1648:U:H5	2.35	0.44
24:DA:1311:G:HO2'	24:DA:1312:U:H6	1.55	0.44
24:DA:140:C:O2'	24:DA:141:G:P	2.75	0.44
24:DA:1488:C:H2'	24:DA:1489:C:O4'	2.18	0.44
24:DA:1548:A:C6	24:DA:1549:A:C5	3.05	0.44
24:DA:1624:U:H2'	24:DA:1625:C:H6	1.83	0.44
24:DA:2093:G:C6	24:DA:2225:A:N7	2.86	0.44
24:DA:2105:U:O2	24:DA:2105:U:H2'	2.18	0.44
24:DA:2147:A:H4'	24:DA:2148:G:C8	2.52	0.44
24:DA:964:C:O2'	24:DA:2273:A:N3	2.47	0.44
24:DA:2311:A:H3'	24:DA:2312:U:C6	2.53	0.44
24:DA:2570:G:C5	24:DA:2571:U:C5	3.05	0.44
24:DA:2051:A:H2'	24:DA:2614:A:H61	1.83	0.44
24:DA:2698:U:H2'	24:DA:2699:C:C6	2.52	0.44
24:DA:272:A:O2'	24:DA:273:G:O5'	2.36	0.44
24:DA:2751:G:O2'	24:DA:2752:C:H5'	2.18	0.44
24:DA:277:G:H4'	24:DA:278:A:C8	2.53	0.44
26:DC:131:MET:HA	26:DC:134:ILE:HG12	1.98	0.44
26:DC:84:PRO:HG3	24:DA:1567:G:H3'	1.99	0.44
27:DD:148:GLN:O	24:DA:2575:C:H4'	2.17	0.44
34:DK:2:ILE:N	34:DK:2:ILE:HD12	2.33	0.44
35:DL:103:ILE:H	35:DL:103:ILE:HD12	1.83	0.44
41:DR:20:VAL:O	41:DR:95:ASP:HA	2.18	0.44
43:DT:29:THR:CA	43:DT:87:LEU:HB2	2.46	0.44
45:DV:61:LEU:HG	45:DV:72:VAL:O	2.17	0.44
49:DZ:40:THR:C	49:DZ:42:ALA:N	2.69	0.44
21:AA:1225:A:N3	21:AA:1225:A:H2'	2.33	0.44
21:AA:1323:G:C4	21:AA:1324:A:N7	2.86	0.44
21:AA:1423:G:O2'	21:AA:1424:U:H5'	2.18	0.44
21:AA:1493:A:H2'	21:AA:1494:G:C5'	2.47	0.44

*Continued on next page...*

*Continued from previous page...*

Atom-1	Atom-2	Interatomic distance (Å)	Clash overlap (Å)
21:AA:1499:A:H1'	21:AA:1520:C:O5'	2.17	0.44
21:AA:1512:U:C2	21:AA:1513:A:C8	3.05	0.44
21:AA:161:A:C6	21:AA:162:A:C6	3.06	0.44
21:AA:448:A:H2'	21:AA:449:G:O4'	2.18	0.44
21:AA:625:U:O2'	21:AA:626:G:H5'	2.18	0.44
1:AB:136:ARG:HD3	1:AB:139:GLU:OE1	2.18	0.44
2:AC:139:ASN:HD22	2:AC:139:ASN:H	1.66	0.44
2:AC:192:TYR:HA	21:AA:1206:G:O2'	2.17	0.44
2:AC:24:ASN:O	2:AC:25:THR:C	2.56	0.44
2:AC:52:SER:O	2:AC:53:ARG:HB2	2.18	0.44
2:AC:83:VAL:O	2:AC:86:LEU:HB2	2.18	0.44
4:AE:31:SER:HA	4:AE:53:ARG:HA	2.00	0.44
6:AG:15:PRO:HG2	6:AG:43:TYR:OH	2.17	0.44
8:AI:42:THR:O	8:AI:43:ALA:HB2	2.17	0.44
10:AK:63:GLN:HG3	10:AK:98:ALA:HB2	1.98	0.44
15:AP:17:TYR:CD1	15:AP:17:TYR:N	2.86	0.44
15:AP:42:ILE:C	15:AP:44:SER:H	2.21	0.44
16:AQ:22:VAL:HG12	16:AQ:24:ILE:HG13	2.00	0.44
16:AQ:11:VAL:HG21	16:AQ:53:GLY:O	2.18	0.44
20:AU:46:ARG:C	20:AU:48:LYS:N	2.72	0.44
24:BA:1090:A:N6	24:BA:1102:C:N3	2.65	0.44
24:BA:1177:G:H2'	24:BA:1178:C:O4'	2.18	0.44
24:BA:118:A:N7	24:BA:119:A:C8	2.86	0.44
24:BA:1220:G:H2'	24:BA:1221:C:O4'	2.18	0.44
24:BA:1229:C:H2'	24:BA:1230:A:C8	2.53	0.44
24:BA:1213:A:N7	24:BA:1237:A:C5	2.86	0.44
24:BA:1886:U:H2'	24:BA:1887:C:C6	2.53	0.44
24:BA:1997:C:O2'	24:BA:1998:A:C5'	2.66	0.44
24:BA:2064:C:H2'	24:BA:2065:C:C5	2.52	0.44
24:BA:2259:U:C4	24:BA:2260:C:C5	3.06	0.44
24:BA:2286:G:H5''	24:BA:2287:A:O5'	2.17	0.44
24:BA:2392:A:N9	24:BA:2429:G:C6	2.86	0.44
24:BA:2512:C:H2'	24:BA:2513:A:O4'	2.18	0.44
24:BA:2574:G:C5	24:BA:2575:C:C5	3.06	0.44
24:BA:2701:U:H3'	24:BA:2702:G:H5''	2.00	0.44
24:BA:2748:A:C6	24:BA:2757:A:N7	2.86	0.44
24:BA:26:G:O2'	24:BA:27:G:H5'	2.18	0.44
24:BA:482:A:N6	24:BA:506:G:H1'	2.32	0.44
24:BA:514:A:C2	24:BA:515:A:C2	3.06	0.44
24:BA:633:A:C5'	24:BA:633:A:H8	2.31	0.44
24:BA:729:G:C6	26:BC:206:LYS:HB2	2.52	0.44

*Continued on next page...*



*Continued from previous page...*

Atom-1	Atom-2	Interatomic distance (Å)	Clash overlap (Å)
24:BA:77:G:C4	24:BA:110:G:C2	3.06	0.44
26:BC:29:PHE:CZ	26:BC:31:PRO:CG	3.01	0.44
31:BH:137:GLU:HG3	31:BH:138:VAL:N	2.32	0.44
33:BJ:64:VAL:CG1	33:BJ:65:THR:N	2.80	0.44
34:BK:107:LEU:C	34:BK:109:SER:H	2.21	0.44
35:BL:14:LYS:O	35:BL:15:ALA:O	2.35	0.44
37:BN:69:ARG:C	37:BN:71:ARG:H	2.20	0.44
37:BN:77:ALA:O	37:BN:81:ASN:HB2	2.18	0.44
41:BR:46:GLU:HG2	41:BR:47:VAL:N	2.32	0.44
43:BT:39:THR:HG22	43:BT:41:ALA:HB3	1.99	0.44
24:BA:327:G:N2	44:BU:67:SER:OG	2.51	0.44
55:CA:1299:A:C2'	55:CA:1299:A:N3	2.75	0.44
55:CA:207:C:O2	55:CA:207:C:H2'	2.17	0.44
55:CA:257:G:C2	55:CA:258:G:C5	3.06	0.44
55:CA:358:U:H2'	55:CA:359:G:C8	2.53	0.44
55:CA:627:G:H2'	55:CA:628:G:H8	1.83	0.44
55:CA:655:A:H2'	55:CA:656:G:O4'	2.18	0.44
2:CC:32:LEU:HD22	2:CC:36:PHE:HZ	1.83	0.44
7:CH:65:PHE:CE2	7:CH:66:GLN:HG2	2.52	0.44
10:CK:22:ILE:HD12	10:CK:22:ILE:HA	1.71	0.44
12:CM:62:PHE:O	12:CM:64:VAL:HG23	2.18	0.44
13:CN:66:THR:CG2	13:CN:82:LYS:HE3	2.47	0.44
16:CQ:60:ILE:HG12	16:CQ:72:TRP:CE3	2.53	0.44
24:DA:1039:A:C2	24:DA:1040:A:C4	3.05	0.44
24:DA:1142:A:C4	24:DA:1144:A:C8	3.06	0.44
24:DA:991:C:OP2	24:DA:1186:G:OP2	2.35	0.44
24:DA:1370:C:O4'	24:DA:1810:A:H2	2.01	0.44
24:DA:1643:G:C6	24:DA:1644:C:C5	3.06	0.44
24:DA:193:U:C4	24:DA:194:G:N7	2.86	0.44
24:DA:1996:C:O2'	24:DA:1997:C:O4'	2.31	0.44
24:DA:197:A:C8	24:DA:2430:A:N7	2.85	0.44
24:DA:2639:A:H2'	24:DA:2640:G:O4'	2.18	0.44
24:DA:2659:G:N2	24:DA:2661:G:H5''	2.33	0.44
24:DA:656:G:O5'	24:DA:656:G:C8	2.64	0.44
24:DA:823:C:H2'	24:DA:824:U:C6	2.53	0.44
38:DO:45:SER:CA	56:DB:112:G:H21	2.28	0.44
56:DB:45:A:C4	56:DB:46:A:N7	2.86	0.44
27:DD:23:PRO:HB3	24:DA:2682:A:C2	2.52	0.44
27:DD:34:VAL:CG1	27:DD:48:ILE:HD11	2.46	0.44
29:DF:128:SER:HA	29:DF:153:ILE:O	2.18	0.44
29:DF:136:ILE:CG2	29:DF:142:TYR:HB2	2.48	0.44

*Continued on next page...*

*Continued from previous page...*

Atom-1	Atom-2	Interatomic distance (Å)	Clash overlap (Å)
30:DG:168:VAL:O	30:DG:168:VAL:HG12	2.17	0.44
32:DI:28:GLY:O	32:DI:29:GLN:C	2.56	0.44
38:DO:30:ARG:HA	38:DO:35:ILE:HD13	1.99	0.44
39:DP:16:VAL:HA	39:DP:17:PRO:HD3	1.68	0.44
40:DQ:57:ARG:NH1	24:DA:1154:G:OP2	2.51	0.44
43:DT:55:VAL:HG22	43:DT:56:GLU:N	2.33	0.44
44:DU:90:LYS:HB2	44:DU:92:VAL:CG1	2.48	0.44
45:DV:30:ILE:O	45:DV:31:TYR:HB3	2.18	0.44
46:DW:9:THR:HG23	46:DW:10:ARG:CG	2.32	0.44
21:AA:1072:G:C6	21:AA:1104:G:C6	3.06	0.43
21:AA:1238:A:C2	21:AA:1241:G:H1'	2.52	0.43
21:AA:122:G:H2'	21:AA:123:U:C6	2.53	0.43
21:AA:1337:G:H2'	21:AA:1337:G:H8	1.55	0.43
21:AA:109:A:C4	21:AA:327:A:C2	3.06	0.43
21:AA:599:C:H2'	21:AA:600:A:H8	1.83	0.43
21:AA:724:G:H2'	21:AA:725:G:H8	1.83	0.43
21:AA:76:G:N1	21:AA:95:C:N4	2.66	0.43
1:AB:60:ALA:O	1:AB:224:ARG:N	2.50	0.43
2:AC:111:ASP:O	2:AC:115:VAL:HG23	2.18	0.43
5:AF:18:VAL:HB	5:AF:19:PRO:HD2	2.00	0.43
7:AH:103:VAL:O	7:AH:109:VAL:HG13	2.18	0.43
8:AI:12:LYS:O	8:AI:13:SER:HB3	2.18	0.43
8:AI:6:TYR:OH	21:AA:1148:U:H5'	2.18	0.43
9:AJ:91:ASP:C	9:AJ:92:LEU:HG	2.38	0.43
12:AM:21:ILE:HB	12:AM:24:VAL:HG21	1.99	0.43
16:AQ:46:HIS:CD2	16:AQ:48:GLU:HB2	2.53	0.43
17:AR:55:ALA:O	17:AR:59:LYS:HG3	2.18	0.43
18:AS:44:ILE:HA	18:AS:61:VAL:HB	1.99	0.43
51:B1:46:VAL:HG12	51:B1:47:ILE:N	2.33	0.43
24:BA:1019:U:H2'	24:BA:1020:A:C8	2.53	0.43
24:BA:1022:G:C6	24:BA:1140:C:C4	3.06	0.43
24:BA:1291:C:C2'	24:BA:1292:G:H5'	2.47	0.43
24:BA:1300:G:H4'	24:BA:1301:A:H5'	2.00	0.43
24:BA:1330:C:O2'	24:BA:1331:G:C5'	2.46	0.43
24:BA:1438:U:C2'	24:BA:1439:A:H5'	2.48	0.43
24:BA:1669:A:C2'	24:BA:1669:A:N3	2.80	0.43
24:BA:1687:G:C5	24:BA:1688:U:H5	2.35	0.43
24:BA:1900:A:H2	24:BA:1970:A:C2	2.35	0.43
24:BA:223:A:C6	24:BA:422:A:C5	3.06	0.43
24:BA:2564:A:C6	24:BA:2565:A:N1	2.86	0.43
24:BA:2564:A:OP1	24:BA:2648:G:H4'	2.18	0.43

*Continued on next page...*

*Continued from previous page...*

Atom-1	Atom-2	Interatomic distance (Å)	Clash overlap (Å)
24:BA:2880:C:H2'	24:BA:2881:U:C6	2.52	0.43
24:BA:478:A:C6	24:BA:480:A:C6	3.06	0.43
24:BA:480:A:H3'	24:BA:481:G:C5'	2.48	0.43
24:BA:483:A:H2'	24:BA:484:C:O4'	2.18	0.43
24:BA:656:G:C8	24:BA:656:G:C5'	2.99	0.43
24:BA:863:A:H2'	24:BA:864:G:C8	2.52	0.43
24:BA:995:C:N3	33:BJ:2:LYS:HA	2.33	0.43
25:BB:38:C:H2'	25:BB:39:A:C8	2.53	0.43
26:BC:16:VAL:N	26:BC:203:VAL:CG1	2.81	0.43
27:BD:57:ALA:O	27:BD:60:VAL:HG12	2.17	0.43
27:BD:85:ALA:O	27:BD:86:GLU:CB	2.66	0.43
27:BD:90:PHE:C	27:BD:92:VAL:H	2.21	0.43
29:BF:173:ASP:O	29:BF:174:PHE:C	2.56	0.43
29:BF:33:ILE:O	29:BF:90:LEU:HB2	2.18	0.43
30:BG:18:ILE:O	30:BG:18:ILE:HG12	2.18	0.43
30:BG:6:ALA:O	30:BG:7:PRO:O	2.36	0.43
30:BG:93:TYR:HD2	30:BG:93:TYR:HA	1.67	0.43
34:BK:12:ASP:OD1	34:BK:12:ASP:C	2.56	0.43
34:BK:49:ARG:O	34:BK:50:GLY:O	2.36	0.43
35:BL:64:PHE:O	35:BL:64:PHE:CD1	2.71	0.43
36:BM:12:MET:HB2	36:BM:72:PRO:CD	2.48	0.43
39:BP:80:VAL:O	39:BP:82:SER:N	2.46	0.43
40:BQ:47:ARG:O	40:BQ:50:ARG:HB2	2.17	0.43
46:BW:71:LYS:O	46:BW:75:ASN:O	2.36	0.43
47:BX:44:ARG:HG2	47:BX:45:PHE:N	2.32	0.43
55:CA:1036:A:O2'	55:CA:1037:C:H5'	2.17	0.43
55:CA:1055:A:C8	55:CA:1206:G:C2	3.06	0.43
6:CG:108:ARG:HH22	55:CA:1240:U:C3'	2.30	0.43
55:CA:1495:U:O2	24:DA:1919:A:H2	2.00	0.43
55:CA:1499:A:H2'	55:CA:1500:A:C8	2.53	0.43
55:CA:198:G:C6	55:CA:220:G:N3	2.85	0.43
55:CA:781:A:H2'	55:CA:782:A:O5'	2.17	0.43
55:CA:80:A:C5	55:CA:81:A:H1'	2.51	0.43
1:CB:34:ARG:HD3	1:CB:35:ASN:HB2	1.99	0.43
2:CC:13:ILE:HG22	2:CC:14:VAL:HG23	1.99	0.43
9:CJ:6:ILE:HB	9:CJ:76:ILE:HB	1.98	0.43
10:CK:22:ILE:CB	10:CK:85:VAL:HG22	2.47	0.43
13:CN:2:LYS:O	13:CN:5:MET:HB2	2.18	0.43
15:CP:6:LEU:HG	15:CP:6:LEU:H	1.76	0.43
18:CS:38:THR:HG1	18:CS:40:PHE:HD1	1.65	0.43
19:CT:34:VAL:O	19:CT:37:ALA:HB3	2.18	0.43

*Continued on next page...*

*Continued from previous page...*

Atom-1	Atom-2	Interatomic distance (Å)	Clash overlap (Å)
20:CU:22:CYS:O	20:CU:23:GLU:O	2.36	0.43
24:DA:1616:A:H4'	24:DA:1617:C:OP2	2.18	0.43
24:DA:1915:U:O2'	24:DA:1916:A:H5'	2.18	0.43
24:DA:1934:C:H4'	24:DA:1974:C:O3'	2.17	0.43
24:DA:2482:A:O2'	24:DA:2483:C:H5'	2.17	0.43
24:DA:2665:A:C2	24:DA:2666:C:N3	2.86	0.43
24:DA:361:G:HO2'	24:DA:362:A:P	2.41	0.43
24:DA:668:A:N3	24:DA:670:A:N6	2.66	0.43
24:DA:815:C:C2	24:DA:816:C:C5	3.06	0.43
26:DC:245:THR:C	26:DC:247:TRP:H	2.22	0.43
28:DE:55:SER:CB	24:DA:468:G:H5''	2.47	0.43
35:DL:90:VAL:HB	35:DL:122:VAL:HA	2.00	0.43
35:DL:85:VAL:O	35:DL:85:VAL:HG22	2.18	0.43
36:DM:66:ARG:CZ	36:DM:101:VAL:HG11	2.48	0.43
39:DP:105:LYS:HA	39:DP:108:ARG:NE	2.33	0.43
40:DQ:25:GLY:C	40:DQ:27:ARG:H	2.20	0.43
41:DR:54:VAL:O	41:DR:55:ASP:C	2.56	0.43
42:DS:8:ARG:HB3	42:DS:102:HIS:CE1	2.54	0.43
43:DT:4:GLU:HG3	43:DT:6:ARG:HH21	1.82	0.43
48:DY:55:THR:HG21	24:DA:77:G:O4'	2.18	0.43
21:AA:1502:A:H8	21:AA:1505:G:N2	2.14	0.43
21:AA:253:A:H2'	21:AA:254:G:H8	1.83	0.43
21:AA:782:A:H4'	21:AA:1514:G:O2'	2.17	0.43
21:AA:922:G:C5	21:AA:923:A:C5	3.05	0.43
12:AM:100:ARG:CZ	21:AA:950:U:C5	3.01	0.43
21:AA:986:U:H2'	21:AA:987:G:O4'	2.18	0.43
2:AC:120:THR:C	2:AC:122:GLN:H	2.20	0.43
16:AQ:14:ASP:C	16:AQ:16:MET:SD	2.97	0.43
19:AT:25:SER:O	19:AT:28:ARG:HG3	2.17	0.43
52:B2:42:LEU:CD2	52:B2:42:LEU:H	2.29	0.43
53:B3:35:LYS:HG2	53:B3:39:ARG:NH2	2.33	0.43
24:BA:1152:C:H2'	24:BA:1153:C:C6	2.53	0.43
24:BA:1257:C:O5'	24:BA:1257:C:H6	2.01	0.43
24:BA:1347:A:O2'	24:BA:1348:C:H5'	2.18	0.43
24:BA:1477:A:H2'	24:BA:1478:G:O4'	2.18	0.43
24:BA:1537:G:H5''	24:BA:1537:G:N3	2.33	0.43
24:BA:1655:A:H4'	27:BD:119:ALA:C	2.39	0.43
24:BA:1814:G:C6	24:BA:1815:A:C6	3.06	0.43
24:BA:1979:U:H2'	24:BA:1980:G:H5'	2.00	0.43
24:BA:2055:C:C4	59:BA:3539:HOH:O	2.70	0.43
24:BA:2636:C:H2'	24:BA:2637:U:C6	2.53	0.43

*Continued on next page...*

*Continued from previous page...*

Atom-1	Atom-2	Interatomic distance (Å)	Clash overlap (Å)
24:BA:2663:G:C6	24:BA:2664:G:C4	3.06	0.43
24:BA:2701:U:H3'	24:BA:2702:G:C5'	2.49	0.43
24:BA:374:A:H61	24:BA:400:G:H1'	1.83	0.43
24:BA:477:A:C2'	24:BA:478:A:C8	2.94	0.43
25:BB:79:G:C4	25:BB:80:U:C6	3.06	0.43
26:BC:15:VAL:HA	26:BC:203:VAL:CG1	2.48	0.43
27:BD:40:LEU:O	27:BD:41:ALA:C	2.56	0.43
27:BD:90:PHE:C	27:BD:92:VAL:N	2.71	0.43
31:BH:34:GLY:O	31:BH:35:LYS:HG3	2.17	0.43
31:BH:8:LYS:HB3	31:BH:9:VAL:H	1.51	0.43
33:BJ:40:HIS:N	33:BJ:40:HIS:CD2	2.86	0.43
38:BO:52:SER:OG	38:BO:54:VAL:HG12	2.18	0.43
40:BQ:15:LYS:HG2	40:BQ:15:LYS:O	2.18	0.43
42:BS:73:LYS:O	42:BS:106:VAL:N	2.47	0.43
43:BT:23:ALA:C	43:BT:25:GLU:H	2.21	0.43
43:BT:40:LYS:N	43:BT:43:ILE:HG23	2.33	0.43
47:BX:46:VAL:HG11	47:BX:77:TYR:CE1	2.52	0.43
49:BZ:18:LYS:O	49:BZ:19:HIS:C	2.55	0.43
55:CA:1065:U:H5''	55:CA:1190:G:H22	1.75	0.43
55:CA:1153:G:N2	55:CA:1154:G:H1'	2.33	0.43
55:CA:1187:G:C4	55:CA:1188:A:C8	3.06	0.43
55:CA:193:C:H2'	55:CA:194:C:H6	1.82	0.43
55:CA:39:G:C4	55:CA:40:C:C5	3.06	0.43
55:CA:499:A:C2	55:CA:547:A:C4	3.06	0.43
55:CA:607:A:C2	55:CA:608:A:C4	3.06	0.43
55:CA:65:A:H4'	55:CA:66:A:O5'	2.18	0.43
55:CA:978:A:OP2	55:CA:1362:A:N6	2.51	0.43
1:CB:28:PRO:HB2	1:CB:29:PHE:CD1	2.54	0.43
1:CB:59:ILE:CA	1:CB:62:ARG:HD3	2.41	0.43
3:CD:166:LYS:HA	3:CD:167:PRO:HD2	1.62	0.43
3:CD:81:LEU:O	3:CD:83:GLY:N	2.47	0.43
4:CE:57:ALA:HA	4:CE:60:GLN:HB3	1.99	0.43
4:CE:80:LEU:HD21	4:CE:143:LEU:HD22	1.98	0.43
7:CH:30:LYS:O	7:CH:33:VAL:N	2.51	0.43
7:CH:46:GLU:N	7:CH:63:LYS:HG3	2.33	0.43
11:CL:80:LEU:HB3	11:CL:97:VAL:CG2	2.48	0.43
12:CM:16:ILE:H	12:CM:16:ILE:HD12	1.82	0.43
15:CP:54:LEU:O	15:CP:57:ILE:HG12	2.17	0.43
19:CT:65:LEU:N	19:CT:65:LEU:HD23	2.33	0.43
24:DA:1055:G:C4	24:DA:1056:G:H8	2.36	0.43
24:DA:1219:U:H2'	24:DA:1220:G:H8	1.83	0.43

*Continued on next page...*

*Continued from previous page...*

Atom-1	Atom-2	Interatomic distance (Å)	Clash overlap (Å)
24:DA:1326:U:O2'	24:DA:1327:A:C5'	2.65	0.43
24:DA:1644:C:O2	24:DA:1644:C:C2'	2.66	0.43
24:DA:2021:C:H5''	24:DA:2022:U:OP2	2.18	0.43
24:DA:2092:U:C5'	24:DA:2093:G:OP1	2.61	0.43
24:DA:216:A:O2'	24:DA:217:A:C8	2.50	0.43
24:DA:2205:A:C6	24:DA:2206:C:C4	3.07	0.43
24:DA:2287:A:C6	24:DA:2289:G:C5	3.06	0.43
24:DA:2337:G:N3	24:DA:2337:G:H2'	2.32	0.43
24:DA:239:C:C2	24:DA:259:G:C2	3.06	0.43
24:DA:2520:C:O2'	24:DA:2521:C:H6	1.99	0.43
24:DA:2748:A:C6	24:DA:2757:A:N7	2.86	0.43
24:DA:2870:C:C4	24:DA:2871:U:C4	3.06	0.43
24:DA:301:G:C4	24:DA:302:C:C4	3.06	0.43
24:DA:216:A:C6	24:DA:432:A:C4	3.06	0.43
28:DE:99:LYS:HD3	24:DA:606:U:OP1	2.18	0.43
24:DA:859:G:O2'	24:DA:916:G:N1	2.47	0.43
30:DG:175:LYS:HD3	30:DG:175:LYS:C	2.38	0.43
35:DL:103:ILE:H	35:DL:103:ILE:CD1	2.30	0.43
35:DL:12:SER:O	35:DL:13:LYS:HD3	2.19	0.43
35:DL:29:LYS:O	35:DL:29:LYS:HG2	2.17	0.43
42:DS:36:LEU:C	42:DS:38:TYR:N	2.69	0.43
43:DT:28:ASN:HB3	43:DT:91:GLN:HE22	1.83	0.43
43:DT:74:ILE:HG23	43:DT:75:GLY:N	2.33	0.43
45:DV:56:PHE:HD1	45:DV:57:TYR:CD2	2.36	0.43
21:AA:1008:U:H2'	21:AA:1009:U:O4'	2.18	0.43
21:AA:1102:A:C2	21:AA:1103:C:N3	2.86	0.43
21:AA:1148:U:H2'	21:AA:1149:C:O4'	2.18	0.43
21:AA:1215:G:N3	21:AA:1216:A:C8	2.85	0.43
21:AA:1295:U:H2'	21:AA:1296:C:C6	2.53	0.43
21:AA:1416:G:O6	21:AA:1417:G:N1	2.51	0.43
21:AA:1480:A:N7	21:AA:1481:U:C5	2.86	0.43
21:AA:1494:G:O2'	21:AA:1495:U:H6	2.02	0.43
21:AA:412:A:N3	21:AA:412:A:O4'	2.50	0.43
21:AA:495:A:H4'	21:AA:496:A:O5'	2.19	0.43
21:AA:587:G:N1	21:AA:755:G:C6	2.86	0.43
21:AA:965:U:O2	21:AA:969:A:C6	2.72	0.43
1:AB:125:PHE:N	1:AB:125:PHE:CD2	2.86	0.43
2:AC:185:THR:HG23	2:AC:198:LYS:HG2	1.98	0.43
2:AC:21:TRP:CB	2:AC:58:ARG:H	2.25	0.43
3:AD:114:ARG:O	3:AD:115:GLN:C	2.57	0.43
3:AD:178:GLU:HG2	3:AD:179:GLY:H	1.83	0.43

*Continued on next page...*

*Continued from previous page...*

Atom-1	Atom-2	Interatomic distance (Å)	Clash overlap (Å)
3:AD:191:SER:OG	3:AD:192:ALA:N	2.49	0.43
8:AI:43:ALA:HA	8:AI:46:VAL:HG13	2.00	0.43
10:AK:22:ILE:HD12	10:AK:95:THR:HG21	2.00	0.43
11:AL:2:THR:O	11:AL:6:LEU:HD13	2.19	0.43
12:AM:108:ARG:HD2	12:AM:108:ARG:HA	1.81	0.43
12:AM:39:ALA:HB3	12:AM:42:VAL:HG13	1.99	0.43
12:AM:9:PRO:O	12:AM:10:ASP:HB2	2.18	0.43
17:AR:60:ARG:O	17:AR:64:LEU:HG	2.18	0.43
18:AS:42:ASN:N	18:AS:42:ASN:HD22	2.15	0.43
24:BA:16:C:H4'	50:B0:10:SER:HG	1.83	0.43
50:B0:39:ARG:HG2	50:B0:40:HIS:ND1	2.33	0.43
24:BA:1109:C:C4	24:BA:1110:G:N1	2.86	0.43
24:BA:1253:A:C3'	24:BA:1254:A:H5'	2.46	0.43
24:BA:1465:G:C2	24:BA:1466:U:O2	2.72	0.43
24:BA:1496:A:C4	24:BA:1498:C:N4	2.86	0.43
24:BA:15:G:C2	24:BA:16:C:C2	3.06	0.43
24:BA:1815:A:C4	24:BA:1817:G:C5	3.07	0.43
24:BA:1839:G:C5	24:BA:1840:G:N7	2.86	0.43
24:BA:1850:G:C5	24:BA:1851:U:C5	3.07	0.43
24:BA:2003:A:C2'	24:BA:2004:G:O5'	2.65	0.43
24:BA:2020:A:C6	24:BA:2022:U:C2	3.06	0.43
24:BA:2469:A:C2	24:BA:2482:A:N3	2.86	0.43
24:BA:2054:A:C2	24:BA:2616:C:C2	3.06	0.43
24:BA:2641:G:N2	24:BA:2642:G:H1'	2.33	0.43
24:BA:2887:A:H5'	24:BA:2888:C:OP2	2.18	0.43
24:BA:388:G:H8	24:BA:388:G:H2'	1.63	0.43
24:BA:756:A:C6	24:BA:757:G:C5	3.07	0.43
24:BA:809:G:C6	24:BA:810:U:C4	3.06	0.43
24:BA:900:A:C4	24:BA:901:C:C6	3.06	0.43
25:BB:25:U:O2'	25:BB:26:C:H5'	2.19	0.43
26:BC:140:VAL:CG1	26:BC:189:ALA:HB1	2.48	0.43
30:BG:54:ARG:HG3	30:BG:57:TYR:CD1	2.53	0.43
30:BG:70:LEU:HD23	30:BG:70:LEU:HA	1.75	0.43
32:BI:18:ASN:ND2	32:BI:38:CYS:HB3	2.32	0.43
33:BJ:99:ARG:O	33:BJ:102:GLU:N	2.51	0.43
33:BJ:3:THR:O	33:BJ:4:PHE:O	2.36	0.43
34:BK:21:CYS:O	34:BK:21:CYS:SG	2.74	0.43
35:BL:89:VAL:HA	35:BL:121:THR:O	2.18	0.43
46:BW:39:GLN:CG	46:BW:42:THR:N	2.77	0.43
49:BZ:43:ILE:O	49:BZ:47:ILE:HG13	2.18	0.43
55:CA:1253:G:H1'	55:CA:1355:G:O2'	2.19	0.43

*Continued on next page...*

*Continued from previous page...*

Atom-1	Atom-2	Interatomic distance (Å)	Clash overlap (Å)
55:CA:142:G:C2	55:CA:143:A:H1'	2.52	0.43
55:CA:1487:G:C6	55:CA:1488:G:C8	3.05	0.43
55:CA:246:A:O3'	55:CA:247:G:C4'	2.66	0.43
55:CA:253:A:H2'	55:CA:254:G:H8	1.84	0.43
55:CA:284:C:H2'	55:CA:285:C:H6	1.83	0.43
55:CA:39:G:C4	55:CA:40:C:C6	3.06	0.43
55:CA:72:A:H4'	55:CA:72:A:OP1	2.19	0.43
55:CA:836:G:C5	55:CA:851:G:C6	3.06	0.43
5:CF:53:LYS:O	5:CF:53:LYS:HD3	2.17	0.43
6:CG:79:VAL:H	6:CG:82:SER:HB2	1.83	0.43
8:CI:79:ARG:CZ	8:CI:102:PHE:CD1	3.01	0.43
10:CK:88:PRO:HB2	10:CK:89:GLY:H	1.42	0.43
11:CL:34:THR:HB	11:CL:35:ARG:H	1.60	0.43
11:CL:29:LYS:CB	11:CL:56:LEU:HD13	2.49	0.43
12:CM:85:TYR:O	12:CM:88:LEU:HB2	2.19	0.43
24:DA:1210:G:H5'	24:DA:1212:G:H5'	2.00	0.43
24:DA:1358:G:H1'	24:DA:1374:G:N2	2.33	0.43
24:DA:1438:U:H2'	24:DA:1439:A:O4'	2.18	0.43
24:DA:1492:G:C6	24:DA:1496:A:N6	2.86	0.43
24:DA:1865:U:O4	24:DA:1875:G:C4	2.72	0.43
27:DD:136:ASN:HA	24:DA:2579:C:O2'	2.18	0.43
24:DA:2691:C:N4	24:DA:2719:G:N2	2.66	0.43
24:DA:311:A:H2'	24:DA:312:G:H8	1.84	0.43
24:DA:323:C:N4	24:DA:333:G:C5	2.87	0.43
24:DA:570:G:O2'	24:DA:571:U:H5'	2.19	0.43
24:DA:752:A:O2'	24:DA:753:A:P	2.76	0.43
24:DA:765:C:HO2'	24:DA:766:U:H6	1.57	0.43
24:DA:85:G:O2'	24:DA:86:G:O4'	2.35	0.43
26:DC:141:HIS:HB3	26:DC:190:THR:HB	1.99	0.43
26:DC:84:PRO:HB3	24:DA:1567:G:H5''	2.00	0.43
27:DD:116:LYS:HD3	37:DN:1:MET:HE2	1.99	0.43
27:DD:73:VAL:O	27:DD:74:GLU:HB2	2.17	0.43
29:DF:41:GLU:HG2	29:DF:42:ALA:N	2.26	0.43
32:DI:49:GLU:HG3	32:DI:54:ILE:HD11	1.99	0.43
35:DL:23:ILE:HG13	41:DR:82:HIS:HE1	1.75	0.43
35:DL:39:LYS:NZ	24:DA:833:A:OP2	2.51	0.43
35:DL:64:PHE:HD2	53:D3:24:LYS:CG	2.26	0.43
38:DO:7:ARG:HH21	38:DO:95:SER:HB3	1.83	0.43
39:DP:75:THR:HG23	39:DP:76:HIS:CD2	2.53	0.43
39:DP:86:LYS:HA	39:DP:86:LYS:NZ	2.34	0.43
41:DR:48:LYS:H	41:DR:48:LYS:CD	2.27	0.43

*Continued on next page...*



*Continued from previous page...*

Atom-1	Atom-2	Interatomic distance (Å)	Clash overlap (Å)
42:DS:33:LEU:HA	42:DS:36:LEU:HD23	2.00	0.43
44:DU:58:VAL:HG12	44:DU:59:GLU:N	2.33	0.43
21:AA:1225:A:N3	21:AA:1225:A:C2'	2.80	0.43
21:AA:122:G:C6	21:AA:123:U:C4	3.06	0.43
21:AA:1473:G:O2'	21:AA:1474:U:H5'	2.18	0.43
21:AA:1512:U:H2'	21:AA:1513:A:C8	2.53	0.43
21:AA:622:A:H2'	21:AA:623:C:O4'	2.18	0.43
1:AB:143:LEU:O	1:AB:147:LEU:HB2	2.17	0.43
1:AB:20:ARG:CZ	1:AB:20:ARG:HA	2.49	0.43
1:AB:63:LYS:HZ2	1:AB:87:ASP:HB3	1.82	0.43
2:AC:67:ILE:O	2:AC:67:ILE:HG22	2.18	0.43
4:AE:155:LYS:HB3	7:AH:65:PHE:N	2.33	0.43
5:AF:22:ILE:HD12	5:AF:22:ILE:N	2.33	0.43
6:AG:113:LYS:HB2	6:AG:117:LEU:HD12	2.00	0.43
6:AG:30:MET:HG2	6:AG:31:VAL:N	2.33	0.43
9:AJ:17:LEU:HD23	9:AJ:17:LEU:O	2.18	0.43
9:AJ:22:THR:O	9:AJ:26:VAL:HG23	2.18	0.43
14:AO:50:HIS:ND1	21:AA:667:G:H4'	2.32	0.43
15:AP:44:SER:O	15:AP:46:LYS:HG3	2.18	0.43
16:AQ:32:ILE:N	16:AQ:32:ILE:HD12	2.33	0.43
19:AT:4:LYS:O	19:AT:6:ALA:N	2.52	0.43
20:AU:52:VAL:CG1	20:AU:53:LYS:H	2.18	0.43
50:B0:2:VAL:O	50:B0:3:GLN:O	2.37	0.43
52:B2:2:LYS:HG2	52:B2:2:LYS:O	2.18	0.43
24:BA:1564:C:H2'	24:BA:1565:C:C6	2.54	0.43
24:BA:1587:G:C2	24:BA:1588:G:C8	3.06	0.43
24:BA:749:A:C5	24:BA:1618:A:N1	2.86	0.43
24:BA:1655:A:O2'	24:BA:1656:C:H5'	2.18	0.43
24:BA:1788:C:H2'	24:BA:1789:A:O4'	2.18	0.43
24:BA:1824:G:C4	24:BA:1825:U:C5	3.06	0.43
24:BA:1923:U:H2'	24:BA:1924:C:C6	2.53	0.43
24:BA:2488:G:C6	24:BA:2489:U:C4	3.06	0.43
24:BA:2740:A:N6	24:BA:2741:A:C6	2.86	0.43
24:BA:475:C:N3	24:BA:481:G:C6	2.86	0.43
24:BA:551:G:H2'	24:BA:552:U:O4'	2.18	0.43
24:BA:932:U:O2'	24:BA:934:U:O4	2.35	0.43
24:BA:2572:A:N7	27:BD:150:GLN:HB3	2.33	0.43
27:BD:72:GLY:O	27:BD:73:VAL:O	2.36	0.43
28:BE:44:ARG:CG	28:BE:44:ARG:HH21	2.32	0.43
30:BG:87:GLN:HB3	30:BG:129:GLU:HG2	2.01	0.43
31:BH:68:ARG:HH21	31:BH:72:ILE:HG21	1.83	0.43

*Continued on next page...*

*Continued from previous page...*

Atom-1	Atom-2	Interatomic distance (Å)	Clash overlap (Å)
34:BK:2:ILE:HG21	34:BK:39:ILE:HD12	2.01	0.43
34:BK:36:GLY:HA2	34:BK:62:VAL:O	2.18	0.43
35:BL:67:THR:CG2	35:BL:68:SER:N	2.81	0.43
36:BM:43:ALA:HA	36:BM:46:ILE:HG13	2.00	0.43
37:BN:116:VAL:HG22	37:BN:116:VAL:O	2.18	0.43
37:BN:65:LEU:HD11	37:BN:69:ARG:HH22	1.83	0.43
46:BW:22:VAL:O	46:BW:23:LYS:C	2.56	0.43
46:BW:28:GLU:OE2	46:BW:29:SER:N	2.51	0.43
55:CA:1061:G:C5	55:CA:1062:U:C4	3.06	0.43
55:CA:1160:G:O2'	55:CA:1161:C:O5'	2.36	0.43
55:CA:1172:C:H2'	55:CA:1173:U:H6	1.83	0.43
55:CA:1201:A:H4'	55:CA:1202:U:O5'	2.19	0.43
55:CA:1250:A:C4	55:CA:1287:A:N7	2.87	0.43
55:CA:148:G:N2	55:CA:1447:A:H2	2.16	0.43
55:CA:1533:C:H2'	55:CA:1533:C:O2	2.17	0.43
55:CA:460:A:O3'	55:CA:462:G:OP2	2.37	0.43
55:CA:922:G:C2	55:CA:923:A:C4	3.06	0.43
1:CB:55:GLU:N	1:CB:55:GLU:CD	2.72	0.43
2:CC:56:ILE:HA	2:CC:65:VAL:HA	2.00	0.43
3:CD:120:LYS:O	3:CD:145:ARG:HD3	2.18	0.43
4:CE:136:VAL:HG13	4:CE:137:ARG:N	2.34	0.43
6:CG:2:ARG:CG	6:CG:3:ARG:N	2.81	0.43
6:CG:98:LEU:O	6:CG:99:ALA:C	2.57	0.43
7:CH:76:ARG:HD3	7:CH:76:ARG:C	2.38	0.43
8:CI:119:LYS:O	8:CI:119:LYS:HG3	2.18	0.43
19:CT:3:ILE:O	19:CT:3:ILE:HG22	2.18	0.43
20:CU:24:LYS:O	20:CU:28:LEU:HB3	2.19	0.43
52:D2:43:THR:O	52:D2:44:VAL:C	2.57	0.43
24:DA:1173:U:C4	24:DA:1174:U:O2	2.71	0.43
24:DA:1320:C:H5	24:DA:1329:U:C5'	2.31	0.43
24:DA:1670:C:C4	24:DA:1671:U:C2	3.07	0.43
24:DA:2027:G:C6	24:DA:2028:U:C4	3.07	0.43
24:DA:2271:G:H2'	24:DA:2272:U:H6	1.82	0.43
24:DA:2305:U:O4	24:DA:2312:U:C2	2.71	0.43
24:DA:2331:G:H2'	24:DA:2332:C:C6	2.53	0.43
44:DU:84:PHE:O	24:DA:297:G:H4'	2.18	0.43
24:DA:370:G:C6	24:DA:424:G:N7	2.86	0.43
24:DA:455:C:C4'	24:DA:456:C:OP2	2.59	0.43
24:DA:45:G:H5'	24:DA:46:G:H5'	2.00	0.43
24:DA:807:U:H2'	24:DA:808:G:O4'	2.17	0.43
24:DA:945:A:C5	24:DA:2448:A:C2	3.06	0.43

*Continued on next page...*

*Continued from previous page...*

Atom-1	Atom-2	Interatomic distance (Å)	Clash overlap (Å)
56:DB:38:C:O2'	56:DB:39:A:O4'	2.36	0.43
56:DB:85:G:O2'	56:DB:86:G:H5'	2.17	0.43
26:DC:257:ARG:HG3	24:DA:1799:G:OP1	2.17	0.43
28:DE:2:GLU:HA	28:DE:13:THR:HA	2.00	0.43
28:DE:55:SER:HB3	24:DA:469:G:OP2	2.19	0.43
29:DF:65:LEU:H	29:DF:65:LEU:CD2	2.29	0.43
30:DG:71:LEU:HD13	30:DG:71:LEU:C	2.39	0.43
31:DH:2:GLN:HB3	31:DH:18:GLN:CG	2.47	0.43
31:DH:68:ARG:HG3	31:DH:68:ARG:HH11	1.84	0.43
35:DL:71:ALA:HA	35:DL:74:THR:HB	2.00	0.43
36:DM:1:MET:HB3	36:DM:2:LEU:H	1.58	0.43
36:DM:76:LYS:HA	36:DM:77:PRO:HD3	1.85	0.43
37:DN:21:PHE:N	37:DN:21:PHE:CD1	2.86	0.43
38:DO:30:ARG:HE	56:DB:48:U:C5'	2.29	0.43
38:DO:24:THR:O	38:DO:90:VAL:HB	2.18	0.43
39:DP:87:ARG:HG2	39:DP:88:ARG:N	2.33	0.43
41:DR:37:GLU:C	41:DR:53:PHE:CD1	2.91	0.43
42:DS:6:LYS:HZ2	42:DS:104:THR:HG23	1.80	0.43
43:DT:19:LYS:HA	43:DT:19:LYS:HD3	1.73	0.43
44:DU:23:LYS:N	44:DU:36:GLU:OE1	2.38	0.43
44:DU:33:VAL:HG13	44:DU:66:VAL:HB	2.00	0.43
45:DV:56:PHE:C	45:DV:58:SER:N	2.72	0.43
46:DW:54:ARG:C	46:DW:56:HIS:H	2.20	0.43
46:DW:67:LYS:HB3	46:DW:80:SER:HB2	2.00	0.43
2:AC:1:GLY:HA3	21:AA:1060:U:C5	2.54	0.43
1:AB:142:LYS:HE2	21:AA:1098:C:P	2.59	0.43
21:AA:1251:A:H2'	21:AA:1252:A:O4'	2.18	0.43
21:AA:15:G:C6	21:AA:1396:A:N1	2.87	0.43
21:AA:406:G:C8	21:AA:495:A:C2	3.07	0.43
21:AA:679:C:H2'	21:AA:680:C:H6	1.83	0.43
21:AA:86:G:N2	21:AA:87:C:N4	2.66	0.43
1:AB:106:VAL:HG12	1:AB:106:VAL:O	2.19	0.43
3:AD:60:VAL:O	3:AD:63:ILE:HG22	2.18	0.43
4:AE:136:VAL:O	4:AE:136:VAL:CG2	2.64	0.43
4:AE:84:VAL:HG12	4:AE:146:MET:HE1	2.00	0.43
5:AF:38:ARG:HG2	5:AF:38:ARG:NH1	2.34	0.43
6:AG:14:ASP:HA	6:AG:15:PRO:HD2	1.85	0.43
8:AI:129:ARG:NH2	21:AA:966:G:N2	2.65	0.43
51:B1:18:HIS:HE1	51:B1:20:TYR:CE2	2.37	0.43
24:BA:1327:A:OP2	59:BA:3618:HOH:O	2.21	0.43
24:BA:1456:G:C2	24:BA:1457:U:C6	3.06	0.43

*Continued on next page...*

*Continued from previous page...*

Atom-1	Atom-2	Interatomic distance (Å)	Clash overlap (Å)
24:BA:1465:G:C6	24:BA:1466:U:C2	3.06	0.43
24:BA:1467:U:C5	24:BA:1468:U:C5	3.06	0.43
24:BA:1668:A:C8	24:BA:1674:G:C6	3.07	0.43
24:BA:172:A:H2'	24:BA:173:A:C8	2.53	0.43
24:BA:49:A:H61	24:BA:177:G:H2'	1.84	0.43
24:BA:1824:G:C4	24:BA:1825:U:C6	3.07	0.43
24:BA:1926:U:O2	24:BA:1929:G:C2	2.71	0.43
24:BA:2407:A:H2'	24:BA:2408:U:C6	2.53	0.43
24:BA:370:G:C6	24:BA:424:G:N7	2.86	0.43
24:BA:467:G:H2'	24:BA:468:G:O4'	2.18	0.43
24:BA:960:A:H5''	24:BA:961:C:P	2.58	0.43
27:BD:113:SER:O	27:BD:167:ASN:N	2.47	0.43
30:BG:115:GLN:O	30:BG:116:LEU:C	2.57	0.43
31:BH:131:SER:CB	31:BH:139:PHE:HD2	2.30	0.43
31:BH:89:LYS:O	31:BH:90:LEU:HD12	2.17	0.43
33:BJ:59:ALA:O	33:BJ:61:LYS:N	2.52	0.43
37:BN:30:ARG:HE	37:BN:30:ARG:HB2	1.51	0.43
43:BT:38:ALA:HB1	43:BT:43:ILE:CG2	2.49	0.43
46:BW:18:LYS:O	46:BW:19:ARG:C	2.57	0.43
46:BW:37:VAL:HG22	46:BW:57:THR:OG1	2.18	0.43
48:BY:19:LEU:O	48:BY:20:ASN:C	2.54	0.43
55:CA:1064:G:C8	55:CA:1066:C:C2	3.06	0.43
55:CA:1102:A:H5''	55:CA:1102:A:C8	2.52	0.43
55:CA:1256:A:N1	55:CA:1278:G:H2'	2.34	0.43
55:CA:131:A:HO2'	55:CA:132:C:H6	1.64	0.43
55:CA:161:A:H2'	55:CA:162:A:C8	2.54	0.43
55:CA:372:C:H4'	55:CA:373:A:C5'	2.48	0.43
55:CA:891:U:O2'	55:CA:892:A:H5'	2.17	0.43
6:CG:110:ARG:HG2	6:CG:112:ASP:OD1	2.18	0.43
8:CI:47:VAL:C	8:CI:50:PRO:HD2	2.38	0.43
8:CI:9:GLY:CA	8:CI:16:ALA:HB3	2.46	0.43
9:CJ:37:ARG:HB3	9:CJ:75:ASP:HB3	2.00	0.43
9:CJ:80:THR:O	9:CJ:81:GLU:C	2.57	0.43
11:CL:14:LYS:HB2	11:CL:14:LYS:HE3	1.84	0.43
11:CL:42:LYS:HG2	11:CL:43:LYS:N	2.32	0.43
12:CM:105:ALA:CB	12:CM:109:LYS:HD3	2.49	0.43
15:CP:67:ILE:HG12	15:CP:72:ALA:HB2	2.01	0.43
24:DA:1091:G:H2'	24:DA:1092:C:H6	1.82	0.43
24:DA:1095:A:C6	24:DA:1096:A:N6	2.85	0.43
24:DA:1276:A:C2	24:DA:1277:G:C5	3.06	0.43
24:DA:1343:G:N3	24:DA:1344:U:C5	2.87	0.43

*Continued on next page...*

*Continued from previous page...*

Atom-1	Atom-2	Interatomic distance (Å)	Clash overlap (Å)
24:DA:1616:A:H2	24:DA:1647:U:H5	1.66	0.43
24:DA:1668:A:C6	24:DA:1993:U:C6	3.07	0.43
24:DA:1796:U:H2'	24:DA:1797:G:C8	2.53	0.43
24:DA:187:G:C2	24:DA:210:C:O2	2.71	0.43
24:DA:2144:G:N2	24:DA:2148:G:O6	2.52	0.43
24:DA:2204:G:O6	24:DA:2221:G:C6	2.72	0.43
24:DA:2229:U:H2'	24:DA:2230:G:H8	1.84	0.43
24:DA:2237:G:O2'	24:DA:2239:G:N7	2.50	0.43
24:DA:2547:A:N7	24:DA:2566:A:C8	2.87	0.43
24:DA:2570:G:C2	24:DA:2571:U:N1	2.87	0.43
24:DA:2564:A:OP1	24:DA:2648:G:H4'	2.18	0.43
24:DA:2667:C:H2'	24:DA:2668:G:O4'	2.19	0.43
24:DA:2717:C:H2'	24:DA:2718:G:O4'	2.18	0.43
24:DA:2742:G:O2'	24:DA:2743:U:H5'	2.18	0.43
24:DA:2783:U:C2	24:DA:2784:U:C5	3.06	0.43
24:DA:2858:C:C5	24:DA:2859:G:C5	3.06	0.43
24:DA:31:C:H5''	24:DA:1239:G:OP1	2.17	0.43
24:DA:414:C:H2'	24:DA:415:A:H8	1.78	0.43
24:DA:533:G:H5''	24:DA:533:G:H8	1.84	0.43
24:DA:717:C:C5	24:DA:718:A:C4	3.06	0.43
38:DO:54:VAL:HG21	56:DB:27:C:H5''	2.01	0.43
29:DF:1:ALA:HA	29:DF:97:GLU:HB3	2.00	0.43
29:DF:5:ASP:C	29:DF:7:TYR:N	2.71	0.43
33:DJ:75:TYR:CE1	33:DJ:86:GLN:HG3	2.54	0.43
35:DL:121:THR:OG1	35:DL:141:LYS:HB3	2.17	0.43
35:DL:32:GLY:HA2	24:DA:1190:G:OP1	2.18	0.43
36:DM:34:LYS:HB2	36:DM:131:VAL:CG2	2.48	0.43
36:DM:72:PRO:O	36:DM:73:ILE:CB	2.57	0.43
38:DO:30:ARG:HG3	38:DO:30:ARG:HH11	1.82	0.43
44:DU:58:VAL:CG1	44:DU:60:LYS:HG2	2.49	0.43
46:DW:37:VAL:O	46:DW:38:ARG:CB	2.65	0.43
47:DX:60:LYS:O	47:DX:62:GLY:N	2.51	0.43
47:DX:77:TYR:C	47:DX:77:TYR:CD1	2.91	0.43
2:AC:175:HIS:ND1	21:AA:1108:G:H5''	2.34	0.43
21:AA:1408:A:C2	21:AA:1494:G:C5	3.07	0.43
21:AA:212:G:O2'	21:AA:213:G:P	2.75	0.43
21:AA:35:G:C6	21:AA:36:C:C4	3.07	0.43
21:AA:479:U:O2'	21:AA:480:U:H5'	2.18	0.43
21:AA:481:G:O2'	21:AA:482:A:H8	2.00	0.43
21:AA:47:C:H4'	21:AA:48:C:O5'	2.18	0.43
21:AA:767:A:H2'	21:AA:768:A:O4'	2.18	0.43

*Continued on next page...*

*Continued from previous page...*

Atom-1	Atom-2	Interatomic distance (Å)	Clash overlap (Å)
21:AA:786:G:C2	21:AA:787:A:H1'	2.54	0.43
1:AB:142:LYS:NZ	21:AA:1098:C:P	2.91	0.43
1:AB:70:GLY:HA2	1:AB:163:ILE:CG2	2.48	0.43
1:AB:85:SER:H	1:AB:88:GLN:NE2	2.16	0.43
3:AD:106:PHE:HB3	3:AD:144:ILE:HD11	2.01	0.43
3:AD:111:ALA:O	3:AD:114:ARG:N	2.45	0.43
4:AE:89:THR:CG2	4:AE:90:GLY:H	2.29	0.43
8:AI:27:ILE:N	8:AI:27:ILE:HD12	2.34	0.43
14:AO:86:LEU:O	14:AO:88:ARG:N	2.43	0.43
19:AT:47:GLN:NE2	19:AT:82:ILE:HD13	2.33	0.43
24:BA:2539:C:H4'	54:B4:36:ARG:HH22	1.83	0.43
24:BA:1163:G:O2'	24:BA:1164:C:H5'	2.19	0.43
24:BA:1494:A:O2'	24:BA:1495:A:C8	2.61	0.43
24:BA:1935:G:C6	24:BA:1962:C:C6	3.07	0.43
24:BA:2024:G:C6	24:BA:2025:C:N3	2.86	0.43
24:BA:2476:A:C2	24:BA:2477:U:C6	3.06	0.43
24:BA:2687:U:C4	24:BA:2688:G:C6	3.07	0.43
24:BA:2739:U:O2'	24:BA:2740:A:H5'	2.18	0.43
24:BA:328:U:H2'	24:BA:329:G:OP1	2.19	0.43
24:BA:273:G:C2	24:BA:365:U:N3	2.87	0.43
24:BA:494:G:H21	42:BS:57:ASN:HD21	1.65	0.43
24:BA:514:A:C2	24:BA:515:A:C6	3.07	0.43
24:BA:547:A:C8	24:BA:548:G:N3	2.87	0.43
24:BA:859:G:H8	24:BA:859:G:OP2	1.93	0.43
24:BA:88:G:C2	24:BA:89:A:C8	3.07	0.43
28:BE:24:ASN:HD21	28:BE:26:ALA:HB3	1.83	0.43
28:BE:83:VAL:HG11	28:BE:86:ALA:CA	2.48	0.43
29:BF:151:LEU:C	29:BF:151:LEU:CD1	2.87	0.43
32:BI:56:VAL:CG2	32:BI:68:PHE:HB2	2.48	0.43
34:BK:99:ILE:HG22	34:BK:119:ALA:HA	2.00	0.43
34:BK:76:VAL:HB	39:BP:72:VAL:HG22	2.00	0.43
36:BM:31:PHE:O	36:BM:104:GLU:HA	2.19	0.43
36:BM:117:PHE:HD2	36:BM:130:PHE:HE1	1.65	0.43
37:BN:70:THR:CB	37:BN:75:ILE:HD11	2.44	0.43
39:BP:28:LYS:O	39:BP:80:VAL:O	2.37	0.43
43:BT:18:GLU:O	43:BT:19:LYS:C	2.56	0.43
45:BV:51:GLN:NE2	45:BV:51:GLN:O	2.52	0.43
55:CA:1020:G:C6	55:CA:1021:A:C6	3.07	0.43
55:CA:1095:U:C2	55:CA:1096:C:C4	3.06	0.43
1:CB:94:ARG:NH2	55:CA:1099:G:H5''	2.34	0.43
55:CA:1314:C:O2'	55:CA:1315:U:H5'	2.19	0.43

*Continued on next page...*

*Continued from previous page...*

Atom-1	Atom-2	Interatomic distance (Å)	Clash overlap (Å)
55:CA:131:A:H2'	55:CA:132:C:C5	2.54	0.43
55:CA:1381:U:O2'	55:CA:1382:C:O5'	2.36	0.43
55:CA:264:C:N4	55:CA:265:G:C6	2.87	0.43
55:CA:37:U:O2	55:CA:548:G:C2	2.72	0.43
55:CA:465:A:HO2'	55:CA:467:U:P	2.42	0.43
55:CA:512:U:O2'	55:CA:513:C:H5'	2.18	0.43
55:CA:71:A:C2	55:CA:72:A:N7	2.87	0.43
55:CA:885:G:C2	55:CA:886:G:C8	3.07	0.43
1:CB:133:ALA:HA	1:CB:137:THR:CG2	2.49	0.43
6:CG:13:PRO:HA	6:CG:23:ALA:CB	2.48	0.43
7:CH:110:MET:HE1	7:CH:115:ALA:HA	2.01	0.43
7:CH:95:MET:SD	7:CH:129:ALA:HB1	2.58	0.43
7:CH:17:GLN:HE21	7:CH:71:VAL:CG2	2.23	0.43
10:CK:91:GLY:O	10:CK:94:SER:N	2.51	0.43
12:CM:94:LEU:HD21	55:CA:1226:C:H5''	2.00	0.43
51:D1:34:GLU:C	51:D1:35:LEU:HD23	2.39	0.43
24:DA:1291:C:O2'	24:DA:1292:G:C5'	2.64	0.43
24:DA:129:C:O2'	24:DA:130:C:H5'	2.18	0.43
24:DA:1401:G:C6	24:DA:1402:U:C4	3.06	0.43
24:DA:1440:U:H2'	24:DA:1441:G:O5'	2.18	0.43
24:DA:1662:U:C3'	24:DA:1663:G:H5''	2.49	0.43
24:DA:167:A:C5	24:DA:168:G:C8	3.06	0.43
24:DA:1722:A:H2'	24:DA:1723:G:C8	2.54	0.43
24:DA:2100:G:H2'	24:DA:2101:A:H8	1.83	0.43
24:DA:2266:A:H4'	24:DA:2267:A:O5'	2.18	0.43
30:DG:62:ALA:HB2	24:DA:2749:A:H4'	1.99	0.43
24:DA:2874:C:O2'	24:DA:2875:C:O4'	2.32	0.43
24:DA:28:A:H1'	24:DA:513:A:C2	2.54	0.43
24:DA:743:A:C2'	24:DA:744:U:H5'	2.48	0.43
24:DA:755:U:C2	24:DA:756:A:N7	2.87	0.43
24:DA:868:U:C4	24:DA:869:G:N7	2.86	0.43
24:DA:878:A:H4'	24:DA:898:C:H42	1.82	0.43
40:DQ:57:ARG:NH2	24:DA:998:C:OP2	2.51	0.43
56:DB:46:A:H2'	56:DB:47:C:H6	1.79	0.43
26:DC:213:ARG:HB3	26:DC:214:GLY:H	1.47	0.43
28:DE:63:LYS:HA	28:DE:63:LYS:CE	2.49	0.43
29:DF:58:ALA:HB1	29:DF:139:GLU:CG	2.48	0.43
29:DF:49:LEU:N	29:DF:49:LEU:HD13	2.33	0.43
30:DG:104:LEU:HB3	30:DG:106:LEU:HD21	2.00	0.43
32:DI:20:SER:N	32:DI:21:PRO:CD	2.81	0.43
33:DJ:45:THR:H	33:DJ:46:PRO:CD	2.30	0.43

*Continued on next page...*

*Continued from previous page...*

Atom-1	Atom-2	Interatomic distance (Å)	Clash overlap (Å)
37:DN:47:VAL:C	37:DN:50:PRO:HD2	2.38	0.43
37:DN:79:LEU:O	37:DN:80:PHE:HB2	2.17	0.43
46:DW:19:ARG:HE	24:DA:857:G:H1'	1.83	0.43
46:DW:22:VAL:O	46:DW:23:LYS:HG3	2.19	0.43
46:DW:37:VAL:HG23	46:DW:38:ARG:NH1	2.34	0.43
21:AA:1021:A:C3'	21:AA:1022:A:H5''	2.49	0.43
21:AA:942:G:C2	21:AA:1342:C:O2	2.72	0.43
21:AA:1394:A:N6	21:AA:1501:C:H5'	2.34	0.43
21:AA:1528:U:O2'	21:AA:1529:G:H3'	2.19	0.43
21:AA:59:A:C5	21:AA:354:G:C6	3.07	0.43
21:AA:39:G:C6	21:AA:404:G:C6	3.06	0.43
21:AA:524:G:H8	21:AA:524:G:O5'	2.01	0.43
21:AA:676:A:O2'	21:AA:677:U:H5'	2.19	0.43
21:AA:713:G:N2	21:AA:714:G:C2	2.87	0.43
21:AA:92:U:H2'	21:AA:93:U:O4'	2.18	0.43
1:AB:186:VAL:HG22	1:AB:198:VAL:HG23	2.01	0.43
1:AB:41:ASN:HB3	1:AB:44:LYS:CB	2.41	0.43
2:AC:26:LYS:HB3	2:AC:26:LYS:NZ	2.33	0.43
10:AK:46:ALA:HA	10:AK:65:ALA:HB2	2.01	0.43
10:AK:97:ARG:C	10:AK:99:LEU:H	2.22	0.43
11:AL:31:GLY:HA2	11:AL:56:LEU:HA	2.01	0.43
12:AM:103:THR:O	12:AM:104:ASN:C	2.57	0.43
16:AQ:61:ARG:O	16:AQ:72:TRP:HE3	2.02	0.43
50:B0:39:ARG:O	50:B0:40:HIS:HB2	2.18	0.43
24:BA:1005:C:H1'	24:BA:1012:U:C4	2.53	0.43
24:BA:1482:G:N3	24:BA:1509:A:N1	2.67	0.43
24:BA:16:C:O2'	24:BA:17:G:H5'	2.18	0.43
24:BA:1902:C:C6	24:BA:1903:G:C8	3.06	0.43
24:BA:1911:U:H2'	24:BA:1918:A:N1	2.33	0.43
24:BA:1960:A:C2	24:BA:1961:C:C2	3.07	0.43
24:BA:2023:C:H4'	24:BA:2617:U:O3'	2.19	0.43
24:BA:2648:G:H2'	24:BA:2649:C:C6	2.54	0.43
24:BA:2730:C:H2'	24:BA:2731:G:H8	1.83	0.43
24:BA:2788:C:O2'	24:BA:2789:C:H5'	2.19	0.43
24:BA:346:A:H2'	24:BA:347:A:C8	2.53	0.43
24:BA:780:G:H8	24:BA:780:G:O5'	2.02	0.43
24:BA:843:G:H2'	24:BA:844:A:H8	1.83	0.43
24:BA:911:A:C5	36:BM:9:PHE:CE2	3.07	0.43
24:BA:975:A:C4	24:BA:990:A:N7	2.87	0.43
25:BB:114:C:H2'	25:BB:115:A:C8	2.54	0.43
27:BD:121:THR:O	27:BD:122:VAL:CG2	2.66	0.43

*Continued on next page...*



*Continued from previous page...*

Atom-1	Atom-2	Interatomic distance (Å)	Clash overlap (Å)
27:BD:121:THR:O	27:BD:122:VAL:HB	2.19	0.43
27:BD:106:LYS:HB2	27:BD:206:ALA:H	1.84	0.43
29:BF:110:ILE:O	29:BF:111:ARG:O	2.37	0.43
32:BI:52:LEU:HD12	32:BI:52:LEU:N	2.33	0.43
37:BN:116:VAL:O	37:BN:117:ASP:CB	2.66	0.43
37:BN:83:LEU:HA	37:BN:83:LEU:HD12	1.63	0.43
21:AA:346:G:OP1	39:BP:33:GLU:OE1	2.37	0.43
39:BP:37:LYS:HG2	39:BP:37:LYS:O	2.19	0.43
40:BQ:86:SER:O	40:BQ:87:VAL:C	2.57	0.43
41:BR:38:VAL:HG22	41:BR:54:VAL:HG13	2.00	0.43
43:BT:7:LEU:O	43:BT:10:VAL:HG13	2.18	0.43
43:BT:48:GLN:CB	43:BT:49:LYS:HE3	2.49	0.43
43:BT:52:GLU:HG3	43:BT:52:GLU:O	2.18	0.43
45:BV:38:LEU:HG	45:BV:40:ILE:CD1	2.48	0.43
24:BA:2355:G:C4'	46:BW:20:LEU:HD13	2.41	0.43
48:BY:2:LYS:HG3	48:BY:52:ARG:HD3	2.00	0.43
49:BZ:8:GLN:O	49:BZ:9:THR:HG22	2.18	0.43
9:CJ:70:HIS:CE1	55:CA:1152:A:P	3.11	0.43
55:CA:117:G:H2'	55:CA:118:U:C6	2.53	0.43
6:CG:34:LYS:NZ	55:CA:1240:U:O2'	2.50	0.43
55:CA:1270:G:H2'	55:CA:1271:A:C8	2.54	0.43
55:CA:1358:U:C5	55:CA:1359:C:C4	3.07	0.43
55:CA:246:A:C4	55:CA:279:A:N6	2.87	0.43
55:CA:295:C:H2'	55:CA:296:U:O4'	2.19	0.43
55:CA:428:G:C8	55:CA:430:A:C5	3.07	0.43
55:CA:656:G:C5	55:CA:657:U:C5	3.07	0.43
55:CA:906:A:C2'	55:CA:907:A:O5'	2.67	0.43
1:CB:148:GLY:O	1:CB:150:ILE:N	2.52	0.43
3:CD:3:TYR:CZ	3:CD:5:GLY:HA3	2.53	0.43
3:CD:58:GLN:O	3:CD:62:ARG:HG2	2.18	0.43
6:CG:78:ARG:HG3	6:CG:82:SER:H	1.84	0.43
13:CN:100:TRP:CD1	13:CN:100:TRP:O	2.71	0.43
13:CN:55:SER:HA	13:CN:56:PRO:HD2	1.71	0.43
13:CN:99:SER:HB3	55:CA:1114:C:O2	2.19	0.43
15:CP:6:LEU:O	15:CP:6:LEU:HD12	2.18	0.43
16:CQ:18:LYS:HA	16:CQ:50:ASN:OD1	2.18	0.43
24:DA:1063:G:C6	24:DA:1064:C:C4	3.06	0.43
24:DA:123:G:O3'	24:DA:1376:C:H4'	2.19	0.43
24:DA:1794:A:H2'	24:DA:1795:C:H6	1.83	0.43
24:DA:1838:C:N4	24:DA:1898:U:H2'	2.34	0.43
24:DA:1912:A:N6	24:DA:1918:A:H1'	2.33	0.43

*Continued on next page...*

*Continued from previous page...*

Atom-1	Atom-2	Interatomic distance (Å)	Clash overlap (Å)
24:DA:1977:A:N6	24:DA:1978:A:C6	2.86	0.43
24:DA:2098:U:N3	24:DA:2099:U:C4	2.87	0.43
24:DA:211:C:H2'	24:DA:212:G:O4'	2.19	0.43
24:DA:2319:G:C8	24:DA:2319:G:OP2	2.71	0.43
24:DA:2323:G:H2'	24:DA:2324:U:O4'	2.19	0.43
24:DA:2388:A:N7	24:DA:2389:G:C6	2.87	0.43
30:DG:156:TYR:CZ	24:DA:2531:A:H5''	2.54	0.43
24:DA:2579:C:C6	24:DA:2579:C:O5'	2.58	0.43
24:DA:2882:A:H2'	24:DA:2883:A:O5'	2.18	0.43
24:DA:2897:U:N3	24:DA:2898:U:C4	2.86	0.43
24:DA:2899:A:H2'	24:DA:2900:A:C8	2.54	0.43
24:DA:388:G:C4	24:DA:390:U:C4	3.07	0.43
24:DA:521:U:H2'	24:DA:522:A:C8	2.53	0.43
24:DA:635:C:O2	24:DA:639:U:C5'	2.67	0.43
35:DL:43:GLY:HA2	24:DA:670:A:H3'	2.00	0.43
24:DA:753:A:C2'	24:DA:754:U:H6	2.31	0.43
24:DA:946:C:H2'	24:DA:947:A:C8	2.54	0.43
28:DE:3:LEU:HA	28:DE:3:LEU:HD12	1.92	0.43
28:DE:6:LYS:HE3	28:DE:7:ASP:OD2	2.19	0.43
30:DG:138:GLN:CD	24:DA:2759:G:H21	2.21	0.43
30:DG:163:TYR:O	30:DG:164:ALA:C	2.57	0.43
31:DH:117:LEU:HD22	31:DH:122:LEU:HD12	2.01	0.43
33:DJ:60:ASP:N	33:DJ:60:ASP:OD1	2.52	0.43
34:DK:121:GLU:O	34:DK:122:VAL:C	2.57	0.43
35:DL:110:VAL:O	35:DL:111:ILE:HG12	2.18	0.43
37:DN:22:ARG:O	37:DN:22:ARG:HG2	2.18	0.43
37:DN:8:ARG:NH2	37:DN:39:PRO:HA	2.33	0.43
38:DO:33:ARG:CA	56:DB:52:A:H62	2.31	0.43
42:DS:88:ARG:HG2	24:DA:747:U:HO2'	1.81	0.43
42:DS:8:ARG:O	42:DS:9:HIS:CB	2.58	0.43
43:DT:17:SER:C	43:DT:18:GLU:HG2	2.38	0.43
43:DT:18:GLU:HB2	43:DT:19:LYS:H	1.41	0.43
44:DU:35:VAL:HG12	44:DU:36:GLU:H	1.83	0.43
47:DX:67:LEU:CD2	47:DX:77:TYR:CE1	3.02	0.43
48:DY:1:MET:H2	48:DY:5:GLU:CG	2.32	0.43
4:AE:61:LYS:NZ	21:AA:1073:U:OP2	2.49	0.43
21:AA:1082:A:C6	21:AA:1083:U:N3	2.87	0.43
21:AA:1208:C:N4	21:AA:1209:C:N4	2.66	0.43
21:AA:1272:G:C2	21:AA:1273:C:C2	3.06	0.43
21:AA:234:C:C2	21:AA:235:C:C5	3.07	0.43
21:AA:287:U:H2'	21:AA:288:A:H8	1.83	0.43

*Continued on next page...*

*Continued from previous page...*

Atom-1	Atom-2	Interatomic distance (Å)	Clash overlap (Å)
21:AA:454:G:O2'	21:AA:455:G:H5'	2.19	0.43
21:AA:587:G:C2	21:AA:755:G:C6	3.07	0.43
1:AB:162:VAL:HG21	1:AB:172:ILE:CG1	2.48	0.43
1:AB:20:ARG:O	1:AB:21:TYR:C	2.57	0.43
3:AD:192:ALA:C	3:AD:194:ILE:N	2.71	0.43
4:AE:60:GLN:C	4:AE:62:ALA:N	2.71	0.43
4:AE:44:ARG:HA	4:AE:71:ILE:O	2.18	0.43
6:AG:108:ARG:HH21	6:AG:118:ARG:NH2	1.99	0.43
11:AL:98:ARG:HA	11:AL:103:CYS:SG	2.58	0.43
53:B3:7:ARG:HD2	53:B3:7:ARG:HA	1.33	0.43
24:BA:1373:A:H2'	24:BA:1374:G:O4'	2.19	0.43
24:BA:1509:A:N3	24:BA:1510:G:C8	2.86	0.43
24:BA:1537:G:H2'	24:BA:1538:G:O4'	2.18	0.43
24:BA:1961:C:H5''	24:BA:1962:C:OP2	2.19	0.43
24:BA:2321:U:H3'	24:BA:2322:A:C5'	2.47	0.43
24:BA:199:A:C4	24:BA:2433:A:C2	3.06	0.43
24:BA:2064:C:H1'	24:BA:2450:A:C6	2.53	0.43
24:BA:2686:G:H2'	24:BA:2687:U:O4'	2.18	0.43
24:BA:2720:U:C2	24:BA:2872:A:C5	3.07	0.43
24:BA:486:C:H2'	24:BA:487:C:H6	1.84	0.43
24:BA:777:G:O2'	24:BA:778:G:C5'	2.67	0.43
27:BD:1:MET:HG2	27:BD:205:PRO:HG3	2.01	0.43
29:BF:37:MET:HG3	29:BF:56:LEU:HD11	2.01	0.43
30:BG:124:CYS:SG	30:BG:130:ILE:HG12	2.58	0.43
30:BG:37:ASN:OD1	30:BG:37:ASN:N	2.51	0.43
32:BI:123:ALA:C	32:BI:125:THR:N	2.71	0.43
32:BI:56:VAL:HG11	32:BI:68:PHE:CD2	2.52	0.43
33:BJ:49:ASP:HB2	33:BJ:114:LEU:HD21	2.01	0.43
36:BM:136:MET:HE2	45:BV:57:TYR:CD2	2.53	0.43
36:BM:21:ALA:CA	36:BM:97:GLN:HG2	2.46	0.43
24:BA:911:A:C5	36:BM:9:PHE:CD2	3.07	0.43
38:BO:34:HIS:CD2	38:BO:53:THR:OG1	2.72	0.43
41:BR:38:VAL:CG1	41:BR:59:ILE:HG13	2.49	0.43
42:BS:69:LEU:HG	42:BS:107:VAL:CG1	2.48	0.43
46:BW:32:ALA:O	46:BW:34:SER:N	2.52	0.43
46:BW:47:GLY:H	46:BW:80:SER:CB	2.14	0.43
47:BX:39:VAL:C	47:BX:41:SER:N	2.72	0.43
48:BY:8:GLU:O	48:BY:12:GLU:HB2	2.19	0.43
55:CA:1143:G:O2'	55:CA:1144:G:H5'	2.19	0.43
8:CI:110:VAL:HA	55:CA:1348:U:OP1	2.19	0.43
55:CA:1428:A:N6	55:CA:1429:A:N6	2.67	0.43

*Continued on next page...*

*Continued from previous page...*

Atom-1	Atom-2	Interatomic distance (Å)	Clash overlap (Å)
55:CA:1447:A:O3'	55:CA:1448:C:H6	2.01	0.43
55:CA:374:A:C2	55:CA:375:U:C2	3.07	0.43
55:CA:428:G:OP1	55:CA:428:G:H8	2.02	0.43
55:CA:50:A:N6	55:CA:361:G:H4'	2.34	0.43
55:CA:584:G:H2'	55:CA:585:G:C8	2.54	0.43
55:CA:71:A:N6	55:CA:100:G:N7	2.65	0.43
55:CA:853:C:C2	55:CA:854:U:C6	3.07	0.43
55:CA:970:C:H5	55:CA:1231:G:O2'	2.00	0.43
55:CA:976:G:O5'	55:CA:1358:U:O2'	2.37	0.43
55:CA:994:A:C2	55:CA:995:C:C6	3.07	0.43
2:CC:150:VAL:CG1	2:CC:199:VAL:HG12	2.46	0.43
2:CC:88:LYS:HD3	2:CC:88:LYS:C	2.39	0.43
4:CE:30:PHE:CD1	4:CE:30:PHE:N	2.86	0.43
5:CF:47:LEU:HD23	5:CF:59:TYR:OH	2.19	0.43
5:CF:49:TYR:CE1	17:CR:62:ARG:O	2.72	0.43
8:CI:45:MET:O	8:CI:49:GLN:HG3	2.19	0.43
10:CK:127:ARG:HB3	55:CA:796:C:OP1	2.18	0.43
10:CK:74:LYS:HD2	10:CK:104:PHE:CZ	2.54	0.43
20:CU:27:VAL:O	20:CU:27:VAL:HG12	2.17	0.43
20:CU:3:ILE:O	20:CU:4:LYS:O	2.36	0.43
53:D3:54:LEU:HG	53:D3:58:ILE:HD11	2.01	0.43
24:DA:1303:G:O2'	24:DA:1304:A:H8	2.01	0.43
24:DA:1682:G:H2'	24:DA:1683:U:C5	2.54	0.43
24:DA:1891:G:C6	24:DA:1892:C:C4	3.07	0.43
24:DA:1921:G:O2'	24:DA:1922:G:H5'	2.19	0.43
24:DA:1935:G:C6	24:DA:1962:C:C5	3.06	0.43
24:DA:2190:G:H5'	24:DA:2191:A:OP2	2.18	0.43
24:DA:2224:G:H4'	24:DA:2226:C:C2	2.54	0.43
24:DA:2270:A:N6	24:DA:2271:G:C6	2.87	0.43
24:DA:792:A:C6	24:DA:2440:C:C6	3.06	0.43
24:DA:2551:C:H2'	24:DA:2552:U:C6	2.54	0.43
24:DA:2653:U:N3	24:DA:2654:A:C6	2.87	0.43
24:DA:2660:A:C2	24:DA:2661:G:N9	2.87	0.43
24:DA:271:G:C2	24:DA:367:G:N3	2.87	0.43
24:DA:2850:A:H2'	24:DA:2851:A:C8	2.53	0.43
24:DA:2859:G:N1	24:DA:2860:A:C2	2.87	0.43
24:DA:2809:A:N7	24:DA:2890:G:C2	2.86	0.43
24:DA:28:A:N1	24:DA:29:U:C2	2.87	0.43
24:DA:482:A:OP2	24:DA:507:A:N6	2.52	0.43
24:DA:571:U:C4	24:DA:2030:A:C6	3.06	0.43
24:DA:844:A:H2'	24:DA:845:A:O4'	2.19	0.43

*Continued on next page...*

*Continued from previous page...*

Atom-1	Atom-2	Interatomic distance (Å)	Clash overlap (Å)
56:DB:17:C:H2'	56:DB:18:G:C8	2.53	0.43
26:DC:9:SER:O	26:DC:10:PRO:C	2.56	0.43
26:DC:230:PRO:HA	59:DC:405:HOH:O	2.19	0.43
26:DC:245:THR:O	26:DC:247:TRP:N	2.52	0.43
30:DG:120:ILE:HD11	30:DG:132:LEU:HB3	2.01	0.43
30:DG:152:ARG:HD2	30:DG:153:PRO:HD3	1.99	0.43
36:DM:33:LEU:CD2	36:DM:128:THR:HB	2.49	0.43
37:DN:10:LEU:HA	37:DN:10:LEU:HD13	1.78	0.43
37:DN:24:MET:CG	37:DN:44:LEU:HD22	2.44	0.43
38:DO:64:TYR:HE1	56:DB:52:A:H8	1.59	0.43
21:AA:1099:G:C6	21:AA:1100:C:C4	3.07	0.43
21:AA:1462:C:C4	21:AA:1463:U:C4	3.06	0.43
21:AA:230:G:H2'	21:AA:231:U:O4'	2.18	0.43
21:AA:683:G:C2	21:AA:708:C:O2	2.72	0.43
21:AA:71:A:C2	21:AA:72:A:C5	3.06	0.43
21:AA:79:G:C5	21:AA:80:A:N7	2.87	0.43
7:AH:1:SER:HB2	21:AA:824:G:N3	2.33	0.43
21:AA:918:A:N1	21:AA:919:A:C2	2.87	0.43
21:AA:994:A:C5	21:AA:1216:A:H4'	2.54	0.43
1:AB:134:LEU:HA	1:AB:137:THR:HG1	1.84	0.43
1:AB:147:LEU:HD22	1:AB:150:ILE:HG21	2.00	0.43
2:AC:137:VAL:HG22	2:AC:148:ILE:CD1	2.46	0.43
4:AE:36:THR:OG1	4:AE:62:ALA:O	2.37	0.43
4:AE:83:PRO:HG3	7:AH:95:MET:HA	2.00	0.43
7:AH:91:LEU:HD12	7:AH:116:ARG:HD3	1.99	0.43
8:AI:83:THR:HB	8:AI:97:LEU:HD21	1.99	0.43
35:BL:63:LYS:HA	53:B3:11:LYS:O	2.19	0.43
24:BA:1317:G:H2'	24:BA:1318:U:H6	1.84	0.43
24:BA:1682:G:C2	24:BA:1683:U:C4	3.07	0.43
24:BA:414:C:H1'	24:BA:1864:U:O2'	2.19	0.43
24:BA:1878:G:H2'	24:BA:1879:C:O4'	2.18	0.43
24:BA:2032:G:H4'	59:BA:3484:HOH:O	2.19	0.43
24:BA:2215:C:O2'	24:BA:2216:G:H5'	2.19	0.43
24:BA:2440:C:O2'	24:BA:2441:U:OP1	2.35	0.43
24:BA:2070:A:N3	24:BA:2442:C:O2	2.51	0.43
24:BA:2578:G:H4'	24:BA:2578:G:OP2	2.18	0.43
24:BA:2818:U:O2'	24:BA:2837:A:H5'	2.19	0.43
24:BA:2847:U:H2'	24:BA:2848:G:H5'	2.01	0.43
24:BA:602:A:H4'	24:BA:604:G:O3'	2.19	0.43
24:BA:644:A:H2'	24:BA:645:C:C4'	2.49	0.43
24:BA:811:U:C2	24:BA:1251:C:C5	3.07	0.43

*Continued on next page...*

*Continued from previous page...*

Atom-1	Atom-2	Interatomic distance (Å)	Clash overlap (Å)
24:BA:950:G:C2	24:BA:951:C:C2	3.06	0.43
24:BA:999:U:O2	24:BA:1157:G:C2	2.72	0.43
26:BC:199:HIS:O	26:BC:201:LEU:N	2.52	0.43
28:BE:132:LYS:NZ	28:BE:132:LYS:HB3	2.34	0.43
29:BF:162:ASP:OD1	29:BF:162:ASP:N	2.52	0.43
30:BG:83:THR:HA	30:BG:84:LYS:HZ3	1.84	0.43
31:BH:40:THR:O	31:BH:41:LYS:HB2	2.19	0.43
32:BI:123:ALA:HA	32:BI:126:ARG:CZ	2.48	0.43
32:BI:56:VAL:HG22	32:BI:68:PHE:HB2	2.01	0.43
39:BP:22:GLY:O	39:BP:109:ILE:HD11	2.18	0.43
39:BP:33:GLU:HG3	39:BP:34:GLY:H	1.84	0.43
40:BQ:13:HIS:CD2	40:BQ:31:TYR:CG	3.07	0.43
40:BQ:63:ARG:HH22	40:BQ:96:ASP:CA	2.31	0.43
40:BQ:7:VAL:HG22	40:BQ:8:ILE:N	2.33	0.43
46:BW:39:GLN:HG2	46:BW:40:ARG:N	2.32	0.43
47:BX:58:ILE:HG13	47:BX:66:VAL:HG21	2.01	0.43
55:CA:1157:A:N3	55:CA:1181:G:C4	2.87	0.43
55:CA:120:A:H3'	55:CA:121:U:C5'	2.48	0.43
55:CA:1284:C:H2'	55:CA:1285:A:N7	2.33	0.43
55:CA:1332:A:N6	55:CA:1333:A:C4	2.87	0.43
55:CA:183:C:O2'	55:CA:184:G:C5'	2.48	0.43
55:CA:519:C:HO2'	55:CA:520:A:H5'	1.83	0.43
11:CL:49:ARG:HH12	55:CA:523:A:N6	2.16	0.43
55:CA:595:A:H5''	55:CA:596:A:OP1	2.19	0.43
7:CH:1:SER:H2	55:CA:824:G:H1'	1.83	0.43
55:CA:944:G:H3'	55:CA:945:G:H5'	1.99	0.43
1:CB:151:LYS:HG3	1:CB:152:ASP:N	2.29	0.43
2:CC:113:LYS:HG3	2:CC:184:ASN:ND2	2.34	0.43
2:CC:34:SER:HA	2:CC:37:LYS:HB2	2.01	0.43
4:CE:110:MET:O	4:CE:111:ARG:C	2.56	0.43
5:CF:37:HIS:O	5:CF:38:ARG:HB3	2.19	0.43
7:CH:124:ILE:H	7:CH:124:ILE:HG12	1.61	0.43
7:CH:77:VAL:HG21	7:CH:127:TYR:CE1	2.54	0.43
8:CI:106:ASP:C	8:CI:108:ARG:H	2.21	0.43
8:CI:4:GLN:HG2	8:CI:4:GLN:H	1.58	0.43
8:CI:29:ILE:HD11	8:CI:66:VAL:CG1	2.49	0.43
9:CJ:87:LEU:HD22	9:CJ:87:LEU:HA	1.91	0.43
10:CK:27:ASN:ND2	10:CK:27:ASN:N	2.66	0.43
12:CM:17:ALA:HB3	12:CM:18:LEU:HD12	2.00	0.43
12:CM:98:GLY:O	12:CM:99:GLN:HB2	2.18	0.43
13:CN:2:LYS:HD3	13:CN:5:MET:HG2	2.01	0.43

*Continued on next page...*

*Continued from previous page...*

Atom-1	Atom-2	Interatomic distance (Å)	Clash overlap (Å)
13:CN:62:ARG:HH11	13:CN:62:ARG:CB	2.31	0.43
9:CJ:63:ASP:OD2	13:CN:84:ARG:NH1	2.51	0.43
17:CR:59:LYS:HD3	55:CA:734:G:O2'	2.18	0.43
24:DA:1055:G:C5	24:DA:1056:G:C8	3.06	0.43
24:DA:1431:A:H2'	24:DA:1432:G:O4'	2.19	0.43
24:DA:159:G:H1'	24:DA:167:A:H61	1.83	0.43
24:DA:1758:U:O2	24:DA:1758:U:O4'	2.37	0.43
24:DA:1828:G:H8	24:DA:1828:G:OP2	2.01	0.43
24:DA:1862:G:N2	24:DA:1881:C:C2	2.87	0.43
24:DA:1970:A:C5'	24:DA:1971:U:OP1	2.65	0.43
24:DA:1999:C:H2'	24:DA:2000:C:O4'	2.19	0.43
24:DA:1266:G:N2	24:DA:2013:A:OP2	2.44	0.43
24:DA:2089:C:N4	24:DA:2090:A:N6	2.67	0.43
24:DA:2246:G:H2'	24:DA:2247:A:C8	2.54	0.43
24:DA:2345:G:C5	24:DA:2347:C:C5	3.06	0.43
24:DA:2394:C:O2'	24:DA:2395:C:H5'	2.19	0.43
24:DA:2414:G:O2'	24:DA:2415:G:H5'	2.18	0.43
24:DA:2259:U:O4'	24:DA:2427:C:H2'	2.18	0.43
24:DA:2450:A:C2	24:DA:2451:A:C8	3.07	0.43
24:DA:2692:G:OP1	24:DA:2870:C:O2'	2.34	0.43
24:DA:2851:A:C5	24:DA:2852:G:C5	3.07	0.43
24:DA:564:C:C2'	24:DA:565:C:H5'	2.49	0.43
24:DA:734:A:H2'	24:DA:735:A:H8	1.84	0.43
24:DA:741:U:O2'	24:DA:742:A:O4'	2.19	0.43
24:DA:778:G:H5''	24:DA:779:U:OP2	2.18	0.43
24:DA:962:G:C5	24:DA:963:U:C4	3.07	0.43
26:DC:13:ARG:NH2	24:DA:1695:G:N7	2.67	0.43
26:DC:259:ASN:C	26:DC:261:ARG:N	2.71	0.43
27:DD:138:LEU:H	27:DD:138:LEU:HD13	1.84	0.43
27:DD:125:TRP:CD2	27:DD:160:LYS:HB3	2.53	0.43
27:DD:169:ARG:O	27:DD:170:VAL:CG2	2.65	0.43
27:DD:76:GLY:O	27:DD:77:ARG:C	2.57	0.43
28:DE:133:LEU:C	28:DE:133:LEU:HD23	2.38	0.43
29:DF:11:VAL:CG1	29:DF:12:VAL:N	2.82	0.43
30:DG:112:VAL:O	30:DG:113:ASP:HB2	2.18	0.43
30:DG:1:SER:O	30:DG:3:VAL:HG22	2.18	0.43
30:DG:44:HIS:HD2	30:DG:49:LEU:HD13	1.84	0.43
31:DH:62:LEU:HD12	31:DH:63:ALA:N	2.33	0.43
35:DL:61:LEU:HD23	53:D3:23:HIS:HB2	2.01	0.43
37:DN:104:ALA:HB3	24:DA:1287:A:OP1	2.19	0.43
38:DO:26:LEU:HB3	38:DO:92:PHE:CD1	2.54	0.43

*Continued on next page...*

*Continued from previous page...*

Atom-1	Atom-2	Interatomic distance (Å)	Clash overlap (Å)
40:DQ:4:LYS:CD	40:DQ:7:VAL:HG22	2.49	0.43
41:DR:51:VAL:HB	41:DR:52:PRO:CD	2.49	0.43
41:DR:30:GLY:HA2	41:DR:63:VAL:O	2.19	0.43
44:DU:96:LYS:O	44:DU:97:SER:HB3	2.18	0.43
45:DV:49:ASN:O	45:DV:52:ALA:HB3	2.18	0.43
21:AA:1007:U:C3'	21:AA:1008:U:H5''	2.48	0.43
21:AA:1504:G:O4'	21:AA:1505:G:N2	2.51	0.43
21:AA:355:C:N3	21:AA:356:A:N7	2.67	0.43
21:AA:502:A:C6	21:AA:503:C:C4	3.07	0.43
21:AA:544:G:C6	21:AA:545:C:C5	3.07	0.43
21:AA:606:G:H1'	21:AA:633:G:N2	2.34	0.43
21:AA:900:A:H2'	21:AA:901:A:O4'	2.17	0.43
1:AB:69:VAL:HG21	1:AB:160:LEU:HD21	1.99	0.43
1:AB:160:LEU:HG	1:AB:161:PHE:H	1.83	0.43
5:AF:92:THR:HG22	5:AF:93:LYS:N	2.34	0.43
8:AI:113:LYS:O	21:AA:1368:A:P	2.77	0.43
8:AI:17:ARG:HH22	21:AA:1129:C:C5'	2.30	0.43
14:AO:38:LEU:HB3	14:AO:55:LEU:HD22	2.00	0.43
16:AQ:74:LEU:HD13	16:AQ:74:LEU:O	2.18	0.43
20:AU:39:LYS:H	20:AU:40:PRO:CD	2.21	0.43
51:B1:35:LEU:CD2	51:B1:35:LEU:N	2.81	0.43
54:B4:15:LYS:O	54:B4:16:ILE:O	2.37	0.43
24:BA:1160:G:C6	24:BA:1161:C:C4	3.07	0.43
24:BA:1640:A:H2'	24:BA:1641:A:H5'	2.00	0.43
24:BA:1726:C:H2'	24:BA:1727:C:O4'	2.19	0.43
24:BA:16:C:H2'	24:BA:17:G:H8	1.83	0.43
24:BA:2392:A:C8	24:BA:2429:G:C6	3.07	0.43
24:BA:2582:G:H2'	24:BA:2583:G:H8	1.83	0.43
24:BA:495:G:C6	24:BA:496:G:N7	2.87	0.43
24:BA:565:C:P	41:BR:80:ARG:H	2.42	0.43
24:BA:613:A:OP2	24:BA:614:A:C8	2.72	0.43
24:BA:465:G:N2	24:BA:684:G:H1'	2.33	0.43
24:BA:754:U:H2'	24:BA:755:U:H6	1.81	0.43
24:BA:760:G:H2'	24:BA:761:A:O4'	2.19	0.43
24:BA:845:A:C6	24:BA:847:U:C6	3.07	0.43
26:BC:216:ARG:HB3	26:BC:217:PRO:HD2	2.00	0.43
27:BD:118:PHE:O	27:BD:120:GLY:N	2.51	0.43
28:BE:72:SER:OG	28:BE:74:LYS:CB	2.64	0.43
34:BK:119:ALA:HA	34:BK:120:PRO:HD2	1.82	0.43
40:BQ:85:ALA:O	40:BQ:88:GLU:HB2	2.19	0.43
43:BT:69:ARG:NE	43:BT:70:HIS:H	2.17	0.43

*Continued on next page...*



*Continued from previous page...*

Atom-1	Atom-2	Interatomic distance (Å)	Clash overlap (Å)
55:CA:1075:U:H2'	55:CA:1076:U:H6	1.84	0.43
55:CA:1103:C:C4	55:CA:1104:G:N7	2.87	0.43
55:CA:1316:G:N1	55:CA:1319:A:OP2	2.51	0.43
55:CA:1349:A:C2	55:CA:1374:A:C4	3.06	0.43
55:CA:483:C:H2'	55:CA:484:G:C8	2.54	0.43
55:CA:951:G:C6	55:CA:952:U:C4	3.07	0.43
1:CB:221:ARG:HG3	1:CB:222:GLU:H	1.82	0.43
1:CB:51:GLU:C	1:CB:55:GLU:OE1	2.57	0.43
1:CB:56:LEU:HD23	1:CB:183:PHE:CZ	2.54	0.43
2:CC:26:LYS:N	2:CC:26:LYS:HZ2	2.17	0.43
3:CD:199:ILE:HG13	3:CD:199:ILE:O	2.18	0.43
4:CE:142:GLY:C	4:CE:144:GLU:H	2.21	0.43
4:CE:22:LYS:HB3	4:CE:29:ILE:CG2	2.49	0.43
6:CG:148:LYS:O	6:CG:148:LYS:NZ	2.32	0.43
12:CM:7:ASN:HB3	12:CM:9:PRO:HD3	2.01	0.43
12:CM:89:ARG:HE	12:CM:94:LEU:HD13	1.84	0.43
19:CT:26:MET:HG3	55:CA:1457:G:O2'	2.19	0.43
24:DA:1055:G:C4	24:DA:1056:G:C8	3.07	0.43
24:DA:1085:A:H2'	24:DA:1086:A:N3	2.34	0.43
24:DA:1170:C:OP2	24:DA:1170:C:H6	2.02	0.43
24:DA:1341:G:H5''	24:DA:1342:A:OP2	2.19	0.43
24:DA:1392:A:C6	24:DA:1393:A:C6	3.07	0.43
24:DA:155:A:C6	24:DA:156:A:C6	3.07	0.43
24:DA:1682:G:C2	24:DA:1683:U:N3	2.87	0.43
39:DP:92:ARG:HE	24:DA:1753:G:H5''	1.84	0.43
24:DA:1911:U:C2	24:DA:1918:A:C2	3.06	0.43
24:DA:1923:U:H2'	24:DA:1924:C:H6	1.84	0.43
24:DA:2184:A:C5	24:DA:2185:U:C4	3.07	0.43
24:DA:2345:G:H4'	24:DA:2346:A:H5''	2.00	0.43
24:DA:2348:U:O2'	24:DA:2349:G:C5'	2.67	0.43
24:DA:2542:A:H4'	24:DA:2543:G:H5'	2.01	0.43
24:DA:2603:G:C6	24:DA:2604:U:C4	3.06	0.43
24:DA:2657:A:O2'	24:DA:2658:C:H5'	2.19	0.43
24:DA:283:G:OP2	24:DA:283:G:H8	2.02	0.43
24:DA:2840:C:O2'	24:DA:2841:C:H5'	2.19	0.43
24:DA:3:U:H2'	24:DA:4:U:O4'	2.18	0.43
24:DA:85:G:N1	24:DA:98:G:C4	2.87	0.43
56:DB:50:A:N6	56:DB:51:G:N7	2.67	0.43
45:DV:29:ILE:CG2	56:DB:75:G:H1'	2.49	0.43
26:DC:208:GLY:HA3	24:DA:764:A:H5'	2.01	0.43
27:DD:114:LYS:HB2	27:DD:116:LYS:HE3	2.01	0.43

*Continued on next page...*

*Continued from previous page...*

Atom-1	Atom-2	Interatomic distance (Å)	Clash overlap (Å)
27:DD:12:THR:HG22	27:DD:13:ARG:O	2.19	0.43
29:DF:11:VAL:C	29:DF:13:LYS:H	2.21	0.43
29:DF:122:ASP:CB	29:DF:126:ASN:ND2	2.80	0.43
30:DG:94:ARG:O	30:DG:95:ALA:HB2	2.18	0.43
32:DI:32:VAL:HG13	32:DI:58:ILE:HD12	2.00	0.43
34:DK:92:GLU:O	34:DK:93:GLN:O	2.36	0.43
35:DL:124:GLY:H	35:DL:143:GLU:CG	2.17	0.43
35:DL:77:ILE:HG22	35:DL:78:ARG:N	2.33	0.43
36:DM:12:MET:HA	24:DA:910:A:H62	1.83	0.43
36:DM:34:LYS:HD3	36:DM:131:VAL:CG2	2.41	0.43
37:DN:96:ARG:O	37:DN:113:ILE:HA	2.18	0.43
38:DO:62:LEU:HD11	38:DO:64:TYR:C	2.38	0.43
39:DP:30:TRP:HD1	39:DP:39:LEU:HD12	1.83	0.43
41:DR:16:GLU:O	41:DR:16:GLU:HG3	2.19	0.43
44:DU:84:PHE:HA	44:DU:92:VAL:O	2.19	0.43
46:DW:20:LEU:N	46:DW:20:LEU:HD12	2.33	0.43
49:DZ:13:ILE:HD12	24:DA:988:A:C8	2.54	0.43
21:AA:1064:G:O6	21:AA:1193:G:N1	2.52	0.42
21:AA:1201:A:H1'	21:AA:1202:U:OP2	2.19	0.42
21:AA:125:U:H2'	21:AA:126:G:O4'	2.18	0.42
21:AA:174:A:C5	21:AA:175:C:C5	3.07	0.42
21:AA:187:G:N2	21:AA:191:G:C5	2.87	0.42
21:AA:201:G:C2	21:AA:217:C:O2	2.72	0.42
21:AA:363:A:H2'	21:AA:364:A:O4'	2.19	0.42
21:AA:416:G:O6	21:AA:428:G:O6	2.36	0.42
21:AA:931:C:O2	21:AA:1387:G:C2	2.72	0.42
1:AB:182:VAL:CG1	1:AB:183:PHE:H	2.29	0.42
1:AB:22:TRP:CG	1:AB:22:TRP:O	2.71	0.42
4:AE:61:LYS:NZ	21:AA:1073:U:P	2.92	0.42
4:AE:81:GLN:O	7:AH:98:LEU:HD11	2.19	0.42
9:AJ:66:GLU:O	13:AN:95:LEU:HA	2.19	0.42
14:AO:55:LEU:HD12	14:AO:55:LEU:O	2.19	0.42
14:AO:9:LYS:NZ	14:AO:9:LYS:HB3	2.34	0.42
15:AP:52:LEU:CD2	15:AP:75:ILE:HG12	2.42	0.42
18:AS:29:PRO:HA	18:AS:47:THR:OG1	2.19	0.42
19:AT:77:ASN:HD22	19:AT:78:LEU:N	2.17	0.42
24:BA:1157:G:N2	24:BA:1158:C:C2	2.86	0.42
24:BA:1565:C:C4	24:BA:1567:G:C5	3.07	0.42
24:BA:1603:A:H2'	24:BA:1604:C:H6	1.83	0.42
24:BA:2218:G:O2'	24:BA:2219:U:H5'	2.18	0.42
24:BA:2276:G:H4'	24:BA:2276:G:OP2	2.19	0.42

*Continued on next page...*

*Continued from previous page...*

Atom-1	Atom-2	Interatomic distance (Å)	Clash overlap (Å)
24:BA:2399:G:H2'	24:BA:2400:G:O4'	2.19	0.42
24:BA:2646:C:H6	24:BA:2646:C:O5'	2.02	0.42
24:BA:2876:G:C6	24:BA:2877:G:C5	3.06	0.42
24:BA:418:C:H2'	24:BA:419:U:H6	1.83	0.42
24:BA:608:A:C8	24:BA:621:A:N6	2.87	0.42
24:BA:818:G:C2	24:BA:1190:G:O6	2.72	0.42
24:BA:910:A:C6	24:BA:911:A:C6	3.07	0.42
26:BC:94:LEU:HD13	26:BC:100:ARG:HH11	1.83	0.42
26:BC:115:ILE:HD12	26:BC:115:ILE:HA	1.75	0.42
26:BC:75:ALA:O	26:BC:115:ILE:N	2.47	0.42
27:BD:91:THR:C	27:BD:93:GLY:N	2.71	0.42
28:BE:131:THR:CG2	28:BE:160:ALA:HA	2.48	0.42
30:BG:122:ALA:HA	30:BG:132:LEU:HA	2.01	0.42
31:BH:101:ASP:O	31:BH:104:THR:HB	2.19	0.42
32:BI:19:PRO:HB2	32:BI:22:PRO:HD2	2.01	0.42
32:BI:24:GLY:O	32:BI:34:ILE:HD12	2.19	0.42
34:BK:85:VAL:CG1	34:BK:115:ILE:HD11	2.47	0.42
35:BL:77:ILE:HD11	35:BL:101:ILE:HD11	2.01	0.42
35:BL:85:VAL:HG21	35:BL:94:THR:CG2	2.42	0.42
36:BM:8:LYS:HD2	36:BM:8:LYS:HA	1.78	0.42
37:BN:117:ASP:O	37:BN:119:SER:N	2.50	0.42
41:BR:64:VAL:O	41:BR:65:ALA:CB	2.62	0.42
42:BS:72:THR:HG21	42:BS:108:SER:OG	2.19	0.42
44:BU:3:LYS:NZ	44:BU:83:GLY:H	2.17	0.42
46:BW:14:ASP:HB3	46:BW:15:SER:H	1.29	0.42
46:BW:17:ALA:O	46:BW:18:LYS:CB	2.66	0.42
46:BW:50:VAL:HB	46:BW:61:LYS:HZ3	1.82	0.42
47:BX:32:LEU:H	47:BX:32:LEU:HD12	1.84	0.42
48:BY:13:GLU:C	48:BY:15:ASN:H	2.22	0.42
55:CA:1011:C:N3	55:CA:1019:A:C2	2.87	0.42
55:CA:1336:C:H1'	55:CA:1337:G:N1	2.34	0.42
55:CA:1513:A:N1	55:CA:1523:G:C6	2.87	0.42
55:CA:246:A:N9	55:CA:282:A:N6	2.67	0.42
55:CA:350:G:C6	55:CA:351:G:C6	3.07	0.42
55:CA:414:A:N6	55:CA:431:A:C4	2.87	0.42
55:CA:483:C:H2'	55:CA:484:G:N7	2.34	0.42
55:CA:513:C:HO2'	55:CA:514:C:H6	1.66	0.42
55:CA:745:G:H2'	55:CA:746:A:H8	1.82	0.42
55:CA:923:A:H8	55:CA:923:A:O5'	2.01	0.42
1:CB:111:LYS:O	1:CB:111:LYS:HD3	2.19	0.42
1:CB:116:LEU:HB3	1:CB:140:LEU:HD13	2.00	0.42

*Continued on next page...*

*Continued from previous page...*

Atom-1	Atom-2	Interatomic distance (Å)	Clash overlap (Å)
3:CD:55:ARG:O	3:CD:59:LYS:N	2.52	0.42
2:CC:22:PHE:CD1	9:CJ:13:PHE:CE1	3.07	0.42
11:CL:115:LYS:O	11:CL:116:TYR:CB	2.66	0.42
12:CM:12:LYS:CE	12:CM:12:LYS:HA	2.48	0.42
14:CO:62:ARG:O	14:CO:66:LEU:HG	2.19	0.42
16:CQ:25:GLU:HG2	16:CQ:40:THR:HG22	2.01	0.42
17:CR:60:ARG:HA	17:CR:63:TYR:CD1	2.50	0.42
22:CV:40:C:H2'	22:CV:41:C:H6	1.84	0.42
50:D0:38:LEU:H	50:D0:41:HIS:CE1	2.37	0.42
51:D1:46:VAL:HG22	51:D1:47:ILE:H	1.84	0.42
51:D1:8:ILE:O	51:D1:21:THR:HA	2.19	0.42
24:DA:1017:G:N3	24:DA:1018:U:C6	2.87	0.42
40:DQ:2:ARG:HA	24:DA:1248:G:H2'	2.00	0.42
24:DA:1496:A:C2	24:DA:1498:C:N3	2.87	0.42
24:DA:1534:U:C2'	24:DA:1534:U:O2	2.67	0.42
24:DA:1535:A:N1	24:DA:1537:G:C5	2.87	0.42
24:DA:1689:A:C6	24:DA:1700:A:C2	3.07	0.42
24:DA:1894:C:C2'	24:DA:1895:C:H5'	2.49	0.42
24:DA:2147:A:H4'	24:DA:2148:G:H8	1.84	0.42
24:DA:185:G:H4'	24:DA:218:A:H4'	2.01	0.42
24:DA:2199:A:HO2'	24:DA:2200:C:H5'	1.83	0.42
24:DA:2900:A:H2'	24:DA:2901:C:H6	1.84	0.42
24:DA:301:G:C5	24:DA:302:C:C4	3.07	0.42
24:DA:371:A:C8	24:DA:373:U:N3	2.87	0.42
28:DE:45:ALA:CB	24:DA:37:C:O2'	2.67	0.42
24:DA:686:U:H2'	24:DA:686:U:H6	1.39	0.42
24:DA:739:A:HO2'	24:DA:740:C:H5	1.63	0.42
24:DA:825:A:C5	24:DA:826:U:C4	3.07	0.42
26:DC:67:LYS:CG	26:DC:150:GLY:HA2	2.49	0.42
27:DD:131:ASP:N	27:DD:131:ASP:OD2	2.53	0.42
29:DF:71:LYS:O	29:DF:72:SER:HB3	2.19	0.42
31:DH:2:GLN:HB3	31:DH:18:GLN:CD	2.39	0.42
33:DJ:105:VAL:O	33:DJ:109:LEU:HG	2.19	0.42
33:DJ:38:GLY:O	33:DJ:43:GLU:HB2	2.19	0.42
35:DL:79:LEU:HD23	35:DL:82:LEU:CD1	2.48	0.42
46:DW:70:VAL:CG2	46:DW:70:VAL:O	2.66	0.42
47:DX:31:ASN:HB3	24:DA:2230:G:C1'	2.48	0.42
18:AS:51:HIS:HD2	21:AA:1220:G:O2'	2.01	0.42
21:AA:1255:G:O2'	21:AA:1258:G:H1'	2.19	0.42
21:AA:1382:C:O2'	21:AA:1383:C:C5'	2.68	0.42
21:AA:1430:A:H2'	21:AA:1430:A:N3	2.33	0.42

*Continued on next page...*

*Continued from previous page...*

Atom-1	Atom-2	Interatomic distance (Å)	Clash overlap (Å)
21:AA:430:A:H2'	21:AA:431:A:H8	1.84	0.42
21:AA:511:C:C6	21:AA:512:U:C5	3.06	0.42
21:AA:513:C:N3	21:AA:514:C:C5	2.87	0.42
21:AA:561:U:H2'	21:AA:561:U:H6	1.63	0.42
21:AA:717:U:N3	21:AA:734:G:N7	2.67	0.42
21:AA:82:G:N1	21:AA:88:U:H1'	2.34	0.42
21:AA:961:U:O2'	21:AA:962:C:H5'	2.19	0.42
1:AB:182:VAL:CG1	1:AB:183:PHE:N	2.81	0.42
1:AB:36:LYS:HA	1:AB:36:LYS:HE3	2.00	0.42
2:AC:18:ASN:O	2:AC:55:VAL:HA	2.19	0.42
5:AF:6:ILE:H	5:AF:6:ILE:HG13	1.51	0.42
6:AG:21:LEU:HD23	6:AG:21:LEU:HA	1.86	0.42
7:AH:48:PHE:O	7:AH:49:LYS:HG3	2.19	0.42
8:AI:93:LEU:C	8:AI:95:SER:H	2.22	0.42
9:AJ:52:LEU:HD23	9:AJ:62:ARG:CG	2.48	0.42
9:AJ:66:GLU:CG	13:AN:98:ALA:HB2	2.49	0.42
9:AJ:10:LEU:HB2	9:AJ:72:ARG:HB2	2.00	0.42
13:AN:87:ALA:HB2	13:AN:92:ILE:HD12	2.00	0.42
15:AP:70:ARG:HA	15:AP:70:ARG:HD2	1.90	0.42
16:AQ:13:SER:O	16:AQ:16:MET:SD	2.77	0.42
16:AQ:43:LEU:HA	16:AQ:43:LEU:HD23	1.89	0.42
22:AV:29:G:C4	22:AV:30:G:C8	3.07	0.42
51:B1:13:SER:HB3	51:B1:47:ILE:O	2.19	0.42
52:B2:21:ARG:HG2	52:B2:31:LEU:HG	2.01	0.42
24:BA:1022:G:C5	24:BA:1140:C:C4	3.07	0.42
24:BA:1063:G:C6	24:BA:1064:C:C2	3.07	0.42
24:BA:1073:A:N7	24:BA:1074:G:H8	2.16	0.42
24:BA:1062:G:C8	24:BA:1088:A:N7	2.87	0.42
24:BA:1351:C:O2'	24:BA:1571:A:H1'	2.19	0.42
24:BA:1425:G:H8	24:BA:1425:G:O5'	2.03	0.42
24:BA:1465:G:C2'	24:BA:1466:U:H5'	2.50	0.42
24:BA:1781:U:HO2'	24:BA:1782:U:P	2.42	0.42
24:BA:1802:A:O2'	24:BA:1803:A:H5'	2.19	0.42
24:BA:1804:C:H6	24:BA:1804:C:O5'	2.02	0.42
24:BA:1815:A:C4	24:BA:1817:G:C6	3.08	0.42
24:BA:1871:A:H8	24:BA:1871:A:H2'	1.63	0.42
24:BA:1268:A:H61	24:BA:2012:G:H1'	1.83	0.42
24:BA:247:G:H4'	24:BA:386:G:C5	2.53	0.42
24:BA:2655:G:O2'	24:BA:2656:U:P	2.77	0.42
24:BA:2691:C:C3'	24:BA:2691:C:C6	3.02	0.42
24:BA:2748:A:N6	24:BA:2749:A:C6	2.88	0.42

*Continued on next page...*

*Continued from previous page...*

Atom-1	Atom-2	Interatomic distance (Å)	Clash overlap (Å)
24:BA:320:A:O2'	24:BA:322:A:H8	2.00	0.42
24:BA:397:U:H6	24:BA:397:U:O5'	2.02	0.42
24:BA:415:A:C5	24:BA:416:U:C4	3.07	0.42
24:BA:465:G:C6	24:BA:466:A:N6	2.87	0.42
24:BA:657:U:H2'	24:BA:658:U:C6	2.55	0.42
24:BA:681:G:H2'	24:BA:682:G:O4'	2.19	0.42
24:BA:729:G:N3	24:BA:1775:U:H1'	2.34	0.42
25:BB:29:A:OP2	38:BO:32:PRO:HD2	2.19	0.42
25:BB:92:C:H2'	25:BB:93:C:H6	1.84	0.42
27:BD:99:GLU:CG	27:BD:100:LEU:N	2.65	0.42
28:BE:5:LEU:CD1	28:BE:10:SER:HB3	2.47	0.42
28:BE:46:GLN:HB2	28:BE:83:VAL:HG11	2.01	0.42
29:BF:137:PHE:HA	29:BF:138:PRO:HD3	1.89	0.42
30:BG:102:ILE:HG21	30:BG:130:ILE:HD13	2.01	0.42
30:BG:1:SER:O	30:BG:3:VAL:HG12	2.18	0.42
30:BG:49:LEU:HA	30:BG:49:LEU:HD23	1.66	0.42
33:BJ:130:HIS:HD2	33:BJ:132:HIS:N	2.11	0.42
39:BP:33:GLU:OE2	39:BP:38:ARG:NH1	2.52	0.42
41:BR:49:ILE:HD12	41:BR:52:PRO:CA	2.39	0.42
55:CA:100:G:H2'	55:CA:101:A:O4'	2.19	0.42
8:CI:10:ARG:NH1	55:CA:1149:C:OP2	2.52	0.42
55:CA:1402:C:O2'	55:CA:1403:C:H5'	2.19	0.42
55:CA:1438:G:C5	55:CA:1439:G:N7	2.86	0.42
55:CA:1453:G:C2'	55:CA:1453:G:N3	2.81	0.42
55:CA:245:U:O2'	55:CA:246:A:H5'	2.19	0.42
55:CA:316:C:C5	55:CA:351:G:C5	3.07	0.42
55:CA:429:U:H4'	55:CA:430:A:O5'	2.18	0.42
55:CA:476:U:C6	55:CA:476:U:OP2	2.72	0.42
55:CA:702:A:HO2'	55:CA:703:G:P	2.41	0.42
55:CA:773:G:N2	55:CA:807:A:C4	2.87	0.42
55:CA:801:U:O2'	55:CA:802:A:H5'	2.19	0.42
2:CC:27:GLU:N	2:CC:27:GLU:CD	2.72	0.42
3:CD:29:THR:O	3:CD:30:LYS:CB	2.67	0.42
6:CG:67:ASN:C	6:CG:69:ARG:H	2.21	0.42
6:CG:91:ARG:HG2	6:CG:92:PRO:CD	2.42	0.42
9:CJ:48:ARG:H	9:CJ:48:ARG:HG2	1.53	0.42
11:CL:34:THR:OG1	11:CL:53:ARG:HG3	2.19	0.42
11:CL:2:THR:CB	11:CL:5:GLN:HB2	2.49	0.42
11:CL:81:ILE:HD11	11:CL:94:TYR:CG	2.53	0.42
2:CC:9:ILE:HD13	13:CN:97:LYS:HD3	2.01	0.42
18:CS:14:LEU:C	18:CS:14:LEU:HD12	2.39	0.42

*Continued on next page...*

*Continued from previous page...*

Atom-1	Atom-2	Interatomic distance (Å)	Clash overlap (Å)
18:CS:43:MET:HE3	18:CS:43:MET:H	1.84	0.42
20:CU:53:LYS:HA	20:CU:53:LYS:HD3	1.90	0.42
50:D0:54:ILE:O	50:D0:55:ALA:HB2	2.19	0.42
52:D2:34:ARG:HH21	24:DA:466:A:P	2.42	0.42
24:DA:1270:C:H2'	24:DA:1648:U:H5''	2.01	0.42
24:DA:1452:G:C4	24:DA:2702:G:C6	3.07	0.42
24:DA:1544:A:C6	24:DA:1545:A:C6	3.07	0.42
24:DA:1608:A:C6	24:DA:1611:C:C4	3.07	0.42
24:DA:1731:G:N3	24:DA:1731:G:O4'	2.53	0.42
24:DA:1787:A:H2'	24:DA:1788:C:C5	2.54	0.42
24:DA:2318:G:C6	24:DA:2319:G:N1	2.88	0.42
24:DA:2318:G:H2'	24:DA:2319:G:O4'	2.19	0.42
24:DA:2333:A:C1'	24:DA:2335:A:C8	3.01	0.42
36:DM:79:ALA:HA	24:DA:2494:G:O2'	2.18	0.42
24:DA:2570:G:C4	24:DA:2571:U:C6	3.07	0.42
24:DA:2644:G:H2'	24:DA:2645:G:O4'	2.19	0.42
24:DA:2692:G:H1'	24:DA:2847:U:O2'	2.19	0.42
24:DA:303:G:C6	24:DA:315:G:C6	3.06	0.42
24:DA:573:U:C4	24:DA:2030:A:H3'	2.54	0.42
24:DA:580:U:H2'	24:DA:581:C:C6	2.54	0.42
24:DA:711:G:C6	24:DA:721:A:N1	2.87	0.42
26:DC:225:ASN:OD1	24:DA:784:G:H5''	2.19	0.42
24:DA:871:U:O2	24:DA:907:G:C6	2.72	0.42
41:DR:10:LYS:HE2	24:DA:994:C:H1'	2.00	0.42
56:DB:59:A:C5	56:DB:60:C:C4	3.06	0.42
56:DB:73:A:C8	56:DB:74:U:C5	3.07	0.42
28:DE:73:ILE:HG23	28:DE:74:LYS:HG3	2.00	0.42
29:DF:102:LEU:HD22	29:DF:102:LEU:N	2.34	0.42
33:DJ:44:TYR:CD1	40:DQ:59:LEU:HD11	2.54	0.42
35:DL:4:ASN:HD22	35:DL:4:ASN:HA	1.59	0.42
39:DP:91:VAL:HG21	39:DP:96:LEU:HD21	2.01	0.42
45:DV:29:ILE:HD13	45:DV:31:TYR:CD2	2.47	0.42
21:AA:1034:G:H2'	21:AA:1035:A:H8	1.83	0.42
21:AA:1074:G:N2	21:AA:1102:A:C5	2.88	0.42
21:AA:1089:G:N1	21:AA:1090:U:C2	2.87	0.42
21:AA:1153:G:N2	21:AA:1154:G:H1'	2.35	0.42
21:AA:1167:A:C8	21:AA:1169:A:N6	2.87	0.42
21:AA:1363:A:C8	21:AA:1365:G:N7	2.87	0.42
21:AA:1401:G:N2	21:AA:1402:C:H1'	2.34	0.42
21:AA:153:C:O2'	21:AA:154:U:H5'	2.19	0.42
21:AA:258:G:C4	21:AA:259:G:C8	3.07	0.42

*Continued on next page...*

*Continued from previous page...*

Atom-1	Atom-2	Interatomic distance (Å)	Clash overlap (Å)
21:AA:262:A:H2'	21:AA:263:A:C8	2.54	0.42
3:AD:119:HIS:HD2	21:AA:438:U:H4'	1.81	0.42
21:AA:484:G:OP1	21:AA:484:G:H8	2.02	0.42
21:AA:582:C:C2	21:AA:583:A:C8	3.07	0.42
21:AA:790:A:C6	21:AA:791:G:C6	3.07	0.42
21:AA:771:G:C6	21:AA:809:G:C6	3.07	0.42
21:AA:568:G:C2	21:AA:883:C:C2	3.07	0.42
21:AA:955:U:H2'	21:AA:956:U:C6	2.53	0.42
1:AB:202:ASN:HB3	1:AB:208:ALA:CB	2.48	0.42
1:AB:86:CYS:H	1:AB:88:GLN:HE21	1.66	0.42
4:AE:89:THR:HB	4:AE:134:ASN:ND2	2.33	0.42
6:AG:16:LYS:NZ	6:AG:17:PHE:HE1	2.17	0.42
8:AI:21:LYS:HZ2	8:AI:23:GLY:HA3	1.84	0.42
8:AI:49:GLN:O	8:AI:51:LEU:N	2.51	0.42
11:AL:2:THR:HB	11:AL:5:GLN:CG	2.49	0.42
16:AQ:16:MET:O	16:AQ:17:GLU:C	2.57	0.42
17:AR:50:TYR:O	17:AR:54:LEU:HD23	2.19	0.42
18:AS:43:MET:O	18:AS:46:LEU:HB2	2.20	0.42
19:AT:5:SER:C	19:AT:7:LYS:H	2.22	0.42
20:AU:46:ARG:HG3	20:AU:49:ALA:HB3	2.00	0.42
51:B1:33:LEU:C	51:B1:33:LEU:HD12	2.40	0.42
51:B1:8:ILE:CG2	51:B1:9:LYS:H	2.31	0.42
52:B2:31:LEU:O	52:B2:32:ALA:C	2.56	0.42
54:B4:1:MET:CE	54:B4:34:LYS:HG2	2.50	0.42
24:BA:1059:G:C2	24:BA:1080:A:N3	2.87	0.42
24:BA:1165:A:C2	24:BA:1185:G:C2	3.07	0.42
24:BA:1165:A:N1	24:BA:1185:G:C6	2.88	0.42
24:BA:1344:U:HO2'	24:BA:1345:C:P	2.39	0.42
24:BA:1374:G:C4	24:BA:1375:U:C5	3.07	0.42
24:BA:1378:A:C2	24:BA:1379:U:O2	2.72	0.42
24:BA:1353:A:C8	24:BA:1378:A:N6	2.87	0.42
24:BA:1565:C:HO2'	24:BA:1566:A:C5'	2.32	0.42
24:BA:2180:U:H2'	24:BA:2181:U:C5	2.54	0.42
24:BA:2210:U:C2	24:BA:2212:A:C8	3.08	0.42
24:BA:2404:U:N1	24:BA:2414:G:N2	2.67	0.42
24:BA:2447:G:C8	24:BA:2501:C:C6	3.06	0.42
24:BA:2677:G:O2'	24:BA:2678:C:H5'	2.18	0.42
24:BA:10:A:C4	24:BA:2800:A:C5	3.07	0.42
24:BA:312:G:H2'	24:BA:313:G:H8	1.84	0.42
24:BA:464:U:N3	24:BA:465:G:C2	2.87	0.42
24:BA:860:U:N3	24:BA:2268:A:N7	2.66	0.42

*Continued on next page...*



*Continued from previous page...*

Atom-1	Atom-2	Interatomic distance (Å)	Clash overlap (Å)
24:BA:971:G:C2'	24:BA:972:A:H5'	2.49	0.42
25:BB:62:C:O2'	25:BB:63:C:H5'	2.20	0.42
25:BB:92:C:O2	25:BB:93:C:C6	2.71	0.42
26:BC:184:GLU:O	26:BC:185:ALA:HB3	2.19	0.42
27:BD:149:ASN:OD1	27:BD:150:GLN:N	2.52	0.42
29:BF:15:LEU:O	29:BF:16:MET:C	2.57	0.42
30:BG:168:VAL:HG23	30:BG:168:VAL:O	2.19	0.42
31:BH:27:ARG:NH1	47:BX:59:ASP:O	2.51	0.42
33:BJ:40:HIS:H	33:BJ:40:HIS:HD2	1.65	0.42
37:BN:78:LYS:HG2	37:BN:83:LEU:HD22	2.01	0.42
38:BO:55:GLU:OE1	38:BO:58:ILE:HD11	2.19	0.42
40:BQ:69:ARG:HD3	40:BQ:69:ARG:HA	1.67	0.42
41:BR:43:ASN:HD22	41:BR:43:ASN:HA	1.50	0.42
44:BU:44:HIS:O	44:BU:45:GLN:C	2.57	0.42
46:BW:9:THR:HG23	46:BW:10:ARG:N	2.35	0.42
55:CA:1124:G:O2'	55:CA:1127:G:O6	2.34	0.42
55:CA:1321:U:H6	55:CA:1321:U:O5'	2.01	0.42
55:CA:257:G:H2'	55:CA:258:G:H8	1.84	0.42
55:CA:540:G:C4	55:CA:541:G:C8	3.08	0.42
55:CA:553:A:C4	55:CA:554:A:C8	3.07	0.42
55:CA:22:G:H1'	55:CA:914:A:N6	2.35	0.42
55:CA:932:C:O2	55:CA:932:C:H2'	2.19	0.42
3:CD:107:GLY:N	3:CD:157:ALA:HB1	2.33	0.42
3:CD:141:VAL:HG13	3:CD:179:GLY:O	2.19	0.42
4:CE:149:PRO:HA	4:CE:152:VAL:CB	2.32	0.42
5:CF:32:ALA:O	5:CF:33:GLU:HB2	2.18	0.42
6:CG:63:VAL:HG11	6:CG:127:ALA:HB2	2.01	0.42
8:CI:51:LEU:HD22	8:CI:56:MET:HE3	2.00	0.42
9:CJ:40:ILE:HD11	55:CA:1124:G:H4'	1.99	0.42
11:CL:42:LYS:HD2	11:CL:43:LYS:HZ2	1.84	0.42
13:CN:16:ALA:HB2	13:CN:59:GLN:NE2	2.34	0.42
13:CN:65:GLN:NE2	13:CN:78:LEU:HD21	2.35	0.42
10:CK:124:LYS:O	20:CU:33:ARG:NE	2.52	0.42
24:DA:1023:U:C6	24:DA:1023:U:H5'	2.47	0.42
24:DA:1091:G:O2'	24:DA:1092:C:H5'	2.19	0.42
24:DA:1167:C:C2'	24:DA:1168:G:H5'	2.50	0.42
24:DA:128:C:H6	24:DA:128:C:H5''	1.83	0.42
24:DA:1289:C:O2'	24:DA:1290:C:H6	2.02	0.42
24:DA:1288:G:N7	24:DA:1327:A:C6	2.88	0.42
24:DA:1511:G:H2'	24:DA:1512:C:H6	1.85	0.42
24:DA:152:A:C2	24:DA:175:G:N3	2.86	0.42

*Continued on next page...*

*Continued from previous page...*

Atom-1	Atom-2	Interatomic distance (Å)	Clash overlap (Å)
24:DA:1680:U:C4	24:DA:1681:G:C6	3.08	0.42
26:DC:49:THR:HB	24:DA:1813:G:N3	2.34	0.42
24:DA:1848:A:C2	24:DA:1849:G:C4	3.07	0.42
24:DA:1786:A:C2	24:DA:1938:A:C5	3.06	0.42
24:DA:2291:U:H2'	24:DA:2292:U:H6	1.80	0.42
24:DA:2478:A:H2'	24:DA:2479:U:H5'	2.01	0.42
24:DA:2723:C:C4	24:DA:2724:U:C4	3.07	0.42
24:DA:2631:G:N3	24:DA:2810:A:H2	2.17	0.42
24:DA:426:C:O2'	24:DA:427:U:H5'	2.19	0.42
24:DA:475:C:N3	24:DA:481:G:O6	2.52	0.42
24:DA:502:A:C5'	24:DA:503:A:OP2	2.66	0.42
24:DA:657:U:C2	24:DA:658:U:C5	3.07	0.42
24:DA:70:G:H5''	24:DA:113:U:H1'	2.01	0.42
24:DA:753:A:O2'	24:DA:754:U:C5'	2.68	0.42
24:DA:766:U:O2'	24:DA:767:U:C5'	2.67	0.42
24:DA:783:A:H8	24:DA:783:A:H2'	1.52	0.42
56:DB:38:C:O2'	56:DB:39:A:C8	2.64	0.42
56:DB:57:A:O2'	56:DB:58:A:C5'	2.67	0.42
26:DC:94:LEU:CD1	26:DC:100:ARG:HD3	2.47	0.42
26:DC:57:HIS:HE1	24:DA:1568:G:N3	2.18	0.42
29:DF:147:ARG:HG2	29:DF:149:ARG:NH1	2.33	0.42
29:DF:160:LYS:HD3	29:DF:161:SER:H	1.83	0.42
29:DF:33:ILE:HB	29:DF:90:LEU:HD23	2.02	0.42
30:DG:157:LYS:HB2	30:DG:157:LYS:HE2	1.85	0.42
31:DH:53:GLU:C	31:DH:55:GLU:N	2.72	0.42
33:DJ:43:GLU:HG2	33:DJ:43:GLU:O	2.18	0.42
35:DL:135:ILE:HG23	35:DL:136:GLU:N	2.34	0.42
37:DN:5:LYS:CG	37:DN:6:SER:H	2.26	0.42
37:DN:73:ASN:HA	37:DN:76:VAL:CG2	2.48	0.42
27:DD:9:VAL:HG22	39:DP:4:ILE:HD11	2.01	0.42
41:DR:43:ASN:HD22	41:DR:44:GLY:H	1.68	0.42
21:AA:1162:C:H2'	21:AA:1163:A:O4'	2.19	0.42
21:AA:1402:C:H2'	21:AA:1403:C:O4'	2.19	0.42
21:AA:1417:G:N2	21:AA:1484:C:C4	2.87	0.42
21:AA:53:A:N6	21:AA:359:G:O6	2.53	0.42
21:AA:880:C:O2'	21:AA:881:G:H5'	2.19	0.42
21:AA:983:A:O2'	21:AA:984:C:H5'	2.19	0.42
21:AA:9:G:C6	21:AA:26:A:N6	2.87	0.42
2:AC:166:TRP:CG	2:AC:167:TYR:N	2.87	0.42
4:AE:104:ILE:O	4:AE:104:ILE:HG12	2.20	0.42
5:AF:21:MET:O	5:AF:24:ARG:HB2	2.18	0.42

*Continued on next page...*

*Continued from previous page...*

Atom-1	Atom-2	Interatomic distance (Å)	Clash overlap (Å)
5:AF:36:ILE:HG22	5:AF:64:VAL:HG22	2.01	0.42
12:AM:21:ILE:N	12:AM:21:ILE:HD12	2.34	0.42
13:AN:41:TRP:O	13:AN:44:VAL:HG13	2.19	0.42
19:AT:72:ALA:O	19:AT:75:LYS:HG3	2.19	0.42
24:BA:1095:A:H2'	24:BA:1096:A:C8	2.54	0.42
24:BA:1027:A:C6	24:BA:1126:A:C4	3.07	0.42
24:BA:1203:U:C4	24:BA:1204:A:C5	3.07	0.42
24:BA:1300:G:H5''	24:BA:1301:A:H5''	2.01	0.42
24:BA:1731:G:O2'	24:BA:1732:C:C5'	2.56	0.42
24:BA:1881:C:H2'	24:BA:1882:U:O4'	2.19	0.42
24:BA:2020:A:N6	24:BA:2022:U:C2	2.87	0.42
24:BA:2474:U:H5''	24:BA:2475:C:OP2	2.19	0.42
24:BA:2635:A:O2'	27:BD:81:GLU:HG3	2.18	0.42
24:BA:2691:C:O2'	24:BA:2692:G:H5'	2.18	0.42
24:BA:2742:G:P	54:B4:24:ARG:HH12	2.42	0.42
24:BA:2836:U:C2	24:BA:2883:A:C2	3.07	0.42
24:BA:2837:A:N1	24:BA:2838:G:C5	2.87	0.42
24:BA:303:G:C5	24:BA:304:U:C5	3.06	0.42
24:BA:464:U:O2	24:BA:464:U:C2'	2.66	0.42
24:BA:538:A:C2	24:BA:556:A:C4	3.07	0.42
24:BA:669:G:N3	24:BA:669:G:H2'	2.34	0.42
24:BA:863:A:H2'	24:BA:864:G:H8	1.84	0.42
26:BC:164:VAL:O	26:BC:165:ALA:HB2	2.19	0.42
24:BA:1654:A:H4'	27:BD:118:PHE:CZ	2.54	0.42
31:BH:95:GLY:O	31:BH:97:ARG:N	2.52	0.42
34:BK:49:ARG:HB3	34:BK:50:GLY:H	1.62	0.42
34:BK:7:MET:SD	34:BK:20:MET:HB2	2.59	0.42
35:BL:21:ARG:HA	35:BL:21:ARG:HD3	1.24	0.42
35:BL:67:THR:HG22	35:BL:68:SER:N	2.34	0.42
42:BS:4:ILE:CG1	42:BS:5:ALA:N	2.80	0.42
46:BW:19:ARG:CA	46:BW:34:SER:HA	2.32	0.42
55:CA:1144:G:H21	55:CA:1146:A:N6	2.12	0.42
55:CA:1423:G:H2'	55:CA:1424:U:C6	2.54	0.42
55:CA:1526:G:C5	55:CA:1527:U:C5	3.07	0.42
55:CA:209:U:OP2	55:CA:210:C:C5	2.72	0.42
55:CA:246:A:C4	55:CA:282:A:C6	3.08	0.42
55:CA:446:G:N2	55:CA:489:C:C2	2.88	0.42
55:CA:722:G:H2'	55:CA:722:G:N3	2.34	0.42
55:CA:761:G:C6	55:CA:762:U:C4	3.07	0.42
55:CA:970:C:C5	55:CA:1231:G:O2'	2.67	0.42
1:CB:104:LYS:H	1:CB:104:LYS:CD	2.33	0.42

*Continued on next page...*

*Continued from previous page...*

Atom-1	Atom-2	Interatomic distance (Å)	Clash overlap (Å)
1:CB:153:MET:O	1:CB:154:GLY:C	2.56	0.42
1:CB:67:LEU:HG	1:CB:157:PRO:CB	2.44	0.42
2:CC:135:ARG:O	2:CC:139:ASN:ND2	2.53	0.42
3:CD:12:ARG:NH2	3:CD:36:ALA:O	2.52	0.42
3:CD:97:LEU:O	3:CD:101:VAL:HG23	2.18	0.42
8:CI:79:ARG:NH2	8:CI:102:PHE:HA	2.34	0.42
9:CJ:57:VAL:HG22	9:CJ:58:ASN:N	2.25	0.42
11:CL:42:LYS:HD2	11:CL:43:LYS:HZ3	1.84	0.42
11:CL:86:VAL:HG11	11:CL:89:LEU:HD23	2.01	0.42
13:CN:33:VAL:HG21	55:CA:1271:A:O2'	2.19	0.42
13:CN:94:GLY:O	13:CN:95:LEU:C	2.58	0.42
14:CO:7:THR:O	14:CO:11:VAL:N	2.47	0.42
19:CT:77:ASN:OD1	19:CT:77:ASN:N	2.44	0.42
53:D3:51:LYS:O	53:D3:52:GLY:C	2.57	0.42
24:DA:1112:G:O2'	24:DA:1113:U:C5'	2.68	0.42
24:DA:1187:G:H8	24:DA:1187:G:O5'	2.02	0.42
24:DA:1331:G:O2'	24:DA:1332:G:H3'	2.19	0.42
24:DA:1668:A:H4'	24:DA:1669:A:O5'	2.19	0.42
24:DA:1685:C:H2'	24:DA:1686:C:H6	1.85	0.42
24:DA:1760:C:C2'	24:DA:1761:C:O4'	2.67	0.42
24:DA:1799:G:H22	24:DA:1818:U:HO2'	1.66	0.42
24:DA:191:A:O2'	24:DA:192:C:H5'	2.19	0.42
24:DA:2074:U:C2	24:DA:2075:U:C5	3.08	0.42
24:DA:2311:A:H3'	24:DA:2312:U:H6	1.84	0.42
24:DA:240:C:H3'	24:DA:241:A:H5''	2.01	0.42
24:DA:244:A:C2'	24:DA:245:G:O5'	2.67	0.42
24:DA:2740:A:C8	24:DA:2764:A:N6	2.87	0.42
24:DA:2523:G:H1'	24:DA:2765:A:N7	2.35	0.42
24:DA:2896:C:C2	24:DA:2897:U:C5	3.08	0.42
24:DA:389:G:O2'	24:DA:390:U:H5'	2.19	0.42
24:DA:464:U:O2	24:DA:788:A:N6	2.52	0.42
24:DA:476:G:O2'	24:DA:477:A:H8	1.96	0.42
24:DA:66:C:C5	24:DA:67:U:C4	3.07	0.42
24:DA:953:G:N2	24:DA:954:G:C4	2.88	0.42
27:DD:12:THR:OG1	39:DP:4:ILE:HG23	2.20	0.42
27:DD:46:ARG:HB3	27:DD:84:LEU:HD12	2.00	0.42
30:DG:87:GLN:HA	30:DG:128:THR:O	2.19	0.42
30:DG:138:GLN:O	30:DG:138:GLN:HG2	2.19	0.42
31:DH:125:THR:CG2	31:DH:146:VAL:HG11	2.49	0.42
32:DI:102:ARG:HG2	32:DI:141:ASP:O	2.19	0.42
35:DL:54:GLN:NE2	24:DA:2428:G:C2	2.87	0.42

*Continued on next page...*

*Continued from previous page...*

Atom-1	Atom-2	Interatomic distance (Å)	Clash overlap (Å)
38:DO:35:ILE:HD11	38:DO:102:ARG:NE	2.35	0.42
38:DO:18:LEU:HD13	38:DO:25:ARG:HG2	2.01	0.42
39:DP:19:PHE:N	39:DP:19:PHE:CD2	2.87	0.42
40:DQ:63:ARG:O	40:DQ:64:ILE:C	2.54	0.42
40:DQ:89:ILE:O	40:DQ:91:ARG:N	2.52	0.42
42:DS:91:GLY:HA2	24:DA:1614:A:N6	2.34	0.42
45:DV:57:TYR:CD2	45:DV:74:ALA:HB1	2.55	0.42
47:DX:26:ARG:O	47:DX:27:ARG:HB3	2.19	0.42
48:DY:50:VAL:HA	48:DY:53:VAL:HG23	2.01	0.42
21:AA:1074:G:H21	21:AA:1101:A:H1'	1.83	0.42
21:AA:1071:C:C2	21:AA:1105:A:C2	3.08	0.42
21:AA:1172:C:H2'	21:AA:1173:U:C6	2.55	0.42
21:AA:1265:C:H2'	21:AA:1266:G:H8	1.84	0.42
21:AA:212:G:N2	21:AA:213:G:C5	2.88	0.42
21:AA:258:G:N2	21:AA:259:G:H1'	2.34	0.42
21:AA:367:U:OP1	21:AA:395:C:H1'	2.19	0.42
21:AA:469:C:O2'	21:AA:470:C:H5'	2.19	0.42
21:AA:626:G:C6	21:AA:627:G:C6	3.07	0.42
21:AA:594:U:H1'	21:AA:646:G:N2	2.35	0.42
21:AA:739:C:C2	21:AA:740:U:C6	3.07	0.42
21:AA:781:A:H4'	21:AA:1522:U:O2'	2.18	0.42
4:AE:149:PRO:HA	4:AE:152:VAL:CG1	2.50	0.42
5:AF:4:TYR:CE2	5:AF:71:ILE:HG12	2.55	0.42
6:AG:113:LYS:HE2	21:AA:1298:U:H2'	2.00	0.42
7:AH:109:VAL:HG12	7:AH:109:VAL:O	2.19	0.42
7:AH:110:MET:HE2	7:AH:114:ALA:HB1	2.01	0.42
8:AI:56:MET:O	8:AI:57:VAL:HB	2.20	0.42
11:AL:81:ILE:HG13	11:AL:95:HIS:O	2.20	0.42
12:AM:59:VAL:C	12:AM:61:LYS:H	2.23	0.42
24:BA:115:C:C2'	24:BA:116:C:H5'	2.49	0.42
24:BA:1224:U:C4	24:BA:1225:G:C6	3.08	0.42
24:BA:1238:G:O2'	24:BA:1239:G:C5'	2.63	0.42
24:BA:1263:U:H2'	24:BA:1264:A:C8	2.55	0.42
24:BA:1630:A:H2'	24:BA:1631:G:C5'	2.48	0.42
24:BA:1707:G:H2'	24:BA:1708:C:C6	2.55	0.42
24:BA:1754:A:N1	24:BA:2716:C:O2'	2.53	0.42
24:BA:1803:A:H2	24:BA:1822:C:O2	2.03	0.42
24:BA:1936:A:C2	24:BA:1943:U:C5	3.07	0.42
24:BA:196:A:C2	24:BA:805:G:C6	3.07	0.42
24:BA:197:A:C6	24:BA:2430:A:C2	3.08	0.42
24:BA:2553:G:N1	24:BA:2554:U:O2	2.51	0.42

*Continued on next page...*

*Continued from previous page...*

Atom-1	Atom-2	Interatomic distance (Å)	Clash overlap (Å)
24:BA:2641:G:H2'	24:BA:2642:G:O4'	2.19	0.42
24:BA:2839:G:C5	24:BA:2840:C:C4	3.08	0.42
24:BA:374:A:O2'	24:BA:375:G:H5'	2.19	0.42
24:BA:45:G:N2	24:BA:434:U:C2	2.87	0.42
24:BA:501:A:C6	24:BA:502:A:C6	3.08	0.42
24:BA:51:G:H4'	24:BA:52:A:H5'	2.01	0.42
24:BA:63:A:C2	24:BA:64:A:C5	3.08	0.42
24:BA:90:U:C4	24:BA:91:A:C5	3.07	0.42
25:BB:56:G:H4'	25:BB:57:A:O5'	2.19	0.42
26:BC:109:LEU:CD2	26:BC:110:LYS:N	2.78	0.42
27:BD:103:ASP:CG	27:BD:104:VAL:N	2.71	0.42
28:BE:119:ILE:HD11	28:BE:187:VAL:HG22	2.01	0.42
29:BF:31:GLU:HG2	29:BF:32:LYS:HG2	2.02	0.42
29:BF:87:LYS:HG3	29:BF:88:VAL:N	2.34	0.42
31:BH:29:PHE:O	31:BH:33:GLN:HB3	2.19	0.42
31:BH:66:ASN:C	31:BH:68:ARG:N	2.72	0.42
33:BJ:64:VAL:HG13	33:BJ:65:THR:N	2.33	0.42
35:BL:130:GLY:O	35:BL:133:ALA:HB3	2.19	0.42
35:BL:77:ILE:O	35:BL:77:ILE:HG22	2.20	0.42
36:BM:108:VAL:HA	36:BM:109:PRO:HD3	1.81	0.42
37:BN:14:SER:O	37:BN:15:SER:O	2.37	0.42
38:BO:3:LYS:CG	38:BO:4:LYS:N	2.81	0.42
39:BP:33:GLU:OE1	39:BP:33:GLU:C	2.58	0.42
41:BR:48:LYS:CD	41:BR:48:LYS:H	2.31	0.42
42:BS:59:GLU:HA	42:BS:64:ALA:HA	2.01	0.42
55:CA:1117:A:C2	55:CA:1184:G:C5	3.07	0.42
55:CA:1173:U:C2	55:CA:1174:G:C8	3.08	0.42
6:CG:108:ARG:NH2	55:CA:1240:U:C3'	2.82	0.42
55:CA:207:C:C4	55:CA:208:U:O4	2.72	0.42
55:CA:198:G:C6	55:CA:220:G:C4	3.07	0.42
55:CA:249:U:O2	55:CA:276:G:C2	2.73	0.42
55:CA:367:U:H2'	55:CA:367:U:H6	1.50	0.42
11:CL:119:LYS:HE3	55:CA:36:C:OP1	2.19	0.42
55:CA:452:A:HO2'	55:CA:453:G:C4'	2.32	0.42
55:CA:642:A:O2'	55:CA:643:C:O5'	2.37	0.42
55:CA:688:G:C6	55:CA:700:G:C6	3.07	0.42
55:CA:754:C:O2'	55:CA:755:G:OP1	2.38	0.42
55:CA:87:C:O2'	55:CA:88:U:P	2.78	0.42
1:CB:27:LYS:N	1:CB:28:PRO:HD2	2.34	0.42
2:CC:119:ILE:O	2:CC:121:SER:N	2.52	0.42
3:CD:163:GLN:HB2	3:CD:163:GLN:HE21	1.59	0.42

*Continued on next page...*

*Continued from previous page...*

Atom-1	Atom-2	Interatomic distance (Å)	Clash overlap (Å)
3:CD:2:ARG:HE	3:CD:114:ARG:CD	2.32	0.42
3:CD:57:LYS:CB	3:CD:199:ILE:HB	2.49	0.42
4:CE:63:MET:HA	4:CE:66:ALA:HB3	2.01	0.42
5:CF:30:THR:C	5:CF:32:ALA:H	2.22	0.42
6:CG:101:ARG:C	6:CG:102:TRP:HD1	2.23	0.42
6:CG:13:PRO:HA	6:CG:23:ALA:HB2	2.00	0.42
6:CG:59:GLU:O	6:CG:60:ALA:HB3	2.20	0.42
10:CK:124:LYS:HA	20:CU:34:ARG:CG	2.48	0.42
10:CK:47:GLY:HA3	10:CK:56:LYS:HE3	2.02	0.42
13:CN:26:LEU:O	13:CN:30:ILE:HG12	2.19	0.42
15:CP:20:VAL:HG23	15:CP:34:GLU:C	2.39	0.42
18:CS:36:ARG:HE	55:CA:1320:C:H41	1.67	0.42
20:CU:32:ARG:HD3	20:CU:33:ARG:HB2	2.01	0.42
50:D0:21:LEU:HB3	50:D0:22:THR:H	1.55	0.42
24:DA:1008:A:OP1	24:DA:1008:A:H8	2.03	0.42
24:DA:1207:C:H2'	24:DA:1208:C:C5	2.54	0.42
24:DA:1213:A:H2'	24:DA:1214:A:C8	2.54	0.42
24:DA:1230:A:C6	24:DA:1231:U:C4	3.07	0.42
24:DA:1287:A:O2'	24:DA:1288:G:H5'	2.20	0.42
24:DA:135:U:H2'	24:DA:136:G:C8	2.55	0.42
24:DA:1522:A:H1'	24:DA:1524:G:C5	2.55	0.42
24:DA:165:A:C5	24:DA:166:U:C5	3.07	0.42
24:DA:1735:A:H2'	24:DA:1736:U:C6	2.54	0.42
24:DA:1894:C:O2'	24:DA:1895:C:H5'	2.19	0.42
24:DA:1910:G:N2	24:DA:1921:G:C4	2.87	0.42
24:DA:2014:A:C2	24:DA:2015:A:N1	2.87	0.42
24:DA:205:G:O2'	24:DA:206:U:P	2.78	0.42
24:DA:2230:G:C5	24:DA:2231:U:C4	3.07	0.42
24:DA:2230:G:C6	24:DA:2231:U:C4	3.07	0.42
24:DA:2260:C:O2'	24:DA:2261:C:H5'	2.19	0.42
24:DA:2311:A:C3'	24:DA:2312:U:C6	3.03	0.42
24:DA:2077:A:C8	24:DA:2435:A:C4	3.07	0.42
24:DA:2733:A:H3'	24:DA:2733:A:C8	2.55	0.42
24:DA:2843:G:C6	24:DA:2844:G:C5	3.07	0.42
24:DA:2896:C:O2'	24:DA:2897:U:C5'	2.68	0.42
24:DA:570:G:C2'	24:DA:571:U:H5'	2.48	0.42
24:DA:65:U:N3	24:DA:66:C:C5	2.87	0.42
24:DA:959:A:C6	24:DA:960:A:C6	3.07	0.42
41:DR:81:LYS:HG2	24:DA:973:A:H5'	2.02	0.42
26:DC:92:LEU:HA	26:DC:92:LEU:HD12	1.81	0.42
27:DD:36:GLN:OE1	27:DD:67:HIS:HE1	2.01	0.42

*Continued on next page...*

*Continued from previous page...*

Atom-1	Atom-2	Interatomic distance (Å)	Clash overlap (Å)
28:DE:134:LEU:O	28:DE:138:LEU:HG	2.20	0.42
29:DF:28:PRO:HA	29:DF:158:THR:OG1	2.19	0.42
29:DF:65:LEU:HD11	29:DF:87:LYS:NZ	2.34	0.42
30:DG:112:VAL:HG12	30:DG:114:HIS:HB3	2.01	0.42
30:DG:154:GLU:HA	30:DG:155:PRO:HD2	1.86	0.42
33:DJ:18:VAL:CG1	33:DJ:54:ILE:HD11	2.49	0.42
35:DL:3:LEU:HD12	35:DL:4:ASN:N	2.34	0.42
36:DM:96:ILE:CD1	36:DM:102:LEU:HD11	2.49	0.42
39:DP:62:LYS:O	39:DP:63:ILE:HB	2.19	0.42
40:DQ:71:ASN:ND2	40:DQ:106:THR:HA	2.35	0.42
40:DQ:79:ILE:HA	40:DQ:82:LEU:HD12	2.02	0.42
40:DQ:90:ASP:O	40:DQ:91:ARG:O	2.36	0.42
42:DS:39:THR:O	42:DS:40:ASN:HB3	2.20	0.42
45:DV:63:ILE:N	45:DV:63:ILE:HD12	2.34	0.42
21:AA:184:G:H2'	21:AA:185:U:C6	2.54	0.42
21:AA:235:C:H2'	21:AA:236:A:H8	1.83	0.42
21:AA:109:A:N1	21:AA:326:G:O6	2.53	0.42
21:AA:451:A:C6	21:AA:480:U:H2'	2.55	0.42
21:AA:520:A:H2'	21:AA:521:G:O4'	2.20	0.42
21:AA:540:G:C6	21:AA:541:G:C5	3.07	0.42
21:AA:994:A:H2'	21:AA:995:C:H6	1.84	0.42
1:AB:163:ILE:CG2	1:AB:164:ASP:H	2.23	0.42
5:AF:97:THR:O	5:AF:98:GLU:CG	2.64	0.42
6:AG:64:ALA:HB1	6:AG:126:ALA:HB3	2.00	0.42
6:AG:91:ARG:HA	6:AG:92:PRO:HD3	1.91	0.42
11:AL:49:ARG:HG3	11:AL:65:TYR:OH	2.18	0.42
12:AM:44:ILE:N	12:AM:44:ILE:CD1	2.83	0.42
15:AP:42:ILE:HB	15:AP:43:ALA:H	1.58	0.42
52:B2:6:GLN:HA	52:B2:7:PRO:HD2	1.92	0.42
24:BA:1222:U:O2'	24:BA:1223:G:H5'	2.18	0.42
24:BA:1648:U:H5''	24:BA:1648:U:H6	1.84	0.42
24:BA:163:C:O2'	24:BA:164:C:P	2.78	0.42
24:BA:1709:U:H2'	24:BA:1710:G:H8	1.85	0.42
24:BA:1714:U:H6	24:BA:1714:U:C5'	2.32	0.42
24:BA:1754:A:N6	24:BA:1755:A:C6	2.87	0.42
24:BA:2082:A:O5'	24:BA:2082:A:H8	2.02	0.42
24:BA:2196:C:O3'	3:CD:150:LYS:HG3	2.19	0.42
24:BA:225:C:C2	24:BA:231:A:C2	3.08	0.42
24:BA:2305:U:H2'	24:BA:2306:C:C6	2.54	0.42
24:BA:2543:G:C6	24:BA:2765:A:C5	3.08	0.42
24:BA:9:G:C6	24:BA:2629:U:C5	3.08	0.42

*Continued on next page...*



*Continued from previous page...*

Atom-1	Atom-2	Interatomic distance (Å)	Clash overlap (Å)
24:BA:2849:U:O4	39:BP:20:ARG:NH1	2.52	0.42
24:BA:2868:A:H2'	24:BA:2869:G:H8	1.76	0.42
24:BA:503:A:N3	24:BA:505:A:H2'	2.34	0.42
24:BA:768:G:H2'	24:BA:769:U:C6	2.54	0.42
25:BB:66:A:H61	25:BB:107:G:C3'	2.31	0.42
26:BC:108:GLY:C	26:BC:109:LEU:HD22	2.40	0.42
26:BC:194:VAL:HG22	26:BC:195:GLY:N	2.33	0.42
27:BD:106:LYS:HB3	27:BD:206:ALA:CB	2.31	0.42
28:BE:1:MET:HG3	28:BE:14:VAL:HG23	2.01	0.42
29:BF:135:ILE:C	29:BF:137:PHE:N	2.73	0.42
30:BG:23:ILE:CD1	30:BG:23:ILE:H	2.26	0.42
31:BH:75:LEU:HD22	31:BH:143:ILE:CG1	2.50	0.42
24:BA:1140:C:OP1	33:BJ:25:LEU:O	2.38	0.42
33:BJ:39:LYS:HA	33:BJ:43:GLU:HB2	2.02	0.42
34:BK:63:VAL:HG22	34:BK:107:LEU:CD2	2.33	0.42
25:BB:90:C:H5'	36:BM:18:ARG:HG2	2.00	0.42
24:BA:993:G:OP1	40:BQ:50:ARG:NH2	2.53	0.42
41:BR:64:VAL:HG12	41:BR:64:VAL:O	2.19	0.42
42:BS:18:ARG:HG2	42:BS:76:VAL:HG13	2.00	0.42
46:BW:28:GLU:O	46:BW:30:VAL:N	2.53	0.42
55:CA:106:C:C2'	55:CA:107:G:H5'	2.50	0.42
55:CA:1119:C:O2'	55:CA:1120:C:H5'	2.20	0.42
55:CA:1223:C:H3'	55:CA:1224:U:C5'	2.50	0.42
55:CA:1328:C:H2'	55:CA:1329:A:C8	2.54	0.42
55:CA:1448:C:O2'	55:CA:1449:C:C5'	2.67	0.42
55:CA:1495:U:O2'	55:CA:1496:C:H5'	2.19	0.42
55:CA:203:G:N2	55:CA:215:C:C2	2.87	0.42
55:CA:288:A:H2'	55:CA:289:G:H4'	2.01	0.42
55:CA:32:A:C2	55:CA:33:A:C5	3.08	0.42
55:CA:353:A:O2'	55:CA:354:G:OP2	2.35	0.42
55:CA:374:A:OP1	55:CA:452:A:N6	2.52	0.42
55:CA:37:U:C2	55:CA:548:G:N1	2.88	0.42
55:CA:689:C:O5'	55:CA:689:C:H6	2.03	0.42
55:CA:796:C:O5'	55:CA:796:C:H6	2.03	0.42
55:CA:79:G:C2	55:CA:80:A:N7	2.87	0.42
55:CA:835:U:C2	55:CA:852:G:N1	2.87	0.42
55:CA:944:G:C2	55:CA:1340:A:C6	3.08	0.42
1:CB:26:MET:C	1:CB:28:PRO:HD2	2.40	0.42
3:CD:161:ALA:C	3:CD:163:GLN:N	2.73	0.42
5:CF:45:ARG:HG2	5:CF:46:GLN:N	2.35	0.42
6:CG:4:ARG:HG3	6:CG:6:ILE:HG22	2.01	0.42

*Continued on next page...*

*Continued from previous page...*

Atom-1	Atom-2	Interatomic distance (Å)	Clash overlap (Å)
8:CI:47:VAL:O	8:CI:50:PRO:HD2	2.20	0.42
11:CL:18:SER:O	11:CL:21:PRO:HD3	2.19	0.42
16:CQ:59:GLU:C	16:CQ:75:VAL:HG22	2.40	0.42
18:CS:35:ARG:HA	18:CS:70:LEU:CB	2.39	0.42
19:CT:42:ASP:O	19:CT:44:ALA:N	2.52	0.42
20:CU:19:LYS:HA	20:CU:19:LYS:HD3	1.85	0.42
24:DA:1009:A:H3'	59:DA:3764:HOH:O	2.19	0.42
24:DA:1057:A:C4	24:DA:1082:U:N3	2.88	0.42
24:DA:1341:G:N2	24:DA:1398:C:C4'	2.82	0.42
24:DA:528:A:C2	24:DA:2042:A:H2'	2.54	0.42
24:DA:2098:U:C4	24:DA:2099:U:O4	2.72	0.42
24:DA:161:A:O2'	24:DA:2207:C:O2	2.34	0.42
24:DA:2379:G:H2'	24:DA:2380:C:C6	2.54	0.42
24:DA:2464:G:C2	24:DA:2487:G:C2	3.08	0.42
24:DA:2589:A:N1	24:DA:2606:C:N4	2.67	0.42
24:DA:1268:A:H1'	24:DA:2613:U:O2	2.19	0.42
24:DA:2696:U:H2'	24:DA:2697:G:H8	1.85	0.42
24:DA:2760:C:C2'	24:DA:2761:A:H5'	2.49	0.42
24:DA:309:A:C2	24:DA:329:G:O2'	2.73	0.42
24:DA:324:A:C2	24:DA:325:G:H1'	2.55	0.42
24:DA:574:A:H4'	24:DA:575:A:C5'	2.49	0.42
24:DA:775:G:O6	24:DA:787:C:C2	2.72	0.42
56:DB:45:A:O2'	56:DB:46:A:C5'	2.68	0.42
26:DC:236:GLY:O	26:DC:238:ASN:N	2.53	0.42
26:DC:76:VAL:O	26:DC:76:VAL:HG23	2.19	0.42
27:DD:118:PHE:CE1	24:DA:1655:A:C5'	3.03	0.42
28:DE:111:GLU:HB2	28:DE:114:ARG:HH21	1.85	0.42
28:DE:130:LYS:O	28:DE:134:LEU:HB3	2.19	0.42
29:DF:27:VAL:O	29:DF:27:VAL:HG23	2.19	0.42
33:DJ:36:LEU:HA	33:DJ:36:LEU:HD13	1.74	0.42
33:DJ:64:VAL:HG13	33:DJ:65:THR:N	2.34	0.42
38:DO:82:ALA:HB3	38:DO:115:LEU:HD11	2.00	0.42
38:DO:74:VAL:O	38:DO:78:VAL:HG23	2.19	0.42
39:DP:20:ARG:HG2	39:DP:112:ARG:NH1	2.11	0.42
40:DQ:29:ARG:HD2	50:D0:9:ARG:NH1	2.35	0.42
41:DR:49:ILE:HG22	41:DR:54:VAL:HB	2.02	0.42
42:DS:77:ASP:HB3	24:DA:24:G:O2'	2.20	0.42
48:DY:28:LEU:HD23	48:DY:42:LEU:HD13	2.01	0.42
48:DY:27:ASN:O	48:DY:31:GLN:HG3	2.19	0.42
21:AA:1049:U:O2'	21:AA:1050:G:P	2.78	0.42
21:AA:117:G:H5''	21:AA:118:U:OP2	2.19	0.42

*Continued on next page...*

*Continued from previous page...*

Atom-1	Atom-2	Interatomic distance (Å)	Clash overlap (Å)
21:AA:241:G:N1	21:AA:242:G:C5	2.88	0.42
2:AC:191:THR:HG21	21:AA:421:U:O2	2.19	0.42
21:AA:623:C:H2'	21:AA:624:C:H6	1.84	0.42
21:AA:581:G:C6	21:AA:758:C:C5	3.08	0.42
21:AA:838:G:H2'	21:AA:839:C:C6	2.54	0.42
21:AA:969:A:H2'	21:AA:970:C:C6	2.54	0.42
1:AB:25:LYS:NZ	1:AB:25:LYS:HB3	2.34	0.42
3:AD:168:THR:HG22	3:AD:183:ARG:HH21	1.84	0.42
3:AD:52:VAL:CG2	3:AD:53:GLN:N	2.83	0.42
3:AD:89:LEU:O	3:AD:93:LEU:HG	2.19	0.42
4:AE:19:ARG:CB	4:AE:31:SER:O	2.67	0.42
5:AF:71:ILE:O	5:AF:75:GLU:HG3	2.20	0.42
10:AK:28:ASN:HD21	10:AK:47:GLY:N	2.17	0.42
13:AN:13:VAL:HG12	13:AN:14:ALA:N	2.35	0.42
14:AO:61:GLN:O	14:AO:65:LEU:HD23	2.19	0.42
16:AQ:74:LEU:C	16:AQ:74:LEU:HD22	2.40	0.42
18:AS:68:HIS:HD2	18:AS:72:GLU:CD	2.23	0.42
19:AT:15:LYS:HD3	19:AT:15:LYS:C	2.40	0.42
19:AT:24:ARG:O	19:AT:27:MET:HB3	2.19	0.42
19:AT:43:LYS:HB3	19:AT:43:LYS:HE2	1.89	0.42
20:AU:9:GLU:HG2	20:AU:9:GLU:H	1.68	0.42
52:B2:24:THR:O	52:B2:25:LYS:C	2.58	0.42
24:BA:1007:C:H5''	33:BJ:37:ARG:NH2	2.34	0.42
24:BA:1151:A:C2	24:BA:1152:C:C2	3.08	0.42
24:BA:1171:G:C6	24:BA:1172:C:N4	2.88	0.42
24:BA:1681:G:O2'	24:BA:1762:A:H2'	2.17	0.42
24:BA:1750:G:O2'	24:BA:1751:U:H5'	2.19	0.42
24:BA:1815:A:OP1	24:BA:1822:C:H4'	2.20	0.42
24:BA:1862:G:N2	24:BA:1881:C:H1'	2.35	0.42
24:BA:2318:G:H2'	24:BA:2319:G:O4'	2.20	0.42
24:BA:1782:U:C5	24:BA:2587:A:C2	3.07	0.42
24:BA:2631:G:H2'	24:BA:2632:A:O4'	2.19	0.42
24:BA:263:G:C2'	24:BA:264:C:O5'	2.67	0.42
24:BA:2641:G:C2	24:BA:2642:G:C4	3.07	0.42
24:BA:295:G:C2	24:BA:296:U:C6	3.08	0.42
24:BA:324:A:C2	24:BA:325:G:H1'	2.55	0.42
24:BA:326:G:C2	24:BA:327:G:C8	3.07	0.42
24:BA:36:G:N3	24:BA:37:C:C6	2.87	0.42
24:BA:372:G:P	47:BX:61:LYS:NZ	2.93	0.42
24:BA:744:U:H2'	24:BA:745:G:O4'	2.19	0.42
24:BA:807:U:H2'	24:BA:808:G:H8	1.84	0.42

*Continued on next page...*

*Continued from previous page...*

Atom-1	Atom-2	Interatomic distance (Å)	Clash overlap (Å)
24:BA:874:G:C6	24:BA:904:G:C6	3.08	0.42
24:BA:951:C:H2'	24:BA:952:G:H5'	2.01	0.42
25:BB:38:C:H2'	25:BB:39:A:H8	1.85	0.42
25:BB:73:A:C5	25:BB:74:U:C6	3.07	0.42
26:BC:236:GLY:O	26:BC:237:ARG:HB2	2.19	0.42
27:BD:170:VAL:O	27:BD:170:VAL:CG2	2.66	0.42
28:BE:25:GLU:O	28:BE:28:VAL:CG1	2.67	0.42
29:BF:40:GLY:HA2	29:BF:84:ILE:HD11	2.02	0.42
30:BG:71:LEU:HD22	30:BG:71:LEU:N	2.35	0.42
33:BJ:28:LEU:O	33:BJ:29:ALA:C	2.57	0.42
35:BL:28:GLY:C	35:BL:29:LYS:O	2.55	0.42
42:BS:25:ARG:HE	42:BS:73:LYS:HZ1	1.67	0.42
43:BT:28:ASN:CA	43:BT:91:GLN:HE22	2.33	0.42
44:BU:73:ASN:O	44:BU:75:ALA:N	2.53	0.42
46:BW:30:VAL:HA	46:BW:60:ALA:CB	2.40	0.42
55:CA:1097:C:O2'	55:CA:1098:C:C5'	2.68	0.42
55:CA:1219:A:N6	55:CA:1220:G:O6	2.52	0.42
55:CA:1361:G:H2'	55:CA:1362:A:C5'	2.37	0.42
55:CA:1429:A:C4	55:CA:1430:A:C8	3.07	0.42
55:CA:174:A:C2	55:CA:175:C:C6	3.08	0.42
55:CA:327:A:O3'	55:CA:328:C:C4'	2.67	0.42
55:CA:385:C:C4	55:CA:386:C:C5	3.08	0.42
55:CA:725:G:C2	55:CA:726:C:C5	3.07	0.42
55:CA:765:G:C5	55:CA:812:G:C6	3.08	0.42
55:CA:915:A:C2	55:CA:916:U:H1'	2.54	0.42
55:CA:927:G:H2'	55:CA:928:G:C8	2.54	0.42
2:CC:15:LYS:HA	2:CC:16:PRO:HD3	1.70	0.42
2:CC:2:GLN:HE21	2:CC:2:GLN:HB3	1.52	0.42
3:CD:87:GLU:OE2	3:CD:187:ARG:HB2	2.19	0.42
7:CH:30:LYS:HE3	55:CA:591:U:OP1	2.20	0.42
11:CL:120:ARG:HG2	11:CL:121:PRO:O	2.19	0.42
12:CM:19:THR:HA	12:CM:25:GLY:O	2.20	0.42
13:CN:74:ARG:O	13:CN:76:PHE:N	2.52	0.42
14:CO:83:ARG:O	14:CO:83:ARG:HG2	2.20	0.42
16:CQ:44:HIS:CB	16:CQ:69:THR:O	2.61	0.42
53:D3:15:LYS:HZ1	53:D3:19:GLY:HA2	1.84	0.42
24:DA:1006:C:O2	24:DA:1006:C:H2'	2.20	0.42
24:DA:1495:A:N1	24:DA:1496:A:C2	2.88	0.42
24:DA:1576:U:C2	24:DA:1577:C:C5	3.08	0.42
24:DA:1667:G:OP2	24:DA:1667:G:C8	2.72	0.42
24:DA:1680:U:O4	24:DA:1681:G:N1	2.52	0.42

*Continued on next page...*

*Continued from previous page...*

Atom-1	Atom-2	Interatomic distance (Å)	Clash overlap (Å)
24:DA:1693:U:OP2	24:DA:1694:C:N4	2.52	0.42
24:DA:1857:G:O2'	24:DA:1884:G:N2	2.50	0.42
24:DA:1915:U:H2'	24:DA:1916:A:O4'	2.20	0.42
24:DA:2004:G:C2	24:DA:2005:A:H1'	2.55	0.42
24:DA:207:A:H2'	24:DA:208:C:H6	1.84	0.42
24:DA:2100:G:C2	24:DA:2101:A:C5	3.08	0.42
24:DA:2315:G:C4	24:DA:2316:G:C8	3.07	0.42
24:DA:2345:G:C5	24:DA:2381:A:C2	3.08	0.42
24:DA:2407:A:C2	24:DA:2408:U:C4	3.07	0.42
24:DA:2435:A:C6	24:DA:2436:G:C5	3.08	0.42
24:DA:2459:A:H2'	24:DA:2459:A:N3	2.34	0.42
24:DA:2679:A:N3	24:DA:2729:G:C2	2.88	0.42
37:DN:3:HIS:HD2	24:DA:2820:A:O2'	2.03	0.42
24:DA:434:U:HO2'	24:DA:435:C:P	2.41	0.42
24:DA:491:G:H2'	24:DA:492:A:H8	1.72	0.42
24:DA:804:A:C2'	24:DA:806:C:C4	3.03	0.42
29:DF:122:ASP:HB3	29:DF:123:GLY:H	1.35	0.42
29:DF:12:VAL:CG1	29:DF:16:MET:HG3	2.49	0.42
29:DF:137:PHE:CB	29:DF:138:PRO:HD2	2.27	0.42
30:DG:37:ASN:HD22	30:DG:40:VAL:CG2	2.33	0.42
31:DH:132:PHE:HB3	31:DH:140:ALA:CB	2.50	0.42
31:DH:53:GLU:HB3	31:DH:54:LEU:H	1.64	0.42
33:DJ:36:LEU:HD21	33:DJ:122:LEU:HD13	2.01	0.42
34:DK:20:MET:O	34:DK:41:ILE:HG13	2.19	0.42
37:DN:24:MET:HG2	37:DN:44:LEU:CD2	2.47	0.42
39:DP:48:ALA:HB3	39:DP:59:THR:HB	2.01	0.42
39:DP:94:ALA:HB2	24:DA:2847:U:H3'	2.02	0.42
42:DS:95:ARG:CG	42:DS:97:LEU:HD22	2.49	0.42
45:DV:20:LEU:HD12	45:DV:27:PRO:HD3	2.02	0.42
45:DV:44:HIS:CE1	45:DV:85:LYS:HD3	2.55	0.42
47:DX:19:HIS:C	47:DX:21:LEU:N	2.71	0.42
48:DY:57:LEU:O	48:DY:60:LYS:HE3	2.20	0.42
21:AA:1003:G:N2	21:AA:1005:A:H5'	2.35	0.42
21:AA:99:C:H2'	21:AA:100:G:OP2	2.19	0.42
21:AA:1200:C:O2'	21:AA:1201:A:OP2	2.38	0.42
11:AL:57:THR:HG21	21:AA:363:A:OP1	2.19	0.42
21:AA:393:A:C6	21:AA:394:G:N7	2.87	0.42
21:AA:872:A:N7	21:AA:874:G:C8	2.88	0.42
21:AA:938:A:H2'	21:AA:939:G:O4'	2.20	0.42
21:AA:959:A:O3'	21:AA:960:U:H4'	2.20	0.42
1:AB:106:VAL:O	1:AB:109:SER:HB2	2.19	0.42

*Continued on next page...*

*Continued from previous page...*

Atom-1	Atom-2	Interatomic distance (Å)	Clash overlap (Å)
2:AC:85:LYS:O	2:AC:89:VAL:HG22	2.19	0.42
4:AE:111:ARG:O	4:AE:111:ARG:CG	2.63	0.42
6:AG:29:LEU:HD11	6:AG:119:LEU:HD12	2.02	0.42
11:AL:50:LYS:HB3	11:AL:66:ILE:HD12	2.02	0.42
11:AL:81:ILE:HD11	11:AL:94:TYR:CG	2.55	0.42
13:AN:100:TRP:C	21:AA:1186:G:H21	2.23	0.42
17:AR:67:LEU:HA	17:AR:68:PRO:HD3	1.86	0.42
51:B1:42:VAL:O	51:B1:43:ARG:C	2.58	0.42
53:B3:61:LEU:HB3	53:B3:64:ALA:HB2	2.00	0.42
24:BA:1003:G:C2'	24:BA:1004:U:H5'	2.50	0.42
24:BA:1016:G:C6	24:BA:1017:G:C5	3.07	0.42
24:BA:108:G:C5	24:BA:109:C:C5	3.07	0.42
24:BA:10:A:C4	24:BA:2800:A:N6	2.88	0.42
24:BA:993:G:C6	24:BA:1162:G:C6	3.07	0.42
24:BA:1507:C:H5'	24:BA:1508:A:OP2	2.19	0.42
24:BA:1568:G:H4'	26:BC:58:LYS:HB3	2.02	0.42
24:BA:1740:G:H2'	24:BA:1741:C:C6	2.54	0.42
24:BA:1870:C:H5''	24:BA:1871:A:C6	2.55	0.42
24:BA:2027:G:N3	24:BA:2028:U:C6	2.87	0.42
24:BA:2070:A:H2'	24:BA:2071:A:O4'	2.20	0.42
24:BA:2210:U:C4'	24:BA:2211:A:H5'	2.41	0.42
24:BA:2303:G:O4'	29:BF:122:ASP:HA	2.20	0.42
24:BA:2379:G:C6	24:BA:2380:C:C4	3.08	0.42
24:BA:2392:A:C2	24:BA:2393:U:N1	2.88	0.42
24:BA:2403:C:C2	24:BA:2404:U:C6	3.08	0.42
24:BA:2404:U:H1'	24:BA:2414:G:H21	1.83	0.42
24:BA:2488:G:O2'	24:BA:2489:U:H5'	2.19	0.42
24:BA:2617:U:C4	24:BA:2618:G:N7	2.88	0.42
24:BA:2641:G:H21	24:BA:2642:G:H1'	1.85	0.42
24:BA:2684:U:C4	24:BA:2685:G:N7	2.88	0.42
24:BA:268:C:O2	24:BA:268:C:H2'	2.20	0.42
24:BA:2858:C:C5	24:BA:2859:G:C5	3.08	0.42
24:BA:373:U:C2'	24:BA:374:A:H8	2.32	0.42
24:BA:417:C:H2'	24:BA:418:C:H6	1.84	0.42
24:BA:608:A:C4	24:BA:621:A:C6	3.07	0.42
24:BA:687:C:C4	24:BA:688:U:C4	3.08	0.42
24:BA:734:A:C4	24:BA:735:A:C8	3.08	0.42
25:BB:97:C:H2'	25:BB:98:G:O5'	2.19	0.42
27:BD:47:ALA:HA	27:BD:84:LEU:HG	2.01	0.42
29:BF:37:MET:HG3	29:BF:56:LEU:CD1	2.50	0.42
30:BG:115:GLN:OE1	30:BG:115:GLN:N	2.53	0.42

*Continued on next page...*

*Continued from previous page...*

Atom-1	Atom-2	Interatomic distance (Å)	Clash overlap (Å)
30:BG:25:ILE:HD13	30:BG:75:VAL:HG23	2.02	0.42
31:BH:9:VAL:O	31:BH:13:GLY:N	2.50	0.42
34:BK:61:VAL:CG2	34:BK:87:LEU:HD11	2.46	0.42
24:BA:1652:A:N6	37:BN:11:ASN:HD21	2.10	0.42
37:BN:24:MET:HE3	37:BN:44:LEU:HB2	2.02	0.42
38:BO:57:ALA:C	38:BO:59:ALA:H	2.22	0.42
39:BP:21:PRO:HD3	39:BP:49:ILE:HD12	2.01	0.42
39:BP:50:ARG:CD	39:BP:51:ASN:N	2.71	0.42
41:BR:49:ILE:O	41:BR:49:ILE:HG13	2.20	0.42
42:BS:28:LYS:HE3	42:BS:28:LYS:HB3	1.88	0.42
43:BT:88:LYS:HA	43:BT:88:LYS:HD3	1.82	0.42
44:BU:5:ARG:O	44:BU:6:ARG:C	2.58	0.42
55:CA:1084:G:OP1	55:CA:1086:U:C5	2.72	0.42
55:CA:1164:G:C6	55:CA:1165:U:C4	3.07	0.42
55:CA:1183:U:H6	55:CA:1183:U:H2'	1.34	0.42
55:CA:1183:U:H3'	55:CA:1184:G:H5''	2.01	0.42
55:CA:953:G:N1	55:CA:1229:A:C6	2.88	0.42
55:CA:1306:A:C6	55:CA:1307:U:N3	2.88	0.42
55:CA:223:A:C6	55:CA:224:U:C4	3.07	0.42
55:CA:279:A:C5'	55:CA:280:C:H3'	2.46	0.42
3:CD:25:ARG:NE	55:CA:410:G:OP1	2.45	0.42
55:CA:373:A:C5	55:CA:482:A:C5	3.08	0.42
55:CA:775:G:C2'	55:CA:776:G:H5'	2.50	0.42
55:CA:938:A:N6	55:CA:939:G:C6	2.88	0.42
55:CA:958:A:C2	55:CA:959:A:C2	3.08	0.42
1:CB:23:ASN:HA	1:CB:24:PRO:HD3	1.80	0.42
1:CB:51:GLU:O	1:CB:51:GLU:HG2	2.20	0.42
2:CC:150:VAL:HG12	2:CC:199:VAL:CG1	2.46	0.42
2:CC:181:ILE:HA	2:CC:201:ILE:O	2.20	0.42
2:CC:80:GLY:O	2:CC:83:VAL:HG22	2.20	0.42
3:CD:73:ASN:O	3:CD:76:LYS:HB3	2.20	0.42
5:CF:11:HIS:O	5:CF:13:ASP:N	2.53	0.42
10:CK:70:ALA:C	10:CK:72:ALA:N	2.73	0.42
12:CM:18:LEU:O	12:CM:21:ILE:HB	2.20	0.42
12:CM:14:ALA:HB1	12:CM:33:LEU:HD13	2.01	0.42
15:CP:54:LEU:O	15:CP:57:ILE:N	2.47	0.42
18:CS:18:VAL:C	18:CS:20:LYS:H	2.23	0.42
22:CV:37:A:C6	23:CW:1:A:N6	2.88	0.42
24:DA:1022:G:C5	24:DA:1140:C:N4	2.88	0.42
24:DA:1176:U:H2'	24:DA:1177:G:C8	2.55	0.42
24:DA:1461:C:H2'	24:DA:1462:C:H6	1.85	0.42

*Continued on next page...*

*Continued from previous page...*

Atom-1	Atom-2	Interatomic distance (Å)	Clash overlap (Å)
24:DA:1535:A:N1	24:DA:1537:G:N7	2.68	0.42
26:DC:252:LYS:NZ	24:DA:1795:C:H1'	2.35	0.42
24:DA:2098:U:H2'	24:DA:2099:U:C5	2.55	0.42
24:DA:2100:G:C5	24:DA:2190:G:N1	2.88	0.42
38:DO:10:ARG:HD3	24:DA:2294:G:H5''	2.01	0.42
24:DA:251:A:H2'	24:DA:252:G:O4'	2.20	0.42
24:DA:2553:G:C2	24:DA:2554:U:O2	2.73	0.42
24:DA:2627:G:H2'	24:DA:2628:C:C6	2.55	0.42
24:DA:2628:C:H1'	24:DA:2781:A:C4	2.54	0.42
24:DA:449:A:C2'	24:DA:450:G:H8	2.19	0.42
24:DA:17:G:C6	24:DA:524:G:C6	3.08	0.42
24:DA:579:G:C5	24:DA:1262:A:C6	3.08	0.42
24:DA:657:U:H2'	24:DA:658:U:C5	2.51	0.42
24:DA:783:A:O2'	24:DA:784:G:O5'	2.38	0.42
24:DA:919:U:H2'	24:DA:920:A:H8	1.77	0.42
24:DA:91:A:O4'	24:DA:91:A:N3	2.53	0.42
24:DA:946:C:H2'	24:DA:947:A:H8	1.85	0.42
27:DD:119:ALA:HB2	27:DD:163:GLY:C	2.40	0.42
29:DF:139:GLU:CB	29:DF:142:TYR:HB3	2.49	0.42
30:DG:22:VAL:HG12	30:DG:23:ILE:N	2.34	0.42
32:DI:102:ARG:CZ	32:DI:105:LEU:HD22	2.50	0.42
32:DI:44:LYS:O	32:DI:48:ILE:HG12	2.19	0.42
33:DJ:140:LEU:HD22	33:DJ:141:ASP:N	2.35	0.42
33:DJ:30:THR:CG2	33:DJ:31:GLU:N	2.83	0.42
36:DM:126:ILE:O	36:DM:127:LYS:C	2.58	0.42
36:DM:45:GLN:OE1	36:DM:125:PRO:HG3	2.19	0.42
38:DO:98:GLN:HB2	56:DB:47:C:O3'	2.20	0.42
39:DP:45:VAL:N	39:DP:61:ARG:O	2.53	0.42
39:DP:65:ASN:N	39:DP:65:ASN:HD22	2.18	0.42
40:DQ:6:GLY:C	40:DQ:8:ILE:H	2.22	0.42
41:DR:2:TYR:CD2	41:DR:42:ALA:HB2	2.54	0.42
44:DU:7:ASP:O	44:DU:8:ASP:HB2	2.19	0.42
45:DV:19:ARG:O	45:DV:23:ALA:HB3	2.20	0.42
46:DW:25:PHE:CE1	46:DW:27:GLY:HA2	2.55	0.42
47:DX:16:ASN:O	47:DX:17:ARG:HB2	2.20	0.42
21:AA:1088:G:HO2'	21:AA:1089:G:C5'	2.33	0.42
21:AA:1095:U:C4	21:AA:1096:C:N4	2.88	0.42
21:AA:1322:C:O2'	21:AA:1323:G:O5'	2.37	0.42
21:AA:1366:C:H2'	21:AA:1367:C:C6	2.55	0.42
8:AI:110:VAL:HG11	21:AA:1370:G:H3'	2.02	0.42
21:AA:1374:A:C4	21:AA:1375:A:C8	3.07	0.42

*Continued on next page...*



*Continued from previous page...*

Atom-1	Atom-2	Interatomic distance (Å)	Clash overlap (Å)
21:AA:297:G:N2	21:AA:300:A:OP2	2.53	0.42
21:AA:481:G:C2'	21:AA:482:A:C8	3.02	0.42
21:AA:508:U:O2'	21:AA:509:A:C8	2.72	0.42
21:AA:761:G:C5	21:AA:762:U:C5	3.07	0.42
21:AA:844:G:H2'	21:AA:844:G:N3	2.34	0.42
21:AA:858:G:C2'	21:AA:859:G:H5'	2.50	0.42
21:AA:585:G:O2'	21:AA:879:C:H5''	2.19	0.42
21:AA:946:A:H2'	21:AA:947:G:H8	1.83	0.42
21:AA:976:G:O5'	21:AA:1358:U:O2'	2.38	0.42
1:AB:157:PRO:O	1:AB:180:ILE:HG13	2.20	0.42
1:AB:23:ASN:HA	1:AB:24:PRO:HD3	1.71	0.42
2:AC:153:SER:HB3	2:AC:164:THR:HA	2.02	0.42
2:AC:161:ILE:CD1	2:AC:163:ARG:HG3	2.49	0.42
3:AD:160:LEU:H	3:AD:160:LEU:CD2	2.12	0.42
3:AD:36:ALA:C	3:AD:38:GLY:N	2.73	0.42
5:AF:85:ILE:O	5:AF:87:SER:N	2.52	0.42
6:AG:24:LYS:HB2	6:AG:100:MET:HE1	2.02	0.42
7:AH:44:PHE:HD1	7:AH:71:VAL:HG22	1.85	0.42
8:AI:56:MET:HE2	8:AI:57:VAL:H	1.83	0.42
8:AI:6:TYR:CE1	21:AA:1147:C:H4'	2.55	0.42
9:AJ:35:GLN:HE21	9:AJ:35:GLN:HB2	1.63	0.42
9:AJ:67:ILE:CG1	13:AN:95:LEU:HD13	2.49	0.42
15:AP:66:THR:O	15:AP:67:ILE:HB	2.19	0.42
18:AS:57:VAL:HG23	18:AS:57:VAL:O	2.20	0.42
20:AU:33:ARG:CG	20:AU:34:ARG:H	2.33	0.42
54:B4:9:LYS:HB3	54:B4:14:CYS:HB3	2.02	0.42
24:BA:1085:A:H2'	24:BA:1086:A:C2	2.55	0.42
24:BA:1321:A:C4	24:BA:1322:A:C8	3.08	0.42
24:BA:1427:A:C4	24:BA:1428:C:N4	2.88	0.42
24:BA:1498:C:O4'	24:BA:1577:C:C4'	2.68	0.42
24:BA:1782:U:C4	24:BA:2587:A:C2	3.07	0.42
24:BA:1838:C:C5	24:BA:1899:A:C5	3.07	0.42
24:BA:2010:G:C5	24:BA:2011:U:C5	3.08	0.42
24:BA:2134:A:O2'	24:BA:2135:A:C5'	2.68	0.42
24:BA:2200:C:O2	24:BA:2226:C:N4	2.53	0.42
24:BA:2231:U:C2	24:BA:2232:C:C6	3.08	0.42
24:BA:2716:C:O2'	24:BA:2717:C:H5'	2.18	0.42
24:BA:2824:C:H2'	24:BA:2825:G:O4'	2.20	0.42
24:BA:35:G:C5	24:BA:454:A:C2	3.08	0.42
24:BA:458:G:N2	24:BA:469:G:H2'	2.35	0.42
24:BA:447:A:C8	24:BA:473:G:C5	3.08	0.42

*Continued on next page...*

*Continued from previous page...*

Atom-1	Atom-2	Interatomic distance (Å)	Clash overlap (Å)
24:BA:558:U:H2'	24:BA:559:G:H8	1.84	0.42
25:BB:29:A:N3	25:BB:29:A:H2'	2.34	0.42
25:BB:65:U:C4	25:BB:108:A:N3	2.88	0.42
26:BC:90:ILE:HD13	26:BC:90:ILE:HA	1.67	0.42
27:BD:4:LEU:CD1	27:BD:100:LEU:HD23	2.50	0.42
24:BA:2052:A:OP1	27:BD:145:SER:HA	2.20	0.42
27:BD:4:LEU:HD12	27:BD:4:LEU:HA	1.74	0.42
28:BE:141:MET:O	28:BE:142:ALA:HB3	2.19	0.42
30:BG:36:LEU:HD13	30:BG:36:LEU:HA	1.69	0.42
31:BH:27:ARG:HH12	31:BH:38:PRO:HG3	1.81	0.42
33:BJ:43:GLU:O	33:BJ:45:THR:HG22	2.19	0.42
35:BL:79:LEU:HA	35:BL:79:LEU:HD23	1.83	0.42
36:BM:126:ILE:O	36:BM:126:ILE:HD12	2.20	0.42
24:BA:2840:C:H5''	37:BN:53:THR:HG21	2.01	0.42
24:BA:1454:C:H5'	37:BN:63:ARG:CD	2.50	0.42
38:BO:94:ARG:O	38:BO:95:SER:C	2.57	0.42
40:BQ:8:ILE:CG1	40:BQ:9:ALA:N	2.81	0.42
41:BR:4:VAL:O	41:BR:4:VAL:CG2	2.68	0.42
42:BS:45:VAL:HG22	42:BS:46:LEU:N	2.35	0.42
44:BU:6:ARG:O	44:BU:24:VAL:HB	2.20	0.42
45:BV:30:ILE:HA	45:BV:91:PHE:O	2.19	0.42
49:BZ:40:THR:O	49:BZ:41:PRO:C	2.58	0.42
24:BA:928:A:C2	49:BZ:46:MET:HE1	2.54	0.42
55:CA:100:G:C5	55:CA:101:A:C5	3.08	0.42
55:CA:105:G:C5	55:CA:106:C:C4	3.08	0.42
55:CA:1160:G:H2'	55:CA:1161:C:H6	1.84	0.42
55:CA:10:A:C2	55:CA:11:G:C8	3.08	0.42
55:CA:953:G:C2	55:CA:1229:A:C4	3.08	0.42
55:CA:47:C:O2'	55:CA:48:C:H5'	2.20	0.42
55:CA:593:U:H2'	55:CA:594:U:O4'	2.20	0.42
55:CA:689:C:H2'	55:CA:690:G:O4'	2.20	0.42
55:CA:704:A:O2'	55:CA:705:G:H8	2.03	0.42
55:CA:896:C:C2	55:CA:897:C:C6	3.08	0.42
55:CA:92:U:H2'	55:CA:93:U:C5	2.54	0.42
2:CC:136:ALA:HA	2:CC:139:ASN:ND2	2.30	0.42
2:CC:17:TRP:N	2:CC:17:TRP:CE3	2.88	0.42
2:CC:88:LYS:O	2:CC:92:ASP:HB2	2.19	0.42
5:CF:10:VAL:HG12	5:CF:11:HIS:H	1.85	0.42
7:CH:10:LEU:HD22	7:CH:74:ILE:HD11	2.02	0.42
7:CH:111:THR:HG21	7:CH:113:ARG:HH21	1.84	0.42
9:CJ:65:TYR:HB3	13:CN:95:LEU:CD1	2.49	0.42

*Continued on next page...*

*Continued from previous page...*

Atom-1	Atom-2	Interatomic distance (Å)	Clash overlap (Å)
11:CL:97:VAL:O	11:CL:97:VAL:HG23	2.20	0.42
12:CM:106:ARG:HB3	55:CA:947:G:H5''	2.02	0.42
12:CM:69:ARG:O	12:CM:73:SER:HB3	2.20	0.42
12:CM:84:CYS:HB2	18:CS:73:PHE:CZ	2.55	0.42
12:CM:86:ARG:CD	12:CM:96:VAL:HG11	2.40	0.42
14:CO:14:PHE:CZ	14:CO:84:LEU:HD21	2.55	0.42
14:CO:44:GLU:O	14:CO:45:HIS:C	2.57	0.42
16:CQ:62:GLU:N	16:CQ:72:TRP:CZ3	2.87	0.42
20:CU:13:VAL:O	20:CU:13:VAL:HG13	2.19	0.42
53:D3:27:ASN:HD22	53:D3:27:ASN:HA	1.69	0.42
24:DA:1045:C:O5'	24:DA:1046:A:H5''	2.20	0.42
24:DA:1399:C:O2'	24:DA:1400:U:H5'	2.19	0.42
43:DT:1:MET:HA	24:DA:139:U:N3	2.35	0.42
24:DA:1408:G:H2'	24:DA:1409:U:C6	2.54	0.42
24:DA:1560:G:H2'	24:DA:1561:C:C6	2.55	0.42
24:DA:1707:G:C2	24:DA:1708:C:C2	3.08	0.42
24:DA:1805:A:C2	24:DA:1813:G:C4	3.08	0.42
24:DA:1809:A:O2'	24:DA:1810:A:H8	1.97	0.42
24:DA:1831:G:C6	24:DA:1832:C:C4	3.08	0.42
24:DA:1859:U:H6	24:DA:1859:U:O5'	2.03	0.42
24:DA:1956:U:H2'	24:DA:1957:C:H6	1.84	0.42
24:DA:2268:A:H8	24:DA:2268:A:O5'	2.02	0.42
24:DA:2347:C:H4'	24:DA:2347:C:OP1	2.20	0.42
35:DL:36:LYS:CE	24:DA:2448:A:H61	2.27	0.42
24:DA:2591:C:O2'	24:DA:2592:G:H5'	2.20	0.42
24:DA:2531:A:H2	24:DA:2658:C:O2	2.02	0.42
24:DA:2738:A:C2'	24:DA:2739:U:O5'	2.67	0.42
24:DA:2720:U:N3	24:DA:2872:A:C2	2.88	0.42
24:DA:954:G:C5	24:DA:955:U:C5	3.08	0.42
24:DA:953:G:C2	24:DA:954:G:N7	2.88	0.42
26:DC:212:TRP:HD1	26:DC:212:TRP:C	2.22	0.42
26:DC:231:HIS:HE1	24:DA:1825:U:O3'	2.03	0.42
26:DC:244:VAL:HB	26:DC:249:VAL:N	2.35	0.42
26:DC:52:HIS:HB3	26:DC:216:ARG:O	2.20	0.42
27:DD:30:GLU:O	27:DD:31:ALA:O	2.37	0.42
34:DK:118:LEU:O	34:DK:120:PRO:CD	2.67	0.42
39:DP:107:ALA:O	39:DP:108:ARG:C	2.59	0.42
39:DP:41:ALA:O	39:DP:42:PHE:HB2	2.20	0.42
39:DP:9:GLN:C	39:DP:11:GLN:N	2.73	0.42
43:DT:9:LYS:CG	43:DT:9:LYS:O	2.68	0.42
44:DU:45:GLN:NE2	44:DU:45:GLN:HA	2.26	0.42

*Continued on next page...*

*Continued from previous page...*

Atom-1	Atom-2	Interatomic distance (Å)	Clash overlap (Å)
45:DV:50:MET:HB3	45:DV:50:MET:HE3	1.93	0.42
46:DW:23:LYS:HD3	24:DA:855:G:O2'	2.19	0.42
47:DX:1:SER:C	47:DX:3:VAL:N	2.71	0.42
49:DZ:15:ARG:N	49:DZ:15:ARG:HD2	2.34	0.42
21:AA:1069:C:C2'	21:AA:1070:U:O5'	2.68	0.42
4:AE:20:VAL:HG11	21:AA:1080:A:C5'	2.50	0.42
21:AA:1083:U:C5	21:AA:1084:G:C5	3.08	0.42
21:AA:1074:G:N1	21:AA:1102:A:C6	2.88	0.42
21:AA:1135:U:H3	21:AA:1140:C:H42	1.68	0.42
21:AA:1412:C:H2'	21:AA:1413:A:H8	1.75	0.42
21:AA:251:G:N1	21:AA:266:G:O6	2.53	0.42
21:AA:48:C:C5	21:AA:364:A:H2	2.37	0.42
21:AA:669:G:C4	21:AA:670:G:C8	3.08	0.42
3:AD:10:LEU:HD11	3:AD:62:ARG:HE	1.85	0.42
4:AE:81:GLN:HG2	4:AE:149:PRO:HG3	2.02	0.42
4:AE:20:VAL:O	4:AE:30:PHE:CD2	2.73	0.42
13:AN:82:LYS:HE2	13:AN:82:LYS:HA	2.01	0.42
16:AQ:58:VAL:HG22	16:AQ:59:GLU:N	2.34	0.42
16:AQ:80:LYS:HB2	16:AQ:80:LYS:NZ	2.34	0.42
17:AR:66:LEU:C	17:AR:67:LEU:HD23	2.40	0.42
18:AS:42:ASN:HD22	18:AS:43:MET:N	2.18	0.42
24:BA:1152:C:H3'	59:BA:3364:HOH:O	2.18	0.42
24:BA:1257:C:N3	24:BA:1258:U:C5	2.87	0.42
24:BA:1496:A:C5	24:BA:1498:C:N4	2.88	0.42
24:BA:1633:G:O6	24:BA:1635:A:C2	2.72	0.42
24:BA:1666:G:HO2'	34:BK:6:THR:HG1	1.63	0.42
24:BA:1730:C:H1'	24:BA:1731:G:N2	2.35	0.42
24:BA:192:C:O5'	24:BA:192:C:H6	2.03	0.42
24:BA:1900:A:C2	24:BA:1970:A:C4	3.08	0.42
24:BA:1998:A:C6	24:BA:1999:C:C4	3.08	0.42
24:BA:2004:G:N7	24:BA:2005:A:N7	2.68	0.42
24:BA:2146:C:O2	24:BA:2146:C:O4'	2.34	0.42
24:BA:2192:U:O2'	24:BA:2193:G:H5'	2.20	0.42
24:BA:2259:U:H2'	24:BA:2260:C:C6	2.51	0.42
24:BA:2261:C:N4	46:BW:10:ARG:HB3	2.35	0.42
24:BA:2502:G:H5'	24:BA:2503:A:O5'	2.20	0.42
24:BA:253:C:H2'	24:BA:254:G:H5'	2.01	0.42
24:BA:2555:U:H5	24:BA:2556:C:C4	2.37	0.42
24:BA:265:A:N6	24:BA:428:A:N9	2.68	0.42
24:BA:276:U:O2'	24:BA:277:G:O5'	2.38	0.42
24:BA:2898:U:O2	24:BA:2898:U:H2'	2.19	0.42

*Continued on next page...*

*Continued from previous page...*

Atom-1	Atom-2	Interatomic distance (Å)	Clash overlap (Å)
24:BA:310:A:O2'	24:BA:311:A:P	2.78	0.42
24:BA:527:C:HO2'	24:BA:528:A:P	2.42	0.42
24:BA:633:A:H2'	24:BA:634:C:O4'	2.20	0.42
24:BA:823:C:C4	24:BA:824:U:C4	3.07	0.42
24:BA:971:G:H2'	24:BA:972:A:H5'	2.02	0.42
25:BB:88:C:O2'	25:BB:89:U:P	2.77	0.42
25:BB:99:A:C2	25:BB:100:G:H1'	2.55	0.42
26:BC:134:ILE:O	26:BC:135:PRO:C	2.58	0.42
26:BC:106:PRO:N	26:BC:141:HIS:HE1	2.18	0.42
26:BC:259:ASN:O	26:BC:261:ARG:N	2.39	0.42
27:BD:20:VAL:CG1	27:BD:21:SER:N	2.83	0.42
27:BD:62:LYS:HB2	27:BD:63:PRO:HD3	2.02	0.42
27:BD:3:GLY:O	27:BD:82:PHE:CE1	2.72	0.42
28:BE:18:THR:HG22	28:BE:106:LYS:HE3	2.02	0.42
29:BF:127:TYR:O	29:BF:128:SER:CB	2.68	0.42
30:BG:88:LEU:HD11	30:BG:95:ALA:CB	2.45	0.42
36:BM:40:ARG:HB2	36:BM:93:VAL:HG21	2.00	0.42
40:BQ:63:ARG:NH2	40:BQ:95:ALA:O	2.53	0.42
42:BS:88:ARG:NE	42:BS:94:ASP:OD1	2.50	0.42
48:BY:60:LYS:O	48:BY:63:ALA:OXT	2.37	0.42
55:CA:1256:A:C5	55:CA:1278:G:C5	3.08	0.42
6:CG:77:ARG:NH1	55:CA:1381:U:O4	2.52	0.42
55:CA:1444:U:H2'	55:CA:1445:U:H6	1.83	0.42
55:CA:1460:C:C4	55:CA:1461:G:C5	3.07	0.42
55:CA:174:A:N3	55:CA:175:C:C6	2.88	0.42
55:CA:193:C:H2'	55:CA:194:C:C5	2.55	0.42
55:CA:247:G:C2	55:CA:248:C:C5	3.08	0.42
55:CA:33:A:O2'	55:CA:34:C:H5'	2.19	0.42
55:CA:369:G:OP2	55:CA:388:G:N1	2.43	0.42
55:CA:423:G:H2'	55:CA:424:G:O4'	2.20	0.42
55:CA:623:C:N4	55:CA:624:C:N4	2.68	0.42
14:CO:20:ASP:CB	55:CA:750:C:H4'	2.47	0.42
55:CA:771:G:C2	55:CA:809:G:N3	2.88	0.42
55:CA:819:A:C8	55:CA:1529:G:C2	3.07	0.42
55:CA:938:A:C4	55:CA:939:G:C8	3.08	0.42
1:CB:159:ALA:HA	1:CB:181:PRO:O	2.19	0.42
1:CB:199:ILE:HA	1:CB:200:PRO:HD3	1.84	0.42
1:CB:13:VAL:HG21	1:CB:211:LEU:CD1	2.50	0.42
1:CB:77:GLU:HA	1:CB:80:LYS:HE2	2.01	0.42
2:CC:18:ASN:ND2	2:CC:53:ARG:NH1	2.60	0.42
6:CG:65:LEU:HD21	6:CG:96:ASN:OD1	2.20	0.42

*Continued on next page...*

*Continued from previous page...*

Atom-1	Atom-2	Interatomic distance (Å)	Clash overlap (Å)
8:CI:88:GLU:H	8:CI:88:GLU:CD	2.22	0.42
12:CM:19:THR:C	12:CM:21:ILE:H	2.23	0.42
13:CN:55:SER:C	13:CN:57:SER:H	2.24	0.42
19:CT:35:TYR:HH	55:CA:259:G:P	2.41	0.42
50:D0:4:GLN:OE1	24:DA:2054:A:H2'	2.20	0.42
52:D2:6:GLN:HA	52:D2:7:PRO:HD2	1.77	0.42
54:D4:11:CYS:HB3	54:D4:33:HIS:HE1	1.85	0.42
24:DA:1270:C:N3	24:DA:1648:U:H5	2.16	0.42
24:DA:1324:G:H1'	24:DA:1616:A:N6	2.35	0.42
24:DA:1333:G:C2	24:DA:1334:G:N7	2.88	0.42
43:DT:19:LYS:HB2	24:DA:1393:A:N6	2.35	0.42
24:DA:1480:C:H2'	24:DA:1481:U:O4'	2.20	0.42
24:DA:159:G:O2'	24:DA:160:A:H5''	2.20	0.42
24:DA:1332:G:N7	24:DA:1610:A:H2	2.18	0.42
24:DA:1733:G:HO2'	24:DA:1734:G:P	2.43	0.42
24:DA:1784:A:C4'	24:DA:1785:A:H5''	2.49	0.42
24:DA:182:A:C5	24:DA:183:C:C5	3.08	0.42
24:DA:2072:C:C4	24:DA:2073:C:C5	3.07	0.42
24:DA:1889:A:H1'	24:DA:2087:G:C4'	2.50	0.42
24:DA:2149:U:O2'	24:DA:2150:C:H5'	2.20	0.42
24:DA:2108:A:H4'	24:DA:2151:U:H4'	2.01	0.42
24:DA:2076:U:OP2	24:DA:2238:G:N2	2.53	0.42
24:DA:2282:G:O2'	24:DA:2283:C:OP2	2.38	0.42
24:DA:2287:A:C5	24:DA:2289:G:N7	2.88	0.42
24:DA:235:U:H2'	24:DA:236:C:C6	2.55	0.42
24:DA:2399:G:H5'	24:DA:2400:G:OP2	2.20	0.42
24:DA:2500:U:H5''	24:DA:2501:C:OP2	2.20	0.42
24:DA:2511:U:H2'	24:DA:2512:C:C6	2.55	0.42
24:DA:303:G:H2'	24:DA:304:U:C6	2.54	0.42
24:DA:312:G:O2'	24:DA:313:G:H5'	2.19	0.42
24:DA:333:G:H2'	24:DA:334:C:H6	1.85	0.42
24:DA:607:U:H3	24:DA:620:G:C1'	2.32	0.42
24:DA:704:G:C2'	24:DA:726:G:H22	2.33	0.42
24:DA:727:A:C2'	24:DA:728:G:C8	3.02	0.42
24:DA:690:G:C4'	24:DA:780:G:H5''	2.50	0.42
56:DB:43:C:C5	56:DB:45:A:N6	2.88	0.42
56:DB:60:C:H2'	56:DB:61:G:C8	2.54	0.42
45:DV:14:LYS:N	56:DB:98:G:H1	2.18	0.42
26:DC:130:PRO:HD3	26:DC:188:ARG:HG3	2.02	0.42
26:DC:125:PRO:HA	26:DC:191:LEU:HB2	2.02	0.42
28:DE:55:SER:OG	28:DE:56:GLY:N	2.52	0.42

*Continued on next page...*

*Continued from previous page...*

Atom-1	Atom-2	Interatomic distance (Å)	Clash overlap (Å)
29:DF:107:VAL:N	29:DF:108:PRO:HD2	2.34	0.42
29:DF:49:LEU:N	29:DF:49:LEU:HD22	2.20	0.42
29:DF:82:TYR:HA	29:DF:83:PRO:HD2	1.82	0.42
30:DG:138:GLN:NE2	24:DA:2759:G:H21	2.17	0.42
31:DH:77:THR:HG22	31:DH:143:ILE:HD11	2.02	0.42
32:DI:102:ARG:HD2	32:DI:105:LEU:HB3	2.02	0.42
33:DJ:18:VAL:HG12	33:DJ:54:ILE:HD11	2.01	0.42
34:DK:9:ASN:ND2	34:DK:17:ARG:CZ	2.83	0.42
35:DL:78:ARG:C	35:DL:80:SER:H	2.23	0.42
37:DN:47:VAL:O	37:DN:50:PRO:HD2	2.20	0.42
37:DN:52:ILE:HA	37:DN:55:ALA:HB3	2.01	0.42
37:DN:4:ARG:C	37:DN:5:LYS:O	2.58	0.42
38:DO:51:ALA:HB2	38:DO:81:ARG:HD2	2.02	0.42
38:DO:8:ILE:HD12	38:DO:8:ILE:N	2.32	0.42
40:DQ:31:TYR:O	40:DQ:33:VAL:N	2.53	0.42
40:DQ:60:TRP:O	40:DQ:61:ILE:C	2.58	0.42
42:DS:95:ARG:HG3	42:DS:97:LEU:HD22	2.01	0.42
36:DM:36:VAL:HG13	45:DV:82:TYR:CE1	2.55	0.42
46:DW:49:ASN:OD1	46:DW:80:SER:HA	2.20	0.42
21:AA:112:G:C2	21:AA:330:C:C4	3.08	0.41
21:AA:1140:C:O2'	21:AA:1141:C:C5'	2.68	0.41
21:AA:143:A:N3	21:AA:143:A:C2'	2.82	0.41
21:AA:1431:A:C2	21:AA:1470:U:O4	2.73	0.41
21:AA:1492:A:N1	24:BA:1913:A:C4	2.88	0.41
21:AA:341:C:C2	21:AA:349:A:C2	3.08	0.41
21:AA:645:G:H2'	21:AA:646:G:H5'	2.01	0.41
21:AA:819:A:N7	21:AA:1529:G:C2	2.88	0.41
1:AB:40:ILE:CD1	1:AB:201:GLY:HA2	2.33	0.41
1:AB:212:TYR:HA	1:AB:215:ALA:CB	2.44	0.41
1:AB:25:LYS:HB3	1:AB:25:LYS:HZ2	1.85	0.41
1:AB:61:SER:HA	1:AB:223:GLY:C	2.40	0.41
2:AC:6:PRO:HG2	2:AC:183:TYR:CD2	2.55	0.41
6:AG:119:LEU:C	6:AG:119:LEU:HD23	2.40	0.41
6:AG:119:LEU:O	6:AG:119:LEU:HD23	2.19	0.41
6:AG:3:ARG:HG3	6:AG:4:ARG:H	1.86	0.41
6:AG:97:ALA:HA	6:AG:100:MET:CE	2.50	0.41
8:AI:17:ARG:NH2	21:AA:1129:C:C5'	2.75	0.41
9:AJ:92:LEU:HD12	9:AJ:93:ALA:N	2.35	0.41
17:AR:62:ARG:HA	17:AR:67:LEU:O	2.20	0.41
18:AS:13:HIS:O	18:AS:16:LYS:HB2	2.20	0.41
24:BA:1024:G:N2	24:BA:1142:A:C2	2.87	0.41

*Continued on next page...*

*Continued from previous page...*

Atom-1	Atom-2	Interatomic distance (Å)	Clash overlap (Å)
24:BA:117:G:N1	24:BA:119:A:N6	2.68	0.41
24:BA:1455:G:C4	24:BA:1456:G:C8	3.08	0.41
24:BA:1635:A:H2'	24:BA:1636:U:O4'	2.20	0.41
24:BA:2225:A:C5'	24:BA:2226:C:H5'	2.46	0.41
24:BA:2313:C:H4'	29:BF:87:LYS:HD2	2.01	0.41
24:BA:2417:C:N3	24:BA:2418:A:N7	2.68	0.41
24:BA:2466:C:OP1	54:B4:4:ARG:HB2	2.20	0.41
24:BA:2679:A:C2	24:BA:2680:U:O2	2.73	0.41
24:BA:2833:U:C3'	24:BA:2834:G:H5'	2.50	0.41
24:BA:2842:G:H2'	24:BA:2843:G:O4'	2.20	0.41
24:BA:30:G:C8	24:BA:31:C:C5	3.07	0.41
24:BA:514:A:O2'	24:BA:515:A:O4'	2.33	0.41
26:BC:159:THR:N	26:BC:194:VAL:CG1	2.83	0.41
26:BC:20:ASN:HA	26:BC:21:PRO:HD2	1.93	0.41
26:BC:225:ASN:ND2	59:BC:303:HOH:O	2.53	0.41
28:BE:108:ILE:HD11	28:BE:180:LEU:HB3	2.02	0.41
30:BG:8:VAL:O	30:BG:9:VAL:O	2.38	0.41
31:BH:86:ASP:O	31:BH:87:GLU:C	2.58	0.41
34:BK:88:ASN:ND2	34:BK:90:ASN:H	2.18	0.41
35:BL:57:LEU:C	35:BL:59:ARG:H	2.24	0.41
36:BM:132:THR:CG2	36:BM:133:LYS:N	2.83	0.41
36:BM:20:LEU:HD13	36:BM:20:LEU:HA	1.93	0.41
37:BN:20:MET:HB2	37:BN:20:MET:HE2	1.80	0.41
40:BQ:114:ALA:O	40:BQ:117:ALA:N	2.51	0.41
40:BQ:63:ARG:HD2	40:BQ:64:ILE:HG13	2.02	0.41
40:BQ:75:TYR:CD2	40:BQ:75:TYR:C	2.93	0.41
41:BR:49:ILE:HD12	41:BR:53:PHE:H	1.85	0.41
45:BV:65:VAL:O	45:BV:65:VAL:CG2	2.68	0.41
47:BX:71:ARG:HH11	47:BX:71:ARG:HG2	1.85	0.41
48:BY:22:LEU:O	48:BY:23:ARG:O	2.37	0.41
49:BZ:7:THR:OG1	49:BZ:34:THR:HG23	2.19	0.41
55:CA:1157:A:HO2'	55:CA:1158:C:P	2.43	0.41
55:CA:1158:C:O2	55:CA:1158:C:C2'	2.64	0.41
55:CA:978:A:OP2	55:CA:1224:U:O4	2.38	0.41
55:CA:1239:A:H1'	55:CA:1241:G:C4	2.55	0.41
55:CA:1325:C:O2'	55:CA:1326:U:H5'	2.20	0.41
55:CA:946:A:O2'	55:CA:1333:A:O2'	2.38	0.41
8:CI:125:GLN:HB3	55:CA:1342:C:H4'	2.02	0.41
55:CA:52:C:C4	55:CA:360:G:N2	2.88	0.41
55:CA:86:G:H1'	55:CA:87:C:O5'	2.20	0.41
55:CA:900:A:N1	55:CA:901:A:C2	2.88	0.41

*Continued on next page...*



*Continued from previous page...*

Atom-1	Atom-2	Interatomic distance (Å)	Clash overlap (Å)
55:CA:925:G:N2	55:CA:1392:G:C4	2.88	0.41
4:CE:111:ARG:O	4:CE:112:ALA:C	2.59	0.41
4:CE:13:LYS:HA	4:CE:13:LYS:CE	2.36	0.41
7:CH:100:ILE:HD11	7:CH:128:VAL:HB	2.02	0.41
7:CH:125:ILE:HG22	7:CH:126:CYS:SG	2.60	0.41
7:CH:46:GLU:OE2	7:CH:63:LYS:HG2	2.19	0.41
8:CI:46:VAL:CG2	8:CI:75:ALA:HB1	2.48	0.41
9:CJ:37:ARG:HD2	9:CJ:37:ARG:HA	1.85	0.41
11:CL:34:THR:HG22	11:CL:35:ARG:HG2	2.00	0.41
13:CN:33:VAL:HG22	13:CN:40:ARG:NH2	2.35	0.41
15:CP:18:GLN:HE21	15:CP:35:ARG:HH12	1.68	0.41
18:CS:42:ASN:HB2	18:CS:43:MET:HE2	2.01	0.41
50:D0:46:GLY:HA3	50:D0:54:ILE:HG13	2.02	0.41
51:D1:36:LYS:HA	51:D1:47:ILE:HA	2.02	0.41
51:D1:8:ILE:HG22	51:D1:9:LYS:N	2.35	0.41
53:D3:7:ARG:HH22	24:DA:243:U:H3'	1.85	0.41
24:DA:101:A:O2'	24:DA:102:U:P	2.78	0.41
24:DA:1332:G:C8	24:DA:1610:A:C2	3.08	0.41
24:DA:1343:G:N2	24:DA:1344:U:C2	2.88	0.41
24:DA:1352:U:C5	24:DA:1377:G:C6	3.08	0.41
24:DA:1395:A:H4'	24:DA:1397:U:C4	2.55	0.41
24:DA:1404:C:O2'	24:DA:1405:U:H5'	2.19	0.41
24:DA:1438:U:O4	24:DA:1552:A:N1	2.53	0.41
24:DA:1439:A:H3'	24:DA:1439:A:C8	2.55	0.41
24:DA:1531:C:H2'	24:DA:1532:A:O4'	2.20	0.41
24:DA:1535:A:C2	24:DA:1537:G:C5	3.08	0.41
24:DA:1798:U:O2'	24:DA:1802:A:H1'	2.19	0.41
24:DA:1854:A:H2'	24:DA:1855:U:H5'	2.01	0.41
24:DA:2043:C:C4	24:DA:2777:G:C2	3.08	0.41
24:DA:223:A:C4	24:DA:408:G:H1'	2.55	0.41
24:DA:2441:U:O2'	24:DA:2442:C:H5'	2.19	0.41
24:DA:250:G:C2	24:DA:251:A:C4	3.07	0.41
24:DA:2839:G:N1	24:DA:2880:C:N4	2.67	0.41
24:DA:2852:G:H2'	24:DA:2853:C:O4'	2.20	0.41
24:DA:2880:C:H2'	24:DA:2881:U:C6	2.54	0.41
24:DA:412:A:O2'	24:DA:413:C:H5'	2.19	0.41
24:DA:434:U:O2'	24:DA:435:C:P	2.78	0.41
24:DA:531:C:P	24:DA:532:A:C8	3.13	0.41
24:DA:546:U:H5'	24:DA:547:A:OP1	2.19	0.41
24:DA:924:G:O2'	24:DA:925:A:H5'	2.20	0.41
26:DC:149:LYS:CE	26:DC:152:GLN:NE2	2.83	0.41

*Continued on next page...*

*Continued from previous page...*

Atom-1	Atom-2	Interatomic distance (Å)	Clash overlap (Å)
27:DD:175:LEU:HB3	27:DD:176:ASP:H	1.64	0.41
27:DD:196:ALA:O	27:DD:197:THR:C	2.57	0.41
28:DE:175:ILE:HD11	28:DE:180:LEU:HD11	2.02	0.41
31:DH:82:SER:O	31:DH:83:LYS:HB3	2.19	0.41
33:DJ:2:LYS:NZ	33:DJ:2:LYS:HB2	2.35	0.41
33:DJ:95:ARG:O	33:DJ:96:ARG:C	2.57	0.41
35:DL:128:THR:HG21	24:DA:637:A:OP2	2.20	0.41
36:DM:76:LYS:O	36:DM:77:PRO:O	2.38	0.41
37:DN:67:PHE:HE2	37:DN:73:ASN:HD21	1.67	0.41
39:DP:57:ALA:HA	39:DP:75:THR:HB	2.02	0.41
40:DQ:2:ARG:HB3	40:DQ:3:VAL:H	1.64	0.41
42:DS:43:ALA:HA	42:DS:46:LEU:HB3	2.02	0.41
45:DV:32:GLY:O	45:DV:33:GLY:C	2.58	0.41
48:DY:3:ALA:HA	48:DY:6:LEU:HD12	2.02	0.41
21:AA:1089:G:H2'	21:AA:1090:U:H5'	2.03	0.41
21:AA:1125:U:O2'	21:AA:1126:U:H2'	2.19	0.41
21:AA:1153:G:C2	21:AA:1154:G:N9	2.88	0.41
21:AA:1258:G:C4	21:AA:1259:C:C5	3.08	0.41
21:AA:1348:U:O2'	21:AA:1349:A:O4'	2.38	0.41
21:AA:1501:C:H3'	21:AA:1504:G:N7	2.35	0.41
21:AA:1519:A:H5''	21:AA:1520:C:OP2	2.19	0.41
21:AA:204:G:N2	21:AA:465:A:C8	2.88	0.41
21:AA:313:A:O2'	21:AA:314:C:H5'	2.20	0.41
21:AA:352:C:H6	21:AA:352:C:H5''	1.85	0.41
21:AA:382:A:C2	21:AA:383:A:C4	3.08	0.41
21:AA:435:A:OP2	21:AA:435:A:H8	2.02	0.41
21:AA:79:G:C6	21:AA:80:A:C5	3.08	0.41
21:AA:864:A:H2'	21:AA:865:A:C8	2.55	0.41
1:AB:44:LYS:CA	1:AB:47:PRO:HD2	2.49	0.41
1:AB:49:PHE:HA	1:AB:52:ALA:HB3	2.02	0.41
2:AC:16:PRO:HB2	2:AC:17:TRP:H	1.50	0.41
4:AE:14:LEU:HB3	4:AE:59:ILE:HD13	2.02	0.41
5:AF:22:ILE:HD12	5:AF:22:ILE:H	1.86	0.41
8:AI:40:ARG:HA	8:AI:44:ARG:HB3	2.02	0.41
9:AJ:81:GLU:O	9:AJ:84:VAL:HG12	2.20	0.41
11:AL:23:LEU:C	11:AL:25:ALA:H	2.23	0.41
12:AM:59:VAL:C	12:AM:61:LYS:N	2.74	0.41
15:AP:38:PHE:CZ	15:AP:51:ARG:HB2	2.56	0.41
16:AQ:51:GLU:O	16:AQ:52:CYS:O	2.37	0.41
24:BA:1376:C:H2'	24:BA:1377:G:C5'	2.48	0.41
24:BA:1492:G:C6	24:BA:1499:C:N3	2.88	0.41

*Continued on next page...*

*Continued from previous page...*

Atom-1	Atom-2	Interatomic distance (Å)	Clash overlap (Å)
24:BA:1500:G:C4	24:BA:1501:G:C8	3.08	0.41
24:BA:1439:A:C2	24:BA:1553:A:C4	3.08	0.41
24:BA:1731:G:H1'	24:BA:1733:G:C8	2.55	0.41
24:BA:1767:G:C6	24:BA:1768:C:C5	3.08	0.41
24:BA:182:A:H2'	24:BA:183:C:O4'	2.20	0.41
24:BA:2140:G:N2	24:BA:2141:G:H1'	2.35	0.41
24:BA:2199:A:H1'	31:BH:28:ASN:OD1	2.20	0.41
24:BA:2488:G:H2'	24:BA:2489:U:H5'	2.02	0.41
24:BA:389:G:C8	24:BA:2413:G:H4'	2.54	0.41
24:BA:397:U:H2'	24:BA:398:C:O4'	2.20	0.41
24:BA:543:G:N3	24:BA:551:G:C2	2.88	0.41
24:BA:726:G:C2'	24:BA:727:A:OP2	2.68	0.41
26:BC:139:THR:O	26:BC:140:VAL:O	2.38	0.41
27:BD:110:THR:OG1	27:BD:171:THR:CG2	2.68	0.41
27:BD:151:THR:CB	27:BD:152:PRO:HD3	2.50	0.41
27:BD:201:LEU:HA	27:BD:201:LEU:HD12	1.62	0.41
24:BA:1248:G:C6	28:BE:46:GLN:OE1	2.73	0.41
28:BE:58:LYS:HE3	28:BE:62:GLN:NE2	2.33	0.41
29:BF:131:VAL:O	29:BF:132:ARG:C	2.59	0.41
30:BG:86:LEU:N	30:BG:86:LEU:CD1	2.77	0.41
31:BH:9:VAL:O	31:BH:10:ALA:C	2.59	0.41
32:BI:58:ILE:HG22	32:BI:60:VAL:CG2	2.50	0.41
33:BJ:112:GLY:O	33:BJ:113:PRO:C	2.58	0.41
33:BJ:97:PRO:C	33:BJ:99:ARG:N	2.73	0.41
34:BK:71:ARG:CB	34:BK:72:PRO:CD	2.97	0.41
37:BN:15:SER:O	37:BN:16:HIS:C	2.59	0.41
37:BN:23:ASN:H	37:BN:23:ASN:ND2	2.16	0.41
38:BO:79:ALA:HA	38:BO:115:LEU:HD13	2.02	0.41
41:BR:3:ALA:HB3	41:BR:59:ILE:HD11	2.02	0.41
42:BS:62:ASP:O	42:BS:63:GLY:C	2.58	0.41
46:BW:37:VAL:C	46:BW:38:ARG:CG	2.88	0.41
55:CA:1101:A:H1'	55:CA:1102:A:O4'	2.20	0.41
55:CA:1304:G:C6	55:CA:1305:G:N1	2.88	0.41
55:CA:1432:G:H1'	55:CA:1468:A:N6	2.34	0.41
55:CA:1494:G:C6	55:CA:1495:U:C4	3.08	0.41
19:CT:35:TYR:OH	55:CA:258:G:O3'	2.37	0.41
55:CA:327:A:O2'	55:CA:329:A:H5''	2.20	0.41
55:CA:477:C:H5'	55:CA:478:A:P	2.60	0.41
55:CA:563:A:H1'	55:CA:566:G:O2'	2.19	0.41
55:CA:764:C:H2'	55:CA:765:G:C5'	2.48	0.41
55:CA:944:G:H3'	55:CA:945:G:C5'	2.50	0.41

*Continued on next page...*

*Continued from previous page...*

Atom-1	Atom-2	Interatomic distance (Å)	Clash overlap (Å)
55:CA:96:U:O2'	55:CA:97:G:C5'	2.68	0.41
1:CB:80:LYS:O	1:CB:84:LEU:HB3	2.20	0.41
3:CD:3:TYR:CD1	3:CD:3:TYR:C	2.93	0.41
4:CE:132:PRO:O	4:CE:135:VAL:N	2.53	0.41
8:CI:123:ARG:O	55:CA:1343:G:H4'	2.20	0.41
8:CI:30:ASN:HD21	8:CI:66:VAL:H	1.68	0.41
8:CI:66:VAL:CG2	8:CI:74:GLN:HB3	2.35	0.41
8:CI:81:GLY:HA2	8:CI:84:ARG:HB2	2.01	0.41
10:CK:124:LYS:O	20:CU:34:ARG:HB2	2.20	0.41
6:CG:149:ALA:CB	10:CK:55:ARG:HG3	2.49	0.41
11:CL:51:VAL:CG1	11:CL:52:CYS:N	2.82	0.41
15:CP:9:HIS:CE1	15:CP:29:ASN:HD22	2.38	0.41
17:CR:33:THR:OG1	17:CR:37:LYS:HB2	2.19	0.41
18:CS:33:TRP:CE2	18:CS:56:HIS:CE1	3.08	0.41
20:CU:43:GLU:CD	55:CA:1534:A:H62	2.23	0.41
22:CV:41:C:H2'	22:CV:42:G:C8	2.55	0.41
24:DA:1022:G:C5	24:DA:1140:C:C4	3.08	0.41
24:DA:1062:G:O2'	24:DA:1063:G:O5'	2.38	0.41
24:DA:1126:A:H4'	24:DA:1127:A:C5'	2.51	0.41
24:DA:839:U:H1'	24:DA:1191:G:H1'	2.02	0.41
24:DA:1346:G:C6	24:DA:1601:G:C6	3.09	0.41
24:DA:1354:A:H2'	24:DA:1355:G:O4'	2.20	0.41
24:DA:1364:G:N3	24:DA:1368:G:N2	2.68	0.41
24:DA:1364:G:C1'	24:DA:1368:G:H22	2.29	0.41
24:DA:1413:A:C6	24:DA:1414:C:N4	2.89	0.41
24:DA:1434:A:N7	24:DA:1435:G:C5	2.88	0.41
24:DA:1426:G:C2'	24:DA:1572:A:H61	2.34	0.41
24:DA:1639:C:C3'	24:DA:1640:A:H5''	2.51	0.41
24:DA:1616:A:C2	24:DA:1647:U:H5	2.38	0.41
24:DA:1911:U:C4	24:DA:1918:A:C5	3.08	0.41
24:DA:1931:U:H2'	24:DA:1932:A:H8	1.83	0.41
24:DA:2142:A:H2'	24:DA:2144:G:P	2.60	0.41
24:DA:231:A:H2'	24:DA:232:G:O4'	2.20	0.41
24:DA:2073:C:C2	24:DA:2437:G:C2	3.08	0.41
24:DA:2458:G:C2'	24:DA:2490:G:H1	2.33	0.41
24:DA:263:G:H2'	24:DA:264:C:O4'	2.20	0.41
24:DA:2740:A:H2'	24:DA:2741:A:C8	2.55	0.41
24:DA:220:G:C2	24:DA:427:U:C2	3.09	0.41
24:DA:727:A:O2'	24:DA:728:G:O4'	2.38	0.41
24:DA:760:G:H4'	24:DA:1776:G:OP1	2.20	0.41
24:DA:811:U:O2'	24:DA:1251:C:H5'	2.20	0.41

*Continued on next page...*

*Continued from previous page...*

Atom-1	Atom-2	Interatomic distance (Å)	Clash overlap (Å)
45:DV:17:SER:HB3	56:DB:76:G:H5''	2.00	0.41
26:DC:103:ILE:HG13	26:DC:104:LEU:N	2.35	0.41
28:DE:165:HIS:O	28:DE:167:VAL:N	2.54	0.41
29:DF:30:VAL:HA	29:DF:157:THR:HG22	2.01	0.41
30:DG:31:GLU:O	30:DG:32:LEU:HB2	2.19	0.41
31:DH:132:PHE:HB3	31:DH:140:ALA:HB3	2.02	0.41
35:DL:116:VAL:HG13	35:DL:117:THR:H	1.84	0.41
35:DL:19:LEU:HD11	35:DL:31:GLY:CA	2.50	0.41
36:DM:111:GLU:O	36:DM:115:GLU:HB2	2.19	0.41
36:DM:33:LEU:HD23	36:DM:129:THR:O	2.20	0.41
37:DN:46:ARG:HG3	37:DN:46:ARG:H	1.51	0.41
37:DN:81:ASN:OD1	37:DN:81:ASN:N	2.53	0.41
42:DS:20:VAL:HG23	42:DS:23:LEU:HD12	2.03	0.41
44:DU:32:LYS:HE2	44:DU:65:GLN:CD	2.40	0.41
44:DU:73:ASN:HB3	44:DU:95:PHE:HE2	1.85	0.41
46:DW:28:GLU:HG3	46:DW:29:SER:H	1.86	0.41
46:DW:77:LYS:O	46:DW:78:PHE:CB	2.68	0.41
48:DY:11:VAL:HG12	48:DY:11:VAL:O	2.20	0.41
21:AA:1087:G:N3	21:AA:1088:G:C8	2.89	0.41
21:AA:1137:C:C4'	21:AA:1138:G:OP1	2.68	0.41
21:AA:1258:G:O2'	21:AA:1259:C:H6	2.02	0.41
9:AJ:62:ARG:HH11	21:AA:1367:C:H5'	1.81	0.41
21:AA:1409:C:C2	21:AA:1410:A:C8	3.08	0.41
21:AA:1394:A:N6	21:AA:1500:A:O2'	2.53	0.41
21:AA:338:A:H2'	21:AA:339:C:O4'	2.21	0.41
21:AA:380:G:N2	21:AA:384:G:C5	2.88	0.41
11:AL:69:GLU:HG2	21:AA:521:G:H4'	2.02	0.41
7:AH:85:TYR:CD1	21:AA:598:U:H4'	2.55	0.41
1:AB:116:LEU:HG	1:AB:140:LEU:HG	2.02	0.41
2:AC:45:GLU:C	2:AC:47:ALA:H	2.23	0.41
4:AE:32:PHE:N	4:AE:52:ALA:O	2.41	0.41
7:AH:77:VAL:HB	7:AH:124:ILE:O	2.20	0.41
8:AI:84:ARG:O	8:AI:87:MET:HB3	2.20	0.41
9:AJ:50:THR:HG22	9:AJ:64:GLN:CB	2.50	0.41
10:AK:93:GLU:O	10:AK:96:ILE:HG12	2.20	0.41
14:AO:34:GLN:O	14:AO:35:ILE:C	2.58	0.41
19:AT:54:GLN:N	19:AT:55:PRO:CD	2.83	0.41
20:AU:32:ARG:O	20:AU:32:ARG:HG2	2.20	0.41
50:B0:39:ARG:HB2	50:B0:39:ARG:NH1	2.34	0.41
50:B0:53:VAL:O	50:B0:54:ILE:C	2.58	0.41
24:BA:1029:A:O5'	24:BA:1029:A:H8	2.02	0.41

*Continued on next page...*

*Continued from previous page...*

Atom-1	Atom-2	Interatomic distance (Å)	Clash overlap (Å)
24:BA:1165:A:H2'	24:BA:1166:G:C8	2.54	0.41
24:BA:1188:U:C2'	24:BA:1189:A:H5'	2.50	0.41
24:BA:1203:U:O4	24:BA:1204:A:C6	2.73	0.41
24:BA:1455:G:OP2	59:BA:3418:HOH:O	2.21	0.41
24:BA:1500:G:C6	24:BA:1501:G:N7	2.88	0.41
24:BA:182:A:H2'	24:BA:183:C:C6	2.56	0.41
24:BA:223:A:C5	24:BA:422:A:C8	3.08	0.41
24:BA:2301:C:C2	24:BA:2316:G:C2	3.09	0.41
24:BA:2297:A:C4	24:BA:2320:U:C2	3.08	0.41
24:BA:2353:G:O2'	46:BW:31:LEU:HD23	2.19	0.41
24:BA:2505:G:O6	24:BA:2576:G:C8	2.73	0.41
24:BA:2601:C:O2	24:BA:2601:C:H2'	2.20	0.41
24:BA:2660:A:H2'	24:BA:2661:G:O4'	2.21	0.41
24:BA:2714:G:H2'	24:BA:2715:C:C6	2.55	0.41
24:BA:1050:A:C2	24:BA:2751:G:N3	2.88	0.41
24:BA:541:A:C6	24:BA:553:G:C6	3.09	0.41
24:BA:593:U:H2'	24:BA:594:U:H6	1.85	0.41
24:BA:608:A:N9	24:BA:621:A:N6	2.68	0.41
24:BA:670:A:H4'	24:BA:671:C:O5'	2.20	0.41
24:BA:893:C:H2'	24:BA:894:U:O4'	2.20	0.41
24:BA:95:A:N6	24:BA:96:C:C4	2.88	0.41
27:BD:151:THR:O	27:BD:152:PRO:C	2.58	0.41
28:BE:58:LYS:CG	28:BE:71:GLY:HA2	2.38	0.41
24:BA:2305:U:C4	29:BF:151:LEU:HA	2.55	0.41
31:BH:94:ILE:HG23	31:BH:98:ASP:C	2.40	0.41
33:BJ:55:ILE:O	33:BJ:55:ILE:CG1	2.68	0.41
34:BK:76:VAL:O	39:BP:72:VAL:HG22	2.19	0.41
24:BA:2820:A:O2'	37:BN:3:HIS:CD2	2.73	0.41
39:BP:103:THR:HG23	39:BP:103:THR:O	2.20	0.41
39:BP:33:GLU:HG3	39:BP:34:GLY:N	2.35	0.41
40:BQ:60:TRP:CH2	40:BQ:93:ILE:HB	2.55	0.41
42:BS:19:LEU:HA	42:BS:19:LEU:HD12	1.81	0.41
43:BT:48:GLN:NE2	43:BT:48:GLN:HA	2.28	0.41
44:BU:73:ASN:C	44:BU:75:ALA:N	2.72	0.41
46:BW:33:GLY:O	46:BW:34:SER:CB	2.67	0.41
48:BY:13:GLU:C	48:BY:15:ASN:N	2.74	0.41
48:BY:9:LYS:HA	48:BY:9:LYS:HZ1	1.78	0.41
55:CA:1001:C:H2'	55:CA:1002:G:O4'	2.20	0.41
55:CA:1057:G:H2'	55:CA:1058:G:C8	2.54	0.41
55:CA:113:G:H21	55:CA:353:A:H8	1.68	0.41
55:CA:1169:A:O2'	55:CA:1170:A:C8	2.72	0.41

*Continued on next page...*

*Continued from previous page...*

Atom-1	Atom-2	Interatomic distance (Å)	Clash overlap (Å)
55:CA:1276:G:H8	55:CA:1276:G:O5'	2.03	0.41
55:CA:1288:A:H2'	55:CA:1289:A:C8	2.55	0.41
55:CA:1296:C:O2'	55:CA:1302:C:N4	2.54	0.41
55:CA:131:A:H2'	55:CA:132:C:C6	2.56	0.41
55:CA:1237:C:H4'	55:CA:1334:G:N2	2.35	0.41
55:CA:316:C:N4	55:CA:351:G:O6	2.53	0.41
55:CA:354:G:N3	55:CA:354:G:H2'	2.34	0.41
55:CA:42:G:C6	55:CA:43:C:C4	3.08	0.41
55:CA:485:U:H6	55:CA:485:U:H2'	1.52	0.41
11:CL:114:SER:HG	55:CA:502:A:P	2.42	0.41
55:CA:662:U:H2'	55:CA:663:A:C8	2.55	0.41
55:CA:733:G:O2'	55:CA:734:G:H5''	2.21	0.41
55:CA:663:A:C2	55:CA:743:A:C2	3.08	0.41
55:CA:80:A:N1	55:CA:81:A:O2'	2.53	0.41
55:CA:577:G:N9	55:CA:816:A:C2	2.88	0.41
55:CA:86:G:C2	55:CA:87:C:C5	3.08	0.41
55:CA:966:G:H2'	55:CA:967:C:C5	2.55	0.41
2:CC:36:PHE:O	2:CC:40:GLN:HB2	2.20	0.41
4:CE:62:ALA:O	4:CE:66:ALA:HB2	2.20	0.41
6:CG:123:LEU:HD22	6:CG:123:LEU:HA	1.83	0.41
6:CG:142:ARG:O	6:CG:144:ALA:N	2.53	0.41
6:CG:70:PRO:O	6:CG:90:VAL:HG21	2.20	0.41
7:CH:100:ILE:HD12	7:CH:100:ILE:C	2.40	0.41
7:CH:11:THR:HG21	55:CA:876:C:C1'	2.50	0.41
9:CJ:50:THR:HG22	9:CJ:64:GLN:OE1	2.20	0.41
9:CJ:65:TYR:O	13:CN:98:ALA:HB2	2.20	0.41
10:CK:109:ILE:HG22	10:CK:110:THR:N	2.35	0.41
11:CL:106:VAL:HG12	11:CL:107:LYS:N	2.34	0.41
11:CL:91:GLY:O	11:CL:92:VAL:C	2.58	0.41
14:CO:53:ARG:NH2	55:CA:728:A:C8	2.88	0.41
14:CO:66:LEU:HD22	14:CO:77:TYR:HE1	1.84	0.41
15:CP:61:VAL:C	15:CP:63:GLN:H	2.23	0.41
24:DA:1031:G:N2	24:DA:1124:G:C4	2.87	0.41
24:DA:1048:A:N6	24:DA:1111:A:C4	2.88	0.41
24:DA:1299:G:H5'	24:DA:1301:A:O4'	2.20	0.41
24:DA:1301:A:C4	24:DA:1303:G:C8	3.08	0.41
24:DA:1319:C:H1'	24:DA:1334:G:H22	1.85	0.41
24:DA:1429:G:O2'	24:DA:1430:G:C5'	2.68	0.41
24:DA:1440:U:C2'	24:DA:1441:G:O5'	2.68	0.41
24:DA:1653:G:H4'	24:DA:1654:A:OP1	2.20	0.41
24:DA:17:G:N2	24:DA:524:G:C4	2.89	0.41

*Continued on next page...*

*Continued from previous page...*

Atom-1	Atom-2	Interatomic distance (Å)	Clash overlap (Å)
24:DA:2004:G:C6	24:DA:2005:A:C4	3.08	0.41
24:DA:2024:G:H2'	24:DA:2025:C:C6	2.55	0.41
24:DA:2490:G:C4'	24:DA:2491:U:OP1	2.58	0.41
24:DA:2517:C:C5	24:DA:2542:A:C5	3.09	0.41
24:DA:2564:A:C6	24:DA:2565:A:N1	2.88	0.41
24:DA:2638:G:N1	24:DA:2775:G:H2'	2.36	0.41
24:DA:26:G:N1	24:DA:27:G:N2	2.69	0.41
24:DA:301:G:O2'	24:DA:302:C:O5'	2.38	0.41
24:DA:391:A:C2	24:DA:392:U:O4'	2.73	0.41
24:DA:416:U:H2'	24:DA:417:C:O4'	2.21	0.41
24:DA:441:U:H2'	24:DA:442:G:C8	2.55	0.41
24:DA:944:C:H2'	59:DA:3356:HOH:O	2.20	0.41
56:DB:64:G:C6	56:DB:65:U:C4	3.08	0.41
26:DC:184:GLU:HB2	26:DC:187:CYS:SG	2.60	0.41
26:DC:251:THR:HG22	26:DC:252:LYS:N	2.34	0.41
28:DE:132:LYS:HG2	28:DE:132:LYS:O	2.21	0.41
28:DE:154:ASP:C	28:DE:156:ASN:H	2.23	0.41
29:DF:78:ILE:HG22	29:DF:79:ARG:N	2.36	0.41
31:DH:71:LYS:N	31:DH:71:LYS:CD	2.82	0.41
33:DJ:12:LYS:HB2	33:DJ:13:ARG:H	1.74	0.41
33:DJ:73:VAL:HB	33:DJ:75:TYR:CE2	2.55	0.41
34:DK:4:GLU:O	34:DK:5:GLN:HG2	2.20	0.41
35:DL:37:GLY:HA3	59:DA:3788:HOH:O	2.19	0.41
38:DO:7:ARG:HA	38:DO:10:ARG:NH2	2.35	0.41
38:DO:29:HIS:HB3	38:DO:36:TYR:HB2	2.02	0.41
39:DP:24:THR:O	39:DP:25:VAL:C	2.59	0.41
40:DQ:10:ARG:O	40:DQ:14:LYS:HB2	2.21	0.41
40:DQ:91:ARG:NH2	40:DQ:93:ILE:HD13	2.35	0.41
45:DV:12:GLN:HG2	56:DB:75:G:OP1	2.20	0.41
21:AA:1040:U:H2'	21:AA:1041:G:C8	2.56	0.41
21:AA:1054:C:OP2	21:AA:1197:A:OP2	2.37	0.41
21:AA:1055:A:N7	21:AA:1206:G:C2	2.88	0.41
21:AA:1297:G:OP1	21:AA:1302:C:N4	2.49	0.41
21:AA:1439:G:C6	21:AA:1440:U:C2	3.08	0.41
21:AA:154:U:O2	21:AA:168:G:N2	2.53	0.41
21:AA:179:A:H2'	21:AA:180:U:C6	2.55	0.41
21:AA:393:A:H5'	21:AA:483:C:O2'	2.21	0.41
21:AA:557:G:N1	21:AA:558:G:C2	2.87	0.41
10:AK:52:ARG:NH1	21:AA:689:C:OP2	2.54	0.41
21:AA:775:G:O2'	21:AA:776:G:H5'	2.21	0.41
21:AA:996:A:C4	21:AA:997:U:C5	3.08	0.41

*Continued on next page...*



*Continued from previous page...*

Atom-1	Atom-2	Interatomic distance (Å)	Clash overlap (Å)
1:AB:52:ALA:CB	1:AB:197:PHE:HB3	2.50	0.41
1:AB:60:ALA:CB	1:AB:220:VAL:O	2.68	0.41
5:AF:85:ILE:O	5:AF:86:ARG:C	2.58	0.41
6:AG:128:GLU:O	6:AG:129:ASN:C	2.58	0.41
7:AH:110:MET:HG3	7:AH:110:MET:H	1.58	0.41
8:AI:117:LEU:O	8:AI:118:ARG:C	2.59	0.41
8:AI:45:MET:C	8:AI:47:VAL:N	2.73	0.41
8:AI:90:ASP:OD2	8:AI:92:SER:HB3	2.18	0.41
10:AK:73:VAL:C	10:AK:75:GLU:N	2.74	0.41
11:AL:106:VAL:HG21	11:AL:116:TYR:HB3	2.02	0.41
12:AM:6:ILE:HD12	12:AM:7:ASN:N	2.36	0.41
16:AQ:51:GLU:N	16:AQ:51:GLU:OE1	2.52	0.41
19:AT:33:LYS:HE2	19:AT:33:LYS:N	2.35	0.41
20:AU:8:ASN:HB3	20:AU:9:GLU:H	1.53	0.41
24:BA:1007:C:C6	24:BA:1008:A:C8	3.09	0.41
24:BA:1166:G:H2'	24:BA:1167:C:C6	2.56	0.41
24:BA:145:C:H2'	24:BA:146:A:H8	1.84	0.41
24:BA:147:C:H2'	24:BA:148:U:H6	1.85	0.41
24:BA:1565:C:O2'	24:BA:1566:A:O5'	2.32	0.41
24:BA:16:C:H4'	50:B0:10:SER:OG	2.19	0.41
24:BA:1823:G:C5	24:BA:1824:G:N7	2.88	0.41
24:BA:1910:G:C2	24:BA:1911:U:C2	3.08	0.41
24:BA:2086:U:C4	24:BA:2234:G:O6	2.73	0.41
24:BA:2144:G:H2'	24:BA:2148:G:O6	2.20	0.41
24:BA:2228:G:H2'	24:BA:2229:U:C6	2.54	0.41
24:BA:2432:A:C6	24:BA:2433:A:C5	3.09	0.41
24:BA:2639:A:H2'	24:BA:2640:G:O4'	2.20	0.41
24:BA:2672:U:C2'	24:BA:2673:G:O5'	2.68	0.41
24:BA:2746:U:O2	24:BA:2759:G:C2	2.73	0.41
24:BA:2857:G:C5	24:BA:2859:G:OP2	2.73	0.41
24:BA:464:U:C4	24:BA:465:G:C2	3.08	0.41
24:BA:553:G:H2'	24:BA:554:U:O4'	2.20	0.41
24:BA:584:C:N4	24:BA:585:G:C6	2.89	0.41
24:BA:706:A:H2'	24:BA:707:G:O4'	2.19	0.41
24:BA:870:U:H2'	24:BA:871:U:H5'	2.01	0.41
25:BB:49:C:H6	25:BB:49:C:O5'	2.04	0.41
26:BC:114:GLN:HB2	26:BC:114:GLN:HE21	1.59	0.41
28:BE:147:LEU:HB3	28:BE:186:VAL:CG2	2.44	0.41
28:BE:97:ASN:O	28:BE:98:LYS:C	2.58	0.41
29:BF:107:VAL:N	29:BF:108:PRO:CD	2.83	0.41
30:BG:123:GLU:HA	30:BG:123:GLU:OE2	2.20	0.41

*Continued on next page...*

*Continued from previous page...*

Atom-1	Atom-2	Interatomic distance (Å)	Clash overlap (Å)
31:BH:78:VAL:HG11	31:BH:145:ASN:CB	2.49	0.41
34:BK:10:VAL:HG12	34:BK:12:ASP:H	1.85	0.41
34:BK:4:GLU:O	34:BK:5:GLN:HB2	2.21	0.41
40:BQ:86:SER:HB3	41:BR:51:VAL:HG12	2.02	0.41
42:BS:54:ALA:O	42:BS:55:ILE:C	2.58	0.41
45:BV:68:LYS:O	45:BV:69:GLU:C	2.57	0.41
46:BW:72:GLY:N	46:BW:73:PRO:CD	2.83	0.41
48:BY:42:LEU:O	48:BY:43:LEU:C	2.58	0.41
49:BZ:9:THR:CG2	49:BZ:53:MET:C	2.88	0.41
55:CA:1017:U:OP2	55:CA:1017:U:H6	2.02	0.41
55:CA:1219:A:C5	55:CA:1220:G:N7	2.88	0.41
55:CA:1241:G:O2'	55:CA:1242:G:C8	2.58	0.41
55:CA:132:C:O2'	55:CA:133:U:H5'	2.20	0.41
55:CA:1430:A:C2'	55:CA:1431:A:H5'	2.51	0.41
55:CA:142:G:N7	55:CA:143:A:C8	2.89	0.41
55:CA:628:G:N2	55:CA:629:A:H1'	2.34	0.41
55:CA:918:A:H2'	55:CA:919:A:C8	2.54	0.41
1:CB:101:THR:O	55:CA:1074:G:H4'	2.20	0.41
1:CB:212:TYR:HA	1:CB:215:ALA:HB3	2.03	0.41
1:CB:71:THR:O	1:CB:72:LYS:C	2.58	0.41
2:CC:166:TRP:HE3	2:CC:166:TRP:N	2.14	0.41
3:CD:114:ARG:O	3:CD:117:VAL:HB	2.20	0.41
3:CD:141:VAL:HA	3:CD:180:THR:HA	2.01	0.41
6:CG:17:PHE:HB2	6:CG:43:TYR:OH	2.20	0.41
6:CG:37:THR:O	6:CG:40:SER:HB2	2.21	0.41
8:CI:4:GLN:HB3	8:CI:21:LYS:CD	2.50	0.41
8:CI:25:GLY:HA2	8:CI:60:LEU:O	2.20	0.41
8:CI:98:ARG:NH2	55:CA:1178:G:C5'	2.83	0.41
9:CJ:6:ILE:HD13	9:CJ:84:VAL:HG12	2.02	0.41
13:CN:70:HIS:HB2	55:CA:976:G:OP2	2.21	0.41
9:CJ:52:LEU:O	13:CN:80:ARG:HG3	2.21	0.41
15:CP:47:GLU:OE1	15:CP:47:GLU:HA	2.21	0.41
20:CU:34:ARG:CG	20:CU:35:GLU:N	2.84	0.41
51:D1:22:THR:HG23	51:D1:23:THR:N	2.35	0.41
24:DA:1022:G:O2'	24:DA:1023:U:P	2.78	0.41
24:DA:1071:G:O6	24:DA:1091:G:N7	2.54	0.41
40:DQ:3:VAL:CB	24:DA:1249:U:H4'	2.50	0.41
24:DA:579:G:C4	24:DA:1262:A:C6	3.08	0.41
24:DA:1270:C:C4	24:DA:1648:U:C5	3.09	0.41
24:DA:1525:A:C5	24:DA:1526:C:C5	3.08	0.41
24:DA:1585:C:C2'	24:DA:1586:A:O5'	2.68	0.41

*Continued on next page...*

*Continued from previous page...*

Atom-1	Atom-2	Interatomic distance (Å)	Clash overlap (Å)
24:DA:184:C:H2'	24:DA:185:G:C8	2.54	0.41
24:DA:528:A:C2	24:DA:2043:C:O5'	2.73	0.41
24:DA:217:A:N6	24:DA:218:A:C2	2.88	0.41
24:DA:2210:U:HO2'	24:DA:2211:A:P	2.42	0.41
24:DA:2450:A:N1	24:DA:2451:A:C5	2.88	0.41
24:DA:239:C:O2	24:DA:259:G:C2	2.73	0.41
24:DA:2617:U:C2'	24:DA:2618:G:H5'	2.50	0.41
24:DA:2721:A:H2'	24:DA:2722:G:O4'	2.21	0.41
24:DA:28:A:H61	24:DA:512:G:H1'	1.86	0.41
24:DA:329:G:H5'	24:DA:477:A:H4'	2.03	0.41
24:DA:489:G:H4'	24:DA:490:C:OP1	2.20	0.41
24:DA:528:A:H2	24:DA:2043:C:C5'	2.33	0.41
26:DC:216:ARG:NH2	24:DA:781:A:OP1	2.53	0.41
24:DA:903:C:H2'	24:DA:904:G:H8	1.85	0.41
56:DB:74:U:H2'	56:DB:75:G:O4'	2.20	0.41
27:DD:125:TRP:CE3	27:DD:160:LYS:HD3	2.55	0.41
30:DG:88:LEU:N	30:DG:128:THR:O	2.53	0.41
38:DO:79:ALA:HB1	38:DO:114:GLY:CA	2.51	0.41
39:DP:112:ARG:HD2	39:DP:114:ASN:HD21	1.86	0.41
40:DQ:4:LYS:O	40:DQ:5:ARG:CB	2.68	0.41
43:DT:10:VAL:HG23	43:DT:11:LEU:N	2.34	0.41
21:AA:1075:U:H2'	21:AA:1076:U:H5'	2.01	0.41
9:AJ:15:HIS:CD2	21:AA:1152:A:H5'	2.56	0.41
21:AA:1153:G:C2	21:AA:1154:G:C8	3.08	0.41
21:AA:1217:C:H2'	21:AA:1218:C:C6	2.56	0.41
21:AA:1250:A:C8	21:AA:1287:A:N7	2.88	0.41
21:AA:224:U:O2'	21:AA:225:C:H5'	2.20	0.41
21:AA:414:A:C6	21:AA:431:A:C2	3.08	0.41
21:AA:452:A:O2'	21:AA:453:G:O5'	2.38	0.41
1:AB:36:LYS:NZ	21:AA:847:G:OP1	2.53	0.41
21:AA:946:A:C2	21:AA:1236:A:C2	3.07	0.41
21:AA:74:A:C2	21:AA:97:G:C5	3.09	0.41
1:AB:139:GLU:O	1:AB:143:LEU:HD21	2.20	0.41
2:AC:110:LEU:CD2	2:AC:143:LEU:HD23	2.49	0.41
2:AC:53:ARG:HG2	2:AC:54:ILE:N	2.36	0.41
4:AE:37:VAL:CG2	4:AE:113:VAL:HG12	2.35	0.41
4:AE:37:VAL:HG11	4:AE:113:VAL:HB	2.01	0.41
4:AE:79:THR:HB	4:AE:121:ASN:ND2	2.35	0.41
6:AG:146:ALA:C	6:AG:148:LYS:N	2.73	0.41
7:AH:77:VAL:HG11	7:AH:124:ILE:CD1	2.51	0.41
7:AH:48:PHE:HA	7:AH:60:LEU:HD23	2.02	0.41

*Continued on next page...*

*Continued from previous page...*

Atom-1	Atom-2	Interatomic distance (Å)	Clash overlap (Å)
7:AH:85:TYR:CG	21:AA:598:U:H4'	2.55	0.41
8:AI:17:ARG:HE	8:AI:65:THR:HB	1.85	0.41
11:AL:35:ARG:O	11:AL:52:CYS:HB2	2.20	0.41
12:AM:89:ARG:HA	12:AM:89:ARG:HD3	1.89	0.41
13:AN:96:LYS:HD2	13:AN:96:LYS:O	2.20	0.41
15:AP:77:GLU:C	15:AP:79:ASN:H	2.24	0.41
19:AT:54:GLN:HB3	19:AT:55:PRO:HD3	2.01	0.41
24:BA:1027:A:N1	24:BA:1126:A:C1'	2.83	0.41
24:BA:1091:G:O2'	24:BA:1092:C:H6	1.99	0.41
24:BA:1171:G:N2	24:BA:1179:G:C6	2.89	0.41
24:BA:1183:U:H2'	24:BA:1184:U:C6	2.55	0.41
24:BA:1581:G:H2'	24:BA:1582:C:C6	2.56	0.41
24:BA:1663:G:C6	24:BA:1998:A:C6	3.08	0.41
24:BA:197:A:N7	24:BA:2430:A:C5	2.89	0.41
24:BA:2432:A:C5	24:BA:2433:A:N7	2.88	0.41
24:BA:2570:G:C2	24:BA:2571:U:C2	3.08	0.41
24:BA:2776:A:O2'	24:BA:2777:G:P	2.78	0.41
24:BA:946:C:O2'	24:BA:947:A:C5'	2.53	0.41
24:BA:967:U:C4	24:BA:968:C:N4	2.88	0.41
24:BA:994:C:H1'	41:BR:10:LYS:HZ3	1.83	0.41
24:BA:2052:A:H4'	27:BD:148:GLN:O	2.20	0.41
30:BG:162:ARG:NH1	30:BG:168:VAL:HG21	2.36	0.41
30:BG:66:THR:O	30:BG:67:ALA:C	2.58	0.41
31:BH:26:ALA:HA	31:BH:30:LEU:HB2	2.01	0.41
31:BH:86:ASP:HB3	31:BH:89:LYS:HB3	2.02	0.41
32:BI:52:LEU:HD11	32:BI:81:LYS:HE2	2.02	0.41
35:BL:95:LEU:HD11	35:BL:125:LEU:HD11	2.02	0.41
35:BL:120:VAL:O	35:BL:140:GLY:HA2	2.20	0.41
35:BL:58:TYR:O	35:BL:59:ARG:HG2	2.20	0.41
36:BM:47:GLU:O	36:BM:48:ALA:C	2.58	0.41
39:BP:50:ARG:HG3	39:BP:50:ARG:H	1.69	0.41
43:BT:83:ALA:O	43:BT:84:TYR:HB2	2.19	0.41
45:BV:5:ASN:N	45:BV:5:ASN:ND2	2.68	0.41
46:BW:17:ALA:CA	46:BW:35:ILE:HG23	2.43	0.41
47:BX:5:GLN:HE21	47:BX:49:ARG:CB	2.33	0.41
48:BY:20:ASN:O	48:BY:21:LEU:C	2.59	0.41
48:BY:44:LYS:O	48:BY:47:ARG:HB3	2.19	0.41
49:BZ:23:LEU:HD21	49:BZ:53:MET:CE	2.51	0.41
55:CA:1011:C:C2	55:CA:1019:A:C2	3.09	0.41
55:CA:1305:G:HO2'	55:CA:1306:A:H8	1.60	0.41
55:CA:1521:C:H2'	55:CA:1522:U:O4'	2.20	0.41

*Continued on next page...*

*Continued from previous page...*

Atom-1	Atom-2	Interatomic distance (Å)	Clash overlap (Å)
55:CA:152:A:N6	55:CA:170:U:C2	2.89	0.41
55:CA:194:C:O2'	55:CA:195:A:H5'	2.21	0.41
55:CA:229:U:H2'	55:CA:230:G:H8	1.83	0.41
55:CA:242:G:N1	55:CA:245:U:C4	2.88	0.41
55:CA:414:A:N6	55:CA:431:A:N3	2.69	0.41
1:CB:172:ILE:HG12	1:CB:172:ILE:H	1.66	0.41
1:CB:81:ASP:CG	1:CB:82:ALA:H	2.23	0.41
3:CD:66:VAL:CG1	3:CD:70:GLN:HB3	2.49	0.41
3:CD:71:PHE:HZ	3:CD:199:ILE:CD1	2.33	0.41
4:CE:134:ASN:O	4:CE:137:ARG:HG2	2.20	0.41
6:CG:113:LYS:HA	55:CA:1298:U:C5	2.56	0.41
9:CJ:17:LEU:HD21	9:CJ:95:GLY:HA3	2.03	0.41
10:CK:63:GLN:HB2	10:CK:98:ALA:HB2	2.03	0.41
18:CS:35:ARG:HG3	18:CS:35:ARG:O	2.21	0.41
18:CS:52:ASN:HD21	18:CS:55:GLN:N	2.02	0.41
19:CT:18:LYS:O	19:CT:21:ALA:HB3	2.20	0.41
19:CT:82:ILE:HG13	19:CT:83:ASN:N	2.35	0.41
50:D0:55:ALA:HB3	50:D0:56:LYS:HZ2	1.86	0.41
24:DA:1034:G:O2'	24:DA:1035:U:O5'	2.36	0.41
24:DA:1028:A:H61	24:DA:1125:G:H2'	1.81	0.41
24:DA:1136:G:N2	24:DA:1137:G:C4	2.88	0.41
24:DA:1223:G:N1	24:DA:1227:G:C6	2.89	0.41
24:DA:1247:A:C5	24:DA:1249:U:C4	3.09	0.41
24:DA:1268:A:C6	24:DA:2013:A:C8	3.08	0.41
24:DA:1398:C:HO2'	24:DA:1399:C:H6	1.67	0.41
24:DA:1445:G:C6	24:DA:1446:C:C4	3.08	0.41
24:DA:1689:A:C5	24:DA:1700:A:C6	3.08	0.41
24:DA:2423:U:H5''	24:DA:2424:C:OP1	2.20	0.41
24:DA:2617:U:C4	24:DA:2618:G:N7	2.88	0.41
24:DA:2819:G:C6	24:DA:2821:A:C2	3.08	0.41
44:DU:67:SER:HB2	24:DA:327:G:H21	1.85	0.41
24:DA:382:A:H2'	24:DA:383:C:C5'	2.50	0.41
24:DA:513:A:N6	24:DA:514:A:N6	2.69	0.41
24:DA:521:U:O2'	24:DA:522:A:H5'	2.21	0.41
56:DB:58:A:O2'	56:DB:59:A:H5'	2.21	0.41
26:DC:2:VAL:HB	26:DC:3:VAL:H	1.53	0.41
26:DC:93:VAL:HG12	26:DC:101:ARG:N	2.36	0.41
29:DF:41:GLU:O	29:DF:43:ILE:N	2.53	0.41
35:DL:91:ASP:O	35:DL:92:LEU:C	2.58	0.41
36:DM:3:GLN:HB3	36:DM:3:GLN:HE21	1.68	0.41
37:DN:20:MET:C	37:DN:22:ARG:N	2.74	0.41

*Continued on next page...*

*Continued from previous page...*

Atom-1	Atom-2	Interatomic distance (Å)	Clash overlap (Å)
37:DN:4:ARG:O	37:DN:5:LYS:O	2.39	0.41
40:DQ:86:SER:O	40:DQ:87:VAL:C	2.59	0.41
41:DR:38:VAL:N	41:DR:53:PHE:HB3	2.35	0.41
47:DX:1:SER:O	47:DX:2:ARG:C	2.58	0.41
48:DY:21:LEU:HD23	48:DY:25:GLN:CD	2.40	0.41
48:DY:25:GLN:O	48:DY:29:ARG:HD3	2.21	0.41
21:AA:1065:U:O4	21:AA:1190:G:O4'	2.38	0.41
21:AA:953:G:N1	21:AA:1229:A:C6	2.89	0.41
21:AA:1312:G:N2	21:AA:1313:U:C2	2.89	0.41
21:AA:1419:G:C5	21:AA:1482:G:C2	3.09	0.41
21:AA:1501:C:C2	21:AA:1504:G:O6	2.73	0.41
21:AA:1523:G:C5	21:AA:1524:C:C5	3.08	0.41
21:AA:248:C:C4	21:AA:249:U:C5	3.08	0.41
21:AA:342:C:C2	21:AA:348:G:C2	3.08	0.41
11:AL:28:GLN:OE1	21:AA:363:A:H1'	2.21	0.41
21:AA:382:A:N1	21:AA:383:A:C6	2.88	0.41
21:AA:429:U:C1'	21:AA:430:A:H5''	2.51	0.41
21:AA:575:G:C5	21:AA:881:G:C2	3.09	0.41
21:AA:597:G:N7	21:AA:598:U:C5	2.89	0.41
21:AA:601:G:O2'	21:AA:602:A:H5'	2.20	0.41
21:AA:690:G:H2'	21:AA:691:G:C8	2.55	0.41
21:AA:690:G:C2'	21:AA:691:G:O4'	2.61	0.41
21:AA:72:A:C6	21:AA:73:C:C4	3.09	0.41
21:AA:955:U:C5	21:AA:956:U:C5	3.09	0.41
2:AC:38:VAL:O	2:AC:42:LEU:HB2	2.21	0.41
2:AC:49:ALA:HB1	2:AC:75:VAL:HG22	2.03	0.41
3:AD:115:GLN:CD	3:AD:119:HIS:HE1	2.24	0.41
3:AD:155:LYS:HA	3:AD:158:LEU:HD12	2.03	0.41
3:AD:178:GLU:HG2	3:AD:179:GLY:N	2.35	0.41
4:AE:15:ILE:N	4:AE:15:ILE:HD12	2.35	0.41
10:AK:76:TYR:N	10:AK:76:TYR:CD1	2.88	0.41
11:AL:43:LYS:HE2	11:AL:44:PRO:CD	2.50	0.41
13:AN:42:ASN:C	13:AN:44:VAL:H	2.24	0.41
15:AP:79:ASN:O	15:AP:80:LYS:HB2	2.20	0.41
20:AU:36:PHE:O	20:AU:39:LYS:HE2	2.20	0.41
24:BA:460:A:P	52:B2:41:ARG:HH12	2.43	0.41
24:BA:1016:G:N1	24:BA:1147:A:C2	2.88	0.41
24:BA:1037:G:C2	24:BA:1119:U:O2	2.74	0.41
24:BA:1056:G:H21	24:BA:1103:A:H62	1.69	0.41
24:BA:1097:U:H3'	24:BA:1098:A:C4'	2.50	0.41
24:BA:1142:A:C5	24:BA:1144:A:C5	3.08	0.41

*Continued on next page...*

*Continued from previous page...*

Atom-1	Atom-2	Interatomic distance (Å)	Clash overlap (Å)
24:BA:1456:G:C2'	24:BA:1457:U:H5'	2.51	0.41
24:BA:157:C:C2	24:BA:158:U:C6	3.08	0.41
24:BA:1718:G:N2	24:BA:1719:G:H1'	2.36	0.41
24:BA:1959:G:C5	24:BA:1960:A:C8	3.09	0.41
24:BA:2039:U:H2'	24:BA:2040:G:C8	2.56	0.41
24:BA:2256:G:C4	24:BA:2257:U:C6	3.09	0.41
24:BA:2432:A:C4	24:BA:2433:A:C8	3.09	0.41
24:BA:2569:G:C2	24:BA:2570:G:C8	3.07	0.41
24:BA:2751:G:N3	24:BA:2751:G:H2'	2.36	0.41
24:BA:2773:C:H5''	27:BD:169:ARG:HB3	2.03	0.41
24:BA:2824:C:C5	24:BA:2825:G:C5	3.09	0.41
24:BA:428:A:C6	24:BA:429:A:C6	3.09	0.41
24:BA:481:G:C4	24:BA:507:A:C2	3.08	0.41
24:BA:579:G:N2	24:BA:580:U:C2	2.88	0.41
24:BA:612:G:C6	24:BA:614:A:N3	2.89	0.41
24:BA:874:G:C2	24:BA:904:G:C2	3.08	0.41
24:BA:932:U:H4'	24:BA:933:A:C5'	2.49	0.41
24:BA:945:A:N3	24:BA:2448:A:N3	2.69	0.41
26:BC:239:PHE:O	26:BC:241:LYS:HG2	2.20	0.41
27:BD:69:ALA:CA	27:BD:73:VAL:HG13	2.45	0.41
29:BF:133:GLU:HA	29:BF:148:VAL:O	2.20	0.41
29:BF:168:LEU:HD11	29:BF:172:PHE:HE1	1.85	0.41
31:BH:48:GLU:HA	31:BH:51:ARG:HG3	2.02	0.41
31:BH:86:ASP:CB	31:BH:89:LYS:HB3	2.50	0.41
33:BJ:114:LEU:O	33:BJ:117:ALA:N	2.54	0.41
24:BA:1131:G:C8	33:BJ:77:HIS:CE1	3.08	0.41
34:BK:3:GLN:CG	34:BK:4:GLU:N	2.83	0.41
36:BM:107:GLY:O	36:BM:108:VAL:HG23	2.21	0.41
36:BM:28:PHE:HB3	36:BM:64:TRP:CE2	2.56	0.41
37:BN:32:GLU:C	37:BN:33:ILE:HG13	2.40	0.41
40:BQ:57:ARG:NH2	40:BQ:92:LYS:NZ	2.66	0.41
24:BA:815:C:OP2	41:BR:85:LYS:HE3	2.19	0.41
24:BA:1808:A:N6	47:BX:27:ARG:NE	2.69	0.41
47:BX:30:PRO:HG2	47:BX:32:LEU:HD11	2.02	0.41
47:BX:70:LEU:O	47:BX:74:GLY:N	2.51	0.41
55:CA:1091:U:O2	55:CA:1093:A:H8	2.04	0.41
55:CA:1312:G:C4	55:CA:1313:U:C5	3.09	0.41
55:CA:1415:G:O2'	55:CA:1416:G:H5'	2.20	0.41
55:CA:1487:G:C4	55:CA:1488:G:C8	3.09	0.41
55:CA:1505:G:H2'	55:CA:1505:G:H8	1.75	0.41
55:CA:183:C:H2'	55:CA:183:C:O2	2.19	0.41

*Continued on next page...*

*Continued from previous page...*

Atom-1	Atom-2	Interatomic distance (Å)	Clash overlap (Å)
55:CA:723:U:O5'	55:CA:723:U:C6	2.73	0.41
55:CA:881:G:O2'	55:CA:882:C:H5'	2.20	0.41
55:CA:998:C:H2'	55:CA:999:C:C6	2.56	0.41
2:CC:120:THR:CG2	2:CC:120:THR:O	2.66	0.41
7:CH:12:ARG:HH12	7:CH:27:PRO:HD2	1.85	0.41
7:CH:47:ASP:C	7:CH:47:ASP:OD2	2.59	0.41
12:CM:55:LEU:O	12:CM:59:VAL:HG12	2.21	0.41
12:CM:7:ASN:C	12:CM:9:PRO:HD3	2.40	0.41
15:CP:1:MET:O	15:CP:1:MET:HG3	2.20	0.41
15:CP:44:SER:H	15:CP:46:LYS:HZ3	1.68	0.41
15:CP:46:LYS:HB2	15:CP:47:GLU:H	1.67	0.41
50:D0:38:LEU:N	50:D0:41:HIS:HE1	2.17	0.41
51:D1:47:ILE:H	51:D1:47:ILE:HD12	1.85	0.41
24:DA:1048:A:O2'	24:DA:1049:C:C6	2.73	0.41
48:DY:58:ASN:ND2	24:DA:112:U:H5'	2.36	0.41
24:DA:1176:U:O2'	24:DA:1177:G:H5'	2.20	0.41
24:DA:811:U:H1'	24:DA:1251:C:C6	2.56	0.41
24:DA:1394:U:C4	24:DA:1395:A:C6	3.09	0.41
24:DA:1537:G:C3'	24:DA:1538:G:H4'	2.47	0.41
24:DA:1654:A:O2'	24:DA:1655:A:O5'	2.38	0.41
24:DA:1734:G:H2'	24:DA:1735:A:C8	2.55	0.41
24:DA:17:G:N1	24:DA:524:G:C6	2.88	0.41
24:DA:204:A:O4'	24:DA:206:U:C6	2.74	0.41
24:DA:2307:G:H1'	24:DA:2308:G:C4	2.48	0.41
24:DA:2452:C:H42	24:DA:2504:U:H3	1.68	0.41
24:DA:2455:G:H2'	24:DA:2456:C:H6	1.86	0.41
24:DA:2462:C:O5'	24:DA:2462:C:H6	2.04	0.41
24:DA:251:A:H8	24:DA:251:A:O5'	2.04	0.41
24:DA:1782:U:C5	24:DA:2587:A:C2	3.08	0.41
24:DA:2592:G:C5	24:DA:2593:U:C5	3.09	0.41
24:DA:2653:U:C4	24:DA:2654:A:C5	3.09	0.41
24:DA:2812:G:C6	24:DA:2813:A:C5	3.08	0.41
24:DA:2838:G:C4	24:DA:2839:G:C8	3.08	0.41
24:DA:2897:U:C2	24:DA:2898:U:C5	3.09	0.41
24:DA:382:A:C2	24:DA:393:C:C2	3.09	0.41
24:DA:449:A:C4	24:DA:450:G:N7	2.88	0.41
24:DA:482:A:N6	24:DA:506:G:N9	2.68	0.41
24:DA:539:G:C4	24:DA:540:C:C5	3.08	0.41
24:DA:569:U:H2'	24:DA:570:G:O4'	2.20	0.41
24:DA:627:A:O2'	24:DA:628:G:C8	2.73	0.41
24:DA:682:G:H2'	24:DA:682:G:N3	2.35	0.41

*Continued on next page...*



*Continued from previous page...*

Atom-1	Atom-2	Interatomic distance (Å)	Clash overlap (Å)
24:DA:67:U:C2	24:DA:68:G:C8	3.08	0.41
24:DA:749:A:H1'	24:DA:1618:A:OP1	2.21	0.41
24:DA:834:G:H2'	24:DA:835:C:O4'	2.21	0.41
24:DA:992:C:C2	24:DA:1163:G:C2	3.08	0.41
56:DB:6:G:H4'	56:DB:28:C:H4'	2.02	0.41
26:DC:250:GLN:HG3	26:DC:254:LYS:HG3	2.02	0.41
28:DE:196:VAL:HA	28:DE:199:MET:CB	2.50	0.41
29:DF:78:ILE:O	29:DF:79:ARG:CG	2.68	0.41
32:DI:93:ASN:HA	32:DI:93:ASN:HD22	1.69	0.41
33:DJ:111:LYS:HB2	33:DJ:115:GLY:N	2.33	0.41
37:DN:24:MET:HG2	37:DN:24:MET:O	2.20	0.41
38:DO:12:THR:O	38:DO:16:ARG:HB2	2.20	0.41
38:DO:26:LEU:HA	38:DO:38:GLN:O	2.20	0.41
41:DR:15:SER:O	41:DR:98:ILE:HG21	2.20	0.41
43:DT:62:VAL:HG12	43:DT:63:VAL:H	1.84	0.41
46:DW:45:HIS:HB3	46:DW:58:LEU:HD11	2.01	0.41
49:DZ:28:LEU:N	49:DZ:28:LEU:CD2	2.83	0.41
21:AA:1072:G:H2'	21:AA:1073:U:C6	2.56	0.41
21:AA:1163:A:C2	21:AA:1174:G:C6	3.09	0.41
21:AA:1186:G:C6	21:AA:1187:G:N7	2.88	0.41
21:AA:977:A:H8	21:AA:1223:C:N3	2.18	0.41
12:AM:69:ARG:NH2	21:AA:1330:U:H4'	2.32	0.41
21:AA:1363:A:C4	21:AA:1365:G:O6	2.74	0.41
21:AA:1408:A:N7	21:AA:1409:C:C5	2.89	0.41
21:AA:1466:C:H2'	21:AA:1467:C:O4'	2.21	0.41
21:AA:254:G:H2'	21:AA:255:G:C8	2.55	0.41
21:AA:332:G:C2	21:AA:333:U:C6	3.09	0.41
21:AA:78:A:O5'	21:AA:78:A:H8	2.02	0.41
21:AA:845:A:H3'	21:AA:846:G:O4'	2.20	0.41
21:AA:977:A:H8	21:AA:1223:C:C2	2.39	0.41
1:AB:107:ARG:NE	1:AB:108:GLN:NE2	2.56	0.41
1:AB:108:GLN:NE2	1:AB:108:GLN:N	2.65	0.41
1:AB:185:ILE:CD1	1:AB:203:ASP:HA	2.50	0.41
2:AC:120:THR:C	2:AC:122:GLN:N	2.73	0.41
3:AD:10:LEU:HD11	3:AD:62:ARG:NE	2.35	0.41
3:AD:111:ALA:O	3:AD:112:GLU:C	2.59	0.41
3:AD:14:GLU:HA	3:AD:14:GLU:OE1	2.21	0.41
4:AE:82:HIS:CE1	4:AE:146:MET:CE	3.04	0.41
7:AH:14:ARG:HB2	7:AH:74:ILE:HG23	2.02	0.41
8:AI:67:LYS:HD3	8:AI:67:LYS:N	2.35	0.41
9:AJ:53:ILE:HG13	13:AN:84:ARG:NH1	2.36	0.41

*Continued on next page...*

*Continued from previous page...*

Atom-1	Atom-2	Interatomic distance (Å)	Clash overlap (Å)
16:AQ:58:VAL:HG21	16:AQ:74:LEU:HB2	2.02	0.41
52:B2:25:LYS:HA	52:B2:28:ARG:NH2	2.36	0.41
24:BA:1141:U:C4'	24:BA:1142:A:O4'	2.68	0.41
24:BA:1416:G:O2'	24:BA:1417:C:O5'	2.38	0.41
24:BA:1456:G:C5	24:BA:1457:U:C5	3.09	0.41
24:BA:1685:C:H2'	24:BA:1686:C:C6	2.56	0.41
24:BA:20:C:C2	24:BA:21:A:C8	3.08	0.41
24:BA:2301:C:O2	24:BA:2316:G:C2	2.74	0.41
24:BA:2345:G:N3	24:BA:2381:A:H2'	2.35	0.41
24:BA:2404:U:C2'	24:BA:2404:U:O2	2.69	0.41
24:BA:2453:A:C2	24:BA:2504:U:N3	2.87	0.41
24:BA:2468:A:O2'	24:BA:2469:A:P	2.78	0.41
24:BA:2059:A:H61	24:BA:2503:A:H2'	1.84	0.41
24:BA:2680:U:OP2	27:BD:114:LYS:CE	2.65	0.41
24:BA:2746:U:H2'	24:BA:2747:G:C5'	2.51	0.41
24:BA:2758:A:O2'	24:BA:2759:G:H5'	2.21	0.41
24:BA:35:G:O6	24:BA:446:G:C2	2.74	0.41
24:BA:479:A:N3	24:BA:481:G:H5''	2.35	0.41
24:BA:726:G:O2'	24:BA:727:A:P	2.78	0.41
24:BA:684:G:C2	24:BA:774:G:C2	3.08	0.41
24:BA:675:A:C4	24:BA:804:A:C2	3.09	0.41
24:BA:835:C:N4	24:BA:836:G:O6	2.54	0.41
24:BA:959:A:C2	24:BA:960:A:C4	3.08	0.41
26:BC:183:VAL:CG1	26:BC:184:GLU:H	2.32	0.41
24:BA:782:A:C8	26:BC:219:VAL:HG21	2.55	0.41
27:BD:182:ALA:O	27:BD:183:GLU:C	2.59	0.41
27:BD:193:VAL:HB	27:BD:194:PRO:HD2	2.02	0.41
27:BD:35:THR:HG21	27:BD:51:THR:HG22	2.01	0.41
27:BD:92:VAL:O	27:BD:93:GLY:C	2.58	0.41
28:BE:105:LEU:HA	28:BE:105:LEU:HD23	1.68	0.41
24:BA:1257:C:O2'	28:BE:79:ARG:HB2	2.21	0.41
29:BF:39:VAL:CG1	29:BF:49:LEU:HD13	2.51	0.41
30:BG:174:LYS:HE2	30:BG:176:LYS:OXT	2.21	0.41
30:BG:72:ASN:HD22	30:BG:72:ASN:C	2.24	0.41
32:BI:41:PHE:N	32:BI:68:PHE:HZ	2.18	0.41
33:BJ:20:ALA:O	33:BJ:21:THR:O	2.38	0.41
36:BM:49:ALA:O	36:BM:50:ARG:C	2.59	0.41
40:BQ:98:ALA:HB2	40:BQ:105:PHE:CD2	2.56	0.41
42:BS:60:HIS:ND1	42:BS:60:HIS:O	2.54	0.41
43:BT:31:VAL:C	43:BT:32:LEU:HD23	2.41	0.41
24:BA:1341:G:H21	43:BT:84:TYR:HB3	1.85	0.41

*Continued on next page...*

*Continued from previous page...*

Atom-1	Atom-2	Interatomic distance (Å)	Clash overlap (Å)
44:BU:39:ASN:HB3	44:BU:62:ALA:O	2.20	0.41
46:BW:30:VAL:HA	46:BW:60:ALA:O	2.19	0.41
46:BW:40:ARG:O	46:BW:44:PHE:CE1	2.74	0.41
24:BA:96:C:H4'	48:BY:41:HIS:CE1	2.56	0.41
48:BY:56:LEU:O	48:BY:57:LEU:CB	2.61	0.41
55:CA:1250:A:C5	55:CA:1287:A:N7	2.89	0.41
55:CA:1319:A:C6	55:CA:1323:G:N3	2.88	0.41
55:CA:1342:C:O2'	55:CA:1343:G:H5'	2.21	0.41
55:CA:243:A:H4'	55:CA:244:U:OP2	2.20	0.41
55:CA:324:G:N2	55:CA:326:G:H3'	2.36	0.41
55:CA:340:U:N3	55:CA:341:C:C4	2.89	0.41
55:CA:596:A:H2'	55:CA:597:G:H8	1.86	0.41
55:CA:64:G:N7	55:CA:99:C:C4	2.89	0.41
55:CA:859:G:H2'	55:CA:860:A:C8	2.56	0.41
9:CJ:59:LYS:HE2	55:CA:972:C:H4'	2.01	0.41
55:CA:952:U:H5'	55:CA:972:C:N4	2.36	0.41
1:CB:184:ALA:O	1:CB:199:ILE:HG12	2.21	0.41
1:CB:68:PHE:HB2	1:CB:90:PHE:CA	2.50	0.41
2:CC:126:ARG:NH2	2:CC:190:THR:HG23	2.28	0.41
3:CD:34:GLU:O	3:CD:35:GLN:C	2.58	0.41
4:CE:41:GLY:HA2	4:CE:118:GLY:CA	2.51	0.41
5:CF:44:ARG:NH1	5:CF:56:LYS:NZ	2.69	0.41
5:CF:67:PRO:O	5:CF:70:VAL:HG22	2.21	0.41
6:CG:145:GLU:C	6:CG:147:ASN:H	2.24	0.41
10:CK:127:ARG:HG2	10:CK:127:ARG:O	2.21	0.41
11:CL:43:LYS:CB	11:CL:44:PRO:CD	2.79	0.41
12:CM:69:ARG:O	12:CM:73:SER:CB	2.69	0.41
13:CN:54:SER:OG	13:CN:54:SER:O	2.38	0.41
17:CR:24:ASP:C	17:CR:26:ALA:H	2.23	0.41
18:CS:15:LEU:C	18:CS:17:LYS:H	2.23	0.41
18:CS:35:ARG:NH1	18:CS:76:THR:HG22	2.35	0.41
19:CT:64:GLY:HA2	19:CT:67:HIS:HD2	1.86	0.41
24:DA:1069:A:H2	24:DA:1097:U:OP1	2.03	0.41
24:DA:1192:G:O2'	24:DA:1193:G:H5'	2.20	0.41
24:DA:1380:G:C2	24:DA:1381:G:C8	3.09	0.41
24:DA:1415:U:O2	24:DA:1588:G:C6	2.74	0.41
24:DA:1424:G:C6	24:DA:1425:G:C2	3.08	0.41
24:DA:1555:G:C2	24:DA:1556:C:C6	3.09	0.41
24:DA:2498:C:OP2	24:DA:2499:C:OP2	2.38	0.41
24:DA:2502:G:C5'	24:DA:2503:A:H5''	2.40	0.41
24:DA:2737:G:C2'	24:DA:2738:A:H5'	2.51	0.41

*Continued on next page...*

*Continued from previous page...*

Atom-1	Atom-2	Interatomic distance (Å)	Clash overlap (Å)
52:D2:26:ASN:OD1	24:DA:682:G:H5'	2.21	0.41
24:DA:716:A:C6	24:DA:717:C:C2	3.08	0.41
24:DA:71:A:O4'	24:DA:73:A:N7	2.54	0.41
24:DA:722:A:H2'	24:DA:722:A:N3	2.35	0.41
24:DA:785:G:C6	24:DA:786:C:N4	2.89	0.41
24:DA:784:G:O2'	24:DA:785:G:H5''	2.20	0.41
24:DA:93:G:O2'	24:DA:94:A:C5'	2.69	0.41
26:DC:144:GLU:HG3	26:DC:151:GLY:HA2	2.03	0.41
26:DC:65:ASP:OD2	26:DC:101:ARG:NH2	2.50	0.41
26:DC:72:GLY:O	26:DC:73:ILE:HD13	2.20	0.41
27:DD:113:SER:OG	27:DD:114:LYS:N	2.54	0.41
28:DE:5:LEU:CD1	28:DE:10:SER:HB2	2.51	0.41
30:DG:139:VAL:HG12	30:DG:143:VAL:HG13	2.02	0.41
30:DG:163:TYR:O	30:DG:165:ASP:N	2.54	0.41
30:DG:75:VAL:HA	30:DG:78:VAL:HG22	2.03	0.41
31:DH:90:LEU:CB	31:DH:123:ARG:HB3	2.43	0.41
31:DH:70:GLU:HB2	31:DH:71:LYS:HD2	2.02	0.41
31:DH:71:LYS:HD2	31:DH:71:LYS:N	2.35	0.41
32:DI:102:ARG:HH11	32:DI:105:LEU:HD13	1.86	0.41
32:DI:132:ALA:HA	32:DI:137:LEU:HD12	2.02	0.41
32:DI:64:ARG:HB2	32:DI:64:ARG:CZ	2.51	0.41
32:DI:71:LYS:HG3	32:DI:72:THR:N	2.32	0.41
34:DK:21:CYS:SG	34:DK:39:ILE:HG22	2.61	0.41
34:DK:98:ARG:C	34:DK:99:ILE:HG13	2.41	0.41
36:DM:73:ILE:HA	36:DM:73:ILE:HD13	1.90	0.41
38:DO:101:GLY:HA3	56:DB:49:C:H5''	2.03	0.41
38:DO:28:VAL:HG11	38:DO:103:VAL:HG13	2.03	0.41
42:DS:78:GLU:O	24:DA:25:U:H5'	2.21	0.41
45:DV:21:ARG:HE	45:DV:87:GLN:HB3	1.86	0.41
46:DW:35:ILE:HG13	46:DW:35:ILE:H	1.65	0.41
46:DW:77:LYS:HB2	46:DW:77:LYS:NZ	2.36	0.41
47:DX:76:LYS:O	47:DX:77:TYR:CG	2.74	0.41
49:DZ:53:MET:O	49:DZ:54:VAL:CG1	2.68	0.41
21:AA:1067:A:N1	21:AA:1108:G:O2'	2.48	0.41
21:AA:1074:G:N2	21:AA:1101:A:H1'	2.36	0.41
21:AA:1250:A:C4	21:AA:1287:A:C6	3.08	0.41
21:AA:259:G:N2	21:AA:260:G:H1'	2.35	0.41
21:AA:275:G:C2	21:AA:276:G:C4	3.09	0.41
21:AA:453:G:N1	21:AA:480:U:C2	2.89	0.41
21:AA:71:A:C4	21:AA:72:A:C8	3.09	0.41
21:AA:824:G:O2'	21:AA:825:A:H5'	2.20	0.41

*Continued on next page...*

*Continued from previous page...*

Atom-1	Atom-2	Interatomic distance (Å)	Clash overlap (Å)
1:AB:72:LYS:C	1:AB:74:ALA:H	2.23	0.41
1:AB:73:ARG:H	1:AB:94:ARG:HH12	1.67	0.41
3:AD:144:ILE:O	3:AD:145:ARG:C	2.59	0.41
5:AF:53:LYS:O	5:AF:54:LEU:HB3	2.21	0.41
6:AG:99:ALA:O	6:AG:103:ILE:HG13	2.21	0.41
14:AO:38:LEU:HD13	14:AO:38:LEU:HA	1.86	0.41
18:AS:50:VAL:HB	18:AS:74:ALA:HB2	2.03	0.41
52:B2:19:ARG:HD3	52:B2:19:ARG:HH21	1.74	0.41
24:BA:10:A:N3	24:BA:2800:A:C5	2.89	0.41
24:BA:1295:C:H2'	24:BA:1296:G:H8	1.85	0.41
24:BA:150:U:N3	24:BA:151:C:C4	2.89	0.41
24:BA:1532:A:C2	24:BA:1540:G:C2	3.08	0.41
24:BA:1616:A:H4'	24:BA:1617:C:OP2	2.21	0.41
24:BA:1789:A:H2'	24:BA:1790:C:O4'	2.21	0.41
24:BA:1866:A:O2'	24:BA:1867:G:C5'	2.68	0.41
24:BA:1932:A:H2'	24:BA:1933:G:O4'	2.21	0.41
24:BA:2547:A:O2'	24:BA:2548:U:H5'	2.20	0.41
24:BA:2785:C:H2'	24:BA:2786:U:O4'	2.20	0.41
24:BA:364:C:O2'	24:BA:365:U:H5'	2.21	0.41
24:BA:370:G:C6	24:BA:424:G:C8	3.08	0.41
24:BA:557:C:O5'	24:BA:557:C:H6	2.03	0.41
24:BA:775:G:H2'	24:BA:794:A:H62	1.85	0.41
26:BC:196:ASN:C	26:BC:198:GLU:H	2.23	0.41
27:BD:149:ASN:O	27:BD:150:GLN:C	2.59	0.41
27:BD:184:ARG:HH11	39:BP:6:GLN:CD	2.23	0.41
28:BE:157:LEU:HG	28:BE:169:VAL:HG11	2.02	0.41
28:BE:159:LEU:HA	28:BE:159:LEU:HD12	1.68	0.41
35:BL:131:ALA:O	35:BL:135:ILE:HD12	2.20	0.41
36:BM:28:PHE:N	36:BM:104:GLU:OE2	2.54	0.41
36:BM:43:ALA:C	36:BM:45:GLN:N	2.73	0.41
39:BP:33:GLU:C	39:BP:33:GLU:CD	2.78	0.41
40:BQ:13:HIS:CD2	40:BQ:31:TYR:CD1	3.02	0.41
40:BQ:54:ARG:O	40:BQ:55:GLN:C	2.58	0.41
41:BR:29:THR:HG22	41:BR:29:THR:O	2.21	0.41
45:BV:65:VAL:O	45:BV:66:ASP:OD1	2.38	0.41
47:BX:34:SER:HA	47:BX:49:ARG:CA	2.31	0.41
48:BY:28:LEU:HD23	48:BY:28:LEU:HA	1.95	0.41
49:BZ:4:ILE:HG23	49:BZ:37:ARG:O	2.20	0.41
9:CJ:53:ILE:HG12	55:CA:1060:U:C5'	2.51	0.41
55:CA:1079:G:H2'	55:CA:1080:A:C8	2.56	0.41
55:CA:1530:G:O2'	55:CA:1531:A:C8	2.68	0.41

*Continued on next page...*

*Continued from previous page...*

Atom-1	Atom-2	Interatomic distance (Å)	Clash overlap (Å)
55:CA:246:A:O3'	55:CA:247:G:H4'	2.20	0.41
19:CT:35:TYR:OH	55:CA:259:G:OP1	2.32	0.41
55:CA:9:G:C6	55:CA:26:A:C6	3.08	0.41
55:CA:486:U:OP2	55:CA:486:U:H6	2.04	0.41
11:CL:112:ALA:HA	55:CA:502:A:OP1	2.20	0.41
55:CA:511:C:C2	55:CA:512:U:C4	3.08	0.41
55:CA:512:U:O2'	55:CA:513:C:H6	1.99	0.41
55:CA:666:G:O2'	55:CA:667:G:H5'	2.20	0.41
55:CA:70:U:O2	55:CA:94:G:O6	2.38	0.41
55:CA:761:G:C5	55:CA:762:U:C5	3.08	0.41
55:CA:844:G:OP2	55:CA:844:G:H3'	2.20	0.41
55:CA:878:A:C4	55:CA:879:C:C5	3.09	0.41
1:CB:112:ARG:O	1:CB:112:ARG:HG3	2.20	0.41
1:CB:24:PRO:HG3	55:CA:829:G:O2'	2.21	0.41
2:CC:106:ARG:O	2:CC:107:LYS:C	2.58	0.41
2:CC:111:ASP:OD2	2:CC:111:ASP:C	2.59	0.41
6:CG:148:LYS:HD2	10:CK:60:PHE:CG	2.56	0.41
8:CI:48:ARG:C	8:CI:50:PRO:HD2	2.41	0.41
8:CI:15:ALA:O	8:CI:66:VAL:HG23	2.21	0.41
9:CJ:33:GLY:O	9:CJ:35:GLN:N	2.53	0.41
9:CJ:73:LEU:O	9:CJ:75:ASP:N	2.53	0.41
10:CK:54:SER:O	10:CK:55:ARG:C	2.59	0.41
18:CS:33:TRP:H	18:CS:33:TRP:HE3	1.69	0.41
18:CS:35:ARG:HB2	18:CS:71:GLY:N	2.36	0.41
19:CT:28:ARG:O	19:CT:29:THR:C	2.59	0.41
24:DA:1123:C:H2'	24:DA:1124:G:C8	2.54	0.41
24:DA:1317:G:H2'	24:DA:1318:U:O4'	2.21	0.41
24:DA:1392:A:H62	24:DA:1393:A:N6	2.18	0.41
24:DA:1438:U:O4	24:DA:1552:A:C2	2.73	0.41
24:DA:1456:G:H2'	24:DA:1457:U:C6	2.56	0.41
24:DA:1760:C:HO2'	24:DA:1761:C:C4'	2.33	0.41
24:DA:1848:A:H2'	24:DA:1849:G:C8	2.55	0.41
24:DA:1885:A:C6	24:DA:1886:U:C2	3.08	0.41
24:DA:1940:U:H1'	24:DA:1942:C:N4	2.36	0.41
24:DA:1963:U:O2'	24:DA:1964:G:C5'	2.68	0.41
24:DA:1975:G:C5	24:DA:1976:U:C5	3.09	0.41
24:DA:2095:A:C2	24:DA:2096:C:C2	3.09	0.41
24:DA:2096:C:H2'	24:DA:2097:A:C8	2.56	0.41
24:DA:2155:U:OP2	24:DA:2155:U:C6	2.74	0.41
24:DA:2292:U:N3	24:DA:2293:G:N7	2.68	0.41
24:DA:2340:A:H2'	24:DA:2341:G:C8	2.56	0.41

*Continued on next page...*

*Continued from previous page...*

Atom-1	Atom-2	Interatomic distance (Å)	Clash overlap (Å)
24:DA:2358:A:C5	24:DA:2359:C:C5	3.09	0.41
24:DA:2414:G:C2'	24:DA:2415:G:H5'	2.51	0.41
24:DA:271:G:H1'	24:DA:272:A:C8	2.55	0.41
24:DA:2757:A:C2'	24:DA:2758:A:H5'	2.51	0.41
24:DA:2854:G:C6	24:DA:2864:G:C6	3.09	0.41
24:DA:298:G:N2	24:DA:341:C:N4	2.68	0.41
24:DA:315:G:C2	24:DA:316:C:C2	3.09	0.41
24:DA:319:G:C6	24:DA:333:G:N1	2.89	0.41
24:DA:410:G:C2	24:DA:2407:A:C5	3.08	0.41
24:DA:508:A:H3'	24:DA:509:C:C5'	2.50	0.41
24:DA:804:A:H5''	24:DA:805:G:OP1	2.21	0.41
24:DA:822:G:H2'	24:DA:823:C:C6	2.56	0.41
24:DA:949:G:C6	24:DA:969:G:C6	3.09	0.41
24:DA:998:C:H2'	24:DA:999:U:O4'	2.20	0.41
56:DB:76:G:N3	56:DB:76:G:H2'	2.35	0.41
27:DD:155:VAL:HG21	24:DA:2618:G:H21	1.84	0.41
27:DD:119:ALA:CB	27:DD:163:GLY:C	2.88	0.41
27:DD:90:PHE:C	27:DD:92:VAL:H	2.24	0.41
28:DE:163:ASN:OD1	24:DA:323:C:H5'	2.21	0.41
29:DF:146:ASP:HB3	29:DF:147:ARG:H	1.57	0.41
29:DF:1:ALA:HB3	29:DF:93:GLU:OE2	2.20	0.41
29:DF:53:ALA:O	29:DF:56:LEU:HB3	2.20	0.41
29:DF:35:LEU:O	29:DF:87:LYS:HA	2.21	0.41
30:DG:117:PRO:HG2	30:DG:143:VAL:CG1	2.50	0.41
32:DI:139:VAL:O	32:DI:140:GLU:HB2	2.21	0.41
32:DI:24:GLY:HA3	32:DI:25:PRO:HD3	1.94	0.41
32:DI:29:GLN:O	32:DI:30:GLN:HB3	2.20	0.41
32:DI:90:GLY:O	32:DI:92:PRO:HD3	2.21	0.41
33:DJ:77:HIS:O	33:DJ:78:THR:C	2.59	0.41
36:DM:35:ALA:O	36:DM:128:THR:HA	2.21	0.41
39:DP:9:GLN:HA	39:DP:12:MET:CG	2.44	0.41
33:DJ:4:PHE:HB3	40:DQ:63:ARG:HH22	1.85	0.41
48:DY:30:MET:SD	48:DY:30:MET:O	2.79	0.41
21:AA:1306:A:C8	21:AA:1307:U:C5	3.09	0.41
21:AA:1469:C:H2'	21:AA:1470:U:H5'	2.01	0.41
21:AA:1504:G:C4'	21:AA:1505:G:N3	2.84	0.41
21:AA:386:C:H2'	21:AA:387:U:H5'	2.01	0.41
21:AA:449:G:O6	21:AA:486:U:C4	2.74	0.41
21:AA:710:G:C6	21:AA:711:G:C5	3.09	0.41
21:AA:824:G:H2'	21:AA:825:A:C8	2.56	0.41
21:AA:936:C:C5	21:AA:937:A:N7	2.89	0.41

*Continued on next page...*

*Continued from previous page...*

Atom-1	Atom-2	Interatomic distance (Å)	Clash overlap (Å)
1:AB:191:ASP:HA	1:AB:192:PRO:HD2	1.86	0.41
2:AC:156:LEU:HD13	2:AC:163:ARG:HB2	2.03	0.41
3:AD:96:ARG:HH21	3:AD:114:ARG:HE	1.69	0.41
4:AE:110:MET:SD	4:AE:135:VAL:O	2.79	0.41
4:AE:19:ARG:CG	4:AE:30:PHE:HB3	2.51	0.41
4:AE:34:ALA:C	4:AE:49:TYR:HD2	2.24	0.41
4:AE:38:VAL:HG22	4:AE:66:ALA:O	2.21	0.41
5:AF:39:LEU:HA	5:AF:39:LEU:HD13	1.81	0.41
10:AK:65:ALA:O	10:AK:69:CYS:HB2	2.21	0.41
15:AP:18:GLN:HE21	15:AP:35:ARG:HD2	1.85	0.41
16:AQ:79:GLU:C	16:AQ:80:LYS:HD3	2.41	0.41
19:AT:53:MET:HE3	19:AT:53:MET:O	2.21	0.41
53:B3:31:ILE:HG13	53:B3:34:LYS:HD2	2.03	0.41
24:BA:1181:U:C2'	24:BA:1182:G:H8	2.31	0.41
24:BA:1257:C:C4	24:BA:1258:U:C5	3.09	0.41
24:BA:1323:C:O2	24:BA:1323:C:C2'	2.68	0.41
24:BA:1380:G:C2	24:BA:1381:G:N7	2.89	0.41
24:BA:1475:G:O2'	24:BA:1476:U:OP2	2.33	0.41
24:BA:1496:A:H2'	24:BA:1498:C:C4	2.56	0.41
24:BA:1497:U:H5''	24:BA:1498:C:OP2	2.21	0.41
24:BA:1660:G:N2	24:BA:2001:C:C2	2.88	0.41
24:BA:1745:A:H2'	24:BA:1746:A:H8	1.86	0.41
24:BA:1746:A:C2	24:BA:1747:U:N3	2.89	0.41
24:BA:1778:U:C4	24:BA:1784:A:C4	3.08	0.41
24:BA:1906:G:H2'	24:BA:1907:G:O5'	2.21	0.41
24:BA:1911:U:C4	24:BA:1918:A:C4	3.08	0.41
24:BA:2024:G:C4	24:BA:2040:G:N2	2.89	0.41
24:BA:2151:U:C4	24:BA:2152:G:N7	2.89	0.41
24:BA:217:A:H5''	24:BA:218:A:OP2	2.20	0.41
24:BA:2204:G:H2'	24:BA:2205:A:H8	1.86	0.41
24:BA:2230:G:H2'	24:BA:2231:U:H6	1.86	0.41
24:BA:2403:C:N3	24:BA:2415:G:C2	2.89	0.41
24:BA:2442:C:H2'	24:BA:2443:C:C6	2.51	0.41
24:BA:260:G:H2'	24:BA:261:G:O5'	2.20	0.41
24:BA:2646:C:OP2	24:BA:2732:G:O2'	2.35	0.41
24:BA:2682:A:C8	27:BD:11:MET:HG3	2.56	0.41
24:BA:1452:G:C4	24:BA:2702:G:C6	3.09	0.41
24:BA:2729:G:H2'	24:BA:2730:C:O4'	2.21	0.41
24:BA:2808:G:O2'	24:BA:2809:A:OP2	2.39	0.41
24:BA:322:A:H1'	24:BA:339:U:O2	2.21	0.41
24:BA:362:A:H2'	24:BA:363:G:C8	2.56	0.41

*Continued on next page...*



*Continued from previous page...*

Atom-1	Atom-2	Interatomic distance (Å)	Clash overlap (Å)
24:BA:482:A:N6	24:BA:506:G:N9	2.69	0.41
24:BA:610:C:H2'	24:BA:611:C:H6	1.84	0.41
24:BA:63:A:O2'	24:BA:64:A:H5'	2.21	0.41
24:BA:736:C:C2	24:BA:737:C:C5	3.08	0.41
24:BA:933:A:H2'	24:BA:933:A:N3	2.34	0.41
25:BB:42:C:O2'	25:BB:43:C:C5'	2.69	0.41
26:BC:76:VAL:O	26:BC:77:VAL:O	2.39	0.41
28:BE:127:GLU:H	28:BE:127:GLU:CD	2.24	0.41
28:BE:25:GLU:O	28:BE:28:VAL:HG13	2.20	0.41
30:BG:73:SER:HA	30:BG:76:ILE:HG21	1.99	0.41
36:BM:42:THR:H	36:BM:45:GLN:HB2	1.84	0.41
37:BN:32:GLU:CB	37:BN:115:LEU:HD12	2.51	0.41
42:BS:34:ASP:OD2	50:B0:36:LYS:NZ	2.47	0.41
55:CA:1107:C:C4	55:CA:1108:G:N7	2.88	0.41
55:CA:1118:U:H1'	55:CA:1179:A:N9	2.36	0.41
55:CA:122:G:C8	55:CA:122:G:O5'	2.73	0.41
55:CA:1234:C:H4'	55:CA:1364:U:H1'	2.03	0.41
55:CA:1502:A:O2'	55:CA:1503:A:OP1	2.38	0.41
55:CA:247:G:C6	55:CA:278:G:C2	3.08	0.41
55:CA:346:G:N3	55:CA:346:G:C2'	2.79	0.41
55:CA:370:C:H2'	55:CA:371:A:H5'	2.03	0.41
55:CA:409:U:H2'	55:CA:410:G:O4'	2.20	0.41
10:AK:14:GLN:O	55:CA:412:A:H3'	2.21	0.41
55:CA:643:C:O2'	55:CA:644:U:H5'	2.21	0.41
55:CA:71:A:C2'	55:CA:72:A:O5'	2.69	0.41
55:CA:979:C:C5	55:CA:1318:A:N1	2.89	0.41
2:CC:41:TYR:OH	2:CC:89:VAL:HG11	2.21	0.41
3:CD:119:HIS:O	3:CD:120:LYS:C	2.59	0.41
5:CF:93:LYS:O	5:CF:94:HIS:HB3	2.21	0.41
8:CI:18:VAL:HG21	8:CI:81:GLY:C	2.41	0.41
10:CK:126:ARG:HH12	55:CA:693:G:P	2.42	0.41
16:CQ:62:GLU:HB2	16:CQ:72:TRP:CH2	2.56	0.41
19:CT:50:PHE:O	19:CT:53:MET:HG3	2.21	0.41
20:CU:15:LEU:CG	20:CU:15:LEU:O	2.68	0.41
20:CU:3:ILE:HG21	20:CU:18:PHE:CB	2.47	0.41
24:DA:1023:U:H6	24:DA:1023:U:C5'	2.30	0.41
24:DA:1071:G:O6	24:DA:1089:A:C2	2.74	0.41
24:DA:1345:C:H3'	24:DA:1345:C:P	2.61	0.41
24:DA:1466:U:H5''	24:DA:1467:U:O4'	2.20	0.41
24:DA:1500:G:C2	24:DA:1501:G:C4	3.08	0.41
24:DA:155:A:N6	24:DA:156:A:N6	2.69	0.41

*Continued on next page...*

*Continued from previous page...*

Atom-1	Atom-2	Interatomic distance (Å)	Clash overlap (Å)
24:DA:1568:G:H8	24:DA:1568:G:H2'	1.61	0.41
24:DA:1648:U:C2	24:DA:1649:G:C8	3.09	0.41
24:DA:1715:G:C2	24:DA:1743:G:C5	3.09	0.41
24:DA:1717:A:O2'	24:DA:1718:G:H5'	2.21	0.41
24:DA:1947:C:C2	24:DA:1948:G:C8	3.09	0.41
50:D0:4:GLN:NE2	24:DA:2055:C:OP1	2.53	0.41
24:DA:222:A:C6	24:DA:224:U:C2	3.08	0.41
24:DA:2298:A:C2	24:DA:2321:U:C5	3.09	0.41
30:DG:2:ARG:NH2	24:DA:2751:G:C2	2.88	0.41
24:DA:2760:C:H2'	24:DA:2761:A:H5'	2.03	0.41
24:DA:2800:A:C2'	24:DA:2801:G:O4'	2.64	0.41
24:DA:98:G:N3	24:DA:98:G:H2'	2.35	0.41
56:DB:61:G:C6	56:DB:62:C:C4	3.09	0.41
26:DC:103:ILE:CD1	26:DC:104:LEU:H	2.29	0.41
26:DC:264:LYS:HG3	26:DC:265:PHE:CD2	2.56	0.41
27:DD:129:THR:HG22	27:DD:130:GLN:O	2.21	0.41
28:DE:165:HIS:ND1	24:DA:1205:A:N6	2.68	0.41
29:DF:103:ILE:HG12	29:DF:175:PRO:HD3	2.03	0.41
29:DF:65:LEU:HG	29:DF:66:ILE:N	2.36	0.41
32:DI:69:VAL:O	32:DI:69:VAL:HG13	2.20	0.41
32:DI:5:GLN:HB2	32:DI:7:TYR:CE2	2.55	0.41
33:DJ:3:THR:HG23	24:DA:995:C:O2	2.21	0.41
34:DK:70:ARG:NH1	34:DK:74:GLY:O	2.54	0.41
36:DM:86:LYS:HG3	24:DA:956:G:OP1	2.21	0.41
40:DQ:21:LYS:HA	40:DQ:21:LYS:HD2	1.85	0.41
48:DY:27:ASN:HA	48:DY:27:ASN:HD22	1.70	0.41
21:AA:1046:A:H2'	21:AA:1047:G:H8	1.85	0.41
2:AC:1:GLY:N	21:AA:1060:U:C5	2.83	0.41
21:AA:977:A:C8	21:AA:1223:C:C4	3.04	0.41
21:AA:1275:A:N6	21:AA:1276:G:C6	2.88	0.41
21:AA:1309:G:C6	21:AA:1329:A:C2	3.08	0.41
21:AA:186:C:N3	21:AA:192:A:N1	2.69	0.41
21:AA:198:G:O2'	21:AA:199:A:O5'	2.39	0.41
21:AA:731:G:OP1	21:AA:766:A:H1'	2.21	0.41
21:AA:80:A:H2'	21:AA:80:A:N3	2.35	0.41
21:AA:820:U:H4'	21:AA:821:G:OP2	2.21	0.41
21:AA:832:G:N2	21:AA:833:G:H1'	2.36	0.41
21:AA:900:A:O2'	21:AA:901:A:H5'	2.21	0.41
1:AB:104:LYS:HG2	1:AB:104:LYS:O	2.20	0.41
2:AC:149:LYS:HB3	2:AC:168:ARG:HG2	2.01	0.41
4:AE:104:ILE:CD1	4:AE:115:GLU:HB2	2.44	0.41

*Continued on next page...*

*Continued from previous page...*

Atom-1	Atom-2	Interatomic distance (Å)	Clash overlap (Å)
4:AE:35:LEU:HA	4:AE:48:GLY:O	2.21	0.41
4:AE:84:VAL:CG1	4:AE:142:GLY:O	2.68	0.41
4:AE:84:VAL:O	4:AE:95:MET:HG2	2.21	0.41
8:AI:59:LYS:HB3	8:AI:60:LEU:HD22	2.03	0.41
10:AK:81:LEU:CD2	10:AK:104:PHE:HB3	2.50	0.41
15:AP:46:LYS:HB2	15:AP:47:GLU:H	1.71	0.41
16:AQ:16:MET:O	16:AQ:19:SER:N	2.54	0.41
52:B2:21:ARG:O	52:B2:27:GLY:HA3	2.20	0.41
24:BA:1070:A:O2'	24:BA:1071:G:OP2	2.37	0.41
24:BA:1022:G:N2	24:BA:1142:A:C2	2.89	0.41
24:BA:1179:G:N7	24:BA:1180:U:C1'	2.83	0.41
24:BA:1235:G:C5	24:BA:1236:G:N1	2.89	0.41
24:BA:1419:A:C8	24:BA:1579:A:C6	3.08	0.41
24:BA:1731:G:H1'	24:BA:1733:G:H8	1.86	0.41
24:BA:1790:C:O3'	24:BA:1791:A:C8	2.74	0.41
24:BA:1833:C:C2	24:BA:1834:U:C5	3.09	0.41
24:BA:1663:G:C6	24:BA:1998:A:N6	2.88	0.41
24:BA:2144:G:H3'	24:BA:2144:G:N3	2.35	0.41
24:BA:2209:G:N2	24:BA:2216:G:N3	2.68	0.41
24:BA:2526:G:C2	24:BA:2538:C:O2	2.74	0.41
24:BA:255:A:C2	24:BA:256:A:N9	2.89	0.41
24:BA:2840:C:H2'	24:BA:2841:C:C6	2.56	0.41
24:BA:493:G:H2'	24:BA:494:G:O4'	2.21	0.41
24:BA:527:C:C2	24:BA:2779:U:O2'	2.68	0.41
24:BA:529:A:C4'	24:BA:530:G:OP1	2.64	0.41
24:BA:632:A:O2'	24:BA:633:A:H5'	2.20	0.41
24:BA:666:A:C2'	24:BA:667:U:H5'	2.51	0.41
24:BA:740:C:O2'	24:BA:741:U:H5'	2.21	0.41
25:BB:79:G:C6	25:BB:80:U:C4	3.08	0.41
26:BC:68:ARG:HD3	26:BC:103:ILE:CD1	2.31	0.41
27:BD:107:VAL:HG13	27:BD:203:VAL:CG2	2.51	0.41
27:BD:3:GLY:C	27:BD:82:PHE:CE1	2.94	0.41
28:BE:154:ASP:OD2	28:BE:157:LEU:HB3	2.20	0.41
28:BE:88:ARG:O	28:BE:90:GLN:HG2	2.21	0.41
30:BG:108:PHE:CZ	30:BG:151:ARG:CZ	3.04	0.41
31:BH:119:ASN:C	31:BH:121:VAL:H	2.24	0.41
31:BH:42:LYS:HG2	31:BH:43:ASN:HD22	1.86	0.41
32:BI:79:LEU:HD22	32:BI:137:LEU:HD11	2.02	0.41
33:BJ:55:ILE:HD12	33:BJ:55:ILE:C	2.41	0.41
34:BK:85:VAL:HG11	34:BK:115:ILE:CD1	2.50	0.41
37:BN:79:LEU:O	37:BN:80:PHE:CB	2.69	0.41

*Continued on next page...*

*Continued from previous page...*

Atom-1	Atom-2	Interatomic distance (Å)	Clash overlap (Å)
40:BQ:10:ARG:O	40:BQ:11:ALA:C	2.59	0.41
44:BU:87:GLU:O	44:BU:88:ASP:O	2.38	0.41
24:BA:855:G:C1'	46:BW:23:LYS:HD3	2.51	0.41
46:BW:75:ASN:O	46:BW:76:ARG:CB	2.68	0.41
49:BZ:39:ASP:CG	49:BZ:44:ARG:HH11	2.24	0.41
55:CA:1050:G:N2	55:CA:1051:C:C2	2.89	0.41
55:CA:1160:G:O2'	55:CA:1161:C:H6	2.03	0.41
55:CA:1288:A:C2'	55:CA:1289:A:H8	2.34	0.41
55:CA:243:A:C2	55:CA:245:U:O2'	2.69	0.41
55:CA:425:G:H2'	55:CA:426:U:H6	1.84	0.41
55:CA:449:G:C2	55:CA:450:G:C5	3.09	0.41
11:CL:49:ARG:NH1	55:CA:523:A:H61	2.18	0.41
55:CA:597:G:C2	55:CA:644:U:O2	2.74	0.41
55:CA:817:C:H4'	55:CA:818:G:OP1	2.19	0.41
55:CA:819:A:N6	55:CA:1529:G:C5	2.89	0.41
55:CA:922:G:C6	55:CA:923:A:C6	3.09	0.41
1:CB:209:VAL:CG2	1:CB:210:THR:N	2.84	0.41
1:CB:212:TYR:C	1:CB:215:ALA:H	2.24	0.41
1:CB:96:LEU:HB2	1:CB:99:MET:HB2	2.03	0.41
2:CC:32:LEU:O	2:CC:36:PHE:CD2	2.74	0.41
3:CD:29:THR:C	3:CD:31:CYS:N	2.73	0.41
4:CE:131:ASN:HA	4:CE:132:PRO:HD2	1.78	0.41
4:CE:45:VAL:O	4:CE:71:ILE:HG22	2.20	0.41
5:CF:10:VAL:HG13	5:CF:83:ALA:O	2.20	0.41
8:CI:20:ILE:HG13	8:CI:60:LEU:HD13	2.03	0.41
10:CK:22:ILE:HG21	10:CK:85:VAL:HG13	2.02	0.41
11:CL:66:ILE:HA	11:CL:96:THR:OG1	2.21	0.41
9:CJ:66:GLU:HB2	13:CN:100:TRP:CZ3	2.55	0.41
13:CN:83:VAL:O	13:CN:87:ALA:N	2.37	0.41
15:CP:6:LEU:HB2	15:CP:17:TYR:HB3	2.03	0.41
20:CU:24:LYS:CD	20:CU:25:ALA:H	2.34	0.41
24:DA:1157:G:O2'	24:DA:1158:C:H5'	2.21	0.41
24:DA:1225:G:C6	24:DA:1226:A:N6	2.88	0.41
24:DA:1495:A:N3	24:DA:1578:U:H1'	2.35	0.41
24:DA:1827:U:H4'	24:DA:1970:A:O2'	2.21	0.41
24:DA:1973:G:C4	24:DA:1974:C:C5	3.09	0.41
24:DA:1980:G:C6	24:DA:1982:U:O4	2.73	0.41
24:DA:2067:G:C6	24:DA:2069:G:C5	3.09	0.41
26:DC:237:ARG:HG3	24:DA:2590:A:H5''	2.03	0.41
54:D4:36:ARG:HD3	24:DA:2742:G:OP1	2.21	0.41
24:DA:2881:U:O2'	24:DA:2882:A:C5'	2.65	0.41

*Continued on next page...*

*Continued from previous page...*

Atom-1	Atom-2	Interatomic distance (Å)	Clash overlap (Å)
24:DA:377:G:N2	24:DA:398:C:H1'	2.36	0.41
24:DA:553:G:H2'	24:DA:554:U:O4'	2.21	0.41
24:DA:567:U:C4	24:DA:568:U:C5	3.09	0.41
24:DA:693:A:C4	24:DA:694:U:C5	3.09	0.41
24:DA:840:C:H2'	24:DA:841:G:H8	1.86	0.41
24:DA:907:G:O2'	24:DA:908:C:H5'	2.21	0.41
24:DA:915:C:C6	24:DA:915:C:H5''	2.55	0.41
24:DA:821:A:C8	24:DA:946:C:C5	3.09	0.41
56:DB:32:U:N3	56:DB:51:G:C2	2.89	0.41
26:DC:115:ILE:HB	26:DC:126:GLY:O	2.21	0.41
26:DC:141:HIS:HB3	26:DC:142:ASN:H	1.68	0.41
27:DD:48:ILE:HG23	27:DD:48:ILE:O	2.20	0.41
28:DE:24:ASN:CB	28:DE:27:LEU:HB3	2.44	0.41
30:DG:103:ASN:HD22	30:DG:111:PRO:CB	2.31	0.41
30:DG:94:ARG:HH21	30:DG:111:PRO:HB3	1.85	0.41
30:DG:36:LEU:N	30:DG:36:LEU:HD12	2.35	0.41
31:DH:53:GLU:C	31:DH:55:GLU:H	2.23	0.41
35:DL:36:LYS:HB3	35:DL:37:GLY:H	1.73	0.41
36:DM:96:ILE:HD12	36:DM:102:LEU:HD11	2.03	0.41
37:DN:16:HIS:C	37:DN:18:GLN:H	2.24	0.41
40:DQ:61:ILE:CD1	40:DQ:61:ILE:N	2.84	0.41
40:DQ:61:ILE:O	40:DQ:62:ALA:C	2.60	0.41
42:DS:95:ARG:HG2	42:DS:97:LEU:HD21	2.03	0.41
43:DT:18:GLU:C	43:DT:22:THR:OG1	2.58	0.41
45:DV:21:ARG:C	45:DV:23:ALA:N	2.74	0.41
45:DV:26:PHE:CD2	45:DV:42:LEU:HB2	2.56	0.41
46:DW:38:ARG:HH22	24:DA:2262:U:H5''	1.86	0.41
46:DW:81:ILE:HD12	46:DW:81:ILE:C	2.41	0.41
49:DZ:38:GLU:OE1	49:DZ:39:ASP:N	2.52	0.41
49:DZ:8:GLN:O	49:DZ:9:THR:OG1	2.31	0.41
21:AA:1073:U:H2'	21:AA:1074:G:H8	1.86	0.41
21:AA:1365:G:O2'	21:AA:1366:C:C5'	2.69	0.41
21:AA:1453:G:N3	21:AA:1453:G:C2'	2.82	0.41
21:AA:1480:A:C5	21:AA:1481:U:C5	3.08	0.41
21:AA:414:A:O2'	21:AA:415:A:C5'	2.66	0.41
21:AA:451:A:C8	21:AA:481:G:N2	2.89	0.41
21:AA:604:G:N1	21:AA:605:U:C2	2.89	0.41
21:AA:65:A:C5	21:AA:381:C:C4	3.08	0.41
21:AA:75:G:C2	21:AA:96:U:C2	3.08	0.41
1:AB:24:PRO:HB3	21:AA:829:G:O3'	2.21	0.41
1:AB:86:CYS:HB3	1:AB:87:ASP:H	1.76	0.41

*Continued on next page...*

*Continued from previous page...*

Atom-1	Atom-2	Interatomic distance (Å)	Clash overlap (Å)
2:AC:123:LEU:H	2:AC:123:LEU:HG	1.61	0.41
6:AG:110:ARG:HG2	6:AG:111:GLY:H	1.86	0.41
6:AG:113:LYS:HD3	6:AG:113:LYS:HA	1.74	0.41
7:AH:39:LEU:HB2	7:AH:45:ILE:HD11	2.02	0.41
8:AI:3:ASN:O	8:AI:4:GLN:HG2	2.20	0.41
9:AJ:24:GLU:OE1	9:AJ:92:LEU:HD11	2.21	0.41
10:AK:16:SER:HA	10:AK:77:GLY:O	2.21	0.41
13:AN:30:ILE:HG23	13:AN:44:VAL:HG12	2.03	0.41
9:AJ:53:ILE:HG13	13:AN:84:ARG:CZ	2.51	0.41
16:AQ:61:ARG:C	16:AQ:72:TRP:CE3	2.95	0.41
18:AS:42:ASN:ND2	18:AS:43:MET:HG3	2.36	0.41
19:AT:22:SER:O	19:AT:25:SER:HB3	2.21	0.41
54:B4:30:GLU:HB3	54:B4:33:HIS:ND1	2.35	0.41
24:BA:1022:G:O6	24:BA:1140:C:C6	2.74	0.41
24:BA:1255:U:H3	24:BA:2060:A:H5'	1.84	0.41
24:BA:1266:G:N2	24:BA:2012:G:H2'	2.36	0.41
24:BA:1740:G:H2'	24:BA:1741:C:H6	1.86	0.41
24:BA:1910:G:C6	24:BA:1911:U:C4	3.09	0.41
24:BA:1999:C:O2'	24:BA:2000:C:H5'	2.21	0.41
24:BA:2058:A:O5'	24:BA:2058:A:H8	2.04	0.41
24:BA:2184:A:OP2	24:BA:2184:A:H8	2.04	0.41
24:BA:2556:C:C2'	24:BA:2557:G:H5'	2.50	0.41
24:BA:263:G:H1'	24:BA:430:A:N3	2.35	0.41
24:BA:2627:G:N2	24:BA:2777:G:OP1	2.51	0.41
24:BA:301:G:C5	24:BA:302:C:C4	3.09	0.41
24:BA:608:A:N1	24:BA:609:A:C2	2.89	0.41
24:BA:633:A:C8	24:BA:633:A:C4'	3.03	0.41
24:BA:740:C:C5	24:BA:1981:A:C2	3.09	0.41
24:BA:831:G:C2	24:BA:832:U:C6	3.09	0.41
24:BA:569:U:H1'	24:BA:947:A:O4'	2.21	0.41
25:BB:12:C:C4'	25:BB:13:G:OP1	2.69	0.41
28:BE:58:LYS:HA	28:BE:59:PRO:HD2	1.79	0.41
30:BG:114:HIS:CD2	30:BG:115:GLN:HE22	2.38	0.41
31:BH:110:VAL:O	31:BH:111:ALA:HB2	2.21	0.41
24:BA:1059:G:H2'	32:BI:131:THR:OG1	2.20	0.41
32:BI:32:VAL:HG22	32:BI:66:PHE:CD1	2.56	0.41
32:BI:53:PRO:HB2	32:BI:74:PRO:CG	2.51	0.41
33:BJ:128:ASN:O	33:BJ:128:ASN:CG	2.59	0.41
33:BJ:1:MET:O	33:BJ:2:LYS:C	2.60	0.41
34:BK:18:ARG:CG	34:BK:18:ARG:NH1	2.59	0.41
34:BK:18:ARG:HB2	34:BK:45:GLU:CG	2.51	0.41

*Continued on next page...*

*Continued from previous page...*

Atom-1	Atom-2	Interatomic distance (Å)	Clash overlap (Å)
37:BN:24:MET:HB3	37:BN:44:LEU:HD13	2.02	0.41
38:BO:33:ARG:HG2	38:BO:34:HIS:CE1	2.55	0.41
39:BP:24:THR:O	39:BP:44:GLY:O	2.39	0.41
43:BT:2:ILE:HG13	43:BT:3:ARG:NH2	2.36	0.41
43:BT:40:LYS:N	43:BT:43:ILE:CG2	2.84	0.41
44:BU:54:PRO:HG2	44:BU:55:GLY:H	1.86	0.41
46:BW:30:VAL:O	46:BW:30:VAL:CG2	2.60	0.41
48:BY:1:MET:C	48:BY:2:LYS:HD2	2.41	0.41
18:CS:13:HIS:CD2	55:CA:1014:A:H4'	2.56	0.41
55:CA:1228:C:O2'	55:CA:1229:A:C5'	2.68	0.41
55:CA:1432:G:H5''	39:DP:105:LYS:HG2	2.03	0.41
55:CA:163:C:O5'	55:CA:163:C:H6	2.04	0.41
55:CA:16:A:C2	55:CA:17:U:C6	3.09	0.41
55:CA:210:C:O2'	55:CA:211:G:OP2	2.33	0.41
55:CA:330:C:O2'	55:CA:331:G:H8	2.04	0.41
55:CA:704:A:O2'	55:CA:705:G:H5'	2.21	0.41
55:CA:864:A:H2	55:CA:917:G:N3	2.18	0.41
55:CA:927:G:H2'	55:CA:928:G:H8	1.86	0.41
1:CB:202:ASN:O	1:CB:203:ASP:HB3	2.22	0.41
1:CB:28:PRO:HB2	1:CB:29:PHE:CE1	2.56	0.41
1:CB:9:LEU:N	1:CB:9:LEU:HD23	2.29	0.41
2:CC:115:VAL:O	2:CC:119:ILE:HG13	2.20	0.41
2:CC:134:LYS:O	2:CC:138:GLN:OE1	2.39	0.41
2:CC:161:ILE:HD13	2:CC:161:ILE:N	2.21	0.41
3:CD:106:PHE:N	3:CD:106:PHE:CD1	2.85	0.41
3:CD:77:GLU:C	3:CD:79:ALA:N	2.74	0.41
4:CE:114:LEU:CD1	4:CE:122:VAL:HG11	2.42	0.41
4:CE:13:LYS:HD3	4:CE:14:LEU:O	2.20	0.41
6:CG:20:GLU:O	6:CG:23:ALA:HB3	2.21	0.41
7:CH:65:PHE:CG	7:CH:66:GLN:N	2.89	0.41
9:CJ:11:LYS:HD3	9:CJ:11:LYS:H	1.85	0.41
9:CJ:40:ILE:HG22	9:CJ:42:LEU:HD12	2.03	0.41
10:CK:115:ILE:HA	10:CK:116:PRO:HD2	1.91	0.41
15:CP:4:ILE:HD11	15:CP:21:VAL:HG22	2.02	0.41
24:DA:1021:A:H1'	24:DA:1023:U:O4'	2.21	0.41
24:DA:70:G:H3'	24:DA:113:U:O2'	2.21	0.41
24:DA:940:G:N3	24:DA:1191:G:H4'	2.35	0.41
24:DA:1213:A:O2'	24:DA:1214:A:C5'	2.69	0.41
24:DA:1349:C:H2'	24:DA:1350:C:C6	2.56	0.41
24:DA:1398:C:O2'	24:DA:1399:C:O4'	2.37	0.41
24:DA:1558:C:H1'	24:DA:1560:G:C8	2.56	0.41

*Continued on next page...*

*Continued from previous page...*

Atom-1	Atom-2	Interatomic distance (Å)	Clash overlap (Å)
24:DA:1627:G:C2	24:DA:1628:G:C8	3.09	0.41
24:DA:165:A:C4	24:DA:166:U:C6	3.09	0.41
24:DA:1965:C:H5'	24:DA:1966:A:H5''	2.03	0.41
24:DA:2100:G:C5	24:DA:2190:G:C2	3.09	0.41
24:DA:2144:G:O2'	24:DA:2145:C:H5'	2.21	0.41
24:DA:233:A:O2'	24:DA:234:U:O4'	2.33	0.41
24:DA:2358:A:OP1	24:DA:2358:A:H8	2.04	0.41
24:DA:2508:G:H2'	24:DA:2509:G:O4'	2.21	0.41
24:DA:2774:C:N4	24:DA:2775:G:C6	2.90	0.41
27:DD:70:LYS:HD3	24:DA:2785:C:O3'	2.21	0.41
24:DA:298:G:N2	24:DA:341:C:C4	2.88	0.41
24:DA:804:A:H2'	24:DA:806:C:C4	2.56	0.41
24:DA:825:A:C2	24:DA:826:U:C2	3.09	0.41
24:DA:864:G:C6	24:DA:865:C:N4	2.89	0.41
38:DO:102:ARG:N	56:DB:49:C:H5''	2.36	0.41
56:DB:94:A:C5	56:DB:95:U:C4	3.08	0.41
26:DC:244:VAL:HG12	26:DC:250:GLN:HA	2.03	0.41
26:DC:181:ARG:NE	26:DC:265:PHE:HB2	2.36	0.41
26:DC:2:VAL:O	26:DC:3:VAL:CB	2.66	0.41
26:DC:34:GLU:HG3	26:DC:35:LYS:N	2.35	0.41
26:DC:84:PRO:HG3	24:DA:1567:G:H5''	2.01	0.41
27:DD:4:LEU:HB3	27:DD:32:ASN:HD21	1.85	0.41
28:DE:153:LEU:HB2	28:DE:171:ASP:HB3	2.03	0.41
28:DE:77:ILE:H	28:DE:77:ILE:HG12	1.61	0.41
29:DF:100:GLU:O	29:DF:100:GLU:HG2	2.19	0.41
30:DG:25:ILE:HG22	30:DG:78:VAL:HG11	2.03	0.41
30:DG:25:ILE:CG2	30:DG:78:VAL:HG21	2.50	0.41
30:DG:83:THR:HB	30:DG:84:LYS:H	1.70	0.41
30:DG:92:GLY:O	30:DG:93:TYR:C	2.59	0.41
31:DH:96:THR:HA	31:DH:113:SER:OG	2.21	0.41
32:DI:44:LYS:HD3	32:DI:44:LYS:O	2.20	0.41
33:DJ:86:GLN:O	33:DJ:87:ALA:CB	2.69	0.41
38:DO:108:ASP:C	38:DO:110:ALA:H	2.23	0.41
39:DP:52:ARG:NH1	39:DP:52:ARG:HG2	2.36	0.41
39:DP:50:ARG:CB	39:DP:56:SER:HB3	2.48	0.41
40:DQ:63:ARG:O	40:DQ:66:ALA:N	2.50	0.41
47:DX:76:LYS:HG3	47:DX:77:TYR:N	2.36	0.41
47:DX:76:LYS:O	47:DX:77:TYR:CD2	2.74	0.41
21:AA:1062:U:H2'	21:AA:1063:C:C6	2.56	0.40
21:AA:1097:C:C4	21:AA:1098:C:N4	2.89	0.40
21:AA:1102:A:C2	21:AA:1103:C:C4	3.08	0.40

*Continued on next page...*



*Continued from previous page...*

Atom-1	Atom-2	Interatomic distance (Å)	Clash overlap (Å)
21:AA:1239:A:C6	21:AA:1298:U:C5	3.09	0.40
21:AA:1392:G:C6	21:AA:1393:U:C4	3.09	0.40
21:AA:257:G:H2'	21:AA:258:G:H8	1.86	0.40
21:AA:324:G:O6	59:AA:1848:HOH:O	2.21	0.40
21:AA:374:A:C2	21:AA:375:U:C2	3.09	0.40
21:AA:563:A:H1'	21:AA:566:G:O2'	2.21	0.40
21:AA:613:C:H2'	21:AA:614:C:H6	1.86	0.40
21:AA:688:G:C5	21:AA:700:G:C2	3.09	0.40
21:AA:727:G:C2	21:AA:731:G:C2	3.09	0.40
14:AO:41:HIS:HD1	21:AA:739:C:HO2'	1.66	0.40
21:AA:666:G:C6	21:AA:741:G:C6	3.10	0.40
21:AA:996:A:H2'	21:AA:997:U:C6	2.54	0.40
1:AB:151:LYS:HG3	1:AB:152:ASP:N	2.36	0.40
3:AD:10:LEU:O	3:AD:11:SER:C	2.59	0.40
4:AE:87:VAL:HG11	4:AE:92:ARG:HD2	2.04	0.40
5:AF:8:PHE:CB	5:AF:87:SER:HB2	2.51	0.40
6:AG:54:GLY:O	6:AG:56:SER:N	2.53	0.40
7:AH:85:TYR:HD1	16:AQ:36:PHE:CZ	2.39	0.40
10:AK:95:THR:HG23	10:AK:96:ILE:H	1.86	0.40
12:AM:22:TYR:HB2	12:AM:65:GLU:HA	2.03	0.40
12:AM:53:ASP:HA	12:AM:56:ARG:HB2	2.02	0.40
13:AN:1:ALA:CB	13:AN:67:GLY:HA3	2.48	0.40
14:AO:35:ILE:HG22	14:AO:36:ASN:HD22	1.86	0.40
18:AS:79:TYR:CE1	18:AS:80:ARG:HB2	2.56	0.40
19:AT:5:SER:O	19:AT:7:LYS:N	2.52	0.40
24:BA:1153:C:H2'	24:BA:1154:G:O4'	2.22	0.40
24:BA:1937:A:C4	24:BA:1939:U:C5	3.10	0.40
24:BA:1786:A:H1'	24:BA:1938:A:N6	2.36	0.40
24:BA:237:C:C2'	24:BA:238:C:H5'	2.51	0.40
24:BA:2443:C:O2'	24:BA:2444:G:H5'	2.21	0.40
24:BA:2516:A:O2'	24:BA:2517:C:H5'	2.21	0.40
24:BA:2046:G:N1	24:BA:2623:G:C4	2.89	0.40
24:BA:281:C:H2'	24:BA:282:A:C8	2.56	0.40
24:BA:475:C:C2	24:BA:481:G:C6	3.08	0.40
24:BA:628:G:O2'	24:BA:629:G:C5'	2.68	0.40
24:BA:681:G:N2	24:BA:682:G:H1'	2.36	0.40
24:BA:741:U:O2'	24:BA:742:A:H5'	2.20	0.40
24:BA:93:G:C2	24:BA:94:A:C4	3.09	0.40
25:BB:9:G:C2	25:BB:10:G:C8	3.09	0.40
25:BB:40:U:H1'	25:BB:45:A:H62	1.83	0.40
25:BB:49:C:OP1	38:BO:102:ARG:CG	2.69	0.40

*Continued on next page...*

*Continued from previous page...*

Atom-1	Atom-2	Interatomic distance (Å)	Clash overlap (Å)
26:BC:156:SER:O	26:BC:157:ALA:C	2.58	0.40
26:BC:170:TYR:HD2	26:BC:183:VAL:C	2.25	0.40
26:BC:252:LYS:CB	26:BC:252:LYS:NZ	2.85	0.40
26:BC:70:LYS:HD2	26:BC:99:GLU:OE1	2.21	0.40
27:BD:187:LEU:HA	27:BD:187:LEU:HD12	1.89	0.40
27:BD:61:THR:HG1	27:BD:64:GLU:HG3	1.83	0.40
27:BD:68:PHE:HB3	27:BD:73:VAL:HA	2.04	0.40
28:BE:134:LEU:CD2	28:BE:161:ALA:HB2	2.50	0.40
28:BE:5:LEU:HD23	28:BE:120:VAL:O	2.20	0.40
29:BF:132:ARG:O	29:BF:133:GLU:CB	2.56	0.40
30:BG:33:THR:N	30:BG:34:ARG:NH1	2.69	0.40
30:BG:71:LEU:HA	30:BG:71:LEU:HD13	1.87	0.40
30:BG:83:THR:HA	30:BG:84:LYS:HE2	2.01	0.40
33:BJ:124:VAL:HG23	33:BJ:125:TYR:H	1.86	0.40
33:BJ:125:TYR:OH	33:BJ:132:HIS:NE2	2.54	0.40
36:BM:78:LEU:HB3	36:BM:79:ALA:H	1.76	0.40
37:BN:66:ALA:O	37:BN:69:ARG:O	2.40	0.40
39:BP:105:LYS:HA	39:BP:108:ARG:HD3	2.03	0.40
43:BT:14:PRO:HA	43:BT:32:LEU:HB3	2.02	0.40
48:BY:9:LYS:CA	48:BY:9:LYS:NZ	2.81	0.40
55:CA:1041:G:C2	55:CA:1042:A:C5	3.10	0.40
55:CA:995:C:H42	55:CA:1046:A:H1'	1.85	0.40
55:CA:1062:U:H2'	55:CA:1063:C:C5	2.55	0.40
55:CA:1060:U:N3	55:CA:1198:G:C6	2.89	0.40
55:CA:1201:A:H5'	55:CA:1203:C:OP2	2.22	0.40
55:CA:953:G:C2	55:CA:1229:A:C5	3.09	0.40
55:CA:1235:U:H2'	55:CA:1236:A:C8	2.55	0.40
55:CA:945:G:C2	55:CA:1337:G:N2	2.89	0.40
55:CA:1352:C:H2'	55:CA:1353:G:C8	2.56	0.40
55:CA:1446:A:N6	55:CA:1447:A:N6	2.70	0.40
55:CA:433:G:C6	55:CA:434:U:C4	3.08	0.40
55:CA:562:U:O4	55:CA:884:U:C6	2.74	0.40
55:CA:627:G:H2'	55:CA:628:G:C8	2.56	0.40
55:CA:66:A:O4'	55:CA:173:U:C4	2.73	0.40
55:CA:881:G:H2'	55:CA:882:C:H6	1.85	0.40
1:CB:164:ASP:OD2	1:CB:203:ASP:HB2	2.21	0.40
1:CB:59:ILE:HA	1:CB:62:ARG:CG	2.51	0.40
2:CC:199:VAL:HG23	2:CC:199:VAL:O	2.20	0.40
6:CG:137:ARG:HE	6:CG:137:ARG:HB3	1.71	0.40
8:CI:91:GLU:O	8:CI:91:GLU:HG3	2.21	0.40
9:CJ:90:LEU:O	9:CJ:90:LEU:HD23	2.20	0.40

*Continued on next page...*

*Continued from previous page...*

Atom-1	Atom-2	Interatomic distance (Å)	Clash overlap (Å)
10:CK:22:ILE:CG2	10:CK:85:VAL:HG13	2.51	0.40
15:CP:8:ARG:CZ	15:CP:15:PRO:HB3	2.51	0.40
16:CQ:58:VAL:HG12	16:CQ:77:VAL:HG13	2.01	0.40
18:CS:69:LYS:O	18:CS:72:GLU:HB2	2.21	0.40
24:DA:1056:G:N2	24:DA:1102:C:C5	2.83	0.40
24:DA:1079:C:O2'	24:DA:1080:A:H8	2.02	0.40
24:DA:1204:A:C2	24:DA:1206:G:C2	3.09	0.40
24:DA:1281:G:H2'	24:DA:1282:U:C6	2.56	0.40
24:DA:1616:A:C2	24:DA:1647:U:C5	3.09	0.40
24:DA:1701:A:N7	24:DA:1702:G:C8	2.89	0.40
24:DA:1974:C:C2	24:DA:1975:G:C8	3.09	0.40
24:DA:1772:A:C2	24:DA:1980:G:C2	3.09	0.40
24:DA:2143:C:C5'	24:DA:2144:G:OP2	2.55	0.40
24:DA:2261:C:N3	24:DA:2280:G:C2	2.89	0.40
24:DA:2335:A:O2'	24:DA:2336:A:H2'	2.22	0.40
24:DA:2349:G:O6	24:DA:2350:C:C4	2.74	0.40
24:DA:2627:G:C5	24:DA:2628:C:C5	3.09	0.40
24:DA:2630:G:O2'	24:DA:2631:G:C5'	2.70	0.40
24:DA:2686:G:H2'	24:DA:2687:U:H6	1.85	0.40
27:DD:191:GLY:HA3	24:DA:2729:G:O2'	2.21	0.40
24:DA:28:A:C6	24:DA:29:U:C2	3.09	0.40
24:DA:308:G:C6	24:DA:309:A:N1	2.89	0.40
28:DE:163:ASN:ND2	24:DA:322:A:H3'	2.35	0.40
24:DA:402:A:C2'	24:DA:403:U:H5'	2.51	0.40
24:DA:459:U:C2	24:DA:460:A:C8	3.10	0.40
24:DA:492:A:O2'	24:DA:493:G:H5'	2.21	0.40
24:DA:527:C:H1'	24:DA:528:A:C6	2.56	0.40
24:DA:829:A:N7	24:DA:2247:A:O2'	2.54	0.40
26:DC:206:LYS:HB2	24:DA:729:G:O6	2.21	0.40
26:DC:229:HIS:CG	26:DC:230:PRO:HD2	2.56	0.40
27:DD:119:ALA:HB3	27:DD:163:GLY:CA	2.50	0.40
28:DE:5:LEU:HD23	28:DE:120:VAL:HG13	2.03	0.40
28:DE:69:ARG:O	28:DE:70:SER:CB	2.64	0.40
29:DF:113:PHE:CE2	29:DF:116:LEU:HB2	2.55	0.40
29:DF:2:LYS:HD3	29:DF:2:LYS:N	2.36	0.40
29:DF:60:SER:OG	29:DF:88:VAL:HG11	2.21	0.40
31:DH:65:ALA:O	31:DH:66:ASN:C	2.60	0.40
33:DJ:37:ARG:O	33:DJ:37:ARG:HG2	2.21	0.40
41:DR:33:VAL:O	41:DR:33:VAL:HG23	2.21	0.40
41:DR:37:GLU:HB2	41:DR:53:PHE:CE2	2.56	0.40
41:DR:4:VAL:O	41:DR:4:VAL:HG23	2.20	0.40

*Continued on next page...*

*Continued from previous page...*

Atom-1	Atom-2	Interatomic distance (Å)	Clash overlap (Å)
44:DU:18:LYS:O	44:DU:20:LYS:N	2.53	0.40
45:DV:10:LYS:HG3	45:DV:10:LYS:O	2.21	0.40
45:DV:3:THR:HA	45:DV:62:THR:O	2.21	0.40
21:AA:1009:U:OP2	21:AA:1009:U:H6	2.04	0.40
21:AA:1256:A:H62	21:AA:1278:G:H5''	1.87	0.40
21:AA:1322:C:O2'	21:AA:1323:G:P	2.80	0.40
21:AA:267:C:H2'	21:AA:268:U:C6	2.56	0.40
21:AA:345:C:O2'	34:BK:116:ILE:HD13	2.21	0.40
21:AA:380:G:C2	21:AA:384:G:C6	3.09	0.40
21:AA:469:C:H2'	21:AA:470:C:O4'	2.21	0.40
14:AO:23:SER:CA	21:AA:751:U:H4'	2.51	0.40
21:AA:794:A:H2'	21:AA:795:C:C6	2.56	0.40
21:AA:809:G:O2'	21:AA:810:C:H5'	2.21	0.40
1:AB:127:LYS:HG3	1:AB:128:LEU:N	2.36	0.40
2:AC:76:ILE:C	2:AC:82:ASP:HB2	2.41	0.40
5:AF:22:ILE:CD1	5:AF:22:ILE:H	2.34	0.40
6:AG:26:VAL:HG12	6:AG:42:VAL:HG21	2.02	0.40
6:AG:83:THR:HG22	6:AG:85:GLN:N	2.36	0.40
8:AI:104:THR:CG2	8:AI:105:ARG:N	2.83	0.40
8:AI:129:ARG:HA	8:AI:129:ARG:HH11	1.86	0.40
8:AI:83:THR:HG21	8:AI:102:PHE:CB	2.49	0.40
9:AJ:74:VAL:HB	9:AJ:75:ASP:H	1.69	0.40
9:AJ:89:ARG:NH1	9:AJ:89:ARG:HB2	2.36	0.40
19:AT:66:ILE:CD1	19:AT:70:LYS:HE3	2.52	0.40
20:AU:16:ARG:HH12	20:AU:19:LYS:HG2	1.85	0.40
53:B3:21:PHE:O	53:B3:22:LYS:HG2	2.21	0.40
24:BA:1084:A:H2'	24:BA:1085:A:H8	1.82	0.40
24:BA:1166:G:C6	24:BA:1167:C:C4	3.08	0.40
24:BA:1181:U:C2'	24:BA:1182:G:C8	3.04	0.40
24:BA:1309:G:C4	24:BA:1310:G:C8	3.09	0.40
24:BA:1494:A:C2'	24:BA:1495:A:C8	3.04	0.40
24:BA:1537:G:H2'	24:BA:1537:G:N3	2.36	0.40
24:BA:1609:A:H5''	59:BA:3654:HOH:O	2.20	0.40
24:BA:1310:G:H1'	24:BA:1611:C:H5''	2.03	0.40
24:BA:1738:G:O2'	24:BA:1739:A:P	2.80	0.40
24:BA:2145:C:OP1	24:BA:2148:G:C6	2.75	0.40
24:BA:264:C:C3'	24:BA:265:A:H5''	2.51	0.40
24:BA:2782:G:N2	24:BA:2783:U:C2	2.90	0.40
24:BA:2868:A:O2'	24:BA:2869:G:O4'	2.34	0.40
24:BA:45:G:H5''	24:BA:46:G:OP1	2.20	0.40
24:BA:571:U:C4	24:BA:575:A:C5	3.08	0.40

*Continued on next page...*

*Continued from previous page...*

Atom-1	Atom-2	Interatomic distance (Å)	Clash overlap (Å)
24:BA:806:C:H2'	24:BA:807:U:C6	2.56	0.40
24:BA:860:U:H6	24:BA:860:U:H5'	1.86	0.40
26:BC:154:ALA:HB2	26:BC:161:VAL:HG23	2.03	0.40
24:BA:1566:A:C6	26:BC:212:TRP:CE3	3.10	0.40
26:BC:269:ARG:HA	26:BC:269:ARG:HD3	1.82	0.40
27:BD:110:THR:OG1	27:BD:171:THR:HB	2.20	0.40
28:BE:157:LEU:HG	28:BE:157:LEU:O	2.20	0.40
30:BG:86:LEU:HD13	30:BG:130:ILE:HB	2.02	0.40
34:BK:10:VAL:CB	34:BK:16:ALA:HB1	2.51	0.40
34:BK:66:LYS:HA	34:BK:79:PHE:O	2.21	0.40
36:BM:31:PHE:CE2	36:BM:110:GLU:HG2	2.56	0.40
33:BJ:44:TYR:CD2	40:BQ:63:ARG:HG2	2.57	0.40
46:BW:28:GLU:CG	46:BW:29:SER:H	2.33	0.40
48:BY:42:LEU:O	48:BY:45:GLN:O	2.39	0.40
55:CA:1049:U:O2'	55:CA:1050:G:P	2.79	0.40
55:CA:1191:A:O2'	55:CA:1192:C:H5'	2.21	0.40
55:CA:1220:G:H2'	55:CA:1221:G:O4'	2.21	0.40
55:CA:1237:C:H2'	55:CA:1238:A:OP1	2.21	0.40
55:CA:1265:C:N4	55:CA:1266:G:C6	2.89	0.40
55:CA:1283:U:HO2'	55:CA:1284:C:H5'	1.82	0.40
55:CA:262:A:N6	55:CA:263:A:C6	2.89	0.40
55:CA:355:C:N4	55:CA:356:A:N6	2.69	0.40
55:CA:39:G:C6	55:CA:40:C:C4	3.09	0.40
55:CA:542:G:C2	55:CA:543:U:C5	3.09	0.40
55:CA:682:G:C2	55:CA:683:G:N7	2.90	0.40
55:CA:763:G:C5	55:CA:764:C:C5	3.09	0.40
55:CA:778:G:H2'	55:CA:779:C:O4'	2.20	0.40
55:CA:929:G:C6	55:CA:930:C:C4	3.10	0.40
55:CA:953:G:C6	55:CA:1229:A:C6	3.09	0.40
55:CA:982:U:C1'	55:CA:983:A:N7	2.77	0.40
1:CB:163:ILE:O	1:CB:185:ILE:HG12	2.21	0.40
1:CB:71:THR:HA	1:CB:92:ASN:O	2.21	0.40
3:CD:61:ARG:CG	3:CD:71:PHE:CD2	3.04	0.40
6:CG:135:LYS:O	6:CG:139:ASP:N	2.52	0.40
6:CG:67:ASN:O	6:CG:137:ARG:CZ	2.69	0.40
8:CI:6:TYR:CE2	8:CI:17:ARG:HA	2.49	0.40
10:CK:19:VAL:N	10:CK:34:THR:O	2.53	0.40
10:CK:96:ILE:HD13	10:CK:109:ILE:CD1	2.50	0.40
11:CL:45:ASN:HD22	11:CL:88:ASP:CG	2.24	0.40
11:CL:53:ARG:HE	11:CL:63:THR:CG2	2.34	0.40
12:CM:82:LEU:CD2	18:CS:60:PHE:HB3	2.52	0.40

*Continued on next page...*

*Continued from previous page...*

Atom-1	Atom-2	Interatomic distance (Å)	Clash overlap (Å)
12:CM:95:PRO:HB3	55:CA:1308:U:OP1	2.22	0.40
15:CP:1:MET:HE2	15:CP:2:VAL:O	2.20	0.40
18:CS:42:ASN:HB2	18:CS:43:MET:CE	2.52	0.40
20:CU:24:LYS:HA	20:CU:24:LYS:HD2	1.72	0.40
8:CI:129:ARG:HD2	22:CV:33:U:OP2	2.21	0.40
24:DA:1206:G:C5	24:DA:1207:C:C4	3.09	0.40
24:DA:1219:U:C2	24:DA:1220:G:N7	2.89	0.40
24:DA:1275:A:H4'	24:DA:1276:A:OP1	2.21	0.40
24:DA:1364:G:C2	24:DA:1368:G:C2	3.10	0.40
24:DA:139:U:H5''	24:DA:140:C:C5	2.57	0.40
24:DA:1479:G:H2'	24:DA:1480:C:O4'	2.21	0.40
24:DA:163:C:O2'	24:DA:164:C:O5'	2.38	0.40
24:DA:1670:C:C5	24:DA:1671:U:C4	3.09	0.40
24:DA:1885:A:H3'	24:DA:1886:U:C5	2.56	0.40
24:DA:1904:G:C2'	24:DA:1905:C:H5'	2.51	0.40
24:DA:1951:U:H2'	24:DA:1953:A:OP2	2.21	0.40
24:DA:2033:A:H1'	24:DA:2035:G:OP2	2.21	0.40
24:DA:2051:A:H61	24:DA:2614:A:H2'	1.84	0.40
50:D0:1:ALA:H3	24:DA:2056:G:N2	2.09	0.40
24:DA:2099:U:HO2'	24:DA:2100:G:P	2.43	0.40
24:DA:2140:G:C4	24:DA:2152:G:C2	3.09	0.40
24:DA:2149:U:H2'	24:DA:2150:C:H6	1.85	0.40
24:DA:2221:G:C2'	24:DA:2222:C:H5'	2.51	0.40
24:DA:2259:U:C6	24:DA:2427:C:C5	3.10	0.40
24:DA:2246:G:N2	24:DA:2426:A:H1'	2.36	0.40
24:DA:247:G:H4'	24:DA:386:G:C5	2.57	0.40
24:DA:2517:C:N3	24:DA:2542:A:C6	2.89	0.40
24:DA:2678:C:H2'	24:DA:2679:A:O4'	2.21	0.40
24:DA:2725:A:C4	24:DA:2727:A:C8	3.08	0.40
24:DA:694:U:H4'	24:DA:1378:A:C2	2.55	0.40
24:DA:738:G:C6	24:DA:739:A:C6	3.09	0.40
24:DA:832:U:O2'	24:DA:833:A:H5'	2.21	0.40
24:DA:821:A:N7	24:DA:946:C:C4	2.88	0.40
24:DA:953:G:O2'	24:DA:954:G:H5'	2.21	0.40
56:DB:45:A:H2'	56:DB:46:A:H8	1.69	0.40
27:DD:121:THR:O	27:DD:123:LYS:N	2.54	0.40
27:DD:148:GLN:HG2	27:DD:149:ASN:H	1.86	0.40
27:DD:150:GLN:HE21	27:DD:150:GLN:HB2	1.65	0.40
27:DD:16:THR:HG23	27:DD:18:ASP:H	1.86	0.40
27:DD:175:LEU:O	27:DD:176:ASP:HB2	2.21	0.40
28:DE:47:LYS:CB	28:DE:51:GLU:HB2	2.42	0.40

*Continued on next page...*

*Continued from previous page...*

Atom-1	Atom-2	Interatomic distance (Å)	Clash overlap (Å)
12:CM:2:ARG:NH2	29:DF:109:ARG:HD2	2.36	0.40
29:DF:95:MET:HA	29:DF:98:PHE:HB3	2.03	0.40
34:DK:23:LYS:HE2	24:DA:2562:U:H1'	2.02	0.40
34:DK:38:ILE:C	34:DK:39:ILE:HD13	2.41	0.40
35:DL:93:ASN:O	35:DL:95:LEU:HG	2.20	0.40
36:DM:71:LYS:HG3	36:DM:72:PRO:HD2	2.02	0.40
36:DM:97:GLN:HB2	36:DM:98:PRO:CD	2.51	0.40
39:DP:59:THR:HG1	39:DP:72:VAL:HG12	1.81	0.40
40:DQ:25:GLY:C	40:DQ:27:ARG:N	2.75	0.40
41:DR:7:SER:HB2	41:DR:22:LEU:HB2	2.03	0.40
42:DS:59:GLU:CD	42:DS:66:ILE:HG23	2.41	0.40
43:DT:43:ILE:HG23	43:DT:44:LYS:N	2.36	0.40
44:DU:80:ASP:OD1	44:DU:80:ASP:N	2.53	0.40
45:DV:79:ARG:CZ	45:DV:79:ARG:CB	2.97	0.40
46:DW:30:VAL:HG12	24:DA:2352:A:C2	2.56	0.40
46:DW:37:VAL:C	46:DW:39:GLN:N	2.75	0.40
46:DW:83:ALA:O	46:DW:84:GLU:HB2	2.22	0.40
48:DY:37:LEU:HD13	48:DY:42:LEU:CD1	2.52	0.40
21:AA:1101:A:HO2'	21:AA:1102:A:H8	1.68	0.40
21:AA:1161:C:O2'	21:AA:1162:C:H5'	2.21	0.40
21:AA:1216:A:C2	21:AA:1217:C:C4	3.10	0.40
21:AA:298:A:H2'	21:AA:299:G:O4'	2.21	0.40
21:AA:481:G:O2'	21:AA:482:A:C8	2.71	0.40
21:AA:52:C:H2'	21:AA:53:A:H8	1.86	0.40
21:AA:771:G:C6	21:AA:809:G:N1	2.89	0.40
21:AA:833:G:H2'	21:AA:834:U:O4'	2.21	0.40
1:AB:18:GLN:O	1:AB:37:VAL:HG23	2.21	0.40
3:AD:13:ARG:HG2	3:AD:55:ARG:HH21	1.87	0.40
3:AD:61:ARG:O	3:AD:65:GLY:N	2.49	0.40
5:AF:8:PHE:HA	5:AF:87:SER:HB2	2.03	0.40
6:AG:112:ASP:HB2	6:AG:118:ARG:CG	2.50	0.40
6:AG:73:GLU:HA	6:AG:140:VAL:HG12	2.04	0.40
7:AH:105:THR:HB	7:AH:120:LEU:HD22	2.03	0.40
7:AH:32:LYS:O	7:AH:35:ILE:HB	2.21	0.40
8:AI:83:THR:HB	8:AI:97:LEU:CD2	2.51	0.40
9:AJ:14:ASP:CB	9:AJ:17:LEU:HB3	2.51	0.40
10:AK:63:GLN:HG3	10:AK:98:ALA:HB3	2.03	0.40
10:AK:73:VAL:C	10:AK:75:GLU:H	2.23	0.40
10:AK:88:PRO:HD3	20:AU:28:LEU:HD12	2.02	0.40
11:AL:42:LYS:HB3	11:AL:43:LYS:NZ	2.36	0.40
12:AM:69:ARG:HH22	21:AA:1330:U:C4'	2.31	0.40

*Continued on next page...*

*Continued from previous page...*

Atom-1	Atom-2	Interatomic distance (Å)	Clash overlap (Å)
13:AN:15:LEU:HD12	13:AN:53:ASP:CB	2.48	0.40
24:BA:1171:G:C6	24:BA:1172:C:C4	3.09	0.40
24:BA:1831:G:C5	24:BA:1832:C:C5	3.10	0.40
24:BA:1999:C:H2'	24:BA:2000:C:O4'	2.21	0.40
24:BA:221:A:N6	24:BA:265:A:C2	2.89	0.40
24:BA:2403:C:C2	24:BA:2415:G:C2	3.10	0.40
24:BA:2397:G:C2	24:BA:2420:C:O2	2.75	0.40
24:BA:2588:G:O6	24:BA:2607:G:C6	2.75	0.40
24:BA:2666:C:H5''	24:BA:2667:C:OP2	2.20	0.40
24:BA:2799:A:C5	24:BA:2801:G:N7	2.90	0.40
24:BA:2812:G:OP2	24:BA:2812:G:H8	2.04	0.40
24:BA:319:G:O2'	24:BA:320:A:H5'	2.22	0.40
24:BA:473:G:N3	24:BA:473:G:H2'	2.36	0.40
24:BA:495:G:C6	24:BA:496:G:C5	3.09	0.40
24:BA:766:U:N3	24:BA:767:U:C4	2.89	0.40
24:BA:933:A:H3'	24:BA:934:U:C5'	2.50	0.40
24:BA:995:C:O2'	24:BA:996:A:P	2.80	0.40
26:BC:219:VAL:HG12	26:BC:219:VAL:O	2.20	0.40
27:BD:190:LYS:HG3	27:BD:190:LYS:O	2.21	0.40
24:BA:616:A:H4'	28:BE:101:TYR:CE2	2.57	0.40
28:BE:111:GLU:OE2	28:BE:114:ARG:HD2	2.21	0.40
28:BE:113:VAL:HG12	28:BE:114:ARG:N	2.36	0.40
28:BE:5:LEU:O	28:BE:6:LYS:C	2.59	0.40
29:BF:107:VAL:N	29:BF:108:PRO:HD2	2.36	0.40
30:BG:83:THR:C	30:BG:84:LYS:HE2	2.41	0.40
32:BI:40:ALA:HB3	32:BI:68:PHE:CE1	2.56	0.40
32:BI:58:ILE:HG23	32:BI:66:PHE:CD1	2.57	0.40
34:BK:51:LYS:O	34:BK:51:LYS:HD2	2.21	0.40
35:BL:53:GLY:O	35:BL:54:GLN:C	2.59	0.40
40:BQ:101:ASP:C	40:BQ:101:ASP:OD2	2.60	0.40
41:BR:48:LYS:HD2	41:BR:48:LYS:H	1.85	0.40
44:BU:73:ASN:HD21	44:BU:76:THR:HG23	1.74	0.40
55:CA:1095:U:H2'	55:CA:1096:C:C5	2.55	0.40
55:CA:1349:A:C2'	55:CA:1350:A:H8	2.26	0.40
55:CA:1363:A:C2'	55:CA:1365:G:N7	2.84	0.40
55:CA:928:G:H5'	55:CA:1503:A:H62	1.86	0.40
55:CA:455:G:C2	55:CA:478:A:N1	2.90	0.40
55:CA:766:A:H2'	55:CA:767:A:O4'	2.22	0.40
55:CA:966:G:HO2'	55:CA:967:C:H5'	1.81	0.40
1:CB:68:PHE:CE2	1:CB:213:LEU:CD1	3.04	0.40
3:CD:190:LEU:O	3:CD:190:LEU:HD23	2.21	0.40

*Continued on next page...*



*Continued from previous page...*

Atom-1	Atom-2	Interatomic distance (Å)	Clash overlap (Å)
5:CF:80:PHE:N	5:CF:80:PHE:CD1	2.89	0.40
7:CH:49:LYS:O	7:CH:59:GLU:HB3	2.22	0.40
7:CH:78:SER:HA	7:CH:84:ILE:HG12	2.03	0.40
9:CJ:7:ARG:HB2	9:CJ:101:SER:O	2.20	0.40
12:CM:61:LYS:O	12:CM:62:PHE:CB	2.67	0.40
15:CP:54:LEU:HD23	15:CP:54:LEU:N	2.36	0.40
19:CT:61:ALA:O	19:CT:67:HIS:HA	2.21	0.40
20:CU:3:ILE:C	20:CU:4:LYS:HG2	2.41	0.40
24:DA:1312:U:HO2'	24:DA:1314:C:H41	1.59	0.40
24:DA:1286:A:C6	24:DA:1329:U:C2	3.09	0.40
24:DA:1328:A:O3'	24:DA:1329:U:H6	2.03	0.40
24:DA:1336:A:N3	24:DA:1336:A:H2'	2.35	0.40
24:DA:136:G:N2	24:DA:144:A:C2	2.89	0.40
27:DD:161:MET:CE	24:DA:2050:C:H1'	2.52	0.40
24:DA:207:A:H2'	24:DA:208:C:O4'	2.22	0.40
24:DA:2250:G:O5'	24:DA:2250:G:C8	2.61	0.40
24:DA:229:C:HO2'	24:DA:230:G:P	2.44	0.40
24:DA:2312:U:OP1	24:DA:2312:U:H4'	2.21	0.40
24:DA:2345:G:O6	24:DA:2347:C:N4	2.54	0.40
24:DA:2459:A:C2'	24:DA:2459:A:N3	2.83	0.40
24:DA:2570:G:C6	24:DA:2571:U:C4	3.09	0.40
24:DA:2748:A:C2	24:DA:2757:A:C5	3.10	0.40
24:DA:2815:C:C2	24:DA:2816:G:N7	2.90	0.40
24:DA:339:U:H2'	24:DA:340:A:C8	2.56	0.40
24:DA:370:G:C6	24:DA:424:G:C5	3.09	0.40
24:DA:37:C:O2'	24:DA:38:A:H5'	2.21	0.40
24:DA:435:C:HO2'	24:DA:436:C:H5'	1.83	0.40
24:DA:600:G:N2	24:DA:605:G:O3'	2.54	0.40
24:DA:605:G:H2'	24:DA:606:U:H6	1.86	0.40
24:DA:625:G:C4	24:DA:626:A:C8	3.09	0.40
24:DA:952:G:C2	24:DA:966:G:C2	3.09	0.40
26:DC:103:ILE:CG1	26:DC:104:LEU:N	2.84	0.40
26:DC:220:ARG:HD3	24:DA:1789:A:P	2.61	0.40
26:DC:177:SER:O	26:DC:270:ARG:HG3	2.21	0.40
27:DD:10:GLY:HA3	27:DD:26:VAL:HB	2.04	0.40
27:DD:194:PRO:HB2	27:DD:195:GLY:H	1.67	0.40
28:DE:147:LEU:CB	28:DE:186:VAL:HA	2.51	0.40
28:DE:40:ARG:CZ	28:DE:92:HIS:NE2	2.85	0.40
29:DF:11:VAL:O	29:DF:13:LYS:HD2	2.21	0.40
31:DH:78:VAL:HG11	31:DH:144:VAL:HG12	2.03	0.40
34:DK:93:GLN:HA	34:DK:94:PRO:HD2	1.85	0.40

*Continued on next page...*

*Continued from previous page...*

Atom-1	Atom-2	Interatomic distance (Å)	Clash overlap (Å)
35:DL:131:ALA:O	35:DL:135:ILE:HG22	2.20	0.40
36:DM:17:ASN:OD1	36:DM:95:LEU:HB3	2.22	0.40
37:DN:100:CYS:O	50:D0:41:HIS:HD2	2.04	0.40
37:DN:96:ARG:NH1	37:DN:116:VAL:HG13	2.36	0.40
40:DQ:91:ARG:HD2	24:DA:996:A:C4'	2.32	0.40
44:DU:33:VAL:O	44:DU:34:ILE:CG1	2.70	0.40
21:AA:1094:G:O2'	21:AA:1095:U:P	2.79	0.40
21:AA:1172:C:C2	21:AA:1173:U:C5	3.09	0.40
21:AA:1238:A:H2	21:AA:1241:G:N3	2.19	0.40
21:AA:511:C:N3	21:AA:541:G:C2	2.89	0.40
21:AA:582:C:N3	21:AA:583:A:C8	2.90	0.40
21:AA:632:U:H5''	21:AA:633:G:C8	2.56	0.40
21:AA:727:G:N2	21:AA:731:G:C4	2.89	0.40
21:AA:953:G:C2	21:AA:1229:A:C2	3.09	0.40
2:AC:131:ARG:HH21	2:AC:135:ARG:HH21	1.68	0.40
2:AC:39:ARG:HG2	2:AC:54:ILE:CD1	2.48	0.40
2:AC:6:PRO:HB3	2:AC:174:LEU:CD1	2.52	0.40
4:AE:38:VAL:CG1	4:AE:66:ALA:HB1	2.42	0.40
10:AK:30:ILE:HG22	10:AK:45:THR:HB	2.03	0.40
10:AK:22:ILE:CD1	10:AK:95:THR:HG21	2.51	0.40
13:AN:11:LYS:NZ	13:AN:11:LYS:HB2	2.37	0.40
15:AP:6:LEU:CD1	15:AP:71:VAL:HG22	2.51	0.40
15:AP:76:LYS:HD3	15:AP:76:LYS:HA	1.92	0.40
16:AQ:4:ILE:HG22	16:AQ:5:ARG:HG3	2.02	0.40
53:B3:61:LEU:C	53:B3:63:TYR:H	2.23	0.40
24:BA:1083:U:C6	24:BA:1085:A:OP2	2.74	0.40
24:BA:1149:G:O2'	24:BA:1150:C:H5'	2.22	0.40
24:BA:1236:G:O2'	24:BA:1237:A:C8	2.74	0.40
24:BA:1333:G:H2'	24:BA:1334:G:C8	2.56	0.40
24:BA:141:G:H3'	24:BA:142:A:H5''	2.03	0.40
24:BA:1461:C:O2'	24:BA:1462:C:C5'	2.70	0.40
24:BA:1501:G:O2'	24:BA:1502:A:H5'	2.21	0.40
24:BA:1510:G:HO2'	24:BA:1511:G:H8	1.70	0.40
24:BA:1565:C:C2	24:BA:1567:G:C8	3.10	0.40
24:BA:15:G:O2'	24:BA:16:C:H5'	2.21	0.40
24:BA:1778:U:O2'	24:BA:1779:U:H5'	2.20	0.40
24:BA:1866:A:HO2'	24:BA:1867:G:H5'	1.86	0.40
24:BA:1889:A:C2	24:BA:1890:A:C2	3.09	0.40
24:BA:1998:A:O2'	24:BA:1999:C:H5'	2.21	0.40
24:BA:2024:G:C2	24:BA:2025:C:C2	3.10	0.40
24:BA:2145:C:P	24:BA:2148:G:C6	3.14	0.40

*Continued on next page...*

*Continued from previous page...*

Atom-1	Atom-2	Interatomic distance (Å)	Clash overlap (Å)
24:BA:2310:C:H6	24:BA:2310:C:O5'	2.05	0.40
24:BA:2320:U:H4'	24:BA:2321:U:C6	2.55	0.40
24:BA:2350:C:H2'	24:BA:2351:G:C5'	2.50	0.40
24:BA:2550:G:P	59:BA:3729:HOH:O	2.79	0.40
24:BA:1782:U:H5'	24:BA:2609:U:N3	2.36	0.40
24:BA:2694:G:C2	24:BA:2716:C:O2	2.74	0.40
24:BA:2749:A:C8	24:BA:2750:A:C8	3.10	0.40
24:BA:2837:A:N6	24:BA:2882:A:N6	2.70	0.40
24:BA:2849:U:N3	24:BA:2867:G:O4'	2.49	0.40
24:BA:287:G:H2'	24:BA:288:U:C6	2.56	0.40
24:BA:2897:U:H2'	24:BA:2898:U:O4'	2.22	0.40
24:BA:478:A:N1	24:BA:480:A:C5	2.89	0.40
24:BA:571:U:C2	24:BA:575:A:N7	2.89	0.40
24:BA:611:C:C2	24:BA:618:G:C2	3.09	0.40
24:BA:6:A:O3'	33:BJ:132:HIS:CE1	2.75	0.40
24:BA:860:U:C2	24:BA:2268:A:C8	3.09	0.40
24:BA:920:A:N3	24:BA:921:C:C6	2.90	0.40
24:BA:980:A:C5	24:BA:981:A:C6	3.09	0.40
25:BB:101:A:H2'	25:BB:102:G:O4'	2.21	0.40
26:BC:139:THR:O	26:BC:161:VAL:O	2.40	0.40
27:BD:129:THR:HG23	27:BD:140:HIS:O	2.21	0.40
31:BH:14:SER:OG	31:BH:17:ASP:HB2	2.21	0.40
33:BJ:121:LYS:HE3	33:BJ:121:LYS:HB2	1.70	0.40
34:BK:21:CYS:CA	34:BK:41:ILE:HD12	2.36	0.40
34:BK:93:GLN:HG3	34:BK:94:PRO:HD2	2.03	0.40
35:BL:120:VAL:O	35:BL:140:GLY:CA	2.69	0.40
35:BL:90:VAL:O	35:BL:90:VAL:HG12	2.20	0.40
37:BN:51:LEU:HD12	37:BN:51:LEU:HA	1.63	0.40
37:BN:73:ASN:O	37:BN:74:GLU:C	2.57	0.40
40:BQ:73:ILE:HD11	40:BQ:77:LYS:HB3	2.04	0.40
43:BT:38:ALA:HB3	43:BT:81:LYS:HE2	2.03	0.40
43:BT:8:LEU:N	43:BT:8:LEU:HD23	2.37	0.40
44:BU:5:ARG:O	44:BU:8:ASP:HB2	2.21	0.40
44:BU:94:PHE:CB	44:BU:101:THR:HA	2.51	0.40
49:BZ:8:GLN:HB3	49:BZ:31:ILE:HA	2.03	0.40
55:CA:1056:U:O2'	55:CA:1057:G:H5'	2.22	0.40
55:CA:1069:C:C4	55:CA:1070:U:C5	3.09	0.40
55:CA:1075:U:H2'	55:CA:1076:U:C6	2.57	0.40
55:CA:1194:U:H2'	55:CA:1195:C:H6	1.86	0.40
55:CA:1265:C:C3'	55:CA:1266:G:H5'	2.50	0.40
55:CA:1272:G:H2'	55:CA:1273:C:H5'	2.04	0.40

*Continued on next page...*

*Continued from previous page...*

Atom-1	Atom-2	Interatomic distance (Å)	Clash overlap (Å)
55:CA:1453:G:H2'	55:CA:1454:G:O4'	2.22	0.40
55:CA:374:A:OP1	55:CA:452:A:N1	2.55	0.40
55:CA:541:G:H2'	55:CA:542:G:O4'	2.21	0.40
55:CA:929:G:C5	55:CA:930:C:C5	3.09	0.40
1:CB:65:LYS:NZ	1:CB:153:MET:O	2.54	0.40
1:CB:22:TRP:HE1	55:CA:830:G:H5'	1.87	0.40
2:CC:138:GLN:O	2:CC:140:ALA:N	2.52	0.40
3:CD:2:ARG:NE	3:CD:114:ARG:HD3	2.36	0.40
3:CD:1:ALA:O	3:CD:2:ARG:O	2.39	0.40
3:CD:99:ASN:HD21	3:CD:103:ARG:HG3	1.85	0.40
4:CE:115:GLU:HG3	4:CE:115:GLU:O	2.21	0.40
6:CG:94:ARG:HB3	6:CG:98:LEU:HG	2.02	0.40
8:CI:6:TYR:CG	8:CI:7:GLY:N	2.89	0.40
11:CL:101:LEU:HA	11:CL:101:LEU:HD13	1.91	0.40
11:CL:79:ILE:HD12	11:CL:96:THR:CG2	2.52	0.40
16:CQ:16:MET:HB3	55:CA:254:G:H1'	2.01	0.40
24:DA:1112:G:H2'	24:DA:1113:U:C5	2.53	0.40
24:DA:1142:A:C5	24:DA:1144:A:C5	3.09	0.40
24:DA:1264:A:C6	24:DA:1265:A:N6	2.90	0.40
24:DA:1274:A:H8	24:DA:1274:A:O5'	2.03	0.40
24:DA:1278:C:O2'	24:DA:1279:G:H5'	2.22	0.40
24:DA:1378:A:N7	24:DA:1380:G:C6	2.90	0.40
24:DA:1492:G:C6	24:DA:1496:A:C6	3.10	0.40
24:DA:1557:C:H2'	24:DA:1558:C:C6	2.56	0.40
24:DA:1698:A:H1'	24:DA:1700:A:OP2	2.21	0.40
24:DA:2037:A:H2'	24:DA:2038:G:C8	2.56	0.40
24:DA:2024:G:C6	24:DA:2040:G:C2	3.09	0.40
24:DA:2082:A:O5'	24:DA:2082:A:H8	2.04	0.40
24:DA:2199:A:C4	24:DA:2200:C:C6	3.09	0.40
24:DA:2743:U:H2'	24:DA:2744:G:O5'	2.21	0.40
24:DA:2740:A:C5	24:DA:2764:A:C5	3.09	0.40
24:DA:2848:G:O2'	24:DA:2849:U:O5'	2.39	0.40
24:DA:319:G:H2'	24:DA:320:A:O4'	2.22	0.40
24:DA:418:C:H2'	24:DA:419:U:C6	2.56	0.40
24:DA:447:A:C4	24:DA:473:G:N7	2.90	0.40
26:DC:40:GLY:HA3	24:DA:691:C:O2'	2.22	0.40
24:DA:693:A:C6	24:DA:694:U:C4	3.09	0.40
24:DA:743:A:H2'	24:DA:744:U:O4'	2.22	0.40
24:DA:790:U:H6	24:DA:790:U:H2'	1.49	0.40
24:DA:969:G:C2	24:DA:970:U:C2	3.09	0.40
24:DA:95:A:C5	24:DA:96:C:C6	3.08	0.40

*Continued on next page...*

*Continued from previous page...*

Atom-1	Atom-2	Interatomic distance (Å)	Clash overlap (Å)
56:DB:49:C:O5'	56:DB:49:C:H6	2.05	0.40
27:DD:148:GLN:CD	27:DD:152:PRO:HG2	2.42	0.40
29:DF:110:ILE:HB	29:DF:113:PHE:HB2	2.02	0.40
30:DG:7:PRO:HB3	30:DG:48:THR:HB	2.04	0.40
31:DH:75:LEU:O	31:DH:76:GLU:HB2	2.20	0.40
33:DJ:48:VAL:HG12	33:DJ:49:ASP:N	2.36	0.40
37:DN:28:LEU:C	37:DN:28:LEU:HD23	2.42	0.40
37:DN:28:LEU:HD21	37:DN:115:LEU:CD2	2.32	0.40
38:DO:17:LYS:HE3	38:DO:17:LYS:O	2.22	0.40
39:DP:57:ALA:HB1	39:DP:73:PHE:O	2.21	0.40
42:DS:4:ILE:HG21	42:DS:106:VAL:HG22	2.03	0.40
44:DU:16:LYS:HD3	44:DU:17:ASP:OD1	2.22	0.40
45:DV:80:HIS:HA	45:DV:81:PRO:HD3	1.93	0.40
47:DX:2:ARG:HA	47:DX:2:ARG:HD3	1.94	0.40
48:DY:43:LEU:H	48:DY:43:LEU:HD22	1.87	0.40
21:AA:1054:C:O2	21:AA:1196:A:N7	2.54	0.40
21:AA:1160:G:O6	21:AA:1181:G:O6	2.39	0.40
21:AA:1319:A:C5	21:AA:1323:G:C5	3.09	0.40
18:AS:35:ARG:NH1	21:AA:1321:U:O2	2.55	0.40
21:AA:150:U:N3	21:AA:170:U:N3	2.69	0.40
21:AA:279:A:N3	21:AA:281:G:N2	2.70	0.40
21:AA:329:A:C8	21:AA:332:G:C6	3.10	0.40
21:AA:438:U:C6	21:AA:494:G:C6	3.09	0.40
21:AA:494:G:N3	21:AA:496:A:C8	2.90	0.40
21:AA:500:G:O5'	21:AA:500:G:H8	2.05	0.40
21:AA:510:A:OP2	59:AA:1722:HOH:O	2.21	0.40
21:AA:724:G:N2	21:AA:725:G:C4	2.89	0.40
21:AA:75:G:N3	21:AA:76:G:H1'	2.37	0.40
21:AA:938:A:C4	21:AA:939:G:C8	3.10	0.40
21:AA:985:C:O2'	21:AA:986:U:H5'	2.21	0.40
1:AB:19:THR:HG23	1:AB:20:ARG:H	1.84	0.40
1:AB:76:SER:O	1:AB:92:ASN:HB2	2.22	0.40
1:AB:79:VAL:O	1:AB:83:ALA:HB3	2.22	0.40
2:AC:16:PRO:O	2:AC:17:TRP:HB2	2.21	0.40
3:AD:149:LYS:HZ3	3:AD:177:MET:HG3	1.87	0.40
3:AD:30:LYS:O	3:AD:31:CYS:HB3	2.20	0.40
4:AE:80:LEU:CD1	4:AE:84:VAL:HG12	2.51	0.40
16:AQ:4:ILE:O	16:AQ:5:ARG:O	2.39	0.40
17:AR:38:ILE:HD13	17:AR:58:ILE:HD12	2.04	0.40
24:BA:1155:A:C5	24:BA:1157:G:C5	3.10	0.40
24:BA:1178:C:C2'	24:BA:1178:C:O2	2.69	0.40

*Continued on next page...*

*Continued from previous page...*

Atom-1	Atom-2	Interatomic distance (Å)	Clash overlap (Å)
24:BA:1236:G:HO2'	24:BA:1237:A:H8	1.67	0.40
24:BA:1289:C:C2	24:BA:1290:C:C5	3.10	0.40
24:BA:1445:G:C6	24:BA:1446:C:C4	3.09	0.40
24:BA:1486:U:O2	24:BA:1504:A:C2	2.75	0.40
24:BA:1682:G:HO2'	24:BA:1683:U:H6	1.68	0.40
24:BA:1853:A:N6	24:BA:1889:A:C8	2.89	0.40
24:BA:2065:C:H2'	24:BA:2066:C:H6	1.86	0.40
24:BA:2303:G:C5	24:BA:2304:G:N7	2.89	0.40
24:BA:2321:U:H3'	24:BA:2322:A:H5'	2.04	0.40
24:BA:2536:G:C6	24:BA:2537:U:C4	3.09	0.40
24:BA:2552:U:H2'	24:BA:2554:U:OP2	2.21	0.40
24:BA:2557:G:C2	24:BA:2558:C:C2	3.09	0.40
24:BA:752:A:N6	24:BA:2609:U:H3	2.17	0.40
24:BA:2663:G:C6	24:BA:2664:G:C5	3.09	0.40
24:BA:279:A:C4	24:BA:280:U:C6	3.09	0.40
24:BA:2814:A:O5'	24:BA:2814:A:H8	2.05	0.40
24:BA:2896:C:H2'	24:BA:2897:U:H6	1.87	0.40
24:BA:301:G:C2	24:BA:317:G:C4	3.09	0.40
24:BA:483:A:O2'	24:BA:484:C:H5'	2.22	0.40
24:BA:509:C:H5"	24:BA:509:C:C6	2.54	0.40
24:BA:659:G:C6	24:BA:660:C:C4	3.10	0.40
24:BA:738:G:C2	24:BA:759:G:C5	3.10	0.40
24:BA:947:A:O2'	24:BA:948:C:H5'	2.21	0.40
26:BC:105:ALA:HA	26:BC:106:PRO:HD2	1.82	0.40
26:BC:255:LYS:C	26:BC:257:ARG:N	2.74	0.40
26:BC:257:ARG:HG3	26:BC:269:ARG:HH22	1.87	0.40
29:BF:10:GLU:O	29:BF:11:VAL:CB	2.69	0.40
31:BH:33:GLN:HE21	31:BH:33:GLN:HB2	1.70	0.40
33:BJ:18:VAL:CG2	33:BJ:140:LEU:HD11	2.51	0.40
33:BJ:19:ASP:C	33:BJ:21:THR:N	2.75	0.40
35:BL:35:HIS:O	59:BL:202:HOH:O	2.22	0.40
38:BO:31:THR:HG22	38:BO:34:HIS:O	2.22	0.40
44:BU:100:GLU:O	44:BU:101:THR:CB	2.70	0.40
45:BV:55:GLU:HG3	45:BV:55:GLU:H	1.60	0.40
46:BW:37:VAL:CG1	46:BW:55:ASP:O	2.70	0.40
55:CA:1096:C:O2'	55:CA:1097:C:P	2.78	0.40
55:CA:1169:A:H2'	55:CA:1170:A:N7	2.34	0.40
55:CA:1223:C:N4	55:CA:1224:U:H5	2.18	0.40
55:CA:1376:U:H2'	55:CA:1377:A:H8	1.86	0.40
55:CA:184:G:H2'	55:CA:185:U:C6	2.56	0.40
55:CA:57:G:C6	55:CA:58:C:C4	3.10	0.40

*Continued on next page...*

*Continued from previous page...*

Atom-1	Atom-2	Interatomic distance (Å)	Clash overlap (Å)
10:CK:39:ASN:HA	55:CA:683:G:N2	2.37	0.40
55:CA:772:U:H2'	55:CA:773:G:O4'	2.21	0.40
1:CB:187:ASP:C	1:CB:189:ASN:N	2.75	0.40
2:CC:123:LEU:HD21	2:CC:129:PHE:HB3	2.02	0.40
4:CE:80:LEU:HD21	4:CE:143:LEU:HD21	2.03	0.40
5:CF:53:LYS:C	5:CF:53:LYS:HD3	2.42	0.40
5:CF:67:PRO:O	5:CF:68:GLN:C	2.59	0.40
5:CF:98:GLU:O	5:CF:99:ALA:CB	2.69	0.40
6:CG:142:ARG:C	6:CG:144:ALA:N	2.74	0.40
4:CE:82:HIS:HD1	7:CH:95:MET:HG2	1.86	0.40
9:CJ:59:LYS:HE2	55:CA:972:C:C4'	2.51	0.40
10:CK:15:VAL:HG13	10:CK:36:ARG:NH1	2.34	0.40
10:CK:89:GLY:O	10:CK:90:PRO:O	2.39	0.40
11:CL:109:ARG:HD2	11:CL:109:ARG:HA	1.91	0.40
14:CO:52:ARG:NH1	24:DA:715:A:N1	2.70	0.40
15:CP:54:LEU:HG	15:CP:55:ASP:N	2.36	0.40
15:CP:77:GLU:C	15:CP:79:ASN:N	2.74	0.40
17:CR:24:ASP:O	17:CR:26:ALA:N	2.55	0.40
18:CS:33:TRP:NE1	18:CS:56:HIS:HE1	2.18	0.40
18:CS:50:VAL:O	18:CS:56:HIS:HA	2.22	0.40
50:D0:15:ARG:HH22	24:DA:1264:A:H5''	1.87	0.40
24:DA:1141:U:H4'	24:DA:1142:A:O4'	2.22	0.40
24:DA:1171:G:C6	24:DA:1179:G:C2	3.10	0.40
24:DA:1201:U:H2'	24:DA:1202:G:C8	2.57	0.40
24:DA:1307:A:C4	24:DA:1308:A:C8	3.10	0.40
24:DA:1548:A:N1	24:DA:1549:A:C5	2.90	0.40
24:DA:1554:U:H5''	24:DA:1555:G:OP2	2.22	0.40
24:DA:1665:A:C2'	24:DA:1666:G:H5'	2.52	0.40
24:DA:1728:C:H2'	24:DA:1730:C:O2	2.22	0.40
24:DA:1652:A:C2	24:DA:2006:C:N3	2.89	0.40
24:DA:2056:G:N2	24:DA:2057:G:N9	2.69	0.40
24:DA:2291:U:H5''	24:DA:2380:C:O2'	2.21	0.40
24:DA:2345:G:C5	24:DA:2347:C:N4	2.90	0.40
46:DW:61:LYS:HE2	24:DA:2366:A:H4'	2.04	0.40
24:DA:2330:G:N1	24:DA:2386:A:N6	2.69	0.40
53:D3:27:ASN:N	24:DA:2393:U:OP1	2.55	0.40
24:DA:2407:A:C4	24:DA:2408:U:C5	3.10	0.40
24:DA:247:G:N7	24:DA:249:C:H1'	2.36	0.40
24:DA:2637:U:O4	24:DA:2638:G:C2	2.75	0.40
24:DA:352:A:H2'	24:DA:353:C:H4'	2.02	0.40
24:DA:452:G:C2	24:DA:458:G:C5	3.10	0.40

*Continued on next page...*

Continued from previous page...

Atom-1	Atom-2	Interatomic distance (Å)	Clash overlap (Å)
24:DA:510:C:O5'	24:DA:510:C:H6	2.04	0.40
24:DA:513:A:O5'	24:DA:513:A:H8	2.03	0.40
24:DA:604:G:C6	24:DA:625:G:N1	2.90	0.40
24:DA:604:G:N2	24:DA:605:G:C5	2.90	0.40
24:DA:648:G:C2	24:DA:649:G:C5	3.09	0.40
24:DA:654:A:H2'	24:DA:655:A:O5'	2.22	0.40
24:DA:811:U:H5''	59:DA:3346:HOH:O	2.21	0.40
24:DA:841:G:O2'	24:DA:842:U:H5'	2.21	0.40
56:DB:47:C:H5''	56:DB:48:U:OP2	2.22	0.40
28:DE:144:GLU:O	28:DE:145:ASP:C	2.60	0.40
28:DE:147:LEU:HD21	28:DE:179:SER:HB2	2.03	0.40
30:DG:42:VAL:HA	30:DG:51:PHE:HD1	1.86	0.40
34:DK:4:GLU:O	34:DK:5:GLN:CB	2.70	0.40
38:DO:8:ILE:CD1	38:DO:8:ILE:H	2.29	0.40
39:DP:52:ARG:HA	39:DP:52:ARG:HD3	1.76	0.40
39:DP:9:GLN:C	39:DP:11:GLN:H	2.24	0.40

There are no symmetry-related clashes.

## 5.3 Torsion angles ⓘ

### 5.3.1 Protein backbone ⓘ

In the following table, the Percentiles column shows the percent Ramachandran outliers of the chain as a percentile score with respect to all X-ray entries followed by that with respect to entries of similar resolution.

The Analysed column shows the number of residues for which the backbone conformation was analysed, and the total number of residues.

Mol	Chain	Analysed	Favoured	Allowed	Outliers	Percentiles	
1	AB	216/241 (90%)	128 (59%)	60 (28%)	28 (13%)	0	5
1	CB	216/241 (90%)	145 (67%)	49 (23%)	22 (10%)	0	9
2	AC	204/233 (88%)	139 (68%)	51 (25%)	14 (7%)	1	18
2	CC	204/233 (88%)	146 (72%)	41 (20%)	17 (8%)	1	13
3	AD	203/206 (98%)	126 (62%)	52 (26%)	25 (12%)	0	6
3	CD	203/206 (98%)	141 (70%)	40 (20%)	22 (11%)	0	8
4	AE	148/167 (89%)	100 (68%)	31 (21%)	17 (12%)	0	6

Continued on next page...



*Continued from previous page...*

Mol	Chain	Analysed	Favoured	Allowed	Outliers	Percentiles	
4	CE	148/167 (89%)	98 (66%)	37 (25%)	13 (9%)	1	12
5	AF	98/135 (73%)	62 (63%)	25 (26%)	11 (11%)	0	7
5	CF	98/135 (73%)	65 (66%)	21 (21%)	12 (12%)	0	6
6	AG	149/179 (83%)	109 (73%)	29 (20%)	11 (7%)	1	16
6	CG	148/179 (83%)	80 (54%)	44 (30%)	24 (16%)	0	3
7	AH	127/130 (98%)	97 (76%)	22 (17%)	8 (6%)	1	20
7	CH	127/130 (98%)	96 (76%)	24 (19%)	7 (6%)	2	22
8	AI	125/130 (96%)	80 (64%)	34 (27%)	11 (9%)	1	12
8	CI	125/130 (96%)	86 (69%)	33 (26%)	6 (5%)	2	24
9	AJ	96/103 (93%)	69 (72%)	12 (12%)	15 (16%)	0	3
9	CJ	96/103 (93%)	61 (64%)	20 (21%)	15 (16%)	0	3
10	AK	115/129 (89%)	86 (75%)	22 (19%)	7 (6%)	1	20
10	CK	115/129 (89%)	74 (64%)	31 (27%)	10 (9%)	1	12
11	AL	121/124 (98%)	80 (66%)	24 (20%)	17 (14%)	0	4
11	CL	121/124 (98%)	86 (71%)	25 (21%)	10 (8%)	1	13
12	AM	112/118 (95%)	87 (78%)	16 (14%)	9 (8%)	1	14
12	CM	111/118 (94%)	65 (59%)	30 (27%)	16 (14%)	0	4
13	AN	92/101 (91%)	58 (63%)	25 (27%)	9 (10%)	0	10
13	CN	91/101 (90%)	59 (65%)	24 (26%)	8 (9%)	1	12
14	AO	86/89 (97%)	64 (74%)	17 (20%)	5 (6%)	1	21
14	CO	86/89 (97%)	72 (84%)	13 (15%)	1 (1%)	13	49
15	AP	80/82 (98%)	54 (68%)	15 (19%)	11 (14%)	0	4
15	CP	78/82 (95%)	56 (72%)	14 (18%)	8 (10%)	0	9
16	AQ	78/84 (93%)	48 (62%)	21 (27%)	9 (12%)	0	6
16	CQ	78/84 (93%)	59 (76%)	13 (17%)	6 (8%)	1	15
17	AR	53/75 (71%)	40 (76%)	11 (21%)	2 (4%)	3	28
17	CR	53/75 (71%)	44 (83%)	6 (11%)	3 (6%)	1	21
18	AS	77/92 (84%)	67 (87%)	6 (8%)	4 (5%)	2	23
18	CS	77/92 (84%)	54 (70%)	19 (25%)	4 (5%)	2	23
19	AT	83/87 (95%)	55 (66%)	21 (25%)	7 (8%)	1	13
19	CT	83/87 (95%)	59 (71%)	21 (25%)	3 (4%)	3	30

*Continued on next page...*

*Continued from previous page...*

Mol	Chain	Analysed	Favoured	Allowed	Outliers	Percentiles	
20	AU	49/71 (69%)	22 (45%)	18 (37%)	9 (18%)	0	2
20	CU	49/71 (69%)	20 (41%)	17 (35%)	12 (24%)	0	1
26	BC	269/273 (98%)	184 (68%)	59 (22%)	26 (10%)	0	10
26	DC	269/273 (98%)	181 (67%)	60 (22%)	28 (10%)	0	8
27	BD	207/209 (99%)	141 (68%)	32 (16%)	34 (16%)	0	3
27	DD	207/209 (99%)	132 (64%)	45 (22%)	30 (14%)	0	4
28	BE	199/201 (99%)	151 (76%)	24 (12%)	24 (12%)	0	6
28	DE	199/201 (99%)	130 (65%)	43 (22%)	26 (13%)	0	4
29	BF	175/179 (98%)	133 (76%)	25 (14%)	17 (10%)	0	10
29	DF	176/179 (98%)	97 (55%)	45 (26%)	34 (19%)	0	2
30	BG	174/177 (98%)	112 (64%)	35 (20%)	27 (16%)	0	4
30	DG	174/177 (98%)	105 (60%)	41 (24%)	28 (16%)	0	3
31	BH	147/149 (99%)	62 (42%)	54 (37%)	31 (21%)	0	1
31	DH	147/149 (99%)	76 (52%)	50 (34%)	21 (14%)	0	4
32	BI	139/142 (98%)	84 (60%)	44 (32%)	11 (8%)	1	14
32	DI	139/142 (98%)	81 (58%)	39 (28%)	19 (14%)	0	4
33	BJ	140/142 (99%)	106 (76%)	20 (14%)	14 (10%)	0	9
33	DJ	140/142 (99%)	95 (68%)	33 (24%)	12 (9%)	1	12
34	BK	120/123 (98%)	84 (70%)	18 (15%)	18 (15%)	0	4
34	DK	120/123 (98%)	80 (67%)	21 (18%)	19 (16%)	0	3
35	BL	141/144 (98%)	101 (72%)	28 (20%)	12 (8%)	1	12
35	DL	141/144 (98%)	83 (59%)	37 (26%)	21 (15%)	0	4
36	BM	134/136 (98%)	94 (70%)	25 (19%)	15 (11%)	0	7
36	DM	134/136 (98%)	92 (69%)	25 (19%)	17 (13%)	0	5
37	BN	118/127 (93%)	87 (74%)	21 (18%)	10 (8%)	1	12
37	DN	118/127 (93%)	71 (60%)	35 (30%)	12 (10%)	0	9
38	BO	114/117 (97%)	79 (69%)	26 (23%)	9 (8%)	1	14
38	DO	114/117 (97%)	76 (67%)	29 (25%)	9 (8%)	1	14
39	BP	112/115 (97%)	71 (63%)	22 (20%)	19 (17%)	0	3
39	DP	112/115 (97%)	67 (60%)	28 (25%)	17 (15%)	0	3
40	BQ	115/118 (98%)	88 (76%)	18 (16%)	9 (8%)	1	15

*Continued on next page...*

Continued from previous page...

Mol	Chain	Analysed	Favoured	Allowed	Outliers	Percentiles	
40	DQ	115/118 (98%)	79 (69%)	26 (23%)	10 (9%)	1	12
41	BR	101/103 (98%)	79 (78%)	14 (14%)	8 (8%)	1	14
41	DR	101/103 (98%)	72 (71%)	19 (19%)	10 (10%)	0	10
42	BS	108/110 (98%)	76 (70%)	27 (25%)	5 (5%)	2	24
42	DS	108/110 (98%)	81 (75%)	18 (17%)	9 (8%)	1	13
43	BT	91/100 (91%)	53 (58%)	23 (25%)	15 (16%)	0	3
43	DT	91/100 (91%)	48 (53%)	28 (31%)	15 (16%)	0	3
44	BU	100/104 (96%)	71 (71%)	13 (13%)	16 (16%)	0	3
44	DU	100/104 (96%)	51 (51%)	28 (28%)	21 (21%)	0	1
45	BV	92/94 (98%)	75 (82%)	15 (16%)	2 (2%)	6	38
45	DV	92/94 (98%)	59 (64%)	26 (28%)	7 (8%)	1	15
46	BW	77/85 (91%)	29 (38%)	22 (29%)	26 (34%)	0	0
46	DW	77/85 (91%)	32 (42%)	27 (35%)	18 (23%)	0	1
47	BX	75/78 (96%)	59 (79%)	13 (17%)	3 (4%)	3	27
47	DX	75/78 (96%)	48 (64%)	21 (28%)	6 (8%)	1	14
48	BY	61/63 (97%)	36 (59%)	17 (28%)	8 (13%)	0	4
48	DY	61/63 (97%)	44 (72%)	12 (20%)	5 (8%)	1	13
49	BZ	56/59 (95%)	39 (70%)	13 (23%)	4 (7%)	1	17
49	DZ	56/59 (95%)	31 (55%)	18 (32%)	7 (12%)	0	6
50	B0	54/57 (95%)	39 (72%)	9 (17%)	6 (11%)	0	7
50	D0	54/57 (95%)	40 (74%)	8 (15%)	6 (11%)	0	7
51	B1	48/55 (87%)	37 (77%)	7 (15%)	4 (8%)	1	13
51	D1	48/55 (87%)	35 (73%)	9 (19%)	4 (8%)	1	13
52	B2	44/46 (96%)	35 (80%)	8 (18%)	1 (2%)	6	38
52	D2	44/46 (96%)	32 (73%)	7 (16%)	5 (11%)	0	7
53	B3	62/65 (95%)	49 (79%)	11 (18%)	2 (3%)	4	32
53	D3	62/65 (95%)	39 (63%)	17 (27%)	6 (10%)	0	10
54	B4	36/38 (95%)	29 (81%)	4 (11%)	3 (8%)	1	13
54	D4	36/38 (95%)	22 (61%)	9 (25%)	5 (14%)	0	4
All	All	11238/11970 (94%)	7499 (67%)	2485 (22%)	1254 (11%)	0	7

All (1254) Ramachandran outliers are listed below:

Mol	Chain	Res	Type
1	AB	20	ARG
1	AB	22	TRP
1	AB	40	ILE
1	AB	71	THR
1	AB	72	LYS
1	AB	119	GLN
1	AB	125	PHE
1	AB	127	LYS
1	AB	187	ASP
1	AB	210	THR
2	AC	11	LEU
2	AC	16	PRO
2	AC	17	TRP
2	AC	60	ALA
2	AC	100	ILE
3	AD	24	VAL
3	AD	28	ASP
3	AD	31	CYS
3	AD	34	GLU
3	AD	108	ALA
3	AD	192	ALA
4	AE	77	ASN
4	AE	97	PRO
4	AE	104	ILE
4	AE	121	ASN
4	AE	131	ASN
5	AF	86	ARG
6	AG	4	ARG
6	AG	16	LYS
6	AG	93	VAL
7	AH	66	GLN
7	AH	69	ALA
8	AI	38	PHE
8	AI	40	ARG
8	AI	43	ALA
8	AI	71	ILE
8	AI	128	LYS
9	AJ	57	VAL
9	AJ	101	SER
10	AK	118	ASN
10	AK	125	LYS
10	AK	126	ARG
11	AL	23	LEU

*Continued on next page...*

*Continued from previous page...*

Mol	Chain	Res	Type
11	AL	33	CYS
11	AL	43	LYS
11	AL	73	LEU
11	AL	75	GLU
11	AL	87	LYS
11	AL	88	ASP
12	AM	46	GLU
13	AN	33	VAL
13	AN	51	PRO
15	AP	47	GLU
16	AQ	5	ARG
16	AQ	12	VAL
16	AQ	16	MET
16	AQ	52	CYS
17	AR	33	THR
18	AS	27	LYS
19	AT	5	SER
20	AU	34	ARG
20	AU	36	PHE
26	BC	35	LYS
26	BC	104	LEU
26	BC	105	ALA
26	BC	106	PRO
26	BC	120	ASP
26	BC	121	ALA
26	BC	140	VAL
26	BC	189	ALA
26	BC	239	PHE
27	BD	17	GLU
27	BD	43	ASP
27	BD	54	ALA
27	BD	73	VAL
27	BD	92	VAL
27	BD	99	GLU
27	BD	103	ASP
27	BD	104	VAL
27	BD	122	VAL
27	BD	169	ARG
27	BD	183	GLU
27	BD	190	LYS
27	BD	191	GLY
28	BE	8	ALA

*Continued on next page...*

*Continued from previous page...*

<b>Mol</b>	<b>Chain</b>	<b>Res</b>	<b>Type</b>
28	BE	46	GLN
28	BE	70	SER
28	BE	153	LEU
28	BE	175	ILE
29	BF	11	VAL
29	BF	111	ARG
29	BF	134	GLN
30	BG	7	PRO
30	BG	8	VAL
30	BG	28	LYS
30	BG	33	THR
30	BG	45	ALA
30	BG	53	PRO
30	BG	84	LYS
30	BG	94	ARG
30	BG	118	ALA
31	BH	3	VAL
31	BH	8	LYS
31	BH	9	VAL
31	BH	10	ALA
31	BH	14	SER
31	BH	15	LEU
31	BH	28	ASN
31	BH	32	PRO
31	BH	33	GLN
31	BH	121	VAL
32	BI	65	SER
32	BI	92	PRO
33	BJ	4	PHE
33	BJ	14	ASP
33	BJ	21	THR
33	BJ	41	LYS
33	BJ	44	TYR
33	BJ	45	THR
33	BJ	111	LYS
34	BK	13	ASN
34	BK	35	VAL
34	BK	49	ARG
34	BK	71	ARG
34	BK	72	PRO
34	BK	73	ASP
34	BK	118	LEU

*Continued on next page...*

*Continued from previous page...*

Mol	Chain	Res	Type
34	BK	119	ALA
35	BL	15	ALA
35	BL	30	THR
35	BL	66	PHE
35	BL	88	GLY
36	BM	2	LEU
36	BM	35	ALA
36	BM	36	VAL
36	BM	54	THR
36	BM	55	ARG
36	BM	69	PRO
36	BM	77	PRO
37	BN	117	ASP
38	BO	68	LYS
39	BP	25	VAL
39	BP	33	GLU
39	BP	50	ARG
40	BQ	87	VAL
41	BR	55	ASP
42	BS	3	THR
42	BS	14	ALA
42	BS	64	ALA
43	BT	16	VAL
43	BT	27	SER
43	BT	28	ASN
43	BT	29	THR
43	BT	69	ARG
43	BT	70	HIS
43	BT	88	LYS
44	BU	6	ARG
44	BU	63	ALA
44	BU	88	ASP
44	BU	98	ASN
45	BV	69	GLU
46	BW	9	THR
46	BW	30	VAL
46	BW	34	SER
46	BW	36	ILE
46	BW	40	ARG
46	BW	50	VAL
47	BX	17	ARG
48	BY	22	LEU

*Continued on next page...*

*Continued from previous page...*

Mol	Chain	Res	Type
48	BY	23	ARG
49	BZ	3	THR
50	B0	3	GLN
50	B0	35	GLU
50	B0	54	ILE
51	B1	4	ILE
53	B3	22	LYS
53	B3	31	ILE
54	B4	4	ARG
1	CB	44	LYS
1	CB	81	ASP
1	CB	129	THR
1	CB	150	ILE
1	CB	202	ASN
2	CC	178	ARG
3	CD	2	ARG
3	CD	25	ARG
3	CD	29	THR
3	CD	33	ILE
3	CD	35	GLN
3	CD	80	ARG
3	CD	125	ASN
3	CD	187	ARG
4	CE	56	PRO
5	CF	68	GLN
6	CG	30	MET
6	CG	52	ARG
6	CG	62	GLU
6	CG	133	ALA
7	CH	98	LEU
8	CI	71	ILE
9	CJ	57	VAL
9	CJ	81	GLU
10	CK	88	PRO
10	CK	90	PRO
10	CK	107	THR
10	CK	126	ARG
11	CL	92	VAL
12	CM	61	LYS
12	CM	65	GLU
15	CP	54	LEU
15	CP	55	ASP

*Continued on next page...*



*Continued from previous page...*

Mol	Chain	Res	Type
16	CQ	79	GLU
17	CR	70	THR
19	CT	3	ILE
20	CU	4	LYS
20	CU	14	ALA
20	CU	23	GLU
20	CU	31	VAL
20	CU	34	ARG
26	DC	9	SER
26	DC	28	PRO
26	DC	37	SER
26	DC	94	LEU
26	DC	186	ASP
26	DC	269	ARG
27	DD	11	MET
27	DD	14	ILE
27	DD	74	GLU
27	DD	77	ARG
27	DD	150	GLN
27	DD	175	LEU
27	DD	194	PRO
28	DE	41	GLN
28	DE	55	SER
28	DE	99	LYS
28	DE	153	LEU
29	DF	10	GLU
29	DF	12	VAL
29	DF	32	LYS
29	DF	36	ASN
29	DF	42	ALA
29	DF	112	ASP
29	DF	114	ARG
29	DF	122	ASP
29	DF	137	PHE
29	DF	138	PRO
30	DG	49	LEU
30	DG	95	ALA
30	DG	149	ALA
30	DG	164	ALA
30	DG	165	ASP
31	DH	3	VAL
31	DH	9	VAL

*Continued on next page...*

*Continued from previous page...*

<b>Mol</b>	<b>Chain</b>	<b>Res</b>	<b>Type</b>
31	DH	10	ALA
31	DH	48	GLU
31	DH	49	ALA
31	DH	72	ILE
31	DH	76	GLU
31	DH	98	ASP
31	DH	102	ALA
32	DI	22	PRO
32	DI	23	VAL
32	DI	29	GLN
32	DI	52	LEU
32	DI	58	ILE
32	DI	69	VAL
33	DJ	45	THR
33	DJ	81	ILE
33	DJ	95	ARG
34	DK	18	ARG
34	DK	46	ALA
34	DK	71	ARG
34	DK	93	GLN
34	DK	110	GLU
34	DK	120	PRO
35	DL	4	ASN
35	DL	36	LYS
35	DL	41	ARG
35	DL	82	LEU
35	DL	85	VAL
35	DL	89	VAL
35	DL	111	ILE
36	DM	2	LEU
36	DM	72	PRO
36	DM	77	PRO
36	DM	135	VAL
37	DN	5	LYS
37	DN	30	ARG
37	DN	104	ALA
38	DO	90	VAL
39	DP	25	VAL
39	DP	50	ARG
39	DP	83	ILE
39	DP	109	ILE
39	DP	112	ARG

*Continued on next page...*

*Continued from previous page...*

Mol	Chain	Res	Type
40	DQ	86	SER
40	DQ	91	ARG
41	DR	3	ALA
42	DS	28	LYS
42	DS	33	LEU
42	DS	72	THR
43	DT	14	PRO
43	DT	15	HIS
43	DT	20	ALA
43	DT	29	THR
43	DT	56	GLU
43	DT	88	LYS
44	DU	17	ASP
44	DU	65	GLN
44	DU	82	VAL
44	DU	92	VAL
44	DU	95	PHE
44	DU	96	LYS
45	DV	56	PHE
45	DV	58	SER
46	DW	9	THR
46	DW	34	SER
46	DW	35	ILE
47	DX	2	ARG
49	DZ	30	ARG
50	D0	54	ILE
51	D1	35	LEU
53	D3	22	LYS
53	D3	29	ARG
54	D4	8	LYS
54	D4	20	ASP
1	AB	18	GLN
1	AB	19	THR
1	AB	21	TYR
1	AB	52	ALA
1	AB	123	GLY
1	AB	171	ALA
1	AB	189	ASN
1	AB	200	PRO
1	AB	209	VAL
2	AC	192	TYR
3	AD	22	SER

*Continued on next page...*

*Continued from previous page...*

Mol	Chain	Res	Type
3	AD	26	ALA
3	AD	32	LYS
3	AD	100	VAL
3	AD	124	VAL
3	AD	125	ASN
3	AD	174	ALA
4	AE	20	VAL
4	AE	23	THR
4	AE	56	PRO
4	AE	57	ALA
4	AE	98	ALA
4	AE	107	GLY
4	AE	110	MET
4	AE	137	ARG
5	AF	69	GLU
6	AG	129	ASN
7	AH	78	SER
7	AH	99	GLY
8	AI	29	ILE
9	AJ	35	GLN
9	AJ	74	VAL
9	AJ	75	ASP
10	AK	13	LYS
10	AK	119	GLY
11	AL	22	ALA
11	AL	28	GLN
11	AL	117	GLY
12	AM	3	ILE
13	AN	52	ARG
13	AN	61	ASN
14	AO	86	LEU
15	AP	10	GLY
15	AP	49	GLY
15	AP	54	LEU
15	AP	80	LYS
16	AQ	10	ARG
19	AT	19	HIS
19	AT	67	HIS
19	AT	76	ALA
20	AU	12	ASP
26	BC	9	SER
26	BC	77	VAL

*Continued on next page...*

*Continued from previous page...*

Mol	Chain	Res	Type
26	BC	94	LEU
26	BC	110	LYS
26	BC	196	ASN
26	BC	200	MET
27	BD	118	PHE
27	BD	127	PHE
27	BD	144	GLY
27	BD	182	ALA
27	BD	187	LEU
27	BD	192	ALA
28	BE	6	LYS
28	BE	43	THR
28	BE	69	ARG
28	BE	79	ARG
28	BE	86	ALA
28	BE	96	VAL
28	BE	123	LYS
29	BF	8	LYS
29	BF	20	ASN
29	BF	149	ARG
30	BG	9	VAL
30	BG	30	GLY
30	BG	164	ALA
30	BG	170	THR
31	BH	31	VAL
31	BH	34	GLY
31	BH	35	LYS
31	BH	54	LEU
31	BH	81	ALA
31	BH	83	LYS
31	BH	101	ASP
31	BH	103	VAL
31	BH	107	GLY
31	BH	111	ALA
31	BH	131	SER
32	BI	30	GLN
33	BJ	20	ALA
33	BJ	81	ILE
34	BK	17	ARG
34	BK	30	ARG
34	BK	46	ALA
34	BK	50	GLY

*Continued on next page...*

*Continued from previous page...*

Mol	Chain	Res	Type
34	BK	69	VAL
34	BK	93	GLN
35	BL	36	LYS
35	BL	111	ILE
35	BL	114	GLY
36	BM	14	LYS
36	BM	15	GLY
36	BM	56	ALA
37	BN	15	SER
37	BN	101	GLY
37	BN	118	ARG
38	BO	3	LYS
38	BO	22	GLY
38	BO	58	ILE
38	BO	100	HIS
38	BO	112	GLU
39	BP	15	ASP
39	BP	23	ASP
39	BP	65	ASN
39	BP	103	THR
39	BP	105	LYS
40	BQ	86	SER
42	BS	19	LEU
42	BS	96	ILE
43	BT	38	ALA
43	BT	49	LYS
43	BT	68	LYS
44	BU	18	LYS
44	BU	51	LEU
44	BU	87	GLU
44	BU	92	VAL
46	BW	14	ASP
46	BW	15	SER
46	BW	18	LYS
46	BW	23	LYS
46	BW	33	GLY
46	BW	41	GLY
46	BW	47	GLY
46	BW	51	GLY
47	BX	34	SER
49	BZ	13	ILE
50	B0	17	SER

*Continued on next page...*

*Continued from previous page...*

Mol	Chain	Res	Type
51	B1	43	ARG
51	B1	51	ALA
52	B2	44	VAL
1	CB	26	MET
1	CB	63	LYS
1	CB	76	SER
1	CB	101	THR
1	CB	152	ASP
1	CB	163	ILE
1	CB	188	THR
1	CB	203	ASP
1	CB	218	ALA
2	CC	27	GLU
2	CC	120	THR
2	CC	130	ARG
2	CC	167	TYR
2	CC	177	LEU
2	CC	187	GLU
2	CC	188	ALA
3	CD	24	VAL
3	CD	39	GLN
3	CD	47	LEU
3	CD	103	ARG
4	CE	111	ARG
5	CF	35	LYS
5	CF	44	ARG
5	CF	98	GLU
5	CF	99	ALA
6	CG	17	PHE
6	CG	29	LEU
6	CG	31	VAL
6	CG	36	SER
6	CG	49	LEU
6	CG	99	ALA
6	CG	107	ALA
8	CI	55	ASP
8	CI	58	GLU
9	CJ	34	ALA
9	CJ	67	ILE
9	CJ	82	LYS
9	CJ	87	LEU
10	CK	91	GLY

*Continued on next page...*

*Continued from previous page...*

Mol	Chain	Res	Type
10	CK	92	ARG
10	CK	125	LYS
11	CL	22	ALA
11	CL	34	THR
11	CL	43	LYS
11	CL	85	ARG
11	CL	117	GLY
12	CM	45	SER
12	CM	62	PHE
12	CM	77	LYS
12	CM	97	ARG
13	CN	21	ALA
13	CN	75	LYS
13	CN	83	VAL
13	CN	95	LEU
14	CO	45	HIS
15	CP	36	VAL
15	CP	42	ILE
15	CP	63	GLN
15	CP	66	THR
17	CR	69	TYR
19	CT	43	LYS
20	CU	7	GLU
20	CU	8	ASN
20	CU	26	GLY
20	CU	32	ARG
26	DC	3	VAL
26	DC	38	LYS
26	DC	45	ASN
26	DC	140	VAL
26	DC	195	GLY
26	DC	239	PHE
27	DD	31	ALA
27	DD	48	ILE
27	DD	93	GLY
27	DD	118	PHE
27	DD	119	ALA
27	DD	120	GLY
27	DD	121	THR
27	DD	136	ASN
27	DD	144	GLY
27	DD	145	SER

*Continued on next page...*



*Continued from previous page...*

Mol	Chain	Res	Type
27	DD	164	GLN
27	DD	170	VAL
28	DE	62	GLN
28	DE	80	SER
28	DE	81	GLY
28	DE	116	ASP
28	DE	127	GLU
28	DE	165	HIS
28	DE	187	VAL
29	DF	8	LYS
29	DF	37	MET
29	DF	43	ILE
29	DF	67	THR
29	DF	76	PHE
29	DF	113	PHE
29	DF	120	SER
29	DF	133	GLU
29	DF	145	VAL
29	DF	148	VAL
30	DG	40	VAL
30	DG	59	ASP
30	DG	80	GLU
30	DG	83	THR
30	DG	85	LYS
30	DG	86	LEU
30	DG	93	TYR
30	DG	150	TYR
30	DG	166	GLU
31	DH	23	ALA
31	DH	66	ASN
31	DH	97	ARG
31	DH	99	ILE
31	DH	144	VAL
32	DI	30	GLN
32	DI	51	GLY
32	DI	62	ALA
32	DI	140	GLU
33	DJ	83	GLY
33	DJ	87	ALA
33	DJ	120	ARG
34	DK	5	GLN
34	DK	16	ALA

*Continued on next page...*

*Continued from previous page...*

Mol	Chain	Res	Type
34	DK	35	VAL
34	DK	49	ARG
34	DK	72	PRO
35	DL	39	LYS
35	DL	88	GLY
35	DL	101	ILE
36	DM	13	HIS
36	DM	14	LYS
36	DM	69	PRO
36	DM	73	ILE
37	DN	10	LEU
37	DN	63	ARG
37	DN	71	ARG
38	DO	3	LYS
38	DO	72	ALA
39	DP	33	GLU
39	DP	42	PHE
39	DP	85	VAL
39	DP	108	ARG
40	DQ	23	TYR
40	DQ	29	ARG
40	DQ	32	ARG
41	DR	15	SER
41	DR	40	MET
42	DS	40	ASN
43	DT	19	LYS
43	DT	39	THR
43	DT	68	LYS
44	DU	4	ILE
44	DU	54	PRO
44	DU	64	ILE
44	DU	87	GLU
44	DU	88	ASP
44	DU	89	GLY
44	DU	97	SER
45	DV	33	GLY
45	DV	55	GLU
46	DW	18	LYS
46	DW	23	LYS
46	DW	24	ARG
46	DW	33	GLY
46	DW	39	GLN

*Continued on next page...*

*Continued from previous page...*

<b>Mol</b>	<b>Chain</b>	<b>Res</b>	<b>Type</b>
46	DW	53	GLY
46	DW	57	THR
46	DW	83	ALA
47	DX	41	SER
48	DY	9	LYS
48	DY	22	LEU
48	DY	37	LEU
49	DZ	4	ILE
50	D0	55	ALA
51	D1	36	LYS
53	D3	51	LYS
54	D4	4	ARG
1	AB	63	LYS
1	AB	67	LEU
1	AB	179	GLY
2	AC	167	TYR
3	AD	84	ASN
3	AD	166	LYS
4	AE	52	ALA
4	AE	152	VAL
5	AF	94	HIS
6	AG	78	ARG
6	AG	147	ASN
8	AI	56	MET
9	AJ	58	ASN
9	AJ	61	ALA
9	AJ	92	LEU
11	AL	8	ARG
11	AL	12	ALA
11	AL	52	CYS
12	AM	4	ALA
12	AM	23	GLY
12	AM	84	CYS
12	AM	106	ARG
13	AN	21	ALA
13	AN	27	LYS
13	AN	83	VAL
14	AO	2	LEU
14	AO	85	GLY
15	AP	11	ALA
16	AQ	17	GLU
16	AQ	49	ASN

*Continued on next page...*

*Continued from previous page...*

Mol	Chain	Res	Type
17	AR	72	ARG
19	AT	6	ALA
26	BC	141	HIS
26	BC	150	GLY
26	BC	243	PRO
27	BD	11	MET
27	BD	86	GLU
27	BD	107	VAL
27	BD	150	GLN
28	BE	11	ALA
28	BE	45	ALA
28	BE	148	ILE
29	BF	133	GLU
29	BF	174	PHE
29	BF	175	PRO
30	BG	61	TRP
30	BG	85	LYS
30	BG	153	PRO
30	BG	168	VAL
31	BH	30	LEU
31	BH	40	THR
31	BH	106	ALA
32	BI	59	THR
32	BI	105	LEU
33	BJ	2	LYS
33	BJ	39	LYS
33	BJ	65	THR
35	BL	64	PHE
35	BL	81	ASP
36	BM	13	HIS
37	BN	3	HIS
38	BO	113	ALA
39	BP	5	LYS
39	BP	34	GLY
39	BP	86	LYS
40	BQ	5	ARG
40	BQ	68	ALA
40	BQ	69	ARG
40	BQ	76	SER
40	BQ	115	ALA
43	BT	39	THR
43	BT	86	THR

*Continued on next page...*

*Continued from previous page...*

Mol	Chain	Res	Type
44	BU	8	ASP
46	BW	16	GLU
46	BW	74	LYS
47	BX	33	HIS
48	BY	24	GLU
48	BY	41	HIS
48	BY	44	LYS
49	BZ	34	THR
50	B0	51	ARG
51	B1	50	GLU
54	B4	16	ILE
1	CB	17	HIS
1	CB	85	SER
1	CB	128	LEU
1	CB	133	ALA
1	CB	149	GLY
1	CB	205	ALA
2	CC	140	ALA
2	CC	186	SER
3	CD	120	LYS
3	CD	166	LYS
3	CD	181	PHE
4	CE	30	PHE
4	CE	57	ALA
4	CE	68	ARG
4	CE	81	GLN
5	CF	50	PRO
6	CG	15	PRO
6	CG	59	GLU
6	CG	88	VAL
6	CG	98	LEU
7	CH	2	MET
7	CH	30	LYS
8	CI	120	ALA
9	CJ	33	GLY
10	CK	70	ALA
11	CL	83	GLY
12	CM	93	GLY
12	CM	111	PRO
13	CN	17	ASP
13	CN	48	GLN
13	CN	53	ASP

*Continued on next page...*

*Continued from previous page...*

Mol	Chain	Res	Type
15	CP	43	ALA
16	CQ	5	ARG
20	CU	15	LEU
26	DC	36	ASN
26	DC	96	LYS
26	DC	141	HIS
26	DC	198	GLU
26	DC	237	ARG
27	DD	95	SER
27	DD	102	ALA
27	DD	107	VAL
27	DD	112	THR
27	DD	197	THR
28	DE	13	THR
28	DE	70	SER
28	DE	79	ARG
28	DE	126	VAL
29	DF	41	GLU
29	DF	70	ARG
29	DF	116	LEU
30	DG	9	VAL
30	DG	11	PRO
30	DG	45	ALA
30	DG	91	VAL
30	DG	117	PRO
30	DG	125	PRO
30	DG	169	ARG
31	DH	86	ASP
32	DI	35	MET
33	DJ	25	LEU
33	DJ	112	GLY
34	DK	6	THR
34	DK	14	SER
34	DK	17	ARG
34	DK	89	ASN
35	DL	29	LYS
35	DL	48	ARG
35	DL	66	PHE
36	DM	110	GLU
37	DN	13	ASN
37	DN	82	GLU
37	DN	102	PHE

*Continued on next page...*

*Continued from previous page...*

Mol	Chain	Res	Type
38	DO	8	ILE
38	DO	45	SER
39	DP	65	ASN
39	DP	94	ALA
39	DP	113	LEU
40	DQ	58	GLN
40	DQ	87	VAL
40	DQ	88	GLU
41	DR	29	THR
41	DR	53	PHE
41	DR	91	GLN
42	DS	3	THR
42	DS	96	ILE
43	DT	18	GLU
44	DU	8	ASP
44	DU	40	LEU
44	DU	101	THR
45	DV	79	ARG
46	DW	32	ALA
46	DW	36	ILE
46	DW	41	GLY
46	DW	46	ALA
47	DX	61	LYS
47	DX	69	GLU
49	DZ	13	ILE
49	DZ	27	GLY
50	D0	21	LEU
50	D0	32	THR
52	D2	39	ARG
52	D2	40	ALA
53	D3	18	LYS
1	AB	31	PHE
1	AB	53	LEU
1	AB	128	LEU
2	AC	92	ASP
2	AC	145	ALA
3	AD	33	ILE
3	AD	133	SER
3	AD	150	LYS
3	AD	167	PRO
5	AF	54	LEU
5	AF	68	GLN

*Continued on next page...*

*Continued from previous page...*

Mol	Chain	Res	Type
7	AH	77	VAL
7	AH	88	LYS
8	AI	8	THR
8	AI	52	GLU
9	AJ	30	LYS
9	AJ	93	ALA
10	AK	14	GLN
10	AK	40	ALA
11	AL	25	ALA
11	AL	114	SER
12	AM	39	ALA
12	AM	104	ASN
13	AN	3	GLN
13	AN	81	ILE
14	AO	45	HIS
14	AO	77	TYR
15	AP	36	VAL
15	AP	67	ILE
15	AP	78	VAL
16	AQ	80	LYS
18	AS	3	SER
18	AS	5	LYS
19	AT	44	ALA
19	AT	74	HIS
20	AU	37	TYR
20	AU	43	GLU
26	BC	109	LEU
26	BC	204	LEU
27	BD	41	ALA
27	BD	71	ALA
27	BD	77	ARG
27	BD	100	LEU
27	BD	114	LYS
27	BD	170	VAL
28	BE	73	ILE
28	BE	95	LYS
28	BE	187	VAL
29	BF	2	LYS
29	BF	61	GLY
29	BF	83	PRO
29	BF	132	ARG
29	BF	147	ARG

*Continued on next page...*



*Continued from previous page...*

Mol	Chain	Res	Type
30	BG	2	ARG
30	BG	97	VAL
30	BG	173	ALA
31	BH	16	GLY
31	BH	27	ARG
31	BH	89	LYS
31	BH	96	THR
32	BI	6	ALA
32	BI	83	ALA
33	BJ	13	ARG
34	BK	5	GLN
34	BK	6	THR
34	BK	16	ALA
36	BM	79	ALA
37	BN	65	LEU
37	BN	71	ARG
38	BO	67	ASN
38	BO	111	ARG
39	BP	6	GLN
39	BP	93	LYS
40	BQ	90	ASP
41	BR	53	PHE
41	BR	91	GLN
43	BT	18	GLU
43	BT	84	TYR
44	BU	16	LYS
44	BU	45	GLN
44	BU	81	ARG
44	BU	83	GLY
46	BW	17	ALA
46	BW	29	SER
48	BY	37	LEU
49	BZ	11	SER
2	CC	59	PRO
2	CC	63	ILE
2	CC	145	ALA
3	CD	34	GLU
6	CG	68	VAL
7	CH	41	GLU
7	CH	58	LEU
8	CI	107	ALA
9	CJ	36	VAL

*Continued on next page...*

*Continued from previous page...*

Mol	Chain	Res	Type
9	CJ	46	LYS
9	CJ	74	VAL
10	CK	40	ALA
10	CK	120	CYS
11	CL	8	ARG
11	CL	42	LYS
12	CM	11	HIS
12	CM	22	TYR
12	CM	42	VAL
12	CM	50	GLY
13	CN	20	PHE
16	CQ	12	VAL
16	CQ	81	ALA
18	CS	4	LEU
18	CS	24	SER
18	CS	54	ARG
26	DC	69	ASN
26	DC	98	GLY
26	DC	196	ASN
26	DC	204	LEU
26	DC	232	GLY
27	DD	99	GLU
27	DD	122	VAL
27	DD	176	ASP
28	DE	69	ARG
28	DE	148	ILE
28	DE	188	MET
29	DF	83	PRO
29	DF	104	THR
29	DF	130	GLY
29	DF	136	ILE
30	DG	46	ASP
30	DG	119	GLY
31	DH	39	ALA
31	DH	103	VAL
31	DH	121	VAL
32	DI	9	LYS
32	DI	19	PRO
32	DI	87	SER
32	DI	119	ALA
33	DJ	44	TYR
33	DJ	113	PRO

*Continued on next page...*

*Continued from previous page...*

Mol	Chain	Res	Type
34	DK	103	VAL
34	DK	119	ALA
35	DL	42	SER
36	DM	35	ALA
36	DM	100	LYS
36	DM	111	GLU
37	DN	17	ARG
39	DP	20	ARG
39	DP	51	ASN
40	DQ	5	ARG
41	DR	65	ALA
41	DR	98	ILE
46	DW	26	GLY
46	DW	71	LYS
47	DX	63	ILE
48	DY	2	LYS
48	DY	46	VAL
50	D0	53	VAL
51	D1	4	ILE
51	D1	50	GLU
52	D2	24	THR
53	D3	6	VAL
54	D4	16	ILE
1	AB	37	VAL
1	AB	133	ALA
1	AB	220	VAL
2	AC	148	ILE
3	AD	111	ALA
3	AD	134	TYR
3	AD	197	HIS
4	AE	24	VAL
5	AF	42	TRP
5	AF	60	VAL
6	AG	3	ARG
6	AG	55	LYS
6	AG	95	ARG
6	AG	139	ASP
7	AH	72	GLU
8	AI	33	SER
8	AI	106	ASP
9	AJ	37	ARG
9	AJ	62	ARG

*Continued on next page...*

*Continued from previous page...*

Mol	Chain	Res	Type
11	AL	47	ALA
11	AL	77	SER
12	AM	107	THR
15	AP	16	PHE
16	AQ	11	VAL
18	AS	26	ASP
20	AU	14	ALA
26	BC	51	ARG
26	BC	64	VAL
26	BC	149	LYS
26	BC	226	PRO
26	BC	237	ARG
27	BD	109	VAL
27	BD	145	SER
27	BD	184	ARG
28	BE	10	SER
28	BE	59	PRO
28	BE	83	VAL
28	BE	191	ASP
29	BF	113	PHE
30	BG	16	VAL
30	BG	31	GLU
30	BG	44	HIS
30	BG	54	ARG
31	BH	25	TYR
32	BI	3	LYS
32	BI	20	SER
33	BJ	125	TYR
34	BK	48	PRO
35	BL	29	LYS
35	BL	40	SER
36	BM	60	GLN
36	BM	84	LYS
37	BN	14	SER
39	BP	2	ASN
39	BP	20	ARG
39	BP	51	ASN
40	BQ	4	LYS
41	BR	7	SER
41	BR	43	ASN
41	BR	51	VAL
41	BR	65	ALA

*Continued on next page...*

*Continued from previous page...*

Mol	Chain	Res	Type
41	BR	98	ILE
43	BT	55	VAL
44	BU	38	ILE
44	BU	53	GLN
46	BW	37	VAL
46	BW	52	CYS
46	BW	76	ARG
46	BW	78	PHE
48	BY	9	LYS
54	B4	8	LYS
2	CC	24	ASN
2	CC	65	VAL
2	CC	109	GLU
3	CD	178	GLU
3	CD	182	LYS
3	CD	191	SER
4	CE	38	VAL
4	CE	109	ALA
5	CF	39	LEU
5	CF	53	LYS
5	CF	73	GLU
5	CF	85	ILE
5	CF	94	HIS
6	CG	13	PRO
6	CG	58	LEU
6	CG	95	ARG
6	CG	141	HIS
6	CG	143	MET
7	CH	95	MET
9	CJ	16	ARG
9	CJ	25	ILE
9	CJ	42	LEU
11	CL	101	LEU
12	CM	3	ILE
12	CM	14	ALA
12	CM	76	ILE
15	CP	78	VAL
18	CS	29	PRO
20	CU	9	GLU
26	DC	106	PRO
27	DD	44	GLY
28	DE	22	ASP

*Continued on next page...*

*Continued from previous page...*

Mol	Chain	Res	Type
28	DE	45	ALA
28	DE	60	TRP
28	DE	96	VAL
28	DE	123	LYS
28	DE	166	LYS
29	DF	68	LYS
29	DF	82	TYR
30	DG	126	THR
30	DG	152	ARG
30	DG	155	PRO
30	DG	170	THR
31	DH	61	VAL
31	DH	105	ALA
33	DJ	98	GLU
34	DK	104	THR
35	DL	19	LEU
35	DL	30	THR
35	DL	65	GLY
35	DL	93	ASN
35	DL	99	ASN
36	DM	16	ARG
36	DM	134	THR
37	DN	2	ARG
38	DO	27	VAL
38	DO	43	ASN
39	DP	32	VAL
40	DQ	6	GLY
41	DR	57	GLY
42	DS	61	ASN
42	DS	71	VAL
43	DT	11	LEU
43	DT	38	ALA
44	DU	35	VAL
44	DU	41	VAL
47	DX	27	ARG
50	D0	25	THR
52	D2	43	THR
53	D3	3	ILE
54	D4	3	VAL
2	AC	46	LEU
2	AC	65	VAL
2	AC	107	LYS

*Continued on next page...*

*Continued from previous page...*

Mol	Chain	Res	Type
3	AD	152	SER
5	AF	50	PRO
5	AF	56	LYS
9	AJ	36	VAL
9	AJ	79	PRO
20	AU	11	PHE
20	AU	39	LYS
26	BC	188	ARG
27	BD	151	THR
29	BF	128	SER
30	BG	83	THR
31	BH	13	GLY
35	BL	12	SER
36	BM	73	ILE
37	BN	84	GLY
37	BN	102	PHE
39	BP	4	ILE
39	BP	63	ILE
44	BU	85	ARG
45	BV	71	LYS
46	BW	26	GLY
48	BY	62	GLY
1	CB	18	GLN
3	CD	192	ALA
4	CE	31	SER
4	CE	58	ALA
4	CE	75	LEU
6	CG	120	ALA
6	CG	121	ASN
8	CI	25	GLY
20	CU	37	TYR
26	DC	59	GLN
26	DC	64	VAL
27	DD	109	VAL
27	DD	162	ALA
29	DF	175	PRO
32	DI	31	GLY
33	DJ	13	ARG
35	DL	100	ILE
36	DM	70	ASP
36	DM	106	ASP
37	DN	8	ARG

*Continued on next page...*

*Continued from previous page...*

Mol	Chain	Res	Type
39	DP	63	ILE
44	DU	12	VAL
46	DW	49	ASN
49	DZ	29	ARG
3	AD	23	GLY
5	AF	18	VAL
6	AG	92	PRO
7	AH	103	VAL
20	AU	10	PRO
30	BG	110	HIS
50	B0	53	VAL
9	CJ	26	VAL
12	CM	6	ILE
16	CQ	34	GLY
28	DE	73	ILE
28	DE	129	PRO
31	DH	143	ILE
32	DI	138	VAL
39	DP	4	ILE
42	DS	74	ILE
43	DT	16	VAL
3	AD	36	ALA
4	AE	78	GLY
27	BD	53	GLY
28	BE	4	VAL
28	BE	71	GLY
29	BF	135	ILE
31	BH	80	ILE
46	BW	27	GLY
4	CE	24	VAL
26	DC	2	VAL
26	DC	217	PRO
29	DF	81	GLY
29	DF	88	VAL
32	DI	121	ILE
44	DU	47	PRO
39	BP	104	GLY
46	BW	22	VAL
3	CD	45	PRO
7	CH	74	ILE
16	CQ	78	VAL
26	DC	246	PRO

*Continued on next page...*



*Continued from previous page...*

Mol	Chain	Res	Type
29	DF	84	ILE
38	DO	32	PRO
45	DV	15	GLY
45	DV	84	PRO
52	D2	38	GLY
2	AC	12	GLY
5	AF	7	VAL
30	BG	75	VAL
46	BW	70	VAL
1	CB	157	PRO
2	CC	77	GLY
5	CF	64	VAL
6	CG	134	VAL
9	CJ	96	VAL
19	CT	82	ILE
29	DF	125	GLY
30	DG	3	VAL
32	DI	28	GLY
34	DK	48	PRO
36	DM	36	VAL
38	DO	42	PRO
43	DT	74	ILE
49	DZ	50	VAL
9	AJ	41	PRO
15	AP	42	ILE
32	BI	23	VAL
32	BI	28	GLY
3	CD	27	ILE
4	CE	97	PRO
17	CR	25	ILE
35	DL	114	GLY
41	DR	56	GLY
43	DT	53	VAL
44	DU	33	VAL
49	DZ	32	GLY

### 5.3.2 Protein sidechains ⓘ

In the following table, the Percentiles column shows the percent sidechain outliers of the chain as a percentile score with respect to all X-ray entries followed by that with respect to entries of similar resolution.

The Analysed column shows the number of residues for which the sidechain conformation was

analysed, and the total number of residues.

Mol	Chain	Analysed	Rotameric	Outliers	Percentiles	
1	AB	180/199 (90%)	147 (82%)	33 (18%)	1	11
1	CB	180/199 (90%)	157 (87%)	23 (13%)	4	23
2	AC	170/190 (90%)	148 (87%)	22 (13%)	4	23
2	CC	170/190 (90%)	153 (90%)	17 (10%)	7	32
3	AD	172/173 (99%)	144 (84%)	28 (16%)	2	15
3	CD	172/173 (99%)	146 (85%)	26 (15%)	3	18
4	AE	113/126 (90%)	90 (80%)	23 (20%)	1	8
4	CE	113/126 (90%)	97 (86%)	16 (14%)	3	20
5	AF	87/116 (75%)	77 (88%)	10 (12%)	5	27
5	CF	87/116 (75%)	78 (90%)	9 (10%)	7	31
6	AG	124/147 (84%)	116 (94%)	8 (6%)	17	48
6	CG	123/147 (84%)	97 (79%)	26 (21%)	1	8
7	AH	104/105 (99%)	92 (88%)	12 (12%)	5	27
7	CH	104/105 (99%)	87 (84%)	17 (16%)	2	15
8	AI	105/107 (98%)	88 (84%)	17 (16%)	2	15
8	CI	105/107 (98%)	91 (87%)	14 (13%)	4	22
9	AJ	86/90 (96%)	72 (84%)	14 (16%)	2	15
9	CJ	86/90 (96%)	74 (86%)	12 (14%)	3	21
10	AK	90/99 (91%)	81 (90%)	9 (10%)	7	32
10	CK	90/99 (91%)	73 (81%)	17 (19%)	1	10
11	AL	103/104 (99%)	85 (82%)	18 (18%)	2	13
11	CL	103/104 (99%)	85 (82%)	18 (18%)	2	13
12	AM	92/96 (96%)	87 (95%)	5 (5%)	22	53
12	CM	91/96 (95%)	75 (82%)	16 (18%)	2	13
13	AN	79/84 (94%)	74 (94%)	5 (6%)	18	49
13	CN	79/84 (94%)	67 (85%)	12 (15%)	3	17
14	AO	76/77 (99%)	69 (91%)	7 (9%)	9	35
14	CO	76/77 (99%)	71 (93%)	5 (7%)	16	47
15	AP	65/65 (100%)	59 (91%)	6 (9%)	9	35
15	CP	65/65 (100%)	59 (91%)	6 (9%)	9	35
16	AQ	74/78 (95%)	57 (77%)	17 (23%)	1	6

*Continued on next page...*

*Continued from previous page...*

Mol	Chain	Analysed	Rotameric	Outliers	Percentiles	
16	CQ	74/78 (95%)	64 (86%)	10 (14%)	4	22
17	AR	48/65 (74%)	47 (98%)	1 (2%)	53	73
17	CR	48/65 (74%)	45 (94%)	3 (6%)	18	49
18	AS	70/79 (89%)	62 (89%)	8 (11%)	5	27
18	CS	70/79 (89%)	59 (84%)	11 (16%)	2	17
19	AT	65/66 (98%)	56 (86%)	9 (14%)	3	21
19	CT	65/66 (98%)	58 (89%)	7 (11%)	6	29
20	AU	44/61 (72%)	36 (82%)	8 (18%)	1	11
20	CU	44/61 (72%)	33 (75%)	11 (25%)	0	4
26	BC	216/218 (99%)	177 (82%)	39 (18%)	1	12
26	DC	216/218 (99%)	191 (88%)	25 (12%)	5	27
27	BD	164/164 (100%)	133 (81%)	31 (19%)	1	10
27	DD	164/164 (100%)	144 (88%)	20 (12%)	5	24
28	BE	165/165 (100%)	128 (78%)	37 (22%)	1	6
28	DE	165/165 (100%)	150 (91%)	15 (9%)	9	36
29	BF	148/150 (99%)	129 (87%)	19 (13%)	4	23
29	DF	149/150 (99%)	121 (81%)	28 (19%)	1	10
30	BG	137/138 (99%)	108 (79%)	29 (21%)	1	7
30	DG	137/138 (99%)	120 (88%)	17 (12%)	4	24
31	BH	114/114 (100%)	98 (86%)	16 (14%)	3	21
31	DH	114/114 (100%)	97 (85%)	17 (15%)	3	18
32	BI	109/110 (99%)	92 (84%)	17 (16%)	2	17
32	DI	109/110 (99%)	102 (94%)	7 (6%)	17	48
33	BJ	116/116 (100%)	91 (78%)	25 (22%)	1	7
33	DJ	116/116 (100%)	105 (90%)	11 (10%)	8	34
34	BK	103/104 (99%)	82 (80%)	21 (20%)	1	8
34	DK	103/104 (99%)	85 (82%)	18 (18%)	2	13
35	BL	102/103 (99%)	77 (76%)	25 (24%)	0	5
35	DL	102/103 (99%)	87 (85%)	15 (15%)	3	19
36	BM	109/109 (100%)	89 (82%)	20 (18%)	1	11
36	DM	109/109 (100%)	96 (88%)	13 (12%)	5	26

*Continued on next page...*

*Continued from previous page...*

Mol	Chain	Analysed	Rotameric	Outliers	Percentiles	
37	BN	100/103 (97%)	78 (78%)	22 (22%)	1	7
37	DN	100/103 (97%)	87 (87%)	13 (13%)	4	23
38	BO	86/87 (99%)	69 (80%)	17 (20%)	1	9
38	DO	86/87 (99%)	76 (88%)	10 (12%)	5	27
39	BP	99/100 (99%)	77 (78%)	22 (22%)	1	7
39	DP	99/100 (99%)	91 (92%)	8 (8%)	11	41
40	BQ	89/90 (99%)	73 (82%)	16 (18%)	1	12
40	DQ	89/90 (99%)	78 (88%)	11 (12%)	4	24
41	BR	84/84 (100%)	68 (81%)	16 (19%)	1	10
41	DR	84/84 (100%)	72 (86%)	12 (14%)	3	20
42	BS	93/93 (100%)	76 (82%)	17 (18%)	1	11
42	DS	93/93 (100%)	80 (86%)	13 (14%)	3	21
43	BT	80/84 (95%)	63 (79%)	17 (21%)	1	7
43	DT	80/84 (95%)	75 (94%)	5 (6%)	18	49
44	BU	83/85 (98%)	73 (88%)	10 (12%)	5	25
44	DU	83/85 (98%)	72 (87%)	11 (13%)	4	22
45	BV	78/78 (100%)	64 (82%)	14 (18%)	2	12
45	DV	78/78 (100%)	65 (83%)	13 (17%)	2	15
46	BW	59/63 (94%)	39 (66%)	20 (34%)	0	1
46	DW	59/63 (94%)	43 (73%)	16 (27%)	0	3
47	BX	67/68 (98%)	56 (84%)	11 (16%)	2	15
47	DX	67/68 (98%)	58 (87%)	9 (13%)	4	22
48	BY	55/55 (100%)	41 (74%)	14 (26%)	0	4
48	DY	55/55 (100%)	51 (93%)	4 (7%)	14	44
49	BZ	48/49 (98%)	34 (71%)	14 (29%)	0	2
49	DZ	48/49 (98%)	39 (81%)	9 (19%)	1	10
50	B0	47/48 (98%)	43 (92%)	4 (8%)	10	40
50	D0	47/48 (98%)	41 (87%)	6 (13%)	4	23
51	B1	45/49 (92%)	35 (78%)	10 (22%)	1	7
51	D1	45/49 (92%)	41 (91%)	4 (9%)	9	37
52	B2	38/38 (100%)	32 (84%)	6 (16%)	2	17

*Continued on next page...*

*Continued from previous page...*

Mol	Chain	Analysed	Rotameric	Outliers	Percentiles	
52	D2	38/38 (100%)	34 (90%)	4 (10%)	7	30
53	B3	51/52 (98%)	45 (88%)	6 (12%)	5	26
53	D3	51/52 (98%)	42 (82%)	9 (18%)	2	13
54	B4	34/34 (100%)	29 (85%)	5 (15%)	3	19
54	D4	34/34 (100%)	29 (85%)	5 (15%)	3	19
All	All	9331/9756 (96%)	7927 (85%)	1404 (15%)	3	18

All (1404) residues with a non-rotameric sidechain are listed below:

Mol	Chain	Res	Type
1	AB	10	LYS
1	AB	13	VAL
1	AB	19	THR
1	AB	22	TRP
1	AB	26	MET
1	AB	30	ILE
1	AB	36	LYS
1	AB	40	ILE
1	AB	41	ASN
1	AB	53	LEU
1	AB	57	ASN
1	AB	94	ARG
1	AB	100	LEU
1	AB	101	THR
1	AB	108	GLN
1	AB	119	GLN
1	AB	122	ASP
1	AB	125	PHE
1	AB	128	LEU
1	AB	130	LYS
1	AB	138	ARG
1	AB	139	GLU
1	AB	142	LYS
1	AB	143	LEU
1	AB	153	MET
1	AB	156	LEU
1	AB	158	ASP
1	AB	166	ASP
1	AB	170	ILE
1	AB	178	LEU

*Continued on next page...*

*Continued from previous page...*

Mol	Chain	Res	Type
1	AB	189	ASN
1	AB	206	ILE
1	AB	219	THR
2	AC	2	GLN
2	AC	13	ILE
2	AC	17	TRP
2	AC	24	ASN
2	AC	30	ASP
2	AC	32	LEU
2	AC	36	PHE
2	AC	38	VAL
2	AC	79	LYS
2	AC	106	ARG
2	AC	119	ILE
2	AC	125	ARG
2	AC	130	ARG
2	AC	139	ASN
2	AC	143	LEU
2	AC	148	ILE
2	AC	149	LYS
2	AC	166	TRP
2	AC	167	TYR
2	AC	180	ASP
2	AC	184	ASN
2	AC	185	THR
3	AD	10	LEU
3	AD	25	ARG
3	AD	29	THR
3	AD	31	CYS
3	AD	32	LYS
3	AD	33	ILE
3	AD	43	ARG
3	AD	52	VAL
3	AD	55	ARG
3	AD	57	LYS
3	AD	58	GLN
3	AD	59	LYS
3	AD	69	ARG
3	AD	92	LEU
3	AD	99	ASN
3	AD	115	GLN
3	AD	117	VAL

*Continued on next page...*

*Continued from previous page...*

Mol	Chain	Res	Type
3	AD	122	ILE
3	AD	127	ARG
3	AD	131	ILE
3	AD	153	ARG
3	AD	160	LEU
3	AD	166	LYS
3	AD	193	ASP
3	AD	195	ASN
3	AD	198	LEU
3	AD	199	ILE
3	AD	205	LYS
4	AE	9	GLU
4	AE	10	LEU
4	AE	11	GLN
4	AE	14	LEU
4	AE	19	ARG
4	AE	20	VAL
4	AE	28	ARG
4	AE	35	LEU
4	AE	42	ASN
4	AE	45	VAL
4	AE	59	ILE
4	AE	76	ASN
4	AE	79	THR
4	AE	81	GLN
4	AE	104	ILE
4	AE	113	VAL
4	AE	121	ASN
4	AE	123	LEU
4	AE	130	THR
4	AE	133	ILE
4	AE	136	VAL
4	AE	144	GLU
4	AE	155	LYS
5	AF	6	ILE
5	AF	14	GLN
5	AF	17	GLN
5	AF	24	ARG
5	AF	39	LEU
5	AF	55	HIS
5	AF	68	GLN
5	AF	69	GLU

*Continued on next page...*

*Continued from previous page...*

Mol	Chain	Res	Type
5	AF	86	ARG
5	AF	97	THR
6	AG	3	ARG
6	AG	77	ARG
6	AG	85	GLN
6	AG	93	VAL
6	AG	105	GLU
6	AG	121	ASN
6	AG	123	LEU
6	AG	147	ASN
7	AH	21	LYS
7	AH	54	THR
7	AH	59	GLU
7	AH	66	GLN
7	AH	76	ARG
7	AH	82	LEU
7	AH	86	LYS
7	AH	89	ASP
7	AH	98	LEU
7	AH	110	MET
7	AH	120	LEU
7	AH	128	VAL
8	AI	21	LYS
8	AI	32	ARG
8	AI	42	THR
8	AI	44	ARG
8	AI	47	VAL
8	AI	48	ARG
8	AI	54	VAL
8	AI	56	MET
8	AI	60	LEU
8	AI	62	LEU
8	AI	64	ILE
8	AI	67	LYS
8	AI	87	MET
8	AI	105	ARG
8	AI	115	VAL
8	AI	127	SER
8	AI	128	LYS
9	AJ	6	ILE
9	AJ	32	THR
9	AJ	35	GLN

*Continued on next page...*



*Continued from previous page...*

Mol	Chain	Res	Type
9	AJ	48	ARG
9	AJ	49	PHE
9	AJ	57	VAL
9	AJ	60	ASP
9	AJ	70	HIS
9	AJ	73	LEU
9	AJ	76	ILE
9	AJ	82	LYS
9	AJ	83	THR
9	AJ	89	ARG
9	AJ	90	LEU
10	AK	51	PHE
10	AK	55	ARG
10	AK	76	TYR
10	AK	81	LEU
10	AK	106	ILE
10	AK	124	LYS
10	AK	125	LYS
10	AK	127	ARG
10	AK	128	VAL
11	AL	3	VAL
11	AL	7	VAL
11	AL	17	LYS
11	AL	20	VAL
11	AL	28	GLN
11	AL	33	CYS
11	AL	34	THR
11	AL	43	LYS
11	AL	48	LEU
11	AL	49	ARG
11	AL	63	THR
11	AL	74	GLN
11	AL	78	VAL
11	AL	79	ILE
11	AL	87	LYS
11	AL	94	TYR
11	AL	96	THR
11	AL	109	ARG
12	AM	7	ASN
12	AM	28	ARG
12	AM	30	LYS
12	AM	70	ARG

*Continued on next page...*

*Continued from previous page...*

Mol	Chain	Res	Type
12	AM	74	MET
13	AN	3	GLN
13	AN	13	VAL
13	AN	58	ARG
13	AN	61	ASN
13	AN	96	LYS
14	AO	21	THR
14	AO	34	GLN
14	AO	44	GLU
14	AO	47	LYS
14	AO	57	ARG
14	AO	63	ARG
14	AO	87	ARG
15	AP	4	ILE
15	AP	6	LEU
15	AP	44	SER
15	AP	46	LYS
15	AP	63	GLN
15	AP	69	ASP
16	AQ	3	LYS
16	AQ	10	ARG
16	AQ	16	MET
16	AQ	20	ILE
16	AQ	21	VAL
16	AQ	25	GLU
16	AQ	37	ILE
16	AQ	42	LYS
16	AQ	47	ASP
16	AQ	49	ASN
16	AQ	50	ASN
16	AQ	51	GLU
16	AQ	54	ILE
16	AQ	64	ARG
16	AQ	74	LEU
16	AQ	79	GLU
16	AQ	80	LYS
17	AR	20	ILE
18	AS	30	LEU
18	AS	42	ASN
18	AS	54	ARG
18	AS	55	GLN
18	AS	60	PHE

*Continued on next page...*

*Continued from previous page...*

Mol	Chain	Res	Type
18	AS	61	VAL
18	AS	64	GLU
18	AS	79	TYR
19	AT	4	LYS
19	AT	11	ILE
19	AT	14	GLU
19	AT	35	TYR
19	AT	42	ASP
19	AT	48	LYS
19	AT	67	HIS
19	AT	75	LYS
19	AT	77	ASN
20	AU	4	LYS
20	AU	5	VAL
20	AU	18	PHE
20	AU	37	TYR
20	AU	38	GLU
20	AU	39	LYS
20	AU	44	ARG
20	AU	45	LYS
26	BC	12	ARG
26	BC	20	ASN
26	BC	27	LYS
26	BC	38	LYS
26	BC	43	ASN
26	BC	71	ASP
26	BC	73	ILE
26	BC	77	VAL
26	BC	85	ASN
26	BC	90	ILE
26	BC	93	VAL
26	BC	103	ILE
26	BC	109	LEU
26	BC	110	LYS
26	BC	114	GLN
26	BC	115	ILE
26	BC	120	ASP
26	BC	123	ILE
26	BC	129	LEU
26	BC	155	ARG
26	BC	164	VAL
26	BC	171	VAL

*Continued on next page...*

*Continued from previous page...*

Mol	Chain	Res	Type
26	BC	172	THR
26	BC	173	LEU
26	BC	175	LEU
26	BC	176	ARG
26	BC	201	LEU
26	BC	202	ARG
26	BC	203	VAL
26	BC	212	TRP
26	BC	215	VAL
26	BC	216	ARG
26	BC	225	ASN
26	BC	247	TRP
26	BC	250	GLN
26	BC	252	LYS
26	BC	254	LYS
26	BC	261	ARG
26	BC	268	ARG
27	BD	4	LEU
27	BD	9	VAL
27	BD	14	ILE
27	BD	16	THR
27	BD	17	GLU
27	BD	40	LEU
27	BD	42	ASN
27	BD	43	ASP
27	BD	45	TYR
27	BD	51	THR
27	BD	60	VAL
27	BD	73	VAL
27	BD	89	GLU
27	BD	90	PHE
27	BD	91	THR
27	BD	95	SER
27	BD	98	VAL
27	BD	101	PHE
27	BD	114	LYS
27	BD	118	PHE
27	BD	124	ARG
27	BD	131	ASP
27	BD	146	ILE
27	BD	150	GLN
27	BD	151	THR

*Continued on next page...*

*Continued from previous page...*

Mol	Chain	Res	Type
27	BD	159	LYS
27	BD	169	ARG
27	BD	176	ASP
27	BD	177	VAL
27	BD	183	GLU
27	BD	201	LEU
28	BE	12	LEU
28	BE	18	THR
28	BE	21	ARG
28	BE	24	ASN
28	BE	44	ARG
28	BE	48	THR
28	BE	53	THR
28	BE	57	LYS
28	BE	61	ARG
28	BE	62	GLN
28	BE	65	THR
28	BE	69	ARG
28	BE	70	SER
28	BE	77	ILE
28	BE	78	TRP
28	BE	80	SER
28	BE	84	THR
28	BE	90	GLN
28	BE	91	ASP
28	BE	108	ILE
28	BE	109	LEU
28	BE	113	VAL
28	BE	118	LEU
28	BE	119	ILE
28	BE	121	VAL
28	BE	123	LYS
28	BE	127	GLU
28	BE	132	LYS
28	BE	146	VAL
28	BE	147	LEU
28	BE	153	LEU
28	BE	163	ASN
28	BE	167	VAL
28	BE	170	ARG
28	BE	171	ASP
28	BE	178	VAL

*Continued on next page...*

*Continued from previous page...*

Mol	Chain	Res	Type
28	BE	189	THR
29	BF	3	LEU
29	BF	8	LYS
29	BF	9	ASP
29	BF	12	VAL
29	BF	34	THR
29	BF	35	LEU
29	BF	36	ASN
29	BF	46	LYS
29	BF	55	ASP
29	BF	65	LEU
29	BF	80	GLN
29	BF	90	LEU
29	BF	103	ILE
29	BF	109	ARG
29	BF	111	ARG
29	BF	114	ARG
29	BF	132	ARG
29	BF	134	GLN
29	BF	154	THR
30	BG	8	VAL
30	BG	15	ASP
30	BG	18	ILE
30	BG	21	GLN
30	BG	29	ASN
30	BG	34	ARG
30	BG	35	THR
30	BG	37	ASN
30	BG	40	VAL
30	BG	59	ASP
30	BG	68	ARG
30	BG	72	ASN
30	BG	78	VAL
30	BG	80	GLU
30	BG	84	LYS
30	BG	86	LEU
30	BG	88	LEU
30	BG	91	VAL
30	BG	101	VAL
30	BG	115	GLN
30	BG	116	LEU
30	BG	120	ILE

*Continued on next page...*

*Continued from previous page...*

Mol	Chain	Res	Type
30	BG	123	GLU
30	BG	131	VAL
30	BG	132	LEU
30	BG	138	GLN
30	BG	148	ARG
30	BG	170	THR
30	BG	174	LYS
31	BH	3	VAL
31	BH	6	LEU
31	BH	12	LEU
31	BH	14	SER
31	BH	18	GLN
31	BH	28	ASN
31	BH	31	VAL
31	BH	50	ARG
31	BH	54	LEU
31	BH	68	ARG
31	BH	75	LEU
31	BH	83	LYS
31	BH	96	THR
31	BH	97	ARG
31	BH	125	THR
31	BH	135	HIS
32	BI	2	LYS
32	BI	10	LEU
32	BI	11	GLN
32	BI	12	VAL
32	BI	23	VAL
32	BI	30	GLN
32	BI	37	PHE
32	BI	39	LYS
32	BI	49	GLU
32	BI	61	TYR
32	BI	71	LYS
32	BI	81	LYS
32	BI	86	LYS
32	BI	95	ASP
32	BI	107	GLU
32	BI	126	ARG
32	BI	135	MET
33	BJ	1	MET
33	BJ	2	LYS

*Continued on next page...*

*Continued from previous page...*

Mol	Chain	Res	Type
33	BJ	5	THR
33	BJ	7	LYS
33	BJ	24	THR
33	BJ	25	LEU
33	BJ	30	THR
33	BJ	31	GLU
33	BJ	36	LEU
33	BJ	40	HIS
33	BJ	41	LYS
33	BJ	44	TYR
33	BJ	54	ILE
33	BJ	55	ILE
33	BJ	64	VAL
33	BJ	65	THR
33	BJ	69	ARG
33	BJ	85	LYS
33	BJ	86	GLN
33	BJ	103	ILE
33	BJ	111	LYS
33	BJ	114	LEU
33	BJ	129	GLU
33	BJ	139	VAL
33	BJ	140	LEU
34	BK	2	ILE
34	BK	3	GLN
34	BK	8	LEU
34	BK	18	ARG
34	BK	21	CYS
34	BK	23	LYS
34	BK	28	SER
34	BK	51	LYS
34	BK	52	VAL
34	BK	54	LYS
34	BK	58	LEU
34	BK	65	THR
34	BK	73	ASP
34	BK	88	ASN
34	BK	89	ASN
34	BK	91	SER
34	BK	93	GLN
34	BK	105	ARG
34	BK	107	LEU

*Continued on next page...*



*Continued from previous page...*

<b>Mol</b>	<b>Chain</b>	<b>Res</b>	<b>Type</b>
34	BK	111	LYS
34	BK	114	LYS
35	BL	3	LEU
35	BL	4	ASN
35	BL	6	LEU
35	BL	13	LYS
35	BL	14	LYS
35	BL	21	ARG
35	BL	27	LEU
35	BL	30	THR
35	BL	33	ARG
35	BL	46	VAL
35	BL	47	ARG
35	BL	55	MET
35	BL	61	LEU
35	BL	66	PHE
35	BL	82	LEU
35	BL	91	ASP
35	BL	93	ASN
35	BL	94	THR
35	BL	101	ILE
35	BL	111	ILE
35	BL	112	LEU
35	BL	115	GLU
35	BL	121	THR
35	BL	122	VAL
35	BL	135	ILE
36	BM	10	ARG
36	BM	12	MET
36	BM	25	ASP
36	BM	33	LEU
36	BM	36	VAL
36	BM	58	LYS
36	BM	70	ASP
36	BM	75	GLU
36	BM	80	VAL
36	BM	90	GLU
36	BM	95	LEU
36	BM	96	ILE
36	BM	97	GLN
36	BM	100	LYS
36	BM	102	LEU

*Continued on next page...*

*Continued from previous page...*

<b>Mol</b>	<b>Chain</b>	<b>Res</b>	<b>Type</b>
36	BM	108	VAL
36	BM	110	GLU
36	BM	131	VAL
36	BM	133	LYS
36	BM	134	THR
37	BN	2	ARG
37	BN	3	HIS
37	BN	8	ARG
37	BN	10	LEU
37	BN	11	ASN
37	BN	15	SER
37	BN	20	MET
37	BN	23	ASN
37	BN	24	MET
37	BN	33	ILE
37	BN	35	LYS
37	BN	37	THR
37	BN	38	LEU
37	BN	51	LEU
37	BN	69	ARG
37	BN	71	ARG
37	BN	75	ILE
37	BN	83	LEU
37	BN	86	ARG
37	BN	95	THR
37	BN	118	ARG
37	BN	120	GLU
38	BO	9	ARG
38	BO	17	LYS
38	BO	28	VAL
38	BO	31	THR
38	BO	36	TYR
38	BO	39	VAL
38	BO	58	ILE
38	BO	65	THR
38	BO	80	GLU
38	BO	83	LEU
38	BO	84	GLU
38	BO	89	ASP
38	BO	94	ARG
38	BO	100	HIS
38	BO	103	VAL

*Continued on next page...*

*Continued from previous page...*

Mol	Chain	Res	Type
38	BO	111	ARG
38	BO	115	LEU
39	BP	3	ILE
39	BP	6	GLN
39	BP	14	GLN
39	BP	20	ARG
39	BP	24	THR
39	BP	28	LYS
39	BP	36	LYS
39	BP	37	LYS
39	BP	38	ARG
39	BP	61	ARG
39	BP	64	SER
39	BP	69	VAL
39	BP	75	THR
39	BP	77	SER
39	BP	79	VAL
39	BP	80	VAL
39	BP	83	ILE
39	BP	91	VAL
39	BP	92	ARG
39	BP	95	LYS
39	BP	96	LEU
39	BP	99	LEU
40	BQ	2	ARG
40	BQ	7	VAL
40	BQ	10	ARG
40	BQ	40	LYS
40	BQ	50	ARG
40	BQ	63	ARG
40	BQ	65	ASN
40	BQ	69	ARG
40	BQ	73	ILE
40	BQ	88	GLU
40	BQ	89	ILE
40	BQ	93	ILE
40	BQ	94	LEU
40	BQ	96	ASP
40	BQ	97	ILE
40	BQ	103	VAL
41	BR	10	LYS
41	BR	14	VAL

*Continued on next page...*

*Continued from previous page...*

<b>Mol</b>	<b>Chain</b>	<b>Res</b>	<b>Type</b>
41	BR	18	GLN
41	BR	25	LEU
41	BR	37	GLU
41	BR	38	VAL
41	BR	39	LEU
41	BR	43	ASN
41	BR	46	GLU
41	BR	48	LYS
41	BR	54	VAL
41	BR	63	VAL
41	BR	72	VAL
41	BR	85	LYS
41	BR	87	GLN
41	BR	97	LYS
42	BS	3	THR
42	BS	4	ILE
42	BS	7	HIS
42	BS	29	VAL
42	BS	30	SER
42	BS	36	LEU
42	BS	45	VAL
42	BS	48	LYS
42	BS	66	ILE
42	BS	68	ASP
42	BS	70	LYS
42	BS	71	VAL
42	BS	73	LYS
42	BS	76	VAL
42	BS	88	ARG
42	BS	96	ILE
42	BS	109	ASP
43	BT	2	ILE
43	BT	3	ARG
43	BT	4	GLU
43	BT	8	LEU
43	BT	17	SER
43	BT	19	LYS
43	BT	29	THR
43	BT	30	ILE
43	BT	31	VAL
43	BT	43	ILE
43	BT	48	GLN

*Continued on next page...*

*Continued from previous page...*

Mol	Chain	Res	Type
43	BT	50	LEU
43	BT	64	LYS
43	BT	67	VAL
43	BT	68	LYS
43	BT	69	ARG
43	BT	74	ILE
44	BU	6	ARG
44	BU	8	ASP
44	BU	10	VAL
44	BU	30	SER
44	BU	42	LYS
44	BU	61	GLU
44	BU	67	SER
44	BU	80	ASP
44	BU	86	PHE
44	BU	102	ILE
45	BV	1	MET
45	BV	3	THR
45	BV	5	ASN
45	BV	8	VAL
45	BV	10	LYS
45	BV	20	LEU
45	BV	29	ILE
45	BV	35	GLU
45	BV	41	GLU
45	BV	42	LEU
45	BV	46	LYS
45	BV	51	GLN
45	BV	61	LEU
45	BV	66	ASP
46	BW	14	ASP
46	BW	15	SER
46	BW	16	GLU
46	BW	19	ARG
46	BW	23	LYS
46	BW	24	ARG
46	BW	25	PHE
46	BW	35	ILE
46	BW	38	ARG
46	BW	40	ARG
46	BW	45	HIS
46	BW	49	ASN

*Continued on next page...*

*Continued from previous page...*

Mol	Chain	Res	Type
46	BW	54	ARG
46	BW	57	THR
46	BW	58	LEU
46	BW	61	LYS
46	BW	67	LYS
46	BW	71	LYS
46	BW	77	LYS
46	BW	80	SER
47	BX	4	CYS
47	BX	10	ARG
47	BX	19	HIS
47	BX	24	THR
47	BX	26	ARG
47	BX	27	ARG
47	BX	29	LEU
47	BX	47	THR
47	BX	53	LYS
47	BX	65	THR
47	BX	77	TYR
48	BY	1	MET
48	BY	9	LYS
48	BY	14	LEU
48	BY	17	GLU
48	BY	18	LEU
48	BY	19	LEU
48	BY	22	LEU
48	BY	37	LEU
48	BY	39	GLN
48	BY	42	LEU
48	BY	47	ARG
48	BY	56	LEU
48	BY	57	LEU
48	BY	59	GLU
49	BZ	2	LYS
49	BZ	3	THR
49	BZ	4	ILE
49	BZ	5	LYS
49	BZ	8	GLN
49	BZ	9	THR
49	BZ	15	ARG
49	BZ	23	LEU
49	BZ	29	ARG

*Continued on next page...*

*Continued from previous page...*

Mol	Chain	Res	Type
49	BZ	30	ARG
49	BZ	37	ARG
49	BZ	38	GLU
49	BZ	43	ILE
49	BZ	58	GLU
50	B0	5	ASN
50	B0	9	ARG
50	B0	27	LEU
50	B0	39	ARG
51	B1	4	ILE
51	B1	9	LYS
51	B1	16	THR
51	B1	21	THR
51	B1	29	LYS
51	B1	33	LEU
51	B1	35	LEU
51	B1	41	VAL
51	B1	42	VAL
51	B1	43	ARG
52	B2	1	MET
52	B2	3	ARG
52	B2	12	ARG
52	B2	16	HIS
52	B2	39	ARG
52	B2	45	SER
53	B3	5	THR
53	B3	7	ARG
53	B3	22	LYS
53	B3	31	ILE
53	B3	49	VAL
53	B3	51	LYS
54	B4	1	MET
54	B4	4	ARG
54	B4	9	LYS
54	B4	10	LEU
54	B4	13	ASN
1	CB	8	MET
1	CB	9	LEU
1	CB	10	LYS
1	CB	14	HIS
1	CB	17	HIS
1	CB	19	THR

*Continued on next page...*

*Continued from previous page...*

Mol	Chain	Res	Type
1	CB	22	TRP
1	CB	26	MET
1	CB	29	PHE
1	CB	34	ARG
1	CB	36	LYS
1	CB	39	ILE
1	CB	46	VAL
1	CB	50	ASN
1	CB	88	GLN
1	CB	103	TRP
1	CB	125	PHE
1	CB	126	ASP
1	CB	131	LYS
1	CB	162	VAL
1	CB	191	ASP
1	CB	196	ASP
1	CB	198	VAL
2	CC	2	GLN
2	CC	13	ILE
2	CC	26	LYS
2	CC	27	GLU
2	CC	35	ASP
2	CC	42	LEU
2	CC	83	VAL
2	CC	106	ARG
2	CC	134	LYS
2	CC	135	ARG
2	CC	139	ASN
2	CC	161	ILE
2	CC	164	THR
2	CC	166	TRP
2	CC	178	ARG
2	CC	190	THR
2	CC	205	GLU
3	CD	2	ARG
3	CD	12	ARG
3	CD	30	LYS
3	CD	34	GLU
3	CD	55	ARG
3	CD	57	LYS
3	CD	67	LEU
3	CD	72	ARG

*Continued on next page...*



*Continued from previous page...*

Mol	Chain	Res	Type
3	CD	84	ASN
3	CD	90	LEU
3	CD	98	ASP
3	CD	106	PHE
3	CD	116	LEU
3	CD	120	LYS
3	CD	127	ARG
3	CD	145	ARG
3	CD	147	LYS
3	CD	160	LEU
3	CD	163	GLN
3	CD	165	GLU
3	CD	168	THR
3	CD	170	LEU
3	CD	172	VAL
3	CD	183	ARG
3	CD	187	ARG
3	CD	199	ILE
4	CE	11	GLN
4	CE	13	LYS
4	CE	25	LYS
4	CE	29	ILE
4	CE	35	LEU
4	CE	37	VAL
4	CE	64	GLU
4	CE	75	LEU
4	CE	76	ASN
4	CE	80	LEU
4	CE	81	GLN
4	CE	95	MET
4	CE	100	GLU
4	CE	119	VAL
4	CE	131	ASN
4	CE	133	ILE
5	CF	33	GLU
5	CF	38	ARG
5	CF	54	LEU
5	CF	61	LEU
5	CF	81	ASN
5	CF	84	VAL
5	CF	85	ILE
5	CF	86	ARG

*Continued on next page...*

*Continued from previous page...*

Mol	Chain	Res	Type
5	CF	98	GLU
6	CG	3	ARG
6	CG	5	VAL
6	CG	8	GLN
6	CG	10	LYS
6	CG	12	LEU
6	CG	16	LYS
6	CG	22	LEU
6	CG	37	THR
6	CG	41	ILE
6	CG	48	THR
6	CG	55	LYS
6	CG	58	LEU
6	CG	59	GLU
6	CG	61	PHE
6	CG	66	GLU
6	CG	75	LYS
6	CG	77	ARG
6	CG	78	ARG
6	CG	85	GLN
6	CG	90	VAL
6	CG	100	MET
6	CG	102	TRP
6	CG	105	GLU
6	CG	119	LEU
6	CG	123	LEU
6	CG	148	LYS
7	CH	2	MET
7	CH	37	ASN
7	CH	46	GLU
7	CH	50	VAL
7	CH	51	GLU
7	CH	54	THR
7	CH	75	GLN
7	CH	76	ARG
7	CH	82	LEU
7	CH	89	ASP
7	CH	93	LYS
7	CH	102	VAL
7	CH	103	VAL
7	CH	106	SER
7	CH	110	MET

*Continued on next page...*

*Continued from previous page...*

Mol	Chain	Res	Type
7	CH	113	ARG
7	CH	126	CYS
8	CI	3	ASN
8	CI	4	GLN
8	CI	26	LYS
8	CI	37	TYR
8	CI	45	MET
8	CI	53	LEU
8	CI	54	VAL
8	CI	61	ASP
8	CI	86	LEU
8	CI	87	MET
8	CI	111	GLU
8	CI	115	VAL
8	CI	125	GLN
8	CI	129	ARG
9	CJ	11	LYS
9	CJ	15	HIS
9	CJ	22	THR
9	CJ	32	THR
9	CJ	59	LYS
9	CJ	67	ILE
9	CJ	69	THR
9	CJ	78	GLU
9	CJ	80	THR
9	CJ	82	LYS
9	CJ	87	LEU
9	CJ	92	LEU
10	CK	12	ARG
10	CK	22	ILE
10	CK	27	ASN
10	CK	55	ARG
10	CK	57	SER
10	CK	58	THR
10	CK	73	VAL
10	CK	75	GLU
10	CK	78	ILE
10	CK	81	LEU
10	CK	94	SER
10	CK	105	ARG
10	CK	111	ASP
10	CK	115	ILE

*Continued on next page...*

*Continued from previous page...*

Mol	Chain	Res	Type
10	CK	117	HIS
10	CK	118	ASN
10	CK	120	CYS
11	CL	2	THR
11	CL	3	VAL
11	CL	5	GLN
11	CL	8	ARG
11	CL	9	LYS
11	CL	14	LYS
11	CL	15	VAL
11	CL	19	ASN
11	CL	28	GLN
11	CL	36	VAL
11	CL	48	LEU
11	CL	49	ARG
11	CL	52	CYS
11	CL	57	THR
11	CL	78	VAL
11	CL	81	ILE
11	CL	107	LYS
11	CL	120	ARG
12	CM	2	ARG
12	CM	8	ILE
12	CM	12	LYS
12	CM	13	HIS
12	CM	24	VAL
12	CM	32	ILE
12	CM	53	ASP
12	CM	58	GLU
12	CM	76	ILE
12	CM	77	LYS
12	CM	78	ARG
12	CM	90	HIS
12	CM	91	ARG
12	CM	92	ARG
12	CM	99	GLN
12	CM	113	LYS
13	CN	3	GLN
13	CN	17	ASP
13	CN	27	LYS
13	CN	41	TRP
13	CN	52	ARG

*Continued on next page...*

*Continued from previous page...*

Mol	Chain	Res	Type
13	CN	58	ARG
13	CN	61	ASN
13	CN	62	ARG
13	CN	65	GLN
13	CN	72	PHE
13	CN	89	ARG
13	CN	96	LYS
14	CO	4	THR
14	CO	13	GLU
14	CO	16	ARG
14	CO	45	HIS
14	CO	63	ARG
15	CP	6	LEU
15	CP	19	VAL
15	CP	23	ASP
15	CP	35	ARG
15	CP	46	LYS
15	CP	71	VAL
16	CQ	6	THR
16	CQ	13	SER
16	CQ	20	ILE
16	CQ	27	PHE
16	CQ	32	ILE
16	CQ	35	LYS
16	CQ	39	ARG
16	CQ	51	GLU
16	CQ	60	ILE
16	CQ	80	LYS
17	CR	29	LYS
17	CR	39	VAL
17	CR	72	ARG
18	CS	5	LYS
18	CS	10	ILE
18	CS	11	ASP
18	CS	31	ARG
18	CS	43	MET
18	CS	46	LEU
18	CS	52	ASN
18	CS	54	ARG
18	CS	55	GLN
18	CS	57	VAL
18	CS	61	VAL

*Continued on next page...*

*Continued from previous page...*

Mol	Chain	Res	Type
19	CT	26	MET
19	CT	30	PHE
19	CT	47	GLN
19	CT	53	MET
19	CT	68	LYS
19	CT	69	ASN
19	CT	73	ARG
20	CU	4	LYS
20	CU	15	LEU
20	CU	17	ARG
20	CU	19	LYS
20	CU	28	LEU
20	CU	30	GLU
20	CU	32	ARG
20	CU	33	ARG
20	CU	37	TYR
20	CU	39	LYS
20	CU	53	LYS
26	DC	18	VAL
26	DC	23	LEU
26	DC	35	LYS
26	DC	51	ARG
26	DC	57	HIS
26	DC	87	SER
26	DC	90	ILE
26	DC	102	TYR
26	DC	124	LYS
26	DC	129	LEU
26	DC	152	GLN
26	DC	172	THR
26	DC	173	LEU
26	DC	176	ARG
26	DC	187	CYS
26	DC	188	ARG
26	DC	193	GLU
26	DC	203	VAL
26	DC	212	TRP
26	DC	213	ARG
26	DC	220	ARG
26	DC	227	VAL
26	DC	235	GLU
26	DC	256	THR

*Continued on next page...*

*Continued from previous page...*

Mol	Chain	Res	Type
26	DC	269	ARG
27	DD	24	VAL
27	DD	28	GLU
27	DD	33	ARG
27	DD	34	VAL
27	DD	35	THR
27	DD	38	LYS
27	DD	55	LYS
27	DD	56	LYS
27	DD	62	LYS
27	DD	79	LEU
27	DD	106	LYS
27	DD	107	VAL
27	DD	121	THR
27	DD	138	LEU
27	DD	141	ARG
27	DD	148	GLN
27	DD	159	LYS
27	DD	168	GLU
27	DD	189	VAL
27	DD	193	VAL
28	DE	53	THR
28	DE	57	LYS
28	DE	77	ILE
28	DE	84	THR
28	DE	108	ILE
28	DE	112	LEU
28	DE	117	ARG
28	DE	126	VAL
28	DE	127	GLU
28	DE	139	LYS
28	DE	149	ILE
28	DE	157	LEU
28	DE	163	ASN
28	DE	164	LEU
28	DE	166	LYS
29	DF	13	LYS
29	DF	47	LYS
29	DF	48	LEU
29	DF	49	LEU
29	DF	76	PHE
29	DF	78	ILE

*Continued on next page...*

*Continued from previous page...*

Mol	Chain	Res	Type
29	DF	82	TYR
29	DF	91	ARG
29	DF	94	ARG
29	DF	97	GLU
29	DF	109	ARG
29	DF	110	ILE
29	DF	111	ARG
29	DF	113	PHE
29	DF	119	LYS
29	DF	122	ASP
29	DF	131	VAL
29	DF	133	GLU
29	DF	134	GLN
29	DF	135	ILE
29	DF	139	GLU
29	DF	142	TYR
29	DF	147	ARG
29	DF	151	LEU
29	DF	160	LYS
29	DF	166	ARG
29	DF	172	PHE
29	DF	177	ARG
30	DG	2	ARG
30	DG	18	ILE
30	DG	19	ASN
30	DG	21	GLN
30	DG	34	ARG
30	DG	35	THR
30	DG	40	VAL
30	DG	42	VAL
30	DG	51	PHE
30	DG	72	ASN
30	DG	84	LYS
30	DG	93	TYR
30	DG	120	ILE
30	DG	162	ARG
30	DG	163	TYR
30	DG	166	GLU
30	DG	176	LYS
31	DH	8	LYS
31	DH	22	LYS
31	DH	25	TYR

*Continued on next page...*



*Continued from previous page...*

Mol	Chain	Res	Type
31	DH	27	ARG
31	DH	28	ASN
31	DH	50	ARG
31	DH	57	LYS
31	DH	66	ASN
31	DH	68	ARG
31	DH	76	GLU
31	DH	86	ASP
31	DH	90	LEU
31	DH	91	PHE
31	DH	104	THR
31	DH	109	GLU
31	DH	132	PHE
31	DH	144	VAL
32	DI	7	TYR
32	DI	9	LYS
32	DI	16	MET
32	DI	30	GLN
32	DI	58	ILE
32	DI	68	PHE
32	DI	93	ASN
33	DJ	25	LEU
33	DJ	36	LEU
33	DJ	43	GLU
33	DJ	47	HIS
33	DJ	54	ILE
33	DJ	57	LEU
33	DJ	81	ILE
33	DJ	95	ARG
33	DJ	106	LYS
33	DJ	129	GLU
33	DJ	139	VAL
34	DK	3	GLN
34	DK	7	MET
34	DK	10	VAL
34	DK	13	ASN
34	DK	24	VAL
34	DK	25	LEU
34	DK	39	ILE
34	DK	41	ILE
34	DK	48	PRO
34	DK	49	ARG

*Continued on next page...*

*Continued from previous page...*

<b>Mol</b>	<b>Chain</b>	<b>Res</b>	<b>Type</b>
34	DK	54	LYS
34	DK	73	ASP
34	DK	103	VAL
34	DK	105	ARG
34	DK	106	GLU
34	DK	107	LEU
34	DK	111	LYS
34	DK	114	LYS
35	DL	3	LEU
35	DL	4	ASN
35	DL	6	LEU
35	DL	47	ARG
35	DL	48	ARG
35	DL	79	LEU
35	DL	82	LEU
35	DL	92	LEU
35	DL	99	ASN
35	DL	103	ILE
35	DL	111	ILE
35	DL	112	LEU
35	DL	118	THR
35	DL	141	LYS
35	DL	143	GLU
36	DM	8	LYS
36	DM	25	ASP
36	DM	33	LEU
36	DM	34	LYS
36	DM	38	ARG
36	DM	69	PRO
36	DM	78	LEU
36	DM	96	ILE
36	DM	97	GLN
36	DM	105	MET
36	DM	115	GLU
36	DM	119	LEU
36	DM	136	MET
37	DN	14	SER
37	DN	18	GLN
37	DN	20	MET
37	DN	29	VAL
37	DN	33	ILE
37	DN	53	THR

*Continued on next page...*

*Continued from previous page...*

<b>Mol</b>	<b>Chain</b>	<b>Res</b>	<b>Type</b>
37	DN	62	ASN
37	DN	69	ARG
37	DN	81	ASN
37	DN	94	TYR
37	DN	95	THR
37	DN	98	LEU
37	DN	114	GLU
38	DO	17	LYS
38	DO	30	ARG
38	DO	31	THR
38	DO	33	ARG
38	DO	65	THR
38	DO	68	LYS
38	DO	90	VAL
38	DO	100	HIS
38	DO	115	LEU
38	DO	117	PHE
39	DP	6	GLN
39	DP	13	LYS
39	DP	28	LYS
39	DP	31	VAL
39	DP	83	ILE
39	DP	86	LYS
39	DP	95	LYS
39	DP	101	GLU
40	DQ	3	VAL
40	DQ	10	ARG
40	DQ	12	ARG
40	DQ	15	LYS
40	DQ	35	PHE
40	DQ	50	ARG
40	DQ	54	ARG
40	DQ	57	ARG
40	DQ	63	ARG
40	DQ	69	ARG
40	DQ	79	ILE
41	DR	6	GLN
41	DR	13	ARG
41	DR	37	GLU
41	DR	39	LEU
41	DR	48	LYS
41	DR	58	VAL

*Continued on next page...*

*Continued from previous page...*

Mol	Chain	Res	Type
41	DR	75	VAL
41	DR	80	ARG
41	DR	81	LYS
41	DR	86	GLN
41	DR	90	ARG
41	DR	93	PHE
42	DS	6	LYS
42	DS	22	ASP
42	DS	23	LEU
42	DS	31	GLN
42	DS	45	VAL
42	DS	46	LEU
42	DS	66	ILE
42	DS	70	LYS
42	DS	76	VAL
42	DS	84	ARG
42	DS	85	ILE
42	DS	86	MET
42	DS	88	ARG
43	DT	9	LYS
43	DT	12	ARG
43	DT	39	THR
43	DT	50	LEU
43	DT	54	GLU
44	DU	13	LEU
44	DU	14	THR
44	DU	16	LYS
44	DU	20	LYS
44	DU	21	ARG
44	DU	40	LEU
44	DU	45	GLN
44	DU	82	VAL
44	DU	85	ARG
44	DU	94	PHE
44	DU	95	PHE
45	DV	26	PHE
45	DV	31	TYR
45	DV	40	ILE
45	DV	41	GLU
45	DV	44	HIS
45	DV	51	GLN
45	DV	61	LEU

*Continued on next page...*

*Continued from previous page...*

<b>Mol</b>	<b>Chain</b>	<b>Res</b>	<b>Type</b>
45	DV	65	VAL
45	DV	69	GLU
45	DV	70	ILE
45	DV	76	ASP
45	DV	77	VAL
45	DV	79	ARG
46	DW	18	LYS
46	DW	20	LEU
46	DW	22	VAL
46	DW	23	LYS
46	DW	25	PHE
46	DW	30	VAL
46	DW	35	ILE
46	DW	37	VAL
46	DW	38	ARG
46	DW	39	GLN
46	DW	40	ARG
46	DW	44	PHE
46	DW	58	LEU
46	DW	68	PHE
46	DW	76	ARG
46	DW	77	LYS
47	DX	5	GLN
47	DX	26	ARG
47	DX	31	ASN
47	DX	33	HIS
47	DX	46	VAL
47	DX	47	THR
47	DX	57	VAL
47	DX	63	ILE
47	DX	73	ARG
48	DY	1	MET
48	DY	4	LYS
48	DY	28	LEU
48	DY	57	LEU
49	DZ	16	LEU
49	DZ	24	LEU
49	DZ	28	LEU
49	DZ	29	ARG
49	DZ	30	ARG
49	DZ	50	VAL
49	DZ	53	MET

*Continued on next page...*

*Continued from previous page...*

Mol	Chain	Res	Type
49	DZ	55	LYS
49	DZ	58	GLU
50	D0	3	GLN
50	D0	5	ASN
50	D0	9	ARG
50	D0	41	HIS
50	D0	49	ARG
50	D0	53	VAL
51	D1	10	LEU
51	D1	20	TYR
51	D1	35	LEU
51	D1	44	GLN
52	D2	8	SER
52	D2	26	ASN
52	D2	28	ARG
52	D2	33	ARG
53	D3	12	ARG
53	D3	14	LYS
53	D3	27	ASN
53	D3	29	ARG
53	D3	41	ARG
53	D3	46	LYS
53	D3	48	MET
53	D3	51	LYS
53	D3	61	LEU
54	D4	1	MET
54	D4	2	LYS
54	D4	9	LYS
54	D4	15	LYS
54	D4	17	VAL

Some sidechains can be flipped to improve hydrogen bonding and reduce clashes. All (327) such sidechains are listed below:

Mol	Chain	Res	Type
1	AB	18	GLN
1	AB	41	ASN
1	AB	57	ASN
1	AB	88	GLN
1	AB	102	ASN
1	AB	108	GLN
1	AB	119	GLN
2	AC	24	ASN

*Continued on next page...*

*Continued from previous page...*

Mol	Chain	Res	Type
2	AC	68	HIS
2	AC	139	ASN
3	AD	53	GLN
3	AD	58	GLN
3	AD	70	GLN
3	AD	73	ASN
3	AD	99	ASN
3	AD	115	GLN
3	AD	119	HIS
3	AD	163	GLN
3	AD	195	ASN
4	AE	18	ASN
4	AE	42	ASN
4	AE	72	ASN
4	AE	76	ASN
4	AE	77	ASN
4	AE	121	ASN
5	AF	11	HIS
5	AF	46	GLN
5	AF	52	ASN
5	AF	68	GLN
6	AG	121	ASN
6	AG	147	ASN
7	AH	3	GLN
7	AH	17	GLN
7	AH	117	GLN
8	AI	3	ASN
8	AI	4	GLN
8	AI	49	GLN
8	AI	74	GLN
8	AI	80	HIS
9	AJ	20	GLN
9	AJ	35	GLN
10	AK	21	HIS
10	AK	108	ASN
10	AK	118	ASN
11	AL	45	ASN
11	AL	111	GLN
13	AN	42	ASN
13	AN	48	GLN
13	AN	61	ASN
14	AO	36	ASN

*Continued on next page...*

*Continued from previous page...*

Mol	Chain	Res	Type
14	AO	61	GLN
15	AP	59	HIS
16	AQ	44	HIS
16	AQ	49	ASN
17	AR	30	ASN
17	AR	53	GLN
18	AS	42	ASN
18	AS	51	HIS
18	AS	55	GLN
18	AS	68	HIS
19	AT	20	ASN
19	AT	54	GLN
19	AT	60	GLN
19	AT	74	HIS
19	AT	77	ASN
20	AU	8	ASN
26	BC	14	HIS
26	BC	20	ASN
26	BC	43	ASN
26	BC	59	GLN
26	BC	89	ASN
26	BC	114	GLN
26	BC	141	HIS
26	BC	152	GLN
26	BC	250	GLN
26	BC	259	ASN
27	BD	32	ASN
27	BD	42	ASN
27	BD	126	ASN
27	BD	130	GLN
27	BD	134	HIS
28	BE	24	ASN
28	BE	30	GLN
28	BE	41	GLN
28	BE	62	GLN
28	BE	97	ASN
28	BE	136	GLN
29	BF	22	ASN
29	BF	26	GLN
29	BF	134	GLN
30	BG	72	ASN
30	BG	138	GLN

*Continued on next page...*



*Continued from previous page...*

<b>Mol</b>	<b>Chain</b>	<b>Res</b>	<b>Type</b>
31	BH	18	GLN
31	BH	33	GLN
31	BH	43	ASN
31	BH	145	ASN
32	BI	5	GLN
32	BI	30	GLN
32	BI	110	GLN
33	BJ	40	HIS
33	BJ	58	ASN
33	BJ	76	HIS
33	BJ	77	HIS
33	BJ	80	HIS
33	BJ	128	ASN
33	BJ	130	HIS
34	BK	3	GLN
34	BK	5	GLN
34	BK	88	ASN
34	BK	89	ASN
35	BL	4	ASN
35	BL	35	HIS
35	BL	54	GLN
35	BL	93	ASN
35	BL	99	ASN
35	BL	104	GLN
37	BN	3	HIS
37	BN	9	GLN
37	BN	11	ASN
37	BN	18	GLN
37	BN	23	ASN
37	BN	62	ASN
37	BN	73	ASN
37	BN	107	ASN
38	BO	19	GLN
38	BO	34	HIS
38	BO	38	GLN
39	BP	9	GLN
39	BP	74	GLN
40	BQ	13	HIS
40	BQ	51	GLN
40	BQ	65	ASN
41	BR	43	ASN
41	BR	82	HIS

*Continued on next page...*

*Continued from previous page...*

Mol	Chain	Res	Type
42	BS	15	GLN
42	BS	40	ASN
42	BS	57	ASN
42	BS	61	ASN
43	BT	48	GLN
43	BT	70	HIS
43	BT	72	GLN
43	BT	91	GLN
44	BU	52	ASN
44	BU	65	GLN
44	BU	73	ASN
45	BV	5	ASN
45	BV	44	HIS
45	BV	51	GLN
45	BV	80	HIS
45	BV	88	HIS
46	BW	11	ASN
46	BW	39	GLN
46	BW	49	ASN
47	BX	5	GLN
47	BX	22	ASN
48	BY	15	ASN
48	BY	27	ASN
48	BY	31	GLN
48	BY	41	HIS
48	BY	45	GLN
49	BZ	8	GLN
52	B2	13	ASN
52	B2	16	HIS
53	B3	27	ASN
54	B4	13	ASN
54	B4	35	GLN
1	CB	14	HIS
1	CB	17	HIS
1	CB	38	HIS
1	CB	145	ASN
2	CC	2	GLN
2	CC	18	ASN
2	CC	31	ASN
2	CC	68	HIS
2	CC	101	ASN
2	CC	122	GLN

*Continued on next page...*

*Continued from previous page...*

Mol	Chain	Res	Type
2	CC	139	ASN
2	CC	175	HIS
2	CC	184	ASN
3	CD	39	GLN
3	CD	84	ASN
3	CD	115	GLN
3	CD	119	HIS
3	CD	125	ASN
3	CD	163	GLN
4	CE	11	GLN
4	CE	76	ASN
4	CE	77	ASN
4	CE	121	ASN
4	CE	131	ASN
4	CE	147	ASN
5	CF	11	HIS
5	CF	14	GLN
5	CF	63	ASN
5	CF	81	ASN
6	CG	67	ASN
7	CH	3	GLN
7	CH	17	GLN
7	CH	37	ASN
8	CI	3	ASN
8	CI	4	GLN
8	CI	49	GLN
8	CI	74	GLN
8	CI	109	GLN
8	CI	125	GLN
9	CJ	56	HIS
9	CJ	64	GLN
10	CK	21	HIS
10	CK	27	ASN
10	CK	100	ASN
10	CK	118	ASN
11	CL	4	ASN
11	CL	5	GLN
11	CL	19	ASN
11	CL	72	ASN
11	CL	95	HIS
11	CL	111	GLN
12	CM	99	GLN

*Continued on next page...*

*Continued from previous page...*

Mol	Chain	Res	Type
13	CN	42	ASN
13	CN	65	GLN
14	CO	27	GLN
14	CO	39	GLN
15	CP	9	HIS
15	CP	18	GLN
16	CQ	49	ASN
18	CS	13	HIS
18	CS	52	ASN
19	CT	69	ASN
19	CT	74	HIS
19	CT	81	GLN
26	DC	43	ASN
26	DC	52	HIS
26	DC	57	HIS
26	DC	85	ASN
26	DC	89	ASN
26	DC	116	GLN
26	DC	133	ASN
26	DC	141	HIS
26	DC	199	HIS
27	DD	36	GLN
27	DD	49	GLN
27	DD	150	GLN
28	DE	29	HIS
28	DE	30	GLN
28	DE	41	GLN
28	DE	62	GLN
29	DF	4	HIS
29	DF	126	ASN
29	DF	134	GLN
30	DG	19	ASN
30	DG	37	ASN
30	DG	44	HIS
30	DG	103	ASN
30	DG	138	GLN
30	DG	142	GLN
31	DH	2	GLN
31	DH	28	ASN
31	DH	43	ASN
31	DH	66	ASN
32	DI	42	ASN

*Continued on next page...*

*Continued from previous page...*

<b>Mol</b>	<b>Chain</b>	<b>Res</b>	<b>Type</b>
32	DI	93	ASN
32	DI	106	GLN
33	DJ	40	HIS
33	DJ	77	HIS
33	DJ	138	GLN
34	DK	3	GLN
34	DK	9	ASN
34	DK	13	ASN
34	DK	89	ASN
35	DL	4	ASN
35	DL	54	GLN
36	DM	3	GLN
37	DN	3	HIS
37	DN	11	ASN
37	DN	16	HIS
37	DN	73	ASN
37	DN	107	ASN
38	DO	29	HIS
38	DO	100	HIS
39	DP	2	ASN
39	DP	6	GLN
39	DP	9	GLN
39	DP	11	GLN
39	DP	65	ASN
39	DP	114	ASN
40	DQ	19	GLN
40	DQ	71	ASN
40	DQ	80	ASN
41	DR	6	GLN
41	DR	12	HIS
41	DR	66	HIS
41	DR	82	HIS
41	DR	86	GLN
42	DS	31	GLN
42	DS	57	ASN
43	DT	15	HIS
43	DT	48	GLN
43	DT	91	GLN
43	DT	92	ASN
44	DU	44	HIS
44	DU	45	GLN
44	DU	52	ASN

*Continued on next page...*

*Continued from previous page...*

Mol	Chain	Res	Type
44	DU	53	GLN
45	DV	51	GLN
45	DV	78	GLN
45	DV	80	HIS
47	DX	15	ASN
47	DX	22	ASN
47	DX	31	ASN
47	DX	33	HIS
47	DX	35	HIS
48	DY	15	ASN
48	DY	20	ASN
48	DY	41	HIS
48	DY	45	GLN
48	DY	58	ASN
49	DZ	19	HIS
50	D0	18	HIS
50	D0	41	HIS
52	D2	6	GLN
52	D2	26	ASN
52	D2	29	GLN
53	D3	27	ASN
53	D3	30	HIS
53	D3	42	HIS
54	D4	35	GLN
54	D4	37	GLN

### 5.3.3 RNA ⓘ

Mol	Chain	Analysed	Backbone Outliers	Pucker Outliers
21	AA	1532/1533 (99%)	474 (30%)	255 (16%)
22	AV	16/17 (94%)	0	0
22	CV	16/17 (94%)	1 (6%)	0
23	AW	5/6 (83%)	3 (60%)	1 (20%)
23	CW	5/6 (83%)	2 (40%)	1 (20%)
24	BA	2850/2903 (98%)	958 (33%)	492 (17%)
24	DA	2838/2903 (97%)	1000 (35%)	519 (18%)
25	BB	117/118 (99%)	33 (28%)	19 (16%)
55	CA	1530/1530 (100%)	519 (33%)	252 (16%)
56	DB	116/117 (99%)	42 (36%)	18 (15%)
All	All	9025/9150 (98%)	3032 (33%)	1557 (17%)

All (3032) RNA backbone outliers are listed below:

Mol	Chain	Res	Type
21	AA	5	U
21	AA	6	G
21	AA	7	A
21	AA	9	G
21	AA	13	U
21	AA	14	U
21	AA	15	G
21	AA	16	A
21	AA	31	G
21	AA	32	A
21	AA	33	A
21	AA	39	G
21	AA	47	C
21	AA	48	C
21	AA	49	U
21	AA	50	A
21	AA	51	A
21	AA	52	C
21	AA	53	A
21	AA	61	G
21	AA	62	U
21	AA	64	G
21	AA	65	A
21	AA	66	A
21	AA	67	C
21	AA	70	U
21	AA	71	A
21	AA	72	A
21	AA	73	C
21	AA	74	A
21	AA	75	G
21	AA	76	G
21	AA	77	A
21	AA	78	A
21	AA	79	G
21	AA	82	G
21	AA	83	C
21	AA	85	U
21	AA	86	G
21	AA	87	C
21	AA	88	U
21	AA	89	U
21	AA	90	C

*Continued on next page...*

*Continued from previous page...*

Mol	Chain	Res	Type
21	AA	91	U
21	AA	92	U
21	AA	94	G
21	AA	95	C
21	AA	96	U
21	AA	97	G
21	AA	109	A
21	AA	110	C
21	AA	111	G
21	AA	116	A
21	AA	117	G
21	AA	119	A
21	AA	120	A
21	AA	121	U
21	AA	122	G
21	AA	129	A
21	AA	130	A
21	AA	131	A
21	AA	132	C
21	AA	141	G
21	AA	143	A
21	AA	152	A
21	AA	159	G
21	AA	160	A
21	AA	163	C
21	AA	164	G
21	AA	174	A
21	AA	175	C
21	AA	176	C
21	AA	182	A
21	AA	183	C
21	AA	184	G
21	AA	185	U
21	AA	189	A
21	AA	192	A
21	AA	198	G
21	AA	199	A
21	AA	200	G
21	AA	202	G
21	AA	205	A
21	AA	207	C
21	AA	209	U

*Continued on next page...*



*Continued from previous page...*

Mol	Chain	Res	Type
21	AA	210	C
21	AA	211	G
21	AA	212	G
21	AA	213	G
21	AA	214	C
21	AA	240	G
21	AA	243	A
21	AA	244	U
21	AA	245	U
21	AA	246	A
21	AA	247	G
21	AA	250	A
21	AA	251	G
21	AA	252	U
21	AA	253	A
21	AA	254	G
21	AA	266	G
21	AA	267	C
21	AA	268	U
21	AA	275	G
21	AA	276	G
21	AA	279	A
21	AA	280	C
21	AA	281	G
21	AA	289	G
21	AA	305	G
21	AA	306	A
21	AA	307	C
21	AA	316	C
21	AA	317	U
21	AA	320	A
21	AA	321	A
21	AA	328	C
21	AA	329	A
21	AA	330	C
21	AA	331	G
21	AA	332	G
21	AA	344	A
21	AA	345	C
21	AA	346	G
21	AA	347	G
21	AA	348	G

*Continued on next page...*

*Continued from previous page...*

Mol	Chain	Res	Type
21	AA	352	C
21	AA	353	A
21	AA	354	G
21	AA	355	C
21	AA	367	U
21	AA	369	G
21	AA	370	C
21	AA	373	A
21	AA	374	A
21	AA	384	G
21	AA	389	A
21	AA	390	U
21	AA	406	G
21	AA	411	A
21	AA	412	A
21	AA	413	G
21	AA	414	A
21	AA	415	A
21	AA	421	U
21	AA	422	C
21	AA	423	G
21	AA	424	G
21	AA	428	G
21	AA	429	U
21	AA	430	A
21	AA	431	A
21	AA	435	A
21	AA	441	A
21	AA	442	G
21	AA	451	A
21	AA	452	A
21	AA	453	G
21	AA	454	G
21	AA	456	A
21	AA	459	A
21	AA	461	A
21	AA	462	G
21	AA	463	U
21	AA	464	U
21	AA	465	A
21	AA	466	A
21	AA	467	U

*Continued on next page...*

*Continued from previous page...*

Mol	Chain	Res	Type
21	AA	468	A
21	AA	469	C
21	AA	473	U
21	AA	478	A
21	AA	481	G
21	AA	484	G
21	AA	485	U
21	AA	486	U
21	AA	487	A
21	AA	488	C
21	AA	495	A
21	AA	496	A
21	AA	497	G
21	AA	498	A
21	AA	500	G
21	AA	505	G
21	AA	508	U
21	AA	509	A
21	AA	510	A
21	AA	511	C
21	AA	518	C
21	AA	519	C
21	AA	520	A
21	AA	521	G
21	AA	524	G
21	AA	527	G
21	AA	532	A
21	AA	536	C
21	AA	537	G
21	AA	548	G
21	AA	549	C
21	AA	556	C
21	AA	558	G
21	AA	559	A
21	AA	560	A
21	AA	562	U
21	AA	563	A
21	AA	564	C
21	AA	565	U
21	AA	566	G
21	AA	567	G
21	AA	568	G

*Continued on next page...*

*Continued from previous page...*

Mol	Chain	Res	Type
21	AA	572	A
21	AA	573	A
21	AA	575	G
21	AA	576	C
21	AA	577	G
21	AA	588	G
21	AA	633	G
21	AA	653	U
21	AA	654	G
21	AA	655	A
21	AA	665	A
21	AA	688	G
21	AA	689	C
21	AA	700	G
21	AA	701	U
21	AA	702	A
21	AA	703	G
21	AA	718	A
21	AA	719	C
21	AA	721	G
21	AA	722	G
21	AA	723	U
21	AA	724	G
21	AA	725	G
21	AA	731	G
21	AA	735	C
21	AA	736	C
21	AA	748	G
21	AA	754	C
21	AA	755	G
21	AA	777	A
21	AA	792	A
21	AA	793	U
21	AA	794	A
21	AA	813	U
21	AA	814	A
21	AA	815	A
21	AA	816	A
21	AA	817	C
21	AA	821	G
21	AA	822	U
21	AA	828	U

*Continued on next page...*

*Continued from previous page...*

Mol	Chain	Res	Type
21	AA	831	A
21	AA	841	C
21	AA	842	U
21	AA	843	U
21	AA	845	A
21	AA	846	G
21	AA	859	G
21	AA	871	U
21	AA	873	A
21	AA	874	G
21	AA	875	U
21	AA	885	G
21	AA	886	G
21	AA	889	A
21	AA	890	G
21	AA	891	U
21	AA	892	A
21	AA	914	A
21	AA	915	A
21	AA	926	G
21	AA	927	G
21	AA	934	C
21	AA	935	A
21	AA	936	C
21	AA	958	A
21	AA	960	U
21	AA	961	U
21	AA	962	C
21	AA	966	G
21	AA	967	C
21	AA	968	A
21	AA	969	A
21	AA	972	C
21	AA	973	G
21	AA	974	A
21	AA	975	A
21	AA	976	G
21	AA	977	A
21	AA	978	A
21	AA	982	U
21	AA	983	A
21	AA	984	C

*Continued on next page...*

*Continued from previous page...*

Mol	Chain	Res	Type
21	AA	985	C
21	AA	992	U
21	AA	993	G
21	AA	994	A
21	AA	995	C
21	AA	1003	G
21	AA	1004	A
21	AA	1008	U
21	AA	1017	U
21	AA	1018	G
21	AA	1022	A
21	AA	1025	U
21	AA	1028	C
21	AA	1029	U
21	AA	1030	U
21	AA	1031	C
21	AA	1032	G
21	AA	1033	G
21	AA	1034	G
21	AA	1037	C
21	AA	1044	A
21	AA	1050	G
21	AA	1051	C
21	AA	1052	U
21	AA	1053	G
21	AA	1054	C
21	AA	1055	A
21	AA	1064	G
21	AA	1065	U
21	AA	1066	C
21	AA	1067	A
21	AA	1068	G
21	AA	1069	C
21	AA	1073	U
21	AA	1085	U
21	AA	1086	U
21	AA	1087	G
21	AA	1088	G
21	AA	1089	G
21	AA	1094	G
21	AA	1095	U
21	AA	1101	A

*Continued on next page...*

*Continued from previous page...*

Mol	Chain	Res	Type
21	AA	1102	A
21	AA	1103	C
21	AA	1104	G
21	AA	1124	G
21	AA	1125	U
21	AA	1126	U
21	AA	1127	G
21	AA	1130	A
21	AA	1131	G
21	AA	1133	G
21	AA	1135	U
21	AA	1137	C
21	AA	1138	G
21	AA	1139	G
21	AA	1140	C
21	AA	1141	C
21	AA	1144	G
21	AA	1145	A
21	AA	1146	A
21	AA	1158	C
21	AA	1159	U
21	AA	1160	G
21	AA	1161	C
21	AA	1167	A
21	AA	1168	U
21	AA	1169	A
21	AA	1170	A
21	AA	1181	G
21	AA	1182	G
21	AA	1183	U
21	AA	1184	G
21	AA	1190	G
21	AA	1196	A
21	AA	1197	A
21	AA	1200	C
21	AA	1201	A
21	AA	1202	U
21	AA	1203	C
21	AA	1212	U
21	AA	1213	A
21	AA	1215	G
21	AA	1216	A

*Continued on next page...*

*Continued from previous page...*

Mol	Chain	Res	Type
21	AA	1225	A
21	AA	1226	C
21	AA	1227	A
21	AA	1228	C
21	AA	1229	A
21	AA	1238	A
21	AA	1240	U
21	AA	1241	G
21	AA	1242	G
21	AA	1253	G
21	AA	1256	A
21	AA	1257	A
21	AA	1258	G
21	AA	1259	C
21	AA	1278	G
21	AA	1280	A
21	AA	1282	C
21	AA	1283	U
21	AA	1285	A
21	AA	1286	U
21	AA	1287	A
21	AA	1288	A
21	AA	1289	A
21	AA	1297	G
21	AA	1298	U
21	AA	1299	A
21	AA	1300	G
21	AA	1303	C
21	AA	1304	G
21	AA	1305	G
21	AA	1308	U
21	AA	1317	C
21	AA	1320	C
21	AA	1321	U
21	AA	1322	C
21	AA	1323	G
21	AA	1324	A
21	AA	1325	C
21	AA	1332	A
21	AA	1336	C
21	AA	1337	G
21	AA	1338	G

*Continued on next page...*



*Continued from previous page...*

Mol	Chain	Res	Type
21	AA	1346	A
21	AA	1348	U
21	AA	1349	A
21	AA	1353	G
21	AA	1362	A
21	AA	1363	A
21	AA	1364	U
21	AA	1365	G
21	AA	1366	C
21	AA	1371	G
21	AA	1380	U
21	AA	1381	U
21	AA	1382	C
21	AA	1383	C
21	AA	1394	A
21	AA	1395	C
21	AA	1396	A
21	AA	1398	A
21	AA	1399	C
21	AA	1400	C
21	AA	1402	C
21	AA	1413	A
21	AA	1441	A
21	AA	1446	A
21	AA	1447	A
21	AA	1448	C
21	AA	1449	C
21	AA	1450	U
21	AA	1451	U
21	AA	1452	C
21	AA	1453	G
21	AA	1454	G
21	AA	1455	G
21	AA	1469	C
21	AA	1476	A
21	AA	1492	A
21	AA	1494	G
21	AA	1495	U
21	AA	1497	G
21	AA	1498	U
21	AA	1499	A
21	AA	1502	A

*Continued on next page...*

*Continued from previous page...*

Mol	Chain	Res	Type
21	AA	1503	A
21	AA	1505	G
21	AA	1506	U
21	AA	1507	A
21	AA	1509	C
21	AA	1517	G
21	AA	1519	A
21	AA	1529	G
21	AA	1530	G
21	AA	1531	A
21	AA	1534	A
23	AW	3	G
23	AW	4	U
23	AW	6	U
24	BA	10	A
24	BA	13	A
24	BA	14	A
24	BA	15	G
24	BA	27	G
24	BA	28	A
24	BA	33	C
24	BA	34	U
24	BA	35	G
24	BA	36	G
24	BA	37	C
24	BA	42	A
24	BA	43	G
24	BA	46	G
24	BA	49	A
24	BA	50	U
24	BA	52	A
24	BA	53	A
24	BA	55	G
24	BA	57	C
24	BA	60	G
24	BA	61	C
24	BA	62	U
24	BA	63	A
24	BA	71	A
24	BA	72	U
24	BA	74	A
24	BA	75	G

*Continued on next page...*

*Continued from previous page...*

Mol	Chain	Res	Type
24	BA	76	C
24	BA	82	U
24	BA	84	A
24	BA	85	G
24	BA	86	G
24	BA	87	U
24	BA	91	A
24	BA	92	U
24	BA	93	G
24	BA	98	G
24	BA	101	A
24	BA	103	A
24	BA	104	A
24	BA	118	A
24	BA	119	A
24	BA	120	U
24	BA	122	G
24	BA	126	A
24	BA	127	A
24	BA	128	C
24	BA	135	U
24	BA	137	U
24	BA	138	U
24	BA	139	U
24	BA	140	C
24	BA	141	G
24	BA	142	A
24	BA	143	C
24	BA	144	A
24	BA	145	C
24	BA	149	A
24	BA	162	U
24	BA	163	C
24	BA	164	C
24	BA	165	A
24	BA	177	G
24	BA	178	G
24	BA	188	G
24	BA	196	A
24	BA	197	A
24	BA	198	C
24	BA	199	A

*Continued on next page...*

*Continued from previous page...*

Mol	Chain	Res	Type
24	BA	200	U
24	BA	201	C
24	BA	204	A
24	BA	205	G
24	BA	206	U
24	BA	207	A
24	BA	215	G
24	BA	216	A
24	BA	217	A
24	BA	221	A
24	BA	222	A
24	BA	223	A
24	BA	224	U
24	BA	225	C
24	BA	227	A
24	BA	228	C
24	BA	229	C
24	BA	230	G
24	BA	231	A
24	BA	232	G
24	BA	233	A
24	BA	234	U
24	BA	239	C
24	BA	241	A
24	BA	242	G
24	BA	243	U
24	BA	244	A
24	BA	248	G
24	BA	249	C
24	BA	250	G
24	BA	251	A
24	BA	255	A
24	BA	265	A
24	BA	266	G
24	BA	267	C
24	BA	268	C
24	BA	276	U
24	BA	277	G
24	BA	278	A
24	BA	279	A
24	BA	285	G
24	BA	288	U

*Continued on next page...*

*Continued from previous page...*

Mol	Chain	Res	Type
24	BA	299	A
24	BA	301	G
24	BA	302	C
24	BA	311	A
24	BA	312	G
24	BA	313	G
24	BA	321	U
24	BA	322	A
24	BA	324	A
24	BA	325	G
24	BA	329	G
24	BA	330	A
24	BA	334	C
24	BA	335	C
24	BA	341	C
24	BA	346	A
24	BA	347	A
24	BA	348	A
24	BA	349	U
24	BA	353	C
24	BA	359	G
24	BA	361	G
24	BA	367	G
24	BA	370	G
24	BA	371	A
24	BA	372	G
24	BA	373	U
24	BA	374	A
24	BA	383	C
24	BA	385	C
24	BA	387	U
24	BA	388	G
24	BA	389	G
24	BA	390	U
24	BA	391	A
24	BA	395	U
24	BA	396	G
24	BA	401	A
24	BA	402	A
24	BA	404	A
24	BA	405	U
24	BA	412	A

*Continued on next page...*

*Continued from previous page...*

Mol	Chain	Res	Type
24	BA	413	C
24	BA	422	A
24	BA	423	A
24	BA	424	G
24	BA	433	C
24	BA	435	C
24	BA	436	C
24	BA	443	A
24	BA	444	C
24	BA	446	G
24	BA	447	A
24	BA	451	U
24	BA	455	C
24	BA	457	A
24	BA	459	U
24	BA	460	A
24	BA	462	C
24	BA	473	G
24	BA	475	C
24	BA	476	G
24	BA	479	A
24	BA	480	A
24	BA	481	G
24	BA	482	A
24	BA	483	A
24	BA	490	C
24	BA	491	G
24	BA	492	A
24	BA	504	A
24	BA	505	A
24	BA	506	G
24	BA	507	A
24	BA	508	A
24	BA	509	C
24	BA	510	C
24	BA	512	G
24	BA	513	A
24	BA	514	A
24	BA	515	A
24	BA	528	A
24	BA	529	A
24	BA	530	G

*Continued on next page...*

*Continued from previous page...*

Mol	Chain	Res	Type
24	BA	531	C
24	BA	532	A
24	BA	533	G
24	BA	543	G
24	BA	544	C
24	BA	546	U
24	BA	547	A
24	BA	548	G
24	BA	549	G
24	BA	550	C
24	BA	556	A
24	BA	557	C
24	BA	563	A
24	BA	566	U
24	BA	572	A
24	BA	573	U
24	BA	575	A
24	BA	584	C
24	BA	586	A
24	BA	588	U
24	BA	589	U
24	BA	603	A
24	BA	604	G
24	BA	605	G
24	BA	613	A
24	BA	614	A
24	BA	615	U
24	BA	617	G
24	BA	620	G
24	BA	621	A
24	BA	622	G
24	BA	627	A
24	BA	628	G
24	BA	629	G
24	BA	631	A
24	BA	634	C
24	BA	638	G
24	BA	645	C
24	BA	646	U
24	BA	647	G
24	BA	653	U
24	BA	654	A

*Continued on next page...*

*Continued from previous page...*

Mol	Chain	Res	Type
24	BA	655	A
24	BA	656	G
24	BA	657	U
24	BA	668	A
24	BA	669	G
24	BA	670	A
24	BA	685	A
24	BA	686	U
24	BA	687	C
24	BA	688	U
24	BA	711	G
24	BA	713	G
24	BA	714	U
24	BA	715	A
24	BA	717	C
24	BA	727	A
24	BA	730	A
24	BA	738	G
24	BA	739	A
24	BA	740	C
24	BA	747	U
24	BA	748	G
24	BA	749	A
24	BA	752	A
24	BA	753	A
24	BA	763	G
24	BA	764	A
24	BA	765	C
24	BA	766	U
24	BA	775	G
24	BA	776	G
24	BA	777	G
24	BA	782	A
24	BA	783	A
24	BA	784	G
24	BA	785	G
24	BA	788	A
24	BA	789	A
24	BA	790	U
24	BA	791	C
24	BA	792	A
24	BA	794	A

*Continued on next page...*



*Continued from previous page...*

Mol	Chain	Res	Type
24	BA	795	C
24	BA	800	A
24	BA	801	G
24	BA	802	A
24	BA	803	U
24	BA	805	G
24	BA	806	C
24	BA	811	U
24	BA	812	C
24	BA	819	A
24	BA	824	U
24	BA	827	U
24	BA	828	U
24	BA	829	A
24	BA	830	G
24	BA	845	A
24	BA	846	U
24	BA	847	U
24	BA	854	C
24	BA	858	G
24	BA	859	G
24	BA	860	U
24	BA	861	A
24	BA	866	A
24	BA	868	U
24	BA	871	U
24	BA	896	A
24	BA	897	C
24	BA	900	A
24	BA	910	A
24	BA	913	U
24	BA	914	G
24	BA	915	C
24	BA	919	U
24	BA	931	U
24	BA	932	U
24	BA	933	A
24	BA	934	U
24	BA	941	A
24	BA	946	C
24	BA	947	A
24	BA	952	G

*Continued on next page...*

*Continued from previous page...*

Mol	Chain	Res	Type
24	BA	957	C
24	BA	958	U
24	BA	959	A
24	BA	961	C
24	BA	962	G
24	BA	963	U
24	BA	968	C
24	BA	973	A
24	BA	974	G
24	BA	975	A
24	BA	976	G
24	BA	980	A
24	BA	983	A
24	BA	984	A
24	BA	985	C
24	BA	990	A
24	BA	991	C
24	BA	992	C
24	BA	995	C
24	BA	996	A
24	BA	997	G
24	BA	1003	G
24	BA	1007	C
24	BA	1008	A
24	BA	1009	A
24	BA	1010	A
24	BA	1011	G
24	BA	1012	U
24	BA	1013	C
24	BA	1021	A
24	BA	1022	G
24	BA	1023	U
24	BA	1024	G
24	BA	1025	G
24	BA	1026	G
24	BA	1027	A
24	BA	1028	A
24	BA	1030	C
24	BA	1033	U
24	BA	1034	G
24	BA	1040	A
24	BA	1044	C

*Continued on next page...*

*Continued from previous page...*

Mol	Chain	Res	Type
24	BA	1045	C
24	BA	1046	A
24	BA	1047	G
24	BA	1048	A
24	BA	1060	U
24	BA	1061	U
24	BA	1062	G
24	BA	1063	G
24	BA	1065	U
24	BA	1066	U
24	BA	1070	A
24	BA	1071	G
24	BA	1072	C
24	BA	1073	A
24	BA	1074	G
24	BA	1078	U
24	BA	1083	U
24	BA	1084	A
24	BA	1088	A
24	BA	1091	G
24	BA	1098	A
24	BA	1104	C
24	BA	1110	G
24	BA	1111	A
24	BA	1112	G
24	BA	1113	U
24	BA	1126	A
24	BA	1127	A
24	BA	1128	G
24	BA	1129	A
24	BA	1130	U
24	BA	1132	U
24	BA	1133	A
24	BA	1135	C
24	BA	1136	G
24	BA	1139	G
24	BA	1142	A
24	BA	1144	A
24	BA	1145	C
24	BA	1154	G
24	BA	1155	A
24	BA	1156	A

*Continued on next page...*

*Continued from previous page...*

Mol	Chain	Res	Type
24	BA	1157	G
24	BA	1158	C
24	BA	1169	A
24	BA	1174	U
24	BA	1175	A
24	BA	1176	U
24	BA	1180	U
24	BA	1186	G
24	BA	1204	A
24	BA	1205	A
24	BA	1206	G
24	BA	1210	G
24	BA	1211	C
24	BA	1212	G
24	BA	1213	A
24	BA	1214	A
24	BA	1231	U
24	BA	1236	G
24	BA	1237	A
24	BA	1238	G
24	BA	1247	A
24	BA	1248	G
24	BA	1249	U
24	BA	1250	G
24	BA	1251	C
24	BA	1252	G
24	BA	1253	A
24	BA	1254	A
24	BA	1255	U
24	BA	1256	G
24	BA	1266	G
24	BA	1267	U
24	BA	1268	A
24	BA	1271	G
24	BA	1272	A
24	BA	1273	U
24	BA	1274	A
24	BA	1275	A
24	BA	1276	A
24	BA	1277	G
24	BA	1281	G
24	BA	1287	A

*Continued on next page...*

*Continued from previous page...*

Mol	Chain	Res	Type
24	BA	1288	G
24	BA	1289	C
24	BA	1290	C
24	BA	1300	G
24	BA	1301	A
24	BA	1303	G
24	BA	1304	A
24	BA	1309	G
24	BA	1311	G
24	BA	1312	U
24	BA	1313	U
24	BA	1314	C
24	BA	1321	A
24	BA	1324	G
24	BA	1325	U
24	BA	1326	U
24	BA	1327	A
24	BA	1329	U
24	BA	1330	C
24	BA	1331	G
24	BA	1332	G
24	BA	1333	G
24	BA	1335	C
24	BA	1336	A
24	BA	1341	G
24	BA	1343	G
24	BA	1344	U
24	BA	1345	C
24	BA	1348	C
24	BA	1349	C
24	BA	1352	U
24	BA	1359	A
24	BA	1360	G
24	BA	1365	A
24	BA	1368	G
24	BA	1378	A
24	BA	1379	U
24	BA	1380	G
24	BA	1383	A
24	BA	1385	A
24	BA	1386	C
24	BA	1387	A

*Continued on next page...*

*Continued from previous page...*

Mol	Chain	Res	Type
24	BA	1396	U
24	BA	1397	U
24	BA	1398	C
24	BA	1399	C
24	BA	1400	U
24	BA	1416	G
24	BA	1419	A
24	BA	1420	A
24	BA	1427	A
24	BA	1428	C
24	BA	1451	C
24	BA	1452	G
24	BA	1453	A
24	BA	1455	G
24	BA	1456	G
24	BA	1458	U
24	BA	1459	G
24	BA	1460	U
24	BA	1461	C
24	BA	1462	C
24	BA	1475	G
24	BA	1476	U
24	BA	1477	A
24	BA	1478	G
24	BA	1482	G
24	BA	1490	A
24	BA	1491	G
24	BA	1494	A
24	BA	1495	A
24	BA	1496	A
24	BA	1497	U
24	BA	1498	C
24	BA	1499	C
24	BA	1504	A
24	BA	1508	A
24	BA	1509	A
24	BA	1510	G
24	BA	1511	G
24	BA	1515	A
24	BA	1522	A
24	BA	1523	U
24	BA	1529	G

*Continued on next page...*

*Continued from previous page...*

Mol	Chain	Res	Type
24	BA	1533	C
24	BA	1534	U
24	BA	1535	A
24	BA	1536	C
24	BA	1537	G
24	BA	1538	G
24	BA	1539	U
24	BA	1540	G
24	BA	1547	C
24	BA	1555	G
24	BA	1558	C
24	BA	1559	U
24	BA	1560	G
24	BA	1566	A
24	BA	1569	A
24	BA	1578	U
24	BA	1581	G
24	BA	1584	U
24	BA	1585	C
24	BA	1602	U
24	BA	1603	A
24	BA	1604	C
24	BA	1607	C
24	BA	1608	A
24	BA	1610	A
24	BA	1611	C
24	BA	1612	C
24	BA	1613	G
24	BA	1615	C
24	BA	1616	A
24	BA	1635	A
24	BA	1647	U
24	BA	1648	U
24	BA	1649	G
24	BA	1654	A
24	BA	1655	A
24	BA	1667	G
24	BA	1668	A
24	BA	1669	A
24	BA	1670	C
24	BA	1674	G
24	BA	1675	C

*Continued on next page...*

*Continued from previous page...*

Mol	Chain	Res	Type
24	BA	1677	A
24	BA	1681	G
24	BA	1682	G
24	BA	1683	U
24	BA	1684	G
24	BA	1694	C
24	BA	1695	G
24	BA	1696	G
24	BA	1699	G
24	BA	1700	A
24	BA	1701	A
24	BA	1702	G
24	BA	1706	C
24	BA	1707	G
24	BA	1713	A
24	BA	1714	U
24	BA	1715	G
24	BA	1716	U
24	BA	1717	A
24	BA	1718	G
24	BA	1723	G
24	BA	1729	U
24	BA	1730	C
24	BA	1732	C
24	BA	1733	G
24	BA	1738	G
24	BA	1739	A
24	BA	1758	U
24	BA	1759	A
24	BA	1760	C
24	BA	1763	G
24	BA	1764	C
24	BA	1773	A
24	BA	1779	U
24	BA	1780	A
24	BA	1781	U
24	BA	1782	U
24	BA	1783	A
24	BA	1785	A
24	BA	1786	A
24	BA	1787	A
24	BA	1788	C

*Continued on next page...*



*Continued from previous page...*

Mol	Chain	Res	Type
24	BA	1791	A
24	BA	1800	C
24	BA	1801	A
24	BA	1802	A
24	BA	1808	A
24	BA	1809	A
24	BA	1815	A
24	BA	1816	C
24	BA	1817	G
24	BA	1818	U
24	BA	1821	A
24	BA	1822	C
24	BA	1828	G
24	BA	1829	A
24	BA	1838	C
24	BA	1839	G
24	BA	1847	A
24	BA	1858	A
24	BA	1866	A
24	BA	1867	G
24	BA	1870	C
24	BA	1871	A
24	BA	1872	A
24	BA	1873	G
24	BA	1876	A
24	BA	1884	G
24	BA	1901	A
24	BA	1906	G
24	BA	1913	A
24	BA	1914	C
24	BA	1915	U
24	BA	1918	A
24	BA	1919	A
24	BA	1927	A
24	BA	1929	G
24	BA	1930	G
24	BA	1931	U
24	BA	1932	A
24	BA	1937	A
24	BA	1938	A
24	BA	1940	U
24	BA	1941	C

*Continued on next page...*

*Continued from previous page...*

Mol	Chain	Res	Type
24	BA	1942	C
24	BA	1943	U
24	BA	1944	U
24	BA	1945	G
24	BA	1946	U
24	BA	1954	G
24	BA	1955	U
24	BA	1956	U
24	BA	1957	C
24	BA	1961	C
24	BA	1963	U
24	BA	1964	G
24	BA	1965	C
24	BA	1966	A
24	BA	1967	C
24	BA	1968	G
24	BA	1970	A
24	BA	1971	U
24	BA	1972	G
24	BA	1981	A
24	BA	1982	U
24	BA	1991	U
24	BA	1992	G
24	BA	1993	U
24	BA	1996	C
24	BA	1997	C
24	BA	1998	A
24	BA	2004	G
24	BA	2006	C
24	BA	2014	A
24	BA	2018	G
24	BA	2020	A
24	BA	2021	C
24	BA	2022	U
24	BA	2023	C
24	BA	2028	U
24	BA	2029	G
24	BA	2030	A
24	BA	2031	A
24	BA	2032	G
24	BA	2033	A
24	BA	2035	G

*Continued on next page...*

*Continued from previous page...*

Mol	Chain	Res	Type
24	BA	2036	C
24	BA	2037	A
24	BA	2043	C
24	BA	2051	A
24	BA	2052	A
24	BA	2055	C
24	BA	2056	G
24	BA	2060	A
24	BA	2061	G
24	BA	2062	A
24	BA	2063	C
24	BA	2064	C
24	BA	2068	U
24	BA	2069	G
24	BA	2072	C
24	BA	2080	A
24	BA	2092	U
24	BA	2093	G
24	BA	2104	C
24	BA	2106	U
24	BA	2107	G
24	BA	2109	U
24	BA	2110	G
24	BA	2134	A
24	BA	2135	A
24	BA	2136	G
24	BA	2137	U
24	BA	2139	U
24	BA	2140	G
24	BA	2143	C
24	BA	2144	G
24	BA	2145	C
24	BA	2146	C
24	BA	2147	A
24	BA	2148	G
24	BA	2149	U
24	BA	2151	U
24	BA	2155	U
24	BA	2156	G
24	BA	2181	U
24	BA	2183	A
24	BA	2184	A

*Continued on next page...*

*Continued from previous page...*

Mol	Chain	Res	Type
24	BA	2185	U
24	BA	2187	U
24	BA	2198	A
24	BA	2199	A
24	BA	2200	C
24	BA	2204	G
24	BA	2210	U
24	BA	2211	A
24	BA	2212	A
24	BA	2214	C
24	BA	2215	C
24	BA	2225	A
24	BA	2226	C
24	BA	2227	A
24	BA	2234	G
24	BA	2238	G
24	BA	2239	G
24	BA	2240	U
24	BA	2241	A
24	BA	2249	U
24	BA	2250	G
24	BA	2252	G
24	BA	2253	G
24	BA	2259	U
24	BA	2266	A
24	BA	2267	A
24	BA	2268	A
24	BA	2269	G
24	BA	2273	A
24	BA	2275	C
24	BA	2276	G
24	BA	2283	C
24	BA	2287	A
24	BA	2288	A
24	BA	2296	U
24	BA	2297	A
24	BA	2305	U
24	BA	2307	G
24	BA	2308	G
24	BA	2309	A
24	BA	2310	C
24	BA	2312	U

*Continued on next page...*

*Continued from previous page...*

Mol	Chain	Res	Type
24	BA	2317	A
24	BA	2319	G
24	BA	2320	U
24	BA	2321	U
24	BA	2322	A
24	BA	2323	G
24	BA	2324	U
24	BA	2325	G
24	BA	2327	A
24	BA	2328	A
24	BA	2333	A
24	BA	2334	U
24	BA	2335	A
24	BA	2336	A
24	BA	2337	G
24	BA	2338	C
24	BA	2345	G
24	BA	2347	C
24	BA	2350	C
24	BA	2361	G
24	BA	2382	G
24	BA	2383	G
24	BA	2384	U
24	BA	2385	C
24	BA	2386	A
24	BA	2392	A
24	BA	2393	U
24	BA	2402	U
24	BA	2403	C
24	BA	2406	A
24	BA	2407	A
24	BA	2408	U
24	BA	2423	U
24	BA	2424	C
24	BA	2425	A
24	BA	2426	A
24	BA	2427	C
24	BA	2428	G
24	BA	2429	G
24	BA	2430	A
24	BA	2431	U
24	BA	2434	A

*Continued on next page...*

*Continued from previous page...*

Mol	Chain	Res	Type
24	BA	2435	A
24	BA	2439	A
24	BA	2440	C
24	BA	2441	U
24	BA	2442	C
24	BA	2446	G
24	BA	2447	G
24	BA	2448	A
24	BA	2450	A
24	BA	2451	A
24	BA	2458	G
24	BA	2459	A
24	BA	2460	U
24	BA	2473	U
24	BA	2476	A
24	BA	2490	G
24	BA	2491	U
24	BA	2492	U
24	BA	2493	U
24	BA	2497	A
24	BA	2498	C
24	BA	2500	U
24	BA	2501	C
24	BA	2502	G
24	BA	2503	A
24	BA	2504	U
24	BA	2505	G
24	BA	2506	U
24	BA	2512	C
24	BA	2513	A
24	BA	2517	C
24	BA	2518	A
24	BA	2520	C
24	BA	2521	C
24	BA	2529	G
24	BA	2543	G
24	BA	2544	G
24	BA	2547	A
24	BA	2554	U
24	BA	2557	G
24	BA	2566	A
24	BA	2567	G

*Continued on next page...*

*Continued from previous page...*

Mol	Chain	Res	Type
24	BA	2572	A
24	BA	2573	C
24	BA	2578	G
24	BA	2582	G
24	BA	2583	G
24	BA	2585	U
24	BA	2586	U
24	BA	2602	A
24	BA	2603	G
24	BA	2605	U
24	BA	2610	C
24	BA	2611	C
24	BA	2612	C
24	BA	2613	U
24	BA	2614	A
24	BA	2615	U
24	BA	2616	C
24	BA	2629	U
24	BA	2630	G
24	BA	2631	G
24	BA	2645	G
24	BA	2646	C
24	BA	2647	U
24	BA	2654	A
24	BA	2655	G
24	BA	2657	A
24	BA	2663	G
24	BA	2672	U
24	BA	2673	G
24	BA	2681	C
24	BA	2682	A
24	BA	2683	C
24	BA	2689	U
24	BA	2690	U
24	BA	2691	C
24	BA	2692	G
24	BA	2712	C
24	BA	2713	U
24	BA	2714	G
24	BA	2726	A
24	BA	2727	A
24	BA	2728	U

*Continued on next page...*

*Continued from previous page...*

Mol	Chain	Res	Type
24	BA	2732	G
24	BA	2733	A
24	BA	2748	A
24	BA	2750	A
24	BA	2751	G
24	BA	2752	C
24	BA	2756	U
24	BA	2757	A
24	BA	2758	A
24	BA	2761	A
24	BA	2765	A
24	BA	2766	A
24	BA	2777	G
24	BA	2778	A
24	BA	2779	U
24	BA	2781	A
24	BA	2782	G
24	BA	2791	G
24	BA	2792	A
24	BA	2798	U
24	BA	2799	A
24	BA	2800	A
24	BA	2801	G
24	BA	2809	A
24	BA	2820	A
24	BA	2821	A
24	BA	2833	U
24	BA	2835	A
24	BA	2836	U
24	BA	2849	U
24	BA	2850	A
24	BA	2851	A
24	BA	2861	U
24	BA	2866	U
24	BA	2867	G
24	BA	2868	A
24	BA	2869	G
24	BA	2873	A
24	BA	2874	C
24	BA	2878	U
24	BA	2879	A
24	BA	2880	C

*Continued on next page...*



*Continued from previous page...*

Mol	Chain	Res	Type
24	BA	2883	A
24	BA	2884	U
24	BA	2886	A
24	BA	2887	A
24	BA	2893	A
24	BA	2894	G
25	BB	3	C
25	BB	12	C
25	BB	13	G
25	BB	14	U
25	BB	15	A
25	BB	16	G
25	BB	17	C
25	BB	24	G
25	BB	25	U
25	BB	30	C
25	BB	34	A
25	BB	35	C
25	BB	41	G
25	BB	42	C
25	BB	43	C
25	BB	44	G
25	BB	45	A
25	BB	46	A
25	BB	52	A
25	BB	53	A
25	BB	57	A
25	BB	58	A
25	BB	66	A
25	BB	67	G
25	BB	68	C
25	BB	87	U
25	BB	88	C
25	BB	89	U
25	BB	90	C
25	BB	91	C
25	BB	99	A
25	BB	108	A
25	BB	109	A
55	CA	6	G
55	CA	7	A
55	CA	8	A

*Continued on next page...*

*Continued from previous page...*

Mol	Chain	Res	Type
55	CA	9	G
55	CA	10	A
55	CA	13	U
55	CA	14	U
55	CA	15	G
55	CA	22	G
55	CA	31	G
55	CA	32	A
55	CA	33	A
55	CA	39	G
55	CA	47	C
55	CA	48	C
55	CA	50	A
55	CA	51	A
55	CA	52	C
55	CA	53	A
55	CA	61	G
55	CA	62	U
55	CA	65	A
55	CA	66	A
55	CA	67	C
55	CA	71	A
55	CA	72	A
55	CA	73	C
55	CA	76	G
55	CA	80	A
55	CA	81	A
55	CA	82	G
55	CA	83	C
55	CA	84	U
55	CA	85	U
55	CA	86	G
55	CA	87	C
55	CA	88	U
55	CA	89	U
55	CA	90	C
55	CA	91	U
55	CA	92	U
55	CA	94	G
55	CA	95	C
55	CA	96	U
55	CA	97	G

*Continued on next page...*

*Continued from previous page...*

Mol	Chain	Res	Type
55	CA	98	A
55	CA	110	C
55	CA	111	G
55	CA	116	A
55	CA	117	G
55	CA	119	A
55	CA	120	A
55	CA	121	U
55	CA	122	G
55	CA	130	A
55	CA	131	A
55	CA	132	C
55	CA	141	G
55	CA	143	A
55	CA	144	G
55	CA	155	A
55	CA	164	G
55	CA	166	U
55	CA	174	A
55	CA	175	C
55	CA	176	C
55	CA	178	C
55	CA	181	A
55	CA	182	A
55	CA	197	A
55	CA	198	G
55	CA	199	A
55	CA	200	G
55	CA	201	G
55	CA	206	C
55	CA	207	C
55	CA	208	U
55	CA	209	U
55	CA	210	C
55	CA	211	G
55	CA	212	G
55	CA	213	G
55	CA	214	C
55	CA	239	U
55	CA	240	G
55	CA	243	A
55	CA	244	U

*Continued on next page...*

*Continued from previous page...*

Mol	Chain	Res	Type
55	CA	245	U
55	CA	246	A
55	CA	247	G
55	CA	248	C
55	CA	249	U
55	CA	250	A
55	CA	251	G
55	CA	252	U
55	CA	253	A
55	CA	266	G
55	CA	267	C
55	CA	275	G
55	CA	276	G
55	CA	280	C
55	CA	282	A
55	CA	283	U
55	CA	289	G
55	CA	298	A
55	CA	301	G
55	CA	306	A
55	CA	316	C
55	CA	317	U
55	CA	318	G
55	CA	321	A
55	CA	327	A
55	CA	328	C
55	CA	329	A
55	CA	330	C
55	CA	331	G
55	CA	332	G
55	CA	339	C
55	CA	344	A
55	CA	345	C
55	CA	346	G
55	CA	347	G
55	CA	348	G
55	CA	352	C
55	CA	353	A
55	CA	354	G
55	CA	367	U
55	CA	368	U
55	CA	369	G

*Continued on next page...*

*Continued from previous page...*

Mol	Chain	Res	Type
55	CA	370	C
55	CA	371	A
55	CA	372	C
55	CA	373	A
55	CA	374	A
55	CA	381	C
55	CA	383	A
55	CA	384	G
55	CA	388	G
55	CA	389	A
55	CA	390	U
55	CA	397	A
55	CA	398	U
55	CA	399	G
55	CA	406	G
55	CA	412	A
55	CA	413	G
55	CA	414	A
55	CA	415	A
55	CA	421	U
55	CA	422	C
55	CA	423	G
55	CA	424	G
55	CA	425	G
55	CA	426	U
55	CA	428	G
55	CA	429	U
55	CA	430	A
55	CA	431	A
55	CA	451	A
55	CA	452	A
55	CA	453	G
55	CA	456	A
55	CA	457	G
55	CA	458	U
55	CA	459	A
55	CA	460	A
55	CA	461	A
55	CA	462	G
55	CA	463	U
55	CA	464	U
55	CA	465	A

*Continued on next page...*

*Continued from previous page...*

Mol	Chain	Res	Type
55	CA	466	A
55	CA	467	U
55	CA	468	A
55	CA	469	C
55	CA	474	G
55	CA	476	U
55	CA	478	A
55	CA	479	U
55	CA	481	G
55	CA	482	A
55	CA	483	C
55	CA	484	G
55	CA	485	U
55	CA	486	U
55	CA	487	A
55	CA	493	A
55	CA	496	A
55	CA	497	G
55	CA	498	A
55	CA	499	A
55	CA	500	G
55	CA	508	U
55	CA	509	A
55	CA	510	A
55	CA	511	C
55	CA	512	U
55	CA	513	C
55	CA	514	C
55	CA	518	C
55	CA	519	C
55	CA	520	A
55	CA	524	G
55	CA	527	G
55	CA	531	U
55	CA	532	A
55	CA	533	A
55	CA	534	U
55	CA	535	A
55	CA	536	C
55	CA	537	G
55	CA	548	G
55	CA	549	C

*Continued on next page...*

*Continued from previous page...*

Mol	Chain	Res	Type
55	CA	550	G
55	CA	559	A
55	CA	560	A
55	CA	562	U
55	CA	563	A
55	CA	564	C
55	CA	565	U
55	CA	566	G
55	CA	567	G
55	CA	568	G
55	CA	572	A
55	CA	573	A
55	CA	575	G
55	CA	576	C
55	CA	577	G
55	CA	596	A
55	CA	597	G
55	CA	617	G
55	CA	623	C
55	CA	633	G
55	CA	642	A
55	CA	643	C
55	CA	653	U
55	CA	654	G
55	CA	655	A
55	CA	665	A
55	CA	688	G
55	CA	689	C
55	CA	695	A
55	CA	701	U
55	CA	702	A
55	CA	703	G
55	CA	704	A
55	CA	705	G
55	CA	718	A
55	CA	719	C
55	CA	721	G
55	CA	722	G
55	CA	723	U
55	CA	724	G
55	CA	725	G
55	CA	731	G

*Continued on next page...*

*Continued from previous page...*

Mol	Chain	Res	Type
55	CA	733	G
55	CA	734	G
55	CA	748	G
55	CA	753	A
55	CA	754	C
55	CA	755	G
55	CA	756	C
55	CA	758	C
55	CA	777	A
55	CA	781	A
55	CA	782	A
55	CA	785	G
55	CA	786	G
55	CA	787	A
55	CA	792	A
55	CA	793	U
55	CA	794	A
55	CA	795	C
55	CA	803	G
55	CA	804	U
55	CA	805	C
55	CA	812	G
55	CA	815	A
55	CA	816	A
55	CA	817	C
55	CA	818	G
55	CA	819	A
55	CA	820	U
55	CA	821	G
55	CA	822	U
55	CA	828	U
55	CA	829	G
55	CA	841	C
55	CA	842	U
55	CA	843	U
55	CA	844	G
55	CA	845	A
55	CA	846	G
55	CA	847	G
55	CA	849	G
55	CA	871	U
55	CA	874	G

*Continued on next page...*



*Continued from previous page...*

Mol	Chain	Res	Type
55	CA	875	U
55	CA	880	C
55	CA	885	G
55	CA	889	A
55	CA	890	G
55	CA	913	A
55	CA	914	A
55	CA	915	A
55	CA	926	G
55	CA	927	G
55	CA	932	C
55	CA	934	C
55	CA	935	A
55	CA	936	C
55	CA	942	G
55	CA	945	G
55	CA	960	U
55	CA	961	U
55	CA	962	C
55	CA	966	G
55	CA	967	C
55	CA	968	A
55	CA	969	A
55	CA	970	C
55	CA	971	G
55	CA	972	C
55	CA	973	G
55	CA	974	A
55	CA	975	A
55	CA	976	G
55	CA	977	A
55	CA	982	U
55	CA	983	A
55	CA	984	C
55	CA	990	C
55	CA	991	U
55	CA	992	U
55	CA	993	G
55	CA	995	C
55	CA	996	A
55	CA	1000	A
55	CA	1004	A

*Continued on next page...*

*Continued from previous page...*

Mol	Chain	Res	Type
55	CA	1006	G
55	CA	1019	A
55	CA	1020	G
55	CA	1022	A
55	CA	1024	G
55	CA	1029	U
55	CA	1031	C
55	CA	1032	G
55	CA	1036	A
55	CA	1049	U
55	CA	1050	G
55	CA	1051	C
55	CA	1052	U
55	CA	1053	G
55	CA	1054	C
55	CA	1055	A
55	CA	1056	U
55	CA	1064	G
55	CA	1065	U
55	CA	1066	C
55	CA	1067	A
55	CA	1068	G
55	CA	1069	C
55	CA	1070	U
55	CA	1085	U
55	CA	1086	U
55	CA	1087	G
55	CA	1094	G
55	CA	1095	U
55	CA	1097	C
55	CA	1101	A
55	CA	1102	A
55	CA	1103	C
55	CA	1124	G
55	CA	1125	U
55	CA	1127	G
55	CA	1128	C
55	CA	1130	A
55	CA	1136	C
55	CA	1137	C
55	CA	1138	G
55	CA	1139	G

*Continued on next page...*

*Continued from previous page...*

Mol	Chain	Res	Type
55	CA	1140	C
55	CA	1141	C
55	CA	1142	G
55	CA	1145	A
55	CA	1146	A
55	CA	1147	C
55	CA	1152	A
55	CA	1158	C
55	CA	1159	U
55	CA	1160	G
55	CA	1161	C
55	CA	1168	U
55	CA	1169	A
55	CA	1170	A
55	CA	1178	G
55	CA	1181	G
55	CA	1183	U
55	CA	1184	G
55	CA	1191	A
55	CA	1192	C
55	CA	1193	G
55	CA	1196	A
55	CA	1197	A
55	CA	1200	C
55	CA	1201	A
55	CA	1202	U
55	CA	1203	C
55	CA	1211	U
55	CA	1212	U
55	CA	1213	A
55	CA	1214	C
55	CA	1215	G
55	CA	1216	A
55	CA	1222	G
55	CA	1224	U
55	CA	1225	A
55	CA	1226	C
55	CA	1227	A
55	CA	1228	C
55	CA	1229	A
55	CA	1230	C
55	CA	1231	G

*Continued on next page...*

*Continued from previous page...*

Mol	Chain	Res	Type
55	CA	1237	C
55	CA	1238	A
55	CA	1240	U
55	CA	1241	G
55	CA	1242	G
55	CA	1243	C
55	CA	1250	A
55	CA	1251	A
55	CA	1256	A
55	CA	1257	A
55	CA	1266	G
55	CA	1278	G
55	CA	1279	G
55	CA	1280	A
55	CA	1281	C
55	CA	1282	C
55	CA	1283	U
55	CA	1284	C
55	CA	1285	A
55	CA	1286	U
55	CA	1287	A
55	CA	1288	A
55	CA	1289	A
55	CA	1290	G
55	CA	1294	G
55	CA	1297	G
55	CA	1298	U
55	CA	1299	A
55	CA	1300	G
55	CA	1301	U
55	CA	1302	C
55	CA	1305	G
55	CA	1312	G
55	CA	1316	G
55	CA	1317	C
55	CA	1319	A
55	CA	1322	C
55	CA	1323	G
55	CA	1324	A
55	CA	1325	C
55	CA	1332	A
55	CA	1333	A

*Continued on next page...*

*Continued from previous page...*

Mol	Chain	Res	Type
55	CA	1338	G
55	CA	1339	A
55	CA	1348	U
55	CA	1349	A
55	CA	1350	A
55	CA	1362	A
55	CA	1364	U
55	CA	1365	G
55	CA	1366	C
55	CA	1367	C
55	CA	1370	G
55	CA	1379	G
55	CA	1381	U
55	CA	1382	C
55	CA	1394	A
55	CA	1395	C
55	CA	1396	A
55	CA	1397	C
55	CA	1398	A
55	CA	1399	C
55	CA	1400	C
55	CA	1402	C
55	CA	1411	C
55	CA	1413	A
55	CA	1432	G
55	CA	1441	A
55	CA	1446	A
55	CA	1447	A
55	CA	1448	C
55	CA	1449	C
55	CA	1452	C
55	CA	1453	G
55	CA	1454	G
55	CA	1455	G
55	CA	1491	G
55	CA	1493	A
55	CA	1494	G
55	CA	1497	G
55	CA	1499	A
55	CA	1500	A
55	CA	1501	C
55	CA	1502	A

*Continued on next page...*

*Continued from previous page...*

Mol	Chain	Res	Type
55	CA	1503	A
55	CA	1505	G
55	CA	1506	U
55	CA	1507	A
55	CA	1508	A
55	CA	1517	G
55	CA	1519	A
55	CA	1520	C
55	CA	1529	G
55	CA	1530	G
55	CA	1531	A
55	CA	1534	A
22	CV	36	U
23	CW	4	U
23	CW	6	U
24	DA	11	C
24	DA	13	A
24	DA	14	A
24	DA	15	G
24	DA	34	U
24	DA	35	G
24	DA	36	G
24	DA	37	C
24	DA	39	G
24	DA	46	G
24	DA	49	A
24	DA	50	U
24	DA	51	G
24	DA	52	A
24	DA	53	A
24	DA	55	G
24	DA	61	C
24	DA	62	U
24	DA	71	A
24	DA	74	A
24	DA	75	G
24	DA	76	C
24	DA	79	C
24	DA	83	A
24	DA	84	A
24	DA	85	G
24	DA	86	G

*Continued on next page...*

*Continued from previous page...*

Mol	Chain	Res	Type
24	DA	87	U
24	DA	91	A
24	DA	92	U
24	DA	93	G
24	DA	94	A
24	DA	96	C
24	DA	100	U
24	DA	101	A
24	DA	102	U
24	DA	103	A
24	DA	104	A
24	DA	118	A
24	DA	119	A
24	DA	120	U
24	DA	121	G
24	DA	122	G
24	DA	126	A
24	DA	127	A
24	DA	128	C
24	DA	129	C
24	DA	134	G
24	DA	139	U
24	DA	140	C
24	DA	141	G
24	DA	142	A
24	DA	143	C
24	DA	144	A
24	DA	155	A
24	DA	156	A
24	DA	160	A
24	DA	162	U
24	DA	163	C
24	DA	164	C
24	DA	165	A
24	DA	166	U
24	DA	178	G
24	DA	180	G
24	DA	196	A
24	DA	197	A
24	DA	199	A
24	DA	200	U
24	DA	201	C

*Continued on next page...*

*Continued from previous page...*

Mol	Chain	Res	Type
24	DA	204	A
24	DA	205	G
24	DA	206	U
24	DA	207	A
24	DA	216	A
24	DA	217	A
24	DA	221	A
24	DA	222	A
24	DA	223	A
24	DA	224	U
24	DA	227	A
24	DA	228	C
24	DA	229	C
24	DA	230	G
24	DA	231	A
24	DA	233	A
24	DA	234	U
24	DA	241	A
24	DA	242	G
24	DA	243	U
24	DA	244	A
24	DA	245	G
24	DA	248	G
24	DA	249	C
24	DA	250	G
24	DA	251	A
24	DA	255	A
24	DA	264	C
24	DA	265	A
24	DA	266	G
24	DA	271	G
24	DA	272	A
24	DA	273	G
24	DA	277	G
24	DA	280	U
24	DA	281	C
24	DA	284	U
24	DA	285	G
24	DA	294	A
24	DA	299	A
24	DA	301	G
24	DA	302	C

*Continued on next page...*



*Continued from previous page...*

Mol	Chain	Res	Type
24	DA	303	G
24	DA	304	U
24	DA	311	A
24	DA	312	G
24	DA	314	C
24	DA	322	A
24	DA	323	C
24	DA	324	A
24	DA	325	G
24	DA	329	G
24	DA	330	A
24	DA	334	C
24	DA	335	C
24	DA	339	U
24	DA	341	C
24	DA	343	C
24	DA	351	C
24	DA	353	C
24	DA	354	A
24	DA	362	A
24	DA	364	C
24	DA	370	G
24	DA	371	A
24	DA	372	G
24	DA	374	A
24	DA	375	G
24	DA	383	C
24	DA	386	G
24	DA	387	U
24	DA	388	G
24	DA	389	G
24	DA	391	A
24	DA	392	U
24	DA	396	G
24	DA	397	U
24	DA	398	C
24	DA	404	A
24	DA	405	U
24	DA	406	G
24	DA	407	G
24	DA	412	A
24	DA	413	C

*Continued on next page...*

*Continued from previous page...*

Mol	Chain	Res	Type
24	DA	421	C
24	DA	422	A
24	DA	423	A
24	DA	424	G
24	DA	430	A
24	DA	435	C
24	DA	436	C
24	DA	441	U
24	DA	443	A
24	DA	444	C
24	DA	445	C
24	DA	446	G
24	DA	449	A
24	DA	450	G
24	DA	451	U
24	DA	455	C
24	DA	456	C
24	DA	457	A
24	DA	459	U
24	DA	460	A
24	DA	461	C
24	DA	475	C
24	DA	476	G
24	DA	479	A
24	DA	480	A
24	DA	481	G
24	DA	482	A
24	DA	483	A
24	DA	484	C
24	DA	489	G
24	DA	490	C
24	DA	491	G
24	DA	492	A
24	DA	498	G
24	DA	502	A
24	DA	504	A
24	DA	505	A
24	DA	506	G
24	DA	507	A
24	DA	509	C
24	DA	510	C
24	DA	511	U

*Continued on next page...*

*Continued from previous page...*

Mol	Chain	Res	Type
24	DA	512	G
24	DA	527	C
24	DA	528	A
24	DA	529	A
24	DA	530	G
24	DA	531	C
24	DA	532	A
24	DA	533	G
24	DA	534	U
24	DA	544	C
24	DA	546	U
24	DA	547	A
24	DA	548	G
24	DA	549	G
24	DA	550	C
24	DA	563	A
24	DA	572	A
24	DA	573	U
24	DA	574	A
24	DA	575	A
24	DA	576	U
24	DA	584	C
24	DA	587	C
24	DA	588	U
24	DA	589	U
24	DA	590	A
24	DA	603	A
24	DA	604	G
24	DA	605	G
24	DA	613	A
24	DA	614	A
24	DA	615	U
24	DA	616	A
24	DA	617	G
24	DA	618	G
24	DA	620	G
24	DA	621	A
24	DA	622	G
24	DA	627	A
24	DA	638	G
24	DA	639	U
24	DA	645	C

*Continued on next page...*

*Continued from previous page...*

Mol	Chain	Res	Type
24	DA	646	U
24	DA	647	G
24	DA	648	G
24	DA	653	U
24	DA	654	A
24	DA	655	A
24	DA	656	G
24	DA	657	U
24	DA	662	G
24	DA	669	G
24	DA	670	A
24	DA	671	C
24	DA	672	C
24	DA	673	C
24	DA	674	G
24	DA	686	U
24	DA	687	C
24	DA	688	U
24	DA	699	A
24	DA	717	C
24	DA	726	G
24	DA	727	A
24	DA	728	G
24	DA	729	G
24	DA	730	A
24	DA	739	A
24	DA	740	C
24	DA	741	U
24	DA	744	U
24	DA	747	U
24	DA	748	G
24	DA	752	A
24	DA	753	A
24	DA	754	U
24	DA	757	G
24	DA	763	G
24	DA	764	A
24	DA	765	C
24	DA	766	U
24	DA	767	U
24	DA	775	G
24	DA	776	G

*Continued on next page...*

*Continued from previous page...*

Mol	Chain	Res	Type
24	DA	777	G
24	DA	778	G
24	DA	782	A
24	DA	783	A
24	DA	784	G
24	DA	785	G
24	DA	789	A
24	DA	790	U
24	DA	791	C
24	DA	794	A
24	DA	795	C
24	DA	800	A
24	DA	801	G
24	DA	802	A
24	DA	803	U
24	DA	805	G
24	DA	806	C
24	DA	807	U
24	DA	812	C
24	DA	813	U
24	DA	819	A
24	DA	827	U
24	DA	828	U
24	DA	830	G
24	DA	831	G
24	DA	843	G
24	DA	845	A
24	DA	846	U
24	DA	847	U
24	DA	859	G
24	DA	860	U
24	DA	861	A
24	DA	866	A
24	DA	867	C
24	DA	872	U
24	DA	875	G
24	DA	877	A
24	DA	878	A
24	DA	910	A
24	DA	912	C
24	DA	913	U
24	DA	914	G

*Continued on next page...*

*Continued from previous page...*

Mol	Chain	Res	Type
24	DA	915	C
24	DA	916	G
24	DA	922	C
24	DA	932	U
24	DA	933	A
24	DA	934	U
24	DA	941	A
24	DA	944	C
24	DA	946	C
24	DA	947	A
24	DA	958	U
24	DA	959	A
24	DA	960	A
24	DA	961	C
24	DA	962	G
24	DA	963	U
24	DA	973	A
24	DA	974	G
24	DA	975	A
24	DA	976	G
24	DA	983	A
24	DA	985	C
24	DA	990	A
24	DA	991	C
24	DA	995	C
24	DA	996	A
24	DA	997	G
24	DA	998	C
24	DA	1003	G
24	DA	1008	A
24	DA	1009	A
24	DA	1010	A
24	DA	1011	G
24	DA	1012	U
24	DA	1013	C
24	DA	1021	A
24	DA	1022	G
24	DA	1023	U
24	DA	1024	G
24	DA	1025	G
24	DA	1026	G
24	DA	1027	A

*Continued on next page...*

*Continued from previous page...*

Mol	Chain	Res	Type
24	DA	1033	U
24	DA	1034	G
24	DA	1035	U
24	DA	1044	C
24	DA	1045	C
24	DA	1046	A
24	DA	1047	G
24	DA	1049	C
24	DA	1055	G
24	DA	1056	G
24	DA	1057	A
24	DA	1060	U
24	DA	1061	U
24	DA	1062	G
24	DA	1063	G
24	DA	1066	U
24	DA	1068	G
24	DA	1070	A
24	DA	1071	G
24	DA	1072	C
24	DA	1073	A
24	DA	1074	G
24	DA	1075	C
24	DA	1076	C
24	DA	1077	A
24	DA	1079	C
24	DA	1080	A
24	DA	1083	U
24	DA	1086	A
24	DA	1088	A
24	DA	1089	A
24	DA	1090	A
24	DA	1091	G
24	DA	1097	U
24	DA	1100	C
24	DA	1111	A
24	DA	1112	G
24	DA	1113	U
24	DA	1114	C
24	DA	1115	G
24	DA	1126	A
24	DA	1127	A

*Continued on next page...*

*Continued from previous page...*

Mol	Chain	Res	Type
24	DA	1128	G
24	DA	1129	A
24	DA	1130	U
24	DA	1132	U
24	DA	1133	A
24	DA	1135	C
24	DA	1136	G
24	DA	1137	G
24	DA	1142	A
24	DA	1144	A
24	DA	1154	G
24	DA	1155	A
24	DA	1157	G
24	DA	1158	C
24	DA	1163	G
24	DA	1169	A
24	DA	1170	C
24	DA	1172	C
24	DA	1174	U
24	DA	1176	U
24	DA	1195	G
24	DA	1204	A
24	DA	1205	A
24	DA	1206	G
24	DA	1207	C
24	DA	1211	C
24	DA	1213	A
24	DA	1214	A
24	DA	1236	G
24	DA	1237	A
24	DA	1238	G
24	DA	1239	G
24	DA	1241	A
24	DA	1242	U
24	DA	1246	A
24	DA	1247	A
24	DA	1248	G
24	DA	1249	U
24	DA	1250	G
24	DA	1252	G
24	DA	1253	A
24	DA	1254	A

*Continued on next page...*



*Continued from previous page...*

Mol	Chain	Res	Type
24	DA	1255	U
24	DA	1256	G
24	DA	1262	A
24	DA	1265	A
24	DA	1266	G
24	DA	1267	U
24	DA	1268	A
24	DA	1271	G
24	DA	1272	A
24	DA	1273	U
24	DA	1274	A
24	DA	1275	A
24	DA	1276	A
24	DA	1277	G
24	DA	1278	C
24	DA	1286	A
24	DA	1287	A
24	DA	1288	G
24	DA	1289	C
24	DA	1290	C
24	DA	1291	C
24	DA	1300	G
24	DA	1301	A
24	DA	1302	A
24	DA	1303	G
24	DA	1304	A
24	DA	1313	U
24	DA	1314	C
24	DA	1315	C
24	DA	1321	A
24	DA	1324	G
24	DA	1325	U
24	DA	1326	U
24	DA	1327	A
24	DA	1328	A
24	DA	1329	U
24	DA	1330	C
24	DA	1331	G
24	DA	1332	G
24	DA	1333	G
24	DA	1334	G
24	DA	1335	C

*Continued on next page...*

*Continued from previous page...*

Mol	Chain	Res	Type
24	DA	1336	A
24	DA	1337	G
24	DA	1340	U
24	DA	1342	A
24	DA	1345	C
24	DA	1346	G
24	DA	1347	A
24	DA	1352	U
24	DA	1363	C
24	DA	1365	A
24	DA	1368	G
24	DA	1374	G
24	DA	1379	U
24	DA	1382	G
24	DA	1384	A
24	DA	1385	A
24	DA	1386	C
24	DA	1387	A
24	DA	1388	G
24	DA	1397	U
24	DA	1398	C
24	DA	1399	C
24	DA	1400	U
24	DA	1401	G
24	DA	1416	G
24	DA	1419	A
24	DA	1426	G
24	DA	1427	A
24	DA	1428	C
24	DA	1429	G
24	DA	1430	G
24	DA	1440	U
24	DA	1452	G
24	DA	1453	A
24	DA	1454	C
24	DA	1455	G
24	DA	1456	G
24	DA	1458	U
24	DA	1459	G
24	DA	1460	U
24	DA	1461	C
24	DA	1476	U

*Continued on next page...*

*Continued from previous page...*

Mol	Chain	Res	Type
24	DA	1477	A
24	DA	1478	G
24	DA	1482	G
24	DA	1483	G
24	DA	1490	A
24	DA	1491	G
24	DA	1493	C
24	DA	1494	A
24	DA	1497	U
24	DA	1498	C
24	DA	1499	C
24	DA	1504	A
24	DA	1507	C
24	DA	1508	A
24	DA	1509	A
24	DA	1510	G
24	DA	1511	G
24	DA	1520	U
24	DA	1522	A
24	DA	1523	U
24	DA	1524	G
24	DA	1525	A
24	DA	1530	G
24	DA	1531	C
24	DA	1532	A
24	DA	1534	U
24	DA	1535	A
24	DA	1536	C
24	DA	1537	G
24	DA	1538	G
24	DA	1540	G
24	DA	1552	A
24	DA	1555	G
24	DA	1556	C
24	DA	1558	C
24	DA	1559	U
24	DA	1560	G
24	DA	1561	C
24	DA	1562	U
24	DA	1566	A
24	DA	1567	G
24	DA	1568	G

*Continued on next page...*

*Continued from previous page...*

Mol	Chain	Res	Type
24	DA	1569	A
24	DA	1574	C
24	DA	1583	A
24	DA	1584	U
24	DA	1585	C
24	DA	1586	A
24	DA	1603	A
24	DA	1607	C
24	DA	1608	A
24	DA	1610	A
24	DA	1611	C
24	DA	1612	C
24	DA	1613	G
24	DA	1616	A
24	DA	1627	G
24	DA	1634	A
24	DA	1635	A
24	DA	1636	U
24	DA	1637	A
24	DA	1640	A
24	DA	1646	C
24	DA	1647	U
24	DA	1648	U
24	DA	1649	G
24	DA	1653	G
24	DA	1654	A
24	DA	1655	A
24	DA	1663	G
24	DA	1667	G
24	DA	1668	A
24	DA	1669	A
24	DA	1670	C
24	DA	1674	G
24	DA	1675	C
24	DA	1680	U
24	DA	1681	G
24	DA	1682	G
24	DA	1683	U
24	DA	1694	C
24	DA	1695	G
24	DA	1696	G
24	DA	1698	A

*Continued on next page...*

*Continued from previous page...*

Mol	Chain	Res	Type
24	DA	1699	G
24	DA	1700	A
24	DA	1701	A
24	DA	1707	G
24	DA	1708	C
24	DA	1713	A
24	DA	1714	U
24	DA	1715	G
24	DA	1717	A
24	DA	1728	C
24	DA	1729	U
24	DA	1730	C
24	DA	1731	G
24	DA	1732	C
24	DA	1733	G
24	DA	1734	G
24	DA	1735	A
24	DA	1756	G
24	DA	1758	U
24	DA	1759	A
24	DA	1760	C
24	DA	1761	C
24	DA	1764	C
24	DA	1773	A
24	DA	1776	G
24	DA	1779	U
24	DA	1780	A
24	DA	1781	U
24	DA	1782	U
24	DA	1783	A
24	DA	1784	A
24	DA	1785	A
24	DA	1786	A
24	DA	1787	A
24	DA	1788	C
24	DA	1789	A
24	DA	1800	C
24	DA	1802	A
24	DA	1803	A
24	DA	1808	A
24	DA	1809	A
24	DA	1810	A

*Continued on next page...*

*Continued from previous page...*

Mol	Chain	Res	Type
24	DA	1811	G
24	DA	1815	A
24	DA	1816	C
24	DA	1818	U
24	DA	1820	U
24	DA	1821	A
24	DA	1822	C
24	DA	1828	G
24	DA	1829	A
24	DA	1839	G
24	DA	1847	A
24	DA	1848	A
24	DA	1849	G
24	DA	1857	G
24	DA	1866	A
24	DA	1867	G
24	DA	1869	G
24	DA	1870	C
24	DA	1875	G
24	DA	1876	A
24	DA	1884	G
24	DA	1886	U
24	DA	1897	G
24	DA	1901	A
24	DA	1903	G
24	DA	1906	G
24	DA	1913	A
24	DA	1914	C
24	DA	1915	U
24	DA	1916	A
24	DA	1918	A
24	DA	1919	A
24	DA	1927	A
24	DA	1929	G
24	DA	1930	G
24	DA	1931	U
24	DA	1932	A
24	DA	1934	C
24	DA	1937	A
24	DA	1938	A
24	DA	1939	U
24	DA	1941	C

*Continued on next page...*

*Continued from previous page...*

Mol	Chain	Res	Type
24	DA	1942	C
24	DA	1943	U
24	DA	1944	U
24	DA	1945	G
24	DA	1946	U
24	DA	1955	U
24	DA	1956	U
24	DA	1957	C
24	DA	1962	C
24	DA	1963	U
24	DA	1964	G
24	DA	1965	C
24	DA	1966	A
24	DA	1967	C
24	DA	1968	G
24	DA	1970	A
24	DA	1971	U
24	DA	1972	G
24	DA	1973	G
24	DA	1981	A
24	DA	1982	U
24	DA	1983	G
24	DA	1991	U
24	DA	1992	G
24	DA	1993	U
24	DA	1994	C
24	DA	1996	C
24	DA	1997	C
24	DA	1998	A
24	DA	2020	A
24	DA	2022	U
24	DA	2023	C
24	DA	2024	G
24	DA	2030	A
24	DA	2031	A
24	DA	2032	G
24	DA	2034	U
24	DA	2035	G
24	DA	2036	C
24	DA	2037	A
24	DA	2043	C
24	DA	2051	A

*Continued on next page...*

*Continued from previous page...*

Mol	Chain	Res	Type
24	DA	2052	A
24	DA	2055	C
24	DA	2056	G
24	DA	2060	A
24	DA	2061	G
24	DA	2062	A
24	DA	2063	C
24	DA	2064	C
24	DA	2067	G
24	DA	2068	U
24	DA	2069	G
24	DA	2092	U
24	DA	2093	G
24	DA	2094	A
24	DA	2099	U
24	DA	2100	G
24	DA	2101	A
24	DA	2104	C
24	DA	2105	U
24	DA	2107	G
24	DA	2108	A
24	DA	2109	U
24	DA	2110	G
24	DA	2134	A
24	DA	2135	A
24	DA	2136	G
24	DA	2143	C
24	DA	2144	G
24	DA	2145	C
24	DA	2147	A
24	DA	2148	G
24	DA	2149	U
24	DA	2152	G
24	DA	2153	C
24	DA	2154	A
24	DA	2155	U
24	DA	2156	G
24	DA	2180	U
24	DA	2181	U
24	DA	2183	A
24	DA	2187	U
24	DA	2190	G

*Continued on next page...*



*Continued from previous page...*

Mol	Chain	Res	Type
24	DA	2191	A
24	DA	2192	U
24	DA	2193	G
24	DA	2194	U
24	DA	2198	A
24	DA	2199	A
24	DA	2200	C
24	DA	2204	G
24	DA	2210	U
24	DA	2211	A
24	DA	2212	A
24	DA	2213	U
24	DA	2214	C
24	DA	2215	C
24	DA	2225	A
24	DA	2226	C
24	DA	2227	A
24	DA	2238	G
24	DA	2239	G
24	DA	2240	U
24	DA	2249	U
24	DA	2250	G
24	DA	2259	U
24	DA	2260	C
24	DA	2266	A
24	DA	2267	A
24	DA	2268	A
24	DA	2275	C
24	DA	2278	A
24	DA	2283	C
24	DA	2286	G
24	DA	2288	A
24	DA	2289	G
24	DA	2290	G
24	DA	2297	A
24	DA	2298	A
24	DA	2305	U
24	DA	2308	G
24	DA	2309	A
24	DA	2310	C
24	DA	2311	A
24	DA	2312	U

*Continued on next page...*

*Continued from previous page...*

Mol	Chain	Res	Type
24	DA	2313	C
24	DA	2314	A
24	DA	2319	G
24	DA	2320	U
24	DA	2321	U
24	DA	2322	A
24	DA	2333	A
24	DA	2334	U
24	DA	2335	A
24	DA	2337	G
24	DA	2338	C
24	DA	2345	G
24	DA	2347	C
24	DA	2348	U
24	DA	2349	G
24	DA	2350	C
24	DA	2357	G
24	DA	2358	A
24	DA	2361	G
24	DA	2371	G
24	DA	2379	G
24	DA	2382	G
24	DA	2383	G
24	DA	2384	U
24	DA	2385	C
24	DA	2386	A
24	DA	2387	U
24	DA	2399	G
24	DA	2401	U
24	DA	2402	U
24	DA	2403	C
24	DA	2405	G
24	DA	2406	A
24	DA	2407	A
24	DA	2408	U
24	DA	2409	G
24	DA	2410	G
24	DA	2423	U
24	DA	2424	C
24	DA	2426	A
24	DA	2427	C
24	DA	2428	G

*Continued on next page...*

*Continued from previous page...*

Mol	Chain	Res	Type
24	DA	2429	G
24	DA	2430	A
24	DA	2431	U
24	DA	2435	A
24	DA	2439	A
24	DA	2440	C
24	DA	2441	U
24	DA	2447	G
24	DA	2448	A
24	DA	2450	A
24	DA	2451	A
24	DA	2459	A
24	DA	2460	U
24	DA	2475	C
24	DA	2476	A
24	DA	2490	G
24	DA	2491	U
24	DA	2492	U
24	DA	2493	U
24	DA	2494	G
24	DA	2498	C
24	DA	2499	C
24	DA	2502	G
24	DA	2503	A
24	DA	2504	U
24	DA	2505	G
24	DA	2518	A
24	DA	2520	C
24	DA	2521	C
24	DA	2525	G
24	DA	2529	G
24	DA	2534	A
24	DA	2542	A
24	DA	2543	G
24	DA	2544	G
24	DA	2545	G
24	DA	2547	A
24	DA	2554	U
24	DA	2566	A
24	DA	2567	G
24	DA	2573	C
24	DA	2574	G

*Continued on next page...*

*Continued from previous page...*

Mol	Chain	Res	Type
24	DA	2581	G
24	DA	2582	G
24	DA	2583	G
24	DA	2585	U
24	DA	2586	U
24	DA	2587	A
24	DA	2589	A
24	DA	2602	A
24	DA	2609	U
24	DA	2610	C
24	DA	2611	C
24	DA	2612	C
24	DA	2613	U
24	DA	2614	A
24	DA	2615	U
24	DA	2616	C
24	DA	2625	G
24	DA	2629	U
24	DA	2630	G
24	DA	2631	G
24	DA	2632	A
24	DA	2645	G
24	DA	2646	C
24	DA	2647	U
24	DA	2654	A
24	DA	2655	G
24	DA	2656	U
24	DA	2657	A
24	DA	2667	C
24	DA	2682	A
24	DA	2683	C
24	DA	2689	U
24	DA	2690	U
24	DA	2691	C
24	DA	2692	G
24	DA	2713	U
24	DA	2714	G
24	DA	2715	C
24	DA	2718	G
24	DA	2725	A
24	DA	2726	A
24	DA	2727	A

*Continued on next page...*

*Continued from previous page...*

Mol	Chain	Res	Type
24	DA	2728	U
24	DA	2739	U
24	DA	2748	A
24	DA	2750	A
24	DA	2751	G
24	DA	2752	C
24	DA	2753	A
24	DA	2757	A
24	DA	2758	A
24	DA	2765	A
24	DA	2766	A
24	DA	2777	G
24	DA	2778	A
24	DA	2779	U
24	DA	2781	A
24	DA	2782	G
24	DA	2791	G
24	DA	2798	U
24	DA	2799	A
24	DA	2808	G
24	DA	2810	A
24	DA	2820	A
24	DA	2822	G
24	DA	2823	A
24	DA	2833	U
24	DA	2834	G
24	DA	2835	A
24	DA	2836	U
24	DA	2837	A
24	DA	2848	G
24	DA	2849	U
24	DA	2850	A
24	DA	2851	A
24	DA	2861	U
24	DA	2866	U
24	DA	2867	G
24	DA	2868	A
24	DA	2872	A
24	DA	2873	A
24	DA	2874	C
24	DA	2875	C
24	DA	2880	C

*Continued on next page...*

*Continued from previous page...*

Mol	Chain	Res	Type
24	DA	2883	A
24	DA	2894	G
24	DA	2895	G
24	DA	2896	C
24	DA	2901	C
24	DA	2902	C
24	DA	2903	U
56	DB	3	C
56	DB	9	G
56	DB	12	C
56	DB	13	G
56	DB	14	U
56	DB	15	A
56	DB	16	G
56	DB	17	C
56	DB	23	G
56	DB	24	G
56	DB	25	U
56	DB	30	C
56	DB	35	C
56	DB	36	C
56	DB	38	C
56	DB	39	A
56	DB	41	G
56	DB	42	C
56	DB	43	C
56	DB	44	G
56	DB	45	A
56	DB	46	A
56	DB	47	C
56	DB	48	U
56	DB	49	C
56	DB	50	A
56	DB	57	A
56	DB	58	A
56	DB	63	C
56	DB	64	G
56	DB	67	G
56	DB	68	C
56	DB	69	G
56	DB	73	A
56	DB	87	U

*Continued on next page...*

*Continued from previous page...*

Mol	Chain	Res	Type
56	DB	88	C
56	DB	89	U
56	DB	90	C
56	DB	91	C
56	DB	99	A
56	DB	104	A
56	DB	109	A

All (1557) RNA pucker outliers are listed below:

Mol	Chain	Res	Type
21	AA	13	U
21	AA	14	U
21	AA	15	G
21	AA	30	U
21	AA	32	A
21	AA	33	A
21	AA	47	C
21	AA	51	A
21	AA	52	C
21	AA	60	A
21	AA	61	G
21	AA	64	G
21	AA	66	A
21	AA	70	U
21	AA	72	A
21	AA	73	C
21	AA	87	C
21	AA	90	C
21	AA	94	G
21	AA	95	C
21	AA	96	U
21	AA	109	A
21	AA	110	C
21	AA	115	G
21	AA	116	A
21	AA	119	A
21	AA	121	U
21	AA	122	G
21	AA	129	A
21	AA	130	A
21	AA	131	A

*Continued on next page...*

*Continued from previous page...*

Mol	Chain	Res	Type
21	AA	173	U
21	AA	174	A
21	AA	175	C
21	AA	181	A
21	AA	184	G
21	AA	197	A
21	AA	198	G
21	AA	199	A
21	AA	211	G
21	AA	212	G
21	AA	213	G
21	AA	214	C
21	AA	243	A
21	AA	245	U
21	AA	247	G
21	AA	250	A
21	AA	252	U
21	AA	253	A
21	AA	266	G
21	AA	267	C
21	AA	274	A
21	AA	275	G
21	AA	279	A
21	AA	305	G
21	AA	306	A
21	AA	315	A
21	AA	316	C
21	AA	327	A
21	AA	330	C
21	AA	331	G
21	AA	344	A
21	AA	346	G
21	AA	347	G
21	AA	351	G
21	AA	352	C
21	AA	353	A
21	AA	354	G
21	AA	366	A
21	AA	368	U
21	AA	369	G
21	AA	372	C
21	AA	373	A

*Continued on next page...*



*Continued from previous page...*

Mol	Chain	Res	Type
21	AA	388	G
21	AA	412	A
21	AA	414	A
21	AA	422	C
21	AA	423	G
21	AA	428	G
21	AA	429	U
21	AA	430	A
21	AA	451	A
21	AA	452	A
21	AA	453	G
21	AA	463	U
21	AA	464	U
21	AA	465	A
21	AA	466	A
21	AA	467	U
21	AA	484	G
21	AA	486	U
21	AA	487	A
21	AA	495	A
21	AA	496	A
21	AA	497	G
21	AA	499	A
21	AA	508	U
21	AA	509	A
21	AA	510	A
21	AA	519	C
21	AA	520	A
21	AA	531	U
21	AA	534	U
21	AA	535	A
21	AA	536	C
21	AA	547	A
21	AA	548	G
21	AA	559	A
21	AA	563	A
21	AA	564	C
21	AA	566	G
21	AA	567	G
21	AA	575	G
21	AA	577	G
21	AA	595	A

*Continued on next page...*

*Continued from previous page...*

Mol	Chain	Res	Type
21	AA	652	U
21	AA	654	G
21	AA	687	A
21	AA	688	G
21	AA	702	A
21	AA	704	A
21	AA	717	U
21	AA	718	A
21	AA	721	G
21	AA	722	G
21	AA	723	U
21	AA	724	G
21	AA	735	C
21	AA	753	A
21	AA	754	C
21	AA	755	G
21	AA	792	A
21	AA	794	A
21	AA	812	G
21	AA	813	U
21	AA	815	A
21	AA	821	G
21	AA	870	U
21	AA	874	G
21	AA	884	U
21	AA	885	G
21	AA	889	A
21	AA	891	U
21	AA	913	A
21	AA	914	A
21	AA	934	C
21	AA	935	A
21	AA	960	U
21	AA	961	U
21	AA	965	U
21	AA	966	G
21	AA	968	A
21	AA	969	A
21	AA	971	G
21	AA	972	C
21	AA	974	A
21	AA	976	G

*Continued on next page...*

*Continued from previous page...*

Mol	Chain	Res	Type
21	AA	977	A
21	AA	982	U
21	AA	984	C
21	AA	985	C
21	AA	991	U
21	AA	994	A
21	AA	1031	C
21	AA	1032	G
21	AA	1033	G
21	AA	1049	U
21	AA	1050	G
21	AA	1051	C
21	AA	1052	U
21	AA	1053	G
21	AA	1054	C
21	AA	1055	A
21	AA	1064	G
21	AA	1066	C
21	AA	1068	G
21	AA	1085	U
21	AA	1087	G
21	AA	1088	G
21	AA	1094	G
21	AA	1095	U
21	AA	1101	A
21	AA	1102	A
21	AA	1103	C
21	AA	1125	U
21	AA	1127	G
21	AA	1129	C
21	AA	1130	A
21	AA	1136	C
21	AA	1138	G
21	AA	1140	C
21	AA	1157	A
21	AA	1158	C
21	AA	1159	U
21	AA	1160	G
21	AA	1167	A
21	AA	1168	U
21	AA	1169	A
21	AA	1182	G

*Continued on next page...*

*Continued from previous page...*

Mol	Chain	Res	Type
21	AA	1184	G
21	AA	1200	C
21	AA	1201	A
21	AA	1202	U
21	AA	1212	U
21	AA	1215	G
21	AA	1224	U
21	AA	1228	C
21	AA	1239	A
21	AA	1241	G
21	AA	1256	A
21	AA	1258	G
21	AA	1282	C
21	AA	1285	A
21	AA	1287	A
21	AA	1288	A
21	AA	1297	G
21	AA	1299	A
21	AA	1302	C
21	AA	1303	C
21	AA	1319	A
21	AA	1320	C
21	AA	1322	C
21	AA	1323	G
21	AA	1324	A
21	AA	1335	U
21	AA	1336	C
21	AA	1337	G
21	AA	1345	U
21	AA	1348	U
21	AA	1362	A
21	AA	1363	A
21	AA	1365	G
21	AA	1380	U
21	AA	1381	U
21	AA	1382	C
21	AA	1394	A
21	AA	1395	C
21	AA	1398	A
21	AA	1399	C
21	AA	1447	A
21	AA	1448	C

*Continued on next page...*

*Continued from previous page...*

Mol	Chain	Res	Type
21	AA	1449	C
21	AA	1452	C
21	AA	1453	G
21	AA	1454	G
21	AA	1455	G
21	AA	1494	G
21	AA	1498	U
21	AA	1499	A
21	AA	1502	A
21	AA	1505	G
21	AA	1506	U
21	AA	1507	A
21	AA	1528	U
21	AA	1530	G
23	AW	5	U
24	BA	13	A
24	BA	14	A
24	BA	15	G
24	BA	27	G
24	BA	28	A
24	BA	33	C
24	BA	35	G
24	BA	36	G
24	BA	49	A
24	BA	52	A
24	BA	60	G
24	BA	61	C
24	BA	62	U
24	BA	63	A
24	BA	70	G
24	BA	73	A
24	BA	74	A
24	BA	75	G
24	BA	84	A
24	BA	85	G
24	BA	86	G
24	BA	91	A
24	BA	92	U
24	BA	100	U
24	BA	119	A
24	BA	121	G
24	BA	125	A

*Continued on next page...*

*Continued from previous page...*

Mol	Chain	Res	Type
24	BA	126	A
24	BA	127	A
24	BA	137	U
24	BA	138	U
24	BA	141	G
24	BA	142	A
24	BA	162	U
24	BA	164	C
24	BA	177	G
24	BA	196	A
24	BA	197	A
24	BA	199	A
24	BA	200	U
24	BA	204	A
24	BA	206	U
24	BA	215	G
24	BA	216	A
24	BA	221	A
24	BA	223	A
24	BA	224	U
24	BA	227	A
24	BA	229	C
24	BA	230	G
24	BA	232	G
24	BA	233	A
24	BA	241	A
24	BA	243	U
24	BA	249	C
24	BA	250	G
24	BA	251	A
24	BA	265	A
24	BA	266	G
24	BA	267	C
24	BA	301	G
24	BA	302	C
24	BA	310	A
24	BA	312	G
24	BA	321	U
24	BA	324	A
24	BA	329	G
24	BA	333	G
24	BA	334	C

*Continued on next page...*

*Continued from previous page...*

Mol	Chain	Res	Type
24	BA	345	A
24	BA	346	A
24	BA	347	A
24	BA	370	G
24	BA	373	U
24	BA	386	G
24	BA	388	G
24	BA	389	G
24	BA	390	U
24	BA	395	U
24	BA	396	G
24	BA	400	G
24	BA	401	A
24	BA	404	A
24	BA	411	G
24	BA	412	A
24	BA	421	C
24	BA	422	A
24	BA	434	U
24	BA	435	C
24	BA	442	G
24	BA	443	A
24	BA	446	G
24	BA	449	A
24	BA	454	A
24	BA	459	U
24	BA	474	G
24	BA	475	C
24	BA	479	A
24	BA	480	A
24	BA	481	G
24	BA	482	A
24	BA	483	A
24	BA	489	G
24	BA	491	G
24	BA	503	A
24	BA	505	A
24	BA	506	G
24	BA	507	A
24	BA	509	C
24	BA	510	C
24	BA	512	G

*Continued on next page...*

*Continued from previous page...*

Mol	Chain	Res	Type
24	BA	513	A
24	BA	514	A
24	BA	527	C
24	BA	529	A
24	BA	530	G
24	BA	531	C
24	BA	533	G
24	BA	555	G
24	BA	556	A
24	BA	571	U
24	BA	572	A
24	BA	575	A
24	BA	587	C
24	BA	588	U
24	BA	603	A
24	BA	604	G
24	BA	614	A
24	BA	616	A
24	BA	620	G
24	BA	621	A
24	BA	627	A
24	BA	628	G
24	BA	637	A
24	BA	645	C
24	BA	646	U
24	BA	652	U
24	BA	653	U
24	BA	654	A
24	BA	655	A
24	BA	656	G
24	BA	669	G
24	BA	685	A
24	BA	687	C
24	BA	728	G
24	BA	739	A
24	BA	746	U
24	BA	747	U
24	BA	748	G
24	BA	752	A
24	BA	762	U
24	BA	763	G
24	BA	764	A

*Continued on next page...*



*Continued from previous page...*

Mol	Chain	Res	Type
24	BA	765	C
24	BA	774	G
24	BA	777	G
24	BA	782	A
24	BA	784	G
24	BA	788	A
24	BA	790	U
24	BA	794	A
24	BA	795	C
24	BA	800	A
24	BA	802	A
24	BA	811	U
24	BA	812	C
24	BA	829	A
24	BA	831	G
24	BA	859	G
24	BA	860	U
24	BA	865	C
24	BA	913	U
24	BA	914	G
24	BA	932	U
24	BA	933	A
24	BA	945	A
24	BA	946	C
24	BA	957	C
24	BA	958	U
24	BA	959	A
24	BA	961	C
24	BA	962	G
24	BA	973	A
24	BA	975	A
24	BA	984	A
24	BA	989	G
24	BA	990	A
24	BA	991	C
24	BA	995	C
24	BA	996	A
24	BA	1008	A
24	BA	1009	A
24	BA	1010	A
24	BA	1011	G
24	BA	1020	A

*Continued on next page...*

*Continued from previous page...*

Mol	Chain	Res	Type
24	BA	1021	A
24	BA	1022	G
24	BA	1023	U
24	BA	1025	G
24	BA	1026	G
24	BA	1027	A
24	BA	1033	U
24	BA	1045	C
24	BA	1060	U
24	BA	1062	G
24	BA	1070	A
24	BA	1072	C
24	BA	1110	G
24	BA	1112	G
24	BA	1113	U
24	BA	1126	A
24	BA	1127	A
24	BA	1129	A
24	BA	1135	C
24	BA	1141	U
24	BA	1144	A
24	BA	1156	A
24	BA	1157	G
24	BA	1158	C
24	BA	1174	U
24	BA	1204	A
24	BA	1206	G
24	BA	1210	G
24	BA	1213	A
24	BA	1236	G
24	BA	1247	A
24	BA	1249	U
24	BA	1250	G
24	BA	1254	A
24	BA	1265	A
24	BA	1267	U
24	BA	1272	A
24	BA	1273	U
24	BA	1275	A
24	BA	1276	A
24	BA	1286	A
24	BA	1287	A

*Continued on next page...*

*Continued from previous page...*

Mol	Chain	Res	Type
24	BA	1289	C
24	BA	1300	G
24	BA	1303	G
24	BA	1311	G
24	BA	1313	U
24	BA	1324	G
24	BA	1326	U
24	BA	1329	U
24	BA	1330	C
24	BA	1332	G
24	BA	1333	G
24	BA	1340	U
24	BA	1343	G
24	BA	1359	A
24	BA	1378	A
24	BA	1379	U
24	BA	1385	A
24	BA	1386	C
24	BA	1396	U
24	BA	1398	C
24	BA	1399	C
24	BA	1427	A
24	BA	1451	C
24	BA	1455	G
24	BA	1458	U
24	BA	1459	G
24	BA	1461	C
24	BA	1475	G
24	BA	1476	U
24	BA	1490	A
24	BA	1493	C
24	BA	1494	A
24	BA	1495	A
24	BA	1497	U
24	BA	1498	C
24	BA	1499	C
24	BA	1509	A
24	BA	1510	G
24	BA	1522	A
24	BA	1535	A
24	BA	1537	G
24	BA	1538	G

*Continued on next page...*

*Continued from previous page...*

Mol	Chain	Res	Type
24	BA	1539	U
24	BA	1554	U
24	BA	1555	G
24	BA	1558	C
24	BA	1560	G
24	BA	1565	C
24	BA	1583	A
24	BA	1602	U
24	BA	1603	A
24	BA	1606	C
24	BA	1611	C
24	BA	1615	C
24	BA	1619	G
24	BA	1634	A
24	BA	1647	U
24	BA	1648	U
24	BA	1653	G
24	BA	1654	A
24	BA	1667	G
24	BA	1669	A
24	BA	1674	G
24	BA	1681	G
24	BA	1682	G
24	BA	1683	U
24	BA	1693	U
24	BA	1695	G
24	BA	1696	G
24	BA	1700	A
24	BA	1706	C
24	BA	1707	G
24	BA	1713	A
24	BA	1714	U
24	BA	1716	U
24	BA	1732	C
24	BA	1733	G
24	BA	1738	G
24	BA	1757	A
24	BA	1758	U
24	BA	1759	A
24	BA	1760	C
24	BA	1780	A
24	BA	1782	U

*Continued on next page...*

*Continued from previous page...*

Mol	Chain	Res	Type
24	BA	1784	A
24	BA	1785	A
24	BA	1786	A
24	BA	1787	A
24	BA	1799	G
24	BA	1802	A
24	BA	1808	A
24	BA	1809	A
24	BA	1815	A
24	BA	1816	C
24	BA	1817	G
24	BA	1818	U
24	BA	1821	A
24	BA	1828	G
24	BA	1838	C
24	BA	1839	G
24	BA	1857	G
24	BA	1865	U
24	BA	1866	A
24	BA	1870	C
24	BA	1871	A
24	BA	1900	A
24	BA	1901	A
24	BA	1918	A
24	BA	1929	G
24	BA	1931	U
24	BA	1936	A
24	BA	1941	C
24	BA	1943	U
24	BA	1945	G
24	BA	1954	G
24	BA	1956	U
24	BA	1962	C
24	BA	1963	U
24	BA	1964	G
24	BA	1965	C
24	BA	1966	A
24	BA	1967	C
24	BA	1970	A
24	BA	1971	U
24	BA	1980	G
24	BA	1981	A

*Continued on next page...*

*Continued from previous page...*

Mol	Chain	Res	Type
24	BA	1992	G
24	BA	1993	U
24	BA	1996	C
24	BA	1997	C
24	BA	2021	C
24	BA	2030	A
24	BA	2034	U
24	BA	2035	G
24	BA	2036	C
24	BA	2037	A
24	BA	2051	A
24	BA	2060	A
24	BA	2063	C
24	BA	2064	C
24	BA	2067	G
24	BA	2068	U
24	BA	2092	U
24	BA	2093	G
24	BA	2135	A
24	BA	2136	G
24	BA	2146	C
24	BA	2148	G
24	BA	2197	U
24	BA	2199	A
24	BA	2210	U
24	BA	2214	C
24	BA	2225	A
24	BA	2226	C
24	BA	2238	G
24	BA	2239	G
24	BA	2240	U
24	BA	2249	U
24	BA	2258	C
24	BA	2266	A
24	BA	2267	A
24	BA	2268	A
24	BA	2272	U
24	BA	2275	C
24	BA	2276	G
24	BA	2282	G
24	BA	2287	A
24	BA	2289	G

*Continued on next page...*

*Continued from previous page...*

Mol	Chain	Res	Type
24	BA	2296	U
24	BA	2297	A
24	BA	2307	G
24	BA	2309	A
24	BA	2319	G
24	BA	2321	U
24	BA	2326	C
24	BA	2327	A
24	BA	2333	A
24	BA	2335	A
24	BA	2337	G
24	BA	2344	U
24	BA	2347	C
24	BA	2382	G
24	BA	2383	G
24	BA	2385	C
24	BA	2391	G
24	BA	2392	A
24	BA	2408	U
24	BA	2423	U
24	BA	2424	C
24	BA	2425	A
24	BA	2427	C
24	BA	2439	A
24	BA	2440	C
24	BA	2447	G
24	BA	2450	A
24	BA	2458	G
24	BA	2490	G
24	BA	2492	U
24	BA	2497	A
24	BA	2498	C
24	BA	2503	A
24	BA	2517	C
24	BA	2520	C
24	BA	2542	A
24	BA	2543	G
24	BA	2566	A
24	BA	2567	G
24	BA	2581	G
24	BA	2582	G
24	BA	2585	U

*Continued on next page...*

*Continued from previous page...*

Mol	Chain	Res	Type
24	BA	2602	A
24	BA	2609	U
24	BA	2611	C
24	BA	2613	U
24	BA	2615	U
24	BA	2616	C
24	BA	2629	U
24	BA	2630	G
24	BA	2638	G
24	BA	2645	G
24	BA	2646	C
24	BA	2654	A
24	BA	2656	U
24	BA	2681	C
24	BA	2682	A
24	BA	2689	U
24	BA	2691	C
24	BA	2712	C
24	BA	2714	G
24	BA	2725	A
24	BA	2726	A
24	BA	2727	A
24	BA	2732	G
24	BA	2750	A
24	BA	2752	C
24	BA	2756	U
24	BA	2757	A
24	BA	2776	A
24	BA	2777	G
24	BA	2778	A
24	BA	2781	A
24	BA	2790	U
24	BA	2791	G
24	BA	2797	U
24	BA	2800	A
24	BA	2808	G
24	BA	2835	A
24	BA	2850	A
24	BA	2866	U
24	BA	2868	A
24	BA	2873	A
24	BA	2879	A

*Continued on next page...*



*Continued from previous page...*

Mol	Chain	Res	Type
24	BA	2880	C
24	BA	2893	A
24	BA	2894	G
25	BB	12	C
25	BB	14	U
25	BB	16	G
25	BB	24	G
25	BB	26	C
25	BB	40	U
25	BB	42	C
25	BB	43	C
25	BB	44	G
25	BB	45	A
25	BB	52	A
25	BB	56	G
25	BB	57	A
25	BB	66	A
25	BB	67	G
25	BB	88	C
25	BB	90	C
25	BB	108	A
25	BB	109	A
55	CA	5	U
55	CA	6	G
55	CA	7	A
55	CA	9	G
55	CA	13	U
55	CA	14	U
55	CA	30	U
55	CA	32	A
55	CA	47	C
55	CA	51	A
55	CA	52	C
55	CA	60	A
55	CA	61	G
55	CA	62	U
55	CA	66	A
55	CA	70	U
55	CA	71	A
55	CA	72	A
55	CA	81	A
55	CA	82	G

*Continued on next page...*

*Continued from previous page...*

Mol	Chain	Res	Type
55	CA	84	U
55	CA	86	G
55	CA	87	C
55	CA	89	U
55	CA	90	C
55	CA	91	U
55	CA	94	G
55	CA	95	C
55	CA	96	U
55	CA	109	A
55	CA	110	C
55	CA	115	G
55	CA	116	A
55	CA	119	A
55	CA	130	A
55	CA	131	A
55	CA	173	U
55	CA	174	A
55	CA	175	C
55	CA	181	A
55	CA	183	C
55	CA	197	A
55	CA	198	G
55	CA	199	A
55	CA	210	C
55	CA	211	G
55	CA	212	G
55	CA	238	A
55	CA	239	U
55	CA	243	A
55	CA	245	U
55	CA	247	G
55	CA	248	C
55	CA	251	G
55	CA	252	U
55	CA	274	A
55	CA	275	G
55	CA	279	A
55	CA	282	A
55	CA	315	A
55	CA	316	C
55	CA	317	U

*Continued on next page...*

*Continued from previous page...*

Mol	Chain	Res	Type
55	CA	327	A
55	CA	328	C
55	CA	330	C
55	CA	344	A
55	CA	346	G
55	CA	347	G
55	CA	351	G
55	CA	352	C
55	CA	353	A
55	CA	366	A
55	CA	368	U
55	CA	369	G
55	CA	372	C
55	CA	373	A
55	CA	374	A
55	CA	381	C
55	CA	383	A
55	CA	388	G
55	CA	389	A
55	CA	397	A
55	CA	398	U
55	CA	411	A
55	CA	414	A
55	CA	422	C
55	CA	423	G
55	CA	424	G
55	CA	428	G
55	CA	429	U
55	CA	430	A
55	CA	451	A
55	CA	452	A
55	CA	462	G
55	CA	464	U
55	CA	481	G
55	CA	482	A
55	CA	484	G
55	CA	486	U
55	CA	495	A
55	CA	496	A
55	CA	497	G
55	CA	498	A
55	CA	499	A

*Continued on next page...*

*Continued from previous page...*

Mol	Chain	Res	Type
55	CA	500	G
55	CA	508	U
55	CA	509	A
55	CA	511	C
55	CA	512	U
55	CA	513	C
55	CA	517	G
55	CA	519	C
55	CA	531	U
55	CA	534	U
55	CA	535	A
55	CA	536	C
55	CA	537	G
55	CA	547	A
55	CA	548	G
55	CA	549	C
55	CA	559	A
55	CA	563	A
55	CA	564	C
55	CA	565	U
55	CA	566	G
55	CA	567	G
55	CA	575	G
55	CA	577	G
55	CA	595	A
55	CA	596	A
55	CA	641	U
55	CA	642	A
55	CA	653	U
55	CA	654	G
55	CA	686	U
55	CA	688	G
55	CA	702	A
55	CA	704	A
55	CA	717	U
55	CA	718	A
55	CA	721	G
55	CA	722	G
55	CA	723	U
55	CA	724	G
55	CA	753	A
55	CA	755	G

*Continued on next page...*

*Continued from previous page...*

Mol	Chain	Res	Type
55	CA	792	A
55	CA	794	A
55	CA	802	A
55	CA	803	G
55	CA	815	A
55	CA	816	A
55	CA	817	C
55	CA	821	G
55	CA	870	U
55	CA	874	G
55	CA	884	U
55	CA	885	G
55	CA	889	A
55	CA	913	A
55	CA	914	A
55	CA	934	C
55	CA	935	A
55	CA	960	U
55	CA	961	U
55	CA	967	C
55	CA	968	A
55	CA	969	A
55	CA	971	G
55	CA	972	C
55	CA	974	A
55	CA	976	G
55	CA	977	A
55	CA	982	U
55	CA	983	A
55	CA	992	U
55	CA	994	A
55	CA	1049	U
55	CA	1050	G
55	CA	1051	C
55	CA	1053	G
55	CA	1055	A
55	CA	1064	G
55	CA	1066	C
55	CA	1067	A
55	CA	1068	G
55	CA	1085	U
55	CA	1086	U

*Continued on next page...*

*Continued from previous page...*

Mol	Chain	Res	Type
55	CA	1096	C
55	CA	1101	A
55	CA	1102	A
55	CA	1124	G
55	CA	1127	G
55	CA	1140	C
55	CA	1141	C
55	CA	1145	A
55	CA	1146	A
55	CA	1157	A
55	CA	1158	C
55	CA	1160	G
55	CA	1167	A
55	CA	1169	A
55	CA	1181	G
55	CA	1183	U
55	CA	1184	G
55	CA	1192	C
55	CA	1201	A
55	CA	1202	U
55	CA	1211	U
55	CA	1215	G
55	CA	1224	U
55	CA	1228	C
55	CA	1240	U
55	CA	1241	G
55	CA	1278	G
55	CA	1282	C
55	CA	1283	U
55	CA	1285	A
55	CA	1287	A
55	CA	1288	A
55	CA	1298	U
55	CA	1299	A
55	CA	1300	G
55	CA	1331	G
55	CA	1336	C
55	CA	1338	G
55	CA	1345	U
55	CA	1348	U
55	CA	1365	G
55	CA	1366	C

*Continued on next page...*

*Continued from previous page...*

Mol	Chain	Res	Type
55	CA	1380	U
55	CA	1381	U
55	CA	1394	A
55	CA	1395	C
55	CA	1396	A
55	CA	1398	A
55	CA	1399	C
55	CA	1401	G
55	CA	1447	A
55	CA	1448	C
55	CA	1452	C
55	CA	1453	G
55	CA	1454	G
55	CA	1498	U
55	CA	1499	A
55	CA	1500	A
55	CA	1503	A
55	CA	1505	G
55	CA	1507	A
55	CA	1508	A
55	CA	1528	U
55	CA	1530	G
23	CW	5	U
24	DA	13	A
24	DA	14	A
24	DA	15	G
24	DA	33	C
24	DA	35	G
24	DA	36	G
24	DA	49	A
24	DA	52	A
24	DA	60	G
24	DA	61	C
24	DA	62	U
24	DA	70	G
24	DA	73	A
24	DA	75	G
24	DA	84	A
24	DA	85	G
24	DA	86	G
24	DA	93	G
24	DA	100	U

*Continued on next page...*

*Continued from previous page...*

Mol	Chain	Res	Type
24	DA	101	A
24	DA	103	A
24	DA	119	A
24	DA	121	G
24	DA	125	A
24	DA	126	A
24	DA	127	A
24	DA	128	C
24	DA	140	C
24	DA	141	G
24	DA	142	A
24	DA	164	C
24	DA	196	A
24	DA	197	A
24	DA	199	A
24	DA	200	U
24	DA	204	A
24	DA	206	U
24	DA	215	G
24	DA	216	A
24	DA	221	A
24	DA	223	A
24	DA	224	U
24	DA	227	A
24	DA	229	C
24	DA	230	G
24	DA	232	G
24	DA	233	A
24	DA	241	A
24	DA	243	U
24	DA	244	A
24	DA	249	C
24	DA	250	G
24	DA	271	G
24	DA	272	A
24	DA	301	G
24	DA	302	C
24	DA	303	G
24	DA	311	A
24	DA	312	G
24	DA	321	U
24	DA	324	A

*Continued on next page...*



*Continued from previous page...*

Mol	Chain	Res	Type
24	DA	329	G
24	DA	333	G
24	DA	334	C
24	DA	370	G
24	DA	373	U
24	DA	374	A
24	DA	386	G
24	DA	388	G
24	DA	389	G
24	DA	390	U
24	DA	391	A
24	DA	395	U
24	DA	396	G
24	DA	404	A
24	DA	406	G
24	DA	411	G
24	DA	412	A
24	DA	421	C
24	DA	422	A
24	DA	423	A
24	DA	434	U
24	DA	435	C
24	DA	442	G
24	DA	443	A
24	DA	444	C
24	DA	446	G
24	DA	449	A
24	DA	454	A
24	DA	459	U
24	DA	475	C
24	DA	479	A
24	DA	480	A
24	DA	482	A
24	DA	483	A
24	DA	489	G
24	DA	491	G
24	DA	503	A
24	DA	505	A
24	DA	506	G
24	DA	509	C
24	DA	510	C
24	DA	527	C

*Continued on next page...*

*Continued from previous page...*

Mol	Chain	Res	Type
24	DA	528	A
24	DA	529	A
24	DA	530	G
24	DA	531	C
24	DA	533	G
24	DA	571	U
24	DA	572	A
24	DA	573	U
24	DA	575	A
24	DA	587	C
24	DA	588	U
24	DA	589	U
24	DA	603	A
24	DA	604	G
24	DA	614	A
24	DA	616	A
24	DA	617	G
24	DA	620	G
24	DA	621	A
24	DA	627	A
24	DA	637	A
24	DA	638	G
24	DA	647	G
24	DA	655	A
24	DA	656	G
24	DA	669	G
24	DA	670	A
24	DA	671	C
24	DA	672	C
24	DA	685	A
24	DA	687	C
24	DA	726	G
24	DA	727	A
24	DA	729	G
24	DA	739	A
24	DA	740	C
24	DA	746	U
24	DA	748	G
24	DA	752	A
24	DA	753	A
24	DA	762	U
24	DA	763	G

*Continued on next page...*

*Continued from previous page...*

Mol	Chain	Res	Type
24	DA	765	C
24	DA	766	U
24	DA	775	G
24	DA	777	G
24	DA	782	A
24	DA	783	A
24	DA	788	A
24	DA	789	A
24	DA	794	A
24	DA	800	A
24	DA	802	A
24	DA	805	G
24	DA	806	C
24	DA	811	U
24	DA	812	C
24	DA	829	A
24	DA	830	G
24	DA	859	G
24	DA	860	U
24	DA	861	A
24	DA	865	C
24	DA	866	A
24	DA	913	U
24	DA	915	C
24	DA	931	U
24	DA	933	A
24	DA	945	A
24	DA	946	C
24	DA	957	C
24	DA	958	U
24	DA	959	A
24	DA	961	C
24	DA	962	G
24	DA	973	A
24	DA	975	A
24	DA	989	G
24	DA	990	A
24	DA	995	C
24	DA	997	G
24	DA	1008	A
24	DA	1009	A
24	DA	1010	A

*Continued on next page...*

*Continued from previous page...*

Mol	Chain	Res	Type
24	DA	1011	G
24	DA	1020	A
24	DA	1021	A
24	DA	1022	G
24	DA	1023	U
24	DA	1025	G
24	DA	1026	G
24	DA	1027	A
24	DA	1033	U
24	DA	1034	G
24	DA	1045	C
24	DA	1048	A
24	DA	1049	C
24	DA	1060	U
24	DA	1062	G
24	DA	1069	A
24	DA	1071	G
24	DA	1072	C
24	DA	1073	A
24	DA	1075	C
24	DA	1078	U
24	DA	1079	C
24	DA	1089	A
24	DA	1090	A
24	DA	1111	A
24	DA	1112	G
24	DA	1113	U
24	DA	1126	A
24	DA	1127	A
24	DA	1128	G
24	DA	1129	A
24	DA	1135	C
24	DA	1136	G
24	DA	1141	U
24	DA	1144	A
24	DA	1156	A
24	DA	1157	G
24	DA	1158	C
24	DA	1204	A
24	DA	1206	G
24	DA	1210	G
24	DA	1213	A

*Continued on next page...*

*Continued from previous page...*

Mol	Chain	Res	Type
24	DA	1238	G
24	DA	1247	A
24	DA	1249	U
24	DA	1254	A
24	DA	1255	U
24	DA	1265	A
24	DA	1267	U
24	DA	1272	A
24	DA	1273	U
24	DA	1274	A
24	DA	1275	A
24	DA	1276	A
24	DA	1286	A
24	DA	1287	A
24	DA	1289	C
24	DA	1290	C
24	DA	1300	G
24	DA	1303	G
24	DA	1312	U
24	DA	1313	U
24	DA	1314	C
24	DA	1325	U
24	DA	1326	U
24	DA	1327	A
24	DA	1331	G
24	DA	1332	G
24	DA	1333	G
24	DA	1334	G
24	DA	1341	G
24	DA	1345	C
24	DA	1346	G
24	DA	1385	A
24	DA	1386	C
24	DA	1387	A
24	DA	1398	C
24	DA	1399	C
24	DA	1427	A
24	DA	1429	G
24	DA	1451	C
24	DA	1455	G
24	DA	1476	U
24	DA	1477	A

*Continued on next page...*

*Continued from previous page...*

Mol	Chain	Res	Type
24	DA	1478	G
24	DA	1490	A
24	DA	1491	G
24	DA	1497	U
24	DA	1498	C
24	DA	1508	A
24	DA	1510	G
24	DA	1511	G
24	DA	1523	U
24	DA	1524	G
24	DA	1535	A
24	DA	1536	C
24	DA	1537	G
24	DA	1538	G
24	DA	1552	A
24	DA	1554	U
24	DA	1555	G
24	DA	1558	C
24	DA	1560	G
24	DA	1561	C
24	DA	1566	A
24	DA	1568	G
24	DA	1569	A
24	DA	1607	C
24	DA	1611	C
24	DA	1615	C
24	DA	1619	G
24	DA	1626	A
24	DA	1627	G
24	DA	1634	A
24	DA	1635	A
24	DA	1636	U
24	DA	1647	U
24	DA	1648	U
24	DA	1653	G
24	DA	1655	A
24	DA	1667	G
24	DA	1669	A
24	DA	1674	G
24	DA	1681	G
24	DA	1682	G
24	DA	1693	U

*Continued on next page...*

*Continued from previous page...*

Mol	Chain	Res	Type
24	DA	1695	G
24	DA	1696	G
24	DA	1698	A
24	DA	1700	A
24	DA	1706	C
24	DA	1707	G
24	DA	1708	C
24	DA	1713	A
24	DA	1716	U
24	DA	1717	A
24	DA	1731	G
24	DA	1733	G
24	DA	1734	G
24	DA	1758	U
24	DA	1759	A
24	DA	1760	C
24	DA	1780	A
24	DA	1782	U
24	DA	1783	A
24	DA	1784	A
24	DA	1785	A
24	DA	1786	A
24	DA	1788	C
24	DA	1799	G
24	DA	1802	A
24	DA	1808	A
24	DA	1809	A
24	DA	1810	A
24	DA	1815	A
24	DA	1817	G
24	DA	1821	A
24	DA	1828	G
24	DA	1838	C
24	DA	1839	G
24	DA	1857	G
24	DA	1865	U
24	DA	1866	A
24	DA	1913	A
24	DA	1914	C
24	DA	1915	U
24	DA	1918	A
24	DA	1929	G

*Continued on next page...*

*Continued from previous page...*

Mol	Chain	Res	Type
24	DA	1931	U
24	DA	1936	A
24	DA	1941	C
24	DA	1942	C
24	DA	1943	U
24	DA	1945	G
24	DA	1954	G
24	DA	1956	U
24	DA	1962	C
24	DA	1963	U
24	DA	1965	C
24	DA	1966	A
24	DA	1967	C
24	DA	1970	A
24	DA	1971	U
24	DA	1972	G
24	DA	1980	G
24	DA	1981	A
24	DA	1982	U
24	DA	1992	G
24	DA	1993	U
24	DA	1996	C
24	DA	1997	C
24	DA	1998	A
24	DA	2021	C
24	DA	2023	C
24	DA	2030	A
24	DA	2034	U
24	DA	2036	C
24	DA	2051	A
24	DA	2061	G
24	DA	2063	C
24	DA	2067	G
24	DA	2068	U
24	DA	2069	G
24	DA	2092	U
24	DA	2093	G
24	DA	2098	U
24	DA	2099	U
24	DA	2100	G
24	DA	2135	A
24	DA	2143	C

*Continued on next page...*



*Continued from previous page...*

Mol	Chain	Res	Type
24	DA	2147	A
24	DA	2148	G
24	DA	2179	C
24	DA	2198	A
24	DA	2199	A
24	DA	2210	U
24	DA	2214	C
24	DA	2225	A
24	DA	2226	C
24	DA	2238	G
24	DA	2239	G
24	DA	2249	U
24	DA	2251	G
24	DA	2258	C
24	DA	2259	U
24	DA	2266	A
24	DA	2275	C
24	DA	2276	G
24	DA	2282	G
24	DA	2283	C
24	DA	2286	G
24	DA	2287	A
24	DA	2289	G
24	DA	2296	U
24	DA	2297	A
24	DA	2308	G
24	DA	2309	A
24	DA	2310	C
24	DA	2311	A
24	DA	2312	U
24	DA	2313	C
24	DA	2319	G
24	DA	2320	U
24	DA	2321	U
24	DA	2322	A
24	DA	2334	U
24	DA	2335	A
24	DA	2336	A
24	DA	2337	G
24	DA	2338	C
24	DA	2344	U
24	DA	2347	C

*Continued on next page...*

*Continued from previous page...*

Mol	Chain	Res	Type
24	DA	2348	U
24	DA	2382	G
24	DA	2383	G
24	DA	2385	C
24	DA	2386	A
24	DA	2401	U
24	DA	2402	U
24	DA	2406	A
24	DA	2407	A
24	DA	2408	U
24	DA	2425	A
24	DA	2427	C
24	DA	2428	G
24	DA	2439	A
24	DA	2440	C
24	DA	2447	G
24	DA	2450	A
24	DA	2458	G
24	DA	2459	A
24	DA	2490	G
24	DA	2492	U
24	DA	2497	A
24	DA	2498	C
24	DA	2503	A
24	DA	2504	U
24	DA	2517	C
24	DA	2520	C
24	DA	2544	G
24	DA	2566	A
24	DA	2574	G
24	DA	2581	G
24	DA	2582	G
24	DA	2585	U
24	DA	2586	U
24	DA	2601	C
24	DA	2603	G
24	DA	2609	U
24	DA	2611	C
24	DA	2612	C
24	DA	2613	U
24	DA	2615	U
24	DA	2629	U

*Continued on next page...*

*Continued from previous page...*

Mol	Chain	Res	Type
24	DA	2630	G
24	DA	2645	G
24	DA	2646	C
24	DA	2654	A
24	DA	2656	U
24	DA	2681	C
24	DA	2682	A
24	DA	2689	U
24	DA	2691	C
24	DA	2713	U
24	DA	2714	G
24	DA	2726	A
24	DA	2727	A
24	DA	2750	A
24	DA	2752	C
24	DA	2756	U
24	DA	2757	A
24	DA	2776	A
24	DA	2777	G
24	DA	2778	A
24	DA	2781	A
24	DA	2797	U
24	DA	2798	U
24	DA	2832	U
24	DA	2833	U
24	DA	2834	G
24	DA	2836	U
24	DA	2849	U
24	DA	2850	A
24	DA	2866	U
24	DA	2867	G
24	DA	2873	A
24	DA	2874	C
24	DA	2881	U
24	DA	2893	A
24	DA	2895	G
24	DA	2896	C
24	DA	2902	C
56	DB	12	C
56	DB	13	G
56	DB	16	G
56	DB	38	C

*Continued on next page...*

*Continued from previous page...*

Mol	Chain	Res	Type
56	DB	40	U
56	DB	41	G
56	DB	42	C
56	DB	43	C
56	DB	44	G
56	DB	45	A
56	DB	46	A
56	DB	56	G
56	DB	57	A
56	DB	58	A
56	DB	66	A
56	DB	67	G
56	DB	88	C
56	DB	90	C

## 5.4 Non-standard residues in protein, DNA, RNA chains ⓘ

There are no non-standard protein/DNA/RNA residues in this entry.

## 5.5 Carbohydrates ⓘ

There are no carbohydrates in this entry.

## 5.6 Ligand geometry ⓘ

Of 365 ligands modelled in this entry, 365 are monoatomic - leaving 0 for Mogul analysis.

There are no bond length outliers.

There are no bond angle outliers.

There are no chirality outliers.

There are no torsion outliers.

There are no ring outliers.

No monomer is involved in short contacts.

## 5.7 Other polymers ⓘ

There are no such residues in this entry.

## 5.8 Polymer linkage issues ⓘ

There are no chain breaks in this entry.

## 6 Fit of model and data ⓘ

### 6.1 Protein, DNA and RNA chains ⓘ

In the following table, the column labelled ‘#RSRZ> 2’ contains the number (and percentage) of RSRZ outliers, followed by percent RSRZ outliers for the chain as percentile scores relative to all X-ray entries and entries of similar resolution. The OWAB column contains the minimum, median, 95<sup>th</sup> percentile and maximum values of the occupancy-weighted average B-factor per residue. The column labelled ‘Q< 0.9’ lists the number of (and percentage) of residues with an average occupancy less than 0.9.

Mol	Chain	Analysed	<RSRZ>	#RSRZ>2	OWAB(Å <sup>2</sup> )	Q<0.9
1	AB	218/241 (90%)	2.67	105 (48%) 0 0	206, 268, 283, 298	0
1	CB	218/241 (90%)	0.97	48 (22%) 0 1	146, 174, 199, 216	0
2	AC	206/233 (88%)	0.32	4 (1%) 66 59	106, 135, 169, 198	0
2	CC	206/233 (88%)	0.21	3 (1%) 73 66	111, 140, 177, 195	0
3	AD	205/206 (99%)	0.20	10 (4%) 29 25	102, 139, 185, 204	0
3	CD	205/206 (99%)	-0.26	1 (0%) 91 86	86, 109, 140, 157	0
4	AE	150/167 (89%)	2.98	80 (53%) 0 0	102, 214, 237, 255	0
4	CE	150/167 (89%)	0.44	8 (5%) 26 22	86, 134, 166, 209	0
5	AF	100/135 (74%)	0.64	15 (15%) 2 2	140, 166, 186, 192	0
5	CF	100/135 (74%)	0.72	13 (13%) 3 4	140, 170, 200, 208	0
6	AG	151/179 (84%)	0.48	9 (5%) 21 17	128, 157, 186, 202	0
6	CG	150/179 (83%)	0.49	21 (14%) 2 3	115, 165, 204, 219	0
7	AH	129/130 (99%)	0.47	9 (6%) 16 12	102, 134, 158, 182	0
7	CH	129/130 (99%)	0.23	3 (2%) 60 52	106, 135, 159, 174	0
8	AI	127/130 (97%)	0.47	10 (7%) 12 10	108, 158, 190, 210	0
8	CI	127/130 (97%)	0.74	18 (14%) 2 3	114, 174, 206, 221	0
9	AJ	98/103 (95%)	0.16	1 (1%) 82 76	105, 150, 194, 211	0
9	CJ	98/103 (95%)	0.82	16 (16%) 1 2	113, 165, 210, 220	0
10	AK	117/129 (90%)	0.85	16 (13%) 3 3	100, 149, 183, 200	0
10	CK	117/129 (90%)	0.60	11 (9%) 8 7	89, 133, 167, 192	0
11	AL	123/124 (99%)	0.16	4 (3%) 46 37	75, 95, 132, 157	0
11	CL	123/124 (99%)	0.09	2 (1%) 72 64	83, 101, 132, 151	0
12	AM	114/118 (96%)	0.54	13 (11%) 5 5	122, 182, 213, 232	0
12	CM	113/118 (95%)	0.62	9 (7%) 12 10	133, 193, 225, 235	0

*Continued on next page...*

*Continued from previous page...*

Mol	Chain	Analysed	<RSRZ>	#RSRZ>2	OWAB(Å <sup>2</sup> )	Q<0.9
13	AN	96/101 (95%)	0.25	4 (4%) 36 30	111, 142, 184, 210	0
13	CN	95/101 (94%)	0.56	10 (10%) 6 5	117, 149, 199, 207	0
14	AO	88/89 (98%)	0.15	1 (1%) 80 74	105, 133, 163, 199	0
14	CO	88/89 (98%)	0.13	2 (2%) 60 52	113, 141, 174, 197	0
15	AP	82/82 (100%)	0.93	18 (21%) 0 1	95, 127, 165, 208	0
15	CP	80/82 (97%)	0.88	10 (12%) 3 4	98, 122, 156, 189	0
16	AQ	80/84 (95%)	0.74	6 (7%) 14 11	69, 100, 142, 159	0
16	CQ	80/84 (95%)	0.92	8 (10%) 7 6	72, 111, 142, 159	0
17	AR	55/75 (73%)	0.61	7 (12%) 3 4	129, 148, 180, 190	0
17	CR	55/75 (73%)	0.87	8 (14%) 2 2	131, 150, 170, 182	0
18	AS	79/92 (85%)	0.82	13 (16%) 1 1	140, 176, 210, 235	0
18	CS	79/92 (85%)	1.23	16 (20%) 1 1	151, 182, 215, 230	0
19	AT	85/87 (97%)	0.15	0 100 100	89, 121, 149, 180	0
19	CT	85/87 (97%)	0.66	8 (9%) 8 7	115, 153, 185, 206	0
20	AU	51/71 (71%)	0.61	6 (11%) 4 4	98, 145, 201, 208	0
20	CU	51/71 (71%)	0.65	7 (13%) 3 3	104, 139, 173, 193	0
21	AA	1533/1533 (100%)	-0.49	15 (0%) 82 76	65, 123, 208, 301	0
22	AV	17/17 (100%)	-0.16	1 (5%) 22 17	102, 112, 149, 197	0
22	CV	17/17 (100%)	-0.22	1 (5%) 22 17	99, 104, 145, 179	0
23	AW	6/6 (100%)	0.56	1 (16%) 1 2	100, 109, 120, 155	0
23	CW	6/6 (100%)	0.21	0 100 100	98, 105, 123, 130	0
24	BA	2854/2903 (98%)	-0.43	40 (1%) 75 67	36, 66, 188, 342	0
24	DA	2841/2903 (97%)	-0.08	57 (2%) 65 57	79, 132, 236, 340	0
25	BB	118/118 (100%)	-0.65	0 100 100	52, 81, 113, 162	0
26	BC	271/273 (99%)	-0.12	4 (1%) 73 66	44, 80, 122, 159	0
26	DC	271/273 (99%)	0.44	15 (5%) 25 21	89, 133, 164, 189	0
27	BD	209/209 (100%)	-0.14	0 100 100	37, 59, 105, 146	0
27	DD	209/209 (100%)	0.50	19 (9%) 9 7	83, 131, 164, 186	0
28	BE	201/201 (100%)	-0.04	4 (1%) 65 57	38, 84, 131, 164	0
28	DE	201/201 (100%)	0.51	16 (7%) 12 10	95, 171, 212, 250	0
29	BF	177/179 (98%)	0.99	27 (15%) 2 2	90, 148, 201, 218	0

*Continued on next page...*

*Continued from previous page...*

Mol	Chain	Analysed	<RSRZ>	#RSRZ>2	OWAB(Å <sup>2</sup> )	Q<0.9
29	DF	178/179 (99%)	2.88	103 (57%) 0 0	250, 278, 301, 305	0
30	BG	176/177 (99%)	0.02	2 (1%) 80 74	66, 91, 135, 160	0
30	DG	176/177 (99%)	0.99	28 (15%) 1 2	120, 148, 177, 204	0
31	BH	149/149 (100%)	3.03	69 (46%) 0 0	89, 262, 290, 299	0
31	DH	149/149 (100%)	2.48	66 (44%) 0 0	156, 244, 279, 286	0
32	BI	141/142 (99%)	2.25	64 (45%) 0 0	237, 306, 364, 376	0
32	DI	141/142 (99%)	2.79	79 (56%) 0 0	277, 331, 367, 378	0
33	BJ	142/142 (100%)	-0.30	0 100 100	41, 57, 102, 157	0
33	DJ	142/142 (100%)	0.20	3 (2%) 63 55	92, 115, 142, 181	0
34	BK	122/123 (99%)	-0.22	0 100 100	41, 56, 110, 177	0
34	DK	122/123 (99%)	0.51	3 (2%) 57 48	93, 115, 144, 173	0
35	BL	143/144 (99%)	-0.22	1 (0%) 87 83	38, 77, 119, 160	0
35	DL	143/144 (99%)	0.70	19 (13%) 3 3	93, 155, 197, 209	0
36	BM	136/136 (100%)	-0.13	1 (0%) 87 83	41, 67, 114, 152	0
36	DM	136/136 (100%)	0.89	22 (16%) 1 2	80, 107, 142, 164	0
37	BN	120/127 (94%)	-0.12	0 100 100	46, 63, 84, 138	0
37	DN	120/127 (94%)	1.09	24 (20%) 1 1	122, 154, 180, 217	0
38	BO	116/117 (99%)	-0.28	0 100 100	73, 84, 124, 149	0
38	DO	116/117 (99%)	2.06	54 (46%) 0 0	165, 197, 217, 225	0
39	BP	114/115 (99%)	-0.20	1 (0%) 84 78	49, 67, 123, 152	0
39	DP	114/115 (99%)	0.46	6 (5%) 26 22	117, 137, 163, 182	0
40	BQ	117/118 (99%)	-0.49	0 100 100	40, 58, 100, 127	0
40	DQ	117/118 (99%)	0.47	7 (5%) 21 17	97, 119, 143, 172	0
41	BR	103/103 (100%)	-0.11	1 (0%) 82 76	39, 70, 116, 158	0
41	DR	103/103 (100%)	0.86	17 (16%) 1 1	96, 133, 157, 164	0
42	BS	110/110 (100%)	-0.37	0 100 100	41, 58, 95, 161	0
42	DS	110/110 (100%)	0.68	11 (10%) 7 6	98, 141, 173, 188	0
43	BT	93/100 (93%)	0.38	4 (4%) 35 29	56, 95, 135, 165	0
43	DT	93/100 (93%)	2.17	49 (52%) 0 0	144, 196, 226, 237	0
44	BU	102/104 (98%)	0.27	3 (2%) 51 41	77, 105, 139, 194	0
44	DU	102/104 (98%)	2.36	57 (55%) 0 0	174, 208, 248, 279	0

*Continued on next page...*



Continued from previous page...

Mol	Chain	Analysed	<RSRZ>	#RSRZ>2	OWAB(Å <sup>2</sup> )	Q<0.9
45	BV	94/94 (100%)	0.02	0 100 100	60, 81, 115, 143	0
45	DV	94/94 (100%)	1.79	37 (39%) 0 0	125, 188, 226, 239	0
46	BW	79/85 (92%)	0.09	2 (2%) 57 48	50, 75, 131, 168	0
46	DW	79/85 (92%)	1.22	20 (25%) 0 0	88, 134, 164, 184	0
47	BX	77/78 (98%)	-0.26	2 (2%) 56 46	50, 84, 126, 147	0
47	DX	77/78 (98%)	0.92	16 (20%) 1 1	110, 157, 187, 203	0
48	BY	63/63 (100%)	0.22	7 (11%) 5 5	87, 109, 154, 163	0
48	DY	63/63 (100%)	0.91	11 (17%) 1 1	196, 218, 251, 257	0
49	BZ	58/59 (98%)	-0.07	2 (3%) 45 37	49, 63, 106, 145	0
49	DZ	58/59 (98%)	0.50	4 (6%) 16 12	97, 116, 142, 155	0
50	B0	56/57 (98%)	-0.48	0 100 100	40, 63, 119, 143	0
50	D0	56/57 (98%)	0.53	5 (8%) 9 8	93, 152, 190, 202	0
51	B1	50/55 (90%)	0.38	1 (2%) 65 57	63, 91, 117, 156	0
51	D1	50/55 (90%)	1.18	11 (22%) 0 1	113, 142, 173, 179	0
52	B2	46/46 (100%)	-0.30	1 (2%) 62 53	50, 61, 80, 165	0
52	D2	46/46 (100%)	0.20	1 (2%) 62 53	118, 137, 161, 174	0
53	B3	64/65 (98%)	-0.28	0 100 100	45, 63, 98, 133	0
53	D3	64/65 (98%)	0.45	2 (3%) 49 39	105, 123, 146, 174	0
54	B4	38/38 (100%)	-0.16	0 100 100	54, 68, 100, 118	0
54	D4	38/38 (100%)	0.82	1 (2%) 56 46	95, 117, 138, 142	0
55	CA	1530/1530 (100%)	-0.27	28 (1%) 68 61	77, 126, 214, 305	0
56	DB	117/117 (100%)	-0.41	0 100 100	87, 166, 194, 210	0
All	All	20477/21120 (96%)	0.23	1598 (7%) 13 10	36, 125, 246, 378	0

All (1598) RSRZ outliers are listed below:

Mol	Chain	Res	Type	RSRZ
31	BH	92	GLY	21.8
31	DH	92	GLY	21.4
31	DH	93	SER	20.7
29	DF	129	MET	20.6
31	BH	119	ASN	18.3
31	BH	120	GLY	15.9
24	BA	2179	C	15.4

Continued on next page...

*Continued from previous page...*

<b>Mol</b>	<b>Chain</b>	<b>Res</b>	<b>Type</b>	<b>RSRZ</b>
31	DH	125	THR	15.2
1	AB	106	VAL	14.6
31	BH	149	GLU	14.6
31	DH	124	THR	14.2
31	BH	93	SER	13.8
4	AE	50	GLY	13.7
1	AB	81	ASP	13.5
31	BH	117	LEU	13.2
31	BH	91	PHE	13.2
1	AB	204	ASP	13.0
1	AB	59	ILE	12.3
4	AE	113	VAL	12.0
4	AE	144	GLU	11.9
55	CA	209	U	11.6
31	BH	86	ASP	11.5
29	DF	28	PRO	11.3
29	DF	153	ILE	11.3
1	AB	74	ALA	11.3
31	BH	148	ALA	11.1
31	BH	116	ARG	10.9
31	BH	87	GLU	10.8
29	DF	30	VAL	10.5
1	AB	194	GLY	10.4
4	AE	99	SER	10.4
32	DI	3	LYS	10.4
32	BI	10	LEU	10.2
4	AE	145	ASN	10.2
31	BH	118	PRO	10.1
1	CB	15	PHE	10.1
24	BA	2154	A	10.0
4	AE	114	LEU	10.0
31	DH	79	THR	9.9
31	BH	123	ARG	9.9
31	BH	90	LEU	9.9
4	AE	72	ASN	9.9
4	AE	106	ALA	9.7
31	BH	99	ILE	9.6
1	AB	17	HIS	9.6
31	BH	100	ALA	9.4
31	BH	79	THR	9.3
24	BA	2138	G	9.2
31	DH	82	SER	9.1

*Continued on next page...*

*Continued from previous page...*

Mol	Chain	Res	Type	RSRZ
4	AE	41	GLY	9.1
1	AB	166	ASP	9.1
29	DF	22	ASN	9.0
24	BA	2180	U	8.9
4	AE	86	GLY	8.8
31	BH	88	GLY	8.8
1	AB	195	VAL	8.8
29	DF	9	ASP	8.7
6	CG	150	PHE	8.6
24	BA	138	U	8.6
32	BI	2	LYS	8.6
29	BF	79	ARG	8.6
29	DF	155	ILE	8.6
31	BH	124	THR	8.5
1	AB	16	GLY	8.4
31	DH	120	GLY	8.4
4	AE	77	ASN	8.4
29	BF	78	ILE	8.3
38	DO	28	VAL	8.3
32	BI	52	LEU	8.3
32	DI	12	VAL	8.3
31	BH	121	VAL	8.2
32	DI	15	GLY	8.1
4	AE	42	ASN	8.1
32	DI	39	LYS	8.1
32	BI	80	LYS	8.1
29	DF	27	VAL	8.1
31	DH	126	GLY	8.1
32	BI	81	LYS	8.0
55	CA	86	G	8.0
29	DF	77	LYS	8.0
31	DH	121	VAL	7.9
1	AB	78	ALA	7.9
4	AE	49	TYR	7.9
24	DA	2799	A	7.9
32	DI	13	ALA	7.7
24	BA	2146	C	7.7
32	BI	82	ALA	7.6
4	AE	82	HIS	7.6
1	AB	28	PRO	7.5
38	DO	29	HIS	7.5
3	AD	26	ALA	7.5

*Continued on next page...*

*Continued from previous page...*

<b>Mol</b>	<b>Chain</b>	<b>Res</b>	<b>Type</b>	<b>RSRZ</b>
15	CP	47	GLU	7.5
1	AB	35	ASN	7.4
31	DH	113	SER	7.4
32	BI	3	LYS	7.3
29	DF	10	GLU	7.3
1	AB	18	GLN	7.3
1	AB	141	GLU	7.3
29	DF	24	VAL	7.3
4	AE	98	ALA	7.3
32	DI	141	ASP	7.3
31	BH	143	ILE	7.2
4	AE	110	MET	7.2
1	AB	203	ASP	7.2
29	DF	157	THR	7.2
32	DI	67	THR	7.2
1	AB	205	ALA	7.1
1	AB	152	ASP	7.1
44	DU	56	GLY	7.1
1	AB	42	LEU	7.1
32	BI	139	VAL	7.1
48	DY	63	ALA	7.1
32	DI	4	VAL	7.1
31	DH	77	THR	7.1
4	AE	105	ILE	7.1
29	BF	74	ALA	7.1
45	DV	51	GLN	7.0
43	DT	83	ALA	7.0
38	DO	22	GLY	7.0
48	BY	63	ALA	7.0
32	DI	51	GLY	7.0
44	DU	36	GLU	7.0
31	BH	89	LYS	7.0
4	AE	10	LEU	6.9
32	BI	83	ALA	6.9
1	AB	43	GLU	6.9
19	CT	86	ALA	6.9
31	BH	122	LEU	6.9
6	CG	7	GLY	6.9
55	CA	461	A	6.9
12	AM	114	PRO	6.8
1	AB	103	TRP	6.8
31	BH	94	ILE	6.8

*Continued on next page...*

*Continued from previous page...*

<b>Mol</b>	<b>Chain</b>	<b>Res</b>	<b>Type</b>	<b>RSRZ</b>
1	AB	109	SER	6.7
31	DH	88	GLY	6.7
21	AA	78	A	6.7
32	DI	20	SER	6.7
29	DF	159	ALA	6.7
29	DF	55	ASP	6.6
44	DU	37	GLY	6.6
21	AA	86	G	6.6
45	DV	54	ALA	6.6
24	BA	2147	A	6.6
24	BA	2143	C	6.6
1	AB	135	MET	6.6
31	DH	119	ASN	6.6
4	AE	84	VAL	6.6
31	DH	91	PHE	6.6
29	DF	58	ALA	6.6
44	DU	82	VAL	6.5
32	DI	21	PRO	6.5
32	BI	1	ALA	6.5
31	BH	125	THR	6.4
1	CB	206	ILE	6.4
29	DF	150	GLY	6.4
32	BI	98	GLY	6.4
32	DI	52	LEU	6.3
29	DF	37	MET	6.3
1	AB	164	ASP	6.2
48	DY	62	GLY	6.2
1	AB	14	HIS	6.2
4	AE	75	LEU	6.1
31	DH	89	LYS	6.1
29	DF	114	ARG	6.1
29	DF	105	ILE	6.1
31	BH	147	VAL	6.1
29	BF	77	LYS	6.1
24	DA	1459	G	6.1
29	DF	78	ILE	6.1
31	BH	113	SER	6.1
32	BI	4	VAL	6.1
31	DH	128	HIS	6.1
31	BH	129	GLU	6.1
1	AB	68	PHE	6.0
1	AB	161	PHE	6.0

*Continued on next page...*

*Continued from previous page...*

Mol	Chain	Res	Type	RSRZ
18	CS	12	LEU	6.0
1	AB	77	GLU	6.0
1	AB	189	ASN	6.0
38	DO	49	VAL	6.0
1	AB	163	ILE	6.0
38	DO	26	LEU	6.0
31	BH	145	ASN	5.9
4	AE	123	LEU	5.9
31	BH	131	SER	5.9
45	DV	42	LEU	5.8
32	DI	38	CYS	5.8
32	BI	113	ALA	5.8
31	BH	126	GLY	5.8
45	DV	47	VAL	5.8
1	AB	66	ILE	5.8
31	DH	123	ARG	5.8
44	DU	38	ILE	5.8
43	DT	61	LEU	5.8
29	DF	128	SER	5.8
32	DI	25	PRO	5.8
43	DT	60	THR	5.7
44	DU	35	VAL	5.7
29	BF	75	GLY	5.7
4	AE	100	GLU	5.7
4	AE	130	THR	5.7
55	CA	210	C	5.7
32	DI	96	LYS	5.7
1	AB	82	ALA	5.7
29	DF	172	PHE	5.7
32	DI	85	ILE	5.7
29	DF	41	GLU	5.7
1	AB	218	ALA	5.7
29	BF	73	VAL	5.7
31	DH	105	ALA	5.7
1	AB	93	HIS	5.7
1	AB	15	PHE	5.7
4	AE	73	VAL	5.6
31	DH	129	GLU	5.6
11	AL	123	ALA	5.6
31	BH	85	GLY	5.6
1	AB	167	HIS	5.6
38	DO	51	ALA	5.6

*Continued on next page...*

*Continued from previous page...*

Mol	Chain	Res	Type	RSRZ
43	DT	20	ALA	5.6
29	DF	29	ARG	5.6
32	DI	40	ALA	5.6
31	DH	86	ASP	5.6
20	CU	3	ILE	5.5
8	CI	42	THR	5.5
32	BI	86	LYS	5.5
31	DH	148	ALA	5.5
31	DH	98	ASP	5.5
31	DH	38	PRO	5.5
6	CG	151	ALA	5.5
1	AB	27	LYS	5.4
55	CA	85	U	5.4
6	AG	84	TYR	5.4
29	DF	42	ALA	5.4
15	AP	81	ALA	5.4
4	AE	83	PRO	5.4
32	BI	12	VAL	5.4
32	BI	25	PRO	5.3
1	CB	99	MET	5.3
43	DT	19	LYS	5.3
29	DF	173	ASP	5.3
29	DF	35	LEU	5.3
29	DF	59	ILE	5.3
1	AB	56	LEU	5.3
32	DI	129	GLU	5.2
29	DF	25	MET	5.2
29	DF	90	LEU	5.2
32	BI	87	SER	5.2
31	DH	122	LEU	5.2
29	DF	151	LEU	5.2
41	DR	5	PHE	5.2
1	AB	34	ARG	5.2
38	DO	37	ALA	5.2
21	AA	87	C	5.2
44	DU	24	VAL	5.2
4	AE	74	ALA	5.1
9	CJ	91	ASP	5.1
6	CG	149	ALA	5.1
1	AB	206	ILE	5.1
4	AE	70	MET	5.1
31	DH	87	GLU	5.1

*Continued on next page...*

*Continued from previous page...*

Mol	Chain	Res	Type	RSRZ
31	BH	136	SER	5.1
29	DF	94	ARG	5.1
43	DT	3	ARG	5.0
32	BI	8	VAL	5.0
43	DT	93	LEU	5.0
32	DI	50	LYS	5.0
38	DO	24	THR	5.0
38	DO	25	ARG	5.0
1	AB	64	GLY	4.9
8	AI	42	THR	4.9
38	DO	60	GLU	4.9
31	DH	85	GLY	4.9
4	AE	158	LYS	4.9
43	DT	65	GLY	4.9
29	DF	66	ILE	4.9
43	DT	84	TYR	4.9
44	DU	53	GLN	4.9
24	BA	2145	C	4.9
1	AB	19	THR	4.9
4	AE	147	ASN	4.9
24	DA	2145	C	4.9
45	DV	74	ALA	4.9
31	BH	84	ALA	4.8
55	CA	206	C	4.8
29	DF	38	GLY	4.8
32	DI	22	PRO	4.8
32	DI	54	ILE	4.8
24	BA	2139	U	4.8
4	AE	48	GLY	4.8
24	BA	2181	U	4.7
32	DI	16	MET	4.7
4	AE	137	ARG	4.7
24	BA	2155	U	4.7
32	DI	95	ASP	4.7
46	DW	84	GLU	4.7
24	DA	140	C	4.7
32	DI	86	LYS	4.7
4	AE	57	ALA	4.7
24	BA	1065	U	4.7
43	DT	1	MET	4.7
31	DH	127	GLU	4.7
1	CB	17	HIS	4.7

*Continued on next page...*



*Continued from previous page...*

Mol	Chain	Res	Type	RSRZ
17	AR	19	GLU	4.6
45	DV	69	GLU	4.6
44	DU	76	THR	4.6
27	DD	30	GLU	4.6
1	AB	217	ALA	4.6
32	DI	59	THR	4.6
4	AE	71	ILE	4.6
45	DV	65	VAL	4.6
8	CI	38	PHE	4.6
5	AF	66	ALA	4.6
38	DO	87	ILE	4.6
1	AB	36	LYS	4.6
31	DH	118	PRO	4.6
51	D1	8	ILE	4.6
29	DF	104	THR	4.6
21	AA	88	U	4.6
10	AK	92	ARG	4.6
15	AP	47	GLU	4.6
1	AB	155	GLY	4.6
29	DF	44	ALA	4.6
44	DU	80	ASP	4.6
32	BI	78	LEU	4.6
29	DF	33	ILE	4.6
29	DF	158	THR	4.5
4	AE	141	ASP	4.5
38	DO	63	LYS	4.5
6	CG	5	VAL	4.5
32	DI	112	LYS	4.5
4	AE	124	ALA	4.5
32	DI	75	ALA	4.5
31	BH	77	THR	4.5
21	AA	85	U	4.5
48	BY	62	GLY	4.5
31	DH	81	ALA	4.5
55	CA	87	C	4.5
31	DH	142	VAL	4.5
43	DT	62	VAL	4.5
18	CS	80	ARG	4.5
24	BA	2110	G	4.5
31	DH	84	ALA	4.5
1	CB	209	VAL	4.4
32	BI	16	MET	4.4

*Continued on next page...*

*Continued from previous page...*

Mol	Chain	Res	Type	RSRZ
32	BI	5	GLN	4.4
44	DU	55	GLY	4.4
4	AE	122	VAL	4.4
32	BI	141	ASP	4.4
1	AB	76	SER	4.4
1	AB	225	SER	4.4
31	DH	143	ILE	4.4
43	DT	82	LYS	4.4
29	DF	85	GLY	4.4
44	DU	32	LYS	4.4
47	DX	34	SER	4.4
24	DA	141	G	4.4
27	DD	1	MET	4.4
36	DM	136	MET	4.4
29	BF	116	LEU	4.3
29	DF	39	VAL	4.3
12	AM	113	LYS	4.3
48	DY	37	LEU	4.3
38	DO	38	GLN	4.3
8	AI	50	PRO	4.3
44	DU	21	ARG	4.3
32	BI	66	PHE	4.3
36	DM	110	GLU	4.3
35	DL	89	VAL	4.3
29	DF	86	CYS	4.3
28	DE	144	GLU	4.3
4	AE	68	ARG	4.3
31	DH	13	GLY	4.3
44	DU	72	PHE	4.3
1	CB	73	ARG	4.3
29	DF	138	PRO	4.3
1	AB	72	LYS	4.3
44	DU	79	ALA	4.3
1	AB	8	MET	4.3
29	DF	130	GLY	4.3
38	DO	92	PHE	4.2
15	CP	7	ALA	4.2
32	DI	18	ASN	4.2
29	DF	125	GLY	4.2
35	DL	88	GLY	4.2
31	BH	96	THR	4.2
32	DI	53	PRO	4.2

*Continued on next page...*

*Continued from previous page...*

Mol	Chain	Res	Type	RSRZ
45	DV	86	LEU	4.2
32	BI	137	LEU	4.2
55	CA	1534	A	4.2
44	DU	1	ALA	4.2
5	CF	62	MET	4.2
1	CB	36	LYS	4.2
20	AU	23	GLU	4.2
21	AA	1032	G	4.2
12	AM	37	GLY	4.2
1	AB	29	PHE	4.2
1	AB	94	ARG	4.2
44	DU	6	ARG	4.2
24	DA	139	U	4.2
29	BF	72	SER	4.2
31	DH	40	THR	4.2
6	CG	84	TYR	4.2
4	AE	109	ALA	4.2
32	BI	51	GLY	4.2
55	CA	208	U	4.1
29	BF	76	PHE	4.1
15	CP	17	TYR	4.1
4	AE	154	ALA	4.1
29	DF	127	TYR	4.1
24	DA	1175	A	4.1
24	DA	1172	C	4.1
28	DE	200	LEU	4.1
24	DA	2104	C	4.1
32	BI	138	VAL	4.1
15	AP	35	ARG	4.1
20	CU	23	GLU	4.1
3	AD	27	ILE	4.1
1	AB	75	ALA	4.1
6	CG	8	GLN	4.1
24	BA	546	U	4.1
24	DA	1583	A	4.1
37	DN	29	VAL	4.1
4	AE	40	ASP	4.1
30	DG	123	GLU	4.1
31	BH	78	VAL	4.1
29	DF	76	PHE	4.1
29	DF	51	ASN	4.1
43	DT	2	ILE	4.1

*Continued on next page...*

*Continued from previous page...*

<b>Mol</b>	<b>Chain</b>	<b>Res</b>	<b>Type</b>	<b>RSRZ</b>
45	DV	84	PRO	4.1
1	AB	85	SER	4.0
18	CS	29	PRO	4.0
32	DI	19	PRO	4.0
32	BI	13	ALA	4.0
32	BI	67	THR	4.0
4	AE	39	GLY	4.0
37	DN	60	VAL	4.0
38	DO	40	ILE	4.0
10	CK	18	GLY	4.0
55	CA	412	A	4.0
1	CB	74	ALA	4.0
32	DI	23	VAL	4.0
32	DI	93	ASN	4.0
1	CB	135	MET	4.0
1	AB	129	THR	4.0
39	DP	114	ASN	4.0
18	CS	70	LEU	4.0
29	DF	6	TYR	4.0
1	CB	13	VAL	4.0
31	BH	130	VAL	4.0
31	BH	128	HIS	4.0
44	DU	75	ALA	4.0
55	CA	1031	C	4.0
31	BH	146	VAL	4.0
4	AE	153	ALA	4.0
29	DF	154	THR	4.0
45	DV	33	GLY	3.9
24	DA	2147	A	3.9
15	AP	82	ALA	3.9
4	AE	140	ILE	3.9
4	AE	67	ARG	3.9
32	DI	120	ASP	3.9
35	DL	123	ARG	3.9
29	DF	83	PRO	3.9
32	DI	14	ALA	3.9
24	DA	102	U	3.9
4	AE	12	GLU	3.9
24	DA	2146	C	3.9
45	DV	73	LYS	3.9
18	CS	36	ARG	3.9
1	AB	134	LEU	3.9

*Continued on next page...*

*Continued from previous page...*

Mol	Chain	Res	Type	RSRZ
1	CB	64	GLY	3.9
29	BF	112	ASP	3.9
32	DI	46	ASP	3.9
55	CA	88	U	3.9
44	DU	31	GLY	3.9
24	DA	2107	G	3.9
32	BI	97	VAL	3.9
38	DO	105	ALA	3.9
29	DF	74	ALA	3.9
45	DV	55	GLU	3.9
31	BH	73	ASN	3.9
20	AU	3	ILE	3.9
1	AB	142	LYS	3.9
30	DG	112	VAL	3.9
31	DH	112	LYS	3.9
55	CA	205	A	3.9
43	DT	12	ARG	3.9
44	DU	78	LYS	3.9
1	CB	56	LEU	3.8
29	DF	36	ASN	3.8
29	DF	133	GLU	3.8
4	AE	78	GLY	3.8
45	DV	57	TYR	3.8
1	AB	138	ARG	3.8
32	DI	17	ALA	3.8
1	AB	116	LEU	3.8
4	AE	151	MET	3.8
31	DH	116	ARG	3.8
24	DA	345	A	3.8
48	BY	7	ARG	3.8
6	CG	83	THR	3.8
4	AE	81	GLN	3.8
29	DF	84	ILE	3.8
43	DT	72	GLN	3.8
1	AB	33	ALA	3.8
1	AB	53	LEU	3.8
4	CE	157	GLY	3.8
4	AE	87	VAL	3.8
5	AF	51	ILE	3.8
43	DT	81	LYS	3.8
1	AB	73	ARG	3.7
45	DV	79	ARG	3.7

*Continued on next page...*

*Continued from previous page...*

Mol	Chain	Res	Type	RSRZ
1	CB	35	ASN	3.7
46	DW	45	HIS	3.7
24	DA	136	G	3.7
1	AB	131	LYS	3.7
9	CJ	74	VAL	3.7
29	DF	88	VAL	3.7
46	BW	45	HIS	3.7
31	DH	145	ASN	3.7
43	DT	64	LYS	3.7
3	AD	24	VAL	3.7
38	DO	61	GLN	3.7
21	AA	79	G	3.7
32	DI	35	MET	3.7
37	DN	30	ARG	3.7
45	DV	60	VAL	3.7
12	CM	83	GLY	3.7
18	CS	74	ALA	3.7
41	DR	52	PRO	3.7
51	D1	52	LYS	3.7
31	DH	103	VAL	3.7
48	DY	36	GLN	3.7
46	DW	62	ALA	3.7
41	DR	46	GLU	3.7
38	DO	44	GLY	3.6
1	AB	9	LEU	3.6
32	DI	97	VAL	3.6
41	DR	6	GLN	3.6
26	DC	1	ALA	3.6
28	DE	143	LEU	3.6
32	BI	11	GLN	3.6
32	DI	125	THR	3.6
45	DV	81	PRO	3.6
38	DO	100	HIS	3.6
48	BY	10	SER	3.6
24	BA	1175	A	3.6
32	DI	1	ALA	3.6
24	BA	2144	G	3.6
32	DI	58	ILE	3.6
4	AE	9	GLU	3.6
31	BH	80	ILE	3.6
40	DQ	90	ASP	3.6
38	DO	112	GLU	3.6

*Continued on next page...*

*Continued from previous page...*

Mol	Chain	Res	Type	RSRZ
19	CT	42	ASP	3.6
31	DH	106	ALA	3.6
29	DF	106	ALA	3.6
31	BH	101	ASP	3.6
38	DO	88	LYS	3.6
15	AP	45	GLU	3.6
29	DF	131	VAL	3.6
40	DQ	7	VAL	3.6
30	DG	171	LYS	3.6
42	DS	22	ASP	3.6
4	AE	108	GLY	3.6
45	DV	17	SER	3.6
5	AF	84	VAL	3.6
1	AB	208	ALA	3.5
28	DE	104	ALA	3.5
43	DT	63	VAL	3.5
32	DI	56	VAL	3.5
44	DU	54	PRO	3.5
45	DV	59	GLU	3.5
12	CM	109	LYS	3.5
43	DT	15	HIS	3.5
45	DV	90	ASP	3.5
24	BA	2136	G	3.5
12	AM	42	VAL	3.5
1	CB	34	ARG	3.5
44	DU	20	LYS	3.5
51	D1	22	THR	3.5
6	AG	4	ARG	3.5
7	AH	68	LYS	3.5
38	DO	76	LYS	3.5
44	DU	96	LYS	3.5
32	BI	53	PRO	3.5
44	DU	19	GLY	3.5
53	D3	20	GLY	3.5
45	DV	6	ALA	3.5
45	DV	52	ALA	3.5
27	DD	202	ILE	3.5
32	DI	68	PHE	3.5
11	CL	123	ALA	3.5
32	DI	122	GLU	3.5
24	DA	2106	U	3.5
47	DX	5	GLN	3.5

*Continued on next page...*

*Continued from previous page...*

Mol	Chain	Res	Type	RSRZ
24	BA	140	C	3.5
46	DW	80	SER	3.5
4	AE	51	LYS	3.5
10	AK	110	THR	3.5
29	BF	44	ALA	3.5
32	BI	132	ALA	3.5
6	AG	7	GLY	3.5
1	AB	207	ARG	3.5
14	CO	88	ARG	3.5
32	DI	43	ALA	3.5
29	DF	23	SER	3.5
31	BH	144	VAL	3.5
39	DP	109	ILE	3.5
6	CG	85	GLN	3.5
35	DL	144	GLU	3.5
5	CF	39	LEU	3.4
26	DC	29	PHE	3.4
32	BI	68	PHE	3.4
53	D3	19	GLY	3.4
1	AB	99	MET	3.4
38	DO	46	GLU	3.4
38	DO	52	SER	3.4
7	CH	129	ALA	3.4
1	CB	94	ARG	3.4
10	CK	32	THR	3.4
26	DC	232	GLY	3.4
31	BH	112	LYS	3.4
18	AS	2	ARG	3.4
45	DV	94	ALA	3.4
24	DA	2311	A	3.4
29	BF	41	GLU	3.4
41	DR	26	ASP	3.4
41	DR	4	VAL	3.4
4	AE	119	VAL	3.4
29	DF	109	ARG	3.4
51	D1	35	LEU	3.4
29	BF	59	ILE	3.4
29	DF	140	ILE	3.4
6	CG	76	SER	3.4
32	BI	65	SER	3.4
32	BI	15	GLY	3.4
8	AI	129	ARG	3.4

*Continued on next page...*



*Continued from previous page...*

<b>Mol</b>	<b>Chain</b>	<b>Res</b>	<b>Type</b>	<b>RSRZ</b>
32	DI	2	LYS	3.4
30	DG	99	GLY	3.4
12	CM	82	LEU	3.4
32	DI	119	ALA	3.4
6	AG	90	VAL	3.4
31	DH	97	ARG	3.4
24	DA	2307	G	3.3
12	AM	41	ASP	3.3
40	DQ	87	VAL	3.3
31	BH	71	LYS	3.3
16	AQ	6	THR	3.3
20	CU	51	ALA	3.3
12	AM	112	ARG	3.3
29	DF	61	GLY	3.3
43	BT	70	HIS	3.3
31	BH	132	PHE	3.3
30	DG	110	HIS	3.3
18	AS	63	ASP	3.3
24	BA	2137	U	3.3
38	DO	56	LYS	3.3
41	DR	3	ALA	3.3
17	CR	19	GLU	3.3
32	DI	55	PRO	3.3
38	DO	32	PRO	3.3
43	DT	80	TRP	3.3
1	CB	107	ARG	3.3
18	AS	38	THR	3.3
32	DI	73	PRO	3.3
20	CU	4	LYS	3.3
45	DV	58	SER	3.3
38	DO	39	VAL	3.3
1	CB	77	GLU	3.3
31	DH	73	ASN	3.3
45	DV	43	ASP	3.3
12	CM	110	GLY	3.3
4	AE	85	LYS	3.3
45	DV	44	HIS	3.3
24	BA	613	A	3.3
32	DI	82	ALA	3.3
4	AE	150	GLU	3.3
31	DH	149	GLU	3.3
39	BP	114	ASN	3.3

*Continued on next page...*

*Continued from previous page...*

<b>Mol</b>	<b>Chain</b>	<b>Res</b>	<b>Type</b>	<b>RSRZ</b>
42	DS	105	VAL	3.3
31	BH	83	LYS	3.3
32	BI	96	LYS	3.3
1	AB	151	LYS	3.3
15	AP	80	LYS	3.3
38	DO	94	ARG	3.3
31	DH	75	LEU	3.2
32	DI	42	ASN	3.2
38	DO	113	ALA	3.2
42	DS	40	ASN	3.2
32	DI	49	GLU	3.2
46	DW	28	GLU	3.2
29	DF	73	VAL	3.2
3	AD	35	GLN	3.2
32	BI	99	LYS	3.2
4	AE	146	MET	3.2
29	DF	112	ASP	3.2
37	DN	26	GLY	3.2
44	DU	100	GLU	3.2
44	DU	102	ILE	3.2
43	DT	31	VAL	3.2
47	DX	28	PHE	3.2
1	AB	21	TYR	3.2
32	DI	66	PHE	3.2
37	DN	119	SER	3.2
42	DS	110	ARG	3.2
43	DT	33	LYS	3.2
46	DW	63	ASP	3.2
4	AE	148	SER	3.2
4	AE	15	ILE	3.2
30	DG	31	GLU	3.2
31	BH	114	GLU	3.2
1	AB	80	LYS	3.2
1	AB	192	PRO	3.2
29	BF	175	PRO	3.2
31	DH	90	LEU	3.2
1	AB	202	ASN	3.2
32	BI	85	ILE	3.2
24	DA	137	U	3.2
49	DZ	36	GLU	3.2
29	BF	80	GLN	3.2
37	DN	27	SER	3.2

*Continued on next page...*

*Continued from previous page...*

Mol	Chain	Res	Type	RSRZ
13	CN	52	ARG	3.2
15	AP	34	GLU	3.2
10	AK	111	ASP	3.2
24	DA	1536	C	3.2
55	CA	841	C	3.2
44	DU	28	LEU	3.2
38	DO	23	ALA	3.2
1	CB	210	THR	3.2
38	DO	21	LEU	3.2
44	DU	40	LEU	3.2
44	DU	94	PHE	3.2
9	CJ	37	ARG	3.1
37	DN	36	THR	3.1
32	BI	40	ALA	3.1
21	AA	412	A	3.1
29	DF	31	GLU	3.1
41	DR	48	LYS	3.1
37	DN	107	ASN	3.1
31	DH	133	GLN	3.1
24	BA	2309	A	3.1
36	DM	39	GLY	3.1
37	DN	59	SER	3.1
43	DT	32	LEU	3.1
35	DL	77	ILE	3.1
7	AH	67	GLY	3.1
44	DU	17	ASP	3.1
36	DM	95	LEU	3.1
12	AM	38	ILE	3.1
43	DT	37	ASP	3.1
44	DU	69	VAL	3.1
38	DO	53	THR	3.1
34	DK	16	ALA	3.1
28	DE	100	MET	3.1
30	DG	129	GLU	3.1
6	CG	121	ASN	3.1
44	DU	73	ASN	3.1
10	AK	91	GLY	3.1
24	DA	2309	A	3.1
29	DF	110	ILE	3.1
46	DW	35	ILE	3.1
3	AD	23	GLY	3.1
8	CI	16	ALA	3.1

*Continued on next page...*

*Continued from previous page...*

Mol	Chain	Res	Type	RSRZ
44	DU	3	LYS	3.1
44	DU	7	ASP	3.1
1	AB	37	VAL	3.1
1	AB	117	GLU	3.1
29	DF	119	LYS	3.1
35	DL	70	LYS	3.1
7	AH	101	ALA	3.0
43	DT	56	GLU	3.0
5	CF	66	ALA	3.0
32	DI	83	ALA	3.0
46	DW	44	PHE	3.0
17	CR	31	TYR	3.0
1	AB	183	PHE	3.0
3	CD	195	ASN	3.0
15	AP	3	THR	3.0
32	BI	33	ASN	3.0
44	DU	51	LEU	3.0
29	DF	135	ILE	3.0
31	BH	68	ARG	3.0
24	BA	2150	C	3.0
29	DF	14	LYS	3.0
48	BY	60	LYS	3.0
9	CJ	100	ILE	3.0
16	AQ	82	VAL	3.0
29	BF	110	ILE	3.0
37	DN	39	PRO	3.0
10	AK	99	LEU	3.0
26	DC	101	ARG	3.0
30	DG	135	ALA	3.0
1	AB	71	THR	3.0
45	DV	32	GLY	3.0
41	DR	38	VAL	3.0
44	DU	59	GLU	3.0
55	CA	81	A	3.0
32	BI	19	PRO	3.0
4	AE	33	THR	3.0
1	AB	41	ASN	3.0
24	BA	846	U	3.0
29	DF	141	ASP	3.0
29	DF	171	ALA	3.0
51	D1	34	GLU	3.0
40	DQ	1	ALA	3.0

*Continued on next page...*

*Continued from previous page...*

Mol	Chain	Res	Type	RSRZ
48	DY	1	MET	3.0
6	CG	82	SER	3.0
31	DH	104	THR	3.0
12	AM	111	PRO	3.0
43	DT	35	ALA	3.0
37	DN	58	ASP	3.0
29	DF	132	ARG	3.0
29	DF	17	THR	3.0
38	DO	83	LEU	3.0
44	DU	23	LYS	3.0
32	DI	8	VAL	3.0
21	AA	4	U	3.0
31	DH	27	ARG	3.0
6	CG	74	VAL	2.9
32	DI	24	GLY	2.9
9	CJ	8	ILE	2.9
17	CR	34	GLU	2.9
43	DT	66	LYS	2.9
55	CA	204	G	2.9
29	DF	54	ALA	2.9
31	DH	138	VAL	2.9
45	DV	71	LYS	2.9
3	AD	1	ALA	2.9
24	DA	613	A	2.9
5	AF	9	MET	2.9
32	BI	77	VAL	2.9
4	CE	124	ALA	2.9
32	DI	84	GLY	2.9
38	DO	50	ALA	2.9
31	BH	138	VAL	2.9
8	AI	9	GLY	2.9
18	CS	59	VAL	2.9
45	DV	37	PRO	2.9
28	BE	157	LEU	2.9
37	DN	98	LEU	2.9
31	DH	60	GLU	2.9
35	DL	91	ASP	2.9
38	DO	54	VAL	2.9
6	CG	16	LYS	2.9
4	AE	80	LEU	2.9
32	BI	111	THR	2.9
8	CI	56	MET	2.9

*Continued on next page...*

*Continued from previous page...*

Mol	Chain	Res	Type	RSRZ
1	AB	20	ARG	2.9
32	DI	101	SER	2.9
12	AM	39	ALA	2.9
43	DT	38	ALA	2.9
5	AF	8	PHE	2.9
24	DA	1067	A	2.9
42	DS	39	THR	2.9
32	BI	20	SER	2.9
35	DL	122	VAL	2.9
48	DY	24	GLU	2.9
1	AB	137	THR	2.9
32	BI	61	TYR	2.9
12	AM	46	GLU	2.9
43	DT	36	LYS	2.9
31	BH	74	ALA	2.9
48	BY	61	ALA	2.9
4	AE	120	HIS	2.9
24	BA	1078	U	2.9
29	DF	13	LYS	2.9
3	AD	28	ASP	2.9
32	DI	7	TYR	2.9
35	DL	92	LEU	2.9
1	AB	198	VAL	2.8
31	BH	141	LYS	2.8
43	DT	85	VAL	2.8
2	AC	205	GLU	2.8
1	AB	193	ASP	2.8
19	CT	60	GLN	2.8
26	BC	236	GLY	2.8
44	DU	8	ASP	2.8
35	DL	76	GLU	2.8
52	B2	46	LYS	2.8
29	DF	45	ASP	2.8
1	CB	157	PRO	2.8
1	CB	14	HIS	2.8
1	CB	30	ILE	2.8
27	DD	4	LEU	2.8
1	AB	158	ASP	2.8
45	DV	21	ARG	2.8
2	AC	169	GLU	2.8
4	AE	133	ILE	2.8
6	CG	75	LYS	2.8

*Continued on next page...*

*Continued from previous page...*

Mol	Chain	Res	Type	RSRZ
27	DD	52	THR	2.8
5	AF	68	GLN	2.8
28	DE	201	ALA	2.8
38	DO	41	ALA	2.8
29	DF	143	ASP	2.8
10	AK	109	ILE	2.8
38	DO	48	LEU	2.8
46	BW	40	ARG	2.8
1	AB	130	LYS	2.8
8	CI	3	ASN	2.8
36	DM	24	THR	2.8
4	AE	107	GLY	2.8
38	DO	7	ARG	2.8
44	DU	2	ALA	2.8
9	CJ	101	SER	2.8
10	AK	23	HIS	2.8
32	DI	57	VAL	2.8
27	DD	209	ALA	2.8
31	BH	95	GLY	2.8
24	DA	62	U	2.8
30	DG	114	HIS	2.8
29	DF	136	ILE	2.8
1	CB	158	ASP	2.8
31	DH	83	LYS	2.8
31	BH	55	GLU	2.8
38	DO	59	ALA	2.8
30	DG	61	TRP	2.8
55	CA	121	U	2.8
8	CI	5	TYR	2.8
13	CN	48	GLN	2.8
26	DC	237	ARG	2.8
31	DH	76	GLU	2.8
43	BT	16	VAL	2.8
1	AB	214	GLY	2.8
4	CE	122	VAL	2.8
13	CN	25	GLU	2.8
24	DA	2157	G	2.8
29	BF	115	GLY	2.8
8	CI	10	ARG	2.8
9	CJ	6	ILE	2.8
29	DF	175	PRO	2.8
29	DF	167	ALA	2.8

*Continued on next page...*

*Continued from previous page...*

Mol	Chain	Res	Type	RSRZ
38	DO	2	ASP	2.7
38	DO	108	ASP	2.7
1	CB	97	GLY	2.7
6	CG	86	VAL	2.7
15	CP	51	ARG	2.7
13	CN	32	ASP	2.7
16	CQ	47	ASP	2.7
1	AB	210	THR	2.7
8	CI	20	ILE	2.7
29	DF	148	VAL	2.7
43	DT	34	VAL	2.7
29	DF	93	GLU	2.7
31	BH	127	GLU	2.7
24	BA	1067	A	2.7
1	CB	125	PHE	2.7
42	DS	32	ALA	2.7
44	DU	89	GLY	2.7
17	AR	67	LEU	2.7
40	DQ	88	GLU	2.7
16	AQ	15	LYS	2.7
37	DN	78	LYS	2.7
45	DV	76	ASP	2.7
32	DI	121	ILE	2.7
32	DI	140	GLU	2.7
1	AB	187	ASP	2.7
15	AP	64	GLY	2.7
24	BA	1066	U	2.7
30	DG	96	ALA	2.7
4	AE	76	ASN	2.7
5	CF	61	LEU	2.7
31	DH	1	MET	2.7
44	DU	22	GLY	2.7
24	DA	134	G	2.7
29	DF	160	LYS	2.7
4	CE	95	MET	2.7
8	CI	89	TYR	2.7
38	DO	15	ARG	2.7
43	DT	77	ARG	2.7
47	DX	3	VAL	2.7
55	CA	466	A	2.7
12	CM	81	ASP	2.7
5	CF	37	HIS	2.7

*Continued on next page...*



*Continued from previous page...*

Mol	Chain	Res	Type	RSRZ
31	BH	133	GLN	2.7
15	CP	8	ARG	2.7
15	CP	16	PHE	2.7
31	BH	142	VAL	2.7
7	AH	122	GLY	2.7
43	DT	13	ALA	2.7
5	CF	96	VAL	2.6
6	CG	43	TYR	2.6
31	DH	144	VAL	2.6
38	DO	27	VAL	2.6
44	DU	4	ILE	2.6
1	AB	49	PHE	2.6
44	DU	77	GLY	2.6
24	DA	1460	U	2.6
29	DF	149	ARG	2.6
36	DM	88	ASN	2.6
2	CC	74	ILE	2.6
41	DR	49	ILE	2.6
31	BH	115	VAL	2.6
28	DE	101	TYR	2.6
49	DZ	5	LYS	2.6
55	CA	83	C	2.6
20	AU	20	ARG	2.6
1	AB	188	THR	2.6
35	BL	144	GLU	2.6
13	CN	34	ASN	2.6
4	AE	16	ALA	2.6
10	AK	98	ALA	2.6
15	CP	49	GLY	2.6
1	AB	92	ASN	2.6
24	DA	1095	A	2.6
18	AS	70	LEU	2.6
39	DP	69	VAL	2.6
24	DA	1078	U	2.6
32	BI	37	PHE	2.6
44	DU	11	ILE	2.6
12	AM	4	ALA	2.6
31	DH	74	ALA	2.6
31	DH	141	LYS	2.6
47	DX	12	VAL	2.6
17	CR	35	SER	2.6
29	BF	106	ALA	2.6

*Continued on next page...*

*Continued from previous page...*

Mol	Chain	Res	Type	RSRZ
43	DT	48	GLN	2.6
1	AB	169	HIS	2.6
10	CK	110	THR	2.6
28	DE	103	GLY	2.6
1	CB	42	LEU	2.6
16	CQ	7	LEU	2.6
32	DI	61	TYR	2.6
38	DO	109	ALA	2.6
43	DT	44	LYS	2.6
1	CB	43	GLU	2.6
15	CP	45	GLU	2.6
32	DI	11	GLN	2.6
47	DX	48	LEU	2.6
15	AP	13	LYS	2.6
32	DI	136	GLY	2.6
1	AB	90	PHE	2.6
6	AG	77	ARG	2.6
36	DM	77	PRO	2.6
18	CS	79	TYR	2.6
8	CI	127	SER	2.6
29	DF	2	LYS	2.6
32	BI	46	ASP	2.6
41	DR	53	PHE	2.6
20	CU	5	VAL	2.6
29	DF	71	LYS	2.6
31	BH	75	LEU	2.6
36	DM	78	LEU	2.6
4	AE	101	GLY	2.6
10	AK	20	ALA	2.6
43	DT	51	PHE	2.6
1	AB	212	TYR	2.6
32	BI	100	ILE	2.6
5	AF	88	MET	2.6
19	CT	41	GLY	2.6
7	CH	1	SER	2.6
29	DF	174	PHE	2.6
48	DY	59	GLU	2.5
43	DT	55	VAL	2.5
38	DO	30	ARG	2.5
6	CG	17	PHE	2.5
48	DY	17	GLU	2.5
44	DU	83	GLY	2.5

*Continued on next page...*

*Continued from previous page...*

Mol	Chain	Res	Type	RSRZ
8	AI	38	PHE	2.5
46	DW	61	LYS	2.5
13	AN	19	TYR	2.5
1	CB	12	GLY	2.5
18	CS	11	ASP	2.5
44	BU	52	ASN	2.5
16	CQ	43	LEU	2.5
28	DE	180	LEU	2.5
32	BI	60	VAL	2.5
26	DC	100	ARG	2.5
1	CB	93	HIS	2.5
24	DA	138	U	2.5
28	BE	124	PHE	2.5
37	DN	111	ALA	2.5
51	B1	52	LYS	2.5
27	DD	2	ILE	2.5
46	DW	79	ILE	2.5
4	CE	100	GLU	2.5
24	DA	1077	A	2.5
44	BU	59	GLU	2.5
36	DM	40	ARG	2.5
7	AH	129	ALA	2.5
7	AH	46	GLU	2.5
1	CB	16	GLY	2.5
43	DT	78	SER	2.5
24	DA	357	C	2.5
26	DC	76	VAL	2.5
8	CI	37	TYR	2.5
24	DA	1533	C	2.5
37	DN	70	THR	2.5
38	DO	47	VAL	2.5
44	DU	34	ILE	2.5
24	DA	1731	G	2.5
4	AE	112	ALA	2.5
18	AS	14	LEU	2.5
32	BI	21	PRO	2.5
45	DV	4	ILE	2.5
29	BF	132	ARG	2.5
24	DA	645	C	2.5
42	DS	5	ALA	2.5
44	DU	26	ASN	2.5
43	DT	14	PRO	2.5

*Continued on next page...*

*Continued from previous page...*

Mol	Chain	Res	Type	RSRZ
18	AS	19	GLU	2.5
26	BC	235	GLU	2.5
5	CF	92	THR	2.5
12	AM	32	ILE	2.5
16	CQ	41	THR	2.5
1	CB	109	SER	2.5
3	AD	22	SER	2.5
43	DT	76	ARG	2.5
1	AB	89	PHE	2.5
17	AR	22	TYR	2.5
50	D0	26	SER	2.5
46	DW	58	LEU	2.5
31	DH	37	VAL	2.5
27	DD	201	LEU	2.5
29	DF	26	GLN	2.5
32	DI	87	SER	2.5
31	BH	72	ILE	2.5
43	DT	46	ALA	2.5
35	DL	66	PHE	2.5
11	AL	19	ASN	2.4
29	DF	34	THR	2.4
35	DL	10	GLU	2.4
4	AE	95	MET	2.4
37	DN	35	LYS	2.4
31	BH	47	PHE	2.4
19	CT	65	LEU	2.4
16	CQ	54	ILE	2.4
44	DU	93	ARG	2.4
46	DW	34	SER	2.4
47	DX	57	VAL	2.4
24	BA	2148	G	2.4
24	DA	1084	A	2.4
10	AK	73	VAL	2.4
29	BF	70	ARG	2.4
45	DV	66	ASP	2.4
47	DX	6	VAL	2.4
1	CB	205	ALA	2.4
44	DU	68	ASN	2.4
3	AD	178	GLU	2.4
44	DU	5	ARG	2.4
51	D1	36	LYS	2.4
21	AA	81	A	2.4

*Continued on next page...*

*Continued from previous page...*

Mol	Chain	Res	Type	RSRZ
24	DA	2109	U	2.4
48	DY	34	SER	2.4
7	AH	71	VAL	2.4
1	AB	26	MET	2.4
3	AD	179	GLY	2.4
4	AE	96	GLN	2.4
18	CS	41	PRO	2.4
26	DC	31	PRO	2.4
46	DW	51	GLY	2.4
32	BI	7	TYR	2.4
47	DX	32	LEU	2.4
4	AE	64	GLU	2.4
18	CS	23	GLU	2.4
24	BA	885	C	2.4
24	BA	2153	C	2.4
30	DG	56	GLY	2.4
6	CG	15	PRO	2.4
32	BI	22	PRO	2.4
29	BF	71	LYS	2.4
4	AE	118	GLY	2.4
6	AG	75	LYS	2.4
8	CI	40	ARG	2.4
45	DV	85	LYS	2.4
32	DI	89	SER	2.4
47	DX	75	GLU	2.4
51	D1	21	THR	2.4
50	D0	42	ILE	2.4
17	AR	66	LEU	2.4
9	CJ	65	TYR	2.4
1	AB	48	MET	2.4
2	AC	74	ILE	2.4
32	BI	95	ASP	2.4
44	BU	87	GLU	2.4
32	DI	98	GLY	2.4
20	CU	6	ARG	2.4
5	AF	49	TYR	2.4
13	CN	33	VAL	2.4
41	DR	66	HIS	2.4
45	DV	77	VAL	2.4
5	CF	98	GLU	2.4
12	AM	40	GLU	2.4
8	AI	102	PHE	2.4

*Continued on next page...*

*Continued from previous page...*

<b>Mol</b>	<b>Chain</b>	<b>Res</b>	<b>Type</b>	<b>RSRZ</b>
15	AP	33	ILE	2.4
29	BF	45	ASP	2.4
46	DW	78	PHE	2.4
42	DS	70	LYS	2.4
15	AP	4	ILE	2.4
26	DC	126	GLY	2.4
55	CA	1441	A	2.4
41	DR	39	LEU	2.4
30	DG	51	PHE	2.4
55	CA	79	G	2.4
10	CK	20	ALA	2.4
8	CI	8	THR	2.4
21	AA	1362	A	2.4
24	DA	546	U	2.4
37	DN	33	ILE	2.4
9	CJ	10	LEU	2.4
9	CJ	88	MET	2.4
45	DV	48	MET	2.4
42	DS	106	VAL	2.4
16	AQ	19	SER	2.4
7	AH	100	ILE	2.3
16	CQ	6	THR	2.4
26	DC	102	TYR	2.4
30	DG	130	ILE	2.3
31	DH	70	GLU	2.3
38	DO	116	GLN	2.3
36	DM	41	LEU	2.3
24	DA	1171	G	2.3
27	DD	25	THR	2.3
28	DE	181	ILE	2.3
31	BH	139	PHE	2.3
41	DR	27	ILE	2.3
1	CB	108	GLN	2.3
32	DI	64	ARG	2.3
1	CB	155	GLY	2.3
30	DG	147	LEU	2.3
32	BI	84	GLY	2.3
45	DV	78	GLN	2.3
13	AN	1	ALA	2.3
24	DA	1490	A	2.3
48	DY	56	LEU	2.3
30	DG	118	ALA	2.3

*Continued on next page...*

*Continued from previous page...*

Mol	Chain	Res	Type	RSRZ
37	DN	62	ASN	2.3
1	CB	103	TRP	2.3
29	DF	146	ASP	2.3
1	AB	182	VAL	2.3
36	DM	89	VAL	2.3
44	DU	52	ASN	2.3
9	CJ	40	ILE	2.3
14	CO	16	ARG	2.3
24	DA	1093	G	2.3
15	AP	44	SER	2.3
31	DH	51	ARG	2.3
48	BY	13	GLU	2.3
24	DA	1454	C	2.3
27	DD	29	VAL	2.3
33	DJ	142	ILE	2.3
30	BG	31	GLU	2.3
11	AL	92	VAL	2.3
38	DO	18	LEU	2.3
8	CI	22	PRO	2.3
8	CI	67	LYS	2.3
15	CP	18	GLN	2.3
2	CC	129	PHE	2.3
13	CN	26	LEU	2.3
15	AP	38	PHE	2.3
15	AP	43	ALA	2.3
30	DG	125	PRO	2.3
38	DO	14	ALA	2.3
49	BZ	1	ALA	2.3
49	DZ	39	ASP	2.3
37	DN	112	TYR	2.3
9	CJ	102	LEU	2.3
26	DC	99	GLU	2.3
28	DE	138	LEU	2.3
1	AB	120	SER	2.3
24	BA	2885	G	2.3
29	DF	87	LYS	2.3
32	DI	137	LEU	2.3
16	CQ	60	ILE	2.3
10	CK	19	VAL	2.3
18	CS	19	GLU	2.3
29	DF	48	LEU	2.3
10	CK	42	GLY	2.3

*Continued on next page...*

*Continued from previous page...*

Mol	Chain	Res	Type	RSRZ
47	DX	8	GLY	2.3
9	CJ	9	ARG	2.3
10	CK	99	LEU	2.3
12	CM	88	LEU	2.3
16	CQ	74	LEU	2.3
30	DG	155	PRO	2.3
18	AS	32	THR	2.3
31	BH	76	GLU	2.3
10	CK	43	TRP	2.3
39	DP	40	GLN	2.3
24	DA	1535	A	2.3
29	DF	18	GLU	2.3
9	CJ	76	ILE	2.3
10	CK	82	GLU	2.3
24	DA	2402	U	2.3
26	BC	238	ASN	2.3
1	CB	207	ARG	2.3
10	CK	36	ARG	2.3
32	BI	35	MET	2.3
32	BI	131	THR	2.3
7	AH	74	ILE	2.3
30	DG	32	LEU	2.3
2	AC	184	ASN	2.3
37	DN	118	ARG	2.3
47	DX	74	GLY	2.3
55	CA	203	G	2.3
10	AK	95	THR	2.3
5	AF	96	VAL	2.3
33	DJ	44	TYR	2.3
26	BC	239	PHE	2.3
29	BF	105	ILE	2.3
32	BI	119	ALA	2.3
6	AG	79	VAL	2.3
20	CU	27	VAL	2.3
18	CS	2	ARG	2.2
32	DI	74	PRO	2.2
27	DD	31	ALA	2.2
5	CF	10	VAL	2.2
32	DI	72	THR	2.2
34	DK	37	ASP	2.2
18	AS	64	GLU	2.2
8	AI	64	ILE	2.2

*Continued on next page...*



*Continued from previous page...*

Mol	Chain	Res	Type	RSRZ
8	CI	64	ILE	2.2
16	AQ	13	SER	2.2
28	BE	148	ILE	2.2
34	DK	122	VAL	2.2
46	DW	37	VAL	2.2
5	AF	52	ASN	2.2
20	AU	8	ASN	2.2
55	CA	843	U	2.2
9	AJ	85	ASP	2.2
27	DD	101	PHE	2.2
46	DW	59	PHE	2.2
54	D4	24	ARG	2.2
8	AI	39	GLY	2.2
11	CL	67	GLY	2.2
36	DM	6	ARG	2.2
19	CT	43	LYS	2.2
1	CB	105	THR	2.2
41	DR	29	THR	2.2
5	CF	74	LEU	2.2
16	AQ	22	VAL	2.2
28	BE	172	ALA	2.2
9	CJ	98	VAL	2.2
31	DH	12	LEU	2.2
32	BI	48	ILE	2.2
32	BI	79	LEU	2.2
5	CF	40	GLU	2.2
1	AB	128	LEU	2.2
11	AL	91	GLY	2.2
30	BG	25	ILE	2.2
31	DH	69	ALA	2.2
18	AS	40	PHE	2.2
31	DH	46	PHE	2.2
24	BA	880	G	2.2
36	DM	34	LYS	2.2
4	AE	54	GLU	2.2
15	AP	19	VAL	2.2
22	AV	27	U	2.2
24	BA	884	U	2.2
44	DU	71	ILE	2.2
32	DI	76	ALA	2.2
4	AE	65	LYS	2.2
36	DM	25	ASP	2.2

*Continued on next page...*

*Continued from previous page...*

Mol	Chain	Res	Type	RSRZ
1	CB	199	ILE	2.2
46	DW	6	GLY	2.2
6	AG	8	GLN	2.2
21	AA	80	A	2.2
39	DP	103	THR	2.2
47	DX	13	THR	2.2
26	DC	19	VAL	2.2
27	DD	27	ILE	2.2
29	DF	65	LEU	2.2
30	DG	104	LEU	2.2
31	BH	6	LEU	2.2
32	BI	24	GLY	2.2
44	DU	97	SER	2.2
49	BZ	58	GLU	2.2
13	CN	76	PHE	2.2
18	AS	31	ARG	2.2
37	DN	19	ALA	2.2
1	CB	46	VAL	2.2
17	AR	21	ASP	2.2
44	DU	88	ASP	2.2
30	DG	102	ILE	2.2
31	DH	94	ILE	2.2
35	DL	143	GLU	2.2
24	DA	1066	U	2.2
24	DA	1413	A	2.2
1	CB	185	ILE	2.2
4	AE	102	THR	2.2
27	DD	104	VAL	2.2
32	BI	88	GLY	2.2
30	DG	124	CYS	2.2
43	DT	9	LYS	2.2
15	CP	1	MET	2.2
36	BM	1	MET	2.2
28	DE	105	LEU	2.2
20	AU	19	LYS	2.2
29	DF	97	GLU	2.2
31	DH	114	GLU	2.2
40	DQ	8	ILE	2.2
44	DU	61	GLU	2.2
38	DO	97	PHE	2.2
4	AE	34	ALA	2.2
32	DI	47	SER	2.2

*Continued on next page...*

*Continued from previous page...*

Mol	Chain	Res	Type	RSRZ
47	BX	46	VAL	2.2
51	D1	46	VAL	2.2
17	CR	40	PRO	2.2
36	DM	37	GLY	2.2
41	DR	59	ILE	2.2
32	DI	70	THR	2.2
29	BF	82	TYR	2.2
4	AE	61	LYS	2.2
38	DO	90	VAL	2.2
10	AK	87	GLY	2.2
37	DN	34	ILE	2.2
40	DQ	110	GLU	2.2
1	AB	11	ALA	2.2
24	BA	1093	G	2.2
24	BA	2152	G	2.2
24	BA	2310	C	2.2
24	DA	1538	G	2.2
24	DA	2306	C	2.2
1	AB	124	THR	2.2
43	DT	70	HIS	2.2
1	CB	21	TYR	2.2
29	DF	168	LEU	2.2
12	CM	58	GLU	2.2
13	CN	29	ILE	2.2
28	DE	122	GLU	2.2
30	DG	127	GLN	2.2
5	AF	83	ALA	2.1
6	AG	140	VAL	2.1
13	AN	42	ASN	2.1
14	AO	16	ARG	2.1
18	AS	68	HIS	2.1
31	DH	146	VAL	2.1
35	DL	5	THR	2.1
36	DM	5	LYS	2.1
36	DM	93	VAL	2.1
42	DS	38	TYR	2.1
49	DZ	33	HIS	2.1
1	CB	106	VAL	2.1
22	CV	27	U	2.1
24	DA	2105	U	2.1
5	CF	26	THR	2.1
18	CS	40	PHE	2.1

*Continued on next page...*

*Continued from previous page...*

Mol	Chain	Res	Type	RSRZ
6	CG	81	GLY	2.1
24	BA	1077	A	2.1
55	CA	845	A	2.1
29	BF	177	ARG	2.1
31	DH	115	VAL	2.1
15	AP	60	TRP	2.1
43	DT	79	ASP	2.1
46	DW	57	THR	2.1
29	DF	40	GLY	2.1
1	AB	46	VAL	2.1
8	AI	62	LEU	2.1
9	CJ	36	VAL	2.1
10	AK	128	VAL	2.1
17	CR	64	LEU	2.1
29	DF	82	TYR	2.1
28	DE	175	ILE	2.1
1	CB	127	LYS	2.1
4	CE	145	ASN	2.1
13	CN	22	LYS	2.1
27	DD	32	ASN	2.1
31	BH	7	ASP	2.1
41	DR	11	GLN	2.1
24	DA	1531	C	2.1
31	BH	5	LEU	2.1
32	DI	139	VAL	2.1
8	AI	89	TYR	2.1
24	DA	133	U	2.1
24	DA	2305	U	2.1
32	BI	58	ILE	2.1
44	DU	87	GLU	2.1
48	DY	5	GLU	2.1
20	AU	24	LYS	2.1
1	CB	136	ARG	2.1
1	CB	159	ALA	2.1
31	BH	111	ALA	2.1
38	DO	81	ARG	2.1
43	DT	30	ILE	2.1
4	CE	82	HIS	2.1
24	DA	1092	C	2.1
29	DF	79	ARG	2.1
30	DG	94	ARG	2.1
33	DJ	63	ALA	2.1

*Continued on next page...*

*Continued from previous page...*

Mol	Chain	Res	Type	RSRZ
36	DM	135	VAL	2.1
42	DS	18	ARG	2.1
55	CA	207	C	2.1
8	CI	106	ASP	2.1
5	AF	59	TYR	2.1
17	CR	20	ILE	2.1
43	DT	5	GLU	2.1
1	AB	107	ARG	2.1
1	AB	102	ASN	2.1
23	AW	6	U	2.1
27	DD	48	ILE	2.1
43	DT	4	GLU	2.1
4	CE	98	ALA	2.1
15	AP	22	ALA	2.1
32	BI	134	SER	2.1
17	AR	68	PRO	2.1
38	DO	69	ASP	2.1
55	CA	211	G	2.1
31	DH	45	GLU	2.1
41	BR	50	GLY	2.1
47	DX	49	ARG	2.1
55	CA	1227	A	2.1
1	AB	110	ILE	2.1
5	AF	6	ILE	2.1
30	DG	21	GLN	2.1
31	BH	98	ASP	2.1
35	DL	121	THR	2.1
46	DW	73	PRO	2.1
1	AB	113	LEU	2.1
37	DN	28	LEU	2.1
43	DT	58	VAL	2.1
32	DI	103	ALA	2.1
43	BT	91	GLN	2.1
47	BX	77	TYR	2.1
50	D0	56	LYS	2.1
1	CB	113	LEU	2.1
26	DC	198	GLU	2.1
29	BF	35	LEU	2.1
36	DM	32	GLY	2.1
21	AA	1031	C	2.1
29	BF	111	ARG	2.1
1	CB	195	VAL	2.1

*Continued on next page...*

*Continued from previous page...*

Mol	Chain	Res	Type	RSRZ
10	AK	113	THR	2.1
28	DE	198	GLU	2.1
32	BI	23	VAL	2.1
46	DW	29	SER	2.1
35	DL	9	ALA	2.1
35	DL	108	ALA	2.1
38	DO	117	PHE	2.1
1	AB	180	ILE	2.1
32	DI	128	ILE	2.1
12	CM	112	ARG	2.1
39	DP	102	ARG	2.1
43	DT	73	ARG	2.1
1	CB	98	GLY	2.1
4	AE	157	GLY	2.1
24	DA	1727	C	2.1
24	DA	2103	C	2.1
30	DG	16	VAL	2.1
45	DV	50	MET	2.1
19	CT	23	ARG	2.1
44	DU	81	ARG	2.1
7	CH	102	VAL	2.1
18	CS	60	PHE	2.1
35	DL	68	SER	2.0
2	CC	155	ARG	2.0
18	AS	78	THR	2.0
37	DN	63	ARG	2.0
10	AK	85	VAL	2.0
27	DD	37	VAL	2.0
5	AF	5	GLU	2.0
28	DE	30	GLN	2.0
30	DG	115	GLN	2.0
52	D2	42	LEU	2.0
8	CI	50	PRO	2.0
17	CR	73	HIS	2.0
18	AS	48	ILE	2.0
27	DD	14	ILE	2.0
32	DI	48	ILE	2.0
51	D1	12	SER	2.0
10	AK	17	ASP	2.0
36	DM	129	THR	2.0
21	AA	1167	A	2.0
51	D1	33	LEU	2.0

*Continued on next page...*

*Continued from previous page...*

Mol	Chain	Res	Type	RSRZ
13	AN	23	ARG	2.0
29	DF	64	PRO	2.0
50	D0	41	HIS	2.0
1	CB	186	VAL	2.0
29	DF	107	VAL	2.0
29	DF	47	LYS	2.0
4	AE	128	GLY	2.0
12	CM	38	ILE	2.0
19	CT	66	ILE	2.0
21	AA	1534	A	2.0
24	BA	2311	A	2.0
55	CA	1362	A	2.0
43	BT	54	GLU	2.0
27	DD	77	ARG	2.0
35	DL	2	ARG	2.0
36	DM	22	GLN	2.0
18	CS	43	MET	2.0
5	AF	7	VAL	2.0
24	BA	139	U	2.0
24	DA	358	U	2.0
51	D1	10	LEU	2.0
17	AR	64	LEU	2.0
30	DG	17	LYS	2.0
47	DX	77	TYR	2.0
6	CG	77	ARG	2.0
24	BA	2402	U	2.0
4	AE	136	VAL	2.0
4	AE	138	ALA	2.0
5	CF	88	MET	2.0
10	CK	65	ALA	2.0
36	DM	96	ILE	2.0
26	DC	93	VAL	2.0
50	D0	23	ALA	2.0
26	DC	20	ASN	2.0
29	DF	108	PRO	2.0
29	DF	115	GLY	2.0
47	DX	73	ARG	2.0

## 6.2 Non-standard residues in protein, DNA, RNA chains ⓘ

There are no non-standard protein/DNA/RNA residues in this entry.

## 6.3 Carbohydrates ⓘ

There are no carbohydrates in this entry.

## 6.4 Ligands ⓘ

In the following table, the Atoms column lists the number of modelled atoms in the group and the number defined in the chemical component dictionary. The B-factors column lists the minimum, median, 95<sup>th</sup> percentile and maximum values of B factors of atoms in the group. The column labelled 'Q< 0.9' lists the number of atoms with occupancy less than 0.9.

Mol	Type	Chain	Res	Atoms	RSCC	RSR	B-factors(Å <sup>2</sup> )	Q<0.9
57	MG	DA	3076	1/1	-0.06	1.26	109,109,109,109	0
57	MG	AA	1619	1/1	0.19	0.85	136,136,136,136	0
57	MG	AA	1607	1/1	0.19	0.36	88,88,88,88	0
57	MG	DA	3060	1/1	0.23	0.54	96,96,96,96	0
57	MG	DA	3110	1/1	0.34	1.51	82,82,82,82	0
57	MG	DA	3007	1/1	0.47	0.36	192,192,192,192	0
57	MG	DA	3112	1/1	0.49	0.71	115,115,115,115	0
57	MG	DA	3065	1/1	0.52	1.83	84,84,84,84	0
57	MG	DC	301	1/1	0.53	0.38	103,103,103,103	0
57	MG	DA	3093	1/1	0.53	0.52	93,93,93,93	0
57	MG	DA	3047	1/1	0.55	0.20	148,148,148,148	0
57	MG	BA	3070	1/1	0.57	0.19	140,140,140,140	0
57	MG	DA	3090	1/1	0.58	0.34	92,92,92,92	0
57	MG	DA	3085	1/1	0.60	0.15	190,190,190,190	0
57	MG	DA	3004	1/1	0.61	1.92	150,150,150,150	0
57	MG	DA	3133	1/1	0.63	0.67	115,115,115,115	0
57	MG	DA	3109	1/1	0.65	0.44	92,92,92,92	0
57	MG	DA	3016	1/1	0.66	1.17	96,96,96,96	0
57	MG	CA	1617	1/1	0.67	0.45	130,130,130,130	0
57	MG	DA	3107	1/1	0.68	0.23	130,130,130,130	0
57	MG	CA	1606	1/1	0.68	0.14	85,85,85,85	0
57	MG	DA	3088	1/1	0.68	0.21	101,101,101,101	0
57	MG	DA	3084	1/1	0.68	0.15	157,157,157,157	0
57	MG	CA	1612	1/1	0.69	0.33	86,86,86,86	0
57	MG	DA	3062	1/1	0.69	1.05	85,85,85,85	0
57	MG	AA	1621	1/1	0.69	0.19	67,67,67,67	0
57	MG	AA	1618	1/1	0.69	0.17	104,104,104,104	0
57	MG	DA	3131	1/1	0.69	0.89	103,103,103,103	0
57	MG	CA	1632	1/1	0.69	0.15	125,125,125,125	0
57	MG	DA	3086	1/1	0.70	0.20	148,148,148,148	0
57	MG	DA	3041	1/1	0.70	0.26	113,113,113,113	0

*Continued on next page...*



*Continued from previous page...*

Mol	Type	Chain	Res	Atoms	RSCC	RSR	B-factors( $\text{\AA}^2$ )	Q<0.9
57	MG	AA	1636	1/1	0.70	0.38	120,120,120,120	0
57	MG	DA	3099	1/1	0.71	0.80	98,98,98,98	0
57	MG	CA	1624	1/1	0.71	0.92	79,79,79,79	0
57	MG	DA	3128	1/1	0.72	0.56	100,100,100,100	0
57	MG	DA	3009	1/1	0.73	0.20	121,121,121,121	0
57	MG	DA	3071	1/1	0.74	0.60	94,94,94,94	0
57	MG	AA	1624	1/1	0.75	0.21	94,94,94,94	0
57	MG	AA	1630	1/1	0.76	0.13	79,79,79,79	0
57	MG	BA	3131	1/1	0.76	0.75	48,48,48,48	0
57	MG	DA	3126	1/1	0.77	0.48	99,99,99,99	0
57	MG	CA	1622	1/1	0.77	0.11	138,138,138,138	0
57	MG	CA	1603	1/1	0.77	0.39	92,92,92,92	0
57	MG	CA	1616	1/1	0.78	0.13	136,136,136,136	0
57	MG	BA	3115	1/1	0.78	0.31	49,49,49,49	0
57	MG	CA	1634	1/1	0.78	0.11	97,97,97,97	0
57	MG	DA	3059	1/1	0.78	0.46	88,88,88,88	0
57	MG	DB	201	1/1	0.79	0.31	108,108,108,108	0
57	MG	DA	3089	1/1	0.79	0.30	110,110,110,110	0
57	MG	CA	1638	1/1	0.79	0.12	141,141,141,141	0
57	MG	DA	3064	1/1	0.79	0.50	87,87,87,87	0
57	MG	CA	1627	1/1	0.80	0.24	106,106,106,106	0
57	MG	AA	1625	1/1	0.80	0.15	90,90,90,90	0
57	MG	DA	3075	1/1	0.80	0.11	255,255,255,255	0
57	MG	BA	3079	1/1	0.80	0.09	89,89,89,89	0
57	MG	DA	3068	1/1	0.80	0.16	86,86,86,86	0
57	MG	AA	1604	1/1	0.80	0.12	126,126,126,126	0
57	MG	DA	3045	1/1	0.80	0.20	141,141,141,141	0
57	MG	CA	1601	1/1	0.80	0.07	142,142,142,142	0
57	MG	AA	1628	1/1	0.81	0.33	107,107,107,107	0
57	MG	AA	1637	1/1	0.81	0.21	87,87,87,87	0
57	MG	CA	1602	1/1	0.81	0.39	106,106,106,106	0
57	MG	BB	201	1/1	0.81	0.57	105,105,105,105	0
57	MG	DA	3081	1/1	0.81	0.14	87,87,87,87	0
57	MG	DA	3005	1/1	0.81	0.12	157,157,157,157	0
57	MG	DA	3134	1/1	0.82	1.44	126,126,126,126	0
57	MG	BA	3015	1/1	0.82	0.64	38,38,38,38	0
57	MG	DA	3021	1/1	0.82	0.68	132,132,132,132	0
57	MG	DA	3015	1/1	0.82	0.23	88,88,88,88	0
57	MG	BA	3124	1/1	0.82	0.55	41,41,41,41	0
57	MG	DA	3070	1/1	0.82	0.14	94,94,94,94	0
57	MG	BA	3095	1/1	0.82	0.30	75,75,75,75	0
57	MG	DA	3017	1/1	0.82	0.53	102,102,102,102	0

*Continued on next page...*

*Continued from previous page...*

Mol	Type	Chain	Res	Atoms	RSCC	RSR	B-factors( $\text{\AA}^2$ )	Q<0.9
57	MG	CA	1615	1/1	0.83	0.37	118,118,118,118	0
57	MG	BA	3058	1/1	0.83	0.49	44,44,44,44	0
57	MG	AA	1641	1/1	0.83	0.33	89,89,89,89	0
57	MG	DA	3057	1/1	0.83	0.13	92,92,92,92	0
57	MG	BA	3119	1/1	0.83	0.35	52,52,52,52	0
57	MG	BA	3007	1/1	0.83	0.22	90,90,90,90	0
57	MG	BA	3071	1/1	0.83	0.36	38,38,38,38	0
57	MG	CA	1607	1/1	0.83	0.23	89,89,89,89	0
57	MG	BA	3111	1/1	0.83	0.15	38,38,38,38	0
57	MG	DA	3019	1/1	0.84	0.13	150,150,150,150	0
57	MG	CA	1614	1/1	0.84	0.23	114,114,114,114	0
57	MG	CA	1639	1/1	0.84	0.24	165,165,165,165	0
57	MG	DA	3027	1/1	0.84	0.18	87,87,87,87	0
57	MG	BA	3026	1/1	0.84	0.35	41,41,41,41	0
57	MG	DA	3100	1/1	0.84	0.55	149,149,149,149	0
57	MG	DA	3066	1/1	0.84	0.34	92,92,92,92	0
57	MG	DA	3006	1/1	0.84	0.21	149,149,149,149	0
57	MG	BA	3112	1/1	0.84	0.22	46,46,46,46	0
57	MG	BA	3028	1/1	0.85	0.21	39,39,39,39	0
57	MG	DA	3120	1/1	0.85	0.67	96,96,96,96	0
57	MG	DA	3116	1/1	0.85	0.17	98,98,98,98	0
57	MG	BA	3040	1/1	0.85	0.15	41,41,41,41	0
57	MG	CA	1625	1/1	0.85	0.33	86,86,86,86	0
57	MG	AA	1617	1/1	0.85	0.10	123,123,123,123	0
57	MG	BA	3052	1/1	0.85	0.13	38,38,38,38	0
57	MG	BA	3037	1/1	0.85	0.36	42,42,42,42	0
57	MG	CA	1609	1/1	0.85	0.17	96,96,96,96	0
57	MG	BA	3075	1/1	0.86	0.47	40,40,40,40	0
57	MG	BA	3102	1/1	0.86	0.31	40,40,40,40	0
57	MG	DA	3048	1/1	0.86	0.19	131,131,131,131	0
57	MG	BA	3025	1/1	0.86	0.10	41,41,41,41	0
57	MG	CA	1619	1/1	0.86	0.83	119,119,119,119	0
57	MG	DA	3031	1/1	0.86	0.39	98,98,98,98	0
57	MG	CA	1610	1/1	0.86	0.10	129,129,129,129	0
57	MG	BA	3135	1/1	0.86	0.48	43,43,43,43	0
57	MG	DA	3097	1/1	0.86	0.20	119,119,119,119	0
57	MG	BA	3035	1/1	0.86	0.20	55,55,55,55	0
57	MG	BA	3046	1/1	0.86	0.17	63,63,63,63	0
57	MG	BA	3133	1/1	0.86	0.56	53,53,53,53	0
57	MG	DA	3054	1/1	0.86	0.39	88,88,88,88	0
57	MG	CA	1642	1/1	0.86	0.12	102,102,102,102	0
57	MG	DA	3032	1/1	0.86	0.27	87,87,87,87	0

*Continued on next page...*

*Continued from previous page...*

Mol	Type	Chain	Res	Atoms	RSCC	RSR	B-factors( $\text{\AA}^2$ )	Q<0.9
57	MG	DJ	201	1/1	0.87	0.43	101,101,101,101	0
57	MG	DA	3129	1/1	0.87	0.28	83,83,83,83	0
57	MG	DA	3035	1/1	0.87	0.20	88,88,88,88	0
57	MG	DA	3043	1/1	0.87	0.20	107,107,107,107	0
57	MG	DA	3078	1/1	0.87	0.31	79,79,79,79	0
57	MG	CA	1613	1/1	0.87	0.24	79,79,79,79	0
57	MG	AA	1642	1/1	0.87	0.20	74,74,74,74	0
57	MG	BA	3005	1/1	0.87	0.21	73,73,73,73	0
57	MG	CA	1629	1/1	0.87	0.51	111,111,111,111	0
57	MG	BA	3062	1/1	0.87	0.52	38,38,38,38	0
57	MG	BA	3044	1/1	0.88	0.10	71,71,71,71	0
57	MG	AA	1620	1/1	0.88	0.20	144,144,144,144	0
57	MG	DA	3052	1/1	0.88	0.15	118,118,118,118	0
57	MG	BA	3094	1/1	0.88	0.12	75,75,75,75	0
57	MG	DA	3012	1/1	0.88	0.31	96,96,96,96	0
57	MG	BA	3080	1/1	0.88	0.13	74,74,74,74	0
57	MG	DA	3111	1/1	0.88	0.21	164,164,164,164	0
57	MG	DA	3023	1/1	0.88	0.65	101,101,101,101	0
57	MG	DA	3029	1/1	0.88	0.29	108,108,108,108	0
57	MG	DA	3011	1/1	0.88	0.54	110,110,110,110	0
57	MG	DA	3040	1/1	0.88	0.49	102,102,102,102	0
57	MG	CA	1620	1/1	0.88	0.26	93,93,93,93	0
57	MG	DA	3115	1/1	0.89	0.21	84,84,84,84	0
57	MG	BA	3084	1/1	0.89	0.55	49,49,49,49	0
57	MG	AA	1632	1/1	0.89	0.16	95,95,95,95	0
57	MG	BA	3092	1/1	0.89	0.19	108,108,108,108	0
57	MG	DA	3049	1/1	0.89	0.16	150,150,150,150	0
57	MG	BA	3060	1/1	0.89	0.31	39,39,39,39	0
57	MG	DA	3119	1/1	0.89	0.16	138,138,138,138	0
57	MG	DA	3124	1/1	0.89	0.19	133,133,133,133	0
57	MG	BA	3123	1/1	0.89	0.17	63,63,63,63	0
57	MG	AA	1640	1/1	0.89	0.12	132,132,132,132	0
57	MG	BA	3107	1/1	0.89	0.18	49,49,49,49	0
57	MG	AA	1635	1/1	0.89	0.10	114,114,114,114	0
57	MG	BA	3045	1/1	0.90	0.25	62,62,62,62	0
57	MG	BA	3090	1/1	0.90	0.13	47,47,47,47	0
57	MG	DA	3008	1/1	0.90	0.22	177,177,177,177	0
57	MG	CA	1630	1/1	0.90	0.28	79,79,79,79	0
57	MG	CA	1628	1/1	0.90	0.35	79,79,79,79	0
57	MG	DA	3053	1/1	0.90	0.24	101,101,101,101	0
57	MG	AA	1606	1/1	0.90	0.12	96,96,96,96	0
57	MG	DA	3094	1/1	0.90	0.18	126,126,126,126	0

*Continued on next page...*

*Continued from previous page...*

Mol	Type	Chain	Res	Atoms	RSCC	RSR	B-factors( $\text{\AA}^2$ )	Q<0.9
57	MG	DA	3108	1/1	0.90	0.26	82,82,82,82	0
57	MG	DA	3096	1/1	0.90	0.62	120,120,120,120	0
57	MG	DA	3020	1/1	0.90	0.16	153,153,153,153	0
57	MG	BA	3099	1/1	0.90	0.21	41,41,41,41	0
57	MG	AA	1629	1/1	0.90	0.23	129,129,129,129	0
57	MG	CA	1636	1/1	0.90	0.75	88,88,88,88	0
57	MG	DA	3050	1/1	0.90	0.20	148,148,148,148	0
57	MG	DA	3014	1/1	0.90	0.35	90,90,90,90	0
57	MG	AA	1638	1/1	0.91	0.14	81,81,81,81	0
57	MG	CA	1608	1/1	0.91	0.22	86,86,86,86	0
57	MG	DA	3083	1/1	0.91	0.22	121,121,121,121	0
57	MG	CA	1604	1/1	0.91	0.13	106,106,106,106	0
57	MG	CA	1635	1/1	0.91	0.09	114,114,114,114	0
57	MG	DA	3002	1/1	0.91	0.30	125,125,125,125	0
57	MG	BA	3077	1/1	0.91	0.31	45,45,45,45	0
57	MG	AA	1627	1/1	0.91	0.57	109,109,109,109	0
57	MG	DA	3010	1/1	0.91	0.13	108,108,108,108	0
57	MG	DA	3117	1/1	0.91	0.15	90,90,90,90	0
57	MG	BA	3001	1/1	0.91	0.15	45,45,45,45	0
57	MG	DA	3082	1/1	0.91	0.29	83,83,83,83	0
57	MG	AA	1614	1/1	0.92	0.24	113,113,113,113	0
57	MG	BA	3056	1/1	0.92	0.34	45,45,45,45	0
57	MG	BA	3086	1/1	0.92	0.14	43,43,43,43	0
57	MG	DA	3106	1/1	0.92	0.14	92,92,92,92	0
57	MG	BA	3121	1/1	0.92	0.10	45,45,45,45	0
57	MG	DA	3018	1/1	0.92	0.14	106,106,106,106	0
57	MG	BA	3134	1/1	0.92	0.14	38,38,38,38	0
57	MG	DA	3074	1/1	0.92	0.11	98,98,98,98	0
57	MG	DA	3077	1/1	0.92	0.67	86,86,86,86	0
57	MG	DA	3058	1/1	0.92	0.14	96,96,96,96	0
57	MG	BA	3019	1/1	0.92	0.12	70,70,70,70	0
57	MG	AA	1631	1/1	0.92	0.27	98,98,98,98	0
57	MG	BA	3032	1/1	0.92	0.13	40,40,40,40	0
57	MG	CA	1618	1/1	0.92	0.21	108,108,108,108	0
57	MG	BA	3063	1/1	0.92	0.11	37,37,37,37	0
57	MG	DA	3072	1/1	0.92	0.13	84,84,84,84	0
57	MG	AA	1623	1/1	0.92	0.21	108,108,108,108	0
57	MG	DA	3003	1/1	0.92	0.23	94,94,94,94	0
57	MG	DA	3022	1/1	0.92	0.21	105,105,105,105	0
57	MG	DA	3095	1/1	0.92	0.13	159,159,159,159	0
57	MG	CA	1626	1/1	0.92	0.14	110,110,110,110	0
57	MG	DA	3046	1/1	0.92	0.17	142,142,142,142	0

*Continued on next page...*

*Continued from previous page...*

Mol	Type	Chain	Res	Atoms	RSCC	RSR	B-factors( $\text{\AA}^2$ )	Q<0.9
57	MG	DA	3037	1/1	0.92	0.17	83,83,83,83	0
57	MG	DA	3051	1/1	0.92	0.21	177,177,177,177	0
57	MG	AA	1601	1/1	0.92	0.08	111,111,111,111	0
57	MG	BA	3114	1/1	0.92	0.13	73,73,73,73	0
57	MG	DA	3013	1/1	0.93	0.14	93,93,93,93	0
57	MG	BB	204	1/1	0.93	0.17	57,57,57,57	0
57	MG	DA	3101	1/1	0.93	0.26	82,82,82,82	0
57	MG	DA	3103	1/1	0.93	0.20	91,91,91,91	0
57	MG	BA	3002	1/1	0.93	0.32	47,47,47,47	0
57	MG	BA	3030	1/1	0.93	0.45	41,41,41,41	0
57	MG	DA	3121	1/1	0.93	0.22	97,97,97,97	0
57	MG	DA	3127	1/1	0.93	0.22	104,104,104,104	0
57	MG	BA	3093	1/1	0.93	0.27	84,84,84,84	0
57	MG	DA	3113	1/1	0.93	0.14	86,86,86,86	0
57	MG	DA	3073	1/1	0.93	0.28	98,98,98,98	0
57	MG	DA	3104	1/1	0.93	0.22	107,107,107,107	0
57	MG	DA	3132	1/1	0.93	0.09	94,94,94,94	0
57	MG	BA	3042	1/1	0.93	0.14	56,56,56,56	0
57	MG	BA	3047	1/1	0.93	0.15	63,63,63,63	0
57	MG	BA	3024	1/1	0.93	0.13	42,42,42,42	0
57	MG	DA	3038	1/1	0.93	0.17	108,108,108,108	0
57	MG	CA	1623	1/1	0.93	0.21	89,89,89,89	0
57	MG	BA	3091	1/1	0.93	0.11	69,69,69,69	0
57	MG	BA	3072	1/1	0.94	0.22	38,38,38,38	0
57	MG	DA	3026	1/1	0.94	0.14	88,88,88,88	0
57	MG	DA	3080	1/1	0.94	0.53	84,84,84,84	0
57	MG	DA	3098	1/1	0.94	0.15	87,87,87,87	0
57	MG	BA	3041	1/1	0.94	0.26	43,43,43,43	0
57	MG	AA	1611	1/1	0.94	0.14	91,91,91,91	0
57	MG	DA	3102	1/1	0.94	0.11	84,84,84,84	0
57	MG	DA	3061	1/1	0.94	0.43	84,84,84,84	0
57	MG	CA	1631	1/1	0.94	0.14	91,91,91,91	0
57	MG	BA	3120	1/1	0.94	0.12	41,41,41,41	0
57	MG	CA	1640	1/1	0.94	0.41	87,87,87,87	0
57	MG	DA	3034	1/1	0.94	0.21	89,89,89,89	0
57	MG	BA	3076	1/1	0.94	0.15	47,47,47,47	0
57	MG	BA	3039	1/1	0.94	0.11	40,40,40,40	0
57	MG	BA	3048	1/1	0.94	0.16	74,74,74,74	0
57	MG	DA	3091	1/1	0.94	0.13	93,93,93,93	0
57	MG	BB	202	1/1	0.94	0.17	114,114,114,114	0
57	MG	BA	3132	1/1	0.94	0.45	42,42,42,42	0
57	MG	BA	3011	1/1	0.94	0.38	44,44,44,44	0

*Continued on next page...*

*Continued from previous page...*

Mol	Type	Chain	Res	Atoms	RSCC	RSR	B-factors( $\text{\AA}^2$ )	Q<0.9
57	MG	DA	3028	1/1	0.94	0.95	103,103,103,103	0
57	MG	BA	3065	1/1	0.94	0.25	38,38,38,38	0
57	MG	BA	3014	1/1	0.94	0.30	38,38,38,38	0
57	MG	DA	3042	1/1	0.94	0.14	101,101,101,101	0
57	MG	DA	3033	1/1	0.94	0.17	94,94,94,94	0
57	MG	BA	3022	1/1	0.94	0.11	38,38,38,38	0
57	MG	BA	3049	1/1	0.94	0.12	45,45,45,45	0
57	MG	BA	3069	1/1	0.95	0.11	52,52,52,52	0
57	MG	AA	1615	1/1	0.95	0.08	117,117,117,117	0
57	MG	AA	1605	1/1	0.95	0.09	103,103,103,103	0
57	MG	BA	3010	1/1	0.95	0.09	46,46,46,46	0
57	MG	AA	1609	1/1	0.95	0.12	91,91,91,91	0
57	MG	BA	3088	1/1	0.95	0.07	58,58,58,58	0
57	MG	AA	1626	1/1	0.95	0.23	107,107,107,107	0
57	MG	BA	3036	1/1	0.95	0.07	47,47,47,47	0
57	MG	BA	3009	1/1	0.95	0.13	46,46,46,46	0
57	MG	BA	3006	1/1	0.95	0.11	88,88,88,88	0
57	MG	DA	3001	1/1	0.95	0.22	115,115,115,115	0
57	MG	BA	3081	1/1	0.95	0.17	40,40,40,40	0
57	MG	BA	3089	1/1	0.95	0.11	50,50,50,50	0
57	MG	BA	3117	1/1	0.95	0.14	56,56,56,56	0
57	MG	DA	3079	1/1	0.95	0.22	90,90,90,90	0
57	MG	CA	1605	1/1	0.95	0.21	89,89,89,89	0
57	MG	AA	1643	1/1	0.95	0.10	81,81,81,81	0
57	MG	BA	3038	1/1	0.95	0.17	42,42,42,42	0
57	MG	BA	3085	1/1	0.95	0.53	42,42,42,42	0
57	MG	BA	3109	1/1	0.95	0.20	42,42,42,42	0
57	MG	AA	1602	1/1	0.95	0.23	79,79,79,79	0
57	MG	BA	3105	1/1	0.95	0.21	38,38,38,38	0
57	MG	BA	3004	1/1	0.95	0.25	69,69,69,69	0
57	MG	BA	3078	1/1	0.95	0.08	86,86,86,86	0
57	MG	AA	1610	1/1	0.95	0.16	125,125,125,125	0
57	MG	BA	3053	1/1	0.95	0.12	41,41,41,41	0
57	MG	BD	301	1/1	0.95	0.13	39,39,39,39	0
57	MG	DA	3024	1/1	0.95	0.14	90,90,90,90	0
57	MG	BA	3106	1/1	0.95	0.14	40,40,40,40	0
57	MG	DA	3087	1/1	0.96	0.09	88,88,88,88	0
57	MG	BA	3033	1/1	0.96	0.12	40,40,40,40	0
57	MG	DA	3105	1/1	0.96	0.17	91,91,91,91	0
57	MG	DA	3036	1/1	0.96	0.13	84,84,84,84	0
57	MG	CA	1621	1/1	0.96	0.19	85,85,85,85	0
57	MG	BA	3064	1/1	0.96	0.10	38,38,38,38	0

*Continued on next page...*

*Continued from previous page...*

Mol	Type	Chain	Res	Atoms	RSCC	RSR	B-factors( $\text{\AA}^2$ )	Q<0.9
57	MG	DA	3130	1/1	0.96	0.66	85,85,85,85	0
57	MG	BA	3096	1/1	0.96	0.09	45,45,45,45	0
57	MG	BA	3029	1/1	0.96	0.10	38,38,38,38	0
57	MG	DA	3125	1/1	0.96	0.16	90,90,90,90	0
57	MG	BA	3018	1/1	0.96	0.06	67,67,67,67	0
57	MG	BA	3034	1/1	0.96	0.19	40,40,40,40	0
57	MG	BA	3127	1/1	0.96	0.05	40,40,40,40	0
57	MG	DA	3122	1/1	0.96	0.23	142,142,142,142	0
57	MG	BA	3118	1/1	0.96	0.24	42,42,42,42	0
57	MG	DA	3069	1/1	0.96	0.13	86,86,86,86	0
57	MG	BA	3113	1/1	0.96	0.16	38,38,38,38	0
57	MG	AA	1603	1/1	0.96	0.12	76,76,76,76	0
57	MG	BA	3061	1/1	0.96	0.50	39,39,39,39	0
57	MG	AA	1639	1/1	0.96	0.06	119,119,119,119	0
57	MG	BA	3128	1/1	0.96	0.15	52,52,52,52	0
57	MG	AA	1608	1/1	0.96	0.24	82,82,82,82	0
57	MG	AA	1616	1/1	0.96	0.10	126,126,126,126	0
57	MG	BA	3116	1/1	0.96	0.14	38,38,38,38	0
57	MG	BA	3012	1/1	0.96	0.14	38,38,38,38	0
57	MG	DA	3030	1/1	0.96	0.50	101,101,101,101	0
57	MG	BA	3051	1/1	0.96	0.12	39,39,39,39	0
57	MG	AA	1633	1/1	0.96	0.13	107,107,107,107	0
57	MG	CA	1611	1/1	0.96	0.09	93,93,93,93	0
57	MG	BA	3110	1/1	0.96	0.10	50,50,50,50	0
57	MG	DA	3092	1/1	0.96	0.20	102,102,102,102	0
57	MG	BA	3126	1/1	0.96	0.25	57,57,57,57	0
57	MG	BA	3059	1/1	0.96	0.20	50,50,50,50	0
57	MG	AA	1612	1/1	0.96	0.12	82,82,82,82	0
57	MG	DA	3118	1/1	0.96	0.32	99,99,99,99	0
57	MG	DA	3067	1/1	0.96	0.16	86,86,86,86	0
57	MG	BA	3100	1/1	0.97	0.09	59,59,59,59	0
57	MG	DA	3123	1/1	0.97	0.16	93,93,93,93	0
57	MG	CA	1641	1/1	0.97	0.18	91,91,91,91	0
57	MG	BA	3043	1/1	0.97	0.15	56,56,56,56	0
57	MG	BA	3013	1/1	0.97	0.12	38,38,38,38	0
57	MG	BA	3125	1/1	0.97	0.17	40,40,40,40	0
57	MG	BA	3101	1/1	0.97	0.17	38,38,38,38	0
57	MG	BA	3097	1/1	0.97	0.10	49,49,49,49	0
57	MG	AA	1622	1/1	0.97	0.15	85,85,85,85	0
57	MG	BA	3087	1/1	0.97	0.11	45,45,45,45	0
57	MG	BA	3104	1/1	0.97	0.19	38,38,38,38	0
57	MG	DA	3063	1/1	0.97	0.13	92,92,92,92	0

*Continued on next page...*

*Continued from previous page...*

Mol	Type	Chain	Res	Atoms	RSCC	RSR	B-factors( $\text{\AA}^2$ )	Q<0.9
57	MG	CA	1633	1/1	0.97	0.12	101,101,101,101	0
57	MG	BA	3068	1/1	0.97	0.19	52,52,52,52	0
57	MG	BA	3054	1/1	0.97	0.11	44,44,44,44	0
57	MG	DA	3114	1/1	0.97	0.09	98,98,98,98	0
57	MG	BA	3023	1/1	0.97	0.08	41,41,41,41	0
57	MG	DA	3056	1/1	0.97	0.17	101,101,101,101	0
57	MG	BA	3055	1/1	0.97	0.13	44,44,44,44	0
57	MG	BA	3021	1/1	0.97	0.10	42,42,42,42	0
57	MG	AA	1613	1/1	0.97	0.15	74,74,74,74	0
57	MG	BA	3130	1/1	0.97	0.17	49,49,49,49	0
57	MG	BA	3083	1/1	0.97	0.05	43,43,43,43	0
57	MG	DA	3025	1/1	0.97	0.19	105,105,105,105	0
57	MG	BA	3098	1/1	0.97	0.64	52,52,52,52	0
57	MG	BA	3050	1/1	0.98	0.12	40,40,40,40	0
57	MG	BB	203	1/1	0.98	0.09	57,57,57,57	0
57	MG	DA	3039	1/1	0.98	0.15	104,104,104,104	0
57	MG	BA	3122	1/1	0.98	0.18	40,40,40,40	0
57	MG	BA	3129	1/1	0.98	0.08	39,39,39,39	0
57	MG	BA	3074	1/1	0.98	0.07	38,38,38,38	0
57	MG	AA	1634	1/1	0.98	0.10	102,102,102,102	0
57	MG	BA	3136	1/1	0.98	0.44	47,47,47,47	0
57	MG	BA	3108	1/1	0.98	0.14	40,40,40,40	0
57	MG	BA	3020	1/1	0.98	0.10	46,46,46,46	0
57	MG	DA	3044	1/1	0.98	0.14	116,116,116,116	0
57	MG	BA	3057	1/1	0.98	0.34	42,42,42,42	0
57	MG	BA	3073	1/1	0.98	0.08	43,43,43,43	0
57	MG	CA	1637	1/1	0.98	0.31	83,83,83,83	0
58	ZN	B4	101	1/1	0.98	0.11	79,79,79,79	0
57	MG	BA	3003	1/1	0.98	0.07	73,73,73,73	0
57	MG	BA	3066	1/1	0.98	0.14	43,43,43,43	0
57	MG	BA	3027	1/1	0.98	0.06	41,41,41,41	0
57	MG	DA	3055	1/1	0.98	0.16	85,85,85,85	0
57	MG	BA	3103	1/1	0.98	0.10	64,64,64,64	0
57	MG	BA	3067	1/1	0.98	0.09	40,40,40,40	0
57	MG	BA	3031	1/1	0.99	0.14	42,42,42,42	0
57	MG	BA	3017	1/1	0.99	0.09	39,39,39,39	0
57	MG	BA	3008	1/1	0.99	0.17	43,43,43,43	0
57	MG	BA	3016	1/1	0.99	0.34	39,39,39,39	0
57	MG	BA	3082	1/1	0.99	0.12	38,38,38,38	0
58	ZN	D4	101	1/1	0.99	0.04	79,79,79,79	0



## 6.5 Other polymers [i](#)

There are no such residues in this entry.