



Full wwPDB X-ray Structure Validation Report ⓘ

May 17, 2020 – 09:40 pm BST

PDB ID : 4V6G
Title : Initiation complex of 70S ribosome with two tRNAs and mRNA.
Authors : Jenner, L.B.; Yusupova, G.; Yusupov, M.
Deposited on : 2009-07-10
Resolution : 3.50 Å(reported)

This is a Full wwPDB X-ray Structure Validation Report for a publicly released PDB entry.

We welcome your comments at validation@mail.wwpdb.org

A user guide is available at

<https://www.wwpdb.org/validation/2017/XrayValidationReportHelp>

with specific help available everywhere you see the ⓘ symbol.

The following versions of software and data (see [references ⓘ](#)) were used in the production of this report:

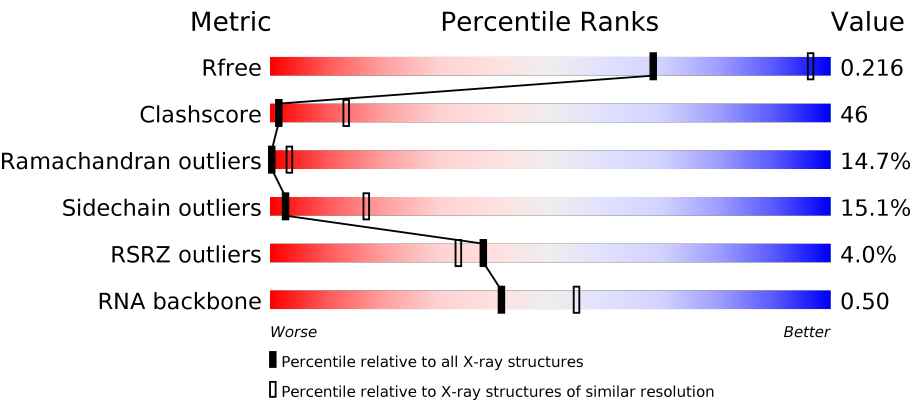
MolProbity	:	4.02b-467
Xtriage (Phenix)	:	1.13
EDS	:	2.11
Percentile statistics	:	20191225.v01 (using entries in the PDB archive December 25th 2019)
Refmac	:	5.8.0158
CCP4	:	7.0.044 (Gargrove)
Ideal geometry (proteins)	:	Engh & Huber (2001)
Ideal geometry (DNA, RNA)	:	Parkinson et al. (1996)
Validation Pipeline (wwPDB-VP)	:	2.11

1 Overall quality at a glance i

The following experimental techniques were used to determine the structure:
X-RAY DIFFRACTION

The reported resolution of this entry is 3.50 Å.

Percentile scores (ranging between 0-100) for global validation metrics of the entry are shown in the following graphic. The table shows the number of entries on which the scores are based.



Metric	Whole archive (#Entries)	Similar resolution (#Entries, resolution range(Å))
R _{free}	130704	1659 (3.60-3.40)
Clashscore	141614	1036 (3.58-3.42)
Ramachandran outliers	138981	1005 (3.58-3.42)
Sidechain outliers	138945	1006 (3.58-3.42)
RSRZ outliers	127900	1559 (3.60-3.40)
RNA backbone	3102	1002 (4.00-3.00)

The table below summarises the geometric issues observed across the polymeric chains and their fit to the electron density. The red, orange, yellow and green segments on the lower bar indicate the fraction of residues that contain outliers for ≥ 3 , 2, 1 and 0 types of geometric quality criteria respectively. A grey segment represents the fraction of residues that are not modelled. The numeric value for each fraction is indicated below the corresponding segment, with a dot representing fractions $\leq 5\%$. The upper red bar (where present) indicates the fraction of residues that have poor fit to the electron density. The numeric value is given above the bar.

Mol	Chain	Length	Quality of chain
1	AA	1517	<div><div></div><div><div>25%</div><div>50%</div><div>22%</div><div>•</div></div></div>
1	CA	1517	<div><div>17%</div><div><div>25%</div><div>52%</div><div>20%</div><div>•</div></div></div>
2	AE	256	<div><div>9%</div><div><div>17%</div><div>57%</div><div>23%</div><div>•</div><div>8%</div></div></div>
2	CE	256	<div><div>18%</div><div><div>17%</div><div>59%</div><div>16%</div><div>•</div><div>7%</div></div></div>


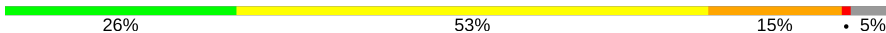
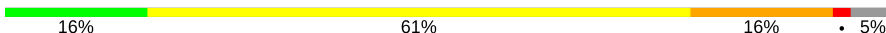


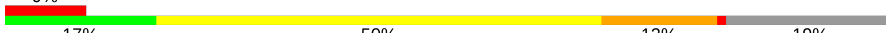















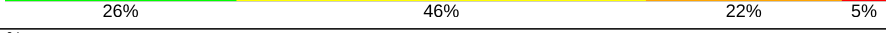
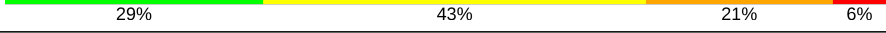
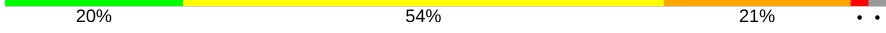

Continued on next page...

Continued from previous page...

Mol	Chain	Length	Quality of chain
3	AF	239	
3	CF	239	
4	AG	209	
4	CG	209	
5	AH	162	
5	CH	162	
6	AI	101	
6	CI	101	
7	AJ	156	
7	CJ	156	
8	AK	138	
8	CK	138	
9	AL	128	
9	CL	128	
10	AM	105	
10	CM	105	
11	AN	129	
11	CN	129	
12	AO	132	
12	CO	132	
13	AP	126	
13	CP	126	
14	AQ	61	
14	CQ	61	
15	AR	89	





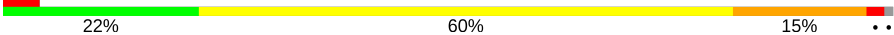



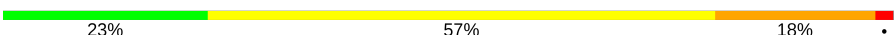






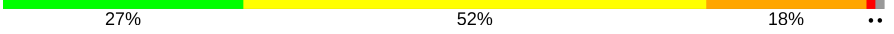
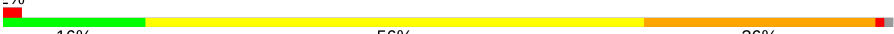






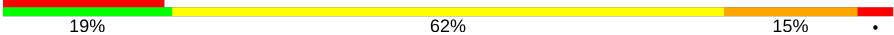

Continued on next page...

Continued from previous page...

Mol	Chain	Length	Quality of chain
15	CR	89	
16	AS	88	
16	CS	88	
17	AT	105	
17	CT	105	
18	AU	88	
18	CU	88	
19	AV	93	
19	CV	93	
20	AW	106	
20	CW	106	
21	AX	27	
21	CX	27	
22	AC	77	
22	AD	77	
22	CB	77	
22	CC	77	
22	CD	77	
23	A1	25	
23	C1	25	
24	BA	2898	
24	DA	2898	
25	BB	122	
25	DB	122	
26	BD	276	

Continued on next page...

Continued from previous page...

Mol	Chain	Length	Quality of chain
26	DD	276	
27	BE	206	
27	DE	206	
28	BF	210	
28	DF	210	
29	BG	182	
29	DG	182	
30	BH	180	
30	DH	180	
31	BK	148	
31	DK	148	
32	BM	140	
32	DM	140	
33	BN	122	
33	DN	122	
34	BO	150	
34	DO	150	
35	BP	141	
35	DP	141	
36	B0	118	
36	D0	118	
37	BQ	112	
37	DQ	112	
38	BR	146	
38	DR	146	

Continued on next page...

Continued from previous page...

Mol	Chain	Length	Quality of chain
39	B1	118	
39	D1	118	
40	B2	101	
40	D2	101	
41	BS	113	
41	DS	113	
42	BT	96	
42	DT	96	
43	BU	110	
43	DU	110	
44	BV	206	
44	DV	206	
45	B3	85	
45	D3	85	
46	BZ	98	
46	DZ	98	
47	BW	72	
47	DW	72	
48	BX	60	
48	DX	60	
49	B4	71	
49	D4	71	
50	B5	60	
50	D5	60	
51	B6	54	

Continued on next page...

Continued from previous page...

Mol	Chain	Length	Quality of chain
51	D6	54	
52	B7	49	
52	D7	49	
53	B8	65	
53	D8	65	

The following table lists non-polymeric compounds, carbohydrate monomers and non-standard residues in protein, DNA, RNA chains that are outliers for geometric or electron-density-fit criteria:

Mol	Type	Chain	Res	Chirality	Geometry	Clashes	Electron density
54	MG	AA	1647	-	-	-	X
54	MG	AA	1668	-	-	-	X
54	MG	AA	1687	-	-	-	X
54	MG	AA	1730	-	-	-	X
54	MG	AA	1761	-	-	-	X
54	MG	AA	1767	-	-	-	X
54	MG	AA	1840	-	-	-	X
54	MG	AA	1850	-	-	-	X
54	MG	AA	1863	-	-	-	X
54	MG	AA	1909	-	-	-	X
54	MG	AA	1917	-	-	-	X
54	MG	AA	2014	-	-	-	X
54	MG	AA	2030	-	-	-	X
54	MG	AC	107	-	-	-	X
54	MG	BA	3018	-	-	-	X
54	MG	BA	3360	-	-	-	X
54	MG	BF	302	-	-	-	X
54	MG	BH	201	-	-	-	X
54	MG	CA	1741	-	-	-	X
54	MG	CA	1815	-	-	-	X
54	MG	CA	1860	-	-	-	X
54	MG	CA	1952	-	-	-	X
54	MG	CA	1955	-	-	-	X
54	MG	CG	301	-	-	-	X
54	MG	CL	201	-	-	-	X
54	MG	CR	101	-	-	-	X
54	MG	D0	205	-	-	-	X
54	MG	DA	3018	-	-	-	X

Continued on next page...

Continued from previous page...

Mol	Type	Chain	Res	Chirality	Geometry	Clashes	Electron density
54	MG	DA	3049	-	-	-	X
54	MG	DA	3091	-	-	-	X
54	MG	DA	3109	-	-	-	X
54	MG	DA	3188	-	-	-	X
54	MG	DA	3293	-	-	-	X
54	MG	DA	3326	-	-	-	X
54	MG	DA	3336	-	-	-	X
54	MG	DA	3347	-	-	-	X
54	MG	DA	3379	-	-	-	X
54	MG	DA	3398	-	-	-	X
54	MG	DA	3437	-	-	-	X
54	MG	DA	3439	-	-	-	X
54	MG	DA	3472	-	-	-	X
54	MG	DA	3487	-	-	-	X
54	MG	DA	3512	-	-	-	X
54	MG	DA	3527	-	-	-	X
54	MG	DA	3570	-	-	-	X
54	MG	DA	3573	-	-	-	X
54	MG	DA	3589	-	-	-	X
54	MG	DA	3597	-	-	-	X
54	MG	DA	3611	-	-	-	X
54	MG	DA	3656	-	-	-	X
54	MG	DA	3682	-	-	-	X
54	MG	DA	3704	-	-	-	X
54	MG	DA	3710	-	-	-	X
54	MG	DA	3712	-	-	-	X
54	MG	DA	3754	-	-	-	X
54	MG	DA	3759	-	-	-	X
54	MG	DA	3789	-	-	-	X
54	MG	DA	3795	-	-	-	X
54	MG	DA	3801	-	-	-	X
54	MG	DA	3802	-	-	-	X
54	MG	DB	213	-	-	-	X
54	MG	DS	201	-	-	-	X
54	MG	DU	202	-	-	-	X
55	ZN	AA	2040	-	-	-	X

2 Entry composition

There are 55 unique types of molecules in this entry. The entry contains 298428 atoms, of which 0 are hydrogens and 0 are deuteriums.

In the tables below, the ZeroOcc column contains the number of atoms modelled with zero occupancy, the AltConf column contains the number of residues with at least one atom in alternate conformation and the Trace column contains the number of residues modelled with at most 2 atoms.

- Molecule 1 is a RNA chain called 16S RRNA (E.COLI NUMBERING).

Mol	Chain	Residues	Atoms					ZeroOcc	AltConf	Trace
1	AA	1517	Total	C	N	O	P	0	0	0
			32600	14510	6032	10541	1517			
1	CA	1515	Total	C	N	O	P	0	0	0
			32554	14491	6025	10524	1514			

There are 2 discrepancies between the modelled and reference sequences:

Chain	Residue	Modelled	Actual	Comment	Reference
AA	1542	G	U	CONFLICT	GB M26923.1
CA	1542	G	U	CONFLICT	GB M26923.1

- Molecule 2 is a protein called 30S RIBOSOMAL PROTEIN S2.

Mol	Chain	Residues	Atoms					ZeroOcc	AltConf	Trace
2	AE	236	Total	C	N	O	S	0	0	0
			1915	1223	343	344	5			
2	CE	237	Total	C	N	O	S	0	0	0
			1924	1228	344	347	5			

- Molecule 3 is a protein called 30S RIBOSOMAL PROTEIN S3.

Mol	Chain	Residues	Atoms					ZeroOcc	AltConf	Trace
3	AF	206	Total	C	N	O	S	0	0	0
			1612	1016	314	281	1			
3	CF	205	Total	C	N	O	S	0	0	0
			1605	1011	313	280	1			

- Molecule 4 is a protein called 30S RIBOSOMAL PROTEIN S4.

Mol	Chain	Residues	Atoms					ZeroOcc	AltConf	Trace
4	AG	208	Total	C	N	O	S	0	0	0
			1703	1066	339	291	7			

Continued on next page...

Continued from previous page...

Mol	Chain	Residues	Atoms					ZeroOcc	AltConf	Trace
4	CG	208	Total	C	N	O	S	0	0	0
			1703	1066	339	291	7			

- Molecule 5 is a protein called 30S RIBOSOMAL PROTEIN S5.

Mol	Chain	Residues	Atoms					ZeroOcc	AltConf	Trace
5	AH	154	Total	C	N	O	S	0	0	0
			1178	743	221	210	4			
5	CH	151	Total	C	N	O	S	0	0	0
			1155	729	218	204	4			

- Molecule 6 is a protein called 30S RIBOSOMAL PROTEIN S6.

Mol	Chain	Residues	Atoms					ZeroOcc	AltConf	Trace
6	AI	101	Total	C	N	O	S	0	0	0
			843	531	155	154	3			
6	CI	101	Total	C	N	O	S	0	0	0
			843	531	155	154	3			

- Molecule 7 is a protein called 30S RIBOSOMAL PROTEIN S7.

Mol	Chain	Residues	Atoms					ZeroOcc	AltConf	Trace
7	AJ	155	Total	C	N	O	S	0	0	0
			1257	781	252	218	6			
7	CJ	155	Total	C	N	O	S	0	0	0
			1257	781	252	218	6			

- Molecule 8 is a protein called 30S RIBOSOMAL PROTEIN S8.

Mol	Chain	Residues	Atoms					ZeroOcc	AltConf	Trace
8	AK	138	Total	C	N	O	S	0	0	0
			1116	705	215	193	3			
8	CK	138	Total	C	N	O	S	0	0	0
			1116	705	215	193	3			

- Molecule 9 is a protein called 30S RIBOSOMAL PROTEIN S9.

Mol	Chain	Residues	Atoms					ZeroOcc	AltConf	Trace
9	AL	128	Total	C	N	O	S	0	0	0
			1018	644	198	175	1			
9	CL	127	Total	C	N	O	S	0	0	0
			1010	639	197	174				

- Molecule 10 is a protein called 30S RIBOSOMAL PROTEIN S10.

Mol	Chain	Residues	Atoms					ZeroOcc	AltConf	Trace
10	AM	99	Total	C	N	O	S	0	0	0
			801	504	157	139	1			
10	CM	99	Total	C	N	O	S	0	0	0
			801	504	157	139	1			

- Molecule 11 is a protein called 30S RIBOSOMAL PROTEIN S11.

Mol	Chain	Residues	Atoms					ZeroOcc	AltConf	Trace
11	AN	121	Total	C	N	O	S	0	0	0
			901	560	171	167	3			
11	CN	119	Total	C	N	O	S	0	0	0
			885	549	168	165	3			

- Molecule 12 is a protein called 30S RIBOSOMAL PROTEIN S12.

Mol	Chain	Residues	Atoms					ZeroOcc	AltConf	Trace
12	AO	125	Total	C	N	O	S	0	0	0
			975	614	196	164	1			
12	CO	125	Total	C	N	O	S	0	0	0
			975	614	196	164	1			

- Molecule 13 is a protein called 30S RIBOSOMAL PROTEIN S13.

Mol	Chain	Residues	Atoms					ZeroOcc	AltConf	Trace
13	AP	118	Total	C	N	O	S	0	0	0
			937	579	193	163	2			
13	CP	121	Total	C	N	O	S	0	0	0
			964	597	199	166	2			

- Molecule 14 is a protein called 30S RIBOSOMAL PROTEIN S14.

Mol	Chain	Residues	Atoms					ZeroOcc	AltConf	Trace
14	AQ	60	Total	C	N	O	S	0	0	0
			492	312	104	72	4			
14	CQ	60	Total	C	N	O	S	0	0	0
			492	312	104	72	4			

- Molecule 15 is a protein called 30S RIBOSOMAL PROTEIN S15.

Mol	Chain	Residues	Atoms					ZeroOcc	AltConf	Trace
15	AR	88	Total	C	N	O	S	0	0	0
			734	459	147	126	2			
15	CR	88	Total	C	N	O	S	0	0	0
			734	459	147	126	2			

- Molecule 16 is a protein called 30S RIBOSOMAL PROTEIN S16.

Mol	Chain	Residues	Atoms					ZeroOcc	AltConf	Trace
16	AS	84	Total	C	N	O	S	0	0	0
			705	446	140	118	1			
16	CS	84	Total	C	N	O	S	0	0	0
			705	446	140	118	1			

- Molecule 17 is a protein called 30S RIBOSOMAL PROTEIN S17.

Mol	Chain	Residues	Atoms					ZeroOcc	AltConf	Trace
17	AT	100	Total	C	N	O	S	0	0	0
			834	534	155	143	2			
17	CT	100	Total	C	N	O	S	0	0	0
			834	534	155	143	2			

- Molecule 18 is a protein called 30S RIBOSOMAL PROTEIN S18.

Mol	Chain	Residues	Atoms				ZeroOcc	AltConf	Trace
18	AU	71	Total	C	N	O	0	0	0
			585	373	116	96			
18	CU	70	Total	C	N	O	0	0	0
			574	367	112	95			

- Molecule 19 is a protein called 30S RIBOSOMAL PROTEIN S19.

Mol	Chain	Residues	Atoms					ZeroOcc	AltConf	Trace
19	AV	82	Total	C	N	O	S	0	0	0
			656	419	121	114	2			
19	CV	84	Total	C	N	O	S	0	0	0
			674	430	126	116	2			

- Molecule 20 is a protein called 30S RIBOSOMAL PROTEIN S20.

Mol	Chain	Residues	Atoms					ZeroOcc	AltConf	Trace
20	AW	99	Total	C	N	O	S	0	0	0
			763	470	162	129	2			

Continued on next page...

Continued from previous page...

Mol	Chain	Residues	Atoms					ZeroOcc	AltConf	Trace
20	CW	99	Total	C	N	O	S	0	0	0
			763	470	162	129	2			

- Molecule 21 is a protein called 30S RIBOSOMAL PROTEIN THX.

Mol	Chain	Residues	Atoms				ZeroOcc	AltConf	Trace
21	AX	25	Total	C	N	O	0	0	0
			217	134	52	31			
21	CX	25	Total	C	N	O	0	0	0
			217	134	52	31			

- Molecule 22 is a RNA chain called TRNA FMET (UNMODIFIED BASES).

Mol	Chain	Residues	Atoms					ZeroOcc	AltConf	Trace
22	AC	77	Total	C	N	O	P	0	0	0
			1640	732	298	534	76			
22	AD	77	Total	C	N	O	P	0	0	0
			1640	732	298	534	76			
22	CC	77	Total	C	N	O	P	0	0	0
			1640	732	298	534	76			
22	CD	77	Total	C	N	O	P	0	0	0
			1640	732	298	534	76			
22	CB	65	Total	C	N	O	P	0	0	0
			1385	618	250	453	64			

- Molecule 23 is a RNA chain called MRNA.

Mol	Chain	Residues	Atoms					ZeroOcc	AltConf	Trace
23	A1	23	Total	C	N	O	P	0	0	0
			502	227	107	146	22			
23	C1	23	Total	C	N	O	P	0	0	0
			502	227	107	146	22			

- Molecule 24 is a RNA chain called 23S ribosomal RNA.

Mol	Chain	Residues	Atoms					ZeroOcc	AltConf	Trace
24	BA	2885	Total	C	N	O	P	0	0	0
			62134	27656	11622	19972	2884			
24	DA	2886	Total	C	N	O	P	0	0	0
			62151	27664	11620	19982	2885			

There are 29 discrepancies between the modelled and reference sequences:

Chain	Residue	Modelled	Actual	Comment	Reference
BA	?	-	U	DELETION	GB AP008226.1
BA	?	-	U	DELETION	GB AP008226.1
BA	?	-	G	DELETION	GB AP008226.1
BA	?	-	C	DELETION	GB AP008226.1
BA	?	-	G	DELETION	GB AP008226.1
BA	?	-	G	DELETION	GB AP008226.1
BA	?	-	G	DELETION	GB AP008226.1
BA	?	-	C	DELETION	GB AP008226.1
BA	?	-	C	DELETION	GB AP008226.1
BA	?	-	G	DELETION	GB AP008226.1
BA	?	-	C	DELETION	GB AP008226.1
BA	?	-	C	DELETION	GB AP008226.1
BA	?	-	G	DELETION	GB AP008226.1
BA	?	-	G	DELETION	GB AP008226.1
BA	?	-	C	DELETION	GB AP008226.1
BA	?	-	C	DELETION	GB AP008226.1
BA	654T	A	C	CONFLICT	GB AP008226.1
BA	1058	U	G	CONFLICT	GB AP008226.1
BA	1080	A	C	CONFLICT	GB AP008226.1
DA	161	U	-	INSERTION	GB AP008226.1
DA	654A	A	G	CONFLICT	GB AP008226.1
DA	?	-	G	DELETION	GB AP008226.1
DA	?	-	G	DELETION	GB AP008226.1
DA	?	-	C	DELETION	GB AP008226.1
DA	?	-	A	DELETION	GB AP008226.1
DA	654L	G	C	CONFLICT	GB AP008226.1
DA	654T	A	C	CONFLICT	GB AP008226.1
DA	1058	U	G	CONFLICT	GB AP008226.1
DA	1080	A	C	CONFLICT	GB AP008226.1

- Molecule 25 is a RNA chain called 5S ribosomal RNA.

Mol	Chain	Residues	Atoms					ZeroOcc	AltConf	Trace
25	BB	120	Total	C	N	O	P	0	0	0
			2572	1146	476	831	119			
25	DB	120	Total	C	N	O	P	0	0	0
			2573	1146	476	832	119			

There is a discrepancy between the modelled and reference sequences:

Chain	Residue	Modelled	Actual	Comment	Reference
BB	1M	A	-	INSERTION	GB X01554.1

- Molecule 26 is a protein called 50S ribosomal protein L2.

Mol	Chain	Residues	Atoms					ZeroOcc	AltConf	Trace
26	BD	272	Total	C	N	O	S	0	0	0
			2115	1335	420	357	3			
26	DD	272	Total	C	N	O	S	0	0	0
			2115	1335	420	357	3			

- Molecule 27 is a protein called 50S ribosomal protein L3.

Mol	Chain	Residues	Atoms					ZeroOcc	AltConf	Trace
27	BE	205	Total	C	N	O	S	0	0	0
			1568	991	300	271	6			
27	DE	205	Total	C	N	O	S	0	0	0
			1568	991	300	271	6			

- Molecule 28 is a protein called 50S ribosomal protein L4.

Mol	Chain	Residues	Atoms					ZeroOcc	AltConf	Trace
28	BF	208	Total	C	N	O	S	0	0	0
			1627	1037	304	283	3			
28	DF	202	Total	C	N	O	S	0	0	0
			1585	1011	297	275	2			

- Molecule 29 is a protein called 50S ribosomal protein L5.

Mol	Chain	Residues	Atoms					ZeroOcc	AltConf	Trace
29	BG	181	Total	C	N	O	S	0	0	0
			1474	942	268	260	4			
29	DG	181	Total	C	N	O	S	0	0	0
			1474	942	268	260	4			

- Molecule 30 is a protein called 50S ribosomal protein L6.

Mol	Chain	Residues	Atoms					ZeroOcc	AltConf	Trace
30	BH	170	Total	C	N	O	S	0	0	0
			1307	829	245	232	1			
30	DH	170	Total	C	N	O	S	0	0	0
			1307	829	245	232	1			

- Molecule 31 is a protein called 50S ribosomal protein L9.

Mol	Chain	Residues	Atoms					ZeroOcc	AltConf	Trace
31	BK	146	Total	C	N	O	S	0	0	0
			1136	726	201	208	1			
31	DK	146	Total	C	N	O	S	0	0	0
			1136	726	201	208	1			

- Molecule 32 is a protein called 50S ribosomal protein L13.

Mol	Chain	Residues	Atoms					ZeroOcc	AltConf	Trace
32	BM	138	Total	C	N	O	S	0	0	0
			1104	712	206	182	4			
32	DM	138	Total	C	N	O	S	0	0	0
			1104	712	206	182	4			

- Molecule 33 is a protein called 50S ribosomal protein L14.

Mol	Chain	Residues	Atoms					ZeroOcc	AltConf	Trace
33	BN	122	Total	C	N	O	S	0	0	0
			933	588	171	170	4			
33	DN	122	Total	C	N	O	S	0	0	0
			933	588	171	170	4			

- Molecule 34 is a protein called 50S ribosomal protein L15.

Mol	Chain	Residues	Atoms					ZeroOcc	AltConf	Trace
34	BO	150	Total	C	N	O	S	0	0	0
			1145	712	232	198	3			
34	DO	150	Total	C	N	O	S	0	0	0
			1145	712	232	198	3			

- Molecule 35 is a protein called 50S ribosomal protein L16.

Mol	Chain	Residues	Atoms					ZeroOcc	AltConf	Trace
35	BP	141	Total	C	N	O	S	0	0	0
			1122	715	212	188	7			
35	DP	141	Total	C	N	O	S	0	0	0
			1122	715	212	188	7			

- Molecule 36 is a protein called 50S ribosomal protein L17.

Mol	Chain	Residues	Atoms					ZeroOcc	AltConf	Trace
36	B0	117	Total	C	N	O		0	0	0
			960	599	202	159				

Continued on next page...

Continued from previous page...

Mol	Chain	Residues	Atoms					ZeroOcc	AltConf	Trace
36	D0	118	Total	C	N	O	S	0	0	0
			968	604	203	160	1			

- Molecule 37 is a protein called 50S ribosomal protein L18.

Mol	Chain	Residues	Atoms					ZeroOcc	AltConf	Trace
37	BQ	111	Total	C	N	O		0	0	0
			882	556	176	150				
37	DQ	111	Total	C	N	O		0	0	0
			882	556	176	150				

- Molecule 38 is a protein called 50S ribosomal protein L19.

Mol	Chain	Residues	Atoms					ZeroOcc	AltConf	Trace
38	BR	137	Total	C	N	O	S	0	0	0
			1141	710	234	196	1			
38	DR	137	Total	C	N	O	S	0	0	0
			1141	710	234	196	1			

- Molecule 39 is a protein called 50S ribosomal protein L20.

Mol	Chain	Residues	Atoms					ZeroOcc	AltConf	Trace
39	B1	117	Total	C	N	O	S	0	0	0
			964	610	202	151	1			
39	D1	117	Total	C	N	O	S	0	0	0
			964	610	202	151	1			

- Molecule 40 is a protein called 50S ribosomal protein L21.

Mol	Chain	Residues	Atoms					ZeroOcc	AltConf	Trace
40	B2	101	Total	C	N	O	S	0	0	0
			779	501	142	135	1			
40	D2	101	Total	C	N	O	S	0	0	0
			779	501	142	135	1			

- Molecule 41 is a protein called 50S ribosomal protein L22.

Mol	Chain	Residues	Atoms					ZeroOcc	AltConf	Trace
41	BS	113	Total	C	N	O	S	0	0	0
			900	566	177	155	2			
41	DS	113	Total	C	N	O	S	0	0	0
			900	566	177	155	2			

- Molecule 42 is a protein called 50S ribosomal protein L23.

Mol	Chain	Residues	Atoms				ZeroOcc	AltConf	Trace
42	BT	92	Total	C	N	O	0	0	0
			725	471	131	123			
42	DT	92	Total	C	N	O	0	0	0
			725	471	131	123			

- Molecule 43 is a protein called 50S ribosomal protein L24.

Mol	Chain	Residues	Atoms					ZeroOcc	AltConf	Trace
43	BU	102	Total	C	N	O	S	0	0	0
			785	505	150	125	5			
43	DU	102	Total	C	N	O	S	0	0	0
			785	505	150	125	5			

- Molecule 44 is a protein called 50S ribosomal protein L25.

Mol	Chain	Residues	Atoms					ZeroOcc	AltConf	Trace
44	BV	176	Total	C	N	O	S	0	0	0
			1404	897	252	252	3			
44	DV	172	Total	C	N	O	S	0	0	0
			1378	879	248	248	3			

- Molecule 45 is a protein called 50S ribosomal protein L27.

Mol	Chain	Residues	Atoms					ZeroOcc	AltConf	Trace
45	B3	80	Total	C	N	O	S	0	0	0
			629	389	132	107	1			
45	D3	77	Total	C	N	O	S	0	0	0
			611	378	129	103	1			

- Molecule 46 is a protein called 50S ribosomal protein L28.

Mol	Chain	Residues	Atoms					ZeroOcc	AltConf	Trace
46	BZ	97	Total	C	N	O	S	0	0	0
			763	481	150	131	1			
46	DZ	97	Total	C	N	O	S	0	0	0
			763	481	150	131	1			

- Molecule 47 is a protein called 50S ribosomal protein L29.

Mol	Chain	Residues	Atoms					ZeroOcc	AltConf	Trace
47	BW	69	Total	C	N	O	S	0	0	0
			581	358	118	104	1			
47	DW	69	Total	C	N	O	S	0	0	0
			581	358	118	104	1			

- Molecule 48 is a protein called 50S ribosomal protein L30.

Mol	Chain	Residues	Atoms					ZeroOcc	AltConf	Trace
48	BX	59	Total	C	N	O	S	0	0	0
			469	298	90	81				
48	DX	59	Total	C	N	O	S	0	0	0
			469	298	90	81				

- Molecule 49 is a protein called 50S ribosomal protein L31.

Mol	Chain	Residues	Atoms					ZeroOcc	AltConf	Trace
49	B4	71	Total	C	N	O	S	0	0	0
			581	364	108	104	5			
49	D4	71	Total	C	N	O	S	0	0	0
			581	364	108	104	5			

- Molecule 50 is a protein called 50S ribosomal protein L32.

Mol	Chain	Residues	Atoms					ZeroOcc	AltConf	Trace
50	B5	59	Total	C	N	O	S	0	0	0
			459	288	90	76	5			
50	D5	59	Total	C	N	O	S	0	0	0
			459	288	90	76	5			

- Molecule 51 is a protein called 50S ribosomal protein L33.

Mol	Chain	Residues	Atoms					ZeroOcc	AltConf	Trace
51	B6	48	Total	C	N	O	S	0	0	0
			417	259	86	68	4			
51	D6	49	Total	C	N	O	S	0	0	0
			424	264	87	69	4			

- Molecule 52 is a protein called 50S ribosomal protein L34.

Mol	Chain	Residues	Atoms					ZeroOcc	AltConf	Trace
52	B7	49	Total	C	N	O	S	0	0	0
			430	263	108	57	2			

Continued on next page...

Continued from previous page...

Mol	Chain	Residues	Atoms					ZeroOcc	AltConf	Trace
52	D7	49	Total	C	N	O	S	0	0	0
			430	263	108	57	2			

- Molecule 53 is a protein called 50S ribosomal protein L35.

Mol	Chain	Residues	Atoms					ZeroOcc	AltConf	Trace
53	B8	64	Total	C	N	O	S	0	0	0
			517	331	102	82	2			
53	D8	64	Total	C	N	O	S	0	0	0
			517	331	102	82	2			

- Molecule 54 is MAGNESIUM ION (three-letter code: MG) (formula: Mg).

Mol	Chain	Residues	Atoms		ZeroOcc	AltConf
54	AP	1	Total	Mg	0	0
			1	1		
54	CR	1	Total	Mg	0	0
			1	1		
54	B4	1	Total	Mg	0	0
			1	1		
54	BA	683	Total	Mg	0	0
			683	683		
54	AK	1	Total	Mg	0	0
			1	1		
54	CH	2	Total	Mg	0	0
			2	2		
54	DF	1	Total	Mg	0	0
			1	1		
54	B8	1	Total	Mg	0	0
			1	1		
54	BE	7	Total	Mg	0	0
			7	7		
54	AW	4	Total	Mg	0	0
			4	4		
54	DU	6	Total	Mg	0	0
			6	6		
54	B1	1	Total	Mg	0	0
			1	1		
54	C1	1	Total	Mg	0	0
			1	1		
54	CD	26	Total	Mg	0	0
			26	26		

Continued on next page...

Continued from previous page...

Mol	Chain	Residues	Atoms		ZeroOcc	AltConf
54	DZ	2	Total 2	Mg 2	0	0
54	AX	1	Total 1	Mg 1	0	0
54	D6	2	Total 2	Mg 2	0	0
54	AS	2	Total 2	Mg 2	0	0
54	CA	384	Total 384	Mg 384	0	0
54	B5	1	Total 1	Mg 1	0	0
54	BB	26	Total 26	Mg 26	0	0
54	AJ	1	Total 1	Mg 1	0	0
54	BT	2	Total 2	Mg 2	0	0
54	CC	13	Total 13	Mg 13	0	0
54	DB	29	Total 29	Mg 29	0	0
54	D3	4	Total 4	Mg 4	0	0
54	BF	2	Total 2	Mg 2	0	0
54	DR	2	Total 2	Mg 2	0	0
54	DA	905	Total 905	Mg 905	0	0
54	AA	440	Total 440	Mg 440	0	0
54	BQ	1	Total 1	Mg 1	0	0
54	CQ	3	Total 3	Mg 3	0	0
54	D7	1	Total 1	Mg 1	0	0
54	CX	2	Total 2	Mg 2	0	0
54	B6	1	Total 1	Mg 1	0	0

Continued on next page...

Continued from previous page...

Mol	Chain	Residues	Atoms		ZeroOcc	AltConf
54	CG	1	Total 1	Mg 1	0	0
54	BU	5	Total 5	Mg 5	0	0
54	A1	1	Total 1	Mg 1	0	0
54	AD	3	Total 3	Mg 3	0	0
54	DD	3	Total 3	Mg 3	0	0
54	CT	1	Total 1	Mg 1	0	0
54	DH	4	Total 4	Mg 4	0	0
54	D0	5	Total 5	Mg 5	0	0
54	BG	1	Total 1	Mg 1	0	0
54	AI	1	Total 1	Mg 1	0	0
54	DS	1	Total 1	Mg 1	0	0
54	DE	3	Total 3	Mg 3	0	0
54	B3	2	Total 2	Mg 2	0	0
54	BR	2	Total 2	Mg 2	0	0
54	CP	4	Total 4	Mg 4	0	0
54	BK	1	Total 1	Mg 1	0	0
54	DW	2	Total 2	Mg 2	0	0
54	D2	1	Total 1	Mg 1	0	0
54	AL	2	Total 2	Mg 2	0	0
54	CM	1	Total 1	Mg 1	0	0
54	BO	1	Total 1	Mg 1	0	0

Continued on next page...

Continued from previous page...

Mol	Chain	Residues	Atoms		ZeroOcc	AltConf
54	AQ	1	Total 1	Mg 1	0	0
54	D1	6	Total 6	Mg 6	0	0
54	AH	2	Total 2	Mg 2	0	0
54	BZ	1	Total 1	Mg 1	0	0
54	DO	5	Total 5	Mg 5	0	0
54	AC	8	Total 8	Mg 8	0	0
54	CW	5	Total 5	Mg 5	0	0
54	DG	3	Total 3	Mg 3	0	0
54	D5	1	Total 1	Mg 1	0	0
54	BD	2	Total 2	Mg 2	0	0
54	AT	2	Total 2	Mg 2	0	0
54	DT	2	Total 2	Mg 2	0	0
54	B0	2	Total 2	Mg 2	0	0
54	AO	1	Total 1	Mg 1	0	0
54	BW	1	Total 1	Mg 1	0	0
54	CS	2	Total 2	Mg 2	0	0
54	CK	2	Total 2	Mg 2	0	0
54	CL	1	Total 1	Mg 1	0	0
54	BH	1	Total 1	Mg 1	0	0

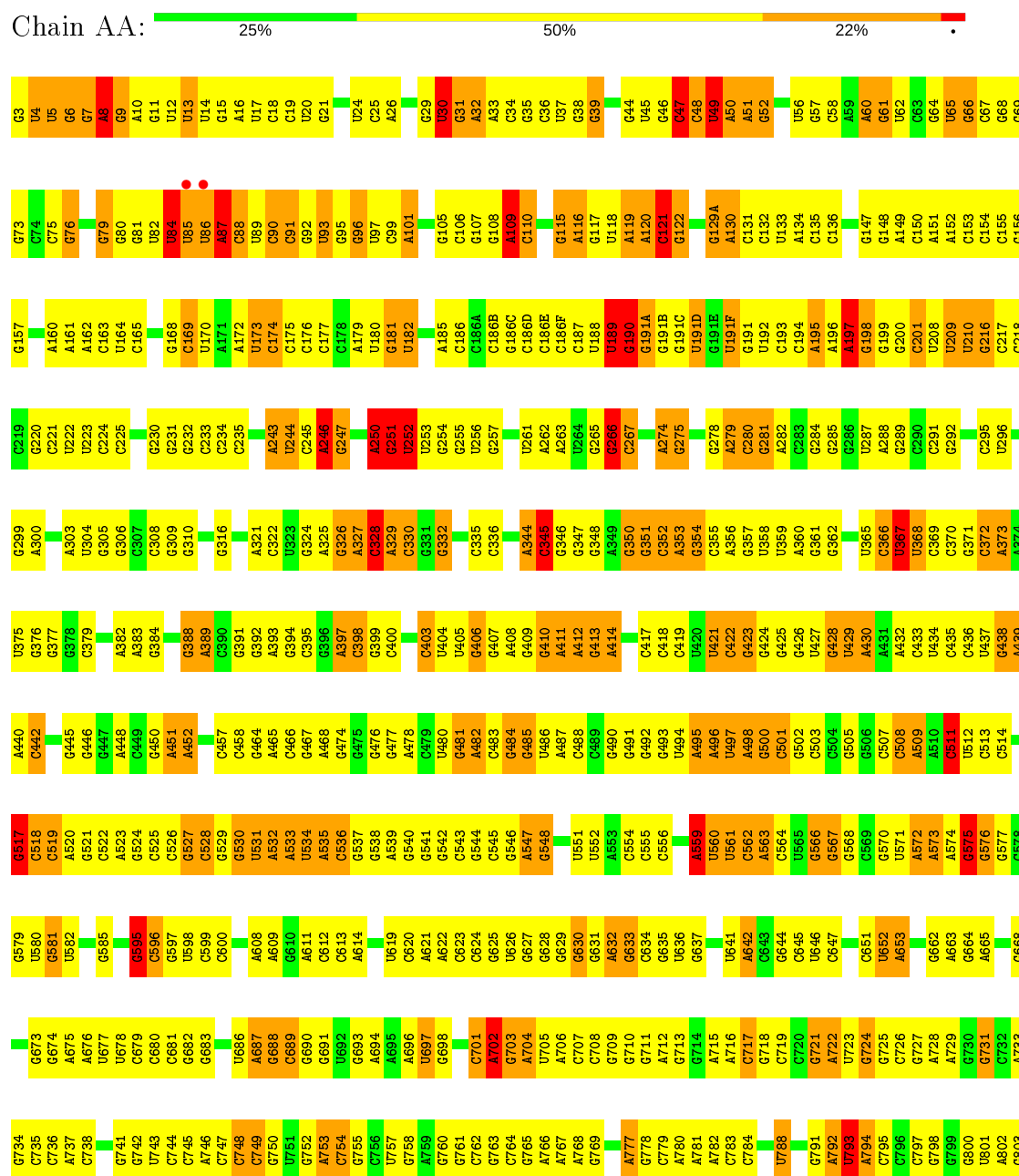
- Molecule 55 is ZINC ION (three-letter code: ZN) (formula: Zn).

Mol	Chain	Residues	Atoms		ZeroOcc	AltConf
55	CQ	1	Total 1	Zn 1	0	0
55	AG	1	Total 1	Zn 1	0	0
55	AA	2	Total 2	Zn 2	0	0
55	AQ	1	Total 1	Zn 1	0	0
55	CG	1	Total 1	Zn 1	0	0

3 Residue-property plots

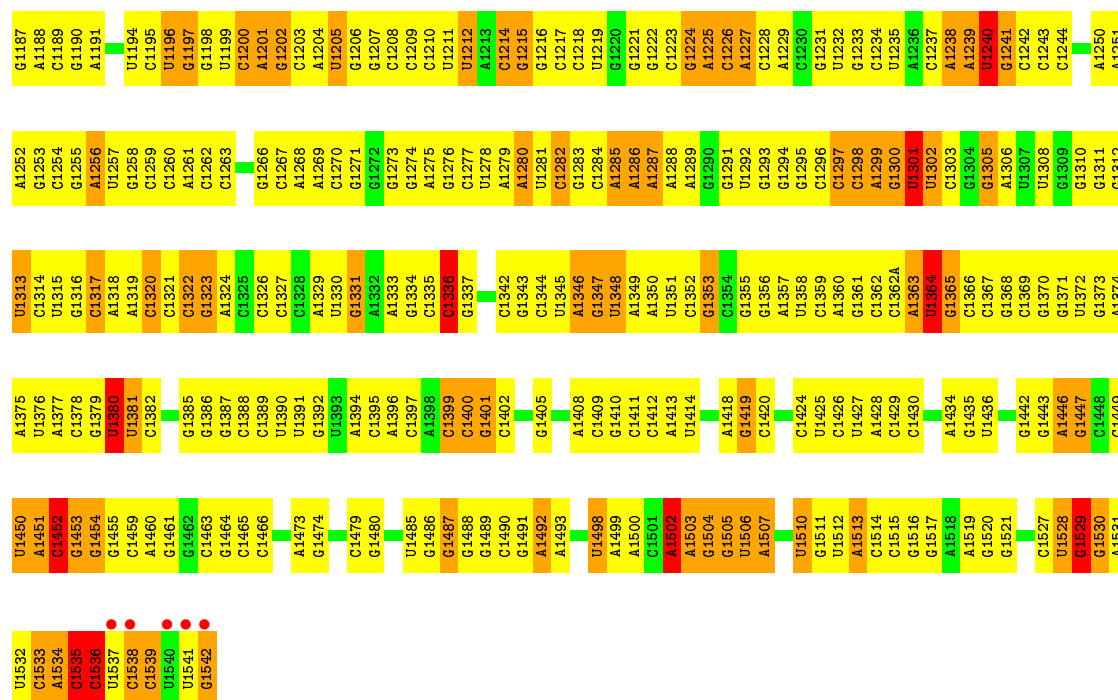
These plots are drawn for all protein, RNA and DNA chains in the entry. The first graphic for a chain summarises the proportions of the various outlier classes displayed in the second graphic. The second graphic shows the sequence view annotated by issues in geometry and electron density. Residues are color-coded according to the number of geometric quality criteria for which they contain at least one outlier: green = 0, yellow = 1, orange = 2 and red = 3 or more. A red dot above a residue indicates a poor fit to the electron density ($RSRZ > 2$). Stretches of 2 or more consecutive residues without any outlier are shown as a green connector. Residues present in the sample, but not in the model, are shown in grey.

- Molecule 1: 16S rRNA (E.COLI NUMBERING)

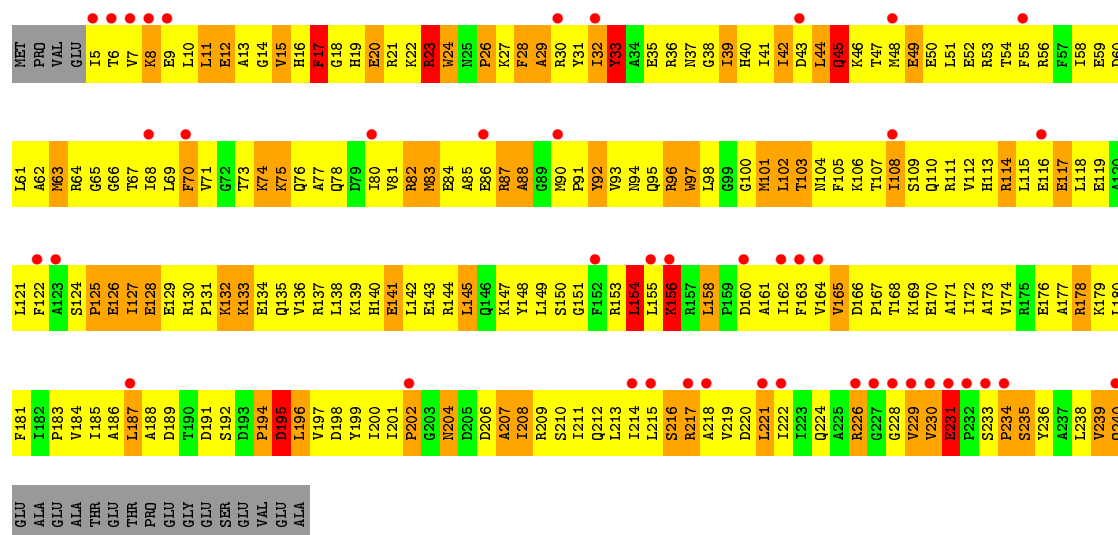
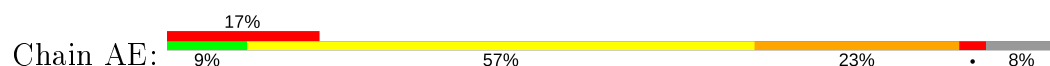




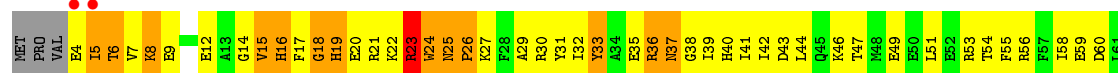
G1124	U1062	U999	A935	U863	A777	C707	G633	G558	G490	A414	A349	A278	G198	G147
U1125	C1063	A1000	C936	U864	G778	C708	A640	A559	G491	A415	G350	C280	G199	G148
U1126	G1064	G1001	A937	A865	C779	G709	G641	U561	G492	G351	C352	G281	G200	C150
G1127	U1065	G1002	A938	A866	A780	G710	A642	G562	G493	C417	C353	C201	C201	G149
G1128	C1066	G1003	C939	G867	U788	G711	G643	A563	U494	C418	G354	U208	U208	A151
G1129	A1067	A1004	C940	U870	U789	G712	G644	C564	A495	C419	G355	U209	U209	A152
A1130	G1068	A1005	C941	U871	A790	A715	C645	U565	A496	C422	A356	C291	C217	G156
G1131	C1067	C1006	G942	U872	G791	A716	G646	G566	U497	G423	A357	C292	C218	G157
G1132	G1071	G1007	U950	U873	A792	C717	G647	G567	A498	G424	C219	C293	C219	G158
G1133	U1072	C1008	A946	A874	A793	G718	G648	G568	C501	G428	U358	U296	G220	G159
G1134	U1073	G1009	G947	A875	A794	C719	G649	G569	G502	U429	U359	U297	G221	A160
U1135	G1074	G1010	C948	G876	A795	C720	G650	G570	G503	A430	A361	U298	G222	A161
U1136	C1075	U1011	A949	U877	C796	G721	U852	A572	C504	A431	G362	U299	U223	A162
G1137	G1076	A1014	U951	G878	C797	A722	A853	A573	C505	A432	G363	A300	U224	C163
G1138	U1077	A1015	G952	G879	C798	U723	G854	A574	C506	A433	U366	A301	C224	C164
G1139	U1078	A1016	U953	C880	A807	G727	G855	G575	A509	C433	U367	G302	U229	C165
C1140	U1079	G1017	G954	G881	A808	A728	G856	G576	A510	U434	C368	G303	G230	G166
C1141	A1080	C1018	U955	G882	C812	G730	G857	G577	U512	C435	U369	G304	G231	G167
G1142	G1081	C1019	U956	C883	U813	G731	G858	G578	G517	C436	U370	G305	C232	C174
G1143	U1082	U1020	U957	C884	U814	C732	G859	G579	G518	U437	C372	G306	C233	C175
G1144	U1083	G1021	U958	U885	A815	A733	G860	G580	C519	G438	A373	G307	C234	U170
C1145	U1084	G1022	A958	G886	A816	G734	A863	G581	C520	A439	A374	G308	C235	A171
A1146	U1085	G1023	U959	G887	A817	C735	A864	G582	C521	A440	U375	G309	C236	A172
G1147	C1147	U1024	U960	A888	A818	C736	G865	G583	C522	C442	U376	G310	C240	U173
U1148	U1086	U1025	U961	U889	C819	C737	G866	G584	G523	C443	G377	G311	C241	C176
C1149	G1089	G1026	G962	U890	U820	A738	G867	G585	A524	C444	C378	A315	A243	C177
U1150	U1090	C1027	G963	A892	A819	C739	G868	G586	G525	G447	G379	A316	U244	C178
A1151	C1028	U1028	A964	C893	A820	C740	G869	G587	C526	A448	A380	G317	C245	A179
A1152	A1092	C1028A	A965	G894	G821	U740	G671	G588	C527	C449	C381	G318	A246	U180
C1153	A1093	C1028B	G966	G895	C822	G741	G672	G589	C528	G450	A382	G319	G247	G181
G1094	G1094	G1029	C967	C896	G823	G742	G673	G590	G529	A451	A383	C320	A250	G182
G1155	U1095	U1095	A968	C897	G824	U743	G674	G591	G530	A452	G384	A321	G251	G183
G1156	C1096	A1032	A969	G898	G825	C744	A675	G592	U531	A453	C385	U322	G252	C184
A1157	C1097	G1032A	C970	G902	C826	C745	U676	C595	U532	C454	G386	U323	U253	A185
C1158	C1098	G1032B	C971	G903	U827	C746	A677	C596	A533	C455	A389	G324	G254	C186
U1159	G1099	U1033	G972	G904	A828	A747	U678	U597	A534	C456	C390	G325	G255	C187
G1160	C1100	G1034	G973	G905	G829	C748	U679	U598	U535	C457	G391	G326	G256	C188
C1161	A1101	A1035	A974	G906	G830	C749	A684	C599	U536	C458	G392	C327	G257	C189
C1162	A1102	G1036	A975	A909	C832	G752	G885	C600	C537	G459	G393	C328	G260	C190
G1163	C1103	C1037	G976	C910	U833	A753	U886	G601	G538	G460	A394	A329	G261	G191A
G1164	G1104	C1038	A977	C911	C834	C754	U887	A602	G539	G461	G401	A330	G262	G191B
C1165	A1105	C1039	A978	U910	U835	C755	U888	G603	A540	C462	G402	A331	G263	G191C
G1106	G1106	U1040	C979	A913	G836	C756	G889	G604	G541	A467	U403	C332	G264	U191D
C1107	C1107	A1041	C980	A914	G837	C757	G890	G605	G542	A468	U404	G333	A262	G191E
G1108	G1108	G1042	U981	A915	G838	C758	G891	G606	C543	G474	G405	G334	A263	U191F
A1109	C1109	C1043	U982	A916	U841	U757	G892	G607	C544	G475	G406	C341	A264	G191G
C1110	A1110	G1043	U983	A917	C842	A759	G893	A607	G545	G476	G407	C342	G265	G191H
C1111	C1111	G1044	U984	A918	U843	A760	G894	G608	G546	G477	G408	U343	G266	U191I
G1112	G1112	U1045	U985	A919	U844	C760	A895	A621	G547	C478	U409	U344	G267	G191J
C1113	C1113	U1046	U986	U921	C848	G761	A896	A622	A548	C479	G410	A338	C268	G191K
C1114	G1114	G1050	G987	G922	C849	G762	A897	C823	G549	U480	U404	C339	C269	U191L
G1115	C1115	C1051	A923	A924	U850	C764	G898	G824	C550	G481	G406	U345	A270	G191M
C1116	G1116	U1052	G925	G926	G851	G765	G899	G825	C551	A482	G407	C346	C271	U191N
G1117	C1117	G1053	G927	G928	G852	A766	G900	U826	C552	C483	G408	U347	C272	G191O
C1118	C1118	C1054	G929	G930	G853	A767	G901	G827	C553	G484	A409	U348	A273	U191P
C1119	G1119	A1055	G931	G932	G854	A768	A702	G828	C554	G485	G410	A349	G274	C193
G1120	C1120	C1056	G933	G934	G855	G769	G703	G829	C555	U486	G411	C345	G275	C194
U1121	U1121	C1057	G935	G936	G856	G770	G704	G830	C556	A487	A412	A195	G276	A196
C1122	C1122	G1058	G937	G938	A859	G775	U705	G831	C557	C488	A413	A196	G277	C197
G1123	A1123	G1059	C939	C940	A860	G776	A706	A632	G558	C489	G414	G348	G278	A198

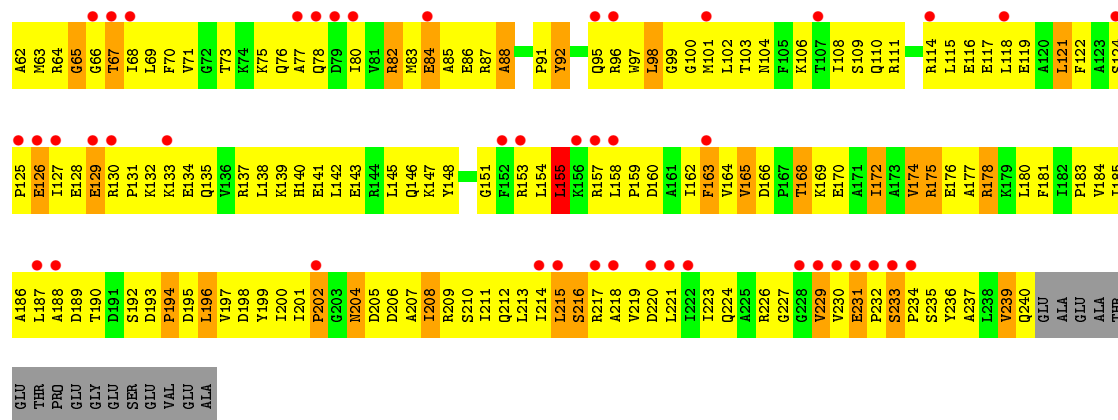


• Molecule 2: 30S RIBOSOMAL PROTEIN S2

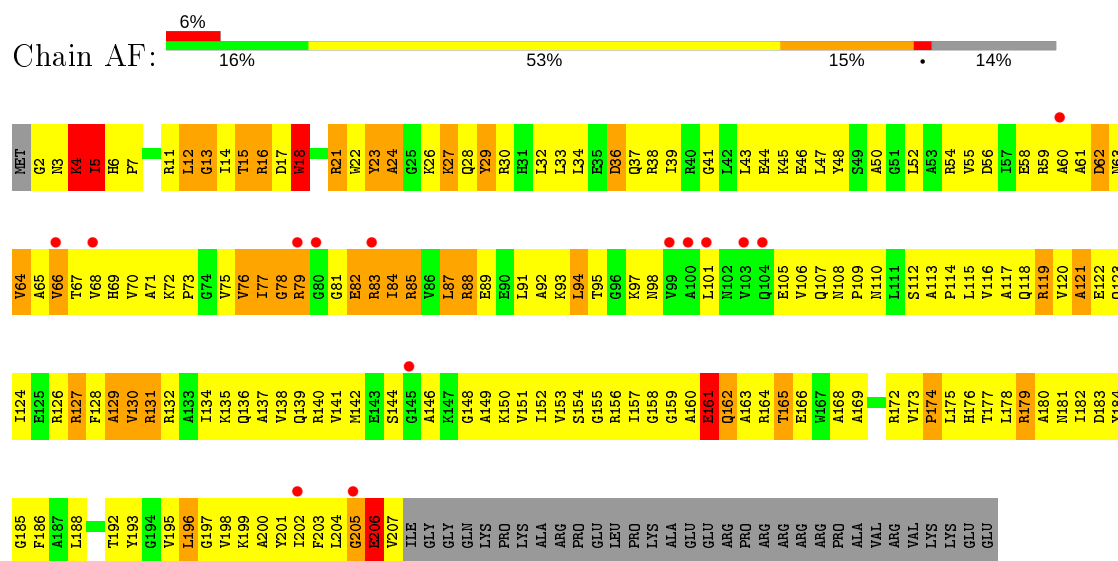


• Molecule 2: 30S RIBOSOMAL PROTEIN S2

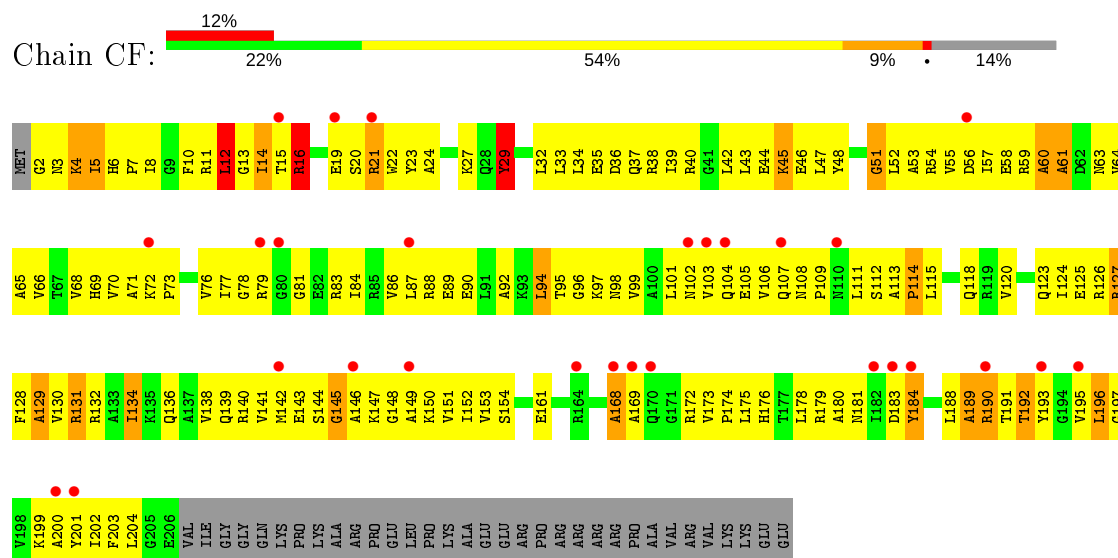




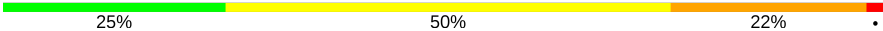
- Molecule 3: 30S RIBOSOMAL PROTEIN S3

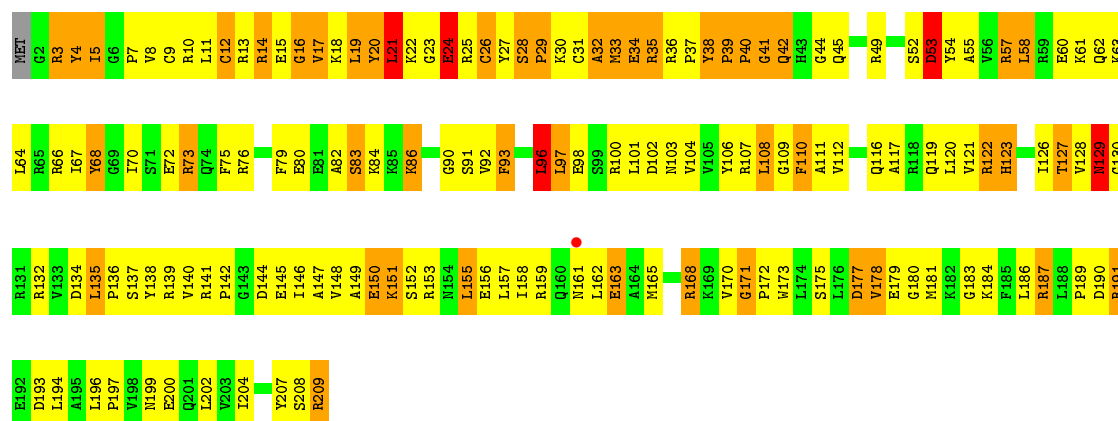


● Molecule 3: 30S RIBOSOMAL PROTEIN S3



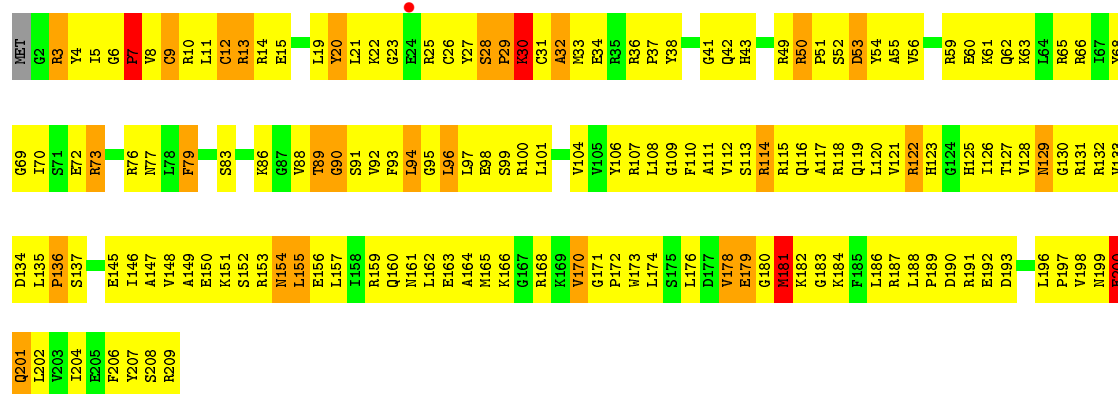
- Molecule 4: 30S RIBOSOMAL PROTEIN S4

Chain AG: 



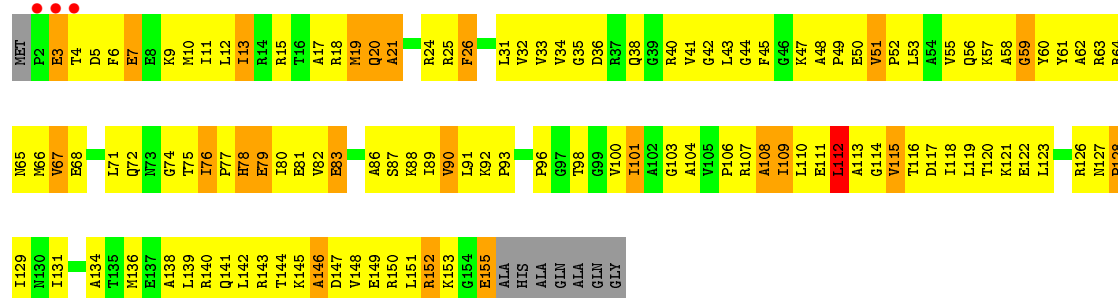
• Molecule 4: 30S RIBOSOMAL PROTEIN S4

Chain CG: 



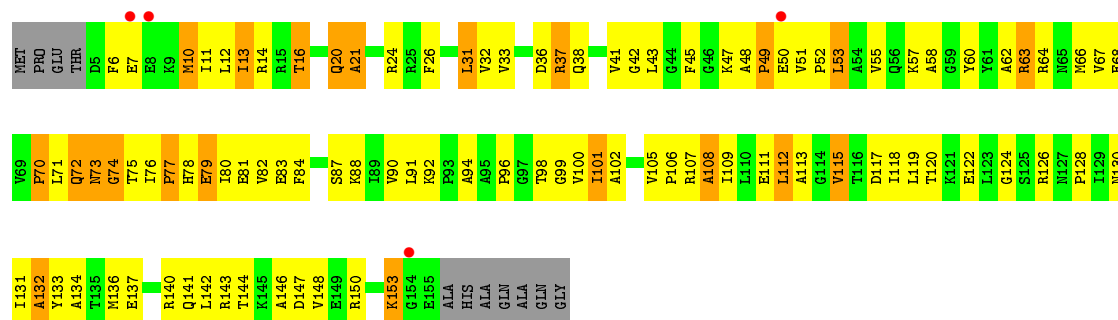
• Molecule 5: 30S RIBOSOMAL PROTEIN S5

Chain AH: 

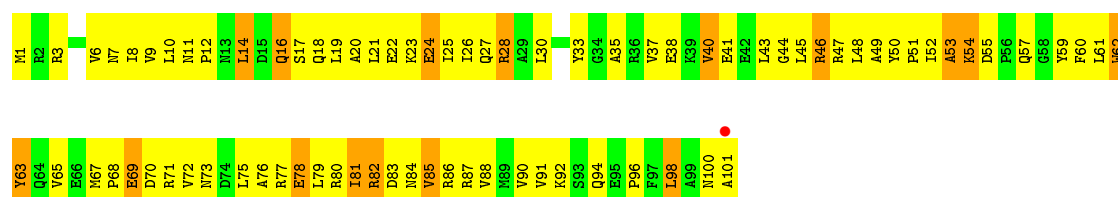


• Molecule 5: 30S RIBOSOMAL PROTEIN S5

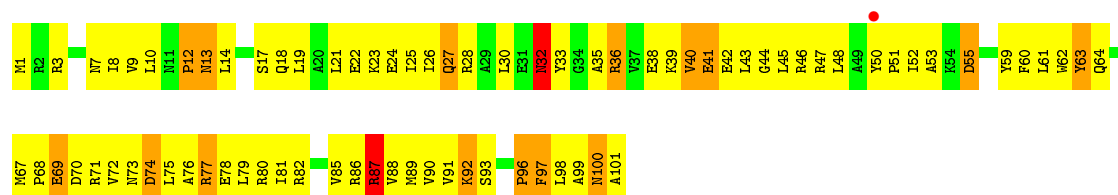
Chain CH: 



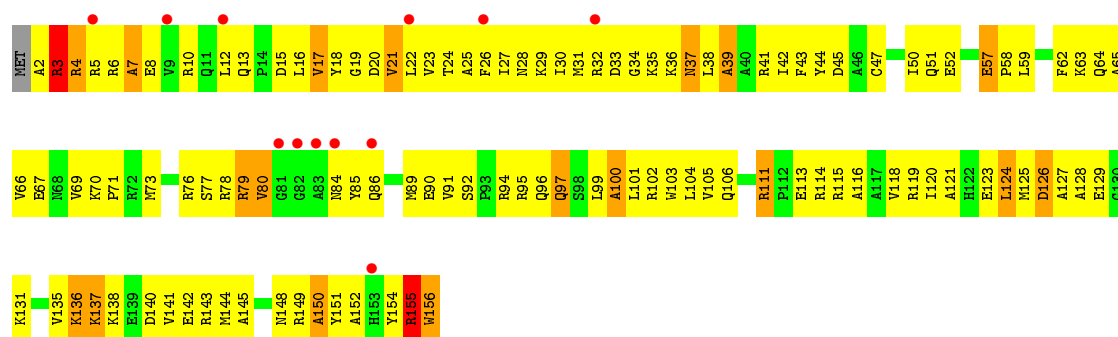
• Molecule 6: 30S RIBOSOMAL PROTEIN S6



• Molecule 6: 30S RIBOSOMAL PROTEIN S6

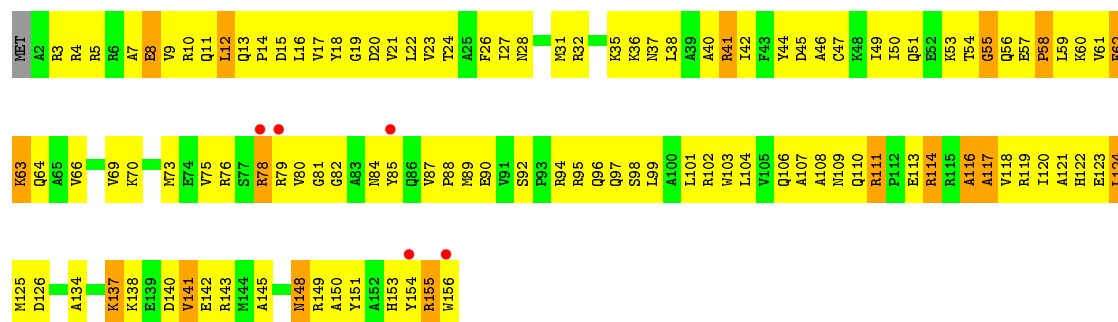


• Molecule 7: 30S RIBOSOMAL PROTEIN S7



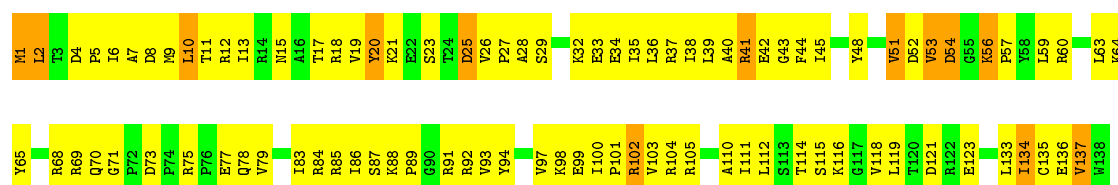
• Molecule 7: 30S RIBOSOMAL PROTEIN S7





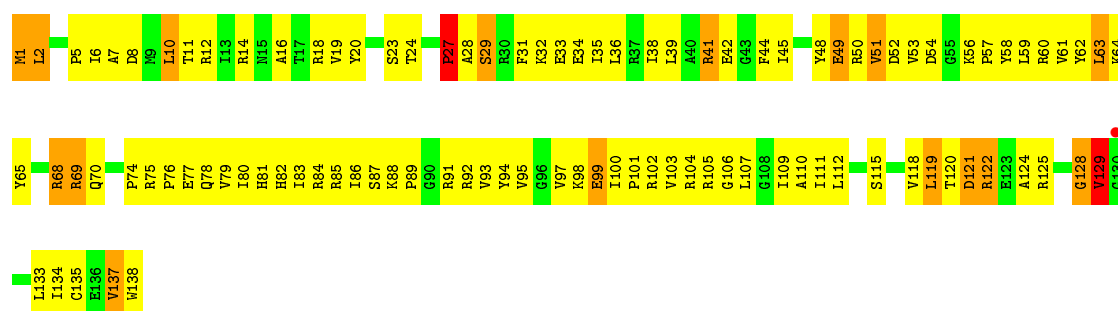
• Molecule 8: 30S RIBOSOMAL PROTEIN S8

Chain AK: 32% 59% 9%




• Molecule 8: 30S RIBOSOMAL PROTEIN S8

Chain CK: 26% 61% 12%



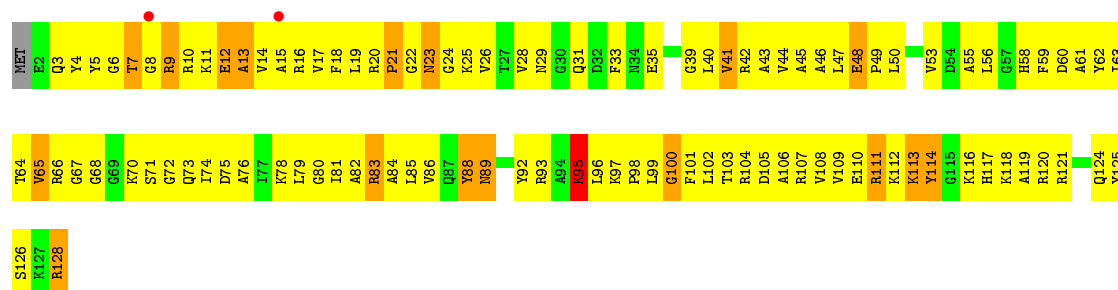
• Molecule 9: 30S RIBOSOMAL PROTEIN S9

Chain AL: 18% 59% 19%

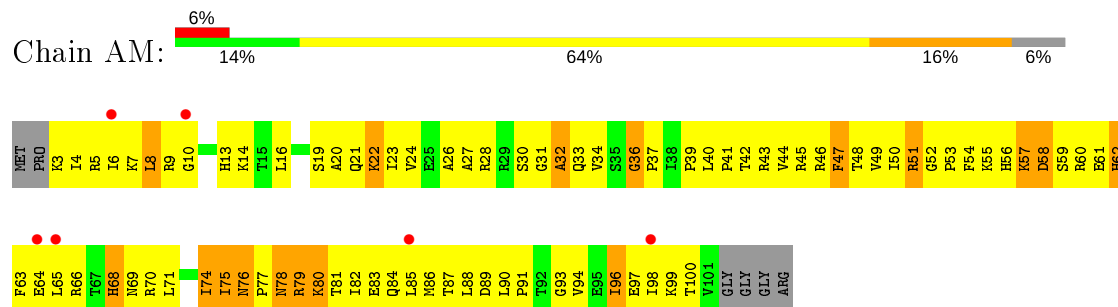


• Molecule 9: 30S RIBOSOMAL PROTEIN S9

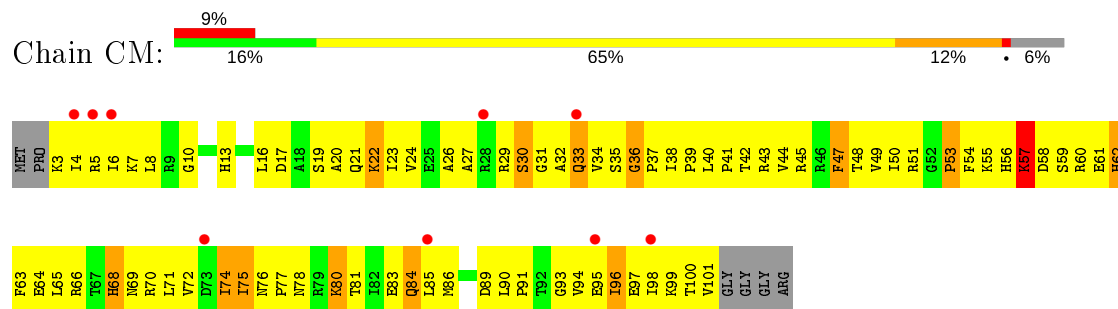
Chain CL: 2% 17% 68% 13%



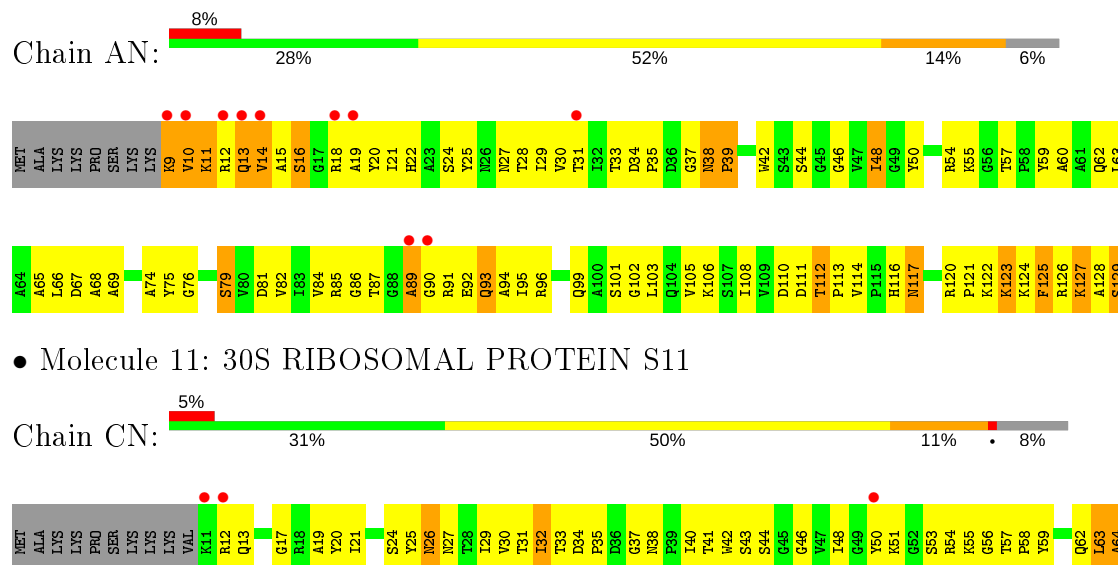
• Molecule 10: 30S RIBOSOMAL PROTEIN S10



• Molecule 10: 30S RIBOSOMAL PROTEIN S10

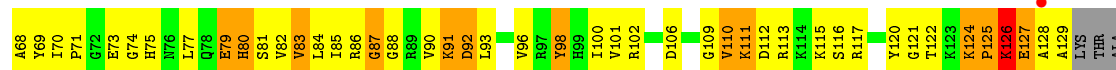



• Molecule 11: 30S RIBOSOMAL PROTEIN S11



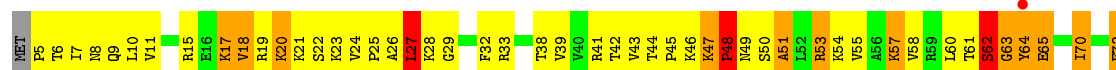


• Molecule 12: 30S RIBOSOMAL PROTEIN S12

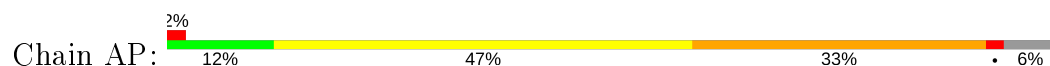


ALA
LYS
LYS

• Molecule 12: 30S RIBOSOMAL PROTEIN S12

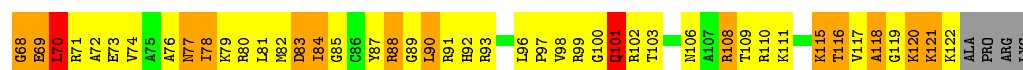



• Molecule 13: 30S RIBOSOMAL PROTEIN S13



PRO
ARG
LYS

• Molecule 13: 30S RIBOSOMAL PROTEIN S13



- Molecule 14: 30S RIBOSOMAL PROTEIN S14

Chain AQ: 



- Molecule 14: 30S RIBOSOMAL PROTEIN S14

Chain CQ: 



- Molecule 15: 30S RIBOSOMAL PROTEIN S15

Chain AR: 



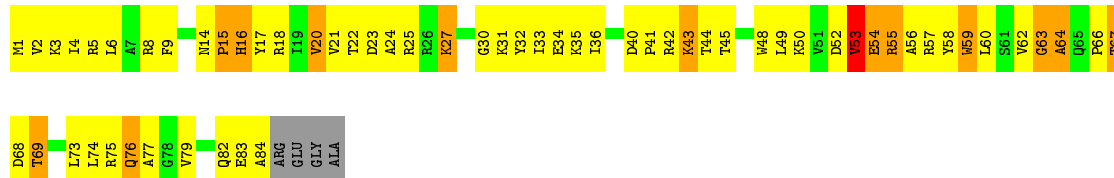
- Molecule 15: 30S RIBOSOMAL PROTEIN S15

Chain CR: 



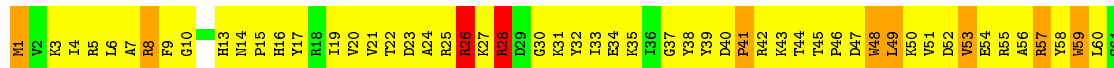
- Molecule 16: 30S RIBOSOMAL PROTEIN S16

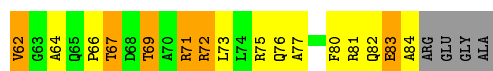
Chain AS: 



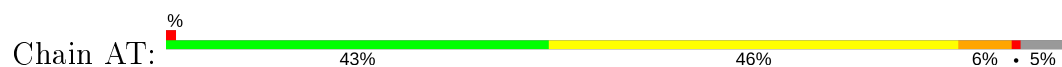
- Molecule 16: 30S RIBOSOMAL PROTEIN S16

Chain CS: 





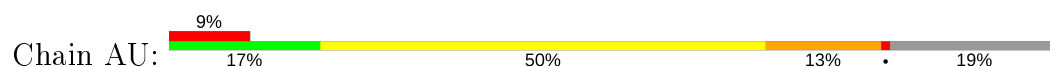
• Molecule 17: 30S RIBOSOMAL PROTEIN S17



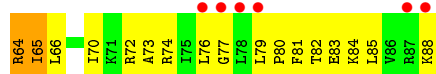
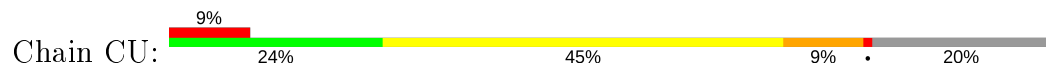
• Molecule 17: 30S RIBOSOMAL PROTEIN S17



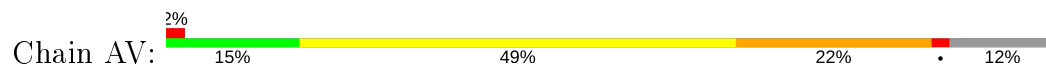
• Molecule 18: 30S RIBOSOMAL PROTEIN S18

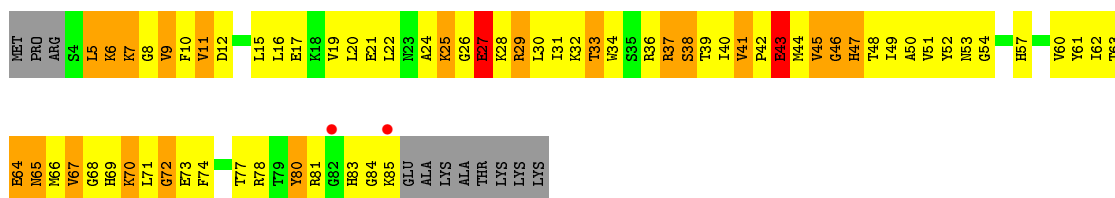


● Molecule 18: 30S RIBOSOMAL PROTEIN S18



• Molecule 19: 30S RIBOSOMAL PROTEIN S19





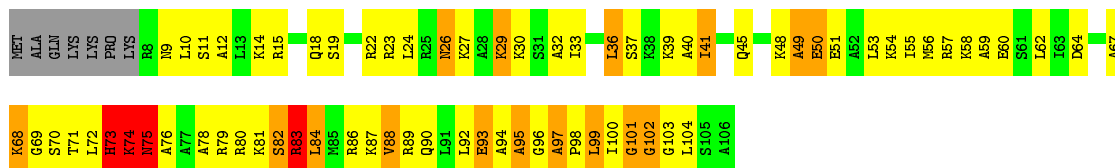
• Molecule 19: 30S RIBOSOMAL PROTEIN S19

Chain CV: 20% 43% 23% 10%



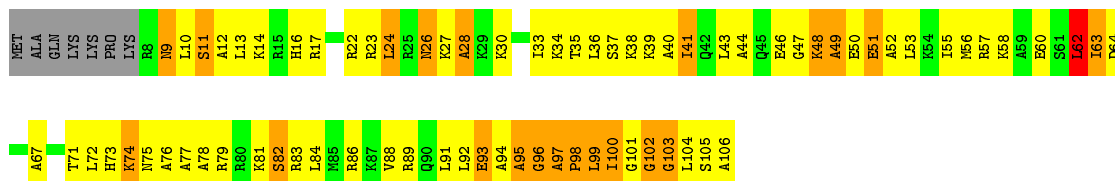
• Molecule 20: 30S RIBOSOMAL PROTEIN S20

Chain AW: 25% 49% 15% 7%



• Molecule 20: 30S RIBOSOMAL PROTEIN S20

Chain CW: 23% 50% 20% 7%



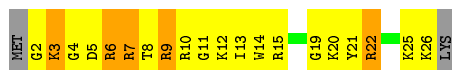
• Molecule 21: 30S RIBOSOMAL PROTEIN THX

Chain AX: 33% 52% 7% 7%

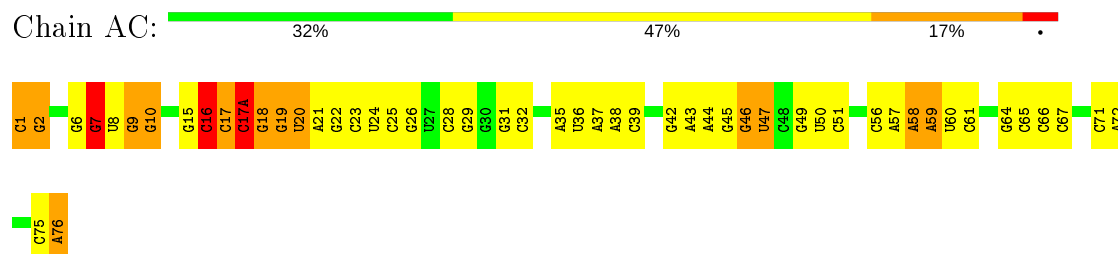


• Molecule 21: 30S RIBOSOMAL PROTEIN THX

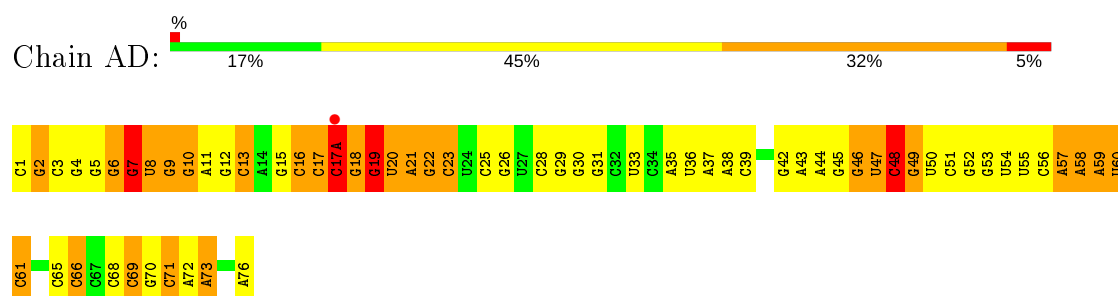
Chain CX: 19% 56% 19% 7%



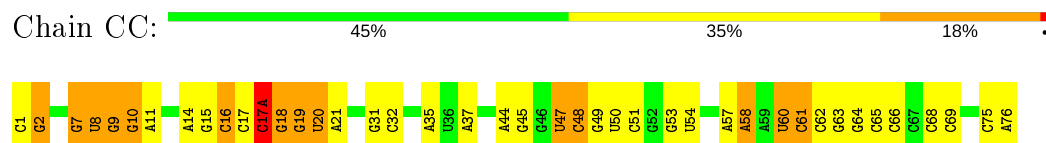
- Molecule 22: TRNA FMET (UNMODIFIED BASES)



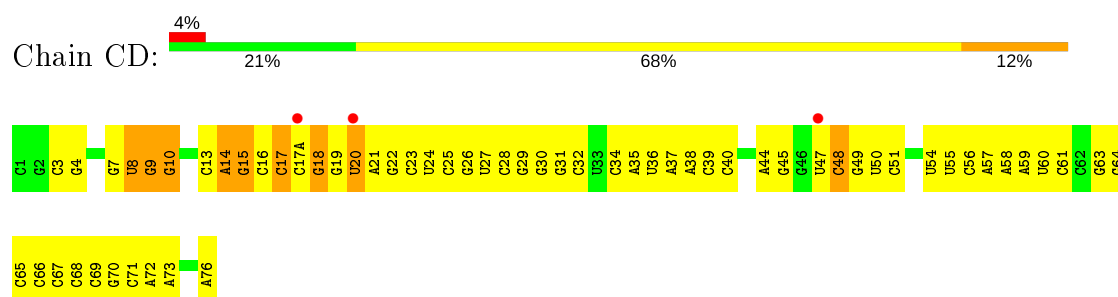
- Molecule 22: TRNA FMET (UNMODIFIED BASES)



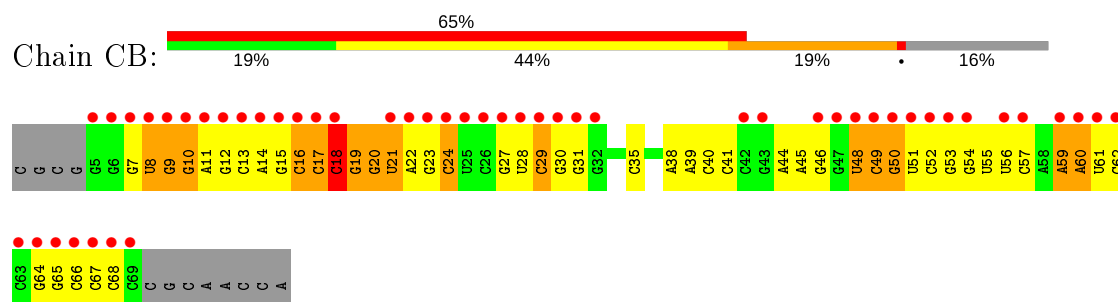
- Molecule 22: TRNA FMET (UNMODIFIED BASES)



- Molecule 22: TRNA FMET (UNMODIFIED BASES)



- Molecule 22: TRNA FMET (UNMODIFIED BASES)



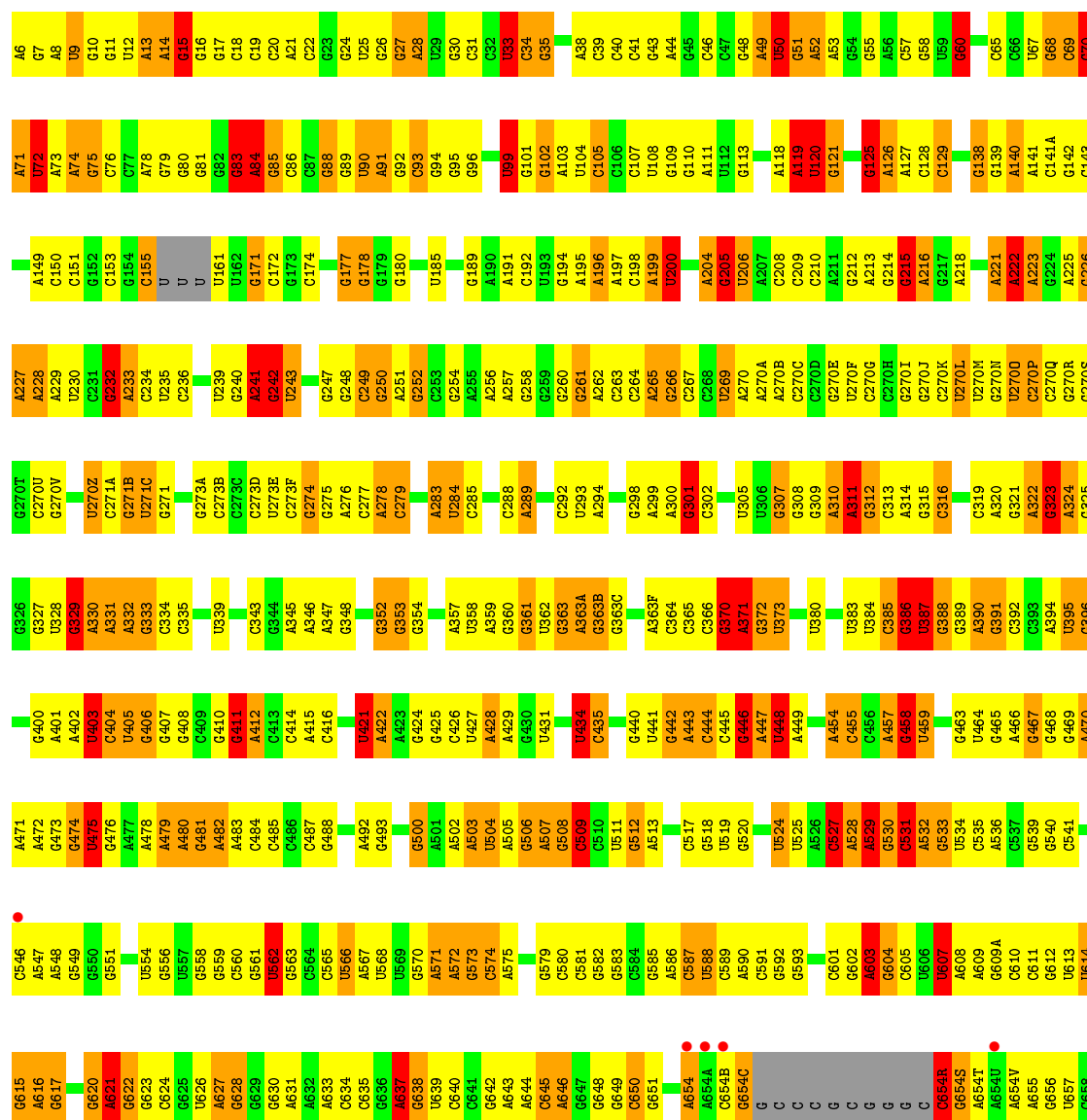
- Molecule 23: MRNA



• Molecule 23: MRNA

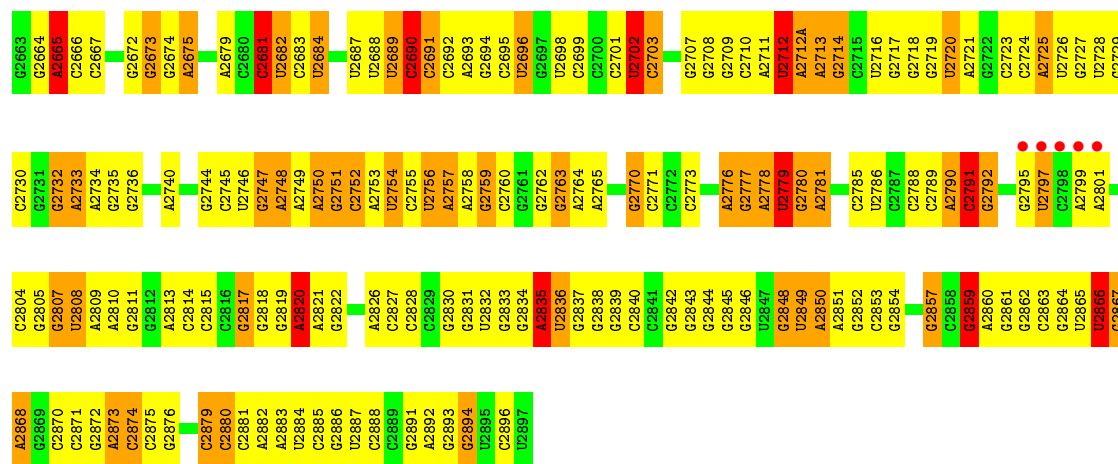


• Molecule 24: 23S ribosomal RNA




G1521	G1522	G1525	G1526	G1527	A1528	A1529	G1530	G1533	G1534	G1535	G1536	G1459	G1460	G1461	G1462	C1463	C1464	G1465	G1466	G1467	G1468	G1469	G1470	G1471	A1472	A1536	A1537	G1538	G1539	G1540	G1541	A1543	A1544	A1545	A1545A	C1546	C1547	C1548	A1554	G1555	C1556	C1557	A1558	G1559	G1560	C1565	A1566	A1567	G1568	A1569	A1570	A1571	A1572	G1573	G1574	C1575	A1576	C1577	A1578	A1579	A1580	G1581	C1582	A1583	C1585	A1586	A1587	C1588		
G1328	U1329	C1330	A1331	G1332	G1333	G1334	U1335	G1336	G1337	G1338	G1339	U1340	U1341	U1342	U1343	U1344	U1345	U1346	U1347	U1348	U1349	U1350	U1351	U1352	A1353	G1358	A1359	A1360	G1361	G1364	A1365	A1366	A1367	G1368	G1369	U1372	A1373	G1374	G1375	G1376	G1377	A1378	A1379	G1380	G1381	G1382	C1383	A1384	C1385	C1386	G1387	G1388	G1389	U1390	U1391	A1392														
A1393	U1394	A1395	G1396	U1397	G1398	G1399	G1400	G1401	G1402	G1403	G1404	U1405	U1406	G1407	G1408	G1409	G1410	G1411	G1412	G1413	G1414	G1415	G1416	G1417	G1418	A1419	G1420	G1421	G1422	G1425	G1426	A1427	G1428	G1429	G1430	U1431	G1432	U1433	A1434	G1435	G1436	G1437	G1442	G1443	G1444	A1444A	A1449	G1449A	C1450	C1451	G1453	G1454	G1455	G1456	A1457	C1458														
G1459	A1460	G1461	G1462	C1463	C1464	G1465	G1466	G1467	G1468	G1469	G1470	A1471	A1472	G1473	C1474	G1475	G1478	G1479	G1480	U1482	G1483	G1484	G1485	G1486	G1487	G1488	U1489	A1490	G1491	G1492	C1493	A1494	A1495	A1496	U1497	C1498	C1499	G1500	C1501	C1502	U1503	C1504	C1505	C1506	A1507	A1508	C1509	A1510	A1511	G1512	C1513	U1514	G1515	U1516	G1517	G1518	G1519	U1520												
G1521	G1522	G1525	G1526	G1527	A1528	A1529	G1530	G1533	G1534	G1535	G1536	G1459	G1460	G1461	G1462	C1463	C1464	G1465	G1466	G1467	G1468	G1469	G1470	A1471	A1472	G1473	C1474	G1475	G1478	G1479	G1480	U1482	G1483	G1484	G1485	A1486	G1487	G1488	U1489	A1490	G1491	G1492	C1493	A1494	A1495	A1496	U1497	C1498	C1499	G1500	C1501	C1502	U1503	C1504	C1505	C1506	A1507	A1508	C1509	A1510	A1511	G1512	C1513	U1514	G1515	U1516	G1517	G1518	G1519	U1520

G2591	U2519	G2455	G2386	G2321	G2252	C2178	A2114	G2038	U1963	U1898	U1818	C1751	A1665	G1593
G2592	C2520	G2456	U2387	A2322	G2253	C2179	G2115	G2043	G1964	G1899	A1819	C1752	G1666	G1594
U2593	G2521	G2457	A2388	G2323	G2254	U2180	G2116	A2042	G1965	A1900	A1820	G1753	G1667	G1595
C2594	U2522	G2458	G2389	G2324	U2287	G2181	A2117	C2043	A1966	A1901	A1821	G1754	A1668	A1596
U2596	G2523	G2459	G2390	G2325	G2258	G2182	U2118	G2046	C1967	G1902	G1822	G1755	A1669	A1597
G2599	G2526	U2460	A2392	A2327	G2259	C2183	A2119	U2047	G1968	G1903	A1825	U1757	U1673	C1598
A2600	C2527	G2461	A2393	A2328	C2260	C2184	G2120	U2047	A1969	G1904	G1826	U1758	G1674	C1599
C2601	U2528	G2462	C2394	G2329	U2261	C2185	G2121	C2050	A1970	G1905	G1827	G1759	G1675	U1602
G2602	G2529	G2463	G2395	G2330	U2262	G2186	U2122	G2051	A1971	G1906	G1828	A1760	A1676	A1603
G2603	C2530	G2464	G2396	G2331	C2263	G2187	G2123	A2052	G1972	G1907	A1829	A1761	A1677	A1604
G2607	A2531	G2465	G2397	U2332	U2265	U2189	G2125	G2053	G1973	A1912	U1833	A1762	G1678	C1607
G2608	G2532	G2466	G2400	U2333	A2266	G2190	A2126	A2054	G1974	A1913	U1834	G1763	C1681	A1608
U2609	A2533	G2467	U2401	G2334	A2267	G2191	G2127	C2055	U1976	C1914	G1835	G1764	C1682	A1609
G2610	G2534	A2468	C2402	A2336	A2268	G2192	C2128	G2056	G1980	U1917	C1836	C1771	C1683	A1610
U2611	C2536	C2471	G2405	G2337	A2273	G2193	U2130	A2058	A1981	A1918	G1837	A1772	U1688	C1611
C2612	U2537	U2473	U2406	G2338	A2274	C2195	G2131	A2059	C1982	A1919	U1838	A1773	U1689	C1612
U2613	C2538	C2474	G2407	G2339	G2275	U2196	U2132	A2060	G1989	A1920	G1839	U1774	A1690	C1613
A2614	U2408	G2475	U2408	G2340	G2276	U2197	G2133	G2061	G1992	G1921	G1842	U1775	A1691	A1614
C2616	A2476	A2477	G2410	G2342	G2277	A1998	A2134	A2062	C1993	G1922	C1843	U1777	U1692	A1615
C2617	C2477	C2478	G2411	C2343	A2278	C2205	A2135	C2064	U1993	C1924	C1844	U1778	A1693	C1617
C2620	G2550	G2481	A2412	U2344	G2282	C2206	G2140	C2065	C1986	U1925	G1845	U1779	G1694	A1618
A2621	C2551	G2482	G2413	A2345	C2283	C2207	G2141	C2067	G1997	A1927	A1847	C1781	G1695	G1619
G2627	U2552	G2483	G2414	U2346	G2284	G2210	C2142	G2068	G1998	A1928	A1848	C1782	G1697	G1620
C2628	C2553	C2484	G2415	U2348	A2285	G2211	C2143	U2068	G1999	G1929	G1849	A1783	A1698	U1629
U2629	U2554	G2485	C2416	G2349	A2287	C2212	U2144	G2069	C1985	G1930	G1850	A1784	A1700	G1630
G2630	G2555	G2486	C2417	G2350	A2288	U2213	C2146	A2071	G2000	G1931	U1851	A1785	A1701	C1630A
G2634	C2557	G2487	U2418	G2351	G2289	G2215	G2147	G2074	G2002	A1932	C1852	A1786	A1631	A1632
U2635	U2420	A2488	U2419	G2352	G2290	G2216	G2148	U2075	G2009	C1934	A1854	A1787	G1705	A1633
U2636	G2422	G2489	G2421	G2354	C2292	G2219	U2150	G2078	G2010	G1935	G1855	A1788	U1706	A1634
U2637	U2491	C2490	U2422	C2355	C2293	G2220	G2151	C2078	U2011	A1936	G1857	C1790	G1707	G1635
C2638	U2492	U2493	G2423	C2356	C2294	A2225	G2152	C2081	A2013	A1937	G1858	A1791	U1708	G1636
A2639	G2494	G2495	C2427	G2357	U2296	G2226	G2154	A2082	A2014	A1938	U1864	U1794	C1710	A1637
G2642	C2496	C2497	G2428	U2358	C2297	G2227	G2155	G2083	G2015	U1939	G1869	C1795	C1712	C1638
G2643	G2498	G2499	G2429	G2359	A2298	G2228	G2157	U2086	U2016	G1940	C1870	U1796	G1716	U1639
G2644	C2500	C2501	A2430	G2360	G2299	G2230	A2158	G2087	G2017	C1942	A1871	C1797	G1717	C1640
C2645	U2500	G2501	A2434	G2361	G2303	U2233	G2160	G2088	G2018	U1944	G1872	G1799	G1718	A1641
U2647	A2435	G2502	A2435	G2370	A2304	G2234	C2161	U2092	A2020	G1945	C1878	G1800	G1725	G1642
U2649	G2503	G2504	G2443	G2371	A2305	G2235	G2162	G2093	C2021	U1946	C1879	A1801	G1726	C1644
U2650	A2504	G2505	C2441	G2372	G2306	G2236	C2163	G2094	G2023	C1947	G1880	A1802	U1727	G1647
C2651	U2505	G2506	C2442	G2373	G2307	G2237	G2164	C2095	G2024	G1948	C1881	A1803	G1728	C1648
G2652	G2506	C2443	C2442	G2374	G2308	G2238	G2165	G2101	C2025	G1950	G1882	A1804	U1729	G1651
U2653	C2507	G2508	C2444	G2375	A2311	C2240	U2167	U2102	G2027	U1951	G1884	G1807	U1730	A1652
A2654	U2509	G2509	C2445	G2376	U2312	A2441	A2169	G2103	A2031	G1954	C1886	A1809	G1732	G1653
U2655	G2510	C2511	G2446	G2380	C2313	U2244	A2170	G2104	G2032	U1955	G1888	A1810	G1733	A1654
C2656	U2512	G2513	G2447	G2381	G2314	U2245	G2171	C2108	A2033	G1956	A1889	A1812	C1742	C1658
U2657	G2514	U2515	G2448	G2382	G2315	G2246	U2172	G2109	G2034	C1957	G1813	G1814	G1746	U1659
C2658	U2516	U2517	U2449	G2383	C2317	C2248	A2174	G2110	U2035	C1958	C1893	G1815	G1747	C1663
G2661	G2518	C2519	A2450	G2384	G2318	U2249	C2175	G2112	C2036	G1959	G1894	A1816	A1749	A1664
A2662	U2520	A2519	A2518	G2385	A2320	G2251	C2177	U2113	G2037	C1962	G1897	G1817	G1750	

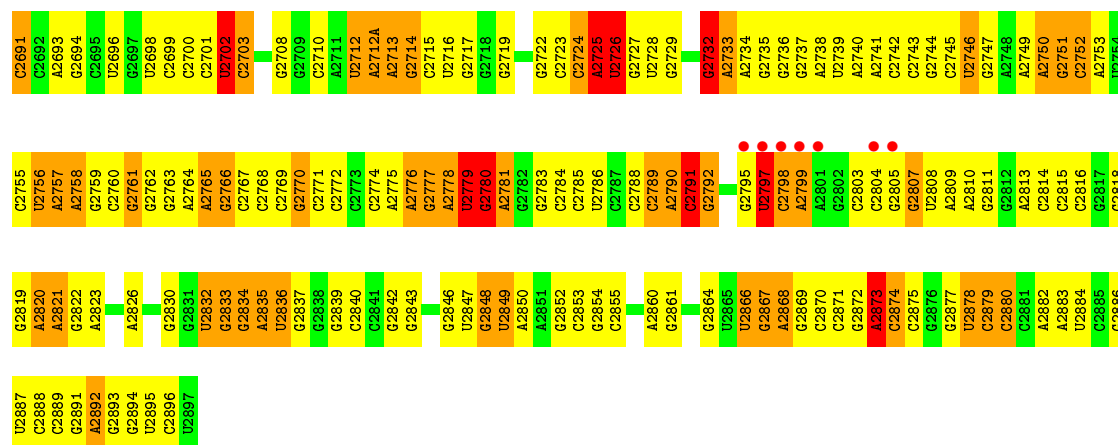


• Molecule 24: 23S ribosomal RNA



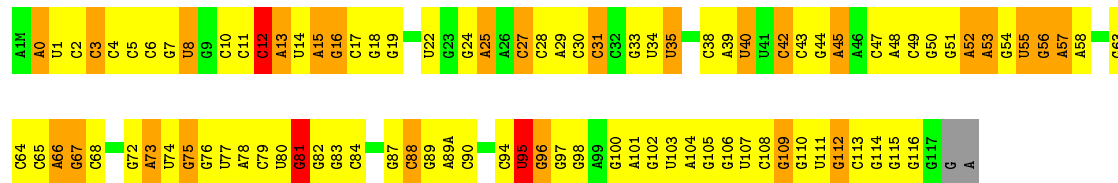


G2618	G2619	G2620	G2623	G2629	G2630	G2631	G2632	G2633	G2634	G2635	G2636	G2637	G2638	G2639	G2640	G2641	G2645	G2646	G2647	G2648	G2649	G2650	G2653	G2654	G2655	G2656	G2657	G2658	G2659	G2660	G2661	G2662	G2663	G2664	G2665	G2666	G2667	G2672	G2673	G2674	G2675	G2679	G2680	G2681	G2682	G2683	G2684	G2685	G2686	G2687	G2688	G2689	G2690																																																																																																																																																																																																																																																																																																																																																																																							
U2552	G2553	G2554	G2555	G2556	G2557	U2562	U2563	U2564	A2565	A2566	G2567	G2568	G2569	G2570	G2571	A2572	G2573	G2574	G2575	G2576	G2577	G2578	G2579	U2580	G2581	G2582	G2583	U2584	U2585	U2586	G2587	G2588	G2589	G2590	G2591	G2592	U2593	G2597	G2598	G2599	G2600	G2601	G2602	G2603	U2604	U2605	G2606	G2607	G2608	U2609	G2610	U2611	G2612	G2613	A2614	U2615	U2616	U2617	G2618																																																																																																																																																																																																																																																																																																																																																																																	
G2479	G2480	G2481	G2482	G2483	G2484	G2485	G2486	G2487	A2488	A2489	G2490	U2491	U2492	U2493	G2494	G2495	G2496	A2497	G2498	G2499	U2500	G2501	G2502	G2503	U2504	G2505	G2506	G2507	G2508	G2509	G2510	G2511	G2512	G2513	G2514	G2515	G2516	G2517	G2518	G2519	G2520	G2521	G2522	G2523	G2524	U2525	G2526	G2527	G2528	G2529	G2530	G2531	G2532	G2533	G2534	U2535	G2536	G2537	G2538	G2539	G2540	G2541	G2542	G2543	G2544	G2545	G2546	G2547	G2548	G2549	G2550	G2551	G2552	G2553	G2554	G2555	G2556	G2557	G2558	G2559	G2560	G2561	G2562	G2563	G2564	G2565	G2566	G2567	G2568	G2569	G2570	G2571	G2572	G2573	G2574	G2575	G2576	G2577	G2578	G2579	G2580	G2581	G2582	G2583	G2584	G2585	G2586	G2587	G2588	G2589	G2590	G2591	G2592	G2593	G2594	G2595	G2596	G2597	G2598	G2599	G2600	G2601	G2602	G2603	G2604	G2605	G2606	G2607	G2608	G2609	G2610	G2611	G2612	G2613	G2614	G2615	G2616	G2617	G2618																																																																																																																																																																																																																																																																																																	
A2411	A2412	G2413	G2414	G2415	G2416	G2417	A2418	U2419	A2420	G2421	A2422	U2423	G2424	A2425	A2426	G2427	G2428	G2429	A2430	U2431	A2432	A2433	G2434	G2435	A2436	G2437	G2438	G2439	G2440	G2441	G2442	G2443	G2444	G2445	G2446	G2447	A2448	A2449	A2450	G2451	G2452	G2453	G2454	A2455	G2456	G2457	G2458	A2459	U2460	G2461	U2462	G2463	G2464	G2465	G2466	G2467	G2468	A2469	G2470	G2471	G2472	G2473	G2474	G2475	G2476	G2477	G2478	G2479	G2480	G2481	G2482	G2483	G2484	G2485	G2486	G2487	G2488	G2489	G2490	G2491	G2492	G2493	G2494	G2495	G2496	G2497	G2498	G2499	G2500	G2501	G2502	G2503	G2504	G2505	G2506	G2507	G2508	G2509	G2510	G2511	G2512	G2513	G2514	G2515	G2516	G2517	G2518	G2519	G2520	G2521	G2522	G2523	G2524	G2525	G2526	G2527	G2528	G2529	G2530	G2531	G2532	G2533	G2534	G2535	G2536	G2537	G2538	G2539	G2540	G2541	G2542	G2543	G2544	G2545	G2546	G2547	G2548	G2549	G2550	G2551	G2552	G2553	G2554	G2555	G2556	G2557	G2558	G2559	G2560	G2561	G2562	G2563	G2564	G2565	G2566	G2567	G2568	G2569	G2570	G2571	G2572	G2573	G2574	G2575	G2576	G2577	G2578	G2579	G2580	G2581	G2582	G2583	G2584	G2585	G2586	G2587	G2588	G2589	G2590	G2591	G2592	G2593	G2594	G2595	G2596	G2597	G2598	G2599	G2600	G2601	G2602	G2603	G2604	G2605	G2606	G2607	G2608	G2609	G2610	G2611	G2612	G2613	G2614	G2615	G2616	G2617	G2618																																																																																																																																																																																																																													
G2341	G2342	U2343	U2344	G2345	G2346	G2347	U2348	U2349	G2350	G2351	A2352	G2353	G2354	G2355	G2356	G2357	A2358	A2359	A2360	A2361	G2362	G2363	G2364	G2365	G2366	G2367	G2368	G2369	G2370	G2371	G2372	G2373	G2374	G2375	A2376	A2377	G2378	G2379	G2380	G2381	G2382	G2383	G2384	G2385	G2386	G2387	G2388	G2389	U2390	G2391	A2392	A2393	G2394	G2395	G2396	G2397	U2398	G2399	G2400	G2401	G2402	G2403	G2404	G2405	G2406	G2407	U2408	U2409	G2410	G2411	G2412	G2413	G2414	G2415	G2416	G2417	G2418	G2419	G2420	G2421	G2422	G2423	G2424	G2425	G2426	G2427	G2428	G2429	G2430	G2431	G2432	G2433	G2434	G2435	G2436	G2437	G2438	G2439	G2440	G2441	G2442	G2443	G2444	G2445	G2446	G2447	G2448	G2449	G2450	G2451	G2452	G2453	G2454	G2455	G2456	G2457	G2458	G2459	G2460	G2461	G2462	G2463	G2464	G2465	G2466	G2467	G2468	G2469	G2470	G2471	G2472	G2473	G2474	G2475	G2476	G2477	G2478	G2479	G2480	G2481	G2482	G2483	G2484	G2485	G2486	G2487	G2488	G2489	G2490	G2491	G2492	G2493	G2494	G2495	G2496	G2497	G2498	G2499	G2500	G2501	G2502	G2503	G2504	G2505	G2506	G2507	G2508	G2509	G2510	G2511	G2512	G2513	G2514	G2515	G2516	G2517	G2518	G2519	G2520	G2521	G2522	G2523	G2524	G2525	G2526	G2527	G2528	G2529	G2530	G2531	G2532	G2533	G2534	G2535	G2536	G2537	G2538	G2539	G2540	G2541	G2542	G2543	G2544	G2545	G2546	G2547	G2548	G2549	G2550	G2551	G2552	G2553	G2554	G2555	G2556	G2557	G2558	G2559	G2560	G2561	G2562	G2563	G2564	G2565	G2566	G2567	G2568	G2569	G2570	G2571	G2572	G2573	G2574	G2575	G2576	G2577	G2578	G2579	G2580	G2581	G2582	G2583	G2584	G2585	G2586	G2587	G2588	G2589	G2590	G2591	G2592	G2593	G2594	G2595	G2596	G2597	G2598	G2599	G2600	G2601	G2602	G2603	G2604	G2605	G2606	G2607	G2608	G2609	G2610	G2611	G2612	G2613	G2614	G2615	G2616	G2617	G2618																																																																																																																																																							
G2190	G2191	G2192	G2193	G2194	G2195	U2196	U2197	A2198	A2199	G2200	G2201	G2202	G2203	G2204	G2205	G2206	G2207	G2208	G2209	G2210	G2211	G2212	G2213	G2214	G2215	G2216	G2217	G2218	G2219	G2220	G2221	G2222	G2223	G2224	G2225	G2226	G2227	G2228	G2229	G2230	G2231	G2232	G2233	G2234	G2235	G2236	G2237	G2238	G2239	G2240	G2241	G2242	G2243	G2244	G2245	G2246	G2247	G2248	G2249	G2250	G2251	G2252	G2253	G2254	G2255	G2256	G2257	G2258	G2259	G2260	G2261	G2262	G2263	G2264	G2265	G2266	G2267	G2268	G2269	G2270	G2271	G2272	G2273	G2274	G2275	G2276	G2277	G2278	G2279	G2280	G2281	G2282	G2283	G2284	G2285	G2286	G2287	G2288	G2289	G2290	G2291	G2292	G2293	G2294	G2295	G2296	G2297	G2298	G2299	G2300	G2301	G2302	G2303	G2304	G2305	G2306	G2307	G2308	G2309	G2310	G2311	G2312	G2313	G2314	G2315	G2316	G2317	G2318	G2319	G2320	G2321	G2322	G2323	G2324	G2325	G2326	G2327	G2328	G2329	G2330	G2331	G2332	G2333	G2334	G2335	G2336	G2337	G2338	G2339	G2340	G2341	G2342	G2343	G2344	G2345	G2346	G2347	G2348	G2349	G2350	G2351	G2352	G2353	G2354	G2355	G2356	G2357	G2358	G2359	G2360	G2361	G2362	G2363	G2364	G2365	G2366	G2367	G2368	G2369	G2370	G2371	G2372	G2373	G2374	G2375	G2376	G2377	G2378	G2379	G2380	G2381	G2382	G2383	G2384	G2385	G2386	G2387	G2388	G2389	G2390	G2391	G2392	G2393	G2394	G2395	G2396	G2397	G2398	G2399	G2400	G2401	G2402	G2403	G2404	G2405	G2406	G2407	G2408	G2409	G2410	G2411	G2412	G2413	G2414	G2415	G2416	G2417	G2418	G2419	G2420	G2421	G2422	G2423	G2424	G2425	G2426	G2427	G2428	G2429	G2430	G2431	G2432	G2433	G2434	G2435	G2436	G2437	G2438	G2439	G2440	G2441	G2442	G2443	G2444	G2445	G2446	G2447	G2448	G2449	G2450	G2451	G2452	G2453	G2454	G2455	G2456	G2457	G2458	G2459	G2460	G2461	G2462	G2463	G2464	G2465	G2466	G2467	G2468	G2469	G2470	G2471	G2472	G2473	G2474	G2475	G2476	G2477	G2478	G2479	G2480	G2481	G2482	G2483	G2484	G2485	G2486	G2487	G2488	G2489	G2490	G2491	G2492	G2493	G2494	G2495	G2496	G2497	G2498	G2499	G2500	G2501	G2502	G2503	G2504	G2505	G2506	G2507	G2508	G2509	G2510	G2511	G2512	G2513	G2514	G2515	G2516	G2517	G2518	G2519	G2520	G2521	G2522	G2523	G2524	G2525	G2526	G2527	G2528	G2529	G2530	G2531	G2532	G2533	G2534	G2535	G2536	G2537	G2538	G2539	G2540	G2541	G2542	G2543	G2544	G2545	G2546	G2547	G2548	G2549	G2550	G2551	G2552	G2553	G2554	G2555	G2556	G2557	G2558	G2559	G2560	G2561	G2562	G2563	G2564	G2565	G2566	G2567	G2568	G2569	G2570	G2571	G2572	G2573	G2574	G2575	G2576	G2577	G2578	G2579	G2580	G2581	G2582	G2583	G2584	G2585	G2586	G2587	G2588	G2589	G2590	G2591	G2592	G2593	G2594	G2595	G2596	G2597	G2598	G2599	G2600	G2601	G2602	G2603	G2604	G2605	G2606	G2607	G2608	G2609	G2610	G2611	G2612	G2613	G2614	G2615	G2616	G2617	G2618
G1979	G1980	A1981	G1982	G1983	G1984	U1985	A1986	G1987	G1988	G1989	G1990	G1991	G1992	G1993	G1994	G1995	G1996	G1997	G1998	G1999	G2000	G2001	G2002	G2003	G2004	G2005	G2006	G2007	G2008	G2009	G2010	G2011	G2012	G2013	A2014	G2015	G2016	G2017	G2018	G2019	G2020	G2021	G2022	G2023	G2024	G2025	G2026	G2027	G2028	G2029	A2030	G2031	G2032	A2033	G2034	G2035	G2036	G2037	G2038	G2039	G2040	G2041	G2042	G2043	G2044	G2045	G2046	G2047	G2048	G2049	G2050	A2051	G2052	G2053	G2054	G2055	G2056	G2057	G2058	G2059	G2060	G2061	G2062	G2063	G2064	G2065	G2066	G2067	G2068	G2069	G2070	G2071	G2072	G2073	G2074	G2075	G2076	G2077	G2078	G2079	G2080	G2081	G2082	G2083	G2084	G2085	G2086	G2087	G2088	G2089	G2090	G2091	G2092	G2093	G2094	G2095	G2096	G2097	G2098	G2099	G2100	G2101	G2102	G2103	G2104	G2105	G2106	G2107	G2108	G2109	G2110	G2111	G2112	G2113	G2114	G2115	G2116	G2117	G2118	G2119	G2120	G2121	G2122	G2123	G2124	G2125	G2126	G2127	G2128	G2129	G2130	G2131	G2132	G2133	A2134	G2135	G2136	G2137	G2138	G2139	G2140	G2141	G2142	G2143	G2144	G2145	G2146	G2147	G2148	G2149	G2150	G2151	G2152	G2153	G2154	G2155	G2156	G2157	G2158	G2159	G2160	G2161	G2162	G																																																																																																																																																																																																																																																				



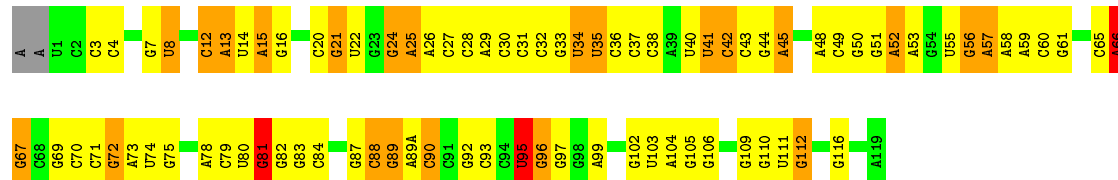
• Molecule 25: 5S ribosomal RNA

Chain BB: 20% 54% 21% . .



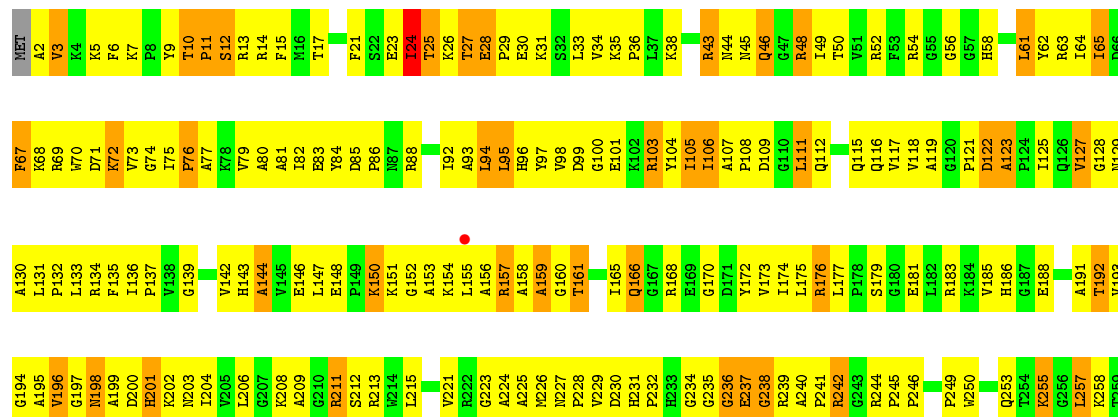
• Molecule 25: 5S ribosomal RNA

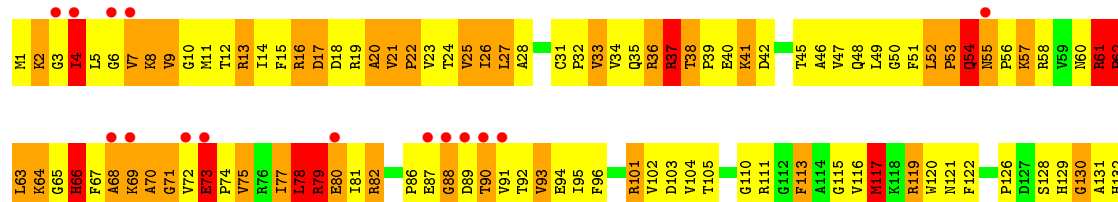
Chain DB: 30% 48% 18% . .

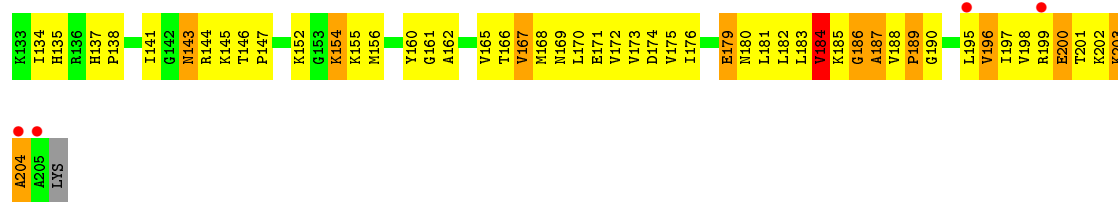


• Molecule 26: 50S ribosomal protein L2

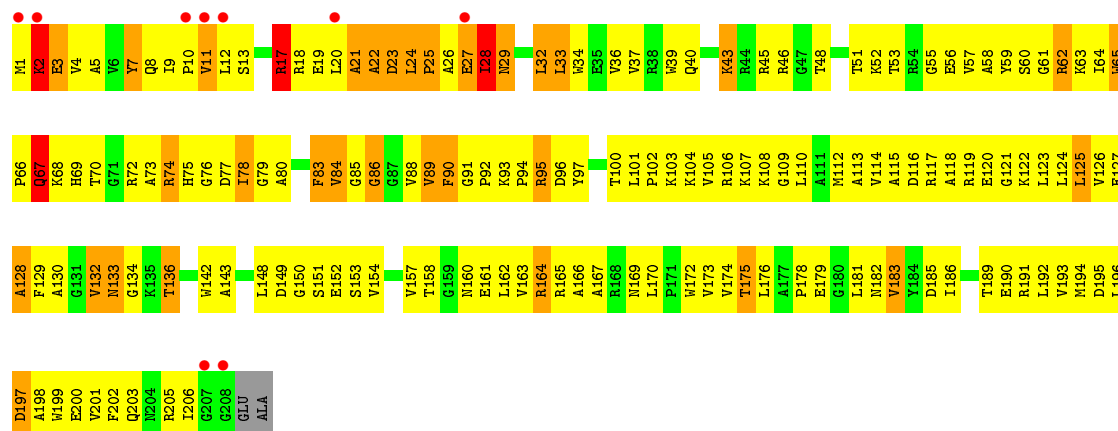
Chain BD: 26% 55% 17% .



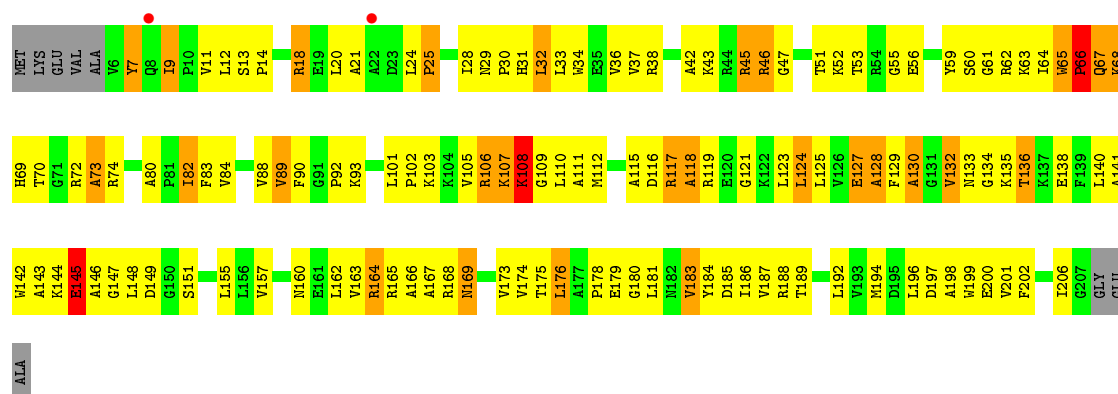




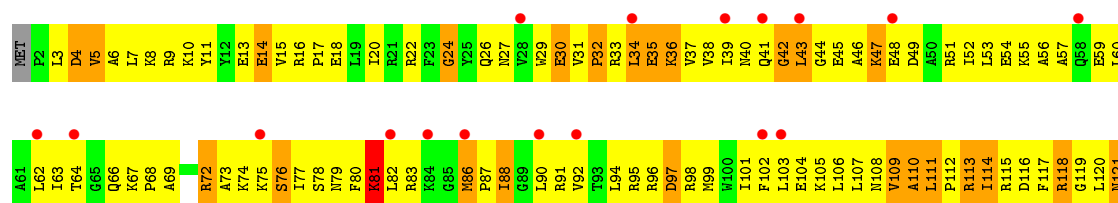
● Molecule 28: 50S ribosomal protein L4

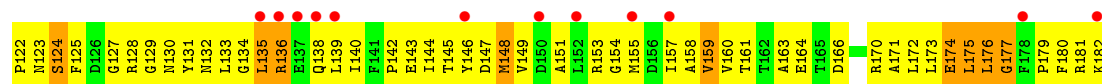


● Molecule 28: 50S ribosomal protein L4


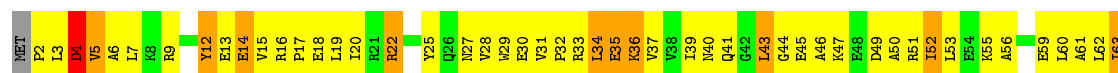


● Molecule 29: 50S ribosomal protein L5

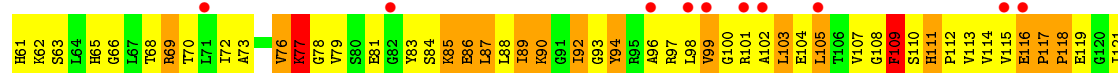
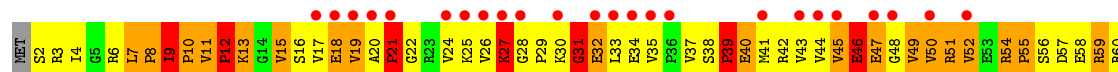




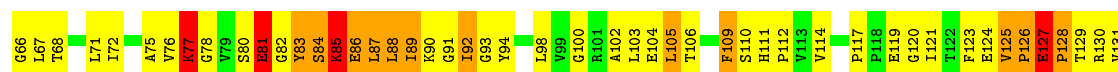
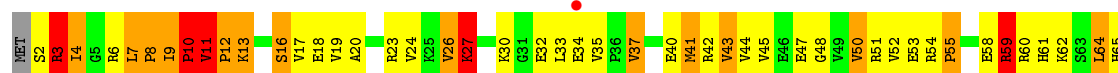
• Molecule 29: 50S ribosomal protein L5



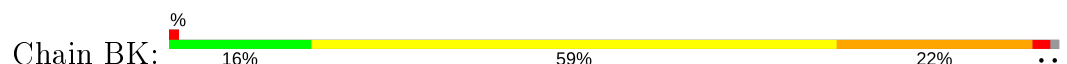
• Molecule 30: 50S ribosomal protein L6

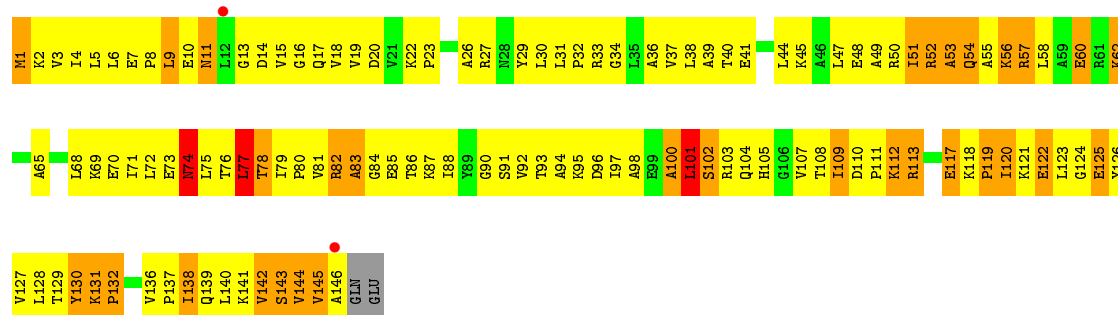


• Molecule 30: 50S ribosomal protein L6

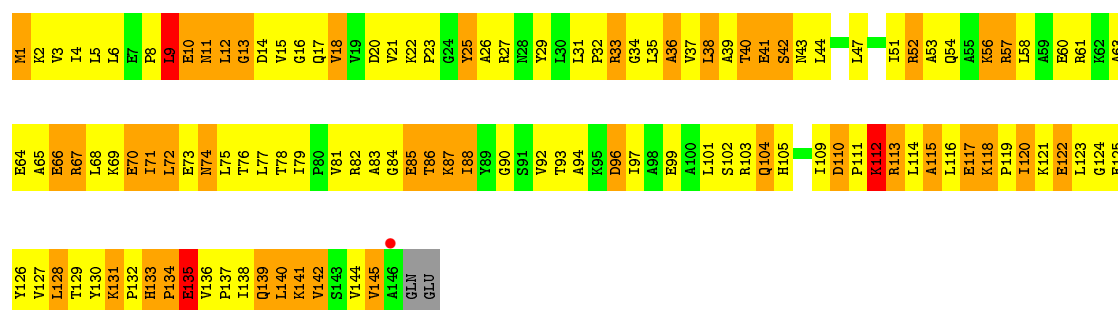
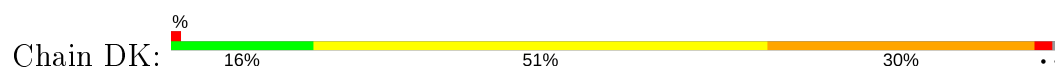


• Molecule 31: 50S ribosomal protein L9

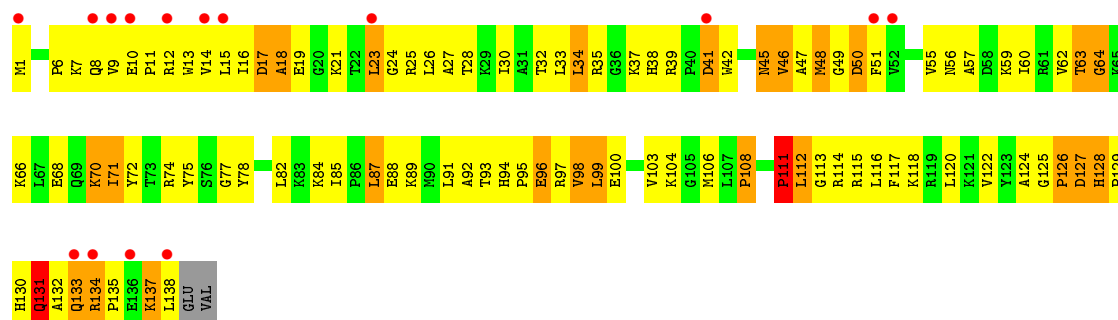




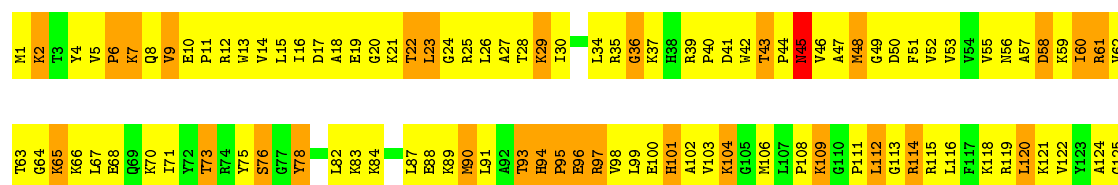
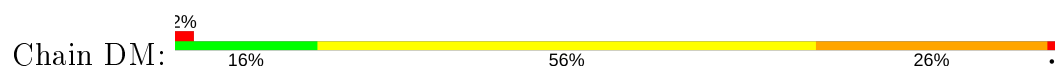
• Molecule 31: 50S ribosomal protein L9

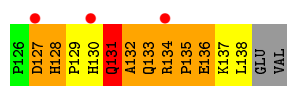


• Molecule 32: 50S ribosomal protein L13

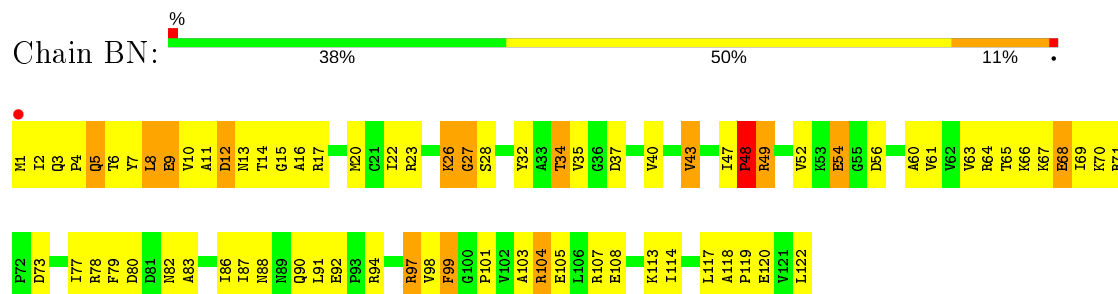


• Molecule 32: 50S ribosomal protein L13

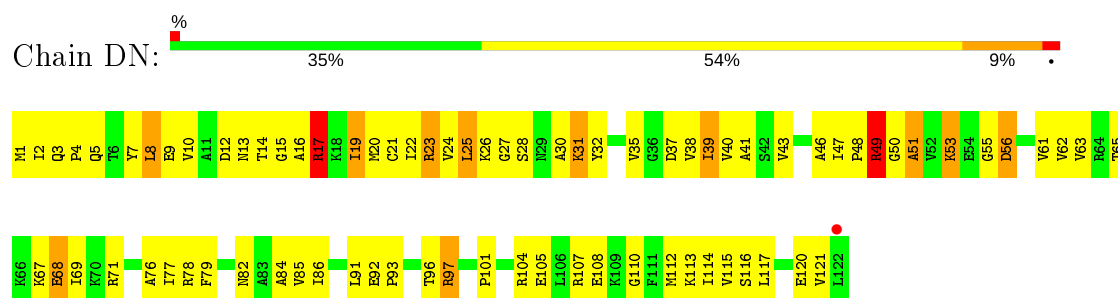




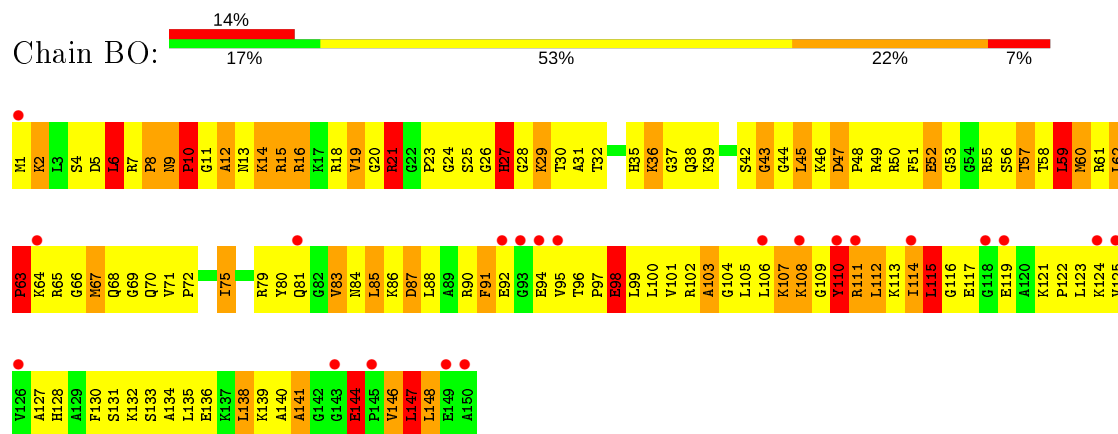
• Molecule 33: 50S ribosomal protein L14



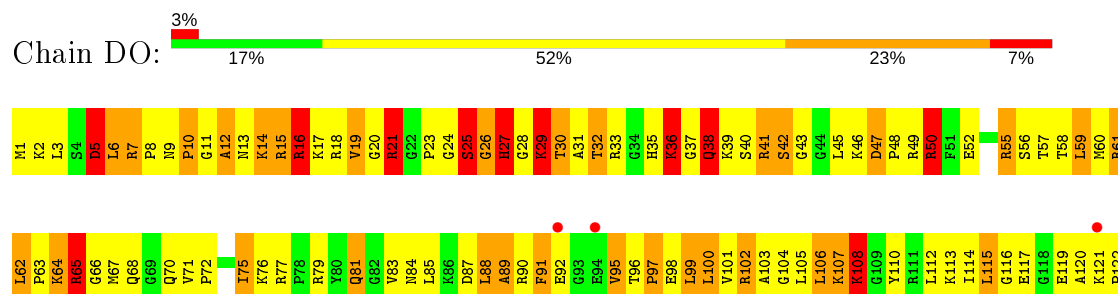
• Molecule 33: 50S ribosomal protein L14

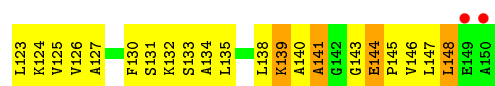


• Molecule 34: 50S ribosomal protein L15

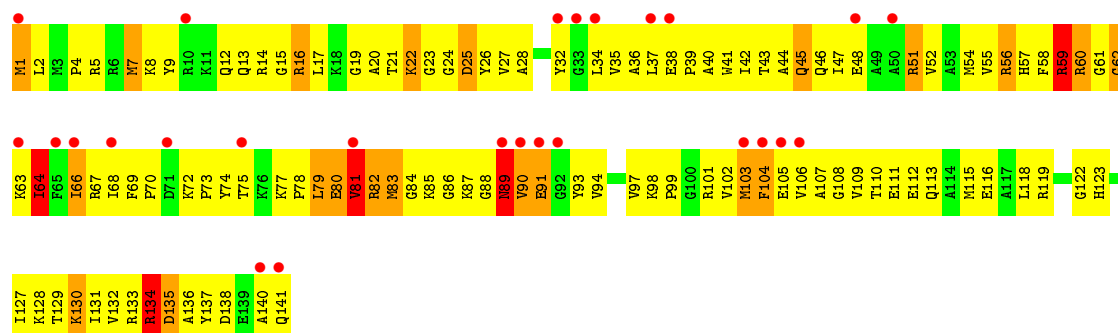


• Molecule 34: 50S ribosomal protein L15

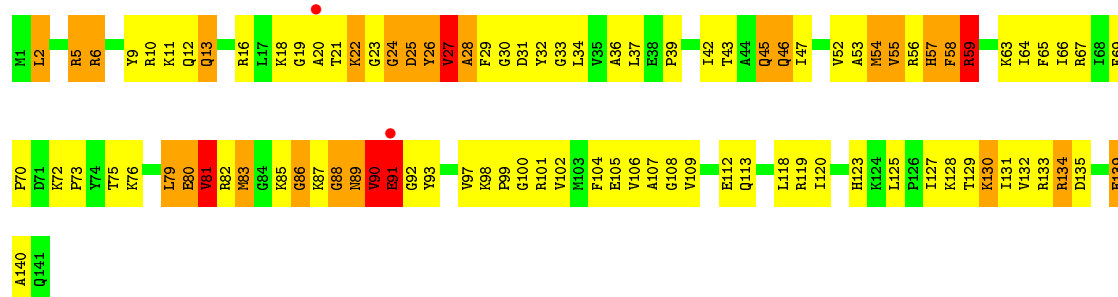




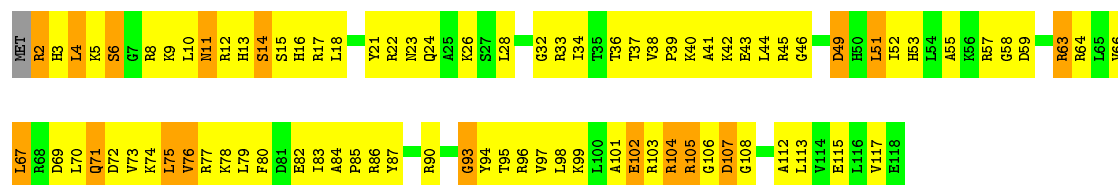
• Molecule 35: 50S ribosomal protein L16




• Molecule 35: 50S ribosomal protein L16



• Molecule 36: 50S ribosomal protein L17




• Molecule 36: 50S ribosomal protein L17


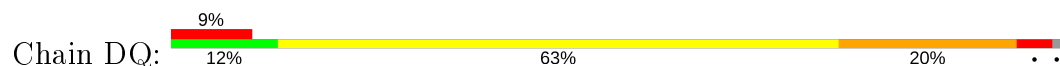





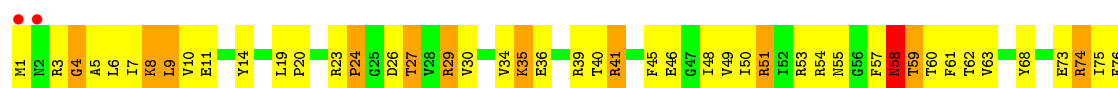
- Molecule 37: 50S ribosomal protein L18




- Molecule 37: 50S ribosomal protein L18



- Molecule 38: 50S ribosomal protein L19

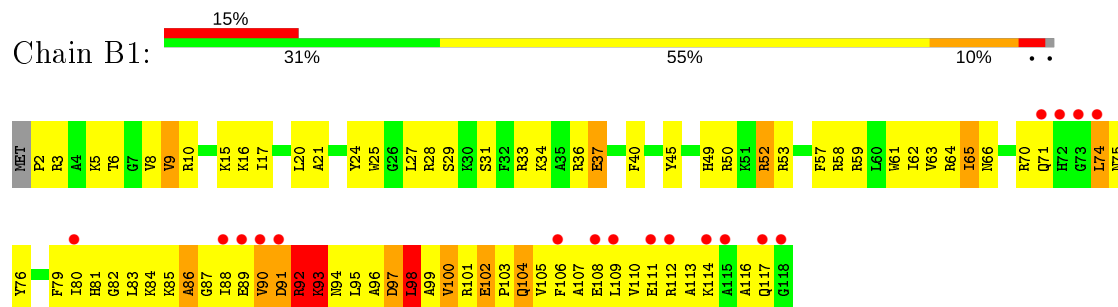


- Molecule 38: 50S ribosomal protein L19

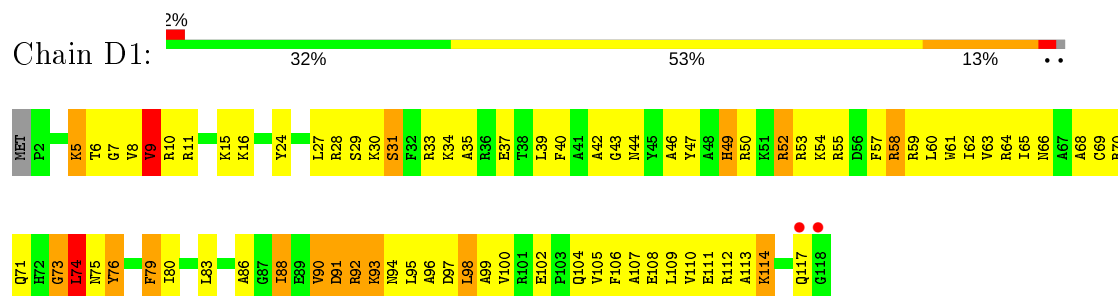




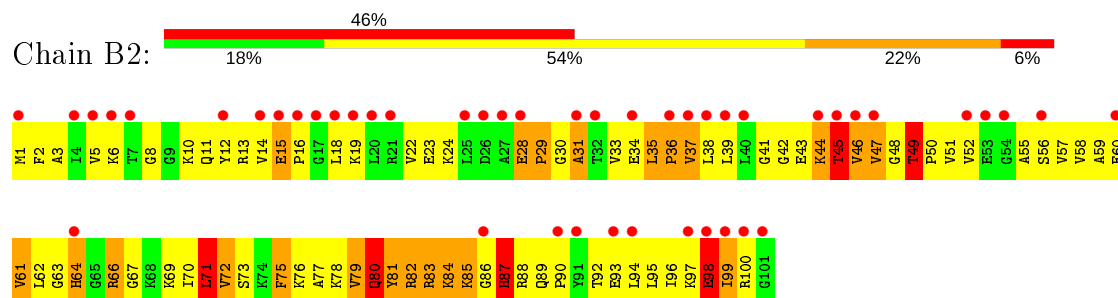
- Molecule 39: 50S ribosomal protein L20



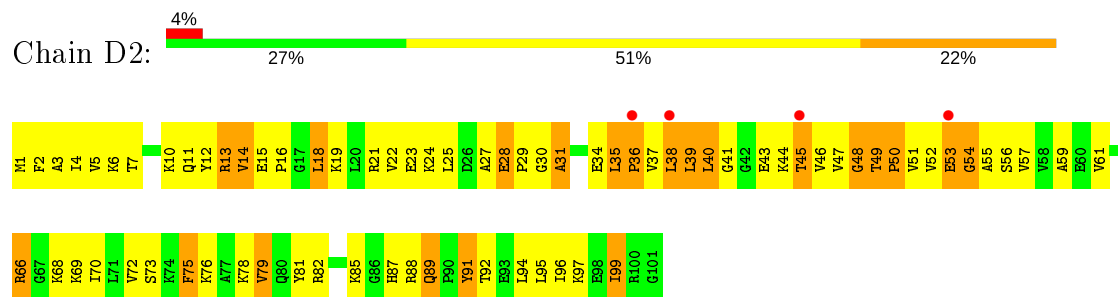
- Molecule 39: 50S ribosomal protein L20



- Molecule 40: 50S ribosomal protein L21

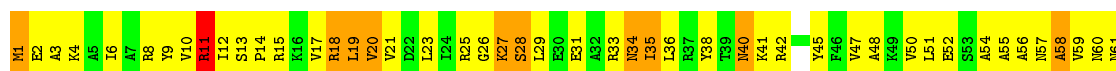


- Molecule 40: 50S ribosomal protein L21





- Molecule 41: 50S ribosomal protein L22

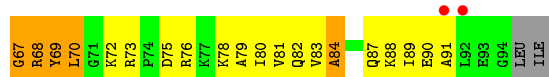




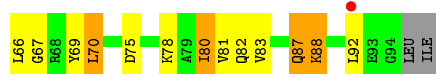

• Molecule 41: 50S ribosomal protein L22



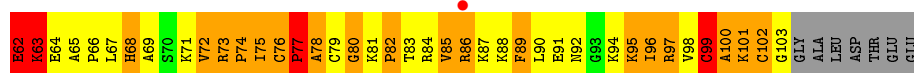
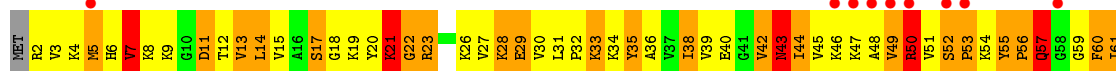
• Molecule 42: 50S ribosomal protein L23



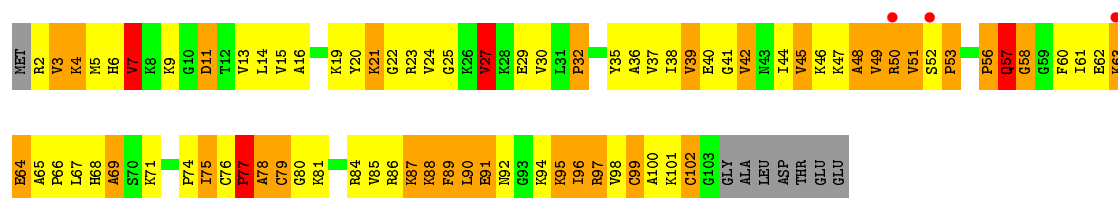
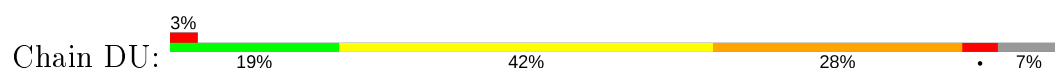
• Molecule 42: 50S ribosomal protein L23



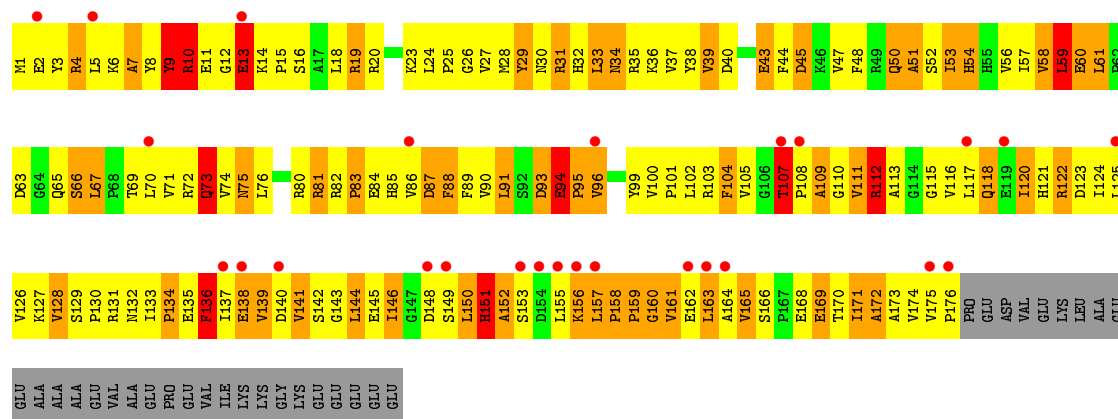
• Molecule 43: 50S ribosomal protein L24



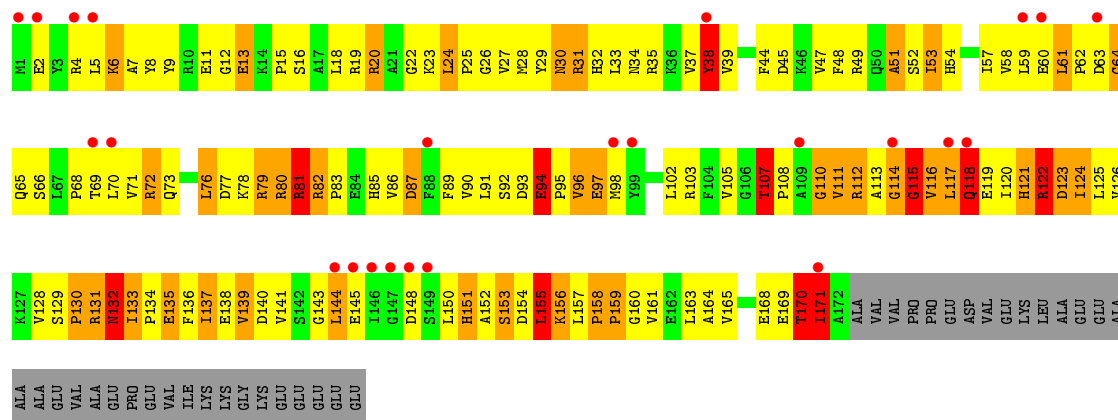
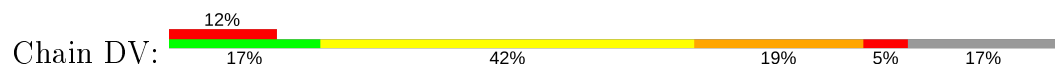
• Molecule 43: 50S ribosomal protein L24




• Molecule 44: 50S ribosomal protein L25



• Molecule 44: 50S ribosomal protein L25

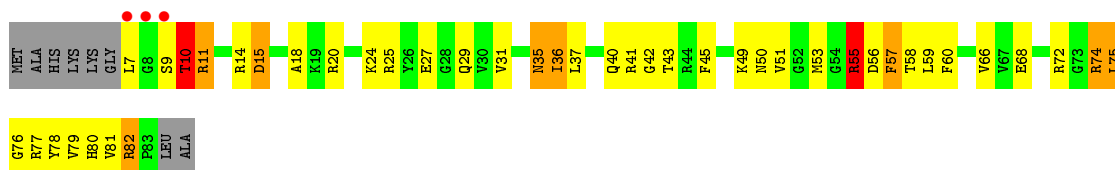


• Molecule 45: 50S ribosomal protein L27

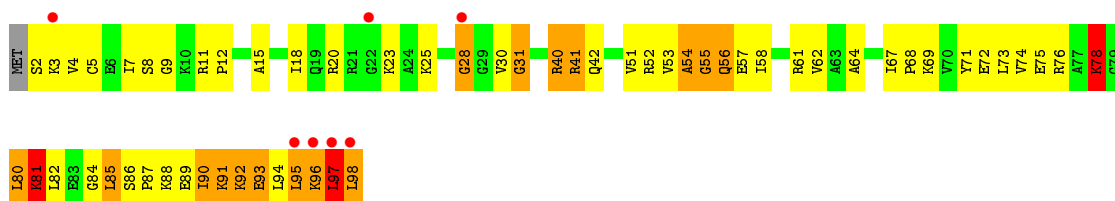




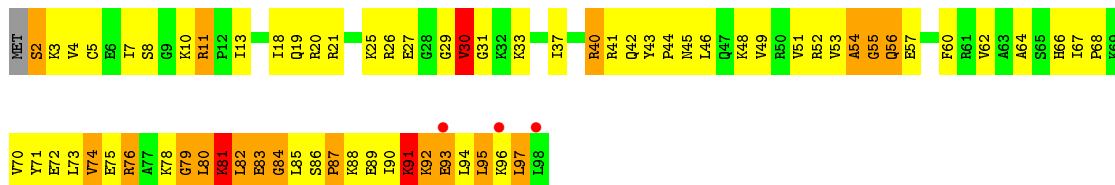
- Molecule 45: 50S ribosomal protein L27



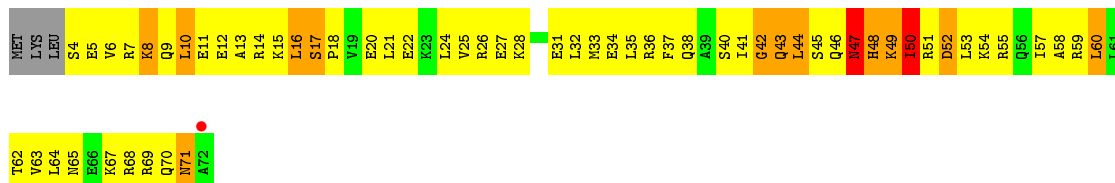
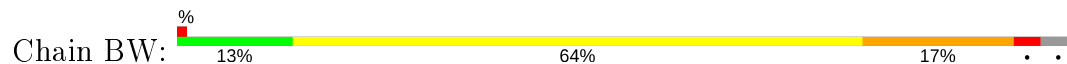
- Molecule 46: 50S ribosomal protein L28



- Molecule 46: 50S ribosomal protein L28



- Molecule 47: 50S ribosomal protein L29

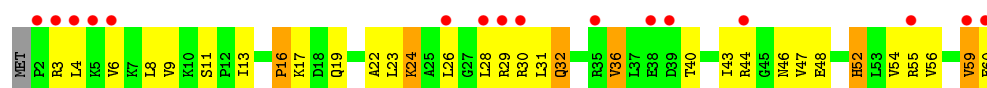


- Molecule 47: 50S ribosomal protein L29

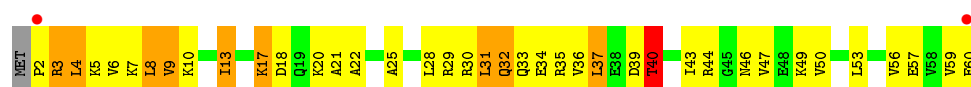




- Molecule 48: 50S ribosomal protein L30



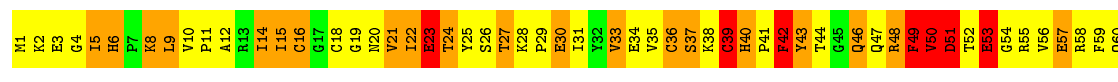
- Molecule 48: 50S ribosomal protein L30



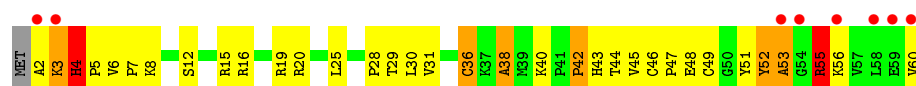
- Molecule 49: 50S ribosomal protein L31



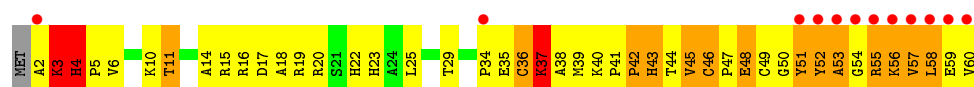
- Molecule 49: 50S ribosomal protein L31



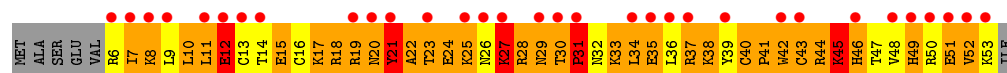
- Molecule 50: 50S ribosomal protein L32



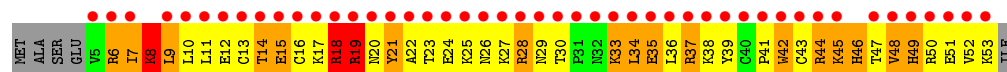
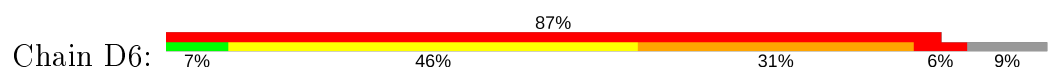
- Molecule 50: 50S ribosomal protein L32



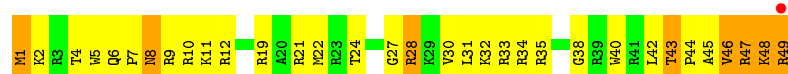
- Molecule 51: 50S ribosomal protein L33



- Molecule 51: 50S ribosomal protein L33



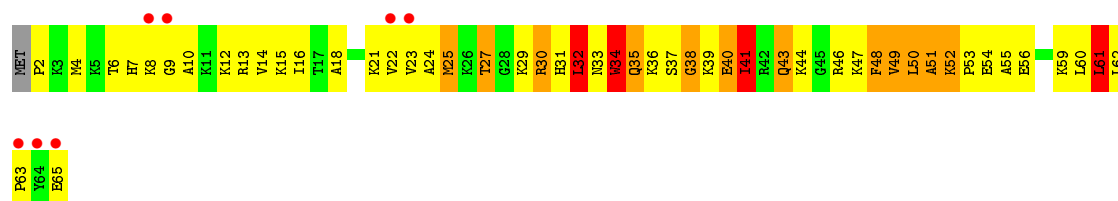
- Molecule 52: 50S ribosomal protein L34



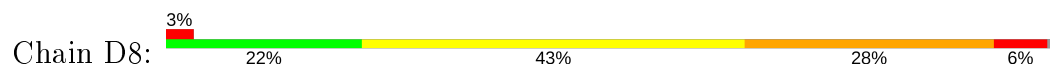
- Molecule 52: 50S ribosomal protein L34

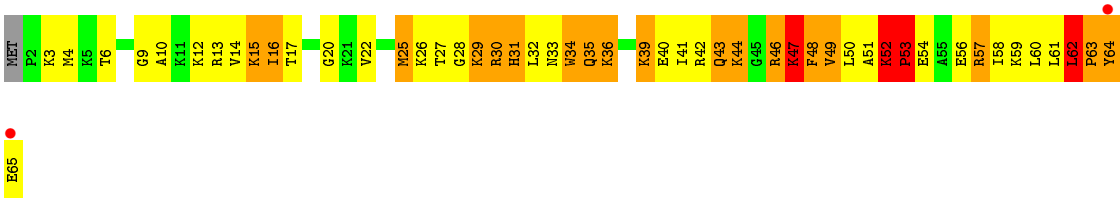


- Molecule 53: 50S ribosomal protein L35



- Molecule 53: 50S ribosomal protein L35





4 Data and refinement statistics

Property	Value	Source
Space group	P 21 21 21	Depositor
Cell constants a, b, c, α , β , γ	210.46Å 452.18Å 626.12Å 90.00° 90.00° 90.00°	Depositor
Resolution (Å)	300.00 – 3.50 226.09 – 3.00	Depositor EDS
% Data completeness (in resolution range)	96.7 (300.00-3.50) 100.0 (226.09-3.00)	Depositor EDS
R_{merge}	0.28	Depositor
R_{sym}	0.18	Depositor
$\langle I/\sigma(I) \rangle$ ¹	1.34 (at 3.01Å)	Xtriage
Refinement program	CNS	Depositor
R, R_{free}	0.213 , 0.252 0.214 , 0.216	Depositor DCC
R_{free} test set	22133 reflections (1.88%)	wwPDB-VP
Wilson B-factor (Å ²)	71.7	Xtriage
Anisotropy	0.113	Xtriage
Bulk solvent k_{sol} (e/Å ³), B_{sol} (Å ²)	0.23 , 63.4	EDS
L-test for twinning ²	$\langle L \rangle = 0.40$, $\langle L^2 \rangle = 0.22$	Xtriage
Estimated twinning fraction	No twinning to report.	Xtriage
F_o, F_c correlation	0.93	EDS
Total number of atoms	298428	wwPDB-VP
Average B, all atoms (Å ²)	106.0	wwPDB-VP

Xtriage's analysis on translational NCS is as follows: *The largest off-origin peak in the Patterson function is 1.33% of the height of the origin peak. No significant pseudotranslation is detected.*

¹Intensities estimated from amplitudes.

²Theoretical values of $\langle |L| \rangle$, $\langle L^2 \rangle$ for acentric reflections are 0.5, 0.333 respectively for untwinned datasets, and 0.375, 0.2 for perfectly twinned datasets.

5 Model quality ⓘ

5.1 Standard geometry ⓘ

Bond lengths and bond angles in the following residue types are not validated in this section: ZN, MG

The Z score for a bond length (or angle) is the number of standard deviations the observed value is removed from the expected value. A bond length (or angle) with $|Z| > 5$ is considered an outlier worth inspection. RMSZ is the root-mean-square of all Z scores of the bond lengths (or angles).

Mol	Chain	Bond lengths		Bond angles	
		RMSZ	# Z >5	RMSZ	# Z >5
1	AA	0.46	1/36490 (0.0%)	0.80	49/56951 (0.1%)
1	CA	0.49	9/36439 (0.0%)	0.82	73/56872 (0.1%)
2	AE	0.34	0/1950	0.66	0/2630
2	CE	0.35	0/1959	0.64	0/2642
3	AF	0.36	0/1636	0.65	0/2205
3	CF	0.36	0/1629	0.60	0/2195
4	AG	0.44	0/1733	0.78	4/2318 (0.2%)
4	CG	0.41	0/1733	0.69	1/2318 (0.0%)
5	AH	0.40	0/1195	0.68	0/1609
5	CH	0.37	0/1171	0.66	0/1576
6	AI	0.38	0/856	0.67	0/1154
6	CI	0.42	0/856	0.67	0/1154
7	AJ	0.36	0/1276	0.66	0/1709
7	CJ	0.36	0/1276	0.60	0/1709
8	AK	0.35	0/1136	0.65	0/1527
8	CK	0.40	0/1136	0.69	0/1527
9	AL	0.35	0/1037	0.70	0/1389
9	CL	0.35	0/1029	0.67	0/1379
10	AM	0.34	0/814	0.65	0/1095
10	CM	0.35	0/814	0.61	0/1095
11	AN	0.38	0/916	0.72	0/1234
11	CN	0.39	0/900	0.67	0/1213
12	AO	0.42	0/991	0.74	0/1327
12	CO	0.45	0/991	1.00	4/1327 (0.3%)
13	AP	0.47	1/947 (0.1%)	0.72	0/1270
13	CP	0.34	0/974	0.66	0/1303
14	AQ	0.36	0/501	0.64	0/664
14	CQ	0.42	0/501	0.70	1/664 (0.2%)
15	AR	0.39	0/745	0.61	0/992
15	CR	0.39	0/745	0.66	0/992
16	AS	0.38	0/721	0.67	0/970
16	CS	0.36	0/721	0.67	0/970

Mol	Chain	Bond lengths		Bond angles	
		RMSZ	# Z >5	RMSZ	# Z >5
17	AT	0.38	0/847	0.67	0/1131
17	CT	0.37	0/847	0.68	0/1131
18	AU	0.40	0/590	0.68	0/782
18	CU	0.39	0/579	0.72	0/768
19	AV	0.37	0/670	0.68	0/901
19	CV	0.35	0/689	0.84	2/926 (0.2%)
20	AW	0.37	0/765	0.71	0/1007
20	CW	0.33	0/765	0.69	0/1007
21	AX	0.37	0/221	0.54	0/288
21	CX	0.36	0/221	0.63	0/288
22	AC	0.54	2/1832 (0.1%)	0.92	7/2855 (0.2%)
22	AD	0.48	2/1832 (0.1%)	0.91	6/2855 (0.2%)
22	CB	0.49	2/1547 (0.1%)	0.94	5/2411 (0.2%)
22	CC	0.58	2/1832 (0.1%)	0.94	6/2855 (0.2%)
22	CD	0.45	2/1832 (0.1%)	0.87	5/2855 (0.2%)
23	A1	0.50	0/567	0.88	0/884
23	C1	0.46	0/567	0.83	2/884 (0.2%)
24	BA	0.59	15/69594 (0.0%)	0.89	199/108647 (0.2%)
24	DA	0.64	12/69611 (0.0%)	0.93	232/108670 (0.2%)
25	BB	0.46	3/2877 (0.1%)	0.79	3/4488 (0.1%)
25	DB	0.56	3/2878 (0.1%)	0.84	6/4490 (0.1%)
26	BD	0.48	0/2165	0.82	1/2919 (0.0%)
26	DD	0.61	2/2165 (0.1%)	0.89	3/2919 (0.1%)
27	BE	0.44	0/1601	0.81	2/2160 (0.1%)
27	DE	0.52	0/1601	0.91	2/2160 (0.1%)
28	BF	0.43	0/1662	0.76	0/2249
28	DF	0.49	0/1620	0.76	0/2194
29	BG	0.36	0/1499	0.64	0/2016
29	DG	0.39	0/1499	0.66	0/2016
30	BH	0.35	0/1332	0.75	1/1802 (0.1%)
30	DH	0.45	0/1332	0.85	4/1802 (0.2%)
31	BK	0.35	0/1151	0.77	0/1558
31	DK	0.41	0/1151	0.81	1/1558 (0.1%)
32	BM	0.39	0/1131	0.70	0/1525
32	DM	0.45	0/1131	0.77	1/1525 (0.1%)
33	BN	0.47	0/943	0.76	1/1269 (0.1%)
33	DN	0.53	0/943	0.71	0/1269
34	BO	0.44	0/1162	0.85	1/1544 (0.1%)
34	DO	0.49	0/1162	0.94	3/1544 (0.2%)
35	BP	0.41	0/1143	0.70	0/1527
35	DP	0.53	0/1143	0.89	3/1527 (0.2%)
36	B0	0.43	0/974	0.71	0/1302
36	D0	0.44	0/982	0.80	1/1312 (0.1%)

Mol	Chain	Bond lengths		Bond angles	
		RMSZ	# Z >5	RMSZ	# Z >5
37	BQ	0.36	0/892	0.67	0/1187
37	DQ	0.45	0/892	0.82	1/1187 (0.1%)
38	BR	0.43	0/1155	0.73	0/1542
38	DR	0.46	0/1155	0.73	2/1542 (0.1%)
39	B1	0.41	0/982	0.70	0/1306
39	D1	0.48	0/982	0.77	0/1306
40	B2	0.45	0/790	0.83	1/1057 (0.1%)
40	D2	0.46	0/790	0.82	0/1057
41	BS	0.47	0/911	0.71	0/1220
41	DS	0.45	0/911	0.75	0/1220
42	BT	0.49	0/739	0.71	0/993
42	DT	0.56	0/739	0.77	0/993
43	BU	0.50	0/798	0.85	1/1064 (0.1%)
43	DU	0.52	0/798	0.80	0/1064
44	BV	0.39	0/1435	0.77	1/1947 (0.1%)
44	DV	0.47	0/1408	0.77	1/1908 (0.1%)
45	B3	0.44	0/637	0.74	1/848 (0.1%)
45	D3	0.44	0/619	0.78	0/825
46	BZ	0.44	0/770	0.78	0/1022
46	DZ	0.49	0/770	0.85	1/1022 (0.1%)
47	BW	0.45	0/583	0.75	0/771
47	DW	0.50	0/583	0.83	1/771 (0.1%)
48	BX	0.37	0/474	0.68	0/635
48	DX	0.43	0/474	0.71	0/635
49	B4	0.43	0/594	0.81	0/795
49	D4	0.38	0/594	0.78	1/795 (0.1%)
50	B5	0.41	0/473	0.70	0/639
50	D5	0.51	0/473	0.74	0/639
51	B6	0.37	0/424	0.82	0/565
51	D6	0.42	0/431	0.76	0/575
52	B7	0.48	0/438	0.72	0/575
52	D7	0.56	0/438	0.76	0/575
53	B8	0.50	0/525	0.95	2/691 (0.3%)
53	D8	0.62	0/525	0.93	1/691 (0.1%)
All	All	0.53	56/321675 (0.0%)	0.84	643/481462 (0.1%)

Chiral center outliers are detected by calculating the chiral volume of a chiral center and verifying if the center is modelled as a planar moiety or with the opposite hand. A planarity outlier is detected by checking planarity of atoms in a peptide group, atoms in a mainchain group or atoms of a sidechain that are expected to be planar.

Mol	Chain	#Chirality outliers	#Planarity outliers
1	AA	0	54

Continued on next page...

Continued from previous page...

Mol	Chain	#Chirality outliers	#Planarity outliers
1	CA	0	53
22	AC	0	2
22	AD	0	2
22	CD	0	1
23	A1	0	3
23	C1	0	3
24	BA	0	136
24	DA	0	153
25	BB	0	4
25	DB	0	5
All	All	0	416

All (56) bond length outliers are listed below:

Mol	Chain	Res	Type	Atoms	Z	Observed(Å)	Ideal(Å)
24	BA	654(R)	C	N1-C2	28.46	1.68	1.40
24	BA	654(R)	C	O5'-C5'	21.81	1.79	1.44
24	BA	654(R)	C	N3-C4	16.66	1.45	1.33
24	BA	654(R)	C	C2-N3	16.59	1.49	1.35
24	BA	654(R)	C	N1-C6	16.36	1.47	1.37
24	BA	654(R)	C	C4-C5	15.56	1.55	1.43
24	BA	654(R)	C	C5-C6	14.56	1.46	1.34
22	CD	17(A)	C	C4-N4	-11.55	1.23	1.33
22	CB	18	C	C4-N4	-11.50	1.23	1.33
22	CC	17(A)	C	C4-N4	-11.41	1.23	1.33
22	AD	17(A)	C	C4-N4	-11.38	1.23	1.33
22	AC	17(A)	C	C4-N4	-11.26	1.23	1.33
24	BA	654(R)	C	P-O5'	11.12	1.70	1.59
25	DB	95	U	C2-O2	9.62	1.31	1.22
1	CA	792	A	N7-C5	-9.36	1.33	1.39
25	DB	81	G	C6-N1	-8.71	1.33	1.39
26	DD	236	GLY	C-N	8.56	1.53	1.34
1	CA	792	A	N3-C4	-7.57	1.30	1.34
24	DA	1359	A	C5-C6	-7.38	1.34	1.41
22	AD	17(A)	C	N3-C4	7.32	1.39	1.33
24	BA	654(R)	C	C5'-C4'	7.25	1.60	1.51
13	AP	117	VAL	CA-CB	7.23	1.70	1.54
24	BA	1359	A	C6-N6	-6.86	1.28	1.33
22	AC	17(A)	C	N3-C4	6.79	1.38	1.33
1	CA	788	U	N3-C4	6.79	1.44	1.38
22	CD	17(A)	C	N3-C4	6.79	1.38	1.33
26	DD	239	ARG	CA-C	-6.75	1.35	1.52

Continued on next page...

Continued from previous page...

Mol	Chain	Res	Type	Atoms	Z	Observed(Å)	Ideal(Å)
24	DA	1372	U	C5-C6	-6.74	1.28	1.34
24	DA	2665	A	C6-N6	-6.60	1.28	1.33
22	CC	17(A)	C	N3-C4	6.56	1.38	1.33
25	DB	95	U	N1-C2	6.55	1.44	1.38
22	CB	18	C	N3-C4	6.48	1.38	1.33
25	BB	95	U	C2-O2	6.44	1.28	1.22
24	BA	2665	A	C6-N6	-6.40	1.28	1.33
25	BB	81	G	C6-N1	-6.21	1.35	1.39
1	AA	788	U	N3-C4	6.11	1.44	1.38
24	DA	1929	G	C5-C6	-6.07	1.36	1.42
24	BA	383	U	N1-C2	6.05	1.44	1.38
24	BA	2490	G	N9-C4	5.94	1.42	1.38
24	DA	621	A	C6-N6	-5.92	1.29	1.33
25	BB	95	U	N1-C2	5.91	1.43	1.38
24	DA	1372	U	N3-C4	5.66	1.43	1.38
1	CA	792	A	P-O5'	-5.64	1.54	1.59
24	BA	1925	C	C4-N4	-5.61	1.28	1.33
24	BA	621	A	C6-N6	-5.57	1.29	1.33
24	DA	383	U	N1-C2	5.49	1.43	1.38
24	DA	1660	C	N1-C2	-5.46	1.34	1.40
1	CA	792	A	C5-C6	-5.42	1.36	1.41
24	DA	1359	A	C6-N6	-5.41	1.29	1.33
1	CA	97	U	N1-C2	5.41	1.43	1.38
24	DA	676	A	C5-C6	-5.37	1.36	1.41
1	CA	792	A	O5'-C5'	-5.32	1.34	1.42
24	DA	783	A	C5-C6	-5.18	1.36	1.41
24	DA	1359	A	C8-N7	-5.05	1.28	1.31
1	CA	677	U	N1-C2	5.03	1.43	1.38
1	CA	794	A	C2-N3	5.01	1.38	1.33

All (643) bond angle outliers are listed below:

Mol	Chain	Res	Type	Atoms	Z	Observed(°)	Ideal(°)
24	BA	945	A	C1'-O4'-C4'	-24.45	90.34	109.90
24	DA	1379	A	C1'-O4'-C4'	-24.15	90.58	109.90
24	DA	945	A	C1'-O4'-C4'	-23.55	91.06	109.90
24	DA	2286	A	C1'-O4'-C4'	-20.78	93.27	109.90
12	CO	47	LYS	C-N-CD	-20.50	75.50	120.60
24	DA	2311	A	C1'-O4'-C4'	-20.26	93.69	109.90
24	BA	654(R)	C	O4'-C1'-N1	-19.57	92.54	108.20
24	BA	2286	A	C1'-O4'-C4'	-19.29	94.47	109.90
22	CD	17(A)	C	N3-C4-C5	-18.24	114.60	121.90

Continued on next page...

Continued from previous page...

Mol	Chain	Res	Type	Atoms	Z	Observed(°)	Ideal(°)
22	AC	17(A)	C	N3-C4-C5	-18.10	114.66	121.90
22	AD	17(A)	C	N3-C4-C5	-18.08	114.67	121.90
22	CB	18	C	N3-C4-C5	-18.01	114.70	121.90
22	CC	17(A)	C	N3-C4-C5	-17.84	114.76	121.90
24	DA	1379	A	O4'-C1'-N9	17.40	122.12	108.20
1	CA	792	A	O4'-C1'-N9	17.25	122.00	108.20
24	DA	2468	G	C1'-O4'-C4'	-16.55	96.66	109.90
24	BA	1379	A	C1'-O4'-C4'	-14.53	98.28	109.90
24	BA	945	A	N9-C1'-C2'	14.48	132.82	114.00
22	AD	17(A)	C	C2-N3-C4	14.47	127.14	119.90
22	CD	17(A)	C	C2-N3-C4	14.36	127.08	119.90
22	CB	18	C	C2-N3-C4	14.23	127.01	119.90
22	AC	17(A)	C	C2-N3-C4	14.10	126.95	119.90
1	CA	792	A	C1'-O4'-C4'	-13.94	98.75	109.90
22	CC	17(A)	C	C2-N3-C4	13.93	126.86	119.90
24	DA	2307	G	C1'-O4'-C4'	-13.91	98.77	109.90
24	DA	945	A	N9-C1'-C2'	13.29	131.28	114.00
24	DA	2286	A	N9-C1'-C2'	13.12	131.06	114.00
24	DA	2468	G	O4'-C1'-N9	12.90	118.52	108.20
24	BA	2092	U	C1'-O4'-C4'	-12.51	99.90	109.90
24	DA	945	A	O4'-C1'-N9	12.42	118.14	108.20
24	DA	2311	A	O4'-C1'-N9	11.97	117.78	108.20
44	BV	94	GLU	C-N-CD	-11.81	94.62	120.60
24	BA	2092	U	O4'-C1'-N1	11.57	117.46	108.20
24	BA	2286	A	N9-C1'-C2'	11.56	129.03	114.00
24	BA	2490	G	N9-C1'-C2'	11.29	128.68	114.00
24	BA	1925	C	N1-C1'-C2'	-11.27	99.35	114.00
1	CA	792	A	C4-C5-C6	11.20	122.60	117.00
24	DA	2311	A	N9-C1'-C2'	11.16	128.51	114.00
24	BA	1342	A	C1'-O4'-C4'	-11.13	101.00	109.90
1	CA	792	A	C6-C5-N7	-10.96	124.63	132.30
24	BA	2490	G	C4-N9-C1'	10.85	140.60	126.50
24	BA	654(R)	C	P-O5'-C5'	10.79	138.16	120.90
24	BA	654(R)	C	O4'-C1'-C2'	-10.77	95.03	105.80
1	CA	792	A	C4-N9-C1'	10.77	145.68	126.30
24	BA	1929	G	N9-C1'-C2'	10.73	127.95	114.00
24	DA	2468	G	C4-N9-C1'	10.38	140.00	126.50
24	DA	2307	G	O4'-C1'-N9	10.36	116.48	108.20
24	BA	945	A	O4'-C1'-N9	10.33	116.46	108.20
24	DA	1248	G	N9-C1'-C2'	10.25	127.33	114.00
1	AA	266	G	N9-C1'-C2'	10.18	127.24	114.00
27	DE	21	VAL	C-N-CD	-10.09	98.41	120.60

Continued on next page...

Continued from previous page...

Mol	Chain	Res	Type	Atoms	Z	Observed(°)	Ideal(°)
24	DA	607	U	C5-C4-O4	-10.07	119.86	125.90
24	BA	2490	G	C8-N9-C1'	-10.05	113.94	127.00
24	BA	2490	G	C1'-O4'-C4'	-10.04	101.87	109.90
24	DA	945	A	C3'-C2'-C1'	-10.01	93.49	101.50
24	DA	945	A	C4-N9-C1'	9.92	144.16	126.30
24	BA	1966	A	N9-C1'-C2'	9.73	126.65	114.00
1	CA	792	A	P-O3'-C3'	9.71	131.35	119.70
24	BA	1616	A	N9-C1'-C2'	9.54	126.41	114.00
26	BD	238	GLY	N-CA-C	-9.54	89.26	113.10
24	BA	1247	A	N9-C1'-C2'	9.41	126.23	114.00
24	BA	2092	U	C2-N1-C1'	9.39	128.97	117.70
1	CA	792	A	C8-N9-C4	-9.35	102.06	105.80
24	DA	945	A	C8-N9-C1'	-9.34	110.89	127.70
24	BA	2820	A	N9-C1'-C2'	9.30	126.09	114.00
24	DA	2791	C	N1-C1'-C2'	9.29	126.08	114.00
1	CA	792	A	N7-C8-N9	9.21	118.40	113.80
24	DA	72	U	N1-C1'-C2'	9.19	125.95	114.00
24	DA	1781	C	N1-C1'-C2'	9.19	125.95	114.00
1	CA	575	G	N9-C1'-C2'	9.12	125.86	114.00
24	BA	974(A)	C	N1-C1'-C2'	9.06	125.77	114.00
24	BA	2286	A	O4'-C1'-N9	9.00	115.40	108.20
24	DA	1359	A	C5-C6-N6	-8.93	116.55	123.70
24	BA	788	A	N9-C1'-C2'	8.93	125.60	114.00
24	BA	654(R)	C	C1'-O4'-C4'	-8.91	102.77	109.90
24	DA	2468	G	C8-N9-C1'	-8.90	115.42	127.00
24	DA	2609	U	N1-C1'-C2'	8.88	125.55	114.00
24	BA	2791	C	N1-C1'-C2'	8.87	125.53	114.00
1	CA	792	A	C8-N9-C1'	-8.85	111.76	127.70
12	CO	47	LYS	C-N-CA	8.79	158.93	122.00
24	BA	421	U	N1-C1'-C2'	8.77	125.40	114.00
1	CA	1003	G	N9-C1'-C2'	-8.73	102.39	112.00
35	DP	81	VAL	CB-CA-C	-8.67	94.93	111.40
24	DA	249	C	N1-C1'-C2'	8.64	125.23	114.00
24	DA	739	G	N9-C1'-C2'	8.55	125.12	114.00
24	DA	70	G	N9-C1'-C2'	8.53	125.09	114.00
24	BA	457	A	N9-C1'-C2'	8.51	125.06	114.00
44	DV	115	GLY	N-CA-C	8.47	134.27	113.10
1	CA	511	C	N1-C1'-C2'	8.39	124.90	114.00
24	BA	945	A	C3'-C2'-C1'	-8.37	94.80	101.50
1	AA	575	G	N9-C1'-C2'	8.37	124.88	114.00
24	DA	788	A	N9-C1'-C2'	8.24	124.71	114.00
22	CC	17(A)	C	C5-C4-N4	8.21	125.95	120.20

Continued on next page...

Continued from previous page...

Mol	Chain	Res	Type	Atoms	Z	Observed(°)	Ideal(°)
22	CB	18	C	C5-C4-N4	8.19	125.93	120.20
24	DA	2820	A	N9-C1'-C2'	8.17	124.63	114.00
1	AA	511	C	N1-C1'-C2'	8.15	124.60	114.00
22	AC	17(A)	C	C5-C4-N4	8.14	125.90	120.20
24	DA	457	A	N9-C1'-C2'	8.08	124.50	114.00
24	DA	2490	G	N9-C1'-C2'	8.08	124.50	114.00
24	BA	1372	U	C5-C4-O4	-8.06	121.06	125.90
22	CD	17(A)	C	C5-C4-N4	8.06	125.84	120.20
24	DA	2266	A	N9-C1'-C2'	8.06	124.48	114.00
24	DA	2426	A	N9-C1'-C2'	8.05	124.46	114.00
24	DA	434	U	N1-C1'-C2'	8.03	124.44	114.00
22	AD	17(A)	C	C5-C4-N4	8.01	125.81	120.20
24	DA	2345	G	N9-C1'-C2'	8.01	124.41	114.00
24	BA	1800	C	N1-C1'-C2'	8.00	124.39	114.00
24	BA	2458	G	N9-C1'-C2'	7.98	124.38	114.00
24	DA	2656	U	C5-C4-O4	-7.97	121.12	125.90
24	DA	199	A	N9-C1'-C2'	7.95	124.34	114.00
24	DA	2426	A	C2'-C3'-O3'	7.92	126.93	109.50
24	BA	1380	G	O4'-C1'-N9	-7.90	101.88	108.20
24	DA	1131	G	N9-C1'-C2'	7.90	124.26	114.00
24	BA	2835	A	N9-C1'-C2'	7.88	124.25	114.00
46	DZ	79	GLY	N-CA-C	-7.84	93.49	113.10
24	DA	1253	A	N9-C1'-C2'	7.84	124.19	114.00
24	BA	654(R)	C	N1-C2-N3	-7.83	113.72	119.20
24	DA	2286	A	O4'-C1'-N9	7.83	114.47	108.20
24	BA	2656	U	C5-C4-O4	-7.78	121.23	125.90
24	DA	1534	G	N9-C1'-C2'	-7.72	103.51	112.00
24	DA	508	G	N9-C1'-C2'	7.70	124.01	114.00
24	DA	1385	G	N9-C1'-C2'	7.68	123.99	114.00
24	DA	2311	A	C4-N9-C1'	7.68	140.13	126.30
24	DA	1359	A	N1-C6-N6	7.68	123.21	118.60
24	BA	1252	G	N9-C1'-C2'	7.67	123.97	114.00
24	BA	72	U	N1-C1'-C2'	7.66	123.96	114.00
24	BA	386	G	N9-C1'-C2'	7.66	123.96	114.00
1	CA	1502	A	N9-C1'-C2'	7.62	123.91	114.00
24	BA	1781	C	N1-C1'-C2'	7.62	123.91	114.00
22	AD	17(A)	C	N1-C2-O2	7.60	123.46	118.90
1	AA	794	A	C4-N9-C1'	7.58	139.95	126.30
24	DA	607	U	N3-C4-O4	-7.58	114.09	119.40
24	DA	1567	A	N9-C1'-C2'	7.56	123.83	114.00
24	DA	1992	G	C2'-C3'-O3'	7.56	126.14	109.50
24	BA	1359	A	C5-C6-N6	-7.55	117.66	123.70

Continued on next page...

Continued from previous page...

Mol	Chain	Res	Type	Atoms	Z	Observed(°)	Ideal(°)
24	DA	2665	A	C5-C6-N6	-7.54	117.67	123.70
24	DA	995	C	N1-C1'-C2'	7.54	123.80	114.00
1	AA	1124	G	N9-C1'-C2'	7.53	123.79	114.00
24	BA	2702	U	N1-C1'-C2'	7.52	123.77	114.00
24	BA	70	G	N9-C1'-C2'	7.51	123.76	114.00
1	AA	702	A	N9-C1'-C2'	7.50	123.75	114.00
25	DB	95	U	N1-C2-O2	7.50	128.05	122.80
24	BA	1992	G	C2'-C3'-O3'	7.49	125.98	109.50
24	BA	1992	G	N9-C1'-C2'	7.49	123.74	114.00
24	BA	607	U	C5-C4-O4	-7.46	121.42	125.90
25	DB	81	G	C5-C6-O6	7.45	133.07	128.60
1	CA	792	A	N1-C2-N3	7.43	133.02	129.30
24	DA	2311	A	C3'-C2'-C1'	-7.43	95.55	101.50
24	BA	1266	G	N9-C1'-C2'	7.42	123.65	114.00
24	DA	776	G	N9-C1'-C2'	7.42	123.65	114.00
43	BU	23	ARG	N-CA-C	-7.40	91.03	111.00
1	CA	1064	G	N9-C1'-C2'	7.37	123.59	114.00
24	DA	2468	G	N9-C1'-C2'	7.37	123.58	114.00
24	DA	2780	G	N9-C1'-C2'	7.36	123.56	114.00
24	BA	782	A	C2'-C3'-O3'	-7.34	93.35	109.50
24	DA	1992	G	N9-C1'-C2'	7.34	123.54	114.00
24	BA	2250	G	N9-C1'-C2'	7.34	123.54	114.00
24	BA	654(R)	C	C2'-C3'-O3'	7.33	125.63	109.50
24	DA	529	A	N9-C1'-C2'	7.33	123.53	114.00
24	DA	421	U	N1-C1'-C2'	7.33	123.52	114.00
24	DA	1966	A	N9-C1'-C2'	7.32	123.52	114.00
1	AA	794	A	C8-N9-C1'	-7.31	114.53	127.70
24	DA	1329	U	N1-C1'-C2'	7.30	123.49	114.00
24	DA	1781	C	C2'-C3'-O3'	7.28	125.53	109.50
24	BA	527	C	N1-C1'-C2'	7.28	123.46	114.00
34	DO	59	LEU	N-CA-C	-7.27	91.36	111.00
24	BA	527	C	O4'-C1'-N1	7.25	114.00	108.20
24	BA	1652	A	C2'-C3'-O3'	7.19	125.32	109.50
24	DA	685	A	C2'-C3'-O3'	7.18	125.30	109.50
24	DA	1340	U	N1-C1'-C2'	7.18	123.33	114.00
24	DA	1372	U	C5-C4-O4	-7.17	121.60	125.90
25	BB	95	U	N1-C2-O2	7.17	127.82	122.80
22	AC	16	C	N1-C1'-C2'	7.16	123.31	114.00
1	AA	190	G	N9-C1'-C2'	7.15	123.30	114.00
24	BA	2092	U	C6-N1-C1'	-7.13	111.22	121.20
1	AA	889	A	N9-C1'-C2'	7.12	123.26	114.00
24	BA	2566	A	N9-C1'-C2'	7.12	123.26	114.00

Continued on next page...

Continued from previous page...

Mol	Chain	Res	Type	Atoms	Z	Observed(°)	Ideal(°)
24	BA	1379	A	O4'-C1'-N9	7.11	113.89	108.20
1	AA	8	A	N9-C1'-C2'	7.10	123.23	114.00
24	BA	603	A	N9-C1'-C2'	7.08	123.20	114.00
1	CA	518	C	N1-C1'-C2'	7.08	123.21	114.00
35	DP	81	VAL	N-CA-C	7.08	130.12	111.00
22	CD	17(A)	C	N1-C2-O2	7.08	123.15	118.90
24	BA	323	G	O4'-C1'-N9	7.08	113.86	108.20
1	AA	367	U	N1-C1'-C2'	7.06	123.18	114.00
24	DA	574	C	N1-C1'-C2'	7.06	123.18	114.00
24	DA	1252	G	N9-C1'-C2'	7.06	123.18	114.00
24	DA	215	G	N9-C1'-C2'	7.05	123.16	114.00
24	DA	1249	U	N1-C2-O2	-7.05	117.87	122.80
1	CA	702	A	N9-C1'-C2'	7.04	123.15	114.00
24	BA	1954	G	N9-C1'-C2'	7.03	123.14	114.00
24	BA	1786	A	N9-C1'-C2'	7.02	123.13	114.00
24	BA	1962	C	N1-C1'-C2'	7.01	123.11	114.00
1	AA	1498	U	N1-C1'-C2'	7.00	123.11	114.00
24	DA	458	G	N9-C1'-C2'	7.00	123.10	114.00
24	BA	1253	A	N9-C1'-C2'	7.00	123.10	114.00
24	DA	2447	G	N9-C1'-C2'	6.99	123.08	114.00
24	DA	945	A	N7-C8-N9	6.98	117.29	113.80
22	AC	17(A)	C	N1-C2-O2	6.97	123.08	118.90
24	BA	50	U	N1-C1'-C2'	6.91	122.99	114.00
24	BA	448	U	N1-C1'-C2'	6.91	122.98	114.00
24	BA	573	G	N9-C1'-C2'	6.90	122.97	114.00
24	BA	2665	A	C5-C6-N6	-6.90	118.18	123.70
24	DA	829	A	N9-C1'-C2'	6.90	122.97	114.00
24	DA	1247	A	N9-C1'-C2'	6.90	122.97	114.00
23	C1	9	G	O4'-C1'-N9	6.89	113.72	108.20
25	DB	81	G	N1-C6-O6	-6.89	115.77	119.90
24	DA	2391	G	N9-C1'-C2'	6.88	122.95	114.00
24	DA	2061	G	N9-C1'-C2'	6.87	122.93	114.00
24	DA	728	G	N9-C1'-C2'	6.86	122.92	114.00
24	DA	2311	A	C8-N9-C1'	-6.86	115.35	127.70
24	DA	2249	U	N1-C1'-C2'	6.86	122.91	114.00
24	DA	1197	G	C5-C6-O6	6.85	132.71	128.60
24	DA	2681	C	N1-C1'-C2'	6.85	122.91	114.00
24	BA	458	G	N9-C1'-C2'	6.84	122.89	114.00
1	CA	794	A	C4-N9-C1'	6.84	138.61	126.30
24	DA	974(A)	C	N1-C1'-C2'	6.83	122.87	114.00
4	AG	12	CYS	CA-CB-SG	6.82	126.28	114.00
1	AA	109	A	N9-C1'-C2'	6.81	122.86	114.00

Continued on next page...

Continued from previous page...

Mol	Chain	Res	Type	Atoms	Z	Observed(°)	Ideal(°)
24	DA	1082	U	N1-C1'-C2'	-6.81	104.50	112.00
24	BA	571	A	N9-C1'-C2'	6.81	122.85	114.00
1	AA	251	G	N9-C1'-C2'	6.80	122.83	114.00
24	BA	531	C	O4'-C1'-N1	6.76	113.61	108.20
1	CA	372	C	N1-C1'-C2'	6.75	122.78	114.00
1	AA	7	G	N9-C1'-C2'	6.75	122.77	114.00
24	BA	301	G	N9-C1'-C2'	6.74	122.76	114.00
24	DA	621	A	C5-C6-N6	-6.74	118.31	123.70
1	AA	1201	A	N9-C1'-C2'	6.73	122.75	114.00
24	DA	1929	G	O4'-C1'-N9	-6.71	102.83	108.20
24	DA	1786	A	N9-C1'-C2'	6.71	122.72	114.00
24	BA	2448	A	N9-C1'-C2'	6.70	122.71	114.00
24	BA	1341	U	P-O3'-C3'	6.69	127.73	119.70
24	DA	301	G	N9-C1'-C2'	6.68	122.68	114.00
24	BA	120	U	N1-C1'-C2'	6.68	122.68	114.00
1	CA	872	A	N9-C1'-C2'	6.67	122.68	114.00
1	CA	889	A	N9-C1'-C2'	6.67	122.67	114.00
24	BA	2866	U	N1-C1'-C2'	6.67	122.67	114.00
22	CB	18	C	N1-C2-O2	6.65	122.89	118.90
24	DA	1312	U	N1-C1'-C2'	6.65	122.65	114.00
24	BA	249	C	O4'-C1'-N1	6.64	113.51	108.20
24	BA	242	G	N9-C1'-C2'	6.64	122.63	114.00
24	DA	1341	U	N1-C1'-C2'	6.64	122.63	114.00
24	DA	1615	C	N1-C1'-C2'	6.62	122.60	114.00
1	CA	792	A	C5-C6-N1	-6.61	114.40	117.70
24	BA	2249	U	N1-C1'-C2'	6.60	122.58	114.00
24	DA	2517	C	N1-C1'-C2'	6.60	122.58	114.00
1	CA	279	A	N9-C1'-C2'	6.60	122.57	114.00
24	DA	2031	A	N9-C1'-C2'	6.59	122.57	114.00
26	DD	131	LEU	CA-CB-CG	6.56	130.38	115.30
1	AA	7	G	O4'-C1'-N9	6.54	113.43	108.20
24	BA	1566	A	N9-C1'-C2'	6.54	122.50	114.00
1	CA	367	U	N1-C1'-C2'	6.54	122.50	114.00
24	DA	1667	G	N9-C1'-C2'	6.53	122.49	114.00
24	DA	801	G	N9-C1'-C2'	6.53	122.49	114.00
1	CA	794	A	C8-N9-C1'	-6.52	115.96	127.70
1	AA	1529	G	O4'-C1'-N9	6.52	113.42	108.20
24	BA	249	C	N1-C1'-C2'	6.52	122.47	114.00
24	DA	1800	C	N1-C1'-C2'	6.51	122.47	114.00
24	BA	2286	A	C4-N9-C1'	6.50	138.00	126.30
24	DA	2307	G	N9-C1'-C2'	6.49	122.44	114.00
22	AD	17(A)	C	N1-C2-N3	-6.49	114.66	119.20

Continued on next page...

Continued from previous page...

Mol	Chain	Res	Type	Atoms	Z	Observed(°)	Ideal(°)
24	DA	989	G	N9-C1'-C2'	6.47	122.41	114.00
24	BA	1698	A	N9-C1'-C2'	6.47	122.41	114.00
24	DA	728	G	C2'-C3'-O3'	6.47	124.05	113.70
12	CO	48	PRO	CA-N-CD	-6.45	102.47	111.50
24	BA	2656	U	N3-C4-O4	-6.44	114.89	119.40
24	DA	2656	U	N3-C4-O4	-6.44	114.89	119.40
34	BO	115	LEU	CA-CB-CG	6.43	130.10	115.30
24	DA	527	C	N1-C1'-C2'	6.43	122.36	114.00
24	BA	371	A	N9-C1'-C2'	6.43	122.35	114.00
24	DA	323	G	O4'-C1'-N9	6.42	113.34	108.20
24	BA	811	U	N1-C1'-C2'	6.41	122.34	114.00
1	AA	47	C	O4'-C1'-N1	6.40	113.32	108.20
1	AA	717	C	N1-C1'-C2'	6.38	122.30	114.00
22	CC	17(A)	C	N1-C2-O2	6.38	122.73	118.90
24	BA	222	A	N9-C1'-C2'	6.38	122.29	114.00
1	CA	47	C	O4'-C1'-N1	6.37	113.30	108.20
24	BA	932	G	N9-C1'-C2'	6.36	122.27	114.00
24	DA	945	A	C5-N7-C8	-6.35	100.72	103.90
24	BA	913	U	N1-C1'-C2'	6.34	122.25	114.00
4	AG	21	LEU	CA-CB-CG	-6.34	100.72	115.30
24	BA	1681	G	N9-C1'-C2'	6.33	122.23	114.00
1	AA	818	G	N9-C1'-C2'	6.33	122.23	114.00
24	DA	448	U	N1-C1'-C2'	6.33	122.22	114.00
1	AA	595	G	N9-C1'-C2'	6.32	122.22	114.00
1	CA	872	A	O4'-C1'-N9	6.32	113.26	108.20
24	DA	2275	C	N1-C1'-C2'	6.32	122.21	114.00
24	BA	2490	G	O4'-C1'-N9	6.31	113.25	108.20
1	CA	993	G	N9-C1'-C2'	6.29	122.17	114.00
24	BA	2447	G	N9-C1'-C2'	6.26	122.14	114.00
24	DA	783	A	N9-C1'-C2'	-6.26	105.11	112.00
24	DA	2439	A	N9-C1'-C2'	6.25	122.13	114.00
24	BA	801	G	N9-C1'-C2'	6.25	122.12	114.00
24	BA	607	U	N3-C4-O4	-6.25	115.03	119.40
22	CD	17(A)	C	N1-C2-N3	-6.23	114.84	119.20
24	DA	1698	A	N9-C1'-C2'	6.22	122.08	114.00
24	DA	764	A	O4'-C1'-N9	6.21	113.17	108.20
24	DA	930	U	N1-C1'-C2'	6.21	122.07	114.00
24	BA	1585	C	N1-C1'-C2'	6.21	122.07	114.00
24	BA	2425	A	O4'-C1'-N9	6.20	113.16	108.20
24	DA	573	G	N9-C1'-C2'	6.19	122.05	114.00
22	CC	17(A)	C	N1-C2-N3	-6.19	114.87	119.20
22	AC	17(A)	C	N1-C2-N3	-6.17	114.88	119.20

Continued on next page...

Continued from previous page...

Mol	Chain	Res	Type	Atoms	Z	Observed(°)	Ideal(°)
24	BA	1325	G	O4'-C1'-N9	6.17	113.14	108.20
1	CA	1529	G	O4'-C1'-N9	6.17	113.14	108.20
24	DA	2797	U	N1-C1'-C2'	6.17	122.02	114.00
1	AA	266	G	C2'-C3'-O3'	6.17	123.57	113.70
1	CA	788	U	C2-N3-C4	-6.17	123.30	127.00
24	BA	2517	C	N1-C1'-C2'	6.16	122.01	114.00
24	BA	2859	G	C2'-C3'-O3'	6.16	123.56	113.70
24	DA	455	C	N1-C1'-C2'	6.15	121.99	114.00
24	BA	1311	G	N9-C1'-C2'	6.15	121.99	114.00
4	AG	96	LEU	CA-CB-CG	6.14	129.42	115.30
1	AA	1504	G	N9-C1'-C2'	6.14	121.98	114.00
24	DA	670	A	N9-C1'-C2'	6.13	121.97	114.00
22	CB	18	C	N1-C2-N3	-6.12	114.92	119.20
24	DA	403	U	N1-C1'-C2'	6.12	121.95	114.00
24	BA	1131	G	N9-C1'-C2'	6.11	121.95	114.00
24	DA	1806	C	N1-C1'-C2'	-6.10	105.29	112.00
24	BA	2581	G	N9-C1'-C2'	6.09	121.92	114.00
24	BA	1397	U	N1-C1'-C2'	6.08	121.90	114.00
1	CA	246	A	N9-C1'-C2'	6.08	121.90	114.00
24	DA	2702	U	N1-C1'-C2'	6.07	121.89	114.00
24	DA	1272	A	O4'-C1'-N9	6.07	113.05	108.20
24	BA	1653	G	C2'-C3'-O3'	6.06	123.40	113.70
24	BA	531	C	C1'-O4'-C4'	-6.06	105.05	109.90
25	DB	95	U	N3-C4-O4	-6.06	115.16	119.40
1	CA	1067	A	N9-C1'-C2'	6.05	121.87	114.00
24	BA	1706	U	N1-C1'-C2'	6.05	121.86	114.00
36	D0	9	LYS	N-CA-C	-6.04	94.70	111.00
24	BA	2286	A	C8-N9-C1'	-6.04	116.84	127.70
24	DA	1451	C	N1-C1'-C2'	6.03	121.84	114.00
1	AA	49	U	N1-C1'-C2'	6.02	121.83	114.00
24	DA	1311	G	C2'-C3'-O3'	6.01	123.32	113.70
24	DA	1838	C	N1-C1'-C2'	6.01	121.82	114.00
24	DA	856	C	C2'-C3'-O3'	6.01	123.32	113.70
24	BA	1359	A	C6-N1-C2	-6.00	115.00	118.60
24	DA	1634	A	N9-C1'-C2'	6.00	121.80	114.00
24	BA	728	G	N9-C1'-C2'	5.99	121.78	114.00
24	BA	1618	A	N9-C1'-C2'	5.99	121.79	114.00
24	DA	2585	U	N1-C1'-C2'	5.99	121.78	114.00
24	BA	856	C	C2'-C3'-O3'	5.98	123.27	113.70
24	BA	2791	C	O4'-C1'-N1	5.98	112.99	108.20
24	BA	1565	C	N1-C1'-C2'	5.98	121.77	114.00
1	CA	1452	C	N1-C1'-C2'	5.97	121.76	114.00

Continued on next page...

Continued from previous page...

Mol	Chain	Res	Type	Atoms	Z	Observed(°)	Ideal(°)
1	AA	345	C	N1-C1'-C2'	5.97	121.76	114.00
24	BA	562	U	N1-C1'-C2'	5.96	121.75	114.00
24	DA	383	U	N1-C2-O2	5.96	126.97	122.80
24	DA	1082	U	C5-C4-O4	-5.96	122.32	125.90
1	CA	1124	G	N9-C1'-C2'	5.96	121.75	114.00
24	BA	1616	A	O4'-C1'-N9	5.95	112.96	108.20
1	CA	653	A	N9-C1'-C2'	5.95	121.73	114.00
24	BA	945	A	C8-N9-C1'	-5.94	117.01	127.70
24	BA	739	G	N9-C1'-C2'	5.93	121.71	114.00
24	DA	1359	A	C4-N9-C1'	5.93	136.97	126.30
24	BA	1554	A	N9-C1'-C2'	5.93	121.70	114.00
1	CA	13	U	N1-C1'-C2'	5.92	121.70	114.00
24	DA	913	U	N1-C1'-C2'	5.92	121.69	114.00
24	DA	2035	G	N9-C1'-C2'	5.91	121.69	114.00
22	AC	7	G	N9-C1'-C2'	5.89	121.66	114.00
24	BA	1828	G	N9-C1'-C2'	5.89	121.66	114.00
24	BA	2426	A	N9-C1'-C2'	5.89	121.65	114.00
24	DA	60	G	N9-C1'-C2'	5.87	121.63	114.00
24	BA	746	A	N9-C1'-C2'	5.86	121.62	114.00
24	BA	411	G	N9-C1'-C2'	5.86	121.61	114.00
1	CA	8	A	N9-C1'-C2'	5.86	121.61	114.00
1	CA	818	G	N9-C1'-C2'	5.86	121.61	114.00
24	BA	2092	U	N1-C1'-C2'	5.85	121.61	114.00
30	DH	125	VAL	C-N-CD	-5.85	107.73	120.60
24	BA	1925	C	C2-N3-C4	-5.85	116.97	119.90
1	CA	717	C	N1-C1'-C2'	5.84	121.60	114.00
27	DE	58	ARG	N-CA-C	-5.84	95.24	111.00
24	BA	60	G	N9-C1'-C2'	5.83	121.58	114.00
53	B8	41	ILE	N-CA-C	-5.83	95.25	111.00
25	BB	95	U	N3-C4-O4	-5.83	115.32	119.40
12	CO	119	LYS	N-CA-C	-5.82	95.28	111.00
24	DA	1950	G	O4'-C1'-N9	5.82	112.86	108.20
1	CA	890	G	OP2-P-O3'	5.82	117.99	105.20
24	DA	811	U	N1-C1'-C2'	5.81	121.56	114.00
24	DA	2286	A	C4-N9-C1'	5.81	136.76	126.30
24	DA	2346	A	N9-C1'-C2'	5.81	121.56	114.00
24	BA	1758	G	N9-C1'-C2'	5.81	121.55	114.00
24	BA	1325	G	C1'-O4'-C4'	-5.80	105.26	109.90
34	DO	26	GLY	N-CA-C	-5.80	98.59	113.10
1	CA	97	U	N1-C2-O2	5.80	126.86	122.80
24	BA	2425	A	N9-C1'-C2'	5.79	121.53	114.00
1	CA	792	A	N1-C6-N6	5.79	122.08	118.60

Continued on next page...

Continued from previous page...

Mol	Chain	Res	Type	Atoms	Z	Observed(°)	Ideal(°)
24	DA	2665	A	C6-N1-C2	-5.79	115.13	118.60
24	DA	1616	A	N9-C1'-C2'	5.78	121.52	114.00
24	BA	1944	U	N1-C1'-C2'	5.78	121.51	114.00
24	DA	1249	U	C2-N1-C1'	-5.78	110.76	117.70
24	DA	793	A	C4'-C3'-O3'	-5.76	97.30	109.40
1	CA	690	G	O4'-C1'-N9	5.76	112.81	108.20
47	DW	16	LEU	N-CA-C	-5.76	95.45	111.00
24	BA	1950	G	O4'-C1'-N9	5.75	112.80	108.20
1	CA	792	A	C5-N7-C8	-5.75	101.03	103.90
24	DA	1565	C	N1-C1'-C2'	5.74	121.47	114.00
24	BA	2391	G	C2'-C3'-O3'	5.74	122.88	113.70
24	BA	83	G	N9-C1'-C2'	5.73	121.45	114.00
1	AA	1498	U	C2'-C3'-O3'	5.73	122.87	113.70
24	DA	1250	G	N9-C1'-C2'	5.72	121.44	114.00
24	DA	1566	A	N9-C1'-C2'	5.72	121.44	114.00
24	DA	1781	C	OP2-P-O3'	5.72	117.78	105.20
24	DA	571	A	N9-C1'-C2'	5.72	121.43	114.00
24	DA	2726	U	N1-C1'-C2'	5.70	121.41	114.00
24	DA	1359	A	C6-C5-N7	-5.69	128.31	132.30
24	BA	2051	A	N9-C1'-C2'	5.69	121.39	114.00
19	CV	6	LYS	N-CA-C	-5.69	95.65	111.00
24	DA	2425	A	O4'-C1'-N9	5.69	112.75	108.20
24	BA	241	A	N9-C1'-C2'	5.68	121.39	114.00
24	BA	1699	G	N9-C1'-C2'	5.68	121.39	114.00
24	DA	1128	A	N9-C1'-C2'	5.68	121.38	114.00
1	CA	47	C	N1-C1'-C2'	5.68	121.38	114.00
24	DA	1828	G	N9-C1'-C2'	5.68	121.38	114.00
1	AA	1285	A	N9-C1'-C2'	5.67	121.38	114.00
1	CA	1535	C	N1-C1'-C2'	5.67	121.38	114.00
24	BA	383	U	N1-C2-O2	5.67	126.77	122.80
1	CA	1205	U	N1-C1'-C2'	-5.67	105.77	112.00
1	AA	517	G	N9-C1'-C2'	5.66	121.36	114.00
24	DA	196	A	N9-C1'-C2'	5.66	121.36	114.00
24	BA	531	C	N1-C1'-C2'	5.66	121.35	114.00
24	BA	1329	U	N1-C1'-C2'	5.65	121.35	114.00
24	DA	1947	C	C5'-C4'-C3'	-5.65	106.96	116.00
24	BA	2033	A	C2'-C3'-O3'	5.65	122.73	113.70
24	DA	685	A	N9-C1'-C2'	5.64	121.34	114.00
24	DA	1082	U	N3-C4-O4	-5.64	115.45	119.40
24	BA	1359	A	C5-C6-N1	5.64	120.52	117.70
24	BA	1940	U	O4'-C1'-N1	5.64	112.71	108.20
14	CQ	40	CYS	CA-CB-SG	5.64	124.15	114.00

Continued on next page...

Continued from previous page...

Mol	Chain	Res	Type	Atoms	Z	Observed(°)	Ideal(°)
24	BA	215	G	N9-C1'-C2'	5.63	121.32	114.00
24	DA	2278	A	C5'-C4'-C3'	5.63	125.01	116.00
24	DA	2468	G	N7-C8-N9	5.63	115.92	113.10
1	CA	50	A	N9-C1'-C2'	5.62	121.31	114.00
24	BA	242	G	OP2-P-O3'	5.62	117.57	105.20
24	DA	1379	A	N9-C1'-C2'	5.61	121.30	114.00
24	BA	637	A	N9-C1'-C2'	5.61	121.29	114.00
24	BA	621	A	C5-C6-N6	-5.61	119.21	123.70
1	AA	1064	G	N9-C1'-C2'	5.61	121.29	114.00
1	CA	1003	G	C3'-C2'-C1'	-5.60	97.02	101.50
1	CA	1502	A	O4'-C1'-N9	5.59	112.67	108.20
24	DA	447	A	N9-C1'-C2'	5.59	121.27	114.00
1	AA	1528	U	C2'-C3'-O3'	5.59	122.65	113.70
24	BA	2384	G	N9-C1'-C2'	5.59	121.27	114.00
24	DA	2732	G	N9-C1'-C2'	5.58	121.25	114.00
24	BA	1615	C	N1-C1'-C2'	5.58	121.25	114.00
24	DA	2320	A	N9-C1'-C2'	5.58	121.25	114.00
24	BA	2346	A	C1'-O4'-C4'	-5.57	105.44	109.90
24	BA	1380	G	C4'-C3'-C2'	-5.57	97.03	102.60
24	BA	446	G	N9-C1'-C2'	5.56	121.23	114.00
24	BA	1385	G	N9-C1'-C2'	5.56	121.23	114.00
49	D4	39	CYS	N-CA-C	-5.55	96.01	111.00
24	DA	620	G	N9-C1'-C2'	5.53	121.19	114.00
1	CA	794	A	C6-N1-C2	-5.53	115.28	118.60
32	DM	114	ARG	N-CA-C	-5.53	96.08	111.00
24	DA	332	A	N9-C1'-C2'	5.52	121.18	114.00
24	DA	616	A	N9-C1'-C2'	5.52	121.17	114.00
1	AA	328	C	N1-C1'-C2'	5.52	121.17	114.00
1	AA	7	G	C1'-O4'-C4'	-5.51	105.49	109.90
24	BA	323	G	C1'-O4'-C4'	-5.51	105.49	109.90
24	DA	562	U	OP2-P-O3'	5.51	117.32	105.20
24	DA	1372	U	C2-N3-C4	-5.51	123.69	127.00
24	DA	1372	U	O4'-C1'-N1	-5.50	103.80	108.20
24	DA	1359	A	C8-N9-C1'	-5.50	117.81	127.70
24	DA	1359	A	C4-C5-C6	5.50	119.75	117.00
24	DA	621	A	C6-N1-C2	-5.50	115.30	118.60
24	DA	1428	C	N1-C1'-C2'	5.50	121.14	114.00
24	DA	177	G	O4'-C1'-N9	5.49	112.59	108.20
24	DA	1938	A	O4'-C1'-N9	5.48	112.58	108.20
24	DA	2665	A	C5-C6-N1	5.47	120.44	117.70
24	DA	1342	A	N9-C1'-C2'	5.47	121.11	114.00
24	BA	791	C	O4'-C1'-N1	5.46	112.57	108.20

Continued on next page...

Continued from previous page...

Mol	Chain	Res	Type	Atoms	Z	Observed(°)	Ideal(°)
24	BA	1699	G	C2'-C3'-O3'	5.46	122.44	113.70
24	DA	1940	U	N1-C1'-C2'	5.46	121.09	114.00
53	B8	32	LEU	CA-CB-CG	5.46	127.85	115.30
40	B2	49	THR	C-N-CD	5.46	139.85	128.40
24	BA	1667	G	N9-C1'-C2'	5.45	121.09	114.00
24	DA	138	G	N9-C1'-C2'	5.45	121.08	114.00
24	DA	793	A	N9-C1'-C2'	5.45	121.08	114.00
24	DA	1980	G	OP1-P-O3'	5.44	117.17	105.20
24	DA	2439	A	C2'-C3'-O3'	5.44	122.41	113.70
26	DD	251	GLY	N-CA-C	5.44	126.70	113.10
24	DA	371	A	N9-C1'-C2'	5.44	121.07	114.00
1	CA	1036	G	N9-C1'-C2'	5.43	121.06	114.00
24	BA	2033	A	N9-C1'-C2'	5.43	121.06	114.00
24	DA	1980	G	N9-C1'-C2'	5.43	121.05	114.00
24	BA	1272	A	O4'-C1'-N9	5.42	112.54	108.20
30	DH	127	GLU	N-CA-C	-5.42	96.35	111.00
34	DO	25	SER	N-CA-C	-5.42	96.35	111.00
1	CA	1498	U	N1-C1'-C2'	5.42	121.04	114.00
24	DA	1372	U	C6-N1-C1'	-5.42	113.61	121.20
24	DA	2665	A	N1-C6-N6	5.42	121.85	118.60
1	AA	1137	C	C2'-C3'-O3'	5.42	122.37	113.70
4	CG	12	CYS	CA-CB-SG	5.42	123.75	114.00
24	BA	2656	U	N1-C1'-C2'	-5.41	106.05	112.00
24	DA	2346	A	O4'-C1'-N9	5.41	112.53	108.20
24	DA	2517	C	C2'-C3'-O3'	5.41	122.36	113.70
24	BA	2346	A	O4'-C1'-N9	5.40	112.52	108.20
24	DA	637	A	N9-C1'-C2'	5.40	121.02	114.00
24	DA	2613	U	O4'-C1'-N1	5.40	112.52	108.20
24	DA	1344	G	N9-C1'-C2'	5.39	121.01	114.00
24	DA	2336	A	N9-C1'-C2'	5.39	121.01	114.00
1	CA	1177	G	N9-C1'-C2'	5.39	121.00	114.00
31	DK	135	GLU	N-CA-C	5.38	125.53	111.00
1	CA	971	G	O4'-C1'-N9	5.38	112.50	108.20
26	DD	111	LEU	CA-CB-CG	5.37	127.65	115.30
1	AA	788	U	C2-N3-C4	-5.37	123.78	127.00
24	DA	2211	G	N9-C1'-C2'	5.37	120.97	114.00
1	AA	189	U	N1-C1'-C2'	5.36	120.97	114.00
1	CA	48	C	N1-C1'-C2'	5.36	120.96	114.00
24	DA	1025	G	N9-C1'-C2'	5.35	120.95	114.00
1	AA	84	U	N1-C1'-C2'	5.34	120.95	114.00
30	DH	100	GLY	N-CA-C	-5.34	99.75	113.10
24	BA	1940	U	C1'-O4'-C4'	-5.34	105.63	109.90

Continued on next page...

Continued from previous page...

Mol	Chain	Res	Type	Atoms	Z	Observed(°)	Ideal(°)
24	DA	775	G	C2'-C3'-O3'	-5.34	97.76	109.50
24	BA	2447	G	C2'-C3'-O3'	5.33	122.22	113.70
1	CA	788	U	C5-C4-O4	-5.33	122.70	125.90
24	DA	2311	A	N7-C8-N9	5.32	116.46	113.80
24	BA	2572	A	N9-C1'-C2'	5.32	120.91	114.00
1	CA	1364	U	N1-C1'-C2'	5.31	120.91	114.00
24	DA	1694	C	N1-C1'-C2'	5.31	120.90	114.00
1	AA	559	A	N9-C1'-C2'	5.31	120.90	114.00
1	CA	328	C	N1-C1'-C2'	5.30	120.89	114.00
24	DA	1265	A	N9-C1'-C2'	5.30	120.89	114.00
24	BA	1320	C	N1-C1'-C2'	5.29	120.88	114.00
1	CA	1053	G	O4'-C1'-N9	5.28	112.42	108.20
1	CA	190	G	N9-C1'-C2'	5.28	120.86	114.00
1	CA	1528	U	C2'-C3'-O3'	5.28	122.14	113.70
24	DA	676	A	O4'-C1'-N9	5.27	112.42	108.20
24	BA	1359	A	N1-C6-N6	5.27	121.76	118.60
24	DA	1143	A	N9-C1'-C2'	5.27	120.86	114.00
24	DA	1416	G	O4'-C1'-N9	5.27	112.42	108.20
24	DA	1598	C	C5'-C4'-C3'	-5.27	107.56	116.00
24	BA	1937	A	N9-C1'-C2'	5.27	120.85	114.00
53	D8	36	LYS	N-CA-C	-5.27	96.77	111.00
24	BA	2665	A	C6-N1-C2	-5.27	115.44	118.60
24	BA	2681	C	N1-C1'-C2'	5.27	120.85	114.00
1	AA	1036	G	N9-C1'-C2'	5.26	120.84	114.00
1	AA	1299	A	N9-C1'-C2'	5.26	120.84	114.00
24	BA	323	G	N9-C1'-C2'	5.26	120.84	114.00
24	BA	2345	G	N9-C1'-C2'	5.25	120.83	114.00
24	DA	1980	G	C2'-C3'-O3'	5.25	122.10	113.70
24	DA	2238	G	N9-C1'-C2'	5.24	120.82	114.00
24	BA	1427	A	N9-C1'-C2'	5.24	120.81	114.00
24	DA	1249	U	C2-N3-C4	-5.23	123.86	127.00
24	BA	2602	A	N9-C1'-C2'	5.23	120.80	114.00
24	BA	2311	A	N9-C1'-C2'	5.23	120.80	114.00
1	CA	872	A	C1'-O4'-C4'	-5.23	105.72	109.90
24	BA	666	G	C5'-C4'-C3'	-5.23	107.63	116.00
35	DP	5	ARG	N-CA-C	-5.23	96.88	111.00
23	C1	9	G	C1'-O4'-C4'	-5.23	105.72	109.90
24	BA	2425	A	C1'-O4'-C4'	-5.22	105.72	109.90
24	DA	1372	U	C2-N1-C1'	5.22	123.96	117.70
24	DA	1954	G	N9-C1'-C2'	5.21	120.78	114.00
24	DA	803	U	C5'-C4'-O4'	-5.21	102.85	109.10
24	DA	1130	U	N1-C1'-C2'	5.21	120.78	114.00

Continued on next page...

Continued from previous page...

Mol	Chain	Res	Type	Atoms	Z	Observed(°)	Ideal(°)
24	BA	125	G	N9-C1'-C2'	5.21	120.77	114.00
27	BE	118	LYS	N-CA-C	-5.21	96.95	111.00
24	DA	2507	C	C5'-C4'-O4'	-5.20	102.86	109.10
1	AA	197	A	N9-C1'-C2'	5.20	120.76	114.00
37	DQ	110	LEU	CA-CB-CG	5.19	127.24	115.30
1	AA	960	U	N1-C1'-C2'	5.19	120.75	114.00
19	CV	79	THR	N-CA-C	-5.19	96.99	111.00
24	DA	479	A	N9-C1'-C2'	5.18	120.74	114.00
24	DA	1609	A	N9-C1'-C2'	5.18	120.74	114.00
24	BA	242	G	C5'-C4'-C3'	5.18	124.29	116.00
24	BA	15	G	N9-C1'-C2'	-5.18	106.30	112.00
24	DA	2557	G	C5'-C4'-C3'	-5.18	107.71	116.00
24	DA	2286	A	C3'-C2'-C1'	-5.18	97.36	101.50
24	DA	1220	A	N9-C1'-C2'	5.18	120.73	114.00
1	AA	130	A	N9-C1'-C2'	5.17	120.73	114.00
1	CA	388	G	N9-C1'-C2'	5.17	120.73	114.00
1	AA	934	C	N1-C1'-C2'	5.17	120.72	114.00
24	DA	196	A	O4'-C1'-N9	5.17	112.33	108.20
24	BA	2529	G	N9-C1'-C2'	5.17	120.72	114.00
24	DA	945	A	C4-C5-N7	5.16	113.28	110.70
24	BA	1925	C	O4'-C4'-C3'	-5.15	98.85	104.00
24	BA	329	G	N9-C1'-C2'	5.15	120.69	114.00
24	DA	1286	A	O4'-C1'-N9	5.15	112.32	108.20
1	AA	246	A	N9-C1'-C2'	5.14	120.69	114.00
24	DA	531	C	C2'-C3'-O3'	-5.14	98.19	109.50
33	BN	26	LYS	N-CA-C	-5.14	97.12	111.00
24	DA	532	A	C4'-C3'-O3'	-5.13	98.62	109.40
24	BA	1130	U	N1-C1'-C2'	5.13	120.67	114.00
25	BB	31	C	N1-C1'-C2'	5.13	120.67	114.00
45	B3	50	ASN	N-CA-C	-5.13	97.14	111.00
24	BA	1929	G	C4-N9-C1'	5.13	133.17	126.50
1	CA	412	A	N9-C1'-C2'	5.13	120.67	114.00
1	CA	690	G	C1'-O4'-C4'	-5.13	105.80	109.90
24	DA	1197	G	C6-N1-C2	5.12	128.17	125.10
24	BA	1128	A	N9-C1'-C2'	5.12	120.65	114.00
1	AA	121	C	N1-C1'-C2'	5.12	120.65	114.00
24	BA	1929	G	C8-N9-C1'	-5.11	120.36	127.00
24	DA	442	G	C2'-C3'-O3'	-5.11	98.26	109.50
1	CA	1054	C	N1-C1'-C2'	5.11	120.64	114.00
24	BA	2732	G	N9-C1'-C2'	5.11	120.64	114.00
1	CA	794	A	C5-C6-N6	-5.11	119.61	123.70
24	DA	1773	A	N9-C1'-C2'	-5.11	106.38	112.00

Continued on next page...

Continued from previous page...

Mol	Chain	Res	Type	Atoms	Z	Observed(°)	Ideal(°)
24	BA	603	A	O4'-C1'-N9	5.10	112.28	108.20
24	BA	2665	A	C5-C6-N1	5.10	120.25	117.70
1	CA	51	A	O4'-C1'-N9	5.10	112.28	108.20
24	DA	562	U	N1-C1'-C2'	5.10	120.63	114.00
24	DA	1325	G	N9-C1'-C2'	5.10	120.63	114.00
25	DB	81	G	N9-C1'-C2'	5.10	120.63	114.00
24	DA	1311	G	N9-C1'-C2'	5.10	120.63	114.00
24	DA	1668	A	O4'-C1'-N9	5.10	112.28	108.20
24	BA	2690	C	N1-C1'-C2'	5.10	120.62	114.00
24	BA	676	A	O4'-C1'-N9	5.09	112.28	108.20
25	DB	95	U	C2-N1-C1'	5.09	123.81	117.70
24	DA	1786	A	O4'-C1'-N9	5.09	112.27	108.20
38	DR	123	GLN	N-CA-C	-5.09	97.26	111.00
27	BE	70	ALA	N-CA-C	-5.09	97.26	111.00
1	CA	1336	C	N1-C1'-C2'	5.09	120.61	114.00
1	AA	793	U	N1-C1'-C2'	5.08	120.61	114.00
22	AD	48	C	N1-C1'-C2'	5.08	120.61	114.00
24	BA	1451	C	N1-C1'-C2'	5.08	120.61	114.00
24	DA	2286	A	C8-N9-C1'	-5.08	118.55	127.70
22	CC	16	C	N1-C1'-C2'	5.08	120.61	114.00
4	AG	12	CYS	N-CA-C	-5.08	97.30	111.00
24	DA	800	A	N9-C1'-C2'	5.07	120.59	114.00
24	BA	1385	G	O4'-C1'-N9	5.07	112.25	108.20
24	BA	119	A	N9-C1'-C2'	5.06	120.58	114.00
24	BA	2238	G	N9-C1'-C2'	5.06	120.58	114.00
24	BA	1807	G	N9-C1'-C2'	-5.06	106.44	112.00
24	DA	1359	A	C5-C6-N1	5.06	120.23	117.70
24	BA	671	C	C5'-C4'-O4'	-5.05	103.03	109.10
1	CA	733	A	N9-C1'-C2'	5.05	120.57	114.00
24	BA	249	C	C1'-O4'-C4'	-5.05	105.86	109.90
24	BA	1955	U	N1-C1'-C2'	5.05	120.57	114.00
38	DR	59	THR	N-CA-C	-5.05	97.36	111.00
24	DA	2468	G	C6-C5-N7	-5.03	127.38	130.40
24	DA	2725	A	N9-C1'-C2'	5.03	120.53	114.00
24	BA	1781	C	O4'-C1'-N1	5.03	112.22	108.20
24	DA	1944	U	O4'-C1'-N1	5.03	112.22	108.20
24	BA	311	A	N9-C1'-C2'	5.02	120.53	114.00
1	CA	73	G	N9-C1'-C2'	5.02	120.53	114.00
24	DA	323	G	C2'-C3'-O3'	-5.02	98.45	109.50
1	AA	250	A	N9-C1'-C2'	5.02	120.52	114.00
1	CA	1502	A	C1'-O4'-C4'	-5.01	105.89	109.90
24	DA	242	G	N9-C1'-C2'	5.01	120.52	114.00

Continued on next page...

Continued from previous page...

Mol	Chain	Res	Type	Atoms	Z	Observed(°)	Ideal(°)
24	DA	1427	A	N9-C1'-C2'	5.01	120.52	114.00
30	DH	127	GLU	C-N-CD	-5.01	109.58	120.60
1	AA	652	U	N1-C1'-C2'	5.00	120.51	114.00
30	BH	31	GLY	N-CA-C	5.00	125.60	113.10

There are no chirality outliers.

All (416) planarity outliers are listed below:

Mol	Chain	Res	Type	Group
23	A1	11	U	Sidechain
23	A1	4	A	Sidechain
23	A1	9	G	Sidechain
1	AA	1001	G	Sidechain
1	AA	1006	C	Sidechain
1	AA	1036	G	Sidechain
1	AA	1039	C	Sidechain
1	AA	1040	U	Sidechain
1	AA	1049	U	Sidechain
1	AA	1053	G	Sidechain
1	AA	1064	G	Sidechain
1	AA	1067	A	Sidechain
1	AA	1122	U	Sidechain
1	AA	1124	G	Sidechain
1	AA	1128	C	Sidechain
1	AA	1143	G	Sidechain
1	AA	1159	U	Sidechain
1	AA	1201	A	Sidechain
1	AA	1205	U	Sidechain
1	AA	1247	U	Sidechain
1	AA	1285	A	Sidechain
1	AA	1537	U	Sidechain
1	AA	1540	U	Sidechain
1	AA	1541	U	Sidechain
1	AA	189	U	Sidechain
1	AA	190	G	Sidechain
1	AA	197	A	Sidechain
1	AA	250	A	Sidechain
1	AA	251	G	Sidechain
1	AA	252	U	Sidechain
1	AA	266	G	Sidechain
1	AA	30	U	Sidechain
1	AA	326	G	Sidechain

Continued on next page...

Continued from previous page...

Mol	Chain	Res	Type	Group
1	AA	345	C	Sidechain
1	AA	367	U	Sidechain
1	AA	403	C	Sidechain
1	AA	47	C	Sidechain
1	AA	49	U	Sidechain
1	AA	501	C	Sidechain
1	AA	51	A	Sidechain
1	AA	517	G	Sidechain
1	AA	527	G	Sidechain
1	AA	528	C	Sidechain
1	AA	575	G	Sidechain
1	AA	689	C	Sidechain
1	AA	703	G	Sidechain
1	AA	788	U	Sidechain
1	AA	818	G	Sidechain
1	AA	82	U	Sidechain
1	AA	87	A	Sidechain
1	AA	880	C	Sidechain
1	AA	883	C	Sidechain
1	AA	921	U	Sidechain
1	AA	922	G	Sidechain
1	AA	923	A	Sidechain
1	AA	974	A	Sidechain
1	AA	999	U	Sidechain
22	AC	16	C	Sidechain
22	AC	7	G	Sidechain
22	AD	19	G	Sidechain
22	AD	7	G	Sidechain
24	BA	1025	G	Sidechain
24	BA	1026	U	Sidechain
24	BA	1082	U	Sidechain
24	BA	1153	C	Sidechain
24	BA	1204	A	Sidechain
24	BA	1215	G	Sidechain
24	BA	1247	A	Sidechain
24	BA	1249	U	Sidechain
24	BA	125	G	Sidechain
24	BA	1252	G	Sidechain
24	BA	1266	G	Sidechain
24	BA	1294	U	Sidechain
24	BA	1300	U	Sidechain
24	BA	1311	G	Sidechain

Continued on next page...

Continued from previous page...

Mol	Chain	Res	Type	Group
24	BA	1312	U	Sidechain
24	BA	1330	C	Sidechain
24	BA	1359	A	Sidechain
24	BA	1372	U	Sidechain
24	BA	1397	U	Sidechain
24	BA	1415	U	Sidechain
24	BA	1462	C	Sidechain
24	BA	1607	C	Sidechain
24	BA	1618	A	Sidechain
24	BA	1663	C	Sidechain
24	BA	1667	G	Sidechain
24	BA	1681	G	Sidechain
24	BA	1693	U	Sidechain
24	BA	1694	C	Sidechain
24	BA	1763	G	Sidechain
24	BA	1772	G	Sidechain
24	BA	1774	C	Sidechain
24	BA	1775	U	Sidechain
24	BA	1779	U	Sidechain
24	BA	1802	A	Sidechain
24	BA	1807	G	Sidechain
24	BA	1808	U	Sidechain
24	BA	1818	U	Sidechain
24	BA	1828	G	Sidechain
24	BA	1900	A	Sidechain
24	BA	1925	C	Sidechain
24	BA	1929	G	Sidechain
24	BA	1930	G	Sidechain
24	BA	1962	C	Sidechain
24	BA	1966	A	Sidechain
24	BA	1971	A	Sidechain
24	BA	1992	G	Sidechain
24	BA	200	U	Sidechain
24	BA	2019	A	Sidechain
24	BA	2022	U	Sidechain
24	BA	2031	A	Sidechain
24	BA	2032	G	Sidechain
24	BA	2034	U	Sidechain
24	BA	205	G	Sidechain
24	BA	2050	C	Sidechain
24	BA	2059	A	Sidechain
24	BA	2078	C	Sidechain

Continued on next page...

Continued from previous page...

Mol	Chain	Res	Type	Group
24	BA	2110	G	Sidechain
24	BA	2229	C	Sidechain
24	BA	2250	G	Sidechain
24	BA	226	G	Sidechain
24	BA	2262	U	Sidechain
24	BA	2275	C	Sidechain
24	BA	2278	A	Sidechain
24	BA	2304	G	Sidechain
24	BA	2311	A	Sidechain
24	BA	2319	G	Sidechain
24	BA	232	G	Sidechain
24	BA	2345	G	Sidechain
24	BA	2346	A	Sidechain
24	BA	2401	U	Sidechain
24	BA	2406	U	Sidechain
24	BA	2447	G	Sidechain
24	BA	2458	G	Sidechain
24	BA	250	G	Sidechain
24	BA	2542	A	Sidechain
24	BA	2563	U	Sidechain
24	BA	2596	U	Sidechain
24	BA	2611	U	Sidechain
24	BA	2656	U	Sidechain
24	BA	2684	U	Sidechain
24	BA	2696	U	Sidechain
24	BA	2702	U	Sidechain
24	BA	2712	U	Sidechain
24	BA	2720	U	Sidechain
24	BA	2725	A	Sidechain
24	BA	2747	G	Sidechain
24	BA	2779	U	Sidechain
24	BA	2789	C	Sidechain
24	BA	2791	C	Sidechain
24	BA	2817	G	Sidechain
24	BA	2835	A	Sidechain
24	BA	2857	G	Sidechain
24	BA	305	U	Sidechain
24	BA	307	G	Sidechain
24	BA	33	U	Sidechain
24	BA	370	G	Sidechain
24	BA	384	U	Sidechain
24	BA	385	C	Sidechain

Continued on next page...

Continued from previous page...

Mol	Chain	Res	Type	Group
24	BA	387	U	Sidechain
24	BA	403	U	Sidechain
24	BA	411	G	Sidechain
24	BA	434	U	Sidechain
24	BA	448	U	Sidechain
24	BA	463	G	Sidechain
24	BA	475	U	Sidechain
24	BA	500	G	Sidechain
24	BA	509	C	Sidechain
24	BA	524	U	Sidechain
24	BA	529	A	Sidechain
24	BA	562	U	Sidechain
24	BA	566	U	Sidechain
24	BA	607	U	Sidechain
24	BA	630	G	Sidechain
24	BA	654(R)	C	Sidechain
24	BA	666	G	Sidechain
24	BA	670	A	Sidechain
24	BA	683	C	Sidechain
24	BA	686	G	Sidechain
24	BA	70	G	Sidechain
24	BA	700	G	Sidechain
24	BA	72	U	Sidechain
24	BA	738	G	Sidechain
24	BA	757	U	Sidechain
24	BA	787	U	Sidechain
24	BA	788	A	Sidechain
24	BA	803	U	Sidechain
24	BA	811	U	Sidechain
24	BA	816	C	Sidechain
24	BA	826	U	Sidechain
24	BA	833	U	Sidechain
24	BA	84	A	Sidechain
24	BA	859	G	Sidechain
24	BA	913	U	Sidechain
24	BA	932	G	Sidechain
24	BA	956	G	Sidechain
24	BA	99	U	Sidechain
25	BB	12	C	Sidechain
25	BB	55	U	Sidechain
25	BB	81	G	Sidechain
25	BB	95	U	Sidechain

Continued on next page...

Continued from previous page...

Mol	Chain	Res	Type	Group
23	C1	11	U	Sidechain
23	C1	18	G	Sidechain
23	C1	9	G	Sidechain
1	CA	1003	G	Sidechain
1	CA	1020	U	Sidechain
1	CA	1036	G	Sidechain
1	CA	1040	U	Sidechain
1	CA	1064	G	Sidechain
1	CA	1067	A	Sidechain
1	CA	1077	G	Sidechain
1	CA	1129	C	Sidechain
1	CA	114	U	Sidechain
1	CA	1150	U	Sidechain
1	CA	1240	U	Sidechain
1	CA	130	A	Sidechain
1	CA	1301	U	Sidechain
1	CA	1313	U	Sidechain
1	CA	1336	C	Sidechain
1	CA	1364	U	Sidechain
1	CA	1380	U	Sidechain
1	CA	1502	A	Sidechain
1	CA	1510	U	Sidechain
1	CA	1512	U	Sidechain
1	CA	1513	A	Sidechain
1	CA	1536	C	Sidechain
1	CA	189	U	Sidechain
1	CA	250	A	Sidechain
1	CA	251	G	Sidechain
1	CA	281	G	Sidechain
1	CA	290	C	Sidechain
1	CA	342	C	Sidechain
1	CA	367	U	Sidechain
1	CA	388	G	Sidechain
1	CA	403	C	Sidechain
1	CA	501	C	Sidechain
1	CA	518	C	Sidechain
1	CA	556	C	Sidechain
1	CA	574	A	Sidechain
1	CA	575	G	Sidechain
1	CA	586	C	Sidechain
1	CA	652	U	Sidechain
1	CA	657	G	Sidechain

Continued on next page...

Continued from previous page...

Mol	Chain	Res	Type	Group
1	CA	686	U	Sidechain
1	CA	689	C	Sidechain
1	CA	702	A	Sidechain
1	CA	727	G	Sidechain
1	CA	760	G	Sidechain
1	CA	794	A	Sidechain
1	CA	82	U	Sidechain
1	CA	870	U	Sidechain
1	CA	873	A	Sidechain
1	CA	898	G	Sidechain
1	CA	93	U	Sidechain
1	CA	946	A	Sidechain
1	CA	97	U	Sidechain
1	CA	974	A	Sidechain
22	CD	24	U	Sidechain
24	DA	1012	U	Sidechain
24	DA	1025	G	Sidechain
24	DA	1058	U	Sidechain
24	DA	1076	C	Sidechain
24	DA	1082	U	Sidechain
24	DA	1086	A	Sidechain
24	DA	1128	A	Sidechain
24	DA	1131	G	Sidechain
24	DA	1156	A	Sidechain
24	DA	1204	A	Sidechain
24	DA	1220	A	Sidechain
24	DA	1240	U	Sidechain
24	DA	1247	A	Sidechain
24	DA	1249	U	Sidechain
24	DA	1294	U	Sidechain
24	DA	1300	U	Sidechain
24	DA	1312	U	Sidechain
24	DA	1323	U	Sidechain
24	DA	1330	C	Sidechain
24	DA	1340	U	Sidechain
24	DA	1349	A	Sidechain
24	DA	1352	U	Sidechain
24	DA	1360	A	Sidechain
24	DA	1363	C	Sidechain
24	DA	1372	U	Sidechain
24	DA	1397	U	Sidechain
24	DA	1450	C	Sidechain

Continued on next page...

Continued from previous page...

Mol	Chain	Res	Type	Group
24	DA	1451	C	Sidechain
24	DA	1534	G	Sidechain
24	DA	1537	C	Sidechain
24	DA	1543	A	Sidechain
24	DA	1558	A	Sidechain
24	DA	1564	C	Sidechain
24	DA	1566	A	Sidechain
24	DA	1567	A	Sidechain
24	DA	1619	G	Sidechain
24	DA	1623	G	Sidechain
24	DA	1647	G	Sidechain
24	DA	1654	A	Sidechain
24	DA	1664	A	Sidechain
24	DA	1667	G	Sidechain
24	DA	1693	U	Sidechain
24	DA	1694	C	Sidechain
24	DA	1699	G	Sidechain
24	DA	1773	A	Sidechain
24	DA	1774	C	Sidechain
24	DA	1775	U	Sidechain
24	DA	1779	U	Sidechain
24	DA	1781	C	Sidechain
24	DA	1788	C	Sidechain
24	DA	1802	A	Sidechain
24	DA	1807	G	Sidechain
24	DA	1808	U	Sidechain
24	DA	1834	U	Sidechain
24	DA	1898	U	Sidechain
24	DA	1902	C	Sidechain
24	DA	1925	C	Sidechain
24	DA	1929	G	Sidechain
24	DA	1934	C	Sidechain
24	DA	1936	A	Sidechain
24	DA	1964	G	Sidechain
24	DA	1968	G	Sidechain
24	DA	1992	G	Sidechain
24	DA	2009	G	Sidechain
24	DA	201	C	Sidechain
24	DA	2031	A	Sidechain
24	DA	2034	U	Sidechain
24	DA	2049	G	Sidechain
24	DA	2052	G	Sidechain

Continued on next page...

Continued from previous page...

Mol	Chain	Res	Type	Group
24	DA	2053	G	Sidechain
24	DA	2062	A	Sidechain
24	DA	2078	C	Sidechain
24	DA	2086	U	Sidechain
24	DA	222	A	Sidechain
24	DA	2266	A	Sidechain
24	DA	2283	C	Sidechain
24	DA	2336	A	Sidechain
24	DA	2345	G	Sidechain
24	DA	2390	U	Sidechain
24	DA	24	G	Sidechain
24	DA	2406	U	Sidechain
24	DA	2426	A	Sidechain
24	DA	2460	U	Sidechain
24	DA	2489	G	Sidechain
24	DA	249	C	Sidechain
24	DA	2511	U	Sidechain
24	DA	2521	C	Sidechain
24	DA	2542	A	Sidechain
24	DA	2545	G	Sidechain
24	DA	2555	U	Sidechain
24	DA	2563	U	Sidechain
24	DA	2564	A	Sidechain
24	DA	2582	G	Sidechain
24	DA	2587	A	Sidechain
24	DA	2597	G	Sidechain
24	DA	2605	U	Sidechain
24	DA	265	A	Sidechain
24	DA	2656	U	Sidechain
24	DA	2665	A	Sidechain
24	DA	2681	C	Sidechain
24	DA	2684	U	Sidechain
24	DA	2702	U	Sidechain
24	DA	2746	U	Sidechain
24	DA	2779	U	Sidechain
24	DA	2780	G	Sidechain
24	DA	2789	C	Sidechain
24	DA	2791	C	Sidechain
24	DA	28	A	Sidechain
24	DA	2873	A	Sidechain
24	DA	2878	U	Sidechain
24	DA	329	G	Sidechain

Continued on next page...

Continued from previous page...

Mol	Chain	Res	Type	Group
24	DA	362	U	Sidechain
24	DA	363(E)	U	Sidechain
24	DA	370	G	Sidechain
24	DA	385	C	Sidechain
24	DA	387	U	Sidechain
24	DA	427	U	Sidechain
24	DA	448	U	Sidechain
24	DA	463	G	Sidechain
24	DA	47	C	Sidechain
24	DA	473	G	Sidechain
24	DA	487	C	Sidechain
24	DA	497	A	Sidechain
24	DA	508	G	Sidechain
24	DA	511	U	Sidechain
24	DA	52	A	Sidechain
24	DA	566	U	Sidechain
24	DA	607	U	Sidechain
24	DA	616	A	Sidechain
24	DA	620	G	Sidechain
24	DA	621	A	Sidechain
24	DA	670	A	Sidechain
24	DA	675	A	Sidechain
24	DA	680	G	Sidechain
24	DA	683	C	Sidechain
24	DA	684	G	Sidechain
24	DA	70	G	Sidechain
24	DA	72	U	Sidechain
24	DA	733	G	Sidechain
24	DA	739	G	Sidechain
24	DA	74	A	Sidechain
24	DA	747	U	Sidechain
24	DA	778	G	Sidechain
24	DA	783	A	Sidechain
24	DA	788	A	Sidechain
24	DA	792	G	Sidechain
24	DA	83	G	Sidechain
24	DA	85	G	Sidechain
24	DA	859	G	Sidechain
24	DA	906	G	Sidechain
24	DA	913	U	Sidechain
24	DA	956	G	Sidechain
24	DA	995	C	Sidechain

Continued on next page...

Continued from previous page...

Mol	Chain	Res	Type	Group
25	DB	66	A	Sidechain
25	DB	72	G	Sidechain
25	DB	81	G	Sidechain
25	DB	90	C	Sidechain
25	DB	95	U	Sidechain

5.2 Too-close contacts ⓘ

In the following table, the Non-H and H(model) columns list the number of non-hydrogen atoms and hydrogen atoms in the chain respectively. The H(added) column lists the number of hydrogen atoms added and optimized by MolProbity. The Clashes column lists the number of clashes within the asymmetric unit, whereas Symm-Clashes lists symmetry related clashes.

Mol	Chain	Non-H	H(model)	H(added)	Clashes	Symm-Clashes
1	AA	32600	0	16446	1807	2
1	CA	32554	0	16428	1770	14
2	AE	1915	0	1969	380	0
2	CE	1924	0	1975	293	0
3	AF	1612	0	1677	307	0
3	CF	1605	0	1668	219	0
4	AG	1703	0	1764	262	0
4	CG	1703	0	1763	241	0
5	AH	1178	0	1233	148	0
5	CH	1155	0	1213	135	0
6	AI	843	0	857	109	0
6	CI	843	0	857	101	0
7	AJ	1257	0	1296	178	0
7	CJ	1257	0	1296	156	0
8	AK	1116	0	1177	151	0
8	CK	1116	0	1177	151	0
9	AL	1018	0	1049	212	0
9	CL	1010	0	1037	161	0
10	AM	801	0	849	152	0
10	CM	801	0	849	149	0
11	AN	901	0	926	123	0
11	CN	885	0	904	108	0
12	AO	975	0	1062	135	0
12	CO	975	0	1062	111	0
13	AP	937	0	995	203	0
13	CP	964	0	1034	154	0
14	AQ	492	0	529	69	0
14	CQ	492	0	529	95	0

Continued on next page...

Continued from previous page...

Mol	Chain	Non-H	H(model)	H(added)	Clashes	Symm-Clashes
15	AR	734	0	771	102	0
15	CR	734	0	771	79	0
16	AS	705	0	725	75	0
16	CS	705	0	725	130	0
17	AT	834	0	904	64	0
17	CT	834	0	904	84	0
18	AU	585	0	657	99	0
18	CU	574	0	644	73	0
19	AV	656	0	678	168	0
19	CV	674	0	699	141	0
20	AW	763	0	861	84	0
20	CW	763	0	861	117	0
21	AX	217	0	234	35	0
21	CX	217	0	234	33	0
22	AC	1640	0	836	72	0
22	AD	1640	0	836	121	0
22	CB	1385	0	704	64	0
22	CC	1640	0	836	41	0
22	CD	1640	0	834	93	0
23	A1	502	0	253	40	0
23	C1	502	0	253	38	0
24	BA	62134	0	31302	3009	2
24	DA	62151	0	31309	2760	0
25	BB	2572	0	1305	184	0
25	DB	2573	0	1305	137	0
26	BD	2115	0	2195	297	0
26	DD	2115	0	2195	344	0
27	BE	1568	0	1634	286	0
27	DE	1568	0	1634	286	0
28	BF	1627	0	1680	255	0
28	DF	1585	0	1632	189	0
29	BG	1474	0	1535	262	0
29	DG	1474	0	1535	209	0
30	BH	1307	0	1382	320	14
30	DH	1307	0	1382	232	0
31	BK	1136	0	1223	201	0
31	DK	1136	0	1223	206	0
32	BM	1104	0	1180	135	0
32	DM	1104	0	1180	200	0
33	BN	933	0	996	114	0
33	DN	933	0	996	128	0
34	BO	1145	0	1228	260	0

Continued on next page...

Continued from previous page...

Mol	Chain	Non-H	H(model)	H(added)	Clashes	Symm-Clashes
34	DO	1145	0	1228	262	0
35	BP	1122	0	1179	237	0
35	DP	1122	0	1179	153	0
36	B0	960	0	1021	123	0
36	D0	968	0	1033	117	0
37	BQ	882	0	943	162	0
37	DQ	882	0	943	167	0
38	BR	1141	0	1202	154	0
38	DR	1141	0	1202	160	0
39	B1	964	0	1022	163	0
39	D1	964	0	1022	131	0
40	B2	779	0	852	198	0
40	D2	779	0	851	136	0
41	BS	900	0	964	112	0
41	DS	900	0	964	105	0
42	BT	725	0	778	88	0
42	DT	725	0	778	75	0
43	BU	785	0	878	209	0
43	DU	785	0	878	162	0
44	BV	1404	0	1437	309	0
44	DV	1378	0	1407	234	0
45	B3	629	0	650	73	0
45	D3	611	0	631	61	0
46	BZ	763	0	848	104	0
46	DZ	763	0	848	141	0
47	BW	581	0	629	107	0
47	DW	581	0	629	85	0
48	BX	469	0	518	40	0
48	DX	469	0	518	43	0
49	B4	581	0	573	167	0
49	D4	581	0	574	164	0
50	B5	459	0	480	51	0
50	D5	459	0	480	79	0
51	B6	417	0	441	91	0
51	D6	424	0	450	99	0
52	B7	430	0	480	57	0
52	D7	430	0	480	50	0
53	B8	517	0	582	138	0
53	D8	517	0	582	112	0
54	A1	1	0	0	0	0
54	AA	440	0	0	0	0
54	AC	8	0	0	0	0

Continued on next page...

Continued from previous page...

Mol	Chain	Non-H	H(model)	H(added)	Clashes	Symm-Clashes
54	AD	3	0	0	0	0
54	AH	2	0	0	0	0
54	AI	1	0	0	0	0
54	AJ	1	0	0	0	0
54	AK	1	0	0	0	0
54	AL	2	0	0	0	0
54	AO	1	0	0	0	0
54	AP	1	0	0	0	0
54	AQ	1	0	0	0	0
54	AS	2	0	0	0	0
54	AT	2	0	0	0	0
54	AW	4	0	0	0	0
54	AX	1	0	0	0	0
54	B0	2	0	0	0	0
54	B1	1	0	0	0	0
54	B3	2	0	0	0	0
54	B4	1	0	0	0	0
54	B5	1	0	0	0	0
54	B6	1	0	0	0	0
54	B8	1	0	0	0	0
54	BA	683	0	0	0	0
54	BB	26	0	0	0	0
54	BD	2	0	0	0	0
54	BE	7	0	0	0	0
54	BF	2	0	0	0	0
54	BG	1	0	0	0	0
54	BH	1	0	0	0	0
54	BK	1	0	0	0	0
54	BO	1	0	0	0	0
54	BQ	1	0	0	0	0
54	BR	2	0	0	0	0
54	BT	2	0	0	0	0
54	BU	5	0	0	0	0
54	BW	1	0	0	0	0
54	BZ	1	0	0	0	0
54	C1	1	0	0	0	0
54	CA	384	0	0	0	0
54	CC	13	0	0	0	0
54	CD	26	0	0	0	0
54	CG	1	0	0	0	0
54	CH	2	0	0	0	0
54	CK	2	0	0	0	0

Continued on next page...

Continued from previous page...

Mol	Chain	Non-H	H(model)	H(added)	Clashes	Symm-Clashes
54	CL	1	0	0	0	0
54	CM	1	0	0	0	0
54	CP	4	0	0	0	0
54	CQ	3	0	0	0	0
54	CR	1	0	0	0	0
54	CS	2	0	0	0	0
54	CT	1	0	0	0	0
54	CW	5	0	0	0	0
54	CX	2	0	0	0	0
54	D0	5	0	0	0	0
54	D1	6	0	0	0	0
54	D2	1	0	0	0	0
54	D3	4	0	0	0	0
54	D5	1	0	0	0	0
54	D6	2	0	0	0	0
54	D7	1	0	0	0	0
54	DA	905	0	0	0	0
54	DB	29	0	0	0	0
54	DD	3	0	0	0	0
54	DE	3	0	0	0	0
54	DF	1	0	0	0	0
54	DG	3	0	0	0	0
54	DH	4	0	0	0	0
54	DO	5	0	0	0	0
54	DR	2	0	0	0	0
54	DS	1	0	0	0	0
54	DT	2	0	0	0	0
54	DU	6	0	0	0	0
54	DW	2	0	0	0	0
54	DZ	2	0	0	0	0
55	AA	2	0	0	0	0
55	AG	1	0	0	0	0
55	AQ	1	0	0	0	0
55	CG	1	0	0	0	0
55	CQ	1	0	0	0	0
All	All	298428	0	200046	22780	16

The all-atom clashscore is defined as the number of clashes found per 1000 atoms (including hydrogen atoms). The all-atom clashscore for this structure is 46.

All (22780) close contacts within the same asymmetric unit are listed below, sorted by their clash magnitude.

Atom-1	Atom-2	Interatomic distance (Å)	Clash overlap (Å)
30:DH:127:GLU:CG	30:DH:128:PRO:HD3	1.36	1.52
24:BA:654(R):C:C5'	24:BA:654(R):C:C2	1.96	1.45
24:DA:1378:A:O2'	24:DA:1379:A:C5'	1.64	1.44
49:B4:12:ALA:CB	49:B4:23:GLU:O	1.68	1.41
24:BA:654(R):C:C5'	24:BA:654(R):C:C4	2.07	1.38
46:DZ:81:LYS:HA	46:DZ:81:LYS:NZ	1.43	1.34
24:BA:1899:G:N2	24:BA:1902:C:H41	1.27	1.31
24:BA:654(R):C:C5'	24:BA:654(R):C:C6	2.15	1.29
1:CA:73:G:N2	1:CA:74:C:H41	1.26	1.28
24:BA:654(R):C:P	24:BA:654(R):C:C4	2.25	1.27
24:BA:654(R):C:C5'	24:BA:654(R):C:O5'	1.79	1.27
1:CA:792:A:H2'	1:CA:794:A:N6	1.48	1.26
46:DZ:81:LYS:HE2	46:DZ:81:LYS:N	1.50	1.26
24:BA:654(R):C:C5'	24:BA:654(R):C:N3	1.99	1.26
1:CA:792:A:C2'	1:CA:794:A:H62	1.49	1.25
24:BA:1378:A:O2'	24:BA:1379:A:C5'	1.84	1.24
24:BA:654(R):C:N1	24:BA:654(R):C:C5'	1.88	1.24
24:BA:654(R):C:C5'	24:BA:654(R):C:C5	2.22	1.23
35:BP:77:LYS:NZ	35:BP:82:ARG:CB	2.02	1.22
35:BP:77:LYS:NZ	35:BP:82:ARG:HB2	1.52	1.22
30:DH:127:GLU:HG2	30:DH:128:PRO:CD	1.69	1.21
24:DA:1378:A:O2'	24:DA:1379:A:H5''	1.08	1.20
30:DH:127:GLU:CB	30:DH:128:PRO:HD3	1.69	1.20
11:AN:13:GLN:HB3	11:AN:75:TYR:O	1.37	1.20
24:BA:1378:A:O2'	24:BA:1379:A:H5''	1.02	1.19
24:BA:2758:A:H2'	24:BA:2759:G:H5''	1.20	1.19
24:BA:654(R):C:C5	24:BA:654(R):C:H5'	1.77	1.19
49:B4:10:VAL:CG1	49:B4:11:PRO:HD3	1.70	1.19
31:BK:79:ILE:N	31:BK:142:VAL:HG21	1.56	1.19
53:B8:23:VAL:HG13	53:B8:48:PHE:O	1.40	1.18
22:AD:70:G:H2'	22:AD:71:C:H5''	1.22	1.18
23:A1:8:A:H3'	23:A1:9:G:H5''	1.19	1.16
46:DZ:82:LEU:C	46:DZ:82:LEU:HD12	1.66	1.16
43:DU:76:CYS:HB3	43:DU:96:ILE:HD13	1.17	1.16
1:AA:1305:G:H22	1:AA:1331:G:H2'	1.00	1.16
43:DU:95:LYS:HB3	43:DU:100:ALA:HA	1.20	1.16
1:CA:1007:C:H2'	1:CA:1008:C:H5''	1.20	1.16
1:AA:827:U:H3	1:AA:872:A:N6	1.43	1.15
1:AA:64:G:H4'	1:AA:65:U:H5''	1.28	1.15
12:AO:45:PRO:HG3	12:AO:50:SER:HA	1.29	1.15
49:B4:10:VAL:HG12	49:B4:11:PRO:CD	1.77	1.14
24:BA:1887:C:H2'	24:BA:1888:G:H5''	1.22	1.14

Continued on next page...

Continued from previous page...

Atom-1	Atom-2	Interatomic distance (Å)	Clash overlap (Å)
24:BA:1899:G:H22	24:BA:1902:C:N4	1.44	1.14
49:B4:12:ALA:HB2	49:B4:23:GLU:O	1.36	1.13
33:BN:88:ASN:HD21	33:BN:90:GLN:HB2	1.14	1.13
9:AL:16:ARG:HB2	9:AL:16:ARG:HH11	1.12	1.13
24:BA:2519:U:H4'	24:BA:2520:C:OP1	1.46	1.13
2:CE:101:MET:HA	2:CE:108:ILE:HG13	1.25	1.13
44:BV:95:PRO:O	44:BV:96:VAL:HG23	1.45	1.13
2:AE:133:LYS:HD2	2:AE:137:ARG:HH12	1.01	1.12
13:AP:9:ILE:HB	13:AP:10:PRO:CD	1.77	1.12
34:DO:50:ARG:HH21	34:DO:50:ARG:HB3	1.13	1.12
24:DA:1065:U:H3'	24:DA:1066:U:H5''	1.28	1.12
24:DA:1507:A:H3'	24:DA:1508:A:H5''	1.31	1.12
46:DZ:82:LEU:CD1	46:DZ:83:GLU:O	1.97	1.12
31:DK:92:VAL:HG13	31:DK:120:ILE:HG23	1.32	1.12
27:DE:179:GLU:HB3	27:DE:181:LEU:HD23	1.32	1.11
44:DV:152:ALA:HB2	44:DV:169:GLU:HB3	1.15	1.11
24:BA:2701:C:H3'	24:BA:2702:U:H5''	1.23	1.11
39:D1:8:VAL:HG23	39:D1:11:ARG:HH21	1.14	1.11
30:BH:12:PRO:HB3	30:BH:49:VAL:HB	1.30	1.11
24:DA:1081:U:H3'	24:DA:1082:U:H4'	1.21	1.11
24:DA:1077:A:H3'	24:DA:1078:U:H5''	1.32	1.11
46:DZ:82:LEU:HD12	46:DZ:83:GLU:N	1.66	1.11
26:DD:44:ASN:HB2	26:DD:48:ARG:O	1.50	1.11
24:BA:1359:A:N6	24:BA:1373:A:C4	2.19	1.11
30:BH:30:LYS:HD2	30:BH:79:VAL:HA	1.31	1.11
24:DA:1318:C:H2'	24:DA:1319:G:H5''	1.31	1.11
24:BA:1484:G:H2'	24:BA:1485:G:H5''	1.15	1.11
43:BU:15:VAL:HB	43:BU:22:GLY:HA2	1.26	1.11
28:DF:101:LEU:HD12	28:DF:102:PRO:HD2	1.21	1.11
30:BH:126:PRO:HB2	30:BH:127:GLU:CA	1.82	1.10
36:B0:37:THR:HG22	36:B0:39:PRO:HD2	1.11	1.10
7:AJ:113:GLU:HB2	7:AJ:119:ARG:HG2	1.31	1.10
30:DH:132:ARG:HB2	30:DH:132:ARG:HH11	1.10	1.10
34:BO:146:VAL:HG22	34:BO:147:LEU:HD13	1.33	1.10
24:DA:2795:G:H3'	24:DA:2797:U:H5'	1.16	1.10
24:DA:483:A:H4'	43:DU:49:VAL:HA	1.11	1.10
24:BA:877:U:H2'	24:BA:878:A:H5''	1.32	1.10
24:BA:1826:G:H4'	26:BD:242:ARG:HH21	0.94	1.10
49:B4:12:ALA:HB1	49:B4:23:GLU:O	1.47	1.10
24:DA:1693:U:O2'	26:DD:14:ARG:NH2	1.82	1.10
40:B2:35:LEU:HD21	40:B2:57:VAL:HB	1.20	1.10

Continued on next page...

Continued from previous page...

Atom-1	Atom-2	Interatomic distance (Å)	Clash overlap (Å)
31:BK:82:ARG:HH21	1:CA:56:U:H4'	1.15	1.10
24:DA:277:C:H3'	24:DA:278:A:C5'	1.82	1.09
27:DE:50:GLY:HA2	27:DE:77:ILE:HA	1.31	1.09
24:DA:1049:C:H2'	24:DA:1050:A:H5''	1.34	1.09
49:B4:6:HIS:HB2	49:B4:7:PRO:HA	1.19	1.09
1:CA:1226:C:H4'	1:CA:1227:A:OP1	1.50	1.09
24:DA:2701:C:H3'	24:DA:2702:U:H5''	1.20	1.09
32:DM:134:ARG:H	32:DM:135:PRO:HD3	1.11	1.09
3:AF:21:ARG:HB3	3:AF:21:ARG:HH11	1.09	1.09
50:B5:4:HIS:HB3	50:B5:5:PRO:HD3	1.19	1.09
24:BA:33:U:H4'	24:BA:34:C:OP1	1.52	1.09
46:BZ:91:LYS:HA	46:BZ:91:LYS:HE3	1.19	1.08
24:DA:888:C:H3'	24:DA:889:C:H4'	1.35	1.08
29:BG:17:PRO:HA	29:BG:20:ILE:HG12	1.31	1.08
15:CR:87:ILE:HG22	15:CR:88:ARG:H	1.18	1.08
24:DA:1484:G:H2'	24:DA:1485:G:H5''	1.33	1.08
9:AL:28:VAL:HG22	9:AL:29:ASN:H	1.09	1.08
2:CE:80:ILE:HD11	2:CE:208:ILE:HG23	1.34	1.08
3:CF:15:THR:HG23	3:CF:181:ASN:HA	1.35	1.08
30:DH:152:ARG:HG3	30:DH:153:LYS:HE2	1.33	1.08
49:B4:12:ALA:HB1	49:B4:23:GLU:C	1.73	1.08
30:DH:86:GLU:HG3	30:DH:165:ALA:H	1.06	1.08
31:BK:79:ILE:H	31:BK:142:VAL:CG2	1.65	1.08
10:CM:6:ILE:HG22	10:CM:98:ILE:HG13	1.30	1.08
19:CV:41:VAL:HB	19:CV:42:PRO:HA	1.26	1.08
24:DA:1043:C:H2'	24:DA:1044:G:H5''	1.30	1.08
26:DD:131:LEU:HB2	26:DD:136:ILE:HD11	1.35	1.08
46:DZ:81:LYS:CA	46:DZ:81:LYS:HZ3	1.65	1.08
24:BA:1342:A:O2'	24:BA:1344:G:OP2	1.68	1.08
34:DO:126:VAL:HG12	34:DO:147:LEU:HD21	1.30	1.08
1:AA:696:A:H2'	1:AA:697:U:H5''	1.31	1.08
28:BF:18:ARG:HG2	28:BF:19:GLU:H	1.16	1.08
1:CA:1443:G:H3'	1:CA:1446:A:H5''	1.34	1.08
35:BP:77:LYS:NZ	35:BP:82:ARG:CA	2.16	1.07
24:DA:1057:A:H62	24:DA:1086:A:H2'	1.09	1.07
26:BD:255:LYS:HE3	26:BD:255:LYS:H	1.19	1.07
3:AF:82:GLU:HG3	3:AF:83:ARG:H	1.15	1.07
1:CA:1101:A:H4'	1:CA:1102:A:O5'	1.49	1.07
24:DA:518:G:H4'	41:DS:18:ARG:HH12	1.16	1.07
1:CA:1129:C:H4'	1:CA:1130:A:H5'	1.32	1.07
1:CA:1124:G:H3'	1:CA:1145:C:N4	1.68	1.07

Continued on next page...

Continued from previous page...

Atom-1	Atom-2	Interatomic distance (Å)	Clash overlap (Å)
2:AE:185:ILE:HG22	2:AE:199:TYR:HB2	1.15	1.07
44:BV:94:GLU:HB2	44:BV:95:PRO:HD3	1.24	1.07
24:BA:1056:G:H4'	24:BA:1086:A:H1'	1.30	1.07
41:BS:29:LEU:HD21	41:BS:33:ARG:HH21	1.18	1.07
1:AA:792:A:H2'	1:AA:794:A:H62	1.17	1.06
44:BV:94:GLU:CB	44:BV:95:PRO:HD3	1.85	1.06
13:AP:9:ILE:HB	13:AP:10:PRO:HD3	1.08	1.06
1:AA:1363:A:H4'	1:AA:1364:U:H5''	1.32	1.06
34:DO:59:LEU:HA	34:DO:61:ARG:NH2	1.69	1.06
46:DZ:82:LEU:CD1	46:DZ:83:GLU:N	2.18	1.06
28:BF:66:PRO:O	28:BF:67:GLN:HB3	1.54	1.06
30:BH:97:ARG:HB2	30:BH:104:GLU:HB2	1.31	1.06
49:B4:61:ARG:HB3	49:B4:62:ARG:HH21	1.21	1.06
24:BA:2790:A:H2'	24:BA:2791:C:H5''	1.37	1.06
24:DA:704:G:H2'	24:DA:726:G:H22	1.19	1.06
42:BT:57:LEU:HD21	42:BT:78:LYS:HB2	1.32	1.06
30:DH:153:LYS:HB3	30:DH:154:PRO:HD2	1.06	1.06
49:B4:10:VAL:CB	49:B4:11:PRO:CD	2.34	1.06
28:BF:132:VAL:HG22	28:BF:133:ASN:H	1.20	1.06
53:D8:52:LYS:H	53:D8:53:PRO:CD	1.69	1.06
22:AC:75:C:H3'	22:AC:76:A:H5''	1.34	1.06
49:D4:71:ARG:HH11	49:D4:71:ARG:HG3	1.13	1.06
24:DA:608:A:C4	24:DA:621:A:N6	2.23	1.06
27:DE:63:LEU:HD12	27:DE:64:LYS:H	1.18	1.06
1:AA:792:A:H2'	1:AA:794:A:N6	1.69	1.06
35:BP:77:LYS:HZ1	35:BP:82:ARG:CB	1.63	1.06
50:B5:36:CYS:SG	50:B5:49:CYS:HB3	1.96	1.06
24:BA:1309:G:H3'	52:B7:9:ARG:NH1	1.71	1.06
1:CA:1399:C:H4'	1:CA:1400:C:O5'	1.53	1.06
35:BP:77:LYS:NZ	35:BP:82:ARG:HA	1.71	1.05
24:DA:1179:C:H2'	24:DA:1180:C:H5''	1.31	1.05
24:DA:1728:G:H3'	24:DA:1729:A:H5''	1.33	1.05
27:BE:47:VAL:HG12	27:BE:48:GLN:H	1.14	1.05
24:DA:2015:A:H1'	50:D5:2:ALA:HA	1.34	1.05
49:B4:10:VAL:CG1	49:B4:11:PRO:CD	2.33	1.05
24:DA:277:C:H3'	24:DA:278:A:H5''	1.07	1.05
24:DA:603:A:H4'	24:DA:604:G:O5'	1.50	1.05
34:DO:19:VAL:HG22	34:DO:20:GLY:H	1.15	1.05
24:BA:2753:A:H2'	24:BA:2754:U:H5''	1.36	1.05
24:BA:654(R):C:N3	24:BA:654(R):C:H5''	1.66	1.05
26:BD:35:LYS:HG2	26:BD:64:ILE:N	1.72	1.05

Continued on next page...

Continued from previous page...

Atom-1	Atom-2	Interatomic distance (Å)	Clash overlap (Å)
24:DA:1378:A:O2'	24:DA:1379:A:H5'	1.56	1.05
27:DE:21:VAL:HB	27:DE:22:PRO:HB3	1.37	1.05
13:CP:3:ARG:HA	13:CP:9:ILE:HG21	1.35	1.05
22:AC:20:U:H3'	22:AC:21:A:H5'	1.39	1.05
15:AR:87:ILE:HG22	15:AR:88:ARG:H	1.21	1.05
28:BF:3:GLU:HA	28:BF:24:LEU:HG	1.36	1.05
13:CP:88:ARG:HB3	13:CP:88:ARG:HH11	1.19	1.05
24:BA:1784:A:H4'	24:BA:1785:A:O5'	1.49	1.05
31:BK:142:VAL:HG22	31:BK:143:SER:H	1.15	1.05
35:BP:77:LYS:HZ1	35:BP:82:ARG:CA	1.67	1.04
1:AA:1325:C:H4'	21:AX:17:THR:HG21	1.36	1.04
26:BD:27:THR:HG21	26:BD:83:GLU:HG2	1.38	1.04
31:BK:82:ARG:NH1	31:BK:146:ALA:HB2	1.71	1.04
40:B2:85:LYS:HG3	40:B2:87:HIS:N	1.71	1.04
1:CA:792:A:H2'	1:CA:794:A:H62	0.90	1.04
40:D2:49:THR:HB	40:D2:50:PRO:HD2	1.39	1.04
1:AA:1101:A:H4'	1:AA:1102:A:O5'	1.58	1.04
24:BA:2348:U:H2'	24:BA:2349:G:H5''	1.39	1.04
24:BA:776:G:H4'	24:BA:777:A:O5'	1.52	1.04
44:DV:138:GLU:O	44:DV:156:LYS:HD3	1.56	1.04
11:CN:51:LYS:HA	11:CN:55:LYS:HD3	1.36	1.04
13:AP:40:ASN:HD22	13:AP:43:THR:HG23	1.16	1.04
1:CA:1286:A:H5''	21:CX:26:LYS:HD2	1.36	1.04
1:AA:792:A:C2'	1:AA:794:A:H62	1.70	1.04
24:BA:2250:G:C6	35:BP:82:ARG:HD3	1.93	1.04
1:CA:96:G:H2'	1:CA:97:U:H5'	1.33	1.04
51:B6:40:CYS:H	51:B6:41:PRO:HD2	1.20	1.04
44:BV:94:GLU:CB	44:BV:95:PRO:CD	2.36	1.04
1:CA:1002:G:H2'	1:CA:1003:G:H8	1.19	1.04
11:CN:79:SER:HB2	11:CN:106:LYS:HD2	1.35	1.04
12:AO:47:LYS:HB3	12:AO:48:PRO:CD	1.87	1.04
24:BA:1879:C:H2'	24:BA:1880:C:H5''	1.34	1.04
19:CV:68:GLY:HA3	49:D4:68:ARG:HB2	1.38	1.04
4:AG:12:CYS:HB3	4:AG:32:ALA:HB2	1.40	1.03
50:B5:4:HIS:HB3	50:B5:5:PRO:CD	1.88	1.03
8:CK:29:SER:HB3	8:CK:32:LYS:HG3	1.39	1.03
30:DH:127:GLU:CG	30:DH:128:PRO:CD	2.31	1.03
51:B6:12:GLU:HA	51:B6:24:GLU:HB3	1.39	1.03
24:BA:1925:C:H3'	24:BA:1925:C:C6	1.93	1.03
24:BA:1249:U:O2	24:BA:1249:U:H2'	1.57	1.03
24:BA:2068:U:N3	24:BA:2430:A:H2	1.55	1.03

Continued on next page...

Continued from previous page...

Atom-1	Atom-2	Interatomic distance (Å)	Clash overlap (Å)
39:D1:90:VAL:HG12	39:D1:91:ASP:H	1.18	1.03
30:DH:127:GLU:CB	30:DH:128:PRO:CD	2.35	1.03
37:DQ:106:ARG:HA	37:DQ:110:LEU:HD11	1.39	1.03
22:AD:56:C:H2'	22:AD:57:A:H5''	1.38	1.03
28:BF:89:VAL:HG12	28:BF:90:PHE:H	1.23	1.03
2:AE:178:ARG:HH12	8:AK:68:ARG:HH22	1.04	1.03
31:DK:4:ILE:HG12	31:DK:18:VAL:HG22	1.38	1.03
37:DQ:83:LYS:O	37:DQ:109:GLY:HA3	1.57	1.03
24:DA:2790:A:H2'	24:DA:2791:C:H5''	1.37	1.03
26:DD:35:LYS:HG2	26:DD:64:ILE:N	1.72	1.03
31:DK:78:THR:HG22	31:DK:141:LYS:HD2	1.41	1.03
33:DN:53:LYS:HD2	33:DN:53:LYS:H	1.23	1.03
24:BA:1434:A:H61	24:BA:1558:A:N6	1.57	1.03
44:BV:103:ARG:HG3	44:BV:105:VAL:H	1.22	1.03
24:DA:2893:G:H5''	24:DA:2894:G:H5'	1.35	1.03
43:BU:75:ILE:HG12	43:BU:80:GLY:H	1.24	1.02
24:DA:2760:C:H2'	24:DA:2761:G:H5''	1.41	1.02
22:AD:70:G:C2'	22:AD:71:C:H5''	1.89	1.02
5:AH:76:ILE:HG22	5:AH:77:PRO:HD2	1.36	1.02
1:CA:1003:G:H2'	1:CA:1004:A:H5'	1.39	1.02
2:CE:18:GLY:H	2:CE:42:ILE:HG22	1.21	1.02
1:CA:1322:C:O2'	1:CA:1323:G:H5'	1.59	1.02
1:CA:65:U:H5'	1:CA:66:G:OP1	1.59	1.02
2:CE:4:GLU:HG2	2:CE:5:ILE:H	1.19	1.02
5:CH:11:ILE:HD11	5:CH:31:LEU:HD12	1.38	1.02
28:DF:67:GLN:O	28:DF:68:LYS:HB2	1.56	1.02
35:DP:81:VAL:O	35:DP:82:ARG:CD	2.06	1.02
24:BA:242:G:H5''	53:B8:62:LEU:HD13	1.40	1.02
43:BU:95:LYS:HB2	43:BU:95:LYS:HZ3	1.18	1.02
44:BV:10:ARG:HG2	44:BV:36:LYS:HB3	1.40	1.02
35:DP:65:PHE:O	35:DP:66:ILE:HG12	1.59	1.02
44:BV:94:GLU:HB2	44:BV:95:PRO:CD	1.90	1.02
24:DA:1077:A:H3'	24:DA:1078:U:C5'	1.89	1.02
35:DP:12:GLN:HG2	35:DP:73:PRO:HD2	1.42	1.02
19:AV:40:ILE:O	19:AV:41:VAL:HG22	1.57	1.02
27:BE:60:ASN:C	27:BE:62:PRO:HD2	1.80	1.02
28:DF:46:ARG:HH11	28:DF:46:ARG:HG2	1.20	1.02
24:BA:925:C:H2'	24:BA:926:A:H5''	1.39	1.02
33:BN:2:ILE:HD11	33:BN:82:ASN:HD22	1.24	1.02
1:CA:73:G:N2	1:CA:74:C:N4	2.08	1.02
24:DA:1899:G:N2	24:DA:1902:C:H41	1.58	1.02

Continued on next page...

Continued from previous page...

Atom-1	Atom-2	Interatomic distance (Å)	Clash overlap (Å)
43:DU:97:ARG:HH21	43:DU:98:VAL:HB	1.25	1.02
1:AA:696:A:C2'	1:AA:697:U:H5''	1.89	1.01
45:B3:49:LYS:H	45:B3:49:LYS:HE2	1.18	1.01
24:BA:84:A:H5''	43:BU:8:LYS:HD2	1.41	1.01
1:CA:1053:G:H5'	1:CA:1054:C:H5'	1.41	1.01
1:CA:91:C:H2'	1:CA:92:G:H5''	1.41	1.01
2:AE:162:ILE:HD11	2:AE:184:VAL:HG22	1.41	1.01
40:B2:85:LYS:HG3	40:B2:87:HIS:H	1.21	1.01
2:AE:32:ILE:HD11	2:AE:40:HIS:HB3	1.43	1.01
39:B1:50:ARG:NH1	40:B2:72:VAL:HG11	1.75	1.01
24:BA:2882:A:H5'	36:B0:96:ARG:HG3	1.42	1.01
13:CP:49:THR:HG22	13:CP:51:ALA:H	1.22	1.01
29:DG:13:GLU:O	29:DG:14:GLU:HB2	1.60	1.01
9:AL:28:VAL:HG21	9:AL:63:ILE:N	1.76	1.01
27:BE:95:ILE:HD12	27:BE:95:ILE:H	1.25	1.01
34:BO:47:ASP:HB3	34:BO:48:PRO:HA	1.42	1.01
31:BK:79:ILE:HB	31:BK:142:VAL:HG11	1.37	1.01
24:DA:1458:C:H5''	24:DA:1459:G:H5'	1.39	1.01
24:DA:483:A:H5'	43:DU:49:VAL:HG22	1.38	1.01
26:BD:242:ARG:HD2	26:BD:242:ARG:H	1.23	1.01
19:CV:41:VAL:HB	19:CV:42:PRO:CA	1.91	1.01
36:D0:67:LEU:HD13	36:D0:76:VAL:HG21	1.39	1.01
24:DA:1142(A):A:O2'	24:DA:1143:A:H3'	1.58	1.01
3:AF:21:ARG:NH1	3:AF:21:ARG:HB3	1.73	1.00
24:BA:2287:A:H62	24:BA:2344:U:H3	1.08	1.00
24:BA:330:A:H2	24:BA:1210:A:H2'	1.26	1.00
24:BA:479:A:O2'	24:BA:481:G:H5''	1.60	1.00
35:DP:79:LEU:HD13	35:DP:80:GLU:OE1	1.61	1.00
40:B2:2:PHE:HB3	40:B2:42:GLY:HA2	1.41	1.00
24:BA:1484:G:C2'	24:BA:1485:G:H5''	1.90	1.00
24:DA:2760:C:C2'	24:DA:2761:G:H5''	1.91	1.00
24:BA:1899:G:N2	24:BA:1902:C:N4	2.05	1.00
27:BE:60:ASN:HD22	27:BE:63:LEU:HB2	1.26	1.00
24:DA:776:G:H4'	24:DA:777:A:O5'	1.59	1.00
28:DF:185:ASP:HA	28:DF:188:ARG:HD3	1.41	1.00
32:DM:96:GLU:HG2	32:DM:97:ARG:H	1.26	1.00
44:BV:103:ARG:HG3	44:BV:104:PHE:H	1.21	1.00
10:AM:48:THR:HA	10:AM:62:HIS:HB3	1.44	1.00
24:BA:2533:A:H2'	24:BA:2534:A:H5''	1.43	1.00
28:BF:125:LEU:H	28:BF:125:LEU:HD23	1.25	1.00
24:DA:1059:G:H3'	24:DA:1060:U:H5''	1.41	1.00

Continued on next page...

Continued from previous page...

Atom-1	Atom-2	Interatomic distance (Å)	Clash overlap (Å)
28:DF:67:GLN:O	28:DF:67:GLN:HG3	1.58	1.00
24:BA:265:A:O2'	24:BA:266:G:H4'	1.60	1.00
36:D0:54:LEU:HD23	36:D0:66:VAL:HG23	1.44	1.00
51:D6:7:ILE:HG13	51:D6:8:LYS:H	1.25	1.00
35:DP:80:GLU:O	35:DP:81:VAL:HG13	1.59	1.00
24:BA:2893:G:H5'	24:BA:2894:G:H5'	1.40	1.00
30:DH:153:LYS:HB3	30:DH:154:PRO:CD	1.92	1.00
37:DQ:26:LEU:HD12	37:DQ:39:ILE:HD11	1.40	1.00
24:DA:1403:C:H5''	24:DA:1471:A:H1'	1.41	0.99
27:DE:201:THR:HG22	27:DE:203:LYS:H	1.26	0.99
30:BH:52:VAL:HG11	30:BH:69:ARG:HB2	1.41	0.99
41:BS:59:VAL:HG23	41:BS:65:LEU:H	1.25	0.99
24:DA:1359:A:H3'	24:DA:1359:A:C8	1.97	0.99
44:DV:152:ALA:CB	44:DV:169:GLU:HB3	1.92	0.99
24:BA:1301:A:H2'	24:BA:1302:A:H3'	1.44	0.99
38:BR:74:ARG:HH11	38:BR:74:ARG:HB3	1.26	0.99
44:BV:118:GLN:HG3	44:BV:173:ALA:H	1.23	0.99
24:DA:1654:A:OP2	36:D0:2:ARG:HD2	1.62	0.99
2:AE:21:ARG:NH2	2:AE:38:GLY:HA3	1.77	0.99
34:DO:105:LEU:O	34:DO:106:LEU:HB2	1.60	0.99
24:BA:1826:G:H4'	26:BD:242:ARG:NH2	1.76	0.99
29:BG:67:LYS:HE2	49:B4:2:LYS:HG2	1.42	0.99
24:DA:1065:U:C3'	24:DA:1066:U:H5''	1.92	0.99
24:DA:1543:A:O2'	24:DA:1544:C:H3'	1.61	0.99
24:DA:2389:G:H5''	24:DA:2390:U:H5'	1.39	0.99
1:CA:1363:A:H1'	1:CA:1365:G:N7	1.76	0.99
47:DW:50:ILE:HD12	47:DW:51:ARG:N	1.76	0.99
24:DA:1169:G:H2'	24:DA:1170:G:H5''	1.45	0.99
4:AG:29:PRO:HG2	4:AG:30:LYS:H	1.25	0.99
24:BA:2503:A:H4'	24:BA:2504:U:OP1	1.56	0.99
24:DA:1535:U:H3'	24:DA:1536:A:H5''	1.42	0.99
34:DO:50:ARG:HH21	34:DO:50:ARG:CB	1.76	0.99
1:AA:168:G:H2'	1:AA:169:C:H5''	1.44	0.98
49:B4:10:VAL:HB	49:B4:11:PRO:HD2	1.45	0.98
24:BA:2287:A:N6	24:BA:2344:U:H3	1.60	0.98
26:BD:255:LYS:CE	26:BD:255:LYS:H	1.75	0.98
42:BT:8:ILE:HD11	42:BT:42:ALA:HB1	1.43	0.98
5:AH:101:ILE:H	5:AH:101:ILE:HD13	1.28	0.98
5:AH:88:LYS:HB3	5:AH:123:LEU:HB2	1.43	0.98
49:B4:11:PRO:O	49:B4:25:TYR:CD1	2.16	0.98
35:BP:81:VAL:HG12	35:BP:82:ARG:HH11	1.29	0.98

Continued on next page...

Continued from previous page...

Atom-1	Atom-2	Interatomic distance (Å)	Clash overlap (Å)
8:CK:84:ARG:HH12	8:CK:86:ILE:HD13	1.28	0.98
10:CM:6:ILE:HD11	10:CM:72:VAL:HB	1.44	0.98
35:DP:81:VAL:O	35:DP:82:ARG:NE	1.94	0.98
18:AU:62:GLU:HA	18:AU:65:ILE:HD11	1.42	0.98
44:BV:103:ARG:HB3	44:BV:139:VAL:N	1.79	0.98
24:DA:1065:U:H3'	24:DA:1066:U:C5'	1.94	0.98
35:BP:20:ALA:HA	35:BP:99:PRO:HG2	1.46	0.98
24:DA:1175:U:H4'	24:DA:1176:G:OP1	1.61	0.98
24:DA:2068:U:H3	24:DA:2430:A:H2	1.03	0.98
38:DR:62:THR:HG22	38:DR:75:ILE:HG12	1.46	0.98
22:AC:58:A:H4'	22:AC:59:A:OP1	1.59	0.98
23:C1:9:G:H4'	23:C1:10:G:OP1	1.64	0.98
10:AM:4:ILE:HB	10:AM:74:ILE:HD11	1.45	0.98
24:DA:1024:G:H3'	24:DA:1025:G:H5''	1.46	0.98
24:DA:2636:U:OP1	27:DE:79:ARG:HA	1.62	0.98
24:DA:674:G:H1'	28:DF:74:ARG:HD3	1.44	0.98
30:DH:86:GLU:HG3	30:DH:165:ALA:N	1.79	0.98
24:BA:2529:G:H5'	24:BA:2530:A:H5''	1.46	0.97
40:B2:71:LEU:N	40:B2:86:GLY:HA3	1.79	0.97
41:BS:54:ALA:HB1	41:BS:107:LEU:HD21	1.42	0.97
48:BX:59:VAL:HG12	48:BX:60:GLU:H	1.25	0.97
24:DA:1484:G:C2'	24:DA:1485:G:H5''	1.93	0.97
47:DW:50:ILE:HD12	47:DW:51:ARG:H	1.24	0.97
3:AF:44:GLU:HA	3:AF:52:LEU:HD11	1.41	0.97
11:AN:13:GLN:CB	11:AN:75:TYR:O	2.12	0.97
35:DP:79:LEU:O	35:DP:79:LEU:HD13	1.63	0.97
1:AA:1321:C:H41	1:AA:1322:C:H41	1.00	0.97
1:AA:353:A:H5'	1:AA:353:A:H8	1.27	0.97
7:CJ:78:ARG:HG3	7:CJ:79:ARG:H	1.24	0.97
51:D6:41:PRO:HG2	51:D6:45:LYS:H	1.29	0.97
21:AX:15:ARG:HH11	21:AX:15:ARG:HB2	1.25	0.97
24:BA:2875:C:H4'	38:BR:5:ALA:HB2	1.46	0.97
38:BR:26:ASP:HB3	38:BR:91:ARG:HA	1.44	0.97
24:DA:27:G:H22	24:DA:512:G:H2'	1.27	0.97
1:CA:1126:U:H1'	1:CA:1280:A:N7	1.79	0.97
26:DD:44:ASN:HB3	26:DD:49:ILE:HA	1.45	0.97
41:BS:14:PRO:HG2	41:BS:78:GLU:HG3	1.45	0.97
24:DA:1178:C:H2'	24:DA:1179:C:C6	2.00	0.97
35:DP:79:LEU:O	35:DP:79:LEU:HD22	1.64	0.97
49:B4:10:VAL:HB	49:B4:11:PRO:CD	1.90	0.97
44:BV:157:LEU:HB3	44:BV:161:VAL:HG21	1.40	0.97

Continued on next page...

Continued from previous page...

Atom-1	Atom-2	Interatomic distance (Å)	Clash overlap (Å)
7:CJ:62:PHE:HA	7:CJ:124:LEU:HD21	1.47	0.97
24:DA:1475:G:H5'	24:DA:1475:G:H8	1.26	0.97
24:DA:676:A:H8	24:DA:2069:G:H21	1.01	0.97
24:BA:2791:C:H1'	24:BA:2792:G:N7	1.80	0.97
1:CA:1123:A:H4'	10:CM:36:GLY:HA3	1.45	0.97
24:DA:1179:C:C2'	24:DA:1180:C:H5''	1.94	0.97
24:BA:2285:C:H41	51:B6:25:LYS:HE2	1.29	0.97
25:BB:6:C:HO2'	37:BQ:29:PHE:HE1	1.13	0.97
24:DA:2729:G:H1'	27:DE:187:ALA:HB2	1.45	0.97
37:DQ:83:LYS:NZ	37:DQ:109:GLY:HA2	1.78	0.97
31:BK:78:THR:HB	31:BK:104:GLN:HE22	1.29	0.96
35:BP:77:LYS:HZ3	35:BP:82:ARG:CB	1.78	0.96
3:CF:16:ARG:HH11	3:CF:16:ARG:HB2	1.30	0.96
50:D5:58:LEU:HD13	50:D5:60:VAL:HG12	1.47	0.96
31:DK:38:LEU:H	31:DK:38:LEU:HD12	1.30	0.96
9:AL:82:ALA:HB1	9:AL:96:LEU:HD11	1.46	0.96
10:AM:51:ARG:H	10:AM:60:ARG:HB2	1.27	0.96
24:DA:1301:A:H2'	24:DA:1302:A:H3'	1.47	0.96
24:DA:2401:U:H2'	24:DA:2402:C:H5''	1.43	0.96
41:DS:86:LEU:HD12	41:DS:87:PRO:HD2	1.45	0.96
38:BR:8:LYS:HB2	38:BR:8:LYS:NZ	1.78	0.96
3:CF:181:ASN:HD21	3:CF:204:LEU:HD12	1.27	0.96
3:CF:19:GLU:HA	3:CF:54:ARG:HH12	1.29	0.96
4:CG:30:LYS:C	4:CG:32:ALA:H	1.62	0.96
31:DK:57:ARG:NH1	31:DK:57:ARG:HB2	1.80	0.96
40:B2:80:GLN:HE21	40:B2:80:GLN:N	1.63	0.96
24:BA:654(B):C:H2'	24:BA:654(C):G:H8	1.28	0.96
24:DA:1533:C:H2'	24:DA:1534:G:N7	1.80	0.96
4:AG:12:CYS:HB3	4:AG:32:ALA:CB	1.94	0.96
24:BA:1613:G:H1	24:BA:1617:C:H2'	1.29	0.96
24:BA:1925:C:N4	24:BA:1926:U:N1	2.13	0.96
2:CE:7:VAL:HG21	2:CE:217:ARG:HH11	1.31	0.96
24:DA:1076:C:H2'	24:DA:1077:A:H5''	1.47	0.96
22:CB:9:G:H5'	22:CB:10:G:OP2	1.66	0.96
10:CM:32:ALA:HB3	10:CM:76:ASN:HB2	1.47	0.96
12:AO:126:LYS:HD3	12:AO:126:LYS:H	1.29	0.96
8:CK:23:SER:HA	8:CK:63:LEU:HD22	1.45	0.96
24:DA:1046:A:H3'	24:DA:1046:A:N3	1.80	0.96
24:DA:899:A:HO2'	24:DA:900:A:H8	0.98	0.96
4:AG:26:CYS:HA	4:AG:31:CYS:HB2	1.47	0.96
49:D4:56:VAL:HA	49:D4:60:GLN:HB2	1.43	0.96

Continued on next page...

Continued from previous page...

Atom-1	Atom-2	Interatomic distance (Å)	Clash overlap (Å)
52:B7:12:ARG:HD3	52:B7:46:VAL:HG21	1.43	0.96
30:BH:126:PRO:HB2	30:BH:127:GLU:HA	1.44	0.96
44:DV:120:ILE:HB	44:DV:171:ILE:HA	1.45	0.96
24:BA:2517:C:O2'	24:BA:2518:A:H3'	1.64	0.96
24:BA:654(R):C:C2	24:BA:654(R):C:H5''	1.99	0.96
30:BH:123:PHE:HA	30:BH:133:VAL:HG22	1.48	0.96
35:BP:63:LYS:HD2	44:BV:175:VAL:HG21	1.48	0.96
1:CA:547:A:H4'	1:CA:548:G:O5'	1.63	0.96
3:CF:95:THR:HG22	3:CF:96:GLY:H	1.27	0.96
29:DG:112:PRO:HB3	49:D4:37:SER:HB2	1.47	0.96
50:D5:56:LYS:H	50:D5:56:LYS:HD2	1.30	0.96
28:DF:101:LEU:HD12	28:DF:102:PRO:CD	1.96	0.96
13:AP:81:LEU:HD12	13:AP:81:LEU:H	1.31	0.95
1:CA:1007:C:C2'	1:CA:1008:C:H5''	1.96	0.95
24:DA:1899:G:H21	24:DA:1902:C:N4	1.64	0.95
2:AE:29:ALA:C	2:AE:31:TYR:H	1.69	0.95
30:BH:11:VAL:HG23	30:BH:13:LYS:HG2	1.46	0.95
32:BM:111:PRO:HA	32:BM:114:ARG:NH1	1.80	0.95
43:DU:84:ARG:HH12	43:DU:97:ARG:HB2	1.28	0.95
39:B1:90:VAL:HG22	40:B2:39:LEU:HB3	1.45	0.95
49:B4:16:CYS:HB3	49:B4:19:GLY:H	1.25	0.95
3:CF:16:ARG:HD2	3:CF:54:ARG:HH21	1.28	0.95
24:DA:1301:A:C2'	24:DA:1302:A:H3'	1.95	0.95
24:DA:784:A:N7	26:DD:229:VAL:HG21	1.81	0.95
27:DE:20:ALA:O	27:DE:21:VAL:HG22	1.64	0.95
1:CA:96:G:H2'	1:CA:97:U:C5'	1.96	0.95
24:DA:2507:C:H5'	24:DA:2507:C:H6	1.27	0.95
24:DA:277:C:C3'	24:DA:278:A:H5''	1.96	0.95
1:AA:1321:C:N4	1:AA:1322:C:H41	1.63	0.95
25:DB:20:C:H2'	25:DB:21:G:H5''	1.47	0.95
24:BA:2758:A:C2'	24:BA:2759:G:H5''	1.96	0.95
30:BH:52:VAL:HG21	30:BH:69:ARG:HD3	1.48	0.95
24:DA:2131:G:H4'	24:DA:2132:U:H4'	1.45	0.95
2:AE:91:PRO:HG3	2:AE:154:LEU:HD21	1.46	0.95
4:CG:94:LEU:H	4:CG:94:LEU:HD12	1.28	0.95
13:CP:57:ARG:HB2	13:CP:57:ARG:HH11	1.32	0.95
24:DA:2712:U:HO2'	24:DA:2712(A):A:H8	0.97	0.95
24:BA:1403:C:H5''	24:BA:1471:A:H1'	1.46	0.95
24:BA:2296:U:H4'	24:BA:2297:C:OP1	1.67	0.95
27:BE:36:ARG:NH2	27:BE:88:GLY:HA3	1.81	0.95
44:BV:91:LEU:HD23	44:BV:91:LEU:H	1.25	0.95

Continued on next page...

Continued from previous page...

Atom-1	Atom-2	Interatomic distance (Å)	Clash overlap (Å)
16:CS:4:ILE:HD11	16:CS:64:ALA:HB1	1.46	0.95
46:DZ:81:LYS:N	46:DZ:81:LYS:CE	2.30	0.95
40:B2:61:VAL:HG13	40:B2:62:LEU:H	1.26	0.95
53:B8:33:ASN:H	53:B8:36:LYS:HE3	1.30	0.95
25:DB:7:G:H3'	25:DB:8:U:H5''	1.49	0.95
26:DD:227:ASN:HB3	26:DD:228:PRO:HD2	1.44	0.95
28:DF:103:LYS:HA	28:DF:106:ARG:HG3	1.48	0.95
43:BU:89:PHE:HD1	43:BU:90:LEU:HD23	1.31	0.95
27:DE:78:LEU:HG	27:DE:79:ARG:HE	1.31	0.95
30:DH:153:LYS:CB	30:DH:154:PRO:HD2	1.97	0.95
49:B4:6:HIS:HB2	49:B4:7:PRO:CA	1.96	0.94
24:BA:27:G:H22	24:BA:512:G:H2'	1.31	0.94
40:D2:99:ILE:HD13	40:D2:99:ILE:H	1.32	0.94
34:DO:62:LEU:HD22	34:DO:62:LEU:N	1.82	0.94
15:AR:39:LEU:HD12	15:AR:56:LEU:HD13	1.48	0.94
49:B4:8:LYS:HA	49:B4:8:LYS:HE2	1.47	0.94
34:BO:59:LEU:HD22	34:BO:60:MET:N	1.81	0.94
1:CA:77:C:H2'	1:CA:78:G:H5''	1.49	0.94
25:DB:81:G:C2	25:DB:82:G:N7	2.34	0.94
49:B4:12:ALA:HA	49:B4:24:THR:HB	1.47	0.94
47:BW:65:ASN:ND2	47:BW:69:ARG:HH21	1.64	0.94
1:CA:579:G:H5'	1:CA:728:A:H1'	1.49	0.94
1:CA:939:G:H5''	7:CJ:102:ARG:HH22	1.28	0.94
6:CI:86:ARG:O	6:CI:87:ARG:HG2	1.66	0.94
24:DA:2469:A:H2	24:DA:2481:G:H21	1.13	0.94
47:DW:13:ALA:HA	47:DW:16:LEU:HD23	1.48	0.94
46:DZ:81:LYS:CA	46:DZ:81:LYS:CE	2.45	0.94
40:B2:58:VAL:HB	40:B2:98:GLU:HB2	1.45	0.94
24:BA:1281:G:H8	24:BA:1281:G:H5'	1.32	0.94
24:BA:2392:A:H2	24:BA:2424:C:H42	1.11	0.94
1:CA:820:U:H4'	1:CA:821:G:OP2	1.65	0.94
10:CM:75:ILE:HG13	10:CM:76:ASN:H	1.31	0.94
40:D2:35:LEU:HD21	40:D2:57:VAL:HG22	1.47	0.94
1:CA:1002:G:H2'	1:CA:1003:G:C8	2.01	0.94
1:CA:1504:G:OP2	1:CA:1504:G:H3'	1.67	0.94
1:AA:1363:A:H1'	1:AA:1365:G:N7	1.81	0.94
34:BO:115:LEU:HD22	34:BO:116:GLY:H	1.32	0.94
2:CE:196:LEU:HD12	2:CE:197:VAL:HG23	1.45	0.94
47:DW:65:ASN:HD22	47:DW:69:ARG:HH22	1.07	0.94
24:BA:1190:G:H5'	34:BO:32:THR:HA	1.49	0.94
34:BO:31:ALA:O	34:BO:32:THR:HG22	1.67	0.94

Continued on next page...

Continued from previous page...

Atom-1	Atom-2	Interatomic distance (Å)	Clash overlap (Å)
1:CA:523:A:H61	12:CO:92:ASP:HB2	1.33	0.94
44:DV:120:ILE:CD1	44:DV:169:GLU:HG3	1.98	0.94
19:AV:67:VAL:HG13	19:AV:68:GLY:H	1.31	0.94
49:B4:40:HIS:H	49:B4:41:PRO:CD	1.81	0.94
24:BA:270(B):A:H5'	24:BA:270(C):C:OP2	1.68	0.94
24:BA:1826:G:C4'	26:BD:242:ARG:HH21	1.80	0.94
13:CP:121:LYS:HZ3	22:CB:41:C:H4'	1.28	0.94
24:DA:593:G:O2'	53:D8:61:LEU:HD13	1.66	0.94
24:DA:1069:A:H4'	24:DA:1070:A:H5''	1.50	0.94
24:DA:1543:A:H1'	24:DA:1545:A:H5''	1.47	0.94
30:DH:77:LYS:HB3	30:DH:77:LYS:NZ	1.82	0.94
1:AA:827:U:H3	1:AA:872:A:H61	1.07	0.94
43:DU:51:VAL:HG13	43:DU:52:SER:H	1.31	0.94
3:AF:75:VAL:HB	3:AF:83:ARG:HD3	1.50	0.94
24:BA:1033:U:H4'	24:BA:1034:G:OP1	1.66	0.94
24:BA:1344:G:H4'	24:BA:1384:A:N7	1.81	0.94
37:BQ:19:LYS:O	37:BQ:20:ARG:HB3	1.68	0.94
3:CF:11:ARG:HB3	3:CF:15:THR:HB	1.48	0.94
51:D6:47:THR:HG22	51:D6:48:VAL:HG12	1.45	0.94
26:DD:28:GLU:HB2	26:DD:29:PRO:CD	1.98	0.94
24:BA:1359:A:N6	24:BA:1373:A:N3	2.16	0.93
43:BU:52:SER:HA	43:BU:57:GLN:H	1.30	0.93
24:DA:1379:A:O2'	24:DA:1380:G:OP1	1.86	0.93
30:DH:77:LYS:HZ3	30:DH:77:LYS:HB3	1.31	0.93
8:AK:12:ARG:HH12	8:AK:27:PRO:HD3	1.33	0.93
10:AM:40:LEU:HG	10:AM:41:PRO:HD2	1.50	0.93
36:B0:37:THR:CG2	36:B0:39:PRO:HD2	1.98	0.93
43:BU:43:ASN:HB3	43:BU:64:GLU:HA	1.49	0.93
2:CE:8:LYS:H	2:CE:8:LYS:HD3	1.30	0.93
3:CF:70:VAL:HG12	3:CF:72:LYS:H	1.34	0.93
32:DM:134:ARG:H	32:DM:135:PRO:CD	1.81	0.93
4:AG:12:CYS:HA	4:AG:21:LEU:CD2	1.97	0.93
27:BE:3:GLY:HA3	27:BE:81:ILE:HD12	1.51	0.93
1:CA:160:A:H1'	1:CA:344:A:N7	1.83	0.93
43:BU:27:VAL:HG12	43:BU:39:VAL:HG12	1.50	0.93
24:DA:1928:A:C2'	24:DA:1929:G:H5'	1.97	0.93
38:DR:11:GLU:CD	38:DR:11:GLU:H	1.71	0.93
24:BA:654(R):C:H5'	24:BA:654(R):C:C4	1.91	0.93
26:BD:44:ASN:HB3	26:BD:49:ILE:HA	1.48	0.93
22:AD:72:A:H2'	22:AD:73:A:H5''	1.49	0.93
24:DA:1784:A:H4'	24:DA:1785:A:O5'	1.67	0.93

Continued on next page...

Continued from previous page...

Atom-1	Atom-2	Interatomic distance (Å)	Clash overlap (Å)
30:DH:127:GLU:HB3	30:DH:128:PRO:CD	1.99	0.93
42:DT:57:LEU:CD1	42:DT:78:LYS:HB2	1.98	0.93
1:AA:168:G:C2'	1:AA:169:C:H5''	1.97	0.93
22:AD:68:C:H2'	22:AD:69:C:H5''	1.51	0.93
24:BA:1846:G:H5'	24:BA:1847:A:OP2	1.68	0.93
13:CP:77:ASN:HA	49:D4:71:ARG:NH2	1.84	0.93
10:CM:8:LEU:HD11	10:CM:23:ILE:HD12	1.50	0.93
24:DA:1098:A:H2'	24:DA:1099:G:H5''	1.50	0.93
24:BA:1948:G:H8	24:BA:1948:G:H5'	1.33	0.93
24:DA:1359:A:C3'	24:DA:1359:A:C8	2.52	0.93
27:DE:14:ILE:HG12	27:DE:15:PHE:H	1.33	0.93
34:BO:62:LEU:HD11	53:B8:25:MET:HB2	1.51	0.92
53:B8:49:VAL:O	53:B8:50:LEU:HG	1.69	0.92
24:BA:1301:A:C2'	24:BA:1302:A:H3'	2.00	0.92
28:BF:124:LEU:HD23	28:BF:191:ARG:HH22	1.34	0.92
6:CI:24:GLU:HA	6:CI:27:GLN:HG3	1.49	0.92
36:D0:33:ARG:NH2	50:D5:55:ARG:HG2	1.84	0.92
34:DO:65:ARG:HG3	34:DO:65:ARG:HH11	1.35	0.92
7:AJ:97:GLN:HE21	7:AJ:101:LEU:HD11	1.34	0.92
13:AP:8:GLU:O	13:AP:10:PRO:HD2	1.69	0.92
50:B5:46:CYS:HB3	50:B5:49:CYS:SG	2.08	0.92
26:DD:108:PRO:HB3	26:DD:143:HIS:CE1	2.05	0.92
24:BA:2529:G:H5'	24:BA:2530:A:C5'	1.99	0.92
17:CT:4:LYS:HE3	17:CT:6:LEU:HD21	1.51	0.92
19:CV:40:ILE:HG12	19:CV:41:VAL:HG22	1.51	0.92
4:AG:26:CYS:SG	4:AG:32:ALA:HB2	2.09	0.92
49:B4:10:VAL:HG12	49:B4:11:PRO:HD3	0.94	0.92
26:BD:206:LEU:HD22	26:BD:211:ARG:HG2	1.50	0.92
1:CA:121:C:H41	1:CA:235:C:H3'	1.34	0.92
37:DQ:59:LYS:HG2	37:DQ:60:GLY:H	1.31	0.92
1:AA:954:G:H21	1:AA:1227:A:N6	1.65	0.92
1:AA:1305:G:H22	1:AA:1331:G:C2'	1.82	0.92
1:AA:1321:C:H41	1:AA:1322:C:N4	1.68	0.92
1:AA:160:A:H1'	1:AA:344:A:N7	1.83	0.92
24:BA:90:U:H2'	24:BA:90:U:O2	1.68	0.92
44:DV:18:LEU:H	44:DV:18:LEU:HD12	1.33	0.92
7:AJ:20:ASP:O	7:AJ:21:VAL:HG22	1.69	0.92
37:BQ:66:ALA:O	37:BQ:69:VAL:HG12	1.69	0.92
4:AG:196:LEU:H	4:AG:196:LEU:HD12	1.33	0.92
36:B0:37:THR:HG22	36:B0:39:PRO:CD	1.99	0.92
24:BA:1879:C:C2'	24:BA:1880:C:H5''	1.98	0.92

Continued on next page...

Continued from previous page...

Atom-1	Atom-2	Interatomic distance (Å)	Clash overlap (Å)
24:DA:2133:G:H21	24:DA:2158:A:N6	1.67	0.92
26:DD:108:PRO:HB3	26:DD:143:HIS:HE1	1.32	0.92
3:CF:20:SER:HB2	3:CF:40:ARG:HH22	1.33	0.92
5:CH:53:LEU:HD12	5:CH:53:LEU:H	1.34	0.92
24:DA:2701:C:H3'	24:DA:2702:U:C5'	2.00	0.92
31:DK:115:ALA:HB3	31:DK:128:LEU:HD11	1.50	0.92
1:AA:1305:G:N2	1:AA:1331:G:H2'	1.85	0.92
1:AA:1505:G:H5'	1:AA:1506:U:OP1	1.68	0.92
4:AG:23:GLY:O	4:AG:24:GLU:HB2	1.67	0.92
49:B4:12:ALA:CA	49:B4:24:THR:HB	2.00	0.92
49:B4:16:CYS:C	49:B4:18:CYS:H	1.69	0.92
1:CA:792:A:O2'	1:CA:793:U:P	2.27	0.92
15:CR:82:ILE:HD11	15:CR:88:ARG:HG3	1.51	0.92
24:DA:2795:G:H3'	24:DA:2797:U:C5'	1.99	0.92
1:AA:872:A:H4'	1:AA:873:A:OP1	1.67	0.92
24:DA:1434:A:H61	24:DA:1558:A:H62	1.10	0.92
24:DA:232:G:H4'	24:DA:233:A:OP1	1.69	0.92
2:AE:133:LYS:HD2	2:AE:137:ARG:NH1	1.84	0.91
3:AF:113:ALA:HB3	3:AF:114:PRO:HD3	1.52	0.91
17:AT:74:LEU:HD12	17:AT:75:ARG:HG3	1.52	0.91
27:BE:151:TYR:HD2	27:BE:154:LYS:HZ2	1.09	0.91
8:CK:6:ILE:HB	8:CK:85:ARG:NH1	1.85	0.91
25:DB:7:G:C3'	25:DB:8:U:H5''	1.99	0.91
1:AA:1342:C:H1'	9:AL:124:GLN:NE2	1.85	0.91
44:BV:156:LYS:O	44:BV:157:LEU:HB2	1.67	0.91
7:CJ:15:ASP:HB3	7:CJ:20:ASP:H	1.31	0.91
1:CA:1320:C:N4	19:CV:36:ARG:HG3	1.84	0.91
1:AA:954:G:H21	1:AA:1227:A:H62	0.97	0.91
1:AA:92:G:H2'	1:AA:93:U:H5'	1.52	0.91
24:DA:51:G:H22	24:DA:120:U:H6	1.18	0.91
26:DD:10:THR:HG23	26:DD:13:ARG:HB3	1.51	0.91
37:DQ:67:ARG:NH1	37:DQ:67:ARG:HB2	1.85	0.91
43:DU:30:VAL:HG22	43:DU:37:VAL:HG12	1.53	0.91
1:AA:842:C:H4'	1:AA:843:U:OP1	1.70	0.91
24:BA:2873:A:H8	36:B0:6:SER:H	0.96	0.91
29:BG:111:LEU:HB2	29:BG:112:PRO:HD3	1.49	0.91
30:BH:45:VAL:HG22	30:BH:46:GLU:H	1.36	0.91
2:CE:33:TYR:HB2	2:CE:43:ASP:HB2	1.53	0.91
11:CN:99:GLN:HG2	11:CN:105:VAL:HG21	1.53	0.91
24:DA:1928:A:H2'	24:DA:1929:G:H5'	1.51	0.91
29:DG:37:VAL:HG22	29:DG:159:VAL:HA	1.52	0.91

Continued on next page...

Continued from previous page...

Atom-1	Atom-2	Interatomic distance (Å)	Clash overlap (Å)
35:DP:34:LEU:HD11	35:DP:129:THR:HB	1.50	0.91
1:AA:1139:G:N2	1:AA:1143:G:H1	1.67	0.91
1:CA:1025:U:HO2'	1:CA:1026:G:H8	1.16	0.91
5:CH:101:ILE:HD11	5:CH:119:LEU:HD23	1.52	0.91
39:D1:92:ARG:O	39:D1:92:ARG:HG2	1.69	0.91
46:DZ:81:LYS:HA	46:DZ:81:LYS:CE	2.01	0.91
2:AE:82:ARG:HA	2:AE:92:TYR:CE1	2.06	0.91
4:AG:129:ASN:HD21	4:AG:145:GLU:H	1.15	0.91
42:BT:50:LYS:H	42:BT:87:GLN:HE22	1.02	0.91
4:CG:170:VAL:HG22	4:CG:171:GLY:H	1.34	0.91
24:DA:1899:G:H21	24:DA:1902:C:H41	0.94	0.91
24:DA:2287:A:H62	24:DA:2344:U:H3	1.01	0.91
1:AA:562:C:O2'	12:AO:15:ARG:HB3	1.70	0.91
24:BA:2701:C:H3'	24:BA:2702:U:C5'	2.01	0.91
30:BH:17:VAL:HG12	30:BH:18:GLU:H	1.34	0.91
34:BO:36:LYS:NZ	34:BO:36:LYS:HB2	1.86	0.91
22:CD:56:C:H2'	22:CD:57:A:H8	1.35	0.91
20:CW:49:ALA:HB1	20:CW:99:LEU:HB2	1.51	0.91
24:DA:1022:G:H22	24:DA:1142(A):A:H2	1.11	0.91
24:DA:1434:A:H61	24:DA:1558:A:N6	1.68	0.91
34:DO:1:MET:HE2	34:DO:5:ASP:HB3	1.51	0.91
46:DZ:80:LEU:O	46:DZ:81:LYS:HB2	1.71	0.91
6:AI:77:ARG:HB3	6:AI:77:ARG:NH1	1.84	0.91
39:B1:34:LYS:HA	39:B1:34:LYS:HE2	1.53	0.91
43:BU:84:ARG:HH21	43:BU:97:ARG:HB2	1.33	0.91
27:BE:36:ARG:HH21	27:BE:88:GLY:HA3	1.34	0.90
30:BH:7:LEU:HD11	30:BH:66:GLY:HA2	1.52	0.90
24:DA:1509:C:H3'	24:DA:1510:A:H5''	1.52	0.90
33:DN:2:ILE:HD11	33:DN:82:ASN:HD22	1.33	0.90
3:AF:91:LEU:H	3:AF:91:LEU:HD12	1.37	0.90
11:AN:13:GLN:HG3	11:AN:76:GLY:CA	2.00	0.90
24:BA:1887:C:C2'	24:BA:1888:G:H5''	1.99	0.90
43:BU:28:LYS:HZ3	43:BU:29:GLU:H	1.13	0.90
24:DA:1178:C:H2'	24:DA:1179:C:H6	1.33	0.90
24:DA:1211:U:H4'	24:DA:1212:G:OP2	1.71	0.90
13:AP:9:ILE:CB	13:AP:10:PRO:HD3	1.99	0.90
24:BA:1360:A:H5'	24:BA:1361:G:OP2	1.71	0.90
24:BA:242:G:O2'	24:BA:243:U:OP2	1.87	0.90
24:BA:270(U):C:H5	46:BZ:96:LYS:HZ2	1.12	0.90
30:BH:9:ILE:HB	30:BH:10:PRO:HA	1.52	0.90
24:DA:1826:G:H4'	26:DD:242:ARG:HH21	1.36	0.90

Continued on next page...

Continued from previous page...

Atom-1	Atom-2	Interatomic distance (Å)	Clash overlap (Å)
43:DU:38:ILE:HG22	43:DU:66:PRO:HA	1.54	0.90
24:BA:1729:A:HO2'	24:BA:1730:U:H6	0.96	0.90
28:BF:102:PRO:HB2	28:BF:105:VAL:HG23	1.52	0.90
8:CK:6:ILE:HD12	8:CK:6:ILE:H	1.34	0.90
24:DA:910:A:H62	35:DP:12:GLN:HA	1.34	0.90
3:AF:27:LYS:HE2	3:AF:27:LYS:HA	1.53	0.90
21:AX:9:ARG:HH11	21:AX:13:ILE:HD12	1.37	0.90
40:D2:44:LYS:O	40:D2:46:VAL:HG12	1.72	0.90
26:DD:147:LEU:HD13	26:DD:155:LEU:HD11	1.51	0.90
34:DO:106:LEU:O	34:DO:107:LYS:HB2	1.71	0.90
13:CP:90:LEU:HA	13:CP:93:ARG:HD2	1.50	0.90
40:D2:24:LYS:HA	40:D2:92:THR:HG23	1.52	0.90
26:DD:44:ASN:HD22	26:DD:44:ASN:H	1.19	0.90
1:AA:429:U:H4'	1:AA:430:A:O5'	1.69	0.90
4:AG:162:LEU:HD22	4:AG:178:VAL:HG13	1.52	0.90
5:AH:56:GLN:HE21	5:AH:56:GLN:HA	1.37	0.90
24:BA:2176:A:H2'	24:BA:2177:C:C6	2.06	0.90
1:CA:411:A:H62	1:CA:413:G:H21	1.14	0.90
19:CV:42:PRO:HD3	49:D4:63:TYR:HE2	1.37	0.90
50:D5:3:LYS:HA	50:D5:3:LYS:HE3	1.54	0.90
1:AA:697:U:H5'	1:AA:697:U:H6	1.36	0.90
4:AG:3:ARG:HH21	4:AG:3:ARG:HB3	1.36	0.90
12:AO:47:LYS:HB3	12:AO:48:PRO:HD2	1.54	0.90
24:BA:2311:A:H3'	24:BA:2312:U:C5	2.06	0.90
24:BA:2720:U:H3	24:BA:2873:A:H2	1.15	0.90
24:BA:443:A:H1'	24:BA:1201:C:O4'	1.72	0.90
26:BD:27:THR:HG22	26:BD:28:GLU:N	1.86	0.90
41:BS:36:LEU:HD13	41:BS:48:ALA:HA	1.51	0.90
26:DD:183:ARG:HG2	26:DD:183:ARG:HH11	1.34	0.90
2:AE:32:ILE:HG23	2:AE:33:TYR:H	1.36	0.90
10:AM:6:ILE:HG22	10:AM:98:ILE:HG23	1.53	0.90
24:BA:1378:A:HO2'	24:BA:1379:A:H5''	1.08	0.90
26:BD:10:THR:HG23	26:BD:13:ARG:HB2	1.52	0.90
24:DA:1318:C:C2'	24:DA:1319:G:H5''	2.00	0.90
24:DA:302:C:H2'	24:DA:303:U:H6	1.35	0.90
1:AA:1343:G:H4'	9:AL:122:ALA:HB3	1.53	0.90
22:AC:75:C:H3'	22:AC:76:A:C5'	2.01	0.90
19:AV:20:LEU:HA	19:AV:44:MET:HE1	1.54	0.90
51:B6:12:GLU:HB2	51:B6:22:ALA:HB3	1.54	0.90
37:BQ:106:ARG:HB2	37:BQ:106:ARG:HH11	1.35	0.90
30:DH:4:ILE:HG13	30:DH:6:ARG:CZ	2.01	0.90

Continued on next page...

Continued from previous page...

Atom-1	Atom-2	Interatomic distance (Å)	Clash overlap (Å)
1:AA:533:A:O2'	1:AA:534:U:H5'	1.71	0.89
19:AV:64:GLU:OE1	49:B4:56:VAL:HB	1.72	0.89
26:BD:196:VAL:HG12	26:BD:197:GLY:H	1.36	0.89
33:BN:61:VAL:HG12	33:BN:87:ILE:HD11	1.54	0.89
24:DA:1838:C:N4	24:DA:1898:U:H2'	1.88	0.89
41:DS:65:LEU:HD12	41:DS:68:ARG:HH11	1.36	0.89
26:BD:44:ASN:CB	26:BD:49:ILE:HA	2.03	0.89
5:CH:100:VAL:HG22	5:CH:118:ILE:HG22	1.52	0.89
26:DD:69:ARG:HH21	26:DD:130:ALA:HB2	1.37	0.89
24:DA:2304:G:H21	29:DG:156:ASP:CG	1.75	0.89
44:DV:107:THR:HB	44:DV:144:LEU:HB2	1.52	0.89
1:AA:1375:A:H4'	7:AJ:29:LYS:NZ	1.86	0.89
9:AL:27:THR:HB	9:AL:32:ASP:HA	1.53	0.89
24:BA:2458:G:H2'	24:BA:2490:G:O6	1.72	0.89
19:CV:64:GLU:O	19:CV:67:VAL:HG23	1.73	0.89
47:DW:65:ASN:HB3	47:DW:69:ARG:HH12	1.34	0.89
24:BA:2394:C:OP2	53:B8:30:ARG:HD3	1.70	0.89
24:BA:608:A:C4	24:BA:621:A:N6	2.40	0.89
22:CB:49:C:N3	22:CB:60:A:H1'	1.87	0.89
25:DB:12:C:H2'	45:D3:74:ARG:HG3	1.54	0.89
47:DW:65:ASN:HD22	47:DW:69:ARG:NH2	1.70	0.89
20:AW:26:ASN:HB2	20:AW:71:THR:HG23	1.55	0.89
40:B2:35:LEU:HD23	40:B2:37:VAL:HG22	1.54	0.89
24:BA:1225:C:O3'	40:B2:85:LYS:HB2	1.73	0.89
24:BA:434:U:H4'	24:BA:435:C:OP1	1.70	0.89
47:BW:33:MET:HG2	47:BW:37:PHE:HE1	1.37	0.89
2:CE:7:VAL:HG21	2:CE:217:ARG:NH1	1.87	0.89
53:D8:52:LYS:H	53:D8:53:PRO:HD3	1.35	0.89
29:DG:116:ASP:O	29:DG:117:PHE:HB3	1.72	0.89
30:DH:26:VAL:HG13	30:DH:27:LYS:H	1.36	0.89
34:DO:88:LEU:HD12	34:DO:95:VAL:HG11	1.52	0.89
1:AA:1055:A:O2'	3:AF:161:GLU:HG2	1.73	0.89
27:BE:60:ASN:ND2	27:BE:63:LEU:HB2	1.86	0.89
19:AV:36:ARG:NH1	19:AV:73:GLU:H	1.70	0.89
23:C1:12:A:H3'	23:C1:13:A:H5''	1.52	0.89
12:CO:6:THR:H	12:CO:9:GLN:HE21	1.14	0.89
1:AA:1379:G:H5''	7:AJ:3:ARG:HE	1.37	0.89
4:AG:129:ASN:ND2	4:AG:145:GLU:H	1.69	0.89
24:BA:2791:C:H5'	24:BA:2792:G:OP1	1.73	0.89
24:BA:2864:G:OP1	38:BR:119:LYS:HD2	1.73	0.89
28:BF:78:ILE:HA	28:BF:83:PHE:CD1	2.08	0.89

Continued on next page...

Continued from previous page...

Atom-1	Atom-2	Interatomic distance (Å)	Clash overlap (Å)
30:BH:45:VAL:O	30:BH:46:GLU:HB2	1.70	0.89
1:CA:452:A:H62	1:CA:480:U:H3	1.21	0.89
53:D8:59:LYS:HB2	53:D8:59:LYS:NZ	1.88	0.89
27:DE:63:LEU:HD12	27:DE:64:LYS:N	1.88	0.89
1:AA:188:U:O2'	1:AA:189:U:H5'	1.71	0.89
2:AE:166:ASP:HB3	2:AE:169:LYS:HB2	1.52	0.89
24:BA:2348:U:C2'	24:BA:2349:G:H5''	2.02	0.89
26:BD:35:LYS:NZ	26:BD:104:TYR:HB2	1.86	0.89
1:CA:1452:C:H4'	1:CA:1453:G:OP1	1.72	0.89
2:CE:126:GLU:HG3	2:CE:129:GLU:HG3	1.54	0.89
24:DA:265:A:O2'	24:DA:266:G:H4'	1.72	0.89
30:DH:10:PRO:HD2	30:DH:50:VAL:O	1.72	0.89
34:DO:58:THR:O	34:DO:61:ARG:NE	2.05	0.89
2:CE:18:GLY:N	2:CE:42:ILE:HG22	1.86	0.89
24:DA:1899:G:N2	24:DA:1902:C:N4	2.19	0.89
24:BA:1543:A:H1'	24:BA:1545:A:O4'	1.72	0.88
26:BD:155:LEU:HD23	26:BD:177:LEU:HD22	1.54	0.88
24:DA:2210:G:H3'	24:DA:2211:G:C8	2.08	0.88
1:AA:559:A:H4'	1:AA:560:U:H5''	1.55	0.88
24:BA:1925:C:N4	24:BA:1926:U:C6	2.41	0.88
31:BK:79:ILE:H	31:BK:142:VAL:HG21	0.76	0.88
34:BO:57:THR:CG2	34:BO:60:MET:HB2	2.03	0.88
5:CH:71:LEU:O	5:CH:72:GLN:HG3	1.74	0.88
29:DG:88:ILE:O	29:DG:88:ILE:HD13	1.72	0.88
31:DK:75:LEU:HB3	31:DK:105:HIS:CE1	2.08	0.88
1:AA:721:G:H4'	1:AA:722:A:O5'	1.73	0.88
4:AG:19:LEU:HD12	4:AG:21:LEU:HD23	1.55	0.88
31:BK:13:GLY:HA3	31:BK:17:GLN:NE2	1.88	0.88
24:DA:554:U:HO2'	24:DA:556:G:H8	1.20	0.88
24:DA:803:U:H6	24:DA:803:U:H5'	1.39	0.88
40:B2:98:GLU:OE2	40:B2:100:ARG:HD3	1.73	0.88
30:BH:9:ILE:HG12	30:BH:51:ARG:HA	1.53	0.88
1:CA:96:G:C2'	1:CA:97:U:H5'	2.03	0.88
2:CE:32:ILE:HD11	2:CE:40:HIS:HB3	1.52	0.88
43:DU:76:CYS:SG	43:DU:77:PRO:HD2	2.13	0.88
53:B8:8:LYS:HB3	53:B8:12:LYS:HE3	1.55	0.88
31:BK:47:LEU:HA	31:BK:50:ARG:NE	1.88	0.88
43:BU:91:GLU:HG3	43:BU:92:ASN:H	1.37	0.88
1:CA:243:A:H4'	1:CA:244:U:H5''	1.54	0.88
1:CA:954:G:H4'	13:CP:121:LYS:HG3	1.55	0.88
24:DA:1955:U:O2'	24:DA:1956:U:H5'	1.73	0.88

Continued on next page...

Continued from previous page...

Atom-1	Atom-2	Interatomic distance (Å)	Clash overlap (Å)
32:DM:22:THR:HG22	32:DM:23:LEU:N	1.88	0.88
34:DO:64:LYS:O	34:DO:66:GLY:N	2.07	0.88
37:DQ:106:ARG:NH1	37:DQ:106:ARG:HB2	1.88	0.88
5:AH:56:GLN:NE2	5:AH:56:GLN:HA	1.86	0.88
9:AL:16:ARG:O	9:AL:63:ILE:HG23	1.74	0.88
24:BA:955:C:H5'	24:BA:956:G:OP2	1.73	0.88
19:CV:68:GLY:HA3	49:D4:68:ARG:CB	2.03	0.88
24:DA:1405:U:H2'	24:DA:1406:U:H6	1.39	0.88
1:AA:8:A:N6	4:AG:209:ARG:HB2	1.89	0.88
42:BT:50:LYS:N	42:BT:87:GLN:HE22	1.72	0.88
24:DA:2394:C:OP1	34:DO:63:PRO:HD2	1.72	0.88
31:DK:144:VAL:O	31:DK:145:VAL:HG22	1.74	0.88
23:A1:22:A:H3'	23:A1:23:A:H5''	1.54	0.88
1:AA:448:A:H62	1:AA:486:U:H3	1.21	0.88
2:AE:11:LEU:HD13	2:AE:11:LEU:H	1.39	0.88
9:AL:28:VAL:HG21	9:AL:63:ILE:H	1.35	0.88
24:BA:27:G:N2	24:BA:512:G:H2'	1.87	0.88
24:BA:2250:G:C5	35:BP:82:ARG:HD3	2.09	0.88
2:CE:77:ALA:HB2	2:CE:211:ILE:HD13	1.53	0.88
24:DA:780:G:H21	24:DA:783:A:H62	1.16	0.88
24:DA:879:G:H1	24:DA:898:C:H42	1.14	0.88
4:AG:120:LEU:HB3	4:AG:126:ILE:HD11	1.54	0.88
5:AH:51:VAL:HG23	5:AH:52:PRO:HD3	1.54	0.88
10:AM:8:LEU:HD22	10:AM:20:ALA:HB2	1.56	0.88
39:B1:104:GLN:NE2	39:B1:104:GLN:H	1.72	0.88
34:BO:55:ARG:HG2	34:BO:56:SER:H	1.38	0.88
1:CA:197:A:H4'	1:CA:198:G:O5'	1.73	0.88
24:DA:51:G:O2'	24:DA:119:A:N1	2.05	0.88
28:DF:29:ASN:H	28:DF:112:MET:HE3	1.38	0.88
35:DP:64:ILE:HA	35:DP:106:VAL:HG12	1.54	0.88
7:AJ:76:ARG:HH11	7:AJ:78:ARG:HH12	1.21	0.88
53:B8:32:LEU:HD23	53:B8:34:TRP:H	1.38	0.88
24:BA:654(R):C:N3	24:BA:654(R):C:OP2	2.03	0.88
44:BV:111:VAL:O	44:BV:113:ALA:N	2.06	0.88
21:CX:6:ARG:HE	21:CX:15:ARG:CZ	1.87	0.88
45:D3:25:ARG:HD2	45:D3:29:GLN:NE2	1.90	0.88
24:DA:1061:U:H3'	24:DA:1062:G:H5''	1.55	0.88
26:DD:27:THR:HG23	26:DD:28:GLU:H	1.38	0.88
27:DE:77:ILE:HD12	27:DE:78:LEU:N	1.89	0.88
1:AA:1347:G:C8	9:AL:107:ARG:HB3	2.08	0.87
39:B1:100:VAL:O	39:B1:101:ARG:HG2	1.74	0.87

Continued on next page...

Continued from previous page...

Atom-1	Atom-2	Interatomic distance (Å)	Clash overlap (Å)
24:BA:2805:G:H2'	24:BA:2807:G:C8	2.10	0.87
37:BQ:106:ARG:HA	37:BQ:110:LEU:HG	1.56	0.87
42:BT:8:ILE:HD12	42:BT:8:ILE:H	1.36	0.87
20:CW:23:ARG:HA	20:CW:26:ASN:HD21	1.37	0.87
24:DA:1929:G:O5'	24:DA:1929:G:C8	2.27	0.87
26:DD:44:ASN:CB	26:DD:49:ILE:HA	2.04	0.87
1:AA:1182:G:H4'	1:AA:1183:A:OP2	1.72	0.87
1:AA:1226:C:H4'	1:AA:1227:A:OP1	1.72	0.87
7:AJ:113:GLU:HB3	7:AJ:118:VAL:HG23	1.56	0.87
40:B2:49:THR:HB	40:B2:50:PRO:HD3	1.54	0.87
27:BE:52:LEU:O	27:BE:74:PRO:HA	1.72	0.87
34:DO:49:ARG:HD2	53:D8:58:ILE:HG22	1.54	0.87
7:AJ:120:ILE:O	7:AJ:124:LEU:HB2	1.74	0.87
31:BK:3:VAL:HG12	31:BK:38:LEU:HA	1.53	0.87
24:BA:943:U:OP2	34:BO:36:LYS:HG3	1.75	0.87
4:CG:114:ARG:HH11	4:CG:114:ARG:HG3	1.39	0.87
33:BN:2:ILE:CD1	33:BN:82:ASN:HD22	1.88	0.87
1:CA:558:G:H2'	1:CA:559:A:H2	1.38	0.87
5:CH:41:VAL:HG11	5:CH:113:ALA:HB2	1.54	0.87
19:CV:8:GLY:O	19:CV:9:VAL:HG22	1.75	0.87
24:DA:2189:U:H2'	24:DA:2190:G:H5''	1.56	0.87
31:DK:9:LEU:O	31:DK:10:GLU:HG3	1.74	0.87
46:DZ:82:LEU:HD11	46:DZ:83:GLU:O	1.75	0.87
1:AA:1008:C:OP1	1:AA:1008:C:H4'	1.73	0.87
53:B8:62:LEU:HB2	53:B8:63:PRO:HD3	1.54	0.87
24:BA:1180:C:H2'	24:BA:1181:C:C6	2.08	0.87
34:BO:146:VAL:HG22	34:BO:147:LEU:H	1.39	0.87
13:CP:97:PRO:HB2	13:CP:101:GLN:NE2	1.89	0.87
24:DA:2439:A:H5'	24:DA:2439:A:C8	2.10	0.87
46:DZ:82:LEU:HD13	46:DZ:83:GLU:O	1.74	0.87
36:B0:87:TYR:HE1	36:B0:117:VAL:HG13	1.38	0.87
25:BB:24:G:H2'	25:BB:56:G:O6	1.74	0.87
24:DA:2147:G:H2'	24:DA:2148:G:O4'	1.74	0.87
26:DD:181:GLU:HA	26:DD:272:ALA:HB3	1.57	0.87
4:AG:3:ARG:HB3	4:AG:3:ARG:NH2	1.89	0.87
24:BA:2444:G:OP2	28:BF:68:LYS:HE3	1.75	0.87
43:BU:83:THR:HG22	43:BU:85:VAL:HG23	1.56	0.87
44:DV:24:LEU:HD11	44:DV:86:VAL:HG23	1.57	0.87
44:BV:111:VAL:HG11	44:BV:145:GLU:OE1	1.74	0.87
48:BX:8:LEU:HD12	48:BX:31:LEU:HA	1.54	0.87
10:CM:74:ILE:HD13	10:CM:74:ILE:H	1.38	0.87

Continued on next page...

Continued from previous page...

Atom-1	Atom-2	Interatomic distance (Å)	Clash overlap (Å)
11:CN:32:ILE:HD12	11:CN:72:ALA:HB2	1.56	0.87
1:CA:1014:A:H4'	19:CV:14:HIS:NE2	1.90	0.87
24:DA:1880:C:H6	24:DA:1880:C:H5'	1.40	0.87
5:AH:36:ASP:OD1	5:AH:38:GLN:HB3	1.75	0.87
12:AO:70:ILE:HG12	12:AO:100:ILE:HD12	1.57	0.87
24:BA:2795:G:H3'	24:BA:2797:U:H5'	1.56	0.87
24:BA:654(B):C:H2'	24:BA:654(C):G:C8	2.09	0.87
26:BD:27:THR:HG22	26:BD:28:GLU:H	1.40	0.87
35:BP:77:LYS:CE	35:BP:82:ARG:HA	2.04	0.87
1:CA:73:G:C2	1:CA:74:C:N4	2.42	0.87
8:CK:51:VAL:HG21	8:CK:60:ARG:HG2	1.55	0.87
24:DA:1021:A:C8	24:DA:1021:A:H3'	2.10	0.87
9:AL:27:THR:CB	9:AL:32:ASP:HA	2.03	0.86
1:AA:690:G:H22	11:AN:55:LYS:NZ	1.72	0.86
18:AU:19:LYS:HD3	18:AU:19:LYS:N	1.90	0.86
45:B3:49:LYS:N	45:B3:49:LYS:HE2	1.88	0.86
51:B6:52:VAL:HG22	51:B6:53:LYS:H	1.37	0.86
27:BE:60:ASN:O	27:BE:61:ARG:HB2	1.75	0.86
19:CV:27:GLU:O	19:CV:28:LYS:HG2	1.74	0.86
1:AA:1443:G:H3'	1:AA:1446:A:H5''	1.56	0.86
41:BS:65:LEU:HD13	41:BS:68:ARG:HD2	1.57	0.86
13:CP:4:ILE:H	13:CP:9:ILE:CG2	1.88	0.86
24:DA:1359:A:H3'	24:DA:1359:A:H8	1.40	0.86
24:DA:566:U:OP1	34:DO:29:LYS:HE2	1.75	0.86
34:DO:18:ARG:O	34:DO:19:VAL:HB	1.75	0.86
6:AI:77:ARG:HB3	6:AI:77:ARG:HH11	1.37	0.86
20:AW:58:LYS:O	20:AW:58:LYS:HD3	1.75	0.86
24:BA:1019:U:HO2'	24:BA:1021:A:H2	1.15	0.86
28:BF:127:GLU:HB2	28:BF:196:LEU:HD12	1.57	0.86
43:BU:17:SER:HB2	43:BU:71:LYS:HD2	1.58	0.86
47:BW:46:GLN:H	47:BW:49:LYS:HZ1	1.22	0.86
47:BW:46:GLN:H	47:BW:49:LYS:NZ	1.72	0.86
1:CA:1314:C:H2'	1:CA:1315:U:C6	2.11	0.86
1:CA:991:U:O2	1:CA:993:G:H8	1.59	0.86
2:CE:96:ARG:H	2:CE:96:ARG:HD2	1.38	0.86
39:D1:92:ARG:HD2	40:D2:11:GLN:NE2	1.90	0.86
24:DA:141:A:H8	24:DA:1595:G:H21	1.16	0.86
24:DA:1864:U:C3'	24:DA:1869:G:H5''	2.04	0.86
26:DD:35:LYS:HG2	26:DD:64:ILE:H	1.40	0.86
29:DG:101:ILE:HG13	29:DG:102:PHE:N	1.86	0.86
31:DK:109:ILE:HB	31:DK:130:TYR:OH	1.75	0.86

Continued on next page...

Continued from previous page...

Atom-1	Atom-2	Interatomic distance (Å)	Clash overlap (Å)
22:AC:18:G:H22	22:AC:57:A:H2'	1.39	0.86
30:BH:35:VAL:HG11	30:BH:72:ILE:HG12	1.54	0.86
32:BM:45:ASN:H	32:BM:45:ASN:HD22	1.23	0.86
46:BZ:91:LYS:HE3	46:BZ:91:LYS:CA	2.05	0.86
10:CM:7:LYS:HB2	10:CM:97:GLU:HB2	1.57	0.86
40:D2:19:LYS:HD2	40:D2:95:LEU:HD23	1.55	0.86
29:DG:145:THR:HG23	49:D4:28:LYS:HZ1	1.38	0.86
1:AA:1129:C:H4'	1:AA:1130:A:H5'	1.57	0.86
5:AH:60:TYR:HB3	5:AH:64:ARG:HH21	1.39	0.86
8:AK:83:ILE:HB	8:AK:137:VAL:HG13	1.56	0.86
8:AK:12:ARG:NH1	8:AK:27:PRO:HD3	1.90	0.86
1:AA:1229:A:OP2	13:AP:114:ARG:HD3	1.76	0.86
25:BB:7:G:H3'	25:BB:8:U:H5''	1.57	0.86
30:BH:40:GLU:HG2	30:BH:41:MET:HE2	1.56	0.86
34:BO:55:ARG:HG2	34:BO:56:SER:N	1.91	0.86
1:CA:188:U:H2'	1:CA:189:U:H5''	1.57	0.86
24:DA:2393:A:H4'	34:DO:61:ARG:O	1.75	0.86
29:DG:161:THR:HG22	29:DG:163:ALA:H	1.39	0.86
1:AA:134:A:H61	16:AS:25:ARG:HH12	1.21	0.86
24:BA:1454:U:H4'	24:BA:1455:G:OP1	1.74	0.86
46:BZ:91:LYS:HA	46:BZ:91:LYS:CE	2.01	0.86
28:DF:7:TYR:HB3	28:DF:21:ALA:HB1	1.53	0.86
24:DA:297:C:H5''	43:DU:85:VAL:HG21	1.56	0.86
44:DV:53:ILE:HG22	44:DV:71:VAL:O	1.76	0.86
1:AA:1022:G:H2'	1:AA:1023:G:H8	1.41	0.86
19:AV:39:THR:HG22	19:AV:40:ILE:H	1.39	0.86
19:AV:50:ALA:HB1	19:AV:57:HIS:HB3	1.55	0.86
24:BA:195:A:OP1	34:BO:46:LYS:HE2	1.76	0.86
1:CA:1285:A:H4'	1:CA:1286:A:O5'	1.74	0.86
30:DH:127:GLU:HG2	30:DH:128:PRO:HD3	0.86	0.86
1:AA:1036:G:H5'	1:AA:1037:C:H5	1.40	0.86
1:AA:376:G:H5''	16:AS:5:ARG:HD3	1.57	0.86
1:AA:632:A:O2'	1:AA:633:G:OP2	1.94	0.86
36:B0:87:TYR:CE1	36:B0:117:VAL:HG13	2.09	0.86
24:BA:2475:C:H5'	24:BA:2476:A:OP2	1.74	0.86
26:BD:35:LYS:HG2	26:BD:64:ILE:H	1.33	0.86
27:BE:154:LYS:HE3	27:BE:154:LYS:HA	1.57	0.86
29:BG:56:ALA:HB2	29:BG:153:ARG:NE	1.91	0.86
24:BA:2310:A:H62	29:BG:79:ASN:ND2	1.74	0.86
38:BR:3:ARG:HG2	38:BR:6:LEU:HB2	1.56	0.86
44:BV:111:VAL:HG12	44:BV:111:VAL:O	1.73	0.86

Continued on next page...

Continued from previous page...

Atom-1	Atom-2	Interatomic distance (Å)	Clash overlap (Å)
44:BV:120:ILE:HG23	44:BV:171:ILE:HG12	1.57	0.86
11:AN:11:LYS:HE3	24:BA:2144:U:O4	1.74	0.86
24:BA:800:A:H4'	24:BA:801:G:O5'	1.72	0.86
28:BF:24:LEU:CD1	28:BF:25:PRO:HD2	2.05	0.86
38:BR:102:ILE:O	38:BR:106:SER:HB3	1.75	0.86
24:DA:2756:U:O2'	24:DA:2757:A:H5''	1.76	0.86
1:AA:872:A:O2'	1:AA:873:A:H3'	1.76	0.86
4:AG:86:LYS:NZ	4:AG:86:LYS:HA	1.91	0.86
24:BA:1464:C:O2'	24:BA:1528:A:H8	1.56	0.86
24:BA:1879:C:H2'	24:BA:1880:C:C5'	2.06	0.86
29:BG:75:LYS:HG3	29:BG:76:SER:H	1.41	0.86
30:BH:124:GLU:O	30:BH:125:VAL:HG23	1.75	0.86
1:CA:1347:G:N2	1:CA:1373:G:H2'	1.91	0.86
24:DA:1076:C:C2'	24:DA:1077:A:H5''	2.06	0.86
24:DA:1280:G:H2'	24:DA:1281:G:H5''	1.56	0.86
20:AW:100:ILE:H	20:AW:100:ILE:HD12	1.41	0.85
27:BE:78:LEU:HD23	27:BE:78:LEU:N	1.91	0.85
34:BO:75:ILE:H	34:BO:75:ILE:HD13	1.41	0.85
46:BZ:87:PRO:HA	46:BZ:90:ILE:CG2	2.06	0.85
24:DA:1884:A:H2'	24:DA:1885:A:H5''	1.56	0.85
1:AA:537:G:H5''	12:AO:113:ARG:HH12	1.41	0.85
15:AR:87:ILE:HG22	15:AR:88:ARG:N	1.90	0.85
24:BA:2746:U:H4'	30:BH:138:LYS:HG3	1.55	0.85
38:BR:24:PRO:HA	38:BR:49:VAL:HG13	1.58	0.85
42:BT:63:LYS:H	42:BT:63:LYS:HD2	1.39	0.85
1:CA:1239:A:H62	1:CA:1299:A:N6	1.74	0.85
24:DA:1288:U:O2'	24:DA:1647:G:N2	2.08	0.85
35:DP:75:THR:HA	35:DP:88:GLY:O	1.76	0.85
44:DV:5:LEU:HD11	44:DV:39:VAL:HB	1.56	0.85
1:AA:327:A:H4'	1:AA:328:C:OP1	1.76	0.85
1:AA:827:U:N3	1:AA:872:A:N6	2.22	0.85
24:BA:1085:A:H2'	24:BA:1086:A:C8	2.11	0.85
28:BF:4:VAL:HA	28:BF:19:GLU:HB3	1.58	0.85
31:BK:78:THR:HB	31:BK:104:GLN:NE2	1.91	0.85
24:BA:2562:U:H1'	33:BN:23:ARG:NH1	1.89	0.85
24:DA:1102:C:H2'	24:DA:1103:A:H5''	1.59	0.85
31:DK:67:ARG:HE	31:DK:68:LEU:H	1.20	0.85
37:DQ:106:ARG:HH11	37:DQ:106:ARG:HB2	1.39	0.85
44:DV:72:ARG:HB2	44:DV:72:ARG:HH11	1.42	0.85
1:AA:920:U:H2'	1:AA:921:U:C6	2.10	0.85
22:AD:15:G:N2	22:AD:48:C:H42	1.75	0.85

Continued on next page...

Continued from previous page...

Atom-1	Atom-2	Interatomic distance (Å)	Clash overlap (Å)
4:AG:129:ASN:HD21	4:AG:145:GLU:N	1.73	0.85
39:B1:95:LEU:C	39:B1:97:ASP:H	1.79	0.85
24:BA:1697:G:H3'	24:BA:1698:A:H5''	1.58	0.85
24:BA:2061:G:OP1	28:BF:68:LYS:NZ	2.10	0.85
27:BE:199:ARG:HB2	27:BE:199:ARG:HH11	1.41	0.85
31:BK:142:VAL:HG22	31:BK:143:SER:N	1.91	0.85
24:BA:2562:U:H1'	33:BN:23:ARG:HH12	1.40	0.85
37:BQ:106:ARG:HB3	37:BQ:110:LEU:HD21	1.56	0.85
38:BR:26:ASP:CB	38:BR:91:ARG:HA	2.06	0.85
1:CA:1343:G:H2'	1:CA:1344:C:C6	2.12	0.85
2:CE:67:THR:HG21	2:CE:155:LEU:HD21	1.57	0.85
20:CW:36:LEU:HD13	20:CW:39:LYS:HD3	1.57	0.85
24:DA:2503:A:H4'	24:DA:2504:U:OP1	1.73	0.85
24:DA:482:A:H4'	43:DU:47:LYS:HD2	1.58	0.85
24:DA:583:G:H5''	39:D1:10:ARG:HH12	1.42	0.85
34:DO:75:ILE:H	34:DO:75:ILE:HD13	1.39	0.85
43:DU:51:VAL:O	43:DU:56:PRO:HA	1.76	0.85
1:AA:1323:G:H2'	1:AA:1324:A:C8	2.11	0.85
24:BA:394:A:H5'	24:BA:395:U:OP2	1.76	0.85
24:BA:925:C:C2'	24:BA:926:A:H5''	2.07	0.85
32:BM:39:ARG:HH21	32:BM:41:ASP:CB	1.88	0.85
29:DG:67:LYS:HE2	49:D4:6:HIS:NE2	1.91	0.85
24:DA:704:G:H2'	24:DA:726:G:N2	1.90	0.85
34:DO:101:VAL:HG23	34:DO:107:LYS:H	1.41	0.85
4:AG:108:LEU:HD21	4:AG:183:GLY:HA3	1.57	0.85
13:AP:54:VAL:HG22	13:AP:57:ARG:NH2	1.92	0.85
28:BF:18:ARG:HG2	28:BF:19:GLU:N	1.92	0.85
28:BF:89:VAL:HG12	28:BF:90:PHE:N	1.90	0.85
30:BH:89:ILE:HD11	30:BH:129:THR:HB	1.58	0.85
5:CH:51:VAL:HB	5:CH:52:PRO:HD3	1.59	0.85
24:DA:50:U:H4'	24:DA:51:G:OP2	1.77	0.85
38:DR:111:ARG:O	38:DR:112:ARG:HG3	1.76	0.85
24:BA:1929:G:H4'	24:BA:1930:G:OP1	1.76	0.85
29:BG:95:ARG:HG3	29:BG:96:ARG:HG3	1.57	0.85
15:CR:56:LEU:O	15:CR:60:VAL:HG23	1.75	0.85
19:CV:41:VAL:HG13	19:CV:44:MET:HB2	1.57	0.85
24:BA:2189:U:H2'	24:BA:2190:G:H5''	1.58	0.85
27:BE:116:VAL:O	27:BE:117:MET:HB3	1.74	0.85
31:BK:82:ARG:NH2	1:CA:56:U:H4'	1.92	0.85
22:CD:26:G:H1	22:CD:44:A:H61	1.21	0.85
24:DA:1049:C:H6	24:DA:1049:C:H5'	1.42	0.85

Continued on next page...

Continued from previous page...

Atom-1	Atom-2	Interatomic distance (Å)	Clash overlap (Å)
24:DA:1188:U:O2'	24:DA:1189:A:H5'	1.77	0.85
24:DA:1460:A:H4'	24:DA:1461:G:OP2	1.77	0.85
26:DD:28:GLU:HB2	26:DD:29:PRO:HD2	1.56	0.85
30:DH:89:ILE:HD11	30:DH:129:THR:HB	1.58	0.85
44:DV:59:LEU:O	44:DV:60:GLU:HG2	1.75	0.85
1:CA:1152:A:H5''	10:CM:13:HIS:CD2	2.11	0.85
24:DA:2519:U:H4'	24:DA:2520:C:OP1	1.74	0.85
28:DF:82:ILE:HG13	28:DF:82:ILE:O	1.73	0.85
1:AA:701:C:H4'	1:AA:702:A:H5''	1.57	0.85
40:B2:69:LYS:HD3	40:B2:85:LYS:HD2	1.58	0.85
31:BK:2:LYS:HA	31:BK:20:ASP:HA	1.56	0.85
7:CJ:44:TYR:HA	7:CJ:47:CYS:SG	2.17	0.85
27:DE:81:ILE:O	27:DE:82:ARG:HB2	1.75	0.85
31:DK:88:ILE:HG12	31:DK:122:GLU:H	1.39	0.85
1:AA:1323:G:H2'	1:AA:1324:A:H8	1.40	0.84
1:AA:56:U:H2'	1:AA:57:G:H8	1.41	0.84
11:AN:13:GLN:HE21	11:AN:76:GLY:HA3	1.41	0.84
24:BA:2753:A:C2'	24:BA:2754:U:H5''	2.06	0.84
24:BA:329:G:N7	43:BU:19:LYS:HG2	1.92	0.84
44:BV:103:ARG:CG	44:BV:104:PHE:H	1.90	0.84
15:CR:3:ILE:HD13	15:CR:3:ILE:H	1.40	0.84
40:D2:49:THR:HB	40:D2:50:PRO:CD	2.07	0.84
24:DA:1169:G:C2'	24:DA:1170:G:H5''	2.06	0.84
33:DN:26:LYS:HB2	33:DN:30:ALA:HB2	1.59	0.84
9:AL:28:VAL:HG22	9:AL:29:ASN:N	1.91	0.84
19:AV:19:VAL:HG13	19:AV:44:MET:SD	2.16	0.84
1:CA:1062:U:H2'	1:CA:1063:C:C6	2.12	0.84
24:DA:1301:A:O2'	24:DA:1302:A:H3'	1.78	0.84
24:DA:2044:C:H6	24:DA:2044:C:H5'	1.42	0.84
24:DA:881:G:H3'	24:DA:882:G:H5''	1.57	0.84
1:AA:1280:A:H5'	1:AA:1281:U:OP2	1.77	0.84
35:BP:141:GLN:HG2	44:BV:75:ASN:ND2	1.91	0.84
46:BZ:78:LYS:O	46:BZ:78:LYS:HD3	1.75	0.84
1:CA:1346:A:N1	1:CA:1374:A:H5''	1.91	0.84
1:CA:792:A:O2'	1:CA:793:U:OP2	1.94	0.84
22:CD:54:U:H3	22:CD:58:A:H62	1.21	0.84
24:DA:1507:A:C3'	24:DA:1508:A:H5''	2.06	0.84
24:DA:2051:A:H61	24:DA:2614:A:H2'	1.41	0.84
27:DE:95:ILE:H	27:DE:95:ILE:HD12	1.42	0.84
29:DG:98:ARG:HA	29:DG:101:ILE:HG12	1.59	0.84
7:AJ:115:ARG:O	7:AJ:118:VAL:HG22	1.78	0.84

Continued on next page...

Continued from previous page...

Atom-1	Atom-2	Interatomic distance (Å)	Clash overlap (Å)
50:D5:40:LYS:HZ1	50:D5:48:GLU:HB2	1.41	0.84
24:DA:1033:U:H4'	24:DA:1034:G:OP1	1.75	0.84
30:DH:54:ARG:NH1	30:DH:62:LYS:HG2	1.92	0.84
14:AQ:12:ARG:HG2	14:AQ:14:PRO:HD3	1.58	0.84
26:BD:27:THR:CG2	26:BD:83:GLU:HG2	2.08	0.84
28:BF:18:ARG:NH2	28:BF:20:LEU:HD12	1.92	0.84
13:CP:14:ARG:H	13:CP:44:ARG:HD3	1.41	0.84
34:DO:62:LEU:CD2	53:D8:25:MET:HB2	2.08	0.84
26:DD:17:THR:HG22	26:DD:205:VAL:H	1.41	0.84
27:DE:61:ARG:O	27:DE:63:LEU:HG	1.77	0.84
28:DF:53:THR:HG23	28:DF:56:GLU:OE1	1.77	0.84
37:DQ:106:ARG:HA	37:DQ:110:LEU:CD1	2.08	0.84
24:BA:2314:C:O2'	24:BA:2315:G:H5'	1.78	0.84
28:BF:178:PRO:HG2	28:BF:179:GLU:OE2	1.77	0.84
30:BH:26:VAL:HG13	30:BH:31:GLY:HA2	1.59	0.84
24:BA:388:G:H5'	46:BZ:25:LYS:HB2	1.59	0.84
1:CA:235:C:H5'	17:CT:70:ARG:HG2	1.60	0.84
24:DA:518:G:H4'	41:DS:18:ARG:NH1	1.91	0.84
1:AA:939:G:H5''	7:AJ:102:ARG:NH2	1.92	0.84
1:AA:503:C:OP2	12:AO:116:SER:HB3	1.78	0.84
39:B1:81:HIS:HD2	39:B1:117:GLN:HE21	1.24	0.84
45:B3:23:VAL:HA	45:B3:38:VAL:HG22	1.59	0.84
26:BD:25:THR:HG21	26:BD:81:ALA:HB1	1.58	0.84
1:CA:872:A:O2'	1:CA:873:A:H3'	1.76	0.84
50:D5:40:LYS:HD3	50:D5:46:CYS:HB3	1.60	0.84
35:DP:30:GLY:HA2	35:DP:107:ALA:HB2	1.60	0.84
37:DQ:83:LYS:HG2	37:DQ:109:GLY:CA	2.07	0.84
1:AA:60:A:H4'	1:AA:61:G:O5'	1.76	0.84
4:AG:17:VAL:HG11	4:AG:197:PRO:HB2	1.59	0.84
39:B1:16:LYS:O	39:B1:20:LEU:HD23	1.78	0.84
27:BE:14:ILE:HD11	27:BE:173:VAL:HG11	1.60	0.84
1:CA:351:G:H4'	1:CA:352:C:OP1	1.76	0.84
13:CP:121:LYS:NZ	22:CB:41:C:H4'	1.92	0.84
13:CP:23:TYR:HB3	13:CP:67:GLU:HG2	1.59	0.84
24:DA:1165:U:H2'	24:DA:1166:C:C6	2.12	0.84
24:DA:1496:A:H8	24:DA:1577:C:HO2'	0.86	0.84
24:DA:2656:U:H5	24:DA:2664:G:N2	1.76	0.84
24:DA:363(F):A:H4'	24:DA:364:C:O5'	1.78	0.84
38:DR:3:ARG:HG3	38:DR:7:ILE:HG12	1.60	0.84
44:DV:108:PRO:HB2	44:DV:112:ARG:HB2	1.60	0.84
10:AM:49:VAL:HG13	14:AQ:41:ARG:HB2	1.58	0.84

Continued on next page...

Continued from previous page...

Atom-1	Atom-2	Interatomic distance (Å)	Clash overlap (Å)
24:BA:2420:C:H41	53:B8:31:HIS:HB3	1.41	0.84
24:BA:362:U:H5'	24:BA:363:G:OP1	1.77	0.84
38:BR:96:ARG:NH1	38:BR:96:ARG:HB2	1.92	0.84
37:DQ:89:ARG:HD2	37:DQ:92:TYR:O	1.78	0.84
43:DU:57:GLN:NE2	43:DU:58:GLY:H	1.76	0.84
24:BA:1496:A:H8	24:BA:1577:C:HO2'	0.84	0.84
28:BF:165:ARG:HH11	28:BF:165:ARG:HB3	1.40	0.84
38:BR:19:LEU:HD22	38:BR:86:ILE:HG22	1.60	0.84
38:BR:62:THR:HG22	38:BR:75:ILE:HG12	1.60	0.84
47:BW:65:ASN:HD22	47:BW:69:ARG:HH21	1.20	0.84
10:CM:4:ILE:HB	10:CM:74:ILE:HD11	1.60	0.84
50:D5:39:MET:O	50:D5:40:LYS:HG3	1.77	0.84
24:DA:1180:C:H2'	24:DA:1181:C:H5'	1.60	0.84
28:DF:32:LEU:HD13	28:DF:105:VAL:HG13	1.59	0.84
1:AA:713:G:H21	1:AA:777:A:C4'	1.91	0.83
5:AH:9:LYS:HB2	5:AH:112:LEU:HD11	1.60	0.83
24:BA:1484:G:H2'	24:BA:1485:G:C5'	2.05	0.83
33:BN:113:LYS:O	33:BN:117:LEU:HD23	1.78	0.83
41:BS:54:ALA:CB	41:BS:107:LEU:HD21	2.08	0.83
3:CF:15:THR:CG2	3:CF:181:ASN:HA	2.08	0.83
10:CM:37:PRO:HA	10:CM:72:VAL:HG22	1.59	0.83
51:D6:27:LYS:NZ	51:D6:27:LYS:HB2	1.93	0.83
46:DZ:92:LYS:HG3	46:DZ:96:LYS:HB2	1.57	0.83
2:AE:219:VAL:HA	2:AE:222:ILE:HD12	1.58	0.83
19:AV:36:ARG:HH11	19:AV:73:GLU:H	1.24	0.83
40:B2:35:LEU:HD21	40:B2:57:VAL:CB	2.07	0.83
26:BD:25:THR:HG23	26:BD:26:LYS:N	1.91	0.83
24:DA:1050:A:C8	24:DA:2751:G:H2'	2.14	0.83
31:DK:57:ARG:HH11	31:DK:57:ARG:HB2	1.42	0.83
31:DK:74:ASN:HD22	31:DK:74:ASN:H	1.25	0.83
1:AA:973:G:H3'	1:AA:974:A:H5''	1.60	0.83
24:BA:2030:A:H4'	24:BA:2031:A:H8	1.43	0.83
26:BD:25:THR:HG22	26:BD:82:ILE:O	1.78	0.83
33:BN:88:ASN:ND2	33:BN:90:GLN:HB2	1.93	0.83
2:CE:178:ARG:HH21	8:CK:74:PRO:HB3	1.41	0.83
15:CR:82:ILE:HD11	15:CR:88:ARG:CG	2.07	0.83
36:D0:117:VAL:HG22	36:D0:118:GLU:H	1.43	0.83
24:DA:1803:A:H4'	26:DD:259:THR:CG2	2.08	0.83
24:DA:483:A:H4'	43:DU:49:VAL:CA	2.03	0.83
1:AA:1031:G:H21	1:AA:1032:A:H1'	1.42	0.83
1:AA:187:C:H2'	1:AA:188:U:O4'	1.78	0.83

Continued on next page...

Continued from previous page...

Atom-1	Atom-2	Interatomic distance (Å)	Clash overlap (Å)
11:AN:16:SER:HA	11:AN:79:SER:O	1.78	0.83
39:B1:50:ARG:HH11	40:B2:72:VAL:HG21	1.43	0.83
1:CA:1234:C:H4'	1:CA:1364:U:O2'	1.78	0.83
14:CQ:12:ARG:C	14:CQ:14:PRO:HD2	1.98	0.83
24:DA:1281:G:H5'	24:DA:1281:G:H8	1.43	0.83
24:DA:479:A:H4'	24:DA:480:A:OP1	1.76	0.83
30:DH:13:LYS:HA	30:DH:13:LYS:HE2	1.61	0.83
34:DO:126:VAL:HG22	34:DO:145:PRO:HG2	1.61	0.83
1:AA:1041:A:H2'	1:AA:1042:G:H5''	1.61	0.83
10:CM:47:PHE:HE1	10:CM:63:PHE:HB2	1.40	0.83
14:CQ:8:GLU:OE2	14:CQ:11:LYS:HD2	1.78	0.83
14:CQ:21:TYR:HE2	14:CQ:23:ARG:HH21	1.24	0.83
1:AA:736:C:H2'	1:AA:737:A:H8	1.43	0.83
3:AF:131:ARG:HH12	3:AF:135:LYS:HE2	1.43	0.83
36:B0:24:GLN:NE2	36:B0:36:THR:HG21	1.93	0.83
39:B1:92:ARG:HH12	40:B2:11:GLN:N	1.75	0.83
31:BK:107:VAL:HG12	31:BK:108:THR:H	1.41	0.83
38:BR:20:PRO:HD2	38:BR:86:ILE:HG23	1.60	0.83
38:DR:53:ARG:O	38:DR:59:THR:HG23	1.78	0.83
1:AA:1274:G:N2	1:AA:1275:A:H62	1.75	0.83
1:AA:753:A:H5''	1:AA:754:C:OP1	1.79	0.83
1:AA:1342:C:H1'	9:AL:124:GLN:HE22	1.43	0.83
9:AL:16:ARG:CB	9:AL:16:ARG:HH11	1.90	0.83
36:B0:51:LEU:HD21	36:B0:66:VAL:HG13	1.59	0.83
24:BA:2051:A:H61	24:BA:2614:A:H2'	1.42	0.83
24:BA:2356:C:H4'	45:B3:20:ARG:HG3	1.60	0.83
24:BA:93:C:H5'	24:BA:94:G:OP2	1.78	0.83
37:BQ:67:ARG:HB2	37:BQ:67:ARG:NH1	1.93	0.83
1:CA:1129:C:C4'	1:CA:1130:A:H5'	2.09	0.83
1:CA:1330:U:H3'	1:CA:1331:G:O4'	1.78	0.83
1:CA:1347:G:C8	9:CL:107:ARG:HB3	2.14	0.83
24:DA:1030:G:OP2	35:DP:128:LYS:HE2	1.78	0.83
34:DO:59:LEU:HA	34:DO:61:ARG:HH21	1.44	0.83
44:DV:108:PRO:CG	44:DV:112:ARG:H	1.92	0.83
1:AA:1085:U:H4'	1:AA:1086:U:OP1	1.77	0.83
1:AA:819:A:H5''	1:AA:820:U:OP2	1.77	0.83
4:AG:31:CYS:SG	4:AG:32:ALA:N	2.50	0.83
11:AN:13:GLN:HG3	11:AN:76:GLY:HA3	1.60	0.83
45:B3:40:GLN:HE22	45:B3:45:PHE:HB2	1.44	0.83
24:BA:1899:G:H22	24:BA:1902:C:H41	0.83	0.83
28:BF:164:ARG:HG3	28:BF:175:THR:OG1	1.78	0.83

Continued on next page...

Continued from previous page...

Atom-1	Atom-2	Interatomic distance (Å)	Clash overlap (Å)
34:BO:62:LEU:HD13	34:BO:62:LEU:C	1.99	0.83
43:BU:38:ILE:HG22	43:BU:66:PRO:HA	1.60	0.83
47:BW:50:ILE:HD13	47:BW:51:ARG:H	1.44	0.83
46:BZ:87:PRO:HA	46:BZ:90:ILE:HG22	1.61	0.83
1:CA:1014:A:H4'	19:CV:14:HIS:HE2	1.40	0.83
24:DA:1943:U:H4'	24:DA:1944:U:O5'	1.77	0.83
24:DA:2298:A:H62	24:DA:2318:G:H8	1.27	0.83
22:AD:72:A:C2'	22:AD:73:A:H5''	2.08	0.83
24:BA:1925:C:C6	24:BA:1925:C:C3'	2.58	0.83
24:BA:1948:G:C8	24:BA:1948:G:H5'	2.14	0.83
24:BA:273(F):C:H3'	24:BA:274:G:H5''	1.60	0.83
24:BA:2776:A:H4'	24:BA:2777:G:H5''	1.61	0.83
24:BA:2778:A:H5'	24:BA:2779:U:OP2	1.79	0.83
1:CA:939:G:H5''	7:CJ:102:ARG:NH2	1.94	0.83
24:DA:2133:G:H21	24:DA:2158:A:H62	1.25	0.83
27:DE:7:VAL:HG23	27:DE:8:LYS:H	1.44	0.83
32:DM:131:GLN:NE2	32:DM:132:ALA:H	1.75	0.83
1:AA:537:G:H5''	12:AO:113:ARG:NH1	1.93	0.83
22:AD:68:C:C2'	22:AD:69:C:H5''	2.08	0.83
3:AF:87:LEU:HD22	3:AF:87:LEU:H	1.42	0.83
33:BN:120:GLU:OE2	33:BN:122:LEU:HD21	1.78	0.83
22:CD:63:G:H2'	22:CD:64:G:H8	1.43	0.83
2:CE:204:ASN:ND2	2:CE:206:ASP:H	1.77	0.83
7:CJ:78:ARG:HG3	7:CJ:79:ARG:N	1.93	0.83
12:CO:38:THR:HG23	12:CO:39:VAL:HG23	1.60	0.83
45:D3:35:ASN:HD22	45:D3:35:ASN:N	1.77	0.83
24:DA:1236:G:H4'	24:DA:1237:A:OP1	1.77	0.83
24:DA:2311:A:H3'	24:DA:2312:U:H5	1.43	0.83
43:DU:81:LYS:HD3	43:DU:97:ARG:HE	1.43	0.83
3:AF:16:ARG:NH2	3:AF:181:ASN:HA	1.94	0.82
53:B8:14:VAL:HG12	53:B8:15:LYS:H	1.44	0.82
24:BA:1236:G:H4'	24:BA:1237:A:OP1	1.79	0.82
26:BD:10:THR:HG23	26:BD:13:ARG:CB	2.09	0.82
44:BV:125:LEU:HG	44:BV:164:ALA:HB3	1.59	0.82
1:CA:1363:A:H4'	1:CA:1364:U:H5''	1.58	0.82
22:CD:20:U:C3'	22:CD:21:A:H5''	2.09	0.82
24:DA:1026:U:H4'	24:DA:1027:A:OP1	1.77	0.82
1:AA:1000:A:H3'	1:AA:1001:G:H5''	1.59	0.82
1:AA:1025:U:H2'	1:AA:1026:G:O4'	1.79	0.82
11:AN:96:ARG:HA	11:AN:99:GLN:HG3	1.58	0.82
13:AP:31:LYS:HA	13:AP:34:LEU:HD21	1.61	0.82

Continued on next page...

Continued from previous page...

Atom-1	Atom-2	Interatomic distance (Å)	Clash overlap (Å)
49:B4:14:ILE:HD11	49:B4:33:VAL:HG23	1.60	0.82
24:BA:2732:G:H3'	24:BA:2733:A:H5'	1.59	0.82
27:BE:35:GLN:H	27:BE:48:GLN:HE21	1.23	0.82
29:BG:104:GLU:HG2	49:B4:23:GLU:HG3	1.61	0.82
24:BA:2746:U:H5''	30:BH:138:LYS:HE3	1.62	0.82
41:BS:59:VAL:HG23	41:BS:65:LEU:N	1.93	0.82
41:BS:86:LEU:HD12	41:BS:87:PRO:HD2	1.62	0.82
1:CA:968:A:H4'	1:CA:969:A:OP2	1.77	0.82
5:CH:81:GLU:HB3	5:CH:90:VAL:HG22	1.60	0.82
39:D1:88:ILE:HD13	39:D1:88:ILE:H	1.44	0.82
26:DD:25:THR:CG2	26:DD:82:ILE:H	1.93	0.82
32:DM:133:GLN:HB2	32:DM:135:PRO:HD3	1.59	0.82
38:DR:24:PRO:HA	38:DR:49:VAL:HG13	1.59	0.82
24:BA:1747:G:O2'	24:BA:1748:G:H5'	1.78	0.82
24:BA:528:A:C2	24:BA:2042:A:H2'	2.14	0.82
24:BA:205:G:O2'	24:BA:206:U:OP2	1.97	0.82
25:BB:66:A:H61	25:BB:107:U:H2'	1.43	0.82
28:BF:29:ASN:N	28:BF:112:MET:HE1	1.93	0.82
2:CE:193:ASP:OD2	2:CE:196:LEU:HG	1.78	0.82
1:CA:1152:A:H5''	10:CM:13:HIS:HD2	1.43	0.82
19:CV:50:ALA:HB1	19:CV:57:HIS:HB3	1.60	0.82
39:D1:64:ARG:HG2	39:D1:64:ARG:HH21	1.42	0.82
22:AD:54:U:H3	22:AD:58:A:N6	1.78	0.82
2:AE:178:ARG:HH21	8:AK:70:GLN:HA	1.42	0.82
4:AG:12:CYS:HA	4:AG:21:LEU:HD22	1.61	0.82
4:AG:29:PRO:CG	4:AG:30:LYS:H	1.91	0.82
28:BF:161:GLU:HG2	28:BF:164:ARG:NH2	1.93	0.82
4:CG:96:LEU:H	4:CG:96:LEU:HD22	1.43	0.82
24:DA:1021:A:H3'	24:DA:1021:A:H8	1.43	0.82
24:DA:1558:A:H4'	24:DA:1559:G:O5'	1.80	0.82
30:DH:153:LYS:HG2	30:DH:162:ILE:HG13	1.61	0.82
1:AA:8:A:H62	4:AG:209:ARG:HB2	1.42	0.82
3:AF:172:ARG:HH21	3:AF:174:PRO:HG2	1.44	0.82
24:BA:976:C:H5'	24:BA:1156:A:N6	1.93	0.82
1:CA:411:A:H62	1:CA:413:G:N2	1.78	0.82
31:DK:79:ILE:HB	31:DK:142:VAL:HA	1.61	0.82
1:AA:1072:G:H2'	1:AA:1073:U:C6	2.14	0.82
2:AE:104:ASN:HD21	2:AE:107:THR:HB	1.43	0.82
49:B4:40:HIS:H	49:B4:41:PRO:HD2	1.43	0.82
52:B7:47:ARG:HH11	52:B7:47:ARG:H	1.28	0.82
22:AC:56:C:O2	29:BG:78:SER:HB2	1.79	0.82

Continued on next page...

Continued from previous page...

Atom-1	Atom-2	Interatomic distance (Å)	Clash overlap (Å)
35:BP:54:MET:HE1	35:BP:118:LEU:HD23	1.60	0.82
2:CE:185:ILE:HG22	2:CE:199:TYR:HB2	1.61	0.82
24:DA:1280:G:C2'	24:DA:1281:G:H5''	2.09	0.82
27:DE:15:PHE:CE1	27:DE:20:ALA:HB2	2.14	0.82
13:AP:15:VAL:HA	13:AP:45:VAL:HG22	1.61	0.82
27:BE:47:VAL:HG12	27:BE:48:GLN:N	1.94	0.82
42:BT:65:ARG:HB3	42:BT:70:LEU:HA	1.58	0.82
1:CA:1224:G:O2'	1:CA:1225:A:OP1	1.97	0.82
1:CA:1443:G:H3'	1:CA:1446:A:C5'	2.09	0.82
1:CA:486:U:H2'	1:CA:487:A:H8	1.43	0.82
1:CA:91:C:C2'	1:CA:92:G:H5''	2.09	0.82
52:D7:8:ASN:ND2	52:D7:11:LYS:H	1.78	0.82
24:DA:2389:G:H5''	24:DA:2390:U:C5'	2.09	0.82
26:DD:35:LYS:NZ	26:DD:104:TYR:HB2	1.93	0.82
30:DH:105:LEU:HD13	30:DH:105:LEU:H	1.42	0.82
32:DM:22:THR:HG22	32:DM:23:LEU:H	1.45	0.82
38:DR:102:ILE:HA	38:DR:105:LEU:HD21	1.62	0.82
1:AA:1036:G:H5'	1:AA:1037:C:C5	2.14	0.82
1:AA:1322:C:O2'	1:AA:1323:G:H5'	1.80	0.82
45:B3:18:ALA:O	45:B3:19:LYS:HG2	1.79	0.82
37:BQ:61:ASN:O	37:BQ:65:VAL:HG23	1.80	0.82
43:BU:62:GLU:CD	43:BU:63:LYS:H	1.83	0.82
17:CT:59:ILE:HG22	17:CT:73:VAL:HA	1.60	0.82
49:D4:36:CYS:O	49:D4:39:CYS:HB2	1.80	0.82
49:D4:71:ARG:NH1	49:D4:71:ARG:HG3	1.90	0.82
24:DA:1102:C:C2'	24:DA:1103:A:H5''	2.10	0.82
24:DA:49:A:N7	24:DA:120:U:H5	1.76	0.82
24:DA:676:A:H2	24:DA:802:A:H61	1.25	0.82
24:DA:894:C:H2'	24:DA:895:U:H6	1.45	0.82
29:DG:179:PRO:HG3	49:D4:38:LYS:NZ	1.95	0.82
24:DA:2562:U:H1'	33:DN:23:ARG:NH1	1.94	0.82
34:DO:39:LYS:HA	34:DO:45:LEU:CD1	2.10	0.82
47:DW:65:ASN:ND2	47:DW:69:ARG:HH22	1.78	0.82
1:AA:56:U:H2'	1:AA:57:G:C8	2.15	0.82
2:AE:91:PRO:CG	2:AE:154:LEU:HD21	2.10	0.82
7:AJ:15:ASP:OD1	7:AJ:18:TYR:HB2	1.80	0.82
1:AA:1316:G:H4'	14:AQ:18:VAL:HG11	1.62	0.82
34:BO:98:GLU:HA	34:BO:101:VAL:HG12	1.60	0.82
1:CA:192:U:H4'	20:CW:102:GLY:O	1.79	0.82
2:CE:84:GLU:OE1	2:CE:216:SER:HA	1.80	0.82
16:CS:4:ILE:CD1	16:CS:64:ALA:HB1	2.08	0.82

Continued on next page...

Continued from previous page...

Atom-1	Atom-2	Interatomic distance (Å)	Clash overlap (Å)
24:DA:2311:A:H2'	24:DA:2312:U:C6	2.14	0.82
33:DN:14:THR:HG21	33:DN:86:ILE:HB	1.62	0.82
8:AK:5:PRO:O	8:AK:8:ASP:HB3	1.78	0.82
24:BA:1328:G:H2'	24:BA:1330:C:C5	2.15	0.82
24:BA:1428:C:N4	24:BA:1570:A:OP2	2.11	0.82
28:BF:192:LEU:HD23	28:BF:193:VAL:N	1.94	0.82
29:BG:53:LEU:HD23	29:BG:53:LEU:O	1.78	0.82
1:CA:963:G:H21	10:CM:55:LYS:HD3	1.44	0.82
11:CN:124:LYS:HD2	11:CN:125:PHE:HE1	1.45	0.82
40:D2:89:GLN:HA	40:D2:89:GLN:HE21	1.44	0.82
37:DQ:88:ASP:O	37:DQ:89:ARG:HB3	1.78	0.82
44:DV:94:GLU:HB2	44:DV:130:PRO:HD3	1.61	0.82
1:AA:1301:U:O2	1:AA:1301:U:H2'	1.80	0.81
18:AU:53:ARG:HH21	18:AU:59:SER:HA	1.44	0.81
40:B2:5:VAL:HG23	40:B2:37:VAL:HG11	1.62	0.81
24:BA:265:A:O2'	24:BA:266:G:C4'	2.27	0.81
30:BH:132:ARG:O	30:BH:133:VAL:HG23	1.78	0.81
2:CE:122:PHE:HD1	2:CE:139:LYS:HZ1	1.28	0.81
29:DG:67:LYS:HE2	49:D4:6:HIS:CE1	2.14	0.81
24:DA:1022:G:O2'	24:DA:1023:U:OP2	1.97	0.81
24:DA:2468:G:H2'	24:DA:2476:A:C2	2.15	0.81
27:DE:24:THR:HG21	27:DE:188:VAL:HG11	1.59	0.81
37:DQ:19:LYS:O	37:DQ:20:ARG:HB3	1.80	0.81
49:B4:71:ARG:HB3	49:B4:71:ARG:HH11	1.44	0.81
24:BA:969:U:H2'	24:BA:970:C:C6	2.14	0.81
25:BB:81:G:O6	25:BB:96:G:C6	2.33	0.81
31:BK:47:LEU:HD12	31:BK:50:ARG:HE	1.44	0.81
22:CB:23:G:O2'	22:CB:24:C:H5''	1.79	0.81
1:CA:1205:U:H1'	3:CF:195:VAL:CG2	2.10	0.81
4:CG:108:LEU:HD11	4:CG:174:LEU:HD22	1.60	0.81
24:DA:1138:G:H21	32:DM:106:MET:CE	1.93	0.81
24:DA:2419:U:H5'	51:D6:23:THR:HG22	1.62	0.81
47:DW:16:LEU:HG	47:DW:16:LEU:O	1.78	0.81
13:AP:40:ASN:ND2	13:AP:43:THR:HG23	1.95	0.81
13:AP:73:GLU:HG3	49:B4:52:THR:HG21	1.62	0.81
24:BA:2392:A:H2	24:BA:2424:C:N4	1.77	0.81
24:BA:2485:G:H5''	35:BP:46:GLN:HE21	1.45	0.81
10:CM:63:PHE:HD1	14:CQ:58:LYS:HA	1.43	0.81
40:D2:66:ARG:NH1	40:D2:88:ARG:HD3	1.94	0.81
9:AL:1:MET:HB3	9:AL:20:ARG:HD3	1.61	0.81
25:BB:7:G:C3'	25:BB:8:U:H5''	2.10	0.81

Continued on next page...

Continued from previous page...

Atom-1	Atom-2	Interatomic distance (Å)	Clash overlap (Å)
24:DA:1454:U:O2'	24:DA:1455:G:N7	2.14	0.81
24:DA:1568:G:OP1	26:DD:63:ARG:NH1	2.12	0.81
30:DH:10:PRO:O	30:DH:11:VAL:HG13	1.80	0.81
1:AA:1206:G:H1'	3:AF:193:TYR:O	1.80	0.81
20:AW:10:LEU:HD22	20:AW:11:SER:H	1.46	0.81
24:BA:27:G:H1'	24:BA:513:A:H62	1.45	0.81
32:BM:133:GLN:HG2	32:BM:135:PRO:HD3	1.59	0.81
35:BP:12:GLN:HG2	35:BP:73:PRO:HD2	1.63	0.81
44:BV:28:MET:O	44:BV:34:ASN:HA	1.80	0.81
1:CA:1176:A:H2'	1:CA:1177:G:H5'	1.63	0.81
1:CA:1319:A:H5'	1:CA:1320:C:OP1	1.80	0.81
1:CA:957:U:H2'	1:CA:959:A:OP2	1.80	0.81
10:CM:6:ILE:O	10:CM:6:ILE:HD12	1.81	0.81
24:DA:1405:U:H2'	24:DA:1406:U:C6	2.14	0.81
24:DA:83:G:N2	24:DA:102:G:O2'	2.13	0.81
35:DP:90:VAL:HG13	35:DP:91:GLU:N	1.95	0.81
22:AD:56:C:C2'	22:AD:57:A:H5''	2.10	0.81
21:AX:15:ARG:HB2	21:AX:15:ARG:NH1	1.94	0.81
40:B2:22:VAL:HG22	40:B2:23:GLU:H	1.46	0.81
27:BE:58:ARG:HA	27:BE:58:ARG:NE	1.92	0.81
24:BA:2394:C:OP1	34:BO:63:PRO:HD2	1.81	0.81
44:BV:103:ARG:H	44:BV:139:VAL:HG23	1.45	0.81
1:CA:812:C:O2'	1:CA:813:U:C6	2.32	0.81
22:CD:20:U:H3'	22:CD:21:A:H5''	1.62	0.81
29:DG:47:LYS:HD3	29:DG:81:LYS:HB2	1.63	0.81
3:AF:11:ARG:HH21	3:AF:180:ALA:CB	1.93	0.81
3:AF:21:ARG:CB	3:AF:21:ARG:HH11	1.92	0.81
40:B2:80:GLN:HE21	40:B2:80:GLN:CA	1.93	0.81
24:BA:1925:C:N4	24:BA:1926:U:C2	2.49	0.81
52:D7:48:LYS:HG2	52:D7:49:ARG:H	1.46	0.81
24:DA:871:U:H2'	24:DA:871:U:O2	1.79	0.81
27:DE:116:VAL:HG21	27:DE:122:PHE:CD2	2.16	0.81
6:AI:69:GLU:O	6:AI:72:VAL:HG12	1.80	0.81
36:B0:51:LEU:CD2	36:B0:66:VAL:HG13	2.10	0.81
24:BA:1280:G:H2'	24:BA:1281:G:H5''	1.61	0.81
35:BP:77:LYS:HZ1	35:BP:82:ARG:HB2	1.18	0.81
24:DA:2810:A:O3'	27:DE:61:ARG:HG3	1.80	0.81
28:DF:155:LEU:HD13	28:DF:174:VAL:HG13	1.62	0.81
1:AA:728:A:H2'	1:AA:729:A:C8	2.15	0.81
2:AE:124:SER:OG	2:AE:125:PRO:HD2	1.81	0.81
1:AA:1374:A:O2'	7:AJ:28:ASN:HB3	1.79	0.81

Continued on next page...

Continued from previous page...

Atom-1	Atom-2	Interatomic distance (Å)	Clash overlap (Å)
13:AP:99:ARG:O	13:AP:101:GLN:HG3	1.80	0.81
24:BA:2795:G:H3'	24:BA:2797:U:C5'	2.11	0.81
25:BB:48:A:H4'	37:BQ:95:HIS:HD2	1.46	0.81
27:BE:201:THR:HG22	27:BE:202:LYS:H	1.45	0.81
24:DA:784:A:H5''	26:DD:227:ASN:HD21	1.45	0.81
27:DE:50:GLY:CA	27:DE:77:ILE:HA	2.10	0.81
32:DM:35:ARG:HG3	32:DM:37:LYS:HG3	1.63	0.81
32:DM:43:THR:HB	32:DM:46:VAL:HG12	1.63	0.81
1:AA:1372:U:OP1	9:AL:71:SER:HB3	1.81	0.81
9:AL:28:VAL:HG23	9:AL:62:TYR:CD1	2.15	0.81
12:AO:55:VAL:HG13	12:AO:68:ALA:O	1.80	0.81
21:AX:25:LYS:HG2	21:AX:26:LYS:HG2	1.62	0.81
24:BA:1405:U:H2'	24:BA:1406:U:C6	2.16	0.81
33:BN:35:VAL:HG11	33:BN:103:ALA:HB3	1.62	0.81
34:BO:112:LEU:H	34:BO:128:HIS:CD2	1.99	0.81
47:DW:43:GLN:O	47:DW:44:LEU:HG	1.81	0.81
1:AA:696:A:H2'	1:AA:697:U:C5'	2.09	0.81
40:B2:71:LEU:H	40:B2:86:GLY:HA3	1.45	0.81
25:BB:2:C:H2'	25:BB:3:C:C6	2.15	0.81
26:BD:242:ARG:HD2	26:BD:242:ARG:N	1.94	0.81
24:BA:270(A):A:H5''	46:BZ:97:LEU:HD22	1.63	0.81
3:CF:113:ALA:HB3	3:CF:114:PRO:HD3	1.62	0.81
24:DA:1043:C:C2'	24:DA:1044:G:H5''	2.09	0.81
24:DA:1057:A:N6	24:DA:1086:A:H2'	1.93	0.81
44:DV:137:ILE:HB	44:DV:156:LYS:HD2	1.62	0.81
1:AA:1353:G:H2'	1:AA:1354:C:C6	2.17	0.80
24:BA:2523:G:H5'	24:BA:2523:G:H8	1.45	0.80
24:BA:2805:G:H2'	24:BA:2807:G:H8	1.44	0.80
24:BA:454:A:H4'	24:BA:455:C:OP2	1.81	0.80
26:BD:263:ARG:CB	26:BD:263:ARG:HH11	1.94	0.80
32:BM:39:ARG:HH21	32:BM:41:ASP:HB2	1.45	0.80
1:CA:1124:G:H3'	1:CA:1145:C:H42	1.46	0.80
1:CA:336:C:O2'	1:CA:337:C:H5'	1.81	0.80
1:CA:797:C:OP1	11:CN:124:LYS:HE2	1.82	0.80
53:D8:59:LYS:CB	53:D8:59:LYS:NZ	2.39	0.80
24:DA:532:A:N7	24:DA:2021:C:H2'	1.95	0.80
30:DH:8:PRO:C	30:DH:9:ILE:HG12	2.00	0.80
1:AA:1062:U:H2'	1:AA:1063:C:C6	2.16	0.80
1:AA:1152:A:H5''	10:AM:13:HIS:HD2	1.44	0.80
19:AV:42:PRO:O	19:AV:43:GLU:HB2	1.78	0.80
24:BA:2580:U:H4'	27:BE:130:GLY:HA3	1.63	0.80

Continued on next page...

Continued from previous page...

Atom-1	Atom-2	Interatomic distance (Å)	Clash overlap (Å)
30:BH:30:LYS:HB3	30:BH:136:ILE:HG21	1.63	0.80
43:BU:28:LYS:NZ	43:BU:29:GLU:H	1.79	0.80
22:CC:9:G:H5'	22:CC:10:G:OP2	1.80	0.80
24:DA:1496:A:H8	24:DA:1577:C:O2'	1.63	0.80
25:DB:8:U:H5'	25:DB:8:U:H6	1.46	0.80
38:DR:39:ARG:HG2	38:DR:40:THR:H	1.46	0.80
43:DU:6:HIS:O	43:DU:7:VAL:HG13	1.81	0.80
2:AE:8:LYS:HG3	2:AE:11:LEU:HD21	1.63	0.80
43:BU:43:ASN:CB	43:BU:64:GLU:HA	2.11	0.80
48:BX:6:VAL:HG13	48:BX:54:VAL:HG11	1.62	0.80
1:CA:737:A:H2'	1:CA:738:C:H6	1.46	0.80
3:CF:52:LEU:H	3:CF:52:LEU:HD23	1.46	0.80
1:CA:690:G:N2	11:CN:55:LYS:NZ	2.30	0.80
24:DA:242:G:H5''	53:D8:62:LEU:HD22	1.61	0.80
24:DA:2311:A:H3'	24:DA:2312:U:C5	2.16	0.80
24:DA:531:C:H5''	24:DA:532:A:O4'	1.81	0.80
2:AE:132:LYS:HD3	2:AE:135:GLN:NE2	1.96	0.80
9:AL:77:ILE:O	9:AL:81:ILE:HG12	1.81	0.80
36:B0:24:GLN:HE22	36:B0:36:THR:HG21	1.45	0.80
24:BA:1209:G:H21	24:BA:1210:A:H62	1.28	0.80
24:BA:1614:A:H62	41:BS:93:ALA:HB2	1.47	0.80
29:BG:51:ARG:O	29:BG:54:GLU:HB3	1.81	0.80
30:BH:9:ILE:CB	30:BH:10:PRO:HA	2.10	0.80
31:BK:143:SER:O	31:BK:144:VAL:HG23	1.82	0.80
37:BQ:30:ARG:HG2	37:BQ:30:ARG:HH11	1.46	0.80
42:BT:50:LYS:H	42:BT:87:GLN:NE2	1.78	0.80
24:BA:85:G:OP1	43:BU:30:VAL:HG21	1.81	0.80
3:CF:47:LEU:HD11	3:CF:76:VAL:HG12	1.62	0.80
24:DA:1165:U:H2'	24:DA:1166:C:H6	1.46	0.80
24:DA:2439:A:H5'	24:DA:2439:A:H8	1.45	0.80
26:DD:186:HIS:HD2	26:DD:188:GLU:H	1.29	0.80
37:DQ:36:TYR:HD2	37:DQ:52:SER:HB3	1.46	0.80
43:DU:76:CYS:HB3	43:DU:96:ILE:CD1	2.07	0.80
1:AA:1182:G:C5'	1:AA:1183:A:H5'	2.11	0.80
15:AR:82:ILE:O	15:AR:82:ILE:HD13	1.82	0.80
18:AU:19:LYS:HD3	18:AU:19:LYS:H	1.46	0.80
19:AV:7:LYS:HE3	19:AV:8:GLY:H	1.45	0.80
24:BA:171:G:H2'	24:BA:172:C:C6	2.17	0.80
24:BA:2245:U:H5'	24:BA:2246:G:H5'	1.63	0.80
24:BA:2681:C:O2	24:BA:2681:C:H2'	1.82	0.80
26:BD:31:LYS:HG2	26:BD:34:VAL:HG12	1.63	0.80

Continued on next page...

Continued from previous page...

Atom-1	Atom-2	Interatomic distance (Å)	Clash overlap (Å)
24:BA:322:A:H5''	28:BF:169:ASN:ND2	1.95	0.80
29:BG:64:THR:HG23	29:BG:66:GLN:H	1.47	0.80
30:BH:44:VAL:HG22	30:BH:51:ARG:HH11	1.47	0.80
3:CF:20:SER:HB2	3:CF:40:ARG:NH2	1.95	0.80
26:DD:27:THR:HG23	26:DD:28:GLU:N	1.96	0.80
23:A1:8:A:H3'	23:A1:9:G:C5'	2.08	0.80
2:AE:129:GLU:HB3	2:AE:130:ARG:NH1	1.97	0.80
53:B8:32:LEU:HB2	53:B8:36:LYS:NZ	1.96	0.80
24:BA:330:A:C2	24:BA:1210:A:H2'	2.15	0.80
25:BB:38:C:O2	25:BB:48:A:H1'	1.81	0.80
34:BO:101:VAL:HG21	34:BO:108:LYS:H	1.47	0.80
46:BZ:75:GLU:O	46:BZ:76:ARG:HD3	1.80	0.80
2:CE:196:LEU:CD1	2:CE:197:VAL:HG23	2.10	0.80
5:CH:50:GLU:HB3	5:CH:53:LEU:HD13	1.61	0.80
1:CA:1318:A:H4'	19:CV:11:VAL:HG11	1.61	0.80
49:D4:33:VAL:HG12	49:D4:34:GLU:H	1.44	0.80
24:DA:1454:U:H4'	24:DA:1455:G:OP1	1.81	0.80
24:DA:1475:G:C8	24:DA:1475:G:H5'	2.15	0.80
27:DE:35:GLN:HG2	27:DE:37:ARG:HE	1.44	0.80
1:AA:351:G:H4'	1:AA:352:C:OP1	1.81	0.80
2:AE:17:PHE:HB3	2:AE:42:ILE:HG23	1.62	0.80
24:BA:1188:U:C2'	24:BA:1189:A:H5'	2.11	0.80
27:BE:95:ILE:N	27:BE:95:ILE:HD12	1.97	0.80
29:BG:43:LEU:HD22	29:BG:90:LEU:HD23	1.61	0.80
35:BP:34:LEU:HD11	35:BP:129:THR:HB	1.63	0.80
1:CA:659:U:H2'	1:CA:660:G:H8	1.46	0.80
22:CD:50:U:H2'	22:CD:51:C:C6	2.17	0.80
2:CE:212:GLN:CD	2:CE:235:SER:HB2	2.02	0.80
8:CK:84:ARG:HG3	8:CK:84:ARG:HH11	1.45	0.80
53:D8:52:LYS:N	53:D8:53:PRO:CD	2.43	0.80
24:DA:1354:A:OP1	26:DD:38:LYS:HE2	1.82	0.80
33:DN:31:LYS:HG3	33:DN:32:TYR:CE2	2.17	0.80
35:DP:80:GLU:O	35:DP:81:VAL:CG1	2.30	0.80
22:AD:58:A:O2'	22:AD:59:A:H3'	1.81	0.80
3:AF:75:VAL:C	3:AF:83:ARG:HG2	2.02	0.80
6:AI:23:LYS:O	6:AI:27:GLN:HG3	1.81	0.80
31:BK:88:ILE:HG22	31:BK:90:GLY:H	1.45	0.80
25:BB:113:C:H4'	37:BQ:46:VAL:HG13	1.61	0.80
5:CH:126:ARG:HG3	5:CH:126:ARG:HH11	1.47	0.80
50:D5:4:HIS:HB3	50:D5:5:PRO:CD	2.11	0.80
24:DA:2712:U:OP1	24:DA:2714:G:H4'	1.81	0.80

Continued on next page...

Continued from previous page...

Atom-1	Atom-2	Interatomic distance (Å)	Clash overlap (Å)
26:DD:121:PRO:HB3	26:DD:135:PHE:HE1	1.46	0.80
28:DF:198:ALA:HA	28:DF:201:VAL:HG12	1.62	0.80
29:DG:61:ALA:HB2	29:DG:68:PRO:CD	2.12	0.80
24:DA:1093:G:H4'	30:DH:170:ARG:NH2	1.96	0.80
2:AE:83:MET:HE3	2:AE:234:PRO:HD2	1.64	0.80
10:AM:27:ALA:HB2	10:AM:85:LEU:HD11	1.62	0.80
24:BA:2378:A:H4'	37:BQ:23:ARG:NH1	1.96	0.80
24:BA:890:A:H3'	24:BA:892:G:C8	2.16	0.80
31:BK:47:LEU:HA	31:BK:50:ARG:HE	1.46	0.80
33:BN:10:VAL:HG21	33:BN:16:ALA:O	1.82	0.80
35:BP:134:ARG:HH21	44:BV:122:ARG:HH12	1.28	0.80
43:BU:95:LYS:HB2	43:BU:95:LYS:NZ	1.97	0.80
1:CA:1003:G:C2'	1:CA:1004:A:H5'	2.12	0.80
4:CG:28:SER:HB3	4:CG:29:PRO:CD	2.12	0.80
1:CA:1542:G:O5'	18:CU:19:LYS:HD3	1.82	0.80
24:DA:2290:G:H8	24:DA:2290:G:H5'	1.47	0.80
24:DA:2296:U:H4'	24:DA:2297:C:OP1	1.80	0.80
24:DA:2656:U:O4	24:DA:2657:A:N7	2.14	0.80
27:DE:3:GLY:O	27:DE:4:ILE:HB	1.81	0.80
22:AD:22:G:H2'	22:AD:23:C:C6	2.16	0.80
2:AE:29:ALA:O	2:AE:32:ILE:HG22	1.82	0.80
9:AL:20:ARG:HG2	9:AL:20:ARG:HH11	1.47	0.80
24:BA:518:G:H4'	41:BS:18:ARG:HH11	1.46	0.80
7:CJ:111:ARG:HB3	7:CJ:111:ARG:HH11	1.46	0.80
16:CS:4:ILE:HG13	16:CS:21:VAL:HG12	1.64	0.80
16:CS:51:VAL:HG12	16:CS:52:ASP:H	1.46	0.80
24:DA:1084:A:H5'	24:DA:1085:A:OP2	1.80	0.80
24:DA:1378:A:H4'	24:DA:1379:A:OP1	1.82	0.80
26:DD:34:VAL:O	26:DD:34:VAL:HG13	1.81	0.80
26:DD:68:LYS:HB2	26:DD:70:TRP:CH2	2.17	0.80
27:DE:201:THR:CG2	27:DE:203:LYS:HB3	2.12	0.80
31:DK:40:THR:O	31:DK:44:LEU:HB2	1.81	0.80
37:DQ:106:ARG:CA	37:DQ:110:LEU:HD21	2.10	0.80
3:AF:62:ASP:HA	3:AF:97:LYS:HD2	1.64	0.79
4:AG:26:CYS:HA	4:AG:31:CYS:CB	2.12	0.79
25:BB:8:U:H5'	25:BB:8:U:H6	1.47	0.79
43:BU:61:ILE:HG22	43:BU:62:GLU:N	1.97	0.79
1:CA:243:A:H4'	1:CA:244:U:C5'	2.11	0.79
1:CA:251:G:H4'	1:CA:252:U:O5'	1.81	0.79
8:CK:100:ILE:HB	8:CK:125:ARG:HH12	1.47	0.79
9:CL:19:LEU:HD23	9:CL:61:ALA:HB2	1.63	0.79

Continued on next page...

Continued from previous page...

Atom-1	Atom-2	Interatomic distance (Å)	Clash overlap (Å)
13:CP:4:ILE:H	13:CP:9:ILE:HG21	1.47	0.79
24:DA:84:A:N6	24:DA:102:G:H1'	1.97	0.79
24:DA:1045:A:H4'	24:DA:1046:A:H5'	1.63	0.79
44:DV:158:PRO:HB3	44:DV:159:PRO:HD2	1.63	0.79
18:AU:85:LEU:O	18:AU:85:LEU:HD12	1.82	0.79
51:B6:40:CYS:N	51:B6:41:PRO:HD2	1.96	0.79
27:BE:199:ARG:NH1	27:BE:199:ARG:HB2	1.96	0.79
47:BW:17:SER:HA	47:BW:20:GLU:HG3	1.64	0.79
2:CE:187:LEU:HA	2:CE:201:ILE:HB	1.65	0.79
16:CS:51:VAL:HG12	16:CS:52:ASP:N	1.97	0.79
20:CW:50:GLU:HG3	20:CW:51:GLU:N	1.97	0.79
24:DA:1181:C:H5'	24:DA:1181:C:H6	1.45	0.79
24:DA:1962:C:H4'	24:DA:1963:U:OP1	1.82	0.79
24:DA:2287:A:N6	24:DA:2344:U:H3	1.79	0.79
24:DA:484:C:H2'	24:DA:485:C:C6	2.17	0.79
27:DE:52:LEU:HB2	27:DE:75:VAL:HG23	1.62	0.79
1:AA:689:C:H2'	1:AA:690:G:H5'	1.62	0.79
1:AA:993:G:H5'	1:AA:994:A:OP2	1.83	0.79
6:AI:98:LEU:HA	18:AU:30:ASP:HA	1.65	0.79
24:BA:1212:G:H1'	24:BA:1237:A:N6	1.98	0.79
24:BA:141:A:C8	24:BA:1408:C:H1'	2.16	0.79
28:BF:154:VAL:HB	28:BF:173:VAL:HG22	1.64	0.79
32:BM:131:GLN:HE21	32:BM:132:ALA:H	1.30	0.79
41:BS:12:ILE:HG13	41:BS:42:ARG:HH12	1.48	0.79
1:CA:795:C:H1'	1:CA:1506:U:C6	2.17	0.79
2:CE:4:GLU:HG2	2:CE:5:ILE:N	1.95	0.79
12:CO:48:PRO:HD2	12:CO:49:ASN:N	1.97	0.79
40:D2:99:ILE:HD13	40:D2:99:ILE:N	1.95	0.79
24:DA:1359:A:H5'	24:DA:1359:A:C8	2.17	0.79
24:DA:270(P):C:H2'	24:DA:270(Q):C:C6	2.17	0.79
29:DG:77:ILE:HD13	29:DG:82:LEU:HD12	1.64	0.79
30:DH:152:ARG:O	30:DH:153:LYS:HB2	1.80	0.79
1:AA:1363:A:C4'	1:AA:1364:U:H5''	2.13	0.79
1:AA:329:A:H4'	1:AA:330:C:OP1	1.81	0.79
2:AE:178:ARG:HH12	8:AK:68:ARG:NH2	1.81	0.79
24:BA:2134:A:H62	24:BA:2157:G:H1'	1.45	0.79
30:BH:44:VAL:HG22	30:BH:51:ARG:NH1	1.97	0.79
1:CA:890:G:O2'	1:CA:891:U:OP2	1.99	0.79
1:CA:890:G:HO2'	1:CA:906:G:H1	1.30	0.79
2:CE:18:GLY:H	2:CE:42:ILE:CG2	1.95	0.79
5:CH:10:MET:HB3	5:CH:32:VAL:HG22	1.63	0.79

Continued on next page...

Continued from previous page...

Atom-1	Atom-2	Interatomic distance (Å)	Clash overlap (Å)
11:CN:32:ILE:CD1	11:CN:72:ALA:HB2	2.12	0.79
24:DA:64:A:C4	42:DT:66:LEU:HD13	2.18	0.79
30:DH:169:VAL:HG22	30:DH:170:ARG:H	1.48	0.79
38:DR:62:THR:CG2	38:DR:75:ILE:HG12	2.11	0.79
11:AN:33:THR:HG22	11:AN:39:PRO:HA	1.63	0.79
24:BA:1485:G:O2'	24:BA:1486:A:H5'	1.82	0.79
24:BA:443:A:H5''	24:BA:444:C:OP1	1.83	0.79
24:BA:796:C:H2'	24:BA:797:C:C6	2.18	0.79
34:BO:97:PRO:O	34:BO:98:GLU:HG3	1.83	0.79
38:BR:3:ARG:O	38:BR:7:ILE:HG12	1.81	0.79
1:CA:250:A:H4'	1:CA:251:G:O5'	1.82	0.79
12:CO:6:THR:N	12:CO:9:GLN:HE21	1.80	0.79
19:CV:5:LEU:HD11	49:D4:66:SER:HB2	1.62	0.79
24:DA:627:A:O2'	24:DA:628:G:C8	2.35	0.79
34:DO:14:LYS:O	34:DO:16:ARG:HG2	1.83	0.79
35:DP:81:VAL:O	35:DP:82:ARG:CG	2.31	0.79
24:DA:483:A:H5''	43:DU:49:VAL:HG13	1.64	0.79
1:AA:1037:C:H2'	1:AA:1038:C:C6	2.17	0.79
1:AA:251:G:H4'	1:AA:252:U:O5'	1.82	0.79
3:AF:66:VAL:HG13	3:AF:101:LEU:HA	1.63	0.79
18:AU:22:VAL:HG22	18:AU:23:LYS:H	1.47	0.79
24:BA:671:C:O2'	24:BA:672:C:H5'	1.82	0.79
24:BA:71:A:H4'	24:BA:72:U:O5'	1.82	0.79
24:BA:99:U:H2'	24:BA:99:U:O2	1.81	0.79
29:BG:17:PRO:HA	29:BG:20:ILE:CG1	2.12	0.79
1:CA:827:U:H5'	1:CA:828:A:OP2	1.83	0.79
2:CE:35:GLU:O	2:CE:36:ARG:HD3	1.82	0.79
20:CW:100:ILE:HG13	20:CW:102:GLY:H	1.48	0.79
39:D1:105:VAL:HG22	40:D2:44:LYS:HD2	1.65	0.79
24:DA:1341:U:H2'	24:DA:1397:U:O2'	1.82	0.79
24:DA:1729:A:H2'	24:DA:1730:U:H5''	1.64	0.79
30:DH:126:PRO:CG	30:DH:127:GLU:H	1.95	0.79
2:AE:69:LEU:HD23	2:AE:91:PRO:HB2	1.64	0.79
39:B1:50:ARG:HH12	40:B2:72:VAL:HG11	1.42	0.79
53:B8:32:LEU:HD23	53:B8:34:TRP:N	1.97	0.79
31:BK:131:LYS:HB3	31:BK:132:PRO:HA	1.65	0.79
35:BP:134:ARG:HH21	44:BV:122:ARG:NH1	1.81	0.79
1:CA:1316:G:N2	1:CA:1318:A:H3'	1.97	0.79
1:CA:134:A:H61	16:CS:25:ARG:NH1	1.79	0.79
1:CA:677:U:H2'	1:CA:678:U:C6	2.17	0.79
8:CK:20:TYR:HA	8:CK:65:TYR:CE2	2.18	0.79

Continued on next page...

Continued from previous page...

Atom-1	Atom-2	Interatomic distance (Å)	Clash overlap (Å)
9:CL:15:ALA:HB2	9:CL:65:VAL:HG23	1.65	0.79
24:DA:2790:A:H2'	24:DA:2791:C:C5'	2.11	0.79
24:DA:302:C:H2'	24:DA:303:U:C6	2.18	0.79
38:DR:102:ILE:HA	38:DR:105:LEU:CD2	2.13	0.79
48:DX:56:VAL:HG12	48:DX:57:GLU:H	1.48	0.79
1:AA:980:C:H5'	1:AA:981:U:OP2	1.83	0.79
22:AD:7:G:H4'	22:AD:8:U:OP1	1.81	0.79
4:AG:22:LYS:HG3	4:AG:26:CYS:HB2	1.65	0.79
9:AL:53:VAL:HG11	9:AL:85:LEU:HD22	1.64	0.79
19:AV:62:ILE:HG23	19:AV:66:MET:HE1	1.64	0.79
24:BA:2287:A:N6	24:BA:2344:U:N3	2.30	0.79
34:BO:65:ARG:HG3	34:BO:65:ARG:HH11	1.46	0.79
43:BU:13:VAL:HG23	43:BU:73:ARG:O	1.83	0.79
43:BU:75:ILE:CG1	43:BU:80:GLY:H	1.96	0.79
1:CA:1205:U:H1'	3:CF:195:VAL:HG23	1.63	0.79
24:DA:1111:A:O2'	24:DA:1112:G:H4'	1.81	0.79
24:DA:860:U:H5	24:DA:917:A:C2	2.01	0.79
30:DH:153:LYS:CG	30:DH:162:ILE:H	1.96	0.79
31:DK:93:THR:HG22	31:DK:119:PRO:HB3	1.65	0.79
34:DO:65:ARG:HG3	34:DO:65:ARG:NH1	1.90	0.79
44:DV:30:ASN:O	44:DV:32:HIS:N	2.16	0.79
46:DZ:11:ARG:NH1	46:DZ:11:ARG:HB3	1.98	0.79
3:AF:84:ILE:O	3:AF:88:ARG:HG2	1.82	0.79
2:AE:178:ARG:NH1	8:AK:68:ARG:HH22	1.81	0.79
12:AO:55:VAL:HG12	12:AO:56:ALA:N	1.98	0.79
19:AV:36:ARG:NH1	19:AV:73:GLU:HB2	1.98	0.79
49:B4:16:CYS:HB3	49:B4:19:GLY:N	1.98	0.79
24:BA:1111:A:O2'	24:BA:1112:G:H4'	1.83	0.79
24:BA:1534:G:N2	24:BA:1538:G:C6	2.51	0.79
24:BA:2061:G:H5''	24:BA:2503:A:C2	2.18	0.79
26:BD:255:LYS:N	26:BD:255:LYS:HE3	1.97	0.79
33:BN:68:GLU:HB3	33:BN:78:ARG:HB2	1.62	0.79
1:CA:690:G:N2	11:CN:55:LYS:HZ1	1.81	0.79
14:CQ:39:LEU:HB3	14:CQ:43:CYS:HB2	1.63	0.79
18:CU:43:PHE:HE2	18:CU:58:LEU:HD11	1.47	0.79
19:CV:41:VAL:HG12	19:CV:44:MET:N	1.98	0.79
24:DA:503:A:O2'	24:DA:504:U:OP2	2.01	0.79
26:DD:17:THR:CG2	26:DD:205:VAL:H	1.96	0.79
30:DH:26:VAL:HG13	30:DH:27:LYS:N	1.96	0.79
31:DK:11:ASN:O	31:DK:12:LEU:HB2	1.83	0.79
33:DN:53:LYS:HD2	33:DN:53:LYS:N	1.96	0.79

Continued on next page...

Continued from previous page...

Atom-1	Atom-2	Interatomic distance (Å)	Clash overlap (Å)
1:AA:134:A:H61	16:AS:25:ARG:NH1	1.81	0.79
8:AK:6:ILE:HD12	8:AK:6:ILE:H	1.48	0.79
24:BA:1799:G:H4'	24:BA:1800:C:O5'	1.81	0.79
24:BA:2126:A:H4'	24:BA:2127:G:O5'	1.83	0.79
44:BV:27:VAL:HG23	44:BV:36:LYS:HA	1.64	0.79
4:CG:28:SER:HB3	4:CG:29:PRO:HD2	1.65	0.79
1:AA:1234:C:H4'	1:AA:1364:U:O2'	1.83	0.78
1:AA:267:C:OP1	17:AT:67:LYS:HB2	1.83	0.78
1:AA:64:G:H4'	1:AA:65:U:C5'	2.11	0.78
2:AE:55:PHE:HD1	2:AE:221:LEU:HD21	1.47	0.78
4:AG:21:LEU:CD1	4:AG:22:LYS:H	1.97	0.78
19:AV:16:LEU:HA	19:AV:19:VAL:HB	1.64	0.78
36:B0:2:ARG:HG2	36:B0:2:ARG:HH11	1.47	0.78
40:B2:35:LEU:O	40:B2:37:VAL:HG22	1.82	0.78
24:BA:1069:A:H4'	24:BA:1070:A:H5''	1.65	0.78
25:BB:81:G:N7	25:BB:96:G:C2	2.50	0.78
26:BD:43:ARG:HD3	26:BD:43:ARG:O	1.82	0.78
27:BE:70:ALA:O	27:BE:72:VAL:N	2.15	0.78
24:BA:586:A:H5'	28:BF:89:VAL:HG21	1.64	0.78
31:BK:38:LEU:HD12	31:BK:38:LEU:H	1.47	0.78
1:CA:1538:C:H3'	1:CA:1539:C:H5''	1.64	0.78
3:CF:138:VAL:HG13	3:CF:149:ALA:HB1	1.64	0.78
12:CO:86:ARG:HB2	12:CO:101:VAL:HG22	1.62	0.78
24:DA:1279:G:H4'	36:D0:31:HIS:HD2	1.46	0.78
39:D1:90:VAL:HG12	39:D1:91:ASP:N	1.98	0.78
24:DA:2392:A:H2	24:DA:2424:C:H42	1.28	0.78
30:DH:150:ALA:O	30:DH:152:ARG:N	2.14	0.78
33:DN:97:ARG:H	33:DN:117:LEU:HD22	1.48	0.78
24:DA:389:G:H22	34:DO:72:PRO:CG	1.97	0.78
1:AA:1364:U:O2	1:AA:1364:U:H2'	1.83	0.78
1:AA:406:G:H5''	4:AG:5:ILE:HG23	1.63	0.78
3:AF:71:ALA:HB1	3:AF:109:PRO:HG3	1.64	0.78
12:AO:44:THR:HB	12:AO:45:PRO:HD2	1.65	0.78
1:AA:134:A:N6	16:AS:25:ARG:HH12	1.80	0.78
21:AX:9:ARG:HH21	21:AX:10:ARG:HH21	1.28	0.78
49:B4:20:ASN:O	49:B4:21:VAL:HG13	1.82	0.78
24:BA:1251:C:H4'	24:BA:1252:G:OP1	1.83	0.78
24:BA:1885:A:H3'	24:BA:1886:C:H6	1.49	0.78
41:BS:66:GLU:HA	41:BS:69:LEU:HG	1.65	0.78
44:BV:155:LEU:O	44:BV:156:LYS:HG2	1.83	0.78
1:CA:1037:C:H2'	1:CA:1038:C:H6	1.47	0.78

Continued on next page...

Continued from previous page...

Atom-1	Atom-2	Interatomic distance (Å)	Clash overlap (Å)
1:CA:1241:G:H2'	1:CA:1242:C:C6	2.19	0.78
9:CL:83:ARG:O	9:CL:86:VAL:HG12	1.84	0.78
18:CU:56:THR:HB	18:CU:58:LEU:CD1	2.13	0.78
24:DA:2790:A:C2'	24:DA:2791:C:H5''	2.13	0.78
24:DA:643:A:O2'	24:DA:644:A:H5'	1.83	0.78
24:DA:774:A:H2	24:DA:787:U:HO2'	1.27	0.78
25:DB:20:C:C2'	25:DB:21:G:H5''	2.11	0.78
31:DK:2:LYS:CA	31:DK:20:ASP:HB3	2.13	0.78
43:DU:86:ARG:HB2	43:DU:95:LYS:HD2	1.64	0.78
1:AA:1399:C:H4'	1:AA:1400:C:O5'	1.82	0.78
1:AA:201:C:H3'	1:AA:209:U:C5	2.19	0.78
1:AA:411:A:N7	1:AA:413:G:N3	2.31	0.78
1:AA:792:A:C1'	1:AA:794:A:H62	1.95	0.78
2:AE:156:LYS:HA	2:AE:156:LYS:HE3	1.65	0.78
13:AP:96:LEU:HB3	13:AP:97:PRO:HD2	1.65	0.78
40:B2:49:THR:HB	40:B2:50:PRO:CD	2.12	0.78
32:BM:34:LEU:HD11	32:BM:120:LEU:HB2	1.64	0.78
34:BO:107:LYS:O	34:BO:109:GLY:N	2.16	0.78
40:D2:47:VAL:HG13	40:D2:48:GLY:H	1.49	0.78
49:D4:58:ARG:O	49:D4:63:TYR:HB2	1.84	0.78
24:DA:702:G:H5'	24:DA:702:G:H8	1.49	0.78
25:DB:15:A:H5'	25:DB:16:G:C8	2.18	0.78
26:DD:27:THR:HG21	26:DD:83:GLU:HB3	1.63	0.78
1:AA:250:A:H1'	1:AA:252:U:C5	2.19	0.78
1:AA:531:U:H5'	1:AA:532:A:OP1	1.84	0.78
26:BD:35:LYS:HZ1	26:BD:65:ILE:HA	1.48	0.78
35:BP:81:VAL:HG12	35:BP:82:ARG:NH1	1.97	0.78
24:DA:2189:U:C2'	24:DA:2190:G:H5''	2.13	0.78
40:B2:28:GLU:O	40:B2:61:VAL:HG21	1.84	0.78
37:BQ:15:ARG:NH1	37:BQ:25:ARG:HE	1.81	0.78
37:BQ:26:LEU:HB3	37:BQ:87:PHE:HA	1.64	0.78
46:BZ:4:VAL:HG11	46:BZ:11:ARG:NH1	1.99	0.78
1:CA:1314:C:OP1	19:CV:6:LYS:HE3	1.84	0.78
1:CA:812:C:O2'	1:CA:813:U:H6	1.66	0.78
10:CM:16:LEU:HD23	10:CM:94:VAL:HG13	1.66	0.78
13:CP:3:ARG:CA	13:CP:9:ILE:HG21	2.13	0.78
24:DA:1781:C:O2'	24:DA:1782:C:OP2	1.99	0.78
24:DA:270(P):C:H2'	24:DA:270(Q):C:H6	1.48	0.78
26:DD:54:ARG:HG3	26:DD:54:ARG:NH1	1.98	0.78
34:DO:47:ASP:OD2	34:DO:49:ARG:HG2	1.82	0.78
42:DT:70:LEU:HD23	42:DT:70:LEU:N	1.99	0.78

Continued on next page...

Continued from previous page...

Atom-1	Atom-2	Interatomic distance (Å)	Clash overlap (Å)
1:AA:1022:G:H2'	1:AA:1023:G:C8	2.19	0.78
1:AA:50:A:O2'	1:AA:52:G:C8	2.36	0.78
51:B6:33:LYS:HD2	51:B6:34:LEU:HD23	1.64	0.78
24:BA:360:G:H2'	24:BA:361:G:C8	2.19	0.78
24:BA:620:G:H4'	24:BA:621:A:H5''	1.64	0.78
24:BA:958:U:O2	25:BB:89(A):A:H4'	1.84	0.78
27:BE:61:ARG:C	27:BE:63:LEU:H	1.86	0.78
28:BF:53:THR:HG22	28:BF:56:GLU:CD	2.02	0.78
33:BN:23:ARG:HH11	33:BN:23:ARG:HG2	1.49	0.78
1:CA:1190:G:OP1	3:CF:5:ILE:HD12	1.83	0.78
24:DA:803:U:H5'	24:DA:803:U:C6	2.19	0.78
29:DG:128:ARG:HG3	29:DG:128:ARG:HH21	1.49	0.78
44:DV:28:MET:O	44:DV:34:ASN:HA	1.84	0.78
1:AA:1031:G:H21	1:AA:1032:A:C1'	1.96	0.78
1:AA:794:A:H2'	1:AA:795:C:C6	2.19	0.78
6:AI:98:LEU:HD12	6:AI:101:ALA:HB2	1.64	0.78
10:AM:99:LYS:HD3	10:AM:100:THR:H	1.47	0.78
24:BA:1757:U:H3	24:BA:1762:A:H2	1.31	0.78
24:BA:2467:C:H2'	24:BA:2468:G:O4'	1.83	0.78
34:BO:50:ARG:HH11	34:BO:50:ARG:HG2	1.49	0.78
24:BA:389:G:H22	34:BO:72:PRO:HD3	1.48	0.78
44:BV:155:LEU:O	44:BV:157:LEU:HD13	1.83	0.78
44:BV:74:VAL:HG13	44:BV:86:VAL:HG22	1.63	0.78
1:CA:17:U:H2'	1:CA:18:C:C6	2.18	0.78
13:CP:88:ARG:CB	13:CP:88:ARG:HH11	1.96	0.78
1:CA:452:A:H4'	16:CS:72:ARG:NH2	1.98	0.78
24:DA:2208:U:O2'	26:DD:151:LYS:HG2	1.83	0.78
28:DF:145:GLU:O	28:DF:145:GLU:HG3	1.81	0.78
44:DV:130:PRO:HA	44:DV:133:ILE:HD11	1.65	0.78
1:AA:1143:G:H2'	1:AA:1144:G:C8	2.18	0.78
1:AA:1442:G:O6	1:AA:1446:A:N6	2.15	0.78
45:B3:51:VAL:HG21	45:B3:79:VAL:O	1.84	0.78
50:B5:3:LYS:HG3	50:B5:4:HIS:H	1.48	0.78
51:B6:40:CYS:H	51:B6:41:PRO:CD	1.96	0.78
41:BS:54:ALA:HB1	41:BS:107:LEU:CD2	2.14	0.78
1:CA:73:G:H21	1:CA:74:C:H41	1.30	0.78
24:DA:1099:G:H8	24:DA:1099:G:H5'	1.46	0.78
26:DD:94:LEU:HD22	26:DD:95:LEU:N	1.98	0.78
24:DA:674:G:C1'	28:DF:74:ARG:HD3	2.13	0.78
24:BA:1171:G:O2'	24:BA:1173:G:O5'	2.01	0.78
24:BA:1332:G:N2	24:BA:1610:A:H8	1.81	0.78

Continued on next page...

Continued from previous page...

Atom-1	Atom-2	Interatomic distance (Å)	Clash overlap (Å)
24:BA:2315:G:H2'	24:BA:2316:C:C6	2.18	0.78
22:CD:34:C:N4	23:C1:14:A:H61	1.81	0.78
1:CA:523:A:N6	12:CO:92:ASP:HB2	1.99	0.78
24:DA:1138:G:H21	32:DM:106:MET:HE3	1.49	0.78
24:DA:2835:A:H4'	24:DA:2836:U:OP1	1.82	0.78
27:DE:137:HIS:HB3	27:DE:138:PRO:HD2	1.65	0.78
27:DE:4:ILE:HD12	27:DE:28:ALA:HB1	1.66	0.78
29:DG:97:ASP:H	29:DG:100:TRP:HD1	1.31	0.78
1:AA:95:G:C2'	1:AA:96:G:H5'	2.14	0.78
3:AF:76:VAL:HG13	3:AF:84:ILE:HD11	1.66	0.78
24:BA:607:U:O4	24:BA:608:A:N7	2.17	0.78
24:BA:999:U:C2'	24:BA:1000:A:H5''	2.14	0.78
34:BO:47:ASP:HB3	34:BO:48:PRO:CA	2.14	0.78
43:BU:96:ILE:HG22	43:BU:97:ARG:H	1.49	0.78
1:CA:1053:G:C5'	1:CA:1054:C:H5'	2.14	0.78
36:D0:74:LYS:O	36:D0:75:LEU:HB3	1.84	0.78
24:DA:1359:A:C3'	24:DA:1359:A:H8	1.94	0.78
26:DD:34:VAL:HG21	26:DD:103:ARG:HA	1.66	0.78
25:DB:42:C:H4'	29:DG:67:LYS:HD3	1.65	0.78
33:DN:47:ILE:HD12	33:DN:48:PRO:HD2	1.66	0.78
1:AA:1007:C:H3'	1:AA:1008:C:H5''	1.67	0.77
1:AA:792:A:O2'	1:AA:794:A:N7	2.18	0.77
2:AE:135:GLN:O	2:AE:139:LYS:HB2	1.84	0.77
12:AO:87:GLY:HA2	12:AO:98:TYR:HA	1.66	0.77
34:BO:64:LYS:HE3	53:B8:30:ARG:HH21	1.50	0.77
37:BQ:100:ALA:HA	37:BQ:103:GLU:HG2	1.64	0.77
46:BZ:81:LYS:O	46:BZ:81:LYS:HG2	1.84	0.77
6:CI:24:GLU:HA	6:CI:27:GLN:CG	2.14	0.77
39:D1:66:ASN:O	39:D1:70:ARG:HB2	1.84	0.77
1:AA:539:A:H2'	1:AA:540:G:C8	2.19	0.77
1:AA:95:G:H2'	1:AA:96:G:H5'	1.64	0.77
44:BV:103:ARG:HB3	44:BV:139:VAL:H	1.46	0.77
1:CA:328:C:HO2'	1:CA:329:A:P	2.07	0.77
22:CD:56:C:H2'	22:CD:57:A:C8	2.19	0.77
2:CE:21:ARG:HG3	2:CE:38:GLY:C	2.05	0.77
13:CP:15:VAL:HG23	13:CP:43:THR:O	1.84	0.77
24:DA:2159:G:H2'	24:DA:2160:G:H8	1.49	0.77
27:DE:24:THR:HG21	27:DE:188:VAL:CG1	2.13	0.77
22:AC:9:G:H5'	22:AC:10:G:OP2	1.84	0.77
9:AL:19:LEU:HB3	9:AL:59:PHE:HB3	1.65	0.77
53:B8:25:MET:HE2	53:B8:25:MET:HA	1.66	0.77

Continued on next page...

Continued from previous page...

Atom-1	Atom-2	Interatomic distance (Å)	Clash overlap (Å)
24:BA:2327:A:H2'	24:BA:2328:A:C8	2.18	0.77
29:BG:127:GLY:HA2	29:BG:166:ASP:HB3	1.66	0.77
30:BH:127:GLU:HG3	30:BH:128:PRO:HD2	1.67	0.77
1:CA:329:A:H4'	1:CA:330:C:OP1	1.82	0.77
1:CA:517:G:O2'	1:CA:530:G:H4'	1.85	0.77
2:CE:239:VAL:HG12	2:CE:240:GLN:NE2	1.99	0.77
24:DA:1847:A:H5'	24:DA:1848:A:OP2	1.84	0.77
24:DA:2308:G:H1	24:DA:2311:A:H2	1.28	0.77
29:DG:127:GLY:HA2	29:DG:166:ASP:CG	2.05	0.77
30:DH:132:ARG:NH1	30:DH:132:ARG:HB2	1.95	0.77
1:AA:1194:U:H2'	1:AA:1195:C:C6	2.18	0.77
9:AL:2:GLU:HG3	9:AL:3:GLN:H	1.48	0.77
11:AN:85:ARG:HG2	11:AN:111:ASP:O	1.84	0.77
19:AV:41:VAL:HG23	19:AV:41:VAL:O	1.85	0.77
24:BA:654(S):G:H2'	24:BA:654(T):A:C8	2.19	0.77
44:BV:95:PRO:O	44:BV:96:VAL:CG2	2.30	0.77
1:CA:1178:G:H5'	9:CL:93:ARG:HH21	1.50	0.77
24:DA:784:A:H5''	26:DD:227:ASN:ND2	1.98	0.77
32:DM:71:ILE:HG21	32:DM:84:LYS:HB3	1.65	0.77
2:AE:15:VAL:HG22	2:AE:210:SER:HB2	1.65	0.77
2:AE:55:PHE:HA	2:AE:58:ILE:HG12	1.65	0.77
9:AL:17:VAL:HG22	9:AL:63:ILE:HG12	1.67	0.77
24:BA:2127:G:H3'	24:BA:2128:C:H5''	1.65	0.77
29:BG:56:ALA:HB2	29:BG:153:ARG:HE	1.49	0.77
28:BF:34:TRP:HB2	34:BO:6:LEU:HD12	1.66	0.77
35:BP:24:GLY:O	35:BP:102:VAL:HG22	1.85	0.77
47:BW:48:HIS:O	47:BW:52:ASP:HB2	1.84	0.77
47:BW:49:LYS:HD2	47:BW:49:LYS:H	1.46	0.77
46:BZ:90:ILE:HG23	46:BZ:90:ILE:O	1.85	0.77
1:CA:1199:U:H4'	10:CM:54:PHE:CZ	2.19	0.77
20:CW:89:ARG:HH21	20:CW:104:LEU:HD21	1.47	0.77
24:DA:1020:A:N1	24:DA:1141:U:H2'	2.00	0.77
24:DA:2134:A:H62	24:DA:2157:G:H1'	1.48	0.77
26:DD:25:THR:HG22	26:DD:82:ILE:H	1.46	0.77
28:DF:11:VAL:HB	28:DF:18:ARG:HG3	1.64	0.77
30:DH:152:ARG:HG3	30:DH:153:LYS:CE	2.14	0.77
34:DO:84:ASN:ND2	34:DO:116:GLY:HA3	1.99	0.77
1:AA:1218:C:H2'	1:AA:1219:U:C6	2.20	0.77
1:AA:923:A:OP1	5:AH:21:ALA:HB2	1.83	0.77
9:AL:19:LEU:HD22	9:AL:59:PHE:HB2	1.66	0.77
39:B1:92:ARG:HD2	39:B1:94:ASN:HB3	1.66	0.77

Continued on next page...

Continued from previous page...

Atom-1	Atom-2	Interatomic distance (Å)	Clash overlap (Å)
34:BO:63:PRO:HB3	53:B8:13:ARG:HG2	1.65	0.77
24:BA:2328:A:H2'	24:BA:2329:G:C8	2.19	0.77
24:BA:910:A:C5	35:BP:13:GLN:HG3	2.19	0.77
31:BK:5:LEU:HD13	31:BK:17:GLN:O	1.84	0.77
34:BO:62:LEU:CD1	53:B8:25:MET:HB2	2.14	0.77
35:BP:38:GLU:HB2	35:BP:127:ILE:HG23	1.65	0.77
43:BU:13:VAL:HG21	43:BU:72:VAL:HB	1.66	0.77
1:CA:1178:G:C5'	9:CL:93:ARG:HH21	1.97	0.77
1:CA:942:G:H21	9:CL:124:GLN:NE2	1.83	0.77
7:CJ:113:GLU:HB2	7:CJ:119:ARG:HG2	1.65	0.77
49:D4:22:ILE:O	49:D4:24:THR:HG23	1.84	0.77
43:DU:79:CYS:SG	43:DU:80:GLY:N	2.57	0.77
46:DZ:13:ILE:HD11	46:DZ:42:GLN:OE1	1.84	0.77
2:AE:92:TYR:CE2	2:AE:151:GLY:HA3	2.19	0.77
3:AF:71:ALA:CB	3:AF:109:PRO:HG3	2.15	0.77
7:AJ:79:ARG:CG	7:AJ:80:VAL:H	1.98	0.77
51:B6:47:THR:HG22	51:B6:48:VAL:H	1.48	0.77
24:BA:2283:C:H5'	51:B6:8:LYS:HE3	1.65	0.77
24:BA:1309:G:H3'	52:B7:9:ARG:HH12	1.47	0.77
24:BA:1209:G:O3'	24:BA:1212:G:H5'	1.85	0.77
24:BA:2583:G:C6	24:BA:2584:U:C5	2.73	0.77
24:BA:887:A:H3'	24:BA:888:C:H5'	1.65	0.77
24:BA:779:U:OP1	26:BD:49:ILE:HG23	1.85	0.77
1:CA:411:A:C5	1:CA:413:G:H1'	2.18	0.77
4:CG:76:ARG:HD2	4:CG:207:TYR:CE2	2.20	0.77
9:CL:53:VAL:HB	9:CL:95:LYS:HE3	1.67	0.77
51:D6:15:GLU:CD	51:D6:41:PRO:HB3	2.04	0.77
53:D8:59:LYS:CB	53:D8:59:LYS:HZ3	1.96	0.77
24:DA:1280:G:H2'	24:DA:1281:G:C5'	2.13	0.77
28:DF:20:LEU:HD12	28:DF:21:ALA:H	1.49	0.77
1:AA:1351:U:H4'	7:AJ:33:ASP:OD2	1.85	0.77
1:AA:17:U:H2'	1:AA:18:C:C6	2.20	0.77
1:AA:328:C:O2	1:AA:328:C:H2'	1.83	0.77
22:AD:70:G:H2'	22:AD:71:C:C5'	2.11	0.77
9:AL:15:ALA:HB2	9:AL:65:VAL:HG23	1.65	0.77
24:BA:1084:A:H2'	24:BA:1085:A:C8	2.20	0.77
24:BA:1673:U:H2'	24:BA:1674:G:H5'	1.66	0.77
24:BA:1796:U:H2'	24:BA:1797:C:C6	2.20	0.77
24:BA:946:G:O2'	24:BA:947:G:H5'	1.85	0.77
30:BH:30:LYS:HB3	30:BH:136:ILE:CG2	2.14	0.77
4:CG:30:LYS:C	4:CG:32:ALA:N	2.36	0.77

Continued on next page...

Continued from previous page...

Atom-1	Atom-2	Interatomic distance (Å)	Clash overlap (Å)
20:CW:13:LEU:HD12	20:CW:14:LYS:N	2.00	0.77
24:DA:27:G:N2	24:DA:512:G:H2'	2.00	0.77
26:DD:25:THR:O	26:DD:27:THR:N	2.17	0.77
34:DO:114:ILE:HD11	34:DO:130:PHE:CE1	2.19	0.77
41:DS:65:LEU:CD1	41:DS:68:ARG:HH11	1.97	0.77
41:DS:18:ARG:HG3	41:DS:76:VAL:CG1	2.15	0.77
44:DV:108:PRO:HG2	44:DV:112:ARG:H	1.49	0.77
48:DX:35:ARG:HB3	48:DX:37:LEU:HD21	1.66	0.77
22:AD:68:C:C3'	22:AD:69:C:H5''	2.15	0.77
27:BE:48:GLN:HG2	27:BE:78:LEU:HD12	1.66	0.77
32:BM:30:ILE:O	32:BM:34:LEU:HD23	1.84	0.77
1:CA:1014:A:H4'	19:CV:14:HIS:CD2	2.19	0.77
2:CE:84:GLU:HB3	2:CE:219:VAL:HG21	1.65	0.77
5:CH:11:ILE:CD1	5:CH:31:LEU:HD12	2.13	0.77
19:CV:39:THR:HG22	19:CV:40:ILE:H	1.50	0.77
24:DA:1162:G:H21	40:D2:89:GLN:HE22	1.32	0.77
26:DD:153:ALA:O	26:DD:154:LYS:HG3	1.85	0.77
26:DD:44:ASN:HD22	26:DD:44:ASN:N	1.79	0.77
28:DF:183:VAL:O	28:DF:187:VAL:HG23	1.85	0.77
35:DP:119:ARG:HH11	35:DP:119:ARG:HG2	1.48	0.77
35:DP:20:ALA:CB	35:DP:99:PRO:HD2	2.14	0.77
1:AA:1211:U:H5'	1:AA:1212:U:OP1	1.84	0.77
4:AG:112:VAL:HG12	4:AG:116:GLN:OE1	1.85	0.77
1:AA:1381:U:H1'	7:AJ:79:ARG:HH22	1.50	0.77
10:AM:54:PHE:C	10:AM:55:LYS:HG3	2.06	0.77
24:BA:2776:A:H4'	24:BA:2777:G:C5'	2.15	0.77
30:BH:9:ILE:HG23	30:BH:50:VAL:O	1.85	0.77
43:BU:28:LYS:HZ3	43:BU:29:GLU:N	1.83	0.77
1:CA:328:C:H2'	1:CA:328:C:O2	1.84	0.77
49:D4:1:MET:HB2	49:D4:6:HIS:NE2	2.00	0.77
24:DA:1992:G:O2'	24:DA:1993:U:OP2	2.02	0.77
24:DA:608:A:C2	24:DA:621:A:N7	2.53	0.77
37:DQ:60:GLY:O	37:DQ:61:ASN:HB3	1.84	0.77
47:DW:47:ASN:HD22	47:DW:47:ASN:H	1.33	0.77
1:AA:1017:G:H2'	1:AA:1018:C:H6	1.50	0.76
1:AA:723:U:H2'	1:AA:723:U:O2	1.85	0.76
22:AD:5:G:H2'	22:AD:6:G:H5'	1.65	0.76
8:AK:84:ARG:HH11	8:AK:84:ARG:HG2	1.51	0.76
12:AO:82:VAL:HG12	12:AO:83:VAL:H	1.50	0.76
49:B4:10:VAL:CB	49:B4:11:PRO:HD2	2.09	0.76
24:BA:1496:A:H2'	24:BA:1498:C:C5	2.19	0.76

Continued on next page...

Continued from previous page...

Atom-1	Atom-2	Interatomic distance (Å)	Clash overlap (Å)
43:BU:87:LYS:HB3	43:BU:92:ASN:HB3	1.65	0.76
44:BV:150:LEU:HG	44:BV:171:ILE:HG22	1.65	0.76
7:CJ:79:ARG:HH22	7:CJ:82:GLY:HA2	1.51	0.76
50:D5:40:LYS:CD	50:D5:46:CYS:HB3	2.15	0.76
24:DA:758:C:O2	24:DA:1981:A:H2	1.68	0.76
35:DP:20:ALA:HB1	35:DP:99:PRO:HB2	1.65	0.76
23:A1:8:A:C3'	23:A1:9:G:H5''	2.08	0.76
6:AI:82:ARG:HB2	6:AI:85:VAL:HG22	1.66	0.76
7:AJ:113:GLU:HB3	7:AJ:118:VAL:CG2	2.15	0.76
7:AJ:69:VAL:HG22	7:AJ:135:VAL:HG22	1.67	0.76
24:BA:1024:G:H3'	24:BA:1025:G:H5''	1.66	0.76
29:BG:132:ASN:OD1	29:BG:158:ALA:HA	1.83	0.76
29:BG:76:SER:OG	29:BG:83:ARG:HA	1.85	0.76
24:DA:1142(A):A:H4'	24:DA:1143:A:OP1	1.82	0.76
24:DA:1888:G:H5'	24:DA:1889:A:OP1	1.84	0.76
24:DA:2633:G:H1'	27:DE:62:PRO:HG2	1.67	0.76
31:DK:40:THR:HG22	31:DK:41:GLU:H	1.49	0.76
1:AA:92:G:C2'	1:AA:93:U:H5'	2.13	0.76
3:AF:16:ARG:HH11	3:AF:16:ARG:N	1.84	0.76
5:AH:100:VAL:HG13	5:AH:118:ILE:HG22	1.66	0.76
26:BD:35:LYS:HD3	26:BD:63:ARG:HG3	1.65	0.76
1:CA:923:A:H2'	1:CA:924:C:C6	2.20	0.76
6:CI:23:LYS:O	6:CI:27:GLN:HG2	1.84	0.76
27:DE:111:ARG:HE	27:DE:160:TYR:HE1	1.31	0.76
29:DG:127:GLY:O	29:DG:128:ARG:HG2	1.85	0.76
29:DG:142:PRO:HB2	49:D4:31:ILE:HD13	1.68	0.76
30:DH:153:LYS:NZ	30:DH:153:LYS:HA	1.99	0.76
43:DU:94:LYS:O	43:DU:101:LYS:HB3	1.85	0.76
2:AE:132:LYS:HD3	2:AE:135:GLN:HE21	1.51	0.76
2:AE:135:GLN:HG3	2:AE:136:VAL:HG23	1.67	0.76
24:BA:1339:G:H21	24:BA:1603:A:H1'	1.49	0.76
24:BA:2166:G:O2'	24:BA:2167:U:H5''	1.84	0.76
28:BF:24:LEU:HD13	28:BF:25:PRO:HD2	1.65	0.76
30:BH:30:LYS:HB2	30:BH:79:VAL:HG12	1.67	0.76
37:BQ:60:GLY:O	37:BQ:61:ASN:HB2	1.86	0.76
43:BU:15:VAL:CB	43:BU:22:GLY:HA2	2.13	0.76
46:BZ:86:SER:N	46:BZ:87:PRO:CD	2.48	0.76
5:CH:42:GLY:HA3	5:CH:66:MET:HG2	1.68	0.76
9:CL:113:LYS:HD2	9:CL:113:LYS:H	1.50	0.76
24:DA:49:A:N7	24:DA:120:U:C5	2.53	0.76
34:DO:138:LEU:C	34:DO:140:ALA:H	1.85	0.76

Continued on next page...

Continued from previous page...

Atom-1	Atom-2	Interatomic distance (Å)	Clash overlap (Å)
37:DQ:106:ARG:HA	37:DQ:110:LEU:HD21	1.64	0.76
40:B2:58:VAL:HB	40:B2:98:GLU:CB	2.16	0.76
24:BA:1613:G:N1	24:BA:1617:C:H2'	1.98	0.76
30:BH:104:GLU:OE2	30:BH:114:VAL:HA	1.85	0.76
30:BH:92:ILE:HG22	30:BH:93:GLY:N	2.00	0.76
38:BR:96:ARG:HB2	38:BR:96:ARG:HH11	1.48	0.76
43:BU:6:HIS:O	43:BU:7:VAL:HG13	1.86	0.76
3:CF:59:ARG:HH22	3:CF:97:LYS:HE3	1.50	0.76
5:CH:12:LEU:HD23	5:CH:13:ILE:N	2.00	0.76
24:DA:443:A:N7	28:DF:45:ARG:HD2	2.01	0.76
28:DF:29:ASN:H	28:DF:112:MET:CE	1.97	0.76
29:DG:61:ALA:HB2	29:DG:68:PRO:HD3	1.65	0.76
29:DG:76:SER:OG	29:DG:83:ARG:HA	1.85	0.76
33:DN:104:ARG:HG2	33:DN:104:ARG:HH11	1.50	0.76
35:DP:66:ILE:HG13	35:DP:67:ARG:N	2.00	0.76
35:DP:90:VAL:HG13	35:DP:91:GLU:H	1.49	0.76
1:AA:13:U:H5'	1:AA:14:U:OP2	1.85	0.76
4:AG:3:ARG:NH1	4:AG:5:ILE:HD13	2.00	0.76
9:AL:17:VAL:HA	9:AL:63:ILE:HG13	1.68	0.76
2:CE:44:LEU:H	2:CE:44:LEU:HD12	1.49	0.76
4:CG:9:CYS:SG	4:CG:22:LYS:HD2	2.25	0.76
5:CH:53:LEU:H	5:CH:53:LEU:CD1	1.99	0.76
24:DA:2733:A:H2'	24:DA:2734:A:O4'	1.86	0.76
24:DA:752:A:O2'	24:DA:753:C:OP2	2.02	0.76
24:DA:905:U:H2'	24:DA:906:G:H5''	1.67	0.76
31:DK:40:THR:HG22	31:DK:41:GLU:OE1	1.84	0.76
32:DM:62:VAL:HG12	32:DM:66:LYS:HD2	1.65	0.76
38:DR:111:ARG:O	38:DR:113:LYS:N	2.17	0.76
1:AA:1128:C:H3'	1:AA:1139:G:O6	1.86	0.76
1:AA:920:U:H2'	1:AA:921:U:H6	1.47	0.76
4:AG:12:CYS:CB	4:AG:32:ALA:HB2	2.15	0.76
51:B6:10:LEU:HA	51:B6:24:GLU:OE1	1.85	0.76
24:BA:535:C:O2'	24:BA:536:A:H5'	1.86	0.76
30:BH:9:ILE:HB	30:BH:10:PRO:CA	2.15	0.76
47:BW:22:GLU:O	47:BW:26:ARG:HG3	1.85	0.76
1:CA:1116:C:H2'	1:CA:1117:G:C5'	2.16	0.76
24:DA:2067:G:O3'	24:DA:2068:U:H4'	1.85	0.76
34:DO:97:PRO:O	34:DO:98:GLU:HB3	1.83	0.76
41:DS:73:ALA:HB3	41:DS:106:ILE:HG12	1.68	0.76
43:DU:95:LYS:HB3	43:DU:100:ALA:CA	2.10	0.76
1:AA:1333:A:C2	1:AA:1334:G:H1'	2.20	0.76

Continued on next page...

Continued from previous page...

Atom-1	Atom-2	Interatomic distance (Å)	Clash overlap (Å)
1:AA:820:U:H4'	1:AA:821:G:OP2	1.86	0.76
10:AM:10:GLY:HA3	10:AM:16:LEU:HD21	1.67	0.76
16:AS:49:LEU:HD12	16:AS:50:LYS:H	1.50	0.76
24:BA:13:A:O2'	24:BA:15:G:N7	2.18	0.76
24:BA:360:G:H2'	24:BA:361:G:H8	1.49	0.76
25:BB:81:G:N2	25:BB:82:G:N7	2.33	0.76
33:BN:3:GLN:HB2	33:BN:4:PRO:HD2	1.68	0.76
37:BQ:100:ALA:HA	37:BQ:103:GLU:CG	2.15	0.76
38:BR:90:GLN:HA	38:BR:90:GLN:HE21	1.50	0.76
44:BV:120:ILE:HG12	44:BV:121:HIS:N	2.01	0.76
47:BW:50:ILE:CD1	47:BW:51:ARG:H	1.99	0.76
16:CS:22:THR:HA	16:CS:33:ILE:HG12	1.66	0.76
51:D6:34:LEU:HD13	51:D6:34:LEU:H	1.50	0.76
24:DA:175:G:O2'	24:DA:176:G:H5'	1.86	0.76
30:DH:125:VAL:HA	30:DH:126:PRO:HB3	1.68	0.76
34:DO:62:LEU:CD2	34:DO:62:LEU:N	2.46	0.76
18:AU:84:LYS:HE2	18:AU:84:LYS:HA	1.66	0.76
49:B4:14:ILE:HD11	49:B4:33:VAL:CG2	2.15	0.76
24:BA:1210:A:H4'	24:BA:1211:U:O5'	1.84	0.76
24:BA:2109:U:H2'	24:BA:2110:G:C8	2.20	0.76
24:BA:877:U:H2'	24:BA:878:A:C5'	2.13	0.76
26:BD:35:LYS:HB3	26:BD:36:PRO:HA	1.68	0.76
31:BK:92:VAL:HG12	31:BK:97:ILE:CD1	2.16	0.76
1:CA:1055:A:N6	1:CA:1200:C:N3	2.34	0.76
1:CA:164:U:H2'	1:CA:165:C:C6	2.20	0.76
1:CA:404:U:H2'	1:CA:405:U:H6	1.51	0.76
10:CM:38:ILE:HG12	10:CM:71:LEU:O	1.86	0.76
43:DU:81:LYS:HD3	43:DU:97:ARG:NE	2.00	0.76
46:DZ:86:SER:N	46:DZ:87:PRO:CD	2.48	0.76
1:AA:1541:U:C6	1:AA:1541:U:H3'	2.21	0.76
1:AA:434:U:H2'	1:AA:435:C:C6	2.19	0.76
1:AA:457:C:H2'	1:AA:458:C:H6	1.50	0.76
39:B1:113:ALA:O	39:B1:117:GLN:HB2	1.86	0.76
49:B4:24:THR:HG22	49:B4:25:TYR:N	1.99	0.76
51:B6:47:THR:HG22	51:B6:48:VAL:N	2.00	0.76
24:BA:1396:U:H2'	24:BA:1396:U:O2	1.83	0.76
24:BA:752:A:O2'	24:BA:753:C:OP2	2.03	0.76
27:BE:197:ILE:HD11	27:BE:199:ARG:CZ	2.15	0.76
30:BH:88:LEU:HD13	30:BH:164:TYR:O	1.85	0.76
31:BK:142:VAL:CG2	31:BK:143:SER:H	1.96	0.76
5:CH:36:ASP:OD2	5:CH:38:GLN:HB2	1.86	0.76

Continued on next page...

Continued from previous page...

Atom-1	Atom-2	Interatomic distance (Å)	Clash overlap (Å)
7:CJ:37:ASN:ND2	9:CL:40:LEU:HD23	2.00	0.76
49:D4:34:GLU:HG3	49:D4:35:VAL:H	1.51	0.76
24:DA:2698:U:H2'	24:DA:2699:C:C6	2.21	0.76
26:DD:142:VAL:HG23	26:DD:193:VAL:HA	1.66	0.76
28:DF:101:LEU:CD1	28:DF:102:PRO:HD2	2.11	0.76
38:DR:50:ILE:HD12	38:DR:102:ILE:HD11	1.68	0.76
1:AA:1004:A:O2'	1:AA:1005:A:OP2	2.03	0.75
2:AE:67:THR:HG23	2:AE:160:ASP:H	1.52	0.75
2:AE:29:ALA:C	2:AE:31:TYR:N	2.38	0.75
24:BA:1056:G:H4'	24:BA:1086:A:C1'	2.14	0.75
24:BA:2173:A:C5	24:BA:2174:C:H1'	2.21	0.75
24:BA:2189:U:C2'	24:BA:2190:G:H5''	2.16	0.75
28:BF:66:PRO:O	28:BF:67:GLN:CB	2.34	0.75
30:BH:87:LEU:O	30:BH:131:VAL:HG13	1.86	0.75
1:CA:109:A:H4'	1:CA:110:C:OP2	1.85	0.75
1:CA:376:G:H5''	16:CS:5:ARG:HD2	1.67	0.75
4:CG:153:ARG:NH1	4:CG:181:MET:HG3	2.00	0.75
16:CS:6:LEU:HB3	16:CS:17:TYR:HD2	1.50	0.75
24:DA:1026:U:O2'	24:DA:1027:A:H5''	1.86	0.75
24:DA:1076:C:C3'	24:DA:1077:A:H5''	2.16	0.75
24:DA:1300:U:H4'	24:DA:1301:A:O5'	1.86	0.75
24:DA:1879:C:H2'	24:DA:1880:C:H5''	1.68	0.75
24:DA:2021:C:H5''	24:DA:2022:U:OP2	1.85	0.75
25:DB:8:U:C5'	25:DB:8:U:H6	1.98	0.75
27:DE:63:LEU:CD1	27:DE:65:GLY:H	1.99	0.75
27:DE:36:ARG:HH21	27:DE:88:GLY:HA2	1.51	0.75
1:AA:129(A):G:O2'	1:AA:189:U:H5''	1.85	0.75
1:AA:376:G:C5'	16:AS:5:ARG:HD3	2.16	0.75
18:AU:22:VAL:C	18:AU:24:ALA:H	1.87	0.75
36:B0:21:TYR:OH	36:B0:43:GLU:HG2	1.86	0.75
40:B2:70:ILE:HG22	40:B2:72:VAL:HG23	1.66	0.75
45:B3:53:MET:HB3	45:B3:59:LEU:HD23	1.65	0.75
24:BA:1280:G:C2'	24:BA:1281:G:H5''	2.15	0.75
24:BA:1341:U:H3'	24:BA:1397:U:O2	1.86	0.75
24:BA:654(R):C:OP2	24:BA:654(R):C:C4	2.38	0.75
31:BK:110:ASP:OD2	31:BK:113:ARG:HB2	1.86	0.75
35:BP:141:GLN:HB3	44:BV:75:ASN:N	2.00	0.75
43:BU:20:TYR:O	43:BU:22:GLY:N	2.19	0.75
2:CE:117:GLU:O	2:CE:121:LEU:HB2	1.86	0.75
8:CK:5:PRO:O	8:CK:8:ASP:HB3	1.85	0.75
17:CT:41:LYS:NZ	17:CT:92:ARG:HH22	1.82	0.75

Continued on next page...

Continued from previous page...

Atom-1	Atom-2	Interatomic distance (Å)	Clash overlap (Å)
24:DA:1846:G:H5'	24:DA:1847:A:OP2	1.86	0.75
26:DD:69:ARG:HH21	26:DD:130:ALA:CB	1.99	0.75
27:DE:23:VAL:HG21	27:DE:183:LEU:HD23	1.68	0.75
29:DG:101:ILE:HG13	29:DG:102:PHE:H	1.49	0.75
33:DN:47:ILE:CD1	33:DN:48:PRO:HD2	2.16	0.75
44:DV:76:LEU:H	44:DV:76:LEU:HD23	1.51	0.75
1:AA:579:G:H5'	1:AA:728:A:H1'	1.67	0.75
5:AH:91:LEU:HG	5:AH:120:THR:HG22	1.68	0.75
24:BA:1225:C:O2'	40:B2:85:LYS:N	2.19	0.75
24:BA:1880:C:H6	24:BA:1880:C:H5'	1.51	0.75
24:BA:704:G:H2'	24:BA:726:G:H22	1.51	0.75
25:BB:42:C:H4'	29:BG:67:LYS:HG3	1.68	0.75
1:CA:1036:G:H3'	1:CA:1037:C:C6	2.20	0.75
1:CA:88:C:H3'	1:CA:89:U:C6	2.21	0.75
5:CH:11:ILE:HD11	5:CH:31:LEU:CD1	2.17	0.75
1:CA:951:G:OP2	13:CP:102:ARG:NH2	2.20	0.75
13:CP:49:THR:HG22	13:CP:51:ALA:N	2.01	0.75
39:D1:88:ILE:HG22	39:D1:90:VAL:HG23	1.67	0.75
39:D1:92:ARG:HH11	39:D1:95:LEU:CD1	2.00	0.75
40:D2:52:VAL:HG21	40:D2:55:ALA:HB3	1.68	0.75
53:D8:59:LYS:HZ2	53:D8:59:LYS:HB2	1.49	0.75
24:DA:1057:A:O2'	24:DA:1058:U:H5'	1.85	0.75
24:DA:1173:G:N3	24:DA:1175:U:H5	1.84	0.75
24:DA:1187:G:H5''	40:D2:81:TYR:CE2	2.22	0.75
24:DA:2638:G:HO2'	24:DA:2639:A:H8	1.34	0.75
24:DA:686:G:O6	52:D7:12:ARG:HG3	1.87	0.75
43:DU:44:ILE:HG13	43:DU:45:VAL:N	2.00	0.75
1:AA:1032(B):G:H2'	1:AA:1033:G:O4'	1.86	0.75
2:AE:238:LEU:HD12	2:AE:239:VAL:N	2.02	0.75
9:AL:95:LYS:HD3	9:AL:96:LEU:N	2.02	0.75
13:AP:34:LEU:HA	13:AP:39:ILE:HG13	1.67	0.75
39:B1:66:ASN:ND2	39:B1:70:ARG:HE	1.84	0.75
24:BA:900:A:H3'	24:BA:901:A:H8	1.51	0.75
25:BB:116:G:H4'	37:BQ:54:LEU:HD12	1.68	0.75
31:BK:48:GLU:HA	31:BK:51:ILE:HD12	1.66	0.75
24:BA:270(L):U:H3	31:BK:50:ARG:NH1	1.84	0.75
32:BM:104:LYS:HD2	32:BM:117:PHE:CD1	2.22	0.75
32:BM:125:GLY:HA3	32:BM:126:PRO:O	1.86	0.75
32:BM:9:VAL:HG21	32:BM:39:ARG:HH12	1.50	0.75
41:BS:96:ILE:HD13	41:BS:97:LYS:N	2.01	0.75
44:BV:118:GLN:HG3	44:BV:173:ALA:N	1.98	0.75

Continued on next page...

Continued from previous page...

Atom-1	Atom-2	Interatomic distance (Å)	Clash overlap (Å)
14:CQ:22:THR:O	14:CQ:23:ARG:HB2	1.85	0.75
34:DO:62:LEU:HD21	53:D8:25:MET:HB2	1.69	0.75
24:DA:608:A:C5	24:DA:621:A:N6	2.54	0.75
29:DG:3:LEU:HD12	29:DG:4:ASP:H	1.52	0.75
2:AE:91:PRO:HA	2:AE:154:LEU:HD11	1.69	0.75
4:AG:24:GLU:H	4:AG:27:TYR:HB2	1.49	0.75
39:B1:92:ARG:O	39:B1:92:ARG:HG3	1.85	0.75
24:BA:1086:A:H4'	24:BA:1103:A:H61	1.51	0.75
24:BA:1534:G:N2	24:BA:1538:G:O6	2.19	0.75
24:BA:171:G:H2'	24:BA:172:C:H6	1.51	0.75
24:BA:2285:C:H41	51:B6:25:LYS:CE	2.00	0.75
25:BB:109:G:H2'	25:BB:110:G:H8	1.50	0.75
28:BF:40:GLN:HE22	28:BF:182:ASN:HB2	1.49	0.75
1:CA:382:A:H2'	1:CA:383:A:H8	1.51	0.75
1:CA:794:A:C2	1:CA:795:C:C4	2.74	0.75
10:CM:40:LEU:HB2	10:CM:69:ASN:HB3	1.65	0.75
16:CS:43:LYS:HG2	16:CS:48:TRP:CE3	2.22	0.75
45:D3:35:ASN:HD22	45:D3:35:ASN:H	1.32	0.75
24:DA:2537:U:H2'	24:DA:2538:C:C6	2.22	0.75
28:DF:29:ASN:HB3	28:DF:112:MET:HE1	1.68	0.75
43:DU:97:ARG:HH21	43:DU:98:VAL:CB	1.98	0.75
46:DZ:56:GLN:N	46:DZ:56:GLN:NE2	2.34	0.75
22:AC:18:G:N2	22:AC:57:A:H2'	2.02	0.75
2:AE:187:LEU:HD11	2:AE:204:ASN:O	1.85	0.75
11:AN:10:VAL:HG12	11:AN:11:LYS:HG2	1.67	0.75
39:B1:8:VAL:HG23	39:B1:9:VAL:H	1.51	0.75
51:B6:44:ARG:O	51:B6:45:LYS:HG2	1.87	0.75
24:BA:2348:U:H2'	24:BA:2349:G:C5'	2.15	0.75
24:BA:860:U:O2'	24:BA:861:A:H5'	1.87	0.75
30:BH:126:PRO:HB2	30:BH:127:GLU:C	2.07	0.75
30:BH:33:LEU:HD21	30:BH:140:LYS:HE2	1.67	0.75
35:BP:12:GLN:HE21	35:BP:73:PRO:HD3	1.52	0.75
1:CA:1064:G:H1'	1:CA:1066:C:C6	2.22	0.75
7:CJ:23:VAL:HG12	7:CJ:27:ILE:HD11	1.69	0.75
1:CA:537:G:H5''	12:CO:113:ARG:NH1	2.00	0.75
18:CU:53:ARG:HH21	18:CU:60:ALA:N	1.84	0.75
1:CA:1222:G:OP1	19:CV:77:THR:HG21	1.86	0.75
36:D0:33:ARG:HH22	50:D5:55:ARG:HG2	1.50	0.75
50:D5:47:PRO:O	50:D5:48:GLU:HG3	1.86	0.75
24:DA:2401:U:C2'	24:DA:2402:C:H5''	2.17	0.75
42:DT:57:LEU:HD11	42:DT:78:LYS:HB2	1.68	0.75

Continued on next page...

Continued from previous page...

Atom-1	Atom-2	Interatomic distance (Å)	Clash overlap (Å)
1:AA:690:G:H22	11:AN:55:LYS:HZ3	1.31	0.75
4:AG:75:PHE:CE1	4:AG:93:PHE:HZ	2.05	0.75
7:AJ:148:ASN:C	7:AJ:150:ALA:H	1.89	0.75
40:B2:61:VAL:HG13	40:B2:62:LEU:N	2.01	0.75
24:BA:654(C):G:N2	24:BA:654(R):C:N3	2.35	0.75
24:BA:999:U:H2'	24:BA:1000:A:C5'	2.17	0.75
30:BH:108:GLY:HA3	30:BH:152:ARG:HH22	1.52	0.75
4:CG:11:LEU:C	4:CG:13:ARG:N	2.36	0.75
11:CN:48:ILE:HD11	11:CN:64:ALA:HA	1.67	0.75
19:CV:41:VAL:HG12	19:CV:44:MET:H	1.50	0.75
20:CW:58:LYS:HE3	20:CW:62:LEU:HD11	1.69	0.75
40:D2:35:LEU:H	40:D2:35:LEU:HD22	1.51	0.75
44:DV:5:LEU:HD23	44:DV:47:VAL:HG21	1.68	0.75
46:DZ:81:LYS:CA	46:DZ:81:LYS:NZ	2.31	0.75
1:AA:1288:A:H2'	1:AA:1289:A:H8	1.51	0.75
1:AA:704:A:H5'	1:AA:705:U:OP2	1.87	0.75
9:AL:18:PHE:HB2	9:AL:62:TYR:HB3	1.66	0.75
36:B0:106:GLY:O	36:B0:107:ASP:HB3	1.86	0.75
51:B6:30:THR:HA	51:B6:31:PRO:O	1.86	0.75
24:BA:1286:A:H2'	24:BA:1288:U:OP2	1.87	0.75
24:BA:2420:C:OP1	53:B8:33:ASN:O	2.05	0.75
24:BA:529:A:N3	24:BA:529:A:H2'	2.02	0.75
28:BF:178:PRO:HB2	28:BF:201:VAL:HG11	1.69	0.75
24:BA:1036:G:OP1	30:BH:59:ARG:HB2	1.86	0.75
25:BB:50:G:OP1	37:BQ:63:THR:HG23	1.86	0.75
11:CN:17:GLY:HA3	11:CN:77:MET:HE3	1.69	0.75
21:CX:10:ARG:HG2	21:CX:13:ILE:HD12	1.68	0.75
36:D0:73:VAL:O	36:D0:76:VAL:HG12	1.87	0.75
24:DA:559:G:H22	39:D1:49:HIS:CD2	2.03	0.75
40:D2:51:VAL:HG12	40:D2:52:VAL:H	1.52	0.75
24:DA:265:A:N6	24:DA:427:U:O2'	2.19	0.75
26:DD:146:GLU:HB2	26:DD:189:CYS:HB3	1.67	0.75
43:DU:90:LEU:HD22	43:DU:90:LEU:N	2.02	0.75
46:DZ:80:LEU:O	46:DZ:81:LYS:CB	2.35	0.75
2:AE:15:VAL:HG11	2:AE:213:LEU:HD13	1.68	0.75
39:B1:92:ARG:O	39:B1:94:ASN:N	2.20	0.75
40:B2:24:LYS:HA	40:B2:92:THR:OG1	1.87	0.75
24:BA:2389:G:H5''	24:BA:2390:U:H5'	1.69	0.75
30:BH:18:GLU:HB2	30:BH:25:LYS:HB2	1.69	0.75
30:BH:7:LEU:HD13	30:BH:69:ARG:HB2	1.69	0.75
34:BO:19:VAL:HG22	34:BO:20:GLY:H	1.50	0.75

Continued on next page...

Continued from previous page...

Atom-1	Atom-2	Interatomic distance (Å)	Clash overlap (Å)
1:CA:1004:A:P	1:CA:1025:U:O4	2.45	0.75
1:CA:1234:C:O2'	1:CA:1235:U:H5'	1.86	0.75
1:CA:659:U:H2'	1:CA:660:G:C8	2.22	0.75
20:CW:26:ASN:O	20:CW:30:LYS:HB2	1.85	0.75
24:DA:205:G:O2'	24:DA:206:U:OP2	2.03	0.75
28:DF:7:TYR:HB3	28:DF:21:ALA:CB	2.16	0.75
34:DO:75:ILE:N	34:DO:75:ILE:HD13	2.00	0.75
43:DU:97:ARG:NH2	43:DU:98:VAL:HB	2.00	0.75
4:AG:30:LYS:HB3	4:AG:35:ARG:NH1	2.02	0.74
15:AR:3:ILE:HG22	15:AR:38:ARG:HE	1.49	0.74
24:BA:999:U:O2'	24:BA:1000:A:H5''	1.87	0.74
30:BH:9:ILE:HG21	30:BH:48:GLY:O	1.86	0.74
41:BS:75:TYR:CE2	41:BS:104:THR:HB	2.22	0.74
47:BW:17:SER:HA	47:BW:20:GLU:CG	2.17	0.74
23:C1:11:U:O2'	23:C1:12:A:OP1	2.05	0.74
1:CA:1182:G:H4'	1:CA:1183:A:H5''	1.68	0.74
1:CA:1194:U:H2'	1:CA:1195:C:C6	2.21	0.74
1:CA:1362(A):C:H5'	1:CA:1363:A:O5'	1.86	0.74
1:CA:382:A:H2'	1:CA:383:A:C8	2.21	0.74
1:CA:486:U:H2'	1:CA:487:A:C8	2.21	0.74
7:CJ:148:ASN:N	7:CJ:148:ASN:HD22	1.82	0.74
7:CJ:9:VAL:HG13	7:CJ:94:ARG:HE	1.52	0.74
17:CT:59:ILE:HD13	17:CT:59:ILE:H	1.50	0.74
24:DA:894:C:H2'	24:DA:895:U:C6	2.22	0.74
27:DE:61:ARG:HB2	27:DE:62:PRO:HD3	1.69	0.74
38:DR:43:GLN:HG2	38:DR:44:ASP:N	1.99	0.74
1:AA:1068:G:OP2	1:AA:1094:G:H5''	1.87	0.74
1:AA:989:C:H1'	1:AA:1016:A:H2	1.52	0.74
7:AJ:3:ARG:C	7:AJ:5:ARG:H	1.89	0.74
9:AL:19:LEU:HA	9:AL:60:ASP:O	1.85	0.74
10:AM:79:ARG:HD3	10:AM:79:ARG:H	1.52	0.74
49:B4:12:ALA:CB	49:B4:24:THR:HB	2.18	0.74
51:B6:47:THR:HB	51:B6:49:HIS:CE1	2.23	0.74
24:BA:1257:C:H4'	28:BF:83:PHE:CE2	2.23	0.74
41:BS:1:MET:HE2	41:BS:2:GLU:H	1.50	0.74
43:BU:75:ILE:HD13	43:BU:76:CYS:N	2.02	0.74
44:BV:80:ARG:HB2	44:BV:82:ARG:HG2	1.67	0.74
23:C1:9:G:O2'	23:C1:10:G:H5''	1.87	0.74
1:CA:1028:C:C3'	1:CA:1028(A):C:H5''	2.17	0.74
24:DA:1266:G:O2'	24:DA:1267:U:OP2	2.02	0.74
38:DR:78:LEU:O	38:DR:78:LEU:HD13	1.87	0.74

Continued on next page...

Continued from previous page...

Atom-1	Atom-2	Interatomic distance (Å)	Clash overlap (Å)
44:DV:103:ARG:HB2	44:DV:138:GLU:HA	1.69	0.74
1:AA:1296:C:H4'	1:AA:1302:U:O4	1.87	0.74
1:AA:407:G:O2'	4:AG:116:GLN:HG3	1.86	0.74
22:AD:6:G:O2'	22:AD:7:G:O5'	2.05	0.74
7:AJ:94:ARG:O	7:AJ:97:GLN:HB3	1.87	0.74
13:AP:66:LEU:HA	13:AP:70:LEU:HD12	1.69	0.74
49:B4:16:CYS:C	49:B4:18:CYS:N	2.40	0.74
24:BA:1047:G:H2'	24:BA:1110:G:N2	2.02	0.74
24:BA:2050:C:H2'	24:BA:2051:A:O4'	1.87	0.74
24:BA:2478:A:C2	24:BA:2529:G:H2'	2.21	0.74
29:BG:37:VAL:HG13	29:BG:158:ALA:O	1.87	0.74
1:CA:1151:A:H1'	10:CM:39:PRO:HB2	1.67	0.74
1:CA:1321:C:H5''	1:CA:1322:C:H5''	1.69	0.74
1:CA:15:G:H4'	5:CH:24:ARG:NH1	2.01	0.74
6:CI:32:ASN:HD22	6:CI:32:ASN:N	1.85	0.74
1:CA:267:C:OP2	17:CT:67:LYS:HD2	1.87	0.74
24:DA:1359:A:H8	24:DA:1359:A:C5'	2.00	0.74
24:DA:2503:A:O2'	24:DA:2505:G:OP2	2.05	0.74
30:DH:150:ALA:C	30:DH:152:ARG:H	1.88	0.74
31:DK:67:ARG:CZ	31:DK:68:LEU:HB2	2.17	0.74
41:DS:40:ASN:O	41:DS:41:LYS:HG2	1.86	0.74
1:AA:1238:A:H62	1:AA:1301:U:H3	1.32	0.74
4:AG:178:VAL:HG12	4:AG:179:GLU:H	1.52	0.74
15:AR:33:THR:HG23	15:AR:63:ARG:NH1	2.01	0.74
18:AU:18:ARG:HB2	18:AU:18:ARG:CZ	2.16	0.74
20:AW:10:LEU:HD22	20:AW:11:SER:N	2.02	0.74
24:BA:1963:U:H2'	24:BA:1963:U:O2	1.85	0.74
24:BA:288:C:H2'	24:BA:289:A:C8	2.21	0.74
26:BD:35:LYS:HZ1	26:BD:104:TYR:HB2	1.51	0.74
28:BF:7:TYR:HE1	28:BF:10:PRO:HG3	1.50	0.74
31:BK:82:ARG:HH11	31:BK:146:ALA:HB2	1.52	0.74
35:BP:56:ARG:HH11	35:BP:56:ARG:HB2	1.50	0.74
5:CH:10:MET:CB	5:CH:32:VAL:HG22	2.18	0.74
5:CH:72:GLN:NE2	5:CH:144:THR:HG22	2.01	0.74
8:CK:91:ARG:HH11	8:CK:91:ARG:HG2	1.52	0.74
19:CV:3:ARG:HG3	19:CV:4:SER:H	1.52	0.74
24:DA:1170:G:H8	24:DA:1170:G:H5'	1.52	0.74
24:DA:1586:A:H3'	24:DA:1587:A:H8	1.51	0.74
24:DA:2065:C:H2'	24:DA:2066:C:H6	1.51	0.74
24:DA:2458:G:H2'	24:DA:2490:G:O6	1.87	0.74
24:DA:2760:C:H2'	24:DA:2761:G:C5'	2.18	0.74

Continued on next page...

Continued from previous page...

Atom-1	Atom-2	Interatomic distance (Å)	Clash overlap (Å)
26:DD:54:ARG:HG3	26:DD:54:ARG:HH11	1.49	0.74
32:DM:96:GLU:HG2	32:DM:97:ARG:N	2.01	0.74
43:DU:51:VAL:HG13	43:DU:52:SER:N	2.03	0.74
14:AQ:23:ARG:HD2	14:AQ:28:GLY:O	1.87	0.74
19:AV:40:ILE:HB	19:AV:67:VAL:O	1.87	0.74
24:BA:622:G:O2'	24:BA:623:G:H5'	1.88	0.74
32:BM:95:PRO:O	32:BM:98:VAL:HG22	1.87	0.74
44:BV:107:THR:CB	44:BV:108:PRO:HD3	2.18	0.74
47:BW:47:ASN:O	47:BW:49:LYS:N	2.20	0.74
1:CA:1023:G:H3'	1:CA:1024:G:H5''	1.69	0.74
1:CA:1124:G:H5''	1:CA:1145:C:H41	1.52	0.74
3:CF:181:ASN:ND2	3:CF:204:LEU:HD12	1.99	0.74
24:DA:2176:A:H2'	24:DA:2177:C:C6	2.21	0.74
24:DA:2543:G:H21	24:DA:2646:C:H5''	1.52	0.74
26:DD:30:GLU:HG3	26:DD:63:ARG:CZ	2.17	0.74
28:DF:129:PHE:HA	28:DF:142:TRP:NE1	2.01	0.74
31:DK:2:LYS:HA	31:DK:20:ASP:HB3	1.68	0.74
35:DP:79:LEU:CD2	35:DP:79:LEU:O	2.36	0.74
44:DV:60:GLU:HA	44:DV:66:SER:HA	1.69	0.74
48:DX:7:LYS:HB2	48:DX:34:GLU:HG2	1.69	0.74
46:DZ:26:ARG:HD2	46:DZ:26:ARG:O	1.86	0.74
1:AA:1175:G:H2'	1:AA:1176:A:C8	2.22	0.74
7:AJ:10:ARG:HH11	7:AJ:10:ARG:HG2	1.50	0.74
20:AW:74:LYS:C	20:AW:76:ALA:H	1.89	0.74
24:BA:51:G:O2'	24:BA:119:A:N1	2.19	0.74
24:BA:8:A:H2'	24:BA:9:U:C6	2.22	0.74
37:BQ:26:LEU:HD22	37:BQ:87:PHE:HD1	1.53	0.74
38:BR:127:ALA:O	38:BR:131:ALA:HB2	1.88	0.74
10:CM:27:ALA:HB1	10:CM:34:VAL:HG21	1.69	0.74
20:CW:35:THR:O	20:CW:39:LYS:HG3	1.87	0.74
39:D1:52:ARG:HG2	39:D1:52:ARG:HH11	1.51	0.74
19:CV:42:PRO:HD3	49:D4:63:TYR:CE2	2.23	0.74
24:DA:1062:G:H2'	24:DA:1063:G:H8	1.52	0.74
24:DA:2507:C:C6	24:DA:2507:C:H5'	2.18	0.74
24:DA:323:G:H2'	28:DF:169:ASN:ND2	2.03	0.74
44:DV:7:ALA:HB2	44:DV:59:LEU:HD22	1.67	0.74
11:AN:13:GLN:HG3	11:AN:75:TYR:O	1.87	0.74
11:AN:13:GLN:HG3	11:AN:76:GLY:C	2.08	0.74
19:AV:48:THR:C	19:AV:49:ILE:HD12	2.08	0.74
24:BA:1578:U:H2'	24:BA:1579:A:H5''	1.69	0.74
24:BA:2645:G:H4'	24:BA:2732:G:O2'	1.87	0.74

Continued on next page...

Continued from previous page...

Atom-1	Atom-2	Interatomic distance (Å)	Clash overlap (Å)
29:BG:5:VAL:HG12	29:BG:6:ALA:H	1.53	0.74
31:BK:125:GLU:HA	31:BK:141:LYS:HB3	1.69	0.74
37:BQ:17:ARG:HG3	37:BQ:18:ILE:N	2.02	0.74
37:BQ:67:ARG:O	37:BQ:71:ARG:HG3	1.86	0.74
1:CA:1028:C:H2'	1:CA:1028(A):C:H5''	1.69	0.74
1:CA:429:U:H4'	1:CA:430:A:O5'	1.85	0.74
7:CJ:78:ARG:HH12	7:CJ:80:VAL:HG23	1.52	0.74
16:CS:43:LYS:O	16:CS:45:THR:N	2.21	0.74
39:D1:64:ARG:HH21	39:D1:64:ARG:CG	2.00	0.74
37:DQ:36:TYR:CD2	37:DQ:52:SER:HB3	2.23	0.74
1:AA:1001:G:OP1	1:AA:1001:G:H4'	1.86	0.74
1:AA:1007:C:H2'	1:AA:1008:C:O4'	1.87	0.74
1:AA:1256:A:H5'	1:AA:1257:U:OP1	1.88	0.74
2:AE:185:ILE:HG22	2:AE:199:TYR:CB	2.08	0.74
2:AE:194:PRO:HG2	2:AE:195:ASP:OD1	1.87	0.74
12:AO:22:SER:C	12:AO:24:VAL:H	1.91	0.74
40:B2:35:LEU:HD23	40:B2:37:VAL:CG2	2.16	0.74
24:BA:2712:U:O2'	24:BA:2712(A):A:O5'	2.04	0.74
24:BA:481:G:OP2	43:BU:47:LYS:HB2	1.87	0.74
1:CA:1262:C:H2'	1:CA:1263:C:H6	1.51	0.74
1:CA:1318:A:H4'	19:CV:11:VAL:CG1	2.18	0.74
1:CA:1537:U:H2'	1:CA:1538:C:C5	2.23	0.74
2:CE:47:THR:O	2:CE:51:LEU:HG	1.87	0.74
5:CH:45:PHE:CE2	5:CH:47:LYS:HD2	2.22	0.74
1:CA:191:G:C4	20:CW:105:SER:HB3	2.23	0.74
49:D4:41:PRO:O	49:D4:42:PHE:HB3	1.87	0.74
24:DA:38:A:H2'	24:DA:39:C:C6	2.23	0.74
28:DF:136:THR:HG22	28:DF:166:ALA:O	1.87	0.74
31:DK:3:VAL:HG12	31:DK:38:LEU:HA	1.69	0.74
31:DK:5:LEU:HD12	31:DK:5:LEU:H	1.51	0.74
38:DR:26:ASP:HB3	38:DR:91:ARG:HA	1.69	0.74
48:DX:29:ARG:HB2	48:DX:29:ARG:HH11	1.52	0.74
51:B6:10:LEU:O	51:B6:11:LEU:HB2	1.86	0.74
52:B7:8:ASN:HD22	52:B7:8:ASN:C	1.89	0.74
25:BB:75:G:N2	35:BP:141:GLN:OE1	2.21	0.74
31:BK:56:LYS:HD2	31:BK:60:GLU:HB2	1.69	0.74
32:BM:120:LEU:HD21	32:BM:122:VAL:HG23	1.69	0.74
48:BX:8:LEU:CD1	48:BX:31:LEU:HA	2.18	0.74
1:CA:1218:C:H2'	1:CA:1219:U:C6	2.23	0.74
4:CG:25:ARG:HH12	4:CG:30:LYS:HG3	1.52	0.74
6:CI:19:LEU:HD23	6:CI:19:LEU:O	1.88	0.74

Continued on next page...

Continued from previous page...

Atom-1	Atom-2	Interatomic distance (Å)	Clash overlap (Å)
10:CM:33:GLN:O	10:CM:75:ILE:HG12	1.87	0.74
6:CI:91:VAL:HG13	18:CU:72:ARG:HH12	1.51	0.74
40:D2:15:GLU:O	40:D2:18:LEU:HB2	1.87	0.74
24:DA:631:A:OP2	53:D8:46:ARG:NH2	2.20	0.74
24:DA:205:G:O2'	24:DA:206:U:P	2.46	0.74
44:DV:154:ASP:CG	44:DV:155:LEU:H	1.91	0.74
1:AA:818:G:H3'	1:AA:819:A:H5'	1.70	0.74
49:B4:10:VAL:CG1	49:B4:11:PRO:HD2	2.18	0.74
24:BA:1328:G:H2'	24:BA:1330:C:C4	2.22	0.74
24:BA:1784:A:H4'	24:BA:1785:A:C5'	2.17	0.74
24:BA:1869:G:H5'	24:BA:1870:C:OP2	1.88	0.74
27:BE:131:ALA:HB1	27:BE:135:HIS:HE1	1.52	0.74
27:BE:203:LYS:HD3	27:BE:204:ALA:N	2.03	0.74
27:BE:37:ARG:HD3	27:BE:44:TYR:OH	1.87	0.74
27:BE:35:GLN:HB2	27:BE:48:GLN:NE2	2.03	0.74
42:BT:80:ILE:HG13	42:BT:80:ILE:O	1.88	0.74
1:CA:737:A:H2'	1:CA:738:C:C6	2.22	0.74
1:CA:794:A:H8	1:CA:794:A:H5'	1.51	0.74
2:CE:101:MET:CA	2:CE:108:ILE:HG13	2.11	0.74
5:CH:72:GLN:HE21	5:CH:144:THR:HG22	1.53	0.74
1:CA:1178:G:H5'	9:CL:93:ARG:NH2	2.02	0.74
24:DA:2064:C:H2'	24:DA:2065:C:C6	2.23	0.74
24:DA:2273:A:O2'	24:DA:2274:A:H5'	1.87	0.74
32:DM:1:MET:HE1	39:D1:95:LEU:HD21	1.70	0.74
9:AL:65:VAL:HG21	9:AL:73:GLN:HB3	1.68	0.73
12:AO:79:GLU:HG3	12:AO:80:HIS:ND1	2.03	0.73
18:AU:22:VAL:HG11	18:AU:56:THR:HA	1.68	0.73
40:B2:5:VAL:HG23	40:B2:37:VAL:HG21	1.69	0.73
24:BA:1278:A:OP1	36:B0:36:THR:HG22	1.88	0.73
24:BA:13:A:H61	24:BA:525:U:H3'	1.53	0.73
24:BA:2250:G:N1	35:BP:82:ARG:HD3	2.01	0.73
28:BF:63:LYS:HE2	28:BF:67:GLN:HB3	1.70	0.73
30:BH:124:GLU:O	30:BH:125:VAL:CG2	2.35	0.73
31:BK:90:GLY:O	31:BK:121:LYS:HD2	1.87	0.73
34:BO:85:LEU:HA	34:BO:88:LEU:HB3	1.70	0.73
44:BV:53:ILE:HG22	44:BV:71:VAL:O	1.86	0.73
1:CA:466:C:H5''	1:CA:467:G:OP2	1.87	0.73
22:CD:17:C:N4	22:CD:18:G:H5'	2.02	0.73
13:CP:37:THR:HG21	13:CP:39:ILE:HD11	1.68	0.73
15:CR:87:ILE:HG22	15:CR:88:ARG:N	2.00	0.73
24:DA:345:A:H4'	24:DA:346:A:OP1	1.86	0.73

Continued on next page...

Continued from previous page...

Atom-1	Atom-2	Interatomic distance (Å)	Clash overlap (Å)
31:DK:67:ARG:NE	31:DK:68:LEU:H	1.86	0.73
38:DR:54:ARG:HH11	38:DR:54:ARG:HG2	1.52	0.73
44:DV:63:ASP:O	44:DV:65:GLN:HG2	1.88	0.73
22:AD:70:G:C3'	22:AD:71:C:H5''	2.17	0.73
7:AJ:13:GLN:O	7:AJ:24:THR:HG21	1.88	0.73
9:AL:73:GLN:O	9:AL:77:ILE:HG13	1.87	0.73
11:AN:13:GLN:CG	11:AN:75:TYR:O	2.36	0.73
24:BA:1054:A:H2'	24:BA:1055:G:C8	2.23	0.73
24:BA:2522:U:H2'	24:BA:2523:G:H5''	1.70	0.73
24:BA:288:C:H2'	24:BA:289:A:H8	1.53	0.73
26:BD:131:LEU:HB2	26:BD:136:ILE:HD11	1.70	0.73
25:BB:83:G:H5''	48:BX:52:HIS:CE1	2.24	0.73
1:CA:1451:A:H5''	1:CA:1452:C:O2	1.88	0.73
15:CR:70:LEU:HD12	15:CR:70:LEU:O	1.88	0.73
24:DA:1964:G:H4'	24:DA:1965:C:OP2	1.88	0.73
24:DA:70:G:H2'	24:DA:113:G:O2'	1.88	0.73
27:DE:78:LEU:HG	27:DE:79:ARG:NE	2.03	0.73
30:DH:153:LYS:HG3	30:DH:161:GLY:CA	2.18	0.73
33:DN:26:LYS:HB2	33:DN:30:ALA:CB	2.18	0.73
8:AK:40:ALA:HB2	8:AK:45:ILE:HG13	1.70	0.73
8:AK:88:LYS:HB3	8:AK:89:PRO:HD2	1.70	0.73
18:AU:70:ILE:O	18:AU:74:ARG:HG3	1.88	0.73
49:B4:11:PRO:O	49:B4:25:TYR:HD1	1.68	0.73
24:BA:2015:A:H1'	50:B5:2:ALA:HA	1.67	0.73
24:BA:1301:A:O2'	24:BA:1302:A:H3'	1.88	0.73
24:BA:1926:U:H2'	24:BA:1928:A:OP2	1.88	0.73
24:BA:2046:G:H2'	24:BA:2047:U:C6	2.22	0.73
24:BA:2875:C:O2'	38:BR:5:ALA:HB3	1.89	0.73
25:BB:75:G:H5'	25:BB:75:G:H8	1.53	0.73
29:BG:41:GLN:HB3	29:BG:43:LEU:HD13	1.71	0.73
1:CA:563:A:H1'	1:CA:566:G:O2'	1.88	0.73
22:CD:63:G:H2'	22:CD:64:G:C8	2.23	0.73
3:CF:134:ILE:HD11	3:CF:153:VAL:HG21	1.70	0.73
24:DA:1348:G:H2'	24:DA:1349:A:H5''	1.70	0.73
24:DA:1378:A:C2'	24:DA:1379:A:H5''	2.17	0.73
24:DA:229:A:H4'	24:DA:229:A:OP1	1.87	0.73
24:DA:2542:A:H5'	24:DA:2543:G:OP1	1.88	0.73
26:DD:131:LEU:HB2	26:DD:136:ILE:CD1	2.17	0.73
1:AA:250:A:H4'	1:AA:251:G:O5'	1.88	0.73
22:AD:17:C:H3'	22:AD:17(A):C:H5''	1.70	0.73
1:AA:1178:G:H5'	9:AL:93:ARG:HH21	1.52	0.73

Continued on next page...

Continued from previous page...

Atom-1	Atom-2	Interatomic distance (Å)	Clash overlap (Å)
24:BA:1505:C:H6	24:BA:1505:C:H5'	1.54	0.73
24:BA:1639:U:C2'	24:BA:1640:C:H5''	2.18	0.73
24:BA:1822:G:H5'	24:BA:1822:G:H8	1.52	0.73
24:BA:654(R):C:C5	24:BA:654(R):C:OP1	2.40	0.73
26:BD:201:HIS:O	26:BD:204:ILE:HG12	1.89	0.73
30:BH:126:PRO:CB	30:BH:127:GLU:C	2.57	0.73
30:BH:7:LEU:HD13	30:BH:69:ARG:CB	2.18	0.73
38:BR:8:LYS:HZ2	38:BR:8:LYS:HB2	1.48	0.73
24:DA:322:A:H4'	24:DA:323:G:OP2	1.87	0.73
24:DA:2469:A:O2'	35:DP:56:ARG:HG2	1.88	0.73
38:DR:102:ILE:HB	38:DR:110:ILE:CD1	2.19	0.73
1:AA:1281:U:O2'	1:AA:1282:C:OP1	2.06	0.73
1:AA:1239:A:H62	1:AA:1299:A:N6	1.85	0.73
1:AA:1435:G:H2'	1:AA:1436:U:C6	2.23	0.73
7:AJ:41:ARG:O	7:AJ:45:ASP:HB2	1.88	0.73
13:AP:4:ILE:HG23	13:AP:5:ALA:H	1.53	0.73
24:BA:2310:A:N6	29:BG:79:ASN:ND2	2.36	0.73
24:BA:2533:A:C2'	24:BA:2534:A:H5''	2.18	0.73
2:CE:8:LYS:N	2:CE:8:LYS:HD3	2.03	0.73
53:D8:61:LEU:O	53:D8:62:LEU:HB2	1.88	0.73
24:DA:1024:G:C3'	24:DA:1025:G:H5''	2.18	0.73
24:DA:1728:G:H3'	24:DA:1729:A:C5'	2.15	0.73
24:DA:1864:U:C2'	24:DA:1869:G:H5''	2.18	0.73
24:DA:2712:U:H1'	24:DA:2712(A):A:N7	2.03	0.73
1:AA:1015:A:H2'	1:AA:1016:A:C8	2.24	0.73
1:AA:1375:A:H4'	7:AJ:29:LYS:HZ3	1.49	0.73
1:AA:736:C:H2'	1:AA:737:A:C8	2.22	0.73
2:AE:104:ASN:ND2	2:AE:107:THR:HB	2.03	0.73
20:AW:23:ARG:O	20:AW:27:LYS:HB2	1.88	0.73
53:B8:32:LEU:HB2	53:B8:36:LYS:CE	2.17	0.73
24:BA:242:G:HO2'	24:BA:243:U:P	2.12	0.73
24:BA:2614:A:H4'	24:BA:2615:U:OP1	1.87	0.73
24:BA:530:G:C6	24:BA:2022:U:H5''	2.24	0.73
34:BO:101:VAL:HA	34:BO:105:LEU:O	1.88	0.73
47:BW:17:SER:OG	47:BW:18:PRO:HA	1.88	0.73
1:CA:135:C:H2'	1:CA:136:C:H5'	1.69	0.73
1:CA:411:A:N7	1:CA:413:G:N3	2.36	0.73
1:CA:437:U:H2'	1:CA:438:G:O4'	1.87	0.73
1:CA:689:C:C2'	1:CA:690:G:H5'	2.19	0.73
1:CA:792:A:C1'	1:CA:794:A:H62	2.00	0.73
4:CG:146:ILE:N	4:CG:146:ILE:HD12	2.04	0.73

Continued on next page...

Continued from previous page...

Atom-1	Atom-2	Interatomic distance (Å)	Clash overlap (Å)
24:DA:2159:G:H2'	24:DA:2160:G:C8	2.24	0.73
24:DA:637:A:H4'	24:DA:638:G:O5'	1.88	0.73
27:DE:77:ILE:HD12	27:DE:78:LEU:H	1.52	0.73
35:DP:79:LEU:O	35:DP:79:LEU:CD1	2.35	0.73
1:AA:1139:G:H21	1:AA:1143:G:H1	1.37	0.73
1:AA:547:A:H4'	1:AA:548:G:O5'	1.86	0.73
3:AF:108:ASN:HD21	3:AF:144:SER:HB2	1.53	0.73
1:AA:1279:A:H2	10:AM:43:ARG:HH22	1.34	0.73
50:B5:46:CYS:SG	50:B5:48:GLU:HG2	2.29	0.73
24:BA:2315:G:H2'	24:BA:2316:C:H6	1.52	0.73
24:BA:2893:G:C5'	24:BA:2894:G:H5'	2.18	0.73
24:BA:914:C:H2'	24:BA:915:C:H5'	1.71	0.73
30:BH:20:ALA:HB2	30:BH:25:LYS:HE3	1.69	0.73
44:BV:165:VAL:HG13	44:BV:166:SER:H	1.54	0.73
1:CA:1054:C:C4	22:CB:35:C:H1'	2.24	0.73
8:CK:20:TYR:HD1	8:CK:65:TYR:CD2	2.07	0.73
16:CS:60:LEU:HA	16:CS:64:ALA:HB3	1.71	0.73
24:DA:1266:G:HO2'	24:DA:1267:U:P	2.12	0.73
26:DD:77:ALA:CB	26:DD:97:TYR:HA	2.18	0.73
37:DQ:62:LYS:HB3	37:DQ:97:ARG:HD3	1.69	0.73
5:AH:72:GLN:O	5:AH:75:THR:HG22	1.89	0.73
7:AJ:50:ILE:HG13	7:AJ:58:PRO:HB3	1.70	0.73
40:B2:44:LYS:O	40:B2:46:VAL:N	2.22	0.73
45:B3:36:ILE:HD13	45:B3:36:ILE:O	1.88	0.73
24:BA:654(R):C:H5''	24:BA:654(R):C:C4	2.11	0.73
27:BE:3:GLY:HA3	27:BE:81:ILE:CD1	2.19	0.73
29:BG:55:LYS:HE3	29:BG:148:MET:HE2	1.69	0.73
30:BH:50:VAL:HG23	30:BH:51:ARG:HH22	1.54	0.73
23:C1:23:A:H5'	23:C1:23:A:N3	2.04	0.73
1:CA:1277:C:HO2'	1:CA:1279:A:H8	1.35	0.73
2:CE:115:LEU:HD13	2:CE:145:LEU:HB3	1.69	0.73
18:CU:56:THR:HB	18:CU:58:LEU:HD12	1.71	0.73
50:D5:40:LYS:CE	50:D5:46:CYS:HB3	2.19	0.73
24:DA:2319:G:N7	37:DQ:3:ARG:HB3	2.03	0.73
40:B2:80:GLN:NE2	40:B2:80:GLN:N	2.36	0.73
24:BA:1022:G:O6	32:BM:66:LYS:HE2	1.89	0.73
24:BA:2449:U:HO2'	24:BA:2450:A:H8	1.36	0.73
24:BA:807:U:H2'	24:BA:808:G:H8	1.53	0.73
1:CA:1356:G:H2'	1:CA:1357:A:C8	2.24	0.73
22:CD:15:G:N2	22:CD:59:A:H1'	2.03	0.73
2:CE:75:LYS:HD3	2:CE:75:LYS:O	1.89	0.73

Continued on next page...

Continued from previous page...

Atom-1	Atom-2	Interatomic distance (Å)	Clash overlap (Å)
1:CA:690:G:H22	11:CN:55:LYS:NZ	1.83	0.73
49:D4:29:PRO:O	49:D4:30:GLU:HB2	1.89	0.73
24:DA:1694:C:H1'	24:DA:1695:G:C2	2.24	0.73
24:DA:196:A:H2'	24:DA:805:G:O6	1.89	0.73
24:DA:993:G:OP1	39:D1:50:ARG:NH2	2.22	0.73
29:DG:7:LEU:HD21	29:DG:176:LEU:HD22	1.70	0.73
31:DK:131:LYS:HB3	31:DK:132:PRO:HA	1.70	0.73
47:DW:29:LYS:HD3	47:DW:57:ILE:HD13	1.71	0.73
1:AA:1322:C:H2'	1:AA:1322:C:O2	1.89	0.73
1:AA:792:A:N9	1:AA:794:A:N6	2.36	0.73
2:AE:97:TRP:NE1	2:AE:101:MET:HG3	2.03	0.73
2:AE:215:LEU:O	2:AE:219:VAL:HG12	1.89	0.73
4:AG:139:ARG:HG3	4:AG:139:ARG:HH11	1.54	0.73
5:AH:101:ILE:HD11	5:AH:119:LEU:HD23	1.70	0.73
19:AV:67:VAL:HG11	49:B4:59:PHE:CD1	2.23	0.73
24:BA:1165:U:H2'	24:BA:1166:C:C6	2.24	0.73
24:BA:2046:G:H2'	24:BA:2047:U:H6	1.54	0.73
24:BA:33:U:C4'	24:BA:34:C:OP1	2.36	0.73
44:BV:157:LEU:HB3	44:BV:161:VAL:CG2	2.17	0.73
1:CA:1410:G:H2'	1:CA:1411:C:C6	2.24	0.73
51:D6:13:CYS:HA	51:D6:50:ARG:O	1.89	0.73
53:D8:16:ILE:HD11	53:D8:57:ARG:HG2	1.69	0.73
24:DA:1043:C:N3	24:DA:1112:G:N2	2.35	0.73
24:DA:270(T):G:H5''	46:DZ:97:LEU:HD22	1.68	0.73
25:DB:48:A:H2'	25:DB:49:C:C6	2.24	0.73
1:AA:191(C):G:H3'	1:AA:191(D):U:H5''	1.71	0.72
1:AA:634:C:O2'	1:AA:635:G:H5'	1.89	0.72
2:AE:12:GLU:HB2	2:AE:213:LEU:HD11	1.69	0.72
2:AE:228:GLY:O	2:AE:230:VAL:HG23	1.89	0.72
10:AM:6:ILE:HG13	10:AM:6:ILE:O	1.86	0.72
52:B7:12:ARG:CD	52:B7:46:VAL:HG21	2.18	0.72
24:BA:1151:G:H5''	39:B1:81:HIS:CE1	2.24	0.72
24:BA:2534:A:H5'	24:BA:2534:A:H8	1.53	0.72
24:BA:2665:A:O2'	24:BA:2666:C:H5'	1.89	0.72
24:BA:858:U:O2'	24:BA:2268:A:C2'	2.37	0.72
29:BG:20:ILE:O	29:BG:24:GLY:HA2	1.89	0.72
30:BH:124:GLU:O	30:BH:125:VAL:CB	2.37	0.72
33:BN:104:ARG:HH11	33:BN:104:ARG:HB3	1.54	0.72
34:BO:146:VAL:CG2	34:BO:147:LEU:HD13	2.17	0.72
37:BQ:62:LYS:O	37:BQ:65:VAL:HB	1.89	0.72
43:BU:89:PHE:O	43:BU:90:LEU:HD22	1.89	0.72

Continued on next page...

Continued from previous page...

Atom-1	Atom-2	Interatomic distance (Å)	Clash overlap (Å)
1:CA:73:G:H2'	1:CA:74:C:C5	2.24	0.72
22:CB:29:C:H6	22:CB:29:C:H5'	1.54	0.72
3:CF:86:VAL:O	3:CF:89:GLU:HB3	1.88	0.72
3:CF:13:GLY:HA3	14:CQ:57:ARG:NH2	2.04	0.72
36:D0:3:HIS:O	36:D0:5:LYS:N	2.22	0.72
24:DA:1484:G:H2'	24:DA:1485:G:C5'	2.15	0.72
27:DE:203:LYS:HD2	27:DE:203:LYS:O	1.88	0.72
27:DE:55:ASN:C	27:DE:57:LYS:H	1.91	0.72
29:DG:146:TYR:O	29:DG:149:VAL:HG22	1.89	0.72
30:DH:153:LYS:HA	30:DH:153:LYS:HZ3	1.52	0.72
35:DP:20:ALA:HB3	44:DV:79:ARG:NH1	2.03	0.72
1:AA:1054:C:N4	23:A1:22:A:H61	1.86	0.72
1:AA:1502:A:H2	1:AA:1505:G:H1	1.35	0.72
13:AP:94:ARG:HG3	13:AP:96:LEU:HG	1.70	0.72
53:B8:40:GLU:H	53:B8:43:GLN:HG3	1.54	0.72
24:BA:2638:G:HO2'	24:BA:2639:A:H8	1.34	0.72
24:BA:511:U:H5''	24:BA:512:G:OP2	1.88	0.72
28:BF:5:ALA:HB1	28:BF:125:LEU:HD21	1.71	0.72
28:BF:20:LEU:HD23	28:BF:21:ALA:N	2.04	0.72
28:BF:61:GLY:HA2	28:BF:77:ASP:HB3	1.71	0.72
29:BG:64:THR:OG1	29:BG:94:LEU:HD13	1.89	0.72
35:BP:108:GLY:HA3	44:BV:116:VAL:CG2	2.19	0.72
38:BR:102:ILE:HD13	38:BR:110:ILE:HD11	1.71	0.72
43:BU:4:LYS:HA	43:BU:4:LYS:HE2	1.69	0.72
44:BV:128:VAL:HG22	44:BV:129:SER:H	1.54	0.72
44:BV:28:MET:HG3	44:BV:37:VAL:HG11	1.70	0.72
48:BX:24:LYS:HE3	48:BX:24:LYS:HA	1.71	0.72
1:CA:1346:A:C2	1:CA:1374:A:H5''	2.24	0.72
22:CB:18:C:H4'	22:CB:19:G:OP1	1.87	0.72
20:CW:47:GLY:O	20:CW:49:ALA:N	2.19	0.72
24:DA:1082:U:O4	24:DA:1083:U:H1'	1.90	0.72
24:DA:1464:C:HO2'	24:DA:1528:A:H8	1.34	0.72
24:DA:2011:U:H2'	24:DA:2012:G:H5'	1.69	0.72
30:DH:125:VAL:HG12	30:DH:126:PRO:HG3	1.71	0.72
30:DH:153:LYS:HG2	30:DH:162:ILE:H	1.52	0.72
32:DM:58:ASP:H	32:DM:60:ILE:HD11	1.53	0.72
35:DP:79:LEU:C	35:DP:79:LEU:HD22	2.07	0.72
37:DQ:83:LYS:HZ2	37:DQ:109:GLY:HA2	1.53	0.72
37:DQ:83:LYS:HG2	37:DQ:109:GLY:N	2.04	0.72
43:DU:52:SER:OG	43:DU:53:PRO:HD3	1.88	0.72
44:DV:9:TYR:HE2	44:DV:61:LEU:HD13	1.53	0.72

Continued on next page...

Continued from previous page...

Atom-1	Atom-2	Interatomic distance (Å)	Clash overlap (Å)
1:AA:452:A:H62	1:AA:480:U:H3	1.35	0.72
1:AA:81:G:N2	1:AA:89:U:H1'	2.04	0.72
3:AF:59:ARG:HG2	3:AF:64:VAL:HG12	1.71	0.72
1:AA:8:A:N7	4:AG:209:ARG:HA	2.04	0.72
13:AP:35:GLU:HG3	13:AP:36:LYS:N	2.04	0.72
13:AP:83:ASP:CG	13:AP:84:ILE:H	1.93	0.72
24:BA:1019:U:N3	24:BA:1142(A):A:N6	2.38	0.72
24:BA:1249:U:C2'	24:BA:1249:U:O2	2.27	0.72
24:BA:2537:U:H2'	24:BA:2538:C:C6	2.24	0.72
26:BD:25:THR:HG21	26:BD:82:ILE:H	1.54	0.72
28:BF:132:VAL:HG22	28:BF:133:ASN:N	2.02	0.72
30:BH:152:ARG:HG3	30:BH:153:LYS:HG2	1.71	0.72
24:BA:566:U:OP1	34:BO:29:LYS:HE2	1.89	0.72
24:BA:328:U:H4'	43:BU:68:HIS:CD2	2.24	0.72
1:CA:1037:C:H2'	1:CA:1038:C:C6	2.24	0.72
1:CA:321:A:H2	1:CA:332:G:H22	1.36	0.72
1:CA:503:C:OP2	12:CO:116:SER:HB3	1.87	0.72
16:CS:20:VAL:HG21	16:CS:32:TYR:CG	2.24	0.72
39:D1:98:LEU:HD23	39:D1:99:ALA:N	2.04	0.72
50:D5:58:LEU:CD1	50:D5:60:VAL:HG12	2.19	0.72
53:D8:29:LYS:HD3	53:D8:44:LYS:HB2	1.71	0.72
24:DA:1228:G:OP2	39:D1:16:LYS:NZ	2.19	0.72
24:DA:2656:U:C5	24:DA:2664:G:N2	2.56	0.72
24:DA:2791:C:H1'	24:DA:2792:G:N7	2.04	0.72
24:DA:658:C:H2'	24:DA:659:C:C6	2.24	0.72
26:DD:35:LYS:HZ1	26:DD:65:ILE:HA	1.52	0.72
34:DO:88:LEU:C	34:DO:90:ARG:H	1.92	0.72
35:DP:90:VAL:CG1	35:DP:91:GLU:H	2.02	0.72
1:AA:1004:A:H2'	1:AA:1025:U:O4	1.89	0.72
1:AA:1004:A:H8	1:AA:1004:A:O5'	1.73	0.72
1:AA:560:U:O2'	1:AA:561:U:OP2	2.04	0.72
1:AA:968:A:H5''	1:AA:969:A:OP2	1.90	0.72
5:AH:41:VAL:HG22	5:AH:113:ALA:HB2	1.70	0.72
6:AI:82:ARG:HB2	6:AI:85:VAL:CG2	2.19	0.72
7:AJ:97:GLN:NE2	7:AJ:101:LEU:HD11	2.04	0.72
9:AL:43:ALA:HA	9:AL:74:ILE:HD13	1.71	0.72
40:B2:79:VAL:O	40:B2:80:GLN:HB2	1.89	0.72
24:BA:2176:A:H2'	24:BA:2177:C:H6	1.54	0.72
38:BR:36:GLU:OE1	38:BR:41:ARG:HD2	1.89	0.72
10:CM:3:LYS:HD2	10:CM:77:PRO:HD3	1.70	0.72
14:CQ:24:CYS:HB2	14:CQ:40:CYS:N	2.03	0.72

Continued on next page...

Continued from previous page...

Atom-1	Atom-2	Interatomic distance (Å)	Clash overlap (Å)
36:D0:117:VAL:HG22	36:D0:118:GLU:N	2.05	0.72
24:DA:1221:C:OP1	40:D2:68:LYS:HE2	1.89	0.72
24:DA:1884:A:H2'	24:DA:1885:A:C5'	2.18	0.72
24:DA:2712:U:C2'	24:DA:2712(A):A:O5'	2.38	0.72
24:DA:612:G:N3	24:DA:613:U:O2	2.22	0.72
24:DA:654(V):A:O2'	24:DA:655:A:H5'	1.89	0.72
24:DA:702:G:H5'	24:DA:702:G:C8	2.24	0.72
24:DA:2667:C:H1'	30:DH:109:PHE:HD2	1.55	0.72
30:DH:152:ARG:O	30:DH:153:LYS:HD2	1.90	0.72
32:DM:89:LYS:O	32:DM:93:THR:HG22	1.90	0.72
34:DO:126:VAL:CG1	34:DO:147:LEU:HD21	2.17	0.72
37:DQ:26:LEU:HD23	37:DQ:26:LEU:O	1.90	0.72
42:DT:41:ASN:N	42:DT:41:ASN:HD22	1.85	0.72
1:AA:353:A:H5'	1:AA:353:A:C8	2.17	0.72
1:AA:949:A:H1'	1:AA:1364:U:H3	1.55	0.72
5:AH:71:LEU:HD11	5:AH:114:GLY:HA3	1.71	0.72
36:B0:33:ARG:HG2	36:B0:115:GLU:HG3	1.71	0.72
39:B1:95:LEU:C	39:B1:97:ASP:N	2.41	0.72
53:B8:50:LEU:O	53:B8:51:ALA:HB2	1.89	0.72
24:BA:1332:G:N2	24:BA:1609:A:H2'	2.05	0.72
26:BD:172:TYR:HD1	26:BD:186:HIS:HA	1.54	0.72
31:BK:120:ILE:O	31:BK:121:LYS:HB2	1.88	0.72
33:BN:60:ALA:HA	33:BN:87:ILE:HG12	1.70	0.72
1:CA:1324:A:H4'	1:CA:1362:C:H4'	1.71	0.72
8:CK:41:ARG:CB	8:CK:41:ARG:HH11	2.03	0.72
12:CO:126:LYS:HB2	12:CO:126:LYS:NZ	2.04	0.72
16:CS:72:ARG:HD3	16:CS:72:ARG:C	2.10	0.72
40:D2:39:LEU:O	40:D2:40:LEU:HD23	1.90	0.72
24:DA:2506:U:O2'	24:DA:2507:C:C5'	2.36	0.72
28:DF:124:LEU:HD12	28:DF:125:LEU:N	2.04	0.72
30:DH:54:ARG:HH12	30:DH:62:LYS:HG2	1.54	0.72
31:DK:130:TYR:C	31:DK:131:LYS:HD2	2.10	0.72
47:DW:27:GLU:N	47:DW:27:GLU:OE1	2.19	0.72
48:DX:56:VAL:HG12	48:DX:57:GLU:N	2.04	0.72
1:AA:673:G:H2'	1:AA:674:G:C8	2.24	0.72
7:AJ:5:ARG:HH21	7:AJ:7:ALA:HA	1.53	0.72
10:AM:30:SER:OG	10:AM:81:THR:HG22	1.89	0.72
10:AM:53:PRO:HA	14:AQ:42:ILE:CD1	2.20	0.72
24:BA:1098:A:H2'	24:BA:1099:G:H5''	1.72	0.72
24:BA:270(F):U:H2'	24:BA:270(G):C:C6	2.25	0.72
24:BA:654(R):C:C3'	24:BA:654(R):C:C2	2.72	0.72

Continued on next page...

Continued from previous page...

Atom-1	Atom-2	Interatomic distance (Å)	Clash overlap (Å)
27:BE:7:VAL:HG21	38:BR:1:MET:CE	2.19	0.72
29:BG:103:LEU:O	29:BG:107:LEU:HG	1.89	0.72
48:BX:44:ARG:O	48:BX:48:GLU:HG3	1.89	0.72
1:CA:1533:C:H2'	1:CA:1533:C:O2	1.88	0.72
2:CE:21:ARG:O	2:CE:23:ARG:HD3	1.90	0.72
4:CG:91:SER:HA	4:CG:94:LEU:HD13	1.70	0.72
6:CI:77:ARG:HH11	6:CI:77:ARG:HB2	1.53	0.72
24:DA:1885:A:H2'	24:DA:1886:C:O4'	1.89	0.72
24:DA:593:G:O3'	53:D8:61:LEU:HD22	1.89	0.72
24:DA:796:C:H2'	24:DA:797:C:C6	2.25	0.72
27:DE:14:ILE:HD11	38:DR:14:TYR:OH	1.90	0.72
1:AA:1036:G:H3'	1:AA:1037:C:C6	2.23	0.72
2:AE:48:MET:HA	2:AE:51:LEU:HD12	1.71	0.72
2:AE:97:TRP:CE2	2:AE:101:MET:HG3	2.25	0.72
13:AP:15:VAL:O	13:AP:19:LEU:HD23	1.89	0.72
24:BA:1947:C:C3'	24:BA:1948:G:H5''	2.20	0.72
24:BA:614:U:H5''	24:BA:615:G:OP1	1.90	0.72
30:BH:30:LYS:CD	30:BH:79:VAL:HA	2.15	0.72
31:BK:109:ILE:N	31:BK:109:ILE:HD13	2.04	0.72
31:BK:47:LEU:O	31:BK:50:ARG:HG2	1.90	0.72
34:BO:83:VAL:H	34:BO:115:LEU:HD12	1.54	0.72
1:CA:433:C:O2'	1:CA:434:U:H5'	1.90	0.72
3:CF:16:ARG:NH1	3:CF:16:ARG:HB2	2.04	0.72
12:CO:48:PRO:HD2	12:CO:49:ASN:H	1.52	0.72
20:CW:97:ALA:O	20:CW:99:LEU:HD13	1.89	0.72
24:DA:747:U:N3	50:D5:2:ALA:N	2.36	0.72
24:DA:1673:U:C2'	24:DA:1674:G:H5'	2.20	0.72
24:DA:1884:A:C2'	24:DA:1885:A:H5''	2.18	0.72
28:DF:157:VAL:HB	28:DF:194:MET:HB3	1.70	0.72
28:DF:32:LEU:HD12	28:DF:32:LEU:O	1.90	0.72
37:DQ:83:LYS:C	37:DQ:109:GLY:HA3	2.10	0.72
38:DR:117:ASP:O	38:DR:121:ILE:HG13	1.89	0.72
1:AA:1502:A:O2'	1:AA:1503:A:OP1	2.08	0.72
9:AL:16:ARG:C	9:AL:63:ILE:HG23	2.09	0.72
9:AL:24:GLY:O	9:AL:26:VAL:HG13	1.90	0.72
19:AV:11:VAL:HB	19:AV:16:LEU:HD11	1.72	0.72
24:BA:1273:U:H5'	24:BA:1274:A:OP1	1.89	0.72
24:BA:620:G:H4'	24:BA:621:A:C5'	2.19	0.72
28:BF:22:ALA:C	28:BF:24:LEU:H	1.93	0.72
24:BA:674:G:O2'	28:BF:74:ARG:HG3	1.88	0.72
29:BG:129:GLY:O	29:BG:161:THR:HB	1.89	0.72

Continued on next page...

Continued from previous page...

Atom-1	Atom-2	Interatomic distance (Å)	Clash overlap (Å)
24:BA:2094:G:OP1	31:BK:22:LYS:HD2	1.90	0.72
35:BP:127:ILE:HG22	35:BP:128:LYS:H	1.54	0.72
35:BP:54:MET:CE	35:BP:118:LEU:HD23	2.20	0.72
38:BR:55:ASN:H	38:BR:59:THR:CG2	2.03	0.72
5:CH:76:ILE:HB	5:CH:77:PRO:HD2	1.72	0.72
15:CR:79:ARG:O	15:CR:82:ILE:HG22	1.89	0.72
36:D0:85:PRO:O	36:D0:87:TYR:N	2.22	0.72
45:D3:43:THR:O	45:D3:43:THR:HG23	1.90	0.72
24:DA:1164:G:H2'	24:DA:1165:U:C6	2.24	0.72
24:DA:273(F):C:H2'	24:DA:274:G:H5''	1.70	0.72
27:DE:13:ARG:HA	27:DE:22:PRO:HA	1.71	0.72
27:DE:201:THR:HG22	27:DE:203:LYS:HB3	1.70	0.72
27:DE:21:VAL:HB	27:DE:22:PRO:CB	2.18	0.72
30:DH:128:PRO:HD2	30:DH:129:THR:H	1.55	0.72
30:DH:30:LYS:HD2	30:DH:81:GLU:H	1.54	0.72
31:DK:133:HIS:CD2	31:DK:134:PRO:HD2	2.25	0.72
34:DO:127:ALA:C	34:DO:147:LEU:HD23	2.10	0.72
41:DS:70:TYR:HD2	41:DS:70:TYR:H	1.37	0.72
31:DK:27:ARG:HD3	46:DZ:71:TYR:HE1	1.55	0.72
22:AD:17(A):C:H2'	22:AD:17(A):C:O2	1.89	0.72
22:AD:46:G:H1'	22:AD:47:U:C5	2.25	0.72
2:AE:208:ILE:HA	2:AE:211:ILE:HD12	1.72	0.72
3:AF:59:ARG:CZ	3:AF:97:LYS:HZ1	2.02	0.72
14:AQ:44:LEU:O	14:AQ:44:LEU:HD12	1.90	0.72
52:B7:47:ARG:HD3	52:B7:47:ARG:N	2.04	0.72
24:BA:2311:A:H3'	24:BA:2312:U:H5	1.52	0.72
24:BA:2553:G:H3'	24:BA:2554:U:H5''	1.71	0.72
26:BD:159:ALA:H	26:BD:196:VAL:HG11	1.55	0.72
26:BD:144:ALA:HB3	26:BD:192:THR:HG23	1.71	0.72
29:BG:112:PRO:HG2	49:B4:37:SER:OG	1.89	0.72
30:BH:18:GLU:CB	30:BH:25:LYS:HB2	2.19	0.72
38:BR:26:ASP:O	38:BR:49:VAL:HG12	1.90	0.72
42:BT:57:LEU:CD2	42:BT:78:LYS:HB2	2.17	0.72
1:CA:673:G:H2'	1:CA:674:G:C8	2.25	0.72
4:CG:156:GLU:HG2	4:CG:160:GLN:HE21	1.53	0.72
39:D1:34:LYS:HA	39:D1:34:LYS:HE2	1.70	0.72
53:D8:60:LEU:C	53:D8:63:PRO:HD2	2.10	0.72
24:DA:1359:A:C4'	24:DA:1359:A:C8	2.72	0.72
24:DA:1668:A:N6	24:DA:1676:A:H61	1.87	0.72
27:DE:56:PRO:O	27:DE:57:LYS:HB2	1.89	0.72
28:DF:32:LEU:HD12	28:DF:32:LEU:C	2.10	0.72

Continued on next page...

Continued from previous page...

Atom-1	Atom-2	Interatomic distance (Å)	Clash overlap (Å)
46:DZ:3:LYS:HD3	46:DZ:43:TYR:HD2	1.52	0.72
46:DZ:80:LEU:HB2	46:DZ:81:LYS:HE2	1.71	0.72
1:AA:1066:C:H3'	1:AA:1067:A:C8	2.25	0.72
1:AA:563:A:H1'	1:AA:566:G:O2'	1.89	0.72
9:AL:25:LYS:HD3	9:AL:25:LYS:H	1.55	0.72
19:AV:61:TYR:C	19:AV:62:ILE:HD12	2.10	0.72
27:BE:58:ARG:O	27:BE:60:ASN:N	2.22	0.72
29:BG:67:LYS:HE2	49:B4:2:LYS:CG	2.17	0.72
30:BH:126:PRO:CB	30:BH:127:GLU:CA	2.67	0.72
32:BM:134:ARG:O	32:BM:134:ARG:HG2	1.90	0.72
32:BM:55:VAL:HB	32:BM:126:PRO:HA	1.71	0.72
34:BO:56:SER:O	34:BO:57:THR:HG22	1.89	0.72
42:BT:18:TYR:HA	42:BT:21:PHE:CD2	2.25	0.72
44:BV:10:ARG:CG	44:BV:36:LYS:HB3	2.20	0.72
1:CA:652:U:O4	1:CA:752:G:H2'	1.90	0.72
8:CK:10:LEU:HD23	8:CK:10:LEU:N	2.04	0.72
16:CS:45:THR:HG23	16:CS:46:PRO:HD2	1.70	0.72
52:D7:10:ARG:O	52:D7:14:LYS:HB2	1.89	0.72
52:D7:5:TRP:NE1	52:D7:7:PRO:HG3	2.04	0.72
24:DA:1728:G:H5'	24:DA:1729:A:OP2	1.90	0.72
24:DA:371:A:H1'	24:DA:373:U:C6	2.25	0.72
27:DE:197:ILE:HD11	27:DE:199:ARG:HH12	1.55	0.72
28:DF:9:ILE:HD11	28:DF:125:LEU:HG	1.70	0.72
30:DH:132:ARG:CB	30:DH:132:ARG:HH11	1.97	0.72
30:DH:26:VAL:CG1	30:DH:27:LYS:H	2.02	0.72
24:DA:76:C:O2'	47:DW:62:THR:HG21	1.90	0.72
46:DZ:76:ARG:HG2	46:DZ:76:ARG:HH11	1.53	0.72
1:AA:566:G:H4'	1:AA:567:G:OP1	1.89	0.71
1:AA:689:C:C2'	1:AA:690:G:H5'	2.20	0.71
19:AV:17:GLU:O	19:AV:21:GLU:HG2	1.90	0.71
50:B5:55:ARG:O	50:B5:56:LYS:HB2	1.90	0.71
24:BA:2646:C:H2'	24:BA:2647:U:O4'	1.89	0.71
24:BA:848:G:H2'	24:BA:849:A:C8	2.24	0.71
29:BG:81:LYS:N	29:BG:81:LYS:HD3	2.05	0.71
24:BA:2392:A:H8	34:BO:61:ARG:HD2	1.54	0.71
41:BS:12:ILE:HD13	41:BS:17:VAL:CG2	2.20	0.71
43:BU:91:GLU:HG3	43:BU:92:ASN:N	2.05	0.71
44:BV:26:GLY:HA2	44:BV:85:HIS:NE2	2.05	0.71
20:CW:83:ARG:HA	20:CW:86:ARG:HB3	1.71	0.71
24:DA:2506:U:O2	24:DA:2506:U:H2'	1.88	0.71
24:DA:879:G:H1	24:DA:898:C:N4	1.87	0.71

Continued on next page...

Continued from previous page...

Atom-1	Atom-2	Interatomic distance (Å)	Clash overlap (Å)
25:DB:40:U:H3	25:DB:43:C:H5''	1.55	0.71
43:DU:57:GLN:HE21	43:DU:58:GLY:H	1.37	0.71
46:DZ:80:LEU:C	46:DZ:81:LYS:HE2	2.10	0.71
1:AA:20:U:H2'	1:AA:21:G:O4'	1.89	0.71
5:AH:11:ILE:HG22	5:AH:12:LEU:N	2.04	0.71
24:BA:1817:G:OP1	26:BD:88:ARG:NH2	2.23	0.71
24:BA:2657:A:O2'	30:BH:160:LYS:HE3	1.90	0.71
25:BB:74:U:H2'	25:BB:75:G:C5'	2.21	0.71
43:BU:75:ILE:HG12	43:BU:80:GLY:N	2.03	0.71
44:BV:103:ARG:HG3	44:BV:104:PHE:N	2.01	0.71
10:CM:98:ILE:HD12	10:CM:98:ILE:H	1.55	0.71
19:CV:40:ILE:HG13	19:CV:44:MET:SD	2.30	0.71
50:D5:2:ALA:O	50:D5:3:LYS:HB2	1.88	0.71
24:DA:270(J):G:H2'	24:DA:270(K):C:O4'	1.89	0.71
30:DH:84:SER:O	30:DH:85:LYS:HB2	1.89	0.71
33:DN:3:GLN:HB2	33:DN:4:PRO:HD2	1.72	0.71
47:DW:41:ILE:HD12	47:DW:41:ILE:C	2.10	0.71
1:AA:1038:C:H2'	1:AA:1039:C:C6	2.25	0.71
4:AG:24:GLU:HA	4:AG:24:GLU:OE1	1.90	0.71
9:AL:48:GLU:HB3	9:AL:101:PHE:HE2	1.55	0.71
16:AS:22:THR:HA	16:AS:33:ILE:HG12	1.72	0.71
18:AU:84:LYS:CA	18:AU:84:LYS:HE2	2.19	0.71
49:B4:2:LYS:HD3	49:B4:5:ILE:HG22	1.73	0.71
24:BA:1061:U:H4'	24:BA:1070:A:O2'	1.90	0.71
24:BA:1464:C:HO2'	24:BA:1528:A:H8	0.76	0.71
24:BA:2518:A:H5''	24:BA:2519:U:OP2	1.89	0.71
24:BA:877:U:C2'	24:BA:878:A:H5''	2.15	0.71
29:BG:41:GLN:HE21	29:BG:60:LEU:HD12	1.53	0.71
34:BO:114:ILE:HD12	34:BO:125:VAL:HG21	1.71	0.71
25:BB:29:A:OP2	37:BQ:32:LEU:HG	1.89	0.71
38:BR:54:ARG:HA	38:BR:59:THR:HB	1.72	0.71
1:CA:498:A:O2'	1:CA:500:G:C8	2.43	0.71
1:CA:558:G:H2'	1:CA:559:A:C2	2.23	0.71
1:CA:595:G:C6	1:CA:641:U:H2'	2.25	0.71
10:CM:5:ARG:HG3	10:CM:71:LEU:HD11	1.72	0.71
20:CW:27:LYS:O	20:CW:30:LYS:HB3	1.89	0.71
20:CW:63:ILE:HG22	20:CW:77:ALA:HB1	1.73	0.71
39:D1:69:CYS:HB3	39:D1:106:PHE:HZ	1.55	0.71
53:D8:58:ILE:HD13	53:D8:61:LEU:HD11	1.72	0.71
53:D8:60:LEU:O	53:D8:63:PRO:HD2	1.90	0.71
24:DA:2119:A:N6	24:DA:2170:A:H62	1.88	0.71

Continued on next page...

Continued from previous page...

Atom-1	Atom-2	Interatomic distance (Å)	Clash overlap (Å)
24:DA:2761:G:H8	24:DA:2761:G:H5'	1.53	0.71
24:DA:484:C:H2'	24:DA:485:C:H6	1.56	0.71
31:DK:73:GLU:HG3	31:DK:136:VAL:HG23	1.72	0.71
37:DQ:67:ARG:O	37:DQ:71:ARG:HG3	1.90	0.71
2:AE:32:ILE:HG23	2:AE:33:TYR:N	2.05	0.71
5:AH:48:ALA:HB1	5:AH:49:PRO:HD2	1.73	0.71
9:AL:28:VAL:CG2	9:AL:63:ILE:H	2.03	0.71
16:AS:15:PRO:HB3	16:AS:17:TYR:HE1	1.55	0.71
40:B2:41:GLY:HA3	40:B2:46:VAL:HG21	1.72	0.71
24:BA:999:U:H2'	24:BA:1000:A:H5''	1.69	0.71
29:BG:122:PRO:HA	29:BG:125:PHE:HE1	1.56	0.71
34:BO:79:ARG:O	34:BO:111:ARG:HB2	1.89	0.71
37:BQ:10:ARG:NH2	37:BQ:91:PRO:HB2	2.04	0.71
44:BV:111:VAL:O	44:BV:111:VAL:CG1	2.38	0.71
1:CA:328:C:O2'	1:CA:329:A:OP2	2.06	0.71
1:CA:689:C:H2'	1:CA:690:G:H5'	1.72	0.71
2:CE:168:THR:HB	2:CE:192:SER:HB2	1.70	0.71
51:D6:28:ARG:HB3	51:D6:30:THR:H	1.55	0.71
24:DA:1093:G:H5'	30:DH:170:ARG:CZ	2.20	0.71
24:DA:2032:G:O2'	27:DE:145:LYS:HD3	1.90	0.71
24:DA:2795:G:C3'	24:DA:2797:U:H5'	2.08	0.71
34:DO:85:LEU:HA	34:DO:88:LEU:HD22	1.71	0.71
44:DV:138:GLU:C	44:DV:156:LYS:HD3	2.11	0.71
1:AA:191(F):U:H6	1:AA:191(F):U:H5'	1.56	0.71
2:AE:102:LEU:HD12	2:AE:102:LEU:N	2.04	0.71
4:AG:36:ARG:HD2	4:AG:38:TYR:HE2	1.54	0.71
7:AJ:113:GLU:HB2	7:AJ:119:ARG:CG	2.16	0.71
18:AU:73:ALA:HB3	18:AU:79:LEU:HD12	1.72	0.71
39:B1:98:LEU:C	39:B1:100:VAL:H	1.91	0.71
24:BA:1541:U:H2'	24:BA:1542:G:O4'	1.91	0.71
24:BA:1729:A:O2'	24:BA:1730:U:H6	1.71	0.71
24:BA:2341:G:H2'	24:BA:2342:C:H6	1.55	0.71
24:BA:644:A:H4'	24:BA:645:C:H5	1.55	0.71
25:BB:43:C:H5'	49:B4:1:MET:N	2.05	0.71
24:BA:1790:C:O2'	26:BD:209:ALA:HB2	1.90	0.71
29:BG:151:ALA:HB3	29:BG:153:ARG:NH1	2.06	0.71
30:BH:17:VAL:HG12	30:BH:18:GLU:N	2.03	0.71
34:BO:115:LEU:HB2	34:BO:131:SER:HB2	1.72	0.71
24:BA:662:G:H5'	34:BO:15:ARG:HA	1.72	0.71
34:BO:57:THR:HG23	34:BO:60:MET:HB2	1.72	0.71
1:CA:853:G:O2'	1:CA:854:G:H5'	1.91	0.71

Continued on next page...

Continued from previous page...

Atom-1	Atom-2	Interatomic distance (Å)	Clash overlap (Å)
7:CJ:78:ARG:HH12	7:CJ:80:VAL:CG2	2.04	0.71
32:DM:1:MET:CE	39:D1:95:LEU:HD21	2.21	0.71
24:DA:2356:C:O3'	45:D3:20:ARG:HD3	1.91	0.71
24:DA:230:U:OP2	24:DA:230:U:H6	1.73	0.71
26:DD:263:ARG:HB2	26:DD:263:ARG:NH1	2.05	0.71
28:DF:185:ASP:OD1	28:DF:188:ARG:NH1	2.23	0.71
31:DK:99:GLU:HG2	31:DK:103:ARG:HH21	1.54	0.71
34:DO:58:THR:O	34:DO:61:ARG:CZ	2.38	0.71
37:DQ:103:GLU:O	37:DQ:106:ARG:HG3	1.90	0.71
38:DR:23:ARG:HB2	38:DR:24:PRO:HD2	1.71	0.71
1:AA:1314:C:H2'	1:AA:1315:U:C6	2.25	0.71
5:AH:152:ARG:HG2	5:AH:152:ARG:HH11	1.55	0.71
16:AS:54:GLU:CD	16:AS:54:GLU:H	1.94	0.71
49:B4:22:ILE:HG12	49:B4:23:GLU:H	1.54	0.71
24:BA:1750:G:O2'	24:BA:1751:C:H5'	1.90	0.71
24:BA:2485:G:H5''	35:BP:46:GLN:NE2	2.06	0.71
27:BE:16:ARG:HH11	27:BE:16:ARG:HG3	1.55	0.71
29:BG:44:GLY:O	29:BG:47:LYS:HB2	1.90	0.71
30:BH:89:ILE:HD13	30:BH:90:LYS:H	1.55	0.71
25:BB:116:G:H4'	37:BQ:54:LEU:CD1	2.20	0.71
48:BX:52:HIS:CD2	48:BX:52:HIS:H	2.08	0.71
2:CE:59:GLU:O	2:CE:62:ALA:HB3	1.90	0.71
1:CA:568:G:O6	12:CO:5:PRO:HD3	1.91	0.71
1:CA:376:G:OP1	16:CS:5:ARG:HB2	1.90	0.71
24:DA:2015:A:C1'	50:D5:2:ALA:HA	2.18	0.71
24:DA:593:G:O2'	53:D8:61:LEU:CD1	2.38	0.71
24:DA:2657:A:C4	24:DA:2665:A:N6	2.58	0.71
24:DA:805:G:H5'	24:DA:806:C:OP2	1.90	0.71
27:DE:93:VAL:H	27:DE:95:ILE:HD12	1.54	0.71
37:DQ:83:LYS:HZ1	37:DQ:109:GLY:HA2	1.52	0.71
42:DT:12:VAL:HG12	42:DT:27:THR:O	1.90	0.71
44:DV:140:ASP:OD2	44:DV:156:LYS:N	2.24	0.71
4:AG:35:ARG:O	4:AG:37:PRO:HD3	1.90	0.71
12:AO:126:LYS:N	12:AO:126:LYS:HD3	2.05	0.71
24:BA:1943:U:H4'	24:BA:1944:U:O5'	1.89	0.71
24:BA:2127:G:H2'	24:BA:2128:C:H4'	1.71	0.71
24:BA:2657:A:C2	24:BA:2665:A:N7	2.58	0.71
24:BA:871:U:O2	24:BA:871:U:H2'	1.91	0.71
27:BE:151:TYR:HD2	27:BE:154:LYS:NZ	1.87	0.71
28:BF:3:GLU:O	28:BF:19:GLU:HB2	1.91	0.71
31:BK:80:PRO:HA	31:BK:143:SER:HA	1.72	0.71

Continued on next page...

Continued from previous page...

Atom-1	Atom-2	Interatomic distance (Å)	Clash overlap (Å)
1:CA:788:U:H2'	1:CA:789:U:H5'	1.72	0.71
1:CA:84:U:HO2'	1:CA:85:U:H5	1.37	0.71
2:CE:126:GLU:CG	2:CE:129:GLU:HG3	2.20	0.71
11:CN:124:LYS:HD2	11:CN:125:PHE:CE1	2.25	0.71
24:DA:994:C:O2	40:D2:10:LYS:HE2	1.91	0.71
24:DA:2392:A:H8	34:DO:60:MET:HG3	1.56	0.71
24:DA:780:G:H21	24:DA:783:A:N6	1.88	0.71
1:AA:1160:G:H1	1:AA:1177:G:H21	1.39	0.71
1:AA:134:A:N6	16:AS:25:ARG:NH1	2.38	0.71
1:AA:678:U:H2'	1:AA:679:C:C6	2.26	0.71
22:AD:72:A:C3'	22:AD:73:A:H5''	2.20	0.71
2:AE:228:GLY:O	2:AE:230:VAL:N	2.24	0.71
3:AF:4:LYS:O	3:AF:4:LYS:HD2	1.91	0.71
13:AP:117:VAL:O	13:AP:118:ALA:HB3	1.89	0.71
53:B8:49:VAL:O	53:B8:50:LEU:CG	2.39	0.71
24:BA:89:G:H3'	24:BA:90:U:H5''	1.71	0.71
27:BE:66:HIS:C	27:BE:68:ALA:H	1.94	0.71
1:CA:686:U:H1'	11:CN:42:TRP:HE1	1.54	0.71
1:CA:1313:U:OP1	19:CV:5:LEU:HB2	1.91	0.71
50:D5:40:LYS:HE2	50:D5:47:PRO:HD2	1.73	0.71
51:D6:36:LEU:HD13	51:D6:50:ARG:NH1	2.05	0.71
34:DO:49:ARG:HD2	53:D8:58:ILE:CG2	2.20	0.71
24:DA:1204:A:H2	24:DA:1241:A:N1	1.89	0.71
24:DA:2208:U:H1'	26:DD:151:LYS:HE2	1.72	0.71
24:DA:2309:A:N7	24:DA:2310:A:C2	2.59	0.71
24:DA:1050:A:H8	24:DA:2751:G:H2'	1.53	0.71
41:DS:6:ILE:HG12	41:DS:104:THR:HG23	1.73	0.71
1:AA:1541:U:H6	1:AA:1541:U:H3'	1.55	0.71
1:AA:731:G:OP1	1:AA:766:A:H1'	1.91	0.71
2:AE:238:LEU:HD12	2:AE:239:VAL:H	1.55	0.71
2:AE:91:PRO:CB	2:AE:154:LEU:HD21	2.21	0.71
5:AH:80:ILE:HG22	8:AK:104:ARG:CZ	2.21	0.71
1:AA:1320:C:C2	19:AV:36:ARG:HD3	2.26	0.71
24:BA:2887:U:O2'	24:BA:2888:C:H5'	1.91	0.71
24:BA:529:A:H5''	24:BA:530:G:OP1	1.91	0.71
24:BA:590:A:H2'	24:BA:591:C:C6	2.25	0.71
24:BA:621:A:H2'	24:BA:622:G:H5'	1.73	0.71
26:BD:85:ASP:HB2	26:BD:92:ILE:HD13	1.73	0.71
27:BE:200:GLU:HG2	27:BE:201:THR:N	2.05	0.71
30:BH:153:LYS:HB3	30:BH:161:GLY:HA2	1.73	0.71
30:BH:32:GLU:HG2	30:BH:34:GLU:H	1.56	0.71

Continued on next page...

Continued from previous page...

Atom-1	Atom-2	Interatomic distance (Å)	Clash overlap (Å)
1:CA:1224:G:C6	1:CA:1322:C:H1'	2.26	0.71
1:CA:991:U:O2	1:CA:993:G:C8	2.44	0.71
2:CE:132:LYS:HA	2:CE:135:GLN:HB2	1.71	0.71
2:CE:214:ILE:HA	2:CE:217:ARG:HH21	1.55	0.71
3:CF:123:GLN:O	3:CF:128:PHE:HB2	1.91	0.71
6:CI:25:ILE:HD13	6:CI:28:ARG:NH1	2.05	0.71
15:CR:71:GLN:HB2	15:CR:78:TYR:CD1	2.25	0.71
20:CW:57:ARG:HD3	20:CW:102:GLY:O	1.90	0.71
51:D6:29:ASN:OD1	51:D6:30:THR:HG22	1.91	0.71
24:DA:2585:U:O2	24:DA:2585:U:H2'	1.90	0.71
47:DW:7:ARG:HH11	47:DW:7:ARG:HG3	1.55	0.71
1:AA:1205:U:H1'	3:AF:195:VAL:CG2	2.20	0.71
3:AF:82:GLU:HG3	3:AF:83:ARG:N	2.00	0.71
7:AJ:78:ARG:HH21	7:AJ:156:TRP:HZ2	1.38	0.71
24:BA:458:G:H3'	52:B7:38:GLY:O	1.91	0.71
24:BA:2360:A:OP1	53:B8:50:LEU:HD23	1.90	0.71
24:BA:1149:G:H2'	24:BA:1150:C:C6	2.26	0.71
24:BA:2759:G:H5'	24:BA:2759:G:H8	1.56	0.71
26:BD:28:GLU:HB2	26:BD:29:PRO:HD3	1.71	0.71
29:BG:36:LYS:HE2	29:BG:95:ARG:NH2	2.06	0.71
43:BU:63:LYS:HA	43:BU:63:LYS:NZ	2.06	0.71
1:CA:1504:G:O2'	1:CA:1505:G:OP2	2.09	0.71
22:CB:49:C:O2'	22:CB:50:G:OP2	2.08	0.71
2:CE:172:ILE:HD12	2:CE:172:ILE:H	1.56	0.71
9:CL:62:TYR:C	9:CL:63:ILE:HD12	2.12	0.71
11:CN:48:ILE:HD12	11:CN:63:LEU:HB3	1.71	0.71
24:DA:2015:A:N3	50:D5:2:ALA:N	2.39	0.71
24:DA:592:G:H21	53:D8:4:MET:CE	2.04	0.71
24:DA:811:U:O2	24:DA:1250:G:H3'	1.91	0.71
24:DA:2395:C:O2'	46:DZ:30:VAL:HG12	1.91	0.71
1:AA:1218:C:H2'	1:AA:1219:U:C5	2.26	0.70
1:AA:173:U:O2'	1:AA:174:C:OP1	2.08	0.70
7:AJ:113:GLU:CB	7:AJ:119:ARG:HG2	2.15	0.70
9:AL:103:THR:HG22	9:AL:105:ASP:H	1.55	0.70
16:AS:49:LEU:HD12	16:AS:50:LYS:N	2.05	0.70
24:BA:1796:U:H2'	24:BA:1797:C:H6	1.54	0.70
32:BM:62:VAL:HG22	32:BM:66:LYS:HG3	1.73	0.70
34:BO:104:GLY:C	34:BO:105:LEU:HD12	2.11	0.70
1:CA:1278:U:H5''	1:CA:1279:A:C8	2.26	0.70
1:CA:404:U:H2'	1:CA:405:U:C6	2.25	0.70
24:DA:2210:G:H3'	24:DA:2211:G:H8	1.55	0.70

Continued on next page...

Continued from previous page...

Atom-1	Atom-2	Interatomic distance (Å)	Clash overlap (Å)
26:DD:244:ARG:HB2	26:DD:245:PRO:HD2	1.71	0.70
30:DH:59:ARG:HG3	30:DH:59:ARG:HH11	1.56	0.70
30:DH:80:SER:O	30:DH:81:GLU:HB2	1.89	0.70
33:DN:113:LYS:HG2	33:DN:117:LEU:HD11	1.71	0.70
24:DA:518:G:C4'	41:DS:18:ARG:HH12	2.01	0.70
1:AA:752:G:H1'	1:AA:754:C:H41	1.56	0.70
3:AF:84:ILE:H	3:AF:87:LEU:HD23	1.55	0.70
45:B3:49:LYS:O	45:B3:50:ASN:HB2	1.91	0.70
24:BA:386:G:O2'	24:BA:387:U:OP1	2.08	0.70
24:BA:639:U:H2'	24:BA:640:C:C6	2.26	0.70
24:BA:660:G:H21	34:BO:12:ALA:HB2	1.55	0.70
27:BE:32:PRO:HD2	27:BE:51:PHE:H	1.55	0.70
34:BO:36:LYS:HZ3	34:BO:36:LYS:HB2	1.52	0.70
44:BV:145:GLU:OE2	44:BV:146:ILE:HG12	1.91	0.70
1:CA:1019:C:C2'	1:CA:1020:U:H5'	2.21	0.70
3:CF:152:ILE:HB	3:CF:199:LYS:HB2	1.73	0.70
5:CH:82:VAL:HG12	5:CH:83:GLU:N	2.06	0.70
20:CW:23:ARG:CA	20:CW:26:ASN:HD21	2.04	0.70
45:D3:25:ARG:HD2	45:D3:29:GLN:HE22	1.55	0.70
24:DA:1060:U:O2	24:DA:1088:A:H1'	1.90	0.70
24:DA:881:G:C3'	24:DA:882:G:H5''	2.20	0.70
34:DO:20:GLY:HA2	34:DO:27:HIS:O	1.91	0.70
35:DP:134:ARG:CZ	44:DV:122:ARG:NH2	2.55	0.70
1:AA:1353:G:H2'	1:AA:1354:C:H6	1.54	0.70
1:AA:1363:A:H4'	1:AA:1364:U:C5'	2.18	0.70
51:B6:28:ARG:CZ	51:B6:30:THR:HG23	2.21	0.70
52:B7:45:ALA:O	52:B7:46:VAL:HG23	1.92	0.70
24:BA:1678:G:N2	24:BA:1989:G:H22	1.89	0.70
24:BA:1906:G:C5	24:BA:1929:G:N2	2.59	0.70
24:BA:2146:C:H5''	24:BA:2147:G:OP1	1.91	0.70
25:BB:40:U:H3	25:BB:43:C:H5''	1.56	0.70
30:BH:108:GLY:HA3	30:BH:152:ARG:NH2	2.05	0.70
30:BH:70:THR:HA	30:BH:73:ALA:HB3	1.72	0.70
34:BO:62:LEU:HD22	34:BO:63:PRO:N	2.05	0.70
41:BS:40:ASN:O	41:BS:41:LYS:HG2	1.91	0.70
41:BS:96:ILE:HD13	41:BS:96:ILE:C	2.12	0.70
43:BU:35:TYR:CD1	43:BU:69:ALA:HB3	2.27	0.70
44:BV:165:VAL:HG22	44:BV:166:SER:N	2.05	0.70
15:CR:65:ARG:HH11	15:CR:65:ARG:HB2	1.56	0.70
24:DA:1503:U:H2'	24:DA:1504:C:C6	2.25	0.70
24:DA:229:A:O2'	24:DA:230:U:P	2.48	0.70

Continued on next page...

Continued from previous page...

Atom-1	Atom-2	Interatomic distance (Å)	Clash overlap (Å)
24:DA:2635:C:OP1	27:DE:78:LEU:HD12	1.91	0.70
24:DA:372:G:O2'	24:DA:373:U:P	2.48	0.70
27:DE:14:ILE:HG12	27:DE:15:PHE:N	2.06	0.70
28:DF:66:PRO:O	28:DF:67:GLN:HB3	1.89	0.70
30:DH:86:GLU:CG	30:DH:165:ALA:H	1.94	0.70
37:DQ:42:ASP:O	37:DQ:43:GLU:HB2	1.90	0.70
38:DR:57:PHE:C	38:DR:58:ASN:HD22	1.93	0.70
46:DZ:80:LEU:C	46:DZ:81:LYS:HD2	2.12	0.70
1:AA:1075:C:OP1	2:AE:179:LYS:HE2	1.91	0.70
4:AG:119:GLN:HG2	4:AG:123:HIS:CD2	2.27	0.70
24:BA:1188:U:O2'	24:BA:1189:A:H5'	1.91	0.70
24:BA:1255:U:H5''	24:BA:1256:G:H5''	1.71	0.70
24:BA:1384:A:N3	24:BA:1405:U:H1'	2.06	0.70
27:BE:11:MET:HE3	27:BE:186:GLY:HA2	1.72	0.70
27:BE:131:ALA:HB1	27:BE:135:HIS:CE1	2.27	0.70
29:BG:173:LEU:HA	29:BG:176:LEU:HD12	1.74	0.70
32:BM:133:GLN:O	32:BM:134:ARG:HB3	1.89	0.70
34:BO:64:LYS:HG3	53:B8:30:ARG:HH22	1.56	0.70
47:BW:46:GLN:N	47:BW:49:LYS:HZ1	1.90	0.70
1:CA:236:G:H5''	17:CT:42:TYR:OH	1.91	0.70
1:CA:41:G:H2'	1:CA:42:G:H8	1.56	0.70
1:CA:65:U:C5'	1:CA:66:G:OP1	2.39	0.70
2:CE:187:LEU:HD11	2:CE:204:ASN:O	1.91	0.70
6:CI:72:VAL:CG2	6:CI:90:VAL:HG11	2.20	0.70
9:CL:15:ALA:HA	9:CL:64:THR:O	1.91	0.70
12:CO:24:VAL:HG12	12:CO:24:VAL:O	1.91	0.70
13:CP:4:ILE:N	13:CP:9:ILE:HG21	2.06	0.70
39:D1:65:ILE:HG12	39:D1:96:ALA:HB1	1.73	0.70
24:DA:1359:A:C5'	24:DA:1359:A:C8	2.74	0.70
26:DD:43:ARG:HB3	26:DD:54:ARG:HB2	1.73	0.70
28:DF:178:PRO:HG2	28:DF:179:GLU:OE2	1.90	0.70
30:DH:103:LEU:HD12	30:DH:131:VAL:HG21	1.73	0.70
31:DK:92:VAL:HG13	31:DK:120:ILE:CG2	2.16	0.70
38:DR:41:ARG:NH2	38:DR:43:GLN:HB2	2.06	0.70
1:AA:3:G:H5''	1:AA:4:U:OP1	1.91	0.70
2:AE:24:TRP:CZ3	2:AE:26:PRO:HA	2.26	0.70
5:AH:50:GLU:HG3	5:AH:52:PRO:HD2	1.72	0.70
51:B6:13:CYS:H	51:B6:22:ALA:CB	2.05	0.70
24:BA:1324:G:O2'	24:BA:1616:A:C6	2.41	0.70
26:BD:134:ARG:HG3	26:BD:135:PHE:CE2	2.26	0.70
26:BD:43:ARG:NH1	26:BD:49:ILE:HG22	2.07	0.70

Continued on next page...

Continued from previous page...

Atom-1	Atom-2	Interatomic distance (Å)	Clash overlap (Å)
31:BK:144:VAL:HG12	31:BK:145:VAL:HG22	1.73	0.70
38:BR:19:LEU:HD13	38:BR:86:ILE:HG21	1.71	0.70
43:BU:11:ASP:O	43:BU:27:VAL:HG22	1.92	0.70
1:CA:1007:C:H2'	1:CA:1008:C:C5'	2.11	0.70
1:CA:1314:C:H2'	1:CA:1315:U:H6	1.53	0.70
13:CP:121:LYS:HA	13:CP:121:LYS:HE2	1.71	0.70
39:D1:66:ASN:HB2	39:D1:76:TYR:HB2	1.72	0.70
40:D2:22:VAL:HG12	40:D2:23:GLU:N	2.06	0.70
24:DA:27:G:H22	24:DA:512:G:C2'	2.04	0.70
24:DA:95:G:H5'	47:DW:46:GLN:OE1	1.89	0.70
27:DE:28:ALA:HB3	27:DE:93:VAL:HG22	1.72	0.70
28:DF:101:LEU:O	28:DF:106:ARG:NH1	2.23	0.70
28:DF:178:PRO:HB2	28:DF:201:VAL:HG11	1.73	0.70
30:DH:89:ILE:CD1	30:DH:129:THR:HB	2.20	0.70
46:DZ:7:ILE:CD1	46:DZ:70:VAL:HG22	2.22	0.70
1:AA:1116:C:H2'	1:AA:1117:G:H5''	1.74	0.70
1:AA:1267:C:O2	1:AA:1267:C:H2'	1.91	0.70
1:AA:818:G:H3'	1:AA:819:A:C5'	2.21	0.70
1:AA:998(A):C:H2'	1:AA:999:U:H5''	1.73	0.70
51:B6:30:THR:HA	51:B6:31:PRO:C	2.11	0.70
24:BA:104:U:H3'	24:BA:105:C:H6	1.57	0.70
24:BA:1309:G:H4'	52:B7:7:PRO:HB2	1.72	0.70
24:BA:2020:A:P	39:B1:27:LEU:HD23	2.32	0.70
24:BA:2211:G:O2'	24:BA:2212:A:OP2	2.06	0.70
31:BK:92:VAL:HG12	31:BK:97:ILE:HD12	1.71	0.70
33:BN:91:LEU:H	33:BN:91:LEU:HD22	1.57	0.70
24:BA:84:A:C5'	43:BU:8:LYS:HD2	2.19	0.70
7:CJ:97:GLN:HE21	7:CJ:101:LEU:HD11	1.55	0.70
8:CK:49:GLU:HG3	8:CK:51:VAL:HG13	1.74	0.70
24:DA:1657:C:H2'	24:DA:1658:C:C6	2.27	0.70
24:DA:2638:G:O2'	24:DA:2639:A:H8	1.74	0.70
24:DA:2680:C:H5'	27:DE:189:PRO:HA	1.72	0.70
28:DF:164:ARG:HG3	28:DF:175:THR:OG1	1.92	0.70
30:DH:152:ARG:O	30:DH:153:LYS:CB	2.39	0.70
35:DP:32:TYR:CD1	35:DP:133:ARG:HA	2.27	0.70
23:A1:8:A:H5'	23:A1:9:G:OP2	1.90	0.70
1:AA:946:A:H2'	1:AA:947:G:C8	2.26	0.70
2:AE:164:VAL:HG12	2:AE:165:VAL:N	2.06	0.70
7:AJ:140:ASP:HA	7:AJ:143:ARG:HH11	1.57	0.70
8:AK:25:ASP:HA	8:AK:59:LEU:O	1.91	0.70
13:AP:76:ALA:HA	13:AP:79:LYS:HB2	1.72	0.70

Continued on next page...

Continued from previous page...

Atom-1	Atom-2	Interatomic distance (Å)	Clash overlap (Å)
15:AR:53:HIS:O	15:AR:56:LEU:HB3	1.91	0.70
51:B6:39:TYR:HB3	51:B6:41:PRO:HD2	1.72	0.70
24:BA:987:G:O2'	24:BA:1000:A:N3	2.25	0.70
24:BA:1179:C:C3'	24:BA:1180:C:H5''	2.22	0.70
24:BA:226:G:H1'	24:BA:228:A:H61	1.56	0.70
25:BB:57:A:H4'	29:BG:30:GLU:HG3	1.72	0.70
25:BB:81:G:C2	25:BB:82:G:N7	2.60	0.70
27:BE:95:ILE:CD1	27:BE:95:ILE:H	2.03	0.70
28:BF:83:PHE:O	28:BF:85:GLY:N	2.25	0.70
31:BK:75:LEU:HD22	31:BK:77:LEU:HD21	1.74	0.70
24:BA:2467:C:H4'	35:BP:123:HIS:CD2	2.27	0.70
35:BP:51:ARG:HG3	35:BP:52:VAL:N	2.06	0.70
24:BA:2876:G:H1'	38:BR:3:ARG:NH1	2.07	0.70
1:CA:1363:A:H4'	1:CA:1364:U:OP1	1.91	0.70
1:CA:411:A:C4	1:CA:413:G:H1'	2.27	0.70
1:CA:439:A:OP2	1:CA:493:G:N1	2.23	0.70
22:CB:48:U:HO2'	22:CB:49:C:H6	1.39	0.70
4:CG:190:ASP:HB3	4:CG:193:ASP:OD1	1.91	0.70
1:CA:406:G:H5''	4:CG:5:ILE:HD13	1.71	0.70
10:CM:49:VAL:O	10:CM:60:ARG:HB3	1.90	0.70
10:CM:6:ILE:HG13	10:CM:72:VAL:O	1.91	0.70
11:CN:17:GLY:HA3	11:CN:77:MET:CE	2.21	0.70
15:CR:74:ASP:CG	15:CR:77:ARG:HG2	2.12	0.70
50:D5:40:LYS:HE2	50:D5:47:PRO:CD	2.21	0.70
51:D6:25:LYS:HD2	53:D8:34:TRP:HZ2	1.56	0.70
24:DA:1061:U:H4'	24:DA:1070:A:C1'	2.21	0.70
24:DA:2319:G:H4'	24:DA:2320:A:OP1	1.91	0.70
24:DA:2791:C:O2	24:DA:2792:G:N7	2.24	0.70
30:DH:154:PRO:HG2	30:DH:162:ILE:O	1.92	0.70
41:DS:29:LEU:HD21	41:DS:33:ARG:CZ	2.22	0.70
1:AA:4:U:H2'	1:AA:4:U:O2	1.90	0.70
1:AA:675:A:H1'	11:AN:116:HIS:CD2	2.27	0.70
2:AE:171:ALA:HA	2:AE:174:VAL:CG2	2.22	0.70
6:AI:37:VAL:HA	6:AI:65:VAL:HG12	1.72	0.70
11:AN:29:ILE:HG22	11:AN:44:SER:HB2	1.72	0.70
15:AR:87:ILE:CG2	15:AR:88:ARG:H	1.97	0.70
53:B8:16:ILE:HB	53:B8:65:GLU:OXT	1.92	0.70
24:BA:1180:C:H2'	24:BA:1181:C:H6	1.55	0.70
24:BA:1266:G:O2'	24:BA:1267:U:OP2	2.09	0.70
24:BA:389:G:H22	34:BO:72:PRO:CD	2.05	0.70
42:BT:43:VAL:HG23	42:BT:51:VAL:HG21	1.73	0.70

Continued on next page...

Continued from previous page...

Atom-1	Atom-2	Interatomic distance (Å)	Clash overlap (Å)
47:BW:26:ARG:HB3	47:BW:26:ARG:HH11	1.57	0.70
22:CC:61:C:O2'	22:CC:62:C:H5'	1.92	0.70
2:CE:162:ILE:HD11	2:CE:184:VAL:HG13	1.74	0.70
6:CI:60:PHE:C	6:CI:61:LEU:HD12	2.12	0.70
8:CK:87:SER:HB2	8:CK:93:VAL:HB	1.73	0.70
1:CA:1048:G:OP1	14:CQ:3:ARG:HB3	1.91	0.70
17:CT:4:LYS:CE	17:CT:6:LEU:HD21	2.21	0.70
24:DA:1021:A:C3'	24:DA:1021:A:C8	2.73	0.70
24:DA:1699:G:O3'	24:DA:1700:A:H4'	1.91	0.70
24:DA:415:A:H2'	24:DA:416:C:C6	2.26	0.70
24:DA:888:C:C3'	24:DA:889:C:H4'	2.19	0.70
34:DO:64:LYS:C	34:DO:66:GLY:H	1.94	0.70
41:DS:1:MET:HE2	41:DS:2:GLU:H	1.55	0.70
23:A1:24:A:H2'	23:A1:25:A:C8	2.27	0.70
1:AA:152:A:N6	1:AA:170:U:C2	2.60	0.70
7:AJ:18:TYR:HD2	7:AJ:59:LEU:HD13	1.57	0.70
7:AJ:47:CYS:O	7:AJ:50:ILE:HB	1.92	0.70
12:AO:111:LYS:O	12:AO:112:ASP:HB2	1.91	0.70
39:B1:24:TYR:O	39:B1:29:SER:HB3	1.91	0.70
40:B2:1:MET:N	40:B2:16:PRO:HD3	2.07	0.70
51:B6:15:GLU:HG2	51:B6:47:THR:HG21	1.74	0.70
24:BA:1928:A:C2'	24:BA:1929:G:H5'	2.22	0.70
32:BM:112:LEU:HD23	32:BM:113:GLY:H	1.56	0.70
24:BA:626:U:H3	34:BO:105:LEU:HG	1.57	0.70
43:BU:17:SER:CB	43:BU:71:LYS:HD2	2.21	0.70
1:CA:1023:G:C3'	1:CA:1024:G:H5''	2.22	0.70
1:CA:1502:A:H2	1:CA:1505:G:H1	1.38	0.70
2:CE:95:GLN:HE21	2:CE:147:LYS:HE2	1.56	0.70
13:CP:121:LYS:HE2	13:CP:121:LYS:CA	2.21	0.70
10:CM:49:VAL:CG2	14:CQ:41:ARG:HB2	2.21	0.70
1:CA:375:U:H4'	16:CS:17:TYR:HE2	1.56	0.70
40:D2:51:VAL:HG12	40:D2:52:VAL:N	2.06	0.70
24:DA:2065:C:H2'	24:DA:2066:C:C6	2.26	0.70
24:DA:2127:G:N2	24:DA:2173:A:H1'	2.07	0.70
24:DA:860:U:C5	24:DA:917:A:C2	2.79	0.70
25:DB:15:A:H5'	25:DB:16:G:H8	1.57	0.70
27:DE:103:ASP:OD1	27:DE:201:THR:HA	1.92	0.70
28:DF:185:ASP:HA	28:DF:188:ARG:CD	2.20	0.70
29:DG:41:GLN:HE21	29:DG:60:LEU:HD12	1.56	0.70
31:DK:92:VAL:CG1	31:DK:120:ILE:HG23	2.18	0.70
42:DT:57:LEU:HD11	42:DT:78:LYS:HD2	1.73	0.70

Continued on next page...

Continued from previous page...

Atom-1	Atom-2	Interatomic distance (Å)	Clash overlap (Å)
1:AA:742:G:OP2	15:AR:35:ARG:NH2	2.25	0.70
3:AF:157:ILE:C	3:AF:159:GLY:H	1.95	0.70
4:AG:175:SER:HB3	4:AG:186:LEU:HD21	1.72	0.70
4:AG:68:TYR:CE2	4:AG:97:LEU:HD22	2.27	0.70
15:AR:54:ARG:NH1	15:AR:58:MET:HE1	2.06	0.70
24:BA:1639:U:O2'	24:BA:1640:C:H5''	1.92	0.70
24:BA:654:A:H2'	24:BA:654:A:N3	2.07	0.70
31:BK:76:THR:H	31:BK:77:LEU:HD23	1.57	0.70
25:BB:90:C:OP1	35:BP:16:ARG:HG3	1.92	0.70
1:CA:1291:G:H4'	9:CL:39:GLY:HA3	1.74	0.70
10:CM:38:ILE:HG13	10:CM:38:ILE:O	1.92	0.70
20:CW:50:GLU:HG3	20:CW:51:GLU:H	1.54	0.70
24:DA:1026:U:O2'	24:DA:1027:A:C5'	2.40	0.70
46:DZ:82:LEU:HD12	46:DZ:83:GLU:CA	2.21	0.70
1:AA:629:G:H2'	1:AA:630:G:C8	2.27	0.69
3:AF:71:ALA:O	3:AF:72:LYS:HD2	1.92	0.69
4:AG:12:CYS:SG	4:AG:21:LEU:HD22	2.31	0.69
10:AM:33:GLN:H	10:AM:75:ILE:HG12	1.56	0.69
20:AW:72:LEU:HD11	20:AW:80:ARG:HD3	1.72	0.69
26:BD:263:ARG:NH1	26:BD:263:ARG:HB2	2.06	0.69
34:BO:59:LEU:HD22	34:BO:60:MET:H	1.57	0.69
35:BP:2:LEU:N	35:BP:2:LEU:HD12	2.07	0.69
44:BV:157:LEU:HB3	44:BV:161:VAL:HG11	1.72	0.69
1:CA:1006:C:H2'	1:CA:1007:C:H6	1.57	0.69
1:CA:1116:C:H2'	1:CA:1117:G:H5'	1.73	0.69
1:CA:93:U:H2'	1:CA:95:G:O4'	1.92	0.69
1:CA:980:C:H5''	1:CA:981:U:C5	2.26	0.69
5:CH:78:HIS:CD2	8:CK:104:ARG:HG2	2.26	0.69
24:DA:1083:U:O2'	24:DA:1085:A:H5'	1.93	0.69
24:DA:2127:G:H21	24:DA:2173:A:H1'	1.56	0.69
24:DA:2131:G:C4'	24:DA:2132:U:H4'	2.19	0.69
24:DA:2199:A:H5''	24:DA:2205:C:H5	1.57	0.69
33:DN:63:VAL:HG13	33:DN:84:ALA:HA	1.73	0.69
34:DO:114:ILE:HD13	34:DO:125:VAL:HG21	1.72	0.69
34:DO:83:VAL:CG1	34:DO:112:LEU:HD21	2.21	0.69
35:DP:43:THR:OG1	35:DP:46:GLN:HB2	1.91	0.69
24:DA:483:A:C5'	43:DU:49:VAL:HG22	2.20	0.69
1:AA:932:C:H4'	7:AJ:4:ARG:NH2	2.06	0.69
2:AE:186:ALA:O	2:AE:201:ILE:HB	1.91	0.69
2:AE:194:PRO:O	2:AE:196:LEU:N	2.25	0.69
3:AF:138:VAL:HG22	3:AF:151:VAL:HG23	1.75	0.69

Continued on next page...

Continued from previous page...

Atom-1	Atom-2	Interatomic distance (Å)	Clash overlap (Å)
5:AH:57:LYS:HE2	5:AH:61:TYR:HE2	1.57	0.69
12:AO:127:GLU:CD	12:AO:127:GLU:H	1.96	0.69
15:AR:64:ARG:HG2	15:AR:64:ARG:HH11	1.55	0.69
36:B0:73:VAL:O	36:B0:76:VAL:HG12	1.91	0.69
24:BA:1853:A:H2'	24:BA:1854:A:C8	2.27	0.69
24:BA:2425:A:H4'	24:BA:2426:A:O5'	1.91	0.69
24:BA:500:G:N2	24:BA:502:A:H3'	2.07	0.69
24:BA:49:A:H4'	24:BA:50:U:O5'	1.92	0.69
24:BA:9:U:H5'	32:BM:115:ARG:HH22	1.55	0.69
27:BE:48:GLN:CG	27:BE:78:LEU:HD12	2.22	0.69
28:BF:116:ASP:O	28:BF:120:GLU:HG3	1.92	0.69
43:BU:95:LYS:HB2	43:BU:100:ALA:HA	1.72	0.69
1:CA:1450:U:O2'	1:CA:1451:A:OP2	2.10	0.69
1:CA:377:G:O2'	1:CA:378:G:H5'	1.91	0.69
1:CA:684:A:H2'	1:CA:685:G:H8	1.58	0.69
19:CV:51:VAL:O	19:CV:57:HIS:HA	1.92	0.69
40:D2:41:GLY:HA3	40:D2:46:VAL:HG11	1.74	0.69
45:D3:27:GLU:HG3	45:D3:68:GLU:HA	1.72	0.69
34:DO:64:LYS:HB2	53:D8:25:MET:CG	2.22	0.69
24:DA:2277:G:H2'	24:DA:2278:A:H5'	1.73	0.69
24:DA:897:C:O5'	24:DA:897:C:H6	1.74	0.69
26:DD:65:ILE:O	26:DD:65:ILE:HD13	1.91	0.69
29:DG:131:TYR:O	29:DG:159:VAL:HG13	1.92	0.69
37:DQ:54:LEU:O	37:DQ:54:LEU:HD13	1.91	0.69
44:DV:121:HIS:O	44:DV:122:ARG:HB2	1.92	0.69
1:AA:1262:C:H2'	1:AA:1263:C:H6	1.58	0.69
1:AA:1532:U:O2'	1:AA:1533:C:OP2	2.10	0.69
1:AA:752:G:H1'	1:AA:754:C:N4	2.06	0.69
1:AA:965:A:O2'	1:AA:966:G:H5'	1.92	0.69
2:AE:87:ARG:HD2	2:AE:87:ARG:O	1.92	0.69
3:AF:4:LYS:N	3:AF:4:LYS:HZ2	1.89	0.69
1:AA:1152:A:H5''	10:AM:13:HIS:CD2	2.27	0.69
1:AA:1059:C:O2	10:AM:53:PRO:HG3	1.92	0.69
20:AW:100:ILE:H	20:AW:100:ILE:CD1	2.05	0.69
53:B8:49:VAL:HG12	53:B8:50:LEU:N	2.07	0.69
24:BA:2426:A:H4'	24:BA:2427:C:OP2	1.92	0.69
24:BA:2720:U:N3	24:BA:2873:A:H2	1.90	0.69
28:BF:114:VAL:HG21	28:BF:202:PHE:CE1	2.27	0.69
30:BH:7:LEU:HD22	30:BH:69:ARG:HG2	1.74	0.69
35:BP:12:GLN:HE21	35:BP:73:PRO:CD	2.06	0.69
41:BS:6:ILE:HG12	41:BS:104:THR:HG23	1.72	0.69

Continued on next page...

Continued from previous page...

Atom-1	Atom-2	Interatomic distance (Å)	Clash overlap (Å)
1:CA:1321:C:C5'	1:CA:1322:C:H5''	2.22	0.69
2:CE:101:MET:HA	2:CE:108:ILE:CG1	2.15	0.69
3:CF:16:ARG:HD2	3:CF:54:ARG:NH2	2.03	0.69
24:DA:1045:A:H4'	24:DA:1046:A:C5'	2.22	0.69
25:DB:3:C:H2'	25:DB:4:C:H6	1.56	0.69
26:DD:65:ILE:HD11	26:DD:67:PHE:CD1	2.27	0.69
28:DF:65:TRP:HZ3	28:DF:73:ALA:O	1.74	0.69
31:DK:6:LEU:HD13	31:DK:36:ALA:HA	1.74	0.69
33:DN:8:LEU:HD22	33:DN:8:LEU:N	2.07	0.69
46:DZ:53:VAL:HG22	46:DZ:74:VAL:HG13	1.74	0.69
1:AA:1171:G:H2'	1:AA:1172:C:H6	1.57	0.69
1:AA:109:A:H2'	1:AA:326:G:H21	1.57	0.69
1:AA:350:G:H5'	1:AA:351:G:OP2	1.93	0.69
22:AC:17(A):C:H4'	22:AC:18:G:OP1	1.91	0.69
4:AG:12:CYS:CB	4:AG:21:LEU:HD22	2.22	0.69
6:AI:14:LEU:HD22	6:AI:18:GLN:HB2	1.74	0.69
7:AJ:78:ARG:NH2	7:AJ:156:TRP:HZ2	1.91	0.69
10:AM:48:THR:HA	10:AM:62:HIS:CB	2.20	0.69
16:AS:8:ARG:NH2	16:AS:15:PRO:HG3	2.07	0.69
40:B2:22:VAL:HG22	40:B2:23:GLU:N	2.07	0.69
24:BA:2285:C:N4	51:B6:25:LYS:HE2	2.06	0.69
53:B8:38:GLY:O	53:B8:41:ILE:HG22	1.93	0.69
24:BA:1430:C:H2'	24:BA:1431:U:C6	2.27	0.69
24:BA:1885:A:H5''	24:BA:1886:C:H5	1.58	0.69
24:BA:644:A:H4'	24:BA:645:C:C5	2.27	0.69
24:BA:818:G:H5'	24:BA:819:A:OP1	1.92	0.69
24:BA:95:G:H4'	47:BW:46:GLN:HB3	1.75	0.69
28:BF:150:GLY:HA2	28:BF:172:TRP:CE3	2.27	0.69
31:BK:109:ILE:HD13	31:BK:109:ILE:H	1.57	0.69
31:BK:141:LYS:O	31:BK:142:VAL:HB	1.91	0.69
38:BR:89:VAL:HG23	38:BR:90:GLN:N	2.07	0.69
35:BP:141:GLN:HG2	44:BV:75:ASN:CG	2.12	0.69
23:C1:9:G:O2'	23:C1:10:G:O4'	2.10	0.69
2:CE:162:ILE:O	2:CE:162:ILE:HG13	1.92	0.69
2:CE:37:ASN:HD22	2:CE:37:ASN:N	1.88	0.69
8:CK:84:ARG:HH12	8:CK:86:ILE:CD1	2.02	0.69
10:CM:48:THR:HA	10:CM:62:HIS:HB3	1.75	0.69
17:CT:52:LYS:HD2	17:CT:55:ASP:OD1	1.91	0.69
45:D3:11:ARG:HG2	45:D3:11:ARG:NH1	2.06	0.69
24:DA:270(K):C:C2'	24:DA:270(L):U:H5''	2.22	0.69
24:DA:2791:C:H4'	24:DA:2792:G:O5'	1.92	0.69

Continued on next page...

Continued from previous page...

Atom-1	Atom-2	Interatomic distance (Å)	Clash overlap (Å)
26:DD:89:SER:HB2	26:DD:159:ALA:HB2	1.75	0.69
34:DO:19:VAL:HG22	34:DO:20:GLY:N	1.97	0.69
34:DO:29:LYS:HD2	34:DO:30:THR:HG22	1.72	0.69
34:DO:50:ARG:NH2	34:DO:50:ARG:HB3	1.98	0.69
46:DZ:64:ALA:HA	46:DZ:67:ILE:HG13	1.75	0.69
46:DZ:7:ILE:HD12	46:DZ:70:VAL:HG22	1.74	0.69
1:AA:632:A:H3'	1:AA:632:A:OP2	1.92	0.69
8:AK:51:VAL:HG11	8:AK:60:ARG:HH11	1.56	0.69
11:AN:15:ALA:HB2	11:AN:76:GLY:O	1.92	0.69
1:AA:750:G:N3	15:AR:23:GLY:HA3	2.06	0.69
40:B2:35:LEU:H	40:B2:35:LEU:HD22	1.57	0.69
49:B4:6:HIS:CB	49:B4:7:PRO:HA	2.12	0.69
24:BA:2074:U:H2'	24:BA:2075:U:C6	2.26	0.69
24:BA:532:A:O2'	24:BA:533:G:P	2.49	0.69
24:BA:881:G:H2'	24:BA:881:G:N3	2.05	0.69
30:BH:22:GLY:C	30:BH:37:VAL:HB	2.12	0.69
44:BV:104:PHE:CE2	44:BV:107:THR:HG22	2.27	0.69
1:CA:430:A:OP1	4:CG:9:CYS:HB2	1.92	0.69
6:CI:100:ASN:ND2	18:CU:23:LYS:HE3	2.08	0.69
14:CQ:6:LEU:O	14:CQ:6:LEU:HD23	1.92	0.69
40:D2:66:ARG:HH12	40:D2:88:ARG:NH1	1.90	0.69
24:DA:1429:G:H2'	24:DA:1430:C:C6	2.27	0.69
24:DA:1742:C:H5'	24:DA:1743:G:OP2	1.93	0.69
24:DA:2566:A:O2'	24:DA:2567:G:OP2	2.09	0.69
29:DG:16:ARG:HH21	29:DG:31:VAL:CG1	2.05	0.69
30:DH:150:ALA:C	30:DH:152:ARG:N	2.44	0.69
30:DH:154:PRO:O	30:DH:155:SER:HB2	1.91	0.69
34:DO:61:ARG:H	34:DO:61:ARG:HD2	1.58	0.69
43:DU:45:VAL:HG12	43:DU:60:PHE:CD1	2.27	0.69
47:DW:47:ASN:O	47:DW:49:LYS:N	2.25	0.69
46:DZ:82:LEU:HD13	46:DZ:83:GLU:N	2.05	0.69
1:AA:498:A:O2'	1:AA:500:G:C8	2.46	0.69
22:AD:11:A:H2'	22:AD:12:G:O4'	1.93	0.69
2:AE:144:ARG:HG2	2:AE:148:TYR:HE2	1.57	0.69
3:AF:131:ARG:NH1	3:AF:135:LYS:HE2	2.07	0.69
5:AH:74:GLY:O	5:AH:115:VAL:HA	1.93	0.69
13:AP:24:GLY:C	13:AP:25:ILE:HD12	2.13	0.69
18:AU:62:GLU:HA	18:AU:65:ILE:CD1	2.20	0.69
19:AV:36:ARG:O	19:AV:38:SER:N	2.26	0.69
24:BA:1084:A:H2'	24:BA:1085:A:H8	1.57	0.69
24:BA:1339:G:N2	24:BA:1603:A:H1'	2.06	0.69

Continued on next page...

Continued from previous page...

Atom-1	Atom-2	Interatomic distance (Å)	Clash overlap (Å)
24:BA:1697:G:H3'	24:BA:1698:A:C5'	2.21	0.69
29:BG:160:VAL:HG12	29:BG:161:THR:N	2.08	0.69
30:BH:102:ALA:HB1	30:BH:115:VAL:O	1.92	0.69
31:BK:7:GLU:HB3	31:BK:9:LEU:HD22	1.75	0.69
43:BU:50:ARG:CG	43:BU:53:PRO:HG3	2.23	0.69
24:BA:96:G:H4'	47:BW:48:HIS:CD2	2.27	0.69
24:BA:75:G:H4'	47:BW:55:ARG:NH2	2.07	0.69
47:BW:64:LEU:O	47:BW:64:LEU:HD23	1.92	0.69
22:CD:17:C:H41	22:CD:18:G:H5'	1.58	0.69
3:CF:105:GLU:HG2	3:CF:106:VAL:H	1.58	0.69
6:CI:67:MET:HB2	6:CI:68:PRO:HD2	1.75	0.69
16:CS:14:ASN:N	16:CS:15:PRO:HD3	2.07	0.69
24:DA:1180:C:H2'	24:DA:1181:C:C5'	2.23	0.69
24:DA:2131:G:H4'	24:DA:2132:U:C4'	2.22	0.69
24:DA:2311:A:C2'	24:DA:2312:U:C6	2.76	0.69
30:DH:89:ILE:O	30:DH:89:ILE:HG12	1.92	0.69
32:DM:120:LEU:HD11	32:DM:122:VAL:HG23	1.74	0.69
2:AE:68:ILE:O	2:AE:91:PRO:HD2	1.91	0.69
4:AG:126:ILE:HG22	4:AG:127:THR:H	1.58	0.69
9:AL:7:THR:O	9:AL:79:LEU:HD12	1.91	0.69
10:AM:4:ILE:HA	10:AM:100:THR:HG22	1.72	0.69
49:B4:9:LEU:HG	49:B4:25:TYR:HB3	1.75	0.69
49:B4:61:ARG:CB	49:B4:62:ARG:HH21	2.03	0.69
24:BA:89:G:H3'	24:BA:90:U:C5'	2.21	0.69
26:BD:44:ASN:HB2	26:BD:48:ARG:O	1.92	0.69
28:BF:21:ALA:C	28:BF:23:ASP:H	1.95	0.69
30:BH:110:SER:O	30:BH:111:HIS:HB2	1.93	0.69
31:BK:112:LYS:O	31:BK:113:ARG:HG2	1.92	0.69
43:BU:61:ILE:HG22	43:BU:62:GLU:H	1.56	0.69
48:BX:6:VAL:HG13	48:BX:54:VAL:CG1	2.23	0.69
48:BX:59:VAL:HG12	48:BX:60:GLU:N	2.04	0.69
1:CA:1028:C:C2'	1:CA:1028(A):C:H5''	2.23	0.69
1:CA:1336:C:H2'	1:CA:1336:C:O2	1.90	0.69
22:CD:68:C:H2'	22:CD:69:C:H6	1.57	0.69
8:CK:31:PHE:CE2	8:CK:35:ILE:HD11	2.27	0.69
50:D5:40:LYS:HG2	50:D5:47:PRO:HD2	1.75	0.69
24:DA:800:A:H4'	24:DA:801:G:O5'	1.93	0.69
29:DG:28:VAL:HG23	29:DG:29:TRP:CD1	2.28	0.69
1:AA:189:U:N3	17:AT:72:ARG:NH1	2.40	0.69
2:AE:44:LEU:O	2:AE:47:THR:HB	1.92	0.69
4:AG:121:VAL:O	4:AG:134:ASP:HA	1.92	0.69

Continued on next page...

Continued from previous page...

Atom-1	Atom-2	Interatomic distance (Å)	Clash overlap (Å)
24:BA:2882:A:C5'	36:B0:96:ARG:HG3	2.22	0.69
24:BA:387:U:H4'	24:BA:388:G:O5'	1.93	0.69
24:BA:448:U:O4	24:BA:583:G:H1'	1.92	0.69
28:BF:20:LEU:HB3	28:BF:199:TRP:HH2	1.58	0.69
1:CA:1139:G:H22	1:CA:1144:G:H1	1.38	0.69
16:CS:1:MET:O	16:CS:24:ALA:HB2	1.92	0.69
24:DA:1570:A:H2'	24:DA:1571:A:C8	2.27	0.69
24:DA:270(T):G:OP1	46:DZ:97:LEU:HD13	1.92	0.69
24:DA:2734:A:H5'	24:DA:2735:G:OP2	1.93	0.69
24:DA:284:U:H2'	24:DA:285:C:C6	2.28	0.69
24:DA:365:C:O2'	24:DA:366:C:H5'	1.92	0.69
25:DB:31:C:H41	37:DQ:32:LEU:HD13	1.58	0.69
26:DD:76:PRO:O	26:DD:98:VAL:HG23	1.91	0.69
32:DM:56:ASN:HD22	32:DM:125:GLY:C	1.96	0.69
24:DA:928:G:O2'	48:DX:43:ILE:HD11	1.92	0.69
1:AA:1032(B):G:H3'	1:AA:1033:G:H5''	1.73	0.69
1:AA:797:C:OP1	11:AN:124:LYS:HE2	1.93	0.69
24:BA:1675:C:O2	27:BE:129:HIS:HA	1.93	0.69
27:BE:57:LYS:N	27:BE:57:LYS:HE2	2.08	0.69
28:BF:160:ASN:OD1	28:BF:163:VAL:HG23	1.92	0.69
28:BF:63:LYS:HE2	28:BF:66:PRO:O	1.92	0.69
28:BF:51:THR:HB	28:BF:88:VAL:HG11	1.73	0.69
30:BH:9:ILE:CG2	30:BH:10:PRO:HA	2.23	0.69
30:BH:117:PRO:HB3	30:BH:123:PHE:CZ	2.28	0.69
31:BK:77:LEU:HA	31:BK:140:LEU:HD12	1.75	0.69
38:BR:29:ARG:HG2	38:BR:46:GLU:HB2	1.75	0.69
43:BU:52:SER:H	43:BU:53:PRO:HD3	1.57	0.69
1:CA:1305:G:O2'	1:CA:1306:A:H8	1.76	0.69
1:CA:1443:G:C3'	1:CA:1446:A:H5''	2.19	0.69
36:D0:29:LEU:HD23	36:D0:79:LEU:HD12	1.75	0.69
34:DO:62:LEU:HD23	53:D8:25:MET:HB2	1.74	0.69
24:DA:1049:C:C2'	24:DA:1050:A:H5''	2.19	0.69
24:DA:1084:A:N1	24:DA:1085:A:N6	2.40	0.69
24:DA:1431:U:H2'	24:DA:1432:C:C6	2.28	0.69
24:DA:241:A:H4'	24:DA:242:G:O5'	1.93	0.69
24:DA:547:A:H2'	24:DA:548:A:C8	2.28	0.69
27:DE:7:VAL:HG23	27:DE:8:LYS:N	2.07	0.69
29:DG:121:ASN:ND2	29:DG:123:ASN:H	1.89	0.69
32:DM:7:LYS:HD3	32:DM:9:VAL:HA	1.75	0.69
37:DQ:106:ARG:N	37:DQ:110:LEU:HD21	2.07	0.69
1:AA:428:G:H4'	1:AA:429:U:O5'	1.92	0.69

Continued on next page...

Continued from previous page...

Atom-1	Atom-2	Interatomic distance (Å)	Clash overlap (Å)
1:AA:664:G:H22	1:AA:741:G:H1	1.39	0.69
1:AA:823:G:H2'	1:AA:824:C:C6	2.28	0.69
4:AG:150:GLU:HG2	4:AG:151:LYS:H	1.58	0.69
13:AP:44:ARG:HG3	13:AP:48:LEU:HD23	1.74	0.69
19:AV:44:MET:O	19:AV:47:HIS:HB2	1.93	0.69
24:BA:548:A:H2'	24:BA:549:G:H5'	1.75	0.69
30:BH:76:VAL:O	30:BH:79:VAL:HG22	1.93	0.69
31:BK:131:LYS:HB3	31:BK:132:PRO:CA	2.21	0.69
35:BP:134:ARG:O	35:BP:135:ASP:O	2.11	0.69
43:BU:33:LYS:HE2	43:BU:34:LYS:HG2	1.75	0.69
1:CA:193:C:OP1	20:CW:57:ARG:HD2	1.93	0.69
1:CA:644:G:H2'	1:CA:645:C:H5'	1.73	0.69
7:CJ:155:ARG:N	7:CJ:155:ARG:HD3	2.07	0.69
9:CL:113:LYS:N	9:CL:113:LYS:HD2	2.07	0.69
10:CM:75:ILE:HG13	10:CM:76:ASN:N	2.05	0.69
39:D1:8:VAL:HG23	39:D1:11:ARG:NH2	1.99	0.69
51:D6:14:THR:HG21	51:D6:19:ARG:HH21	1.58	0.69
24:DA:1558:A:O2'	24:DA:1559:G:OP2	2.11	0.69
24:DA:2687:U:C4	24:DA:2688:U:C5	2.80	0.69
26:DD:17:THR:HG22	26:DD:205:VAL:N	2.08	0.69
26:DD:17:THR:CG2	26:DD:204:ILE:HA	2.23	0.69
27:DE:65:GLY:HA2	27:DE:70:ALA:CB	2.23	0.69
32:DM:68:GLU:HG2	32:DM:88:GLU:OE1	1.92	0.69
1:AA:1176:A:H2'	1:AA:1177:G:H5'	1.74	0.69
1:AA:1200:C:H1'	1:AA:1204:A:N6	2.07	0.69
1:AA:1227:A:O3'	13:AP:115:LYS:HD2	1.93	0.69
1:AA:1268:A:H2'	1:AA:1269:A:C8	2.27	0.69
1:AA:1528:U:O2'	1:AA:1529:G:O5'	2.11	0.69
1:AA:169:C:H6	1:AA:169:C:H5'	1.58	0.69
1:AA:517:G:O2'	1:AA:530:G:H4'	1.93	0.69
1:AA:75:C:H2'	1:AA:76:G:O4'	1.93	0.69
9:AL:74:ILE:HA	9:AL:77:ILE:HD12	1.75	0.69
19:AV:36:ARG:NH1	19:AV:71:LEU:N	2.41	0.69
24:BA:1217:C:OP2	39:B1:15:LYS:HE3	1.92	0.69
24:BA:1225:C:H4'	40:B2:85:LYS:HB2	1.75	0.69
36:B0:33:ARG:HD2	50:B5:55:ARG:HD2	1.75	0.69
24:BA:1454:U:O2'	24:BA:1455:G:C8	2.46	0.69
24:BA:2183:C:H2'	24:BA:2184:G:H8	1.58	0.69
24:BA:587:C:O2'	24:BA:588:U:OP2	2.11	0.69
33:BN:65:THR:O	33:BN:79:PHE:HB2	1.93	0.69
34:BO:85:LEU:H	34:BO:85:LEU:HD23	1.56	0.69

Continued on next page...

Continued from previous page...

Atom-1	Atom-2	Interatomic distance (Å)	Clash overlap (Å)
46:BZ:56:GLN:NE2	46:BZ:56:GLN:N	2.40	0.69
1:CA:795:C:O2'	1:CA:1506:U:H1'	1.93	0.69
2:CE:212:GLN:NE2	2:CE:216:SER:HB2	2.08	0.69
5:CH:78:HIS:HE1	5:CH:143:ARG:H	1.38	0.69
7:CJ:8:GLU:CD	7:CJ:8:GLU:H	1.96	0.69
24:DA:2127:G:H3'	24:DA:2128:C:H5''	1.73	0.69
24:DA:2346:A:O2'	24:DA:2347:C:OP2	2.10	0.69
34:DO:62:LEU:HD22	34:DO:62:LEU:H	1.53	0.69
42:DT:12:VAL:HG11	42:DT:27:THR:OG1	1.93	0.69
1:AA:1397:C:H41	23:A1:22:A:H8	1.40	0.68
10:AM:31:GLY:O	10:AM:32:ALA:HB2	1.92	0.68
11:AN:9:LYS:HD3	11:AN:9:LYS:N	2.08	0.68
15:AR:48:LYS:HE2	15:AR:48:LYS:HA	1.75	0.68
1:AA:1314:C:OP2	19:AV:6:LYS:HD2	1.93	0.68
20:AW:88:VAL:O	20:AW:92:LEU:HD23	1.93	0.68
45:B3:25:ARG:HG3	45:B3:25:ARG:HH11	1.58	0.68
19:AV:42:PRO:HG2	49:B4:63:TYR:HE2	1.57	0.68
24:BA:1212:G:H2'	24:BA:1236:G:H22	1.58	0.68
24:BA:1918:A:O2'	24:BA:1919:A:N7	2.26	0.68
24:BA:74:A:H4'	24:BA:75:G:O5'	1.92	0.68
26:BD:93:ALA:HB3	26:BD:105:ILE:HG22	1.74	0.68
44:BV:103:ARG:CG	44:BV:104:PHE:N	2.54	0.68
1:CA:1135:U:H4'	1:CA:1136:U:H5	1.58	0.68
1:CA:1262:C:H2'	1:CA:1263:C:C6	2.28	0.68
1:CA:1297:C:O2'	7:CJ:114:ARG:NH2	2.26	0.68
1:CA:792:A:C4	1:CA:794:A:N6	2.61	0.68
1:CA:1346:A:N6	7:CJ:10:ARG:HD2	2.07	0.68
19:CV:31:ILE:HG23	19:CV:49:ILE:HA	1.75	0.68
20:CW:64:ASP:HA	20:CW:67:ALA:HB3	1.74	0.68
51:D6:41:PRO:CG	51:D6:45:LYS:H	2.05	0.68
24:DA:2392:A:C8	34:DO:60:MET:HG3	2.29	0.68
24:DA:2614:A:H4'	24:DA:2615:U:OP1	1.93	0.68
25:DB:28:C:OP2	37:DQ:33:LYS:HE3	1.92	0.68
26:DD:35:LYS:HB3	26:DD:63:ARG:HA	1.75	0.68
29:DG:56:ALA:HB2	29:DG:153:ARG:HE	1.57	0.68
44:DV:53:ILE:HG22	44:DV:71:VAL:HG13	1.75	0.68
4:AG:11:LEU:C	4:AG:13:ARG:N	2.44	0.68
8:AK:37:ARG:HG3	8:AK:38:ILE:N	2.07	0.68
10:AM:7:LYS:HE3	10:AM:71:LEU:HD13	1.75	0.68
24:BA:2844:G:H3'	24:BA:2845:G:H8	1.58	0.68
24:BA:2861:G:O2'	24:BA:2862:G:H5'	1.94	0.68

Continued on next page...

Continued from previous page...

Atom-1	Atom-2	Interatomic distance (Å)	Clash overlap (Å)
24:BA:1819:A:OP1	26:BD:161:THR:HG21	1.92	0.68
29:BG:5:VAL:HG12	29:BG:6:ALA:N	2.07	0.68
29:BG:91:ARG:HD2	29:BG:92:VAL:N	2.08	0.68
38:BR:30:VAL:HG12	38:BR:86:ILE:HG13	1.75	0.68
35:BP:108:GLY:HA3	44:BV:116:VAL:HG22	1.75	0.68
1:CA:1205:U:H5'	3:CF:190:ARG:NH2	2.09	0.68
1:CA:74:C:H6	1:CA:74:C:O5'	1.76	0.68
4:CG:188:LEU:HD23	4:CG:189:PRO:HD2	1.74	0.68
39:D1:65:ILE:HD11	39:D1:93:LYS:HA	1.74	0.68
24:DA:1449:A:H5'	24:DA:1449(A):G:OP2	1.93	0.68
24:DA:2355:C:H4'	45:D3:36:ILE:HD11	1.75	0.68
24:DA:943:U:OP2	34:DO:36:LYS:CD	2.41	0.68
31:DK:5:LEU:HD12	31:DK:5:LEU:N	2.08	0.68
37:DQ:106:ARG:CA	37:DQ:110:LEU:HD11	2.19	0.68
1:AA:1032(B):G:C3'	1:AA:1033:G:H5''	2.23	0.68
4:AG:117:ALA:O	4:AG:121:VAL:HG23	1.93	0.68
7:AJ:20:ASP:OD1	7:AJ:23:VAL:HB	1.93	0.68
7:AJ:25:ALA:HA	7:AJ:28:ASN:ND2	2.08	0.68
14:AQ:26:ARG:HD3	14:AQ:43:CYS:HB3	1.75	0.68
17:AT:19:VAL:CG2	17:AT:44:ALA:HB3	2.23	0.68
39:B1:66:ASN:HD21	39:B1:70:ARG:HE	1.42	0.68
40:B2:41:GLY:H	40:B2:46:VAL:HG13	1.58	0.68
53:B8:14:VAL:HG11	53:B8:22:VAL:CG1	2.23	0.68
24:BA:1314:C:OP1	24:BA:1332:G:H5'	1.93	0.68
24:BA:90:U:C2'	24:BA:91:A:H5''	2.22	0.68
29:BG:173:LEU:HD23	29:BG:176:LEU:HD12	1.73	0.68
30:BH:153:LYS:CB	30:BH:161:GLY:HA2	2.23	0.68
37:BQ:10:ARG:C	37:BQ:12:PHE:H	1.97	0.68
43:BU:76:CYS:SG	43:BU:77:PRO:HD2	2.34	0.68
44:BV:127:LYS:HB3	44:BV:162:GLU:HG3	1.74	0.68
1:CA:262:A:H2'	1:CA:263:A:C8	2.27	0.68
1:CA:75:C:H2'	1:CA:76:G:O4'	1.92	0.68
3:CF:107:GLN:H	3:CF:107:GLN:CD	1.97	0.68
4:CG:30:LYS:HA	4:CG:34:GLU:HB2	1.75	0.68
4:CG:96:LEU:N	4:CG:96:LEU:HD22	2.08	0.68
13:CP:117:VAL:HG22	13:CP:118:ALA:H	1.59	0.68
32:DM:46:VAL:O	32:DM:47:ALA:HB3	1.92	0.68
43:DU:2:ARG:HG2	43:DU:2:ARG:HH11	1.57	0.68
1:AA:1024:G:O2'	1:AA:1025:U:H5'	1.92	0.68
1:AA:457:C:H2'	1:AA:458:C:C6	2.29	0.68
1:AA:652:U:O4	1:AA:752:G:H2'	1.93	0.68

Continued on next page...

Continued from previous page...

Atom-1	Atom-2	Interatomic distance (Å)	Clash overlap (Å)
2:AE:144:ARG:HG2	2:AE:148:TYR:CE2	2.29	0.68
3:AF:87:LEU:HD22	3:AF:87:LEU:N	2.07	0.68
6:AI:1:MET:CE	6:AI:68:PRO:HD3	2.23	0.68
15:AR:21:ASP:OD1	15:AR:24:SER:HB2	1.94	0.68
51:B6:23:THR:HG23	51:B6:24:GLU:H	1.58	0.68
24:BA:588:U:H2'	24:BA:589:C:C6	2.28	0.68
26:BD:34:VAL:O	26:BD:34:VAL:HG13	1.92	0.68
27:BE:182:LEU:O	27:BE:183:LEU:HD12	1.92	0.68
30:BH:54:ARG:HD3	30:BH:54:ARG:H	1.58	0.68
37:BQ:49:VAL:HG22	37:BQ:80:LEU:HD12	1.74	0.68
37:BQ:52:SER:H	37:BQ:55:ALA:HB3	1.59	0.68
43:BU:13:VAL:HG23	43:BU:73:ARG:C	2.13	0.68
43:BU:86:ARG:HG3	43:BU:88:LYS:HZ1	1.59	0.68
44:BV:80:ARG:O	44:BV:81:ARG:HG3	1.92	0.68
1:CA:1129:C:H5'	1:CA:1130:A:OP1	1.92	0.68
1:CA:1256:A:H2	1:CA:1277:C:C6	2.12	0.68
2:CE:126:GLU:O	2:CE:126:GLU:HG2	1.92	0.68
8:CK:6:ILE:CD1	8:CK:6:ILE:H	2.06	0.68
24:DA:1845:G:OP1	26:DD:258:LYS:NZ	2.25	0.68
24:DA:905:U:C2'	24:DA:906:G:H5''	2.23	0.68
24:DA:666:G:H4'	34:DO:49:ARG:NH1	2.08	0.68
43:DU:61:ILE:CG2	43:DU:62:GLU:N	2.57	0.68
1:AA:1214:C:H5''	1:AA:1215:G:OP2	1.94	0.68
1:AA:1380:U:H5''	1:AA:1381:U:OP1	1.93	0.68
1:AA:47:C:H4'	1:AA:48:C:O5'	1.93	0.68
1:AA:653:A:H1'	8:AK:56:LYS:HE2	1.75	0.68
1:AA:523:A:N1	12:AO:92:ASP:HB2	2.09	0.68
39:B1:92:ARG:O	39:B1:92:ARG:CG	2.42	0.68
53:B8:46:ARG:NH1	53:B8:46:ARG:HB2	2.09	0.68
53:B8:60:LEU:O	53:B8:61:LEU:HD12	1.93	0.68
24:BA:1281:G:C8	24:BA:1281:G:H5'	2.21	0.68
24:BA:315:G:H2'	24:BA:316:C:C6	2.29	0.68
30:BH:49:VAL:HG22	30:BH:50:VAL:H	1.59	0.68
31:BK:125:GLU:HA	31:BK:141:LYS:CB	2.23	0.68
24:BA:6:A:H4'	32:BM:129:PRO:HB3	1.74	0.68
34:BO:35:HIS:O	34:BO:36:LYS:O	2.12	0.68
34:BO:36:LYS:HZ2	34:BO:36:LYS:HB2	1.59	0.68
44:BV:146:ILE:HD11	44:BV:174:VAL:O	1.93	0.68
47:BW:4:SER:HB2	47:BW:5:GLU:OE2	1.93	0.68
46:BZ:93:GLU:O	46:BZ:98:LEU:HD21	1.93	0.68
1:CA:1060:C:C5	3:CF:2:GLY:HA2	2.29	0.68

Continued on next page...

Continued from previous page...

Atom-1	Atom-2	Interatomic distance (Å)	Clash overlap (Å)
1:CA:1158:C:N3	1:CA:1160:G:N7	2.41	0.68
1:CA:321:A:H2'	1:CA:322:C:C6	2.29	0.68
1:CA:84:U:O2'	1:CA:85:U:H5	1.75	0.68
10:CM:96:ILE:N	10:CM:96:ILE:HD13	2.09	0.68
40:D2:18:LEU:O	40:D2:95:LEU:HA	1.94	0.68
24:DA:1543:A:H1'	24:DA:1545:A:C5'	2.21	0.68
24:DA:1799:G:H4'	24:DA:1800:C:O5'	1.93	0.68
30:DH:126:PRO:HB2	30:DH:130:ARG:O	1.93	0.68
38:DR:109:GLU:O	38:DR:113:LYS:HB2	1.94	0.68
41:DS:29:LEU:HD21	41:DS:33:ARG:NE	2.09	0.68
1:AA:1061:G:OP2	3:AF:3:ASN:ND2	2.27	0.68
1:AA:1067:A:O2'	1:AA:1068:G:P	2.51	0.68
1:AA:1198:G:H2'	1:AA:1199:U:C6	2.29	0.68
1:AA:38:G:H4'	1:AA:547:A:N6	2.07	0.68
1:AA:936:C:H2'	1:AA:937:A:C8	2.29	0.68
8:AK:51:VAL:HG11	8:AK:60:ARG:NH1	2.07	0.68
40:B2:84:LYS:O	40:B2:85:LYS:O	2.11	0.68
49:B4:61:ARG:HB3	49:B4:62:ARG:NH2	2.03	0.68
24:BA:1047:G:H2'	24:BA:1110:G:C2	2.28	0.68
24:BA:1246:A:H5'	34:BO:15:ARG:HH22	1.58	0.68
24:BA:1929:G:C4'	24:BA:1930:G:OP1	2.42	0.68
24:BA:835:A:OP1	53:B8:52:LYS:HG2	1.94	0.68
26:BD:92:ILE:HD12	26:BD:104:TYR:HD2	1.57	0.68
27:BE:117:MET:O	27:BE:118:LYS:HB2	1.94	0.68
27:BE:26:ILE:O	27:BE:27:LEU:HB3	1.93	0.68
31:BK:120:ILE:HG22	31:BK:122:GLU:H	1.59	0.68
33:BN:35:VAL:HG23	33:BN:65:THR:HG23	1.76	0.68
43:BU:32:PRO:HG2	43:BU:33:LYS:H	1.59	0.68
22:CD:9:G:H4'	22:CD:10:G:OP1	1.91	0.68
3:CF:147:LYS:O	3:CF:203:PHE:HB3	1.92	0.68
8:CK:112:LEU:HA	8:CK:134:ILE:HG12	1.75	0.68
24:DA:1011:G:OP1	39:D1:75:ASN:HB3	1.93	0.68
29:DG:112:PRO:CB	49:D4:37:SER:HB2	2.22	0.68
24:DA:2415:G:H2'	24:DA:2416:C:H6	1.59	0.68
24:DA:774:A:H2	24:DA:787:U:O2'	1.76	0.68
27:DE:9:VAL:HB	27:DE:25:VAL:HG23	1.75	0.68
35:DP:79:LEU:CD1	35:DP:80:GLU:OE1	2.38	0.68
37:DQ:57:LYS:H	37:DQ:57:LYS:HD3	1.59	0.68
43:DU:29:GLU:HB3	43:DU:38:ILE:HG12	1.74	0.68
43:DU:48:ALA:O	43:DU:49:VAL:C	2.30	0.68
46:DZ:74:VAL:HG12	46:DZ:74:VAL:O	1.93	0.68

Continued on next page...

Continued from previous page...

Atom-1	Atom-2	Interatomic distance (Å)	Clash overlap (Å)
1:AA:1306:A:N6	1:AA:1331:G:H1'	2.08	0.68
9:AL:38:GLN:C	9:AL:40:LEU:H	1.96	0.68
1:AA:1060:C:H4'	10:AM:52:GLY:HA2	1.74	0.68
19:AV:12:ASP:O	19:AV:16:LEU:HD13	1.94	0.68
40:B2:79:VAL:C	40:B2:80:GLN:NE2	2.47	0.68
24:BA:2716:U:O2'	24:BA:2717:G:H5'	1.94	0.68
24:BA:508:G:O2'	24:BA:509:C:OP1	2.10	0.68
43:BU:23:ARG:HG2	43:BU:23:ARG:HH11	1.57	0.68
44:BV:159:PRO:HG2	44:BV:160:GLY:H	1.59	0.68
1:CA:1363:A:H1'	1:CA:1365:G:C8	2.28	0.68
1:CA:143:A:H2	1:CA:220:G:H1	1.42	0.68
1:CA:464:G:O6	1:CA:466:C:H5'	1.94	0.68
4:CG:198:VAL:HG12	4:CG:199:ASN:N	2.09	0.68
8:CK:6:ILE:HD12	8:CK:6:ILE:N	2.08	0.68
11:CN:124:LYS:HB3	11:CN:125:PHE:HD1	1.58	0.68
13:CP:78:ILE:HG23	13:CP:92:HIS:ND1	2.09	0.68
17:CT:59:ILE:N	17:CT:59:ILE:HD13	2.08	0.68
24:DA:1101:U:H2'	24:DA:1102:C:H6	1.57	0.68
24:DA:1762:A:H5''	24:DA:1763:G:OP2	1.94	0.68
24:DA:1786:A:O2'	24:DA:1938:A:N6	2.26	0.68
24:DA:2355:C:C4'	45:D3:36:ILE:HD11	2.23	0.68
24:DA:2712:U:H1'	24:DA:2712(A):A:C8	2.27	0.68
24:DA:592:G:H21	53:D8:4:MET:HE1	1.57	0.68
24:DA:865:C:H4'	24:DA:866:A:OP1	1.93	0.68
27:DE:16:ARG:HG3	27:DE:16:ARG:O	1.93	0.68
30:DH:126:PRO:CD	30:DH:127:GLU:H	2.07	0.68
30:DH:4:ILE:HG13	30:DH:6:ARG:NE	2.08	0.68
37:DQ:100:ALA:HA	37:DQ:103:GLU:HG2	1.75	0.68
43:DU:40:GLU:HA	43:DU:64:GLU:OE1	1.94	0.68
44:DV:129:SER:HB3	44:DV:132:ASN:OD1	1.92	0.68
1:AA:1005:A:H5''	1:AA:1006:C:C5	2.29	0.68
1:AA:355:C:O4'	1:AA:388:G:O2'	2.08	0.68
1:AA:403:C:O2'	1:AA:404:U:H5'	1.94	0.68
1:AA:532:A:H61	3:AF:193:TYR:HB3	1.58	0.68
1:AA:562:C:H4'	1:AA:563:A:O5'	1.94	0.68
1:AA:909:A:H2'	1:AA:910:C:O4'	1.94	0.68
10:AM:42:THR:HG23	10:AM:68:HIS:HA	1.76	0.68
10:AM:47:PHE:HE1	10:AM:63:PHE:HB2	1.58	0.68
12:AO:124:LYS:HZ2	12:AO:124:LYS:HB2	1.59	0.68
12:AO:124:LYS:HG3	12:AO:125:PRO:CD	2.24	0.68
18:AU:43:PHE:C	18:AU:51:LEU:HD12	2.14	0.68

Continued on next page...

Continued from previous page...

Atom-1	Atom-2	Interatomic distance (Å)	Clash overlap (Å)
19:AV:62:ILE:HA	19:AV:66:MET:HE1	1.74	0.68
20:AW:100:ILE:N	20:AW:100:ILE:HD12	2.08	0.68
24:BA:1344:G:H4'	24:BA:1384:A:C5	2.27	0.68
24:BA:2068:U:N3	24:BA:2430:A:C2	2.42	0.68
24:BA:2444:G:OP2	28:BF:68:LYS:CE	2.41	0.68
24:BA:2815:C:O2'	50:B5:43:HIS:HD2	1.77	0.68
24:BA:68:G:H3'	24:BA:69:C:H6	1.58	0.68
24:BA:892:G:H2'	24:BA:893:C:O4'	1.94	0.68
1:CA:1435:G:H2'	1:CA:1436:U:C6	2.28	0.68
1:CA:179:A:H2'	1:CA:180:U:H6	1.57	0.68
1:CA:630:G:H2'	1:CA:631:G:H4'	1.76	0.68
1:CA:794:A:C5'	1:CA:794:A:H8	2.06	0.68
1:CA:848:C:O5'	1:CA:848:C:H6	1.76	0.68
10:CM:6:ILE:HG22	10:CM:98:ILE:CG1	2.16	0.68
21:CX:6:ARG:HE	21:CX:15:ARG:NE	1.90	0.68
24:DA:2336:A:H61	45:D3:43:THR:HG21	1.58	0.68
24:DA:265:A:O2'	24:DA:266:G:C4'	2.42	0.68
24:DA:2665:A:O2'	24:DA:2666:C:H5'	1.92	0.68
25:DB:25:A:C2	25:DB:26:A:H1'	2.29	0.68
29:DG:171:ALA:O	29:DG:175:LEU:HG	1.93	0.68
35:DP:66:ILE:HG13	35:DP:67:ARG:H	1.58	0.68
38:DR:50:ILE:HG22	38:DR:62:THR:OG1	1.94	0.68
47:DW:23:LYS:O	47:DW:27:GLU:OE1	2.11	0.68
2:AE:76:GLN:HE21	2:AE:76:GLN:HA	1.59	0.68
12:AO:20:LYS:HD3	12:AO:20:LYS:N	2.09	0.68
13:AP:9:ILE:CB	13:AP:10:PRO:CD	2.56	0.68
16:AS:21:VAL:HG21	16:AS:59:TRP:CD2	2.29	0.68
24:BA:2267:A:H5''	24:BA:2268:A:H5'	1.76	0.68
28:BF:29:ASN:HD21	28:BF:32:LEU:HB2	1.57	0.68
42:BT:35:THR:H	42:BT:38:GLU:HG2	1.59	0.68
43:BU:94:LYS:NZ	43:BU:101:LYS:NZ	2.42	0.68
1:CA:1330:U:H5'	1:CA:1331:G:OP2	1.94	0.68
1:CA:1055:A:H4'	3:CF:161:GLU:OE2	1.94	0.68
4:CG:120:LEU:HD22	4:CG:125:HIS:HB2	1.74	0.68
7:CJ:138:LYS:HE2	7:CJ:142:GLU:OE2	1.94	0.68
8:CK:20:TYR:HE2	8:CK:75:ARG:HD2	1.59	0.68
50:D5:20:ARG:HA	50:D5:23:HIS:ND1	2.09	0.68
24:DA:1359:A:C4'	24:DA:1359:A:H8	2.06	0.68
24:DA:1639:U:O2'	24:DA:1640:C:H5''	1.94	0.68
24:DA:2657:A:C2	24:DA:2665:A:N7	2.61	0.68
30:DH:4:ILE:HG13	30:DH:6:ARG:NH1	2.09	0.68

Continued on next page...

Continued from previous page...

Atom-1	Atom-2	Interatomic distance (Å)	Clash overlap (Å)
31:DK:8:PRO:HG3	31:DK:14:ASP:HB2	1.76	0.68
31:DK:21:VAL:HG22	31:DK:22:LYS:H	1.57	0.68
44:DV:125:LEU:O	44:DV:164:ALA:HB3	1.94	0.68
46:DZ:4:VAL:HG23	46:DZ:10:LYS:O	1.93	0.68
1:AA:1129:C:C4'	1:AA:1130:A:H5'	2.23	0.68
1:AA:1160:G:N1	1:AA:1177:G:N2	2.41	0.68
1:AA:1182:G:H4'	1:AA:1183:A:H5'	1.76	0.68
1:AA:1239:A:H62	1:AA:1299:A:H62	1.41	0.68
1:AA:794:A:C2	1:AA:795:C:C4	2.81	0.68
2:AE:162:ILE:HD11	2:AE:184:VAL:CG2	2.22	0.68
4:AG:21:LEU:HD12	4:AG:22:LYS:H	1.59	0.68
4:AG:29:PRO:HG2	4:AG:30:LYS:N	2.03	0.68
40:B2:49:THR:CB	40:B2:50:PRO:HD3	2.23	0.68
24:BA:1340:U:O2'	24:BA:1341:U:OP1	2.08	0.68
24:BA:1348:G:H2'	24:BA:1349:A:C5'	2.24	0.68
24:BA:1906:G:C6	24:BA:1929:G:N2	2.61	0.68
24:BA:372:G:O2'	24:BA:373:U:OP2	2.11	0.68
24:BA:774:A:H2	24:BA:787:U:HO2'	1.40	0.68
24:BA:997:G:C2'	24:BA:998:C:H5'	2.24	0.68
25:BB:15:A:H5'	25:BB:16:G:H8	1.58	0.68
25:BB:31:C:H41	37:BQ:32:LEU:HD13	1.57	0.68
25:BB:34:U:O4	25:BB:44:G:H2'	1.93	0.68
26:BD:106:ILE:HD13	26:BD:106:ILE:C	2.15	0.68
26:BD:27:THR:CG2	26:BD:28:GLU:H	2.00	0.68
27:BE:89:ASP:O	27:BE:90:THR:HB	1.94	0.68
24:BA:270(L):U:H3	31:BK:50:ARG:HH11	1.40	0.68
31:BK:68:LEU:HA	31:BK:71:ILE:HG22	1.76	0.68
1:CA:1239:A:H62	1:CA:1299:A:H62	1.41	0.68
1:CA:753:A:O2'	1:CA:754:C:OP2	2.12	0.68
4:CG:29:PRO:O	4:CG:30:LYS:HD3	1.94	0.68
7:CJ:79:ARG:NH2	7:CJ:82:GLY:HA2	2.09	0.68
9:CL:48:GLU:N	9:CL:49:PRO:HD2	2.10	0.68
16:CS:3:LYS:C	16:CS:4:ILE:HD12	2.14	0.68
49:D4:15:ILE:HD13	49:D4:15:ILE:N	2.09	0.68
52:D7:8:ASN:C	52:D7:8:ASN:HD22	1.98	0.68
24:DA:1019:U:HO2'	24:DA:1021:A:H2	1.42	0.68
24:DA:1068:G:O2'	24:DA:1096:A:N3	2.27	0.68
24:DA:2580:U:H4'	27:DE:130:GLY:HA3	1.74	0.68
30:DH:77:LYS:HG2	30:DH:77:LYS:O	1.94	0.68
31:DK:74:ASN:CG	31:DK:75:LEU:H	1.97	0.68
34:DO:15:ARG:O	34:DO:16:ARG:C	2.32	0.68

Continued on next page...

Continued from previous page...

Atom-1	Atom-2	Interatomic distance (Å)	Clash overlap (Å)
34:DO:39:LYS:CA	34:DO:45:LEU:HD11	2.23	0.68
44:DV:18:LEU:H	44:DV:18:LEU:CD1	2.06	0.68
47:DW:64:LEU:HD22	47:DW:68:ARG:HD2	1.76	0.68
1:AA:1182:G:H5''	1:AA:1183:A:H5'	1.76	0.67
3:AF:75:VAL:CB	3:AF:83:ARG:HD3	2.24	0.67
8:AK:35:ILE:O	8:AK:39:LEU:HB2	1.94	0.67
18:AU:79:LEU:HB3	18:AU:80:PRO:HD2	1.76	0.67
39:B1:50:ARG:HG2	39:B1:53:ARG:NH2	2.09	0.67
53:B8:25:MET:O	53:B8:48:PHE:HE1	1.77	0.67
24:BA:1254:A:H5'	24:BA:1255:U:H5'	1.74	0.67
24:BA:483:A:H5''	43:BU:49:VAL:HG13	1.75	0.67
28:BF:125:LEU:HB2	28:BF:196:LEU:HD23	1.76	0.67
24:BA:1113:U:OP1	30:BH:3:ARG:HG2	1.93	0.67
34:BO:39:LYS:HG3	34:BO:45:LEU:HD23	1.75	0.67
35:BP:127:ILE:HG22	35:BP:128:LYS:N	2.07	0.67
37:BQ:48:LEU:N	37:BQ:48:LEU:HD12	2.10	0.67
44:BV:93:ASP:O	44:BV:95:PRO:HD2	1.94	0.67
1:CA:69:G:C2	1:CA:73:G:N7	2.62	0.67
1:CA:954:G:H21	1:CA:1227:A:H62	1.42	0.67
3:CF:195:VAL:HG12	3:CF:196:LEU:N	2.07	0.67
7:CJ:50:ILE:HB	7:CJ:58:PRO:HB3	1.75	0.67
13:CP:90:LEU:CA	13:CP:93:ARG:HD2	2.23	0.67
20:CW:83:ARG:HA	20:CW:86:ARG:HD3	1.76	0.67
24:DA:1458:C:H5''	24:DA:1459:G:C5'	2.19	0.67
24:DA:1963:U:O2	24:DA:1963:U:H2'	1.94	0.67
25:DB:29:A:H2'	25:DB:30:C:C6	2.29	0.67
26:DD:35:LYS:HZ1	26:DD:104:TYR:HB2	1.56	0.67
30:DH:126:PRO:HG2	30:DH:127:GLU:H	1.59	0.67
31:DK:13:GLY:HA3	31:DK:17:GLN:OE1	1.93	0.67
35:DP:133:ARG:O	35:DP:134:ARG:HB2	1.94	0.67
35:DP:90:VAL:CG1	35:DP:91:GLU:N	2.57	0.67
37:DQ:35:ILE:HD13	37:DQ:101:LEU:HD23	1.76	0.67
43:DU:21:LYS:HG3	43:DU:22:GLY:N	2.09	0.67
1:AA:627:G:O2'	1:AA:628:G:H5'	1.94	0.67
3:AF:152:ILE:HB	3:AF:199:LYS:HB2	1.76	0.67
3:AF:92:ALA:HA	3:AF:95:THR:HB	1.76	0.67
24:BA:2118:U:O4	24:BA:2148:G:H4'	1.94	0.67
38:BR:82:LEU:HD12	38:BR:82:LEU:H	1.59	0.67
44:BV:59:LEU:HD12	44:BV:60:GLU:N	2.09	0.67
1:CA:1064:G:H1'	1:CA:1066:C:C5	2.29	0.67
1:CA:565:U:H5''	1:CA:566:G:H3'	1.74	0.67

Continued on next page...

Continued from previous page...

Atom-1	Atom-2	Interatomic distance (Å)	Clash overlap (Å)
24:DA:1142(A):A:C2'	24:DA:1143:A:H3'	2.24	0.67
24:DA:1507:A:H3'	24:DA:1508:A:C5'	2.19	0.67
24:DA:2250:G:C5	35:DP:82:ARG:HD2	2.29	0.67
24:DA:2636:U:OP2	27:DE:79:ARG:NH1	2.28	0.67
32:DM:96:GLU:CG	32:DM:97:ARG:H	2.00	0.67
33:DN:14:THR:O	33:DN:51:ALA:HB3	1.94	0.67
34:DO:65:ARG:CG	34:DO:65:ARG:HH11	2.06	0.67
35:DP:33:GLY:HA2	35:DP:105:GLU:HA	1.76	0.67
35:DP:90:VAL:O	35:DP:92:GLY:N	2.25	0.67
38:DR:50:ILE:CD1	38:DR:102:ILE:HD11	2.25	0.67
1:AA:1041:A:C2'	1:AA:1042:G:H5''	2.24	0.67
1:AA:1540:U:H2'	1:AA:1541:U:OP1	1.94	0.67
2:AE:163:PHE:HA	2:AE:185:ILE:HG13	1.75	0.67
3:AF:180:ALA:O	3:AF:181:ASN:HB3	1.94	0.67
8:AK:37:ARG:HG3	8:AK:38:ILE:HG13	1.76	0.67
9:AL:127:LYS:HG3	9:AL:128:ARG:NH1	2.08	0.67
1:AA:1060:C:H5''	10:AM:51:ARG:HG2	1.75	0.67
24:BA:1116:C:H2'	24:BA:1117:G:H8	1.60	0.67
24:BA:1731:G:N3	24:BA:1731:G:H3'	2.09	0.67
24:BA:27:G:H1'	24:BA:513:A:N6	2.10	0.67
34:BO:85:LEU:HA	34:BO:88:LEU:CB	2.25	0.67
44:BV:149:SER:HA	44:BV:170:THR:HG23	1.76	0.67
1:CA:1513:A:H2'	1:CA:1514:C:C6	2.29	0.67
1:CA:112:G:H5'	1:CA:389:A:H4'	1.75	0.67
1:CA:644:G:C2'	1:CA:645:C:H5'	2.24	0.67
6:CI:3:ARG:HB3	6:CI:93:SER:HB2	1.75	0.67
7:CJ:120:ILE:O	7:CJ:124:LEU:HB2	1.95	0.67
24:DA:1264:G:H5'	50:D5:11:THR:HG21	1.76	0.67
24:DA:1493:C:H4'	24:DA:1494:A:OP1	1.93	0.67
24:DA:1332:G:N2	24:DA:1609:A:H2'	2.08	0.67
25:DB:38:C:O2	25:DB:48:A:H1'	1.94	0.67
25:DB:82:G:O2'	25:DB:83:G:H5'	1.94	0.67
26:DD:44:ASN:ND2	26:DD:44:ASN:N	2.42	0.67
31:DK:99:GLU:CG	31:DK:103:ARG:HH21	2.07	0.67
35:DP:104:PHE:CE1	35:DP:125:LEU:HD11	2.29	0.67
43:DU:14:LEU:HD23	43:DU:15:VAL:N	2.10	0.67
46:DZ:20:ARG:HH11	46:DZ:20:ARG:HG2	1.58	0.67
1:AA:376:G:H4'	16:AS:5:ARG:HD3	1.76	0.67
22:AC:20:U:C3'	22:AC:21:A:H5'	2.21	0.67
2:AE:75:LYS:O	2:AE:75:LYS:HD3	1.94	0.67
3:AF:47:LEU:HD23	3:AF:52:LEU:HD13	1.76	0.67

Continued on next page...

Continued from previous page...

Atom-1	Atom-2	Interatomic distance (Å)	Clash overlap (Å)
4:AG:22:LYS:CG	4:AG:26:CYS:HB2	2.25	0.67
5:AH:152:ARG:NH1	5:AH:152:ARG:HG2	2.07	0.67
6:AI:1:MET:HE2	6:AI:68:PRO:HD3	1.76	0.67
51:B6:25:LYS:HE3	51:B6:27:LYS:HD3	1.74	0.67
53:B8:34:TRP:CD1	53:B8:35:GLN:N	2.62	0.67
24:BA:1639:U:H2'	24:BA:1640:C:H5'	1.76	0.67
24:BA:2166:G:O2'	24:BA:2167:U:H6	1.78	0.67
29:BG:32:PRO:CB	29:BG:172:LEU:HD22	2.25	0.67
1:CA:1534:A:HO2'	1:CA:1535:C:H5	1.42	0.67
1:CA:713:G:N2	1:CA:777:A:H1'	2.08	0.67
24:DA:1869:G:H5'	24:DA:1869:G:H8	1.58	0.67
24:DA:2111:C:H5	24:DA:2147:G:N2	1.91	0.67
24:DA:2637:U:H2'	24:DA:2638:G:O4'	1.95	0.67
24:DA:564:C:O2'	24:DA:565:C:H5'	1.93	0.67
24:DA:898:C:H3'	24:DA:899:A:H5'	1.76	0.67
27:DE:116:VAL:O	27:DE:117:MET:HB3	1.94	0.67
27:DE:13:ARG:CB	27:DE:13:ARG:HH11	2.07	0.67
28:DF:184:TYR:O	28:DF:188:ARG:HG3	1.94	0.67
35:DP:81:VAL:C	35:DP:82:ARG:HG2	2.15	0.67
46:DZ:51:VAL:HG11	46:DZ:74:VAL:HG21	1.76	0.67
1:AA:1066:C:H3'	1:AA:1067:A:H8	1.57	0.67
1:AA:878:G:H5'	8:AK:89:PRO:HG2	1.75	0.67
1:AA:977:A:O2'	1:AA:978:A:H5'	1.95	0.67
22:AC:42:G:O2'	22:AC:43:A:H5'	1.94	0.67
22:AD:5:G:H2'	22:AD:6:G:C5'	2.24	0.67
3:AF:36:ASP:HA	3:AF:39:ILE:HD12	1.76	0.67
12:AO:55:VAL:CG1	12:AO:56:ALA:N	2.58	0.67
53:B8:14:VAL:HG12	53:B8:15:LYS:N	2.08	0.67
24:BA:1140:C:H1'	24:BA:1143:A:C8	2.30	0.67
24:BA:1681:G:OP2	24:BA:1681:G:H8	1.76	0.67
24:BA:2657:A:H2'	24:BA:2658:C:H5'	1.76	0.67
24:BA:922:U:H2'	24:BA:923:C:C6	2.29	0.67
27:BE:107:THR:HA	27:BE:163:GLU:O	1.94	0.67
33:BN:4:PRO:O	33:BN:5:GLN:HB2	1.93	0.67
1:CA:291:C:O2'	1:CA:292:G:H5'	1.94	0.67
2:CE:178:ARG:NH2	8:CK:68:ARG:HH22	1.90	0.67
4:CG:173:TRP:CD2	4:CG:189:PRO:HB3	2.30	0.67
8:CK:14:ARG:O	8:CK:18:ARG:HD3	1.94	0.67
11:CN:95:ILE:HD12	11:CN:108:ILE:HD13	1.77	0.67
16:CS:66:PRO:HG2	16:CS:71:ARG:NH1	2.09	0.67
40:D2:25:LEU:H	40:D2:92:THR:HG21	1.60	0.67

Continued on next page...

Continued from previous page...

Atom-1	Atom-2	Interatomic distance (Å)	Clash overlap (Å)
49:D4:33:VAL:HG12	49:D4:34:GLU:N	2.10	0.67
24:DA:141:A:H8	24:DA:1595:G:N2	1.91	0.67
24:DA:2150:U:H2'	24:DA:2151:G:C8	2.30	0.67
24:DA:2805:G:H2'	24:DA:2807:G:C8	2.29	0.67
31:DK:115:ALA:HB3	31:DK:128:LEU:CD1	2.22	0.67
34:DO:26:GLY:O	34:DO:28:GLY:N	2.26	0.67
37:DQ:52:SER:O	37:DQ:56:LEU:HD22	1.93	0.67
37:DQ:67:ARG:CZ	37:DQ:67:ARG:HB2	2.24	0.67
43:DU:49:VAL:O	43:DU:51:VAL:N	2.27	0.67
44:DV:27:VAL:HG22	44:DV:28:MET:N	2.10	0.67
2:AE:212:GLN:O	2:AE:216:SER:HB2	1.95	0.67
4:AG:33:MET:O	4:AG:34:GLU:O	2.13	0.67
13:AP:22:ILE:HG23	13:AP:67:GLU:OE1	1.93	0.67
19:AV:29:ARG:HB2	19:AV:48:THR:OG1	1.94	0.67
24:BA:1019:U:O2'	24:BA:1021:A:H2	1.75	0.67
24:BA:1179:C:C2'	24:BA:1180:C:H5''	2.25	0.67
24:BA:2691:C:H5'	24:BA:2691:C:H6	1.58	0.67
24:BA:813:U:H2'	24:BA:814:C:C6	2.29	0.67
25:BB:1:U:O2'	25:BB:2:C:H5'	1.95	0.67
25:BB:65:C:H41	25:BB:108:C:H2'	1.58	0.67
28:BF:34:TRP:CE3	34:BO:8:PRO:HB3	2.29	0.67
38:BR:26:ASP:HB3	38:BR:91:ARG:CA	2.23	0.67
43:BU:14:LEU:HG	43:BU:15:VAL:N	2.10	0.67
46:BZ:95:LEU:O	46:BZ:96:LYS:HB2	1.95	0.67
1:CA:1372:U:OP1	9:CL:71:SER:HB3	1.94	0.67
1:CA:121:C:N4	1:CA:235:C:H3'	2.06	0.67
2:CE:71:VAL:CG2	2:CE:164:VAL:HG22	2.25	0.67
2:CE:165:VAL:HG23	2:CE:166:ASP:H	1.57	0.67
10:CM:54:PHE:CZ	10:CM:55:LYS:NZ	2.61	0.67
49:D4:16:CYS:SG	49:D4:33:VAL:HB	2.35	0.67
51:D6:48:VAL:HG13	51:D6:49:HIS:H	1.60	0.67
24:DA:1262:A:N3	50:D5:10:LYS:HE3	2.09	0.67
24:DA:1528:A:O2'	24:DA:1529:A:H5'	1.95	0.67
24:DA:2654:A:H4'	24:DA:2655:G:OP1	1.93	0.67
27:DE:26:ILE:HD13	27:DE:27:LEU:N	2.10	0.67
30:DH:88:LEU:H	30:DH:88:LEU:HD22	1.58	0.67
24:DA:1007:C:O3'	32:DM:108:PRO:HB3	1.94	0.67
35:DP:104:PHE:HE1	35:DP:125:LEU:HD11	1.58	0.67
1:AA:1418:A:H2	24:BA:1948:G:N3	1.93	0.67
1:AA:598:U:H2'	1:AA:599:C:C6	2.30	0.67
1:AA:754:C:H3'	1:AA:754:C:O2	1.94	0.67

Continued on next page...

Continued from previous page...

Atom-1	Atom-2	Interatomic distance (Å)	Clash overlap (Å)
2:AE:102:LEU:H	2:AE:102:LEU:HD12	1.59	0.67
2:AE:22:LYS:HA	2:AE:40:HIS:CE1	2.29	0.67
6:AI:28:ARG:HA	6:AI:28:ARG:NH1	2.08	0.67
9:AL:17:VAL:HG11	9:AL:81:ILE:HD13	1.75	0.67
13:AP:19:LEU:HD11	13:AP:56:LEU:HD11	1.77	0.67
18:AU:50:ILE:HD12	18:AU:70:ILE:HD13	1.75	0.67
24:BA:2756:U:O2'	24:BA:2757:A:H5''	1.94	0.67
24:BA:67:U:H2'	24:BA:68:G:C8	2.30	0.67
24:BA:83:G:O2'	24:BA:84:A:C8	2.48	0.67
31:BK:3:VAL:HA	31:BK:39:ALA:HB2	1.77	0.67
34:BO:64:LYS:HG3	53:B8:30:ARG:NH2	2.09	0.67
42:BT:88:LYS:HE2	42:BT:90:GLU:OE2	1.95	0.67
43:BU:97:ARG:HD3	43:BU:97:ARG:H	1.60	0.67
46:BZ:85:LEU:HA	46:BZ:87:PRO:HD2	1.77	0.67
1:CA:1139:G:H4'	1:CA:1140:C:O5'	1.94	0.67
1:CA:405:U:H3'	1:CA:406:G:H5'	1.76	0.67
1:CA:606:G:H1	1:CA:631:G:H5'	1.60	0.67
3:CF:150:LYS:HB3	3:CF:201:TYR:HB2	1.75	0.67
7:CJ:28:ASN:O	7:CJ:31:MET:HB3	1.95	0.67
9:CL:46:ALA:HA	9:CL:78:LYS:HB2	1.75	0.67
39:D1:90:VAL:O	39:D1:92:ARG:N	2.26	0.67
40:D2:44:LYS:O	40:D2:46:VAL:N	2.28	0.67
24:DA:2474:C:H3'	24:DA:2475:C:H6	1.60	0.67
24:DA:270(P):C:O2'	24:DA:270(Q):C:H5'	1.95	0.67
33:DN:25:LEU:HB2	33:DN:38:VAL:HG13	1.74	0.67
38:DR:108:ARG:HA	38:DR:111:ARG:CZ	2.24	0.67
1:AA:1305:G:HO2'	1:AA:1306:A:H8	1.43	0.67
1:AA:179:A:H2'	1:AA:180:U:C6	2.30	0.67
22:AC:75:C:OP2	22:AC:76:A:H5'	1.94	0.67
2:AE:24:TRP:H	2:AE:24:TRP:HD1	1.41	0.67
2:AE:7:VAL:HG13	2:AE:8:LYS:H	1.58	0.67
6:AI:45:LEU:HD11	6:AI:57:GLN:NE2	2.10	0.67
3:AF:29:TYR:OH	14:AQ:54:PRO:HD2	1.93	0.67
24:BA:2020:A:OP1	39:B1:27:LEU:HD23	1.95	0.67
25:BB:45:A:N3	25:BB:45:A:H2'	2.10	0.67
29:BG:111:LEU:HD22	29:BG:120:LEU:HD21	1.75	0.67
30:BH:4:ILE:C	30:BH:6:ARG:H	1.97	0.67
31:BK:6:LEU:HA	31:BK:15:VAL:HG13	1.76	0.67
1:CA:187:C:H2'	1:CA:188:U:O4'	1.95	0.67
1:CA:690:G:H2'	1:CA:691:G:O4'	1.94	0.67
9:CL:33:PHE:CZ	9:CL:47:LEU:HD21	2.30	0.67

Continued on next page...

Continued from previous page...

Atom-1	Atom-2	Interatomic distance (Å)	Clash overlap (Å)
16:CS:21:VAL:HG11	16:CS:59:TRP:CD1	2.30	0.67
50:D5:4:HIS:HB3	50:D5:5:PRO:HD3	1.75	0.67
24:DA:1673:U:H2'	24:DA:1674:G:H5'	1.77	0.67
24:DA:649:G:H2'	24:DA:650:C:C6	2.30	0.67
27:DE:62:PRO:O	27:DE:64:LYS:N	2.28	0.67
28:DF:46:ARG:HH11	28:DF:46:ARG:CG	2.04	0.67
35:DP:12:GLN:CG	35:DP:73:PRO:HD2	2.21	0.67
1:AA:328:C:O2'	1:AA:329:A:OP2	2.13	0.67
4:AG:101:LEU:HB2	4:AG:138:TYR:HB3	1.75	0.67
5:AH:145:LYS:HE2	5:AH:149:GLU:OE1	1.94	0.67
13:AP:46:LYS:HG3	13:AP:46:LYS:O	1.95	0.67
17:AT:52:LYS:HD2	17:AT:52:LYS:H	1.59	0.67
24:BA:1142:U:H2'	24:BA:1142:U:O2	1.93	0.67
24:BA:2439:A:H5'	24:BA:2439:A:C8	2.29	0.67
24:BA:492:A:H2'	24:BA:493:G:O4'	1.95	0.67
30:BH:38:SER:O	30:BH:40:GLU:N	2.28	0.67
30:BH:48:GLY:O	30:BH:49:VAL:HG12	1.94	0.67
24:BA:2780:G:OP2	32:BM:118:LYS:HE2	1.95	0.67
34:BO:147:LEU:C	34:BO:148:LEU:HD23	2.16	0.67
38:BR:19:LEU:HD22	38:BR:86:ILE:CG2	2.24	0.67
42:BT:55:ASN:HB2	42:BT:80:ILE:CG1	2.25	0.67
48:BX:47:VAL:HG11	48:BX:56:VAL:HG21	1.76	0.67
1:CA:1274:G:N2	1:CA:1275:A:N7	2.43	0.67
1:CA:923:A:H2'	1:CA:924:C:H6	1.58	0.67
22:CD:28:C:H2'	22:CD:29:G:H8	1.60	0.67
2:CE:164:VAL:HB	2:CE:186:ALA:CB	2.25	0.67
9:CL:28:VAL:HG13	9:CL:63:ILE:CG2	2.24	0.67
10:CM:6:ILE:HD11	10:CM:72:VAL:CB	2.24	0.67
1:CA:1229:A:OP1	13:CP:116:THR:HG23	1.95	0.67
1:CA:254:G:H21	17:CT:16:GLN:NE2	1.92	0.67
17:CT:56:VAL:HB	17:CT:78:GLU:HB3	1.76	0.67
24:DA:1929:G:H5''	24:DA:1930:G:OP1	1.94	0.67
25:DB:31:C:N4	37:DQ:32:LEU:HD13	2.09	0.67
31:DK:13:GLY:HA3	31:DK:17:GLN:CD	2.15	0.67
33:DN:13:ASN:ND2	33:DN:96:THR:O	2.27	0.67
28:DF:34:TRP:HA	34:DO:6:LEU:HD12	1.77	0.67
35:DP:80:GLU:OE2	35:DP:80:GLU:HA	1.94	0.67
1:AA:1381:U:H1'	7:AJ:79:ARG:HH12	1.59	0.67
1:AA:815:A:H5''	1:AA:817:C:N4	2.09	0.67
7:AJ:38:LEU:HD12	7:AJ:38:LEU:H	1.59	0.67
24:BA:1665:A:H4'	33:BN:67:LYS:HB2	1.76	0.67

Continued on next page...

Continued from previous page...

Atom-1	Atom-2	Interatomic distance (Å)	Clash overlap (Å)
24:BA:654(R):C:C2	24:BA:654(R):C:H3'	2.29	0.67
27:BE:103:ASP:OD1	27:BE:201:THR:HG23	1.94	0.67
29:BG:118:ARG:HG2	29:BG:118:ARG:HH11	1.59	0.67
29:BG:43:LEU:O	29:BG:88:ILE:HG12	1.95	0.67
30:BH:58:GLU:O	30:BH:62:LYS:HG3	1.95	0.67
32:BM:112:LEU:HD23	32:BM:113:GLY:N	2.10	0.67
37:BQ:15:ARG:HH12	37:BQ:25:ARG:HE	1.42	0.67
43:BU:46:LYS:HD3	43:BU:63:LYS:HB3	1.77	0.67
1:CA:1241:G:H2'	1:CA:1242:C:H6	1.60	0.67
1:CA:440:A:H3'	1:CA:442:C:H6	1.58	0.67
1:CA:77:C:H2'	1:CA:78:G:C5'	2.25	0.67
1:CA:794:A:H5'	1:CA:794:A:C8	2.29	0.67
22:CD:37:A:O2'	22:CD:38:A:H5'	1.95	0.67
10:CM:34:VAL:HG22	10:CM:74:ILE:HG22	1.77	0.67
40:D2:53:GLU:O	40:D2:53:GLU:HG2	1.94	0.67
51:D6:43:CYS:SG	51:D6:44:ARG:HD3	2.35	0.67
24:DA:2341:G:H2'	24:DA:2342:C:C6	2.30	0.67
24:DA:2567:G:H2'	24:DA:2568:C:C6	2.30	0.67
24:DA:2250:G:C6	35:DP:82:ARG:HD2	2.29	0.67
41:DS:8:ARG:HD3	41:DS:102:HIS:CD2	2.30	0.67
43:DU:60:PHE:O	43:DU:61:ILE:HD12	1.95	0.67
48:DX:29:ARG:HB2	48:DX:29:ARG:NH1	2.10	0.67
46:DZ:86:SER:N	46:DZ:87:PRO:HD2	2.10	0.67
1:AA:954:G:H2'	1:AA:955:U:C6	2.30	0.66
9:AL:26:VAL:O	9:AL:61:ALA:HB3	1.95	0.66
18:AU:18:ARG:NH1	18:AU:18:ARG:HB2	2.10	0.66
18:AU:53:ARG:NH2	18:AU:59:SER:HA	2.10	0.66
19:AV:6:LYS:H	19:AV:6:LYS:HZ2	1.41	0.66
39:B1:65:ILE:HD11	39:B1:96:ALA:HB3	1.76	0.66
40:B2:12:TYR:OH	40:B2:22:VAL:HG23	1.94	0.66
50:B5:40:LYS:HE3	50:B5:46:CYS:N	2.09	0.66
24:BA:1280:G:C3'	24:BA:1281:G:H5''	2.24	0.66
24:BA:2584:U:C6	24:BA:2585:U:C5	2.83	0.66
24:BA:273(E):U:O2'	24:BA:273(F):C:H5'	1.94	0.66
28:BF:125:LEU:H	28:BF:125:LEU:CD2	2.04	0.66
30:BH:125:VAL:CG1	30:BH:126:PRO:HG3	2.25	0.66
1:CA:788:U:C2'	1:CA:789:U:H5'	2.25	0.66
2:CE:215:LEU:O	2:CE:219:VAL:HG23	1.94	0.66
24:DA:1023:U:H2'	24:DA:1024:G:H5'	1.76	0.66
24:DA:586:A:H5'	28:DF:89:VAL:HG21	1.76	0.66
26:DD:241:PRO:O	26:DD:243:GLY:N	2.29	0.66

Continued on next page...

Continued from previous page...

Atom-1	Atom-2	Interatomic distance (Å)	Clash overlap (Å)
26:DD:35:LYS:CA	26:DD:64:ILE:HG22	2.25	0.66
34:DO:61:ARG:H	34:DO:61:ARG:CD	2.09	0.66
46:DZ:56:GLN:HE21	46:DZ:56:GLN:N	1.93	0.66
46:DZ:83:GLU:HG2	46:DZ:84:GLY:N	2.09	0.66
1:AA:129(A):G:O2'	1:AA:189:U:H3'	1.96	0.66
1:AA:973:G:C1'	10:AM:55:LYS:HG2	2.26	0.66
7:AJ:38:LEU:O	7:AJ:42:ILE:HG13	1.96	0.66
7:AJ:78:ARG:NH2	7:AJ:156:TRP:CZ2	2.62	0.66
9:AL:20:ARG:O	9:AL:22:GLY:N	2.27	0.66
11:AN:10:VAL:O	11:AN:11:LYS:HB3	1.96	0.66
51:B6:34:LEU:O	51:B6:36:LEU:HG	1.95	0.66
51:B6:42:TRP:HD1	51:B6:44:ARG:HH11	1.43	0.66
24:BA:1312:U:H4'	24:BA:1313:U:O5'	1.96	0.66
24:BA:1344:G:H5'	24:BA:1384:A:N6	2.09	0.66
24:BA:2777:G:H5''	24:BA:2778:A:OP1	1.95	0.66
24:BA:458:G:H5''	52:B7:38:GLY:O	1.94	0.66
27:BE:201:THR:C	27:BE:202:LYS:HD3	2.16	0.66
34:BO:62:LEU:O	34:BO:62:LEU:HD13	1.95	0.66
48:BX:23:LEU:HA	48:BX:26:LEU:HD12	1.77	0.66
1:CA:1222:G:P	19:CV:77:THR:HG21	2.35	0.66
1:CA:562:C:O2'	12:CO:15:ARG:HD2	1.94	0.66
3:CF:73:PRO:O	3:CF:76:VAL:HG22	1.95	0.66
20:CW:97:ALA:O	20:CW:99:LEU:N	2.27	0.66
1:CA:1327:C:OP1	21:CX:21:TYR:HD1	1.78	0.66
29:DG:179:PRO:HG3	49:D4:38:LYS:HZ2	1.59	0.66
24:DA:1062:G:H2'	24:DA:1063:G:C8	2.30	0.66
24:DA:1577:C:H2'	24:DA:1578:U:O4'	1.95	0.66
24:DA:784:A:C5	26:DD:229:VAL:HG21	2.31	0.66
24:DA:664:C:H4'	24:DA:941:A:OP1	1.96	0.66
31:DK:79:ILE:HG21	31:DK:142:VAL:HG12	1.77	0.66
41:DS:18:ARG:HG3	41:DS:76:VAL:HG13	1.77	0.66
1:AA:1129:C:C5'	1:AA:1130:A:H5'	2.25	0.66
1:AA:1145:C:O2	1:AA:1145:C:H2'	1.95	0.66
1:AA:173:U:H1'	1:AA:197:A:C2	2.30	0.66
1:AA:760:G:H2'	1:AA:761:G:H5'	1.77	0.66
6:AI:30:LEU:HD23	6:AI:75:LEU:HD11	1.77	0.66
10:AM:53:PRO:HA	14:AQ:42:ILE:HD11	1.77	0.66
1:AA:325:A:OP2	20:AW:70:SER:HB2	1.95	0.66
51:B6:15:GLU:CG	51:B6:47:THR:HG21	2.25	0.66
52:B7:19:ARG:HH11	52:B7:19:ARG:HG2	1.61	0.66
24:BA:1043:C:H3'	24:BA:1044:G:H5''	1.76	0.66

Continued on next page...

Continued from previous page...

Atom-1	Atom-2	Interatomic distance (Å)	Clash overlap (Å)
24:BA:1088:A:H4'	24:BA:1089:G:C8	2.30	0.66
24:BA:277:C:H3'	24:BA:278:A:H8	1.60	0.66
27:BE:34:VAL:HG21	27:BE:78:LEU:HD13	1.75	0.66
29:BG:60:LEU:HD21	29:BG:92:VAL:HG11	1.76	0.66
29:BG:68:PRO:HA	29:BG:92:VAL:HB	1.77	0.66
1:AA:1443:G:N7	38:BR:118:ARG:HB3	2.10	0.66
1:CA:1490:C:O2'	1:CA:1491:G:H5'	1.95	0.66
1:CA:373:A:O2'	1:CA:374:A:H5'	1.94	0.66
3:CF:140:ARG:CZ	3:CF:140:ARG:HB2	2.25	0.66
8:CK:100:ILE:HB	8:CK:125:ARG:NH1	2.09	0.66
13:CP:3:ARG:HD2	13:CP:9:ILE:HG12	1.77	0.66
39:D1:88:ILE:N	39:D1:88:ILE:HD13	2.10	0.66
50:D5:56:LYS:H	50:D5:56:LYS:CD	2.07	0.66
24:DA:1098:A:C2'	24:DA:1099:G:H5''	2.25	0.66
24:DA:1341:U:OP1	24:DA:1602:U:H2'	1.95	0.66
24:DA:205:G:HO2'	24:DA:206:U:P	2.16	0.66
24:DA:690:G:H2'	24:DA:691:C:C6	2.30	0.66
27:DE:28:ALA:O	27:DE:93:VAL:HG23	1.96	0.66
32:DM:57:ALA:HA	32:DM:60:ILE:HD11	1.78	0.66
35:DP:32:TYR:HD1	35:DP:133:ARG:HA	1.60	0.66
1:AA:1205:U:H1'	3:AF:195:VAL:HG21	1.78	0.66
2:AE:171:ALA:HA	2:AE:174:VAL:HG23	1.77	0.66
2:AE:187:LEU:O	2:AE:187:LEU:HD13	1.96	0.66
3:AF:4:LYS:H	3:AF:4:LYS:HZ2	1.42	0.66
3:AF:87:LEU:CD2	3:AF:87:LEU:H	2.08	0.66
49:B4:2:LYS:H	49:B4:2:LYS:HD2	1.60	0.66
24:BA:1053:C:H2'	24:BA:1054:A:H5''	1.75	0.66
24:BA:1151:G:H2'	24:BA:1152:C:H6	1.60	0.66
24:BA:796:C:H2'	24:BA:797:C:H6	1.61	0.66
24:BA:858:U:O2'	24:BA:2268:A:H2'	1.95	0.66
24:BA:988:A:H3'	48:BX:11:SER:OG	1.95	0.66
26:BD:196:VAL:HG12	26:BD:197:GLY:N	2.10	0.66
29:BG:181:ARG:HG2	29:BG:181:ARG:O	1.95	0.66
37:BQ:26:LEU:HD22	37:BQ:87:PHE:CD1	2.31	0.66
44:BV:91:LEU:CD2	44:BV:91:LEU:H	2.03	0.66
23:C1:24:A:H8	23:C1:24:A:O5'	1.77	0.66
1:CA:1453:G:H8	20:CW:39:LYS:HZ1	1.40	0.66
1:CA:992:U:O2'	1:CA:993:G:OP2	2.14	0.66
8:CK:84:ARG:HG3	8:CK:84:ARG:NH1	2.10	0.66
45:D3:11:ARG:HG2	45:D3:11:ARG:HH11	1.59	0.66
49:D4:71:ARG:CG	49:D4:71:ARG:HH11	1.98	0.66

Continued on next page...

Continued from previous page...

Atom-1	Atom-2	Interatomic distance (Å)	Clash overlap (Å)
24:DA:1918:A:O2'	24:DA:1919:A:N7	2.29	0.66
24:DA:2474:C:H5''	24:DA:2475:C:C5	2.30	0.66
24:DA:481:G:H1'	24:DA:506:G:H21	1.58	0.66
26:DD:68:LYS:HB2	26:DD:70:TRP:CZ3	2.31	0.66
32:DM:134:ARG:N	32:DM:135:PRO:HD3	1.97	0.66
34:DO:122:PRO:HA	34:DO:141:ALA:O	1.95	0.66
43:DU:75:ILE:HG12	43:DU:76:CYS:N	2.10	0.66
43:DU:89:PHE:C	43:DU:90:LEU:HD13	2.15	0.66
47:DW:47:ASN:H	47:DW:47:ASN:ND2	1.92	0.66
47:DW:65:ASN:HB3	47:DW:69:ARG:NH1	2.10	0.66
1:AA:421:U:H2'	1:AA:421:U:O2	1.95	0.66
1:AA:821:G:H2'	1:AA:822:C:C6	2.31	0.66
22:AD:18:G:H1'	22:AD:58:A:C2	2.31	0.66
18:AU:31:LEU:CD1	18:AU:65:ILE:HD13	2.24	0.66
39:B1:49:HIS:HA	39:B1:52:ARG:HB2	1.77	0.66
39:B1:81:HIS:O	39:B1:84:LYS:HB3	1.95	0.66
45:B3:43:THR:O	45:B3:43:THR:HG23	1.96	0.66
52:B7:5:TRP:NE1	52:B7:7:PRO:HG3	2.09	0.66
24:BA:1789:A:H2'	24:BA:1790:C:O4'	1.96	0.66
24:BA:2168:G:N1	24:BA:2170:A:OP2	2.28	0.66
24:BA:2747:G:H21	24:BA:2757:A:H62	1.44	0.66
24:BA:2867:G:O2'	24:BA:2868:A:C8	2.48	0.66
24:BA:669:G:N3	24:BA:669:G:H2'	2.10	0.66
28:BF:101:LEU:HD12	28:BF:102:PRO:HD2	1.77	0.66
35:BP:59:ARG:O	35:BP:60:ARG:HB2	1.95	0.66
42:BT:67:GLY:O	42:BT:69:TYR:N	2.27	0.66
43:BU:69:ALA:O	43:BU:72:VAL:HG22	1.96	0.66
1:CA:160:A:H61	1:CA:347:G:H1'	1.61	0.66
1:CA:838:G:H2'	1:CA:841:U:H5''	1.78	0.66
1:CA:873:A:H8	1:CA:873:A:O5'	1.78	0.66
22:CB:9:G:O2'	22:CB:46:G:H2'	1.96	0.66
4:CG:52:SER:O	4:CG:56:VAL:HG23	1.96	0.66
7:CJ:141:VAL:O	7:CJ:141:VAL:HG12	1.95	0.66
18:CU:70:ILE:O	18:CU:74:ARG:HG3	1.95	0.66
20:CW:89:ARG:NH2	20:CW:104:LEU:HD21	2.09	0.66
24:DA:2011:U:C2'	24:DA:2012:G:H5'	2.24	0.66
24:DA:2552:U:O2	24:DA:2554:U:H5'	1.96	0.66
26:DD:135:PHE:CD2	26:DD:135:PHE:N	2.62	0.66
26:DD:172:TYR:HB3	26:DD:184:LYS:HG2	1.77	0.66
24:DA:1812:A:O2'	26:DD:45:ASN:HB2	1.94	0.66
27:DE:174:ASP:CG	27:DE:175:VAL:H	1.98	0.66

Continued on next page...

Continued from previous page...

Atom-1	Atom-2	Interatomic distance (Å)	Clash overlap (Å)
28:DF:103:LYS:HA	28:DF:106:ARG:CG	2.21	0.66
32:DM:58:ASP:H	32:DM:60:ILE:CD1	2.09	0.66
34:DO:66:GLY:O	34:DO:67:MET:HB3	1.94	0.66
35:DP:88:GLY:C	35:DP:90:VAL:N	2.47	0.66
42:DT:11:PRO:HB3	42:DT:92:LEU:HD21	1.78	0.66
1:AA:1096:C:O2'	1:AA:1097:C:H5'	1.96	0.66
1:AA:689:C:H2'	1:AA:690:G:C5'	2.26	0.66
1:AA:878:G:C5'	8:AK:89:PRO:HG2	2.25	0.66
3:AF:204:LEU:O	3:AF:205:GLY:O	2.13	0.66
9:AL:96:LEU:HD23	9:AL:102:LEU:HD12	1.77	0.66
13:AP:79:LYS:HE3	13:AP:82:MET:HE2	1.78	0.66
24:BA:141:A:H8	24:BA:1408:C:H1'	1.60	0.66
25:BB:2:C:H2'	25:BB:3:C:H6	1.60	0.66
26:BD:260:ARG:NH1	26:BD:264:LYS:HD3	2.09	0.66
30:BH:37:VAL:HG13	30:BH:39:PRO:HD3	1.78	0.66
31:BK:6:LEU:HD13	31:BK:36:ALA:HA	1.76	0.66
37:BQ:10:ARG:O	37:BQ:14:VAL:HG12	1.96	0.66
43:BU:12:THR:HG22	43:BU:13:VAL:N	2.10	0.66
44:BV:157:LEU:CB	44:BV:161:VAL:HG11	2.24	0.66
46:BZ:94:LEU:H	46:BZ:94:LEU:HD23	1.61	0.66
1:CA:1158:C:H4'	2:CE:133:LYS:NZ	2.10	0.66
1:CA:1322:C:HO2'	1:CA:1323:G:H5'	1.60	0.66
1:CA:95:G:H2'	1:CA:96:G:H5'	1.77	0.66
22:CD:72:A:O2'	22:CD:73:A:H5'	1.96	0.66
4:CG:52:SER:HB3	4:CG:55:ALA:HB2	1.77	0.66
5:CH:75:THR:HG23	5:CH:76:ILE:N	2.11	0.66
7:CJ:69:VAL:HG12	7:CJ:69:VAL:O	1.95	0.66
10:CM:81:THR:C	10:CM:83:GLU:H	1.99	0.66
13:CP:74:VAL:O	13:CP:78:ILE:HG13	1.96	0.66
13:CP:81:LEU:O	13:CP:84:ILE:HG22	1.95	0.66
50:D5:40:LYS:NZ	50:D5:48:GLU:HB2	2.10	0.66
53:D8:30:ARG:O	53:D8:31:HIS:HB2	1.96	0.66
24:DA:1478:G:O2'	24:DA:1479:G:H5'	1.94	0.66
24:DA:1668:A:H61	24:DA:1676:A:H61	1.42	0.66
24:DA:2312:U:O5'	24:DA:2312:U:H6	1.79	0.66
24:DA:2061:G:OP2	24:DA:2502:G:H5'	1.95	0.66
24:DA:905:U:C3'	24:DA:906:G:H5''	2.24	0.66
29:DG:136:ARG:O	29:DG:154:GLY:HA3	1.95	0.66
31:DK:127:VAL:HA	31:DK:139:GLN:HA	1.76	0.66
34:DO:61:ARG:NH2	53:D8:13:ARG:HD2	2.10	0.66
34:DO:81:GLN:NE2	34:DO:106:LEU:O	2.29	0.66

Continued on next page...

Continued from previous page...

Atom-1	Atom-2	Interatomic distance (Å)	Clash overlap (Å)
44:DV:112:ARG:NH2	44:DV:145:GLU:HA	2.10	0.66
25:DB:103:U:O3'	44:DV:72:ARG:HD3	1.96	0.66
1:AA:1037:C:H2'	1:AA:1038:C:O4'	1.96	0.66
1:AA:945:G:C2	1:AA:946:A:C8	2.84	0.66
2:AE:166:ASP:HB3	2:AE:169:LYS:CB	2.26	0.66
4:AG:17:VAL:HG11	4:AG:197:PRO:CB	2.25	0.66
7:AJ:148:ASN:C	7:AJ:150:ALA:N	2.49	0.66
8:AK:40:ALA:HB2	8:AK:45:ILE:CG1	2.25	0.66
24:BA:2820:A:O4'	36:B0:4:LEU:HD23	1.96	0.66
53:B8:33:ASN:O	53:B8:34:TRP:HB3	1.94	0.66
24:BA:1171:G:O2'	24:BA:1173:G:O4'	2.14	0.66
24:BA:1434:A:H61	24:BA:1558:A:H62	1.38	0.66
24:BA:1504:C:C2'	24:BA:1505:C:H5''	2.24	0.66
24:BA:153:C:P	46:BZ:88:LYS:HZ2	2.19	0.66
24:BA:270(N):G:H1'	24:BA:270(P):C:O4'	1.96	0.66
24:BA:270(P):C:H2'	24:BA:270(Q):C:C6	2.30	0.66
24:BA:506:G:H4'	24:BA:507:A:O5'	1.96	0.66
24:BA:807:U:H2'	24:BA:808:G:C8	2.30	0.66
26:BD:24:ILE:O	26:BD:24:ILE:HG23	1.95	0.66
28:BF:126:VAL:O	28:BF:196:LEU:HG	1.95	0.66
42:BT:35:THR:HG22	42:BT:37:THR:H	1.60	0.66
44:BV:137:ILE:CG2	44:BV:157:LEU:HD11	2.25	0.66
44:BV:5:LEU:HD11	44:BV:39:VAL:CG1	2.25	0.66
1:CA:1072:G:H2'	1:CA:1073:U:C6	2.30	0.66
1:CA:1374:A:H2'	1:CA:1375:A:H5'	1.76	0.66
1:CA:1533:C:C2'	1:CA:1534:A:H5''	2.26	0.66
1:CA:16:A:O2'	1:CA:17:U:H5'	1.96	0.66
24:DA:1689:A:H62	24:DA:1698:A:H2	1.42	0.66
24:DA:2656:U:H5	24:DA:2664:G:H21	1.43	0.66
24:DA:2701:C:C3'	24:DA:2702:U:H5''	2.12	0.66
24:DA:2404:C:H1'	34:DO:67:MET:HE1	1.76	0.66
35:DP:20:ALA:HB1	35:DP:99:PRO:HD2	1.77	0.66
37:DQ:107:GLU:H	37:DQ:110:LEU:HD11	1.60	0.66
46:DZ:11:ARG:HH11	46:DZ:11:ARG:HB3	1.61	0.66
1:AA:1532:U:O4	23:A1:9:G:H5'	1.96	0.66
1:AA:1381:U:H2'	1:AA:1382:C:H5'	1.78	0.66
1:AA:168:G:H2'	1:AA:169:C:C5'	2.24	0.66
4:AG:38:TYR:CD1	4:AG:45:GLN:HB3	2.30	0.66
7:AJ:155:ARG:HH11	7:AJ:155:ARG:HG2	1.59	0.66
12:AO:126:LYS:CD	12:AO:126:LYS:H	2.07	0.66
19:AV:40:ILE:HG12	19:AV:69:HIS:O	1.96	0.66

Continued on next page...

Continued from previous page...

Atom-1	Atom-2	Interatomic distance (Å)	Clash overlap (Å)
24:BA:1104:C:H2'	24:BA:1105:U:C6	2.31	0.66
24:BA:2165:G:H2'	24:BA:2166:G:C2	2.31	0.66
28:BF:195:ASP:OD1	28:BF:197:ASP:HB3	1.96	0.66
30:BH:50:VAL:HG23	30:BH:51:ARG:NH2	2.11	0.66
31:BK:3:VAL:HB	31:BK:37:VAL:O	1.96	0.66
32:BM:68:GLU:HG2	32:BM:88:GLU:OE1	1.96	0.66
43:BU:99:CYS:SG	43:BU:100:ALA:N	2.69	0.66
47:BW:24:LEU:HD23	47:BW:24:LEU:O	1.96	0.66
46:BZ:87:PRO:O	46:BZ:90:ILE:HG22	1.95	0.66
1:CA:688:G:H2'	1:CA:689:C:H6	1.59	0.66
10:CM:39:PRO:HB3	10:CM:70:ARG:HH12	1.61	0.66
19:CV:35:SER:O	19:CV:71:LEU:HD12	1.96	0.66
39:D1:65:ILE:HG12	39:D1:96:ALA:CB	2.26	0.66
24:DA:83:G:H1	24:DA:102:G:H2'	1.60	0.66
24:DA:1332:G:H5''	24:DA:1333:C:OP2	1.95	0.66
24:DA:270(Q):C:H2'	24:DA:270(R):G:O4'	1.95	0.66
27:DE:37:ARG:NE	27:DE:37:ARG:HA	2.11	0.66
43:DU:94:LYS:HE3	43:DU:101:LYS:NZ	2.11	0.66
46:DZ:80:LEU:HD23	46:DZ:80:LEU:N	2.10	0.66
24:DA:153:C:P	46:DZ:88:LYS:HE2	2.36	0.66
1:AA:1227:A:C4	13:AP:117:VAL:HG21	2.31	0.66
1:AA:1343:G:H2'	1:AA:1344:C:C6	2.31	0.66
1:AA:280:C:O2'	1:AA:281:G:OP1	2.13	0.66
22:AD:21:A:H4'	22:AD:21:A:OP1	1.95	0.66
2:AE:115:LEU:HD13	2:AE:145:LEU:HD12	1.77	0.66
2:AE:88:ALA:HB2	2:AE:219:VAL:CG2	2.24	0.66
8:AK:63:LEU:H	8:AK:63:LEU:HD22	1.61	0.66
12:AO:47:LYS:HB3	12:AO:48:PRO:HD3	1.76	0.66
15:AR:54:ARG:HH11	15:AR:58:MET:HE1	1.61	0.66
24:BA:2283:C:H5'	51:B6:8:LYS:CE	2.25	0.66
24:BA:593:G:H1'	53:B8:4:MET:HE1	1.78	0.66
24:BA:2173:A:C6	24:BA:2174:C:H1'	2.31	0.66
24:BA:2051:A:H2'	24:BA:2614:A:H61	1.59	0.66
24:BA:283:A:O2'	24:BA:284:U:OP1	2.14	0.66
24:BA:583:G:H5''	39:B1:10:ARG:NH1	2.11	0.66
26:BD:72:LYS:NZ	26:BD:72:LYS:HB3	2.10	0.66
31:BK:13:GLY:HA3	31:BK:17:GLN:HE22	1.60	0.66
34:BO:66:GLY:O	34:BO:67:MET:CB	2.44	0.66
35:BP:64:ILE:HD13	35:BP:64:ILE:N	2.11	0.66
38:BR:106:SER:HB2	38:BR:110:ILE:HD12	1.77	0.66
43:BU:47:LYS:HG3	43:BU:60:PHE:HB3	1.78	0.66

Continued on next page...

Continued from previous page...

Atom-1	Atom-2	Interatomic distance (Å)	Clash overlap (Å)
44:BV:118:GLN:CD	44:BV:174:VAL:H	1.98	0.66
1:CA:1538:C:C3'	1:CA:1539:C:H5''	2.26	0.66
1:CA:96:G:H5'	1:CA:96:G:H8	1.60	0.66
1:CA:982:U:H4'	1:CA:983:A:O5'	1.94	0.66
22:CC:20:U:H2'	22:CC:20:U:O2	1.93	0.66
8:CK:20:TYR:HA	8:CK:65:TYR:HE2	1.60	0.66
19:CV:15:LEU:O	19:CV:19:VAL:N	2.26	0.66
24:DA:99:U:H4'	24:DA:101:G:H5''	1.76	0.66
26:DD:183:ARG:HH11	26:DD:183:ARG:CG	2.07	0.66
30:DH:125:VAL:CG1	30:DH:126:PRO:HG3	2.25	0.66
32:DM:45:ASN:HD22	32:DM:45:ASN:N	1.93	0.66
43:DU:42:VAL:CG1	43:DU:65:ALA:HB3	2.25	0.66
44:DV:102:LEU:HD22	44:DV:156:LYS:NZ	2.11	0.66
1:AA:1127:G:N2	1:AA:1145:C:C2	2.64	0.66
1:AA:1296:C:H5'	1:AA:1297:C:OP2	1.96	0.66
1:AA:625:G:H2'	1:AA:626:U:C6	2.31	0.66
22:AC:1:C:O2	22:AC:1:C:H2'	1.95	0.66
3:AF:84:ILE:N	3:AF:87:LEU:HD23	2.11	0.66
4:AG:38:TYR:CE1	4:AG:45:GLN:HB3	2.31	0.66
4:AG:7:PRO:HB2	4:AG:10:ARG:HD2	1.77	0.66
1:AA:939:G:H5''	7:AJ:102:ARG:HH22	1.58	0.66
7:AJ:140:ASP:HA	7:AJ:143:ARG:NH1	2.11	0.66
13:AP:118:ALA:CB	22:AC:29:G:H5'	2.25	0.66
13:AP:4:ILE:HG12	13:AP:5:ALA:N	2.10	0.66
15:AR:17:ARG:HG3	15:AR:17:ARG:HH11	1.61	0.66
51:B6:45:LYS:HG3	51:B6:46:HIS:O	1.96	0.66
24:BA:277:C:H3'	24:BA:278:A:C8	2.31	0.66
24:BA:30:G:H2'	24:BA:31:C:C6	2.31	0.66
30:BH:124:GLU:O	30:BH:125:VAL:HB	1.95	0.66
30:BH:136:ILE:O	30:BH:137:ASP:HB2	1.95	0.66
30:BH:137:ASP:HB2	30:BH:140:LYS:HE2	1.77	0.66
34:BO:101:VAL:HG23	34:BO:107:LYS:N	2.11	0.66
35:BP:2:LEU:H	35:BP:2:LEU:HD12	1.59	0.66
44:BV:118:GLN:CG	44:BV:173:ALA:H	2.04	0.66
47:BW:13:ALA:HA	47:BW:16:LEU:HD11	1.77	0.66
1:CA:960:U:O2'	1:CA:961:U:OP2	2.12	0.66
2:CE:14:GLY:O	2:CE:15:VAL:HG13	1.96	0.66
2:CE:24:TRP:H	2:CE:24:TRP:HD1	1.43	0.66
4:CG:11:LEU:HD22	4:CG:66:ARG:HD3	1.78	0.66
1:CA:973:G:OP1	10:CM:57:LYS:NZ	2.28	0.66
24:DA:1431:U:H2'	24:DA:1432:C:H6	1.60	0.66

Continued on next page...

Continued from previous page...

Atom-1	Atom-2	Interatomic distance (Å)	Clash overlap (Å)
24:DA:1819:A:H4'	24:DA:1820:U:O5'	1.96	0.66
24:DA:1917:U:H2'	24:DA:1918:A:O4'	1.96	0.66
24:DA:2691:C:H6	24:DA:2691:C:H5'	1.61	0.66
25:DB:81:G:O6	25:DB:96:G:C6	2.50	0.66
29:DG:145:THR:HG23	49:D4:28:LYS:NZ	2.11	0.66
31:DK:125:GLU:HA	31:DK:125:GLU:OE1	1.96	0.66
37:DQ:106:ARG:HA	37:DQ:110:LEU:CD2	2.26	0.66
37:DQ:88:ASP:OD2	37:DQ:90:GLY:N	2.28	0.66
41:DS:65:LEU:HD12	41:DS:68:ARG:NH1	2.10	0.66
43:DU:47:LYS:HG2	43:DU:60:PHE:CE1	2.31	0.66
43:DU:35:TYR:CE1	43:DU:69:ALA:HB3	2.31	0.66
1:AA:1095:U:H2'	1:AA:1096:C:C6	2.32	0.65
1:AA:1316:G:N2	1:AA:1318:A:H3'	2.11	0.65
1:AA:1347:G:HO2'	1:AA:1373:G:H1	1.43	0.65
1:AA:495:A:H4'	1:AA:496:A:O5'	1.95	0.65
22:AC:20:U:H3'	22:AC:21:A:C5'	2.21	0.65
4:AG:12:CYS:CB	4:AG:32:ALA:CB	2.70	0.65
7:AJ:79:ARG:HG3	7:AJ:79:ARG:HH11	1.61	0.65
9:AL:17:VAL:CG1	9:AL:81:ILE:HD13	2.27	0.65
15:AR:67:LEU:HD22	15:AR:78:TYR:HE1	1.60	0.65
39:B1:104:GLN:HG2	39:B1:105:VAL:H	1.60	0.65
24:BA:1416:G:H2'	24:BA:1417:C:C6	2.31	0.65
24:BA:2341:G:H2'	24:BA:2342:C:C6	2.31	0.65
24:BA:2791:C:O2	24:BA:2792:G:N7	2.29	0.65
26:BD:263:ARG:HB3	26:BD:263:ARG:HH11	1.60	0.65
26:BD:27:THR:C	26:BD:29:PRO:HD2	2.16	0.65
27:BE:31:CYS:SG	27:BE:51:PHE:HB2	2.35	0.65
30:BH:27:LYS:C	30:BH:27:LYS:HE3	2.16	0.65
33:BN:2:ILE:CD1	33:BN:82:ASN:ND2	2.59	0.65
46:BZ:91:LYS:O	46:BZ:93:GLU:N	2.29	0.65
1:CA:1124:G:C3'	1:CA:1145:C:N4	2.55	0.65
1:CA:173:U:H5''	1:CA:197:A:O4'	1.96	0.65
6:CI:41:GLU:O	6:CI:43:LEU:HD12	1.96	0.65
7:CJ:78:ARG:NH1	7:CJ:80:VAL:HG23	2.11	0.65
8:CK:29:SER:HB3	8:CK:32:LYS:CG	2.22	0.65
12:CO:26:ALA:O	12:CO:27:LEU:O	2.14	0.65
12:CO:48:PRO:CD	12:CO:49:ASN:N	2.57	0.65
16:CS:45:THR:HG22	16:CS:47:ASP:H	1.60	0.65
19:CV:64:GLU:CD	49:D4:55:ARG:HH22	2.00	0.65
24:DA:1061:U:H4'	24:DA:1070:A:O4'	1.95	0.65
24:DA:1329:U:H5''	24:DA:1330:C:H5	1.60	0.65

Continued on next page...

Continued from previous page...

Atom-1	Atom-2	Interatomic distance (Å)	Clash overlap (Å)
24:DA:2700:C:O2'	24:DA:2701:C:H5'	1.96	0.65
24:DA:275:G:N2	24:DA:276:A:H62	1.93	0.65
25:DB:8:U:H5'	25:DB:8:U:C6	2.29	0.65
30:DH:124:GLU:HB3	30:DH:132:ARG:HD2	1.77	0.65
33:DN:86:ILE:HD12	33:DN:86:ILE:H	1.60	0.65
1:AA:1284:C:C2	1:AA:1285:A:N7	2.64	0.65
1:AA:1347:G:O2'	1:AA:1348:U:OP2	2.15	0.65
1:AA:1363:A:N3	1:AA:1363:A:H2'	2.11	0.65
2:AE:69:LEU:O	2:AE:162:ILE:HA	1.95	0.65
8:AK:29:SER:HB3	8:AK:32:LYS:HD2	1.77	0.65
13:AP:81:LEU:HD23	13:AP:86:CYS:SG	2.35	0.65
19:AV:36:ARG:HG3	19:AV:71:LEU:H	1.60	0.65
39:B1:104:GLN:HG2	39:B1:105:VAL:N	2.12	0.65
40:B2:30:GLY:N	40:B2:61:VAL:HG11	2.11	0.65
40:B2:69:LYS:HD3	40:B2:85:LYS:CD	2.25	0.65
49:B4:22:ILE:O	49:B4:23:GLU:HB2	1.96	0.65
24:BA:2103:C:H2'	24:BA:2104:G:C8	2.30	0.65
24:BA:2206:C:O2'	24:BA:2207:C:H5'	1.96	0.65
24:BA:2688:U:H1'	24:BA:2721:A:H61	1.60	0.65
24:BA:769:G:O2'	24:BA:770:G:H5'	1.96	0.65
24:BA:991:C:O2'	24:BA:992:C:H5'	1.96	0.65
30:BH:26:VAL:O	30:BH:31:GLY:HA2	1.95	0.65
33:BN:9:GLU:H	33:BN:83:ALA:HA	1.60	0.65
41:BS:12:ILE:HD13	41:BS:17:VAL:HG22	1.77	0.65
41:BS:88:ARG:HH11	41:BS:88:ARG:HG2	1.61	0.65
42:BT:43:VAL:CG2	42:BT:51:VAL:HG21	2.25	0.65
43:BU:40:GLU:OE2	43:BU:40:GLU:N	2.29	0.65
43:BU:80:GLY:O	43:BU:81:LYS:HG3	1.94	0.65
46:BZ:40:ARG:NH2	46:BZ:42:GLN:HG2	2.10	0.65
1:CA:1054:C:O2	1:CA:1054:C:H2'	1.96	0.65
1:CA:1225:A:H5''	1:CA:1226:C:OP2	1.96	0.65
8:CK:10:LEU:HD23	8:CK:10:LEU:H	1.60	0.65
17:CT:27:PHE:CZ	17:CT:36:ILE:HD11	2.31	0.65
20:CW:36:LEU:HD12	20:CW:55:ILE:HG23	1.76	0.65
24:DA:1930:G:O2'	24:DA:1931:U:P	2.54	0.65
24:DA:2189:U:C3'	24:DA:2190:G:H5''	2.25	0.65
24:DA:2864:G:OP1	38:DR:119:LYS:HD2	1.95	0.65
26:DD:121:PRO:HB3	26:DD:135:PHE:CE1	2.30	0.65
26:DD:145:VAL:HG12	26:DD:146:GLU:O	1.95	0.65
27:DE:13:ARG:NH1	27:DE:21:VAL:HG12	2.11	0.65
33:DN:113:LYS:O	33:DN:117:LEU:HD12	1.96	0.65

Continued on next page...

Continued from previous page...

Atom-1	Atom-2	Interatomic distance (Å)	Clash overlap (Å)
24:DA:1190:G:OP1	34:DO:30:THR:OG1	2.14	0.65
34:DO:90:ARG:NE	34:DO:91:PHE:HD1	1.93	0.65
24:DA:1364:G:OP2	46:DZ:2:SER:O	2.14	0.65
1:AA:115:G:O2'	1:AA:116:A:OP2	2.13	0.65
1:AA:690:G:N2	11:AN:55:LYS:NZ	2.44	0.65
4:AG:128:VAL:O	4:AG:130:GLY:N	2.29	0.65
4:AG:30:LYS:HB3	4:AG:30:LYS:HZ3	1.61	0.65
8:AK:10:LEU:HB3	8:AK:83:ILE:HD11	1.79	0.65
9:AL:19:LEU:HD23	9:AL:61:ALA:HA	1.77	0.65
1:AA:1248:A:H2'	9:AL:70:LYS:HZ1	1.61	0.65
40:B2:41:GLY:CA	40:B2:46:VAL:HG11	2.26	0.65
40:B2:69:LYS:CD	40:B2:85:LYS:HD2	2.26	0.65
24:BA:1179:C:H2'	24:BA:1180:C:H5''	1.78	0.65
24:BA:1332:G:N2	24:BA:1610:A:C8	2.64	0.65
28:BF:118:ALA:HB2	28:BF:123:LEU:HD22	1.77	0.65
28:BF:29:ASN:ND2	28:BF:32:LEU:HB2	2.11	0.65
29:BG:38:VAL:HG12	29:BG:158:ALA:HB3	1.78	0.65
32:BM:74:ARG:HH12	32:BM:85:ILE:HD12	1.61	0.65
35:BP:19:GLY:O	35:BP:98:LYS:HD3	1.96	0.65
41:BS:59:VAL:HA	41:BS:64:MET:H	1.61	0.65
43:BU:15:VAL:O	43:BU:22:GLY:HA3	1.95	0.65
1:CA:1322:C:H2'	1:CA:1322:C:O2	1.96	0.65
1:CA:498:A:H4'	1:CA:500:G:OP1	1.96	0.65
4:CG:52:SER:HB3	4:CG:55:ALA:CB	2.27	0.65
7:CJ:21:VAL:HG23	7:CJ:22:LEU:H	1.61	0.65
9:CL:53:VAL:HG21	9:CL:92:TYR:CE1	2.32	0.65
10:CM:38:ILE:HD11	10:CM:71:LEU:HB3	1.78	0.65
13:CP:65:LYS:HE2	49:D4:50:VAL:HG11	1.78	0.65
51:D6:7:ILE:C	51:D6:9:LEU:H	1.98	0.65
24:DA:1092:C:H6	24:DA:1092:C:H5'	1.59	0.65
24:DA:2127:G:H2'	24:DA:2128:C:O4'	1.97	0.65
24:DA:2875:C:H4'	38:DR:5:ALA:HB2	1.78	0.65
24:DA:445:C:O2'	24:DA:446:G:H5'	1.97	0.65
27:DE:36:ARG:HH11	27:DE:36:ARG:HB3	1.60	0.65
24:DA:2313:C:H5''	29:DG:91:ARG:HD3	1.79	0.65
33:DN:71:ARG:NH1	38:DR:74:ARG:HH21	1.94	0.65
44:DV:33:LEU:HD21	44:DV:35:ARG:HD2	1.77	0.65
1:AA:1000:A:OP1	1:AA:1000:A:O4'	2.14	0.65
1:AA:1182:G:C4'	1:AA:1183:A:H5'	2.26	0.65
1:AA:191(F):U:H2'	1:AA:191:G:H5'	1.79	0.65
2:AE:62:ALA:C	2:AE:64:ARG:H	1.99	0.65

Continued on next page...

Continued from previous page...

Atom-1	Atom-2	Interatomic distance (Å)	Clash overlap (Å)
1:AA:542:G:OP1	4:AG:10:ARG:NH2	2.30	0.65
4:AG:49:ARG:NE	4:AG:49:ARG:HA	2.12	0.65
49:B4:37:SER:C	49:B4:39:CYS:H	1.99	0.65
24:BA:1252:G:N3	39:B1:33:ARG:HD2	2.11	0.65
24:BA:1820:U:H4'	24:BA:1821:A:OP2	1.95	0.65
24:BA:1997:G:O2'	24:BA:1998:G:H5'	1.97	0.65
24:BA:2129:C:H3'	24:BA:2130:U:C5'	2.26	0.65
24:BA:2211:G:H2'	24:BA:2211:G:N3	2.12	0.65
24:BA:2519:U:C4'	24:BA:2520:C:OP1	2.36	0.65
24:BA:2758:A:H2'	24:BA:2759:G:C5'	2.14	0.65
24:BA:654(S):G:H2'	24:BA:654(T):A:H8	1.60	0.65
24:BA:67:U:H2'	24:BA:68:G:H8	1.60	0.65
24:BA:90:U:O2'	24:BA:91:A:H8	1.79	0.65
25:BB:15:A:H5'	25:BB:16:G:C8	2.31	0.65
27:BE:64:LYS:HB2	27:BE:66:HIS:CD2	2.30	0.65
30:BH:51:ARG:HG3	30:BH:51:ARG:HH11	1.61	0.65
44:BV:9:TYR:O	44:BV:10:ARG:HB2	1.96	0.65
1:CA:1158:C:H2'	1:CA:1158:C:O2	1.95	0.65
10:CM:99:LYS:O	10:CM:100:THR:HG23	1.96	0.65
17:CT:74:LEU:HD12	17:CT:75:ARG:HG2	1.76	0.65
19:CV:10:PHE:CG	19:CV:11:VAL:N	2.65	0.65
1:CA:1267:C:O2	21:CX:20:LYS:HD2	1.96	0.65
24:DA:1709:U:H2'	24:DA:1710:C:C6	2.32	0.65
24:DA:2779:U:H1'	24:DA:2781:A:C5	2.30	0.65
27:DE:101:ARG:CZ	27:DE:171:GLU:HB2	2.26	0.65
30:DH:168:PRO:O	30:DH:169:VAL:HG12	1.96	0.65
31:DK:68:LEU:HA	31:DK:71:ILE:CG2	2.26	0.65
31:DK:75:LEU:HB3	31:DK:105:HIS:HE1	1.60	0.65
42:DT:65:ARG:HD3	42:DT:65:ARG:N	2.12	0.65
1:AA:1158:C:H2'	1:AA:1158:C:O2	1.95	0.65
1:AA:335:C:H2'	1:AA:336:C:H6	1.61	0.65
1:AA:518:C:H5'	1:AA:519:C:C6	2.32	0.65
1:AA:975:A:H2	14:AQ:34:TYR:HH	1.44	0.65
4:AG:146:ILE:N	4:AG:146:ILE:HD12	2.11	0.65
9:AL:79:LEU:HD11	9:AL:83:ARG:CZ	2.26	0.65
15:AR:89:GLY:HA3	24:BA:716:A:OP1	1.97	0.65
19:AV:49:ILE:H	19:AV:60:VAL:HG22	1.61	0.65
24:BA:2014:A:HO2'	50:B5:2:ALA:N	1.94	0.65
24:BA:2665:A:C2	24:BA:2666:C:H5	2.14	0.65
24:BA:2712(A):A:H5''	24:BA:2713:A:OP2	1.95	0.65
24:BA:907:U:OP1	35:BP:24:GLY:HA2	1.95	0.65

Continued on next page...

Continued from previous page...

Atom-1	Atom-2	Interatomic distance (Å)	Clash overlap (Å)
26:BD:139:GLY:H	26:BD:165:ILE:HB	1.62	0.65
27:BE:23:VAL:HA	27:BE:184:VAL:O	1.96	0.65
32:BM:111:PRO:HA	32:BM:114:ARG:HH12	1.57	0.65
1:CA:1305:G:N2	1:CA:1331:G:H2'	2.11	0.65
1:CA:1493:A:H2'	24:DA:1913:A:N1	2.09	0.65
2:CE:7:VAL:HG22	2:CE:8:LYS:HD3	1.76	0.65
6:CI:96:PRO:HB3	18:CU:30:ASP:OD2	1.95	0.65
9:CL:112:LYS:HA	9:CL:119:ALA:HB2	1.77	0.65
11:CN:103:LEU:HD22	11:CN:103:LEU:H	1.62	0.65
20:CW:83:ARG:CA	20:CW:86:ARG:HB3	2.27	0.65
36:D0:26:LYS:HE2	36:D0:70:LEU:O	1.95	0.65
24:DA:1188:U:C2'	24:DA:1189:A:H5'	2.27	0.65
24:DA:1372:U:H2'	24:DA:1373:A:H5'	1.78	0.65
24:DA:1404:C:O2'	24:DA:1405:U:H5'	1.96	0.65
24:DA:1639:U:C2'	24:DA:1640:C:H5''	2.25	0.65
24:DA:1929:G:H8	24:DA:1929:G:H3'	1.62	0.65
24:DA:1946:U:H2'	24:DA:1947:C:H6	1.59	0.65
24:DA:2061:G:H5''	24:DA:2503:A:C2	2.32	0.65
24:DA:2133:G:N2	24:DA:2158:A:N6	2.42	0.65
24:DA:405:U:O2	24:DA:405:U:H2'	1.96	0.65
26:DD:80:ALA:HB3	26:DD:94:LEU:CD1	2.25	0.65
34:DO:39:LYS:HA	34:DO:45:LEU:HD13	1.79	0.65
47:DW:42:GLY:O	47:DW:44:LEU:N	2.30	0.65
1:AA:1187:G:H21	14:AQ:60:SER:HB3	1.61	0.65
22:AD:66:C:H5'	22:AD:66:C:H6	1.60	0.65
2:AE:177:ALA:C	2:AE:179:LYS:H	2.00	0.65
4:AG:165:MET:CE	4:AG:168:ARG:HB2	2.27	0.65
3:AF:34:LEU:HD13	14:AQ:25:VAL:HG11	1.77	0.65
17:AT:81:ARG:CZ	17:AT:84:LEU:HD11	2.26	0.65
11:AN:110:ASP:HB3	18:AU:85:LEU:HD11	1.76	0.65
40:B2:44:LYS:C	40:B2:46:VAL:H	1.99	0.65
24:BA:1074:G:H2'	24:BA:1075:C:C6	2.31	0.65
24:BA:1372:U:C5	24:BA:1373:A:N7	2.65	0.65
24:BA:199:A:H4'	24:BA:200:U:OP1	1.95	0.65
29:BG:146:TYR:O	29:BG:149:VAL:HG22	1.97	0.65
34:BO:57:THR:HG21	34:BO:60:MET:HB2	1.76	0.65
1:CA:1385:G:O2'	1:CA:1386:G:H5'	1.97	0.65
1:CA:625:G:H2'	1:CA:626:U:C6	2.30	0.65
3:CF:101:LEU:HD23	3:CF:102:ASN:N	2.11	0.65
3:CF:70:VAL:HG12	3:CF:71:ALA:N	2.10	0.65
7:CJ:11:GLN:O	7:CJ:12:LEU:HD13	1.97	0.65

Continued on next page...

Continued from previous page...

Atom-1	Atom-2	Interatomic distance (Å)	Clash overlap (Å)
1:CA:1228:C:OP1	13:CP:115:LYS:HE3	1.97	0.65
15:CR:8:LYS:O	15:CR:12:ILE:HG13	1.96	0.65
1:CA:192:U:C4'	20:CW:103:GLY:HA2	2.27	0.65
24:DA:2751:G:O5'	24:DA:2751:G:H8	1.80	0.65
24:DA:860:U:C5	24:DA:917:A:H2	2.14	0.65
26:DD:27:THR:CG2	26:DD:28:GLU:H	2.08	0.65
34:DO:113:LYS:HG2	34:DO:115:LEU:HD23	1.79	0.65
34:DO:6:LEU:O	34:DO:7:ARG:HG2	1.96	0.65
38:DR:11:GLU:OE1	38:DR:11:GLU:N	2.27	0.65
44:DV:72:ARG:CB	44:DV:72:ARG:HH11	2.09	0.65
47:DW:69:ARG:HB2	47:DW:69:ARG:NH1	2.11	0.65
1:AA:1149:C:H2'	1:AA:1150:U:C6	2.31	0.65
3:AF:91:LEU:H	3:AF:91:LEU:CD1	2.07	0.65
7:AJ:32:ARG:O	7:AJ:33:ASP:HB2	1.95	0.65
11:AN:13:GLN:N	11:AN:13:GLN:OE1	2.30	0.65
11:AN:86:GLY:H	11:AN:112:THR:HG23	1.62	0.65
52:B7:8:ASN:HD22	52:B7:9:ARG:N	1.95	0.65
24:BA:1062:G:H2'	24:BA:1063:G:H8	1.62	0.65
24:BA:1778:U:H2'	24:BA:1784:A:N6	2.12	0.65
24:BA:242:G:H5''	53:B8:62:LEU:CD1	2.22	0.65
25:BB:44:G:N7	49:B4:1:MET:SD	2.70	0.65
29:BG:72:ARG:HG3	29:BG:72:ARG:HH11	1.59	0.65
30:BH:152:ARG:HE	30:BH:153:LYS:HD3	1.60	0.65
32:BM:71:ILE:HD12	32:BM:71:ILE:H	1.62	0.65
34:BO:80:TYR:CD1	34:BO:111:ARG:HB3	2.31	0.65
38:BR:8:LYS:C	38:BR:10:VAL:H	1.99	0.65
44:BV:165:VAL:HG13	44:BV:166:SER:N	2.12	0.65
44:BV:39:VAL:HG23	44:BV:40:ASP:N	2.11	0.65
24:BA:388:G:OP1	46:BZ:31:GLY:HA2	1.96	0.65
1:CA:321:A:N6	1:CA:328:C:O2'	2.30	0.65
1:CA:923:A:OP1	5:CH:21:ALA:HB2	1.97	0.65
2:CE:67:THR:HG21	2:CE:155:LEU:CD2	2.27	0.65
2:CE:17:PHE:HD2	2:CE:44:LEU:HD21	1.61	0.65
2:CE:75:LYS:HA	2:CE:78:GLN:HE21	1.60	0.65
2:CE:87:ARG:HH11	2:CE:223:ILE:CD1	2.09	0.65
2:CE:87:ARG:O	2:CE:87:ARG:HD2	1.95	0.65
24:DA:1396:U:H5''	24:DA:1397:U:OP2	1.97	0.65
24:DA:2340:G:O2'	24:DA:2341:G:H5'	1.95	0.65
24:DA:2723:C:H5''	36:D0:1:MET:HG2	1.78	0.65
24:DA:34:C:H5	24:DA:447:A:H61	1.45	0.65
25:DB:12:C:H4'	25:DB:13:A:H5''	1.79	0.65

Continued on next page...

Continued from previous page...

Atom-1	Atom-2	Interatomic distance (Å)	Clash overlap (Å)
27:DE:201:THR:HG22	27:DE:203:LYS:N	2.07	0.65
27:DE:10:GLY:H	27:DE:25:VAL:HG23	1.59	0.65
24:DA:1006:C:H1'	32:DM:106:MET:CE	2.26	0.65
34:DO:97:PRO:HD3	34:DO:126:VAL:O	1.97	0.65
43:DU:99:CYS:SG	43:DU:100:ALA:N	2.69	0.65
1:AA:1131:G:O2'	1:AA:1132:C:H5'	1.97	0.65
2:AE:22:LYS:HA	2:AE:40:HIS:HE1	1.62	0.65
4:AG:49:ARG:HE	4:AG:49:ARG:HA	1.60	0.65
6:AI:72:VAL:HG13	6:AI:73:ASN:N	2.10	0.65
8:AK:103:VAL:CG2	8:AK:110:ALA:HB2	2.27	0.65
10:AM:9:ARG:HG2	10:AM:69:ASN:OD1	1.96	0.65
13:AP:56:LEU:O	13:AP:56:LEU:HD13	1.97	0.65
19:AV:45:VAL:O	19:AV:62:ILE:HB	1.96	0.65
51:B6:15:GLU:CD	51:B6:44:ARG:HH12	2.00	0.65
24:BA:17:G:H4'	39:B1:25:TRP:CH2	2.32	0.65
24:BA:2391:G:O2'	24:BA:2392:A:OP2	2.11	0.65
30:BH:86:GLU:O	30:BH:132:ARG:HA	1.96	0.65
32:BM:46:VAL:O	32:BM:47:ALA:HB3	1.97	0.65
44:BV:165:VAL:HG22	44:BV:166:SER:H	1.62	0.65
47:BW:33:MET:HG2	47:BW:37:PHE:CE1	2.28	0.65
46:BZ:53:VAL:HB	46:BZ:58:ILE:HD12	1.79	0.65
46:BZ:3:LYS:H	46:BZ:61:ARG:HH22	1.44	0.65
1:CA:973:G:O4'	10:CM:55:LYS:HG2	1.96	0.65
18:CU:73:ALA:HB3	18:CU:79:LEU:HD12	1.78	0.65
1:CA:1223:C:P	19:CV:78:ARG:HH12	2.20	0.65
20:CW:44:ALA:HB2	20:CW:88:VAL:HG13	1.78	0.65
53:D8:52:LYS:O	53:D8:52:LYS:HG3	1.97	0.65
24:DA:1053:C:H2'	24:DA:1054:A:H5''	1.79	0.65
24:DA:13:A:O2'	24:DA:15:G:N7	2.30	0.65
24:DA:1485:G:H8	24:DA:1485:G:H5'	1.61	0.65
24:DA:213:A:H2'	24:DA:214:G:O4'	1.95	0.65
24:DA:270(K):C:O2'	24:DA:270(L):U:H5''	1.97	0.65
24:DA:74:A:H5'	24:DA:75:G:O4'	1.96	0.65
31:DK:67:ARG:HE	31:DK:68:LEU:N	1.93	0.65
24:DA:389:G:H22	34:DO:72:PRO:HG2	1.61	0.65
38:DR:22:PHE:N	38:DR:22:PHE:CD2	2.63	0.65
46:DZ:82:LEU:CD1	46:DZ:83:GLU:C	2.64	0.65
23:A1:13:A:N3	23:A1:13:A:H3'	2.11	0.65
1:AA:1250:A:H4'	9:AL:67:GLY:HA2	1.78	0.65
1:AA:481:G:H4'	1:AA:482:A:OP1	1.97	0.65
2:AE:172:ILE:H	2:AE:172:ILE:HD12	1.62	0.65

Continued on next page...

Continued from previous page...

Atom-1	Atom-2	Interatomic distance (Å)	Clash overlap (Å)
4:AG:129:ASN:HD22	4:AG:129:ASN:H	1.45	0.65
1:AA:1346:A:C6	7:AJ:10:ARG:NH1	2.64	0.65
19:AV:36:ARG:HH11	19:AV:71:LEU:C	2.00	0.65
1:AA:1305:G:OP2	21:AX:2:GLY:HA2	1.96	0.65
24:BA:1496:A:C8	24:BA:1577:C:O2'	2.44	0.65
24:BA:1496:A:H8	24:BA:1577:C:O2'	1.68	0.65
24:BA:2328:A:H2'	24:BA:2329:G:H8	1.61	0.65
24:BA:791:C:H4'	24:BA:792:G:OP1	1.96	0.65
25:BB:12:C:H4'	25:BB:13:A:OP1	1.97	0.65
28:BF:84:VAL:HG12	28:BF:85:GLY:N	2.11	0.65
30:BH:136:ILE:HD12	30:BH:136:ILE:N	2.11	0.65
35:BP:141:GLN:HB2	44:BV:73:GLN:HG2	1.77	0.65
37:BQ:99:LYS:O	37:BQ:103:GLU:HG2	1.97	0.65
37:BQ:59:LYS:HG2	37:BQ:60:GLY:H	1.59	0.65
38:BR:8:LYS:O	38:BR:10:VAL:N	2.30	0.65
47:BW:38:GLN:HB3	47:BW:44:LEU:O	1.96	0.65
1:CA:1003:G:H21	1:CA:1005:A:P	2.20	0.65
1:CA:243:A:O2'	1:CA:244:U:OP2	2.15	0.65
22:CD:67:C:O2'	22:CD:68:C:H5'	1.97	0.65
22:CD:7:G:H5''	22:CD:8:U:OP2	1.97	0.65
2:CE:164:VAL:HB	2:CE:186:ALA:HB2	1.78	0.65
12:CO:48:PRO:CD	12:CO:49:ASN:H	2.10	0.65
13:CP:51:ALA:O	13:CP:55:ARG:HG3	1.97	0.65
19:CV:3:ARG:CZ	19:CV:8:GLY:HA2	2.26	0.65
53:D8:56:GLU:N	53:D8:56:GLU:OE1	2.30	0.65
24:DA:2126:A:O2'	24:DA:2127:G:H8	1.80	0.65
24:DA:2068:U:N3	24:DA:2430:A:H2	1.85	0.65
26:DD:44:ASN:HB3	26:DD:49:ILE:HG22	1.78	0.65
30:DH:128:PRO:CD	30:DH:129:THR:H	2.09	0.65
44:DV:45:ASP:O	44:DV:49:ARG:HG2	1.97	0.65
1:AA:598:U:H2'	1:AA:599:C:H6	1.60	0.65
1:AA:1346:A:N6	7:AJ:10:ARG:HH12	1.95	0.65
10:AM:40:LEU:CG	10:AM:41:PRO:HD2	2.25	0.65
15:AR:17:ARG:NH1	15:AR:77:ARG:NH1	2.45	0.65
18:AU:31:LEU:HD13	18:AU:65:ILE:HD13	1.79	0.65
19:AV:83:HIS:O	19:AV:85:LYS:N	2.29	0.65
40:B2:59:ALA:HB2	40:B2:96:ILE:HD13	1.78	0.65
24:BA:1151:G:H2'	24:BA:1152:C:C6	2.32	0.65
24:BA:1275:A:H4'	24:BA:1276:A:O5'	1.94	0.65
24:BA:1827:C:O2'	24:BA:1828:G:H5'	1.97	0.65
24:BA:2879:C:H4'	24:BA:2880:C:OP1	1.97	0.65

Continued on next page...

Continued from previous page...

Atom-1	Atom-2	Interatomic distance (Å)	Clash overlap (Å)
24:BA:67:U:C2	24:BA:68:G:C8	2.84	0.65
27:BE:176:ILE:HB	27:BE:181:LEU:HB2	1.77	0.65
27:BE:57:LYS:HE2	27:BE:57:LYS:H	1.62	0.65
24:BA:329:G:C5	43:BU:19:LYS:HG2	2.32	0.65
47:BW:15:LYS:HA	47:BW:67:LYS:HZ1	1.61	0.65
46:BZ:91:LYS:C	46:BZ:93:GLU:H	1.99	0.65
1:CA:179:A:O2'	1:CA:180:U:H5'	1.96	0.65
4:CG:13:ARG:HH22	4:CG:36:ARG:NH2	1.94	0.65
5:CH:41:VAL:HG12	5:CH:112:LEU:O	1.97	0.65
12:CO:115:LYS:O	12:CO:117:ARG:HG3	1.96	0.65
13:CP:13:LYS:HA	13:CP:44:ARG:HD2	1.77	0.65
16:CS:21:VAL:HG23	16:CS:33:ILE:HB	1.78	0.65
16:CS:6:LEU:HD23	16:CS:17:TYR:CD2	2.32	0.65
6:CI:98:LEU:HB3	18:CU:30:ASP:HA	1.79	0.65
19:CV:21:GLU:O	19:CV:25:LYS:HB3	1.97	0.65
39:D1:74:LEU:HD23	39:D1:114:LYS:HD3	1.78	0.65
24:DA:2277:G:OP1	35:DP:85:LYS:HB2	1.97	0.65
24:DA:2372:G:H4'	51:D6:46:HIS:NE2	2.12	0.65
24:DA:775:G:H4'	24:DA:776:G:O5'	1.97	0.65
26:DD:176:ARG:HG2	26:DD:176:ARG:HH11	1.60	0.65
26:DD:237:GLU:N	26:DD:237:GLU:OE1	2.29	0.65
32:DM:43:THR:HB	32:DM:46:VAL:CG1	2.27	0.65
34:DO:138:LEU:HD11	34:DO:144:GLU:HG3	1.79	0.65
1:AA:10:A:H2'	1:AA:11:G:H8	1.61	0.64
1:AA:1292:U:H2'	1:AA:1293:G:C8	2.32	0.64
2:AE:17:PHE:CG	2:AE:42:ILE:HG12	2.31	0.64
39:B1:59:ARG:O	39:B1:63:VAL:HG23	1.96	0.64
24:BA:1729:A:N6	24:BA:1731:G:O6	2.31	0.64
24:BA:357:A:H2'	24:BA:358:U:C6	2.31	0.64
25:BB:15:A:H3'	25:BB:16:G:H5'	1.80	0.64
27:BE:4:ILE:HD11	27:BE:96:PHE:HE2	1.61	0.64
34:BO:71:VAL:HG13	34:BO:72:PRO:HD3	1.80	0.64
1:CA:1004:A:O5'	1:CA:1025:U:O4	2.16	0.64
1:CA:1200:C:H4'	1:CA:1201:A:H5''	1.79	0.64
1:CA:1348:U:N3	1:CA:1374:A:H2	1.94	0.64
1:CA:498:A:O2'	1:CA:500:G:O5'	2.14	0.64
24:DA:1913:A:N1	22:CB:38:A:O2'	2.30	0.64
4:CG:122:ARG:HD3	4:CG:122:ARG:O	1.97	0.64
15:CR:74:ASP:OD1	15:CR:77:ARG:N	2.30	0.64
17:CT:11:VAL:HG23	17:CT:20:THR:HB	1.79	0.64
19:CV:21:GLU:HG3	19:CV:22:LEU:N	2.11	0.64

Continued on next page...

Continued from previous page...

Atom-1	Atom-2	Interatomic distance (Å)	Clash overlap (Å)
19:CV:65:ASN:HD22	19:CV:65:ASN:N	1.94	0.64
36:D0:28:LEU:HD21	36:D0:114:VAL:HG12	1.79	0.64
24:DA:1879:C:C2'	24:DA:1880:C:H5''	2.27	0.64
25:DB:45:A:OP1	29:DG:96:ARG:HD2	1.98	0.64
25:DB:55:U:H2'	25:DB:56:G:O4'	1.97	0.64
26:DD:77:ALA:HB2	26:DD:97:TYR:HA	1.77	0.64
35:DP:23:GLY:HA3	35:DP:101:ARG:NH1	2.12	0.64
24:DA:1364:G:N7	46:DZ:2:SER:N	2.45	0.64
1:AA:1129:C:C4	1:AA:1139:G:C2	2.85	0.64
1:AA:1160:G:C6	1:AA:1177:G:N2	2.65	0.64
1:AA:321:A:O2'	1:AA:322:C:H5'	1.98	0.64
22:AD:19:G:C6	24:BA:2112:G:H1'	2.32	0.64
2:AE:47:THR:O	2:AE:51:LEU:HG	1.97	0.64
4:AG:196:LEU:H	4:AG:196:LEU:CD1	2.09	0.64
11:AN:95:ILE:HG23	11:AN:108:ILE:HD11	1.79	0.64
40:B2:35:LEU:HD13	40:B2:35:LEU:N	2.12	0.64
24:BA:1033:U:O2'	24:BA:1034:G:H5''	1.96	0.64
24:BA:1177:A:H5'	24:BA:1178:C:OP1	1.97	0.64
24:BA:2870:C:H2'	24:BA:2871:C:H5'	1.79	0.64
24:BA:565:C:H4'	24:BA:1253:A:N6	2.12	0.64
24:BA:863:A:O2'	24:BA:864:G:H5'	1.97	0.64
25:BB:75:G:H1	25:BB:102:G:N2	1.95	0.64
34:BO:65:ARG:HG3	34:BO:65:ARG:NH1	2.11	0.64
1:CA:335:C:H2'	1:CA:336:C:C6	2.31	0.64
1:CA:451:A:N7	1:CA:481:G:C2	2.65	0.64
1:CA:859:A:H2'	1:CA:860:A:O4'	1.96	0.64
1:CA:1104:G:H4'	2:CE:111:ARG:NH1	2.12	0.64
3:CF:34:LEU:HD21	3:CF:38:ARG:HD2	1.79	0.64
4:CG:61:LYS:HD2	4:CG:206:PHE:CE2	2.32	0.64
12:CO:39:VAL:HB	12:CO:57:LYS:HB2	1.79	0.64
14:CQ:7:ILE:HG13	14:CQ:8:GLU:N	2.12	0.64
40:D2:76:LYS:HB2	40:D2:81:TYR:HB3	1.79	0.64
24:DA:2119:A:N6	24:DA:2170:A:N6	2.45	0.64
24:DA:2336:A:H61	45:D3:43:THR:CG2	2.10	0.64
24:DA:470:A:H8	24:DA:470:A:H5'	1.62	0.64
24:DA:704:G:H1'	24:DA:727:A:N6	2.12	0.64
35:DP:81:VAL:O	35:DP:82:ARG:HG2	1.97	0.64
1:AA:67:C:H2'	1:AA:68:G:H8	1.61	0.64
1:AA:797:C:O2'	1:AA:798:G:H5'	1.95	0.64
4:AG:29:PRO:CG	4:AG:30:LYS:N	2.58	0.64
7:AJ:73:MET:HG2	7:AJ:90:GLU:HA	1.79	0.64

Continued on next page...

Continued from previous page...

Atom-1	Atom-2	Interatomic distance (Å)	Clash overlap (Å)
1:AA:973:G:H1'	10:AM:55:LYS:CD	2.27	0.64
10:AM:6:ILE:CG2	10:AM:98:ILE:HG23	2.27	0.64
12:AO:117:ARG:NH2	12:AO:124:LYS:HA	2.12	0.64
13:AP:81:LEU:HD12	13:AP:81:LEU:N	2.09	0.64
17:AT:78:GLU:O	17:AT:78:GLU:HG3	1.95	0.64
24:BA:997:G:OP1	39:B1:93:LYS:HD3	1.97	0.64
40:B2:78:LYS:O	40:B2:79:VAL:HG13	1.97	0.64
24:BA:1116:C:H2'	24:BA:1117:G:C8	2.32	0.64
24:BA:1912:A:N6	24:BA:1918:A:H1'	2.13	0.64
24:BA:1999:C:H4'	24:BA:2723:C:O2	1.98	0.64
27:BE:78:LEU:CD2	27:BE:78:LEU:N	2.61	0.64
34:BO:96:THR:O	34:BO:100:LEU:HD23	1.98	0.64
25:BB:6:C:O2'	37:BQ:29:PHE:HE1	1.81	0.64
47:BW:42:GLY:O	47:BW:44:LEU:N	2.30	0.64
1:CA:713:G:H21	1:CA:777:A:C1'	2.09	0.64
22:CD:28:C:H2'	22:CD:29:G:C8	2.32	0.64
5:CH:41:VAL:CG1	5:CH:113:ALA:HB2	2.25	0.64
5:CH:50:GLU:HG3	5:CH:52:PRO:HD2	1.79	0.64
12:CO:21:LYS:HD2	12:CO:21:LYS:N	2.11	0.64
14:CQ:26:ARG:NE	14:CQ:47:LEU:HD21	2.13	0.64
15:CR:25:THR:HG21	15:CR:70:LEU:HB2	1.77	0.64
24:DA:1053:C:C3'	24:DA:1054:A:H5''	2.28	0.64
24:DA:1126:A:H4'	24:DA:1127:A:O5'	1.97	0.64
24:DA:1791:A:N6	24:DA:1828:G:O2'	2.30	0.64
24:DA:1879:C:H2'	24:DA:1880:C:C5'	2.27	0.64
24:DA:2327:A:H2'	24:DA:2328:A:C8	2.32	0.64
24:DA:2517:C:C2	24:DA:2542:A:N6	2.64	0.64
24:DA:2584:U:C6	24:DA:2585:U:N3	2.64	0.64
24:DA:74:A:H4'	24:DA:75:G:O5'	1.98	0.64
29:DG:114:ILE:CG2	29:DG:117:PHE:HB2	2.27	0.64
29:DG:81:LYS:O	29:DG:82:LEU:HB2	1.96	0.64
30:DH:105:LEU:H	30:DH:105:LEU:CD1	2.09	0.64
37:DQ:78:LEU:HD11	37:DQ:107:GLU:O	1.98	0.64
41:DS:25:ARG:NH1	41:DS:25:ARG:HB2	2.11	0.64
41:DS:59:VAL:HG12	41:DS:60:ASN:N	2.11	0.64
1:AA:1017:G:H2'	1:AA:1018:C:C6	2.30	0.64
1:AA:1033:G:H2'	1:AA:1034:G:C8	2.32	0.64
1:AA:1294:G:O2'	1:AA:1295:G:H5'	1.98	0.64
1:AA:1320:C:H2'	1:AA:1321:C:H6	1.63	0.64
1:AA:1541:U:C6	1:AA:1541:U:C3'	2.80	0.64
22:AC:71:C:O2'	22:AC:72:A:H5'	1.97	0.64

Continued on next page...

Continued from previous page...

Atom-1	Atom-2	Interatomic distance (Å)	Clash overlap (Å)
22:AD:50:U:H2'	22:AD:51:C:C6	2.33	0.64
2:AE:15:VAL:HG21	2:AE:209:ARG:C	2.18	0.64
2:AE:33:TYR:HB3	2:AE:41:ILE:O	1.97	0.64
6:AI:7:ASN:C	6:AI:8:ILE:HD12	2.17	0.64
7:AJ:121:ALA:O	7:AJ:125:MET:HG3	1.97	0.64
19:AV:67:VAL:HG21	49:B4:59:PHE:HB3	1.79	0.64
19:AV:53:ASN:HB2	19:AV:77:THR:HG22	1.79	0.64
39:B1:25:TRP:O	39:B1:28:ARG:HB2	1.98	0.64
51:B6:9:LEU:HD13	51:B6:10:LEU:N	2.13	0.64
24:BA:1359:A:O2'	24:BA:1360:A:O5'	2.16	0.64
24:BA:963:U:O2'	24:BA:964:C:H5'	1.97	0.64
26:BD:117:VAL:HG22	26:BD:118:VAL:N	2.10	0.64
26:BD:146:GLU:HG2	26:BD:152:GLY:O	1.97	0.64
27:BE:108:SER:HB3	27:BE:165:VAL:HG21	1.77	0.64
30:BH:103:LEU:HD22	30:BH:123:PHE:CZ	2.32	0.64
32:BM:13:TRP:O	32:BM:14:VAL:HG23	1.97	0.64
34:BO:138:LEU:C	34:BO:140:ALA:H	2.01	0.64
34:BO:14:LYS:O	34:BO:15:ARG:C	2.35	0.64
35:BP:43:THR:OG1	35:BP:46:GLN:HG3	1.96	0.64
38:BR:55:ASN:H	38:BR:59:THR:HG22	1.60	0.64
43:BU:63:LYS:HZ2	43:BU:63:LYS:HA	1.61	0.64
48:BX:8:LEU:HD11	48:BX:31:LEU:HD12	1.80	0.64
1:CA:1112:C:H1'	3:CF:179:ARG:HH11	1.62	0.64
8:CK:42:GLU:HG3	8:CK:109:ILE:HD12	1.80	0.64
8:CK:20:TYR:CE2	8:CK:75:ARG:HD2	2.32	0.64
10:CM:54:PHE:C	10:CM:55:LYS:HG3	2.18	0.64
11:CN:19:ALA:HA	11:CN:32:ILE:HG22	1.80	0.64
12:CO:25:PRO:C	12:CO:27:LEU:H	1.98	0.64
13:CP:23:TYR:CB	13:CP:67:GLU:HG2	2.25	0.64
21:CX:25:LYS:HE2	21:CX:26:LYS:O	1.96	0.64
39:D1:102:GLU:HG3	40:D2:2:PHE:HE2	1.62	0.64
49:D4:36:CYS:O	49:D4:37:SER:O	2.14	0.64
49:D4:37:SER:C	49:D4:39:CYS:H	1.98	0.64
24:DA:1173:G:H1'	24:DA:1175:U:C5	2.33	0.64
24:DA:1826:G:H4'	26:DD:242:ARG:NH2	2.10	0.64
24:DA:2161:C:H2'	24:DA:2162:G:H5'	1.79	0.64
24:DA:649:G:H2'	24:DA:650:C:H6	1.61	0.64
30:DH:117:PRO:HB3	30:DH:123:PHE:CE1	2.33	0.64
31:DK:120:ILE:HD11	31:DK:126:TYR:CZ	2.32	0.64
31:DK:77:LEU:HD11	31:DK:140:LEU:HD12	1.79	0.64
34:DO:98:GLU:O	34:DO:101:VAL:HG12	1.98	0.64

Continued on next page...

Continued from previous page...

Atom-1	Atom-2	Interatomic distance (Å)	Clash overlap (Å)
47:DW:40:SER:C	47:DW:42:GLY:H	2.01	0.64
1:AA:482:A:N3	1:AA:482:A:H2'	2.11	0.64
1:AA:5:U:O2'	1:AA:6:G:OP2	2.13	0.64
1:AA:843:U:H5'	1:AA:848:C:C6	2.32	0.64
22:AC:66:C:H2'	22:AC:67:C:C6	2.31	0.64
3:AF:126:ARG:C	3:AF:127:ARG:HD2	2.18	0.64
10:AM:6:ILE:HA	10:AM:97:GLU:O	1.97	0.64
12:AO:124:LYS:NZ	12:AO:124:LYS:HB2	2.12	0.64
40:B2:60:GLU:OE2	40:B2:97:LYS:HD2	1.97	0.64
53:B8:34:TRP:C	53:B8:36:LYS:H	1.98	0.64
53:B8:48:PHE:N	53:B8:48:PHE:CD1	2.65	0.64
24:BA:1885:A:H5''	24:BA:1886:C:C5	2.32	0.64
24:BA:2443:C:H2'	24:BA:2444:G:H8	1.61	0.64
24:BA:273(F):C:H3'	24:BA:274:G:C5'	2.25	0.64
24:BA:805:G:H4'	24:BA:806:C:OP2	1.96	0.64
29:BG:55:LYS:O	29:BG:59:GLU:HB2	1.98	0.64
30:BH:7:LEU:HD13	30:BH:52:VAL:HG11	1.79	0.64
1:CA:1211:U:H5'	1:CA:1212:U:OP1	1.97	0.64
1:CA:684:A:H2'	1:CA:685:G:C8	2.31	0.64
5:CH:83:GLU:HG2	5:CH:88:LYS:HG3	1.78	0.64
50:D5:40:LYS:HD3	50:D5:46:CYS:CB	2.26	0.64
24:DA:1784:A:H4'	24:DA:1785:A:C5'	2.26	0.64
24:DA:2158:A:H5''	24:DA:2159:G:OP1	1.97	0.64
24:DA:2347:C:OP1	51:D6:39:TYR:CE2	2.50	0.64
28:DF:11:VAL:HG12	28:DF:12:LEU:N	2.13	0.64
28:DF:175:THR:O	28:DF:176:LEU:HB2	1.95	0.64
29:DG:82:LEU:HA	29:DG:86:MET:SD	2.38	0.64
30:DH:51:ARG:HH11	30:DH:51:ARG:HG3	1.61	0.64
31:DK:116:LEU:O	31:DK:118:LYS:N	2.29	0.64
42:DT:57:LEU:HD12	42:DT:78:LYS:HB2	1.77	0.64
43:DU:56:PRO:HG2	43:DU:57:GLN:OE1	1.98	0.64
1:AA:1005:A:O2'	1:AA:1037:C:H1'	1.98	0.64
1:AA:1288:A:H2'	1:AA:1289:A:C8	2.32	0.64
1:AA:57:G:H2'	1:AA:58:C:C6	2.33	0.64
1:AA:737:A:H2'	1:AA:738:C:C6	2.32	0.64
4:AG:24:GLU:H	4:AG:27:TYR:CB	2.11	0.64
4:AG:90:GLY:O	4:AG:93:PHE:HB3	1.97	0.64
9:AL:27:THR:OG1	9:AL:28:VAL:N	2.30	0.64
13:AP:102:ARG:NH1	13:AP:105:THR:HG23	2.12	0.64
13:AP:88:ARG:HG3	13:AP:98:VAL:CG1	2.28	0.64
29:BG:67:LYS:HD3	49:B4:5:ILE:CG2	2.27	0.64

Continued on next page...

Continued from previous page...

Atom-1	Atom-2	Interatomic distance (Å)	Clash overlap (Å)
53:B8:23:VAL:CG1	53:B8:47:LYS:HB3	2.28	0.64
24:BA:1201:C:O2'	24:BA:1202:C:H5'	1.98	0.64
24:BA:1504:C:H2'	24:BA:1505:C:H5''	1.78	0.64
24:BA:1542:G:H3'	24:BA:1543:A:H5''	1.79	0.64
24:BA:194:G:C2'	24:BA:195:A:H5'	2.28	0.64
24:BA:2584:U:C5	24:BA:2585:U:C5	2.86	0.64
24:BA:864:G:H21	24:BA:866:A:H61	1.43	0.64
25:BB:12:C:H4'	25:BB:13:A:H5''	1.80	0.64
25:BB:55:U:H2'	25:BB:56:G:O4'	1.98	0.64
28:BF:46:ARG:HH11	28:BF:46:ARG:HG2	1.63	0.64
31:BK:76:THR:OG1	31:BK:140:LEU:HD13	1.97	0.64
37:BQ:28:VAL:HG11	37:BQ:98:VAL:HG12	1.78	0.64
44:BV:10:ARG:HD3	44:BV:37:VAL:O	1.97	0.64
44:BV:59:LEU:HG	44:BV:60:GLU:H	1.61	0.64
1:CA:328:C:H4'	1:CA:329:A:H5'	1.80	0.64
1:CA:715:A:H2'	1:CA:716:A:C8	2.33	0.64
1:CA:940:C:O2'	1:CA:941:G:H5'	1.97	0.64
1:CA:983:A:HO2'	1:CA:1049:U:HO2'	1.46	0.64
16:CS:51:VAL:HG21	16:CS:77:ALA:HB2	1.78	0.64
49:D4:49:PHE:O	49:D4:50:VAL:HG23	1.97	0.64
24:DA:1864:U:H2'	24:DA:1869:G:H5''	1.79	0.64
24:DA:1871:A:H2'	24:DA:1872:A:C8	2.32	0.64
24:DA:1965:C:H2'	24:DA:1966:A:H8	1.63	0.64
24:DA:871:U:C2'	24:DA:871:U:O2	2.45	0.64
30:DH:3:ARG:HA	30:DH:3:ARG:NE	2.12	0.64
30:DH:92:ILE:HD12	30:DH:92:ILE:H	1.63	0.64
31:DK:99:GLU:HG2	31:DK:103:ARG:NH2	2.11	0.64
33:DN:12:ASP:OD1	33:DN:14:THR:HG23	1.97	0.64
5:AH:90:VAL:O	5:AH:120:THR:HA	1.98	0.64
13:AP:34:LEU:CD1	13:AP:41:PRO:HB3	2.27	0.64
13:AP:3:ARG:O	49:B4:34:GLU:HG3	1.97	0.64
19:AV:6:LYS:HG2	19:AV:7:LYS:H	1.63	0.64
20:AW:89:ARG:HB2	20:AW:104:LEU:HD21	1.80	0.64
40:B2:86:GLY:O	40:B2:87:HIS:O	2.16	0.64
24:BA:2759:G:H5'	24:BA:2759:G:C8	2.33	0.64
24:BA:668:G:H2'	24:BA:670:A:H62	1.61	0.64
26:BD:176:ARG:HG2	26:BD:176:ARG:HH11	1.62	0.64
26:BD:95:LEU:HD12	26:BD:103:ARG:O	1.97	0.64
30:BH:59:ARG:HG3	30:BH:59:ARG:HH11	1.62	0.64
30:BH:89:ILE:CD1	30:BH:90:LYS:H	2.10	0.64
44:BV:100:VAL:O	44:BV:124:ILE:HG22	1.97	0.64

Continued on next page...

Continued from previous page...

Atom-1	Atom-2	Interatomic distance (Å)	Clash overlap (Å)
44:BV:94:GLU:HG3	44:BV:129:SER:HB3	1.80	0.64
46:BZ:97:LEU:HD12	46:BZ:98:LEU:H	1.62	0.64
1:CA:1023:G:H2'	1:CA:1024:G:H5''	1.79	0.64
1:CA:99:C:H2'	1:CA:101:A:C8	2.33	0.64
1:CA:1158:C:H4'	2:CE:133:LYS:HZ1	1.61	0.64
1:CA:1106:G:H5''	3:CF:172:ARG:HG2	1.79	0.64
8:CK:97:VAL:HG13	8:CK:98:LYS:N	2.13	0.64
40:D2:43:GLU:OE2	40:D2:43:GLU:HA	1.95	0.64
45:D3:68:GLU:HG2	45:D3:80:HIS:HB2	1.79	0.64
24:DA:2199:A:H3'	24:DA:2205:C:H6	1.63	0.64
24:DA:2791:C:H5'	24:DA:2792:G:OP1	1.98	0.64
27:DE:69:LYS:O	27:DE:71:GLY:N	2.27	0.64
28:DF:155:LEU:HD13	28:DF:174:VAL:CG1	2.27	0.64
32:DM:15:LEU:HD12	32:DM:136:GLU:HB2	1.79	0.64
33:DN:7:TYR:CE1	33:DN:20:MET:HB2	2.32	0.64
43:DU:86:ARG:O	43:DU:92:ASN:HB2	1.97	0.64
46:DZ:29:GLY:O	46:DZ:30:VAL:HG23	1.97	0.64
1:AA:335:C:H2'	1:AA:336:C:C6	2.32	0.64
3:AF:23:TYR:N	3:AF:23:TYR:CD1	2.65	0.64
4:AG:12:CYS:CA	4:AG:21:LEU:HD22	2.28	0.64
6:AI:35:ALA:HA	6:AI:67:MET:HB3	1.79	0.64
9:AL:9:ARG:O	9:AL:104:ARG:HG3	1.97	0.64
19:AV:11:VAL:HB	19:AV:16:LEU:HD21	1.80	0.64
39:B1:110:VAL:HG12	39:B1:114:LYS:HD2	1.80	0.64
51:B6:42:TRP:CG	51:B6:43:CYS:N	2.65	0.64
24:BA:1948:G:H2'	24:BA:1949:G:H5'	1.79	0.64
24:BA:2065:C:H2'	24:BA:2066:C:O4'	1.97	0.64
24:BA:2329:G:H2'	24:BA:2330:G:C8	2.33	0.64
24:BA:2537:U:H2'	24:BA:2538:C:H6	1.60	0.64
24:BA:2867:G:O2'	24:BA:2868:A:H8	1.80	0.64
24:BA:723:G:H2'	24:BA:724:U:C6	2.32	0.64
24:BA:813:U:H2'	24:BA:814:C:H6	1.62	0.64
31:BK:130:TYR:O	31:BK:136:VAL:HG12	1.98	0.64
48:BX:9:VAL:HG12	48:BX:32:GLN:OE1	1.97	0.64
2:CE:134:GLU:HA	2:CE:137:ARG:HB3	1.80	0.64
2:CE:187:LEU:HD12	2:CE:205:ASP:HA	1.79	0.64
2:CE:25:ASN:O	2:CE:27:LYS:N	2.28	0.64
10:CM:27:ALA:CB	10:CM:34:VAL:HG21	2.26	0.64
16:CS:58:TYR:O	16:CS:62:VAL:HG22	1.96	0.64
18:CU:43:PHE:CE2	18:CU:58:LEU:HD11	2.31	0.64
36:D0:2:ARG:HG2	36:D0:5:LYS:NZ	2.13	0.64

Continued on next page...

Continued from previous page...

Atom-1	Atom-2	Interatomic distance (Å)	Clash overlap (Å)
39:D1:92:ARG:O	39:D1:94:ASN:N	2.25	0.64
49:D4:35:VAL:O	49:D4:37:SER:N	2.26	0.64
24:DA:2309:A:H2'	24:DA:2310:A:O4'	1.98	0.64
24:DA:404:C:H4'	24:DA:405:U:O5'	1.98	0.64
24:DA:790:C:O2'	24:DA:791:C:OP1	2.15	0.64
24:DA:889:C:H2'	24:DA:890:A:C4	2.33	0.64
27:DE:104:VAL:HG11	27:DE:188:VAL:CG2	2.27	0.64
28:DF:46:ARG:HG2	28:DF:46:ARG:NH1	2.00	0.64
1:AA:646:U:H2'	1:AA:647:C:C6	2.32	0.64
7:AJ:76:ARG:NH1	7:AJ:78:ARG:HH12	1.93	0.64
40:B2:82:ARG:HG3	40:B2:82:ARG:HH11	1.61	0.64
24:BA:1225:C:C3'	40:B2:85:LYS:HB2	2.28	0.64
24:BA:1338:G:N3	24:BA:1393:A:H2	1.96	0.64
24:BA:1528:A:N1	24:BA:1543:A:H2	1.96	0.64
24:BA:1847:A:H5'	24:BA:1848:A:OP2	1.98	0.64
24:BA:372:G:O2'	24:BA:373:U:P	2.56	0.64
24:BA:390:A:H4'	24:BA:391:G:O5'	1.96	0.64
24:BA:68:G:H3'	24:BA:69:C:C6	2.33	0.64
26:BD:168:ARG:HA	26:BD:173:VAL:HA	1.80	0.64
34:BO:135:LEU:HD13	34:BO:135:LEU:O	1.97	0.64
34:BO:47:ASP:OD2	34:BO:49:ARG:N	2.31	0.64
44:BV:5:LEU:HD13	44:BV:5:LEU:O	1.97	0.64
44:BV:35:ARG:HH12	44:BV:61:LEU:HD21	1.61	0.64
1:CA:1019:C:H2'	1:CA:1020:U:H5'	1.79	0.64
1:CA:1116:C:C2'	1:CA:1117:G:H5''	2.27	0.64
1:CA:1305:G:O2'	1:CA:1306:A:C8	2.51	0.64
1:CA:164:U:H2'	1:CA:165:C:C5	2.32	0.64
1:CA:579:G:C5'	1:CA:728:A:H1'	2.27	0.64
1:CA:1054:C:N4	22:CB:35:C:H1'	2.13	0.64
2:CE:158:LEU:O	2:CE:158:LEU:HD12	1.97	0.64
2:CE:21:ARG:HB2	2:CE:39:ILE:HA	1.80	0.64
3:CF:138:VAL:HG13	3:CF:149:ALA:CB	2.28	0.64
3:CF:181:ASN:ND2	3:CF:204:LEU:HB2	2.13	0.64
12:CO:18:VAL:HG23	12:CO:19:ARG:H	1.63	0.64
14:CQ:18:VAL:HG23	14:CQ:19:ARG:H	1.63	0.64
24:DA:1173:G:N3	24:DA:1175:U:C5	2.65	0.64
24:DA:2014:A:O2'	50:D5:2:ALA:HB2	1.98	0.64
24:DA:2135:A:O2'	24:DA:2160:G:H4'	1.97	0.64
24:DA:264:C:C2'	24:DA:265:A:H5''	2.28	0.64
26:DD:122:ASP:CG	26:DD:123:ALA:H	2.00	0.64
30:DH:148:ILE:O	30:DH:151:ILE:HG12	1.98	0.64

Continued on next page...

Continued from previous page...

Atom-1	Atom-2	Interatomic distance (Å)	Clash overlap (Å)
35:DP:134:ARG:NE	44:DV:122:ARG:HH22	1.94	0.64
35:DP:81:VAL:O	35:DP:82:ARG:HD3	1.98	0.64
37:DQ:26:LEU:HD22	37:DQ:87:PHE:HD1	1.63	0.64
38:DR:11:GLU:N	38:DR:11:GLU:CD	2.47	0.64
1:AA:815:A:N6	1:AA:1509:C:H1'	2.12	0.64
1:AA:274:A:O2'	1:AA:275:G:O4'	2.16	0.64
2:AE:119:GLU:OE1	2:AE:122:PHE:HB3	1.96	0.64
4:AG:12:CYS:HB3	4:AG:32:ALA:HB1	1.80	0.64
19:AV:28:LYS:O	19:AV:30:LEU:N	2.31	0.64
19:AV:38:SER:O	19:AV:70:LYS:HB3	1.98	0.64
20:AW:9:ASN:O	20:AW:10:LEU:HB3	1.97	0.64
53:B8:46:ARG:HH11	53:B8:46:ARG:HB2	1.62	0.64
24:BA:1062:G:H2'	24:BA:1063:G:C8	2.33	0.64
37:BQ:40:ILE:HG22	37:BQ:41:ASP:H	1.61	0.64
1:CA:102:G:H2'	1:CA:103:C:H6	1.62	0.64
1:CA:166:G:O2'	1:CA:167:G:H5'	1.98	0.64
1:CA:64:G:H4'	1:CA:65:U:C5'	2.28	0.64
2:CE:8:LYS:H	2:CE:8:LYS:CD	2.09	0.64
3:CF:58:GLU:O	3:CF:64:VAL:HA	1.98	0.64
4:CG:165:MET:HE3	4:CG:165:MET:HA	1.79	0.64
7:CJ:113:GLU:CG	7:CJ:119:ARG:HG2	2.28	0.64
9:CL:28:VAL:HA	9:CL:63:ILE:HB	1.79	0.64
9:CL:5:TYR:O	9:CL:84:ALA:HA	1.98	0.64
14:CQ:24:CYS:SG	14:CQ:27:CYS:N	2.69	0.64
40:D2:36:PRO:HA	40:D2:56:SER:OG	1.98	0.64
24:DA:2292:C:O2'	24:DA:2293:C:H5'	1.97	0.64
24:DA:2317:C:H3'	24:DA:2318:G:H21	1.63	0.64
26:DD:135:PHE:HD2	26:DD:135:PHE:N	1.96	0.64
26:DD:239:ARG:O	26:DD:240:ALA:HB2	1.97	0.64
24:DA:1803:A:O2'	26:DD:259:THR:HG21	1.97	0.64
1:CA:339:C:OP2	33:DN:97:ARG:NH1	2.31	0.64
46:DZ:80:LEU:HD12	46:DZ:81:LYS:HE3	1.78	0.64
1:AA:1274:G:H22	1:AA:1275:A:H62	1.43	0.63
1:AA:922:G:N3	1:AA:1398:A:H2	1.95	0.63
12:AO:46:LYS:HG2	12:AO:47:LYS:H	1.62	0.63
13:AP:15:VAL:HA	13:AP:45:VAL:CG2	2.28	0.63
18:AU:62:GLU:O	18:AU:65:ILE:HD12	1.97	0.63
19:AV:36:ARG:HD2	19:AV:72:GLY:CA	2.29	0.63
24:BA:1252:G:C1'	39:B1:33:ARG:HD3	2.28	0.63
52:B7:47:ARG:HH11	52:B7:47:ARG:N	1.93	0.63
24:BA:1220:A:H5'	24:BA:1221:C:OP2	1.98	0.63

Continued on next page...

Continued from previous page...

Atom-1	Atom-2	Interatomic distance (Å)	Clash overlap (Å)
25:BB:15:A:H3'	25:BB:16:G:C5'	2.27	0.63
25:BB:44:G:H1'	25:BB:47:C:H41	1.63	0.63
24:BA:2579:C:H4'	27:BE:134:ILE:HD12	1.80	0.63
27:BE:11:MET:SD	27:BE:24:THR:HG22	2.38	0.63
28:BF:110:LEU:HD23	28:BF:110:LEU:O	1.99	0.63
30:BH:152:ARG:O	30:BH:154:PRO:HD3	1.98	0.63
44:BV:15:PRO:HG2	44:BV:16:SER:H	1.63	0.63
1:CA:1319:A:H2'	1:CA:1323:G:N7	2.13	0.63
1:CA:748:C:O2'	1:CA:749:C:P	2.55	0.63
1:CA:880:C:OP1	12:CO:8:ASN:ND2	2.30	0.63
22:CC:58:A:O2'	22:CC:60:U:C6	2.50	0.63
3:CF:95:THR:HG22	3:CF:96:GLY:N	2.07	0.63
4:CG:79:PHE:HD2	4:CG:79:PHE:C	1.99	0.63
5:CH:53:LEU:N	5:CH:53:LEU:HD12	2.09	0.63
11:CN:48:ILE:HD11	11:CN:64:ALA:CA	2.28	0.63
15:CR:8:LYS:NZ	15:CR:8:LYS:HB2	2.13	0.63
53:D8:48:PHE:CD1	53:D8:48:PHE:N	2.66	0.63
24:DA:2182:G:O2'	24:DA:2183:C:H5'	1.98	0.63
24:DA:2311:A:O2'	24:DA:2312:U:H5'	1.97	0.63
24:DA:2506:U:O2'	24:DA:2507:C:H5''	1.98	0.63
24:DA:2879:C:H4'	24:DA:2880:C:OP1	1.98	0.63
28:DF:45:ARG:HH11	28:DF:45:ARG:CG	2.10	0.63
33:DN:104:ARG:HG2	33:DN:104:ARG:NH1	2.14	0.63
46:DZ:82:LEU:CD1	46:DZ:83:GLU:CA	2.76	0.63
1:AA:1169:A:H2'	1:AA:1170:A:H8	1.62	0.63
1:AA:458:C:H2'	1:AA:464:G:H8	1.63	0.63
4:AG:18:LYS:CG	4:AG:21:LEU:HD21	2.29	0.63
12:AO:47:LYS:CB	12:AO:48:PRO:CD	2.72	0.63
40:B2:37:VAL:HG23	40:B2:38:LEU:N	2.12	0.63
49:B4:61:ARG:O	49:B4:65:ASP:HB2	1.97	0.63
53:B8:32:LEU:HB2	53:B8:36:LYS:HE3	1.80	0.63
24:BA:1164:G:H2'	24:BA:1165:U:C6	2.33	0.63
24:BA:1416:G:H2'	24:BA:1417:C:C5	2.33	0.63
24:BA:1996:C:H4'	24:BA:1997:G:O5'	1.98	0.63
24:BA:2638:G:O2'	24:BA:2639:A:H8	1.80	0.63
24:BA:642:G:H21	24:BA:646:A:H2	1.41	0.63
27:BE:38:THR:HG22	27:BE:40:GLU:H	1.62	0.63
29:BG:133:LEU:CD2	29:BG:157:ILE:HB	2.28	0.63
30:BH:45:VAL:HG22	30:BH:46:GLU:N	2.11	0.63
34:BO:50:ARG:NH1	34:BO:50:ARG:HG2	2.11	0.63
35:BP:16:ARG:CB	35:BP:16:ARG:HH11	2.10	0.63

Continued on next page...

Continued from previous page...

Atom-1	Atom-2	Interatomic distance (Å)	Clash overlap (Å)
43:BU:87:LYS:HA	43:BU:92:ASN:HA	1.80	0.63
25:BB:103:U:O2'	44:BV:72:ARG:HD3	1.98	0.63
23:C1:5:A:H2'	23:C1:6:G:H8	1.63	0.63
1:CA:1116:C:H2'	1:CA:1117:G:H5''	1.79	0.63
1:CA:1189:C:OP1	10:CM:51:ARG:NH2	2.30	0.63
1:CA:1320:C:H42	19:CV:36:ARG:HG3	1.62	0.63
1:CA:298:A:H2'	1:CA:299:G:C8	2.33	0.63
6:CI:50:TYR:CE1	18:CU:77:GLY:HA2	2.32	0.63
8:CK:28:ALA:HB3	8:CK:57:PRO:HB2	1.79	0.63
11:CN:12:ARG:HG2	11:CN:13:GLN:H	1.63	0.63
11:CN:50:TYR:HH	11:CN:59:TYR:HE2	1.47	0.63
12:CO:62:SER:O	12:CO:64:TYR:HD1	1.82	0.63
15:CR:87:ILE:CG2	15:CR:88:ARG:H	2.00	0.63
24:DA:2126:A:HO2'	24:DA:2127:G:H8	1.43	0.63
24:DA:2797:U:H5''	24:DA:2798:C:OP2	1.97	0.63
32:DM:39:ARG:HB3	32:DM:41:ASP:OD1	1.98	0.63
46:DZ:91:LYS:HG3	46:DZ:92:LYS:H	1.63	0.63
23:A1:7:G:C2'	23:A1:8:A:O5'	2.46	0.63
1:AA:1007:C:H2'	1:AA:1008:C:C4'	2.27	0.63
1:AA:1318:A:H4'	19:AV:10:PHE:CE2	2.33	0.63
1:AA:4:U:H3	8:AK:105:ARG:CZ	2.10	0.63
1:AA:854:G:H3'	1:AA:871:U:O4	1.99	0.63
6:AI:17:SER:O	6:AI:20:ALA:HB3	1.98	0.63
9:AL:34:ASN:O	9:AL:36:TYR:N	2.32	0.63
24:BA:1209:G:N2	24:BA:1210:A:H62	1.97	0.63
24:BA:2115:G:H1'	24:BA:2171:A:N1	2.12	0.63
24:BA:2183:C:H2'	24:BA:2184:G:C8	2.32	0.63
24:BA:21:A:O2'	24:BA:22:C:H5'	1.99	0.63
24:BA:2485:G:C5'	35:BP:46:GLN:HE21	2.11	0.63
24:BA:329:G:N7	43:BU:19:LYS:HE2	2.13	0.63
24:BA:414:C:O2'	24:BA:415:A:H5'	1.98	0.63
24:BA:981:A:C8	24:BA:982:C:H5	2.16	0.63
25:BB:81:G:C2	25:BB:82:G:C5	2.86	0.63
27:BE:28:ALA:O	27:BE:93:VAL:HG22	1.98	0.63
30:BH:159:GLU:HG3	30:BH:170:ARG:HH12	1.63	0.63
31:BK:10:GLU:CD	31:BK:11:ASN:H	2.01	0.63
35:BP:82:ARG:HB3	35:BP:82:ARG:CZ	2.25	0.63
37:BQ:46:VAL:HG12	37:BQ:47:THR:N	2.13	0.63
46:BZ:7:ILE:HG21	46:BZ:69:LYS:HG2	1.80	0.63
1:CA:566:G:H4'	1:CA:567:G:OP1	1.97	0.63
1:CA:819:A:H4'	1:CA:820:U:OP2	1.97	0.63

Continued on next page...

Continued from previous page...

Atom-1	Atom-2	Interatomic distance (Å)	Clash overlap (Å)
4:CG:22:LYS:HG3	4:CG:26:CYS:SG	2.38	0.63
6:CI:12:PRO:HG2	6:CI:13:ASN:H	1.62	0.63
9:CL:62:TYR:O	9:CL:63:ILE:HD12	1.99	0.63
9:CL:97:LYS:HB3	9:CL:98:PRO:HD3	1.79	0.63
12:CO:86:ARG:HB2	12:CO:101:VAL:CG2	2.28	0.63
36:D0:117:VAL:O	36:D0:118:GLU:HB3	1.99	0.63
24:DA:1009:A:OP2	32:DM:37:LYS:NZ	2.32	0.63
24:DA:1177:A:H4'	24:DA:1178:C:H5''	1.80	0.63
24:DA:1331:A:H2'	24:DA:1333:C:H5	1.62	0.63
24:DA:192:C:H2'	24:DA:193:U:H5'	1.80	0.63
24:DA:498:G:N3	43:DU:47:LYS:NZ	2.44	0.63
24:DA:524:U:H2'	24:DA:525:U:C6	2.34	0.63
26:DD:18:VAL:HG12	26:DD:19:ALA:O	1.99	0.63
27:DE:201:THR:HG21	27:DE:203:LYS:HB3	1.80	0.63
35:DP:104:PHE:O	35:DP:105:GLU:HB3	1.98	0.63
1:AA:1128:C:C4	1:AA:1139:G:C2	2.86	0.63
1:AA:1285:A:O2'	1:AA:1286:A:H5''	1.98	0.63
1:AA:1397:C:N4	23:A1:22:A:C8	2.67	0.63
22:AD:3:C:H2'	22:AD:4:G:H8	1.62	0.63
22:AD:69:C:H2'	22:AD:70:G:O4'	1.99	0.63
2:AE:238:LEU:CD1	2:AE:239:VAL:H	2.10	0.63
9:AL:28:VAL:CG2	9:AL:29:ASN:H	1.92	0.63
13:AP:31:LYS:HA	13:AP:34:LEU:CD2	2.27	0.63
24:BA:1924:C:H2'	24:BA:1925:C:O4'	1.98	0.63
24:BA:2130:U:O4'	24:BA:2134:A:H5'	1.98	0.63
24:BA:2683:C:H2'	24:BA:2684:U:H6	1.63	0.63
24:BA:331:A:O2'	24:BA:332:A:OP1	2.15	0.63
24:BA:458:G:O2'	24:BA:459:U:OP2	2.16	0.63
24:BA:713:G:H2'	24:BA:714:U:H6	1.62	0.63
25:BB:16:G:O2'	25:BB:17:C:H5'	1.98	0.63
26:BD:101:GLU:OE1	26:BD:103:ARG:HD3	1.98	0.63
26:BD:27:THR:O	26:BD:29:PRO:HD2	1.98	0.63
26:BD:43:ARG:HG2	26:BD:54:ARG:O	1.98	0.63
34:BO:101:VAL:HG23	34:BO:107:LYS:H	1.64	0.63
38:BR:96:ARG:HG3	38:BR:97:ALA:H	1.63	0.63
46:BZ:80:LEU:H	46:BZ:80:LEU:HD13	1.64	0.63
46:BZ:81:LYS:CG	46:BZ:81:LYS:O	2.46	0.63
1:CA:112:G:H4'	1:CA:389:A:H5''	1.79	0.63
1:CA:468:A:H4'	16:CS:80:PHE:O	1.99	0.63
1:CA:652:U:H1'	1:CA:653:A:H2	1.64	0.63
4:CG:73:ARG:O	4:CG:77:ASN:ND2	2.32	0.63

Continued on next page...

Continued from previous page...

Atom-1	Atom-2	Interatomic distance (Å)	Clash overlap (Å)
1:CA:1342:C:H4'	9:CL:125:TYR:HB3	1.80	0.63
20:CW:26:ASN:HB2	20:CW:71:THR:HG23	1.79	0.63
24:DA:1520:U:H2'	24:DA:1521:G:O4'	1.99	0.63
24:DA:2439:A:H8	24:DA:2439:A:C5'	2.12	0.63
24:DA:2747:G:O6	24:DA:2755:C:H5''	1.97	0.63
33:DN:86:ILE:N	33:DN:86:ILE:HD12	2.13	0.63
34:DO:106:LEU:O	34:DO:107:LYS:CB	2.46	0.63
38:DR:111:ARG:C	38:DR:113:LYS:H	2.01	0.63
41:DS:110:LYS:HG3	41:DS:111:HIS:ND1	2.13	0.63
44:DV:120:ILE:HD13	44:DV:169:GLU:HG3	1.79	0.63
1:AA:1256:A:N6	1:AA:1278:U:OP2	2.28	0.63
1:AA:495:A:H5'	1:AA:496:A:OP1	1.98	0.63
1:AA:687:A:O2'	1:AA:688:G:OP2	2.15	0.63
5:AH:106:PRO:HA	5:AH:109:ILE:HD12	1.81	0.63
1:AA:1375:A:H4'	7:AJ:29:LYS:HZ2	1.61	0.63
8:AK:86:ILE:HD11	8:AK:136:GLU:HG2	1.80	0.63
9:AL:16:ARG:HB2	9:AL:16:ARG:NH1	1.98	0.63
10:AM:4:ILE:HG12	10:AM:100:THR:CG2	2.28	0.63
39:B1:50:ARG:HH11	40:B2:72:VAL:HG11	1.61	0.63
53:B8:49:VAL:HG12	53:B8:50:LEU:H	1.62	0.63
24:BA:1341:U:OP1	24:BA:1602:U:H2'	1.98	0.63
24:BA:1964:G:H4'	24:BA:1965:C:OP2	1.98	0.63
24:BA:312:G:H5'	24:BA:331:A:H2'	1.79	0.63
24:BA:782:A:N7	26:BD:221:VAL:HG21	2.14	0.63
26:BD:118:VAL:HG22	26:BD:119:ALA:H	1.63	0.63
33:BN:43:VAL:HG21	33:BN:56:ASP:HB2	1.79	0.63
24:BA:954:G:H4'	35:BP:13:GLN:HE21	1.63	0.63
42:BT:50:LYS:HB2	42:BT:84:ALA:HB2	1.79	0.63
43:BU:19:LYS:HE3	43:BU:71:LYS:HZ1	1.63	0.63
1:CA:1279:A:H5''	1:CA:1280:A:OP1	1.99	0.63
1:CA:1363:A:C4'	1:CA:1364:U:H5''	2.28	0.63
1:CA:539:A:H2'	1:CA:540:G:C8	2.33	0.63
1:CA:913:A:O2'	1:CA:914:A:OP2	2.13	0.63
1:CA:953:G:C5'	1:CA:965:A:H61	2.10	0.63
5:CH:91:LEU:HA	5:CH:120:THR:HG22	1.81	0.63
1:CA:690:G:H22	11:CN:55:LYS:HZ1	1.44	0.63
24:DA:1429:G:H2'	24:DA:1430:C:H6	1.62	0.63
24:DA:2287:A:N1	24:DA:2346:A:H2	1.96	0.63
24:DA:648:G:O2'	24:DA:649:G:H5'	1.98	0.63
24:DA:733:G:C8	24:DA:761:A:N6	2.67	0.63
27:DE:14:ILE:CG1	27:DE:15:PHE:H	2.08	0.63

Continued on next page...

Continued from previous page...

Atom-1	Atom-2	Interatomic distance (Å)	Clash overlap (Å)
27:DE:50:GLY:HA3	27:DE:74:PRO:HG3	1.80	0.63
31:DK:74:ASN:OD1	31:DK:75:LEU:HD13	1.97	0.63
42:DT:18:TYR:C	42:DT:20:GLY:H	2.02	0.63
44:DV:4:ARG:HG2	44:DV:4:ARG:HH11	1.64	0.63
1:AA:410:G:H4'	1:AA:411:A:OP1	1.98	0.63
1:AA:559:A:H4'	1:AA:560:U:C5'	2.27	0.63
3:AF:23:TYR:HD2	10:AM:10:GLY:HA2	1.64	0.63
13:AP:81:LEU:HB3	13:AP:89:GLY:HA3	1.79	0.63
16:AS:40:ASP:HB3	16:AS:48:TRP:HB2	1.79	0.63
49:B4:24:THR:HG22	49:B4:25:TYR:H	1.63	0.63
24:BA:1265:A:H1'	24:BA:1267:U:C5	2.33	0.63
24:BA:1882:C:H5'	24:BA:1883:G:OP2	1.98	0.63
24:BA:2086:U:H2'	24:BA:2087:G:C8	2.33	0.63
25:BB:111:U:H2'	25:BB:112:G:C8	2.33	0.63
27:BE:24:THR:O	27:BE:25:VAL:HB	1.98	0.63
31:BK:82:ARG:HH11	31:BK:82:ARG:CG	2.11	0.63
34:BO:66:GLY:O	34:BO:67:MET:HB2	1.97	0.63
35:BP:21:THR:HG21	35:BP:101:ARG:N	2.13	0.63
38:BR:90:GLN:NE2	38:BR:90:GLN:HA	2.14	0.63
1:CA:523:A:H61	12:CO:92:ASP:CB	2.08	0.63
2:CE:155:LEU:HD12	2:CE:157:ARG:O	1.97	0.63
5:CH:51:VAL:O	5:CH:55:VAL:HG23	1.99	0.63
1:CA:640:A:O2'	8:CK:115:SER:HB3	1.99	0.63
10:CM:42:THR:HG23	10:CM:68:HIS:HA	1.80	0.63
53:D8:59:LYS:HB3	53:D8:59:LYS:HZ3	1.62	0.63
24:DA:1728:G:N1	24:DA:1730:U:OP2	2.32	0.63
24:DA:2415:G:H2'	24:DA:2416:C:C6	2.33	0.63
24:DA:283:A:H5''	24:DA:284:U:OP2	1.98	0.63
24:DA:469:G:O6	52:D7:37:LYS:HE2	1.97	0.63
25:DB:81:G:O6	25:DB:96:G:C5	2.52	0.63
26:DD:230:ASP:O	26:DD:231:HIS:HB2	1.98	0.63
30:DH:86:GLU:O	30:DH:87:LEU:HB2	1.99	0.63
32:DM:131:GLN:CD	32:DM:132:ALA:H	2.01	0.63
24:DA:1141:U:OP2	32:DM:63:THR:CG2	2.47	0.63
38:DR:60:THR:HG22	38:DR:77:PRO:HA	1.80	0.63
1:AA:498:A:H4'	1:AA:500:G:OP1	1.99	0.63
3:AF:63:ASN:O	3:AF:64:VAL:HG22	1.99	0.63
4:AG:129:ASN:N	4:AG:129:ASN:HD22	1.94	0.63
6:AI:76:ALA:O	6:AI:80:ARG:HG3	1.98	0.63
9:AL:127:LYS:HG3	9:AL:128:ARG:HH12	1.63	0.63
13:AP:19:LEU:H	13:AP:19:LEU:CD2	2.12	0.63

Continued on next page...

Continued from previous page...

Atom-1	Atom-2	Interatomic distance (Å)	Clash overlap (Å)
24:BA:1095:A:N3	24:BA:1095:A:H2'	2.12	0.63
24:BA:2168:G:N3	24:BA:2168:G:H2'	2.13	0.63
24:BA:2267:A:H5''	24:BA:2268:A:C5'	2.28	0.63
24:BA:623:G:H2'	24:BA:624:C:H6	1.64	0.63
24:BA:676:A:H8	24:BA:2069:G:H21	1.46	0.63
24:BA:705:A:H62	24:BA:726:G:H1'	1.64	0.63
24:BA:196:A:H2'	24:BA:805:G:O6	1.97	0.63
29:BG:139:LEU:HD12	29:BG:140:ILE:N	2.14	0.63
35:BP:110:THR:O	35:BP:112:GLU:N	2.31	0.63
1:CA:1226:C:C4'	1:CA:1227:A:OP1	2.40	0.63
1:CA:1347:G:H22	1:CA:1373:G:H2'	1.62	0.63
22:CD:21:A:O2'	22:CD:22:G:C8	2.51	0.63
2:CE:236:TYR:CD2	2:CE:239:VAL:HG21	2.34	0.63
3:CF:34:LEU:CD2	3:CF:38:ARG:HD2	2.29	0.63
4:CG:153:ARG:HD3	4:CG:181:MET:SD	2.39	0.63
16:CS:66:PRO:HG2	16:CS:71:ARG:HH12	1.64	0.63
19:CV:15:LEU:O	19:CV:19:VAL:HG23	1.98	0.63
34:DO:64:LYS:HB2	53:D8:25:MET:HG3	1.80	0.63
24:DA:1059:G:H3'	24:DA:1060:U:C5'	2.24	0.63
24:DA:1465:G:H5'	24:DA:1528:A:H1'	1.79	0.63
24:DA:2638:G:P	27:DE:82:ARG:HH22	2.21	0.63
24:DA:836:G:H2'	24:DA:837:C:C6	2.33	0.63
26:DD:72:LYS:HG2	26:DD:103:ARG:NH2	2.13	0.63
28:DF:132:VAL:HG23	28:DF:133:ASN:N	2.14	0.63
31:DK:86:THR:HG22	31:DK:86:THR:O	1.99	0.63
32:DM:87:LEU:O	32:DM:87:LEU:HD23	1.99	0.63
34:DO:83:VAL:HG12	34:DO:112:LEU:HD21	1.81	0.63
37:DQ:22:GLY:O	37:DQ:23:ARG:O	2.17	0.63
42:DT:49:VAL:HG13	42:DT:83:VAL:HG13	1.80	0.63
44:DV:5:LEU:O	44:DV:6:LYS:HB2	1.97	0.63
47:DW:46:GLN:OE1	47:DW:46:GLN:HA	1.98	0.63
1:AA:1503:A:H61	23:A1:12:A:H61	1.47	0.63
1:AA:191(F):U:C2'	1:AA:191:G:H5'	2.29	0.63
1:AA:67:C:H2'	1:AA:68:G:C8	2.34	0.63
2:AE:41:ILE:N	2:AE:41:ILE:HD12	2.12	0.63
4:AG:25:ARG:HG2	4:AG:25:ARG:HH11	1.63	0.63
6:AI:61:LEU:O	6:AI:62:TRP:HB2	1.97	0.63
7:AJ:155:ARG:O	7:AJ:156:TRP:HB3	1.99	0.63
13:AP:28:ALA:C	13:AP:30:ALA:H	2.02	0.63
14:AQ:12:ARG:O	14:AQ:14:PRO:HD3	1.98	0.63
15:AR:62:GLN:HA	15:AR:65:ARG:NH1	2.14	0.63

Continued on next page...

Continued from previous page...

Atom-1	Atom-2	Interatomic distance (Å)	Clash overlap (Å)
18:AU:22:VAL:HG12	18:AU:55:ARG:O	1.98	0.63
52:B7:28:ARG:HG3	52:B7:28:ARG:HH11	1.63	0.63
24:BA:1716:U:O2'	24:BA:1717:G:H5'	1.99	0.63
24:BA:1729:A:C6	24:BA:1731:G:N7	2.67	0.63
24:BA:1681:G:O2'	24:BA:1762:A:O2'	2.08	0.63
24:BA:2015:A:C1'	50:B5:2:ALA:HA	2.29	0.63
24:BA:2520:C:C6	24:BA:2567:G:H1'	2.34	0.63
24:BA:391:G:H2'	24:BA:392:C:H6	1.64	0.63
24:BA:633:A:H2'	24:BA:634:C:H5'	1.81	0.63
28:BF:94:PRO:O	28:BF:95:ARG:HB3	1.99	0.63
29:BG:67:LYS:HD3	49:B4:5:ILE:HG21	1.81	0.63
1:CA:1145:C:H5'	1:CA:1146:A:OP1	1.98	0.63
1:CA:1348:U:H5	1:CA:1373:G:N2	1.96	0.63
1:CA:946:A:H2'	1:CA:947:G:C8	2.34	0.63
2:CE:214:ILE:HD13	2:CE:217:ARG:NH2	2.14	0.63
2:CE:60:ASP:HB3	2:CE:64:ARG:NH1	2.13	0.63
13:CP:36:LYS:C	13:CP:36:LYS:HD3	2.19	0.63
14:CQ:18:VAL:HG23	14:CQ:19:ARG:N	2.14	0.63
24:DA:1372:U:C2'	24:DA:1373:A:H5'	2.29	0.63
24:DA:1870:C:H2'	24:DA:1871:A:O4'	1.99	0.63
24:DA:2734:A:N6	24:DA:2770:G:O2'	2.32	0.63
24:DA:2866:U:O2'	24:DA:2867:G:OP2	2.17	0.63
24:DA:482:A:H4'	43:DU:47:LYS:CD	2.27	0.63
24:DA:608:A:N9	24:DA:621:A:N6	2.47	0.63
25:DB:45:A:H1'	29:DG:95:ARG:HH12	1.64	0.63
27:DE:35:GLN:CG	27:DE:37:ARG:NE	2.62	0.63
29:DG:68:PRO:HB2	29:DG:90:LEU:HD12	1.80	0.63
32:DM:61:ARG:HA	32:DM:61:ARG:HE	1.63	0.63
34:DO:114:ILE:HD11	34:DO:130:PHE:CD1	2.34	0.63
38:DR:16:ARG:HE	38:DR:19:LEU:HD21	1.62	0.63
41:DS:74:ALA:O	41:DS:75:TYR:HB3	1.98	0.63
46:DZ:18:ILE:HG12	46:DZ:37:ILE:HG12	1.81	0.63
1:AA:328:C:H4'	1:AA:329:A:H5'	1.81	0.63
1:AA:827:U:H3	1:AA:872:A:H62	1.43	0.63
2:AE:145:LEU:HD13	2:AE:149:LEU:HD12	1.79	0.63
2:AE:154:LEU:HD22	2:AE:154:LEU:C	2.19	0.63
13:AP:81:LEU:CD1	13:AP:81:LEU:H	2.09	0.63
18:AU:36:ASN:ND2	18:AU:39:VAL:HG21	2.13	0.63
19:AV:27:GLU:HG2	19:AV:47:HIS:NE2	2.13	0.63
53:B8:32:LEU:HB2	53:B8:36:LYS:HZ2	1.62	0.63
24:BA:1673:U:C2'	24:BA:1674:G:H5'	2.29	0.63

Continued on next page...

Continued from previous page...

Atom-1	Atom-2	Interatomic distance (Å)	Clash overlap (Å)
24:BA:17:G:H4'	39:B1:25:TRP:CZ2	2.34	0.63
24:BA:608:A:C5	24:BA:621:A:N6	2.66	0.63
24:BA:669:G:H4'	24:BA:670:A:OP1	1.99	0.63
24:BA:670:A:H4'	24:BA:671:C:OP1	1.98	0.63
24:BA:705:A:N6	24:BA:726:G:H1'	2.14	0.63
32:BM:16:ILE:CD1	32:BM:137:LYS:HB2	2.29	0.63
47:BW:64:LEU:HD21	47:BW:68:ARG:CZ	2.29	0.63
1:CA:1004:A:OP1	1:CA:1025:U:O4	2.17	0.63
2:CE:20:GLU:HB2	2:CE:190:THR:OG1	1.98	0.63
4:CG:33:MET:HE2	4:CG:37:PRO:HA	1.80	0.63
11:CN:58:PRO:HD3	11:CN:89:ALA:HB1	1.81	0.63
16:CS:8:ARG:HH11	16:CS:8:ARG:HG2	1.64	0.63
24:DA:1061:U:H3'	24:DA:1062:G:C5'	2.26	0.63
24:DA:2377:A:H2'	24:DA:2378:A:C8	2.34	0.63
24:DA:813:U:H2'	24:DA:814:C:C6	2.34	0.63
29:DG:61:ALA:HB2	29:DG:68:PRO:HD2	1.81	0.63
30:DH:153:LYS:HG3	30:DH:161:GLY:HA3	1.80	0.63
32:DM:7:LYS:HD2	32:DM:7:LYS:H	1.64	0.63
35:DP:30:GLY:HA3	35:DP:106:VAL:O	1.98	0.63
35:DP:10:ARG:O	35:DP:11:LYS:HB2	1.98	0.63
35:DP:20:ALA:HB1	35:DP:99:PRO:CB	2.29	0.63
38:DR:49:VAL:HG13	38:DR:49:VAL:O	1.99	0.63
24:DA:2846:G:OP2	38:DR:54:ARG:HB2	1.98	0.63
44:DV:103:ARG:CB	44:DV:138:GLU:HA	2.27	0.63
47:DW:40:SER:C	47:DW:42:GLY:N	2.51	0.63
1:AA:1513:A:H2'	1:AA:1514:C:C6	2.34	0.62
2:AE:80:ILE:HG21	2:AE:208:ILE:HD12	1.81	0.62
3:AF:11:ARG:HG2	3:AF:11:ARG:HH11	1.64	0.62
7:AJ:65:ALA:HB2	7:AJ:128:ALA:HB2	1.81	0.62
7:AJ:18:TYR:CD2	7:AJ:59:LEU:HD13	2.34	0.62
13:AP:34:LEU:HD13	13:AP:41:PRO:HB3	1.81	0.62
20:AW:40:ALA:HB2	20:AW:55:ILE:HG22	1.79	0.62
24:BA:2144:U:H4'	24:BA:2145:C:OP1	1.98	0.62
24:BA:2429:G:O6	34:BO:61:ARG:NH2	2.32	0.62
26:BD:23:GLU:C	26:BD:25:THR:H	2.02	0.62
27:BE:36:ARG:NH2	27:BE:88:GLY:CA	2.60	0.62
28:BF:28:ILE:HA	28:BF:112:MET:HE3	1.81	0.62
28:BF:170:LEU:HD23	28:BF:172:TRP:HE1	1.64	0.62
29:BG:116:ASP:O	29:BG:117:PHE:HB3	1.99	0.62
29:BG:151:ALA:HB3	29:BG:153:ARG:HH11	1.61	0.62
30:BH:102:ALA:HB2	30:BH:116:GLU:HA	1.81	0.62

Continued on next page...

Continued from previous page...

Atom-1	Atom-2	Interatomic distance (Å)	Clash overlap (Å)
35:BP:38:GLU:O	35:BP:127:ILE:HD13	1.99	0.62
43:BU:43:ASN:HD22	43:BU:43:ASN:N	1.96	0.62
46:BZ:75:GLU:C	46:BZ:76:ARG:HD3	2.18	0.62
1:CA:1348:U:C4	1:CA:1374:A:H2	2.16	0.62
1:CA:973:G:H3'	1:CA:974:A:H5''	1.81	0.62
1:CA:983:A:H2	1:CA:984:C:C6	2.17	0.62
2:CE:66:GLY:O	2:CE:67:THR:HG23	2.00	0.62
7:CJ:9:VAL:CG1	7:CJ:94:ARG:HE	2.12	0.62
9:CL:118:LYS:O	9:CL:119:ALA:HB3	1.99	0.62
9:CL:47:LEU:HD22	9:CL:47:LEU:N	2.14	0.62
45:D3:35:ASN:H	45:D3:35:ASN:ND2	1.96	0.62
24:DA:1281:G:C8	24:DA:1281:G:H5'	2.32	0.62
24:DA:2378:A:O5'	24:DA:2378:A:H8	1.82	0.62
24:DA:898:C:C3'	24:DA:899:A:H5'	2.29	0.62
25:DB:40:U:N3	25:DB:43:C:H5''	2.14	0.62
27:DE:13:ARG:HH12	27:DE:21:VAL:HG12	1.64	0.62
27:DE:4:ILE:CD1	27:DE:28:ALA:HB1	2.29	0.62
31:DK:11:ASN:ND2	31:DK:12:LEU:HD13	2.14	0.62
34:DO:105:LEU:O	34:DO:106:LEU:CB	2.42	0.62
43:DU:87:LYS:O	43:DU:88:LYS:NZ	2.32	0.62
1:AA:1058:G:H2'	1:AA:1059:C:O4'	1.98	0.62
1:AA:246:A:O2'	1:AA:247:G:O5'	2.16	0.62
1:AA:913:A:H4'	1:AA:914:A:O5'	1.99	0.62
3:AF:91:LEU:N	3:AF:91:LEU:HD12	2.11	0.62
4:AG:86:LYS:HA	4:AG:86:LYS:HZ1	1.63	0.62
5:AH:41:VAL:CG2	5:AH:113:ALA:HB2	2.28	0.62
7:AJ:20:ASP:CG	7:AJ:23:VAL:HB	2.19	0.62
13:AP:39:ILE:CD1	13:AP:56:LEU:HD23	2.29	0.62
51:B6:14:THR:HG23	51:B6:15:GLU:N	2.14	0.62
24:BA:654(R):C:C2	24:BA:654(R):C:C4'	2.78	0.62
35:BP:26:TYR:C	35:BP:28:ALA:H	2.02	0.62
43:BU:89:PHE:C	43:BU:90:LEU:HD22	2.19	0.62
44:BV:107:THR:HB	44:BV:108:PRO:HD3	1.79	0.62
44:BV:50:GLN:C	44:BV:50:GLN:HE21	2.03	0.62
1:CA:115:G:O2'	1:CA:116:A:OP2	2.18	0.62
1:CA:1216:G:H5''	14:CQ:5:ALA:CB	2.29	0.62
1:CA:1256:A:H4'	1:CA:1258:G:C4	2.35	0.62
1:CA:1301:U:H2'	1:CA:1301:U:O2	1.98	0.62
1:CA:384:G:H2'	1:CA:385:C:C6	2.34	0.62
9:CL:17:VAL:HG21	9:CL:81:ILE:N	2.14	0.62
11:CN:57:THR:HG22	11:CN:59:TYR:H	1.64	0.62

Continued on next page...

Continued from previous page...

Atom-1	Atom-2	Interatomic distance (Å)	Clash overlap (Å)
39:D1:34:LYS:HA	39:D1:34:LYS:CE	2.29	0.62
51:D6:13:CYS:HB2	51:D6:22:ALA:HB3	1.81	0.62
24:DA:1331:A:H2'	24:DA:1333:C:C5	2.33	0.62
24:DA:1796:U:H2'	24:DA:1797:C:C6	2.34	0.62
1:CA:1443:G:N2	24:DA:2864:G:OP1	2.29	0.62
24:DA:2893:G:H5''	24:DA:2894:G:C5'	2.21	0.62
24:DA:458:G:O2'	24:DA:459:U:OP2	2.17	0.62
24:DA:594:U:H5'	53:D8:61:LEU:HD21	1.81	0.62
38:DR:96:ARG:HB2	38:DR:96:ARG:NH1	2.14	0.62
42:DT:63:LYS:O	42:DT:64:LYS:HD2	1.98	0.62
44:DV:132:ASN:O	44:DV:134:PRO:HD3	1.99	0.62
44:DV:9:TYR:CE2	44:DV:61:LEU:HD13	2.32	0.62
1:AA:1320:C:H2'	1:AA:1321:C:C6	2.34	0.62
1:AA:328:C:O2'	1:AA:329:A:P	2.56	0.62
1:AA:3:G:H4'	1:AA:4:U:C5'	2.29	0.62
2:AE:12:GLU:C	2:AE:14:GLY:H	2.02	0.62
2:AE:17:PHE:CB	2:AE:42:ILE:HG23	2.28	0.62
4:AG:129:ASN:ND2	4:AG:145:GLU:N	2.38	0.62
5:AH:101:ILE:H	5:AH:101:ILE:CD1	2.08	0.62
6:AI:16:GLN:HE21	4:CG:20:TYR:HE1	1.47	0.62
7:AJ:155:ARG:HB2	7:AJ:155:ARG:CZ	2.28	0.62
8:AK:6:ILE:CG2	8:AK:85:ARG:HH12	2.13	0.62
13:AP:27:LYS:O	13:AP:30:ALA:HB3	1.99	0.62
16:AS:20:VAL:HG21	16:AS:32:TYR:HB3	1.81	0.62
39:B1:92:ARG:HH12	40:B2:11:GLN:H	1.46	0.62
40:B2:41:GLY:H	40:B2:46:VAL:CG1	2.12	0.62
40:B2:46:VAL:O	40:B2:46:VAL:HG22	1.99	0.62
24:BA:1309:G:H3'	52:B7:9:ARG:HH11	1.60	0.62
24:BA:1728:G:N1	24:BA:1730:U:OP2	2.32	0.62
24:BA:1902:C:H2'	24:BA:1903:G:O5'	1.99	0.62
24:BA:1950:G:O6	24:BA:1954:G:H2'	1.98	0.62
24:BA:2037:G:H2'	24:BA:2038:G:C8	2.33	0.62
24:BA:2526:G:H2'	24:BA:2527:C:O4'	1.99	0.62
24:BA:2656:U:C6	24:BA:2656:U:H3'	2.33	0.62
24:BA:2687:U:C4	24:BA:2688:U:C5	2.87	0.62
24:BA:2748:A:C2	24:BA:2749:A:N7	2.66	0.62
24:BA:88:G:H5'	24:BA:90:U:C5	2.34	0.62
25:BB:15:A:C3'	25:BB:16:G:H5'	2.29	0.62
25:BB:74:U:H2'	25:BB:75:G:H5''	1.81	0.62
26:BD:12:SER:HB2	26:BD:208:LYS:HB3	1.81	0.62
27:BE:200:GLU:HG2	27:BE:201:THR:H	1.64	0.62

Continued on next page...

Continued from previous page...

Atom-1	Atom-2	Interatomic distance (Å)	Clash overlap (Å)
28:BF:52:LYS:O	28:BF:88:VAL:HG12	1.99	0.62
29:BG:15:VAL:HG13	29:BG:175:LEU:HD12	1.81	0.62
32:BM:128:HIS:HB2	32:BM:129:PRO:CD	2.29	0.62
32:BM:34:LEU:O	32:BM:49:GLY:HA3	1.98	0.62
34:BO:60:MET:O	34:BO:61:ARG:HG2	1.99	0.62
35:BP:77:LYS:HD3	35:BP:81:VAL:O	1.99	0.62
35:BP:82:ARG:NH1	35:BP:82:ARG:N	2.47	0.62
38:BR:89:VAL:CG2	38:BR:90:GLN:N	2.62	0.62
1:CA:1164:G:O2'	1:CA:1165:C:H5'	1.99	0.62
1:CA:971:G:C5	1:CA:1365:G:H5'	2.34	0.62
1:CA:1502:A:H5''	1:CA:1503:A:OP2	1.99	0.62
1:CA:253:U:H2'	1:CA:254:G:H8	1.64	0.62
1:CA:430:A:O2'	1:CA:431:A:H5'	2.00	0.62
11:CN:99:GLN:HG2	11:CN:105:VAL:CG2	2.28	0.62
36:D0:63:ARG:NH1	36:D0:80:PHE:CD1	2.67	0.62
24:DA:2882:A:OP1	36:D0:96:ARG:NH1	2.31	0.62
24:DA:2498:C:O2'	24:DA:2499:C:H5'	1.99	0.62
24:DA:917:A:H2'	24:DA:918:A:H5'	1.80	0.62
28:DF:129:PHE:O	28:DF:130:ALA:HB3	1.99	0.62
28:DF:28:ILE:HD13	28:DF:30:PRO:HD3	1.80	0.62
31:DK:65:ALA:HA	31:DK:67:ARG:HH21	1.62	0.62
38:DR:22:PHE:HD2	38:DR:22:PHE:N	1.97	0.62
47:DW:41:ILE:HG12	47:DW:44:LEU:HD12	1.81	0.62
1:AA:1365:G:O2'	1:AA:1366:C:H5'	1.99	0.62
22:AD:37:A:O2'	22:AD:38:A:H5'	1.99	0.62
2:AE:135:GLN:HG3	2:AE:136:VAL:N	2.14	0.62
2:AE:21:ARG:CZ	2:AE:38:GLY:HA3	2.29	0.62
7:AJ:111:ARG:HD2	7:AJ:123:GLU:OE1	2.00	0.62
8:AK:20:TYR:CE2	8:AK:75:ARG:HB3	2.34	0.62
13:AP:53:VAL:HG12	13:AP:57:ARG:HD3	1.79	0.62
19:AV:11:VAL:HG13	19:AV:39:THR:H	1.64	0.62
53:B8:29:LYS:O	53:B8:31:HIS:N	2.32	0.62
24:BA:1819:A:O2'	24:BA:1820:U:OP2	2.18	0.62
24:BA:2113:U:H5''	24:BA:2114:A:O4'	1.99	0.62
24:BA:2584:U:C5	24:BA:2585:U:H5	2.17	0.62
29:BG:3:LEU:HD12	29:BG:97:ASP:OD2	1.98	0.62
29:BG:88:ILE:HG23	29:BG:88:ILE:O	1.99	0.62
31:BK:120:ILE:HG22	31:BK:121:LYS:N	2.15	0.62
32:BM:120:LEU:CD2	32:BM:122:VAL:HG23	2.30	0.62
24:BA:2413:G:H21	34:BO:70:GLN:HE22	1.45	0.62
35:BP:40:ALA:HB3	35:BP:127:ILE:HD11	1.81	0.62

Continued on next page...

Continued from previous page...

Atom-1	Atom-2	Interatomic distance (Å)	Clash overlap (Å)
35:BP:141:GLN:NE2	44:BV:75:ASN:H	1.97	0.62
42:BT:65:ARG:CB	42:BT:70:LEU:HA	2.27	0.62
1:CA:1260:C:OP1	1:CA:1284:C:H4'	1.98	0.62
1:CA:1287:A:H2	1:CA:1353:G:N3	1.97	0.62
22:CD:16:C:H4'	22:CD:60:U:H4'	1.80	0.62
7:CJ:140:ASP:HA	7:CJ:143:ARG:NH1	2.14	0.62
11:CN:12:ARG:HG2	11:CN:13:GLN:N	2.14	0.62
51:D6:44:ARG:O	51:D6:45:LYS:HB2	2.00	0.62
24:DA:1799:G:H22	24:DA:1818:U:HO2'	1.47	0.62
24:DA:1929:G:C3'	24:DA:1929:G:C8	2.82	0.62
24:DA:897:C:H5'	22:CB:56:U:O2'	2.00	0.62
28:DF:67:GLN:O	28:DF:67:GLN:CG	2.32	0.62
29:DG:94:LEU:HD23	29:DG:94:LEU:H	1.64	0.62
30:DH:136:ILE:H	30:DH:136:ILE:HD12	1.64	0.62
32:DM:26:LEU:O	32:DM:30:ILE:HG13	1.99	0.62
44:DV:94:GLU:HB2	44:DV:95:PRO:HA	1.80	0.62
1:AA:1237:C:H4'	1:AA:1334:G:N2	2.15	0.62
1:AA:89:U:H2'	1:AA:90:C:C6	2.35	0.62
2:AE:121:LEU:O	2:AE:127:ILE:HG13	1.99	0.62
2:AE:36:ARG:HH11	2:AE:36:ARG:HG3	1.64	0.62
6:AI:6:VAL:HG13	6:AI:90:VAL:HG22	1.80	0.62
7:AJ:10:ARG:NH1	7:AJ:10:ARG:HG2	2.14	0.62
7:AJ:65:ALA:HA	7:AJ:128:ALA:HA	1.80	0.62
10:AM:86:MET:HG2	10:AM:87:THR:HG23	1.80	0.62
24:BA:2250:G:H2'	24:BA:2496:C:OP1	1.99	0.62
24:BA:412:A:N7	24:BA:2411:A:H2	1.98	0.62
24:BA:829:A:H5'	24:BA:831:G:N7	2.15	0.62
25:BB:74:U:H2'	25:BB:75:G:H5'	1.80	0.62
30:BH:103:LEU:HD23	30:BH:115:VAL:HB	1.81	0.62
30:BH:124:GLU:N	30:BH:124:GLU:CD	2.53	0.62
34:BO:31:ALA:O	34:BO:32:THR:CG2	2.45	0.62
34:BO:59:LEU:O	34:BO:61:ARG:HG3	1.98	0.62
37:BQ:100:ALA:CA	37:BQ:103:GLU:HG2	2.29	0.62
44:BV:137:ILE:HD13	44:BV:157:LEU:HD21	1.80	0.62
22:CD:34:C:H41	23:C1:14:A:H61	1.47	0.62
1:CA:272:C:H2'	1:CA:273:A:H8	1.63	0.62
1:CA:746:A:O2'	1:CA:747:C:H5'	1.99	0.62
2:CE:115:LEU:CD2	2:CE:153:ARG:HD3	2.30	0.62
4:CG:29:PRO:C	4:CG:30:LYS:HD3	2.19	0.62
4:CG:96:LEU:CD2	4:CG:96:LEU:H	2.11	0.62
10:CM:29:ARG:HG2	10:CM:29:ARG:O	2.00	0.62

Continued on next page...

Continued from previous page...

Atom-1	Atom-2	Interatomic distance (Å)	Clash overlap (Å)
18:CU:82:THR:HG22	18:CU:83:GLU:N	2.15	0.62
40:D2:52:VAL:CG2	40:D2:55:ALA:HB3	2.28	0.62
24:DA:1111:A:O2'	24:DA:1112:G:C4'	2.48	0.62
24:DA:1459:G:H2'	24:DA:1460:A:H5''	1.81	0.62
24:DA:1799:G:O2'	24:DA:1800:C:OP2	2.17	0.62
24:DA:468:G:N7	52:D7:39:ARG:NH2	2.46	0.62
24:DA:527:C:N3	24:DA:2779:U:H5'	2.13	0.62
28:DF:107:LYS:O	28:DF:108:LYS:C	2.37	0.62
29:DG:41:GLN:NE2	29:DG:60:LEU:HD12	2.14	0.62
29:DG:94:LEU:HD23	29:DG:94:LEU:N	2.14	0.62
34:DO:1:MET:CE	34:DO:5:ASP:HB3	2.25	0.62
38:DR:108:ARG:O	38:DR:111:ARG:HG3	2.00	0.62
41:DS:86:LEU:HD12	41:DS:87:PRO:CD	2.23	0.62
44:DV:97:GLU:HB3	44:DV:125:LEU:HD11	1.81	0.62
46:DZ:91:LYS:HE3	46:DZ:91:LYS:HA	1.81	0.62
1:AA:1171:G:H2'	1:AA:1172:C:C6	2.34	0.62
1:AA:250:A:O2'	1:AA:251:G:OP2	2.15	0.62
1:AA:287:U:O2'	1:AA:288:A:H5'	2.00	0.62
1:AA:508:C:H5''	1:AA:509:A:OP1	2.00	0.62
2:AE:91:PRO:HB3	2:AE:154:LEU:HD21	1.81	0.62
5:AH:78:HIS:HA	8:AK:105:ARG:HG3	1.80	0.62
7:AJ:25:ALA:HA	7:AJ:28:ASN:HD22	1.64	0.62
8:AK:26:VAL:HG13	8:AK:59:LEU:HB2	1.81	0.62
9:AL:105:ASP:OD2	9:AL:107:ARG:HD3	2.00	0.62
12:AO:32:PHE:HE1	12:AO:86:ARG:HG3	1.64	0.62
18:AU:19:LYS:CD	18:AU:19:LYS:H	2.13	0.62
1:AA:719:C:O2'	18:AU:49:LYS:HB3	1.99	0.62
19:AV:11:VAL:CG1	19:AV:39:THR:H	2.11	0.62
24:BA:1212:G:H1'	24:BA:1237:A:H61	1.62	0.62
24:BA:242:G:O2'	24:BA:243:U:P	2.57	0.62
24:BA:2851:A:O5'	24:BA:2851:A:H8	1.81	0.62
24:BA:607:U:OP1	28:BF:102:PRO:HA	2.00	0.62
24:BA:627:A:O2'	24:BA:628:G:C8	2.52	0.62
24:BA:654(R):C:O2'	24:BA:654(S):G:OP1	2.06	0.62
24:BA:85:G:P	43:BU:30:VAL:HG21	2.39	0.62
24:BA:884:C:OP1	24:BA:884:C:O4'	2.18	0.62
27:BE:9:VAL:HG21	27:BE:25:VAL:HG12	1.80	0.62
29:BG:16:ARG:HH21	29:BG:31:VAL:HG11	1.63	0.62
31:BK:8:PRO:HA	31:BK:14:ASP:HA	1.81	0.62
1:CA:668:G:O2'	15:CR:46:HIS:HB3	2.00	0.62
4:CG:170:VAL:HG22	4:CG:171:GLY:N	2.12	0.62

Continued on next page...

Continued from previous page...

Atom-1	Atom-2	Interatomic distance (Å)	Clash overlap (Å)
8:CK:58:TYR:O	8:CK:59:LEU:HD23	2.00	0.62
14:CQ:23:ARG:NH1	14:CQ:30:ALA:HB2	2.14	0.62
20:CW:14:LYS:HA	20:CW:17:ARG:NH1	2.14	0.62
34:DO:65:ARG:HE	53:D8:15:LYS:HB2	1.65	0.62
24:DA:1173:G:H4'	24:DA:1174:A:N7	2.15	0.62
24:DA:1926:U:C4	24:DA:1929:G:O6	2.53	0.62
24:DA:282:A:H2'	24:DA:282:A:N3	2.14	0.62
24:DA:557:U:H2'	24:DA:558:G:H8	1.65	0.62
24:DA:55:G:N3	24:DA:127:A:H2	1.96	0.62
29:DG:112:PRO:HB3	49:D4:37:SER:CB	2.25	0.62
37:DQ:100:ALA:HA	37:DQ:103:GLU:CG	2.30	0.62
33:DN:104:ARG:CZ	38:DR:34:VAL:HG11	2.29	0.62
43:DU:48:ALA:HB2	43:DU:61:ILE:HD13	1.82	0.62
46:DZ:76:ARG:HD2	46:DZ:76:ARG:H	1.64	0.62
1:AA:1091:U:H2'	1:AA:1093:A:OP2	1.99	0.62
1:AA:1123:A:H4'	10:AM:36:GLY:HA3	1.81	0.62
22:AD:42:G:H2'	22:AD:43:A:H8	1.65	0.62
2:AE:91:PRO:HG3	2:AE:154:LEU:CD2	2.25	0.62
4:AG:96:LEU:HD12	4:AG:139:ARG:CZ	2.29	0.62
6:AI:47:ARG:NH1	6:AI:47:ARG:HB3	2.13	0.62
20:AW:51:GLU:HA	20:AW:54:LYS:HE3	1.81	0.62
24:BA:2165:G:H2'	24:BA:2166:G:N2	2.13	0.62
24:BA:2277:G:OP1	35:BP:85:LYS:HB3	1.99	0.62
24:BA:2449:U:O2'	24:BA:2450:A:H8	1.82	0.62
24:BA:372:G:C2'	24:BA:373:U:OP2	2.48	0.62
24:BA:637:A:H4'	24:BA:638:G:O5'	1.99	0.62
25:BB:109:G:H2'	25:BB:110:G:C8	2.34	0.62
25:BB:39:A:N1	49:B4:1:MET:HB2	2.14	0.62
26:BD:175:LEU:HD12	26:BD:185:VAL:HG21	1.82	0.62
27:BE:48:GLN:CD	27:BE:78:LEU:HD12	2.19	0.62
30:BH:11:VAL:HG23	30:BH:13:LYS:CG	2.25	0.62
34:BO:59:LEU:CD2	34:BO:60:MET:N	2.60	0.62
37:BQ:106:ARG:HA	37:BQ:110:LEU:CG	2.29	0.62
44:BV:35:ARG:HH12	44:BV:61:LEU:CD2	2.12	0.62
1:CA:450:G:N7	1:CA:481:G:C6	2.68	0.62
8:CK:112:LEU:HD12	8:CK:112:LEU:O	1.98	0.62
9:CL:116:LYS:O	9:CL:118:LYS:N	2.33	0.62
13:CP:69:GLU:O	13:CP:72:ALA:N	2.32	0.62
24:DA:1026:U:O2'	24:DA:1027:A:O5'	2.17	0.62
24:DA:1406:U:H2'	24:DA:1407:C:C6	2.35	0.62
24:DA:163:U:H4'	24:DA:164:U:C5	2.34	0.62

Continued on next page...

Continued from previous page...

Atom-1	Atom-2	Interatomic distance (Å)	Clash overlap (Å)
24:DA:2092:U:H4'	24:DA:2093:G:O5'	1.98	0.62
24:DA:969:U:H2'	24:DA:970:C:C6	2.34	0.62
26:DD:35:LYS:HA	26:DD:64:ILE:HG22	1.81	0.62
29:DG:170:ARG:O	29:DG:174:GLU:HB2	1.99	0.62
34:DO:50:ARG:NH2	34:DO:50:ARG:CB	2.57	0.62
1:AA:1282:C:H2'	1:AA:1283:G:O4'	2.00	0.62
1:AA:210:U:O2'	1:AA:216:G:C8	2.53	0.62
1:AA:619:U:N3	4:AG:135:LEU:HD11	2.14	0.62
2:AE:135:GLN:HG3	2:AE:136:VAL:H	1.64	0.62
2:AE:180:LEU:O	2:AE:181:PHE:HB2	2.00	0.62
12:AO:23:LYS:N	12:AO:23:LYS:HD3	2.15	0.62
19:AV:40:ILE:O	19:AV:41:VAL:CG2	2.42	0.62
19:AV:62:ILE:HG23	19:AV:66:MET:CE	2.29	0.62
49:B4:13:ARG:H	49:B4:24:THR:CB	2.12	0.62
53:B8:32:LEU:HG	53:B8:36:LYS:HG3	1.82	0.62
25:BB:44:G:H5"	25:BB:45:A:OP1	1.99	0.62
27:BE:80:GLU:O	27:BE:81:ILE:HB	2.00	0.62
43:BU:98:VAL:O	43:BU:99:CYS:HB3	2.00	0.62
47:BW:17:SER:HB2	47:BW:18:PRO:C	2.19	0.62
1:CA:9:G:H2'	1:CA:10:A:H8	1.65	0.62
4:CG:11:LEU:C	4:CG:13:ARG:H	2.00	0.62
9:CL:23:ASN:ND2	9:CL:23:ASN:H	1.98	0.62
1:CA:1318:A:C4'	19:CV:11:VAL:HG11	2.30	0.62
19:CV:12:ASP:OD1	19:CV:37:ARG:HD2	2.00	0.62
19:CV:39:THR:HG22	19:CV:40:ILE:N	2.14	0.62
19:CV:5:LEU:HD11	49:D4:66:SER:CB	2.30	0.62
24:DA:1535:U:H2'	24:DA:1536:A:H8	1.65	0.62
24:DA:2199:A:H3'	24:DA:2205:C:C6	2.35	0.62
24:DA:654(A):A:N1	24:DA:654(T):A:N1	2.48	0.62
24:DA:882:G:H2'	24:DA:883:G:C8	2.35	0.62
26:DD:133:LEU:HD21	26:DD:191:ALA:CB	2.29	0.62
26:DD:134:ARG:HD3	26:DD:135:PHE:CE2	2.35	0.62
37:DQ:48:LEU:HD12	37:DQ:48:LEU:N	2.14	0.62
44:DV:94:GLU:HB2	44:DV:130:PRO:CD	2.30	0.62
47:DW:69:ARG:HB2	47:DW:69:ARG:CZ	2.30	0.62
47:DW:70:GLN:O	47:DW:71:ASN:HB2	2.00	0.62
2:AE:97:TRP:HH2	2:AE:176:GLU:HG3	1.64	0.62
7:AJ:148:ASN:O	7:AJ:150:ALA:N	2.32	0.62
8:AK:40:ALA:CB	8:AK:45:ILE:HG13	2.30	0.62
9:AL:48:GLU:N	9:AL:49:PRO:HD2	2.15	0.62
10:AM:78:ASN:HD22	10:AM:81:THR:HG23	1.65	0.62

Continued on next page...

Continued from previous page...

Atom-1	Atom-2	Interatomic distance (Å)	Clash overlap (Å)
11:AN:13:GLN:CD	11:AN:13:GLN:H	2.03	0.62
36:B0:28:LEU:HD13	36:B0:28:LEU:O	2.00	0.62
40:B2:35:LEU:O	40:B2:37:VAL:N	2.33	0.62
24:BA:1348:G:H2'	24:BA:1349:A:H5''	1.80	0.62
24:BA:1930:G:C2'	24:BA:1931:U:OP2	2.48	0.62
24:BA:2030:A:H4'	24:BA:2031:A:C8	2.31	0.62
24:BA:2171:A:H2'	24:BA:2172:U:H6	1.63	0.62
24:BA:270(R):G:H2'	24:BA:270(S):G:H8	1.63	0.62
24:BA:621:A:H2'	24:BA:622:G:C5'	2.29	0.62
24:BA:648:G:H1'	24:BA:2351:G:OP1	1.99	0.62
24:BA:830:G:H4'	24:BA:831:G:OP2	1.98	0.62
24:BA:90:U:O2'	24:BA:91:A:C8	2.53	0.62
27:BE:197:ILE:HD11	27:BE:199:ARG:NH2	2.14	0.62
28:BF:170:LEU:HD23	28:BF:172:TRP:NE1	2.15	0.62
28:BF:89:VAL:CG1	28:BF:90:PHE:H	2.03	0.62
29:BG:98:ARG:O	29:BG:101:ILE:HG13	2.00	0.62
30:BH:3:ARG:HD3	30:BH:6:ARG:HE	1.64	0.62
37:BQ:108:GLY:C	37:BQ:110:LEU:H	2.03	0.62
42:BT:18:TYR:HA	42:BT:21:PHE:CE2	2.35	0.62
24:BA:1312:U:H3'	42:BT:63:LYS:NZ	2.15	0.62
43:BU:54:LYS:HB3	43:BU:55:TYR:CE2	2.35	0.62
43:BU:89:PHE:CD1	43:BU:90:LEU:HD23	2.22	0.62
47:BW:17:SER:CB	47:BW:18:PRO:CA	2.77	0.62
1:CA:1028:C:H3'	1:CA:1028(A):C:H5''	1.81	0.62
1:CA:1053:G:O6	1:CA:1199:U:H2'	2.00	0.62
2:CE:23:ARG:HD3	2:CE:23:ARG:H	1.64	0.62
5:CH:51:VAL:HB	5:CH:52:PRO:CD	2.30	0.62
8:CK:16:ALA:HB2	8:CK:24:THR:HG21	1.82	0.62
14:CQ:53:LEU:HB3	14:CQ:56:VAL:HG21	1.80	0.62
16:CS:4:ILE:HG13	16:CS:21:VAL:CG1	2.29	0.62
29:DG:142:PRO:HB2	49:D4:31:ILE:CD1	2.30	0.62
49:D4:61:ARG:O	49:D4:63:TYR:N	2.33	0.62
24:DA:839:U:H1'	24:DA:1191:G:H1'	1.81	0.62
24:DA:242:G:H5''	53:D8:62:LEU:CD2	2.30	0.62
28:DF:28:ILE:HG22	28:DF:112:MET:HB3	1.80	0.62
32:DM:133:GLN:O	32:DM:134:ARG:HB3	2.00	0.62
33:DN:7:TYR:HE1	33:DN:20:MET:HE3	1.65	0.62
34:DO:108:LYS:H	34:DO:108:LYS:HD2	1.64	0.62
1:AA:544:G:H2'	1:AA:545:C:C6	2.35	0.62
1:AA:748:C:H1'	1:AA:749:C:H5	1.63	0.62
3:AF:123:GLN:O	3:AF:128:PHE:HB2	2.00	0.62

Continued on next page...

Continued from previous page...

Atom-1	Atom-2	Interatomic distance (Å)	Clash overlap (Å)
4:AG:21:LEU:HD12	4:AG:22:LYS:N	2.14	0.62
8:AK:20:TYR:HE2	8:AK:75:ARG:HD2	1.65	0.62
9:AL:22:GLY:O	9:AL:24:GLY:N	2.32	0.62
9:AL:28:VAL:HB	9:AL:62:TYR:HA	1.82	0.62
9:AL:29:ASN:ND2	9:AL:30:GLY:H	1.97	0.62
10:AM:89:ASP:C	10:AM:90:LEU:HD12	2.19	0.62
12:AO:6:THR:HG23	12:AO:9:GLN:HE21	1.65	0.62
24:BA:1918:A:O2'	24:BA:1919:A:C8	2.53	0.62
24:BA:274:G:O4'	24:BA:274:G:OP1	2.17	0.62
32:BM:126:PRO:O	32:BM:127:ASP:HB2	1.99	0.62
32:BM:133:GLN:CG	32:BM:135:PRO:HD3	2.29	0.62
33:BN:63:VAL:HG23	33:BN:64:ARG:HG3	1.82	0.62
34:BO:101:VAL:HG13	34:BO:102:ARG:N	2.14	0.62
24:BA:943:U:OP2	34:BO:36:LYS:HE3	2.00	0.62
35:BP:43:THR:C	35:BP:45:GLN:H	2.03	0.62
38:BR:122:ASP:O	38:BR:126:ALA:HB2	1.99	0.62
38:BR:62:THR:CG2	38:BR:75:ILE:HG12	2.30	0.62
42:BT:26:TYR:OH	42:BT:88:LYS:HB2	1.99	0.62
1:CA:1363:A:H2'	1:CA:1363:A:N3	2.14	0.62
1:CA:537:G:H5''	12:CO:113:ARG:HH12	1.64	0.62
11:CN:54:ARG:NH2	22:CD:39:C:O3'	2.28	0.62
2:CE:194:PRO:HG2	2:CE:195:ASP:H	1.64	0.62
3:CF:111:LEU:HD21	3:CF:144:SER:O	2.00	0.62
4:CG:79:PHE:CD2	4:CG:79:PHE:C	2.71	0.62
1:CA:963:G:N3	10:CM:55:LYS:NZ	2.42	0.62
13:CP:66:LEU:HA	13:CP:70:LEU:HD23	1.81	0.62
24:DA:1056:G:H4'	24:DA:1057:A:C8	2.35	0.62
24:DA:1061:U:H4'	24:DA:1070:A:H1'	1.81	0.62
24:DA:1204:A:O2'	24:DA:1205:U:C5'	2.48	0.62
24:DA:51:G:N2	24:DA:120:U:H6	1.95	0.62
24:DA:1403:C:H5''	24:DA:1471:A:C1'	2.24	0.62
24:DA:2892:A:H2'	24:DA:2893:G:O4'	1.99	0.62
27:DE:131:ALA:HB1	27:DE:135:HIS:CE1	2.34	0.62
27:DE:51:PHE:O	27:DE:52:LEU:C	2.38	0.62
28:DF:32:LEU:CD1	28:DF:105:VAL:HG13	2.29	0.62
34:DO:112:LEU:HD11	34:DO:114:ILE:HG23	1.80	0.62
47:DW:17:SER:HB2	47:DW:18:PRO:CA	2.30	0.62
1:AA:1018:C:H2'	1:AA:1019:C:O4'	1.99	0.61
1:AA:321:A:N6	1:AA:328:C:O2'	2.33	0.61
1:AA:690:G:H2'	1:AA:691:G:O4'	2.00	0.61
1:AA:90:C:H2'	1:AA:90:C:O2	1.98	0.61

Continued on next page...

Continued from previous page...

Atom-1	Atom-2	Interatomic distance (Å)	Clash overlap (Å)
2:AE:188:ALA:HB1	2:AE:192:SER:HB2	1.82	0.61
4:AG:18:LYS:HG3	4:AG:21:LEU:HD21	1.81	0.61
6:AI:45:LEU:HD23	6:AI:46:ARG:N	2.15	0.61
11:AN:13:GLN:CA	11:AN:13:GLN:OE1	2.47	0.61
13:AP:118:ALA:HA	22:AC:29:G:H5'	1.82	0.61
15:AR:74:ASP:OD2	15:AR:77:ARG:HG2	1.99	0.61
24:BA:2420:C:OP1	53:B8:34:TRP:HB3	1.99	0.61
24:BA:1059:G:H2'	24:BA:1060:U:C6	2.34	0.61
24:BA:2046:G:H5'	50:B5:19:ARG:HG3	1.81	0.61
24:BA:2133:G:HO2'	24:BA:2158:A:H2	1.48	0.61
24:BA:2599:G:OP2	26:BD:236:GLY:N	2.28	0.61
26:BD:134:ARG:HG3	26:BD:135:PHE:CD2	2.34	0.61
26:BD:28:GLU:HB2	26:BD:29:PRO:CD	2.30	0.61
27:BE:81:ILE:HG21	27:BE:84:PHE:CD1	2.35	0.61
27:BE:92:THR:O	27:BE:95:ILE:HD11	1.99	0.61
30:BH:125:VAL:HG13	30:BH:126:PRO:CB	2.30	0.61
31:BK:77:LEU:CA	31:BK:140:LEU:HD12	2.30	0.61
32:BM:91:LEU:HA	32:BM:95:PRO:HB3	1.81	0.61
42:BT:36:LYS:HG3	42:BT:56:THR:HG23	1.82	0.61
48:BX:8:LEU:HB2	48:BX:28:LEU:HD13	1.81	0.61
1:CA:1027:C:H2'	1:CA:1028:C:C5	2.35	0.61
1:CA:1079:G:H2'	1:CA:1080:A:C8	2.35	0.61
3:CF:127:ARG:HH11	3:CF:127:ARG:HG2	1.64	0.61
6:CI:8:ILE:HD11	6:CI:79:LEU:HD13	1.81	0.61
16:CS:20:VAL:HG21	16:CS:32:TYR:CD2	2.35	0.61
16:CS:51:VAL:CG1	16:CS:52:ASP:H	2.11	0.61
17:CT:65:ILE:HD12	17:CT:65:ILE:N	2.15	0.61
39:D1:102:GLU:HG3	40:D2:2:PHE:CE2	2.34	0.61
24:DA:696:G:O2'	24:DA:697:C:H5'	1.99	0.61
26:DD:70:TRP:CH2	26:DD:150:LYS:HA	2.35	0.61
27:DE:104:VAL:HG11	27:DE:188:VAL:HG23	1.82	0.61
31:DK:124:GLY:H	31:DK:142:VAL:HG23	1.65	0.61
24:DA:8:A:H5''	32:DM:51:PHE:CZ	2.34	0.61
38:DR:31:SER:HA	38:DR:44:ASP:OD2	2.00	0.61
46:DZ:73:LEU:C	46:DZ:75:GLU:H	2.03	0.61
46:DZ:87:PRO:O	46:DZ:88:LYS:C	2.37	0.61
1:AA:519:C:H2'	1:AA:520:A:H5'	1.81	0.61
1:AA:804:U:H5''	1:AA:805:C:OP2	2.00	0.61
2:AE:172:ILE:N	2:AE:172:ILE:HD12	2.14	0.61
5:AH:20:GLN:NE2	5:AH:21:ALA:N	2.48	0.61
9:AL:20:ARG:HG2	9:AL:20:ARG:NH1	2.14	0.61

Continued on next page...

Continued from previous page...

Atom-1	Atom-2	Interatomic distance (Å)	Clash overlap (Å)
11:AN:87:THR:O	11:AN:87:THR:HG22	1.99	0.61
40:B2:45:THR:C	40:B2:47:VAL:H	2.03	0.61
24:BA:1045:A:O2'	24:BA:1046:A:H5'	2.00	0.61
24:BA:2485:G:O2'	24:BA:2486:G:H5'	2.00	0.61
24:BA:2732:G:H3'	24:BA:2733:A:C5'	2.28	0.61
24:BA:2808:U:H2'	24:BA:2809:A:H5'	1.82	0.61
24:BA:347:A:O2'	24:BA:348:G:H5'	2.00	0.61
24:BA:894:C:H5'	24:BA:895:U:OP2	2.00	0.61
34:BO:115:LEU:HD13	34:BO:116:GLY:N	2.14	0.61
42:BT:63:LYS:H	42:BT:63:LYS:CD	2.09	0.61
44:BV:27:VAL:HA	44:BV:37:VAL:HG22	1.82	0.61
1:CA:624:C:O3'	16:CS:10:GLY:HA2	1.99	0.61
5:CH:42:GLY:HA2	5:CH:136:MET:HE1	1.82	0.61
9:CL:65:VAL:HG21	9:CL:73:GLN:HB3	1.81	0.61
9:CL:59:PHE:HZ	9:CL:88:TYR:CE1	2.17	0.61
13:CP:80:ARG:NH2	49:D4:70:GLY:HA3	2.15	0.61
1:CA:280:C:C2	17:CT:38:ARG:HG3	2.35	0.61
24:DA:51:G:N2	24:DA:120:U:C6	2.65	0.61
24:DA:1791:A:OP2	24:DA:1791:A:H8	1.82	0.61
24:DA:1972:A:H2'	24:DA:1973:G:H8	1.66	0.61
24:DA:2319:G:N3	24:DA:2319:G:H2'	2.15	0.61
24:DA:2672:G:H3'	24:DA:2673:G:H5''	1.82	0.61
25:DB:90:C:OP1	35:DP:16:ARG:HG2	1.99	0.61
26:DD:182:LEU:H	26:DD:272:ALA:HB3	1.63	0.61
31:DK:33:ARG:HH11	31:DK:33:ARG:HG3	1.64	0.61
31:DK:88:ILE:HG12	31:DK:122:GLU:N	2.13	0.61
32:DM:62:VAL:CG1	32:DM:66:LYS:HD2	2.29	0.61
35:DP:88:GLY:C	35:DP:90:VAL:H	2.02	0.61
38:DR:24:PRO:O	38:DR:94:ALA:HB2	2.00	0.61
41:DS:60:ASN:C	41:DS:61:ASN:HD22	2.03	0.61
44:DV:132:ASN:HB2	44:DV:160:GLY:HA3	1.82	0.61
1:AA:1169:A:H2'	1:AA:1170:A:C8	2.35	0.61
1:AA:451:A:H1'	1:AA:452:A:N7	2.15	0.61
1:AA:545:C:H5''	4:AG:72:GLU:HG2	1.81	0.61
2:AE:78:GLN:HG2	2:AE:94:ASN:HD21	1.65	0.61
5:AH:107:ARG:HG2	5:AH:108:ALA:N	2.14	0.61
5:AH:139:LEU:HD23	5:AH:142:LEU:HD11	1.82	0.61
7:AJ:77:SER:O	7:AJ:78:ARG:HD2	2.00	0.61
12:AO:46:LYS:HG2	12:AO:47:LYS:N	2.14	0.61
36:B0:18:LEU:HD11	36:B0:22:ARG:HE	1.66	0.61
39:B1:66:ASN:O	39:B1:70:ARG:HG2	1.99	0.61

Continued on next page...

Continued from previous page...

Atom-1	Atom-2	Interatomic distance (Å)	Clash overlap (Å)
39:B1:85:LYS:C	39:B1:87:GLY:H	2.03	0.61
49:B4:63:TYR:CZ	49:B4:69:LYS:HE3	2.34	0.61
24:BA:1465:G:N2	24:BA:1466:G:H1'	2.15	0.61
24:BA:1620:G:O4'	52:B7:1:MET:N	2.32	0.61
24:BA:208:C:H2'	24:BA:209:C:H6	1.65	0.61
24:BA:887:A:N3	24:BA:887:A:H2'	2.14	0.61
24:BA:90:U:C2'	24:BA:90:U:O2	2.41	0.61
24:BA:953:A:OP2	35:BP:16:ARG:NH1	2.33	0.61
28:BF:160:ASN:CG	28:BF:163:VAL:HG23	2.21	0.61
30:BH:159:GLU:HG3	30:BH:170:ARG:NH1	2.16	0.61
35:BP:38:GLU:OE2	35:BP:128:LYS:HD3	2.00	0.61
1:CA:1039:C:H3'	1:CA:1040:U:H5''	1.82	0.61
1:CA:1067:A:HO2'	1:CA:1068:G:H8	1.48	0.61
1:CA:1177:G:H2'	1:CA:1178:G:C2	2.35	0.61
2:CE:17:PHE:CD2	2:CE:44:LEU:HD11	2.36	0.61
3:CF:189:ALA:O	3:CF:191:THR:HG23	1.99	0.61
11:CN:51:LYS:CA	11:CN:55:LYS:HD3	2.21	0.61
15:CR:74:ASP:OD1	15:CR:77:ARG:HG2	2.00	0.61
20:CW:34:LYS:O	20:CW:38:LYS:HB2	2.01	0.61
24:DA:2419:U:OP1	51:D6:23:THR:HG21	1.99	0.61
24:DA:26:G:C6	24:DA:27:G:N1	2.67	0.61
24:DA:372:G:C2'	24:DA:373:U:OP2	2.47	0.61
24:DA:747:U:C2	50:D5:2:ALA:HB3	2.35	0.61
26:DD:227:ASN:CB	26:DD:228:PRO:HD2	2.24	0.61
30:DH:6:ARG:HG3	30:DH:7:LEU:N	2.15	0.61
35:DP:2:LEU:HD23	35:DP:2:LEU:H	1.65	0.61
35:DP:54:MET:O	35:DP:57:HIS:HB3	2.00	0.61
42:DT:15:GLU:N	42:DT:15:GLU:OE1	2.34	0.61
1:AA:1053:G:N7	1:AA:1200:C:H5''	2.14	0.61
1:AA:1176:A:N6	1:AA:1177:G:C6	2.68	0.61
1:AA:163:C:H2'	1:AA:164:U:O4'	2.00	0.61
1:AA:625:G:H2'	1:AA:626:U:H6	1.64	0.61
1:AA:991:U:O2'	1:AA:992:U:H4'	2.01	0.61
22:AD:65:C:H2'	22:AD:66:C:H5'	1.82	0.61
9:AL:25:LYS:HB3	9:AL:57:GLY:HA3	1.83	0.61
10:AM:79:ARG:O	10:AM:83:GLU:HB2	2.01	0.61
36:B0:38:VAL:HB	36:B0:39:PRO:HD3	1.83	0.61
40:B2:79:VAL:O	40:B2:80:GLN:CB	2.49	0.61
53:B8:25:MET:O	53:B8:48:PHE:CE1	2.53	0.61
24:BA:1022:G:O2'	24:BA:1023:U:OP2	2.17	0.61
24:BA:1033:U:O2'	24:BA:1034:G:C5'	2.48	0.61

Continued on next page...

Continued from previous page...

Atom-1	Atom-2	Interatomic distance (Å)	Clash overlap (Å)
24:BA:1772:G:N2	24:BA:1774:C:H5'	2.15	0.61
24:BA:1946:U:H2'	24:BA:1947:C:H6	1.64	0.61
24:BA:2159:G:H2'	24:BA:2160:G:C8	2.35	0.61
24:BA:2287:A:O2'	24:BA:2288:A:H3'	2.00	0.61
24:BA:2497:A:H1'	24:BA:2498:C:H5	1.65	0.61
25:BB:29:A:H2'	25:BB:30:C:O4'	1.99	0.61
30:BH:59:ARG:C	30:BH:61:HIS:H	2.04	0.61
32:BM:70:LYS:HE2	32:BM:72:TYR:CE1	2.34	0.61
34:BO:115:LEU:HD22	34:BO:116:GLY:N	2.10	0.61
37:BQ:23:ARG:HB3	37:BQ:86:ALA:HB2	1.82	0.61
44:BV:10:ARG:HG2	44:BV:10:ARG:HH11	1.63	0.61
46:BZ:52:ARG:HD2	46:BZ:56:GLN:C	2.21	0.61
1:CA:1160:G:H1	1:CA:1177:G:N2	1.98	0.61
1:CA:1378:C:O2	7:CJ:76:ARG:NH1	2.34	0.61
7:CJ:15:ASP:O	7:CJ:19:GLY:HA2	2.00	0.61
40:D2:46:VAL:HG13	40:D2:46:VAL:O	2.01	0.61
49:D4:23:GLU:O	49:D4:25:TYR:N	2.33	0.61
51:D6:7:ILE:HG13	51:D6:8:LYS:N	2.06	0.61
53:D8:22:VAL:HG21	53:D8:53:PRO:HB2	1.82	0.61
24:DA:622:G:O2'	24:DA:623:G:H5'	2.00	0.61
24:DA:774:A:C2	24:DA:787:U:O2'	2.52	0.61
24:DA:791:C:H4'	24:DA:792:G:OP1	1.99	0.61
25:DB:12:C:H4'	25:DB:13:A:C5'	2.30	0.61
27:DE:35:GLN:HG2	27:DE:37:ARG:NE	2.14	0.61
30:DH:137:ASP:HB3	30:DH:140:LYS:HB2	1.81	0.61
24:DA:2404:C:H1'	34:DO:67:MET:CE	2.30	0.61
37:DQ:17:ARG:HG3	37:DQ:18:ILE:N	2.14	0.61
37:DQ:49:VAL:HG22	37:DQ:80:LEU:HD12	1.82	0.61
41:DS:5:ALA:O	41:DS:50:VAL:HG13	2.00	0.61
1:AA:1158:C:C2'	1:AA:1158:C:O2	2.48	0.61
1:AA:518:C:C5	1:AA:530:G:H5'	2.35	0.61
1:AA:539:A:H2'	1:AA:540:G:H8	1.63	0.61
1:AA:808:C:OP1	15:AR:48:LYS:HD2	2.00	0.61
22:AD:22:G:H2'	22:AD:23:C:H6	1.62	0.61
22:AD:54:U:N3	22:AD:58:A:N6	2.48	0.61
3:AF:150:LYS:HB2	3:AF:169:ALA:CB	2.29	0.61
3:AF:152:ILE:HG22	3:AF:152:ILE:O	1.99	0.61
9:AL:28:VAL:HG11	9:AL:63:ILE:H	1.66	0.61
6:AI:49:ALA:HB3	18:AU:79:LEU:O	1.99	0.61
20:AW:82:SER:HB2	20:AW:86:ARG:HD2	1.82	0.61
52:B7:47:ARG:NH1	52:B7:47:ARG:HB2	2.15	0.61

Continued on next page...

Continued from previous page...

Atom-1	Atom-2	Interatomic distance (Å)	Clash overlap (Å)
52:B7:8:ASN:C	52:B7:8:ASN:ND2	2.53	0.61
24:BA:2162:G:H4'	24:BA:2173:A:OP2	2.00	0.61
24:BA:2395:C:H2'	24:BA:2396:G:O4'	2.00	0.61
24:BA:464:U:H4'	52:B7:5:TRP:CZ3	2.35	0.61
24:BA:709:U:H2'	24:BA:710:G:C8	2.35	0.61
26:BD:2:ALA:O	26:BD:3:VAL:HB	2.00	0.61
27:BE:107:THR:O	27:BE:190:GLY:HA2	2.00	0.61
29:BG:122:PRO:HA	29:BG:125:PHE:CE1	2.35	0.61
30:BH:49:VAL:HG22	30:BH:50:VAL:N	2.16	0.61
44:BV:19:ARG:NH1	44:BV:84:GLU:O	2.32	0.61
1:CA:1534:A:O2'	1:CA:1535:C:H5	1.83	0.61
1:CA:838:G:C2'	1:CA:841:U:H5''	2.30	0.61
2:CE:108:ILE:O	2:CE:111:ARG:HB2	2.01	0.61
4:CG:12:CYS:HB2	4:CG:31:CYS:O	2.00	0.61
5:CH:131:ILE:O	5:CH:134:ALA:HB3	2.01	0.61
10:CM:34:VAL:CG2	10:CM:74:ILE:HG22	2.30	0.61
1:CA:562:C:O2'	12:CO:15:ARG:HB3	2.01	0.61
24:DA:1251:C:H4'	24:DA:1252:G:OP1	1.98	0.61
24:DA:1535:U:C3'	24:DA:1536:A:H5''	2.24	0.61
24:DA:222:A:H3'	24:DA:421:U:H5'	1.82	0.61
24:DA:924:C:H2'	24:DA:925:C:C6	2.35	0.61
26:DD:27:THR:O	26:DD:29:PRO:HD2	1.99	0.61
31:DK:71:ILE:HG12	31:DK:71:ILE:O	2.00	0.61
35:DP:66:ILE:CG1	35:DP:67:ARG:H	2.12	0.61
43:DU:44:ILE:HG13	43:DU:45:VAL:H	1.64	0.61
1:AA:677:U:H2'	1:AA:678:U:C6	2.35	0.61
22:AD:3:C:H2'	22:AD:4:G:C8	2.35	0.61
36:B0:2:ARG:NH1	36:B0:2:ARG:HG2	2.12	0.61
24:BA:1396:U:H5''	24:BA:1397:U:OP2	2.00	0.61
24:BA:1497:U:H5''	24:BA:1498:C:OP2	2.01	0.61
24:BA:2340:G:O2'	24:BA:2341:G:H5'	1.99	0.61
24:BA:265:A:N7	24:BA:428:A:C6	2.69	0.61
24:BA:687:C:H2'	24:BA:687:C:O2	2.00	0.61
24:BA:84:A:H4'	24:BA:85:G:O5'	2.00	0.61
26:BD:142:VAL:HG21	26:BD:191:ALA:HB1	1.81	0.61
30:BH:49:VAL:HG22	30:BH:50:VAL:HG12	1.81	0.61
31:BK:100:ALA:O	31:BK:102:SER:N	2.34	0.61
35:BP:81:VAL:HA	35:BP:82:ARG:HH12	1.64	0.61
43:BU:21:LYS:HG3	43:BU:21:LYS:O	1.99	0.61
35:BP:141:GLN:O	44:BV:75:ASN:HA	2.00	0.61
1:CA:104:G:O2'	1:CA:105:G:H5'	2.01	0.61

Continued on next page...

Continued from previous page...

Atom-1	Atom-2	Interatomic distance (Å)	Clash overlap (Å)
1:CA:630:G:H2'	1:CA:631:G:C4'	2.29	0.61
1:CA:818:G:H3'	1:CA:819:A:C5'	2.30	0.61
6:CI:69:GLU:O	6:CI:72:VAL:HG12	2.01	0.61
9:CL:28:VAL:HG13	9:CL:63:ILE:HG22	1.83	0.61
11:CN:121:PRO:HD2	11:CN:126:ARG:HD3	1.82	0.61
12:CO:126:LYS:C	12:CO:128:ALA:H	2.04	0.61
21:CX:15:ARG:HG2	21:CX:15:ARG:HH11	1.63	0.61
36:D0:44:LEU:HD22	36:D0:48:VAL:HG23	1.82	0.61
24:DA:1454:U:O2'	24:DA:1455:G:C8	2.51	0.61
24:DA:1820:U:H4'	24:DA:1821:A:OP2	1.98	0.61
24:DA:1833:U:O2	24:DA:1969:A:H2	1.84	0.61
24:DA:688:U:H5'	24:DA:1780:A:C2	2.36	0.61
26:DD:2:ALA:HB3	26:DD:20:ASP:HB3	1.83	0.61
26:DD:25:THR:HG21	26:DD:81:ALA:CA	2.31	0.61
27:DE:95:ILE:N	27:DE:95:ILE:HD12	2.15	0.61
29:DG:6:ALA:HB2	49:D4:23:GLU:OE2	1.99	0.61
29:DG:77:ILE:HD13	29:DG:82:LEU:CD1	2.29	0.61
30:DH:152:ARG:O	30:DH:153:LYS:CD	2.48	0.61
31:DK:77:LEU:C	31:DK:77:LEU:HD12	2.21	0.61
32:DM:7:LYS:CD	32:DM:9:VAL:H	2.13	0.61
35:DP:86:GLY:C	35:DP:88:GLY:N	2.52	0.61
44:DV:73:GLN:HB3	44:DV:87:ASP:OD1	2.01	0.61
1:AA:1126:U:H5''	1:AA:1280:A:N7	2.16	0.61
1:AA:971:G:H2'	1:AA:1365:G:H4'	1.81	0.61
1:AA:990:C:H2'	1:AA:991:U:C6	2.35	0.61
2:AE:127:ILE:HA	2:AE:130:ARG:HG2	1.81	0.61
2:AE:32:ILE:HG12	2:AE:33:TYR:N	2.16	0.61
7:AJ:79:ARG:CG	7:AJ:80:VAL:N	2.63	0.61
10:AM:96:ILE:HD13	10:AM:96:ILE:N	2.16	0.61
19:AV:15:LEU:O	19:AV:19:VAL:HG23	2.01	0.61
19:AV:36:ARG:NH1	19:AV:71:LEU:H	1.98	0.61
19:AV:36:ARG:HB2	19:AV:72:GLY:H	1.66	0.61
24:BA:1537:C:O2'	24:BA:1538:G:O4'	2.19	0.61
24:BA:1570:A:H2'	24:BA:1571:A:C8	2.36	0.61
24:BA:2159:G:H2'	24:BA:2160:G:H8	1.65	0.61
24:BA:2355:C:H5'	45:B3:36:ILE:HD11	1.81	0.61
24:BA:2602:A:O2'	24:BA:2603:G:OP2	2.17	0.61
24:BA:428:A:N6	24:BA:429:A:C2	2.69	0.61
24:BA:434:U:C4'	24:BA:435:C:OP1	2.48	0.61
24:BA:996:A:H4'	39:B1:92:ARG:NE	2.14	0.61
28:BF:61:GLY:HA2	28:BF:77:ASP:CB	2.31	0.61

Continued on next page...

Continued from previous page...

Atom-1	Atom-2	Interatomic distance (Å)	Clash overlap (Å)
29:BG:133:LEU:HD21	29:BG:157:ILE:HB	1.83	0.61
24:BA:2751:G:OP1	30:BH:3:ARG:HA	1.99	0.61
31:BK:107:VAL:HG12	31:BK:108:THR:N	2.13	0.61
32:BM:89:LYS:O	32:BM:92:ALA:HB3	2.01	0.61
24:BA:2875:C:C4'	38:BR:5:ALA:HB2	2.25	0.61
42:BT:60:ARG:O	42:BT:61:GLY:O	2.19	0.61
43:BU:75:ILE:CG1	43:BU:80:GLY:N	2.61	0.61
1:CA:1006:C:H2'	1:CA:1007:C:C6	2.35	0.61
1:CA:1221:G:O3'	19:CV:77:THR:HG21	2.01	0.61
1:CA:692:U:H5	11:CN:26:ASN:HD21	1.47	0.61
4:CG:149:ALA:HB3	4:CG:152:SER:HB2	1.82	0.61
6:CI:10:LEU:HD13	6:CI:61:LEU:CD1	2.30	0.61
6:CI:77:ARG:NH1	6:CI:77:ARG:HB2	2.15	0.61
7:CJ:140:ASP:C	7:CJ:142:GLU:H	2.03	0.61
12:CO:85:ILE:HD11	12:CO:98:TYR:HB2	1.81	0.61
15:CR:68:ARG:O	15:CR:72:ARG:HB2	2.00	0.61
51:D6:18:ARG:HD2	51:D6:18:ARG:O	2.00	0.61
53:D8:29:LYS:HD3	53:D8:44:LYS:CB	2.30	0.61
24:DA:102:G:O2'	24:DA:103:A:OP2	2.18	0.61
24:DA:1372:U:H5'	24:DA:1372:U:C6	2.35	0.61
24:DA:161:U:H3'	24:DA:162:U:C5'	2.29	0.61
24:DA:1952:A:C5	33:DN:22:ILE:HD12	2.35	0.61
24:DA:1803:A:H4'	26:DD:259:THR:HG21	1.81	0.61
28:DF:119:ARG:HH11	28:DF:119:ARG:HG2	1.64	0.61
31:DK:8:PRO:O	31:DK:9:LEU:HB3	1.99	0.61
32:DM:96:GLU:O	32:DM:98:VAL:N	2.33	0.61
33:DN:8:LEU:HB2	33:DN:19:ILE:HD11	1.81	0.61
43:DU:19:LYS:O	43:DU:19:LYS:HG3	2.01	0.61
47:DW:41:ILE:HD11	47:DW:44:LEU:HG	1.82	0.61
48:DX:5:LYS:HB2	48:DX:36:VAL:HG12	1.82	0.61
1:AA:1028:C:O5'	1:AA:1028:C:H6	1.83	0.61
1:AA:426:G:H2'	1:AA:427:U:C6	2.36	0.61
8:AK:29:SER:HB3	8:AK:32:LYS:HB2	1.81	0.61
12:AO:19:ARG:HG2	12:AO:20:LYS:N	2.16	0.61
14:AQ:3:ARG:O	14:AQ:7:ILE:HG23	2.01	0.61
19:AV:36:ARG:CZ	19:AV:73:GLU:HB2	2.31	0.61
36:B0:44:LEU:HD13	36:B0:44:LEU:O	2.01	0.61
52:B7:28:ARG:HG3	52:B7:28:ARG:NH1	2.15	0.61
24:BA:1937:A:O2'	24:BA:1938:A:P	2.59	0.61
24:BA:1948:G:C2'	24:BA:1949:G:H5'	2.29	0.61
24:BA:2150:U:H2'	24:BA:2151:G:H8	1.65	0.61

Continued on next page...

Continued from previous page...

Atom-1	Atom-2	Interatomic distance (Å)	Clash overlap (Å)
24:BA:277:C:H5''	24:BA:278:A:N7	2.16	0.61
24:BA:458:G:O2'	24:BA:459:U:P	2.58	0.61
27:BE:63:LEU:O	27:BE:63:LEU:HD23	2.01	0.61
33:BN:98:VAL:HG12	33:BN:117:LEU:HB3	1.82	0.61
34:BO:19:VAL:HG13	34:BO:21:ARG:H	1.66	0.61
34:BO:71:VAL:CG1	34:BO:72:PRO:HD3	2.30	0.61
27:BE:7:VAL:HG21	38:BR:1:MET:HE1	1.81	0.61
41:BS:106:ILE:HG13	41:BS:106:ILE:O	2.00	0.61
43:BU:36:ALA:HA	43:BU:69:ALA:H	1.65	0.61
43:BU:95:LYS:HZ2	43:BU:96:ILE:N	1.98	0.61
44:BV:107:THR:OG1	44:BV:108:PRO:HD3	2.00	0.61
44:BV:34:ASN:HD22	44:BV:34:ASN:N	1.99	0.61
44:BV:87:ASP:N	44:BV:87:ASP:OD2	2.34	0.61
22:CC:17:C:H2'	22:CC:17(A):C:C5	2.36	0.61
2:CE:21:ARG:HG3	2:CE:38:GLY:O	2.01	0.61
3:CF:13:GLY:HA3	14:CQ:57:ARG:CZ	2.31	0.61
4:CG:106:TYR:HE1	4:CG:112:VAL:O	1.82	0.61
13:CP:117:VAL:HG22	13:CP:118:ALA:N	2.15	0.61
13:CP:96:LEU:HB3	13:CP:97:PRO:HD2	1.83	0.61
19:CV:41:VAL:CB	19:CV:42:PRO:CA	2.76	0.61
36:D0:38:VAL:HB	36:D0:39:PRO:HD3	1.81	0.61
51:D6:27:LYS:HB2	51:D6:27:LYS:HZ3	1.66	0.61
24:DA:1045:A:H5''	24:DA:1047:G:H1'	1.83	0.61
24:DA:1187:G:H8	24:DA:1187:G:O5'	1.83	0.61
24:DA:1799:G:N2	24:DA:1818:U:O2'	2.34	0.61
24:DA:387:U:H4'	24:DA:388:G:O5'	2.00	0.61
25:DB:95:U:C6	25:DB:95:U:H3'	2.35	0.61
26:DD:137:PRO:HB2	26:DD:140:THR:HG23	1.81	0.61
26:DD:147:LEU:CD1	26:DD:155:LEU:HD11	2.26	0.61
26:DD:35:LYS:HE3	26:DD:64:ILE:C	2.21	0.61
27:DE:52:LEU:HB3	27:DE:54:GLN:OE1	2.00	0.61
28:DF:164:ARG:HG2	28:DF:164:ARG:HH11	1.66	0.61
31:DK:21:VAL:HG22	31:DK:22:LYS:N	2.16	0.61
33:DN:78:ARG:HH21	38:DR:103:ARG:NH2	1.98	0.61
41:DS:28:SER:O	41:DS:31:GLU:N	2.34	0.61
1:AA:713:G:N2	1:AA:777:A:C1'	2.64	0.61
1:AA:96:G:H2'	1:AA:97:U:O4'	2.00	0.61
4:AG:127:THR:HG23	4:AG:147:ALA:HB3	1.82	0.61
4:AG:178:VAL:HG12	4:AG:179:GLU:N	2.14	0.61
1:AA:4:U:O4	8:AK:105:ARG:HD3	2.00	0.61
8:AK:103:VAL:HG21	8:AK:110:ALA:HB2	1.83	0.61

Continued on next page...

Continued from previous page...

Atom-1	Atom-2	Interatomic distance (Å)	Clash overlap (Å)
10:AM:34:VAL:HG22	10:AM:74:ILE:HG22	1.81	0.61
13:AP:97:PRO:HA	13:AP:110:ARG:HD3	1.81	0.61
20:AW:36:LEU:HD12	20:AW:59:ALA:HB2	1.81	0.61
40:B2:1:MET:HG2	40:B2:2:PHE:N	2.16	0.61
24:BA:1469:A:H2'	24:BA:1470:G:H8	1.64	0.61
24:BA:1688:U:H1'	24:BA:1701:A:C6	2.36	0.61
28:BF:143:ALA:HB1	28:BF:148:LEU:HB2	1.82	0.61
28:BF:4:VAL:HG22	28:BF:19:GLU:OE1	2.01	0.61
30:BH:126:PRO:CB	30:BH:128:PRO:N	2.63	0.61
38:BR:117:ASP:O	38:BR:119:LYS:N	2.33	0.61
44:BV:103:ARG:N	44:BV:139:VAL:HG23	2.14	0.61
44:BV:171:ILE:O	44:BV:172:ALA:CB	2.47	0.61
1:CA:1004:A:C2'	1:CA:1005:A:O5'	2.48	0.61
1:CA:510:A:OP2	4:CG:49:ARG:NH2	2.33	0.61
1:CA:963:G:N2	10:CM:55:LYS:HD3	2.15	0.61
22:CB:23:G:C2'	22:CB:24:C:H5''	2.30	0.61
4:CG:162:LEU:CD1	4:CG:181:MET:HB3	2.31	0.61
4:CG:196:LEU:N	4:CG:196:LEU:HD12	2.15	0.61
4:CG:196:LEU:C	4:CG:198:VAL:H	2.02	0.61
6:CI:98:LEU:HD12	6:CI:98:LEU:O	2.01	0.61
8:CK:23:SER:HA	8:CK:63:LEU:CD2	2.24	0.61
9:CL:13:ALA:HB2	9:CL:67:GLY:O	2.00	0.61
15:CR:61:GLY:C	15:CR:65:ARG:HH12	2.02	0.61
1:CA:564:C:H5'	17:CT:32:TYR:CD2	2.36	0.61
19:CV:11:VAL:O	19:CV:12:ASP:HB2	2.00	0.61
40:D2:41:GLY:H	40:D2:46:VAL:HG13	1.66	0.61
49:D4:71:ARG:CG	49:D4:71:ARG:NH1	2.61	0.61
51:D6:41:PRO:HD2	51:D6:46:HIS:N	2.16	0.61
24:DA:1359:A:H2'	24:DA:1360:A:H5'	1.82	0.61
24:DA:2473:U:O2	24:DA:2473:U:H2'	1.99	0.61
27:DE:35:GLN:CG	27:DE:37:ARG:HE	2.10	0.61
24:DA:451:C:H4'	28:DF:52:LYS:NZ	2.16	0.61
29:DG:44:GLY:HA2	29:DG:88:ILE:CG1	2.30	0.61
33:DN:91:LEU:N	33:DN:91:LEU:HD22	2.16	0.61
34:DO:96:THR:HG22	34:DO:126:VAL:HB	1.82	0.61
35:DP:20:ALA:HB1	35:DP:99:PRO:CD	2.30	0.61
42:DT:14:SER:O	42:DT:17:ALA:N	2.34	0.61
42:DT:66:LEU:HD23	42:DT:66:LEU:O	2.01	0.61
48:DX:59:VAL:HG12	48:DX:60:GLU:N	2.16	0.61
1:AA:1003:G:H2'	1:AA:1004:A:H5'	1.83	0.61
1:AA:1106:G:H5''	3:AF:172:ARG:HG2	1.83	0.61

Continued on next page...

Continued from previous page...

Atom-1	Atom-2	Interatomic distance (Å)	Clash overlap (Å)
4:AG:15:GLU:O	4:AG:16:GLY:C	2.37	0.61
4:AG:196:LEU:N	4:AG:196:LEU:HD12	2.12	0.61
13:AP:34:LEU:CA	13:AP:39:ILE:HG13	2.31	0.61
18:AU:28:GLU:O	18:AU:28:GLU:HG3	2.01	0.61
24:BA:1188:U:H2'	24:BA:1189:A:H5'	1.82	0.61
24:BA:2031:A:C6	24:BA:2498:C:H1'	2.35	0.61
24:BA:2305:A:C3'	24:BA:2306:C:H5''	2.30	0.61
24:BA:274:G:H2'	24:BA:275:G:O4'	2.00	0.61
27:BE:61:ARG:N	27:BE:62:PRO:HD2	2.15	0.61
33:BN:91:LEU:HD22	33:BN:91:LEU:N	2.15	0.61
34:BO:128:HIS:O	34:BO:147:LEU:HB3	2.00	0.61
34:BO:15:ARG:O	34:BO:16:ARG:C	2.39	0.61
24:BA:2378:A:H4'	37:BQ:23:ARG:HH12	1.62	0.61
38:BR:8:LYS:HZ3	38:BR:8:LYS:HB2	1.63	0.61
24:BA:310:A:OP1	43:BU:18:GLY:HA2	2.00	0.61
35:BP:141:GLN:CG	44:BV:73:GLN:HG2	2.31	0.61
1:CA:1182:G:H4'	1:CA:1183:A:C5'	2.30	0.61
1:CA:1542:G:HO3'	18:CU:19:LYS:N	1.98	0.61
1:CA:401:C:H2'	1:CA:402:G:C8	2.35	0.61
22:CB:16:C:O2'	22:CB:61:U:O3'	2.19	0.61
22:CD:71:C:H2'	22:CD:72:A:C8	2.36	0.61
3:CF:141:VAL:O	3:CF:146:ALA:HB3	2.01	0.61
6:CI:45:LEU:HD12	6:CI:59:TYR:HD1	1.66	0.61
7:CJ:79:ARG:HH11	7:CJ:79:ARG:HG2	1.66	0.61
8:CK:102:ARG:HH11	8:CK:105:ARG:NH2	1.99	0.61
8:CK:118:VAL:C	8:CK:119:LEU:HD23	2.21	0.61
11:CN:78:GLN:O	11:CN:103:LEU:HA	2.01	0.61
13:CP:4:ILE:H	13:CP:9:ILE:HG22	1.62	0.61
1:CA:667:G:H4'	15:CR:51:HIS:CE1	2.36	0.61
18:CU:25:THR:O	18:CU:25:THR:HG22	2.00	0.61
19:CV:16:LEU:O	19:CV:20:LEU:HG	2.01	0.61
24:DA:84:A:H62	24:DA:102:G:H1'	1.65	0.61
24:DA:2168:G:C2	24:DA:2170:A:OP2	2.54	0.61
24:DA:2208:U:C1'	26:DD:151:LYS:HE2	2.31	0.61
24:DA:229:A:HO2'	24:DA:230:U:P	2.24	0.61
24:DA:370:G:H4'	24:DA:371:A:OP2	2.01	0.61
24:DA:483:A:H3'	24:DA:484:C:H6	1.66	0.61
26:DD:133:LEU:HD21	26:DD:191:ALA:HB2	1.82	0.61
26:DD:263:ARG:CB	26:DD:263:ARG:HH11	2.14	0.61
26:DD:54:ARG:HH11	26:DD:54:ARG:CG	2.14	0.61
27:DE:131:ALA:HB1	27:DE:135:HIS:HE1	1.65	0.61

Continued on next page...

Continued from previous page...

Atom-1	Atom-2	Interatomic distance (Å)	Clash overlap (Å)
32:DM:17:ASP:O	32:DM:18:ALA:HB3	2.01	0.61
35:DP:66:ILE:CG1	35:DP:67:ARG:N	2.64	0.61
37:DQ:89:ARG:O	37:DQ:90:GLY:O	2.19	0.61
41:DS:82:LEU:HB2	41:DS:98:LYS:HB2	1.82	0.61
46:DZ:81:LYS:HA	46:DZ:81:LYS:HZ3	0.69	0.61
1:AA:1203:C:H2'	1:AA:1204:A:H8	1.66	0.60
1:AA:16:A:O2'	1:AA:17:U:H5'	2.01	0.60
22:AD:6:G:HO2'	22:AD:7:G:H8	1.49	0.60
8:AK:20:TYR:HD1	8:AK:65:TYR:CE2	2.19	0.60
9:AL:18:PHE:O	9:AL:19:LEU:CB	2.49	0.60
10:AM:45:ARG:HB3	10:AM:65:LEU:HB3	1.83	0.60
12:AO:82:VAL:HG12	12:AO:83:VAL:N	2.14	0.60
53:B8:61:LEU:CD1	53:B8:62:LEU:H	2.14	0.60
24:BA:1453:A:H5''	24:BA:1454:U:OP2	2.01	0.60
24:BA:1498:C:O4'	24:BA:1577:C:H4'	2.01	0.60
26:BD:115:GLN:HG2	26:BD:116:GLN:N	2.14	0.60
26:BD:263:ARG:NH1	26:BD:263:ARG:CB	2.61	0.60
28:BF:27:GLU:O	28:BF:28:ILE:HG13	2.00	0.60
35:BP:66:ILE:HG12	35:BP:67:ARG:N	2.16	0.60
38:BR:88:ILE:HD12	38:BR:89:VAL:N	2.16	0.60
43:BU:45:VAL:HA	43:BU:62:GLU:HA	1.83	0.60
44:BV:72:ARG:O	44:BV:73:GLN:HB2	1.99	0.60
47:BW:17:SER:CB	47:BW:21:LEU:H	2.14	0.60
47:BW:17:SER:HB2	47:BW:18:PRO:CA	2.31	0.60
1:CA:1004:A:H2'	1:CA:1005:A:O5'	2.01	0.60
1:CA:1128:C:H5'	9:CL:16:ARG:NH2	2.16	0.60
1:CA:953:G:H5'	1:CA:965:A:H61	1.66	0.60
22:CD:60:U:H5''	22:CD:61:C:OP2	2.01	0.60
3:CF:88:ARG:NH1	3:CF:101:LEU:H	1.99	0.60
4:CG:12:CYS:HA	4:CG:19:LEU:CD2	2.31	0.60
5:CH:43:LEU:HD21	5:CH:132:ALA:HB1	1.82	0.60
5:CH:79:GLU:HB3	5:CH:92:LYS:HA	1.83	0.60
15:CR:26:GLU:CD	15:CR:77:ARG:HH12	2.03	0.60
16:CS:20:VAL:HG22	16:CS:21:VAL:N	2.16	0.60
24:DA:1503:U:H2'	24:DA:1504:C:H6	1.65	0.60
24:DA:2275:C:O2'	35:DP:83:MET:HA	2.00	0.60
24:DA:2563:U:H4'	33:DN:28:SER:HA	1.82	0.60
26:DD:35:LYS:NZ	26:DD:65:ILE:HA	2.15	0.60
34:DO:27:HIS:N	34:DO:27:HIS:ND1	2.49	0.60
38:DR:34:VAL:HG12	38:DR:36:GLU:HG2	1.83	0.60
1:AA:1363:A:H4'	1:AA:1364:U:OP1	2.00	0.60

Continued on next page...

Continued from previous page...

Atom-1	Atom-2	Interatomic distance (Å)	Clash overlap (Å)
1:AA:1529:G:H5''	1:AA:1530:G:OP2	2.01	0.60
1:AA:191(C):G:C3'	1:AA:191(D):U:H5''	2.31	0.60
1:AA:382:A:H2'	1:AA:383:A:C8	2.35	0.60
1:AA:501:C:OP1	12:AO:124:LYS:NZ	2.32	0.60
1:AA:674:G:H2'	1:AA:675:A:H8	1.66	0.60
4:AG:98:GLU:HG3	4:AG:103:ASN:ND2	2.16	0.60
4:AG:19:LEU:H	4:AG:19:LEU:HD12	1.66	0.60
15:AR:17:ARG:NH1	15:AR:77:ARG:HH12	1.99	0.60
16:AS:63:GLY:O	16:AS:64:ALA:HB2	1.99	0.60
39:B1:98:LEU:C	39:B1:100:VAL:N	2.52	0.60
24:BA:1434:A:N6	24:BA:1558:A:N6	2.40	0.60
24:BA:2261:C:O2'	24:BA:2262:U:H5'	2.01	0.60
26:BD:35:LYS:HD3	26:BD:63:ARG:CG	2.31	0.60
26:BD:75:ILE:HG21	26:BD:99:ASP:HB2	1.82	0.60
29:BG:120:LEU:O	29:BG:180:PHE:HA	2.01	0.60
29:BG:60:LEU:HD23	29:BG:60:LEU:O	2.01	0.60
29:BG:43:LEU:CD2	29:BG:90:LEU:HD23	2.31	0.60
43:BU:63:LYS:HZ1	43:BU:64:GLU:H	1.46	0.60
1:CA:105:G:H2'	1:CA:106:C:C6	2.35	0.60
1:CA:1380:U:H5''	1:CA:1381:U:OP1	2.01	0.60
22:CB:54:G:O2'	22:CB:55:U:H5'	2.00	0.60
22:CD:67:C:H2'	22:CD:68:C:H6	1.66	0.60
2:CE:132:LYS:HA	2:CE:135:GLN:CD	2.22	0.60
8:CK:49:GLU:O	8:CK:51:VAL:HG13	2.01	0.60
10:CM:5:ARG:O	10:CM:98:ILE:HA	2.01	0.60
13:CP:97:PRO:HB2	13:CP:101:GLN:HE22	1.65	0.60
17:CT:67:LYS:HA	17:CT:70:ARG:NH1	2.15	0.60
24:DA:1301:A:H2'	24:DA:1302:A:C3'	2.25	0.60
24:DA:1930:G:O2'	24:DA:1931:U:OP2	2.18	0.60
24:DA:2533:A:H2'	24:DA:2534:A:O4'	2.00	0.60
24:DA:33:U:O4	24:DA:446:G:O2'	2.17	0.60
24:DA:389:G:O6	34:DO:70:GLN:HB3	2.00	0.60
24:DA:481:G:O2'	24:DA:482:A:OP2	2.15	0.60
25:DB:3:C:H2'	25:DB:4:C:C6	2.35	0.60
26:DD:237:GLU:CA	26:DD:237:GLU:OE1	2.48	0.60
26:DD:35:LYS:NZ	26:DD:64:ILE:O	2.32	0.60
27:DE:53:PRO:HG2	27:DE:54:GLN:NE2	2.16	0.60
30:DH:44:VAL:O	30:DH:44:VAL:HG22	2.01	0.60
32:DM:99:LEU:O	32:DM:103:VAL:HG23	2.02	0.60
44:DV:124:ILE:HD11	44:DV:165:VAL:HG21	1.82	0.60
1:AA:1129:C:H5'	1:AA:1130:A:OP1	2.01	0.60

Continued on next page...

Continued from previous page...

Atom-1	Atom-2	Interatomic distance (Å)	Clash overlap (Å)
1:AA:1262:C:H2'	1:AA:1263:C:C6	2.36	0.60
2:AE:140:HIS:O	2:AE:143:GLU:HB3	2.01	0.60
6:AI:22:GLU:HA	6:AI:22:GLU:OE2	2.01	0.60
11:AN:103:LEU:HD22	11:AN:103:LEU:N	2.16	0.60
12:AO:55:VAL:CG1	12:AO:56:ALA:H	2.14	0.60
19:AV:61:TYR:HE2	19:AV:63:THR:OG1	1.83	0.60
19:AV:64:GLU:O	19:AV:66:MET:HG3	2.01	0.60
19:AV:7:LYS:HE3	19:AV:8:GLY:N	2.15	0.60
20:AW:72:LEU:HD23	20:AW:73:HIS:O	2.01	0.60
49:B4:46:GLN:CG	49:B4:47:GLN:N	2.64	0.60
24:BA:1171:G:H4'	24:BA:1173:G:OP1	2.00	0.60
24:BA:10:G:H2'	24:BA:11:G:H8	1.66	0.60
24:BA:1485:G:H5'	24:BA:1485:G:H8	1.67	0.60
24:BA:1578:U:H2'	24:BA:1579:A:C5'	2.31	0.60
24:BA:897:C:O2'	24:BA:898:C:H5'	2.01	0.60
28:BF:67:GLN:HG3	28:BF:67:GLN:O	1.99	0.60
29:BG:91:ARG:C	29:BG:91:ARG:HD2	2.21	0.60
30:BH:22:GLY:O	30:BH:37:VAL:HB	2.01	0.60
24:BA:943:U:OP2	34:BO:36:LYS:CE	2.49	0.60
1:CA:968:A:C4'	1:CA:969:A:OP2	2.49	0.60
2:CE:221:LEU:HD13	2:CE:221:LEU:O	2.02	0.60
3:CF:130:VAL:O	3:CF:134:ILE:HG12	2.01	0.60
3:CF:47:LEU:O	3:CF:52:LEU:HD22	2.01	0.60
4:CG:129:ASN:HA	4:CG:145:GLU:HB2	1.82	0.60
4:CG:90:GLY:CA	4:CG:204:ILE:HD11	2.31	0.60
8:CK:6:ILE:HB	8:CK:85:ARG:HH12	1.62	0.60
12:CO:5:PRO:HA	12:CO:9:GLN:NE2	2.16	0.60
14:CQ:42:ILE:O	14:CQ:43:CYS:C	2.39	0.60
39:D1:69:CYS:HB3	39:D1:106:PHE:CZ	2.36	0.60
50:D5:52:TYR:O	50:D5:53:ALA:HB3	2.01	0.60
24:DA:2285:C:H5	51:D6:27:LYS:HE2	1.66	0.60
24:DA:275:G:O2'	24:DA:276:A:O5'	2.14	0.60
26:DD:147:LEU:HD13	26:DD:155:LEU:CD1	2.29	0.60
27:DE:63:LEU:CD1	27:DE:64:LYS:H	2.04	0.60
28:DF:108:LYS:HZ3	28:DF:108:LYS:HA	1.64	0.60
31:DK:133:HIS:HD2	31:DK:134:PRO:HD2	1.63	0.60
44:DV:158:PRO:CB	44:DV:159:PRO:HD2	2.29	0.60
2:AE:121:LEU:HB3	2:AE:127:ILE:CG1	2.31	0.60
3:AF:119:ARG:HH22	3:AF:140:ARG:HD2	1.66	0.60
3:AF:141:VAL:O	3:AF:146:ALA:HB3	2.01	0.60
3:AF:82:GLU:CD	3:AF:87:LEU:HD21	2.21	0.60

Continued on next page...

Continued from previous page...

Atom-1	Atom-2	Interatomic distance (Å)	Clash overlap (Å)
4:AG:79:PHE:O	4:AG:82:ALA:HB3	2.01	0.60
5:AH:51:VAL:O	5:AH:55:VAL:HG23	2.01	0.60
1:AA:598:U:H4'	8:AK:94:TYR:CD2	2.35	0.60
18:AU:85:LEU:C	18:AU:85:LEU:HD12	2.22	0.60
24:BA:1252:G:O4'	39:B1:33:ARG:HD3	2.01	0.60
24:BA:1033:U:O2'	24:BA:1034:G:O5'	2.19	0.60
24:BA:1047:G:C2'	24:BA:1110:G:N2	2.63	0.60
24:BA:1005:C:H1'	24:BA:1143:A:C2	2.35	0.60
24:BA:1405:U:H2'	24:BA:1406:U:H6	1.66	0.60
24:BA:2303:G:C2'	24:BA:2304:G:H5'	2.31	0.60
24:BA:574:C:H1'	24:BA:2055:C:C6	2.36	0.60
26:BD:117:VAL:CG2	26:BD:118:VAL:N	2.63	0.60
26:BD:267:SER:C	26:BD:269:PHE:H	2.05	0.60
32:BM:16:ILE:HD13	32:BM:137:LYS:HB2	1.82	0.60
32:BM:17:ASP:O	32:BM:18:ALA:HB2	2.00	0.60
33:BN:22:ILE:HB	33:BN:40:VAL:O	2.01	0.60
34:BO:52:GLU:HB2	34:BO:55:ARG:HB3	1.84	0.60
1:CA:1003:G:N2	1:CA:1004:A:O3'	2.35	0.60
1:CA:38:G:C2	1:CA:397:A:C2	2.90	0.60
1:CA:863:U:H2'	1:CA:865:A:OP2	2.02	0.60
3:CF:70:VAL:O	3:CF:106:VAL:HG23	2.01	0.60
4:CG:146:ILE:HD12	4:CG:146:ILE:H	1.66	0.60
6:CI:61:LEU:HB3	6:CI:63:TYR:HE2	1.67	0.60
16:CS:40:ASP:OD2	16:CS:42:ARG:HB2	2.02	0.60
1:CA:376:G:C5'	16:CS:5:ARG:HD2	2.32	0.60
39:D1:88:ILE:CD1	39:D1:88:ILE:H	2.05	0.60
24:DA:1112:G:H2'	24:DA:1113:U:C6	2.35	0.60
24:DA:2415:G:H4'	34:DO:67:MET:N	2.16	0.60
24:DA:2784:C:H5"	27:DE:41:LYS:NZ	2.16	0.60
24:DA:943:U:OP2	34:DO:36:LYS:CG	2.49	0.60
27:DE:37:ARG:CA	27:DE:37:ARG:NE	2.64	0.60
31:DK:65:ALA:O	31:DK:67:ARG:N	2.34	0.60
34:DO:13:ASN:O	34:DO:15:ARG:N	2.34	0.60
37:DQ:99:LYS:O	37:DQ:102:ALA:N	2.34	0.60
43:DU:101:LYS:HE3	43:DU:102:CYS:SG	2.40	0.60
1:AA:1502:A:H2	1:AA:1505:G:N1	1.99	0.60
1:AA:376:G:C4'	16:AS:5:ARG:HD3	2.31	0.60
1:AA:451:A:N6	1:AA:481:G:C8	2.69	0.60
1:AA:595:G:O2'	1:AA:596:C:OP2	2.17	0.60
1:AA:633:G:H2'	1:AA:634:C:C6	2.37	0.60
8:AK:23:SER:HA	8:AK:63:LEU:CD2	2.31	0.60

Continued on next page...

Continued from previous page...

Atom-1	Atom-2	Interatomic distance (Å)	Clash overlap (Å)
20:AW:74:LYS:C	20:AW:76:ALA:N	2.54	0.60
40:B2:69:LYS:NZ	40:B2:85:LYS:NZ	2.50	0.60
24:BA:185:U:H4'	24:BA:218:A:H4'	1.82	0.60
24:BA:239:U:H2'	24:BA:240:G:O4'	2.01	0.60
24:BA:639:U:H2'	24:BA:640:C:H6	1.66	0.60
26:BD:235:GLY:C	26:BD:237:GLU:H	2.05	0.60
28:BF:25:PRO:O	28:BF:26:ALA:HB3	2.02	0.60
29:BG:101:ILE:O	29:BG:105:LYS:HG3	2.01	0.60
30:BH:126:PRO:HB3	30:BH:128:PRO:N	2.16	0.60
30:BH:3:ARG:HD2	30:BH:3:ARG:O	2.00	0.60
35:BP:141:GLN:HG3	44:BV:73:GLN:HG2	1.84	0.60
1:CA:1101:A:C4'	1:CA:1102:A:O5'	2.36	0.60
1:CA:192:U:H4'	20:CW:103:GLY:HA2	1.82	0.60
22:CB:49:C:C4	22:CB:60:A:H1'	2.35	0.60
7:CJ:113:GLU:CB	7:CJ:119:ARG:HG2	2.29	0.60
9:CL:111:ARG:HG2	9:CL:112:LYS:N	2.16	0.60
9:CL:85:LEU:O	9:CL:85:LEU:HD12	2.02	0.60
13:CP:37:THR:CG2	13:CP:39:ILE:HD11	2.32	0.60
13:CP:9:ILE:O	13:CP:9:ILE:HD12	2.01	0.60
19:CV:64:GLU:OE2	49:D4:55:ARG:NH2	2.31	0.60
51:D6:13:CYS:O	51:D6:21:TYR:HA	2.02	0.60
24:DA:173:G:H2'	24:DA:174:C:C6	2.37	0.60
24:DA:1864:U:H3'	24:DA:1869:G:H5''	1.83	0.60
24:DA:2051:A:N6	24:DA:2614:A:H2'	2.14	0.60
24:DA:470:A:C5'	24:DA:470:A:H8	2.13	0.60
26:DD:35:LYS:HG2	26:DD:64:ILE:CG2	2.31	0.60
28:DF:34:TRP:CZ3	34:DO:8:PRO:HB3	2.36	0.60
24:DA:443:A:C5	28:DF:45:ARG:HD2	2.36	0.60
29:DG:28:VAL:O	29:DG:31:VAL:HG12	2.01	0.60
31:DK:35:LEU:O	31:DK:36:ALA:HB2	2.01	0.60
32:DM:23:LEU:HD12	32:DM:99:LEU:HD23	1.82	0.60
41:DS:36:LEU:HD11	41:DS:47:VAL:HG12	1.83	0.60
44:DV:113:ALA:O	44:DV:114:GLY:C	2.40	0.60
44:DV:113:ALA:O	44:DV:115:GLY:N	2.34	0.60
46:DZ:80:LEU:O	46:DZ:81:LYS:HD2	2.01	0.60
1:AA:1024:G:H4'	1:AA:1025:U:OP1	2.00	0.60
1:AA:518:C:O2'	12:AO:50:SER:HB3	2.02	0.60
1:AA:971:G:H5''	1:AA:972:C:H5''	1.83	0.60
2:AE:236:TYR:C	2:AE:238:LEU:H	2.05	0.60
2:AE:70:PHE:HE1	2:AE:90:MET:HB2	1.66	0.60
10:AM:4:ILE:HB	10:AM:74:ILE:CD1	2.27	0.60

Continued on next page...

Continued from previous page...

Atom-1	Atom-2	Interatomic distance (Å)	Clash overlap (Å)
36:B0:104:ARG:HB3	36:B0:107:ASP:OD2	2.02	0.60
49:B4:56:VAL:HG13	49:B4:57:GLU:HG3	1.84	0.60
24:BA:671:C:H5'	24:BA:671:C:H6	1.66	0.60
24:BA:704:G:H1'	24:BA:727:A:N6	2.16	0.60
25:BB:33:G:H2'	25:BB:34:U:O4'	2.02	0.60
27:BE:7:VAL:HG21	38:BR:1:MET:HE3	1.82	0.60
29:BG:135:LEU:HD12	29:BG:135:LEU:N	2.17	0.60
43:BU:72:VAL:HG23	43:BU:73:ARG:H	1.66	0.60
1:CA:110:C:H2'	1:CA:111:G:O4'	2.01	0.60
1:CA:1535:C:H2'	1:CA:1536:C:H5	1.67	0.60
1:CA:412:A:O2'	1:CA:413:G:OP2	2.20	0.60
1:CA:49:U:O2	1:CA:362:G:H1'	2.00	0.60
2:CE:141:GLU:O	2:CE:145:LEU:HD23	2.01	0.60
2:CE:69:LEU:O	2:CE:162:ILE:HA	2.02	0.60
7:CJ:148:ASN:ND2	7:CJ:148:ASN:N	2.46	0.60
24:DA:1011:G:H4'	24:DA:1012:U:OP1	2.02	0.60
24:DA:1204:A:H1'	24:DA:1206:G:C8	2.37	0.60
24:DA:1497:U:H5'	24:DA:1498:C:OP2	2.02	0.60
24:DA:1588:C:H2'	24:DA:1589:C:H6	1.67	0.60
24:DA:2111:C:C5	24:DA:2147:G:N2	2.70	0.60
24:DA:2148:G:O2'	24:DA:2149:G:H5'	2.01	0.60
24:DA:2469:A:H2	24:DA:2481:G:N2	1.93	0.60
24:DA:2656:U:O4	24:DA:2657:A:C5	2.54	0.60
24:DA:2728:U:O2'	24:DA:2729:G:H5'	2.01	0.60
24:DA:719:C:O2'	24:DA:720:C:H5'	2.02	0.60
26:DD:72:LYS:HE3	26:DD:75:ILE:HD12	1.82	0.60
31:DK:110:ASP:HB3	31:DK:112:LYS:N	2.16	0.60
31:DK:114:LEU:O	31:DK:115:ALA:CB	2.49	0.60
31:DK:116:LEU:O	31:DK:116:LEU:HG	2.00	0.60
32:DM:16:ILE:O	32:DM:55:VAL:HG22	2.01	0.60
35:DP:63:LYS:HE2	35:DP:65:PHE:CE1	2.37	0.60
42:DT:43:VAL:CG1	42:DT:51:VAL:HG21	2.31	0.60
46:DZ:3:LYS:HD3	46:DZ:43:TYR:CD2	2.35	0.60
1:AA:1379:G:H5'	7:AJ:3:ARG:HH21	1.66	0.60
1:AA:371:G:O2'	1:AA:372:C:H5'	2.02	0.60
1:AA:532:A:O2'	1:AA:533:A:OP1	2.19	0.60
2:AE:187:LEU:HA	2:AE:201:ILE:O	2.01	0.60
3:AF:129:ALA:HB3	3:AF:132:ARG:NE	2.16	0.60
8:AK:17:THR:HB	8:AK:78:GLN:OE1	2.02	0.60
15:AR:23:GLY:O	15:AR:24:SER:O	2.19	0.60
18:AU:82:THR:O	18:AU:84:LYS:HE3	2.01	0.60

Continued on next page...

Continued from previous page...

Atom-1	Atom-2	Interatomic distance (Å)	Clash overlap (Å)
24:BA:1278:A:H2'	24:BA:1279:G:C8	2.36	0.60
24:BA:2015:A:H5'	41:BS:92:ARG:HH21	1.66	0.60
24:BA:2126:A:H5'	24:BA:2127:G:OP1	2.01	0.60
24:BA:892:G:H2'	24:BA:893:C:C1'	2.31	0.60
25:BB:48:A:H2'	25:BB:49:C:C6	2.36	0.60
26:BD:200:ASP:O	26:BD:203:ASN:N	2.25	0.60
26:BD:35:LYS:HZ3	26:BD:104:TYR:HB2	1.66	0.60
27:BE:12:THR:O	27:BE:23:VAL:HG22	2.00	0.60
32:BM:129:PRO:O	32:BM:131:GLN:N	2.34	0.60
33:BN:86:ILE:C	33:BN:87:ILE:HD13	2.21	0.60
34:BO:92:GLU:OE1	34:BO:121:LYS:HB3	2.00	0.60
35:BP:77:LYS:HZ3	35:BP:82:ARG:HA	1.62	0.60
37:BQ:23:ARG:HH11	37:BQ:23:ARG:HG2	1.66	0.60
2:CE:60:ASP:O	2:CE:64:ARG:HG2	2.01	0.60
4:CG:90:GLY:HA2	4:CG:204:ILE:HD11	1.83	0.60
5:CH:74:GLY:O	5:CH:115:VAL:HA	2.02	0.60
8:CK:39:LEU:O	8:CK:45:ILE:HG12	2.01	0.60
9:CL:96:LEU:HD23	9:CL:102:LEU:HD12	1.84	0.60
20:CW:104:LEU:HD12	20:CW:105:SER:H	1.66	0.60
1:CA:191:G:H1'	20:CW:105:SER:HB3	1.82	0.60
39:D1:92:ARG:NH1	39:D1:95:LEU:CD1	2.65	0.60
40:D2:35:LEU:HD23	40:D2:35:LEU:O	2.01	0.60
40:D2:99:ILE:CD1	40:D2:99:ILE:N	2.65	0.60
45:D3:7:LEU:HD22	45:D3:11:ARG:NH1	2.16	0.60
24:DA:1038:C:H2'	24:DA:1039:G:O4'	2.01	0.60
24:DA:232:G:OP2	24:DA:232:G:H8	1.84	0.60
24:DA:2761:G:H5'	24:DA:2761:G:C8	2.36	0.60
26:DD:25:THR:HG21	26:DD:81:ALA:HA	1.83	0.60
27:DE:93:VAL:N	27:DE:95:ILE:HD12	2.17	0.60
28:DF:175:THR:O	28:DF:176:LEU:CB	2.49	0.60
33:DN:97:ARG:N	33:DN:117:LEU:HD22	2.15	0.60
37:DQ:11:LYS:HB2	37:DQ:91:PRO:HD3	1.84	0.60
1:AA:1137:C:O2'	1:AA:1138:G:OP2	2.12	0.60
1:AA:1145:C:O2'	1:AA:1146:A:N7	2.33	0.60
1:AA:191(A):G:O2'	1:AA:191(B):G:H5'	2.02	0.60
1:AA:243:A:H4'	1:AA:244:U:H5''	1.84	0.60
2:AE:12:GLU:O	2:AE:15:VAL:HG12	2.02	0.60
2:AE:200:ILE:H	2:AE:200:ILE:HD12	1.66	0.60
3:AF:182:ILE:HA	3:AF:202:ILE:O	2.01	0.60
4:AG:22:LYS:HB2	4:AG:26:CYS:HB2	1.83	0.60
4:AG:75:PHE:CE1	4:AG:93:PHE:CZ	2.87	0.60

Continued on next page...

Continued from previous page...

Atom-1	Atom-2	Interatomic distance (Å)	Clash overlap (Å)
5:AH:45:PHE:CE2	5:AH:47:LYS:HD2	2.36	0.60
6:AI:21:LEU:O	6:AI:25:ILE:HG12	2.02	0.60
9:AL:53:VAL:HG23	9:AL:55:ALA:H	1.66	0.60
9:AL:99:LEU:HB3	9:AL:101:PHE:CE1	2.37	0.60
40:B2:39:LEU:HD12	40:B2:39:LEU:N	2.17	0.60
49:B4:12:ALA:HB1	49:B4:24:THR:HB	1.83	0.60
24:BA:2021:C:OP2	50:B5:15:ARG:NH2	2.35	0.60
51:B6:41:PRO:O	51:B6:42:TRP:HB3	2.01	0.60
24:BA:954:G:H4'	35:BP:13:GLN:NE2	2.17	0.60
26:BD:27:THR:HG21	26:BD:83:GLU:CG	2.23	0.60
26:BD:35:LYS:HE3	26:BD:63:ARG:C	2.22	0.60
27:BE:68:ALA:C	27:BE:70:ALA:H	2.04	0.60
44:BV:121:HIS:HD2	44:BV:170:THR:O	1.85	0.60
44:BV:94:GLU:HA	44:BV:130:PRO:HD3	1.83	0.60
48:BX:23:LEU:H	48:BX:23:LEU:HD12	1.65	0.60
46:BZ:41:ARG:HG3	46:BZ:41:ARG:HH11	1.67	0.60
1:CA:383:A:H2'	1:CA:384:G:H5'	1.84	0.60
1:CA:587:G:C2	1:CA:755:G:C6	2.89	0.60
1:CA:825:G:H2'	1:CA:826:C:H6	1.66	0.60
1:CA:978:A:O2'	1:CA:1322:C:N3	2.34	0.60
6:CI:1:MET:HA	6:CI:67:MET:O	2.02	0.60
6:CI:97:PHE:HD2	6:CI:97:PHE:C	2.05	0.60
9:CL:3:GLN:HB3	9:CL:20:ARG:HG2	1.82	0.60
1:CA:1250:A:H5'	9:CL:67:GLY:HA2	1.83	0.60
13:CP:40:ASN:HD21	13:CP:42:ALA:HB3	1.64	0.60
36:D0:52:ILE:O	36:D0:55:ALA:HB3	2.01	0.60
39:D1:90:VAL:CG1	39:D1:91:ASP:H	2.00	0.60
24:DA:1266:G:O2'	24:DA:1267:U:P	2.59	0.60
24:DA:1286:A:O2'	24:DA:1288:U:OP2	2.15	0.60
24:DA:1332:G:H21	24:DA:1610:A:H8	1.50	0.60
24:DA:242:G:O2'	24:DA:243:U:OP2	2.18	0.60
24:DA:363(C):G:O2'	24:DA:363(D):G:H5'	2.01	0.60
25:DB:29:A:H2'	25:DB:30:C:H6	1.66	0.60
26:DD:166:GLN:HE21	26:DD:166:GLN:CA	2.14	0.60
27:DE:93:VAL:N	27:DE:95:ILE:CD1	2.65	0.60
29:DG:50:ALA:O	29:DG:53:LEU:HB3	2.01	0.60
31:DK:2:LYS:HB3	31:DK:20:ASP:HB3	1.82	0.60
31:DK:67:ARG:NE	31:DK:68:LEU:N	2.50	0.60
46:DZ:80:LEU:C	46:DZ:81:LYS:CD	2.69	0.60
1:AA:1179:A:H5'	9:AL:102:LEU:HD22	1.84	0.60
1:AA:1236:A:O2'	1:AA:1304:G:H4'	2.01	0.60

Continued on next page...

Continued from previous page...

Atom-1	Atom-2	Interatomic distance (Å)	Clash overlap (Å)
1:AA:1410:G:H2'	1:AA:1411:C:C6	2.37	0.60
1:AA:411:A:C5	1:AA:413:G:H1'	2.37	0.60
1:AA:653:A:C1'	8:AK:56:LYS:HE2	2.31	0.60
1:AA:974:A:OP2	14:AQ:41:ARG:NH1	2.31	0.60
36:B0:33:ARG:HG2	36:B0:115:GLU:OE2	2.01	0.60
39:B1:81:HIS:HD2	39:B1:117:GLN:NE2	1.98	0.60
24:BA:2752:C:H5'	24:BA:2753:A:OP2	2.02	0.60
24:BA:627:A:H4'	24:BA:628:G:OP1	2.00	0.60
27:BE:11:MET:HA	27:BE:24:THR:HA	1.84	0.60
30:BH:19:VAL:HG12	30:BH:19:VAL:O	2.00	0.60
33:BN:1:MET:HE2	33:BN:67:LYS:HG2	1.83	0.60
41:BS:36:LEU:HD13	41:BS:48:ALA:CA	2.29	0.60
43:BU:28:LYS:O	43:BU:38:ILE:HG12	2.01	0.60
44:BV:54:HIS:NE2	44:BV:101:PRO:HB3	2.17	0.60
1:CA:1152:A:O2'	1:CA:1153:C:H5'	2.02	0.60
1:CA:1301:U:H3'	1:CA:1302:U:H5'	1.83	0.60
1:CA:376:G:O2'	1:CA:377:G:H5'	2.01	0.60
1:CA:792:A:C2'	1:CA:794:A:N6	2.29	0.60
22:CD:14:A:O4'	22:CD:14:A:OP1	2.20	0.60
2:CE:114:ARG:O	2:CE:117:GLU:HB2	2.02	0.60
6:CI:44:GLY:HA2	6:CI:59:TYR:CZ	2.37	0.60
14:CQ:44:LEU:HD12	14:CQ:48:ALA:HB2	1.84	0.60
36:D0:75:LEU:HD13	36:D0:75:LEU:C	2.22	0.60
40:D2:1:MET:CE	40:D2:43:GLU:HG2	2.32	0.60
45:D3:7:LEU:HD23	45:D3:11:ARG:HG2	1.84	0.60
51:D6:27:LYS:HZ2	51:D6:27:LYS:HB2	1.65	0.60
51:D6:41:PRO:HG2	51:D6:45:LYS:N	2.10	0.60
24:DA:1517:G:H2'	24:DA:1518:C:C6	2.36	0.60
24:DA:1535:U:H3'	24:DA:1536:A:C5'	2.24	0.60
24:DA:1657:C:H2'	24:DA:1658:C:H6	1.65	0.60
24:DA:1678:G:N2	24:DA:1989:G:H22	2.00	0.60
24:DA:2035:G:H4'	24:DA:2036:C:OP2	2.01	0.60
24:DA:2267:A:H5''	24:DA:2268:A:H5'	1.82	0.60
24:DA:2740:A:C6	24:DA:2764:A:C8	2.89	0.60
26:DD:236:GLY:C	26:DD:237:GLU:OE1	2.40	0.60
26:DD:35:LYS:HD3	26:DD:63:ARG:CB	2.32	0.60
29:DG:9:ARG:HG2	29:DG:13:GLU:OE1	2.00	0.60
34:DO:121:LYS:HG3	34:DO:122:PRO:HD2	1.84	0.60
24:DA:2415:G:O3'	34:DO:66:GLY:HA3	2.02	0.60
34:DO:79:ARG:HD3	34:DO:110:TYR:HE1	1.67	0.60
1:AA:1329:A:P	13:AP:28:ALA:HB3	2.41	0.60

Continued on next page...

Continued from previous page...

Atom-1	Atom-2	Interatomic distance (Å)	Clash overlap (Å)
1:AA:582:U:OP1	15:AR:68:ARG:NH2	2.28	0.60
1:AA:936:C:H2'	1:AA:937:A:H8	1.65	0.60
4:AG:19:LEU:O	4:AG:21:LEU:N	2.35	0.60
8:AK:77:GLU:HG2	8:AK:78:GLN:N	2.16	0.60
36:B0:49:ASP:OD1	36:B0:95:THR:HG22	2.02	0.60
40:B2:29:PRO:C	40:B2:61:VAL:HG11	2.22	0.60
40:B2:87:HIS:O	40:B2:87:HIS:ND1	2.35	0.60
24:BA:2331:G:O3'	45:B3:43:THR:HG22	2.02	0.60
24:BA:819:A:OP2	24:BA:1187:G:N2	2.35	0.60
24:BA:1359:A:O2'	24:BA:1360:A:P	2.59	0.60
24:BA:2492:U:O2'	24:BA:2493:U:H5'	2.01	0.60
24:BA:648:G:O2'	24:BA:649:G:H5'	2.01	0.60
24:BA:711:G:O2'	24:BA:712:G:H5'	2.02	0.60
24:BA:788:A:O2'	24:BA:789:A:OP2	2.19	0.60
24:BA:99:U:C2'	24:BA:99:U:O2	2.50	0.60
27:BE:179:GLU:HB3	27:BE:181:LEU:CD2	2.32	0.60
30:BH:97:ARG:CB	30:BH:104:GLU:HB2	2.21	0.60
30:BH:109:PHE:O	30:BH:110:SER:HB3	2.01	0.60
35:BP:77:LYS:HZ2	35:BP:82:ARG:HB2	1.64	0.60
44:BV:118:GLN:NE2	44:BV:174:VAL:HA	2.16	0.60
1:CA:1067:A:H1'	1:CA:1068:G:O4'	2.02	0.60
1:CA:838:G:C6	1:CA:842:C:H1'	2.37	0.60
3:CF:127:ARG:HH11	3:CF:127:ARG:CG	2.15	0.60
3:CF:88:ARG:O	3:CF:99:VAL:HG21	2.01	0.60
5:CH:33:VAL:HG11	5:CH:109:ILE:HA	1.83	0.60
9:CL:9:ARG:CB	9:CL:14:VAL:HG22	2.32	0.60
53:D8:22:VAL:CG2	53:D8:53:PRO:HB2	2.32	0.60
53:D8:53:PRO:CD	53:D8:54:GLU:H	2.15	0.60
53:D8:56:GLU:O	53:D8:59:LYS:N	2.35	0.60
24:DA:1085:A:H3'	24:DA:1086:A:N7	2.16	0.60
24:DA:1371:G:O2'	24:DA:1372:U:H5	1.83	0.60
24:DA:2392:A:H2	24:DA:2424:C:N4	1.99	0.60
24:DA:2779:U:O2'	24:DA:2781:A:N7	2.33	0.60
26:DD:21:PHE:HB3	26:DD:24:ILE:HG13	1.83	0.60
34:DO:138:LEU:C	34:DO:140:ALA:N	2.55	0.60
38:DR:107:ASP:O	38:DR:110:ILE:HG22	2.02	0.60
44:DV:48:PHE:HA	44:DV:51:ALA:HB3	1.84	0.60
1:AA:1033:G:H2'	1:AA:1034:G:H8	1.66	0.59
1:AA:1275:A:H2'	1:AA:1276:G:O4'	2.02	0.59
1:AA:197:A:N6	1:AA:221:C:H5'	2.17	0.59
1:AA:278:G:O4'	1:AA:282:A:H1'	2.02	0.59

Continued on next page...

Continued from previous page...

Atom-1	Atom-2	Interatomic distance (Å)	Clash overlap (Å)
1:AA:429:U:H1'	1:AA:430:A:H5''	1.84	0.59
1:AA:792:A:C2'	1:AA:794:A:N7	2.65	0.59
22:AC:19:G:N3	22:AC:57:A:C2	2.70	0.59
2:AE:21:ARG:HG2	2:AE:39:ILE:HG13	1.84	0.59
2:AE:5:ILE:HG13	2:AE:6:THR:H	1.67	0.59
6:AI:44:GLY:HA2	6:AI:59:TYR:CE1	2.36	0.59
8:AK:89:PRO:HA	8:AK:92:ARG:NH1	2.16	0.59
9:AL:6:GLY:HA3	9:AL:17:VAL:H	1.66	0.59
11:AN:59:TYR:O	11:AN:62:GLN:HB3	2.01	0.59
13:AP:98:VAL:O	13:AP:100:GLY:N	2.35	0.59
16:AS:63:GLY:O	16:AS:64:ALA:CB	2.50	0.59
50:B5:40:LYS:HE3	50:B5:46:CYS:H	1.64	0.59
24:BA:1578:U:C2'	24:BA:1579:A:H5''	2.31	0.59
24:BA:1668:A:H2'	24:BA:1674:G:N7	2.17	0.59
24:BA:2298:A:C2	24:BA:2299:G:H1'	2.37	0.59
24:BA:2078:C:H1'	24:BA:2434:A:N3	2.17	0.59
24:BA:2688:U:H1'	24:BA:2721:A:N6	2.16	0.59
24:BA:345:A:O2'	24:BA:346:A:C8	2.55	0.59
24:BA:686:G:O6	52:B7:12:ARG:HG3	2.02	0.59
24:BA:922:U:H2'	24:BA:923:C:H6	1.67	0.59
25:BB:30:C:H4'	25:BB:58:A:C2	2.36	0.59
30:BH:150:ALA:O	30:BH:152:ARG:N	2.35	0.59
44:BV:137:ILE:HG21	44:BV:157:LEU:HD11	1.84	0.59
46:BZ:88:LYS:O	46:BZ:91:LYS:HB2	2.02	0.59
1:CA:1286:A:H2'	1:CA:1287:A:H4'	1.82	0.59
1:CA:1357:A:H8	1:CA:1357:A:O5'	1.85	0.59
1:CA:644:G:H4'	8:CK:92:ARG:HH21	1.66	0.59
5:CH:72:GLN:O	5:CH:73:ASN:HB3	2.02	0.59
11:CN:41:THR:HG21	11:CN:71:LYS:HB2	1.83	0.59
13:CP:3:ARG:HA	13:CP:9:ILE:CG2	2.21	0.59
17:CT:76:LEU:HD12	17:CT:77:VAL:H	1.66	0.59
39:D1:76:TYR:CZ	39:D1:80:ILE:HG13	2.37	0.59
24:DA:1474:C:C2'	24:DA:1475:G:H5''	2.31	0.59
24:DA:1815:A:H4'	24:DA:1816:G:O5'	2.01	0.59
24:DA:2163:C:H2'	24:DA:2164:C:H6	1.66	0.59
24:DA:2771:C:H2'	24:DA:2772:C:C6	2.37	0.59
24:DA:390:A:H4'	24:DA:391:G:O5'	2.02	0.59
24:DA:481:G:H1'	24:DA:506:G:N2	2.16	0.59
26:DD:35:LYS:CG	26:DD:64:ILE:N	2.56	0.59
27:DE:68:ALA:O	27:DE:69:LYS:HG3	2.02	0.59
28:DF:123:LEU:HD12	28:DF:124:LEU:N	2.17	0.59

Continued on next page...

Continued from previous page...

Atom-1	Atom-2	Interatomic distance (Å)	Clash overlap (Å)
28:DF:63:LYS:HE2	28:DF:67:GLN:HB3	1.83	0.59
29:DG:111:LEU:HB2	29:DG:112:PRO:HD3	1.82	0.59
31:DK:29:TYR:O	31:DK:33:ARG:HB2	2.02	0.59
31:DK:99:GLU:CD	31:DK:103:ARG:HH21	2.05	0.59
43:DU:4:LYS:O	43:DU:5:MET:HB2	2.01	0.59
44:DV:154:ASP:O	44:DV:155:LEU:HD22	2.00	0.59
1:AA:828:A:H2'	1:AA:829:G:O4'	2.02	0.59
1:AA:972:C:H4'	10:AM:57:LYS:HG3	1.84	0.59
13:AP:118:ALA:CA	22:AC:29:G:H5'	2.32	0.59
3:AF:76:VAL:N	3:AF:83:ARG:HG2	2.16	0.59
9:AL:4:TYR:HB2	9:AL:18:PHE:O	2.02	0.59
9:AL:56:LEU:H	9:AL:56:LEU:HD23	1.66	0.59
1:AA:973:G:H1'	10:AM:55:LYS:HG2	1.82	0.59
1:AA:310:G:H4'	16:AS:31:LYS:HD2	1.84	0.59
51:B6:47:THR:CG2	51:B6:48:VAL:H	2.16	0.59
24:BA:651:G:H5'	53:B8:18:ALA:HB3	1.84	0.59
24:BA:1027:A:OP2	24:BA:1027:A:H8	1.85	0.59
24:BA:1378:A:H4'	24:BA:1379:A:OP1	2.01	0.59
24:BA:1784:A:C4'	24:BA:1785:A:O5'	2.39	0.59
24:BA:2542:A:H5'	24:BA:2543:G:OP1	2.01	0.59
24:BA:2748:A:N3	24:BA:2748:A:H3'	2.17	0.59
24:BA:2790:A:H2'	24:BA:2791:C:C5'	2.24	0.59
24:BA:2839:G:H2'	24:BA:2840:C:H6	1.67	0.59
24:BA:2873:A:H8	36:B0:6:SER:N	1.81	0.59
24:BA:623:G:H2'	24:BA:624:C:C6	2.37	0.59
24:BA:863:A:H2'	24:BA:864:G:C8	2.37	0.59
27:BE:27:LEU:HA	27:BE:180:ASN:O	2.01	0.59
29:BG:112:PRO:C	29:BG:114:ILE:H	2.03	0.59
34:BO:95:VAL:HB	34:BO:100:LEU:HD21	1.83	0.59
35:BP:63:LYS:C	35:BP:64:ILE:HD13	2.22	0.59
42:BT:18:TYR:HD1	42:BT:21:PHE:HE2	1.48	0.59
44:BV:124:ILE:HG13	44:BV:126:VAL:HG13	1.85	0.59
44:BV:120:ILE:HG23	44:BV:171:ILE:CG1	2.32	0.59
1:CA:1177:G:H2'	1:CA:1178:G:N3	2.17	0.59
7:CJ:23:VAL:HG12	7:CJ:27:ILE:CD1	2.32	0.59
10:CM:32:ALA:H	10:CM:78:ASN:HD21	1.49	0.59
12:CO:54:LYS:CD	12:CO:54:LYS:N	2.64	0.59
14:CQ:19:ARG:O	14:CQ:20:ALA:C	2.40	0.59
16:CS:51:VAL:CG1	16:CS:52:ASP:N	2.65	0.59
18:CU:31:LEU:H	18:CU:31:LEU:HD23	1.67	0.59
19:CV:25:LYS:O	19:CV:26:GLY:O	2.20	0.59

Continued on next page...

Continued from previous page...

Atom-1	Atom-2	Interatomic distance (Å)	Clash overlap (Å)
39:D1:58:ARG:HA	39:D1:61:TRP:CE3	2.37	0.59
39:D1:92:ARG:HD3	39:D1:94:ASN:HB3	1.82	0.59
39:D1:96:ALA:C	39:D1:98:LEU:H	2.04	0.59
40:D2:35:LEU:HB2	40:D2:37:VAL:HG23	1.85	0.59
24:DA:1019:U:H3	24:DA:1142(A):A:N6	2.00	0.59
24:DA:1175:U:C4'	24:DA:1176:G:OP1	2.43	0.59
24:DA:1372:U:H2'	24:DA:1373:A:C5'	2.32	0.59
25:DB:12:C:H4'	25:DB:13:A:OP1	2.01	0.59
30:DH:30:LYS:CD	30:DH:81:GLU:H	2.15	0.59
31:DK:38:LEU:N	31:DK:38:LEU:HD12	2.11	0.59
24:DA:2684:U:O2'	33:DN:68:GLU:HG3	2.02	0.59
34:DO:127:ALA:O	34:DO:147:LEU:HD23	2.02	0.59
35:DP:86:GLY:C	35:DP:88:GLY:H	2.03	0.59
48:DX:29:ARG:CB	48:DX:29:ARG:HH11	2.13	0.59
1:AA:1155:G:C2'	1:AA:1156:G:H5'	2.32	0.59
1:AA:1235:U:O2'	1:AA:1305:G:O5'	2.20	0.59
1:AA:1410:G:H2'	1:AA:1411:C:H6	1.68	0.59
1:AA:697:U:H2'	1:AA:698:G:H5'	1.84	0.59
1:AA:818:G:C3'	1:AA:819:A:C5'	2.80	0.59
22:AD:58:A:H1'	22:AD:60:U:C5	2.38	0.59
6:AI:33:TYR:OH	6:AI:78:GLU:HG3	2.02	0.59
9:AL:66:ARG:HB3	9:AL:66:ARG:NH1	2.16	0.59
12:AO:19:ARG:HG2	12:AO:20:LYS:H	1.66	0.59
14:AQ:23:ARG:NH1	14:AQ:30:ALA:HB2	2.16	0.59
51:B6:23:THR:HG23	51:B6:24:GLU:N	2.16	0.59
24:BA:2287:A:N6	24:BA:2344:U:C2	2.69	0.59
24:BA:755:C:H2'	24:BA:756:C:C6	2.37	0.59
24:BA:864:G:H1'	24:BA:914:C:N4	2.18	0.59
27:BE:8:LYS:HG2	27:BE:192:ASN:HD22	1.67	0.59
34:BO:147:LEU:H	34:BO:147:LEU:HD13	1.67	0.59
35:BP:28:ALA:HB2	35:BP:67:ARG:NH1	2.17	0.59
43:BU:19:LYS:HE3	43:BU:71:LYS:NZ	2.17	0.59
1:CA:1024:G:H2'	1:CA:1025:U:H5''	1.84	0.59
1:CA:815:A:H4'	1:CA:816:A:OP2	2.03	0.59
2:CE:124:SER:HB2	2:CE:125:PRO:HD2	1.85	0.59
6:CI:26:ILE:O	6:CI:30:LEU:HG	2.02	0.59
17:CT:92:ARG:HH11	17:CT:92:ARG:HG3	1.68	0.59
20:CW:58:LYS:O	20:CW:62:LEU:HD12	2.02	0.59
20:CW:96:GLY:O	20:CW:97:ALA:HB3	2.02	0.59
32:DM:42:TRP:O	39:D1:64:ARG:NH2	2.35	0.59
24:DA:1021:A:H8	24:DA:1022:G:H5''	1.66	0.59

Continued on next page...

Continued from previous page...

Atom-1	Atom-2	Interatomic distance (Å)	Clash overlap (Å)
24:DA:1079:C:H6	24:DA:1079:C:H5'	1.66	0.59
24:DA:74:A:O2'	24:DA:75:G:OP2	2.19	0.59
26:DD:172:TYR:CD1	26:DD:186:HIS:HA	2.37	0.59
27:DE:51:PHE:HD1	27:DE:52:LEU:HG	1.68	0.59
30:DH:4:ILE:HD13	30:DH:4:ILE:N	2.18	0.59
31:DK:115:ALA:CB	31:DK:128:LEU:HD11	2.29	0.59
24:DA:1006:C:H1'	32:DM:106:MET:HE3	1.82	0.59
32:DM:18:ALA:HB3	32:DM:55:VAL:O	2.03	0.59
44:DV:20:ARG:HD3	44:DV:20:ARG:O	2.02	0.59
1:AA:1321:C:N4	1:AA:1322:C:N4	2.37	0.59
1:AA:476:G:O2'	1:AA:477:G:H5'	2.01	0.59
17:AT:75:ARG:NH1	17:AT:77:VAL:HA	2.18	0.59
18:AU:22:VAL:O	18:AU:24:ALA:N	2.35	0.59
1:AA:1364:U:H6	21:AX:14:TRP:HH2	1.51	0.59
24:BA:1469:A:H2'	24:BA:1470:G:C8	2.37	0.59
24:BA:1970:A:H5'	24:BA:1971:A:OP1	2.01	0.59
24:BA:2240:C:O2'	24:BA:2241:A:H5'	2.02	0.59
24:BA:2402:C:H5''	24:BA:2402:C:H6	1.68	0.59
24:BA:2590:A:O2'	24:BA:2591:C:H5'	2.03	0.59
24:BA:2628:C:H1'	24:BA:2781:A:H2'	1.83	0.59
26:BD:134:ARG:HE	26:BD:135:PHE:HE2	1.50	0.59
24:BA:601:C:H4'	28:BF:104:LYS:NZ	2.17	0.59
28:BF:68:LYS:O	28:BF:69:HIS:HB2	2.03	0.59
30:BH:117:PRO:HB3	30:BH:123:PHE:CE1	2.38	0.59
31:BK:79:ILE:CA	31:BK:142:VAL:HG21	2.30	0.59
37:BQ:60:GLY:O	37:BQ:61:ASN:CB	2.50	0.59
43:BU:50:ARG:HB3	43:BU:53:PRO:HG3	1.82	0.59
44:BV:74:VAL:HG13	44:BV:86:VAL:CG2	2.30	0.59
1:CA:132:C:O2'	1:CA:133:U:H5'	2.02	0.59
1:CA:1434:A:H2'	1:CA:1435:G:O4'	2.01	0.59
1:CA:980:C:H5'	1:CA:981:U:OP2	2.02	0.59
22:CD:18:G:H4'	22:CD:60:U:O2	2.01	0.59
2:CE:188:ALA:HB3	2:CE:200:ILE:HG23	1.84	0.59
4:CG:76:ARG:HD2	4:CG:207:TYR:HE2	1.66	0.59
7:CJ:85:TYR:HE1	7:CJ:154:TYR:CE1	2.21	0.59
8:CK:12:ARG:HH12	8:CK:27:PRO:HD2	1.67	0.59
1:CA:128:G:O2'	17:CT:3:LYS:NZ	2.36	0.59
36:D0:92:GLY:H	36:D0:94:TYR:HE2	1.49	0.59
39:D1:92:ARG:HH11	39:D1:95:LEU:HD12	1.67	0.59
45:D3:51:VAL:HG23	45:D3:81:VAL:HG23	1.83	0.59
24:DA:1142(A):A:C5	24:DA:1144:G:N7	2.71	0.59

Continued on next page...

Continued from previous page...

Atom-1	Atom-2	Interatomic distance (Å)	Clash overlap (Å)
24:DA:1181:C:O2'	24:DA:1182:A:H5'	2.01	0.59
24:DA:275:G:H4'	24:DA:276:A:OP1	2.02	0.59
26:DD:174:ILE:HD12	26:DD:174:ILE:N	2.16	0.59
30:DH:55:PRO:HG2	30:DH:61:HIS:CE1	2.37	0.59
34:DO:95:VAL:HG13	34:DO:100:LEU:HD21	1.83	0.59
34:DO:55:ARG:HD2	34:DO:56:SER:O	2.01	0.59
35:DP:80:GLU:C	35:DP:81:VAL:HG13	2.22	0.59
38:DR:102:ILE:HB	38:DR:110:ILE:HD13	1.84	0.59
38:DR:57:PHE:CD2	38:DR:58:ASN:N	2.66	0.59
1:AA:1194:U:H2'	1:AA:1195:C:H6	1.62	0.59
1:AA:1330:U:H3'	1:AA:1331:G:O4'	2.02	0.59
1:AA:1541:U:H4'	18:AU:18:ARG:CZ	2.32	0.59
1:AA:388:G:O2'	1:AA:389:A:P	2.60	0.59
22:AD:35:A:H2'	22:AD:36:U:C6	2.38	0.59
2:AE:126:GLU:O	2:AE:128:GLU:N	2.36	0.59
13:AP:44:ARG:HG3	13:AP:48:LEU:CD2	2.33	0.59
20:AW:37:SER:O	20:AW:41:ILE:HG12	2.03	0.59
24:BA:323:G:O2'	24:BA:1205:U:C2	2.56	0.59
24:BA:2322:A:H3'	24:BA:2323:G:H8	1.67	0.59
24:BA:38:A:H2'	24:BA:39:C:C6	2.38	0.59
24:BA:52:A:O2'	24:BA:53:A:H5'	2.02	0.59
27:BE:128:SER:OG	27:BE:129:HIS:N	2.36	0.59
30:BH:123:PHE:HA	30:BH:133:VAL:CG2	2.26	0.59
31:BK:75:LEU:HD22	31:BK:77:LEU:CD2	2.33	0.59
1:CA:1139:G:N2	1:CA:1143:G:O6	2.36	0.59
1:CA:1151:A:H2'	1:CA:1152:A:H8	1.65	0.59
1:CA:1365:G:H2'	1:CA:1366:C:C6	2.37	0.59
1:CA:1412:C:H2'	1:CA:1413:A:C8	2.37	0.59
3:CF:60:ALA:O	3:CF:61:ALA:CB	2.50	0.59
8:CK:41:ARG:HH11	8:CK:41:ARG:HB3	1.66	0.59
9:CL:66:ARG:HH11	9:CL:66:ARG:HG2	1.68	0.59
10:CM:98:ILE:HD12	10:CM:98:ILE:N	2.15	0.59
20:CW:84:LEU:O	20:CW:88:VAL:HG23	2.01	0.59
36:D0:72:ASP:O	36:D0:76:VAL:HB	2.03	0.59
45:D3:55:ARG:HG3	45:D3:55:ARG:HH11	1.67	0.59
51:D6:25:LYS:HD2	53:D8:34:TRP:CZ2	2.36	0.59
24:DA:1019:U:O2'	24:DA:1021:A:H2	1.86	0.59
24:DA:1021:A:H2'	24:DA:1023:U:H5'	1.84	0.59
24:DA:1057:A:N6	24:DA:1086:A:N3	2.51	0.59
24:DA:1483:G:H2'	24:DA:1484:G:C8	2.37	0.59
24:DA:2832:U:H4'	24:DA:2833:G:H5''	1.84	0.59

Continued on next page...

Continued from previous page...

Atom-1	Atom-2	Interatomic distance (Å)	Clash overlap (Å)
24:DA:2839:G:H2'	24:DA:2840:C:C6	2.37	0.59
24:DA:2847:U:OP1	38:DR:98:LYS:NZ	2.34	0.59
24:DA:571:A:H2'	40:D2:78:LYS:NZ	2.17	0.59
24:DA:975:G:H1'	24:DA:990:A:C2	2.38	0.59
26:DD:12:SER:C	26:DD:14:ARG:H	2.06	0.59
26:DD:177:LEU:HD11	26:DD:183:ARG:HB2	1.85	0.59
28:DF:11:VAL:HG11	28:DF:18:ARG:HE	1.67	0.59
30:DH:159:GLU:O	30:DH:160:LYS:HG2	2.03	0.59
32:DM:58:ASP:N	32:DM:60:ILE:HD11	2.16	0.59
24:DA:1021:A:OP2	32:DM:65:LYS:NZ	2.34	0.59
32:DM:78:TYR:CD1	32:DM:78:TYR:N	2.70	0.59
24:DA:2250:G:C2	35:DP:82:ARG:HB3	2.37	0.59
37:DQ:88:ASP:O	37:DQ:89:ARG:CB	2.49	0.59
43:DU:95:LYS:HD3	43:DU:95:LYS:H	1.67	0.59
43:DU:96:ILE:CD1	43:DU:98:VAL:HG12	2.32	0.59
1:AA:1041:A:C3'	1:AA:1042:G:H5''	2.32	0.59
1:AA:115:G:H1'	1:AA:116:A:N7	2.18	0.59
1:AA:1347:G:N2	1:AA:1374:A:OP2	2.35	0.59
1:AA:199:G:O2'	1:AA:200:G:H5'	2.02	0.59
1:AA:366:C:O2'	1:AA:394:G:N2	2.35	0.59
1:AA:713:G:H21	1:AA:777:A:H4'	1.67	0.59
1:AA:792:A:O2'	1:AA:793:U:P	2.60	0.59
8:AK:33:GLU:O	8:AK:36:LEU:HB2	2.03	0.59
9:AL:112:LYS:HG2	9:AL:118:LYS:HA	1.85	0.59
15:AR:3:ILE:HD13	15:AR:3:ILE:H	1.67	0.59
20:AW:67:ALA:HA	20:AW:73:HIS:HA	1.84	0.59
39:B1:108:GLU:O	39:B1:110:VAL:N	2.36	0.59
45:B3:72:ARG:NH2	45:B3:75:LEU:HD12	2.18	0.59
49:B4:46:GLN:HG2	49:B4:47:GLN:N	2.17	0.59
53:B8:56:GLU:HA	53:B8:59:LYS:HE3	1.85	0.59
24:BA:1027:A:N6	24:BA:1126:A:H1'	2.18	0.59
24:BA:99:U:H1'	24:BA:102:G:C2	2.37	0.59
24:BA:1101:U:H2'	24:BA:1102:C:H6	1.68	0.59
24:BA:1352:U:O2'	24:BA:1353:A:H5'	2.02	0.59
24:BA:13:A:H4'	24:BA:14:A:OP1	2.01	0.59
24:BA:2469:A:H5'	24:BA:2470:G:C8	2.37	0.59
24:BA:2818:G:O2'	24:BA:2819:G:H5'	2.02	0.59
24:BA:532:A:O2'	24:BA:533:G:OP2	2.21	0.59
24:BA:782:A:H4'	24:BA:783:A:O5'	2.00	0.59
28:BF:178:PRO:HG2	28:BF:179:GLU:CD	2.23	0.59
29:BG:32:PRO:HB3	29:BG:172:LEU:HD22	1.84	0.59

Continued on next page...

Continued from previous page...

Atom-1	Atom-2	Interatomic distance (Å)	Clash overlap (Å)
29:BG:53:LEU:HG	29:BG:90:LEU:HD21	1.84	0.59
24:BA:2394:C:OP1	34:BO:63:PRO:CD	2.50	0.59
34:BO:90:ARG:CG	34:BO:91:PHE:HD1	2.16	0.59
1:CA:1027:C:H2'	1:CA:1028:C:C6	2.37	0.59
1:CA:1158:C:O2	1:CA:1158:C:C2'	2.51	0.59
7:CJ:66:VAL:O	7:CJ:70:LYS:HG3	2.02	0.59
8:CK:86:ILE:HG22	8:CK:93:VAL:HG21	1.84	0.59
9:CL:9:ARG:HB3	9:CL:14:VAL:HG13	1.84	0.59
14:CQ:15:LYS:HD2	14:CQ:16:PHE:CZ	2.37	0.59
16:CS:43:LYS:HA	16:CS:48:TRP:HB2	1.84	0.59
20:CW:101:GLY:O	20:CW:103:GLY:N	2.34	0.59
40:D2:18:LEU:HB3	40:D2:96:ILE:HG12	1.84	0.59
40:D2:66:ARG:HH12	40:D2:88:ARG:HH11	1.49	0.59
49:D4:22:ILE:HG22	49:D4:23:GLU:N	2.18	0.59
49:D4:48:ARG:NH1	49:D4:52:THR:H	2.01	0.59
24:DA:1141:U:OP2	32:DM:63:THR:HG21	2.03	0.59
24:DA:1142(A):A:O2'	24:DA:1143:A:O5'	2.21	0.59
24:DA:1385:G:H5'	24:DA:1386:C:OP1	2.02	0.59
24:DA:2713:A:OP1	36:D0:14:SER:OG	2.20	0.59
24:DA:951:C:O2'	24:DA:952:G:H5'	2.03	0.59
27:DE:116:VAL:O	27:DE:117:MET:CB	2.49	0.59
29:DG:16:ARG:NH2	29:DG:31:VAL:HG11	2.17	0.59
30:DH:82:GLY:O	30:DH:135:GLY:O	2.20	0.59
32:DM:6:PRO:HG3	32:DM:41:ASP:HB2	1.83	0.59
1:AA:1240:U:H5''	1:AA:1241:G:C8	2.37	0.59
1:AA:197:A:O2'	1:AA:198:G:P	2.60	0.59
1:AA:368:U:H5'	1:AA:369:C:H5'	1.84	0.59
1:AA:513:C:H2'	1:AA:514:C:H6	1.67	0.59
2:AE:10:LEU:HD13	2:AE:10:LEU:O	2.02	0.59
8:AK:110:ALA:HB3	8:AK:121:ASP:HB3	1.85	0.59
8:AK:26:VAL:CG1	8:AK:59:LEU:HB2	2.33	0.59
8:AK:28:ALA:HB2	8:AK:57:PRO:HB2	1.85	0.59
21:AX:9:ARG:O	21:AX:13:ILE:HG13	2.01	0.59
53:B8:60:LEU:O	53:B8:63:PRO:HD2	2.03	0.59
24:BA:1085:A:H2'	24:BA:1086:A:H8	1.63	0.59
24:BA:2305:A:H3'	24:BA:2306:C:H5''	1.84	0.59
24:BA:260:G:H1'	24:BA:621:A:C8	2.38	0.59
24:BA:846:C:C4	24:BA:930:U:C5	2.90	0.59
27:BE:108:SER:O	27:BE:162:ALA:HA	2.01	0.59
27:BE:61:ARG:C	27:BE:63:LEU:N	2.55	0.59
24:BA:448:U:O2'	28:BF:84:VAL:HG13	2.02	0.59

Continued on next page...

Continued from previous page...

Atom-1	Atom-2	Interatomic distance (Å)	Clash overlap (Å)
24:BA:2745:C:H4'	30:BH:142:GLY:C	2.23	0.59
30:BH:19:VAL:O	30:BH:21:PRO:HD3	2.02	0.59
33:BN:87:ILE:CG2	33:BN:91:LEU:HA	2.33	0.59
35:BP:42:ILE:HD13	35:BP:97:VAL:CG2	2.32	0.59
43:BU:46:LYS:O	43:BU:60:PHE:HA	2.03	0.59
1:CA:1002:G:C4	1:CA:1003:G:N7	2.71	0.59
1:CA:57:G:H2'	1:CA:58:C:C6	2.37	0.59
1:CA:719:C:O2'	18:CU:49:LYS:HB3	2.03	0.59
4:CG:173:TRP:O	4:CG:186:LEU:HB2	2.02	0.59
4:CG:22:LYS:O	4:CG:113:SER:HB3	2.03	0.59
15:CR:5:LYS:O	15:CR:8:LYS:HG2	2.02	0.59
19:CV:40:ILE:HD11	19:CV:62:ILE:HG21	1.85	0.59
20:CW:104:LEU:HD12	20:CW:105:SER:N	2.18	0.59
40:D2:15:GLU:HG3	40:D2:16:PRO:HD2	1.83	0.59
24:DA:1180:C:C2'	24:DA:1181:C:C5'	2.81	0.59
24:DA:2308:G:O2'	24:DA:2309:A:OP1	2.21	0.59
27:DE:4:ILE:C	27:DE:5:LEU:HD23	2.23	0.59
30:DH:86:GLU:O	30:DH:131:VAL:O	2.20	0.59
30:DH:124:GLU:HB3	30:DH:132:ARG:HG3	1.85	0.59
33:DN:107:ARG:O	33:DN:112:MET:HE3	2.02	0.59
24:DA:943:U:OP2	34:DO:36:LYS:NZ	2.36	0.59
42:DT:49:VAL:CG1	42:DT:83:VAL:HG13	2.32	0.59
1:AA:1049:U:O2'	1:AA:1050:G:OP2	2.16	0.59
1:AA:1503:A:N1	23:A1:12:A:N1	2.50	0.59
1:AA:502:G:H2'	1:AA:503:C:O4'	2.03	0.59
9:AL:40:LEU:HD22	9:AL:43:ALA:H	1.66	0.59
9:AL:51:ARG:HH11	9:AL:51:ARG:HG3	1.68	0.59
13:AP:88:ARG:HG3	13:AP:98:VAL:HG11	1.85	0.59
40:B2:70:ILE:O	40:B2:72:VAL:HG23	2.03	0.59
40:B2:80:GLN:HE21	40:B2:80:GLN:HA	1.66	0.59
53:B8:33:ASN:N	53:B8:36:LYS:HE3	2.10	0.59
24:BA:2753:A:H2'	24:BA:2754:U:C5'	2.23	0.59
24:BA:2747:G:O6	24:BA:2755:C:H5'	2.03	0.59
24:BA:2831:G:O4'	24:BA:2883:A:C2	2.56	0.59
25:BB:75:G:C8	25:BB:75:G:H5'	2.37	0.59
27:BE:14:ILE:HD11	27:BE:173:VAL:CG1	2.30	0.59
30:BH:54:ARG:HD2	30:BH:65:HIS:CG	2.37	0.59
35:BP:16:ARG:HB3	35:BP:16:ARG:HH11	1.67	0.59
43:BU:95:LYS:HZ3	43:BU:100:ALA:HA	1.67	0.59
46:BZ:78:LYS:C	46:BZ:78:LYS:HD3	2.22	0.59
1:CA:1129:C:C5'	1:CA:1130:A:H5'	2.32	0.59

Continued on next page...

Continued from previous page...

Atom-1	Atom-2	Interatomic distance (Å)	Clash overlap (Å)
8:CK:41:ARG:HH11	8:CK:41:ARG:CG	2.16	0.59
10:CM:13:HIS:HB3	10:CM:68:HIS:CE1	2.37	0.59
12:CO:70:ILE:HD13	12:CO:77:LEU:HD12	1.83	0.59
14:CQ:23:ARG:CZ	14:CQ:30:ALA:HB2	2.33	0.59
24:DA:1142(A):A:C5	24:DA:1144:G:C5	2.91	0.59
24:DA:1579:A:H2'	24:DA:1580:A:O4'	2.03	0.59
24:DA:1929:G:H4'	24:DA:1930:G:OP1	2.03	0.59
24:DA:2507:C:C5'	24:DA:2507:C:H6	2.08	0.59
24:DA:2742:C:O2'	24:DA:2743:C:H5'	2.02	0.59
26:DD:27:THR:CG2	26:DD:83:GLU:HB3	2.33	0.59
31:DK:58:LEU:C	31:DK:60:GLU:H	2.04	0.59
35:DP:81:VAL:HG23	35:DP:82:ARG:H	1.67	0.59
38:DR:66:VAL:HG12	38:DR:67:SER:H	1.67	0.59
24:DA:71:A:H2	42:DT:31:HIS:HE1	1.49	0.59
1:AA:1379:G:H5''	7:AJ:3:ARG:NE	2.14	0.59
1:AA:189:U:H3	17:AT:72:ARG:HH12	1.47	0.59
7:AJ:79:ARG:HG2	7:AJ:80:VAL:H	1.66	0.59
11:AN:96:ARG:HA	11:AN:99:GLN:CG	2.32	0.59
17:AT:64:PRO:HA	17:AT:70:ARG:HG3	1.84	0.59
19:AV:11:VAL:HG11	19:AV:41:VAL:HG12	1.83	0.59
39:B1:58:ARG:O	39:B1:62:ILE:HD12	2.01	0.59
45:B3:48:GLY:O	45:B3:49:LYS:O	2.21	0.59
49:B4:15:ILE:HD12	49:B4:15:ILE:N	2.18	0.59
24:BA:1055:G:H2'	24:BA:1056:G:H5'	1.85	0.59
24:BA:1467:C:C5	24:BA:1546:C:H2'	2.38	0.59
22:AD:19:G:O6	24:BA:2112:G:H1'	2.03	0.59
24:BA:2126:A:H1'	24:BA:2127:G:C8	2.37	0.59
24:BA:861:A:N3	25:BB:79:C:O2'	2.35	0.59
24:BA:882:G:H2'	24:BA:883:G:O4'	2.03	0.59
28:BF:165:ARG:HB3	28:BF:165:ARG:NH1	2.14	0.59
29:BG:83:ARG:HB2	29:BG:86:MET:HE3	1.85	0.59
38:BR:3:ARG:HG2	38:BR:6:LEU:CB	2.31	0.59
38:BR:8:LYS:C	38:BR:10:VAL:N	2.55	0.59
41:BS:57:ASN:O	41:BS:61:ASN:N	2.34	0.59
44:BV:156:LYS:O	44:BV:157:LEU:CB	2.49	0.59
1:CA:1023:G:C2'	1:CA:1024:G:H5''	2.33	0.59
1:CA:1065:U:O2'	1:CA:1066:C:OP2	2.21	0.59
1:CA:1225:A:H2'	1:CA:1225:A:N3	2.16	0.59
1:CA:397:A:N6	1:CA:548:G:C5	2.71	0.59
1:CA:564:C:H5'	17:CT:32:TYR:CE2	2.38	0.59
1:CA:630:G:C2'	1:CA:631:G:H4'	2.32	0.59

Continued on next page...

Continued from previous page...

Atom-1	Atom-2	Interatomic distance (Å)	Clash overlap (Å)
6:CI:97:PHE:CD2	6:CI:97:PHE:C	2.76	0.59
9:CL:114:TYR:O	9:CL:114:TYR:HD2	1.85	0.59
1:CA:1221:G:OP1	19:CV:36:ARG:HD3	2.02	0.59
49:D4:15:ILE:HG22	49:D4:19:GLY:O	2.03	0.59
49:D4:39:CYS:O	49:D4:40:HIS:HB2	2.03	0.59
24:DA:1067:A:H2'	24:DA:1067:A:N3	2.17	0.59
24:DA:1093:G:C5'	30:DH:170:ARG:CZ	2.81	0.59
24:DA:1204:A:O2'	24:DA:1205:U:H5'	2.03	0.59
24:DA:2114:A:N3	24:DA:2114:A:H3'	2.18	0.59
24:DA:2758:A:C2	24:DA:2759:G:H1'	2.37	0.59
24:DA:64:A:N9	42:DT:66:LEU:HD13	2.18	0.59
27:DE:61:ARG:HB2	27:DE:62:PRO:CD	2.33	0.59
30:DH:89:ILE:O	30:DH:91:GLY:N	2.35	0.59
34:DO:39:LYS:CA	34:DO:45:LEU:CD1	2.80	0.59
41:DS:80:PRO:O	41:DS:100:THR:HG22	2.03	0.59
24:DA:483:A:C4'	43:DU:49:VAL:HA	2.07	0.59
47:DW:64:LEU:CD2	47:DW:68:ARG:HD2	2.33	0.59
1:AA:1155:G:H2'	1:AA:1156:G:H5'	1.85	0.59
1:AA:1226:C:C4'	1:AA:1227:A:OP1	2.48	0.59
1:AA:1310:G:H5'	13:AP:77:ASN:ND2	2.18	0.59
1:AA:620:C:H2'	1:AA:621:A:O4'	2.03	0.59
1:AA:624:C:H2'	1:AA:625:G:H8	1.68	0.59
22:AD:15:G:N2	22:AD:48:C:N4	2.49	0.59
22:AD:47:U:O2'	22:AD:50:U:P	2.60	0.59
2:AE:52:GLU:O	2:AE:56:ARG:HG3	2.02	0.59
4:AG:36:ARG:CD	4:AG:38:TYR:HE2	2.16	0.59
5:AH:76:ILE:CG2	5:AH:77:PRO:HD2	2.22	0.59
7:AJ:92:SER:O	7:AJ:96:GLN:HG3	2.02	0.59
9:AL:27:THR:O	9:AL:61:ALA:O	2.21	0.59
10:AM:78:ASN:HD22	10:AM:81:THR:CG2	2.15	0.59
36:B0:18:LEU:HD11	36:B0:22:ARG:NE	2.18	0.59
24:BA:1416:G:HO2'	24:BA:1417:C:H6	1.47	0.59
24:BA:932:G:H4'	24:BA:933:A:O5'	2.02	0.59
25:BB:44:G:H1'	25:BB:47:C:N4	2.18	0.59
30:BH:168:PRO:HG2	30:BH:169:VAL:H	1.68	0.59
35:BP:43:THR:HA	35:BP:94:VAL:HG12	1.84	0.59
37:BQ:15:ARG:O	37:BQ:19:LYS:HD3	2.02	0.59
44:BV:126:VAL:HG12	44:BV:163:LEU:HA	1.83	0.59
48:BX:6:VAL:HG22	48:BX:56:VAL:HG22	1.83	0.59
46:BZ:87:PRO:CA	46:BZ:90:ILE:HG22	2.31	0.59
1:CA:60:A:O2'	1:CA:61:G:P	2.61	0.59

Continued on next page...

Continued from previous page...

Atom-1	Atom-2	Interatomic distance (Å)	Clash overlap (Å)
3:CF:70:VAL:HG12	3:CF:72:LYS:N	2.10	0.59
5:CH:42:GLY:CA	5:CH:66:MET:HG2	2.33	0.59
10:CM:31:GLY:HA3	10:CM:78:ASN:ND2	2.18	0.59
11:CN:34:ASP:HB3	11:CN:40:ILE:HD11	1.83	0.59
11:CN:69:ALA:HB1	11:CN:103:LEU:HD21	1.85	0.59
12:CO:46:LYS:HG2	12:CO:47:LYS:H	1.67	0.59
40:D2:49:THR:CB	40:D2:50:PRO:HD2	2.25	0.59
24:DA:1180:C:C2'	24:DA:1181:C:H5'	2.32	0.59
24:DA:142:G:H1'	42:DT:37:THR:CG2	2.33	0.59
24:DA:1930:G:H2'	24:DA:1968:G:O6	2.02	0.59
26:DD:137:PRO:HB2	26:DD:140:THR:CG2	2.33	0.59
27:DE:36:ARG:H	27:DE:37:ARG:HH21	1.49	0.59
28:DF:63:LYS:HE2	28:DF:67:GLN:CB	2.32	0.59
29:DG:126:ASP:OD1	29:DG:130:ASN:HB2	2.02	0.59
30:DH:92:ILE:HG22	30:DH:93:GLY:N	2.18	0.59
31:DK:74:ASN:ND2	31:DK:74:ASN:H	1.97	0.59
34:DO:138:LEU:O	34:DO:140:ALA:N	2.33	0.59
41:DS:1:MET:HA	41:DS:1:MET:HE3	1.85	0.59
1:AA:1227:A:N3	19:AV:83:HIS:HB3	2.18	0.58
1:AA:216:G:H2'	1:AA:217:C:C6	2.38	0.58
1:AA:780:A:H2	1:AA:803:G:C6	2.21	0.58
3:AF:120:VAL:C	3:AF:122:GLU:H	2.06	0.58
3:AF:157:ILE:O	3:AF:159:GLY:N	2.36	0.58
6:AI:48:LEU:HG	6:AI:57:GLN:HA	1.84	0.58
5:AH:80:ILE:HG22	8:AK:104:ARG:NH1	2.18	0.58
10:AM:46:ARG:HG2	10:AM:64:GLU:HB3	1.85	0.58
39:B1:58:ARG:HG2	39:B1:62:ILE:CD1	2.33	0.58
39:B1:66:ASN:HD21	39:B1:70:ARG:NE	2.01	0.58
51:B6:43:CYS:O	51:B6:44:ARG:HB3	2.02	0.58
53:B8:33:ASN:O	53:B8:34:TRP:CB	2.50	0.58
24:BA:1430:C:H2'	24:BA:1431:U:H6	1.67	0.58
24:BA:1872:A:H5'	24:BA:1878:G:OP2	2.02	0.58
24:BA:2061:G:H5''	24:BA:2503:A:N1	2.16	0.58
24:BA:2650:U:H2'	24:BA:2651:C:H6	1.67	0.58
24:BA:2702:U:OP1	24:BA:2702:U:O4'	2.19	0.58
24:BA:2859:G:C8	24:BA:2859:G:H3'	2.38	0.58
24:BA:30:G:H2'	24:BA:31:C:H6	1.66	0.58
26:BD:148:GLU:O	26:BD:151:LYS:HB2	2.03	0.58
28:BF:72:ARG:HB3	28:BF:72:ARG:HH11	1.67	0.58
31:BK:1:MET:C	31:BK:20:ASP:HB2	2.24	0.58
32:BM:28:THR:HA	32:BM:106:MET:HE2	1.85	0.58

Continued on next page...

Continued from previous page...

Atom-1	Atom-2	Interatomic distance (Å)	Clash overlap (Å)
42:BT:24:GLY:O	42:BT:83:VAL:HG12	2.03	0.58
23:C1:12:A:H5'	23:C1:13:A:OP2	2.03	0.58
23:C1:5:A:H2'	23:C1:6:G:C8	2.38	0.58
1:CA:1127:G:H21	1:CA:1147:C:N4	2.00	0.58
1:CA:976:G:H2'	1:CA:1362:C:H42	1.67	0.58
1:CA:60:A:H4'	1:CA:61:G:O5'	2.03	0.58
2:CE:47:THR:HG22	2:CE:51:LEU:HG	1.85	0.58
5:CH:153:LYS:NZ	5:CH:153:LYS:HB2	2.18	0.58
11:CN:30:VAL:HG21	11:CN:65:ALA:HA	1.85	0.58
10:CM:49:VAL:HG22	14:CQ:41:ARG:HB2	1.83	0.58
36:D0:63:ARG:HG3	36:D0:63:ARG:HH11	1.68	0.58
49:D4:3:GLU:HG3	49:D4:4:GLY:N	2.18	0.58
24:DA:1428:C:C5	24:DA:1569:A:H5''	2.38	0.58
24:DA:1535:U:O2	24:DA:1536:A:H3'	2.03	0.58
24:DA:1965:C:H2'	24:DA:1966:A:C8	2.38	0.58
24:DA:2378:A:H4'	37:DQ:23:ARG:NE	2.18	0.58
24:DA:2474:C:O2	24:DA:2474:C:H2'	2.03	0.58
24:DA:277:C:C3'	24:DA:278:A:C5'	2.69	0.58
26:DD:44:ASN:HB3	26:DD:49:ILE:CA	2.27	0.58
28:DF:174:VAL:O	28:DF:174:VAL:HG13	2.03	0.58
30:DH:126:PRO:CD	30:DH:127:GLU:N	2.65	0.58
30:DH:4:ILE:HG13	30:DH:6:ARG:CD	2.33	0.58
34:DO:37:GLY:HA2	34:DO:41:ARG:HE	1.68	0.58
1:AA:1010:G:N2	1:AA:1020:U:H1'	2.17	0.58
1:AA:697:U:C5'	1:AA:697:U:H6	2.13	0.58
22:AD:18:G:N2	22:AD:55:U:O2	2.33	0.58
2:AE:219:VAL:HA	2:AE:222:ILE:CD1	2.31	0.58
2:AE:22:LYS:HD2	2:AE:22:LYS:N	2.18	0.58
5:AH:81:GLU:HB3	5:AH:90:VAL:HG13	1.84	0.58
6:AI:67:MET:HB2	6:AI:68:PRO:HD2	1.85	0.58
7:AJ:100:ALA:O	7:AJ:104:LEU:HD23	2.03	0.58
9:AL:27:THR:HB	9:AL:33:PHE:H	1.68	0.58
11:AN:13:GLN:NE2	11:AN:76:GLY:HA3	2.15	0.58
12:AO:86:ARG:HB2	12:AO:101:VAL:CG2	2.33	0.58
16:AS:21:VAL:HG12	16:AS:34:GLU:O	2.03	0.58
40:B2:35:LEU:N	40:B2:35:LEU:HD22	2.18	0.58
49:B4:14:ILE:HG13	49:B4:31:ILE:O	2.02	0.58
24:BA:1251:C:O2'	24:BA:1252:G:H3'	2.03	0.58
24:BA:1367:A:H5'	24:BA:1368:G:OP2	2.03	0.58
24:BA:1332:G:H21	24:BA:1610:A:H8	1.48	0.58
24:BA:2657:A:H2'	24:BA:2658:C:C5'	2.32	0.58

Continued on next page...

Continued from previous page...

Atom-1	Atom-2	Interatomic distance (Å)	Clash overlap (Å)
24:BA:2778:A:C5'	24:BA:2779:U:OP2	2.51	0.58
24:BA:470:A:H2'	24:BA:471:A:O4'	2.04	0.58
29:BG:106:LEU:O	29:BG:110:ALA:HB3	2.03	0.58
33:BN:43:VAL:HB	33:BN:54:GLU:HA	1.85	0.58
43:BU:89:PHE:HD1	43:BU:90:LEU:CD2	2.10	0.58
23:C1:6:G:O2'	23:C1:7:G:H5'	2.03	0.58
1:CA:474:G:H5'	16:CS:81:ARG:HG3	1.85	0.58
1:CA:998:G:O2'	1:CA:998(A):C:H5'	2.03	0.58
2:CE:212:GLN:NE2	2:CE:235:SER:HB2	2.18	0.58
4:CG:12:CYS:HA	4:CG:19:LEU:HD23	1.85	0.58
4:CG:22:LYS:HD2	4:CG:26:CYS:SG	2.43	0.58
9:CL:40:LEU:HD11	9:CL:70:LYS:HG2	1.84	0.58
49:D4:63:TYR:C	49:D4:65:ASP:H	2.05	0.58
50:D5:40:LYS:NZ	50:D5:46:CYS:HB3	2.18	0.58
24:DA:2167:U:H2'	24:DA:2167:U:O2	2.03	0.58
24:DA:221:A:O2'	24:DA:222:A:OP2	2.19	0.58
24:DA:70:G:H21	24:DA:71:A:H62	1.48	0.58
29:DG:16:ARG:HB3	29:DG:17:PRO:CD	2.33	0.58
29:DG:64:THR:HG23	29:DG:66:GLN:H	1.67	0.58
38:DR:102:ILE:HB	38:DR:110:ILE:HD11	1.84	0.58
41:DS:9:TYR:H	41:DS:102:HIS:CD2	2.20	0.58
41:DS:9:TYR:H	41:DS:102:HIS:HD2	1.48	0.58
44:DV:18:LEU:N	44:DV:18:LEU:HD12	2.12	0.58
47:DW:32:LEU:HD11	47:DW:54:LYS:HG3	1.84	0.58
1:AA:1305:G:O2'	1:AA:1306:A:H8	1.84	0.58
1:AA:280:C:H1'	17:AT:38:ARG:HD3	1.85	0.58
2:AE:87:ARG:NH2	2:AE:219:VAL:HG13	2.19	0.58
11:AN:13:GLN:CG	11:AN:76:GLY:O	2.52	0.58
12:AO:58:VAL:O	12:AO:65:GLU:HA	2.02	0.58
13:AP:80:ARG:HH12	49:B4:55:ARG:HH11	1.49	0.58
13:AP:9:ILE:HD13	13:AP:9:ILE:N	2.18	0.58
40:B2:69:LYS:HZ2	40:B2:85:LYS:HZ3	1.51	0.58
29:BG:112:PRO:HG2	49:B4:37:SER:CB	2.32	0.58
24:BA:1191:G:O2'	24:BA:1192:G:H5'	2.03	0.58
24:BA:1520:U:H2'	24:BA:1521:G:O4'	2.03	0.58
24:BA:2439:A:O2'	24:BA:2440:C:OP2	2.19	0.58
26:BD:24:ILE:CG2	26:BD:24:ILE:O	2.50	0.58
31:BK:127:VAL:HG22	31:BK:139:GLN:HG2	1.84	0.58
24:BA:9:U:C5'	32:BM:115:ARG:HH22	2.14	0.58
34:BO:115:LEU:CD2	34:BO:116:GLY:H	2.11	0.58
24:BA:2250:G:C2	35:BP:82:ARG:HD3	2.38	0.58

Continued on next page...

Continued from previous page...

Atom-1	Atom-2	Interatomic distance (Å)	Clash overlap (Å)
43:BU:94:LYS:NZ	43:BU:101:LYS:HZ3	2.02	0.58
47:BW:24:LEU:HD22	47:BW:60:LEU:HD21	1.85	0.58
1:CA:1148:U:H2'	1:CA:1149:C:O4'	2.04	0.58
1:CA:1238:A:H62	1:CA:1301:U:H3	1.50	0.58
1:CA:1321:C:C4	1:CA:1322:C:C4	2.91	0.58
1:CA:266:G:N2	1:CA:269:C:C5	2.72	0.58
1:CA:723:U:O2	1:CA:723:U:H2'	2.03	0.58
3:CF:77:ILE:O	3:CF:84:ILE:HG22	2.02	0.58
9:CL:79:LEU:O	9:CL:82:ALA:HB3	2.02	0.58
1:CA:963:G:H21	10:CM:55:LYS:CD	2.13	0.58
12:CO:82:VAL:HG23	12:CO:106:ASP:OD2	2.04	0.58
12:CO:45:PRO:HD3	12:CO:51:ALA:O	2.03	0.58
1:CA:376:G:C4'	16:CS:5:ARG:HD2	2.33	0.58
1:CA:376:G:OP2	16:CS:67:THR:HG21	2.03	0.58
36:D0:44:LEU:O	36:D0:48:VAL:HG23	2.02	0.58
45:D3:51:VAL:HG21	45:D3:79:VAL:O	2.03	0.58
24:DA:1085:A:N3	24:DA:1086:A:H8	2.01	0.58
24:DA:1964:G:O2'	24:DA:1967:C:OP2	2.21	0.58
24:DA:2277:G:C2'	24:DA:2278:A:H5'	2.33	0.58
24:DA:2507:C:H2'	24:DA:2508:G:O5'	2.03	0.58
24:DA:2687:U:C4	24:DA:2688:U:H5	2.21	0.58
24:DA:2712:U:O2'	24:DA:2712(A):A:P	2.61	0.58
24:DA:2848:G:O2'	24:DA:2849:U:O5'	2.21	0.58
24:DA:528:A:H2	24:DA:2043:C:C5'	2.16	0.58
26:DD:27:THR:CG2	26:DD:28:GLU:N	2.66	0.58
38:DR:36:GLU:HG3	38:DR:41:ARG:HD3	1.85	0.58
41:DS:66:GLU:O	41:DS:68:ARG:N	2.33	0.58
44:DV:52:SER:O	44:DV:53:ILE:HG13	2.03	0.58
1:AA:1310:G:H5'	13:AP:77:ASN:HD21	1.68	0.58
1:AA:1381:U:H1'	7:AJ:79:ARG:NH2	2.16	0.58
1:AA:321:A:N7	1:AA:328:C:O2	2.35	0.58
1:AA:434:U:H2'	1:AA:435:C:H6	1.65	0.58
2:AE:129:GLU:HB3	2:AE:130:ARG:HH12	1.68	0.58
1:AA:1100:C:OP2	2:AE:96:ARG:HD3	2.03	0.58
8:AK:44:PHE:HA	8:AK:79:VAL:HG11	1.86	0.58
10:AM:6:ILE:HG22	10:AM:98:ILE:CG2	2.30	0.58
11:AN:13:GLN:HG2	11:AN:76:GLY:O	2.04	0.58
19:AV:36:ARG:CZ	19:AV:70:LYS:HB2	2.32	0.58
19:AV:39:THR:HG22	19:AV:40:ILE:N	2.14	0.58
39:B1:104:GLN:O	39:B1:107:ALA:HB3	2.03	0.58
24:BA:2355:C:H1'	45:B3:39:ARG:HH21	1.68	0.58

Continued on next page...

Continued from previous page...

Atom-1	Atom-2	Interatomic distance (Å)	Clash overlap (Å)
19:AV:9:VAL:HG11	49:B4:63:TYR:HD1	1.68	0.58
51:B6:14:THR:HG23	51:B6:15:GLU:H	1.67	0.58
51:B6:21:TYR:O	51:B6:22:ALA:HB2	2.03	0.58
24:BA:1024:G:C3'	24:BA:1025:G:H5''	2.33	0.58
24:BA:1025:G:N3	24:BA:1025:G:H2'	2.18	0.58
24:BA:1324:G:H3'	24:BA:1325:G:H5'	1.85	0.58
24:BA:580:C:H2'	24:BA:581:C:C6	2.39	0.58
24:BA:68:G:N3	24:BA:68:G:H2'	2.18	0.58
24:BA:827:U:H2'	24:BA:2068:U:C2	2.39	0.58
25:BB:17:C:H2'	25:BB:18:G:O4'	2.02	0.58
25:BB:8:U:H6	25:BB:8:U:C5'	2.16	0.58
27:BE:35:GLN:HG3	27:BE:64:LYS:NZ	2.18	0.58
29:BG:75:LYS:CG	29:BG:76:SER:H	2.15	0.58
30:BH:69:ARG:HG3	30:BH:69:ARG:HH11	1.69	0.58
30:BH:86:GLU:HG3	30:BH:164:TYR:C	2.23	0.58
38:BR:117:ASP:C	38:BR:119:LYS:H	2.06	0.58
42:BT:14:SER:O	42:BT:17:ALA:HB3	2.02	0.58
46:BZ:53:VAL:O	46:BZ:54:ALA:C	2.42	0.58
1:CA:1310:G:O2'	1:CA:1311:G:H5'	2.03	0.58
1:CA:1535:C:O2'	1:CA:1536:C:OP1	2.16	0.58
1:CA:243:A:N6	1:CA:281:G:O2'	2.36	0.58
1:CA:321:A:N7	1:CA:328:C:O2	2.36	0.58
3:CF:149:ALA:O	3:CF:169:ALA:HA	2.02	0.58
4:CG:114:ARG:NH1	4:CG:114:ARG:HG3	2.13	0.58
12:CO:18:VAL:O	12:CO:19:ARG:HB2	2.04	0.58
14:CQ:23:ARG:H	14:CQ:33:VAL:HG11	1.67	0.58
17:CT:41:LYS:HZ1	17:CT:92:ARG:HH22	1.51	0.58
36:D0:2:ARG:HG2	36:D0:5:LYS:HZ1	1.68	0.58
34:DO:65:ARG:HH21	53:D8:15:LYS:CB	2.17	0.58
24:DA:1534:G:O6	24:DA:1538:G:C2	2.56	0.58
24:DA:1583:A:H5'	24:DA:1585:C:H5	1.68	0.58
24:DA:2712:U:O2'	24:DA:2712(A):A:O5'	2.20	0.58
24:DA:2783:G:H2'	24:DA:2784:C:H6	1.69	0.58
24:DA:405:U:H4'	24:DA:406:G:OP2	2.02	0.58
26:DD:165:ILE:HA	26:DD:175:LEU:HD23	1.83	0.58
32:DM:9:VAL:HG21	32:DM:48:MET:HB3	1.85	0.58
35:DP:66:ILE:HA	35:DP:104:PHE:HA	1.85	0.58
24:DA:71:A:H2	42:DT:31:HIS:CE1	2.21	0.58
44:DV:144:LEU:HD21	44:DV:150:LEU:HD22	1.83	0.58
47:DW:17:SER:CB	47:DW:18:PRO:HA	2.33	0.58
47:DW:51:ARG:HA	47:DW:54:LYS:HB2	1.86	0.58

Continued on next page...

Continued from previous page...

Atom-1	Atom-2	Interatomic distance (Å)	Clash overlap (Å)
1:AA:1015:A:H2'	1:AA:1016:A:H8	1.68	0.58
1:AA:1387:G:H2'	1:AA:1388:C:C6	2.38	0.58
1:AA:712:A:O2'	1:AA:713:G:H5'	2.04	0.58
1:AA:998(A):C:C2'	1:AA:999:U:H5''	2.34	0.58
3:AF:23:TYR:HD1	3:AF:23:TYR:N	2.01	0.58
7:AJ:137:LYS:O	7:AJ:141:VAL:HG23	2.04	0.58
1:AA:1119:C:OP2	9:AL:9:ARG:NH2	2.37	0.58
10:AM:22:LYS:HD2	10:AM:26:ALA:HB2	1.85	0.58
10:AM:32:ALA:HB1	10:AM:75:ILE:HG12	1.86	0.58
1:AA:1310:G:OP1	13:AP:77:ASN:OD1	2.21	0.58
13:AP:77:ASN:O	13:AP:80:ARG:HB2	2.04	0.58
39:B1:80:ILE:O	39:B1:80:ILE:HG22	2.03	0.58
40:B2:6:LYS:H	40:B2:37:VAL:HG11	1.68	0.58
49:B4:14:ILE:CG1	49:B4:15:ILE:N	2.66	0.58
24:BA:1187:G:O5'	24:BA:1187:G:H8	1.87	0.58
24:BA:2349:G:H5'	24:BA:2349:G:H8	1.68	0.58
24:BA:2585:U:O2'	24:BA:2586:C:H5'	2.03	0.58
24:BA:2810:A:O3'	27:BE:61:ARG:HG3	2.02	0.58
24:BA:329:G:C6	43:BU:19:LYS:HG2	2.38	0.58
24:BA:582:G:H2'	24:BA:583:G:C8	2.38	0.58
26:BD:10:THR:C	26:BD:11:PRO:O	2.39	0.58
27:BE:137:HIS:HB3	27:BE:138:PRO:HD2	1.86	0.58
30:BH:92:ILE:HG22	30:BH:93:GLY:H	1.68	0.58
32:BM:120:LEU:HD21	32:BM:122:VAL:CG2	2.32	0.58
33:BN:47:ILE:O	33:BN:48:PRO:O	2.22	0.58
34:BO:101:VAL:CG1	34:BO:102:ARG:N	2.67	0.58
35:BP:32:TYR:HB2	35:BP:106:VAL:CG2	2.32	0.58
43:BU:52:SER:N	43:BU:53:PRO:HD3	2.17	0.58
44:BV:141:VAL:HG12	44:BV:143:GLY:H	1.68	0.58
44:BV:53:ILE:HG22	44:BV:71:VAL:HG13	1.85	0.58
48:BX:3:ARG:HB3	48:BX:60:GLU:C	2.24	0.58
1:CA:1019:C:H2'	1:CA:1020:U:C5'	2.33	0.58
22:CB:19:G:H4'	22:CB:61:U:O2	2.03	0.58
5:CH:102:ALA:HB2	5:CH:120:THR:OG1	2.03	0.58
13:CP:19:LEU:H	13:CP:19:LEU:HD22	1.68	0.58
15:CR:4:THR:HB	15:CR:6:GLU:OE2	2.02	0.58
16:CS:28:ARG:HG2	16:CS:28:ARG:HH11	1.68	0.58
49:D4:65:ASP:O	49:D4:66:SER:CB	2.51	0.58
24:DA:1360:A:N6	24:DA:1372:U:O4	2.37	0.58
24:DA:1372:U:O2'	24:DA:1373:A:H5'	2.04	0.58
24:DA:2287:A:N1	24:DA:2346:A:C2	2.71	0.58

Continued on next page...

Continued from previous page...

Atom-1	Atom-2	Interatomic distance (Å)	Clash overlap (Å)
24:DA:627:A:H4'	24:DA:628:G:OP1	2.02	0.58
24:DA:85:G:O2'	24:DA:86:C:H5'	2.03	0.58
25:DB:45:A:H1'	29:DG:95:ARG:NH1	2.18	0.58
28:DF:89:VAL:HG12	28:DF:90:PHE:N	2.18	0.58
30:DH:126:PRO:CG	30:DH:127:GLU:N	2.65	0.58
30:DH:85:LYS:HA	30:DH:86:GLU:OE1	2.03	0.58
31:DK:52:ARG:O	31:DK:56:LYS:HB3	2.03	0.58
35:DP:90:VAL:C	35:DP:92:GLY:H	2.07	0.58
42:DT:36:LYS:HE3	42:DT:54:VAL:O	2.04	0.58
1:AA:1071:C:H2'	1:AA:1072:G:H8	1.67	0.58
1:AA:1318:A:H4'	19:AV:10:PHE:CZ	2.39	0.58
1:AA:176:C:H2'	1:AA:177:C:C6	2.38	0.58
1:AA:9:G:H2'	1:AA:10:A:H8	1.68	0.58
3:AF:108:ASN:ND2	3:AF:144:SER:HB2	2.18	0.58
3:AF:16:ARG:HH21	3:AF:181:ASN:HA	1.67	0.58
5:AH:78:HIS:NE2	5:AH:142:LEU:HA	2.19	0.58
6:AI:69:GLU:CD	6:AI:69:GLU:H	2.07	0.58
7:AJ:12:LEU:HD12	7:AJ:12:LEU:H	1.68	0.58
19:AV:36:ARG:CG	19:AV:72:GLY:H	2.16	0.58
36:B0:105:ARG:CG	36:B0:105:ARG:HH11	2.16	0.58
52:B7:49:ARG:OXT	52:B7:49:ARG:HD3	2.04	0.58
24:BA:1952:A:C5	33:BN:22:ILE:HD12	2.38	0.58
24:BA:2250:G:C4	35:BP:82:ARG:HD3	2.38	0.58
24:BA:2569:G:O2'	24:BA:2570:G:H5'	2.03	0.58
24:BA:852:G:O2'	24:BA:853:G:H5'	2.03	0.58
27:BE:120:TRP:CD1	27:BE:155:LYS:HB3	2.38	0.58
28:BF:153:SER:HB2	28:BF:189:THR:HA	1.84	0.58
28:BF:5:ALA:HB1	28:BF:125:LEU:CD2	2.33	0.58
24:BA:2445:G:OP1	28:BF:74:ARG:NH2	2.35	0.58
25:BB:45:A:O4'	29:BG:95:ARG:NH1	2.36	0.58
46:BZ:7:ILE:HD12	46:BZ:62:VAL:HG11	1.85	0.58
1:CA:1002:G:C2'	1:CA:1003:G:H5'	2.34	0.58
1:CA:1009:G:O2'	1:CA:1010:G:H5'	2.04	0.58
1:CA:1214:C:H5''	1:CA:1215:G:OP2	2.03	0.58
1:CA:1374:A:C2'	1:CA:1375:A:H5'	2.33	0.58
22:CC:17(A):C:H5''	22:CC:18:G:OP2	2.04	0.58
2:CE:37:ASN:C	2:CE:39:ILE:H	2.07	0.58
2:CE:80:ILE:HG21	2:CE:212:GLN:HA	1.85	0.58
4:CG:191:ARG:NH1	4:CG:200:GLU:OE1	2.37	0.58
4:CG:201:GLN:HA	4:CG:201:GLN:HE21	1.69	0.58
5:CH:68:GLU:O	5:CH:68:GLU:HG3	2.03	0.58

Continued on next page...

Continued from previous page...

Atom-1	Atom-2	Interatomic distance (Å)	Clash overlap (Å)
7:CJ:102:ARG:HG2	7:CJ:106:GLN:NE2	2.19	0.58
7:CJ:49:ILE:O	7:CJ:53:LYS:HB3	2.04	0.58
13:CP:45:VAL:HG22	13:CP:45:VAL:O	2.02	0.58
16:CS:53:VAL:HG23	16:CS:54:GLU:N	2.18	0.58
19:CV:68:GLY:CA	49:D4:68:ARG:CB	2.80	0.58
40:D2:38:LEU:HD23	40:D2:39:LEU:N	2.19	0.58
50:D5:50:GLY:O	50:D5:51:TYR:HB2	2.03	0.58
24:DA:1053:C:C2'	24:DA:1054:A:H5''	2.34	0.58
24:DA:1204:A:C2	24:DA:1241:A:N1	2.70	0.58
24:DA:2175:C:H3'	24:DA:2176:A:H5''	1.86	0.58
24:DA:2344:U:OP1	51:D6:38:LYS:HD3	2.03	0.58
24:DA:2418:A:H2'	24:DA:2419:U:C6	2.38	0.58
24:DA:2842:G:O2'	24:DA:2843:G:H5'	2.02	0.58
24:DA:2877:G:H2'	24:DA:2878:U:O4'	2.03	0.58
24:DA:583:G:H5''	39:D1:10:ARG:NH1	2.16	0.58
24:DA:84:A:H4'	24:DA:85:G:O5'	2.04	0.58
25:DB:95:U:C6	25:DB:95:U:C3'	2.87	0.58
27:DE:51:PHE:CD1	27:DE:52:LEU:HG	2.38	0.58
33:DN:40:VAL:HG12	33:DN:41:ALA:N	2.19	0.58
35:DP:55:VAL:HG22	35:DP:56:ARG:N	2.18	0.58
42:DT:53:LYS:HZ2	42:DT:55:ASN:HD21	1.51	0.58
42:DT:7:VAL:O	42:DT:30:VAL:HG12	2.04	0.58
1:AA:1137:C:H4'	1:AA:1138:G:H5''	1.85	0.58
1:AA:513:C:H2'	1:AA:514:C:C6	2.38	0.58
1:AA:629:G:H2'	1:AA:630:G:H8	1.67	0.58
1:AA:697:U:C6	1:AA:697:U:H5'	2.28	0.58
1:AA:890:G:HO2'	1:AA:891:U:P	2.24	0.58
3:AF:196:LEU:HD23	3:AF:196:LEU:N	2.18	0.58
3:AF:82:GLU:CG	3:AF:83:ARG:H	1.94	0.58
8:AK:6:ILE:HD12	8:AK:6:ILE:N	2.17	0.58
12:AO:60:LEU:CD2	12:AO:66:VAL:HG22	2.34	0.58
18:AU:22:VAL:HG22	18:AU:23:LYS:N	2.19	0.58
49:B4:50:VAL:HG12	49:B4:51:ASP:H	1.69	0.58
24:BA:2286:A:H2	51:B6:25:LYS:O	1.86	0.58
53:B8:6:THR:O	53:B8:7:HIS:HB3	2.04	0.58
24:BA:1045:A:OP1	24:BA:1045:A:H4'	2.03	0.58
24:BA:1045:A:H1'	24:BA:1047:G:C4	2.38	0.58
24:BA:1392:A:N6	24:BA:1393:A:N6	2.50	0.58
24:BA:2294:C:P	37:BQ:89:ARG:HH22	2.27	0.58
27:BE:65:GLY:O	27:BE:66:HIS:C	2.42	0.58
28:BF:4:VAL:HA	28:BF:19:GLU:CB	2.32	0.58

Continued on next page...

Continued from previous page...

Atom-1	Atom-2	Interatomic distance (Å)	Clash overlap (Å)
28:BF:61:GLY:CA	28:BF:77:ASP:HB3	2.33	0.58
29:BG:38:VAL:CG1	29:BG:158:ALA:HB3	2.33	0.58
31:BK:98:ALA:HA	31:BK:109:ILE:HD11	1.85	0.58
34:BO:97:PRO:O	34:BO:99:LEU:N	2.29	0.58
35:BP:104:PHE:N	35:BP:104:PHE:CD1	2.71	0.58
35:BP:41:TRP:C	35:BP:42:ILE:HD12	2.24	0.58
35:BP:89:ASN:C	35:BP:91:GLU:H	2.07	0.58
37:BQ:59:LYS:HG2	37:BQ:60:GLY:N	2.19	0.58
38:BR:36:GLU:O	38:BR:36:GLU:HG3	2.02	0.58
38:BR:60:THR:HG22	38:BR:77:PRO:HA	1.84	0.58
47:BW:49:LYS:O	47:BW:53:LEU:N	2.37	0.58
1:CA:244:U:O2'	1:CA:245:C:OP2	2.17	0.58
22:CC:65:C:O2'	22:CC:66:C:H5'	2.02	0.58
3:CF:181:ASN:HD22	3:CF:204:LEU:HB2	1.68	0.58
4:CG:13:ARG:CD	4:CG:38:TYR:O	2.51	0.58
4:CG:163:GLU:C	4:CG:165:MET:H	2.03	0.58
6:CI:62:TRP:C	6:CI:63:TYR:HD2	2.06	0.58
8:CK:86:ILE:HG13	8:CK:133:LEU:HD22	1.84	0.58
14:CQ:44:LEU:HD12	14:CQ:44:LEU:C	2.24	0.58
16:CS:14:ASN:N	16:CS:15:PRO:CD	2.67	0.58
45:D3:29:GLN:O	45:D3:31:VAL:HG13	2.03	0.58
52:D7:8:ASN:ND2	52:D7:8:ASN:C	2.56	0.58
24:DA:1348:G:C2'	24:DA:1349:A:H5''	2.34	0.58
24:DA:1872:A:H5'	24:DA:1878:G:OP2	2.04	0.58
24:DA:2111:C:C2	24:DA:2118:U:O2'	2.55	0.58
24:DA:397:G:OP2	46:DZ:10:LYS:NZ	2.29	0.58
24:DA:704:G:C2'	24:DA:726:G:N2	2.66	0.58
27:DE:72:VAL:O	27:DE:73:GLU:O	2.21	0.58
27:DE:78:LEU:HD23	27:DE:79:ARG:HD2	1.86	0.58
28:DF:138:GLU:O	28:DF:141:ALA:HB3	2.03	0.58
24:DA:2311:A:C8	29:DG:82:LEU:HD11	2.38	0.58
31:DK:133:HIS:HB2	31:DK:134:PRO:CD	2.34	0.58
32:DM:41:ASP:O	32:DM:48:MET:HE3	2.03	0.58
34:DO:13:ASN:C	34:DO:15:ARG:N	2.54	0.58
24:DA:195:A:OP1	34:DO:46:LYS:HE2	2.04	0.58
34:DO:71:VAL:HG13	34:DO:72:PRO:HD3	1.84	0.58
43:DU:81:LYS:HD3	43:DU:97:ARG:CD	2.33	0.58
1:AA:1118:C:P	9:AL:104:ARG:HH11	2.26	0.58
1:AA:1238:A:N7	1:AA:1301:U:O4	2.37	0.58
1:AA:3:G:H4'	1:AA:4:U:H5'	1.84	0.58
1:AA:532:A:O2'	1:AA:533:A:P	2.61	0.58

Continued on next page...

Continued from previous page...

Atom-1	Atom-2	Interatomic distance (Å)	Clash overlap (Å)
4:AG:26:CYS:SG	4:AG:32:ALA:N	2.76	0.58
4:AG:62:GLN:HB3	4:AG:66:ARG:HD2	1.85	0.58
8:AK:25:ASP:N	8:AK:25:ASP:OD1	2.36	0.58
1:AA:581:G:OP1	15:AR:61:GLY:HA3	2.03	0.58
15:AR:69:TYR:O	15:AR:73:GLU:HG2	2.04	0.58
18:AU:71:LYS:O	18:AU:75:ILE:HG13	2.03	0.58
20:AW:87:LYS:O	20:AW:90:GLN:N	2.37	0.58
21:AX:2:GLY:C	21:AX:4:GLY:H	2.07	0.58
51:B6:35:GLU:O	51:B6:36:LEU:HB2	2.04	0.58
24:BA:1029:A:H2'	24:BA:1030:G:O4'	2.04	0.58
24:BA:1054:A:H5'	24:BA:1054:A:H8	1.68	0.58
24:BA:33:U:O4	24:BA:446:G:O2'	2.16	0.58
24:BA:91:A:C2'	24:BA:92:G:H5'	2.33	0.58
29:BG:75:LYS:O	29:BG:76:SER:CB	2.51	0.58
30:BH:17:VAL:HG11	30:BH:49:VAL:HG23	1.85	0.58
32:BM:95:PRO:C	32:BM:97:ARG:H	2.07	0.58
33:BN:69:ILE:HG22	33:BN:70:LYS:N	2.19	0.58
38:BR:5:ALA:O	38:BR:8:LYS:HB3	2.02	0.58
44:BV:111:VAL:HG21	44:BV:145:GLU:CB	2.33	0.58
44:BV:93:ASP:O	44:BV:94:GLU:C	2.40	0.58
1:CA:107:G:C2'	1:CA:108:G:H5'	2.33	0.58
1:CA:1365:G:H2'	1:CA:1366:C:H6	1.69	0.58
1:CA:328:C:C2'	1:CA:328:C:O2	2.51	0.58
2:CE:19:HIS:NE2	2:CE:206:ASP:HB2	2.18	0.58
3:CF:189:ALA:HB3	3:CF:196:LEU:HB2	1.84	0.58
7:CJ:69:VAL:HG11	7:CJ:104:LEU:CD2	2.34	0.58
8:CK:84:ARG:NH1	8:CK:86:ILE:HD13	2.11	0.58
24:DA:1482:U:H5'	24:DA:1483:G:OP2	2.03	0.58
24:DA:120:U:H1'	24:DA:149:A:C8	2.38	0.58
24:DA:2699:C:O2'	24:DA:2700:C:H5'	2.02	0.58
24:DA:859:G:O2'	24:DA:860:U:P	2.61	0.58
24:DA:989:G:C8	48:DX:13:ILE:HD11	2.39	0.58
30:DH:117:PRO:HB3	30:DH:123:PHE:CD1	2.37	0.58
31:DK:47:LEU:O	31:DK:51:ILE:HG13	2.03	0.58
32:DM:13:TRP:O	32:DM:135:PRO:HD2	2.03	0.58
32:DM:63:THR:HG22	32:DM:66:LYS:HZ1	1.68	0.58
34:DO:71:VAL:CG1	34:DO:72:PRO:HD3	2.33	0.58
35:DP:47:ILE:CD1	35:DP:70:PRO:HD3	2.34	0.58
44:DV:154:ASP:O	44:DV:155:LEU:O	2.22	0.58
44:DV:27:VAL:HG22	44:DV:28:MET:H	1.68	0.58
44:DV:30:ASN:HB3	44:DV:89:PHE:HE2	1.68	0.58

Continued on next page...

Continued from previous page...

Atom-1	Atom-2	Interatomic distance (Å)	Clash overlap (Å)
1:AA:1225:A:N3	1:AA:1225:A:H2'	2.17	0.58
1:AA:360:A:O2'	1:AA:361:G:H5'	2.04	0.58
1:AA:815:A:O2'	1:AA:816:A:P	2.62	0.58
2:AE:165:VAL:HG23	2:AE:166:ASP:N	2.19	0.58
3:AF:113:ALA:HB3	3:AF:114:PRO:CD	2.31	0.58
5:AH:45:PHE:HE2	5:AH:47:LYS:HD2	1.69	0.58
9:AL:37:PHE:CE2	9:AL:70:LYS:HG3	2.38	0.58
45:B3:14:ARG:O	45:B3:15:ASP:HB2	2.02	0.58
53:B8:23:VAL:HG12	53:B8:47:LYS:HB3	1.86	0.58
24:BA:999:U:C2'	24:BA:1000:A:C5'	2.79	0.58
24:BA:104:U:H3'	24:BA:105:C:C6	2.39	0.58
24:BA:1822:G:H5'	24:BA:1822:G:C8	2.36	0.58
24:BA:859:G:O2'	24:BA:860:U:P	2.61	0.58
24:BA:923:C:H2'	24:BA:924:C:C6	2.39	0.58
26:BD:172:TYR:CD1	26:BD:186:HIS:HA	2.38	0.58
28:BF:161:GLU:HG2	28:BF:164:ARG:HH22	1.67	0.58
30:BH:105:LEU:HD12	30:BH:113:VAL:HB	1.85	0.58
32:BM:28:THR:HA	32:BM:106:MET:CE	2.34	0.58
34:BO:75:ILE:H	34:BO:75:ILE:CD1	2.05	0.58
35:BP:32:TYR:HB2	35:BP:106:VAL:HG22	1.86	0.58
42:BT:26:TYR:O	42:BT:81:VAL:HG22	2.04	0.58
47:BW:17:SER:CB	47:BW:18:PRO:HA	2.34	0.58
46:BZ:51:VAL:HG11	46:BZ:74:VAL:HG21	1.85	0.58
1:CA:272:C:H2'	1:CA:273:A:C8	2.38	0.58
1:CA:403:C:O2'	1:CA:404:U:H5'	2.04	0.58
2:CE:111:ARG:HA	2:CE:111:ARG:NE	2.19	0.58
2:CE:140:HIS:HA	2:CE:143:GLU:OE1	2.04	0.58
2:CE:115:LEU:HD23	2:CE:153:ARG:HD3	1.85	0.58
3:CF:36:ASP:HB3	3:CF:40:ARG:HH12	1.68	0.58
3:CF:33:LEU:O	3:CF:37:GLN:HG2	2.04	0.58
3:CF:76:VAL:HG21	3:CF:103:VAL:CG1	2.34	0.58
8:CK:19:VAL:O	8:CK:20:TYR:HB2	2.04	0.58
15:CR:37:ASN:HD22	15:CR:37:ASN:N	2.01	0.58
49:D4:12:ALA:CB	49:D4:29:PRO:HA	2.33	0.58
24:DA:1236:G:O2'	24:DA:1237:A:H8	1.85	0.58
24:DA:2126:A:O2'	24:DA:2127:G:OP2	2.22	0.58
24:DA:242:G:C5'	53:D8:62:LEU:HD22	2.32	0.58
24:DA:2530:A:H2'	24:DA:2531:A:H5'	1.86	0.58
24:DA:2776:A:H4'	24:DA:2777:G:H5''	1.86	0.58
24:DA:2797:U:H2'	24:DA:2797:U:O2	2.04	0.58
24:DA:2887:U:H2'	24:DA:2888:C:C6	2.39	0.58

Continued on next page...

Continued from previous page...

Atom-1	Atom-2	Interatomic distance (Å)	Clash overlap (Å)
26:DD:71:ASP:HB3	26:DD:103:ARG:HH22	1.68	0.58
28:DF:160:ASN:OD1	28:DF:162:LEU:HB2	2.04	0.58
24:DA:2747:G:OP1	30:DH:138:LYS:NZ	2.36	0.58
31:DK:127:VAL:HG22	31:DK:139:GLN:HB3	1.84	0.58
31:DK:2:LYS:CB	31:DK:20:ASP:HB3	2.34	0.58
32:DM:35:ARG:O	32:DM:37:LYS:N	2.37	0.58
37:DQ:88:ASP:CG	37:DQ:90:GLY:H	2.06	0.58
41:DS:95:ILE:HD12	41:DS:95:ILE:O	2.04	0.58
47:DW:15:LYS:H	47:DW:67:LYS:CE	2.17	0.58
47:DW:21:LEU:O	47:DW:25:VAL:HG23	2.04	0.58
47:DW:69:ARG:NH1	47:DW:69:ARG:CB	2.67	0.58
46:DZ:81:LYS:HE2	46:DZ:81:LYS:CA	2.13	0.58
1:AA:1363:A:O2'	1:AA:1364:U:H5'	2.03	0.58
1:AA:19:C:H5''	5:AH:86:ALA:HB3	1.85	0.58
1:AA:748:C:O2'	1:AA:749:C:OP2	2.22	0.58
1:AA:89:U:H2'	1:AA:90:C:H6	1.69	0.58
2:AE:177:ALA:O	2:AE:179:LYS:N	2.37	0.58
2:AE:76:GLN:NE2	2:AE:76:GLN:HA	2.19	0.58
7:AJ:25:ALA:O	7:AJ:29:LYS:HG2	2.04	0.58
8:AK:34:GLU:OE1	8:AK:34:GLU:HA	2.04	0.58
15:AR:54:ARG:HG2	15:AR:58:MET:HE2	1.84	0.58
24:BA:1022:G:O2'	24:BA:1023:U:P	2.61	0.58
24:BA:1153:C:H2'	24:BA:1154:G:O4'	2.04	0.58
24:BA:1947:C:C2'	24:BA:1948:G:H5''	2.34	0.58
24:BA:2134:A:N6	24:BA:2157:G:H1'	2.17	0.58
24:BA:2473:U:O2	24:BA:2473:U:H2'	2.03	0.58
24:BA:74:A:C5'	24:BA:75:G:O4'	2.52	0.58
26:BD:70:TRP:CH2	26:BD:150:LYS:HA	2.39	0.58
34:BO:50:ARG:HG3	34:BO:50:ARG:O	2.03	0.58
38:BR:35:LYS:N	38:BR:35:LYS:HD2	2.19	0.58
1:CA:1067:A:O2'	1:CA:1068:G:H8	1.86	0.58
1:CA:109:A:C4'	1:CA:110:C:OP2	2.52	0.58
1:CA:1118:C:H1'	1:CA:1179:A:C5	2.39	0.58
22:CB:11:A:O2'	22:CB:12:G:H5'	2.03	0.58
22:CC:61:C:H2'	22:CC:62:C:H6	1.68	0.58
2:CE:97:TRP:HH2	2:CE:176:GLU:HB2	1.69	0.58
1:CA:1190:G:P	3:CF:5:ILE:HG23	2.43	0.58
6:CI:32:ASN:ND2	6:CI:32:ASN:N	2.52	0.58
12:CO:54:LYS:HD2	12:CO:54:LYS:N	2.18	0.58
24:DA:1049:C:N3	24:DA:2751:G:O6	2.37	0.58
24:DA:1498:C:O4'	24:DA:1577:C:H4'	2.04	0.58

Continued on next page...

Continued from previous page...

Atom-1	Atom-2	Interatomic distance (Å)	Clash overlap (Å)
24:DA:2376:A:N1	37:DQ:87:PHE:CD2	2.72	0.58
24:DA:582:G:H2'	24:DA:583:G:C8	2.39	0.58
24:DA:865:C:C4'	24:DA:866:A:OP1	2.51	0.58
27:DE:111:ARG:NE	27:DE:160:TYR:HE1	2.01	0.58
27:DE:63:LEU:HD13	27:DE:65:GLY:H	1.68	0.58
35:DP:134:ARG:NE	44:DV:122:ARG:NH2	2.52	0.58
37:DQ:95:HIS:CG	37:DQ:96:GLY:H	2.21	0.58
42:DT:27:THR:HB	42:DT:80:ILE:HB	1.84	0.58
43:DU:51:VAL:CG1	43:DU:52:SER:H	2.11	0.58
48:DX:22:ALA:O	48:DX:25:ALA:HB3	2.04	0.58
1:AA:1118:C:H5'	1:AA:1118:C:H6	1.68	0.57
1:AA:923:A:O2'	1:AA:1399:C:OP2	2.21	0.57
1:AA:17:U:H2'	1:AA:18:C:H6	1.68	0.57
1:AA:884:U:H5'	1:AA:885:G:OP1	2.04	0.57
1:AA:998(A):C:H2'	1:AA:999:U:C5'	2.33	0.57
2:AE:154:LEU:HD22	2:AE:155:LEU:N	2.19	0.57
1:AA:509:A:H5''	4:AG:55:ALA:HB2	1.86	0.57
9:AL:10:ARG:HG2	9:AL:104:ARG:O	2.03	0.57
10:AM:74:ILE:H	10:AM:74:ILE:HD13	1.67	0.57
17:AT:67:LYS:O	17:AT:68:ARG:HB3	2.03	0.57
20:AW:96:GLY:O	20:AW:97:ALA:O	2.22	0.57
49:B4:22:ILE:HG23	49:B4:23:GLU:N	2.19	0.57
51:B6:26:ASN:O	51:B6:28:ARG:N	2.36	0.57
24:BA:812:C:H1'	24:BA:1250:G:N2	2.19	0.57
24:BA:1358:G:H1'	24:BA:1373:A:H61	1.69	0.57
24:BA:1352:U:O2	24:BA:1570:A:H2	1.87	0.57
24:BA:2294:C:P	37:BQ:89:ARG:NH2	2.76	0.57
24:BA:2329:G:H2'	24:BA:2330:G:H8	1.67	0.57
24:BA:902:C:H2'	24:BA:903:C:C6	2.39	0.57
25:BB:28:C:H42	25:BB:56:G:H1	1.52	0.57
25:BB:7:G:H3'	25:BB:8:U:C5'	2.32	0.57
24:BA:2392:A:C8	34:BO:61:ARG:HD2	2.36	0.57
37:BQ:67:ARG:CZ	37:BQ:67:ARG:HB2	2.34	0.57
38:BR:50:ILE:O	38:BR:99:LEU:HD12	2.04	0.57
43:BU:40:GLU:N	43:BU:40:GLU:CD	2.57	0.57
43:BU:42:VAL:HG13	43:BU:65:ALA:HB3	1.85	0.57
43:BU:81:LYS:HD3	43:BU:97:ARG:NH1	2.19	0.57
43:BU:95:LYS:HZ3	43:BU:95:LYS:CB	2.05	0.57
1:CA:1305:G:OP1	21:CX:2:GLY:HA2	2.04	0.57
1:CA:1534:A:C2'	1:CA:1535:C:H5	2.17	0.57
4:CG:196:LEU:O	4:CG:198:VAL:N	2.31	0.57

Continued on next page...

Continued from previous page...

Atom-1	Atom-2	Interatomic distance (Å)	Clash overlap (Å)
5:CH:140:ARG:HB2	5:CH:140:ARG:HH11	1.69	0.57
13:CP:4:ILE:HG22	13:CP:5:ALA:N	2.19	0.57
36:D0:117:VAL:CG2	36:D0:118:GLU:H	2.15	0.57
39:D1:24:TYR:HE1	39:D1:39:LEU:HD23	1.69	0.57
24:DA:1085:A:H2'	24:DA:1086:A:C8	2.39	0.57
24:DA:1210:A:H4'	24:DA:1211:U:O5'	2.03	0.57
24:DA:2391:G:O2'	24:DA:2424:C:N4	2.37	0.57
24:DA:248:G:H5'	24:DA:250:G:N7	2.19	0.57
24:DA:2758:A:C4	30:DH:67:LEU:HD21	2.39	0.57
24:DA:527:C:N4	24:DA:2777:G:O2'	2.37	0.57
24:DA:592:G:N2	53:D8:4:MET:HE1	2.18	0.57
26:DD:242:ARG:N	26:DD:242:ARG:HD2	2.18	0.57
27:DE:63:LEU:HD12	27:DE:65:GLY:H	1.69	0.57
30:DH:41:MET:HE1	30:DH:64:LEU:HB3	1.86	0.57
30:DH:4:ILE:HD13	30:DH:4:ILE:H	1.68	0.57
32:DM:114:ARG:O	32:DM:115:ARG:HB3	2.03	0.57
32:DM:14:VAL:HG12	32:DM:15:LEU:N	2.18	0.57
37:DQ:26:LEU:HD12	37:DQ:39:ILE:CD1	2.23	0.57
37:DQ:42:ASP:C	37:DQ:44:LYS:H	2.06	0.57
47:DW:16:LEU:O	47:DW:17:SER:HB3	2.04	0.57
1:AA:1004:A:C2'	1:AA:1025:U:O4	2.53	0.57
1:AA:518:C:H5	1:AA:530:G:H5'	1.68	0.57
2:AE:23:ARG:HH11	2:AE:23:ARG:HG2	1.68	0.57
2:AE:70:PHE:HA	2:AE:163:PHE:O	2.05	0.57
7:AJ:5:ARG:O	7:AJ:7:ALA:N	2.37	0.57
8:AK:51:VAL:O	8:AK:52:ASP:HB2	2.02	0.57
9:AL:89:ASN:N	9:AL:90:PRO:HD3	2.18	0.57
16:AS:58:TYR:C	16:AS:60:LEU:H	2.07	0.57
19:AV:67:VAL:HG13	19:AV:68:GLY:N	2.11	0.57
39:B1:102:GLU:O	39:B1:105:VAL:HG22	2.04	0.57
40:B2:83:ARG:HD2	40:B2:83:ARG:N	2.19	0.57
53:B8:32:LEU:HD23	53:B8:36:LYS:HE3	1.85	0.57
24:BA:2681:C:O2	24:BA:2681:C:C2'	2.50	0.57
24:BA:389:G:H1	34:BO:70:GLN:HB3	1.69	0.57
24:BA:690:G:H2'	24:BA:691:C:C6	2.39	0.57
24:BA:704:G:HO2'	24:BA:705:A:P	2.26	0.57
24:BA:995:C:O2'	24:BA:996:A:OP2	2.18	0.57
26:BD:79:VAL:HG21	26:BD:111:LEU:HD11	1.85	0.57
26:BD:227:ASN:HB3	26:BD:228:PRO:HD2	1.86	0.57
26:BD:84:TYR:HE2	26:BD:86:PRO:HB3	1.69	0.57
28:BF:18:ARG:CG	28:BF:19:GLU:H	2.02	0.57

Continued on next page...

Continued from previous page...

Atom-1	Atom-2	Interatomic distance (Å)	Clash overlap (Å)
32:BM:96:GLU:O	32:BM:100:GLU:HG3	2.04	0.57
32:BM:45:ASN:N	32:BM:45:ASN:HD22	1.91	0.57
35:BP:78:PRO:O	35:BP:79:LEU:HG	2.04	0.57
42:BT:55:ASN:HB2	42:BT:80:ILE:HG13	1.85	0.57
43:BU:50:ARG:HB3	43:BU:53:PRO:CG	2.34	0.57
44:BV:112:ARG:HD2	44:BV:113:ALA:N	2.18	0.57
44:BV:153:SER:C	44:BV:155:LEU:H	2.07	0.57
44:BV:127:LYS:HB3	44:BV:162:GLU:HB2	1.86	0.57
44:BV:165:VAL:HG21	44:BV:169:GLU:HG2	1.85	0.57
44:BV:150:LEU:CG	44:BV:171:ILE:HG22	2.33	0.57
47:BW:13:ALA:HB1	47:BW:21:LEU:HD21	1.87	0.57
47:BW:64:LEU:HD21	47:BW:68:ARG:NE	2.19	0.57
1:CA:1116:C:C2'	1:CA:1117:G:C5'	2.82	0.57
1:CA:192:U:H2'	1:CA:193:C:H6	1.69	0.57
1:CA:621:A:H2'	1:CA:622:A:O4'	2.03	0.57
1:CA:757:U:H2'	1:CA:758:G:O4'	2.03	0.57
1:CA:954:G:H2'	1:CA:955:U:C6	2.39	0.57
22:CB:59:A:O2'	22:CB:61:U:C6	2.57	0.57
6:CI:39:LYS:HD2	6:CI:64:GLN:NE2	2.19	0.57
13:CP:84:ILE:HG23	13:CP:85:GLY:N	2.17	0.57
16:CS:76:GLN:O	16:CS:76:GLN:HG2	2.05	0.57
50:D5:60:VAL:OXT	50:D5:60:VAL:HG13	2.03	0.57
24:DA:1084:A:C2	24:DA:1085:A:N7	2.72	0.57
24:DA:1212:G:H2'	24:DA:1236:G:H22	1.69	0.57
24:DA:1789:A:H2'	24:DA:1790:C:O4'	2.04	0.57
24:DA:1978:A:H2'	24:DA:1979:C:C6	2.40	0.57
24:DA:2067:G:H4'	24:DA:2068:U:OP2	2.04	0.57
24:DA:2723:C:OP1	36:D0:3:HIS:HD2	1.87	0.57
24:DA:372:G:O2'	24:DA:373:U:OP2	2.21	0.57
25:DB:21:G:H2'	25:DB:22:U:O4'	2.04	0.57
24:DA:2599:G:OP2	26:DD:236:GLY:HA2	2.05	0.57
27:DE:6:GLY:HA3	27:DE:26:ILE:HD11	1.85	0.57
29:DG:39:ILE:HG23	29:DG:155:MET:HG3	1.86	0.57
31:DK:11:ASN:O	31:DK:12:LEU:CB	2.51	0.57
24:DA:1266:G:C5	41:DS:15:ARG:NH1	2.73	0.57
1:AA:579:G:H2'	1:AA:580:U:C6	2.40	0.57
1:AA:597:G:H2'	1:AA:598:U:H5'	1.85	0.57
22:AD:50:U:H2'	22:AD:51:C:H6	1.69	0.57
2:AE:169:LYS:O	2:AE:169:LYS:HD3	2.03	0.57
16:AS:40:ASP:HB3	16:AS:48:TRP:CB	2.33	0.57
18:AU:26:LEU:N	18:AU:26:LEU:HD12	2.18	0.57

Continued on next page...

Continued from previous page...

Atom-1	Atom-2	Interatomic distance (Å)	Clash overlap (Å)
39:B1:98:LEU:O	39:B1:100:VAL:N	2.37	0.57
24:BA:1226:G:OP1	40:B2:85:LYS:HD3	2.03	0.57
24:BA:592:G:H21	53:B8:4:MET:HE1	1.68	0.57
24:BA:1174:A:H3'	24:BA:1175:U:H4'	1.85	0.57
24:BA:1725:G:H5'	24:BA:1726:G:OP2	2.04	0.57
24:BA:1791:A:N6	24:BA:1828:G:O2'	2.37	0.57
24:BA:1802:A:H2'	24:BA:1803:A:C8	2.40	0.57
24:BA:2347:C:H2'	24:BA:2348:U:H6	1.69	0.57
24:BA:2023:G:OP2	24:BA:2617:C:H4'	2.04	0.57
24:BA:2759:G:H2'	24:BA:2760:C:H5'	1.86	0.57
25:BB:8:U:OP1	37:BQ:11:LYS:HD2	2.04	0.57
24:BA:2050:C:H1'	27:BE:156:MET:CE	2.33	0.57
27:BE:16:ARG:HD2	27:BE:16:ARG:O	2.04	0.57
27:BE:197:ILE:C	27:BE:197:ILE:HD12	2.25	0.57
34:BO:75:ILE:N	34:BO:75:ILE:HD13	2.14	0.57
41:BS:107:LEU:H	41:BS:107:LEU:HD22	1.68	0.57
47:BW:17:SER:HB3	47:BW:21:LEU:H	1.67	0.57
47:BW:10:LEU:HD13	47:BW:59:ARG:HD2	1.86	0.57
2:CE:12:GLU:O	2:CE:16:HIS:ND1	2.36	0.57
3:CF:105:GLU:HG2	3:CF:106:VAL:N	2.18	0.57
4:CG:156:GLU:O	4:CG:160:GLN:HG3	2.03	0.57
5:CH:111:GLU:C	5:CH:113:ALA:H	2.07	0.57
6:CI:99:ALA:O	6:CI:100:ASN:HB2	2.04	0.57
9:CL:17:VAL:HG13	9:CL:81:ILE:HD13	1.85	0.57
10:CM:94:VAL:HG12	10:CM:95:GLU:N	2.19	0.57
12:CO:33:ARG:O	12:CO:85:ILE:HG22	2.03	0.57
12:CO:83:VAL:HG22	12:CO:84:LEU:H	1.70	0.57
40:D2:78:LYS:O	40:D2:79:VAL:HB	2.03	0.57
24:DA:1021:A:C8	24:DA:1022:G:H5''	2.39	0.57
24:DA:2139:C:O2'	24:DA:2140:C:H5'	2.05	0.57
24:DA:2506:U:O2'	24:DA:2507:C:H5'	2.02	0.57
24:DA:2518:A:H4'	24:DA:2519:U:OP1	2.02	0.57
24:DA:2712:U:H2'	24:DA:2712(A):A:O5'	2.02	0.57
24:DA:319:C:O2'	24:DA:320:A:H5'	2.04	0.57
24:DA:869:G:O2'	24:DA:870:A:H5'	2.04	0.57
24:DA:881:G:N3	22:CB:20:G:O6	2.37	0.57
27:DE:116:VAL:CG2	27:DE:122:PHE:CD2	2.86	0.57
27:DE:41:LYS:HE2	27:DE:41:LYS:HA	1.86	0.57
28:DF:192:LEU:HD21	28:DF:194:MET:CE	2.35	0.57
30:DH:127:GLU:HG2	30:DH:128:PRO:CG	2.33	0.57
37:DQ:106:ARG:O	37:DQ:107:GLU:HB2	2.04	0.57

Continued on next page...

Continued from previous page...

Atom-1	Atom-2	Interatomic distance (Å)	Clash overlap (Å)
37:DQ:26:LEU:CD2	37:DQ:87:PHE:HD1	2.17	0.57
38:DR:82:LEU:N	38:DR:82:LEU:HD12	2.19	0.57
46:DZ:86:SER:H	46:DZ:87:PRO:CD	2.16	0.57
23:A1:13:A:N3	23:A1:13:A:O5'	2.37	0.57
2:AE:143:GLU:O	2:AE:147:LYS:HD3	2.04	0.57
3:AF:130:VAL:O	3:AF:134:ILE:HG12	2.04	0.57
4:AG:191:ARG:HG2	4:AG:191:ARG:HH11	1.68	0.57
4:AG:24:GLU:CA	4:AG:27:TYR:HB3	2.35	0.57
5:AH:144:THR:C	5:AH:146:ALA:N	2.57	0.57
6:AI:12:PRO:HG3	6:AI:57:GLN:O	2.05	0.57
8:AK:9:MET:HG3	8:AK:26:VAL:HG21	1.86	0.57
9:AL:18:PHE:O	9:AL:19:LEU:HB2	2.03	0.57
9:AL:32:ASP:C	9:AL:34:ASN:N	2.53	0.57
13:AP:118:ALA:HB1	22:AC:29:G:H5'	1.84	0.57
1:AA:376:G:H5''	16:AS:5:ARG:HB2	1.87	0.57
17:AT:80:GLY:O	17:AT:81:ARG:HB2	2.05	0.57
17:AT:81:ARG:NH2	17:AT:84:LEU:HD11	2.20	0.57
36:B0:23:ASN:HD22	36:B0:23:ASN:N	2.02	0.57
39:B1:81:HIS:CD2	39:B1:117:GLN:HE21	2.14	0.57
39:B1:92:ARG:HB3	40:B2:11:GLN:NE2	2.19	0.57
24:BA:140:A:C8	24:BA:1408:C:O2'	2.56	0.57
24:BA:1608:A:O2'	24:BA:1610:A:P	2.62	0.57
24:BA:1827:C:C2'	24:BA:1828:G:H5'	2.34	0.57
24:BA:1962:C:H6	24:BA:1962:C:OP2	1.87	0.57
24:BA:528:A:H2	24:BA:2043:C:H5'	1.69	0.57
24:BA:2299:G:N1	24:BA:2318:G:C8	2.73	0.57
24:BA:2310:A:H62	29:BG:79:ASN:HD22	1.53	0.57
24:BA:2425:A:H5''	24:BA:2426:A:H3'	1.86	0.57
24:BA:2839:G:H2'	24:BA:2840:C:C6	2.39	0.57
25:BB:83:G:O2'	25:BB:84:C:H5'	2.05	0.57
27:BE:195:LEU:HD12	27:BE:196:VAL:H	1.69	0.57
27:BE:35:GLN:N	27:BE:48:GLN:HE21	2.00	0.57
24:BA:1257:C:H4'	28:BF:83:PHE:CD2	2.39	0.57
29:BG:60:LEU:O	29:BG:64:THR:HG22	2.04	0.57
31:BK:110:ASP:OD1	31:BK:130:TYR:CE1	2.58	0.57
31:BK:4:ILE:HD11	31:BK:44:LEU:HD23	1.87	0.57
31:BK:7:GLU:HG3	31:BK:8:PRO:HD2	1.86	0.57
32:BM:18:ALA:HB1	32:BM:57:ALA:HA	1.87	0.57
34:BO:36:LYS:CB	34:BO:36:LYS:NZ	2.57	0.57
1:CA:1002:G:H2'	1:CA:1003:G:H5'	1.86	0.57
1:CA:1119:C:O2'	1:CA:1120:G:H5'	2.04	0.57

Continued on next page...

Continued from previous page...

Atom-1	Atom-2	Interatomic distance (Å)	Clash overlap (Å)
1:CA:865:A:C2	1:CA:918:A:H4'	2.39	0.57
1:CA:957:U:H1'	1:CA:960:U:C5	2.38	0.57
2:CE:106:LYS:O	2:CE:110:GLN:HG3	2.05	0.57
3:CF:14:ILE:HG12	3:CF:15:THR:N	2.19	0.57
10:CM:3:LYS:O	10:CM:100:THR:HG22	2.04	0.57
39:D1:92:ARG:C	39:D1:94:ASN:H	2.06	0.57
24:DA:120:U:H1'	24:DA:149:A:N7	2.18	0.57
24:DA:1391:U:H2'	24:DA:1393:A:OP2	2.05	0.57
24:DA:1533:C:H2'	24:DA:1534:G:C8	2.39	0.57
24:DA:1946:U:C2	24:DA:1947:C:C5	2.92	0.57
24:DA:2348:U:O4	24:DA:2382:G:C2	2.58	0.57
24:DA:2405:G:O2'	24:DA:2406:U:OP2	2.22	0.57
26:DD:35:LYS:HG2	26:DD:64:ILE:CA	2.34	0.57
29:DG:107:LEU:HD11	29:DG:178:PHE:CE1	2.40	0.57
29:DG:63:ILE:HD11	29:DG:102:PHE:HE2	1.69	0.57
30:DH:3:ARG:HA	30:DH:3:ARG:HE	1.69	0.57
31:DK:73:GLU:OE1	31:DK:137:PRO:HD2	2.04	0.57
32:DM:14:VAL:HG12	32:DM:15:LEU:H	1.69	0.57
33:DN:96:THR:O	33:DN:97:ARG:HB3	2.04	0.57
44:DV:152:ALA:HB2	44:DV:170:THR:H	1.69	0.57
48:DX:4:LEU:O	48:DX:36:VAL:HA	2.04	0.57
24:DA:1364:G:C8	46:DZ:2:SER:N	2.72	0.57
1:AA:1162:C:O2'	1:AA:1163:C:H5'	2.04	0.57
1:AA:1203:C:O2'	1:AA:1204:A:H5'	2.04	0.57
1:AA:397:A:H5'	1:AA:398:C:OP1	2.05	0.57
1:AA:652:U:H1'	1:AA:653:A:H2	1.70	0.57
22:AC:6:G:O2'	22:AC:7:G:H5'	2.05	0.57
2:AE:107:THR:HA	2:AE:110:GLN:HG3	1.86	0.57
2:AE:121:LEU:HD13	2:AE:127:ILE:HD11	1.86	0.57
2:AE:17:PHE:HB3	2:AE:42:ILE:HG12	1.87	0.57
2:AE:200:ILE:HG22	2:AE:201:ILE:N	2.19	0.57
3:AF:93:LYS:O	3:AF:94:LEU:HB3	2.04	0.57
7:AJ:57:GLU:OE1	7:AJ:57:GLU:N	2.38	0.57
7:AJ:76:ARG:HH11	7:AJ:78:ARG:NH1	1.97	0.57
9:AL:40:LEU:HB3	9:AL:43:ALA:HB2	1.86	0.57
13:AP:67:GLU:O	13:AP:69:GLU:N	2.37	0.57
1:AA:467:G:H21	16:AS:82:GLN:NE2	2.02	0.57
19:AV:19:VAL:HG12	19:AV:20:LEU:N	2.19	0.57
40:B2:61:VAL:CG1	40:B2:62:LEU:H	2.09	0.57
24:BA:1161:C:H1'	40:B2:8:GLY:O	2.04	0.57
24:BA:1021:A:C8	24:BA:1021:A:H3'	2.39	0.57

Continued on next page...

Continued from previous page...

Atom-1	Atom-2	Interatomic distance (Å)	Clash overlap (Å)
24:BA:1139:G:O2'	24:BA:1143:A:N6	2.28	0.57
24:BA:1204:A:C2'	24:BA:1205:U:OP2	2.52	0.57
24:BA:1236:G:C4'	24:BA:1237:A:OP1	2.52	0.57
24:BA:1322:A:OP1	41:BS:11:ARG:HG3	2.05	0.57
24:BA:1925:C:H6	24:BA:1925:C:H3'	1.60	0.57
24:BA:517:C:OP1	50:B5:16:ARG:NH2	2.37	0.57
24:BA:91:A:H2'	24:BA:92:G:O4'	2.04	0.57
26:BD:142:VAL:HG23	26:BD:192:THR:C	2.25	0.57
26:BD:25:THR:CG2	26:BD:82:ILE:H	2.16	0.57
27:BE:60:ASN:O	27:BE:61:ARG:CB	2.51	0.57
27:BE:81:ILE:O	27:BE:82:ARG:CB	2.53	0.57
30:BH:44:VAL:CG2	30:BH:51:ARG:HH11	2.14	0.57
31:BK:131:LYS:HA	31:BK:132:PRO:O	2.05	0.57
35:BP:81:VAL:CG1	35:BP:82:ARG:NH1	2.68	0.57
43:BU:15:VAL:O	43:BU:22:GLY:CA	2.52	0.57
47:BW:7:ARG:HB3	47:BW:7:ARG:NH1	2.18	0.57
1:CA:1347:G:H2'	1:CA:1348:U:OP2	2.04	0.57
1:CA:134:A:N6	16:CS:25:ARG:NH1	2.52	0.57
1:CA:1234:C:C4'	1:CA:1364:U:O2'	2.53	0.57
1:CA:552:U:O2'	1:CA:553:A:H5'	2.04	0.57
22:CC:11:A:H4'	24:DA:1909:C:O2'	2.05	0.57
2:CE:187:LEU:CD1	2:CE:205:ASP:HA	2.33	0.57
5:CH:78:HIS:HA	8:CK:105:ARG:HB2	1.86	0.57
7:CJ:121:ALA:O	7:CJ:125:MET:N	2.37	0.57
5:CH:148:VAL:HG21	8:CK:107:LEU:HD13	1.86	0.57
11:CN:21:ILE:N	11:CN:21:ILE:HD12	2.20	0.57
11:CN:29:ILE:HG13	11:CN:43:SER:O	2.04	0.57
19:CV:15:LEU:N	19:CV:15:LEU:HD23	2.19	0.57
20:CW:37:SER:HB3	20:CW:84:LEU:HD23	1.85	0.57
36:D0:79:LEU:HD23	36:D0:79:LEU:C	2.23	0.57
53:D8:46:ARG:O	53:D8:47:LYS:HB3	2.03	0.57
24:DA:165:U:H2'	24:DA:165:U:O2	2.03	0.57
24:DA:2030:A:H4'	24:DA:2031:A:H8	1.68	0.57
24:DA:2173:A:H2'	24:DA:2174:C:O4'	2.05	0.57
25:DB:42:C:N4	29:DG:91:ARG:HH21	2.03	0.57
25:DB:38:C:H42	25:DB:44:G:H1	1.51	0.57
27:DE:152:LYS:HG2	32:DM:78:TYR:CE1	2.39	0.57
24:DA:2316:C:H1'	29:DG:128:ARG:HH22	1.69	0.57
31:DK:1:MET:HG3	31:DK:23:PRO:HB3	1.85	0.57
31:DK:4:ILE:HG12	31:DK:18:VAL:CG2	2.25	0.57
31:DK:52:ARG:HH11	31:DK:52:ARG:HB3	1.69	0.57

Continued on next page...

Continued from previous page...

Atom-1	Atom-2	Interatomic distance (Å)	Clash overlap (Å)
31:DK:99:GLU:OE2	31:DK:103:ARG:NH2	2.36	0.57
33:DN:20:MET:O	33:DN:41:ALA:HB1	2.04	0.57
37:DQ:67:ARG:HH11	37:DQ:67:ARG:CB	2.17	0.57
37:DQ:67:ARG:NH1	37:DQ:67:ARG:CB	2.64	0.57
44:DV:154:ASP:O	44:DV:157:LEU:HD13	2.03	0.57
24:DA:2213:U:H1'	46:DZ:52:ARG:CZ	2.34	0.57
1:AA:954:G:N2	1:AA:1227:A:H62	1.82	0.57
1:AA:1346:A:O2'	1:AA:1347:G:OP2	2.22	0.57
1:AA:299:G:H2'	1:AA:300:A:C8	2.39	0.57
1:AA:399:G:H2'	1:AA:400:C:C6	2.39	0.57
1:AA:88:C:H2'	1:AA:89:U:O4'	2.04	0.57
22:AD:17(A):C:H5'	22:AD:18:G:OP2	2.05	0.57
22:AD:60:U:P	22:AD:61:C:H41	2.27	0.57
2:AE:15:VAL:O	2:AE:15:VAL:HG22	2.03	0.57
3:AF:22:TRP:CB	3:AF:59:ARG:HB2	2.35	0.57
9:AL:25:LYS:HB3	9:AL:57:GLY:CA	2.35	0.57
13:AP:4:ILE:CD1	13:AP:19:LEU:HD13	2.34	0.57
13:AP:99:ARG:O	13:AP:100:GLY:C	2.43	0.57
15:AR:81:LEU:HD11	15:AR:85:LEU:HD12	1.87	0.57
53:B8:50:LEU:O	53:B8:51:ALA:CB	2.52	0.57
24:BA:107:C:H2'	24:BA:108:U:H6	1.70	0.57
24:BA:1348:G:C2'	24:BA:1349:A:H5''	2.34	0.57
24:BA:1401:G:H2'	24:BA:1402:C:O4'	2.04	0.57
24:BA:1410:G:H2'	24:BA:1411:C:C6	2.40	0.57
24:BA:2021:C:H5''	24:BA:2022:U:OP2	2.05	0.57
24:BA:945:A:C4	24:BA:2448:A:C2	2.93	0.57
24:BA:2469:A:OP2	24:BA:2476:A:N3	2.37	0.57
24:BA:2808:U:C2'	24:BA:2809:A:H5'	2.34	0.57
24:BA:407:G:H2'	24:BA:408:G:H8	1.70	0.57
24:BA:863:A:H2'	24:BA:864:G:H8	1.69	0.57
24:BA:887:A:C3'	24:BA:888:C:H5'	2.34	0.57
24:BA:890:A:H3'	24:BA:892:G:H8	1.65	0.57
26:BD:70:TRP:CD1	26:BD:70:TRP:C	2.78	0.57
28:BF:78:ILE:HA	28:BF:83:PHE:CE1	2.40	0.57
31:BK:110:ASP:HB2	31:BK:113:ARG:HB2	1.87	0.57
31:BK:92:VAL:HG12	31:BK:97:ILE:HD11	1.86	0.57
33:BN:78:ARG:HH21	38:BR:103:ARG:HH21	1.52	0.57
33:BN:86:ILE:HD12	33:BN:86:ILE:N	2.19	0.57
34:BO:112:LEU:HD22	34:BO:113:LYS:N	2.20	0.57
34:BO:90:ARG:HG2	34:BO:91:PHE:HD1	1.69	0.57
37:BQ:88:ASP:O	37:BQ:89:ARG:HB2	2.04	0.57

Continued on next page...

Continued from previous page...

Atom-1	Atom-2	Interatomic distance (Å)	Clash overlap (Å)
38:BR:95:ARG:HH11	38:BR:95:ARG:HG3	1.70	0.57
41:BS:10:VAL:O	41:BS:12:ILE:N	2.36	0.57
1:CA:1015:A:H2'	1:CA:1016:A:C8	2.39	0.57
1:CA:865:A:H5'	1:CA:1078:U:O4	2.04	0.57
1:CA:195:A:H1'	1:CA:222:U:O2'	2.05	0.57
1:CA:731:G:OP1	1:CA:766:A:H1'	2.04	0.57
2:CE:77:ALA:CB	2:CE:211:ILE:HG21	2.35	0.57
7:CJ:16:LEU:CD1	9:CL:45:ALA:HB2	2.34	0.57
13:CP:81:LEU:HB3	13:CP:89:GLY:CA	2.34	0.57
1:CA:1542:G:H8	18:CU:19:LYS:HZ3	1.51	0.57
45:D3:36:ILE:O	45:D3:36:ILE:HD13	2.03	0.57
49:D4:37:SER:HB3	49:D4:42:PHE:CE1	2.38	0.57
13:CP:77:ASN:HA	49:D4:71:ARG:CZ	2.34	0.57
24:DA:1534:G:O6	24:DA:1538:G:N2	2.38	0.57
24:DA:2330:G:H2'	24:DA:2331:G:O4'	2.04	0.57
24:DA:2744:G:O2'	24:DA:2745:C:H5'	2.04	0.57
24:DA:284:U:H2'	24:DA:285:C:H6	1.69	0.57
24:DA:529:A:N6	24:DA:2041:U:H3	2.03	0.57
27:DE:203:LYS:HE3	27:DE:204:ALA:HB2	1.87	0.57
29:DG:53:LEU:C	29:DG:53:LEU:HD23	2.25	0.57
32:DM:7:LYS:HG2	32:DM:8:GLN:N	2.20	0.57
33:DN:71:ARG:HG3	33:DN:71:ARG:HH11	1.69	0.57
1:AA:262:A:H2'	1:AA:263:A:C8	2.39	0.57
1:AA:791:G:C5	1:AA:792:A:N7	2.73	0.57
1:AA:992:U:O4	1:AA:1044:A:N7	2.38	0.57
9:AL:6:GLY:HA3	9:AL:17:VAL:N	2.19	0.57
10:AM:84:GLN:O	10:AM:88:LEU:HB3	2.05	0.57
12:AO:23:LYS:HD3	12:AO:23:LYS:H	1.68	0.57
50:B5:29:THR:O	50:B5:30:LEU:HD23	2.04	0.57
24:BA:1192:G:O2'	24:BA:1193:G:H5'	2.05	0.57
24:BA:1196:C:O4'	24:BA:1227:A:C2	2.56	0.57
24:BA:1667:G:OP2	24:BA:1667:G:H8	1.88	0.57
24:BA:482:A:N6	24:BA:506:G:H2'	2.20	0.57
24:BA:524:U:H2'	24:BA:525:U:C6	2.38	0.57
24:BA:562:U:O2'	24:BA:572:A:O4'	2.16	0.57
24:BA:601:C:O2	24:BA:605:C:H4'	2.04	0.57
24:BA:729:G:H2'	24:BA:1775:U:O2	2.05	0.57
26:BD:262:ARG:O	26:BD:264:LYS:N	2.35	0.57
28:BF:179:GLU:H	28:BF:179:GLU:CD	2.07	0.57
28:BF:93:LYS:HB3	28:BF:94:PRO:HD2	1.86	0.57
30:BH:86:GLU:O	30:BH:87:LEU:HG	2.04	0.57

Continued on next page...

Continued from previous page...

Atom-1	Atom-2	Interatomic distance (Å)	Clash overlap (Å)
37:BQ:15:ARG:HH11	37:BQ:15:ARG:HG3	1.69	0.57
38:BR:88:ILE:HD12	38:BR:88:ILE:C	2.25	0.57
41:BS:111:HIS:CD2	41:BS:113:LYS:HE3	2.40	0.57
25:BB:76:G:H5'	44:BV:10:ARG:NH2	2.19	0.57
47:BW:46:GLN:N	47:BW:49:LYS:NZ	2.47	0.57
46:BZ:69:LYS:O	46:BZ:72:GLU:HB3	2.04	0.57
1:CA:1139:G:H5'	1:CA:1140:C:OP1	2.05	0.57
1:CA:113:G:H2'	1:CA:114:U:H6	1.69	0.57
1:CA:17:U:H2'	1:CA:18:C:H6	1.67	0.57
15:CR:26:GLU:CD	15:CR:77:ARG:NH1	2.58	0.57
36:D0:32:GLY:O	36:D0:115:GLU:HA	2.04	0.57
45:D3:14:ARG:O	45:D3:15:ASP:HB2	2.05	0.57
49:D4:42:PHE:CG	49:D4:43:TYR:N	2.72	0.57
24:DA:2123:G:O2'	24:DA:2124:G:H5'	2.04	0.57
24:DA:222:A:O2'	24:DA:223:A:P	2.63	0.57
24:DA:2646:C:H2'	24:DA:2647:U:O4'	2.05	0.57
24:DA:265:A:HO2'	24:DA:266:G:H4'	1.70	0.57
24:DA:803:U:C5'	24:DA:803:U:H6	2.15	0.57
26:DD:25:THR:HG21	26:DD:81:ALA:HB1	1.85	0.57
26:DD:69:ARG:C	26:DD:71:ASP:H	2.08	0.57
26:DD:25:THR:HG21	26:DD:82:ILE:H	1.70	0.57
24:DA:1258:C:O4'	28:DF:84:VAL:HG11	2.04	0.57
31:DK:6:LEU:HD13	31:DK:36:ALA:CA	2.34	0.57
32:DM:63:THR:HG22	32:DM:66:LYS:NZ	2.20	0.57
37:DQ:5:THR:HG23	37:DQ:8:GLU:OE2	2.05	0.57
48:DX:31:LEU:O	48:DX:32:GLN:HB2	2.04	0.57
1:AA:243:A:H4'	1:AA:244:U:C5'	2.35	0.57
1:AA:388:G:O2'	1:AA:389:A:OP2	2.22	0.57
1:AA:995:C:O5'	1:AA:995:C:H6	1.88	0.57
2:AE:97:TRP:CH2	2:AE:173:ALA:HA	2.40	0.57
2:AE:17:PHE:HB3	2:AE:42:ILE:CG2	2.32	0.57
4:AG:10:ARG:HG3	4:AG:10:ARG:HH11	1.70	0.57
5:AH:7:GLU:HG2	5:AH:112:LEU:HD22	1.87	0.57
9:AL:26:VAL:HG21	9:AL:60:ASP:OD1	2.04	0.57
10:AM:99:LYS:HD3	10:AM:100:THR:N	2.18	0.57
13:AP:52:GLU:HG2	13:AP:55:ARG:NH2	2.19	0.57
39:B1:8:VAL:HG23	39:B1:9:VAL:N	2.18	0.57
51:B6:8:LYS:HG2	51:B6:8:LYS:O	2.04	0.57
24:BA:1165:U:H2'	24:BA:1166:C:H6	1.69	0.57
24:BA:1324:G:H4'	24:BA:1616:A:C2	2.40	0.57
24:BA:2168:G:N2	24:BA:2169:A:H3'	2.20	0.57

Continued on next page...

Continued from previous page...

Atom-1	Atom-2	Interatomic distance (Å)	Clash overlap (Å)
24:BA:2296:U:C4'	24:BA:2297:C:OP1	2.49	0.57
24:BA:2503:A:O2'	24:BA:2505:G:OP2	2.21	0.57
26:BD:92:ILE:HA	26:BD:107:ALA:H	1.69	0.57
37:BQ:46:VAL:HG12	37:BQ:47:THR:H	1.69	0.57
43:BU:56:PRO:O	43:BU:57:GLN:HB2	2.04	0.57
43:BU:95:LYS:HZ2	43:BU:96:ILE:C	2.08	0.57
47:BW:41:ILE:HD11	47:BW:44:LEU:HD12	1.85	0.57
1:CA:1126:U:C5	1:CA:1127:G:C4	2.92	0.57
1:CA:1233:G:H2'	1:CA:1234:C:C6	2.39	0.57
4:CG:100:ARG:HH22	4:CG:137:SER:HB3	1.70	0.57
5:CH:140:ARG:CB	5:CH:140:ARG:HH11	2.17	0.57
10:CM:64:GLU:OE2	10:CM:66:ARG:HD2	2.05	0.57
13:CP:49:THR:HB	13:CP:52:GLU:HG3	1.86	0.57
17:CT:32:TYR:O	17:CT:34:LYS:N	2.37	0.57
39:D1:52:ARG:HG2	39:D1:52:ARG:NH1	2.17	0.57
45:D3:24:LYS:O	45:D3:25:ARG:HD3	2.05	0.57
50:D5:55:ARG:NH1	50:D5:58:LEU:HD11	2.19	0.57
24:DA:1937:A:O2'	24:DA:1938:A:C5'	2.52	0.57
24:DA:2635:C:H5''	27:DE:78:LEU:HA	1.86	0.57
24:DA:2860:A:C8	24:DA:2861:G:H1'	2.40	0.57
24:DA:587:C:OP2	34:DO:21:ARG:NH2	2.38	0.57
24:DA:2745:C:H1'	30:DH:143:GLN:HG2	1.87	0.57
31:DK:116:LEU:HD11	31:DK:119:PRO:HG3	1.85	0.57
32:DM:133:GLN:O	32:DM:134:ARG:CB	2.53	0.57
34:DO:64:LYS:C	34:DO:66:GLY:N	2.56	0.57
1:AA:160:A:C1'	1:AA:344:A:N7	2.64	0.57
1:AA:636:U:H2'	1:AA:637:G:C8	2.40	0.57
1:AA:748:C:H1'	1:AA:749:C:C5	2.40	0.57
5:AH:41:VAL:O	5:AH:66:MET:HA	2.05	0.57
12:AO:62:SER:HB2	12:AO:64:TYR:CD1	2.39	0.57
15:AR:38:ARG:HH11	15:AR:38:ARG:HG2	1.70	0.57
39:B1:86:ALA:O	39:B1:88:ILE:HG23	2.05	0.57
49:B4:12:ALA:HA	49:B4:24:THR:CB	2.30	0.57
24:BA:1308:A:H2'	24:BA:1309:G:O4'	2.05	0.57
24:BA:1955:U:O2'	24:BA:1956:U:OP1	2.19	0.57
24:BA:2147:G:H2'	24:BA:2148:G:O4'	2.05	0.57
24:BA:2650:U:H2'	24:BA:2651:C:C6	2.40	0.57
24:BA:38:A:N3	28:BF:48:THR:HB	2.20	0.57
24:BA:820:A:O2'	24:BA:821:A:H5'	2.05	0.57
24:BA:2531:A:H4'	30:BH:157:TYR:CE2	2.40	0.57
30:BH:33:LEU:O	30:BH:34:GLU:HB3	2.04	0.57

Continued on next page...

Continued from previous page...

Atom-1	Atom-2	Interatomic distance (Å)	Clash overlap (Å)
30:BH:89:ILE:HG12	30:BH:90:LYS:N	2.20	0.57
31:BK:76:THR:N	31:BK:77:LEU:HD23	2.18	0.57
34:BO:138:LEU:HD12	34:BO:139:LYS:N	2.19	0.57
24:BA:1754:C:OP2	38:BR:113:LYS:HE3	2.05	0.57
44:BV:128:VAL:HG13	44:BV:129:SER:N	2.20	0.57
46:BZ:80:LEU:O	46:BZ:81:LYS:HB3	2.05	0.57
1:CA:1170:A:H2'	1:CA:1171:G:O4'	2.04	0.57
1:CA:597:G:H2'	1:CA:598:U:H5'	1.87	0.57
1:CA:956:U:C2'	1:CA:957:U:H5'	2.34	0.57
2:CE:30:ARG:HH21	2:CE:194:PRO:CG	2.17	0.57
3:CF:11:ARG:HH21	3:CF:180:ALA:HB3	1.70	0.57
3:CF:57:ILE:HG23	3:CF:64:VAL:HG13	1.86	0.57
4:CG:22:LYS:CD	4:CG:26:CYS:SG	2.93	0.57
7:CJ:62:PHE:HA	7:CJ:124:LEU:CD2	2.27	0.57
13:CP:69:GLU:O	13:CP:71:ARG:N	2.38	0.57
14:CQ:29:ARG:HG3	14:CQ:29:ARG:HH11	1.70	0.57
24:DA:1537:C:H2'	24:DA:1538:G:C8	2.40	0.57
24:DA:1962:C:O2'	24:DA:1964:G:OP2	2.22	0.57
24:DA:746:A:C5	24:DA:2611:U:H5''	2.39	0.57
24:DA:471:A:O5'	24:DA:471:A:H8	1.88	0.57
24:DA:738:G:H2'	24:DA:739:G:O4'	2.05	0.57
25:DB:72:G:N2	25:DB:103:U:C5	2.73	0.57
25:DB:7:G:H3'	25:DB:8:U:C5'	2.31	0.57
26:DD:34:VAL:CG1	26:DD:34:VAL:O	2.51	0.57
26:DD:36:PRO:HB2	26:DD:61:LEU:HG	1.87	0.57
28:DF:32:LEU:HD13	28:DF:105:VAL:CG1	2.33	0.57
44:DV:157:LEU:N	44:DV:158:PRO:HD3	2.20	0.57
44:DV:33:LEU:HG	44:DV:34:ASN:N	2.20	0.57
46:DZ:70:VAL:O	46:DZ:74:VAL:HG23	2.05	0.57
23:A1:7:G:H2'	23:A1:8:A:O5'	2.05	0.57
1:AA:1065:U:O2'	1:AA:1066:C:P	2.63	0.57
1:AA:1152:A:O2'	1:AA:1153:C:H5'	2.04	0.57
1:AA:412:A:O2'	1:AA:413:G:P	2.63	0.57
22:AD:11:A:H2'	22:AD:12:G:C8	2.40	0.57
4:AG:112:VAL:HG12	4:AG:116:GLN:CD	2.24	0.57
49:B4:66:SER:C	49:B4:68:ARG:H	2.09	0.57
24:BA:1181:C:O2'	24:BA:1182:A:H5'	2.05	0.57
24:BA:1821:A:H2'	24:BA:1822:G:H5'	1.86	0.57
24:BA:1973:G:H2'	24:BA:1974:C:C6	2.40	0.57
24:BA:442:G:H4'	24:BA:443:A:OP1	2.04	0.57
24:BA:476:G:H4'	24:BA:502:A:N1	2.20	0.57

Continued on next page...

Continued from previous page...

Atom-1	Atom-2	Interatomic distance (Å)	Clash overlap (Å)
24:BA:587:C:OP2	34:BO:21:ARG:NH2	2.38	0.57
28:BF:51:THR:HG23	28:BF:92:PRO:HG2	1.86	0.57
30:BH:8:PRO:C	30:BH:9:ILE:HG13	2.24	0.57
24:BA:1022:G:O6	32:BM:66:LYS:CE	2.53	0.57
34:BO:36:LYS:HZ3	34:BO:36:LYS:CB	2.18	0.57
37:BQ:105:ALA:HB3	37:BQ:112:PHE:HE2	1.70	0.57
44:BV:48:PHE:HE2	44:BV:71:VAL:HG11	1.70	0.57
44:BV:57:ILE:HD12	44:BV:57:ILE:N	2.20	0.57
47:BW:50:ILE:N	47:BW:50:ILE:HD12	2.20	0.57
1:CA:1326:C:H2'	1:CA:1327:C:H6	1.70	0.57
1:CA:1460:A:H2'	1:CA:1461:G:O4'	2.05	0.57
1:CA:501:C:H2'	1:CA:502:G:H8	1.70	0.57
1:CA:658:G:O2'	1:CA:659:U:H5'	2.04	0.57
1:CA:914:A:O2'	1:CA:915:A:H5'	2.05	0.57
7:CJ:37:ASN:HD21	9:CL:40:LEU:HD23	1.69	0.57
14:CQ:13:THR:N	14:CQ:14:PRO:CD	2.68	0.57
16:CS:4:ILE:HA	16:CS:20:VAL:O	2.05	0.57
1:CA:376:G:H5''	16:CS:5:ARG:HB2	1.86	0.57
36:D0:45:ARG:HA	36:D0:95:THR:HG21	1.87	0.57
39:D1:79:PHE:C	39:D1:79:PHE:CD2	2.78	0.57
49:D4:27:THR:O	49:D4:28:LYS:HB3	2.03	0.57
24:DA:1190:G:H5'	34:DO:32:THR:HA	1.86	0.57
24:DA:1372:U:C6	24:DA:1372:U:C5'	2.88	0.57
24:DA:2150:U:H2'	24:DA:2151:G:H8	1.70	0.57
24:DA:2311:A:H2'	24:DA:2312:U:C5	2.39	0.57
24:DA:650:C:OP1	53:D8:48:PHE:CZ	2.58	0.57
24:DA:658:C:H2'	24:DA:659:C:H6	1.70	0.57
24:DA:699:A:H2'	24:DA:700:G:O4'	2.05	0.57
24:DA:887:A:O2'	24:DA:889:C:H1'	2.05	0.57
27:DE:102:VAL:HG13	27:DE:172:VAL:CG2	2.34	0.57
34:DO:59:LEU:HA	34:DO:61:ARG:CZ	2.34	0.57
25:DB:30:C:OP2	37:DQ:32:LEU:HD11	2.05	0.57
37:DQ:72:ALA:O	37:DQ:76:LYS:HG3	2.04	0.57
24:DA:71:A:C2	42:DT:31:HIS:HE1	2.23	0.57
43:DU:21:LYS:HG3	43:DU:22:GLY:H	1.69	0.57
43:DU:97:ARG:HG2	43:DU:97:ARG:O	2.05	0.57
47:DW:31:GLU:O	47:DW:35:LEU:HG	2.05	0.57
1:AA:724:G:O2'	1:AA:725:G:H5'	2.03	0.56
1:AA:728:A:H2'	1:AA:729:A:H8	1.67	0.56
1:AA:982:U:H4'	1:AA:983:A:O5'	2.04	0.56
3:AF:161:GLU:CD	3:AF:162:GLN:N	2.59	0.56

Continued on next page...

Continued from previous page...

Atom-1	Atom-2	Interatomic distance (Å)	Clash overlap (Å)
3:AF:162:GLN:NE2	23:A1:24:A:O4'	2.37	0.56
4:AG:179:GLU:O	4:AG:181:MET:HG3	2.05	0.56
7:AJ:99:LEU:HD22	7:AJ:103:TRP:CZ2	2.40	0.56
1:AA:474:G:OP2	16:AS:75:ARG:HD3	2.05	0.56
18:AU:22:VAL:C	18:AU:24:ALA:N	2.56	0.56
19:AV:61:TYR:CE2	19:AV:63:THR:OG1	2.58	0.56
24:BA:2840:C:H4'	36:B0:53:HIS:CD2	2.39	0.56
49:B4:55:ARG:O	49:B4:59:PHE:HB2	2.05	0.56
24:BA:1853:A:H2'	24:BA:1854:A:H8	1.70	0.56
24:BA:2119:A:N1	24:BA:2171:A:H1'	2.20	0.56
24:BA:2656:U:H5	24:BA:2664:G:H21	1.49	0.56
24:BA:747:U:OP2	50:B5:3:LYS:HD2	2.05	0.56
24:BA:997:G:H2'	24:BA:998:C:H5'	1.86	0.56
27:BE:62:PRO:C	27:BE:64:LYS:H	2.07	0.56
28:BF:33:LEU:O	28:BF:37:VAL:HG23	2.04	0.56
29:BG:170:ARG:O	29:BG:174:GLU:HB2	2.05	0.56
29:BG:29:TRP:HB3	29:BG:33:ARG:NH1	2.20	0.56
32:BM:131:GLN:NE2	32:BM:132:ALA:H	2.02	0.56
34:BO:94:GLU:HG3	34:BO:124:LYS:HB3	1.86	0.56
38:BR:98:LYS:HA	38:BR:98:LYS:HE3	1.85	0.56
42:BT:12:VAL:HG13	42:BT:27:THR:O	2.04	0.56
44:BV:10:ARG:HG2	44:BV:10:ARG:NH1	2.20	0.56
35:BP:141:GLN:C	44:BV:75:ASN:HA	2.25	0.56
1:CA:1221:G:O3'	19:CV:77:THR:CG2	2.52	0.56
1:CA:1366:C:O2'	1:CA:1367:C:H5'	2.04	0.56
1:CA:328:C:O2'	1:CA:329:A:P	2.60	0.56
1:CA:429:U:O2'	1:CA:430:A:H5''	2.06	0.56
22:CC:50:U:H2'	22:CC:51:C:C6	2.40	0.56
4:CG:50:ARG:HD2	4:CG:50:ARG:O	2.05	0.56
8:CK:49:GLU:HG3	8:CK:51:VAL:CG1	2.35	0.56
11:CN:21:ILE:HG13	11:CN:30:VAL:HG12	1.86	0.56
11:CN:54:ARG:HH12	22:CD:40:C:H5'	1.70	0.56
1:CA:520:A:O2'	12:CO:73:GLU:HG2	2.05	0.56
13:CP:82:MET:O	13:CP:84:ILE:N	2.38	0.56
1:CA:375:U:H4'	16:CS:17:TYR:CE2	2.39	0.56
16:CS:21:VAL:HG22	16:CS:34:GLU:O	2.04	0.56
16:CS:7:ALA:O	16:CS:9:PHE:CD2	2.58	0.56
19:CV:9:VAL:O	19:CV:9:VAL:HG23	2.04	0.56
21:CX:7:ARG:O	21:CX:8:THR:HG23	2.05	0.56
39:D1:83:LEU:HD12	39:D1:113:ALA:HB2	1.86	0.56
51:D6:14:THR:O	51:D6:49:HIS:HA	2.05	0.56

Continued on next page...

Continued from previous page...

Atom-1	Atom-2	Interatomic distance (Å)	Clash overlap (Å)
52:D7:48:LYS:HG2	52:D7:49:ARG:N	2.19	0.56
53:D8:33:ASN:O	53:D8:34:TRP:C	2.42	0.56
24:DA:1024:G:OP2	24:DA:1025:G:H3'	2.05	0.56
24:DA:1992:G:N2	24:DA:1996:C:O2'	2.38	0.56
24:DA:894:C:O2'	24:DA:895:U:H5'	2.05	0.56
25:DB:80:U:O2'	25:DB:81:G:H5''	2.05	0.56
26:DD:92:ILE:HD12	26:DD:104:TYR:CD2	2.39	0.56
29:DG:39:ILE:CG2	29:DG:155:MET:HG3	2.35	0.56
30:DH:77:LYS:HZ3	30:DH:77:LYS:CB	2.11	0.56
30:DH:84:SER:O	30:DH:133:VAL:O	2.22	0.56
31:DK:64:GLU:HG3	31:DK:67:ARG:NH2	2.20	0.56
1:AA:1006:C:C4	1:AA:1007:C:N4	2.73	0.56
1:AA:1321:C:C5'	1:AA:1322:C:H5''	2.35	0.56
1:AA:450:G:H5''	16:AS:41:PRO:O	2.05	0.56
22:AD:15:G:H3'	22:AD:16:C:O4'	2.05	0.56
2:AE:14:GLY:O	2:AE:209:ARG:NH2	2.38	0.56
3:AF:64:VAL:HG23	3:AF:64:VAL:O	2.05	0.56
9:AL:27:THR:O	9:AL:28:VAL:HB	2.05	0.56
12:AO:60:LEU:HD21	12:AO:66:VAL:HG22	1.86	0.56
19:AV:47:HIS:O	19:AV:48:THR:HG23	2.04	0.56
20:AW:64:ASP:OD1	20:AW:81:LYS:HE2	2.05	0.56
40:B2:6:LYS:H	40:B2:37:VAL:CG1	2.18	0.56
24:BA:1043:C:C3'	24:BA:1044:G:H5''	2.36	0.56
24:BA:1504:C:H2'	24:BA:1505:C:C5'	2.35	0.56
24:BA:1585:C:O2'	24:BA:1586:A:OP1	2.19	0.56
24:BA:1586:A:N7	24:BA:1587:A:H1'	2.20	0.56
24:BA:1930:G:O2'	24:BA:1931:U:P	2.63	0.56
24:BA:2458:G:H8	24:BA:2458:G:OP2	1.88	0.56
24:BA:2557:G:H2'	24:BA:2558:C:C6	2.40	0.56
24:BA:2845:G:O2'	24:BA:2846:G:H5'	2.04	0.56
24:BA:654(R):C:C4'	24:BA:654(R):C:C6	2.82	0.56
27:BE:201:THR:O	27:BE:202:LYS:HD3	2.04	0.56
31:BK:14:ASP:N	31:BK:17:GLN:OE1	2.33	0.56
31:BK:15:VAL:HG12	31:BK:16:GLY:N	2.20	0.56
34:BO:146:VAL:HG13	34:BO:147:LEU:N	2.20	0.56
24:BA:566:U:OP1	34:BO:29:LYS:CE	2.54	0.56
37:BQ:30:ARG:NH1	37:BQ:30:ARG:HG2	2.15	0.56
43:BU:76:CYS:HB3	43:BU:96:ILE:HD11	1.86	0.56
1:CA:1075:C:H4'	1:CA:1101:A:N6	2.20	0.56
1:CA:1277:C:O2'	1:CA:1279:A:H8	1.88	0.56
1:CA:1428:A:H2'	1:CA:1429:C:C6	2.40	0.56

Continued on next page...

Continued from previous page...

Atom-1	Atom-2	Interatomic distance (Å)	Clash overlap (Å)
1:CA:1460:A:H3'	1:CA:1461:G:H8	1.70	0.56
1:CA:93:U:H2'	1:CA:95:G:H5''	1.87	0.56
1:CA:1371:G:OP1	9:CL:11:LYS:HG2	2.05	0.56
15:CR:53:HIS:CE1	15:CR:57:LEU:HD11	2.40	0.56
40:D2:76:LYS:O	40:D2:79:VAL:HG12	2.05	0.56
24:DA:1166:C:H2'	24:DA:1167:U:C6	2.40	0.56
24:DA:1236:G:HO2'	24:DA:1237:A:H8	1.53	0.56
24:DA:2136:C:H2'	24:DA:2137:C:H6	1.69	0.56
24:DA:2614:A:C4'	24:DA:2615:U:OP1	2.53	0.56
24:DA:530:G:H1'	24:DA:2021:C:O2'	2.04	0.56
26:DD:58:HIS:HD2	26:DD:59:LYS:O	1.89	0.56
26:DD:69:ARG:HD3	26:DD:105:ILE:HD11	1.87	0.56
29:DG:60:LEU:O	29:DG:64:THR:HG22	2.05	0.56
30:DH:125:VAL:HG12	30:DH:126:PRO:CG	2.34	0.56
32:DM:82:LEU:HD12	32:DM:83:LYS:H	1.70	0.56
35:DP:37:LEU:HD21	35:DP:130:LYS:HE3	1.87	0.56
37:DQ:32:LEU:O	37:DQ:62:LYS:HE2	2.05	0.56
38:DR:105:LEU:C	38:DR:107:ASP:H	2.07	0.56
38:DR:134:GLU:O	38:DR:135:ALA:HB3	2.05	0.56
48:DX:7:LYS:NZ	48:DX:32:GLN:HE21	2.03	0.56
23:A1:10:G:H2'	23:A1:11:U:C6	2.40	0.56
1:AA:1532:U:O2'	1:AA:1533:C:P	2.62	0.56
1:AA:31:G:O2'	1:AA:32:A:P	2.63	0.56
1:AA:465:A:N7	1:AA:467:G:N7	2.53	0.56
1:AA:65:U:H5''	1:AA:66:G:OP1	2.05	0.56
3:AF:120:VAL:O	3:AF:122:GLU:N	2.38	0.56
1:AA:1190:G:OP2	3:AF:5:ILE:HG23	2.06	0.56
8:AK:29:SER:HB3	8:AK:32:LYS:CG	2.35	0.56
1:AA:1148:U:O2'	9:AL:14:VAL:HG11	2.04	0.56
1:AA:1130:A:HO2'	9:AL:18:PHE:HE2	1.53	0.56
14:AQ:12:ARG:NH1	14:AQ:14:PRO:HD2	2.20	0.56
21:AX:9:ARG:HD2	21:AX:9:ARG:C	2.25	0.56
36:B0:44:LEU:HD13	36:B0:44:LEU:C	2.25	0.56
51:B6:41:PRO:O	51:B6:42:TRP:CB	2.52	0.56
24:BA:1678:G:N2	24:BA:1989:G:N2	2.53	0.56
24:BA:19:C:H2'	24:BA:20:C:H6	1.69	0.56
24:BA:2001:A:H2'	24:BA:2002:G:C8	2.40	0.56
24:BA:2786:U:H4'	27:BE:64:LYS:HA	1.87	0.56
24:BA:2790:A:C2'	24:BA:2791:C:H5''	2.26	0.56
24:BA:2870:C:C2'	24:BA:2871:C:H5'	2.34	0.56
24:BA:871:U:O2	24:BA:871:U:C2'	2.51	0.56

Continued on next page...

Continued from previous page...

Atom-1	Atom-2	Interatomic distance (Å)	Clash overlap (Å)
24:BA:820:A:H1'	24:BA:943:U:O2'	2.05	0.56
25:BB:34:U:H5''	25:BB:35:U:OP1	2.05	0.56
31:BK:81:VAL:HG12	31:BK:82:ARG:H	1.70	0.56
33:BN:88:ASN:ND2	33:BN:90:GLN:H	2.03	0.56
24:BA:2393:A:H4'	34:BO:62:LEU:N	2.20	0.56
43:BU:17:SER:OG	43:BU:18:GLY:N	2.38	0.56
44:BV:94:GLU:O	44:BV:95:PRO:C	2.43	0.56
1:CA:50:A:O2'	1:CA:51:A:P	2.63	0.56
1:CA:56:U:H2'	1:CA:57:G:C8	2.40	0.56
1:CA:57:G:H2'	1:CA:58:C:H6	1.70	0.56
1:CA:688:G:H2'	1:CA:689:C:C6	2.40	0.56
1:CA:890:G:O2'	1:CA:891:U:P	2.63	0.56
2:CE:80:ILE:CG2	2:CE:212:GLN:HA	2.35	0.56
3:CF:7:PRO:O	3:CF:11:ARG:HG2	2.05	0.56
3:CF:90:GLU:O	3:CF:94:LEU:HG	2.05	0.56
7:CJ:148:ASN:C	7:CJ:150:ALA:H	2.08	0.56
7:CJ:42:ILE:O	7:CJ:117:ALA:HB2	2.05	0.56
8:CK:38:ILE:HD12	8:CK:118:VAL:HG12	1.87	0.56
11:CN:32:ILE:O	11:CN:40:ILE:HG12	2.04	0.56
6:CI:91:VAL:CG1	18:CU:72:ARG:HH12	2.18	0.56
39:D1:104:GLN:OE1	39:D1:104:GLN:N	2.35	0.56
45:D3:74:ARG:C	45:D3:76:GLY:H	2.08	0.56
24:DA:185:U:H4'	24:DA:218:A:H4'	1.86	0.56
24:DA:264:C:O2'	24:DA:265:A:H5''	2.05	0.56
24:DA:2779:U:H1'	24:DA:2781:A:C4	2.40	0.56
24:DA:52:A:O2'	24:DA:53:A:H5'	2.06	0.56
24:DA:576:U:H6	24:DA:576:U:O5'	1.88	0.56
24:DA:653:A:H5''	24:DA:654:A:OP2	2.05	0.56
24:DA:655:A:H2'	24:DA:656:G:H5'	1.86	0.56
26:DD:183:ARG:HD2	26:DD:270:ILE:HG12	1.88	0.56
24:DA:2875:C:C4'	38:DR:5:ALA:HB2	2.35	0.56
1:AA:1067:A:O2'	1:AA:1068:G:C8	2.59	0.56
1:AA:1203:C:H2'	1:AA:1204:A:C8	2.40	0.56
1:AA:954:G:N2	1:AA:1227:A:N6	2.47	0.56
1:AA:129(A):G:C6	1:AA:188:U:H4'	2.40	0.56
1:AA:328:C:O2	1:AA:328:C:C2'	2.50	0.56
22:AC:20:U:O2	22:AC:20:U:H2'	2.03	0.56
2:AE:162:ILE:O	2:AE:162:ILE:HG13	2.05	0.56
4:AG:162:LEU:HD13	4:AG:181:MET:HG2	1.88	0.56
4:AG:26:CYS:SG	4:AG:32:ALA:CB	2.89	0.56
5:AH:32:VAL:HG12	5:AH:33:VAL:N	2.21	0.56

Continued on next page...

Continued from previous page...

Atom-1	Atom-2	Interatomic distance (Å)	Clash overlap (Å)
10:AM:6:ILE:CD1	10:AM:23:ILE:HG21	2.36	0.56
14:AQ:9:LYS:HA	14:AQ:12:ARG:HB3	1.87	0.56
45:B3:25:ARG:HG3	45:B3:25:ARG:NH1	2.21	0.56
24:BA:1694:C:O2'	24:BA:1695:G:OP2	2.17	0.56
24:BA:1899:G:H21	24:BA:1902:C:H5	1.54	0.56
24:BA:2720:U:H2'	24:BA:2721:A:H8	1.69	0.56
24:BA:90:U:O2'	24:BA:91:A:H5''	2.05	0.56
26:BD:142:VAL:HG22	26:BD:143:HIS:N	2.20	0.56
26:BD:67:PHE:CD2	26:BD:153:ALA:HB3	2.41	0.56
26:BD:76:PRO:HA	26:BD:118:VAL:HG23	1.86	0.56
29:BG:4:ASP:O	29:BG:8:LYS:HD3	2.04	0.56
29:BG:60:LEU:O	29:BG:63:ILE:HG12	2.05	0.56
33:BN:43:VAL:CG2	33:BN:56:ASP:HB2	2.35	0.56
34:BO:59:LEU:HD13	34:BO:60:MET:H	1.71	0.56
1:CA:1203:C:OP1	14:CQ:3:ARG:HD2	2.06	0.56
1:CA:194:C:C2'	1:CA:195:A:H5''	2.35	0.56
1:CA:89:U:H2'	1:CA:90:C:H6	1.70	0.56
1:CA:976:G:H2'	1:CA:1362:C:N4	2.20	0.56
22:CD:37:A:H2'	22:CD:38:A:O4'	2.04	0.56
2:CE:60:ASP:HB3	2:CE:64:ARG:CZ	2.34	0.56
3:CF:180:ALA:O	3:CF:181:ASN:HB3	2.06	0.56
4:CG:11:LEU:O	4:CG:13:ARG:N	2.37	0.56
4:CG:42:GLN:HG2	4:CG:42:GLN:O	2.05	0.56
5:CH:78:HIS:CE1	5:CH:143:ARG:H	2.20	0.56
7:CJ:18:TYR:HD2	7:CJ:59:LEU:HD22	1.70	0.56
9:CL:10:ARG:CD	9:CL:105:ASP:HB2	2.35	0.56
10:CM:49:VAL:HG21	14:CQ:41:ARG:HB2	1.87	0.56
21:CX:6:ARG:HH21	21:CX:15:ARG:HE	1.53	0.56
39:D1:68:ALA:O	39:D1:71:GLN:HB2	2.04	0.56
49:D4:15:ILE:HG22	49:D4:20:ASN:HA	1.86	0.56
53:D8:50:LEU:HD12	53:D8:51:ALA:H	1.70	0.56
24:DA:1042:G:N2	24:DA:1113:U:O2	2.39	0.56
24:DA:1046:A:C3'	24:DA:1046:A:N3	2.62	0.56
24:DA:2018:G:H2'	24:DA:2019:A:C8	2.40	0.56
24:DA:2115:G:C2	24:DA:2164:C:OP2	2.58	0.56
24:DA:637:A:HO2'	24:DA:638:G:P	2.29	0.56
26:DD:236:GLY:O	26:DD:237:GLU:OE1	2.24	0.56
27:DE:69:LYS:C	27:DE:71:GLY:H	2.09	0.56
25:DB:34:U:OP2	29:DG:2:PRO:HG2	2.05	0.56
31:DK:63:ALA:HA	31:DK:66:GLU:CD	2.25	0.56
33:DN:3:GLN:CB	33:DN:4:PRO:HD2	2.35	0.56

Continued on next page...

Continued from previous page...

Atom-1	Atom-2	Interatomic distance (Å)	Clash overlap (Å)
37:DQ:103:GLU:O	37:DQ:106:ARG:CG	2.53	0.56
42:DT:35:THR:HG22	42:DT:38:GLU:OE1	2.05	0.56
44:DV:58:VAL:O	44:DV:60:GLU:N	2.36	0.56
47:DW:17:SER:HB2	47:DW:18:PRO:HA	1.86	0.56
1:AA:1062:U:H2'	1:AA:1063:C:C5	2.39	0.56
1:AA:60:A:N6	1:AA:110:C:N3	2.53	0.56
1:AA:1127:G:H4'	1:AA:1148:U:O2	2.06	0.56
1:AA:1055:A:N6	1:AA:1200:C:N3	2.53	0.56
1:AA:1316:G:H2'	1:AA:1318:A:OP2	2.05	0.56
1:AA:191(F):U:H2'	1:AA:191:G:C5'	2.35	0.56
1:AA:47:C:H5''	1:AA:48:C:OP1	2.06	0.56
22:AC:1:C:O2	22:AC:1:C:C2'	2.53	0.56
2:AE:178:ARG:NH2	8:AK:69:ARG:O	2.37	0.56
4:AG:11:LEU:C	4:AG:13:ARG:H	2.09	0.56
4:AG:12:CYS:HA	4:AG:21:LEU:HD23	1.83	0.56
5:AH:10:MET:HG3	5:AH:32:VAL:HG22	1.86	0.56
9:AL:19:LEU:HD22	9:AL:59:PHE:CB	2.35	0.56
12:AO:11:VAL:HG21	17:AT:34:LYS:HD3	1.86	0.56
16:AS:15:PRO:HB3	16:AS:17:TYR:CE1	2.38	0.56
1:AA:189:U:O2	17:AT:63:ARG:NH1	2.38	0.56
18:AU:84:LYS:HE2	18:AU:84:LYS:N	2.20	0.56
20:AW:26:ASN:HD22	20:AW:27:LYS:N	2.03	0.56
24:BA:1142(A):A:C8	24:BA:1144:G:N7	2.73	0.56
24:BA:1171:G:OP2	24:BA:1171:G:H3'	2.04	0.56
24:BA:12:U:H2'	24:BA:12:U:O2	2.04	0.56
24:BA:2192:G:C2'	24:BA:2193:G:H5''	2.34	0.56
24:BA:2748:A:N7	24:BA:2757:A:C6	2.73	0.56
24:BA:2755:C:H4'	24:BA:2756:U:H5	1.69	0.56
24:BA:278:A:H2'	24:BA:279:C:O5'	2.06	0.56
24:BA:352:G:O2'	24:BA:353:G:OP1	2.21	0.56
27:BE:112:GLY:O	27:BE:159:HIS:HA	2.06	0.56
30:BH:102:ALA:CA	30:BH:117:PRO:HD3	2.35	0.56
34:BO:14:LYS:O	34:BO:16:ARG:N	2.38	0.56
42:BT:12:VAL:HG13	42:BT:27:THR:HG23	1.86	0.56
1:CA:1300:G:O2'	1:CA:1301:U:P	2.63	0.56
1:CA:97:U:O4	1:CA:99:C:N4	2.37	0.56
22:CD:67:C:H2'	22:CD:68:C:C6	2.40	0.56
2:CE:102:LEU:HB3	2:CE:180:LEU:CD1	2.36	0.56
2:CE:55:PHE:HA	2:CE:58:ILE:HB	1.88	0.56
6:CI:97:PHE:O	18:CU:31:LEU:HD23	2.04	0.56
15:CR:76:GLU:C	15:CR:78:TYR:H	2.08	0.56

Continued on next page...

Continued from previous page...

Atom-1	Atom-2	Interatomic distance (Å)	Clash overlap (Å)
49:D4:64:GLY:C	49:D4:66:SER:H	2.07	0.56
52:D7:12:ARG:NH2	52:D7:44:PRO:HB3	2.21	0.56
24:DA:594:U:H5'	53:D8:61:LEU:CD2	2.35	0.56
24:DA:1668:A:H61	24:DA:1676:A:N6	2.04	0.56
24:DA:1712:C:H2'	24:DA:1716:U:O4'	2.05	0.56
24:DA:1931:U:H5''	24:DA:1932:A:OP2	2.06	0.56
24:DA:2474:C:H5''	24:DA:2475:C:H5	1.69	0.56
24:DA:2891:G:H5'	24:DA:2892:A:P	2.45	0.56
24:DA:404:C:O2'	24:DA:405:U:OP2	2.21	0.56
25:DB:78:A:C2	25:DB:99:A:C4	2.93	0.56
26:DD:2:ALA:O	26:DD:3:VAL:HB	2.06	0.56
27:DE:32:PRO:O	27:DE:34:VAL:HG13	2.06	0.56
28:DF:118:ALA:O	28:DF:121:GLY:N	2.33	0.56
29:DG:128:ARG:NH2	29:DG:128:ARG:HG3	2.17	0.56
32:DM:112:LEU:O	32:DM:114:ARG:O	2.23	0.56
35:DP:79:LEU:O	35:DP:79:LEU:CG	2.52	0.56
46:DZ:89:GLU:O	46:DZ:93:GLU:HB2	2.04	0.56
1:AA:1305:G:N2	1:AA:1331:G:C2'	2.57	0.56
1:AA:881:G:P	12:AO:12:ARG:HH22	2.29	0.56
1:AA:971:G:N2	1:AA:1363:A:OP2	2.39	0.56
22:AD:60:U:O2'	22:AD:61:C:OP1	2.23	0.56
2:AE:55:PHE:HA	2:AE:58:ILE:CG1	2.32	0.56
6:AI:63:TYR:N	6:AI:63:TYR:HD2	2.04	0.56
6:AI:10:LEU:HD23	6:AI:84:ASN:O	2.04	0.56
9:AL:28:VAL:CB	9:AL:63:ILE:H	2.19	0.56
11:AN:124:LYS:HD2	11:AN:125:PHE:CE1	2.39	0.56
12:AO:55:VAL:HG12	12:AO:56:ALA:H	1.71	0.56
13:AP:13:LYS:O	13:AP:45:VAL:HG21	2.05	0.56
15:AR:10:LYS:HE3	15:AR:10:LYS:HA	1.88	0.56
18:AU:32:ARG:O	18:AU:32:ARG:HG3	2.05	0.56
36:B0:107:ASP:OD2	36:B0:107:ASP:C	2.44	0.56
24:BA:1412:A:H2'	24:BA:1413:G:H8	1.70	0.56
24:BA:1495:A:O2'	24:BA:1496:A:H5'	2.05	0.56
24:BA:2656:U:C6	24:BA:2656:U:C3'	2.88	0.56
24:BA:2753:A:C3'	24:BA:2754:U:H5''	2.35	0.56
24:BA:2853:C:O2'	24:BA:2854:G:H5'	2.05	0.56
24:BA:329:G:N7	43:BU:19:LYS:CG	2.67	0.56
26:BD:111:LEU:HD22	26:BD:115:GLN:HE22	1.70	0.56
26:BD:27:THR:O	26:BD:28:GLU:HB2	2.04	0.56
27:BE:105:THR:HG21	27:BE:164:ARG:NH1	2.20	0.56
28:BF:110:LEU:HD11	28:BF:205:ARG:HH21	1.69	0.56

Continued on next page...

Continued from previous page...

Atom-1	Atom-2	Interatomic distance (Å)	Clash overlap (Å)
31:BK:29:TYR:HE1	31:BK:33:ARG:HE	1.54	0.56
38:BR:129:ARG:C	38:BR:131:ALA:H	2.09	0.56
41:BS:21:VAL:HG22	41:BS:47:VAL:HG21	1.87	0.56
47:BW:10:LEU:O	47:BW:14:ARG:HB2	2.05	0.56
1:CA:1410:G:H2'	1:CA:1411:C:H6	1.69	0.56
1:CA:1503:A:O2'	1:CA:1504:G:P	2.64	0.56
1:CA:16:A:C2'	1:CA:17:U:H5'	2.35	0.56
1:CA:397:A:H5''	1:CA:397:A:N3	2.20	0.56
1:CA:971:G:H5''	1:CA:972:C:H5''	1.87	0.56
3:CF:59:ARG:HH12	3:CF:97:LYS:HE3	1.70	0.56
5:CH:82:VAL:CG1	5:CH:83:GLU:N	2.68	0.56
8:CK:77:GLU:HG2	8:CK:78:GLN:H	1.70	0.56
9:CL:33:PHE:CE2	9:CL:47:LEU:HD21	2.40	0.56
12:CO:111:LYS:O	12:CO:112:ASP:HB2	2.06	0.56
12:CO:79:GLU:HG2	12:CO:79:GLU:O	2.05	0.56
24:DA:1360:A:N1	24:DA:1372:U:C4	2.74	0.56
24:DA:270(B):A:H8	24:DA:270(C):C:C5	2.24	0.56
24:DA:278:A:H2'	24:DA:279:C:H6	1.70	0.56
24:DA:2867:G:C2'	24:DA:2868:A:OP2	2.54	0.56
24:DA:862:G:H2'	24:DA:863:A:O4'	2.05	0.56
24:DA:2599:G:OP2	26:DD:236:GLY:CA	2.53	0.56
27:DE:183:LEU:N	27:DE:183:LEU:HD12	2.20	0.56
34:DO:115:LEU:HD12	34:DO:116:GLY:N	2.21	0.56
38:DR:26:ASP:CB	38:DR:91:ARG:HA	2.36	0.56
43:DU:95:LYS:HE3	43:DU:95:LYS:O	2.06	0.56
1:AA:1002:G:H5'	1:AA:1003:G:OP2	2.06	0.56
1:AA:1145:C:H5'	1:AA:1146:A:OP1	2.05	0.56
1:AA:735:C:O2'	1:AA:736:C:H5'	2.06	0.56
1:AA:947:G:O3'	13:AP:109:THR:OG1	2.24	0.56
22:AC:64:G:O2'	22:AC:65:C:H5'	2.05	0.56
3:AF:18:TRP:HE3	3:AF:18:TRP:H	1.53	0.56
6:AI:47:ARG:CB	6:AI:47:ARG:HH11	2.19	0.56
7:AJ:80:VAL:HG13	7:AJ:85:TYR:CE1	2.40	0.56
10:AM:6:ILE:HG22	10:AM:98:ILE:HG13	1.87	0.56
13:AP:94:ARG:CG	13:AP:96:LEU:HG	2.35	0.56
15:AR:27:VAL:O	15:AR:31:LEU:HD13	2.06	0.56
24:BA:1097:U:H2'	24:BA:1098:A:O4'	2.04	0.56
24:BA:1558:A:O2'	24:BA:1559:G:P	2.64	0.56
24:BA:1821:A:C2'	24:BA:1822:G:H5''	2.36	0.56
24:BA:2263:C:O2'	24:BA:2264:C:H5'	2.05	0.56
24:BA:661:C:H1'	34:BO:12:ALA:HA	1.87	0.56

Continued on next page...

Continued from previous page...

Atom-1	Atom-2	Interatomic distance (Å)	Clash overlap (Å)
24:BA:999:U:H2'	24:BA:1000:A:H5'	1.87	0.56
27:BE:38:THR:CG2	27:BE:40:GLU:H	2.18	0.56
27:BE:81:ILE:O	27:BE:82:ARG:HB3	2.06	0.56
28:BF:121:GLY:C	28:BF:122:LYS:HD3	2.26	0.56
29:BG:131:TYR:O	29:BG:159:VAL:HG12	2.04	0.56
31:BK:87:LYS:HD2	1:CA:359:U:P	2.46	0.56
32:BM:24:GLY:O	32:BM:27:ALA:HB3	2.05	0.56
24:BA:910:A:H62	35:BP:12:GLN:HA	1.70	0.56
35:BP:63:LYS:O	35:BP:64:ILE:C	2.44	0.56
35:BP:77:LYS:HZ3	35:BP:82:ARG:HB3	1.66	0.56
44:BV:94:GLU:HB3	44:BV:95:PRO:HD3	1.85	0.56
1:CA:1072:G:H2'	1:CA:1073:U:O4'	2.06	0.56
22:CB:48:U:O2'	22:CB:49:C:H6	1.87	0.56
4:CG:119:GLN:HG3	4:CG:123:HIS:CD2	2.40	0.56
10:CM:22:LYS:HD2	10:CM:22:LYS:C	2.25	0.56
10:CM:24:VAL:HG21	10:CM:37:PRO:HG3	1.86	0.56
10:CM:35:SER:O	10:CM:72:VAL:HG13	2.05	0.56
11:CN:34:ASP:N	11:CN:40:ILE:HD11	2.21	0.56
19:CV:65:ASN:ND2	19:CV:65:ASN:N	2.52	0.56
20:CW:82:SER:O	20:CW:86:ARG:HB2	2.05	0.56
49:D4:38:LYS:C	49:D4:40:HIS:N	2.52	0.56
51:D6:11:LEU:HD23	51:D6:26:ASN:HB3	1.87	0.56
51:D6:6:ARG:O	51:D6:8:LYS:HD2	2.05	0.56
24:DA:1071:G:H8	24:DA:1071:G:O5'	1.88	0.56
24:DA:165:U:O2	24:DA:165:U:C2'	2.53	0.56
24:DA:1858:G:H2'	24:DA:1883:G:H22	1.71	0.56
24:DA:2163:C:H2'	24:DA:2164:C:C6	2.40	0.56
24:DA:2487:G:O2'	24:DA:2488:A:H5'	2.06	0.56
24:DA:357:A:O2'	24:DA:358:U:H5'	2.06	0.56
24:DA:859:G:C2'	24:DA:860:U:OP2	2.53	0.56
28:DF:155:LEU:CD1	28:DF:174:VAL:HG13	2.32	0.56
34:DO:59:LEU:HD23	34:DO:59:LEU:O	2.06	0.56
37:DQ:5:THR:OG1	37:DQ:7:TYR:HB3	2.06	0.56
47:DW:41:ILE:HD11	47:DW:44:LEU:CG	2.36	0.56
1:AA:107:G:C2'	1:AA:108:G:H5'	2.35	0.56
1:AA:397:A:N7	1:AA:547:A:O2'	2.39	0.56
1:AA:468:A:H2'	1:AA:474:G:H5'	1.87	0.56
1:AA:762:C:H2'	1:AA:763:G:H8	1.71	0.56
1:AA:16:A:N1	1:AA:919:A:H2	2.04	0.56
1:AA:983:A:N1	1:AA:1222:G:N2	2.48	0.56
2:AE:165:VAL:HG23	2:AE:166:ASP:H	1.69	0.56

Continued on next page...

Continued from previous page...

Atom-1	Atom-2	Interatomic distance (Å)	Clash overlap (Å)
4:AG:119:GLN:HG2	4:AG:123:HIS:HD2	1.69	0.56
8:AK:118:VAL:O	8:AK:119:LEU:HD23	2.06	0.56
9:AL:66:ARG:HH11	9:AL:66:ARG:HB3	1.71	0.56
1:AA:706:A:H4'	11:AN:29:ILE:HD11	1.88	0.56
12:AO:90:VAL:O	12:AO:92:ASP:N	2.38	0.56
15:AR:32:LEU:O	15:AR:36:ILE:HG13	2.06	0.56
1:AA:267:C:P	17:AT:67:LYS:HB2	2.45	0.56
39:B1:105:VAL:HG23	39:B1:106:PHE:N	2.20	0.56
24:BA:559:G:H22	39:B1:49:HIS:CD2	2.24	0.56
39:B1:97:ASP:O	39:B1:98:LEU:O	2.22	0.56
24:BA:180:G:OP2	52:B7:32:LYS:HE2	2.06	0.56
24:BA:1124:C:H2'	24:BA:1125:G:O4'	2.06	0.56
24:BA:19:C:H2'	24:BA:20:C:C6	2.39	0.56
24:BA:2127:G:C2	24:BA:2128:C:H1'	2.41	0.56
24:BA:2331:G:O2'	45:B3:43:THR:HG22	2.05	0.56
24:BA:2387:U:H5'	24:BA:2388:A:OP2	2.06	0.56
24:BA:2447:G:O2'	24:BA:2448:A:OP2	2.18	0.56
24:BA:270(P):C:H2'	24:BA:270(Q):C:H6	1.69	0.56
24:BA:2728:U:O2'	24:BA:2729:G:H5'	2.06	0.56
24:BA:299:A:N1	24:BA:322:A:H2'	2.21	0.56
24:BA:839:U:H2'	24:BA:840:C:C6	2.40	0.56
26:BD:112:GLN:O	26:BD:115:GLN:HB3	2.06	0.56
27:BE:81:ILE:HG21	27:BE:84:PHE:HD1	1.71	0.56
29:BG:144:ILE:HG22	29:BG:146:TYR:H	1.70	0.56
32:BM:39:ARG:HH21	32:BM:41:ASP:HB3	1.70	0.56
24:BA:1246:A:C5'	34:BO:15:ARG:HH22	2.18	0.56
1:CA:1126:U:H1'	1:CA:1280:A:C5	2.40	0.56
1:CA:1330:U:C3'	1:CA:1331:G:O4'	2.52	0.56
1:CA:1352:C:H2'	1:CA:1353:G:C8	2.41	0.56
1:CA:707:C:H2'	1:CA:708:C:H6	1.70	0.56
22:CB:24:C:H5'	22:CB:24:C:H6	1.70	0.56
22:CC:31:G:H2'	22:CC:32:C:H6	1.71	0.56
2:CE:169:LYS:O	2:CE:169:LYS:HD3	2.05	0.56
3:CF:77:ILE:O	3:CF:83:ARG:HB3	2.05	0.56
4:CG:165:MET:CE	4:CG:165:MET:HA	2.36	0.56
8:CK:7:ALA:HB2	8:CK:85:ARG:HD3	1.87	0.56
13:CP:56:LEU:HD13	13:CP:60:VAL:HG23	1.86	0.56
13:CP:89:GLY:O	13:CP:92:HIS:HB2	2.06	0.56
18:CU:85:LEU:HD23	18:CU:88:LYS:HD2	1.86	0.56
24:DA:1005:C:O2'	32:DM:28:THR:HG21	2.06	0.56
24:DA:1105:U:H2'	24:DA:1106:G:H8	1.71	0.56

Continued on next page...

Continued from previous page...

Atom-1	Atom-2	Interatomic distance (Å)	Clash overlap (Å)
24:DA:1212:G:O2'	24:DA:1236:G:N2	2.38	0.56
24:DA:1791:A:OP2	24:DA:1791:A:C8	2.59	0.56
24:DA:2506:U:O2	24:DA:2506:U:C2'	2.54	0.56
24:DA:1050:A:O2'	24:DA:2752:C:H1'	2.05	0.56
24:DA:2849:U:O2	24:DA:2867:G:H1'	2.05	0.56
27:DE:37:ARG:N	27:DE:37:ARG:NE	2.54	0.56
27:DE:74:PRO:HG2	27:DE:77:ILE:HG23	1.87	0.56
28:DF:197:ASP:O	28:DF:199:TRP:N	2.38	0.56
31:DK:52:ARG:HH11	31:DK:52:ARG:CB	2.19	0.56
32:DM:40:PRO:HB3	39:D1:68:ALA:HB2	1.86	0.56
37:DQ:14:VAL:HG13	37:DQ:15:ARG:N	2.21	0.56
44:DV:123:ASP:OD2	44:DV:123:ASP:N	2.39	0.56
1:AA:1201:A:O2'	1:AA:1202:G:OP2	2.23	0.56
1:AA:1346:A:O2'	1:AA:1347:G:P	2.64	0.56
1:AA:1347:G:C2'	1:AA:1348:U:OP2	2.54	0.56
1:AA:579:G:H2'	1:AA:580:U:H6	1.70	0.56
13:AP:118:ALA:HB1	22:AC:28:C:O2'	2.05	0.56
2:AE:121:LEU:HB3	2:AE:127:ILE:HD11	1.87	0.56
2:AE:184:VAL:O	2:AE:198:ASP:HB2	2.06	0.56
2:AE:207:ALA:O	2:AE:211:ILE:HG13	2.06	0.56
3:AF:164:ARG:HG2	3:AF:165:THR:H	1.70	0.56
9:AL:102:LEU:HD23	9:AL:103:THR:N	2.19	0.56
10:AM:28:ARG:HG3	10:AM:28:ARG:HH11	1.71	0.56
13:AP:37:THR:HB	13:AP:39:ILE:HD11	1.88	0.56
15:AR:64:ARG:HH11	15:AR:64:ARG:CG	2.19	0.56
16:AS:22:THR:OG1	16:AS:23:ASP:N	2.38	0.56
19:AV:64:GLU:CG	19:AV:65:ASN:H	2.19	0.56
20:AW:50:GLU:HG3	20:AW:51:GLU:N	2.21	0.56
34:BO:64:LYS:HE3	53:B8:30:ARG:NH2	2.17	0.56
24:BA:1667:G:OP2	24:BA:1667:G:O4'	2.24	0.56
24:BA:2171:A:H2'	24:BA:2172:U:C6	2.41	0.56
24:BA:2346:A:H1'	24:BA:2383:G:C8	2.41	0.56
24:BA:270(E):G:H2'	24:BA:270(F):U:O4'	2.05	0.56
24:BA:2735:G:H2'	24:BA:2736:G:H8	1.70	0.56
24:BA:616:A:O2'	24:BA:617:G:O4'	2.22	0.56
26:BD:159:ALA:N	26:BD:196:VAL:HG11	2.20	0.56
27:BE:4:ILE:HD12	27:BE:28:ALA:CB	2.35	0.56
28:BF:34:TRP:CD2	34:BO:8:PRO:HB3	2.39	0.56
28:BF:68:LYS:O	28:BF:69:HIS:CB	2.54	0.56
29:BG:4:ASP:OD1	29:BG:9:ARG:HD2	2.06	0.56
38:BR:50:ILE:HA	38:BR:99:LEU:CD1	2.36	0.56

Continued on next page...

Continued from previous page...

Atom-1	Atom-2	Interatomic distance (Å)	Clash overlap (Å)
1:CA:188:U:C2'	1:CA:189:U:H5''	2.33	0.56
1:CA:342:C:H2'	1:CA:343:U:O4'	2.04	0.56
1:CA:484:G:O2'	1:CA:485:G:OP2	2.23	0.56
1:CA:508:C:H5''	1:CA:509:A:OP1	2.04	0.56
1:CA:992:U:H4'	1:CA:993:G:O5'	2.05	0.56
22:CD:68:C:H2'	22:CD:69:C:C6	2.39	0.56
3:CF:77:ILE:C	3:CF:83:ARG:HB3	2.26	0.56
4:CG:25:ARG:NH1	4:CG:30:LYS:HG3	2.20	0.56
7:CJ:20:ASP:HB3	7:CJ:23:VAL:HG23	1.88	0.56
11:CN:69:ALA:HB1	11:CN:103:LEU:CD2	2.35	0.56
19:CV:17:GLU:HA	19:CV:20:LEU:HD12	1.86	0.56
51:D6:48:VAL:HG13	51:D6:49:HIS:N	2.20	0.56
52:D7:13:ALA:O	52:D7:17:GLY:HA3	2.05	0.56
24:DA:1683:C:H2'	24:DA:1684:C:C6	2.40	0.56
24:DA:2182:G:H2'	24:DA:2183:C:H6	1.70	0.56
24:DA:2870:C:H5''	36:D0:65:LEU:HD21	1.88	0.56
24:DA:654(S):G:C2	24:DA:654(T):A:C4	2.94	0.56
24:DA:747:U:H6	24:DA:747:U:O5'	1.88	0.56
24:DA:90:U:H4'	24:DA:91:A:O5'	2.04	0.56
24:DA:930:U:O4'	24:DA:930:U:O2	2.23	0.56
25:DB:71:C:C2	25:DB:72:G:C8	2.94	0.56
26:DD:35:LYS:CE	26:DD:104:TYR:HB2	2.35	0.56
27:DE:195:LEU:HD12	27:DE:196:VAL:H	1.71	0.56
31:DK:70:GLU:OE1	31:DK:70:GLU:HA	2.05	0.56
32:DM:56:ASN:N	32:DM:125:GLY:O	2.35	0.56
34:DO:19:VAL:CG2	34:DO:20:GLY:H	1.98	0.56
44:DV:120:ILE:HD11	44:DV:169:GLU:HG3	1.85	0.56
44:DV:53:ILE:CG2	44:DV:71:VAL:HG13	2.36	0.56
1:AA:345:C:H5'	38:BR:41:ARG:NH2	2.20	0.56
1:AA:487:A:H2'	1:AA:488:C:O4'	2.06	0.56
1:AA:792:A:C8	1:AA:794:A:N6	2.74	0.56
3:AF:129:ALA:HB3	3:AF:132:ARG:CZ	2.35	0.56
4:AG:33:MET:HE3	4:AG:37:PRO:HB3	1.88	0.56
9:AL:33:PHE:HE2	9:AL:44:VAL:HA	1.70	0.56
13:AP:108:ARG:NH2	13:AP:114:ARG:HG2	2.21	0.56
13:AP:9:ILE:HD13	13:AP:9:ILE:H	1.70	0.56
15:AR:56:LEU:HA	15:AR:59:MET:HE3	1.87	0.56
15:AR:75:PRO:O	15:AR:79:ARG:HG3	2.06	0.56
21:AX:8:THR:O	21:AX:12:LYS:HB2	2.06	0.56
39:B1:108:GLU:C	39:B1:110:VAL:N	2.59	0.56
40:B2:82:ARG:HG3	40:B2:82:ARG:NH1	2.21	0.56

Continued on next page...

Continued from previous page...

Atom-1	Atom-2	Interatomic distance (Å)	Clash overlap (Å)
45:B3:40:GLN:NE2	45:B3:45:PHE:HB2	2.18	0.56
53:B8:40:GLU:N	53:B8:43:GLN:HG3	2.19	0.56
24:BA:1348:G:H2'	24:BA:1349:A:H5'	1.88	0.56
24:BA:2481:G:HO2'	24:BA:2482:G:P	2.28	0.56
24:BA:2712:U:O2'	24:BA:2712(A):A:H3'	2.05	0.56
24:BA:2844:G:H3'	24:BA:2845:G:C8	2.41	0.56
24:BA:613:U:O2	24:BA:613:U:O4'	2.22	0.56
24:BA:857:C:H1'	45:B3:26:TYR:CE2	2.41	0.56
26:BD:155:LEU:N	26:BD:155:LEU:HD12	2.21	0.56
26:BD:35:LYS:HD3	26:BD:63:ARG:CB	2.36	0.56
30:BH:102:ALA:HB2	30:BH:117:PRO:HD3	1.87	0.56
30:BH:131:VAL:CG2	30:BH:132:ARG:N	2.69	0.56
30:BH:157:TYR:O	30:BH:170:ARG:HB3	2.06	0.56
31:BK:77:LEU:N	31:BK:77:LEU:HD23	2.20	0.56
35:BP:35:VAL:HG13	35:BP:130:LYS:HB3	1.87	0.56
35:BP:87:LYS:HE3	45:B3:7:LEU:CD1	2.36	0.56
43:BU:84:ARG:NH2	43:BU:97:ARG:HB2	2.14	0.56
1:CA:1028(B):C:N4	1:CA:1029:G:H1'	2.21	0.56
1:CA:1067:A:H4'	1:CA:1068:G:O5'	2.05	0.56
1:CA:1320:C:C4	19:CV:36:ARG:HG3	2.41	0.56
1:CA:149:A:H4'	1:CA:1450:U:O4	2.06	0.56
1:CA:606:G:H1	1:CA:631:G:C5'	2.18	0.56
2:CE:217:ARG:HA	2:CE:220:ASP:OD2	2.06	0.56
2:CE:68:ILE:N	2:CE:68:ILE:HD12	2.21	0.56
2:CE:7:VAL:HG22	2:CE:8:LYS:N	2.21	0.56
4:CG:110:PHE:CE2	4:CG:148:VAL:HG23	2.41	0.56
7:CJ:62:PHE:O	7:CJ:66:VAL:HG23	2.06	0.56
8:CK:82:HIS:HD2	8:CK:83:ILE:N	2.03	0.56
10:CM:26:ALA:HA	10:CM:29:ARG:NH2	2.21	0.56
11:CN:125:PHE:HD1	11:CN:125:PHE:H	1.54	0.56
16:CS:47:ASP:C	16:CS:49:LEU:H	2.09	0.56
16:CS:53:VAL:HG23	16:CS:54:GLU:H	1.70	0.56
49:D4:41:PRO:O	49:D4:42:PHE:CB	2.53	0.56
49:D4:48:ARG:O	49:D4:50:VAL:N	2.38	0.56
24:DA:210:C:OP2	52:D7:29:LYS:NZ	2.39	0.56
24:DA:1316:U:H2'	24:DA:1317:A:H8	1.70	0.56
24:DA:1372:U:H5'	24:DA:1372:U:H6	1.71	0.56
24:DA:1557:C:H5''	24:DA:1558:A:OP2	2.06	0.56
24:DA:1684:C:O2'	24:DA:1685:C:H5'	2.05	0.56
24:DA:1820:U:C2	26:DD:202:LYS:HB3	2.41	0.56
24:DA:2111:C:N3	24:DA:2118:U:O2'	2.38	0.56

Continued on next page...

Continued from previous page...

Atom-1	Atom-2	Interatomic distance (Å)	Clash overlap (Å)
24:DA:2168:G:H2'	24:DA:2168:G:N3	2.21	0.56
24:DA:2564:A:OP1	24:DA:2648:C:H4'	2.05	0.56
24:DA:845:G:OP2	24:DA:845:G:H8	1.89	0.56
29:DG:120:LEU:HB3	29:DG:131:TYR:OH	2.05	0.56
44:DV:5:LEU:C	44:DV:5:LEU:HD13	2.26	0.56
1:AA:1129:C:H5'	1:AA:1130:A:H5'	1.88	0.56
1:AA:1226:C:H5''	13:AP:96:LEU:HD11	1.88	0.56
1:AA:121:C:H5'	1:AA:122:G:OP1	2.05	0.56
1:AA:1502:A:N3	1:AA:1502:A:H2'	2.21	0.56
1:AA:723:U:C2'	1:AA:723:U:O2	2.54	0.56
1:AA:8:A:C6	4:AG:209:ARG:HB2	2.40	0.56
2:AE:102:LEU:O	2:AE:103:THR:C	2.42	0.56
2:AE:62:ALA:O	2:AE:64:ARG:N	2.39	0.56
4:AG:34:GLU:O	4:AG:35:ARG:HD3	2.06	0.56
5:AH:104:ALA:O	5:AH:107:ARG:HB3	2.06	0.56
10:AM:45:ARG:HD3	10:AM:65:LEU:HD23	1.86	0.56
11:AN:13:GLN:O	11:AN:14:VAL:HG13	2.05	0.56
13:AP:115:LYS:O	13:AP:116:THR:HB	2.06	0.56
15:AR:55:GLY:O	15:AR:59:MET:HG3	2.06	0.56
39:B1:101:ARG:O	39:B1:102:GLU:HG2	2.06	0.56
39:B1:50:ARG:HH11	40:B2:72:VAL:CG2	2.15	0.56
39:B1:92:ARG:HH22	40:B2:10:LYS:HA	1.70	0.56
24:BA:1225:C:C4'	40:B2:85:LYS:HB2	2.36	0.56
24:BA:1359:A:H2'	24:BA:1360:A:O4'	2.06	0.56
24:BA:1762:A:H4'	24:BA:1763:G:OP2	2.05	0.56
24:BA:1820:U:C4	26:BD:160:GLY:HA3	2.40	0.56
24:BA:2051:A:H2'	24:BA:2614:A:N6	2.21	0.56
24:BA:2094:G:P	31:BK:22:LYS:HD2	2.46	0.56
24:BA:2233:U:H2'	24:BA:2234:G:C8	2.41	0.56
24:BA:2319:G:H2'	24:BA:2319:G:N3	2.21	0.56
24:BA:2336:A:H61	45:B3:43:THR:HG21	1.71	0.56
24:BA:2287:A:H2	24:BA:2346:A:C2	2.24	0.56
24:BA:2409:G:H2'	24:BA:2410:G:O4'	2.07	0.56
24:BA:278:A:C2'	24:BA:279:C:O5'	2.54	0.56
24:BA:622:G:C2'	24:BA:623:G:H5'	2.36	0.56
26:BD:25:THR:HG23	26:BD:26:LYS:H	1.71	0.56
25:BB:54:G:H21	29:BG:29:TRP:HZ2	1.52	0.56
30:BH:89:ILE:CD1	30:BH:129:THR:HB	2.33	0.56
34:BO:59:LEU:CD2	34:BO:60:MET:H	2.19	0.56
41:BS:28:SER:OG	41:BS:31:GLU:HB3	2.04	0.56
42:BT:44:GLU:HG2	42:BT:49:VAL:O	2.06	0.56

Continued on next page...

Continued from previous page...

Atom-1	Atom-2	Interatomic distance (Å)	Clash overlap (Å)
24:BA:329:G:O6	43:BU:19:LYS:HG2	2.05	0.56
47:BW:15:LYS:HE3	47:BW:67:LYS:HE2	1.88	0.56
46:BZ:95:LEU:O	46:BZ:96:LYS:CB	2.54	0.56
1:CA:113:G:H2'	1:CA:114:U:C6	2.41	0.56
1:CA:1234:C:H1'	1:CA:1364:U:O2	2.05	0.56
1:CA:1533:C:O2'	1:CA:1534:A:H5''	2.05	0.56
1:CA:1535:C:C2'	1:CA:1536:C:OP1	2.54	0.56
1:CA:453:A:H62	1:CA:479:C:N4	2.04	0.56
1:CA:50:A:O2'	1:CA:52:G:C8	2.59	0.56
1:CA:936:C:H2'	1:CA:937:A:O4'	2.06	0.56
2:CE:96:ARG:H	2:CE:96:ARG:CD	2.16	0.56
3:CF:114:PRO:O	3:CF:118:GLN:HG3	2.06	0.56
3:CF:63:ASN:HB3	3:CF:98:ASN:HD22	1.70	0.56
8:CK:102:ARG:NH1	8:CK:105:ARG:NH2	2.54	0.56
1:CA:1346:A:C5'	9:CL:120:ARG:HH12	2.19	0.56
9:CL:17:VAL:CG1	9:CL:81:ILE:HD13	2.35	0.56
10:CM:89:ASP:C	10:CM:90:LEU:HD12	2.25	0.56
13:CP:84:ILE:CG2	13:CP:85:GLY:N	2.68	0.56
17:CT:84:LEU:C	17:CT:86:GLU:H	2.08	0.56
39:D1:105:VAL:HA	40:D2:44:LYS:HE3	1.88	0.56
24:DA:1485:G:O2'	24:DA:1486:A:H5'	2.06	0.56
24:DA:2118:U:H5''	24:DA:2119:A:OP1	2.06	0.56
24:DA:2553:G:H3'	24:DA:2554:U:H5''	1.87	0.56
24:DA:415:A:H2'	24:DA:416:C:H6	1.70	0.56
27:DE:174:ASP:CG	27:DE:175:VAL:N	2.58	0.56
31:DK:41:GLU:CD	31:DK:42:SER:N	2.59	0.56
34:DO:15:ARG:O	34:DO:17:LYS:N	2.39	0.56
44:DV:27:VAL:HG12	44:DV:87:ASP:HB3	1.87	0.56
44:DV:44:PHE:CE2	44:DV:86:VAL:HG11	2.41	0.56
47:DW:43:GLN:O	47:DW:44:LEU:CG	2.54	0.56
1:AA:1005:A:OP2	1:AA:1005:A:N3	2.38	0.55
1:AA:1067:A:O2'	1:AA:1068:G:OP2	2.24	0.55
1:AA:570:G:C6	1:AA:873:A:C2	2.93	0.55
1:AA:678:U:H2'	1:AA:679:C:H6	1.70	0.55
1:AA:792:A:H2'	1:AA:794:A:C6	2.37	0.55
3:AF:120:VAL:C	3:AF:122:GLU:N	2.59	0.55
3:AF:15:THR:HG23	3:AF:16:ARG:HH12	1.70	0.55
3:AF:178:LEU:O	3:AF:180:ALA:N	2.33	0.55
10:AM:50:ILE:HA	10:AM:60:ARG:HD3	1.87	0.55
19:AV:63:THR:O	19:AV:63:THR:HG22	2.06	0.55
40:B2:41:GLY:C	40:B2:46:VAL:HG11	2.26	0.55

Continued on next page...

Continued from previous page...

Atom-1	Atom-2	Interatomic distance (Å)	Clash overlap (Å)
51:B6:47:THR:CG2	51:B6:48:VAL:N	2.69	0.55
53:B8:22:VAL:O	53:B8:49:VAL:HA	2.06	0.55
24:BA:2634:G:O3'	27:BE:77:ILE:HG21	2.06	0.55
24:BA:65:C:H4'	42:BT:69:TYR:CD1	2.41	0.55
28:BF:150:GLY:HA2	28:BF:172:TRP:CD2	2.41	0.55
28:BF:18:ARG:HH22	28:BF:20:LEU:HD12	1.67	0.55
28:BF:24:LEU:CB	28:BF:25:PRO:HD2	2.37	0.55
30:BH:156:ALA:HB3	30:BH:159:GLU:O	2.05	0.55
31:BK:58:LEU:O	31:BK:62:LYS:HB3	2.06	0.55
32:BM:137:LYS:HA	32:BM:137:LYS:NZ	2.20	0.55
35:BP:35:VAL:HG23	35:BP:101:ARG:O	2.07	0.55
43:BU:81:LYS:HD3	43:BU:97:ARG:CZ	2.35	0.55
43:BU:84:ARG:HH21	43:BU:97:ARG:CB	2.12	0.55
44:BV:104:PHE:CD2	44:BV:107:THR:HG22	2.41	0.55
44:BV:53:ILE:CG2	44:BV:71:VAL:HG13	2.36	0.55
44:BV:48:PHE:CZ	44:BV:74:VAL:HG21	2.41	0.55
46:BZ:91:LYS:C	46:BZ:93:GLU:N	2.59	0.55
1:CA:194:C:H2'	1:CA:195:A:H5''	1.87	0.55
1:CA:31:G:H2'	1:CA:48:C:N4	2.21	0.55
1:CA:373:A:H2'	1:CA:374:A:H8	1.71	0.55
3:CF:188:LEU:O	3:CF:189:ALA:HB2	2.05	0.55
4:CG:13:ARG:NH2	4:CG:36:ARG:NH2	2.53	0.55
1:CA:8:A:H1'	5:CH:102:ALA:C	2.26	0.55
5:CH:92:LYS:O	5:CH:118:ILE:HD12	2.06	0.55
8:CK:128:GLY:O	8:CK:129:VAL:HG13	2.06	0.55
11:CN:41:THR:HG21	11:CN:71:LYS:CB	2.36	0.55
12:CO:58:VAL:O	12:CO:65:GLU:HA	2.06	0.55
17:CT:6:LEU:O	17:CT:58:GLU:HA	2.05	0.55
19:CV:40:ILE:HG12	19:CV:41:VAL:N	2.20	0.55
21:CX:6:ARG:O	21:CX:8:THR:N	2.39	0.55
24:DA:1449(A):G:H2'	24:DA:1450:C:H6	1.70	0.55
24:DA:2423:U:O2	24:DA:2425:A:C2	2.59	0.55
24:DA:2439:A:C8	24:DA:2439:A:C5'	2.87	0.55
24:DA:2455:G:H2'	24:DA:2456:C:C6	2.41	0.55
24:DA:2835:A:C4'	24:DA:2836:U:OP1	2.53	0.55
24:DA:991:C:H5'	24:DA:991:C:H6	1.70	0.55
29:DG:135:LEU:N	29:DG:135:LEU:HD12	2.21	0.55
34:DO:14:LYS:O	34:DO:16:ARG:N	2.39	0.55
35:DP:79:LEU:O	35:DP:80:GLU:CD	2.44	0.55
41:DS:20:VAL:C	41:DS:22:ASP:N	2.59	0.55
41:DS:65:LEU:O	41:DS:66:GLU:C	2.43	0.55

Continued on next page...

Continued from previous page...

Atom-1	Atom-2	Interatomic distance (Å)	Clash overlap (Å)
24:DA:483:A:C5'	43:DU:49:VAL:HG13	2.35	0.55
43:DU:62:GLU:O	43:DU:63:LYS:O	2.24	0.55
44:DV:107:THR:CB	44:DV:144:LEU:HB2	2.32	0.55
44:DV:33:LEU:HD12	44:DV:34:ASN:H	1.70	0.55
44:DV:38:TYR:CG	44:DV:38:TYR:O	2.59	0.55
44:DV:93:ASP:O	44:DV:94:GLU:CD	2.44	0.55
47:DW:15:LYS:H	47:DW:67:LYS:NZ	2.02	0.55
48:DX:59:VAL:CG1	48:DX:60:GLU:N	2.69	0.55
1:AA:1067:A:O2'	1:AA:1068:G:H8	1.90	0.55
1:AA:274:A:O2'	1:AA:275:G:C8	2.57	0.55
2:AE:233:SER:OG	2:AE:234:PRO:HD2	2.06	0.55
2:AE:7:VAL:HG13	2:AE:8:LYS:N	2.21	0.55
1:AA:1190:G:P	3:AF:5:ILE:HD12	2.46	0.55
6:AI:52:ILE:HD13	6:AI:87:ARG:CZ	2.36	0.55
36:B0:12:ARG:HG3	36:B0:12:ARG:HH11	1.70	0.55
39:B1:50:ARG:NH1	40:B2:72:VAL:CG1	2.58	0.55
39:B1:6:THR:O	39:B1:9:VAL:HG23	2.07	0.55
40:B2:1:MET:H2	40:B2:16:PRO:HD3	1.69	0.55
24:BA:1059:G:H2'	24:BA:1060:U:C5	2.40	0.55
24:BA:1085:A:H2'	24:BA:1086:A:N7	2.20	0.55
24:BA:1225:C:H4'	40:B2:85:LYS:CB	2.37	0.55
24:BA:1359:A:C2	24:BA:1360:A:H1'	2.41	0.55
24:BA:1389:G:H2'	24:BA:1390:U:O4'	2.06	0.55
24:BA:2184:G:O2'	24:BA:2185:C:H5'	2.06	0.55
24:BA:2258:C:H4'	24:BA:2259:G:OP2	2.05	0.55
24:BA:2321:G:H2'	24:BA:2321:G:N3	2.20	0.55
24:BA:723:G:H2'	24:BA:724:U:H6	1.69	0.55
24:BA:945:A:O2'	24:BA:946:G:H4'	2.06	0.55
25:BB:12:C:C4'	25:BB:13:A:OP1	2.53	0.55
25:BB:55:U:H1'	29:BG:29:TRP:HE1	1.71	0.55
26:BD:186:HIS:HD2	26:BD:188:GLU:H	1.52	0.55
27:BE:25:VAL:HG12	27:BE:26:ILE:N	2.21	0.55
27:BE:33:VAL:HG13	27:BE:33:VAL:O	2.06	0.55
27:BE:38:THR:HG22	27:BE:41:LYS:N	2.21	0.55
27:BE:86:PRO:C	27:BE:88:GLY:H	2.09	0.55
28:BF:165:ARG:CB	28:BF:165:ARG:HH11	2.13	0.55
29:BG:104:GLU:O	29:BG:108:ASN:HB2	2.06	0.55
31:BK:26:ALA:HA	31:BK:30:LEU:HB2	1.87	0.55
32:BM:98:VAL:HG23	32:BM:99:LEU:H	1.71	0.55
33:BN:101:PRO:HA	33:BN:120:GLU:O	2.06	0.55
43:BU:51:VAL:HG22	43:BU:51:VAL:O	2.07	0.55

Continued on next page...

Continued from previous page...

Atom-1	Atom-2	Interatomic distance (Å)	Clash overlap (Å)
46:BZ:20:ARG:HG2	46:BZ:20:ARG:HH11	1.71	0.55
1:CA:1255:G:O2'	1:CA:1258:G:H1'	2.05	0.55
1:CA:1259:C:N4	1:CA:1260:C:O2	2.39	0.55
1:CA:1541:U:OP1	18:CU:55:ARG:NH2	2.38	0.55
1:CA:628:G:O2'	1:CA:629:G:H5'	2.06	0.55
1:CA:687:A:O2'	1:CA:688:G:OP2	2.22	0.55
22:CB:53:G:O2'	22:CB:54:G:H5'	2.06	0.55
5:CH:144:THR:O	5:CH:148:VAL:HG23	2.06	0.55
6:CI:41:GLU:HG2	6:CI:43:LEU:HD11	1.89	0.55
9:CL:126:SER:O	9:CL:128:ARG:N	2.35	0.55
14:CQ:41:ARG:HH11	14:CQ:41:ARG:HG2	1.71	0.55
16:CS:48:TRP:O	16:CS:49:LEU:HB2	2.06	0.55
19:CV:18:LYS:O	19:CV:22:LEU:HD13	2.06	0.55
20:CW:74:LYS:C	20:CW:76:ALA:H	2.10	0.55
36:D0:91:GLN:H	36:D0:91:GLN:NE2	2.03	0.55
24:DA:1159:U:O2'	24:DA:1160:G:H5'	2.05	0.55
24:DA:1289:C:H2'	24:DA:1290:C:C6	2.41	0.55
24:DA:1695:G:H2'	24:DA:1696:G:O4'	2.05	0.55
24:DA:1830:C:O2'	24:DA:1831:G:H5'	2.05	0.55
24:DA:1847:A:OP1	24:DA:1847:A:H8	1.88	0.55
24:DA:1978:A:H2'	24:DA:1979:C:H6	1.72	0.55
24:DA:2019:A:H2'	24:DA:2020:A:O5'	2.06	0.55
24:DA:848:G:O6	24:DA:929:G:H2'	2.06	0.55
27:DE:117:MET:HG3	27:DE:117:MET:O	2.06	0.55
27:DE:20:ALA:O	27:DE:21:VAL:CG2	2.48	0.55
27:DE:3:GLY:HA3	27:DE:81:ILE:HD12	1.88	0.55
29:DG:180:PHE:C	29:DG:182:LYS:H	2.09	0.55
32:DM:101:HIS:C	32:DM:101:HIS:CD2	2.79	0.55
38:DR:107:ASP:O	38:DR:111:ARG:NH1	2.39	0.55
41:DS:1:MET:C	41:DS:64:MET:HE1	2.26	0.55
43:DU:48:ALA:H	43:DU:60:PHE:HA	1.71	0.55
43:DU:89:PHE:O	43:DU:90:LEU:HD13	2.05	0.55
48:DX:8:LEU:HD22	48:DX:31:LEU:CD2	2.37	0.55
48:DX:4:LEU:HD21	48:DX:39:ASP:OD1	2.06	0.55
1:AA:1005:A:H3'	1:AA:1006:C:C6	2.41	0.55
1:AA:1161:C:H2'	1:AA:1162:C:C6	2.42	0.55
1:AA:1372:U:H2'	1:AA:1373:G:C5'	2.37	0.55
1:AA:1537:U:O2	1:AA:1537:U:H2'	2.05	0.55
1:AA:802:A:H3'	1:AA:803:G:H8	1.71	0.55
22:AD:11:A:O5'	22:AD:11:A:H8	1.89	0.55
2:AE:111:ARG:HH11	2:AE:111:ARG:HG2	1.71	0.55

Continued on next page...

Continued from previous page...

Atom-1	Atom-2	Interatomic distance (Å)	Clash overlap (Å)
2:AE:61:LEU:HD23	2:AE:68:ILE:HG13	1.89	0.55
3:AF:71:ALA:HA	3:AF:106:VAL:H	1.71	0.55
5:AH:68:GLU:HG3	5:AH:68:GLU:O	2.06	0.55
8:AK:112:LEU:HA	8:AK:134:ILE:HG12	1.89	0.55
14:AQ:42:ILE:O	14:AQ:45:ARG:HB3	2.06	0.55
15:AR:87:ILE:CG2	15:AR:88:ARG:N	2.62	0.55
51:B6:25:LYS:CE	51:B6:27:LYS:HD3	2.36	0.55
24:BA:667:U:O2	53:B8:2:PRO:HD2	2.07	0.55
24:BA:1089:G:H5''	24:BA:1090:U:OP1	2.07	0.55
24:BA:1396:U:O2	24:BA:1396:U:C2'	2.54	0.55
24:BA:2320:A:H1'	24:BA:2321:G:C6	2.41	0.55
24:BA:2654:A:O3'	24:BA:2655:G:H4'	2.05	0.55
24:BA:654(R):C:H3'	24:BA:654(R):C:O2	2.05	0.55
24:BA:858:U:HO2'	24:BA:2268:A:C2'	2.20	0.55
24:BA:859:G:H2'	24:BA:916:G:O6	2.06	0.55
28:BF:89:VAL:CG1	28:BF:90:PHE:N	2.63	0.55
29:BG:173:LEU:HD23	29:BG:176:LEU:CD1	2.36	0.55
30:BH:86:GLU:OE2	30:BH:165:ALA:HB3	2.06	0.55
43:BU:48:ALA:O	43:BU:50:ARG:N	2.39	0.55
43:BU:72:VAL:HG23	43:BU:73:ARG:N	2.22	0.55
47:BW:44:LEU:O	47:BW:45:SER:HB2	2.06	0.55
1:CA:1118:C:H1'	1:CA:1179:A:C4	2.41	0.55
1:CA:493:G:N2	1:CA:494:U:O4	2.39	0.55
1:CA:960:U:C2'	1:CA:961:U:OP2	2.54	0.55
22:CB:44:A:H2'	22:CB:45:A:C8	2.41	0.55
3:CF:112:SER:OG	3:CF:115:LEU:HG	2.06	0.55
3:CF:188:LEU:N	3:CF:188:LEU:HD22	2.21	0.55
4:CG:28:SER:CB	4:CG:29:PRO:CD	2.84	0.55
5:CH:99:GLY:O	5:CH:117:ASP:HA	2.06	0.55
5:CH:7:GLU:HG2	5:CH:112:LEU:HD22	1.88	0.55
7:CJ:73:MET:HG2	7:CJ:90:GLU:HA	1.88	0.55
8:CK:49:GLU:O	8:CK:51:VAL:N	2.39	0.55
17:CT:50:LYS:HG3	17:CT:51:TYR:CE1	2.41	0.55
39:D1:96:ALA:O	39:D1:100:VAL:HG23	2.05	0.55
39:D1:73:GLY:O	39:D1:74:LEU:HB3	2.07	0.55
39:D1:92:ARG:NH1	40:D2:11:GLN:HB2	2.22	0.55
24:DA:1449(A):G:H2'	24:DA:1450:C:C6	2.41	0.55
24:DA:1474:C:C3'	24:DA:1475:G:H5''	2.35	0.55
24:DA:1545:A:H2'	24:DA:1545(A):A:O4'	2.07	0.55
24:DA:507:A:H5''	24:DA:508:G:H5'	1.89	0.55
24:DA:997:G:OP1	39:D1:93:LYS:HD3	2.07	0.55

Continued on next page...

Continued from previous page...

Atom-1	Atom-2	Interatomic distance (Å)	Clash overlap (Å)
26:DD:94:LEU:HD22	26:DD:95:LEU:H	1.69	0.55
31:DK:126:TYR:O	31:DK:140:LEU:HD23	2.05	0.55
33:DN:20:MET:HG2	33:DN:21:CYS:N	2.19	0.55
34:DO:39:LYS:N	34:DO:45:LEU:HD11	2.21	0.55
35:DP:25:ASP:N	35:DP:102:VAL:HG23	2.22	0.55
37:DQ:111:GLU:OE1	37:DQ:111:GLU:HA	2.07	0.55
44:DV:30:ASN:HB3	44:DV:89:PHE:CE2	2.40	0.55
48:DX:35:ARG:HB3	48:DX:37:LEU:CD2	2.37	0.55
1:AA:1031:G:N2	1:AA:1032:A:H1'	2.18	0.55
1:AA:1274:G:N2	1:AA:1275:A:N6	2.51	0.55
1:AA:482:A:H5'	1:AA:483:C:OP2	2.06	0.55
1:AA:677:U:H2'	1:AA:678:U:H6	1.71	0.55
1:AA:724:G:H3'	1:AA:724:G:OP2	2.06	0.55
1:AA:857:C:H2'	1:AA:858:G:O4'	2.05	0.55
22:AD:16:C:H2'	22:AD:17:C:OP1	2.07	0.55
2:AE:127:ILE:HA	2:AE:130:ARG:CG	2.37	0.55
2:AE:172:ILE:H	2:AE:172:ILE:CD1	2.19	0.55
2:AE:61:LEU:HD12	2:AE:66:GLY:HA3	1.87	0.55
3:AF:161:GLU:O	3:AF:162:GLN:CB	2.54	0.55
3:AF:182:ILE:HG23	3:AF:202:ILE:C	2.26	0.55
5:AH:107:ARG:O	5:AH:108:ALA:C	2.44	0.55
8:AK:28:ALA:CB	8:AK:57:PRO:HB2	2.37	0.55
8:AK:51:VAL:HG23	8:AK:52:ASP:N	2.22	0.55
9:AL:112:LYS:HD3	9:AL:113:LYS:N	2.22	0.55
10:AM:4:ILE:HG12	10:AM:100:THR:HG22	1.87	0.55
11:AN:54:ARG:NH1	11:AN:54:ARG:HG3	2.20	0.55
20:AW:82:SER:O	20:AW:83:ARG:C	2.44	0.55
36:B0:105:ARG:HD2	36:B0:105:ARG:O	2.06	0.55
39:B1:92:ARG:HG2	40:B2:11:GLN:NE2	2.20	0.55
24:BA:973:A:H1'	24:BA:1188:U:C5	2.42	0.55
24:BA:1286:A:N1	24:BA:1329:U:H2'	2.22	0.55
24:BA:1348:G:O6	24:BA:1349:A:N6	2.39	0.55
24:BA:644:A:C2	24:BA:2369:A:H1'	2.42	0.55
24:BA:2795:G:C3'	24:BA:2797:U:C5'	2.83	0.55
24:BA:712:G:O2'	24:BA:713:G:H5'	2.07	0.55
24:BA:878:A:N6	24:BA:899:A:O2'	2.40	0.55
26:BD:21:PHE:HB3	26:BD:24:ILE:HB	1.87	0.55
26:BD:255:LYS:CE	26:BD:255:LYS:N	2.58	0.55
30:BH:54:ARG:CD	30:BH:54:ARG:H	2.19	0.55
31:BK:110:ASP:OD2	31:BK:113:ARG:CB	2.53	0.55
43:BU:27:VAL:HG12	43:BU:39:VAL:CG1	2.30	0.55

Continued on next page...

Continued from previous page...

Atom-1	Atom-2	Interatomic distance (Å)	Clash overlap (Å)
48:BX:52:HIS:CD2	48:BX:52:HIS:N	2.73	0.55
1:CA:1024:G:H3'	1:CA:1024:G:N3	2.21	0.55
1:CA:983:A:O2'	1:CA:1049:U:O2'	2.18	0.55
1:CA:1479:C:H2'	1:CA:1480:G:H8	1.71	0.55
1:CA:984:C:H2'	1:CA:985:C:H6	1.71	0.55
2:CE:204:ASN:HD22	2:CE:205:ASP:N	2.04	0.55
3:CF:45:LYS:HD2	3:CF:46:GLU:HG3	1.87	0.55
3:CF:59:ARG:NH2	3:CF:97:LYS:HE3	2.20	0.55
9:CL:82:ALA:O	9:CL:86:VAL:HB	2.06	0.55
12:CO:83:VAL:HG22	12:CO:84:LEU:N	2.21	0.55
14:CQ:44:LEU:CD1	14:CQ:48:ALA:HB2	2.36	0.55
1:CA:607:A:C2	16:CS:31:LYS:HB2	2.41	0.55
18:CU:57:GLY:O	18:CU:58:LEU:C	2.44	0.55
20:CW:47:GLY:C	20:CW:49:ALA:H	2.08	0.55
20:CW:53:LEU:HA	20:CW:56:MET:HB3	1.87	0.55
20:CW:94:ALA:O	20:CW:95:ALA:CB	2.54	0.55
24:DA:1142(A):A:N7	24:DA:1144:G:C5	2.75	0.55
24:DA:1314:C:OP1	24:DA:1332:G:H5'	2.05	0.55
24:DA:1379:A:HO2'	24:DA:1380:G:P	2.21	0.55
24:DA:172:C:H2'	24:DA:173:G:H8	1.72	0.55
24:DA:1945:G:H2'	24:DA:1946:U:C6	2.41	0.55
24:DA:2166:G:H2'	24:DA:2166:G:N3	2.22	0.55
24:DA:2175:C:C3'	24:DA:2176:A:H5''	2.36	0.55
24:DA:2528:U:O2'	24:DA:2529:G:H3'	2.07	0.55
24:DA:318:C:O2'	24:DA:319:C:H5'	2.06	0.55
24:DA:345:A:C4'	24:DA:346:A:OP1	2.55	0.55
24:DA:581:C:O2'	24:DA:582:G:H5'	2.06	0.55
24:DA:803:U:H2'	24:DA:804:A:H5'	1.88	0.55
24:DA:943:U:OP2	34:DO:36:LYS:HD3	2.05	0.55
24:DA:97:C:H2'	24:DA:97:C:O2	2.07	0.55
28:DF:198:ALA:CA	28:DF:201:VAL:HG12	2.35	0.55
28:DF:24:LEU:HB3	28:DF:115:ALA:HB2	1.87	0.55
31:DK:40:THR:HG22	31:DK:41:GLU:N	2.20	0.55
32:DM:131:GLN:CG	32:DM:132:ALA:N	2.68	0.55
35:DP:12:GLN:OE1	35:DP:72:LYS:HD2	2.06	0.55
41:DS:14:PRO:HG2	41:DS:78:GLU:OE2	2.07	0.55
44:DV:5:LEU:HB3	44:DV:59:LEU:HD23	1.88	0.55
44:DV:76:LEU:N	44:DV:76:LEU:HD23	2.20	0.55
1:AA:1024:G:HO2'	1:AA:1025:U:H6	1.55	0.55
1:AA:1244:C:H2'	1:AA:1245:A:C8	2.41	0.55
1:AA:1278:U:H5'	1:AA:1279:A:H5'	1.89	0.55

Continued on next page...

Continued from previous page...

Atom-1	Atom-2	Interatomic distance (Å)	Clash overlap (Å)
1:AA:25:C:H2'	1:AA:26:A:H8	1.72	0.55
1:AA:382:A:O2'	1:AA:383:A:H5'	2.07	0.55
1:AA:737:A:H2'	1:AA:738:C:H6	1.70	0.55
1:AA:890:G:O2'	1:AA:891:U:OP2	2.13	0.55
1:AA:997:U:H2'	1:AA:998:G:O4'	2.07	0.55
1:AA:998(A):C:C3'	1:AA:999:U:H5''	2.37	0.55
2:AE:71:VAL:O	2:AE:164:VAL:HG13	2.06	0.55
2:AE:196:LEU:HD12	2:AE:197:VAL:N	2.22	0.55
2:AE:78:GLN:HG2	2:AE:94:ASN:ND2	2.21	0.55
3:AF:136:GLN:O	3:AF:139:GLN:N	2.38	0.55
3:AF:52:LEU:H	3:AF:52:LEU:HD23	1.71	0.55
9:AL:33:PHE:CE2	9:AL:44:VAL:HA	2.42	0.55
10:AM:44:VAL:HG12	10:AM:46:ARG:HG3	1.88	0.55
10:AM:98:ILE:N	10:AM:98:ILE:HD12	2.22	0.55
11:AN:20:TYR:HB2	11:AN:31:THR:HG23	1.88	0.55
18:AU:43:PHE:O	18:AU:51:LEU:HD12	2.05	0.55
20:AW:100:ILE:C	20:AW:102:GLY:H	2.09	0.55
39:B1:58:ARG:HA	39:B1:61:TRP:HE3	1.71	0.55
24:BA:996:A:H4'	39:B1:92:ARG:CZ	2.37	0.55
24:BA:119:A:O2'	24:BA:120:U:P	2.65	0.55
24:BA:1937:A:O2'	24:BA:1938:A:OP1	2.22	0.55
24:BA:2693:A:H2'	24:BA:2694:G:H8	1.72	0.55
24:BA:445:C:H2'	24:BA:446:G:O4'	2.06	0.55
24:BA:616:A:O2'	24:BA:617:G:P	2.64	0.55
24:BA:902:C:H2'	24:BA:903:C:H6	1.70	0.55
24:BA:996:A:H2'	24:BA:997:G:H8	1.72	0.55
24:BA:1902:C:H5'	26:BD:246:PRO:HD3	1.89	0.55
29:BG:10:LYS:O	29:BG:15:VAL:HG23	2.06	0.55
31:BK:75:LEU:O	31:BK:105:HIS:HE1	1.89	0.55
34:BO:106:LEU:HD11	34:BO:112:LEU:HD23	1.88	0.55
41:BS:4:LYS:HG2	41:BS:106:ILE:HG22	1.89	0.55
43:BU:96:ILE:HG13	43:BU:100:ALA:O	2.06	0.55
43:BU:96:ILE:HG22	43:BU:97:ARG:HD3	1.88	0.55
1:CA:341:C:H2'	1:CA:342:C:C6	2.42	0.55
1:CA:511:C:O2'	1:CA:512:U:O5'	2.24	0.55
1:CA:559:A:H4'	1:CA:560:U:H5''	1.88	0.55
1:CA:872:A:C8	1:CA:874:G:C8	2.95	0.55
2:CE:46:LYS:HA	2:CE:49:GLU:OE1	2.06	0.55
3:CF:6:HIS:CD2	3:CF:7:PRO:HD2	2.41	0.55
8:CK:102:ARG:NH1	8:CK:105:ARG:NH1	2.55	0.55
1:CA:1128:C:H5'	9:CL:16:ARG:HH22	1.72	0.55

Continued on next page...

Continued from previous page...

Atom-1	Atom-2	Interatomic distance (Å)	Clash overlap (Å)
1:CA:995:C:H5'	14:CQ:8:GLU:HG2	1.87	0.55
15:CR:24:SER:O	15:CR:28:GLN:HG3	2.06	0.55
20:CW:43:LEU:HA	20:CW:46:GLU:HB3	1.89	0.55
1:CA:186:C:H5'	20:CW:78:ALA:HB1	1.89	0.55
50:D5:55:ARG:HD3	50:D5:56:LYS:N	2.21	0.55
24:DA:1288:U:H4'	24:DA:1289:C:OP2	2.06	0.55
24:DA:1639:U:H2'	24:DA:1640:C:H5''	1.88	0.55
24:DA:278:A:H2'	24:DA:279:C:C6	2.41	0.55
27:DE:26:ILE:C	27:DE:26:ILE:HD13	2.26	0.55
27:DE:53:PRO:O	27:DE:74:PRO:HA	2.07	0.55
33:DN:19:ILE:O	33:DN:19:ILE:HD13	2.06	0.55
34:DO:31:ALA:O	34:DO:32:THR:HG23	2.05	0.55
43:DU:91:GLU:HG3	43:DU:92:ASN:H	1.72	0.55
44:DV:54:HIS:HE1	44:DV:123:ASP:OD1	1.90	0.55
44:DV:37:VAL:O	44:DV:38:TYR:HB3	2.06	0.55
2:AE:103:THR:HG22	2:AE:104:ASN:N	2.21	0.55
2:AE:85:ALA:HB3	2:AE:92:TYR:CD1	2.42	0.55
3:AF:150:LYS:HB2	3:AF:169:ALA:HB2	1.86	0.55
3:AF:4:LYS:C	3:AF:4:LYS:HZ2	2.10	0.55
6:AI:86:ARG:O	6:AI:87:ARG:HG2	2.07	0.55
7:AJ:136:LYS:O	7:AJ:140:ASP:HB2	2.06	0.55
7:AJ:64:GLN:O	7:AJ:67:GLU:N	2.40	0.55
13:AP:50:GLU:OE2	13:AP:54:VAL:HG23	2.07	0.55
15:AR:55:GLY:HA2	15:AR:58:MET:CE	2.36	0.55
1:AA:377:G:OP1	16:AS:3:LYS:HD2	2.07	0.55
19:AV:36:ARG:CB	19:AV:72:GLY:H	2.19	0.55
49:B4:37:SER:C	49:B4:39:CYS:N	2.59	0.55
24:BA:13:A:C4'	24:BA:14:A:OP1	2.55	0.55
24:BA:1930:G:H2'	24:BA:1931:U:OP2	2.07	0.55
24:BA:2150:U:H2'	24:BA:2151:G:C8	2.42	0.55
24:BA:2532:G:H4'	24:BA:2657:A:C2	2.42	0.55
24:BA:865:C:H5'	24:BA:866:A:OP1	2.06	0.55
27:BE:11:MET:O	27:BE:12:THR:HG23	2.06	0.55
30:BH:99:VAL:HG12	30:BH:100:GLY:N	2.22	0.55
31:BK:37:VAL:HG12	31:BK:38:LEU:N	2.22	0.55
34:BO:144:GLU:CD	34:BO:144:GLU:O	2.45	0.55
34:BO:85:LEU:H	34:BO:85:LEU:CD2	2.19	0.55
25:BB:90:C:OP1	35:BP:16:ARG:CG	2.54	0.55
37:BQ:18:ILE:O	37:BQ:21:THR:HG23	2.05	0.55
37:BQ:86:ALA:O	37:BQ:87:PHE:HB3	2.06	0.55
38:BR:74:ARG:HH11	38:BR:74:ARG:CB	2.09	0.55

Continued on next page...

Continued from previous page...

Atom-1	Atom-2	Interatomic distance (Å)	Clash overlap (Å)
1:CA:1139:G:N2	1:CA:1144:G:H1	2.03	0.55
1:CA:754:C:H3'	1:CA:754:C:O2	2.07	0.55
1:CA:85:U:O5'	1:CA:85:U:C6	2.60	0.55
1:CA:22:G:H4'	1:CA:885:G:C8	2.42	0.55
4:CG:126:ILE:HG22	4:CG:127:THR:N	2.22	0.55
6:CI:52:ILE:O	6:CI:53:ALA:HB3	2.07	0.55
11:CN:125:PHE:N	11:CN:125:PHE:CD1	2.73	0.55
16:CS:59:TRP:HA	16:CS:59:TRP:CE3	2.42	0.55
18:CU:58:LEU:H	18:CU:58:LEU:HD12	1.72	0.55
21:CX:21:TYR:O	21:CX:22:ARG:HB2	2.05	0.55
36:D0:84:ALA:HB3	36:D0:85:PRO:HD3	1.88	0.55
40:D2:29:PRO:HA	40:D2:61:VAL:CG2	2.37	0.55
49:D4:9:LEU:H	49:D4:27:THR:HG22	1.71	0.55
52:D7:19:ARG:HG2	52:D7:19:ARG:HH11	1.71	0.55
34:DO:49:ARG:NE	53:D8:59:LYS:HG2	2.22	0.55
24:DA:1238:G:O2'	24:DA:1239:G:H5'	2.07	0.55
24:DA:1372:U:C4'	24:DA:1372:U:C6	2.90	0.55
24:DA:1608:A:H4'	24:DA:1609:A:OP1	2.07	0.55
24:DA:1888:G:N3	24:DA:1888:G:H5''	2.22	0.55
24:DA:529:A:H61	24:DA:2041:U:H3	1.55	0.55
24:DA:2832:U:H1'	24:DA:2834:G:C5	2.41	0.55
25:DB:72:G:N2	25:DB:103:U:H5	2.05	0.55
26:DD:221:VAL:HG22	26:DD:226:MET:HE2	1.88	0.55
27:DE:67:PHE:O	27:DE:69:LYS:N	2.39	0.55
41:DS:20:VAL:C	41:DS:22:ASP:H	2.10	0.55
41:DS:25:ARG:HH11	41:DS:25:ARG:CB	2.20	0.55
43:DU:95:LYS:CB	43:DU:100:ALA:HA	2.13	0.55
43:DU:84:ARG:NH1	43:DU:97:ARG:HB2	2.11	0.55
44:DV:94:GLU:CB	44:DV:95:PRO:HA	2.37	0.55
1:AA:1116:C:C2'	1:AA:1117:G:H5''	2.35	0.55
1:AA:1263:C:H2'	1:AA:1264:C:C6	2.42	0.55
1:AA:1330:U:H4'	13:AP:23:TYR:CE2	2.42	0.55
1:AA:1422:G:O2'	1:AA:1423:G:H5'	2.07	0.55
1:AA:176:C:H2'	1:AA:177:C:H6	1.70	0.55
2:AE:31:TYR:OH	2:AE:200:ILE:HG21	2.07	0.55
4:AG:18:LYS:HD3	4:AG:32:ALA:HB3	1.87	0.55
5:AH:15:ARG:NH1	23:A1:25:A:C8	2.75	0.55
1:AA:4:U:H3	8:AK:105:ARG:NE	2.03	0.55
8:AK:29:SER:HB3	8:AK:32:LYS:CD	2.37	0.55
10:AM:31:GLY:O	10:AM:32:ALA:CB	2.55	0.55
12:AO:84:LEU:HD22	12:AO:85:ILE:H	1.71	0.55

Continued on next page...

Continued from previous page...

Atom-1	Atom-2	Interatomic distance (Å)	Clash overlap (Å)
13:AP:14:ARG:HD2	13:AP:42:ALA:HA	1.89	0.55
39:B1:90:VAL:O	39:B1:92:ARG:HB3	2.07	0.55
40:B2:51:VAL:HG12	40:B2:52:VAL:N	2.21	0.55
19:AV:9:VAL:CG1	49:B4:63:TYR:HD1	2.20	0.55
24:BA:1237:A:H4'	24:BA:1238:G:O5'	2.06	0.55
24:BA:1379:A:HO2'	24:BA:1380:G:P	2.28	0.55
24:BA:1542:G:H3'	24:BA:1543:A:C5'	2.37	0.55
24:BA:1952:A:C6	33:BN:22:ILE:HD12	2.42	0.55
24:BA:2523:G:H5'	24:BA:2523:G:C8	2.36	0.55
24:BA:2893:G:H5'	24:BA:2894:G:C5'	2.27	0.55
24:BA:478:A:N1	24:BA:500:G:H4'	2.21	0.55
24:BA:846:C:H4'	24:BA:847:U:O5'	2.05	0.55
24:BA:878:A:OP1	24:BA:878:A:H4'	2.06	0.55
27:BE:204:ALA:O	27:BE:205:ALA:HB2	2.07	0.55
28:BF:27:GLU:C	28:BF:28:ILE:HG13	2.27	0.55
29:BG:9:ARG:HH11	29:BG:9:ARG:HG2	1.72	0.55
30:BH:26:VAL:HG13	30:BH:31:GLY:CA	2.33	0.55
30:BH:4:ILE:C	30:BH:6:ARG:N	2.60	0.55
33:BN:104:ARG:HH12	33:BN:107:ARG:HH21	1.53	0.55
37:BQ:69:VAL:O	37:BQ:72:ALA:HB3	2.07	0.55
48:BX:43:ILE:O	48:BX:47:VAL:HG23	2.07	0.55
23:C1:10:G:C2'	23:C1:11:U:O5'	2.54	0.55
1:CA:1095:U:H2'	1:CA:1096:C:C6	2.41	0.55
1:CA:1321:C:C4	1:CA:1322:C:N4	2.75	0.55
1:CA:1537:U:H2'	1:CA:1538:C:H5	1.70	0.55
1:CA:197:A:N6	1:CA:221:C:C5'	2.70	0.55
1:CA:274:A:H4'	1:CA:275:G:O5'	2.04	0.55
1:CA:946:A:H2'	1:CA:947:G:H8	1.71	0.55
2:CE:142:LEU:C	2:CE:142:LEU:HD23	2.27	0.55
2:CE:214:ILE:HA	2:CE:217:ARG:NH2	2.22	0.55
2:CE:41:ILE:HD12	2:CE:41:ILE:N	2.22	0.55
7:CJ:50:ILE:CB	7:CJ:58:PRO:HB3	2.37	0.55
9:CL:114:TYR:CD2	9:CL:114:TYR:O	2.58	0.55
10:CM:16:LEU:O	10:CM:16:LEU:HD13	2.07	0.55
10:CM:4:ILE:CB	10:CM:74:ILE:HD11	2.36	0.55
11:CN:20:TYR:HB2	11:CN:31:THR:O	2.07	0.55
13:CP:80:ARG:O	13:CP:84:ILE:HB	2.06	0.55
3:CF:6:HIS:HB2	14:CQ:49:HIS:HD2	1.71	0.55
19:CV:67:VAL:HG11	49:D4:59:PHE:O	2.07	0.55
39:D1:58:ARG:O	39:D1:62:ILE:HG13	2.06	0.55
39:D1:6:THR:O	39:D1:9:VAL:HG23	2.07	0.55

Continued on next page...

Continued from previous page...

Atom-1	Atom-2	Interatomic distance (Å)	Clash overlap (Å)
49:D4:48:ARG:HH12	49:D4:52:THR:HG22	1.71	0.55
24:DA:1062:G:N7	24:DA:1088:A:H2'	2.22	0.55
24:DA:1266:G:O2'	24:DA:2012:G:N1	2.39	0.55
24:DA:2370:G:H2'	24:DA:2371:G:C8	2.41	0.55
24:DA:558:G:P	32:DM:111:PRO:HD2	2.47	0.55
26:DD:43:ARG:CB	26:DD:54:ARG:HB2	2.37	0.55
27:DE:4:ILE:HD13	27:DE:5:LEU:H	1.71	0.55
24:DA:2059:A:O2'	28:DF:69:HIS:HD2	1.89	0.55
33:DN:4:PRO:O	33:DN:5:GLN:HB2	2.06	0.55
33:DN:79:PHE:HD2	38:DR:72:VAL:HG22	1.72	0.55
35:DP:64:ILE:HA	35:DP:106:VAL:CG1	2.33	0.55
38:DR:29:ARG:HH11	38:DR:29:ARG:HB2	1.72	0.55
43:DU:61:ILE:HG23	43:DU:62:GLU:H	1.71	0.55
46:DZ:91:LYS:CG	46:DZ:92:LYS:H	2.15	0.55
1:AA:107:G:H2'	1:AA:108:G:H5'	1.89	0.55
1:AA:501:C:H2'	1:AA:502:G:C8	2.41	0.55
1:AA:676:A:H2'	1:AA:677:U:C6	2.42	0.55
2:AE:88:ALA:HB2	2:AE:219:VAL:HG23	1.89	0.55
3:AF:84:ILE:O	3:AF:88:ARG:N	2.33	0.55
5:AH:80:ILE:HD11	5:AH:138:ALA:HB1	1.89	0.55
11:AN:128:ALA:O	11:AN:129:SER:HB2	2.06	0.55
12:AO:22:SER:O	12:AO:24:VAL:N	2.39	0.55
13:AP:102:ARG:HH11	13:AP:105:THR:HG23	1.70	0.55
19:AV:25:LYS:HD2	19:AV:25:LYS:C	2.27	0.55
19:AV:36:ARG:HG3	19:AV:71:LEU:N	2.21	0.55
29:BG:142:PRO:O	49:B4:31:ILE:HG21	2.06	0.55
53:B8:14:VAL:HG11	53:B8:22:VAL:HG13	1.88	0.55
24:BA:1515:C:H2'	24:BA:1516:U:H6	1.72	0.55
24:BA:1517:G:O2'	24:BA:1518:C:H5'	2.07	0.55
24:BA:1543:A:H1'	24:BA:1545:A:C1'	2.37	0.55
24:BA:1678:G:H22	24:BA:1989:G:H22	1.54	0.55
24:BA:1992:G:O2'	24:BA:1993:U:OP2	2.22	0.55
24:BA:2262:U:O2'	24:BA:2263:C:H5'	2.05	0.55
24:BA:270(I):G:H2'	24:BA:270(J):G:C8	2.42	0.55
24:BA:907:U:O2'	35:BP:101:ARG:NH2	2.33	0.55
29:BG:142:PRO:C	49:B4:31:ILE:HD13	2.27	0.55
29:BG:37:VAL:O	29:BG:94:LEU:HD23	2.06	0.55
30:BH:17:VAL:O	30:BH:18:GLU:HG2	2.07	0.55
30:BH:26:VAL:C	30:BH:31:GLY:HA2	2.27	0.55
30:BH:22:GLY:HA2	30:BH:37:VAL:HB	1.87	0.55
30:BH:7:LEU:HD13	30:BH:69:ARG:HB3	1.89	0.55

Continued on next page...

Continued from previous page...

Atom-1	Atom-2	Interatomic distance (Å)	Clash overlap (Å)
24:BA:2406:U:N3	34:BO:72:PRO:HB2	2.22	0.55
28:BF:34:TRP:CZ3	34:BO:8:PRO:HB3	2.41	0.55
24:BA:958:U:OP2	35:BP:14:ARG:NH1	2.40	0.55
37:BQ:102:ALA:C	37:BQ:104:GLY:N	2.58	0.55
37:BQ:5:THR:OG1	37:BQ:8:GLU:HG2	2.07	0.55
47:BW:32:LEU:O	47:BW:35:LEU:HB2	2.06	0.55
1:CA:1002:G:N3	1:CA:1003:G:C8	2.75	0.55
1:CA:1260:C:O5'	1:CA:1284:C:H4'	2.07	0.55
1:CA:1261:A:H5'	1:CA:1284:C:OP1	2.06	0.55
1:CA:266:G:O2'	1:CA:267:C:OP2	2.24	0.55
1:CA:31:G:H4'	1:CA:32:A:OP1	2.06	0.55
1:CA:508:C:H1'	1:CA:509:A:N7	2.22	0.55
1:CA:918:A:O2'	1:CA:919:A:H5'	2.07	0.55
22:CB:64:G:H2'	22:CB:65:G:H8	1.71	0.55
22:CD:20:U:H3'	22:CD:21:A:C5'	2.33	0.55
8:CK:102:ARG:HH11	8:CK:105:ARG:CZ	2.19	0.55
10:CM:19:SER:O	10:CM:23:ILE:HG13	2.07	0.55
16:CS:21:VAL:O	16:CS:33:ILE:N	2.39	0.55
20:CW:10:LEU:HG	20:CW:12:ALA:H	1.70	0.55
24:DA:1263:U:O2'	50:D5:11:THR:HG23	2.06	0.55
51:D6:42:TRP:CD1	51:D6:42:TRP:N	2.73	0.55
24:DA:1166:C:H2'	24:DA:1167:U:H6	1.72	0.55
24:DA:1205:U:H4'	24:DA:1206:G:OP2	2.06	0.55
24:DA:1360:A:C6	24:DA:1372:U:O4	2.59	0.55
24:DA:1268:A:C2	24:DA:2013:A:C4	2.95	0.55
24:DA:2778:A:H4'	24:DA:2779:U:OP2	2.05	0.55
24:DA:622:G:C2'	24:DA:623:G:H5'	2.37	0.55
25:DB:12:C:O2	45:D3:74:ARG:NH1	2.37	0.55
29:DG:41:GLN:HB3	29:DG:43:LEU:HD13	1.87	0.55
32:DM:109:LYS:N	32:DM:109:LYS:HD2	2.22	0.55
32:DM:44:PRO:HG2	32:DM:45:ASN:H	1.71	0.55
34:DO:2:LYS:O	34:DO:5:ASP:HB2	2.06	0.55
35:DP:21:THR:O	35:DP:22:LYS:O	2.25	0.55
38:DR:123:GLN:O	38:DR:125:ARG:N	2.40	0.55
44:DV:22:GLY:C	44:DV:23:LYS:HD3	2.27	0.55
22:AC:66:C:H2'	22:AC:67:C:H6	1.71	0.55
22:AD:38:A:H2'	22:AD:39:C:H5'	1.89	0.55
2:AE:142:LEU:HA	2:AE:145:LEU:HB2	1.87	0.55
1:AA:933:G:OP2	7:AJ:2:ALA:N	2.40	0.55
5:AH:93:PRO:HG2	8:AK:105:ARG:NE	2.22	0.55
12:AO:6:THR:OG1	12:AO:9:GLN:HG3	2.06	0.55

Continued on next page...

Continued from previous page...

Atom-1	Atom-2	Interatomic distance (Å)	Clash overlap (Å)
40:B2:5:VAL:CG2	40:B2:37:VAL:HG21	2.36	0.55
40:B2:3:ALA:HB3	40:B2:14:VAL:HG23	1.89	0.55
40:B2:97:LYS:O	40:B2:98:GLU:HB2	2.07	0.55
24:BA:1947:C:H2'	24:BA:1948:G:H5''	1.88	0.55
24:BA:2457:U:H2'	24:BA:2458:G:O4'	2.07	0.55
24:BA:2447:G:H3'	24:BA:2500:U:OP2	2.06	0.55
24:BA:752:A:HO2'	24:BA:753:C:P	2.28	0.55
26:BD:27:THR:O	26:BD:28:GLU:CB	2.55	0.55
27:BE:116:VAL:O	27:BE:117:MET:CB	2.53	0.55
30:BH:110:SER:O	30:BH:111:HIS:CB	2.54	0.55
33:BN:3:GLN:CB	33:BN:4:PRO:HD2	2.36	0.55
34:BO:59:LEU:CG	34:BO:60:MET:H	2.20	0.55
35:BP:87:LYS:HE3	45:B3:7:LEU:HD12	1.88	0.55
38:BR:137:LYS:NZ	38:BR:137:LYS:HB3	2.22	0.55
41:BS:107:LEU:N	41:BS:107:LEU:HD22	2.22	0.55
48:BX:8:LEU:HD12	48:BX:30:ARG:O	2.06	0.55
1:CA:1148:U:O5'	1:CA:1148:U:H6	1.89	0.55
1:CA:1089:G:HO2'	1:CA:1170:A:H2	1.54	0.55
1:CA:1223:C:OP1	1:CA:1224:G:H3'	2.07	0.55
1:CA:1533:C:C2'	1:CA:1533:C:O2	2.53	0.55
1:CA:703:G:C2'	1:CA:704:A:OP2	2.55	0.55
1:CA:748:C:H1'	1:CA:749:C:H5	1.71	0.55
22:CB:67:C:H2'	22:CB:68:C:C6	2.42	0.55
6:CI:33:TYR:HE2	6:CI:74:ASP:HB3	1.71	0.55
8:CK:23:SER:HB2	8:CK:61:VAL:O	2.07	0.55
9:CL:45:ALA:O	9:CL:48:GLU:HG2	2.07	0.55
1:CA:1151:A:N3	10:CM:39:PRO:HG3	2.22	0.55
16:CS:43:LYS:HA	16:CS:48:TRP:CB	2.37	0.55
17:CT:84:LEU:C	17:CT:86:GLU:N	2.60	0.55
40:D2:49:THR:CB	40:D2:50:PRO:CD	2.83	0.55
49:D4:51:ASP:OD1	49:D4:51:ASP:O	2.25	0.55
53:D8:30:ARG:O	53:D8:31:HIS:CB	2.54	0.55
24:DA:1056:G:N2	24:DA:1103:A:C8	2.75	0.55
24:DA:1778:U:H2'	24:DA:1784:A:N6	2.22	0.55
24:DA:2555:U:C5	24:DA:2556:C:C6	2.95	0.55
24:DA:2656:U:C5	24:DA:2657:A:N7	2.75	0.55
24:DA:637:A:O2'	24:DA:638:G:OP2	2.19	0.55
27:DE:21:VAL:HG23	27:DE:22:PRO:HD3	1.89	0.55
24:DA:2635:C:H5'	27:DE:77:ILE:HD13	1.89	0.55
37:DQ:36:TYR:HD2	37:DQ:52:SER:CB	2.19	0.55
41:DS:88:ARG:HB3	41:DS:92:ARG:HB3	1.89	0.55

Continued on next page...

Continued from previous page...

Atom-1	Atom-2	Interatomic distance (Å)	Clash overlap (Å)
23:A1:4:A:O2'	23:A1:5:A:P	2.65	0.55
1:AA:1364:U:C2'	1:AA:1365:G:OP1	2.55	0.55
1:AA:1402:C:H2'	1:AA:1403:C:O4'	2.07	0.55
1:AA:1523:G:H2'	1:AA:1524:C:C6	2.41	0.55
1:AA:197:A:H1'	1:AA:198:G:O4'	2.06	0.55
1:AA:715:A:H2'	1:AA:716:A:C8	2.42	0.55
2:AE:21:ARG:HH22	2:AE:38:GLY:HA3	1.69	0.55
3:AF:137:ALA:O	3:AF:141:VAL:HG23	2.07	0.55
1:AA:1056:U:H5'	3:AF:163:ALA:HB2	1.88	0.55
6:AI:37:VAL:HG13	6:AI:65:VAL:HG12	1.89	0.55
7:AJ:28:ASN:OD1	7:AJ:36:LYS:HE3	2.06	0.55
7:AJ:86:GLN:HE22	22:AD:31:G:N2	2.05	0.55
8:AK:10:LEU:HD23	8:AK:10:LEU:N	2.22	0.55
9:AL:128:ARG:HG3	22:AC:32:C:OP2	2.07	0.55
13:AP:20:THR:O	13:AP:22:ILE:N	2.35	0.55
15:AR:81:LEU:HD11	15:AR:85:LEU:CD1	2.36	0.55
15:AR:82:ILE:HD13	15:AR:87:ILE:H	1.72	0.55
17:AT:52:LYS:O	17:AT:55:ASP:OD2	2.25	0.55
17:AT:62:SER:HB2	17:AT:72:ARG:NH1	2.22	0.55
40:B2:49:THR:CB	40:B2:50:PRO:CD	2.84	0.55
51:B6:17:LYS:HB3	51:B6:17:LYS:NZ	2.21	0.55
53:B8:48:PHE:N	53:B8:48:PHE:HD1	2.05	0.55
24:BA:1286:A:C2'	24:BA:1288:U:OP2	2.55	0.55
24:BA:1301:A:H2'	24:BA:1302:A:C3'	2.29	0.55
24:BA:1384:A:H1'	24:BA:1405:U:O4'	2.07	0.55
24:BA:1585:C:O2'	24:BA:1586:A:P	2.65	0.55
24:BA:2142:C:H2'	24:BA:2143:C:C6	2.41	0.55
24:BA:2275:C:O2'	24:BA:2276:G:OP2	2.21	0.55
24:BA:997:G:O2'	24:BA:998:C:H5'	2.07	0.55
26:BD:62:TYR:CE1	26:BD:64:ILE:HA	2.41	0.55
29:BG:63:ILE:HG13	29:BG:64:THR:N	2.21	0.55
30:BH:155:SER:O	30:BH:156:ALA:O	2.25	0.55
30:BH:86:GLU:HG3	30:BH:165:ALA:N	2.22	0.55
31:BK:109:ILE:N	31:BK:109:ILE:CD1	2.69	0.55
34:BO:125:VAL:HG13	34:BO:144:GLU:HB3	1.87	0.55
25:BB:50:G:OP2	37:BQ:62:LYS:HB2	2.07	0.55
37:BQ:73:LEU:O	37:BQ:73:LEU:HD13	2.06	0.55
43:BU:12:THR:CG2	43:BU:13:VAL:N	2.69	0.55
44:BV:157:LEU:CB	44:BV:161:VAL:HG21	2.27	0.55
47:BW:43:GLN:O	47:BW:44:LEU:HG	2.07	0.55
46:BZ:90:ILE:CG2	46:BZ:90:ILE:O	2.54	0.55

Continued on next page...

Continued from previous page...

Atom-1	Atom-2	Interatomic distance (Å)	Clash overlap (Å)
46:BZ:97:LEU:CD1	46:BZ:98:LEU:H	2.20	0.55
1:CA:1073:U:H2'	1:CA:1074:G:H8	1.71	0.55
1:CA:1260:C:P	1:CA:1284:C:H4'	2.47	0.55
1:CA:1294:G:O2'	1:CA:1295:G:H5'	2.07	0.55
1:CA:1298:C:H4'	1:CA:1299:A:C4	2.42	0.55
1:CA:815:A:O2'	1:CA:816:A:P	2.64	0.55
1:CA:828:A:H2'	1:CA:829:G:O4'	2.07	0.55
2:CE:187:LEU:HD22	2:CE:201:ILE:O	2.07	0.55
8:CK:119:LEU:HD12	8:CK:124:ALA:HA	1.88	0.55
9:CL:40:LEU:HD11	9:CL:70:LYS:CG	2.37	0.55
9:CL:70:LYS:O	9:CL:74:ILE:HG13	2.07	0.55
16:CS:28:ARG:NH1	16:CS:28:ARG:HG2	2.22	0.55
1:CA:189:U:C2	17:CT:72:ARG:NH1	2.75	0.55
39:D1:27:LEU:O	39:D1:29:SER:N	2.40	0.55
40:D2:27:ALA:O	40:D2:28:GLU:O	2.24	0.55
52:D7:31:LEU:O	52:D7:32:LYS:C	2.43	0.55
24:DA:1063:G:H1'	24:DA:1077:A:N7	2.22	0.55
24:DA:2653:U:O2'	30:DH:110:SER:HB2	2.07	0.55
24:DA:2657:A:H2'	24:DA:2658:C:C5'	2.36	0.55
24:DA:580:C:O2'	24:DA:581:C:H5'	2.07	0.55
24:DA:888:C:H4'	24:DA:889:C:OP2	2.07	0.55
24:DA:971:C:H2'	24:DA:972:G:H5'	1.89	0.55
25:DB:65:C:O2'	25:DB:66:A:H5'	2.07	0.55
27:DE:54:GLN:N	27:DE:54:GLN:NE2	2.56	0.55
28:DF:28:ILE:O	28:DF:28:ILE:HD12	2.06	0.55
29:DG:83:ARG:HG3	29:DG:86:MET:HE1	1.89	0.55
30:DH:26:VAL:CG1	30:DH:27:LYS:N	2.64	0.55
34:DO:88:LEU:C	34:DO:90:ARG:N	2.60	0.55
37:DQ:107:GLU:N	37:DQ:110:LEU:HD11	2.22	0.55
38:DR:16:ARG:HG2	38:DR:18:ASP:OD1	2.07	0.55
43:DU:95:LYS:HA	43:DU:101:LYS:H	1.72	0.55
43:DU:95:LYS:HD3	43:DU:95:LYS:N	2.23	0.55
44:DV:16:SER:O	44:DV:20:ARG:HB2	2.06	0.55
1:AA:500:G:H2'	1:AA:501:C:C6	2.43	0.54
1:AA:743:U:H2'	1:AA:744:C:C6	2.41	0.54
1:AA:927:G:OP2	1:AA:1503:A:N7	2.41	0.54
2:AE:42:ILE:HG13	2:AE:43:ASP:N	2.22	0.54
2:AE:8:LYS:HG3	2:AE:11:LEU:CD2	2.36	0.54
5:AH:60:TYR:CB	5:AH:64:ARG:HH21	2.14	0.54
12:AO:22:SER:C	12:AO:24:VAL:N	2.58	0.54
12:AO:75:HIS:HD2	12:AO:77:LEU:HB2	1.72	0.54

Continued on next page...

Continued from previous page...

Atom-1	Atom-2	Interatomic distance (Å)	Clash overlap (Å)
20:AW:73:HIS:O	20:AW:76:ALA:HB3	2.07	0.54
24:BA:107:C:H2'	24:BA:108:U:C6	2.42	0.54
24:BA:1429:G:H2'	24:BA:1430:C:C6	2.42	0.54
24:BA:1820:U:C2	26:BD:202:LYS:HD2	2.42	0.54
24:BA:2052:G:O4'	27:BE:142:GLY:HA3	2.07	0.54
24:BA:2614:A:C4'	24:BA:2615:U:OP1	2.53	0.54
24:BA:2759:G:H8	24:BA:2759:G:C5'	2.19	0.54
24:BA:654(S):G:H8	24:BA:654(S):G:O5'	1.88	0.54
25:BB:5:C:O2'	25:BB:6:C:H5'	2.06	0.54
26:BD:130:ALA:C	26:BD:131:LEU:HD12	2.27	0.54
29:BG:101:ILE:HD12	29:BG:102:PHE:N	2.22	0.54
29:BG:175:LEU:O	29:BG:177:GLY:N	2.40	0.54
30:BH:125:VAL:HG12	30:BH:126:PRO:HG3	1.90	0.54
32:BM:131:GLN:NE2	32:BM:132:ALA:HB3	2.22	0.54
34:BO:101:VAL:CG2	34:BO:108:LYS:H	2.16	0.54
34:BO:84:ASN:HA	34:BO:116:GLY:HA3	1.88	0.54
35:BP:26:TYR:C	35:BP:28:ALA:N	2.59	0.54
38:BR:39:ARG:HG3	38:BR:40:THR:N	2.23	0.54
41:BS:75:TYR:CE2	41:BS:104:THR:CB	2.90	0.54
42:BT:28:PHE:CD1	42:BT:28:PHE:N	2.75	0.54
43:BU:94:LYS:HZ1	43:BU:101:LYS:NZ	2.04	0.54
43:BU:17:SER:HB3	43:BU:71:LYS:HB3	1.88	0.54
43:BU:97:ARG:N	43:BU:97:ARG:HD3	2.22	0.54
44:BV:51:ALA:O	44:BV:54:HIS:HB2	2.07	0.54
44:BV:94:GLU:OE1	44:BV:94:GLU:N	2.40	0.54
47:BW:45:SER:O	47:BW:46:GLN:NE2	2.41	0.54
1:CA:1199:U:H4'	10:CM:54:PHE:CE1	2.42	0.54
1:CA:1391:U:H2'	1:CA:1392:G:C8	2.42	0.54
1:CA:411:A:C5	1:CA:413:G:N3	2.75	0.54
1:CA:451:A:H4'	1:CA:452:A:O4'	2.07	0.54
1:CA:50:A:O2'	1:CA:51:A:OP2	2.24	0.54
1:CA:644:G:H2'	1:CA:645:C:C5'	2.37	0.54
2:CE:16:HIS:CE1	2:CE:209:ARG:HH21	2.25	0.54
3:CF:107:GLN:CD	3:CF:107:GLN:N	2.61	0.54
4:CG:31:CYS:O	4:CG:32:ALA:HB3	2.07	0.54
6:CI:92:LYS:NZ	6:CI:92:LYS:HB2	2.22	0.54
6:CI:92:LYS:HB2	6:CI:92:LYS:HZ2	1.72	0.54
8:CK:77:GLU:HG2	8:CK:78:GLN:N	2.22	0.54
13:CP:121:LYS:HE2	13:CP:121:LYS:N	2.22	0.54
13:CP:81:LEU:HB3	13:CP:89:GLY:HA2	1.89	0.54
45:D3:56:ASP:O	45:D3:57:PHE:HB2	2.06	0.54

Continued on next page...

Continued from previous page...

Atom-1	Atom-2	Interatomic distance (Å)	Clash overlap (Å)
51:D6:20:ASN:CG	51:D6:21:TYR:H	2.09	0.54
24:DA:1371:G:O2'	24:DA:1372:U:C5	2.59	0.54
24:DA:1558:A:HO2'	24:DA:1559:G:P	2.30	0.54
24:DA:229:A:O2'	24:DA:230:U:OP2	2.21	0.54
24:DA:2319:G:C4'	24:DA:2320:A:OP1	2.54	0.54
24:DA:2584:U:O2	24:DA:2584:U:H3'	2.07	0.54
24:DA:271(C):U:H2'	24:DA:271(C):U:O2	2.07	0.54
24:DA:2867:G:H2'	24:DA:2868:A:OP2	2.07	0.54
24:DA:411:G:H4'	24:DA:412:A:C5'	2.36	0.54
24:DA:582:G:H2'	24:DA:583:G:H8	1.72	0.54
24:DA:881:G:H3'	24:DA:882:G:C5'	2.33	0.54
26:DD:31:LYS:O	26:DD:35:LYS:O	2.24	0.54
28:DF:32:LEU:HD12	28:DF:36:VAL:HG23	1.89	0.54
29:DG:114:ILE:HD11	29:DG:140:ILE:HD12	1.89	0.54
47:DW:31:GLU:HB2	47:DW:53:LEU:HD11	1.89	0.54
46:DZ:83:GLU:OE1	46:DZ:85:LEU:HD23	2.07	0.54
1:AA:625:G:H4'	16:AS:16:HIS:CD2	2.43	0.54
1:AA:792:A:C4	1:AA:794:A:N6	2.75	0.54
2:AE:163:PHE:HA	2:AE:185:ILE:O	2.07	0.54
3:AF:85:ARG:HA	3:AF:85:ARG:NE	2.22	0.54
7:AJ:41:ARG:HH11	7:AJ:41:ARG:HG3	1.73	0.54
9:AL:56:LEU:N	9:AL:56:LEU:HD23	2.22	0.54
9:AL:78:LYS:NZ	9:AL:78:LYS:HB2	2.22	0.54
11:AN:29:ILE:HG22	11:AN:44:SER:CB	2.35	0.54
12:AO:127:GLU:O	12:AO:129:ALA:N	2.41	0.54
12:AO:46:LYS:CG	12:AO:47:LYS:H	2.19	0.54
17:AT:63:ARG:HG2	17:AT:64:PRO:N	2.22	0.54
39:B1:58:ARG:HG2	39:B1:62:ILE:HD11	1.89	0.54
39:B1:91:ASP:OD2	39:B1:96:ALA:HB2	2.07	0.54
39:B1:98:LEU:CB	39:B1:102:GLU:HB2	2.37	0.54
49:B4:36:CYS:O	49:B4:41:PRO:HG2	2.08	0.54
51:B6:31:PRO:O	51:B6:32:ASN:HB2	2.07	0.54
24:BA:1278:A:H2'	24:BA:1279:G:H8	1.73	0.54
24:BA:1397:U:O2'	24:BA:1398:C:OP1	2.26	0.54
24:BA:1272:A:C2	24:BA:1618:A:C2	2.94	0.54
24:BA:1652:A:H3'	24:BA:1653:G:C8	2.42	0.54
24:BA:189:G:H1	24:BA:205:G:HO2'	1.45	0.54
24:BA:194:G:H2'	24:BA:195:A:H5'	1.90	0.54
24:BA:2061:G:HO2'	24:BA:2062:A:P	2.30	0.54
24:BA:2748:A:O2'	30:BH:66:GLY:HA3	2.07	0.54
24:BA:582:G:H2'	24:BA:583:G:H8	1.72	0.54

Continued on next page...

Continued from previous page...

Atom-1	Atom-2	Interatomic distance (Å)	Clash overlap (Å)
24:BA:834:C:H2'	24:BA:835:A:H8	1.72	0.54
26:BD:153:ALA:O	26:BD:154:LYS:HG3	2.08	0.54
26:BD:35:LYS:NZ	26:BD:64:ILE:O	2.40	0.54
29:BG:112:PRO:O	29:BG:114:ILE:N	2.37	0.54
30:BH:125:VAL:CG1	30:BH:126:PRO:CG	2.85	0.54
32:BM:120:LEU:HD23	32:BM:120:LEU:C	2.26	0.54
37:BQ:53:SER:HA	37:BQ:58:LEU:HD21	1.88	0.54
42:BT:65:ARG:HH11	42:BT:65:ARG:HG3	1.72	0.54
43:BU:36:ALA:HA	43:BU:69:ALA:N	2.22	0.54
48:BX:19:GLN:HE22	48:BX:52:HIS:CE1	2.25	0.54
1:CA:1534:A:N3	1:CA:1535:C:N4	2.53	0.54
1:CA:775:G:O2'	1:CA:776:G:H5'	2.07	0.54
1:CA:825:G:H2'	1:CA:826:C:C6	2.42	0.54
22:CB:49:C:C2	22:CB:60:A:H1'	2.42	0.54
22:CC:75:C:OP1	24:DA:2602:A:OP1	2.24	0.54
22:CD:9:G:N2	22:CD:45:G:N7	2.55	0.54
2:CE:134:GLU:O	2:CE:138:LEU:HD12	2.07	0.54
14:CQ:15:LYS:O	14:CQ:16:PHE:O	2.24	0.54
15:CR:65:ARG:NH1	15:CR:65:ARG:HB2	2.20	0.54
15:CR:77:ARG:HA	15:CR:80:ALA:CB	2.36	0.54
40:D2:52:VAL:O	40:D2:54:GLY:N	2.39	0.54
50:D5:55:ARG:HD3	50:D5:56:LYS:H	1.73	0.54
24:DA:2111:C:C5	24:DA:2145:C:N3	2.76	0.54
24:DA:2287:A:O2'	24:DA:2288:A:H3'	2.07	0.54
24:DA:2531:A:H2'	24:DA:2531:A:N3	2.22	0.54
24:DA:2657:A:N9	24:DA:2665:A:N6	2.55	0.54
24:DA:547:A:H2'	24:DA:548:A:N9	2.22	0.54
24:DA:890:A:O2'	24:DA:892:G:C8	2.60	0.54
30:DH:86:GLU:HG3	30:DH:165:ALA:CB	2.38	0.54
31:DK:110:ASP:CB	31:DK:111:PRO:C	2.76	0.54
31:DK:2:LYS:HA	31:DK:20:ASP:CB	2.36	0.54
24:DA:8:A:H5''	32:DM:51:PHE:HZ	1.73	0.54
33:DN:53:LYS:HD2	33:DN:56:ASP:OD1	2.08	0.54
34:DO:106:LEU:O	34:DO:107:LYS:HD3	2.07	0.54
43:DU:95:LYS:NZ	43:DU:95:LYS:HB2	2.21	0.54
46:DZ:53:VAL:O	46:DZ:54:ALA:C	2.45	0.54
23:A1:19:A:H5'	23:A1:19:A:H8	1.71	0.54
1:AA:961:U:OP2	1:AA:1223:C:H4'	2.06	0.54
1:AA:1222:G:O2'	1:AA:1223:C:H5'	2.07	0.54
1:AA:521:G:O2'	1:AA:522:C:H5'	2.06	0.54
1:AA:820:U:C4'	1:AA:821:G:OP2	2.55	0.54

Continued on next page...

Continued from previous page...

Atom-1	Atom-2	Interatomic distance (Å)	Clash overlap (Å)
1:AA:960:U:C2'	1:AA:961:U:OP2	2.56	0.54
2:AE:130:ARG:HG2	2:AE:130:ARG:HH11	1.72	0.54
4:AG:13:ARG:HD2	4:AG:38:TYR:O	2.08	0.54
11:AN:15:ALA:O	11:AN:16:SER:CB	2.55	0.54
12:AO:124:LYS:HG3	12:AO:125:PRO:N	2.22	0.54
15:AR:10:LYS:HE3	15:AR:10:LYS:O	2.06	0.54
45:B3:37:LEU:N	45:B3:59:LEU:O	2.27	0.54
19:AV:67:VAL:HG23	49:B4:60:GLN:HE22	1.71	0.54
50:B5:45:VAL:CG1	50:B5:56:LYS:HG3	2.37	0.54
24:BA:1299:G:H5''	24:BA:1300:U:OP1	2.07	0.54
24:BA:2291:U:H2'	24:BA:2292:C:C6	2.43	0.54
24:BA:2522:U:O2'	24:BA:2647:U:H5''	2.07	0.54
24:BA:603:A:H1'	24:BA:604:G:O4'	2.08	0.54
24:BA:680:G:H2'	24:BA:681:G:C8	2.42	0.54
24:BA:858:U:HO2'	24:BA:2268:A:H2'	1.71	0.54
24:BA:859:G:HO2'	24:BA:860:U:P	2.30	0.54
25:BB:95:U:C6	25:BB:95:U:H3'	2.42	0.54
26:BD:166:GLN:CA	26:BD:166:GLN:HE21	2.18	0.54
27:BE:8:LYS:HG2	27:BE:192:ASN:HA	1.89	0.54
27:BE:76:ARG:HG2	27:BE:195:LEU:HD22	1.89	0.54
28:BF:182:ASN:HD21	28:BF:185:ASP:CG	2.11	0.54
29:BG:76:SER:C	29:BG:77:ILE:HD12	2.28	0.54
34:BO:112:LEU:O	34:BO:112:LEU:HD13	2.07	0.54
35:BP:141:GLN:CB	44:BV:73:GLN:HG2	2.38	0.54
35:BP:62:GLY:HA2	35:BP:107:ALA:O	2.07	0.54
37:BQ:24:LEU:N	37:BQ:24:LEU:HD22	2.22	0.54
24:BA:2296:U:OP2	37:BQ:9:ARG:NH1	2.40	0.54
48:BX:24:LYS:HE3	48:BX:24:LYS:CA	2.35	0.54
1:CA:1251:A:H2'	1:CA:1252:A:C8	2.42	0.54
1:CA:1237:C:C4'	1:CA:1334:G:N2	2.70	0.54
1:CA:342:C:O2'	1:CA:343:U:H5'	2.07	0.54
1:CA:595:G:H5''	1:CA:596:C:OP1	2.06	0.54
1:CA:69:G:C2	1:CA:73:G:C8	2.95	0.54
22:CB:21:U:H3'	22:CB:22:A:H5'	1.89	0.54
3:CF:43:LEU:O	3:CF:47:LEU:HB3	2.07	0.54
4:CG:19:LEU:N	4:CG:19:LEU:HD23	2.23	0.54
4:CG:94:LEU:H	4:CG:94:LEU:CD1	2.08	0.54
9:CL:9:ARG:HB2	9:CL:14:VAL:HG22	1.88	0.54
19:CV:68:GLY:O	49:D4:68:ARG:HG2	2.07	0.54
24:DA:1287:A:N7	36:D0:107:ASP:HB2	2.22	0.54
36:D0:12:ARG:HG3	36:D0:12:ARG:HH11	1.71	0.54

Continued on next page...

Continued from previous page...

Atom-1	Atom-2	Interatomic distance (Å)	Clash overlap (Å)
36:D0:28:LEU:HD13	36:D0:28:LEU:O	2.08	0.54
32:DM:42:TRP:CD1	39:D1:63:VAL:HG11	2.42	0.54
24:DA:1060:U:O2'	24:DA:1062:G:H5'	2.08	0.54
24:DA:1443:G:N2	24:DA:1549:C:C2	2.75	0.54
24:DA:2210:G:H5'	24:DA:2211:G:OP2	2.06	0.54
24:DA:2788:C:O2'	24:DA:2809:A:N3	2.34	0.54
24:DA:718:A:H2'	24:DA:719:C:H5'	1.89	0.54
26:DD:118:VAL:HG22	26:DD:119:ALA:H	1.72	0.54
26:DD:263:ARG:HB2	26:DD:263:ARG:HH11	1.67	0.54
31:DK:94:ALA:HB1	31:DK:111:PRO:HB2	1.89	0.54
34:DO:114:ILE:HD11	34:DO:130:PHE:HE1	1.70	0.54
34:DO:65:ARG:HH21	53:D8:15:LYS:HB2	1.72	0.54
37:DQ:13:ARG:O	37:DQ:13:ARG:HD2	2.06	0.54
38:DR:6:LEU:O	38:DR:7:ILE:C	2.44	0.54
38:DR:98:LYS:HB3	38:DR:100:TYR:CE1	2.43	0.54
41:DS:80:PRO:O	41:DS:100:THR:CG2	2.55	0.54
42:DT:65:ARG:H	42:DT:65:ARG:HD3	1.70	0.54
43:DU:2:ARG:NH1	43:DU:2:ARG:HG2	2.22	0.54
43:DU:97:ARG:NH2	43:DU:98:VAL:CB	2.65	0.54
46:DZ:92:LYS:O	46:DZ:94:LEU:N	2.41	0.54
1:AA:284:G:H2'	1:AA:285:G:H8	1.71	0.54
1:AA:57:G:H2'	1:AA:58:C:H6	1.71	0.54
1:AA:687:A:H4'	1:AA:688:G:O5'	2.07	0.54
1:AA:842:C:C4'	1:AA:843:U:OP1	2.51	0.54
1:AA:998:G:H2'	1:AA:998(A):C:C6	2.43	0.54
2:AE:98:LEU:O	2:AE:101:MET:HG2	2.08	0.54
3:AF:118:GLN:O	3:AF:122:GLU:HG3	2.08	0.54
3:AF:16:ARG:H	3:AF:16:ARG:HH11	1.55	0.54
7:AJ:79:ARG:HG2	7:AJ:80:VAL:N	2.23	0.54
8:AK:84:ARG:CG	8:AK:84:ARG:HH11	2.20	0.54
24:BA:2839:G:H5'	36:B0:46:GLY:HA2	1.89	0.54
24:BA:1011:G:OP2	39:B1:70:ARG:NH2	2.40	0.54
40:B2:6:LYS:HB2	40:B2:11:GLN:HG2	1.88	0.54
49:B4:20:ASN:C	49:B4:21:VAL:HG22	2.28	0.54
51:B6:52:VAL:HG13	51:B6:53:LYS:N	2.21	0.54
52:B7:28:ARG:HH11	52:B7:28:ARG:CG	2.19	0.54
24:BA:1171:G:H1'	24:BA:1173:G:C5'	2.37	0.54
24:BA:1277:G:O2'	36:B0:24:GLN:HG2	2.07	0.54
24:BA:2418:A:H2'	24:BA:2419:U:C6	2.43	0.54
24:BA:654(C):G:H2'	24:BA:654(C):G:N3	2.22	0.54
24:BA:654(V):A:O2'	24:BA:655:A:H5'	2.08	0.54

Continued on next page...

Continued from previous page...

Atom-1	Atom-2	Interatomic distance (Å)	Clash overlap (Å)
31:BK:2:LYS:HA	31:BK:20:ASP:CA	2.33	0.54
32:BM:98:VAL:HG23	32:BM:99:LEU:N	2.22	0.54
34:BO:97:PRO:C	34:BO:99:LEU:H	2.09	0.54
41:BS:38:TYR:O	50:B5:28:PRO:HB3	2.07	0.54
42:BT:65:ARG:NH1	42:BT:65:ARG:HG3	2.23	0.54
43:BU:67:LEU:HD11	43:BU:71:LYS:HE2	1.90	0.54
47:BW:10:LEU:C	47:BW:12:GLU:H	2.09	0.54
1:CA:453:A:H62	1:CA:479:C:H42	1.55	0.54
1:CA:31:G:N2	1:CA:47:C:H5''	2.22	0.54
1:CA:50:A:O2'	1:CA:52:G:H8	1.90	0.54
1:CA:707:C:H2'	1:CA:708:C:C6	2.43	0.54
1:CA:826:C:H2'	1:CA:827:U:O2	2.06	0.54
2:CE:170:GLU:HA	2:CE:172:ILE:HD12	1.90	0.54
7:CJ:46:ALA:HB2	7:CJ:117:ALA:HB1	1.88	0.54
8:CK:51:VAL:HG11	8:CK:60:ARG:CG	2.37	0.54
8:CK:97:VAL:CG1	8:CK:98:LYS:N	2.70	0.54
9:CL:66:ARG:NH1	9:CL:66:ARG:HG2	2.22	0.54
10:CM:32:ALA:O	10:CM:33:GLN:O	2.25	0.54
11:CN:24:SER:HB3	11:CN:27:ASN:O	2.08	0.54
14:CQ:13:THR:N	14:CQ:14:PRO:HD2	2.22	0.54
19:CV:15:LEU:H	19:CV:15:LEU:CD2	2.21	0.54
39:D1:58:ARG:NH1	39:D1:93:LYS:HE2	2.22	0.54
52:D7:18:PHE:CD2	52:D7:18:PHE:C	2.81	0.54
24:DA:1095:A:N3	24:DA:1095:A:H2'	2.22	0.54
24:DA:1142(A):A:C8	24:DA:1144:G:N7	2.75	0.54
24:DA:596:G:H2'	24:DA:597:U:O4'	2.07	0.54
24:DA:612:G:C2	24:DA:613:U:O2	2.60	0.54
26:DD:124:PRO:HB2	26:DD:126:GLN:NE2	2.22	0.54
26:DD:155:LEU:HD23	26:DD:177:LEU:CD2	2.36	0.54
28:DF:127:GLU:O	28:DF:129:PHE:N	2.39	0.54
31:DK:64:GLU:O	31:DK:67:ARG:HB3	2.08	0.54
33:DN:1:MET:HE3	33:DN:67:LYS:HE2	1.88	0.54
44:DV:5:LEU:O	44:DV:6:LYS:CB	2.56	0.54
48:DX:2:PRO:O	48:DX:3:ARG:O	2.25	0.54
1:AA:135:C:H2'	1:AA:136:C:H5'	1.89	0.54
1:AA:792:A:O2'	1:AA:793:U:OP2	2.25	0.54
1:AA:817:C:H4'	1:AA:818:G:O5'	2.08	0.54
1:AA:848:C:O2'	1:AA:849:C:H5'	2.08	0.54
3:AF:157:ILE:C	3:AF:159:GLY:N	2.61	0.54
4:AG:165:MET:HE3	4:AG:168:ARG:HB2	1.88	0.54
13:AP:7:VAL:HG23	13:AP:8:GLU:N	2.21	0.54

Continued on next page...

Continued from previous page...

Atom-1	Atom-2	Interatomic distance (Å)	Clash overlap (Å)
16:AS:17:TYR:N	16:AS:17:TYR:CD1	2.73	0.54
19:AV:64:GLU:C	19:AV:66:MET:N	2.60	0.54
36:B0:71:GLN:HE21	36:B0:71:GLN:N	2.05	0.54
24:BA:2354:G:O2'	45:B3:36:ILE:HD12	2.08	0.54
24:BA:1088:A:H4'	24:BA:1089:G:H8	1.69	0.54
24:BA:1142(A):A:C5	24:BA:1144:G:C5	2.95	0.54
24:BA:811:U:O2	24:BA:1250:G:H3'	2.06	0.54
24:BA:1428:C:C5	24:BA:1569:A:H5''	2.42	0.54
22:AD:76:A:O2'	24:BA:2394:C:N3	2.30	0.54
24:BA:2461:C:H2'	24:BA:2462:U:C6	2.41	0.54
24:BA:2712:U:O2'	24:BA:2712(A):A:C8	2.59	0.54
24:BA:2870:C:H2'	24:BA:2871:C:C5'	2.38	0.54
24:BA:919:G:H2'	24:BA:920:G:H8	1.72	0.54
24:BA:924:C:H2'	24:BA:925:C:C6	2.43	0.54
27:BE:8:LYS:HE3	27:BE:188:VAL:O	2.08	0.54
27:BE:50:GLY:HA2	27:BE:78:LEU:HB3	1.89	0.54
28:BF:110:LEU:HD23	28:BF:110:LEU:C	2.28	0.54
28:BF:89:VAL:O	28:BF:91:GLY:N	2.36	0.54
30:BH:147:ASN:N	30:BH:147:ASN:HD22	2.04	0.54
42:BT:12:VAL:HG22	42:BT:17:ALA:HB2	1.89	0.54
42:BT:8:ILE:HD12	42:BT:8:ILE:N	2.14	0.54
44:BV:105:VAL:CG1	44:BV:140:ASP:N	2.70	0.54
44:BV:34:ASN:H	44:BV:34:ASN:HD22	1.55	0.54
47:BW:4:SER:CB	47:BW:5:GLU:OE2	2.55	0.54
1:CA:1347:G:C2'	1:CA:1348:U:OP2	2.55	0.54
1:CA:148:G:H2'	1:CA:149:A:H8	1.71	0.54
1:CA:162:A:N7	1:CA:163:C:H1'	2.23	0.54
1:CA:792:A:O2'	1:CA:794:A:N7	2.40	0.54
1:CA:842:C:H5'	1:CA:843:U:OP1	2.08	0.54
1:CA:956:U:H2'	1:CA:957:U:H5'	1.89	0.54
4:CG:11:LEU:O	4:CG:12:CYS:C	2.46	0.54
4:CG:153:ARG:NH1	4:CG:181:MET:CG	2.71	0.54
7:CJ:137:LYS:O	7:CJ:141:VAL:HG23	2.08	0.54
8:CK:101:PRO:HG2	8:CK:133:LEU:HD11	1.89	0.54
11:CN:91:ARG:NH2	18:CU:88:LYS:HZ1	2.06	0.54
12:CO:6:THR:OG1	12:CO:9:GLN:HG3	2.08	0.54
16:CS:3:LYS:O	16:CS:21:VAL:HA	2.08	0.54
39:D1:95:LEU:HD12	40:D2:11:GLN:HE21	1.72	0.54
45:D3:49:LYS:O	45:D3:50:ASN:HB2	2.07	0.54
49:D4:47:GLN:O	49:D4:48:ARG:HB2	2.07	0.54
24:DA:1505:C:H3'	24:DA:1506:C:H6	1.73	0.54

Continued on next page...

Continued from previous page...

Atom-1	Atom-2	Interatomic distance (Å)	Clash overlap (Å)
24:DA:2063:C:H2'	24:DA:2064:C:H6	1.73	0.54
24:DA:2304:G:N2	29:DG:156:ASP:OD2	2.39	0.54
24:DA:2572:A:C8	27:DE:144:ARG:NE	2.75	0.54
24:DA:2672:G:C3'	24:DA:2673:G:H5''	2.38	0.54
24:DA:270(Z):U:O2'	24:DA:271(A):C:OP2	2.25	0.54
24:DA:26:G:C6	24:DA:27:G:C2	2.94	0.54
24:DA:27:G:N2	24:DA:512:G:C2'	2.67	0.54
24:DA:2807:G:O6	24:DA:2893:G:O6	2.25	0.54
24:DA:2873:A:H4'	24:DA:2874:C:OP1	2.07	0.54
25:DB:95:U:H2'	25:DB:96:G:C8	2.42	0.54
27:DE:176:ILE:HG22	27:DE:179:GLU:H	1.72	0.54
28:DF:129:PHE:O	28:DF:130:ALA:CB	2.55	0.54
28:DF:62:ARG:NH1	28:DF:62:ARG:HB3	2.22	0.54
29:DG:3:LEU:HD12	29:DG:4:ASP:N	2.19	0.54
30:DH:126:PRO:HD2	30:DH:127:GLU:H	1.72	0.54
30:DH:8:PRO:O	30:DH:9:ILE:HG23	2.08	0.54
34:DO:140:ALA:O	34:DO:141:ALA:HB2	2.08	0.54
44:DV:124:ILE:O	44:DV:126:VAL:HG13	2.07	0.54
44:DV:139:VAL:HA	44:DV:156:LYS:HE2	1.90	0.54
1:AA:1004:A:H2'	1:AA:1025:U:C4	2.41	0.54
1:AA:432:A:H2'	1:AA:433:C:O4'	2.07	0.54
2:AE:22:LYS:O	2:AE:24:TRP:N	2.41	0.54
6:AI:55:ASP:HB3	6:AI:86:ARG:HH12	1.72	0.54
8:AK:6:ILE:H	8:AK:6:ILE:CD1	2.19	0.54
9:AL:85:LEU:HD12	9:AL:86:VAL:N	2.23	0.54
12:AO:111:LYS:N	12:AO:111:LYS:HD2	2.22	0.54
16:AS:14:ASN:N	16:AS:15:PRO:HD3	2.22	0.54
1:AA:1318:A:O3'	19:AV:10:PHE:HE2	1.91	0.54
24:BA:1043:C:N3	24:BA:1112:G:N2	2.53	0.54
24:BA:1310:G:OP2	52:B7:9:ARG:CZ	2.55	0.54
24:BA:1316:U:H2'	24:BA:1317:A:H8	1.73	0.54
24:BA:1558:A:H4'	24:BA:1559:G:O5'	2.08	0.54
24:BA:1955:U:O2'	24:BA:1956:U:H5'	2.08	0.54
24:BA:2305:A:H2'	24:BA:2306:C:H5''	1.90	0.54
24:BA:370:G:H4'	24:BA:371:A:OP2	2.08	0.54
25:BB:72:G:N2	25:BB:103:U:C5	2.76	0.54
29:BG:13:GLU:O	29:BG:14:GLU:CB	2.55	0.54
29:BG:9:ARG:O	29:BG:13:GLU:HG2	2.07	0.54
30:BH:22:GLY:CA	30:BH:37:VAL:HB	2.37	0.54
31:BK:3:VAL:CG1	31:BK:38:LEU:HA	2.33	0.54
31:BK:71:ILE:HG23	31:BK:71:ILE:O	2.06	0.54

Continued on next page...

Continued from previous page...

Atom-1	Atom-2	Interatomic distance (Å)	Clash overlap (Å)
35:BP:64:ILE:HG12	35:BP:64:ILE:O	2.07	0.54
44:BV:135:GLU:O	44:BV:136:PHE:O	2.25	0.54
1:CA:318:G:H2'	1:CA:319:G:H8	1.73	0.54
1:CA:321:A:H62	1:CA:328:C:HO2'	1.55	0.54
1:CA:650:G:O2'	1:CA:651:C:H5'	2.08	0.54
1:CA:64:G:H4'	1:CA:65:U:H5'	1.88	0.54
2:CE:83:MET:O	2:CE:85:ALA:N	2.41	0.54
3:CF:195:VAL:CG1	3:CF:196:LEU:N	2.71	0.54
3:CF:92:ALA:HB2	3:CF:99:VAL:CG1	2.37	0.54
39:D1:86:ALA:HB1	39:D1:88:ILE:HD11	1.90	0.54
50:D5:44:THR:O	50:D5:46:CYS:N	2.41	0.54
53:D8:32:LEU:O	53:D8:36:LYS:HE3	2.07	0.54
24:DA:2298:A:H2'	24:DA:2299:G:O4'	2.07	0.54
24:DA:540:G:H5'	24:DA:541:C:OP2	2.08	0.54
26:DD:158:ALA:HB3	26:DD:161:THR:HG21	1.90	0.54
26:DD:25:THR:O	26:DD:25:THR:HG23	2.07	0.54
27:DE:14:ILE:HG23	27:DE:15:PHE:N	2.23	0.54
29:DG:81:LYS:O	29:DG:82:LEU:CB	2.56	0.54
30:DH:153:LYS:HA	30:DH:153:LYS:CE	2.38	0.54
43:DU:47:LYS:O	43:DU:49:VAL:HG23	2.08	0.54
46:DZ:53:VAL:HG12	46:DZ:54:ALA:N	2.21	0.54
1:AA:1118:C:N4	1:AA:1156:G:N2	2.56	0.54
1:AA:1139:G:H5'	1:AA:1140:C:OP1	2.07	0.54
1:AA:1219:U:O2'	19:AV:34:TRP:HB3	2.07	0.54
1:AA:919:A:O2'	1:AA:920:U:H5'	2.08	0.54
2:AE:107:THR:HG23	2:AE:110:GLN:OE1	2.08	0.54
4:AG:31:CYS:O	4:AG:32:ALA:O	2.25	0.54
1:AA:9:G:H5'	5:AH:122:GLU:OE2	2.08	0.54
7:AJ:102:ARG:O	7:AJ:106:GLN:HG3	2.07	0.54
7:AJ:155:ARG:HH11	7:AJ:155:ARG:CG	2.20	0.54
7:AJ:69:VAL:HG12	7:AJ:69:VAL:O	2.08	0.54
8:AK:97:VAL:HA	8:AK:100:ILE:HD11	1.90	0.54
12:AO:62:SER:HB2	12:AO:64:TYR:CE1	2.43	0.54
13:AP:92:HIS:CE1	13:AP:98:VAL:HG21	2.43	0.54
19:AV:49:ILE:O	19:AV:60:VAL:HG13	2.08	0.54
20:AW:53:LEU:HB3	20:AW:102:GLY:HA3	1.88	0.54
21:AX:8:THR:HG22	21:AX:9:ARG:N	2.22	0.54
39:B1:92:ARG:NH1	40:B2:11:GLN:HB2	2.22	0.54
49:B4:20:ASN:O	49:B4:21:VAL:HG22	2.07	0.54
51:B6:45:LYS:HG3	51:B6:46:HIS:N	2.22	0.54
24:BA:1460:A:H5''	24:BA:1461:G:OP2	2.08	0.54

Continued on next page...

Continued from previous page...

Atom-1	Atom-2	Interatomic distance (Å)	Clash overlap (Å)
24:BA:1899:G:N2	24:BA:1902:C:C4	2.75	0.54
24:BA:2051:A:N6	24:BA:2614:A:H2'	2.16	0.54
24:BA:226:G:H1'	24:BA:228:A:N6	2.23	0.54
24:BA:247:G:H4'	24:BA:386:G:C5	2.43	0.54
24:BA:2534:A:H5'	24:BA:2534:A:C8	2.38	0.54
24:BA:270(R):G:H2'	24:BA:270(S):G:C8	2.42	0.54
24:BA:558:G:O2'	24:BA:559:G:H5'	2.08	0.54
25:BB:30:C:H4'	25:BB:58:A:H2	1.73	0.54
28:BF:63:LYS:HE3	28:BF:75:HIS:O	2.08	0.54
29:BG:114:ILE:HG22	29:BG:117:PHE:HB2	1.88	0.54
29:BG:34:LEU:HD13	29:BG:99:MET:HE1	1.90	0.54
30:BH:151:ILE:C	30:BH:152:ARG:HG2	2.27	0.54
34:BO:56:SER:O	34:BO:57:THR:CG2	2.55	0.54
35:BP:104:PHE:N	35:BP:104:PHE:HD1	2.04	0.54
35:BP:21:THR:HG22	35:BP:99:PRO:O	2.07	0.54
37:BQ:42:ASP:O	37:BQ:43:GLU:HB2	2.08	0.54
42:BT:35:THR:O	42:BT:39:ILE:HG13	2.08	0.54
1:CA:1175:G:H2'	1:CA:1176:A:C8	2.43	0.54
1:CA:1333:A:H2'	1:CA:1334:G:O4'	2.08	0.54
1:CA:15:G:H4'	5:CH:24:ARG:HH12	1.71	0.54
1:CA:697:U:H2'	1:CA:698:G:H5'	1.89	0.54
1:CA:872:A:C4	1:CA:874:G:N7	2.76	0.54
3:CF:109:PRO:O	3:CF:115:LEU:HD12	2.08	0.54
7:CJ:13:GLN:O	7:CJ:24:THR:HG21	2.08	0.54
7:CJ:50:ILE:O	7:CJ:50:ILE:HG22	2.07	0.54
1:CA:538:G:OP1	12:CO:113:ARG:HD2	2.07	0.54
10:CM:61:GLU:HG3	14:CQ:58:LYS:HE2	1.90	0.54
18:CU:51:LEU:HD22	18:CU:55:ARG:HD2	1.89	0.54
24:DA:1279:G:C4'	36:D0:31:HIS:HD2	2.17	0.54
49:D4:65:ASP:O	49:D4:66:SER:HB3	2.07	0.54
51:D6:17:LYS:O	51:D6:18:ARG:HB2	2.08	0.54
24:DA:1019:U:O2'	24:DA:1021:A:C2	2.60	0.54
24:DA:1483:G:H2'	24:DA:1484:G:H8	1.72	0.54
24:DA:2126:A:O2'	24:DA:2127:G:P	2.65	0.54
24:DA:2198:A:HO2'	24:DA:2199:A:P	2.31	0.54
24:DA:2314:C:H2'	24:DA:2315:G:H8	1.71	0.54
24:DA:2646:C:OP2	24:DA:2646:C:H6	1.91	0.54
24:DA:593:G:H2'	24:DA:594:U:C6	2.43	0.54
26:DD:206:LEU:O	26:DD:211:ARG:NH1	2.38	0.54
26:DD:80:ALA:HB3	26:DD:94:LEU:HD13	1.88	0.54
31:DK:57:ARG:CZ	31:DK:57:ARG:HB2	2.36	0.54

Continued on next page...

Continued from previous page...

Atom-1	Atom-2	Interatomic distance (Å)	Clash overlap (Å)
34:DO:124:LYS:HA	34:DO:143:GLY:O	2.08	0.54
34:DO:24:GLY:O	34:DO:25:SER:HB3	2.06	0.54
35:DP:39:PRO:HB3	35:DP:99:PRO:HD3	1.89	0.54
44:DV:7:ALA:O	44:DV:8:TYR:CD2	2.61	0.54
1:AA:1327:C:H2'	1:AA:1328:C:H6	1.72	0.54
1:AA:1347:G:O2'	1:AA:1348:U:P	2.66	0.54
1:AA:1374:A:H2'	1:AA:1375:A:H5'	1.89	0.54
1:AA:754:C:C3'	1:AA:754:C:O2	2.56	0.54
1:AA:713:G:N2	1:AA:777:A:H4'	2.22	0.54
1:AA:783:C:N4	1:AA:800:G:N2	2.55	0.54
2:AE:12:GLU:C	2:AE:14:GLY:N	2.62	0.54
2:AE:55:PHE:HE1	2:AE:218:ALA:HA	1.72	0.54
3:AF:15:THR:HG23	3:AF:16:ARG:NH1	2.23	0.54
5:AH:51:VAL:CG2	5:AH:52:PRO:HD3	2.34	0.54
7:AJ:47:CYS:HB3	7:AJ:58:PRO:HG3	1.90	0.54
15:AR:54:ARG:HG2	15:AR:58:MET:CE	2.37	0.54
19:AV:49:ILE:O	19:AV:60:VAL:HG22	2.08	0.54
19:AV:42:PRO:HG2	49:B4:63:TYR:CE2	2.42	0.54
24:BA:1047:G:H1'	24:BA:1111:A:N1	2.23	0.54
24:BA:2314:C:H2'	24:BA:2315:G:H8	1.72	0.54
24:BA:2656:U:C5	24:BA:2657:A:N7	2.76	0.54
24:BA:2770:G:H5''	24:BA:2771:C:OP2	2.07	0.54
24:BA:2777:G:H4'	24:BA:2778:A:C5'	2.38	0.54
24:BA:2808:U:H2'	24:BA:2809:A:C5'	2.38	0.54
24:BA:289:A:H2'	24:BA:289:A:N3	2.22	0.54
24:BA:481:G:H2'	24:BA:507:A:N1	2.23	0.54
24:BA:71:A:O2'	24:BA:72:U:OP2	2.26	0.54
28:BF:117:ARG:HD3	28:BF:120:GLU:OE1	2.08	0.54
24:BA:1246:A:O2'	28:BF:45:ARG:NH2	2.40	0.54
31:BK:38:LEU:HD12	31:BK:38:LEU:N	2.19	0.54
37:BQ:100:ALA:HA	37:BQ:103:GLU:HG3	1.89	0.54
38:BR:105:LEU:HD22	38:BR:109:GLU:HG3	1.90	0.54
44:BV:26:GLY:HA2	44:BV:85:HIS:CE1	2.42	0.54
47:BW:15:LYS:HE3	47:BW:67:LYS:CE	2.37	0.54
48:BX:8:LEU:CD1	48:BX:31:LEU:HD12	2.38	0.54
1:CA:1015:A:H2'	1:CA:1016:A:O4'	2.07	0.54
1:CA:1094:G:C2'	1:CA:1095:U:OP2	2.56	0.54
1:CA:1151:A:H2'	1:CA:1152:A:C8	2.42	0.54
1:CA:186(C):G:H2'	1:CA:186(D):C:C6	2.43	0.54
1:CA:280:C:H4'	1:CA:281:G:OP2	2.08	0.54
1:CA:447:G:H2'	1:CA:485:G:N2	2.23	0.54

Continued on next page...

Continued from previous page...

Atom-1	Atom-2	Interatomic distance (Å)	Clash overlap (Å)
1:CA:651:C:H2'	1:CA:652:U:C6	2.43	0.54
2:CE:37:ASN:N	2:CE:37:ASN:ND2	2.52	0.54
5:CH:101:ILE:HG12	5:CH:101:ILE:O	2.08	0.54
7:CJ:102:ARG:O	7:CJ:106:GLN:HG3	2.08	0.54
1:CA:1349:A:OP2	9:CL:118:LYS:NZ	2.39	0.54
1:CA:1148:U:OP1	9:CL:7:THR:HG21	2.08	0.54
3:CF:37:GLN:HE22	14:CQ:47:LEU:HD22	1.73	0.54
24:DA:1061:U:C5'	24:DA:1070:A:H1'	2.38	0.54
24:DA:1066:U:O2	24:DA:1066:U:H2'	2.06	0.54
24:DA:1203:G:H5'	34:DO:3:LEU:HD12	1.90	0.54
24:DA:1795:C:O2	26:DD:255:LYS:HE2	2.06	0.54
24:DA:2131:G:C5'	24:DA:2132:U:H4'	2.38	0.54
24:DA:2317:C:O2'	24:DA:2318:G:H5'	2.08	0.54
24:DA:270(F):U:H2'	24:DA:270(G):C:C6	2.43	0.54
24:DA:623:G:H2'	24:DA:624:C:H6	1.73	0.54
24:DA:888:C:H5'	24:DA:889:C:O5'	2.08	0.54
25:DB:12:C:C4'	25:DB:13:A:OP1	2.55	0.54
26:DD:183:ARG:HG2	26:DD:183:ARG:NH1	2.11	0.54
26:DD:211:ARG:HD2	26:DD:214:TRP:CZ3	2.43	0.54
27:DE:134:ILE:HD12	27:DE:134:ILE:C	2.28	0.54
24:DA:2052:G:H4'	27:DE:143:ASN:O	2.08	0.54
28:DF:53:THR:C	28:DF:55:GLY:H	2.11	0.54
25:DB:33:G:H5'	29:DG:2:PRO:HG3	1.89	0.54
29:DG:7:LEU:HD12	29:DG:104:GLU:HA	1.88	0.54
32:DM:7:LYS:HD3	32:DM:9:VAL:CA	2.38	0.54
33:DN:49:ARG:HB3	33:DN:49:ARG:NH1	2.23	0.54
34:DO:92:GLU:HA	34:DO:123:LEU:CD2	2.38	0.54
25:DB:116:G:H4'	37:DQ:54:LEU:HD13	1.89	0.54
42:DT:41:ASN:N	42:DT:41:ASN:ND2	2.56	0.54
44:DV:136:PHE:HD1	44:DV:137:ILE:N	2.05	0.54
1:AA:1313:U:OP2	19:AV:6:LYS:HE3	2.08	0.54
1:AA:1381:U:H1'	7:AJ:79:ARG:NH1	2.23	0.54
1:AA:191:G:O2'	1:AA:192:U:H5'	2.08	0.54
1:AA:713:G:N2	1:AA:777:A:C4'	2.66	0.54
1:AA:986:A:H1'	19:AV:54:GLY:O	2.07	0.54
2:AE:164:VAL:HG12	2:AE:165:VAL:H	1.72	0.54
2:AE:196:LEU:HD13	2:AE:197:VAL:HG23	1.90	0.54
7:AJ:138:LYS:HE2	7:AJ:142:GLU:OE1	2.08	0.54
7:AJ:35:LYS:HB3	7:AJ:38:LEU:HD13	1.89	0.54
13:AP:12:ASN:O	13:AP:13:LYS:HB2	2.08	0.54
39:B1:92:ARG:O	39:B1:93:LYS:C	2.46	0.54

Continued on next page...

Continued from previous page...

Atom-1	Atom-2	Interatomic distance (Å)	Clash overlap (Å)
40:B2:76:LYS:HD2	40:B2:80:GLN:O	2.08	0.54
24:BA:1324:G:N2	24:BA:1331:A:C4	2.76	0.54
24:BA:1418:G:O5'	24:BA:1418:G:H8	1.90	0.54
24:BA:2145:C:C5	24:BA:2147:G:N2	2.76	0.54
24:BA:403:U:O2'	24:BA:404:C:P	2.66	0.54
24:BA:72:U:H1'	47:BW:58:ALA:CB	2.38	0.54
26:BD:267:SER:O	26:BD:269:PHE:N	2.41	0.54
27:BE:16:ARG:O	27:BE:17:ASP:HB2	2.06	0.54
27:BE:4:ILE:HD11	27:BE:96:PHE:CE2	2.40	0.54
31:BK:29:TYR:HE1	31:BK:33:ARG:NE	2.06	0.54
31:BK:97:ILE:O	31:BK:100:ALA:HB3	2.08	0.54
24:BA:2250:G:C5	35:BP:82:ARG:CD	2.86	0.54
41:BS:1:MET:HG3	41:BS:2:GLU:N	2.22	0.54
41:BS:92:ARG:HG2	41:BS:92:ARG:HH11	1.73	0.54
47:BW:41:ILE:CD1	47:BW:44:LEU:HD12	2.38	0.54
1:CA:414:A:H2'	1:CA:415:A:O4'	2.07	0.54
1:CA:671:G:O2'	1:CA:672:U:H5'	2.07	0.54
2:CE:102:LEU:HB3	2:CE:180:LEU:HD12	1.90	0.54
7:CJ:12:LEU:HD22	7:CJ:12:LEU:N	2.23	0.54
1:CA:975:A:H62	10:CM:60:ARG:HH12	1.56	0.54
13:CP:66:LEU:O	13:CP:67:GLU:C	2.46	0.54
15:CR:21:ASP:OD1	15:CR:24:SER:HB2	2.07	0.54
18:CU:29:PHE:N	18:CU:29:PHE:CD2	2.76	0.54
18:CU:39:VAL:HA	18:CU:42:ARG:NH1	2.23	0.54
36:D0:91:GLN:HG2	36:D0:91:GLN:O	2.08	0.54
39:D1:47:TYR:C	39:D1:47:TYR:CD2	2.81	0.54
49:D4:63:TYR:C	49:D4:65:ASP:N	2.61	0.54
51:D6:12:GLU:HG2	51:D6:52:VAL:O	2.07	0.54
53:D8:63:PRO:O	53:D8:64:TYR:HB2	2.07	0.54
24:DA:1088:A:H3'	24:DA:1088:A:N3	2.23	0.54
24:DA:1112:G:H2'	24:DA:1113:U:H6	1.73	0.54
24:DA:1673:U:O2'	24:DA:1674:G:H5'	2.08	0.54
1:CA:1418:A:H2	24:DA:1948:G:N3	2.05	0.54
24:DA:2233:U:H2'	24:DA:2234:G:C8	2.43	0.54
24:DA:2645:G:H4'	24:DA:2732:G:O2'	2.08	0.54
24:DA:612:G:N2	24:DA:617:G:C5	2.76	0.54
24:DA:623:G:H2'	24:DA:624:C:C6	2.43	0.54
26:DD:28:GLU:O	26:DD:29:PRO:C	2.45	0.54
27:DE:14:ILE:HD11	38:DR:14:TYR:CZ	2.42	0.54
27:DE:51:PHE:O	27:DE:74:PRO:HB3	2.08	0.54
33:DN:78:ARG:O	38:DR:73:GLU:HG3	2.08	0.54

Continued on next page...

Continued from previous page...

Atom-1	Atom-2	Interatomic distance (Å)	Clash overlap (Å)
34:DO:112:LEU:C	34:DO:112:LEU:HD13	2.29	0.54
43:DU:87:LYS:NZ	43:DU:87:LYS:HB2	2.23	0.54
47:DW:41:ILE:HD11	47:DW:44:LEU:HB2	1.89	0.54
46:DZ:91:LYS:CE	46:DZ:91:LYS:HA	2.37	0.54
1:AA:181:G:O2'	1:AA:182:U:P	2.66	0.54
1:AA:821:G:H2'	1:AA:822:C:H6	1.72	0.54
2:AE:111:ARG:NH1	2:AE:111:ARG:HG2	2.23	0.54
2:AE:200:ILE:CG2	2:AE:201:ILE:N	2.71	0.54
3:AF:23:TYR:O	3:AF:24:ALA:HB2	2.06	0.54
4:AG:27:TYR:O	4:AG:28:SER:CB	2.54	0.54
5:AH:36:ASP:OD2	5:AH:40:ARG:HB2	2.08	0.54
11:AN:13:GLN:C	11:AN:13:GLN:OE1	2.46	0.54
1:AA:521:G:O5'	12:AO:73:GLU:HG2	2.06	0.54
17:AT:95:TYR:HA	17:AT:98:LEU:HD12	1.90	0.54
40:B2:73:SER:HB2	40:B2:82:ARG:O	2.08	0.54
40:B2:85:LYS:HG3	40:B2:86:GLY:N	2.23	0.54
50:B5:52:TYR:O	50:B5:53:ALA:HB2	2.08	0.54
24:BA:125:G:C6	52:B7:10:ARG:HG3	2.44	0.54
24:BA:2122:U:H2'	24:BA:2123:G:O4'	2.07	0.54
24:BA:2314:C:H5'	29:BG:38:VAL:HG11	1.88	0.54
24:BA:2347:C:H2'	24:BA:2348:U:C6	2.43	0.54
24:BA:2352:A:H2'	24:BA:2353:G:H5'	1.90	0.54
24:BA:2513:G:H2'	24:BA:2514:U:C6	2.42	0.54
24:BA:2656:U:N3	24:BA:2665:A:C2	2.75	0.54
24:BA:2657:A:C4	24:BA:2665:A:N6	2.75	0.54
24:BA:50:U:O2'	24:BA:51:G:OP1	2.22	0.54
24:BA:709:U:H2'	24:BA:710:G:H8	1.73	0.54
24:BA:790:C:O2'	24:BA:791:C:P	2.66	0.54
30:BH:92:ILE:HD12	30:BH:92:ILE:N	2.23	0.54
34:BO:14:LYS:O	34:BO:14:LYS:CD	2.56	0.54
37:BQ:99:LYS:HE2	37:BQ:103:GLU:OE2	2.08	0.54
42:BT:27:THR:OG1	42:BT:80:ILE:HG22	2.07	0.54
44:BV:127:LYS:CB	44:BV:162:GLU:HG3	2.38	0.54
44:BV:10:ARG:HB3	44:BV:36:LYS:O	2.08	0.54
44:BV:40:ASP:HB3	44:BV:43:GLU:CG	2.38	0.54
44:BV:43:GLU:O	44:BV:47:VAL:HG23	2.08	0.54
1:CA:1000:A:H2'	1:CA:1001:G:H5'	1.89	0.54
1:CA:1137:C:O2'	1:CA:1138:G:C2	2.61	0.54
1:CA:1446:A:H5'	1:CA:1446:A:N3	2.23	0.54
1:CA:191:G:N9	20:CW:105:SER:HB3	2.23	0.54
3:CF:53:ALA:HB2	3:CF:115:LEU:HD21	1.90	0.54

Continued on next page...

Continued from previous page...

Atom-1	Atom-2	Interatomic distance (Å)	Clash overlap (Å)
3:CF:134:ILE:CD1	3:CF:153:VAL:HG21	2.35	0.54
3:CF:134:ILE:HG21	3:CF:168:ALA:HB3	1.89	0.54
9:CL:99:LEU:O	9:CL:101:PHE:N	2.41	0.54
9:CL:13:ALA:HB2	9:CL:67:GLY:C	2.28	0.54
9:CL:13:ALA:HA	9:CL:66:ARG:O	2.08	0.54
13:CP:73:GLU:O	13:CP:77:ASN:N	2.33	0.54
14:CQ:40:CYS:H	14:CQ:43:CYS:HB2	1.73	0.54
17:CT:65:ILE:HD12	17:CT:65:ILE:H	1.73	0.54
36:D0:38:VAL:HG22	36:D0:112:ALA:HB2	1.90	0.54
39:D1:24:TYR:O	39:D1:29:SER:HB3	2.08	0.54
39:D1:74:LEU:HD13	39:D1:79:PHE:HB2	1.89	0.54
45:D3:53:MET:HA	45:D3:58:THR:O	2.08	0.54
24:DA:747:U:C4	50:D5:2:ALA:N	2.76	0.54
24:DA:1388:G:O2'	24:DA:1389:G:H5'	2.08	0.54
24:DA:162:U:OP1	24:DA:162:U:C6	2.61	0.54
24:DA:1754:C:OP1	38:DR:96:ARG:NH1	2.31	0.54
24:DA:2060:A:HO2'	24:DA:2061:G:P	2.31	0.54
24:DA:2060:A:O2'	24:DA:2061:G:OP2	2.21	0.54
24:DA:546:C:OP1	24:DA:547:A:N6	2.41	0.54
24:DA:579:G:H2'	24:DA:580:C:C6	2.42	0.54
24:DA:660:G:O3'	28:DF:38:ARG:NH2	2.41	0.54
26:DD:85:ASP:OD2	26:DD:88:ARG:HG2	2.07	0.54
27:DE:186:GLY:O	27:DE:188:VAL:N	2.40	0.54
28:DF:147:GLY:O	28:DF:148:LEU:HD23	2.07	0.54
28:DF:197:ASP:O	28:DF:198:ALA:HB3	2.06	0.54
28:DF:63:LYS:NZ	28:DF:67:GLN:HE21	2.06	0.54
30:DH:91:GLY:O	30:DH:94:TYR:HB2	2.08	0.54
33:DN:12:ASP:CG	33:DN:14:THR:HG23	2.29	0.54
34:DO:84:ASN:ND2	34:DO:115:LEU:HD12	2.22	0.54
34:DO:37:GLY:C	34:DO:41:ARG:HD3	2.29	0.54
38:DR:55:ASN:O	38:DR:57:PHE:O	2.26	0.54
24:DA:2847:U:OP1	38:DR:98:LYS:HD3	2.08	0.54
47:DW:16:LEU:O	47:DW:16:LEU:CG	2.49	0.54
47:DW:47:ASN:N	47:DW:47:ASN:ND2	2.54	0.54
46:DZ:76:ARG:HG2	46:DZ:76:ARG:NH1	2.19	0.54
1:AA:1072:G:H2'	1:AA:1073:U:H6	1.70	0.53
1:AA:1266:G:N2	1:AA:1269:A:OP2	2.41	0.53
1:AA:1313:U:P	19:AV:6:LYS:HB3	2.48	0.53
1:AA:274:A:H4'	1:AA:275:G:OP1	2.07	0.53
1:AA:6:G:N2	5:AH:98:THR:HG23	2.23	0.53
1:AA:954:G:H2'	1:AA:955:U:H6	1.73	0.53

Continued on next page...

Continued from previous page...

Atom-1	Atom-2	Interatomic distance (Å)	Clash overlap (Å)
22:AD:15:G:O2'	22:AD:20:U:N3	2.40	0.53
2:AE:164:VAL:CG1	2:AE:165:VAL:N	2.71	0.53
2:AE:183:PRO:HA	2:AE:198:ASP:OD1	2.07	0.53
4:AG:19:LEU:CD1	4:AG:21:LEU:HD23	2.34	0.53
4:AG:53:ASP:O	4:AG:57:ARG:NH1	2.41	0.53
6:AI:63:TYR:N	6:AI:63:TYR:CD2	2.76	0.53
9:AL:27:THR:HB	9:AL:32:ASP:CA	2.33	0.53
1:AA:706:A:C4'	11:AN:29:ILE:HD11	2.38	0.53
10:AM:61:GLU:OE1	14:AQ:58:LYS:HE2	2.08	0.53
19:AV:53:ASN:CB	19:AV:77:THR:HG22	2.38	0.53
19:AV:69:HIS:HB2	19:AV:74:PHE:HE2	1.73	0.53
20:AW:100:ILE:O	20:AW:102:GLY:N	2.40	0.53
20:AW:14:LYS:O	20:AW:18:GLN:HG3	2.07	0.53
24:BA:1179:C:C3'	24:BA:1180:C:C5'	2.87	0.53
24:BA:1204:A:O2'	24:BA:1205:U:P	2.65	0.53
24:BA:1314:C:C6	24:BA:1314:C:H5'	2.43	0.53
24:BA:1444(A):A:H2'	24:BA:1444(A):A:N3	2.23	0.53
24:BA:1946:U:H2'	24:BA:1947:C:C6	2.42	0.53
24:BA:2124:G:H2'	24:BA:2125:G:H5'	1.90	0.53
22:AD:19:G:H22	24:BA:2169:A:N6	2.06	0.53
24:BA:2311:A:H2'	24:BA:2312:U:H6	1.71	0.53
24:BA:2656:U:O4	24:BA:2657:A:C5	2.61	0.53
24:BA:925:C:C3'	24:BA:926:A:H5''	2.38	0.53
28:BF:165:ARG:CB	28:BF:165:ARG:NH1	2.70	0.53
29:BG:29:TRP:HE3	29:BG:33:ARG:NH1	2.05	0.53
34:BO:127:ALA:O	34:BO:147:LEU:HA	2.08	0.53
35:BP:22:LYS:HE3	35:BP:22:LYS:C	2.29	0.53
41:BS:34:ASN:O	41:BS:35:ILE:C	2.44	0.53
44:BV:59:LEU:CG	44:BV:60:GLU:H	2.20	0.53
1:CA:1095:U:P	1:CA:1108:G:H1	2.31	0.53
1:CA:456:C:H2'	1:CA:457:C:H6	1.74	0.53
1:CA:728:A:C6	15:CR:54:ARG:HD2	2.43	0.53
1:CA:838:G:C5	1:CA:842:C:H1'	2.43	0.53
1:CA:1190:G:OP1	3:CF:5:ILE:HG23	2.08	0.53
4:CG:120:LEU:HD22	4:CG:125:HIS:CB	2.38	0.53
8:CK:20:TYR:HD1	8:CK:65:TYR:HD2	1.55	0.53
1:CA:878:G:H5'	8:CK:89:PRO:HG2	1.90	0.53
10:CM:101:VAL:HG22	10:CM:101:VAL:O	2.07	0.53
10:CM:16:LEU:O	10:CM:20:ALA:HB2	2.08	0.53
14:CQ:22:THR:HB	14:CQ:33:VAL:HG11	1.88	0.53
17:CT:33:GLY:O	17:CT:34:LYS:O	2.25	0.53

Continued on next page...

Continued from previous page...

Atom-1	Atom-2	Interatomic distance (Å)	Clash overlap (Å)
19:CV:9:VAL:HG12	49:D4:66:SER:O	2.08	0.53
36:D0:70:LEU:HD13	36:D0:75:LEU:HD11	1.88	0.53
40:D2:66:ARG:CB	40:D2:66:ARG:HH11	2.20	0.53
24:DA:2419:U:C5'	51:D6:23:THR:HG22	2.37	0.53
24:DA:152:G:H2'	24:DA:153:C:C6	2.43	0.53
24:DA:1559:G:H5''	24:DA:1560:G:OP2	2.09	0.53
24:DA:1829:A:H2'	24:DA:1830:C:H5'	1.90	0.53
24:DA:1972:A:H2'	24:DA:1973:G:C8	2.43	0.53
24:DA:2098:U:H2'	24:DA:2099:U:C6	2.44	0.53
24:DA:389:G:H1	34:DO:72:PRO:HD3	1.73	0.53
24:DA:445:C:H2'	24:DA:446:G:O4'	2.08	0.53
24:DA:528:A:C2	24:DA:2043:C:H4'	2.42	0.53
24:DA:896:A:C2'	24:DA:897:C:OP1	2.56	0.53
26:DD:34:VAL:C	26:DD:35:LYS:HG3	2.29	0.53
27:DE:101:ARG:HB3	27:DE:201:THR:OG1	2.08	0.53
28:DF:31:HIS:HB2	34:DO:9:ASN:HD22	1.72	0.53
30:DH:125:VAL:HA	30:DH:126:PRO:CB	2.29	0.53
30:DH:12:PRO:O	30:DH:13:LYS:HB2	2.07	0.53
24:DA:1035:U:OP1	30:DH:59:ARG:HD2	2.08	0.53
33:DN:12:ASP:OD1	33:DN:85:VAL:HG13	2.08	0.53
33:DN:68:GLU:HA	33:DN:78:ARG:HB3	1.89	0.53
33:DN:7:TYR:C	33:DN:8:LEU:HD22	2.29	0.53
38:DR:105:LEU:O	38:DR:107:ASP:N	2.41	0.53
27:DE:25:VAL:HG11	38:DR:11:GLU:HG2	1.90	0.53
38:DR:88:ILE:C	38:DR:88:ILE:HD12	2.29	0.53
43:DU:90:LEU:H	43:DU:90:LEU:HD22	1.73	0.53
44:DV:125:LEU:C	44:DV:164:ALA:HB3	2.29	0.53
42:DT:5:TYR:HE2	47:DW:30:ARG:HH11	1.56	0.53
48:DX:56:VAL:CG1	48:DX:57:GLU:H	2.20	0.53
1:AA:1116:C:C3'	1:AA:1117:G:H5''	2.38	0.53
1:AA:1241:G:H2'	1:AA:1242:C:C6	2.43	0.53
1:AA:988:G:H2'	1:AA:989:C:O4'	2.08	0.53
22:AC:1:C:C2'	22:AC:2:G:OP2	2.55	0.53
2:AE:42:ILE:HD12	2:AE:202:PRO:HB2	1.91	0.53
2:AE:61:LEU:CD2	2:AE:68:ILE:HG13	2.38	0.53
4:AG:145:GLU:HG3	4:AG:184:LYS:NZ	2.22	0.53
4:AG:199:ASN:O	4:AG:200:GLU:HG2	2.07	0.53
11:AN:124:LYS:HZ2	11:AN:125:PHE:HE1	1.55	0.53
17:AT:68:ARG:HH11	17:AT:68:ARG:HG2	1.74	0.53
20:AW:23:ARG:HA	20:AW:26:ASN:HD21	1.73	0.53
40:B2:83:ARG:CD	40:B2:83:ARG:N	2.71	0.53

Continued on next page...

Continued from previous page...

Atom-1	Atom-2	Interatomic distance (Å)	Clash overlap (Å)
40:B2:67:GLY:O	40:B2:88:ARG:HD2	2.08	0.53
51:B6:28:ARG:NH2	51:B6:30:THR:HG23	2.22	0.53
53:B8:10:ALA:C	53:B8:12:LYS:H	2.11	0.53
53:B8:60:LEU:C	53:B8:61:LEU:HG	2.28	0.53
24:BA:1012:U:O2	32:BM:25:ARG:NH1	2.40	0.53
24:BA:1019:U:H3	24:BA:1142(A):A:N6	2.04	0.53
24:BA:1022:G:H22	24:BA:1142(A):A:H2	1.55	0.53
24:BA:128:C:H2'	24:BA:129:C:O5'	2.08	0.53
24:BA:1904:G:H2'	24:BA:1905:C:O4'	2.09	0.53
24:BA:2864:G:H2'	24:BA:2865:U:O4'	2.08	0.53
24:BA:714:U:O2	24:BA:716:A:C8	2.60	0.53
25:BB:10:C:N4	25:BB:11:C:N4	2.56	0.53
26:BD:267:SER:C	26:BD:269:PHE:N	2.62	0.53
27:BE:24:THR:HG21	27:BE:186:GLY:O	2.08	0.53
27:BE:47:VAL:HG23	27:BE:84:PHE:O	2.08	0.53
27:BE:77:ILE:C	27:BE:78:LEU:HD23	2.29	0.53
31:BK:136:VAL:HG13	31:BK:136:VAL:O	2.08	0.53
31:BK:49:ALA:O	31:BK:53:ALA:HB2	2.07	0.53
32:BM:23:LEU:HA	32:BM:60:ILE:HG21	1.90	0.53
35:BP:58:PHE:C	35:BP:59:ARG:HD2	2.28	0.53
44:BV:6:LYS:O	44:BV:7:ALA:HB2	2.08	0.53
1:CA:1067:A:O2'	1:CA:1068:G:C8	2.61	0.53
1:CA:108:G:C2	1:CA:109:A:N1	2.76	0.53
1:CA:175:C:O2'	1:CA:176:C:H5'	2.08	0.53
1:CA:341:C:H2'	1:CA:342:C:H6	1.74	0.53
1:CA:939:G:H2'	1:CA:940:C:C6	2.43	0.53
1:CA:971:G:H22	1:CA:1363:A:P	2.31	0.53
6:CI:89:MET:O	6:CI:89:MET:HG2	2.09	0.53
7:CJ:85:TYR:HE1	7:CJ:154:TYR:HE1	1.56	0.53
9:CL:47:LEU:HB3	9:CL:50:LEU:HD12	1.90	0.53
12:CO:42:THR:HA	12:CO:53:ARG:O	2.08	0.53
40:D2:45:THR:HG22	40:D2:45:THR:O	2.08	0.53
49:D4:37:SER:C	49:D4:39:CYS:N	2.62	0.53
24:DA:2114:A:N6	24:DA:2119:A:H62	2.06	0.53
24:DA:2137:C:O2	24:DA:2137:C:H2'	2.07	0.53
24:DA:2139:C:H2'	24:DA:2140:C:O4'	2.08	0.53
24:DA:2345:G:O2'	24:DA:2381:C:H2'	2.07	0.53
24:DA:2543:G:H5'	24:DA:2543:G:H8	1.73	0.53
24:DA:270(C):C:O2'	24:DA:270(D):C:H5'	2.07	0.53
24:DA:389:G:C6	34:DO:70:GLN:HB3	2.44	0.53
24:DA:728:G:H4'	26:DD:13:ARG:HD2	1.90	0.53

Continued on next page...

Continued from previous page...

Atom-1	Atom-2	Interatomic distance (Å)	Clash overlap (Å)
24:DA:270(T):G:OP1	46:DZ:97:LEU:HD22	2.08	0.53
1:AA:1310:G:H2'	1:AA:1311:G:O4'	2.09	0.53
1:AA:1234:C:C4'	1:AA:1364:U:O2'	2.55	0.53
1:AA:1399:C:C2	1:AA:1502:A:N6	2.77	0.53
1:AA:280:C:H4'	1:AA:281:G:OP2	2.07	0.53
1:AA:753:A:H4'	1:AA:754:C:H5''	1.88	0.53
2:AE:162:ILE:HD13	2:AE:177:ALA:CB	2.37	0.53
2:AE:213:LEU:O	2:AE:213:LEU:HD23	2.07	0.53
3:AF:112:SER:O	3:AF:116:VAL:HG23	2.08	0.53
4:AG:165:MET:HE1	4:AG:168:ARG:HB2	1.91	0.53
5:AH:26:PHE:CD1	5:AH:26:PHE:N	2.75	0.53
7:AJ:155:ARG:O	7:AJ:156:TRP:CB	2.56	0.53
7:AJ:66:VAL:HG12	7:AJ:70:LYS:HE3	1.90	0.53
11:AN:10:VAL:O	11:AN:11:LYS:CB	2.57	0.53
13:AP:35:GLU:HG3	13:AP:36:LYS:H	1.71	0.53
16:AS:20:VAL:CG2	16:AS:32:TYR:HB3	2.39	0.53
1:AA:1453:G:C8	20:AW:39:LYS:HE3	2.44	0.53
27:BE:110:GLY:O	36:B0:3:HIS:NE2	2.41	0.53
36:B0:21:TYR:CZ	36:B0:43:GLU:HG2	2.43	0.53
24:BA:1082:U:H3'	24:BA:1082:U:C6	2.43	0.53
24:BA:1471:A:C2	24:BA:1472:A:C8	2.96	0.53
24:BA:1889:A:N1	24:BA:2234:G:H1'	2.23	0.53
24:BA:2289:G:H2'	24:BA:2289:G:N3	2.23	0.53
24:BA:270(A):A:H5''	46:BZ:97:LEU:CD2	2.36	0.53
24:BA:817:C:H2'	24:BA:818:G:O4'	2.08	0.53
24:BA:902:C:O2'	24:BA:903:C:H5'	2.07	0.53
26:BD:200:ASP:O	26:BD:201:HIS:C	2.47	0.53
43:BU:50:ARG:HG2	43:BU:53:PRO:HG3	1.90	0.53
46:BZ:53:VAL:CG2	46:BZ:58:ILE:HD12	2.38	0.53
1:CA:1098:C:O2'	1:CA:1099:G:H5'	2.08	0.53
1:CA:1158:C:C2	1:CA:1160:G:N7	2.76	0.53
1:CA:465:A:N7	1:CA:467:G:O6	2.42	0.53
1:CA:601:C:O2'	1:CA:602:A:H5'	2.08	0.53
1:CA:626:U:H5''	16:CS:38:TYR:CD2	2.44	0.53
22:CB:8:U:O4'	22:CB:49:C:H1'	2.09	0.53
22:CD:69:C:O2'	22:CD:70:G:H5'	2.08	0.53
13:CP:39:ILE:HD11	13:CP:56:LEU:HB2	1.90	0.53
21:CX:14:TRP:CZ3	21:CX:15:ARG:HD3	2.43	0.53
49:D4:56:VAL:HA	49:D4:60:GLN:CB	2.28	0.53
50:D5:16:ARG:NH1	50:D5:17:ASP:OD1	2.41	0.53
51:D6:11:LEU:CD1	51:D6:51:GLU:HG3	2.39	0.53

Continued on next page...

Continued from previous page...

Atom-1	Atom-2	Interatomic distance (Å)	Clash overlap (Å)
51:D6:13:CYS:O	51:D6:14:THR:HB	2.08	0.53
52:D7:10:ARG:NH1	52:D7:14:LYS:HE3	2.23	0.53
24:DA:2391:G:OP2	53:D8:32:LEU:HD13	2.09	0.53
24:DA:1831:G:H2'	24:DA:1832:C:H6	1.73	0.53
24:DA:1930:G:C2'	24:DA:1931:U:OP2	2.55	0.53
24:DA:2019:A:C2'	24:DA:2020:A:O5'	2.55	0.53
24:DA:2161:C:C2'	24:DA:2162:G:H5'	2.38	0.53
24:DA:2638:G:P	27:DE:82:ARG:NH2	2.82	0.53
24:DA:2649:U:H2'	24:DA:2650:U:C6	2.43	0.53
24:DA:2776:A:H4'	24:DA:2777:G:C5'	2.39	0.53
24:DA:701:G:C3'	24:DA:702:G:H5''	2.39	0.53
24:DA:879:G:H2'	24:DA:880:G:O4'	2.08	0.53
26:DD:25:THR:HG21	26:DD:81:ALA:CB	2.38	0.53
38:DR:110:ILE:HG23	38:DR:111:ARG:N	2.24	0.53
44:DV:52:SER:C	44:DV:53:ILE:HG13	2.29	0.53
44:DV:94:GLU:CB	44:DV:130:PRO:CD	2.86	0.53
46:DZ:87:PRO:O	46:DZ:91:LYS:N	2.31	0.53
1:AA:1277:C:O2'	1:AA:1279:A:H1'	2.08	0.53
1:AA:129(A):G:N1	1:AA:188:U:H4'	2.22	0.53
1:AA:1385:G:O2'	1:AA:1386:G:H5'	2.08	0.53
1:AA:507:C:H2'	1:AA:508:C:C5	2.43	0.53
2:AE:101:MET:HA	2:AE:108:ILE:HG21	1.89	0.53
2:AE:98:LEU:HB2	2:AE:101:MET:HE1	1.90	0.53
2:AE:216:SER:C	2:AE:218:ALA:H	2.11	0.53
2:AE:229:VAL:O	2:AE:231:GLU:N	2.41	0.53
4:AG:172:PRO:O	4:AG:186:LEU:HD12	2.08	0.53
5:AH:92:LYS:HE3	8:AK:102:ARG:HH22	1.73	0.53
6:AI:52:ILE:O	6:AI:53:ALA:HB3	2.07	0.53
7:AJ:3:ARG:HG3	7:AJ:3:ARG:O	2.08	0.53
12:AO:117:ARG:CZ	12:AO:124:LYS:HA	2.39	0.53
13:AP:63:THR:HG22	13:AP:64:TRP:N	2.23	0.53
19:AV:7:LYS:CE	19:AV:8:GLY:N	2.71	0.53
36:B0:12:ARG:HD3	36:B0:16:HIS:ND1	2.22	0.53
40:B2:76:LYS:HB2	40:B2:79:VAL:CG2	2.38	0.53
40:B2:77:ALA:C	40:B2:78:LYS:HG2	2.29	0.53
24:BA:2016:U:H1'	50:B5:6:VAL:HG13	1.91	0.53
24:BA:1678:G:H22	24:BA:1989:G:H1	1.55	0.53
24:BA:1827:C:H2'	24:BA:1828:G:O4'	2.08	0.53
24:BA:2109:U:H2'	24:BA:2110:G:H8	1.73	0.53
24:BA:236:C:O2'	24:BA:431:U:H4'	2.08	0.53
24:BA:2572:A:OP1	27:BE:144:ARG:HB2	2.08	0.53

Continued on next page...

Continued from previous page...

Atom-1	Atom-2	Interatomic distance (Å)	Clash overlap (Å)
24:BA:2776:A:H3'	24:BA:2776:A:OP1	2.07	0.53
24:BA:686:G:H5'	52:B7:11:LYS:HE2	1.89	0.53
25:BB:40:U:N3	25:BB:43:C:H5''	2.22	0.53
26:BD:109:ASP:HB2	26:BD:196:VAL:O	2.08	0.53
27:BE:66:HIS:C	27:BE:68:ALA:N	2.61	0.53
28:BF:5:ALA:CB	28:BF:125:LEU:HD21	2.38	0.53
28:BF:24:LEU:O	28:BF:25:PRO:O	2.26	0.53
28:BF:62:ARG:HH21	28:BF:64:ILE:HA	1.74	0.53
34:BO:11:GLY:O	34:BO:12:ALA:CB	2.56	0.53
34:BO:52:GLU:HG2	34:BO:55:ARG:O	2.08	0.53
44:BV:48:PHE:CE2	44:BV:52:SER:HA	2.43	0.53
47:BW:33:MET:O	47:BW:37:PHE:HD1	1.91	0.53
1:CA:1186:G:O3'	9:CL:113:LYS:NZ	2.37	0.53
1:CA:313:A:H2'	1:CA:314:C:C6	2.44	0.53
1:CA:546:G:P	4:CG:72:GLU:HB3	2.49	0.53
22:CD:70:G:H2'	22:CD:71:C:H5'	1.90	0.53
2:CE:24:TRP:CE2	2:CE:26:PRO:HD3	2.43	0.53
4:CG:14:ARG:HD3	4:CG:14:ARG:O	2.09	0.53
4:CG:173:TRP:CD1	4:CG:174:LEU:HG	2.44	0.53
7:CJ:113:GLU:HB2	7:CJ:119:ARG:CG	2.35	0.53
13:CP:34:LEU:CD1	13:CP:41:PRO:HG3	2.38	0.53
40:D2:22:VAL:CG1	40:D2:23:GLU:N	2.71	0.53
40:D2:81:TYR:C	40:D2:82:ARG:HG3	2.27	0.53
24:DA:1007:C:H5''	32:DM:35:ARG:NH1	2.24	0.53
24:DA:1212:G:HO2'	24:DA:1213:A:P	2.31	0.53
24:DA:1516:U:H2'	24:DA:1517:G:C8	2.43	0.53
24:DA:1786:A:C2	24:DA:2606:C:H1'	2.42	0.53
24:DA:2673:G:O2'	24:DA:2674:G:H5'	2.09	0.53
24:DA:2750:A:O2'	24:DA:2751:G:OP1	2.22	0.53
24:DA:278:A:H8	24:DA:278:A:H5'	1.72	0.53
24:DA:783:A:C3'	24:DA:783:A:C8	2.91	0.53
24:DA:783:A:H3'	24:DA:783:A:C8	2.43	0.53
24:DA:94:G:N3	47:DW:47:ASN:OD1	2.41	0.53
24:DA:2636:U:P	27:DE:79:ARG:HA	2.48	0.53
34:DO:88:LEU:HD23	34:DO:89:ALA:N	2.24	0.53
1:CA:346:G:H5''	38:DR:41:ARG:NH1	2.24	0.53
41:DS:28:SER:HB3	41:DS:31:GLU:HB2	1.91	0.53
43:DU:5:MET:HE1	43:DU:32:PRO:HB3	1.91	0.53
24:DA:989:G:N7	48:DX:13:ILE:HD11	2.23	0.53
23:A1:22:A:H5'	23:A1:23:A:OP2	2.09	0.53
1:AA:1024:G:H2'	1:AA:1024:G:N3	2.24	0.53

Continued on next page...

Continued from previous page...

Atom-1	Atom-2	Interatomic distance (Å)	Clash overlap (Å)
1:AA:1158:C:N3	1:AA:1160:G:N7	2.57	0.53
1:AA:1311:G:N2	1:AA:1327:C:C2	2.77	0.53
1:AA:1386:G:C2	1:AA:1387:G:C8	2.97	0.53
1:AA:353:A:H8	1:AA:353:A:C5'	2.12	0.53
1:AA:501:C:H2'	1:AA:502:G:H8	1.72	0.53
3:AF:119:ARG:HD3	3:AF:123:GLN:NE2	2.23	0.53
3:AF:119:ARG:NH2	3:AF:140:ARG:HD2	2.23	0.53
1:AA:1206:G:O2'	3:AF:193:TYR:HA	2.09	0.53
3:AF:47:LEU:CD2	3:AF:52:LEU:HD13	2.38	0.53
4:AG:60:GLU:OE2	4:AG:199:ASN:N	2.41	0.53
11:AN:38:ASN:N	11:AN:38:ASN:HD22	2.06	0.53
12:AO:33:ARG:HG2	12:AO:60:LEU:HD12	1.89	0.53
13:AP:73:GLU:HG3	49:B4:52:THR:CG2	2.35	0.53
13:AP:87:TYR:CE1	13:AP:91:ARG:HD3	2.43	0.53
6:AI:50:TYR:CE1	18:AU:77:GLY:HA2	2.44	0.53
36:B0:84:ALA:HB3	36:B0:85:PRO:HD3	1.91	0.53
49:B4:55:ARG:HG2	49:B4:56:VAL:N	2.24	0.53
24:BA:1021:A:H8	24:BA:1021:A:H3'	1.74	0.53
24:BA:1451:C:O2'	24:BA:1457:A:N6	2.41	0.53
24:BA:1689:A:H62	24:BA:1698:A:H2	1.56	0.53
24:BA:2061:G:O2'	24:BA:2062:A:P	2.66	0.53
24:BA:2121:G:H2'	24:BA:2122:U:C6	2.43	0.53
24:BA:2343:C:HO2'	24:BA:2373:G:HO2'	1.52	0.53
24:BA:2656:U:C5	24:BA:2664:G:N2	2.67	0.53
24:BA:271(B):G:H4'	24:BA:271(C):U:H5''	1.89	0.53
24:BA:2758:A:C3'	24:BA:2759:G:H5''	2.39	0.53
24:BA:458:G:C2'	24:BA:459:U:OP2	2.57	0.53
24:BA:565:C:H4'	24:BA:1253:A:C6	2.43	0.53
24:BA:671:C:O2'	24:BA:672:C:C5'	2.54	0.53
27:BE:8:LYS:O	27:BE:8:LYS:HG3	2.08	0.53
28:BF:162:LEU:HD12	28:BF:162:LEU:N	2.24	0.53
29:BG:160:VAL:HG12	29:BG:161:THR:H	1.70	0.53
25:BB:56:G:OP1	29:BG:27:ASN:ND2	2.42	0.53
30:BH:17:VAL:CG1	30:BH:18:GLU:H	2.13	0.53
30:BH:44:VAL:HG22	30:BH:51:ARG:HD3	1.90	0.53
31:BK:124:GLY:O	31:BK:141:LYS:HA	2.09	0.53
34:BO:112:LEU:H	34:BO:128:HIS:HD2	1.52	0.53
38:BR:102:ILE:HB	38:BR:110:ILE:HD11	1.91	0.53
48:BX:29:ARG:HH11	48:BX:29:ARG:HG3	1.73	0.53
1:CA:1016:A:H2'	1:CA:1017:G:O4'	2.08	0.53
1:CA:1054:C:O2'	1:CA:1055:A:H5''	2.09	0.53

Continued on next page...

Continued from previous page...

Atom-1	Atom-2	Interatomic distance (Å)	Clash overlap (Å)
1:CA:1153:C:C2	1:CA:1154:G:C8	2.96	0.53
1:CA:1179:A:O3'	9:CL:103:THR:HG23	2.09	0.53
1:CA:1233:G:H2'	1:CA:1234:C:H6	1.73	0.53
1:CA:450:G:N7	1:CA:481:G:N1	2.56	0.53
1:CA:566:G:C4'	1:CA:567:G:OP1	2.55	0.53
1:CA:828:A:N6	1:CA:858:G:O2'	2.41	0.53
1:CA:828:A:H5''	1:CA:859:A:C2	2.44	0.53
1:CA:960:U:O2	1:CA:960:U:H2'	2.07	0.53
1:CA:95:G:H2'	1:CA:96:G:C5'	2.38	0.53
4:CG:23:GLY:HA3	4:CG:112:VAL:CG2	2.38	0.53
9:CL:28:VAL:HG13	9:CL:63:ILE:HG21	1.90	0.53
9:CL:4:TYR:CE2	9:CL:88:TYR:HB2	2.44	0.53
11:CN:125:PHE:HD1	11:CN:125:PHE:N	2.05	0.53
12:CO:83:VAL:CG2	12:CO:100:ILE:HG23	2.38	0.53
17:CT:11:VAL:HG22	17:CT:20:THR:O	2.09	0.53
19:CV:63:THR:O	19:CV:66:MET:HG2	2.09	0.53
40:D2:41:GLY:HA3	40:D2:46:VAL:CG1	2.38	0.53
49:D4:49:PHE:N	49:D4:49:PHE:CD1	2.76	0.53
53:D8:58:ILE:O	53:D8:61:LEU:HG	2.08	0.53
24:DA:2249:U:H4'	24:DA:2275:C:C5	2.44	0.53
22:CD:76:A:O2'	24:DA:2394:C:N3	2.37	0.53
24:DA:481:G:OP2	43:DU:47:LYS:HG3	2.09	0.53
29:DG:121:ASN:HD22	29:DG:122:PRO:N	2.06	0.53
29:DG:139:LEU:HD22	29:DG:146:TYR:HD1	1.73	0.53
30:DH:59:ARG:CG	30:DH:59:ARG:HH11	2.20	0.53
31:DK:76:THR:HG23	31:DK:139:GLN:O	2.08	0.53
31:DK:56:LYS:HG3	31:DK:57:ARG:N	2.23	0.53
32:DM:137:LYS:HG3	32:DM:138:LEU:N	2.23	0.53
34:DO:64:LYS:HG3	53:D8:25:MET:SD	2.48	0.53
23:A1:22:A:H3'	23:A1:23:A:C5'	2.31	0.53
1:AA:1003:G:H2'	1:AA:1004:A:C5'	2.39	0.53
1:AA:10:A:H2'	1:AA:11:G:C8	2.43	0.53
1:AA:1205:U:H1'	3:AF:195:VAL:HG23	1.90	0.53
1:AA:210:U:O2'	1:AA:216:G:O4'	2.26	0.53
1:AA:531:U:C5'	1:AA:532:A:OP1	2.56	0.53
1:AA:645:C:O2'	1:AA:646:U:H5'	2.09	0.53
1:AA:748:C:O2'	1:AA:749:C:P	2.67	0.53
1:AA:913:A:O2'	1:AA:914:A:OP2	2.24	0.53
2:AE:168:THR:HA	2:AE:171:ALA:HB2	1.91	0.53
2:AE:36:ARG:H	2:AE:41:ILE:CD1	2.22	0.53
3:AF:11:ARG:HH21	3:AF:180:ALA:HB3	1.72	0.53

Continued on next page...

Continued from previous page...

Atom-1	Atom-2	Interatomic distance (Å)	Clash overlap (Å)
3:AF:23:TYR:CD2	10:AM:10:GLY:HA2	2.42	0.53
4:AG:16:GLY:HA2	4:AG:33:MET:CE	2.39	0.53
7:AJ:17:VAL:O	7:AJ:17:VAL:HG12	2.07	0.53
1:AA:1248:A:H2'	9:AL:70:LYS:NZ	2.22	0.53
11:AN:37:GLY:O	11:AN:39:PRO:HD3	2.09	0.53
16:AS:74:LEU:O	16:AS:79:VAL:HG23	2.08	0.53
45:B3:51:VAL:N	45:B3:62:LEU:HD12	2.24	0.53
25:BB:44:G:C5	49:B4:1:MET:SD	3.02	0.53
49:B4:47:GLN:O	49:B4:49:PHE:N	2.41	0.53
24:BA:1098:A:H3'	24:BA:1099:G:H5'	1.90	0.53
24:BA:1205:U:H4'	24:BA:1206:G:OP2	2.07	0.53
24:BA:1278:A:O2'	24:BA:1279:G:H5'	2.09	0.53
24:BA:1491:G:H5'	26:BD:99:ASP:OD1	2.09	0.53
24:BA:1641:A:H2'	24:BA:1642:G:O4'	2.08	0.53
24:BA:1833:U:O2	24:BA:1969:A:H2	1.92	0.53
24:BA:2046:G:C4	24:BA:2047:U:C5	2.95	0.53
24:BA:2119:A:N6	24:BA:2170:A:C5	2.77	0.53
24:BA:2247:A:H2'	24:BA:2248:C:C6	2.43	0.53
24:BA:849:A:H2	48:BX:24:LYS:HB3	1.74	0.53
26:BD:121:PRO:HB3	26:BD:135:PHE:CE1	2.43	0.53
30:BH:6:ARG:O	30:BH:65:HIS:HE1	1.91	0.53
32:BM:55:VAL:HB	32:BM:126:PRO:CA	2.36	0.53
34:BO:14:LYS:O	34:BO:16:ARG:HG2	2.08	0.53
35:BP:98:LYS:HB3	35:BP:99:PRO:HD2	1.91	0.53
41:BS:56:ALA:O	41:BS:60:ASN:HB3	2.09	0.53
42:BT:55:ASN:HB2	42:BT:80:ILE:HG12	1.90	0.53
43:BU:83:THR:HG22	43:BU:85:VAL:CG2	2.32	0.53
44:BV:117:LEU:C	44:BV:118:GLN:NE2	2.62	0.53
44:BV:127:LYS:HB3	44:BV:162:GLU:CG	2.39	0.53
44:BV:121:HIS:H	44:BV:171:ILE:HG12	1.73	0.53
44:BV:52:SER:O	44:BV:54:HIS:N	2.41	0.53
47:BW:46:GLN:C	47:BW:49:LYS:HZ2	2.12	0.53
1:CA:1036:G:H3'	1:CA:1037:C:C5	2.43	0.53
1:CA:713:G:N2	1:CA:777:A:C1'	2.69	0.53
5:CH:137:GLU:OE1	5:CH:141:GLN:NE2	2.42	0.53
6:CI:78:GLU:OE2	6:CI:81:ILE:HD12	2.08	0.53
7:CJ:95:ARG:CZ	7:CJ:99:LEU:HD11	2.38	0.53
9:CL:53:VAL:CB	9:CL:95:LYS:HE3	2.36	0.53
19:CV:7:LYS:HG3	19:CV:8:GLY:N	2.22	0.53
45:D3:11:ARG:HH11	45:D3:11:ARG:CG	2.21	0.53
49:D4:37:SER:HB3	49:D4:42:PHE:CD1	2.43	0.53

Continued on next page...

Continued from previous page...

Atom-1	Atom-2	Interatomic distance (Å)	Clash overlap (Å)
51:D6:9:LEU:HD13	51:D6:26:ASN:ND2	2.24	0.53
24:DA:1567:A:H5'	26:DD:58:HIS:CD2	2.43	0.53
24:DA:1788:C:OP1	26:DD:222:ARG:NH2	2.38	0.53
24:DA:2702:U:OP1	24:DA:2702:U:O4'	2.27	0.53
24:DA:972:G:H2'	24:DA:973:A:C8	2.44	0.53
25:DB:8:U:C5'	25:DB:8:U:C6	2.87	0.53
26:DD:35:LYS:CG	26:DD:64:ILE:H	2.14	0.53
28:DF:179:GLU:CD	28:DF:179:GLU:H	2.11	0.53
30:DH:12:PRO:HG3	30:DH:48:GLY:O	2.09	0.53
31:DK:78:THR:HG22	31:DK:141:LYS:CD	2.27	0.53
32:DM:70:LYS:C	32:DM:71:ILE:HD13	2.28	0.53
33:DN:2:ILE:HD12	33:DN:2:ILE:N	2.23	0.53
35:DP:29:PHE:N	35:DP:105:GLU:OE2	2.41	0.53
37:DQ:74:ALA:HB1	37:DQ:107:GLU:HB3	1.89	0.53
37:DQ:56:LEU:O	37:DQ:58:LEU:HD22	2.09	0.53
38:DR:3:ARG:HG3	38:DR:7:ILE:CG1	2.36	0.53
41:DS:43:GLY:O	41:DS:44:ALA:C	2.46	0.53
42:DT:60:ARG:NH1	52:D7:47:ARG:HH22	2.07	0.53
44:DV:4:ARG:NH1	44:DV:4:ARG:HG2	2.24	0.53
1:AA:1020:U:C2'	1:AA:1021:G:H5''	2.39	0.53
1:AA:1126:U:O2'	1:AA:1127:G:OP2	2.21	0.53
1:AA:210:U:O2'	1:AA:216:G:O5'	2.25	0.53
1:AA:345:C:H5'	38:BR:41:ARG:CZ	2.38	0.53
1:AA:39:G:N7	1:AA:547:A:C8	2.77	0.53
1:AA:636:U:H2'	1:AA:637:G:H8	1.72	0.53
1:AA:663:A:H2'	1:AA:664:G:O4'	2.09	0.53
1:AA:707:C:H2'	1:AA:708:C:H6	1.72	0.53
22:AD:12:G:H2'	22:AD:13:C:OP1	2.08	0.53
22:AD:6:G:O2'	22:AD:7:G:H8	1.92	0.53
2:AE:142:LEU:HD23	2:AE:142:LEU:O	2.09	0.53
3:AF:83:ARG:HA	3:AF:87:LEU:HG	1.91	0.53
4:AG:173:TRP:HZ3	4:AG:193:ASP:HB3	1.74	0.53
6:AI:63:TYR:O	6:AI:65:VAL:HG13	2.08	0.53
8:AK:99:GLU:OE1	8:AK:99:GLU:N	2.41	0.53
1:AA:973:G:H1'	10:AM:55:LYS:CG	2.39	0.53
16:AS:53:VAL:HG12	16:AS:79:VAL:HG22	1.91	0.53
1:AA:1313:U:P	19:AV:6:LYS:HD3	2.49	0.53
49:B4:50:VAL:HG12	49:B4:51:ASP:N	2.24	0.53
24:BA:1045:A:H1'	24:BA:1047:G:C8	2.44	0.53
24:BA:1069:A:O2'	24:BA:1072:C:OP1	2.24	0.53
24:BA:2127:G:H2'	24:BA:2128:C:C4'	2.39	0.53

Continued on next page...

Continued from previous page...

Atom-1	Atom-2	Interatomic distance (Å)	Clash overlap (Å)
24:BA:2130:U:H1'	24:BA:2133:G:O2'	2.09	0.53
24:BA:2142:C:O2'	24:BA:2143:C:H5'	2.09	0.53
24:BA:241:A:O2'	24:BA:242:G:P	2.67	0.53
24:BA:196:A:H61	24:BA:831:G:H21	1.54	0.53
24:BA:90:U:H2'	24:BA:91:A:H5''	1.90	0.53
24:BA:9:U:H5'	32:BM:115:ARG:NH2	2.22	0.53
26:BD:26:LYS:N	26:BD:26:LYS:HD2	2.23	0.53
27:BE:154:LYS:HE3	27:BE:154:LYS:CA	2.35	0.53
27:BE:170:LEU:HD12	27:BE:170:LEU:N	2.24	0.53
28:BF:182:ASN:O	28:BF:186:ILE:HG12	2.08	0.53
30:BH:2:SER:O	30:BH:3:ARG:HG3	2.08	0.53
30:BH:51:ARG:HG3	30:BH:51:ARG:NH1	2.24	0.53
32:BM:45:ASN:H	32:BM:45:ASN:ND2	2.00	0.53
35:BP:134:ARG:HH11	35:BP:134:ARG:HG2	1.73	0.53
35:BP:47:ILE:HG22	35:BP:48:GLU:N	2.24	0.53
33:BN:78:ARG:NH2	38:BR:73:GLU:OE2	2.41	0.53
41:BS:29:LEU:O	41:BS:29:LEU:HD12	2.09	0.53
43:BU:101:LYS:O	43:BU:101:LYS:CE	2.57	0.53
43:BU:50:ARG:CB	43:BU:53:PRO:HG3	2.39	0.53
43:BU:72:VAL:O	43:BU:73:ARG:HB2	2.09	0.53
44:BV:91:LEU:HD23	44:BV:91:LEU:N	2.09	0.53
1:CA:1126:U:C1'	1:CA:1280:A:H62	2.21	0.53
1:CA:1293:G:H2'	1:CA:1294:G:C8	2.43	0.53
1:CA:44:G:H2'	1:CA:45:U:O4'	2.09	0.53
1:CA:497:U:O2	1:CA:497:U:H2'	2.09	0.53
1:CA:713:G:H21	1:CA:777:A:H1'	1.72	0.53
2:CE:75:LYS:HD3	2:CE:75:LYS:C	2.28	0.53
4:CG:13:ARG:HD2	4:CG:38:TYR:O	2.09	0.53
4:CG:172:PRO:HB2	4:CG:193:ASP:OD2	2.08	0.53
4:CG:79:PHE:CE2	4:CG:83:SER:HB2	2.43	0.53
5:CH:87:SER:HB3	5:CH:131:ILE:CD1	2.39	0.53
13:CP:81:LEU:HD13	13:CP:88:ARG:HD2	1.91	0.53
1:CA:1320:C:C2	19:CV:72:GLY:HA3	2.43	0.53
36:D0:1:MET:O	36:D0:2:ARG:HG3	2.08	0.53
24:DA:583:G:OP2	39:D1:10:ARG:NH1	2.42	0.53
40:D2:48:GLY:O	40:D2:49:THR:O	2.26	0.53
24:DA:1750:G:O2'	24:DA:1751:C:H5'	2.08	0.53
24:DA:1850:G:H2'	24:DA:1851:U:O4'	2.09	0.53
24:DA:270(K):C:O2'	24:DA:270(L):U:H6	1.92	0.53
24:DA:270(V):G:O2'	24:DA:270(W):G:H5'	2.08	0.53
24:DA:789:A:OP1	24:DA:789:A:H3'	2.09	0.53

Continued on next page...

Continued from previous page...

Atom-1	Atom-2	Interatomic distance (Å)	Clash overlap (Å)
26:DD:77:ALA:HB2	26:DD:97:TYR:CG	2.44	0.53
29:DG:125:PHE:C	29:DG:127:GLY:H	2.12	0.53
32:DM:19:GLU:HA	32:DM:59:LYS:HB2	1.91	0.53
34:DO:79:ARG:HD3	34:DO:110:TYR:CE1	2.43	0.53
37:DQ:10:ARG:O	37:DQ:14:VAL:HG12	2.09	0.53
1:AA:1208:C:H2'	1:AA:1209:C:H6	1.73	0.53
1:AA:1343:G:H2'	1:AA:1344:C:O4'	2.09	0.53
1:AA:1324:A:C4'	1:AA:1362:C:H4'	2.39	0.53
1:AA:1523:G:H2'	1:AA:1524:C:H6	1.74	0.53
1:AA:174:C:O5'	1:AA:174:C:H6	1.92	0.53
1:AA:366:C:H4'	1:AA:367:U:OP1	2.07	0.53
1:AA:411:A:C4	1:AA:413:G:H1'	2.44	0.53
3:AF:149:ALA:HA	3:AF:201:TYR:O	2.08	0.53
3:AF:22:TRP:HB2	3:AF:59:ARG:HB2	1.90	0.53
5:AH:144:THR:OG1	5:AH:146:ALA:HB3	2.09	0.53
8:AK:73:ASP:OD2	8:AK:75:ARG:HG3	2.09	0.53
10:AM:24:VAL:O	10:AM:24:VAL:HG12	2.09	0.53
11:AN:125:PHE:H	11:AN:125:PHE:HD1	1.56	0.53
12:AO:41:ARG:HH12	12:AO:43:VAL:HG12	1.74	0.53
12:AO:79:GLU:C	12:AO:81:SER:H	2.12	0.53
19:AV:67:VAL:HG22	19:AV:68:GLY:N	2.24	0.53
20:AW:67:ALA:HA	20:AW:73:HIS:H	1.73	0.53
24:BA:1039:G:O2'	24:BA:1040:C:H5'	2.08	0.53
24:BA:1926:U:O4'	24:BA:1929:G:O6	2.27	0.53
24:BA:232:G:O2'	24:BA:233:A:H5'	2.08	0.53
24:BA:2646:C:H6	24:BA:2646:C:O5'	1.92	0.53
24:BA:2729:G:H2'	24:BA:2730:C:H6	1.74	0.53
24:BA:27:G:N2	24:BA:512:G:C2'	2.66	0.53
24:BA:548:A:C2'	24:BA:549:G:H5'	2.37	0.53
28:BF:26:ALA:C	28:BF:27:GLU:HG2	2.29	0.53
29:BG:114:ILE:CD1	29:BG:140:ILE:HG21	2.38	0.53
29:BG:41:GLN:HB3	29:BG:43:LEU:CD1	2.38	0.53
30:BH:152:ARG:C	30:BH:154:PRO:CD	2.77	0.53
30:BH:156:ALA:CB	30:BH:159:GLU:O	2.57	0.53
30:BH:89:ILE:CG1	30:BH:90:LYS:N	2.71	0.53
32:BM:112:LEU:HA	32:BM:115:ARG:HB2	1.91	0.53
42:BT:14:SER:O	42:BT:17:ALA:N	2.42	0.53
43:BU:74:PRO:O	43:BU:80:GLY:HA2	2.09	0.53
44:BV:30:ASN:HB3	44:BV:90:VAL:HB	1.90	0.53
1:CA:1231:G:O2'	1:CA:1232:U:H5'	2.09	0.53
1:CA:335:C:H2'	1:CA:336:C:H6	1.72	0.53

Continued on next page...

Continued from previous page...

Atom-1	Atom-2	Interatomic distance (Å)	Clash overlap (Å)
1:CA:965:A:C2	1:CA:969:A:C2	2.97	0.53
22:CD:58:A:H1'	22:CD:60:U:C5	2.44	0.53
8:CK:100:ILE:CB	8:CK:125:ARG:HH12	2.20	0.53
15:CR:62:GLN:N	15:CR:65:ARG:HH12	2.06	0.53
19:CV:27:GLU:O	19:CV:28:LYS:CG	2.53	0.53
19:CV:65:ASN:HA	49:D4:55:ARG:HH11	1.73	0.53
39:D1:39:LEU:O	39:D1:40:PHE:C	2.48	0.53
50:D5:60:VAL:CG1	50:D5:60:VAL:OXT	2.56	0.53
51:D6:7:ILE:CG1	51:D6:8:LYS:H	2.07	0.53
24:DA:1292:U:H2'	24:DA:1293:C:C6	2.44	0.53
24:DA:1538:G:O2'	24:DA:1539:G:H5'	2.08	0.53
24:DA:1831:G:H2'	24:DA:1832:C:C6	2.44	0.53
24:DA:236:C:H2'	24:DA:237:C:C6	2.44	0.53
24:DA:363(F):A:H1'	24:DA:364:C:C5	2.44	0.53
24:DA:55:G:N3	24:DA:127:A:C2	2.77	0.53
25:DB:12:C:H2'	45:D3:74:ARG:CG	2.31	0.53
26:DD:25:THR:CG2	26:DD:81:ALA:HB1	2.38	0.53
28:DF:116:ASP:OD1	28:DF:119:ARG:NH2	2.41	0.53
30:DH:128:PRO:CD	30:DH:129:THR:N	2.71	0.53
30:DH:139:GLN:O	30:DH:143:GLN:HB2	2.09	0.53
30:DH:40:GLU:O	30:DH:41:MET:HB2	2.09	0.53
31:DK:131:LYS:HB3	31:DK:132:PRO:CA	2.38	0.53
34:DO:125:VAL:HG13	34:DO:125:VAL:O	2.09	0.53
34:DO:125:VAL:O	34:DO:145:PRO:HD2	2.08	0.53
35:DP:76:LYS:O	35:DP:88:GLY:HA3	2.09	0.53
38:DR:34:VAL:CG1	38:DR:36:GLU:HG2	2.39	0.53
42:DT:53:LYS:NZ	42:DT:55:ASN:HD21	2.06	0.53
44:DV:57:ILE:N	44:DV:57:ILE:HD12	2.23	0.53
1:AA:1024:G:H5'	1:AA:1025:U:OP1	2.09	0.53
1:AA:1024:G:H4'	1:AA:1025:U:C5'	2.38	0.53
1:AA:116:A:H8	1:AA:116:A:O5'	1.91	0.53
1:AA:1364:U:C2'	1:AA:1364:U:O2	2.57	0.53
1:AA:975:A:C8	1:AA:1365:G:N2	2.77	0.53
1:AA:928:G:O2'	1:AA:1533:C:O2'	2.14	0.53
1:AA:632:A:HO2'	1:AA:633:G:P	2.30	0.53
1:AA:84:U:O2'	1:AA:85:U:OP1	2.25	0.53
1:AA:811:C:H4'	1:AA:900:A:N6	2.23	0.53
1:AA:96:G:O2'	1:AA:97:U:H5'	2.09	0.53
3:AF:109:PRO:HB3	3:AF:115:LEU:HD13	1.90	0.53
3:AF:129:ALA:CB	3:AF:132:ARG:CZ	2.86	0.53
4:AG:98:GLU:OE2	4:AG:103:ASN:ND2	2.42	0.53

Continued on next page...

Continued from previous page...

Atom-1	Atom-2	Interatomic distance (Å)	Clash overlap (Å)
4:AG:67:ILE:HG22	4:AG:68:TYR:CD1	2.43	0.53
5:AH:20:GLN:O	5:AH:21:ALA:C	2.47	0.53
7:AJ:3:ARG:C	7:AJ:5:ARG:N	2.59	0.53
1:AA:1381:U:C1'	7:AJ:79:ARG:HH22	2.21	0.53
10:AM:60:ARG:HG3	10:AM:61:GLU:N	2.24	0.53
12:AO:59:ARG:HA	12:AO:65:GLU:HA	1.90	0.53
40:B2:85:LYS:CG	40:B2:87:HIS:H	2.09	0.53
51:B6:42:TRP:CD1	51:B6:44:ARG:NH1	2.75	0.53
24:BA:1006:C:H1'	32:BM:106:MET:HE3	1.89	0.53
24:BA:1434:A:H2'	24:BA:1435:G:C8	2.44	0.53
24:BA:1677:A:H8	24:BA:1677:A:O5'	1.92	0.53
24:BA:1758:G:O2'	24:BA:1759:A:OP1	2.18	0.53
24:BA:1821:A:H2'	24:BA:1822:G:C5'	2.39	0.53
24:BA:2129:C:H3'	24:BA:2130:U:H5'	1.90	0.53
24:BA:2402:C:C6	24:BA:2402:C:OP2	2.62	0.53
24:BA:662:G:H5''	34:BO:15:ARG:O	2.09	0.53
24:BA:671:C:C2'	24:BA:672:C:O5'	2.57	0.53
25:BB:81:G:N2	25:BB:82:G:C5	2.77	0.53
26:BD:148:GLU:HB2	26:BD:151:LYS:HD2	1.90	0.53
26:BD:246:PRO:HB2	26:BD:255:LYS:HD3	1.91	0.53
27:BE:182:LEU:C	27:BE:183:LEU:HD12	2.30	0.53
27:BE:44:TYR:O	27:BE:45:THR:HB	2.09	0.53
27:BE:46:ALA:HB2	27:BE:82:ARG:HA	1.91	0.53
27:BE:87:GLU:HG3	27:BE:87:GLU:O	2.07	0.53
28:BF:122:LYS:O	28:BF:123:LEU:HB3	2.07	0.53
28:BF:79:GLY:HA2	28:BF:86:GLY:HA2	1.91	0.53
33:BN:104:ARG:NH1	33:BN:104:ARG:HB3	2.21	0.53
34:BO:114:ILE:HG12	34:BO:114:ILE:O	2.07	0.53
24:BA:671:C:OP1	34:BO:42:SER:O	2.27	0.53
41:BS:12:ILE:CG1	41:BS:42:ARG:HH12	2.19	0.53
41:BS:75:TYR:HD2	41:BS:75:TYR:O	1.92	0.53
41:BS:88:ARG:HB2	41:BS:93:ALA:H	1.73	0.53
43:BU:67:LEU:HD12	43:BU:68:HIS:H	1.74	0.53
44:BV:169:GLU:OE1	44:BV:169:GLU:HA	2.08	0.53
1:CA:173:U:O2'	1:CA:174:C:OP1	2.27	0.53
1:CA:706:A:C2'	1:CA:707:C:H5'	2.39	0.53
1:CA:77:C:C2'	1:CA:78:G:H5''	2.28	0.53
22:CD:36:U:O5'	22:CD:36:U:H6	1.91	0.53
2:CE:206:ASP:O	2:CE:207:ALA:HB3	2.08	0.53
3:CF:134:ILE:CG2	3:CF:168:ALA:HB3	2.39	0.53
3:CF:78:GLY:HA3	3:CF:83:ARG:CB	2.38	0.53

Continued on next page...

Continued from previous page...

Atom-1	Atom-2	Interatomic distance (Å)	Clash overlap (Å)
4:CG:22:LYS:CG	4:CG:26:CYS:SG	2.97	0.53
6:CI:75:LEU:HD21	6:CI:79:LEU:HD11	1.91	0.53
13:CP:76:ALA:O	13:CP:79:LYS:HB3	2.09	0.53
15:CR:26:GLU:HA	15:CR:81:LEU:HD22	1.91	0.53
15:CR:29:VAL:HG11	15:CR:67:LEU:HD21	1.89	0.53
16:CS:75:ARG:C	16:CS:77:ALA:H	2.11	0.53
17:CT:5:VAL:O	17:CT:6:LEU:HD23	2.09	0.53
18:CU:25:THR:C	18:CU:26:LEU:HD23	2.29	0.53
36:D0:56:LYS:C	36:D0:58:GLY:N	2.61	0.53
40:D2:7:THR:CG2	40:D2:22:VAL:HG11	2.39	0.53
24:DA:1142(A):A:N7	24:DA:1144:G:N7	2.56	0.53
24:DA:1257:C:O2'	28:DF:84:VAL:HG12	2.08	0.53
24:DA:1474:C:C3'	24:DA:1475:G:C5'	2.87	0.53
24:DA:1517:G:H2'	24:DA:1518:C:H6	1.74	0.53
24:DA:2592:G:H2'	24:DA:2593:U:O4'	2.09	0.53
24:DA:2702:U:H2'	24:DA:2702:U:O2	2.08	0.53
27:DE:119:ARG:HD3	27:DE:160:TYR:HB2	1.91	0.53
24:DA:2729:G:C1'	27:DE:187:ALA:HB2	2.30	0.53
27:DE:7:VAL:O	27:DE:196:VAL:HG13	2.09	0.53
28:DF:129:PHE:O	28:DF:142:TRP:CD1	2.62	0.53
28:DF:9:ILE:HD11	28:DF:125:LEU:CG	2.36	0.53
30:DH:44:VAL:O	30:DH:44:VAL:CG2	2.57	0.53
31:DK:74:ASN:N	31:DK:74:ASN:HD22	1.94	0.53
41:DS:8:ARG:HH11	41:DS:8:ARG:HG3	1.73	0.53
35:DP:134:ARG:CZ	44:DV:122:ARG:HH22	2.22	0.53
1:AA:1000:A:H2'	1:AA:1001:G:O4'	2.08	0.53
1:AA:571:U:H3'	1:AA:572:A:H5''	1.91	0.53
22:AC:44:A:O2'	22:AC:45:G:H5'	2.09	0.53
2:AE:162:ILE:CD1	2:AE:184:VAL:HG13	2.39	0.53
4:AG:16:GLY:O	4:AG:17:VAL:C	2.47	0.53
5:AH:50:GLU:CB	5:AH:53:LEU:HD12	2.38	0.53
9:AL:48:GLU:HB3	9:AL:101:PHE:CE2	2.41	0.53
1:AA:973:G:H1'	10:AM:55:LYS:HD3	1.90	0.53
39:B1:88:ILE:O	39:B1:88:ILE:HG13	2.08	0.53
52:B7:22:MET:O	52:B7:28:ARG:NH1	2.42	0.53
24:BA:1244:G:C2'	24:BA:1245:G:H5'	2.39	0.53
24:BA:1556:C:H2'	24:BA:1557:C:C6	2.44	0.53
24:BA:1929:G:C5'	24:BA:1930:G:OP1	2.57	0.53
24:BA:2419:U:O4	53:B8:31:HIS:CE1	2.62	0.53
24:BA:2712:U:H1'	24:BA:2712(A):A:C8	2.44	0.53
24:BA:320:A:H2'	28:BF:136:THR:OG1	2.09	0.53

Continued on next page...

Continued from previous page...

Atom-1	Atom-2	Interatomic distance (Å)	Clash overlap (Å)
28:BF:181:LEU:HD21	28:BF:186:ILE:HD11	1.91	0.53
29:BG:26:GLN:NE2	29:BG:27:ASN:HB2	2.24	0.53
29:BG:72:ARG:HG3	29:BG:72:ARG:NH1	2.23	0.53
30:BH:152:ARG:C	30:BH:154:PRO:HD3	2.29	0.53
30:BH:68:THR:O	30:BH:72:ILE:HG13	2.09	0.53
31:BK:85:GLU:O	31:BK:123:LEU:HD12	2.09	0.53
31:BK:97:ILE:H	31:BK:97:ILE:HD12	1.74	0.53
32:BM:17:ASP:O	32:BM:18:ALA:CB	2.55	0.53
33:BN:13:ASN:O	33:BN:15:GLY:N	2.42	0.53
33:BN:1:MET:CE	33:BN:67:LYS:HG2	2.39	0.53
24:BA:2413:G:N2	34:BO:70:GLN:HE22	2.07	0.53
37:BQ:54:LEU:HD13	37:BQ:54:LEU:O	2.09	0.53
43:BU:46:LYS:CD	43:BU:63:LYS:HB3	2.39	0.53
47:BW:51:ARG:HA	47:BW:54:LYS:HE3	1.90	0.53
1:CA:1370:G:O2'	1:CA:1371:G:H5'	2.09	0.53
1:CA:256:U:H2'	1:CA:257:G:O4'	2.09	0.53
1:CA:524:G:H2'	1:CA:525:C:C6	2.44	0.53
3:CF:51:GLY:O	3:CF:70:VAL:HG13	2.09	0.53
10:CM:74:ILE:HD13	10:CM:74:ILE:N	2.16	0.53
14:CQ:40:CYS:H	14:CQ:43:CYS:CB	2.22	0.53
15:CR:6:GLU:H	15:CR:6:GLU:CD	2.12	0.53
15:CR:7:GLU:O	15:CR:11:VAL:HG23	2.08	0.53
19:CV:29:ARG:HD3	19:CV:30:LEU:HD13	1.91	0.53
36:D0:70:LEU:O	36:D0:72:ASP:N	2.42	0.53
40:D2:35:LEU:HD21	40:D2:57:VAL:CG2	2.30	0.53
51:D6:25:LYS:HE2	51:D6:27:LYS:HE3	1.91	0.53
24:DA:1174:A:H2'	24:DA:1174:A:N3	2.23	0.53
24:DA:1543:A:C2'	24:DA:1544:C:OP2	2.57	0.53
24:DA:1586:A:H3'	24:DA:1587:A:C8	2.37	0.53
24:DA:2112:G:O6	24:DA:2169:A:N6	2.42	0.53
24:DA:2310:A:N6	29:DG:79:ASN:HB2	2.24	0.53
24:DA:2756:U:H5''	24:DA:2757:A:OP1	2.09	0.53
24:DA:807:U:OP2	34:DO:41:ARG:NH1	2.41	0.53
24:DA:852:G:H2'	24:DA:853:G:H8	1.74	0.53
27:DE:7:VAL:CG2	27:DE:8:LYS:H	2.11	0.53
28:DF:140:LEU:O	28:DF:143:ALA:HB3	2.09	0.53
29:DG:16:ARG:HG2	29:DG:16:ARG:HH11	1.74	0.53
29:DG:179:PRO:HG3	49:D4:38:LYS:HZ1	1.74	0.53
30:DH:76:VAL:C	30:DH:78:GLY:H	2.13	0.53
32:DM:109:LYS:HD2	32:DM:109:LYS:H	1.73	0.53
28:DF:34:TRP:CH2	34:DO:8:PRO:HB3	2.43	0.53

Continued on next page...

Continued from previous page...

Atom-1	Atom-2	Interatomic distance (Å)	Clash overlap (Å)
41:DS:25:ARG:HH11	41:DS:25:ARG:HB2	1.74	0.53
46:DZ:20:ARG:NH1	46:DZ:20:ARG:HG2	2.24	0.53
1:AA:1024:G:O2'	1:AA:1025:U:H6	1.92	0.52
1:AA:1024:G:C4'	1:AA:1025:U:OP1	2.57	0.52
1:AA:1025:U:C2'	1:AA:1026:G:O4'	2.55	0.52
1:AA:1284:C:H2'	1:AA:1285:A:C8	2.43	0.52
1:AA:1362(A):C:H5'	1:AA:1363:A:O5'	2.09	0.52
1:AA:448:A:N6	1:AA:486:U:H3	1.99	0.52
1:AA:622:A:C8	1:AA:623:C:C6	2.96	0.52
1:AA:675:A:H2'	1:AA:676:A:C8	2.44	0.52
22:AC:31:G:C4	22:AC:32:C:C5	2.97	0.52
22:AD:38:A:C2'	22:AD:39:C:H5'	2.39	0.52
2:AE:133:LYS:CD	2:AE:137:ARG:HH12	1.96	0.52
3:AF:14:ILE:O	3:AF:15:THR:HB	2.09	0.52
3:AF:15:THR:CG2	3:AF:16:ARG:NH1	2.72	0.52
3:AF:181:ASN:ND2	3:AF:204:LEU:HB3	2.25	0.52
4:AG:128:VAL:C	4:AG:130:GLY:H	2.12	0.52
6:AI:69:GLU:N	6:AI:69:GLU:CD	2.62	0.52
2:AE:178:ARG:HH22	8:AK:68:ARG:HH12	1.58	0.52
10:AM:78:ASN:O	10:AM:82:ILE:HB	2.09	0.52
11:AN:20:TYR:O	11:AN:30:VAL:HA	2.09	0.52
11:AN:54:ARG:HH11	11:AN:54:ARG:HG3	1.74	0.52
13:AP:99:ARG:O	13:AP:99:ARG:HD3	2.09	0.52
19:AV:6:LYS:CG	19:AV:7:LYS:H	2.22	0.52
20:AW:40:ALA:HB2	20:AW:55:ILE:CG2	2.38	0.52
45:B3:19:LYS:C	45:B3:20:ARG:HG2	2.30	0.52
53:B8:32:LEU:CD2	53:B8:33:ASN:N	2.72	0.52
24:BA:138:G:O6	24:BA:1596:A:OP1	2.26	0.52
24:BA:1943:U:H5''	24:BA:1944:U:OP1	2.09	0.52
11:AN:11:LYS:HZ2	24:BA:2144:U:H5	1.57	0.52
24:BA:2305:A:H5''	29:BG:134:GLY:HA3	1.90	0.52
24:BA:2584:U:H3'	24:BA:2584:U:O2	2.09	0.52
24:BA:262:A:H2'	24:BA:263:C:O4'	2.09	0.52
24:BA:401:A:H2'	24:BA:402:A:O4'	2.09	0.52
24:BA:411:G:H5''	24:BA:412:A:OP1	2.09	0.52
24:BA:60:G:H5''	47:BW:54:LYS:NZ	2.24	0.52
25:BB:78:A:H2'	25:BB:79:C:O4'	2.08	0.52
24:BA:1799:G:N2	26:BD:155:LEU:HA	2.24	0.52
27:BE:45:THR:O	27:BE:46:ALA:HB2	2.09	0.52
33:BN:13:ASN:C	33:BN:15:GLY:N	2.60	0.52
34:BO:60:MET:C	34:BO:61:ARG:HG2	2.29	0.52

Continued on next page...

Continued from previous page...

Atom-1	Atom-2	Interatomic distance (Å)	Clash overlap (Å)
24:BA:2318:G:H22	37:BQ:2:ALA:CA	2.22	0.52
24:BA:2683:C:OP1	38:BR:53:ARG:NH2	2.42	0.52
24:BA:298:G:OP1	43:BU:84:ARG:O	2.27	0.52
44:BV:111:VAL:CG2	44:BV:145:GLU:HB2	2.39	0.52
44:BV:137:ILE:HG23	44:BV:157:LEU:HD11	1.89	0.52
1:CA:1305:G:N2	1:CA:1331:G:C4	2.77	0.52
1:CA:383:A:C2'	1:CA:384:G:H5'	2.39	0.52
1:CA:508:C:O2'	1:CA:509:A:C8	2.57	0.52
1:CA:958:A:C6	1:CA:959:A:C6	2.97	0.52
2:CE:188:ALA:HB3	2:CE:200:ILE:CG2	2.40	0.52
4:CG:156:GLU:HG2	4:CG:160:GLN:NE2	2.23	0.52
5:CH:140:ARG:HB2	5:CH:140:ARG:NH1	2.23	0.52
6:CI:14:LEU:HD22	6:CI:18:GLN:NE2	2.23	0.52
6:CI:69:GLU:C	6:CI:71:ARG:H	2.13	0.52
9:CL:113:LYS:HD3	9:CL:119:ALA:O	2.09	0.52
1:CA:1370:G:O3'	9:CL:12:GLU:HG3	2.08	0.52
14:CQ:7:ILE:CG1	14:CQ:8:GLU:N	2.72	0.52
19:CV:65:ASN:H	19:CV:65:ASN:ND2	2.08	0.52
20:CW:30:LYS:HE2	20:CW:72:LEU:HD12	1.92	0.52
40:D2:38:LEU:HD13	40:D2:55:ALA:HB3	1.91	0.52
24:DA:489:G:C5	24:DA:1284:A:C2	2.98	0.52
24:DA:138:G:H5'	24:DA:138:G:N3	2.24	0.52
24:DA:1434:A:N6	24:DA:1558:A:H62	1.94	0.52
24:DA:1653:G:O2'	24:DA:1654:A:OP2	2.26	0.52
24:DA:1794:U:H1'	24:DA:1900:A:N3	2.24	0.52
24:DA:2093:G:OP1	31:DK:23:PRO:HG2	2.09	0.52
24:DA:2783:G:H2'	24:DA:2784:C:C6	2.43	0.52
24:DA:483:A:H3'	24:DA:484:C:C6	2.43	0.52
26:DD:35:LYS:HD3	26:DD:63:ARG:CA	2.39	0.52
30:DH:89:ILE:O	30:DH:89:ILE:CG1	2.57	0.52
34:DO:147:LEU:O	34:DO:148:LEU:CB	2.57	0.52
44:DV:120:ILE:HD12	44:DV:171:ILE:H	1.74	0.52
48:DX:6:VAL:HG12	48:DX:56:VAL:HG22	1.91	0.52
1:AA:1323:G:H4'	1:AA:1362(A):C:N3	2.23	0.52
1:AA:1427:U:H2'	1:AA:1428:A:H8	1.73	0.52
1:AA:792:A:O2'	1:AA:793:U:C5'	2.56	0.52
2:AE:118:LEU:HD13	2:AE:142:LEU:HB2	1.91	0.52
2:AE:69:LEU:CD2	2:AE:91:PRO:HB2	2.37	0.52
3:AF:52:LEU:N	3:AF:52:LEU:HD23	2.23	0.52
5:AH:144:THR:C	5:AH:146:ALA:H	2.12	0.52
7:AJ:28:ASN:O	7:AJ:31:MET:HB3	2.08	0.52

Continued on next page...

Continued from previous page...

Atom-1	Atom-2	Interatomic distance (Å)	Clash overlap (Å)
8:AK:111:ILE:HD12	8:AK:135:CYS:SG	2.49	0.52
8:AK:7:ALA:HB2	8:AK:85:ARG:HD2	1.90	0.52
12:AO:34:ARG:HG2	12:AO:35:GLY:N	2.24	0.52
12:AO:74:GLY:O	12:AO:75:HIS:HB3	2.09	0.52
17:AT:3:LYS:HB3	17:AT:61:GLU:HB3	1.91	0.52
17:AT:68:ARG:O	17:AT:69:LYS:HB2	2.09	0.52
17:AT:83:ASP:O	17:AT:86:GLU:HB2	2.08	0.52
36:B0:33:ARG:CG	36:B0:115:GLU:HG3	2.38	0.52
39:B1:21:ALA:HA	39:B1:24:TYR:CE1	2.44	0.52
39:B1:98:LEU:HB2	39:B1:102:GLU:HB2	1.91	0.52
45:B3:53:MET:HB3	45:B3:59:LEU:CD2	2.39	0.52
24:BA:1022:G:C6	24:BA:1140:C:C4	2.97	0.52
24:BA:2154:G:H2'	24:BA:2155:G:H8	1.74	0.52
24:BA:2225:A:H4'	24:BA:2226:C:OP2	2.09	0.52
24:BA:547:A:H2'	24:BA:548:A:C8	2.44	0.52
24:BA:976:C:C5'	24:BA:1156:A:N6	2.68	0.52
24:BA:1799:G:H22	26:BD:155:LEU:HA	1.73	0.52
27:BE:46:ALA:CB	27:BE:82:ARG:HA	2.38	0.52
30:BH:30:LYS:HB3	30:BH:136:ILE:HG23	1.91	0.52
31:BK:123:LEU:HD22	31:BK:143:SER:HB3	1.91	0.52
34:BO:98:GLU:CA	34:BO:101:VAL:HG12	2.33	0.52
37:BQ:34:HIS:ND1	37:BQ:53:SER:HB3	2.24	0.52
37:BQ:39:ILE:HB	37:BQ:49:VAL:HB	1.91	0.52
43:BU:62:GLU:CD	43:BU:63:LYS:N	2.58	0.52
1:CA:1028(A):C:H2'	1:CA:1028(B):C:C6	2.43	0.52
1:CA:1065:U:O2'	1:CA:1066:C:P	2.66	0.52
1:CA:1120:G:H2'	1:CA:1121:U:C6	2.45	0.52
1:CA:1131:G:C6	1:CA:1143:G:N2	2.77	0.52
1:CA:626:U:C2	1:CA:627:G:C8	2.97	0.52
1:CA:62:U:H6	1:CA:62:U:O5'	1.92	0.52
3:CF:173:VAL:O	3:CF:173:VAL:HG12	2.08	0.52
3:CF:48:TYR:O	3:CF:51:GLY:N	2.41	0.52
4:CG:77:ASN:ND2	4:CG:77:ASN:H	2.06	0.52
5:CH:36:ASP:OD1	5:CH:37:ARG:N	2.42	0.52
10:CM:39:PRO:HB3	10:CM:70:ARG:NH1	2.23	0.52
11:CN:91:ARG:NH2	18:CU:88:LYS:NZ	2.57	0.52
13:CP:87:TYR:CE1	13:CP:91:ARG:HD3	2.44	0.52
36:D0:67:LEU:HD13	36:D0:76:VAL:CG2	2.27	0.52
39:D1:92:ARG:NH2	39:D1:94:ASN:HD22	2.07	0.52
24:DA:1065:U:O4	24:DA:1070:A:OP1	2.28	0.52
24:DA:1192:G:O2'	24:DA:1193:G:H5'	2.08	0.52

Continued on next page...

Continued from previous page...

Atom-1	Atom-2	Interatomic distance (Å)	Clash overlap (Å)
24:DA:2060:A:O2'	24:DA:2061:G:P	2.67	0.52
24:DA:2272:U:H5''	24:DA:2273:A:OP1	2.09	0.52
24:DA:2315:G:H2'	24:DA:2316:C:C6	2.44	0.52
24:DA:2352:A:H2'	24:DA:2353:G:H5'	1.91	0.52
24:DA:263:C:H2'	24:DA:264:C:O4'	2.09	0.52
26:DD:233:HIS:CD2	26:DD:233:HIS:N	2.75	0.52
31:DK:110:ASP:HB3	31:DK:111:PRO:C	2.29	0.52
31:DK:52:ARG:HG3	31:DK:53:ALA:N	2.24	0.52
31:DK:77:LEU:HD12	31:DK:77:LEU:O	2.09	0.52
32:DM:103:VAL:O	32:DM:106:MET:N	2.42	0.52
32:DM:131:GLN:CG	32:DM:132:ALA:H	2.21	0.52
41:DS:7:ALA:HB2	41:DS:50:VAL:CG2	2.40	0.52
24:DA:482:A:C4'	43:DU:47:LYS:HD2	2.35	0.52
1:AA:1278:U:H5'	1:AA:1279:A:C5'	2.39	0.52
1:AA:519:C:C2'	1:AA:520:A:H5'	2.39	0.52
1:AA:646:U:H2'	1:AA:647:C:H6	1.73	0.52
1:AA:992:U:O2'	1:AA:993:G:OP2	2.26	0.52
1:AA:1190:G:H5'	3:AF:176:HIS:NE2	2.25	0.52
3:AF:47:LEU:HD21	3:AF:68:VAL:HG11	1.90	0.52
8:AK:83:ILE:CB	8:AK:137:VAL:HG13	2.33	0.52
9:AL:26:VAL:HG23	9:AL:61:ALA:O	2.09	0.52
7:AJ:150:ALA:C	11:AN:57:THR:HG21	2.30	0.52
15:AR:29:VAL:HA	15:AR:32:LEU:HD12	1.92	0.52
19:AV:36:ARG:HD2	19:AV:72:GLY:N	2.24	0.52
19:AV:49:ILE:HD13	19:AV:62:ILE:HD11	1.91	0.52
19:AV:5:LEU:HD13	19:AV:9:VAL:HA	1.91	0.52
53:B8:25:MET:CE	53:B8:47:LYS:HG2	2.38	0.52
24:BA:1328:G:C2'	24:BA:1330:C:C5	2.92	0.52
24:BA:754:C:H2'	24:BA:755:C:C6	2.45	0.52
25:BB:104:A:H2'	25:BB:105:G:O4'	2.09	0.52
26:BD:174:ILE:N	26:BD:174:ILE:HD12	2.24	0.52
27:BE:35:GLN:H	27:BE:48:GLN:NE2	1.99	0.52
28:BF:80:ALA:O	28:BF:83:PHE:HB2	2.08	0.52
29:BG:107:LEU:HD13	29:BG:177:GLY:O	2.09	0.52
30:BH:163:TYR:CD1	30:BH:163:TYR:N	2.76	0.52
30:BH:30:LYS:O	30:BH:31:GLY:O	2.26	0.52
30:BH:43:VAL:O	30:BH:43:VAL:HG13	2.10	0.52
30:BH:89:ILE:HD11	30:BH:129:THR:CB	2.36	0.52
33:BN:10:VAL:HG22	33:BN:17:ARG:O	2.08	0.52
35:BP:58:PHE:O	35:BP:59:ARG:HB3	2.10	0.52
44:BV:118:GLN:NE2	44:BV:118:GLN:N	2.57	0.52

Continued on next page...

Continued from previous page...

Atom-1	Atom-2	Interatomic distance (Å)	Clash overlap (Å)
1:CA:1034:G:H2'	1:CA:1035:A:C8	2.44	0.52
1:CA:1160:G:H1	1:CA:1177:G:H21	1.55	0.52
1:CA:1292:U:O2'	1:CA:1293:G:H5'	2.10	0.52
1:CA:978:A:N6	1:CA:1318:A:N7	2.57	0.52
1:CA:1321:C:C3'	1:CA:1322:C:H5''	2.40	0.52
1:CA:1427:U:H2'	1:CA:1428:A:H8	1.75	0.52
1:CA:1534:A:H2'	1:CA:1535:C:C5	2.44	0.52
1:CA:164:U:H2'	1:CA:165:C:H6	1.74	0.52
1:CA:359:U:H2'	1:CA:360:A:H8	1.74	0.52
2:CE:80:ILE:CD1	2:CE:208:ILE:HG23	2.22	0.52
2:CE:92:TYR:CE1	2:CE:151:GLY:HA3	2.45	0.52
7:CJ:106:GLN:O	7:CJ:110:GLN:HG3	2.10	0.52
8:CK:87:SER:HA	8:CK:93:VAL:HG23	1.91	0.52
13:CP:73:GLU:O	13:CP:76:ALA:N	2.42	0.52
19:CV:11:VAL:O	19:CV:11:VAL:HG13	2.09	0.52
45:D3:56:ASP:OD2	45:D3:56:ASP:C	2.47	0.52
49:D4:40:HIS:N	49:D4:41:PRO:CD	2.73	0.52
51:D6:14:THR:OG1	51:D6:19:ARG:NE	2.41	0.52
24:DA:1053:C:H3'	24:DA:1054:A:C5'	2.39	0.52
24:DA:140:A:C8	24:DA:1408:C:O2'	2.60	0.52
24:DA:1541:U:H2'	24:DA:1542:G:O4'	2.09	0.52
24:DA:1728:G:C3'	24:DA:1729:A:H5''	2.24	0.52
24:DA:2115:G:H4'	24:DA:2166:G:O2'	2.10	0.52
24:DA:2318:G:H2'	24:DA:2319:G:OP1	2.08	0.52
24:DA:2347:C:OP1	51:D6:39:TYR:HE2	1.91	0.52
24:DA:2612:C:C4	24:DA:2613:U:H5	2.27	0.52
24:DA:2649:U:H2'	24:DA:2650:U:H6	1.73	0.52
24:DA:557:U:H2'	24:DA:558:G:C8	2.43	0.52
27:DE:137:HIS:HB3	27:DE:138:PRO:CD	2.37	0.52
27:DE:39:PRO:HG2	27:DE:40:GLU:OE1	2.09	0.52
27:DE:64:LYS:C	27:DE:66:HIS:H	2.12	0.52
32:DM:22:THR:CG2	32:DM:23:LEU:N	2.61	0.52
34:DO:37:GLY:HA2	34:DO:41:ARG:NE	2.23	0.52
37:DQ:67:ARG:HH11	37:DQ:67:ARG:HB2	1.65	0.52
41:DS:38:TYR:OH	50:D5:47:PRO:HG3	2.08	0.52
44:DV:105:VAL:CG1	44:DV:138:GLU:HG2	2.40	0.52
44:DV:110:GLY:O	44:DV:117:LEU:HD21	2.08	0.52
44:DV:169:GLU:O	44:DV:170:THR:HG23	2.10	0.52
44:DV:6:LYS:O	44:DV:7:ALA:HB3	2.10	0.52
46:DZ:4:VAL:HG22	46:DZ:5:CYS:N	2.25	0.52
1:AA:1067:A:N3	1:AA:1068:G:H1'	2.24	0.52

Continued on next page...

Continued from previous page...

Atom-1	Atom-2	Interatomic distance (Å)	Clash overlap (Å)
1:AA:1321:C:H3'	1:AA:1322:C:H5''	1.90	0.52
1:AA:1540:U:C2'	1:AA:1541:U:OP1	2.57	0.52
1:AA:1104:G:H4'	2:AE:111:ARG:CZ	2.39	0.52
3:AF:131:ARG:HE	3:AF:166:GLU:CD	2.11	0.52
6:AI:30:LEU:CD2	6:AI:75:LEU:HD11	2.38	0.52
14:AQ:6:LEU:C	14:AQ:8:GLU:H	2.12	0.52
1:AA:664:G:C5'	18:AU:64:ARG:HH21	2.23	0.52
18:AU:82:THR:HG22	18:AU:84:LYS:NZ	2.24	0.52
21:AX:9:ARG:NH1	21:AX:13:ILE:HD12	2.15	0.52
29:BG:143:GLU:N	49:B4:31:ILE:HD13	2.24	0.52
24:BA:1224:G:H5'	24:BA:1225:C:OP2	2.09	0.52
24:BA:1902:C:C2'	24:BA:1903:G:O5'	2.55	0.52
24:BA:1928:A:H2'	24:BA:1929:G:H5'	1.88	0.52
24:BA:1948:G:H2'	24:BA:1949:G:C5'	2.39	0.52
24:BA:2339:G:H2'	24:BA:2340:G:C8	2.45	0.52
24:BA:421:U:O2'	24:BA:422:A:P	2.67	0.52
24:BA:962:G:OP1	24:BA:963:U:OP2	2.28	0.52
26:BD:10:THR:O	26:BD:11:PRO:O	2.28	0.52
26:BD:69:ARG:NH2	26:BD:105:ILE:HD11	2.24	0.52
27:BE:51:PHE:O	27:BE:74:PRO:HB2	2.09	0.52
28:BF:114:VAL:HG21	28:BF:202:PHE:CZ	2.45	0.52
29:BG:14:GLU:C	29:BG:17:PRO:HD2	2.30	0.52
30:BH:54:ARG:HD2	30:BH:65:HIS:CD2	2.44	0.52
33:BN:49:ARG:HD3	33:BN:49:ARG:H	1.74	0.52
34:BO:105:LEU:O	34:BO:106:LEU:HB2	2.09	0.52
35:BP:20:ALA:O	35:BP:21:THR:C	2.46	0.52
37:BQ:67:ARG:HH11	37:BQ:67:ARG:HB2	1.70	0.52
41:BS:15:ARG:O	41:BS:19:LEU:HD13	2.10	0.52
44:BV:174:VAL:O	44:BV:174:VAL:HG12	2.09	0.52
47:BW:50:ILE:O	47:BW:53:LEU:N	2.43	0.52
48:BX:6:VAL:HG22	48:BX:56:VAL:CG2	2.39	0.52
46:BZ:5:CYS:CB	46:BZ:8:SER:HG	2.23	0.52
1:CA:1027:C:O2'	1:CA:1028:C:P	2.68	0.52
1:CA:253:U:H2'	1:CA:254:G:C8	2.45	0.52
1:CA:323:U:H5'	20:CW:23:ARG:HB2	1.91	0.52
1:CA:344:A:H5''	1:CA:345:C:OP2	2.09	0.52
1:CA:429:U:H1'	1:CA:430:A:H5''	1.92	0.52
22:CB:13:C:O2'	22:CB:14:A:H5'	2.10	0.52
22:CB:20:G:N2	22:CB:57:C:N3	2.56	0.52
2:CE:232:PRO:O	2:CE:233:SER:O	2.27	0.52
2:CE:87:ARG:HH11	2:CE:223:ILE:HD12	1.73	0.52

Continued on next page...

Continued from previous page...

Atom-1	Atom-2	Interatomic distance (Å)	Clash overlap (Å)
2:CE:9:GLU:OE2	2:CE:9:GLU:N	2.42	0.52
3:CF:20:SER:CB	3:CF:40:ARG:HH22	2.14	0.52
2:CE:178:ARG:HH22	8:CK:68:ARG:HH22	1.53	0.52
9:CL:13:ALA:HB2	9:CL:68:GLY:HA3	1.91	0.52
12:CO:32:PHE:HE1	12:CO:86:ARG:HG3	1.73	0.52
13:CP:92:HIS:CD2	13:CP:98:VAL:HG21	2.43	0.52
14:CQ:24:CYS:HB2	14:CQ:39:LEU:C	2.29	0.52
16:CS:34:GLU:OE1	16:CS:55:ARG:HD3	2.10	0.52
17:CT:62:SER:HB3	17:CT:72:ARG:HH21	1.72	0.52
36:D0:53:HIS:HA	36:D0:56:LYS:HD3	1.90	0.52
29:DG:111:LEU:HB2	49:D4:38:LYS:HZ3	1.73	0.52
49:D4:48:ARG:CZ	49:D4:51:ASP:HA	2.40	0.52
53:D8:61:LEU:O	53:D8:62:LEU:CB	2.57	0.52
24:DA:1101:U:H2'	24:DA:1102:C:C6	2.42	0.52
24:DA:1288:U:C4'	24:DA:1289:C:OP2	2.57	0.52
24:DA:1608:A:O2'	24:DA:1610:A:P	2.68	0.52
24:DA:1929:G:C3'	24:DA:1929:G:H8	2.20	0.52
24:DA:2419:U:O2'	24:DA:2420:C:H5'	2.09	0.52
24:DA:2654:A:C2	24:DA:2665:A:H5'	2.43	0.52
24:DA:637:A:OP1	34:DO:133:SER:HB3	2.08	0.52
24:DA:669:G:H2'	24:DA:669:G:N3	2.25	0.52
24:DA:704:G:H1'	24:DA:727:A:H61	1.74	0.52
24:DA:950:G:O2'	24:DA:951:C:H5'	2.08	0.52
26:DD:66:ASP:OD2	26:DD:69:ARG:HG2	2.09	0.52
30:DH:121:ILE:HG12	30:DH:135:GLY:HA3	1.91	0.52
30:DH:24:VAL:O	30:DH:24:VAL:HG23	2.09	0.52
30:DH:2:SER:O	30:DH:3:ARG:C	2.47	0.52
31:DK:120:ILE:HD11	31:DK:126:TYR:OH	2.10	0.52
31:DK:25:TYR:CE2	31:DK:29:TYR:CD2	2.97	0.52
31:DK:67:ARG:NH2	31:DK:68:LEU:HB2	2.24	0.52
35:DP:29:PHE:HB3	35:DP:65:PHE:CZ	2.44	0.52
38:DR:100:TYR:HB3	38:DR:103:ARG:NH1	2.25	0.52
33:DN:79:PHE:CD2	38:DR:72:VAL:HG22	2.45	0.52
38:DR:94:ALA:O	38:DR:95:ARG:HB3	2.09	0.52
47:DW:50:ILE:CD1	47:DW:51:ARG:N	2.61	0.52
1:AA:999:U:H1'	1:AA:1042:G:N2	2.23	0.52
1:AA:1506:U:O2'	1:AA:1507:A:P	2.67	0.52
1:AA:922:G:H2'	1:AA:923:A:C8	2.44	0.52
22:AC:1:C:O2'	22:AC:2:G:H5'	2.10	0.52
6:AI:87:ARG:O	6:AI:88:VAL:HG23	2.10	0.52
13:AP:23:TYR:CD1	13:AP:71:ARG:HD2	2.45	0.52

Continued on next page...

Continued from previous page...

Atom-1	Atom-2	Interatomic distance (Å)	Clash overlap (Å)
13:AP:28:ALA:C	13:AP:30:ALA:N	2.63	0.52
19:AV:51:VAL:O	19:AV:57:HIS:HA	2.09	0.52
21:AX:8:THR:CG2	21:AX:9:ARG:N	2.73	0.52
36:B0:45:ARG:HB2	36:B0:95:THR:HG21	1.91	0.52
39:B1:76:TYR:O	39:B1:79:PHE:HB3	2.10	0.52
40:B2:13:ARG:NH1	40:B2:15:GLU:OE1	2.40	0.52
40:B2:70:ILE:HG22	40:B2:72:VAL:CG2	2.37	0.52
24:BA:2352:A:C2	45:B3:33:ALA:O	2.62	0.52
24:BA:1060:U:H1'	24:BA:1062:G:H5'	1.91	0.52
24:BA:1378:A:O2'	24:BA:1379:A:H5'	2.00	0.52
24:BA:1392:A:C6	24:BA:1393:A:C6	2.97	0.52
24:BA:1399:C:H2'	24:BA:1400:G:H8	1.73	0.52
24:BA:1839:G:C8	24:BA:1927:A:H1'	2.44	0.52
24:BA:2166:G:O2'	24:BA:2167:U:C6	2.60	0.52
24:BA:2250:G:C4	35:BP:82:ARG:CD	2.93	0.52
24:BA:270(N):G:O2'	24:BA:270(P):C:H5''	2.10	0.52
24:BA:524:U:H2'	24:BA:525:U:H6	1.74	0.52
25:BB:27:C:N4	25:BB:28:C:N4	2.57	0.52
26:BD:11:PRO:O	26:BD:13:ARG:N	2.43	0.52
28:BF:101:LEU:HD12	28:BF:102:PRO:CD	2.38	0.52
28:BF:117:ARG:HD2	28:BF:190:GLU:O	2.09	0.52
28:BF:24:LEU:HB3	28:BF:25:PRO:HD2	1.91	0.52
29:BG:13:GLU:O	29:BG:14:GLU:HB2	2.10	0.52
29:BG:16:ARG:HH21	29:BG:31:VAL:CG1	2.22	0.52
29:BG:77:ILE:O	29:BG:81:LYS:O	2.27	0.52
29:BG:98:ARG:HA	29:BG:101:ILE:HG12	1.92	0.52
32:BM:96:GLU:H	32:BM:96:GLU:CD	2.13	0.52
37:BQ:27:SER:HA	37:BQ:88:ASP:HB2	1.91	0.52
38:BR:124:ASP:C	38:BR:126:ALA:H	2.12	0.52
44:BV:128:VAL:HG22	44:BV:129:SER:N	2.23	0.52
44:BV:157:LEU:O	44:BV:158:PRO:O	2.28	0.52
44:BV:5:LEU:HD11	44:BV:39:VAL:HG12	1.92	0.52
46:BZ:92:LYS:C	46:BZ:93:GLU:HG2	2.30	0.52
1:CA:1534:A:H2'	1:CA:1535:C:H41	1.74	0.52
1:CA:300:A:H2'	1:CA:301:G:O4'	2.10	0.52
1:CA:892:A:H2'	1:CA:893:C:C6	2.44	0.52
2:CE:233:SER:OG	2:CE:234:PRO:HD2	2.09	0.52
2:CE:5:ILE:N	2:CE:5:ILE:HD13	2.24	0.52
3:CF:140:ARG:HH11	3:CF:140:ARG:HG3	1.75	0.52
3:CF:181:ASN:HD21	3:CF:204:LEU:CD1	2.11	0.52
5:CH:12:LEU:O	5:CH:13:ILE:HD12	2.08	0.52

Continued on next page...

Continued from previous page...

Atom-1	Atom-2	Interatomic distance (Å)	Clash overlap (Å)
8:CK:102:ARG:NH1	8:CK:105:ARG:HH22	2.08	0.52
1:CA:972:C:H4'	10:CM:57:LYS:HG3	1.92	0.52
16:CS:4:ILE:HD12	16:CS:4:ILE:N	2.23	0.52
18:CU:44:LEU:N	18:CU:44:LEU:HD12	2.24	0.52
36:D0:52:ILE:CG2	36:D0:94:TYR:HD1	2.22	0.52
40:D2:34:GLU:O	40:D2:36:PRO:HD3	2.10	0.52
13:CP:65:LYS:CE	49:D4:50:VAL:HG11	2.40	0.52
24:DA:1332:G:N2	24:DA:1610:A:C8	2.77	0.52
24:DA:1908:C:H2'	24:DA:1909:C:H6	1.75	0.52
24:DA:2258:C:H2'	24:DA:2426:A:H5''	1.91	0.52
24:DA:2770:G:H5''	24:DA:2771:C:OP2	2.10	0.52
24:DA:481:G:O2'	24:DA:482:A:P	2.67	0.52
24:DA:704:G:C2'	24:DA:726:G:H22	2.07	0.52
24:DA:865:C:H5'	24:DA:866:A:OP1	2.09	0.52
24:DA:901:A:H5'	24:DA:902:C:OP2	2.08	0.52
28:DF:162:LEU:HD23	28:DF:165:ARG:NH2	2.25	0.52
29:DG:124:SER:HB2	29:DG:131:TYR:CE1	2.44	0.52
31:DK:109:ILE:HB	31:DK:130:TYR:CZ	2.43	0.52
37:DQ:25:ARG:CB	37:DQ:25:ARG:HH11	2.22	0.52
37:DQ:83:LYS:O	37:DQ:109:GLY:CA	2.46	0.52
43:DU:91:GLU:HG3	43:DU:92:ASN:N	2.25	0.52
44:DV:59:LEU:O	44:DV:60:GLU:CG	2.54	0.52
47:DW:7:ARG:HG3	47:DW:7:ARG:NH1	2.25	0.52
48:DX:9:VAL:HG12	48:DX:32:GLN:HE22	1.74	0.52
1:AA:1349:A:OP2	9:AL:118:LYS:HE2	2.10	0.52
1:AA:234:C:O2'	1:AA:235:C:H5'	2.10	0.52
1:AA:468:A:C2'	1:AA:474:G:H5'	2.40	0.52
22:AC:50:U:H2'	22:AC:51:C:C6	2.44	0.52
2:AE:47:THR:HA	2:AE:202:PRO:HG3	1.92	0.52
3:AF:174:PRO:CB	3:AF:177:THR:HG22	2.40	0.52
4:AG:173:TRP:CZ3	4:AG:193:ASP:HB3	2.44	0.52
11:AN:74:ALA:C	11:AN:76:GLY:H	2.13	0.52
15:AR:2:PRO:HG2	15:AR:3:ILE:HD13	1.91	0.52
19:AV:32:LYS:O	19:AV:33:THR:HB	2.09	0.52
19:AV:51:VAL:HG11	19:AV:72:GLY:HA2	1.91	0.52
39:B1:102:GLU:HA	39:B1:104:GLN:OE1	2.09	0.52
45:B3:72:ARG:HB2	45:B3:75:LEU:HB2	1.90	0.52
24:BA:1098:A:H3'	24:BA:1099:G:C5'	2.40	0.52
24:BA:1212:G:O2'	24:BA:1213:A:P	2.67	0.52
24:BA:1265:A:H1'	24:BA:1267:U:C6	2.43	0.52
24:BA:2557:G:H2'	24:BA:2558:C:H6	1.74	0.52

Continued on next page...

Continued from previous page...

Atom-1	Atom-2	Interatomic distance (Å)	Clash overlap (Å)
24:BA:2600:A:C6	24:BA:2601:C:N4	2.77	0.52
24:BA:2611:U:O2'	50:B5:3:LYS:HD3	2.09	0.52
24:BA:80:G:C2'	24:BA:81:G:H5'	2.40	0.52
26:BD:63:ARG:O	26:BD:65:ILE:HG23	2.10	0.52
28:BF:57:VAL:HG12	28:BF:58:ALA:N	2.25	0.52
30:BH:131:VAL:HG22	30:BH:132:ARG:N	2.24	0.52
30:BH:24:VAL:HG22	30:BH:35:VAL:HB	1.90	0.52
24:BA:1012:U:O4	32:BM:25:ARG:HA	2.10	0.52
33:BN:10:VAL:O	33:BN:10:VAL:HG23	2.08	0.52
34:BO:98:GLU:HA	34:BO:101:VAL:CG1	2.33	0.52
38:BR:86:ILE:HG12	38:BR:86:ILE:O	2.09	0.52
43:BU:19:LYS:O	43:BU:21:LYS:N	2.41	0.52
44:BV:118:GLN:O	44:BV:118:GLN:HG2	2.08	0.52
47:BW:7:ARG:HH11	47:BW:7:ARG:HB3	1.73	0.52
1:CA:1060:C:C4	3:CF:2:GLY:HA2	2.45	0.52
1:CA:1060:C:O2'	1:CA:1061:G:H5'	2.09	0.52
1:CA:1473:A:H2'	1:CA:1474:G:O4'	2.08	0.52
1:CA:150:C:O5'	1:CA:150:C:H6	1.91	0.52
1:CA:197:A:N6	1:CA:221:C:H5'	2.24	0.52
1:CA:448:A:N3	1:CA:449:C:O2	2.42	0.52
1:CA:538:G:H5''	12:CO:114:LYS:HB2	1.91	0.52
1:CA:873:A:H4'	1:CA:874:G:OP1	2.06	0.52
22:CD:27:U:H2'	22:CD:28:C:C6	2.44	0.52
3:CF:112:SER:HB3	3:CF:115:LEU:HD12	1.92	0.52
4:CG:176:LEU:HD12	4:CG:182:LYS:O	2.10	0.52
4:CG:206:PHE:HD2	4:CG:207:TYR:CD1	2.27	0.52
11:CN:124:LYS:O	11:CN:126:ARG:N	2.40	0.52
12:CO:127:GLU:O	12:CO:128:ALA:HB3	2.10	0.52
16:CS:1:MET:SD	16:CS:3:LYS:HE3	2.49	0.52
49:D4:54:GLY:O	49:D4:71:ARG:HA	2.08	0.52
50:D5:55:ARG:HG3	50:D5:57:VAL:H	1.74	0.52
24:DA:2009:G:OP1	41:DS:41:LYS:HE2	2.10	0.52
24:DA:2315:G:H2'	24:DA:2316:C:H6	1.74	0.52
24:DA:2405:G:HO2'	24:DA:2406:U:P	2.33	0.52
25:DB:92:G:O2'	25:DB:93:C:H5'	2.10	0.52
26:DD:155:LEU:CD1	26:DD:155:LEU:N	2.71	0.52
24:DA:558:G:OP1	32:DM:111:PRO:HD2	2.08	0.52
32:DM:112:LEU:C	32:DM:112:LEU:HD23	2.30	0.52
32:DM:57:ALA:O	32:DM:58:ASP:HB3	2.09	0.52
32:DM:7:LYS:HD3	32:DM:9:VAL:N	2.25	0.52
38:DR:99:LEU:HB2	38:DR:101:PHE:CE1	2.45	0.52

Continued on next page...

Continued from previous page...

Atom-1	Atom-2	Interatomic distance (Å)	Clash overlap (Å)
25:DB:104:A:O2'	44:DV:30:ASN:HA	2.10	0.52
44:DV:51:ALA:O	44:DV:52:SER:HB3	2.09	0.52
1:AA:1029:G:H2'	1:AA:1030:C:O5'	2.10	0.52
1:AA:1239:A:N6	1:AA:1299:A:H62	2.07	0.52
1:AA:1402:C:O2	1:AA:1500:A:N1	2.43	0.52
1:AA:179:A:O2'	1:AA:180:U:H5'	2.10	0.52
1:AA:491:G:O2'	1:AA:492:G:H5'	2.10	0.52
1:AA:704:A:N3	1:AA:704:A:H2'	2.24	0.52
22:AD:12:G:C2'	22:AD:13:C:OP1	2.57	0.52
22:AD:22:G:O2'	22:AD:23:C:P	2.68	0.52
3:AF:43:LEU:HD21	3:AF:101:LEU:HD11	1.90	0.52
3:AF:84:ILE:HG23	3:AF:88:ARG:NE	2.25	0.52
7:AJ:71:PRO:HD3	7:AJ:103:TRP:HZ3	1.74	0.52
1:AA:1179:A:H4'	9:AL:103:THR:HA	1.92	0.52
11:AN:27:ASN:CG	11:AN:28:THR:H	2.12	0.52
11:AN:13:GLN:CG	11:AN:76:GLY:HA3	2.37	0.52
15:AR:2:PRO:HG2	15:AR:3:ILE:CD1	2.40	0.52
36:B0:52:ILE:O	36:B0:55:ALA:HB3	2.10	0.52
36:B0:94:TYR:N	36:B0:94:TYR:CD1	2.76	0.52
51:B6:31:PRO:O	51:B6:32:ASN:CB	2.57	0.52
52:B7:19:ARG:NH1	52:B7:19:ARG:HG2	2.22	0.52
24:BA:1427:A:O2'	24:BA:1428:C:OP2	2.23	0.52
24:BA:1754:C:H5	38:BR:96:ARG:NH2	2.08	0.52
24:BA:1945:G:H2'	24:BA:1946:U:C6	2.44	0.52
24:BA:2147:G:H2'	24:BA:2148:G:C8	2.45	0.52
24:BA:391:G:H2'	24:BA:392:C:C6	2.45	0.52
25:BB:28:C:H2'	25:BB:29:A:O4'	2.09	0.52
25:BB:38:C:O5'	25:BB:38:C:H6	1.93	0.52
26:BD:43:ARG:NH1	26:BD:49:ILE:CG2	2.73	0.52
29:BG:16:ARG:N	29:BG:17:PRO:HD2	2.25	0.52
30:BH:7:LEU:HD11	30:BH:66:GLY:CA	2.31	0.52
35:BP:97:VAL:HG11	35:BP:103:MET:SD	2.49	0.52
1:CA:1079:G:C6	1:CA:1080:A:N6	2.78	0.52
1:CA:1536:C:C4	23:C1:10:G:N2	2.78	0.52
1:CA:687:A:H61	1:CA:703:G:H1'	1.75	0.52
1:CA:815:A:HO2'	1:CA:816:A:P	2.32	0.52
22:CB:19:G:N2	22:CB:62:C:C6	2.78	0.52
2:CE:200:ILE:HG22	2:CE:201:ILE:N	2.24	0.52
4:CG:147:ALA:HA	4:CG:182:LYS:HA	1.91	0.52
5:CH:101:ILE:N	5:CH:101:ILE:HD13	2.25	0.52
10:CM:4:ILE:HB	10:CM:74:ILE:CD1	2.37	0.52

Continued on next page...

Continued from previous page...

Atom-1	Atom-2	Interatomic distance (Å)	Clash overlap (Å)
10:CM:6:ILE:CG2	10:CM:98:ILE:HG13	2.21	0.52
11:CN:46:GLY:HA2	11:CN:50:TYR:O	2.10	0.52
45:D3:35:ASN:ND2	45:D3:35:ASN:N	2.49	0.52
24:DA:1264:G:H5'	50:D5:11:THR:CG2	2.39	0.52
51:D6:30:THR:HG23	51:D6:30:THR:O	2.09	0.52
24:DA:1419:A:C8	24:DA:1579:A:N6	2.78	0.52
24:DA:2693:A:H2'	24:DA:2694:G:H8	1.75	0.52
24:DA:298:G:P	43:DU:85:VAL:HG22	2.49	0.52
24:DA:876:C:H2'	24:DA:877:U:O4'	2.09	0.52
26:DD:174:ILE:CD1	26:DD:174:ILE:N	2.73	0.52
26:DD:36:PRO:HA	26:DD:62:TYR:O	2.09	0.52
27:DE:176:ILE:HG22	27:DE:176:ILE:O	2.10	0.52
27:DE:54:GLN:O	27:DE:55:ASN:HB2	2.09	0.52
27:DE:61:ARG:O	27:DE:63:LEU:N	2.42	0.52
29:DG:34:LEU:HD13	29:DG:34:LEU:C	2.30	0.52
35:DP:119:ARG:NH1	35:DP:119:ARG:HG2	2.20	0.52
37:DQ:89:ARG:HH11	37:DQ:89:ARG:HG2	1.74	0.52
38:DR:42:ILE:HD12	38:DR:42:ILE:N	2.25	0.52
43:DU:61:ILE:HG23	43:DU:62:GLU:N	2.25	0.52
44:DV:154:ASP:CG	44:DV:155:LEU:N	2.61	0.52
1:AA:1067:A:O2'	1:AA:1068:G:O4'	2.26	0.52
1:AA:1117:G:O3'	9:AL:104:ARG:HD3	2.09	0.52
1:AA:1313:U:OP2	19:AV:6:LYS:HB3	2.09	0.52
1:AA:511:C:O2'	1:AA:512:U:O5'	2.27	0.52
1:AA:965:A:C2	1:AA:969:A:C2	2.98	0.52
22:AC:44:A:H2'	22:AC:45:G:O4'	2.10	0.52
2:AE:15:VAL:HG11	2:AE:213:LEU:CD1	2.39	0.52
2:AE:74:LYS:NZ	2:AE:169:LYS:HG3	2.25	0.52
1:AA:1256:A:OP2	3:AF:26:LYS:HE2	2.10	0.52
3:AF:59:ARG:NE	3:AF:64:VAL:HG12	2.24	0.52
4:AG:100:ARG:HH12	4:AG:137:SER:HB3	1.75	0.52
5:AH:111:GLU:O	5:AH:113:ALA:N	2.36	0.52
6:AI:94:GLN:HE22	18:AU:32:ARG:NH1	2.08	0.52
7:AJ:34:GLY:O	7:AJ:35:LYS:HG3	2.10	0.52
9:AL:27:THR:OG1	9:AL:31:GLN:O	2.27	0.52
13:AP:67:GLU:O	13:AP:70:LEU:HD13	2.10	0.52
16:AS:52:ASP:OD1	16:AS:55:ARG:HG3	2.10	0.52
24:BA:1278:A:H5''	36:B0:36:THR:HG22	1.90	0.52
39:B1:102:GLU:N	39:B1:103:PRO:CD	2.73	0.52
51:B6:52:VAL:HG22	51:B6:53:LYS:N	2.16	0.52
24:BA:1416:G:C2'	24:BA:1417:C:C6	2.93	0.52

Continued on next page...

Continued from previous page...

Atom-1	Atom-2	Interatomic distance (Å)	Clash overlap (Å)
24:BA:1502:C:H5'	24:BA:1503:U:OP2	2.10	0.52
24:BA:1644:C:O2	24:BA:1644:C:H2'	2.09	0.52
24:BA:1690:A:H2'	24:BA:1691:C:O4'	2.10	0.52
24:BA:1885:A:H5'	24:BA:1886:C:OP2	2.10	0.52
24:BA:18:C:H2'	24:BA:19:C:C6	2.45	0.52
24:BA:747:U:O2	24:BA:2014:A:H1'	2.09	0.52
24:BA:2182:G:H2'	24:BA:2183:C:C6	2.45	0.52
24:BA:222:A:O2'	24:BA:223:A:OP1	2.27	0.52
24:BA:2298:A:H2'	24:BA:2299:G:O4'	2.10	0.52
24:BA:2672:G:H2'	24:BA:2673:G:H5''	1.92	0.52
24:BA:958:U:H6	24:BA:958:U:H5'	1.74	0.52
25:BB:102:G:H8	25:BB:102:G:O5'	1.93	0.52
25:BB:110:G:C2'	25:BB:111:U:H5'	2.39	0.52
13:AP:3:ARG:HH12	29:BG:113:ARG:HG2	1.75	0.52
30:BH:149:ARG:HA	30:BH:162:ILE:HG21	1.91	0.52
37:BQ:14:VAL:HG21	37:BQ:89:ARG:HH11	1.75	0.52
38:BR:3:ARG:C	38:BR:7:ILE:HG12	2.29	0.52
43:BU:38:ILE:HG22	43:BU:66:PRO:CA	2.37	0.52
43:BU:81:LYS:HB3	43:BU:82:PRO:HD2	1.91	0.52
44:BV:160:GLY:O	44:BV:161:VAL:C	2.48	0.52
1:CA:1014:A:C5'	19:CV:14:HIS:CD2	2.93	0.52
1:CA:102:G:H2'	1:CA:103:C:C6	2.43	0.52
1:CA:1289:A:OP1	21:CX:10:ARG:HD3	2.09	0.52
1:CA:1314:C:N4	19:CV:2:PRO:O	2.43	0.52
1:CA:1237:C:H4'	1:CA:1334:G:N2	2.25	0.52
1:CA:590:C:O2'	1:CA:591:U:H5'	2.10	0.52
2:CE:80:ILE:HD11	2:CE:208:ILE:CG2	2.23	0.52
4:CG:155:LEU:O	4:CG:159:ARG:HG2	2.10	0.52
9:CL:3:GLN:HB3	9:CL:20:ARG:CG	2.40	0.52
13:CP:66:LEU:O	13:CP:68:GLY:N	2.43	0.52
16:CS:45:THR:HG23	16:CS:46:PRO:CD	2.39	0.52
19:CV:3:ARG:HG3	19:CV:4:SER:N	2.24	0.52
49:D4:15:ILE:H	49:D4:15:ILE:HD13	1.74	0.52
24:DA:1169:G:H2'	24:DA:1170:G:C5'	2.28	0.52
24:DA:1583:A:H2'	24:DA:1583:A:N3	2.25	0.52
24:DA:163:U:H4'	24:DA:164:U:H5	1.74	0.52
24:DA:17:G:H2'	24:DA:18:C:C6	2.44	0.52
24:DA:2854:G:H2'	24:DA:2855:C:H6	1.74	0.52
24:DA:297:C:H5''	43:DU:85:VAL:CG2	2.34	0.52
24:DA:322:A:H1'	24:DA:339:U:O2	2.10	0.52
24:DA:470:A:C8	24:DA:470:A:H5'	2.43	0.52

Continued on next page...

Continued from previous page...

Atom-1	Atom-2	Interatomic distance (Å)	Clash overlap (Å)
24:DA:99:U:O2'	24:DA:101:G:P	2.67	0.52
26:DD:133:LEU:HG	26:DD:189:CYS:O	2.10	0.52
27:DE:170:LEU:CD2	27:DE:185:LYS:HB2	2.40	0.52
27:DE:55:ASN:C	27:DE:57:LYS:N	2.62	0.52
28:DF:108:LYS:O	28:DF:112:MET:HG3	2.10	0.52
31:DK:52:ARG:NH1	31:DK:52:ARG:HB3	2.25	0.52
32:DM:114:ARG:C	32:DM:116:LEU:H	2.13	0.52
32:DM:12:ARG:NH1	32:DM:50:ASP:OD1	2.43	0.52
33:DN:2:ILE:CD1	33:DN:82:ASN:HD22	2.14	0.52
37:DQ:62:LYS:HB3	37:DQ:97:ARG:CD	2.39	0.52
44:DV:107:THR:CG2	44:DV:108:PRO:HA	2.40	0.52
1:AA:1028(A):C:H2'	1:AA:1028(B):C:C6	2.45	0.52
1:AA:1135:U:HO2'	1:AA:1136:U:P	2.32	0.52
1:AA:1394:A:H5''	1:AA:1395:C:OP2	2.09	0.52
1:AA:1400:C:H5''	1:AA:1401:G:OP2	2.10	0.52
1:AA:154:C:O2'	1:AA:155:C:H5'	2.10	0.52
1:AA:179:A:H2'	1:AA:180:U:H6	1.72	0.52
1:AA:34:C:O2'	1:AA:35:G:H5'	2.09	0.52
1:AA:977:A:N6	1:AA:1224:G:OP1	2.43	0.52
22:AD:56:C:C3'	22:AD:57:A:H5''	2.40	0.52
2:AE:80:ILE:C	2:AE:80:ILE:HD12	2.31	0.52
3:AF:113:ALA:HB2	3:AF:183:ASP:HB3	1.91	0.52
4:AG:199:ASN:CG	4:AG:202:LEU:HG	2.30	0.52
4:AG:26:CYS:HA	4:AG:31:CYS:SG	2.49	0.52
6:AI:69:GLU:HG2	6:AI:70:ASP:H	1.75	0.52
11:AN:9:LYS:O	11:AN:10:VAL:HB	2.10	0.52
13:AP:79:LYS:O	13:AP:82:MET:HB3	2.10	0.52
17:AT:19:VAL:HG22	17:AT:44:ALA:HB3	1.92	0.52
19:AV:36:ARG:NE	19:AV:70:LYS:HB2	2.25	0.52
49:B4:11:PRO:O	49:B4:12:ALA:HB2	2.09	0.52
49:B4:15:ILE:HG22	49:B4:16:CYS:N	2.25	0.52
24:BA:1061:U:HO2'	24:BA:1070:A:C4'	2.23	0.52
24:BA:2133:G:H21	24:BA:2158:A:N6	2.08	0.52
24:BA:242:G:C2'	24:BA:243:U:OP2	2.58	0.52
24:BA:2481:G:O2'	24:BA:2482:G:P	2.67	0.52
24:BA:2672:G:C3'	24:BA:2673:G:H5''	2.39	0.52
24:BA:2857:G:N2	24:BA:2859:G:H3'	2.24	0.52
24:BA:2867:G:C2'	24:BA:2868:A:OP2	2.58	0.52
24:BA:407:G:H2'	24:BA:408:G:C8	2.43	0.52
24:BA:479:A:H4'	24:BA:480:A:H5'	1.90	0.52
24:BA:607:U:O4	24:BA:608:A:C5	2.63	0.52

Continued on next page...

Continued from previous page...

Atom-1	Atom-2	Interatomic distance (Å)	Clash overlap (Å)
24:BA:848:G:H2'	24:BA:849:A:H8	1.70	0.52
24:BA:859:G:C2'	24:BA:860:U:OP2	2.57	0.52
24:BA:878:A:H61	24:BA:899:A:H1'	1.75	0.52
25:BB:56:G:H4'	25:BB:57:A:C8	2.45	0.52
28:BF:3:GLU:CA	28:BF:24:LEU:HG	2.25	0.52
30:BH:149:ARG:HA	30:BH:162:ILE:CG2	2.39	0.52
30:BH:56:SER:HB2	30:BH:58:GLU:OE1	2.10	0.52
38:BR:119:LYS:C	38:BR:121:ILE:H	2.12	0.52
24:BA:2842:G:H21	38:BR:3:ARG:HH22	1.58	0.52
41:BS:17:VAL:HG11	41:BS:103:ILE:HD11	1.92	0.52
43:BU:87:LYS:CB	43:BU:92:ASN:HB3	2.36	0.52
44:BV:148:ASP:HB2	44:BV:172:ALA:CB	2.40	0.52
47:BW:26:ARG:HB3	47:BW:26:ARG:NH1	2.22	0.52
47:BW:15:LYS:HE3	47:BW:67:LYS:NZ	2.25	0.52
46:BZ:20:ARG:HG2	46:BZ:20:ARG:NH1	2.24	0.52
1:CA:1510:U:H2'	1:CA:1511:G:C8	2.45	0.52
1:CA:160:A:N6	1:CA:347:G:H1'	2.24	0.52
1:CA:353:A:H5'	1:CA:353:A:H8	1.74	0.52
1:CA:511:C:H4'	4:CG:43:HIS:CD2	2.45	0.52
1:CA:521:G:O5'	12:CO:73:GLU:HG3	2.10	0.52
1:CA:745:C:H2'	1:CA:746:A:C8	2.44	0.52
1:CA:80:G:H5'	1:CA:81:G:OP2	2.10	0.52
2:CE:53:ARG:O	2:CE:56:ARG:HB2	2.10	0.52
3:CF:175:LEU:H	3:CF:175:LEU:HD12	1.75	0.52
4:CG:65:ARG:NH1	4:CG:70:ILE:O	2.43	0.52
11:CN:99:GLN:HE21	11:CN:105:VAL:HG21	1.75	0.52
13:CP:98:VAL:HG12	13:CP:98:VAL:O	2.10	0.52
15:CR:26:GLU:OE2	15:CR:77:ARG:NH1	2.43	0.52
6:CI:99:ALA:HB1	18:CU:23:LYS:NZ	2.25	0.52
36:D0:41:ALA:O	36:D0:43:GLU:N	2.43	0.52
39:D1:59:ARG:O	39:D1:63:VAL:HG23	2.10	0.52
24:DA:1095:A:C2'	24:DA:1095:A:N3	2.72	0.52
24:DA:1416:G:H2'	24:DA:1417:C:C5	2.45	0.52
24:DA:1936:A:H4'	24:DA:1937:A:OP2	2.10	0.52
24:DA:2108:C:O2'	24:DA:2109:U:H5'	2.10	0.52
24:DA:2314:C:O2'	24:DA:2315:G:H5'	2.10	0.52
24:DA:2656:U:C4	24:DA:2657:A:N7	2.77	0.52
25:DB:48:A:H2'	25:DB:49:C:H6	1.72	0.52
25:DB:7:G:C2'	25:DB:8:U:H5''	2.39	0.52
28:DF:125:LEU:HA	28:DF:194:MET:O	2.10	0.52
31:DK:83:ALA:O	31:DK:84:GLY:C	2.48	0.52

Continued on next page...

Continued from previous page...

Atom-1	Atom-2	Interatomic distance (Å)	Clash overlap (Å)
24:DA:1138:G:N2	32:DM:106:MET:HE3	2.20	0.52
33:DN:113:LYS:HG2	33:DN:117:LEU:CD1	2.38	0.52
33:DN:16:ALA:HA	33:DN:46:ALA:HB2	1.92	0.52
38:DR:23:ARG:HG2	38:DR:120:ARG:HH12	1.75	0.52
43:DU:9:LYS:O	43:DU:9:LYS:HG2	2.10	0.52
48:DX:49:LYS:O	48:DX:49:LYS:HG2	2.10	0.52
46:DZ:91:LYS:HE3	46:DZ:91:LYS:CA	2.39	0.52
1:AA:1037:C:H2'	1:AA:1038:C:H6	1.69	0.52
1:AA:291:C:O2'	1:AA:292:G:H5'	2.09	0.52
1:AA:711:G:O2'	1:AA:712:A:H5'	2.09	0.52
1:AA:697:U:O2	1:AA:798:G:H1'	2.10	0.52
1:AA:946:A:H2'	1:AA:947:G:H8	1.71	0.52
2:AE:9:GLU:O	2:AE:12:GLU:HG3	2.10	0.52
7:AJ:5:ARG:HH21	7:AJ:7:ALA:CA	2.20	0.52
15:AR:10:LYS:HE3	15:AR:10:LYS:CA	2.40	0.52
18:AU:27:GLY:O	18:AU:29:PHE:HD2	1.93	0.52
19:AV:5:LEU:HD13	19:AV:9:VAL:HG22	1.91	0.52
1:AA:133:U:OP1	20:AW:74:LYS:NZ	2.40	0.52
36:B0:12:ARG:NH1	36:B0:12:ARG:HG3	2.25	0.52
36:B0:87:TYR:HD1	36:B0:90:ARG:HE	1.57	0.52
39:B1:108:GLU:C	39:B1:110:VAL:H	2.13	0.52
40:B2:43:GLU:HA	40:B2:43:GLU:OE2	2.09	0.52
50:B5:38:ALA:HB3	50:B5:48:GLU:OE2	2.10	0.52
24:BA:1212:G:C2'	24:BA:1236:G:N2	2.73	0.52
24:BA:1399:C:O2'	24:BA:1400:G:H5'	2.10	0.52
24:BA:221:A:H4'	24:BA:222:A:O5'	2.09	0.52
24:BA:2303:G:O2'	24:BA:2304:G:H5'	2.10	0.52
24:BA:2426:A:C4'	24:BA:2427:C:OP2	2.58	0.52
24:BA:943:U:OP2	34:BO:36:LYS:CG	2.53	0.52
27:BE:197:ILE:HD12	27:BE:198:VAL:N	2.25	0.52
27:BE:61:ARG:N	27:BE:62:PRO:CD	2.72	0.52
28:BF:24:LEU:HD12	28:BF:25:PRO:HD2	1.90	0.52
29:BG:60:LEU:C	29:BG:60:LEU:HD23	2.30	0.52
31:BK:29:TYR:CE1	31:BK:33:ARG:NE	2.77	0.52
31:BK:62:LYS:HD2	31:BK:62:LYS:C	2.29	0.52
32:BM:127:ASP:C	32:BM:128:HIS:HD1	2.13	0.52
35:BP:34:LEU:CD1	35:BP:129:THR:HB	2.35	0.52
35:BP:34:LEU:HD11	35:BP:129:THR:CB	2.37	0.52
1:CA:1507:A:OP2	23:C1:12:A:N6	2.42	0.52
23:C1:18:G:O2'	23:C1:19:A:OP2	2.24	0.52
1:CA:795:C:H1'	1:CA:1506:U:C5	2.45	0.52

Continued on next page...

Continued from previous page...

Atom-1	Atom-2	Interatomic distance (Å)	Clash overlap (Å)
1:CA:89:U:C2'	1:CA:90:C:O5'	2.58	0.52
22:CB:19:G:O2'	22:CB:61:U:N3	2.39	0.52
6:CI:30:LEU:O	6:CI:35:ALA:HB3	2.10	0.52
7:CJ:151:TYR:HA	7:CJ:153:HIS:CE1	2.45	0.52
1:CA:590:C:OP1	8:CK:29:SER:HA	2.10	0.52
1:CA:1346:A:H5'	9:CL:120:ARG:HH12	1.75	0.52
13:CP:34:LEU:HD12	13:CP:41:PRO:HG3	1.92	0.52
39:D1:107:ALA:O	39:D1:111:GLU:OE1	2.28	0.52
40:D2:35:LEU:CD2	40:D2:57:VAL:HG22	2.32	0.52
49:D4:14:ILE:O	49:D4:14:ILE:HG23	2.10	0.52
52:D7:38:GLY:O	52:D7:39:ARG:C	2.48	0.52
24:DA:1045:A:O2'	24:DA:1046:A:P	2.68	0.52
24:DA:1081:U:H5'	24:DA:1082:U:OP2	2.10	0.52
24:DA:1270:C:H5''	24:DA:1271:G:H5'	1.92	0.52
1:CA:1474:G:H4'	24:DA:1701:A:C2	2.45	0.52
24:DA:2059:A:H5'	24:DA:2060:A:OP2	2.10	0.52
24:DA:2360:A:H8	24:DA:2360:A:O5'	1.92	0.52
24:DA:2712:U:H2'	24:DA:2712(A):A:H3'	1.91	0.52
24:DA:2879:C:H5'	24:DA:2880:C:OP1	2.10	0.52
26:DD:43:ARG:NH1	26:DD:44:ASN:OD1	2.42	0.52
31:DK:85:GLU:HA	31:DK:85:GLU:OE2	2.08	0.52
33:DN:43:VAL:HG23	33:DN:56:ASP:O	2.10	0.52
33:DN:14:THR:HG21	33:DN:86:ILE:HD13	1.91	0.52
38:DR:111:ARG:O	38:DR:112:ARG:CG	2.55	0.52
42:DT:52:VAL:HG12	42:DT:52:VAL:O	2.09	0.52
43:DU:75:ILE:C	43:DU:75:ILE:HD13	2.30	0.52
46:DZ:83:GLU:CG	46:DZ:84:GLY:N	2.71	0.52
1:AA:359:U:H2'	1:AA:360:A:C8	2.45	0.51
1:AA:675:A:H2'	1:AA:676:A:H8	1.74	0.51
1:AA:696:A:O2'	1:AA:697:U:H5''	2.10	0.51
1:AA:713:G:H21	1:AA:777:A:C1'	2.24	0.51
3:AF:81:GLY:O	3:AF:82:GLU:HB3	2.10	0.51
4:AG:30:LYS:NZ	4:AG:35:ARG:CZ	2.73	0.51
7:AJ:5:ARG:C	7:AJ:7:ALA:H	2.14	0.51
10:AM:79:ARG:H	10:AM:79:ARG:CD	2.21	0.51
13:AP:46:LYS:CG	13:AP:46:LYS:O	2.58	0.51
53:B8:34:TRP:CG	53:B8:35:GLN:N	2.77	0.51
53:B8:35:GLN:O	53:B8:35:GLN:HG3	2.10	0.51
24:BA:1212:G:HO2'	24:BA:1213:A:P	2.34	0.51
24:BA:1385:G:HO2'	24:BA:1386:C:P	2.33	0.51
24:BA:1543:A:O2'	24:BA:1544:C:H3'	2.09	0.51

Continued on next page...

Continued from previous page...

Atom-1	Atom-2	Interatomic distance (Å)	Clash overlap (Å)
24:BA:1558:A:O2'	24:BA:1559:G:OP2	2.24	0.51
24:BA:2094:G:N2	24:BA:2196:C:H1'	2.24	0.51
24:BA:917:A:H2'	24:BA:918:A:O4'	2.10	0.51
24:BA:981:A:H8	24:BA:982:C:H5	1.57	0.51
25:BB:81:G:O6	25:BB:96:G:C5	2.62	0.51
26:BD:35:LYS:CE	26:BD:65:ILE:HG22	2.40	0.51
28:BF:20:LEU:HD22	28:BF:23:ASP:OD2	2.10	0.51
30:BH:115:VAL:HG11	30:BH:148:ILE:CD1	2.40	0.51
30:BH:6:ARG:HH12	30:BH:62:LYS:HD3	1.75	0.51
33:BN:120:GLU:HB2	38:BR:68:TYR:HE2	1.75	0.51
34:BO:99:LEU:HD12	34:BO:102:ARG:HH11	1.75	0.51
35:BP:38:GLU:HB2	35:BP:127:ILE:CG2	2.37	0.51
35:BP:55:VAL:CG1	35:BP:56:ARG:N	2.73	0.51
37:BQ:35:ILE:HG22	37:BQ:53:SER:HB2	1.92	0.51
38:BR:58:ASN:C	38:BR:58:ASN:HD22	2.14	0.51
35:BP:137:TYR:CE1	44:BV:83:PRO:HG2	2.46	0.51
47:BW:13:ALA:HA	47:BW:16:LEU:HD21	1.92	0.51
47:BW:50:ILE:CD1	47:BW:51:ARG:N	2.69	0.51
23:C1:18:G:C2'	23:C1:19:A:OP2	2.58	0.51
1:CA:1100:C:OP2	2:CE:96:ARG:HG2	2.10	0.51
1:CA:1177:G:H2'	1:CA:1178:G:C4	2.45	0.51
1:CA:1285:A:O2'	1:CA:1286:A:OP2	2.26	0.51
1:CA:277:C:H5''	17:CT:68:ARG:NH2	2.25	0.51
1:CA:560:U:O2'	1:CA:561:U:OP2	2.21	0.51
22:CD:3:C:O2'	22:CD:4:G:H5'	2.10	0.51
22:CD:66:C:H2'	22:CD:67:C:C6	2.45	0.51
3:CF:22:TRP:CZ3	3:CF:32:LEU:HD12	2.45	0.51
3:CF:40:ARG:O	3:CF:44:GLU:HG3	2.10	0.51
4:CG:106:TYR:CE1	4:CG:112:VAL:O	2.62	0.51
4:CG:127:THR:CG2	4:CG:128:VAL:N	2.73	0.51
4:CG:162:LEU:HD11	4:CG:181:MET:HB3	1.92	0.51
1:CA:545:C:H5''	4:CG:72:GLU:HG2	1.92	0.51
8:CK:51:VAL:HG11	8:CK:60:ARG:HG3	1.92	0.51
13:CP:90:LEU:CB	13:CP:93:ARG:HD2	2.40	0.51
19:CV:15:LEU:H	19:CV:15:LEU:HD23	1.74	0.51
49:D4:68:ARG:HD3	49:D4:69:LYS:HG2	1.92	0.51
24:DA:2815:C:H5'	50:D5:29:THR:HG21	1.92	0.51
24:DA:747:U:N1	50:D5:2:ALA:HB3	2.26	0.51
53:D8:52:LYS:N	53:D8:53:PRO:HD2	2.22	0.51
24:DA:1006:C:H1'	32:DM:106:MET:HE2	1.92	0.51
24:DA:1020:A:N1	24:DA:1141:U:C2'	2.73	0.51

Continued on next page...

Continued from previous page...

Atom-1	Atom-2	Interatomic distance (Å)	Clash overlap (Å)
24:DA:1027:A:N6	24:DA:1126:A:H1'	2.25	0.51
24:DA:1316:U:H2'	24:DA:1317:A:C8	2.45	0.51
24:DA:1543:A:HO2'	24:DA:1544:C:H3'	1.68	0.51
24:DA:634:C:H2'	24:DA:635:C:C6	2.45	0.51
24:DA:2784:C:H5''	27:DE:41:LYS:HZ2	1.74	0.51
28:DF:67:GLN:O	28:DF:68:LYS:CB	2.39	0.51
29:DG:44:GLY:CA	29:DG:88:ILE:HD11	2.40	0.51
30:DH:153:LYS:HG3	30:DH:161:GLY:HA2	1.91	0.51
31:DK:69:LYS:O	31:DK:73:GLU:HB2	2.10	0.51
34:DO:112:LEU:HD22	34:DO:113:LYS:H	1.75	0.51
46:DZ:60:PHE:HE2	46:DZ:91:LYS:HZ1	1.57	0.51
23:A1:12:A:H5'	23:A1:13:A:OP1	2.10	0.51
23:A1:13:A:H2'	23:A1:14:A:OP1	2.10	0.51
1:AA:1111:A:N1	3:AF:177:THR:HB	2.25	0.51
1:AA:1157:A:O2'	1:AA:1158:C:H5''	2.10	0.51
1:AA:1372:U:H2'	1:AA:1373:G:H5'	1.92	0.51
1:AA:29:G:O2'	1:AA:295:C:H4'	2.10	0.51
1:AA:39:G:N7	1:AA:547:A:H8	2.08	0.51
1:AA:713:G:N2	1:AA:777:A:H1'	2.25	0.51
22:AC:75:C:C3'	22:AC:76:A:H5''	2.24	0.51
2:AE:130:ARG:HG2	2:AE:130:ARG:NH1	2.25	0.51
2:AE:32:ILE:O	2:AE:43:ASP:HB2	2.09	0.51
2:AE:36:ARG:HG2	2:AE:37:ASN:ND2	2.26	0.51
3:AF:60:ALA:O	3:AF:61:ALA:HB3	2.11	0.51
6:AI:28:ARG:HA	6:AI:28:ARG:HH11	1.73	0.51
13:AP:45:VAL:O	13:AP:47:ASP:N	2.43	0.51
13:AP:53:VAL:HG12	13:AP:57:ARG:HH11	1.76	0.51
14:AQ:22:THR:O	14:AQ:23:ARG:HB2	2.09	0.51
17:AT:87:LYS:O	17:AT:91:ARG:HD3	2.09	0.51
49:B4:58:ARG:O	49:B4:62:ARG:HG2	2.09	0.51
24:BA:1060:U:O2	24:BA:1088:A:H8	1.92	0.51
24:BA:1652:A:O3'	24:BA:1653:G:C8	2.63	0.51
24:BA:1698:A:O2'	24:BA:1699:G:H5''	2.10	0.51
24:BA:2193:G:H8	24:BA:2193:G:H5'	1.75	0.51
24:BA:2219:G:H2'	24:BA:2224:G:H5'	1.92	0.51
24:BA:2443:C:O2'	24:BA:2444:G:H5'	2.09	0.51
24:BA:242:G:HO2'	24:BA:254:G:H1	1.56	0.51
24:BA:503:A:H5''	24:BA:504:U:OP1	2.08	0.51
24:BA:548:A:H2'	24:BA:549:G:C5'	2.40	0.51
24:BA:686:G:H1'	52:B7:6:GLN:O	2.10	0.51
24:BA:80:G:H4'	24:BA:346:A:C8	2.45	0.51

Continued on next page...

Continued from previous page...

Atom-1	Atom-2	Interatomic distance (Å)	Clash overlap (Å)
26:BD:227:ASN:O	26:BD:228:PRO:C	2.48	0.51
30:BH:12:PRO:O	30:BH:13:LYS:O	2.29	0.51
33:BN:10:VAL:HG21	33:BN:17:ARG:HA	1.92	0.51
34:BO:146:VAL:HG22	34:BO:147:LEU:N	2.18	0.51
35:BP:43:THR:HB	35:BP:45:GLN:HG2	1.92	0.51
41:BS:71:VAL:HG12	41:BS:71:VAL:O	2.10	0.51
1:CA:1206:G:C6	1:CA:1207:G:C5	2.98	0.51
1:CA:1374:A:H2'	1:CA:1375:A:C5'	2.41	0.51
1:CA:30:U:O2'	1:CA:31:G:OP1	2.24	0.51
1:CA:160:A:O2'	1:CA:344:A:N6	2.44	0.51
1:CA:430:A:C2'	1:CA:431:A:H5'	2.40	0.51
1:CA:440:A:H3'	1:CA:442:C:C6	2.43	0.51
1:CA:452:A:H4'	16:CS:72:ARG:HH22	1.70	0.51
2:CE:134:GLU:HB3	2:CE:138:LEU:CD1	2.39	0.51
7:CJ:89:MET:CE	7:CJ:156:TRP:H	2.22	0.51
7:CJ:15:ASP:CB	7:CJ:20:ASP:H	2.13	0.51
8:CK:12:ARG:NH1	8:CK:27:PRO:HD2	2.25	0.51
7:CJ:16:LEU:HD11	9:CL:45:ALA:HB2	1.92	0.51
12:CO:126:LYS:HZ2	12:CO:126:LYS:HB2	1.73	0.51
12:CO:23:LYS:O	12:CO:24:VAL:HG23	2.10	0.51
6:CI:101:ALA:HA	18:CU:28:GLU:OE1	2.10	0.51
1:CA:191:G:C1'	20:CW:105:SER:HB3	2.39	0.51
20:CW:83:ARG:O	20:CW:86:ARG:HB3	2.10	0.51
24:DA:1162:G:H1'	40:D2:23:GLU:OE2	2.09	0.51
40:D2:75:PHE:C	40:D2:75:PHE:CD1	2.83	0.51
51:D6:34:LEU:HD23	51:D6:36:LEU:HD22	1.92	0.51
24:DA:489:G:N2	24:DA:1321:A:OP1	2.43	0.51
24:DA:1416:G:H2'	24:DA:1417:C:C6	2.45	0.51
24:DA:2151:G:H2'	24:DA:2152:G:H8	1.75	0.51
24:DA:2426:A:O2'	24:DA:2427:C:OP1	2.25	0.51
24:DA:2468:G:O6	24:DA:2481:G:H2'	2.09	0.51
24:DA:2879:C:C4'	24:DA:2880:C:OP1	2.58	0.51
24:DA:332:A:O2'	24:DA:334:C:OP2	2.19	0.51
25:DB:12:C:H5''	25:DB:13:A:OP1	2.09	0.51
26:DD:30:GLU:HG3	26:DD:63:ARG:NH2	2.25	0.51
28:DF:65:TRP:HZ2	28:DF:72:ARG:NH2	2.08	0.51
31:DK:114:LEU:O	31:DK:115:ALA:HB3	2.09	0.51
32:DM:134:ARG:O	32:DM:136:GLU:N	2.43	0.51
32:DM:94:HIS:O	32:DM:95:PRO:O	2.27	0.51
41:DS:14:PRO:O	41:DS:17:VAL:N	2.42	0.51
43:DU:74:PRO:O	43:DU:80:GLY:HA2	2.10	0.51

Continued on next page...

Continued from previous page...

Atom-1	Atom-2	Interatomic distance (Å)	Clash overlap (Å)
44:DV:136:PHE:O	44:DV:137:ILE:HG23	2.10	0.51
44:DV:170:THR:O	44:DV:171:ILE:HB	2.10	0.51
44:DV:80:ARG:HH21	44:DV:82:ARG:HH12	1.58	0.51
23:A1:4:A:HO2'	23:A1:5:A:P	2.32	0.51
1:AA:1035:A:H2'	1:AA:1036:G:C5'	2.41	0.51
1:AA:164:U:H2'	1:AA:165:C:C6	2.45	0.51
1:AA:620:C:O2'	1:AA:621:A:H5'	2.11	0.51
1:AA:960:U:O2	1:AA:960:U:H2'	2.10	0.51
22:AC:15:G:H5''	22:AC:16:C:OP2	2.10	0.51
2:AE:200:ILE:HG22	2:AE:202:PRO:HD3	1.91	0.51
3:AF:181:ASN:O	3:AF:181:ASN:CG	2.48	0.51
6:AI:87:ARG:HG2	6:AI:87:ARG:HH11	1.75	0.51
7:AJ:131:LYS:NZ	7:AJ:131:LYS:HB2	2.26	0.51
8:AK:11:THR:HG22	8:AK:15:ASN:HD21	1.74	0.51
9:AL:27:THR:HB	9:AL:33:PHE:N	2.25	0.51
9:AL:63:ILE:N	9:AL:63:ILE:HD12	2.25	0.51
39:B1:85:LYS:O	39:B1:87:GLY:N	2.44	0.51
37:BQ:20:ARG:HG2	45:B3:49:LYS:HD2	1.93	0.51
53:B8:32:LEU:HD23	53:B8:33:ASN:H	1.75	0.51
24:BA:1250:G:O2'	24:BA:1251:C:OP1	2.25	0.51
24:BA:1964:G:C4'	24:BA:1965:C:OP2	2.58	0.51
24:BA:2103:C:H2'	24:BA:2104:G:H8	1.75	0.51
24:BA:2282:G:O2'	24:BA:2283:C:OP2	2.19	0.51
24:BA:2346:A:C2	24:BA:2383:G:C2	2.99	0.51
24:BA:265:A:H2'	24:BA:266:G:OP2	2.11	0.51
24:BA:2729:G:H2'	24:BA:2730:C:C6	2.46	0.51
24:BA:2873:A:N3	24:BA:2873:A:H2'	2.24	0.51
24:BA:2874:C:O2	24:BA:2874:C:H2'	2.10	0.51
24:BA:527:C:C6	24:BA:528:A:N6	2.78	0.51
24:BA:895:U:H2'	24:BA:896:A:OP1	2.10	0.51
24:BA:898:C:H2'	24:BA:899:A:O4'	2.10	0.51
24:BA:7:G:H2'	24:BA:8:A:O4'	2.11	0.51
24:BA:966:G:H2'	24:BA:967:C:C6	2.45	0.51
28:BF:132:VAL:CG2	28:BF:133:ASN:H	2.02	0.51
28:BF:22:ALA:C	28:BF:24:LEU:N	2.62	0.51
30:BH:30:LYS:HD3	30:BH:136:ILE:HG13	1.93	0.51
31:BK:79:ILE:C	31:BK:142:VAL:HG21	2.30	0.51
34:BO:42:SER:O	34:BO:44:GLY:N	2.43	0.51
24:BA:299:A:H5''	43:BU:84:ARG:NH1	2.25	0.51
43:BU:95:LYS:NZ	43:BU:100:ALA:HA	2.25	0.51
44:BV:23:LYS:HE2	44:BV:40:ASP:OD2	2.11	0.51

Continued on next page...

Continued from previous page...

Atom-1	Atom-2	Interatomic distance (Å)	Clash overlap (Å)
35:BP:141:GLN:HE21	44:BV:75:ASN:N	2.09	0.51
46:BZ:4:VAL:HG23	46:BZ:5:CYS:O	2.10	0.51
1:CA:1072:G:H2'	1:CA:1073:U:H6	1.73	0.51
1:CA:177:C:H2'	1:CA:178:C:H6	1.76	0.51
1:CA:323:U:H6	1:CA:323:U:O5'	1.91	0.51
1:CA:422:C:O2'	1:CA:423:G:H5''	2.10	0.51
2:CE:170:GLU:HA	2:CE:172:ILE:CD1	2.41	0.51
3:CF:113:ALA:C	3:CF:115:LEU:H	2.14	0.51
3:CF:11:ARG:O	3:CF:13:GLY:N	2.43	0.51
3:CF:3:ASN:ND2	3:CF:4:LYS:NZ	2.58	0.51
3:CF:35:GLU:OE2	3:CF:95:THR:HG23	2.10	0.51
1:CA:406:G:C5'	4:CG:5:ILE:HD13	2.40	0.51
9:CL:88:TYR:O	9:CL:89:ASN:CB	2.59	0.51
3:CF:29:TYR:OH	14:CQ:54:PRO:HD2	2.09	0.51
1:CA:1188:A:H5''	14:CQ:58:LYS:HZ1	1.75	0.51
16:CS:21:VAL:O	16:CS:33:ILE:HG12	2.11	0.51
19:CV:40:ILE:HG23	19:CV:67:VAL:O	2.10	0.51
21:CX:3:LYS:HB3	21:CX:14:TRP:CD1	2.46	0.51
24:DA:2869:G:O2'	36:D0:61:HIS:HE1	1.93	0.51
40:D2:14:VAL:HA	40:D2:18:LEU:HD12	1.93	0.51
50:D5:40:LYS:HD3	50:D5:46:CYS:SG	2.50	0.51
53:D8:29:LYS:HB2	53:D8:44:LYS:HG2	1.90	0.51
24:DA:1331:A:O2'	24:DA:1332:G:H8	1.92	0.51
24:DA:1543:A:HO2'	24:DA:1544:C:P	2.33	0.51
24:DA:1928:A:O2'	24:DA:1929:G:H5'	2.10	0.51
24:DA:2026:C:H2'	24:DA:2027:G:O5'	2.10	0.51
24:DA:205:G:C2'	24:DA:206:U:OP2	2.57	0.51
24:DA:332:A:O2'	24:DA:333:G:P	2.68	0.51
24:DA:481:G:HO2'	24:DA:482:A:P	2.33	0.51
24:DA:807:U:O2'	24:DA:808:G:H5'	2.11	0.51
25:DB:40:U:C2'	25:DB:41:U:OP1	2.58	0.51
26:DD:67:PHE:CE1	26:DD:157:ARG:NH2	2.79	0.51
24:DA:1789:A:O2'	26:DD:219:PRO:HB3	2.11	0.51
26:DD:35:LYS:HG2	26:DD:64:ILE:HG22	1.92	0.51
27:DE:51:PHE:CD1	27:DE:52:LEU:N	2.76	0.51
27:DE:77:ILE:O	27:DE:78:LEU:C	2.48	0.51
29:DG:97:ASP:O	29:DG:101:ILE:HG23	2.10	0.51
30:DH:6:ARG:C	30:DH:8:PRO:HD2	2.30	0.51
31:DK:12:LEU:O	31:DK:13:GLY:O	2.28	0.51
32:DM:12:ARG:NH1	32:DM:50:ASP:OD2	2.41	0.51
33:DN:23:ARG:O	33:DN:39:ILE:HB	2.10	0.51

Continued on next page...

Continued from previous page...

Atom-1	Atom-2	Interatomic distance (Å)	Clash overlap (Å)
34:DO:112:LEU:HD11	34:DO:114:ILE:CG2	2.40	0.51
37:DQ:106:ARG:HA	37:DQ:110:LEU:CG	2.39	0.51
43:DU:101:LYS:O	43:DU:102:CYS:SG	2.66	0.51
1:AA:1375:A:H2'	1:AA:1376:U:C6	2.45	0.51
1:AA:230:G:H2'	1:AA:231:G:O4'	2.11	0.51
1:AA:687:A:HO2'	1:AA:688:G:P	2.34	0.51
1:AA:836:G:O2'	1:AA:837:G:H5'	2.11	0.51
1:AA:745:C:OP1	1:AA:851:G:O2'	2.28	0.51
2:AE:28:PHE:O	2:AE:29:ALA:O	2.28	0.51
3:AF:195:VAL:HG12	3:AF:196:LEU:N	2.26	0.51
3:AF:58:GLU:O	3:AF:64:VAL:HA	2.10	0.51
4:AG:158:ILE:O	4:AG:162:LEU:HB2	2.10	0.51
7:AJ:57:GLU:H	7:AJ:57:GLU:CD	2.13	0.51
9:AL:28:VAL:HG13	9:AL:29:ASN:N	2.24	0.51
9:AL:38:GLN:C	9:AL:40:LEU:N	2.64	0.51
9:AL:49:PRO:O	9:AL:53:VAL:HG22	2.11	0.51
10:AM:22:LYS:CD	10:AM:26:ALA:HB2	2.40	0.51
11:AN:82:VAL:HB	11:AN:108:ILE:HG12	1.92	0.51
13:AP:40:ASN:HD22	13:AP:43:THR:CG2	2.05	0.51
40:B2:85:LYS:HG3	40:B2:87:HIS:CA	2.39	0.51
24:BA:1212:G:H2'	24:BA:1236:G:N2	2.23	0.51
24:BA:1409:C:O2'	24:BA:1410:G:H5'	2.10	0.51
24:BA:1572:A:H2'	24:BA:1573:G:O4'	2.10	0.51
24:BA:1885:A:H3'	24:BA:1886:C:C6	2.39	0.51
24:BA:2257:U:H2'	24:BA:2258:C:C6	2.46	0.51
24:BA:2376:A:H2'	24:BA:2377:A:O4'	2.11	0.51
24:BA:40:C:H2'	24:BA:41:C:H6	1.75	0.51
24:BA:876:C:H2'	24:BA:877:U:O4'	2.10	0.51
26:BD:9:TYR:CD2	26:BD:10:THR:HG22	2.46	0.51
26:BD:179:SER:C	26:BD:181:GLU:H	2.13	0.51
24:BA:2591:C:OP2	26:BD:238:GLY:O	2.27	0.51
24:BA:1567:A:H2	26:BD:28:GLU:HA	1.75	0.51
24:BA:2635:C:H5'	27:BE:77:ILE:HG22	1.92	0.51
28:BF:51:THR:CB	28:BF:88:VAL:HG11	2.40	0.51
30:BH:61:HIS:O	30:BH:62:LYS:C	2.49	0.51
34:BO:91:PHE:CD1	34:BO:91:PHE:N	2.78	0.51
35:BP:77:LYS:HZ1	35:BP:82:ARG:C	2.14	0.51
41:BS:70:TYR:O	41:BS:107:LEU:HD12	2.10	0.51
42:BT:9:LEU:HD12	42:BT:30:VAL:C	2.31	0.51
43:BU:28:LYS:O	43:BU:29:GLU:O	2.28	0.51
44:BV:26:GLY:HA2	44:BV:85:HIS:CD2	2.46	0.51

Continued on next page...

Continued from previous page...

Atom-1	Atom-2	Interatomic distance (Å)	Clash overlap (Å)
1:CA:1443:G:C3'	1:CA:1446:A:C5'	2.85	0.51
1:CA:197:A:O2'	1:CA:198:G:C8	2.63	0.51
1:CA:38:G:C2	1:CA:397:A:H2	2.27	0.51
1:CA:32:A:OP2	1:CA:398:C:H1'	2.10	0.51
1:CA:428:G:H4'	1:CA:429:U:O5'	2.10	0.51
1:CA:453:A:C6	1:CA:454:C:N4	2.78	0.51
1:CA:602:A:H2'	1:CA:603:U:O4'	2.11	0.51
1:CA:827:U:C5'	1:CA:828:A:OP2	2.56	0.51
1:CA:88:C:H3'	1:CA:89:U:C5	2.45	0.51
22:CD:15:G:H22	22:CD:59:A:H1'	1.74	0.51
22:CD:54:U:H3	22:CD:58:A:N6	2.00	0.51
4:CG:83:SER:HA	4:CG:89:THR:HG23	1.92	0.51
6:CI:86:ARG:O	6:CI:87:ARG:CG	2.50	0.51
12:CO:24:VAL:CG1	12:CO:24:VAL:O	2.58	0.51
13:CP:4:ILE:HG22	13:CP:5:ALA:H	1.75	0.51
13:CP:87:TYR:C	13:CP:89:GLY:N	2.64	0.51
24:DA:1065:U:H3'	24:DA:1066:U:C4'	2.41	0.51
24:DA:1213:A:N3	24:DA:1238:G:H1'	2.25	0.51
24:DA:1281:G:O2'	24:DA:1282:U:H5'	2.10	0.51
24:DA:1430:C:H2'	24:DA:1431:U:C6	2.46	0.51
24:DA:1504:C:H5'	24:DA:1505:C:OP2	2.10	0.51
24:DA:1932:A:H2'	24:DA:1933:G:O4'	2.10	0.51
24:DA:2126:A:C2	24:DA:2162:G:N2	2.78	0.51
24:DA:2712:U:O2	24:DA:2712:U:H5''	2.09	0.51
24:DA:2821:A:OP2	27:DE:110:GLY:HA3	2.10	0.51
26:DD:259:THR:O	26:DD:260:ARG:C	2.49	0.51
26:DD:35:LYS:HD2	26:DD:104:TYR:CD1	2.45	0.51
31:DK:57:ARG:O	31:DK:61:ARG:HG2	2.11	0.51
31:DK:67:ARG:O	31:DK:71:ILE:HG22	2.10	0.51
32:DM:120:LEU:CD1	32:DM:122:VAL:HG23	2.38	0.51
38:DR:16:ARG:HD3	38:DR:19:LEU:HG	1.92	0.51
44:DV:108:PRO:C	44:DV:110:GLY:H	2.13	0.51
44:DV:61:LEU:HB3	44:DV:62:PRO:CD	2.40	0.51
1:AA:1103:C:C4	1:AA:1104:G:N7	2.79	0.51
1:AA:1221:G:OP1	1:AA:1321:C:N4	2.44	0.51
1:AA:1322:C:C2'	1:AA:1322:C:O2	2.58	0.51
1:AA:186(D):C:H2'	1:AA:186(E):C:H6	1.75	0.51
1:AA:216:G:H2'	1:AA:217:C:H6	1.74	0.51
1:AA:3:G:C5'	1:AA:4:U:OP1	2.59	0.51
1:AA:923:A:H2'	1:AA:924:C:C6	2.46	0.51
1:AA:999:U:H2'	1:AA:1000:A:OP1	2.11	0.51

Continued on next page...

Continued from previous page...

Atom-1	Atom-2	Interatomic distance (Å)	Clash overlap (Å)
22:AC:23:C:H2'	22:AC:24:U:C6	2.45	0.51
3:AF:138:VAL:CG2	3:AF:151:VAL:HG23	2.40	0.51
4:AG:30:LYS:HZ3	4:AG:35:ARG:CZ	2.23	0.51
7:AJ:44:TYR:HA	7:AJ:47:CYS:SG	2.50	0.51
9:AL:2:GLU:CG	9:AL:3:GLN:H	2.23	0.51
9:AL:83:ARG:O	9:AL:86:VAL:HG12	2.11	0.51
12:AO:69:TYR:HB2	12:AO:96:VAL:HG11	1.91	0.51
17:AT:59:ILE:CD1	17:AT:73:VAL:HA	2.40	0.51
18:AU:18:ARG:C	18:AU:20:ALA:H	2.13	0.51
18:AU:74:ARG:O	18:AU:81:PHE:HE1	1.92	0.51
53:B8:14:VAL:CG1	53:B8:15:LYS:H	2.21	0.51
24:BA:1024:G:OP2	24:BA:1025:G:H3'	2.11	0.51
24:BA:1161:C:H2'	24:BA:1162:G:H8	1.75	0.51
24:BA:1379:A:O2'	24:BA:1380:G:P	2.68	0.51
24:BA:1614:A:N1	41:BS:91:GLY:HA2	2.26	0.51
24:BA:1652:A:OP1	36:B0:8:ARG:NH1	2.44	0.51
24:BA:18:C:H2'	24:BA:19:C:H6	1.75	0.51
24:BA:2012:G:O3'	41:BS:96:ILE:HG12	2.11	0.51
24:BA:2127:G:C3'	24:BA:2128:C:H5''	2.39	0.51
24:BA:2262:U:H2'	24:BA:2263:C:H6	1.76	0.51
24:BA:2494:G:O2'	24:BA:2495:G:H5'	2.10	0.51
24:BA:2688:U:H3'	24:BA:2688:U:O2	2.09	0.51
24:BA:635:C:O2'	24:BA:639:U:OP1	2.28	0.51
24:BA:671:C:H2'	24:BA:672:C:O5'	2.10	0.51
24:BA:693:C:O2'	24:BA:694:U:H5'	2.11	0.51
24:BA:823:G:H2'	24:BA:824:A:C8	2.45	0.51
25:BB:55:U:O2'	25:BB:56:G:H5'	2.11	0.51
27:BE:16:ARG:HG3	27:BE:16:ARG:NH1	2.23	0.51
24:BA:2788:C:OP1	27:BE:61:ARG:NH1	2.43	0.51
29:BG:29:TRP:O	29:BG:31:VAL:N	2.43	0.51
30:BH:19:VAL:HG13	30:BH:43:VAL:HG22	1.92	0.51
31:BK:76:THR:O	31:BK:77:LEU:C	2.48	0.51
35:BP:133:ARG:O	35:BP:134:ARG:HB2	2.09	0.51
35:BP:79:LEU:O	35:BP:80:GLU:OE2	2.28	0.51
37:BQ:106:ARG:CB	37:BQ:110:LEU:HD21	2.34	0.51
24:BA:2015:A:H5'	41:BS:92:ARG:NH2	2.24	0.51
43:BU:14:LEU:CD2	43:BU:73:ARG:HB2	2.41	0.51
44:BV:10:ARG:NH1	44:BV:26:GLY:O	2.43	0.51
47:BW:15:LYS:HA	47:BW:67:LYS:NZ	2.25	0.51
48:BX:52:HIS:H	48:BX:52:HIS:HD2	1.59	0.51
1:CA:1022:G:H2'	1:CA:1023:G:C8	2.45	0.51

Continued on next page...

Continued from previous page...

Atom-1	Atom-2	Interatomic distance (Å)	Clash overlap (Å)
1:CA:1160:G:H2'	1:CA:1160:G:N3	2.25	0.51
1:CA:1297:C:HO2'	1:CA:1298:C:P	2.33	0.51
1:CA:199:G:O2'	1:CA:200:G:H5'	2.11	0.51
1:CA:627:G:O2'	1:CA:628:G:H5'	2.10	0.51
1:CA:984:C:H2'	1:CA:985:C:C6	2.46	0.51
22:CC:19:G:C4	22:CC:57:A:C2	2.99	0.51
3:CF:22:TRP:CH2	3:CF:32:LEU:HB2	2.45	0.51
6:CI:10:LEU:HD13	6:CI:61:LEU:HD13	1.93	0.51
7:CJ:11:GLN:C	7:CJ:12:LEU:HD22	2.31	0.51
11:CN:29:ILE:HG13	11:CN:44:SER:HB3	1.92	0.51
20:CW:9:ASN:HD22	20:CW:9:ASN:C	2.14	0.51
1:CA:1305:G:H5'	21:CX:4:GLY:HA3	1.92	0.51
13:CP:65:LYS:HB3	49:D4:50:VAL:HG21	1.93	0.51
49:D4:50:VAL:O	49:D4:51:ASP:C	2.48	0.51
24:DA:1054:A:H2'	24:DA:1055:G:O4'	2.11	0.51
24:DA:1159:U:H2'	24:DA:1160:G:H8	1.73	0.51
24:DA:1537:C:H2'	24:DA:1538:G:O4'	2.11	0.51
24:DA:1565:C:O2'	24:DA:1566:A:O5'	2.28	0.51
24:DA:1728:G:H2'	24:DA:1731:G:O6	2.10	0.51
24:DA:2211:G:H2'	24:DA:2211:G:N3	2.26	0.51
24:DA:1889:A:N1	24:DA:2234:G:H1'	2.26	0.51
24:DA:2307:G:O2'	24:DA:2308:G:OP2	2.27	0.51
24:DA:592:G:N3	53:D8:4:MET:CE	2.74	0.51
24:DA:735:A:H3'	24:DA:736:C:H6	1.76	0.51
25:DB:43:C:P	29:DG:67:LYS:HE3	2.50	0.51
26:DD:134:ARG:HB2	26:DD:135:PHE:HD2	1.75	0.51
26:DD:210:GLY:O	26:DD:213:ARG:N	2.43	0.51
29:DG:114:ILE:CG2	29:DG:115:ARG:N	2.73	0.51
29:DG:37:VAL:HG22	29:DG:159:VAL:CA	2.34	0.51
25:DB:42:C:O3'	29:DG:67:LYS:HE3	2.11	0.51
31:DK:129:THR:HA	31:DK:137:PRO:HA	1.93	0.51
34:DO:101:VAL:HA	34:DO:105:LEU:O	2.10	0.51
34:DO:31:ALA:C	34:DO:32:THR:HG23	2.31	0.51
27:DE:7:VAL:HG11	38:DR:1:MET:HE3	1.91	0.51
44:DV:48:PHE:CZ	44:DV:52:SER:HA	2.46	0.51
42:DT:5:TYR:CE2	47:DW:30:ARG:HG3	2.45	0.51
47:DW:15:LYS:H	47:DW:67:LYS:HE2	1.73	0.51
46:DZ:92:LYS:C	46:DZ:94:LEU:N	2.62	0.51
1:AA:1121:U:O2'	1:AA:1122:U:H5'	2.10	0.51
1:AA:1125:U:OP2	1:AA:1145:C:N4	2.43	0.51
1:AA:303:A:H2'	1:AA:304:U:C6	2.46	0.51

Continued on next page...

Continued from previous page...

Atom-1	Atom-2	Interatomic distance (Å)	Clash overlap (Å)
1:AA:544:G:H2'	1:AA:545:C:H6	1.76	0.51
1:AA:691:G:O5'	1:AA:691:G:H8	1.94	0.51
2:AE:82:ARG:HG3	2:AE:82:ARG:HH11	1.76	0.51
3:AF:58:GLU:O	3:AF:59:ARG:CG	2.59	0.51
5:AH:155:GLU:O	5:AH:155:GLU:HG2	2.11	0.51
5:AH:26:PHE:CZ	23:A1:25:A:N6	2.79	0.51
6:AI:22:GLU:OE1	6:AI:84:ASN:HB2	2.10	0.51
7:AJ:26:PHE:O	7:AJ:30:ILE:HG12	2.11	0.51
10:AM:82:ILE:O	10:AM:86:MET:HB2	2.10	0.51
12:AO:33:ARG:CG	12:AO:60:LEU:HD12	2.40	0.51
15:AR:56:LEU:HA	15:AR:59:MET:CE	2.41	0.51
53:B8:52:LYS:N	53:B8:53:PRO:HD2	2.26	0.51
24:BA:1102:C:H2'	24:BA:1103:A:H5''	1.92	0.51
24:BA:1171:G:H1'	24:BA:1173:G:O4'	2.10	0.51
24:BA:1397:U:HO2'	24:BA:1398:C:P	2.32	0.51
24:BA:1761:C:C4	24:BA:1762:A:C6	2.98	0.51
24:BA:1857:G:H2'	24:BA:1858:G:O4'	2.10	0.51
24:BA:2161:C:H2'	24:BA:2162:G:O4'	2.11	0.51
24:BA:2192:G:H2'	24:BA:2193:G:H5''	1.92	0.51
24:BA:414:C:H2'	24:BA:415:A:C8	2.46	0.51
24:BA:574:C:O2	27:BE:145:LYS:NZ	2.39	0.51
24:BA:865:C:H4'	24:BA:866:A:OP1	2.10	0.51
25:BB:65:C:N4	25:BB:108:C:H2'	2.24	0.51
24:BA:1816:G:H8	26:BD:62:TYR:CZ	2.28	0.51
27:BE:93:VAL:HG12	27:BE:93:VAL:O	2.11	0.51
28:BF:161:GLU:O	28:BF:165:ARG:N	2.37	0.51
30:BH:54:ARG:HB2	30:BH:55:PRO:HD2	1.93	0.51
31:BK:98:ALA:CA	31:BK:109:ILE:HD11	2.41	0.51
24:BA:2429:G:N7	34:BO:56:SER:OG	2.44	0.51
37:BQ:66:ALA:HA	37:BQ:69:VAL:HG12	1.92	0.51
37:BQ:27:SER:HA	37:BQ:88:ASP:CB	2.41	0.51
24:BA:1754:C:H5'	38:BR:101:PHE:CE2	2.46	0.51
38:BR:48:ILE:HG22	38:BR:49:VAL:N	2.25	0.51
44:BV:132:ASN:C	44:BV:133:ILE:HD12	2.31	0.51
1:CA:1116:C:O2'	1:CA:1117:G:H5''	2.11	0.51
1:CA:1269:A:C2	1:CA:1313:U:O4'	2.64	0.51
1:CA:1306:A:N6	1:CA:1331:G:O2'	2.44	0.51
1:CA:937:A:C2	1:CA:1379:G:C6	2.99	0.51
1:CA:22:G:H2'	1:CA:23:C:C6	2.46	0.51
1:CA:260:G:H2'	1:CA:261:U:C6	2.46	0.51
1:CA:60:A:O2'	1:CA:61:G:OP2	2.28	0.51

Continued on next page...

Continued from previous page...

Atom-1	Atom-2	Interatomic distance (Å)	Clash overlap (Å)
4:CG:13:ARG:HD3	4:CG:38:TYR:O	2.10	0.51
4:CG:196:LEU:HD12	4:CG:196:LEU:H	1.75	0.51
10:CM:17:ASP:HA	10:CM:20:ALA:HB3	1.93	0.51
12:CO:27:LEU:C	12:CO:29:GLY:N	2.64	0.51
16:CS:20:VAL:HG23	16:CS:34:GLU:O	2.11	0.51
16:CS:72:ARG:HD3	16:CS:73:LEU:HD23	1.91	0.51
18:CU:64:ARG:O	18:CU:66:LEU:N	2.43	0.51
1:CA:191:G:O2'	20:CW:101:GLY:O	2.27	0.51
20:CW:89:ARG:HH22	20:CW:106:ALA:HB2	1.75	0.51
21:CX:6:ARG:HE	21:CX:15:ARG:NH2	2.08	0.51
40:D2:1:MET:HE2	40:D2:43:GLU:HG2	1.92	0.51
49:D4:12:ALA:HB1	49:D4:30:GLU:H	1.76	0.51
49:D4:42:PHE:O	49:D4:44:THR:N	2.44	0.51
19:CV:69:HIS:HD1	49:D4:69:LYS:HE2	1.76	0.51
50:D5:20:ARG:C	50:D5:22:HIS:H	2.14	0.51
24:DA:1340:U:HO2'	24:DA:1341:U:P	2.32	0.51
24:DA:1465:G:N2	24:DA:1466:G:H1'	2.26	0.51
24:DA:1607:C:H4'	24:DA:1608:A:O5'	2.11	0.51
24:DA:1647:G:O5'	24:DA:1648:C:OP1	2.28	0.51
24:DA:1930:G:N2	24:DA:1968:G:H2'	2.26	0.51
24:DA:2086:U:H2'	24:DA:2087:G:C8	2.45	0.51
24:DA:2600:A:C6	24:DA:2601:C:N4	2.79	0.51
24:DA:2619:C:O2'	24:DA:2620:C:H5'	2.10	0.51
24:DA:345:A:O2'	24:DA:347:A:N7	2.43	0.51
24:DA:755:C:H2'	24:DA:756:C:C6	2.46	0.51
24:DA:1797:C:O2'	26:DD:259:THR:HB	2.10	0.51
27:DE:203:LYS:HE3	27:DE:204:ALA:CB	2.40	0.51
31:DK:4:ILE:N	31:DK:37:VAL:O	2.41	0.51
31:DK:56:LYS:C	31:DK:56:LYS:HD2	2.31	0.51
33:DN:4:PRO:O	33:DN:5:GLN:CB	2.58	0.51
34:DO:62:LEU:CD2	34:DO:62:LEU:H	2.19	0.51
34:DO:95:VAL:HG13	34:DO:100:LEU:CD2	2.41	0.51
1:AA:1172:C:H2'	1:AA:1173:G:H8	1.76	0.51
1:AA:1346:A:H5'	9:AL:120:ARG:HH12	1.75	0.51
1:AA:393:A:O2'	1:AA:394:G:H5'	2.10	0.51
1:AA:767:A:H2'	1:AA:768:A:O4'	2.10	0.51
3:AF:148:GLY:HA3	3:AF:172:ARG:O	2.11	0.51
3:AF:17:ASP:O	3:AF:18:TRP:O	2.29	0.51
3:AF:58:GLU:HB2	3:AF:65:ALA:HB3	1.93	0.51
4:AG:106:TYR:HE1	4:AG:112:VAL:O	1.94	0.51
5:AH:50:GLU:HB2	5:AH:53:LEU:HD12	1.92	0.51

Continued on next page...

Continued from previous page...

Atom-1	Atom-2	Interatomic distance (Å)	Clash overlap (Å)
8:AK:63:LEU:N	8:AK:63:LEU:HD22	2.26	0.51
9:AL:97:LYS:HB3	9:AL:98:PRO:HD3	1.92	0.51
12:AO:24:VAL:HG12	12:AO:27:LEU:HD23	1.93	0.51
18:AU:79:LEU:HB3	18:AU:80:PRO:CD	2.40	0.51
20:AW:67:ALA:O	20:AW:69:GLY:N	2.44	0.51
36:B0:97:VAL:HA	36:B0:113:LEU:O	2.11	0.51
53:B8:33:ASN:H	53:B8:36:LYS:CE	2.11	0.51
53:B8:49:VAL:C	53:B8:50:LEU:HG	2.30	0.51
53:B8:52:LYS:CD	53:B8:52:LYS:H	2.24	0.51
53:B8:52:LYS:N	53:B8:52:LYS:CD	2.74	0.51
24:BA:1005:C:C5	24:BA:1143:A:H1'	2.46	0.51
24:BA:1142(A):A:N7	24:BA:1144:G:C5	2.79	0.51
24:BA:1222:C:O2'	24:BA:1223:C:H5'	2.10	0.51
24:BA:2366:A:H2'	24:BA:2367:G:O4'	2.11	0.51
24:BA:252:G:OP2	34:BO:50:ARG:NH2	2.32	0.51
24:BA:2779:U:H1'	24:BA:2781:A:C5	2.46	0.51
24:BA:363(B):G:O2'	24:BA:363(C):G:H5'	2.11	0.51
24:BA:78:A:H2'	24:BA:79:G:H8	1.74	0.51
24:BA:819:A:H2'	24:BA:820:A:H5'	1.93	0.51
25:BB:94:C:H2'	25:BB:95:U:O4'	2.11	0.51
26:BD:43:ARG:HH11	26:BD:44:ASN:CG	2.14	0.51
24:BA:443:A:OP1	28:BF:46:ARG:HB2	2.10	0.51
29:BG:72:ARG:HD3	29:BG:86:MET:O	2.11	0.51
31:BK:9:LEU:HD23	31:BK:9:LEU:N	2.26	0.51
34:BO:97:PRO:C	34:BO:98:GLU:HG3	2.31	0.51
24:BA:2294:C:OP1	37:BQ:89:ARG:NH2	2.44	0.51
23:C1:21:A:H8	23:C1:21:A:O5'	1.93	0.51
1:CA:1019:C:H2'	1:CA:1020:U:O4'	2.11	0.51
1:CA:181:G:O2'	1:CA:182:U:C6	2.64	0.51
1:CA:703:G:O2'	1:CA:704:A:OP2	2.28	0.51
1:CA:958:A:C8	19:CV:55:LYS:HD2	2.46	0.51
22:CB:39:A:H2'	22:CB:40:C:O4'	2.11	0.51
22:CD:20:U:C2'	22:CD:21:A:H5''	2.39	0.51
3:CF:21:ARG:CD	3:CF:21:ARG:N	2.74	0.51
6:CI:75:LEU:HD23	6:CI:79:LEU:HG	1.91	0.51
19:CV:41:VAL:CG1	19:CV:45:VAL:N	2.74	0.51
36:D0:118:GLU:OXT	36:D0:118:GLU:HG3	2.11	0.51
24:DA:1317:A:H2'	24:DA:1318:C:H6	1.75	0.51
24:DA:1588:C:H2'	24:DA:1589:C:C6	2.44	0.51
24:DA:1668:A:H2'	24:DA:1674:G:N7	2.26	0.51
24:DA:1799:G:HO2'	24:DA:1800:C:P	2.33	0.51

Continued on next page...

Continued from previous page...

Atom-1	Atom-2	Interatomic distance (Å)	Clash overlap (Å)
24:DA:2124:G:H2'	24:DA:2125:G:O4'	2.11	0.51
24:DA:2302:G:C6	24:DA:2303:G:C5	2.99	0.51
24:DA:2503:A:H3'	24:DA:2503:A:OP2	2.11	0.51
24:DA:2732:G:H3'	24:DA:2733:A:H5'	1.91	0.51
24:DA:2842:G:C2'	24:DA:2843:G:H5'	2.40	0.51
24:DA:805:G:C4'	24:DA:806:C:OP2	2.58	0.51
24:DA:886:C:H2'	24:DA:887:A:O4'	2.10	0.51
26:DD:10:THR:HG23	26:DD:13:ARG:CB	2.34	0.51
27:DE:95:ILE:CD1	27:DE:95:ILE:H	2.19	0.51
29:DG:121:ASN:HD22	29:DG:122:PRO:CD	2.23	0.51
30:DH:55:PRO:HG2	30:DH:61:HIS:ND1	2.26	0.51
31:DK:14:ASP:O	31:DK:16:GLY:N	2.44	0.51
32:DM:131:GLN:HE21	32:DM:132:ALA:H	1.58	0.51
33:DN:24:VAL:HG21	33:DN:32:TYR:O	2.10	0.51
25:DB:48:A:H4'	37:DQ:95:HIS:HD2	1.76	0.51
42:DT:36:LYS:HA	42:DT:39:ILE:HD12	1.91	0.51
42:DT:65:ARG:CD	42:DT:65:ARG:H	2.23	0.51
43:DU:77:PRO:O	43:DU:78:ALA:HB2	2.11	0.51
1:AA:1031:G:OP1	1:AA:1031:G:C8	2.64	0.51
1:AA:1162:C:C2	1:AA:1175:G:N2	2.78	0.51
1:AA:1427:U:H2'	1:AA:1428:A:C8	2.46	0.51
1:AA:712:A:H2'	1:AA:713:G:O4'	2.11	0.51
22:AD:5:G:C2'	22:AD:6:G:H5'	2.39	0.51
3:AF:50:ALA:HB2	3:AF:75:VAL:CG2	2.41	0.51
1:AA:437:U:H5'	4:AG:155:LEU:HD21	1.92	0.51
4:AG:194:LEU:HD22	4:AG:194:LEU:N	2.26	0.51
4:AG:22:LYS:CB	4:AG:26:CYS:HB2	2.41	0.51
5:AH:101:ILE:O	5:AH:101:ILE:HG12	2.11	0.51
9:AL:128:ARG:HG2	9:AL:128:ARG:HH11	1.75	0.51
13:AP:79:LYS:HE3	13:AP:82:MET:CE	2.39	0.51
20:AW:101:GLY:O	20:AW:103:GLY:N	2.43	0.51
40:B2:1:MET:SD	40:B2:42:GLY:HA3	2.50	0.51
29:BG:62:LEU:HG	49:B4:27:THR:HG21	1.93	0.51
24:BA:1008:C:H5''	24:BA:1009:A:OP1	2.11	0.51
24:BA:1063:G:H2'	24:BA:1064:C:O4'	2.10	0.51
24:BA:1164:G:H2'	24:BA:1165:U:H6	1.74	0.51
24:BA:1365:A:N6	24:BA:1366:A:C6	2.78	0.51
24:BA:1533:C:H3'	24:BA:1534:G:O4'	2.10	0.51
24:BA:2286:A:O2'	51:B6:37:ARG:NH2	2.44	0.51
24:BA:2291:U:O2'	24:BA:2374:C:H1'	2.11	0.51
24:BA:2759:G:C2'	24:BA:2760:C:H5'	2.41	0.51

Continued on next page...

Continued from previous page...

Atom-1	Atom-2	Interatomic distance (Å)	Clash overlap (Å)
24:BA:372:G:H2'	24:BA:400:G:O6	2.11	0.51
24:BA:812:C:C2	24:BA:813:U:C5	2.98	0.51
24:BA:857:C:H1'	45:B3:26:TYR:HE2	1.75	0.51
26:BD:142:VAL:CG2	26:BD:143:HIS:N	2.74	0.51
28:BF:25:PRO:C	28:BF:27:GLU:H	2.13	0.51
29:BG:75:LYS:O	29:BG:76:SER:HB2	2.11	0.51
30:BH:144:VAL:O	30:BH:145:ALA:C	2.48	0.51
31:BK:15:VAL:HG12	31:BK:16:GLY:H	1.75	0.51
34:BO:9:ASN:HB2	34:BO:10:PRO:HD2	1.92	0.51
35:BP:141:GLN:NE2	44:BV:75:ASN:N	2.59	0.51
43:BU:95:LYS:NZ	43:BU:96:ILE:N	2.58	0.51
23:C1:10:G:H2'	23:C1:11:U:O5'	2.10	0.51
1:CA:1239:A:N6	1:CA:1299:A:H62	2.09	0.51
1:CA:1324:A:C4'	1:CA:1362:C:H4'	2.41	0.51
1:CA:1405:G:O2'	1:CA:1519:A:H5'	2.11	0.51
1:CA:1534:A:C2'	1:CA:1535:C:C5	2.94	0.51
1:CA:531:U:H5''	1:CA:532:A:OP1	2.10	0.51
1:CA:701:C:C2'	1:CA:702:A:OP2	2.59	0.51
3:CF:70:VAL:CG1	3:CF:71:ALA:N	2.73	0.51
4:CG:52:SER:O	4:CG:53:ASP:C	2.49	0.51
5:CH:107:ARG:O	5:CH:108:ALA:C	2.49	0.51
13:CP:9:ILE:C	13:CP:9:ILE:HD12	2.31	0.51
1:CA:1318:A:C5'	19:CV:11:VAL:HG11	2.41	0.51
49:D4:54:GLY:HA2	49:D4:57:GLU:HG2	1.92	0.51
51:D6:20:ASN:O	51:D6:21:TYR:CB	2.59	0.51
24:DA:1042:G:H2'	24:DA:1043:C:C6	2.46	0.51
24:DA:1496:A:C8	24:DA:1577:C:O2'	2.47	0.51
24:DA:2219:G:H2'	24:DA:2224:G:H5'	1.92	0.51
24:DA:616:A:C4	28:DF:180:GLY:HA2	2.46	0.51
24:DA:788:A:O2'	24:DA:789:A:OP2	2.22	0.51
28:DF:192:LEU:HD21	28:DF:194:MET:HE2	1.92	0.51
31:DK:71:ILE:O	31:DK:72:LEU:HB2	2.10	0.51
32:DM:16:ILE:HG22	32:DM:17:ASP:N	2.26	0.51
35:DP:133:ARG:HG2	35:DP:134:ARG:N	2.26	0.51
35:DP:25:ASP:HA	35:DP:100:GLY:O	2.11	0.51
37:DQ:83:LYS:HG2	37:DQ:109:GLY:H	1.76	0.51
38:DR:14:TYR:CD1	38:DR:14:TYR:N	2.77	0.51
44:DV:124:ILE:HD11	44:DV:165:VAL:CG2	2.41	0.51
24:DA:153:C:OP2	46:DZ:88:LYS:HE2	2.11	0.51
1:AA:1475:G:OP1	24:BA:1689:A:H1'	2.10	0.51
1:AA:201:C:C2	1:AA:209:U:H6	2.28	0.51

Continued on next page...

Continued from previous page...

Atom-1	Atom-2	Interatomic distance (Å)	Clash overlap (Å)
1:AA:358:U:H2'	1:AA:359:U:H6	1.76	0.51
3:AF:122:GLU:C	3:AF:124:ILE:H	2.13	0.51
3:AF:76:VAL:HG13	3:AF:84:ILE:CD1	2.39	0.51
7:AJ:3:ARG:O	7:AJ:5:ARG:N	2.43	0.51
8:AK:6:ILE:HB	8:AK:85:ARG:NH1	2.26	0.51
10:AM:22:LYS:O	10:AM:26:ALA:N	2.44	0.51
10:AM:54:PHE:O	10:AM:55:LYS:HG3	2.10	0.51
12:AO:29:GLY:O	12:AO:30:ALA:C	2.48	0.51
13:AP:48:LEU:O	13:AP:49:THR:C	2.49	0.51
14:AQ:15:LYS:HG3	14:AQ:16:PHE:CD2	2.45	0.51
39:B1:58:ARG:HA	39:B1:61:TRP:CE3	2.45	0.51
37:BQ:3:ARG:HH12	45:B3:74:ARG:HH22	1.59	0.51
50:B5:55:ARG:NH1	50:B5:55:ARG:HB2	2.26	0.51
50:B5:60:VAL:HG23	50:B5:60:VAL:OXT	2.09	0.51
24:BA:1016:G:H2'	24:BA:1017:G:O4'	2.10	0.51
24:BA:1142(A):A:N7	24:BA:1144:G:N7	2.59	0.51
24:BA:1180:C:H6	24:BA:1180:C:H5'	1.75	0.51
24:BA:1199:U:H2'	24:BA:1200:C:C6	2.45	0.51
24:BA:1512:G:H2'	24:BA:1513:C:C6	2.46	0.51
24:BA:1728:G:H5''	24:BA:1728:G:N3	2.26	0.51
24:BA:2339:G:H2'	24:BA:2340:G:H8	1.76	0.51
24:BA:2564:A:C2	24:BA:2647:U:H4'	2.46	0.51
24:BA:448:U:C4	24:BA:583:G:H1'	2.45	0.51
25:BB:43:C:H5'	49:B4:1:MET:H3	1.75	0.51
26:BD:239:ARG:HG3	26:BD:239:ARG:HH21	1.76	0.51
27:BE:34:VAL:CG2	27:BE:78:LEU:HD13	2.39	0.51
28:BF:20:LEU:HB3	28:BF:199:TRP:CH2	2.41	0.51
28:BF:65:TRP:CZ3	28:BF:75:HIS:HD2	2.29	0.51
29:BG:120:LEU:N	29:BG:179:PRO:O	2.44	0.51
30:BH:153:LYS:O	30:BH:155:SER:N	2.44	0.51
31:BK:86:THR:HA	31:BK:123:LEU:HG	1.93	0.51
34:BO:105:LEU:N	34:BO:105:LEU:HD12	2.25	0.51
41:BS:73:ALA:O	41:BS:106:ILE:HG12	2.11	0.51
42:BT:63:LYS:HA	42:BT:72:LYS:HA	1.93	0.51
46:BZ:23:LYS:HE3	46:BZ:28:GLY:HA3	1.92	0.51
1:CA:1032:A:H3'	1:CA:1032(A):G:C5'	2.41	0.51
1:CA:1210:C:H5'	1:CA:1214:C:N4	2.26	0.51
1:CA:959:A:H2	1:CA:1221:G:N3	2.09	0.51
1:CA:1282:C:H2'	1:CA:1283:G:O4'	2.11	0.51
1:CA:1355:G:H2'	1:CA:1356:G:H8	1.76	0.51
1:CA:456:C:O2'	1:CA:457:C:H5'	2.10	0.51

Continued on next page...

Continued from previous page...

Atom-1	Atom-2	Interatomic distance (Å)	Clash overlap (Å)
1:CA:518:C:O2'	1:CA:519:C:OP2	2.22	0.51
2:CE:187:LEU:HD13	2:CE:187:LEU:O	2.11	0.51
3:CF:150:LYS:HG3	3:CF:169:ALA:HB2	1.92	0.51
8:CK:104:ARG:HD2	8:CK:138:TRP:CD2	2.46	0.51
16:CS:39:TYR:OH	16:CS:41:PRO:HB3	2.11	0.51
1:CA:376:G:H5''	16:CS:5:ARG:CD	2.36	0.51
21:CX:10:ARG:HH11	21:CX:10:ARG:HG3	1.76	0.51
36:D0:92:GLY:N	36:D0:94:TYR:HE2	2.09	0.51
40:D2:41:GLY:N	40:D2:46:VAL:HG13	2.26	0.51
50:D5:56:LYS:N	50:D5:56:LYS:HD2	2.13	0.51
34:DO:49:ARG:HE	53:D8:59:LYS:HG2	1.76	0.51
24:DA:1165:U:C2	24:DA:1166:C:C5	2.98	0.51
24:DA:1278:A:O3'	36:D0:34:ILE:HG23	2.11	0.51
24:DA:1436:G:H1'	24:DA:1477:A:O2'	2.11	0.51
24:DA:2030:A:H5''	24:DA:2031:A:OP1	2.11	0.51
24:DA:2311:A:O2'	24:DA:2312:U:C5'	2.59	0.51
24:DA:662:G:H5'	34:DO:15:ARG:HA	1.92	0.51
24:DA:715:G:H2'	24:DA:716:A:C8	2.45	0.51
25:DB:34:U:H5''	25:DB:35:U:OP1	2.11	0.51
26:DD:28:GLU:OE1	26:DD:29:PRO:HD2	2.11	0.51
27:DE:116:VAL:HG22	27:DE:122:PHE:HB2	1.91	0.51
27:DE:105:THR:HG23	27:DE:166:THR:OG1	2.10	0.51
28:DF:198:ALA:C	28:DF:200:GLU:N	2.62	0.51
30:DH:19:VAL:HG13	30:DH:43:VAL:CG2	2.41	0.51
30:DH:4:ILE:O	30:DH:6:ARG:N	2.43	0.51
30:DH:72:ILE:O	30:DH:75:ALA:HB3	2.11	0.51
32:DM:118:LYS:O	32:DM:120:LEU:N	2.43	0.51
32:DM:78:TYR:N	32:DM:78:TYR:HD1	2.07	0.51
33:DN:113:LYS:O	33:DN:116:SER:HB3	2.11	0.51
33:DN:24:VAL:O	33:DN:24:VAL:HG13	2.11	0.51
37:DQ:18:ILE:C	37:DQ:19:LYS:O	2.44	0.51
38:DR:14:TYR:HD1	38:DR:14:TYR:H	1.56	0.51
42:DT:47:PHE:N	42:DT:47:PHE:CD1	2.78	0.51
44:DV:70:LEU:HD11	44:DV:98:MET:HE1	1.91	0.51
48:DX:7:LYS:HE2	48:DX:32:GLN:NE2	2.25	0.51
1:AA:1181:G:C2	1:AA:1182:G:N2	2.79	0.51
1:AA:1053:G:N7	1:AA:1199:U:H2'	2.26	0.51
1:AA:188:U:O2'	1:AA:189:U:C5'	2.53	0.51
1:AA:483:C:H6	1:AA:483:C:O5'	1.94	0.51
1:AA:848:C:H2'	1:AA:849:C:H6	1.76	0.51
22:AC:22:G:O2'	22:AC:23:C:H5'	2.10	0.51

Continued on next page...

Continued from previous page...

Atom-1	Atom-2	Interatomic distance (Å)	Clash overlap (Å)
2:AE:114:ARG:O	2:AE:118:LEU:HG	2.10	0.51
2:AE:11:LEU:HD13	2:AE:11:LEU:N	2.18	0.51
2:AE:200:ILE:N	2:AE:200:ILE:HD12	2.26	0.51
2:AE:7:VAL:O	2:AE:8:LYS:C	2.49	0.51
4:AG:34:GLU:O	4:AG:35:ARG:CB	2.58	0.51
5:AH:114:GLY:O	5:AH:115:VAL:O	2.28	0.51
1:AA:690:G:N2	11:AN:55:LYS:HZ1	2.09	0.51
11:AN:50:TYR:CD1	11:AN:60:ALA:HB2	2.46	0.51
10:AM:47:PHE:HB2	14:AQ:34:TYR:HE2	1.76	0.51
15:AR:15:PHE:O	15:AR:27:VAL:HG23	2.11	0.51
19:AV:64:GLU:C	19:AV:66:MET:H	2.12	0.51
39:B1:74:LEU:N	39:B1:74:LEU:HD12	2.26	0.51
45:B3:83:PRO:O	45:B3:84:LEU:C	2.49	0.51
45:B3:83:PRO:O	45:B3:85:ALA:N	2.44	0.51
49:B4:10:VAL:CB	49:B4:11:PRO:HD3	2.14	0.51
49:B4:38:LYS:HG3	49:B4:38:LYS:O	2.10	0.51
49:B4:6:HIS:CB	49:B4:7:PRO:CA	2.79	0.51
24:BA:1280:G:C3'	24:BA:1281:G:C5'	2.89	0.51
24:BA:128:C:C2'	24:BA:129:C:O5'	2.59	0.51
24:BA:1928:A:O2'	24:BA:1929:G:H5'	2.11	0.51
24:BA:2192:G:H2'	24:BA:2193:G:C5'	2.41	0.51
24:BA:2776:A:O2'	24:BA:2777:G:OP2	2.17	0.51
24:BA:1815:A:P	26:BD:54:ARG:HH22	2.34	0.51
27:BE:51:PHE:O	27:BE:52:LEU:HB2	2.11	0.51
29:BG:111:LEU:HB2	29:BG:112:PRO:CD	2.33	0.51
29:BG:29:TRP:C	29:BG:31:VAL:H	2.14	0.51
32:BM:75:TYR:CZ	32:BM:77:GLY:HA2	2.45	0.51
33:BN:26:LYS:HE3	33:BN:37:ASP:CG	2.31	0.51
33:BN:69:ILE:HD12	33:BN:69:ILE:N	2.26	0.51
35:BP:2:LEU:H	35:BP:2:LEU:CD1	2.23	0.51
42:BT:50:LYS:HB2	42:BT:84:ALA:CB	2.41	0.51
43:BU:12:THR:HA	43:BU:26:LYS:HA	1.93	0.51
44:BV:105:VAL:O	44:BV:139:VAL:HG12	2.11	0.51
47:BW:25:VAL:HG23	47:BW:26:ARG:N	2.26	0.51
23:C1:13:A:H4'	23:C1:14:A:OP1	2.11	0.51
1:CA:1026:G:C6	1:CA:1036:G:N2	2.79	0.51
1:CA:1053:G:C4'	1:CA:1054:C:H5'	2.41	0.51
1:CA:1104:G:O2'	1:CA:1105:A:H5'	2.11	0.51
1:CA:1124:G:C5'	1:CA:1145:C:H41	2.23	0.51
1:CA:1463:C:O2'	1:CA:1464:G:H5'	2.12	0.51
1:CA:41:G:H2'	1:CA:42:G:C8	2.42	0.51

Continued on next page...

Continued from previous page...

Atom-1	Atom-2	Interatomic distance (Å)	Clash overlap (Å)
1:CA:545:C:OP2	4:CG:62:GLN:NE2	2.43	0.51
1:CA:794:A:C4'	1:CA:794:A:C8	2.94	0.51
1:CA:794:A:H2'	1:CA:795:C:C6	2.45	0.51
2:CE:15:VAL:H	2:CE:16:HIS:HD1	1.59	0.51
4:CG:108:LEU:HD11	4:CG:174:LEU:CD2	2.37	0.51
4:CG:178:VAL:O	4:CG:180:GLY:N	2.44	0.51
4:CG:206:PHE:CD2	4:CG:207:TYR:CD1	2.99	0.51
5:CH:126:ARG:HG3	5:CH:126:ARG:NH1	2.19	0.51
2:CE:178:ARG:NH2	8:CK:74:PRO:HB3	2.18	0.51
16:CS:1:MET:O	16:CS:3:LYS:HG3	2.11	0.51
21:CX:14:TRP:CE3	21:CX:15:ARG:HD3	2.46	0.51
24:DA:1057:A:C2'	24:DA:1058:U:H5'	2.40	0.51
24:DA:1582:C:C2	24:DA:1583:A:C8	2.99	0.51
24:DA:1929:G:O5'	24:DA:1929:G:H8	1.88	0.51
24:DA:229:A:N6	24:DA:418:G:O5'	2.43	0.51
24:DA:2341:G:H2'	24:DA:2342:C:H6	1.73	0.51
24:DA:309:G:O2'	24:DA:329:G:C8	2.63	0.51
24:DA:375:C:H2'	24:DA:376:C:C6	2.46	0.51
24:DA:454:A:H4'	24:DA:455:C:OP2	2.10	0.51
24:DA:608:A:H2'	24:DA:609:A:O4'	2.11	0.51
24:DA:844:C:H2'	24:DA:845:G:O4'	2.11	0.51
26:DD:94:LEU:HD13	26:DD:94:LEU:C	2.31	0.51
27:DE:37:ARG:HE	27:DE:37:ARG:N	2.09	0.51
27:DE:54:GLN:NE2	27:DE:54:GLN:H	2.08	0.51
29:DG:109:VAL:O	29:DG:113:ARG:HG3	2.10	0.51
29:DG:51:ARG:HB3	29:DG:51:ARG:HH11	1.76	0.51
31:DK:130:TYR:HB3	31:DK:136:VAL:HG13	1.93	0.51
32:DM:108:PRO:O	32:DM:113:GLY:HA3	2.10	0.51
32:DM:26:LEU:HG	32:DM:30:ILE:HD11	1.93	0.51
33:DN:23:ARG:HH11	33:DN:23:ARG:HG2	1.76	0.51
34:DO:13:ASN:O	34:DO:14:LYS:C	2.49	0.51
37:DQ:87:PHE:O	37:DQ:88:ASP:O	2.29	0.51
38:DR:51:ARG:HG3	38:DR:98:LYS:HG3	1.93	0.51
38:DR:57:PHE:CG	38:DR:58:ASN:N	2.79	0.51
38:DR:20:PRO:HD2	38:DR:86:ILE:HG23	1.92	0.51
41:DS:70:TYR:N	41:DS:70:TYR:HD2	2.06	0.51
42:DT:18:TYR:C	42:DT:20:GLY:N	2.64	0.51
43:DU:95:LYS:O	43:DU:96:ILE:O	2.28	0.51
1:AA:1067:A:O2'	1:AA:1068:G:O5'	2.28	0.50
1:AA:1123:A:H1'	10:AM:37:PRO:O	2.12	0.50
1:AA:1327:C:H2'	1:AA:1328:C:C6	2.45	0.50

Continued on next page...

Continued from previous page...

Atom-1	Atom-2	Interatomic distance (Å)	Clash overlap (Å)
1:AA:1369:C:H2'	1:AA:1370:G:O4'	2.11	0.50
1:AA:428:G:O2'	1:AA:429:U:OP2	2.26	0.50
1:AA:823:G:H2'	1:AA:824:C:H6	1.75	0.50
1:AA:88:C:O2'	1:AA:89:U:H5'	2.11	0.50
2:AE:162:ILE:O	2:AE:185:ILE:HG12	2.11	0.50
2:AE:15:VAL:HG21	2:AE:209:ARG:O	2.11	0.50
2:AE:82:ARG:HA	2:AE:92:TYR:HE1	1.71	0.50
3:AF:135:LYS:O	3:AF:139:GLN:HB2	2.11	0.50
3:AF:173:VAL:N	3:AF:174:PRO:HD3	2.26	0.50
3:AF:67:THR:O	3:AF:69:HIS:CE1	2.64	0.50
10:AM:53:PRO:HA	14:AQ:42:ILE:HD12	1.91	0.50
13:AP:28:ALA:O	13:AP:30:ALA:N	2.44	0.50
40:B2:5:VAL:HG22	40:B2:6:LYS:N	2.26	0.50
49:B4:14:ILE:HG12	49:B4:15:ILE:N	2.25	0.50
41:BS:35:ILE:HG23	50:B5:28:PRO:HD2	1.93	0.50
24:BA:686:G:N7	52:B7:5:TRP:CH2	2.80	0.50
24:BA:1757:U:O2	24:BA:1762:A:N1	2.44	0.50
24:BA:2035:G:H5''	24:BA:2036:C:OP2	2.11	0.50
24:BA:2522:U:C2'	24:BA:2523:G:H5''	2.39	0.50
24:BA:2531:A:H4'	30:BH:157:TYR:CD2	2.46	0.50
24:BA:704:G:H2'	24:BA:726:G:N2	2.23	0.50
26:BD:135:PHE:N	26:BD:135:PHE:CD2	2.77	0.50
27:BE:60:ASN:C	27:BE:62:PRO:CD	2.68	0.50
25:BB:42:C:H4'	29:BG:67:LYS:O	2.10	0.50
30:BH:102:ALA:HA	30:BH:117:PRO:HD3	1.92	0.50
30:BH:137:ASP:OD2	30:BH:140:LYS:HG3	2.11	0.50
32:BM:134:ARG:N	32:BM:135:PRO:CD	2.75	0.50
37:BQ:106:ARG:HB2	37:BQ:106:ARG:NH1	2.16	0.50
37:BQ:34:HIS:NE2	37:BQ:54:LEU:HD23	2.26	0.50
24:BA:1312:U:C3'	42:BT:63:LYS:NZ	2.74	0.50
44:BV:120:ILE:HG23	44:BV:121:HIS:H	1.75	0.50
24:BA:75:G:H4'	47:BW:55:ARG:HH21	1.76	0.50
1:CA:105:G:H2'	1:CA:106:C:H6	1.76	0.50
1:CA:1127:G:H21	1:CA:1147:C:H41	1.58	0.50
1:CA:1363:A:C4'	1:CA:1364:U:OP1	2.59	0.50
1:CA:264:U:O2'	17:CT:64:PRO:HD2	2.10	0.50
1:CA:73:G:H2'	1:CA:74:C:C6	2.46	0.50
1:CA:812:C:O2'	1:CA:813:U:P	2.69	0.50
22:CB:27:G:H2'	22:CB:28:U:C6	2.45	0.50
22:CC:63:G:H2'	22:CC:64:G:H8	1.77	0.50
2:CE:53:ARG:HA	2:CE:56:ARG:HG3	1.93	0.50

Continued on next page...

Continued from previous page...

Atom-1	Atom-2	Interatomic distance (Å)	Clash overlap (Å)
3:CF:139:GLN:O	3:CF:143:GLU:HB2	2.11	0.50
3:CF:99:VAL:O	3:CF:99:VAL:HG23	2.11	0.50
4:CG:112:VAL:HG12	4:CG:116:GLN:OE1	2.11	0.50
8:CK:102:ARG:NH1	8:CK:105:ARG:HH12	2.09	0.50
13:CP:66:LEU:O	13:CP:70:LEU:HB2	2.11	0.50
15:CR:16:ALA:HB1	15:CR:21:ASP:HB3	1.92	0.50
1:CA:659:U:OP1	15:CR:9:GLN:NE2	2.44	0.50
16:CS:43:LYS:C	16:CS:45:THR:H	2.14	0.50
52:D7:36:GLN:HG2	52:D7:36:GLN:O	2.09	0.50
24:DA:2656:U:H3'	24:DA:2656:U:C6	2.45	0.50
24:DA:2674:G:H2'	24:DA:2675:A:C8	2.46	0.50
24:DA:2723:C:H4'	36:D0:1:MET:HE2	1.93	0.50
24:DA:523:C:O2	24:DA:553:U:O2'	2.29	0.50
24:DA:528:A:H2'	24:DA:529:A:H5'	1.93	0.50
24:DA:626:U:H5'	24:DA:627:A:C5'	2.40	0.50
24:DA:848:G:H2'	24:DA:849:A:C8	2.45	0.50
24:DA:910:A:C5	35:DP:13:GLN:HG3	2.46	0.50
25:DB:24:G:O6	25:DB:56:G:H2'	2.11	0.50
25:DB:87:G:O5'	25:DB:87:G:H8	1.94	0.50
28:DF:108:LYS:NZ	28:DF:108:LYS:HA	2.27	0.50
24:DA:614:U:O4	28:DF:175:THR:HG22	2.11	0.50
24:DA:1113:U:OP1	30:DH:2:SER:N	2.44	0.50
33:DN:15:GLY:O	33:DN:46:ALA:HB1	2.10	0.50
43:DU:94:LYS:HE3	43:DU:101:LYS:HZ3	1.76	0.50
43:DU:75:ILE:CG1	43:DU:76:CYS:N	2.73	0.50
44:DV:116:VAL:HG23	44:DV:116:VAL:O	2.11	0.50
48:DX:56:VAL:CG1	48:DX:57:GLU:N	2.74	0.50
46:DZ:85:LEU:HA	46:DZ:87:PRO:HD2	1.91	0.50
1:AA:35:G:H2'	1:AA:36:C:C6	2.47	0.50
22:AC:20:U:C3'	22:AC:21:A:C5'	2.87	0.50
2:AE:114:ARG:HH11	2:AE:118:LEU:HD21	1.75	0.50
2:AE:229:VAL:HG22	2:AE:229:VAL:O	2.11	0.50
3:AF:34:LEU:O	3:AF:34:LEU:HD12	2.11	0.50
4:AG:170:VAL:O	4:AG:171:GLY:O	2.29	0.50
5:AH:79:GLU:HB3	5:AH:92:LYS:HA	1.91	0.50
6:AI:48:LEU:HD13	6:AI:52:ILE:HG13	1.92	0.50
9:AL:37:PHE:HE2	9:AL:70:LYS:HG3	1.75	0.50
10:AM:90:LEU:N	10:AM:91:PRO:CD	2.74	0.50
11:AN:13:GLN:N	11:AN:13:GLN:CD	2.63	0.50
11:AN:84:VAL:HG11	11:AN:95:ILE:HD11	1.94	0.50
1:AA:521:G:OP1	12:AO:73:GLU:HA	2.10	0.50

Continued on next page...

Continued from previous page...

Atom-1	Atom-2	Interatomic distance (Å)	Clash overlap (Å)
13:AP:16:ASP:OD2	13:AP:17:VAL:HG23	2.11	0.50
17:AT:19:VAL:HG23	17:AT:44:ALA:HB3	1.92	0.50
17:AT:58:GLU:HG3	17:AT:77:VAL:CG2	2.42	0.50
36:B0:101:ALA:HB2	50:B5:44:THR:OG1	2.11	0.50
24:BA:1204:A:O2'	24:BA:1205:U:OP2	2.29	0.50
24:BA:1309:G:O2'	24:BA:1310:G:H5'	2.11	0.50
24:BA:1731:G:N2	24:BA:1732:A:N7	2.59	0.50
24:BA:1732:A:N7	24:BA:1733:G:C5	2.79	0.50
24:BA:2529:G:H5'	24:BA:2530:A:O5'	2.11	0.50
24:BA:2654:A:C4	24:BA:2656:U:O2	2.65	0.50
24:BA:651:G:C5'	53:B8:18:ALA:HB3	2.41	0.50
24:BA:662:G:C5'	34:BO:15:ARG:O	2.59	0.50
24:BA:691:C:H2'	24:BA:692:C:H6	1.76	0.50
24:BA:764:A:N3	26:BD:213:ARG:NH1	2.60	0.50
26:BD:228:PRO:HD3	26:BD:234:GLY:O	2.12	0.50
27:BE:38:THR:HG22	27:BE:41:LYS:H	1.75	0.50
27:BE:39:PRO:HD3	27:BE:45:THR:OG1	2.11	0.50
30:BH:26:VAL:HG22	30:BH:26:VAL:O	2.10	0.50
31:BK:38:LEU:CD1	31:BK:38:LEU:H	2.23	0.50
31:BK:83:ALA:HB2	31:BK:88:ILE:HD13	1.93	0.50
33:BN:11:ALA:O	33:BN:12:ASP:HB3	2.11	0.50
33:BN:87:ILE:HG21	33:BN:91:LEU:HA	1.93	0.50
34:BO:21:ARG:HA	34:BO:21:ARG:HE	1.76	0.50
24:BA:2376:A:N6	37:BQ:89:ARG:HD2	2.27	0.50
38:BR:132:LYS:O	38:BR:136:GLN:HB3	2.11	0.50
41:BS:64:MET:HG2	41:BS:109:GLU:OE2	2.11	0.50
44:BV:10:ARG:HB3	44:BV:36:LYS:C	2.31	0.50
35:BP:141:GLN:HB3	44:BV:74:VAL:C	2.31	0.50
1:CA:1293:G:H2'	1:CA:1294:G:H8	1.74	0.50
1:CA:1321:C:H3'	1:CA:1322:C:H5''	1.93	0.50
1:CA:190:G:N3	1:CA:190:G:H2'	2.26	0.50
1:CA:748:C:O2'	1:CA:749:C:OP2	2.29	0.50
22:CC:53:G:O2'	22:CC:54:U:H5'	2.10	0.50
22:CC:60:U:H5''	22:CC:61:C:OP2	2.12	0.50
1:CA:6:G:N2	5:CH:98:THR:OG1	2.43	0.50
6:CI:63:TYR:CD2	6:CI:63:TYR:N	2.79	0.50
9:CL:10:ARG:HG3	9:CL:105:ASP:HB2	1.92	0.50
15:CR:39:LEU:O	15:CR:40:SER:C	2.50	0.50
49:D4:10:VAL:HG23	49:D4:11:PRO:HD2	1.93	0.50
24:DA:1505:C:H3'	24:DA:1506:C:C6	2.46	0.50
24:DA:1587:A:H2'	24:DA:1588:C:C6	2.46	0.50

Continued on next page...

Continued from previous page...

Atom-1	Atom-2	Interatomic distance (Å)	Clash overlap (Å)
24:DA:1946:U:H2'	24:DA:1947:C:C6	2.43	0.50
24:DA:2785:C:O2'	24:DA:2786:U:H5'	2.11	0.50
24:DA:307:G:H21	24:DA:330:A:H62	1.60	0.50
24:DA:371:A:H1'	24:DA:373:U:C5	2.47	0.50
24:DA:719:C:H2'	24:DA:720:C:H6	1.77	0.50
25:DB:31:C:O2	25:DB:31:C:H2'	2.11	0.50
26:DD:233:HIS:CD2	26:DD:233:HIS:H	2.29	0.50
30:DH:103:LEU:CD1	30:DH:131:VAL:HG21	2.41	0.50
32:DM:112:LEU:HD23	32:DM:113:GLY:N	2.26	0.50
24:DA:411:G:N2	34:DO:71:VAL:HG21	2.27	0.50
44:DV:121:HIS:CD2	44:DV:121:HIS:H	2.29	0.50
44:DV:81:ARG:O	44:DV:81:ARG:HD3	2.12	0.50
47:DW:36:ARG:O	47:DW:40:SER:HB2	2.10	0.50
1:AA:1054:C:H42	23:A1:22:A:H61	1.56	0.50
1:AA:1127:G:N2	1:AA:1145:C:N1	2.59	0.50
1:AA:1182:G:H5''	1:AA:1183:A:C5'	2.41	0.50
1:AA:960:U:N3	1:AA:1225:A:C8	2.76	0.50
1:AA:1280:A:OP1	10:AM:40:LEU:HD21	2.12	0.50
1:AA:632:A:H4'	1:AA:633:G:O5'	2.11	0.50
2:AE:98:LEU:HB2	2:AE:101:MET:CE	2.42	0.50
2:AE:137:ARG:HH21	2:AE:137:ARG:HG3	1.77	0.50
5:AH:81:GLU:HA	5:AH:89:ILE:O	2.11	0.50
10:AM:47:PHE:CE2	14:AQ:37:PHE:HE2	2.29	0.50
10:AM:44:VAL:HG22	10:AM:66:ARG:HG2	1.94	0.50
11:AN:126:ARG:O	11:AN:127:LYS:C	2.49	0.50
13:AP:108:ARG:CZ	13:AP:114:ARG:HG2	2.40	0.50
13:AP:66:LEU:CA	13:AP:70:LEU:HD12	2.39	0.50
16:AS:36:ILE:O	16:AS:36:ILE:HG13	2.11	0.50
17:AT:10:VAL:HA	17:AT:20:THR:O	2.11	0.50
17:AT:10:VAL:CG1	17:AT:19:VAL:HB	2.41	0.50
17:AT:60:ILE:HB	17:AT:74:LEU:HD23	1.93	0.50
18:AU:76:LEU:O	18:AU:78:LEU:N	2.44	0.50
19:AV:11:VAL:HG12	19:AV:38:SER:HB2	1.93	0.50
20:AW:74:LYS:HA	20:AW:74:LYS:HE3	1.93	0.50
1:AA:1305:G:OP1	21:AX:2:GLY:N	2.44	0.50
29:BG:67:LYS:CE	49:B4:2:LYS:HG2	2.29	0.50
53:B8:34:TRP:C	53:B8:36:LYS:N	2.65	0.50
24:BA:1042:G:O2'	24:BA:1043:C:H5'	2.12	0.50
24:BA:1068:G:N1	24:BA:1069:A:N6	2.59	0.50
24:BA:139:G:O2'	24:BA:140:A:C2	2.64	0.50
24:BA:1496:A:H1'	24:BA:1577:C:O2'	2.11	0.50

Continued on next page...

Continued from previous page...

Atom-1	Atom-2	Interatomic distance (Å)	Clash overlap (Å)
24:BA:2389:G:H5''	24:BA:2390:U:C5'	2.40	0.50
24:BA:2528:U:C2'	24:BA:2529:G:H5''	2.41	0.50
24:BA:2695:C:H2'	24:BA:2696:U:H6	1.76	0.50
24:BA:2884:U:H2'	24:BA:2885:C:H5'	1.93	0.50
24:BA:332:A:C5	24:BA:335:C:C4	2.99	0.50
24:BA:40:C:H2'	24:BA:41:C:C6	2.47	0.50
24:BA:654(C):G:N1	24:BA:654(S):G:N1	2.59	0.50
24:BA:755:C:H2'	24:BA:756:C:H6	1.77	0.50
24:BA:805:G:C4'	24:BA:806:C:OP2	2.60	0.50
31:BK:13:GLY:HA3	31:BK:17:GLN:CD	2.32	0.50
31:BK:27:ARG:HD2	46:BZ:71:TYR:CE1	2.47	0.50
41:BS:69:LEU:HD12	41:BS:69:LEU:O	2.11	0.50
42:BT:44:GLU:OE1	42:BT:50:LYS:O	2.30	0.50
1:CA:176:C:O2'	1:CA:1451:A:N1	2.44	0.50
1:CA:1513:A:H2'	1:CA:1514:C:H6	1.74	0.50
1:CA:192:U:O4'	20:CW:103:GLY:HA2	2.10	0.50
1:CA:192:U:H2'	1:CA:193:C:C6	2.47	0.50
1:CA:328:C:H4'	1:CA:329:A:C5'	2.41	0.50
1:CA:960:U:O2	1:CA:960:U:C2'	2.59	0.50
2:CE:82:ARG:HA	2:CE:92:TYR:CE2	2.45	0.50
3:CF:184:TYR:HA	3:CF:200:ALA:O	2.12	0.50
5:CH:126:ARG:CG	5:CH:126:ARG:HH11	2.20	0.50
6:CI:10:LEU:HD13	6:CI:61:LEU:HD11	1.92	0.50
6:CI:63:TYR:N	6:CI:63:TYR:HD2	2.09	0.50
9:CL:79:LEU:HD22	9:CL:101:PHE:O	2.10	0.50
15:CR:17:ARG:NH1	15:CR:77:ARG:CZ	2.74	0.50
15:CR:17:ARG:NH1	15:CR:77:ARG:NH1	2.59	0.50
40:D2:5:VAL:HG22	40:D2:14:VAL:HG22	1.93	0.50
49:D4:61:ARG:C	49:D4:63:TYR:H	2.14	0.50
52:D7:32:LYS:NZ	52:D7:36:GLN:NE2	2.59	0.50
24:DA:1166:C:C2	24:DA:1167:U:C5	3.00	0.50
24:DA:1508:A:O2'	24:DA:1509:C:O4'	2.29	0.50
24:DA:2145:C:H2'	24:DA:2147:G:N2	2.26	0.50
24:DA:2287:A:N6	24:DA:2344:U:N3	2.52	0.50
24:DA:2406:U:N3	34:DO:72:PRO:HB2	2.26	0.50
24:DA:26:G:H2'	24:DA:27:G:O4'	2.12	0.50
24:DA:2810:A:N6	24:DA:2891:G:H2'	2.26	0.50
24:DA:467:G:OP1	52:D7:33:ARG:NH1	2.44	0.50
24:DA:580:C:H2'	24:DA:581:C:C6	2.47	0.50
24:DA:805:G:C5'	24:DA:806:C:OP2	2.59	0.50
28:DF:32:LEU:O	28:DF:36:VAL:HG23	2.11	0.50

Continued on next page...

Continued from previous page...

Atom-1	Atom-2	Interatomic distance (Å)	Clash overlap (Å)
29:DG:121:ASN:HD22	29:DG:121:ASN:C	2.13	0.50
30:DH:126:PRO:HD2	30:DH:127:GLU:N	2.25	0.50
30:DH:133:VAL:HG12	30:DH:141:VAL:HG13	1.93	0.50
30:DH:152:ARG:C	30:DH:153:LYS:HE2	2.32	0.50
32:DM:73:THR:HG22	32:DM:82:LEU:HD11	1.93	0.50
34:DO:114:ILE:HD13	34:DO:125:VAL:CG2	2.41	0.50
37:DQ:26:LEU:CD2	37:DQ:87:PHE:CD1	2.94	0.50
37:DQ:86:ALA:O	37:DQ:87:PHE:HB3	2.09	0.50
44:DV:24:LEU:CD1	44:DV:86:VAL:HG23	2.38	0.50
48:DX:17:LYS:HA	48:DX:20:LYS:HD2	1.92	0.50
46:DZ:83:GLU:CD	46:DZ:85:LEU:H	2.15	0.50
1:AA:1274:G:N2	1:AA:1275:A:N7	2.60	0.50
1:AA:1370:G:O2'	1:AA:1371:G:H5'	2.11	0.50
1:AA:222:U:H2'	1:AA:223:U:C6	2.46	0.50
22:AC:16:C:O2'	22:AC:60:U:O3'	2.29	0.50
2:AE:121:LEU:HD22	2:AE:127:ILE:HG12	1.92	0.50
2:AE:217:ARG:HG3	2:AE:217:ARG:HH11	1.76	0.50
5:AH:79:GLU:HA	5:AH:91:LEU:O	2.12	0.50
1:AA:1372:U:OP2	9:AL:11:LYS:NZ	2.44	0.50
9:AL:28:VAL:CG1	9:AL:63:ILE:H	2.24	0.50
10:AM:21:GLN:HG2	10:AM:21:GLN:O	2.10	0.50
10:AM:50:ILE:CD1	10:AM:60:ARG:HH11	2.25	0.50
12:AO:6:THR:H	12:AO:9:GLN:HE21	1.58	0.50
18:AU:66:LEU:O	18:AU:66:LEU:HD12	2.12	0.50
20:AW:72:LEU:C	20:AW:72:LEU:HD23	2.31	0.50
40:B2:48:GLY:O	40:B2:49:THR:O	2.30	0.50
24:BA:1467:C:C6	24:BA:1546:C:H2'	2.46	0.50
24:BA:1935:G:H1'	24:BA:1964:G:N2	2.26	0.50
24:BA:2592:G:C5	24:BA:2593:U:C5	2.99	0.50
24:BA:2643:G:H2'	24:BA:2644:G:O4'	2.12	0.50
24:BA:2749:A:C8	24:BA:2750:A:N7	2.80	0.50
24:BA:2773:C:OP1	27:BE:164:ARG:NE	2.44	0.50
24:BA:404:C:O2'	24:BA:405:U:H5'	2.11	0.50
26:BD:246:PRO:HD2	26:BD:255:LYS:HD3	1.92	0.50
26:BD:34:VAL:HG21	26:BD:103:ARG:HA	1.92	0.50
24:BA:2679:A:H5'	27:BE:165:VAL:HG11	1.93	0.50
28:BF:1:MET:HB3	28:BF:2:LYS:HE3	1.94	0.50
29:BG:96:ARG:O	29:BG:97:ASP:C	2.49	0.50
33:BN:47:ILE:HG13	33:BN:48:PRO:HD2	1.93	0.50
34:BO:83:VAL:HG23	34:BO:105:LEU:HD22	1.93	0.50
34:BO:123:LEU:C	34:BO:123:LEU:HD12	2.30	0.50

Continued on next page...

Continued from previous page...

Atom-1	Atom-2	Interatomic distance (Å)	Clash overlap (Å)
35:BP:75:THR:HA	35:BP:88:GLY:HA2	1.93	0.50
35:BP:39:PRO:HB3	35:BP:99:PRO:HD3	1.92	0.50
38:BR:90:GLN:HE21	38:BR:90:GLN:CA	2.15	0.50
24:BA:2849:U:OP1	38:BR:95:ARG:NH1	2.45	0.50
44:BV:130:PRO:O	44:BV:133:ILE:HD11	2.12	0.50
35:BP:141:GLN:HA	44:BV:75:ASN:ND2	2.27	0.50
1:CA:1054:C:N4	22:CB:35:C:C2	2.80	0.50
22:CC:68:C:O2'	22:CC:69:C:H5'	2.12	0.50
22:CD:64:G:C2'	22:CD:65:C:H5'	2.42	0.50
2:CE:24:TRP:CE3	2:CE:26:PRO:HA	2.45	0.50
4:CG:162:LEU:HD13	4:CG:181:MET:HB3	1.93	0.50
9:CL:48:GLU:N	9:CL:49:PRO:CD	2.74	0.50
9:CL:83:ARG:HA	9:CL:86:VAL:CG1	2.42	0.50
9:CL:53:VAL:HG21	9:CL:92:TYR:CZ	2.45	0.50
10:CM:54:PHE:O	10:CM:55:LYS:HG3	2.10	0.50
13:CP:120:LYS:O	13:CP:121:LYS:HB2	2.11	0.50
13:CP:57:ARG:HH11	13:CP:57:ARG:CB	2.14	0.50
17:CT:13:ASP:C	17:CT:15:MET:H	2.15	0.50
39:D1:112:ARG:HH11	39:D1:112:ARG:HG2	1.76	0.50
49:D4:57:GLU:O	49:D4:61:ARG:O	2.30	0.50
52:D7:9:ARG:HH12	52:D7:47:ARG:HG3	1.76	0.50
24:DA:113:G:H5''	24:DA:114:U:OP1	2.12	0.50
24:DA:1694:C:O2'	24:DA:1695:G:P	2.69	0.50
24:DA:1820:U:O2'	26:DD:159:ALA:HB3	2.12	0.50
24:DA:1929:G:C4'	24:DA:1930:G:OP1	2.59	0.50
24:DA:2296:U:C4'	24:DA:2297:C:OP1	2.57	0.50
24:DA:2409:G:H2'	24:DA:2410:G:O4'	2.10	0.50
24:DA:2590:A:H2'	24:DA:2591:C:C6	2.47	0.50
24:DA:2737:G:H2'	24:DA:2738:A:H8	1.77	0.50
24:DA:602:G:N2	24:DA:655:A:C8	2.75	0.50
24:DA:1814:G:H4'	26:DD:51:VAL:HG21	1.92	0.50
24:DA:1568:G:OP1	26:DD:63:ARG:NH2	2.44	0.50
30:DH:131:VAL:CG1	30:DH:132:ARG:N	2.74	0.50
30:DH:143:GLN:HE21	30:DH:143:GLN:C	2.15	0.50
31:DK:64:GLU:O	31:DK:67:ARG:NE	2.44	0.50
32:DM:87:LEU:C	32:DM:87:LEU:HD23	2.32	0.50
37:DQ:95:HIS:CG	37:DQ:96:GLY:N	2.78	0.50
43:DU:46:LYS:HE3	43:DU:63:LYS:HB3	1.93	0.50
44:DV:134:PRO:C	44:DV:136:PHE:N	2.64	0.50
47:DW:41:ILE:HD11	47:DW:44:LEU:CB	2.42	0.50
46:DZ:80:LEU:HB2	46:DZ:81:LYS:CE	2.41	0.50

Continued on next page...

Continued from previous page...

Atom-1	Atom-2	Interatomic distance (Å)	Clash overlap (Å)
1:AA:181:G:H1'	1:AA:182:U:H5	1.76	0.50
1:AA:303:A:H2'	1:AA:304:U:H6	1.76	0.50
1:AA:555:C:H2'	1:AA:556:C:C6	2.46	0.50
1:AA:693:G:H2'	1:AA:694:A:O4'	2.12	0.50
22:AD:18:G:O4'	22:AD:18:G:OP1	2.29	0.50
3:AF:84:ILE:HG23	3:AF:88:ARG:HE	1.75	0.50
6:AI:75:LEU:HD21	6:AI:79:LEU:HD11	1.93	0.50
8:AK:10:LEU:HB3	8:AK:83:ILE:CD1	2.41	0.50
8:AK:11:THR:HG22	8:AK:15:ASN:ND2	2.26	0.50
9:AL:95:LYS:C	9:AL:98:PRO:HD2	2.32	0.50
11:AN:33:THR:HG22	11:AN:39:PRO:CA	2.38	0.50
15:AR:31:LEU:HD12	15:AR:31:LEU:N	2.26	0.50
16:AS:21:VAL:O	16:AS:33:ILE:HB	2.11	0.50
40:B2:33:VAL:HG12	40:B2:34:GLU:O	2.11	0.50
45:B3:32:ARG:HB2	45:B3:35:ASN:OD1	2.11	0.50
49:B4:69:LYS:C	49:B4:69:LYS:HD3	2.32	0.50
24:BA:1585:C:HO2'	24:BA:1586:A:P	2.33	0.50
24:BA:2649:U:H2'	24:BA:2650:U:C6	2.47	0.50
24:BA:301:G:O2'	24:BA:302:C:C6	2.63	0.50
24:BA:603:A:H4'	24:BA:604:G:O5'	2.12	0.50
24:BA:620:G:H4'	24:BA:621:A:OP1	2.10	0.50
24:BA:872:A:N6	24:BA:906:G:C6	2.80	0.50
25:BB:95:U:C6	25:BB:95:U:C3'	2.95	0.50
26:BD:83:GLU:OE1	26:BD:104:TYR:CE2	2.65	0.50
27:BE:38:THR:O	27:BE:43:GLY:N	2.27	0.50
28:BF:134:GLY:HA2	28:BF:166:ALA:HB2	1.94	0.50
30:BH:19:VAL:HG13	30:BH:43:VAL:CG2	2.41	0.50
31:BK:130:TYR:CD1	31:BK:131:LYS:N	2.80	0.50
41:BS:21:VAL:HG22	41:BS:47:VAL:CG2	2.41	0.50
42:BT:53:LYS:HB3	42:BT:82:GLN:HB3	1.93	0.50
47:BW:53:LEU:HD22	47:BW:57:ILE:HD11	1.93	0.50
46:BZ:15:ALA:O	46:BZ:40:ARG:HG3	2.12	0.50
46:BZ:86:SER:N	46:BZ:87:PRO:HD2	2.26	0.50
46:BZ:97:LEU:O	46:BZ:98:LEU:O	2.29	0.50
1:CA:1488:G:O2'	1:CA:1489:G:H5'	2.12	0.50
1:CA:828:A:H5''	1:CA:859:A:N1	2.27	0.50
4:CG:54:TYR:CE1	4:CG:206:PHE:HE1	2.29	0.50
9:CL:105:ASP:C	9:CL:107:ARG:H	2.14	0.50
9:CL:55:ALA:HA	9:CL:58:HIS:HD2	1.76	0.50
10:CM:81:THR:C	10:CM:83:GLU:N	2.64	0.50
13:CP:2:ALA:O	13:CP:9:ILE:HB	2.10	0.50

Continued on next page...

Continued from previous page...

Atom-1	Atom-2	Interatomic distance (Å)	Clash overlap (Å)
1:CA:728:A:C5	15:CR:54:ARG:HD2	2.46	0.50
1:CA:278:G:OP2	17:CT:41:LYS:HE2	2.12	0.50
17:CT:48:GLU:O	17:CT:49:GLU:C	2.48	0.50
19:CV:50:ALA:CB	19:CV:57:HIS:HB3	2.37	0.50
29:DG:6:ALA:H	49:D4:23:GLU:CG	2.25	0.50
50:D5:43:HIS:CD2	50:D5:43:HIS:N	2.79	0.50
51:D6:9:LEU:HB3	51:D6:26:ASN:O	2.11	0.50
24:DA:142:G:H1'	42:DT:37:THR:HG22	1.91	0.50
24:DA:1457:A:C2	24:DA:2703:C:C2	3.00	0.50
24:DA:2249:U:H4'	24:DA:2275:C:H5	1.77	0.50
24:DA:511:U:C5	24:DA:512:G:C5	2.99	0.50
25:DB:81:G:N3	25:DB:82:G:N7	2.59	0.50
26:DD:238:GLY:O	26:DD:239:ARG:HB2	2.11	0.50
29:DG:111:LEU:N	29:DG:112:PRO:CD	2.75	0.50
29:DG:43:LEU:O	29:DG:88:ILE:HG12	2.12	0.50
31:DK:74:ASN:ND2	31:DK:75:LEU:H	2.09	0.50
33:DN:35:VAL:O	33:DN:35:VAL:HG23	2.11	0.50
34:DO:104:GLY:C	34:DO:105:LEU:HD12	2.31	0.50
34:DO:147:LEU:O	34:DO:148:LEU:HB2	2.11	0.50
35:DP:132:VAL:HG12	35:DP:133:ARG:N	2.27	0.50
37:DQ:89:ARG:HD2	37:DQ:89:ARG:O	2.11	0.50
46:DZ:4:VAL:HG23	46:DZ:10:LYS:C	2.32	0.50
46:DZ:87:PRO:O	46:DZ:91:LYS:HB2	2.11	0.50
1:AA:1279:A:N3	1:AA:1279:A:H2'	2.27	0.50
1:AA:197:A:C6	1:AA:221:C:H4'	2.46	0.50
1:AA:633:G:H2'	1:AA:634:C:H6	1.75	0.50
1:AA:807:A:H2'	1:AA:808:C:C6	2.46	0.50
1:AA:868:C:H2'	1:AA:869:G:O4'	2.11	0.50
22:AD:48:C:H2'	22:AD:48:C:O2	2.11	0.50
2:AE:102:LEU:H	2:AE:102:LEU:CD1	2.23	0.50
2:AE:56:ARG:HH11	2:AE:56:ARG:HG2	1.77	0.50
2:AE:97:TRP:HH2	2:AE:176:GLU:CG	2.24	0.50
4:AG:120:LEU:HB3	4:AG:126:ILE:CD1	2.36	0.50
4:AG:26:CYS:CA	4:AG:31:CYS:HB2	2.32	0.50
7:AJ:27:ILE:HD11	7:AJ:43:PHE:CD2	2.46	0.50
10:AM:8:LEU:HD12	10:AM:8:LEU:N	2.27	0.50
15:AR:61:GLY:O	15:AR:65:ARG:HG3	2.12	0.50
17:AT:64:PRO:HB3	17:AT:70:ARG:NH1	2.27	0.50
36:B0:3:HIS:O	36:B0:5:LYS:HG3	2.12	0.50
45:B3:70:GLN:O	45:B3:70:GLN:HG3	2.12	0.50
49:B4:43:TYR:O	49:B4:44:THR:OG1	2.24	0.50

Continued on next page...

Continued from previous page...

Atom-1	Atom-2	Interatomic distance (Å)	Clash overlap (Å)
24:BA:1171:G:H1'	24:BA:1173:G:H5'	1.92	0.50
24:BA:10:G:H2'	24:BA:11:G:C8	2.47	0.50
24:BA:1342:A:O2'	24:BA:1343:G:O5'	2.30	0.50
24:BA:1379:A:O2'	24:BA:1380:G:OP1	2.30	0.50
24:BA:1342:A:N1	24:BA:1397:U:C5	2.80	0.50
24:BA:1507:A:H2'	24:BA:1508:A:O4'	2.11	0.50
24:BA:370:G:O2'	24:BA:371:A:OP1	2.30	0.50
24:BA:609:A:H2'	24:BA:609(A):G:O4'	2.12	0.50
24:BA:654(C):G:C2'	24:BA:654(C):G:N3	2.74	0.50
29:BG:41:GLN:O	29:BG:43:LEU:N	2.45	0.50
30:BH:29:PRO:C	30:BH:30:LYS:HG3	2.32	0.50
30:BH:24:VAL:CG2	30:BH:35:VAL:HB	2.41	0.50
32:BM:11:PRO:HB2	32:BM:51:PHE:HE1	1.76	0.50
32:BM:38:HIS:CE1	32:BM:39:ARG:HG3	2.46	0.50
32:BM:45:ASN:N	32:BM:45:ASN:ND2	2.59	0.50
34:BO:114:ILE:HD13	34:BO:130:PHE:CE1	2.46	0.50
28:BF:116:ASP:OD2	34:BO:1:MET:HG3	2.11	0.50
41:BS:1:MET:HA	41:BS:1:MET:HE3	1.92	0.50
42:BT:37:THR:C	42:BT:39:ILE:H	2.14	0.50
42:BT:8:ILE:CD1	42:BT:42:ALA:HB1	2.29	0.50
47:BW:10:LEU:HG	47:BW:14:ARG:HH21	1.75	0.50
1:CA:1085:U:H4'	1:CA:1086:U:OP2	2.12	0.50
1:CA:1201:A:O2'	1:CA:1202:G:OP2	2.30	0.50
1:CA:1357:A:H2	1:CA:1365:G:H22	1.60	0.50
1:CA:250:A:O2'	1:CA:251:G:OP2	2.29	0.50
1:CA:112:G:C4'	1:CA:389:A:H5''	2.41	0.50
1:CA:677:U:H2'	1:CA:678:U:H6	1.70	0.50
1:CA:742:G:H5''	15:CR:58:MET:CE	2.42	0.50
1:CA:74:C:N4	1:CA:75:C:N4	2.59	0.50
22:CD:14:A:H5'	22:CD:16:C:H41	1.76	0.50
2:CE:23:ARG:HH11	2:CE:23:ARG:HG2	1.76	0.50
13:CP:102:ARG:HG3	13:CP:102:ARG:O	2.11	0.50
14:CQ:48:ALA:CA	14:CQ:53:LEU:HD12	2.42	0.50
16:CS:83:GLU:HG3	16:CS:84:ALA:H	1.77	0.50
39:D1:92:ARG:CD	39:D1:94:ASN:HB3	2.42	0.50
52:D7:46:VAL:HG12	52:D7:47:ARG:N	2.27	0.50
24:DA:2419:U:O4	53:D8:30:ARG:CZ	2.59	0.50
24:DA:1474:C:H2'	24:DA:1475:G:H5''	1.93	0.50
24:DA:2114:A:N6	24:DA:2119:A:N6	2.59	0.50
24:DA:2171:A:O2'	24:DA:2172:U:O5'	2.29	0.50
24:DA:2290:G:H2'	24:DA:2291:U:O4'	2.12	0.50

Continued on next page...

Continued from previous page...

Atom-1	Atom-2	Interatomic distance (Å)	Clash overlap (Å)
24:DA:2346:A:HO2'	24:DA:2347:C:P	2.33	0.50
24:DA:2771:C:H2'	24:DA:2772:C:H6	1.76	0.50
24:DA:414:C:H2'	24:DA:415:A:C8	2.46	0.50
24:DA:458:G:O2'	24:DA:469:G:N1	2.45	0.50
24:DA:483:A:C2	24:DA:484:C:H1'	2.47	0.50
24:DA:52:A:C2'	24:DA:53:A:H5'	2.42	0.50
24:DA:890:A:O2'	24:DA:892:G:H8	1.94	0.50
26:DD:182:LEU:H	26:DD:272:ALA:CB	2.25	0.50
29:DG:103:LEU:HD21	29:DG:178:PHE:CZ	2.47	0.50
29:DG:114:ILE:HG21	29:DG:117:PHE:HB2	1.93	0.50
29:DG:16:ARG:HB3	29:DG:17:PRO:HD3	1.94	0.50
29:DG:41:GLN:HE21	29:DG:60:LEU:CD1	2.24	0.50
30:DH:169:VAL:HG13	30:DH:170:ARG:N	2.26	0.50
30:DH:24:VAL:HG21	30:DH:72:ILE:HG12	1.94	0.50
44:DV:107:THR:HG22	44:DV:108:PRO:HA	1.94	0.50
44:DV:134:PRO:O	44:DV:136:PHE:N	2.45	0.50
44:DV:170:THR:O	44:DV:171:ILE:CB	2.60	0.50
48:DX:21:ALA:O	48:DX:25:ALA:N	2.41	0.50
46:DZ:94:LEU:O	46:DZ:95:LEU:HG	2.11	0.50
1:AA:1030:C:H2'	1:AA:1031:G:OP1	2.11	0.50
1:AA:1126:U:OP2	1:AA:1126:U:H6	1.95	0.50
1:AA:528:C:H5'	1:AA:535:A:C6	2.46	0.50
2:AE:62:ALA:C	2:AE:64:ARG:N	2.65	0.50
6:AI:78:GLU:O	6:AI:81:ILE:HG13	2.11	0.50
1:AA:1379:G:C8	7:AJ:3:ARG:HD3	2.47	0.50
7:AJ:64:GLN:O	7:AJ:65:ALA:C	2.49	0.50
8:AK:91:ARG:CG	8:AK:91:ARG:HH11	2.25	0.50
9:AL:20:ARG:H	9:AL:60:ASP:H	1.60	0.50
10:AM:22:LYS:C	10:AM:22:LYS:HD2	2.32	0.50
10:AM:48:THR:HG22	10:AM:60:ARG:HD2	1.93	0.50
12:AO:110:VAL:HG23	12:AO:120:TYR:HB3	1.94	0.50
12:AO:25:PRO:O	12:AO:26:ALA:HB3	2.12	0.50
12:AO:79:GLU:HG3	12:AO:80:HIS:N	2.27	0.50
13:AP:88:ARG:HG3	13:AP:98:VAL:HG13	1.94	0.50
17:AT:66:SER:O	17:AT:67:LYS:C	2.50	0.50
11:AN:110:ASP:CB	18:AU:85:LEU:HD11	2.40	0.50
19:AV:36:ARG:CG	19:AV:70:LYS:HB2	2.40	0.50
40:B2:22:VAL:CG2	40:B2:23:GLU:H	2.22	0.50
49:B4:39:CYS:O	49:B4:40:HIS:CG	2.64	0.50
24:BA:1171:G:H2'	24:BA:1173:G:N3	2.26	0.50
24:BA:1238:G:O2'	24:BA:1239:G:H5'	2.12	0.50

Continued on next page...

Continued from previous page...

Atom-1	Atom-2	Interatomic distance (Å)	Clash overlap (Å)
24:BA:1610:A:H5''	24:BA:1611:C:OP2	2.11	0.50
24:BA:270(O):U:O2	24:BA:270(O):U:H2'	2.10	0.50
24:BA:414:C:H2'	24:BA:415:A:H8	1.77	0.50
24:BA:589:C:H2'	24:BA:590:A:C8	2.47	0.50
24:BA:260:G:H1'	24:BA:621:A:H8	1.76	0.50
26:BD:118:VAL:HG22	26:BD:119:ALA:N	2.27	0.50
26:BD:122:ASP:O	26:BD:123:ALA:O	2.29	0.50
29:BG:160:VAL:CG1	29:BG:161:THR:N	2.73	0.50
31:BK:2:LYS:O	31:BK:3:VAL:HG13	2.11	0.50
31:BK:9:LEU:HD23	31:BK:9:LEU:H	1.76	0.50
33:BN:90:GLN:O	33:BN:92:GLU:HG3	2.11	0.50
34:BO:26:GLY:O	34:BO:27:HIS:C	2.50	0.50
37:BQ:56:LEU:O	37:BQ:57:LYS:O	2.30	0.50
38:BR:118:ARG:CG	38:BR:121:ILE:HD12	2.42	0.50
41:BS:18:ARG:HG3	41:BS:76:VAL:HG12	1.94	0.50
24:BA:329:G:N7	43:BU:19:LYS:CE	2.74	0.50
47:BW:51:ARG:HG3	47:BW:52:ASP:N	2.27	0.50
1:CA:107:G:H2'	1:CA:108:G:H5'	1.94	0.50
1:CA:1128:C:O2'	1:CA:1130:A:C8	2.65	0.50
1:CA:22:G:H2'	1:CA:23:C:H6	1.76	0.50
1:CA:693:G:H2'	1:CA:694:A:C8	2.47	0.50
1:CA:738:C:H2'	1:CA:739:C:C6	2.46	0.50
1:CA:792:A:O2'	1:CA:793:U:O5'	2.29	0.50
2:CE:103:THR:N	2:CE:180:LEU:HD11	2.26	0.50
2:CE:200:ILE:O	2:CE:201:ILE:HD13	2.12	0.50
3:CF:132:ARG:O	3:CF:136:GLN:HB2	2.11	0.50
3:CF:36:ASP:HB3	3:CF:40:ARG:NH1	2.25	0.50
3:CF:34:LEU:O	3:CF:38:ARG:HG3	2.10	0.50
5:CH:32:VAL:O	5:CH:43:LEU:HD12	2.12	0.50
8:CK:91:ARG:NH1	8:CK:91:ARG:HG2	2.25	0.50
9:CL:29:ASN:OD1	9:CL:64:THR:HA	2.11	0.50
10:CM:40:LEU:HB2	10:CM:69:ASN:CB	2.40	0.50
10:CM:84:GLN:C	10:CM:86:MET:H	2.14	0.50
1:CA:1114:C:H1'	14:CQ:60:SER:HB2	1.93	0.50
14:CQ:8:GLU:C	14:CQ:10:ALA:H	2.14	0.50
1:CA:564:C:C6	17:CT:31:LEU:HD11	2.47	0.50
19:CV:26:GLY:O	19:CV:27:GLU:HB2	2.11	0.50
21:CX:6:ARG:HH21	21:CX:15:ARG:NE	2.09	0.50
24:DA:559:G:N2	39:D1:49:HIS:CD2	2.78	0.50
40:D2:51:VAL:CG1	40:D2:52:VAL:H	2.22	0.50
40:D2:51:VAL:CG1	40:D2:52:VAL:N	2.75	0.50

Continued on next page...

Continued from previous page...

Atom-1	Atom-2	Interatomic distance (Å)	Clash overlap (Å)
40:D2:29:PRO:O	40:D2:61:VAL:O	2.29	0.50
49:D4:22:ILE:H	49:D4:22:ILE:HD12	1.77	0.50
50:D5:37:LYS:HD2	50:D5:37:LYS:O	2.12	0.50
24:DA:1138:G:H2'	24:DA:1139:G:O4'	2.12	0.50
24:DA:195:A:N7	24:DA:197:A:OP1	2.45	0.50
24:DA:2373:G:H2'	24:DA:2374:C:C6	2.47	0.50
24:DA:2886:G:H2'	24:DA:2887:U:H6	1.76	0.50
24:DA:480:A:H2'	24:DA:481:G:OP1	2.11	0.50
24:DA:735:A:H3'	24:DA:736:C:C6	2.47	0.50
25:DB:66:A:O2'	25:DB:67:G:P	2.69	0.50
27:DE:105:THR:HB	27:DE:197:ILE:HG12	1.92	0.50
27:DE:2:LYS:HG2	27:DE:95:ILE:CG2	2.42	0.50
33:DN:104:ARG:NE	38:DR:34:VAL:HG11	2.26	0.50
34:DO:138:LEU:HD11	34:DO:144:GLU:CG	2.42	0.50
37:DQ:60:GLY:O	37:DQ:61:ASN:CB	2.55	0.50
37:DQ:26:LEU:HD22	37:DQ:87:PHE:CD1	2.46	0.50
41:DS:22:ASP:HA	41:DS:25:ARG:HH12	1.75	0.50
43:DU:48:ALA:HB2	43:DU:61:ILE:CD1	2.41	0.50
1:AA:1178:G:C8	1:AA:1180:A:OP2	2.65	0.50
1:AA:1229:A:H2'	1:AA:1230:C:C6	2.46	0.50
1:AA:1287:A:H2	1:AA:1353:G:H1'	1.75	0.50
1:AA:243:A:H4'	1:AA:244:U:O5'	2.11	0.50
1:AA:752:G:H8	1:AA:752:G:O5'	1.95	0.50
1:AA:965:A:O2'	1:AA:966:G:C5'	2.58	0.50
1:AA:977:A:H2'	1:AA:977:A:N3	2.26	0.50
22:AD:47:U:H2'	22:AD:48:C:H4'	1.94	0.50
22:AD:49:G:H8	22:AD:49:G:O5'	1.95	0.50
2:AE:102:LEU:CD1	2:AE:102:LEU:N	2.74	0.50
2:AE:142:LEU:HD23	2:AE:142:LEU:C	2.32	0.50
2:AE:70:PHE:CD1	2:AE:70:PHE:N	2.79	0.50
3:AF:131:ARG:HE	3:AF:166:GLU:CG	2.25	0.50
3:AF:6:HIS:NE2	3:AF:184:TYR:CE2	2.79	0.50
4:AG:150:GLU:O	4:AG:152:SER:N	2.44	0.50
6:AI:19:LEU:O	6:AI:19:LEU:HD23	2.12	0.50
6:AI:75:LEU:O	6:AI:78:GLU:N	2.45	0.50
8:AK:34:GLU:O	8:AK:37:ARG:HG2	2.12	0.50
11:AN:126:ARG:HH11	11:AN:126:ARG:HG3	1.76	0.50
11:AN:21:ILE:HG12	11:AN:30:VAL:HG12	1.94	0.50
12:AO:124:LYS:O	12:AO:125:PRO:C	2.48	0.50
18:AU:37:VAL:O	18:AU:38:GLU:C	2.50	0.50
39:B1:92:ARG:NH1	40:B2:11:GLN:CB	2.75	0.50

Continued on next page...

Continued from previous page...

Atom-1	Atom-2	Interatomic distance (Å)	Clash overlap (Å)
39:B1:90:VAL:CG2	40:B2:39:LEU:HB3	2.31	0.50
24:BA:1162:G:N2	40:B2:89:GLN:HE22	2.10	0.50
49:B4:40:HIS:N	49:B4:41:PRO:HD2	2.21	0.50
52:B7:5:TRP:HE1	52:B7:7:PRO:HG3	1.76	0.50
53:B8:33:ASN:HB2	53:B8:36:LYS:HE2	1.94	0.50
24:BA:1142(A):A:C5	24:BA:1144:G:N7	2.79	0.50
24:BA:1340:U:H4'	24:BA:1341:U:OP2	2.11	0.50
24:BA:1341:U:H3'	24:BA:1397:U:C2	2.46	0.50
24:BA:1510:A:H2'	24:BA:1511:A:H8	1.76	0.50
24:BA:1608:A:O2'	24:BA:1610:A:OP2	2.29	0.50
24:BA:177:G:H5''	24:BA:178:G:OP2	2.12	0.50
24:BA:1799:G:N7	26:BD:179:SER:OG	2.45	0.50
24:BA:1922:G:O2'	24:BA:1923:U:H5'	2.12	0.50
24:BA:1925:C:N4	24:BA:1926:U:O4'	2.45	0.50
24:BA:1930:G:N2	24:BA:1968:G:H2'	2.27	0.50
24:BA:2166:G:H4'	24:BA:2167:U:OP1	2.11	0.50
24:BA:2593:U:H2'	24:BA:2594:C:C6	2.47	0.50
24:BA:2656:U:O4	24:BA:2665:A:C6	2.64	0.50
24:BA:2808:U:O4	24:BA:2892:A:N7	2.44	0.50
24:BA:395:U:H2'	24:BA:396:G:C8	2.47	0.50
24:BA:447:A:H5''	24:BA:448:U:OP1	2.11	0.50
24:BA:616:A:O2'	24:BA:617:G:OP1	2.29	0.50
24:BA:621:A:C2	24:BA:622:G:C8	3.00	0.50
24:BA:91:A:H2'	24:BA:92:G:H5'	1.93	0.50
26:BD:155:LEU:N	26:BD:155:LEU:CD1	2.75	0.50
27:BE:116:VAL:HG23	27:BE:120:TRP:HD1	1.77	0.50
27:BE:134:ILE:HA	27:BE:137:HIS:CD2	2.47	0.50
27:BE:104:VAL:HG11	27:BE:188:VAL:HG23	1.93	0.50
27:BE:32:PRO:HA	27:BE:90:THR:HG23	1.93	0.50
29:BG:41:GLN:CB	29:BG:43:LEU:HD13	2.40	0.50
30:BH:125:VAL:HG13	30:BH:126:PRO:CG	2.41	0.50
33:BN:23:ARG:NH1	33:BN:23:ARG:HG2	2.22	0.50
34:BO:56:SER:O	34:BO:57:THR:CB	2.59	0.50
35:BP:64:ILE:N	35:BP:64:ILE:CD1	2.74	0.50
37:BQ:105:ALA:CB	37:BQ:112:PHE:HE2	2.24	0.50
37:BQ:84:GLN:HA	37:BQ:109:GLY:CA	2.42	0.50
44:BV:111:VAL:HG21	44:BV:145:GLU:HB2	1.94	0.50
44:BV:155:LEU:C	44:BV:156:LYS:HG2	2.31	0.50
44:BV:19:ARG:CG	44:BV:19:ARG:HH11	2.25	0.50
47:BW:50:ILE:O	47:BW:51:ARG:C	2.51	0.50
24:BA:1364:G:C8	46:BZ:2:SER:HA	2.46	0.50

Continued on next page...

Continued from previous page...

Atom-1	Atom-2	Interatomic distance (Å)	Clash overlap (Å)
1:CA:1239:A:H2'	1:CA:1298:C:N4	2.26	0.50
1:CA:1366:C:H2'	1:CA:1367:C:H6	1.76	0.50
1:CA:1405:G:O4'	1:CA:1519:A:H4'	2.11	0.50
22:CB:62:C:H6	22:CB:62:C:O5'	1.94	0.50
22:CD:58:A:O2'	22:CD:60:U:C5	2.63	0.50
22:CD:70:G:C2'	22:CD:71:C:H5'	2.41	0.50
3:CF:195:VAL:HG12	3:CF:196:LEU:H	1.75	0.50
4:CG:107:ARG:C	4:CG:109:GLY:H	2.14	0.50
9:CL:33:PHE:HZ	9:CL:47:LEU:HD21	1.76	0.50
11:CN:106:LYS:O	11:CN:107:SER:HB3	2.12	0.50
12:CO:28:LYS:O	12:CO:29:GLY:C	2.50	0.50
13:CP:117:VAL:O	13:CP:118:ALA:C	2.51	0.50
24:DA:1061:U:C4'	24:DA:1070:A:H1'	2.42	0.50
24:DA:1099:G:H5'	24:DA:1099:G:C8	2.37	0.50
24:DA:1212:G:C2'	24:DA:1236:G:N2	2.75	0.50
24:DA:1531:C:O2'	24:DA:1532:C:H5'	2.11	0.50
24:DA:2604:U:C2'	24:DA:2605:U:H5'	2.42	0.50
24:DA:2657:A:H2'	24:DA:2658:C:H5'	1.94	0.50
24:DA:2660:A:H2'	24:DA:2660:A:N3	2.27	0.50
24:DA:592:G:N2	53:D8:4:MET:CE	2.73	0.50
24:DA:746:A:C6	24:DA:2611:U:H5''	2.47	0.50
24:DA:880:G:H4'	24:DA:880:G:OP1	2.10	0.50
24:DA:897:C:H2'	24:DA:898:C:O4'	2.12	0.50
24:DA:99:U:C6	24:DA:102:G:C2	3.00	0.50
26:DD:35:LYS:HE2	26:DD:104:TYR:HB2	1.94	0.50
26:DD:65:ILE:C	26:DD:65:ILE:HD13	2.32	0.50
29:DG:35:GLU:CD	29:DG:35:GLU:C	2.71	0.50
30:DH:16:SER:O	30:DH:17:VAL:HG23	2.12	0.50
33:DN:69:ILE:O	33:DN:76:ALA:HA	2.11	0.50
34:DO:112:LEU:HD22	34:DO:113:LYS:N	2.26	0.50
44:DV:150:LEU:O	44:DV:151:HIS:O	2.29	0.50
47:DW:69:ARG:HH11	47:DW:69:ARG:CB	2.25	0.50
47:DW:9:GLN:O	47:DW:12:GLU:HB3	2.10	0.50
1:AA:1029:G:OP1	1:AA:1029:G:H4'	2.12	0.50
1:AA:1200:C:O2	1:AA:1200:C:H2'	2.10	0.50
1:AA:1321:C:C3'	1:AA:1322:C:H5''	2.42	0.50
1:AA:151:A:O2'	1:AA:152:A:H5'	2.11	0.50
1:AA:243:A:O2'	1:AA:244:U:OP2	2.29	0.50
1:AA:327:A:O3'	1:AA:328:C:O4'	2.30	0.50
1:AA:794:A:H2'	1:AA:795:C:H6	1.71	0.50
1:AA:815:A:H5''	1:AA:817:C:H41	1.77	0.50

Continued on next page...

Continued from previous page...

Atom-1	Atom-2	Interatomic distance (Å)	Clash overlap (Å)
1:AA:90:C:H5'	1:AA:91:C:OP1	2.12	0.50
22:AD:59:A:H2'	22:AD:60:U:H5'	1.94	0.50
2:AE:145:LEU:O	2:AE:149:LEU:HB2	2.12	0.50
2:AE:161:ALA:O	2:AE:162:ILE:HG23	2.12	0.50
2:AE:233:SER:O	2:AE:235:SER:N	2.45	0.50
2:AE:6:THR:CG2	2:AE:217:ARG:HB3	2.41	0.50
3:AF:148:GLY:HA3	3:AF:203:PHE:HB3	1.93	0.50
3:AF:75:VAL:HB	3:AF:83:ARG:CD	2.32	0.50
3:AF:94:LEU:C	3:AF:94:LEU:HD12	2.32	0.50
4:AG:61:LYS:NZ	4:AG:62:GLN:HE22	2.10	0.50
4:AG:86:LYS:HZ2	4:AG:86:LYS:HA	1.72	0.50
7:AJ:73:MET:HA	7:AJ:91:VAL:HG23	1.94	0.50
8:AK:12:ARG:NH1	8:AK:27:PRO:CD	2.71	0.50
10:AM:22:LYS:HD2	10:AM:22:LYS:O	2.12	0.50
12:AO:124:LYS:HG3	12:AO:125:PRO:HD2	1.93	0.50
13:AP:106:ASN:O	13:AP:107:ALA:HB3	2.12	0.50
13:AP:39:ILE:HD11	13:AP:56:LEU:HD23	1.92	0.50
16:AS:53:VAL:O	16:AS:57:ARG:HG3	2.12	0.50
19:AV:32:LYS:N	19:AV:32:LYS:HD3	2.26	0.50
36:B0:101:ALA:O	36:B0:102:GLU:HB3	2.12	0.50
40:B2:34:GLU:C	40:B2:35:LEU:HD13	2.32	0.50
40:B2:48:GLY:HA3	40:B2:52:VAL:HG22	1.93	0.50
40:B2:5:VAL:HG23	40:B2:37:VAL:CG1	2.39	0.50
49:B4:56:VAL:HG13	49:B4:57:GLU:N	2.27	0.50
51:B6:36:LEU:HD21	51:B6:50:ARG:NH2	2.27	0.50
24:BA:1176:G:H5'	24:BA:1177:A:OP1	2.12	0.50
24:BA:1581:G:H2'	24:BA:1582:C:O4'	2.12	0.50
24:BA:1884:A:C2	24:BA:1885:A:C8	3.00	0.50
24:BA:1963:U:C2'	24:BA:1963:U:O2	2.57	0.50
24:BA:2439:A:H5'	24:BA:2439:A:H8	1.76	0.50
24:BA:2477:C:C6	24:BA:2481:G:O6	2.64	0.50
24:BA:2477:C:H6	24:BA:2481:G:O6	1.95	0.50
24:BA:2495:G:O2'	24:BA:2496:C:H5'	2.11	0.50
24:BA:270:A:O2'	24:BA:270(A):A:H5'	2.12	0.50
24:BA:2710:C:OP1	36:B0:15:SER:OG	2.29	0.50
24:BA:2862:G:H2'	24:BA:2863:C:H6	1.77	0.50
24:BA:363:G:H5'	24:BA:363(A):A:OP2	2.12	0.50
24:BA:859:G:O2'	24:BA:860:U:OP2	2.30	0.50
26:BD:135:PHE:N	26:BD:135:PHE:HD2	2.10	0.50
28:BF:123:LEU:HD12	28:BF:192:LEU:HD22	1.94	0.50
29:BG:6:ALA:HB3	29:BG:104:GLU:OE1	2.12	0.50

Continued on next page...

Continued from previous page...

Atom-1	Atom-2	Interatomic distance (Å)	Clash overlap (Å)
29:BG:45:GLU:C	29:BG:47:LYS:H	2.16	0.50
30:BH:133:VAL:CG1	30:BH:134:SER:N	2.75	0.50
30:BH:77:LYS:C	30:BH:79:VAL:H	2.14	0.50
33:BN:71:ARG:HH11	33:BN:71:ARG:HG3	1.76	0.50
35:BP:127:ILE:CG2	35:BP:128:LYS:H	2.23	0.50
35:BP:77:LYS:HZ3	35:BP:82:ARG:CA	2.04	0.50
43:BU:44:ILE:HG12	43:BU:45:VAL:N	2.27	0.50
43:BU:73:ARG:HH21	43:BU:81:LYS:HA	1.77	0.50
44:BV:150:LEU:CD2	44:BV:171:ILE:HG22	2.42	0.50
44:BV:26:GLY:HA3	44:BV:86:VAL:O	2.12	0.50
1:CA:1053:G:H5'	1:CA:1054:C:C5'	2.27	0.50
1:CA:536:C:H2'	1:CA:536:C:O2	2.11	0.50
1:CA:66:G:O4'	1:CA:173:U:O4	2.30	0.50
1:CA:687:A:N6	1:CA:703:G:H1'	2.27	0.50
1:CA:830:G:H2'	1:CA:831:U:O4'	2.12	0.50
3:CF:11:ARG:HG3	3:CF:15:THR:HG21	1.94	0.50
4:CG:165:MET:HE3	4:CG:168:ARG:HD2	1.93	0.50
12:CO:62:SER:C	12:CO:64:TYR:H	2.15	0.50
13:CP:120:LYS:O	13:CP:121:LYS:CB	2.60	0.50
14:CQ:39:LEU:HD22	14:CQ:43:CYS:HB3	1.93	0.50
1:CA:1314:C:OP2	19:CV:4:SER:OG	2.30	0.50
19:CV:65:ASN:O	49:D4:59:PHE:HE2	1.95	0.50
20:CW:49:ALA:CB	20:CW:99:LEU:HD22	2.42	0.50
20:CW:26:ASN:CB	20:CW:71:THR:HG23	2.42	0.50
36:D0:28:LEU:CD2	36:D0:114:VAL:HG12	2.41	0.50
39:D1:92:ARG:NH1	39:D1:95:LEU:HD11	2.26	0.50
45:D3:51:VAL:CG2	45:D3:81:VAL:HG23	2.42	0.50
52:D7:12:ARG:HG3	52:D7:12:ARG:NH1	2.27	0.50
24:DA:1174:A:C2	24:DA:1175:U:H1'	2.46	0.50
24:DA:1275:A:H4'	24:DA:1276:A:O5'	2.10	0.50
24:DA:1946:U:N3	24:DA:1947:C:C5	2.79	0.50
24:DA:2110:G:H4'	24:DA:2111:C:OP1	2.12	0.50
24:DA:2143:C:H2'	24:DA:2144:U:O4'	2.12	0.50
24:DA:2572:A:C8	27:DE:144:ARG:HB3	2.46	0.50
24:DA:2740:A:N6	24:DA:2764:A:C8	2.80	0.50
24:DA:621:A:H2'	24:DA:622:G:H5'	1.94	0.50
24:DA:844:C:H3'	24:DA:845:G:C8	2.46	0.50
27:DE:46:ALA:HB1	27:DE:80:GLU:HB2	1.94	0.50
28:DF:11:VAL:CG1	28:DF:12:LEU:N	2.75	0.50
29:DG:49:ASP:OD1	29:DG:51:ARG:HG3	2.12	0.50
29:DG:83:ARG:HG2	29:DG:83:ARG:HH11	1.76	0.50

Continued on next page...

Continued from previous page...

Atom-1	Atom-2	Interatomic distance (Å)	Clash overlap (Å)
32:DM:137:LYS:HG3	32:DM:138:LEU:H	1.77	0.50
35:DP:108:GLY:O	35:DP:109:VAL:HG23	2.12	0.50
35:DP:36:ALA:HB1	35:DP:127:ILE:HD12	1.93	0.50
37:DQ:35:ILE:CD1	37:DQ:101:LEU:HD23	2.41	0.50
37:DQ:52:SER:O	37:DQ:56:LEU:CD2	2.60	0.50
37:DQ:83:LYS:HG2	37:DQ:109:GLY:HA2	1.90	0.50
41:DS:70:TYR:N	41:DS:70:TYR:CD2	2.75	0.50
48:DX:7:LYS:CB	48:DX:34:GLU:HG2	2.41	0.50
1:AA:1320:C:H1'	19:AV:73:GLU:HG3	1.92	0.49
1:AA:1324:A:O4'	1:AA:1362:C:H4'	2.12	0.49
1:AA:1534:A:H2'	1:AA:1535:C:C6	2.47	0.49
1:AA:255:G:H2'	1:AA:256:U:C6	2.47	0.49
1:AA:321:A:N7	1:AA:328:C:C2	2.80	0.49
3:AF:136:GLN:HA	3:AF:139:GLN:HB3	1.93	0.49
3:AF:16:ARG:NH1	3:AF:16:ARG:N	2.57	0.49
1:AA:1057:G:H4'	3:AF:196:LEU:HA	1.93	0.49
4:AG:128:VAL:C	4:AG:130:GLY:N	2.66	0.49
8:AK:89:PRO:HA	8:AK:92:ARG:HH11	1.76	0.49
9:AL:26:VAL:HG22	9:AL:60:ASP:HA	1.94	0.49
11:AN:122:LYS:O	11:AN:124:LYS:N	2.45	0.49
8:AK:91:ARG:HB2	12:AO:7:ILE:HG13	1.94	0.49
20:AW:36:LEU:CD1	20:AW:55:ILE:HG23	2.41	0.49
36:B0:106:GLY:O	36:B0:107:ASP:CB	2.59	0.49
39:B1:92:ARG:CD	39:B1:94:ASN:HB3	2.38	0.49
40:B2:69:LYS:NZ	40:B2:85:LYS:HZ3	2.08	0.49
50:B5:46:CYS:SG	50:B5:48:GLU:CG	2.99	0.49
53:B8:47:LYS:C	53:B8:48:PHE:HD1	2.15	0.49
24:BA:1858:G:O2'	24:BA:1884:A:N6	2.44	0.49
24:BA:1887:C:C3'	24:BA:1888:G:H5'	2.40	0.49
24:BA:1926:U:C6	24:BA:1928:A:OP2	2.65	0.49
24:BA:2556:C:H2'	24:BA:2557:G:O4'	2.12	0.49
24:BA:283:A:H4'	24:BA:284:U:OP2	2.12	0.49
24:BA:2859:G:H8	24:BA:2859:G:H3'	1.77	0.49
24:BA:311:A:N6	24:BA:328:U:C5	2.80	0.49
24:BA:638:G:H2'	24:BA:639:U:C6	2.47	0.49
24:BA:78:A:H2'	24:BA:79:G:C8	2.47	0.49
24:BA:822:U:H2'	24:BA:823:G:C8	2.46	0.49
25:BB:55:U:C1'	29:BG:29:TRP:HE1	2.25	0.49
26:BD:14:ARG:HG2	26:BD:15:PHE:CE2	2.47	0.49
26:BD:146:GLU:HG2	26:BD:152:GLY:C	2.33	0.49
26:BD:260:ARG:HH12	26:BD:264:LYS:HD3	1.76	0.49

Continued on next page...

Continued from previous page...

Atom-1	Atom-2	Interatomic distance (Å)	Clash overlap (Å)
29:BG:120:LEU:HB3	29:BG:131:TYR:OH	2.12	0.49
29:BG:143:GLU:CD	29:BG:143:GLU:H	2.15	0.49
30:BH:102:ALA:HB1	30:BH:115:VAL:C	2.32	0.49
31:BK:104:GLN:HG2	31:BK:105:HIS:HD2	1.77	0.49
35:BP:59:ARG:O	35:BP:60:ARG:CB	2.59	0.49
38:BR:48:ILE:HD12	38:BR:48:ILE:H	1.77	0.49
24:BA:84:A:OP1	43:BU:8:LYS:HD3	2.11	0.49
1:CA:1024:G:C2'	1:CA:1025:U:H5''	2.42	0.49
1:CA:1280:A:H1'	10:CM:41:PRO:HG3	1.94	0.49
1:CA:179:A:H2'	1:CA:180:U:C6	2.43	0.49
1:CA:37:U:O2'	1:CA:500:G:H4'	2.12	0.49
1:CA:747:C:H2'	1:CA:748:C:O4'	2.11	0.49
22:CB:49:C:C2'	22:CB:50:G:OP2	2.60	0.49
7:CJ:148:ASN:HD21	22:CD:40:C:H4'	1.76	0.49
3:CF:35:GLU:O	3:CF:39:ILE:HG13	2.12	0.49
7:CJ:50:ILE:HA	7:CJ:54:THR:HG22	1.94	0.49
8:CK:83:ILE:HB	8:CK:137:VAL:HG13	1.93	0.49
8:CK:84:ARG:O	8:CK:135:CYS:HB2	2.12	0.49
8:CK:95:VAL:HB	8:CK:99:GLU:O	2.12	0.49
11:CN:25:TYR:N	11:CN:25:TYR:CD1	2.80	0.49
21:CX:2:GLY:O	21:CX:4:GLY:N	2.45	0.49
49:D4:9:LEU:H	49:D4:27:THR:CG2	2.25	0.49
50:D5:50:GLY:O	50:D5:51:TYR:CB	2.59	0.49
51:D6:44:ARG:O	51:D6:45:LYS:CB	2.60	0.49
53:D8:56:GLU:O	53:D8:57:ARG:C	2.50	0.49
24:DA:1053:C:H3'	24:DA:1054:A:H5''	1.93	0.49
24:DA:1085:A:O2'	24:DA:1086:A:P	2.70	0.49
24:DA:1510:A:OP1	24:DA:1511:A:H5'	2.12	0.49
24:DA:1557:C:OP2	24:DA:1558:A:H2'	2.11	0.49
24:DA:1583:A:H5'	24:DA:1585:C:C5	2.47	0.49
24:DA:1687:G:H2'	24:DA:1688:U:C6	2.47	0.49
24:DA:2563:U:H2'	24:DA:2565:A:OP2	2.12	0.49
24:DA:310:A:O2'	24:DA:311:A:H2'	2.12	0.49
24:DA:405:U:C4'	24:DA:406:G:OP2	2.60	0.49
26:DD:218:ARG:HB3	26:DD:219:PRO:HD2	1.94	0.49
24:DA:1655:A:O2'	27:DE:115:GLY:HA2	2.12	0.49
33:DN:105:GLU:O	33:DN:108:GLU:HB2	2.12	0.49
35:DP:79:LEU:O	35:DP:80:GLU:OE1	2.31	0.49
24:DA:95:G:O2'	47:DW:48:HIS:ND1	2.45	0.49
46:DZ:81:LYS:O	46:DZ:82:LEU:O	2.30	0.49
1:AA:1208:C:H2'	1:AA:1209:C:O4'	2.12	0.49

Continued on next page...

Continued from previous page...

Atom-1	Atom-2	Interatomic distance (Å)	Clash overlap (Å)
1:AA:1324:A:H4'	1:AA:1362:C:H4'	1.95	0.49
1:AA:1453:G:H2'	1:AA:1454:G:OP1	2.11	0.49
1:AA:1519:A:H3'	1:AA:1520:G:C5'	2.40	0.49
1:AA:191(F):U:O2'	1:AA:191:G:H5'	2.12	0.49
1:AA:197:A:O2'	1:AA:198:G:OP2	2.30	0.49
1:AA:485:G:C2'	1:AA:486:U:OP2	2.61	0.49
1:AA:746:A:H2'	1:AA:747:C:C6	2.47	0.49
1:AA:908:A:H2'	1:AA:909:A:H8	1.77	0.49
2:AE:138:LEU:O	2:AE:141:GLU:HB3	2.11	0.49
2:AE:71:VAL:HB	2:AE:164:VAL:HG22	1.94	0.49
3:AF:131:ARG:O	3:AF:131:ARG:HG3	2.12	0.49
3:AF:173:VAL:HG12	3:AF:175:LEU:HD21	1.92	0.49
4:AG:4:TYR:O	4:AG:5:ILE:C	2.50	0.49
4:AG:68:TYR:CD2	4:AG:97:LEU:HD22	2.46	0.49
7:AJ:113:GLU:CB	7:AJ:118:VAL:HG23	2.35	0.49
10:AM:50:ILE:O	10:AM:52:GLY:N	2.45	0.49
15:AR:24:SER:O	15:AR:28:GLN:HG3	2.12	0.49
15:AR:7:GLU:O	15:AR:10:LYS:HB3	2.12	0.49
24:BA:1047:G:O2'	24:BA:1111:A:C2	2.65	0.49
24:BA:1342:A:C6	24:BA:1397:U:C6	3.00	0.49
24:BA:1929:G:H5''	24:BA:1930:G:OP1	2.12	0.49
24:BA:2024:G:O2'	24:BA:2025:C:H5'	2.12	0.49
24:BA:2348:U:O4	24:BA:2382:G:C2	2.65	0.49
24:BA:483:A:H5'	43:BU:49:VAL:HG22	1.94	0.49
24:BA:654(S):G:C2	24:BA:654(T):A:C4	3.00	0.49
25:BB:28:C:O2'	25:BB:29:A:H5'	2.12	0.49
25:BB:81:G:N7	25:BB:96:G:N3	2.59	0.49
26:BD:198:ASN:C	26:BD:200:ASP:H	2.15	0.49
26:BD:200:ASP:O	26:BD:202:LYS:N	2.45	0.49
28:BF:21:ALA:HB3	28:BF:23:ASP:OD2	2.12	0.49
29:BG:138:GLN:HG2	29:BG:138:GLN:O	2.10	0.49
29:BG:120:LEU:O	29:BG:180:PHE:HD2	1.94	0.49
24:BA:2312:U:OP1	29:BG:73:ALA:HA	2.11	0.49
30:BH:42:ARG:HG3	30:BH:44:VAL:HG13	1.93	0.49
31:BK:144:VAL:O	31:BK:145:VAL:O	2.29	0.49
31:BK:56:LYS:C	31:BK:56:LYS:HD2	2.32	0.49
35:BP:1:MET:CE	35:BP:48:GLU:HG2	2.42	0.49
37:BQ:88:ASP:OD2	37:BQ:89:ARG:N	2.45	0.49
47:BW:34:GLU:HA	47:BW:37:PHE:CD1	2.46	0.49
1:CA:924:C:O2'	1:CA:1502:A:N6	2.44	0.49
1:CA:186(C):G:H2'	1:CA:186(D):C:H6	1.76	0.49

Continued on next page...

Continued from previous page...

Atom-1	Atom-2	Interatomic distance (Å)	Clash overlap (Å)
1:CA:50:A:N6	1:CA:361:G:H4'	2.27	0.49
1:CA:595:G:H1'	1:CA:596:C:C5	2.47	0.49
1:CA:676:A:O2'	1:CA:677:U:H5'	2.12	0.49
1:CA:815:A:O2'	1:CA:1527:C:O4'	2.30	0.49
1:CA:831:U:H2'	1:CA:832:C:H6	1.77	0.49
1:CA:849:C:O2'	1:CA:850:U:H5'	2.12	0.49
22:CD:31:G:H2'	22:CD:32:C:H6	1.76	0.49
2:CE:172:ILE:H	2:CE:172:ILE:CD1	2.19	0.49
2:CE:207:ALA:O	2:CE:209:ARG:N	2.45	0.49
2:CE:16:HIS:HB3	2:CE:210:SER:CB	2.42	0.49
5:CH:41:VAL:CG1	5:CH:112:LEU:O	2.60	0.49
8:CK:29:SER:CB	8:CK:32:LYS:HG3	2.28	0.49
9:CL:23:ASN:HD22	9:CL:23:ASN:N	2.08	0.49
10:CM:22:LYS:NZ	10:CM:23:ILE:HG12	2.27	0.49
13:CP:82:MET:O	13:CP:83:ASP:C	2.49	0.49
49:D4:36:CYS:O	49:D4:39:CYS:CB	2.55	0.49
24:DA:1020:A:H4'	24:DA:1021:A:O5'	2.12	0.49
24:DA:1104:C:H6	24:DA:1104:C:O5'	1.95	0.49
24:DA:1173:G:H4'	24:DA:1174:A:C8	2.47	0.49
24:DA:1818:U:HO2'	24:DA:1819:A:P	2.35	0.49
24:DA:1983:C:O2'	24:DA:1984:G:H5'	2.11	0.49
24:DA:1996:C:H4'	24:DA:1997:G:O5'	2.12	0.49
24:DA:2311:A:C3'	24:DA:2312:U:C5	2.92	0.49
24:DA:2572:A:O2'	24:DA:2573:C:P	2.70	0.49
24:DA:386:G:H3'	24:DA:388:G:N2	2.28	0.49
24:DA:752:A:HO2'	24:DA:753:C:P	2.33	0.49
24:DA:813:U:H2'	24:DA:814:C:H6	1.75	0.49
26:DD:72:LYS:O	26:DD:73:VAL:C	2.51	0.49
30:DH:153:LYS:CB	30:DH:154:PRO:CD	2.69	0.49
32:DM:6:PRO:HG2	32:DM:43:THR:OG1	2.11	0.49
35:DP:2:LEU:HD23	35:DP:2:LEU:N	2.27	0.49
25:DB:50:G:OP1	37:DQ:63:THR:HG23	2.12	0.49
38:DR:39:ARG:CG	38:DR:40:THR:H	2.22	0.49
43:DU:19:LYS:O	43:DU:19:LYS:CG	2.60	0.49
43:DU:44:ILE:CG1	43:DU:45:VAL:N	2.70	0.49
43:DU:88:LYS:NZ	43:DU:88:LYS:HA	2.27	0.49
44:DV:124:ILE:HG23	44:DV:124:ILE:O	2.11	0.49
46:DZ:67:ILE:N	46:DZ:68:PRO:CD	2.76	0.49
1:AA:1519:A:C3'	1:AA:1520:G:H5'	2.42	0.49
1:AA:1528:U:O2'	1:AA:1529:G:H3'	2.12	0.49
1:AA:468:A:H2'	1:AA:474:G:C5'	2.42	0.49

Continued on next page...

Continued from previous page...

Atom-1	Atom-2	Interatomic distance (Å)	Clash overlap (Å)
3:AF:206:GLU:OE1	3:AF:206:GLU:HA	2.11	0.49
3:AF:206:GLU:O	3:AF:207:VAL:HB	2.12	0.49
3:AF:27:LYS:HE2	3:AF:27:LYS:CA	2.36	0.49
3:AF:33:LEU:O	3:AF:36:ASP:HB2	2.12	0.49
4:AG:15:GLU:HG3	4:AG:63:LYS:HE2	1.94	0.49
4:AG:76:ARG:NH2	4:AG:80:GLU:OE1	2.38	0.49
4:AG:82:ALA:O	4:AG:83:SER:C	2.51	0.49
5:AH:140:ARG:O	5:AH:140:ARG:HG2	2.12	0.49
11:AN:110:ASP:HB3	18:AU:85:LEU:CD1	2.41	0.49
36:B0:76:VAL:CG1	36:B0:77:ARG:N	2.75	0.49
40:B2:49:THR:CG2	40:B2:50:PRO:HD3	2.42	0.49
40:B2:70:ILE:O	40:B2:70:ILE:HG22	2.12	0.49
24:BA:1131:G:H4'	32:BM:82:LEU:HB2	1.95	0.49
24:BA:1899:G:N2	24:BA:1902:C:C5	2.80	0.49
24:BA:2146:C:H4'	24:BA:2147:G:O5'	2.12	0.49
24:BA:2683:C:H2'	24:BA:2684:U:C6	2.44	0.49
24:BA:1462:C:H4'	24:BA:2703:C:H5'	1.94	0.49
24:BA:2745:C:O2'	30:BH:142:GLY:HA3	2.12	0.49
24:BA:404:C:H1'	24:BA:406:G:C8	2.47	0.49
25:BB:110:G:H2'	25:BB:111:U:H5'	1.95	0.49
25:BB:13:A:H5''	25:BB:15:A:N6	2.27	0.49
29:BG:135:LEU:HD11	29:BG:157:ILE:HD12	1.95	0.49
38:BR:102:ILE:HB	38:BR:110:ILE:CD1	2.42	0.49
38:BR:53:ARG:O	38:BR:53:ARG:HG3	2.12	0.49
41:BS:70:TYR:CE2	41:BS:108:GLY:O	2.65	0.49
44:BV:56:VAL:HG13	44:BV:69:THR:O	2.12	0.49
1:CA:1032:A:N7	1:CA:1032(A):G:H1'	2.27	0.49
1:CA:109:A:H5'	1:CA:110:C:OP2	2.13	0.49
1:CA:1106:G:H2'	1:CA:1107:C:H6	1.77	0.49
1:CA:1128:C:H2'	1:CA:1139:G:O6	2.12	0.49
1:CA:234:C:H2'	1:CA:235:C:C6	2.47	0.49
1:CA:322:C:O5'	1:CA:322:C:H6	1.95	0.49
1:CA:823:G:O2'	1:CA:824:C:H5'	2.12	0.49
2:CE:68:ILE:O	2:CE:91:PRO:HD2	2.13	0.49
7:CJ:50:ILE:HG21	7:CJ:58:PRO:HA	1.93	0.49
8:CK:61:VAL:HG12	8:CK:63:LEU:HD13	1.94	0.49
12:CO:48:PRO:O	12:CO:49:ASN:ND2	2.44	0.49
1:CA:377:G:OP1	16:CS:5:ARG:NH1	2.45	0.49
40:D2:3:ALA:HB3	40:D2:14:VAL:HG23	1.92	0.49
53:D8:10:ALA:O	53:D8:14:VAL:HG12	2.11	0.49
24:DA:1497:U:C5'	24:DA:1498:C:OP2	2.60	0.49

Continued on next page...

Continued from previous page...

Atom-1	Atom-2	Interatomic distance (Å)	Clash overlap (Å)
24:DA:1534:G:C8	24:DA:1534:G:H5''	2.47	0.49
24:DA:1819:A:H3'	26:DD:178:PRO:HB2	1.94	0.49
24:DA:1893:C:C5	24:DA:1894:C:C5	3.00	0.49
24:DA:2126:A:H1'	24:DA:2127:G:O4'	2.12	0.49
24:DA:270(K):C:H2'	24:DA:270(L):U:H5''	1.93	0.49
26:DD:186:HIS:CD2	26:DD:188:GLU:H	2.20	0.49
26:DD:2:ALA:CB	26:DD:20:ASP:HB3	2.42	0.49
26:DD:76:PRO:HA	26:DD:118:VAL:HG23	1.93	0.49
27:DE:37:ARG:HE	27:DE:37:ARG:H	1.59	0.49
27:DE:61:ARG:CB	27:DE:62:PRO:CD	2.90	0.49
32:DM:46:VAL:O	32:DM:47:ALA:CB	2.57	0.49
32:DM:73:THR:CG2	32:DM:82:LEU:HD11	2.43	0.49
33:DN:47:ILE:CG1	33:DN:48:PRO:HD2	2.42	0.49
33:DN:55:GLY:O	33:DN:56:ASP:C	2.50	0.49
43:DU:16:ALA:O	43:DU:21:LYS:HD3	2.11	0.49
43:DU:44:ILE:CG1	43:DU:45:VAL:H	2.24	0.49
44:DV:57:ILE:HG22	44:DV:58:VAL:N	2.28	0.49
44:DV:69:THR:HG22	44:DV:90:VAL:HG22	1.95	0.49
46:DZ:93:GLU:O	46:DZ:97:LEU:HD11	2.12	0.49
1:AA:1020:U:H2'	1:AA:1021:G:H5''	1.94	0.49
1:AA:1269:A:N1	1:AA:1312:G:O2'	2.40	0.49
1:AA:1324:A:O2'	1:AA:1362:C:H5''	2.12	0.49
1:AA:224:C:H2'	1:AA:225:C:H6	1.76	0.49
1:AA:261:U:C5	20:AW:79:ARG:NH1	2.80	0.49
1:AA:37:U:O2'	1:AA:38:G:H5'	2.12	0.49
1:AA:5:U:O2	1:AA:5:U:H2'	2.11	0.49
2:AE:217:ARG:HB2	2:AE:217:ARG:CZ	2.43	0.49
3:AF:132:ARG:O	3:AF:136:GLN:HG3	2.13	0.49
3:AF:37:GLN:O	3:AF:41:GLY:N	2.45	0.49
5:AH:152:ARG:CG	5:AH:152:ARG:HH11	2.20	0.49
8:AK:86:ILE:HG13	8:AK:133:LEU:HD22	1.95	0.49
9:AL:79:LEU:HD11	9:AL:83:ARG:NE	2.27	0.49
12:AO:23:LYS:H	12:AO:23:LYS:CD	2.26	0.49
13:AP:10:PRO:O	13:AP:45:VAL:HG11	2.11	0.49
16:AS:76:GLN:O	16:AS:76:GLN:HG2	2.11	0.49
18:AU:31:LEU:HD11	18:AU:65:ILE:HD13	1.93	0.49
19:AV:62:ILE:CG2	19:AV:66:MET:HE1	2.40	0.49
36:B0:38:VAL:HG22	36:B0:112:ALA:HB2	1.94	0.49
40:B2:77:ALA:O	40:B2:78:LYS:HG2	2.13	0.49
45:B3:51:VAL:CG2	45:B3:81:VAL:HG23	2.42	0.49
13:AP:3:ARG:C	49:B4:34:GLU:HG3	2.33	0.49

Continued on next page...

Continued from previous page...

Atom-1	Atom-2	Interatomic distance (Å)	Clash overlap (Å)
49:B4:59:PHE:O	49:B4:63:TYR:HB3	2.12	0.49
24:BA:1021:A:C3'	24:BA:1021:A:C8	2.95	0.49
24:BA:1182:A:H2'	24:BA:1183:G:C8	2.47	0.49
24:BA:1252:G:HO2'	24:BA:1253:A:C4'	2.25	0.49
24:BA:1538:G:O2'	24:BA:1539:G:H5'	2.13	0.49
24:BA:1678:G:N2	24:BA:1989:G:H1	2.10	0.49
24:BA:194:G:O2'	24:BA:195:A:H5'	2.12	0.49
24:BA:993:G:H1'	40:B2:89:GLN:OE1	2.11	0.49
27:BE:201:THR:HG22	27:BE:202:LYS:N	2.21	0.49
28:BF:107:LYS:HB3	28:BF:206:ILE:HG22	1.95	0.49
28:BF:63:LYS:CE	28:BF:67:GLN:HB3	2.40	0.49
29:BG:29:TRP:C	29:BG:31:VAL:N	2.64	0.49
31:BK:48:GLU:C	31:BK:48:GLU:OE2	2.51	0.49
32:BM:70:LYS:HE2	32:BM:72:TYR:HE1	1.77	0.49
24:BA:2318:G:H1	37:BQ:2:ALA:HA	1.77	0.49
37:BQ:40:ILE:HG22	37:BQ:41:ASP:N	2.26	0.49
37:BQ:88:ASP:O	37:BQ:89:ARG:CB	2.59	0.49
1:CA:1054:C:C2'	1:CA:1054:C:O2	2.61	0.49
1:CA:464:G:H21	1:CA:468:A:H62	1.59	0.49
1:CA:530:G:HO2'	1:CA:531:U:P	2.36	0.49
1:CA:998:G:C2'	1:CA:998(A):C:H5'	2.43	0.49
3:CF:178:LEU:HD22	3:CF:178:LEU:N	2.27	0.49
4:CG:198:VAL:HG12	4:CG:199:ASN:H	1.74	0.49
5:CH:12:LEU:HD23	5:CH:13:ILE:H	1.76	0.49
8:CK:91:ARG:HH11	8:CK:91:ARG:CG	2.22	0.49
13:CP:14:ARG:HG3	13:CP:16:ASP:OD2	2.13	0.49
1:CA:390:C:H4'	16:CS:28:ARG:NH2	2.27	0.49
16:CS:59:TRP:HA	16:CS:59:TRP:HE3	1.76	0.49
36:D0:18:LEU:HD13	36:D0:18:LEU:C	2.33	0.49
39:D1:64:ARG:NH2	39:D1:64:ARG:CG	2.70	0.49
40:D2:91:TYR:C	40:D2:91:TYR:HD1	2.16	0.49
24:DA:1475:G:O2'	24:DA:1476:C:H5'	2.12	0.49
24:DA:2033:A:H4'	24:DA:2034:U:OP1	2.12	0.49
24:DA:2346:A:O2'	24:DA:2347:C:P	2.71	0.49
24:DA:2809:A:O2'	24:DA:2810:A:H5'	2.13	0.49
24:DA:451:C:H4'	28:DF:52:LYS:HZ2	1.76	0.49
26:DD:2:ALA:CB	26:DD:20:ASP:CB	2.90	0.49
41:DS:29:LEU:HD23	41:DS:29:LEU:O	2.13	0.49
46:DZ:19:GLN:HA	46:DZ:19:GLN:OE1	2.12	0.49
1:AA:1052:U:H5''	1:AA:1053:G:OP2	2.13	0.49
1:AA:1418:A:H5''	1:AA:1419:G:OP2	2.12	0.49

Continued on next page...

Continued from previous page...

Atom-1	Atom-2	Interatomic distance (Å)	Clash overlap (Å)
1:AA:1506:U:O2'	1:AA:1507:A:OP1	2.27	0.49
1:AA:254:G:OP1	17:AT:67:LYS:O	2.30	0.49
1:AA:406:G:H1'	1:AA:495:A:N1	2.27	0.49
1:AA:423:G:H2'	1:AA:424:G:O4'	2.12	0.49
1:AA:812:C:O2'	1:AA:813:U:P	2.71	0.49
2:AE:153:ARG:HD3	2:AE:153:ARG:O	2.12	0.49
2:AE:185:ILE:HA	2:AE:199:TYR:O	2.12	0.49
3:AF:174:PRO:HB3	3:AF:177:THR:HG22	1.93	0.49
4:AG:96:LEU:HD12	4:AG:139:ARG:NH2	2.28	0.49
5:AH:19:MET:HA	5:AH:24:ARG:HA	1.93	0.49
6:AI:72:VAL:CG1	6:AI:73:ASN:N	2.76	0.49
7:AJ:80:VAL:HG13	7:AJ:85:TYR:HE1	1.77	0.49
1:AA:860:A:H4'	8:AK:75:ARG:HH12	1.76	0.49
9:AL:51:ARG:NH1	9:AL:51:ARG:HG3	2.27	0.49
10:AM:33:GLN:H	10:AM:75:ILE:CG1	2.24	0.49
12:AO:53:ARG:NH1	12:AO:92:ASP:OD2	2.46	0.49
16:AS:8:ARG:CZ	16:AS:15:PRO:HG3	2.42	0.49
39:B1:92:ARG:HB3	40:B2:11:GLN:HE22	1.76	0.49
53:B8:39:LYS:O	53:B8:40:GLU:HB2	2.11	0.49
24:BA:1114:G:H2'	24:BA:1115:G:H8	1.78	0.49
24:BA:1252:G:O2'	24:BA:1253:A:O4'	2.30	0.49
24:BA:1697:G:C3'	24:BA:1698:A:H5''	2.38	0.49
24:BA:198:C:H5'	24:BA:2244:U:OP1	2.13	0.49
24:BA:2111:C:OP1	24:BA:2111:C:O4'	2.30	0.49
24:BA:2468:G:H22	24:BA:2481:G:H2'	1.77	0.49
24:BA:9:U:H3	24:BA:2629:A:H61	1.61	0.49
24:BA:2657:A:C2'	24:BA:2658:C:H5'	2.42	0.49
24:BA:34:C:O2'	24:BA:35:G:P	2.70	0.49
24:BA:49:A:H1'	24:BA:51:G:C4	2.47	0.49
24:BA:614:U:C5'	24:BA:615:G:OP1	2.60	0.49
24:BA:76:C:H1'	47:BW:62:THR:HG21	1.93	0.49
24:BA:95:G:O2'	47:BW:48:HIS:HB3	2.12	0.49
24:BA:986:C:C2'	24:BA:987:G:H5'	2.43	0.49
25:BB:87:G:H2'	25:BB:88:C:H5''	1.94	0.49
29:BG:34:LEU:HD21	29:BG:159:VAL:HG23	1.95	0.49
30:BH:59:ARG:O	30:BH:61:HIS:N	2.46	0.49
33:BN:23:ARG:CG	33:BN:23:ARG:HH11	2.22	0.49
33:BN:2:ILE:HD11	33:BN:82:ASN:ND2	2.09	0.49
33:BN:4:PRO:O	33:BN:5:GLN:CB	2.61	0.49
33:BN:99:PHE:CD2	33:BN:99:PHE:N	2.81	0.49
25:BB:31:C:N4	37:BQ:32:LEU:HD13	2.26	0.49

Continued on next page...

Continued from previous page...

Atom-1	Atom-2	Interatomic distance (Å)	Clash overlap (Å)
41:BS:62:HIS:O	41:BS:63:ASP:O	2.31	0.49
44:BV:31:ARG:HG2	44:BV:31:ARG:HH11	1.77	0.49
44:BV:71:VAL:HA	44:BV:88:PHE:HA	1.94	0.49
1:CA:1025:U:O2'	1:CA:1026:G:H8	1.85	0.49
1:CA:1297:C:O2'	1:CA:1298:C:P	2.71	0.49
1:CA:197:A:N7	1:CA:221:C:H4'	2.28	0.49
1:CA:119:A:C5	1:CA:240:C:C4	3.00	0.49
1:CA:539:A:OP1	12:CO:114:LYS:HE2	2.12	0.49
1:CA:689:C:H2'	1:CA:690:G:C5'	2.40	0.49
1:CA:954:G:H2'	1:CA:955:U:H6	1.76	0.49
4:CG:118:ARG:NH2	4:CG:136:PRO:HB2	2.28	0.49
9:CL:113:LYS:H	9:CL:119:ALA:HA	1.77	0.49
9:CL:43:ALA:HA	9:CL:74:ILE:HD13	1.94	0.49
9:CL:43:ALA:C	9:CL:45:ALA:H	2.16	0.49
13:CP:108:ARG:O	13:CP:109:THR:C	2.50	0.49
13:CP:23:TYR:HB3	13:CP:67:GLU:CG	2.39	0.49
14:CQ:40:CYS:SG	14:CQ:43:CYS:N	2.75	0.49
15:CR:32:LEU:O	15:CR:33:THR:C	2.51	0.49
16:CS:83:GLU:HA	16:CS:83:GLU:OE2	2.12	0.49
17:CT:3:LYS:HD2	17:CT:60:ILE:HD11	1.95	0.49
49:D4:42:PHE:O	49:D4:43:TYR:C	2.51	0.49
49:D4:47:GLN:O	49:D4:48:ARG:CB	2.61	0.49
51:D6:7:ILE:C	51:D6:9:LEU:N	2.65	0.49
53:D8:16:ILE:CD1	53:D8:57:ARG:HG2	2.42	0.49
53:D8:58:ILE:O	53:D8:61:LEU:HD12	2.13	0.49
24:DA:1011:G:O2'	24:DA:1013:C:H5''	2.12	0.49
24:DA:1249:U:O2	24:DA:1249:U:C2'	2.52	0.49
24:DA:2193:G:H2'	24:DA:2194:G:H8	1.78	0.49
24:DA:2495:G:H5''	35:DP:81:VAL:CG1	2.43	0.49
24:DA:2818:G:O2'	24:DA:2819:G:H5'	2.13	0.49
24:DA:2870:C:H2'	24:DA:2871:C:H5'	1.95	0.49
24:DA:616:A:O2'	24:DA:617:G:OP1	2.25	0.49
24:DA:989:G:N7	48:DX:13:ILE:CD1	2.75	0.49
26:DD:130:ALA:C	26:DD:131:LEU:HD12	2.33	0.49
26:DD:44:ASN:ND2	26:DD:44:ASN:H	1.97	0.49
29:DG:121:ASN:ND2	29:DG:123:ASN:N	2.60	0.49
32:DM:82:LEU:HD12	32:DM:83:LYS:N	2.27	0.49
37:DQ:99:LYS:O	37:DQ:101:LEU:N	2.45	0.49
38:DR:57:PHE:O	38:DR:59:THR:N	2.46	0.49
46:DZ:40:ARG:NH2	46:DZ:42:GLN:HG2	2.27	0.49
1:AA:1055:A:N7	1:AA:1200:C:N4	2.60	0.49

Continued on next page...

Continued from previous page...

Atom-1	Atom-2	Interatomic distance (Å)	Clash overlap (Å)
1:AA:1217:C:H2'	1:AA:1218:C:O4'	2.12	0.49
1:AA:1245:A:H2'	1:AA:1246:C:O4'	2.11	0.49
1:AA:1301:U:O2	1:AA:1301:U:C2'	2.52	0.49
1:AA:1365:G:C5	1:AA:1366:C:C5	3.01	0.49
1:AA:1422:G:O3'	33:BN:49:ARG:NH1	2.45	0.49
1:AA:209:U:O2	1:AA:209:U:H2'	2.11	0.49
1:AA:485:G:H2'	1:AA:486:U:OP2	2.11	0.49
1:AA:551:U:O2'	12:AO:86:ARG:HD2	2.12	0.49
2:AE:128:GLU:C	2:AE:130:ARG:H	2.16	0.49
4:AG:178:VAL:O	4:AG:180:GLY:N	2.40	0.49
4:AG:79:PHE:HE1	4:AG:204:ILE:HD13	1.78	0.49
5:AH:101:ILE:N	5:AH:101:ILE:HD13	2.11	0.49
5:AH:48:ALA:HB2	5:AH:57:LYS:HD3	1.95	0.49
7:AJ:79:ARG:HG3	7:AJ:80:VAL:H	1.75	0.49
16:AS:54:GLU:N	16:AS:54:GLU:CD	2.65	0.49
16:AS:69:THR:O	16:AS:73:LEU:HG	2.13	0.49
39:B1:27:LEU:O	39:B1:31:SER:HB3	2.12	0.49
40:B2:13:ARG:HG2	40:B2:13:ARG:HH11	1.77	0.49
45:B3:46:LYS:O	45:B3:47:PRO:O	2.30	0.49
53:B8:37:SER:O	53:B8:39:LYS:O	2.31	0.49
24:BA:1083:U:H2'	24:BA:1085:A:OP2	2.12	0.49
24:BA:1171:G:H3'	24:BA:1171:G:P	2.52	0.49
24:BA:1427:A:H4'	24:BA:1428:C:O4'	2.12	0.49
24:BA:1694:C:O2'	24:BA:1695:G:H5''	2.12	0.49
24:BA:1819:A:H1'	24:BA:1821:A:C6	2.48	0.49
24:BA:2113:U:H5''	24:BA:2114:A:C1'	2.42	0.49
24:BA:2492:U:H2'	24:BA:2493:U:C6	2.47	0.49
24:BA:2707:G:H2'	24:BA:2708:G:C8	2.48	0.49
24:BA:940:G:H2'	24:BA:941:A:O4'	2.13	0.49
28:BF:162:LEU:HD12	28:BF:162:LEU:H	1.78	0.49
28:BF:63:LYS:HA	28:BF:76:GLY:O	2.12	0.49
31:BK:93:THR:HG22	31:BK:119:PRO:HB3	1.94	0.49
31:BK:93:THR:O	31:BK:97:ILE:CD1	2.61	0.49
32:BM:14:VAL:CG1	32:BM:15:LEU:N	2.76	0.49
34:BO:107:LYS:C	34:BO:109:GLY:H	2.16	0.49
34:BO:19:VAL:HG22	34:BO:20:GLY:N	2.23	0.49
34:BO:62:LEU:HD22	34:BO:63:PRO:CD	2.43	0.49
34:BO:68:GLN:HA	34:BO:68:GLN:OE1	2.13	0.49
35:BP:78:PRO:O	35:BP:79:LEU:CG	2.61	0.49
37:BQ:102:ALA:C	37:BQ:104:GLY:H	2.15	0.49
37:BQ:106:ARG:HB2	37:BQ:110:LEU:HD11	1.95	0.49

Continued on next page...

Continued from previous page...

Atom-1	Atom-2	Interatomic distance (Å)	Clash overlap (Å)
43:BU:101:LYS:O	43:BU:101:LYS:HE2	2.12	0.49
48:BX:59:VAL:CG1	48:BX:60:GLU:H	2.06	0.49
1:CA:1024:G:C3'	1:CA:1025:U:H5''	2.42	0.49
1:CA:1317:C:N3	19:CV:37:ARG:NH2	2.61	0.49
1:CA:176:C:O2'	1:CA:177:C:H5'	2.12	0.49
1:CA:129(A):G:O2'	1:CA:189:U:H3'	2.13	0.49
1:CA:278:G:OP2	17:CT:92:ARG:NH2	2.45	0.49
1:CA:465:A:N7	1:CA:467:G:C6	2.81	0.49
1:CA:748:C:OP2	1:CA:748:C:H6	1.96	0.49
1:CA:789:U:H2'	1:CA:791:G:OP2	2.11	0.49
1:CA:794:A:C2	1:CA:795:C:N3	2.81	0.49
1:CA:964:A:N3	1:CA:969:A:O2'	2.43	0.49
22:CB:28:U:H2'	22:CB:29:C:H5'	1.94	0.49
22:CB:7:G:H5'	22:CB:8:U:OP2	2.12	0.49
6:CI:101:ALA:HA	18:CU:28:GLU:HG2	1.95	0.49
9:CL:110:GLU:HG3	9:CL:110:GLU:O	2.12	0.49
9:CL:23:ASN:H	9:CL:23:ASN:HD22	1.59	0.49
9:CL:79:LEU:O	9:CL:79:LEU:HD13	2.12	0.49
13:CP:30:ALA:O	13:CP:31:LYS:C	2.49	0.49
19:CV:9:VAL:O	19:CV:10:PHE:HB3	2.13	0.49
36:D0:96:ARG:NH2	36:D0:117:VAL:HG23	2.27	0.49
40:D2:79:VAL:O	40:D2:79:VAL:HG22	2.12	0.49
50:D5:2:ALA:O	50:D5:3:LYS:CB	2.60	0.49
51:D6:20:ASN:CG	51:D6:21:TYR:N	2.66	0.49
24:DA:1280:G:H2'	24:DA:1281:G:H5'	1.93	0.49
24:DA:251:A:C5	24:DA:252:G:H1'	2.48	0.49
24:DA:619:G:H5''	24:DA:620:G:OP2	2.11	0.49
24:DA:698:C:O2'	24:DA:734:A:N6	2.45	0.49
25:DB:66:A:HO2'	25:DB:67:G:P	2.36	0.49
26:DD:35:LYS:CG	26:DD:64:ILE:HG22	2.42	0.49
27:DE:17:ASP:N	27:DE:17:ASP:OD2	2.46	0.49
27:DE:179:GLU:O	27:DE:180:ASN:HB2	2.12	0.49
24:DA:675:A:H4'	28:DF:67:GLN:NE2	2.26	0.49
30:DH:151:ILE:C	30:DH:152:ARG:O	2.49	0.49
32:DM:68:GLU:HG2	32:DM:88:GLU:CD	2.33	0.49
32:DM:95:PRO:O	32:DM:97:ARG:N	2.46	0.49
34:DO:14:LYS:O	34:DO:15:ARG:C	2.51	0.49
34:DO:36:LYS:HB2	34:DO:40:SER:HB3	1.94	0.49
38:DR:38:ASN:O	38:DR:39:ARG:O	2.30	0.49
41:DS:51:LEU:HD23	41:DS:105:VAL:HG11	1.95	0.49
43:DU:84:ARG:HD3	43:DU:86:ARG:NH1	2.28	0.49

Continued on next page...

Continued from previous page...

Atom-1	Atom-2	Interatomic distance (Å)	Clash overlap (Å)
44:DV:82:ARG:HG3	44:DV:83:PRO:N	2.27	0.49
1:AA:959:A:C2	1:AA:1222:G:O4'	2.66	0.49
1:AA:1240:U:OP2	7:AJ:116:ALA:HB2	2.12	0.49
1:AA:1350:A:H2'	1:AA:1351:U:C6	2.47	0.49
1:AA:1374:A:C2'	1:AA:1375:A:H5'	2.42	0.49
1:AA:1414:U:H2'	1:AA:1415:G:H8	1.78	0.49
1:AA:1440:C:O2'	1:AA:1442:G:N2	2.46	0.49
1:AA:1460:A:H2'	1:AA:1461:G:O4'	2.12	0.49
1:AA:509:A:H2	1:AA:544:G:O4'	1.96	0.49
1:AA:881:G:H2'	1:AA:882:C:O4'	2.12	0.49
1:AA:956:U:H2'	1:AA:957:U:O4'	2.12	0.49
1:AA:991:U:O2	1:AA:993:G:H8	1.95	0.49
1:AA:1104:G:O2'	2:AE:111:ARG:NH2	2.45	0.49
2:AE:16:HIS:HB2	2:AE:17:PHE:CD2	2.47	0.49
2:AE:5:ILE:HG13	2:AE:6:THR:N	2.26	0.49
9:AL:3:GLN:O	9:AL:4:TYR:CG	2.66	0.49
12:AO:32:PHE:HB3	12:AO:84:LEU:HD21	1.94	0.49
15:AR:3:ILE:HG22	15:AR:38:ARG:NE	2.24	0.49
39:B1:104:GLN:CD	39:B1:104:GLN:H	2.15	0.49
51:B6:47:THR:HB	51:B6:49:HIS:HE1	1.71	0.49
24:BA:1204:A:O2'	24:BA:1205:U:H5''	2.13	0.49
24:BA:1314:C:P	24:BA:1332:G:H5'	2.53	0.49
24:BA:1838:C:H5'	24:BA:1839:G:OP1	2.12	0.49
24:BA:2167:U:H3	1:CA:1032:A:H2	1.60	0.49
24:BA:2219:G:C2'	24:BA:2224:G:H5'	2.41	0.49
24:BA:2305:A:H2'	24:BA:2306:C:C4'	2.42	0.49
24:BA:284:U:O2'	24:BA:285:C:H5'	2.13	0.49
24:BA:2879:C:C4'	24:BA:2880:C:OP1	2.60	0.49
24:BA:518:G:H4'	41:BS:18:ARG:NH1	2.21	0.49
24:BA:9:U:O4	24:BA:2629:A:C2	2.66	0.49
25:BB:13:A:H4'	25:BB:15:A:C6	2.48	0.49
28:BF:29:ASN:N	28:BF:112:MET:CE	2.69	0.49
29:BG:11:TYR:CE2	29:BG:16:ARG:HD3	2.48	0.49
29:BG:78:SER:O	29:BG:79:ASN:C	2.51	0.49
29:BG:94:LEU:N	29:BG:94:LEU:HD23	2.27	0.49
30:BH:45:VAL:CG2	30:BH:46:GLU:H	2.17	0.49
31:BK:40:THR:O	31:BK:44:LEU:HG	2.12	0.49
31:BK:78:THR:O	31:BK:78:THR:HG22	2.11	0.49
31:BK:9:LEU:CD2	31:BK:9:LEU:H	2.25	0.49
32:BM:99:LEU:O	32:BM:103:VAL:HG23	2.12	0.49
35:BP:110:THR:C	35:BP:112:GLU:N	2.66	0.49

Continued on next page...

Continued from previous page...

Atom-1	Atom-2	Interatomic distance (Å)	Clash overlap (Å)
1:AA:1446:A:C5	38:BR:118:ARG:CZ	2.96	0.49
38:BR:124:ASP:O	38:BR:128:GLU:HB2	2.11	0.49
41:BS:89:ALA:O	41:BS:90:ARG:HB2	2.13	0.49
47:BW:10:LEU:C	47:BW:12:GLU:N	2.65	0.49
46:BZ:7:ILE:CG2	46:BZ:69:LYS:HG2	2.41	0.49
23:C1:12:A:C3'	23:C1:13:A:H5''	2.34	0.49
1:CA:121:C:H5'	1:CA:122:G:OP1	2.12	0.49
1:CA:143:A:N1	1:CA:220:G:O6	2.45	0.49
1:CA:392:G:H2'	1:CA:393:A:C8	2.48	0.49
1:CA:960:U:H4'	1:CA:961:U:H5''	1.94	0.49
3:CF:188:LEU:CD2	3:CF:188:LEU:N	2.76	0.49
4:CG:8:VAL:O	4:CG:11:LEU:HB2	2.12	0.49
4:CG:128:VAL:O	4:CG:130:GLY:N	2.45	0.49
8:CK:14:ARG:HG2	8:CK:14:ARG:O	2.12	0.49
9:CL:5:TYR:HA	9:CL:17:VAL:O	2.12	0.49
14:CQ:8:GLU:O	14:CQ:10:ALA:N	2.45	0.49
19:CV:62:ILE:C	19:CV:63:THR:HG22	2.32	0.49
24:DA:2723:C:O3'	36:D0:1:MET:HE2	2.11	0.49
36:D0:1:MET:O	36:D0:2:ARG:CB	2.60	0.49
40:D2:29:PRO:O	40:D2:61:VAL:HG22	2.12	0.49
24:DA:1085:A:C2	24:DA:1086:A:H8	2.30	0.49
24:DA:1115:G:O2'	24:DA:1116:C:H5'	2.11	0.49
24:DA:118:A:H5'	24:DA:119:A:H8	1.77	0.49
24:DA:1289:C:H2'	24:DA:1290:C:H6	1.78	0.49
24:DA:1526:G:O2'	24:DA:1527:G:H5'	2.13	0.49
24:DA:1653:G:HO2'	24:DA:1654:A:P	2.36	0.49
24:DA:1718:G:C3'	24:DA:1725:G:H5''	2.43	0.49
24:DA:2056:G:H2'	24:DA:2056:G:N3	2.28	0.49
24:DA:2317:C:H3'	24:DA:2318:G:N2	2.26	0.49
24:DA:2414:G:H21	34:DO:67:MET:CE	2.26	0.49
24:DA:273(F):C:C2'	24:DA:274:G:H5''	2.39	0.49
24:DA:662:G:H5''	34:DO:15:ARG:O	2.12	0.49
25:DB:69:G:H2'	25:DB:70:C:H6	1.76	0.49
27:DE:119:ARG:HD3	27:DE:160:TYR:CD2	2.47	0.49
27:DE:179:GLU:HA	27:DE:179:GLU:OE1	2.10	0.49
29:DG:107:LEU:HD11	29:DG:178:PHE:CD1	2.48	0.49
30:DH:124:GLU:HB3	30:DH:132:ARG:CG	2.43	0.49
31:DK:140:LEU:HD23	31:DK:140:LEU:N	2.28	0.49
31:DK:35:LEU:O	31:DK:36:ALA:CB	2.61	0.49
33:DN:20:MET:HG2	33:DN:21:CYS:O	2.11	0.49
34:DO:30:THR:O	34:DO:33:ARG:HB2	2.12	0.49

Continued on next page...

Continued from previous page...

Atom-1	Atom-2	Interatomic distance (Å)	Clash overlap (Å)
37:DQ:25:ARG:HH12	37:DQ:42:ASP:CG	2.16	0.49
42:DT:51:VAL:HG13	42:DT:81:VAL:HG23	1.93	0.49
44:DV:111:VAL:O	44:DV:111:VAL:HG22	2.12	0.49
44:DV:77:ASP:OD2	44:DV:80:ARG:HB2	2.12	0.49
47:DW:16:LEU:O	47:DW:17:SER:CB	2.56	0.49
1:AA:1118:C:O2'	1:AA:1119:C:H5'	2.12	0.49
1:AA:1298:C:H6	7:AJ:114:ARG:NH1	2.11	0.49
1:AA:1342:C:O2'	1:AA:1343:G:H5'	2.12	0.49
1:AA:209:U:O2	1:AA:209:U:C2'	2.60	0.49
1:AA:31:G:O2'	1:AA:32:A:O5'	2.28	0.49
1:AA:554:C:H2'	1:AA:555:C:C6	2.48	0.49
1:AA:642:A:N7	8:AK:115:SER:HA	2.28	0.49
1:AA:664:G:P	18:AU:64:ARG:HH21	2.36	0.49
22:AD:37:A:H2'	22:AD:38:A:H8	1.77	0.49
2:AE:127:ILE:O	2:AE:130:ARG:HB2	2.13	0.49
2:AE:17:PHE:CB	2:AE:42:ILE:HG12	2.42	0.49
6:AI:55:ASP:CB	6:AI:86:ARG:HH12	2.26	0.49
11:AN:99:GLN:OE1	11:AN:105:VAL:HG21	2.13	0.49
1:AA:750:G:N3	15:AR:23:GLY:CA	2.76	0.49
16:AS:67:THR:HG22	16:AS:68:ASP:H	1.77	0.49
36:B0:39:PRO:C	36:B0:41:ALA:N	2.64	0.49
39:B1:92:ARG:HG2	39:B1:92:ARG:HH11	1.77	0.49
40:B2:75:PHE:HA	40:B2:81:TYR:HB3	1.93	0.49
51:B6:11:LEU:C	51:B6:24:GLU:HG2	2.32	0.49
51:B6:24:GLU:OE1	53:B8:34:TRP:HZ3	1.95	0.49
53:B8:52:LYS:N	53:B8:52:LYS:HD2	2.28	0.49
24:BA:1254:A:C5'	24:BA:1255:U:H5'	2.40	0.49
24:BA:1729:A:H2'	24:BA:1730:U:H5''	1.95	0.49
24:BA:528:A:N1	24:BA:2042:A:H2'	2.26	0.49
24:BA:2124:G:N2	24:BA:2125:G:H1'	2.27	0.49
24:BA:2537:U:C2	24:BA:2538:C:C5	3.01	0.49
24:BA:2567:G:H2'	24:BA:2568:C:C6	2.48	0.49
24:BA:2593:U:H2'	24:BA:2594:C:H6	1.78	0.49
24:BA:2790:A:C2	24:BA:2791:C:H3'	2.48	0.49
24:BA:387:U:O2'	24:BA:388:G:OP2	2.25	0.49
24:BA:470:A:H8	24:BA:470:A:H5'	1.78	0.49
27:BE:186:GLY:O	27:BE:188:VAL:HG12	2.12	0.49
29:BG:9:ARG:NH1	29:BG:9:ARG:HG2	2.26	0.49
30:BH:9:ILE:CB	30:BH:10:PRO:CA	2.81	0.49
31:BK:79:ILE:HD11	31:BK:140:LEU:HD11	1.95	0.49
33:BN:11:ALA:O	33:BN:98:VAL:HG23	2.12	0.49

Continued on next page...

Continued from previous page...

Atom-1	Atom-2	Interatomic distance (Å)	Clash overlap (Å)
33:BN:87:ILE:HG22	33:BN:91:LEU:HA	1.95	0.49
34:BO:114:ILE:HD13	34:BO:130:PHE:HE1	1.78	0.49
43:BU:72:VAL:O	43:BU:73:ARG:CB	2.60	0.49
25:BB:76:G:H5'	44:BV:10:ARG:HH22	1.78	0.49
44:BV:118:GLN:CG	44:BV:174:VAL:H	2.25	0.49
44:BV:59:LEU:HD23	44:BV:69:THR:OG1	2.13	0.49
47:BW:46:GLN:C	47:BW:49:LYS:NZ	2.66	0.49
46:BZ:67:ILE:HB	46:BZ:68:PRO:HD3	1.93	0.49
1:CA:1253:G:O2'	1:CA:1254:C:H5'	2.13	0.49
1:CA:1326:C:H2'	1:CA:1327:C:C6	2.47	0.49
1:CA:191(E):G:H2'	1:CA:191(F):U:C6	2.47	0.49
1:CA:220:G:C2'	1:CA:221:C:H5'	2.43	0.49
1:CA:31:G:HO2'	1:CA:32:A:P	2.35	0.49
1:CA:595:G:N1	1:CA:641:U:H2'	2.28	0.49
1:CA:587:G:N2	1:CA:755:G:C5	2.80	0.49
1:CA:895:G:H2'	1:CA:896:C:C6	2.47	0.49
2:CE:39:ILE:O	2:CE:41:ILE:HD12	2.12	0.49
2:CE:7:VAL:CG2	2:CE:8:LYS:HD3	2.43	0.49
4:CG:163:GLU:O	4:CG:165:MET:N	2.46	0.49
4:CG:196:LEU:C	4:CG:198:VAL:N	2.66	0.49
5:CH:45:PHE:CD2	5:CH:47:LYS:HD2	2.47	0.49
5:CH:60:TYR:CE1	5:CH:64:ARG:NH2	2.77	0.49
6:CI:72:VAL:HG13	6:CI:73:ASN:N	2.27	0.49
12:CO:85:ILE:HD11	12:CO:98:TYR:CB	2.43	0.49
10:CM:63:PHE:CD1	14:CQ:58:LYS:HA	2.35	0.49
20:CW:37:SER:O	20:CW:41:ILE:HG12	2.12	0.49
24:DA:2722:G:H4'	36:D0:4:LEU:HB2	1.95	0.49
49:D4:1:MET:O	49:D4:1:MET:HG3	2.12	0.49
51:D6:9:LEU:HD13	51:D6:26:ASN:HD22	1.76	0.49
24:DA:1025:G:O2'	24:DA:1026:U:P	2.71	0.49
24:DA:1066:U:C2'	24:DA:1066:U:O2	2.60	0.49
24:DA:1195:G:O2'	24:DA:1196:C:H5'	2.13	0.49
24:DA:1639:U:H2'	24:DA:1640:C:C5'	2.43	0.49
24:DA:1967:C:H2'	24:DA:1968:G:H5'	1.95	0.49
24:DA:2562:U:H1'	33:DN:23:ARG:HH12	1.73	0.49
24:DA:2654:A:C4'	24:DA:2655:G:OP1	2.59	0.49
24:DA:302:C:O2'	24:DA:303:U:H5'	2.13	0.49
24:DA:414:C:H2'	24:DA:415:A:H8	1.77	0.49
24:DA:924:C:H2'	24:DA:925:C:H6	1.77	0.49
26:DD:227:ASN:HB3	26:DD:228:PRO:CD	2.30	0.49
27:DE:61:ARG:O	27:DE:62:PRO:C	2.51	0.49

Continued on next page...

Continued from previous page...

Atom-1	Atom-2	Interatomic distance (Å)	Clash overlap (Å)
29:DG:3:LEU:HD21	49:D4:25:TYR:CE1	2.48	0.49
29:DG:56:ALA:HB2	29:DG:153:ARG:NE	2.28	0.49
30:DH:103:LEU:H	30:DH:103:LEU:HD23	1.77	0.49
30:DH:153:LYS:O	30:DH:154:PRO:O	2.30	0.49
30:DH:98:LEU:HD12	30:DH:102:ALA:O	2.13	0.49
24:DA:671:C:OP1	34:DO:42:SER:O	2.31	0.49
37:DQ:11:LYS:HG2	37:DQ:11:LYS:O	2.12	0.49
43:DU:47:LYS:C	43:DU:49:VAL:H	2.16	0.49
43:DU:61:ILE:HG22	43:DU:62:GLU:N	2.28	0.49
43:DU:81:LYS:HD3	43:DU:97:ARG:HD3	1.94	0.49
43:DU:81:LYS:CD	43:DU:97:ARG:HE	2.20	0.49
46:DZ:80:LEU:C	46:DZ:81:LYS:CE	2.77	0.49
1:AA:109:A:C4	1:AA:326:G:C2	3.01	0.49
1:AA:1374:A:C2	1:AA:1375:A:N7	2.80	0.49
1:AA:176:C:C2	1:AA:177:C:C5	3.01	0.49
1:AA:450:G:N7	1:AA:481:G:C6	2.81	0.49
1:AA:4:U:H5''	1:AA:5:U:OP2	2.13	0.49
1:AA:681:C:O2'	1:AA:682:G:H5'	2.12	0.49
2:AE:178:ARG:HH22	8:AK:68:ARG:NH1	2.11	0.49
2:AE:36:ARG:H	2:AE:41:ILE:HD13	1.76	0.49
3:AF:116:VAL:O	3:AF:119:ARG:HB3	2.12	0.49
3:AF:206:GLU:HB3	3:AF:207:VAL:H	1.42	0.49
3:AF:52:LEU:H	3:AF:52:LEU:CD2	2.25	0.49
3:AF:88:ARG:HB2	3:AF:101:LEU:HB3	1.93	0.49
6:AI:28:ARG:CA	6:AI:28:ARG:HH11	2.26	0.49
6:AI:53:ALA:C	6:AI:55:ASP:H	2.16	0.49
6:AI:9:VAL:HB	6:AI:87:ARG:HB2	1.95	0.49
9:AL:104:ARG:HG2	9:AL:104:ARG:O	2.13	0.49
10:AM:56:HIS:O	10:AM:57:LYS:C	2.50	0.49
13:AP:3:ARG:HA	13:AP:8:GLU:HB2	1.95	0.49
15:AR:17:ARG:CZ	15:AR:77:ARG:NH1	2.76	0.49
1:AA:1320:C:C1'	19:AV:73:GLU:HG3	2.42	0.49
40:B2:47:VAL:O	40:B2:47:VAL:HG22	2.13	0.49
24:BA:1013:C:O2'	24:BA:1014:U:H5'	2.13	0.49
24:BA:1047:G:HO2'	24:BA:1111:A:H2	1.56	0.49
24:BA:1694:C:O2'	24:BA:1695:G:P	2.71	0.49
24:BA:2311:A:C2'	24:BA:2312:U:O5'	2.61	0.49
24:BA:2427:C:H5''	24:BA:2428:G:OP1	2.13	0.49
24:BA:2745:C:C4	24:BA:2746:U:C4	3.01	0.49
24:BA:2884:U:H2'	24:BA:2885:C:C5'	2.42	0.49
24:BA:327:G:C2	24:BA:328:U:O2	2.66	0.49

Continued on next page...

Continued from previous page...

Atom-1	Atom-2	Interatomic distance (Å)	Clash overlap (Å)
24:BA:395:U:H2'	24:BA:396:G:N7	2.28	0.49
24:BA:590:A:H2'	24:BA:591:C:H6	1.73	0.49
24:BA:74:A:O2'	24:BA:75:G:OP2	2.25	0.49
24:BA:946:G:H2'	24:BA:947:G:H8	1.78	0.49
26:BD:142:VAL:HG23	26:BD:192:THR:O	2.13	0.49
28:BF:21:ALA:C	28:BF:23:ASP:N	2.63	0.49
25:BB:55:U:HO2'	29:BG:29:TRP:HE1	1.59	0.49
30:BH:92:ILE:CG2	30:BH:93:GLY:N	2.70	0.49
35:BP:66:ILE:CG1	35:BP:67:ARG:N	2.76	0.49
38:BR:117:ASP:C	38:BR:119:LYS:N	2.66	0.49
38:BR:51:ARG:O	38:BR:61:PHE:HA	2.13	0.49
42:BT:68:ARG:HH11	42:BT:68:ARG:HG3	1.78	0.49
44:BV:157:LEU:HB3	44:BV:161:VAL:CG1	2.39	0.49
44:BV:54:HIS:CD2	44:BV:101:PRO:HB3	2.48	0.49
44:BV:65:GLN:O	44:BV:67:LEU:N	2.45	0.49
44:BV:93:ASP:O	44:BV:94:GLU:O	2.30	0.49
1:CA:1127:G:N2	1:CA:1147:C:N4	2.60	0.49
1:CA:243:A:H4'	1:CA:244:U:O5'	2.11	0.49
1:CA:430:A:OP1	4:CG:9:CYS:N	2.46	0.49
22:CD:64:G:O2'	22:CD:65:C:H5'	2.13	0.49
2:CE:134:GLU:HB3	2:CE:138:LEU:HD12	1.93	0.49
2:CE:95:GLN:NE2	2:CE:147:LYS:HE2	2.27	0.49
2:CE:193:ASP:OD2	2:CE:196:LEU:CG	2.57	0.49
2:CE:69:LEU:HB3	2:CE:162:ILE:HG22	1.95	0.49
3:CF:76:VAL:HG21	3:CF:103:VAL:HG11	1.95	0.49
4:CG:206:PHE:HD2	4:CG:207:TYR:CE1	2.31	0.49
7:CJ:23:VAL:O	7:CJ:27:ILE:CD1	2.60	0.49
9:CL:22:GLY:HA3	9:CL:60:ASP:OD2	2.13	0.49
40:D2:76:LYS:HG3	40:D2:81:TYR:CD1	2.48	0.49
24:DA:1240:U:O2'	24:DA:1241:A:H5'	2.13	0.49
24:DA:1608:A:HO2'	24:DA:1610:A:P	2.35	0.49
24:DA:162:U:O2	24:DA:162:U:H2'	2.12	0.49
24:DA:530:G:C6	24:DA:2022:U:H5''	2.48	0.49
24:DA:2056:G:N2	24:DA:2057:A:C4	2.80	0.49
24:DA:2098:U:H2'	24:DA:2099:U:H6	1.76	0.49
24:DA:2152:G:H2'	24:DA:2153:G:H8	1.77	0.49
24:DA:2173:A:OP1	24:DA:2174:C:C5	2.65	0.49
24:DA:500:G:N1	24:DA:503:A:OP2	2.44	0.49
24:DA:481:G:HO2'	24:DA:507:A:H61	1.61	0.49
24:DA:654:A:N3	24:DA:654:A:H2'	2.27	0.49
24:DA:987:G:C2'	24:DA:988:A:H5'	2.42	0.49

Continued on next page...

Continued from previous page...

Atom-1	Atom-2	Interatomic distance (Å)	Clash overlap (Å)
30:DH:13:LYS:HE2	30:DH:13:LYS:CA	2.40	0.49
30:DH:19:VAL:HG13	30:DH:43:VAL:HG23	1.93	0.49
31:DK:128:LEU:O	31:DK:138:ILE:N	2.44	0.49
31:DK:1:MET:HG3	31:DK:23:PRO:HA	1.94	0.49
32:DM:56:ASN:ND2	32:DM:125:GLY:C	2.66	0.49
32:DM:4:TYR:OH	32:DM:7:LYS:NZ	2.46	0.49
34:DO:6:LEU:O	34:DO:7:ARG:O	2.31	0.49
35:DP:23:GLY:O	35:DP:24:GLY:O	2.30	0.49
35:DP:86:GLY:O	35:DP:88:GLY:N	2.46	0.49
43:DU:95:LYS:N	43:DU:95:LYS:CD	2.76	0.49
44:DV:143:GLY:O	44:DV:145:GLU:HG3	2.12	0.49
1:AA:1251:A:H2'	1:AA:1252:A:C8	2.48	0.49
1:AA:976:G:N2	1:AA:1362(A):C:OP2	2.33	0.49
1:AA:162:A:H8	1:AA:162:A:O5'	1.95	0.49
1:AA:357:G:O2'	1:AA:358:U:H5'	2.13	0.49
22:AC:19:G:C2	22:AC:57:A:C2	3.01	0.49
3:AF:119:ARG:HD3	3:AF:123:GLN:HE21	1.77	0.49
6:AI:37:VAL:HG12	6:AI:38:GLU:N	2.28	0.49
12:AO:29:GLY:O	12:AO:30:ALA:O	2.31	0.49
13:AP:25:ILE:HD12	13:AP:25:ILE:N	2.28	0.49
13:AP:37:THR:O	13:AP:37:THR:HG22	2.13	0.49
18:AU:50:ILE:HD11	18:AU:70:ILE:HG21	1.95	0.49
51:B6:52:VAL:O	51:B6:53:LYS:C	2.51	0.49
52:B7:34:ARG:HB2	52:B7:42:LEU:HD22	1.94	0.49
24:BA:1005:C:H2'	24:BA:1006:C:C6	2.48	0.49
24:BA:1171:G:HO2'	24:BA:1173:G:C1'	2.25	0.49
24:BA:1666:G:O3'	33:BN:6:THR:HG23	2.12	0.49
24:BA:1785:A:C8	24:BA:1787:A:C5	3.01	0.49
24:BA:357:A:H2'	24:BA:358:U:H6	1.75	0.49
24:BA:467:G:O2'	24:BA:468:G:H5'	2.12	0.49
24:BA:535:C:C2'	24:BA:536:A:H5'	2.43	0.49
24:BA:654(B):C:N4	24:BA:654(T):A:C2	2.77	0.49
28:BF:59:TYR:CD1	28:BF:78:ILE:HG13	2.48	0.49
29:BG:143:GLU:HA	49:B4:31:ILE:HD13	1.94	0.49
30:BH:22:GLY:HA2	30:BH:37:VAL:CB	2.43	0.49
32:BM:126:PRO:O	32:BM:127:ASP:CB	2.60	0.49
35:BP:89:ASN:N	35:BP:89:ASN:ND2	2.60	0.49
38:BR:118:ARG:HA	38:BR:121:ILE:HB	1.95	0.49
41:BS:29:LEU:CD1	41:BS:51:LEU:HD11	2.43	0.49
43:BU:77:PRO:O	43:BU:78:ALA:HB2	2.13	0.49
44:BV:128:VAL:HG21	44:BV:134:PRO:HD3	1.95	0.49

Continued on next page...

Continued from previous page...

Atom-1	Atom-2	Interatomic distance (Å)	Clash overlap (Å)
47:BW:43:GLN:O	47:BW:44:LEU:CG	2.61	0.49
1:CA:1322:C:O2	1:CA:1322:C:C2'	2.61	0.49
1:CA:817:C:H1'	1:CA:819:A:H5'	1.95	0.49
22:CB:64:G:H2'	22:CB:65:G:C8	2.47	0.49
22:CC:1:C:H2'	22:CC:2:G:OP2	2.13	0.49
2:CE:15:VAL:H	2:CE:16:HIS:CE1	2.30	0.49
3:CF:87:LEU:C	3:CF:89:GLU:N	2.65	0.49
8:CK:109:ILE:HG12	8:CK:110:ALA:N	2.27	0.49
13:CP:12:ASN:O	13:CP:13:LYS:HB2	2.13	0.49
13:CP:90:LEU:HA	13:CP:93:ARG:CD	2.34	0.49
13:CP:3:ARG:HA	13:CP:9:ILE:HG12	1.95	0.49
19:CV:11:VAL:O	19:CV:12:ASP:CB	2.61	0.49
20:CW:60:GLU:HG3	20:CW:81:LYS:HE3	1.94	0.49
36:D0:33:ARG:NH2	50:D5:55:ARG:CG	2.66	0.49
40:D2:35:LEU:HD22	40:D2:57:VAL:O	2.13	0.49
40:D2:91:TYR:C	40:D2:91:TYR:CD1	2.87	0.49
29:DG:143:GLU:HA	49:D4:28:LYS:HD3	1.95	0.49
49:D4:53:GLU:O	49:D4:57:GLU:HG3	2.13	0.49
53:D8:52:LYS:H	53:D8:53:PRO:HD2	1.66	0.49
24:DA:120:U:O2	24:DA:120:U:O4'	2.28	0.49
24:DA:2113:U:H3'	24:DA:2114:A:O4'	2.13	0.49
24:DA:2128:C:H2'	24:DA:2129:C:C6	2.48	0.49
24:DA:2134:A:N6	24:DA:2157:G:H1'	2.24	0.49
24:DA:218:A:H2'	24:DA:219:G:O4'	2.13	0.49
24:DA:228:A:H2'	24:DA:229:A:OP1	2.13	0.49
24:DA:2465:C:O2'	24:DA:2466:C:H5'	2.13	0.49
24:DA:2475:C:H2'	24:DA:2475:C:O2	2.13	0.49
24:DA:2631:G:N3	24:DA:2810:A:H2	2.10	0.49
24:DA:2850:A:OP2	24:DA:2866:U:N3	2.46	0.49
24:DA:365:C:C2'	24:DA:366:C:H5'	2.43	0.49
24:DA:435:C:H2'	24:DA:436:C:H5'	1.94	0.49
24:DA:803:U:H2'	24:DA:804:A:C5'	2.43	0.49
29:DG:115:ARG:HG2	29:DG:115:ARG:HH11	1.77	0.49
29:DG:92:VAL:HG13	29:DG:92:VAL:O	2.12	0.49
30:DH:137:ASP:CB	30:DH:140:LYS:HB2	2.43	0.49
30:DH:23:ARG:HD2	30:DH:34:GLU:OE2	2.12	0.49
30:DH:42:ARG:O	30:DH:52:VAL:HA	2.13	0.49
30:DH:54:ARG:HD3	30:DH:65:HIS:ND1	2.27	0.49
34:DO:47:ASP:OD1	34:DO:49:ARG:NH1	2.46	0.49
43:DU:97:ARG:HG2	43:DU:97:ARG:NH1	2.28	0.49
1:AA:266:G:O2'	1:AA:267:C:OP2	2.30	0.48

Continued on next page...

Continued from previous page...

Atom-1	Atom-2	Interatomic distance (Å)	Clash overlap (Å)
1:AA:528:C:H5'	1:AA:535:A:N6	2.28	0.48
1:AA:62:U:O2'	1:AA:379:C:H1'	2.13	0.48
1:AA:689:C:O2'	1:AA:690:G:H5'	2.13	0.48
1:AA:743:U:H2'	1:AA:744:C:H6	1.78	0.48
22:AD:28:C:H2'	22:AD:29:G:H8	1.76	0.48
2:AE:158:LEU:H	2:AE:158:LEU:HD12	1.78	0.48
2:AE:36:ARG:N	2:AE:41:ILE:HD13	2.28	0.48
5:AH:101:ILE:CD1	5:AH:119:LEU:HD23	2.40	0.48
5:AH:122:GLU:HB3	5:AH:126:ARG:CG	2.43	0.48
10:AM:57:LYS:O	10:AM:58:ASP:O	2.31	0.48
12:AO:79:GLU:HG3	12:AO:80:HIS:CE1	2.48	0.48
1:AA:552:U:O2'	12:AO:86:ARG:O	2.25	0.48
13:AP:49:THR:HG21	13:AP:52:GLU:OE1	2.13	0.48
19:AV:63:THR:O	19:AV:64:GLU:HB3	2.12	0.48
36:B0:66:VAL:HG12	36:B0:70:LEU:HD12	1.94	0.48
51:B6:17:LYS:O	51:B6:18:ARG:HG2	2.13	0.48
24:BA:1103:A:H8	24:BA:1103:A:H5'	1.78	0.48
24:BA:1301:A:H4'	24:BA:1302:A:OP1	2.13	0.48
24:BA:1778:U:H2'	24:BA:1784:A:C6	2.48	0.48
24:BA:2087:G:O2'	24:BA:2088:G:H5'	2.12	0.48
24:BA:2472:G:N1	24:BA:2477:C:OP1	2.44	0.48
24:BA:2534:A:H2'	24:BA:2535:G:O5'	2.13	0.48
24:BA:273(E):U:C2'	24:BA:273(F):C:H5'	2.43	0.48
24:BA:2747:G:N2	24:BA:2757:A:H62	2.08	0.48
24:BA:2763:G:H5'	24:BA:2764:A:OP2	2.12	0.48
24:BA:583:G:H5''	39:B1:10:ARG:HH12	1.77	0.48
26:BD:264:LYS:HG3	26:BD:265:PRO:HD2	1.94	0.48
26:BD:48:ARG:HH11	26:BD:48:ARG:HG3	1.78	0.48
27:BE:137:HIS:CB	27:BE:138:PRO:HD2	2.43	0.48
27:BE:57:LYS:NZ	27:BE:72:VAL:HG13	2.27	0.48
28:BF:20:LEU:HD23	28:BF:21:ALA:CB	2.43	0.48
29:BG:16:ARG:HG2	29:BG:16:ARG:HH11	1.78	0.48
29:BG:120:LEU:HD23	29:BG:179:PRO:HG2	1.95	0.48
32:BM:15:LEU:HD13	32:BM:15:LEU:C	2.33	0.48
24:BA:1005:C:O2'	32:BM:28:THR:HG21	2.12	0.48
34:BO:79:ARG:NE	34:BO:109:GLY:HA3	2.28	0.48
35:BP:134:ARG:HG2	35:BP:134:ARG:NH1	2.28	0.48
35:BP:88:GLY:C	35:BP:89:ASN:CG	2.72	0.48
24:BA:2318:G:H22	37:BQ:2:ALA:N	2.11	0.48
48:BX:19:GLN:O	48:BX:23:LEU:HD12	2.13	0.48
46:BZ:89:GLU:C	46:BZ:91:LYS:H	2.17	0.48

Continued on next page...

Continued from previous page...

Atom-1	Atom-2	Interatomic distance (Å)	Clash overlap (Å)
1:CA:1003:G:C8	1:CA:1003:G:H5'	2.48	0.48
1:CA:1402:C:O2	1:CA:1500:A:N1	2.46	0.48
1:CA:1486:G:H2'	1:CA:1487:G:O4'	2.13	0.48
1:CA:191(B):G:O2'	1:CA:191(C):G:H5'	2.13	0.48
1:CA:501:C:H2'	1:CA:502:G:C8	2.47	0.48
1:CA:581:G:N2	1:CA:582:U:C4	2.81	0.48
1:CA:909:A:H2'	1:CA:910:C:O4'	2.11	0.48
22:CC:1:C:C2'	22:CC:2:G:OP2	2.61	0.48
2:CE:140:HIS:C	2:CE:142:LEU:H	2.16	0.48
2:CE:180:LEU:O	2:CE:181:PHE:HB2	2.13	0.48
2:CE:181:PHE:O	2:CE:183:PRO:HD3	2.12	0.48
2:CE:75:LYS:HA	2:CE:78:GLN:NE2	2.26	0.48
7:CJ:63:LYS:HD2	7:CJ:63:LYS:O	2.13	0.48
11:CN:41:THR:HG22	11:CN:42:TRP:N	2.28	0.48
1:CA:1187:G:H21	14:CQ:60:SER:HB3	1.78	0.48
39:D1:52:ARG:CG	39:D1:52:ARG:NH1	2.76	0.48
40:D2:7:THR:HG23	40:D2:22:VAL:HG11	1.94	0.48
40:D2:18:LEU:HB3	40:D2:96:ILE:CG1	2.43	0.48
45:D3:25:ARG:HD2	45:D3:29:GLN:HE21	1.76	0.48
29:DG:113:ARG:HD2	49:D4:33:VAL:CG1	2.43	0.48
19:CV:5:LEU:HD22	49:D4:67:TYR:CE2	2.48	0.48
24:DA:2285:C:H5	51:D6:27:LYS:CE	2.26	0.48
51:D6:37:ARG:HA	51:D6:37:ARG:HE	1.77	0.48
24:DA:1212:G:H2'	24:DA:1236:G:N2	2.28	0.48
24:DA:1397:U:H3'	24:DA:1398:C:H5	1.77	0.48
24:DA:1576:U:O2'	24:DA:1577:C:H5'	2.13	0.48
24:DA:1882:C:H3'	24:DA:1883:G:H8	1.78	0.48
24:DA:2063:C:H2'	24:DA:2064:C:C6	2.48	0.48
24:DA:2332:U:H5'	24:DA:2336:A:N6	2.28	0.48
24:DA:53:A:H2'	24:DA:54:G:O4'	2.13	0.48
24:DA:676:A:H2	24:DA:802:A:N6	2.03	0.48
34:DO:144:GLU:O	34:DO:144:GLU:OE1	2.31	0.48
34:DO:52:GLU:OE2	34:DO:57:THR:HA	2.13	0.48
35:DP:34:LEU:HD23	35:DP:104:PHE:HD1	1.77	0.48
37:DQ:33:LYS:HB3	37:DQ:34:HIS:CD2	2.48	0.48
37:DQ:48:LEU:CD1	37:DQ:48:LEU:N	2.76	0.48
41:DS:88:ARG:HB3	41:DS:92:ARG:CB	2.41	0.48
1:AA:1038:C:O2'	1:AA:1039:C:P	2.72	0.48
1:AA:1363:A:C4'	1:AA:1364:U:OP1	2.61	0.48
1:AA:1507:A:H2'	1:AA:1508:G:C8	2.48	0.48
1:AA:437:U:H5''	4:AG:155:LEU:HD11	1.94	0.48

Continued on next page...

Continued from previous page...

Atom-1	Atom-2	Interatomic distance (Å)	Clash overlap (Å)
1:AA:701:C:C4'	1:AA:702:A:H5''	2.35	0.48
1:AA:741:G:H2'	1:AA:742:G:O4'	2.13	0.48
1:AA:84:U:C2'	1:AA:85:U:OP1	2.60	0.48
1:AA:913:A:HO2'	1:AA:914:A:P	2.36	0.48
2:AE:178:ARG:NH2	8:AK:68:ARG:HH12	2.10	0.48
2:AE:69:LEU:C	2:AE:69:LEU:HD13	2.33	0.48
1:AA:1055:A:H1'	3:AF:156:ARG:HH12	1.78	0.48
5:AH:71:LEU:CD2	5:AH:115:VAL:HG13	2.43	0.48
9:AL:103:THR:HG22	9:AL:105:ASP:N	2.26	0.48
9:AL:122:ALA:HB1	9:AL:123:PRO:HD2	1.95	0.48
10:AM:75:ILE:HD12	10:AM:76:ASN:OD1	2.13	0.48
11:AN:125:PHE:CD1	11:AN:125:PHE:N	2.81	0.48
13:AP:16:ASP:OD2	13:AP:17:VAL:N	2.46	0.48
13:AP:39:ILE:HD12	13:AP:56:LEU:HD23	1.94	0.48
13:AP:95:GLY:O	13:AP:110:ARG:HB3	2.12	0.48
15:AR:31:LEU:HD12	15:AR:31:LEU:H	1.78	0.48
39:B1:65:ILE:HG22	39:B1:66:ASN:N	2.26	0.48
40:B2:5:VAL:CG2	40:B2:6:LYS:N	2.76	0.48
24:BA:2330:G:H1'	45:B3:41:ARG:O	2.12	0.48
53:B8:9:GLY:O	53:B8:13:ARG:HG3	2.13	0.48
24:BA:1080:A:H2'	24:BA:1081:U:H6	1.78	0.48
24:BA:1204:A:H1'	24:BA:1206:G:C5	2.49	0.48
24:BA:1948:G:O2'	24:BA:1949:G:H5'	2.13	0.48
24:BA:2740:A:N6	24:BA:2764:A:C8	2.81	0.48
24:BA:2867:G:O2'	24:BA:2868:A:P	2.70	0.48
24:BA:519:U:H2'	24:BA:520:G:C8	2.48	0.48
24:BA:704:G:C2'	24:BA:705:A:OP2	2.62	0.48
24:BA:858:U:O2'	24:BA:2268:A:O2'	2.31	0.48
25:BB:100:G:H2'	25:BB:101:A:O4'	2.14	0.48
25:BB:75:G:H1	25:BB:102:G:H22	1.57	0.48
25:BB:0:A:H2'	25:BB:1:U:C6	2.48	0.48
25:BB:82:G:N2	25:BB:95:U:H1'	2.29	0.48
26:BD:35:LYS:NZ	26:BD:65:ILE:HA	2.22	0.48
27:BE:147:PRO:HB2	27:BE:149:ARG:HG2	1.95	0.48
27:BE:24:THR:HG23	27:BE:186:GLY:HA2	1.94	0.48
30:BH:29:PRO:HB2	30:BH:30:LYS:NZ	2.28	0.48
30:BH:2:SER:C	30:BH:3:ARG:HG3	2.34	0.48
32:BM:91:LEU:HD21	32:BM:98:VAL:HG11	1.94	0.48
35:BP:127:ILE:CG2	35:BP:128:LYS:N	2.76	0.48
37:BQ:103:GLU:O	37:BQ:106:ARG:HG2	2.13	0.48
41:BS:14:PRO:HB3	41:BS:18:ARG:NH2	2.28	0.48

Continued on next page...

Continued from previous page...

Atom-1	Atom-2	Interatomic distance (Å)	Clash overlap (Å)
24:BA:1266:G:O4'	41:BS:15:ARG:NH2	2.46	0.48
44:BV:34:ASN:ND2	44:BV:34:ASN:N	2.60	0.48
1:CA:1200:C:C2'	1:CA:1201:A:OP2	2.61	0.48
1:CA:1331:G:OP2	13:CP:23:TYR:CE2	2.66	0.48
1:CA:487:A:H2'	1:CA:488:C:O4'	2.13	0.48
22:CC:64:G:H2'	22:CC:65:C:H6	1.77	0.48
22:CD:65:C:H2'	22:CD:66:C:C6	2.49	0.48
2:CE:5:ILE:HG21	2:CE:224:GLN:HG2	1.95	0.48
4:CG:9:CYS:SG	4:CG:22:LYS:CD	2.98	0.48
4:CG:9:CYS:SG	4:CG:22:LYS:CE	3.01	0.48
6:CI:51:PRO:HA	6:CI:55:ASP:O	2.12	0.48
8:CK:45:ILE:HG13	8:CK:45:ILE:O	2.13	0.48
9:CL:112:LYS:HD3	9:CL:113:LYS:O	2.13	0.48
10:CM:3:LYS:O	10:CM:100:THR:HA	2.13	0.48
10:CM:56:HIS:O	10:CM:58:ASP:O	2.30	0.48
10:CM:98:ILE:CD1	10:CM:98:ILE:H	2.24	0.48
11:CN:34:ASP:HB2	11:CN:35:PRO:HD2	1.95	0.48
11:CN:13:GLN:HG3	11:CN:75:TYR:O	2.13	0.48
13:CP:16:ASP:HB3	13:CP:34:LEU:HD11	1.93	0.48
13:CP:65:LYS:HZ2	13:CP:69:GLU:HG2	1.77	0.48
13:CP:73:GLU:O	13:CP:76:ALA:HB3	2.14	0.48
16:CS:39:TYR:CE2	16:CS:41:PRO:HD3	2.47	0.48
16:CS:43:LYS:HE2	16:CS:48:TRP:CZ3	2.47	0.48
16:CS:57:ARG:HG3	16:CS:57:ARG:HH11	1.78	0.48
1:CA:333:G:H4'	20:CW:16:HIS:CE1	2.48	0.48
20:CW:97:ALA:HB3	20:CW:99:LEU:CD1	2.43	0.48
21:CX:9:ARG:HH11	21:CX:9:ARG:HG2	1.78	0.48
51:D6:7:ILE:O	51:D6:9:LEU:N	2.46	0.48
53:D8:33:ASN:O	53:D8:35:GLN:N	2.46	0.48
53:D8:35:GLN:OE1	53:D8:35:GLN:HA	2.12	0.48
24:DA:1018:C:O2'	24:DA:1019:U:H5'	2.13	0.48
24:DA:1045:A:N3	24:DA:1047:G:C2	2.81	0.48
24:DA:1171:G:N2	24:DA:1179:C:C2	2.81	0.48
24:DA:1180:C:O2'	24:DA:1181:C:H5''	2.13	0.48
24:DA:1204:A:O2'	24:DA:1205:U:P	2.71	0.48
24:DA:1386:C:H2'	24:DA:1387:C:C6	2.48	0.48
24:DA:1385:G:H4'	24:DA:1386:C:OP1	2.11	0.48
24:DA:1417:C:C2'	24:DA:1418:G:H5'	2.43	0.48
24:DA:1448:G:H5'	24:DA:1449:A:OP1	2.12	0.48
24:DA:1931:U:O2	24:DA:1931:U:O4'	2.29	0.48
24:DA:1267:U:C5	24:DA:2012:G:C2	3.01	0.48

Continued on next page...

Continued from previous page...

Atom-1	Atom-2	Interatomic distance (Å)	Clash overlap (Å)
24:DA:2335:A:O2'	24:DA:2336:A:H8	1.96	0.48
24:DA:2574:G:H2'	24:DA:2575:C:O4'	2.12	0.48
26:DD:123:ALA:HB3	26:DD:131:LEU:HG	1.94	0.48
26:DD:25:THR:O	26:DD:27:THR:HG22	2.12	0.48
29:DG:77:ILE:O	29:DG:81:LYS:O	2.31	0.48
34:DO:101:VAL:CG1	34:DO:102:ARG:N	2.75	0.48
35:DP:112:GLU:CD	35:DP:112:GLU:H	2.17	0.48
44:DV:134:PRO:HB2	44:DV:136:PHE:O	2.12	0.48
44:DV:136:PHE:CD1	44:DV:136:PHE:C	2.86	0.48
1:AA:1004:A:N3	1:AA:1025:U:O4	2.46	0.48
1:AA:1418:A:C2	24:BA:1948:G:N3	2.79	0.48
1:AA:1522:U:O2'	1:AA:1523:G:H5'	2.14	0.48
1:AA:284:G:H2'	1:AA:285:G:C8	2.47	0.48
1:AA:733:A:O2'	1:AA:734:G:H5''	2.13	0.48
1:AA:792:A:O2'	1:AA:793:U:H5''	2.13	0.48
1:AA:984:C:O2'	1:AA:985:C:H5'	2.13	0.48
2:AE:101:MET:HB2	2:AE:102:LEU:HD12	1.94	0.48
2:AE:76:GLN:HG2	2:AE:206:ASP:OD2	2.13	0.48
3:AF:164:ARG:CG	3:AF:165:THR:H	2.23	0.48
3:AF:4:LYS:CA	3:AF:4:LYS:HZ2	2.25	0.48
4:AG:109:GLY:O	4:AG:111:ALA:N	2.46	0.48
4:AG:9:CYS:HA	4:AG:12:CYS:CB	2.43	0.48
9:AL:50:LEU:HA	9:AL:53:VAL:HG22	1.96	0.48
10:AM:47:PHE:CE1	10:AM:63:PHE:HB2	2.45	0.48
11:AN:50:TYR:HD1	11:AN:60:ALA:HB2	1.78	0.48
1:AA:585:G:H4'	12:AO:8:ASN:HD21	1.77	0.48
13:AP:22:ILE:CG2	13:AP:25:ILE:HD13	2.43	0.48
14:AQ:23:ARG:HG3	14:AQ:24:CYS:N	2.29	0.48
1:AA:1114:C:O2'	14:AQ:60:SER:O	2.28	0.48
36:B0:37:THR:HB	36:B0:40:LYS:HG3	1.95	0.48
36:B0:93:GLY:C	36:B0:95:THR:H	2.15	0.48
40:B2:18:LEU:C	40:B2:18:LEU:HD23	2.33	0.48
50:B5:46:CYS:SG	50:B5:48:GLU:CD	2.92	0.48
51:B6:15:GLU:OE1	51:B6:18:ARG:HB2	2.13	0.48
51:B6:43:CYS:O	51:B6:44:ARG:CB	2.60	0.48
51:B6:48:VAL:HG13	51:B6:49:HIS:H	1.78	0.48
53:B8:23:VAL:CG1	53:B8:48:PHE:H	2.26	0.48
53:B8:56:GLU:O	53:B8:59:LYS:N	2.44	0.48
24:BA:1260:G:C6	24:BA:1261:C:C4	3.01	0.48
24:BA:1359:A:N6	24:BA:1373:A:C2	2.80	0.48
24:BA:1525:G:H2'	24:BA:1526:G:C8	2.48	0.48

Continued on next page...

Continued from previous page...

Atom-1	Atom-2	Interatomic distance (Å)	Clash overlap (Å)
24:BA:1731:G:H2'	24:BA:1732:A:H5'	1.95	0.48
24:BA:1821:A:C2'	24:BA:1822:G:C5'	2.91	0.48
24:BA:2033:A:O2'	24:BA:2034:U:OP1	2.29	0.48
24:BA:2144:U:O2'	24:BA:2145:C:P	2.71	0.48
24:BA:2236:C:H2'	24:BA:2237:G:H5'	1.95	0.48
24:BA:2338:G:O2'	24:BA:2339:G:H5'	2.13	0.48
24:BA:2494:G:H2'	24:BA:2495:G:H8	1.77	0.48
24:BA:2653:U:H3'	24:BA:2654:A:H8	1.77	0.48
24:BA:310:A:OP1	43:BU:17:SER:O	2.31	0.48
24:BA:312:G:OP2	24:BA:313:C:H5	1.96	0.48
24:BA:353:G:O2'	24:BA:354:G:H5'	2.14	0.48
24:BA:363(B):G:H5'	24:BA:363(B):G:H8	1.78	0.48
24:BA:474:G:H4'	24:BA:475:U:OP1	2.12	0.48
24:BA:70:G:H2'	24:BA:113:G:O2'	2.13	0.48
24:BA:942:G:O2'	24:BA:943:U:H5'	2.14	0.48
24:BA:975:G:H1'	24:BA:990:A:C2	2.48	0.48
26:BD:176:ARG:HG2	26:BD:176:ARG:NH1	2.28	0.48
26:BD:109:ASP:N	26:BD:196:VAL:O	2.46	0.48
26:BD:64:ILE:O	26:BD:64:ILE:HG12	2.13	0.48
26:BD:72:LYS:HB3	26:BD:72:LYS:HZ3	1.77	0.48
26:BD:72:LYS:NZ	26:BD:72:LYS:CB	2.75	0.48
27:BE:27:LEU:HD12	27:BE:180:ASN:O	2.13	0.48
27:BE:51:PHE:CE2	27:BE:52:LEU:HG	2.48	0.48
30:BH:7:LEU:HD22	30:BH:69:ARG:CG	2.42	0.48
31:BK:7:GLU:HG3	31:BK:8:PRO:CD	2.42	0.48
34:BO:110:TYR:HD2	34:BO:111:ARG:NH2	2.12	0.48
34:BO:112:LEU:HD12	34:BO:127:ALA:HA	1.94	0.48
24:BA:872:A:H4'	35:BP:66:ILE:HD11	1.95	0.48
38:BR:20:PRO:HD2	38:BR:86:ILE:CG2	2.35	0.48
38:BR:3:ARG:O	38:BR:5:ALA:N	2.46	0.48
43:BU:61:ILE:CG2	43:BU:62:GLU:N	2.70	0.48
43:BU:91:GLU:CG	43:BU:92:ASN:H	2.17	0.48
44:BV:58:VAL:O	44:BV:59:LEU:HG	2.13	0.48
24:BA:1365:A:H5'	46:BZ:12:PRO:HG2	1.94	0.48
46:BZ:72:GLU:OE1	46:BZ:76:ARG:NH2	2.46	0.48
23:C1:11:U:O2'	23:C1:12:A:P	2.71	0.48
1:CA:1158:C:C2	1:CA:1160:G:C8	3.01	0.48
1:CA:1534:A:C2	1:CA:1535:C:N4	2.81	0.48
1:CA:392:G:H2'	1:CA:393:A:H8	1.78	0.48
1:CA:641:U:H4'	1:CA:642:A:OP1	2.13	0.48
1:CA:701:C:O2'	1:CA:702:A:P	2.72	0.48

Continued on next page...

Continued from previous page...

Atom-1	Atom-2	Interatomic distance (Å)	Clash overlap (Å)
22:CD:15:G:H2'	22:CD:59:A:H2	1.78	0.48
2:CE:97:TRP:HZ2	2:CE:102:LEU:HD13	1.78	0.48
4:CG:114:ARG:CG	4:CG:114:ARG:HH11	2.17	0.48
5:CH:83:GLU:HG2	5:CH:88:LYS:CG	2.42	0.48
7:CJ:107:ALA:CB	7:CJ:134:ALA:HB2	2.44	0.48
7:CJ:80:VAL:HG12	7:CJ:81:GLY:N	2.28	0.48
9:CL:79:LEU:O	9:CL:83:ARG:HG2	2.13	0.48
10:CM:33:GLN:HB2	10:CM:75:ILE:CD1	2.43	0.48
10:CM:94:VAL:CG1	10:CM:95:GLU:N	2.76	0.48
17:CT:67:LYS:HA	17:CT:70:ARG:HH12	1.76	0.48
20:CW:53:LEU:HA	20:CW:56:MET:CB	2.43	0.48
50:D5:48:GLU:HA	50:D5:59:GLU:HG2	1.94	0.48
50:D5:49:CYS:SG	50:D5:58:LEU:HB2	2.53	0.48
51:D6:27:LYS:O	51:D6:28:ARG:HG2	2.13	0.48
24:DA:1081:U:C5	24:DA:1082:U:H1'	2.48	0.48
24:DA:1180:C:C2'	24:DA:1181:C:H5''	2.43	0.48
24:DA:1266:G:HO2'	24:DA:2012:G:H1	1.60	0.48
24:DA:2064:C:H2'	24:DA:2065:C:H6	1.74	0.48
24:DA:2101:G:H2'	24:DA:2102:U:C6	2.48	0.48
24:DA:227:A:O2'	24:DA:228:A:P	2.71	0.48
24:DA:476:G:O4'	24:DA:505:A:C2	2.66	0.48
25:DB:31:C:C2	25:DB:32:C:C5	3.00	0.48
26:DD:198:ASN:HD22	26:DD:198:ASN:C	2.16	0.48
26:DD:237:GLU:HA	26:DD:237:GLU:OE1	2.12	0.48
26:DD:48:ARG:HG3	26:DD:48:ARG:HH11	1.78	0.48
28:DF:107:LYS:O	28:DF:110:LEU:N	2.47	0.48
28:DF:155:LEU:HD23	28:DF:186:ILE:HA	1.95	0.48
28:DF:51:THR:O	28:DF:93:LYS:NZ	2.38	0.48
32:DM:30:ILE:O	32:DM:34:LEU:HD23	2.13	0.48
34:DO:71:VAL:HG13	34:DO:72:PRO:CD	2.43	0.48
37:DQ:18:ILE:O	37:DQ:19:LYS:O	2.31	0.48
37:DQ:55:ALA:O	37:DQ:56:LEU:HB3	2.14	0.48
43:DU:35:TYR:CD1	43:DU:69:ALA:HB3	2.48	0.48
44:DV:108:PRO:HG2	44:DV:111:VAL:HA	1.95	0.48
1:AA:1246:C:O2'	1:AA:1247:U:H5'	2.13	0.48
1:AA:14:U:O2	1:AA:17:U:H5	1.96	0.48
1:AA:186(B):C:H2'	1:AA:186(C):G:H8	1.79	0.48
22:AD:11:A:H2'	22:AD:12:G:C1'	2.42	0.48
4:AG:61:LYS:NZ	4:AG:62:GLN:NE2	2.61	0.48
6:AI:60:PHE:C	6:AI:61:LEU:HD12	2.33	0.48
7:AJ:36:LYS:HA	7:AJ:39:ALA:HB3	1.95	0.48

Continued on next page...

Continued from previous page...

Atom-1	Atom-2	Interatomic distance (Å)	Clash overlap (Å)
8:AK:6:ILE:O	8:AK:7:ALA:C	2.52	0.48
9:AL:25:LYS:O	9:AL:25:LYS:HG2	2.12	0.48
12:AO:12:ARG:O	12:AO:14:GLY:N	2.47	0.48
12:AO:46:LYS:CG	12:AO:47:LYS:N	2.75	0.48
13:AP:21:TYR:O	13:AP:22:ILE:HG13	2.12	0.48
13:AP:53:VAL:HG12	13:AP:57:ARG:CD	2.44	0.48
14:AQ:23:ARG:CD	14:AQ:28:GLY:O	2.60	0.48
1:AA:1223:C:OP2	19:AV:78:ARG:NH2	2.45	0.48
24:BA:993:G:O4'	40:B2:87:HIS:CE1	2.67	0.48
51:B6:44:ARG:O	51:B6:45:LYS:CG	2.60	0.48
24:BA:458:G:C3'	52:B7:38:GLY:O	2.60	0.48
53:B8:52:LYS:HB2	53:B8:53:PRO:HD3	1.95	0.48
24:BA:1045:A:H1'	24:BA:1047:G:N9	2.29	0.48
24:BA:1082:U:C6	24:BA:1082:U:C3'	2.96	0.48
24:BA:1341:U:O2'	24:BA:1342:A:OP1	2.30	0.48
24:BA:1485:G:C2'	24:BA:1486:A:H5'	2.43	0.48
24:BA:1630:G:H2'	24:BA:1630(A):C:C6	2.48	0.48
24:BA:191:A:O2'	24:BA:192:C:H5'	2.12	0.48
24:BA:372:G:H1'	24:BA:373:U:H5	1.78	0.48
24:BA:387:U:HO2'	24:BA:388:G:P	2.36	0.48
24:BA:654:A:C2'	24:BA:654:A:N3	2.76	0.48
24:BA:678:C:H2'	24:BA:679:C:C6	2.47	0.48
26:BD:94:LEU:HD23	26:BD:95:LEU:N	2.28	0.48
27:BE:70:ALA:C	27:BE:72:VAL:H	2.12	0.48
28:BF:110:LEU:O	28:BF:113:ALA:HB3	2.13	0.48
30:BH:102:ALA:CB	30:BH:117:PRO:HD3	2.42	0.48
30:BH:9:ILE:CG1	30:BH:51:ARG:HA	2.35	0.48
31:BK:138:ILE:O	31:BK:138:ILE:HG23	2.14	0.48
31:BK:56:LYS:HE3	31:BK:60:GLU:HG2	1.94	0.48
31:BK:77:LEU:O	31:BK:79:ILE:HG13	2.13	0.48
43:BU:28:LYS:NZ	43:BU:28:LYS:HA	2.28	0.48
47:BW:47:ASN:O	47:BW:49:LYS:HD2	2.12	0.48
1:CA:475:G:H2'	1:CA:476:G:O4'	2.14	0.48
1:CA:49:U:H2'	1:CA:361:G:H21	1.78	0.48
1:CA:703:G:O2'	1:CA:704:A:P	2.71	0.48
1:CA:95:G:C2'	1:CA:96:G:C5'	2.92	0.48
22:CD:48:C:N3	22:CD:59:A:H8	2.11	0.48
2:CE:154:LEU:O	2:CE:155:LEU:HB2	2.13	0.48
2:CE:16:HIS:HB3	2:CE:210:SER:HB2	1.95	0.48
4:CG:22:LYS:HB2	4:CG:26:CYS:HB2	1.96	0.48
5:CH:78:HIS:CE1	5:CH:142:LEU:HD23	2.48	0.48

Continued on next page...

Continued from previous page...

Atom-1	Atom-2	Interatomic distance (Å)	Clash overlap (Å)
14:CQ:22:THR:O	14:CQ:23:ARG:CB	2.59	0.48
19:CV:43:GLU:N	19:CV:43:GLU:OE2	2.44	0.48
36:D0:52:ILE:CG2	36:D0:94:TYR:CD1	2.95	0.48
39:D1:91:ASP:O	39:D1:95:LEU:N	2.42	0.48
40:D2:36:PRO:HA	40:D2:56:SER:HG	1.78	0.48
52:D7:48:LYS:CG	52:D7:49:ARG:H	2.23	0.48
24:DA:592:G:N3	53:D8:4:MET:HE2	2.28	0.48
24:DA:1023:U:C2'	24:DA:1024:G:H5'	2.43	0.48
24:DA:1047:G:H2'	24:DA:1110:G:N1	2.27	0.48
24:DA:1077:A:N3	24:DA:1077:A:H2'	2.27	0.48
24:DA:1534:G:N2	24:DA:1535:U:C6	2.82	0.48
24:DA:1535:U:O2	24:DA:1535:U:H3'	2.14	0.48
24:DA:1688:U:H1'	24:DA:1701:A:C6	2.49	0.48
24:DA:172:C:O2'	24:DA:173:G:H5'	2.13	0.48
24:DA:2311:A:OP1	24:DA:2312:U:O4	2.32	0.48
24:DA:2319:G:O2'	24:DA:2320:A:C4	2.64	0.48
24:DA:2645:G:H5'	24:DA:2646:C:OP2	2.13	0.48
24:DA:270(R):G:C2'	46:DZ:78:LYS:HZ1	2.26	0.48
24:DA:299:A:H5'	24:DA:300:A:OP2	2.13	0.48
24:DA:528:A:C2'	24:DA:529:A:H5'	2.43	0.48
24:DA:608:A:N6	24:DA:609:A:C6	2.81	0.48
27:DE:38:THR:O	27:DE:42:ASP:HB2	2.13	0.48
27:DE:47:VAL:O	27:DE:48:GLN:C	2.52	0.48
28:DF:198:ALA:O	28:DF:201:VAL:HG12	2.13	0.48
29:DG:121:ASN:ND2	29:DG:121:ASN:C	2.66	0.48
30:DH:12:PRO:HD3	30:DH:48:GLY:O	2.13	0.48
31:DK:10:GLU:O	31:DK:11:ASN:O	2.31	0.48
35:DP:19:GLY:O	35:DP:98:LYS:HD3	2.14	0.48
38:DR:58:ASN:HD22	38:DR:58:ASN:N	2.10	0.48
46:DZ:56:GLN:NE2	46:DZ:56:GLN:H	2.10	0.48
1:AA:1145:C:C2'	1:AA:1145:C:O2	2.60	0.48
1:AA:1146:A:H8	1:AA:1146:A:H5'	1.78	0.48
1:AA:1152:A:H2'	1:AA:1153:C:H6	1.79	0.48
1:AA:1190:G:OP1	3:AF:5:ILE:HD12	2.14	0.48
1:AA:232:G:H1'	1:AA:262:A:N1	2.29	0.48
1:AA:752:G:C1'	1:AA:754:C:H41	2.25	0.48
22:AC:25:C:H2'	22:AC:26:G:O4'	2.13	0.48
2:AE:29:ALA:O	2:AE:31:TYR:N	2.45	0.48
3:AF:29:TYR:HD2	3:AF:29:TYR:O	1.97	0.48
4:AG:52:SER:O	4:AG:54:TYR:N	2.47	0.48
7:AJ:16:LEU:HD22	7:AJ:16:LEU:N	2.27	0.48

Continued on next page...

Continued from previous page...

Atom-1	Atom-2	Interatomic distance (Å)	Clash overlap (Å)
9:AL:34:ASN:O	9:AL:35:GLU:C	2.51	0.48
9:AL:93:ARG:C	9:AL:95:LYS:H	2.17	0.48
1:AA:1179:A:OP2	9:AL:93:ARG:NH2	2.47	0.48
11:AN:95:ILE:CG2	11:AN:108:ILE:HD11	2.43	0.48
13:AP:8:GLU:O	13:AP:10:PRO:CD	2.54	0.48
1:AA:1453:G:H3'	20:AW:39:LYS:NZ	2.29	0.48
21:AX:12:LYS:HG2	21:AX:22:ARG:HB3	1.94	0.48
24:BA:1061:U:O3'	24:BA:1070:A:H4'	2.12	0.48
24:BA:49:A:H61	24:BA:177:G:H2'	1.78	0.48
24:BA:2340:G:HO2'	24:BA:2341:G:H5'	1.78	0.48
24:BA:2348:U:C4	24:BA:2382:G:N2	2.82	0.48
24:BA:2747:G:C6	24:BA:2754:U:C5	3.02	0.48
24:BA:2850:A:H2'	24:BA:2851:A:C8	2.48	0.48
24:BA:89:G:OP2	24:BA:90:U:C6	2.66	0.48
24:BA:935:C:C2	24:BA:936:C:C5	3.01	0.48
25:BB:74:U:C2'	25:BB:75:G:H5''	2.43	0.48
26:BD:135:PHE:HZ	4:CG:166:LYS:CG	2.26	0.48
26:BD:30:GLU:HG3	26:BD:63:ARG:CZ	2.44	0.48
27:BE:4:ILE:CD1	27:BE:96:PHE:HE2	2.27	0.48
28:BF:108:LYS:O	28:BF:112:MET:HG3	2.13	0.48
30:BH:42:ARG:CD	30:BH:43:VAL:H	2.26	0.48
33:BN:87:ILE:HG22	33:BN:92:GLU:H	1.78	0.48
38:BR:100:TYR:HD2	38:BR:103:ARG:CZ	2.27	0.48
43:BU:28:LYS:HA	43:BU:28:LYS:CE	2.44	0.48
44:BV:59:LEU:CG	44:BV:60:GLU:N	2.75	0.48
46:BZ:56:GLN:NE2	46:BZ:56:GLN:H	2.11	0.48
23:C1:12:A:H5'	23:C1:13:A:P	2.54	0.48
1:CA:1150:U:H4'	1:CA:1280:A:H2	1.79	0.48
1:CA:1360:A:H2'	1:CA:1361:G:O4'	2.13	0.48
1:CA:359:U:H2'	1:CA:360:A:C8	2.48	0.48
1:CA:502:G:C6	1:CA:503:C:C4	3.01	0.48
1:CA:528:C:N4	1:CA:529:G:C6	2.82	0.48
1:CA:622:A:C8	1:CA:623:C:C6	3.01	0.48
22:CC:2:G:H5'	22:CC:2:G:C8	2.48	0.48
22:CC:68:C:H2'	22:CC:69:C:H6	1.78	0.48
2:CE:42:ILE:HD11	2:CE:202:PRO:HB2	1.95	0.48
3:CF:173:VAL:N	3:CF:174:PRO:HD3	2.28	0.48
3:CF:42:LEU:HD12	3:CF:45:LYS:HZ3	1.77	0.48
4:CG:121:VAL:O	4:CG:134:ASP:HA	2.14	0.48
4:CG:3:ARG:O	4:CG:5:ILE:HG13	2.14	0.48
5:CH:84:PHE:HD2	5:CH:130:ASN:O	1.97	0.48

Continued on next page...

Continued from previous page...

Atom-1	Atom-2	Interatomic distance (Å)	Clash overlap (Å)
13:CP:50:GLU:O	13:CP:54:VAL:HG23	2.13	0.48
15:CR:24:SER:OG	15:CR:25:THR:N	2.47	0.48
24:DA:1322:A:H2'	24:DA:1323:U:H6	1.78	0.48
24:DA:1344:G:H4'	24:DA:1384:A:C5	2.48	0.48
24:DA:2056:G:N2	50:D5:4:HIS:O	2.47	0.48
24:DA:218:A:C2	24:DA:235:U:H4'	2.48	0.48
24:DA:2710:C:OP1	36:D0:15:SER:HB2	2.13	0.48
24:DA:2808:U:O2'	24:DA:2809:A:H5'	2.12	0.48
28:DF:128:ALA:O	28:DF:129:PHE:HB2	2.13	0.48
28:DF:31:HIS:HB2	34:DO:9:ASN:ND2	2.28	0.48
29:DG:115:ARG:HG2	29:DG:115:ARG:NH1	2.27	0.48
34:DO:35:HIS:O	34:DO:36:LYS:O	2.31	0.48
34:DO:6:LEU:N	34:DO:6:LEU:CD2	2.75	0.48
35:DP:31:ASP:O	35:DP:32:TYR:CG	2.66	0.48
38:DR:16:ARG:HD3	38:DR:19:LEU:CG	2.43	0.48
38:DR:96:ARG:CB	38:DR:96:ARG:NH1	2.77	0.48
43:DU:11:ASP:HB2	43:DU:27:VAL:HG11	1.94	0.48
44:DV:157:LEU:HA	44:DV:161:VAL:HG11	1.95	0.48
1:AA:1008:C:C2'	1:AA:1009:G:OP1	2.61	0.48
1:AA:1381:U:C2'	1:AA:1382:C:H5'	2.44	0.48
1:AA:358:U:H2'	1:AA:359:U:C6	2.47	0.48
1:AA:632:A:H4'	1:AA:633:G:H8	1.79	0.48
1:AA:680:C:H2'	1:AA:681:C:H6	1.79	0.48
1:AA:968:A:H4'	1:AA:969:A:OP2	2.13	0.48
22:AD:25:C:H2'	22:AD:26:G:H5'	1.95	0.48
22:AD:18:G:H2'	22:AD:57:A:C2	2.48	0.48
3:AF:113:ALA:HA	3:AF:202:ILE:HD11	1.95	0.48
3:AF:182:ILE:HG12	3:AF:203:PHE:HA	1.96	0.48
3:AF:22:TRP:CZ3	3:AF:32:LEU:HB2	2.48	0.48
4:AG:163:GLU:C	4:AG:165:MET:H	2.17	0.48
4:AG:193:ASP:N	4:AG:193:ASP:OD2	2.45	0.48
5:AH:131:ILE:O	5:AH:134:ALA:HB3	2.13	0.48
1:AA:824:C:H1'	8:AK:1:MET:HE2	1.96	0.48
9:AL:89:ASN:O	9:AL:92:TYR:HB2	2.13	0.48
13:AP:109:THR:O	13:AP:109:THR:HG22	2.13	0.48
14:AQ:51:GLY:C	14:AQ:53:LEU:H	2.16	0.48
17:AT:93:GLN:O	17:AT:95:TYR:N	2.46	0.48
18:AU:21:LYS:O	18:AU:22:VAL:HB	2.13	0.48
19:AV:43:GLU:C	19:AV:45:VAL:N	2.66	0.48
36:B0:105:ARG:CG	36:B0:105:ARG:NH1	2.77	0.48
49:B4:40:HIS:HA	49:B4:44:THR:CG2	2.44	0.48

Continued on next page...

Continued from previous page...

Atom-1	Atom-2	Interatomic distance (Å)	Clash overlap (Å)
24:BA:1142(A):A:N7	24:BA:1144:G:C6	2.81	0.48
24:BA:1264:G:C2'	24:BA:1265:A:OP1	2.62	0.48
24:BA:1510:A:H2'	24:BA:1511:A:C8	2.49	0.48
24:BA:1698:A:O2'	24:BA:1699:G:C5'	2.61	0.48
24:BA:786:C:H5''	24:BA:1780:A:N7	2.29	0.48
24:BA:2346:A:H5'	24:BA:2383:G:H1'	1.96	0.48
24:BA:2406:U:C2	34:BO:72:PRO:HB2	2.48	0.48
24:BA:532:A:HO2'	24:BA:533:G:P	2.29	0.48
24:BA:9:U:O4	24:BA:2629:A:N1	2.46	0.48
25:BB:81:G:N2	25:BB:82:G:O6	2.46	0.48
26:BD:165:ILE:HD13	26:BD:175:LEU:HD21	1.94	0.48
27:BE:9:VAL:HG21	27:BE:25:VAL:CG1	2.42	0.48
27:BE:54:GLN:O	27:BE:75:VAL:HG22	2.13	0.48
28:BF:136:THR:HG23	28:BF:170:LEU:HD11	1.94	0.48
29:BG:55:LYS:CE	29:BG:148:MET:HE2	2.40	0.48
30:BH:9:ILE:HG22	30:BH:10:PRO:HA	1.92	0.48
30:BH:125:VAL:HG12	30:BH:126:PRO:CD	2.43	0.48
24:BA:270(L):U:N3	31:BK:50:ARG:NH1	2.57	0.48
31:BK:77:LEU:N	31:BK:140:LEU:HD12	2.29	0.48
35:BP:28:ALA:CB	35:BP:67:ARG:NH1	2.76	0.48
37:BQ:39:ILE:HG12	37:BQ:73:LEU:HD11	1.96	0.48
43:BU:33:LYS:CE	43:BU:34:LYS:HG2	2.42	0.48
44:BV:11:GLU:HG3	44:BV:12:GLY:N	2.28	0.48
44:BV:168:GLU:O	44:BV:169:GLU:C	2.52	0.48
46:BZ:64:ALA:HA	46:BZ:67:ILE:HG13	1.96	0.48
1:CA:1110:A:H2'	1:CA:1111:A:O4'	2.13	0.48
1:CA:1287:A:N6	1:CA:1288:A:N6	2.62	0.48
1:CA:271:C:H2'	1:CA:272:C:H6	1.77	0.48
1:CA:600:C:H2'	1:CA:601:C:H6	1.79	0.48
1:CA:667:G:H4'	15:CR:51:HIS:ND1	2.27	0.48
1:CA:74:C:C6	1:CA:74:C:O5'	2.62	0.48
1:CA:81:G:H2'	1:CA:82:U:O4'	2.12	0.48
1:CA:96:G:H2'	1:CA:97:U:C4'	2.43	0.48
22:CB:27:G:H2'	22:CB:28:U:H6	1.77	0.48
22:CC:58:A:H2'	22:CC:60:U:OP2	2.13	0.48
3:CF:195:VAL:CG1	3:CF:196:LEU:H	2.27	0.48
4:CG:33:MET:CE	4:CG:37:PRO:HA	2.42	0.48
4:CG:6:GLY:O	4:CG:8:VAL:HG23	2.14	0.48
5:CH:11:ILE:CG1	5:CH:31:LEU:HD12	2.42	0.48
9:CL:118:LYS:NZ	9:CL:118:LYS:CB	2.76	0.48
9:CL:18:PHE:O	9:CL:61:ALA:HA	2.13	0.48

Continued on next page...

Continued from previous page...

Atom-1	Atom-2	Interatomic distance (Å)	Clash overlap (Å)
9:CL:59:PHE:CZ	9:CL:88:TYR:CE1	3.01	0.48
10:CM:49:VAL:CG1	10:CM:50:ILE:N	2.76	0.48
11:CN:19:ALA:CB	11:CN:32:ILE:HG22	2.42	0.48
11:CN:91:ARG:HH22	18:CU:88:LYS:NZ	2.09	0.48
12:CO:119:LYS:C	12:CO:120:TYR:HD1	2.16	0.48
16:CS:40:ASP:C	16:CS:42:ARG:H	2.17	0.48
17:CT:74:LEU:HD12	17:CT:75:ARG:NE	2.28	0.48
18:CU:46:GLU:HG3	18:CU:47:THR:N	2.29	0.48
20:CW:37:SER:HB3	20:CW:84:LEU:CD2	2.43	0.48
49:D4:42:PHE:O	49:D4:44:THR:O	2.31	0.48
50:D5:52:TYR:O	50:D5:53:ALA:CB	2.60	0.48
51:D6:41:PRO:HD2	51:D6:46:HIS:H	1.77	0.48
24:DA:819:A:C4	24:DA:1189:A:C2	3.01	0.48
24:DA:1252:G:O4'	39:D1:33:ARG:HD3	2.13	0.48
24:DA:2461:C:H2'	24:DA:2462:U:C6	2.49	0.48
24:DA:2552:U:C2	24:DA:2554:U:H5'	2.49	0.48
24:DA:2660:A:C2	24:DA:2661:G:H1'	2.48	0.48
24:DA:2823:A:OP1	27:DE:113:PHE:HB2	2.13	0.48
24:DA:565:C:H4'	24:DA:1253:A:N6	2.28	0.48
24:DA:616:A:O2'	24:DA:617:G:O4'	2.31	0.48
26:DD:35:LYS:HD2	26:DD:104:TYR:CE1	2.49	0.48
27:DE:23:VAL:HG12	27:DE:173:VAL:HG21	1.94	0.48
29:DG:125:PHE:HB3	29:DG:166:ASP:HB2	1.95	0.48
31:DK:114:LEU:HD12	31:DK:129:THR:O	2.12	0.48
31:DK:140:LEU:N	31:DK:140:LEU:CD2	2.77	0.48
32:DM:95:PRO:O	32:DM:96:GLU:C	2.51	0.48
38:DR:135:ALA:C	38:DR:137:LYS:H	2.16	0.48
42:DT:44:GLU:OE1	42:DT:50:LYS:HD2	2.13	0.48
44:DV:33:LEU:CG	44:DV:34:ASN:N	2.77	0.48
44:DV:93:ASP:OD1	44:DV:94:GLU:N	2.46	0.48
46:DZ:8:SER:OG	46:DZ:10:LYS:HG3	2.13	0.48
1:AA:1089:G:O2'	1:AA:1090:U:H5'	2.14	0.48
22:AC:38:A:N7	22:AC:39:C:C5	2.82	0.48
22:AD:68:C:C4	22:AD:69:C:C5	3.02	0.48
2:AE:167:PRO:O	2:AE:171:ALA:N	2.46	0.48
2:AE:194:PRO:O	2:AE:196:LEU:HD12	2.14	0.48
3:AF:115:LEU:O	3:AF:116:VAL:C	2.52	0.48
3:AF:73:PRO:O	3:AF:76:VAL:HG23	2.13	0.48
3:AF:94:LEU:O	3:AF:94:LEU:HD12	2.13	0.48
7:AJ:86:GLN:NE2	22:AD:31:G:N2	2.62	0.48
8:AK:44:PHE:HA	8:AK:79:VAL:CG1	2.43	0.48

Continued on next page...

Continued from previous page...

Atom-1	Atom-2	Interatomic distance (Å)	Clash overlap (Å)
13:AP:22:ILE:HB	13:AP:25:ILE:HD13	1.96	0.48
13:AP:3:ARG:HD2	13:AP:8:GLU:HB2	1.96	0.48
1:AA:1216:G:OP1	14:AQ:2:ALA:N	2.47	0.48
19:AV:36:ARG:HD2	19:AV:73:GLU:N	2.29	0.48
40:B2:85:LYS:CG	40:B2:86:GLY:N	2.77	0.48
51:B6:45:LYS:HB2	51:B6:45:LYS:NZ	2.29	0.48
24:BA:1098:A:C2'	24:BA:1099:G:H5''	2.43	0.48
24:BA:108:U:C2	24:BA:109:G:C8	3.01	0.48
24:BA:1252:G:O2'	24:BA:1253:A:P	2.72	0.48
24:BA:2146:C:H4'	24:BA:2147:G:C8	2.49	0.48
24:BA:2166:G:O2'	24:BA:2167:U:OP1	2.25	0.48
24:BA:227:A:O2'	24:BA:228:A:P	2.72	0.48
24:BA:294:A:N6	24:BA:345:A:C4	2.81	0.48
24:BA:424:G:O2'	24:BA:425:G:H5'	2.14	0.48
24:BA:865:C:C4'	24:BA:866:A:OP1	2.62	0.48
26:BD:223:GLY:C	26:BD:225:ALA:H	2.16	0.48
27:BE:101:ARG:NH1	27:BE:171:GLU:HB3	2.29	0.48
27:BE:68:ALA:HA	27:BE:71:GLY:CA	2.43	0.48
27:BE:8:LYS:O	27:BE:9:VAL:CG2	2.61	0.48
29:BG:124:SER:HB3	29:BG:131:TYR:HE1	1.77	0.48
31:BK:104:GLN:HG2	31:BK:105:HIS:CD2	2.48	0.48
41:BS:96:ILE:CD1	41:BS:96:ILE:C	2.81	0.48
44:BV:27:VAL:HG12	44:BV:87:ASP:HB3	1.95	0.48
1:CA:160:A:H2'	1:CA:161:A:O4'	2.14	0.48
1:CA:65:U:C4	1:CA:381:C:N3	2.82	0.48
1:CA:544:G:H2'	1:CA:545:C:C6	2.48	0.48
1:CA:600:C:H2'	1:CA:601:C:C6	2.49	0.48
1:CA:720:C:O5'	1:CA:720:C:H6	1.97	0.48
1:CA:825:G:O2'	1:CA:826:C:H5'	2.14	0.48
1:CA:85:U:O5'	1:CA:85:U:H6	1.97	0.48
1:CA:953:G:H5''	1:CA:965:A:H61	1.76	0.48
22:CD:39:C:H2'	22:CD:40:C:H6	1.78	0.48
2:CE:181:PHE:HE1	8:CK:70:GLN:O	1.96	0.48
2:CE:16:HIS:HD2	2:CE:210:SER:HA	1.77	0.48
2:CE:206:ASP:HA	2:CE:211:ILE:HD11	1.94	0.48
2:CE:5:ILE:O	2:CE:6:THR:O	2.32	0.48
3:CF:71:ALA:HA	3:CF:106:VAL:HB	1.95	0.48
4:CG:154:ASN:O	4:CG:155:LEU:O	2.32	0.48
4:CG:196:LEU:HB3	4:CG:197:PRO:HD2	1.96	0.48
4:CG:60:GLU:O	4:CG:63:LYS:HB3	2.14	0.48
5:CH:100:VAL:O	5:CH:107:ARG:NH2	2.47	0.48

Continued on next page...

Continued from previous page...

Atom-1	Atom-2	Interatomic distance (Å)	Clash overlap (Å)
5:CH:87:SER:HB3	5:CH:131:ILE:HD13	1.95	0.48
8:CK:86:ILE:HG13	8:CK:133:LEU:CD2	2.44	0.48
12:CO:6:THR:O	12:CO:7:ILE:C	2.51	0.48
14:CQ:15:LYS:HD2	14:CQ:16:PHE:CE2	2.49	0.48
1:CA:1188:A:H5''	14:CQ:58:LYS:NZ	2.29	0.48
1:CA:376:G:H4'	16:CS:5:ARG:HD2	1.95	0.48
16:CS:69:THR:O	16:CS:73:LEU:HG	2.14	0.48
36:D0:42:LYS:HA	36:D0:45:ARG:HD2	1.95	0.48
49:D4:10:VAL:CG2	49:D4:11:PRO:HD2	2.43	0.48
24:DA:1109:C:H2'	24:DA:1110:G:O4'	2.13	0.48
24:DA:26:G:N1	24:DA:27:G:N2	2.62	0.48
24:DA:2867:G:HO2'	24:DA:2868:A:H8	1.62	0.48
24:DA:50:U:C4'	24:DA:51:G:OP2	2.56	0.48
24:DA:64:A:H1'	42:DT:66:LEU:HB2	1.95	0.48
24:DA:91:A:H2'	24:DA:92:G:H8	1.79	0.48
25:DB:56:G:H5'	29:DG:27:ASN:ND2	2.28	0.48
30:DH:82:GLY:O	30:DH:83:TYR:O	2.32	0.48
30:DH:7:LEU:N	30:DH:8:PRO:CD	2.77	0.48
32:DM:42:TRP:HA	32:DM:48:MET:CE	2.42	0.48
24:DA:631:A:OP1	34:DO:64:LYS:HE2	2.14	0.48
44:DV:19:ARG:HD3	44:DV:25:PRO:HD2	1.95	0.48
47:DW:69:ARG:HH11	47:DW:69:ARG:HB3	1.79	0.48
1:AA:1065:U:HO2'	1:AA:1066:C:P	2.37	0.48
1:AA:1358:U:OP1	14:AQ:35:ARG:HG2	2.14	0.48
22:AD:16:C:C2'	22:AD:17:C:OP1	2.62	0.48
2:AE:101:MET:HE2	2:AE:108:ILE:HG21	1.96	0.48
2:AE:92:TYR:CD2	2:AE:92:TYR:C	2.86	0.48
3:AF:11:ARG:O	3:AF:14:ILE:O	2.32	0.48
4:AG:127:THR:CG2	4:AG:147:ALA:HB3	2.44	0.48
4:AG:173:TRP:HB2	4:AG:187:ARG:O	2.14	0.48
4:AG:52:SER:O	4:AG:53:ASP:C	2.52	0.48
6:AI:1:MET:HE3	6:AI:68:PRO:HD3	1.95	0.48
13:AP:21:TYR:C	13:AP:22:ILE:HG13	2.33	0.48
16:AS:57:ARG:HA	16:AS:60:LEU:HD12	1.94	0.48
18:AU:53:ARG:C	18:AU:55:ARG:N	2.66	0.48
18:AU:87:ARG:HG3	18:AU:87:ARG:HH11	1.78	0.48
36:B0:102:GLU:CG	36:B0:102:GLU:O	2.61	0.48
53:B8:27:THR:O	53:B8:44:LYS:HD2	2.14	0.48
24:BA:1041:C:H2'	24:BA:1042:G:H8	1.79	0.48
24:BA:1288:U:O2'	24:BA:1647:G:N2	2.43	0.48
24:BA:1559:G:O2'	24:BA:1560:G:OP1	2.25	0.48

Continued on next page...

Continued from previous page...

Atom-1	Atom-2	Interatomic distance (Å)	Clash overlap (Å)
24:BA:1996:C:H5	33:BN:32:TYR:OH	1.97	0.48
24:BA:2082:A:H2'	24:BA:2083:G:O4'	2.12	0.48
24:BA:2124:G:C2'	24:BA:2125:G:H5'	2.43	0.48
24:BA:2274:A:N1	24:BA:2276:G:H1'	2.29	0.48
24:BA:2305:A:C2'	24:BA:2306:C:H5''	2.43	0.48
24:BA:2681:C:C2'	24:BA:2682:U:OP2	2.61	0.48
24:BA:2756:U:H4'	24:BA:2757:A:O5'	2.14	0.48
24:BA:2867:G:H2'	24:BA:2868:A:OP2	2.13	0.48
24:BA:556:G:H8	24:BA:556:G:O5'	1.96	0.48
24:BA:611:C:O2'	24:BA:612:G:H5'	2.14	0.48
27:BE:25:VAL:HA	27:BE:182:LEU:O	2.14	0.48
27:BE:199:ARG:CB	27:BE:199:ARG:HH11	2.18	0.48
29:BG:81:LYS:H	29:BG:81:LYS:HD3	1.75	0.48
30:BH:20:ALA:CB	30:BH:25:LYS:HE3	2.42	0.48
30:BH:32:GLU:CG	30:BH:33:LEU:N	2.75	0.48
30:BH:97:ARG:HA	30:BH:97:ARG:CZ	2.43	0.48
31:BK:48:GLU:O	31:BK:52:ARG:HG3	2.14	0.48
31:BK:82:ARG:NH1	31:BK:82:ARG:HG2	2.28	0.48
24:BA:1005:C:O2'	32:BM:28:THR:CG2	2.62	0.48
33:BN:77:ILE:O	33:BN:77:ILE:HG23	2.14	0.48
35:BP:141:GLN:HG3	44:BV:73:GLN:CG	2.43	0.48
42:BT:63:LYS:N	42:BT:63:LYS:CD	2.74	0.48
43:BU:88:LYS:O	43:BU:90:LEU:N	2.46	0.48
44:BV:130:PRO:C	44:BV:133:ILE:HD11	2.34	0.48
44:BV:171:ILE:O	44:BV:172:ALA:HB2	2.13	0.48
48:BX:22:ALA:O	48:BX:26:LEU:HG	2.13	0.48
1:CA:1074:G:H2'	1:CA:1075:C:C6	2.49	0.48
1:CA:1161:C:H2'	1:CA:1162:C:H6	1.79	0.48
1:CA:1529:G:H5''	1:CA:1530:G:OP2	2.14	0.48
1:CA:448:A:C2	1:CA:487:A:C2	3.01	0.48
1:CA:743:U:H2'	1:CA:744:C:C6	2.49	0.48
22:CD:50:U:H2'	22:CD:51:C:H6	1.71	0.48
3:CF:148:GLY:O	3:CF:202:ILE:HA	2.14	0.48
3:CF:153:VAL:HA	3:CF:197:GLY:O	2.14	0.48
4:CG:100:ARG:CZ	4:CG:137:SER:HA	2.44	0.48
4:CG:163:GLU:C	4:CG:165:MET:N	2.66	0.48
5:CH:96:PRO:HA	5:CH:117:ASP:OD2	2.14	0.48
6:CI:79:LEU:O	6:CI:85:VAL:HG11	2.14	0.48
8:CK:10:LEU:H	8:CK:10:LEU:CD2	2.15	0.48
11:CN:19:ALA:CA	11:CN:32:ILE:HG22	2.43	0.48
12:CO:38:THR:CG2	12:CO:57:LYS:HB3	2.44	0.48

Continued on next page...

Continued from previous page...

Atom-1	Atom-2	Interatomic distance (Å)	Clash overlap (Å)
14:CQ:41:ARG:NH1	14:CQ:41:ARG:HG2	2.29	0.48
16:CS:34:GLU:HG2	16:CS:35:LYS:N	2.29	0.48
39:D1:79:PHE:HE2	39:D1:83:LEU:HD22	1.78	0.48
52:D7:12:ARG:HG3	52:D7:12:ARG:HH11	1.79	0.48
24:DA:1062:G:N2	24:DA:1077:A:C5	2.80	0.48
24:DA:1221:C:H2'	24:DA:1222:C:H6	1.78	0.48
24:DA:1235:G:C6	24:DA:1236:G:N2	2.82	0.48
24:DA:139:G:N2	24:DA:1596:A:H4'	2.28	0.48
24:DA:1827:C:H2'	24:DA:1828:G:O4'	2.13	0.48
24:DA:2056:G:N2	24:DA:2057:A:N9	2.61	0.48
24:DA:2290:G:C8	24:DA:2290:G:H5'	2.37	0.48
24:DA:2585:U:C2'	24:DA:2585:U:O2	2.61	0.48
24:DA:2760:C:O2'	24:DA:2761:G:H5''	2.14	0.48
24:DA:308:G:N2	24:DA:329:G:H1'	2.28	0.48
24:DA:593:G:H2'	24:DA:594:U:H6	1.79	0.48
25:DB:21:G:H8	25:DB:21:G:H5'	1.78	0.48
26:DD:130:ALA:HA	26:DD:192:THR:HA	1.95	0.48
27:DE:174:ASP:O	27:DE:182:LEU:HD12	2.14	0.48
27:DE:55:ASN:O	27:DE:57:LYS:N	2.44	0.48
28:DF:129:PHE:CD2	28:DF:163:VAL:HG21	2.48	0.48
29:DG:97:ASP:N	29:DG:100:TRP:HD1	2.05	0.48
30:DH:45:VAL:O	30:DH:45:VAL:HG13	2.14	0.48
34:DO:101:VAL:C	34:DO:103:ALA:H	2.17	0.48
34:DO:61:ARG:HH21	53:D8:13:ARG:HD2	1.77	0.48
28:DF:34:TRP:HD1	34:DO:6:LEU:HB3	1.79	0.48
24:DA:2277:G:H5'	35:DP:85:LYS:HG3	1.95	0.48
37:DQ:56:LEU:HD23	37:DQ:56:LEU:C	2.34	0.48
44:DV:120:ILE:O	44:DV:171:ILE:HD13	2.14	0.48
44:DV:35:ARG:NH1	44:DV:35:ARG:HB3	2.29	0.48
1:AA:421:U:C2'	1:AA:421:U:O2	2.61	0.48
1:AA:519:C:H2'	1:AA:520:A:C5'	2.44	0.48
1:AA:841:U:O2'	1:AA:842:C:OP1	2.23	0.48
2:AE:93:VAL:HG21	2:AE:97:TRP:HD1	1.78	0.48
3:AF:150:LYS:HB2	3:AF:169:ALA:HB1	1.95	0.48
4:AG:104:VAL:HG21	4:AG:140:VAL:HG11	1.96	0.48
4:AG:134:ASP:O	4:AG:136:PRO:HD3	2.12	0.48
4:AG:31:CYS:O	4:AG:32:ALA:C	2.51	0.48
4:AG:49:ARG:HE	4:AG:49:ARG:CA	2.27	0.48
5:AH:111:GLU:C	5:AH:113:ALA:H	2.15	0.48
6:AI:96:PRO:HB3	18:AU:30:ASP:OD1	2.13	0.48
8:AK:20:TYR:HE2	8:AK:75:ARG:HB3	1.79	0.48

Continued on next page...

Continued from previous page...

Atom-1	Atom-2	Interatomic distance (Å)	Clash overlap (Å)
10:AM:60:ARG:HG3	10:AM:61:GLU:H	1.78	0.48
12:AO:18:VAL:HG23	12:AO:19:ARG:H	1.79	0.48
13:AP:4:ILE:HD11	13:AP:19:LEU:CD1	2.44	0.48
13:AP:4:ILE:HG23	13:AP:5:ALA:N	2.23	0.48
13:AP:86:CYS:SG	13:AP:87:TYR:N	2.85	0.48
15:AR:3:ILE:CG2	15:AR:38:ARG:HE	2.23	0.48
15:AR:67:LEU:HD22	15:AR:78:TYR:CE1	2.44	0.48
21:AX:2:GLY:O	21:AX:4:GLY:N	2.47	0.48
36:B0:38:VAL:CG1	36:B0:42:LYS:HE3	2.44	0.48
36:B0:78:LYS:HE2	36:B0:83:ILE:HD11	1.95	0.48
39:B1:50:ARG:HG2	39:B1:53:ARG:HH21	1.78	0.48
40:B2:45:THR:C	40:B2:47:VAL:N	2.68	0.48
24:BA:993:G:N3	40:B2:89:GLN:OE1	2.47	0.48
51:B6:6:ARG:O	51:B6:8:LYS:HD2	2.13	0.48
24:BA:1000:A:C6	24:BA:1001:A:N1	2.82	0.48
24:BA:2145:C:O2'	24:BA:2146:C:OP1	2.28	0.48
24:BA:2252:G:H2'	24:BA:2253:G:C8	2.49	0.48
24:BA:2808:U:O2'	24:BA:2809:A:H5'	2.14	0.48
26:BD:134:ARG:C	26:BD:135:PHE:HD2	2.16	0.48
27:BE:179:GLU:HB3	27:BE:181:LEU:HD23	1.96	0.48
28:BF:21:ALA:HB3	28:BF:23:ASP:CG	2.34	0.48
30:BH:59:ARG:NH1	30:BH:59:ARG:HG3	2.28	0.48
30:BH:29:PRO:O	30:BH:79:VAL:HB	2.13	0.48
31:BK:31:LEU:H	31:BK:31:LEU:HD12	1.79	0.48
31:BK:31:LEU:HD12	31:BK:31:LEU:N	2.29	0.48
31:BK:72:LEU:O	31:BK:74:ASN:N	2.46	0.48
31:BK:76:THR:C	31:BK:77:LEU:HD23	2.34	0.48
35:BP:59:ARG:N	35:BP:59:ARG:CD	2.77	0.48
24:BA:105:C:O2'	43:BU:2:ARG:HG3	2.14	0.48
46:BZ:54:ALA:CB	46:BZ:80:LEU:HB2	2.43	0.48
1:CA:1300:G:HO2'	1:CA:1301:U:P	2.37	0.48
1:CA:1319:A:C2	1:CA:1361:G:N2	2.82	0.48
1:CA:976:G:N2	1:CA:1362(A):C:OP2	2.37	0.48
1:CA:177:C:H2'	1:CA:178:C:C6	2.48	0.48
1:CA:376:G:H5''	16:CS:5:ARG:CG	2.44	0.48
1:CA:402:G:C2'	1:CA:403:C:H5'	2.43	0.48
1:CA:49:U:C2	1:CA:361:G:N2	2.82	0.48
1:CA:895:G:H2'	1:CA:896:C:H6	1.79	0.48
1:CA:950:U:H3'	13:CP:102:ARG:NH2	2.29	0.48
1:CA:97:U:C4	1:CA:99:C:N4	2.82	0.48
2:CE:214:ILE:O	2:CE:218:ALA:HB2	2.13	0.48

Continued on next page...

Continued from previous page...

Atom-1	Atom-2	Interatomic distance (Å)	Clash overlap (Å)
3:CF:36:ASP:HA	3:CF:39:ILE:HD12	1.94	0.48
4:CG:198:VAL:CG1	4:CG:199:ASN:N	2.75	0.48
4:CG:9:CYS:C	4:CG:11:LEU:H	2.16	0.48
5:CH:75:THR:HG23	5:CH:76:ILE:O	2.14	0.48
7:CJ:79:ARG:O	7:CJ:80:VAL:HG23	2.14	0.48
8:CK:44:PHE:CD1	8:CK:80:ILE:HG12	2.49	0.48
11:CN:82:VAL:O	11:CN:108:ILE:HA	2.13	0.48
11:CN:62:GLN:O	11:CN:63:LEU:C	2.51	0.48
1:CA:302:G:O3'	12:CO:17:LYS:HE2	2.14	0.48
13:CP:8:GLU:C	13:CP:9:ILE:HG23	2.35	0.48
14:CQ:6:LEU:CD2	14:CQ:23:ARG:NH2	2.77	0.48
16:CS:25:ARG:HG3	16:CS:25:ARG:HH11	1.79	0.48
19:CV:36:ARG:HB3	19:CV:36:ARG:NH1	2.28	0.48
36:D0:107:ASP:OD2	36:D0:107:ASP:C	2.52	0.48
36:D0:44:LEU:HD22	36:D0:48:VAL:CG2	2.43	0.48
36:D0:70:LEU:C	36:D0:72:ASP:H	2.16	0.48
40:D2:38:LEU:HD23	40:D2:39:LEU:H	1.79	0.48
40:D2:21:ARG:HD2	40:D2:91:TYR:CZ	2.49	0.48
49:D4:36:CYS:O	49:D4:37:SER:C	2.52	0.48
51:D6:20:ASN:ND2	51:D6:42:TRP:CZ2	2.82	0.48
24:DA:1085:A:O2'	24:DA:1086:A:OP1	2.28	0.48
24:DA:1586:A:O4'	24:DA:1586:A:N3	2.47	0.48
24:DA:2531:A:H2	24:DA:2658:C:O2	1.97	0.48
24:DA:620:G:H5''	24:DA:621:A:OP1	2.14	0.48
24:DA:768:G:O2'	24:DA:1379:A:N6	2.47	0.48
26:DD:27:THR:O	26:DD:29:PRO:CD	2.62	0.48
26:DD:35:LYS:CG	26:DD:64:ILE:CG2	2.92	0.48
27:DE:93:VAL:C	27:DE:95:ILE:H	2.17	0.48
30:DH:10:PRO:C	30:DH:11:VAL:HG22	2.34	0.48
30:DH:124:GLU:HB3	30:DH:132:ARG:CD	2.44	0.48
30:DH:127:GLU:HB3	30:DH:128:PRO:HD2	1.93	0.48
32:DM:137:LYS:CG	32:DM:138:LEU:H	2.27	0.48
35:DP:42:ILE:N	35:DP:42:ILE:HD12	2.29	0.48
38:DR:16:ARG:NE	38:DR:19:LEU:HD21	2.27	0.48
43:DU:57:GLN:O	43:DU:58:GLY:O	2.32	0.48
44:DV:125:LEU:HG	44:DV:164:ALA:HB1	1.95	0.48
44:DV:94:GLU:CB	44:DV:130:PRO:HD3	2.38	0.48
44:DV:135:GLU:HG3	44:DV:136:PHE:CD2	2.49	0.48
44:DV:33:LEU:HD11	44:DV:35:ARG:CG	2.44	0.48
47:DW:33:MET:O	47:DW:37:PHE:HD1	1.95	0.48
1:AA:1035:A:H2'	1:AA:1036:G:H5''	1.95	0.48

Continued on next page...

Continued from previous page...

Atom-1	Atom-2	Interatomic distance (Å)	Clash overlap (Å)
1:AA:1041:A:H2'	1:AA:1042:G:C5'	2.37	0.48
1:AA:1113:C:O2'	1:AA:1114:C:H5'	2.13	0.48
1:AA:1135:U:O2'	1:AA:1136:U:P	2.72	0.48
1:AA:1208:C:H2'	1:AA:1209:C:C6	2.49	0.48
1:AA:662:G:O2'	1:AA:836:G:C5'	2.62	0.48
1:AA:872:A:O2'	1:AA:873:A:O5'	2.31	0.48
1:AA:879:C:O2'	1:AA:880:C:H5'	2.14	0.48
1:AA:947:G:H2'	1:AA:948:C:O4'	2.13	0.48
2:AE:139:LYS:O	2:AE:140:HIS:C	2.52	0.48
3:AF:164:ARG:HG2	3:AF:165:THR:N	2.29	0.48
15:AR:4:THR:C	15:AR:6:GLU:H	2.17	0.48
19:AV:62:ILE:HD12	19:AV:62:ILE:N	2.29	0.48
49:B4:16:CYS:O	49:B4:18:CYS:N	2.47	0.48
50:B5:46:CYS:SG	50:B5:47:PRO:HD2	2.54	0.48
50:B5:4:HIS:O	50:B5:5:PRO:C	2.50	0.48
24:BA:1085:A:HO2'	24:BA:1086:A:P	2.37	0.48
24:BA:1161:C:H2'	24:BA:1162:G:C8	2.49	0.48
24:BA:1856:G:H2'	24:BA:1857:G:H5'	1.96	0.48
24:BA:1925:C:N4	24:BA:1926:U:C1'	2.77	0.48
25:BB:57:A:O5'	25:BB:57:A:H8	1.97	0.48
25:BB:75:G:H2'	25:BB:76:G:O4'	2.13	0.48
24:BA:1500:G:H21	26:BD:100:GLY:HA3	1.79	0.48
26:BD:266:SER:O	26:BD:267:SER:O	2.32	0.48
26:BD:43:ARG:HB2	26:BD:54:ARG:HB2	1.96	0.48
27:BE:154:LYS:CE	27:BE:154:LYS:HA	2.37	0.48
29:BG:129:GLY:HA3	29:BG:163:ALA:O	2.14	0.48
31:BK:70:GLU:HA	31:BK:70:GLU:OE1	2.14	0.48
32:BM:95:PRO:C	32:BM:97:ARG:N	2.67	0.48
34:BO:116:GLY:O	34:BO:134:ALA:HB2	2.14	0.48
35:BP:25:ASP:O	35:BP:26:TYR:C	2.51	0.48
38:BR:27:THR:O	38:BR:89:VAL:HG22	2.14	0.48
44:BV:157:LEU:N	44:BV:158:PRO:CD	2.77	0.48
35:BP:63:LYS:HZ1	44:BV:175:VAL:HG11	1.79	0.48
44:BV:16:SER:O	44:BV:20:ARG:HG3	2.13	0.48
44:BV:27:VAL:CA	44:BV:37:VAL:HG22	2.43	0.48
44:BV:56:VAL:HG12	44:BV:57:ILE:N	2.27	0.48
1:CA:643:C:H5'	8:CK:31:PHE:CD1	2.48	0.48
1:CA:706:A:O2'	1:CA:707:C:H5'	2.14	0.48
1:CA:69:G:N1	1:CA:73:G:N7	2.61	0.48
1:CA:792:A:N9	1:CA:794:A:N6	2.61	0.48
1:CA:815:A:C2	1:CA:1529:G:C4	3.01	0.48

Continued on next page...

Continued from previous page...

Atom-1	Atom-2	Interatomic distance (Å)	Clash overlap (Å)
1:CA:437:U:H5''	4:CG:155:LEU:HD22	1.95	0.48
7:CJ:51:GLN:HA	7:CJ:51:GLN:OE1	2.14	0.48
7:CJ:97:GLN:O	7:CJ:101:LEU:HG	2.14	0.48
8:CK:86:ILE:HG22	8:CK:87:SER:N	2.29	0.48
9:CL:7:THR:O	9:CL:83:ARG:HD2	2.14	0.48
1:CA:1178:G:H5''	9:CL:93:ARG:HH21	1.77	0.48
10:CM:74:ILE:HG12	10:CM:74:ILE:O	2.13	0.48
11:CN:115:PRO:C	11:CN:117:ASN:H	2.18	0.48
11:CN:32:ILE:HD11	11:CN:68:ALA:O	2.14	0.48
12:CO:50:SER:O	12:CO:51:ALA:HB2	2.14	0.48
13:CP:72:ALA:O	13:CP:76:ALA:HB2	2.14	0.48
12:CO:10:LEU:HD13	17:CT:32:TYR:CE2	2.48	0.48
20:CW:30:LYS:O	20:CW:33:ILE:HG12	2.14	0.48
39:D1:79:PHE:HE2	39:D1:83:LEU:CD2	2.27	0.48
49:D4:8:LYS:O	49:D4:9:LEU:CB	2.62	0.48
51:D6:8:LYS:O	51:D6:27:LYS:HA	2.13	0.48
53:D8:41:ILE:HG13	53:D8:42:ARG:N	2.28	0.48
24:DA:1085:A:N3	24:DA:1086:A:C8	2.82	0.48
24:DA:1272:A:H5'	24:DA:1273:U:OP2	2.14	0.48
24:DA:1509:C:H3'	24:DA:1510:A:C5'	2.33	0.48
24:DA:1886:C:O2'	24:DA:1887:C:H5'	2.14	0.48
24:DA:1923:U:H2'	24:DA:1924:C:H6	1.79	0.48
24:DA:2074:U:H2'	24:DA:2075:U:C6	2.49	0.48
24:DA:212:G:O2'	24:DA:213:A:H5'	2.14	0.48
24:DA:2131:G:N2	24:DA:2158:A:N7	2.62	0.48
24:DA:2657:A:N1	24:DA:2665:A:N7	2.61	0.48
24:DA:2751:G:H4'	24:DA:2752:C:OP1	2.10	0.48
24:DA:2870:C:C2'	24:DA:2871:C:H5'	2.44	0.48
24:DA:416:C:O2'	24:DA:417:C:H5'	2.13	0.48
24:DA:637:A:H2'	34:DO:117:GLU:OE2	2.13	0.48
24:DA:643:A:HO2'	24:DA:644:A:H5'	1.79	0.48
24:DA:805:G:H4'	24:DA:806:C:OP2	2.14	0.48
24:DA:852:G:H2'	24:DA:853:G:C8	2.49	0.48
25:DB:74:U:H2'	25:DB:75:G:O4'	2.13	0.48
26:DD:25:THR:O	26:DD:26:LYS:C	2.52	0.48
27:DE:61:ARG:CB	27:DE:62:PRO:HD3	2.41	0.48
27:DE:64:LYS:C	27:DE:66:HIS:N	2.68	0.48
27:DE:77:ILE:CD1	27:DE:78:LEU:N	2.70	0.48
30:DH:41:MET:HG3	30:DH:54:ARG:HA	1.96	0.48
24:DA:1036:G:OP1	30:DH:59:ARG:HB2	2.14	0.48
24:DA:995:C:N4	32:DM:2:LYS:HG3	2.27	0.48

Continued on next page...

Continued from previous page...

Atom-1	Atom-2	Interatomic distance (Å)	Clash overlap (Å)
32:DM:75:TYR:C	32:DM:76:SER:O	2.52	0.48
33:DN:107:ARG:NH1	38:DR:36:GLU:OE1	2.46	0.48
38:DR:94:ALA:O	38:DR:95:ARG:CB	2.61	0.48
42:DT:11:PRO:HB3	42:DT:92:LEU:CD2	2.43	0.48
44:DV:72:ARG:HH11	44:DV:72:ARG:CG	2.26	0.48
46:DZ:94:LEU:O	46:DZ:95:LEU:CB	2.62	0.48
1:AA:1484:C:O2'	1:AA:1485:U:H5'	2.13	0.47
1:AA:1498:U:O2'	1:AA:1499:A:OP2	2.31	0.47
1:AA:1534:A:OP1	1:AA:1534:A:C8	2.66	0.47
1:AA:791:G:C6	1:AA:792:A:N7	2.82	0.47
1:AA:819:A:C5'	1:AA:820:U:OP2	2.54	0.47
1:AA:960:U:O2	1:AA:960:U:C2'	2.62	0.47
1:AA:960:U:O2'	1:AA:961:U:OP2	2.32	0.47
3:AF:186:PHE:HE1	3:AF:197:GLY:CA	2.27	0.47
3:AF:70:VAL:O	3:AF:105:GLU:HA	2.14	0.47
1:AA:437:U:C5'	4:AG:155:LEU:HD11	2.44	0.47
4:AG:21:LEU:HD13	4:AG:22:LYS:H	1.77	0.47
7:AJ:62:PHE:HA	7:AJ:124:LEU:HD22	1.94	0.47
8:AK:9:MET:CG	8:AK:26:VAL:HG21	2.43	0.47
9:AL:118:LYS:O	9:AL:118:LYS:HD3	2.14	0.47
9:AL:16:ARG:O	9:AL:63:ILE:HA	2.14	0.47
9:AL:19:LEU:HD23	9:AL:61:ALA:CA	2.42	0.47
9:AL:4:TYR:HE2	9:AL:88:TYR:CD1	2.32	0.47
12:AO:18:VAL:O	12:AO:19:ARG:CB	2.61	0.47
12:AO:84:LEU:HD22	12:AO:85:ILE:N	2.29	0.47
13:AP:44:ARG:O	13:AP:45:VAL:HG23	2.14	0.47
13:AP:54:VAL:HG22	13:AP:57:ARG:CZ	2.43	0.47
13:AP:84:ILE:O	13:AP:85:GLY:O	2.31	0.47
39:B1:100:VAL:O	39:B1:101:ARG:CG	2.55	0.47
40:B2:61:VAL:O	40:B2:94:LEU:HD23	2.14	0.47
45:B3:49:LYS:HE2	45:B3:49:LYS:CA	2.42	0.47
24:BA:1113:U:H2'	24:BA:1114:G:C8	2.49	0.47
24:BA:1138:G:H2'	24:BA:1139:G:O4'	2.13	0.47
24:BA:1210:A:C4'	24:BA:1211:U:O5'	2.57	0.47
24:BA:2128:C:O2	24:BA:2128:C:H2'	2.14	0.47
24:BA:2182:G:H2'	24:BA:2183:C:H6	1.78	0.47
24:BA:2355:C:H5'	45:B3:36:ILE:CD1	2.42	0.47
24:BA:699:A:C2'	24:BA:700:G:H5'	2.44	0.47
24:BA:874:G:H2'	24:BA:875:G:C8	2.49	0.47
24:BA:924:C:H2'	24:BA:925:C:H6	1.78	0.47
25:BB:51:G:H2'	25:BB:52:A:O4'	2.14	0.47

Continued on next page...

Continued from previous page...

Atom-1	Atom-2	Interatomic distance (Å)	Clash overlap (Å)
26:BD:236:GLY:O	26:BD:237:GLU:O	2.32	0.47
26:BD:246:PRO:CG	26:BD:255:LYS:HD3	2.44	0.47
27:BE:203:LYS:HD3	27:BE:203:LYS:C	2.35	0.47
29:BG:34:LEU:HD13	29:BG:99:MET:CE	2.44	0.47
30:BH:153:LYS:HB2	30:BH:161:GLY:HA2	1.96	0.47
35:BP:68:ILE:HD13	35:BP:103:MET:HB3	1.95	0.47
37:BQ:110:LEU:HB3	37:BQ:111:GLU:H	1.47	0.47
38:BR:77:PRO:O	38:BR:78:LEU:C	2.51	0.47
44:BV:127:LYS:HB3	44:BV:162:GLU:CB	2.44	0.47
23:C1:19:A:C6	22:CB:38:A:C2	3.02	0.47
1:CA:1003:G:C8	1:CA:1003:G:H3'	2.48	0.47
1:CA:143:A:H2	1:CA:220:G:N1	2.10	0.47
1:CA:401:C:H2'	1:CA:402:G:H8	1.76	0.47
1:CA:731:G:H5'	1:CA:766:A:H4'	1.95	0.47
2:CE:24:TRP:CD1	2:CE:26:PRO:HD3	2.49	0.47
4:CG:11:LEU:O	4:CG:19:LEU:HD21	2.14	0.47
5:CH:141:GLN:HA	5:CH:143:ARG:HH12	1.79	0.47
1:CA:376:G:H5''	16:CS:5:ARG:CB	2.44	0.47
18:CU:30:ASP:C	18:CU:32:ARG:H	2.16	0.47
19:CV:24:ALA:O	19:CV:25:LYS:HB2	2.13	0.47
45:D3:74:ARG:C	45:D3:76:GLY:N	2.67	0.47
49:D4:60:GLN:O	49:D4:63:TYR:HB3	2.14	0.47
24:DA:1232:G:H2'	24:DA:1233:C:H6	1.79	0.47
24:DA:1460:A:C4'	24:DA:1461:G:OP2	2.57	0.47
24:DA:2100:G:N3	24:DA:2100:G:H2'	2.29	0.47
24:DA:2184:G:H2'	24:DA:2185:C:C6	2.49	0.47
24:DA:2378:A:H5''	37:DQ:23:ARG:NH2	2.29	0.47
24:DA:506:G:H5'	24:DA:509:C:H1'	1.96	0.47
24:DA:863:A:O2'	24:DA:864:G:H5'	2.14	0.47
24:DA:2636:U:OP1	27:DE:79:ARG:HG3	2.13	0.47
28:DF:155:LEU:HA	28:DF:174:VAL:HG12	1.95	0.47
29:DG:111:LEU:HD22	29:DG:120:LEU:HD21	1.96	0.47
29:DG:12:TYR:O	29:DG:16:ARG:HB3	2.14	0.47
32:DM:18:ALA:O	32:DM:19:GLU:C	2.52	0.47
32:DM:34:LEU:O	32:DM:49:GLY:HA3	2.13	0.47
32:DM:12:ARG:NH1	32:DM:50:ASP:CG	2.67	0.47
37:DQ:66:ALA:HA	37:DQ:69:VAL:HG12	1.96	0.47
42:DT:6:ASP:OD1	47:DW:29:LYS:NZ	2.47	0.47
43:DU:81:LYS:HZ2	43:DU:98:VAL:CG1	2.27	0.47
44:DV:39:VAL:HG21	44:DV:44:PHE:HB2	1.95	0.47
47:DW:28:LYS:NZ	47:DW:56:GLN:HE22	2.11	0.47

Continued on next page...

Continued from previous page...

Atom-1	Atom-2	Interatomic distance (Å)	Clash overlap (Å)
1:AA:1279:A:H2	10:AM:43:ARG:NH2	2.06	0.47
1:AA:1462:G:H2'	1:AA:1463:C:C6	2.49	0.47
1:AA:568:G:O6	12:AO:5:PRO:HD3	2.14	0.47
1:AA:701:C:O2'	1:AA:702:A:C5'	2.62	0.47
1:AA:707:C:H2'	1:AA:708:C:C6	2.49	0.47
1:AA:99:C:H2'	1:AA:101:A:C8	2.49	0.47
2:AE:208:ILE:HD13	2:AE:211:ILE:HD12	1.96	0.47
3:AF:12:LEU:O	3:AF:13:GLY:C	2.53	0.47
4:AG:3:ARG:NH1	4:AG:5:ILE:CD1	2.74	0.47
7:AJ:27:ILE:HD12	7:AJ:27:ILE:N	2.29	0.47
7:AJ:86:GLN:NE2	22:AD:31:G:H21	2.13	0.47
11:AN:19:ALA:HB3	11:AN:82:VAL:HG22	1.96	0.47
12:AO:82:VAL:HG23	12:AO:106:ASP:OD1	2.14	0.47
1:AA:1308:U:H5'	13:AP:110:ARG:NH1	2.29	0.47
13:AP:80:ARG:HH12	49:B4:55:ARG:HD3	1.78	0.47
14:AQ:27:CYS:SG	14:AQ:29:ARG:HB2	2.54	0.47
14:AQ:29:ARG:HB3	14:AQ:40:CYS:HB3	1.96	0.47
14:AQ:29:ARG:HG2	14:AQ:40:CYS:HB2	1.95	0.47
1:AA:467:G:H21	16:AS:82:GLN:HE22	1.62	0.47
11:AN:110:ASP:HB3	18:AU:85:LEU:CG	2.44	0.47
19:AV:36:ARG:CG	19:AV:72:GLY:N	2.76	0.47
40:B2:37:VAL:HG23	40:B2:38:LEU:H	1.79	0.47
53:B8:62:LEU:HB2	53:B8:63:PRO:CD	2.36	0.47
24:BA:1069:A:C4'	24:BA:1070:A:H5''	2.41	0.47
24:BA:110:G:C2	24:BA:111:A:C8	3.02	0.47
24:BA:1141:U:H4'	24:BA:1142(A):A:O4'	2.14	0.47
24:BA:1344:G:C5'	24:BA:1384:A:N6	2.77	0.47
24:BA:2057:A:O2'	24:BA:2058:A:H5'	2.14	0.47
24:BA:2133:G:N2	24:BA:2158:A:N6	2.62	0.47
24:BA:2212:A:C4'	24:BA:2212:A:OP1	2.62	0.47
24:BA:2377:A:H2'	24:BA:2378:A:C8	2.49	0.47
24:BA:2522:U:H2'	24:BA:2523:G:C5'	2.42	0.47
24:BA:283:A:HO2'	24:BA:284:U:P	2.35	0.47
24:BA:912:C:C2'	24:BA:913:U:H5'	2.44	0.47
25:BB:94:C:O2'	25:BB:95:U:H5'	2.13	0.47
25:BB:77:U:C5	25:BB:98:G:N2	2.82	0.47
26:BD:117:VAL:CG2	26:BD:118:VAL:H	2.26	0.47
27:BE:8:LYS:O	27:BE:9:VAL:HG23	2.14	0.47
30:BH:4:ILE:HD12	30:BH:4:ILE:C	2.34	0.47
24:BA:1036:G:P	30:BH:59:ARG:HB2	2.55	0.47
31:BK:54:GLN:HG3	31:BK:55:ALA:N	2.29	0.47

Continued on next page...

Continued from previous page...

Atom-1	Atom-2	Interatomic distance (Å)	Clash overlap (Å)
32:BM:137:LYS:HA	32:BM:137:LYS:HZ3	1.79	0.47
35:BP:2:LEU:N	35:BP:2:LEU:CD1	2.76	0.47
35:BP:66:ILE:HD13	35:BP:67:ARG:H	1.79	0.47
44:BV:118:GLN:HG3	44:BV:173:ALA:HB3	1.95	0.47
46:BZ:53:VAL:O	46:BZ:55:GLY:N	2.46	0.47
46:BZ:92:LYS:O	46:BZ:93:GLU:HG2	2.14	0.47
23:C1:11:U:HO2'	23:C1:12:A:P	2.35	0.47
23:C1:13:A:O2'	23:C1:14:A:O5'	2.29	0.47
1:CA:1023:G:H3'	1:CA:1024:G:C5'	2.40	0.47
1:CA:1171:G:O2'	1:CA:1172:C:H5'	2.15	0.47
1:CA:1342:C:O2'	1:CA:1343:G:H5'	2.13	0.47
1:CA:1346:A:C5	7:CJ:10:ARG:NH1	2.82	0.47
1:CA:1449:C:HO2'	1:CA:1450:U:H6	1.60	0.47
1:CA:438:G:H4'	4:CG:123:HIS:CE1	2.50	0.47
1:CA:833:U:H2'	1:CA:834:C:H6	1.78	0.47
1:CA:93:U:H2'	1:CA:95:G:C5'	2.45	0.47
2:CE:24:TRP:CZ3	2:CE:26:PRO:HA	2.49	0.47
4:CG:183:GLY:C	4:CG:184:LYS:HG3	2.34	0.47
4:CG:79:PHE:HE2	4:CG:83:SER:HB2	1.79	0.47
7:CJ:44:TYR:C	7:CJ:46:ALA:N	2.66	0.47
11:CN:48:ILE:HG21	11:CN:63:LEU:HD13	1.96	0.47
17:CT:63:ARG:HG2	17:CT:64:PRO:N	2.28	0.47
20:CW:13:LEU:HD12	20:CW:13:LEU:C	2.34	0.47
20:CW:26:ASN:N	20:CW:26:ASN:ND2	2.62	0.47
36:D0:41:ALA:C	36:D0:43:GLU:N	2.68	0.47
36:D0:63:ARG:HG3	36:D0:63:ARG:NH1	2.29	0.47
52:D7:25:PRO:HA	52:D7:28:ARG:CZ	2.45	0.47
53:D8:53:PRO:CD	53:D8:54:GLU:N	2.77	0.47
24:DA:116:C:O2'	24:DA:117:G:H5'	2.14	0.47
24:DA:1449:A:N3	24:DA:1530:G:H1'	2.30	0.47
24:DA:1444(A):A:O2'	24:DA:1460:A:N3	2.47	0.47
24:DA:1535:U:O2	24:DA:1536:A:H5''	2.14	0.47
24:DA:1923:U:H2'	24:DA:1924:C:C6	2.49	0.47
24:DA:1929:G:C8	24:DA:1929:G:H3'	2.43	0.47
24:DA:2172:U:H5'	24:DA:2173:A:OP2	2.13	0.47
24:DA:2635:C:H2'	24:DA:2636:U:O5'	2.13	0.47
24:DA:470:A:C8	24:DA:470:A:C5'	2.97	0.47
24:DA:589:C:H2'	24:DA:590:A:C8	2.49	0.47
25:DB:104:A:H2'	25:DB:105:G:O4'	2.13	0.47
25:DB:50:G:OP2	37:DQ:62:LYS:HB2	2.15	0.47
27:DE:119:ARG:HD3	27:DE:160:TYR:HD2	1.78	0.47

Continued on next page...

Continued from previous page...

Atom-1	Atom-2	Interatomic distance (Å)	Clash overlap (Å)
27:DE:15:PHE:CD1	27:DE:20:ALA:HB2	2.50	0.47
30:DH:120:GLY:HA3	30:DH:140:LYS:NZ	2.27	0.47
31:DK:123:LEU:HA	31:DK:142:VAL:CG2	2.44	0.47
31:DK:1:MET:HG3	31:DK:23:PRO:CA	2.44	0.47
35:DP:57:HIS:ND1	35:DP:58:PHE:N	2.62	0.47
24:DA:2319:G:C8	37:DQ:3:ARG:HB3	2.50	0.47
37:DQ:46:VAL:HG12	37:DQ:47:THR:N	2.28	0.47
1:AA:1187:G:N3	1:AA:1187:G:H2'	2.29	0.47
1:AA:328:C:H4'	1:AA:329:A:C5'	2.43	0.47
1:AA:440:A:H3'	1:AA:442:C:H6	1.78	0.47
1:AA:975:A:H4'	1:AA:976:G:O5'	2.14	0.47
22:AC:59:A:H2'	22:AC:60:U:O4'	2.14	0.47
22:AD:11:A:C2'	22:AD:12:G:O4'	2.60	0.47
22:AD:60:U:H4'	22:AD:61:C:OP2	2.14	0.47
2:AE:184:VAL:N	2:AE:198:ASP:OD1	2.47	0.47
3:AF:48:TYR:HA	3:AF:52:LEU:CD2	2.44	0.47
5:AH:12:LEU:HD22	5:AH:13:ILE:HD13	1.96	0.47
5:AH:76:ILE:CG2	5:AH:142:LEU:HD13	2.44	0.47
7:AJ:20:ASP:OD2	7:AJ:23:VAL:N	2.48	0.47
9:AL:99:LEU:HB3	9:AL:101:PHE:HE1	1.79	0.47
10:AM:16:LEU:HD21	10:AM:94:VAL:HG13	1.95	0.47
13:AP:19:LEU:H	13:AP:19:LEU:HD22	1.76	0.47
15:AR:33:THR:HG23	15:AR:63:ARG:HH11	1.79	0.47
17:AT:29:HIS:CG	17:AT:30:PRO:HD2	2.49	0.47
18:AU:18:ARG:NH1	18:AU:18:ARG:CB	2.76	0.47
20:AW:26:ASN:HD22	20:AW:27:LYS:H	1.62	0.47
40:B2:1:MET:H1	40:B2:16:PRO:HD3	1.79	0.47
40:B2:38:LEU:HD12	40:B2:56:SER:N	2.29	0.47
24:BA:110:G:O2'	24:BA:111:A:H5'	2.14	0.47
24:BA:1503:U:H2'	24:BA:1504:C:C6	2.49	0.47
24:BA:1525:G:H2'	24:BA:1526:G:H8	1.79	0.47
24:BA:1332:G:H22	24:BA:1609:A:H2'	1.77	0.47
24:BA:1698:A:O2'	24:BA:1699:G:P	2.72	0.47
24:BA:204:A:O2'	24:BA:205:G:P	2.72	0.47
24:BA:2528:U:O2'	24:BA:2529:G:H5''	2.14	0.47
24:BA:2695:C:H2'	24:BA:2696:U:C6	2.48	0.47
24:BA:2778:A:C4'	24:BA:2779:U:OP2	2.62	0.47
24:BA:607:U:OP1	28:BF:103:LYS:N	2.44	0.47
24:BA:654(C):G:C2	24:BA:654(S):G:C6	3.02	0.47
24:BA:74:A:H5'	24:BA:75:G:O4'	2.14	0.47
24:BA:947:G:H2'	24:BA:948:G:C8	2.49	0.47

Continued on next page...

Continued from previous page...

Atom-1	Atom-2	Interatomic distance (Å)	Clash overlap (Å)
25:BB:96:G:N1	25:BB:97:G:C5	2.82	0.47
31:BK:56:LYS:HG3	31:BK:57:ARG:N	2.29	0.47
32:BM:93:THR:O	32:BM:94:HIS:C	2.52	0.47
33:BN:107:ARG:HH11	33:BN:107:ARG:HG3	1.80	0.47
34:BO:1:MET:O	34:BO:2:LYS:HG3	2.15	0.47
34:BO:59:LEU:O	34:BO:61:ARG:CG	2.62	0.47
38:BR:96:ARG:CG	38:BR:97:ALA:N	2.77	0.47
36:B0:103:ARG:NH1	41:BS:40:ASN:OD1	2.46	0.47
1:CA:1055:A:N7	1:CA:1200:C:N4	2.62	0.47
1:CA:1201:A:O2'	1:CA:1202:G:H5''	2.14	0.47
1:CA:1348:U:C5	1:CA:1373:G:N2	2.80	0.47
1:CA:1427:U:H2'	1:CA:1428:A:C8	2.48	0.47
1:CA:152:A:N6	1:CA:170:U:C2	2.82	0.47
1:CA:56:U:H2'	1:CA:57:G:H8	1.79	0.47
1:CA:736:C:H2'	1:CA:737:A:C8	2.50	0.47
1:CA:738:C:H2'	1:CA:739:C:H6	1.78	0.47
1:CA:818:G:H3'	1:CA:819:A:H5'	1.95	0.47
4:CG:165:MET:CE	4:CG:168:ARG:HD2	2.44	0.47
6:CI:40:VAL:HG22	6:CI:41:GLU:N	2.30	0.47
6:CI:89:MET:O	6:CI:90:VAL:C	2.51	0.47
8:CK:33:GLU:C	8:CK:35:ILE:N	2.65	0.47
16:CS:21:VAL:HG23	16:CS:34:GLU:H	1.79	0.47
6:CI:97:PHE:CD2	18:CU:31:LEU:HD21	2.48	0.47
20:CW:50:GLU:HA	20:CW:100:ILE:CG2	2.43	0.47
20:CW:64:ASP:O	20:CW:67:ALA:N	2.47	0.47
21:CX:15:ARG:HG2	21:CX:15:ARG:NH1	2.29	0.47
36:D0:117:VAL:O	36:D0:118:GLU:CB	2.62	0.47
40:D2:2:PHE:CD2	40:D2:13:ARG:NH2	2.83	0.47
40:D2:36:PRO:HA	40:D2:56:SER:CB	2.44	0.47
29:DG:5:VAL:HG22	49:D4:25:TYR:CE2	2.50	0.47
24:DA:2284:C:OP2	51:D6:8:LYS:HB2	2.15	0.47
53:D8:43:GLN:C	53:D8:44:LYS:HD2	2.34	0.47
24:DA:1038:C:O2'	24:DA:1039:G:H5'	2.14	0.47
24:DA:1142(A):A:N7	24:DA:1144:G:C6	2.82	0.47
24:DA:1159:U:H2'	24:DA:1160:G:C8	2.48	0.47
24:DA:1485:G:C8	24:DA:1485:G:H5'	2.46	0.47
24:DA:182:A:O2'	24:DA:183:C:H5'	2.14	0.47
24:DA:1922:G:H2'	24:DA:1923:U:C6	2.49	0.47
24:DA:1929:G:C8	24:DA:1929:G:C4'	2.97	0.47
24:DA:1937:A:O2'	24:DA:1938:A:H5'	2.14	0.47
24:DA:2020:A:O2'	24:DA:2021:C:H3'	2.15	0.47

Continued on next page...

Continued from previous page...

Atom-1	Atom-2	Interatomic distance (Å)	Clash overlap (Å)
24:DA:2688:U:O2	24:DA:2688:U:C2'	2.62	0.47
24:DA:273(F):C:H3'	24:DA:274:G:C5'	2.43	0.47
24:DA:2811:G:P	27:DE:61:ARG:HG3	2.54	0.47
24:DA:575:A:O2'	24:DA:576:U:H5'	2.14	0.47
24:DA:618:G:C2	24:DA:618(A):C:C2	3.02	0.47
28:DF:45:ARG:NH1	28:DF:45:ARG:HG2	2.28	0.47
30:DH:123:PHE:O	30:DH:125:VAL:HG23	2.13	0.47
32:DM:120:LEU:HD11	32:DM:122:VAL:CG2	2.42	0.47
32:DM:57:ALA:HA	32:DM:60:ILE:CD1	2.43	0.47
32:DM:57:ALA:O	32:DM:58:ASP:CB	2.62	0.47
38:DR:36:GLU:O	38:DR:37:GLY:C	2.53	0.47
44:DV:107:THR:HG22	44:DV:108:PRO:CA	2.43	0.47
1:AA:1047:G:C2'	1:AA:1048:G:H5'	2.44	0.47
1:AA:1501:C:H3'	1:AA:1504:G:N7	2.30	0.47
1:AA:201:C:H3'	1:AA:209:U:H5	1.76	0.47
1:AA:222:U:H2'	1:AA:223:U:H6	1.79	0.47
1:AA:345:C:C5'	38:BR:41:ARG:CZ	2.92	0.47
1:AA:662:G:O2'	1:AA:836:G:H5''	2.14	0.47
1:AA:88:C:C2'	1:AA:89:U:H5'	2.45	0.47
1:AA:908:A:H2'	1:AA:909:A:C8	2.48	0.47
22:AD:37:A:H2'	22:AD:38:A:C8	2.48	0.47
2:AE:12:GLU:O	2:AE:14:GLY:N	2.46	0.47
2:AE:15:VAL:CG1	2:AE:213:LEU:HD13	2.43	0.47
2:AE:38:GLY:O	2:AE:39:ILE:O	2.32	0.47
3:AF:22:TRP:NE1	14:AQ:54:PRO:HG2	2.28	0.47
3:AF:4:LYS:O	3:AF:5:ILE:O	2.32	0.47
3:AF:71:ALA:C	3:AF:72:LYS:HD2	2.35	0.47
1:AA:619:U:H3	4:AG:135:LEU:HD11	1.78	0.47
8:AK:29:SER:HB3	8:AK:32:LYS:CB	2.44	0.47
8:AK:40:ALA:HB2	8:AK:45:ILE:CD1	2.44	0.47
9:AL:100:GLY:O	9:AL:102:LEU:N	2.47	0.47
10:AM:75:ILE:HG13	10:AM:76:ASN:N	2.28	0.47
15:AR:17:ARG:HG3	15:AR:17:ARG:NH1	2.29	0.47
18:AU:58:LEU:HD11	18:AU:63:GLN:OE1	2.15	0.47
36:B0:32:GLY:O	36:B0:115:GLU:HA	2.14	0.47
39:B1:74:LEU:HD22	39:B1:79:PHE:HB2	1.96	0.47
51:B6:25:LYS:NZ	51:B6:27:LYS:HD3	2.29	0.47
52:B7:49:ARG:HH11	52:B7:49:ARG:HG2	1.80	0.47
24:BA:1047:G:O2'	24:BA:1110:G:N2	2.47	0.47
24:BA:1343:G:N2	24:BA:1344:G:C4	2.82	0.47
24:BA:153:C:P	46:BZ:88:LYS:NZ	2.85	0.47

Continued on next page...

Continued from previous page...

Atom-1	Atom-2	Interatomic distance (Å)	Clash overlap (Å)
24:BA:2804:C:O2'	24:BA:2805:G:H5'	2.14	0.47
24:BA:329:G:OP2	43:BU:71:LYS:NZ	2.47	0.47
24:BA:283:A:C2	24:BA:427:U:H1'	2.49	0.47
24:BA:444:C:OP2	39:B1:2:PRO:HD3	2.14	0.47
24:BA:834:C:H2'	24:BA:835:A:C8	2.49	0.47
24:BA:991:C:H6	24:BA:991:C:H5'	1.79	0.47
25:BB:12:C:H4'	25:BB:13:A:C5'	2.43	0.47
25:BB:14:U:H4'	25:BB:106:G:N2	2.30	0.47
26:BD:249:PRO:HD2	26:BD:250:TRP:CE3	2.50	0.47
27:BE:123:ALA:O	27:BE:124:GLY:O	2.33	0.47
27:BE:50:GLY:O	27:BE:51:PHE:HB3	2.14	0.47
29:BG:161:THR:HG22	29:BG:163:ALA:N	2.30	0.47
29:BG:121:ASN:HB2	29:BG:181:ARG:NH1	2.30	0.47
29:BG:75:LYS:HG3	29:BG:76:SER:N	2.18	0.47
30:BH:17:VAL:HG21	30:BH:49:VAL:HG23	1.96	0.47
31:BK:47:LEU:HD12	31:BK:50:ARG:NE	2.23	0.47
32:BM:56:ASN:H	32:BM:125:GLY:H	1.60	0.47
33:BN:1:MET:HE3	33:BN:67:LYS:HE2	1.96	0.47
34:BO:125:VAL:CG1	34:BO:144:GLU:HB3	2.45	0.47
34:BO:131:SER:O	34:BO:134:ALA:N	2.47	0.47
35:BP:141:GLN:HB3	44:BV:75:ASN:CA	2.44	0.47
35:BP:141:GLN:NE2	44:BV:73:GLN:HB3	2.29	0.47
43:BU:42:VAL:O	43:BU:43:ASN:HB3	2.14	0.47
44:BV:28:MET:HG3	44:BV:37:VAL:CG1	2.42	0.47
46:BZ:5:CYS:HB3	46:BZ:9:GLY:N	2.29	0.47
1:CA:1160:G:N2	1:CA:1161:C:O4'	2.47	0.47
1:CA:1392:G:H21	1:CA:1502:A:H8	1.63	0.47
1:CA:276:G:H5''	17:CT:15:MET:HE1	1.97	0.47
22:CD:16:C:H2'	22:CD:16:C:O2	2.14	0.47
3:CF:127:ARG:NH1	3:CF:127:ARG:CG	2.74	0.47
4:CG:29:PRO:O	4:CG:30:LYS:HB3	2.15	0.47
5:CH:13:ILE:O	5:CH:13:ILE:HG22	2.14	0.47
8:CK:39:LEU:HD11	8:CK:111:ILE:HD11	1.96	0.47
8:CK:6:ILE:O	8:CK:10:LEU:HG	2.14	0.47
9:CL:42:ARG:NH2	9:CL:75:ASP:OD2	2.47	0.47
10:CM:49:VAL:HG23	14:CQ:34:TYR:OH	2.13	0.47
15:CR:8:LYS:HZ3	15:CR:8:LYS:HB2	1.79	0.47
36:D0:10:LEU:O	36:D0:12:ARG:HG3	2.14	0.47
40:D2:35:LEU:O	40:D2:37:VAL:N	2.47	0.47
50:D5:48:GLU:HA	50:D5:59:GLU:CG	2.43	0.47
53:D8:56:GLU:O	53:D8:58:ILE:N	2.47	0.47

Continued on next page...

Continued from previous page...

Atom-1	Atom-2	Interatomic distance (Å)	Clash overlap (Å)
24:DA:83:G:N1	24:DA:102:G:H2'	2.29	0.47
24:DA:1404:C:C2'	24:DA:1405:U:H5'	2.44	0.47
24:DA:1490:A:H5''	24:DA:1491:G:OP2	2.14	0.47
24:DA:1818:U:O2'	24:DA:1819:A:OP2	2.21	0.47
24:DA:1943:U:H6	24:DA:1943:U:OP1	1.97	0.47
24:DA:2062:A:H2'	24:DA:2062:A:N3	2.27	0.47
24:DA:2319:G:H5'	24:DA:2320:A:OP1	2.14	0.47
24:DA:2415:G:C4	24:DA:2416:C:C5	3.03	0.47
24:DA:2492:U:H2'	24:DA:2493:U:C6	2.49	0.47
24:DA:2640:G:H2'	24:DA:2641:G:O5'	2.13	0.47
24:DA:2655:G:HO2'	24:DA:2664:G:H1	1.62	0.47
24:DA:422:A:C2	24:DA:423:A:C4	3.03	0.47
24:DA:828:U:C2'	24:DA:828:U:O2	2.62	0.47
28:DF:127:GLU:OE1	28:DF:127:GLU:HA	2.06	0.47
29:DG:83:ARG:HB2	29:DG:86:MET:HE3	1.97	0.47
30:DH:127:GLU:OE2	30:DH:130:ARG:NH2	2.47	0.47
32:DM:9:VAL:HG21	32:DM:48:MET:CB	2.45	0.47
33:DN:8:LEU:HB2	33:DN:19:ILE:CD1	2.43	0.47
34:DO:47:ASP:OD1	34:DO:50:ARG:NH2	2.47	0.47
24:DA:2415:G:H4'	34:DO:66:GLY:C	2.34	0.47
35:DP:119:ARG:O	35:DP:123:HIS:HD2	1.97	0.47
38:DR:132:LYS:O	38:DR:136:GLN:HG3	2.13	0.47
41:DS:32:ALA:O	41:DS:33:ARG:C	2.52	0.47
44:DV:33:LEU:HD21	44:DV:35:ARG:CD	2.42	0.47
46:DZ:7:ILE:HD12	46:DZ:62:VAL:HG11	1.96	0.47
1:AA:1177:G:H2'	1:AA:1178:G:N3	2.30	0.47
1:AA:1233:G:OP1	9:AL:123:PRO:O	2.32	0.47
1:AA:1372:U:C2'	1:AA:1373:G:H5'	2.43	0.47
2:AE:121:LEU:HB3	2:AE:127:ILE:CD1	2.45	0.47
2:AE:97:TRP:CD1	2:AE:101:MET:HG3	2.49	0.47
4:AG:9:CYS:SG	4:AG:22:LYS:HD2	2.54	0.47
5:AH:147:ASP:O	5:AH:151:LEU:HD23	2.14	0.47
1:AA:686:U:H1'	11:AN:42:TRP:HE1	1.80	0.47
11:AN:66:LEU:C	11:AN:68:ALA:N	2.66	0.47
14:AQ:34:TYR:CD1	14:AQ:34:TYR:N	2.83	0.47
19:AV:41:VAL:O	19:AV:42:PRO:C	2.50	0.47
20:AW:90:GLN:O	20:AW:93:GLU:OE2	2.32	0.47
49:B4:56:VAL:HG13	49:B4:57:GLU:H	1.79	0.47
52:B7:47:ARG:NH1	52:B7:47:ARG:H	2.05	0.47
24:BA:1217:C:P	39:B1:15:LYS:HE3	2.54	0.47
24:BA:1241:A:H2'	24:BA:1242:A:O5'	2.14	0.47

Continued on next page...

Continued from previous page...

Atom-1	Atom-2	Interatomic distance (Å)	Clash overlap (Å)
24:BA:241:A:HO2'	24:BA:242:G:P	2.37	0.47
24:BA:1669:A:H5''	24:BA:2550:G:OP1	2.15	0.47
24:BA:2814:C:C6	24:BA:2815:C:C5	3.02	0.47
24:BA:871:U:C5'	35:BP:5:ARG:HH21	2.27	0.47
24:BA:978:G:O2'	24:BA:979:G:H5'	2.14	0.47
26:BD:6:PHE:HE2	26:BD:13:ARG:HH21	1.60	0.47
26:BD:35:LYS:HG2	26:BD:64:ILE:CG2	2.45	0.47
27:BE:169:ASN:C	27:BE:170:LEU:HD12	2.35	0.47
27:BE:89:ASP:O	27:BE:90:THR:CB	2.61	0.47
28:BF:103:LYS:HA	28:BF:106:ARG:HG3	1.97	0.47
28:BF:160:ASN:OD1	28:BF:163:VAL:N	2.44	0.47
29:BG:127:GLY:CA	29:BG:166:ASP:HB3	2.40	0.47
30:BH:12:PRO:CB	30:BH:49:VAL:HB	2.22	0.47
31:BK:31:LEU:HB2	31:BK:32:PRO:HD3	1.96	0.47
34:BO:71:VAL:HG13	34:BO:72:PRO:CD	2.43	0.47
42:BT:60:ARG:O	42:BT:61:GLY:C	2.53	0.47
1:CA:1003:G:H5'	1:CA:1003:G:H8	1.80	0.47
1:CA:1004:A:H2'	1:CA:1005:A:N3	2.30	0.47
1:CA:1019:C:H2'	1:CA:1020:U:C4'	2.44	0.47
1:CA:103:C:P	20:CW:17:ARG:HH21	2.37	0.47
1:CA:1349:A:P	9:CL:118:LYS:HZ3	2.37	0.47
1:CA:701:C:H1'	1:CA:703:G:C4	2.49	0.47
1:CA:736:C:H2'	1:CA:737:A:H8	1.80	0.47
1:CA:788:U:H2'	1:CA:789:U:C5'	2.43	0.47
2:CE:170:GLU:C	2:CE:172:ILE:HD12	2.33	0.47
2:CE:172:ILE:O	2:CE:175:ARG:CB	2.63	0.47
2:CE:223:ILE:HA	2:CE:226:ARG:HB3	1.97	0.47
2:CE:4:GLU:CG	2:CE:5:ILE:H	1.99	0.47
4:CG:9:CYS:SG	4:CG:22:LYS:HE3	2.55	0.47
5:CH:153:LYS:HZ3	5:CH:153:LYS:HB2	1.79	0.47
5:CH:82:VAL:CG1	5:CH:83:GLU:H	2.27	0.47
6:CI:9:VAL:HB	6:CI:87:ARG:HB2	1.97	0.47
7:CJ:78:ARG:HH11	7:CJ:78:ARG:HG3	1.78	0.47
8:CK:16:ALA:HB2	8:CK:24:THR:CG2	2.44	0.47
9:CL:18:PHE:HB2	9:CL:62:TYR:HB3	1.96	0.47
10:CM:24:VAL:HG21	10:CM:37:PRO:CG	2.43	0.47
10:CM:47:PHE:CE1	10:CM:63:PHE:HB2	2.33	0.47
11:CN:110:ASP:HB2	18:CU:88:LYS:HD3	1.95	0.47
12:CO:115:LYS:O	12:CO:117:ARG:N	2.47	0.47
15:CR:61:GLY:C	15:CR:65:ARG:NH1	2.67	0.47
1:CA:468:A:O2'	16:CS:81:ARG:HA	2.13	0.47

Continued on next page...

Continued from previous page...

Atom-1	Atom-2	Interatomic distance (Å)	Clash overlap (Å)
17:CT:29:HIS:N	17:CT:33:GLY:O	2.47	0.47
40:D2:59:ALA:HB2	40:D2:96:ILE:HD13	1.97	0.47
24:DA:2370:G:H21	51:D6:45:LYS:NZ	2.12	0.47
24:DA:1374:G:H2'	24:DA:1375:C:H6	1.79	0.47
24:DA:1758:G:O2'	24:DA:1759:A:OP1	2.22	0.47
24:DA:1810:A:H2'	24:DA:1811:G:H5'	1.97	0.47
24:DA:1878:G:H2'	24:DA:1879:C:O4'	2.14	0.47
24:DA:2044:C:C6	24:DA:2044:C:H5'	2.35	0.47
24:DA:2134:A:H62	24:DA:2157:G:C1'	2.23	0.47
24:DA:228:A:C2'	24:DA:229:A:OP1	2.62	0.47
24:DA:2311:A:C2'	24:DA:2312:U:C5	2.97	0.47
24:DA:270(W):G:H2'	24:DA:270(X):G:O4'	2.14	0.47
24:DA:592:G:H21	53:D8:4:MET:HE2	1.79	0.47
24:DA:675:A:OP1	28:DF:63:LYS:NZ	2.47	0.47
24:DA:716:A:C2	24:DA:717:G:H1'	2.49	0.47
24:DA:995:C:O2'	24:DA:996:A:OP2	2.26	0.47
26:DD:134:ARG:HB2	26:DD:135:PHE:CD2	2.49	0.47
26:DD:35:LYS:HD3	26:DD:63:ARG:HB3	1.96	0.47
27:DE:195:LEU:HD12	27:DE:196:VAL:N	2.29	0.47
27:DE:52:LEU:HB2	27:DE:75:VAL:CG2	2.40	0.47
28:DF:196:LEU:C	28:DF:197:ASP:O	2.50	0.47
29:DG:36:LYS:HA	29:DG:95:ARG:HG2	1.95	0.47
30:DH:131:VAL:HG12	30:DH:132:ARG:N	2.29	0.47
32:DM:137:LYS:CG	32:DM:138:LEU:N	2.77	0.47
34:DO:147:LEU:N	34:DO:147:LEU:HD22	2.28	0.47
46:DZ:25:LYS:C	46:DZ:27:GLU:H	2.17	0.47
23:A1:19:A:C8	23:A1:19:A:H5'	2.48	0.47
1:AA:1234:C:O2'	1:AA:1235:U:H5'	2.14	0.47
1:AA:1288:A:H1'	1:AA:1352:C:O2'	2.14	0.47
1:AA:1287:A:C2	1:AA:1353:G:H1'	2.50	0.47
1:AA:1360:A:H8	1:AA:1360:A:OP1	1.97	0.47
1:AA:1319:A:C2	1:AA:1361:G:N2	2.83	0.47
1:AA:1386:G:C2	1:AA:1387:G:N7	2.83	0.47
1:AA:1502:A:C2	1:AA:1505:G:N2	2.78	0.47
1:AA:198:G:O2'	1:AA:199:G:H5'	2.13	0.47
1:AA:497:U:H2'	1:AA:497:U:O2	2.13	0.47
1:AA:50:A:O2'	1:AA:52:G:N9	2.47	0.47
1:AA:680:C:H2'	1:AA:681:C:C6	2.50	0.47
22:AD:33:U:H2'	22:AD:35:A:OP2	2.14	0.47
2:AE:80:ILE:HG21	2:AE:208:ILE:CD1	2.44	0.47
3:AF:182:ILE:HG23	3:AF:202:ILE:O	2.15	0.47

Continued on next page...

Continued from previous page...

Atom-1	Atom-2	Interatomic distance (Å)	Clash overlap (Å)
4:AG:34:GLU:O	4:AG:35:ARG:HB2	2.14	0.47
9:AL:33:PHE:O	9:AL:37:PHE:HB2	2.14	0.47
10:AM:60:ARG:CG	10:AM:61:GLU:N	2.77	0.47
12:AO:33:ARG:HE	12:AO:33:ARG:HA	1.79	0.47
13:AP:11:ARG:O	13:AP:12:ASN:C	2.53	0.47
14:AQ:9:LYS:HG2	14:AQ:12:ARG:NH1	2.29	0.47
17:AT:80:GLY:O	17:AT:81:ARG:CB	2.62	0.47
19:AV:67:VAL:HG11	49:B4:59:PHE:HD1	1.77	0.47
19:AV:7:LYS:CE	19:AV:8:GLY:H	2.19	0.47
20:AW:33:ILE:HD11	20:AW:62:LEU:C	2.35	0.47
24:BA:1335:U:O2'	24:BA:1336:A:H5'	2.15	0.47
24:BA:1709:U:H2'	24:BA:1710:C:C6	2.49	0.47
24:BA:2399:G:H2'	24:BA:2400:G:O4'	2.15	0.47
24:BA:2422:A:H4'	24:BA:2423:U:OP1	2.14	0.47
24:BA:2468:G:N2	24:BA:2481:G:H2'	2.29	0.47
24:BA:2562:U:H2'	24:BA:2563:U:H5'	1.96	0.47
24:BA:2637:U:H5'	27:BE:82:ARG:HH21	1.80	0.47
24:BA:270(B):A:H8	24:BA:270(C):C:C6	2.32	0.47
24:BA:566:U:H2'	24:BA:567:A:O4'	2.15	0.47
24:BA:678:C:H2'	24:BA:679:C:H6	1.80	0.47
26:BD:93:ALA:HB2	26:BD:107:ALA:HB2	1.97	0.47
26:BD:129:ASN:O	26:BD:193:VAL:HG12	2.14	0.47
26:BD:34:VAL:O	26:BD:34:VAL:CG1	2.63	0.47
27:BE:36:ARG:O	27:BE:37:ARG:C	2.53	0.47
28:BF:12:LEU:O	28:BF:13:SER:C	2.53	0.47
29:BG:117:PHE:CE1	29:BG:119:GLY:HA2	2.49	0.47
1:AA:1423:G:H5'	33:BN:49:ARG:HH12	1.79	0.47
42:BT:12:VAL:HG22	42:BT:17:ALA:CB	2.43	0.47
43:BU:23:ARG:HH11	43:BU:23:ARG:CG	2.26	0.47
43:BU:76:CYS:CB	43:BU:96:ILE:HD11	2.44	0.47
43:BU:75:ILE:CG1	43:BU:79:CYS:HA	2.45	0.47
44:BV:107:THR:CB	44:BV:108:PRO:CD	2.89	0.47
47:BW:33:MET:O	47:BW:37:PHE:CD1	2.67	0.47
1:CA:1275:A:O2'	1:CA:1276:G:H5'	2.14	0.47
1:CA:1316:G:H5''	14:CQ:17:LYS:CE	2.44	0.47
1:CA:468:A:H2'	1:CA:474:G:H5'	1.96	0.47
2:CE:200:ILE:HD12	2:CE:200:ILE:H	1.79	0.47
3:CF:16:ARG:NH2	3:CF:183:ASP:OD2	2.47	0.47
9:CL:106:ALA:O	9:CL:108:VAL:HG13	2.15	0.47
9:CL:5:TYR:OH	9:CL:7:THR:HG23	2.15	0.47
12:CO:61:THR:O	12:CO:63:GLY:N	2.45	0.47

Continued on next page...

Continued from previous page...

Atom-1	Atom-2	Interatomic distance (Å)	Clash overlap (Å)
12:CO:43:VAL:HG23	12:CO:93:LEU:HD22	1.97	0.47
13:CP:23:TYR:HB2	13:CP:67:GLU:OE1	2.15	0.47
20:CW:50:GLU:CG	20:CW:51:GLU:N	2.76	0.47
20:CW:49:ALA:HB2	20:CW:99:LEU:HD22	1.97	0.47
39:D1:106:PHE:O	39:D1:109:LEU:HB2	2.15	0.47
40:D2:48:GLY:O	40:D2:49:THR:C	2.52	0.47
45:D3:74:ARG:O	45:D3:76:GLY:N	2.47	0.47
24:DA:2420:C:OP1	53:D8:34:TRP:HB2	2.14	0.47
24:DA:1309:G:H4'	52:D7:7:PRO:HB2	1.96	0.47
24:DA:1385:G:C4'	24:DA:1386:C:OP1	2.63	0.47
24:DA:1538:G:N2	24:DA:1539:G:C4	2.82	0.47
24:DA:1569:A:H2'	24:DA:1570:A:O4'	2.15	0.47
24:DA:1605:C:H5'	24:DA:1610:A:N6	2.30	0.47
24:DA:1761:C:N4	24:DA:1762:A:H62	2.11	0.47
24:DA:2540:C:H2'	24:DA:2541:A:O4'	2.14	0.47
24:DA:275:G:O2'	24:DA:276:A:H8	1.98	0.47
24:DA:34:C:C5	24:DA:454:A:O2'	2.67	0.47
24:DA:687:C:H2'	24:DA:687:C:O2	2.13	0.47
24:DA:729:G:OP1	26:DD:10:THR:HG21	2.14	0.47
24:DA:994:C:H3'	39:D1:54:LYS:HE3	1.95	0.47
27:DE:65:GLY:HA2	27:DE:70:ALA:HB3	1.95	0.47
27:DE:78:LEU:CD2	27:DE:79:ARG:HD2	2.43	0.47
27:DE:89:ASP:O	27:DE:90:THR:O	2.33	0.47
28:DF:132:VAL:O	28:DF:133:ASN:C	2.52	0.47
28:DF:53:THR:C	28:DF:55:GLY:N	2.68	0.47
29:DG:106:LEU:HA	29:DG:110:ALA:CB	2.44	0.47
29:DG:16:ARG:NH2	29:DG:28:VAL:O	2.48	0.47
31:DK:114:LEU:O	31:DK:128:LEU:HD12	2.15	0.47
31:DK:73:GLU:HG3	31:DK:136:VAL:CG2	2.43	0.47
31:DK:77:LEU:HD12	31:DK:140:LEU:HB2	1.97	0.47
34:DO:112:LEU:HD12	34:DO:127:ALA:CB	2.44	0.47
37:DQ:40:ILE:HG22	37:DQ:41:ASP:N	2.28	0.47
41:DS:66:GLU:O	41:DS:69:LEU:HG	2.14	0.47
44:DV:108:PRO:CG	44:DV:112:ARG:N	2.70	0.47
47:DW:17:SER:CB	47:DW:18:PRO:CA	2.92	0.47
1:AA:1338:G:H2'	1:AA:1339:A:C8	2.50	0.47
1:AA:410:G:OP2	4:AG:25:ARG:HG3	2.15	0.47
1:AA:531:U:C4'	1:AA:532:A:OP1	2.63	0.47
1:AA:533:A:O2'	1:AA:534:U:OP1	2.26	0.47
1:AA:968:A:C5'	1:AA:969:A:OP2	2.59	0.47
22:AD:22:G:HO2'	22:AD:23:C:P	2.36	0.47

Continued on next page...

Continued from previous page...

Atom-1	Atom-2	Interatomic distance (Å)	Clash overlap (Å)
2:AE:221:LEU:HD12	2:AE:222:ILE:N	2.30	0.47
2:AE:218:ALA:O	2:AE:222:ILE:HG13	2.15	0.47
3:AF:79:ARG:NH2	3:AF:84:ILE:HG21	2.29	0.47
4:AG:157:LEU:O	4:AG:161:ASN:ND2	2.47	0.47
5:AH:11:ILE:CG2	5:AH:12:LEU:N	2.77	0.47
5:AH:71:LEU:HD21	5:AH:115:VAL:HG13	1.97	0.47
5:AH:83:GLU:HA	5:AH:87:SER:O	2.14	0.47
7:AJ:29:LYS:HB2	7:AJ:105:VAL:HG21	1.96	0.47
8:AK:91:ARG:HG2	8:AK:91:ARG:HH11	1.80	0.47
9:AL:7:THR:HB	9:AL:83:ARG:HD2	1.96	0.47
10:AM:5:ARG:O	10:AM:98:ILE:HA	2.14	0.47
12:AO:54:LYS:HZ1	12:AO:75:HIS:HE1	1.63	0.47
19:AV:36:ARG:O	19:AV:37:ARG:C	2.52	0.47
36:B0:104:ARG:H	36:B0:108:GLY:HA2	1.79	0.47
40:B2:69:LYS:HD3	40:B2:85:LYS:NZ	2.30	0.47
24:BA:1528:A:H2	24:BA:1543:A:N1	2.13	0.47
24:BA:2057:A:H2'	24:BA:2058:A:O4'	2.14	0.47
24:BA:2116:G:O6	24:BA:2172:U:C5	2.68	0.47
24:BA:2497:A:H1'	24:BA:2498:C:C5	2.47	0.47
24:BA:324:A:H2'	24:BA:325:G:O4'	2.15	0.47
24:BA:554:U:O2'	24:BA:556:G:C8	2.59	0.47
24:BA:621:A:C2	24:BA:622:G:C4	3.03	0.47
24:BA:634:C:H2'	24:BA:635:C:C6	2.49	0.47
24:BA:704:G:O2'	24:BA:705:A:P	2.72	0.47
25:BB:66:A:C2'	25:BB:67:G:OP2	2.63	0.47
26:BD:117:VAL:HG21	26:BD:128:GLY:O	2.15	0.47
26:BD:24:ILE:O	26:BD:25:THR:C	2.52	0.47
24:BA:1813:G:H1'	26:BD:50:THR:OG1	2.15	0.47
26:BD:94:LEU:CD2	26:BD:94:LEU:C	2.83	0.47
27:BE:8:LYS:O	27:BE:9:VAL:C	2.51	0.47
28:BF:20:LEU:HD13	28:BF:199:TRP:CZ3	2.50	0.47
28:BF:61:GLY:O	28:BF:62:ARG:O	2.33	0.47
29:BG:111:LEU:CB	29:BG:112:PRO:HD3	2.33	0.47
35:BP:61:GLY:O	35:BP:63:LYS:N	2.39	0.47
37:BQ:20:ARG:C	37:BQ:22:GLY:H	2.18	0.47
37:BQ:7:TYR:O	37:BQ:9:ARG:N	2.48	0.47
37:BQ:88:ASP:CG	37:BQ:89:ARG:H	2.18	0.47
44:BV:76:LEU:HD23	44:BV:76:LEU:H	1.80	0.47
23:C1:13:A:O2'	23:C1:14:A:P	2.72	0.47
1:CA:1146:A:H8	1:CA:1146:A:H5'	1.78	0.47
1:CA:1052:U:N3	1:CA:1200:C:N3	2.62	0.47

Continued on next page...

Continued from previous page...

Atom-1	Atom-2	Interatomic distance (Å)	Clash overlap (Å)
1:CA:1369:C:H2'	1:CA:1370:G:C8	2.50	0.47
1:CA:266:G:O2'	1:CA:267:C:P	2.72	0.47
1:CA:324:G:O2'	1:CA:326:G:N7	2.38	0.47
1:CA:428:G:O2'	1:CA:429:U:OP2	2.30	0.47
1:CA:585:G:O2'	1:CA:879:C:H5''	2.13	0.47
1:CA:625:G:H2'	1:CA:626:U:H6	1.77	0.47
1:CA:872:A:C5	1:CA:874:G:C8	3.02	0.47
1:CA:96:G:C2'	1:CA:97:U:C5'	2.77	0.47
2:CE:224:GLN:HA	2:CE:229:VAL:HG23	1.97	0.47
2:CE:71:VAL:HG23	2:CE:164:VAL:HG13	1.97	0.47
4:CG:114:ARG:CG	4:CG:114:ARG:NH1	2.77	0.47
4:CG:11:LEU:CD2	4:CG:66:ARG:HD3	2.41	0.47
4:CG:153:ARG:CZ	4:CG:181:MET:HG3	2.44	0.47
1:CA:1374:A:O2'	7:CJ:28:ASN:HB3	2.13	0.47
13:CP:30:ALA:O	13:CP:33:ALA:N	2.47	0.47
15:CR:50:HIS:O	15:CR:53:HIS:N	2.47	0.47
24:DA:1278:A:OP1	36:D0:36:THR:HG22	2.14	0.47
36:D0:56:LYS:HE2	36:D0:94:TYR:OH	2.15	0.47
39:D1:107:ALA:O	39:D1:110:VAL:HB	2.14	0.47
50:D5:57:VAL:HG13	50:D5:57:VAL:O	2.13	0.47
24:DA:1042:G:H2'	24:DA:1043:C:H6	1.78	0.47
24:DA:1236:G:C4'	24:DA:1237:A:OP1	2.56	0.47
24:DA:137(A):G:H2'	24:DA:139:G:N7	2.29	0.47
24:DA:1926:U:C2	24:DA:1929:G:C6	3.02	0.47
24:DA:1936:A:C8	24:DA:1940:U:O2	2.68	0.47
24:DA:222:A:O2'	24:DA:223:A:O5'	2.29	0.47
24:DA:2286:A:H61	51:D6:24:GLU:CD	2.17	0.47
24:DA:237:C:O2'	24:DA:238:C:H5'	2.15	0.47
24:DA:2756:U:H4'	24:DA:2757:A:OP1	2.15	0.47
24:DA:278:A:H5'	24:DA:278:A:C8	2.49	0.47
24:DA:2822:G:H2'	24:DA:2823:A:H5''	1.97	0.47
24:DA:943:U:OP2	34:DO:36:LYS:HG2	2.13	0.47
24:DA:974:G:N2	24:DA:989:G:O2'	2.47	0.47
25:DB:51:G:H5'	25:DB:52:A:OP2	2.15	0.47
29:DG:14:GLU:O	29:DG:17:PRO:HG2	2.15	0.47
30:DH:154:PRO:CG	30:DH:162:ILE:O	2.61	0.47
30:DH:67:LEU:O	30:DH:71:LEU:HB2	2.15	0.47
31:DK:54:GLN:O	31:DK:57:ARG:HG3	2.14	0.47
32:DM:57:ALA:CA	32:DM:60:ILE:HD11	2.44	0.47
38:DR:29:ARG:NH1	38:DR:46:GLU:OE1	2.48	0.47
33:DN:104:ARG:HD3	38:DR:36:GLU:OE2	2.15	0.47

Continued on next page...

Continued from previous page...

Atom-1	Atom-2	Interatomic distance (Å)	Clash overlap (Å)
42:DT:35:THR:O	42:DT:37:THR:N	2.47	0.47
43:DU:19:LYS:HE3	43:DU:20:TYR:CE1	2.49	0.47
43:DU:39:VAL:O	43:DU:40:GLU:OE2	2.32	0.47
43:DU:56:PRO:O	43:DU:58:GLY:N	2.47	0.47
46:DZ:83:GLU:OE1	46:DZ:85:LEU:HB2	2.15	0.47
1:AA:1462:G:H2'	1:AA:1463:C:H6	1.79	0.47
1:AA:560:U:HO2'	1:AA:561:U:P	2.32	0.47
1:AA:713:G:N2	1:AA:777:A:O4'	2.41	0.47
1:AA:794:A:C2	1:AA:795:C:N3	2.83	0.47
1:AA:923:A:H2'	1:AA:924:C:H6	1.79	0.47
2:AE:164:VAL:CG1	2:AE:165:VAL:H	2.28	0.47
2:AE:46:LYS:HA	2:AE:49:GLU:HB2	1.96	0.47
3:AF:109:PRO:HA	3:AF:115:LEU:HD12	1.97	0.47
3:AF:161:GLU:OE2	3:AF:162:GLN:N	2.48	0.47
4:AG:150:GLU:O	4:AG:151:LYS:C	2.53	0.47
4:AG:173:TRP:C	4:AG:186:LEU:HD12	2.35	0.47
5:AH:144:THR:O	5:AH:148:VAL:HG23	2.15	0.47
7:AJ:113:GLU:O	7:AJ:119:ARG:NH1	2.46	0.47
7:AJ:155:ARG:CG	7:AJ:155:ARG:NH1	2.78	0.47
9:AL:17:VAL:HG21	9:AL:81:ILE:N	2.30	0.47
9:AL:77:ILE:HG22	9:AL:81:ILE:HG13	1.96	0.47
10:AM:6:ILE:HG22	10:AM:98:ILE:CG1	2.45	0.47
15:AR:23:GLY:O	15:AR:28:GLN:HG3	2.15	0.47
18:AU:71:LYS:HA	18:AU:74:ARG:CD	2.45	0.47
20:AW:32:ALA:O	20:AW:36:LEU:HB2	2.15	0.47
39:B1:82:GLY:HA3	39:B1:113:ALA:HB1	1.96	0.47
39:B1:17:ILE:O	39:B1:20:LEU:N	2.47	0.47
50:B5:4:HIS:CB	50:B5:5:PRO:CD	2.76	0.47
24:BA:180:G:OP2	52:B7:32:LYS:CE	2.63	0.47
53:B8:33:ASN:O	53:B8:34:TRP:CD1	2.68	0.47
24:BA:585:G:N1	24:BA:1253:A:OP1	2.47	0.47
24:BA:1528:A:N1	24:BA:1543:A:C2	2.81	0.47
24:BA:1639:U:H2'	24:BA:1640:C:C5'	2.44	0.47
24:BA:1647:G:OP2	24:BA:1647:G:H3'	2.15	0.47
24:BA:1755:A:H2'	24:BA:1756:G:H5'	1.96	0.47
24:BA:2312:U:H2'	24:BA:2313:C:H6	1.79	0.47
24:BA:2562:U:C2'	24:BA:2563:U:H5'	2.44	0.47
26:BD:27:THR:CG2	26:BD:28:GLU:N	2.55	0.47
26:BD:44:ASN:HB2	26:BD:49:ILE:HA	1.92	0.47
26:BD:80:ALA:HB2	26:BD:96:HIS:CD2	2.50	0.47
29:BG:122:PRO:HD3	29:BG:180:PHE:O	2.14	0.47

Continued on next page...

Continued from previous page...

Atom-1	Atom-2	Interatomic distance (Å)	Clash overlap (Å)
32:BM:56:ASN:HA	32:BM:124:ALA:HA	1.97	0.47
33:BN:87:ILE:HG22	33:BN:92:GLU:N	2.28	0.47
34:BO:131:SER:O	34:BO:132:LYS:C	2.51	0.47
37:BQ:49:VAL:HG22	37:BQ:80:LEU:CD1	2.42	0.47
42:BT:18:TYR:C	42:BT:20:GLY:N	2.68	0.47
43:BU:31:LEU:HD22	43:BU:33:LYS:NZ	2.29	0.47
44:BV:165:VAL:CG2	44:BV:169:GLU:HG2	2.44	0.47
47:BW:10:LEU:O	47:BW:12:GLU:N	2.48	0.47
23:C1:16:A:H2'	23:C1:17:U:O4'	2.14	0.47
1:CA:1054:C:O2'	1:CA:1055:A:C5'	2.63	0.47
1:CA:1071:C:H2'	1:CA:1072:G:H8	1.77	0.47
1:CA:1322:C:H5'	13:CP:100:GLY:HA2	1.97	0.47
1:CA:279:A:H5''	1:CA:280:C:H3'	1.96	0.47
1:CA:407:G:O2'	4:CG:116:GLN:HG3	2.15	0.47
1:CA:651:C:H2'	1:CA:652:U:O4'	2.15	0.47
1:CA:980:C:H3'	1:CA:981:U:C6	2.50	0.47
2:CE:220:ASP:O	2:CE:223:ILE:N	2.48	0.47
2:CE:86:GLU:C	2:CE:88:ALA:H	2.17	0.47
6:CI:19:LEU:HD23	6:CI:19:LEU:C	2.35	0.47
14:CQ:8:GLU:C	14:CQ:10:ALA:N	2.68	0.47
14:CQ:40:CYS:O	14:CQ:42:ILE:N	2.48	0.47
17:CT:63:ARG:HG2	17:CT:64:PRO:CD	2.45	0.47
17:CT:98:LEU:O	17:CT:99:SER:C	2.53	0.47
36:D0:1:MET:SD	36:D0:1:MET:N	2.75	0.47
39:D1:92:ARG:CZ	39:D1:94:ASN:HD22	2.27	0.47
24:DA:1188:U:H4'	40:D2:79:VAL:CG2	2.45	0.47
49:D4:38:LYS:C	49:D4:40:HIS:H	2.07	0.47
49:D4:50:VAL:O	49:D4:50:VAL:CG1	2.63	0.47
51:D6:20:ASN:O	51:D6:21:TYR:HB2	2.15	0.47
24:DA:1078:U:C2'	24:DA:1079:C:OP2	2.63	0.47
24:DA:1472:A:H2'	24:DA:1473:G:O4'	2.15	0.47
24:DA:153:C:O2'	24:DA:154:G:H5'	2.14	0.47
24:DA:2656:U:C3'	24:DA:2656:U:C6	2.97	0.47
24:DA:2524:G:H2'	24:DA:2741:A:C2	2.50	0.47
24:DA:2630:G:O4'	24:DA:2894:G:H1'	2.14	0.47
24:DA:507:A:C5'	24:DA:508:G:H5'	2.45	0.47
26:DD:231:HIS:ND1	26:DD:232:PRO:HD2	2.30	0.47
26:DD:32:SER:O	26:DD:33:LEU:CB	2.60	0.47
27:DE:120:TRP:O	27:DE:121:ASN:HB2	2.14	0.47
27:DE:61:ARG:O	27:DE:63:LEU:CG	2.57	0.47
31:DK:74:ASN:ND2	31:DK:75:LEU:N	2.63	0.47

Continued on next page...

Continued from previous page...

Atom-1	Atom-2	Interatomic distance (Å)	Clash overlap (Å)
32:DM:67:LEU:O	32:DM:88:GLU:HG3	2.14	0.47
34:DO:115:LEU:CD1	34:DO:116:GLY:N	2.78	0.47
34:DO:126:VAL:HA	34:DO:145:PRO:HD2	1.95	0.47
37:DQ:56:LEU:O	37:DQ:57:LYS:C	2.53	0.47
42:DT:43:VAL:HG11	42:DT:51:VAL:HG21	1.97	0.47
44:DV:125:LEU:HG	44:DV:164:ALA:CB	2.45	0.47
44:DV:120:ILE:HD12	44:DV:171:ILE:N	2.29	0.47
46:DZ:29:GLY:C	46:DZ:30:VAL:CG2	2.82	0.47
1:AA:1065:U:O2'	1:AA:1066:C:OP2	2.31	0.47
1:AA:1090:U:H2'	1:AA:1091:U:C6	2.50	0.47
1:AA:1094:G:H2'	1:AA:1095:U:OP2	2.14	0.47
1:AA:1350:A:H2'	1:AA:1351:U:O4'	2.15	0.47
1:AA:445:G:H2'	1:AA:446:G:H8	1.79	0.47
1:AA:781:A:H5'	1:AA:782:A:OP2	2.15	0.47
1:AA:934:C:H5	1:AA:1344:C:H2'	1.80	0.47
1:AA:968:A:C4'	1:AA:969:A:OP2	2.62	0.47
6:AI:83:ASP:N	6:AI:83:ASP:OD2	2.47	0.47
7:AJ:38:LEU:CD1	7:AJ:38:LEU:H	2.27	0.47
8:AK:40:ALA:O	8:AK:42:GLU:N	2.47	0.47
9:AL:9:ARG:HB3	9:AL:104:ARG:NE	2.30	0.47
10:AM:54:PHE:CG	10:AM:55:LYS:N	2.83	0.47
11:AN:13:GLN:HG3	11:AN:76:GLY:O	2.15	0.47
11:AN:24:SER:OG	11:AN:25:TYR:N	2.46	0.47
14:AQ:12:ARG:C	14:AQ:14:PRO:HD3	2.35	0.47
19:AV:36:ARG:HG3	19:AV:72:GLY:H	1.78	0.47
40:B2:67:GLY:O	40:B2:88:ARG:CD	2.62	0.47
45:B3:50:ASN:ND2	45:B3:83:PRO:HD3	2.30	0.47
49:B4:24:THR:CG2	49:B4:25:TYR:N	2.68	0.47
49:B4:40:HIS:H	49:B4:41:PRO:HD3	1.75	0.47
49:B4:58:ARG:O	49:B4:62:ARG:N	2.47	0.47
50:B5:31:VAL:HG13	50:B5:42:PRO:HG3	1.97	0.47
24:BA:530:G:N3	24:BA:2021:C:O2'	2.48	0.47
24:BA:208:C:H2'	24:BA:209:C:C6	2.48	0.47
24:BA:2178:C:O2'	24:BA:2179:C:H5'	2.14	0.47
24:BA:2838:G:O2'	36:B0:45:ARG:NH1	2.48	0.47
24:BA:30:G:C5	24:BA:31:C:C4	3.03	0.47
24:BA:528:A:H2	24:BA:2043:C:C5'	2.27	0.47
24:BA:546:C:H6	24:BA:546:C:OP1	1.98	0.47
24:BA:654(C):G:C5	24:BA:654(S):G:N2	2.82	0.47
24:BA:945:A:C2	24:BA:2448:A:C6	3.03	0.47
26:BD:213:ARG:HG3	26:BD:213:ARG:HH11	1.80	0.47

Continued on next page...

Continued from previous page...

Atom-1	Atom-2	Interatomic distance (Å)	Clash overlap (Å)
26:BD:23:GLU:C	26:BD:25:THR:N	2.68	0.47
26:BD:246:PRO:HB2	26:BD:255:LYS:CD	2.45	0.47
29:BG:101:ILE:HD12	29:BG:105:LYS:HE2	1.97	0.47
29:BG:81:LYS:CD	29:BG:81:LYS:N	2.72	0.47
29:BG:96:ARG:O	29:BG:98:ARG:N	2.47	0.47
30:BH:16:SER:HB3	30:BH:27:LYS:O	2.15	0.47
30:BH:89:ILE:CG1	30:BH:90:LYS:H	2.28	0.47
31:BK:101:LEU:HD23	31:BK:101:LEU:N	2.30	0.47
32:BM:62:VAL:CG2	32:BM:66:LYS:HG3	2.44	0.47
34:BO:90:ARG:HG2	34:BO:91:PHE:CD1	2.47	0.47
35:BP:141:GLN:NE2	44:BV:73:GLN:C	2.68	0.47
35:BP:66:ILE:N	35:BP:66:ILE:HD13	2.30	0.47
37:BQ:11:LYS:HD3	37:BQ:91:PRO:HD3	1.96	0.47
44:BV:31:ARG:HG2	44:BV:31:ARG:NH1	2.30	0.47
47:BW:65:ASN:ND2	47:BW:69:ARG:NH2	2.48	0.47
23:C1:9:G:O2'	23:C1:10:G:C5'	2.59	0.47
1:CA:106:C:O2'	1:CA:107:G:H5'	2.15	0.47
1:CA:1355:G:O2'	1:CA:1356:G:H5'	2.15	0.47
1:CA:932:C:C2	1:CA:1386:G:C2	3.03	0.47
1:CA:1533:C:H2'	1:CA:1534:A:H5''	1.95	0.47
1:CA:402:G:O2'	1:CA:403:C:H5'	2.14	0.47
1:CA:46:G:O2'	1:CA:365:U:H1'	2.15	0.47
1:CA:748:C:O2'	1:CA:749:C:O5'	2.31	0.47
2:CE:116:GLU:HA	2:CE:119:GLU:HB3	1.96	0.47
3:CF:203:PHE:O	3:CF:204:LEU:HD23	2.14	0.47
3:CF:95:THR:CG2	3:CF:96:GLY:H	2.10	0.47
4:CG:173:TRP:C	4:CG:186:LEU:HB2	2.35	0.47
6:CI:32:ASN:H	6:CI:32:ASN:HD22	1.62	0.47
7:CJ:50:ILE:HG21	7:CJ:61:VAL:HG21	1.97	0.47
9:CL:112:LYS:HD3	9:CL:112:LYS:C	2.35	0.47
11:CN:102:GLY:O	11:CN:103:LEU:C	2.53	0.47
12:CO:127:GLU:O	12:CO:128:ALA:CB	2.62	0.47
13:CP:65:LYS:NZ	49:D4:52:THR:HG21	2.30	0.47
15:CR:76:GLU:O	15:CR:78:TYR:N	2.48	0.47
18:CU:31:LEU:CD2	18:CU:31:LEU:H	2.27	0.47
40:D2:4:ILE:HA	40:D2:12:TYR:O	2.14	0.47
40:D2:6:LYS:HD3	40:D2:11:GLN:HG2	1.96	0.47
45:D3:53:MET:HB3	45:D3:59:LEU:HD23	1.97	0.47
45:D3:37:LEU:N	45:D3:59:LEU:O	2.41	0.47
49:D4:33:VAL:CG1	49:D4:34:GLU:H	2.22	0.47
49:D4:50:VAL:O	49:D4:50:VAL:HG13	2.15	0.47

Continued on next page...

Continued from previous page...

Atom-1	Atom-2	Interatomic distance (Å)	Clash overlap (Å)
1:CA:1312:G:P	49:D4:58:ARG:HH12	2.38	0.47
24:DA:1212:G:H1'	24:DA:1237:A:N6	2.30	0.47
24:DA:1215:G:C2'	24:DA:1216:G:H5'	2.45	0.47
24:DA:1221:C:C2	24:DA:1222:C:C5	3.03	0.47
24:DA:1317:A:H2'	24:DA:1318:C:C6	2.50	0.47
24:DA:1374:G:H2'	24:DA:1375:C:C6	2.50	0.47
24:DA:175:G:C2'	24:DA:176:G:H5'	2.43	0.47
24:DA:1774:C:O2	24:DA:1774:C:H2'	2.15	0.47
24:DA:2389:G:C5'	24:DA:2390:U:H5'	2.28	0.47
24:DA:265:A:H2'	24:DA:266:G:O4'	2.15	0.47
24:DA:2751:G:O5'	24:DA:2751:G:C8	2.65	0.47
24:DA:2848:G:O2'	24:DA:2849:U:P	2.72	0.47
24:DA:2867:G:O2'	24:DA:2868:A:H8	1.97	0.47
24:DA:405:U:C2'	24:DA:405:U:O2	2.62	0.47
24:DA:701:G:H2'	24:DA:702:G:H5''	1.97	0.47
24:DA:992:C:H2'	24:DA:993:G:H8	1.78	0.47
26:DD:136:ILE:N	26:DD:136:ILE:HD12	2.30	0.47
24:DA:2572:A:N7	27:DE:144:ARG:HB3	2.30	0.47
27:DE:22:PRO:CG	27:DE:22:PRO:O	2.63	0.47
27:DE:56:PRO:O	27:DE:57:LYS:CB	2.61	0.47
29:DG:106:LEU:HA	29:DG:110:ALA:HB3	1.95	0.47
29:DG:121:ASN:HD22	29:DG:122:PRO:HD2	1.79	0.47
30:DH:18:GLU:HA	30:DH:18:GLU:OE2	2.15	0.47
31:DK:9:LEU:O	31:DK:10:GLU:O	2.33	0.47
24:DA:385:C:O2	34:DO:71:VAL:HG21	2.15	0.47
34:DO:81:GLN:HB3	34:DO:110:TYR:HB3	1.97	0.47
43:DU:44:ILE:O	43:DU:62:GLU:O	2.32	0.47
43:DU:56:PRO:O	43:DU:57:GLN:C	2.53	0.47
1:AA:1014:A:H2'	1:AA:1015:A:C8	2.49	0.47
1:AA:389:A:N3	1:AA:389:A:H2'	2.29	0.47
1:AA:779:C:O2'	1:AA:780:A:H5'	2.15	0.47
1:AA:795:C:O5'	1:AA:795:C:H6	1.98	0.47
22:AD:58:A:C8	22:AD:58:A:OP2	2.67	0.47
4:AG:58:LEU:O	4:AG:61:LYS:N	2.44	0.47
5:AH:127:ASN:O	5:AH:128:PRO:C	2.53	0.47
5:AH:93:PRO:HA	5:AH:118:ILE:CD1	2.45	0.47
9:AL:9:ARG:HA	9:AL:13:ALA:O	2.15	0.47
13:AP:4:ILE:HD11	13:AP:19:LEU:HD13	1.97	0.47
14:AQ:12:ARG:HG2	14:AQ:14:PRO:CD	2.37	0.47
16:AS:58:TYR:C	16:AS:60:LEU:N	2.68	0.47
16:AS:58:TYR:O	16:AS:62:VAL:HG22	2.14	0.47

Continued on next page...

Continued from previous page...

Atom-1	Atom-2	Interatomic distance (Å)	Clash overlap (Å)
36:B0:52:ILE:HG21	36:B0:94:TYR:CD2	2.50	0.47
36:B0:96:ARG:HG2	36:B0:97:VAL:N	2.29	0.47
39:B1:90:VAL:O	39:B1:91:ASP:C	2.53	0.47
24:BA:1087:G:H2'	24:BA:1089:G:C1'	2.45	0.47
24:BA:1255:U:C5'	24:BA:1256:G:H5''	2.41	0.47
24:BA:11:G:C2'	24:BA:12:U:H5'	2.45	0.47
24:BA:1312:U:H3'	42:BT:63:LYS:CE	2.45	0.47
24:BA:2126:A:H1'	24:BA:2127:G:H8	1.80	0.47
24:BA:2303:G:H2'	24:BA:2304:G:H5'	1.95	0.47
24:BA:2305:A:H2'	24:BA:2306:C:O4'	2.15	0.47
24:BA:648:G:O4'	24:BA:2351:G:H5''	2.15	0.47
24:BA:2391:G:H1'	24:BA:2424:C:H41	1.80	0.47
24:BA:2401:U:H2'	24:BA:2402:C:H1'	1.97	0.47
24:BA:2779:U:H1'	24:BA:2781:A:C6	2.50	0.47
24:BA:371:A:H1'	24:BA:373:U:C5	2.50	0.47
24:BA:601:C:H4'	28:BF:104:LYS:HZ3	1.80	0.47
27:BE:101:ARG:HH11	27:BE:171:GLU:N	2.12	0.47
27:BE:4:ILE:C	27:BE:5:LEU:HD23	2.35	0.47
29:BG:104:GLU:HG2	49:B4:23:GLU:CG	2.40	0.47
24:BA:2306:C:N4	29:BG:45:GLU:OE2	2.43	0.47
29:BG:5:VAL:CG1	29:BG:6:ALA:H	2.24	0.47
30:BH:17:VAL:HG11	30:BH:45:VAL:HG21	1.97	0.47
34:BO:83:VAL:HG13	34:BO:114:ILE:HA	1.95	0.47
24:BA:2250:G:C2	35:BP:82:ARG:CD	2.98	0.47
41:BS:25:ARG:HA	41:BS:71:VAL:HG11	1.97	0.47
44:BV:93:ASP:C	44:BV:95:PRO:HD2	2.35	0.47
24:BA:153:C:OP1	46:BZ:88:LYS:HE3	2.15	0.47
46:BZ:92:LYS:O	46:BZ:93:GLU:CG	2.63	0.47
1:CA:9:G:H2'	1:CA:10:A:C8	2.48	0.47
1:CA:1201:A:C2'	1:CA:1202:G:OP2	2.62	0.47
1:CA:356:A:O2'	1:CA:357:G:H5'	2.15	0.47
1:CA:583:A:N6	1:CA:758:G:O2'	2.48	0.47
22:CC:20:U:H3'	22:CC:21:A:H5'	1.96	0.47
2:CE:178:ARG:NH2	8:CK:68:ARG:NH2	2.62	0.47
2:CE:92:TYR:CD1	2:CE:92:TYR:C	2.88	0.47
3:CF:124:ILE:C	3:CF:126:ARG:H	2.19	0.47
5:CH:42:GLY:CA	5:CH:136:MET:HE1	2.45	0.47
5:CH:77:PRO:HG2	5:CH:142:LEU:HD22	1.97	0.47
6:CI:69:GLU:O	6:CI:71:ARG:N	2.48	0.47
7:CJ:50:ILE:CG2	7:CJ:61:VAL:HG21	2.45	0.47
8:CK:86:ILE:HG12	8:CK:135:CYS:HA	1.96	0.47

Continued on next page...

Continued from previous page...

Atom-1	Atom-2	Interatomic distance (Å)	Clash overlap (Å)
1:CA:742:G:C5'	15:CR:58:MET:HE1	2.45	0.47
19:CV:40:ILE:CG1	19:CV:41:VAL:N	2.78	0.47
20:CW:93:GLU:HG2	20:CW:93:GLU:O	2.14	0.47
36:D0:61:HIS:O	36:D0:65:LEU:HD13	2.14	0.47
39:D1:91:ASP:O	39:D1:92:ARG:C	2.53	0.47
24:DA:1085:A:HO2'	24:DA:1086:A:P	2.37	0.47
24:DA:1086:A:C2'	24:DA:1086:A:N3	2.78	0.47
24:DA:1022:G:N2	24:DA:1142(A):A:C2	2.77	0.47
24:DA:1195:G:C2'	24:DA:1196:C:H5'	2.45	0.47
24:DA:221:A:H4'	24:DA:222:A:O5'	2.15	0.47
24:DA:1782:C:H1'	24:DA:2609:U:O4'	2.15	0.47
24:DA:2795:G:C3'	24:DA:2797:U:C5'	2.79	0.47
24:DA:2804:C:O2'	24:DA:2805:G:H5'	2.15	0.47
24:DA:360:G:O2'	24:DA:361:G:H5'	2.15	0.47
24:DA:469:G:C2'	24:DA:470:A:H5''	2.45	0.47
24:DA:922:U:H2'	24:DA:923:C:C6	2.50	0.47
25:DB:45:A:C1'	29:DG:95:ARG:NH1	2.77	0.47
26:DD:145:VAL:O	26:DD:153:ALA:HA	2.14	0.47
28:DF:162:LEU:HD23	28:DF:165:ARG:HH21	1.79	0.47
30:DH:104:GLU:HG3	30:DH:114:VAL:HG22	1.96	0.47
31:DK:133:HIS:CB	31:DK:134:PRO:CD	2.92	0.47
32:DM:73:THR:HA	32:DM:83:LYS:O	2.15	0.47
33:DN:53:LYS:CD	33:DN:56:ASP:OD1	2.63	0.47
35:DP:58:PHE:O	35:DP:59:ARG:C	2.53	0.47
38:DR:51:ARG:CG	38:DR:98:LYS:HG3	2.44	0.47
41:DS:4:LYS:HA	41:DS:106:ILE:HA	1.97	0.47
24:DA:1614:A:H62	41:DS:93:ALA:HB2	1.80	0.47
44:DV:156:LYS:HB2	44:DV:158:PRO:HD3	1.96	0.47
44:DV:26:GLY:HA3	44:DV:86:VAL:O	2.14	0.47
1:AA:1155:G:H2'	1:AA:1156:G:C5'	2.45	0.47
1:AA:1126:U:N3	1:AA:1281:U:O4'	2.44	0.47
1:AA:279:A:H5''	1:AA:281:G:O4'	2.15	0.47
1:AA:428:G:C1'	1:AA:430:A:C8	2.98	0.47
1:AA:432:A:H3'	1:AA:433:C:H6	1.80	0.47
1:AA:481:G:C4'	1:AA:482:A:OP1	2.62	0.47
1:AA:715:A:O2'	1:AA:716:A:H5'	2.15	0.47
1:AA:769:G:H4'	1:AA:1513:A:H4'	1.97	0.47
1:AA:872:A:HO2'	1:AA:873:A:P	2.38	0.47
1:AA:90:C:C2'	1:AA:90:C:O2	2.63	0.47
1:AA:981:U:H5'	14:AQ:21:TYR:CZ	2.50	0.47
1:AA:991:U:O2	1:AA:993:G:H1'	2.15	0.47

Continued on next page...

Continued from previous page...

Atom-1	Atom-2	Interatomic distance (Å)	Clash overlap (Å)
3:AF:186:PHE:HE1	3:AF:197:GLY:HA3	1.79	0.47
4:AG:190:ASP:O	4:AG:191:ARG:C	2.51	0.47
4:AG:14:ARG:O	4:AG:39:PRO:HG3	2.15	0.47
4:AG:86:LYS:CE	4:AG:86:LYS:HA	2.45	0.47
6:AI:35:ALA:CA	6:AI:67:MET:HB3	2.45	0.47
6:AI:75:LEU:HD23	6:AI:75:LEU:C	2.36	0.47
7:AJ:85:TYR:CE2	7:AJ:154:TYR:HE1	2.33	0.47
10:AM:46:ARG:HG2	10:AM:64:GLU:CB	2.45	0.47
11:AN:114:VAL:HG13	11:AN:114:VAL:O	2.15	0.47
11:AN:11:LYS:HE3	24:BA:2144:U:C4	2.46	0.47
13:AP:108:ARG:HG3	13:AP:108:ARG:HH11	1.80	0.47
18:AU:53:ARG:C	18:AU:55:ARG:H	2.17	0.47
19:AV:42:PRO:O	19:AV:43:GLU:CB	2.54	0.47
20:AW:82:SER:OG	20:AW:83:ARG:N	2.47	0.47
45:B3:84:LEU:HD22	45:B3:84:LEU:O	2.15	0.47
53:B8:46:ARG:HH11	53:B8:46:ARG:CB	2.27	0.47
24:BA:1464:C:C2'	24:BA:1528:A:H8	2.28	0.47
24:BA:1681:G:C2'	24:BA:1762:A:O2'	2.63	0.47
24:BA:235:U:H2'	24:BA:236:C:C6	2.50	0.47
24:BA:2405:G:O2'	24:BA:2411:A:N6	2.48	0.47
24:BA:2531:A:H2	24:BA:2658:C:O2	1.98	0.47
24:BA:2720:U:H2'	24:BA:2721:A:C8	2.50	0.47
24:BA:2813:A:C6	24:BA:2814:C:C4	3.03	0.47
24:BA:881:G:H2'	24:BA:882:G:OP1	2.15	0.47
24:BA:883:G:O2'	24:BA:884:C:P	2.72	0.47
25:BB:73:A:N3	25:BB:73:A:H2'	2.30	0.47
26:BD:43:ARG:C	26:BD:43:ARG:CD	2.83	0.47
26:BD:35:LYS:HA	26:BD:64:ILE:HG22	1.96	0.47
27:BE:93:VAL:C	27:BE:95:ILE:HD12	2.35	0.47
28:BF:117:ARG:NH1	28:BF:120:GLU:OE1	2.47	0.47
28:BF:157:VAL:HB	28:BF:194:MET:HB3	1.96	0.47
28:BF:53:THR:HG23	28:BF:56:GLU:H	1.80	0.47
29:BG:129:GLY:O	29:BG:130:ASN:CG	2.53	0.47
25:BB:57:A:C4'	29:BG:30:GLU:HG3	2.44	0.47
30:BH:122:THR:O	30:BH:133:VAL:HG13	2.15	0.47
30:BH:19:VAL:CG1	30:BH:43:VAL:HG22	2.45	0.47
30:BH:89:ILE:CD1	30:BH:89:ILE:H	2.28	0.47
34:BO:37:GLY:O	34:BO:39:LYS:N	2.47	0.47
35:BP:36:ALA:C	35:BP:37:LEU:HD23	2.36	0.47
44:BV:165:VAL:CG1	44:BV:166:SER:H	2.21	0.47
47:BW:17:SER:HA	47:BW:20:GLU:CB	2.44	0.47

Continued on next page...

Continued from previous page...

Atom-1	Atom-2	Interatomic distance (Å)	Clash overlap (Å)
1:CA:1297:C:HO2'	1:CA:1298:C:C5'	2.28	0.47
1:CA:923:A:O2'	1:CA:1399:C:OP2	2.32	0.47
1:CA:533:A:O2'	1:CA:534:U:P	2.73	0.47
1:CA:562:C:H5''	1:CA:563:A:OP1	2.15	0.47
1:CA:792:A:N3	1:CA:794:A:N6	2.62	0.47
22:CD:72:A:H2'	22:CD:73:A:O4'	2.14	0.47
4:CG:126:ILE:HG22	4:CG:127:THR:H	1.80	0.47
4:CG:31:CYS:O	4:CG:32:ALA:CB	2.62	0.47
7:CJ:140:ASP:HA	7:CJ:143:ARG:HH11	1.79	0.47
7:CJ:70:LYS:O	7:CJ:138:LYS:HE3	2.15	0.47
11:CN:32:ILE:HD12	11:CN:72:ALA:CB	2.36	0.47
13:CP:87:TYR:C	13:CP:89:GLY:H	2.18	0.47
36:D0:56:LYS:C	36:D0:58:GLY:H	2.18	0.47
39:D1:66:ASN:CB	39:D1:76:TYR:HB2	2.44	0.47
40:D2:2:PHE:C	40:D2:2:PHE:CD1	2.88	0.47
24:DA:571:A:H2'	40:D2:78:LYS:HZ2	1.80	0.47
50:D5:45:VAL:O	50:D5:45:VAL:HG12	2.13	0.47
24:DA:1397:U:H3'	24:DA:1398:C:C5	2.51	0.47
24:DA:2472:G:H2'	24:DA:2475:C:H42	1.79	0.47
24:DA:2732:G:H3'	24:DA:2733:A:C5'	2.45	0.47
24:DA:57:C:H2'	24:DA:58:G:O4'	2.15	0.47
24:DA:893:C:H3'	24:DA:894:C:C5	2.50	0.47
24:DA:979:G:C4	24:DA:982:C:N4	2.83	0.47
24:DA:1816:G:N7	26:DD:62:TYR:CE1	2.83	0.47
26:DD:72:LYS:CG	26:DD:103:ARG:NH2	2.77	0.47
27:DE:20:ALA:C	27:DE:21:VAL:HG13	2.35	0.47
29:DG:13:GLU:HG3	29:DG:13:GLU:O	2.14	0.47
29:DG:88:ILE:O	29:DG:88:ILE:CD1	2.54	0.47
32:DM:35:ARG:O	32:DM:35:ARG:HG3	2.15	0.47
33:DN:37:ASP:O	33:DN:62:VAL:HG23	2.14	0.47
24:DA:943:U:OP2	34:DO:36:LYS:CE	2.63	0.47
24:DA:227:A:OP1	34:DO:76:LYS:HE3	2.15	0.47
35:DP:87:LYS:O	35:DP:89:ASN:N	2.43	0.47
37:DQ:59:LYS:HG2	37:DQ:60:GLY:N	2.13	0.47
37:DQ:5:THR:HG1	37:DQ:7:TYR:HB3	1.79	0.47
43:DU:68:HIS:O	43:DU:71:LYS:HB2	2.14	0.47
44:DV:111:VAL:O	44:DV:113:ALA:N	2.48	0.47
44:DV:95:PRO:O	44:DV:96:VAL:HG13	2.15	0.47
46:DZ:76:ARG:CD	46:DZ:76:ARG:H	2.28	0.47
1:AA:1099:G:H5'	2:AE:96:ARG:NH1	2.31	0.46
1:AA:181:G:O2'	1:AA:182:U:O5'	2.32	0.46

Continued on next page...

Continued from previous page...

Atom-1	Atom-2	Interatomic distance (Å)	Clash overlap (Å)
1:AA:210:U:H6	1:AA:210:U:OP2	1.97	0.46
1:AA:234:C:H2'	1:AA:235:C:H6	1.80	0.46
1:AA:87:A:C8	1:AA:87:A:O5'	2.68	0.46
1:AA:961:U:O2'	1:AA:962:C:H5'	2.14	0.46
22:AD:9:G:H5''	22:AD:10:G:OP2	2.14	0.46
2:AE:109:SER:HA	2:AE:112:VAL:HG23	1.97	0.46
2:AE:17:PHE:CD1	2:AE:42:ILE:HG12	2.49	0.46
2:AE:19:HIS:O	2:AE:20:GLU:O	2.32	0.46
2:AE:206:ASP:O	2:AE:211:ILE:HD11	2.15	0.46
2:AE:21:ARG:HA	2:AE:39:ILE:HA	1.97	0.46
3:AF:11:ARG:O	3:AF:15:THR:O	2.33	0.46
4:AG:30:LYS:HG2	4:AG:35:ARG:HD2	1.96	0.46
5:AH:115:VAL:O	5:AH:115:VAL:HG23	2.15	0.46
5:AH:56:GLN:CA	5:AH:56:GLN:NE2	2.61	0.46
7:AJ:152:ALA:C	7:AJ:154:TYR:H	2.18	0.46
1:AA:1379:G:C5'	7:AJ:3:ARG:HH21	2.26	0.46
9:AL:99:LEU:HB3	9:AL:101:PHE:CD1	2.50	0.46
10:AM:74:ILE:H	10:AM:74:ILE:CD1	2.28	0.46
15:AR:31:LEU:H	15:AR:31:LEU:CD1	2.28	0.46
16:AS:20:VAL:HG23	16:AS:21:VAL:N	2.30	0.46
16:AS:56:ALA:O	16:AS:60:LEU:HG	2.14	0.46
17:AT:44:ALA:HA	17:AT:71:PHE:O	2.15	0.46
1:AA:185:A:O2'	20:AW:78:ALA:HB2	2.14	0.46
39:B1:76:TYR:CE2	39:B1:80:ILE:HG13	2.50	0.46
39:B1:92:ARG:NH1	40:B2:11:GLN:H	2.11	0.46
40:B2:44:LYS:O	40:B2:46:VAL:HG12	2.14	0.46
45:B3:51:VAL:HG22	45:B3:81:VAL:HG23	1.95	0.46
24:BA:1055:G:H2'	24:BA:1056:G:C5'	2.45	0.46
24:BA:1129:A:O2'	24:BA:1130:U:OP2	2.28	0.46
24:BA:1652:A:H62	36:B0:11:ASN:HD21	1.61	0.46
24:BA:1820:U:HO2'	24:BA:1821:A:P	2.37	0.46
24:BA:572:A:C2	24:BA:2033:A:C2	3.03	0.46
24:BA:2101:G:H2'	24:BA:2102:U:C6	2.50	0.46
24:BA:2145:C:OP1	24:BA:2145:C:C6	2.68	0.46
24:BA:2212:A:OP1	24:BA:2212:A:H4'	2.16	0.46
24:BA:2239:G:O2'	24:BA:2240:C:H5'	2.15	0.46
24:BA:2439:A:C5'	24:BA:2439:A:C8	2.97	0.46
24:BA:2471:C:H3'	24:BA:2472:G:H8	1.79	0.46
24:BA:2588:G:H2'	24:BA:2589:A:O4'	2.15	0.46
24:BA:2656:U:H3'	24:BA:2656:U:H6	1.76	0.46
24:BA:2884:U:C2'	24:BA:2885:C:H5'	2.45	0.46

Continued on next page...

Continued from previous page...

Atom-1	Atom-2	Interatomic distance (Å)	Clash overlap (Å)
24:BA:330:A:O2'	24:BA:331:A:C8	2.68	0.46
24:BA:966:G:H2'	24:BA:967:C:H6	1.79	0.46
25:BB:51:G:N7	37:BQ:62:LYS:NZ	2.53	0.46
24:BA:778:G:C5'	26:BD:48:ARG:HD2	2.45	0.46
26:BD:74:GLY:O	26:BD:118:VAL:HG21	2.15	0.46
27:BE:100:GLU:O	27:BE:172:VAL:HG23	2.15	0.46
27:BE:47:VAL:CG1	27:BE:48:GLN:H	1.98	0.46
27:BE:58:ARG:HA	27:BE:58:ARG:CZ	2.45	0.46
27:BE:70:ALA:O	27:BE:72:VAL:HG23	2.14	0.46
27:BE:77:ILE:O	27:BE:78:LEU:O	2.33	0.46
30:BH:20:ALA:O	30:BH:22:GLY:N	2.48	0.46
31:BK:78:THR:CB	31:BK:104:GLN:NE2	2.73	0.46
41:BS:17:VAL:O	41:BS:20:VAL:HG13	2.14	0.46
1:CA:1120:G:H2'	1:CA:1121:U:H6	1.80	0.46
1:CA:1197:G:O5'	1:CA:1198:G:OP2	2.33	0.46
1:CA:1464:G:O2'	1:CA:1465:C:H5'	2.15	0.46
1:CA:234:C:H2'	1:CA:235:C:H6	1.80	0.46
1:CA:375:U:O3'	16:CS:6:LEU:HB2	2.15	0.46
1:CA:521:G:H4'	12:CO:73:GLU:HG3	1.97	0.46
1:CA:540:G:H2'	1:CA:541:G:O4'	2.14	0.46
1:CA:819:A:C4'	1:CA:820:U:OP2	2.63	0.46
1:CA:89:U:H2'	1:CA:90:C:C6	2.49	0.46
22:CD:8:U:O4'	22:CD:48:C:O2'	2.33	0.46
2:CE:168:THR:CB	2:CE:192:SER:HB2	2.41	0.46
2:CE:15:VAL:HG23	2:CE:209:ARG:HE	1.80	0.46
2:CE:96:ARG:N	2:CE:96:ARG:HD2	2.20	0.46
7:CJ:92:SER:HB3	7:CJ:95:ARG:CB	2.45	0.46
8:CK:82:HIS:CD2	8:CK:83:ILE:N	2.82	0.46
15:CR:76:GLU:C	15:CR:78:TYR:N	2.69	0.46
15:CR:82:ILE:HD11	15:CR:88:ARG:HG2	1.95	0.46
18:CU:31:LEU:N	18:CU:31:LEU:HD23	2.29	0.46
20:CW:28:ALA:C	20:CW:30:LYS:N	2.67	0.46
39:D1:98:LEU:C	39:D1:98:LEU:HD23	2.35	0.46
39:D1:8:VAL:O	39:D1:9:VAL:C	2.53	0.46
49:D4:15:ILE:HG22	49:D4:20:ASN:CA	2.45	0.46
24:DA:2372:G:H4'	51:D6:46:HIS:CD2	2.50	0.46
51:D6:8:LYS:O	51:D6:27:LYS:HG2	2.15	0.46
24:DA:1064:C:C2	24:DA:1065:U:H1'	2.50	0.46
24:DA:1509:C:OP1	24:DA:1509:C:H4'	2.15	0.46
24:DA:153:C:OP1	46:DZ:88:LYS:HE2	2.15	0.46
24:DA:528:A:C2	24:DA:2042:A:H2'	2.50	0.46

Continued on next page...

Continued from previous page...

Atom-1	Atom-2	Interatomic distance (Å)	Clash overlap (Å)
24:DA:2057:A:O2'	24:DA:2058:A:H5'	2.16	0.46
24:DA:2184:G:H2'	24:DA:2185:C:H6	1.80	0.46
24:DA:2278:A:C2'	24:DA:2279:G:O5'	2.64	0.46
24:DA:241:A:O2'	53:D8:3:LYS:NZ	2.43	0.46
24:DA:2507:C:C2'	24:DA:2508:G:O5'	2.64	0.46
24:DA:2578:G:H4'	24:DA:2578:G:OP2	2.15	0.46
24:DA:2674:G:H2'	24:DA:2675:A:H8	1.79	0.46
24:DA:338:G:N2	24:DA:339:U:H1'	2.29	0.46
24:DA:626:U:O4	34:DO:107:LYS:HE2	2.15	0.46
24:DA:639:U:O2'	24:DA:640:C:H5'	2.15	0.46
24:DA:760:G:H2'	24:DA:761:A:O4'	2.15	0.46
24:DA:898:C:H2'	24:DA:899:A:C5'	2.45	0.46
25:DB:12:C:C5'	25:DB:13:A:OP1	2.63	0.46
26:DD:183:ARG:CG	26:DD:183:ARG:NH1	2.69	0.46
27:DE:103:ASP:OD2	27:DE:168:MET:HG2	2.15	0.46
27:DE:101:ARG:HD2	27:DE:171:GLU:HA	1.97	0.46
28:DF:184:TYR:CD2	28:DF:188:ARG:HD2	2.50	0.46
28:DF:46:ARG:CG	28:DF:46:ARG:NH1	2.71	0.46
29:DG:116:ASP:O	29:DG:117:PHE:CB	2.50	0.46
29:DG:52:ILE:HG22	29:DG:52:ILE:O	2.15	0.46
30:DH:86:GLU:O	30:DH:132:ARG:HA	2.16	0.46
32:DM:46:VAL:HG13	32:DM:47:ALA:N	2.31	0.46
33:DN:104:ARG:HG2	33:DN:121:VAL:HG12	1.97	0.46
34:DO:144:GLU:N	34:DO:144:GLU:OE1	2.48	0.46
38:DR:111:ARG:C	38:DR:113:LYS:N	2.64	0.46
42:DT:31:HIS:CD2	42:DT:33:LYS:HB2	2.50	0.46
44:DV:131:ARG:C	44:DV:133:ILE:H	2.18	0.46
44:DV:107:THR:HG21	44:DV:144:LEU:N	2.30	0.46
44:DV:33:LEU:CD1	44:DV:34:ASN:H	2.28	0.46
1:AA:1532:U:O4	23:A1:9:G:C8	2.68	0.46
1:AA:1158:C:O2	1:AA:1160:G:C8	2.67	0.46
1:AA:1186:G:N2	1:AA:1187:G:H1'	2.30	0.46
1:AA:1150:U:C4'	1:AA:1280:A:H2	2.27	0.46
1:AA:1434:A:H2'	1:AA:1435:G:O4'	2.15	0.46
1:AA:1453:G:C2'	1:AA:1454:G:OP1	2.63	0.46
1:AA:1498:U:O2'	1:AA:1499:A:P	2.73	0.46
1:AA:481:G:H2'	1:AA:483:C:N4	2.30	0.46
1:AA:60:A:O2'	1:AA:61:G:OP2	2.32	0.46
1:AA:87:A:H2'	1:AA:87:A:N3	2.29	0.46
1:AA:948:C:C6	13:AP:106:ASN:ND2	2.83	0.46
1:AA:992:U:O2'	1:AA:993:G:P	2.72	0.46

Continued on next page...

Continued from previous page...

Atom-1	Atom-2	Interatomic distance (Å)	Clash overlap (Å)
3:AF:11:ARG:O	3:AF:12:LEU:O	2.34	0.46
4:AG:92:VAL:O	4:AG:96:LEU:HD23	2.15	0.46
7:AJ:114:ARG:H	7:AJ:114:ARG:HG2	1.55	0.46
10:AM:4:ILE:HG12	10:AM:100:THR:HG21	1.96	0.46
12:AO:117:ARG:HB3	12:AO:122:THR:HB	1.96	0.46
12:AO:79:GLU:O	12:AO:81:SER:N	2.49	0.46
13:AP:74:VAL:O	13:AP:78:ILE:HG13	2.15	0.46
15:AR:16:ALA:HB1	15:AR:21:ASP:HB3	1.95	0.46
16:AS:21:VAL:O	16:AS:21:VAL:HG13	2.15	0.46
19:AV:20:LEU:HD23	19:AV:44:MET:HE3	1.97	0.46
40:B2:76:LYS:HB2	40:B2:79:VAL:HG23	1.97	0.46
45:B3:16:SER:O	45:B3:17:GLN:O	2.32	0.46
45:B3:72:ARG:CZ	45:B3:75:LEU:HD12	2.45	0.46
51:B6:12:GLU:HB2	51:B6:22:ALA:CB	2.37	0.46
53:B8:49:VAL:O	53:B8:50:LEU:CD2	2.64	0.46
24:BA:1010:A:H5'	39:B1:62:ILE:HG21	1.97	0.46
24:BA:1517:G:H2'	24:BA:1518:C:H6	1.80	0.46
24:BA:1681:G:C8	24:BA:1681:G:OP2	2.64	0.46
24:BA:1906:G:C5	24:BA:1929:G:C2	3.02	0.46
24:BA:2109:U:H6	24:BA:2109:U:O5'	1.97	0.46
24:BA:2173:A:H2'	24:BA:2173:A:N3	2.29	0.46
24:BA:2344:U:H4'	24:BA:2345:G:OP1	2.13	0.46
24:BA:2455:G:H2'	24:BA:2456:C:C6	2.49	0.46
24:BA:2563:U:O2'	33:BN:28:SER:HB3	2.14	0.46
24:BA:2749:A:N7	24:BA:2750:A:N7	2.63	0.46
24:BA:2808:U:H5'	24:BA:2891:G:O6	2.15	0.46
24:BA:34:C:C2'	24:BA:35:G:OP2	2.64	0.46
24:BA:811:U:O2'	24:BA:1250:G:H2'	2.16	0.46
24:BA:996:A:O2'	39:B1:92:ARG:NH2	2.41	0.46
26:BD:21:PHE:HB3	26:BD:24:ILE:CB	2.45	0.46
27:BE:38:THR:H	27:BE:42:ASP:HB2	1.78	0.46
28:BF:102:PRO:HB2	28:BF:105:VAL:CG2	2.36	0.46
28:BF:152:GLU:HA	28:BF:190:GLU:OE1	2.15	0.46
29:BG:4:ASP:O	29:BG:8:LYS:HB3	2.14	0.46
30:BH:44:VAL:HG22	30:BH:51:ARG:CD	2.45	0.46
31:BK:97:ILE:HG23	31:BK:140:LEU:CD2	2.46	0.46
32:BM:21:LYS:HB3	32:BM:26:LEU:HD13	1.97	0.46
32:BM:60:ILE:CD1	32:BM:99:LEU:HD23	2.45	0.46
35:BP:28:ALA:HB3	35:BP:105:GLU:OE1	2.14	0.46
35:BP:75:THR:HG21	35:BP:85:LYS:HE3	1.97	0.46
38:BR:126:ALA:C	38:BR:128:GLU:H	2.18	0.46

Continued on next page...

Continued from previous page...

Atom-1	Atom-2	Interatomic distance (Å)	Clash overlap (Å)
41:BS:8:ARG:O	41:BS:9:TYR:HB2	2.14	0.46
42:BT:34:ALA:HA	42:BT:38:GLU:OE2	2.16	0.46
43:BU:87:LYS:O	43:BU:88:LYS:HD3	2.15	0.46
44:BV:110:GLY:HA2	44:BV:142:SER:O	2.15	0.46
44:BV:133:ILE:N	44:BV:133:ILE:HD12	2.30	0.46
44:BV:148:ASP:HB2	44:BV:172:ALA:HB3	1.96	0.46
44:BV:38:TYR:O	44:BV:38:TYR:CD1	2.68	0.46
44:BV:52:SER:C	44:BV:54:HIS:H	2.18	0.46
44:BV:59:LEU:C	44:BV:60:GLU:HG2	2.35	0.46
44:BV:59:LEU:CD1	44:BV:60:GLU:N	2.76	0.46
47:BW:70:GLN:HG2	47:BW:71:ASN:H	1.80	0.46
1:CA:1000:A:C2'	1:CA:1001:G:H5'	2.46	0.46
1:CA:1181:G:C4	1:CA:1182:G:N2	2.83	0.46
1:CA:1388:C:H2'	1:CA:1389:C:C6	2.51	0.46
1:CA:1429:C:H2'	1:CA:1430:C:C6	2.50	0.46
1:CA:1459:C:O2'	1:CA:1460:A:H5'	2.15	0.46
1:CA:458:C:H2'	1:CA:464:G:C8	2.50	0.46
1:CA:566:G:H5''	1:CA:567:G:OP1	2.15	0.46
1:CA:604:G:O2'	1:CA:605:U:H5'	2.14	0.46
1:CA:93:U:H2'	1:CA:95:G:C4'	2.44	0.46
22:CC:64:G:H2'	22:CC:65:C:C6	2.50	0.46
22:CD:20:U:H2'	22:CD:21:A:H5''	1.96	0.46
3:CF:172:ARG:O	3:CF:173:VAL:CG2	2.63	0.46
5:CH:96:PRO:HA	5:CH:117:ASP:CG	2.35	0.46
6:CI:100:ASN:HD22	6:CI:100:ASN:HA	1.47	0.46
6:CI:40:VAL:HG22	6:CI:41:GLU:H	1.80	0.46
8:CK:122:ARG:O	8:CK:125:ARG:N	2.46	0.46
8:CK:80:ILE:HG23	8:CK:137:VAL:HG12	1.97	0.46
1:CA:975:A:N6	10:CM:60:ARG:NH1	2.63	0.46
10:CM:80:LYS:HB2	10:CM:80:LYS:NZ	2.30	0.46
14:CQ:36:PHE:CD1	14:CQ:36:PHE:C	2.88	0.46
15:CR:77:ARG:HA	15:CR:80:ALA:HB3	1.95	0.46
16:CS:13:HIS:C	16:CS:15:PRO:HD3	2.36	0.46
16:CS:60:LEU:CA	16:CS:64:ALA:HB3	2.43	0.46
17:CT:92:ARG:HG3	17:CT:92:ARG:NH1	2.30	0.46
1:CA:1268:A:H4'	21:CX:19:GLY:C	2.36	0.46
36:D0:1:MET:O	36:D0:2:ARG:HB2	2.15	0.46
36:D0:75:LEU:HA	36:D0:78:LYS:HB3	1.97	0.46
40:D2:5:VAL:HG13	40:D2:14:VAL:HG21	1.98	0.46
40:D2:61:VAL:HA	40:D2:94:LEU:HD23	1.97	0.46
53:D8:9:GLY:O	53:D8:13:ARG:HG2	2.16	0.46

Continued on next page...

Continued from previous page...

Atom-1	Atom-2	Interatomic distance (Å)	Clash overlap (Å)
24:DA:1065:U:H5''	24:DA:1066:U:H5''	1.97	0.46
24:DA:1322:A:OP1	41:DS:11:ARG:HG3	2.15	0.46
24:DA:1359:A:C2	24:DA:1373:A:C4	3.04	0.46
24:DA:1383:C:O5'	24:DA:1383:C:H6	1.99	0.46
24:DA:1453:A:H62	24:DA:2703:C:H5	1.62	0.46
24:DA:1509:C:H2'	24:DA:1511:A:C8	2.51	0.46
24:DA:163:U:H6	24:DA:163:U:H5'	1.80	0.46
24:DA:1786:A:N1	24:DA:2606:C:H1'	2.30	0.46
24:DA:185:U:H2'	24:DA:186:G:H8	1.79	0.46
24:DA:196:A:H5'	24:DA:197:A:OP2	2.15	0.46
24:DA:2141:G:O2'	24:DA:2142:C:H5'	2.15	0.46
24:DA:2173:A:C2	24:DA:2174:C:H1'	2.51	0.46
24:DA:607:U:OP1	28:DF:102:PRO:HA	2.16	0.46
24:DA:648:G:H1'	24:DA:2351:G:OP1	2.15	0.46
24:DA:720:C:H2'	24:DA:721:C:H6	1.79	0.46
25:DB:65:C:C2'	25:DB:66:A:H5'	2.45	0.46
27:DE:3:GLY:HA3	27:DE:81:ILE:HG21	1.97	0.46
29:DG:135:LEU:HD11	29:DG:157:ILE:HD12	1.98	0.46
30:DH:9:ILE:O	30:DH:10:PRO:O	2.33	0.46
31:DK:37:VAL:HG11	31:DK:43:ASN:ND2	2.30	0.46
31:DK:74:ASN:CG	31:DK:75:LEU:HD13	2.36	0.46
34:DO:144:GLU:HA	34:DO:145:PRO:HD3	1.76	0.46
34:DO:37:GLY:O	34:DO:41:ARG:HD3	2.15	0.46
25:DB:7:G:O5'	37:DQ:29:PHE:CE1	2.69	0.46
43:DU:81:LYS:NZ	43:DU:98:VAL:HB	2.30	0.46
44:DV:140:ASP:OD2	44:DV:156:LYS:CA	2.63	0.46
44:DV:45:ASP:OD1	44:DV:49:ARG:NE	2.41	0.46
46:DZ:81:LYS:HE2	46:DZ:81:LYS:H	1.62	0.46
1:AA:1114:C:H2'	1:AA:1115:C:C6	2.50	0.46
1:AA:1178:G:H5'	9:AL:93:ARG:NH2	2.25	0.46
1:AA:1181:G:OP2	1:AA:1181:G:O4'	2.33	0.46
1:AA:1320:C:H1'	19:AV:73:GLU:CG	2.46	0.46
1:AA:975:A:H8	1:AA:1365:G:N2	2.12	0.46
1:AA:48:C:H6	1:AA:365:U:O4	1.98	0.46
1:AA:529:G:H4'	1:AA:533:A:C2	2.51	0.46
1:AA:724:G:H2'	1:AA:725:G:H8	1.80	0.46
1:AA:974:A:C2'	1:AA:975:A:OP2	2.64	0.46
1:AA:995:C:O2'	1:AA:996:A:H5'	2.15	0.46
1:AA:9:G:H2'	1:AA:10:A:C8	2.50	0.46
22:AC:59:A:H2'	22:AC:60:U:H5'	1.96	0.46
2:AE:133:LYS:HB3	2:AE:137:ARG:NH1	2.30	0.46

Continued on next page...

Continued from previous page...

Atom-1	Atom-2	Interatomic distance (Å)	Clash overlap (Å)
2:AE:163:PHE:HE1	2:AE:215:LEU:HD13	1.81	0.46
2:AE:17:PHE:HZ	2:AE:44:LEU:HB3	1.79	0.46
2:AE:208:ILE:HA	2:AE:211:ILE:CD1	2.41	0.46
2:AE:35:GLU:HA	2:AE:41:ILE:HD13	1.96	0.46
2:AE:77:ALA:HB2	2:AE:211:ILE:HD13	1.96	0.46
3:AF:173:VAL:O	3:AF:175:LEU:HG	2.15	0.46
5:AH:59:GLY:O	5:AH:60:TYR:C	2.54	0.46
5:AH:93:PRO:HG2	8:AK:105:ARG:CZ	2.44	0.46
6:AI:59:TYR:CD2	6:AI:61:LEU:HD11	2.50	0.46
7:AJ:102:ARG:HG2	7:AJ:106:GLN:OE1	2.15	0.46
8:AK:6:ILE:HG21	8:AK:85:ARG:HH12	1.79	0.46
10:AM:40:LEU:HB3	10:AM:69:ASN:HB3	1.97	0.46
10:AM:80:LYS:HB2	10:AM:80:LYS:NZ	2.31	0.46
11:AN:124:LYS:NZ	11:AN:125:PHE:HE1	2.13	0.46
13:AP:15:VAL:N	13:AP:45:VAL:HG23	2.31	0.46
10:AM:47:PHE:CB	14:AQ:34:TYR:HE2	2.29	0.46
14:AQ:34:TYR:HD1	14:AQ:34:TYR:N	2.14	0.46
17:AT:75:ARG:O	17:AT:75:ARG:HD2	2.15	0.46
1:AA:1325:C:OP1	21:AX:15:ARG:HD2	2.15	0.46
36:B0:18:LEU:CD1	36:B0:22:ARG:HE	2.28	0.46
24:BA:1252:G:H1'	39:B1:33:ARG:HD3	1.97	0.46
39:B1:58:ARG:O	39:B1:62:ILE:CD1	2.63	0.46
45:B3:45:PHE:O	45:B3:59:LEU:HD11	2.16	0.46
37:BQ:3:ARG:NH1	45:B3:74:ARG:HH22	2.13	0.46
49:B4:43:TYR:C	49:B4:43:TYR:CD1	2.88	0.46
49:B4:56:VAL:O	49:B4:60:GLN:HB2	2.15	0.46
24:BA:1076:C:H2'	24:BA:1077:A:C8	2.50	0.46
24:BA:1187:G:O5'	24:BA:1187:G:C8	2.68	0.46
24:BA:1359:A:H2	24:BA:1360:A:H1'	1.79	0.46
24:BA:1387:C:C2	24:BA:1388:G:C8	3.03	0.46
24:BA:1458:C:H5''	24:BA:1459:G:C5'	2.46	0.46
24:BA:1906:G:C8	24:BA:1929:G:N3	2.83	0.46
24:BA:2389:G:C5'	24:BA:2390:U:H5'	2.42	0.46
24:BA:2592:G:C6	24:BA:2593:U:C4	3.04	0.46
24:BA:264:C:C2'	24:BA:265:A:O5'	2.64	0.46
24:BA:2866:U:H1'	24:BA:2868:A:O4'	2.15	0.46
24:BA:365:C:O2'	24:BA:366:C:H5'	2.16	0.46
24:BA:43:G:H2'	24:BA:44:A:C8	2.50	0.46
24:BA:35:G:H1'	24:BA:454:A:C4	2.50	0.46
24:BA:921:G:N2	45:B3:26:TYR:CD2	2.84	0.46
24:BA:2050:C:H1'	27:BE:156:MET:HE1	1.95	0.46

Continued on next page...

Continued from previous page...

Atom-1	Atom-2	Interatomic distance (Å)	Clash overlap (Å)
27:BE:68:ALA:C	27:BE:70:ALA:N	2.68	0.46
28:BF:151:SER:C	28:BF:152:GLU:HG3	2.36	0.46
28:BF:200:GLU:O	28:BF:203:GLN:N	2.47	0.46
30:BH:151:ILE:HG22	30:BH:151:ILE:O	2.13	0.46
30:BH:34:GLU:O	30:BH:35:VAL:HG23	2.15	0.46
30:BH:86:GLU:O	30:BH:87:LEU:CB	2.64	0.46
32:BM:10:GLU:OE2	32:BM:11:PRO:HD2	2.15	0.46
32:BM:71:ILE:HD12	32:BM:71:ILE:N	2.29	0.46
33:BN:13:ASN:C	33:BN:15:GLY:H	2.17	0.46
35:BP:16:ARG:CG	35:BP:16:ARG:HH11	2.28	0.46
41:BS:84:ARG:HG3	41:BS:98:LYS:NZ	2.30	0.46
43:BU:97:ARG:HH21	43:BU:98:VAL:HB	1.80	0.46
44:BV:105:VAL:HG12	44:BV:139:VAL:HB	1.97	0.46
44:BV:15:PRO:HG2	44:BV:16:SER:N	2.30	0.46
23:C1:12:A:H3'	23:C1:13:A:C5'	2.34	0.46
1:CA:1176:A:H2'	1:CA:1177:G:C5'	2.40	0.46
1:CA:1346:A:H1'	1:CA:1348:U:C2	2.50	0.46
1:CA:1534:A:N3	1:CA:1534:A:H2'	2.31	0.46
1:CA:448:A:OP2	1:CA:485:G:N2	2.30	0.46
1:CA:719:C:C2	18:CU:50:ILE:HD13	2.51	0.46
1:CA:794:A:H4'	1:CA:1521:G:O2'	2.15	0.46
1:CA:920:U:H1'	1:CA:1080:A:N3	2.31	0.46
22:CD:70:G:O2'	22:CD:71:C:H5'	2.15	0.46
2:CE:174:VAL:O	2:CE:178:ARG:HB3	2.15	0.46
3:CF:113:ALA:O	3:CF:115:LEU:N	2.48	0.46
3:CF:134:ILE:HG23	3:CF:151:VAL:HB	1.98	0.46
3:CF:52:LEU:CD2	3:CF:52:LEU:H	2.20	0.46
3:CF:73:PRO:O	3:CF:77:ILE:HG13	2.16	0.46
4:CG:146:ILE:N	4:CG:146:ILE:CD1	2.73	0.46
4:CG:7:PRO:HB2	4:CG:10:ARG:HD2	1.96	0.46
6:CI:41:GLU:HG2	6:CI:43:LEU:CD1	2.44	0.46
7:CJ:108:ALA:C	7:CJ:110:GLN:H	2.19	0.46
8:CK:39:LEU:C	8:CK:45:ILE:HG12	2.35	0.46
8:CK:28:ALA:CB	8:CK:57:PRO:HB2	2.45	0.46
8:CK:68:ARG:HG2	8:CK:68:ARG:HH11	1.81	0.46
9:CL:17:VAL:HG11	9:CL:81:ILE:HA	1.96	0.46
11:CN:34:ASP:HB2	11:CN:35:PRO:CD	2.45	0.46
1:CA:1188:A:H4'	14:CQ:58:LYS:HZ2	1.81	0.46
18:CU:43:PHE:C	18:CU:44:LEU:HD12	2.36	0.46
45:D3:66:VAL:HG22	45:D3:82:ARG:HB3	1.96	0.46
29:DG:104:GLU:OE1	49:D4:23:GLU:HB3	2.15	0.46

Continued on next page...

Continued from previous page...

Atom-1	Atom-2	Interatomic distance (Å)	Clash overlap (Å)
49:D4:55:ARG:C	49:D4:59:PHE:HB3	2.35	0.46
53:D8:40:GLU:C	53:D8:42:ARG:N	2.68	0.46
24:DA:1061:U:C3'	24:DA:1062:G:H5''	2.35	0.46
24:DA:1179:C:C3'	24:DA:1180:C:H5''	2.43	0.46
24:DA:1251:C:O2'	24:DA:1252:G:H3'	2.14	0.46
24:DA:1368:G:O2'	24:DA:1369:G:H5'	2.15	0.46
24:DA:1406:U:H2'	24:DA:1407:C:H6	1.77	0.46
24:DA:1550:C:H2'	24:DA:1551:C:H6	1.81	0.46
24:DA:1637:A:H2'	24:DA:1638:C:C6	2.50	0.46
24:DA:1833:U:C2	24:DA:1834:U:C6	3.03	0.46
24:DA:1833:U:N3	24:DA:1834:U:C5	2.83	0.46
24:DA:1854:A:H2'	24:DA:1855:G:O4'	2.15	0.46
24:DA:2277:G:H2'	24:DA:2278:A:C5'	2.44	0.46
24:DA:2318:G:C2'	24:DA:2319:G:OP1	2.64	0.46
24:DA:2481:G:O2'	24:DA:2482:G:P	2.73	0.46
24:DA:2588:G:O2'	24:DA:2589:A:H5'	2.15	0.46
24:DA:2760:C:C3'	24:DA:2761:G:H5''	2.46	0.46
24:DA:2791:C:C1'	24:DA:2792:G:N7	2.77	0.46
24:DA:846:C:O2'	24:DA:847:U:P	2.73	0.46
25:DB:75:G:H21	44:DV:85:HIS:CE1	2.34	0.46
26:DD:102:LYS:O	26:DD:103:ARG:HG3	2.15	0.46
26:DD:165:ILE:C	26:DD:166:GLN:HE21	2.18	0.46
27:DE:188:VAL:HG13	27:DE:188:VAL:O	2.15	0.46
30:DH:89:ILE:H	30:DH:89:ILE:HD13	1.80	0.46
30:DH:94:TYR:N	30:DH:94:TYR:CD1	2.82	0.46
31:DK:139:GLN:HB2	31:DK:139:GLN:HE21	1.51	0.46
31:DK:37:VAL:HG12	31:DK:38:LEU:N	2.30	0.46
33:DN:7:TYR:CD1	33:DN:20:MET:HB2	2.50	0.46
33:DN:61:VAL:O	33:DN:84:ALA:HB1	2.16	0.46
34:DO:12:ALA:C	34:DO:14:LYS:H	2.17	0.46
34:DO:46:LYS:O	34:DO:48:PRO:N	2.48	0.46
37:DQ:24:LEU:HB2	37:DQ:85:VAL:HG12	1.98	0.46
38:DR:118:ARG:NH2	38:DR:121:ILE:HD12	2.31	0.46
38:DR:96:ARG:HH11	38:DR:96:ARG:CB	2.29	0.46
41:DS:36:LEU:CD1	41:DS:47:VAL:HG12	2.44	0.46
42:DT:26:TYR:HB3	42:DT:92:LEU:HD12	1.97	0.46
44:DV:128:VAL:HG22	44:DV:129:SER:H	1.80	0.46
1:AA:865:A:H5'	1:AA:1078:U:O4	2.16	0.46
1:AA:1129:C:N3	1:AA:1139:G:N2	2.63	0.46
1:AA:1137:C:O4'	1:AA:1138:G:C2	2.68	0.46
1:AA:412:A:O2'	1:AA:413:G:OP2	2.32	0.46

Continued on next page...

Continued from previous page...

Atom-1	Atom-2	Interatomic distance (Å)	Clash overlap (Å)
1:AA:833:U:H2'	1:AA:834:C:H6	1.81	0.46
1:AA:935:A:H2'	1:AA:936:C:C6	2.49	0.46
22:AC:1:C:H2'	22:AC:2:G:OP2	2.15	0.46
2:AE:100:GLY:O	2:AE:101:MET:C	2.53	0.46
8:AK:40:ALA:O	8:AK:43:GLY:N	2.36	0.46
9:AL:128:ARG:NH1	9:AL:128:ARG:HG2	2.31	0.46
10:AM:31:GLY:O	10:AM:81:THR:HG21	2.16	0.46
12:AO:100:ILE:HG22	12:AO:101:VAL:N	2.30	0.46
13:AP:32:GLU:O	13:AP:35:GLU:HG3	2.15	0.46
13:AP:54:VAL:HA	13:AP:57:ARG:NE	2.30	0.46
15:AR:63:ARG:CZ	15:AR:87:ILE:HD13	2.46	0.46
19:AV:62:ILE:CA	19:AV:66:MET:HE1	2.45	0.46
40:B2:44:LYS:C	40:B2:46:VAL:N	2.68	0.46
53:B8:56:GLU:N	53:B8:56:GLU:OE1	2.43	0.46
24:BA:1334:G:O2'	24:BA:1335:U:H5'	2.16	0.46
24:BA:1555:G:C2	24:BA:1556:C:C5	3.03	0.46
24:BA:1604:C:HO2'	24:BA:1610:A:H61	1.62	0.46
24:BA:2195:C:O2'	24:BA:2196:C:H5'	2.16	0.46
24:BA:2247:A:H2'	24:BA:2248:C:H6	1.80	0.46
24:BA:2391:G:O2'	24:BA:2392:A:P	2.73	0.46
24:BA:2584:U:C6	24:BA:2585:U:C4	3.04	0.46
24:BA:271(B):G:H4'	24:BA:271(C):U:OP1	2.14	0.46
24:BA:2748:A:N7	24:BA:2757:A:N1	2.64	0.46
24:BA:2886:G:H2'	24:BA:2887:U:H6	1.81	0.46
24:BA:405:U:C2'	24:BA:405:U:O2	2.63	0.46
24:BA:627:A:C8	24:BA:627:A:OP2	2.68	0.46
24:BA:735:A:C8	24:BA:736:C:C5	3.03	0.46
24:BA:800:A:C4'	24:BA:801:G:O5'	2.55	0.46
24:BA:80:G:O2'	24:BA:81:G:H5'	2.15	0.46
24:BA:981:A:C8	24:BA:982:C:C5	3.01	0.46
24:BA:1971:A:C4	26:BD:241:PRO:HD3	2.50	0.46
27:BE:53:PRO:O	27:BE:54:GLN:C	2.54	0.46
29:BG:118:ARG:NH1	29:BG:118:ARG:HG2	2.28	0.46
29:BG:181:ARG:O	29:BG:182:LYS:HB2	2.16	0.46
30:BH:118:PRO:HG2	30:BH:121:ILE:HG13	1.97	0.46
30:BH:26:VAL:H	30:BH:32:GLU:H	1.62	0.46
30:BH:59:ARG:C	30:BH:61:HIS:N	2.68	0.46
31:BK:51:ILE:C	31:BK:53:ALA:N	2.69	0.46
34:BO:106:LEU:HD21	34:BO:112:LEU:HB2	1.96	0.46
24:BA:662:G:OP1	34:BO:15:ARG:NE	2.49	0.46
34:BO:32:THR:HG23	34:BO:32:THR:O	2.16	0.46

Continued on next page...

Continued from previous page...

Atom-1	Atom-2	Interatomic distance (Å)	Clash overlap (Å)
38:BR:125:ARG:O	38:BR:129:ARG:NH1	2.49	0.46
38:BR:94:ALA:C	38:BR:96:ARG:H	2.19	0.46
24:BA:1312:U:C3'	42:BT:63:LYS:HZ3	2.29	0.46
44:BV:12:GLY:O	44:BV:13:GLU:O	2.34	0.46
44:BV:5:LEU:HB3	44:BV:59:LEU:HA	1.97	0.46
47:BW:64:LEU:HD23	47:BW:64:LEU:C	2.36	0.46
47:BW:70:GLN:O	47:BW:71:ASN:C	2.54	0.46
46:BZ:4:VAL:HG11	46:BZ:11:ARG:HH12	1.77	0.46
24:BA:270(A):A:C5'	46:BZ:97:LEU:HD22	2.41	0.46
1:CA:1366:C:H2'	1:CA:1367:C:C6	2.50	0.46
1:CA:1400:C:H5''	1:CA:1401:G:OP2	2.15	0.46
1:CA:1413:A:H2'	1:CA:1414:U:H6	1.80	0.46
1:CA:271:C:H2'	1:CA:272:C:C6	2.50	0.46
1:CA:60:A:H1'	1:CA:61:G:O4'	2.16	0.46
1:CA:663:A:H2'	1:CA:664:G:O4'	2.16	0.46
1:CA:708:C:O2'	1:CA:709:G:H5'	2.16	0.46
1:CA:767:A:H2'	1:CA:768:A:O4'	2.15	0.46
24:DA:897:C:H4'	22:CB:56:U:H4'	1.97	0.46
22:CC:65:C:H2'	22:CC:66:C:H6	1.81	0.46
2:CE:17:PHE:CD2	2:CE:44:LEU:HD21	2.47	0.46
3:CF:23:TYR:CG	3:CF:24:ALA:N	2.83	0.46
8:CK:49:GLU:HG3	8:CK:49:GLU:O	2.15	0.46
9:CL:118:LYS:HB2	9:CL:118:LYS:HZ2	1.80	0.46
11:CN:80:VAL:O	11:CN:106:LYS:HD3	2.16	0.46
36:D0:79:LEU:HD23	36:D0:79:LEU:O	2.16	0.46
39:D1:27:LEU:O	39:D1:30:LYS:N	2.41	0.46
39:D1:73:GLY:O	39:D1:74:LEU:CB	2.63	0.46
45:D3:55:ARG:HB2	45:D3:55:ARG:CZ	2.45	0.46
24:DA:1086:A:H3'	24:DA:1086:A:N3	2.30	0.46
24:DA:140:A:H8	24:DA:1408:C:O2'	1.99	0.46
24:DA:1543:A:O2'	24:DA:1544:C:P	2.73	0.46
24:DA:2023:G:H5'	24:DA:2617:C:H4'	1.98	0.46
24:DA:2348:U:C4	24:DA:2382:G:N2	2.83	0.46
24:DA:2406:U:O4'	34:DO:75:ILE:HG22	2.16	0.46
24:DA:2408:U:H2'	24:DA:2409:G:H8	1.81	0.46
24:DA:2447:G:H3'	24:DA:2500:U:OP2	2.15	0.46
24:DA:2620:C:OP1	27:DE:152:LYS:O	2.33	0.46
24:DA:270(B):A:C8	24:DA:270(C):C:C5	3.03	0.46
24:DA:271(C):U:O2'	24:DA:271:G:P	2.73	0.46
24:DA:2736:G:O2'	24:DA:2737:G:H5'	2.14	0.46
24:DA:2852:G:H2'	24:DA:2853:C:O4'	2.16	0.46

Continued on next page...

Continued from previous page...

Atom-1	Atom-2	Interatomic distance (Å)	Clash overlap (Å)
24:DA:456:C:C4	42:DT:69:TYR:CE1	3.04	0.46
24:DA:751:A:H5'	41:DS:90:ARG:HA	1.98	0.46
24:DA:803:U:C2'	24:DA:804:A:H5'	2.45	0.46
25:DB:81:G:N2	25:DB:82:G:N7	2.62	0.46
26:DD:206:LEU:HA	26:DD:206:LEU:HD23	1.49	0.46
26:DD:35:LYS:HE3	26:DD:65:ILE:N	2.31	0.46
29:DG:20:ILE:HD13	29:DG:25:TYR:HB2	1.98	0.46
30:DH:4:ILE:HG13	30:DH:6:ARG:HD3	1.97	0.46
30:DH:86:GLU:O	30:DH:87:LEU:CB	2.64	0.46
31:DK:99:GLU:CG	31:DK:103:ARG:NH2	2.75	0.46
31:DK:92:VAL:HG13	31:DK:92:VAL:O	2.16	0.46
32:DM:30:ILE:O	32:DM:34:LEU:CD2	2.63	0.46
32:DM:97:ARG:HA	32:DM:100:GLU:HB3	1.97	0.46
33:DN:101:PRO:HA	33:DN:120:GLU:O	2.16	0.46
35:DP:109:VAL:HG13	35:DP:113:GLN:OE1	2.16	0.46
1:CA:1446:A:C5	38:DR:118:ARG:NH1	2.83	0.46
38:DR:54:ARG:NH1	38:DR:54:ARG:HG2	2.23	0.46
44:DV:102:LEU:CD1	44:DV:171:ILE:HD11	2.46	0.46
44:DV:27:VAL:CG2	44:DV:28:MET:N	2.77	0.46
44:DV:30:ASN:CB	44:DV:89:PHE:HE2	2.27	0.46
1:AA:1004:A:C4	1:AA:1025:U:O4	2.69	0.46
1:AA:1075:C:H4'	1:AA:1101:A:N6	2.30	0.46
1:AA:45:U:H2'	1:AA:46:G:C8	2.51	0.46
1:AA:373:A:C4	1:AA:482:A:N7	2.83	0.46
1:AA:619:U:H3	4:AG:135:LEU:CD1	2.28	0.46
2:AE:101:MET:HE2	2:AE:108:ILE:CG2	2.46	0.46
2:AE:22:LYS:O	2:AE:23:ARG:C	2.54	0.46
3:AF:11:ARG:HE	3:AF:180:ALA:HB3	1.81	0.46
3:AF:22:TRP:HB3	3:AF:59:ARG:HB2	1.98	0.46
3:AF:4:LYS:O	3:AF:5:ILE:C	2.54	0.46
3:AF:59:ARG:CZ	3:AF:97:LYS:NZ	2.74	0.46
4:AG:148:VAL:HG12	4:AG:148:VAL:O	2.16	0.46
4:AG:36:ARG:CD	4:AG:38:TYR:CE2	2.99	0.46
1:AA:738:C:H5''	6:AI:69:GLU:HB2	1.97	0.46
10:AM:33:GLN:N	10:AM:75:ILE:HG12	2.28	0.46
13:AP:81:LEU:HD22	13:AP:88:ARG:C	2.36	0.46
15:AR:55:GLY:HA2	15:AR:58:MET:HE3	1.97	0.46
24:BA:466:A:OP1	52:B7:34:ARG:NH1	2.49	0.46
53:B8:32:LEU:CD2	53:B8:33:ASN:H	2.28	0.46
24:BA:1212:G:C2'	24:BA:1213:A:OP2	2.63	0.46
24:BA:1394:U:H3'	24:BA:1394:U:H6	1.81	0.46

Continued on next page...

Continued from previous page...

Atom-1	Atom-2	Interatomic distance (Å)	Clash overlap (Å)
24:BA:1454:U:O2'	24:BA:1455:G:H8	1.93	0.46
24:BA:1483:G:C6	24:BA:1507:A:C2	3.03	0.46
24:BA:1530:G:H2'	24:BA:1531:C:C6	2.49	0.46
24:BA:2556:C:H2'	24:BA:2557:G:C5'	2.46	0.46
24:BA:265:A:HO2'	24:BA:266:G:P	2.38	0.46
24:BA:2674:G:H2'	24:BA:2675:A:O4'	2.15	0.46
24:BA:2712:U:O4'	24:BA:2712:U:O2	2.32	0.46
24:BA:363(B):G:H2'	24:BA:363(C):G:C8	2.50	0.46
24:BA:88:G:H5'	24:BA:90:U:H5	1.80	0.46
24:BA:1817:G:H5''	26:BD:88:ARG:NH2	2.31	0.46
24:BA:675:A:H4'	28:BF:63:LYS:NZ	2.30	0.46
29:BG:130:ASN:OD1	29:BG:160:VAL:HA	2.15	0.46
29:BG:160:VAL:CG1	29:BG:161:THR:H	2.28	0.46
29:BG:69:ALA:O	29:BG:90:LEU:HA	2.15	0.46
31:BK:82:ARG:NH1	31:BK:82:ARG:CG	2.73	0.46
24:BA:558:G:H5''	32:BM:112:LEU:HD22	1.98	0.46
32:BM:18:ALA:O	32:BM:21:LYS:HG2	2.15	0.46
35:BP:122:GLY:HA2	35:BP:129:THR:HG21	1.98	0.46
35:BP:26:TYR:HE1	35:BP:140:ALA:HA	1.81	0.46
44:BV:122:ARG:HH11	44:BV:122:ARG:HG2	1.80	0.46
24:BA:380:U:H5'	46:BZ:18:ILE:HD12	1.98	0.46
1:CA:1301:U:H2'	1:CA:1302:U:O5'	2.16	0.46
1:CA:1352:C:P	21:CX:3:LYS:HZ1	2.38	0.46
1:CA:333:G:H2'	1:CA:334:C:H6	1.81	0.46
1:CA:686:U:C2'	1:CA:687:A:O5'	2.64	0.46
1:CA:703:G:O2'	1:CA:704:A:H8	1.98	0.46
22:CB:23:G:C2'	22:CB:24:C:C5'	2.93	0.46
4:CG:135:LEU:C	4:CG:137:SER:H	2.18	0.46
4:CG:135:LEU:O	4:CG:137:SER:N	2.48	0.46
8:CK:86:ILE:CG1	8:CK:133:LEU:HD22	2.46	0.46
9:CL:83:ARG:C	9:CL:86:VAL:HG12	2.36	0.46
10:CM:38:ILE:CD1	10:CM:71:LEU:HB3	2.46	0.46
16:CS:30:GLY:O	16:CS:31:LYS:C	2.54	0.46
17:CT:100:LYS:O	17:CT:101:ARG:HB2	2.15	0.46
20:CW:99:LEU:O	20:CW:100:ILE:HB	2.15	0.46
39:D1:69:CYS:O	39:D1:74:LEU:HD12	2.16	0.46
50:D5:54:GLY:O	50:D5:55:ARG:C	2.54	0.46
53:D8:29:LYS:HE3	53:D8:41:ILE:O	2.15	0.46
24:DA:1311:G:O2'	24:DA:1312:U:OP2	2.31	0.46
24:DA:1509:C:N4	24:DA:1511:A:N6	2.63	0.46
24:DA:1543:A:C2	24:DA:1545:A:C4	3.03	0.46

Continued on next page...

Continued from previous page...

Atom-1	Atom-2	Interatomic distance (Å)	Clash overlap (Å)
24:DA:1578:U:H2'	24:DA:1578:U:O2	2.15	0.46
24:DA:1929:G:C5'	24:DA:1930:G:OP1	2.61	0.46
24:DA:2439:A:H4'	24:DA:2440:C:O5'	2.15	0.46
24:DA:2655:G:N2	24:DA:2665:A:OP2	2.49	0.46
24:DA:270(M):U:H4'	24:DA:270(M):U:OP1	2.15	0.46
24:DA:2895:U:H2'	24:DA:2896:C:C6	2.51	0.46
24:DA:447:A:N1	24:DA:454:A:H2'	2.30	0.46
24:DA:71:A:C2	42:DT:31:HIS:CE1	3.01	0.46
24:DA:773:U:H5'	26:DD:47:GLY:HA2	1.97	0.46
24:DA:864:G:H21	24:DA:866:A:H61	1.62	0.46
25:DB:15:A:C5'	25:DB:16:G:C8	2.96	0.46
25:DB:56:G:H4'	25:DB:57:A:C8	2.50	0.46
26:DD:117:VAL:CG2	26:DD:128:GLY:C	2.84	0.46
26:DD:148:GLU:HB2	26:DD:151:LYS:HD2	1.98	0.46
26:DD:198:ASN:ND2	26:DD:198:ASN:C	2.69	0.46
24:DA:2224:G:OP1	26:DD:268:ARG:HD3	2.15	0.46
26:DD:48:ARG:NH1	26:DD:48:ARG:HG3	2.31	0.46
26:DD:79:VAL:HG21	26:DD:111:LEU:HD21	1.98	0.46
29:DG:36:LYS:O	29:DG:37:VAL:HG23	2.15	0.46
30:DH:106:THR:HG22	30:DH:112:PRO:HB3	1.97	0.46
31:DK:9:LEU:HD21	31:DK:12:LEU:O	2.15	0.46
32:DM:128:HIS:HB2	32:DM:129:PRO:CD	2.46	0.46
35:DP:66:ILE:H	35:DP:104:PHE:HA	1.80	0.46
35:DP:63:LYS:HE2	35:DP:65:PHE:CZ	2.51	0.46
37:DQ:61:ASN:O	37:DQ:65:VAL:HG23	2.15	0.46
38:DR:6:LEU:O	38:DR:10:VAL:HG23	2.16	0.46
42:DT:65:ARG:CD	42:DT:65:ARG:N	2.79	0.46
1:AA:1161:C:H2'	1:AA:1162:C:H6	1.78	0.46
1:AA:1200:C:H1'	1:AA:1204:A:H62	1.76	0.46
1:AA:1305:G:C2	1:AA:1331:G:N3	2.83	0.46
1:AA:555:C:H2'	1:AA:556:C:H6	1.81	0.46
1:AA:651:C:H2'	1:AA:652:U:O4'	2.16	0.46
1:AA:956:U:O2'	1:AA:957:U:H5'	2.16	0.46
3:AF:149:ALA:O	3:AF:169:ALA:HB1	2.15	0.46
4:AG:127:THR:HA	4:AG:132:ARG:HA	1.96	0.46
4:AG:145:GLU:C	4:AG:146:ILE:HD12	2.35	0.46
4:AG:18:LYS:HG2	4:AG:21:LEU:HD21	1.98	0.46
8:AK:6:ILE:CB	8:AK:85:ARG:HH12	2.29	0.46
8:AK:6:ILE:HB	8:AK:85:ARG:HH12	1.79	0.46
9:AL:27:THR:O	9:AL:28:VAL:CB	2.64	0.46
9:AL:40:LEU:CD2	9:AL:42:ARG:HG2	2.46	0.46

Continued on next page...

Continued from previous page...

Atom-1	Atom-2	Interatomic distance (Å)	Clash overlap (Å)
12:AO:27:LEU:CD1	12:AO:33:ARG:HB2	2.46	0.46
13:AP:83:ASP:CG	13:AP:84:ILE:N	2.65	0.46
19:AV:10:PHE:CD1	19:AV:11:VAL:N	2.83	0.46
19:AV:42:PRO:HD2	49:B4:63:TYR:OH	2.16	0.46
36:B0:23:ASN:N	36:B0:23:ASN:ND2	2.63	0.46
19:AV:65:ASN:ND2	49:B4:55:ARG:NH1	2.63	0.46
49:B4:2:LYS:HG2	49:B4:5:ILE:HG21	1.97	0.46
24:BA:1205:U:C4'	24:BA:1206:G:OP2	2.63	0.46
24:BA:210:C:H4'	24:BA:1367:A:H1'	1.98	0.46
24:BA:1530:G:H2'	24:BA:1531:C:H6	1.80	0.46
24:BA:1557:C:H5''	24:BA:1558:A:OP2	2.16	0.46
24:BA:1632:A:C5	24:BA:1633:G:C6	3.02	0.46
24:BA:2273:A:O2'	24:BA:2274:A:H5'	2.15	0.46
24:BA:2291:U:H5''	24:BA:2380:C:O2	2.16	0.46
24:BA:2307:G:O6	29:BG:42:GLY:O	2.32	0.46
24:BA:2332:U:H5'	45:B3:43:THR:HG21	1.97	0.46
24:BA:241:A:H5'	24:BA:243:U:O4'	2.16	0.46
24:BA:2681:C:O2'	24:BA:2682:U:P	2.74	0.46
24:BA:2763:G:H5'	24:BA:2764:A:P	2.55	0.46
24:BA:403:U:C2'	24:BA:404:C:OP2	2.64	0.46
24:BA:428:A:N6	24:BA:429:A:N1	2.63	0.46
24:BA:484:C:H2'	24:BA:485:C:H6	1.80	0.46
24:BA:920:G:O2'	24:BA:921:G:H5'	2.16	0.46
25:BB:12:C:H5''	25:BB:13:A:OP1	2.16	0.46
27:BE:51:PHE:O	27:BE:74:PRO:CB	2.63	0.46
28:BF:101:LEU:CD1	28:BF:102:PRO:HD2	2.45	0.46
28:BF:28:ILE:HA	28:BF:112:MET:CE	2.45	0.46
28:BF:121:GLY:O	28:BF:122:LYS:HD3	2.16	0.46
24:BA:617:G:H5'	28:BF:40:GLN:HE21	1.80	0.46
29:BG:48:GLU:OE2	29:BG:48:GLU:HA	2.16	0.46
30:BH:137:ASP:HB2	30:BH:140:LYS:CE	2.46	0.46
34:BO:47:ASP:CB	34:BO:48:PRO:CA	2.85	0.46
34:BO:48:PRO:O	34:BO:49:ARG:C	2.54	0.46
38:BR:35:LYS:N	38:BR:35:LYS:CD	2.78	0.46
24:BA:84:A:H3'	43:BU:8:LYS:NZ	2.31	0.46
44:BV:151:HIS:O	44:BV:152:ALA:O	2.33	0.46
44:BV:171:ILE:O	44:BV:171:ILE:CG2	2.63	0.46
44:BV:173:ALA:HB1	44:BV:175:VAL:HG13	1.97	0.46
44:BV:72:ARG:O	44:BV:73:GLN:CB	2.63	0.46
47:BW:53:LEU:CD2	47:BW:57:ILE:HD11	2.46	0.46
46:BZ:11:ARG:HB2	46:BZ:12:PRO:CD	2.46	0.46

Continued on next page...

Continued from previous page...

Atom-1	Atom-2	Interatomic distance (Å)	Clash overlap (Å)
1:CA:1002:G:N3	1:CA:1003:G:N7	2.63	0.46
1:CA:1296:C:H3'	1:CA:1297:C:H6	1.81	0.46
1:CA:1327:C:OP1	21:CX:21:TYR:CD1	2.66	0.46
1:CA:1336:C:H4'	1:CA:1336:C:OP1	2.16	0.46
1:CA:1346:A:H5'	9:CL:120:ARG:NH1	2.30	0.46
1:CA:198:G:H2'	1:CA:199:G:H8	1.80	0.46
1:CA:346:G:C5'	38:DR:41:ARG:HH11	2.29	0.46
1:CA:376:G:O3'	16:CS:5:ARG:HD2	2.16	0.46
1:CA:475:G:O2'	1:CA:476:G:H5'	2.15	0.46
1:CA:555:C:OP1	12:CO:20:LYS:NZ	2.49	0.46
1:CA:586:C:H1'	1:CA:878:G:O2'	2.16	0.46
2:CE:77:ALA:HB1	2:CE:211:ILE:HG21	1.97	0.46
4:CG:110:PHE:HD1	4:CG:110:PHE:H	1.63	0.46
4:CG:157:LEU:CD1	4:CG:161:ASN:HD21	2.27	0.46
6:CI:22:GLU:CD	6:CI:82:ARG:HH21	2.18	0.46
7:CJ:140:ASP:C	7:CJ:142:GLU:N	2.69	0.46
9:CL:28:VAL:O	9:CL:29:ASN:C	2.53	0.46
9:CL:42:ARG:O	9:CL:45:ALA:HB3	2.16	0.46
9:CL:9:ARG:HA	9:CL:76:ALA:HB1	1.97	0.46
12:CO:126:LYS:HZ3	12:CO:126:LYS:HB2	1.80	0.46
13:CP:65:LYS:HZ3	49:D4:52:THR:HG21	1.80	0.46
20:CW:96:GLY:O	20:CW:99:LEU:HD13	2.16	0.46
21:CX:14:TRP:CE3	21:CX:15:ARG:NH1	2.83	0.46
40:D2:16:PRO:HA	40:D2:96:ILE:O	2.14	0.46
50:D5:20:ARG:C	50:D5:22:HIS:N	2.68	0.46
53:D8:44:LYS:HD2	53:D8:44:LYS:N	2.30	0.46
53:D8:48:PHE:HD1	53:D8:48:PHE:N	2.14	0.46
24:DA:551:G:H5'	24:DA:1220:A:H1'	1.97	0.46
24:DA:1871:A:H2'	24:DA:1872:A:H8	1.79	0.46
24:DA:1963:U:C2'	24:DA:1963:U:O2	2.63	0.46
24:DA:2321:G:N3	24:DA:2321:G:H2'	2.31	0.46
24:DA:2572:A:C8	27:DE:144:ARG:CB	2.98	0.46
24:DA:2623:G:OP1	24:DA:2826:A:H1'	2.15	0.46
24:DA:2665:A:H2'	24:DA:2666:C:O5'	2.15	0.46
24:DA:545:G:H2'	24:DA:546:C:O5'	2.15	0.46
24:DA:917:A:H2'	24:DA:918:A:C5'	2.45	0.46
26:DD:14:ARG:HG3	26:DD:15:PHE:N	2.31	0.46
26:DD:205:VAL:O	26:DD:206:LEU:C	2.52	0.46
27:DE:63:LEU:O	27:DE:64:LYS:CB	2.62	0.46
29:DG:102:PHE:HA	29:DG:105:LYS:HE3	1.98	0.46
30:DH:53:GLU:OE1	30:DH:53:GLU:HA	2.16	0.46

Continued on next page...

Continued from previous page...

Atom-1	Atom-2	Interatomic distance (Å)	Clash overlap (Å)
32:DM:36:GLY:O	32:DM:42:TRP:HE3	1.98	0.46
34:DO:1:MET:O	34:DO:2:LYS:HG3	2.16	0.46
34:DO:23:PRO:O	34:DO:23:PRO:HG2	2.15	0.46
35:DP:87:LYS:HG2	35:DP:87:LYS:O	2.15	0.46
37:DQ:108:GLY:O	37:DQ:110:LEU:N	2.48	0.46
37:DQ:28:VAL:HG11	37:DQ:98:VAL:HG12	1.97	0.46
27:DE:7:VAL:HG11	38:DR:1:MET:CE	2.45	0.46
42:DT:12:VAL:HG13	42:DT:12:VAL:O	2.15	0.46
44:DV:5:LEU:O	44:DV:5:LEU:HD13	2.16	0.46
48:DX:43:ILE:O	48:DX:47:VAL:HG23	2.16	0.46
48:DX:59:VAL:CG1	48:DX:60:GLU:H	2.28	0.46
1:AA:1030:C:C6	1:AA:1030:C:OP1	2.69	0.46
1:AA:105:G:C6	1:AA:106:C:C4	3.03	0.46
1:AA:1065:U:C2'	1:AA:1066:C:OP2	2.63	0.46
1:AA:1094:G:C2'	1:AA:1095:U:OP2	2.63	0.46
1:AA:1129:C:C2	1:AA:1132:C:N4	2.83	0.46
1:AA:1176:A:H2'	1:AA:1177:G:C5'	2.43	0.46
1:AA:210:U:OP2	1:AA:210:U:O4'	2.33	0.46
1:AA:458:C:H2'	1:AA:464:G:C8	2.47	0.46
1:AA:889:A:HO2'	1:AA:890:G:P	2.38	0.46
1:AA:865:A:C2	1:AA:918:A:H4'	2.51	0.46
1:AA:9:G:C6	1:AA:26:A:N6	2.84	0.46
2:AE:24:TRP:CH2	2:AE:26:PRO:HA	2.49	0.46
2:AE:92:TYR:C	2:AE:92:TYR:HD2	2.18	0.46
4:AG:209:ARG:HG3	4:AG:209:ARG:HH11	1.80	0.46
7:AJ:21:VAL:HG23	7:AJ:21:VAL:O	2.16	0.46
7:AJ:3:ARG:CG	7:AJ:3:ARG:O	2.63	0.46
8:AK:36:LEU:HB3	8:AK:48:TYR:CE2	2.50	0.46
1:AA:1118:C:OP1	9:AL:104:ARG:NH1	2.48	0.46
10:AM:50:ILE:HG12	14:AQ:41:ARG:HD3	1.98	0.46
1:AA:501:C:P	12:AO:124:LYS:NZ	2.89	0.46
12:AO:126:LYS:O	12:AO:127:GLU:C	2.53	0.46
13:AP:19:LEU:O	13:AP:20:THR:C	2.53	0.46
15:AR:64:ARG:CG	15:AR:64:ARG:NH1	2.76	0.46
18:AU:74:ARG:HB3	18:AU:81:PHE:CE1	2.51	0.46
19:AV:41:VAL:O	19:AV:41:VAL:CG2	2.56	0.46
19:AV:6:LYS:H	19:AV:6:LYS:NZ	2.11	0.46
19:AV:83:HIS:O	19:AV:85:LYS:HG2	2.15	0.46
36:B0:33:ARG:HG2	36:B0:115:GLU:CG	2.42	0.46
36:B0:98:LEU:O	36:B0:113:LEU:N	2.49	0.46
40:B2:46:VAL:CG2	40:B2:46:VAL:O	2.64	0.46

Continued on next page...

Continued from previous page...

Atom-1	Atom-2	Interatomic distance (Å)	Clash overlap (Å)
53:B8:49:VAL:CG1	53:B8:50:LEU:H	2.22	0.46
24:BA:1049:C:N3	24:BA:1113:U:H4'	2.31	0.46
24:BA:1359:A:HO2'	24:BA:1360:A:P	2.39	0.46
24:BA:139:G:HO2'	24:BA:140:A:H2	1.61	0.46
24:BA:1658:C:OP1	27:BE:135:HIS:NE2	2.48	0.46
24:BA:1964:G:O2'	24:BA:1967:C:OP1	2.30	0.46
24:BA:278:A:HO2'	24:BA:279:C:P	2.39	0.46
24:BA:301:G:O2'	24:BA:302:C:O4'	2.33	0.46
24:BA:386:G:C2'	24:BA:387:U:OP1	2.63	0.46
24:BA:680:G:H2'	24:BA:681:G:H8	1.79	0.46
24:BA:2785:C:H4'	27:BE:35:GLN:OE1	2.15	0.46
29:BG:77:ILE:HD12	29:BG:77:ILE:N	2.30	0.46
30:BH:86:GLU:HB2	30:BH:87:LEU:H	1.57	0.46
32:BM:74:ARG:HG3	32:BM:74:ARG:HH11	1.81	0.46
34:BO:112:LEU:O	34:BO:128:HIS:HB2	2.14	0.46
34:BO:59:LEU:CD1	34:BO:60:MET:H	2.29	0.46
37:BQ:10:ARG:C	37:BQ:12:PHE:N	2.66	0.46
37:BQ:34:HIS:HB3	37:BQ:35:ILE:H	1.48	0.46
37:BQ:34:HIS:HE2	37:BQ:54:LEU:HD23	1.80	0.46
37:BQ:62:LYS:HD3	37:BQ:97:ARG:NH1	2.30	0.46
41:BS:88:ARG:CB	41:BS:92:ARG:HB3	2.46	0.46
44:BV:110:GLY:O	44:BV:111:VAL:HB	2.16	0.46
44:BV:105:VAL:HG12	44:BV:139:VAL:CB	2.46	0.46
44:BV:159:PRO:O	44:BV:160:GLY:C	2.54	0.46
44:BV:27:VAL:HG22	44:BV:28:MET:N	2.30	0.46
44:BV:59:LEU:O	44:BV:60:GLU:CG	2.64	0.46
35:BP:141:GLN:CG	44:BV:75:ASN:ND2	2.72	0.46
1:CA:1161:C:H2'	1:CA:1162:C:C6	2.51	0.46
1:CA:1160:G:N1	1:CA:1177:G:N2	2.64	0.46
1:CA:1379:G:H2'	1:CA:1380:U:C6	2.51	0.46
1:CA:35:G:C6	1:CA:36:C:N4	2.84	0.46
1:CA:397:A:N7	1:CA:548:G:C8	2.84	0.46
1:CA:457:C:N4	1:CA:458:C:H41	2.14	0.46
1:CA:89:U:O2'	1:CA:90:C:P	2.74	0.46
1:CA:975:A:H62	10:CM:60:ARG:NH1	2.13	0.46
2:CE:95:GLN:OE1	2:CE:95:GLN:HA	2.16	0.46
3:CF:6:HIS:C	3:CF:8:ILE:H	2.18	0.46
9:CL:11:LYS:O	9:CL:12:GLU:HB2	2.16	0.46
10:CM:39:PRO:CB	10:CM:70:ARG:HH12	2.27	0.46
13:CP:23:TYR:HB3	13:CP:67:GLU:HA	1.98	0.46
19:CV:24:ALA:O	19:CV:25:LYS:CB	2.63	0.46

Continued on next page...

Continued from previous page...

Atom-1	Atom-2	Interatomic distance (Å)	Clash overlap (Å)
36:D0:78:LYS:O	36:D0:78:LYS:HG2	2.15	0.46
50:D5:36:CYS:C	50:D5:38:ALA:H	2.19	0.46
24:DA:1505:C:H2'	24:DA:1505:C:O2	2.16	0.46
24:DA:1927:A:C6	24:DA:1928:A:C6	3.04	0.46
24:DA:1944:U:H5''	24:DA:1945:G:OP2	2.15	0.46
24:DA:2024:G:H2'	24:DA:2025:C:H6	1.81	0.46
24:DA:2592:G:C5	24:DA:2593:U:C5	3.04	0.46
24:DA:2752:C:H5'	24:DA:2753:A:OP2	2.16	0.46
24:DA:590:A:H2'	24:DA:591:C:C6	2.50	0.46
24:DA:905:U:H3'	24:DA:906:G:H5''	1.96	0.46
24:DA:988:A:H8	24:DA:988:A:O5'	1.99	0.46
25:DB:37:C:C2'	25:DB:38:C:H5'	2.46	0.46
26:DD:18:VAL:CG1	26:DD:19:ALA:N	2.78	0.46
26:DD:61:LEU:HB3	26:DD:63:ARG:NH1	2.31	0.46
29:DG:76:SER:CB	29:DG:83:ARG:HA	2.46	0.46
29:DG:95:ARG:O	29:DG:96:ARG:C	2.54	0.46
34:DO:85:LEU:HD23	34:DO:88:LEU:HD22	1.97	0.46
41:DS:48:ALA:O	41:DS:49:LYS:C	2.53	0.46
24:DA:489:G:N7	41:DS:49:LYS:NZ	2.64	0.46
44:DV:137:ILE:HG22	44:DV:158:PRO:HG2	1.98	0.46
46:DZ:80:LEU:CB	46:DZ:81:LYS:HE2	2.44	0.46
1:AA:1066:C:H5'	1:AA:1067:A:OP2	2.15	0.46
1:AA:961:U:OP2	1:AA:1223:C:C4'	2.64	0.46
1:AA:1239:A:H4'	1:AA:1240:U:O5'	2.16	0.46
1:AA:1287:A:N6	1:AA:1288:A:N6	2.63	0.46
1:AA:1306:A:H2'	1:AA:1307:U:C6	2.51	0.46
1:AA:251:G:C6	1:AA:266:G:C6	3.03	0.46
1:AA:353:A:H2'	1:AA:354:G:OP2	2.16	0.46
1:AA:500:G:N2	1:AA:546:G:H1'	2.31	0.46
1:AA:575:G:H4'	1:AA:576:G:O5'	2.16	0.46
1:AA:757:U:H2'	1:AA:758:G:O4'	2.16	0.46
1:AA:762:C:H2'	1:AA:763:G:C8	2.48	0.46
1:AA:764:C:H5''	15:AR:50:HIS:CE1	2.51	0.46
22:AC:2:G:C8	22:AC:2:G:H5'	2.50	0.46
22:AC:59:A:H2'	22:AC:60:U:C5'	2.45	0.46
1:AA:1104:G:H4'	2:AE:111:ARG:NH2	2.31	0.46
2:AE:24:TRP:CD1	2:AE:24:TRP:N	2.79	0.46
2:AE:59:GLU:O	2:AE:63:MET:HG2	2.15	0.46
2:AE:64:ARG:O	2:AE:65:GLY:C	2.52	0.46
4:AG:12:CYS:CA	4:AG:21:LEU:CD2	2.84	0.46
6:AI:91:VAL:HG12	6:AI:92:LYS:O	2.16	0.46

Continued on next page...

Continued from previous page...

Atom-1	Atom-2	Interatomic distance (Å)	Clash overlap (Å)
6:AI:98:LEU:HD12	6:AI:101:ALA:CB	2.42	0.46
2:AE:178:ARG:HE	8:AK:71:GLY:H	1.64	0.46
13:AP:118:ALA:CB	22:AC:28:C:O2'	2.63	0.46
13:AP:49:THR:O	13:AP:49:THR:HG23	2.16	0.46
13:AP:67:GLU:C	13:AP:69:GLU:N	2.67	0.46
13:AP:86:CYS:SG	13:AP:88:ARG:N	2.88	0.46
15:AR:29:VAL:HG13	15:AR:63:ARG:HG3	1.98	0.46
15:AR:39:LEU:CD1	15:AR:56:LEU:HB2	2.46	0.46
16:AS:5:ARG:HH21	16:AS:24:ALA:HA	1.79	0.46
21:AX:2:GLY:C	21:AX:4:GLY:N	2.67	0.46
39:B1:110:VAL:O	39:B1:113:ALA:HB3	2.15	0.46
40:B2:62:LEU:HG	40:B2:63:GLY:H	1.81	0.46
45:B3:18:ALA:O	45:B3:19:LYS:CG	2.59	0.46
49:B4:14:ILE:HG23	49:B4:21:VAL:HG23	1.96	0.46
53:B8:32:LEU:HD23	53:B8:33:ASN:N	2.30	0.46
24:BA:1011:G:OP1	39:B1:75:ASN:HB3	2.16	0.46
24:BA:1179:C:H3'	24:BA:1180:C:C5'	2.46	0.46
24:BA:1359:A:N6	24:BA:1373:A:N9	2.61	0.46
24:BA:1838:C:H2'	24:BA:1898:U:O4	2.16	0.46
24:BA:1833:U:O2'	24:BA:1969:A:N1	2.31	0.46
24:BA:30:G:C6	24:BA:31:C:C4	3.04	0.46
24:BA:481:G:OP1	24:BA:481:G:H4'	2.15	0.46
24:BA:588:U:O5'	24:BA:588:U:H6	1.99	0.46
24:BA:687:C:C2'	24:BA:687:C:O2	2.64	0.46
24:BA:986:C:H2'	24:BA:987:G:H5'	1.98	0.46
25:BB:81:G:N2	25:BB:82:G:C6	2.84	0.46
28:BF:22:ALA:O	28:BF:24:LEU:N	2.38	0.46
29:BG:129:GLY:O	29:BG:161:THR:CB	2.62	0.46
25:BB:56:G:H5'	29:BG:27:ASN:HD21	1.80	0.46
29:BG:52:ILE:O	29:BG:52:ILE:HG22	2.15	0.46
30:BH:151:ILE:O	30:BH:152:ARG:HG2	2.16	0.46
31:BK:81:VAL:HG12	31:BK:82:ARG:N	2.30	0.46
31:BK:93:THR:O	31:BK:97:ILE:HD13	2.16	0.46
33:BN:87:ILE:HD13	33:BN:87:ILE:N	2.30	0.46
34:BO:23:PRO:O	34:BO:24:GLY:C	2.52	0.46
37:BQ:42:ASP:C	37:BQ:44:LYS:H	2.17	0.46
44:BV:157:LEU:HB2	44:BV:161:VAL:HG11	1.97	0.46
47:BW:10:LEU:HG	47:BW:14:ARG:NH2	2.31	0.46
46:BZ:53:VAL:CB	46:BZ:58:ILE:HD12	2.44	0.46
46:BZ:97:LEU:HB3	46:BZ:98:LEU:HD13	1.97	0.46
1:CA:119:A:C8	1:CA:240:C:N4	2.84	0.46

Continued on next page...

Continued from previous page...

Atom-1	Atom-2	Interatomic distance (Å)	Clash overlap (Å)
1:CA:266:G:H5''	1:CA:268:C:H41	1.80	0.46
1:CA:432:A:C8	1:CA:433:C:C5	3.03	0.46
1:CA:794:A:H2'	1:CA:795:C:H6	1.81	0.46
1:CA:795:C:O2'	1:CA:1506:U:C1'	2.63	0.46
22:CC:68:C:H2'	22:CC:69:C:C6	2.51	0.46
22:CD:36:U:O4	22:CD:37:A:N6	2.49	0.46
2:CE:24:TRP:CZ2	2:CE:26:PRO:HB3	2.51	0.46
3:CF:11:ARG:HG2	3:CF:11:ARG:HH11	1.80	0.46
3:CF:58:GLU:O	3:CF:59:ARG:HG3	2.15	0.46
4:CG:192:GLU:H	4:CG:192:GLU:HG3	1.57	0.46
9:CL:40:LEU:C	9:CL:42:ARG:H	2.18	0.46
10:CM:32:ALA:HB3	10:CM:76:ASN:CB	2.34	0.46
17:CT:76:LEU:HD11	17:CT:79:SER:H	1.80	0.46
40:D2:22:VAL:HG12	40:D2:23:GLU:H	1.76	0.46
24:DA:2371:G:O2'	51:D6:45:LYS:HB3	2.15	0.46
24:DA:1310:G:OP2	52:D7:9:ARG:NH1	2.49	0.46
24:DA:1297:C:OP1	24:DA:2710:C:H4'	2.16	0.46
24:DA:1342:A:O2'	24:DA:1344:G:P	2.74	0.46
24:DA:1729:A:C2'	24:DA:1730:U:H5''	2.40	0.46
24:DA:2012:G:H4'	41:DS:96:ILE:HD11	1.97	0.46
24:DA:2111:C:H41	24:DA:2147:G:N2	2.12	0.46
24:DA:2428:G:H5''	24:DA:2429:G:OP1	2.16	0.46
24:DA:34:C:C6	24:DA:454:A:O2'	2.69	0.46
24:DA:862:G:H5'	25:DB:79:C:H4'	1.98	0.46
26:DD:211:ARG:HH11	26:DD:211:ARG:HG2	1.80	0.46
27:DE:87:GLU:O	27:DE:89:ASP:N	2.48	0.46
29:DG:14:GLU:O	29:DG:17:PRO:HD2	2.16	0.46
30:DH:151:ILE:O	30:DH:152:ARG:O	2.34	0.46
24:DA:2749:A:H4'	30:DH:62:LYS:HB3	1.98	0.46
31:DK:58:LEU:C	31:DK:60:GLU:N	2.69	0.46
33:DN:86:ILE:CD1	33:DN:86:ILE:H	2.28	0.46
35:DP:11:LYS:HE2	35:DP:87:LYS:HA	1.98	0.46
37:DQ:74:ALA:O	37:DQ:75:GLU:C	2.54	0.46
43:DU:15:VAL:O	43:DU:21:LYS:HA	2.16	0.46
44:DV:11:GLU:HG3	44:DV:12:GLY:N	2.31	0.46
44:DV:58:VAL:O	44:DV:59:LEU:HB2	2.16	0.46
48:DX:28:LEU:HA	48:DX:33:GLN:OE1	2.16	0.46
46:DZ:79:GLY:N	46:DZ:80:LEU:HD23	2.30	0.46
1:AA:1429:C:H2'	1:AA:1430:C:C6	2.51	0.46
1:AA:1496:C:H2'	1:AA:1497:G:O4'	2.15	0.46
1:AA:279:A:O2'	1:AA:280:C:P	2.74	0.46

Continued on next page...

Continued from previous page...

Atom-1	Atom-2	Interatomic distance (Å)	Clash overlap (Å)
1:AA:408:A:O2'	1:AA:409:G:H5'	2.16	0.46
1:AA:423:G:N2	1:AA:424:G:C4	2.84	0.46
1:AA:645:C:H2'	1:AA:646:U:O4'	2.15	0.46
1:AA:872:A:C4'	1:AA:873:A:OP1	2.53	0.46
2:AE:158:LEU:N	2:AE:158:LEU:HD12	2.31	0.46
3:AF:164:ARG:O	3:AF:165:THR:HB	2.16	0.46
3:AF:186:PHE:HD1	3:AF:198:VAL:O	1.99	0.46
3:AF:77:ILE:O	3:AF:78:GLY:O	2.34	0.46
8:AK:29:SER:OG	8:AK:32:LYS:HG3	2.15	0.46
9:AL:16:ARG:HH21	9:AL:66:ARG:HH22	1.64	0.46
6:AI:98:LEU:CA	18:AU:30:ASP:HA	2.42	0.46
21:AX:6:ARG:HG2	21:AX:15:ARG:NH2	2.31	0.46
40:B2:38:LEU:HD21	40:B2:57:VAL:CG2	2.46	0.46
45:B3:82:ARG:O	45:B3:83:PRO:O	2.34	0.46
24:BA:1098:A:C3'	24:BA:1099:G:C5'	2.94	0.46
24:BA:1373:A:C2	24:BA:1374:G:H1'	2.51	0.46
24:BA:1453:A:O2'	36:B0:73:VAL:HG11	2.16	0.46
24:BA:1731:G:C3'	24:BA:1731:G:N3	2.79	0.46
24:BA:233:A:O5'	24:BA:233:A:H8	1.99	0.46
24:BA:2346:A:H1'	24:BA:2383:G:N7	2.31	0.46
24:BA:2483:C:C5'	24:BA:2484:G:OP2	2.64	0.46
24:BA:2483:C:H5'	24:BA:2484:G:OP2	2.16	0.46
24:BA:2777:G:H4'	24:BA:2778:A:H5''	1.98	0.46
24:BA:308:G:N2	24:BA:329:G:O2'	2.49	0.46
24:BA:391:G:C4	24:BA:392:C:C5	3.04	0.46
24:BA:440:G:H2'	24:BA:441:U:C6	2.51	0.46
24:BA:644:A:O2'	24:BA:645:C:H5''	2.16	0.46
24:BA:867:C:O2'	24:BA:868:U:H5'	2.16	0.46
27:BE:107:THR:O	27:BE:190:GLY:CA	2.64	0.46
27:BE:117:MET:O	27:BE:117:MET:HG2	2.15	0.46
30:BH:44:VAL:HG23	30:BH:45:VAL:N	2.30	0.46
32:BM:12:ARG:NH1	32:BM:38:HIS:NE2	2.64	0.46
32:BM:63:THR:HB	32:BM:64:GLY:H	1.51	0.46
33:BN:91:LEU:N	33:BN:91:LEU:CD2	2.79	0.46
34:BO:101:VAL:O	34:BO:103:ALA:N	2.43	0.46
34:BO:114:ILE:HG21	34:BO:130:PHE:CE1	2.50	0.46
37:BQ:102:ALA:HB1	37:BQ:112:PHE:HD2	1.81	0.46
27:BE:14:ILE:HB	38:BR:14:TYR:CE2	2.51	0.46
41:BS:1:MET:HA	41:BS:1:MET:CE	2.45	0.46
43:BU:55:TYR:CD2	43:BU:55:TYR:N	2.84	0.46
1:CA:1178:G:C8	1:CA:1180:A:OP2	2.69	0.46

Continued on next page...

Continued from previous page...

Atom-1	Atom-2	Interatomic distance (Å)	Clash overlap (Å)
1:CA:1349:A:H2'	1:CA:1350:A:H8	1.81	0.46
1:CA:1349:A:P	9:CL:118:LYS:NZ	2.89	0.46
1:CA:355:C:O4'	1:CA:388:G:O2'	2.34	0.46
1:CA:451:A:N6	1:CA:481:G:O4'	2.48	0.46
1:CA:581:G:N2	1:CA:582:U:C5	2.84	0.46
1:CA:605:U:H2'	1:CA:606:G:H8	1.80	0.46
1:CA:632:A:H8	1:CA:633:G:C8	2.34	0.46
1:CA:871:U:O2'	1:CA:872:A:OP1	2.31	0.46
4:CG:30:LYS:O	4:CG:32:ALA:N	2.49	0.46
4:CG:92:VAL:O	4:CG:96:LEU:CD2	2.64	0.46
6:CI:44:GLY:HA2	6:CI:59:TYR:CE2	2.51	0.46
7:CJ:54:THR:HG23	7:CJ:54:THR:O	2.16	0.46
10:CM:21:GLN:O	10:CM:21:GLN:HG2	2.16	0.46
10:CM:44:VAL:HG12	10:CM:45:ARG:N	2.30	0.46
16:CS:19:ILE:HB	16:CS:37:GLY:O	2.16	0.46
16:CS:71:ARG:HB2	16:CS:71:ARG:HH11	1.79	0.46
20:CW:22:ARG:O	20:CW:26:ASN:ND2	2.49	0.46
24:DA:1454:U:OP1	36:D0:77:ARG:NH1	2.48	0.46
24:DA:996:A:H4'	39:D1:92:ARG:HE	1.80	0.46
1:CA:1312:G:H5''	49:D4:67:TYR:OH	2.16	0.46
24:DA:84:A:H61	24:DA:102:G:H1'	1.78	0.46
24:DA:1192:G:C2'	24:DA:1193:G:H5'	2.45	0.46
24:DA:1204:A:O2'	24:DA:1205:U:O5'	2.33	0.46
24:DA:1454:U:H5'	36:D0:63:ARG:HE	1.80	0.46
24:DA:1694:C:O2	24:DA:1694:C:H2'	2.15	0.46
24:DA:1707:G:H2'	24:DA:1708:C:O4'	2.16	0.46
24:DA:1798:U:H5'	26:DD:259:THR:HG22	1.98	0.46
24:DA:2163:C:C4	24:DA:2164:C:N4	2.84	0.46
24:DA:2785:C:H2'	24:DA:2786:U:O4'	2.15	0.46
25:DB:28:C:H2'	25:DB:29:A:O4'	2.16	0.46
25:DB:95:U:O5'	25:DB:95:U:H6	1.99	0.46
24:DA:2599:G:OP2	26:DD:236:GLY:HA3	2.15	0.46
27:DE:1:MET:HA	27:DE:200:GLU:OE2	2.16	0.46
29:DG:6:ALA:HB3	29:DG:104:GLU:OE2	2.16	0.46
30:DH:88:LEU:HD22	30:DH:163:TYR:O	2.16	0.46
32:DM:10:GLU:HA	32:DM:11:PRO:HD3	1.73	0.46
33:DN:8:LEU:N	33:DN:8:LEU:CD2	2.76	0.46
41:DS:28:SER:C	41:DS:30:GLU:N	2.69	0.46
43:DU:11:ASP:HB2	43:DU:27:VAL:CG1	2.46	0.46
44:DV:151:HIS:O	44:DV:153:SER:O	2.33	0.46
1:AA:993:G:O6	1:AA:1045:C:N3	2.49	0.46

Continued on next page...

Continued from previous page...

Atom-1	Atom-2	Interatomic distance (Å)	Clash overlap (Å)
1:AA:411:A:C2	1:AA:413:G:O2'	2.69	0.46
1:AA:625:G:C4	1:AA:626:U:C5	3.04	0.46
1:AA:688:G:H5'	11:AN:46:GLY:C	2.37	0.46
1:AA:768:A:H4'	1:AA:1523:G:N2	2.31	0.46
1:AA:244:U:C6	1:AA:894:G:N2	2.84	0.46
3:AF:50:ALA:O	3:AF:70:VAL:HG13	2.16	0.46
3:AF:83:ARG:O	3:AF:84:ILE:HG12	2.16	0.46
4:AG:90:GLY:HA2	4:AG:204:ILE:HD11	1.98	0.46
10:AM:64:GLU:OE2	10:AM:66:ARG:NE	2.49	0.46
11:AN:30:VAL:HG21	11:AN:65:ALA:HA	1.98	0.46
12:AO:53:ARG:CG	12:AO:53:ARG:HH11	2.29	0.46
13:AP:86:CYS:SG	13:AP:88:ARG:HB3	2.56	0.46
16:AS:58:TYR:O	16:AS:60:LEU:N	2.49	0.46
18:AU:29:PHE:N	18:AU:29:PHE:CD2	2.84	0.46
39:B1:85:LYS:C	39:B1:87:GLY:N	2.69	0.46
52:B7:24:THR:HG23	52:B7:27:GLY:H	1.80	0.46
52:B7:47:ARG:HH11	52:B7:47:ARG:CA	2.29	0.46
53:B8:61:LEU:HD12	53:B8:62:LEU:N	2.31	0.46
24:BA:1140:C:O4'	24:BA:1143:A:N7	2.49	0.46
24:BA:234:C:H2'	24:BA:235:U:H6	1.80	0.46
24:BA:2517:C:HO2'	24:BA:2518:A:P	2.39	0.46
24:BA:2830:G:N3	24:BA:2883:A:H2	2.14	0.46
24:BA:464:U:H2'	24:BA:465:G:O4'	2.15	0.46
24:BA:196:A:N6	24:BA:831:G:H21	2.14	0.46
24:BA:84:A:H61	24:BA:102:G:C2'	2.29	0.46
24:BA:903:C:H2'	24:BA:904:C:H6	1.81	0.46
26:BD:143:HIS:O	26:BD:144:ALA:C	2.54	0.46
24:BA:1819:A:H5''	26:BD:161:THR:CG2	2.45	0.46
26:BD:92:ILE:HD12	26:BD:104:TYR:CD2	2.45	0.46
27:BE:144:ARG:HB3	27:BE:145:LYS:H	1.49	0.46
29:BG:39:ILE:HG23	29:BG:155:MET:SD	2.56	0.46
30:BH:105:LEU:CD1	30:BH:113:VAL:HB	2.45	0.46
30:BH:125:VAL:HG13	30:BH:126:PRO:HB3	1.97	0.46
31:BK:117:GLU:HB2	31:BK:118:LYS:H	1.50	0.46
35:BP:101:ARG:HG3	35:BP:102:VAL:N	2.31	0.46
47:BW:46:GLN:CA	47:BW:49:LYS:HZ1	2.29	0.46
1:CA:1126:U:H1'	1:CA:1280:A:H62	1.81	0.46
1:CA:1316:G:H22	1:CA:1318:A:H3'	1.77	0.46
1:CA:1535:C:C2'	1:CA:1536:C:H5	2.28	0.46
1:CA:428:G:O2'	1:CA:429:U:P	2.74	0.46
1:CA:558:G:C4	1:CA:559:A:C2	3.04	0.46

Continued on next page...

Continued from previous page...

Atom-1	Atom-2	Interatomic distance (Å)	Clash overlap (Å)
1:CA:644:G:C5	1:CA:645:C:C6	3.04	0.46
1:CA:664:G:H22	1:CA:741:G:H1	1.64	0.46
1:CA:789:U:C2	1:CA:791:G:OP2	2.69	0.46
22:CD:22:G:O2'	22:CD:23:C:H5'	2.16	0.46
22:CD:7:G:C5'	22:CD:8:U:OP2	2.64	0.46
2:CE:162:ILE:CD1	2:CE:184:VAL:HG13	2.44	0.46
3:CF:15:THR:O	3:CF:15:THR:HG22	2.15	0.46
3:CF:53:ALA:O	3:CF:54:ARG:HB2	2.16	0.46
7:CJ:57:GLU:O	7:CJ:59:LEU:N	2.49	0.46
1:CA:1199:U:H5'	10:CM:54:PHE:CE2	2.51	0.46
10:CM:4:ILE:O	10:CM:74:ILE:HD13	2.16	0.46
11:CN:104:GLN:O	11:CN:106:LYS:HG3	2.15	0.46
12:CO:27:LEU:HD13	12:CO:28:LYS:N	2.30	0.46
13:CP:10:PRO:HG3	13:CP:18:ALA:O	2.16	0.46
13:CP:80:ARG:O	13:CP:82:MET:O	2.34	0.46
11:CN:91:ARG:HH22	18:CU:88:LYS:HZ3	1.63	0.46
19:CV:15:LEU:N	19:CV:15:LEU:CD2	2.79	0.46
50:D5:16:ARG:O	50:D5:20:ARG:HG3	2.16	0.46
50:D5:42:PRO:CB	50:D5:43:HIS:HD2	2.29	0.46
24:DA:127:A:H5''	24:DA:128:C:C6	2.51	0.46
24:DA:1655:A:H4'	27:DE:115:GLY:N	2.31	0.46
24:DA:1834:U:O4'	24:DA:1969:A:C2	2.69	0.46
24:DA:2021:C:C5'	24:DA:2022:U:OP2	2.59	0.46
24:DA:2052:G:C8	27:DE:141:ILE:HD11	2.51	0.46
24:DA:2469:A:H3'	24:DA:2470:G:O4'	2.16	0.46
24:DA:2654:A:N1	24:DA:2665:A:H5'	2.31	0.46
24:DA:266:G:H2'	24:DA:267:C:O5'	2.16	0.46
24:DA:298:G:OP2	43:DU:85:VAL:HG22	2.15	0.46
24:DA:548:A:H2'	24:DA:549:G:H5'	1.98	0.46
24:DA:802:A:C2'	24:DA:803:U:H5''	2.46	0.46
25:DB:83:G:O2'	25:DB:84:C:H5'	2.16	0.46
26:DD:105:ILE:HG23	26:DD:106:ILE:O	2.15	0.46
26:DD:118:VAL:O	26:DD:129:ASN:HA	2.16	0.46
26:DD:2:ALA:HB1	26:DD:20:ASP:CB	2.46	0.46
26:DD:36:PRO:HB3	26:DD:62:TYR:O	2.16	0.46
27:DE:129:HIS:O	27:DE:130:GLY:C	2.53	0.46
27:DE:54:GLN:CA	27:DE:54:GLN:HE21	2.27	0.46
32:DM:36:GLY:O	32:DM:42:TRP:CE3	2.69	0.46
32:DM:96:GLU:O	32:DM:99:LEU:N	2.34	0.46
42:DT:35:THR:HG23	42:DT:35:THR:O	2.16	0.46
44:DV:108:PRO:HG2	44:DV:111:VAL:CA	2.47	0.46

Continued on next page...

Continued from previous page...

Atom-1	Atom-2	Interatomic distance (Å)	Clash overlap (Å)
46:DZ:8:SER:HB3	46:DZ:66:HIS:CD2	2.50	0.46
1:AA:1036:G:H3'	1:AA:1037:C:H6	1.77	0.45
1:AA:1175:G:C2	1:AA:1176:A:C6	3.04	0.45
1:AA:1269:A:C2	1:AA:1313:U:O4'	2.69	0.45
1:AA:1344:C:O2'	1:AA:1345:U:H5'	2.16	0.45
1:AA:24:U:O2'	1:AA:25:C:H5'	2.16	0.45
1:AA:322:C:O2'	20:AW:23:ARG:HB2	2.15	0.45
2:AE:77:ALA:O	2:AE:81:VAL:HG23	2.16	0.45
4:AG:70:ILE:HD12	4:AG:100:ARG:CZ	2.46	0.45
6:AI:33:TYR:CZ	6:AI:78:GLU:HG3	2.51	0.45
36:B0:107:ASP:O	36:B0:108:GLY:C	2.54	0.45
39:B1:50:ARG:NH2	39:B1:50:ARG:HB2	2.30	0.45
45:B3:26:TYR:CD1	45:B3:26:TYR:N	2.84	0.45
49:B4:37:SER:OG	49:B4:38:LYS:N	2.48	0.45
51:B6:23:THR:CG2	51:B6:24:GLU:H	2.28	0.45
24:BA:1329:U:H5''	24:BA:1330:C:H5	1.81	0.45
24:BA:1416:G:O2'	24:BA:1417:C:H6	1.99	0.45
24:BA:1690:A:H3'	24:BA:1691:C:H6	1.81	0.45
24:BA:2148:G:O2'	24:BA:2149:G:H5'	2.16	0.45
24:BA:2175:C:O2'	24:BA:2176:A:H5'	2.16	0.45
24:BA:2412:A:H2'	24:BA:2413:G:H5'	1.98	0.45
24:BA:2521:C:H2'	24:BA:2522:U:C6	2.50	0.45
24:BA:2657:A:H1'	24:BA:2665:A:N6	2.30	0.45
24:BA:2780:G:O2'	24:BA:2781:A:OP1	2.27	0.45
24:BA:2876:G:O2'	38:BR:3:ARG:NH1	2.46	0.45
24:BA:307:G:N2	24:BA:309:G:H3'	2.30	0.45
24:BA:608:A:N9	24:BA:621:A:N6	2.63	0.45
24:BA:864:G:H2'	24:BA:865:C:C6	2.50	0.45
26:BD:125:ILE:HD12	26:BD:137:PRO:HD3	1.98	0.45
26:BD:266:SER:C	26:BD:267:SER:O	2.52	0.45
27:BE:170:LEU:N	27:BE:170:LEU:CD1	2.79	0.45
27:BE:60:ASN:CA	27:BE:62:PRO:HD2	2.44	0.45
29:BG:121:ASN:HB2	29:BG:181:ARG:HH12	1.80	0.45
25:BB:55:U:O2'	29:BG:29:TRP:CD1	2.68	0.45
30:BH:54:ARG:HD2	30:BH:65:HIS:CE1	2.52	0.45
32:BM:14:VAL:HG12	32:BM:15:LEU:N	2.31	0.45
24:BA:1341:U:O2	42:BT:80:ILE:CD1	2.63	0.45
47:BW:25:VAL:HG12	47:BW:60:LEU:HD23	1.97	0.45
1:CA:1081:G:H2'	1:CA:1082:G:H8	1.81	0.45
1:CA:1381:U:H5	1:CA:1382:C:C4	2.34	0.45
1:CA:33:A:H2'	1:CA:34:C:C6	2.50	0.45

Continued on next page...

Continued from previous page...

Atom-1	Atom-2	Interatomic distance (Å)	Clash overlap (Å)
1:CA:366:C:H4'	1:CA:367:U:OP1	2.16	0.45
1:CA:378:G:H2'	1:CA:379:C:C6	2.51	0.45
1:CA:406:G:O2'	1:CA:407:G:H5'	2.16	0.45
1:CA:477:G:H2'	1:CA:478:A:C8	2.52	0.45
1:CA:561:U:C2'	1:CA:562:C:OP2	2.64	0.45
1:CA:889:A:HO2'	1:CA:890:G:P	2.39	0.45
22:CD:13:C:H2'	22:CD:14:A:OP1	2.16	0.45
2:CE:163:PHE:CE1	2:CE:215:LEU:HD22	2.50	0.45
3:CF:78:GLY:HA3	3:CF:83:ARG:HB3	1.98	0.45
4:CG:100:ARG:NH2	4:CG:137:SER:HA	2.32	0.45
4:CG:173:TRP:NE1	4:CG:174:LEU:HG	2.32	0.45
4:CG:199:ASN:O	4:CG:201:GLN:N	2.49	0.45
5:CH:150:ARG:HG2	5:CH:150:ARG:O	2.16	0.45
5:CH:12:LEU:HB3	5:CH:31:LEU:HB2	1.97	0.45
6:CI:32:ASN:ND2	6:CI:32:ASN:H	2.12	0.45
7:CJ:40:ALA:O	7:CJ:41:ARG:C	2.54	0.45
7:CJ:95:ARG:NE	7:CJ:99:LEU:HD11	2.30	0.45
13:CP:3:ARG:O	13:CP:4:ILE:HD13	2.16	0.45
16:CS:40:ASP:O	16:CS:42:ARG:N	2.50	0.45
17:CT:3:LYS:HD3	17:CT:61:GLU:O	2.16	0.45
19:CV:5:LEU:HD21	49:D4:66:SER:HB2	1.97	0.45
19:CV:63:THR:HG23	19:CV:66:MET:CE	2.46	0.45
36:D0:3:HIS:C	36:D0:5:LYS:H	2.17	0.45
36:D0:85:PRO:C	36:D0:87:TYR:H	2.19	0.45
40:D2:4:ILE:HG22	40:D2:39:LEU:HD23	1.98	0.45
51:D6:11:LEU:HD11	51:D6:51:GLU:HG3	1.98	0.45
24:DA:1142(A):A:O2'	24:DA:1143:A:P	2.74	0.45
24:DA:1498:C:O4'	24:DA:1577:C:C4'	2.64	0.45
24:DA:1591:G:H2'	24:DA:1592:C:C6	2.51	0.45
24:DA:222:A:O2'	24:DA:223:A:OP1	2.34	0.45
24:DA:2665:A:H3'	24:DA:2665:A:N3	2.31	0.45
24:DA:275:G:N2	24:DA:276:A:N6	2.61	0.45
24:DA:2888:C:H2'	24:DA:2889:C:H6	1.81	0.45
24:DA:422:A:C6	24:DA:423:A:C6	3.04	0.45
25:DB:82:G:N1	25:DB:95:U:O2	2.49	0.45
27:DE:137:HIS:CB	27:DE:138:PRO:HD2	2.42	0.45
29:DG:129:GLY:O	29:DG:130:ASN:OD1	2.34	0.45
30:DH:109:PHE:CE1	30:DH:152:ARG:NH1	2.84	0.45
30:DH:51:ARG:NH1	30:DH:51:ARG:HG3	2.30	0.45
24:DA:1141:U:H6	32:DM:63:THR:HG1	1.61	0.45
24:DA:2406:U:C4	34:DO:72:PRO:HB2	2.51	0.45

Continued on next page...

Continued from previous page...

Atom-1	Atom-2	Interatomic distance (Å)	Clash overlap (Å)
34:DO:98:GLU:HG2	34:DO:99:LEU:N	2.30	0.45
35:DP:85:LYS:HD3	35:DP:86:GLY:H	1.80	0.45
37:DQ:109:GLY:O	37:DQ:110:LEU:HB2	2.16	0.45
37:DQ:13:ARG:O	37:DQ:14:VAL:HB	2.15	0.45
1:CA:346:G:H5''	38:DR:41:ARG:HH11	1.80	0.45
41:DS:34:ASN:ND2	50:D5:39:MET:HB2	2.32	0.45
48:DX:18:ASP:O	48:DX:21:ALA:N	2.49	0.45
48:DX:7:LYS:HE2	48:DX:32:GLN:HA	1.98	0.45
46:DZ:76:ARG:N	46:DZ:76:ARG:HD2	2.29	0.45
1:AA:1024:G:C5'	1:AA:1025:U:OP1	2.64	0.45
1:AA:1129:C:H5'	1:AA:1130:A:C5'	2.47	0.45
1:AA:1175:G:N1	1:AA:1176:A:N6	2.65	0.45
1:AA:1286:A:C8	1:AA:1287:A:H4'	2.51	0.45
1:AA:1349:A:O2'	1:AA:1350:A:H5'	2.16	0.45
1:AA:1443:G:H3'	1:AA:1446:A:C5'	2.38	0.45
1:AA:791:G:N2	1:AA:1497:G:O3'	2.50	0.45
1:AA:794:A:H4'	1:AA:1521:G:O2'	2.15	0.45
1:AA:405:U:H3'	1:AA:406:G:H5'	1.98	0.45
22:AC:50:U:O2'	22:AC:51:C:H5'	2.16	0.45
2:AE:114:ARG:NH1	2:AE:118:LEU:HD21	2.30	0.45
2:AE:60:ASP:O	2:AE:60:ASP:OD2	2.34	0.45
3:AF:195:VAL:CG1	3:AF:196:LEU:N	2.79	0.45
4:AG:137:SER:O	4:AG:138:TYR:C	2.55	0.45
4:AG:157:LEU:O	4:AG:161:ASN:HB2	2.16	0.45
4:AG:144:ASP:O	4:AG:184:LYS:HA	2.17	0.45
6:AI:61:LEU:HB3	6:AI:63:TYR:HE2	1.81	0.45
8:AK:86:ILE:HG12	8:AK:135:CYS:HA	1.96	0.45
8:AK:37:ARG:CG	8:AK:38:ILE:HG13	2.45	0.45
9:AL:102:LEU:O	9:AL:103:THR:OG1	2.29	0.45
9:AL:89:ASN:N	9:AL:90:PRO:CD	2.80	0.45
10:AM:13:HIS:HE1	10:AM:14:LYS:HE3	1.81	0.45
10:AM:44:VAL:CG1	10:AM:46:ARG:HG3	2.46	0.45
13:AP:19:LEU:N	13:AP:19:LEU:HD22	2.31	0.45
36:B0:72:ASP:HB3	36:B0:75:LEU:CB	2.46	0.45
40:B2:39:LEU:CD1	40:B2:39:LEU:N	2.80	0.45
39:B1:90:VAL:HA	40:B2:39:LEU:CD2	2.47	0.45
40:B2:73:SER:CB	40:B2:83:ARG:HA	2.46	0.45
24:BA:2355:C:C5'	45:B3:36:ILE:HD11	2.46	0.45
49:B4:13:ARG:O	49:B4:30:GLU:CB	2.64	0.45
49:B4:55:ARG:HB2	49:B4:59:PHE:HD1	1.80	0.45
51:B6:15:GLU:HG3	51:B6:47:THR:HG21	1.96	0.45

Continued on next page...

Continued from previous page...

Atom-1	Atom-2	Interatomic distance (Å)	Clash overlap (Å)
53:B8:23:VAL:HG11	53:B8:47:LYS:HB3	1.97	0.45
24:BA:142:G:H2'	24:BA:143:C:H6	1.80	0.45
24:BA:1777:U:O2'	24:BA:1778:U:H5'	2.15	0.45
24:BA:2154:G:H2'	24:BA:2155:G:C8	2.51	0.45
24:BA:2229:C:O2'	24:BA:2230:G:H5'	2.16	0.45
24:BA:644:A:N6	24:BA:2349:G:H1'	2.31	0.45
24:BA:2405:G:HO2'	24:BA:2411:A:N6	2.14	0.45
24:BA:2481:G:C2'	24:BA:2482:G:OP2	2.63	0.45
24:BA:385:C:O2	24:BA:390:A:C2	2.69	0.45
24:BA:592:G:H2'	53:B8:4:MET:HE2	1.98	0.45
24:BA:754:C:H2'	24:BA:755:C:H6	1.81	0.45
24:BA:833:U:H4'	34:BO:51:PHE:O	2.16	0.45
26:BD:213:ARG:HG3	26:BD:213:ARG:NH1	2.31	0.45
26:BD:260:ARG:NH2	26:BD:270:ILE:HD11	2.31	0.45
28:BF:179:GLU:CD	28:BF:179:GLU:N	2.69	0.45
28:BF:65:TRP:O	28:BF:66:PRO:C	2.54	0.45
28:BF:84:VAL:C	28:BF:86:GLY:N	2.69	0.45
30:BH:136:ILE:N	30:BH:136:ILE:CD1	2.76	0.45
30:BH:171:LEU:O	30:BH:171:LEU:CD2	2.65	0.45
31:BK:144:VAL:O	31:BK:145:VAL:HG22	2.16	0.45
31:BK:5:LEU:HD11	31:BK:19:VAL:CG1	2.46	0.45
31:BK:96:ASP:O	31:BK:97:ILE:C	2.54	0.45
35:BP:28:ALA:HB2	35:BP:67:ARG:HH12	1.79	0.45
38:BR:96:ARG:CG	38:BR:97:ALA:H	2.29	0.45
48:BX:19:GLN:O	48:BX:22:ALA:HB3	2.16	0.45
1:CA:1009:G:C2	1:CA:1010:G:C8	3.04	0.45
1:CA:1068:G:OP2	1:CA:1094:G:H5''	2.15	0.45
1:CA:353:A:H5'	1:CA:353:A:C8	2.52	0.45
1:CA:38:G:N1	1:CA:397:A:H2	2.14	0.45
1:CA:450:G:OP1	1:CA:452:A:OP1	2.34	0.45
1:CA:452:A:C6	1:CA:453:A:C6	3.04	0.45
1:CA:627:G:H2'	1:CA:628:G:H8	1.80	0.45
22:CB:9:G:C5'	22:CB:10:G:OP2	2.50	0.45
2:CE:87:ARG:NH1	2:CE:220:ASP:OD1	2.46	0.45
3:CF:172:ARG:O	3:CF:173:VAL:HG23	2.15	0.45
3:CF:43:LEU:HD22	3:CF:47:LEU:CD2	2.46	0.45
1:CA:1071:C:H5''	5:CH:49:PRO:HG2	1.98	0.45
6:CI:68:PRO:HG3	6:CI:71:ARG:NH2	2.31	0.45
1:CA:1279:A:H2	10:CM:43:ARG:HH21	1.64	0.45
12:CO:126:LYS:C	12:CO:128:ALA:N	2.69	0.45
13:CP:121:LYS:NZ	22:CB:41:C:C4'	2.73	0.45

Continued on next page...

Continued from previous page...

Atom-1	Atom-2	Interatomic distance (Å)	Clash overlap (Å)
15:CR:5:LYS:O	15:CR:8:LYS:CG	2.63	0.45
17:CT:84:LEU:O	17:CT:86:GLU:N	2.49	0.45
20:CW:96:GLY:O	20:CW:97:ALA:CB	2.64	0.45
40:D2:5:VAL:HG22	40:D2:14:VAL:CG2	2.46	0.45
45:D3:66:VAL:O	45:D3:81:VAL:HA	2.16	0.45
51:D6:17:LYS:O	51:D6:18:ARG:CB	2.64	0.45
24:DA:1086:A:H4'	24:DA:1103:A:N6	2.31	0.45
24:DA:1249:U:H2'	24:DA:1249:U:O2	2.16	0.45
24:DA:2114:A:C6	24:DA:2118:U:OP2	2.69	0.45
24:DA:2132:U:C2'	24:DA:2133:G:O5'	2.65	0.45
24:DA:2210:G:C5'	24:DA:2211:G:OP2	2.63	0.45
24:DA:2229:C:O2'	24:DA:2230:G:H5'	2.16	0.45
24:DA:2629:A:O2'	24:DA:2630:G:H5''	2.16	0.45
24:DA:2866:U:O2'	24:DA:2867:G:P	2.74	0.45
24:DA:2883:A:H5'	24:DA:2884:U:H5'	1.98	0.45
24:DA:883:G:H8	24:DA:883:G:O5'	1.98	0.45
24:DA:962:G:H2'	24:DA:963:U:H6	1.82	0.45
24:DA:2073:C:C5'	26:DD:229:VAL:HG22	2.47	0.45
27:DE:13:ARG:HH11	27:DE:13:ARG:HB3	1.82	0.45
27:DE:77:ILE:O	27:DE:78:LEU:O	2.35	0.45
28:DF:65:TRP:CH2	28:DF:72:ARG:HB3	2.50	0.45
31:DK:86:THR:O	31:DK:87:LYS:HB2	2.15	0.45
33:DN:112:MET:O	33:DN:115:VAL:CG2	2.64	0.45
35:DP:26:TYR:O	35:DP:27:VAL:O	2.33	0.45
37:DQ:78:LEU:HD21	37:DQ:108:GLY:HA2	1.99	0.45
42:DT:8:ILE:CD1	42:DT:42:ALA:HB1	2.46	0.45
43:DU:48:ALA:CB	43:DU:61:ILE:HD13	2.45	0.45
44:DV:152:ALA:H	44:DV:170:THR:N	2.14	0.45
44:DV:52:SER:O	44:DV:54:HIS:N	2.50	0.45
46:DZ:49:VAL:HG12	46:DZ:51:VAL:CG2	2.45	0.45
1:AA:1000:A:C8	1:AA:1000:A:OP1	2.69	0.45
1:AA:1143:G:H2'	1:AA:1144:G:H8	1.73	0.45
1:AA:1244:C:H2'	1:AA:1245:A:H8	1.80	0.45
1:AA:1268:A:N3	1:AA:1326:C:O2'	2.45	0.45
1:AA:224:C:H2'	1:AA:225:C:C6	2.50	0.45
1:AA:391:G:C6	1:AA:392:G:C5	3.04	0.45
1:AA:406:G:H5''	4:AG:5:ILE:CG2	2.40	0.45
1:AA:542:G:H2'	1:AA:543:C:H6	1.81	0.45
1:AA:909:A:OP1	12:AO:21:LYS:HE2	2.17	0.45
1:AA:998(A):C:H3'	1:AA:999:U:H5''	1.98	0.45
2:AE:172:ILE:N	2:AE:172:ILE:CD1	2.79	0.45

Continued on next page...

Continued from previous page...

Atom-1	Atom-2	Interatomic distance (Å)	Clash overlap (Å)
2:AE:198:ASP:N	2:AE:198:ASP:OD2	2.48	0.45
3:AF:87:LEU:C	3:AF:89:GLU:H	2.19	0.45
4:AG:150:GLU:O	4:AG:153:ARG:N	2.39	0.45
4:AG:179:GLU:C	4:AG:181:MET:H	2.18	0.45
4:AG:16:GLY:HA2	4:AG:33:MET:HE2	1.97	0.45
5:AH:144:THR:O	5:AH:146:ALA:N	2.49	0.45
6:AI:100:ASN:HB3	18:AU:29:PHE:HE2	1.81	0.45
9:AL:4:TYR:CE2	9:AL:88:TYR:CG	3.04	0.45
9:AL:65:VAL:HG21	9:AL:73:GLN:CB	2.44	0.45
10:AM:16:LEU:O	10:AM:20:ALA:HB3	2.16	0.45
13:AP:36:LYS:HG2	13:AP:59:TYR:OH	2.16	0.45
15:AR:24:SER:OG	15:AR:25:THR:N	2.49	0.45
19:AV:11:VAL:HB	19:AV:16:LEU:CD1	2.43	0.45
51:B6:9:LEU:HD13	51:B6:9:LEU:C	2.36	0.45
53:B8:61:LEU:HD12	53:B8:62:LEU:H	1.81	0.45
24:BA:1141:U:O5'	32:BM:63:THR:HG21	2.17	0.45
24:BA:1252:G:O2'	24:BA:1253:A:O5'	2.35	0.45
24:BA:1292:U:H2'	24:BA:1293:C:C6	2.52	0.45
24:BA:1300:U:O2'	24:BA:1301:A:OP2	2.24	0.45
24:BA:1425:G:O2'	24:BA:1426:G:H5'	2.17	0.45
24:BA:1504:C:O2'	24:BA:1505:C:H5''	2.16	0.45
24:BA:155:C:O2	24:BA:155:C:H2'	2.15	0.45
24:BA:2277:G:OP1	35:BP:85:LYS:CB	2.65	0.45
24:BA:2305:A:H2'	24:BA:2306:C:C5'	2.47	0.45
24:BA:2419:U:O4	53:B8:31:HIS:ND1	2.49	0.45
24:BA:2585:U:O2'	24:BA:2586:C:C5'	2.64	0.45
24:BA:426:C:O2'	24:BA:427:U:H5'	2.16	0.45
24:BA:602:G:N2	24:BA:656:G:C5	2.85	0.45
24:BA:847:U:H2'	24:BA:848:G:H5''	1.98	0.45
24:BA:872:A:H4'	35:BP:66:ILE:CD1	2.46	0.45
25:BB:44:G:C2	25:BB:48:A:C2	3.04	0.45
25:BB:97:G:H2'	25:BB:98:G:O4'	2.17	0.45
26:BD:111:LEU:CD2	26:BD:115:GLN:HE22	2.29	0.45
26:BD:62:TYR:HE1	26:BD:64:ILE:HA	1.82	0.45
27:BE:87:GLU:O	27:BE:88:GLY:C	2.53	0.45
27:BE:8:LYS:HB3	27:BE:192:ASN:HA	1.97	0.45
28:BF:157:VAL:HA	28:BF:176:LEU:O	2.16	0.45
30:BH:103:LEU:HD23	30:BH:103:LEU:H	1.81	0.45
30:BH:125:VAL:HG12	30:BH:126:PRO:CG	2.45	0.45
30:BH:147:ASN:N	30:BH:147:ASN:ND2	2.64	0.45
31:BK:121:LYS:O	31:BK:122:GLU:OE2	2.35	0.45

Continued on next page...

Continued from previous page...

Atom-1	Atom-2	Interatomic distance (Å)	Clash overlap (Å)
31:BK:82:ARG:HG3	31:BK:146:ALA:HA	1.99	0.45
32:BM:21:LYS:O	32:BM:60:ILE:HG23	2.16	0.45
32:BM:87:LEU:O	32:BM:91:LEU:HG	2.15	0.45
33:BN:1:MET:HB2	33:BN:32:TYR:HB3	1.98	0.45
34:BO:84:ASN:N	34:BO:84:ASN:HD22	2.12	0.45
35:BP:43:THR:C	35:BP:45:GLN:N	2.70	0.45
35:BP:2:LEU:O	35:BP:70:PRO:HG2	2.15	0.45
38:BR:122:ASP:O	38:BR:126:ALA:CB	2.63	0.45
38:BR:29:ARG:HG3	38:BR:46:GLU:OE1	2.15	0.45
24:BA:2876:G:H4'	38:BR:3:ARG:HD2	1.98	0.45
38:BR:89:VAL:CG2	38:BR:90:GLN:H	2.27	0.45
38:BR:99:LEU:HB3	38:BR:101:PHE:CE1	2.52	0.45
44:BV:56:VAL:C	44:BV:57:ILE:HD12	2.36	0.45
48:BX:19:GLN:HE22	48:BX:52:HIS:HE1	1.64	0.45
46:BZ:11:ARG:HB2	46:BZ:12:PRO:HD2	1.96	0.45
1:CA:1277:C:O2'	1:CA:1279:A:C8	2.62	0.45
1:CA:416:G:H2'	1:CA:417:C:C6	2.51	0.45
1:CA:689:C:O2'	1:CA:690:G:H5'	2.15	0.45
22:CD:31:G:H2'	22:CD:32:C:C6	2.50	0.45
22:CD:15:G:H2'	22:CD:59:A:C2	2.51	0.45
22:CD:68:C:C2	22:CD:69:C:C6	3.04	0.45
2:CE:240:GLN:O	2:CE:240:GLN:HG2	2.16	0.45
2:CE:51:LEU:O	2:CE:55:PHE:HD2	2.00	0.45
3:CF:8:ILE:C	3:CF:10:PHE:N	2.69	0.45
4:CG:146:ILE:O	4:CG:146:ILE:HG22	2.15	0.45
7:CJ:107:ALA:O	7:CJ:110:GLN:HB2	2.15	0.45
8:CK:33:GLU:O	8:CK:35:ILE:N	2.49	0.45
9:CL:80:GLY:C	9:CL:82:ALA:N	2.70	0.45
10:CM:95:GLU:OE2	10:CM:95:GLU:HA	2.16	0.45
12:CO:113:ARG:NH2	12:CO:120:TYR:CE2	2.85	0.45
15:CR:82:ILE:O	15:CR:86:GLY:N	2.49	0.45
39:D1:92:ARG:C	39:D1:94:ASN:N	2.69	0.45
49:D4:42:PHE:C	49:D4:42:PHE:CD1	2.90	0.45
51:D6:48:VAL:O	51:D6:49:HIS:HB2	2.15	0.45
51:D6:9:LEU:CD1	51:D6:26:ASN:ND2	2.79	0.45
24:DA:1065:U:C5'	24:DA:1066:U:H5''	2.46	0.45
24:DA:1045:A:C8	24:DA:1111:A:N6	2.85	0.45
24:DA:1412:A:O2'	24:DA:1413:G:H5'	2.16	0.45
24:DA:2175:C:H2'	24:DA:2176:A:H5''	1.98	0.45
24:DA:2408:U:O5'	24:DA:2408:U:H6	2.00	0.45
24:DA:2474:C:H5''	24:DA:2475:C:C6	2.51	0.45

Continued on next page...

Continued from previous page...

Atom-1	Atom-2	Interatomic distance (Å)	Clash overlap (Å)
24:DA:2553:G:H2'	24:DA:2554:U:O4'	2.17	0.45
24:DA:2689:U:O2'	24:DA:2690:C:OP2	2.31	0.45
24:DA:2756:U:H3	24:DA:2758:A:H62	1.64	0.45
24:DA:685:A:O2'	24:DA:686:G:OP2	2.31	0.45
24:DA:892:G:N3	24:DA:892:G:H2'	2.32	0.45
24:DA:987:G:H2'	24:DA:988:A:H5'	1.99	0.45
25:DB:75:G:N1	25:DB:102:G:N2	2.65	0.45
25:DB:42:C:H4'	29:DG:67:LYS:O	2.17	0.45
26:DD:11:PRO:O	26:DD:12:SER:CB	2.65	0.45
27:DE:33:VAL:HG12	27:DE:90:THR:H	1.81	0.45
28:DF:7:TYR:N	28:DF:7:TYR:CD1	2.85	0.45
30:DH:128:PRO:HD2	30:DH:129:THR:N	2.25	0.45
32:DM:113:GLY:O	32:DM:116:LEU:HB2	2.14	0.45
33:DN:53:LYS:CD	33:DN:53:LYS:N	2.69	0.45
34:DO:115:LEU:HA	34:DO:134:ALA:CB	2.47	0.45
35:DP:30:GLY:CA	35:DP:107:ALA:HB2	2.39	0.45
41:DS:34:ASN:O	41:DS:35:ILE:C	2.55	0.45
43:DU:35:TYR:O	43:DU:35:TYR:CD1	2.69	0.45
1:AA:1100:C:O2'	1:AA:1101:A:H5'	2.16	0.45
1:AA:1128:C:C3'	1:AA:1139:G:O6	2.59	0.45
1:AA:1155:G:O2'	1:AA:1156:G:H5'	2.16	0.45
1:AA:1238:A:N7	1:AA:1303:C:H1'	2.32	0.45
1:AA:186(C):G:H2'	1:AA:186(D):C:H6	1.82	0.45
1:AA:233:C:O2'	1:AA:234:C:H5'	2.17	0.45
1:AA:448:A:OP2	1:AA:485:G:N2	2.47	0.45
1:AA:450:G:C5'	16:AS:41:PRO:O	2.65	0.45
1:AA:538:G:OP2	12:AO:115:LYS:HB2	2.16	0.45
1:AA:929:G:H5'	1:AA:1534:A:OP2	2.17	0.45
22:AC:17:C:H2'	22:AC:17(A):C:C5	2.51	0.45
22:AD:17:C:H3'	22:AD:17(A):C:C5'	2.45	0.45
22:AD:29:G:H2'	22:AD:30:G:O4'	2.15	0.45
22:AD:58:A:C1'	22:AD:60:U:C5	2.99	0.45
2:AE:162:ILE:HD11	2:AE:184:VAL:HG13	1.98	0.45
2:AE:187:LEU:HA	2:AE:201:ILE:HB	1.97	0.45
2:AE:230:VAL:HG12	2:AE:230:VAL:O	2.16	0.45
1:AA:1190:G:C5'	3:AF:176:HIS:NE2	2.79	0.45
3:AF:16:ARG:NH2	3:AF:181:ASN:OD1	2.49	0.45
3:AF:184:TYR:HA	3:AF:200:ALA:O	2.15	0.45
4:AG:9:CYS:HA	4:AG:12:CYS:H	1.82	0.45
5:AH:90:VAL:CG2	5:AH:121:LYS:HB3	2.46	0.45
10:AM:32:ALA:HB1	10:AM:75:ILE:CG1	2.46	0.45

Continued on next page...

Continued from previous page...

Atom-1	Atom-2	Interatomic distance (Å)	Clash overlap (Å)
13:AP:76:ALA:O	13:AP:79:LYS:N	2.49	0.45
15:AR:55:GLY:HA2	15:AR:58:MET:HE2	1.99	0.45
16:AS:55:ARG:O	16:AS:58:TYR:HB3	2.15	0.45
16:AS:59:TRP:O	16:AS:64:ALA:HB3	2.17	0.45
19:AV:15:LEU:O	19:AV:19:VAL:CG2	2.64	0.45
19:AV:36:ARG:C	19:AV:38:SER:N	2.69	0.45
19:AV:39:THR:CG2	19:AV:40:ILE:H	2.20	0.45
21:AX:6:ARG:CZ	21:AX:15:ARG:HH21	2.29	0.45
40:B2:51:VAL:CG1	40:B2:52:VAL:N	2.79	0.45
49:B4:33:VAL:HG12	49:B4:35:VAL:O	2.17	0.45
50:B5:3:LYS:CG	50:B5:4:HIS:H	2.22	0.45
24:BA:1053:C:C2'	24:BA:1054:A:H5''	2.44	0.45
24:BA:1071:G:O6	24:BA:1091:G:O6	2.35	0.45
24:BA:1428:C:N4	24:BA:1569:A:H3'	2.31	0.45
24:BA:150:C:H2'	24:BA:151:C:C6	2.52	0.45
24:BA:579:G:H2'	24:BA:580:C:C6	2.52	0.45
24:BA:736:C:H2'	24:BA:737:C:H6	1.81	0.45
24:BA:804:A:H2'	24:BA:806:C:C4	2.51	0.45
25:BB:75:G:N1	25:BB:102:G:N2	2.62	0.45
26:BD:106:ILE:CD1	26:BD:106:ILE:C	2.84	0.45
26:BD:143:HIS:O	26:BD:144:ALA:O	2.34	0.45
28:BF:198:ALA:O	28:BF:201:VAL:HG12	2.15	0.45
29:BG:161:THR:C	29:BG:163:ALA:H	2.20	0.45
24:BA:2744:G:N2	30:BH:143:GLN:OE1	2.50	0.45
30:BH:167:GLU:CD	30:BH:167:GLU:N	2.69	0.45
31:BK:65:ALA:O	31:BK:69:LYS:N	2.50	0.45
24:BA:2642:G:H5''	32:BM:78:TYR:CD2	2.50	0.45
34:BO:57:THR:O	34:BO:57:THR:HG23	2.15	0.45
34:BO:63:PRO:HB3	53:B8:13:ARG:CG	2.41	0.45
35:BP:57:HIS:O	35:BP:57:HIS:ND1	2.44	0.45
37:BQ:98:VAL:O	37:BQ:101:LEU:HB3	2.17	0.45
37:BQ:6:ALA:HA	37:BQ:9:ARG:CZ	2.46	0.45
24:BA:2682:U:O2'	38:BR:58:ASN:OD1	2.33	0.45
41:BS:18:ARG:HB2	41:BS:18:ARG:HE	1.62	0.45
43:BU:46:LYS:NZ	43:BU:63:LYS:HG2	2.30	0.45
1:CA:1047:G:O2'	1:CA:1048:G:H5'	2.17	0.45
1:CA:1053:G:C6	1:CA:1199:U:H2'	2.50	0.45
1:CA:346:G:H2'	1:CA:346:G:N3	2.32	0.45
1:CA:45:U:H2'	1:CA:46:G:C8	2.52	0.45
1:CA:535:A:H5''	1:CA:536:C:OP2	2.16	0.45
1:CA:685:G:N2	1:CA:686:U:C4	2.84	0.45

Continued on next page...

Continued from previous page...

Atom-1	Atom-2	Interatomic distance (Å)	Clash overlap (Å)
1:CA:890:G:C2'	1:CA:891:U:OP2	2.65	0.45
1:CA:920:U:H1'	1:CA:1080:A:C2	2.51	0.45
22:CB:23:G:H2'	22:CB:24:C:C5'	2.47	0.45
22:CC:1:C:O2	22:CC:1:C:H3'	2.16	0.45
7:CJ:148:ASN:ND2	22:CD:40:C:H4'	2.31	0.45
22:CD:21:A:C2	22:CD:48:C:H1'	2.51	0.45
2:CE:95:GLN:NE2	2:CE:96:ARG:NH1	2.65	0.45
3:CF:108:ASN:HB3	3:CF:111:LEU:HG	1.98	0.45
4:CG:101:LEU:HD21	4:CG:121:VAL:HG13	1.98	0.45
4:CG:187:ARG:HH11	4:CG:187:ARG:HG2	1.81	0.45
7:CJ:8:GLU:CD	7:CJ:8:GLU:N	2.67	0.45
8:CK:102:ARG:NH1	8:CK:105:ARG:CZ	2.80	0.45
10:CM:29:ARG:HH11	10:CM:29:ARG:HG2	1.81	0.45
11:CN:41:THR:CG2	11:CN:42:TRP:N	2.79	0.45
18:CU:32:ARG:HH11	18:CU:65:ILE:HD13	1.80	0.45
20:CW:24:LEU:HD13	20:CW:24:LEU:O	2.17	0.45
20:CW:71:THR:HG22	20:CW:72:LEU:N	2.32	0.45
20:CW:84:LEU:HD13	20:CW:84:LEU:C	2.37	0.45
36:D0:29:LEU:CD1	36:D0:29:LEU:N	2.79	0.45
39:D1:95:LEU:HD13	40:D2:4:ILE:HD12	1.98	0.45
51:D6:15:GLU:HB3	51:D6:16:CYS:H	1.46	0.45
51:D6:11:LEU:H	51:D6:25:LYS:HA	1.81	0.45
52:D7:24:THR:O	52:D7:28:ARG:HG3	2.16	0.45
24:DA:1230:C:H2'	24:DA:1231:G:C8	2.52	0.45
24:DA:1250:G:O2'	24:DA:1251:C:OP1	2.23	0.45
24:DA:162:U:OP1	24:DA:162:U:H6	1.98	0.45
24:DA:2361:A:O5'	53:D8:27:THR:OG1	2.34	0.45
24:DA:2617:C:O2'	24:DA:2618:G:H5'	2.16	0.45
24:DA:345:A:H2'	24:DA:347:A:H62	1.80	0.45
24:DA:666:G:H4'	34:DO:49:ARG:HH12	1.78	0.45
24:DA:714:U:O2	24:DA:716:A:C8	2.70	0.45
26:DD:65:ILE:HD11	26:DD:67:PHE:CE1	2.51	0.45
26:DD:92:ILE:HD12	26:DD:104:TYR:HD2	1.81	0.45
27:DE:111:ARG:NE	27:DE:160:TYR:CE1	2.76	0.45
28:DF:117:ARG:NH2	28:DF:189:THR:O	2.50	0.45
28:DF:31:HIS:O	28:DF:34:TRP:HB3	2.15	0.45
32:DM:120:LEU:HD13	32:DM:120:LEU:C	2.37	0.45
42:DT:24:GLY:O	42:DT:82:GLN:HA	2.16	0.45
43:DU:75:ILE:HA	43:DU:80:GLY:HA2	1.98	0.45
43:DU:97:ARG:HH11	43:DU:97:ARG:HG2	1.82	0.45
46:DZ:85:LEU:N	46:DZ:85:LEU:HD22	2.31	0.45

Continued on next page...

Continued from previous page...

Atom-1	Atom-2	Interatomic distance (Å)	Clash overlap (Å)
1:AA:1111:A:H2'	1:AA:1112:C:C6	2.51	0.45
1:AA:1226:C:H5''	13:AP:96:LEU:CD1	2.46	0.45
1:AA:1270:C:O2'	1:AA:1271:G:H5'	2.16	0.45
1:AA:1238:A:N6	1:AA:1301:U:H3	2.09	0.45
1:AA:131:C:H2'	1:AA:132:C:C6	2.52	0.45
1:AA:1365:G:C6	1:AA:1366:C:C4	3.05	0.45
1:AA:1431:C:C2'	1:AA:1432:G:H5'	2.47	0.45
1:AA:1503:A:O2'	1:AA:1504:G:OP1	2.33	0.45
1:AA:50:A:N6	1:AA:361:G:H4'	2.31	0.45
22:AC:9:G:H1'	22:AC:46:G:H1'	1.97	0.45
22:AD:48:C:N4	22:AD:59:A:C5	2.84	0.45
22:AD:6:G:O2'	22:AD:7:G:C5'	2.64	0.45
2:AE:127:ILE:HD13	2:AE:130:ARG:HG3	1.98	0.45
2:AE:8:LYS:HB3	2:AE:217:ARG:HD3	1.99	0.45
5:AH:101:ILE:HD13	5:AH:118:ILE:O	2.17	0.45
6:AI:14:LEU:CD2	6:AI:18:GLN:HB2	2.44	0.45
8:AK:37:ARG:CG	8:AK:38:ILE:N	2.77	0.45
9:AL:32:ASP:C	9:AL:34:ASN:H	2.20	0.45
9:AL:43:ALA:O	9:AL:45:ALA:N	2.44	0.45
9:AL:95:LYS:C	9:AL:95:LYS:HD3	2.36	0.45
11:AN:95:ILE:O	11:AN:99:GLN:HG2	2.17	0.45
10:AM:63:PHE:HB3	14:AQ:57:ARG:O	2.17	0.45
16:AS:66:PRO:C	16:AS:67:THR:O	2.55	0.45
17:AT:10:VAL:HG13	17:AT:19:VAL:HB	1.97	0.45
17:AT:29:HIS:ND1	17:AT:30:PRO:HD2	2.31	0.45
1:AA:1541:U:H4'	18:AU:18:ARG:NH1	2.31	0.45
20:AW:22:ARG:HG3	20:AW:22:ARG:HH11	1.82	0.45
49:B4:25:TYR:O	49:B4:26:SER:C	2.53	0.45
50:B5:45:VAL:HG11	50:B5:56:LYS:HG3	1.99	0.45
52:B7:47:ARG:HH11	52:B7:47:ARG:CB	2.30	0.45
24:BA:1080:A:O2'	24:BA:1081:U:H5'	2.17	0.45
24:BA:443:A:H2	24:BA:1245:G:N3	2.15	0.45
24:BA:215:G:H4'	24:BA:216:A:H4'	1.97	0.45
24:BA:241:A:O2'	24:BA:242:G:O5'	2.32	0.45
24:BA:2702:U:H6	24:BA:2702:U:OP1	1.98	0.45
24:BA:2749:A:H4'	30:BH:62:LYS:HB3	1.98	0.45
24:BA:442:G:O4'	28:BF:46:ARG:HD3	2.15	0.45
30:BH:69:ARG:HG3	30:BH:69:ARG:NH1	2.32	0.45
31:BK:131:LYS:CA	31:BK:132:PRO:O	2.65	0.45
31:BK:7:GLU:HG3	31:BK:8:PRO:N	2.31	0.45
32:BM:63:THR:O	32:BM:64:GLY:O	2.34	0.45

Continued on next page...

Continued from previous page...

Atom-1	Atom-2	Interatomic distance (Å)	Clash overlap (Å)
34:BO:11:GLY:O	34:BO:12:ALA:HB3	2.16	0.45
35:BP:64:ILE:HG22	35:BP:106:VAL:HG12	1.98	0.45
35:BP:93:TYR:CD1	35:BP:93:TYR:N	2.85	0.45
37:BQ:106:ARG:O	37:BQ:107:GLU:HB2	2.16	0.45
37:BQ:66:ALA:O	37:BQ:67:ARG:C	2.55	0.45
42:BT:8:ILE:HA	42:BT:30:VAL:HG12	1.98	0.45
43:BU:54:LYS:C	43:BU:55:TYR:CG	2.89	0.45
35:BP:141:GLN:CG	44:BV:75:ASN:CG	2.83	0.45
46:BZ:73:LEU:C	46:BZ:75:GLU:N	2.69	0.45
1:CA:1028:C:C4	1:CA:1028(A):C:C5	3.04	0.45
1:CA:102:G:C4	1:CA:103:C:C5	3.04	0.45
1:CA:920:U:C1'	1:CA:1080:A:C2	3.00	0.45
1:CA:1135:U:H4'	1:CA:1136:U:C5	2.45	0.45
1:CA:1097:C:O2	1:CA:1169:A:H2	2.00	0.45
1:CA:1365:G:O2'	1:CA:1366:C:H5'	2.16	0.45
1:CA:1408:A:O2'	1:CA:1409:C:H5'	2.17	0.45
1:CA:35:G:H2'	1:CA:36:C:C6	2.51	0.45
1:CA:430:A:P	4:CG:9:CYS:H	2.39	0.45
2:CE:214:ILE:HD13	2:CE:217:ARG:HH22	1.81	0.45
4:CG:104:VAL:O	4:CG:107:ARG:N	2.49	0.45
4:CG:178:VAL:O	4:CG:181:MET:N	2.50	0.45
4:CG:52:SER:H	4:CG:55:ALA:HB3	1.82	0.45
4:CG:52:SER:N	4:CG:55:ALA:HB3	2.32	0.45
6:CI:61:LEU:HD23	6:CI:63:TYR:OH	2.17	0.45
1:CA:452:A:HO2'	16:CS:72:ARG:HG3	1.82	0.45
18:CU:63:GLN:HA	18:CU:63:GLN:OE1	2.17	0.45
18:CU:82:THR:HG22	18:CU:83:GLU:H	1.79	0.45
1:CA:1326:C:OP1	21:CX:12:LYS:HE3	2.16	0.45
36:D0:10:LEU:O	36:D0:11:ASN:C	2.55	0.45
40:D2:30:GLY:O	40:D2:31:ALA:O	2.34	0.45
45:D3:36:ILE:N	45:D3:36:ILE:HD13	2.31	0.45
49:D4:3:GLU:HG3	49:D4:4:GLY:H	1.80	0.45
24:DA:1534:G:H3'	24:DA:1534:G:C8	2.51	0.45
24:DA:2240:C:O2'	24:DA:2241:A:H5'	2.15	0.45
24:DA:228:A:O2'	24:DA:229:A:P	2.75	0.45
24:DA:236:C:H2'	24:DA:237:C:H6	1.82	0.45
24:DA:278:A:H8	24:DA:278:A:C5'	2.30	0.45
24:DA:2818:G:H4'	24:DA:2837:G:O4'	2.17	0.45
24:DA:2832:U:O2'	24:DA:2833:G:OP2	2.35	0.45
24:DA:2854:G:H2'	24:DA:2855:C:C6	2.51	0.45
24:DA:655:A:C2'	24:DA:656:G:H5'	2.47	0.45

Continued on next page...

Continued from previous page...

Atom-1	Atom-2	Interatomic distance (Å)	Clash overlap (Å)
25:DB:105:G:O2'	25:DB:106:G:H5'	2.17	0.45
26:DD:109:ASP:HB2	26:DD:197:GLY:CA	2.46	0.45
26:DD:69:ARG:C	26:DD:71:ASP:N	2.69	0.45
24:DA:1654:A:C2	27:DE:113:PHE:CD1	3.05	0.45
27:DE:51:PHE:HD1	27:DE:52:LEU:H	1.59	0.45
27:DE:95:ILE:HG22	27:DE:95:ILE:O	2.16	0.45
24:DA:1248:G:N2	28:DF:88:VAL:HG22	2.30	0.45
29:DG:121:ASN:C	29:DG:123:ASN:H	2.19	0.45
29:DG:51:ARG:NH2	29:DG:52:ILE:HD11	2.32	0.45
30:DH:16:SER:OG	30:DH:17:VAL:N	2.50	0.45
31:DK:77:LEU:HB2	31:DK:104:GLN:OE1	2.15	0.45
31:DK:79:ILE:HG23	31:DK:81:VAL:HG13	1.98	0.45
35:DP:23:GLY:O	35:DP:24:GLY:C	2.54	0.45
24:DA:2847:U:P	38:DR:98:LYS:HZ3	2.39	0.45
41:DS:21:VAL:HG12	41:DS:21:VAL:O	2.17	0.45
41:DS:40:ASN:C	41:DS:41:LYS:HG2	2.36	0.45
43:DU:2:ARG:O	43:DU:3:VAL:C	2.55	0.45
44:DV:108:PRO:HG2	44:DV:112:ARG:N	2.24	0.45
47:DW:28:LYS:HB3	47:DW:57:ILE:HG12	1.97	0.45
1:AA:1007:C:C3'	1:AA:1008:C:H5''	2.43	0.45
1:AA:1218:C:H2'	1:AA:1219:U:H6	1.79	0.45
1:AA:1429:C:H2'	1:AA:1430:C:H6	1.82	0.45
1:AA:190:G:OP1	1:AA:190:G:H8	2.00	0.45
1:AA:585:G:O2'	1:AA:879:C:H5''	2.16	0.45
1:AA:973:G:O6	1:AA:974:A:N6	2.50	0.45
22:AD:42:G:H2'	22:AD:43:A:C8	2.47	0.45
2:AE:55:PHE:CA	2:AE:58:ILE:HG12	2.40	0.45
4:AG:126:ILE:HG22	4:AG:127:THR:N	2.28	0.45
5:AH:75:THR:HG23	5:AH:76:ILE:N	2.31	0.45
6:AI:54:LYS:NZ	6:AI:54:LYS:HB2	2.31	0.45
8:AK:4:ASP:OD2	8:AK:7:ALA:CB	2.64	0.45
9:AL:121:ARG:HD3	9:AL:122:ALA:O	2.17	0.45
9:AL:47:LEU:HB3	9:AL:51:ARG:HH12	1.82	0.45
9:AL:59:PHE:N	9:AL:59:PHE:CD1	2.85	0.45
10:AM:23:ILE:HG22	10:AM:23:ILE:O	2.17	0.45
13:AP:70:LEU:O	13:AP:74:VAL:HG23	2.15	0.45
17:AT:81:ARG:HH21	17:AT:84:LEU:HD21	1.82	0.45
39:B1:89:GLU:O	39:B1:90:VAL:C	2.54	0.45
39:B1:91:ASP:OD2	39:B1:96:ALA:CA	2.64	0.45
40:B2:24:LYS:HG3	40:B2:64:HIS:NE2	2.31	0.45
50:B5:31:VAL:CG1	50:B5:42:PRO:HG3	2.47	0.45

Continued on next page...

Continued from previous page...

Atom-1	Atom-2	Interatomic distance (Å)	Clash overlap (Å)
51:B6:42:TRP:HD1	51:B6:44:ARG:NH1	2.10	0.45
24:BA:1344:G:O2'	24:BA:1385:G:H5''	2.17	0.45
24:BA:1431:U:H2'	24:BA:1432:C:H6	1.81	0.45
24:BA:1785:A:N7	24:BA:1787:A:C5	2.84	0.45
24:BA:2190:G:H5'	24:BA:2190:G:H8	1.82	0.45
24:BA:222:A:HO2'	24:BA:223:A:P	2.38	0.45
24:BA:2308:G:O6	24:BA:2311:A:N1	2.49	0.45
24:BA:2391:G:O2'	24:BA:2424:C:N4	2.49	0.45
24:BA:2415:G:H2'	24:BA:2416:C:H6	1.82	0.45
24:BA:2063:C:O2	24:BA:2451:A:C2	2.70	0.45
24:BA:2886:G:H2'	24:BA:2887:U:C6	2.52	0.45
24:BA:2892:A:N6	24:BA:2893:G:N2	2.65	0.45
24:BA:34:C:HO2'	24:BA:35:G:H8	1.59	0.45
24:BA:352:G:N3	24:BA:352:G:H2'	2.31	0.45
24:BA:487:C:N4	24:BA:488:G:C6	2.85	0.45
24:BA:727:A:OP1	24:BA:1431:U:O2'	2.33	0.45
24:BA:753:C:H2'	24:BA:754:C:H6	1.82	0.45
29:BG:121:ASN:HD21	29:BG:123:ASN:HB2	1.82	0.45
29:BG:94:LEU:HD23	29:BG:94:LEU:H	1.82	0.45
31:BK:37:VAL:CG1	31:BK:38:LEU:N	2.79	0.45
24:BA:558:G:C5'	32:BM:112:LEU:HD22	2.47	0.45
35:BP:103:MET:O	35:BP:104:PHE:HB2	2.17	0.45
35:BP:119:ARG:HH11	35:BP:119:ARG:HG3	1.82	0.45
38:BR:3:ARG:O	38:BR:4:GLY:C	2.54	0.45
42:BT:8:ILE:H	42:BT:8:ILE:CD1	2.14	0.45
43:BU:33:LYS:HE2	43:BU:34:LYS:CG	2.45	0.45
44:BV:32:HIS:O	44:BV:33:LEU:HD22	2.16	0.45
35:BP:141:GLN:HE21	44:BV:74:VAL:N	2.15	0.45
35:BP:132:VAL:HG11	44:BV:81:ARG:NH2	2.31	0.45
1:CA:1002:G:C2	1:CA:1003:G:C5	3.04	0.45
1:CA:1034:G:H2'	1:CA:1035:A:H8	1.81	0.45
1:CA:1059:C:O2	10:CM:53:PRO:HG3	2.17	0.45
1:CA:490:G:O2'	1:CA:491:G:H5'	2.17	0.45
1:CA:439:A:C4	1:CA:496:A:C2	3.05	0.45
1:CA:626:U:O2'	1:CA:627:G:H5'	2.17	0.45
1:CA:914:A:H2'	1:CA:915:A:H8	1.82	0.45
7:CJ:148:ASN:C	7:CJ:150:ALA:N	2.69	0.45
7:CJ:95:ARG:HG2	7:CJ:99:LEU:HD12	1.98	0.45
11:CN:48:ILE:HD11	11:CN:64:ALA:N	2.32	0.45
13:CP:15:VAL:O	13:CP:19:LEU:CD2	2.64	0.45
15:CR:77:ARG:HA	15:CR:80:ALA:HB2	1.99	0.45

Continued on next page...

Continued from previous page...

Atom-1	Atom-2	Interatomic distance (Å)	Clash overlap (Å)
16:CS:22:THR:CA	16:CS:33:ILE:HG12	2.41	0.45
17:CT:33:GLY:O	17:CT:34:LYS:C	2.55	0.45
18:CU:43:PHE:C	18:CU:51:LEU:HD12	2.36	0.45
19:CV:69:HIS:O	19:CV:70:LYS:O	2.34	0.45
1:CA:1305:G:C5'	21:CX:4:GLY:HA3	2.47	0.45
39:D1:76:TYR:C	39:D1:76:TYR:CD2	2.90	0.45
40:D2:47:VAL:O	40:D2:48:GLY:O	2.34	0.45
24:DA:1094:U:O2'	24:DA:1096:A:OP1	2.34	0.45
24:DA:1204:A:C2'	24:DA:1205:U:OP2	2.65	0.45
24:DA:1313:U:H3'	24:DA:1314:C:H5'	1.98	0.45
24:DA:1568:G:OP1	26:DD:63:ARG:CZ	2.64	0.45
24:DA:1726:G:O2'	24:DA:1727:U:H5'	2.17	0.45
24:DA:185:U:H2'	24:DA:186:G:C8	2.52	0.45
24:DA:207:A:H2'	24:DA:208:C:O4'	2.17	0.45
24:DA:2115:G:O6	24:DA:2163:C:OP1	2.35	0.45
24:DA:858:U:O2'	24:DA:2268:A:C2'	2.65	0.45
24:DA:2313:C:H5'	29:DG:40:ASN:ND2	2.32	0.45
24:DA:237:C:C2'	24:DA:238:C:H5'	2.45	0.45
24:DA:2395:C:H2'	24:DA:2396:G:O4'	2.17	0.45
24:DA:2762:G:H2'	24:DA:2763:G:H5'	1.99	0.45
24:DA:2836:U:H2'	24:DA:2837:G:C8	2.52	0.45
24:DA:482:A:N6	24:DA:506:G:O2'	2.50	0.45
24:DA:991:C:H2'	24:DA:992:C:O5'	2.16	0.45
27:DE:47:VAL:HG23	27:DE:47:VAL:O	2.16	0.45
28:DF:167:ALA:HB1	28:DF:173:VAL:HG11	1.99	0.45
28:DF:45:ARG:NH1	28:DF:45:ARG:CG	2.71	0.45
29:DG:44:GLY:HA2	29:DG:88:ILE:HG12	1.97	0.45
31:DK:78:THR:O	31:DK:79:ILE:HG12	2.16	0.45
32:DM:20:GLY:HA2	32:DM:61:ARG:HD2	1.99	0.45
33:DN:22:ILE:HG12	33:DN:41:ALA:HA	1.98	0.45
34:DO:92:GLU:HA	34:DO:123:LEU:HD23	1.98	0.45
35:DP:59:ARG:HD2	35:DP:59:ARG:N	2.31	0.45
37:DQ:89:ARG:O	37:DQ:90:GLY:C	2.55	0.45
41:DS:88:ARG:CB	41:DS:92:ARG:HB3	2.47	0.45
42:DT:47:PHE:O	42:DT:48:LYS:C	2.55	0.45
46:DZ:54:ALA:O	46:DZ:55:GLY:O	2.35	0.45
46:DZ:60:PHE:CE2	46:DZ:91:LYS:NZ	2.84	0.45
1:AA:1252:A:H2'	1:AA:1253:G:O4'	2.17	0.45
1:AA:1258:G:O2'	1:AA:1259:C:H5'	2.17	0.45
1:AA:1300:G:O2'	1:AA:1301:U:O5'	2.33	0.45
1:AA:1364:U:H2'	1:AA:1365:G:OP1	2.17	0.45

Continued on next page...

Continued from previous page...

Atom-1	Atom-2	Interatomic distance (Å)	Clash overlap (Å)
1:AA:1391:U:H2'	1:AA:1392:G:C8	2.51	0.45
1:AA:360:A:C2'	1:AA:361:G:H5'	2.47	0.45
1:AA:3:G:H4'	1:AA:4:U:H5''	1.99	0.45
1:AA:833:U:H2'	1:AA:834:C:C6	2.52	0.45
1:AA:878:G:H5'	8:AK:89:PRO:CG	2.46	0.45
2:AE:36:ARG:NH1	2:AE:36:ARG:HG3	2.30	0.45
3:AF:141:VAL:O	3:AF:141:VAL:HG12	2.16	0.45
8:AK:112:LEU:HD12	8:AK:114:THR:HG22	1.98	0.45
8:AK:1:MET:O	8:AK:2:LEU:O	2.35	0.45
9:AL:27:THR:CG2	9:AL:32:ASP:HA	2.46	0.45
9:AL:91:ASP:C	9:AL:93:ARG:H	2.20	0.45
10:AM:4:ILE:CD1	10:AM:82:ILE:HD11	2.47	0.45
10:AM:96:ILE:H	10:AM:96:ILE:HD13	1.80	0.45
12:AO:32:PHE:CG	12:AO:84:LEU:HD11	2.51	0.45
13:AP:97:PRO:CA	13:AP:110:ARG:HD3	2.46	0.45
13:AP:53:VAL:O	13:AP:57:ARG:HD3	2.17	0.45
16:AS:42:ARG:O	16:AS:44:THR:HG23	2.17	0.45
17:AT:58:GLU:HG3	17:AT:77:VAL:HG22	1.99	0.45
18:AU:75:ILE:C	18:AU:77:GLY:H	2.20	0.45
19:AV:45:VAL:O	19:AV:47:HIS:N	2.49	0.45
19:AV:64:GLU:CD	19:AV:65:ASN:H	2.20	0.45
20:AW:29:LYS:H	20:AW:29:LYS:HG2	1.37	0.45
39:B1:106:PHE:O	39:B1:110:VAL:HG23	2.17	0.45
45:B3:12:ASN:HA	45:B3:14:ARG:HH21	1.81	0.45
49:B4:13:ARG:O	49:B4:30:GLU:HA	2.16	0.45
24:BA:1001:A:H2'	24:BA:1002:G:H5'	1.97	0.45
24:BA:1085:A:O2'	24:BA:1086:A:P	2.75	0.45
24:BA:1171:G:H1'	24:BA:1173:G:C4'	2.47	0.45
24:BA:127:A:H5''	24:BA:128:C:O4'	2.16	0.45
24:BA:1348:G:C2'	24:BA:1349:A:C5'	2.91	0.45
24:BA:1632:A:H8	24:BA:1632:A:O5'	1.99	0.45
24:BA:1751:C:H2'	24:BA:1752:C:C6	2.51	0.45
24:BA:2135:A:O2'	24:BA:2160:G:H4'	2.16	0.45
24:BA:2273:A:H2'	24:BA:2274:A:C8	2.51	0.45
24:BA:218:A:H2	24:BA:235:U:H4'	1.81	0.45
24:BA:2747:G:H21	24:BA:2757:A:N6	2.13	0.45
24:BA:403:U:O2'	24:BA:404:C:OP2	2.33	0.45
24:BA:532:A:N7	24:BA:2021:C:H2'	2.31	0.45
24:BA:634:C:H2'	24:BA:635:C:H6	1.82	0.45
24:BA:957:A:N6	24:BA:2494:G:N2	2.65	0.45
25:BB:12:C:C5'	25:BB:13:A:OP1	2.65	0.45

Continued on next page...

Continued from previous page...

Atom-1	Atom-2	Interatomic distance (Å)	Clash overlap (Å)
25:BB:74:U:C2'	25:BB:75:G:C5'	2.91	0.45
25:BB:81:G:H5'	25:BB:82:G:OP2	2.17	0.45
25:BB:8:U:H5'	25:BB:8:U:C6	2.39	0.45
26:BD:231:HIS:ND1	26:BD:232:PRO:HD2	2.32	0.45
26:BD:72:LYS:HB3	26:BD:72:LYS:HZ2	1.81	0.45
27:BE:35:GLN:HE22	27:BE:37:ARG:HH21	1.65	0.45
28:BF:46:ARG:NH1	28:BF:46:ARG:HG2	2.31	0.45
30:BH:44:VAL:CG2	30:BH:51:ARG:NH1	2.74	0.45
34:BO:56:SER:C	34:BO:57:THR:HG22	2.37	0.45
35:BP:141:GLN:HG3	44:BV:73:GLN:CD	2.36	0.45
41:BS:12:ILE:HG13	41:BS:42:ARG:NH1	2.26	0.45
42:BT:12:VAL:HG12	42:BT:28:PHE:HA	1.99	0.45
43:BU:75:ILE:HG13	43:BU:79:CYS:HA	1.99	0.45
43:BU:8:LYS:N	43:BU:11:ASP:OD2	2.50	0.45
23:C1:14:A:O2'	23:C1:15:A:H5'	2.17	0.45
1:CA:1025:U:C2'	1:CA:1026:G:H8	2.28	0.45
1:CA:1060:C:C5	3:CF:2:GLY:CA	3.00	0.45
1:CA:1178:G:C5'	9:CL:93:ARG:NH2	2.70	0.45
1:CA:1276:G:H2'	1:CA:1277:C:O4'	2.17	0.45
1:CA:1269:A:H2	1:CA:1312:G:N3	2.14	0.45
1:CA:1317:C:O2	19:CV:37:ARG:NH1	2.46	0.45
1:CA:1536:C:H6	1:CA:1536:C:OP1	2.00	0.45
1:CA:312:C:O2'	1:CA:313:A:H5'	2.16	0.45
1:CA:390:C:H2'	1:CA:391:G:C8	2.51	0.45
1:CA:464:G:N2	1:CA:468:A:H62	2.14	0.45
1:CA:676:A:H2'	1:CA:677:U:C6	2.52	0.45
1:CA:835:U:OP2	18:CU:60:ALA:HB3	2.16	0.45
22:CB:17:C:OP2	22:CB:19:G:H5'	2.17	0.45
1:CA:1112:C:H1'	3:CF:179:ARG:NH1	2.28	0.45
3:CF:34:LEU:C	3:CF:34:LEU:HD23	2.37	0.45
3:CF:92:ALA:HB2	3:CF:99:VAL:HG11	1.99	0.45
6:CI:3:ARG:HH11	6:CI:3:ARG:HG3	1.80	0.45
7:CJ:79:ARG:HG2	7:CJ:79:ARG:NH1	2.29	0.45
8:CK:64:LYS:HB3	8:CK:79:VAL:HG21	1.98	0.45
9:CL:47:LEU:HD22	9:CL:47:LEU:H	1.81	0.45
11:CN:32:ILE:HD11	11:CN:72:ALA:HB2	1.96	0.45
13:CP:57:ARG:HD2	13:CP:61:GLU:OE2	2.17	0.45
15:CR:82:ILE:CG2	15:CR:83:GLU:N	2.79	0.45
15:CR:30:ALA:HA	15:CR:85:LEU:HD11	1.97	0.45
6:CI:101:ALA:HA	18:CU:28:GLU:CG	2.46	0.45
39:D1:79:PHE:CE2	39:D1:83:LEU:HD13	2.51	0.45

Continued on next page...

Continued from previous page...

Atom-1	Atom-2	Interatomic distance (Å)	Clash overlap (Å)
51:D6:18:ARG:O	51:D6:19:ARG:O	2.33	0.45
24:DA:1128:A:O2'	24:DA:1129:A:O5'	2.35	0.45
24:DA:1270:C:H5''	24:DA:1271:G:C5'	2.47	0.45
1:CA:1409:C:H4'	24:DA:1915:U:O4	2.17	0.45
24:DA:2063:C:C5	24:DA:2064:C:C5	3.04	0.45
24:DA:244:A:H2'	24:DA:245:G:O4'	2.17	0.45
24:DA:270(T):G:C5	24:DA:270(U):C:C5	3.05	0.45
24:DA:2779:U:H1'	24:DA:2781:A:C6	2.51	0.45
24:DA:439:G:H2'	24:DA:440:G:C8	2.52	0.45
24:DA:656:G:H2'	24:DA:657:U:O4'	2.17	0.45
24:DA:747:U:O2	24:DA:2014:A:H1'	2.17	0.45
24:DA:859:G:O2'	24:DA:860:U:OP2	2.35	0.45
24:DA:90:U:HO2'	24:DA:91:A:H8	1.58	0.45
25:DB:110:G:H2'	25:DB:111:U:O4'	2.16	0.45
25:DB:52:A:O2'	25:DB:53:A:C8	2.67	0.45
26:DD:198:ASN:ND2	26:DD:198:ASN:O	2.50	0.45
26:DD:68:LYS:HD2	26:DD:70:TRP:CZ2	2.52	0.45
27:DE:2:LYS:O	27:DE:199:ARG:HA	2.17	0.45
29:DG:83:ARG:HG3	29:DG:86:MET:CE	2.46	0.45
32:DM:114:ARG:O	32:DM:115:ARG:CB	2.65	0.45
33:DN:97:ARG:H	33:DN:117:LEU:CD2	2.24	0.45
34:DO:21:ARG:HA	34:DO:21:ARG:HE	1.81	0.45
35:DP:34:LEU:HB2	35:DP:118:LEU:HD22	1.99	0.45
37:DQ:5:THR:OG1	37:DQ:8:GLU:HG3	2.17	0.45
43:DU:25:GLY:HA3	43:DU:39:VAL:CG1	2.47	0.45
24:DA:484:C:OP1	43:DU:51:VAL:HG11	2.16	0.45
44:DV:136:PHE:CD1	44:DV:137:ILE:N	2.84	0.45
5:AH:15:ARG:NH1	23:A1:25:A:N7	2.63	0.45
1:AA:1054:C:O2'	1:AA:1055:A:H5''	2.17	0.45
1:AA:122:G:O5'	1:AA:122:G:H8	2.00	0.45
1:AA:1269:A:H2'	1:AA:1270:C:O4'	2.17	0.45
1:AA:251:G:H5'	1:AA:252:U:OP1	2.17	0.45
1:AA:370:C:O2'	1:AA:371:G:H5'	2.17	0.45
1:AA:493:G:O5'	1:AA:493:G:H8	2.00	0.45
1:AA:524:G:H2'	1:AA:525:C:C6	2.52	0.45
1:AA:563:A:H1'	1:AA:566:G:HO2'	1.80	0.45
1:AA:812:C:C2'	1:AA:813:U:OP2	2.65	0.45
3:AF:16:ARG:H	3:AF:16:ARG:NH1	2.13	0.45
3:AF:78:GLY:O	3:AF:81:GLY:N	2.50	0.45
3:AF:84:ILE:O	3:AF:88:ARG:CG	2.60	0.45
4:AG:64:LEU:O	4:AG:67:ILE:HB	2.17	0.45

Continued on next page...

Continued from previous page...

Atom-1	Atom-2	Interatomic distance (Å)	Clash overlap (Å)
5:AH:33:VAL:HG12	5:AH:34:VAL:H	1.82	0.45
6:AI:61:LEU:HD23	6:AI:63:TYR:CE2	2.52	0.45
7:AJ:126:ASP:O	7:AJ:129:GLU:HB3	2.16	0.45
8:AK:64:LYS:HD2	8:AK:79:VAL:HG21	1.99	0.45
1:AA:1368:G:OP2	9:AL:112:LYS:HD2	2.17	0.45
9:AL:114:TYR:HE1	10:AM:60:ARG:O	2.00	0.45
10:AM:54:PHE:CZ	10:AM:55:LYS:HD2	2.52	0.45
11:AN:91:ARG:HH11	11:AN:91:ARG:HG2	1.81	0.45
13:AP:70:LEU:HD22	13:AP:71:ARG:N	2.32	0.45
17:AT:52:LYS:HD2	17:AT:55:ASP:OD2	2.17	0.45
17:AT:75:ARG:C	17:AT:75:ARG:HD2	2.37	0.45
19:AV:45:VAL:C	19:AV:47:HIS:H	2.20	0.45
20:AW:19:SER:O	20:AW:22:ARG:HB2	2.17	0.45
36:B0:21:TYR:CD2	36:B0:21:TYR:N	2.85	0.45
36:B0:18:LEU:HD11	36:B0:22:ARG:NH2	2.32	0.45
50:B5:52:TYR:O	50:B5:53:ALA:CB	2.64	0.45
24:BA:1086:A:C4'	24:BA:1103:A:H61	2.25	0.45
24:BA:1478:G:H2'	24:BA:1479:G:H8	1.81	0.45
24:BA:1951:U:O2	24:BA:1953:A:C8	2.70	0.45
24:BA:2092:U:C5	24:BA:2226:C:OP1	2.70	0.45
24:BA:2439:A:C5'	24:BA:2439:A:H8	2.29	0.45
24:BA:2648:C:H2'	24:BA:2649:U:C6	2.52	0.45
24:BA:2672:G:C2'	24:BA:2673:G:H5''	2.47	0.45
24:BA:322:A:O2'	24:BA:339:U:N3	2.48	0.45
24:BA:568:U:O2'	24:BA:570:G:N7	2.39	0.45
24:BA:683:C:H6	24:BA:683:C:O5'	2.00	0.45
24:BA:822:U:H2'	24:BA:823:G:H8	1.82	0.45
24:BA:916:G:C2'	24:BA:917:A:H5''	2.46	0.45
26:BD:34:VAL:HG13	26:BD:104:TYR:CE1	2.52	0.45
27:BE:179:GLU:HA	27:BE:179:GLU:OE2	2.16	0.45
27:BE:6:GLY:O	27:BE:195:LEU:HD12	2.17	0.45
27:BE:52:LEU:HB3	27:BE:75:VAL:HG23	1.98	0.45
28:BF:25:PRO:HB2	28:BF:26:ALA:H	1.59	0.45
28:BF:78:ILE:C	28:BF:80:ALA:H	2.20	0.45
29:BG:135:LEU:HD23	29:BG:140:ILE:HD11	1.99	0.45
29:BG:40:ASN:ND2	29:BG:41:GLN:N	2.65	0.45
29:BG:53:LEU:O	29:BG:57:ALA:HB2	2.17	0.45
31:BK:128:LEU:O	31:BK:138:ILE:HG22	2.17	0.45
34:BO:102:ARG:HH21	34:BO:102:ARG:HG3	1.82	0.45
34:BO:45:LEU:CD1	34:BO:46:LYS:H	2.30	0.45
37:BQ:11:LYS:HG3	37:BQ:15:ARG:HE	1.82	0.45

Continued on next page...

Continued from previous page...

Atom-1	Atom-2	Interatomic distance (Å)	Clash overlap (Å)
38:BR:27:THR:CG2	38:BR:90:GLN:HB3	2.46	0.45
41:BS:80:PRO:HD2	41:BS:100:THR:HG21	1.99	0.45
43:BU:14:LEU:HD23	43:BU:73:ARG:HB2	1.99	0.45
43:BU:95:LYS:NZ	43:BU:96:ILE:O	2.49	0.45
24:BA:60:G:H5''	47:BW:54:LYS:HZ3	1.82	0.45
47:BW:70:GLN:HG2	47:BW:71:ASN:N	2.31	0.45
1:CA:1285:A:C8	1:CA:1285:A:OP1	2.70	0.45
1:CA:1413:A:C5	1:CA:1414:U:C5	3.04	0.45
1:CA:191(F):U:O2	20:CW:105:SER:HB2	2.17	0.45
1:CA:22:G:O2'	1:CA:23:C:H5'	2.16	0.45
1:CA:251:G:N2	1:CA:253:U:C5	2.85	0.45
1:CA:529:G:O4'	1:CA:533:A:C2	2.70	0.45
1:CA:563:A:H1'	1:CA:566:G:HO2'	1.81	0.45
1:CA:765:G:N2	1:CA:812:C:H2'	2.32	0.45
22:CB:30:G:H2'	22:CB:31:G:O4'	2.17	0.45
22:CD:35:A:H2'	22:CD:36:U:O4'	2.17	0.45
2:CE:170:GLU:CA	2:CE:172:ILE:HD12	2.46	0.45
2:CE:229:VAL:O	2:CE:229:VAL:HG12	2.17	0.45
2:CE:25:ASN:HA	2:CE:26:PRO:HD2	1.85	0.45
2:CE:68:ILE:HB	2:CE:70:PHE:HE1	1.82	0.45
3:CF:22:TRP:HB3	3:CF:59:ARG:HB2	1.99	0.45
3:CF:42:LEU:HD12	3:CF:45:LYS:NZ	2.32	0.45
4:CG:133:VAL:HG12	4:CG:135:LEU:H	1.82	0.45
5:CH:12:LEU:HB3	5:CH:31:LEU:CB	2.46	0.45
5:CH:7:GLU:HB3	5:CH:112:LEU:HD13	1.99	0.45
12:CO:64:TYR:O	12:CO:65:GLU:HB2	2.17	0.45
13:CP:65:LYS:NZ	13:CP:69:GLU:HG2	2.31	0.45
17:CT:48:GLU:O	17:CT:50:LYS:N	2.50	0.45
17:CT:59:ILE:N	17:CT:59:ILE:CD1	2.78	0.45
20:CW:10:LEU:C	20:CW:12:ALA:H	2.20	0.45
20:CW:44:ALA:O	20:CW:91:LEU:HB3	2.16	0.45
24:DA:2870:C:C5'	36:D0:65:LEU:HD21	2.46	0.45
39:D1:27:LEU:HD12	39:D1:31:SER:HB3	1.98	0.45
49:D4:68:ARG:O	49:D4:69:LYS:HB2	2.17	0.45
51:D6:15:GLU:OE2	51:D6:44:ARG:NH1	2.49	0.45
52:D7:2:LYS:HG2	52:D7:3:ARG:N	2.31	0.45
24:DA:1053:C:C3'	24:DA:1054:A:C5'	2.94	0.45
24:DA:1180:C:H6	24:DA:1180:C:C5'	2.30	0.45
24:DA:1205:U:C4'	24:DA:1206:G:OP2	2.65	0.45
24:DA:1318:C:C3'	24:DA:1319:G:H5''	2.46	0.45
24:DA:173:G:H2'	24:DA:174:C:H6	1.79	0.45

Continued on next page...

Continued from previous page...

Atom-1	Atom-2	Interatomic distance (Å)	Clash overlap (Å)
24:DA:1856:G:H2'	24:DA:1857:G:H5'	1.98	0.45
24:DA:1930:G:HO2'	24:DA:1968:G:H1	1.64	0.45
24:DA:189:G:H1	24:DA:205:G:HO2'	1.65	0.45
24:DA:2065:C:C2	24:DA:2066:C:C5	3.05	0.45
24:DA:2168:G:N2	24:DA:2169:A:H3'	2.31	0.45
24:DA:2230:G:C6	24:DA:2231:C:C4	3.05	0.45
24:DA:2344:U:HO2'	24:DA:2345:G:C5'	2.30	0.45
24:DA:2408:U:H2'	24:DA:2409:G:C8	2.52	0.45
24:DA:2618:G:H2'	24:DA:2619:C:H6	1.81	0.45
24:DA:275:G:H21	24:DA:276:A:N6	2.15	0.45
24:DA:520:G:H2'	24:DA:521:G:H8	1.82	0.45
24:DA:549:G:H2'	24:DA:550:G:O4'	2.17	0.45
24:DA:728:G:O2'	24:DA:729:G:P	2.74	0.45
26:DD:25:THR:O	26:DD:25:THR:CG2	2.65	0.45
27:DE:199:ARG:HH11	27:DE:199:ARG:HG3	1.82	0.45
27:DE:4:ILE:HG12	27:DE:91:VAL:HG11	1.99	0.45
30:DH:137:ASP:HB2	30:DH:140:LYS:HE3	1.98	0.45
32:DM:5:VAL:HG13	32:DM:5:VAL:O	2.16	0.45
34:DO:88:LEU:C	34:DO:88:LEU:HD23	2.37	0.45
35:DP:65:PHE:O	35:DP:66:ILE:CG1	2.48	0.45
38:DR:24:PRO:HD3	38:DR:52:ILE:HD12	1.99	0.45
44:DV:105:VAL:HG11	44:DV:138:GLU:HG2	1.99	0.45
46:DZ:80:LEU:O	46:DZ:81:LYS:CD	2.65	0.45
1:AA:1030:C:C2'	1:AA:1031:G:OP1	2.65	0.45
1:AA:1117:G:O3'	9:AL:104:ARG:CD	2.65	0.45
1:AA:1375:A:H2'	1:AA:1376:U:H6	1.82	0.45
1:AA:173:U:H1'	1:AA:197:A:N1	2.32	0.45
1:AA:706:A:N7	1:AA:707:C:C5	2.85	0.45
1:AA:737:A:O2'	6:AI:73:ASN:ND2	2.50	0.45
1:AA:754:C:H1'	15:AR:69:TYR:CD1	2.52	0.45
1:AA:765:G:N1	1:AA:812:C:H2'	2.32	0.45
22:AC:37:A:C2	23:A1:16:A:C6	3.05	0.45
22:AC:64:G:H2'	22:AC:65:C:H6	1.82	0.45
2:AE:41:ILE:N	2:AE:41:ILE:CD1	2.80	0.45
2:AE:61:LEU:HG	2:AE:68:ILE:HD11	1.98	0.45
3:AF:121:ALA:HB2	3:AF:198:VAL:HG21	1.99	0.45
4:AG:21:LEU:H	4:AG:21:LEU:HG	0.92	0.45
5:AH:10:MET:CG	5:AH:32:VAL:HG22	2.45	0.45
5:AH:143:ARG:NH1	8:AK:77:GLU:OE1	2.49	0.45
7:AJ:16:LEU:O	7:AJ:17:VAL:HB	2.16	0.45
10:AM:13:HIS:ND1	10:AM:14:LYS:N	2.65	0.45

Continued on next page...

Continued from previous page...

Atom-1	Atom-2	Interatomic distance (Å)	Clash overlap (Å)
13:AP:108:ARG:HG3	13:AP:108:ARG:NH1	2.32	0.45
1:AA:1227:A:C4	13:AP:117:VAL:CG2	3.00	0.45
14:AQ:53:LEU:HB3	14:AQ:56:VAL:HG21	1.99	0.45
18:AU:50:ILE:HD12	18:AU:70:ILE:CD1	2.43	0.45
18:AU:72:ARG:O	18:AU:75:ILE:HB	2.16	0.45
39:B1:112:ARG:O	39:B1:116:ALA:HB3	2.17	0.45
50:B5:40:LYS:CE	50:B5:46:CYS:H	2.29	0.45
53:B8:10:ALA:C	53:B8:12:LYS:N	2.69	0.45
24:BA:1041:C:H2'	24:BA:1042:G:C8	2.52	0.45
24:BA:1515:C:H2'	24:BA:1516:U:C6	2.52	0.45
24:BA:1665:A:C4'	33:BN:67:LYS:HB2	2.43	0.45
24:BA:954:G:O2'	24:BA:2274:A:N1	2.42	0.45
24:BA:228:A:C5	24:BA:230:U:C2	3.04	0.45
24:BA:2314:C:C2	24:BA:2315:G:C8	3.04	0.45
24:BA:222:A:H62	24:BA:232:G:H21	1.65	0.45
24:BA:2458:G:C2'	24:BA:2490:G:O6	2.56	0.45
24:BA:9:U:H3	24:BA:2629:A:N6	2.15	0.45
24:BA:2720:U:C2	24:BA:2721:A:C8	3.05	0.45
24:BA:2748:A:H2	24:BA:2753:A:H61	1.63	0.45
24:BA:605:C:H1'	24:BA:657:U:O2'	2.15	0.45
24:BA:654(C):G:C4	24:BA:654(C):G:H3'	2.52	0.45
24:BA:466:A:H1'	24:BA:683:C:O4'	2.16	0.45
24:BA:795:C:H2'	24:BA:796:C:C6	2.52	0.45
24:BA:918:A:O5'	24:BA:918:A:H8	2.00	0.45
24:BA:961:C:H5''	24:BA:962:G:OP2	2.17	0.45
25:BB:28:C:H5''	37:BQ:31:SER:HB3	1.99	0.45
25:BB:96:G:C6	25:BB:97:G:N7	2.84	0.45
27:BE:11:MET:HG3	27:BE:24:THR:HA	1.98	0.45
27:BE:200:GLU:CG	27:BE:201:THR:N	2.72	0.45
28:BF:170:LEU:H	28:BF:170:LEU:HD12	1.82	0.45
28:BF:20:LEU:HD13	28:BF:199:TRP:HZ3	1.82	0.45
29:BG:101:ILE:HD12	29:BG:101:ILE:C	2.37	0.45
13:AP:3:ARG:HB2	29:BG:113:ARG:HH21	1.80	0.45
29:BG:18:GLU:HG3	29:BG:18:GLU:O	2.16	0.45
30:BH:49:VAL:O	30:BH:50:VAL:C	2.55	0.45
31:BK:82:ARG:HH11	31:BK:82:ARG:HG2	1.81	0.45
32:BM:11:PRO:HB2	32:BM:51:PHE:CE1	2.52	0.45
32:BM:120:LEU:O	32:BM:120:LEU:HD23	2.17	0.45
32:BM:71:ILE:CD1	32:BM:71:ILE:O	2.64	0.45
32:BM:84:LYS:C	32:BM:85:ILE:HG13	2.38	0.45
34:BO:95:VAL:HG23	34:BO:125:VAL:HG23	1.99	0.45

Continued on next page...

Continued from previous page...

Atom-1	Atom-2	Interatomic distance (Å)	Clash overlap (Å)
24:BA:871:U:C5'	35:BP:5:ARG:NH2	2.80	0.45
37:BQ:109:GLY:O	37:BQ:110:LEU:O	2.34	0.45
37:BQ:15:ARG:CZ	37:BQ:88:ASP:OD1	2.65	0.45
38:BR:132:LYS:CB	38:BR:132:LYS:NZ	2.80	0.45
38:BR:23:ARG:O	38:BR:24:PRO:C	2.55	0.45
44:BV:117:LEU:C	44:BV:118:GLN:HE21	2.20	0.45
48:BX:54:VAL:HG12	48:BX:55:ARG:N	2.32	0.45
24:BA:1364:G:OP1	46:BZ:3:LYS:HD3	2.16	0.45
1:CA:1027:C:C2	1:CA:1028:C:C5	3.05	0.45
1:CA:1053:G:N7	1:CA:1200:C:H5''	2.31	0.45
1:CA:119:A:H5''	1:CA:120:A:O4'	2.17	0.45
1:CA:1227:A:N7	1:CA:1228:C:C6	2.85	0.45
1:CA:377:G:P	16:CS:5:ARG:HH11	2.39	0.45
1:CA:372:C:H42	1:CA:389:A:H62	1.63	0.45
1:CA:983:A:C2	1:CA:984:C:C6	3.02	0.45
22:CC:7:G:H4'	22:CC:8:U:OP2	2.16	0.45
2:CE:77:ALA:HB2	2:CE:211:ILE:HG21	1.99	0.45
2:CE:22:LYS:O	2:CE:24:TRP:N	2.50	0.45
3:CF:87:LEU:C	3:CF:89:GLU:H	2.19	0.45
5:CH:101:ILE:HD13	5:CH:101:ILE:H	1.82	0.45
7:CJ:102:ARG:HG2	7:CJ:106:GLN:HE21	1.80	0.45
7:CJ:95:ARG:HH11	7:CJ:95:ARG:HG3	1.82	0.45
11:CN:75:TYR:CD1	11:CN:75:TYR:N	2.85	0.45
13:CP:66:LEU:C	13:CP:70:LEU:HB2	2.37	0.45
13:CP:8:GLU:OE2	29:DG:115:ARG:NH1	2.50	0.45
1:CA:1014:A:C4'	19:CV:14:HIS:CD2	2.96	0.45
20:CW:36:LEU:HA	20:CW:36:LEU:HD13	1.82	0.45
20:CW:53:LEU:HD12	20:CW:100:ILE:HG23	1.98	0.45
51:D6:45:LYS:HD3	51:D6:45:LYS:HA	1.80	0.45
51:D6:7:ILE:O	51:D6:8:LYS:HG2	2.16	0.45
53:D8:36:LYS:HB3	53:D8:40:GLU:HG2	1.99	0.45
53:D8:52:LYS:O	53:D8:52:LYS:CG	2.64	0.45
24:DA:1278:A:H4'	36:D0:34:ILE:CG2	2.47	0.45
24:DA:1289:C:C2	24:DA:1290:C:C5	3.05	0.45
24:DA:2654:A:N9	24:DA:2656:U:O2	2.50	0.45
24:DA:2687:U:O2'	24:DA:2688:U:H5'	2.17	0.45
24:DA:2766:G:C2	24:DA:2767:C:C6	3.04	0.45
24:DA:2790:A:C3'	24:DA:2791:C:H5''	2.47	0.45
24:DA:327:G:H2'	24:DA:328:U:C6	2.52	0.45
24:DA:782:A:N3	26:DD:226:MET:HB3	2.32	0.45
25:DB:37:C:H2'	25:DB:38:C:H5'	1.99	0.45

Continued on next page...

Continued from previous page...

Atom-1	Atom-2	Interatomic distance (Å)	Clash overlap (Å)
26:DD:145:VAL:HG12	26:DD:146:GLU:N	2.32	0.45
28:DF:196:LEU:O	28:DF:200:GLU:HG2	2.17	0.45
30:DH:7:LEU:C	30:DH:7:LEU:HD12	2.37	0.45
31:DK:117:GLU:O	31:DK:118:LYS:HB2	2.17	0.45
31:DK:127:VAL:HG13	31:DK:139:GLN:CG	2.47	0.45
32:DM:22:THR:O	32:DM:60:ILE:HG22	2.16	0.45
32:DM:7:LYS:HD3	32:DM:9:VAL:H	1.80	0.45
34:DO:45:LEU:CD1	34:DO:45:LEU:N	2.79	0.45
35:DP:133:ARG:CG	35:DP:134:ARG:N	2.78	0.45
1:AA:1032(B):G:H2'	1:AA:1033:G:C4'	2.46	0.45
1:AA:1090:U:O2'	1:AA:1091:U:H5'	2.17	0.45
1:AA:1179:A:C5'	9:AL:102:LEU:HD22	2.47	0.45
1:AA:1292:U:H2'	1:AA:1293:G:H8	1.76	0.45
1:AA:1294:G:C2'	1:AA:1295:G:H5'	2.47	0.45
1:AA:889:A:O2'	1:AA:890:G:P	2.75	0.45
22:AD:48:C:C5	22:AD:59:A:C8	3.05	0.45
2:AE:113:HIS:C	2:AE:115:LEU:H	2.20	0.45
2:AE:8:LYS:O	2:AE:8:LYS:HG2	2.17	0.45
5:AH:56:GLN:HE21	5:AH:56:GLN:CA	2.08	0.45
8:AK:53:VAL:O	8:AK:54:ASP:HB2	2.17	0.45
8:AK:84:ARG:NH1	8:AK:84:ARG:CG	2.80	0.45
11:AN:24:SER:HB3	11:AN:27:ASN:O	2.17	0.45
13:AP:15:VAL:CA	13:AP:45:VAL:HG22	2.39	0.45
15:AR:18:PHE:CD1	15:AR:21:ASP:HB2	2.52	0.45
18:AU:31:LEU:O	18:AU:69:THR:HG21	2.16	0.45
19:AV:32:LYS:O	19:AV:33:THR:CB	2.66	0.45
19:AV:9:VAL:HG11	49:B4:63:TYR:CD1	2.50	0.45
20:AW:22:ARG:O	20:AW:26:ASN:ND2	2.50	0.45
20:AW:67:ALA:C	20:AW:69:GLY:N	2.69	0.45
20:AW:74:LYS:O	20:AW:76:ALA:N	2.50	0.45
40:B2:62:LEU:HB3	40:B2:93:GLU:O	2.16	0.45
24:BA:1149:G:H2'	24:BA:1150:C:H6	1.80	0.45
24:BA:1202:C:N4	24:BA:1203:G:C6	2.85	0.45
24:BA:1666:G:OP1	33:BN:66:LYS:HD3	2.17	0.45
24:BA:204:A:O2'	24:BA:205:G:O5'	2.32	0.45
24:BA:301:G:HO2'	24:BA:302:C:H6	1.55	0.45
24:BA:534:U:O2'	39:B1:49:HIS:CD2	2.70	0.45
24:BA:617:G:H5'	28:BF:40:GLN:NE2	2.31	0.45
24:BA:659:C:C6	24:BA:659:C:H5''	2.52	0.45
24:BA:713:G:H2'	24:BA:714:U:C6	2.49	0.45
24:BA:764:A:C6	24:BA:781:A:C2	3.05	0.45

Continued on next page...

Continued from previous page...

Atom-1	Atom-2	Interatomic distance (Å)	Clash overlap (Å)
24:BA:895:U:C2'	24:BA:896:A:OP1	2.64	0.45
24:BA:981:A:N1	24:BA:2027:G:O2'	2.36	0.45
24:BA:996:A:O3'	39:B1:92:ARG:NE	2.49	0.45
25:BB:16:G:N2	25:BB:17:C:C2	2.85	0.45
26:BD:45:ASN:HB2	26:BD:46:GLN:OE1	2.17	0.45
27:BE:4:ILE:HD12	27:BE:28:ALA:HB3	1.99	0.45
30:BH:127:GLU:CG	30:BH:128:PRO:HD2	2.44	0.45
31:BK:110:ASP:O	31:BK:111:PRO:C	2.54	0.45
34:BO:130:PHE:CZ	34:BO:144:GLU:HB2	2.52	0.45
34:BO:13:ASN:C	34:BO:15:ARG:N	2.69	0.45
34:BO:42:SER:O	34:BO:43:GLY:C	2.55	0.45
34:BO:79:ARG:HG3	34:BO:109:GLY:O	2.16	0.45
35:BP:113:GLN:O	35:BP:116:GLU:HB3	2.17	0.45
35:BP:35:VAL:HG12	35:BP:130:LYS:O	2.17	0.45
35:BP:51:ARG:NH2	35:BP:64:ILE:HD11	2.32	0.45
35:BP:56:ARG:CB	35:BP:56:ARG:HH11	2.22	0.45
37:BQ:104:GLY:C	37:BQ:106:ARG:N	2.70	0.45
43:BU:9:LYS:O	43:BU:27:VAL:HG23	2.17	0.45
44:BV:4:ARG:HA	44:BV:58:VAL:HB	1.98	0.45
1:CA:1235:U:O2'	1:CA:1305:G:O5'	2.35	0.45
1:CA:1535:C:O2'	1:CA:1536:C:P	2.75	0.45
1:CA:121:C:N4	1:CA:236:G:OP2	2.50	0.45
1:CA:116:A:H61	1:CA:313:A:H1'	1.82	0.45
1:CA:366:C:O2'	1:CA:394:G:N2	2.50	0.45
22:CC:44:A:H2'	22:CC:45:G:O4'	2.17	0.45
2:CE:30:ARG:O	2:CE:31:TYR:HD2	2.00	0.45
2:CE:98:LEU:O	2:CE:101:MET:HG3	2.17	0.45
1:CA:438:G:OP1	4:CG:125:HIS:CE1	2.70	0.45
4:CG:150:GLU:C	4:CG:152:SER:H	2.20	0.45
5:CH:10:MET:HB2	5:CH:32:VAL:HG22	1.93	0.45
5:CH:55:VAL:O	5:CH:58:ALA:HB3	2.16	0.45
7:CJ:122:HIS:CD2	7:CJ:122:HIS:H	2.33	0.45
9:CL:13:ALA:HB2	9:CL:68:GLY:CA	2.47	0.45
10:CM:51:ARG:HH11	10:CM:51:ARG:HG2	1.81	0.45
11:CN:53:SER:C	11:CN:55:LYS:H	2.20	0.45
13:CP:56:LEU:HD13	13:CP:56:LEU:O	2.17	0.45
15:CR:83:GLU:C	15:CR:85:LEU:N	2.70	0.45
36:D0:17:ARG:O	36:D0:20:LEU:HB3	2.17	0.45
1:CA:1312:G:OP2	49:D4:67:TYR:HE1	2.00	0.45
24:DA:1001:A:H2'	24:DA:1002:G:O4'	2.16	0.45
24:DA:1006:C:H5'	32:DM:28:THR:HG23	1.99	0.45

Continued on next page...

Continued from previous page...

Atom-1	Atom-2	Interatomic distance (Å)	Clash overlap (Å)
24:DA:1338:G:O2'	24:DA:1339:G:H5'	2.17	0.45
24:DA:1444(A):A:H4'	24:DA:1460:A:O2'	2.17	0.45
24:DA:2062:A:C2'	24:DA:2062:A:N3	2.78	0.45
24:DA:2120:G:H2'	24:DA:2121:G:H8	1.82	0.45
24:DA:2348:U:O4	24:DA:2382:G:N2	2.49	0.45
24:DA:2432:A:C8	46:DZ:33:LYS:HE2	2.52	0.45
24:DA:2479:G:C6	24:DA:2480:C:C5	3.05	0.45
24:DA:225:A:O2'	24:DA:257:A:H4'	2.17	0.45
24:DA:2819:G:H2'	24:DA:2821:A:N7	2.31	0.45
24:DA:301:G:HO2'	24:DA:302:C:H6	1.63	0.45
26:DD:166:GLN:CA	26:DD:166:GLN:NE2	2.78	0.45
26:DD:238:GLY:O	26:DD:239:ARG:O	2.35	0.45
26:DD:45:ASN:CG	26:DD:46:GLN:N	2.68	0.45
28:DF:144:LYS:C	28:DF:146:ALA:H	2.20	0.45
28:DF:155:LEU:HA	28:DF:174:VAL:CG1	2.46	0.45
31:DK:135:GLU:HB2	31:DK:136:VAL:H	1.50	0.45
31:DK:124:GLY:N	31:DK:142:VAL:HG23	2.31	0.45
31:DK:83:ALA:O	31:DK:85:GLU:N	2.50	0.45
34:DO:112:LEU:CD1	34:DO:114:ILE:HG23	2.47	0.45
35:DP:5:ARG:O	35:DP:6:ARG:O	2.35	0.45
35:DP:93:TYR:CD1	35:DP:93:TYR:N	2.85	0.45
33:DN:104:ARG:NH2	38:DR:34:VAL:HG11	2.32	0.45
41:DS:14:PRO:O	41:DS:16:LYS:N	2.50	0.45
24:DA:25:U:H5''	41:DS:80:PRO:HD3	1.99	0.45
44:DV:120:ILE:HD13	44:DV:169:GLU:CG	2.45	0.45
44:DV:23:LYS:HD3	44:DV:23:LYS:N	2.30	0.45
23:A1:4:A:O2'	23:A1:5:A:O5'	2.30	0.44
1:AA:1031:G:N2	1:AA:1032:A:N9	2.63	0.44
1:AA:1064:G:C8	1:AA:1066:C:C2	3.05	0.44
1:AA:1278:U:H5'	1:AA:1279:A:O4'	2.18	0.44
1:AA:1329:A:H5''	13:AP:25:ILE:O	2.18	0.44
1:AA:148:G:H4'	1:AA:1450:U:N3	2.32	0.44
1:AA:1450:U:C5	1:AA:1451:A:N3	2.85	0.44
1:AA:149:A:H2'	1:AA:150:C:C6	2.51	0.44
1:AA:220:G:C2'	1:AA:221:C:H5'	2.47	0.44
1:AA:428:G:H1'	1:AA:430:A:C8	2.52	0.44
1:AA:437:U:H2'	1:AA:438:G:O4'	2.17	0.44
1:AA:484:G:H4'	1:AA:485:G:O5'	2.17	0.44
1:AA:677:U:H6	1:AA:677:U:O5'	2.00	0.44
2:AE:68:ILE:HD12	2:AE:68:ILE:N	2.32	0.44
2:AE:90:MET:HB3	2:AE:91:PRO:CD	2.48	0.44

Continued on next page...

Continued from previous page...

Atom-1	Atom-2	Interatomic distance (Å)	Clash overlap (Å)
3:AF:16:ARG:NH1	3:AF:16:ARG:HG2	2.31	0.44
3:AF:6:HIS:HA	3:AF:7:PRO:HD2	1.78	0.44
9:AL:18:PHE:O	9:AL:19:LEU:CG	2.65	0.44
10:AM:31:GLY:O	10:AM:78:ASN:ND2	2.49	0.44
10:AM:70:ARG:HG3	10:AM:70:ARG:HH11	1.82	0.44
14:AQ:29:ARG:HG2	14:AQ:40:CYS:CB	2.47	0.44
15:AR:18:PHE:CE1	15:AR:21:ASP:HB2	2.52	0.44
20:AW:67:ALA:O	20:AW:73:HIS:CE1	2.70	0.44
21:AX:12:LYS:HG3	21:AX:17:THR:O	2.16	0.44
39:B1:103:PRO:HD2	39:B1:104:GLN:HE22	1.81	0.44
40:B2:80:GLN:CA	40:B2:80:GLN:NE2	2.67	0.44
40:B2:98:GLU:O	40:B2:99:ILE:HB	2.17	0.44
49:B4:37:SER:O	49:B4:39:CYS:N	2.50	0.44
24:BA:1061:U:H1'	24:BA:1070:A:H1'	1.98	0.44
24:BA:1101:U:H2'	24:BA:1102:C:C6	2.48	0.44
24:BA:1008:C:N4	24:BA:1136:G:N1	2.65	0.44
24:BA:1198:U:C2	24:BA:1199:U:C5	3.04	0.44
24:BA:1442:G:H2'	24:BA:1443:G:O4'	2.16	0.44
24:BA:1688:U:O2	24:BA:1700:A:H5'	2.17	0.44
24:BA:528:A:C2	24:BA:2043:C:H4'	2.52	0.44
24:BA:2215:G:C2'	24:BA:2216:G:H5'	2.48	0.44
24:BA:2252:G:H2'	24:BA:2253:G:H8	1.81	0.44
24:BA:2334:G:H5''	24:BA:2335:A:OP2	2.16	0.44
24:BA:265:A:C2'	24:BA:266:G:OP2	2.65	0.44
24:BA:2712:U:O2'	24:BA:2712(A):A:H8	1.99	0.44
24:BA:2759:G:C8	24:BA:2759:G:C5'	2.98	0.44
24:BA:2805:G:N2	24:BA:2807:G:C6	2.85	0.44
24:BA:283:A:O2'	24:BA:284:U:P	2.74	0.44
24:BA:371:A:HO2'	24:BA:372:G:P	2.40	0.44
24:BA:431:U:H6	24:BA:431:U:O5'	2.00	0.44
24:BA:447:A:H4'	24:BA:448:U:C5'	2.48	0.44
24:BA:608:A:OP1	28:BF:100:THR:HG21	2.17	0.44
27:BE:149:ARG:HG3	27:BE:149:ARG:HH11	1.83	0.44
27:BE:105:THR:HG21	27:BE:164:ARG:CZ	2.47	0.44
27:BE:34:VAL:HG11	27:BE:64:LYS:HE3	1.99	0.44
30:BH:126:PRO:HB2	30:BH:128:PRO:N	2.28	0.44
24:BA:2745:C:O3'	30:BH:142:GLY:HA3	2.17	0.44
31:BK:122:GLU:HB3	31:BK:126:TYR:OH	2.17	0.44
31:BK:51:ILE:C	31:BK:53:ALA:H	2.19	0.44
31:BK:76:THR:OG1	31:BK:77:LEU:N	2.51	0.44
38:BR:45:PHE:CE2	38:BR:74:ARG:HB2	2.52	0.44

Continued on next page...

Continued from previous page...

Atom-1	Atom-2	Interatomic distance (Å)	Clash overlap (Å)
41:BS:6:ILE:HA	41:BS:103:ILE:O	2.17	0.44
41:BS:108:GLY:O	41:BS:109:GLU:C	2.56	0.44
41:BS:113:LYS:HD2	41:BS:113:LYS:C	2.38	0.44
43:BU:45:VAL:HG12	43:BU:61:ILE:O	2.17	0.44
47:BW:26:ARG:NH1	47:BW:26:ARG:CB	2.80	0.44
1:CA:1004:A:C5	1:CA:1025:U:H1'	2.51	0.44
1:CA:1004:A:H1'	1:CA:1036:G:N1	2.32	0.44
1:CA:14:U:O2	1:CA:17:U:H5	2.00	0.44
1:CA:498:A:O2'	1:CA:500:G:O4'	2.35	0.44
1:CA:971:G:H2'	1:CA:1365:G:H4'	1.99	0.44
2:CE:189:ASP:OD2	2:CE:205:ASP:OD1	2.35	0.44
3:CF:140:ARG:HH11	3:CF:140:ARG:CG	2.30	0.44
4:CG:68:TYR:O	4:CG:69:GLY:C	2.55	0.44
4:CG:94:LEU:O	4:CG:98:GLU:N	2.50	0.44
5:CH:12:LEU:HD21	5:CH:14:ARG:HB3	1.98	0.44
6:CI:23:LYS:HG2	6:CI:27:GLN:OE1	2.18	0.44
6:CI:7:ASN:ND2	18:CU:34:TYR:HE1	2.16	0.44
7:CJ:111:ARG:HD2	7:CJ:123:GLU:HB2	1.99	0.44
9:CL:4:TYR:CZ	9:CL:88:TYR:HB2	2.51	0.44
10:CM:63:PHE:HB3	14:CQ:57:ARG:O	2.17	0.44
10:CM:6:ILE:O	10:CM:71:LEU:HD12	2.18	0.44
11:CN:17:GLY:CA	11:CN:77:MET:HE3	2.43	0.44
12:CO:117:ARG:NH2	12:CO:124:LYS:HD3	2.32	0.44
13:CP:108:ARG:O	13:CP:111:LYS:N	2.48	0.44
13:CP:110:ARG:HG3	13:CP:110:ARG:HH11	1.82	0.44
13:CP:28:ALA:C	13:CP:30:ALA:N	2.70	0.44
13:CP:53:VAL:HG12	13:CP:57:ARG:HH12	1.82	0.44
19:CV:45:VAL:O	19:CV:62:ILE:O	2.35	0.44
20:CW:36:LEU:C	20:CW:38:LYS:N	2.71	0.44
20:CW:56:MET:HG3	20:CW:88:VAL:HG21	1.98	0.44
36:D0:12:ARG:HG3	36:D0:12:ARG:NH1	2.32	0.44
40:D2:69:LYS:HG3	40:D2:87:HIS:O	2.17	0.44
24:DA:1049:C:C5'	24:DA:1049:C:H6	2.22	0.44
24:DA:1086:A:H2'	24:DA:1086:A:N3	2.32	0.44
24:DA:1516:U:H2'	24:DA:1517:G:H8	1.83	0.44
24:DA:172:C:H2'	24:DA:173:G:C8	2.52	0.44
24:DA:1926:U:O2	24:DA:1928:A:C8	2.71	0.44
24:DA:1932:A:C2	24:DA:1969:A:C5	3.04	0.44
24:DA:1968:G:C2'	24:DA:1969:A:H5''	2.47	0.44
24:DA:213:A:O2'	24:DA:214:G:H5'	2.18	0.44
24:DA:2612:C:C4	24:DA:2613:U:C5	3.05	0.44

Continued on next page...

Continued from previous page...

Atom-1	Atom-2	Interatomic distance (Å)	Clash overlap (Å)
24:DA:2636:U:OP2	27:DE:79:ARG:CZ	2.65	0.44
24:DA:2653:U:C2	24:DA:2654:A:N7	2.85	0.44
24:DA:2688:U:H3'	24:DA:2688:U:O2	2.17	0.44
24:DA:2724:C:O2	24:DA:2724:C:H2'	2.16	0.44
24:DA:755:C:H2'	24:DA:756:C:H6	1.81	0.44
26:DD:166:GLN:HA	26:DD:166:GLN:NE2	2.32	0.44
27:DE:21:VAL:HG23	27:DE:22:PRO:CD	2.46	0.44
28:DF:63:LYS:HZ3	28:DF:67:GLN:HE21	1.64	0.44
24:DA:2445:G:OP1	28:DF:74:ARG:NH2	2.50	0.44
29:DG:129:GLY:HA2	29:DG:169:ALA:HB2	1.99	0.44
29:DG:14:GLU:HB3	29:DG:15:VAL:H	1.56	0.44
29:DG:19:LEU:HA	29:DG:22:ARG:HB2	1.99	0.44
24:DA:1141:U:C5	32:DM:64:GLY:HA3	2.53	0.44
34:DO:75:ILE:HG12	34:DO:77:ARG:HH12	1.82	0.44
34:DO:81:GLN:CD	34:DO:106:LEU:O	2.55	0.44
37:DQ:78:LEU:HD21	37:DQ:108:GLY:CA	2.47	0.44
43:DU:94:LYS:HE3	43:DU:101:LYS:HZ1	1.78	0.44
1:AA:1070:U:H5'	5:AH:18:ARG:HH22	1.83	0.44
1:AA:1244:C:P	21:AX:8:THR:HG23	2.57	0.44
1:AA:1454:G:O2'	1:AA:1455:G:H5'	2.17	0.44
1:AA:421:U:H5''	1:AA:422:C:OP2	2.17	0.44
1:AA:426:G:H2'	1:AA:427:U:H6	1.82	0.44
1:AA:532:A:N1	3:AF:156:ARG:NH2	2.65	0.44
1:AA:934:C:O2'	1:AA:935:A:P	2.75	0.44
22:AC:18:G:O2'	22:AC:60:U:C4	2.70	0.44
22:AD:49:G:C2'	22:AD:50:U:H5'	2.47	0.44
3:AF:138:VAL:O	3:AF:142:MET:HG2	2.17	0.44
3:AF:200:ALA:C	3:AF:201:TYR:CD1	2.91	0.44
3:AF:181:ASN:HD21	3:AF:204:LEU:HB3	1.82	0.44
4:AG:68:TYR:CD1	4:AG:68:TYR:N	2.86	0.44
5:AH:96:PRO:HA	5:AH:117:ASP:OD2	2.18	0.44
8:AK:6:ILE:CG2	8:AK:85:ARG:NH1	2.78	0.44
13:AP:44:ARG:H	13:AP:44:ARG:HG2	1.61	0.44
14:AQ:44:LEU:HD12	14:AQ:44:LEU:C	2.37	0.44
14:AQ:45:ARG:HH11	14:AQ:45:ARG:HG3	1.82	0.44
15:AR:38:ARG:HH11	15:AR:38:ARG:CG	2.29	0.44
16:AS:18:ARG:HD3	16:AS:35:LYS:HD2	2.00	0.44
1:AA:664:G:H5'	18:AU:64:ARG:HH21	1.81	0.44
18:AU:83:GLU:C	18:AU:84:LYS:HE2	2.38	0.44
19:AV:28:LYS:C	19:AV:30:LEU:H	2.21	0.44
20:AW:60:GLU:HG3	20:AW:81:LYS:HD2	1.98	0.44

Continued on next page...

Continued from previous page...

Atom-1	Atom-2	Interatomic distance (Å)	Clash overlap (Å)
20:AW:94:ALA:O	20:AW:95:ALA:HB2	2.17	0.44
39:B1:17:ILE:O	39:B1:20:LEU:HB2	2.17	0.44
39:B1:91:ASP:OD2	39:B1:96:ALA:HA	2.17	0.44
49:B4:2:LYS:HD2	49:B4:2:LYS:O	2.17	0.44
24:BA:1033:U:O2	24:BA:1033:U:C2'	2.65	0.44
24:BA:1465:G:H21	24:BA:1466:G:H1'	1.82	0.44
24:BA:1802:A:N1	24:BA:1822:G:H1'	2.31	0.44
24:BA:1879:C:C4	24:BA:1880:C:C5	3.04	0.44
24:BA:2017:U:H4'	50:B5:8:LYS:O	2.17	0.44
24:BA:241:A:H5'	24:BA:243:U:C1'	2.47	0.44
24:BA:2517:C:C2	24:BA:2542:A:N6	2.85	0.44
24:BA:2517:C:C4	24:BA:2542:A:C6	3.05	0.44
24:BA:2591:C:H2'	24:BA:2592:G:C8	2.52	0.44
24:BA:2607:G:H2'	24:BA:2608:G:O4'	2.16	0.44
24:BA:270:A:C2'	24:BA:270(A):A:H5'	2.47	0.44
24:BA:1638:C:H4'	24:BA:2710:C:O2	2.17	0.44
24:BA:649:G:H2'	24:BA:650:C:C6	2.52	0.44
24:BA:956:G:OP1	35:BP:86:GLY:N	2.49	0.44
25:BB:14:U:O2'	25:BB:107:U:H1'	2.17	0.44
25:BB:38:C:H3'	25:BB:38:C:C6	2.52	0.44
25:BB:82:G:O2'	25:BB:83:G:H5'	2.17	0.44
26:BD:121:PRO:HB3	26:BD:135:PHE:HE1	1.82	0.44
26:BD:255:LYS:HE2	26:BD:255:LYS:H	1.75	0.44
26:BD:5:LYS:HG2	26:BD:17:THR:HG22	1.99	0.44
27:BE:147:PRO:HG2	27:BE:149:ARG:H	1.82	0.44
24:BA:2785:C:H5'	27:BE:41:LYS:CE	2.48	0.44
28:BF:29:ASN:H	28:BF:112:MET:HE1	1.78	0.44
28:BF:192:LEU:HD21	28:BF:194:MET:HG2	1.98	0.44
28:BF:20:LEU:O	28:BF:21:ALA:O	2.34	0.44
13:AP:3:ARG:HH11	29:BG:113:ARG:HE	1.65	0.44
24:BA:1112:G:OP1	30:BH:3:ARG:NH2	2.50	0.44
32:BM:12:ARG:O	32:BM:50:ASP:HB2	2.17	0.44
34:BO:112:LEU:HD22	34:BO:112:LEU:C	2.38	0.44
34:BO:14:LYS:O	34:BO:14:LYS:HD3	2.16	0.44
35:BP:17:LEU:HD21	35:BP:41:TRP:HE1	1.83	0.44
38:BR:19:LEU:HA	38:BR:20:PRO:HD3	1.80	0.44
41:BS:15:ARG:CZ	50:B5:20:ARG:NH2	2.80	0.44
42:BT:64:LYS:NZ	42:BT:73:ARG:NH2	2.66	0.44
43:BU:63:LYS:HZ1	43:BU:63:LYS:HA	1.83	0.44
43:BU:6:HIS:C	43:BU:7:VAL:HG22	2.38	0.44
43:BU:77:PRO:O	43:BU:78:ALA:CB	2.65	0.44

Continued on next page...

Continued from previous page...

Atom-1	Atom-2	Interatomic distance (Å)	Clash overlap (Å)
44:BV:150:LEU:HD21	44:BV:171:ILE:HG21	2.00	0.44
47:BW:13:ALA:O	47:BW:16:LEU:HG	2.17	0.44
1:CA:1226:C:O3'	13:CP:111:LYS:HE3	2.16	0.44
1:CA:1240:U:O2'	7:CJ:38:LEU:HD23	2.17	0.44
1:CA:934:C:N4	1:CA:1344:C:N3	2.65	0.44
1:CA:1535:C:H2'	1:CA:1535:C:O2	2.17	0.44
1:CA:246:A:O2'	1:CA:247:G:O5'	2.35	0.44
1:CA:687:A:H4'	1:CA:688:G:O5'	2.18	0.44
2:CE:164:VAL:HB	2:CE:186:ALA:HB1	1.96	0.44
3:CF:108:ASN:HB3	3:CF:111:LEU:HD12	1.99	0.44
3:CF:37:GLN:NE2	14:CQ:47:LEU:HD22	2.33	0.44
3:CF:43:LEU:HD11	3:CF:66:VAL:HG11	1.98	0.44
1:CA:408:A:OP2	4:CG:115:ARG:NH2	2.50	0.44
5:CH:52:PRO:HB2	5:CH:53:LEU:HD12	1.97	0.44
5:CH:80:ILE:HG13	5:CH:82:VAL:HG23	1.99	0.44
7:CJ:26:PHE:HZ	7:CJ:120:ILE:HG23	1.82	0.44
8:CK:110:ALA:HB3	8:CK:121:ASP:HB3	1.98	0.44
7:CJ:16:LEU:HD13	9:CL:45:ALA:HB2	1.99	0.44
10:CM:54:PHE:CD2	10:CM:55:LYS:HD2	2.53	0.44
10:CM:54:PHE:CE2	10:CM:55:LYS:HD2	2.52	0.44
10:CM:62:HIS:CD2	10:CM:62:HIS:N	2.85	0.44
16:CS:50:LYS:HD3	16:CS:50:LYS:O	2.17	0.44
21:CX:6:ARG:C	21:CX:8:THR:H	2.20	0.44
39:D1:57:PHE:O	39:D1:59:ARG:N	2.50	0.44
40:D2:61:VAL:HG22	40:D2:61:VAL:O	2.16	0.44
45:D3:7:LEU:CD2	45:D3:11:ARG:NH1	2.80	0.44
24:DA:1024:G:C6	24:DA:1025:G:C6	3.06	0.44
24:DA:1086:A:H4'	24:DA:1103:A:H62	1.82	0.44
24:DA:1482:U:H5'	24:DA:1483:G:P	2.58	0.44
24:DA:1511:A:O2'	24:DA:1512:G:H5'	2.17	0.44
24:DA:1833:U:O2	24:DA:1969:A:C2	2.68	0.44
24:DA:2024:G:H2'	24:DA:2025:C:C6	2.53	0.44
24:DA:460:A:H2'	24:DA:461:C:O4'	2.17	0.44
24:DA:479:A:O2'	24:DA:481:G:H5'	2.17	0.44
24:DA:753:C:O5'	24:DA:753:C:H6	1.99	0.44
24:DA:781:A:H2	24:DA:1776:G:N3	2.14	0.44
26:DD:80:ALA:O	26:DD:113:VAL:HG13	2.16	0.44
26:DD:177:LEU:O	26:DD:179:SER:N	2.51	0.44
26:DD:226:MET:H	26:DD:226:MET:HG2	1.53	0.44
26:DD:52:ARG:HB2	26:DD:53:PHE:CD2	2.53	0.44
31:DK:79:ILE:HG22	31:DK:81:VAL:HG22	1.99	0.44

Continued on next page...

Continued from previous page...

Atom-1	Atom-2	Interatomic distance (Å)	Clash overlap (Å)
31:DK:90:GLY:O	31:DK:121:LYS:HE2	2.16	0.44
33:DN:19:ILE:H	33:DN:19:ILE:HD13	1.83	0.44
34:DO:75:ILE:HG12	34:DO:77:ARG:NH1	2.32	0.44
38:DR:57:PHE:O	38:DR:58:ASN:C	2.53	0.44
38:DR:80:SER:HA	38:DR:81:PRO:HD3	1.73	0.44
44:DV:139:VAL:CG1	44:DV:139:VAL:O	2.65	0.44
44:DV:93:ASP:O	44:DV:94:GLU:CB	2.65	0.44
1:AA:1010:G:O2'	1:AA:1011:G:H5'	2.16	0.44
1:AA:1152:A:H2'	1:AA:1153:C:C6	2.52	0.44
1:AA:119:A:O2'	1:AA:120:A:OP2	2.23	0.44
1:AA:1150:U:H4'	1:AA:1280:A:H2	1.83	0.44
1:AA:1285:A:HO2'	1:AA:1286:A:H5''	1.82	0.44
1:AA:1442:G:N7	1:AA:1446:A:C2	2.86	0.44
1:AA:1502:A:H2	1:AA:1505:G:H22	1.62	0.44
1:AA:161:A:H2'	1:AA:162:A:C8	2.53	0.44
1:AA:535:A:H4'	1:AA:536:C:OP1	2.16	0.44
1:AA:542:G:H5'	4:AG:41:GLY:HA3	2.00	0.44
1:AA:673:G:O3'	6:AI:87:ARG:NH2	2.50	0.44
1:AA:674:G:O2'	1:AA:675:A:H5'	2.17	0.44
1:AA:922:G:N3	1:AA:1398:A:C2	2.82	0.44
1:AA:975:A:H2	14:AQ:34:TYR:OH	1.98	0.44
1:AA:974:A:O2'	1:AA:975:A:OP2	2.33	0.44
22:AD:57:A:O5'	22:AD:58:A:P	2.76	0.44
2:AE:11:LEU:H	2:AE:11:LEU:CD1	2.19	0.44
3:AF:11:ARG:O	3:AF:12:LEU:C	2.55	0.44
3:AF:131:ARG:O	3:AF:131:ARG:CG	2.65	0.44
4:AG:32:ALA:C	4:AG:33:MET:O	2.55	0.44
1:AA:1347:G:N7	9:AL:107:ARG:HB3	2.31	0.44
9:AL:29:ASN:CG	9:AL:30:GLY:H	2.19	0.44
15:AR:88:ARG:HD3	15:AR:88:ARG:HA	1.80	0.44
24:BA:2882:A:OP1	36:B0:96:ARG:NE	2.51	0.44
39:B1:50:ARG:NH1	40:B2:72:VAL:HG21	2.21	0.44
24:BA:2331:G:H4'	45:B3:43:THR:H	1.82	0.44
51:B6:21:TYR:O	51:B6:22:ALA:CB	2.65	0.44
51:B6:48:VAL:HG13	51:B6:49:HIS:N	2.32	0.44
52:B7:35:ARG:O	52:B7:38:GLY:N	2.48	0.44
24:BA:1280:G:H2'	24:BA:1281:G:C5'	2.42	0.44
24:BA:1799:G:N2	24:BA:1818:U:O2'	2.51	0.44
24:BA:2163:C:H2'	24:BA:2164:C:O4'	2.17	0.44
24:BA:2629:A:HO2'	24:BA:2630:G:C5'	2.30	0.44
24:BA:322:A:H5'	24:BA:323:G:OP2	2.18	0.44

Continued on next page...

Continued from previous page...

Atom-1	Atom-2	Interatomic distance (Å)	Clash overlap (Å)
24:BA:996:A:H2'	24:BA:997:G:C8	2.52	0.44
27:BE:197:ILE:HD11	27:BE:199:ARG:NH1	2.31	0.44
28:BF:65:TRP:CZ3	28:BF:73:ALA:O	2.71	0.44
29:BG:123:ASN:C	29:BG:125:PHE:H	2.21	0.44
29:BG:36:LYS:HE2	29:BG:95:ARG:HH22	1.78	0.44
22:AC:19:G:H1	29:BG:83:ARG:NH2	2.15	0.44
37:BQ:86:ALA:O	37:BQ:87:PHE:CB	2.65	0.44
38:BR:106:SER:C	38:BR:107:ASP:OD1	2.56	0.44
41:BS:10:VAL:O	41:BS:12:ILE:HG22	2.17	0.44
41:BS:14:PRO:CB	41:BS:18:ARG:HH21	2.30	0.44
41:BS:55:ALA:C	41:BS:57:ASN:H	2.21	0.44
41:BS:80:PRO:CD	41:BS:100:THR:HG21	2.47	0.44
42:BT:50:LYS:CB	42:BT:84:ALA:HB2	2.45	0.44
44:BV:137:ILE:HD13	44:BV:157:LEU:CD2	2.45	0.44
44:BV:94:GLU:HB3	44:BV:95:PRO:CD	2.39	0.44
46:BZ:5:CYS:HB3	46:BZ:9:GLY:H	1.83	0.44
1:CA:1237:C:O4'	1:CA:1334:G:N2	2.46	0.44
1:CA:1343:G:H2'	1:CA:1344:C:H6	1.75	0.44
1:CA:1351:U:O2'	1:CA:1352:C:H5'	2.17	0.44
1:CA:1464:G:H2'	1:CA:1465:C:H6	1.82	0.44
2:CE:30:ARG:HH21	2:CE:194:PRO:HG2	1.82	0.44
4:CG:157:LEU:O	4:CG:161:ASN:ND2	2.50	0.44
4:CG:76:ARG:O	4:CG:79:PHE:HB3	2.17	0.44
6:CI:22:GLU:OE1	6:CI:82:ARG:NH2	2.46	0.44
7:CJ:45:ASP:O	7:CJ:49:ILE:HG12	2.17	0.44
9:CL:5:TYR:CD2	9:CL:6:GLY:N	2.86	0.44
9:CL:7:THR:O	9:CL:83:ARG:CD	2.66	0.44
12:CO:120:TYR:N	12:CO:120:TYR:CD1	2.85	0.44
13:CP:16:ASP:O	13:CP:19:LEU:HD23	2.17	0.44
15:CR:29:VAL:HB	15:CR:81:LEU:HD21	1.99	0.44
16:CS:72:ARG:CD	16:CS:73:LEU:HD23	2.48	0.44
1:CA:1014:A:C4'	19:CV:14:HIS:NE2	2.73	0.44
19:CV:3:ARG:CG	19:CV:4:SER:H	2.21	0.44
20:CW:98:PRO:C	20:CW:100:ILE:H	2.19	0.44
20:CW:89:ARG:HH12	20:CW:106:ALA:HB1	1.82	0.44
45:D3:78:TYR:N	45:D3:78:TYR:CD1	2.86	0.44
49:D4:15:ILE:CG2	49:D4:20:ASN:ND2	2.81	0.44
49:D4:33:VAL:CG1	49:D4:34:GLU:N	2.80	0.44
50:D5:56:LYS:O	50:D5:58:LEU:N	2.50	0.44
51:D6:7:ILE:HG23	51:D6:8:LYS:N	2.32	0.44
53:D8:15:LYS:C	53:D8:15:LYS:HD3	2.37	0.44

Continued on next page...

Continued from previous page...

Atom-1	Atom-2	Interatomic distance (Å)	Clash overlap (Å)
24:DA:1079:C:N4	24:DA:1080:A:C6	2.85	0.44
24:DA:1432:C:H2'	24:DA:1433:U:O4'	2.16	0.44
24:DA:1474:C:H2'	24:DA:1475:G:C5'	2.48	0.44
24:DA:1998:G:H2'	24:DA:1999:C:H6	1.83	0.44
24:DA:2044:C:H6	24:DA:2044:C:C5'	2.23	0.44
24:DA:2469:A:O2'	35:DP:56:ARG:CG	2.64	0.44
24:DA:2585:U:O2'	24:DA:2586:C:H5'	2.17	0.44
24:DA:292:C:O2'	24:DA:293:U:H5'	2.17	0.44
24:DA:385:C:C2'	24:DA:386:G:OP2	2.66	0.44
24:DA:614:U:C4	28:DF:175:THR:HG22	2.52	0.44
24:DA:637:A:OP1	34:DO:133:SER:CB	2.65	0.44
24:DA:804:A:H2'	24:DA:806:C:C4	2.52	0.44
24:DA:94:G:H2'	24:DA:95:G:O4'	2.18	0.44
32:DM:63:THR:HG23	32:DM:66:LYS:HE3	2.00	0.44
33:DN:104:ARG:NH1	38:DR:36:GLU:CD	2.71	0.44
34:DO:45:LEU:HD12	34:DO:45:LEU:N	2.32	0.44
37:DQ:3:ARG:O	37:DQ:4:LEU:O	2.35	0.44
38:DR:107:ASP:HB2	38:DR:108:ARG:H	1.48	0.44
38:DR:36:GLU:CG	38:DR:41:ARG:HD3	2.46	0.44
41:DS:28:SER:O	41:DS:30:GLU:N	2.51	0.44
44:DV:108:PRO:CB	44:DV:112:ARG:HB2	2.39	0.44
47:DW:41:ILE:HD12	47:DW:41:ILE:O	2.16	0.44
46:DZ:48:LYS:HA	46:DZ:60:PHE:O	2.17	0.44
1:AA:1004:A:HO2'	1:AA:1005:A:P	2.33	0.44
1:AA:1020:U:H2'	1:AA:1021:G:C5'	2.48	0.44
1:AA:1101:A:C4'	1:AA:1102:A:O5'	2.45	0.44
1:AA:1301:U:C4	1:AA:1303:C:C6	3.04	0.44
1:AA:134:A:H1'	1:AA:325:A:C5	2.52	0.44
1:AA:1356:G:O2'	1:AA:1357:A:H5'	2.18	0.44
1:AA:1512:U:H2'	1:AA:1513:A:H8	1.83	0.44
22:AC:58:A:H1'	22:AC:60:U:C5	2.53	0.44
22:AD:49:G:C8	22:AD:49:G:O5'	2.70	0.44
2:AE:16:HIS:HB2	2:AE:17:PHE:CE2	2.52	0.44
2:AE:44:LEU:H	2:AE:44:LEU:HD12	1.83	0.44
5:AH:66:MET:O	5:AH:67:VAL:HB	2.17	0.44
6:AI:47:ARG:HA	6:AI:57:GLN:HB3	2.00	0.44
6:AI:7:ASN:N	6:AI:7:ASN:HD22	2.13	0.44
8:AK:36:LEU:HA	8:AK:39:LEU:HB3	1.98	0.44
10:AM:94:VAL:O	10:AM:96:ILE:HD13	2.18	0.44
12:AO:71:PRO:O	12:AO:102:ARG:HD2	2.18	0.44
13:AP:3:ARG:HB3	49:B4:34:GLU:HG3	1.99	0.44

Continued on next page...

Continued from previous page...

Atom-1	Atom-2	Interatomic distance (Å)	Clash overlap (Å)
16:AS:27:LYS:HD3	16:AS:30:GLY:HA2	2.00	0.44
21:AX:8:THR:HG22	21:AX:10:ARG:H	1.82	0.44
24:BA:2840:C:H5''	36:B0:53:HIS:CD2	2.53	0.44
36:B0:52:ILE:O	36:B0:55:ALA:N	2.50	0.44
39:B1:108:GLU:O	39:B1:111:GLU:N	2.51	0.44
45:B3:34:GLY:O	45:B3:35:ASN:C	2.56	0.44
51:B6:38:LYS:HA	51:B6:48:VAL:O	2.18	0.44
53:B8:23:VAL:CG1	53:B8:48:PHE:O	2.34	0.44
24:BA:1045:A:N3	24:BA:1047:G:N3	2.65	0.44
24:BA:1342:A:N1	24:BA:1397:U:C6	2.86	0.44
24:BA:1431:U:O2'	24:BA:1432:C:H5'	2.17	0.44
24:BA:1947:C:C3'	24:BA:1948:G:C5'	2.93	0.44
24:BA:227:A:O2'	24:BA:228:A:H5''	2.17	0.44
24:BA:2319:G:H5'	24:BA:2320:A:OP1	2.17	0.44
24:BA:2415:G:C4	24:BA:2416:C:C5	3.05	0.44
24:BA:2458:G:O2'	24:BA:2460:U:O4	2.32	0.44
24:BA:9:U:C4	24:BA:2629:A:N1	2.86	0.44
24:BA:270(I):G:H2'	24:BA:270(J):G:H8	1.82	0.44
24:BA:620:G:H5'	24:BA:621:A:OP1	2.18	0.44
24:BA:639:U:C2	24:BA:640:C:C5	3.06	0.44
24:BA:691:C:O2'	24:BA:692:C:H5'	2.17	0.44
24:BA:726:G:HO2'	24:BA:727:A:P	2.40	0.44
24:BA:946:G:O2'	24:BA:947:G:C5'	2.62	0.44
25:BB:15:A:C3'	25:BB:16:G:C5'	2.94	0.44
26:BD:69:ARG:HD2	26:BD:119:ALA:HB2	2.00	0.44
28:BF:4:VAL:HG11	28:BF:17:ARG:HE	1.83	0.44
29:BG:143:GLU:HA	49:B4:31:ILE:CD1	2.47	0.44
29:BG:171:ALA:O	29:BG:175:LEU:HG	2.18	0.44
24:BA:2562:U:C1'	33:BN:23:ARG:HH12	2.20	0.44
35:BP:35:VAL:CG1	35:BP:130:LYS:HB3	2.47	0.44
35:BP:21:THR:HG23	35:BP:21:THR:O	2.17	0.44
35:BP:42:ILE:HD13	35:BP:97:VAL:HG23	1.99	0.44
35:BP:55:VAL:HG13	35:BP:56:ARG:N	2.32	0.44
37:BQ:106:ARG:O	37:BQ:106:ARG:NH1	2.51	0.44
37:BQ:70:GLY:C	37:BQ:72:ALA:N	2.67	0.44
42:BT:89:ILE:HG22	42:BT:91:ALA:HB3	1.98	0.44
47:BW:24:LEU:O	47:BW:28:LYS:HG2	2.17	0.44
1:CA:1151:A:H1'	10:CM:39:PRO:CB	2.42	0.44
1:CA:1238:A:N7	1:CA:1301:U:O4	2.50	0.44
1:CA:1336:C:C2'	1:CA:1337:G:OP2	2.65	0.44
1:CA:422:C:OP2	1:CA:422:C:O4'	2.35	0.44

Continued on next page...

Continued from previous page...

Atom-1	Atom-2	Interatomic distance (Å)	Clash overlap (Å)
1:CA:443:C:O2'	1:CA:444:C:H5'	2.18	0.44
1:CA:587:G:N2	1:CA:754:C:OP2	2.50	0.44
1:CA:777:A:H2'	1:CA:778:G:C8	2.52	0.44
1:CA:807:A:H2'	1:CA:808:C:C6	2.52	0.44
1:CA:833:U:C2	1:CA:834:C:C5	3.06	0.44
1:CA:913:A:HO2'	1:CA:914:A:P	2.37	0.44
1:CA:960:U:HO2'	1:CA:961:U:P	2.35	0.44
2:CE:188:ALA:CB	2:CE:200:ILE:HG23	2.47	0.44
4:CG:206:PHE:CD2	4:CG:207:TYR:CE1	3.06	0.44
7:CJ:38:LEU:O	7:CJ:42:ILE:HG13	2.17	0.44
7:CJ:69:VAL:O	7:CJ:69:VAL:CG1	2.62	0.44
8:CK:97:VAL:CG1	8:CK:98:LYS:H	2.30	0.44
10:CM:33:GLN:HB2	10:CM:75:ILE:HD11	1.99	0.44
11:CN:13:GLN:HG3	11:CN:75:TYR:CA	2.48	0.44
10:CM:61:GLU:CG	14:CQ:58:LYS:HE2	2.47	0.44
15:CR:25:THR:HG22	15:CR:70:LEU:HD22	1.99	0.44
16:CS:72:ARG:HD3	16:CS:72:ARG:O	2.18	0.44
24:DA:2420:C:H41	53:D8:30:ARG:HD2	1.81	0.44
53:D8:47:LYS:HD2	53:D8:48:PHE:N	2.33	0.44
24:DA:1170:G:C8	24:DA:1170:G:H5'	2.42	0.44
24:DA:1543:A:H1'	24:DA:1545:A:C4'	2.46	0.44
24:DA:1655:A:O3'	27:DE:115:GLY:HA3	2.17	0.44
24:DA:1818:U:H2'	26:DD:154:LYS:O	2.17	0.44
24:DA:2026:C:C2'	24:DA:2027:G:O5'	2.65	0.44
24:DA:2050:C:H2'	24:DA:2051:A:O4'	2.18	0.44
24:DA:226:G:H1'	24:DA:228:A:N6	2.31	0.44
24:DA:2367:G:H2'	24:DA:2368:C:H6	1.82	0.44
24:DA:2481:G:O2'	24:DA:2482:G:O5'	2.35	0.44
24:DA:481:G:C2'	24:DA:482:A:OP2	2.65	0.44
26:DD:12:SER:C	26:DD:14:ARG:N	2.70	0.44
27:DE:50:GLY:CA	27:DE:74:PRO:HG3	2.46	0.44
29:DG:63:ILE:HG12	29:DG:64:THR:N	2.33	0.44
30:DH:153:LYS:HG3	30:DH:162:ILE:H	1.78	0.44
31:DK:1:MET:HG3	31:DK:23:PRO:CB	2.47	0.44
32:DM:112:LEU:O	32:DM:116:LEU:HG	2.17	0.44
24:DA:1952:A:C6	33:DN:22:ILE:HD12	2.53	0.44
37:DQ:83:LYS:CE	37:DQ:109:GLY:HA2	2.47	0.44
44:DV:27:VAL:CG1	44:DV:87:ASP:HB3	2.46	0.44
1:AA:1071:C:C2	1:AA:1072:G:N7	2.85	0.44
1:AA:1206:G:C6	1:AA:1207:G:C5	3.06	0.44
1:AA:1502:A:H4'	1:AA:1503:A:OP2	2.17	0.44

Continued on next page...

Continued from previous page...

Atom-1	Atom-2	Interatomic distance (Å)	Clash overlap (Å)
1:AA:1524:C:OP1	11:AN:120:ARG:NH1	2.49	0.44
1:AA:186(D):C:H2'	1:AA:186(E):C:C6	2.53	0.44
1:AA:256:U:H2'	1:AA:257:G:C8	2.53	0.44
1:AA:243:A:N6	1:AA:281:G:O2'	2.50	0.44
1:AA:5:U:O2'	1:AA:6:G:P	2.76	0.44
1:AA:683:G:N2	1:AA:708:C:C2	2.86	0.44
1:AA:946:A:N6	1:AA:1236:A:N6	2.65	0.44
22:AD:68:C:H3'	22:AD:69:C:H5''	1.96	0.44
3:AF:112:SER:HB3	3:AF:115:LEU:HD12	1.99	0.44
3:AF:113:ALA:O	3:AF:115:LEU:N	2.50	0.44
6:AI:3:ARG:HH11	6:AI:3:ARG:HG2	1.81	0.44
6:AI:61:LEU:HD12	6:AI:61:LEU:N	2.32	0.44
6:AI:61:LEU:HD23	6:AI:63:TYR:OH	2.17	0.44
10:AM:39:PRO:HA	10:AM:70:ARG:NH1	2.33	0.44
11:AN:117:ASN:N	11:AN:117:ASN:HD22	2.14	0.44
11:AN:21:ILE:HD13	11:AN:94:ALA:CB	2.47	0.44
14:AQ:35:ARG:HG3	14:AQ:36:PHE:N	2.32	0.44
1:AA:1244:C:OP2	21:AX:8:THR:HG23	2.18	0.44
53:B8:8:LYS:O	53:B8:12:LYS:HG3	2.18	0.44
24:BA:1131:G:O2'	24:BA:1132:A:P	2.76	0.44
24:BA:120:U:O2	24:BA:120:U:H2'	2.17	0.44
24:BA:1225:C:O3'	40:B2:85:LYS:CB	2.57	0.44
24:BA:1365:A:OP2	46:BZ:3:LYS:HB3	2.18	0.44
24:BA:1544:C:C2'	24:BA:1544:C:O2	2.65	0.44
24:BA:1731:G:N2	24:BA:1732:A:C8	2.85	0.44
24:BA:1790:C:H5''	24:BA:1791:A:OP1	2.17	0.44
24:BA:1957:C:H2'	24:BA:1958:C:C6	2.53	0.44
24:BA:2019:A:C6	24:BA:2020:A:N7	2.85	0.44
24:BA:2124:G:C2	24:BA:2125:G:C1'	3.01	0.44
24:BA:215:G:H5'	24:BA:216:A:OP1	2.17	0.44
24:BA:2563:U:H4'	33:BN:28:SER:HA	2.00	0.44
24:BA:2859:G:C8	24:BA:2859:G:C3'	3.00	0.44
24:BA:332:A:O2'	24:BA:333:G:P	2.76	0.44
24:BA:644:A:O3'	24:BA:645:C:H6	2.01	0.44
24:BA:864:G:H21	24:BA:866:A:N6	2.13	0.44
24:BA:88:G:N3	24:BA:88:G:H2'	2.33	0.44
26:BD:267:SER:O	26:BD:269:PHE:HD1	2.00	0.44
28:BF:128:ALA:O	28:BF:130:ALA:N	2.51	0.44
31:BK:91:SER:OG	31:BK:119:PRO:HB2	2.18	0.44
33:BN:68:GLU:CB	33:BN:78:ARG:HB2	2.41	0.44
34:BO:13:ASN:O	34:BO:15:ARG:N	2.51	0.44

Continued on next page...

Continued from previous page...

Atom-1	Atom-2	Interatomic distance (Å)	Clash overlap (Å)
35:BP:69:PHE:CD1	35:BP:70:PRO:HD2	2.52	0.44
35:BP:20:ALA:CA	35:BP:99:PRO:HG2	2.31	0.44
37:BQ:101:LEU:C	37:BQ:101:LEU:HD13	2.37	0.44
38:BR:105:LEU:HD22	38:BR:109:GLU:CB	2.46	0.44
42:BT:87:GLN:O	42:BT:88:LYS:HB3	2.18	0.44
43:BU:8:LYS:O	43:BU:27:VAL:HG23	2.17	0.44
43:BU:55:TYR:O	43:BU:56:PRO:C	2.55	0.44
43:BU:95:LYS:O	43:BU:95:LYS:HD3	2.18	0.44
44:BV:7:ALA:O	44:BV:8:TYR:CG	2.71	0.44
1:CA:1390:U:H2'	1:CA:1391:U:C6	2.53	0.44
1:CA:1504:G:P	1:CA:1504:G:H3'	2.55	0.44
1:CA:1535:C:C3'	1:CA:1536:C:H5	2.30	0.44
1:CA:539:A:OP1	12:CO:114:LYS:CE	2.65	0.44
1:CA:597:G:C2'	1:CA:598:U:H5'	2.47	0.44
1:CA:599:C:N3	1:CA:600:C:C5	2.86	0.44
1:CA:663:A:O2'	1:CA:664:G:H5'	2.17	0.44
1:CA:96:G:C2	1:CA:97:U:H1'	2.52	0.44
22:CD:18:G:O2'	22:CD:60:U:N3	2.47	0.44
2:CE:54:THR:HG21	2:CE:201:ILE:HD11	2.00	0.44
1:CA:542:G:H5'	4:CG:41:GLY:HA3	1.99	0.44
4:CG:3:ARG:O	4:CG:4:TYR:C	2.55	0.44
5:CH:62:ALA:C	5:CH:64:ARG:H	2.21	0.44
1:CA:1378:C:N3	7:CJ:76:ARG:NH2	2.66	0.44
9:CL:29:ASN:OD1	9:CL:65:VAL:N	2.48	0.44
10:CM:16:LEU:C	10:CM:16:LEU:HD13	2.38	0.44
11:CN:83:ILE:HG12	11:CN:109:VAL:HG23	1.99	0.44
16:CS:15:PRO:O	16:CS:16:HIS:ND1	2.50	0.44
39:D1:53:ARG:C	39:D1:55:ARG:H	2.20	0.44
39:D1:86:ALA:CB	39:D1:88:ILE:HD11	2.47	0.44
40:D2:72:VAL:HG13	40:D2:85:LYS:HB3	2.00	0.44
45:D3:25:ARG:HH11	45:D3:25:ARG:HG2	1.82	0.44
45:D3:40:GLN:OE1	45:D3:45:PHE:HB2	2.18	0.44
49:D4:39:CYS:HB3	49:D4:41:PRO:HD2	2.00	0.44
24:DA:1558:A:N3	24:DA:1558:A:O4'	2.50	0.44
24:DA:1869:G:H8	24:DA:1869:G:C5'	2.26	0.44
24:DA:2259:G:C2	24:DA:2282:G:N1	2.86	0.44
24:DA:2739:U:O2'	24:DA:2740:A:H5'	2.17	0.44
24:DA:304:G:H2'	24:DA:305:U:C6	2.53	0.44
24:DA:319:C:C2'	24:DA:320:A:H5'	2.48	0.44
24:DA:412:A:N6	24:DA:2412:A:O4'	2.51	0.44
24:DA:486:C:H4'	41:DS:60:ASN:OD1	2.17	0.44

Continued on next page...

Continued from previous page...

Atom-1	Atom-2	Interatomic distance (Å)	Clash overlap (Å)
24:DA:774:A:H2	24:DA:787:U:C2'	2.30	0.44
24:DA:821:A:H5''	24:DA:822:U:H6	1.83	0.44
24:DA:917:A:C2'	24:DA:918:A:H5'	2.46	0.44
25:DB:20:C:H2'	25:DB:21:G:C5'	2.32	0.44
26:DD:17:THR:HG21	26:DD:204:ILE:HA	1.99	0.44
27:DE:120:TRP:CE3	27:DE:155:LYS:HD3	2.53	0.44
28:DF:149:ASP:OD2	28:DF:151:SER:HB3	2.17	0.44
28:DF:201:VAL:HG13	28:DF:202:PHE:N	2.33	0.44
28:DF:24:LEU:N	28:DF:24:LEU:HD12	2.33	0.44
30:DH:4:ILE:CD1	30:DH:4:ILE:H	2.25	0.44
31:DK:110:ASP:CB	31:DK:111:PRO:CA	2.96	0.44
31:DK:131:LYS:HD2	31:DK:131:LYS:N	2.32	0.44
33:DN:120:GLU:OE1	38:DR:67:SER:OG	2.25	0.44
33:DN:40:VAL:CG1	33:DN:41:ALA:N	2.80	0.44
34:DO:31:ALA:C	34:DO:32:THR:CG2	2.85	0.44
34:DO:6:LEU:N	34:DO:6:LEU:HD22	2.31	0.44
24:DA:389:G:N1	34:DO:71:VAL:HG12	2.32	0.44
35:DP:66:ILE:O	35:DP:104:PHE:N	2.49	0.44
38:DR:135:ALA:C	38:DR:137:LYS:N	2.71	0.44
38:DR:23:ARG:CB	38:DR:24:PRO:HD2	2.40	0.44
41:DS:19:LEU:HD12	41:DS:19:LEU:HA	1.79	0.44
43:DU:36:ALA:HB1	43:DU:67:LEU:O	2.16	0.44
44:DV:169:GLU:O	44:DV:170:THR:OG1	2.35	0.44
44:DV:152:ALA:H	44:DV:170:THR:H	1.66	0.44
44:DV:48:PHE:HE2	44:DV:71:VAL:HG11	1.82	0.44
48:DX:60:GLU:O	48:DX:60:GLU:HG2	2.16	0.44
24:DA:2213:U:C1'	46:DZ:52:ARG:CZ	2.95	0.44
46:DZ:60:PHE:HE2	46:DZ:91:LYS:NZ	2.16	0.44
1:AA:14:U:C6	1:AA:16:A:OP2	2.70	0.44
1:AA:187:C:O2'	1:AA:188:U:H5'	2.18	0.44
1:AA:261:U:OP2	20:AW:79:ARG:NH2	2.50	0.44
1:AA:68:G:N2	1:AA:69:G:H1'	2.33	0.44
1:AA:710:G:O2'	1:AA:711:G:H5'	2.17	0.44
1:AA:760:G:C2'	1:AA:761:G:H5'	2.45	0.44
1:AA:848:C:H2'	1:AA:849:C:C6	2.53	0.44
1:AA:947:G:O2'	1:AA:948:C:H5'	2.18	0.44
2:AE:117:GLU:HG3	2:AE:118:LEU:N	2.32	0.44
2:AE:22:LYS:N	2:AE:22:LYS:CD	2.80	0.44
3:AF:115:LEU:C	3:AF:117:ALA:N	2.70	0.44
3:AF:150:LYS:CB	3:AF:169:ALA:HB2	2.48	0.44
3:AF:172:ARG:HH21	3:AF:174:PRO:CG	2.23	0.44

Continued on next page...

Continued from previous page...

Atom-1	Atom-2	Interatomic distance (Å)	Clash overlap (Å)
4:AG:40:PRO:O	4:AG:44:GLY:HA3	2.17	0.44
1:AA:933:G:OP2	7:AJ:2:ALA:CB	2.66	0.44
10:AM:34:VAL:CG2	10:AM:74:ILE:HG22	2.45	0.44
13:AP:29:ARG:HD3	13:AP:64:TRP:CE3	2.52	0.44
16:AS:6:LEU:HB3	16:AS:17:TYR:HD2	1.81	0.44
17:AT:36:ILE:O	17:AT:36:ILE:HG13	2.18	0.44
18:AU:53:ARG:NH2	18:AU:60:ALA:N	2.65	0.44
49:B4:2:LYS:H	49:B4:2:LYS:CD	2.23	0.44
49:B4:40:HIS:N	49:B4:41:PRO:CD	2.58	0.44
51:B6:28:ARG:HD2	51:B6:29:ASN:OD1	2.18	0.44
24:BA:1087:G:C4	24:BA:1089:G:O2'	2.71	0.44
24:BA:1229(A):G:H2'	24:BA:1230:C:O4'	2.18	0.44
24:BA:1382:G:O2'	24:BA:1383:C:H5'	2.18	0.44
24:BA:139:G:O2'	24:BA:140:A:H2	2.00	0.44
24:BA:141:A:H5'	24:BA:141(A):C:OP2	2.18	0.44
24:BA:121:G:H4'	24:BA:149:A:H5'	1.99	0.44
24:BA:1710:C:O2'	24:BA:1711:C:H5'	2.17	0.44
24:BA:1771:C:HO2'	24:BA:1786:A:H8	1.63	0.44
24:BA:2053:G:H2'	24:BA:2054:A:O4'	2.17	0.44
24:BA:2225:A:H4'	24:BA:2226:C:C6	2.53	0.44
24:BA:2374:C:H2'	24:BA:2375:G:O4'	2.17	0.44
24:BA:2556:C:H2'	24:BA:2557:G:H5'	1.99	0.44
24:BA:2656:U:O4	24:BA:2657:A:N7	2.51	0.44
24:BA:2657:A:N9	24:BA:2665:A:N6	2.65	0.44
24:BA:2748:A:H2'	24:BA:2749:A:O5'	2.18	0.44
24:BA:322:A:HO2'	24:BA:339:U:H3	1.64	0.44
24:BA:359:A:H2'	24:BA:360:G:O4'	2.18	0.44
24:BA:627:A:H4'	24:BA:628:G:H5'	1.98	0.44
24:BA:67:U:C2'	24:BA:68:G:H8	2.27	0.44
24:BA:933:A:C5	24:BA:934:G:C8	3.04	0.44
27:BE:24:THR:O	27:BE:25:VAL:CB	2.66	0.44
28:BF:142:TRP:CE3	28:BF:142:TRP:C	2.91	0.44
24:BA:675:A:O2'	28:BF:67:GLN:NE2	2.50	0.44
29:BG:67:LYS:HD3	49:B4:5:ILE:HD12	1.99	0.44
30:BH:15:VAL:HG23	30:BH:15:VAL:O	2.17	0.44
31:BK:111:PRO:O	31:BK:112:LYS:C	2.56	0.44
31:BK:97:ILE:HG13	31:BK:140:LEU:HD21	2.00	0.44
34:BO:138:LEU:C	34:BO:140:ALA:N	2.70	0.44
24:BA:811:U:H2'	34:BO:21:ARG:HG3	1.99	0.44
35:BP:115:MET:HG3	35:BP:131:ILE:HD13	1.99	0.44
35:BP:61:GLY:C	35:BP:63:LYS:H	2.18	0.44

Continued on next page...

Continued from previous page...

Atom-1	Atom-2	Interatomic distance (Å)	Clash overlap (Å)
37:BQ:29:PHE:HD2	37:BQ:30:ARG:N	2.15	0.44
38:BR:105:LEU:CD2	38:BR:109:GLU:HG3	2.47	0.44
41:BS:95:ILE:HG13	41:BS:95:ILE:O	2.18	0.44
44:BV:11:GLU:CG	44:BV:12:GLY:N	2.80	0.44
44:BV:157:LEU:O	44:BV:161:VAL:HG21	2.18	0.44
1:CA:1542:G:H3'	18:CU:19:LYS:HD3	2.00	0.44
1:CA:865:A:H2	1:CA:918:A:H4'	1.81	0.44
22:CC:47:U:O2'	22:CC:48:C:H6	2.00	0.44
22:CD:25:C:H2'	22:CD:26:G:O4'	2.18	0.44
22:CD:27:U:H2'	22:CD:28:C:H6	1.82	0.44
22:CD:29:G:O2'	22:CD:30:G:H5'	2.18	0.44
2:CE:24:TRP:CD2	2:CE:26:PRO:HD3	2.51	0.44
4:CG:9:CYS:SG	4:CG:32:ALA:HB2	2.58	0.44
5:CH:82:VAL:HG12	5:CH:83:GLU:H	1.77	0.44
8:CK:28:ALA:O	8:CK:29:SER:HB2	2.18	0.44
10:CM:38:ILE:CG1	10:CM:71:LEU:HB3	2.48	0.44
11:CN:124:LYS:HB3	11:CN:125:PHE:H	1.67	0.44
11:CN:96:ARG:O	11:CN:97:ALA:C	2.54	0.44
1:CA:1226:C:H2'	13:CP:103:THR:O	2.18	0.44
19:CV:8:GLY:O	19:CV:9:VAL:CG2	2.57	0.44
20:CW:83:ARG:C	20:CW:86:ARG:HB3	2.38	0.44
39:D1:97:ASP:HA	39:D1:100:VAL:CG2	2.47	0.44
49:D4:2:LYS:HD2	49:D4:2:LYS:HA	1.61	0.44
51:D6:34:LEU:O	51:D6:36:LEU:HD22	2.17	0.44
24:DA:86:C:H4'	24:DA:104:U:H1'	1.99	0.44
24:DA:1188:U:H2'	24:DA:1189:A:H5'	1.98	0.44
24:DA:1311:G:O2'	24:DA:1312:U:P	2.76	0.44
24:DA:1312:U:HO2'	24:DA:1313:U:P	2.41	0.44
24:DA:1312:U:O2'	24:DA:1313:U:OP2	2.31	0.44
24:DA:1332:G:N2	24:DA:1610:A:H8	2.12	0.44
24:DA:152:G:H2'	24:DA:153:C:H6	1.82	0.44
24:DA:1888:G:H5'	24:DA:1889:A:P	2.58	0.44
24:DA:197:A:H2'	24:DA:198:C:H5'	1.99	0.44
24:DA:2110:G:O2'	24:DA:2111:C:OP1	2.29	0.44
24:DA:2228:G:C6	24:DA:2229:C:C4	3.05	0.44
24:DA:2458:G:O2'	24:DA:2460:U:O4	2.34	0.44
24:DA:2467:C:C2'	24:DA:2468:G:H5'	2.48	0.44
24:DA:2798:C:C4	24:DA:2799:A:N6	2.86	0.44
24:DA:670:A:H4'	24:DA:671:C:O5'	2.17	0.44
24:DA:765:G:H2'	24:DA:766:C:C6	2.52	0.44
25:DB:60:C:C2	25:DB:61:G:C8	3.05	0.44

Continued on next page...

Continued from previous page...

Atom-1	Atom-2	Interatomic distance (Å)	Clash overlap (Å)
28:DF:65:TRP:CZ2	28:DF:72:ARG:NH2	2.86	0.44
30:DH:6:ARG:CG	30:DH:7:LEU:N	2.81	0.44
31:DK:9:LEU:C	31:DK:10:GLU:HG3	2.36	0.44
32:DM:67:LEU:HA	32:DM:87:LEU:HD13	2.00	0.44
33:DN:97:ARG:HA	33:DN:117:LEU:HD22	2.00	0.44
34:DO:107:LYS:HB2	34:DO:110:TYR:HD2	1.83	0.44
34:DO:115:LEU:CB	34:DO:131:SER:HB2	2.47	0.44
34:DO:88:LEU:O	34:DO:90:ARG:N	2.50	0.44
37:DQ:57:LYS:O	37:DQ:58:LEU:HB3	2.18	0.44
1:AA:109:A:C6	1:AA:326:G:C6	3.06	0.44
1:AA:1128:C:C4	1:AA:1139:G:N2	2.86	0.44
1:AA:1325:C:N3	1:AA:1326:C:C5	2.86	0.44
1:AA:197:A:N6	1:AA:220:G:O2'	2.50	0.44
1:AA:457:C:O2'	1:AA:458:C:H5'	2.18	0.44
1:AA:547:A:O2'	1:AA:548:G:OP2	2.35	0.44
1:AA:792:A:N3	1:AA:794:A:C5	2.85	0.44
22:AD:72:A:H2'	22:AD:73:A:C5'	2.32	0.44
3:AF:108:ASN:HD21	3:AF:144:SER:CB	2.24	0.44
1:AA:1057:G:H5''	3:AF:154:SER:O	2.17	0.44
3:AF:177:THR:HG23	3:AF:177:THR:O	2.18	0.44
3:AF:186:PHE:HZ	3:AF:188:LEU:HD13	1.83	0.44
3:AF:186:PHE:HA	3:AF:198:VAL:O	2.17	0.44
5:AH:35:GLY:HA3	5:AH:112:LEU:HB3	2.00	0.44
6:AI:10:LEU:HD12	6:AI:61:LEU:HD13	2.00	0.44
10:AM:39:PRO:HA	10:AM:70:ARG:HH12	1.81	0.44
10:AM:97:GLU:C	10:AM:98:ILE:HD12	2.38	0.44
13:AP:70:LEU:HD22	13:AP:70:LEU:C	2.38	0.44
17:AT:7:THR:HG22	17:AT:8:GLY:N	2.32	0.44
18:AU:53:ARG:HA	18:AU:56:THR:OG1	2.17	0.44
19:AV:70:LYS:O	19:AV:71:LEU:HD23	2.18	0.44
20:AW:26:ASN:HA	20:AW:29:LYS:CG	2.47	0.44
39:B1:101:ARG:C	39:B1:102:GLU:HG2	2.38	0.44
39:B1:111:GLU:HA	39:B1:114:LYS:HG2	2.00	0.44
40:B2:37:VAL:CG2	40:B2:38:LEU:N	2.76	0.44
40:B2:83:ARG:HG3	40:B2:83:ARG:HH11	1.83	0.44
24:BA:1359:A:C2'	24:BA:1360:A:O5'	2.66	0.44
24:BA:1389:G:H2'	24:BA:1390:U:C6	2.53	0.44
24:BA:1528:A:C2	24:BA:1543:A:C2	3.05	0.44
24:BA:1573:G:C8	24:BA:1574:C:C5	3.06	0.44
24:BA:1638:C:O2	24:BA:2698:U:O2'	2.35	0.44
24:BA:1955:U:O3'	24:BA:1956:U:H6	2.00	0.44

Continued on next page...

Continued from previous page...

Atom-1	Atom-2	Interatomic distance (Å)	Clash overlap (Å)
24:BA:2114:A:C8	24:BA:2118:U:OP2	2.70	0.44
24:BA:2298:A:N6	24:BA:2318:G:C8	2.86	0.44
24:BA:2538:C:O2'	24:BA:2539:C:H5'	2.17	0.44
24:BA:2557:G:O2'	24:BA:2558:C:H5'	2.17	0.44
24:BA:2637:U:C5'	24:BA:2638:G:OP2	2.66	0.44
24:BA:2726:U:O2'	33:BN:67:LYS:HE2	2.18	0.44
24:BA:2735:G:H2'	24:BA:2736:G:C8	2.51	0.44
24:BA:2791:C:C5'	24:BA:2792:G:OP1	2.56	0.44
24:BA:300:A:C5	24:BA:334:C:H4'	2.53	0.44
24:BA:69:C:H2'	24:BA:69:C:O2	2.16	0.44
24:BA:706:A:H2'	24:BA:707:G:O4'	2.17	0.44
24:BA:676:A:H2	24:BA:802:A:H61	1.63	0.44
25:BB:73:A:C4	25:BB:104:A:C2	3.06	0.44
26:BD:34:VAL:O	26:BD:35:LYS:CB	2.65	0.44
26:BD:34:VAL:C	26:BD:35:LYS:HG3	2.37	0.44
24:BA:2635:C:H5'	27:BE:77:ILE:CG2	2.48	0.44
28:BF:132:VAL:C	28:BF:134:GLY:H	2.21	0.44
24:BA:2444:G:P	28:BF:68:LYS:HE3	2.57	0.44
29:BG:112:PRO:C	29:BG:114:ILE:N	2.70	0.44
29:BG:32:PRO:HB2	29:BG:172:LEU:HD22	1.97	0.44
30:BH:137:ASP:OD1	30:BH:138:LYS:N	2.51	0.44
33:BN:52:VAL:HG22	33:BN:94:ARG:NH1	2.32	0.44
24:BA:2394:C:P	34:BO:63:PRO:HD2	2.58	0.44
35:BP:90:VAL:O	35:BP:90:VAL:HG12	2.18	0.44
37:BQ:10:ARG:CZ	37:BQ:91:PRO:HB2	2.47	0.44
42:BT:51:VAL:HA	42:BT:83:VAL:HA	2.00	0.44
44:BV:165:VAL:CG2	44:BV:166:SER:H	2.27	0.44
1:CA:1008:C:H5'	1:CA:1008:C:H6	1.83	0.44
1:CA:1025:U:H3'	1:CA:1025:U:C6	2.52	0.44
1:CA:1176:A:N6	1:CA:1177:G:C4	2.85	0.44
1:CA:1399:C:C2	1:CA:1401:G:C5	3.05	0.44
1:CA:456:C:H2'	1:CA:457:C:C6	2.51	0.44
22:CD:26:G:H22	22:CD:45:G:N2	2.16	0.44
22:CD:66:C:H2'	22:CD:67:C:H6	1.82	0.44
4:CG:132:ARG:HH11	4:CG:132:ARG:HG2	1.83	0.44
4:CG:52:SER:HB3	4:CG:55:ALA:HB3	2.00	0.44
4:CG:93:PHE:CZ	4:CG:97:LEU:HD11	2.52	0.44
8:CK:82:HIS:C	8:CK:82:HIS:CD2	2.91	0.44
11:CN:106:LYS:O	11:CN:107:SER:CB	2.66	0.44
20:CW:48:LYS:HB3	20:CW:51:GLU:CG	2.48	0.44
39:D1:44:ASN:HD21	40:D2:75:PHE:N	2.16	0.44

Continued on next page...

Continued from previous page...

Atom-1	Atom-2	Interatomic distance (Å)	Clash overlap (Å)
45:D3:42:GLY:C	45:D3:57:PHE:HD1	2.21	0.44
45:D3:68:GLU:OE1	45:D3:82:ARG:NH1	2.50	0.44
49:D4:23:GLU:O	49:D4:24:THR:OG1	2.34	0.44
49:D4:39:CYS:O	49:D4:40:HIS:CB	2.66	0.44
49:D4:68:ARG:HH11	49:D4:69:LYS:HG2	1.82	0.44
24:DA:1012:U:O2'	24:DA:1013:C:OP2	2.32	0.44
24:DA:1277:G:O2'	36:D0:24:GLN:NE2	2.51	0.44
24:DA:13:A:H5''	24:DA:14:A:OP1	2.18	0.44
24:DA:1835:G:C5'	24:DA:1836:C:OP2	2.66	0.44
24:DA:2002:G:OP1	36:D0:9:LYS:HD3	2.17	0.44
24:DA:2615:U:H2'	24:DA:2616:C:H6	1.83	0.44
24:DA:445:C:C2'	24:DA:446:G:H5'	2.47	0.44
24:DA:609(A):G:H2'	24:DA:610:C:C6	2.53	0.44
24:DA:6:A:H4'	32:DM:129:PRO:HB3	2.00	0.44
24:DA:74:A:H4'	24:DA:75:G:O4'	2.17	0.44
24:DA:847:U:C4	24:DA:933:A:N1	2.86	0.44
24:DA:958:U:O2	25:DB:89(A):A:H4'	2.17	0.44
26:DD:145:VAL:HB	26:DD:155:LEU:HB2	1.99	0.44
28:DF:184:TYR:CE2	28:DF:188:ARG:HD2	2.52	0.44
25:DB:33:G:H5'	29:DG:2:PRO:CG	2.48	0.44
29:DG:51:ARG:HB3	29:DG:51:ARG:NH1	2.33	0.44
37:DQ:110:LEU:HA	37:DQ:112:PHE:CE1	2.53	0.44
37:DQ:56:LEU:O	37:DQ:57:LYS:O	2.36	0.44
38:DR:99:LEU:O	38:DR:99:LEU:CD1	2.65	0.44
41:DS:14:PRO:HB3	41:DS:18:ARG:HE	1.83	0.44
44:DV:108:PRO:O	44:DV:110:GLY:N	2.45	0.44
44:DV:152:ALA:HA	44:DV:171:ILE:HB	2.00	0.44
44:DV:24:LEU:HD21	44:DV:86:VAL:CG2	2.48	0.44
46:DZ:82:LEU:HD12	46:DZ:82:LEU:O	2.11	0.44
1:AA:1176:A:N6	1:AA:1177:G:C5	2.86	0.44
1:AA:1288:A:N1	1:AA:1371:G:H1'	2.33	0.44
1:AA:575:G:H4'	1:AA:576:G:C5'	2.47	0.44
1:AA:960:U:O2'	1:AA:961:U:P	2.76	0.44
2:AE:154:LEU:CD2	2:AE:154:LEU:C	2.86	0.44
4:AG:110:PHE:O	4:AG:161:ASN:HB3	2.18	0.44
4:AG:19:LEU:O	4:AG:20:TYR:C	2.56	0.44
4:AG:42:GLN:C	4:AG:44:GLY:H	2.21	0.44
7:AJ:120:ILE:HG22	7:AJ:124:LEU:HD12	1.99	0.44
7:AJ:38:LEU:HD12	7:AJ:38:LEU:N	2.30	0.44
12:AO:68:ALA:HB1	12:AO:85:ILE:HD11	2.00	0.44
13:AP:56:LEU:C	13:AP:56:LEU:HD13	2.38	0.44

Continued on next page...

Continued from previous page...

Atom-1	Atom-2	Interatomic distance (Å)	Clash overlap (Å)
19:AV:39:THR:HA	19:AV:70:LYS:HA	1.99	0.44
20:AW:97:ALA:O	20:AW:99:LEU:N	2.50	0.44
21:AX:15:ARG:HH11	21:AX:15:ARG:CB	2.12	0.44
36:B0:69:ASP:O	36:B0:70:LEU:HG	2.17	0.44
40:B2:69:LYS:HZ3	40:B2:85:LYS:NZ	2.14	0.44
50:B5:55:ARG:HH11	50:B5:55:ARG:HB2	1.81	0.44
50:B5:6:VAL:HG13	50:B5:7:PRO:HD2	2.00	0.44
51:B6:24:GLU:OE1	53:B8:34:TRP:CZ3	2.71	0.44
52:B7:30:VAL:O	52:B7:31:LEU:C	2.56	0.44
24:BA:1310:G:OP2	52:B7:9:ARG:NH1	2.51	0.44
53:B8:24:ALA:O	53:B8:48:PHE:CE1	2.71	0.44
53:B8:6:THR:O	53:B8:7:HIS:CB	2.64	0.44
24:BA:1049:C:C5	24:BA:1050:A:N7	2.85	0.44
24:BA:1087:G:H2'	24:BA:1089:G:H1'	1.99	0.44
24:BA:1903:G:OP2	26:BD:241:PRO:HB2	2.18	0.44
24:BA:2147:G:H3'	24:BA:2147:G:C8	2.52	0.44
24:BA:2299:G:N1	24:BA:2318:G:H8	2.15	0.44
24:BA:234:C:C2	24:BA:235:U:C6	3.06	0.44
24:BA:2571:C:H5''	24:BA:2572:A:H5''	1.99	0.44
24:BA:2636:U:H4'	27:BE:80:GLU:OE2	2.18	0.44
24:BA:469:G:C2'	24:BA:470:A:H5''	2.48	0.44
24:BA:656:G:H2'	24:BA:657:U:O4'	2.17	0.44
25:BB:24:G:H5'	25:BB:25:A:C8	2.52	0.44
25:BB:57:A:C4	29:BG:29:TRP:HB2	2.53	0.44
28:BF:25:PRO:O	28:BF:26:ALA:CB	2.65	0.44
30:BH:123:PHE:HD2	30:BH:133:VAL:HG21	1.83	0.44
30:BH:43:VAL:O	30:BH:43:VAL:HG22	2.18	0.44
30:BH:51:ARG:H	30:BH:51:ARG:NH1	2.16	0.44
33:BN:105:GLU:OE1	33:BN:105:GLU:N	2.50	0.44
34:BO:119:GLU:OE1	34:BO:119:GLU:HA	2.18	0.44
38:BR:50:ILE:HA	38:BR:99:LEU:HD12	2.00	0.44
42:BT:7:VAL:O	42:BT:30:VAL:HG12	2.18	0.44
46:BZ:86:SER:H	46:BZ:87:PRO:HD3	1.83	0.44
46:BZ:86:SER:H	46:BZ:87:PRO:CD	2.30	0.44
1:CA:1200:C:H4'	1:CA:1201:A:C5'	2.45	0.44
1:CA:1530:G:H2'	1:CA:1531:A:O4'	2.18	0.44
1:CA:255:G:OP1	17:CT:69:LYS:NZ	2.45	0.44
1:CA:404:U:O2'	1:CA:405:U:H5'	2.17	0.44
1:CA:484:G:O2'	1:CA:485:G:P	2.76	0.44
1:CA:495:A:H4'	1:CA:496:A:O5'	2.15	0.44
1:CA:655:A:C2	1:CA:754:C:N4	2.86	0.44

Continued on next page...

Continued from previous page...

Atom-1	Atom-2	Interatomic distance (Å)	Clash overlap (Å)
1:CA:85:U:O2'	1:CA:86:U:O5'	2.30	0.44
22:CB:11:A:H8	22:CB:11:A:O5'	2.01	0.44
2:CE:132:LYS:HA	2:CE:135:GLN:CB	2.43	0.44
2:CE:178:ARG:HH22	8:CK:68:ARG:NH2	2.16	0.44
3:CF:68:VAL:HG12	3:CF:70:VAL:HG23	1.98	0.44
5:CH:31:LEU:HD23	5:CH:45:PHE:CD1	2.53	0.44
5:CH:62:ALA:O	5:CH:64:ARG:N	2.51	0.44
6:CI:3:ARG:HG2	6:CI:93:SER:OG	2.17	0.44
8:CK:88:LYS:HB3	8:CK:89:PRO:HD2	2.00	0.44
14:CQ:17:LYS:HG3	14:CQ:18:VAL:N	2.33	0.44
15:CR:54:ARG:O	15:CR:55:GLY:C	2.55	0.44
18:CU:20:ALA:O	18:CU:21:LYS:HG3	2.18	0.44
1:CA:1459:C:H5''	20:CW:27:LYS:NZ	2.33	0.44
36:D0:41:ALA:C	36:D0:43:GLU:H	2.21	0.44
39:D1:79:PHE:CE2	39:D1:83:LEU:CD1	3.00	0.44
24:DA:1407:C:O2	24:DA:1407:C:H2'	2.17	0.44
24:DA:1535:U:C2	24:DA:1537:C:O2	2.71	0.44
24:DA:1916:A:H3'	24:DA:1917:U:H6	1.83	0.44
24:DA:192:C:C2'	24:DA:193:U:H5'	2.46	0.44
24:DA:2376:A:N1	37:DQ:87:PHE:HD2	2.13	0.44
24:DA:2402:C:H2'	24:DA:2403:C:H5'	1.99	0.44
24:DA:271(C):U:C2'	24:DA:271:G:OP1	2.66	0.44
24:DA:2746:U:O5'	24:DA:2746:U:H6	2.01	0.44
24:DA:2830:G:N3	24:DA:2883:A:H2	2.15	0.44
24:DA:491:G:N2	24:DA:492:A:H1'	2.33	0.44
24:DA:860:U:O2	24:DA:860:U:O4'	2.33	0.44
26:DD:155:LEU:N	26:DD:155:LEU:HD12	2.32	0.44
26:DD:238:GLY:C	26:DD:239:ARG:O	2.53	0.44
26:DD:44:ASN:CB	26:DD:49:ILE:HG22	2.46	0.44
27:DE:172:VAL:HG13	27:DE:182:LEU:HD11	1.98	0.44
28:DF:42:ALA:O	28:DF:45:ARG:HB2	2.18	0.44
31:DK:110:ASP:HB2	31:DK:111:PRO:C	2.38	0.44
31:DK:92:VAL:O	31:DK:120:ILE:HG22	2.18	0.44
24:DA:1005:C:O2'	32:DM:28:THR:CG2	2.66	0.44
35:DP:81:VAL:HG23	35:DP:82:ARG:N	2.31	0.44
37:DQ:86:ALA:O	37:DQ:87:PHE:CB	2.65	0.44
42:DT:35:THR:O	42:DT:36:LYS:C	2.55	0.44
44:DV:117:LEU:HB3	44:DV:118:GLN:H	1.70	0.44
44:DV:137:ILE:O	44:DV:156:LYS:NZ	2.50	0.44
44:DV:27:VAL:CG2	44:DV:28:MET:H	2.31	0.44
44:DV:35:ARG:HB3	44:DV:35:ARG:HH11	1.83	0.44

Continued on next page...

Continued from previous page...

Atom-1	Atom-2	Interatomic distance (Å)	Clash overlap (Å)
46:DZ:49:VAL:HG12	46:DZ:51:VAL:HG23	1.99	0.44
1:AA:1032(B):G:H2'	1:AA:1033:G:H5''	2.00	0.44
1:AA:1106:G:H2'	1:AA:1107:C:H6	1.82	0.44
1:AA:532:A:H61	3:AF:193:TYR:CB	2.29	0.44
1:AA:622:A:C8	1:AA:623:C:C5	3.06	0.44
1:AA:890:G:C2'	1:AA:891:U:OP2	2.66	0.44
22:AC:58:A:O2'	22:AC:59:A:H3'	2.18	0.44
22:AD:19:G:O6	24:BA:2112:G:C1'	2.65	0.44
22:AD:1:C:C5	22:AD:2:G:N7	2.86	0.44
22:AD:25:C:C2'	22:AD:26:G:H5'	2.48	0.44
2:AE:196:LEU:HD12	2:AE:197:VAL:H	1.83	0.44
4:AG:21:LEU:HD11	4:AG:26:CYS:O	2.18	0.44
4:AG:24:GLU:HA	4:AG:27:TYR:HB3	1.98	0.44
9:AL:4:TYR:HD2	9:AL:4:TYR:HA	1.65	0.44
10:AM:54:PHE:CE1	10:AM:55:LYS:HD2	2.53	0.44
12:AO:111:LYS:O	12:AO:112:ASP:CB	2.64	0.44
13:AP:99:ARG:CD	13:AP:99:ARG:O	2.65	0.44
15:AR:82:ILE:HD11	15:AR:87:ILE:C	2.38	0.44
16:AS:75:ARG:C	16:AS:77:ALA:H	2.21	0.44
17:AT:73:VAL:HG22	17:AT:73:VAL:O	2.16	0.44
20:AW:67:ALA:HA	20:AW:73:HIS:CA	2.46	0.44
36:B0:11:ASN:H	36:B0:11:ASN:HD22	1.66	0.44
36:B0:39:PRO:C	36:B0:41:ALA:H	2.20	0.44
36:B0:57:ARG:O	36:B0:59:ASP:N	2.51	0.44
40:B2:31:ALA:O	40:B2:61:VAL:HG12	2.18	0.44
40:B2:5:VAL:HG23	40:B2:37:VAL:CG2	2.44	0.44
49:B4:33:VAL:O	49:B4:34:GLU:O	2.35	0.44
29:BG:67:LYS:CE	49:B4:5:ILE:HG21	2.47	0.44
24:BA:1043:C:H42	24:BA:1112:G:H1	1.66	0.44
24:BA:126:A:OP2	52:B7:19:ARG:HG3	2.18	0.44
24:BA:1342:A:C2	24:BA:1397:U:C6	3.06	0.44
24:BA:1427:A:H4'	24:BA:1428:C:O5'	2.18	0.44
24:BA:1556:C:H2'	24:BA:1557:C:H6	1.82	0.44
24:BA:2065:C:H2'	24:BA:2066:C:C6	2.53	0.44
24:BA:2292:C:O2'	24:BA:2293:C:H5'	2.17	0.44
24:BA:2291:U:O2'	24:BA:2374:C:O2	2.36	0.44
24:BA:2732:G:C3'	24:BA:2733:A:H5'	2.40	0.44
24:BA:2777:G:C5'	24:BA:2778:A:H5''	2.47	0.44
24:BA:323:G:C6	24:BA:333:G:C5	3.06	0.44
24:BA:48:G:H2'	24:BA:49:A:H2	1.82	0.44
24:BA:6:A:H4'	32:BM:129:PRO:CB	2.45	0.44

Continued on next page...

Continued from previous page...

Atom-1	Atom-2	Interatomic distance (Å)	Clash overlap (Å)
24:BA:728:G:C5	24:BA:730:C:C5	3.06	0.44
24:BA:846:C:C4	24:BA:930:U:C6	3.06	0.44
24:BA:986:C:O2'	24:BA:987:G:H5'	2.18	0.44
26:BD:193:VAL:HG22	26:BD:194:GLY:N	2.33	0.44
28:BF:123:LEU:O	28:BF:124:LEU:C	2.55	0.44
28:BF:70:THR:HG22	28:BF:72:ARG:HG2	2.00	0.44
30:BH:137:ASP:HB3	30:BH:140:LYS:HB2	1.99	0.44
31:BK:5:LEU:HD11	31:BK:19:VAL:HG12	1.99	0.44
33:BN:120:GLU:OE2	33:BN:122:LEU:HD11	2.17	0.44
24:BA:831:G:H22	34:BO:53:GLY:CA	2.31	0.44
35:BP:8:LYS:O	35:BP:9:TYR:CD1	2.71	0.44
41:BS:57:ASN:O	41:BS:58:ALA:C	2.56	0.44
1:CA:1025:U:C3'	1:CA:1025:U:C6	3.01	0.44
1:CA:1204:A:OP1	14:CQ:3:ARG:NH2	2.50	0.44
1:CA:1336:C:H2'	1:CA:1337:G:OP2	2.17	0.44
1:CA:1348:U:C5	1:CA:1349:A:N7	2.86	0.44
1:CA:1460:A:H3'	1:CA:1461:G:C8	2.51	0.44
1:CA:1538:C:H3'	1:CA:1539:C:C5'	2.42	0.44
1:CA:581:G:C2	1:CA:582:U:C5	3.06	0.44
1:CA:599:C:HO2'	8:CK:129:VAL:C	2.21	0.44
2:CE:47:THR:HG22	2:CE:51:LEU:CG	2.48	0.44
4:CG:13:ARG:NH2	4:CG:36:ARG:HH21	2.15	0.44
5:CH:94:ALA:HB2	5:CH:119:LEU:HG	2.00	0.44
5:CH:147:ASP:OD2	5:CH:147:ASP:N	2.50	0.44
5:CH:48:ALA:HB2	5:CH:57:LYS:HD3	2.00	0.44
7:CJ:75:VAL:HG13	7:CJ:145:ALA:HA	2.00	0.44
8:CK:109:ILE:HD11	8:CK:120:THR:HG22	2.00	0.44
8:CK:23:SER:HB3	8:CK:62:TYR:HA	2.00	0.44
9:CL:10:ARG:NE	9:CL:105:ASP:CB	2.81	0.44
10:CM:100:THR:O	10:CM:101:VAL:HB	2.17	0.44
10:CM:51:ARG:NH1	10:CM:51:ARG:HG2	2.33	0.44
11:CN:121:PRO:HD2	11:CN:126:ARG:CD	2.46	0.44
12:CO:44:THR:HA	12:CO:45:PRO:HD3	1.70	0.44
14:CQ:47:LEU:O	14:CQ:48:ALA:C	2.56	0.44
19:CV:10:PHE:CD1	19:CV:38:SER:HB2	2.52	0.44
51:D6:19:ARG:HD2	51:D6:19:ARG:HA	1.77	0.44
24:DA:1113:U:H5'	30:DH:2:SER:HB2	2.00	0.44
24:DA:1208:C:H5'	24:DA:1209:G:OP2	2.18	0.44
24:DA:1288:U:C5'	24:DA:1289:C:OP2	2.66	0.44
24:DA:1342:A:O2'	24:DA:1344:G:OP2	2.35	0.44
24:DA:1526:G:C6	24:DA:1527:G:C2	3.05	0.44

Continued on next page...

Continued from previous page...

Atom-1	Atom-2	Interatomic distance (Å)	Clash overlap (Å)
24:DA:1464:C:O2'	24:DA:1528:A:H8	1.96	0.44
24:DA:184:C:H2'	24:DA:185:U:C6	2.53	0.44
24:DA:1973:G:H2'	24:DA:1974:C:C6	2.52	0.44
24:DA:1985:G:O2'	24:DA:1986:A:H5'	2.18	0.44
24:DA:2765:A:N3	24:DA:2765:A:H3'	2.32	0.44
24:DA:2774:C:H2'	24:DA:2775:A:O4'	2.17	0.44
24:DA:640:C:H2'	24:DA:641:C:C6	2.53	0.44
25:DB:43:C:H3'	25:DB:44:G:H5'	2.00	0.44
26:DD:143:HIS:HD2	26:DD:144:ALA:HB2	1.82	0.44
26:DD:237:GLU:HB3	26:DD:238:GLY:H	1.45	0.44
26:DD:272:ALA:HB1	26:DD:273:ARG:H	1.58	0.44
26:DD:95:LEU:HD12	26:DD:95:LEU:O	2.17	0.44
28:DF:174:VAL:O	28:DF:174:VAL:CG1	2.65	0.44
29:DG:16:ARG:CZ	29:DG:31:VAL:HG11	2.47	0.44
30:DH:37:VAL:HG11	30:DH:68:THR:HG23	1.98	0.44
33:DN:77:ILE:O	33:DN:77:ILE:HG23	2.17	0.44
35:DP:27:VAL:HG13	35:DP:28:ALA:N	2.32	0.44
37:DQ:110:LEU:HA	37:DQ:112:PHE:CZ	2.53	0.44
38:DR:29:ARG:HA	38:DR:45:PHE:O	2.17	0.44
41:DS:29:LEU:HD11	41:DS:55:ALA:HB2	1.98	0.44
42:DT:3:THR:HA	42:DT:6:ASP:OD2	2.18	0.44
42:DT:70:LEU:H	42:DT:70:LEU:HD23	1.77	0.44
43:DU:88:LYS:HB3	43:DU:90:LEU:CD2	2.48	0.44
44:DV:122:ARG:HB3	44:DV:123:ASP:H	1.43	0.44
23:A1:4:A:H1'	23:A1:5:A:H8	1.83	0.43
1:AA:10:A:N3	1:AA:11:G:C8	2.86	0.43
1:AA:1267:C:C2'	1:AA:1267:C:O2	2.59	0.43
1:AA:978:A:C2	1:AA:1319:A:H1'	2.53	0.43
1:AA:611:A:O5'	1:AA:611:A:H8	2.00	0.43
1:AA:745:C:H2'	1:AA:746:A:H8	1.82	0.43
1:AA:8:A:H5'	5:AH:120:THR:O	2.18	0.43
22:AC:37:A:H2'	22:AC:38:A:O4'	2.18	0.43
22:AD:26:G:N2	22:AD:45:G:N2	2.66	0.43
2:AE:173:ALA:O	2:AE:176:GLU:N	2.51	0.43
2:AE:216:SER:O	2:AE:218:ALA:N	2.51	0.43
3:AF:59:ARG:CG	3:AF:64:VAL:HG12	2.46	0.43
6:AI:44:GLY:HA2	6:AI:59:TYR:CZ	2.52	0.43
6:AI:72:VAL:HG13	6:AI:73:ASN:H	1.81	0.43
7:AJ:38:LEU:O	7:AJ:41:ARG:HB3	2.18	0.43
9:AL:84:ALA:O	9:AL:87:GLN:HB3	2.18	0.43
10:AM:10:GLY:HA3	10:AM:16:LEU:CD2	2.43	0.43

Continued on next page...

Continued from previous page...

Atom-1	Atom-2	Interatomic distance (Å)	Clash overlap (Å)
12:AO:53:ARG:HH11	12:AO:53:ARG:HG3	1.83	0.43
12:AO:88:GLY:H	12:AO:98:TYR:HA	1.83	0.43
13:AP:30:ALA:O	13:AP:34:LEU:HD23	2.18	0.43
18:AU:23:LYS:HA	18:AU:26:LEU:HD13	1.99	0.43
18:AU:25:THR:HG22	18:AU:25:THR:O	2.18	0.43
53:B8:29:LYS:O	53:B8:32:LEU:N	2.51	0.43
24:BA:1085:A:N3	24:BA:1086:A:C8	2.86	0.43
24:BA:1328:G:H2'	24:BA:1330:C:N4	2.33	0.43
24:BA:1368:G:C2	24:BA:1369:G:C8	3.06	0.43
24:BA:140:A:H8	24:BA:1409:C:H5'	1.83	0.43
24:BA:1483:G:H2'	24:BA:1484:G:H8	1.83	0.43
24:BA:1599:C:OP1	42:BT:36:LYS:HB2	2.18	0.43
24:BA:1653:G:O2'	24:BA:1654:A:OP2	2.27	0.43
24:BA:2161:C:C2'	24:BA:2162:G:H5'	2.48	0.43
24:BA:2179:C:O2	24:BA:2179:C:H2'	2.18	0.43
24:BA:2186:G:O2'	24:BA:2187:G:H5'	2.18	0.43
24:BA:2667:C:O5'	24:BA:2667:C:H6	2.01	0.43
24:BA:266:G:H2'	24:BA:267:C:O5'	2.18	0.43
24:BA:288:C:O2	24:BA:288:C:H2'	2.17	0.43
24:BA:357:A:H2'	24:BA:358:U:O4'	2.17	0.43
24:BA:693:C:H2'	24:BA:694:U:C6	2.53	0.43
24:BA:719:C:O2'	24:BA:720:C:H5'	2.18	0.43
24:BA:845:G:H21	24:BA:933:A:H61	1.65	0.43
24:BA:969:U:O5'	24:BA:969:U:H6	2.00	0.43
25:BB:83:G:H5''	48:BX:52:HIS:ND1	2.32	0.43
24:BA:1820:U:H2'	26:BD:158:ALA:O	2.16	0.43
27:BE:8:LYS:HB3	27:BE:193:GLY:H	1.83	0.43
27:BE:203:LYS:O	27:BE:204:ALA:HB2	2.18	0.43
27:BE:28:ALA:O	27:BE:29:GLY:O	2.36	0.43
28:BF:181:LEU:O	28:BF:205:ARG:NH2	2.50	0.43
30:BH:10:PRO:HB2	30:BH:11:VAL:H	1.61	0.43
30:BH:16:SER:O	30:BH:26:VAL:HA	2.18	0.43
30:BH:89:ILE:HD13	30:BH:90:LYS:N	2.29	0.43
31:BK:4:ILE:HG12	31:BK:18:VAL:HG22	2.00	0.43
31:BK:56:LYS:O	31:BK:60:GLU:N	2.38	0.43
42:BT:41:ASN:N	42:BT:41:ASN:HD22	2.16	0.43
24:BA:1312:U:H3'	42:BT:63:LYS:HE2	1.99	0.43
44:BV:127:LYS:CG	44:BV:162:GLU:HG3	2.48	0.43
44:BV:94:GLU:CA	44:BV:130:PRO:HD3	2.47	0.43
44:BV:141:VAL:HG12	44:BV:142:SER:N	2.33	0.43
44:BV:5:LEU:HD11	44:BV:39:VAL:HG11	1.99	0.43

Continued on next page...

Continued from previous page...

Atom-1	Atom-2	Interatomic distance (Å)	Clash overlap (Å)
47:BW:6:VAL:C	47:BW:8:LYS:N	2.71	0.43
1:CA:1139:G:N2	1:CA:1143:G:C6	2.86	0.43
1:CA:1454:G:H2'	1:CA:1455:G:O4'	2.17	0.43
1:CA:745:C:OP1	1:CA:851:G:O2'	2.28	0.43
1:CA:890:G:O2'	1:CA:906:G:N1	2.47	0.43
22:CB:14:A:H2'	22:CB:15:G:H5'	2.00	0.43
2:CE:163:PHE:HA	2:CE:163:PHE:HD2	1.70	0.43
2:CE:33:TYR:HD1	2:CE:33:TYR:O	2.00	0.43
3:CF:14:ILE:C	3:CF:16:ARG:H	2.21	0.43
3:CF:188:LEU:HD12	3:CF:195:VAL:CG1	2.48	0.43
4:CG:180:GLY:O	4:CG:181:MET:C	2.54	0.43
1:CA:8:A:N7	4:CG:208:SER:O	2.51	0.43
4:CG:95:GLY:O	4:CG:99:SER:N	2.51	0.43
5:CH:67:VAL:HG22	5:CH:68:GLU:N	2.33	0.43
7:CJ:78:ARG:CG	7:CJ:78:ARG:HH11	2.30	0.43
10:CM:96:ILE:N	10:CM:96:ILE:CD1	2.79	0.43
12:CO:27:LEU:HD13	12:CO:28:LYS:H	1.83	0.43
12:CO:27:LEU:C	12:CO:29:GLY:H	2.20	0.43
13:CP:80:ARG:NH1	19:CV:65:ASN:O	2.51	0.43
16:CS:20:VAL:HG22	16:CS:21:VAL:H	1.83	0.43
19:CV:63:THR:HG23	19:CV:66:MET:HE3	2.00	0.43
20:CW:28:ALA:O	20:CW:30:LYS:N	2.50	0.43
20:CW:9:ASN:ND2	20:CW:9:ASN:O	2.47	0.43
40:D2:66:ARG:NH1	40:D2:88:ARG:NH1	2.62	0.43
52:D7:19:ARG:HG2	52:D7:19:ARG:NH1	2.33	0.43
24:DA:1002:G:H2'	24:DA:1003:G:O5'	2.18	0.43
24:DA:1178:C:O2'	24:DA:1179:C:C5'	2.66	0.43
24:DA:118:A:N3	24:DA:178:G:H1'	2.33	0.43
24:DA:1217:C:OP1	39:D1:15:LYS:NZ	2.48	0.43
24:DA:1312:U:O2'	24:DA:1313:U:P	2.76	0.43
24:DA:1443:G:C2'	24:DA:1444:G:H5'	2.48	0.43
24:DA:2139:C:C2'	24:DA:2140:C:H5'	2.47	0.43
24:DA:2119:A:C2	24:DA:2171:A:N3	2.86	0.43
24:DA:2495:G:H5''	35:DP:81:VAL:HG12	1.98	0.43
24:DA:301:G:O2'	24:DA:302:C:O4'	2.36	0.43
24:DA:506:G:O3'	24:DA:507:A:H8	1.99	0.43
24:DA:516:C:H1'	24:DA:1261:C:O2'	2.17	0.43
24:DA:569:U:C4	24:DA:570:G:C6	3.06	0.43
24:DA:701:G:C2'	24:DA:702:G:H5''	2.48	0.43
26:DD:35:LYS:HB3	26:DD:36:PRO:HA	2.00	0.43
27:DE:11:MET:O	27:DE:12:THR:HB	2.18	0.43

Continued on next page...

Continued from previous page...

Atom-1	Atom-2	Interatomic distance (Å)	Clash overlap (Å)
29:DG:121:ASN:HD21	29:DG:123:ASN:HB2	1.83	0.43
29:DG:67:LYS:HD2	29:DG:67:LYS:N	2.33	0.43
32:DM:109:LYS:H	32:DM:109:LYS:CD	2.26	0.43
32:DM:87:LEU:C	32:DM:87:LEU:CD2	2.86	0.43
33:DN:47:ILE:HG13	33:DN:48:PRO:HD2	1.99	0.43
33:DN:91:LEU:N	33:DN:91:LEU:CD2	2.80	0.43
24:DA:1190:G:C5'	34:DO:32:THR:HA	2.48	0.43
34:DO:70:GLN:N	34:DO:70:GLN:OE1	2.51	0.43
41:DS:67:ASP:N	41:DS:67:ASP:OD2	2.50	0.43
42:DT:14:SER:HB2	42:DT:15:GLU:OE1	2.18	0.43
44:DV:102:LEU:HD22	44:DV:156:LYS:HZ2	1.80	0.43
46:DZ:94:LEU:O	46:DZ:95:LEU:HB2	2.17	0.43
1:AA:1017:G:O2'	1:AA:1018:C:H5'	2.16	0.43
1:AA:1067:A:H1'	1:AA:1068:G:O4'	2.18	0.43
1:AA:1100:C:P	2:AE:96:ARG:HD3	2.58	0.43
1:AA:1127:G:N2	1:AA:1144:G:N1	2.66	0.43
1:AA:1201:A:C2'	1:AA:1202:G:OP2	2.66	0.43
1:AA:1251:A:O2'	1:AA:1252:A:H5'	2.18	0.43
1:AA:1277:C:O2'	1:AA:1279:A:C8	2.68	0.43
1:AA:186(F):C:H2'	1:AA:187:C:O4'	2.18	0.43
1:AA:541:G:O2'	1:AA:542:G:H5'	2.18	0.43
1:AA:814:A:N7	1:AA:816:A:C4	2.86	0.43
1:AA:878:G:H2'	1:AA:879:C:C6	2.53	0.43
1:AA:998(A):C:H2'	1:AA:999:U:C4'	2.48	0.43
22:AC:2:G:H8	22:AC:2:G:H5'	1.83	0.43
22:AC:58:A:HO2'	22:AC:59:A:H3'	1.83	0.43
2:AE:74:LYS:HZ1	2:AE:169:LYS:HG3	1.81	0.43
2:AE:27:LYS:HB3	2:AE:194:PRO:HD2	2.00	0.43
2:AE:54:THR:HG22	2:AE:58:ILE:HD11	2.00	0.43
3:AF:4:LYS:NZ	3:AF:4:LYS:C	2.71	0.43
4:AG:111:ALA:HB2	4:AG:120:LEU:HD12	1.98	0.43
4:AG:139:ARG:HG3	4:AG:139:ARG:NH1	2.25	0.43
6:AI:43:LEU:HD12	6:AI:43:LEU:N	2.33	0.43
7:AJ:2:ALA:O	7:AJ:4:ARG:N	2.51	0.43
8:AK:102:ARG:H	8:AK:102:ARG:HG3	1.53	0.43
8:AK:39:LEU:O	8:AK:44:PHE:HB2	2.18	0.43
8:AK:33:GLU:HG2	8:AK:59:LEU:HD11	1.99	0.43
9:AL:28:VAL:O	9:AL:29:ASN:C	2.55	0.43
9:AL:43:ALA:C	9:AL:45:ALA:H	2.20	0.43
10:AM:78:ASN:ND2	10:AM:81:THR:CG2	2.79	0.43
13:AP:32:GLU:HA	13:AP:35:GLU:HG2	2.00	0.43

Continued on next page...

Continued from previous page...

Atom-1	Atom-2	Interatomic distance (Å)	Clash overlap (Å)
15:AR:4:THR:C	15:AR:6:GLU:N	2.71	0.43
15:AR:56:LEU:O	15:AR:60:VAL:HG23	2.17	0.43
1:AA:375:U:H4'	16:AS:17:TYR:CE2	2.54	0.43
17:AT:51:TYR:CD1	17:AT:51:TYR:N	2.86	0.43
18:AU:18:ARG:O	18:AU:20:ALA:N	2.47	0.43
20:AW:75:ASN:N	20:AW:75:ASN:OD1	2.49	0.43
1:AA:1286:A:H4'	21:AX:25:LYS:HD2	2.00	0.43
36:B0:18:LEU:CD1	36:B0:22:ARG:NE	2.81	0.43
36:B0:63:ARG:NH1	36:B0:80:PHE:CD1	2.86	0.43
39:B1:33:ARG:O	39:B1:37:GLU:HG2	2.18	0.43
39:B1:91:ASP:O	39:B1:92:ARG:C	2.56	0.43
24:BA:2355:C:H4'	45:B3:36:ILE:HD11	1.99	0.43
49:B4:66:SER:O	49:B4:68:ARG:N	2.51	0.43
52:B7:49:ARG:NH1	52:B7:49:ARG:HG2	2.33	0.43
24:BA:1006:C:O2	32:BM:106:MET:HG2	2.18	0.43
24:BA:1062:G:C6	24:BA:1077:A:C2	3.06	0.43
24:BA:1412:A:H2'	24:BA:1413:G:C8	2.52	0.43
24:BA:1785:A:H2'	24:BA:1787:A:N7	2.32	0.43
24:BA:1952:A:C6	24:BA:1953:A:N1	2.86	0.43
24:BA:2093:G:N2	24:BA:2094:G:C4	2.86	0.43
24:BA:2116:G:C8	24:BA:2117:A:C6	3.06	0.43
24:BA:2116:G:O6	24:BA:2172:U:C4	2.71	0.43
24:BA:2146:C:H5''	24:BA:2147:G:P	2.58	0.43
24:BA:2591:C:OP1	26:BD:239:ARG:HG3	2.17	0.43
24:BA:2657:A:C1'	24:BA:2665:A:N6	2.81	0.43
24:BA:270(E):G:O2'	24:BA:270(F):U:H5'	2.18	0.43
24:BA:2711:A:OP1	24:BA:2712(A):A:P	2.76	0.43
24:BA:2865:U:C5	24:BA:2866:U:N3	2.86	0.43
24:BA:794:G:H2'	24:BA:795:C:C6	2.53	0.43
24:BA:814:C:O2'	24:BA:815:C:H5'	2.18	0.43
25:BB:111:U:H2'	25:BB:112:G:H8	1.78	0.43
25:BB:24:G:H2'	25:BB:56:G:C6	2.49	0.43
26:BD:43:ARG:HD2	26:BD:44:ASN:OD1	2.19	0.43
27:BE:54:GLN:O	27:BE:55:ASN:CG	2.56	0.43
28:BF:8:GLN:O	28:BF:8:GLN:NE2	2.51	0.43
29:BG:128:ARG:HH21	29:BG:128:ARG:HG2	1.83	0.43
29:BG:16:ARG:HE	29:BG:31:VAL:HG11	1.83	0.43
30:BH:10:PRO:O	30:BH:49:VAL:CG1	2.66	0.43
30:BH:54:ARG:HE	30:BH:57:ASP:CG	2.21	0.43
30:BH:85:LYS:O	30:BH:132:ARG:HB2	2.19	0.43
30:BH:92:ILE:CD1	30:BH:92:ILE:N	2.81	0.43

Continued on next page...

Continued from previous page...

Atom-1	Atom-2	Interatomic distance (Å)	Clash overlap (Å)
31:BK:84:GLY:O	31:BK:86:THR:N	2.49	0.43
33:BN:10:VAL:HG11	33:BN:16:ALA:O	2.18	0.43
34:BO:26:GLY:O	34:BO:28:GLY:N	2.51	0.43
35:BP:66:ILE:CD1	35:BP:67:ARG:H	2.30	0.43
37:BQ:23:ARG:NH2	37:BQ:84:GLN:OE1	2.50	0.43
42:BT:52:VAL:HG12	42:BT:82:GLN:O	2.18	0.43
43:BU:8:LYS:O	43:BU:27:VAL:CG2	2.67	0.43
44:BV:139:VAL:O	44:BV:139:VAL:CG1	2.66	0.43
44:BV:15:PRO:O	44:BV:19:ARG:HD3	2.18	0.43
48:BX:11:SER:HB3	48:BX:13:ILE:HG12	1.99	0.43
1:CA:1042:G:O2'	1:CA:1043:C:H5'	2.18	0.43
1:CA:1080:A:H5''	5:CH:16:THR:HG21	1.99	0.43
1:CA:1504:G:OP1	1:CA:1507:A:H4'	2.18	0.43
1:CA:1535:C:H2'	1:CA:1536:C:C5	2.51	0.43
1:CA:186(E):C:O2'	1:CA:186(F):C:H5'	2.18	0.43
1:CA:254:G:H2'	1:CA:255:G:H8	1.82	0.43
1:CA:539:A:OP1	12:CO:114:LYS:NZ	2.48	0.43
1:CA:918:A:H2'	1:CA:919:A:O4'	2.19	0.43
22:CD:19:G:C2	22:CD:57:A:C6	3.06	0.43
2:CE:192:SER:OG	2:CE:193:ASP:N	2.50	0.43
2:CE:77:ALA:HB1	2:CE:165:VAL:HG11	2.00	0.43
3:CF:106:VAL:HG11	3:CF:109:PRO:HA	2.00	0.43
3:CF:22:TRP:CB	3:CF:59:ARG:HB2	2.48	0.43
3:CF:59:ARG:HH12	3:CF:97:LYS:CD	2.31	0.43
5:CH:36:ASP:C	5:CH:37:ARG:HG2	2.38	0.43
6:CI:35:ALA:HA	6:CI:67:MET:HB3	1.99	0.43
7:CJ:62:PHE:O	7:CJ:64:GLN:N	2.51	0.43
7:CJ:89:MET:HE1	7:CJ:156:TRP:H	1.83	0.43
8:CK:1:MET:CE	8:CK:1:MET:H3	2.31	0.43
10:CM:96:ILE:H	10:CM:96:ILE:HD13	1.83	0.43
11:CN:20:TYR:C	11:CN:21:ILE:HD12	2.38	0.43
40:D2:35:LEU:N	40:D2:35:LEU:HD22	2.23	0.43
45:D3:25:ARG:CD	45:D3:29:GLN:HE22	2.27	0.43
49:D4:48:ARG:NH1	49:D4:51:ASP:HA	2.34	0.43
19:CV:5:LEU:HD22	49:D4:67:TYR:CZ	2.54	0.43
50:D5:15:ARG:HA	50:D5:18:ALA:HB3	1.99	0.43
24:DA:1308:A:H2'	24:DA:1309:G:O4'	2.18	0.43
24:DA:1310:G:H2'	24:DA:1311:G:H5'	2.00	0.43
24:DA:1324:G:H1'	24:DA:1616:A:N6	2.33	0.43
24:DA:1509:C:C4	24:DA:1511:A:N6	2.85	0.43
24:DA:1530:G:C5	24:DA:1531:C:C5	3.06	0.43

Continued on next page...

Continued from previous page...

Atom-1	Atom-2	Interatomic distance (Å)	Clash overlap (Å)
24:DA:1645:G:OP1	24:DA:1646:C:H5'	2.18	0.43
24:DA:1710:C:H2'	24:DA:1711:C:H6	1.83	0.43
24:DA:2099:U:H2'	24:DA:2099:U:O2	2.17	0.43
24:DA:2228:G:C5	24:DA:2229:C:C5	3.05	0.43
24:DA:227:A:HO2'	24:DA:228:A:P	2.41	0.43
24:DA:2583:G:N1	24:DA:2584:U:C5	2.86	0.43
24:DA:2610:C:H4'	24:DA:2611:U:OP2	2.18	0.43
24:DA:2649:U:H2'	24:DA:2650:U:O4'	2.18	0.43
24:DA:2663:G:H3'	24:DA:2664:G:H8	1.83	0.43
24:DA:2687:U:C4	24:DA:2688:U:C6	3.06	0.43
24:DA:2725:A:HO2'	24:DA:2726:U:P	2.40	0.43
24:DA:2839:G:H2'	24:DA:2840:C:H6	1.81	0.43
24:DA:654(S):G:H2'	24:DA:654(T):A:O5'	2.18	0.43
24:DA:866:A:N3	24:DA:866:A:H2'	2.32	0.43
25:DB:28:C:O2'	25:DB:29:A:H5'	2.18	0.43
25:DB:81:G:C2	25:DB:82:G:C5	3.04	0.43
25:DB:88:C:H3'	25:DB:89:G:C8	2.53	0.43
26:DD:102:LYS:O	26:DD:103:ARG:CG	2.66	0.43
26:DD:44:ASN:HB2	26:DD:49:ILE:HA	1.93	0.43
26:DD:30:GLU:HG3	26:DD:63:ARG:NE	2.32	0.43
28:DF:192:LEU:HD21	28:DF:194:MET:HE3	2.00	0.43
29:DG:31:VAL:HG13	29:DG:31:VAL:O	2.18	0.43
29:DG:44:GLY:HA2	29:DG:88:ILE:HD11	1.99	0.43
30:DH:136:ILE:HD12	30:DH:136:ILE:N	2.31	0.43
31:DK:111:PRO:O	31:DK:112:LYS:C	2.55	0.43
31:DK:121:LYS:HB2	31:DK:121:LYS:HE3	1.79	0.43
32:DM:129:PRO:C	32:DM:131:GLN:H	2.20	0.43
34:DO:101:VAL:HA	34:DO:106:LEU:HB2	1.99	0.43
34:DO:13:ASN:C	34:DO:15:ARG:H	2.21	0.43
34:DO:96:THR:HG22	34:DO:126:VAL:CB	2.47	0.43
24:DA:2277:G:C5'	35:DP:85:LYS:HG3	2.49	0.43
37:DQ:110:LEU:HD23	37:DQ:112:PHE:CE2	2.54	0.43
38:DR:107:ASP:OD2	38:DR:109:GLU:HB2	2.19	0.43
38:DR:49:VAL:CG1	38:DR:49:VAL:O	2.64	0.43
41:DS:88:ARG:HH11	41:DS:88:ARG:HG2	1.82	0.43
43:DU:47:LYS:O	43:DU:49:VAL:N	2.48	0.43
44:DV:12:GLY:O	44:DV:13:GLU:O	2.36	0.43
44:DV:144:LEU:HD21	44:DV:150:LEU:HD13	2.00	0.43
44:DV:158:PRO:N	44:DV:161:VAL:HG21	2.33	0.43
1:AA:1130:A:N6	1:AA:1144:G:N2	2.66	0.43
1:AA:1232:U:H2'	1:AA:1233:G:O4'	2.18	0.43

Continued on next page...

Continued from previous page...

Atom-1	Atom-2	Interatomic distance (Å)	Clash overlap (Å)
1:AA:1324:A:H4'	1:AA:1362:C:O3'	2.17	0.43
1:AA:1333:A:H2'	1:AA:1334:G:O4'	2.18	0.43
1:AA:246:A:O2'	1:AA:247:G:P	2.76	0.43
1:AA:394:G:H2'	1:AA:395:C:H6	1.82	0.43
1:AA:518:C:H2'	1:AA:530:G:C8	2.53	0.43
1:AA:674:G:H2'	1:AA:675:A:C8	2.50	0.43
1:AA:981:U:H5'	14:AQ:21:TYR:CE1	2.53	0.43
2:AE:106:LYS:O	2:AE:110:GLN:HG3	2.18	0.43
3:AF:134:ILE:HG22	3:AF:168:ALA:HB3	2.00	0.43
3:AF:54:ARG:HB2	3:AF:69:HIS:ND1	2.32	0.43
3:AF:79:ARG:C	3:AF:81:GLY:H	2.21	0.43
6:AI:91:VAL:HG11	18:AU:72:ARG:NH2	2.33	0.43
7:AJ:77:SER:HA	7:AJ:86:GLN:HA	1.99	0.43
7:AJ:79:ARG:HG3	7:AJ:79:ARG:NH1	2.29	0.43
9:AL:48:GLU:N	9:AL:49:PRO:CD	2.81	0.43
1:AA:689:C:P	11:AN:46:GLY:HA3	2.58	0.43
15:AR:39:LEU:C	15:AR:39:LEU:HD13	2.38	0.43
24:BA:2839:G:H4'	36:B0:49:ASP:CB	2.49	0.43
24:BA:2820:A:O5'	36:B0:4:LEU:HD22	2.18	0.43
39:B1:111:GLU:C	39:B1:113:ALA:N	2.70	0.43
24:BA:1225:C:H5''	40:B2:85:LYS:HE2	2.01	0.43
45:B3:49:LYS:O	45:B3:50:ASN:CB	2.63	0.43
24:BA:1001:A:H2'	24:BA:1002:G:C5'	2.48	0.43
24:BA:1024:G:OP2	24:BA:1026:U:OP1	2.36	0.43
24:BA:1026:U:H3'	24:BA:1026:U:C6	2.53	0.43
24:BA:1047:G:H2'	24:BA:1110:G:H22	1.82	0.43
24:BA:1020:A:N1	24:BA:1141:U:H2'	2.34	0.43
24:BA:1403:C:H5''	24:BA:1471:A:C1'	2.32	0.43
24:BA:1406:U:H2'	24:BA:1407:C:C6	2.53	0.43
24:BA:1463:C:H2'	24:BA:1464:C:C6	2.53	0.43
24:BA:1517:G:C4	24:BA:1518:C:C5	3.06	0.43
24:BA:1517:G:H2'	24:BA:1518:C:C6	2.53	0.43
24:BA:1537:C:C2'	24:BA:1538:G:OP2	2.65	0.43
24:BA:1537:C:H2'	24:BA:1538:G:OP2	2.18	0.43
24:BA:1652:A:O2'	24:BA:1653:G:H5'	2.18	0.43
24:BA:288:C:C2'	24:BA:289:A:H8	2.27	0.43
24:BA:459:U:H4'	52:B7:40:TRP:CZ3	2.52	0.43
24:BA:530:G:O2'	24:BA:532:A:C8	2.70	0.43
24:BA:803:U:O2'	24:BA:804:A:H5'	2.18	0.43
24:BA:826:U:H2'	24:BA:828:U:O4'	2.18	0.43
26:BD:131:LEU:N	26:BD:131:LEU:HD12	2.32	0.43

Continued on next page...

Continued from previous page...

Atom-1	Atom-2	Interatomic distance (Å)	Clash overlap (Å)
27:BE:179:GLU:O	27:BE:180:ASN:HB2	2.19	0.43
28:BF:195:ASP:C	28:BF:197:ASP:N	2.71	0.43
28:BF:61:GLY:C	28:BF:77:ASP:HB3	2.38	0.43
29:BG:110:ALA:O	29:BG:111:LEU:C	2.56	0.43
29:BG:159:VAL:O	29:BG:159:VAL:HG13	2.17	0.43
29:BG:67:LYS:CD	49:B4:5:ILE:HG21	2.47	0.43
32:BM:46:VAL:O	32:BM:47:ALA:CB	2.63	0.43
33:BN:13:ASN:ND2	33:BN:97:ARG:HB2	2.33	0.43
33:BN:86:ILE:HD12	33:BN:86:ILE:H	1.82	0.43
33:BN:98:VAL:O	33:BN:119:PRO:HD3	2.18	0.43
34:BO:62:LEU:C	34:BO:62:LEU:CD1	2.72	0.43
41:BS:20:VAL:O	41:BS:23:LEU:HB3	2.18	0.43
41:BS:70:TYR:H	41:BS:70:TYR:HD2	1.66	0.43
43:BU:5:MET:HE1	43:BU:32:PRO:HA	1.99	0.43
44:BV:143:GLY:O	44:BV:144:LEU:C	2.56	0.43
44:BV:145:GLU:HG2	44:BV:146:ILE:HG12	2.00	0.43
44:BV:14:LYS:O	44:BV:18:LEU:HD13	2.18	0.43
44:BV:9:TYR:O	44:BV:10:ARG:CB	2.64	0.43
1:CA:1157:A:N6	1:CA:1180:A:C5	2.87	0.43
1:CA:338:A:C6	1:CA:339:C:C4	3.06	0.43
1:CA:345:C:H4'	1:CA:346:G:C2	2.54	0.43
1:CA:730:G:C5	1:CA:731:G:H1'	2.52	0.43
1:CA:779:C:H4'	11:CN:121:PRO:O	2.18	0.43
2:CE:115:LEU:HD21	2:CE:153:ARG:HD3	2.00	0.43
2:CE:178:ARG:HH21	8:CK:74:PRO:CB	2.21	0.43
2:CE:162:ILE:O	2:CE:185:ILE:HG13	2.18	0.43
3:CF:27:LYS:HB3	3:CF:27:LYS:NZ	2.34	0.43
3:CF:69:HIS:CD2	3:CF:69:HIS:N	2.86	0.43
7:CJ:60:LYS:O	7:CJ:61:VAL:C	2.57	0.43
11:CN:108:ILE:HG21	18:CU:88:LYS:OXT	2.19	0.43
20:CW:101:GLY:C	20:CW:103:GLY:H	2.21	0.43
20:CW:50:GLU:O	20:CW:52:ALA:N	2.51	0.43
20:CW:44:ALA:C	20:CW:91:LEU:HB3	2.39	0.43
36:D0:33:ARG:HA	36:D0:114:VAL:O	2.18	0.43
36:D0:48:VAL:O	36:D0:49:ASP:C	2.57	0.43
36:D0:74:LYS:O	36:D0:76:VAL:N	2.45	0.43
49:D4:15:ILE:CD1	49:D4:15:ILE:N	2.78	0.43
19:CV:5:LEU:HD21	49:D4:66:SER:CB	2.49	0.43
29:DG:67:LYS:CE	49:D4:6:HIS:NE2	2.74	0.43
53:D8:40:GLU:O	53:D8:43:GLN:N	2.50	0.43
53:D8:58:ILE:O	53:D8:61:LEU:CD1	2.67	0.43

Continued on next page...

Continued from previous page...

Atom-1	Atom-2	Interatomic distance (Å)	Clash overlap (Å)
24:DA:1061:U:H5'	24:DA:1070:A:O2'	2.18	0.43
24:DA:1083:U:O2'	24:DA:1085:A:C5'	2.65	0.43
24:DA:1265:A:H2	24:DA:1266:G:N2	2.16	0.43
24:DA:1754:C:H2'	24:DA:1755:A:C8	2.53	0.43
24:DA:1951:U:O2	24:DA:1953:A:H8	2.01	0.43
24:DA:1971:A:C4	26:DD:241:PRO:HD3	2.53	0.43
24:DA:1983:C:H4'	24:DA:2606:C:H4'	2.00	0.43
24:DA:2126:A:H4'	24:DA:2127:G:O5'	2.18	0.43
24:DA:2273:A:C2'	24:DA:2274:A:H5'	2.48	0.43
24:DA:2490:G:H5''	24:DA:2491:U:OP1	2.18	0.43
24:DA:2698:U:H2'	24:DA:2699:C:H6	1.77	0.43
24:DA:2737:G:H2'	24:DA:2738:A:C8	2.53	0.43
24:DA:301:G:O2'	24:DA:302:C:H6	2.01	0.43
24:DA:452:G:N3	24:DA:457:A:H2	2.16	0.43
24:DA:732:C:C2'	24:DA:733:G:H5'	2.48	0.43
24:DA:814:C:O2'	24:DA:815:C:H5'	2.19	0.43
24:DA:7:G:O2'	24:DA:8:A:H5'	2.19	0.43
24:DA:962:G:O2'	24:DA:963:U:H5'	2.17	0.43
26:DD:11:PRO:O	26:DD:12:SER:OG	2.30	0.43
27:DE:69:LYS:C	27:DE:71:GLY:N	2.71	0.43
27:DE:3:GLY:CA	27:DE:81:ILE:HG21	2.49	0.43
27:DE:2:LYS:HG2	27:DE:95:ILE:HG22	1.99	0.43
30:DH:137:ASP:OD1	30:DH:138:LYS:N	2.51	0.43
30:DH:53:GLU:CD	30:DH:54:ARG:H	2.21	0.43
30:DH:35:VAL:CG2	30:DH:75:ALA:HB2	2.48	0.43
31:DK:79:ILE:CB	31:DK:142:VAL:HA	2.42	0.43
32:DM:17:ASP:O	32:DM:55:VAL:O	2.34	0.43
41:DS:111:HIS:CG	41:DS:112:GLY:H	2.37	0.43
43:DU:15:VAL:HB	43:DU:20:TYR:O	2.17	0.43
1:AA:1067:A:N3	1:AA:1068:G:C1'	2.81	0.43
1:AA:1151:A:H2'	1:AA:1152:A:H8	1.84	0.43
1:AA:1056:U:O4	1:AA:1200:C:C6	2.71	0.43
1:AA:1243:C:H5''	21:AX:8:THR:HG21	2.00	0.43
1:AA:1281:U:O3'	1:AA:1282:C:C6	2.71	0.43
1:AA:737:A:H1'	6:AI:73:ASN:OD1	2.18	0.43
1:AA:69:G:C2	1:AA:73:G:N7	2.86	0.43
1:AA:953:G:H2'	1:AA:954:G:O4'	2.17	0.43
22:AD:56:C:H2'	22:AD:57:A:C5'	2.27	0.43
22:AD:5:G:C2'	22:AD:6:G:C5'	2.93	0.43
2:AE:170:GLU:C	2:AE:172:ILE:H	2.22	0.43
1:AA:1055:A:O2'	3:AF:156:ARG:NH1	2.51	0.43

Continued on next page...

Continued from previous page...

Atom-1	Atom-2	Interatomic distance (Å)	Clash overlap (Å)
3:AF:207:VAL:HG12	3:AF:207:VAL:O	2.18	0.43
3:AF:21:ARG:NH1	3:AF:21:ARG:CB	2.63	0.43
3:AF:2:GLY:O	3:AF:3:ASN:HB2	2.18	0.43
7:AJ:76:ARG:HD3	7:AJ:78:ARG:CZ	2.49	0.43
8:AK:21:LYS:O	8:AK:63:LEU:HD23	2.18	0.43
10:AM:82:ILE:O	10:AM:86:MET:CB	2.66	0.43
12:AO:53:ARG:HB3	12:AO:93:LEU:HD11	2.01	0.43
17:AT:93:GLN:C	17:AT:95:TYR:N	2.71	0.43
20:AW:54:LYS:HA	20:AW:57:ARG:CZ	2.48	0.43
36:B0:39:PRO:O	36:B0:41:ALA:N	2.51	0.43
40:B2:64:HIS:CD2	40:B2:92:THR:HG1	2.36	0.43
45:B3:43:THR:O	45:B3:43:THR:CG2	2.66	0.43
49:B4:41:PRO:O	49:B4:42:PHE:O	2.37	0.43
53:B8:6:THR:HG21	53:B8:63:PRO:CG	2.48	0.43
24:BA:1160:G:C6	24:BA:1161:C:C4	3.07	0.43
24:BA:11:G:H2'	24:BA:12:U:H5'	2.00	0.43
24:BA:1579:A:H2'	24:BA:1580:A:C8	2.53	0.43
24:BA:2070:G:H2'	24:BA:2071:A:C8	2.52	0.43
24:BA:225:A:O2'	24:BA:257:A:H4'	2.18	0.43
24:BA:2311:A:H2'	24:BA:2312:U:C6	2.51	0.43
24:BA:2791:C:C2	24:BA:2792:G:N7	2.86	0.43
24:BA:2875:C:O2'	38:BR:5:ALA:CB	2.64	0.43
24:BA:580:C:H2'	24:BA:581:C:H6	1.83	0.43
25:BB:53:A:O5'	25:BB:53:A:H8	2.02	0.43
28:BF:124:LEU:O	28:BF:126:VAL:HG13	2.17	0.43
30:BH:69:ARG:NH1	30:BH:73:ALA:HB2	2.34	0.43
30:BH:73:ALA:O	30:BH:76:VAL:HB	2.18	0.43
31:BK:97:ILE:HG13	31:BK:140:LEU:CD2	2.49	0.43
32:BM:39:ARG:NH2	32:BM:41:ASP:HB3	2.32	0.43
24:BA:627:A:N6	34:BO:116:GLY:HA2	2.34	0.43
38:BR:110:ILE:CG2	38:BR:111:ARG:N	2.81	0.43
38:BR:118:ARG:HA	38:BR:121:ILE:HD12	1.99	0.43
38:BR:124:ASP:O	38:BR:126:ALA:N	2.51	0.43
41:BS:59:VAL:HA	41:BS:64:MET:N	2.30	0.43
41:BS:59:VAL:O	41:BS:63:ASP:HA	2.18	0.43
43:BU:67:LEU:HD11	43:BU:71:LYS:CE	2.48	0.43
1:CA:1026:G:O6	1:CA:1036:G:C2	2.71	0.43
1:CA:113:G:H2'	1:CA:114:U:O4'	2.18	0.43
1:CA:1237:C:C4'	1:CA:1334:G:H21	2.31	0.43
1:CA:1349:A:H2'	1:CA:1350:A:C8	2.53	0.43
1:CA:95:G:C2'	1:CA:96:G:H5''	2.49	0.43

Continued on next page...

Continued from previous page...

Atom-1	Atom-2	Interatomic distance (Å)	Clash overlap (Å)
1:CA:95:G:H2'	1:CA:96:G:H8	1.83	0.43
1:CA:976:G:H8	1:CA:1358:U:H2'	1.84	0.43
4:CG:60:GLU:HG2	4:CG:202:LEU:HD12	2.00	0.43
5:CH:20:GLN:O	5:CH:21:ALA:C	2.57	0.43
7:CJ:122:HIS:HA	7:CJ:125:MET:HB2	2.00	0.43
7:CJ:148:ASN:O	7:CJ:150:ALA:N	2.51	0.43
13:CP:39:ILE:HD12	13:CP:56:LEU:HD23	1.99	0.43
13:CP:69:GLU:O	13:CP:70:LEU:C	2.56	0.43
16:CS:21:VAL:HG23	16:CS:34:GLU:N	2.34	0.43
18:CU:82:THR:CG2	18:CU:83:GLU:N	2.79	0.43
1:CA:191:G:N3	20:CW:105:SER:HB3	2.33	0.43
40:D2:1:MET:HE1	40:D2:43:GLU:HG2	2.00	0.43
49:D4:43:TYR:O	49:D4:46:GLN:HA	2.19	0.43
49:D4:59:PHE:CE1	49:D4:70:GLY:N	2.87	0.43
51:D6:20:ASN:O	51:D6:21:TYR:CG	2.71	0.43
52:D7:17:GLY:O	52:D7:20:ALA:HB3	2.18	0.43
24:DA:1537:C:N4	24:DA:1538:G:C6	2.86	0.43
24:DA:1932:A:C2	24:DA:1969:A:C6	3.07	0.43
24:DA:2027:G:C5	24:DA:2028:U:C5	3.07	0.43
24:DA:2035:G:C4'	24:DA:2036:C:OP2	2.66	0.43
24:DA:2141:G:H2'	24:DA:2142:C:H6	1.84	0.43
24:DA:2257:U:H2'	24:DA:2258:C:C6	2.53	0.43
24:DA:2258:C:H4'	24:DA:2259:G:OP2	2.18	0.43
24:DA:275:G:O2'	24:DA:276:A:C8	2.72	0.43
24:DA:2791:C:C2	24:DA:2792:G:N7	2.86	0.43
24:DA:301:G:C6	24:DA:317:G:C5	3.07	0.43
24:DA:531:C:C5	24:DA:2035:G:C2	3.07	0.43
24:DA:702:G:H2'	24:DA:703:U:O5'	2.19	0.43
24:DA:729:G:H5'	24:DA:730:C:H5''	2.00	0.43
26:DD:10:THR:O	26:DD:11:PRO:C	2.56	0.43
27:DE:13:ARG:HB2	27:DE:13:ARG:HH11	1.81	0.43
24:DA:2635:C:C5'	27:DE:77:ILE:HD13	2.49	0.43
29:DG:136:ARG:O	29:DG:154:GLY:CA	2.62	0.43
30:DH:149:ARG:HA	30:DH:162:ILE:HG21	1.99	0.43
30:DH:92:ILE:CD1	30:DH:160:LYS:HD3	2.48	0.43
31:DK:65:ALA:CA	31:DK:67:ARG:HH21	2.29	0.43
31:DK:68:LEU:HA	31:DK:71:ILE:HG22	1.99	0.43
32:DM:103:VAL:O	32:DM:104:LYS:C	2.56	0.43
24:DA:1012:U:H3	32:DM:25:ARG:HH11	1.66	0.43
33:DN:61:VAL:O	33:DN:61:VAL:HG13	2.18	0.43
34:DO:19:VAL:HG22	34:DO:21:ARG:H	1.83	0.43

Continued on next page...

Continued from previous page...

Atom-1	Atom-2	Interatomic distance (Å)	Clash overlap (Å)
35:DP:21:THR:HB	35:DP:22:LYS:H	1.42	0.43
37:DQ:14:VAL:CG1	37:DQ:15:ARG:N	2.81	0.43
37:DQ:42:ASP:C	37:DQ:44:LYS:N	2.72	0.43
37:DQ:38:GLN:CG	37:DQ:47:THR:HG21	2.48	0.43
41:DS:50:VAL:O	41:DS:53:SER:N	2.50	0.43
43:DU:84:ARG:HD3	43:DU:86:ARG:HH11	1.82	0.43
43:DU:95:LYS:HB2	43:DU:99:CYS:O	2.18	0.43
46:DZ:44:PRO:O	46:DZ:46:LEU:N	2.51	0.43
46:DZ:60:PHE:HZ	46:DZ:90:ILE:HG21	1.82	0.43
46:DZ:92:LYS:O	46:DZ:93:GLU:C	2.56	0.43
1:AA:1158:C:C2	1:AA:1160:G:C8	3.06	0.43
1:AA:1347:G:OP2	9:AL:107:ARG:HG2	2.18	0.43
1:AA:265:G:H2'	1:AA:267:C:H5	1.82	0.43
1:AA:644:G:C5	1:AA:645:C:C5	3.07	0.43
1:AA:687:A:O2'	1:AA:688:G:P	2.77	0.43
1:AA:709:G:O2'	1:AA:710:G:H5'	2.16	0.43
1:AA:726:C:O2'	1:AA:727:G:H5'	2.18	0.43
1:AA:744:C:O2'	1:AA:745:C:H5'	2.18	0.43
2:AE:91:PRO:CA	2:AE:154:LEU:HD11	2.43	0.43
2:AE:84:GLU:OE1	2:AE:84:GLU:HA	2.18	0.43
3:AF:179:ARG:HG3	3:AF:179:ARG:O	2.19	0.43
1:AA:923:A:P	5:AH:21:ALA:HB2	2.59	0.43
8:AK:40:ALA:HB2	8:AK:45:ILE:HD11	1.99	0.43
10:AM:33:GLN:H	10:AM:75:ILE:CD1	2.32	0.43
12:AO:125:PRO:O	12:AO:126:LYS:O	2.35	0.43
1:AA:881:G:OP2	12:AO:12:ARG:NH2	2.52	0.43
1:AA:1227:A:C5	13:AP:117:VAL:HG21	2.53	0.43
13:AP:15:VAL:N	13:AP:45:VAL:CG2	2.82	0.43
13:AP:82:MET:SD	13:AP:83:ASP:N	2.92	0.43
19:AV:29:ARG:O	19:AV:31:ILE:HG22	2.18	0.43
20:AW:36:LEU:HD13	20:AW:55:ILE:HG23	2.00	0.43
39:B1:90:VAL:O	39:B1:92:ARG:N	2.51	0.43
39:B1:91:ASP:O	39:B1:92:ARG:O	2.37	0.43
24:BA:1146:C:O2'	24:BA:1147:C:H5'	2.18	0.43
24:BA:1150:C:O2'	24:BA:1151:G:H5'	2.17	0.43
24:BA:1473:G:C5	24:BA:1474:C:C5	3.06	0.43
24:BA:1856:G:C2'	24:BA:1857:G:H5'	2.48	0.43
24:BA:1893:C:C5	24:BA:1894:C:C5	3.07	0.43
24:BA:2087:G:C2'	24:BA:2088:G:H5'	2.48	0.43
24:BA:2147:G:H3'	24:BA:2147:G:H8	1.84	0.43
24:BA:257:A:H2'	24:BA:258:G:O4'	2.18	0.43

Continued on next page...

Continued from previous page...

Atom-1	Atom-2	Interatomic distance (Å)	Clash overlap (Å)
24:BA:2689:U:H5''	24:BA:2690:C:H5'	2.00	0.43
24:BA:2707:G:H2'	24:BA:2708:G:H8	1.81	0.43
24:BA:2839:G:H4'	36:B0:49:ASP:OD2	2.19	0.43
24:BA:301:G:O2'	24:BA:302:C:H6	1.99	0.43
24:BA:691:C:H2'	24:BA:692:C:C6	2.53	0.43
24:BA:874:G:O2'	24:BA:875:G:H5'	2.19	0.43
24:BA:883:G:O2'	24:BA:884:C:OP1	2.32	0.43
27:BE:121:ASN:O	27:BE:122:PHE:C	2.55	0.43
27:BE:204:ALA:O	27:BE:205:ALA:CB	2.66	0.43
27:BE:24:THR:HG21	27:BE:188:VAL:HG12	2.00	0.43
27:BE:35:GLN:HG3	27:BE:64:LYS:HZ1	1.82	0.43
28:BF:29:ASN:C	28:BF:112:MET:HE1	2.39	0.43
29:BG:114:ILE:CG2	29:BG:117:PHE:HB2	2.49	0.43
29:BG:120:LEU:N	29:BG:120:LEU:HD22	2.34	0.43
31:BK:22:LYS:O	31:BK:23:PRO:C	2.57	0.43
33:BN:26:LYS:O	33:BN:27:GLY:O	2.37	0.43
34:BO:138:LEU:HD12	34:BO:138:LEU:C	2.38	0.43
34:BO:16:ARG:HE	34:BO:16:ARG:H	1.66	0.43
41:BS:75:TYR:HE2	41:BS:104:THR:CB	2.30	0.43
41:BS:17:VAL:HG12	41:BS:21:VAL:HG23	2.01	0.43
43:BU:68:HIS:HB3	43:BU:71:LYS:HG3	2.01	0.43
44:BV:150:LEU:HG	44:BV:171:ILE:CG2	2.42	0.43
35:BP:141:GLN:O	44:BV:76:LEU:HD23	2.18	0.43
46:BZ:72:GLU:OE2	46:BZ:72:GLU:HA	2.18	0.43
1:CA:1004:A:O4'	1:CA:1036:G:O6	2.35	0.43
1:CA:1256:A:N1	1:CA:1277:C:H3'	2.33	0.43
1:CA:1388:C:H2'	1:CA:1389:C:H6	1.82	0.43
1:CA:440:A:C8	1:CA:442:C:C5	3.06	0.43
1:CA:501:C:H1'	1:CA:549:C:H1'	2.01	0.43
1:CA:889:A:O2'	1:CA:890:G:P	2.76	0.43
22:CB:14:A:C2'	22:CB:15:G:H5'	2.48	0.43
22:CD:20:U:C3'	22:CD:21:A:C5'	2.91	0.43
2:CE:95:GLN:HE21	2:CE:147:LYS:CE	2.28	0.43
3:CF:3:ASN:HD21	3:CF:4:LYS:HZ1	1.65	0.43
6:CI:73:ASN:O	6:CI:76:ALA:HB3	2.19	0.43
6:CI:76:ALA:HB1	6:CI:80:ARG:HH21	1.82	0.43
6:CI:85:VAL:O	6:CI:85:VAL:HG12	2.18	0.43
6:CI:72:VAL:HG23	6:CI:90:VAL:HG11	1.98	0.43
8:CK:118:VAL:O	8:CK:119:LEU:HD23	2.17	0.43
9:CL:43:ALA:O	9:CL:45:ALA:N	2.51	0.43
10:CM:90:LEU:N	10:CM:91:PRO:CD	2.81	0.43

Continued on next page...

Continued from previous page...

Atom-1	Atom-2	Interatomic distance (Å)	Clash overlap (Å)
12:CO:120:TYR:O	12:CO:121:GLY:O	2.36	0.43
12:CO:120:TYR:O	12:CO:121:GLY:C	2.57	0.43
12:CO:22:SER:C	12:CO:24:VAL:H	2.22	0.43
13:CP:36:LYS:CD	13:CP:36:LYS:C	2.86	0.43
13:CP:87:TYR:HA	13:CP:90:LEU:HG	2.01	0.43
13:CP:90:LEU:HD12	13:CP:91:ARG:N	2.33	0.43
15:CR:17:ARG:HD3	15:CR:26:GLU:HG3	2.00	0.43
17:CT:13:ASP:O	17:CT:15:MET:N	2.51	0.43
18:CU:63:GLN:O	18:CU:66:LEU:HB3	2.18	0.43
6:CI:91:VAL:CG1	18:CU:72:ARG:NH1	2.82	0.43
36:D0:51:LEU:HD13	36:D0:66:VAL:HG22	2.01	0.43
51:D6:11:LEU:HD12	51:D6:51:GLU:HG3	2.00	0.43
24:DA:164:U:P	24:DA:165:U:C5	3.12	0.43
24:DA:2444:G:OP2	28:DF:68:LYS:HE3	2.19	0.43
24:DA:2870:C:H2'	24:DA:2871:C:C5'	2.48	0.43
24:DA:554:U:O2'	24:DA:556:G:O5'	2.35	0.43
24:DA:769:G:O2'	24:DA:770:G:H5'	2.18	0.43
24:DA:847:U:O4	24:DA:933:A:N1	2.52	0.43
26:DD:181:GLU:HA	26:DD:272:ALA:CB	2.38	0.43
26:DD:44:ASN:HB3	26:DD:49:ILE:CG2	2.47	0.43
26:DD:43:ARG:CZ	26:DD:49:ILE:HG21	2.49	0.43
27:DE:3:GLY:HA3	27:DE:81:ILE:CD1	2.47	0.43
31:DK:35:LEU:O	31:DK:35:LEU:HD12	2.19	0.43
31:DK:68:LEU:HA	31:DK:71:ILE:HG23	1.98	0.43
24:DA:910:A:C6	35:DP:13:GLN:HG3	2.53	0.43
24:DA:871:U:H4'	35:DP:69:PHE:CE2	2.54	0.43
43:DU:6:HIS:ND1	43:DU:6:HIS:N	2.66	0.43
44:DV:103:ARG:HB3	44:DV:138:GLU:HG3	2.00	0.43
47:DW:28:LYS:CE	47:DW:56:GLN:NE2	2.82	0.43
47:DW:62:THR:O	47:DW:65:ASN:HB2	2.18	0.43
1:AA:1054:C:H6	1:AA:1054:C:H5''	1.84	0.43
1:AA:1503:A:H61	23:A1:12:A:N6	2.14	0.43
1:AA:1541:U:H6	1:AA:1541:U:C3'	2.23	0.43
1:AA:186(B):C:H2'	1:AA:186(C):G:C8	2.54	0.43
1:AA:324:G:OP1	20:AW:22:ARG:HD2	2.19	0.43
1:AA:410:G:C4'	1:AA:411:A:OP1	2.66	0.43
1:AA:425:G:O2'	4:AG:45:GLN:NE2	2.51	0.43
1:AA:373:A:C2	1:AA:482:A:N6	2.86	0.43
1:AA:518:C:H5'	1:AA:519:C:H6	1.83	0.43
1:AA:537:G:H2'	1:AA:538:G:H8	1.83	0.43
1:AA:778:G:O2'	1:AA:779:C:H5'	2.18	0.43

Continued on next page...

Continued from previous page...

Atom-1	Atom-2	Interatomic distance (Å)	Clash overlap (Å)
1:AA:803:G:H2'	1:AA:804:U:C6	2.53	0.43
1:AA:765:G:H1	1:AA:812:C:H2'	1.83	0.43
1:AA:849:C:H2'	1:AA:850:U:O4'	2.18	0.43
3:AF:63:ASN:O	3:AF:64:VAL:CG2	2.67	0.43
4:AG:163:GLU:C	4:AG:165:MET:N	2.72	0.43
4:AG:32:ALA:O	4:AG:33:MET:O	2.36	0.43
5:AH:139:LEU:HA	5:AH:142:LEU:HD11	2.01	0.43
5:AH:9:LYS:HD2	5:AH:9:LYS:HA	1.82	0.43
7:AJ:141:VAL:O	7:AJ:144:MET:HB2	2.18	0.43
7:AJ:144:MET:O	7:AJ:145:ALA:C	2.57	0.43
7:AJ:85:TYR:CE2	7:AJ:154:TYR:CE1	3.06	0.43
8:AK:23:SER:HA	8:AK:63:LEU:HD22	1.99	0.43
1:AA:878:G:H5''	8:AK:89:PRO:HG2	1.99	0.43
9:AL:31:GLN:HB3	9:AL:35:GLU:HB3	2.01	0.43
11:AN:21:ILE:HD12	11:AN:84:VAL:HG12	2.01	0.43
12:AO:70:ILE:CD1	12:AO:77:LEU:HD12	2.47	0.43
16:AS:15:PRO:O	16:AS:16:HIS:ND1	2.52	0.43
20:AW:53:LEU:HD22	20:AW:56:MET:CE	2.49	0.43
39:B1:57:PHE:O	39:B1:58:ARG:C	2.57	0.43
39:B1:91:ASP:OD2	39:B1:96:ALA:CB	2.66	0.43
40:B2:35:LEU:HD23	40:B2:35:LEU:O	2.17	0.43
45:B3:75:LEU:N	45:B3:75:LEU:HD23	2.33	0.43
52:B7:43:THR:HG23	52:B7:44:PRO:HD2	2.00	0.43
24:BA:1045:A:C2'	24:BA:1046:A:OP2	2.66	0.43
24:BA:1174:A:H5'	24:BA:1175:U:OP2	2.19	0.43
24:BA:1668:A:H4'	24:BA:1669:A:O5'	2.19	0.43
24:BA:1688:U:H5'	24:BA:1689:A:OP1	2.19	0.43
24:BA:2389:G:H5''	24:BA:2390:U:O4'	2.19	0.43
24:BA:2615:U:H2'	24:BA:2616:C:H6	1.83	0.43
24:BA:265:A:O2'	24:BA:266:G:O5'	2.35	0.43
24:BA:2698:U:H2'	24:BA:2699:C:C6	2.54	0.43
24:BA:27:G:HO2'	24:BA:28:A:H8	1.61	0.43
24:BA:371:A:H1'	24:BA:373:U:C6	2.53	0.43
24:BA:455:C:N3	24:BA:472:A:H2'	2.34	0.43
24:BA:481:G:H1'	24:BA:506:G:H21	1.84	0.43
24:BA:27:G:N2	24:BA:513:A:OP2	2.52	0.43
24:BA:673:C:C2'	24:BA:674:G:H5'	2.48	0.43
24:BA:679:C:O2'	24:BA:680:G:H5'	2.19	0.43
24:BA:852:G:H2'	24:BA:853:G:O4'	2.19	0.43
24:BA:976:C:O2	24:BA:976:C:H2'	2.19	0.43
26:BD:21:PHE:O	26:BD:24:ILE:HB	2.18	0.43

Continued on next page...

Continued from previous page...

Atom-1	Atom-2	Interatomic distance (Å)	Clash overlap (Å)
24:BA:2635:C:C5'	27:BE:77:ILE:HG22	2.49	0.43
28:BF:101:LEU:O	28:BF:102:PRO:C	2.57	0.43
28:BF:153:SER:HB2	28:BF:190:GLU:H	1.83	0.43
28:BF:162:LEU:CD1	28:BF:162:LEU:H	2.31	0.43
29:BG:142:PRO:HG2	29:BG:143:GLU:CD	2.39	0.43
24:BA:2306:C:N3	29:BG:45:GLU:OE2	2.51	0.43
29:BG:87:PRO:HG2	29:BG:87:PRO:O	2.18	0.43
30:BH:107:VAL:HG21	30:BH:153:LYS:CG	2.49	0.43
24:BA:2377:A:H4'	37:BQ:111:GLU:O	2.18	0.43
43:BU:94:LYS:HZ2	43:BU:101:LYS:HZ3	1.66	0.43
44:BV:48:PHE:CE2	44:BV:71:VAL:HG11	2.50	0.43
47:BW:48:HIS:CE1	47:BW:49:LYS:HG3	2.54	0.43
1:CA:1015:A:H2'	1:CA:1016:A:H8	1.83	0.43
1:CA:1133:G:C6	1:CA:1142:G:C6	3.06	0.43
1:CA:1542:G:H5''	18:CU:19:LYS:N	2.33	0.43
1:CA:186:C:H4'	20:CW:82:SER:HB3	2.01	0.43
1:CA:191(C):G:H2'	1:CA:191(D):U:C6	2.54	0.43
1:CA:191:G:H1'	20:CW:105:SER:CB	2.48	0.43
1:CA:406:G:N2	1:CA:437:U:O2	2.52	0.43
1:CA:543:C:OP1	4:CG:14:ARG:NH2	2.49	0.43
1:CA:701:C:H1'	1:CA:703:G:C5	2.53	0.43
1:CA:742:G:O2'	1:CA:743:U:H5'	2.19	0.43
22:CC:14:A:C2	22:CC:15:G:H1'	2.53	0.43
22:CD:21:A:N1	22:CD:48:C:H1'	2.33	0.43
2:CE:29:ALA:O	2:CE:32:ILE:HG22	2.17	0.43
3:CF:101:LEU:C	3:CF:101:LEU:HD23	2.38	0.43
1:CA:489:C:OP1	4:CG:132:ARG:NH2	2.51	0.43
4:CG:122:ARG:HA	4:CG:134:ASP:HB2	2.00	0.43
5:CH:64:ARG:HG3	5:CH:64:ARG:HH11	1.81	0.43
7:CJ:88:PRO:HB3	7:CJ:145:ALA:HA	2.01	0.43
9:CL:41:VAL:HG12	9:CL:41:VAL:O	2.18	0.43
1:CA:1152:A:OP1	10:CM:68:HIS:NE2	2.50	0.43
10:CM:30:SER:OG	10:CM:81:THR:HG22	2.19	0.43
11:CN:70:LYS:HA	11:CN:73:MET:HE2	2.00	0.43
11:CN:75:TYR:HD1	11:CN:75:TYR:N	2.16	0.43
14:CQ:12:ARG:C	14:CQ:14:PRO:CD	2.80	0.43
15:CR:83:GLU:HA	15:CR:83:GLU:OE1	2.19	0.43
16:CS:39:TYR:CZ	16:CS:41:PRO:HB3	2.52	0.43
19:CV:36:ARG:NH1	19:CV:52:TYR:O	2.51	0.43
39:D1:79:PHE:C	39:D1:79:PHE:HD2	2.18	0.43
39:D1:99:ALA:HA	39:D1:106:PHE:HB2	2.01	0.43

Continued on next page...

Continued from previous page...

Atom-1	Atom-2	Interatomic distance (Å)	Clash overlap (Å)
52:D7:47:ARG:HB2	52:D7:48:LYS:H	1.64	0.43
53:D8:58:ILE:O	53:D8:61:LEU:CG	2.66	0.43
24:DA:1528:A:H2'	24:DA:1529:A:O4'	2.19	0.43
24:DA:1694:C:C2'	24:DA:1695:G:OP2	2.67	0.43
24:DA:1709:U:H2'	24:DA:1710:C:H6	1.81	0.43
24:DA:17:G:H2'	24:DA:18:C:H6	1.84	0.43
24:DA:1827:C:O2'	24:DA:1828:G:H5'	2.18	0.43
24:DA:1916:A:H3'	24:DA:1917:U:C6	2.53	0.43
24:DA:1937:A:O2'	24:DA:1938:A:P	2.77	0.43
24:DA:1945:G:O2'	24:DA:1946:U:H5'	2.17	0.43
24:DA:1930:G:H2'	24:DA:1968:G:C6	2.53	0.43
24:DA:2298:A:N6	24:DA:2318:G:H8	2.06	0.43
24:DA:2725:A:O2'	24:DA:2726:U:P	2.77	0.43
24:DA:2832:U:C2'	24:DA:2833:G:OP2	2.66	0.43
24:DA:405:U:H5''	24:DA:406:G:OP2	2.19	0.43
24:DA:440:G:H2'	24:DA:441:U:C6	2.53	0.43
25:DB:96:G:C6	25:DB:97:G:N7	2.86	0.43
24:DA:2073:C:H5'	26:DD:229:VAL:HG22	1.99	0.43
26:DD:30:GLU:CD	26:DD:63:ARG:HE	2.21	0.43
27:DE:143:ASN:N	27:DE:143:ASN:ND2	2.65	0.43
27:DE:179:GLU:CB	27:DE:181:LEU:HD23	2.24	0.43
27:DE:51:PHE:O	27:DE:74:PRO:CB	2.67	0.43
28:DF:63:LYS:CE	28:DF:67:GLN:HB2	2.48	0.43
29:DG:114:ILE:O	29:DG:116:ASP:N	2.51	0.43
29:DG:145:THR:O	29:DG:146:TYR:HB3	2.19	0.43
33:DN:51:ALA:O	33:DN:53:LYS:HE3	2.19	0.43
33:DN:63:VAL:O	33:DN:63:VAL:HG23	2.18	0.43
37:DQ:30:ARG:NH2	37:DQ:92:TYR:HD1	2.17	0.43
38:DR:105:LEU:C	38:DR:107:ASP:OD1	2.56	0.43
38:DR:114:LEU:HA	38:DR:114:LEU:HD23	1.74	0.43
38:DR:64:ARG:HH11	38:DR:64:ARG:HG2	1.84	0.43
47:DW:59:ARG:O	47:DW:62:THR:HG23	2.19	0.43
23:A1:13:A:C2'	23:A1:14:A:OP1	2.66	0.43
1:AA:1032(B):G:C2'	1:AA:1033:G:H5''	2.48	0.43
1:AA:1081:G:H5''	5:AH:18:ARG:HG3	2.00	0.43
1:AA:1106:G:O2'	1:AA:1107:C:H5'	2.19	0.43
1:AA:1176:A:C2'	1:AA:1177:G:H5'	2.44	0.43
1:AA:1263:C:H2'	1:AA:1264:C:H6	1.82	0.43
1:AA:1298:C:H5	7:AJ:114:ARG:HD2	1.81	0.43
1:AA:1325:C:H4'	21:AX:17:THR:CG2	2.26	0.43
1:AA:14:U:O2	1:AA:17:U:C5	2.72	0.43

Continued on next page...

Continued from previous page...

Atom-1	Atom-2	Interatomic distance (Å)	Clash overlap (Å)
1:AA:1503:A:O2'	1:AA:1504:G:P	2.76	0.43
1:AA:19:C:H5''	5:AH:86:ALA:CB	2.47	0.43
1:AA:210:U:HO2'	1:AA:216:G:P	2.40	0.43
1:AA:252:U:C2	1:AA:253:U:C5	3.07	0.43
1:AA:664:G:H5'	18:AU:64:ARG:NH2	2.34	0.43
1:AA:686:U:O4	1:AA:703:G:O2'	2.36	0.43
22:AD:53:G:C2	22:AD:54:U:C5	3.07	0.43
2:AE:102:LEU:O	2:AE:105:PHE:N	2.51	0.43
2:AE:111:ARG:HA	2:AE:111:ARG:HD3	1.80	0.43
2:AE:217:ARG:HA	2:AE:220:ASP:HB2	2.00	0.43
2:AE:86:GLU:C	2:AE:88:ALA:H	2.22	0.43
4:AG:25:ARG:CG	4:AG:25:ARG:HH11	2.30	0.43
9:AL:117:HIS:HB2	9:AL:121:ARG:O	2.19	0.43
11:AN:59:TYR:OH	11:AN:63:LEU:HD11	2.18	0.43
12:AO:100:ILE:CG2	12:AO:101:VAL:N	2.81	0.43
12:AO:54:LYS:NZ	12:AO:75:HIS:HE1	2.16	0.43
1:AA:1216:G:H5''	14:AQ:5:ALA:CB	2.48	0.43
17:AT:93:GLN:C	17:AT:95:TYR:H	2.21	0.43
19:AV:20:LEU:CA	19:AV:44:MET:HE1	2.36	0.43
19:AV:65:ASN:HA	19:AV:65:ASN:HD22	1.54	0.43
19:AV:8:GLY:O	19:AV:9:VAL:C	2.57	0.43
36:B0:13:HIS:O	36:B0:14:SER:C	2.57	0.43
39:B1:61:TRP:O	39:B1:65:ILE:HD13	2.19	0.43
39:B1:92:ARG:O	39:B1:92:ARG:CD	2.67	0.43
39:B1:95:LEU:HD12	40:B2:11:GLN:HE21	1.84	0.43
40:B2:98:GLU:HB3	40:B2:99:ILE:H	1.73	0.43
24:BA:592:G:N2	53:B8:4:MET:HE1	2.33	0.43
53:B8:52:LYS:HB2	53:B8:53:PRO:CD	2.49	0.43
24:BA:1024:G:C6	24:BA:1025:G:C6	3.06	0.43
24:BA:1060:U:C1'	24:BA:1062:G:H5'	2.49	0.43
24:BA:1141:U:H1'	24:BA:1142(A):A:C2	2.54	0.43
24:BA:1268:A:C2	24:BA:1269:A:H1'	2.53	0.43
1:AA:784:C:H4'	24:BA:1837:C:OP1	2.19	0.43
24:BA:1882:C:O2	24:BA:1882:C:H2'	2.19	0.43
24:BA:2018:G:H2'	24:BA:2019:A:O4'	2.19	0.43
24:BA:2123:G:H2'	24:BA:2124:G:H8	1.83	0.43
24:BA:2126:A:H4'	24:BA:2127:G:C5'	2.48	0.43
24:BA:2166:G:C2'	24:BA:2167:U:H5''	2.49	0.43
24:BA:2210:G:O2'	24:BA:2211:G:OP1	2.25	0.43
24:BA:2225:A:H4'	24:BA:2226:C:H6	1.83	0.43
24:BA:2469:A:N3	24:BA:2469:A:O4'	2.52	0.43

Continued on next page...

Continued from previous page...

Atom-1	Atom-2	Interatomic distance (Å)	Clash overlap (Å)
24:BA:2478:A:O2'	24:BA:2528:U:H1'	2.19	0.43
24:BA:2645:G:H3'	24:BA:2646:C:C5'	2.48	0.43
24:BA:2645:G:H3'	24:BA:2646:C:H5'	2.00	0.43
24:BA:27:G:C2'	24:BA:28:A:OP2	2.66	0.43
24:BA:532:A:O2'	24:BA:2021:C:N4	2.52	0.43
24:BA:868:U:C4	24:BA:869:G:N7	2.87	0.43
24:BA:890:A:N7	24:BA:892:G:C6	2.87	0.43
25:BB:39:A:H2'	25:BB:39:A:N3	2.34	0.43
25:BB:3:C:H2'	25:BB:3:C:O2	2.17	0.43
25:BB:44:G:OP1	49:B4:1:MET:HG3	2.18	0.43
27:BE:25:VAL:CG1	27:BE:181:LEU:HD12	2.48	0.43
28:BF:88:VAL:HG22	28:BF:89:VAL:N	2.34	0.43
29:BG:104:GLU:O	29:BG:108:ASN:N	2.45	0.43
30:BH:152:ARG:NE	30:BH:153:LYS:HD3	2.32	0.43
30:BH:6:ARG:HD2	30:BH:54:ARG:NH2	2.34	0.43
33:BN:7:TYR:HE1	33:BN:20:MET:CE	2.32	0.43
34:BO:99:LEU:CD1	34:BO:102:ARG:HH11	2.31	0.43
35:BP:116:GLU:OE1	35:BP:116:GLU:HA	2.19	0.43
38:BR:137:LYS:HB3	38:BR:137:LYS:HZ2	1.82	0.43
41:BS:50:VAL:CG2	41:BS:105:VAL:HG23	2.49	0.43
42:BT:23:GLU:HG3	42:BT:24:GLY:N	2.33	0.43
44:BV:138:GLU:N	44:BV:138:GLU:OE1	2.50	0.43
44:BV:150:LEU:HD21	44:BV:171:ILE:CG2	2.49	0.43
44:BV:118:GLN:HG3	44:BV:174:VAL:H	1.84	0.43
44:BV:56:VAL:CG1	44:BV:57:ILE:N	2.81	0.43
46:BZ:85:LEU:C	46:BZ:87:PRO:HD2	2.38	0.43
1:CA:1074:G:H2'	1:CA:1075:C:H6	1.83	0.43
1:CA:1117:G:H5'	1:CA:1117:G:H8	1.83	0.43
1:CA:1124:G:O5'	10:CM:35:SER:HB2	2.18	0.43
1:CA:1316:G:N1	1:CA:1319:A:OP2	2.46	0.43
1:CA:1320:C:N4	1:CA:1321:C:N4	2.66	0.43
1:CA:1347:G:N2	1:CA:1374:A:OP2	2.50	0.43
1:CA:16:A:N1	1:CA:919:A:H2	2.16	0.43
1:CA:233:C:N3	1:CA:234:C:C5	2.87	0.43
1:CA:295:C:H2'	1:CA:296:U:C6	2.53	0.43
1:CA:560:U:H4'	1:CA:561:U:H5''	2.01	0.43
1:CA:589:C:H1'	1:CA:653:A:H61	1.83	0.43
1:CA:606:G:N2	1:CA:631:G:H8	2.17	0.43
22:CD:25:C:O2'	22:CD:26:G:H5'	2.19	0.43
2:CE:127:ILE:HG23	2:CE:128:GLU:N	2.34	0.43
2:CE:32:ILE:HD13	2:CE:190:THR:CG2	2.48	0.43

Continued on next page...

Continued from previous page...

Atom-1	Atom-2	Interatomic distance (Å)	Clash overlap (Å)
3:CF:69:HIS:HA	3:CF:104:GLN:HB2	2.00	0.43
4:CG:163:GLU:OE2	4:CG:163:GLU:HA	2.19	0.43
8:CK:6:ILE:HB	8:CK:85:ARG:HH11	1.74	0.43
8:CK:64:LYS:CB	8:CK:79:VAL:HG21	2.48	0.43
10:CM:70:ARG:HG3	10:CM:70:ARG:HH11	1.83	0.43
20:CW:44:ALA:HB1	20:CW:91:LEU:HB2	2.00	0.43
36:D0:54:LEU:O	36:D0:62:ALA:HB1	2.19	0.43
24:DA:1043:C:C2	24:DA:1112:G:N2	2.87	0.43
24:DA:1046:A:H5'	24:DA:1047:G:C8	2.54	0.43
24:DA:1265:A:H1'	24:DA:1267:U:C6	2.53	0.43
24:DA:1530:G:H2'	24:DA:1531:C:H6	1.84	0.43
24:DA:1701:A:C3'	24:DA:1702:G:H5'	2.49	0.43
24:DA:2095:C:H2'	24:DA:2096:U:O4'	2.18	0.43
24:DA:226:G:H1'	24:DA:228:A:H61	1.84	0.43
24:DA:2420:C:O5'	24:DA:2420:C:H6	2.02	0.43
24:DA:2681:C:O2'	24:DA:2682:U:H5'	2.19	0.43
24:DA:762:U:H4'	24:DA:763:G:O5'	2.18	0.43
24:DA:80:G:C2'	24:DA:81:G:H5'	2.48	0.43
25:DB:40:U:H1'	25:DB:45:A:N6	2.33	0.43
25:DB:7:G:H2'	25:DB:8:U:H5''	2.01	0.43
30:DH:125:VAL:CG1	30:DH:126:PRO:CG	2.94	0.43
32:DM:26:LEU:HG	32:DM:30:ILE:CD1	2.49	0.43
32:DM:30:ILE:HG22	32:DM:34:LEU:CD2	2.48	0.43
24:DA:2726:U:H6	33:DN:67:LYS:HZ3	1.67	0.43
27:DE:25:VAL:HG21	38:DR:8:LYS:HG3	2.00	0.43
41:DS:65:LEU:CD1	41:DS:68:ARG:NH1	2.75	0.43
44:DV:151:HIS:CE1	44:DV:168:GLU:HG3	2.54	0.43
46:DZ:73:LEU:C	46:DZ:75:GLU:N	2.70	0.43
1:AA:1061:G:C5	1:AA:1062:U:C5	3.07	0.43
1:AA:10:A:C2	1:AA:11:G:C5	3.07	0.43
1:AA:1213:A:N7	1:AA:1215:G:C5	2.87	0.43
1:AA:1284:C:H2'	1:AA:1285:A:H8	1.82	0.43
1:AA:191:G:C2'	1:AA:192:U:H5'	2.48	0.43
1:AA:533:A:H4'	1:AA:534:U:OP1	2.18	0.43
22:AD:46:G:O2'	22:AD:47:U:H5''	2.19	0.43
2:AE:44:LEU:HD12	2:AE:45:GLN:H	1.82	0.43
3:AF:155:GLY:HA2	3:AF:164:ARG:N	2.34	0.43
3:AF:173:VAL:HG12	3:AF:175:LEU:CD2	2.49	0.43
3:AF:56:ASP:O	3:AF:66:VAL:HA	2.18	0.43
9:AL:6:GLY:CA	9:AL:17:VAL:H	2.31	0.43
9:AL:3:GLN:O	9:AL:4:TYR:CD2	2.71	0.43

Continued on next page...

Continued from previous page...

Atom-1	Atom-2	Interatomic distance (Å)	Clash overlap (Å)
11:AN:96:ARG:O	11:AN:99:GLN:HB2	2.18	0.43
12:AO:12:ARG:O	12:AO:13:LYS:C	2.57	0.43
13:AP:34:LEU:HD11	13:AP:41:PRO:HB3	2.00	0.43
1:AA:1216:G:H5''	14:AQ:5:ALA:HB3	2.00	0.43
15:AR:29:VAL:O	15:AR:32:LEU:HB2	2.19	0.43
20:AW:50:GLU:HA	20:AW:100:ILE:HG12	1.99	0.43
24:BA:2851:A:O2'	36:B0:64:ARG:NH2	2.52	0.43
49:B4:8:LYS:CA	49:B4:8:LYS:HE2	2.33	0.43
24:BA:1029:A:N6	24:BA:1125:G:O2'	2.52	0.43
24:BA:1087:G:H2'	24:BA:1089:G:O4'	2.18	0.43
24:BA:1165:U:O2'	24:BA:1166:C:H5'	2.18	0.43
24:BA:1849:G:H2'	24:BA:1849:G:N3	2.34	0.43
24:BA:2081:C:O2'	24:BA:2082:A:H5'	2.18	0.43
24:BA:2468:G:O2'	24:BA:2469:A:O4'	2.36	0.43
24:BA:251:A:H2'	24:BA:252:G:O4'	2.19	0.43
24:BA:2713:A:H5'	24:BA:2714:G:OP2	2.19	0.43
24:BA:2848:G:H2'	24:BA:2867:G:N2	2.33	0.43
24:BA:329:G:O6	43:BU:19:LYS:CG	2.67	0.43
24:BA:247:G:H4'	24:BA:386:G:C6	2.53	0.43
24:BA:608:A:N6	24:BA:609:A:C6	2.86	0.43
24:BA:751:A:C6	24:BA:789:A:C5	3.07	0.43
24:BA:820:A:H2'	24:BA:821:A:O4'	2.19	0.43
26:BD:30:GLU:HA	26:BD:83:GLU:OE2	2.18	0.43
24:BA:1655:A:H4'	27:BE:115:GLY:H	1.83	0.43
28:BF:127:GLU:HB2	28:BF:196:LEU:CD1	2.41	0.43
24:BA:797:C:OP2	28:BF:62:ARG:HG3	2.18	0.43
29:BG:109:VAL:HG11	29:BG:142:PRO:HB3	2.01	0.43
29:BG:7:LEU:HD23	29:BG:7:LEU:O	2.18	0.43
30:BH:89:ILE:H	30:BH:89:ILE:HD13	1.83	0.43
31:BK:123:LEU:CD2	31:BK:143:SER:HB3	2.48	0.43
31:BK:129:THR:HG22	31:BK:137:PRO:HB3	2.00	0.43
33:BN:97:ARG:HA	33:BN:117:LEU:HD12	2.00	0.43
37:BQ:110:LEU:O	37:BQ:111:GLU:HB2	2.19	0.43
37:BQ:46:VAL:CG1	37:BQ:47:THR:N	2.80	0.43
38:BR:121:ILE:O	38:BR:124:ASP:N	2.51	0.43
38:BR:58:ASN:O	38:BR:58:ASN:ND2	2.51	0.43
24:BA:2009:G:OP1	41:BS:41:LYS:HE3	2.19	0.43
1:CA:1355:G:H2'	1:CA:1356:G:C8	2.53	0.43
1:CA:1452:C:C4'	1:CA:1453:G:OP1	2.53	0.43
1:CA:329:A:C4	1:CA:332:G:C5	3.07	0.43
1:CA:453:A:H2'	1:CA:454:C:C6	2.53	0.43

Continued on next page...

Continued from previous page...

Atom-1	Atom-2	Interatomic distance (Å)	Clash overlap (Å)
1:CA:538:G:O2'	1:CA:539:A:H5'	2.19	0.43
1:CA:652:U:O2'	1:CA:653:A:C5'	2.67	0.43
1:CA:817:C:H4'	1:CA:818:G:OP1	2.18	0.43
1:CA:922:G:H4'	5:CH:20:GLN:HA	2.00	0.43
1:CA:957:U:O2	1:CA:960:U:C6	2.72	0.43
22:CC:17:C:H2'	22:CC:17(A):C:H5	1.79	0.43
22:CC:2:G:H8	22:CC:2:G:H5'	1.82	0.43
22:CD:70:G:H2'	22:CD:71:C:C5'	2.49	0.43
2:CE:197:VAL:CG1	2:CE:198:ASP:N	2.82	0.43
4:CG:14:ARG:HD3	4:CG:14:ARG:C	2.39	0.43
4:CG:90:GLY:HA3	4:CG:204:ILE:HD11	2.00	0.43
1:CA:1492:A:H4'	12:CO:47:LYS:HD3	2.00	0.43
15:CR:10:LYS:O	15:CR:14:GLU:HB2	2.18	0.43
49:D4:48:ARG:C	49:D4:49:PHE:HD1	2.22	0.43
50:D5:56:LYS:N	50:D5:56:LYS:CD	2.76	0.43
50:D5:56:LYS:O	50:D5:57:VAL:C	2.57	0.43
52:D7:32:LYS:O	52:D7:33:ARG:C	2.56	0.43
24:DA:1023:U:H2'	24:DA:1024:G:C5'	2.45	0.43
24:DA:1104:C:H2'	24:DA:1105:U:C6	2.54	0.43
24:DA:1156:A:H4'	24:DA:1157:G:OP2	2.18	0.43
24:DA:1461:G:O2'	24:DA:1462:C:H5'	2.19	0.43
24:DA:1796:U:H2'	24:DA:1797:C:H6	1.81	0.43
24:DA:2330:G:C2'	24:DA:2331:G:H5'	2.49	0.43
24:DA:271(C):U:HO2'	24:DA:271:G:P	2.42	0.43
24:DA:2743:C:H2'	24:DA:2744:G:O5'	2.19	0.43
24:DA:510:C:O2'	24:DA:511:U:H5'	2.19	0.43
24:DA:676:A:N1	24:DA:802:A:N1	2.66	0.43
24:DA:910:A:C6	24:DA:911:A:C6	3.07	0.43
25:DB:3:C:C2	25:DB:4:C:C5	3.07	0.43
27:DE:16:ARG:O	27:DE:18:ASP:O	2.36	0.43
27:DE:52:LEU:O	27:DE:74:PRO:HA	2.18	0.43
29:DG:59:GLU:O	29:DG:62:LEU:HB3	2.18	0.43
30:DH:109:PHE:C	30:DH:111:HIS:H	2.22	0.43
30:DH:120:GLY:O	30:DH:136:ILE:HD12	2.19	0.43
31:DK:33:ARG:HH11	31:DK:33:ARG:CG	2.31	0.43
32:DM:118:LYS:C	32:DM:120:LEU:H	2.20	0.43
32:DM:90:MET:O	32:DM:91:LEU:C	2.57	0.43
33:DN:78:ARG:HH21	38:DR:103:ARG:HH22	1.64	0.43
38:DR:19:LEU:HA	38:DR:20:PRO:HD3	1.87	0.43
38:DR:89:VAL:O	38:DR:90:GLN:CB	2.67	0.43
38:DR:89:VAL:O	38:DR:90:GLN:HB2	2.19	0.43

Continued on next page...

Continued from previous page...

Atom-1	Atom-2	Interatomic distance (Å)	Clash overlap (Å)
43:DU:75:ILE:HG12	43:DU:76:CYS:H	1.79	0.43
44:DV:15:PRO:HA	44:DV:18:LEU:HD13	2.00	0.43
44:DV:24:LEU:O	44:DV:24:LEU:HG	2.18	0.43
1:AA:438:G:H5''	1:AA:439:A:OP1	2.18	0.43
1:AA:564:C:O2'	8:AK:91:ARG:NH2	2.52	0.43
1:AA:611:A:C5	1:AA:612:C:C5	3.07	0.43
1:AA:760:G:H2'	1:AA:761:G:C5'	2.48	0.43
1:AA:812:C:O2'	1:AA:813:U:C6	2.70	0.43
1:AA:892:A:C2	1:AA:907:A:C4	3.07	0.43
1:AA:930:C:C2'	1:AA:931:C:H5'	2.48	0.43
1:AA:965:A:C2	1:AA:969:A:N1	2.87	0.43
1:AA:998(A):C:N3	1:AA:999:U:C6	2.86	0.43
22:AC:71:C:C2'	22:AC:72:A:H5'	2.49	0.43
22:AD:26:G:H1	22:AD:44:A:N6	2.17	0.43
22:AD:9:G:O2'	22:AD:45:G:H2'	2.18	0.43
5:AH:82:VAL:HG21	5:AH:141:GLN:NE2	2.33	0.43
8:AK:112:LEU:HD12	8:AK:114:THR:CG2	2.48	0.43
9:AL:19:LEU:HD23	9:AL:61:ALA:N	2.33	0.43
9:AL:50:LEU:HA	9:AL:53:VAL:CG2	2.48	0.43
10:AM:50:ILE:HD13	10:AM:60:ARG:HH11	1.84	0.43
11:AN:89:ALA:O	11:AN:91:ARG:N	2.41	0.43
11:AN:21:ILE:HD13	11:AN:94:ALA:HB1	2.00	0.43
12:AO:20:LYS:H	12:AO:20:LYS:HD3	1.82	0.43
1:AA:1226:C:N4	13:AP:104:ARG:HD2	2.33	0.43
1:AA:668:G:O2'	15:AR:46:HIS:HB3	2.19	0.43
36:B0:77:ARG:O	36:B0:78:LYS:C	2.57	0.43
39:B1:21:ALA:HA	39:B1:24:TYR:CD1	2.54	0.43
39:B1:76:TYR:CZ	39:B1:80:ILE:HG13	2.54	0.43
40:B2:1:MET:HG2	40:B2:2:PHE:H	1.82	0.43
40:B2:22:VAL:HG13	40:B2:23:GLU:O	2.19	0.43
40:B2:29:PRO:HA	40:B2:61:VAL:CG2	2.49	0.43
24:BA:1097:U:O2'	24:BA:1098:A:H5'	2.19	0.43
24:BA:1212:G:O2'	24:BA:1236:G:N2	2.52	0.43
24:BA:1577:C:H2'	24:BA:1578:U:C6	2.54	0.43
24:BA:1728:G:C2	24:BA:1730:U:OP2	2.71	0.43
24:BA:1742:C:H5'	24:BA:1743:G:OP2	2.19	0.43
24:BA:827:U:O2	24:BA:2246:G:H4'	2.19	0.43
24:BA:2328:A:C2	24:BA:2329:G:C5	3.07	0.43
24:BA:2331:G:O2'	24:BA:2336:A:N1	2.37	0.43
24:BA:2830:G:H2'	24:BA:2883:A:C2	2.54	0.43
24:BA:300:A:H2'	24:BA:334:C:O2'	2.19	0.43

Continued on next page...

Continued from previous page...

Atom-1	Atom-2	Interatomic distance (Å)	Clash overlap (Å)
24:BA:669:G:N3	24:BA:669:G:C2'	2.80	0.43
25:BB:31:C:H2'	25:BB:31:C:O2	2.18	0.43
32:BM:115:ARG:O	32:BM:118:LYS:HB2	2.19	0.43
24:BA:1996:C:C5	33:BN:32:TYR:OH	2.71	0.43
35:BP:58:PHE:HB3	35:BP:59:ARG:HH21	1.84	0.43
38:BR:98:LYS:CA	38:BR:98:LYS:HE3	2.48	0.43
43:BU:45:VAL:O	43:BU:45:VAL:HG23	2.19	0.43
44:BV:151:HIS:C	44:BV:151:HIS:CD2	2.91	0.43
47:BW:17:SER:HA	47:BW:20:GLU:HB2	2.00	0.43
46:BZ:80:LEU:O	46:BZ:81:LYS:CB	2.67	0.43
1:CA:1240:U:O2'	7:CJ:38:LEU:CD2	2.67	0.43
1:CA:131:C:H2'	1:CA:132:C:H6	1.83	0.43
1:CA:1320:C:C4	1:CA:1321:C:N4	2.87	0.43
1:CA:1424:C:O2'	1:CA:1425:U:H5'	2.19	0.43
1:CA:175:C:H2'	1:CA:176:C:H6	1.84	0.43
1:CA:229:U:H2'	1:CA:230:G:O4'	2.19	0.43
1:CA:251:G:N2	1:CA:253:U:C4	2.86	0.43
1:CA:542:G:OP1	4:CG:10:ARG:NH2	2.51	0.43
1:CA:69:G:N2	1:CA:73:G:C8	2.87	0.43
1:CA:763:G:H2'	1:CA:764:C:C6	2.54	0.43
2:CE:130:ARG:NH2	2:CE:138:LEU:HD21	2.34	0.43
3:CF:129:ALA:C	3:CF:131:ARG:N	2.72	0.43
4:CG:90:GLY:O	4:CG:93:PHE:HB3	2.19	0.43
1:CA:9:G:H5'	5:CH:122:GLU:OE2	2.19	0.43
5:CH:72:GLN:C	5:CH:74:GLY:H	2.23	0.43
7:CJ:23:VAL:O	7:CJ:27:ILE:HD12	2.19	0.43
15:CR:25:THR:O	15:CR:29:VAL:HG23	2.18	0.43
15:CR:71:GLN:HB2	15:CR:78:TYR:CE1	2.54	0.43
39:D1:43:GLY:HA3	40:D2:73:SER:OG	2.19	0.43
50:D5:3:LYS:O	50:D5:4:HIS:C	2.56	0.43
52:D7:5:TRP:CD1	52:D7:7:PRO:HG3	2.53	0.43
24:DA:102:G:C2'	24:DA:103:A:OP2	2.66	0.43
24:DA:1139:G:O2'	24:DA:1143:A:N1	2.45	0.43
24:DA:1314:C:H6	24:DA:1314:C:H5'	1.84	0.43
24:DA:1417:C:H2'	24:DA:1418:G:H5'	2.00	0.43
24:DA:149:A:C2	24:DA:150:C:C2	3.07	0.43
24:DA:270(B):A:O2'	24:DA:364:C:H2'	2.19	0.43
24:DA:387:U:HO2'	24:DA:388:G:P	2.42	0.43
24:DA:727:A:C2	26:DD:9:TYR:CD2	3.07	0.43
24:DA:901:A:H2'	24:DA:901:A:N3	2.34	0.43
26:DD:241:PRO:O	26:DD:242:ARG:C	2.55	0.43

Continued on next page...

Continued from previous page...

Atom-1	Atom-2	Interatomic distance (Å)	Clash overlap (Å)
27:DE:155:LYS:O	27:DE:156:MET:HG3	2.19	0.43
27:DE:23:VAL:HG12	27:DE:184:VAL:O	2.19	0.43
27:DE:48:GLN:HB3	27:DE:48:GLN:HE21	1.55	0.43
30:DH:59:ARG:CG	30:DH:59:ARG:NH1	2.79	0.43
31:DK:60:GLU:CA	31:DK:60:GLU:OE2	2.66	0.43
31:DK:60:GLU:HA	31:DK:60:GLU:OE2	2.18	0.43
24:DA:636:G:OP1	34:DO:132:LYS:HB2	2.17	0.43
44:DV:29:TYR:HA	44:DV:33:LEU:O	2.19	0.43
44:DV:77:ASP:O	44:DV:78:LYS:C	2.56	0.43
46:DZ:53:VAL:CG1	46:DZ:54:ALA:N	2.81	0.43
1:AA:1031:G:N2	1:AA:1032:A:C4	2.86	0.43
1:AA:1127:G:C2'	1:AA:1147:C:H42	2.32	0.43
1:AA:1177:G:H2'	1:AA:1178:G:C2	2.54	0.43
1:AA:960:U:N3	1:AA:1225:A:N7	2.61	0.43
1:AA:1306:A:H2'	1:AA:1307:U:H6	1.83	0.43
1:AA:1321:C:C4	1:AA:1322:C:C5	3.07	0.43
1:AA:1423:G:H2'	1:AA:1424:C:C6	2.54	0.43
1:AA:1470:G:O2'	1:AA:1471:G:H5'	2.19	0.43
1:AA:719:C:N4	18:AU:71:LYS:HE2	2.34	0.43
22:AC:35:A:H2'	22:AC:36:U:C6	2.54	0.43
2:AE:194:PRO:HG2	2:AE:195:ASP:H	1.84	0.43
3:AF:11:ARG:NH1	3:AF:11:ARG:CG	2.81	0.43
3:AF:5:ILE:HD13	3:AF:5:ILE:O	2.18	0.43
4:AG:30:LYS:HB3	4:AG:35:ARG:CZ	2.49	0.43
5:AH:103:GLY:O	5:AH:104:ALA:C	2.56	0.43
7:AJ:5:ARG:HH21	7:AJ:7:ALA:CB	2.32	0.43
7:AJ:76:ARG:HH11	7:AJ:76:ARG:HG2	1.84	0.43
8:AK:40:ALA:C	8:AK:42:GLU:N	2.72	0.43
13:AP:49:THR:CG2	13:AP:52:GLU:OE1	2.67	0.43
13:AP:94:ARG:O	13:AP:94:ARG:HG3	2.19	0.43
14:AQ:6:LEU:C	14:AQ:8:GLU:N	2.69	0.43
20:AW:67:ALA:HA	20:AW:73:HIS:N	2.33	0.43
39:B1:112:ARG:NH1	40:B2:47:VAL:CG1	2.82	0.43
45:B3:40:GLN:OE1	45:B3:44:ARG:N	2.52	0.43
24:BA:1316:U:H2'	24:BA:1317:A:C8	2.51	0.43
24:BA:2032:G:C2'	24:BA:2033:A:OP2	2.67	0.43
24:BA:2033:A:P	24:BA:2033:A:O4'	2.77	0.43
24:BA:2111:C:O4'	24:BA:2111:C:P	2.77	0.43
24:BA:2168:G:N3	24:BA:2168:G:C2'	2.80	0.43
24:BA:2713:A:H3'	24:BA:2714:G:H5'	2.01	0.43
24:BA:271(B):G:H4'	24:BA:271(C):U:C5'	2.48	0.43

Continued on next page...

Continued from previous page...

Atom-1	Atom-2	Interatomic distance (Å)	Clash overlap (Å)
24:BA:846:C:N4	24:BA:930:U:C6	2.87	0.43
24:BA:85:G:N3	24:BA:103:A:C2	2.87	0.43
24:BA:915:C:O2'	24:BA:916:G:H5'	2.19	0.43
24:BA:978:G:C2'	24:BA:979:G:H5'	2.49	0.43
26:BD:11:PRO:C	26:BD:13:ARG:N	2.72	0.43
26:BD:25:THR:HG23	26:BD:26:LYS:O	2.19	0.43
24:BA:1817:G:H5''	26:BD:88:ARG:HH21	1.84	0.43
27:BE:16:ARG:NH1	27:BE:173:VAL:HG13	2.34	0.43
27:BE:37:ARG:HD3	27:BE:44:TYR:CZ	2.54	0.43
27:BE:72:VAL:O	27:BE:72:VAL:HG12	2.19	0.43
27:BE:91:VAL:O	27:BE:91:VAL:HG13	2.19	0.43
28:BF:10:PRO:O	28:BF:11:VAL:HG23	2.19	0.43
30:BH:169:VAL:O	30:BH:170:ARG:HG3	2.19	0.43
30:BH:98:LEU:HD12	30:BH:98:LEU:N	2.34	0.43
32:BM:26:LEU:O	32:BM:30:ILE:HG13	2.19	0.43
33:BN:61:VAL:O	33:BN:61:VAL:HG13	2.18	0.43
34:BO:115:LEU:HB2	34:BO:131:SER:CB	2.47	0.43
34:BO:52:GLU:HB2	34:BO:53:GLY:H	1.48	0.43
35:BP:59:ARG:HD2	35:BP:59:ARG:N	2.34	0.43
35:BP:81:VAL:CA	35:BP:82:ARG:HH12	2.31	0.43
37:BQ:101:LEU:HD22	37:BQ:101:LEU:O	2.18	0.43
38:BR:136:GLN:HE21	38:BR:136:GLN:HB3	1.54	0.43
42:BT:31:HIS:ND1	42:BT:32:PRO:HD2	2.34	0.43
42:BT:55:ASN:O	42:BT:79:ALA:HA	2.19	0.43
47:BW:47:ASN:O	47:BW:50:ILE:HG13	2.19	0.43
1:CA:1454:G:OP1	20:CW:39:LYS:NZ	2.49	0.43
1:CA:184:G:H4'	1:CA:224:C:O3'	2.18	0.43
1:CA:221:C:H2'	1:CA:222:U:H6	1.83	0.43
1:CA:389:A:H2'	1:CA:390:C:H5'	2.00	0.43
1:CA:509:A:HO2'	1:CA:510:A:P	2.41	0.43
1:CA:720:C:H2'	1:CA:721:G:C8	2.53	0.43
1:CA:746:A:H4'	1:CA:837:G:O2'	2.19	0.43
1:CA:7:G:H5'	1:CA:298:A:O4'	2.18	0.43
1:CA:765:G:H22	1:CA:812:C:H2'	1.84	0.43
1:CA:815:A:H5''	1:CA:817:C:N4	2.33	0.43
1:CA:936:C:H2'	1:CA:937:A:C8	2.54	0.43
1:CA:963:G:H21	10:CM:55:LYS:CE	2.31	0.43
2:CE:69:LEU:HD12	2:CE:91:PRO:O	2.19	0.43
5:CH:126:ARG:CG	5:CH:126:ARG:NH1	2.79	0.43
8:CK:86:ILE:CB	8:CK:133:LEU:HD22	2.49	0.43
9:CL:22:GLY:O	9:CL:23:ASN:C	2.57	0.43

Continued on next page...

Continued from previous page...

Atom-1	Atom-2	Interatomic distance (Å)	Clash overlap (Å)
9:CL:26:VAL:CG1	9:CL:63:ILE:HD13	2.49	0.43
10:CM:74:ILE:CD1	10:CM:74:ILE:H	2.21	0.43
11:CN:44:SER:O	11:CN:48:ILE:HG12	2.18	0.43
11:CN:62:GLN:O	11:CN:64:ALA:N	2.52	0.43
14:CQ:26:ARG:NH1	14:CQ:43:CYS:HA	2.33	0.43
16:CS:20:VAL:CG2	16:CS:21:VAL:N	2.81	0.43
16:CS:75:ARG:C	16:CS:77:ALA:N	2.72	0.43
18:CU:43:PHE:HA	18:CU:51:LEU:HD12	2.01	0.43
19:CV:29:ARG:HG2	19:CV:29:ARG:HH11	1.84	0.43
19:CV:62:ILE:HG22	19:CV:63:THR:N	2.34	0.43
36:D0:94:TYR:N	36:D0:94:TYR:CD2	2.87	0.43
40:D2:66:ARG:NH1	40:D2:88:ARG:CD	2.74	0.43
45:D3:74:ARG:HG3	45:D3:74:ARG:H	1.60	0.43
50:D5:40:LYS:HE2	50:D5:47:PRO:CG	2.49	0.43
24:DA:999:U:O2'	24:DA:1000:A:H5'	2.19	0.43
24:DA:1082:U:C2	24:DA:1086:A:C2	3.07	0.43
24:DA:1215:G:O2'	24:DA:1216:G:H5'	2.19	0.43
24:DA:1385:G:HO2'	24:DA:1386:C:H6	1.63	0.43
24:DA:1880:C:H6	24:DA:1880:C:C5'	2.21	0.43
24:DA:2287:A:C2	24:DA:2289:G:C8	3.07	0.43
24:DA:2406:U:H5''	24:DA:2408:U:OP2	2.18	0.43
24:DA:2414:G:H21	34:DO:67:MET:HE1	1.83	0.43
24:DA:2657:A:H2'	24:DA:2658:C:O5'	2.19	0.43
24:DA:2836:U:C4	24:DA:2883:A:N6	2.87	0.43
24:DA:307:G:N2	24:DA:310:A:C8	2.87	0.43
24:DA:404:C:HO2'	24:DA:405:U:P	2.41	0.43
24:DA:638:G:C5	24:DA:651:G:C2	3.07	0.43
24:DA:792:G:H2'	24:DA:2440:C:N3	2.34	0.43
24:DA:971:C:H2'	24:DA:972:G:C5'	2.49	0.43
25:DB:24:G:N7	25:DB:56:G:H2'	2.33	0.43
25:DB:71:C:C4	25:DB:72:G:N7	2.86	0.43
24:DA:1248:G:OP2	28:DF:92:PRO:HB3	2.19	0.43
29:DG:131:TYR:HE2	29:DG:133:LEU:HD22	1.84	0.43
29:DG:7:LEU:CD2	29:DG:176:LEU:HD22	2.45	0.43
29:DG:25:TYR:CZ	29:DG:32:PRO:HD3	2.54	0.43
31:DK:65:ALA:C	31:DK:67:ARG:N	2.71	0.43
35:DP:25:ASP:H	35:DP:102:VAL:HG23	1.84	0.43
37:DQ:105:ALA:C	37:DQ:110:LEU:HD21	2.38	0.43
43:DU:97:ARG:HH21	43:DU:98:VAL:CG2	2.32	0.43
47:DW:6:VAL:O	47:DW:7:ARG:C	2.57	0.43
46:DZ:29:GLY:O	46:DZ:31:GLY:N	2.49	0.43

Continued on next page...

Continued from previous page...

Atom-1	Atom-2	Interatomic distance (Å)	Clash overlap (Å)
1:AA:1106:G:H5''	3:AF:172:ARG:CG	2.48	0.42
1:AA:1095:U:P	1:AA:1108:G:H1	2.41	0.42
1:AA:1117:G:O5'	9:AL:104:ARG:NH1	2.52	0.42
1:AA:1139:G:C5'	1:AA:1140:C:OP1	2.67	0.42
1:AA:116:A:C8	1:AA:116:A:O5'	2.71	0.42
1:AA:1287:A:H8	1:AA:1287:A:H5'	1.84	0.42
1:AA:1512:U:C2	1:AA:1513:A:C8	3.07	0.42
1:AA:361:G:H2'	1:AA:362:G:O4'	2.19	0.42
1:AA:394:G:H2'	1:AA:395:C:C6	2.54	0.42
1:AA:428:G:H1'	1:AA:430:A:N7	2.34	0.42
1:AA:613:C:H2'	1:AA:614:A:O4'	2.19	0.42
22:AC:21:A:C5	22:AC:46:G:C6	3.06	0.42
22:AD:36:U:H2'	22:AD:37:A:O4'	2.19	0.42
22:AD:60:U:OP2	22:AD:61:C:N4	2.45	0.42
3:AF:85:ARG:CA	3:AF:85:ARG:NE	2.82	0.42
4:AG:62:GLN:O	4:AG:66:ARG:N	2.47	0.42
7:AJ:12:LEU:HD12	7:AJ:12:LEU:N	2.32	0.42
8:AK:56:LYS:HA	8:AK:57:PRO:HD2	1.90	0.42
8:AK:25:ASP:OD1	8:AK:60:ARG:HG3	2.19	0.42
8:AK:77:GLU:HG2	8:AK:78:GLN:H	1.80	0.42
8:AK:84:ARG:NH1	8:AK:84:ARG:HG2	2.27	0.42
8:AK:87:SER:HA	8:AK:93:VAL:HG23	2.00	0.42
9:AL:77:ILE:HG22	9:AL:81:ILE:CG1	2.49	0.42
10:AM:54:PHE:O	10:AM:55:LYS:CG	2.66	0.42
11:AN:81:ASP:OD1	11:AN:106:LYS:HD3	2.19	0.42
19:AV:36:ARG:HG3	19:AV:72:GLY:N	2.34	0.42
36:B0:18:LEU:HD11	36:B0:22:ARG:HH21	1.84	0.42
45:B3:54:GLY:O	45:B3:56:ASP:N	2.52	0.42
51:B6:36:LEU:CD2	51:B6:50:ARG:CZ	2.97	0.42
53:B8:25:MET:C	53:B8:48:PHE:HE1	2.23	0.42
24:BA:1261:C:C2'	24:BA:1262:A:O5'	2.67	0.42
24:BA:1359:A:O2'	24:BA:1360:A:OP1	2.37	0.42
24:BA:1401:G:H2'	24:BA:1402:C:C6	2.54	0.42
24:BA:1761:C:N4	24:BA:1762:A:N6	2.67	0.42
24:BA:1951:U:O2	24:BA:1953:A:H8	2.01	0.42
24:BA:2144:U:H6	24:BA:2144:U:O5'	2.01	0.42
24:BA:2448:A:H5'	24:BA:2449:U:OP2	2.18	0.42
24:BA:2661:G:H2'	24:BA:2662:A:C8	2.54	0.42
24:BA:2723:C:C4	24:BA:2724:C:C5	3.07	0.42
24:BA:2749:A:H4'	30:BH:62:LYS:CB	2.49	0.42
24:BA:394:A:C5'	24:BA:395:U:OP2	2.59	0.42

Continued on next page...

Continued from previous page...

Atom-1	Atom-2	Interatomic distance (Å)	Clash overlap (Å)
24:BA:57:C:H2'	24:BA:58:G:O4'	2.19	0.42
24:BA:643:A:H2'	24:BA:644:A:H5'	2.01	0.42
24:BA:664:C:H2'	24:BA:665:C:H6	1.84	0.42
24:BA:1818:U:H2'	26:BD:154:LYS:O	2.19	0.42
26:BD:73:VAL:HG12	26:BD:74:GLY:N	2.34	0.42
27:BE:31:CYS:HB3	27:BE:49:LEU:HB3	1.99	0.42
27:BE:71:GLY:C	27:BE:73:GLU:H	2.22	0.42
28:BF:17:ARG:HG3	28:BF:17:ARG:NH1	2.34	0.42
29:BG:34:LEU:HD21	29:BG:159:VAL:CG2	2.49	0.42
33:BN:13:ASN:HD21	33:BN:97:ARG:HB2	1.84	0.42
24:BA:389:G:N1	34:BO:70:GLN:HB3	2.33	0.42
38:BR:99:LEU:HB3	38:BR:101:PHE:HE1	1.84	0.42
41:BS:50:VAL:HG22	41:BS:105:VAL:HG23	2.01	0.42
41:BS:92:ARG:NH1	41:BS:92:ARG:HG2	2.34	0.42
44:BV:65:GLN:HB3	44:BV:66:SER:H	1.64	0.42
46:BZ:56:GLN:HE21	46:BZ:56:GLN:N	2.17	0.42
46:BZ:57:GLU:O	46:BZ:58:ILE:HG13	2.19	0.42
1:CA:1205:U:H5'	3:CF:190:ARG:CZ	2.48	0.42
1:CA:1301:U:C2'	1:CA:1301:U:O2	2.67	0.42
1:CA:349:A:O2'	1:CA:350:G:H5'	2.20	0.42
1:CA:422:C:H1'	1:CA:423:G:C2	2.54	0.42
1:CA:535:A:H4'	1:CA:536:C:OP1	2.15	0.42
1:CA:598:U:H4'	8:CK:94:TYR:CD2	2.54	0.42
1:CA:64:G:N2	1:CA:67:C:N4	2.67	0.42
2:CE:100:GLY:N	2:CE:176:GLU:OE2	2.51	0.42
2:CE:87:ARG:NH1	2:CE:223:ILE:HD12	2.33	0.42
2:CE:33:TYR:C	2:CE:33:TYR:CD1	2.92	0.42
3:CF:12:LEU:C	3:CF:14:ILE:H	2.21	0.42
5:CH:105:VAL:HB	5:CH:106:PRO:CD	2.48	0.42
6:CI:45:LEU:CD1	6:CI:59:TYR:HD1	2.31	0.42
9:CL:25:LYS:O	9:CL:60:ASP:OD1	2.37	0.42
10:CM:10:GLY:O	10:CM:68:HIS:N	2.51	0.42
1:CA:973:G:N3	10:CM:55:LYS:HE2	2.34	0.42
11:CN:105:VAL:O	11:CN:105:VAL:HG23	2.19	0.42
11:CN:34:ASP:OD1	11:CN:38:ASN:HB2	2.18	0.42
13:CP:54:VAL:O	13:CP:58:GLU:OE2	2.37	0.42
16:CS:23:ASP:O	16:CS:26:ARG:HB2	2.18	0.42
17:CT:77:VAL:O	17:CT:78:GLU:HB2	2.18	0.42
19:CV:39:THR:CG2	19:CV:40:ILE:H	2.23	0.42
19:CV:51:VAL:HG12	19:CV:52:TYR:N	2.33	0.42
45:D3:72:ARG:HH21	45:D3:75:LEU:HD12	1.83	0.42

Continued on next page...

Continued from previous page...

Atom-1	Atom-2	Interatomic distance (Å)	Clash overlap (Å)
24:DA:1179:C:H2'	24:DA:1180:C:C5'	2.23	0.42
24:DA:1542:G:O6	24:DA:1543:A:N6	2.52	0.42
24:DA:1751:C:O2'	24:DA:1752:C:H5'	2.19	0.42
24:DA:249:C:O2	53:D8:12:LYS:HE3	2.19	0.42
24:DA:2688:U:O2	24:DA:2719:G:N1	2.52	0.42
24:DA:392:C:H5''	24:DA:409:C:H5''	2.01	0.42
24:DA:811:U:O2'	24:DA:1250:G:H2'	2.18	0.42
25:DB:48:A:H4'	37:DQ:95:HIS:CD2	2.54	0.42
26:DD:17:THR:HG22	26:DD:204:ILE:HA	1.98	0.42
27:DE:197:ILE:CD1	27:DE:199:ARG:HH12	2.26	0.42
27:DE:203:LYS:HD2	27:DE:203:LYS:C	2.39	0.42
28:DF:64:ILE:HD12	28:DF:64:ILE:HA	1.89	0.42
29:DG:139:LEU:HA	29:DG:144:ILE:HG21	2.00	0.42
29:DG:121:ASN:HA	29:DG:181:ARG:NH2	2.34	0.42
30:DH:125:VAL:HG12	30:DH:126:PRO:CD	2.49	0.42
31:DK:144:VAL:HG22	31:DK:145:VAL:HG13	2.01	0.42
31:DK:31:LEU:HD12	31:DK:31:LEU:N	2.35	0.42
32:DM:57:ALA:O	32:DM:124:ALA:HA	2.18	0.42
32:DM:62:VAL:HG12	32:DM:66:LYS:HB2	2.01	0.42
44:DV:63:ASP:O	44:DV:64:GLY:C	2.57	0.42
48:DX:50:VAL:HB	48:DX:53:LEU:HD12	2.00	0.42
1:AA:1064:G:HO2'	1:AA:1065:U:P	2.41	0.42
1:AA:115:G:O2'	1:AA:116:A:N7	2.43	0.42
1:AA:1270:C:OP2	21:AX:24:ARG:NH2	2.52	0.42
1:AA:1298:C:O2'	1:AA:1299:A:C4	2.71	0.42
1:AA:193:C:O2'	1:AA:194:C:H5'	2.18	0.42
1:AA:677:U:C2	1:AA:678:U:C5	3.06	0.42
2:AE:97:TRP:HZ3	2:AE:172:ILE:HG22	1.84	0.42
3:AF:165:THR:O	3:AF:165:THR:HG23	2.19	0.42
3:AF:43:LEU:O	3:AF:47:LEU:HB3	2.18	0.42
4:AG:177:ASP:CG	4:AG:177:ASP:O	2.57	0.42
4:AG:158:ILE:HG22	4:AG:181:MET:HE2	2.00	0.42
4:AG:30:LYS:HZ1	4:AG:35:ARG:NH2	2.18	0.42
5:AH:58:ALA:O	5:AH:62:ALA:HB2	2.18	0.42
5:AH:91:LEU:HG	5:AH:120:THR:CG2	2.42	0.42
6:AI:40:VAL:O	6:AI:40:VAL:HG13	2.18	0.42
8:AK:91:ARG:CG	8:AK:91:ARG:NH1	2.82	0.42
9:AL:23:ASN:O	9:AL:25:LYS:N	2.52	0.42
9:AL:28:VAL:CG2	9:AL:29:ASN:N	2.62	0.42
11:AN:62:GLN:O	11:AN:63:LEU:C	2.57	0.42
13:AP:56:LEU:O	13:AP:60:VAL:HG23	2.18	0.42

Continued on next page...

Continued from previous page...

Atom-1	Atom-2	Interatomic distance (Å)	Clash overlap (Å)
1:AA:1218:C:P	14:AQ:9:LYS:HZ1	2.41	0.42
17:AT:7:THR:O	17:AT:23:VAL:HG22	2.19	0.42
19:AV:47:HIS:HB3	19:AV:48:THR:H	1.42	0.42
19:AV:6:LYS:CG	19:AV:7:LYS:N	2.83	0.42
24:BA:996:A:C2'	39:B1:92:ARG:HH21	2.31	0.42
40:B2:35:LEU:O	40:B2:35:LEU:CD2	2.67	0.42
40:B2:81:TYR:CD1	40:B2:81:TYR:N	2.83	0.42
45:B3:53:MET:HA	45:B3:58:THR:O	2.18	0.42
24:BA:2814:C:O2'	50:B5:29:THR:HG21	2.19	0.42
51:B6:50:ARG:O	51:B6:51:GLU:C	2.57	0.42
24:BA:125:G:H5''	52:B7:19:ARG:HD3	2.01	0.42
24:BA:1349:A:N6	24:BA:1598:C:H42	2.17	0.42
24:BA:1359:A:N7	24:BA:1373:A:C2	2.87	0.42
24:BA:1633:G:H8	24:BA:1633:G:O5'	2.01	0.42
24:BA:1826:G:H2'	24:BA:1827:C:H6	1.84	0.42
24:BA:1833:U:H2'	24:BA:1834:U:O4'	2.20	0.42
24:BA:1264:G:H2'	24:BA:2014:A:N6	2.33	0.42
24:BA:2120:G:H2'	24:BA:2121:G:C8	2.54	0.42
24:BA:2197:U:O2'	24:BA:2198:A:C8	2.65	0.42
24:BA:2335:A:N7	24:BA:2337:G:C5	2.87	0.42
24:BA:2417:C:H2'	24:BA:2418:A:O4'	2.19	0.42
24:BA:2588:G:O6	24:BA:2607:G:C6	2.71	0.42
24:BA:2638:G:H1'	24:BA:2778:A:N6	2.34	0.42
24:BA:49:A:N6	24:BA:177:G:H2'	2.34	0.42
24:BA:1902:C:OP1	26:BD:242:ARG:HD3	2.19	0.42
27:BE:35:GLN:HG3	27:BE:64:LYS:HZ2	1.84	0.42
28:BF:21:ALA:O	28:BF:23:ASP:N	2.52	0.42
28:BF:34:TRP:HB2	34:BO:6:LEU:CD1	2.42	0.42
30:BH:133:VAL:HG13	30:BH:134:SER:N	2.34	0.42
34:BO:12:ALA:C	34:BO:14:LYS:N	2.72	0.42
37:BQ:3:ARG:HH12	45:B3:74:ARG:NH2	2.16	0.42
43:BU:60:PHE:N	43:BU:60:PHE:CD2	2.80	0.42
44:BV:140:ASP:HB3	44:BV:141:VAL:H	1.63	0.42
44:BV:3:TYR:C	44:BV:58:VAL:HG23	2.40	0.42
44:BV:99:TYR:HA	44:BV:124:ILE:O	2.18	0.42
47:BW:25:VAL:C	47:BW:27:GLU:N	2.72	0.42
46:BZ:73:LEU:C	46:BZ:75:GLU:H	2.21	0.42
1:CA:1051:C:O2'	1:CA:1052:U:H5'	2.18	0.42
1:CA:1260:C:H4'	1:CA:1284:C:H5'	2.00	0.42
1:CA:1381:U:C5	1:CA:1382:C:C5	3.08	0.42
1:CA:1451:A:H2'	1:CA:1451:A:N3	2.34	0.42

Continued on next page...

Continued from previous page...

Atom-1	Atom-2	Interatomic distance (Å)	Clash overlap (Å)
2:CE:142:LEU:O	2:CE:142:LEU:HD23	2.18	0.42
2:CE:200:ILE:HD12	2:CE:200:ILE:N	2.34	0.42
2:CE:17:PHE:CG	2:CE:44:LEU:HD11	2.53	0.42
2:CE:60:ASP:C	2:CE:62:ALA:N	2.72	0.42
6:CI:3:ARG:HB3	6:CI:93:SER:CB	2.48	0.42
7:CJ:79:ARG:NH1	7:CJ:82:GLY:HA2	2.34	0.42
9:CL:95:LYS:HD3	9:CL:95:LYS:C	2.39	0.42
12:CO:119:LYS:HB2	12:CO:120:TYR:HD1	1.83	0.42
12:CO:91:LYS:HE2	12:CO:91:LYS:HB2	1.76	0.42
13:CP:3:ARG:HD2	13:CP:9:ILE:CG1	2.45	0.42
14:CQ:9:LYS:O	14:CQ:9:LYS:HG2	2.19	0.42
19:CV:41:VAL:CG1	19:CV:45:VAL:H	2.32	0.42
20:CW:13:LEU:CD1	20:CW:17:ARG:NH1	2.82	0.42
36:D0:10:LEU:O	36:D0:12:ARG:N	2.52	0.42
36:D0:81:ASP:OD2	36:D0:81:ASP:N	2.51	0.42
39:D1:91:ASP:OD2	39:D1:96:ALA:HB2	2.19	0.42
24:DA:1204:A:H2'	24:DA:1205:U:OP2	2.19	0.42
24:DA:1230:C:H2'	24:DA:1231:G:H8	1.84	0.42
24:DA:1252:G:HO2'	24:DA:1253:A:P	2.42	0.42
24:DA:1331:A:HO2'	24:DA:1332:G:H8	1.67	0.42
24:DA:142:G:H1'	42:DT:37:THR:HG21	2.01	0.42
24:DA:1605:C:H2'	24:DA:1606:G:O4'	2.19	0.42
24:DA:1827:C:C2'	24:DA:1828:G:H5'	2.48	0.42
24:DA:2422:A:O2'	24:DA:2424:C:H5''	2.19	0.42
24:DA:2729:G:N3	27:DE:187:ALA:HB2	2.33	0.42
24:DA:2745:C:C4	24:DA:2746:U:C4	3.07	0.42
24:DA:385:C:O2'	24:DA:388:G:N2	2.52	0.42
24:DA:391:G:C4	24:DA:392:C:C5	3.06	0.42
24:DA:512:G:HO2'	24:DA:513:A:H8	1.67	0.42
24:DA:962:G:H2'	24:DA:963:U:C6	2.54	0.42
25:DB:15:A:C5'	25:DB:16:G:H8	2.27	0.42
28:DF:11:VAL:HG12	28:DF:12:LEU:H	1.84	0.42
28:DF:128:ALA:O	28:DF:129:PHE:CB	2.67	0.42
29:DG:16:ARG:NE	29:DG:31:VAL:HG11	2.34	0.42
29:DG:34:LEU:HD11	29:DG:99:MET:CE	2.49	0.42
34:DO:101:VAL:HG13	34:DO:102:ARG:N	2.33	0.42
34:DO:107:LYS:O	34:DO:108:LYS:C	2.58	0.42
37:DQ:99:LYS:C	37:DQ:101:LEU:N	2.72	0.42
44:DV:105:VAL:HG22	44:DV:105:VAL:O	2.18	0.42
47:DW:48:HIS:O	47:DW:49:LYS:C	2.57	0.42
1:AA:1033:G:HO2'	1:AA:1034:G:P	2.43	0.42

Continued on next page...

Continued from previous page...

Atom-1	Atom-2	Interatomic distance (Å)	Clash overlap (Å)
1:AA:1047:G:O5'	1:AA:1047:G:H8	2.03	0.42
1:AA:1084:G:H5'	1:AA:1102:A:OP2	2.19	0.42
1:AA:1298:C:O2'	1:AA:1299:A:C5	2.67	0.42
1:AA:1355:G:O2'	1:AA:1356:G:H5'	2.18	0.42
1:AA:168:G:O2'	1:AA:169:C:H5''	2.17	0.42
1:AA:376:G:H4'	16:AS:5:ARG:CD	2.46	0.42
1:AA:502:G:OP1	12:AO:116:SER:HA	2.18	0.42
1:AA:537:G:H2'	1:AA:538:G:C8	2.54	0.42
3:AF:119:ARG:HE	3:AF:137:ALA:HA	1.85	0.42
4:AG:102:ASP:HA	4:AG:121:VAL:HG21	2.01	0.42
4:AG:26:CYS:SG	4:AG:32:ALA:CA	3.08	0.42
5:AH:33:VAL:HG12	5:AH:34:VAL:N	2.34	0.42
8:AK:19:VAL:O	8:AK:20:TYR:C	2.56	0.42
10:AM:76:ASN:HA	10:AM:77:PRO:HD2	1.86	0.42
10:AM:82:ILE:O	10:AM:86:MET:N	2.52	0.42
11:AN:89:ALA:C	11:AN:91:ARG:H	2.23	0.42
13:AP:81:LEU:CB	13:AP:89:GLY:HA3	2.46	0.42
15:AR:26:GLU:H	15:AR:26:GLU:HG2	1.53	0.42
15:AR:3:ILE:HD13	15:AR:3:ILE:N	2.33	0.42
18:AU:36:ASN:ND2	18:AU:39:VAL:CG2	2.80	0.42
19:AV:52:TYR:C	19:AV:54:GLY:H	2.22	0.42
20:AW:67:ALA:C	20:AW:69:GLY:H	2.22	0.42
1:AA:1364:U:C6	21:AX:14:TRP:HH2	2.33	0.42
39:B1:92:ARG:O	39:B1:92:ARG:HD3	2.19	0.42
49:B4:39:CYS:HB3	49:B4:40:HIS:H	1.62	0.42
50:B5:51:TYR:HB3	50:B5:52:TYR:H	1.49	0.42
51:B6:24:GLU:O	51:B6:25:LYS:HB2	2.19	0.42
24:BA:1204:A:C2	24:BA:1241:A:N1	2.87	0.42
24:BA:1204:A:O2'	24:BA:1205:U:C5'	2.67	0.42
24:BA:1374:G:O2'	24:BA:1375:C:H5'	2.20	0.42
24:BA:1434:A:H2'	24:BA:1435:G:H8	1.83	0.42
24:BA:16:G:H2'	24:BA:17:G:H8	1.83	0.42
24:BA:1948:G:C5'	24:BA:1948:G:C8	2.96	0.42
24:BA:2718:G:C6	24:BA:2719:G:C5	3.07	0.42
24:BA:30:G:C5	24:BA:31:C:C5	3.07	0.42
24:BA:447:A:H2'	24:BA:473:G:N7	2.34	0.42
24:BA:650:C:H5''	24:BA:651:G:OP2	2.19	0.42
24:BA:699:A:O2'	24:BA:700:G:H5'	2.19	0.42
24:BA:864:G:H2'	24:BA:865:C:H6	1.84	0.42
24:BA:883:G:C2'	24:BA:884:C:OP1	2.67	0.42
24:BA:917:A:N1	25:BB:80:U:H4'	2.34	0.42

Continued on next page...

Continued from previous page...

Atom-1	Atom-2	Interatomic distance (Å)	Clash overlap (Å)
24:BA:975:G:C5	24:BA:976:C:C5	3.08	0.42
25:BB:24:G:H4'	25:BB:25:A:C8	2.54	0.42
26:BD:142:VAL:HG21	26:BD:191:ALA:CB	2.49	0.42
24:BA:1816:G:H8	26:BD:62:TYR:HH	1.66	0.42
28:BF:17:ARG:HG3	28:BF:17:ARG:HH11	1.85	0.42
28:BF:39:TRP:O	28:BF:43:LYS:HG2	2.19	0.42
28:BF:61:GLY:O	28:BF:77:ASP:HB3	2.18	0.42
13:AP:3:ARG:CB	29:BG:113:ARG:HH21	2.33	0.42
29:BG:88:ILE:C	29:BG:88:ILE:HD13	2.39	0.42
30:BH:107:VAL:HG21	30:BH:152:ARG:HG3	1.99	0.42
30:BH:77:LYS:C	30:BH:79:VAL:N	2.72	0.42
24:BA:270(L):U:O4	31:BK:50:ARG:NH1	2.52	0.42
34:BO:114:ILE:HG23	34:BO:130:PHE:CD1	2.54	0.42
34:BO:84:ASN:HB2	34:BO:87:ASP:OD1	2.19	0.42
34:BO:88:LEU:HD11	34:BO:95:VAL:HG21	2.00	0.42
37:BQ:44:LYS:HB2	37:BQ:44:LYS:HE3	1.85	0.42
43:BU:21:LYS:CG	43:BU:21:LYS:O	2.64	0.42
43:BU:43:ASN:HB2	43:BU:64:GLU:HA	1.97	0.42
44:BV:24:LEU:HA	44:BV:25:PRO:HD3	1.82	0.42
46:BZ:80:LEU:HD13	46:BZ:80:LEU:N	2.33	0.42
1:CA:1126:U:H5	1:CA:1127:G:C4	2.35	0.42
1:CA:1240:U:C4	7:CJ:32:ARG:HD2	2.55	0.42
1:CA:1285:A:HO2'	1:CA:1286:A:P	2.42	0.42
1:CA:1429:C:H2'	1:CA:1430:C:H6	1.83	0.42
1:CA:157:G:C2'	1:CA:158:G:H5'	2.49	0.42
1:CA:160:A:HO2'	1:CA:344:A:N6	2.17	0.42
1:CA:390:C:O2'	1:CA:391:G:H5'	2.19	0.42
1:CA:412:A:O2'	1:CA:413:G:P	2.77	0.42
1:CA:956:U:H2'	1:CA:957:U:C5'	2.48	0.42
2:CE:16:HIS:CD2	2:CE:213:LEU:HD13	2.54	0.42
4:CG:146:ILE:H	4:CG:146:ILE:CD1	2.30	0.42
4:CG:36:ARG:HA	4:CG:37:PRO:HD2	1.82	0.42
6:CI:36:ARG:CZ	6:CI:38:GLU:HG2	2.50	0.42
7:CJ:140:ASP:O	7:CJ:142:GLU:N	2.52	0.42
7:CJ:79:ARG:HH12	7:CJ:82:GLY:HA2	1.84	0.42
1:CA:878:G:C5'	8:CK:89:PRO:HG2	2.48	0.42
16:CS:40:ASP:C	16:CS:42:ARG:N	2.73	0.42
19:CV:41:VAL:HG12	19:CV:45:VAL:H	1.85	0.42
20:CW:96:GLY:O	20:CW:99:LEU:CD1	2.67	0.42
40:D2:38:LEU:CD2	40:D2:39:LEU:N	2.82	0.42
19:CV:69:HIS:ND1	49:D4:69:LYS:HE2	2.33	0.42

Continued on next page...

Continued from previous page...

Atom-1	Atom-2	Interatomic distance (Å)	Clash overlap (Å)
51:D6:33:LYS:C	51:D6:35:GLU:H	2.22	0.42
24:DA:102:G:OP2	47:DW:7:ARG:NH2	2.53	0.42
24:DA:1070:A:N6	24:DA:1096:A:N1	2.68	0.42
24:DA:1062:G:N3	24:DA:1077:A:N6	2.67	0.42
24:DA:585:G:O6	24:DA:1251:C:H2'	2.19	0.42
24:DA:1412:A:H2'	24:DA:1413:G:O4'	2.20	0.42
24:DA:1423:G:H2'	24:DA:1424:G:H8	1.84	0.42
24:DA:1534:G:C8	24:DA:1534:G:C3'	3.01	0.42
24:DA:1608:A:C4'	24:DA:1609:A:OP1	2.67	0.42
24:DA:2524:G:H2'	24:DA:2741:A:H2	1.84	0.42
24:DA:2687:U:N3	24:DA:2688:U:C6	2.87	0.42
24:DA:270(M):U:H1'	24:DA:270(N):G:C6	2.54	0.42
24:DA:2714:G:C6	24:DA:2715:C:C4	3.08	0.42
24:DA:540:G:H3'	24:DA:541:C:C6	2.54	0.42
25:DB:15:A:C2'	25:DB:16:G:OP1	2.67	0.42
25:DB:35:U:H2'	25:DB:36:C:C6	2.53	0.42
25:DB:80:U:C2'	25:DB:81:G:H5''	2.49	0.42
26:DD:108:PRO:HG2	26:DD:111:LEU:HB2	2.01	0.42
26:DD:155:LEU:HD23	26:DD:177:LEU:HD21	2.00	0.42
26:DD:213:ARG:HA	26:DD:213:ARG:HD2	1.60	0.42
26:DD:263:ARG:CB	26:DD:263:ARG:NH1	2.75	0.42
28:DF:132:VAL:HG23	28:DF:133:ASN:H	1.82	0.42
29:DG:77:ILE:H	29:DG:82:LEU:HB2	1.84	0.42
30:DH:77:LYS:HZ2	30:DH:77:LYS:HB3	1.78	0.42
34:DO:98:GLU:O	34:DO:99:LEU:C	2.57	0.42
35:DP:20:ALA:HA	35:DP:98:LYS:HB3	2.02	0.42
38:DR:96:ARG:CZ	38:DR:96:ARG:HB2	2.49	0.42
44:DV:134:PRO:C	44:DV:136:PHE:H	2.22	0.42
48:DX:46:ASN:O	48:DX:50:VAL:HG22	2.19	0.42
46:DZ:13:ILE:CG1	46:DZ:42:GLN:HB2	2.49	0.42
23:A1:4:A:H4'	23:A1:5:A:H5'	2.01	0.42
1:AA:1047:G:O2'	1:AA:1048:G:H5'	2.19	0.42
1:AA:1216:G:H2'	1:AA:1217:C:H6	1.84	0.42
1:AA:1229:A:H2'	1:AA:1230:C:H6	1.84	0.42
1:AA:518:C:H5'	1:AA:519:C:C5	2.53	0.42
1:AA:566:G:C4'	1:AA:567:G:OP1	2.63	0.42
1:AA:815:A:HO2'	1:AA:816:A:P	2.40	0.42
22:AD:22:G:O2'	22:AD:23:C:O5'	2.36	0.42
2:AE:95:GLN:O	2:AE:97:TRP:N	2.52	0.42
3:AF:113:ALA:N	3:AF:202:ILE:HD12	2.35	0.42
3:AF:151:VAL:HA	3:AF:199:LYS:O	2.19	0.42

Continued on next page...

Continued from previous page...

Atom-1	Atom-2	Interatomic distance (Å)	Clash overlap (Å)
3:AF:16:ARG:NH2	3:AF:181:ASN:CA	2.75	0.42
3:AF:186:PHE:CE2	3:AF:188:LEU:HD22	2.54	0.42
3:AF:6:HIS:HD2	3:AF:7:PRO:HD2	1.83	0.42
4:AG:179:GLU:C	4:AG:181:MET:N	2.72	0.42
5:AH:76:ILE:HG13	5:AH:118:ILE:HD13	2.01	0.42
5:AH:136:MET:C	5:AH:138:ALA:N	2.73	0.42
5:AH:145:LYS:O	5:AH:149:GLU:HG3	2.19	0.42
9:AL:66:ARG:NH1	9:AL:66:ARG:CB	2.82	0.42
12:AO:83:VAL:CG2	12:AO:84:LEU:N	2.83	0.42
20:AW:57:ARG:HH22	20:AW:100:ILE:HG21	1.84	0.42
36:B0:38:VAL:HG12	36:B0:42:LYS:HE3	2.02	0.42
49:B4:11:PRO:HB2	49:B4:12:ALA:H	1.65	0.42
29:BG:67:LYS:NZ	49:B4:2:LYS:HB3	2.34	0.42
24:BA:2393:A:OP1	53:B8:30:ARG:HB2	2.19	0.42
24:BA:1244:G:H2'	24:BA:1245:G:H5'	2.01	0.42
24:BA:1699:G:O2'	24:BA:1700:A:P	2.77	0.42
24:BA:1761:C:H42	24:BA:1762:A:H61	1.67	0.42
24:BA:1772:G:N2	24:BA:1774:C:C5'	2.83	0.42
24:BA:1897:G:H2'	24:BA:1898:U:C6	2.54	0.42
24:BA:196:A:H5'	24:BA:197:A:OP2	2.19	0.42
24:BA:2016:U:H1'	50:B5:6:VAL:CG1	2.49	0.42
24:BA:2311:A:H3'	24:BA:2312:U:C6	2.51	0.42
24:BA:2331:G:N3	24:BA:2336:A:H2	2.17	0.42
24:BA:2346:A:O2'	24:BA:2347:C:P	2.77	0.42
24:BA:256:A:O2'	24:BA:257:A:H5'	2.20	0.42
24:BA:25:U:C5	24:BA:26:G:C6	3.08	0.42
24:BA:2681:C:C5	24:BA:2727:G:N2	2.87	0.42
24:BA:2849:U:O2'	24:BA:2850:A:P	2.76	0.42
24:BA:560:C:H2'	24:BA:561:G:O4'	2.19	0.42
24:BA:684:G:C2	24:BA:774:A:C2	3.07	0.42
24:BA:710:G:O2'	24:BA:711:G:H5'	2.19	0.42
25:BB:95:U:H2'	25:BB:96:G:C8	2.55	0.42
24:BA:2590:A:OP2	26:BD:237:GLU:HB3	2.19	0.42
26:BD:61:LEU:HD12	26:BD:61:LEU:HA	1.65	0.42
26:BD:7:LYS:NZ	26:BD:7:LYS:HB3	2.34	0.42
27:BE:7:VAL:HA	27:BE:194:GLY:O	2.19	0.42
28:BF:18:ARG:CG	28:BF:19:GLU:N	2.66	0.42
29:BG:129:GLY:O	29:BG:130:ASN:OD1	2.38	0.42
29:BG:145:THR:O	29:BG:146:TYR:HB3	2.20	0.42
30:BH:103:LEU:HD23	30:BH:115:VAL:O	2.18	0.42
30:BH:130:ARG:HD3	30:BH:130:ARG:O	2.19	0.42

Continued on next page...

Continued from previous page...

Atom-1	Atom-2	Interatomic distance (Å)	Clash overlap (Å)
30:BH:51:ARG:CZ	30:BH:52:VAL:H	2.32	0.42
31:BK:5:LEU:CD1	31:BK:19:VAL:HG12	2.49	0.42
31:BK:94:ALA:O	31:BK:95:LYS:C	2.57	0.42
32:BM:113:GLY:HA2	32:BM:116:LEU:HD12	2.01	0.42
34:BO:101:VAL:CG1	34:BO:102:ARG:H	2.32	0.42
35:BP:72:LYS:O	35:BP:93:TYR:HB3	2.18	0.42
44:BV:133:ILE:O	44:BV:135:GLU:N	2.53	0.42
44:BV:171:ILE:HD13	44:BV:172:ALA:N	2.33	0.42
46:BZ:56:GLN:H	46:BZ:56:GLN:CD	2.23	0.42
1:CA:1177:G:C2	1:CA:1181:G:O6	2.72	0.42
1:CA:1224:G:HO2'	1:CA:1225:A:P	2.33	0.42
1:CA:1503:A:O2'	1:CA:1504:G:OP1	2.37	0.42
1:CA:305:G:H5''	1:CA:306:G:OP1	2.19	0.42
1:CA:779:C:O2'	1:CA:780:A:H5'	2.19	0.42
1:CA:948:C:O2'	1:CA:949:A:H5'	2.19	0.42
22:CB:20:G:N2	22:CB:57:C:O2	2.52	0.42
2:CE:142:LEU:O	2:CE:145:LEU:HB2	2.19	0.42
2:CE:33:TYR:HD1	2:CE:33:TYR:C	2.23	0.42
3:CF:143:GLU:C	3:CF:145:GLY:H	2.23	0.42
4:CG:19:LEU:O	4:CG:20:TYR:C	2.57	0.42
8:CK:85:ARG:HA	8:CK:135:CYS:HB3	2.02	0.42
9:CL:100:GLY:C	9:CL:102:LEU:N	2.71	0.42
9:CL:71:SER:O	9:CL:74:ILE:N	2.52	0.42
15:CR:8:LYS:NZ	15:CR:31:LEU:HD11	2.34	0.42
16:CS:83:GLU:HG3	16:CS:84:ALA:N	2.33	0.42
1:CA:254:G:OP1	17:CT:67:LYS:O	2.36	0.42
21:CX:5:ASP:O	21:CX:11:GLY:HA3	2.20	0.42
40:D2:25:LEU:H	40:D2:92:THR:CG2	2.29	0.42
40:D2:55:ALA:O	40:D2:56:SER:OG	2.31	0.42
40:D2:59:ALA:HA	40:D2:95:LEU:O	2.19	0.42
49:D4:23:GLU:C	49:D4:24:THR:HG1	2.22	0.42
50:D5:20:ARG:HA	50:D5:23:HIS:CE1	2.54	0.42
53:D8:28:GLY:O	53:D8:29:LYS:O	2.37	0.42
53:D8:53:PRO:HD2	53:D8:54:GLU:H	1.84	0.42
24:DA:1246:A:C2'	24:DA:1247:A:O5'	2.67	0.42
24:DA:1288:U:H5''	24:DA:1289:C:OP2	2.19	0.42
24:DA:141(A):C:H2'	24:DA:142:G:O4'	2.19	0.42
24:DA:1530:G:O6	24:DA:1542:G:N2	2.53	0.42
24:DA:1683:C:H2'	24:DA:1684:C:H6	1.82	0.42
24:DA:2177:C:N4	24:DA:2178:C:N4	2.68	0.42
24:DA:2607:G:H2'	24:DA:2608:G:O4'	2.19	0.42

Continued on next page...

Continued from previous page...

Atom-1	Atom-2	Interatomic distance (Å)	Clash overlap (Å)
24:DA:2637:U:H5''	27:DE:82:ARG:HH21	1.84	0.42
24:DA:2746:U:H2'	24:DA:2747:G:H5'	2.02	0.42
24:DA:363:G:O2'	24:DA:363(A):A:H5'	2.18	0.42
24:DA:372:G:H2'	24:DA:373:U:OP2	2.18	0.42
24:DA:70:G:H21	24:DA:71:A:N6	2.16	0.42
24:DA:718:A:C2'	24:DA:719:C:H5'	2.49	0.42
24:DA:900:A:H2'	24:DA:900:A:N3	2.34	0.42
27:DE:11:MET:HE3	27:DE:186:GLY:HA2	2.01	0.42
27:DE:94:GLU:C	27:DE:96:PHE:N	2.73	0.42
29:DG:117:PHE:CE1	29:DG:119:GLY:CA	3.03	0.42
29:DG:114:ILE:HG22	29:DG:117:PHE:HB2	2.01	0.42
29:DG:73:ALA:O	29:DG:84:LYS:O	2.38	0.42
30:DH:119:GLU:CD	30:DH:120:GLY:H	2.22	0.42
32:DM:15:LEU:HD13	32:DM:15:LEU:C	2.40	0.42
33:DN:1:MET:HG2	33:DN:67:LYS:HG2	2.02	0.42
34:DO:120:ALA:HB1	34:DO:138:LEU:CB	2.49	0.42
37:DQ:15:ARG:O	37:DQ:19:LYS:HD3	2.20	0.42
37:DQ:64:GLU:O	37:DQ:68:GLN:HG3	2.19	0.42
38:DR:110:ILE:CG2	38:DR:111:ARG:N	2.82	0.42
38:DR:54:ARG:HA	38:DR:59:THR:HG23	2.02	0.42
38:DR:54:ARG:CG	38:DR:54:ARG:NH1	2.80	0.42
46:DZ:72:GLU:O	46:DZ:75:GLU:HB2	2.19	0.42
23:A1:4:A:H1'	23:A1:5:A:C8	2.55	0.42
1:AA:1021:G:H8	1:AA:1021:G:H5'	1.85	0.42
1:AA:1032:A:H5''	1:AA:1032(A):G:C8	2.54	0.42
1:AA:1037:C:C2'	1:AA:1038:C:O4'	2.65	0.42
1:AA:1174:G:H2'	1:AA:1175:G:C8	2.55	0.42
1:AA:1324:A:OP2	13:AP:99:ARG:NH2	2.53	0.42
1:AA:1372:U:O2'	1:AA:1373:G:H5'	2.19	0.42
1:AA:1443:G:N7	38:BR:118:ARG:CB	2.81	0.42
1:AA:1442:G:N7	1:AA:1446:A:N1	2.67	0.42
1:AA:147:G:O2'	1:AA:148:G:H5'	2.20	0.42
1:AA:266:G:O2'	1:AA:267:C:P	2.78	0.42
1:AA:496:A:H2'	1:AA:496:A:N3	2.34	0.42
1:AA:703:G:O2'	1:AA:704:A:OP2	2.31	0.42
1:AA:81:G:N1	1:AA:89:U:C2	2.87	0.42
22:AC:31:G:C5	22:AC:32:C:C5	3.08	0.42
2:AE:112:VAL:O	2:AE:115:LEU:HB3	2.20	0.42
2:AE:59:GLU:O	2:AE:63:MET:N	2.45	0.42
3:AF:155:GLY:HA2	3:AF:164:ARG:H	1.84	0.42
1:AA:1190:G:P	3:AF:5:ILE:HG23	2.59	0.42

Continued on next page...

Continued from previous page...

Atom-1	Atom-2	Interatomic distance (Å)	Clash overlap (Å)
4:AG:31:CYS:O	4:AG:33:MET:O	2.38	0.42
8:AK:41:ARG:HH22	8:AK:123:GLU:CD	2.23	0.42
8:AK:54:ASP:C	8:AK:56:LYS:H	2.22	0.42
10:AM:7:LYS:HG3	10:AM:71:LEU:HD13	2.02	0.42
16:AS:66:PRO:O	16:AS:67:THR:O	2.38	0.42
17:AT:7:THR:CG2	17:AT:8:GLY:N	2.81	0.42
19:AV:46:GLY:HA2	19:AV:62:ILE:O	2.19	0.42
20:AW:41:ILE:HG22	20:AW:88:VAL:HG23	2.00	0.42
20:AW:97:ALA:O	20:AW:99:LEU:HG	2.19	0.42
40:B2:12:TYR:CZ	40:B2:22:VAL:HG23	2.54	0.42
40:B2:73:SER:HB2	40:B2:83:ARG:HA	2.01	0.42
29:BG:145:THR:HG23	49:B4:28:LYS:HE2	2.01	0.42
53:B8:39:LYS:O	53:B8:40:GLU:CB	2.67	0.42
24:BA:153:C:OP2	46:BZ:88:LYS:NZ	2.52	0.42
24:BA:1543:A:O2'	24:BA:1545:A:H4'	2.19	0.42
24:BA:1682:G:H2'	24:BA:1683:C:C6	2.54	0.42
24:BA:1773:A:N7	24:BA:1829:A:H1'	2.33	0.42
24:BA:1884:A:H2'	24:BA:1885:A:O5'	2.19	0.42
24:BA:2035:G:C4'	24:BA:2036:C:OP2	2.67	0.42
24:BA:2157:G:O2'	24:BA:2158:A:O4'	2.35	0.42
24:BA:2296:U:O2	24:BA:2333:A:N3	2.53	0.42
24:BA:2531:A:H61	24:BA:2662:A:H61	1.68	0.42
24:BA:2532:G:H4'	24:BA:2657:A:N1	2.35	0.42
24:BA:2615:U:H2'	24:BA:2616:C:C6	2.54	0.42
24:BA:2727:G:O3'	33:BN:70:LYS:HE2	2.18	0.42
24:BA:534:U:H2'	24:BA:535:C:C6	2.53	0.42
24:BA:724:U:H2'	24:BA:725:G:O4'	2.20	0.42
24:BA:736:C:H2'	24:BA:737:C:C6	2.54	0.42
24:BA:775:G:O5'	24:BA:777:A:H1'	2.19	0.42
24:BA:84:A:H1'	24:BA:85:G:O4'	2.20	0.42
24:BA:892:G:H3'	24:BA:893:C:H6	1.83	0.42
24:BA:912:C:O2'	24:BA:913:U:H5'	2.19	0.42
26:BD:69:ARG:NH1	26:BD:128:GLY:O	2.46	0.42
26:BD:264:LYS:HG2	26:BD:266:SER:H	1.84	0.42
28:BF:53:THR:HG23	28:BF:55:GLY:H	1.84	0.42
28:BF:72:ARG:HB3	28:BF:72:ARG:NH1	2.33	0.42
29:BG:16:ARG:NH2	29:BG:31:VAL:HG11	2.31	0.42
30:BH:54:ARG:HH11	30:BH:65:HIS:CE1	2.38	0.42
32:BM:35:ARG:C	32:BM:37:LYS:H	2.23	0.42
35:BP:118:LEU:HD12	35:BP:131:ILE:HG23	2.00	0.42
35:BP:17:LEU:N	35:BP:17:LEU:HD23	2.35	0.42

Continued on next page...

Continued from previous page...

Atom-1	Atom-2	Interatomic distance (Å)	Clash overlap (Å)
37:BQ:29:PHE:CD2	37:BQ:30:ARG:N	2.88	0.42
37:BQ:66:ALA:O	37:BQ:69:VAL:N	2.53	0.42
42:BT:35:THR:H	42:BT:38:GLU:CG	2.30	0.42
43:BU:39:VAL:HG23	43:BU:40:GLU:N	2.34	0.42
43:BU:74:PRO:O	43:BU:80:GLY:CA	2.68	0.42
44:BV:111:VAL:HG21	44:BV:145:GLU:HB3	2.01	0.42
44:BV:15:PRO:CG	44:BV:16:SER:H	2.30	0.42
44:BV:75:ASN:HA	44:BV:75:ASN:HD22	1.71	0.42
35:BP:132:VAL:CG1	44:BV:81:ARG:NH2	2.82	0.42
46:BZ:73:LEU:HB3	46:BZ:90:ILE:CD1	2.48	0.42
1:CA:119:A:O2'	1:CA:120:A:OP2	2.27	0.42
1:CA:1222:G:H2'	1:CA:1223:C:O4'	2.20	0.42
1:CA:129(A):G:N2	1:CA:191(A):G:C5	2.87	0.42
1:CA:1536:C:C6	1:CA:1536:C:OP1	2.72	0.42
1:CA:183:G:H2'	1:CA:184:G:O4'	2.19	0.42
1:CA:219:C:O5'	1:CA:219:C:H6	2.03	0.42
1:CA:660:G:OP1	15:CR:5:LYS:NZ	2.44	0.42
1:CA:789:U:H3'	1:CA:789:U:O2	2.20	0.42
1:CA:965:A:H4'	1:CA:966:G:OP1	2.19	0.42
22:CD:48:C:N3	22:CD:59:A:C8	2.87	0.42
2:CE:163:PHE:CD2	2:CE:185:ILE:HD12	2.54	0.42
3:CF:83:ARG:O	3:CF:86:VAL:HG22	2.20	0.42
4:CG:120:LEU:HA	4:CG:120:LEU:HD23	1.83	0.42
4:CG:59:ARG:NE	4:CG:59:ARG:HA	2.34	0.42
5:CH:31:LEU:HD23	5:CH:45:PHE:HD1	1.85	0.42
6:CI:48:LEU:HA	6:CI:48:LEU:HD23	1.85	0.42
1:CA:643:C:H5'	8:CK:31:PHE:CE1	2.55	0.42
9:CL:128:ARG:HH21	22:CC:35:A:P	2.42	0.42
9:CL:88:TYR:O	9:CL:89:ASN:HB2	2.20	0.42
9:CL:8:GLY:CA	9:CL:79:LEU:HD12	2.49	0.42
13:CP:88:ARG:O	13:CP:88:ARG:HD2	2.19	0.42
14:CQ:48:ALA:HA	14:CQ:53:LEU:HD12	2.02	0.42
14:CQ:9:LYS:HB3	14:CQ:9:LYS:HE2	1.85	0.42
17:CT:41:LYS:HZ3	17:CT:92:ARG:HH22	1.63	0.42
18:CU:29:PHE:HD2	18:CU:29:PHE:N	2.17	0.42
18:CU:74:ARG:NH2	18:CU:81:PHE:HA	2.35	0.42
19:CV:18:LYS:O	19:CV:18:LYS:HD2	2.19	0.42
19:CV:21:GLU:HG3	19:CV:22:LEU:CD1	2.49	0.42
1:CA:1221:G:H4'	19:CV:53:ASN:O	2.19	0.42
24:DA:2816:C:O3'	36:D0:99:LYS:NZ	2.52	0.42
24:DA:857:C:H5'	45:D3:77:ARG:HH22	1.84	0.42

Continued on next page...

Continued from previous page...

Atom-1	Atom-2	Interatomic distance (Å)	Clash overlap (Å)
52:D7:9:ARG:NH1	52:D7:47:ARG:HG3	2.35	0.42
24:DA:85:G:N3	24:DA:103:A:C2	2.87	0.42
24:DA:1045:A:O2'	24:DA:1046:A:OP2	2.36	0.42
24:DA:1056:G:H4'	24:DA:1057:A:H8	1.84	0.42
24:DA:1055:G:O2'	24:DA:1085:A:N1	2.39	0.42
24:DA:1171:G:H3'	24:DA:1173:G:C5'	2.49	0.42
24:DA:1537:C:C5	24:DA:1538:G:C5	3.07	0.42
24:DA:1478:G:O2'	24:DA:1558:A:H2	2.02	0.42
24:DA:1794:U:O4'	24:DA:1900:A:C2	2.73	0.42
24:DA:2082:A:H2'	24:DA:2083:G:O4'	2.20	0.42
24:DA:2151:G:H2'	24:DA:2152:G:C8	2.54	0.42
24:DA:2517:C:C4	24:DA:2542:A:C6	3.08	0.42
24:DA:242:G:HO2'	24:DA:254:G:H1	1.65	0.42
24:DA:2570:G:H2'	24:DA:2571:C:C6	2.55	0.42
24:DA:2615:U:H2'	24:DA:2616:C:C6	2.55	0.42
24:DA:2618:G:H2'	24:DA:2619:C:C6	2.55	0.42
24:DA:2756:U:C4'	24:DA:2757:A:OP1	2.67	0.42
24:DA:2768:C:C4	24:DA:2769:C:C5	3.07	0.42
24:DA:565:C:O2'	24:DA:566:U:H5'	2.19	0.42
25:DB:111:U:H2'	25:DB:112:G:H8	1.83	0.42
26:DD:177:LEU:C	26:DD:179:SER:H	2.23	0.42
26:DD:31:LYS:C	26:DD:32:SER:O	2.54	0.42
26:DD:33:LEU:O	26:DD:35:LYS:N	2.52	0.42
27:DE:143:ASN:HB2	27:DE:147:PRO:HD2	2.00	0.42
27:DE:176:ILE:N	27:DE:176:ILE:HD12	2.35	0.42
27:DE:28:ALA:HB3	27:DE:93:VAL:CG2	2.46	0.42
27:DE:31:CYS:HB3	27:DE:49:LEU:HG	2.01	0.42
28:DF:123:LEU:HD12	28:DF:124:LEU:H	1.82	0.42
30:DH:58:GLU:O	30:DH:60:ARG:N	2.53	0.42
34:DO:52:GLU:OE2	34:DO:58:THR:N	2.52	0.42
34:DO:64:LYS:HG3	53:D8:25:MET:CE	2.50	0.42
41:DS:19:LEU:O	41:DS:22:ASP:HB2	2.19	0.42
41:DS:81:ALA:C	41:DS:82:LEU:HD12	2.40	0.42
43:DU:60:PHE:N	43:DU:60:PHE:CD2	2.87	0.42
35:DP:132:VAL:HG11	44:DV:81:ARG:CZ	2.50	0.42
44:DV:70:LEU:HD11	44:DV:98:MET:CE	2.49	0.42
47:DW:27:GLU:CD	47:DW:27:GLU:H	2.17	0.42
1:AA:1031:G:N9	1:AA:1031:G:OP1	2.52	0.42
1:AA:1055:A:O3'	3:AF:161:GLU:OE2	2.37	0.42
1:AA:1194:U:H2'	1:AA:1195:C:O4'	2.20	0.42
1:AA:1316:G:H22	1:AA:1319:A:P	2.43	0.42

Continued on next page...

Continued from previous page...

Atom-1	Atom-2	Interatomic distance (Å)	Clash overlap (Å)
1:AA:1321:C:C5	1:AA:1322:C:C5	3.08	0.42
1:AA:428:G:O4'	1:AA:430:A:C8	2.72	0.42
1:AA:533:A:O2'	1:AA:535:A:OP2	2.38	0.42
1:AA:652:U:O2'	1:AA:653:A:H5''	2.20	0.42
1:AA:812:C:O2'	1:AA:813:U:OP2	2.37	0.42
1:AA:85:U:HO2'	1:AA:86:U:P	2.43	0.42
1:AA:860:A:H2'	1:AA:861:G:O4'	2.20	0.42
1:AA:914:A:O2'	1:AA:915:A:H5'	2.19	0.42
1:AA:971:G:OP2	1:AA:1231:G:N2	2.34	0.42
22:AC:26:G:H1	22:AC:44:A:H61	1.68	0.42
22:AC:50:U:H2'	22:AC:51:C:H6	1.85	0.42
22:AD:58:A:OP2	22:AD:58:A:H8	2.02	0.42
2:AE:119:GLU:C	2:AE:121:LEU:H	2.21	0.42
2:AE:230:VAL:C	2:AE:231:GLU:HG3	2.38	0.42
3:AF:134:ILE:HD11	3:AF:153:VAL:HG21	2.02	0.42
3:AF:34:LEU:HG	3:AF:38:ARG:NH2	2.34	0.42
4:AG:27:TYR:O	4:AG:28:SER:OG	2.35	0.42
5:AH:3:GLU:O	5:AH:5:ASP:N	2.44	0.42
6:AI:14:LEU:HD23	6:AI:18:GLN:OE1	2.20	0.42
7:AJ:63:LYS:O	7:AJ:66:VAL:HB	2.19	0.42
9:AL:79:LEU:O	9:AL:83:ARG:N	2.49	0.42
1:AA:1059:C:O2'	10:AM:53:PRO:HD3	2.20	0.42
11:AN:48:ILE:HG22	11:AN:48:ILE:O	2.20	0.42
13:AP:25:ILE:HG22	13:AP:26:GLY:N	2.33	0.42
14:AQ:26:ARG:HD3	14:AQ:43:CYS:CB	2.46	0.42
15:AR:72:ARG:HH11	15:AR:72:ARG:HG2	1.84	0.42
17:AT:69:LYS:H	17:AT:70:ARG:HD2	1.85	0.42
36:B0:105:ARG:HH11	36:B0:105:ARG:HG2	1.83	0.42
36:B0:67:LEU:HD23	36:B0:76:VAL:HG21	2.02	0.42
34:BO:49:ARG:HB3	53:B8:59:LYS:HE2	2.01	0.42
24:BA:1109:C:C4	24:BA:1110:G:C2	3.08	0.42
24:BA:1111:A:C2'	24:BA:1112:G:H4'	2.50	0.42
24:BA:12:U:C2'	24:BA:12:U:O2	2.67	0.42
24:BA:1331:A:H2'	24:BA:1333:C:C5	2.54	0.42
24:BA:1341:U:O2	42:BT:80:ILE:HD13	2.19	0.42
24:BA:1291:C:H4'	24:BA:1536:A:OP1	2.20	0.42
24:BA:1842:G:H2'	24:BA:1843:C:C6	2.55	0.42
24:BA:1936:A:H4'	24:BA:1937:A:OP2	2.17	0.42
24:BA:2009:G:C6	24:BA:2010:G:N7	2.87	0.42
24:BA:2033:A:H2'	24:BA:2035:G:OP2	2.20	0.42
24:BA:2124:G:C2	24:BA:2125:G:H1'	2.55	0.42

Continued on next page...

Continued from previous page...

Atom-1	Atom-2	Interatomic distance (Å)	Clash overlap (Å)
24:BA:2287:A:HO2'	24:BA:2288:A:P	2.41	0.42
24:BA:2336:A:H61	45:B3:43:THR:CG2	2.31	0.42
24:BA:234:C:H2'	24:BA:235:U:C6	2.54	0.42
24:BA:2425:A:H5'	24:BA:2427:C:O4'	2.19	0.42
24:BA:2807:G:H3'	24:BA:2808:U:H5''	2.02	0.42
24:BA:2862:G:H2'	24:BA:2863:C:C6	2.54	0.42
24:BA:346:A:N3	24:BA:346:A:H2'	2.34	0.42
24:BA:363(B):G:H2'	24:BA:363(C):G:O4'	2.19	0.42
24:BA:363:G:H8	24:BA:363:G:OP2	2.02	0.42
24:BA:404:C:O2'	24:BA:405:U:P	2.77	0.42
24:BA:718:A:H3'	24:BA:719:C:H6	1.84	0.42
26:BD:239:ARG:O	26:BD:240:ALA:HB2	2.19	0.42
28:BF:132:VAL:HG13	28:BF:133:ASN:OD1	2.18	0.42
29:BG:102:PHE:C	29:BG:104:GLU:N	2.72	0.42
30:BH:11:VAL:HG13	30:BH:11:VAL:O	2.19	0.42
30:BH:137:ASP:CB	30:BH:140:LYS:HE2	2.47	0.42
30:BH:34:GLU:CD	30:BH:35:VAL:N	2.73	0.42
30:BH:86:GLU:HA	30:BH:132:ARG:CB	2.49	0.42
31:BK:117:GLU:OE1	31:BK:118:LYS:HG2	2.19	0.42
33:BN:88:ASN:C	33:BN:90:GLN:H	2.23	0.42
35:BP:77:LYS:CD	35:BP:82:ARG:HA	2.49	0.42
38:BR:57:PHE:O	38:BR:59:THR:N	2.49	0.42
44:BV:138:GLU:OE2	44:BV:156:LYS:HG3	2.19	0.42
44:BV:19:ARG:HH12	44:BV:84:GLU:HB2	1.84	0.42
1:CA:960:U:N3	1:CA:1225:A:C5	2.84	0.42
1:CA:1300:G:O2'	1:CA:1301:U:O5'	2.29	0.42
1:CA:530:G:N2	1:CA:1492:A:H61	2.17	0.42
1:CA:769:G:H4'	1:CA:1513:A:H4'	2.01	0.42
1:CA:50:A:H4'	1:CA:51:A:H5'	2.01	0.42
1:CA:626:U:H2'	1:CA:627:G:O4'	2.20	0.42
1:CA:644:G:O2'	1:CA:645:C:H5'	2.19	0.42
1:CA:1054:C:N3	22:CB:35:C:H1'	2.35	0.42
23:C1:19:A:C2	22:CB:38:A:N3	2.87	0.42
22:CB:52:C:O5'	22:CB:52:C:H6	2.02	0.42
2:CE:158:LEU:C	2:CE:158:LEU:HD12	2.38	0.42
2:CE:5:ILE:HB	2:CE:221:LEU:HD23	2.01	0.42
2:CE:67:THR:C	2:CE:68:ILE:HD12	2.40	0.42
2:CE:92:TYR:C	2:CE:92:TYR:HD1	2.22	0.42
4:CG:206:PHE:CD2	4:CG:207:TYR:HD1	2.37	0.42
5:CH:71:LEU:HD11	5:CH:113:ALA:O	2.20	0.42
7:CJ:15:ASP:OD1	7:CJ:23:VAL:HG11	2.19	0.42

Continued on next page...

Continued from previous page...

Atom-1	Atom-2	Interatomic distance (Å)	Clash overlap (Å)
8:CK:20:TYR:CD1	8:CK:65:TYR:HD2	2.35	0.42
9:CL:23:ASN:ND2	9:CL:23:ASN:N	2.60	0.42
9:CL:6:GLY:HA3	9:CL:84:ALA:HB2	2.01	0.42
12:CO:109:GLY:HA3	12:CO:121:GLY:O	2.20	0.42
13:CP:93:ARG:NH1	24:DA:887:A:OP1	2.52	0.42
14:CQ:39:LEU:HB3	14:CQ:43:CYS:CB	2.43	0.42
15:CR:64:ARG:CD	15:CR:68:ARG:NH2	2.82	0.42
1:CA:1014:A:C4'	19:CV:14:HIS:HE2	2.19	0.42
19:CV:4:SER:O	19:CV:5:LEU:HD13	2.20	0.42
36:D0:10:LEU:C	36:D0:12:ARG:N	2.72	0.42
40:D2:38:LEU:CD1	40:D2:55:ALA:HB1	2.50	0.42
49:D4:12:ALA:HB1	49:D4:30:GLU:N	2.35	0.42
49:D4:54:GLY:HA2	49:D4:57:GLU:CG	2.50	0.42
51:D6:50:ARG:HG2	51:D6:50:ARG:HH11	1.84	0.42
52:D7:12:ARG:HH21	52:D7:44:PRO:HB3	1.85	0.42
24:DA:1050:A:H2'	24:DA:1051:G:O4'	2.19	0.42
24:DA:1060:U:C2'	24:DA:1061:U:H5''	2.50	0.42
24:DA:1077:A:N3	24:DA:1077:A:C2'	2.83	0.42
24:DA:1381:G:H2'	24:DA:1382:G:H5'	2.00	0.42
24:DA:1758:G:N2	24:DA:2696:U:H4'	2.34	0.42
24:DA:1935:G:H1	24:DA:1962:C:H2'	1.84	0.42
24:DA:1945:G:H2'	24:DA:1946:U:H6	1.85	0.42
24:DA:2275:C:O2	35:DP:83:MET:HG3	2.19	0.42
24:DA:2544:G:O5'	24:DA:2544:G:H8	2.02	0.42
24:DA:747:U:C4	24:DA:2613:U:C5	3.08	0.42
24:DA:280:C:H2'	24:DA:281:G:H5'	2.00	0.42
24:DA:308:G:C8	24:DA:501:A:O4'	2.73	0.42
24:DA:458:G:O2'	24:DA:459:U:P	2.77	0.42
24:DA:556:G:H8	24:DA:556:G:O5'	2.02	0.42
24:DA:686:G:O6	52:D7:12:ARG:CG	2.63	0.42
24:DA:821:A:H5''	24:DA:822:U:C6	2.55	0.42
24:DA:99:U:H1'	24:DA:102:G:C5	2.54	0.42
25:DB:42:C:H4'	29:DG:67:LYS:CD	2.45	0.42
26:DD:158:ALA:HB3	26:DD:161:THR:CG2	2.49	0.42
26:DD:25:THR:HG23	26:DD:27:THR:HB	2.02	0.42
26:DD:2:ALA:O	26:DD:3:VAL:CB	2.68	0.42
26:DD:75:ILE:HG21	26:DD:99:ASP:HB2	2.01	0.42
27:DE:117:MET:HA	27:DE:122:PHE:N	2.35	0.42
27:DE:36:ARG:HH11	27:DE:36:ARG:CB	2.28	0.42
28:DF:62:ARG:CB	28:DF:62:ARG:NH1	2.82	0.42
30:DH:26:VAL:CG1	30:DH:33:LEU:HB2	2.50	0.42

Continued on next page...

Continued from previous page...

Atom-1	Atom-2	Interatomic distance (Å)	Clash overlap (Å)
31:DK:82:ARG:HD3	31:DK:82:ARG:HA	1.77	0.42
31:DK:8:PRO:HG3	31:DK:14:ASP:CB	2.48	0.42
32:DM:43:THR:HA	32:DM:44:PRO:HD2	1.92	0.42
32:DM:75:TYR:HA	32:DM:82:LEU:HA	2.01	0.42
33:DN:20:MET:O	33:DN:41:ALA:CB	2.67	0.42
34:DO:114:ILE:CD1	34:DO:130:PHE:CE1	2.98	0.42
34:DO:125:VAL:C	34:DO:145:PRO:HD2	2.39	0.42
25:DB:50:G:H5''	37:DQ:61:ASN:ND2	2.35	0.42
42:DT:87:GLN:C	42:DT:88:LYS:HG3	2.40	0.42
1:AA:115:G:O2'	1:AA:116:A:P	2.78	0.42
1:AA:1253:G:H2'	1:AA:1254:C:C6	2.55	0.42
1:AA:1393:U:HO2'	1:AA:1501:C:HO2'	1.61	0.42
1:AA:186(C):G:O2'	1:AA:186(D):C:H5'	2.19	0.42
1:AA:300:A:O5'	1:AA:300:A:H8	2.03	0.42
1:AA:754:C:C2'	1:AA:755:G:OP1	2.68	0.42
22:AC:59:A:C2'	22:AC:60:U:H5'	2.49	0.42
22:AD:19:G:H22	24:BA:2169:A:H62	1.68	0.42
1:AA:1298:C:C5	7:AJ:114:ARG:HD2	2.54	0.42
7:AJ:76:ARG:HD2	7:AJ:89:MET:HG3	2.02	0.42
12:AO:20:LYS:CD	12:AO:20:LYS:N	2.81	0.42
13:AP:12:ASN:O	13:AP:12:ASN:CG	2.58	0.42
1:AA:974:A:N3	14:AQ:31:ARG:NE	2.67	0.42
16:AS:43:LYS:HA	16:AS:48:TRP:HB3	2.01	0.42
16:AS:4:ILE:HB	16:AS:66:PRO:HA	2.02	0.42
18:AU:50:ILE:CD1	18:AU:70:ILE:HG21	2.49	0.42
19:AV:24:ALA:O	19:AV:25:LYS:HG3	2.19	0.42
24:BA:2355:C:C4'	45:B3:36:ILE:HD11	2.50	0.42
53:B8:6:THR:HG21	53:B8:63:PRO:HG2	2.02	0.42
24:BA:1102:C:C2'	24:BA:1103:A:H5''	2.49	0.42
24:BA:1794:U:H2'	24:BA:1795:C:H6	1.85	0.42
24:BA:2532:G:H2'	24:BA:2533:A:O4'	2.19	0.42
24:BA:2848:G:HO2'	24:BA:2849:U:P	2.42	0.42
24:BA:292:C:O2'	24:BA:293:U:H5'	2.19	0.42
24:BA:329:G:O6	43:BU:19:LYS:HA	2.20	0.42
24:BA:391:G:O2'	24:BA:410:G:OP1	2.33	0.42
24:BA:788:A:O2'	24:BA:789:A:P	2.78	0.42
24:BA:85:G:H2'	24:BA:86:C:O4'	2.19	0.42
24:BA:979:G:N2	24:BA:985:C:C4	2.87	0.42
26:BD:67:PHE:CZ	26:BD:157:ARG:CZ	3.02	0.42
26:BD:165:ILE:HD13	26:BD:175:LEU:CD2	2.50	0.42
26:BD:183:ARG:HG3	26:BD:270:ILE:HG23	2.02	0.42

Continued on next page...

Continued from previous page...

Atom-1	Atom-2	Interatomic distance (Å)	Clash overlap (Å)
28:BF:77:ASP:N	28:BF:77:ASP:OD1	2.52	0.42
30:BH:129:THR:O	30:BH:130:ARG:HB2	2.18	0.42
30:BH:50:VAL:HG13	30:BH:50:VAL:O	2.19	0.42
31:BK:86:THR:O	31:BK:87:LYS:C	2.57	0.42
34:BO:2:LYS:HE2	34:BO:4:SER:OG	2.20	0.42
34:BO:90:ARG:HG3	34:BO:91:PHE:HD1	1.83	0.42
35:BP:67:ARG:NH1	35:BP:102:VAL:HG21	2.35	0.42
35:BP:108:GLY:O	35:BP:109:VAL:HG22	2.19	0.42
37:BQ:77:ALA:O	37:BQ:80:LEU:N	2.52	0.42
37:BQ:23:ARG:CB	37:BQ:86:ALA:HB2	2.48	0.42
41:BS:13:SER:HA	41:BS:14:PRO:HD3	1.93	0.42
42:BT:3:THR:HA	42:BT:6:ASP:OD2	2.20	0.42
43:BU:72:VAL:CG2	43:BU:73:ARG:H	2.22	0.42
44:BV:128:VAL:HG23	44:BV:160:GLY:HA3	2.02	0.42
44:BV:168:GLU:OE1	44:BV:168:GLU:N	2.53	0.42
47:BW:40:SER:C	47:BW:42:GLY:H	2.22	0.42
1:CA:1084:G:OP1	1:CA:1086:U:C2	2.72	0.42
1:CA:1089:G:O2'	1:CA:1170:A:H2	2.02	0.42
1:CA:198:G:H2'	1:CA:199:G:C8	2.55	0.42
1:CA:502:G:C5	1:CA:503:C:C5	3.07	0.42
1:CA:818:G:C3'	1:CA:819:A:C5'	2.97	0.42
1:CA:829:G:C2	1:CA:830:G:C8	3.07	0.42
1:CA:934:C:O2'	1:CA:935:A:P	2.77	0.42
1:CA:973:G:C4	10:CM:55:LYS:HE2	2.54	0.42
22:CD:18:G:O3'	22:CD:60:U:O2	2.37	0.42
2:CE:109:SER:C	2:CE:111:ARG:N	2.73	0.42
2:CE:142:LEU:HD21	2:CE:146:GLN:HE21	1.84	0.42
2:CE:211:ILE:O	2:CE:215:LEU:HB2	2.20	0.42
3:CF:23:TYR:CD2	3:CF:24:ALA:N	2.88	0.42
3:CF:3:ASN:ND2	3:CF:4:LYS:HZ1	2.17	0.42
11:CN:33:THR:HB	11:CN:37:GLY:C	2.40	0.42
12:CO:53:ARG:HH12	12:CO:92:ASP:CB	2.33	0.42
14:CQ:15:LYS:HA	14:CQ:15:LYS:HD3	1.86	0.42
16:CS:45:THR:CG2	16:CS:46:PRO:HD2	2.47	0.42
16:CS:55:ARG:O	16:CS:56:ALA:C	2.57	0.42
39:D1:79:PHE:CD2	39:D1:83:LEU:HD13	2.54	0.42
40:D2:47:VAL:HG13	40:D2:48:GLY:N	2.26	0.42
45:D3:9:SER:O	45:D3:10:THR:O	2.37	0.42
51:D6:25:LYS:HE2	51:D6:27:LYS:CD	2.49	0.42
24:DA:1496:A:O2'	24:DA:1497:U:C6	2.71	0.42
24:DA:1504:C:H2'	24:DA:1504:C:O2	2.18	0.42

Continued on next page...

Continued from previous page...

Atom-1	Atom-2	Interatomic distance (Å)	Clash overlap (Å)
24:DA:1535:U:C3'	24:DA:1536:A:C5'	2.92	0.42
24:DA:1548:C:H2'	24:DA:1549:C:H6	1.84	0.42
24:DA:2302:G:C6	24:DA:2315:G:C6	3.07	0.42
24:DA:2679:A:H5'	27:DE:165:VAL:HG11	2.01	0.42
24:DA:1659:U:O2	24:DA:2712(A):A:H2	2.03	0.42
24:DA:527:C:OP2	24:DA:2779:U:O4	2.37	0.42
24:DA:30:G:H2'	24:DA:31:C:O4'	2.20	0.42
24:DA:363(B):G:H2'	24:DA:363(C):G:H8	1.85	0.42
24:DA:34:C:H6	24:DA:454:A:HO2'	1.62	0.42
24:DA:729:G:OP1	26:DD:10:THR:OG1	2.30	0.42
25:DB:75:G:H1	25:DB:102:G:N2	2.16	0.42
26:DD:71:ASP:CB	26:DD:103:ARG:HH22	2.32	0.42
26:DD:12:SER:O	26:DD:14:ARG:N	2.51	0.42
27:DE:104:VAL:CG1	27:DE:188:VAL:HG23	2.49	0.42
27:DE:36:ARG:HB3	27:DE:36:ARG:NH1	2.31	0.42
28:DF:109:GLY:O	28:DF:110:LEU:C	2.58	0.42
29:DG:109:VAL:C	29:DG:112:PRO:HD2	2.40	0.42
29:DG:55:LYS:O	29:DG:59:GLU:HB2	2.19	0.42
30:DH:105:LEU:N	30:DH:105:LEU:CD1	2.81	0.42
30:DH:136:ILE:O	30:DH:137:ASP:O	2.38	0.42
32:DM:52:VAL:CG1	32:DM:53:VAL:N	2.82	0.42
34:DO:119:GLU:HA	34:DO:119:GLU:OE1	2.19	0.42
35:DP:27:VAL:HG11	35:DP:134:ARG:HG3	2.00	0.42
37:DQ:26:LEU:HB3	37:DQ:87:PHE:HA	2.02	0.42
37:DQ:52:SER:HB2	37:DQ:55:ALA:CB	2.49	0.42
38:DR:3:ARG:O	38:DR:4:GLY:C	2.58	0.42
43:DU:91:GLU:CG	43:DU:92:ASN:N	2.83	0.42
44:DV:102:LEU:HD22	44:DV:156:LYS:HZ1	1.83	0.42
44:DV:68:PRO:HG2	44:DV:68:PRO:O	2.20	0.42
44:DV:82:ARG:HG3	44:DV:83:PRO:CD	2.50	0.42
47:DW:4:SER:OG	47:DW:5:GLU:OE2	2.26	0.42
46:DZ:56:GLN:HB2	46:DZ:57:GLU:H	1.48	0.42
1:AA:1103:C:H2'	1:AA:1104:G:O4'	2.20	0.42
1:AA:1435:G:H2'	1:AA:1436:U:C5	2.53	0.42
1:AA:217:C:O2'	1:AA:218:C:H5'	2.20	0.42
1:AA:355:C:C4	1:AA:356:A:N7	2.88	0.42
1:AA:428:G:HO2'	1:AA:429:U:P	2.43	0.42
1:AA:430:A:OP1	4:AG:9:CYS:N	2.46	0.42
1:AA:554:C:C2	1:AA:555:C:C5	3.08	0.42
1:AA:608:A:H2'	1:AA:609:A:O4'	2.20	0.42
1:AA:806:C:O2'	1:AA:807:A:H5'	2.19	0.42

Continued on next page...

Continued from previous page...

Atom-1	Atom-2	Interatomic distance (Å)	Clash overlap (Å)
22:AC:47:U:OP2	22:AC:47:U:H4'	2.19	0.42
2:AE:214:ILE:HD13	2:AE:214:ILE:HA	1.93	0.42
3:AF:70:VAL:O	3:AF:106:VAL:N	2.51	0.42
5:AH:5:ASP:CG	5:AH:5:ASP:O	2.57	0.42
9:AL:92:TYR:O	9:AL:95:LYS:HD2	2.20	0.42
1:AA:1061:G:O4'	10:AM:56:HIS:ND1	2.53	0.42
11:AN:15:ALA:O	11:AN:16:SER:HB2	2.20	0.42
11:AN:66:LEU:O	11:AN:67:ASP:C	2.57	0.42
12:AO:74:GLY:O	12:AO:102:ARG:NH1	2.52	0.42
13:AP:82:MET:O	13:AP:83:ASP:C	2.57	0.42
15:AR:70:LEU:O	15:AR:73:GLU:HB2	2.20	0.42
17:AT:59:ILE:HD13	17:AT:73:VAL:HA	2.02	0.42
18:AU:53:ARG:O	18:AU:55:ARG:N	2.53	0.42
20:AW:14:LYS:HG3	20:AW:15:ARG:N	2.34	0.42
20:AW:48:LYS:O	20:AW:49:ALA:C	2.57	0.42
40:B2:85:LYS:CD	40:B2:86:GLY:H	2.33	0.42
40:B2:61:VAL:O	40:B2:93:GLU:O	2.38	0.42
50:B5:16:ARG:HD2	50:B5:20:ARG:HH12	1.85	0.42
51:B6:18:ARG:O	51:B6:19:ARG:C	2.58	0.42
51:B6:9:LEU:HB3	51:B6:27:LYS:HA	2.01	0.42
53:B8:14:VAL:CG1	53:B8:22:VAL:CG1	2.95	0.42
24:BA:1019:U:O2'	24:BA:1021:A:C2	2.53	0.42
24:BA:1248:G:H2'	39:B1:3:ARG:HA	2.01	0.42
24:BA:1575:C:H2'	24:BA:1576:U:O4'	2.20	0.42
24:BA:1754:C:OP1	38:BR:96:ARG:NH1	2.52	0.42
24:BA:1794:U:O2'	24:BA:1795:C:H5'	2.20	0.42
24:BA:2173:A:OP1	24:BA:2174:C:C5	2.73	0.42
24:BA:2745:C:H2'	24:BA:2746:U:C6	2.54	0.42
24:BA:795:C:H2'	24:BA:796:C:H6	1.85	0.42
24:BA:975:G:C6	24:BA:976:C:C5	3.08	0.42
25:BB:30:C:H2'	25:BB:31:C:O5'	2.18	0.42
25:BB:3:C:C2	25:BB:4:C:C5	3.08	0.42
25:BB:79:C:C2'	25:BB:80:U:H5'	2.50	0.42
26:BD:132:PRO:O	26:BD:133:LEU:C	2.57	0.42
27:BE:134:ILE:N	27:BE:134:ILE:HD13	2.35	0.42
27:BE:8:LYS:HB3	27:BE:193:GLY:N	2.35	0.42
27:BE:71:GLY:C	27:BE:73:GLU:N	2.72	0.42
28:BF:36:VAL:CG1	28:BF:183:VAL:HG11	2.50	0.42
30:BH:128:PRO:O	30:BH:130:ARG:N	2.52	0.42
30:BH:26:VAL:HG12	30:BH:32:GLU:N	2.34	0.42
30:BH:42:ARG:HA	30:BH:42:ARG:HD2	1.66	0.42

Continued on next page...

Continued from previous page...

Atom-1	Atom-2	Interatomic distance (Å)	Clash overlap (Å)
31:BK:2:LYS:N	31:BK:20:ASP:HB2	2.35	0.42
31:BK:32:PRO:C	31:BK:34:GLY:H	2.23	0.42
32:BM:75:TYR:CE2	32:BM:77:GLY:HA2	2.55	0.42
35:BP:54:MET:O	35:BP:57:HIS:HB3	2.20	0.42
35:BP:86:GLY:C	35:BP:88:GLY:N	2.72	0.42
37:BQ:23:ARG:NH1	37:BQ:23:ARG:HG2	2.32	0.42
37:BQ:29:PHE:O	37:BQ:35:ILE:HA	2.20	0.42
37:BQ:35:ILE:O	37:BQ:35:ILE:HG23	2.19	0.42
24:BA:2293:C:O3'	37:BQ:89:ARG:NH2	2.52	0.42
44:BV:105:VAL:HG11	44:BV:140:ASP:N	2.33	0.42
44:BV:19:ARG:CG	44:BV:19:ARG:NH1	2.82	0.42
48:BX:4:LEU:O	48:BX:36:VAL:HA	2.19	0.42
46:BZ:67:ILE:N	46:BZ:68:PRO:CD	2.82	0.42
23:C1:13:A:O2'	23:C1:14:A:C8	2.72	0.42
1:CA:116:A:O5'	1:CA:116:A:H8	2.02	0.42
1:CA:1359:C:H3'	14:CQ:35:ARG:HH12	1.84	0.42
1:CA:1368:G:OP1	9:CL:111:ARG:NH2	2.47	0.42
1:CA:20:U:O5'	1:CA:20:U:H6	2.03	0.42
1:CA:310:G:OP2	16:CS:27:LYS:HE3	2.18	0.42
1:CA:321:A:O2'	1:CA:322:C:H5'	2.20	0.42
1:CA:632:A:C8	1:CA:633:G:C8	3.07	0.42
1:CA:687:A:HO2'	1:CA:688:G:P	2.43	0.42
1:CA:735:C:O2'	1:CA:736:C:H5'	2.19	0.42
1:CA:746:A:C2'	1:CA:747:C:H5'	2.50	0.42
2:CE:97:TRP:HZ3	2:CE:172:ILE:HG22	1.85	0.42
7:CJ:11:GLN:HG3	7:CJ:12:LEU:H	1.85	0.42
10:CM:49:VAL:HG11	14:CQ:41:ARG:O	2.19	0.42
20:CW:99:LEU:O	20:CW:100:ILE:CB	2.68	0.42
36:D0:28:LEU:HD12	36:D0:29:LEU:HD12	2.01	0.42
39:D1:6:THR:HG21	39:D1:10:ARG:CZ	2.50	0.42
51:D6:7:ILE:O	51:D6:8:LYS:CG	2.68	0.42
24:DA:1301:A:O2'	24:DA:1302:A:C3'	2.58	0.42
24:DA:1417:C:O2'	24:DA:1418:G:H5'	2.20	0.42
24:DA:2011:U:H2'	24:DA:2012:G:C5'	2.46	0.42
24:DA:2660:A:C2	24:DA:2661:G:C4	3.08	0.42
24:DA:2803:C:C2	24:DA:2804:C:C5	3.08	0.42
24:DA:990:A:O5'	24:DA:991:C:OP2	2.37	0.42
27:DE:128:SER:O	27:DE:129:HIS:HB2	2.19	0.42
27:DE:35:GLN:HB3	27:DE:48:GLN:HB2	2.01	0.42
28:DF:101:LEU:HD12	28:DF:102:PRO:N	2.33	0.42
28:DF:183:VAL:HG22	28:DF:184:TYR:N	2.35	0.42

Continued on next page...

Continued from previous page...

Atom-1	Atom-2	Interatomic distance (Å)	Clash overlap (Å)
28:DF:20:LEU:HD12	28:DF:21:ALA:N	2.26	0.42
28:DF:45:ARG:HH11	28:DF:45:ARG:HG2	1.83	0.42
29:DG:4:ASP:O	29:DG:5:VAL:HB	2.19	0.42
29:DG:99:MET:O	29:DG:103:LEU:HB2	2.20	0.42
27:DE:152:LYS:HG2	32:DM:78:TYR:CD1	2.55	0.42
32:DM:96:GLU:O	32:DM:97:ARG:C	2.57	0.42
34:DO:135:LEU:HD13	34:DO:139:LYS:HE3	2.01	0.42
34:DO:49:ARG:HH11	34:DO:49:ARG:HG2	1.84	0.42
35:DP:20:ALA:HB2	35:DP:99:PRO:HD2	1.99	0.42
41:DS:74:ALA:O	41:DS:75:TYR:CB	2.65	0.42
43:DU:95:LYS:HA	43:DU:101:LYS:N	2.33	0.42
44:DV:153:SER:O	44:DV:154:ASP:HB3	2.20	0.42
1:AA:1152:A:O2'	1:AA:1153:C:C5'	2.66	0.42
1:AA:1195:C:H5''	1:AA:1196:U:OP2	2.20	0.42
1:AA:1280:A:C5'	1:AA:1281:U:OP2	2.60	0.42
1:AA:353:A:C2'	1:AA:354:G:OP2	2.67	0.42
1:AA:44:G:N2	1:AA:399:G:C4	2.88	0.42
1:AA:579:G:C4	1:AA:580:U:C5	3.08	0.42
1:AA:830:G:H2'	1:AA:831:U:O4'	2.19	0.42
22:AD:16:C:H5''	22:AD:17:C:C4	2.55	0.42
2:AE:177:ALA:C	2:AE:179:LYS:N	2.68	0.42
2:AE:178:ARG:HH11	2:AE:178:ARG:HG2	1.85	0.42
3:AF:109:PRO:HB3	3:AF:115:LEU:CD1	2.50	0.42
1:AA:532:A:N6	3:AF:193:TYR:HB3	2.30	0.42
3:AF:29:TYR:OH	14:AQ:54:PRO:CD	2.66	0.42
5:AH:41:VAL:HG22	5:AH:113:ALA:CB	2.43	0.42
6:AI:71:ARG:HG3	6:AI:71:ARG:NH1	2.34	0.42
9:AL:10:ARG:NH1	9:AL:105:ASP:OD1	2.53	0.42
9:AL:4:TYR:CE2	9:AL:88:TYR:CD1	3.07	0.42
10:AM:48:THR:CA	10:AM:62:HIS:HB3	2.32	0.42
11:AN:44:SER:O	11:AN:48:ILE:HG12	2.19	0.42
1:AA:568:G:O6	12:AO:5:PRO:CD	2.68	0.42
13:AP:94:ARG:C	13:AP:96:LEU:H	2.22	0.42
15:AR:50:HIS:O	15:AR:53:HIS:HB3	2.20	0.42
19:AV:20:LEU:C	19:AV:22:LEU:H	2.22	0.42
36:B0:26:LYS:HG3	36:B0:70:LEU:HD23	2.02	0.42
13:AP:3:ARG:HB3	49:B4:34:GLU:CB	2.50	0.42
19:AV:67:VAL:HG21	49:B4:59:PHE:CG	2.55	0.42
24:BA:1272:A:H5'	24:BA:1273:U:OP2	2.20	0.42
24:BA:1838:C:C5'	24:BA:1839:G:OP1	2.67	0.42
24:BA:1844:C:O2'	24:BA:1845:G:H5'	2.19	0.42

Continued on next page...

Continued from previous page...

Atom-1	Atom-2	Interatomic distance (Å)	Clash overlap (Å)
24:BA:1887:C:H2'	24:BA:1888:G:C5'	2.16	0.42
24:BA:2147:G:C2'	24:BA:2148:G:O4'	2.68	0.42
24:BA:2133:G:O2'	24:BA:2158:A:H2	2.01	0.42
24:BA:2189:U:C3'	24:BA:2190:G:H5''	2.49	0.42
24:BA:2391:G:HO2'	24:BA:2392:A:P	2.39	0.42
24:BA:270(U):C:H2'	24:BA:270(V):G:H8	1.85	0.42
24:BA:2734:A:H5'	24:BA:2735:G:OP2	2.20	0.42
24:BA:27:G:H2'	24:BA:28:A:OP2	2.20	0.42
24:BA:2849:U:O2'	24:BA:2850:A:O5'	2.38	0.42
24:BA:314:A:O2'	24:BA:315:G:H5'	2.20	0.42
24:BA:540:G:H2'	24:BA:541:C:H6	1.84	0.42
24:BA:622:G:H2'	24:BA:623:G:C5'	2.50	0.42
24:BA:637:A:OP1	34:BO:133:SER:HB3	2.20	0.42
24:BA:856:C:H4'	24:BA:857:C:OP1	2.20	0.42
24:BA:952:G:C6	24:BA:966:G:C6	3.07	0.42
24:BA:95:G:N2	24:BA:96:G:H1'	2.35	0.42
24:BA:993:G:C6	24:BA:994:C:N4	2.87	0.42
25:BB:56:G:P	29:BG:27:ASN:ND2	2.93	0.42
25:BB:96:G:N1	25:BB:97:G:C4	2.88	0.42
26:BD:264:LYS:CG	26:BD:265:PRO:HD2	2.50	0.42
26:BD:35:LYS:CB	26:BD:36:PRO:HA	2.37	0.42
29:BG:16:ARG:N	29:BG:17:PRO:CD	2.82	0.42
38:BR:121:ILE:HG22	38:BR:122:ASP:N	2.34	0.42
41:BS:9:TYR:H	41:BS:102:HIS:HD2	1.68	0.42
23:C1:4:A:H2'	23:C1:5:A:O4'	2.20	0.42
1:CA:1126:U:C5	1:CA:1127:G:C5	3.08	0.42
1:CA:1181:G:OP2	1:CA:1181:G:O4'	2.37	0.42
1:CA:1319:A:H2'	1:CA:1323:G:C8	2.54	0.42
1:CA:1329:A:P	13:CP:28:ALA:HB3	2.60	0.42
1:CA:1364:U:OP1	1:CA:1364:U:H6	2.03	0.42
1:CA:1373:G:H5''	7:CJ:36:LYS:HB3	2.01	0.42
1:CA:1489:G:H2'	1:CA:1490:C:C6	2.55	0.42
1:CA:184:G:H2'	1:CA:185:A:H8	1.85	0.42
1:CA:492:G:C4	1:CA:493:G:C8	3.07	0.42
1:CA:544:G:H2'	1:CA:545:C:H6	1.84	0.42
1:CA:641:U:H5''	1:CA:642:A:OP1	2.20	0.42
1:CA:652:U:H1'	1:CA:653:A:C2	2.48	0.42
1:CA:652:U:O2'	1:CA:653:A:O5'	2.37	0.42
1:CA:64:G:H5''	1:CA:65:U:OP1	2.19	0.42
1:CA:96:G:N1	1:CA:97:U:H1'	2.34	0.42
2:CE:162:ILE:O	2:CE:185:ILE:CG1	2.67	0.42

Continued on next page...

Continued from previous page...

Atom-1	Atom-2	Interatomic distance (Å)	Clash overlap (Å)
3:CF:35:GLU:O	3:CF:38:ARG:N	2.53	0.42
3:CF:58:GLU:HB2	3:CF:65:ALA:HB3	2.01	0.42
4:CG:150:GLU:C	4:CG:152:SER:N	2.73	0.42
4:CG:150:GLU:O	4:CG:152:SER:N	2.53	0.42
4:CG:52:SER:O	4:CG:55:ALA:N	2.52	0.42
5:CH:78:HIS:HE1	5:CH:143:ARG:N	2.12	0.42
6:CI:46:ARG:HG3	6:CI:47:ARG:N	2.34	0.42
9:CL:35:GLU:O	9:CL:35:GLU:HG2	2.19	0.42
13:CP:12:ASN:ND2	13:CP:12:ASN:N	2.68	0.42
16:CS:1:MET:H2	16:CS:24:ALA:HB3	1.84	0.42
17:CT:76:LEU:HD21	17:CT:79:SER:HB2	2.01	0.42
18:CU:53:ARG:C	18:CU:55:ARG:H	2.22	0.42
19:CV:29:ARG:HD3	19:CV:30:LEU:H	1.84	0.42
19:CV:30:LEU:O	19:CV:31:ILE:HB	2.19	0.42
19:CV:66:MET:O	19:CV:66:MET:HG3	2.19	0.42
45:D3:36:ILE:H	45:D3:36:ILE:HD13	1.85	0.42
24:DA:1471:A:C6	24:DA:1522:G:C2	3.08	0.42
24:DA:1530:G:H8	24:DA:1530:G:O5'	2.03	0.42
24:DA:1747:G:O2'	24:DA:1748:G:H5'	2.20	0.42
24:DA:729:G:H2'	24:DA:1775:U:O2	2.20	0.42
24:DA:2212:A:O2'	24:DA:2215:G:C8	2.71	0.42
24:DA:2312:U:C6	24:DA:2312:U:O5'	2.66	0.42
24:DA:2288:A:C2	24:DA:2325:G:C8	3.08	0.42
24:DA:2378:A:H4'	37:DQ:23:ARG:CZ	2.49	0.42
24:DA:2743:C:C2'	24:DA:2744:G:O5'	2.68	0.42
24:DA:404:C:O2'	24:DA:405:U:P	2.77	0.42
24:DA:512:G:O2'	24:DA:513:A:P	2.78	0.42
24:DA:638:G:H2'	24:DA:639:U:C6	2.55	0.42
24:DA:723:G:H2'	24:DA:724:U:C6	2.55	0.42
24:DA:796:C:H2'	24:DA:797:C:H6	1.78	0.42
24:DA:850:C:C2'	24:DA:851:U:H5'	2.50	0.42
24:DA:991:C:C2'	24:DA:992:C:O5'	2.68	0.42
25:DB:24:G:C6	25:DB:56:G:H2'	2.54	0.42
26:DD:165:ILE:O	26:DD:166:GLN:NE2	2.53	0.42
27:DE:10:GLY:HA3	38:DR:8:LYS:HD3	2.02	0.42
30:DH:89:ILE:H	30:DH:89:ILE:CD1	2.32	0.42
31:DK:79:ILE:HD13	31:DK:79:ILE:HA	1.83	0.42
32:DM:42:TRP:HA	32:DM:48:MET:HE3	2.02	0.42
34:DO:115:LEU:HB3	34:DO:131:SER:HB2	2.02	0.42
34:DO:37:GLY:O	34:DO:38:GLN:C	2.58	0.42
34:DO:81:GLN:HE21	34:DO:81:GLN:HB2	1.59	0.42

Continued on next page...

Continued from previous page...

Atom-1	Atom-2	Interatomic distance (Å)	Clash overlap (Å)
37:DQ:49:VAL:HG21	37:DQ:77:ALA:HA	2.02	0.42
25:DB:50:G:P	37:DQ:63:THR:HG23	2.59	0.42
38:DR:50:ILE:HD11	38:DR:102:ILE:HG12	2.01	0.42
38:DR:105:LEU:HG	38:DR:105:LEU:O	2.18	0.42
38:DR:76:PHE:HA	38:DR:77:PRO:HD3	1.75	0.42
42:DT:14:SER:O	42:DT:15:GLU:C	2.57	0.42
43:DU:90:LEU:HB2	43:DU:91:GLU:H	1.53	0.42
1:AA:1130:A:H61	1:AA:1144:G:N2	2.18	0.42
1:AA:1317:C:O2	19:AV:37:ARG:NH2	2.50	0.42
1:AA:1318:A:O2'	19:AV:37:ARG:HG2	2.20	0.42
1:AA:1366:C:H2'	1:AA:1367:C:C6	2.54	0.42
1:AA:1425:U:O2'	1:AA:1426:C:H5'	2.20	0.42
1:AA:404:U:H5'	4:AG:122:ARG:HD2	2.02	0.42
1:AA:417:C:O2'	1:AA:418:C:H5'	2.19	0.42
3:AF:172:ARG:O	3:AF:173:VAL:HG22	2.19	0.42
3:AF:84:ILE:C	3:AF:88:ARG:HG2	2.39	0.42
5:AH:71:LEU:HD21	5:AH:115:VAL:H	1.85	0.42
11:AN:120:ARG:HA	11:AN:121:PRO:HD3	1.82	0.42
14:AQ:14:PRO:O	14:AQ:15:LYS:C	2.58	0.42
3:AF:13:GLY:HA3	14:AQ:57:ARG:NE	2.34	0.42
20:AW:12:ALA:O	20:AW:15:ARG:HB2	2.20	0.42
40:B2:35:LEU:HA	40:B2:36:PRO:HD2	1.87	0.42
40:B2:14:VAL:HB	40:B2:96:ILE:HG13	2.02	0.42
51:B6:24:GLU:HG3	53:B8:34:TRP:CZ3	2.55	0.42
52:B7:21:ARG:O	52:B7:27:GLY:HA3	2.20	0.42
24:BA:593:G:C1'	53:B8:4:MET:HE1	2.48	0.42
24:BA:1054:A:H2'	24:BA:1055:G:O4'	2.20	0.42
24:BA:1208:C:C4	24:BA:1209:G:N7	2.87	0.42
24:BA:1332:G:H5''	24:BA:1333:C:OP2	2.20	0.42
24:BA:1412:A:C4	24:BA:1413:G:C8	3.07	0.42
24:BA:1517:G:C2'	24:BA:1518:C:H5'	2.50	0.42
24:BA:1434:A:N6	24:BA:1558:A:H62	2.10	0.42
24:BA:1758:G:C2	24:BA:2696:U:H5'	2.55	0.42
24:BA:2119:A:N6	24:BA:2170:A:N7	2.68	0.42
24:BA:2173:A:H3'	24:BA:2174:C:O4'	2.20	0.42
24:BA:2370:G:H2'	24:BA:2371:G:C8	2.55	0.42
24:BA:2392:A:C2	24:BA:2429:G:N3	2.88	0.42
24:BA:269:U:H2'	24:BA:269:U:O2	2.20	0.42
24:BA:2770:G:C5'	24:BA:2771:C:OP2	2.68	0.42
24:BA:2777:G:H4'	24:BA:2778:A:H5'	2.01	0.42
24:BA:2881:C:H2'	24:BA:2882:A:O4'	2.19	0.42

Continued on next page...

Continued from previous page...

Atom-1	Atom-2	Interatomic distance (Å)	Clash overlap (Å)
24:BA:34:C:O2'	24:BA:35:G:H8	2.03	0.42
24:BA:404:C:C2'	24:BA:405:U:OP2	2.68	0.42
24:BA:814:C:N3	24:BA:1194:A:C2	2.88	0.42
24:BA:996:A:C1'	39:B1:92:ARG:HH21	2.33	0.42
25:BB:27:C:C4	25:BB:28:C:C4	3.08	0.42
26:BD:229:VAL:HG13	26:BD:230:ASP:OD1	2.20	0.42
27:BE:116:VAL:HG21	27:BE:122:PHE:CE2	2.55	0.42
27:BE:35:GLN:N	27:BE:48:GLN:NE2	2.65	0.42
28:BF:107:LYS:C	28:BF:109:GLY:N	2.73	0.42
28:BF:167:ALA:HA	28:BF:170:LEU:HD13	2.02	0.42
28:BF:192:LEU:C	28:BF:192:LEU:HD23	2.41	0.42
28:BF:123:LEU:O	28:BF:192:LEU:O	2.38	0.42
28:BF:65:TRP:HZ3	28:BF:73:ALA:O	2.03	0.42
31:BK:102:SER:OG	31:BK:103:ARG:N	2.51	0.42
33:BN:98:VAL:HG13	33:BN:118:ALA:HA	2.01	0.42
34:BO:83:VAL:O	34:BO:83:VAL:HG13	2.20	0.42
35:BP:1:MET:HE3	35:BP:48:GLU:HG2	2.02	0.42
35:BP:79:LEU:C	35:BP:80:GLU:CD	2.78	0.42
25:BB:113:C:H4'	37:BQ:46:VAL:HG22	2.02	0.42
24:BA:65:C:H4'	42:BT:69:TYR:CE1	2.55	0.42
44:BV:104:PHE:O	44:BV:107:THR:HG23	2.20	0.42
44:BV:24:LEU:HD12	44:BV:25:PRO:N	2.35	0.42
48:BX:23:LEU:HD12	48:BX:23:LEU:N	2.34	0.42
1:CA:920:U:O4'	1:CA:1080:A:C2	2.73	0.42
1:CA:1148:U:C5	1:CA:1149:C:C5	3.08	0.42
1:CA:1240:U:OP2	7:CJ:116:ALA:HB2	2.20	0.42
1:CA:129(A):G:H4'	1:CA:130:A:O5'	2.19	0.42
1:CA:1381:U:C5	1:CA:1382:C:C4	3.08	0.42
1:CA:186(B):C:O2'	1:CA:186(C):G:H5'	2.20	0.42
1:CA:195:A:C5	1:CA:196:A:N1	2.88	0.42
1:CA:280:C:N3	17:CT:39:SER:N	2.68	0.42
1:CA:399:G:H2'	1:CA:400:C:C6	2.54	0.42
1:CA:439:A:OP2	1:CA:493:G:N2	2.51	0.42
1:CA:49:U:O3'	1:CA:50:A:H3'	2.20	0.42
1:CA:511:C:O2'	1:CA:512:U:C5'	2.68	0.42
1:CA:659:U:C2	1:CA:660:G:N7	2.88	0.42
1:CA:752:G:HO2'	1:CA:753:A:P	2.42	0.42
1:CA:994:A:N7	1:CA:1216:G:H4'	2.35	0.42
2:CE:44:LEU:H	2:CE:44:LEU:CD1	2.26	0.42
1:CA:402:G:O2'	4:CG:135:LEU:CD1	2.68	0.42
5:CH:31:LEU:HA	5:CH:31:LEU:HD22	1.86	0.42

Continued on next page...

Continued from previous page...

Atom-1	Atom-2	Interatomic distance (Å)	Clash overlap (Å)
6:CI:45:LEU:O	6:CI:46:ARG:HB2	2.19	0.42
7:CJ:18:TYR:CD2	7:CJ:59:LEU:HD13	2.55	0.42
7:CJ:95:ARG:O	7:CJ:96:GLN:C	2.58	0.42
8:CK:95:VAL:O	8:CK:95:VAL:HG23	2.20	0.42
10:CM:49:VAL:HG13	10:CM:50:ILE:N	2.35	0.42
11:CN:72:ALA:HB1	11:CN:77:MET:HG2	2.02	0.42
12:CO:6:THR:H	12:CO:9:GLN:NE2	1.97	0.42
15:CR:54:ARG:NH1	15:CR:58:MET:SD	2.93	0.42
21:CX:2:GLY:C	21:CX:4:GLY:H	2.23	0.42
39:D1:27:LEU:C	39:D1:29:SER:N	2.74	0.42
39:D1:35:ALA:O	39:D1:39:LEU:HG	2.19	0.42
50:D5:40:LYS:HE2	50:D5:47:PRO:HG2	2.02	0.42
50:D5:39:MET:C	50:D5:40:LYS:HG3	2.39	0.42
51:D6:41:PRO:HG3	51:D6:44:ARG:HB2	2.01	0.42
42:DT:60:ARG:HH12	52:D7:47:ARG:HH22	1.67	0.42
53:D8:25:MET:HB3	53:D8:26:LYS:H	1.68	0.42
24:DA:1095:A:N3	24:DA:1095:A:H3'	2.35	0.42
24:DA:1206:G:C6	24:DA:1207:C:C4	3.07	0.42
24:DA:1543:A:H2'	24:DA:1544:C:OP2	2.19	0.42
24:DA:155:C:H5'	24:DA:161:U:OP2	2.19	0.42
24:DA:1833:U:C2	24:DA:1834:U:C5	3.08	0.42
24:DA:2199:A:H61	24:DA:2226:C:N4	2.18	0.42
24:DA:2243:U:H2'	24:DA:2244:U:C6	2.55	0.42
24:DA:2468:G:H2'	24:DA:2476:A:N3	2.35	0.42
24:DA:2468:G:H5''	35:DP:120:ILE:HD12	2.02	0.42
24:DA:2687:U:H2'	24:DA:2688:U:O4'	2.19	0.42
24:DA:2712(A):A:H5''	24:DA:2713:A:OP2	2.20	0.42
24:DA:2724:C:C2'	24:DA:2724:C:O2	2.64	0.42
24:DA:2762:G:C2'	24:DA:2763:G:H5'	2.49	0.42
24:DA:321:G:OP2	28:DF:135:LYS:HA	2.20	0.42
24:DA:412:A:H2'	24:DA:412:A:N3	2.35	0.42
24:DA:435:C:C2'	24:DA:436:C:H5'	2.50	0.42
24:DA:557:U:C2	24:DA:558:G:C8	3.08	0.42
24:DA:608:A:C6	24:DA:609:A:C6	3.08	0.42
24:DA:608:A:C8	24:DA:621:A:N6	2.88	0.42
24:DA:7:G:H2'	24:DA:8:A:O4'	2.20	0.42
24:DA:914:C:H2'	24:DA:915:C:H5'	2.01	0.42
25:DB:38:C:N4	25:DB:44:G:H1	2.18	0.42
26:DD:196:VAL:CG1	26:DD:196:VAL:O	2.68	0.42
30:DH:84:SER:OG	30:DH:85:LYS:N	2.51	0.42
31:DK:87:LYS:HA	31:DK:122:GLU:HA	2.02	0.42

Continued on next page...

Continued from previous page...

Atom-1	Atom-2	Interatomic distance (Å)	Clash overlap (Å)
31:DK:138:ILE:HG23	31:DK:138:ILE:O	2.19	0.42
32:DM:58:ASP:HB3	32:DM:95:PRO:HB3	2.02	0.42
33:DN:17:ARG:HG2	33:DN:17:ARG:HH11	1.84	0.42
33:DN:2:ILE:HG12	33:DN:8:LEU:HD11	2.02	0.42
33:DN:2:ILE:N	33:DN:2:ILE:CD1	2.82	0.42
33:DN:31:LYS:O	33:DN:32:TYR:HD2	2.02	0.42
33:DN:50:GLY:O	33:DN:51:ALA:C	2.57	0.42
34:DO:65:ARG:HH21	53:D8:15:LYS:HB3	1.84	0.42
35:DP:34:LEU:HD23	35:DP:104:PHE:CD1	2.55	0.42
27:DE:25:VAL:CG1	38:DR:11:GLU:HG2	2.50	0.42
38:DR:6:LEU:HD12	38:DR:9:LEU:HD12	2.01	0.42
43:DU:20:TYR:CE1	43:DU:42:VAL:HA	2.55	0.42
43:DU:6:HIS:O	43:DU:7:VAL:CG1	2.59	0.42
48:DX:7:LYS:HG2	48:DX:7:LYS:O	2.19	0.42
1:AA:920:U:O4'	1:AA:1080:A:C2	2.73	0.41
1:AA:1239:A:H2'	1:AA:1298:C:N4	2.35	0.41
1:AA:1316:G:H4'	14:AQ:18:VAL:CG1	2.42	0.41
1:AA:1352:C:H2'	1:AA:1353:G:C8	2.55	0.41
1:AA:255:G:H1'	17:AT:16:GLN:NE2	2.35	0.41
1:AA:347:G:O2'	1:AA:348:G:H5'	2.19	0.41
1:AA:405:U:H5''	1:AA:406:G:O4'	2.20	0.41
1:AA:414:A:H5'	1:AA:414:A:C8	2.55	0.41
1:AA:419:C:O2	1:AA:419:C:H2'	2.20	0.41
1:AA:531:U:H4'	1:AA:532:A:OP1	2.20	0.41
2:AE:153:ARG:HH11	2:AE:153:ARG:HG2	1.85	0.41
2:AE:54:THR:HG21	2:AE:201:ILE:HD11	2.02	0.41
2:AE:15:VAL:CG2	2:AE:210:SER:HB2	2.44	0.41
2:AE:85:ALA:CB	2:AE:92:TYR:CD1	3.03	0.41
3:AF:172:ARG:HE	3:AF:172:ARG:HB3	1.66	0.41
3:AF:58:GLU:O	3:AF:59:ARG:HG2	2.20	0.41
3:AF:78:GLY:O	3:AF:79:ARG:C	2.59	0.41
4:AG:13:ARG:CD	4:AG:38:TYR:O	2.68	0.41
4:AG:64:LEU:HD21	4:AG:97:LEU:CD1	2.50	0.41
7:AJ:23:VAL:HG13	7:AJ:43:PHE:CZ	2.54	0.41
7:AJ:95:ARG:C	7:AJ:97:GLN:N	2.73	0.41
8:AK:36:LEU:O	8:AK:39:LEU:N	2.53	0.41
1:AA:718:G:H5'	11:AN:117:ASN:OD1	2.20	0.41
11:AN:22:HIS:HB3	11:AN:29:ILE:HG12	2.01	0.41
11:AN:27:ASN:CG	11:AN:28:THR:N	2.73	0.41
11:AN:34:ASP:C	11:AN:34:ASP:OD2	2.58	0.41
12:AO:109:GLY:HA3	12:AO:121:GLY:O	2.20	0.41

Continued on next page...

Continued from previous page...

Atom-1	Atom-2	Interatomic distance (Å)	Clash overlap (Å)
13:AP:80:ARG:HH12	49:B4:55:ARG:CD	2.33	0.41
16:AS:83:GLU:O	16:AS:84:ALA:C	2.59	0.41
18:AU:71:LYS:HA	18:AU:74:ARG:HG3	2.02	0.41
19:AV:12:ASP:O	19:AV:16:LEU:HD22	2.20	0.41
1:AA:1313:U:OP1	19:AV:6:LYS:HD3	2.20	0.41
40:B2:1:MET:HG2	40:B2:42:GLY:HA3	2.01	0.41
40:B2:5:VAL:HA	40:B2:37:VAL:HB	2.01	0.41
52:B7:47:ARG:N	52:B7:47:ARG:CD	2.78	0.41
53:B8:43:GLN:HE21	53:B8:46:ARG:HH21	1.67	0.41
24:BA:1091:G:C2	24:BA:1101:U:O2	2.73	0.41
24:BA:1341:U:HO2'	24:BA:1342:A:P	2.41	0.41
24:BA:1416:G:C2'	24:BA:1417:C:H6	2.32	0.41
24:BA:1300:U:H2'	24:BA:1635:G:OP1	2.20	0.41
24:BA:1690:A:H3'	24:BA:1691:C:C6	2.55	0.41
24:BA:1804:C:H6	24:BA:1804:C:O5'	2.02	0.41
24:BA:1813:G:H2'	24:BA:1814:G:H5'	2.02	0.41
24:BA:1848:A:C4	24:BA:1849:G:C8	3.08	0.41
24:BA:1920:C:O5'	24:BA:1920:C:H6	2.02	0.41
24:BA:2128:C:H3'	24:BA:2129:C:C6	2.55	0.41
24:BA:24:G:H2'	24:BA:25:U:O4'	2.20	0.41
24:BA:2507:C:H2'	24:BA:2508:G:O4'	2.20	0.41
24:BA:2881:C:C4	24:BA:2882:A:N7	2.88	0.41
24:BA:604:G:O2'	24:BA:605:C:H5'	2.20	0.41
24:BA:609(A):G:C4	24:BA:610:C:C5	3.08	0.41
24:BA:660:G:C5	24:BA:661:C:C5	3.08	0.41
24:BA:946:G:H2'	24:BA:947:G:O5'	2.20	0.41
26:BD:48:ARG:NH1	26:BD:48:ARG:HG3	2.35	0.41
27:BE:50:GLY:HA2	27:BE:74:PRO:HG3	2.02	0.41
27:BE:62:PRO:C	27:BE:64:LYS:N	2.72	0.41
28:BF:105:VAL:C	28:BF:107:LYS:H	2.23	0.41
28:BF:112:MET:HA	28:BF:115:ALA:HB3	2.01	0.41
28:BF:53:THR:HG22	28:BF:56:GLU:CG	2.50	0.41
30:BH:171:LEU:O	30:BH:171:LEU:HD23	2.20	0.41
30:BH:27:LYS:HE3	30:BH:28:GLY:N	2.34	0.41
30:BH:37:VAL:HG13	30:BH:38:SER:N	2.35	0.41
32:BM:55:VAL:HG23	32:BM:56:ASN:OD1	2.19	0.41
34:BO:13:ASN:C	34:BO:15:ARG:H	2.23	0.41
34:BO:147:LEU:HB2	34:BO:148:LEU:H	1.63	0.41
37:BQ:108:GLY:C	37:BQ:110:LEU:N	2.72	0.41
37:BQ:30:ARG:NH1	37:BQ:30:ARG:CG	2.82	0.41
37:BQ:83:LYS:HE2	37:BQ:84:GLN:HG3	2.00	0.41

Continued on next page...

Continued from previous page...

Atom-1	Atom-2	Interatomic distance (Å)	Clash overlap (Å)
42:BT:51:VAL:HG13	42:BT:81:VAL:HB	2.01	0.41
1:CA:1017:G:O2'	1:CA:1018:C:H5'	2.20	0.41
1:CA:1066:C:O2	1:CA:1066:C:H2'	2.20	0.41
1:CA:1141:C:H2'	1:CA:1142:G:H8	1.85	0.41
1:CA:1200:C:O2'	1:CA:1201:A:OP2	2.37	0.41
1:CA:1243:C:H2'	1:CA:1244:C:C6	2.55	0.41
1:CA:131:C:H2'	1:CA:132:C:C6	2.55	0.41
1:CA:1541:U:H5''	1:CA:1542:G:OP1	2.20	0.41
1:CA:156:G:O2'	1:CA:157:G:H5'	2.20	0.41
1:CA:247:G:OP2	17:CT:100:LYS:N	2.53	0.41
1:CA:34:C:O2'	1:CA:35:G:H5'	2.20	0.41
1:CA:374:A:C6	1:CA:375:U:C4	3.07	0.41
1:CA:39:G:C2	1:CA:40:C:C6	3.07	0.41
1:CA:430:A:OP1	4:CG:9:CYS:CB	2.65	0.41
1:CA:5:U:H2'	1:CA:5:U:O2	2.20	0.41
1:CA:652:U:O2'	1:CA:653:A:H5''	2.21	0.41
1:CA:867:G:H8	1:CA:867:G:OP2	2.03	0.41
1:CA:882:C:O2'	1:CA:883:C:H5'	2.20	0.41
1:CA:939:G:H5''	7:CJ:102:ARG:CZ	2.48	0.41
2:CE:166:ASP:O	2:CE:170:GLU:OE1	2.38	0.41
5:CH:153:LYS:C	5:CH:153:LYS:HD3	2.41	0.41
7:CJ:24:THR:HA	7:CJ:27:ILE:HD13	2.01	0.41
13:CP:16:ASP:HB3	13:CP:34:LEU:CD1	2.49	0.41
13:CP:19:LEU:N	13:CP:19:LEU:HD22	2.33	0.41
16:CS:21:VAL:HG21	16:CS:59:TRP:NE1	2.35	0.41
17:CT:74:LEU:O	17:CT:74:LEU:HD13	2.20	0.41
18:CU:74:ARG:NE	18:CU:80:PRO:O	2.48	0.41
19:CV:41:VAL:HG11	19:CV:45:VAL:HG13	2.02	0.41
19:CV:58:VAL:O	19:CV:58:VAL:HG23	2.20	0.41
1:CA:263:A:OP2	20:CW:79:ARG:NH1	2.52	0.41
36:D0:28:LEU:HD13	36:D0:28:LEU:C	2.40	0.41
36:D0:34:ILE:HG22	36:D0:35:THR:N	2.35	0.41
39:D1:57:PHE:C	39:D1:59:ARG:N	2.74	0.41
40:D2:35:LEU:HB2	40:D2:37:VAL:CG2	2.49	0.41
51:D6:36:LEU:HD13	51:D6:50:ARG:HH12	1.81	0.41
24:DA:1034:G:O5'	24:DA:1034:G:H8	2.03	0.41
24:DA:1099:G:H2'	24:DA:1100:C:O4'	2.19	0.41
24:DA:1212:G:C2'	24:DA:1213:A:OP2	2.68	0.41
24:DA:1750:G:N2	24:DA:1751:C:C2	2.87	0.41
24:DA:1884:A:C2'	24:DA:1885:A:C5'	2.88	0.41
24:DA:1941:C:N4	24:DA:1965:C:H5'	2.35	0.41

Continued on next page...

Continued from previous page...

Atom-1	Atom-2	Interatomic distance (Å)	Clash overlap (Å)
24:DA:2182:G:H2'	24:DA:2183:C:C6	2.53	0.41
24:DA:2360:A:OP1	53:D8:49:VAL:HG12	2.20	0.41
24:DA:246:C:H2'	24:DA:247:G:H5'	2.01	0.41
24:DA:2517:C:N3	24:DA:2542:A:C6	2.87	0.41
24:DA:2867:G:H4'	24:DA:2867:G:OP2	2.20	0.41
24:DA:386:G:H4'	24:DA:387:U:OP2	2.20	0.41
24:DA:584:C:H2'	24:DA:585:G:O4'	2.19	0.41
26:DD:9:TYR:CZ	26:DD:13:ARG:HD3	2.54	0.41
26:DD:14:ARG:CG	26:DD:15:PHE:N	2.83	0.41
24:DA:2683:C:H1'	27:DE:13:ARG:NH2	2.35	0.41
27:DE:4:ILE:HG22	27:DE:198:VAL:HB	2.02	0.41
27:DE:63:LEU:CD1	27:DE:64:LYS:N	2.71	0.41
28:DF:183:VAL:O	28:DF:184:TYR:C	2.57	0.41
28:DF:80:ALA:O	28:DF:83:PHE:HB2	2.20	0.41
29:DG:27:ASN:HB3	29:DG:30:GLU:OE2	2.19	0.41
29:DG:78:SER:O	29:DG:80:PHE:N	2.53	0.41
30:DH:84:SER:O	30:DH:85:LYS:CB	2.64	0.41
31:DK:74:ASN:CG	31:DK:75:LEU:N	2.68	0.41
32:DM:10:GLU:OE2	32:DM:11:PRO:CD	2.68	0.41
34:DO:83:VAL:HG11	34:DO:112:LEU:HD21	1.97	0.41
37:DQ:92:TYR:HB2	37:DQ:98:VAL:HG11	2.02	0.41
41:DS:8:ARG:NH1	41:DS:8:ARG:HG3	2.34	0.41
41:DS:96:ILE:CG2	41:DS:96:ILE:O	2.68	0.41
43:DU:51:VAL:CG1	43:DU:52:SER:N	2.74	0.41
47:DW:15:LYS:H	47:DW:67:LYS:HZ3	1.68	0.41
1:AA:1151:A:H5''	10:AM:42:THR:OG1	2.19	0.41
1:AA:1177:G:OP2	9:AL:97:LYS:NZ	2.49	0.41
1:AA:117:G:H2'	1:AA:118:U:O4'	2.20	0.41
1:AA:210:U:O2	1:AA:210:U:H2'	2.19	0.41
1:AA:707:C:O2'	1:AA:708:C:H5'	2.20	0.41
2:AE:116:GLU:HB3	2:AE:153:ARG:NH2	2.35	0.41
2:AE:121:LEU:HB3	2:AE:127:ILE:HG12	2.02	0.41
2:AE:200:ILE:CD1	2:AE:200:ILE:H	2.30	0.41
2:AE:70:PHE:O	2:AE:92:TYR:HA	2.21	0.41
4:AG:3:ARG:CB	4:AG:3:ARG:NH2	2.75	0.41
5:AH:112:LEU:HD23	5:AH:112:LEU:N	2.35	0.41
5:AH:20:GLN:HE21	5:AH:20:GLN:C	2.24	0.41
5:AH:32:VAL:CG1	5:AH:33:VAL:N	2.83	0.41
7:AJ:36:LYS:HB2	7:AJ:36:LYS:NZ	2.34	0.41
9:AL:121:ARG:C	9:AL:121:ARG:HD3	2.41	0.41
11:AN:101:SER:OG	11:AN:102:GLY:N	2.53	0.41

Continued on next page...

Continued from previous page...

Atom-1	Atom-2	Interatomic distance (Å)	Clash overlap (Å)
13:AP:13:LYS:O	13:AP:14:ARG:O	2.37	0.41
15:AR:36:ILE:HG22	15:AR:37:ASN:N	2.36	0.41
18:AU:64:ARG:O	18:AU:66:LEU:N	2.53	0.41
36:B0:72:ASP:HB3	36:B0:75:LEU:HB2	2.00	0.41
40:B2:3:ALA:HB1	40:B2:38:LEU:CD2	2.50	0.41
40:B2:62:LEU:HD22	40:B2:95:LEU:HB2	2.02	0.41
53:B8:16:ILE:HD11	53:B8:60:LEU:HD12	2.02	0.41
53:B8:61:LEU:HD13	53:B8:62:LEU:HG	2.02	0.41
24:BA:1162:G:H21	40:B2:89:GLN:NE2	2.18	0.41
24:BA:1372:U:O4	24:BA:1373:A:C5	2.73	0.41
24:BA:1349:A:N6	24:BA:1598:C:N4	2.67	0.41
24:BA:1846:G:C5'	24:BA:1847:A:OP2	2.54	0.41
24:BA:1975:G:H2'	24:BA:1976:U:O4'	2.19	0.41
24:BA:1629:U:O2	24:BA:2698:U:H5''	2.20	0.41
24:BA:2716:U:C2'	24:BA:2717:G:H5'	2.50	0.41
24:BA:2681:C:N3	24:BA:2724:C:N4	2.68	0.41
24:BA:283:A:H5'	24:BA:284:U:H5	1.86	0.41
24:BA:484:C:H2'	24:BA:485:C:C6	2.55	0.41
24:BA:654(C):G:C2	24:BA:654(S):G:N1	2.88	0.41
24:BA:605:C:O2	24:BA:657:U:O2'	2.38	0.41
24:BA:882:G:H2'	24:BA:883:G:C1'	2.50	0.41
24:BA:966:G:C6	24:BA:967:C:N4	2.88	0.41
25:BB:28:C:OP1	37:BQ:31:SER:OG	2.24	0.41
25:BB:66:A:O2'	25:BB:67:G:P	2.78	0.41
26:BD:108:PRO:HB3	26:BD:143:HIS:CE1	2.55	0.41
24:BA:1799:G:H2'	26:BD:181:GLU:OE2	2.19	0.41
27:BE:71:GLY:O	27:BE:73:GLU:N	2.52	0.41
28:BF:202:PHE:CE1	28:BF:206:ILE:HD11	2.55	0.41
28:BF:57:VAL:CG1	28:BF:58:ALA:N	2.83	0.41
32:BM:51:PHE:N	32:BM:51:PHE:CD1	2.88	0.41
32:BM:55:VAL:HB	32:BM:126:PRO:CB	2.49	0.41
32:BM:7:LYS:O	32:BM:9:VAL:HG13	2.20	0.41
35:BP:27:VAL:HG21	35:BP:134:ARG:O	2.20	0.41
38:BR:106:SER:CB	38:BR:110:ILE:HD12	2.49	0.41
33:BN:104:ARG:CD	38:BR:34:VAL:HG11	2.50	0.41
41:BS:26:GLY:O	41:BS:27:LYS:C	2.58	0.41
43:BU:76:CYS:O	43:BU:77:PRO:C	2.58	0.41
46:BZ:96:LYS:HB3	46:BZ:96:LYS:HE2	1.86	0.41
1:CA:1091:U:H2'	1:CA:1093:A:OP2	2.20	0.41
1:CA:108:G:C2	1:CA:109:A:C2	3.08	0.41
1:CA:1211:U:H5'	1:CA:1212:U:P	2.60	0.41

Continued on next page...

Continued from previous page...

Atom-1	Atom-2	Interatomic distance (Å)	Clash overlap (Å)
1:CA:1218:C:H2'	1:CA:1219:U:C5	2.53	0.41
1:CA:1234:C:C2'	1:CA:1235:U:H5'	2.49	0.41
1:CA:1241:G:H2'	1:CA:1242:C:C5	2.53	0.41
1:CA:1270:C:O2'	1:CA:1271:G:H5'	2.21	0.41
1:CA:1349:A:H2'	1:CA:1350:A:O4'	2.20	0.41
1:CA:1449:C:O2'	1:CA:1450:U:C6	2.71	0.41
1:CA:410:G:H3'	1:CA:410:G:C8	2.55	0.41
1:CA:598:U:H2'	1:CA:599:C:C6	2.55	0.41
1:CA:701:C:H4'	1:CA:702:A:H5''	2.02	0.41
1:CA:742:G:C2'	1:CA:743:U:H5'	2.50	0.41
1:CA:894:G:C6	1:CA:895:G:C5	3.08	0.41
1:CA:95:G:C2'	1:CA:96:G:H5'	2.47	0.41
22:CB:23:G:H2'	22:CB:24:C:H5'	2.01	0.41
2:CE:99:GLY:O	2:CE:108:ILE:HD11	2.20	0.41
3:CF:59:ARG:NH1	3:CF:97:LYS:HE3	2.34	0.41
4:CG:33:MET:HE1	4:CG:37:PRO:O	2.20	0.41
6:CI:36:ARG:NH2	6:CI:38:GLU:HG2	2.35	0.41
6:CI:67:MET:HB2	6:CI:68:PRO:CD	2.48	0.41
7:CJ:111:ARG:HH11	7:CJ:111:ARG:CB	2.23	0.41
7:CJ:126:ASP:OD2	7:CJ:126:ASP:N	2.53	0.41
8:CK:38:ILE:CD1	8:CK:118:VAL:HG12	2.49	0.41
8:CK:122:ARG:HH11	8:CK:122:ARG:HG3	1.85	0.41
8:CK:11:THR:HA	8:CK:14:ARG:NH1	2.35	0.41
13:CP:13:LYS:HA	13:CP:44:ARG:CD	2.48	0.41
14:CQ:3:ARG:CG	14:CQ:4:LYS:N	2.83	0.41
15:CR:50:HIS:O	15:CR:53:HIS:HB3	2.20	0.41
17:CT:82:MET:C	17:CT:84:LEU:N	2.72	0.41
40:D2:72:VAL:HG13	40:D2:72:VAL:O	2.19	0.41
40:D2:15:GLU:O	40:D2:96:ILE:HB	2.19	0.41
52:D7:25:PRO:HA	52:D7:28:ARG:NH2	2.35	0.41
52:D7:32:LYS:HZ3	52:D7:36:GLN:NE2	2.18	0.41
42:DT:60:ARG:HH22	52:D7:47:ARG:HH12	1.68	0.41
53:D8:40:GLU:O	53:D8:41:ILE:C	2.56	0.41
24:DA:2349:G:OP2	53:D8:42:ARG:HD3	2.20	0.41
24:DA:1103:A:H3'	24:DA:1104:C:H6	1.86	0.41
24:DA:1464:C:O2'	24:DA:1528:A:C8	2.63	0.41
24:DA:1547:C:C2	24:DA:1548:C:C5	3.08	0.41
24:DA:1718:G:H3'	24:DA:1725:G:H5''	2.01	0.41
24:DA:197:A:N6	24:DA:2430:A:H2'	2.35	0.41
24:DA:2101:G:H2'	24:DA:2102:U:H6	1.84	0.41
24:DA:2193:G:H2'	24:DA:2194:G:C8	2.55	0.41

Continued on next page...

Continued from previous page...

Atom-1	Atom-2	Interatomic distance (Å)	Clash overlap (Å)
24:DA:2225:A:H4'	24:DA:2226:C:C6	2.55	0.41
24:DA:2531:A:H3'	24:DA:2532:G:H8	1.84	0.41
24:DA:391:G:H2'	24:DA:392:C:H6	1.85	0.41
24:DA:776:G:O6	24:DA:793:A:H2'	2.20	0.41
24:DA:859:G:O2'	24:DA:860:U:O2	2.29	0.41
26:DD:109:ASP:HB2	26:DD:197:GLY:HA2	2.03	0.41
26:DD:110:GLY:O	26:DD:111:LEU:C	2.59	0.41
26:DD:168:ARG:O	26:DD:169:GLU:HB2	2.19	0.41
27:DE:167:VAL:CG1	27:DE:189:PRO:HD3	2.50	0.41
28:DF:53:THR:O	28:DF:55:GLY:N	2.53	0.41
24:DA:2444:G:OP2	28:DF:68:LYS:CE	2.68	0.41
32:DM:1:MET:HG3	32:DM:1:MET:O	2.19	0.41
32:DM:30:ILE:HG22	32:DM:34:LEU:HD21	2.01	0.41
33:DN:107:ARG:HA	33:DN:112:MET:HE1	2.01	0.41
28:DF:34:TRP:CA	34:DO:6:LEU:HD12	2.47	0.41
37:DQ:95:HIS:O	37:DQ:96:GLY:C	2.57	0.41
44:DV:48:PHE:CE2	44:DV:71:VAL:HG11	2.55	0.41
44:DV:91:LEU:N	44:DV:91:LEU:HD22	2.35	0.41
1:AA:1024:G:C2'	1:AA:1025:U:H5'	2.50	0.41
1:AA:1066:C:C5'	1:AA:1067:A:OP2	2.68	0.41
1:AA:1156:G:C3'	1:AA:1157:A:H5''	2.50	0.41
1:AA:1216:G:O2'	1:AA:1217:C:H5'	2.20	0.41
1:AA:1225:A:H5''	1:AA:1226:C:OP2	2.20	0.41
1:AA:481:G:H2'	1:AA:483:C:H41	1.85	0.41
1:AA:60:A:HO2'	1:AA:61:G:P	2.43	0.41
1:AA:818:G:H2'	1:AA:819:A:H5''	2.02	0.41
22:AC:18:G:H1'	22:AC:58:A:C2	2.55	0.41
22:AD:26:G:C2	22:AD:45:G:N2	2.89	0.41
2:AE:22:LYS:H	2:AE:22:LYS:HD2	1.86	0.41
2:AE:22:LYS:HE2	2:AE:38:GLY:HA2	2.02	0.41
2:AE:236:TYR:C	2:AE:238:LEU:N	2.73	0.41
2:AE:51:LEU:HD22	2:AE:55:PHE:HE2	1.85	0.41
3:AF:113:ALA:CB	3:AF:114:PRO:HD3	2.37	0.41
4:AG:108:LEU:O	4:AG:108:LEU:HG	2.21	0.41
5:AH:57:LYS:C	5:AH:59:GLY:N	2.73	0.41
6:AI:35:ALA:CB	6:AI:67:MET:HB3	2.50	0.41
10:AM:6:ILE:CG2	10:AM:98:ILE:HG13	2.51	0.41
12:AO:82:VAL:C	12:AO:83:VAL:HG12	2.40	0.41
14:AQ:15:LYS:O	14:AQ:16:PHE:O	2.37	0.41
14:AQ:9:LYS:HA	14:AQ:12:ARG:HH11	1.85	0.41
17:AT:81:ARG:NE	17:AT:84:LEU:HD11	2.34	0.41

Continued on next page...

Continued from previous page...

Atom-1	Atom-2	Interatomic distance (Å)	Clash overlap (Å)
19:AV:16:LEU:CD1	19:AV:16:LEU:N	2.83	0.41
21:AX:12:LYS:HG2	21:AX:22:ARG:CB	2.50	0.41
36:B0:18:LEU:HD11	36:B0:22:ARG:CZ	2.50	0.41
39:B1:96:ALA:O	39:B1:98:LEU:HD12	2.20	0.41
39:B1:92:ARG:NH1	40:B2:11:GLN:HG3	2.35	0.41
40:B2:64:HIS:CD2	40:B2:92:THR:OG1	2.74	0.41
49:B4:13:ARG:HH11	49:B4:22:ILE:HG13	1.85	0.41
50:B5:45:VAL:HG12	50:B5:56:LYS:HG3	2.02	0.41
52:B7:1:MET:O	52:B7:2:LYS:C	2.58	0.41
24:BA:1045:A:H1'	24:BA:1047:G:C5	2.56	0.41
24:BA:1120:G:H2'	24:BA:1121:C:C6	2.56	0.41
24:BA:1299:G:H5''	24:BA:1300:U:H5''	2.02	0.41
24:BA:1412:A:O2'	24:BA:1413:G:H5'	2.20	0.41
24:BA:1697:G:OP2	24:BA:1698:A:H3'	2.20	0.41
24:BA:1946:U:C2	24:BA:1947:C:C5	3.08	0.41
24:BA:2142:C:H2'	24:BA:2143:C:H6	1.84	0.41
24:BA:2180:U:H2'	24:BA:2181:G:C8	2.55	0.41
24:BA:2356:C:H2'	24:BA:2357:U:O4'	2.20	0.41
24:BA:270(Z):U:O2'	24:BA:271(A):C:C5	2.73	0.41
24:BA:2777:G:H5''	24:BA:2778:A:H5''	2.02	0.41
24:BA:2850:A:OP2	24:BA:2866:U:N3	2.52	0.41
24:BA:2874:C:O2	24:BA:2874:C:C2'	2.68	0.41
24:BA:508:G:HO2'	24:BA:509:C:P	2.37	0.41
24:BA:592:G:N3	53:B8:4:MET:HE2	2.36	0.41
24:BA:923:C:H2'	24:BA:924:C:H6	1.83	0.41
25:BB:1:U:C2'	25:BB:2:C:H5'	2.50	0.41
26:BD:97:TYR:CE1	26:BD:103:ARG:HG3	2.56	0.41
26:BD:147:LEU:HD13	26:BD:155:LEU:HD11	2.02	0.41
26:BD:268:ARG:HG2	26:BD:268:ARG:HH11	1.85	0.41
28:BF:7:TYR:HD2	28:BF:18:ARG:HB2	1.85	0.41
29:BG:40:ASN:HD22	29:BG:41:GLN:N	2.17	0.41
30:BH:33:LEU:HD21	30:BH:140:LYS:CE	2.43	0.41
30:BH:61:HIS:O	30:BH:63:SER:N	2.53	0.41
30:BH:9:ILE:HG21	30:BH:49:VAL:O	2.20	0.41
34:BO:108:LYS:C	34:BO:110:TYR:H	2.24	0.41
34:BO:110:TYR:HD2	34:BO:111:ARG:HH21	1.67	0.41
35:BP:22:LYS:HE3	35:BP:23:GLY:N	2.34	0.41
35:BP:66:ILE:CG1	35:BP:67:ARG:H	2.34	0.41
37:BQ:42:ASP:O	37:BQ:43:GLU:CB	2.67	0.41
41:BS:66:GLU:HG2	41:BS:66:GLU:O	2.19	0.41
42:BT:29:TRP:O	42:BT:30:VAL:HG13	2.20	0.41

Continued on next page...

Continued from previous page...

Atom-1	Atom-2	Interatomic distance (Å)	Clash overlap (Å)
43:BU:26:LYS:HB2	43:BU:26:LYS:HE3	1.87	0.41
44:BV:115:GLY:HA2	44:BV:176:PRO:HA	2.02	0.41
46:BZ:91:LYS:CE	46:BZ:92:LYS:H	2.33	0.41
1:CA:1408:A:H2'	1:CA:1409:C:H6	1.85	0.41
1:CA:1490:C:H2'	1:CA:1491:G:O4'	2.21	0.41
1:CA:299:G:H2'	1:CA:300:A:C8	2.56	0.41
1:CA:336:C:H2'	1:CA:337:C:H6	1.85	0.41
1:CA:511:C:O2'	1:CA:512:U:P	2.78	0.41
1:CA:892:A:H2'	1:CA:893:C:H6	1.85	0.41
1:CA:977:A:N3	1:CA:977:A:H2'	2.35	0.41
9:CL:128:ARG:HD3	22:CC:32:C:OP2	2.19	0.41
2:CE:109:SER:C	2:CE:111:ARG:H	2.22	0.41
3:CF:76:VAL:CG2	3:CF:103:VAL:HG11	2.49	0.41
3:CF:142:MET:HG2	3:CF:149:ALA:HB2	2.02	0.41
4:CG:94:LEU:HA	4:CG:97:LEU:HD12	2.01	0.41
6:CI:88:VAL:HG12	6:CI:89:MET:N	2.34	0.41
7:CJ:141:VAL:O	7:CJ:141:VAL:CG1	2.65	0.41
7:CJ:44:TYR:O	7:CJ:47:CYS:N	2.53	0.41
7:CJ:79:ARG:CZ	7:CJ:82:GLY:HA2	2.51	0.41
7:CJ:87:VAL:HG11	7:CJ:155:ARG:HA	2.02	0.41
10:CM:45:ARG:HG3	10:CM:45:ARG:HH11	1.86	0.41
1:CA:1254:C:OP1	10:CM:45:ARG:NE	2.53	0.41
10:CM:84:GLN:HG3	10:CM:84:GLN:H	1.50	0.41
12:CO:53:ARG:HH12	12:CO:92:ASP:HB3	1.85	0.41
17:CT:11:VAL:HG23	17:CT:12:SER:N	2.35	0.41
19:CV:41:VAL:HG13	19:CV:44:MET:CB	2.38	0.41
24:DA:2870:C:H5''	36:D0:65:LEU:CD2	2.49	0.41
24:DA:1653:G:O6	36:D0:9:LYS:O	2.38	0.41
45:D3:36:ILE:HA	45:D3:60:PHE:CB	2.51	0.41
25:DB:43:C:H5'	49:D4:1:MET:HA	2.01	0.41
24:DA:99:U:O2'	24:DA:101:G:OP2	2.37	0.41
24:DA:1027:A:N6	24:DA:1126:A:C1'	2.83	0.41
24:DA:1082:U:C4	24:DA:1083:U:H1'	2.55	0.41
24:DA:1131:G:HO2'	24:DA:1132:A:H8	1.67	0.41
24:DA:1152:C:O2'	24:DA:1153:C:H5'	2.19	0.41
24:DA:1448:G:H5'	24:DA:1543:A:OP1	2.19	0.41
24:DA:1676:A:H2'	24:DA:1677:A:O4'	2.20	0.41
24:DA:1794:U:H2'	24:DA:1795:C:H6	1.85	0.41
24:DA:1805:U:O2	26:DD:50:THR:HB	2.20	0.41
24:DA:1904:G:O2'	24:DA:1905:C:H5'	2.20	0.41
24:DA:1917:U:O2'	24:DA:1918:A:H5'	2.20	0.41

Continued on next page...

Continued from previous page...

Atom-1	Atom-2	Interatomic distance (Å)	Clash overlap (Å)
24:DA:2291:U:H5''	24:DA:2380:C:O2'	2.21	0.41
24:DA:2456:C:O5'	24:DA:2456:C:H6	2.03	0.41
24:DA:2473:U:O2	24:DA:2473:U:C2'	2.67	0.41
24:DA:2649:U:C2	24:DA:2672:G:N2	2.88	0.41
24:DA:527:C:H4'	24:DA:528:A:O5'	2.20	0.41
24:DA:868:U:C4	24:DA:869:G:N7	2.89	0.41
24:DA:898:C:H2'	24:DA:899:A:H5''	2.02	0.41
24:DA:968:G:H2'	24:DA:969:U:C6	2.55	0.41
26:DD:145:VAL:CG1	26:DD:146:GLU:N	2.84	0.41
30:DH:169:VAL:HG22	30:DH:170:ARG:N	2.25	0.41
32:DM:109:LYS:N	32:DM:109:LYS:CD	2.83	0.41
33:DN:97:ARG:CA	33:DN:117:LEU:HD22	2.50	0.41
33:DN:92:GLU:O	33:DN:93:PRO:C	2.58	0.41
38:DR:134:GLU:OE1	38:DR:135:ALA:N	2.53	0.41
38:DR:24:PRO:HA	38:DR:49:VAL:CG1	2.39	0.41
41:DS:17:VAL:O	41:DS:18:ARG:C	2.57	0.41
41:DS:1:MET:HG3	41:DS:2:GLU:N	2.36	0.41
41:DS:68:ARG:O	41:DS:110:LYS:N	2.46	0.41
44:DV:20:ARG:CD	44:DV:20:ARG:O	2.68	0.41
44:DV:48:PHE:CE2	44:DV:52:SER:HA	2.55	0.41
44:DV:70:LEU:HB2	44:DV:91:LEU:HD21	2.01	0.41
48:DX:37:LEU:HD23	48:DX:37:LEU:N	2.35	0.41
1:AA:1000:A:C3'	1:AA:1001:G:H5''	2.40	0.41
1:AA:1205:U:O2'	1:AA:1206:G:H5'	2.21	0.41
1:AA:1240:U:OP2	7:AJ:116:ALA:CB	2.69	0.41
1:AA:1288:A:O2'	1:AA:1289:A:H5'	2.21	0.41
1:AA:1323:G:O2'	1:AA:1324:A:H5'	2.20	0.41
1:AA:1363:A:H1'	1:AA:1365:G:C8	2.48	0.41
1:AA:1483:A:H2	24:BA:1959:G:N3	2.18	0.41
1:AA:308:C:H2'	1:AA:309:G:H8	1.85	0.41
1:AA:404:U:H2'	1:AA:405:U:C6	2.56	0.41
1:AA:408:A:C4	1:AA:409:G:C8	3.08	0.41
1:AA:439:A:C4	1:AA:496:A:C2	3.09	0.41
1:AA:736:C:C2	1:AA:737:A:N7	2.88	0.41
1:AA:8:A:N7	4:AG:208:SER:O	2.54	0.41
1:AA:965:A:H5''	1:AA:966:G:OP1	2.20	0.41
2:AE:39:ILE:O	2:AE:41:ILE:HD12	2.21	0.41
2:AE:74:LYS:HB3	2:AE:75:LYS:H	1.57	0.41
4:AG:21:LEU:N	4:AG:21:LEU:CD1	2.73	0.41
5:AH:11:ILE:HB	5:AH:31:LEU:HD22	2.01	0.41
6:AI:25:ILE:HG21	6:AI:82:ARG:HD2	2.02	0.41

Continued on next page...

Continued from previous page...

Atom-1	Atom-2	Interatomic distance (Å)	Clash overlap (Å)
7:AJ:36:LYS:HA	7:AJ:39:ALA:CB	2.51	0.41
7:AJ:50:ILE:O	7:AJ:52:GLU:N	2.53	0.41
9:AL:79:LEU:HD13	9:AL:79:LEU:O	2.20	0.41
10:AM:19:SER:C	10:AM:21:GLN:H	2.24	0.41
14:AQ:14:PRO:O	14:AQ:15:LYS:O	2.38	0.41
15:AR:60:VAL:O	15:AR:64:ARG:HB2	2.20	0.41
15:AR:81:LEU:CD1	15:AR:85:LEU:HD12	2.49	0.41
16:AS:42:ARG:O	16:AS:43:LYS:C	2.58	0.41
17:AT:52:LYS:N	17:AT:52:LYS:HD2	2.32	0.41
17:AT:5:VAL:HG22	17:AT:60:ILE:HG13	2.03	0.41
18:AU:58:LEU:HD21	18:AU:66:LEU:HD22	2.01	0.41
18:AU:62:GLU:C	18:AU:64:ARG:N	2.72	0.41
20:AW:27:LYS:O	20:AW:30:LYS:HB2	2.20	0.41
39:B1:83:LEU:HG	39:B1:88:ILE:HD11	2.03	0.41
40:B2:41:GLY:N	40:B2:46:VAL:CG1	2.81	0.41
40:B2:87:HIS:O	40:B2:87:HIS:CG	2.74	0.41
49:B4:18:CYS:HB3	49:B4:36:CYS:HB2	1.33	0.41
53:B8:14:VAL:CG1	53:B8:22:VAL:HG13	2.50	0.41
53:B8:36:LYS:HG2	53:B8:36:LYS:H	1.57	0.41
24:BA:1022:G:N2	24:BA:1142(A):A:H2	2.18	0.41
24:BA:1261:C:H2'	24:BA:1262:A:O5'	2.21	0.41
24:BA:1373:A:H2'	24:BA:1374:G:O4'	2.20	0.41
24:BA:1378:A:C2'	24:BA:1379:A:C5'	2.91	0.41
24:BA:1344:G:C5'	24:BA:1384:A:H62	2.33	0.41
24:BA:1464:C:O2'	24:BA:1528:A:C8	2.45	0.41
24:BA:1825:A:H2'	24:BA:1826:G:C8	2.56	0.41
24:BA:1934:C:H2'	24:BA:1935:G:O4'	2.20	0.41
24:BA:1937:A:H2'	24:BA:1939:U:OP2	2.20	0.41
24:BA:2037:G:H2'	24:BA:2038:G:H8	1.81	0.41
24:BA:2169:A:N3	24:BA:2169:A:H2'	2.36	0.41
24:BA:2259:G:H2'	24:BA:2260:C:H6	1.84	0.41
24:BA:232:G:HO2'	24:BA:233:A:H5'	1.85	0.41
24:BA:2407:G:O5'	24:BA:2407:G:C8	2.73	0.41
24:BA:2469:A:H1'	24:BA:2482:G:C6	2.56	0.41
24:BA:2681:C:N3	24:BA:2724:C:C5	2.89	0.41
24:BA:2745:C:H4'	30:BH:142:GLY:O	2.20	0.41
24:BA:415:A:H2'	24:BA:416:C:H6	1.86	0.41
24:BA:654(C):G:C4	24:BA:654(S):G:C2	3.08	0.41
24:BA:659:C:H6	24:BA:659:C:H5''	1.85	0.41
24:BA:673:C:H2'	24:BA:674:G:H5'	2.01	0.41
24:BA:959:A:O2'	24:BA:960:A:H5'	2.21	0.41

Continued on next page...

Continued from previous page...

Atom-1	Atom-2	Interatomic distance (Å)	Clash overlap (Å)
27:BE:202:LYS:N	27:BE:202:LYS:HD3	2.35	0.41
27:BE:68:ALA:HA	27:BE:71:GLY:HA3	2.03	0.41
28:BF:125:LEU:HD23	28:BF:125:LEU:N	2.09	0.41
28:BF:32:LEU:C	28:BF:32:LEU:HD23	2.40	0.41
29:BG:142:PRO:HG2	29:BG:143:GLU:OE1	2.21	0.41
29:BG:143:GLU:CA	49:B4:31:ILE:HD13	2.50	0.41
29:BG:121:ASN:HB2	29:BG:181:ARG:NH2	2.35	0.41
30:BH:22:GLY:HA2	30:BH:37:VAL:CG2	2.51	0.41
31:BK:100:ALA:O	31:BK:101:LEU:C	2.58	0.41
32:BM:112:LEU:O	32:BM:115:ARG:N	2.53	0.41
32:BM:128:HIS:HB2	32:BM:129:PRO:HD2	2.02	0.41
32:BM:19:GLU:HB3	32:BM:59:LYS:HE3	2.02	0.41
33:BN:26:LYS:HB3	33:BN:27:GLY:H	1.72	0.41
35:BP:82:ARG:O	35:BP:84:GLY:N	2.47	0.41
24:BA:2012:G:H5''	41:BS:96:ILE:HD11	2.02	0.41
43:BU:20:TYR:CD1	43:BU:20:TYR:N	2.89	0.41
43:BU:81:LYS:CD	43:BU:97:ARG:CZ	2.98	0.41
47:BW:5:GLU:H	47:BW:5:GLU:CD	2.24	0.41
1:CA:937:A:C2	1:CA:1379:G:O6	2.74	0.41
1:CA:1425:U:H2'	1:CA:1426:C:H6	1.86	0.41
1:CA:1503:A:O2'	1:CA:1504:G:O5'	2.38	0.41
1:CA:186(E):C:H2'	1:CA:186(F):C:C6	2.54	0.41
1:CA:20:U:H2'	1:CA:21:G:O4'	2.20	0.41
1:CA:321:A:H2'	1:CA:322:C:C5	2.55	0.41
1:CA:448:A:C2	1:CA:449:C:O2	2.73	0.41
1:CA:474:G:H2'	1:CA:475:G:H8	1.85	0.41
1:CA:524:G:C6	1:CA:525:C:N4	2.88	0.41
1:CA:653:A:H1'	8:CK:56:LYS:HD3	2.02	0.41
1:CA:848:C:O2'	1:CA:849:C:H5'	2.20	0.41
1:CA:891:U:C2'	1:CA:892:A:H5'	2.50	0.41
1:CA:812:C:OP1	1:CA:903:G:H1'	2.20	0.41
22:CD:34:C:N4	23:C1:14:A:N6	2.60	0.41
2:CE:155:LEU:C	2:CE:157:ARG:H	2.23	0.41
3:CF:88:ARG:NH2	3:CF:101:LEU:O	2.53	0.41
3:CF:113:ALA:HB3	3:CF:114:PRO:CD	2.43	0.41
3:CF:128:PHE:O	3:CF:130:VAL:N	2.54	0.41
3:CF:46:GLU:C	3:CF:48:TYR:H	2.23	0.41
4:CG:198:VAL:CG1	4:CG:199:ASN:H	2.32	0.41
5:CH:26:PHE:CD1	5:CH:26:PHE:N	2.87	0.41
5:CH:68:GLU:O	5:CH:68:GLU:CG	2.68	0.41
9:CL:118:LYS:HB3	9:CL:118:LYS:NZ	2.34	0.41

Continued on next page...

Continued from previous page...

Atom-1	Atom-2	Interatomic distance (Å)	Clash overlap (Å)
9:CL:49:PRO:O	9:CL:85:LEU:HD21	2.20	0.41
10:CM:40:LEU:HB3	10:CM:41:PRO:HD2	2.02	0.41
13:CP:12:ASN:HD22	13:CP:12:ASN:N	2.18	0.41
14:CQ:18:VAL:CG2	14:CQ:19:ARG:N	2.82	0.41
16:CS:9:PHE:HB3	16:CS:10:GLY:H	1.64	0.41
18:CU:64:ARG:O	18:CU:65:ILE:C	2.58	0.41
36:D0:85:PRO:C	36:D0:87:TYR:N	2.73	0.41
39:D1:83:LEU:HG	39:D1:88:ILE:HG13	2.02	0.41
39:D1:92:ARG:NH2	40:D2:11:GLN:O	2.53	0.41
39:D1:92:ARG:CG	39:D1:92:ARG:O	2.54	0.41
40:D2:16:PRO:HB3	40:D2:97:LYS:O	2.20	0.41
40:D2:81:TYR:C	40:D2:82:ARG:CG	2.89	0.41
40:D2:21:ARG:HD2	40:D2:91:TYR:CE2	2.55	0.41
49:D4:38:LYS:HG3	49:D4:44:THR:OG1	2.20	0.41
24:DA:1084:A:N3	24:DA:1085:A:N7	2.67	0.41
24:DA:1176:G:O2'	24:DA:1178:C:H5	2.04	0.41
24:DA:1288:U:H2'	24:DA:1327:C:O2	2.20	0.41
24:DA:1530:G:C6	24:DA:1531:C:C4	3.09	0.41
24:DA:1534:G:C8	24:DA:1534:G:C5'	3.04	0.41
24:DA:1914:C:H2'	24:DA:1915:U:O4'	2.20	0.41
24:DA:526:A:O2'	24:DA:2043:C:O2	2.36	0.41
24:DA:2080:G:H2'	24:DA:2081:C:C6	2.55	0.41
24:DA:2156:G:N1	24:DA:2157:G:N2	2.68	0.41
24:DA:260:G:H1'	24:DA:621:A:H8	1.85	0.41
24:DA:2612:C:C5	24:DA:2613:U:H5	2.38	0.41
24:DA:273(A):G:H2'	24:DA:273(B):C:O4'	2.20	0.41
24:DA:612:G:C4	24:DA:613:U:O2	2.73	0.41
24:DA:614:U:O2'	24:DA:615:G:OP1	2.36	0.41
26:DD:158:ALA:O	26:DD:196:VAL:HG11	2.21	0.41
26:DD:215:LEU:HG	26:DD:215:LEU:H	1.59	0.41
26:DD:239:ARG:O	26:DD:240:ALA:CB	2.62	0.41
27:DE:18:ASP:O	27:DE:19:ARG:C	2.56	0.41
27:DE:35:GLN:HG3	27:DE:37:ARG:NH2	2.35	0.41
28:DF:59:TYR:HB3	28:DF:60:SER:H	1.70	0.41
29:DG:60:LEU:HD23	29:DG:60:LEU:C	2.41	0.41
31:DK:56:LYS:NZ	31:DK:60:GLU:HB2	2.36	0.41
31:DK:93:THR:O	31:DK:97:ILE:HG12	2.21	0.41
32:DM:21:LYS:O	32:DM:22:THR:O	2.39	0.41
37:DQ:83:LYS:HE3	37:DQ:84:GLN:CG	2.49	0.41
33:DN:71:ARG:HH11	38:DR:74:ARG:HH21	1.65	0.41
42:DT:57:LEU:H	42:DT:57:LEU:HD12	1.85	0.41

Continued on next page...

Continued from previous page...

Atom-1	Atom-2	Interatomic distance (Å)	Clash overlap (Å)
42:DT:7:VAL:O	42:DT:30:VAL:CG1	2.67	0.41
43:DU:95:LYS:H	43:DU:95:LYS:CD	2.33	0.41
44:DV:157:LEU:O	44:DV:158:PRO:O	2.37	0.41
47:DW:61:LEU:HD23	47:DW:61:LEU:HA	1.85	0.41
48:DX:39:ASP:O	48:DX:40:THR:C	2.59	0.41
1:AA:1058:G:H2'	1:AA:1059:C:C6	2.54	0.41
1:AA:1190:G:OP2	3:AF:5:ILE:CG2	2.69	0.41
1:AA:1253:G:N1	1:AA:1285:A:N6	2.68	0.41
1:AA:1237:C:C4'	1:AA:1334:G:H21	2.33	0.41
1:AA:585:G:H4'	12:AO:8:ASN:ND2	2.35	0.41
1:AA:599:C:O2'	1:AA:600:C:H5'	2.20	0.41
1:AA:814:A:H4'	1:AA:1511:G:H5'	2.02	0.41
1:AA:949:A:H2'	1:AA:950:U:O4'	2.21	0.41
2:AE:10:LEU:HD13	2:AE:10:LEU:C	2.40	0.41
4:AG:14:ARG:HG3	4:AG:14:ARG:NH1	2.34	0.41
4:AG:18:LYS:CD	4:AG:32:ALA:HB3	2.51	0.41
4:AG:73:ARG:HD2	4:AG:73:ARG:HA	1.64	0.41
5:AH:50:GLU:HB3	5:AH:53:LEU:HD12	2.01	0.41
5:AH:57:LYS:HE2	5:AH:61:TYR:CE2	2.47	0.41
1:AA:1298:C:C6	7:AJ:114:ARG:NH1	2.88	0.41
7:AJ:35:LYS:C	7:AJ:37:ASN:N	2.74	0.41
8:AK:114:THR:C	8:AK:116:LYS:H	2.23	0.41
15:AR:24:SER:HB3	15:AR:27:VAL:HB	2.03	0.41
15:AR:39:LEU:HD11	15:AR:56:LEU:HB2	2.03	0.41
19:AV:80:TYR:O	19:AV:81:ARG:CB	2.68	0.41
24:BA:2817:G:P	36:B0:99:LYS:HZ1	2.44	0.41
40:B2:62:LEU:CD2	40:B2:95:LEU:HB2	2.51	0.41
49:B4:4:GLY:O	49:B4:5:ILE:HG22	2.20	0.41
51:B6:29:ASN:HA	51:B6:32:ASN:OD1	2.20	0.41
24:BA:1177:A:HO2'	24:BA:1178:C:H5	1.64	0.41
24:BA:1537:C:H6	24:BA:1537:C:O5'	2.03	0.41
24:BA:1604:C:HO2'	24:BA:1610:A:N6	2.19	0.41
24:BA:1612:C:H4'	52:B7:5:TRP:O	2.21	0.41
24:BA:1695:G:N2	24:BA:1696:G:C8	2.88	0.41
24:BA:2287:A:N3	24:BA:2289:G:C8	2.89	0.41
24:BA:2344:U:H4'	24:BA:2345:G:O5'	2.20	0.41
24:BA:2459:A:C2	24:BA:2460:U:H1'	2.55	0.41
24:BA:2849:U:C2'	24:BA:2850:A:OP2	2.68	0.41
24:BA:319:C:H2'	24:BA:320:A:O4'	2.21	0.41
24:BA:540:G:H2'	24:BA:541:C:C6	2.55	0.41
25:BB:16:G:C2	25:BB:17:C:C2	3.09	0.41

Continued on next page...

Continued from previous page...

Atom-1	Atom-2	Interatomic distance (Å)	Clash overlap (Å)
24:BA:1821:A:OP1	26:BD:201:HIS:HD2	2.04	0.41
26:BD:44:ASN:ND2	26:BD:49:ILE:HG22	2.35	0.41
27:BE:101:ARG:CZ	27:BE:171:GLU:HB3	2.50	0.41
27:BE:188:VAL:HA	27:BE:189:PRO:HD2	1.75	0.41
27:BE:203:LYS:HD3	27:BE:204:ALA:HB3	2.02	0.41
28:BF:119:ARG:HH11	28:BF:119:ARG:HG2	1.84	0.41
28:BF:195:ASP:O	28:BF:198:ALA:N	2.52	0.41
29:BG:102:PHE:O	29:BG:104:GLU:N	2.54	0.41
29:BG:135:LEU:O	29:BG:136:ARG:O	2.38	0.41
29:BG:38:VAL:HG22	29:BG:39:ILE:N	2.35	0.41
29:BG:96:ARG:NH1	29:BG:96:ARG:HG2	2.35	0.41
30:BH:135:GLY:C	30:BH:136:ILE:HD12	2.40	0.41
32:BM:97:ARG:HA	32:BM:97:ARG:HD3	1.94	0.41
33:BN:8:LEU:N	33:BN:8:LEU:CD2	2.84	0.41
34:BO:109:GLY:O	34:BO:110:TYR:O	2.38	0.41
34:BO:140:ALA:O	34:BO:141:ALA:HB2	2.21	0.41
34:BO:14:LYS:O	34:BO:14:LYS:HD2	2.20	0.41
35:BP:103:MET:C	35:BP:104:PHE:HD1	2.23	0.41
35:BP:89:ASN:HB2	35:BP:90:VAL:H	1.66	0.41
37:BQ:84:GLN:HA	37:BQ:109:GLY:HA3	2.02	0.41
37:BQ:52:SER:HB2	37:BQ:55:ALA:HB2	2.02	0.41
38:BR:119:LYS:C	38:BR:121:ILE:N	2.74	0.41
38:BR:50:ILE:N	38:BR:50:ILE:HD12	2.36	0.41
38:BR:81:PRO:HD2	38:BR:82:LEU:HD12	2.01	0.41
41:BS:14:PRO:CB	41:BS:18:ARG:NH2	2.84	0.41
43:BU:102:CYS:HB3	43:BU:103:GLY:H	1.43	0.41
43:BU:43:ASN:ND2	43:BU:43:ASN:N	2.66	0.41
46:BZ:87:PRO:C	46:BZ:90:ILE:HG22	2.40	0.41
1:CA:1199:U:H4'	10:CM:54:PHE:CE2	2.55	0.41
1:CA:1206:G:H4'	3:CF:192:THR:O	2.20	0.41
1:CA:1284:C:H2'	1:CA:1285:A:N7	2.35	0.41
1:CA:1297:C:O2'	1:CA:1298:C:O5'	2.37	0.41
1:CA:1446:A:O2'	1:CA:1447:G:O5'	2.36	0.41
1:CA:1405:G:H1'	1:CA:1519:A:O4'	2.20	0.41
1:CA:66:G:O4'	1:CA:173:U:C4	2.74	0.41
1:CA:35:G:N2	12:CO:118:SER:OG	2.52	0.41
1:CA:436:C:O2'	1:CA:437:U:H5'	2.20	0.41
1:CA:485:G:C2'	1:CA:486:U:OP2	2.68	0.41
1:CA:575:G:H4'	1:CA:576:G:O5'	2.21	0.41
1:CA:652:U:O4	1:CA:752:G:C2'	2.65	0.41
1:CA:658:G:C2'	1:CA:659:U:H5'	2.51	0.41

Continued on next page...

Continued from previous page...

Atom-1	Atom-2	Interatomic distance (Å)	Clash overlap (Å)
1:CA:740:U:O2'	1:CA:741:G:H5'	2.19	0.41
2:CE:130:ARG:HH22	2:CE:138:LEU:HD21	1.85	0.41
3:CF:113:ALA:C	3:CF:115:LEU:N	2.72	0.41
4:CG:111:ALA:HB3	4:CG:117:ALA:HB2	2.02	0.41
1:CA:1346:A:C4	7:CJ:10:ARG:NH1	2.88	0.41
7:CJ:17:VAL:HG12	7:CJ:18:TYR:CD1	2.55	0.41
9:CL:118:LYS:HZ2	9:CL:118:LYS:CB	2.34	0.41
9:CL:43:ALA:C	9:CL:45:ALA:N	2.73	0.41
11:CN:21:ILE:HD13	11:CN:84:VAL:HG12	2.02	0.41
12:CO:8:ASN:O	12:CO:11:VAL:HG23	2.20	0.41
12:CO:90:VAL:HG12	12:CO:92:ASP:H	1.85	0.41
13:CP:110:ARG:HG3	13:CP:110:ARG:O	2.20	0.41
18:CU:20:ALA:C	18:CU:21:LYS:HG3	2.41	0.41
18:CU:76:LEU:HD22	18:CU:76:LEU:N	2.35	0.41
19:CV:13:ASP:O	19:CV:14:HIS:O	2.39	0.41
36:D0:55:ALA:HA	36:D0:80:PHE:CE2	2.55	0.41
39:D1:97:ASP:HA	39:D1:100:VAL:HG23	2.01	0.41
49:D4:4:GLY:O	49:D4:5:ILE:C	2.59	0.41
51:D6:24:GLU:HB3	51:D6:25:LYS:H	1.56	0.41
24:DA:1265:A:O2'	24:DA:1266:G:O4'	2.39	0.41
24:DA:1786:A:N1	24:DA:2606:C:C1'	2.84	0.41
24:DA:2171:A:C2	24:DA:2172:U:N3	2.88	0.41
24:DA:2637:U:O2'	24:DA:2638:G:H5'	2.20	0.41
24:DA:270(T):G:O2'	24:DA:270(U):C:H5'	2.21	0.41
24:DA:2776:A:O2'	24:DA:2777:G:OP2	2.31	0.41
24:DA:363(F):A:H1'	24:DA:364:C:H5	1.85	0.41
24:DA:469:G:H2'	24:DA:470:A:H5"	2.02	0.41
24:DA:554:U:O2'	24:DA:556:G:C8	2.68	0.41
24:DA:605:C:H1'	24:DA:657:U:O2'	2.21	0.41
24:DA:685:A:OP1	52:D7:11:LYS:NZ	2.39	0.41
25:DB:56:G:H5"	25:DB:57:A:OP1	2.20	0.41
26:DD:117:VAL:HG22	26:DD:118:VAL:N	2.35	0.41
26:DD:269:PHE:CD2	26:DD:269:PHE:N	2.88	0.41
27:DE:9:VAL:HB	27:DE:10:GLY:H	1.70	0.41
27:DE:24:THR:HB	27:DE:184:VAL:HG23	2.02	0.41
27:DE:54:GLN:N	27:DE:54:GLN:CD	2.73	0.41
28:DF:64:ILE:HG23	28:DF:65:TRP:CD1	2.54	0.41
30:DH:146:ALA:HB2	30:DH:164:TYR:OH	2.20	0.41
30:DH:86:GLU:HG3	30:DH:165:ALA:CA	2.49	0.41
32:DM:114:ARG:C	32:DM:116:LEU:N	2.74	0.41
32:DM:28:THR:O	32:DM:29:LYS:C	2.59	0.41

Continued on next page...

Continued from previous page...

Atom-1	Atom-2	Interatomic distance (Å)	Clash overlap (Å)
35:DP:27:VAL:HG22	35:DP:105:GLU:CD	2.41	0.41
35:DP:118:LEU:HD13	35:DP:131:ILE:HG23	2.02	0.41
24:DA:911:A:H2'	35:DP:9:TYR:OH	2.20	0.41
37:DQ:51:ALA:HB3	37:DQ:73:LEU:HD23	2.01	0.41
41:DS:25:ARG:CB	41:DS:25:ARG:NH1	2.79	0.41
41:DS:29:LEU:HD23	41:DS:29:LEU:C	2.41	0.41
44:DV:29:TYR:O	44:DV:30:ASN:HB3	2.21	0.41
48:DX:37:LEU:HD12	48:DX:43:ILE:CG2	2.50	0.41
1:AA:109:A:H2'	1:AA:326:G:N2	2.29	0.41
1:AA:1119:C:H2'	1:AA:1120:G:H8	1.85	0.41
1:AA:1307:U:H6	1:AA:1307:U:O5'	2.03	0.41
1:AA:1500:A:OP2	1:AA:1505:G:OP1	2.37	0.41
1:AA:246:A:O2'	1:AA:247:G:O4'	2.31	0.41
1:AA:30:U:O2'	1:AA:31:G:OP1	2.36	0.41
1:AA:582:U:C2	1:AA:760:G:C6	3.08	0.41
1:AA:92:G:C6	1:AA:93:U:C4	3.09	0.41
1:AA:9:G:OP1	5:AH:122:GLU:HB2	2.21	0.41
2:AE:33:TYR:CD1	2:AE:33:TYR:C	2.94	0.41
3:AF:112:SER:O	3:AF:115:LEU:HB2	2.19	0.41
4:AG:120:LEU:CB	4:AG:126:ILE:HD11	2.37	0.41
5:AH:13:ILE:HD13	5:AH:13:ILE:H	1.86	0.41
6:AI:45:LEU:HD11	6:AI:57:GLN:CD	2.41	0.41
6:AI:47:ARG:NH1	6:AI:47:ARG:CB	2.80	0.41
6:AI:62:TRP:CE2	18:AU:35:ARG:NH2	2.88	0.41
7:AJ:30:ILE:HD12	7:AJ:120:ILE:HD11	2.02	0.41
8:AK:83:ILE:HB	8:AK:137:VAL:CG1	2.40	0.41
9:AL:5:TYR:HB3	9:AL:6:GLY:H	1.55	0.41
11:AN:54:ARG:HH11	11:AN:54:ARG:CG	2.33	0.41
12:AO:124:LYS:HG3	12:AO:125:PRO:CG	2.51	0.41
13:AP:35:GLU:CG	13:AP:36:LYS:N	2.79	0.41
15:AR:62:GLN:O	15:AR:63:ARG:C	2.58	0.41
16:AS:20:VAL:CG2	16:AS:21:VAL:N	2.82	0.41
36:B0:37:THR:O	36:B0:38:VAL:C	2.59	0.41
39:B1:92:ARG:HG2	39:B1:92:ARG:NH1	2.35	0.41
45:B3:7:LEU:HB3	45:B3:8:GLY:H	1.67	0.41
49:B4:63:TYR:OH	49:B4:69:LYS:HE3	2.21	0.41
24:BA:1139:G:HO2'	24:BA:1143:A:H62	1.61	0.41
24:BA:1230:C:H2'	24:BA:1231:G:C8	2.56	0.41
24:BA:1242:A:N1	34:BO:4:SER:HB2	2.35	0.41
24:BA:1292:U:H2'	24:BA:1293:C:H6	1.86	0.41
24:BA:1324:G:H3'	24:BA:1325:G:C5'	2.49	0.41

Continued on next page...

Continued from previous page...

Atom-1	Atom-2	Interatomic distance (Å)	Clash overlap (Å)
24:BA:1431:U:H2'	24:BA:1432:C:C6	2.55	0.41
24:BA:1773:A:H2'	24:BA:1774:C:H5'	2.02	0.41
24:BA:2075:U:H2'	24:BA:2238:G:N2	2.35	0.41
24:BA:2443:C:H2'	24:BA:2444:G:C8	2.49	0.41
24:BA:385:C:O2	24:BA:390:A:H2	2.03	0.41
24:BA:862:G:H3'	24:BA:863:A:H8	1.85	0.41
24:BA:9:U:OP1	32:BM:115:ARG:NH1	2.48	0.41
25:BB:49:C:OP1	37:BQ:97:ARG:CG	2.68	0.41
25:BB:95:U:C4	25:BB:96:G:N7	2.88	0.41
26:BD:11:PRO:C	26:BD:13:ARG:H	2.23	0.41
26:BD:14:ARG:HG2	26:BD:15:PHE:CD2	2.55	0.41
27:BE:203:LYS:HE2	27:BE:204:ALA:HB3	2.01	0.41
27:BE:63:LEU:HD23	27:BE:64:LYS:O	2.21	0.41
27:BE:79:ARG:NH1	27:BE:79:ARG:HG3	2.35	0.41
29:BG:114:ILE:HD11	29:BG:140:ILE:HG21	2.02	0.41
31:BK:143:SER:O	31:BK:144:VAL:CG2	2.62	0.41
32:BM:137:LYS:NZ	32:BM:138:LEU:HD23	2.36	0.41
33:BN:71:ARG:O	33:BN:73:ASP:N	2.54	0.41
34:BO:79:ARG:CZ	34:BO:109:GLY:HA3	2.51	0.41
38:BR:57:PHE:CG	38:BR:58:ASN:N	2.88	0.41
38:BR:95:ARG:NH1	38:BR:95:ARG:HG3	2.33	0.41
38:BR:96:ARG:HB2	38:BR:96:ARG:CZ	2.50	0.41
41:BS:36:LEU:CD1	41:BS:48:ALA:HA	2.36	0.41
42:BT:49:VAL:HB	42:BT:83:VAL:HG23	2.01	0.41
44:BV:18:LEU:HD12	44:BV:18:LEU:N	2.35	0.41
1:CA:281:G:H8	1:CA:281:G:OP2	2.04	0.41
1:CA:451:A:C2	1:CA:480:U:C2	3.08	0.41
1:CA:498:A:H2	1:CA:500:G:N3	2.18	0.41
1:CA:50:A:N6	1:CA:361:G:C4'	2.83	0.41
1:CA:584:G:H8	1:CA:584:G:O5'	2.02	0.41
1:CA:627:G:H2'	1:CA:628:G:C8	2.54	0.41
1:CA:642:A:H2'	1:CA:643:C:C6	2.56	0.41
1:CA:777:A:H2'	1:CA:778:G:H8	1.85	0.41
1:CA:827:U:C5	1:CA:870:U:C4	3.09	0.41
1:CA:877:C:H5''	8:CK:88:LYS:HD3	2.02	0.41
1:CA:986:A:H1'	19:CV:54:GLY:O	2.21	0.41
22:CC:47:U:HO2'	22:CC:48:C:P	2.43	0.41
2:CE:115:LEU:O	2:CE:119:GLU:N	2.54	0.41
2:CE:231:GLU:HG3	2:CE:233:SER:H	1.86	0.41
3:CF:108:ASN:CG	3:CF:111:LEU:HG	2.41	0.41
3:CF:59:ARG:HH12	3:CF:97:LYS:CE	2.33	0.41

Continued on next page...

Continued from previous page...

Atom-1	Atom-2	Interatomic distance (Å)	Clash overlap (Å)
4:CG:25:ARG:C	4:CG:27:TYR:H	2.24	0.41
7:CJ:101:LEU:O	7:CJ:104:LEU:HB2	2.21	0.41
7:CJ:122:HIS:CD2	7:CJ:122:HIS:N	2.87	0.41
8:CK:105:ARG:O	8:CK:107:LEU:N	2.47	0.41
8:CK:33:GLU:O	8:CK:36:LEU:N	2.53	0.41
10:CM:45:ARG:HB2	10:CM:65:LEU:HB3	2.03	0.41
11:CN:20:TYR:N	11:CN:31:THR:O	2.54	0.41
11:CN:92:GLU:O	11:CN:95:ILE:N	2.54	0.41
1:CA:538:G:OP2	12:CO:115:LYS:HG3	2.21	0.41
14:CQ:22:THR:HB	14:CQ:33:VAL:CG1	2.50	0.41
1:CA:974:A:H1'	14:CQ:31:ARG:HE	1.86	0.41
14:CQ:34:TYR:N	14:CQ:34:TYR:CD1	2.89	0.41
14:CQ:40:CYS:N	14:CQ:43:CYS:SG	2.87	0.41
16:CS:20:VAL:CG2	16:CS:32:TYR:CD2	3.04	0.41
17:CT:22:LEU:HD13	17:CT:41:LYS:HG2	2.01	0.41
19:CV:7:LYS:CG	19:CV:8:GLY:N	2.83	0.41
20:CW:10:LEU:O	20:CW:12:ALA:N	2.53	0.41
20:CW:48:LYS:O	20:CW:49:ALA:C	2.59	0.41
49:D4:61:ARG:C	49:D4:63:TYR:N	2.73	0.41
24:DA:1033:U:N3	24:DA:2750:A:C2	2.88	0.41
24:DA:1181:C:H5'	24:DA:1181:C:C6	2.38	0.41
24:DA:1378:A:C2'	24:DA:1379:A:C5'	2.84	0.41
24:DA:1385:G:C5'	24:DA:1386:C:OP1	2.68	0.41
24:DA:1701:A:H2'	24:DA:1702:G:H5'	2.03	0.41
24:DA:218:A:H2	24:DA:235:U:H4'	1.86	0.41
24:DA:2228:G:C5	24:DA:2229:C:C4	3.08	0.41
24:DA:2486:G:H2'	24:DA:2487:G:O5'	2.21	0.41
24:DA:2539:C:O2'	24:DA:2540:C:H5'	2.21	0.41
24:DA:2520:C:C6	24:DA:2567:G:H1'	2.55	0.41
24:DA:2688:U:O2	24:DA:2719:G:C2	2.74	0.41
24:DA:270(F):U:H2'	24:DA:270(G):C:H6	1.84	0.41
24:DA:2716:U:O2'	24:DA:2717:G:H5'	2.21	0.41
24:DA:2725:A:O2'	24:DA:2726:U:O5'	2.38	0.41
24:DA:363(A):A:H2'	24:DA:363(B):G:H8	1.86	0.41
24:DA:540:G:H3'	24:DA:541:C:H6	1.85	0.41
24:DA:614:U:C2'	24:DA:615:G:OP1	2.67	0.41
24:DA:803:U:C3'	24:DA:803:U:C6	3.03	0.41
24:DA:877:U:O4	24:DA:899:A:N1	2.53	0.41
24:DA:977:G:C6	24:DA:987:G:C6	3.08	0.41
25:DB:81:G:N7	25:DB:96:G:N3	2.69	0.41
28:DF:129:PHE:O	28:DF:142:TRP:HD1	2.03	0.41

Continued on next page...

Continued from previous page...

Atom-1	Atom-2	Interatomic distance (Å)	Clash overlap (Å)
28:DF:176:LEU:HD11	28:DF:180:GLY:O	2.19	0.41
29:DG:44:GLY:C	29:DG:46:ALA:N	2.73	0.41
31:DK:117:GLU:O	31:DK:118:LYS:CB	2.67	0.41
31:DK:72:LEU:C	31:DK:74:ASN:H	2.24	0.41
33:DN:48:PRO:O	33:DN:50:GLY:N	2.54	0.41
35:DP:45:GLN:H	35:DP:45:GLN:HE21	1.69	0.41
41:DS:14:PRO:C	41:DS:18:ARG:HD2	2.41	0.41
41:DS:73:ALA:HB3	41:DS:106:ILE:CG1	2.46	0.41
42:DT:60:ARG:HA	42:DT:75:ASP:OD2	2.20	0.41
44:DV:79:ARG:C	44:DV:81:ARG:H	2.24	0.41
46:DZ:86:SER:O	46:DZ:89:GLU:HB2	2.21	0.41
1:AA:1000:A:H2'	1:AA:1001:G:C4'	2.51	0.41
1:AA:1033:G:O2'	1:AA:1034:G:P	2.78	0.41
1:AA:105:G:C5	1:AA:106:C:C5	3.09	0.41
1:AA:1128:C:H2'	1:AA:1130:A:N7	2.36	0.41
1:AA:1239:A:H4'	1:AA:1240:U:C5'	2.50	0.41
1:AA:1279:A:N3	1:AA:1279:A:C2'	2.84	0.41
1:AA:1519:A:H2'	1:AA:1520:G:H5'	2.03	0.41
1:AA:353:A:C5'	1:AA:353:A:C8	2.96	0.41
1:AA:481:G:O2'	1:AA:483:C:N4	2.54	0.41
1:AA:512:U:H2'	1:AA:513:C:H6	1.85	0.41
1:AA:596:C:H5'	1:AA:596:C:C6	2.56	0.41
1:AA:674:G:H1'	18:AU:81:PHE:CE2	2.55	0.41
1:AA:757:U:O2'	1:AA:758:G:H5'	2.21	0.41
1:AA:792:A:N3	1:AA:794:A:N7	2.69	0.41
1:AA:794:A:N3	1:AA:795:C:C4	2.88	0.41
22:AC:75:C:P	22:AC:76:A:H5'	2.61	0.41
2:AE:21:ARG:O	2:AE:22:LYS:C	2.59	0.41
2:AE:230:VAL:O	2:AE:231:GLU:O	2.39	0.41
2:AE:61:LEU:CD1	2:AE:66:GLY:HA3	2.49	0.41
3:AF:181:ASN:ND2	3:AF:204:LEU:CB	2.84	0.41
4:AG:58:LEU:CD2	4:AG:58:LEU:C	2.89	0.41
5:AH:114:GLY:O	5:AH:115:VAL:C	2.58	0.41
5:AH:141:GLN:O	5:AH:143:ARG:HG2	2.21	0.41
5:AH:63:ARG:C	5:AH:65:ASN:H	2.24	0.41
6:AI:21:LEU:O	6:AI:24:GLU:HB3	2.21	0.41
7:AJ:41:ARG:NH1	7:AJ:41:ARG:HG3	2.34	0.41
9:AL:112:LYS:C	9:AL:112:LYS:CD	2.88	0.41
10:AM:48:THR:CG2	10:AM:60:ARG:HD2	2.50	0.41
11:AN:108:ILE:HG22	18:AU:87:ARG:HB2	2.03	0.41
11:AN:38:ASN:HA	11:AN:39:PRO:HD3	1.83	0.41

Continued on next page...

Continued from previous page...

Atom-1	Atom-2	Interatomic distance (Å)	Clash overlap (Å)
13:AP:46:LYS:O	13:AP:48:LEU:N	2.54	0.41
19:AV:11:VAL:CG2	19:AV:16:LEU:HD21	2.50	0.41
36:B0:107:ASP:OD2	36:B0:108:GLY:N	2.53	0.41
36:B0:2:ARG:NH1	36:B0:3:HIS:CD2	2.89	0.41
49:B4:36:CYS:O	49:B4:41:PRO:CG	2.69	0.41
51:B6:10:LEU:CA	51:B6:24:GLU:OE1	2.62	0.41
53:B8:59:LYS:HE3	53:B8:59:LYS:HB2	1.81	0.41
24:BA:1047:G:H2'	24:BA:1110:G:N1	2.35	0.41
24:BA:1045:A:C2	24:BA:1047:G:N2	2.88	0.41
24:BA:1115:G:O2'	24:BA:1116:C:H5'	2.20	0.41
24:BA:1171:G:O2'	24:BA:1173:G:C4	2.73	0.41
24:BA:1429:G:H2'	24:BA:1430:C:H6	1.86	0.41
24:BA:1465:G:C2	24:BA:1466:G:N9	2.88	0.41
24:BA:1585:C:O2	24:BA:1585:C:C2'	2.68	0.41
24:BA:1325:G:OP2	24:BA:1616:A:H2'	2.20	0.41
24:BA:1729:A:O2'	24:BA:1730:U:C5'	2.69	0.41
24:BA:1851:U:C2'	24:BA:1852:C:H5'	2.51	0.41
24:BA:1932:A:H2'	24:BA:1933:G:O4'	2.21	0.41
24:BA:2046:G:N3	24:BA:2047:U:C5	2.89	0.41
24:BA:2158:A:H5''	24:BA:2159:G:OP1	2.21	0.41
24:BA:2205:C:C2	24:BA:2206:C:C5	3.09	0.41
24:BA:2267:A:H5''	24:BA:2268:A:H5''	2.00	0.41
24:BA:226:G:O2'	24:BA:227:A:O5'	2.39	0.41
24:BA:235:U:H2'	24:BA:236:C:H6	1.84	0.41
24:BA:2425:A:C4'	24:BA:2426:A:O5'	2.63	0.41
24:BA:2481:G:O2'	24:BA:2482:G:O5'	2.35	0.41
24:BA:2488:A:H2'	24:BA:2489:G:O4'	2.20	0.41
24:BA:2634:G:H4'	27:BE:77:ILE:HD13	2.01	0.41
24:BA:2692:C:O2'	24:BA:2693:A:H5'	2.21	0.41
24:BA:319:C:C2'	24:BA:320:A:H5'	2.50	0.41
24:BA:620:G:C4'	24:BA:621:A:OP1	2.69	0.41
24:BA:833:U:H5''	34:BO:48:PRO:HB2	2.02	0.41
24:BA:889:C:O3'	24:BA:890:A:H4'	2.20	0.41
26:BD:246:PRO:CD	26:BD:255:LYS:HD3	2.50	0.41
26:BD:270:ILE:C	26:BD:271:ILE:HG13	2.41	0.41
27:BE:35:GLN:CB	27:BE:48:GLN:NE2	2.80	0.41
27:BE:79:ARG:N	27:BE:79:ARG:HD2	2.35	0.41
29:BG:161:THR:HG22	29:BG:163:ALA:H	1.85	0.41
31:BK:125:GLU:HG3	31:BK:125:GLU:O	2.21	0.41
31:BK:31:LEU:N	31:BK:32:PRO:CD	2.84	0.41
31:BK:86:THR:CG2	31:BK:122:GLU:HG3	2.51	0.41

Continued on next page...

Continued from previous page...

Atom-1	Atom-2	Interatomic distance (Å)	Clash overlap (Å)
34:BO:62:LEU:O	53:B8:13:ARG:HB3	2.21	0.41
34:BO:85:LEU:HA	34:BO:88:LEU:HB2	1.99	0.41
34:BO:85:LEU:CA	34:BO:88:LEU:HB3	2.45	0.41
35:BP:20:ALA:HA	35:BP:99:PRO:CG	2.33	0.41
42:BT:12:VAL:CG1	42:BT:27:THR:HG23	2.50	0.41
42:BT:39:ILE:HG22	42:BT:39:ILE:O	2.20	0.41
43:BU:98:VAL:O	43:BU:99:CYS:CB	2.66	0.41
44:BV:9:TYR:O	44:BV:37:VAL:HA	2.20	0.41
1:CA:1066:C:H42	1:CA:1191:A:H62	1.69	0.41
1:CA:1216:G:H5'	14:CQ:5:ALA:HB2	2.02	0.41
1:CA:1349:A:O2'	1:CA:1350:A:H5'	2.20	0.41
1:CA:186:C:H2'	1:CA:186(A):C:C6	2.55	0.41
1:CA:318:G:H2'	1:CA:319:G:C8	2.53	0.41
1:CA:525:C:H5''	12:CO:91:LYS:NZ	2.36	0.41
1:CA:552:U:H2'	1:CA:553:A:C8	2.55	0.41
1:CA:641:U:C4'	1:CA:642:A:OP1	2.68	0.41
1:CA:649:G:C6	1:CA:650:G:N7	2.89	0.41
1:CA:749:C:O2	1:CA:749:C:H2'	2.21	0.41
1:CA:96:G:C8	1:CA:96:G:H5'	2.48	0.41
1:CA:980:C:O2	14:CQ:19:ARG:O	2.39	0.41
1:CA:1074:G:H4'	2:CE:104:ASN:HB2	2.02	0.41
2:CE:200:ILE:CG2	2:CE:201:ILE:N	2.83	0.41
2:CE:62:ALA:O	2:CE:65:GLY:N	2.53	0.41
2:CE:95:GLN:HB3	2:CE:148:TYR:HD1	1.84	0.41
2:CE:95:GLN:O	2:CE:96:ARG:C	2.59	0.41
4:CG:101:LEU:CD2	4:CG:121:VAL:HG11	2.50	0.41
4:CG:93:PHE:CE1	4:CG:97:LEU:HD11	2.55	0.41
5:CH:6:PHE:HB2	5:CH:63:ARG:HH12	1.86	0.41
5:CH:68:GLU:HG3	5:CH:70:PRO:HD3	2.03	0.41
11:CN:56:GLY:O	11:CN:89:ALA:HB3	2.21	0.41
12:CO:117:ARG:HB3	12:CO:122:THR:HB	2.02	0.41
12:CO:89:ARG:HB3	12:CO:97:ARG:HA	2.02	0.41
1:CA:1187:G:H21	14:CQ:60:SER:CB	2.33	0.41
16:CS:22:THR:HB	16:CS:32:TYR:HB3	2.03	0.41
17:CT:77:VAL:HG12	17:CT:77:VAL:O	2.20	0.41
18:CU:74:ARG:HG2	18:CU:79:LEU:HB2	2.02	0.41
18:CU:84:LYS:HG2	18:CU:84:LYS:H	1.56	0.41
20:CW:101:GLY:C	20:CW:103:GLY:N	2.73	0.41
20:CW:89:ARG:HH12	20:CW:106:ALA:CB	2.34	0.41
36:D0:91:GLN:N	36:D0:91:GLN:NE2	2.69	0.41
39:D1:39:LEU:O	39:D1:42:ALA:N	2.53	0.41

Continued on next page...

Continued from previous page...

Atom-1	Atom-2	Interatomic distance (Å)	Clash overlap (Å)
40:D2:38:LEU:O	40:D2:51:VAL:HA	2.21	0.41
24:DA:459:U:OP1	52:D7:39:ARG:HA	2.20	0.41
53:D8:14:VAL:CG1	53:D8:60:LEU:HD11	2.51	0.41
53:D8:17:THR:O	53:D8:20:GLY:N	2.46	0.41
24:DA:1080:A:C2'	24:DA:1081:U:O5'	2.69	0.41
24:DA:1081:U:C2	24:DA:1082:U:O2'	2.73	0.41
24:DA:1105:U:O2'	24:DA:1106:G:H5'	2.19	0.41
24:DA:1262:A:C6	24:DA:1263:U:C4	3.08	0.41
24:DA:1338:G:N7	42:DT:62:LYS:NZ	2.59	0.41
24:DA:1586:A:H5''	24:DA:1587:A:N7	2.36	0.41
24:DA:1800:C:P	26:DD:266:SER:HG	2.44	0.41
24:DA:1798:U:O2'	24:DA:1802:A:H1'	2.20	0.41
24:DA:1884:A:O2'	24:DA:1885:A:H5''	2.20	0.41
24:DA:2136:C:H2'	24:DA:2137:C:C6	2.53	0.41
24:DA:2246:G:O2'	24:DA:2247:A:H5'	2.20	0.41
24:DA:2562:U:H2'	24:DA:2563:U:H5'	2.03	0.41
24:DA:2586:C:C5	24:DA:2608:G:N2	2.88	0.41
24:DA:301:G:C6	24:DA:317:G:C6	3.08	0.41
24:DA:546:C:H5'	24:DA:547:A:N7	2.35	0.41
24:DA:639:U:H2'	24:DA:640:C:C6	2.55	0.41
24:DA:71:A:H4'	24:DA:72:U:O5'	2.20	0.41
24:DA:828:U:H3'	24:DA:828:U:O2	2.21	0.41
24:DA:856:C:H5''	24:DA:856:C:C6	2.56	0.41
25:DB:58:A:H5'	25:DB:59:A:OP2	2.20	0.41
26:DD:134:ARG:H	26:DD:134:ARG:HG3	1.55	0.41
26:DD:145:VAL:O	26:DD:154:LYS:N	2.49	0.41
26:DD:197:GLY:O	26:DD:198:ASN:HB3	2.21	0.41
26:DD:240:ALA:HA	26:DD:241:PRO:HD2	1.85	0.41
26:DD:182:LEU:N	26:DD:272:ALA:HB3	2.32	0.41
28:DF:68:LYS:HG2	28:DF:69:HIS:CE1	2.55	0.41
28:DF:68:LYS:O	28:DF:69:HIS:HB2	2.21	0.41
29:DG:51:ARG:NH1	29:DG:51:ARG:CB	2.83	0.41
29:DG:95:ARG:CA	29:DG:99:MET:HB3	2.50	0.41
24:DA:2758:A:C5	30:DH:67:LEU:HD21	2.56	0.41
24:DA:1007:C:O2'	32:DM:108:PRO:HA	2.20	0.41
32:DM:27:ALA:O	32:DM:28:THR:C	2.57	0.41
33:DN:47:ILE:HD12	33:DN:48:PRO:CD	2.43	0.41
35:DP:34:LEU:HD11	35:DP:129:THR:CB	2.35	0.41
37:DQ:66:ALA:HA	37:DQ:69:VAL:CG1	2.51	0.41
38:DR:28:VAL:HG23	38:DR:87:ASP:O	2.21	0.41
38:DR:43:GLN:CG	38:DR:44:ASP:N	2.77	0.41

Continued on next page...

Continued from previous page...

Atom-1	Atom-2	Interatomic distance (Å)	Clash overlap (Å)
41:DS:14:PRO:C	41:DS:16:LYS:N	2.73	0.41
47:DW:53:LEU:O	47:DW:57:ILE:HG13	2.21	0.41
1:AA:1005:A:C5'	1:AA:1006:C:C5	3.03	0.41
1:AA:1177:G:C4	1:AA:1178:G:N2	2.89	0.41
1:AA:1184:G:O2'	1:AA:1185:G:H5'	2.21	0.41
1:AA:12:U:H4'	1:AA:526:C:H4'	2.02	0.41
1:AA:1300:G:HO2'	1:AA:1301:U:P	2.43	0.41
1:AA:1502:A:H2	1:AA:1505:G:N2	2.18	0.41
1:AA:197:A:N6	1:AA:221:C:C5'	2.84	0.41
1:AA:674:G:N2	11:AN:116:HIS:HB2	2.35	0.41
1:AA:682:G:C6	1:AA:709:G:C6	3.08	0.41
1:AA:971:G:O6	1:AA:1364:U:O2	2.39	0.41
1:AA:980:C:H5''	1:AA:981:U:C5	2.56	0.41
22:AD:46:G:H2'	22:AD:47:U:OP2	2.21	0.41
2:AE:73:THR:O	2:AE:74:LYS:O	2.39	0.41
3:AF:108:ASN:OD1	3:AF:110:ASN:HB2	2.20	0.41
3:AF:114:PRO:O	3:AF:117:ALA:HB3	2.20	0.41
3:AF:52:LEU:O	3:AF:52:LEU:HG	2.21	0.41
4:AG:141:ARG:HB3	4:AG:142:PRO:CD	2.51	0.41
1:AA:509:A:C5'	4:AG:55:ALA:HB2	2.50	0.41
7:AJ:127:ALA:C	7:AJ:129:GLU:N	2.74	0.41
8:AK:13:ILE:O	8:AK:17:THR:HG23	2.21	0.41
9:AL:50:LEU:O	9:AL:55:ALA:O	2.39	0.41
10:AM:3:LYS:N	10:AM:74:ILE:O	2.53	0.41
13:AP:66:LEU:C	13:AP:70:LEU:HD12	2.41	0.41
16:AS:9:PHE:CE2	16:AS:18:ARG:NE	2.89	0.41
19:AV:36:ARG:CZ	19:AV:73:GLU:HG3	2.51	0.41
19:AV:47:HIS:O	19:AV:48:THR:CG2	2.68	0.41
21:AX:9:ARG:HG3	21:AX:10:ARG:N	2.35	0.41
39:B1:104:GLN:NE2	39:B1:104:GLN:N	2.54	0.41
39:B1:45:TYR:O	39:B1:49:HIS:HB2	2.20	0.41
40:B2:12:TYR:HH	40:B2:22:VAL:HG23	1.84	0.41
49:B4:71:ARG:HH11	49:B4:71:ARG:CB	2.25	0.41
24:BA:1002:G:C2'	24:BA:1003:G:O5'	2.69	0.41
24:BA:1022:G:H4'	24:BA:1023:U:H5'	2.02	0.41
24:BA:1029:A:N1	24:BA:2465:C:O2'	2.48	0.41
24:BA:107:C:C2	24:BA:108:U:C5	3.08	0.41
24:BA:1286:A:C6	24:BA:1289:C:C2	3.08	0.41
24:BA:1353:A:H4'	26:BD:38:LYS:HZ2	1.85	0.41
24:BA:13:A:C5'	24:BA:14:A:OP1	2.69	0.41
24:BA:1537:C:O2'	24:BA:1538:G:O5'	2.39	0.41

Continued on next page...

Continued from previous page...

Atom-1	Atom-2	Interatomic distance (Å)	Clash overlap (Å)
24:BA:1906:G:C6	24:BA:1907:G:N7	2.89	0.41
24:BA:1944:U:H1'	24:BA:1955:U:O4'	2.21	0.41
24:BA:205:G:O2'	24:BA:206:U:P	2.79	0.41
24:BA:2461:C:H2'	24:BA:2462:U:H6	1.83	0.41
24:BA:270(L):U:O2	31:BK:50:ARG:HD2	2.21	0.41
24:BA:2759:G:H2'	24:BA:2760:C:C5'	2.49	0.41
24:BA:2799:A:H2'	24:BA:2801:A:C8	2.56	0.41
24:BA:539:G:H2'	24:BA:540:G:C8	2.56	0.41
24:BA:869:G:H2'	24:BA:870:A:H8	1.85	0.41
25:BB:65:C:C2'	25:BB:66:A:H5'	2.51	0.41
26:BD:21:PHE:HB3	26:BD:24:ILE:CG1	2.51	0.41
28:BF:65:TRP:CH2	28:BF:75:HIS:HD2	2.38	0.41
25:BB:42:C:H5''	29:BG:67:LYS:HE3	2.03	0.41
29:BG:64:THR:HG1	29:BG:94:LEU:HD13	1.85	0.41
30:BH:136:ILE:HG22	30:BH:136:ILE:O	2.20	0.41
30:BH:40:GLU:HB3	30:BH:41:MET:HE3	2.03	0.41
30:BH:76:VAL:HG12	30:BH:77:LYS:N	2.36	0.41
31:BK:104:GLN:OE1	31:BK:105:HIS:NE2	2.54	0.41
31:BK:3:VAL:O	31:BK:18:VAL:HA	2.20	0.41
33:BN:34:THR:OG1	33:BN:35:VAL:N	2.54	0.41
33:BN:98:VAL:HG13	33:BN:98:VAL:O	2.21	0.41
35:BP:110:THR:OG1	35:BP:113:GLN:OE1	2.38	0.41
41:BS:94:ASP:N	41:BS:94:ASP:OD1	2.53	0.41
47:BW:37:PHE:O	47:BW:40:SER:HB3	2.20	0.41
48:BX:54:VAL:CG1	48:BX:55:ARG:N	2.83	0.41
1:CA:1004:A:H2	1:CA:1024:G:C5	2.39	0.41
1:CA:1095:U:C5'	1:CA:1109:C:O2	2.68	0.41
1:CA:1137:C:O2'	1:CA:1138:G:N3	2.53	0.41
1:CA:1210:C:H5'	1:CA:1214:C:H42	1.86	0.41
1:CA:1329:A:H5''	13:CP:29:ARG:HG3	2.01	0.41
1:CA:1450:U:O2'	1:CA:1451:A:P	2.79	0.41
1:CA:353:A:H2'	1:CA:354:G:OP2	2.21	0.41
1:CA:474:G:C5	1:CA:475:G:N7	2.88	0.41
1:CA:734:G:C6	1:CA:735:C:C4	3.09	0.41
1:CA:91:C:C3'	1:CA:92:G:H5''	2.50	0.41
1:CA:981:U:H2'	1:CA:982:U:C5	2.56	0.41
22:CD:68:C:C2	22:CD:69:C:C5	3.08	0.41
2:CE:204:ASN:HD22	2:CE:204:ASN:C	2.22	0.41
2:CE:212:GLN:O	2:CE:212:GLN:NE2	2.54	0.41
2:CE:23:ARG:H	2:CE:23:ARG:CD	2.30	0.41
4:CG:127:THR:HG23	4:CG:130:GLY:O	2.20	0.41

Continued on next page...

Continued from previous page...

Atom-1	Atom-2	Interatomic distance (Å)	Clash overlap (Å)
4:CG:15:GLU:OE1	4:CG:15:GLU:N	2.54	0.41
4:CG:77:ASN:HD22	4:CG:77:ASN:H	1.66	0.41
5:CH:75:THR:CG2	5:CH:76:ILE:N	2.80	0.41
7:CJ:55:GLY:O	7:CJ:56:GLN:NE2	2.54	0.41
7:CJ:80:VAL:CG1	7:CJ:81:GLY:N	2.83	0.41
8:CK:20:TYR:CD1	8:CK:65:TYR:CD2	2.98	0.41
9:CL:20:ARG:O	9:CL:21:PRO:C	2.59	0.41
10:CM:29:ARG:O	10:CM:30:SER:HB3	2.20	0.41
12:CO:62:SER:HB2	12:CO:64:TYR:CD1	2.56	0.41
12:CO:25:PRO:HD2	12:CO:97:ARG:HH11	1.86	0.41
13:CP:15:VAL:O	13:CP:19:LEU:HD22	2.21	0.41
17:CT:11:VAL:HG23	17:CT:12:SER:H	1.85	0.41
18:CU:53:ARG:O	18:CU:55:ARG:N	2.53	0.41
36:D0:55:ALA:O	36:D0:58:GLY:HA3	2.21	0.41
51:D6:8:LYS:O	51:D6:9:LEU:HB2	2.20	0.41
52:D7:24:THR:HB	52:D7:25:PRO:HD2	2.03	0.41
53:D8:26:LYS:HA	53:D8:26:LYS:HD3	1.86	0.41
24:DA:1429:G:C4	24:DA:1430:C:C5	3.09	0.41
24:DA:1535:U:H2'	24:DA:1536:A:C8	2.50	0.41
24:DA:1694:C:O2'	24:DA:1695:G:OP2	2.37	0.41
24:DA:1774:C:O2	24:DA:1774:C:C2'	2.67	0.41
24:DA:2018:G:H2'	24:DA:2019:A:H8	1.83	0.41
24:DA:2287:A:N6	24:DA:2344:U:C2	2.89	0.41
24:DA:1029:A:H2	24:DA:2465:C:O2	2.04	0.41
24:DA:2656:U:O4	24:DA:2665:A:C6	2.73	0.41
24:DA:270(C):C:H6	24:DA:270(C):C:O5'	2.03	0.41
24:DA:270(M):U:H1'	24:DA:270(N):G:N1	2.36	0.41
24:DA:612:G:C2	24:DA:613:U:C2	3.09	0.41
24:DA:654:A:O2'	24:DA:654(A):A:N7	2.52	0.41
24:DA:988:A:C2'	24:DA:989:G:O5'	2.69	0.41
26:DD:68:LYS:O	26:DD:68:LYS:HG3	2.20	0.41
27:DE:161:GLY:O	27:DE:162:ALA:HB3	2.20	0.41
27:DE:36:ARG:O	27:DE:37:ARG:C	2.59	0.41
30:DH:145:ALA:O	30:DH:148:ILE:HB	2.21	0.41
31:DK:32:PRO:C	31:DK:34:GLY:H	2.24	0.41
31:DK:77:LEU:CD1	31:DK:140:LEU:HB2	2.49	0.41
32:DM:62:VAL:CG1	32:DM:66:LYS:HB2	2.50	0.41
33:DN:1:MET:HE2	33:DN:67:LYS:HG2	2.03	0.41
24:DA:813:U:OP2	34:DO:23:PRO:O	2.39	0.41
24:DA:2250:G:C4	35:DP:82:ARG:HG3	2.56	0.41
35:DP:90:VAL:C	35:DP:92:GLY:N	2.71	0.41

Continued on next page...

Continued from previous page...

Atom-1	Atom-2	Interatomic distance (Å)	Clash overlap (Å)
37:DQ:53:SER:HA	37:DQ:56:LEU:CD2	2.50	0.41
41:DS:14:PRO:HG3	41:DS:101:SER:OG	2.21	0.41
41:DS:71:VAL:HA	41:DS:107:LEU:HD12	2.02	0.41
42:DT:54:VAL:C	42:DT:55:ASN:HD22	2.23	0.41
42:DT:83:VAL:CG1	42:DT:87:GLN:HB2	2.50	0.41
43:DU:49:VAL:O	43:DU:50:ARG:C	2.59	0.41
44:DV:108:PRO:HB2	44:DV:112:ARG:CB	2.42	0.41
44:DV:72:ARG:NH2	44:DV:97:GLU:O	2.54	0.41
47:DW:41:ILE:HD12	47:DW:43:GLN:N	2.35	0.41
1:AA:174:C:O2'	1:AA:175:C:H5'	2.21	0.41
1:AA:571:U:H3'	1:AA:572:A:C5'	2.50	0.41
1:AA:705:U:H2'	1:AA:706:A:H5'	2.02	0.41
1:AA:889:A:O2'	1:AA:890:G:O5'	2.39	0.41
2:AE:21:ARG:HG2	2:AE:39:ILE:CG1	2.49	0.41
2:AE:33:TYR:HB2	2:AE:43:ASP:N	2.36	0.41
3:AF:84:ILE:CG2	3:AF:88:ARG:NE	2.83	0.41
1:AA:15:G:H4'	5:AH:24:ARG:HH12	1.86	0.41
5:AH:42:GLY:HA2	5:AH:65:ASN:O	2.21	0.41
9:AL:38:GLN:O	9:AL:40:LEU:N	2.53	0.41
12:AO:54:LYS:HE2	12:AO:54:LYS:HB3	1.75	0.41
12:AO:54:LYS:NZ	12:AO:75:HIS:CE1	2.88	0.41
17:AT:58:GLU:HB2	17:AT:74:LEU:HB3	2.02	0.41
20:AW:45:GLN:O	20:AW:45:GLN:HG2	2.21	0.41
20:AW:48:LYS:O	20:AW:50:GLU:N	2.54	0.41
39:B1:65:ILE:O	39:B1:66:ASN:C	2.59	0.41
50:B5:3:LYS:HG3	50:B5:4:HIS:N	2.27	0.41
53:B8:32:LEU:CD2	53:B8:34:TRP:N	2.78	0.41
53:B8:60:LEU:HD23	53:B8:60:LEU:HA	1.77	0.41
24:BA:1378:A:OP1	52:B7:10:ARG:NH2	2.54	0.41
24:BA:1397:U:H2'	24:BA:1397:U:O2	2.21	0.41
24:BA:1547:C:O2'	24:BA:1548:C:H5'	2.20	0.41
24:BA:688:U:H5'	24:BA:1780:A:C2	2.56	0.41
24:BA:1912:A:N7	24:BA:1918:A:C2	2.89	0.41
24:BA:1965:C:H2'	24:BA:1966:A:C8	2.56	0.41
24:BA:2171:A:O2'	24:BA:2172:U:O4'	2.27	0.41
24:BA:2599:G:C8	26:BD:236:GLY:HA2	2.55	0.41
24:BA:2708:G:O2'	24:BA:2709:G:H5'	2.21	0.41
24:BA:270(F):U:C2	24:BA:270(G):C:C5	3.09	0.41
24:BA:270(U):C:H2'	24:BA:270(V):G:C8	2.56	0.41
24:BA:1659:U:O2'	24:BA:2712(A):A:N1	2.43	0.41
24:BA:273(A):G:C2'	24:BA:273(B):C:H5'	2.51	0.41

Continued on next page...

Continued from previous page...

Atom-1	Atom-2	Interatomic distance (Å)	Clash overlap (Å)
24:BA:2748:A:O2'	24:BA:2749:A:H5'	2.20	0.41
24:BA:2756:U:O4'	24:BA:2757:A:C8	2.73	0.41
24:BA:2820:A:O4'	36:B0:4:LEU:CD2	2.66	0.41
24:BA:2808:U:H3	24:BA:2892:A:H62	1.68	0.41
24:BA:793:A:C2'	24:BA:794:G:OP2	2.68	0.41
24:BA:984:A:O5'	24:BA:984:A:H8	2.04	0.41
26:BD:215:LEU:HA	26:BD:215:LEU:HD23	1.78	0.41
26:BD:245:PRO:CB	26:BD:253:GLN:OE1	2.69	0.41
26:BD:35:LYS:HE3	26:BD:65:ILE:HG22	2.03	0.41
28:BF:60:SER:O	28:BF:60:SER:OG	2.39	0.41
30:BH:76:VAL:O	30:BH:78:GLY:N	2.54	0.41
32:BM:42:TRP:HA	32:BM:48:MET:HE1	2.03	0.41
32:BM:72:TYR:N	32:BM:85:ILE:O	2.54	0.41
34:BO:18:ARG:O	34:BO:19:VAL:HB	2.21	0.41
34:BO:57:THR:HG21	34:BO:60:MET:CB	2.50	0.41
34:BO:84:ASN:ND2	34:BO:116:GLY:HA3	2.36	0.41
35:BP:138:ASP:OD2	35:BP:138:ASP:N	2.54	0.41
35:BP:81:VAL:HG12	35:BP:82:ARG:H	1.86	0.41
41:BS:20:VAL:O	41:BS:23:LEU:N	2.40	0.41
43:BU:75:ILE:HA	43:BU:80:GLY:HA2	2.02	0.41
44:BV:40:ASP:HB3	44:BV:43:GLU:HG3	2.03	0.41
44:BV:66:SER:O	44:BV:67:LEU:C	2.58	0.41
44:BV:69:THR:HA	44:BV:91:LEU:CD2	2.50	0.41
47:BW:36:ARG:O	47:BW:37:PHE:C	2.59	0.41
23:C1:20:A:H2'	23:C1:21:A:C8	2.55	0.41
1:CA:1004:A:C2	1:CA:1024:G:C8	3.09	0.41
1:CA:1170:A:O5'	1:CA:1170:A:H8	2.03	0.41
1:CA:1217:C:O2'	1:CA:1218:C:H5'	2.21	0.41
1:CA:1251:A:H1'	1:CA:1369:C:O2'	2.21	0.41
1:CA:1306:A:H61	1:CA:1331:G:H1'	1.86	0.41
1:CA:1336:C:C2'	1:CA:1336:C:O2	2.61	0.41
1:CA:1357:A:O5'	1:CA:1357:A:C8	2.70	0.41
1:CA:178:C:O2'	1:CA:179:A:H5'	2.20	0.41
1:CA:274:A:O2'	1:CA:275:G:C8	2.74	0.41
1:CA:392:G:H2'	1:CA:393:A:O4'	2.20	0.41
1:CA:403:C:O2'	4:CG:122:ARG:NH2	2.53	0.41
1:CA:482:A:N3	1:CA:482:A:H2'	2.36	0.41
1:CA:687:A:C2	1:CA:704:A:C5	3.08	0.41
1:CA:815:A:C2	1:CA:1529:G:N3	2.88	0.41
1:CA:873:A:C8	1:CA:873:A:O5'	2.67	0.41
1:CA:986:A:H2'	1:CA:987:G:C8	2.56	0.41

Continued on next page...

Continued from previous page...

Atom-1	Atom-2	Interatomic distance (Å)	Clash overlap (Å)
2:CE:114:ARG:O	2:CE:118:LEU:HG	2.21	0.41
2:CE:125:PRO:O	2:CE:126:GLU:HB2	2.20	0.41
2:CE:143:GLU:O	2:CE:147:LYS:HB2	2.21	0.41
2:CE:47:THR:O	2:CE:51:LEU:N	2.32	0.41
2:CE:75:LYS:C	2:CE:77:ALA:H	2.25	0.41
2:CE:87:ARG:HH11	2:CE:223:ILE:HD11	1.82	0.41
3:CF:47:LEU:HD11	3:CF:76:VAL:CG1	2.42	0.41
3:CF:70:VAL:HG12	3:CF:71:ALA:H	1.85	0.41
4:CG:209:ARG:HA	4:CG:209:ARG:NE	2.36	0.41
4:CG:26:CYS:HA	4:CG:31:CYS:HA	2.03	0.41
5:CH:132:ALA:O	5:CH:133:TYR:C	2.59	0.41
6:CI:7:ASN:ND2	18:CU:34:TYR:CE1	2.88	0.41
8:CK:1:MET:O	8:CK:2:LEU:HB2	2.21	0.41
9:CL:105:ASP:C	9:CL:107:ARG:N	2.74	0.41
9:CL:10:ARG:CG	9:CL:105:ASP:HB2	2.51	0.41
11:CN:124:LYS:HB3	11:CN:125:PHE:CD1	2.47	0.41
12:CO:38:THR:HG22	12:CO:57:LYS:HB3	2.01	0.41
12:CO:62:SER:O	12:CO:64:TYR:N	2.54	0.41
12:CO:64:TYR:HB3	12:CO:65:GLU:H	1.69	0.41
19:CV:39:THR:HG23	19:CV:68:GLY:O	2.21	0.41
36:D0:29:LEU:HD11	36:D0:48:VAL:CG1	2.50	0.41
39:D1:57:PHE:O	39:D1:60:LEU:N	2.54	0.41
49:D4:64:GLY:C	49:D4:66:SER:N	2.73	0.41
29:DG:67:LYS:NZ	49:D4:6:HIS:CD2	2.89	0.41
51:D6:6:ARG:NE	51:D6:6:ARG:HA	2.35	0.41
24:DA:1006:C:O2	32:DM:106:MET:HG2	2.20	0.41
24:DA:1177:A:H5''	24:DA:1178:C:O5'	2.20	0.41
24:DA:1694:C:HO2'	24:DA:1695:G:H5''	1.84	0.41
24:DA:1902:C:H2'	24:DA:1903:G:O5'	2.21	0.41
24:DA:1937:A:O2'	24:DA:1938:A:OP1	2.28	0.41
24:DA:529:A:C6	24:DA:2023:G:C6	3.09	0.41
24:DA:2164:C:C5	24:DA:2165:G:N7	2.89	0.41
24:DA:2467:C:O2'	24:DA:2468:G:H5'	2.20	0.41
24:DA:2726:U:O2'	24:DA:2727:G:H5'	2.20	0.41
24:DA:2798:C:N4	24:DA:2799:A:H61	2.19	0.41
24:DA:51:G:O2'	24:DA:119:A:C6	2.72	0.41
24:DA:802:A:H2'	24:DA:803:U:C5'	2.51	0.41
25:DB:82:G:C6	25:DB:95:U:O2	2.74	0.41
26:DD:154:LYS:C	26:DD:155:LEU:HD12	2.41	0.41
27:DE:93:VAL:H	27:DE:95:ILE:CD1	2.23	0.41
29:DG:47:LYS:HE3	29:DG:47:LYS:HB2	1.80	0.41

Continued on next page...

Continued from previous page...

Atom-1	Atom-2	Interatomic distance (Å)	Clash overlap (Å)
29:DG:78:SER:O	29:DG:79:ASN:C	2.59	0.41
30:DH:45:VAL:O	30:DH:45:VAL:CG1	2.69	0.41
33:DN:10:VAL:HG21	33:DN:16:ALA:HB3	2.03	0.41
34:DO:101:VAL:HG23	34:DO:106:LEU:HB3	2.03	0.41
34:DO:39:LYS:HA	34:DO:45:LEU:HD11	1.83	0.41
37:DQ:89:ARG:NH1	37:DQ:89:ARG:HG2	2.36	0.41
37:DQ:93:LYS:HB2	37:DQ:93:LYS:HE3	1.93	0.41
41:DS:55:ALA:O	41:DS:58:ALA:HB3	2.21	0.41
43:DU:13:VAL:O	43:DU:24:VAL:HA	2.20	0.41
44:DV:72:ARG:HG2	44:DV:72:ARG:O	2.21	0.41
47:DW:18:PRO:C	47:DW:20:GLU:N	2.73	0.41
1:AA:1006:C:HO2'	1:AA:1007:C:P	2.43	0.41
1:AA:1028(B):C:H3'	1:AA:1029:G:H4'	2.02	0.41
1:AA:1091:U:O2	1:AA:1093:A:C8	2.74	0.41
1:AA:1227:A:H2'	1:AA:1228:C:O5'	2.21	0.41
1:AA:1255:G:N7	1:AA:1279:A:N1	2.69	0.41
1:AA:1293:G:O2'	1:AA:1294:G:H5'	2.21	0.41
1:AA:1299:A:C6	1:AA:1301:U:C2	3.09	0.41
1:AA:1365:G:H2'	1:AA:1366:C:H6	1.86	0.41
1:AA:1466:C:H2'	1:AA:1467:G:O4'	2.21	0.41
1:AA:1479:C:C2	1:AA:1480:G:C8	3.08	0.41
1:AA:295:C:H2'	1:AA:296:U:O4'	2.20	0.41
1:AA:355:C:H2'	1:AA:356:A:O4'	2.21	0.41
1:AA:411:A:N7	1:AA:429:U:C5	2.89	0.41
1:AA:573:A:H2'	1:AA:574:A:C8	2.56	0.41
1:AA:860:A:H4'	8:AK:75:ARG:NH1	2.35	0.41
1:AA:926:G:H1	23:A1:16:A:P	2.43	0.41
1:AA:973:G:C3'	1:AA:974:A:H5''	2.40	0.41
1:AA:977:A:O2'	1:AA:978:A:C5'	2.67	0.41
22:AC:17:C:N3	22:AC:17(A):C:N4	2.69	0.41
2:AE:18:GLY:HA2	2:AE:40:HIS:O	2.21	0.41
3:AF:11:ARG:HH11	3:AF:11:ARG:CG	2.27	0.41
3:AF:85:ARG:CA	3:AF:85:ARG:HE	2.34	0.41
4:AG:11:LEU:O	4:AG:12:CYS:C	2.58	0.41
4:AG:24:GLU:O	4:AG:27:TYR:HB3	2.20	0.41
5:AH:107:ARG:O	5:AH:110:LEU:N	2.54	0.41
5:AH:90:VAL:HG23	5:AH:121:LYS:O	2.20	0.41
9:AL:22:GLY:C	9:AL:24:GLY:N	2.73	0.41
11:AN:20:TYR:HB2	11:AN:31:THR:CG2	2.49	0.41
12:AO:41:ARG:NH1	12:AO:43:VAL:HG12	2.36	0.41
13:AP:25:ILE:N	13:AP:25:ILE:CD1	2.84	0.41

Continued on next page...

Continued from previous page...

Atom-1	Atom-2	Interatomic distance (Å)	Clash overlap (Å)
13:AP:34:LEU:HA	13:AP:39:ILE:CG1	2.44	0.41
13:AP:15:VAL:CA	13:AP:45:VAL:CG2	2.96	0.41
18:AU:30:ASP:C	18:AU:32:ARG:H	2.24	0.41
24:BA:1651:G:OP1	36:B0:40:LYS:HG3	2.21	0.41
24:BA:2839:G:H4'	36:B0:49:ASP:HB3	2.03	0.41
13:AP:80:ARG:NH1	49:B4:55:ARG:HD3	2.36	0.41
49:B4:58:ARG:C	49:B4:62:ARG:HG2	2.42	0.41
53:B8:23:VAL:HG13	53:B8:48:PHE:H	1.86	0.41
24:BA:818:G:C2	24:BA:1190:G:O6	2.73	0.41
24:BA:1348:G:C6	24:BA:1349:A:N7	2.89	0.41
24:BA:1387:C:C4	24:BA:1388:G:N7	2.89	0.41
24:BA:1397:U:O2'	24:BA:1398:C:P	2.79	0.41
24:BA:1493:C:H4'	24:BA:1494:A:OP2	2.17	0.41
24:BA:1608:A:HO2'	24:BA:1610:A:P	2.43	0.41
24:BA:1637:A:H2'	24:BA:1638:C:C6	2.56	0.41
24:BA:2009:G:N3	36:B0:107:ASP:HA	2.36	0.41
24:BA:2020:A:H5'	50:B5:12:SER:HB3	2.01	0.41
24:BA:2305:A:N1	29:BG:154:GLY:N	2.64	0.41
24:BA:2559:C:H2'	24:BA:2559:C:O2	2.21	0.41
24:BA:2630:G:H1'	24:BA:2894:G:H1'	2.01	0.41
24:BA:221:A:N7	24:BA:266:G:C5	2.89	0.41
24:BA:2851:A:O2'	24:BA:2852:G:H5'	2.21	0.41
24:BA:307:G:N2	24:BA:310:A:OP2	2.52	0.41
24:BA:362:U:C5'	24:BA:363:G:OP1	2.61	0.41
24:BA:479:A:H4'	24:BA:480:A:OP1	2.20	0.41
24:BA:479:A:HO2'	24:BA:481:G:H5''	1.76	0.41
26:BD:35:LYS:HE2	26:BD:65:ILE:HG22	2.03	0.41
27:BE:16:ARG:O	27:BE:17:ASP:CB	2.68	0.41
27:BE:188:VAL:O	27:BE:188:VAL:HG13	2.20	0.41
27:BE:70:ALA:C	27:BE:72:VAL:N	2.71	0.41
29:BG:133:LEU:HD21	29:BG:135:LEU:HD11	2.03	0.41
29:BG:14:GLU:O	29:BG:17:PRO:HG2	2.21	0.41
30:BH:29:PRO:O	30:BH:30:LYS:CB	2.68	0.41
30:BH:94:TYR:CD1	30:BH:94:TYR:N	2.89	0.41
34:BO:52:GLU:CB	34:BO:55:ARG:HB3	2.50	0.41
34:BO:56:SER:O	34:BO:57:THR:HB	2.21	0.41
35:BP:73:PRO:HA	35:BP:93:TYR:CD2	2.56	0.41
37:BQ:20:ARG:C	37:BQ:22:GLY:N	2.74	0.41
38:BR:118:ARG:HG2	38:BR:121:ILE:HD12	2.03	0.41
38:BR:48:ILE:HD12	38:BR:48:ILE:N	2.36	0.41
38:BR:55:ASN:C	38:BR:59:THR:HG22	2.42	0.41

Continued on next page...

Continued from previous page...

Atom-1	Atom-2	Interatomic distance (Å)	Clash overlap (Å)
38:BR:78:LEU:HD22	38:BR:79:HIS:HD2	1.85	0.41
43:BU:28:LYS:HE2	43:BU:28:LYS:HA	2.02	0.41
43:BU:88:LYS:C	43:BU:90:LEU:H	2.24	0.41
44:BV:108:PRO:O	44:BV:109:ALA:HB2	2.21	0.41
44:BV:9:TYR:HB3	44:BV:10:ARG:H	1.45	0.41
47:BW:63:VAL:O	47:BW:67:LYS:HD3	2.21	0.41
24:BA:270(U):C:OP2	46:BZ:96:LYS:CD	2.69	0.41
1:CA:1032(A):G:H2'	1:CA:1032(B):G:C8	2.56	0.41
1:CA:1048:G:H2'	1:CA:1050:G:H8	1.86	0.41
1:CA:1154:G:N3	1:CA:1155:G:C8	2.89	0.41
1:CA:1176:A:N6	1:CA:1177:G:C2	2.89	0.41
1:CA:1239:A:H1'	1:CA:1241:G:C5	2.55	0.41
1:CA:1312:G:H3'	49:D4:67:TYR:OH	2.21	0.41
1:CA:1224:G:O6	1:CA:1322:C:H1'	2.21	0.41
2:CE:37:ASN:C	2:CE:39:ILE:N	2.73	0.41
3:CF:120:VAL:O	3:CF:123:GLN:HB2	2.20	0.41
3:CF:47:LEU:CD1	3:CF:76:VAL:HG12	2.42	0.41
1:CA:543:C:P	4:CG:14:ARG:HH21	2.44	0.41
5:CH:10:MET:CE	5:CH:13:ILE:HD13	2.51	0.41
5:CH:51:VAL:CB	5:CH:52:PRO:HD3	2.38	0.41
7:CJ:103:TRP:O	7:CJ:104:LEU:C	2.59	0.41
10:CM:54:PHE:CZ	10:CM:55:LYS:CE	3.04	0.41
11:CN:21:ILE:CD1	11:CN:82:VAL:HG13	2.51	0.41
12:CO:21:LYS:CD	12:CO:21:LYS:N	2.83	0.41
13:CP:117:VAL:CG2	13:CP:118:ALA:H	2.31	0.41
13:CP:117:VAL:O	13:CP:119:GLY:N	2.53	0.41
14:CQ:47:LEU:O	14:CQ:50:LYS:N	2.52	0.41
16:CS:8:ARG:NH1	16:CS:8:ARG:HG2	2.31	0.41
19:CV:39:THR:O	19:CV:40:ILE:HB	2.20	0.41
24:DA:533:G:H5'	39:D1:24:TYR:CE2	2.56	0.41
39:D1:91:ASP:OD2	39:D1:96:ALA:CA	2.69	0.41
40:D2:24:LYS:CA	40:D2:92:THR:HG23	2.38	0.41
45:D3:40:GLN:NE2	45:D3:43:THR:HA	2.36	0.41
50:D5:41:PRO:HA	50:D5:42:PRO:HD3	1.82	0.41
51:D6:27:LYS:CB	51:D6:27:LYS:NZ	2.73	0.41
52:D7:8:ASN:HD21	52:D7:10:ARG:HB3	1.86	0.41
53:D8:56:GLU:C	53:D8:58:ILE:N	2.73	0.41
24:DA:1176:G:O2'	24:DA:1177:A:H5'	2.20	0.41
24:DA:1426:G:O5'	24:DA:1426:G:H8	2.03	0.41
24:DA:1471:A:H2'	24:DA:1471:A:N3	2.35	0.41
24:DA:1677:A:N6	24:DA:1678:G:C2	2.89	0.41

Continued on next page...

Continued from previous page...

Atom-1	Atom-2	Interatomic distance (Å)	Clash overlap (Å)
24:DA:1804:C:H6	24:DA:1804:C:O5'	2.04	0.41
24:DA:2133:G:C2	24:DA:2158:A:N6	2.89	0.41
24:DA:2163:C:H5''	24:DA:2172:U:OP2	2.21	0.41
24:DA:2633:G:H5'	24:DA:2811:G:O2'	2.21	0.41
24:DA:2655:G:C2'	24:DA:2656:U:OP2	2.69	0.41
24:DA:331:A:O2'	24:DA:332:A:OP1	2.30	0.41
24:DA:356:G:O2'	24:DA:357:A:H5'	2.21	0.41
24:DA:458:G:O2'	24:DA:469:G:C6	2.72	0.41
24:DA:680:G:H2'	24:DA:681:G:C8	2.56	0.41
24:DA:59:U:O2'	24:DA:73:A:H2'	2.20	0.41
24:DA:817:C:O2'	24:DA:839:U:H5''	2.20	0.41
24:DA:90:U:O2'	24:DA:91:A:H8	2.02	0.41
24:DA:988:A:H4'	24:DA:1155:A:N1	2.36	0.41
26:DD:147:LEU:CD1	26:DD:155:LEU:HD21	2.51	0.41
26:DD:33:LEU:HB3	26:DD:34:VAL:H	1.48	0.41
27:DE:62:PRO:O	27:DE:63:LEU:C	2.59	0.41
28:DF:13:SER:OG	28:DF:14:PRO:HD2	2.21	0.41
29:DG:22:ARG:HH22	29:DG:175:LEU:HD21	1.85	0.41
30:DH:20:ALA:HB3	30:DH:23:ARG:HG2	2.03	0.41
32:DM:101:HIS:HD2	32:DM:102:ALA:N	2.19	0.41
33:DN:31:LYS:HA	33:DN:31:LYS:HD3	1.92	0.41
34:DO:12:ALA:C	34:DO:14:LYS:N	2.73	0.41
43:DU:2:ARG:O	43:DU:3:VAL:O	2.38	0.41
31:DK:27:ARG:HB3	46:DZ:71:TYR:CE1	2.56	0.41
1:AA:999:U:C2'	1:AA:1000:A:OP1	2.69	0.41
1:AA:1074:G:C5	1:AA:1075:C:C5	3.09	0.41
1:AA:1127:G:O2'	1:AA:1147:C:N3	2.54	0.41
1:AA:383:A:H2'	1:AA:384:G:C4'	2.51	0.41
1:AA:423:G:O2'	1:AA:424:G:H5'	2.21	0.41
1:AA:436:C:H2'	1:AA:437:U:C6	2.56	0.41
1:AA:445:G:C6	1:AA:490:G:C6	3.09	0.41
1:AA:899:C:H2'	1:AA:900:A:O4'	2.21	0.41
2:AE:133:LYS:O	2:AE:136:VAL:N	2.54	0.41
3:AF:172:ARG:C	3:AF:173:VAL:CG2	2.89	0.41
4:AG:145:GLU:HG3	4:AG:184:LYS:HZ1	1.82	0.41
4:AG:191:ARG:HA	4:AG:191:ARG:NH1	2.36	0.41
4:AG:24:GLU:N	4:AG:27:TYR:CB	2.82	0.41
4:AG:63:LYS:O	4:AG:67:ILE:HG13	2.21	0.41
5:AH:100:VAL:HG13	5:AH:118:ILE:CG2	2.46	0.41
6:AI:14:LEU:CD2	6:AI:18:GLN:OE1	2.69	0.41
7:AJ:15:ASP:OD1	7:AJ:19:GLY:N	2.53	0.41

Continued on next page...

Continued from previous page...

Atom-1	Atom-2	Interatomic distance (Å)	Clash overlap (Å)
7:AJ:20:ASP:O	7:AJ:21:VAL:CG2	2.54	0.41
7:AJ:86:GLN:CD	22:AD:31:G:H21	2.24	0.41
1:AA:877:C:O2'	8:AK:89:PRO:HG3	2.21	0.41
9:AL:16:ARG:CB	9:AL:16:ARG:NH1	2.70	0.41
10:AM:13:HIS:CE1	10:AM:14:LYS:HE3	2.55	0.41
11:AN:66:LEU:O	11:AN:68:ALA:N	2.54	0.41
11:AN:69:ALA:HB1	11:AN:103:LEU:HD21	2.03	0.41
13:AP:34:LEU:HD23	13:AP:34:LEU:H	1.86	0.41
17:AT:11:VAL:HG21	17:AT:88:TYR:CE2	2.56	0.41
21:AX:26:LYS:HZ3	21:AX:26:LYS:H	1.69	0.41
39:B1:107:ALA:O	39:B1:110:VAL:HB	2.21	0.41
39:B1:36:ARG:HG2	39:B1:40:PHE:CE1	2.56	0.41
40:B2:89:GLN:HA	40:B2:90:PRO:HD3	1.82	0.41
40:B2:97:LYS:O	40:B2:98:GLU:CB	2.68	0.41
49:B4:43:TYR:C	49:B4:43:TYR:HD1	2.23	0.41
49:B4:46:GLN:CG	49:B4:47:GLN:H	2.33	0.41
24:BA:1072:C:H2'	24:BA:1093:G:O6	2.20	0.41
24:BA:1101:U:O2'	24:BA:1102:C:H5'	2.20	0.41
24:BA:1210:A:H5'	24:BA:1212:G:O4'	2.21	0.41
24:BA:1331:A:H2'	24:BA:1333:C:H5	1.86	0.41
24:BA:1520:U:H2'	24:BA:1521:G:C8	2.56	0.41
24:BA:1617:C:H5''	24:BA:1618:A:OP2	2.21	0.41
24:BA:1930:G:HO2'	24:BA:1931:U:H5	1.67	0.41
24:BA:2062:A:N7	24:BA:2503:A:N6	2.69	0.41
24:BA:212:G:O2'	24:BA:213:A:H5'	2.20	0.41
24:BA:2162:G:H2'	24:BA:2163:C:O4'	2.21	0.41
24:BA:2173:A:H3'	24:BA:2174:C:H6	1.85	0.41
24:BA:2344:U:OP1	51:B6:38:LYS:HE3	2.21	0.41
24:BA:260:G:C2	24:BA:261:G:H1'	2.56	0.41
24:BA:2627:G:N3	24:BA:2781:A:H2	2.19	0.41
24:BA:343:C:O2	24:BA:343:C:H2'	2.20	0.41
24:BA:531:C:H5''	24:BA:532:A:O4'	2.20	0.41
24:BA:865:C:C5'	24:BA:866:A:OP1	2.69	0.41
24:BA:946:G:C2'	24:BA:947:G:O5'	2.69	0.41
25:BB:96:G:C6	25:BB:97:G:C5	3.09	0.41
26:BD:198:ASN:ND2	26:BD:198:ASN:O	2.54	0.41
26:BD:77:ALA:O	26:BD:116:GLN:HG3	2.19	0.41
27:BE:25:VAL:CG1	27:BE:26:ILE:N	2.84	0.41
27:BE:4:ILE:O	27:BE:5:LEU:HD23	2.21	0.41
28:BF:170:LEU:N	28:BF:170:LEU:HD12	2.36	0.41
30:BH:79:VAL:HG23	30:BH:79:VAL:O	2.20	0.41

Continued on next page...

Continued from previous page...

Atom-1	Atom-2	Interatomic distance (Å)	Clash overlap (Å)
32:BM:34:LEU:HD23	32:BM:34:LEU:N	2.36	0.41
33:BN:10:VAL:HG11	33:BN:16:ALA:C	2.40	0.41
34:BO:135:LEU:O	34:BO:139:LYS:HB2	2.21	0.41
37:BQ:67:ARG:HH11	37:BQ:67:ARG:CB	2.34	0.41
37:BQ:49:VAL:HG12	37:BQ:73:LEU:HD22	2.03	0.41
41:BS:3:ALA:O	41:BS:106:ILE:HA	2.21	0.41
43:BU:17:SER:HB2	43:BU:71:LYS:CD	2.38	0.41
43:BU:88:LYS:HA	43:BU:88:LYS:HD3	1.93	0.41
44:BV:19:ARG:HH11	44:BV:19:ARG:HG3	1.86	0.41
44:BV:9:TYR:CE2	44:BV:35:ARG:NH2	2.89	0.41
47:BW:48:HIS:ND1	47:BW:49:LYS:HE3	2.36	0.41
1:CA:1376:U:O2	1:CA:1377:A:C8	2.74	0.41
1:CA:1413:A:H2'	1:CA:1414:U:C6	2.56	0.41
1:CA:1485:U:O2'	1:CA:1486:G:H5'	2.21	0.41
1:CA:246:A:C6	1:CA:279:A:C2	3.09	0.41
1:CA:416:G:C5	1:CA:417:C:C4	3.09	0.41
1:CA:577:G:H2'	1:CA:578:C:H6	1.86	0.41
1:CA:922:G:C6	1:CA:923:A:C6	3.08	0.41
1:CA:96:G:O2'	1:CA:97:U:H5'	2.20	0.41
22:CD:26:G:N2	22:CD:45:G:H21	2.19	0.41
22:CD:60:U:C5'	22:CD:61:C:OP2	2.68	0.41
2:CE:76:GLN:OE1	2:CE:206:ASP:HB3	2.21	0.41
3:CF:138:VAL:HG22	3:CF:151:VAL:HG23	2.03	0.41
4:CG:12:CYS:O	4:CG:33:MET:HG3	2.21	0.41
4:CG:178:VAL:HG12	4:CG:179:GLU:N	2.35	0.41
5:CH:90:VAL:C	5:CH:91:LEU:HD12	2.42	0.41
8:CK:109:ILE:HG13	8:CK:120:THR:HB	2.03	0.41
8:CK:53:VAL:HG12	8:CK:54:ASP:OD2	2.20	0.41
9:CL:113:LYS:CD	9:CL:113:LYS:H	2.27	0.41
13:CP:8:GLU:C	13:CP:9:ILE:CG2	2.90	0.41
15:CR:11:VAL:O	15:CR:12:ILE:C	2.60	0.41
17:CT:63:ARG:HG2	17:CT:64:PRO:HD2	2.03	0.41
17:CT:86:GLU:O	17:CT:87:LYS:C	2.60	0.41
17:CT:89:LEU:HD23	17:CT:89:LEU:HA	1.93	0.41
19:CV:31:ILE:HG23	19:CV:31:ILE:O	2.21	0.41
40:D2:38:LEU:CD1	40:D2:55:ALA:CB	2.99	0.41
49:D4:26:SER:C	49:D4:27:THR:O	2.58	0.41
24:DA:1092:C:C6	24:DA:1092:C:C3'	3.04	0.41
24:DA:1102:C:O2'	24:DA:1103:A:H5''	2.20	0.41
24:DA:1438:U:O2'	24:DA:1439:A:H5'	2.20	0.41
24:DA:1509:C:N4	24:DA:1511:A:H62	2.19	0.41

Continued on next page...

Continued from previous page...

Atom-1	Atom-2	Interatomic distance (Å)	Clash overlap (Å)
24:DA:1471:A:C5	24:DA:1522:G:N1	2.89	0.41
24:DA:1530:G:H2'	24:DA:1531:C:C6	2.55	0.41
24:DA:1688:U:O2	24:DA:1700:A:H8	2.04	0.41
24:DA:212:G:C2'	24:DA:213:A:H5'	2.51	0.41
24:DA:2439:A:O2'	24:DA:2440:C:OP2	2.34	0.41
24:DA:2562:U:C2'	24:DA:2563:U:H5'	2.51	0.41
24:DA:2592:G:C6	24:DA:2593:U:C4	3.09	0.41
24:DA:2617:C:C2'	24:DA:2618:G:H5'	2.51	0.41
24:DA:277:C:H5''	24:DA:278:A:C8	2.55	0.41
24:DA:2810:A:H61	24:DA:2891:G:H2'	1.86	0.41
24:DA:421:U:O2'	24:DA:422:A:OP2	2.23	0.41
24:DA:28:A:N6	24:DA:512:G:H1'	2.36	0.41
24:DA:552:G:H2'	24:DA:553:U:O4'	2.21	0.41
26:DD:228:PRO:HD3	26:DD:234:GLY:O	2.21	0.41
28:DF:62:ARG:CZ	28:DF:62:ARG:HB3	2.51	0.41
29:DG:53:LEU:CD1	29:DG:87:PRO:HB2	2.51	0.41
30:DH:137:ASP:HB2	30:DH:140:LYS:CE	2.51	0.41
31:DK:123:LEU:HA	31:DK:142:VAL:HG21	2.02	0.41
31:DK:94:ALA:O	31:DK:96:ASP:N	2.54	0.41
32:DM:9:VAL:HB	32:DM:10:GLU:H	1.70	0.41
32:DM:10:GLU:OE2	32:DM:11:PRO:HD2	2.21	0.41
33:DN:110:GLY:HA2	33:DN:112:MET:HE2	2.02	0.41
33:DN:16:ALA:HA	33:DN:46:ALA:CB	2.50	0.41
33:DN:86:ILE:N	33:DN:86:ILE:CD1	2.83	0.41
34:DO:18:ARG:HD2	34:DO:27:HIS:CD2	2.56	0.41
24:DA:943:U:P	34:DO:36:LYS:HG2	2.61	0.41
34:DO:85:LEU:HD23	34:DO:85:LEU:HA	1.92	0.41
34:DO:84:ASN:HB2	34:DO:87:ASP:OD2	2.21	0.41
41:DS:14:PRO:O	41:DS:15:ARG:C	2.58	0.41
43:DU:42:VAL:HG21	43:DU:67:LEU:CD1	2.51	0.41
43:DU:97:ARG:NH2	43:DU:98:VAL:CG2	2.85	0.41
43:DU:98:VAL:O	43:DU:99:CYS:HB3	2.21	0.41
1:AA:1153:C:C2	1:AA:1154:G:C8	3.09	0.40
1:AA:1505:G:C5'	1:AA:1506:U:OP1	2.53	0.40
1:AA:367:U:C6	1:AA:394:G:N2	2.89	0.40
1:AA:432:A:H3'	1:AA:433:C:C6	2.56	0.40
1:AA:579:G:C6	1:AA:580:U:C4	3.09	0.40
1:AA:728:A:N1	1:AA:729:A:C6	2.89	0.40
1:AA:792:A:C4	1:AA:794:A:C6	3.09	0.40
1:AA:79:G:OP1	1:AA:79:G:H4'	2.21	0.40
1:AA:577:G:H1'	1:AA:816:A:C4	2.56	0.40

Continued on next page...

Continued from previous page...

Atom-1	Atom-2	Interatomic distance (Å)	Clash overlap (Å)
1:AA:854:G:OP2	1:AA:871:U:C6	2.74	0.40
22:AD:22:G:H2'	22:AD:23:C:C5	2.52	0.40
22:AD:7:G:O6	22:AD:49:G:O6	2.39	0.40
2:AE:153:ARG:NH1	2:AE:153:ARG:HG2	2.36	0.40
2:AE:184:VAL:HB	2:AE:198:ASP:H	1.87	0.40
3:AF:110:ASN:O	3:AF:141:VAL:HG13	2.20	0.40
3:AF:115:LEU:HD23	3:AF:115:LEU:HA	1.88	0.40
1:AA:1206:G:C1'	3:AF:193:TYR:O	2.60	0.40
3:AF:206:GLU:O	3:AF:207:VAL:CB	2.68	0.40
4:AG:170:VAL:HG13	4:AG:170:VAL:O	2.21	0.40
6:AI:41:GLU:HB3	6:AI:43:LEU:HD11	2.02	0.40
7:AJ:63:LYS:HG3	7:AJ:64:GLN:N	2.36	0.40
9:AL:81:ILE:O	9:AL:81:ILE:HG22	2.21	0.40
13:AP:32:GLU:OE2	13:AP:32:GLU:O	2.39	0.40
17:AT:75:ARG:HH11	17:AT:77:VAL:HA	1.85	0.40
19:AV:21:GLU:HG3	19:AV:22:LEU:CD2	2.50	0.40
19:AV:26:GLY:C	19:AV:27:GLU:HG3	2.41	0.40
19:AV:49:ILE:HD13	19:AV:62:ILE:CD1	2.50	0.40
19:AV:67:VAL:CG1	19:AV:68:GLY:N	2.79	0.40
39:B1:105:VAL:CG2	39:B1:106:PHE:N	2.83	0.40
39:B1:16:LYS:O	39:B1:20:LEU:CD2	2.57	0.40
25:BB:44:G:P	49:B4:1:MET:HG3	2.61	0.40
49:B4:40:HIS:HA	49:B4:44:THR:HB	2.02	0.40
24:BA:1095:A:C2'	24:BA:1095:A:N3	2.82	0.40
24:BA:1114:G:C2	24:BA:1115:G:C5	3.10	0.40
24:BA:1191:G:H2'	24:BA:1192:G:O4'	2.22	0.40
24:BA:1204:A:N1	24:BA:1241:A:H2	2.18	0.40
24:BA:551:G:H5'	24:BA:1220:A:H1'	2.03	0.40
24:BA:1349:A:C2'	24:BA:1350:C:OP1	2.69	0.40
24:BA:1376:C:O2'	24:BA:1377:G:H5'	2.20	0.40
24:BA:1324:G:H1'	24:BA:1616:A:N1	2.36	0.40
24:BA:1705:G:H2'	24:BA:1706:U:O4'	2.21	0.40
24:BA:1858:G:C6	24:BA:1883:G:C6	3.09	0.40
24:BA:2067:G:H5'	24:BA:2068:U:OP2	2.21	0.40
24:BA:2228:G:C6	24:BA:2229:C:C4	3.09	0.40
24:BA:2420:C:H41	53:B8:31:HIS:CB	2.24	0.40
24:BA:2620:C:H2'	24:BA:2621:A:O5'	2.21	0.40
24:BA:2620:C:C2'	24:BA:2621:A:O5'	2.69	0.40
24:BA:519:U:H2'	24:BA:520:G:H8	1.85	0.40
24:BA:787:U:P	24:BA:1780:A:H62	2.44	0.40
26:BD:43:ARG:CZ	26:BD:49:ILE:HG21	2.51	0.40

Continued on next page...

Continued from previous page...

Atom-1	Atom-2	Interatomic distance (Å)	Clash overlap (Å)
24:BA:2679:A:C5'	27:BE:165:VAL:HG11	2.51	0.40
27:BE:27:LEU:O	27:BE:27:LEU:HG	2.20	0.40
27:BE:58:ARG:HH11	27:BE:59:VAL:HG23	1.86	0.40
27:BE:69:LYS:HA	27:BE:69:LYS:HD2	1.88	0.40
24:BA:2312:U:OP2	29:BG:74:LYS:HE2	2.21	0.40
30:BH:168:PRO:O	30:BH:169:VAL:HB	2.20	0.40
31:BK:144:VAL:O	31:BK:145:VAL:CG2	2.69	0.40
33:BN:88:ASN:OD1	33:BN:92:GLU:HB2	2.21	0.40
34:BO:115:LEU:HD13	34:BO:115:LEU:C	2.40	0.40
34:BO:45:LEU:HD12	34:BO:46:LYS:H	1.86	0.40
35:BP:41:TRP:HZ3	35:BP:74:TYR:CE1	2.38	0.40
35:BP:63:LYS:O	35:BP:63:LYS:HG2	2.21	0.40
35:BP:66:ILE:O	35:BP:67:ARG:CB	2.69	0.40
35:BP:89:ASN:O	35:BP:91:GLU:N	2.55	0.40
37:BQ:104:GLY:C	37:BQ:106:ARG:H	2.23	0.40
37:BQ:26:LEU:O	37:BQ:26:LEU:HD23	2.20	0.40
37:BQ:52:SER:H	37:BQ:55:ALA:CB	2.30	0.40
41:BS:1:MET:HG3	41:BS:2:GLU:H	1.86	0.40
41:BS:70:TYR:O	41:BS:107:LEU:HA	2.21	0.40
44:BV:153:SER:C	44:BV:155:LEU:N	2.72	0.40
47:BW:54:LYS:O	47:BW:57:ILE:HG12	2.22	0.40
1:CA:1004:A:O5'	1:CA:1036:G:O6	2.40	0.40
1:CA:1071:C:O2'	1:CA:1072:G:H5'	2.21	0.40
1:CA:1150:U:H4'	1:CA:1280:A:C2	2.57	0.40
1:CA:1183:A:O2'	1:CA:1184:G:OP1	2.35	0.40
1:CA:1215:G:C2	1:CA:1216:G:C8	3.10	0.40
1:CA:12:U:H4'	1:CA:526:C:H4'	2.03	0.40
1:CA:1346:A:C1'	1:CA:1348:U:C2	3.04	0.40
1:CA:1387:G:C4	1:CA:1388:C:C5	3.09	0.40
1:CA:1537:U:H2'	1:CA:1538:C:C6	2.54	0.40
1:CA:338:A:H2	1:CA:351:G:H22	1.64	0.40
1:CA:935:A:N6	7:CJ:3:ARG:HG3	2.36	0.40
1:CA:939:G:C6	1:CA:940:C:N4	2.89	0.40
22:CC:1:C:O2	22:CC:1:C:C2'	2.68	0.40
22:CC:58:A:O2'	22:CC:60:U:H6	2.02	0.40
22:CC:61:C:H2'	22:CC:62:C:C6	2.53	0.40
3:CF:178:LEU:CD2	3:CF:178:LEU:N	2.85	0.40
4:CG:120:LEU:CD2	4:CG:125:HIS:HB2	2.45	0.40
4:CG:170:VAL:CG2	4:CG:171:GLY:H	2.17	0.40
6:CI:40:VAL:HA	6:CI:62:TRP:O	2.21	0.40
7:CJ:121:ALA:O	7:CJ:125:MET:HG3	2.21	0.40

Continued on next page...

Continued from previous page...

Atom-1	Atom-2	Interatomic distance (Å)	Clash overlap (Å)
12:CO:43:VAL:HG13	12:CO:55:VAL:HG21	2.03	0.40
1:CA:1308:U:OP2	13:CP:99:ARG:HD2	2.21	0.40
1:CA:981:U:H5'	14:CQ:21:TYR:CZ	2.56	0.40
15:CR:69:TYR:CZ	15:CR:73:GLU:HG3	2.56	0.40
16:CS:50:LYS:HD3	16:CS:51:VAL:O	2.21	0.40
17:CT:83:ASP:O	17:CT:87:LYS:HG2	2.21	0.40
19:CV:10:PHE:CD2	19:CV:11:VAL:N	2.90	0.40
39:D1:5:LYS:C	39:D1:7:GLY:N	2.75	0.40
39:D1:76:TYR:O	39:D1:80:ILE:HG12	2.21	0.40
49:D4:63:TYR:O	49:D4:65:ASP:N	2.54	0.40
24:DA:1612:C:H4'	52:D7:5:TRP:O	2.20	0.40
24:DA:1043:C:C3'	24:DA:1044:G:H5''	2.51	0.40
24:DA:1922:G:O2'	24:DA:1923:U:H5'	2.21	0.40
24:DA:2405:G:O2'	24:DA:2406:U:P	2.78	0.40
24:DA:2467:C:H2'	24:DA:2468:G:O4'	2.22	0.40
24:DA:2573:C:H5''	24:DA:2574:G:H5''	2.03	0.40
24:DA:2617:C:H2'	24:DA:2618:G:C5'	2.51	0.40
24:DA:2640:G:C2'	24:DA:2641:G:O5'	2.69	0.40
24:DA:2815:C:H2'	24:DA:2816:C:H6	1.86	0.40
24:DA:2816:C:H1'	50:D5:43:HIS:CE1	2.56	0.40
24:DA:2867:G:OP2	24:DA:2867:G:C4'	2.69	0.40
24:DA:2887:U:C2	24:DA:2888:C:C5	3.09	0.40
24:DA:709:U:H2'	24:DA:710:G:C8	2.57	0.40
24:DA:855:G:H2'	24:DA:856:C:C6	2.57	0.40
24:DA:865:C:C5'	24:DA:866:A:OP1	2.69	0.40
24:DA:987:G:H2'	24:DA:988:A:C5'	2.51	0.40
26:DD:31:LYS:O	26:DD:32:SER:O	2.39	0.40
24:DA:323:G:C2'	28:DF:169:ASN:ND2	2.79	0.40
29:DG:98:ARG:CA	29:DG:101:ILE:HG12	2.40	0.40
29:DG:18:GLU:OE2	29:DG:18:GLU:HA	2.21	0.40
30:DH:66:GLY:O	30:DH:67:LEU:C	2.58	0.40
31:DK:132:PRO:O	31:DK:133:HIS:C	2.59	0.40
35:DP:139:GLU:CG	35:DP:140:ALA:N	2.84	0.40
35:DP:20:ALA:HB1	35:DP:99:PRO:CG	2.51	0.40
35:DP:39:PRO:HA	35:DP:97:VAL:O	2.21	0.40
37:DQ:83:LYS:HE3	37:DQ:84:GLN:HG3	2.02	0.40
38:DR:10:VAL:O	38:DR:11:GLU:C	2.59	0.40
38:DR:50:ILE:CG2	38:DR:62:THR:OG1	2.68	0.40
47:DW:11:GLU:HA	47:DW:14:ARG:HD2	2.02	0.40
47:DW:65:ASN:O	47:DW:66:GLU:C	2.59	0.40
46:DZ:82:LEU:HD13	46:DZ:83:GLU:C	2.36	0.40

Continued on next page...

Continued from previous page...

Atom-1	Atom-2	Interatomic distance (Å)	Clash overlap (Å)
46:DZ:85:LEU:N	46:DZ:85:LEU:CD2	2.84	0.40
46:DZ:94:LEU:HA	46:DZ:94:LEU:HD23	1.82	0.40
23:A1:8:A:C3'	23:A1:9:G:C5'	2.86	0.40
1:AA:1255:G:N7	1:AA:1279:A:C6	2.89	0.40
1:AA:1380:U:H4'	1:AA:1381:U:O5'	2.22	0.40
1:AA:1392:G:N2	1:AA:1502:A:H8	2.19	0.40
1:AA:156:G:O2'	1:AA:157:G:H5'	2.22	0.40
1:AA:195:A:C6	1:AA:196:A:N1	2.90	0.40
1:AA:33:A:H2'	1:AA:34:C:C6	2.57	0.40
1:AA:542:G:H5'	4:AG:41:GLY:CA	2.52	0.40
22:AD:65:C:C2'	22:AD:66:C:H5'	2.49	0.40
22:AD:8:U:H6	22:AD:8:U:OP2	2.04	0.40
2:AE:42:ILE:CD1	2:AE:202:PRO:HB2	2.50	0.40
2:AE:240:GLN:C	2:AE:240:GLN:OE1	2.60	0.40
3:AF:113:ALA:C	3:AF:115:LEU:N	2.75	0.40
4:AG:162:LEU:HD12	4:AG:181:MET:HE2	2.02	0.40
5:AH:147:ASP:HA	5:AH:150:ARG:HB2	2.04	0.40
5:AH:43:LEU:HD12	5:AH:44:GLY:H	1.86	0.40
5:AH:58:ALA:O	5:AH:62:ALA:CB	2.69	0.40
5:AH:92:LYS:HB3	5:AH:119:LEU:HB2	2.02	0.40
5:AH:93:PRO:HA	5:AH:118:ILE:HD12	2.03	0.40
6:AI:47:ARG:HH11	6:AI:47:ARG:HB3	1.73	0.40
6:AI:71:ARG:HG3	6:AI:71:ARG:HH11	1.86	0.40
7:AJ:131:LYS:HZ2	7:AJ:131:LYS:HB2	1.86	0.40
7:AJ:22:LEU:CD1	7:AJ:97:GLN:HE22	2.34	0.40
8:AK:54:ASP:C	8:AK:56:LYS:N	2.74	0.40
10:AM:6:ILE:HD13	10:AM:23:ILE:HG21	2.04	0.40
1:AA:674:G:H21	11:AN:116:HIS:HB2	1.87	0.40
12:AO:90:VAL:O	12:AO:90:VAL:HG12	2.22	0.40
18:AU:35:ARG:HA	18:AU:78:LEU:HD13	2.02	0.40
19:AV:11:VAL:CB	19:AV:16:LEU:HD21	2.49	0.40
36:B0:103:ARG:HB3	36:B0:108:GLY:HA2	2.03	0.40
24:BA:445:C:OP1	39:B1:2:PRO:HA	2.22	0.40
39:B1:80:ILE:O	39:B1:80:ILE:CG2	2.69	0.40
49:B4:28:LYS:HD2	49:B4:31:ILE:HG12	2.03	0.40
49:B4:69:LYS:O	49:B4:69:LYS:HG2	2.22	0.40
53:B8:55:ALA:O	53:B8:56:GLU:C	2.59	0.40
24:BA:1114:G:H2'	24:BA:1115:G:C8	2.56	0.40
24:BA:1204:A:N1	24:BA:1241:A:C2	2.89	0.40
24:BA:1314:C:H5'	24:BA:1314:C:H6	1.83	0.40
24:BA:1345:C:O2'	24:BA:1346:G:H5'	2.22	0.40

Continued on next page...

Continued from previous page...

Atom-1	Atom-2	Interatomic distance (Å)	Clash overlap (Å)
24:BA:1547:C:H2'	24:BA:1548:C:H6	1.85	0.40
24:BA:1757:U:N3	24:BA:1762:A:C2	2.65	0.40
24:BA:1800:C:OP2	26:BD:183:ARG:NH2	2.55	0.40
24:BA:1957:C:H2'	24:BA:1958:C:H6	1.86	0.40
24:BA:2405:G:HO2'	24:BA:2406:U:P	2.41	0.40
24:BA:2512:C:H4'	27:BE:122:PHE:CE2	2.56	0.40
24:BA:2556:C:C2'	24:BA:2557:G:H5'	2.51	0.40
24:BA:2689:U:P	24:BA:2719:G:H22	2.44	0.40
24:BA:2756:U:H5''	24:BA:2757:A:OP1	2.20	0.40
24:BA:2811:G:P	27:BE:61:ARG:HG3	2.62	0.40
24:BA:528:A:H8	24:BA:528:A:H3'	1.85	0.40
24:BA:529:A:N3	24:BA:529:A:C2'	2.78	0.40
24:BA:540:G:C4	24:BA:541:C:C5	3.09	0.40
24:BA:623:G:H2'	24:BA:624:C:O4'	2.21	0.40
24:BA:686:G:N2	24:BA:788:A:H61	2.19	0.40
24:BA:852:G:C2'	24:BA:853:G:H5'	2.51	0.40
24:BA:874:G:H2'	24:BA:875:G:H8	1.84	0.40
24:BA:882:G:H2'	24:BA:883:G:C4'	2.51	0.40
25:BB:10:C:N4	25:BB:11:C:H41	2.19	0.40
25:BB:114:G:H2'	25:BB:115:G:O4'	2.21	0.40
25:BB:67:G:H2'	25:BB:68:C:H6	1.85	0.40
26:BD:26:LYS:O	26:BD:27:THR:OG1	2.37	0.40
26:BD:31:LYS:HE3	26:BD:31:LYS:HB2	1.83	0.40
24:BA:692:C:P	26:BD:56:GLY:H	2.44	0.40
27:BE:195:LEU:HD12	27:BE:196:VAL:N	2.35	0.40
27:BE:26:ILE:O	27:BE:27:LEU:CB	2.62	0.40
28:BF:29:ASN:H	28:BF:112:MET:CE	2.34	0.40
28:BF:59:TYR:N	28:BF:59:TYR:CD2	2.88	0.40
30:BH:121:ILE:HD13	30:BH:121:ILE:HA	1.91	0.40
30:BH:151:ILE:O	30:BH:152:ARG:O	2.39	0.40
30:BH:89:ILE:O	30:BH:90:LYS:HB2	2.21	0.40
31:BK:117:GLU:O	31:BK:118:LYS:C	2.59	0.40
32:BM:6:PRO:HB3	32:BM:41:ASP:OD2	2.22	0.40
32:BM:9:VAL:HG23	32:BM:9:VAL:O	2.22	0.40
38:BR:48:ILE:CG2	38:BR:49:VAL:N	2.84	0.40
42:BT:37:THR:C	42:BT:39:ILE:N	2.74	0.40
44:BV:105:VAL:O	44:BV:139:VAL:CG1	2.69	0.40
44:BV:155:LEU:O	44:BV:157:LEU:CD1	2.62	0.40
44:BV:159:PRO:HG2	44:BV:160:GLY:N	2.33	0.40
44:BV:44:PHE:CZ	44:BV:48:PHE:CD2	3.09	0.40
44:BV:58:VAL:O	44:BV:59:LEU:CG	2.69	0.40

Continued on next page...

Continued from previous page...

Atom-1	Atom-2	Interatomic distance (Å)	Clash overlap (Å)
35:BP:141:GLN:CA	44:BV:75:ASN:ND2	2.84	0.40
46:BZ:54:ALA:O	46:BZ:55:GLY:O	2.39	0.40
46:BZ:74:VAL:O	46:BZ:74:VAL:HG12	2.20	0.40
46:BZ:88:LYS:HB3	46:BZ:88:LYS:HE2	1.80	0.40
1:CA:1122:U:H2'	1:CA:1123:A:O4'	2.21	0.40
1:CA:1208:C:H2'	1:CA:1209:C:O4'	2.20	0.40
1:CA:1320:C:C4	1:CA:1321:C:C4	3.09	0.40
1:CA:184:G:O4'	1:CA:224:C:H4'	2.22	0.40
1:CA:357:G:O2'	1:CA:358:U:H5'	2.20	0.40
1:CA:49:U:H5''	1:CA:50:A:OP2	2.21	0.40
1:CA:956:U:O2'	1:CA:957:U:H5'	2.21	0.40
22:CD:7:G:C4'	22:CD:8:U:OP2	2.70	0.40
2:CE:168:THR:CG2	2:CE:192:SER:HB2	2.51	0.40
2:CE:17:PHE:HB2	2:CE:42:ILE:CG2	2.50	0.40
3:CF:140:ARG:NH1	3:CF:140:ARG:HB2	2.36	0.40
3:CF:55:VAL:O	3:CF:55:VAL:HG12	2.21	0.40
3:CF:5:ILE:CD1	3:CF:5:ILE:H	2.34	0.40
6:CI:75:LEU:C	6:CI:75:LEU:HD23	2.41	0.40
7:CJ:118:VAL:HG23	7:CJ:119:ARG:N	2.35	0.40
8:CK:97:VAL:O	8:CK:100:ILE:HG13	2.20	0.40
9:CL:83:ARG:HG2	9:CL:83:ARG:H	1.64	0.40
11:CN:31:THR:HG23	11:CN:31:THR:O	2.21	0.40
13:CP:28:ALA:C	13:CP:30:ALA:H	2.24	0.40
17:CT:85:VAL:HG12	17:CT:85:VAL:O	2.20	0.40
17:CT:94:ASN:O	17:CT:97:SER:N	2.53	0.40
39:D1:57:PHE:O	39:D1:58:ARG:C	2.59	0.40
32:DM:1:MET:HE3	39:D1:95:LEU:HD21	1.98	0.40
29:DG:112:PRO:CA	49:D4:37:SER:HB2	2.51	0.40
49:D4:42:PHE:CZ	49:D4:43:TYR:HB3	2.57	0.40
49:D4:49:PHE:HD1	49:D4:49:PHE:N	2.16	0.40
49:D4:52:THR:O	49:D4:53:GLU:CB	2.69	0.40
51:D6:50:ARG:HG2	51:D6:50:ARG:NH1	2.37	0.40
24:DA:2422:A:OP2	51:D6:6:ARG:NH1	2.55	0.40
53:D8:40:GLU:O	53:D8:42:ARG:N	2.54	0.40
24:DA:1092:C:H2'	24:DA:1093:G:C4'	2.52	0.40
24:DA:1094:U:O2	24:DA:1096:A:H5'	2.20	0.40
24:DA:1322:A:C5	24:DA:1323:U:C5	3.09	0.40
24:DA:1453:A:N6	24:DA:2702:U:H1'	2.37	0.40
24:DA:1534:G:C4'	24:DA:1534:G:C8	3.05	0.40
24:DA:1533:C:C5'	24:DA:1534:G:OP2	2.70	0.40
24:DA:1810:A:H2'	24:DA:1811:G:O4'	2.20	0.40

Continued on next page...

Continued from previous page...

Atom-1	Atom-2	Interatomic distance (Å)	Clash overlap (Å)
24:DA:2110:G:O2'	24:DA:2111:C:P	2.80	0.40
24:DA:2190:G:H8	24:DA:2190:G:H5'	1.86	0.40
24:DA:2309:A:C8	24:DA:2310:A:C2	3.09	0.40
24:DA:2635:C:C2'	24:DA:2636:U:O5'	2.69	0.40
24:DA:411:G:H4'	24:DA:412:A:H5''	2.03	0.40
24:DA:27:G:H1'	24:DA:513:A:H62	1.86	0.40
24:DA:691:C:O2'	24:DA:692:C:H5'	2.21	0.40
24:DA:97:C:C2'	24:DA:97:C:O2	2.68	0.40
25:DB:50:G:H5''	37:DQ:61:ASN:HD21	1.86	0.40
26:DD:13:ARG:O	26:DD:13:ARG:HG2	2.20	0.40
27:DE:101:ARG:C	27:DE:201:THR:OG1	2.58	0.40
30:DH:146:ALA:HA	30:DH:164:TYR:OH	2.21	0.40
30:DH:169:VAL:CG2	30:DH:170:ARG:H	2.27	0.40
31:DK:39:ALA:C	31:DK:40:THR:O	2.60	0.40
33:DN:13:ASN:HD21	33:DN:97:ARG:HB3	1.87	0.40
35:DP:52:VAL:O	35:DP:53:ALA:C	2.59	0.40
41:DS:66:GLU:HG2	41:DS:67:ASP:N	2.37	0.40
47:DW:18:PRO:C	47:DW:20:GLU:H	2.24	0.40
47:DW:37:PHE:O	47:DW:40:SER:HB3	2.21	0.40
46:DZ:91:LYS:HG3	46:DZ:92:LYS:N	2.32	0.40
1:AA:1019:C:H2'	1:AA:1020:U:O5'	2.21	0.40
1:AA:1077:G:N2	1:AA:1080:A:OP2	2.53	0.40
1:AA:1431:C:O2'	1:AA:1432:G:H5'	2.21	0.40
1:AA:1523:G:OP1	11:AN:123:LYS:CD	2.70	0.40
1:AA:581:G:O2'	1:AA:582:U:H5'	2.21	0.40
1:AA:890:G:O2'	1:AA:891:U:P	2.79	0.40
1:AA:991:U:O2	1:AA:993:G:C8	2.74	0.40
1:AA:994:A:N3	1:AA:994:A:H2'	2.37	0.40
22:AD:25:C:H2'	22:AD:26:G:C5'	2.52	0.40
2:AE:17:PHE:CZ	2:AE:44:LEU:HB3	2.55	0.40
3:AF:13:GLY:HA3	14:AQ:57:ARG:NH2	2.36	0.40
3:AF:85:ARG:HE	3:AF:85:ARG:C	2.24	0.40
4:AG:3:ARG:CZ	4:AG:5:ILE:HD13	2.52	0.40
7:AJ:154:TYR:O	7:AJ:155:ARG:C	2.59	0.40
11:AN:128:ALA:O	11:AN:129:SER:CB	2.68	0.40
12:AO:34:ARG:O	12:AO:61:THR:HG23	2.21	0.40
12:AO:79:GLU:HG3	12:AO:80:HIS:H	1.84	0.40
13:AP:54:VAL:HG12	13:AP:58:GLU:OE1	2.21	0.40
14:AQ:45:ARG:O	14:AQ:49:HIS:CD2	2.74	0.40
15:AR:15:PHE:O	15:AR:27:VAL:CG2	2.69	0.40
15:AR:27:VAL:O	15:AR:28:GLN:C	2.58	0.40

Continued on next page...

Continued from previous page...

Atom-1	Atom-2	Interatomic distance (Å)	Clash overlap (Å)
15:AR:38:ARG:O	15:AR:41:GLU:N	2.54	0.40
15:AR:54:ARG:O	15:AR:57:LEU:N	2.55	0.40
1:AA:468:A:C4'	16:AS:82:GLN:OE1	2.69	0.40
19:AV:36:ARG:NH2	19:AV:70:LYS:N	2.69	0.40
20:AW:57:ARG:NH2	20:AW:100:ILE:HG21	2.35	0.40
36:B0:73:VAL:HG12	36:B0:77:ARG:NH1	2.36	0.40
24:BA:2001:A:OP1	36:B0:9:LYS:NZ	2.54	0.40
39:B1:34:LYS:CA	39:B1:34:LYS:HE2	2.36	0.40
24:BA:997:G:OP1	39:B1:93:LYS:HB2	2.22	0.40
45:B3:25:ARG:HD3	45:B3:36:ILE:O	2.22	0.40
24:BA:1047:G:C2'	24:BA:1110:G:H22	2.32	0.40
24:BA:1368:G:O2'	24:BA:1369:G:H5'	2.22	0.40
24:BA:1474:C:H3'	24:BA:1475:G:H8	1.84	0.40
24:BA:1707:G:H2'	24:BA:1708:C:C6	2.57	0.40
24:BA:1810:A:H2'	24:BA:1811:G:O4'	2.21	0.40
24:BA:1888:G:H5'	24:BA:1888:G:N3	2.36	0.40
24:BA:1899:G:O2'	24:BA:1900:A:H5''	2.21	0.40
24:BA:1914:C:H3'	24:BA:1914:C:OP1	2.21	0.40
24:BA:2285:C:OP2	51:B6:27:LYS:NZ	2.44	0.40
24:BA:2406:U:O4	34:BO:70:GLN:HB2	2.22	0.40
24:BA:2566:A:O2'	24:BA:2567:G:OP2	2.32	0.40
24:BA:270(J):G:OP2	24:BA:270(J):G:H8	2.04	0.40
24:BA:2826:A:C5	24:BA:2827:C:C5	3.09	0.40
24:BA:2838:G:C4'	36:B0:45:ARG:HH12	2.34	0.40
24:BA:2842:G:C2'	24:BA:2843:G:H5'	2.51	0.40
24:BA:331:A:N3	24:BA:1209:G:C6	2.90	0.40
24:BA:587:C:H4'	24:BA:588:U:O5'	2.21	0.40
24:BA:657:U:OP2	24:BA:657:U:H6	2.03	0.40
24:BA:775:G:N2	24:BA:793:A:O2'	2.50	0.40
25:BB:18:G:H2'	25:BB:19:G:C8	2.57	0.40
25:BB:63:G:H2'	25:BB:64:C:C6	2.57	0.40
25:BB:96:G:N2	25:BB:97:G:C1'	2.84	0.40
26:BD:246:PRO:CB	26:BD:255:LYS:HD3	2.51	0.40
26:BD:69:ARG:NH2	26:BD:192:THR:HG21	2.36	0.40
28:BF:32:LEU:C	28:BF:32:LEU:CD2	2.90	0.40
29:BG:117:PHE:CZ	29:BG:119:GLY:HA2	2.57	0.40
29:BG:46:ALA:C	29:BG:48:GLU:N	2.75	0.40
29:BG:41:GLN:NE2	29:BG:60:LEU:HD12	2.28	0.40
30:BH:125:VAL:HG13	30:BH:126:PRO:CA	2.51	0.40
33:BN:87:ILE:CG2	33:BN:92:GLU:N	2.84	0.40
35:BP:21:THR:N	35:BP:99:PRO:O	2.54	0.40

Continued on next page...

Continued from previous page...

Atom-1	Atom-2	Interatomic distance (Å)	Clash overlap (Å)
42:BT:63:LYS:HA	42:BT:72:LYS:HB2	2.03	0.40
43:BU:94:LYS:HZ2	43:BU:101:LYS:NZ	2.16	0.40
1:CA:1067:A:O2'	1:CA:1068:G:P	2.80	0.40
1:CA:1186:G:H21	14:CQ:61:TRP:C	2.23	0.40
1:CA:1054:C:C5	1:CA:1196:U:C4	3.09	0.40
1:CA:1300:G:O2'	1:CA:1301:U:OP2	2.39	0.40
1:CA:1346:A:O2'	1:CA:1347:G:H1'	2.22	0.40
1:CA:1419:G:O2'	1:CA:1420:C:H5'	2.21	0.40
1:CA:1515:C:O2'	1:CA:1516:G:H5'	2.21	0.40
1:CA:299:G:O2'	1:CA:300:A:H5'	2.20	0.40
1:CA:390:C:H2'	1:CA:391:G:H8	1.86	0.40
1:CA:406:G:C2	1:CA:407:G:C8	3.08	0.40
1:CA:453:A:H4'	16:CS:72:ARG:HB2	2.01	0.40
1:CA:913:A:O2'	1:CA:914:A:P	2.78	0.40
22:CB:50:G:H8	22:CB:50:G:O5'	2.04	0.40
22:CB:65:G:H2'	22:CB:66:C:H6	1.86	0.40
22:CD:67:C:C2	22:CD:68:C:C5	3.10	0.40
2:CE:223:ILE:O	2:CE:226:ARG:HB3	2.21	0.40
2:CE:70:PHE:O	2:CE:92:TYR:HA	2.22	0.40
3:CF:149:ALA:O	3:CF:169:ALA:CA	2.67	0.40
3:CF:13:GLY:O	3:CF:14:ILE:HB	2.21	0.40
1:CA:1108:G:H5'	3:CF:176:HIS:ND1	2.36	0.40
4:CG:19:LEU:HG	4:CG:21:LEU:HG	2.03	0.40
5:CH:48:ALA:C	5:CH:50:GLU:H	2.24	0.40
7:CJ:21:VAL:HG23	7:CJ:22:LEU:N	2.32	0.40
8:CK:33:GLU:C	8:CK:35:ILE:H	2.25	0.40
11:CN:83:ILE:HG12	11:CN:109:VAL:CG2	2.51	0.40
11:CN:90:GLY:O	11:CN:94:ALA:HB2	2.21	0.40
13:CP:54:VAL:O	13:CP:54:VAL:HG12	2.21	0.40
19:CV:29:ARG:HG2	19:CV:29:ARG:NH1	2.37	0.40
20:CW:49:ALA:HA	20:CW:92:LEU:HD21	2.03	0.40
24:DA:534:U:H5'	39:D1:42:ALA:HB1	2.02	0.40
40:D2:70:ILE:HG22	40:D2:70:ILE:O	2.21	0.40
49:D4:21:VAL:O	49:D4:22:ILE:O	2.40	0.40
24:DA:2283:C:H5'	51:D6:8:LYS:CE	2.52	0.40
53:D8:39:LYS:HD2	53:D8:39:LYS:O	2.22	0.40
24:DA:1044:G:H8	24:DA:1044:G:H5'	1.86	0.40
24:DA:1080:A:H2'	24:DA:1081:U:O5'	2.21	0.40
24:DA:1139:G:O3'	32:DM:24:GLY:HA3	2.21	0.40
24:DA:1241:A:H2'	24:DA:1242:A:O5'	2.22	0.40
24:DA:1280:G:O2'	24:DA:1281:G:H5''	2.22	0.40

Continued on next page...

Continued from previous page...

Atom-1	Atom-2	Interatomic distance (Å)	Clash overlap (Å)
24:DA:1310:G:OP2	52:D7:9:ARG:CZ	2.69	0.40
24:DA:1588:C:O2'	24:DA:1589:C:H5'	2.21	0.40
24:DA:1761:C:N4	24:DA:1762:A:N6	2.69	0.40
24:DA:1819:A:O2'	24:DA:1820:U:OP2	2.32	0.40
24:DA:2080:G:H2'	24:DA:2081:C:H6	1.86	0.40
24:DA:2114:A:H2'	24:DA:2115:G:OP1	2.21	0.40
24:DA:2163:C:N4	24:DA:2164:C:N4	2.70	0.40
24:DA:2117:A:N7	24:DA:2172:U:N3	2.70	0.40
24:DA:2404:C:O3'	34:DO:77:ARG:NH2	2.54	0.40
24:DA:412:A:N7	24:DA:2411:A:H2	2.19	0.40
24:DA:2813:A:H2'	24:DA:2814:C:O4'	2.21	0.40
24:DA:476:G:O4'	24:DA:505:A:H2	2.04	0.40
24:DA:503:A:C5	24:DA:506:G:C5	3.10	0.40
24:DA:80:G:O2'	24:DA:81:G:H5'	2.21	0.40
26:DD:107:ALA:HA	26:DD:108:PRO:HD2	2.01	0.40
26:DD:230:ASP:N	26:DD:230:ASP:OD2	2.54	0.40
26:DD:35:LYS:CE	26:DD:64:ILE:C	2.89	0.40
27:DE:154:LYS:HD3	27:DE:154:LYS:C	2.42	0.40
28:DF:118:ALA:HA	28:DF:123:LEU:HB3	2.02	0.40
28:DF:36:VAL:HG11	28:DF:183:VAL:HG11	2.04	0.40
28:DF:33:LEU:O	28:DF:37:VAL:HG23	2.21	0.40
29:DG:61:ALA:CB	29:DG:67:LYS:HA	2.50	0.40
30:DH:128:PRO:CG	30:DH:129:THR:H	2.33	0.40
31:DK:10:GLU:O	31:DK:11:ASN:HB3	2.21	0.40
31:DK:9:LEU:CD2	31:DK:12:LEU:O	2.69	0.40
32:DM:7:LYS:CG	32:DM:8:GLN:N	2.81	0.40
37:DQ:102:ALA:C	37:DQ:104:GLY:N	2.73	0.40
38:DR:29:ARG:NH1	38:DR:29:ARG:HB2	2.36	0.40
38:DR:39:ARG:HG2	38:DR:40:THR:N	2.25	0.40
41:DS:88:ARG:HD2	41:DS:88:ARG:HA	1.92	0.40
43:DU:5:MET:CE	43:DU:32:PRO:HB3	2.51	0.40
44:DV:37:VAL:HG23	44:DV:38:TYR:N	2.36	0.40
1:AA:1000:A:H3'	1:AA:1001:G:C5'	2.42	0.40
1:AA:174:C:H2'	1:AA:175:C:H6	1.86	0.40
1:AA:191:G:C5	1:AA:192:U:C5	3.10	0.40
1:AA:279:A:HO2'	1:AA:280:C:P	2.45	0.40
1:AA:327:A:C2	1:AA:329:A:N3	2.89	0.40
1:AA:706:A:N7	1:AA:707:C:H5	2.18	0.40
2:AE:132:LYS:NZ	2:AE:135:GLN:HE22	2.20	0.40
3:AF:114:PRO:HA	3:AF:185:GLY:HA3	2.03	0.40
4:AG:21:LEU:N	4:AG:21:LEU:HD12	2.36	0.40

Continued on next page...

Continued from previous page...

Atom-1	Atom-2	Interatomic distance (Å)	Clash overlap (Å)
6:AI:26:ILE:O	6:AI:30:LEU:HG	2.22	0.40
7:AJ:57:GLU:CD	7:AJ:57:GLU:N	2.75	0.40
8:AK:68:ARG:HH11	8:AK:68:ARG:HG2	1.86	0.40
8:AK:97:VAL:O	8:AK:100:ILE:HG13	2.22	0.40
9:AL:25:LYS:H	9:AL:25:LYS:CD	2.30	0.40
9:AL:19:LEU:CD2	9:AL:61:ALA:HA	2.47	0.40
11:AN:92:GLU:O	11:AN:93:GLN:C	2.60	0.40
13:AP:84:ILE:O	13:AP:84:ILE:HG22	2.21	0.40
3:AF:30:ARG:HB2	14:AQ:36:PHE:O	2.21	0.40
19:AV:49:ILE:N	19:AV:60:VAL:HG22	2.31	0.40
36:B0:34:ILE:HA	36:B0:34:ILE:HD13	1.84	0.40
40:B2:35:LEU:CD1	40:B2:35:LEU:N	2.81	0.40
40:B2:38:LEU:HD12	40:B2:56:SER:CA	2.52	0.40
40:B2:71:LEU:CA	40:B2:86:GLY:HA3	2.51	0.40
51:B6:13:CYS:H	51:B6:22:ALA:HB1	1.81	0.40
51:B6:17:LYS:O	51:B6:18:ARG:CB	2.70	0.40
24:BA:99:U:H4'	24:BA:102:G:H1'	2.03	0.40
24:BA:149:A:H2'	24:BA:150:C:O4'	2.21	0.40
24:BA:2313:C:C2	24:BA:2314:C:C5	3.09	0.40
24:BA:2681:C:O2'	24:BA:2682:U:H5'	2.21	0.40
24:BA:2836:U:H2'	24:BA:2837:G:C8	2.56	0.40
24:BA:2840:C:H4'	36:B0:53:HIS:HD2	1.85	0.40
1:AA:1443:G:N2	24:BA:2863:C:O3'	2.55	0.40
24:BA:2866:U:H2'	24:BA:2866:U:O2	2.20	0.40
24:BA:528:A:C8	24:BA:528:A:H3'	2.56	0.40
24:BA:703:U:H2'	24:BA:704:G:O4'	2.21	0.40
24:BA:828:U:O2	24:BA:828:U:C2'	2.66	0.40
24:BA:858:U:H2'	24:BA:2268:A:N3	2.36	0.40
26:BD:111:LEU:HD22	26:BD:111:LEU:HA	1.86	0.40
26:BD:127:VAL:O	26:BD:127:VAL:HG12	2.22	0.40
26:BD:136:ILE:HA	26:BD:137:PRO:HD3	1.88	0.40
24:BA:2822:G:OP2	27:BE:110:GLY:O	2.39	0.40
28:BF:10:PRO:HD2	28:BF:13:SER:OG	2.21	0.40
28:BF:161:GLU:O	28:BF:164:ARG:N	2.54	0.40
28:BF:95:ARG:O	28:BF:95:ARG:HG3	2.20	0.40
29:BG:154:GLY:O	29:BG:155:MET:HB3	2.20	0.40
29:BG:31:VAL:HA	29:BG:32:PRO:HD3	1.87	0.40
30:BH:124:GLU:N	30:BH:124:GLU:OE1	2.53	0.40
30:BH:61:HIS:C	30:BH:63:SER:N	2.74	0.40
31:BK:110:ASP:C	31:BK:111:PRO:O	2.57	0.40
31:BK:41:GLU:O	31:BK:45:LYS:HG2	2.22	0.40

Continued on next page...

Continued from previous page...

Atom-1	Atom-2	Interatomic distance (Å)	Clash overlap (Å)
33:BN:8:LEU:N	33:BN:8:LEU:HD22	2.37	0.40
34:BO:52:GLU:OE1	34:BO:52:GLU:C	2.59	0.40
35:BP:26:TYR:CE1	35:BP:140:ALA:HA	2.57	0.40
37:BQ:54:LEU:HD13	37:BQ:54:LEU:C	2.41	0.40
38:BR:76:PHE:HA	38:BR:77:PRO:HD3	1.78	0.40
41:BS:31:GLU:O	41:BS:35:ILE:HG13	2.21	0.40
43:BU:21:LYS:HD3	43:BU:21:LYS:HA	2.01	0.40
44:BV:121:HIS:C	44:BV:123:ASP:H	2.24	0.40
44:BV:29:TYR:HA	44:BV:33:LEU:O	2.21	0.40
1:CA:1014:A:H5'	19:CV:14:HIS:CD2	2.56	0.40
1:CA:1028(A):C:H2'	1:CA:1028(B):C:H6	1.84	0.40
1:CA:1061:G:C5	1:CA:1062:U:C5	3.09	0.40
1:CA:1124:G:H3'	1:CA:1145:C:H41	1.70	0.40
1:CA:1179:A:H8	1:CA:1179:A:OP1	2.04	0.40
1:CA:1266:G:H8	1:CA:1266:G:O5'	2.03	0.40
1:CA:532:A:H2'	1:CA:533:A:OP1	2.22	0.40
1:CA:696:A:H8	1:CA:696:A:O5'	2.04	0.40
1:CA:830:G:O2'	1:CA:831:U:H5'	2.21	0.40
22:CB:17:C:OP2	22:CB:18:C:O3'	2.40	0.40
22:CC:37:A:C2	23:C1:16:A:C6	3.10	0.40
2:CE:132:LYS:HA	2:CE:135:GLN:CG	2.51	0.40
2:CE:97:TRP:CH2	2:CE:176:GLU:HB2	2.54	0.40
3:CF:92:ALA:HB2	3:CF:99:VAL:HG13	2.03	0.40
4:CG:68:TYR:OH	4:CG:196:LEU:HD21	2.22	0.40
4:CG:199:ASN:OD1	4:CG:201:GLN:HB3	2.21	0.40
5:CH:36:ASP:O	5:CH:37:ARG:HG2	2.22	0.40
6:CI:8:ILE:HG22	6:CI:10:LEU:HD12	2.03	0.40
6:CI:98:LEU:HD12	6:CI:98:LEU:C	2.41	0.40
7:CJ:50:ILE:HA	7:CJ:54:THR:CG2	2.52	0.40
7:CJ:92:SER:HB3	7:CJ:95:ARG:HB2	2.03	0.40
9:CL:9:ARG:CG	9:CL:14:VAL:HG22	2.51	0.40
9:CL:71:SER:O	9:CL:72:GLY:C	2.58	0.40
13:CP:47:ASP:O	13:CP:48:LEU:HB3	2.20	0.40
14:CQ:48:ALA:O	14:CQ:51:GLY:N	2.53	0.40
3:CF:33:LEU:HD11	14:CQ:53:LEU:HD23	2.04	0.40
15:CR:70:LEU:HD23	15:CR:81:LEU:HD23	2.04	0.40
16:CS:50:LYS:HD3	16:CS:50:LYS:C	2.41	0.40
17:CT:8:GLY:HA3	17:CT:21:VAL:HG12	2.03	0.40
19:CV:3:ARG:CG	19:CV:4:SER:N	2.83	0.40
20:CW:50:GLU:HA	20:CW:100:ILE:HG22	2.02	0.40
24:DA:2708:G:H4'	36:D0:71:GLN:HE22	1.86	0.40

Continued on next page...

Continued from previous page...

Atom-1	Atom-2	Interatomic distance (Å)	Clash overlap (Å)
39:D1:33:ARG:O	39:D1:37:GLU:HB2	2.21	0.40
45:D3:49:LYS:N	45:D3:80:HIS:ND1	2.62	0.40
49:D4:22:ILE:HG22	49:D4:23:GLU:H	1.86	0.40
24:DA:1049:C:H1'	24:DA:1113:U:H4'	2.03	0.40
24:DA:1181:C:C5'	24:DA:1181:C:H6	2.24	0.40
24:DA:1204:A:C2	24:DA:1241:A:C2	3.10	0.40
24:DA:1328:G:H2'	24:DA:1330:C:C4	2.57	0.40
24:DA:1507:A:H5'	24:DA:1508:A:OP2	2.21	0.40
24:DA:1509:C:H2'	24:DA:1511:A:H8	1.84	0.40
24:DA:1288:U:HO2'	24:DA:1647:G:H21	1.58	0.40
24:DA:1711:C:O2'	24:DA:1712:C:H5'	2.21	0.40
24:DA:1810:A:C2'	24:DA:1811:G:H5'	2.51	0.40
24:DA:1835:G:H5'	24:DA:1836:C:OP2	2.21	0.40
24:DA:2175:C:C2'	24:DA:2176:A:H5''	2.52	0.40
24:DA:2262:U:H2'	24:DA:2263:C:H6	1.86	0.40
24:DA:2477:C:O5'	24:DA:2477:C:H6	2.05	0.40
24:DA:271(C):U:C2'	24:DA:271(C):U:O2	2.69	0.40
24:DA:332:A:C2	24:DA:335:C:C5	3.10	0.40
24:DA:654(T):A:C6	24:DA:654(U):A:C4	3.10	0.40
24:DA:860:U:O2	24:DA:2268:A:O4'	2.40	0.40
24:DA:979:G:N2	24:DA:985:C:C4	2.89	0.40
25:DB:15:A:H3'	25:DB:16:G:H5'	2.03	0.40
25:DB:7:G:H4'	37:DQ:29:PHE:CD1	2.56	0.40
27:DE:119:ARG:HG2	27:DE:160:TYR:HB2	2.04	0.40
27:DE:3:GLY:HA3	27:DE:81:ILE:CG2	2.52	0.40
28:DF:124:LEU:HD12	28:DF:125:LEU:O	2.22	0.40
30:DH:26:VAL:HG12	30:DH:33:LEU:HB2	2.03	0.40
32:DM:133:GLN:C	32:DM:134:ARG:HG2	2.41	0.40
33:DN:31:LYS:C	33:DN:32:TYR:CD2	2.94	0.40
37:DQ:20:ARG:HE	37:DQ:21:THR:HA	1.87	0.40
37:DQ:24:LEU:N	37:DQ:24:LEU:HD22	2.37	0.40
38:DR:20:PRO:HG2	38:DR:86:ILE:O	2.21	0.40
41:DS:74:ALA:C	41:DS:75:TYR:HD1	2.24	0.40
41:DS:82:LEU:N	41:DS:98:LYS:O	2.42	0.40
42:DT:31:HIS:HA	42:DT:32:PRO:HD3	1.88	0.40
42:DT:9:LEU:HA	47:DW:36:ARG:HH21	1.86	0.40
43:DU:57:GLN:O	43:DU:58:GLY:C	2.60	0.40
44:DV:121:HIS:CD2	44:DV:121:HIS:N	2.86	0.40
44:DV:144:LEU:CD2	44:DV:150:LEU:HD13	2.51	0.40
46:DZ:96:LYS:HG2	46:DZ:96:LYS:O	2.21	0.40
1:AA:1002:G:H3'	1:AA:1003:G:O4'	2.22	0.40

Continued on next page...

Continued from previous page...

Atom-1	Atom-2	Interatomic distance (Å)	Clash overlap (Å)
1:AA:1004:A:O2'	1:AA:1036:G:O6	2.40	0.40
1:AA:1154:G:N2	1:AA:1155:G:C4	2.90	0.40
1:AA:1161:C:C2	1:AA:1162:C:C5	3.09	0.40
1:AA:971:G:P	1:AA:1231:G:H21	2.43	0.40
1:AA:149:A:C2	1:AA:172:A:N6	2.90	0.40
1:AA:1508:G:H2'	1:AA:1509:C:O4'	2.21	0.40
1:AA:1512:U:N3	1:AA:1513:A:N7	2.69	0.40
1:AA:1512:U:H2'	1:AA:1513:A:C8	2.55	0.40
1:AA:152:A:C8	1:AA:153:C:C5	3.09	0.40
1:AA:329:A:H2'	1:AA:332:G:N7	2.36	0.40
1:AA:414:A:H8	1:AA:414:A:H5'	1.87	0.40
1:AA:451:A:H1'	1:AA:452:A:C5	2.56	0.40
1:AA:534:U:H5'	1:AA:535:A:OP2	2.21	0.40
1:AA:642:A:C8	8:AK:115:SER:HA	2.56	0.40
1:AA:571:U:O2	1:AA:918:A:H5'	2.21	0.40
2:AE:126:GLU:O	2:AE:130:ARG:NH1	2.54	0.40
2:AE:216:SER:C	2:AE:218:ALA:N	2.75	0.40
3:AF:205:GLY:O	3:AF:206:GLU:HG2	2.22	0.40
3:AF:27:LYS:O	3:AF:27:LYS:HG3	2.21	0.40
3:AF:38:ARG:HE	3:AF:38:ARG:HB2	1.58	0.40
4:AG:103:ASN:O	4:AG:104:VAL:C	2.59	0.40
4:AG:79:PHE:CD2	4:AG:207:TYR:HD1	2.39	0.40
4:AG:39:PRO:HA	4:AG:40:PRO:HD3	1.89	0.40
6:AI:11:ASN:O	6:AI:14:LEU:HB2	2.22	0.40
7:AJ:135:VAL:O	7:AJ:138:LYS:N	2.55	0.40
7:AJ:16:LEU:O	7:AJ:17:VAL:CB	2.68	0.40
8:AK:34:GLU:C	8:AK:36:LEU:N	2.74	0.40
11:AN:60:ALA:C	11:AN:62:GLN:N	2.75	0.40
1:AA:1218:C:OP2	14:AQ:9:LYS:NZ	2.54	0.40
15:AR:21:ASP:CG	15:AR:24:SER:HB2	2.42	0.40
1:AA:742:G:P	15:AR:35:ARG:HH22	2.44	0.40
16:AS:14:ASN:N	16:AS:15:PRO:CD	2.83	0.40
18:AU:45:SER:HB3	18:AU:51:LEU:HD21	2.04	0.40
18:AU:55:ARG:HH11	18:AU:55:ARG:HG3	1.86	0.40
1:AA:1227:A:C2	19:AV:83:HIS:HB3	2.56	0.40
20:AW:93:GLU:OE1	20:AW:94:ALA:N	2.54	0.40
36:B0:28:LEU:HD13	36:B0:28:LEU:C	2.42	0.40
40:B2:66:ARG:HG2	40:B2:66:ARG:H	1.55	0.40
45:B3:11:ARG:O	45:B3:11:ARG:CG	2.69	0.40
52:B7:47:ARG:HD3	52:B7:47:ARG:H	1.85	0.40
24:BA:1421:G:C2	24:BA:1422:G:C8	3.09	0.40

Continued on next page...

Continued from previous page...

Atom-1	Atom-2	Interatomic distance (Å)	Clash overlap (Å)
24:BA:1480:G:H5'	24:BA:1482:U:OP2	2.22	0.40
24:BA:1653:G:C6	36:B0:9:LYS:HG3	2.57	0.40
24:BA:1652:A:C2'	24:BA:1653:G:H5'	2.52	0.40
24:BA:1777:U:C2'	24:BA:1778:U:H5'	2.51	0.40
24:BA:1980:G:H4'	24:BA:1981:A:OP2	2.22	0.40
24:BA:2012:G:O3'	41:BS:96:ILE:CG1	2.70	0.40
24:BA:2094:G:C6	24:BA:2095:C:C4	3.09	0.40
24:BA:221:A:C2	24:BA:233:A:C4	3.09	0.40
24:BA:2282:G:O2'	24:BA:2390:U:O4	2.40	0.40
24:BA:2517:C:N3	24:BA:2542:A:C6	2.89	0.40
24:BA:270(P):C:C2	24:BA:270(Q):C:C5	3.09	0.40
24:BA:372:G:O2'	24:BA:400:G:N1	2.55	0.40
24:BA:414:C:H1'	24:BA:1864:U:O2'	2.21	0.40
24:BA:622:G:H2'	24:BA:623:G:H5'	2.02	0.40
24:BA:631:A:H5'	34:BO:65:ARG:HG2	2.03	0.40
24:BA:670:A:C4'	24:BA:671:C:OP1	2.67	0.40
26:BD:223:GLY:O	26:BD:225:ALA:N	2.54	0.40
26:BD:257:LEU:HD23	26:BD:258:LYS:O	2.22	0.40
27:BE:108:SER:O	27:BE:162:ALA:CA	2.68	0.40
27:BE:167:VAL:HG22	27:BE:170:LEU:HD11	2.03	0.40
27:BE:35:GLN:NE2	27:BE:37:ARG:HH21	2.20	0.40
27:BE:38:THR:HG21	27:BE:40:GLU:OE1	2.21	0.40
27:BE:53:PRO:O	27:BE:72:VAL:HG12	2.21	0.40
29:BG:172:LEU:O	29:BG:176:LEU:HG	2.22	0.40
29:BG:35:GLU:O	29:BG:36:LYS:O	2.39	0.40
30:BH:96:ALA:HA	30:BH:105:LEU:HA	2.04	0.40
31:BK:56:LYS:O	31:BK:57:ARG:C	2.59	0.40
31:BK:56:LYS:CG	31:BK:57:ARG:N	2.84	0.40
32:BM:87:LEU:HD22	32:BM:91:LEU:HD11	2.03	0.40
33:BN:120:GLU:HB2	38:BR:68:TYR:CE2	2.54	0.40
34:BO:47:ASP:OD2	34:BO:49:ARG:HB2	2.21	0.40
35:BP:110:THR:C	35:BP:112:GLU:H	2.24	0.40
35:BP:16:ARG:CG	35:BP:16:ARG:NH1	2.83	0.40
35:BP:51:ARG:CG	35:BP:52:VAL:N	2.81	0.40
35:BP:57:HIS:O	35:BP:58:PHE:HD2	2.05	0.40
37:BQ:56:LEU:O	37:BQ:57:LYS:C	2.60	0.40
43:BU:13:VAL:HG22	43:BU:14:LEU:O	2.22	0.40
44:BV:118:GLN:HG3	44:BV:173:ALA:CA	2.52	0.40
47:BW:25:VAL:C	47:BW:27:GLU:H	2.24	0.40
1:CA:1054:C:O2'	1:CA:1055:A:O5'	2.38	0.40
1:CA:1119:C:H2'	1:CA:1120:G:O4'	2.20	0.40

Continued on next page...

Continued from previous page...

Atom-1	Atom-2	Interatomic distance (Å)	Clash overlap (Å)
1:CA:1392:G:O2'	1:CA:1502:A:H5'	2.22	0.40
1:CA:1465:C:H2'	1:CA:1466:C:O4'	2.21	0.40
1:CA:217:C:H2'	1:CA:218:C:O4'	2.21	0.40
1:CA:591:U:H2'	1:CA:592:G:H8	1.87	0.40
1:CA:788:U:C5	1:CA:789:U:C5	3.09	0.40
22:CB:49:C:OP1	22:CB:51:U:OP1	2.40	0.40
2:CE:5:ILE:CG2	2:CE:224:GLN:HG2	2.51	0.40
3:CF:108:ASN:HB3	3:CF:111:LEU:CG	2.51	0.40
3:CF:108:ASN:HB3	3:CF:111:LEU:CD1	2.52	0.40
3:CF:70:VAL:CG1	3:CF:71:ALA:H	2.35	0.40
7:CJ:46:ALA:O	7:CJ:49:ILE:HB	2.21	0.40
8:CK:48:TYR:N	8:CK:48:TYR:CD2	2.89	0.40
12:CO:62:SER:O	12:CO:64:TYR:CD1	2.70	0.40
13:CP:119:GLY:O	13:CP:120:LYS:O	2.38	0.40
16:CS:26:ARG:HH21	16:CS:31:LYS:HG2	1.86	0.40
16:CS:39:TYR:CD2	16:CS:41:PRO:HD3	2.56	0.40
17:CT:51:TYR:HA	17:CT:52:LYS:HZ2	1.86	0.40
1:CA:265:G:O2'	17:CT:66:SER:HA	2.22	0.40
17:CT:68:ARG:O	17:CT:68:ARG:HG3	2.22	0.40
17:CT:82:MET:C	17:CT:84:LEU:H	2.25	0.40
18:CU:73:ALA:HB3	18:CU:79:LEU:CD1	2.47	0.40
20:CW:98:PRO:O	20:CW:100:ILE:N	2.42	0.40
40:D2:35:LEU:C	40:D2:37:VAL:N	2.75	0.40
40:D2:95:LEU:HD13	40:D2:95:LEU:C	2.42	0.40
45:D3:7:LEU:CD2	45:D3:11:ARG:HG2	2.51	0.40
45:D3:68:GLU:CG	45:D3:80:HIS:HB2	2.50	0.40
51:D6:53:LYS:NZ	51:D6:53:LYS:HB3	2.36	0.40
24:DA:242:G:O3'	53:D8:6:THR:HG23	2.21	0.40
24:DA:1026:U:HO2'	24:DA:1027:A:H5''	1.86	0.40
24:DA:102:G:O2'	24:DA:103:A:P	2.80	0.40
24:DA:1055:G:O2'	24:DA:1085:A:N6	2.53	0.40
24:DA:1342:A:O2'	24:DA:1344:G:OP1	2.39	0.40
24:DA:1364:G:OP1	46:DZ:3:LYS:HG3	2.22	0.40
24:DA:1443:G:O2'	24:DA:1444:G:H5'	2.21	0.40
24:DA:1681:G:OP2	24:DA:1681:G:H8	2.04	0.40
24:DA:2063:C:C6	24:DA:2064:C:C5	3.10	0.40
24:DA:2177:C:C4	24:DA:2178:C:C5	3.10	0.40
24:DA:2344:U:O2'	24:DA:2345:G:H5''	2.21	0.40
24:DA:2352:A:C4	24:DA:2366:A:C2	3.09	0.40
24:DA:2567:G:H2'	24:DA:2568:C:H6	1.83	0.40
24:DA:2667:C:H1'	30:DH:109:PHE:CD2	2.45	0.40

Continued on next page...

Continued from previous page...

Atom-1	Atom-2	Interatomic distance (Å)	Clash overlap (Å)
24:DA:2684:U:C4	24:DA:2685:G:N7	2.90	0.40
24:DA:389:G:H1	34:DO:71:VAL:HG12	1.87	0.40
24:DA:512:G:O2'	24:DA:513:A:H8	2.04	0.40
24:DA:565:C:H2'	24:DA:566:U:O4'	2.21	0.40
24:DA:620:G:H4'	24:DA:621:A:O5'	2.22	0.40
24:DA:687:C:C2'	24:DA:687:C:O2	2.69	0.40
24:DA:987:G:O2'	24:DA:988:A:H5'	2.21	0.40
25:DB:49:C:H2'	25:DB:50:G:H8	1.87	0.40
26:DD:142:VAL:HA	26:DD:194:GLY:H	1.86	0.40
24:DA:1789:A:OP1	26:DD:221:VAL:HA	2.21	0.40
27:DE:93:VAL:HG21	27:DE:180:ASN:HA	2.03	0.40
28:DF:198:ALA:HA	28:DF:201:VAL:CG1	2.41	0.40
28:DF:61:GLY:O	28:DF:62:ARG:C	2.57	0.40
31:DK:121:LYS:CG	31:DK:122:GLU:N	2.85	0.40
32:DM:53:VAL:HG22	32:DM:121:LYS:HB2	2.04	0.40
33:DN:25:LEU:HD12	33:DN:38:VAL:HG13	2.04	0.40
34:DO:2:LYS:O	34:DO:5:ASP:CB	2.70	0.40
35:DP:58:PHE:C	35:DP:59:ARG:HD2	2.42	0.40
37:DQ:6:ALA:O	37:DQ:10:ARG:HD3	2.21	0.40
37:DQ:59:LYS:CG	37:DQ:60:GLY:N	2.80	0.40
38:DR:26:ASP:HB3	38:DR:92:GLY:H	1.87	0.40
43:DU:84:ARG:HH12	43:DU:97:ARG:CB	2.15	0.40
43:DU:95:LYS:HA	43:DU:101:LYS:CB	2.51	0.40
43:DU:97:ARG:O	43:DU:97:ARG:CG	2.70	0.40

All (16) symmetry-related close contacts are listed below. The label for Atom-2 includes the symmetry operator and encoded unit-cell translations to be applied.

Atom-1	Atom-2	Interatomic distance (Å)	Clash overlap (Å)
30:BH:125:VAL:CG2	1:CA:84:U:N1[3_545]	1.00	1.20
30:BH:126:PRO:CG	1:CA:84:U:O5'[3_545]	1.57	0.63
30:BH:126:PRO:CG	1:CA:84:U:P[3_545]	1.60	0.60
30:BH:126:PRO:CG	1:CA:84:U:C5'[3_545]	1.66	0.54
30:BH:126:PRO:CG	1:CA:82:U:O3'[3_545]	1.70	0.50
30:BH:125:VAL:CG2	1:CA:84:U:C2[3_545]	1.72	0.48
30:BH:125:VAL:CG1	1:CA:84:U:C3'[3_545]	1.75	0.45
30:BH:125:VAL:CG2	1:CA:84:U:C5[3_545]	1.89	0.31
30:BH:126:PRO:CB	1:CA:84:U:C5'[3_545]	1.90	0.30
30:BH:125:VAL:CG1	1:CA:84:U:C5'[3_545]	1.95	0.25
30:BH:125:VAL:CG1	1:CA:84:U:C4'[3_545]	1.96	0.24

Continued on next page...

Continued from previous page...

Atom-1	Atom-2	Interatomic distance (Å)	Clash overlap (Å)
1:AA:85:U:O5'	24:BA:362:U:O4'[3_545]	1.99	0.21
30:BH:126:PRO:CG	1:CA:84:U:OP1[3_545]	2.03	0.17
30:BH:125:VAL:CB	1:CA:84:U:C6[3_545]	2.07	0.13
30:BH:125:VAL:CG2	1:CA:84:U:C1'[3_545]	2.19	0.01
1:AA:85:U:OP1	24:BA:362:U:O5'[3_545]	2.19	0.01

5.3 Torsion angles [i](#)

5.3.1 Protein backbone [i](#)

In the following table, the Percentiles column shows the percent Ramachandran outliers of the chain as a percentile score with respect to all X-ray entries followed by that with respect to entries of similar resolution.

The Analysed column shows the number of residues for which the backbone conformation was analysed, and the total number of residues.

Mol	Chain	Analysed	Favoured	Allowed	Outliers	Percentiles	
2	AE	234/256 (91%)	128 (55%)	55 (24%)	51 (22%)	0	1
2	CE	235/256 (92%)	153 (65%)	52 (22%)	30 (13%)	0	4
3	AF	204/239 (85%)	119 (58%)	49 (24%)	36 (18%)	0	2
3	CF	203/239 (85%)	128 (63%)	56 (28%)	19 (9%)	0	8
4	AG	206/209 (99%)	117 (57%)	56 (27%)	33 (16%)	0	2
4	CG	206/209 (99%)	133 (65%)	51 (25%)	22 (11%)	0	6
5	AH	152/162 (94%)	103 (68%)	34 (22%)	15 (10%)	0	7
5	CH	149/162 (92%)	103 (69%)	31 (21%)	15 (10%)	0	7
6	AI	99/101 (98%)	71 (72%)	21 (21%)	7 (7%)	1	12
6	CI	99/101 (98%)	66 (67%)	24 (24%)	9 (9%)	1	8
7	AJ	153/156 (98%)	95 (62%)	42 (28%)	16 (10%)	0	7
7	CJ	153/156 (98%)	102 (67%)	36 (24%)	15 (10%)	0	7
8	AK	136/138 (99%)	98 (72%)	29 (21%)	9 (7%)	1	13
8	CK	136/138 (99%)	92 (68%)	29 (21%)	15 (11%)	0	6
9	AL	126/128 (98%)	71 (56%)	36 (29%)	19 (15%)	0	3
9	CL	125/128 (98%)	77 (62%)	32 (26%)	16 (13%)	0	4
10	AM	97/105 (92%)	67 (69%)	20 (21%)	10 (10%)	0	7

Continued on next page...

Continued from previous page...

Mol	Chain	Analysed	Favoured	Allowed	Outliers	Percentiles	
10	CM	97/105 (92%)	68 (70%)	19 (20%)	10 (10%)	0	7
11	AN	119/129 (92%)	76 (64%)	29 (24%)	14 (12%)	0	5
11	CN	117/129 (91%)	87 (74%)	21 (18%)	9 (8%)	1	10
12	AO	123/132 (93%)	80 (65%)	22 (18%)	21 (17%)	0	2
12	CO	123/132 (93%)	85 (69%)	24 (20%)	14 (11%)	0	6
13	AP	116/126 (92%)	62 (53%)	23 (20%)	31 (27%)	0	0
13	CP	119/126 (94%)	71 (60%)	27 (23%)	21 (18%)	0	2
14	AQ	58/61 (95%)	37 (64%)	15 (26%)	6 (10%)	0	7
14	CQ	58/61 (95%)	33 (57%)	15 (26%)	10 (17%)	0	2
15	AR	86/89 (97%)	55 (64%)	27 (31%)	4 (5%)	2	20
15	CR	86/89 (97%)	61 (71%)	19 (22%)	6 (7%)	1	12
16	AS	82/88 (93%)	57 (70%)	16 (20%)	9 (11%)	0	6
16	CS	82/88 (93%)	48 (58%)	23 (28%)	11 (13%)	0	4
17	AT	98/105 (93%)	75 (76%)	17 (17%)	6 (6%)	1	15
17	CT	98/105 (93%)	75 (76%)	15 (15%)	8 (8%)	1	9
18	AU	69/88 (78%)	42 (61%)	21 (30%)	6 (9%)	1	9
18	CU	68/88 (77%)	46 (68%)	14 (21%)	8 (12%)	0	5
19	AV	80/93 (86%)	43 (54%)	20 (25%)	17 (21%)	0	1
19	CV	82/93 (88%)	46 (56%)	18 (22%)	18 (22%)	0	1
20	AW	97/106 (92%)	54 (56%)	26 (27%)	17 (18%)	0	2
20	CW	97/106 (92%)	63 (65%)	16 (16%)	18 (19%)	0	2
21	AX	23/27 (85%)	15 (65%)	7 (30%)	1 (4%)	2	22
21	CX	23/27 (85%)	15 (65%)	4 (17%)	4 (17%)	0	2
26	BD	270/276 (98%)	193 (72%)	46 (17%)	31 (12%)	0	6
26	DD	270/276 (98%)	204 (76%)	46 (17%)	20 (7%)	1	11
27	BE	203/206 (98%)	114 (56%)	46 (23%)	43 (21%)	0	1
27	DE	203/206 (98%)	120 (59%)	41 (20%)	42 (21%)	0	1
28	BF	206/210 (98%)	137 (66%)	45 (22%)	24 (12%)	0	5
28	DF	200/210 (95%)	144 (72%)	36 (18%)	20 (10%)	0	7
29	BG	179/182 (98%)	114 (64%)	39 (22%)	26 (14%)	0	3
29	DG	179/182 (98%)	120 (67%)	38 (21%)	21 (12%)	0	5

Continued on next page...

Continued from previous page...

Mol	Chain	Analysed	Favoured	Allowed	Outliers	Percentiles	
30	BH	168/180 (93%)	60 (36%)	54 (32%)	54 (32%)	0	0
30	DH	168/180 (93%)	94 (56%)	36 (21%)	38 (23%)	0	1
31	BK	144/148 (97%)	77 (54%)	45 (31%)	22 (15%)	0	3
31	DK	144/148 (97%)	80 (56%)	36 (25%)	28 (19%)	0	2
32	BM	136/140 (97%)	88 (65%)	29 (21%)	19 (14%)	0	3
32	DM	136/140 (97%)	84 (62%)	30 (22%)	22 (16%)	0	2
33	BN	120/122 (98%)	96 (80%)	17 (14%)	7 (6%)	1	16
33	DN	120/122 (98%)	90 (75%)	21 (18%)	9 (8%)	1	11
34	BO	148/150 (99%)	80 (54%)	32 (22%)	36 (24%)	0	0
34	DO	148/150 (99%)	97 (66%)	19 (13%)	32 (22%)	0	1
35	BP	139/141 (99%)	96 (69%)	24 (17%)	19 (14%)	0	4
35	DP	139/141 (99%)	94 (68%)	30 (22%)	15 (11%)	0	6
36	B0	115/118 (98%)	73 (64%)	31 (27%)	11 (10%)	0	8
36	D0	116/118 (98%)	82 (71%)	20 (17%)	14 (12%)	0	5
37	BQ	109/112 (97%)	58 (53%)	32 (29%)	19 (17%)	0	2
37	DQ	109/112 (97%)	62 (57%)	28 (26%)	19 (17%)	0	2
38	BR	135/146 (92%)	94 (70%)	31 (23%)	10 (7%)	1	11
38	DR	135/146 (92%)	83 (62%)	32 (24%)	20 (15%)	0	3
39	B1	115/118 (98%)	81 (70%)	22 (19%)	12 (10%)	0	7
39	D1	115/118 (98%)	87 (76%)	19 (16%)	9 (8%)	1	10
40	B2	99/101 (98%)	67 (68%)	12 (12%)	20 (20%)	0	1
40	D2	99/101 (98%)	73 (74%)	16 (16%)	10 (10%)	0	7
41	BS	111/113 (98%)	79 (71%)	20 (18%)	12 (11%)	0	6
41	DS	111/113 (98%)	75 (68%)	22 (20%)	14 (13%)	0	5
42	BT	90/96 (94%)	63 (70%)	18 (20%)	9 (10%)	0	7
42	DT	90/96 (94%)	77 (86%)	8 (9%)	5 (6%)	2	17
43	BU	100/110 (91%)	37 (37%)	29 (29%)	34 (34%)	0	0
43	DU	100/110 (91%)	57 (57%)	17 (17%)	26 (26%)	0	0
44	BV	174/206 (84%)	85 (49%)	43 (25%)	46 (26%)	0	0
44	DV	170/206 (82%)	91 (54%)	40 (24%)	39 (23%)	0	1
45	B3	78/85 (92%)	54 (69%)	13 (17%)	11 (14%)	0	3

Continued on next page...

Continued from previous page...

Mol	Chain	Analysed	Favoured	Allowed	Outliers	Percentiles	
45	D3	75/85 (88%)	56 (75%)	13 (17%)	6 (8%)	1	10
46	BZ	95/98 (97%)	66 (70%)	17 (18%)	12 (13%)	0	5
46	DZ	95/98 (97%)	64 (67%)	20 (21%)	11 (12%)	0	5
47	BW	67/72 (93%)	43 (64%)	12 (18%)	12 (18%)	0	2
47	DW	67/72 (93%)	46 (69%)	12 (18%)	9 (13%)	0	4
48	BX	57/60 (95%)	51 (90%)	4 (7%)	2 (4%)	3	27
48	DX	57/60 (95%)	45 (79%)	9 (16%)	3 (5%)	2	17
49	B4	69/71 (97%)	33 (48%)	10 (14%)	26 (38%)	0	0
49	D4	69/71 (97%)	23 (33%)	20 (29%)	26 (38%)	0	0
50	B5	57/60 (95%)	37 (65%)	14 (25%)	6 (10%)	0	7
50	D5	57/60 (95%)	33 (58%)	9 (16%)	15 (26%)	0	0
51	B6	46/54 (85%)	9 (20%)	11 (24%)	26 (56%)	0	0
51	D6	47/54 (87%)	15 (32%)	18 (38%)	14 (30%)	0	0
52	B7	47/49 (96%)	36 (77%)	9 (19%)	2 (4%)	2	22
52	D7	47/49 (96%)	37 (79%)	7 (15%)	3 (6%)	1	14
53	B8	62/65 (95%)	37 (60%)	14 (23%)	11 (18%)	0	2
53	D8	62/65 (95%)	36 (58%)	15 (24%)	11 (18%)	0	2
All	All	11381/12054 (94%)	7244 (64%)	2468 (22%)	1669 (15%)	0	3

All (1669) Ramachandran outliers are listed below:

Mol	Chain	Res	Type
2	AE	8	LYS
2	AE	17	PHE
2	AE	20	GLU
2	AE	23	ARG
2	AE	29	ALA
2	AE	33	TYR
2	AE	39	ILE
2	AE	63	MET
2	AE	74	LYS
2	AE	103	THR
2	AE	125	PRO
2	AE	126	GLU
2	AE	127	ILE
2	AE	141	GLU

Continued on next page...

Continued from previous page...

Mol	Chain	Res	Type
2	AE	150	SER
2	AE	156	LYS
2	AE	165	VAL
2	AE	191	ASP
2	AE	194	PRO
2	AE	195	ASP
2	AE	216	SER
2	AE	229	VAL
2	AE	230	VAL
2	AE	231	GLU
3	AF	4	LYS
3	AF	5	ILE
3	AF	12	LEU
3	AF	18	TRP
3	AF	24	ALA
3	AF	45	LYS
3	AF	77	ILE
3	AF	78	GLY
3	AF	79	ARG
3	AF	85	ARG
3	AF	94	LEU
3	AF	98	ASN
3	AF	107	GLN
3	AF	162	GLN
3	AF	165	THR
3	AF	205	GLY
4	AG	5	ILE
4	AG	17	VAL
4	AG	20	TYR
4	AG	24	GLU
4	AG	28	SER
4	AG	29	PRO
4	AG	32	ALA
4	AG	33	MET
4	AG	110	PHE
4	AG	123	HIS
4	AG	129	ASN
4	AG	149	ALA
4	AG	150	GLU
4	AG	151	LYS
4	AG	171	GLY
4	AG	189	PRO

Continued on next page...

Continued from previous page...

Mol	Chain	Res	Type
5	AH	17	ALA
5	AH	115	VAL
5	AH	146	ALA
6	AI	40	VAL
6	AI	62	TRP
6	AI	82	ARG
7	AJ	6	ARG
7	AJ	17	VAL
7	AJ	79	ARG
7	AJ	80	VAL
7	AJ	150	ALA
7	AJ	155	ARG
8	AK	2	LEU
8	AK	51	VAL
9	AL	21	PRO
9	AL	23	ASN
9	AL	28	VAL
9	AL	35	GLU
9	AL	44	VAL
9	AL	103	THR
9	AL	124	GLN
10	AM	57	LYS
10	AM	58	ASP
11	AN	10	VAL
11	AN	11	LYS
11	AN	12	ARG
11	AN	14	VAL
11	AN	16	SER
11	AN	89	ALA
11	AN	123	LYS
12	AO	13	LYS
12	AO	30	ALA
12	AO	47	LYS
12	AO	126	LYS
12	AO	127	GLU
13	AP	4	ILE
13	AP	9	ILE
13	AP	10	PRO
13	AP	14	ARG
13	AP	44	ARG
13	AP	45	VAL
13	AP	47	ASP

Continued on next page...

Continued from previous page...

Mol	Chain	Res	Type
13	AP	83	ASP
13	AP	100	GLY
14	AQ	15	LYS
14	AQ	16	PHE
15	AR	24	SER
16	AS	64	ALA
17	AT	69	LYS
18	AU	19	LYS
18	AU	22	VAL
19	AV	9	VAL
19	AV	27	GLU
19	AV	29	ARG
19	AV	33	THR
19	AV	37	ARG
19	AV	43	GLU
19	AV	45	VAL
19	AV	67	VAL
19	AV	70	LYS
20	AW	49	ALA
20	AW	95	ALA
20	AW	97	ALA
26	BD	3	VAL
26	BD	28	GLU
26	BD	58	HIS
26	BD	123	ALA
26	BD	196	VAL
26	BD	237	GLU
26	BD	263	ARG
26	BD	267	SER
27	BE	2	LYS
27	BE	25	VAL
27	BE	59	VAL
27	BE	61	ARG
27	BE	77	ILE
27	BE	78	LEU
27	BE	88	GLY
27	BE	118	LYS
27	BE	132	HIS
27	BE	204	ALA
28	BF	11	VAL
28	BF	17	ARG
28	BF	21	ALA

Continued on next page...

Continued from previous page...

Mol	Chain	Res	Type
28	BF	25	PRO
28	BF	62	ARG
28	BF	86	GLY
28	BF	89	VAL
28	BF	128	ALA
28	BF	132	VAL
29	BG	5	VAL
29	BG	14	GLU
29	BG	22	ARG
29	BG	36	LYS
29	BG	76	SER
29	BG	97	ASP
29	BG	124	SER
29	BG	136	ARG
29	BG	176	LEU
30	BH	9	ILE
30	BH	10	PRO
30	BH	11	VAL
30	BH	13	LYS
30	BH	15	VAL
30	BH	21	PRO
30	BH	27	LYS
30	BH	31	GLY
30	BH	39	PRO
30	BH	46	GLU
30	BH	47	GLU
30	BH	49	VAL
30	BH	50	VAL
30	BH	76	VAL
30	BH	84	SER
30	BH	86	GLU
30	BH	87	LEU
30	BH	92	ILE
30	BH	109	PHE
30	BH	111	HIS
30	BH	112	PRO
30	BH	125	VAL
30	BH	126	PRO
30	BH	128	PRO
30	BH	129	THR
30	BH	130	ARG
30	BH	131	VAL

Continued on next page...

Continued from previous page...

Mol	Chain	Res	Type
30	BH	152	ARG
30	BH	153	LYS
30	BH	156	ALA
30	BH	167	GLU
30	BH	168	PRO
31	BK	77	LEU
31	BK	101	LEU
31	BK	102	SER
31	BK	120	ILE
31	BK	132	PRO
31	BK	144	VAL
31	BK	145	VAL
32	BM	17	ASP
32	BM	18	ALA
32	BM	63	THR
32	BM	64	GLY
32	BM	130	HIS
32	BM	131	GLN
32	BM	133	GLN
33	BN	48	PRO
33	BN	68	GLU
34	BO	10	PRO
34	BO	12	ALA
34	BO	15	ARG
34	BO	21	ARG
34	BO	25	SER
34	BO	27	HIS
34	BO	36	LYS
34	BO	38	GLN
34	BO	57	THR
34	BO	63	PRO
34	BO	67	MET
34	BO	108	LYS
34	BO	110	TYR
34	BO	111	ARG
34	BO	147	LEU
35	BP	59	ARG
35	BP	64	ILE
35	BP	79	LEU
35	BP	90	VAL
35	BP	135	ASP
35	BP	136	ALA

Continued on next page...

Continued from previous page...

Mol	Chain	Res	Type
36	B0	10	LEU
36	B0	107	ASP
37	BQ	57	LYS
37	BQ	61	ASN
37	BQ	88	ASP
37	BQ	89	ARG
37	BQ	107	GLU
37	BQ	110	LEU
38	BR	107	ASP
39	B1	9	VAL
39	B1	90	VAL
39	B1	93	LYS
39	B1	98	LEU
40	B2	31	ALA
40	B2	44	LYS
40	B2	45	THR
40	B2	49	THR
40	B2	55	ALA
40	B2	72	VAL
40	B2	80	GLN
40	B2	84	LYS
40	B2	85	LYS
40	B2	87	HIS
40	B2	98	GLU
41	BS	11	ARG
41	BS	58	ALA
41	BS	63	ASP
41	BS	80	PRO
42	BT	60	ARG
42	BT	61	GLY
42	BT	68	ARG
42	BT	70	LEU
43	BU	17	SER
43	BU	21	LYS
43	BU	29	GLU
43	BU	43	ASN
43	BU	49	VAL
43	BU	50	ARG
43	BU	63	LYS
43	BU	72	VAL
43	BU	73	ARG
43	BU	77	PRO

Continued on next page...

Continued from previous page...

Mol	Chain	Res	Type
43	BU	78	ALA
43	BU	89	PHE
43	BU	96	ILE
43	BU	99	CYS
43	BU	102	CYS
44	BV	10	ARG
44	BV	13	GLU
44	BV	51	ALA
44	BV	60	GLU
44	BV	94	GLU
44	BV	95	PRO
44	BV	107	THR
44	BV	111	VAL
44	BV	112	ARG
44	BV	120	ILE
44	BV	128	VAL
44	BV	134	PRO
44	BV	136	PHE
44	BV	141	VAL
44	BV	150	LEU
44	BV	151	HIS
44	BV	152	ALA
44	BV	157	LEU
44	BV	158	PRO
44	BV	159	PRO
44	BV	161	VAL
44	BV	165	VAL
44	BV	172	ALA
45	B3	9	SER
45	B3	10	THR
45	B3	17	GLN
45	B3	47	PRO
45	B3	49	LYS
45	B3	83	PRO
46	BZ	54	ALA
46	BZ	78	LYS
46	BZ	96	LYS
47	BW	16	LEU
47	BW	17	SER
47	BW	43	GLN
47	BW	44	LEU
47	BW	47	ASN

Continued on next page...

Continued from previous page...

Mol	Chain	Res	Type
47	BW	48	HIS
47	BW	50	ILE
47	BW	71	ASN
49	B4	5	ILE
49	B4	6	HIS
49	B4	10	VAL
49	B4	21	VAL
49	B4	34	GLU
49	B4	39	CYS
49	B4	40	HIS
49	B4	42	PHE
49	B4	44	THR
49	B4	48	ARG
49	B4	51	ASP
49	B4	52	THR
49	B4	53	GLU
50	B5	4	HIS
50	B5	53	ALA
50	B5	55	ARG
51	B6	7	ILE
51	B6	18	ARG
51	B6	20	ASN
51	B6	22	ALA
51	B6	25	LYS
51	B6	27	LYS
51	B6	31	PRO
51	B6	35	GLU
51	B6	40	CYS
51	B6	42	TRP
51	B6	44	ARG
51	B6	45	LYS
53	B8	32	LEU
53	B8	41	ILE
53	B8	51	ALA
2	CE	6	THR
2	CE	15	VAL
2	CE	26	PRO
2	CE	84	GLU
2	CE	88	ALA
2	CE	126	GLU
2	CE	230	VAL
2	CE	233	SER

Continued on next page...

Continued from previous page...

Mol	Chain	Res	Type
3	CF	4	LYS
3	CF	12	LEU
3	CF	14	ILE
3	CF	29	TYR
3	CF	61	ALA
3	CF	189	ALA
3	CF	190	ARG
4	CG	28	SER
4	CG	30	LYS
4	CG	51	PRO
4	CG	89	THR
4	CG	129	ASN
4	CG	154	ASN
4	CG	155	LEU
4	CG	178	VAL
5	CH	146	ALA
7	CJ	5	ARG
7	CJ	7	ALA
8	CK	50	ARG
8	CK	129	VAL
9	CL	23	ASN
9	CL	56	LEU
9	CL	95	LYS
9	CL	111	ARG
9	CL	117	HIS
10	CM	30	SER
10	CM	33	GLN
11	CN	91	ARG
12	CO	18	VAL
12	CO	27	LEU
12	CO	48	PRO
12	CO	62	SER
12	CO	121	GLY
13	CP	67	GLU
13	CP	70	LEU
13	CP	83	ASP
13	CP	106	ASN
13	CP	108	ARG
13	CP	118	ALA
14	CQ	3	ARG
14	CQ	16	PHE
14	CQ	23	ARG

Continued on next page...

Continued from previous page...

Mol	Chain	Res	Type
15	CR	88	ARG
16	CS	44	THR
16	CS	67	THR
17	CT	34	LYS
17	CT	49	GLU
18	CU	22	VAL
19	CV	3	ARG
19	CV	12	ASP
19	CV	14	HIS
19	CV	25	LYS
19	CV	26	GLY
19	CV	31	ILE
19	CV	41	VAL
19	CV	70	LYS
19	CV	78	ARG
19	CV	79	THR
20	CW	48	LYS
20	CW	49	ALA
20	CW	74	LYS
20	CW	95	ALA
20	CW	96	GLY
20	CW	100	ILE
21	CX	7	ARG
21	CX	9	ARG
21	CX	22	ARG
26	DD	26	LYS
26	DD	28	GLU
26	DD	123	ALA
26	DD	231	HIS
27	DE	4	ILE
27	DE	7	VAL
27	DE	9	VAL
27	DE	22	PRO
27	DE	54	GLN
27	DE	57	LYS
27	DE	60	ASN
27	DE	63	LEU
27	DE	64	LYS
27	DE	68	ALA
27	DE	70	ALA
27	DE	73	GLU
27	DE	90	THR

Continued on next page...

Continued from previous page...

Mol	Chain	Res	Type
27	DE	92	THR
27	DE	93	VAL
27	DE	169	ASN
27	DE	187	ALA
27	DE	189	PRO
28	DF	25	PRO
28	DF	66	PRO
28	DF	68	LYS
28	DF	73	ALA
28	DF	89	VAL
28	DF	128	ALA
28	DF	176	LEU
29	DG	4	ASP
29	DG	14	GLU
29	DG	79	ASN
29	DG	86	MET
30	DH	10	PRO
30	DH	12	PRO
30	DH	83	TYR
30	DH	85	LYS
30	DH	86	GLU
30	DH	87	LEU
30	DH	90	LYS
30	DH	92	ILE
30	DH	126	PRO
30	DH	127	GLU
30	DH	128	PRO
30	DH	137	ASP
30	DH	138	LYS
30	DH	153	LYS
30	DH	154	PRO
30	DH	155	SER
30	DH	169	VAL
31	DK	9	LEU
31	DK	10	GLU
31	DK	13	GLY
31	DK	15	VAL
31	DK	66	GLU
31	DK	115	ALA
31	DK	133	HIS
31	DK	145	VAL
32	DM	6	PRO

Continued on next page...

Continued from previous page...

Mol	Chain	Res	Type
32	DM	9	VAL
32	DM	22	THR
32	DM	36	GLY
32	DM	58	ASP
32	DM	95	PRO
32	DM	97	ARG
32	DM	119	ARG
32	DM	131	GLN
32	DM	133	GLN
32	DM	134	ARG
33	DN	49	ARG
34	DO	5	ASP
34	DO	10	PRO
34	DO	15	ARG
34	DO	19	VAL
34	DO	21	ARG
34	DO	25	SER
34	DO	27	HIS
34	DO	36	LYS
34	DO	38	GLN
34	DO	42	SER
34	DO	65	ARG
34	DO	95	VAL
34	DO	106	LEU
34	DO	107	LYS
34	DO	141	ALA
34	DO	148	LEU
35	DP	6	ARG
35	DP	18	LYS
35	DP	22	LYS
35	DP	27	VAL
35	DP	81	VAL
35	DP	90	VAL
35	DP	134	ARG
36	D0	2	ARG
36	D0	3	HIS
36	D0	4	LEU
36	D0	14	SER
36	D0	58	GLY
36	D0	86	ARG
36	D0	117	VAL
37	DQ	4	LEU

Continued on next page...

Continued from previous page...

Mol	Chain	Res	Type
37	DQ	12	PHE
37	DQ	14	VAL
37	DQ	23	ARG
37	DQ	56	LEU
37	DQ	57	LYS
37	DQ	88	ASP
37	DQ	89	ARG
37	DQ	90	GLY
37	DQ	107	GLU
38	DR	2	ASN
38	DR	3	ARG
38	DR	39	ARG
38	DR	55	ASN
38	DR	58	ASN
38	DR	90	GLN
38	DR	94	ALA
38	DR	97	ALA
38	DR	106	SER
38	DR	107	ASP
40	D2	28	GLU
40	D2	31	ALA
40	D2	45	THR
40	D2	48	GLY
40	D2	49	THR
40	D2	50	PRO
40	D2	53	GLU
40	D2	79	VAL
41	DS	59	VAL
41	DS	67	ASP
41	DS	75	TYR
41	DS	111	HIS
42	DT	36	LYS
43	DU	3	VAL
43	DU	23	ARG
43	DU	48	ALA
43	DU	49	VAL
43	DU	50	ARG
43	DU	58	GLY
43	DU	63	LYS
43	DU	77	PRO
43	DU	78	ALA
43	DU	96	ILE

Continued on next page...

Continued from previous page...

Mol	Chain	Res	Type
44	DV	6	LYS
44	DV	13	GLU
44	DV	31	ARG
44	DV	51	ALA
44	DV	111	VAL
44	DV	112	ARG
44	DV	114	GLY
44	DV	116	VAL
44	DV	122	ARG
44	DV	141	VAL
44	DV	151	HIS
44	DV	155	LEU
44	DV	156	LYS
44	DV	158	PRO
44	DV	170	THR
44	DV	171	ILE
45	D3	10	THR
46	DZ	30	VAL
46	DZ	54	ALA
46	DZ	81	LYS
46	DZ	82	LEU
46	DZ	95	LEU
47	DW	16	LEU
47	DW	43	GLN
47	DW	47	ASN
47	DW	48	HIS
47	DW	71	ASN
48	DX	3	ARG
49	D4	5	ILE
49	D4	14	ILE
49	D4	16	CYS
49	D4	22	ILE
49	D4	23	GLU
49	D4	36	CYS
49	D4	37	SER
49	D4	40	HIS
49	D4	42	PHE
49	D4	43	TYR
49	D4	49	PHE
49	D4	50	VAL
49	D4	51	ASP
49	D4	53	GLU

Continued on next page...

Continued from previous page...

Mol	Chain	Res	Type
49	D4	62	ARG
49	D4	66	SER
49	D4	68	ARG
50	D5	3	LYS
50	D5	4	HIS
50	D5	35	GLU
50	D5	51	TYR
50	D5	53	ALA
51	D6	7	ILE
51	D6	14	THR
51	D6	15	GLU
51	D6	19	ARG
51	D6	21	TYR
51	D6	33	LYS
51	D6	45	LYS
51	D6	48	VAL
53	D8	29	LYS
53	D8	31	HIS
53	D8	34	TRP
53	D8	52	LYS
53	D8	62	LEU
2	AE	15	VAL
2	AE	32	ILE
2	AE	75	LYS
2	AE	96	ARG
2	AE	97	TRP
2	AE	102	LEU
2	AE	131	PRO
2	AE	132	LYS
2	AE	178	ARG
2	AE	217	ARG
2	AE	234	PRO
2	AE	239	VAL
3	AF	13	GLY
3	AF	64	VAL
3	AF	84	ILE
3	AF	129	ALA
3	AF	158	GLY
3	AF	161	GLU
3	AF	206	GLU
4	AG	4	TYR
4	AG	16	GLY

Continued on next page...

Continued from previous page...

Mol	Chain	Res	Type
4	AG	34	GLU
4	AG	40	PRO
4	AG	41	GLY
5	AH	4	THR
5	AH	19	MET
5	AH	112	LEU
6	AI	81	ILE
7	AJ	3	ARG
7	AJ	4	ARG
7	AJ	7	ALA
7	AJ	51	GLN
7	AJ	97	GLN
7	AJ	149	ARG
8	AK	54	ASP
8	AK	98	LYS
9	AL	19	LEU
9	AL	24	GLY
9	AL	29	ASN
9	AL	30	GLY
9	AL	34	ASN
9	AL	101	PHE
9	AL	118	LYS
10	AM	32	ALA
10	AM	36	GLY
10	AM	51	ARG
10	AM	59	SER
10	AM	68	HIS
10	AM	75	ILE
11	AN	127	LYS
12	AO	18	VAL
12	AO	19	ARG
12	AO	23	LYS
12	AO	80	HIS
13	AP	3	ARG
13	AP	12	ASN
13	AP	13	LYS
13	AP	21	TYR
13	AP	68	GLY
13	AP	69	GLU
13	AP	82	MET
13	AP	84	ILE
13	AP	85	GLY

Continued on next page...

Continued from previous page...

Mol	Chain	Res	Type
13	AP	86	CYS
14	AQ	14	PRO
15	AR	86	GLY
16	AS	43	LYS
16	AS	53	VAL
16	AS	63	GLY
16	AS	67	THR
17	AT	33	GLY
17	AT	99	SER
18	AU	77	GLY
19	AV	84	GLY
20	AW	50	GLU
20	AW	102	GLY
21	AX	3	LYS
26	BD	12	SER
26	BD	25	THR
26	BD	27	THR
26	BD	48	ARG
26	BD	127	VAL
26	BD	144	ALA
26	BD	157	ARG
26	BD	224	ALA
27	BE	27	LEU
27	BE	29	GLY
27	BE	33	VAL
27	BE	34	VAL
27	BE	60	ASN
27	BE	66	HIS
27	BE	71	GLY
27	BE	92	THR
27	BE	129	HIS
28	BF	2	LYS
28	BF	67	GLN
28	BF	84	VAL
28	BF	95	ARG
29	BG	30	GLU
29	BG	47	LYS
29	BG	82	LEU
29	BG	113	ARG
29	BG	159	VAL
30	BH	45	VAL
30	BH	55	PRO

Continued on next page...

Continued from previous page...

Mol	Chain	Res	Type
30	BH	137	ASP
30	BH	151	ILE
30	BH	169	VAL
31	BK	11	ASN
31	BK	73	GLU
31	BK	113	ARG
31	BK	142	VAL
32	BM	50	ASP
32	BM	98	VAL
33	BN	27	GLY
34	BO	6	LEU
34	BO	16	ARG
34	BO	19	VAL
34	BO	43	GLY
34	BO	60	MET
34	BO	83	VAL
34	BO	103	ALA
34	BO	141	ALA
34	BO	146	VAL
35	BP	15	GLY
35	BP	60	ARG
35	BP	111	GLU
35	BP	134	ARG
36	B0	11	ASN
36	B0	58	GLY
36	B0	82	GLU
36	B0	93	GLY
36	B0	102	GLU
37	BQ	4	LEU
37	BQ	7	TYR
37	BQ	8	GLU
37	BQ	23	ARG
37	BQ	96	GLY
37	BQ	97	ARG
38	BR	9	LEU
38	BR	24	PRO
38	BR	118	ARG
38	BR	125	ARG
39	B1	86	ALA
39	B1	91	ASP
39	B1	109	LEU
40	B2	47	VAL

Continued on next page...

Continued from previous page...

Mol	Chain	Res	Type
40	B2	79	VAL
41	BS	109	GLU
43	BU	3	VAL
43	BU	22	GLY
43	BU	44	ILE
43	BU	53	PRO
43	BU	62	GLU
43	BU	80	GLY
43	BU	85	VAL
43	BU	101	LYS
44	BV	9	TYR
44	BV	31	ARG
44	BV	39	VAL
44	BV	53	ILE
44	BV	59	LEU
44	BV	66	SER
44	BV	102	LEU
44	BV	104	PHE
44	BV	169	GLU
45	B3	19	LYS
45	B3	55	ARG
46	BZ	28	GLY
46	BZ	30	VAL
46	BZ	55	GLY
46	BZ	81	LYS
46	BZ	84	GLY
46	BZ	92	LYS
46	BZ	97	LEU
49	B4	11	PRO
49	B4	23	GLU
49	B4	26	SER
49	B4	46	GLN
49	B4	50	VAL
49	B4	67	TYR
50	B5	38	ALA
50	B5	42	PRO
51	B6	12	GLU
51	B6	15	GLU
51	B6	23	THR
51	B6	34	LEU
51	B6	51	GLU
53	B8	34	TRP

Continued on next page...

Continued from previous page...

Mol	Chain	Res	Type
53	B8	50	LEU
2	CE	18	GLY
2	CE	65	GLY
2	CE	208	ILE
2	CE	216	SER
2	CE	237	ALA
3	CF	60	ALA
3	CF	79	ARG
3	CF	129	ALA
3	CF	145	GLY
4	CG	7	PRO
4	CG	20	TYR
4	CG	32	ALA
4	CG	164	ALA
4	CG	170	VAL
4	CG	179	GLU
4	CG	181	MET
4	CG	200	GLU
5	CH	21	ALA
5	CH	63	ARG
5	CH	108	ALA
6	CI	70	ASP
7	CJ	4	ARG
7	CJ	63	LYS
7	CJ	141	VAL
8	CK	68	ARG
8	CK	69	ARG
8	CK	76	PRO
8	CK	122	ARG
9	CL	31	GLN
9	CL	41	VAL
9	CL	100	GLY
9	CL	109	VAL
10	CM	36	GLY
10	CM	68	HIS
11	CN	103	LEU
11	CN	107	SER
11	CN	124	LYS
11	CN	125	PHE
11	CN	126	ARG
12	CO	65	GLU
12	CO	110	VAL

Continued on next page...

Continued from previous page...

Mol	Chain	Res	Type
12	CO	115	LYS
12	CO	116	SER
12	CO	128	ALA
13	CP	49	THR
13	CP	68	GLY
13	CP	120	LYS
14	CQ	14	PRO
14	CQ	15	LYS
15	CR	77	ARG
16	CS	49	LEU
17	CT	14	LYS
17	CT	33	GLY
17	CT	78	GLU
17	CT	100	LYS
18	CU	27	GLY
18	CU	54	ARG
18	CU	64	ARG
18	CU	65	ILE
19	CV	13	ASP
19	CV	45	VAL
20	CW	11	SER
20	CW	28	ALA
20	CW	62	LEU
20	CW	99	LEU
20	CW	102	GLY
20	CW	103	GLY
21	CX	3	LYS
26	DD	3	VAL
26	DD	32	SER
26	DD	58	HIS
26	DD	122	ASP
26	DD	169	GLU
27	DE	8	LYS
27	DE	20	ALA
27	DE	37	ARG
27	DE	53	PRO
27	DE	61	ARG
27	DE	71	GLY
27	DE	78	LEU
27	DE	88	GLY
27	DE	186	GLY
27	DE	190	GLY

Continued on next page...

Continued from previous page...

Mol	Chain	Res	Type
27	DE	204	ALA
28	DF	18	ARG
28	DF	107	LYS
28	DF	108	LYS
28	DF	111	ALA
28	DF	132	VAL
28	DF	134	GLY
28	DF	168	ARG
29	DG	36	LYS
29	DG	81	LYS
29	DG	82	LEU
29	DG	96	ARG
29	DG	110	ALA
29	DG	126	ASP
29	DG	136	ARG
30	DH	3	ARG
30	DH	8	PRO
30	DH	55	PRO
30	DH	59	ARG
30	DH	84	SER
30	DH	151	ILE
30	DH	156	ALA
30	DH	168	PRO
31	DK	12	LEU
31	DK	36	ALA
31	DK	72	LEU
31	DK	135	GLU
32	DM	23	LEU
32	DM	76	SER
33	DN	51	ALA
33	DN	56	ASP
33	DN	68	GLU
34	DO	6	LEU
34	DO	11	GLY
34	DO	12	ALA
34	DO	16	ARG
35	DP	13	GLN
35	DP	24	GLY
35	DP	28	ALA
35	DP	57	HIS
35	DP	59	ARG
36	D0	11	ASN

Continued on next page...

Continued from previous page...

Mol	Chain	Res	Type
37	DQ	87	PHE
37	DQ	96	GLY
37	DQ	100	ALA
37	DQ	109	GLY
37	DQ	111	GLU
38	DR	4	GLY
38	DR	36	GLU
38	DR	43	GLN
38	DR	67	SER
38	DR	124	ASP
39	D1	9	VAL
39	D1	28	ARG
39	D1	73	GLY
39	D1	90	VAL
41	DS	63	ASP
41	DS	66	GLU
42	DT	67	GLY
43	DU	4	LYS
43	DU	41	GLY
43	DU	53	PRO
43	DU	56	PRO
43	DU	57	GLN
43	DU	99	CYS
44	DV	38	TYR
44	DV	79	ARG
44	DV	80	ARG
44	DV	110	GLY
44	DV	124	ILE
44	DV	153	SER
44	DV	159	PRO
45	D3	18	ALA
45	D3	55	ARG
46	DZ	45	ASN
46	DZ	55	GLY
46	DZ	84	GLY
47	DW	24	LEU
47	DW	44	LEU
47	DW	70	GLN
49	D4	9	LEU
49	D4	24	THR
50	D5	43	HIS
50	D5	55	ARG

Continued on next page...

Continued from previous page...

Mol	Chain	Res	Type
52	D7	39	ARG
2	AE	13	ALA
2	AE	45	GLN
2	AE	101	MET
2	AE	154	LEU
2	AE	226	ARG
3	AF	66	VAL
3	AF	76	VAL
3	AF	88	ARG
3	AF	121	ALA
3	AF	160	ALA
3	AF	174	PRO
4	AG	3	ARG
4	AG	53	ASP
4	AG	83	SER
4	AG	156	GLU
5	AH	3	GLU
5	AH	7	GLU
5	AH	108	ALA
6	AI	53	ALA
7	AJ	111	ARG
8	AK	41	ARG
8	AK	53	VAL
8	AK	134	ILE
9	AL	4	TYR
9	AL	41	VAL
9	AL	43	ALA
9	AL	121	ARG
12	AO	45	PRO
12	AO	79	GLU
12	AO	91	LYS
12	AO	92	ASP
12	AO	128	ALA
13	AP	5	ALA
13	AP	29	ARG
13	AP	46	LYS
13	AP	64	TRP
13	AP	99	ARG
16	AS	59	TRP
16	AS	76	GLN
17	AT	74	LEU
17	AT	81	ARG

Continued on next page...

Continued from previous page...

Mol	Chain	Res	Type
17	AT	94	ASN
18	AU	23	LYS
19	AV	64	GLU
19	AV	72	GLY
19	AV	80	TYR
20	AW	73	HIS
20	AW	98	PRO
26	BD	46	GLN
26	BD	52	ARG
26	BD	156	ALA
26	BD	159	ALA
26	BD	195	ALA
26	BD	201	HIS
26	BD	226	MET
27	BE	9	VAL
27	BE	17	ASP
27	BE	32	PRO
27	BE	82	ARG
27	BE	117	MET
27	BE	122	PHE
27	BE	131	ALA
27	BE	135	HIS
27	BE	187	ALA
28	BF	22	ALA
28	BF	90	PHE
28	BF	129	PHE
28	BF	136	THR
29	BG	4	ASP
29	BG	110	ALA
29	BG	147	ASP
30	BH	12	PRO
30	BH	32	GLU
30	BH	69	ARG
30	BH	90	LYS
30	BH	117	PRO
30	BH	155	SER
31	BK	60	GLU
31	BK	78	THR
31	BK	100	ALA
31	BK	112	LYS
31	BK	119	PRO
31	BK	143	SER

Continued on next page...

Continued from previous page...

Mol	Chain	Res	Type
32	BM	8	GLN
32	BM	46	VAL
32	BM	70	LYS
32	BM	108	PRO
32	BM	127	ASP
33	BN	14	THR
34	BO	5	ASP
34	BO	29	LYS
34	BO	47	ASP
34	BO	59	LEU
34	BO	98	GLU
35	BP	62	GLY
35	BP	81	VAL
35	BP	130	LYS
36	B0	17	ARG
37	BQ	20	ARG
37	BQ	35	ILE
38	BR	58	ASN
38	BR	130	ALA
40	B2	36	PRO
41	BS	27	LYS
41	BS	28	SER
41	BS	93	ALA
42	BT	42	ALA
43	BU	52	SER
43	BU	59	GLY
44	BV	7	ALA
44	BV	43	GLU
44	BV	45	ASP
44	BV	63	ASP
44	BV	109	ALA
44	BV	146	ILE
44	BV	163	LEU
45	B3	18	ALA
45	B3	84	LEU
46	BZ	93	GLU
47	BW	8	LYS
49	B4	22	ILE
51	B6	11	LEU
51	B6	19	ARG
51	B6	43	CYS
53	B8	21	LYS

Continued on next page...

Continued from previous page...

Mol	Chain	Res	Type
53	B8	30	ARG
53	B8	35	GLN
53	B8	49	VAL
2	CE	155	LEU
2	CE	159	PRO
2	CE	175	ARG
3	CF	16	ARG
3	CF	45	LYS
3	CF	81	GLY
4	CG	29	PRO
4	CG	73	ARG
4	CG	136	PRO
5	CH	37	ARG
6	CI	41	GLU
6	CI	87	ARG
7	CJ	35	LYS
7	CJ	62	PHE
7	CJ	149	ARG
8	CK	2	LEU
8	CK	128	GLY
9	CL	12	GLU
9	CL	13	ALA
10	CM	57	LYS
12	CO	51	ALA
12	CO	123	LYS
13	CP	12	ASN
13	CP	101	GLN
13	CP	121	LYS
14	CQ	9	LYS
14	CQ	41	ARG
15	CR	14	GLU
15	CR	23	GLY
16	CS	8	ARG
16	CS	83	GLU
17	CT	30	PRO
17	CT	99	SER
18	CU	55	ARG
19	CV	6	LYS
19	CV	27	GLU
20	CW	82	SER
20	CW	98	PRO
26	DD	111	LEU

Continued on next page...

Continued from previous page...

Mol	Chain	Res	Type
26	DD	238	GLY
26	DD	242	ARG
26	DD	262	ARG
27	DE	62	PRO
27	DE	69	LYS
27	DE	82	ARG
27	DE	117	MET
27	DE	130	GLY
27	DE	132	HIS
29	DG	5	VAL
29	DG	115	ARG
29	DG	128	ARG
29	DG	174	GLU
30	DH	50	VAL
30	DH	81	GLU
30	DH	152	ARG
31	DK	11	ASN
31	DK	86	THR
31	DK	87	LYS
31	DK	118	LYS
32	DM	45	ASN
32	DM	130	HIS
32	DM	135	PRO
34	DO	7	ARG
34	DO	14	LYS
34	DO	43	GLY
34	DO	89	ALA
34	DO	102	ARG
34	DO	115	LEU
35	DP	88	GLY
35	DP	91	GLU
36	D0	42	LYS
36	D0	45	ARG
36	D0	71	GLN
36	D0	107	ASP
37	DQ	19	LYS
37	DQ	61	ASN
37	DQ	74	ALA
37	DQ	75	GLU
38	DR	78	LEU
38	DR	112	ARG
39	D1	46	ALA

Continued on next page...

Continued from previous page...

Mol	Chain	Res	Type
39	D1	58	ARG
39	D1	93	LYS
40	D2	54	GLY
41	DS	68	ARG
41	DS	93	ALA
42	DT	48	LYS
42	DT	87	GLN
43	DU	21	LYS
43	DU	39	VAL
43	DU	42	VAL
43	DU	69	ALA
43	DU	91	GLU
43	DU	102	CYS
44	DV	30	ASN
44	DV	61	LEU
44	DV	64	GLY
44	DV	81	ARG
44	DV	92	SER
44	DV	118	GLN
44	DV	135	GLU
44	DV	163	LEU
45	D3	15	ASP
45	D3	57	PHE
45	D3	75	LEU
46	DZ	74	VAL
46	DZ	91	LYS
46	DZ	93	GLU
49	D4	27	THR
49	D4	46	GLN
51	D6	18	ARG
52	D7	32	LYS
53	D8	46	ARG
53	D8	47	LYS
2	AE	53	ARG
2	AE	88	ALA
2	AE	133	LYS
2	AE	134	GLU
2	AE	207	ALA
3	AF	15	THR
3	AF	16	ARG
3	AF	82	GLU
3	AF	83	ARG

Continued on next page...

Continued from previous page...

Mol	Chain	Res	Type
3	AF	130	VAL
3	AF	179	ARG
4	AG	108	LEU
4	AG	168	ARG
8	AK	20	TYR
10	AM	93	GLY
11	AN	48	ILE
11	AN	90	GLY
12	AO	17	LYS
12	AO	51	ALA
13	AP	18	ALA
13	AP	49	THR
14	AQ	13	THR
14	AQ	29	ARG
15	AR	21	ASP
16	AS	15	PRO
20	AW	68	LYS
20	AW	74	LYS
20	AW	83	ARG
20	AW	88	VAL
20	AW	101	GLY
26	BD	33	LEU
26	BD	257	LEU
27	BE	46	ALA
27	BE	47	VAL
27	BE	49	LEU
27	BE	57	LYS
27	BE	64	LYS
27	BE	124	GLY
28	BF	23	ASP
28	BF	43	LYS
29	BG	111	LEU
29	BG	175	LEU
30	BH	7	LEU
30	BH	19	VAL
30	BH	77	LYS
30	BH	99	VAL
31	BK	53	ALA
31	BK	74	ASN
31	BK	83	ALA
31	BK	131	LYS
32	BM	23	LEU

Continued on next page...

Continued from previous page...

Mol	Chain	Res	Type
32	BM	111	PRO
33	BN	5	GLN
33	BN	54	GLU
34	BO	62	LEU
34	BO	69	GLY
34	BO	144	GLU
35	BP	89	ASN
36	B0	14	SER
36	B0	86	ARG
37	BQ	66	ALA
37	BQ	87	PHE
38	BR	4	GLY
38	BR	86	ILE
39	B1	99	ALA
40	B2	37	VAL
40	B2	61	VAL
43	BU	56	PRO
43	BU	61	ILE
43	BU	82	PRO
43	BU	100	ALA
44	BV	73	GLN
44	BV	96	VAL
46	BZ	31	GLY
47	BW	10	LEU
48	BX	16	PRO
49	B4	12	ALA
49	B4	13	ARG
49	B4	25	TYR
49	B4	38	LYS
49	B4	43	TYR
49	B4	47	GLN
51	B6	16	CYS
51	B6	49	HIS
2	CE	19	HIS
2	CE	131	PRO
2	CE	160	ASP
2	CE	177	ALA
3	CF	168	ALA
4	CG	151	LYS
5	CH	70	PRO
5	CH	72	GLN
5	CH	124	GLY

Continued on next page...

Continued from previous page...

Mol	Chain	Res	Type
6	CI	13	ASN
6	CI	40	VAL
6	CI	42	GLU
7	CJ	41	ARG
7	CJ	109	ASN
7	CJ	116	ALA
7	CJ	117	ALA
8	CK	27	PRO
8	CK	49	GLU
10	CM	93	GLY
12	CO	64	TYR
13	CP	4	ILE
13	CP	14	ARG
13	CP	69	GLU
13	CP	77	ASN
14	CQ	44	LEU
14	CQ	48	ALA
15	CR	86	GLY
16	CS	26	ARG
16	CS	28	ARG
16	CS	48	TRP
19	CV	28	LYS
19	CV	44	MET
19	CV	64	GLU
20	CW	40	ALA
20	CW	51	GLU
26	DD	12	SER
26	DD	73	VAL
27	DE	66	HIS
27	DE	126	PRO
28	DF	43	LYS
28	DF	130	ALA
28	DF	145	GLU
29	DG	12	TYR
29	DG	117	PHE
29	DG	146	TYR
30	DH	13	LYS
30	DH	109	PHE
30	DH	159	GLU
31	DK	40	THR
31	DK	110	ASP
31	DK	113	ARG

Continued on next page...

Continued from previous page...

Mol	Chain	Res	Type
31	DK	117	GLU
31	DK	122	GLU
32	DM	96	GLU
32	DM	127	ASP
32	DM	132	ALA
33	DN	17	ARG
33	DN	97	ARG
34	DO	29	LYS
34	DO	47	ASP
34	DO	139	LYS
38	DR	37	GLY
38	DR	95	ARG
39	D1	74	LEU
41	DS	14	PRO
41	DS	48	ALA
44	DV	144	LEU
49	D4	8	LYS
50	D5	14	ALA
50	D5	37	LYS
50	D5	45	VAL
50	D5	48	GLU
51	D6	8	LYS
51	D6	9	LEU
51	D6	10	LEU
51	D6	49	HIS
53	D8	25	MET
53	D8	53	PRO
2	AE	87	ARG
2	AE	202	PRO
2	AE	204	ASN
2	AE	235	SER
4	AG	35	ARG
4	AG	39	PRO
4	AG	93	PHE
4	AG	159	ARG
5	AH	21	ALA
5	AH	59	GLY
5	AH	128	PRO
7	AJ	39	ALA
9	AL	94	ALA
11	AN	35	PRO
11	AN	113	PRO

Continued on next page...

Continued from previous page...

Mol	Chain	Res	Type
12	AO	12	ARG
12	AO	83	VAL
13	AP	20	THR
13	AP	51	ALA
13	AP	106	ASN
13	AP	116	THR
14	AQ	36	PHE
15	AR	87	ILE
16	AS	16	HIS
18	AU	39	VAL
18	AU	76	LEU
19	AV	38	SER
19	AV	46	GLY
19	AV	47	HIS
20	AW	75	ASN
20	AW	82	SER
26	BD	170	GLY
27	BE	4	ILE
27	BE	45	THR
27	BE	55	ASN
27	BE	73	GLU
27	BE	189	PRO
28	BF	3	GLU
28	BF	9	ILE
28	BF	133	ASN
29	BG	24	GLY
29	BG	32	PRO
30	BH	60	ARG
30	BH	118	PRO
30	BH	160	LYS
30	BH	162	ILE
32	BM	128	HIS
34	BO	2	LYS
34	BO	7	ARG
34	BO	122	PRO
35	BP	7	MET
35	BP	44	ALA
35	BP	83	MET
36	B0	4	LEU
39	B1	92	ARG
40	B2	29	PRO
40	B2	99	ILE

Continued on next page...

Continued from previous page...

Mol	Chain	Res	Type
41	BS	45	TYR
41	BS	65	LEU
42	BT	36	LYS
42	BT	51	VAL
42	BT	67	GLY
43	BU	11	ASP
43	BU	74	PRO
44	BV	2	GLU
44	BV	138	GLU
44	BV	160	GLY
50	B5	36	CYS
51	B6	41	PRO
52	B7	48	LYS
53	B8	61	LEU
2	CE	23	ARG
2	CE	98	LEU
2	CE	129	GLU
2	CE	194	PRO
2	CE	229	VAL
2	CE	231	GLU
3	CF	125	GLU
5	CH	74	GLY
5	CH	77	PRO
5	CH	128	PRO
5	CH	132	ALA
6	CI	12	PRO
6	CI	32	ASN
6	CI	96	PRO
8	CK	29	SER
8	CK	34	GLU
8	CK	103	VAL
9	CL	44	VAL
9	CL	88	TYR
9	CL	89	ASN
10	CM	53	PRO
10	CM	59	SER
10	CM	75	ILE
11	CN	64	ALA
11	CN	105	VAL
12	CO	63	GLY
18	CU	58	LEU
19	CV	11	VAL

Continued on next page...

Continued from previous page...

Mol	Chain	Res	Type
26	DD	33	LEU
26	DD	239	ARG
27	DE	79	ARG
28	DF	47	GLY
28	DF	118	ALA
28	DF	136	THR
30	DH	11	VAL
30	DH	27	LYS
30	DH	47	GLU
30	DH	77	LYS
30	DH	170	ARG
31	DK	18	VAL
31	DK	26	ALA
31	DK	102	SER
32	DM	29	LYS
32	DM	104	LYS
32	DM	128	HIS
33	DN	25	LEU
34	DO	50	ARG
34	DO	97	PRO
34	DO	108	LYS
36	D0	85	PRO
39	D1	91	ASP
41	DS	32	ALA
42	DT	19	ALA
43	DU	7	VAL
44	DV	132	ASN
44	DV	133	ILE
48	DX	13	ILE
49	D4	30	GLU
49	D4	33	VAL
49	D4	70	GLY
50	D5	42	PRO
51	D6	35	GLU
53	D8	57	ARG
53	D8	64	TYR
2	AE	26	PRO
4	AG	91	SER
6	AI	24	GLU
7	AJ	100	ALA
10	AM	76	ASN
11	AN	117	ASN

Continued on next page...

Continued from previous page...

Mol	Chain	Res	Type
12	AO	22	SER
19	AV	41	VAL
20	AW	84	LEU
20	AW	99	LEU
26	BD	11	PRO
26	BD	199	ALA
26	BD	268	ARG
27	BE	52	LEU
29	BG	81	LYS
29	BG	109	VAL
30	BH	8	PRO
30	BH	52	VAL
30	BH	164	TYR
31	BK	51	ILE
33	BN	12	ASP
34	BO	8	PRO
35	BP	4	PRO
35	BP	91	GLU
37	BQ	11	LYS
37	BQ	60	GLY
38	BR	104	ASN
39	B1	102	GLU
40	B2	71	LEU
43	BU	57	GLN
44	BV	58	VAL
45	B3	48	GLY
47	BW	11	GLU
51	B6	17	LYS
51	B6	21	TYR
51	B6	52	VAL
52	B7	46	VAL
2	CE	25	ASN
3	CF	51	GLY
5	CH	112	LEU
5	CH	115	VAL
10	CM	85	LEU
11	CN	106	LYS
13	CP	13	LYS
13	CP	48	LEU
14	CQ	20	ALA
16	CS	57	ARG
26	DD	178	PRO

Continued on next page...

Continued from previous page...

Mol	Chain	Res	Type
29	DG	109	VAL
29	DG	181	ARG
30	DH	7	LEU
30	DH	26	VAL
31	DK	104	GLN
31	DK	112	LYS
31	DK	120	ILE
38	DR	38	ASN
41	DS	11	ARG
41	DS	33	ARG
44	DV	94	GLU
49	D4	69	LYS
50	D5	57	VAL
52	D7	44	PRO
5	AH	67	VAL
26	BD	236	GLY
27	BE	50	GLY
28	BF	28	ILE
29	BG	42	GLY
29	BG	86	MET
47	BW	42	GLY
2	CE	202	PRO
2	CE	239	VAL
3	CF	114	PRO
4	CG	88	VAL
5	CH	49	PRO
7	CJ	55	GLY
7	CJ	58	PRO
8	CK	106	GLY
18	CU	37	VAL
20	CW	63	ILE
26	DD	240	ALA
27	DE	86	PRO
27	DE	184	VAL
31	DK	71	ILE
35	DP	86	GLY
36	D0	32	GLY
40	D2	36	PRO
41	DS	35	ILE
44	DV	53	ILE
44	DV	130	PRO
4	AG	178	VAL

Continued on next page...

Continued from previous page...

Mol	Chain	Res	Type
5	AH	109	ILE
7	AJ	21	VAL
8	AK	101	PRO
20	AW	41	ILE
27	BE	186	GLY
37	BQ	90	GLY
39	B1	100	VAL
53	B8	38	GLY
2	CE	227	GLY
4	CG	90	GLY
9	CL	24	GLY
13	CP	60	VAL
15	CR	18	PHE
16	CS	53	VAL
43	DU	27	VAL
43	DU	32	PRO
50	D5	46	CYS
3	AF	55	VAL
5	AH	129	ILE
11	AN	39	PRO
12	AO	125	PRO
27	BE	72	VAL
28	BF	78	ILE
29	BG	177	GLY
32	BM	134	ARG
39	B1	65	ILE
40	B2	46	VAL
41	BS	35	ILE
44	BV	83	PRO
48	BX	59	VAL
3	CF	134	ILE
13	CP	84	ILE
26	DD	34	VAL
29	DG	52	ILE
33	DN	114	ILE
43	DU	51	VAL
44	DV	107	THR
44	DV	115	GLY
50	D5	34	PRO
12	AO	87	GLY
13	AP	95	GLY
26	BD	24	ILE

Continued on next page...

Continued from previous page...

Mol	Chain	Res	Type
42	BT	84	ALA
43	BU	7	VAL
9	CL	21	PRO
13	CP	78	ILE
27	DE	52	LEU
27	DE	55	ASN
33	DN	27	GLY
48	DX	40	THR
6	AI	51	PRO
41	BS	108	GLY
43	BU	13	VAL
7	CJ	14	PRO
8	CK	51	VAL
16	CS	41	PRO
20	CW	97	ALA
32	BM	126	PRO
47	DW	18	PRO

5.3.2 Protein sidechains ⓘ

In the following table, the Percentiles column shows the percent sidechain outliers of the chain as a percentile score with respect to all X-ray entries followed by that with respect to entries of similar resolution.

The Analysed column shows the number of residues for which the sidechain conformation was analysed, and the total number of residues.

Mol	Chain	Analysed	Rotameric	Outliers	Percentiles	
2	AE	204/220 (93%)	169 (83%)	35 (17%)	2	11
2	CE	205/220 (93%)	181 (88%)	24 (12%)	5	26
3	AF	160/188 (85%)	141 (88%)	19 (12%)	5	25
3	CF	159/188 (85%)	145 (91%)	14 (9%)	10	38
4	AG	180/181 (99%)	152 (84%)	28 (16%)	2	16
4	CG	180/181 (99%)	163 (91%)	17 (9%)	8	35
5	AH	119/123 (97%)	102 (86%)	17 (14%)	3	19
5	CH	116/123 (94%)	106 (91%)	10 (9%)	10	38
6	AI	90/90 (100%)	80 (89%)	10 (11%)	6	28
6	CI	90/90 (100%)	76 (84%)	14 (16%)	2	16
7	AJ	126/127 (99%)	114 (90%)	12 (10%)	8	34

Continued on next page...

Continued from previous page...

Mol	Chain	Analysed	Rotameric	Outliers	Percentiles	
7	CJ	126/127 (99%)	115 (91%)	11 (9%)	10	38
8	AK	119/119 (100%)	112 (94%)	7 (6%)	19	53
8	CK	119/119 (100%)	106 (89%)	13 (11%)	6	29
9	AL	99/99 (100%)	80 (81%)	19 (19%)	1	7
9	CL	98/99 (99%)	87 (89%)	11 (11%)	6	27
10	AM	89/92 (97%)	80 (90%)	9 (10%)	7	32
10	CM	89/92 (97%)	81 (91%)	8 (9%)	9	37
11	AN	92/99 (93%)	83 (90%)	9 (10%)	8	33
11	CN	90/99 (91%)	81 (90%)	9 (10%)	7	32
12	AO	104/109 (95%)	92 (88%)	12 (12%)	5	26
12	CO	104/109 (95%)	90 (86%)	14 (14%)	4	21
13	AP	94/101 (93%)	75 (80%)	19 (20%)	1	6
13	CP	97/101 (96%)	81 (84%)	16 (16%)	2	13
14	AQ	49/50 (98%)	44 (90%)	5 (10%)	7	32
14	CQ	49/50 (98%)	42 (86%)	7 (14%)	3	19
15	AR	79/80 (99%)	74 (94%)	5 (6%)	18	51
15	CR	79/80 (99%)	73 (92%)	6 (8%)	13	43
16	AS	72/74 (97%)	63 (88%)	9 (12%)	4	23
16	CS	72/74 (97%)	63 (88%)	9 (12%)	4	23
17	AT	95/97 (98%)	87 (92%)	8 (8%)	11	40
17	CT	95/97 (98%)	89 (94%)	6 (6%)	18	51
18	AU	62/77 (80%)	53 (86%)	9 (14%)	3	18
18	CU	61/77 (79%)	55 (90%)	6 (10%)	8	33
19	AV	71/80 (89%)	63 (89%)	8 (11%)	6	27
19	CV	73/80 (91%)	61 (84%)	12 (16%)	2	13
20	AW	76/82 (93%)	65 (86%)	11 (14%)	3	18
20	CW	76/82 (93%)	67 (88%)	9 (12%)	5	25
21	AX	20/22 (91%)	18 (90%)	2 (10%)	7	32
21	CX	20/22 (91%)	19 (95%)	1 (5%)	24	58
26	BD	214/218 (98%)	183 (86%)	31 (14%)	3	18
26	DD	214/218 (98%)	176 (82%)	38 (18%)	2	10

Continued on next page...

Continued from previous page...

Mol	Chain	Analysed	Rotameric	Outliers	Percentiles	
27	BE	165/166 (99%)	137 (83%)	28 (17%)	2	12
27	DE	165/166 (99%)	127 (77%)	38 (23%)	1	4
28	BF	165/166 (99%)	142 (86%)	23 (14%)	3	20
28	DF	161/166 (97%)	139 (86%)	22 (14%)	3	20
29	BG	155/156 (99%)	139 (90%)	16 (10%)	7	32
29	DG	155/156 (99%)	130 (84%)	25 (16%)	2	14
30	BH	142/148 (96%)	111 (78%)	31 (22%)	1	5
30	DH	142/148 (96%)	115 (81%)	27 (19%)	1	8
31	BK	122/124 (98%)	105 (86%)	17 (14%)	3	20
31	DK	122/124 (98%)	95 (78%)	27 (22%)	1	5
32	BM	117/119 (98%)	101 (86%)	16 (14%)	3	20
32	DM	117/119 (98%)	97 (83%)	20 (17%)	2	12
33	BN	100/100 (100%)	88 (88%)	12 (12%)	5	24
33	DN	100/100 (100%)	90 (90%)	10 (10%)	7	32
34	BO	116/116 (100%)	86 (74%)	30 (26%)	0	3
34	DO	116/116 (100%)	89 (77%)	27 (23%)	1	4
35	BP	111/111 (100%)	92 (83%)	19 (17%)	2	12
35	DP	111/111 (100%)	92 (83%)	19 (17%)	2	12
36	B0	100/101 (99%)	87 (87%)	13 (13%)	4	21
36	D0	101/101 (100%)	83 (82%)	18 (18%)	2	10
37	BQ	87/88 (99%)	74 (85%)	13 (15%)	3	17
37	DQ	87/88 (99%)	74 (85%)	13 (15%)	3	17
38	BR	120/127 (94%)	99 (82%)	21 (18%)	2	10
38	DR	120/127 (94%)	96 (80%)	24 (20%)	1	7
39	B1	93/94 (99%)	82 (88%)	11 (12%)	5	25
39	D1	93/94 (99%)	79 (85%)	14 (15%)	3	17
40	B2	82/82 (100%)	67 (82%)	15 (18%)	1	8
40	D2	82/82 (100%)	70 (85%)	12 (15%)	3	18
41	BS	92/92 (100%)	76 (83%)	16 (17%)	2	11
41	DS	92/92 (100%)	77 (84%)	15 (16%)	2	13
42	BT	74/78 (95%)	61 (82%)	13 (18%)	2	10

Continued on next page...

Continued from previous page...

Mol	Chain	Analysed	Rotameric	Outliers	Percentiles	
42	DT	74/78 (95%)	62 (84%)	12 (16%)	2	14
43	BU	85/91 (93%)	61 (72%)	24 (28%)	0	3
43	DU	85/91 (93%)	70 (82%)	15 (18%)	2	10
44	BV	155/179 (87%)	120 (77%)	35 (23%)	1	4
44	DV	152/179 (85%)	124 (82%)	28 (18%)	1	8
45	B3	63/67 (94%)	55 (87%)	8 (13%)	4	22
45	D3	62/67 (92%)	54 (87%)	8 (13%)	4	22
46	BZ	82/83 (99%)	69 (84%)	13 (16%)	2	14
46	DZ	82/83 (99%)	67 (82%)	15 (18%)	1	8
47	BW	64/67 (96%)	57 (89%)	7 (11%)	6	29
47	DW	64/67 (96%)	57 (89%)	7 (11%)	6	29
48	BX	51/52 (98%)	43 (84%)	8 (16%)	2	15
48	DX	51/52 (98%)	40 (78%)	11 (22%)	1	5
49	B4	63/63 (100%)	43 (68%)	20 (32%)	0	2
49	D4	63/63 (100%)	44 (70%)	19 (30%)	0	2
50	B5	51/52 (98%)	46 (90%)	5 (10%)	8	33
50	D5	51/52 (98%)	40 (78%)	11 (22%)	1	5
51	B6	47/52 (90%)	30 (64%)	17 (36%)	0	1
51	D6	48/52 (92%)	38 (79%)	10 (21%)	1	6
52	B7	42/42 (100%)	33 (79%)	9 (21%)	1	5
52	D7	42/42 (100%)	38 (90%)	4 (10%)	8	34
53	B8	54/55 (98%)	43 (80%)	11 (20%)	1	6
53	D8	54/55 (98%)	39 (72%)	15 (28%)	0	3
All	All	9616/9998 (96%)	8160 (85%)	1456 (15%)	3	17

All (1456) residues with a non-rotameric sidechain are listed below:

Mol	Chain	Res	Type
2	AE	11	LEU
2	AE	12	GLU
2	AE	17	PHE
2	AE	23	ARG
2	AE	24	TRP
2	AE	28	PHE

Continued on next page...

Continued from previous page...

Mol	Chain	Res	Type
2	AE	30	ARG
2	AE	33	TYR
2	AE	42	ILE
2	AE	44	LEU
2	AE	45	GLN
2	AE	49	GLU
2	AE	50	GLU
2	AE	70	PHE
2	AE	82	ARG
2	AE	83	MET
2	AE	92	TYR
2	AE	108	ILE
2	AE	114	ARG
2	AE	117	GLU
2	AE	128	GLU
2	AE	145	LEU
2	AE	154	LEU
2	AE	156	LYS
2	AE	158	LEU
2	AE	187	LEU
2	AE	189	ASP
2	AE	195	ASP
2	AE	196	LEU
2	AE	208	ILE
2	AE	221	LEU
2	AE	224	GLN
2	AE	226	ARG
2	AE	231	GLU
2	AE	240	GLN
3	AF	4	LYS
3	AF	5	ILE
3	AF	18	TRP
3	AF	21	ARG
3	AF	23	TYR
3	AF	27	LYS
3	AF	28	GLN
3	AF	29	TYR
3	AF	36	ASP
3	AF	46	GLU
3	AF	62	ASP
3	AF	87	LEU
3	AF	119	ARG

Continued on next page...

Continued from previous page...

Mol	Chain	Res	Type
3	AF	127	ARG
3	AF	131	ARG
3	AF	161	GLU
3	AF	192	THR
3	AF	196	LEU
3	AF	206	GLU
4	AG	8	VAL
4	AG	14	ARG
4	AG	19	LEU
4	AG	21	LEU
4	AG	24	GLU
4	AG	26	CYS
4	AG	38	TYR
4	AG	42	GLN
4	AG	53	ASP
4	AG	57	ARG
4	AG	58	LEU
4	AG	68	TYR
4	AG	73	ARG
4	AG	84	LYS
4	AG	86	LYS
4	AG	96	LEU
4	AG	97	LEU
4	AG	107	ARG
4	AG	122	ARG
4	AG	127	THR
4	AG	129	ASN
4	AG	135	LEU
4	AG	155	LEU
4	AG	163	GLU
4	AG	177	ASP
4	AG	187	ARG
4	AG	191	ARG
4	AG	209	ARG
5	AH	6	PHE
5	AH	13	ILE
5	AH	20	GLN
5	AH	25	ARG
5	AH	26	PHE
5	AH	51	VAL
5	AH	76	ILE
5	AH	78	HIS

Continued on next page...

Continued from previous page...

Mol	Chain	Res	Type
5	AH	79	GLU
5	AH	83	GLU
5	AH	90	VAL
5	AH	101	ILE
5	AH	112	LEU
5	AH	116	THR
5	AH	152	ARG
5	AH	153	LYS
5	AH	155	GLU
6	AI	14	LEU
6	AI	16	GLN
6	AI	28	ARG
6	AI	46	ARG
6	AI	54	LYS
6	AI	63	TYR
6	AI	69	GLU
6	AI	78	GLU
6	AI	85	VAL
6	AI	98	LEU
7	AJ	3	ARG
7	AJ	8	GLU
7	AJ	37	ASN
7	AJ	57	GLU
7	AJ	84	ASN
7	AJ	124	LEU
7	AJ	126	ASP
7	AJ	136	LYS
7	AJ	137	LYS
7	AJ	151	TYR
7	AJ	155	ARG
7	AJ	156	TRP
8	AK	1	MET
8	AK	10	LEU
8	AK	18	ARG
8	AK	25	ASP
8	AK	56	LYS
8	AK	102	ARG
8	AK	137	VAL
9	AL	1	MET
9	AL	4	TYR
9	AL	10	ARG
9	AL	16	ARG

Continued on next page...

Continued from previous page...

Mol	Chain	Res	Type
9	AL	21	PRO
9	AL	25	LYS
9	AL	27	THR
9	AL	35	GLU
9	AL	38	GLN
9	AL	58	HIS
9	AL	60	ASP
9	AL	88	TYR
9	AL	95	LYS
9	AL	112	LYS
9	AL	114	TYR
9	AL	117	HIS
9	AL	118	LYS
9	AL	121	ARG
9	AL	124	GLN
10	AM	8	LEU
10	AM	22	LYS
10	AM	47	PHE
10	AM	62	HIS
10	AM	74	ILE
10	AM	78	ASN
10	AM	79	ARG
10	AM	80	LYS
10	AM	96	ILE
11	AN	9	LYS
11	AN	13	GLN
11	AN	18	ARG
11	AN	38	ASN
11	AN	79	SER
11	AN	93	GLN
11	AN	112	THR
11	AN	125	PHE
11	AN	129	SER
12	AO	20	LYS
12	AO	23	LYS
12	AO	24	VAL
12	AO	28	LYS
12	AO	42	THR
12	AO	62	SER
12	AO	91	LYS
12	AO	98	TYR
12	AO	110	VAL

Continued on next page...

Continued from previous page...

Mol	Chain	Res	Type
12	AO	111	LYS
12	AO	124	LYS
12	AO	126	LYS
13	AP	7	VAL
13	AP	10	PRO
13	AP	19	LEU
13	AP	23	TYR
13	AP	27	LYS
13	AP	34	LEU
13	AP	35	GLU
13	AP	39	ILE
13	AP	46	LYS
13	AP	48	LEU
13	AP	64	TRP
13	AP	66	LEU
13	AP	70	LEU
13	AP	71	ARG
13	AP	73	GLU
13	AP	77	ASN
13	AP	93	ARG
13	AP	105	THR
13	AP	108	ARG
14	AQ	6	LEU
14	AQ	15	LYS
14	AQ	29	ARG
14	AQ	44	LEU
14	AQ	61	TRP
15	AR	3	ILE
15	AR	10	LYS
15	AR	18	PHE
15	AR	26	GLU
15	AR	82	ILE
16	AS	1	MET
16	AS	2	VAL
16	AS	20	VAL
16	AS	27	LYS
16	AS	45	THR
16	AS	53	VAL
16	AS	54	GLU
16	AS	55	ARG
16	AS	69	THR
17	AT	6	LEU

Continued on next page...

Continued from previous page...

Mol	Chain	Res	Type
17	AT	20	THR
17	AT	25	ARG
17	AT	26	GLN
17	AT	52	LYS
17	AT	73	VAL
17	AT	74	LEU
17	AT	78	GLU
18	AU	19	LYS
18	AU	26	LEU
18	AU	29	PHE
18	AU	37	VAL
18	AU	38	GLU
18	AU	47	THR
18	AU	58	LEU
18	AU	68	LYS
18	AU	87	ARG
19	AV	5	LEU
19	AV	6	LYS
19	AV	7	LYS
19	AV	11	VAL
19	AV	25	LYS
19	AV	27	GLU
19	AV	43	GLU
19	AV	65	ASN
20	AW	24	LEU
20	AW	26	ASN
20	AW	29	LYS
20	AW	36	LEU
20	AW	68	LYS
20	AW	73	HIS
20	AW	74	LYS
20	AW	75	ASN
20	AW	83	ARG
20	AW	84	LEU
20	AW	93	GLU
21	AX	9	ARG
21	AX	15	ARG
26	BD	10	THR
26	BD	24	ILE
26	BD	43	ARG
26	BD	61	LEU
26	BD	65	ILE

Continued on next page...

Continued from previous page...

Mol	Chain	Res	Type
26	BD	67	PHE
26	BD	68	LYS
26	BD	71	ASP
26	BD	72	LYS
26	BD	76	PRO
26	BD	94	LEU
26	BD	95	LEU
26	BD	98	VAL
26	BD	103	ARG
26	BD	105	ILE
26	BD	106	ILE
26	BD	111	LEU
26	BD	122	ASP
26	BD	150	LYS
26	BD	161	THR
26	BD	166	GLN
26	BD	176	ARG
26	BD	192	THR
26	BD	198	ASN
26	BD	211	ARG
26	BD	212	SER
26	BD	242	ARG
26	BD	244	ARG
26	BD	255	LYS
26	BD	270	ILE
26	BD	271	ILE
27	BE	4	ILE
27	BE	7	VAL
27	BE	16	ARG
27	BE	17	ASP
27	BE	37	ARG
27	BE	38	THR
27	BE	58	ARG
27	BE	60	ASN
27	BE	63	LEU
27	BE	69	LYS
27	BE	75	VAL
27	BE	78	LEU
27	BE	79	ARG
27	BE	95	ILE
27	BE	113	PHE
27	BE	116	VAL

Continued on next page...

Continued from previous page...

Mol	Chain	Res	Type
27	BE	118	LYS
27	BE	119	ARG
27	BE	134	ILE
27	BE	144	ARG
27	BE	154	LYS
27	BE	184	VAL
27	BE	197	ILE
27	BE	199	ARG
27	BE	200	GLU
27	BE	201	THR
27	BE	202	LYS
27	BE	203	LYS
28	BF	2	LYS
28	BF	7	TYR
28	BF	17	ARG
28	BF	24	LEU
28	BF	27	GLU
28	BF	28	ILE
28	BF	29	ASN
28	BF	32	LEU
28	BF	33	LEU
28	BF	65	TRP
28	BF	67	GLN
28	BF	74	ARG
28	BF	83	PHE
28	BF	96	ASP
28	BF	97	TYR
28	BF	125	LEU
28	BF	149	ASP
28	BF	158	THR
28	BF	164	ARG
28	BF	174	VAL
28	BF	175	THR
28	BF	183	VAL
28	BF	197	ASP
29	BG	34	LEU
29	BG	35	GLU
29	BG	43	LEU
29	BG	49	ASP
29	BG	72	ARG
29	BG	80	PHE
29	BG	81	LYS

Continued on next page...

Continued from previous page...

Mol	Chain	Res	Type
29	BG	88	ILE
29	BG	114	ILE
29	BG	115	ARG
29	BG	118	ARG
29	BG	121	ASN
29	BG	135	LEU
29	BG	148	MET
29	BG	164	GLU
29	BG	174	GLU
30	BH	9	ILE
30	BH	12	PRO
30	BH	18	GLU
30	BH	21	PRO
30	BH	27	LYS
30	BH	39	PRO
30	BH	40	GLU
30	BH	46	GLU
30	BH	47	GLU
30	BH	51	ARG
30	BH	54	ARG
30	BH	59	ARG
30	BH	77	LYS
30	BH	81	GLU
30	BH	83	TYR
30	BH	85	LYS
30	BH	89	ILE
30	BH	94	TYR
30	BH	101	ARG
30	BH	103	LEU
30	BH	105	LEU
30	BH	109	PHE
30	BH	116	GLU
30	BH	119	GLU
30	BH	124	GLU
30	BH	130	ARG
30	BH	157	TYR
30	BH	158	HIS
30	BH	163	TYR
30	BH	167	GLU
30	BH	170	ARG
31	BK	1	MET
31	BK	9	LEU

Continued on next page...

Continued from previous page...

Mol	Chain	Res	Type
31	BK	52	ARG
31	BK	54	GLN
31	BK	56	LYS
31	BK	57	ARG
31	BK	62	LYS
31	BK	74	ASN
31	BK	77	LEU
31	BK	82	ARG
31	BK	101	LEU
31	BK	109	ILE
31	BK	117	GLU
31	BK	122	GLU
31	BK	125	GLU
31	BK	130	TYR
31	BK	138	ILE
32	BM	1	MET
32	BM	32	THR
32	BM	33	LEU
32	BM	34	LEU
32	BM	41	ASP
32	BM	45	ASN
32	BM	48	MET
32	BM	71	ILE
32	BM	87	LEU
32	BM	96	GLU
32	BM	99	LEU
32	BM	108	PRO
32	BM	111	PRO
32	BM	112	LEU
32	BM	131	GLN
32	BM	137	LYS
33	BN	8	LEU
33	BN	9	GLU
33	BN	34	THR
33	BN	43	VAL
33	BN	48	PRO
33	BN	49	ARG
33	BN	80	ASP
33	BN	97	ARG
33	BN	99	PHE
33	BN	104	ARG
33	BN	108	GLU

Continued on next page...

Continued from previous page...

Mol	Chain	Res	Type
33	BN	114	ILE
34	BO	6	LEU
34	BO	9	ASN
34	BO	10	PRO
34	BO	14	LYS
34	BO	21	ARG
34	BO	27	HIS
34	BO	30	THR
34	BO	45	LEU
34	BO	52	GLU
34	BO	58	THR
34	BO	59	LEU
34	BO	63	PRO
34	BO	75	ILE
34	BO	81	GLN
34	BO	85	LEU
34	BO	86	LYS
34	BO	87	ASP
34	BO	91	PHE
34	BO	98	GLU
34	BO	107	LYS
34	BO	110	TYR
34	BO	112	LEU
34	BO	114	ILE
34	BO	115	LEU
34	BO	117	GLU
34	BO	136	GLU
34	BO	138	LEU
34	BO	144	GLU
34	BO	147	LEU
34	BO	148	LEU
35	BP	1	MET
35	BP	7	MET
35	BP	16	ARG
35	BP	22	LYS
35	BP	25	ASP
35	BP	45	GLN
35	BP	51	ARG
35	BP	56	ARG
35	BP	59	ARG
35	BP	64	ILE
35	BP	66	ILE

Continued on next page...

Continued from previous page...

Mol	Chain	Res	Type
35	BP	80	GLU
35	BP	81	VAL
35	BP	82	ARG
35	BP	83	MET
35	BP	89	ASN
35	BP	103	MET
35	BP	104	PHE
35	BP	134	ARG
36	B0	2	ARG
36	B0	6	SER
36	B0	49	ASP
36	B0	51	LEU
36	B0	63	ARG
36	B0	67	LEU
36	B0	71	GLN
36	B0	74	LYS
36	B0	75	LEU
36	B0	76	VAL
36	B0	79	LEU
36	B0	104	ARG
36	B0	105	ARG
37	BQ	12	PHE
37	BQ	15	ARG
37	BQ	17	ARG
37	BQ	20	ARG
37	BQ	23	ARG
37	BQ	25	ARG
37	BQ	29	PHE
37	BQ	32	LEU
37	BQ	36	TYR
37	BQ	48	LEU
37	BQ	56	LEU
37	BQ	106	ARG
37	BQ	110	LEU
38	BR	8	LYS
38	BR	9	LEU
38	BR	11	GLU
38	BR	27	THR
38	BR	29	ARG
38	BR	35	LYS
38	BR	41	ARG
38	BR	51	ARG

Continued on next page...

Continued from previous page...

Mol	Chain	Res	Type
38	BR	58	ASN
38	BR	59	THR
38	BR	63	VAL
38	BR	74	ARG
38	BR	78	LEU
38	BR	88	ILE
38	BR	91	ARG
38	BR	98	LYS
38	BR	99	LEU
38	BR	105	LEU
38	BR	115	ARG
38	BR	136	GLN
38	BR	137	LYS
39	B1	5	LYS
39	B1	37	GLU
39	B1	52	ARG
39	B1	64	ARG
39	B1	71	GLN
39	B1	74	LEU
39	B1	92	ARG
39	B1	93	LYS
39	B1	97	ASP
39	B1	98	LEU
39	B1	104	GLN
40	B2	15	GLU
40	B2	19	LYS
40	B2	28	GLU
40	B2	35	LEU
40	B2	45	THR
40	B2	64	HIS
40	B2	66	ARG
40	B2	71	LEU
40	B2	75	PHE
40	B2	80	GLN
40	B2	81	TYR
40	B2	82	ARG
40	B2	83	ARG
40	B2	87	HIS
40	B2	98	GLU
41	BS	1	MET
41	BS	11	ARG
41	BS	18	ARG

Continued on next page...

Continued from previous page...

Mol	Chain	Res	Type
41	BS	19	LEU
41	BS	20	VAL
41	BS	34	ASN
41	BS	40	ASN
41	BS	52	GLU
41	BS	66	GLU
41	BS	70	TYR
41	BS	75	TYR
41	BS	88	ARG
41	BS	94	ASP
41	BS	96	ILE
41	BS	107	LEU
41	BS	113	LYS
42	BT	8	ILE
42	BT	12	VAL
42	BT	28	PHE
42	BT	30	VAL
42	BT	37	THR
42	BT	48	LYS
42	BT	49	VAL
42	BT	53	LYS
42	BT	57	LEU
42	BT	63	LYS
42	BT	69	TYR
42	BT	75	ASP
42	BT	76	ARG
43	BU	5	MET
43	BU	7	VAL
43	BU	14	LEU
43	BU	21	LYS
43	BU	28	LYS
43	BU	33	LYS
43	BU	35	TYR
43	BU	38	ILE
43	BU	42	VAL
43	BU	43	ASN
43	BU	50	ARG
43	BU	55	TYR
43	BU	57	GLN
43	BU	60	PHE
43	BU	62	GLU
43	BU	63	LYS

Continued on next page...

Continued from previous page...

Mol	Chain	Res	Type
43	BU	68	HIS
43	BU	75	ILE
43	BU	76	CYS
43	BU	77	PRO
43	BU	86	ARG
43	BU	95	LYS
43	BU	97	ARG
43	BU	99	CYS
44	BV	1	MET
44	BV	4	ARG
44	BV	9	TYR
44	BV	10	ARG
44	BV	13	GLU
44	BV	19	ARG
44	BV	29	TYR
44	BV	33	LEU
44	BV	34	ASN
44	BV	45	ASP
44	BV	50	GLN
44	BV	54	HIS
44	BV	59	LEU
44	BV	61	LEU
44	BV	67	LEU
44	BV	70	LEU
44	BV	73	GLN
44	BV	75	ASN
44	BV	81	ARG
44	BV	87	ASP
44	BV	88	PHE
44	BV	89	PHE
44	BV	91	LEU
44	BV	93	ASP
44	BV	107	THR
44	BV	112	ARG
44	BV	118	GLN
44	BV	122	ARG
44	BV	131	ARG
44	BV	136	PHE
44	BV	139	VAL
44	BV	144	LEU
44	BV	151	HIS
44	BV	156	LYS

Continued on next page...

Continued from previous page...

Mol	Chain	Res	Type
44	BV	171	ILE
45	B3	7	LEU
45	B3	11	ARG
45	B3	25	ARG
45	B3	26	TYR
45	B3	36	ILE
45	B3	43	THR
45	B3	49	LYS
45	B3	84	LEU
46	BZ	40	ARG
46	BZ	41	ARG
46	BZ	56	GLN
46	BZ	78	LYS
46	BZ	80	LEU
46	BZ	81	LYS
46	BZ	82	LEU
46	BZ	85	LEU
46	BZ	90	ILE
46	BZ	91	LYS
46	BZ	95	LEU
46	BZ	97	LEU
46	BZ	98	LEU
47	BW	9	GLN
47	BW	31	GLU
47	BW	47	ASN
47	BW	49	LYS
47	BW	50	ILE
47	BW	52	ASP
47	BW	60	LEU
48	BX	16	PRO
48	BX	17	LYS
48	BX	24	LYS
48	BX	32	GLN
48	BX	36	VAL
48	BX	40	THR
48	BX	46	ASN
48	BX	52	HIS
49	B4	2	LYS
49	B4	5	ILE
49	B4	6	HIS
49	B4	9	LEU
49	B4	10	VAL

Continued on next page...

Continued from previous page...

Mol	Chain	Res	Type
49	B4	13	ARG
49	B4	14	ILE
49	B4	16	CYS
49	B4	18	CYS
49	B4	21	VAL
49	B4	34	GLU
49	B4	39	CYS
49	B4	43	TYR
49	B4	55	ARG
49	B4	59	PHE
49	B4	61	ARG
49	B4	63	TYR
49	B4	67	TYR
49	B4	69	LYS
49	B4	71	ARG
50	B5	3	LYS
50	B5	4	HIS
50	B5	25	LEU
50	B5	52	TYR
50	B5	55	ARG
51	B6	7	ILE
51	B6	8	LYS
51	B6	10	LEU
51	B6	12	GLU
51	B6	20	ASN
51	B6	21	TYR
51	B6	24	GLU
51	B6	27	LYS
51	B6	28	ARG
51	B6	29	ASN
51	B6	30	THR
51	B6	31	PRO
51	B6	33	LYS
51	B6	37	ARG
51	B6	38	LYS
51	B6	45	LYS
51	B6	46	HIS
52	B7	1	MET
52	B7	4	THR
52	B7	8	ASN
52	B7	28	ARG
52	B7	33	ARG

Continued on next page...

Continued from previous page...

Mol	Chain	Res	Type
52	B7	43	THR
52	B7	47	ARG
52	B7	48	LYS
52	B7	49	ARG
53	B8	25	MET
53	B8	27	THR
53	B8	32	LEU
53	B8	34	TRP
53	B8	40	GLU
53	B8	41	ILE
53	B8	43	GLN
53	B8	48	PHE
53	B8	52	LYS
53	B8	54	GLU
53	B8	61	LEU
2	CE	5	ILE
2	CE	8	LYS
2	CE	16	HIS
2	CE	23	ARG
2	CE	24	TRP
2	CE	33	TYR
2	CE	36	ARG
2	CE	37	ASN
2	CE	63	MET
2	CE	67	THR
2	CE	73	THR
2	CE	82	ARG
2	CE	92	TYR
2	CE	121	LEU
2	CE	155	LEU
2	CE	163	PHE
2	CE	165	VAL
2	CE	168	THR
2	CE	172	ILE
2	CE	174	VAL
2	CE	178	ARG
2	CE	196	LEU
2	CE	204	ASN
2	CE	215	LEU
3	CF	5	ILE
3	CF	12	LEU
3	CF	16	ARG

Continued on next page...

Continued from previous page...

Mol	Chain	Res	Type
3	CF	21	ARG
3	CF	29	TYR
3	CF	56	ASP
3	CF	94	LEU
3	CF	127	ARG
3	CF	131	ARG
3	CF	154	SER
3	CF	184	TYR
3	CF	192	THR
3	CF	193	TYR
3	CF	196	LEU
4	CG	3	ARG
4	CG	7	PRO
4	CG	9	CYS
4	CG	13	ARG
4	CG	30	LYS
4	CG	50	ARG
4	CG	53	ASP
4	CG	79	PHE
4	CG	86	LYS
4	CG	94	LEU
4	CG	96	LEU
4	CG	114	ARG
4	CG	122	ARG
4	CG	131	ARG
4	CG	181	MET
4	CG	200	GLU
4	CG	201	GLN
5	CH	10	MET
5	CH	13	ILE
5	CH	16	THR
5	CH	20	GLN
5	CH	31	LEU
5	CH	53	LEU
5	CH	73	ASN
5	CH	79	GLU
5	CH	101	ILE
5	CH	153	LYS
6	CI	17	SER
6	CI	21	LEU
6	CI	27	GLN
6	CI	32	ASN

Continued on next page...

Continued from previous page...

Mol	Chain	Res	Type
6	CI	36	ARG
6	CI	55	ASP
6	CI	63	TYR
6	CI	69	GLU
6	CI	74	ASP
6	CI	77	ARG
6	CI	87	ARG
6	CI	92	LYS
6	CI	97	PHE
6	CI	100	ASN
7	CJ	8	GLU
7	CJ	12	LEU
7	CJ	78	ARG
7	CJ	84	ASN
7	CJ	98	SER
7	CJ	111	ARG
7	CJ	114	ARG
7	CJ	124	LEU
7	CJ	137	LYS
7	CJ	148	ASN
7	CJ	155	ARG
8	CK	1	MET
8	CK	10	LEU
8	CK	27	PRO
8	CK	41	ARG
8	CK	52	ASP
8	CK	63	LEU
8	CK	69	ARG
8	CK	81	HIS
8	CK	99	GLU
8	CK	119	LEU
8	CK	121	ASP
8	CK	129	VAL
8	CK	137	VAL
9	CL	7	THR
9	CL	9	ARG
9	CL	48	GLU
9	CL	65	VAL
9	CL	83	ARG
9	CL	95	LYS
9	CL	104	ARG
9	CL	113	LYS

Continued on next page...

Continued from previous page...

Mol	Chain	Res	Type
9	CL	114	TYR
9	CL	121	ARG
9	CL	128	ARG
10	CM	22	LYS
10	CM	47	PHE
10	CM	57	LYS
10	CM	62	HIS
10	CM	74	ILE
10	CM	80	LYS
10	CM	84	GLN
10	CM	96	ILE
11	CN	26	ASN
11	CN	32	ILE
11	CN	63	LEU
11	CN	75	TYR
11	CN	92	GLU
11	CN	109	VAL
11	CN	114	VAL
11	CN	116	HIS
11	CN	125	PHE
12	CO	17	LYS
12	CO	20	LYS
12	CO	27	LEU
12	CO	41	ARG
12	CO	53	ARG
12	CO	57	LYS
12	CO	60	LEU
12	CO	62	SER
12	CO	70	ILE
12	CO	73	GLU
12	CO	81	SER
12	CO	89	ARG
12	CO	112	ASP
12	CO	120	TYR
13	CP	3	ARG
13	CP	8	GLU
13	CP	13	LYS
13	CP	35	GLU
13	CP	47	ASP
13	CP	56	LEU
13	CP	57	ARG
13	CP	64	TRP

Continued on next page...

Continued from previous page...

Mol	Chain	Res	Type
13	CP	66	LEU
13	CP	70	LEU
13	CP	88	ARG
13	CP	90	LEU
13	CP	101	GLN
13	CP	115	LYS
13	CP	116	THR
13	CP	122	LYS
14	CQ	3	ARG
14	CQ	12	ARG
14	CQ	14	PRO
14	CQ	16	PHE
14	CQ	24	CYS
14	CQ	27	CYS
14	CQ	44	LEU
15	CR	3	ILE
15	CR	8	LYS
15	CR	26	GLU
15	CR	39	LEU
15	CR	62	GLN
15	CR	65	ARG
16	CS	1	MET
16	CS	26	ARG
16	CS	28	ARG
16	CS	59	TRP
16	CS	62	VAL
16	CS	69	THR
16	CS	71	ARG
16	CS	72	ARG
16	CS	82	GLN
17	CT	12	SER
17	CT	48	GLU
17	CT	52	LYS
17	CT	59	ILE
17	CT	68	ARG
17	CT	74	LEU
18	CU	26	LEU
18	CU	29	PHE
18	CU	32	ARG
18	CU	46	GLU
18	CU	54	ARG
18	CU	55	ARG

Continued on next page...

Continued from previous page...

Mol	Chain	Res	Type
19	CV	5	LEU
19	CV	10	PHE
19	CV	12	ASP
19	CV	13	ASP
19	CV	15	LEU
19	CV	23	ASN
19	CV	29	ARG
19	CV	30	LEU
19	CV	41	VAL
19	CV	63	THR
19	CV	65	ASN
19	CV	83	HIS
20	CW	9	ASN
20	CW	11	SER
20	CW	24	LEU
20	CW	26	ASN
20	CW	41	ILE
20	CW	62	LEU
20	CW	73	HIS
20	CW	75	ASN
20	CW	93	GLU
21	CX	6	ARG
26	DD	10	THR
26	DD	17	THR
26	DD	26	LYS
26	DD	33	LEU
26	DD	43	ARG
26	DD	44	ASN
26	DD	61	LEU
26	DD	65	ILE
26	DD	67	PHE
26	DD	71	ASP
26	DD	73	VAL
26	DD	94	LEU
26	DD	98	VAL
26	DD	105	ILE
26	DD	106	ILE
26	DD	116	GLN
26	DD	131	LEU
26	DD	134	ARG
26	DD	135	PHE
26	DD	155	LEU

Continued on next page...

Continued from previous page...

Mol	Chain	Res	Type
26	DD	157	ARG
26	DD	166	GLN
26	DD	173	VAL
26	DD	183	ARG
26	DD	192	THR
26	DD	198	ASN
26	DD	200	ASP
26	DD	215	LEU
26	DD	217	ARG
26	DD	218	ARG
26	DD	226	MET
26	DD	230	ASP
26	DD	237	GLU
26	DD	257	LEU
26	DD	259	THR
26	DD	261	LYS
26	DD	262	ARG
26	DD	271	ILE
27	DE	2	LYS
27	DE	4	ILE
27	DE	13	ARG
27	DE	16	ARG
27	DE	17	ASP
27	DE	25	VAL
27	DE	26	ILE
27	DE	27	LEU
27	DE	33	VAL
27	DE	36	ARG
27	DE	37	ARG
27	DE	38	THR
27	DE	41	LYS
27	DE	45	THR
27	DE	54	GLN
27	DE	61	ARG
27	DE	62	PRO
27	DE	66	HIS
27	DE	73	GLU
27	DE	75	VAL
27	DE	77	ILE
27	DE	78	LEU
27	DE	79	ARG
27	DE	80	GLU

Continued on next page...

Continued from previous page...

Mol	Chain	Res	Type
27	DE	101	ARG
27	DE	113	PHE
27	DE	117	MET
27	DE	119	ARG
27	DE	143	ASN
27	DE	146	THR
27	DE	154	LYS
27	DE	167	VAL
27	DE	179	GLU
27	DE	184	VAL
27	DE	196	VAL
27	DE	200	GLU
27	DE	202	LYS
27	DE	203	LYS
28	DF	7	TYR
28	DF	9	ILE
28	DF	25	PRO
28	DF	32	LEU
28	DF	45	ARG
28	DF	46	ARG
28	DF	65	TRP
28	DF	66	PRO
28	DF	67	GLN
28	DF	70	THR
28	DF	82	ILE
28	DF	106	ARG
28	DF	108	LYS
28	DF	117	ARG
28	DF	124	LEU
28	DF	127	GLU
28	DF	145	GLU
28	DF	164	ARG
28	DF	169	ASN
28	DF	181	LEU
28	DF	183	VAL
28	DF	206	ILE
29	DG	4	ASP
29	DG	22	ARG
29	DG	33	ARG
29	DG	34	LEU
29	DG	35	GLU
29	DG	43	LEU

Continued on next page...

Continued from previous page...

Mol	Chain	Res	Type
29	DG	45	GLU
29	DG	63	ILE
29	DG	67	LYS
29	DG	71	THR
29	DG	88	ILE
29	DG	94	LEU
29	DG	96	ARG
29	DG	97	ASP
29	DG	103	LEU
29	DG	115	ARG
29	DG	118	ARG
29	DG	121	ASN
29	DG	133	LEU
29	DG	147	ASP
29	DG	155	MET
29	DG	156	ASP
29	DG	159	VAL
29	DG	167	GLU
29	DG	174	GLU
30	DH	3	ARG
30	DH	4	ILE
30	DH	9	ILE
30	DH	10	PRO
30	DH	11	VAL
30	DH	16	SER
30	DH	27	LYS
30	DH	32	GLU
30	DH	37	VAL
30	DH	41	MET
30	DH	43	VAL
30	DH	59	ARG
30	DH	64	LEU
30	DH	77	LYS
30	DH	81	GLU
30	DH	85	LYS
30	DH	88	LEU
30	DH	89	ILE
30	DH	105	LEU
30	DH	132	ARG
30	DH	143	GLN
30	DH	152	ARG
30	DH	153	LYS

Continued on next page...

Continued from previous page...

Mol	Chain	Res	Type
30	DH	154	PRO
30	DH	155	SER
30	DH	158	HIS
30	DH	169	VAL
31	DK	1	MET
31	DK	9	LEU
31	DK	25	TYR
31	DK	33	ARG
31	DK	38	LEU
31	DK	41	GLU
31	DK	42	SER
31	DK	52	ARG
31	DK	56	LYS
31	DK	57	ARG
31	DK	67	ARG
31	DK	70	GLU
31	DK	74	ASN
31	DK	85	GLU
31	DK	88	ILE
31	DK	96	ASP
31	DK	101	LEU
31	DK	112	LYS
31	DK	113	ARG
31	DK	128	LEU
31	DK	131	LYS
31	DK	134	PRO
31	DK	135	GLU
31	DK	139	GLN
31	DK	140	LEU
31	DK	141	LYS
31	DK	142	VAL
32	DM	2	LYS
32	DM	7	LYS
32	DM	43	THR
32	DM	45	ASN
32	DM	48	MET
32	DM	60	ILE
32	DM	61	ARG
32	DM	65	LYS
32	DM	73	THR
32	DM	78	TYR
32	DM	90	MET

Continued on next page...

Continued from previous page...

Mol	Chain	Res	Type
32	DM	93	THR
32	DM	94	HIS
32	DM	101	HIS
32	DM	109	LYS
32	DM	112	LEU
32	DM	120	LEU
32	DM	127	ASP
32	DM	131	GLN
32	DM	136	GLU
33	DN	8	LEU
33	DN	9	GLU
33	DN	17	ARG
33	DN	19	ILE
33	DN	23	ARG
33	DN	31	LYS
33	DN	39	ILE
33	DN	49	ARG
33	DN	53	LYS
33	DN	65	THR
34	DO	5	ASP
34	DO	10	PRO
34	DO	16	ARG
34	DO	21	ARG
34	DO	27	HIS
34	DO	29	LYS
34	DO	30	THR
34	DO	32	THR
34	DO	36	LYS
34	DO	38	GLN
34	DO	41	ARG
34	DO	50	ARG
34	DO	55	ARG
34	DO	61	ARG
34	DO	62	LEU
34	DO	64	LYS
34	DO	65	ARG
34	DO	68	GLN
34	DO	75	ILE
34	DO	81	GLN
34	DO	88	LEU
34	DO	91	PHE
34	DO	99	LEU

Continued on next page...

Continued from previous page...

Mol	Chain	Res	Type
34	DO	100	LEU
34	DO	108	LYS
34	DO	144	GLU
34	DO	146	VAL
35	DP	2	LEU
35	DP	25	ASP
35	DP	26	TYR
35	DP	27	VAL
35	DP	45	GLN
35	DP	46	GLN
35	DP	54	MET
35	DP	55	VAL
35	DP	58	PHE
35	DP	59	ARG
35	DP	79	LEU
35	DP	80	GLU
35	DP	83	MET
35	DP	89	ASN
35	DP	90	VAL
35	DP	91	GLU
35	DP	130	LYS
35	DP	135	ASP
35	DP	139	GLU
36	D0	14	SER
36	D0	16	HIS
36	D0	31	HIS
36	D0	37	THR
36	D0	44	LEU
36	D0	51	LEU
36	D0	57	ARG
36	D0	66	VAL
36	D0	67	LEU
36	D0	75	LEU
36	D0	76	VAL
36	D0	81	ASP
36	D0	91	GLN
36	D0	95	THR
36	D0	104	ARG
36	D0	105	ARG
36	D0	107	ASP
36	D0	113	LEU
37	DQ	4	LEU

Continued on next page...

Continued from previous page...

Mol	Chain	Res	Type
37	DQ	12	PHE
37	DQ	17	ARG
37	DQ	18	ILE
37	DQ	20	ARG
37	DQ	44	LYS
37	DQ	56	LEU
37	DQ	57	LYS
37	DQ	89	ARG
37	DQ	101	LEU
37	DQ	103	GLU
37	DQ	106	ARG
37	DQ	111	GLU
38	DR	2	ASN
38	DR	14	TYR
38	DR	22	PHE
38	DR	23	ARG
38	DR	26	ASP
38	DR	27	THR
38	DR	42	ILE
38	DR	51	ARG
38	DR	58	ASN
38	DR	65	LYS
38	DR	73	GLU
38	DR	78	LEU
38	DR	84	GLN
38	DR	86	ILE
38	DR	87	ASP
38	DR	99	LEU
38	DR	100	TYR
38	DR	104	ASN
38	DR	107	ASP
38	DR	111	ARG
38	DR	112	ARG
38	DR	115	ARG
38	DR	128	GLU
38	DR	134	GLU
39	D1	5	LYS
39	D1	9	VAL
39	D1	31	SER
39	D1	49	HIS
39	D1	52	ARG
39	D1	74	LEU

Continued on next page...

Continued from previous page...

Mol	Chain	Res	Type
39	D1	76	TYR
39	D1	79	PHE
39	D1	88	ILE
39	D1	92	ARG
39	D1	98	LEU
39	D1	108	GLU
39	D1	114	LYS
39	D1	117	GLN
40	D2	13	ARG
40	D2	14	VAL
40	D2	18	LEU
40	D2	35	LEU
40	D2	38	LEU
40	D2	39	LEU
40	D2	40	LEU
40	D2	66	ARG
40	D2	75	PHE
40	D2	89	GLN
40	D2	91	TYR
40	D2	99	ILE
41	DS	11	ARG
41	DS	14	PRO
41	DS	16	LYS
41	DS	18	ARG
41	DS	19	LEU
41	DS	20	VAL
41	DS	63	ASP
41	DS	67	ASP
41	DS	69	LEU
41	DS	70	TYR
41	DS	87	PRO
41	DS	88	ARG
41	DS	92	ARG
41	DS	107	LEU
41	DS	109	GLU
42	DT	3	THR
42	DT	6	ASP
42	DT	15	GLU
42	DT	27	THR
42	DT	30	VAL
42	DT	41	ASN
42	DT	55	ASN

Continued on next page...

Continued from previous page...

Mol	Chain	Res	Type
42	DT	57	LEU
42	DT	65	ARG
42	DT	70	LEU
42	DT	80	ILE
42	DT	88	LYS
43	DU	7	VAL
43	DU	11	ASP
43	DU	27	VAL
43	DU	45	VAL
43	DU	57	GLN
43	DU	64	GLU
43	DU	75	ILE
43	DU	77	PRO
43	DU	79	CYS
43	DU	87	LYS
43	DU	88	LYS
43	DU	89	PHE
43	DU	90	LEU
43	DU	95	LYS
43	DU	97	ARG
44	DV	2	GLU
44	DV	20	ARG
44	DV	24	LEU
44	DV	31	ARG
44	DV	38	TYR
44	DV	72	ARG
44	DV	76	LEU
44	DV	81	ARG
44	DV	82	ARG
44	DV	87	ASP
44	DV	94	GLU
44	DV	96	VAL
44	DV	97	GLU
44	DV	107	THR
44	DV	117	LEU
44	DV	118	GLN
44	DV	119	GLU
44	DV	121	HIS
44	DV	122	ARG
44	DV	123	ASP
44	DV	131	ARG
44	DV	132	ASN

Continued on next page...

Continued from previous page...

Mol	Chain	Res	Type
44	DV	137	ILE
44	DV	139	VAL
44	DV	148	ASP
44	DV	155	LEU
44	DV	170	THR
44	DV	171	ILE
45	D3	10	THR
45	D3	11	ARG
45	D3	35	ASN
45	D3	36	ILE
45	D3	41	ARG
45	D3	55	ARG
45	D3	74	ARG
45	D3	82	ARG
46	DZ	2	SER
46	DZ	11	ARG
46	DZ	21	ARG
46	DZ	30	VAL
46	DZ	40	ARG
46	DZ	41	ARG
46	DZ	56	GLN
46	DZ	76	ARG
46	DZ	80	LEU
46	DZ	81	LYS
46	DZ	83	GLU
46	DZ	87	PRO
46	DZ	91	LYS
46	DZ	92	LYS
46	DZ	97	LEU
47	DW	7	ARG
47	DW	9	GLN
47	DW	16	LEU
47	DW	24	LEU
47	DW	53	LEU
47	DW	62	THR
47	DW	64	LEU
48	DX	4	LEU
48	DX	8	LEU
48	DX	9	VAL
48	DX	10	LYS
48	DX	17	LYS
48	DX	30	ARG

Continued on next page...

Continued from previous page...

Mol	Chain	Res	Type
48	DX	31	LEU
48	DX	32	GLN
48	DX	37	LEU
48	DX	40	THR
48	DX	44	ARG
49	D4	6	HIS
49	D4	15	ILE
49	D4	18	CYS
49	D4	21	VAL
49	D4	23	GLU
49	D4	39	CYS
49	D4	42	PHE
49	D4	48	ARG
49	D4	49	PHE
49	D4	50	VAL
49	D4	51	ASP
49	D4	53	GLU
49	D4	57	GLU
49	D4	61	ARG
49	D4	62	ARG
49	D4	63	TYR
49	D4	67	TYR
49	D4	68	ARG
49	D4	71	ARG
50	D5	3	LYS
50	D5	4	HIS
50	D5	6	VAL
50	D5	11	THR
50	D5	19	ARG
50	D5	25	LEU
50	D5	36	CYS
50	D5	37	LYS
50	D5	52	TYR
50	D5	56	LYS
50	D5	58	LEU
51	D6	6	ARG
51	D6	8	LYS
51	D6	18	ARG
51	D6	19	ARG
51	D6	28	ARG
51	D6	34	LEU
51	D6	37	ARG

Continued on next page...

Continued from previous page...

Mol	Chain	Res	Type
51	D6	42	TRP
51	D6	44	ARG
51	D6	46	HIS
52	D7	1	MET
52	D7	8	ASN
52	D7	9	ARG
52	D7	43	THR
53	D8	15	LYS
53	D8	16	ILE
53	D8	30	ARG
53	D8	35	GLN
53	D8	39	LYS
53	D8	43	GLN
53	D8	44	LYS
53	D8	47	LYS
53	D8	48	PHE
53	D8	49	VAL
53	D8	52	LYS
53	D8	53	PRO
53	D8	62	LEU
53	D8	63	PRO
53	D8	65	GLU

Some sidechains can be flipped to improve hydrogen bonding and reduce clashes. All (298) such sidechains are listed below:

Mol	Chain	Res	Type
2	AE	37	ASN
2	AE	40	HIS
2	AE	76	GLN
2	AE	94	ASN
2	AE	135	GLN
2	AE	140	HIS
2	AE	146	GLN
2	AE	224	GLN
3	AF	63	ASN
3	AF	123	GLN
3	AF	162	GLN
4	AG	45	GLN
4	AG	62	GLN
4	AG	123	HIS
4	AG	129	ASN
5	AH	20	GLN

Continued on next page...

Continued from previous page...

Mol	Chain	Res	Type
5	AH	56	GLN
5	AH	141	GLN
6	AI	32	ASN
6	AI	73	ASN
6	AI	94	GLN
7	AJ	68	ASN
7	AJ	96	GLN
7	AJ	97	GLN
8	AK	15	ASN
9	AL	29	ASN
9	AL	34	ASN
9	AL	124	GLN
10	AM	56	HIS
10	AM	78	ASN
10	AM	84	GLN
11	AN	38	ASN
11	AN	93	GLN
11	AN	116	HIS
11	AN	117	ASN
12	AO	9	GLN
12	AO	75	HIS
13	AP	40	ASN
13	AP	106	ASN
14	AQ	49	HIS
15	AR	9	GLN
15	AR	13	GLN
15	AR	37	ASN
15	AR	50	HIS
16	AS	65	GLN
16	AS	76	GLN
17	AT	16	GLN
17	AT	26	GLN
17	AT	94	ASN
19	AV	14	HIS
19	AV	56	GLN
19	AV	57	HIS
19	AV	65	ASN
19	AV	83	HIS
20	AW	26	ASN
20	AW	73	HIS
26	BD	115	GLN
26	BD	126	GLN

Continued on next page...

Continued from previous page...

Mol	Chain	Res	Type
26	BD	143	HIS
26	BD	164	GLN
26	BD	166	GLN
26	BD	186	HIS
26	BD	198	ASN
26	BD	201	HIS
27	BE	35	GLN
27	BE	48	GLN
27	BE	60	ASN
27	BE	66	HIS
27	BE	143	ASN
27	BE	192	ASN
28	BF	8	GLN
28	BF	29	ASN
28	BF	40	GLN
28	BF	75	HIS
28	BF	169	ASN
29	BG	26	GLN
29	BG	41	GLN
29	BG	58	GLN
29	BG	79	ASN
29	BG	123	ASN
30	BH	74	ASN
30	BH	139	GLN
30	BH	147	ASN
31	BK	43	ASN
31	BK	54	GLN
31	BK	105	HIS
32	BM	45	ASN
32	BM	131	GLN
32	BM	133	GLN
33	BN	3	GLN
33	BN	29	ASN
33	BN	82	ASN
33	BN	88	ASN
34	BO	70	GLN
34	BO	84	ASN
34	BO	128	HIS
35	BP	12	GLN
35	BP	13	GLN
35	BP	46	GLN
35	BP	89	ASN

Continued on next page...

Continued from previous page...

Mol	Chain	Res	Type
35	BP	141	GLN
36	B0	11	ASN
36	B0	23	ASN
36	B0	24	GLN
36	B0	61	HIS
36	B0	71	GLN
38	BR	43	GLN
38	BR	79	HIS
38	BR	90	GLN
38	BR	136	GLN
39	B1	49	HIS
39	B1	75	ASN
39	B1	81	HIS
39	B1	104	GLN
40	B2	11	GLN
40	B2	80	GLN
40	B2	89	GLN
41	BS	57	ASN
41	BS	102	HIS
42	BT	41	ASN
42	BT	55	ASN
42	BT	87	GLN
43	BU	43	ASN
43	BU	57	GLN
44	BV	34	ASN
44	BV	50	GLN
44	BV	75	ASN
44	BV	118	GLN
44	BV	121	HIS
44	BV	151	HIS
46	BZ	56	GLN
47	BW	9	GLN
47	BW	65	ASN
48	BX	19	GLN
48	BX	46	ASN
48	BX	52	HIS
49	B4	60	GLN
50	B5	4	HIS
50	B5	43	HIS
51	B6	20	ASN
52	B7	8	ASN
2	CE	37	ASN

Continued on next page...

Continued from previous page...

Mol	Chain	Res	Type
2	CE	78	GLN
2	CE	94	ASN
2	CE	95	GLN
2	CE	135	GLN
2	CE	146	GLN
2	CE	204	ASN
2	CE	212	GLN
3	CF	3	ASN
3	CF	28	GLN
3	CF	37	GLN
3	CF	69	HIS
3	CF	98	ASN
3	CF	170	GLN
3	CF	181	ASN
4	CG	42	GLN
4	CG	77	ASN
4	CG	160	GLN
4	CG	161	ASN
4	CG	201	GLN
5	CH	20	GLN
5	CH	72	GLN
5	CH	73	ASN
5	CH	78	HIS
5	CH	141	GLN
6	CI	7	ASN
6	CI	18	GLN
6	CI	32	ASN
6	CI	64	GLN
6	CI	94	GLN
6	CI	100	ASN
7	CJ	28	ASN
7	CJ	37	ASN
7	CJ	56	GLN
7	CJ	68	ASN
7	CJ	97	GLN
7	CJ	106	GLN
7	CJ	122	HIS
9	CL	23	ASN
9	CL	58	HIS
9	CL	89	ASN
9	CL	124	GLN
10	CM	13	HIS

Continued on next page...

Continued from previous page...

Mol	Chain	Res	Type
10	CM	56	HIS
10	CM	78	ASN
11	CN	26	ASN
11	CN	38	ASN
11	CN	99	GLN
12	CO	9	GLN
12	CO	49	ASN
13	CP	12	ASN
13	CP	101	GLN
14	CQ	49	HIS
15	CR	9	GLN
15	CR	37	ASN
15	CR	71	GLN
16	CS	76	GLN
16	CS	82	GLN
17	CT	16	GLN
18	CU	36	ASN
19	CV	23	ASN
19	CV	47	HIS
19	CV	65	ASN
20	CW	16	HIS
20	CW	26	ASN
26	DD	44	ASN
26	DD	58	HIS
26	DD	116	GLN
26	DD	143	HIS
26	DD	166	GLN
26	DD	186	HIS
26	DD	198	ASN
26	DD	227	ASN
27	DE	48	GLN
27	DE	121	ASN
27	DE	135	HIS
27	DE	192	ASN
28	DF	40	GLN
28	DF	67	GLN
28	DF	69	HIS
28	DF	75	HIS
28	DF	169	ASN
28	DF	204	ASN
29	DG	26	GLN
29	DG	40	ASN

Continued on next page...

Continued from previous page...

Mol	Chain	Res	Type
29	DG	41	GLN
29	DG	121	ASN
30	DH	139	GLN
30	DH	143	GLN
30	DH	147	ASN
31	DK	11	ASN
31	DK	43	ASN
31	DK	74	ASN
31	DK	105	HIS
31	DK	139	GLN
32	DM	45	ASN
32	DM	56	ASN
32	DM	69	GLN
32	DM	101	HIS
32	DM	128	HIS
32	DM	131	GLN
33	DN	5	GLN
33	DN	82	ASN
34	DO	9	ASN
34	DO	68	GLN
34	DO	81	GLN
34	DO	84	ASN
34	DO	128	HIS
35	DP	45	GLN
35	DP	123	HIS
36	D0	3	HIS
36	D0	13	HIS
36	D0	16	HIS
36	D0	23	ASN
36	D0	24	GLN
36	D0	61	HIS
36	D0	71	GLN
36	D0	91	GLN
38	DR	55	ASN
38	DR	58	ASN
38	DR	84	GLN
39	D1	44	ASN
39	D1	49	HIS
39	D1	71	GLN
39	D1	94	ASN
40	D2	11	GLN
40	D2	89	GLN

Continued on next page...

Continued from previous page...

Mol	Chain	Res	Type
41	DS	34	ASN
41	DS	40	ASN
41	DS	57	ASN
41	DS	61	ASN
41	DS	102	HIS
42	DT	31	HIS
42	DT	41	ASN
42	DT	55	ASN
42	DT	87	GLN
43	DU	57	GLN
44	DV	50	GLN
44	DV	54	HIS
44	DV	121	HIS
44	DV	151	HIS
45	D3	29	GLN
45	D3	35	ASN
46	DZ	56	GLN
46	DZ	66	HIS
47	DW	9	GLN
47	DW	56	GLN
47	DW	65	ASN
48	DX	19	GLN
48	DX	32	GLN
48	DX	46	ASN
49	D4	6	HIS
50	D5	43	HIS
52	D7	8	ASN
52	D7	36	GLN
53	D8	31	HIS
53	D8	43	GLN

5.3.3 RNA ⓘ

Mol	Chain	Analysed	Backbone Outliers	Pucker Outliers
1	AA	1516/1517 (99%)	341 (22%)	139 (9%)
1	CA	1514/1517 (99%)	316 (20%)	133 (8%)
22	AC	77/77 (100%)	15 (19%)	5 (6%)
22	AD	76/77 (98%)	28 (36%)	6 (7%)
22	CB	64/77 (83%)	15 (23%)	3 (4%)
22	CC	76/77 (98%)	15 (19%)	8 (10%)
22	CD	76/77 (98%)	11 (14%)	1 (1%)

Continued on next page...

Continued from previous page...

Mol	Chain	Analysed	Backbone Outliers	Pucker Outliers
23	A1	22/25 (88%)	10 (45%)	3 (13%)
23	C1	22/25 (88%)	9 (40%)	5 (22%)
24	BA	2884/2898 (99%)	762 (26%)	325 (11%)
24	DA	2884/2898 (99%)	776 (26%)	354 (12%)
25	BB	119/122 (97%)	25 (21%)	3 (2%)
25	DB	119/122 (97%)	21 (17%)	6 (5%)
All	All	9449/9509 (99%)	2344 (24%)	991 (10%)

All (2344) RNA backbone outliers are listed below:

Mol	Chain	Res	Type
1	AA	4	U
1	AA	5	U
1	AA	6	G
1	AA	8	A
1	AA	9	G
1	AA	31	G
1	AA	32	A
1	AA	39	G
1	AA	48	C
1	AA	49	U
1	AA	50	A
1	AA	51	A
1	AA	52	G
1	AA	61	G
1	AA	65	U
1	AA	66	G
1	AA	76	G
1	AA	79	G
1	AA	80	G
1	AA	84	U
1	AA	85	U
1	AA	86	U
1	AA	87	A
1	AA	88	C
1	AA	90	C
1	AA	91	C
1	AA	93	U
1	AA	96	G
1	AA	101	A
1	AA	109	A
1	AA	110	C

Continued on next page...

Continued from previous page...

Mol	Chain	Res	Type
1	AA	116	A
1	AA	120	A
1	AA	121	C
1	AA	122	G
1	AA	129(A)	G
1	AA	130	A
1	AA	169	C
1	AA	173	U
1	AA	174	C
1	AA	182	U
1	AA	186	C
1	AA	189	U
1	AA	190	G
1	AA	191(A)	G
1	AA	191(D)	U
1	AA	191(F)	U
1	AA	195	A
1	AA	197	A
1	AA	198	G
1	AA	201	C
1	AA	208	U
1	AA	209	U
1	AA	210	U
1	AA	216	G
1	AA	244	U
1	AA	245	C
1	AA	247	G
1	AA	251	G
1	AA	252	U
1	AA	266	G
1	AA	267	C
1	AA	275	G
1	AA	279	A
1	AA	280	C
1	AA	281	G
1	AA	289	G
1	AA	306	G
1	AA	316	G
1	AA	328	C
1	AA	329	A
1	AA	330	C
1	AA	332	G

Continued on next page...

Continued from previous page...

Mol	Chain	Res	Type
1	AA	344	A
1	AA	345	C
1	AA	346	G
1	AA	350	G
1	AA	352	C
1	AA	353	A
1	AA	354	G
1	AA	367	U
1	AA	368	U
1	AA	373	A
1	AA	389	A
1	AA	397	A
1	AA	398	C
1	AA	406	G
1	AA	410	G
1	AA	411	A
1	AA	412	A
1	AA	413	G
1	AA	414	A
1	AA	421	U
1	AA	422	C
1	AA	423	G
1	AA	428	G
1	AA	429	U
1	AA	430	A
1	AA	439	A
1	AA	442	C
1	AA	451	A
1	AA	452	A
1	AA	466	C
1	AA	478	A
1	AA	482	A
1	AA	484	G
1	AA	485	G
1	AA	494	U
1	AA	495	A
1	AA	496	A
1	AA	497	U
1	AA	500	G
1	AA	505	G
1	AA	508	C
1	AA	509	A

Continued on next page...

Continued from previous page...

Mol	Chain	Res	Type
1	AA	519	C
1	AA	527	G
1	AA	530	G
1	AA	531	U
1	AA	532	A
1	AA	533	A
1	AA	534	U
1	AA	535	A
1	AA	536	C
1	AA	548	G
1	AA	559	A
1	AA	560	U
1	AA	561	U
1	AA	563	A
1	AA	566	G
1	AA	567	G
1	AA	572	A
1	AA	573	A
1	AA	575	G
1	AA	576	G
1	AA	581	G
1	AA	596	C
1	AA	630	G
1	AA	632	A
1	AA	633	G
1	AA	642	A
1	AA	653	A
1	AA	665	A
1	AA	687	A
1	AA	688	G
1	AA	697	U
1	AA	702	A
1	AA	704	A
1	AA	721	G
1	AA	722	A
1	AA	724	G
1	AA	731	G
1	AA	748	C
1	AA	749	C
1	AA	754	C
1	AA	777	A
1	AA	793	U

Continued on next page...

Continued from previous page...

Mol	Chain	Res	Type
1	AA	801	U
1	AA	813	U
1	AA	815	A
1	AA	816	A
1	AA	817	C
1	AA	818	G
1	AA	819	A
1	AA	820	U
1	AA	821	G
1	AA	828	A
1	AA	841	U
1	AA	842	C
1	AA	843	U
1	AA	859	A
1	AA	871	U
1	AA	872	A
1	AA	873	A
1	AA	874	G
1	AA	885	G
1	AA	889	A
1	AA	890	G
1	AA	891	U
1	AA	914	A
1	AA	926	G
1	AA	927	G
1	AA	934	C
1	AA	935	A
1	AA	940	C
1	AA	960	U
1	AA	961	U
1	AA	966	G
1	AA	968	A
1	AA	969	A
1	AA	972	C
1	AA	974	A
1	AA	975	A
1	AA	976	G
1	AA	977	A
1	AA	978	A
1	AA	982	U
1	AA	983	A
1	AA	991	U

Continued on next page...

Continued from previous page...

Mol	Chain	Res	Type
1	AA	992	U
1	AA	993	G
1	AA	994	A
1	AA	999	U
1	AA	1000	A
1	AA	1001	G
1	AA	1003	G
1	AA	1004	A
1	AA	1005	A
1	AA	1006	C
1	AA	1007	C
1	AA	1008	C
1	AA	1009	G
1	AA	1020	U
1	AA	1021	G
1	AA	1024	G
1	AA	1025	U
1	AA	1029	G
1	AA	1030	C
1	AA	1031	G
1	AA	1032	A
1	AA	1032(A)	G
1	AA	1033	G
1	AA	1034	G
1	AA	1036	G
1	AA	1038	C
1	AA	1039	C
1	AA	1042	G
1	AA	1050	G
1	AA	1053	G
1	AA	1054	C
1	AA	1064	G
1	AA	1065	U
1	AA	1066	C
1	AA	1068	G
1	AA	1085	U
1	AA	1086	U
1	AA	1094	G
1	AA	1095	U
1	AA	1101	A
1	AA	1102	A
1	AA	1117	G

Continued on next page...

Continued from previous page...

Mol	Chain	Res	Type
1	AA	1118	C
1	AA	1124	G
1	AA	1125	U
1	AA	1126	U
1	AA	1130	A
1	AA	1131	G
1	AA	1136	U
1	AA	1138	G
1	AA	1139	G
1	AA	1140	C
1	AA	1146	A
1	AA	1157	A
1	AA	1158	C
1	AA	1159	U
1	AA	1160	G
1	AA	1178	G
1	AA	1181	G
1	AA	1183	A
1	AA	1196	U
1	AA	1197	G
1	AA	1200	C
1	AA	1201	A
1	AA	1202	G
1	AA	1212	U
1	AA	1213	A
1	AA	1215	G
1	AA	1224	G
1	AA	1225	A
1	AA	1226	C
1	AA	1227	A
1	AA	1238	A
1	AA	1240	U
1	AA	1256	A
1	AA	1257	U
1	AA	1258	G
1	AA	1273	G
1	AA	1278	U
1	AA	1279	A
1	AA	1280	A
1	AA	1281	U
1	AA	1282	C
1	AA	1285	A

Continued on next page...

Continued from previous page...

Mol	Chain	Res	Type
1	AA	1286	A
1	AA	1287	A
1	AA	1288	A
1	AA	1297	C
1	AA	1299	A
1	AA	1300	G
1	AA	1301	U
1	AA	1305	G
1	AA	1317	C
1	AA	1320	C
1	AA	1322	C
1	AA	1323	G
1	AA	1331	G
1	AA	1335	C
1	AA	1337	G
1	AA	1347	G
1	AA	1348	U
1	AA	1362(A)	C
1	AA	1363	A
1	AA	1364	U
1	AA	1365	G
1	AA	1381	U
1	AA	1394	A
1	AA	1395	C
1	AA	1397	C
1	AA	1398	A
1	AA	1400	C
1	AA	1401	G
1	AA	1419	G
1	AA	1442	G
1	AA	1443	G
1	AA	1446	A
1	AA	1447	G
1	AA	1450	U
1	AA	1451	A
1	AA	1452	C
1	AA	1453	G
1	AA	1454	G
1	AA	1492	A
1	AA	1493	A
1	AA	1499	A
1	AA	1502	A

Continued on next page...

Continued from previous page...

Mol	Chain	Res	Type
1	AA	1503	A
1	AA	1504	G
1	AA	1506	U
1	AA	1507	A
1	AA	1517	G
1	AA	1519	A
1	AA	1520	G
1	AA	1529	G
1	AA	1530	G
1	AA	1532	U
1	AA	1533	C
1	AA	1534	A
1	AA	1536	C
1	AA	1540	U
1	AA	1541	U
1	AA	1542	G
22	AC	2	G
22	AC	8	U
22	AC	9	G
22	AC	10	G
22	AC	16	C
22	AC	17	C
22	AC	17(A)	C
22	AC	18	G
22	AC	20	U
22	AC	46	G
22	AC	47	U
22	AC	49	G
22	AC	59	A
22	AC	61	C
22	AC	76	A
22	AD	2	G
22	AD	6	G
22	AD	7	G
22	AD	8	U
22	AD	10	G
22	AD	13	C
22	AD	16	C
22	AD	17	C
22	AD	17(A)	C
22	AD	18	G
22	AD	19	G

Continued on next page...

Continued from previous page...

Mol	Chain	Res	Type
22	AD	20	U
22	AD	21	A
22	AD	22	G
22	AD	23	C
22	AD	46	G
22	AD	47	U
22	AD	48	C
22	AD	49	G
22	AD	52	G
22	AD	57	A
22	AD	58	A
22	AD	59	A
22	AD	61	C
22	AD	66	C
22	AD	69	C
22	AD	71	C
22	AD	73	A
23	A1	5	A
23	A1	8	A
23	A1	9	G
23	A1	14	A
23	A1	19	A
23	A1	20	A
23	A1	22	A
23	A1	23	A
23	A1	24	A
23	A1	25	A
24	BA	9	U
24	BA	13	A
24	BA	14	A
24	BA	15	G
24	BA	28	A
24	BA	34	C
24	BA	35	G
24	BA	46	C
24	BA	49	A
24	BA	50	U
24	BA	51	G
24	BA	52	A
24	BA	55	G
24	BA	60	G
24	BA	68	G

Continued on next page...

Continued from previous page...

Mol	Chain	Res	Type
24	BA	69	C
24	BA	70	G
24	BA	71	A
24	BA	72	U
24	BA	73	A
24	BA	74	A
24	BA	75	G
24	BA	85	G
24	BA	88	G
24	BA	90	U
24	BA	91	A
24	BA	93	C
24	BA	99	U
24	BA	101	G
24	BA	102	G
24	BA	105	C
24	BA	118	A
24	BA	119	A
24	BA	120	U
24	BA	121	G
24	BA	126	A
24	BA	129	C
24	BA	138	G
24	BA	140	A
24	BA	155	C
24	BA	161	U
24	BA	171	G
24	BA	174	C
24	BA	178	G
24	BA	196	A
24	BA	199	A
24	BA	200	U
24	BA	204	A
24	BA	205	G
24	BA	206	U
24	BA	214	G
24	BA	215	G
24	BA	216	A
24	BA	221	A
24	BA	222	A
24	BA	223	A
24	BA	228	A

Continued on next page...

Continued from previous page...

Mol	Chain	Res	Type
24	BA	229	A
24	BA	232	G
24	BA	233	A
24	BA	241	A
24	BA	242	G
24	BA	243	U
24	BA	248	G
24	BA	249	C
24	BA	250	G
24	BA	252	G
24	BA	261	G
24	BA	265	A
24	BA	266	G
24	BA	269	U
24	BA	270(K)	C
24	BA	270(L)	U
24	BA	270(M)	U
24	BA	270(O)	U
24	BA	270(P)	C
24	BA	270(Z)	U
24	BA	271(C)	U
24	BA	271	G
24	BA	273(D)	C
24	BA	274	G
24	BA	276	A
24	BA	278	A
24	BA	279	C
24	BA	283	A
24	BA	284	U
24	BA	289	A
24	BA	301	G
24	BA	310	A
24	BA	311	A
24	BA	312	G
24	BA	316	C
24	BA	322	A
24	BA	323	G
24	BA	324	A
24	BA	329	G
24	BA	330	A
24	BA	332	A
24	BA	333	G

Continued on next page...

Continued from previous page...

Mol	Chain	Res	Type
24	BA	352	G
24	BA	353	G
24	BA	361	G
24	BA	363	G
24	BA	363(A)	A
24	BA	363(B)	G
24	BA	363(F)	A
24	BA	364	C
24	BA	371	A
24	BA	372	G
24	BA	373	U
24	BA	386	G
24	BA	387	U
24	BA	388	G
24	BA	391	G
24	BA	395	U
24	BA	396	G
24	BA	404	C
24	BA	405	U
24	BA	406	G
24	BA	411	G
24	BA	412	A
24	BA	422	A
24	BA	428	A
24	BA	435	C
24	BA	443	A
24	BA	444	C
24	BA	446	G
24	BA	447	A
24	BA	448	U
24	BA	449	A
24	BA	455	C
24	BA	457	A
24	BA	458	G
24	BA	459	U
24	BA	467	G
24	BA	470	A
24	BA	475	U
24	BA	479	A
24	BA	480	A
24	BA	481	G
24	BA	482	A

Continued on next page...

Continued from previous page...

Mol	Chain	Res	Type
24	BA	503	A
24	BA	504	U
24	BA	505	A
24	BA	506	G
24	BA	507	A
24	BA	508	G
24	BA	509	C
24	BA	512	G
24	BA	528	A
24	BA	529	A
24	BA	530	G
24	BA	531	C
24	BA	533	G
24	BA	563	G
24	BA	571	A
24	BA	572	A
24	BA	573	G
24	BA	574	C
24	BA	575	A
24	BA	588	U
24	BA	604	G
24	BA	607	U
24	BA	614	U
24	BA	615	G
24	BA	616	A
24	BA	617	G
24	BA	620	G
24	BA	621	A
24	BA	622	G
24	BA	627	A
24	BA	628	G
24	BA	638	G
24	BA	645	C
24	BA	646	A
24	BA	650	C
24	BA	654	A
24	BA	654(C)	G
24	BA	654(R)	C
24	BA	654(S)	G
24	BA	669	G
24	BA	670	A
24	BA	671	C

Continued on next page...

Continued from previous page...

Mol	Chain	Res	Type
24	BA	672	C
24	BA	686	G
24	BA	687	C
24	BA	705	A
24	BA	708	C
24	BA	722	A
24	BA	728	G
24	BA	729	G
24	BA	730	C
24	BA	739	G
24	BA	747	U
24	BA	753	C
24	BA	762	U
24	BA	763	G
24	BA	775	G
24	BA	776	G
24	BA	777	A
24	BA	782	A
24	BA	784	A
24	BA	785	G
24	BA	789	A
24	BA	790	C
24	BA	791	C
24	BA	792	G
24	BA	793	A
24	BA	794	G
24	BA	800	A
24	BA	801	G
24	BA	802	A
24	BA	805	G
24	BA	806	C
24	BA	811	U
24	BA	812	C
24	BA	819	A
24	BA	827	U
24	BA	828	U
24	BA	830	G
24	BA	831	G
24	BA	832	G
24	BA	847	U
24	BA	848	G
24	BA	856	C

Continued on next page...

Continued from previous page...

Mol	Chain	Res	Type
24	BA	857	C
24	BA	860	U
24	BA	865	C
24	BA	866	A
24	BA	871	U
24	BA	878	A
24	BA	879	G
24	BA	882	G
24	BA	883	G
24	BA	884	C
24	BA	885	C
24	BA	886	C
24	BA	888	C
24	BA	889	C
24	BA	890	A
24	BA	893	C
24	BA	894	C
24	BA	896	A
24	BA	897	C
24	BA	901	A
24	BA	910	A
24	BA	917	A
24	BA	926	A
24	BA	931	G
24	BA	932	G
24	BA	933	A
24	BA	941	A
24	BA	946	G
24	BA	955	C
24	BA	957	A
24	BA	958	U
24	BA	959	A
24	BA	961	C
24	BA	962	G
24	BA	973	A
24	BA	974	G
24	BA	983	A
24	BA	989	G
24	BA	990	A
24	BA	991	C
24	BA	996	A
24	BA	997	G

Continued on next page...

Continued from previous page...

Mol	Chain	Res	Type
24	BA	1000	A
24	BA	1005	C
24	BA	1008	C
24	BA	1009	A
24	BA	1012	U
24	BA	1013	C
24	BA	1022	G
24	BA	1023	U
24	BA	1025	G
24	BA	1026	U
24	BA	1027	A
24	BA	1033	U
24	BA	1034	G
24	BA	1044	G
24	BA	1045	A
24	BA	1046	A
24	BA	1047	G
24	BA	1050	A
24	BA	1054	A
24	BA	1056	G
24	BA	1060	U
24	BA	1061	U
24	BA	1070	A
24	BA	1071	G
24	BA	1073	A
24	BA	1086	A
24	BA	1087	G
24	BA	1088	A
24	BA	1090	U
24	BA	1095	A
24	BA	1096	A
24	BA	1097	U
24	BA	1099	G
24	BA	1103	A
24	BA	1104	C
24	BA	1111	A
24	BA	1126	A
24	BA	1127	A
24	BA	1130	U
24	BA	1131	G
24	BA	1132	A
24	BA	1135	C

Continued on next page...

Continued from previous page...

Mol	Chain	Res	Type
24	BA	1136	G
24	BA	1142	U
24	BA	1142(A)	A
24	BA	1143	A
24	BA	1155	A
24	BA	1156	A
24	BA	1157	G
24	BA	1171	G
24	BA	1173	G
24	BA	1175	U
24	BA	1177	A
24	BA	1178	C
24	BA	1180	C
24	BA	1183	G
24	BA	1195	G
24	BA	1204	A
24	BA	1205	U
24	BA	1206	G
24	BA	1211	U
24	BA	1212	G
24	BA	1213	A
24	BA	1220	A
24	BA	1221	C
24	BA	1236	G
24	BA	1237	A
24	BA	1238	G
24	BA	1247	A
24	BA	1249	U
24	BA	1251	C
24	BA	1252	G
24	BA	1253	A
24	BA	1254	A
24	BA	1255	U
24	BA	1256	G
24	BA	1265	A
24	BA	1266	G
24	BA	1271	G
24	BA	1272	A
24	BA	1273	U
24	BA	1276	A
24	BA	1281	G
24	BA	1288	U

Continued on next page...

Continued from previous page...

Mol	Chain	Res	Type
24	BA	1289	C
24	BA	1300	U
24	BA	1301	A
24	BA	1302	A
24	BA	1303	G
24	BA	1313	U
24	BA	1314	C
24	BA	1319	G
24	BA	1320	C
24	BA	1321	A
24	BA	1325	G
24	BA	1326	U
24	BA	1329	U
24	BA	1330	C
24	BA	1332	G
24	BA	1333	C
24	BA	1341	U
24	BA	1342	A
24	BA	1343	G
24	BA	1345	C
24	BA	1349	A
24	BA	1359	A
24	BA	1360	A
24	BA	1368	G
24	BA	1379	A
24	BA	1380	G
24	BA	1384	A
24	BA	1385	G
24	BA	1391	U
24	BA	1397	U
24	BA	1398	C
24	BA	1406	U
24	BA	1416	G
24	BA	1420	U
24	BA	1421	G
24	BA	1427	A
24	BA	1428	C
24	BA	1429	G
24	BA	1434	A
24	BA	1436	G
24	BA	1437	C
24	BA	1444(A)	A

Continued on next page...

Continued from previous page...

Mol	Chain	Res	Type
24	BA	1449	A
24	BA	1449(A)	G
24	BA	1453	A
24	BA	1454	U
24	BA	1455	G
24	BA	1459	G
24	BA	1460	A
24	BA	1461	G
24	BA	1467	C
24	BA	1471	A
24	BA	1475	G
24	BA	1482	U
24	BA	1483	G
24	BA	1485	G
24	BA	1488	G
24	BA	1490	A
24	BA	1491	G
24	BA	1493	C
24	BA	1494	A
24	BA	1497	U
24	BA	1499	C
24	BA	1502	C
24	BA	1505	C
24	BA	1509	C
24	BA	1510	A
24	BA	1522	G
24	BA	1528	A
24	BA	1534	G
24	BA	1535	U
24	BA	1537	C
24	BA	1538	G
24	BA	1543	A
24	BA	1544	C
24	BA	1545	A
24	BA	1547	C
24	BA	1554	A
24	BA	1555	G
24	BA	1558	A
24	BA	1559	G
24	BA	1560	G
24	BA	1566	A
24	BA	1567	A

Continued on next page...

Continued from previous page...

Mol	Chain	Res	Type
24	BA	1569	A
24	BA	1578	U
24	BA	1579	A
24	BA	1585	C
24	BA	1586	A
24	BA	1588	C
24	BA	1593	G
24	BA	1595	G
24	BA	1602	U
24	BA	1603	A
24	BA	1608	A
24	BA	1610	A
24	BA	1611	C
24	BA	1615	C
24	BA	1616	A
24	BA	1617	C
24	BA	1618	A
24	BA	1619	G
24	BA	1635	G
24	BA	1640	C
24	BA	1647	G
24	BA	1648	C
24	BA	1653	G
24	BA	1654	A
24	BA	1667	G
24	BA	1668	A
24	BA	1669	A
24	BA	1674	G
24	BA	1675	C
24	BA	1681	G
24	BA	1682	G
24	BA	1694	C
24	BA	1695	G
24	BA	1696	G
24	BA	1698	A
24	BA	1699	G
24	BA	1700	A
24	BA	1706	U
24	BA	1728	G
24	BA	1729	A
24	BA	1754	C
24	BA	1758	G

Continued on next page...

Continued from previous page...

Mol	Chain	Res	Type
24	BA	1759	A
24	BA	1762	A
24	BA	1763	G
24	BA	1764	G
24	BA	1773	A
24	BA	1780	A
24	BA	1781	C
24	BA	1782	C
24	BA	1784	A
24	BA	1785	A
24	BA	1787	A
24	BA	1791	A
24	BA	1800	C
24	BA	1801	G
24	BA	1802	A
24	BA	1815	A
24	BA	1816	G
24	BA	1820	U
24	BA	1821	A
24	BA	1822	G
24	BA	1828	G
24	BA	1829	A
24	BA	1835	G
24	BA	1838	C
24	BA	1839	G
24	BA	1847	A
24	BA	1848	A
24	BA	1858	G
24	BA	1869	G
24	BA	1878	G
24	BA	1880	C
24	BA	1882	C
24	BA	1888	G
24	BA	1900	A
24	BA	1903	G
24	BA	1906	G
24	BA	1913	A
24	BA	1914	C
24	BA	1917	U
24	BA	1919	A
24	BA	1930	G
24	BA	1931	U

Continued on next page...

Continued from previous page...

Mol	Chain	Res	Type
24	BA	1937	A
24	BA	1938	A
24	BA	1939	U
24	BA	1940	U
24	BA	1941	C
24	BA	1943	U
24	BA	1944	U
24	BA	1948	G
24	BA	1955	U
24	BA	1956	U
24	BA	1962	C
24	BA	1963	U
24	BA	1964	G
24	BA	1965	C
24	BA	1966	A
24	BA	1967	C
24	BA	1970	A
24	BA	1971	A
24	BA	1972	A
24	BA	1980	G
24	BA	1981	A
24	BA	1982	C
24	BA	1993	U
24	BA	1996	C
24	BA	1997	G
24	BA	2019	A
24	BA	2022	U
24	BA	2023	G
24	BA	2027	G
24	BA	2031	A
24	BA	2032	G
24	BA	2033	A
24	BA	2034	U
24	BA	2035	G
24	BA	2036	C
24	BA	2043	C
24	BA	2051	A
24	BA	2052	G
24	BA	2055	C
24	BA	2056	G
24	BA	2059	A
24	BA	2060	A

Continued on next page...

Continued from previous page...

Mol	Chain	Res	Type
24	BA	2061	G
24	BA	2062	A
24	BA	2063	C
24	BA	2067	G
24	BA	2068	U
24	BA	2069	G
24	BA	2092	U
24	BA	2108	C
24	BA	2111	C
24	BA	2112	G
24	BA	2113	U
24	BA	2114	A
24	BA	2115	G
24	BA	2117	A
24	BA	2119	A
24	BA	2120	G
24	BA	2123	G
24	BA	2126	A
24	BA	2127	G
24	BA	2128	C
24	BA	2130	U
24	BA	2131	G
24	BA	2132	U
24	BA	2133	G
24	BA	2140	C
24	BA	2145	C
24	BA	2146	C
24	BA	2147	G
24	BA	2165	G
24	BA	2167	U
24	BA	2168	G
24	BA	2169	A
24	BA	2171	A
24	BA	2172	U
24	BA	2173	A
24	BA	2190	G
24	BA	2192	G
24	BA	2193	G
24	BA	2198	A
24	BA	2210	G
24	BA	2211	G
24	BA	2212	A

Continued on next page...

Continued from previous page...

Mol	Chain	Res	Type
24	BA	2226	C
24	BA	2238	G
24	BA	2239	G
24	BA	2249	U
24	BA	2250	G
24	BA	2251	G
24	BA	2259	G
24	BA	2266	A
24	BA	2267	A
24	BA	2275	C
24	BA	2276	G
24	BA	2283	C
24	BA	2286	A
24	BA	2288	A
24	BA	2289	G
24	BA	2297	C
24	BA	2305	A
24	BA	2306	C
24	BA	2307	G
24	BA	2308	G
24	BA	2309	A
24	BA	2312	U
24	BA	2319	G
24	BA	2320	A
24	BA	2325	G
24	BA	2334	G
24	BA	2335	A
24	BA	2336	A
24	BA	2337	G
24	BA	2345	G
24	BA	2346	A
24	BA	2347	C
24	BA	2349	G
24	BA	2350	C
24	BA	2382	G
24	BA	2383	G
24	BA	2385	C
24	BA	2388	A
24	BA	2392	A
24	BA	2402	C
24	BA	2406	U
24	BA	2407	G

Continued on next page...

Continued from previous page...

Mol	Chain	Res	Type
24	BA	2423	U
24	BA	2424	C
24	BA	2425	A
24	BA	2426	A
24	BA	2427	C
24	BA	2429	G
24	BA	2430	A
24	BA	2435	A
24	BA	2439	A
24	BA	2440	C
24	BA	2441	C
24	BA	2447	G
24	BA	2448	A
24	BA	2449	U
24	BA	2450	A
24	BA	2458	G
24	BA	2469	A
24	BA	2470	G
24	BA	2472	G
24	BA	2474	C
24	BA	2476	A
24	BA	2478	A
24	BA	2482	G
24	BA	2484	G
24	BA	2490	G
24	BA	2491	U
24	BA	2497	A
24	BA	2498	C
24	BA	2502	G
24	BA	2503	A
24	BA	2504	U
24	BA	2505	G
24	BA	2518	A
24	BA	2519	U
24	BA	2520	C
24	BA	2523	G
24	BA	2529	G
24	BA	2531	A
24	BA	2534	A
24	BA	2543	G
24	BA	2552	U
24	BA	2554	U

Continued on next page...

Continued from previous page...

Mol	Chain	Res	Type
24	BA	2566	A
24	BA	2567	G
24	BA	2573	C
24	BA	2581	G
24	BA	2582	G
24	BA	2602	A
24	BA	2603	G
24	BA	2609	U
24	BA	2610	C
24	BA	2611	U
24	BA	2612	C
24	BA	2613	U
24	BA	2614	A
24	BA	2615	U
24	BA	2629	A
24	BA	2630	G
24	BA	2646	C
24	BA	2654	A
24	BA	2655	G
24	BA	2665	A
24	BA	2673	G
24	BA	2675	A
24	BA	2682	U
24	BA	2690	C
24	BA	2691	C
24	BA	2702	U
24	BA	2703	C
24	BA	2712	U
24	BA	2712(A)	A
24	BA	2713	A
24	BA	2714	G
24	BA	2725	A
24	BA	2733	A
24	BA	2748	A
24	BA	2750	A
24	BA	2751	G
24	BA	2752	C
24	BA	2754	U
24	BA	2756	U
24	BA	2757	A
24	BA	2759	G
24	BA	2762	G

Continued on next page...

Continued from previous page...

Mol	Chain	Res	Type
24	BA	2763	G
24	BA	2765	A
24	BA	2770	G
24	BA	2777	G
24	BA	2778	A
24	BA	2779	U
24	BA	2780	G
24	BA	2781	A
24	BA	2790	A
24	BA	2791	C
24	BA	2792	G
24	BA	2797	U
24	BA	2807	G
24	BA	2808	U
24	BA	2820	A
24	BA	2821	A
24	BA	2828	C
24	BA	2833	G
24	BA	2834	G
24	BA	2835	A
24	BA	2836	U
24	BA	2849	U
24	BA	2850	A
24	BA	2860	A
24	BA	2866	U
24	BA	2867	G
24	BA	2868	A
24	BA	2872	G
24	BA	2874	C
24	BA	2879	C
24	BA	2880	C
24	BA	2894	G
24	BA	2896	C
25	BB	0	A
25	BB	3	C
25	BB	8	U
25	BB	12	C
25	BB	13	A
25	BB	15	A
25	BB	16	G
25	BB	22	U
25	BB	25	A

Continued on next page...

Continued from previous page...

Mol	Chain	Res	Type
25	BB	27	C
25	BB	35	U
25	BB	40	U
25	BB	42	C
25	BB	45	A
25	BB	52	A
25	BB	53	A
25	BB	57	A
25	BB	67	G
25	BB	73	A
25	BB	75	G
25	BB	88	C
25	BB	89	G
25	BB	96	G
25	BB	109	G
25	BB	112	G
1	CA	9	G
1	CA	13	U
1	CA	14	U
1	CA	31	G
1	CA	32	A
1	CA	39	G
1	CA	48	C
1	CA	49	U
1	CA	50	A
1	CA	51	A
1	CA	61	G
1	CA	65	U
1	CA	66	G
1	CA	78	G
1	CA	81	G
1	CA	84	U
1	CA	85	U
1	CA	87	A
1	CA	89	U
1	CA	90	C
1	CA	92	G
1	CA	95	G
1	CA	96	G
1	CA	97	U
1	CA	101	A
1	CA	109	A

Continued on next page...

Continued from previous page...

Mol	Chain	Res	Type
1	CA	110	C
1	CA	116	A
1	CA	120	A
1	CA	121	C
1	CA	122	G
1	CA	130	A
1	CA	144	G
1	CA	147	G
1	CA	163	C
1	CA	172	A
1	CA	173	U
1	CA	174	C
1	CA	190	G
1	CA	191(A)	G
1	CA	195	A
1	CA	197	A
1	CA	198	G
1	CA	201	C
1	CA	209	U
1	CA	244	U
1	CA	245	C
1	CA	247	G
1	CA	251	G
1	CA	252	U
1	CA	266	G
1	CA	267	C
1	CA	275	G
1	CA	280	C
1	CA	281	G
1	CA	289	G
1	CA	305	G
1	CA	306	G
1	CA	316	G
1	CA	328	C
1	CA	329	A
1	CA	330	C
1	CA	332	G
1	CA	344	A
1	CA	345	C
1	CA	346	G
1	CA	347	G
1	CA	352	C

Continued on next page...

Continued from previous page...

Mol	Chain	Res	Type
1	CA	353	A
1	CA	354	G
1	CA	367	U
1	CA	368	U
1	CA	373	A
1	CA	397	A
1	CA	411	A
1	CA	412	A
1	CA	413	G
1	CA	414	A
1	CA	419	C
1	CA	422	C
1	CA	423	G
1	CA	428	G
1	CA	429	U
1	CA	430	A
1	CA	440	A
1	CA	451	A
1	CA	452	A
1	CA	467	G
1	CA	482	A
1	CA	484	G
1	CA	485	G
1	CA	495	A
1	CA	496	A
1	CA	497	U
1	CA	500	G
1	CA	508	C
1	CA	509	A
1	CA	510	A
1	CA	511	C
1	CA	517	G
1	CA	518	C
1	CA	519	C
1	CA	527	G
1	CA	531	U
1	CA	532	A
1	CA	533	A
1	CA	534	U
1	CA	536	C
1	CA	548	G
1	CA	559	A

Continued on next page...

Continued from previous page...

Mol	Chain	Res	Type
1	CA	560	U
1	CA	561	U
1	CA	562	C
1	CA	563	A
1	CA	566	G
1	CA	567	G
1	CA	572	A
1	CA	573	A
1	CA	575	G
1	CA	576	G
1	CA	577	G
1	CA	596	C
1	CA	631	G
1	CA	642	A
1	CA	665	A
1	CA	687	A
1	CA	688	G
1	CA	701	C
1	CA	702	A
1	CA	703	G
1	CA	704	A
1	CA	721	G
1	CA	722	A
1	CA	723	U
1	CA	731	G
1	CA	749	C
1	CA	754	C
1	CA	755	G
1	CA	793	U
1	CA	794	A
1	CA	813	U
1	CA	815	A
1	CA	816	A
1	CA	817	C
1	CA	818	G
1	CA	819	A
1	CA	820	U
1	CA	821	G
1	CA	828	A
1	CA	841	U
1	CA	843	U
1	CA	848	C

Continued on next page...

Continued from previous page...

Mol	Chain	Res	Type
1	CA	859	A
1	CA	871	U
1	CA	872	A
1	CA	873	A
1	CA	874	G
1	CA	885	G
1	CA	889	A
1	CA	890	G
1	CA	891	U
1	CA	902	G
1	CA	914	A
1	CA	926	G
1	CA	927	G
1	CA	934	C
1	CA	935	A
1	CA	960	U
1	CA	961	U
1	CA	966	G
1	CA	968	A
1	CA	969	A
1	CA	972	C
1	CA	974	A
1	CA	975	A
1	CA	976	G
1	CA	977	A
1	CA	978	A
1	CA	982	U
1	CA	983	A
1	CA	991	U
1	CA	992	U
1	CA	993	G
1	CA	994	A
1	CA	1001	G
1	CA	1002	G
1	CA	1003	G
1	CA	1004	A
1	CA	1005	A
1	CA	1006	C
1	CA	1008	C
1	CA	1024	G
1	CA	1025	U
1	CA	1028	C

Continued on next page...

Continued from previous page...

Mol	Chain	Res	Type
1	CA	1028(A)	C
1	CA	1029	G
1	CA	1032(A)	G
1	CA	1036	G
1	CA	1037	C
1	CA	1040	U
1	CA	1050	G
1	CA	1054	C
1	CA	1055	A
1	CA	1064	G
1	CA	1066	C
1	CA	1068	G
1	CA	1085	U
1	CA	1086	U
1	CA	1094	G
1	CA	1095	U
1	CA	1101	A
1	CA	1102	A
1	CA	1117	G
1	CA	1124	G
1	CA	1125	U
1	CA	1126	U
1	CA	1127	G
1	CA	1129	C
1	CA	1130	A
1	CA	1131	G
1	CA	1136	U
1	CA	1137	C
1	CA	1138	G
1	CA	1139	G
1	CA	1140	C
1	CA	1146	A
1	CA	1151	A
1	CA	1157	A
1	CA	1158	C
1	CA	1159	U
1	CA	1160	G
1	CA	1177	G
1	CA	1178	G
1	CA	1179	A
1	CA	1181	G
1	CA	1183	A

Continued on next page...

Continued from previous page...

Mol	Chain	Res	Type
1	CA	1196	U
1	CA	1197	G
1	CA	1200	C
1	CA	1201	A
1	CA	1202	G
1	CA	1212	U
1	CA	1215	G
1	CA	1224	G
1	CA	1225	A
1	CA	1226	C
1	CA	1227	A
1	CA	1238	A
1	CA	1240	U
1	CA	1241	G
1	CA	1256	A
1	CA	1257	U
1	CA	1273	G
1	CA	1280	A
1	CA	1281	U
1	CA	1282	C
1	CA	1285	A
1	CA	1286	A
1	CA	1287	A
1	CA	1298	C
1	CA	1299	A
1	CA	1301	U
1	CA	1302	U
1	CA	1303	C
1	CA	1305	G
1	CA	1317	C
1	CA	1320	C
1	CA	1322	C
1	CA	1323	G
1	CA	1331	G
1	CA	1335	C
1	CA	1336	C
1	CA	1345	U
1	CA	1346	A
1	CA	1347	G
1	CA	1348	U
1	CA	1353	G
1	CA	1363	A

Continued on next page...

Continued from previous page...

Mol	Chain	Res	Type
1	CA	1364	U
1	CA	1365	G
1	CA	1381	U
1	CA	1394	A
1	CA	1395	C
1	CA	1396	A
1	CA	1397	C
1	CA	1400	C
1	CA	1401	G
1	CA	1419	G
1	CA	1442	G
1	CA	1446	A
1	CA	1447	G
1	CA	1451	A
1	CA	1452	C
1	CA	1453	G
1	CA	1454	G
1	CA	1487	G
1	CA	1492	A
1	CA	1499	A
1	CA	1502	A
1	CA	1503	A
1	CA	1504	G
1	CA	1505	G
1	CA	1506	U
1	CA	1507	A
1	CA	1517	G
1	CA	1520	G
1	CA	1529	G
1	CA	1530	G
1	CA	1532	U
1	CA	1533	C
1	CA	1534	A
1	CA	1535	C
1	CA	1536	C
1	CA	1538	C
1	CA	1539	C
1	CA	1542	G
22	CC	2	G
22	CC	7	G
22	CC	8	U
22	CC	9	G

Continued on next page...

Continued from previous page...

Mol	Chain	Res	Type
22	CC	10	G
22	CC	16	C
22	CC	17(A)	C
22	CC	18	G
22	CC	20	U
22	CC	47	U
22	CC	48	C
22	CC	49	G
22	CC	58	A
22	CC	61	C
22	CC	76	A
22	CD	8	U
22	CD	10	G
22	CD	14	A
22	CD	15	G
22	CD	17	C
22	CD	18	G
22	CD	20	U
22	CD	47	U
22	CD	48	C
22	CD	49	G
22	CD	55	U
23	C1	9	G
23	C1	10	G
23	C1	11	U
23	C1	12	A
23	C1	13	A
23	C1	14	A
23	C1	19	A
23	C1	23	A
23	C1	25	A
24	DA	9	U
24	DA	13	A
24	DA	14	A
24	DA	34	C
24	DA	46	C
24	DA	49	A
24	DA	50	U
24	DA	51	G
24	DA	52	A
24	DA	60	G
24	DA	61	G

Continued on next page...

Continued from previous page...

Mol	Chain	Res	Type
24	DA	64	A
24	DA	70	G
24	DA	71	A
24	DA	72	U
24	DA	73	A
24	DA	74	A
24	DA	75	G
24	DA	83	G
24	DA	85	G
24	DA	88	G
24	DA	90	U
24	DA	91	A
24	DA	99	U
24	DA	101	G
24	DA	102	G
24	DA	103	A
24	DA	113	G
24	DA	118	A
24	DA	119	A
24	DA	120	U
24	DA	121	G
24	DA	125	G
24	DA	126	A
24	DA	138	G
24	DA	140	A
24	DA	161	U
24	DA	162	U
24	DA	163	U
24	DA	164	U
24	DA	181	A
24	DA	196	A
24	DA	197	A
24	DA	204	A
24	DA	205	G
24	DA	206	U
24	DA	215	G
24	DA	216	A
24	DA	221	A
24	DA	222	A
24	DA	223	A
24	DA	227	A
24	DA	228	A

Continued on next page...

Continued from previous page...

Mol	Chain	Res	Type
24	DA	229	A
24	DA	230	U
24	DA	232	G
24	DA	233	A
24	DA	239	U
24	DA	241	A
24	DA	242	G
24	DA	243	U
24	DA	248	G
24	DA	249	C
24	DA	250	G
24	DA	252	G
24	DA	265	A
24	DA	266	G
24	DA	270(L)	U
24	DA	270(M)	U
24	DA	270(O)	U
24	DA	270(P)	C
24	DA	271(A)	C
24	DA	271(C)	U
24	DA	271	G
24	DA	274	G
24	DA	276	A
24	DA	277	C
24	DA	278	A
24	DA	279	C
24	DA	284	U
24	DA	285	C
24	DA	299	A
24	DA	301	G
24	DA	311	A
24	DA	312	G
24	DA	317	G
24	DA	322	A
24	DA	323	G
24	DA	324	A
24	DA	329	G
24	DA	330	A
24	DA	332	A
24	DA	333	G
24	DA	346	A
24	DA	352	G

Continued on next page...

Continued from previous page...

Mol	Chain	Res	Type
24	DA	363	G
24	DA	364	C
24	DA	371	A
24	DA	373	U
24	DA	386	G
24	DA	387	U
24	DA	388	G
24	DA	390	A
24	DA	391	G
24	DA	395	U
24	DA	396	G
24	DA	405	U
24	DA	406	G
24	DA	411	G
24	DA	412	A
24	DA	428	A
24	DA	435	C
24	DA	442	G
24	DA	443	A
24	DA	444	C
24	DA	446	G
24	DA	447	A
24	DA	448	U
24	DA	455	C
24	DA	457	A
24	DA	458	G
24	DA	470	A
24	DA	473	G
24	DA	475	U
24	DA	480	A
24	DA	481	G
24	DA	482	A
24	DA	504	U
24	DA	505	A
24	DA	506	G
24	DA	507	A
24	DA	509	C
24	DA	513	A
24	DA	527	C
24	DA	528	A
24	DA	529	A
24	DA	531	C

Continued on next page...

Continued from previous page...

Mol	Chain	Res	Type
24	DA	532	A
24	DA	533	G
24	DA	537	C
24	DA	539	G
24	DA	540	G
24	DA	546	C
24	DA	547	A
24	DA	563	G
24	DA	572	A
24	DA	573	G
24	DA	574	C
24	DA	575	A
24	DA	586	A
24	DA	588	U
24	DA	603	A
24	DA	604	G
24	DA	607	U
24	DA	609	A
24	DA	614	U
24	DA	615	G
24	DA	616	A
24	DA	617	G
24	DA	621	A
24	DA	627	A
24	DA	628	G
24	DA	638	G
24	DA	645	C
24	DA	646	A
24	DA	651	G
24	DA	654	A
24	DA	654(A)	A
24	DA	669	G
24	DA	670	A
24	DA	671	C
24	DA	686	G
24	DA	687	C
24	DA	702	G
24	DA	703	U
24	DA	705	A
24	DA	717	G
24	DA	722	A
24	DA	729	G

Continued on next page...

Continued from previous page...

Mol	Chain	Res	Type
24	DA	730	C
24	DA	739	G
24	DA	740	U
24	DA	747	U
24	DA	753	C
24	DA	762	U
24	DA	763	G
24	DA	765	G
24	DA	775	G
24	DA	776	G
24	DA	777	A
24	DA	782	A
24	DA	784	A
24	DA	785	G
24	DA	789	A
24	DA	790	C
24	DA	791	C
24	DA	792	G
24	DA	793	A
24	DA	794	G
24	DA	800	A
24	DA	801	G
24	DA	803	U
24	DA	805	G
24	DA	806	C
24	DA	812	C
24	DA	819	A
24	DA	827	U
24	DA	828	U
24	DA	830	G
24	DA	831	G
24	DA	845	G
24	DA	846	C
24	DA	847	U
24	DA	854	G
24	DA	856	C
24	DA	857	C
24	DA	859	G
24	DA	860	U
24	DA	866	A
24	DA	871	U
24	DA	880	G

Continued on next page...

Continued from previous page...

Mol	Chain	Res	Type
24	DA	881	G
24	DA	882	G
24	DA	884	C
24	DA	885	C
24	DA	886	C
24	DA	888	C
24	DA	889	C
24	DA	890	A
24	DA	893	C
24	DA	896	A
24	DA	897	C
24	DA	899	A
24	DA	900	A
24	DA	901	A
24	DA	906	G
24	DA	910	A
24	DA	914	C
24	DA	917	A
24	DA	930	U
24	DA	931	G
24	DA	933	A
24	DA	941	A
24	DA	945	A
24	DA	946	G
24	DA	953	A
24	DA	958	U
24	DA	959	A
24	DA	961	C
24	DA	962	G
24	DA	973	A
24	DA	974	G
24	DA	975	G
24	DA	983	A
24	DA	989	G
24	DA	991	C
24	DA	996	A
24	DA	1008	C
24	DA	1009	A
24	DA	1012	U
24	DA	1013	C
24	DA	1020	A
24	DA	1021	A

Continued on next page...

Continued from previous page...

Mol	Chain	Res	Type
24	DA	1022	G
24	DA	1023	U
24	DA	1025	G
24	DA	1026	U
24	DA	1027	A
24	DA	1033	U
24	DA	1034	G
24	DA	1044	G
24	DA	1045	A
24	DA	1046	A
24	DA	1049	C
24	DA	1050	A
24	DA	1054	A
24	DA	1055	G
24	DA	1059	G
24	DA	1060	U
24	DA	1061	U
24	DA	1065	U
24	DA	1066	U
24	DA	1067	A
24	DA	1068	G
24	DA	1070	A
24	DA	1071	G
24	DA	1076	C
24	DA	1077	A
24	DA	1078	U
24	DA	1079	C
24	DA	1082	U
24	DA	1083	U
24	DA	1084	A
24	DA	1085	A
24	DA	1086	A
24	DA	1087	G
24	DA	1088	A
24	DA	1090	U
24	DA	1092	C
24	DA	1093	G
24	DA	1095	A
24	DA	1096	A
24	DA	1097	U
24	DA	1099	G
24	DA	1103	A

Continued on next page...

Continued from previous page...

Mol	Chain	Res	Type
24	DA	1104	C
24	DA	1105	U
24	DA	1110	G
24	DA	1126	A
24	DA	1127	A
24	DA	1128	A
24	DA	1129	A
24	DA	1131	G
24	DA	1135	C
24	DA	1136	G
24	DA	1142	U
24	DA	1142(A)	A
24	DA	1143	A
24	DA	1144	G
24	DA	1155	A
24	DA	1157	G
24	DA	1170	G
24	DA	1173	G
24	DA	1174	A
24	DA	1175	U
24	DA	1176	G
24	DA	1178	C
24	DA	1179	C
24	DA	1180	C
24	DA	1181	C
24	DA	1195	G
24	DA	1204	A
24	DA	1205	U
24	DA	1206	G
24	DA	1210	A
24	DA	1211	U
24	DA	1212	G
24	DA	1220	A
24	DA	1236	G
24	DA	1237	A
24	DA	1238	G
24	DA	1248	G
24	DA	1249	U
24	DA	1251	C
24	DA	1252	G
24	DA	1253	A
24	DA	1254	A

Continued on next page...

Continued from previous page...

Mol	Chain	Res	Type
24	DA	1256	G
24	DA	1265	A
24	DA	1266	G
24	DA	1267	U
24	DA	1269	A
24	DA	1271	G
24	DA	1272	A
24	DA	1273	U
24	DA	1275	A
24	DA	1276	A
24	DA	1281	G
24	DA	1286	A
24	DA	1287	A
24	DA	1288	U
24	DA	1289	C
24	DA	1300	U
24	DA	1301	A
24	DA	1302	A
24	DA	1303	G
24	DA	1312	U
24	DA	1313	U
24	DA	1314	C
24	DA	1319	G
24	DA	1320	C
24	DA	1321	A
24	DA	1325	G
24	DA	1326	U
24	DA	1329	U
24	DA	1330	C
24	DA	1333	C
24	DA	1340	U
24	DA	1341	U
24	DA	1342	A
24	DA	1343	G
24	DA	1344	G
24	DA	1345	C
24	DA	1349	A
24	DA	1359	A
24	DA	1365	A
24	DA	1368	G
24	DA	1372	U
24	DA	1379	A

Continued on next page...

Continued from previous page...

Mol	Chain	Res	Type
24	DA	1380	G
24	DA	1384	A
24	DA	1385	G
24	DA	1386	C
24	DA	1391	U
24	DA	1395	A
24	DA	1397	U
24	DA	1398	C
24	DA	1411	C
24	DA	1416	G
24	DA	1419	A
24	DA	1420	U
24	DA	1421	G
24	DA	1427	A
24	DA	1428	C
24	DA	1429	G
24	DA	1444(A)	A
24	DA	1449	A
24	DA	1449(A)	G
24	DA	1453	A
24	DA	1455	G
24	DA	1458	C
24	DA	1459	G
24	DA	1461	G
24	DA	1467	C
24	DA	1471	A
24	DA	1475	G
24	DA	1482	U
24	DA	1483	G
24	DA	1485	G
24	DA	1490	A
24	DA	1491	G
24	DA	1493	C
24	DA	1494	A
24	DA	1497	U
24	DA	1504	C
24	DA	1505	C
24	DA	1506	C
24	DA	1508	A
24	DA	1509	C
24	DA	1510	A
24	DA	1511	A

Continued on next page...

Continued from previous page...

Mol	Chain	Res	Type
24	DA	1533	C
24	DA	1534	G
24	DA	1535	U
24	DA	1536	A
24	DA	1537	C
24	DA	1544	C
24	DA	1545	A
24	DA	1554	A
24	DA	1555	G
24	DA	1558	A
24	DA	1559	G
24	DA	1560	G
24	DA	1565	C
24	DA	1566	A
24	DA	1567	A
24	DA	1568	G
24	DA	1569	A
24	DA	1578	U
24	DA	1579	A
24	DA	1585	C
24	DA	1586	A
24	DA	1598	C
24	DA	1602	U
24	DA	1603	A
24	DA	1607	C
24	DA	1608	A
24	DA	1609	A
24	DA	1611	C
24	DA	1615	C
24	DA	1616	A
24	DA	1617	C
24	DA	1618	A
24	DA	1619	G
24	DA	1640	C
24	DA	1647	G
24	DA	1648	C
24	DA	1654	A
24	DA	1667	G
24	DA	1668	A
24	DA	1674	G
24	DA	1675	C
24	DA	1681	G

Continued on next page...

Continued from previous page...

Mol	Chain	Res	Type
24	DA	1682	G
24	DA	1693	U
24	DA	1694	C
24	DA	1695	G
24	DA	1698	A
24	DA	1699	G
24	DA	1700	A
24	DA	1725	G
24	DA	1729	A
24	DA	1730	U
24	DA	1731	G
24	DA	1742	C
24	DA	1743	G
24	DA	1754	C
24	DA	1758	G
24	DA	1759	A
24	DA	1763	G
24	DA	1764	G
24	DA	1773	A
24	DA	1780	A
24	DA	1781	C
24	DA	1782	C
24	DA	1785	A
24	DA	1787	A
24	DA	1791	A
24	DA	1799	G
24	DA	1800	C
24	DA	1801	G
24	DA	1802	A
24	DA	1815	A
24	DA	1816	G
24	DA	1820	U
24	DA	1821	A
24	DA	1828	G
24	DA	1829	A
24	DA	1835	G
24	DA	1838	C
24	DA	1839	G
24	DA	1847	A
24	DA	1848	A
24	DA	1869	G
24	DA	1872	A

Continued on next page...

Continued from previous page...

Mol	Chain	Res	Type
24	DA	1878	G
24	DA	1880	C
24	DA	1885	A
24	DA	1889	A
24	DA	1900	A
24	DA	1901	A
24	DA	1906	G
24	DA	1912	A
24	DA	1913	A
24	DA	1914	C
24	DA	1918	A
24	DA	1919	A
24	DA	1929	G
24	DA	1930	G
24	DA	1931	U
24	DA	1937	A
24	DA	1938	A
24	DA	1939	U
24	DA	1940	U
24	DA	1941	C
24	DA	1943	U
24	DA	1944	U
24	DA	1945	G
24	DA	1955	U
24	DA	1956	U
24	DA	1963	U
24	DA	1964	G
24	DA	1965	C
24	DA	1966	A
24	DA	1967	C
24	DA	1969	A
24	DA	1970	A
24	DA	1971	A
24	DA	1972	A
24	DA	1981	A
24	DA	1982	C
24	DA	1991	U
24	DA	1993	U
24	DA	1996	C
24	DA	1997	G
24	DA	2020	A
24	DA	2021	C

Continued on next page...

Continued from previous page...

Mol	Chain	Res	Type
24	DA	2022	U
24	DA	2023	G
24	DA	2031	A
24	DA	2032	G
24	DA	2033	A
24	DA	2034	U
24	DA	2035	G
24	DA	2036	C
24	DA	2043	C
24	DA	2044	C
24	DA	2051	A
24	DA	2052	G
24	DA	2055	C
24	DA	2056	G
24	DA	2059	A
24	DA	2060	A
24	DA	2061	G
24	DA	2062	A
24	DA	2063	C
24	DA	2067	G
24	DA	2068	U
24	DA	2069	G
24	DA	2092	U
24	DA	2093	G
24	DA	2111	C
24	DA	2113	U
24	DA	2114	A
24	DA	2115	G
24	DA	2116	G
24	DA	2117	A
24	DA	2120	G
24	DA	2126	A
24	DA	2127	G
24	DA	2128	C
24	DA	2131	G
24	DA	2132	U
24	DA	2135	A
24	DA	2136	C
24	DA	2146	C
24	DA	2147	G
24	DA	2159	G
24	DA	2166	G

Continued on next page...

Continued from previous page...

Mol	Chain	Res	Type
24	DA	2168	G
24	DA	2173	A
24	DA	2176	A
24	DA	2190	G
24	DA	2192	G
24	DA	2198	A
24	DA	2199	A
24	DA	2210	G
24	DA	2211	G
24	DA	2212	A
24	DA	2213	U
24	DA	2215	G
24	DA	2225	A
24	DA	2226	C
24	DA	2227	A
24	DA	2238	G
24	DA	2239	G
24	DA	2245	U
24	DA	2249	U
24	DA	2250	G
24	DA	2251	G
24	DA	2259	G
24	DA	2266	A
24	DA	2267	A
24	DA	2273	A
24	DA	2283	C
24	DA	2286	A
24	DA	2289	G
24	DA	2290	G
24	DA	2297	C
24	DA	2307	G
24	DA	2308	G
24	DA	2309	A
24	DA	2310	A
24	DA	2311	A
24	DA	2319	G
24	DA	2320	A
24	DA	2321	G
24	DA	2325	G
24	DA	2326	C
24	DA	2334	G
24	DA	2335	A

Continued on next page...

Continued from previous page...

Mol	Chain	Res	Type
24	DA	2336	A
24	DA	2337	G
24	DA	2345	G
24	DA	2346	A
24	DA	2347	C
24	DA	2350	C
24	DA	2383	G
24	DA	2384	G
24	DA	2385	C
24	DA	2390	U
24	DA	2392	A
24	DA	2394	C
24	DA	2402	C
24	DA	2403	C
24	DA	2406	U
24	DA	2407	G
24	DA	2424	C
24	DA	2425	A
24	DA	2426	A
24	DA	2427	C
24	DA	2429	G
24	DA	2430	A
24	DA	2435	A
24	DA	2439	A
24	DA	2440	C
24	DA	2441	C
24	DA	2447	G
24	DA	2448	A
24	DA	2449	U
24	DA	2450	A
24	DA	2458	G
24	DA	2459	A
24	DA	2468	G
24	DA	2470	G
24	DA	2474	C
24	DA	2475	C
24	DA	2476	A
24	DA	2478	A
24	DA	2482	G
24	DA	2484	G
24	DA	2490	G
24	DA	2491	U

Continued on next page...

Continued from previous page...

Mol	Chain	Res	Type
24	DA	2497	A
24	DA	2498	C
24	DA	2502	G
24	DA	2503	A
24	DA	2504	U
24	DA	2505	G
24	DA	2506	U
24	DA	2507	C
24	DA	2508	G
24	DA	2518	A
24	DA	2519	U
24	DA	2520	C
24	DA	2523	G
24	DA	2529	G
24	DA	2531	A
24	DA	2542	A
24	DA	2543	G
24	DA	2554	U
24	DA	2566	A
24	DA	2567	G
24	DA	2573	C
24	DA	2574	G
24	DA	2585	U
24	DA	2586	C
24	DA	2602	A
24	DA	2609	U
24	DA	2610	C
24	DA	2611	U
24	DA	2612	C
24	DA	2613	U
24	DA	2614	A
24	DA	2615	U
24	DA	2629	A
24	DA	2632	A
24	DA	2645	G
24	DA	2646	C
24	DA	2654	A
24	DA	2655	G
24	DA	2656	U
24	DA	2658	C
24	DA	2665	A
24	DA	2673	G

Continued on next page...

Continued from previous page...

Mol	Chain	Res	Type
24	DA	2682	U
24	DA	2690	C
24	DA	2691	C
24	DA	2702	U
24	DA	2703	C
24	DA	2712	U
24	DA	2712(A)	A
24	DA	2713	A
24	DA	2714	G
24	DA	2724	C
24	DA	2725	A
24	DA	2726	U
24	DA	2732	G
24	DA	2733	A
24	DA	2750	A
24	DA	2751	G
24	DA	2752	C
24	DA	2756	U
24	DA	2757	A
24	DA	2758	A
24	DA	2761	G
24	DA	2765	A
24	DA	2766	G
24	DA	2770	G
24	DA	2777	G
24	DA	2778	A
24	DA	2779	U
24	DA	2780	G
24	DA	2781	A
24	DA	2789	C
24	DA	2790	A
24	DA	2791	C
24	DA	2792	G
24	DA	2797	U
24	DA	2798	C
24	DA	2799	A
24	DA	2807	G
24	DA	2820	A
24	DA	2821	A
24	DA	2833	G
24	DA	2834	G
24	DA	2836	U

Continued on next page...

Continued from previous page...

Mol	Chain	Res	Type
24	DA	2849	U
24	DA	2866	U
24	DA	2867	G
24	DA	2868	A
24	DA	2872	G
24	DA	2874	C
24	DA	2879	C
24	DA	2880	C
24	DA	2892	A
25	DB	8	U
25	DB	13	A
25	DB	15	A
25	DB	21	G
25	DB	25	A
25	DB	27	C
25	DB	35	U
25	DB	41	U
25	DB	42	C
25	DB	45	A
25	DB	52	A
25	DB	56	G
25	DB	57	A
25	DB	67	G
25	DB	73	A
25	DB	81	G
25	DB	88	C
25	DB	89	G
25	DB	96	G
25	DB	109	G
25	DB	112	G
22	CB	8	U
22	CB	9	G
22	CB	10	G
22	CB	16	C
22	CB	17	C
22	CB	18	C
22	CB	19	G
22	CB	20	G
22	CB	21	U
22	CB	24	C
22	CB	29	C
22	CB	48	U

Continued on next page...

Continued from previous page...

Mol	Chain	Res	Type
22	CB	50	G
22	CB	59	A
22	CB	60	A

All (991) RNA pucker outliers are listed below:

Mol	Chain	Res	Type
1	AA	4	U
1	AA	5	U
1	AA	7	G
1	AA	8	A
1	AA	13	U
1	AA	30	U
1	AA	31	G
1	AA	47	C
1	AA	48	C
1	AA	49	U
1	AA	50	A
1	AA	51	A
1	AA	60	A
1	AA	65	U
1	AA	84	U
1	AA	109	A
1	AA	115	G
1	AA	119	A
1	AA	121	C
1	AA	129(A)	G
1	AA	173	U
1	AA	181	G
1	AA	197	A
1	AA	201	C
1	AA	208	U
1	AA	243	A
1	AA	244	U
1	AA	246	A
1	AA	250	A
1	AA	251	G
1	AA	266	G
1	AA	274	A
1	AA	279	A
1	AA	280	C
1	AA	305	G

Continued on next page...

Continued from previous page...

Mol	Chain	Res	Type
1	AA	327	A
1	AA	328	C
1	AA	329	A
1	AA	344	A
1	AA	351	G
1	AA	366	C
1	AA	367	U
1	AA	372	C
1	AA	388	G
1	AA	410	G
1	AA	412	A
1	AA	428	G
1	AA	429	U
1	AA	438	G
1	AA	481	G
1	AA	484	G
1	AA	495	A
1	AA	496	A
1	AA	498	A
1	AA	508	C
1	AA	511	C
1	AA	518	C
1	AA	531	U
1	AA	532	A
1	AA	533	A
1	AA	535	A
1	AA	547	A
1	AA	559	A
1	AA	560	U
1	AA	562	C
1	AA	566	G
1	AA	575	G
1	AA	576	G
1	AA	595	G
1	AA	631	G
1	AA	632	A
1	AA	641	U
1	AA	653	A
1	AA	687	A
1	AA	701	C
1	AA	702	A
1	AA	717	C

Continued on next page...

Continued from previous page...

Mol	Chain	Res	Type
1	AA	721	G
1	AA	748	C
1	AA	753	A
1	AA	792	A
1	AA	812	C
1	AA	815	A
1	AA	817	C
1	AA	819	A
1	AA	820	U
1	AA	841	U
1	AA	842	C
1	AA	871	U
1	AA	872	A
1	AA	873	A
1	AA	889	A
1	AA	890	G
1	AA	913	A
1	AA	934	C
1	AA	960	U
1	AA	965	A
1	AA	968	A
1	AA	975	A
1	AA	982	U
1	AA	992	U
1	AA	993	G
1	AA	1004	A
1	AA	1006	C
1	AA	1019	C
1	AA	1024	G
1	AA	1033	G
1	AA	1038	C
1	AA	1049	U
1	AA	1065	U
1	AA	1067	A
1	AA	1085	U
1	AA	1101	A
1	AA	1135	U
1	AA	1137	C
1	AA	1182	G
1	AA	1201	A
1	AA	1214	C
1	AA	1224	G

Continued on next page...

Continued from previous page...

Mol	Chain	Res	Type
1	AA	1226	C
1	AA	1239	A
1	AA	1281	U
1	AA	1300	G
1	AA	1346	A
1	AA	1347	G
1	AA	1363	A
1	AA	1380	U
1	AA	1394	A
1	AA	1399	C
1	AA	1400	C
1	AA	1498	U
1	AA	1502	A
1	AA	1503	A
1	AA	1504	G
1	AA	1505	G
1	AA	1506	U
1	AA	1528	U
1	AA	1529	G
1	AA	1532	U
22	AC	1	C
22	AC	16	C
22	AC	17(A)	C
22	AC	19	G
22	AC	58	A
22	AD	6	G
22	AD	7	G
22	AD	9	G
22	AD	16	C
22	AD	22	G
22	AD	60	U
23	A1	4	A
23	A1	7	G
23	A1	19	A
24	BA	13	A
24	BA	27	G
24	BA	33	U
24	BA	34	C
24	BA	49	A
24	BA	50	U
24	BA	51	G
24	BA	60	G

Continued on next page...

Continued from previous page...

Mol	Chain	Res	Type
24	BA	70	G
24	BA	71	A
24	BA	72	U
24	BA	74	A
24	BA	83	G
24	BA	84	A
24	BA	119	A
24	BA	120	U
24	BA	125	G
24	BA	177	G
24	BA	196	A
24	BA	199	A
24	BA	204	A
24	BA	205	G
24	BA	214	G
24	BA	215	G
24	BA	221	A
24	BA	222	A
24	BA	227	A
24	BA	241	A
24	BA	242	G
24	BA	249	C
24	BA	265	A
24	BA	271(B)	G
24	BA	278	A
24	BA	283	A
24	BA	301	G
24	BA	311	A
24	BA	321	G
24	BA	322	A
24	BA	323	G
24	BA	329	G
24	BA	330	A
24	BA	331	A
24	BA	332	A
24	BA	363(F)	A
24	BA	370	G
24	BA	371	A
24	BA	372	G
24	BA	386	G
24	BA	387	U
24	BA	390	A

Continued on next page...

Continued from previous page...

Mol	Chain	Res	Type
24	BA	403	U
24	BA	404	C
24	BA	411	G
24	BA	421	U
24	BA	434	U
24	BA	442	G
24	BA	446	G
24	BA	447	A
24	BA	448	U
24	BA	454	A
24	BA	455	C
24	BA	457	A
24	BA	458	G
24	BA	474	G
24	BA	479	A
24	BA	503	A
24	BA	506	G
24	BA	508	G
24	BA	527	C
24	BA	529	A
24	BA	531	C
24	BA	532	A
24	BA	571	A
24	BA	573	G
24	BA	574	C
24	BA	587	C
24	BA	603	A
24	BA	616	A
24	BA	620	G
24	BA	627	A
24	BA	637	A
24	BA	654(R)	C
24	BA	669	G
24	BA	670	A
24	BA	685	A
24	BA	686	G
24	BA	704	G
24	BA	728	G
24	BA	739	G
24	BA	746	A
24	BA	752	A
24	BA	762	U

Continued on next page...

Continued from previous page...

Mol	Chain	Res	Type
24	BA	764	A
24	BA	774	A
24	BA	775	G
24	BA	776	G
24	BA	788	A
24	BA	789	A
24	BA	790	C
24	BA	791	C
24	BA	792	G
24	BA	800	A
24	BA	801	G
24	BA	805	G
24	BA	811	U
24	BA	829	A
24	BA	830	G
24	BA	846	C
24	BA	856	C
24	BA	858	U
24	BA	859	G
24	BA	865	C
24	BA	877	U
24	BA	883	G
24	BA	913	U
24	BA	930	U
24	BA	932	G
24	BA	945	A
24	BA	957	A
24	BA	961	C
24	BA	973	A
24	BA	974(A)	C
24	BA	989	G
24	BA	1008	C
24	BA	1020	A
24	BA	1022	G
24	BA	1033	U
24	BA	1060	U
24	BA	1085	A
24	BA	1126	A
24	BA	1128	A
24	BA	1130	U
24	BA	1131	G
24	BA	1142(A)	A

Continued on next page...

Continued from previous page...

Mol	Chain	Res	Type
24	BA	1143	A
24	BA	1156	A
24	BA	1171	G
24	BA	1204	A
24	BA	1205	U
24	BA	1210	A
24	BA	1212	G
24	BA	1220	A
24	BA	1236	G
24	BA	1237	A
24	BA	1247	A
24	BA	1248	G
24	BA	1250	G
24	BA	1251	C
24	BA	1252	G
24	BA	1253	A
24	BA	1264	G
24	BA	1265	A
24	BA	1266	G
24	BA	1272	A
24	BA	1275	A
24	BA	1288	U
24	BA	1300	U
24	BA	1301	A
24	BA	1302	A
24	BA	1312	U
24	BA	1320	C
24	BA	1325	G
24	BA	1329	U
24	BA	1332	G
24	BA	1340	U
24	BA	1341	U
24	BA	1342	A
24	BA	1344	G
24	BA	1359	A
24	BA	1378	A
24	BA	1379	A
24	BA	1396	U
24	BA	1397	U
24	BA	1427	A
24	BA	1428	C
24	BA	1453	A

Continued on next page...

Continued from previous page...

Mol	Chain	Res	Type
24	BA	1454	U
24	BA	1458	C
24	BA	1490	A
24	BA	1493	C
24	BA	1497	U
24	BA	1537	C
24	BA	1554	A
24	BA	1558	A
24	BA	1565	C
24	BA	1566	A
24	BA	1585	C
24	BA	1602	U
24	BA	1607	C
24	BA	1608	A
24	BA	1610	A
24	BA	1615	C
24	BA	1616	A
24	BA	1617	C
24	BA	1618	A
24	BA	1634	A
24	BA	1647	G
24	BA	1652	A
24	BA	1653	G
24	BA	1668	A
24	BA	1674	G
24	BA	1681	G
24	BA	1693	U
24	BA	1694	C
24	BA	1698	A
24	BA	1699	G
24	BA	1706	U
24	BA	1758	G
24	BA	1762	A
24	BA	1780	A
24	BA	1781	C
24	BA	1784	A
24	BA	1786	A
24	BA	1799	G
24	BA	1800	C
24	BA	1801	G
24	BA	1815	A
24	BA	1819	A

Continued on next page...

Continued from previous page...

Mol	Chain	Res	Type
24	BA	1820	U
24	BA	1828	G
24	BA	1838	C
24	BA	1847	A
24	BA	1918	A
24	BA	1925	C
24	BA	1929	G
24	BA	1930	G
24	BA	1936	A
24	BA	1937	A
24	BA	1938	A
24	BA	1939	U
24	BA	1940	U
24	BA	1943	U
24	BA	1944	U
24	BA	1954	G
24	BA	1955	U
24	BA	1962	C
24	BA	1963	U
24	BA	1964	G
24	BA	1966	A
24	BA	1970	A
24	BA	1980	G
24	BA	1992	G
24	BA	1996	C
24	BA	2021	C
24	BA	2033	A
24	BA	2035	G
24	BA	2051	A
24	BA	2061	G
24	BA	2062	A
24	BA	2067	G
24	BA	2092	U
24	BA	2111	C
24	BA	2126	A
24	BA	2132	U
24	BA	2144	U
24	BA	2145	C
24	BA	2146	C
24	BA	2166	G
24	BA	2191	G
24	BA	2197	U

Continued on next page...

Continued from previous page...

Mol	Chain	Res	Type
24	BA	2210	G
24	BA	2211	G
24	BA	2225	A
24	BA	2238	G
24	BA	2249	U
24	BA	2250	G
24	BA	2258	C
24	BA	2266	A
24	BA	2275	C
24	BA	2282	G
24	BA	2286	A
24	BA	2288	A
24	BA	2296	U
24	BA	2311	A
24	BA	2319	G
24	BA	2334	G
24	BA	2336	A
24	BA	2344	U
24	BA	2345	G
24	BA	2384	G
24	BA	2391	G
24	BA	2406	U
24	BA	2422	A
24	BA	2423	U
24	BA	2425	A
24	BA	2426	A
24	BA	2439	A
24	BA	2447	G
24	BA	2448	A
24	BA	2449	U
24	BA	2458	G
24	BA	2481	G
24	BA	2490	G
24	BA	2497	A
24	BA	2503	A
24	BA	2517	C
24	BA	2518	A
24	BA	2519	U
24	BA	2566	A
24	BA	2572	A
24	BA	2581	G
24	BA	2602	A

Continued on next page...

Continued from previous page...

Mol	Chain	Res	Type
24	BA	2609	U
24	BA	2610	C
24	BA	2613	U
24	BA	2614	A
24	BA	2645	G
24	BA	2681	C
24	BA	2689	U
24	BA	2690	C
24	BA	2713	A
24	BA	2756	U
24	BA	2776	A
24	BA	2778	A
24	BA	2780	G
24	BA	2791	C
24	BA	2820	A
24	BA	2832	U
24	BA	2835	A
24	BA	2848	G
24	BA	2849	U
24	BA	2859	G
24	BA	2867	G
24	BA	2873	A
24	BA	2879	C
25	BB	12	C
25	BB	56	G
25	BB	66	A
1	CA	7	G
1	CA	8	A
1	CA	13	U
1	CA	30	U
1	CA	31	G
1	CA	47	C
1	CA	48	C
1	CA	49	U
1	CA	50	A
1	CA	51	A
1	CA	60	A
1	CA	64	G
1	CA	65	U
1	CA	89	U
1	CA	109	A
1	CA	115	G

Continued on next page...

Continued from previous page...

Mol	Chain	Res	Type
1	CA	119	A
1	CA	121	C
1	CA	173	U
1	CA	197	A
1	CA	243	A
1	CA	244	U
1	CA	246	A
1	CA	250	A
1	CA	251	G
1	CA	266	G
1	CA	274	A
1	CA	279	A
1	CA	280	C
1	CA	305	G
1	CA	328	C
1	CA	329	A
1	CA	351	G
1	CA	366	C
1	CA	367	U
1	CA	388	G
1	CA	410	G
1	CA	412	A
1	CA	428	G
1	CA	429	U
1	CA	451	A
1	CA	481	G
1	CA	484	G
1	CA	495	A
1	CA	498	A
1	CA	508	C
1	CA	509	A
1	CA	511	C
1	CA	517	G
1	CA	518	C
1	CA	530	G
1	CA	531	U
1	CA	533	A
1	CA	535	A
1	CA	547	A
1	CA	559	A
1	CA	560	U
1	CA	562	C

Continued on next page...

Continued from previous page...

Mol	Chain	Res	Type
1	CA	566	G
1	CA	575	G
1	CA	576	G
1	CA	595	G
1	CA	641	U
1	CA	653	A
1	CA	687	A
1	CA	701	C
1	CA	702	A
1	CA	703	G
1	CA	717	C
1	CA	721	G
1	CA	733	A
1	CA	748	C
1	CA	753	A
1	CA	792	A
1	CA	793	U
1	CA	812	C
1	CA	815	A
1	CA	817	C
1	CA	818	G
1	CA	819	A
1	CA	820	U
1	CA	871	U
1	CA	872	A
1	CA	873	A
1	CA	884	U
1	CA	889	A
1	CA	890	G
1	CA	913	A
1	CA	934	C
1	CA	960	U
1	CA	965	A
1	CA	968	A
1	CA	975	A
1	CA	976	G
1	CA	982	U
1	CA	992	U
1	CA	1027	C
1	CA	1049	U
1	CA	1065	U
1	CA	1067	A

Continued on next page...

Continued from previous page...

Mol	Chain	Res	Type
1	CA	1085	U
1	CA	1094	G
1	CA	1101	A
1	CA	1139	G
1	CA	1177	G
1	CA	1182	G
1	CA	1200	C
1	CA	1214	C
1	CA	1224	G
1	CA	1226	C
1	CA	1239	A
1	CA	1285	A
1	CA	1297	C
1	CA	1300	G
1	CA	1345	U
1	CA	1347	G
1	CA	1363	A
1	CA	1380	U
1	CA	1394	A
1	CA	1396	A
1	CA	1399	C
1	CA	1400	C
1	CA	1450	U
1	CA	1452	C
1	CA	1498	U
1	CA	1502	A
1	CA	1503	A
1	CA	1504	G
1	CA	1505	G
1	CA	1506	U
1	CA	1528	U
1	CA	1529	G
1	CA	1535	C
22	CC	7	G
22	CC	9	G
22	CC	16	C
22	CC	17(A)	C
22	CC	19	G
22	CC	47	U
22	CC	58	A
22	CC	60	U
22	CD	9	G

Continued on next page...

Continued from previous page...

Mol	Chain	Res	Type
23	C1	9	G
23	C1	10	G
23	C1	11	U
23	C1	13	A
23	C1	18	G
24	DA	13	A
24	DA	33	U
24	DA	49	A
24	DA	50	U
24	DA	51	G
24	DA	60	G
24	DA	63	U
24	DA	70	G
24	DA	71	A
24	DA	72	U
24	DA	74	A
24	DA	84	A
24	DA	90	U
24	DA	99	U
24	DA	102	G
24	DA	119	A
24	DA	120	U
24	DA	125	G
24	DA	139	G
24	DA	177	G
24	DA	196	A
24	DA	199	A
24	DA	204	A
24	DA	205	G
24	DA	215	G
24	DA	221	A
24	DA	222	A
24	DA	227	A
24	DA	228	A
24	DA	229	A
24	DA	232	G
24	DA	241	A
24	DA	242	G
24	DA	249	C
24	DA	271(B)	G
24	DA	271(C)	U
24	DA	275	G

Continued on next page...

Continued from previous page...

Mol	Chain	Res	Type
24	DA	278	A
24	DA	283	A
24	DA	301	G
24	DA	311	A
24	DA	321	G
24	DA	322	A
24	DA	323	G
24	DA	329	G
24	DA	330	A
24	DA	331	A
24	DA	332	A
24	DA	345	A
24	DA	352	G
24	DA	363(F)	A
24	DA	370	G
24	DA	371	A
24	DA	372	G
24	DA	385	C
24	DA	386	G
24	DA	387	U
24	DA	390	A
24	DA	403	U
24	DA	404	C
24	DA	405	U
24	DA	411	G
24	DA	421	U
24	DA	434	U
24	DA	442	G
24	DA	446	G
24	DA	447	A
24	DA	448	U
24	DA	454	A
24	DA	455	C
24	DA	457	A
24	DA	458	G
24	DA	474	G
24	DA	479	A
24	DA	481	G
24	DA	503	A
24	DA	506	G
24	DA	512	G
24	DA	527	C

Continued on next page...

Continued from previous page...

Mol	Chain	Res	Type
24	DA	528	A
24	DA	529	A
24	DA	531	C
24	DA	532	A
24	DA	571	A
24	DA	573	G
24	DA	574	C
24	DA	587	C
24	DA	603	A
24	DA	614	U
24	DA	616	A
24	DA	620	G
24	DA	627	A
24	DA	637	A
24	DA	653	A
24	DA	669	G
24	DA	670	A
24	DA	685	A
24	DA	686	G
24	DA	704	G
24	DA	726	G
24	DA	728	G
24	DA	739	G
24	DA	752	A
24	DA	762	U
24	DA	764	A
24	DA	775	G
24	DA	776	G
24	DA	788	A
24	DA	789	A
24	DA	790	C
24	DA	791	C
24	DA	792	G
24	DA	793	A
24	DA	800	A
24	DA	801	G
24	DA	805	G
24	DA	811	U
24	DA	829	A
24	DA	830	G
24	DA	846	C
24	DA	856	C

Continued on next page...

Continued from previous page...

Mol	Chain	Res	Type
24	DA	858	U
24	DA	859	G
24	DA	865	C
24	DA	888	C
24	DA	896	A
24	DA	913	U
24	DA	930	U
24	DA	932	G
24	DA	957	A
24	DA	961	C
24	DA	973	A
24	DA	974	G
24	DA	974(A)	C
24	DA	989	G
24	DA	995	C
24	DA	1008	C
24	DA	1011	G
24	DA	1020	A
24	DA	1022	G
24	DA	1025	G
24	DA	1026	U
24	DA	1033	U
24	DA	1045	A
24	DA	1078	U
24	DA	1085	A
24	DA	1126	A
24	DA	1128	A
24	DA	1130	U
24	DA	1131	G
24	DA	1142(A)	A
24	DA	1143	A
24	DA	1156	A
24	DA	1175	U
24	DA	1178	C
24	DA	1204	A
24	DA	1205	U
24	DA	1210	A
24	DA	1211	U
24	DA	1212	G
24	DA	1236	G
24	DA	1237	A
24	DA	1247	A

Continued on next page...

Continued from previous page...

Mol	Chain	Res	Type
24	DA	1248	G
24	DA	1250	G
24	DA	1251	C
24	DA	1252	G
24	DA	1253	A
24	DA	1266	G
24	DA	1272	A
24	DA	1275	A
24	DA	1286	A
24	DA	1288	U
24	DA	1300	U
24	DA	1301	A
24	DA	1302	A
24	DA	1311	G
24	DA	1312	U
24	DA	1320	C
24	DA	1324	G
24	DA	1325	G
24	DA	1329	U
24	DA	1332	G
24	DA	1340	U
24	DA	1341	U
24	DA	1342	A
24	DA	1344	G
24	DA	1378	A
24	DA	1385	G
24	DA	1396	U
24	DA	1397	U
24	DA	1427	A
24	DA	1428	C
24	DA	1451	C
24	DA	1453	A
24	DA	1454	U
24	DA	1458	C
24	DA	1460	A
24	DA	1490	A
24	DA	1493	C
24	DA	1497	U
24	DA	1543	A
24	DA	1554	A
24	DA	1558	A
24	DA	1559	G

Continued on next page...

Continued from previous page...

Mol	Chain	Res	Type
24	DA	1565	C
24	DA	1566	A
24	DA	1567	A
24	DA	1602	U
24	DA	1607	C
24	DA	1608	A
24	DA	1609	A
24	DA	1610	A
24	DA	1615	C
24	DA	1616	A
24	DA	1617	C
24	DA	1618	A
24	DA	1634	A
24	DA	1647	G
24	DA	1653	G
24	DA	1668	A
24	DA	1674	G
24	DA	1681	G
24	DA	1693	U
24	DA	1694	C
24	DA	1698	A
24	DA	1699	G
24	DA	1706	U
24	DA	1758	G
24	DA	1762	A
24	DA	1780	A
24	DA	1781	C
24	DA	1784	A
24	DA	1786	A
24	DA	1799	G
24	DA	1800	C
24	DA	1801	G
24	DA	1815	A
24	DA	1818	U
24	DA	1819	A
24	DA	1820	U
24	DA	1828	G
24	DA	1838	C
24	DA	1900	A
24	DA	1912	A
24	DA	1913	A
24	DA	1918	A

Continued on next page...

Continued from previous page...

Mol	Chain	Res	Type
24	DA	1929	G
24	DA	1930	G
24	DA	1936	A
24	DA	1937	A
24	DA	1938	A
24	DA	1939	U
24	DA	1940	U
24	DA	1943	U
24	DA	1944	U
24	DA	1954	G
24	DA	1955	U
24	DA	1962	C
24	DA	1964	G
24	DA	1966	A
24	DA	1970	A
24	DA	1980	G
24	DA	1992	G
24	DA	1996	C
24	DA	2021	C
24	DA	2022	U
24	DA	2032	G
24	DA	2033	A
24	DA	2035	G
24	DA	2051	A
24	DA	2060	A
24	DA	2061	G
24	DA	2062	A
24	DA	2067	G
24	DA	2092	U
24	DA	2110	G
24	DA	2126	A
24	DA	2158	A
24	DA	2197	U
24	DA	2198	A
24	DA	2210	G
24	DA	2225	A
24	DA	2238	G
24	DA	2249	U
24	DA	2250	G
24	DA	2258	C
24	DA	2266	A
24	DA	2275	C

Continued on next page...

Continued from previous page...

Mol	Chain	Res	Type
24	DA	2282	G
24	DA	2286	A
24	DA	2288	A
24	DA	2296	U
24	DA	2307	G
24	DA	2308	G
24	DA	2311	A
24	DA	2318	G
24	DA	2319	G
24	DA	2320	A
24	DA	2334	G
24	DA	2336	A
24	DA	2344	U
24	DA	2345	G
24	DA	2346	A
24	DA	2384	G
24	DA	2391	G
24	DA	2405	G
24	DA	2423	U
24	DA	2425	A
24	DA	2426	A
24	DA	2439	A
24	DA	2447	G
24	DA	2448	A
24	DA	2449	U
24	DA	2458	G
24	DA	2468	G
24	DA	2481	G
24	DA	2490	G
24	DA	2497	A
24	DA	2503	A
24	DA	2506	U
24	DA	2507	C
24	DA	2517	C
24	DA	2518	A
24	DA	2519	U
24	DA	2566	A
24	DA	2572	A
24	DA	2581	G
24	DA	2609	U
24	DA	2610	C
24	DA	2613	U

Continued on next page...

Continued from previous page...

Mol	Chain	Res	Type
24	DA	2614	A
24	DA	2645	G
24	DA	2654	A
24	DA	2689	U
24	DA	2690	C
24	DA	2712	U
24	DA	2725	A
24	DA	2732	G
24	DA	2750	A
24	DA	2751	G
24	DA	2756	U
24	DA	2776	A
24	DA	2778	A
24	DA	2780	G
24	DA	2791	C
24	DA	2820	A
24	DA	2832	U
24	DA	2835	A
24	DA	2848	G
24	DA	2866	U
24	DA	2867	G
24	DA	2873	A
24	DA	2879	C
25	DB	12	C
25	DB	14	U
25	DB	24	G
25	DB	34	U
25	DB	56	G
25	DB	66	A
22	CB	18	C
22	CB	20	G
22	CB	49	C

5.4 Non-standard residues in protein, DNA, RNA chains ⓘ

There are no non-standard protein/DNA/RNA residues in this entry.

5.5 Carbohydrates ⓘ

There are no carbohydrates in this entry.

5.6 Ligand geometry

Of 2659 ligands modelled in this entry, 2659 are monoatomic - leaving 0 for Mogul analysis.

There are no bond length outliers.

There are no bond angle outliers.

There are no chirality outliers.

There are no torsion outliers.

There are no ring outliers.

No monomer is involved in short contacts.

5.7 Other polymers

There are no such residues in this entry.

5.8 Polymer linkage issues

There are no chain breaks in this entry.

6 Fit of model and data ⓘ

6.1 Protein, DNA and RNA chains ⓘ

In the following table, the column labelled ‘#RSRZ> 2’ contains the number (and percentage) of RSRZ outliers, followed by percent RSRZ outliers for the chain as percentile scores relative to all X-ray entries and entries of similar resolution. The OWAB column contains the minimum, median, 95th percentile and maximum values of the occupancy-weighted average B-factor per residue. The column labelled ‘Q< 0.9’ lists the number of (and percentage) of residues with an average occupancy less than 0.9.

Mol	Chain	Analysed	<RSRZ>	#RSRZ>2	OWAB(Å ²)	Q<0.9
1	AA	1517/1517 (100%)	-0.79	4 (0%) 94 91	66, 113, 195, 251	0
1	CA	1515/1517 (99%)	-0.77	10 (0%) 87 83	47, 111, 193, 247	0
2	AE	236/256 (92%)	0.94	44 (18%) 1 1	111, 152, 183, 188	0
2	CE	237/256 (92%)	0.86	46 (19%) 1 1	108, 138, 175, 185	0
3	AF	206/239 (86%)	0.31	14 (6%) 17 16	116, 134, 171, 178	0
3	CF	205/239 (85%)	0.73	28 (13%) 3 4	98, 128, 150, 160	0
4	AG	208/209 (99%)	-0.49	1 (0%) 91 88	72, 106, 128, 137	0
4	CG	208/209 (99%)	-0.11	1 (0%) 91 88	95, 116, 136, 143	0
5	AH	154/162 (95%)	-0.35	3 (1%) 66 61	89, 109, 139, 163	0
5	CH	151/162 (93%)	0.08	4 (2%) 56 49	84, 105, 132, 157	0
6	AI	101/101 (100%)	0.07	1 (0%) 82 77	85, 106, 121, 138	0
6	CI	101/101 (100%)	0.07	1 (0%) 82 77	80, 109, 119, 139	0
7	AJ	155/156 (99%)	0.24	12 (7%) 13 13	105, 129, 150, 160	0
7	CJ	155/156 (99%)	-0.10	5 (3%) 47 42	98, 121, 141, 157	0
8	AK	138/138 (100%)	-0.77	0 100 100	91, 114, 126, 131	0
8	CK	138/138 (100%)	-0.39	1 (0%) 87 83	83, 109, 121, 123	0
9	AL	128/128 (100%)	-0.31	0 100 100	109, 150, 168, 173	0
9	CL	127/128 (99%)	-0.31	2 (1%) 72 66	98, 138, 160, 169	0
10	AM	99/105 (94%)	0.19	6 (6%) 21 19	118, 152, 168, 172	0
10	CM	99/105 (94%)	0.41	9 (9%) 9 9	111, 147, 168, 175	0
11	AN	121/129 (93%)	0.54	10 (8%) 11 12	88, 110, 140, 155	0
11	CN	119/129 (92%)	0.63	7 (5%) 22 20	79, 102, 128, 146	0
12	AO	125/132 (94%)	-0.24	1 (0%) 86 81	77, 96, 115, 148	0
12	CO	125/132 (94%)	0.06	1 (0%) 86 81	72, 90, 115, 150	0

Continued on next page...

Continued from previous page...

Mol	Chain	Analysed	<RSRZ>	#RSRZ>2	OWAB(Å ²)	Q<0.9
13	AP	118/126 (93%)	-0.23	3 (2%) 57 51	114, 146, 169, 172	0
13	CP	121/126 (96%)	-0.70	0 100 100	95, 132, 150, 153	0
14	AQ	60/61 (98%)	-0.40	0 100 100	119, 134, 148, 152	0
14	CQ	60/61 (98%)	-0.47	0 100 100	97, 116, 127, 129	0
15	AR	88/89 (98%)	-0.35	1 (1%) 80 75	80, 102, 125, 136	0
15	CR	88/89 (98%)	-0.66	0 100 100	77, 103, 122, 127	0
16	AS	84/88 (95%)	-0.93	0 100 100	86, 97, 118, 150	0
16	CS	84/88 (95%)	-0.91	0 100 100	95, 112, 140, 156	0
17	AT	100/105 (95%)	-0.66	1 (1%) 82 77	81, 104, 130, 155	0
17	CT	100/105 (95%)	-0.66	0 100 100	82, 109, 125, 144	0
18	AU	71/88 (80%)	0.21	8 (11%) 5 6	87, 107, 135, 141	0
18	CU	70/88 (79%)	0.68	8 (11%) 5 6	84, 107, 125, 125	0
19	AV	82/93 (88%)	-0.13	2 (2%) 59 53	130, 159, 169, 170	0
19	CV	84/93 (90%)	-0.48	0 100 100	118, 134, 149, 152	0
20	AW	99/106 (93%)	-0.70	0 100 100	88, 106, 149, 157	0
20	CW	99/106 (93%)	-0.87	0 100 100	96, 119, 148, 155	0
21	AX	25/27 (92%)	-0.43	0 100 100	143, 151, 161, 165	0
21	CX	25/27 (92%)	-0.94	0 100 100	101, 131, 147, 158	0
22	AC	77/77 (100%)	-0.47	0 100 100	76, 119, 153, 162	0
22	AD	77/77 (100%)	0.14	1 (1%) 77 71	111, 217, 236, 246	0
22	CB	65/77 (84%)	3.37	50 (76%) 0 0	133, 199, 226, 234	0
22	CC	77/77 (100%)	-0.60	0 100 100	68, 99, 133, 139	0
22	CD	77/77 (100%)	0.09	3 (3%) 39 35	105, 210, 222, 228	0
23	A1	23/25 (92%)	0.70	4 (17%) 1 1	101, 193, 235, 240	0
23	C1	23/25 (92%)	1.10	4 (17%) 1 1	87, 180, 239, 241	0
24	BA	2885/2898 (99%)	-0.69	20 (0%) 87 83	53, 90, 211, 243	0
24	DA	2886/2898 (99%)	-0.57	15 (0%) 91 88	35, 74, 192, 231	0
25	BB	120/122 (98%)	-0.72	0 100 100	103, 144, 169, 214	0
25	DB	120/122 (98%)	-0.72	0 100 100	77, 106, 126, 157	0
26	BD	272/276 (98%)	-0.11	1 (0%) 92 90	50, 78, 97, 112	0
26	DD	272/276 (98%)	-0.30	1 (0%) 92 90	44, 63, 84, 100	0

Continued on next page...

Continued from previous page...

Mol	Chain	Analysed	<RSRZ>	#RSRZ>2	OWAB(Å ²)	Q<0.9
27	BE	205/206 (99%)	-0.19	5 (2%) 59 53	60, 93, 138, 151	0
27	DE	205/206 (99%)	0.31	19 (9%) 8 9	48, 84, 123, 139	0
28	BF	208/210 (99%)	0.26	9 (4%) 35 31	62, 98, 158, 176	0
28	DF	202/210 (96%)	-0.41	2 (0%) 82 77	40, 74, 112, 125	0
29	BG	181/182 (99%)	0.75	29 (16%) 1 2	120, 144, 163, 175	0
29	DG	181/182 (99%)	-0.50	0 100 100	86, 109, 136, 146	0
30	BH	170/180 (94%)	0.69	34 (20%) 1 1	121, 169, 203, 209	0
30	DH	170/180 (94%)	-0.31	1 (0%) 89 86	75, 101, 123, 131	0
31	BK	146/148 (98%)	-0.02	2 (1%) 75 69	82, 122, 143, 151	0
31	DK	146/148 (98%)	-0.38	1 (0%) 87 83	68, 112, 127, 142	0
32	BM	138/140 (98%)	0.60	15 (10%) 5 6	80, 105, 124, 129	0
32	DM	138/140 (98%)	-0.12	3 (2%) 62 56	66, 84, 116, 123	0
33	BN	122/122 (100%)	0.09	1 (0%) 86 81	69, 86, 99, 105	0
33	DN	122/122 (100%)	0.12	1 (0%) 86 81	50, 77, 90, 95	0
34	BO	150/150 (100%)	0.72	21 (14%) 2 3	67, 106, 135, 158	0
34	DO	150/150 (100%)	0.08	5 (3%) 46 41	45, 88, 114, 138	0
35	BP	141/141 (100%)	0.98	26 (18%) 1 1	82, 105, 134, 178	0
35	DP	141/141 (100%)	-0.01	2 (1%) 75 69	62, 86, 107, 131	0
36	B0	117/118 (99%)	-0.75	0 100 100	54, 80, 102, 119	0
36	D0	118/118 (100%)	-0.22	0 100 100	54, 80, 98, 107	0
37	BQ	111/112 (99%)	0.22	7 (6%) 20 18	113, 132, 155, 167	0
37	DQ	111/112 (99%)	0.54	10 (9%) 9 10	82, 97, 130, 139	0
38	BR	137/146 (93%)	-0.58	2 (1%) 73 68	77, 93, 148, 177	0
38	DR	137/146 (93%)	-0.28	2 (1%) 73 68	71, 89, 136, 157	0
39	B1	117/118 (99%)	0.90	18 (15%) 2 2	68, 94, 135, 155	0
39	D1	117/118 (99%)	-0.48	2 (1%) 70 64	53, 69, 104, 130	0
40	B2	101/101 (100%)	2.09	46 (45%) 0 0	64, 118, 132, 136	0
40	D2	101/101 (100%)	0.05	4 (3%) 38 33	52, 97, 117, 126	0
41	BS	113/113 (100%)	-0.27	2 (1%) 68 62	67, 80, 101, 141	0
41	DS	113/113 (100%)	-0.13	3 (2%) 54 48	53, 70, 100, 142	0
42	BT	92/96 (95%)	-0.36	2 (2%) 62 56	73, 89, 111, 121	0

Continued on next page...

Continued from previous page...

Mol	Chain	Analysed	<RSRZ>	#RSRZ>2	OWAB(Å ²)	Q<0.9
42	DT	92/96 (95%)	-0.47	1 (1%) 80 75	54, 70, 91, 103	0
43	BU	102/110 (92%)	0.39	10 (9%) 7 8	79, 106, 161, 172	0
43	DU	102/110 (92%)	-0.42	3 (2%) 51 45	67, 93, 134, 144	0
44	BV	176/206 (85%)	0.99	26 (14%) 2 3	113, 142, 185, 190	0
44	DV	172/206 (83%)	0.92	24 (13%) 2 3	90, 126, 184, 190	0
45	B3	80/85 (94%)	0.87	6 (7%) 14 14	84, 99, 113, 119	0
45	D3	77/85 (90%)	0.16	3 (3%) 39 35	67, 81, 100, 115	0
46	BZ	97/98 (98%)	0.17	7 (7%) 15 15	67, 91, 149, 174	0
46	DZ	97/98 (98%)	-0.27	3 (3%) 49 43	48, 78, 141, 158	0
47	BW	69/72 (95%)	-0.28	1 (1%) 75 69	80, 105, 125, 140	0
47	DW	69/72 (95%)	-0.38	1 (1%) 75 69	60, 83, 105, 122	0
48	BX	59/60 (98%)	1.50	16 (27%) 0 0	83, 107, 129, 134	0
48	DX	59/60 (98%)	0.19	2 (3%) 45 40	64, 84, 110, 124	0
49	B4	71/71 (100%)	1.80	27 (38%) 0 0	164, 193, 208, 211	0
49	D4	71/71 (100%)	-0.25	0 100 100	128, 160, 185, 188	0
50	B5	59/60 (98%)	0.19	8 (13%) 3 4	57, 91, 168, 177	0
50	D5	59/60 (98%)	0.64	12 (20%) 1 1	46, 86, 186, 190	0
51	B6	48/54 (88%)	2.68	32 (66%) 0 0	138, 153, 169, 175	0
51	D6	49/54 (90%)	4.63	47 (95%) 0 0	132, 146, 156, 162	0
52	B7	49/49 (100%)	-0.21	1 (2%) 65 60	51, 68, 116, 148	0
52	D7	49/49 (100%)	-0.44	2 (4%) 37 33	40, 49, 109, 135	0
53	B8	64/65 (98%)	1.02	7 (10%) 5 6	77, 93, 114, 152	0
53	D8	64/65 (98%)	0.16	2 (3%) 49 43	53, 72, 100, 127	0
All	All	21035/21563 (97%)	-0.24	848 (4%) 38 33	35, 102, 179, 251	0

All (848) RSRZ outliers are listed below:

Mol	Chain	Res	Type	RSRZ
53	B8	65	GLU	14.5
24	BA	1176	G	12.2
41	DS	113	LYS	11.2
24	BA	2798	C	9.7
39	B1	118	GLY	9.6
51	D6	20	ASN	9.5

Continued on next page...

Continued from previous page...

Mol	Chain	Res	Type	RSRZ
40	D2	36	PRO	9.3
24	DA	2798	C	9.2
51	D6	19	ARG	9.1
51	D6	42	TRP	9.0
22	CB	15	G	8.9
50	B5	59	GLU	8.7
18	CU	88	LYS	8.2
51	D6	50	ARG	8.1
23	C1	3	C	8.0
28	BF	1	MET	7.8
24	BA	2797	U	7.7
51	D6	29	ASN	7.6
40	B2	45	THR	7.5
1	CA	86	U	7.4
22	CB	69	C	7.4
24	BA	2799	A	7.3
49	B4	28	LYS	7.3
40	B2	1	MET	6.9
49	B4	40	HIS	6.9
24	DA	2797	U	6.8
49	B4	31	ILE	6.8
28	BF	208	GLY	6.7
24	BA	1177	A	6.7
22	CD	47	U	6.7
51	B6	50	ARG	6.7
39	B1	91	ASP	6.6
22	CB	7	G	6.6
1	CA	1542	G	6.5
50	D5	57	VAL	6.4
40	B2	26	ASP	6.4
22	CB	16	C	6.4
51	D6	18	ARG	6.3
50	B5	2	ALA	6.3
49	B4	42	PHE	6.3
28	BF	10	PRO	6.2
51	D6	34	LEU	6.2
22	CB	10	G	6.2
51	D6	37	ARG	6.1
11	CN	129	SER	6.1
22	CB	51	U	6.0
49	B4	29	PRO	6.0
51	D6	49	HIS	6.0

Continued on next page...

Continued from previous page...

Mol	Chain	Res	Type	RSRZ
28	BF	12	LEU	5.9
51	D6	51	GLU	5.8
2	CE	233	SER	5.8
45	B3	85	ALA	5.8
51	B6	51	GLU	5.7
51	D6	22	ALA	5.7
40	B2	36	PRO	5.7
44	BV	108	PRO	5.7
27	DE	69	LYS	5.7
22	CB	17	C	5.6
51	D6	53	LYS	5.6
34	DO	149	GLU	5.6
51	D6	39	TYR	5.6
34	BO	150	ALA	5.6
41	BS	113	LYS	5.6
43	BU	50	ARG	5.6
2	CE	4	GLU	5.5
48	BX	2	PRO	5.5
51	D6	30	THR	5.5
51	D6	35	GLU	5.5
22	CB	13	C	5.4
51	D6	13	CYS	5.4
2	CE	125	PRO	5.4
22	CB	26	C	5.4
30	BH	25	LYS	5.3
50	D5	58	LEU	5.3
2	CE	231	GLU	5.3
50	D5	59	GLU	5.3
22	CB	5	G	5.3
35	BP	91	GLU	5.3
51	D6	44	ARG	5.2
27	BE	69	LYS	5.2
51	B6	14	THR	5.2
52	B7	49	ARG	5.2
1	CA	1541	U	5.2
51	B6	13	CYS	5.1
51	D6	12	GLU	5.1
44	BV	154	ASP	5.1
51	D6	52	VAL	5.1
48	BX	60	GLU	5.1
41	DS	112	GLY	5.1
53	B8	64	TYR	5.1

Continued on next page...

Continued from previous page...

Mol	Chain	Res	Type	RSRZ
3	AF	79	ARG	5.1
49	B4	30	GLU	5.1
2	AE	217	ARG	5.0
51	D6	14	THR	5.0
11	CN	11	LYS	5.0
22	CB	50	G	5.0
39	D1	117	GLN	5.0
22	CB	47	G	5.0
34	BO	149	GLU	5.0
2	AE	233	SER	4.9
40	B2	16	PRO	4.9
2	AE	163	PHE	4.9
22	CB	21	U	4.9
22	CB	6	G	4.9
22	CB	9	G	4.9
22	CB	8	U	4.9
39	B1	90	VAL	4.9
23	A1	3	C	4.8
50	D5	54	GLY	4.8
51	D6	43	CYS	4.8
22	CD	17(A)	C	4.8
23	C1	25	A	4.8
22	CB	46	G	4.7
35	BP	33	GLY	4.7
51	B6	29	ASN	4.7
51	D6	21	TYR	4.7
51	D6	25	LYS	4.7
30	BH	18	GLU	4.7
51	D6	26	ASN	4.7
22	CB	27	G	4.7
22	CB	64	G	4.7
22	CB	22	A	4.6
51	D6	24	GLU	4.6
42	BT	92	LEU	4.6
51	D6	32	ASN	4.6
39	B1	72	HIS	4.6
37	DQ	111	GLU	4.6
49	B4	24	THR	4.6
49	B4	44	THR	4.6
31	BK	146	ALA	4.6
23	C1	4	A	4.6
40	B2	101	GLY	4.6

Continued on next page...

Continued from previous page...

Mol	Chain	Res	Type	RSRZ
44	DV	4	ARG	4.6
37	DQ	105	ALA	4.5
24	BA	1067	A	4.5
32	BM	8	GLN	4.5
1	CA	84	U	4.5
50	B5	54	GLY	4.5
51	D6	16	CYS	4.5
15	AR	2	PRO	4.5
22	CB	48	U	4.4
39	B1	89	GLU	4.4
29	BG	39	ILE	4.4
43	BU	48	ALA	4.4
49	B4	32	TYR	4.4
11	AN	9	LYS	4.4
32	BM	1	MET	4.4
49	B4	27	THR	4.4
43	BU	52	SER	4.4
51	B6	52	VAL	4.4
43	BU	46	LYS	4.4
22	CB	14	A	4.4
49	B4	41	PRO	4.4
24	DA	1536	A	4.4
29	BG	137	GLU	4.4
2	AE	5	ILE	4.3
22	CB	28	U	4.3
27	DE	205	ALA	4.3
51	D6	31	PRO	4.3
50	D5	55	ARG	4.3
2	CE	230	VAL	4.3
51	D6	15	GLU	4.3
53	B8	63	PRO	4.2
31	DK	146	ALA	4.2
51	B6	53	LYS	4.2
7	CJ	79	ARG	4.2
2	CE	229	VAL	4.2
22	CB	61	U	4.2
35	BP	140	ALA	4.2
22	CB	65	G	4.2
10	CM	33	GLN	4.2
44	DV	145	GLU	4.2
28	BF	11	VAL	4.2
22	CB	12	G	4.2

Continued on next page...

Continued from previous page...

Mol	Chain	Res	Type	RSRZ
27	DE	204	ALA	4.2
24	DA	2795	G	4.1
2	AE	6	THR	4.1
24	BA	1095	A	4.1
30	BH	33	LEU	4.1
30	BH	34	GLU	4.1
7	CJ	78	ARG	4.1
24	DA	2799	A	4.1
2	CE	79	ASP	4.1
11	CN	81	ASP	4.1
18	AU	88	LYS	4.1
28	BF	2	LYS	4.1
30	BH	96	ALA	4.1
52	D7	49	ARG	4.1
30	BH	24	VAL	4.1
2	AE	232	PRO	4.0
2	AE	9	GLU	4.0
40	B2	15	GLU	4.0
38	DR	1	MET	4.0
2	CE	67	THR	4.0
51	B6	8	LYS	4.0
40	B2	5	VAL	4.0
11	AN	10	VAL	4.0
22	CB	18	C	4.0
44	DV	114	GLY	4.0
39	D1	118	GLY	4.0
40	B2	56	SER	4.0
40	B2	91	TYR	4.0
23	A1	4	A	4.0
40	B2	64	HIS	4.0
30	BH	19	VAL	4.0
51	B6	25	LYS	3.9
2	CE	129	GLU	3.9
34	BO	106	LEU	3.9
43	BU	49	VAL	3.9
1	AA	1542	G	3.9
41	DS	111	HIS	3.9
40	B2	44	LYS	3.9
50	B5	53	ALA	3.9
51	B6	49	HIS	3.9
51	D6	6	ARG	3.9
22	CB	25	U	3.9

Continued on next page...

Continued from previous page...

Mol	Chain	Res	Type	RSRZ
3	CF	169	ALA	3.9
29	BG	138	GLN	3.9
34	DO	150	ALA	3.9
39	B1	117	GLN	3.8
51	B6	27	LYS	3.8
2	CE	130	ARG	3.8
40	B2	17	GLY	3.8
2	CE	96	ARG	3.8
44	BV	138	GLU	3.8
2	AE	226	ARG	3.8
51	B6	7	ILE	3.8
45	B3	84	LEU	3.8
48	DX	60	GLU	3.8
34	BO	94	GLU	3.8
40	B2	98	GLU	3.8
48	BX	29	ARG	3.8
40	B2	27	ALA	3.7
3	CF	201	TYR	3.7
51	B6	36	LEU	3.7
22	CB	23	G	3.7
2	AE	230	VAL	3.7
2	AE	215	LEU	3.7
44	DV	148	ASP	3.7
2	AE	214	ILE	3.7
22	CB	24	C	3.7
11	CN	12	ARG	3.7
2	AE	156	LYS	3.6
24	BA	1066	U	3.6
3	CF	168	ALA	3.6
30	BH	41	MET	3.6
2	CE	214	ILE	3.6
51	D6	41	PRO	3.6
10	CM	28	ARG	3.6
39	B1	112	ARG	3.6
44	DV	2	GLU	3.6
30	BH	50	VAL	3.6
29	BG	41	GLN	3.6
32	DM	130	HIS	3.6
2	AE	187	LEU	3.6
49	B4	9	LEU	3.6
50	D5	53	ALA	3.6
2	AE	70	PHE	3.6

Continued on next page...

Continued from previous page...

Mol	Chain	Res	Type	RSRZ
2	AE	122	PHE	3.6
2	CE	126	GLU	3.6
28	BF	207	GLY	3.6
51	B6	26	ASN	3.6
22	CB	66	C	3.5
51	D6	33	LYS	3.5
30	BH	17	VAL	3.5
44	DV	171	ILE	3.5
49	B4	45	GLY	3.5
39	B1	111	GLU	3.5
2	AE	155	LEU	3.5
46	DZ	98	LEU	3.5
51	B6	35	GLU	3.5
19	AV	85	LYS	3.5
2	CE	232	PRO	3.5
35	BP	90	VAL	3.5
40	B2	40	LEU	3.5
51	B6	6	ARG	3.5
44	BV	107	THR	3.4
44	BV	157	LEU	3.4
26	DD	26	LYS	3.4
40	B2	18	LEU	3.4
51	D6	17	LYS	3.4
37	BQ	58	LEU	3.4
51	B6	9	LEU	3.4
2	CE	222	ILE	3.4
7	AJ	9	VAL	3.4
40	B2	53	GLU	3.4
34	DO	92	GLU	3.4
44	BV	155	LEU	3.4
34	BO	92	GLU	3.4
51	D6	27	LYS	3.4
23	A1	5	A	3.4
3	AF	103	VAL	3.4
11	CN	110	ASP	3.4
11	AN	13	GLN	3.4
29	BG	34	LEU	3.4
40	B2	25	LEU	3.4
3	AF	101	LEU	3.4
29	BG	62	LEU	3.3
40	B2	31	ALA	3.3
29	BG	155	MET	3.3

Continued on next page...

Continued from previous page...

Mol	Chain	Res	Type	RSRZ
35	BP	66	ILE	3.3
30	BH	45	VAL	3.3
43	BU	58	GLY	3.3
48	BX	38	GLU	3.3
51	D6	23	THR	3.3
44	BV	153	SER	3.3
35	BP	104	PHE	3.3
40	B2	20	LEU	3.3
40	B2	38	LEU	3.3
44	BV	119	GLU	3.3
45	B3	6	GLY	3.3
49	B4	8	LYS	3.3
48	BX	28	LEU	3.3
49	B4	7	PRO	3.3
3	CF	170	GLN	3.3
22	CB	60	A	3.3
34	BO	124	LYS	3.3
43	BU	86	ARG	3.3
51	D6	36	LEU	3.3
34	BO	110	TYR	3.2
40	B2	19	LYS	3.2
44	BV	175	VAL	3.2
51	D6	38	LYS	3.2
2	CE	133	LYS	3.2
44	DV	88	PHE	3.2
2	AE	218	ALA	3.2
44	BV	140	ASP	3.2
1	CA	1537	U	3.2
5	CH	8	GLU	3.2
22	CB	59	A	3.2
30	BH	44	VAL	3.2
7	AJ	12	LEU	3.2
1	CA	345	C	3.2
22	CB	56	U	3.2
2	CE	228	GLY	3.2
3	AF	104	GLN	3.2
3	CF	15	THR	3.2
30	BH	36	PRO	3.2
51	B6	37	ARG	3.2
32	BM	133	GLN	3.2
44	DV	147	GLY	3.2
50	B5	60	VAL	3.2

Continued on next page...

Continued from previous page...

Mol	Chain	Res	Type	RSRZ
1	CA	344	A	3.2
24	BA	654(A)	A	3.2
34	BO	95	VAL	3.2
2	CE	234	PRO	3.2
23	A1	25	A	3.1
40	D2	45	THR	3.1
51	D6	5	VAL	3.1
44	DV	63	ASP	3.1
10	CM	4	ILE	3.1
53	D8	64	TYR	3.1
35	BP	71	ASP	3.1
24	BA	2795	G	3.1
22	CB	67	C	3.1
22	CB	68	C	3.1
39	B1	88	ILE	3.1
22	CB	63	C	3.1
48	BX	3	ARG	3.1
3	AF	100	ALA	3.1
22	CB	43	G	3.1
22	CB	11	A	3.1
7	AJ	83	ALA	3.1
3	CF	182	ILE	3.1
35	BP	65	PHE	3.1
49	B4	6	HIS	3.1
30	BH	48	GLY	3.1
41	BS	112	GLY	3.1
39	B1	109	LEU	3.1
40	B2	32	THR	3.1
35	BP	68	ILE	3.1
3	CF	72	LYS	3.0
2	CE	5	ILE	3.0
27	BE	70	ALA	3.0
24	DA	654	A	3.0
40	B2	93	GLU	3.0
11	AN	31	THR	3.0
51	D6	47	THR	3.0
44	BV	163	LEU	3.0
48	BX	30	ARG	3.0
44	BV	5	LEU	3.0
2	CE	163	PHE	3.0
5	AH	3	GLU	3.0
40	B2	34	GLU	3.0

Continued on next page...

Continued from previous page...

Mol	Chain	Res	Type	RSRZ
43	BU	47	LYS	3.0
28	BF	20	LEU	3.0
43	BU	53	PRO	3.0
10	CM	6	ILE	3.0
35	BP	103	MET	3.0
2	AE	240	GLN	3.0
24	BA	654(B)	C	3.0
49	B4	43	TYR	3.0
30	BH	35	VAL	3.0
2	CE	156	LYS	3.0
5	CH	7	GLU	3.0
10	AM	64	GLU	3.0
32	BM	138	LEU	3.0
35	BP	63	LYS	2.9
46	BZ	97	LEU	2.9
51	B6	19	ARG	2.9
12	CO	64	TYR	2.9
18	CU	77	GLY	2.9
44	DV	118	GLN	2.9
27	BE	1	MET	2.9
51	B6	34	LEU	2.9
32	BM	10	GLU	2.9
35	BP	1	MET	2.9
1	CA	1540	U	2.9
51	D6	40	CYS	2.9
2	AE	55	PHE	2.9
44	DV	5	LEU	2.9
40	B2	14	VAL	2.9
35	BP	105	GLU	2.9
2	AE	43	ASP	2.9
48	BX	26	LEU	2.9
10	AM	6	ILE	2.9
11	AN	12	ARG	2.9
2	CE	124	SER	2.9
10	AM	85	LEU	2.9
32	BM	51	PHE	2.9
51	B6	12	GLU	2.9
50	D5	52	TYR	2.9
2	AE	229	VAL	2.8
49	B4	47	GLN	2.8
51	D6	45	LYS	2.8
2	AE	30	ARG	2.8

Continued on next page...

Continued from previous page...

Mol	Chain	Res	Type	RSRZ
29	BG	86	MET	2.8
35	BP	38	GLU	2.8
35	BP	32	TYR	2.8
44	BV	137	ILE	2.8
35	BP	10	ARG	2.8
28	DF	8	GLN	2.8
39	B1	71	GLN	2.8
40	B2	86	GLY	2.8
48	BX	59	VAL	2.8
22	AD	17(A)	C	2.8
24	BA	546	C	2.8
22	CB	30	G	2.8
2	CE	153	ARG	2.8
30	BH	82	GLY	2.8
27	BE	54	GLN	2.8
1	CA	1538	C	2.8
2	AE	222	ILE	2.8
22	CD	20	U	2.8
30	BH	105	LEU	2.8
30	BH	52	VAL	2.8
50	D5	51	TYR	2.8
3	CF	149	ALA	2.8
27	BE	205	ALA	2.8
8	CK	130	GLY	2.8
51	D6	11	LEU	2.8
27	DE	6	GLY	2.8
18	CU	78	LEU	2.8
35	BP	37	LEU	2.8
2	AE	228	GLY	2.7
53	B8	9	GLY	2.7
2	AE	231	GLU	2.7
22	CB	57	C	2.7
48	BX	6	VAL	2.7
3	AF	80	GLY	2.7
7	AJ	82	GLY	2.7
18	CU	79	LEU	2.7
29	BG	139	LEU	2.7
34	BO	125	VAL	2.7
30	BH	47	GLU	2.7
1	AA	85	U	2.7
11	AN	14	VAL	2.7
45	B3	64	ASP	2.7

Continued on next page...

Continued from previous page...

Mol	Chain	Res	Type	RSRZ
40	B2	94	LEU	2.7
48	BX	4	LEU	2.7
51	B6	30	THR	2.7
3	AF	60	ALA	2.7
27	DE	55	ASN	2.7
27	DE	72	VAL	2.7
2	AE	152	PHE	2.7
24	DA	2805	G	2.7
29	BG	102	PHE	2.7
40	B2	4	ILE	2.7
3	CF	80	GLY	2.7
35	BP	141	GLN	2.7
40	B2	21	ARG	2.7
40	B2	100	ARG	2.7
34	BO	64	LYS	2.7
49	B4	49	PHE	2.7
51	B6	23	THR	2.7
1	AA	86	U	2.7
24	DA	163	U	2.7
24	DA	270(L)	U	2.7
29	BG	90	LEU	2.7
29	BG	43	LEU	2.7
30	BH	101	ARG	2.7
40	B2	39	LEU	2.7
44	BV	2	GLU	2.7
1	AA	1541	U	2.7
10	CM	85	LEU	2.7
30	BH	27	LYS	2.7
40	B2	90	PRO	2.7
39	B1	114	LYS	2.7
5	AH	2	PRO	2.7
40	B2	60	GLU	2.6
50	D5	60	VAL	2.6
46	BZ	3	LYS	2.6
2	CE	217	ARG	2.6
28	BF	27	GLU	2.6
32	BM	14	VAL	2.6
44	DV	1	MET	2.6
35	BP	48	GLU	2.6
2	CE	68	ILE	2.6
39	B1	106	PHE	2.6
45	D3	8	GLY	2.6

Continued on next page...

Continued from previous page...

Mol	Chain	Res	Type	RSRZ
50	B5	58	LEU	2.6
40	B2	37	VAL	2.6
44	BV	96	VAL	2.6
40	B2	97	LYS	2.6
27	DE	7	VAL	2.6
43	DU	63	LYS	2.6
48	BX	35	ARG	2.6
34	BO	118	GLY	2.6
30	BH	99	VAL	2.6
48	BX	39	ASP	2.6
18	AU	87	ARG	2.6
44	BV	148	ASP	2.6
24	DA	2801	A	2.6
29	BG	58	GLN	2.6
34	BO	119	GLU	2.6
44	DV	149	SER	2.6
51	B6	20	ASN	2.6
2	CE	221	LEU	2.6
2	CE	188	ALA	2.6
37	BQ	60	GLY	2.6
2	AE	123	ALA	2.6
32	BM	134	ARG	2.6
48	BX	55	ARG	2.6
6	AI	101	ALA	2.6
29	BG	84	LYS	2.6
40	B2	54	GLY	2.6
22	CB	53	G	2.6
37	BQ	108	GLY	2.6
30	BH	32	GLU	2.6
2	AE	48	MET	2.6
51	D6	48	VAL	2.6
37	BQ	51	ALA	2.6
27	DE	4	ILE	2.6
30	BH	28	GLY	2.6
46	BZ	95	LEU	2.5
43	DU	50	ARG	2.5
29	BG	103	LEU	2.5
35	BP	106	VAL	2.5
46	DZ	96	LYS	2.5
51	D6	9	LEU	2.5
47	DW	43	GLN	2.5
22	CB	49	C	2.5

Continued on next page...

Continued from previous page...

Mol	Chain	Res	Type	RSRZ
32	BM	23	LEU	2.5
4	CG	24	GLU	2.5
43	BU	5	MET	2.5
39	B1	73	GLY	2.5
49	B4	39	CYS	2.5
27	DE	89	ASP	2.5
30	BH	115	VAL	2.5
53	B8	22	VAL	2.5
37	BQ	82	ILE	2.5
40	D2	38	LEU	2.5
34	DO	94	GLU	2.5
49	B4	38	LYS	2.5
31	BK	12	LEU	2.5
40	B2	7	THR	2.5
51	B6	42	TRP	2.5
35	BP	81	VAL	2.5
35	BP	92	GLY	2.5
40	B2	99	ILE	2.5
39	B1	74	LEU	2.5
45	B3	21	LEU	2.5
29	BG	75	LYS	2.5
50	B5	56	LYS	2.5
2	CE	152	PHE	2.5
24	BA	1535	U	2.5
37	DQ	108	GLY	2.5
3	CF	19	GLU	2.4
37	DQ	41	ASP	2.4
5	AH	4	THR	2.4
51	B6	21	TYR	2.4
10	AM	65	LEU	2.4
2	CE	77	ALA	2.4
2	AE	68	ILE	2.4
11	AN	18	ARG	2.4
29	BG	182	LYS	2.4
44	BV	162	GLU	2.4
51	B6	48	VAL	2.4
44	DV	109	ALA	2.4
2	AE	221	LEU	2.4
40	B2	12	TYR	2.4
7	AJ	81	GLY	2.4
22	CB	31	G	2.4
23	C1	5	A	2.4

Continued on next page...

Continued from previous page...

Mol	Chain	Res	Type	RSRZ
2	AE	8	LYS	2.4
2	AE	162	ILE	2.4
7	AJ	153	HIS	2.4
24	DA	2804	C	2.4
22	CB	54	G	2.4
17	AT	101	ARG	2.4
18	AU	42	ARG	2.4
39	B1	108	GLU	2.4
49	B4	14	ILE	2.4
2	CE	78	GLN	2.4
37	DQ	84	GLN	2.4
2	CE	107	THR	2.4
29	BG	64	THR	2.4
2	AE	202	PRO	2.4
2	CE	118	LEU	2.4
37	DQ	110	LEU	2.4
49	B4	46	GLN	2.4
3	CF	193	TYR	2.4
32	BM	136	GLU	2.4
3	CF	190	ARG	2.4
24	DA	654(U)	A	2.4
32	BM	12	ARG	2.4
49	B4	71	ARG	2.4
2	AE	164	VAL	2.4
7	AJ	84	ASN	2.4
18	CU	76	LEU	2.4
38	DR	2	ASN	2.4
40	B2	52	VAL	2.4
51	B6	31	PRO	2.4
27	DE	68	ALA	2.4
44	DV	144	LEU	2.4
1	CA	85	U	2.4
24	BA	1094	U	2.4
44	DV	146	ILE	2.4
37	DQ	24	LEU	2.4
47	BW	72	ALA	2.4
51	D6	10	LEU	2.4
2	CE	95	GLN	2.4
37	BQ	26	LEU	2.4
46	BZ	98	LEU	2.4
32	DM	127	ASP	2.4
51	D6	28	ARG	2.3

Continued on next page...

Continued from previous page...

Mol	Chain	Res	Type	RSRZ
42	DT	92	LEU	2.3
48	BX	5	LYS	2.3
49	B4	52	THR	2.3
44	BV	125	LEU	2.3
13	AP	2	ALA	2.3
2	AE	108	ILE	2.3
29	BG	150	ASP	2.3
18	AU	86	VAL	2.3
44	DV	117	LEU	2.3
2	CE	80	ILE	2.3
27	DE	3	GLY	2.3
49	B4	26	SER	2.3
3	CF	183	ASP	2.3
24	DA	1177	A	2.3
37	BQ	37	ALA	2.3
48	DX	2	PRO	2.3
11	CN	50	TYR	2.3
18	CU	42	ARG	2.3
18	CU	87	ARG	2.3
34	DO	121	LYS	2.3
38	BR	2	ASN	2.3
40	B2	47	VAL	2.3
44	DV	98	MET	2.3
2	AE	234	PRO	2.3
2	CE	158	LEU	2.3
6	CI	50	TYR	2.3
3	AF	68	VAL	2.3
18	AU	19	LYS	2.3
40	B2	28	GLU	2.3
9	CL	15	ALA	2.3
3	AF	145	GLY	2.3
18	CU	19	LYS	2.3
27	DE	91	VAL	2.3
40	D2	53	GLU	2.3
10	CM	98	ILE	2.3
30	BH	21	PRO	2.3
30	BH	26	VAL	2.3
45	D3	9	SER	2.3
2	AE	227	GLY	2.3
22	CB	29	C	2.3
44	DV	60	GLU	2.3
44	BV	156	LYS	2.3

Continued on next page...

Continued from previous page...

Mol	Chain	Res	Type	RSRZ
27	DE	73	GLU	2.3
3	CF	200	ALA	2.3
2	CE	187	LEU	2.3
7	AJ	22	LEU	2.3
7	CJ	85	TYR	2.3
24	BA	1093	G	2.3
34	BO	1	MET	2.3
51	D6	7	ILE	2.3
3	CF	103	VAL	2.3
32	BM	52	VAL	2.3
29	BG	178	PHE	2.3
30	BH	71	LEU	2.3
32	BM	41	ASP	2.3
22	CB	32	G	2.2
3	CF	102	ASN	2.2
44	DV	59	LEU	2.2
43	DU	52	SER	2.2
10	AM	10	GLY	2.2
27	DE	195	LEU	2.2
40	B2	46	VAL	2.2
53	B8	23	VAL	2.2
3	CF	56	ASP	2.2
22	CB	62	C	2.2
34	BO	145	PRO	2.2
4	AG	161	ASN	2.2
33	DN	122	LEU	2.2
50	D5	34	PRO	2.2
22	CB	42	C	2.2
22	CB	52	C	2.2
50	D5	56	LYS	2.2
51	B6	11	LEU	2.2
30	BH	116	GLU	2.2
3	CF	87	LEU	2.2
11	AN	19	ALA	2.2
44	BV	176	PRO	2.2
29	BG	157	ILE	2.2
28	DF	22	ALA	2.2
30	BH	20	ALA	2.2
38	BR	1	MET	2.2
30	BH	30	LYS	2.2
52	D7	48	LYS	2.2
24	BA	1174	A	2.2

Continued on next page...

Continued from previous page...

Mol	Chain	Res	Type	RSRZ
27	DE	80	GLU	2.2
30	BH	43	VAL	2.2
39	B1	80	ILE	2.2
53	D8	65	GLU	2.2
2	CE	218	ALA	2.2
53	B8	8	LYS	2.2
3	CF	104	GLN	2.2
2	AE	86	GLU	2.2
2	CE	84	GLU	2.2
34	BO	93	GLY	2.2
2	CE	101	MET	2.2
29	BG	152	LEU	2.2
10	CM	5	ARG	2.2
19	AV	82	GLY	2.2
24	BA	654(U)	A	2.2
24	BA	2801	A	2.2
44	BV	70	LEU	2.2
10	CM	95	GLU	2.2
34	BO	114	ILE	2.2
24	DA	164	U	2.2
11	CN	82	VAL	2.2
39	B1	115	ALA	2.2
2	AE	7	VAL	2.2
2	CE	127	ILE	2.2
32	DM	134	ARG	2.2
3	CF	79	ARG	2.1
18	AU	26	LEU	2.1
44	DV	69	THR	2.1
13	AP	78	ILE	2.1
27	DE	88	GLY	2.1
11	AN	89	ALA	2.1
45	B3	53	MET	2.1
2	CE	215	LEU	2.1
44	BV	86	VAL	2.1
2	AE	32	ILE	2.1
3	AF	205	GLY	2.1
7	AJ	86	GLN	2.1
12	AO	128	ALA	2.1
32	BM	15	LEU	2.1
44	DV	38	TYR	2.1
3	CF	146	ALA	2.1
3	CF	184	TYR	2.1

Continued on next page...

Continued from previous page...

Mol	Chain	Res	Type	RSRZ
7	AJ	32	ARG	2.1
34	BO	143	GLY	2.1
18	AU	21	LYS	2.1
35	BP	89	ASN	2.1
3	CF	195	VAL	2.1
7	AJ	26	PHE	2.1
2	CE	220	ASP	2.1
3	CF	164	ARG	2.1
3	AF	202	ILE	2.1
10	AM	98	ILE	2.1
24	BA	1509	C	2.1
2	AE	160	ASP	2.1
44	DV	70	LEU	2.1
2	CE	202	PRO	2.1
13	AP	4	ILE	2.1
2	AE	116	GLU	2.1
3	AF	99	VAL	2.1
29	BG	135	LEU	2.1
33	BN	1	MET	2.1
35	BP	50	ALA	2.1
46	BZ	96	LYS	2.1
34	BO	81	GLN	2.1
2	CE	157	ARG	2.1
24	BA	654	A	2.1
29	BG	136	ARG	2.1
18	AU	20	ALA	2.1
24	DA	277	C	2.1
2	CE	114	ARG	2.1
10	CM	73	ASP	2.1
9	CL	8	GLY	2.1
11	AN	90	GLY	2.1
49	B4	13	ARG	2.1
35	BP	34	LEU	2.1
3	CF	142	MET	2.1
30	BH	102	ALA	2.1
29	BG	146	TYR	2.1
34	BO	108	LYS	2.1
44	DV	99	TYR	2.1
50	B5	3	LYS	2.1
27	DE	90	THR	2.1
35	BP	75	THR	2.1
48	BX	44	ARG	2.1

Continued on next page...

Continued from previous page...

Mol	Chain	Res	Type	RSRZ
7	CJ	156	TRP	2.1
29	BG	82	LEU	2.1
35	DP	20	ALA	2.1
40	B2	6	LYS	2.1
27	DE	199	ARG	2.1
44	BV	149	SER	2.1
2	AE	90	MET	2.1
3	CF	107	GLN	2.1
3	AF	83	ARG	2.1
7	AJ	5	ARG	2.1
29	BG	92	VAL	2.1
46	BZ	22	GLY	2.1
7	CJ	154	TYR	2.0
3	CF	110	ASN	2.0
2	CE	66	GLY	2.0
27	DE	87	GLU	2.0
30	DH	34	GLU	2.0
44	BV	117	LEU	2.0
46	DZ	93	GLU	2.0
5	CH	50	GLU	2.0
35	DP	91	GLU	2.0
46	BZ	28	GLY	2.0
50	D5	2	ALA	2.0
51	B6	46	HIS	2.0
26	BD	155	LEU	2.0
37	DQ	46	VAL	2.0
34	BO	111	ARG	2.0
42	BT	91	ALA	2.0
30	BH	98	LEU	2.0
45	D3	7	LEU	2.0
29	BG	48	GLU	2.0
3	AF	66	VAL	2.0
32	BM	9	VAL	2.0
5	CH	154	GLY	2.0
37	DQ	60	GLY	2.0
37	DQ	109	GLY	2.0
2	AE	80	ILE	2.0
3	CF	21	ARG	2.0
44	BV	164	ALA	2.0
51	B6	39	TYR	2.0
51	B6	43	CYS	2.0
29	BG	28	VAL	2.0

Continued on next page...

Continued from previous page...

Mol	Chain	Res	Type	RSRZ
34	BO	126	VAL	2.0
44	BV	13	GLU	2.0

6.2 Non-standard residues in protein, DNA, RNA chains [i](#)

There are no non-standard protein/DNA/RNA residues in this entry.

6.3 Carbohydrates [i](#)

There are no carbohydrates in this entry.

6.4 Ligands [i](#)

In the following table, the Atoms column lists the number of modelled atoms in the group and the number defined in the chemical component dictionary. The B-factors column lists the minimum, median, 95th percentile and maximum values of B factors of atoms in the group. The column labelled 'Q<0.9' lists the number of atoms with occupancy less than 0.9.

Mol	Type	Chain	Res	Atoms	RSCC	RSR	B-factors(\AA^2)	Q<0.9
54	MG	DA	3589	1/1	-0.28	0.77	136,136,136,136	0
54	MG	BF	302	1/1	-0.23	0.42	117,117,117,117	0
54	MG	AA	1985	1/1	0.03	0.31	131,131,131,131	0
54	MG	AA	1971	1/1	0.06	0.27	123,123,123,123	0
54	MG	DA	3527	1/1	0.10	0.55	127,127,127,127	0
54	MG	DU	202	1/1	0.20	0.60	139,139,139,139	0
54	MG	BA	3572	1/1	0.21	0.32	106,106,106,106	0
54	MG	AA	1875	1/1	0.22	0.13	113,113,113,113	0
54	MG	BA	2912	1/1	0.24	0.17	138,138,138,138	0
54	MG	BA	3582	1/1	0.25	0.19	133,133,133,133	0
54	MG	DA	3784	1/1	0.25	0.35	106,106,106,106	0
54	MG	BA	3076	1/1	0.27	0.12	88,88,88,88	0
54	MG	DA	3611	1/1	0.28	0.54	112,112,112,112	0
54	MG	BA	3378	1/1	0.29	0.26	129,129,129,129	0
54	MG	AA	1904	1/1	0.29	0.24	121,121,121,121	0
54	MG	AA	1956	1/1	0.30	0.24	118,118,118,118	0
54	MG	BA	3581	1/1	0.30	0.29	125,125,125,125	0
54	MG	CA	1878	1/1	0.30	0.29	133,133,133,133	0
54	MG	BA	3550	1/1	0.31	0.21	102,102,102,102	0
54	MG	DA	3704	1/1	0.33	0.52	134,134,134,134	0
54	MG	BA	3459	1/1	0.34	0.24	110,110,110,110	0

Continued on next page...

Continued from previous page...

Mol	Type	Chain	Res	Atoms	RSCC	RSR	B-factors(\AA^2)	Q<0.9
54	MG	AA	1800	1/1	0.35	0.36	117,117,117,117	0
54	MG	DA	3754	1/1	0.35	0.57	99,99,99,99	0
54	MG	AA	2014	1/1	0.35	0.53	175,175,175,175	0
54	MG	CA	1824	1/1	0.35	0.38	156,156,156,156	0
54	MG	CA	1760	1/1	0.36	0.08	118,118,118,118	0
54	MG	BA	3394	1/1	0.37	0.13	121,121,121,121	0
54	MG	BA	3554	1/1	0.37	0.18	122,122,122,122	0
54	MG	AA	1840	1/1	0.38	0.54	132,132,132,132	0
54	MG	DA	3802	1/1	0.39	0.53	138,138,138,138	0
54	MG	DA	3579	1/1	0.40	0.38	94,94,94,94	0
54	MG	CA	1852	1/1	0.41	0.33	111,111,111,111	0
54	MG	CA	1984	1/1	0.41	0.18	106,106,106,106	0
54	MG	BA	3490	1/1	0.42	0.19	107,107,107,107	0
54	MG	AA	1955	1/1	0.42	0.29	103,103,103,103	0
54	MG	DA	3673	1/1	0.42	0.32	94,94,94,94	0
54	MG	BA	3571	1/1	0.42	0.22	94,94,94,94	0
54	MG	BR	201	1/1	0.42	0.15	103,103,103,103	0
54	MG	BH	201	1/1	0.43	0.64	193,193,193,193	0
54	MG	CA	1811	1/1	0.43	0.27	108,108,108,108	0
54	MG	AA	1850	1/1	0.44	0.44	112,112,112,112	0
54	MG	CG	301	1/1	0.44	0.53	113,113,113,113	0
54	MG	DA	3570	1/1	0.45	0.66	152,152,152,152	0
54	MG	CA	1898	1/1	0.46	0.29	122,122,122,122	0
54	MG	BA	3297	1/1	0.46	0.24	131,131,131,131	0
54	MG	BA	3154	1/1	0.46	0.25	117,117,117,117	0
54	MG	BA	3499	1/1	0.46	0.25	114,114,114,114	0
54	MG	AA	1882	1/1	0.46	0.30	134,134,134,134	0
54	MG	BA	3205	1/1	0.47	0.20	92,92,92,92	0
54	MG	AA	1835	1/1	0.47	0.33	109,109,109,109	0
54	MG	DA	3546	1/1	0.49	0.28	68,68,68,68	0
54	MG	AD	103	1/1	0.49	0.14	101,101,101,101	0
54	MG	AA	1833	1/1	0.50	0.23	88,88,88,88	0
54	MG	DA	3765	1/1	0.50	0.29	110,110,110,110	0
54	MG	DA	3800	1/1	0.50	0.21	86,86,86,86	0
54	MG	AA	1767	1/1	0.51	0.43	110,110,110,110	0
54	MG	DA	3781	1/1	0.52	0.23	97,97,97,97	0
54	MG	DA	3652	1/1	0.52	0.23	83,83,83,83	0
54	MG	DA	3738	1/1	0.52	0.14	114,114,114,114	0
54	MG	DA	3793	1/1	0.52	0.14	108,108,108,108	0
54	MG	CA	1923	1/1	0.53	0.15	104,104,104,104	0
54	MG	DA	3109	1/1	0.53	0.60	103,103,103,103	0
54	MG	BA	3518	1/1	0.53	0.34	134,134,134,134	0

Continued on next page...

Continued from previous page...

Mol	Type	Chain	Res	Atoms	RSCC	RSR	B-factors(\AA^2)	Q<0.9
54	MG	CA	1840	1/1	0.53	0.25	113,113,113,113	0
54	MG	BA	3419	1/1	0.54	0.08	101,101,101,101	0
54	MG	AA	1929	1/1	0.54	0.21	124,124,124,124	0
54	MG	BA	3574	1/1	0.54	0.12	86,86,86,86	0
54	MG	CA	1862	1/1	0.54	0.27	112,112,112,112	0
54	MG	DA	3783	1/1	0.54	0.27	84,84,84,84	0
54	MG	AA	2012	1/1	0.54	0.20	117,117,117,117	0
54	MG	BA	3483	1/1	0.55	0.21	103,103,103,103	0
54	MG	CA	1813	1/1	0.55	0.16	127,127,127,127	0
54	MG	CC	112	1/1	0.55	0.15	88,88,88,88	0
54	MG	BA	3201	1/1	0.55	0.27	97,97,97,97	0
54	MG	DA	3694	1/1	0.55	0.36	110,110,110,110	0
54	MG	CA	1903	1/1	0.55	0.33	134,134,134,134	0
54	MG	BA	3242	1/1	0.55	0.18	82,82,82,82	0
54	MG	CD	107	1/1	0.55	0.25	122,122,122,122	0
54	MG	BA	3437	1/1	0.55	0.18	88,88,88,88	0
54	MG	AA	1917	1/1	0.56	0.45	132,132,132,132	0
54	MG	DA	3091	1/1	0.56	0.44	92,92,92,92	0
54	MG	AA	1812	1/1	0.56	0.27	110,110,110,110	0
54	MG	DA	3719	1/1	0.56	0.31	116,116,116,116	0
54	MG	AA	1725	1/1	0.56	0.33	92,92,92,92	0
54	MG	DA	3501	1/1	0.56	0.24	84,84,84,84	0
54	MG	AA	1965	1/1	0.56	0.19	117,117,117,117	0
54	MG	BA	3510	1/1	0.56	0.18	91,91,91,91	0
54	MG	CA	1897	1/1	0.57	0.30	105,105,105,105	0
54	MG	DA	3336	1/1	0.57	0.69	127,127,127,127	0
54	MG	DA	3610	1/1	0.57	0.31	99,99,99,99	0
54	MG	DA	3671	1/1	0.57	0.40	102,102,102,102	0
54	MG	CA	1833	1/1	0.57	0.12	70,70,70,70	0
54	MG	BA	3450	1/1	0.57	0.14	90,90,90,90	0
54	MG	B0	202	1/1	0.57	0.34	111,111,111,111	0
54	MG	DB	222	1/1	0.58	0.20	92,92,92,92	0
54	MG	DA	3078	1/1	0.58	0.22	77,77,77,77	0
54	MG	AA	2030	1/1	0.58	0.67	188,188,188,188	0
54	MG	BA	3501	1/1	0.58	0.21	80,80,80,80	0
54	MG	DA	3493	1/1	0.58	0.19	78,78,78,78	0
54	MG	DA	3656	1/1	0.58	0.77	136,136,136,136	0
54	MG	DA	3505	1/1	0.58	0.29	88,88,88,88	0
54	MG	DA	3188	1/1	0.59	0.42	96,96,96,96	0
54	MG	CA	1730	1/1	0.59	0.21	66,66,66,66	0
54	MG	CA	1782	1/1	0.59	0.36	123,123,123,123	0
54	MG	CS	102	1/1	0.59	0.10	119,119,119,119	0

Continued on next page...

Continued from previous page...

Mol	Type	Chain	Res	Atoms	RSCC	RSR	B-factors(\AA^2)	Q<0.9
54	MG	DA	3712	1/1	0.59	0.78	138,138,138,138	0
54	MG	DA	3624	1/1	0.59	0.21	82,82,82,82	0
54	MG	AA	1919	1/1	0.59	0.30	117,117,117,117	0
54	MG	DA	3768	1/1	0.59	0.30	92,92,92,92	0
54	MG	CA	1960	1/1	0.59	0.26	108,108,108,108	0
54	MG	DA	3660	1/1	0.59	0.29	87,87,87,87	0
54	MG	DA	3573	1/1	0.60	0.67	124,124,124,124	0
54	MG	BA	3448	1/1	0.60	0.23	95,95,95,95	0
54	MG	AA	1868	1/1	0.60	0.19	103,103,103,103	0
54	MG	BA	3504	1/1	0.60	0.07	115,115,115,115	0
54	MG	CA	1919	1/1	0.60	0.31	112,112,112,112	0
54	MG	DA	3559	1/1	0.60	0.33	103,103,103,103	0
54	MG	AA	1911	1/1	0.60	0.29	104,104,104,104	0
54	MG	AA	1789	1/1	0.61	0.18	128,128,128,128	0
54	MG	BA	3137	1/1	0.61	0.31	88,88,88,88	0
54	MG	CC	107	1/1	0.61	0.12	102,102,102,102	0
54	MG	AA	1973	1/1	0.61	0.10	84,84,84,84	0
54	MG	BA	3167	1/1	0.61	0.38	91,91,91,91	0
54	MG	DA	3771	1/1	0.61	0.33	97,97,97,97	0
54	MG	AA	1754	1/1	0.61	0.31	96,96,96,96	0
54	MG	DA	3313	1/1	0.61	0.20	71,71,71,71	0
54	MG	BB	222	1/1	0.61	0.17	93,93,93,93	0
54	MG	DA	3451	1/1	0.62	0.26	80,80,80,80	0
54	MG	D1	205	1/1	0.62	0.27	110,110,110,110	0
54	MG	BA	3393	1/1	0.62	0.12	82,82,82,82	0
54	MG	AA	1913	1/1	0.62	0.37	114,114,114,114	0
54	MG	DA	3759	1/1	0.62	0.50	84,84,84,84	0
54	MG	AA	1959	1/1	0.62	0.40	104,104,104,104	0
54	MG	DA	3293	1/1	0.63	0.65	134,134,134,134	0
54	MG	AA	1909	1/1	0.63	0.55	128,128,128,128	0
54	MG	BR	202	1/1	0.63	0.20	105,105,105,105	0
54	MG	CA	1828	1/1	0.63	0.19	89,89,89,89	0
54	MG	AA	2004	1/1	0.63	0.36	124,124,124,124	0
54	MG	AA	2020	1/1	0.63	0.20	103,103,103,103	0
54	MG	DA	3791	1/1	0.63	0.22	114,114,114,114	0
54	MG	AA	1622	1/1	0.63	0.17	78,78,78,78	0
54	MG	BA	3476	1/1	0.63	0.24	97,97,97,97	0
54	MG	DB	213	1/1	0.63	0.65	133,133,133,133	0
54	MG	AH	201	1/1	0.63	0.28	103,103,103,103	0
54	MG	BA	3512	1/1	0.63	0.22	113,113,113,113	0
54	MG	AA	1687	1/1	0.63	0.51	138,138,138,138	0
54	MG	DA	3467	1/1	0.63	0.21	61,61,61,61	0

Continued on next page...

Continued from previous page...

Mol	Type	Chain	Res	Atoms	RSCC	RSR	B-factors(\AA^2)	Q<0.9
54	MG	DA	3049	1/1	0.63	0.48	114,114,114,114	0
54	MG	CA	1763	1/1	0.63	0.22	72,72,72,72	0
54	MG	AL	202	1/1	0.63	0.26	129,129,129,129	0
54	MG	BA	3199	1/1	0.64	0.24	84,84,84,84	0
54	MG	AA	2024	1/1	0.64	0.25	75,75,75,75	0
54	MG	BA	3325	1/1	0.64	0.15	98,98,98,98	0
55	ZN	AA	2040	1/1	0.64	0.49	300,300,300,300	0
54	MG	DA	3548	1/1	0.64	0.23	86,86,86,86	0
54	MG	BA	3561	1/1	0.64	0.36	117,117,117,117	0
54	MG	DU	206	1/1	0.64	0.16	83,83,83,83	0
54	MG	DA	3417	1/1	0.64	0.08	120,120,120,120	0
54	MG	DA	3159	1/1	0.64	0.14	77,77,77,77	0
54	MG	CA	1971	1/1	0.64	0.25	116,116,116,116	0
54	MG	DA	3667	1/1	0.64	0.34	112,112,112,112	0
54	MG	DA	3416	1/1	0.64	0.35	94,94,94,94	0
54	MG	B3	101	1/1	0.65	0.15	72,72,72,72	0
54	MG	AA	1720	1/1	0.65	0.15	76,76,76,76	0
54	MG	BA	3328	1/1	0.65	0.20	105,105,105,105	0
54	MG	AC	107	1/1	0.65	0.51	114,114,114,114	0
54	MG	BA	3151	1/1	0.65	0.38	114,114,114,114	0
55	ZN	AA	2041	1/1	0.65	0.19	262,262,262,262	0
54	MG	DA	3382	1/1	0.65	0.28	91,91,91,91	0
54	MG	CA	1860	1/1	0.65	0.42	127,127,127,127	0
54	MG	BA	3283	1/1	0.65	0.39	126,126,126,126	0
54	MG	AA	1899	1/1	0.66	0.17	112,112,112,112	0
54	MG	CR	101	1/1	0.66	0.43	117,117,117,117	0
54	MG	BA	3503	1/1	0.66	0.14	66,66,66,66	0
54	MG	AA	1972	1/1	0.66	0.18	78,78,78,78	0
54	MG	DF	301	1/1	0.66	0.15	82,82,82,82	0
54	MG	BA	3479	1/1	0.66	0.21	119,119,119,119	0
54	MG	BA	3569	1/1	0.66	0.17	137,137,137,137	0
54	MG	AA	1826	1/1	0.66	0.39	108,108,108,108	0
54	MG	DA	3205	1/1	0.66	0.33	115,115,115,115	0
54	MG	CA	1977	1/1	0.66	0.18	100,100,100,100	0
54	MG	DA	3487	1/1	0.66	0.41	96,96,96,96	0
54	MG	CA	1942	1/1	0.66	0.14	101,101,101,101	0
54	MG	D0	204	1/1	0.67	0.32	95,95,95,95	0
54	MG	AA	1927	1/1	0.67	0.34	98,98,98,98	0
54	MG	DA	3509	1/1	0.67	0.33	94,94,94,94	0
54	MG	BA	3559	1/1	0.67	0.26	104,104,104,104	0
54	MG	AA	1999	1/1	0.67	0.17	100,100,100,100	0
54	MG	DA	3472	1/1	0.67	0.49	111,111,111,111	0

Continued on next page...

Continued from previous page...

Mol	Type	Chain	Res	Atoms	RSCC	RSR	B-factors(\AA^2)	Q<0.9
54	MG	AA	1730	1/1	0.67	0.40	85,85,85,85	0
54	MG	CA	1952	1/1	0.67	0.45	134,134,134,134	0
54	MG	AA	1776	1/1	0.67	0.35	110,110,110,110	0
54	MG	DA	3597	1/1	0.67	1.04	168,168,168,168	0
54	MG	BA	3266	1/1	0.67	0.30	97,97,97,97	0
54	MG	AA	1719	1/1	0.67	0.37	90,90,90,90	0
54	MG	DA	3642	1/1	0.67	0.27	81,81,81,81	0
54	MG	CA	1761	1/1	0.68	0.11	129,129,129,129	0
54	MG	DA	3306	1/1	0.68	0.19	65,65,65,65	0
54	MG	CA	1752	1/1	0.68	0.27	90,90,90,90	0
54	MG	DA	3674	1/1	0.68	0.12	83,83,83,83	0
54	MG	BA	3342	1/1	0.68	0.25	90,90,90,90	0
54	MG	BA	3402	1/1	0.68	0.17	96,96,96,96	0
54	MG	CA	1962	1/1	0.68	0.12	90,90,90,90	0
54	MG	BB	226	1/1	0.68	0.18	146,146,146,146	0
54	MG	BA	3117	1/1	0.68	0.10	93,93,93,93	0
54	MG	BA	3484	1/1	0.68	0.17	106,106,106,106	0
54	MG	DA	3594	1/1	0.68	0.32	123,123,123,123	0
54	MG	DA	3519	1/1	0.68	0.32	87,87,87,87	0
54	MG	BA	3376	1/1	0.68	0.18	121,121,121,121	0
54	MG	CA	1920	1/1	0.69	0.21	81,81,81,81	0
54	MG	AA	1713	1/1	0.69	0.31	94,94,94,94	0
54	MG	DA	3198	1/1	0.69	0.24	82,82,82,82	0
54	MG	CC	110	1/1	0.69	0.12	110,110,110,110	0
54	MG	DA	3446	1/1	0.69	0.27	86,86,86,86	0
54	MG	AJ	201	1/1	0.69	0.17	116,116,116,116	0
54	MG	BA	3223	1/1	0.69	0.19	88,88,88,88	0
54	MG	DU	205	1/1	0.69	0.17	75,75,75,75	0
54	MG	CA	1788	1/1	0.69	0.23	86,86,86,86	0
54	MG	CA	1718	1/1	0.69	0.34	96,96,96,96	0
54	MG	AA	1891	1/1	0.69	0.20	93,93,93,93	0
54	MG	BA	3468	1/1	0.69	0.29	110,110,110,110	0
54	MG	CA	1803	1/1	0.69	0.22	100,100,100,100	0
54	MG	BA	3474	1/1	0.70	0.21	78,78,78,78	0
54	MG	AA	1636	1/1	0.70	0.34	71,71,71,71	0
54	MG	BA	3124	1/1	0.70	0.30	75,75,75,75	0
54	MG	BE	301	1/1	0.70	0.10	60,60,60,60	0
54	MG	DA	3295	1/1	0.70	0.17	104,104,104,104	0
54	MG	AA	1932	1/1	0.70	0.28	122,122,122,122	0
54	MG	CA	1937	1/1	0.70	0.21	81,81,81,81	0
54	MG	AA	1986	1/1	0.70	0.12	96,96,96,96	0
54	MG	CA	1742	1/1	0.70	0.15	124,124,124,124	0

Continued on next page...

Continued from previous page...

Mol	Type	Chain	Res	Atoms	RSCC	RSR	B-factors(\AA^2)	Q<0.9
54	MG	BA	3018	1/1	0.70	0.44	109,109,109,109	0
54	MG	BA	3221	1/1	0.70	0.26	82,82,82,82	0
54	MG	CA	1908	1/1	0.70	0.38	128,128,128,128	0
54	MG	BB	204	1/1	0.70	0.26	97,97,97,97	0
54	MG	BA	3206	1/1	0.71	0.16	67,67,67,67	0
54	MG	AD	102	1/1	0.71	0.18	120,120,120,120	0
54	MG	BA	3539	1/1	0.71	0.19	100,100,100,100	0
54	MG	DA	3653	1/1	0.71	0.28	88,88,88,88	0
54	MG	DB	214	1/1	0.71	0.13	85,85,85,85	0
54	MG	AA	1828	1/1	0.71	0.09	98,98,98,98	0
54	MG	DA	3608	1/1	0.71	0.32	74,74,74,74	0
54	MG	AA	2034	1/1	0.71	0.37	94,94,94,94	0
54	MG	CA	1922	1/1	0.71	0.34	116,116,116,116	0
54	MG	B1	201	1/1	0.71	0.25	80,80,80,80	0
54	MG	BA	3261	1/1	0.71	0.20	99,99,99,99	0
54	MG	CA	1723	1/1	0.71	0.12	111,111,111,111	0
54	MG	CD	121	1/1	0.71	0.14	112,112,112,112	0
54	MG	BA	3463	1/1	0.71	0.23	69,69,69,69	0
54	MG	BA	3105	1/1	0.71	0.28	87,87,87,87	0
54	MG	DA	3733	1/1	0.71	0.25	75,75,75,75	0
54	MG	DA	3631	1/1	0.71	0.39	118,118,118,118	0
54	MG	CA	1817	1/1	0.71	0.33	105,105,105,105	0
54	MG	AA	1947	1/1	0.72	0.17	119,119,119,119	0
54	MG	DA	3625	1/1	0.72	0.20	99,99,99,99	0
54	MG	DA	3477	1/1	0.72	0.15	83,83,83,83	0
54	MG	AA	1804	1/1	0.72	0.37	88,88,88,88	0
54	MG	DA	3439	1/1	0.72	0.58	104,104,104,104	0
54	MG	DB	229	1/1	0.72	0.17	78,78,78,78	0
54	MG	BA	3334	1/1	0.72	0.20	75,75,75,75	0
54	MG	AA	1629	1/1	0.72	0.28	74,74,74,74	0
54	MG	AA	1654	1/1	0.72	0.21	54,54,54,54	0
54	MG	DA	3099	1/1	0.72	0.40	60,60,60,60	0
54	MG	DA	3620	1/1	0.72	0.29	98,98,98,98	0
54	MG	CA	1753	1/1	0.72	0.14	114,114,114,114	0
54	MG	AA	1661	1/1	0.72	0.39	93,93,93,93	0
54	MG	AA	1924	1/1	0.72	0.29	114,114,114,114	0
54	MG	DA	3789	1/1	0.72	0.43	118,118,118,118	0
54	MG	DA	3506	1/1	0.72	0.32	63,63,63,63	0
54	MG	DA	3804	1/1	0.72	0.17	94,94,94,94	0
54	MG	DA	3028	1/1	0.72	0.23	59,59,59,59	0
54	MG	CA	1882	1/1	0.72	0.31	106,106,106,106	0
54	MG	AA	1655	1/1	0.72	0.24	91,91,91,91	0

Continued on next page...

Continued from previous page...

Mol	Type	Chain	Res	Atoms	RSCC	RSR	B-factors(\AA^2)	Q<0.9
54	MG	CA	1676	1/1	0.72	0.34	83,83,83,83	0
54	MG	BA	3520	1/1	0.72	0.22	55,55,55,55	0
54	MG	DW	101	1/1	0.72	0.20	75,75,75,75	0
54	MG	AA	1970	1/1	0.72	0.17	98,98,98,98	0
54	MG	CA	1765	1/1	0.73	0.36	118,118,118,118	0
54	MG	DA	3281	1/1	0.73	0.25	123,123,123,123	0
54	MG	BA	3573	1/1	0.73	0.18	86,86,86,86	0
54	MG	DA	3703	1/1	0.73	0.23	99,99,99,99	0
54	MG	AA	1704	1/1	0.73	0.30	88,88,88,88	0
54	MG	CA	1739	1/1	0.73	0.09	80,80,80,80	0
54	MG	DG	203	1/1	0.73	0.38	112,112,112,112	0
54	MG	DA	3714	1/1	0.73	0.33	92,92,92,92	0
54	MG	DA	3715	1/1	0.73	0.39	91,91,91,91	0
54	MG	BA	3217	1/1	0.73	0.25	86,86,86,86	0
54	MG	DA	3560	1/1	0.73	0.23	79,79,79,79	0
54	MG	CA	1820	1/1	0.73	0.24	102,102,102,102	0
54	MG	DA	3799	1/1	0.73	0.26	92,92,92,92	0
54	MG	BA	3130	1/1	0.73	0.26	75,75,75,75	0
54	MG	CA	1895	1/1	0.73	0.10	87,87,87,87	0
54	MG	CA	1771	1/1	0.73	0.26	101,101,101,101	0
54	MG	AA	1680	1/1	0.73	0.21	70,70,70,70	0
54	MG	CA	1976	1/1	0.73	0.17	103,103,103,103	0
54	MG	AA	1934	1/1	0.73	0.14	88,88,88,88	0
54	MG	BB	213	1/1	0.73	0.14	122,122,122,122	0
54	MG	CA	1706	1/1	0.73	0.20	61,61,61,61	0
54	MG	AA	1799	1/1	0.73	0.12	91,91,91,91	0
54	MG	CA	1720	1/1	0.73	0.15	94,94,94,94	0
54	MG	AA	2018	1/1	0.73	0.24	117,117,117,117	0
54	MG	DA	3801	1/1	0.73	0.52	101,101,101,101	0
54	MG	DA	3710	1/1	0.73	0.71	106,106,106,106	0
54	MG	CD	116	1/1	0.73	0.13	90,90,90,90	0
54	MG	CA	1851	1/1	0.74	0.31	87,87,87,87	0
54	MG	BA	3570	1/1	0.74	0.17	104,104,104,104	0
54	MG	CA	1741	1/1	0.74	0.41	123,123,123,123	0
54	MG	DA	3437	1/1	0.74	0.49	107,107,107,107	0
54	MG	CC	111	1/1	0.74	0.23	99,99,99,99	0
54	MG	BA	3495	1/1	0.74	0.18	97,97,97,97	0
54	MG	AA	1813	1/1	0.74	0.30	93,93,93,93	0
54	MG	CA	1918	1/1	0.74	0.07	93,93,93,93	0
54	MG	AA	1652	1/1	0.74	0.19	82,82,82,82	0
54	MG	DA	3132	1/1	0.74	0.32	76,76,76,76	0
54	MG	CA	1847	1/1	0.74	0.31	133,133,133,133	0

Continued on next page...

Continued from previous page...

Mol	Type	Chain	Res	Atoms	RSCC	RSR	B-factors(\AA^2)	Q<0.9
54	MG	DA	3227	1/1	0.74	0.25	66,66,66,66	0
54	MG	DA	3351	1/1	0.74	0.15	88,88,88,88	0
54	MG	DA	3319	1/1	0.74	0.17	71,71,71,71	0
54	MG	DA	3794	1/1	0.74	0.18	142,142,142,142	0
54	MG	AA	2026	1/1	0.74	0.30	90,90,90,90	0
54	MG	AA	1852	1/1	0.74	0.20	66,66,66,66	0
54	MG	BB	217	1/1	0.74	0.36	102,102,102,102	0
54	MG	BA	3278	1/1	0.74	0.23	119,119,119,119	0
54	MG	DA	3217	1/1	0.74	0.37	79,79,79,79	0
54	MG	BA	3417	1/1	0.75	0.11	97,97,97,97	0
54	MG	BA	3179	1/1	0.75	0.15	51,51,51,51	0
54	MG	AA	1945	1/1	0.75	0.29	67,67,67,67	0
54	MG	BA	3281	1/1	0.75	0.27	113,113,113,113	0
54	MG	AA	2031	1/1	0.75	0.34	86,86,86,86	0
54	MG	AW	204	1/1	0.75	0.13	105,105,105,105	0
54	MG	BA	3464	1/1	0.75	0.20	102,102,102,102	0
54	MG	D1	201	1/1	0.75	0.34	83,83,83,83	0
54	MG	CA	1968	1/1	0.75	0.29	90,90,90,90	0
54	MG	CD	106	1/1	0.75	0.18	94,94,94,94	0
54	MG	DA	3445	1/1	0.75	0.32	95,95,95,95	0
54	MG	CA	1955	1/1	0.75	0.49	102,102,102,102	0
54	MG	DA	3539	1/1	0.75	0.23	76,76,76,76	0
54	MG	CA	1781	1/1	0.75	0.39	118,118,118,118	0
54	MG	DA	3761	1/1	0.75	0.30	112,112,112,112	0
54	MG	BA	3315	1/1	0.75	0.16	84,84,84,84	0
54	MG	AA	1953	1/1	0.75	0.14	94,94,94,94	0
54	MG	CM	201	1/1	0.75	0.22	91,91,91,91	0
54	MG	BA	3447	1/1	0.76	0.14	109,109,109,109	0
54	MG	AI	201	1/1	0.76	0.12	72,72,72,72	0
54	MG	DA	3518	1/1	0.76	0.22	78,78,78,78	0
54	MG	CA	1748	1/1	0.76	0.12	71,71,71,71	0
54	MG	BU	205	1/1	0.76	0.18	55,55,55,55	0
54	MG	BA	3347	1/1	0.76	0.21	99,99,99,99	0
54	MG	DA	3706	1/1	0.76	0.21	78,78,78,78	0
54	MG	AA	1863	1/1	0.76	0.42	92,92,92,92	0
54	MG	DA	3261	1/1	0.76	0.29	102,102,102,102	0
54	MG	AA	2007	1/1	0.76	0.29	119,119,119,119	0
54	MG	DA	3617	1/1	0.76	0.30	91,91,91,91	0
54	MG	DA	3369	1/1	0.76	0.31	90,90,90,90	0
54	MG	AT	201	1/1	0.76	0.16	101,101,101,101	0
54	MG	DA	3398	1/1	0.76	0.46	100,100,100,100	0
54	MG	DA	3584	1/1	0.76	0.25	86,86,86,86	0

Continued on next page...

Continued from previous page...

Mol	Type	Chain	Res	Atoms	RSCC	RSR	B-factors(\AA^2)	Q<0.9
54	MG	DA	3553	1/1	0.76	0.23	74,74,74,74	0
54	MG	DA	3320	1/1	0.76	0.17	131,131,131,131	0
54	MG	DA	3654	1/1	0.76	0.10	105,105,105,105	0
54	MG	DA	3614	1/1	0.76	0.18	67,67,67,67	0
54	MG	BA	3478	1/1	0.76	0.39	127,127,127,127	0
54	MG	AA	1647	1/1	0.76	0.43	71,71,71,71	0
54	MG	DA	3716	1/1	0.76	0.28	86,86,86,86	0
54	MG	AA	1668	1/1	0.76	0.61	107,107,107,107	0
54	MG	AW	203	1/1	0.76	0.21	114,114,114,114	0
54	MG	AA	1905	1/1	0.76	0.16	96,96,96,96	0
54	MG	DA	3142	1/1	0.76	0.28	61,61,61,61	0
54	MG	CD	103	1/1	0.76	0.14	113,113,113,113	0
54	MG	CC	113	1/1	0.76	0.18	67,67,67,67	0
54	MG	CA	1975	1/1	0.76	0.27	110,110,110,110	0
54	MG	AA	1761	1/1	0.76	0.51	136,136,136,136	0
54	MG	CP	201	1/1	0.77	0.32	118,118,118,118	0
54	MG	DA	3690	1/1	0.77	0.32	83,83,83,83	0
54	MG	BA	3264	1/1	0.77	0.12	64,64,64,64	0
54	MG	CX	101	1/1	0.77	0.09	90,90,90,90	0
54	MG	CA	1697	1/1	0.77	0.28	98,98,98,98	0
54	MG	DA	3409	1/1	0.77	0.32	70,70,70,70	0
54	MG	CA	1954	1/1	0.77	0.12	95,95,95,95	0
54	MG	DS	201	1/1	0.77	0.54	104,104,104,104	0
54	MG	BA	3319	1/1	0.77	0.34	108,108,108,108	0
54	MG	BA	3358	1/1	0.77	0.15	101,101,101,101	0
54	MG	BA	3298	1/1	0.77	0.17	95,95,95,95	0
54	MG	CA	1861	1/1	0.77	0.15	109,109,109,109	0
54	MG	CS	101	1/1	0.77	0.24	82,82,82,82	0
54	MG	DA	3219	1/1	0.77	0.38	80,80,80,80	0
54	MG	AA	1984	1/1	0.77	0.11	80,80,80,80	0
54	MG	AT	202	1/1	0.77	0.25	111,111,111,111	0
54	MG	AA	1825	1/1	0.77	0.09	95,95,95,95	0
54	MG	DA	3226	1/1	0.77	0.13	74,74,74,74	0
54	MG	BA	3125	1/1	0.78	0.14	94,94,94,94	0
54	MG	BA	3428	1/1	0.78	0.14	93,93,93,93	0
54	MG	BA	3535	1/1	0.78	0.13	94,94,94,94	0
54	MG	D0	205	1/1	0.78	0.85	95,95,95,95	0
54	MG	CL	201	1/1	0.78	0.40	81,81,81,81	0
54	MG	DA	3795	1/1	0.78	0.54	112,112,112,112	0
54	MG	DA	3181	1/1	0.78	0.15	48,48,48,48	0
54	MG	BA	3335	1/1	0.78	0.36	86,86,86,86	0
54	MG	BA	3063	1/1	0.78	0.27	63,63,63,63	0

Continued on next page...

Continued from previous page...

Mol	Type	Chain	Res	Atoms	RSCC	RSR	B-factors(\AA^2)	Q<0.9
54	MG	AA	1879	1/1	0.78	0.04	85,85,85,85	0
54	MG	BA	3232	1/1	0.78	0.15	99,99,99,99	0
54	MG	BA	3370	1/1	0.78	0.11	70,70,70,70	0
54	MG	B4	101	1/1	0.78	0.12	85,85,85,85	0
54	MG	CA	1808	1/1	0.78	0.28	98,98,98,98	0
54	MG	CA	1875	1/1	0.78	0.18	110,110,110,110	0
54	MG	AA	1996	1/1	0.78	0.26	106,106,106,106	0
54	MG	BA	3267	1/1	0.78	0.29	102,102,102,102	0
54	MG	AA	1855	1/1	0.78	0.23	101,101,101,101	0
54	MG	BA	3254	1/1	0.78	0.22	101,101,101,101	0
54	MG	BA	3276	1/1	0.78	0.13	79,79,79,79	0
54	MG	BA	3032	1/1	0.78	0.38	66,66,66,66	0
54	MG	CA	1626	1/1	0.78	0.31	68,68,68,68	0
54	MG	DA	3583	1/1	0.78	0.26	99,99,99,99	0
54	MG	BA	3212	1/1	0.78	0.20	87,87,87,87	0
54	MG	CA	1797	1/1	0.78	0.20	77,77,77,77	0
54	MG	DA	3379	1/1	0.78	0.50	100,100,100,100	0
54	MG	CC	103	1/1	0.78	0.21	86,86,86,86	0
54	MG	BA	3049	1/1	0.78	0.19	71,71,71,71	0
54	MG	BA	3489	1/1	0.78	0.12	93,93,93,93	0
54	MG	DA	3326	1/1	0.78	0.59	105,105,105,105	0
54	MG	DA	3484	1/1	0.78	0.18	72,72,72,72	0
54	MG	DA	3554	1/1	0.78	0.33	72,72,72,72	0
54	MG	D3	104	1/1	0.79	0.27	75,75,75,75	0
54	MG	DA	3512	1/1	0.79	0.56	96,96,96,96	0
54	MG	BA	3066	1/1	0.79	0.34	99,99,99,99	0
54	MG	DA	3569	1/1	0.79	0.36	92,92,92,92	0
54	MG	AA	1883	1/1	0.79	0.15	64,64,64,64	0
54	MG	DA	3228	1/1	0.79	0.29	77,77,77,77	0
54	MG	CA	1775	1/1	0.79	0.25	99,99,99,99	0
54	MG	CA	1821	1/1	0.79	0.30	104,104,104,104	0
54	MG	DA	3018	1/1	0.79	0.40	83,83,83,83	0
54	MG	DU	201	1/1	0.79	0.15	60,60,60,60	0
54	MG	BA	3544	1/1	0.79	0.14	71,71,71,71	0
54	MG	DA	3335	1/1	0.79	0.38	93,93,93,93	0
54	MG	AA	1635	1/1	0.79	0.16	54,54,54,54	0
54	MG	DA	3644	1/1	0.79	0.26	106,106,106,106	0
54	MG	BA	3567	1/1	0.79	0.11	69,69,69,69	0
54	MG	CA	1933	1/1	0.79	0.10	69,69,69,69	0
54	MG	DA	3534	1/1	0.79	0.24	86,86,86,86	0
54	MG	CA	1680	1/1	0.79	0.26	99,99,99,99	0
54	MG	BZ	101	1/1	0.79	0.14	92,92,92,92	0

Continued on next page...

Continued from previous page...

Mol	Type	Chain	Res	Atoms	RSCC	RSR	B-factors(\AA^2)	Q<0.9
54	MG	DA	3347	1/1	0.79	0.51	98,98,98,98	0
54	MG	CA	1921	1/1	0.79	0.24	70,70,70,70	0
54	MG	DA	3492	1/1	0.79	0.28	95,95,95,95	0
54	MG	BA	3272	1/1	0.79	0.16	66,66,66,66	0
54	MG	DA	3775	1/1	0.79	0.24	90,90,90,90	0
54	MG	BQ	201	1/1	0.79	0.19	105,105,105,105	0
54	MG	DA	3397	1/1	0.79	0.23	77,77,77,77	0
54	MG	AA	1908	1/1	0.79	0.28	95,95,95,95	0
54	MG	AA	1675	1/1	0.79	0.18	62,62,62,62	0
54	MG	BA	3547	1/1	0.79	0.15	74,74,74,74	0
54	MG	BA	3491	1/1	0.79	0.19	104,104,104,104	0
54	MG	DA	3773	1/1	0.79	0.25	89,89,89,89	0
54	MG	DA	3355	1/1	0.79	0.17	60,60,60,60	0
54	MG	CA	1707	1/1	0.79	0.22	106,106,106,106	0
54	MG	CA	1885	1/1	0.79	0.18	74,74,74,74	0
54	MG	BA	3443	1/1	0.79	0.09	79,79,79,79	0
54	MG	BA	3365	1/1	0.79	0.15	77,77,77,77	0
54	MG	BA	2906	1/1	0.79	0.14	101,101,101,101	0
54	MG	AA	2028	1/1	0.79	0.15	102,102,102,102	0
54	MG	AA	1841	1/1	0.79	0.26	100,100,100,100	0
54	MG	AA	1858	1/1	0.79	0.08	83,83,83,83	0
54	MG	BA	3055	1/1	0.79	0.16	58,58,58,58	0
54	MG	DO	204	1/1	0.79	0.16	65,65,65,65	0
54	MG	BA	3180	1/1	0.79	0.16	72,72,72,72	0
54	MG	BA	3184	1/1	0.79	0.32	116,116,116,116	0
54	MG	AA	1861	1/1	0.79	0.11	120,120,120,120	0
54	MG	AA	1978	1/1	0.80	0.06	99,99,99,99	0
54	MG	AA	1878	1/1	0.80	0.15	99,99,99,99	0
54	MG	BA	3377	1/1	0.80	0.11	67,67,67,67	0
54	MG	CA	1911	1/1	0.80	0.09	123,123,123,123	0
54	MG	DA	3480	1/1	0.80	0.23	76,76,76,76	0
54	MG	DA	3107	1/1	0.80	0.33	91,91,91,91	0
54	MG	BA	3389	1/1	0.80	0.17	89,89,89,89	0
54	MG	AA	1903	1/1	0.80	0.20	95,95,95,95	0
54	MG	DA	3764	1/1	0.80	0.32	108,108,108,108	0
54	MG	DA	3682	1/1	0.80	0.61	141,141,141,141	0
54	MG	DA	3317	1/1	0.80	0.16	91,91,91,91	0
54	MG	DA	3697	1/1	0.80	0.29	89,89,89,89	0
54	MG	DA	3327	1/1	0.80	0.38	100,100,100,100	0
54	MG	BE	305	1/1	0.80	0.15	68,68,68,68	0
54	MG	DA	3251	1/1	0.80	0.42	83,83,83,83	0
54	MG	AA	1872	1/1	0.80	0.16	108,108,108,108	0

Continued on next page...

Continued from previous page...

Mol	Type	Chain	Res	Atoms	RSCC	RSR	B-factors(\AA^2)	Q<0.9
54	MG	DA	3243	1/1	0.80	0.20	65,65,65,65	0
54	MG	CA	1899	1/1	0.80	0.26	66,66,66,66	0
54	MG	DA	3727	1/1	0.80	0.51	106,106,106,106	0
54	MG	CD	110	1/1	0.80	0.26	102,102,102,102	0
54	MG	BA	3150	1/1	0.80	0.28	72,72,72,72	0
54	MG	BA	3316	1/1	0.80	0.40	110,110,110,110	0
54	MG	DA	3747	1/1	0.80	0.11	90,90,90,90	0
54	MG	DA	3127	1/1	0.80	0.27	78,78,78,78	0
54	MG	AA	1910	1/1	0.80	0.13	103,103,103,103	0
54	MG	DA	3533	1/1	0.80	0.08	91,91,91,91	0
54	MG	CA	1750	1/1	0.80	0.12	80,80,80,80	0
54	MG	DA	3114	1/1	0.80	0.38	72,72,72,72	0
54	MG	DA	3279	1/1	0.80	0.33	98,98,98,98	0
54	MG	AA	1960	1/1	0.80	0.17	98,98,98,98	0
54	MG	CC	102	1/1	0.80	0.16	87,87,87,87	0
54	MG	CA	1641	1/1	0.80	0.20	72,72,72,72	0
54	MG	DA	3797	1/1	0.80	0.80	85,85,85,85	0
54	MG	CA	1728	1/1	0.80	0.33	85,85,85,85	0
54	MG	BA	3360	1/1	0.80	0.41	117,117,117,117	0
54	MG	DA	3609	1/1	0.80	0.26	86,86,86,86	0
54	MG	BA	3558	1/1	0.80	0.13	108,108,108,108	0
54	MG	AA	1844	1/1	0.80	0.20	108,108,108,108	0
54	MG	DA	3689	1/1	0.80	0.16	63,63,63,63	0
54	MG	DA	3723	1/1	0.80	0.27	106,106,106,106	0
54	MG	BG	201	1/1	0.80	0.22	117,117,117,117	0
54	MG	CA	1704	1/1	0.80	0.17	88,88,88,88	0
54	MG	CA	1964	1/1	0.80	0.12	94,94,94,94	0
54	MG	CA	1815	1/1	0.80	0.44	105,105,105,105	0
54	MG	DA	3790	1/1	0.80	0.16	109,109,109,109	0
54	MG	BA	3293	1/1	0.80	0.29	111,111,111,111	0
54	MG	DA	3265	1/1	0.80	0.24	84,84,84,84	0
54	MG	BA	2903	1/1	0.80	0.10	82,82,82,82	0
54	MG	AA	1759	1/1	0.80	0.26	77,77,77,77	0
54	MG	BA	3341	1/1	0.81	0.05	119,119,119,119	0
54	MG	DA	3380	1/1	0.81	0.28	78,78,78,78	0
54	MG	DA	3376	1/1	0.81	0.30	93,93,93,93	0
54	MG	AA	2019	1/1	0.81	0.07	104,104,104,104	0
54	MG	BA	3379	1/1	0.81	0.25	98,98,98,98	0
54	MG	DA	3072	1/1	0.81	0.25	66,66,66,66	0
54	MG	BA	3416	1/1	0.81	0.21	74,74,74,74	0
54	MG	DA	3190	1/1	0.81	0.13	50,50,50,50	0
54	MG	DA	3536	1/1	0.81	0.26	94,94,94,94	0

Continued on next page...

Continued from previous page...

Mol	Type	Chain	Res	Atoms	RSCC	RSR	B-factors(\AA^2)	Q<0.9
54	MG	BA	2910	1/1	0.81	0.18	149,149,149,149	0
54	MG	BA	3423	1/1	0.81	0.12	85,85,85,85	0
54	MG	AA	1851	1/1	0.81	0.28	97,97,97,97	0
54	MG	DA	3134	1/1	0.81	0.52	111,111,111,111	0
54	MG	BA	3568	1/1	0.81	0.12	123,123,123,123	0
54	MG	DA	2981	1/1	0.81	0.30	60,60,60,60	0
54	MG	DA	3167	1/1	0.81	0.34	68,68,68,68	0
54	MG	DA	3098	1/1	0.81	0.38	65,65,65,65	0
54	MG	BA	3291	1/1	0.81	0.17	86,86,86,86	0
54	MG	CC	109	1/1	0.81	0.36	99,99,99,99	0
54	MG	DA	3470	1/1	0.81	0.35	79,79,79,79	0
54	MG	BA	3375	1/1	0.81	0.16	112,112,112,112	0
54	MG	AA	2038	1/1	0.81	0.35	116,116,116,116	0
54	MG	AA	1866	1/1	0.81	0.35	117,117,117,117	0
54	MG	BA	3348	1/1	0.81	0.25	99,99,99,99	0
54	MG	BA	3439	1/1	0.81	0.19	73,73,73,73	0
54	MG	BA	3123	1/1	0.81	0.33	71,71,71,71	0
54	MG	BA	3533	1/1	0.81	0.08	81,81,81,81	0
54	MG	BA	3244	1/1	0.81	0.08	67,67,67,67	0
54	MG	DA	3672	1/1	0.81	0.39	87,87,87,87	0
54	MG	CA	1628	1/1	0.81	0.40	87,87,87,87	0
54	MG	CA	1749	1/1	0.81	0.20	69,69,69,69	0
54	MG	DA	3185	1/1	0.81	0.33	75,75,75,75	0
54	MG	DA	3752	1/1	0.81	0.19	74,74,74,74	0
54	MG	BA	3523	1/1	0.81	0.11	104,104,104,104	0
54	MG	BA	3524	1/1	0.81	0.19	52,52,52,52	0
54	MG	DA	3547	1/1	0.81	0.19	91,91,91,91	0
54	MG	CA	1732	1/1	0.81	0.25	82,82,82,82	0
54	MG	CA	1722	1/1	0.81	0.17	99,99,99,99	0
54	MG	AA	1937	1/1	0.81	0.25	95,95,95,95	0
54	MG	AA	1930	1/1	0.81	0.38	82,82,82,82	0
54	MG	BA	2908	1/1	0.81	0.12	102,102,102,102	0
54	MG	DA	3413	1/1	0.81	0.48	99,99,99,99	0
54	MG	CD	122	1/1	0.81	0.18	97,97,97,97	0
54	MG	BA	3340	1/1	0.81	0.08	77,77,77,77	0
54	MG	AA	1857	1/1	0.81	0.36	88,88,88,88	0
54	MG	AP	201	1/1	0.81	0.12	82,82,82,82	0
54	MG	AA	1795	1/1	0.81	0.21	70,70,70,70	0
54	MG	DA	3496	1/1	0.81	0.25	69,69,69,69	0
54	MG	CA	1799	1/1	0.81	0.30	86,86,86,86	0
54	MG	DA	3557	1/1	0.81	0.18	97,97,97,97	0
54	MG	DA	3785	1/1	0.81	0.30	117,117,117,117	0

Continued on next page...

Continued from previous page...

Mol	Type	Chain	Res	Atoms	RSCC	RSR	B-factors(\AA^2)	Q<0.9
54	MG	DA	3680	1/1	0.82	0.17	75,75,75,75	0
54	MG	DA	3239	1/1	0.82	0.17	67,67,67,67	0
54	MG	DA	3377	1/1	0.82	0.31	111,111,111,111	0
54	MG	CA	1700	1/1	0.82	0.30	107,107,107,107	0
54	MG	AA	1699	1/1	0.82	0.22	95,95,95,95	0
54	MG	BA	3249	1/1	0.82	0.18	59,59,59,59	0
54	MG	BA	3534	1/1	0.82	0.13	93,93,93,93	0
54	MG	DA	3120	1/1	0.82	0.51	74,74,74,74	0
54	MG	DA	3648	1/1	0.82	0.24	63,63,63,63	0
54	MG	AA	1884	1/1	0.82	0.10	86,86,86,86	0
54	MG	CD	124	1/1	0.82	0.25	109,109,109,109	0
54	MG	BA	3270	1/1	0.82	0.42	98,98,98,98	0
54	MG	CA	1848	1/1	0.82	0.30	130,130,130,130	0
54	MG	BB	225	1/1	0.82	0.16	90,90,90,90	0
54	MG	BA	3472	1/1	0.82	0.14	125,125,125,125	0
54	MG	CA	1793	1/1	0.82	0.22	66,66,66,66	0
54	MG	DA	3230	1/1	0.82	0.15	63,63,63,63	0
54	MG	BA	3396	1/1	0.82	0.22	63,63,63,63	0
54	MG	DA	3328	1/1	0.82	0.38	93,93,93,93	0
54	MG	AA	1640	1/1	0.82	0.21	75,75,75,75	0
54	MG	CA	1872	1/1	0.82	0.23	84,84,84,84	0
54	MG	DA	3115	1/1	0.82	0.32	55,55,55,55	0
54	MG	DA	3182	1/1	0.82	0.23	71,71,71,71	0
54	MG	DO	203	1/1	0.82	0.23	100,100,100,100	0
54	MG	DB	204	1/1	0.82	0.14	94,94,94,94	0
54	MG	CA	1735	1/1	0.82	0.45	108,108,108,108	0
54	MG	DA	3511	1/1	0.82	0.33	82,82,82,82	0
54	MG	AA	1963	1/1	0.82	0.48	103,103,103,103	0
54	MG	CA	1888	1/1	0.82	0.12	112,112,112,112	0
54	MG	BA	3177	1/1	0.82	0.24	89,89,89,89	0
54	MG	DA	3602	1/1	0.82	0.09	116,116,116,116	0
54	MG	BA	3226	1/1	0.82	0.22	88,88,88,88	0
54	MG	DA	3735	1/1	0.82	0.16	82,82,82,82	0
54	MG	DA	3358	1/1	0.82	0.26	78,78,78,78	0
54	MG	BA	2911	1/1	0.82	0.12	120,120,120,120	0
54	MG	CW	205	1/1	0.82	0.27	143,143,143,143	0
54	MG	BA	3152	1/1	0.82	0.29	72,72,72,72	0
54	MG	AA	1762	1/1	0.82	0.28	104,104,104,104	0
54	MG	BA	3424	1/1	0.82	0.25	107,107,107,107	0
54	MG	BA	3275	1/1	0.82	0.24	77,77,77,77	0
54	MG	CA	1880	1/1	0.82	0.16	130,130,130,130	0
54	MG	DB	227	1/1	0.82	0.32	105,105,105,105	0

Continued on next page...

Continued from previous page...

Mol	Type	Chain	Res	Atoms	RSCC	RSR	B-factors(\AA^2)	Q<0.9
54	MG	CA	1894	1/1	0.82	0.10	61,61,61,61	0
54	MG	BA	2987	1/1	0.83	0.27	57,57,57,57	0
54	MG	BA	3456	1/1	0.83	0.10	86,86,86,86	0
54	MG	D3	102	1/1	0.83	0.10	72,72,72,72	0
54	MG	BA	3517	1/1	0.83	0.10	93,93,93,93	0
54	MG	DT	101	1/1	0.83	0.12	51,51,51,51	0
54	MG	BA	3433	1/1	0.83	0.25	109,109,109,109	0
54	MG	DA	3709	1/1	0.83	0.18	84,84,84,84	0
54	MG	AA	1843	1/1	0.83	0.33	93,93,93,93	0
54	MG	AA	1737	1/1	0.83	0.08	97,97,97,97	0
54	MG	BA	3253	1/1	0.83	0.16	70,70,70,70	0
54	MG	AA	1634	1/1	0.83	0.40	97,97,97,97	0
54	MG	AA	1842	1/1	0.83	0.14	72,72,72,72	0
54	MG	BA	3385	1/1	0.83	0.19	64,64,64,64	0
54	MG	DA	3529	1/1	0.83	0.23	94,94,94,94	0
54	MG	DB	212	1/1	0.83	0.35	75,75,75,75	0
54	MG	BA	3366	1/1	0.83	0.13	69,69,69,69	0
54	MG	AA	2029	1/1	0.83	0.29	127,127,127,127	0
54	MG	BA	3514	1/1	0.83	0.21	102,102,102,102	0
54	MG	CD	125	1/1	0.83	0.21	83,83,83,83	0
54	MG	AA	1740	1/1	0.83	0.15	69,69,69,69	0
54	MG	BA	3282	1/1	0.83	0.15	103,103,103,103	0
54	MG	DA	3688	1/1	0.83	0.34	111,111,111,111	0
54	MG	CP	204	1/1	0.83	0.31	137,137,137,137	0
54	MG	DA	3287	1/1	0.83	0.18	63,63,63,63	0
54	MG	BA	2907	1/1	0.83	0.23	106,106,106,106	0
54	MG	BA	3526	1/1	0.83	0.09	100,100,100,100	0
54	MG	BA	3006	1/1	0.83	0.15	54,54,54,54	0
54	MG	CA	1866	1/1	0.83	0.19	118,118,118,118	0
54	MG	BA	3536	1/1	0.83	0.19	89,89,89,89	0
54	MG	BA	3412	1/1	0.83	0.18	94,94,94,94	0
54	MG	DA	3600	1/1	0.83	0.27	107,107,107,107	0
54	MG	BA	3020	1/1	0.83	0.21	72,72,72,72	0
54	MG	DA	3373	1/1	0.83	0.13	75,75,75,75	0
54	MG	CA	1759	1/1	0.83	0.36	113,113,113,113	0
54	MG	DA	3568	1/1	0.83	0.16	93,93,93,93	0
54	MG	CA	1838	1/1	0.83	0.26	83,83,83,83	0
54	MG	CA	1950	1/1	0.83	0.38	121,121,121,121	0
54	MG	AA	1897	1/1	0.83	0.10	56,56,56,56	0
54	MG	DA	3545	1/1	0.83	0.27	74,74,74,74	0
54	MG	CA	1983	1/1	0.83	0.11	92,92,92,92	0
54	MG	BA	3390	1/1	0.83	0.11	77,77,77,77	0

Continued on next page...

Continued from previous page...

Mol	Type	Chain	Res	Atoms	RSCC	RSR	B-factors(\AA^2)	Q<0.9
54	MG	DB	215	1/1	0.83	0.20	99,99,99,99	0
54	MG	CA	1887	1/1	0.83	0.13	82,82,82,82	0
54	MG	DA	3259	1/1	0.83	0.35	71,71,71,71	0
54	MG	BA	3229	1/1	0.83	0.22	77,77,77,77	0
54	MG	BA	3019	1/1	0.83	0.10	67,67,67,67	0
54	MG	AA	2011	1/1	0.83	0.35	120,120,120,120	0
54	MG	DA	3384	1/1	0.83	0.18	62,62,62,62	0
54	MG	CA	1929	1/1	0.83	0.26	92,92,92,92	0
54	MG	AA	1819	1/1	0.83	0.25	98,98,98,98	0
54	MG	AA	1958	1/1	0.83	0.32	93,93,93,93	0
54	MG	AA	2013	1/1	0.84	0.17	94,94,94,94	0
54	MG	DA	3381	1/1	0.84	0.19	73,73,73,73	0
54	MG	AA	2027	1/1	0.84	0.17	81,81,81,81	0
54	MG	CA	1751	1/1	0.84	0.16	96,96,96,96	0
54	MG	AC	105	1/1	0.84	0.17	88,88,88,88	0
54	MG	DA	3389	1/1	0.84	0.29	70,70,70,70	0
54	MG	CA	1635	1/1	0.84	0.33	86,86,86,86	0
54	MG	AX	101	1/1	0.84	0.14	107,107,107,107	0
54	MG	AA	1831	1/1	0.84	0.15	76,76,76,76	0
54	MG	AA	1805	1/1	0.84	0.45	109,109,109,109	0
54	MG	DA	3447	1/1	0.84	0.14	84,84,84,84	0
54	MG	DA	3630	1/1	0.84	0.21	67,67,67,67	0
54	MG	CA	1653	1/1	0.84	0.37	86,86,86,86	0
54	MG	BA	3191	1/1	0.84	0.35	79,79,79,79	0
54	MG	CA	1967	1/1	0.84	0.08	113,113,113,113	0
54	MG	BA	3386	1/1	0.84	0.13	85,85,85,85	0
54	MG	DA	3670	1/1	0.84	0.36	98,98,98,98	0
54	MG	CA	1951	1/1	0.84	0.16	74,74,74,74	0
54	MG	DA	3628	1/1	0.84	0.12	70,70,70,70	0
54	MG	BA	3414	1/1	0.84	0.18	105,105,105,105	0
54	MG	DA	3740	1/1	0.84	0.28	88,88,88,88	0
54	MG	BA	3541	1/1	0.84	0.22	79,79,79,79	0
54	MG	DA	3081	1/1	0.84	0.34	84,84,84,84	0
54	MG	DA	3085	1/1	0.84	0.40	67,67,67,67	0
54	MG	CA	1717	1/1	0.84	0.24	76,76,76,76	0
54	MG	AA	1824	1/1	0.84	0.21	85,85,85,85	0
54	MG	BA	3051	1/1	0.84	0.24	74,74,74,74	0
54	MG	DA	3296	1/1	0.84	0.44	82,82,82,82	0
54	MG	DA	3563	1/1	0.84	0.12	76,76,76,76	0
54	MG	BA	3262	1/1	0.84	0.11	58,58,58,58	0
54	MG	BA	2967	1/1	0.84	0.30	60,60,60,60	0
54	MG	BA	3537	1/1	0.84	0.24	108,108,108,108	0

Continued on next page...

Continued from previous page...

Mol	Type	Chain	Res	Atoms	RSCC	RSR	B-factors(\AA^2)	Q<0.9
54	MG	BW	101	1/1	0.84	0.11	65,65,65,65	0
54	MG	BA	3497	1/1	0.84	0.16	72,72,72,72	0
54	MG	BA	3161	1/1	0.84	0.42	96,96,96,96	0
54	MG	CA	1663	1/1	0.84	0.36	81,81,81,81	0
54	MG	DA	3130	1/1	0.84	0.45	89,89,89,89	0
54	MG	BU	204	1/1	0.84	0.23	94,94,94,94	0
54	MG	DA	3666	1/1	0.84	0.14	78,78,78,78	0
54	MG	DA	3443	1/1	0.84	0.36	86,86,86,86	0
54	MG	AA	1988	1/1	0.84	0.10	93,93,93,93	0
54	MG	AA	1657	1/1	0.84	0.40	83,83,83,83	0
54	MG	DA	3110	1/1	0.84	0.23	54,54,54,54	0
54	MG	CA	1647	1/1	0.84	0.25	81,81,81,81	0
54	MG	DA	3404	1/1	0.84	0.24	94,94,94,94	0
54	MG	BA	2904	1/1	0.84	0.10	101,101,101,101	0
54	MG	CA	1876	1/1	0.84	0.15	83,83,83,83	0
54	MG	DA	3405	1/1	0.84	0.16	91,91,91,91	0
54	MG	AA	1674	1/1	0.84	0.19	74,74,74,74	0
54	MG	BA	3069	1/1	0.84	0.09	48,48,48,48	0
54	MG	BA	3129	1/1	0.84	0.23	72,72,72,72	0
54	MG	CA	1904	1/1	0.84	0.32	117,117,117,117	0
54	MG	DA	3565	1/1	0.84	0.20	100,100,100,100	0
54	MG	BE	304	1/1	0.84	0.31	86,86,86,86	0
54	MG	DA	3542	1/1	0.84	0.17	92,92,92,92	0
54	MG	BA	3080	1/1	0.84	0.14	69,69,69,69	0
54	MG	DA	3007	1/1	0.84	0.22	48,48,48,48	0
54	MG	DA	3455	1/1	0.84	0.10	80,80,80,80	0
54	MG	CA	1868	1/1	0.84	0.24	72,72,72,72	0
54	MG	BA	3575	1/1	0.85	0.15	82,82,82,82	0
54	MG	BA	3207	1/1	0.85	0.11	67,67,67,67	0
54	MG	AA	1768	1/1	0.85	0.20	67,67,67,67	0
54	MG	BA	2913	1/1	0.85	0.26	115,115,115,115	0
54	MG	CA	1794	1/1	0.85	0.27	80,80,80,80	0
54	MG	CA	1661	1/1	0.85	0.16	64,64,64,64	0
54	MG	BA	3057	1/1	0.85	0.15	65,65,65,65	0
54	MG	DA	3357	1/1	0.85	0.20	77,77,77,77	0
54	MG	BA	3286	1/1	0.85	0.23	80,80,80,80	0
54	MG	DA	3211	1/1	0.85	0.10	71,71,71,71	0
54	MG	AA	1774	1/1	0.85	0.23	75,75,75,75	0
54	MG	DA	3061	1/1	0.85	0.29	52,52,52,52	0
54	MG	CA	1608	1/1	0.85	0.14	53,53,53,53	0
54	MG	BA	2994	1/1	0.85	0.27	60,60,60,60	0
54	MG	BA	3120	1/1	0.85	0.18	75,75,75,75	0

Continued on next page...

Continued from previous page...

Mol	Type	Chain	Res	Atoms	RSCC	RSR	B-factors(\AA^2)	Q<0.9
54	MG	BA	3092	1/1	0.85	0.10	58,58,58,58	0
54	MG	DA	3323	1/1	0.85	0.17	105,105,105,105	0
54	MG	CD	115	1/1	0.85	0.26	106,106,106,106	0
54	MG	CA	1959	1/1	0.85	0.12	84,84,84,84	0
54	MG	BA	3563	1/1	0.85	0.15	74,74,74,74	0
54	MG	B6	101	1/1	0.85	0.16	84,84,84,84	0
54	MG	AA	1663	1/1	0.85	0.19	71,71,71,71	0
54	MG	BA	3337	1/1	0.85	0.12	73,73,73,73	0
54	MG	BA	3277	1/1	0.85	0.12	73,73,73,73	0
54	MG	DA	3422	1/1	0.85	0.40	82,82,82,82	0
54	MG	BA	3146	1/1	0.85	0.14	78,78,78,78	0
54	MG	CA	1965	1/1	0.85	0.30	92,92,92,92	0
54	MG	DA	3686	1/1	0.85	0.14	93,93,93,93	0
54	MG	AA	1685	1/1	0.85	0.21	96,96,96,96	0
54	MG	DA	3162	1/1	0.85	0.27	55,55,55,55	0
54	MG	AA	1698	1/1	0.85	0.37	79,79,79,79	0
54	MG	DA	3180	1/1	0.85	0.10	102,102,102,102	0
54	MG	DA	2980	1/1	0.85	0.30	44,44,44,44	0
54	MG	DA	3184	1/1	0.85	0.26	66,66,66,66	0
54	MG	BA	3373	1/1	0.85	0.36	105,105,105,105	0
54	MG	AA	1895	1/1	0.85	0.14	133,133,133,133	0
54	MG	BA	3198	1/1	0.85	0.08	58,58,58,58	0
54	MG	DA	3770	1/1	0.85	0.35	87,87,87,87	0
54	MG	CA	1689	1/1	0.85	0.17	62,62,62,62	0
54	MG	DA	3488	1/1	0.85	0.21	66,66,66,66	0
54	MG	CA	1826	1/1	0.85	0.21	107,107,107,107	0
54	MG	DA	3148	1/1	0.85	0.35	76,76,76,76	0
54	MG	DA	3668	1/1	0.85	0.51	117,117,117,117	0
54	MG	CA	1941	1/1	0.85	0.11	88,88,88,88	0
54	MG	DA	3748	1/1	0.85	0.57	71,71,71,71	0
54	MG	BU	202	1/1	0.85	0.16	73,73,73,73	0
54	MG	DA	3588	1/1	0.85	0.14	91,91,91,91	0
54	MG	BB	210	1/1	0.85	0.17	62,62,62,62	0
54	MG	DA	3349	1/1	0.85	0.20	56,56,56,56	0
54	MG	AK	201	1/1	0.85	0.17	90,90,90,90	0
54	MG	AA	1849	1/1	0.85	0.28	92,92,92,92	0
54	MG	DA	3124	1/1	0.85	0.18	66,66,66,66	0
54	MG	AA	1830	1/1	0.85	0.27	88,88,88,88	0
54	MG	CA	1970	1/1	0.85	0.17	87,87,87,87	0
54	MG	DA	3410	1/1	0.85	0.35	95,95,95,95	0
54	MG	BA	3156	1/1	0.85	0.33	68,68,68,68	0
54	MG	BA	3310	1/1	0.85	0.13	80,80,80,80	0

Continued on next page...

Continued from previous page...

Mol	Type	Chain	Res	Atoms	RSCC	RSR	B-factors(\AA^2)	Q<0.9
54	MG	AA	1998	1/1	0.85	0.26	98,98,98,98	0
54	MG	DA	3150	1/1	0.85	0.31	54,54,54,54	0
54	MG	DA	3272	1/1	0.85	0.32	66,66,66,66	0
54	MG	AA	1646	1/1	0.85	0.21	66,66,66,66	0
54	MG	BB	209	1/1	0.85	0.13	59,59,59,59	0
54	MG	DA	3193	1/1	0.85	0.29	81,81,81,81	0
54	MG	CA	1790	1/1	0.85	0.14	76,76,76,76	0
54	MG	CA	1944	1/1	0.85	0.13	99,99,99,99	0
54	MG	AA	1756	1/1	0.85	0.17	68,68,68,68	0
54	MG	BO	201	1/1	0.85	0.14	50,50,50,50	0
54	MG	DA	3284	1/1	0.85	0.21	75,75,75,75	0
54	MG	BA	3320	1/1	0.85	0.33	101,101,101,101	0
54	MG	BB	215	1/1	0.85	0.10	65,65,65,65	0
54	MG	DA	3658	1/1	0.85	0.46	88,88,88,88	0
54	MG	DA	3581	1/1	0.85	0.20	139,139,139,139	0
54	MG	DA	3657	1/1	0.85	0.12	88,88,88,88	0
54	MG	CC	105	1/1	0.85	0.34	88,88,88,88	0
54	MG	CD	117	1/1	0.85	0.09	85,85,85,85	0
54	MG	BA	3052	1/1	0.86	0.14	63,63,63,63	0
54	MG	BB	202	1/1	0.86	0.13	59,59,59,59	0
54	MG	BA	3368	1/1	0.86	0.43	113,113,113,113	0
54	MG	CA	1957	1/1	0.86	0.10	90,90,90,90	0
54	MG	BA	3380	1/1	0.86	0.17	71,71,71,71	0
54	MG	BB	216	1/1	0.86	0.11	83,83,83,83	0
54	MG	DB	216	1/1	0.86	0.17	94,94,94,94	0
54	MG	BA	3196	1/1	0.86	0.43	89,89,89,89	0
54	MG	CA	1953	1/1	0.86	0.45	103,103,103,103	0
54	MG	BA	3116	1/1	0.86	0.26	64,64,64,64	0
54	MG	DA	2989	1/1	0.86	0.24	42,42,42,42	0
54	MG	CA	1850	1/1	0.86	0.11	96,96,96,96	0
54	MG	DA	3550	1/1	0.86	0.30	76,76,76,76	0
54	MG	BA	3438	1/1	0.86	0.19	54,54,54,54	0
54	MG	CA	1831	1/1	0.86	0.37	95,95,95,95	0
54	MG	AA	1695	1/1	0.86	0.34	73,73,73,73	0
54	MG	BA	3521	1/1	0.86	0.22	109,109,109,109	0
54	MG	DA	3362	1/1	0.86	0.13	58,58,58,58	0
54	MG	DA	3101	1/1	0.86	0.33	52,52,52,52	0
54	MG	BA	3121	1/1	0.86	0.24	76,76,76,76	0
54	MG	AQ	101	1/1	0.86	0.06	83,83,83,83	0
54	MG	CD	108	1/1	0.86	0.11	174,174,174,174	0
54	MG	BT	102	1/1	0.86	0.10	100,100,100,100	0
54	MG	AA	1779	1/1	0.86	0.11	114,114,114,114	0

Continued on next page...

Continued from previous page...

Mol	Type	Chain	Res	Atoms	RSCC	RSR	B-factors(\AA^2)	Q<0.9
54	MG	DA	3805	1/1	0.86	0.26	90,90,90,90	0
54	MG	CA	1835	1/1	0.86	0.15	74,74,74,74	0
54	MG	BA	3515	1/1	0.86	0.20	80,80,80,80	0
54	MG	CA	1839	1/1	0.86	0.14	65,65,65,65	0
54	MG	BA	3354	1/1	0.86	0.09	57,57,57,57	0
54	MG	DA	3089	1/1	0.86	0.37	66,66,66,66	0
54	MG	BA	3241	1/1	0.86	0.30	92,92,92,92	0
54	MG	CA	1715	1/1	0.86	0.33	101,101,101,101	0
54	MG	DA	3440	1/1	0.86	0.58	118,118,118,118	0
54	MG	CC	108	1/1	0.86	0.13	75,75,75,75	0
54	MG	DA	3308	1/1	0.86	0.25	49,49,49,49	0
54	MG	AA	1696	1/1	0.86	0.27	134,134,134,134	0
54	MG	BA	3351	1/1	0.86	0.08	69,69,69,69	0
54	MG	BA	3118	1/1	0.86	0.20	82,82,82,82	0
54	MG	CP	203	1/1	0.86	0.09	93,93,93,93	0
54	MG	DA	3364	1/1	0.86	0.37	79,79,79,79	0
54	MG	DA	3303	1/1	0.86	0.57	113,113,113,113	0
54	MG	AA	2015	1/1	0.86	0.27	106,106,106,106	0
54	MG	AA	1876	1/1	0.86	0.24	78,78,78,78	0
54	MG	BA	3460	1/1	0.86	0.15	90,90,90,90	0
54	MG	DA	3276	1/1	0.86	0.26	70,70,70,70	0
54	MG	BA	3002	1/1	0.86	0.23	62,62,62,62	0
54	MG	DA	3699	1/1	0.86	0.45	102,102,102,102	0
54	MG	DA	3314	1/1	0.86	0.15	107,107,107,107	0
54	MG	DB	218	1/1	0.86	0.39	84,84,84,84	0
54	MG	DA	3126	1/1	0.86	0.28	65,65,65,65	0
54	MG	DA	3788	1/1	0.86	0.34	111,111,111,111	0
54	MG	BA	3391	1/1	0.86	0.20	86,86,86,86	0
54	MG	DA	3178	1/1	0.86	0.30	72,72,72,72	0
54	MG	DB	220	1/1	0.86	0.30	122,122,122,122	0
54	MG	DA	3374	1/1	0.86	0.19	75,75,75,75	0
54	MG	AA	1726	1/1	0.86	0.14	68,68,68,68	0
54	MG	AA	1936	1/1	0.86	0.07	74,74,74,74	0
54	MG	DA	3465	1/1	0.86	0.51	104,104,104,104	0
54	MG	DA	3772	1/1	0.86	0.18	76,76,76,76	0
54	MG	DA	3424	1/1	0.86	0.15	77,77,77,77	0
54	MG	BA	3015	1/1	0.86	0.24	70,70,70,70	0
54	MG	BA	3112	1/1	0.87	0.21	64,64,64,64	0
54	MG	DA	3414	1/1	0.87	0.35	70,70,70,70	0
54	MG	BA	3357	1/1	0.87	0.15	66,66,66,66	0
54	MG	DA	2991	1/1	0.87	0.45	75,75,75,75	0
54	MG	DA	3290	1/1	0.87	0.43	81,81,81,81	0

Continued on next page...

Continued from previous page...

Mol	Type	Chain	Res	Atoms	RSCC	RSR	B-factors(\AA^2)	Q<0.9
54	MG	CA	1926	1/1	0.87	0.22	81,81,81,81	0
54	MG	DA	3441	1/1	0.87	0.68	116,116,116,116	0
54	MG	AA	1693	1/1	0.87	0.09	95,95,95,95	0
54	MG	BA	3248	1/1	0.87	0.08	81,81,81,81	0
54	MG	DH	201	1/1	0.87	0.15	77,77,77,77	0
54	MG	DA	3168	1/1	0.87	0.60	96,96,96,96	0
54	MG	BA	3273	1/1	0.87	0.10	72,72,72,72	0
54	MG	AA	1660	1/1	0.87	0.10	60,60,60,60	0
54	MG	DB	225	1/1	0.87	0.32	84,84,84,84	0
54	MG	DA	3204	1/1	0.87	0.44	62,62,62,62	0
54	MG	DA	3613	1/1	0.87	0.11	70,70,70,70	0
54	MG	DA	3195	1/1	0.87	0.34	77,77,77,77	0
54	MG	BA	3240	1/1	0.87	0.33	71,71,71,71	0
54	MG	BA	3081	1/1	0.87	0.29	72,72,72,72	0
54	MG	BA	3507	1/1	0.87	0.16	80,80,80,80	0
54	MG	CA	1946	1/1	0.87	0.06	91,91,91,91	0
54	MG	AA	1742	1/1	0.87	0.24	83,83,83,83	0
54	MG	DA	3755	1/1	0.87	0.18	67,67,67,67	0
54	MG	DA	3645	1/1	0.87	0.49	88,88,88,88	0
54	MG	DA	3478	1/1	0.87	0.28	71,71,71,71	0
54	MG	DA	3294	1/1	0.87	0.27	78,78,78,78	0
54	MG	BA	3313	1/1	0.87	0.17	102,102,102,102	0
54	MG	CD	114	1/1	0.87	0.07	109,109,109,109	0
54	MG	AA	1738	1/1	0.87	0.32	84,84,84,84	0
54	MG	DA	3471	1/1	0.87	0.17	94,94,94,94	0
54	MG	DA	3138	1/1	0.87	0.35	56,56,56,56	0
54	MG	BA	3321	1/1	0.87	0.16	64,64,64,64	0
54	MG	AA	1888	1/1	0.87	0.11	114,114,114,114	0
54	MG	CQ	102	1/1	0.87	0.19	111,111,111,111	0
54	MG	DA	3164	1/1	0.87	0.39	72,72,72,72	0
54	MG	DA	3238	1/1	0.87	0.36	100,100,100,100	0
54	MG	CA	1925	1/1	0.87	0.18	90,90,90,90	0
54	MG	CA	1634	1/1	0.87	0.20	54,54,54,54	0
54	MG	AA	1700	1/1	0.87	0.22	62,62,62,62	0
54	MG	DA	3074	1/1	0.87	0.14	52,52,52,52	0
54	MG	AA	1993	1/1	0.87	0.20	134,134,134,134	0
54	MG	DA	3598	1/1	0.87	0.18	79,79,79,79	0
54	MG	DA	3385	1/1	0.87	0.47	99,99,99,99	0
54	MG	BA	3064	1/1	0.87	0.24	76,76,76,76	0
54	MG	BA	2988	1/1	0.87	0.14	46,46,46,46	0
54	MG	CA	1780	1/1	0.87	0.15	78,78,78,78	0
54	MG	CA	1692	1/1	0.87	0.12	79,79,79,79	0

Continued on next page...

Continued from previous page...

Mol	Type	Chain	Res	Atoms	RSCC	RSR	B-factors(\AA^2)	Q<0.9
54	MG	BA	3549	1/1	0.87	0.33	110,110,110,110	0
54	MG	DA	3237	1/1	0.87	0.27	68,68,68,68	0
54	MG	BA	3470	1/1	0.87	0.15	79,79,79,79	0
54	MG	DA	3348	1/1	0.87	0.13	58,58,58,58	0
54	MG	BA	3445	1/1	0.87	0.36	96,96,96,96	0
54	MG	DA	3531	1/1	0.87	0.31	90,90,90,90	0
54	MG	CA	1645	1/1	0.87	0.33	79,79,79,79	0
54	MG	DA	3647	1/1	0.87	0.23	98,98,98,98	0
54	MG	BA	3343	1/1	0.87	0.22	73,73,73,73	0
54	MG	AA	1845	1/1	0.87	0.15	88,88,88,88	0
54	MG	DA	3387	1/1	0.87	0.31	83,83,83,83	0
54	MG	DA	3778	1/1	0.87	0.13	97,97,97,97	0
54	MG	AA	1975	1/1	0.87	0.15	86,86,86,86	0
54	MG	DA	3549	1/1	0.87	0.44	70,70,70,70	0
54	MG	AA	1931	1/1	0.87	0.31	98,98,98,98	0
54	MG	AA	1950	1/1	0.87	0.15	90,90,90,90	0
54	MG	CA	1633	1/1	0.87	0.27	70,70,70,70	0
54	MG	CA	1754	1/1	0.87	0.17	82,82,82,82	0
54	MG	DA	3071	1/1	0.87	0.21	60,60,60,60	0
54	MG	DA	3304	1/1	0.87	0.09	41,41,41,41	0
54	MG	AA	1818	1/1	0.87	0.09	64,64,64,64	0
54	MG	DA	3523	1/1	0.87	0.07	64,64,64,64	0
54	MG	BB	208	1/1	0.87	0.12	91,91,91,91	0
54	MG	DA	3125	1/1	0.87	0.20	48,48,48,48	0
54	MG	DA	3432	1/1	0.87	0.26	66,66,66,66	0
54	MG	DA	3526	1/1	0.87	0.20	74,74,74,74	0
54	MG	BA	3467	1/1	0.87	0.06	81,81,81,81	0
54	MG	CA	1631	1/1	0.87	0.28	68,68,68,68	0
54	MG	BA	3434	1/1	0.87	0.23	88,88,88,88	0
54	MG	BA	3400	1/1	0.87	0.16	117,117,117,117	0
54	MG	DA	3299	1/1	0.87	0.34	84,84,84,84	0
54	MG	AA	1639	1/1	0.87	0.43	73,73,73,73	0
54	MG	AA	1854	1/1	0.87	0.13	97,97,97,97	0
54	MG	CA	1755	1/1	0.87	0.27	70,70,70,70	0
54	MG	BA	3545	1/1	0.87	0.20	82,82,82,82	0
54	MG	CA	1773	1/1	0.87	0.05	87,87,87,87	0
54	MG	DA	3495	1/1	0.87	0.29	92,92,92,92	0
54	MG	DA	3400	1/1	0.87	0.23	73,73,73,73	0
54	MG	AA	1856	1/1	0.87	0.22	71,71,71,71	0
54	MG	AA	1645	1/1	0.88	0.20	55,55,55,55	0
54	MG	DA	3537	1/1	0.88	0.32	73,73,73,73	0
54	MG	CA	1638	1/1	0.88	0.28	60,60,60,60	0

Continued on next page...

Continued from previous page...

Mol	Type	Chain	Res	Atoms	RSCC	RSR	B-factors(\AA^2)	Q<0.9
54	MG	BB	201	1/1	0.88	0.17	69,69,69,69	0
54	MG	CA	1814	1/1	0.88	0.29	84,84,84,84	0
54	MG	DA	3685	1/1	0.88	0.14	66,66,66,66	0
54	MG	DA	3751	1/1	0.88	0.30	101,101,101,101	0
54	MG	BA	3473	1/1	0.88	0.17	93,93,93,93	0
54	MG	DA	3288	1/1	0.88	0.39	91,91,91,91	0
54	MG	CA	1746	1/1	0.88	0.51	86,86,86,86	0
54	MG	CA	1695	1/1	0.88	0.21	62,62,62,62	0
54	MG	AA	2033	1/1	0.88	0.29	106,106,106,106	0
54	MG	AA	2016	1/1	0.88	0.36	102,102,102,102	0
54	MG	DA	3601	1/1	0.88	0.36	95,95,95,95	0
54	MG	DA	3627	1/1	0.88	0.09	87,87,87,87	0
54	MG	DA	3742	1/1	0.88	0.21	58,58,58,58	0
54	MG	BA	3387	1/1	0.88	0.12	67,67,67,67	0
54	MG	DA	3774	1/1	0.88	0.36	76,76,76,76	0
54	MG	DA	3636	1/1	0.88	0.17	66,66,66,66	0
54	MG	BA	3255	1/1	0.88	0.22	93,93,93,93	0
54	MG	DA	3163	1/1	0.88	0.33	60,60,60,60	0
54	MG	AA	1710	1/1	0.88	0.12	78,78,78,78	0
54	MG	BA	3228	1/1	0.88	0.17	83,83,83,83	0
54	MG	CA	1938	1/1	0.88	0.26	85,85,85,85	0
54	MG	AA	1977	1/1	0.88	0.30	86,86,86,86	0
54	MG	DA	3430	1/1	0.88	0.48	95,95,95,95	0
54	MG	DA	3191	1/1	0.88	0.41	89,89,89,89	0
54	MG	DA	3720	1/1	0.88	0.43	82,82,82,82	0
54	MG	CA	1674	1/1	0.88	0.19	73,73,73,73	0
54	MG	BA	3388	1/1	0.88	0.30	95,95,95,95	0
54	MG	D0	202	1/1	0.88	0.20	51,51,51,51	0
54	MG	DA	3043	1/1	0.88	0.17	59,59,59,59	0
54	MG	CA	1668	1/1	0.88	0.30	62,62,62,62	0
54	MG	DA	3131	1/1	0.88	0.30	63,63,63,63	0
54	MG	BA	3345	1/1	0.88	0.12	80,80,80,80	0
54	MG	BA	3299	1/1	0.88	0.23	94,94,94,94	0
54	MG	BA	3185	1/1	0.88	0.14	84,84,84,84	0
54	MG	AA	1806	1/1	0.88	0.24	118,118,118,118	0
54	MG	AC	101	1/1	0.88	0.07	88,88,88,88	0
54	MG	BA	3039	1/1	0.88	0.17	58,58,58,58	0
54	MG	DA	3435	1/1	0.88	0.19	90,90,90,90	0
54	MG	DA	3490	1/1	0.88	0.28	90,90,90,90	0
54	MG	DA	3052	1/1	0.88	0.09	42,42,42,42	0
54	MG	DA	3396	1/1	0.88	0.20	85,85,85,85	0
54	MG	DA	3743	1/1	0.88	0.39	111,111,111,111	0

Continued on next page...

Continued from previous page...

Mol	Type	Chain	Res	Atoms	RSCC	RSR	B-factors(\AA^2)	Q<0.9
54	MG	CA	1684	1/1	0.88	0.15	60,60,60,60	0
54	MG	BA	3218	1/1	0.88	0.10	70,70,70,70	0
54	MG	DA	3622	1/1	0.88	0.38	84,84,84,84	0
54	MG	B8	101	1/1	0.88	0.17	76,76,76,76	0
54	MG	DA	3224	1/1	0.88	0.23	55,55,55,55	0
54	MG	CA	1690	1/1	0.88	0.13	74,74,74,74	0
54	MG	DA	3513	1/1	0.88	0.81	82,82,82,82	0
54	MG	BK	201	1/1	0.88	0.11	68,68,68,68	0
54	MG	AA	1664	1/1	0.88	0.33	69,69,69,69	0
54	MG	DA	3291	1/1	0.88	0.25	76,76,76,76	0
54	MG	BA	3245	1/1	0.88	0.15	128,128,128,128	0
54	MG	AA	1773	1/1	0.88	0.14	81,81,81,81	0
54	MG	AA	1734	1/1	0.88	0.23	60,60,60,60	0
54	MG	DA	3591	1/1	0.88	0.14	81,81,81,81	0
54	MG	DA	3256	1/1	0.88	0.28	55,55,55,55	0
54	MG	CA	1949	1/1	0.88	0.21	91,91,91,91	0
54	MG	AA	1918	1/1	0.88	0.11	84,84,84,84	0
54	MG	DA	3450	1/1	0.88	0.25	98,98,98,98	0
54	MG	DA	3538	1/1	0.88	0.14	91,91,91,91	0
54	MG	DA	3491	1/1	0.88	0.47	102,102,102,102	0
54	MG	AA	1644	1/1	0.88	0.43	90,90,90,90	0
54	MG	CA	1961	1/1	0.88	0.21	78,78,78,78	0
54	MG	BA	3230	1/1	0.88	0.10	67,67,67,67	0
54	MG	CA	1869	1/1	0.88	0.11	98,98,98,98	0
54	MG	DA	3316	1/1	0.88	0.22	88,88,88,88	0
54	MG	AO	201	1/1	0.88	0.15	70,70,70,70	0
54	MG	CA	1883	1/1	0.88	0.09	80,80,80,80	0
54	MG	AA	1616	1/1	0.88	0.14	76,76,76,76	0
54	MG	DA	3640	1/1	0.88	0.26	82,82,82,82	0
54	MG	BA	2992	1/1	0.88	0.26	63,63,63,63	0
54	MG	DA	3354	1/1	0.88	0.12	55,55,55,55	0
54	MG	DA	3235	1/1	0.88	0.31	71,71,71,71	0
54	MG	AA	1618	1/1	0.88	0.25	39,39,39,39	0
54	MG	AA	1711	1/1	0.88	0.37	86,86,86,86	0
54	MG	AA	1682	1/1	0.88	0.37	87,87,87,87	0
54	MG	DU	203	1/1	0.88	0.16	94,94,94,94	0
54	MG	BA	3349	1/1	0.88	0.10	82,82,82,82	0
54	MG	B0	201	1/1	0.88	0.16	74,74,74,74	0
54	MG	CD	118	1/1	0.88	0.08	60,60,60,60	0
54	MG	CA	1612	1/1	0.88	0.12	37,37,37,37	0
54	MG	CA	1879	1/1	0.88	0.31	90,90,90,90	0
54	MG	DA	3798	1/1	0.88	0.68	78,78,78,78	0

Continued on next page...

Continued from previous page...

Mol	Type	Chain	Res	Atoms	RSCC	RSR	B-factors(\AA^2)	Q<0.9
54	MG	BA	3505	1/1	0.88	0.22	114,114,114,114	0
54	MG	BA	3509	1/1	0.88	0.21	107,107,107,107	0
54	MG	BA	3056	1/1	0.88	0.26	71,71,71,71	0
54	MG	DA	3605	1/1	0.88	0.19	80,80,80,80	0
54	MG	CA	1912	1/1	0.88	0.14	127,127,127,127	0
54	MG	AA	1796	1/1	0.88	0.33	75,75,75,75	0
54	MG	DA	3681	1/1	0.88	0.26	92,92,92,92	0
54	MG	BA	2959	1/1	0.88	0.13	36,36,36,36	0
54	MG	BA	3068	1/1	0.88	0.18	72,72,72,72	0
54	MG	AA	1641	1/1	0.88	0.13	76,76,76,76	0
54	MG	CA	1981	1/1	0.88	0.08	65,65,65,65	0
54	MG	AA	2042	1/1	0.88	0.10	66,66,66,66	0
54	MG	AA	1721	1/1	0.88	0.39	72,72,72,72	0
54	MG	CA	1769	1/1	0.89	0.18	81,81,81,81	0
54	MG	BA	3164	1/1	0.89	0.08	70,70,70,70	0
54	MG	DA	3626	1/1	0.89	0.49	109,109,109,109	0
54	MG	DB	221	1/1	0.89	0.24	94,94,94,94	0
54	MG	DA	2992	1/1	0.89	0.26	43,43,43,43	0
54	MG	DA	3502	1/1	0.89	0.38	112,112,112,112	0
54	MG	DA	3606	1/1	0.89	0.23	72,72,72,72	0
54	MG	DA	2996	1/1	0.89	0.32	40,40,40,40	0
54	MG	DA	3247	1/1	0.89	0.14	45,45,45,45	0
54	MG	BA	3216	1/1	0.89	0.21	86,86,86,86	0
54	MG	DA	3454	1/1	0.89	0.36	69,69,69,69	0
54	MG	DA	3199	1/1	0.89	0.12	39,39,39,39	0
54	MG	CA	1758	1/1	0.89	0.08	90,90,90,90	0
54	MG	DA	3202	1/1	0.89	0.17	49,49,49,49	0
54	MG	AA	1938	1/1	0.89	0.33	89,89,89,89	0
54	MG	AA	1716	1/1	0.89	0.11	66,66,66,66	0
54	MG	CA	1658	1/1	0.89	0.28	76,76,76,76	0
54	MG	BA	3410	1/1	0.89	0.11	82,82,82,82	0
54	MG	AA	1933	1/1	0.89	0.35	98,98,98,98	0
54	MG	AA	1870	1/1	0.89	0.09	92,92,92,92	0
54	MG	DA	3252	1/1	0.89	0.28	65,65,65,65	0
54	MG	DA	3370	1/1	0.89	0.38	79,79,79,79	0
54	MG	CA	1698	1/1	0.89	0.22	101,101,101,101	0
54	MG	AA	1617	1/1	0.89	0.41	77,77,77,77	0
54	MG	DA	3318	1/1	0.89	0.46	87,87,87,87	0
54	MG	DB	228	1/1	0.89	0.38	116,116,116,116	0
54	MG	AA	1765	1/1	0.89	0.21	83,83,83,83	0
54	MG	DA	3236	1/1	0.89	0.32	60,60,60,60	0
54	MG	DA	3730	1/1	0.89	0.16	79,79,79,79	0

Continued on next page...

Continued from previous page...

Mol	Type	Chain	Res	Atoms	RSCC	RSR	B-factors(\AA^2)	Q<0.9
54	MG	DA	3753	1/1	0.89	0.32	92,92,92,92	0
54	MG	AS	101	1/1	0.89	0.35	84,84,84,84	0
54	MG	CA	1736	1/1	0.89	0.17	89,89,89,89	0
54	MG	BA	3364	1/1	0.89	0.12	77,77,77,77	0
54	MG	DA	3803	1/1	0.89	0.05	99,99,99,99	0
54	MG	CA	1800	1/1	0.89	0.15	97,97,97,97	0
54	MG	DA	3399	1/1	0.89	0.28	86,86,86,86	0
54	MG	AD	101	1/1	0.89	0.26	85,85,85,85	0
54	MG	AA	1735	1/1	0.89	0.41	108,108,108,108	0
54	MG	CA	1724	1/1	0.89	0.18	66,66,66,66	0
54	MG	BA	3532	1/1	0.89	0.13	83,83,83,83	0
54	MG	CA	1630	1/1	0.89	0.30	59,59,59,59	0
54	MG	CA	1708	1/1	0.89	0.16	77,77,77,77	0
54	MG	DA	3271	1/1	0.89	0.56	87,87,87,87	0
54	MG	BA	3318	1/1	0.89	0.18	76,76,76,76	0
54	MG	BA	3227	1/1	0.89	0.24	82,82,82,82	0
54	MG	AA	1881	1/1	0.89	0.16	77,77,77,77	0
54	MG	BA	3538	1/1	0.89	0.14	65,65,65,65	0
54	MG	DA	3616	1/1	0.89	0.15	59,59,59,59	0
54	MG	AA	1736	1/1	0.89	0.16	53,53,53,53	0
54	MG	DA	3641	1/1	0.89	0.22	76,76,76,76	0
54	MG	DA	3734	1/1	0.89	0.19	69,69,69,69	0
54	MG	DA	3359	1/1	0.89	0.31	70,70,70,70	0
54	MG	DA	3037	1/1	0.89	0.25	58,58,58,58	0
54	MG	DA	3218	1/1	0.89	0.33	61,61,61,61	0
54	MG	DA	3632	1/1	0.89	0.07	73,73,73,73	0
54	MG	BA	3183	1/1	0.89	0.11	80,80,80,80	0
54	MG	CA	1673	1/1	0.89	0.19	63,63,63,63	0
54	MG	AA	1604	1/1	0.89	0.27	53,53,53,53	0
54	MG	BA	3143	1/1	0.89	0.32	74,74,74,74	0
54	MG	AA	1802	1/1	0.89	0.23	98,98,98,98	0
54	MG	CA	1801	1/1	0.89	0.27	88,88,88,88	0
54	MG	AA	1846	1/1	0.89	0.43	97,97,97,97	0
54	MG	BA	3074	1/1	0.89	0.22	41,41,41,41	0
54	MG	DA	3612	1/1	0.89	0.15	99,99,99,99	0
54	MG	BA	3403	1/1	0.89	0.22	89,89,89,89	0
54	MG	CA	1774	1/1	0.89	0.17	66,66,66,66	0
54	MG	AA	1957	1/1	0.89	0.15	82,82,82,82	0
54	MG	DA	3206	1/1	0.89	0.33	59,59,59,59	0
54	MG	DA	3402	1/1	0.89	0.11	70,70,70,70	0
54	MG	CA	1601	1/1	0.89	0.22	50,50,50,50	0
54	MG	BA	3300	1/1	0.89	0.12	87,87,87,87	0

Continued on next page...

Continued from previous page...

Mol	Type	Chain	Res	Atoms	RSCC	RSR	B-factors(\AA^2)	Q<0.9
54	MG	BA	3114	1/1	0.89	0.18	67,67,67,67	0
54	MG	BF	301	1/1	0.89	0.13	80,80,80,80	0
54	MG	DA	3084	1/1	0.89	0.28	47,47,47,47	0
54	MG	DA	3669	1/1	0.89	0.19	70,70,70,70	0
54	MG	AA	1648	1/1	0.89	0.35	68,68,68,68	0
54	MG	BA	3407	1/1	0.89	0.34	106,106,106,106	0
54	MG	CA	1886	1/1	0.89	0.20	120,120,120,120	0
54	MG	DA	3457	1/1	0.89	0.14	74,74,74,74	0
54	MG	CA	1762	1/1	0.89	0.24	110,110,110,110	0
54	MG	DA	3481	1/1	0.89	0.27	91,91,91,91	0
54	MG	CA	1980	1/1	0.89	0.16	50,50,50,50	0
54	MG	AA	1728	1/1	0.89	0.21	77,77,77,77	0
54	MG	AA	1893	1/1	0.89	0.14	95,95,95,95	0
54	MG	BA	3144	1/1	0.89	0.14	68,68,68,68	0
54	MG	DA	3453	1/1	0.89	0.43	81,81,81,81	0
54	MG	BA	3065	1/1	0.89	0.18	51,51,51,51	0
54	MG	AA	1666	1/1	0.89	0.27	95,95,95,95	0
54	MG	CA	1827	1/1	0.89	0.06	100,100,100,100	0
54	MG	AA	1827	1/1	0.89	0.21	88,88,88,88	0
54	MG	DA	3231	1/1	0.89	0.40	78,78,78,78	0
54	MG	AA	1784	1/1	0.89	0.05	76,76,76,76	0
54	MG	DA	3275	1/1	0.89	0.17	62,62,62,62	0
54	MG	CA	1664	1/1	0.89	0.17	87,87,87,87	0
54	MG	AA	1814	1/1	0.89	0.20	63,63,63,63	0
54	MG	CA	1609	1/1	0.89	0.33	54,54,54,54	0
54	MG	BA	3139	1/1	0.89	0.09	40,40,40,40	0
54	MG	DA	3050	1/1	0.89	0.35	56,56,56,56	0
54	MG	BA	3295	1/1	0.89	0.09	55,55,55,55	0
54	MG	DB	203	1/1	0.89	0.35	67,67,67,67	0
54	MG	DA	3208	1/1	0.89	0.19	57,57,57,57	0
54	MG	DA	3213	1/1	0.89	0.20	40,40,40,40	0
54	MG	BA	3462	1/1	0.89	0.26	77,77,77,77	0
54	MG	DA	3283	1/1	0.89	0.10	81,81,81,81	0
54	MG	AA	1823	1/1	0.89	0.42	104,104,104,104	0
54	MG	DA	3186	1/1	0.89	0.11	23,23,23,23	0
54	MG	BA	3477	1/1	0.89	0.12	60,60,60,60	0
54	MG	BA	3071	1/1	0.89	0.19	74,74,74,74	0
54	MG	CD	119	1/1	0.89	0.05	95,95,95,95	0
54	MG	CD	113	1/1	0.89	0.14	80,80,80,80	0
54	MG	CA	1702	1/1	0.89	0.20	71,71,71,71	0
54	MG	BA	3181	1/1	0.89	0.30	97,97,97,97	0
54	MG	DA	3363	1/1	0.89	0.35	113,113,113,113	0

Continued on next page...

Continued from previous page...

Mol	Type	Chain	Res	Atoms	RSCC	RSR	B-factors(\AA^2)	Q<0.9
54	MG	DA	3474	1/1	0.90	0.49	89,89,89,89	0
54	MG	CA	1810	1/1	0.90	0.16	92,92,92,92	0
54	MG	BA	3309	1/1	0.90	0.11	61,61,61,61	0
54	MG	CA	1784	1/1	0.90	0.31	85,85,85,85	0
54	MG	AA	1608	1/1	0.90	0.42	67,67,67,67	0
54	MG	DA	3691	1/1	0.90	0.29	82,82,82,82	0
54	MG	DB	206	1/1	0.90	0.17	57,57,57,57	0
54	MG	CA	1864	1/1	0.90	0.30	90,90,90,90	0
54	MG	BA	3147	1/1	0.90	0.38	83,83,83,83	0
54	MG	AA	1964	1/1	0.90	0.43	103,103,103,103	0
54	MG	BA	3033	1/1	0.90	0.19	45,45,45,45	0
54	MG	BB	214	1/1	0.90	0.26	91,91,91,91	0
54	MG	BB	211	1/1	0.90	0.14	80,80,80,80	0
54	MG	CA	1870	1/1	0.90	0.20	69,69,69,69	0
54	MG	BA	3263	1/1	0.90	0.24	65,65,65,65	0
54	MG	CA	1712	1/1	0.90	0.11	65,65,65,65	0
54	MG	CA	1825	1/1	0.90	0.08	106,106,106,106	0
54	MG	DA	3498	1/1	0.90	0.17	107,107,107,107	0
54	MG	BA	3247	1/1	0.90	0.17	63,63,63,63	0
54	MG	DA	3019	1/1	0.90	0.26	68,68,68,68	0
54	MG	BA	3560	1/1	0.90	0.18	48,48,48,48	0
54	MG	DA	2988	1/1	0.90	0.24	42,42,42,42	0
54	MG	AS	102	1/1	0.90	0.22	90,90,90,90	0
54	MG	AA	1928	1/1	0.90	0.35	117,117,117,117	0
54	MG	AA	1834	1/1	0.90	0.49	183,183,183,183	0
54	MG	AA	1706	1/1	0.90	0.34	143,143,143,143	0
54	MG	CA	1907	1/1	0.90	0.09	83,83,83,83	0
54	MG	AA	1896	1/1	0.90	0.28	93,93,93,93	0
54	MG	BA	3010	1/1	0.90	0.27	55,55,55,55	0
54	MG	DA	2955	1/1	0.90	0.32	39,39,39,39	0
54	MG	DA	3464	1/1	0.90	0.49	93,93,93,93	0
54	MG	AA	1848	1/1	0.90	0.12	70,70,70,70	0
54	MG	AA	1724	1/1	0.90	0.43	82,82,82,82	0
54	MG	DA	3274	1/1	0.90	0.20	82,82,82,82	0
54	MG	AA	1619	1/1	0.90	0.41	55,55,55,55	0
54	MG	DA	3305	1/1	0.90	0.11	63,63,63,63	0
54	MG	DA	3776	1/1	0.90	0.12	71,71,71,71	0
54	MG	CA	1683	1/1	0.90	0.21	70,70,70,70	0
54	MG	CA	1786	1/1	0.90	0.20	86,86,86,86	0
54	MG	DA	3383	1/1	0.90	0.16	32,32,32,32	0
54	MG	DA	3718	1/1	0.90	0.23	88,88,88,88	0
54	MG	DA	3578	1/1	0.90	0.23	89,89,89,89	0

Continued on next page...

Continued from previous page...

Mol	Type	Chain	Res	Atoms	RSCC	RSR	B-factors(\AA^2)	Q<0.9
54	MG	BA	3301	1/1	0.90	0.23	92,92,92,92	0
54	MG	DA	3338	1/1	0.90	0.16	52,52,52,52	0
54	MG	CK	201	1/1	0.90	0.24	90,90,90,90	0
54	MG	DA	3116	1/1	0.90	0.46	93,93,93,93	0
54	MG	AA	1991	1/1	0.90	0.07	70,70,70,70	0
54	MG	DA	3060	1/1	0.90	0.13	57,57,57,57	0
54	MG	AA	1781	1/1	0.90	0.36	98,98,98,98	0
54	MG	A1	101	1/1	0.90	0.11	102,102,102,102	0
54	MG	AA	1877	1/1	0.90	0.30	80,80,80,80	0
54	MG	DA	3289	1/1	0.90	0.24	63,63,63,63	0
54	MG	DA	3367	1/1	0.90	0.06	60,60,60,60	0
54	MG	AA	1751	1/1	0.90	0.21	73,73,73,73	0
54	MG	AA	1922	1/1	0.90	0.27	94,94,94,94	0
54	MG	BA	3089	1/1	0.90	0.32	74,74,74,74	0
54	MG	AA	1691	1/1	0.90	0.27	62,62,62,62	0
54	MG	DA	3350	1/1	0.90	0.33	109,109,109,109	0
54	MG	CA	1818	1/1	0.90	0.26	92,92,92,92	0
54	MG	DA	3769	1/1	0.90	0.21	73,73,73,73	0
54	MG	DA	3419	1/1	0.90	0.49	92,92,92,92	0
54	MG	DB	207	1/1	0.90	0.17	99,99,99,99	0
54	MG	BA	3353	1/1	0.90	0.20	75,75,75,75	0
54	MG	CA	1854	1/1	0.90	0.27	79,79,79,79	0
54	MG	BA	3220	1/1	0.90	0.16	59,59,59,59	0
54	MG	AA	2023	1/1	0.90	0.06	112,112,112,112	0
54	MG	CA	1974	1/1	0.90	0.09	88,88,88,88	0
54	MG	CA	1805	1/1	0.90	0.07	89,89,89,89	0
54	MG	DA	3169	1/1	0.90	0.35	59,59,59,59	0
54	MG	CA	1623	1/1	0.90	0.40	71,71,71,71	0
54	MG	AA	1637	1/1	0.90	0.51	82,82,82,82	0
54	MG	BA	3100	1/1	0.90	0.15	70,70,70,70	0
54	MG	BA	3209	1/1	0.90	0.18	58,58,58,58	0
54	MG	BA	3436	1/1	0.90	0.18	66,66,66,66	0
54	MG	AA	1638	1/1	0.90	0.24	61,61,61,61	0
54	MG	DA	3065	1/1	0.90	0.08	46,46,46,46	0
54	MG	DA	3322	1/1	0.90	0.30	79,79,79,79	0
54	MG	BA	3302	1/1	0.90	0.07	61,61,61,61	0
54	MG	BA	3173	1/1	0.90	0.10	68,68,68,68	0
54	MG	BA	3440	1/1	0.90	0.15	100,100,100,100	0
54	MG	DA	3593	1/1	0.90	0.16	97,97,97,97	0
54	MG	CA	1973	1/1	0.90	0.10	116,116,116,116	0
54	MG	DA	3339	1/1	0.90	0.29	67,67,67,67	0
54	MG	CA	1726	1/1	0.90	0.14	54,54,54,54	0

Continued on next page...

Continued from previous page...

Mol	Type	Chain	Res	Atoms	RSCC	RSR	B-factors(\AA^2)	Q<0.9
54	MG	DA	3172	1/1	0.90	0.19	53,53,53,53	0
54	MG	DA	3024	1/1	0.90	0.10	39,39,39,39	0
54	MG	DA	3473	1/1	0.90	0.33	87,87,87,87	0
54	MG	BA	2905	1/1	0.90	0.08	136,136,136,136	0
54	MG	AA	1886	1/1	0.90	0.25	102,102,102,102	0
54	MG	AA	1997	1/1	0.90	0.30	108,108,108,108	0
54	MG	AC	103	1/1	0.90	0.10	86,86,86,86	0
54	MG	DA	3595	1/1	0.90	0.11	80,80,80,80	0
54	MG	CA	1777	1/1	0.90	0.20	71,71,71,71	0
54	MG	DA	3262	1/1	0.90	0.20	84,84,84,84	0
54	MG	CA	1945	1/1	0.90	0.09	77,77,77,77	0
54	MG	CA	1696	1/1	0.90	0.22	84,84,84,84	0
54	MG	CA	1687	1/1	0.90	0.09	76,76,76,76	0
54	MG	BA	3409	1/1	0.90	0.16	100,100,100,100	0
54	MG	BA	3131	1/1	0.90	0.32	76,76,76,76	0
54	MG	DA	2925	1/1	0.90	0.41	38,38,38,38	0
54	MG	AA	1731	1/1	0.90	0.30	63,63,63,63	0
54	MG	BA	3404	1/1	0.90	0.07	82,82,82,82	0
54	MG	BA	3451	1/1	0.91	0.16	64,64,64,64	0
54	MG	CA	1721	1/1	0.91	0.18	60,60,60,60	0
54	MG	AA	1797	1/1	0.91	0.18	75,75,75,75	0
54	MG	AC	104	1/1	0.91	0.09	85,85,85,85	0
54	MG	BA	3145	1/1	0.91	0.18	74,74,74,74	0
54	MG	CA	1747	1/1	0.91	0.33	93,93,93,93	0
54	MG	DA	3345	1/1	0.91	0.29	80,80,80,80	0
54	MG	DA	3311	1/1	0.91	0.31	100,100,100,100	0
54	MG	DA	3292	1/1	0.91	0.22	83,83,83,83	0
54	MG	DA	3556	1/1	0.91	0.28	183,183,183,183	0
54	MG	BA	3551	1/1	0.91	0.10	98,98,98,98	0
54	MG	DA	3543	1/1	0.91	0.18	96,96,96,96	0
54	MG	AA	1867	1/1	0.91	0.36	85,85,85,85	0
54	MG	AA	2006	1/1	0.91	0.09	86,86,86,86	0
54	MG	AA	2025	1/1	0.91	0.35	71,71,71,71	0
54	MG	AA	1632	1/1	0.91	0.21	72,72,72,72	0
54	MG	CA	1738	1/1	0.91	0.16	88,88,88,88	0
54	MG	DA	3022	1/1	0.91	0.25	36,36,36,36	0
54	MG	CA	1930	1/1	0.91	0.19	96,96,96,96	0
54	MG	DA	3483	1/1	0.91	0.14	66,66,66,66	0
54	MG	CA	1649	1/1	0.91	0.45	86,86,86,86	0
54	MG	AA	1935	1/1	0.91	0.21	94,94,94,94	0
54	MG	AA	1651	1/1	0.91	0.33	60,60,60,60	0
54	MG	CA	1892	1/1	0.91	0.07	99,99,99,99	0

Continued on next page...

Continued from previous page...

Mol	Type	Chain	Res	Atoms	RSCC	RSR	B-factors(\AA^2)	Q<0.9
54	MG	BA	3231	1/1	0.91	0.12	68,68,68,68	0
54	MG	DA	3331	1/1	0.91	0.14	70,70,70,70	0
54	MG	DA	3268	1/1	0.91	0.46	73,73,73,73	0
54	MG	DA	3087	1/1	0.91	0.23	41,41,41,41	0
54	MG	AA	1772	1/1	0.91	0.28	71,71,71,71	0
54	MG	DA	3745	1/1	0.91	0.21	95,95,95,95	0
54	MG	BA	2922	1/1	0.91	0.20	46,46,46,46	0
54	MG	BA	3054	1/1	0.91	0.15	66,66,66,66	0
54	MG	DA	3649	1/1	0.91	0.16	62,62,62,62	0
54	MG	BA	3012	1/1	0.91	0.16	56,56,56,56	0
54	MG	DA	3137	1/1	0.91	0.15	51,51,51,51	0
54	MG	AA	1995	1/1	0.91	0.20	142,142,142,142	0
54	MG	BA	3323	1/1	0.91	0.10	58,58,58,58	0
54	MG	DH	204	1/1	0.91	0.22	77,77,77,77	0
54	MG	DA	3034	1/1	0.91	0.28	75,75,75,75	0
54	MG	DA	3758	1/1	0.91	0.10	65,65,65,65	0
54	MG	CA	1889	1/1	0.91	0.25	89,89,89,89	0
54	MG	AA	1890	1/1	0.91	0.10	72,72,72,72	0
54	MG	BA	3127	1/1	0.91	0.29	64,64,64,64	0
54	MG	BD	302	1/1	0.91	0.11	69,69,69,69	0
54	MG	DA	3500	1/1	0.91	0.12	60,60,60,60	0
54	MG	AA	1816	1/1	0.91	0.26	107,107,107,107	0
54	MG	CD	120	1/1	0.91	0.09	110,110,110,110	0
54	MG	CT	201	1/1	0.91	0.21	76,76,76,76	0
54	MG	CC	104	1/1	0.91	0.10	65,65,65,65	0
54	MG	BA	3415	1/1	0.91	0.22	89,89,89,89	0
54	MG	AA	1948	1/1	0.91	0.08	82,82,82,82	0
54	MG	BA	3099	1/1	0.91	0.05	42,42,42,42	0
54	MG	DA	3596	1/1	0.91	0.28	110,110,110,110	0
54	MG	BA	3017	1/1	0.91	0.16	48,48,48,48	0
54	MG	CA	1978	1/1	0.91	0.19	73,73,73,73	0
54	MG	BA	3339	1/1	0.91	0.07	74,74,74,74	0
54	MG	DA	3746	1/1	0.91	0.09	64,64,64,64	0
54	MG	BA	3094	1/1	0.91	0.14	84,84,84,84	0
54	MG	BA	3367	1/1	0.91	0.27	111,111,111,111	0
54	MG	BA	3564	1/1	0.91	0.07	77,77,77,77	0
54	MG	CA	1842	1/1	0.91	0.09	112,112,112,112	0
54	MG	DA	3415	1/1	0.91	0.24	77,77,77,77	0
54	MG	CH	202	1/1	0.91	0.17	72,72,72,72	0
54	MG	AA	2008	1/1	0.91	0.10	69,69,69,69	0
54	MG	AA	1702	1/1	0.91	0.20	71,71,71,71	0
54	MG	DA	3650	1/1	0.91	0.15	76,76,76,76	0

Continued on next page...

Continued from previous page...

Mol	Type	Chain	Res	Atoms	RSCC	RSR	B-factors(\AA^2)	Q<0.9
54	MG	BA	3091	1/1	0.91	0.16	59,59,59,59	0
54	MG	AA	1782	1/1	0.91	0.24	106,106,106,106	0
54	MG	BA	3408	1/1	0.91	0.08	75,75,75,75	0
54	MG	BA	3034	1/1	0.91	0.19	61,61,61,61	0
54	MG	DA	3792	1/1	0.91	0.22	157,157,157,157	0
54	MG	CC	101	1/1	0.91	0.08	70,70,70,70	0
54	MG	CA	1916	1/1	0.91	0.17	114,114,114,114	0
54	MG	BA	3543	1/1	0.91	0.09	72,72,72,72	0
54	MG	AA	1898	1/1	0.91	0.18	102,102,102,102	0
54	MG	CA	1927	1/1	0.91	0.27	86,86,86,86	0
54	MG	CA	1662	1/1	0.91	0.18	61,61,61,61	0
54	MG	DA	3489	1/1	0.91	0.52	79,79,79,79	0
54	MG	BA	3136	1/1	0.91	0.38	111,111,111,111	0
54	MG	CW	203	1/1	0.91	0.13	111,111,111,111	0
54	MG	DA	3528	1/1	0.91	0.37	80,80,80,80	0
54	MG	DA	2972	1/1	0.91	0.30	41,41,41,41	0
54	MG	DA	3766	1/1	0.91	0.16	81,81,81,81	0
54	MG	DA	3466	1/1	0.91	0.33	85,85,85,85	0
54	MG	CA	1756	1/1	0.91	0.09	57,57,57,57	0
54	MG	BA	3174	1/1	0.91	0.29	90,90,90,90	0
54	MG	BA	3331	1/1	0.91	0.27	80,80,80,80	0
54	MG	DA	3112	1/1	0.91	0.19	55,55,55,55	0
54	MG	DA	3212	1/1	0.91	0.16	113,113,113,113	0
54	MG	DE	302	1/1	0.91	0.10	51,51,51,51	0
54	MG	DA	3634	1/1	0.91	0.44	63,63,63,63	0
54	MG	AA	1829	1/1	0.91	0.19	109,109,109,109	0
54	MG	DA	3724	1/1	0.91	0.37	106,106,106,106	0
54	MG	CA	1691	1/1	0.91	0.16	56,56,56,56	0
54	MG	CA	1604	1/1	0.91	0.27	66,66,66,66	0
54	MG	DA	3145	1/1	0.91	0.32	64,64,64,64	0
54	MG	BA	3399	1/1	0.91	0.12	82,82,82,82	0
54	MG	BA	3452	1/1	0.91	0.15	57,57,57,57	0
54	MG	BA	3395	1/1	0.91	0.07	60,60,60,60	0
54	MG	BA	2982	1/1	0.91	0.34	61,61,61,61	0
54	MG	DA	3375	1/1	0.91	0.09	57,57,57,57	0
54	MG	AA	1709	1/1	0.91	0.34	130,130,130,130	0
54	MG	DA	3462	1/1	0.91	0.25	80,80,80,80	0
54	MG	DG	201	1/1	0.91	0.17	76,76,76,76	0
54	MG	BA	3411	1/1	0.91	0.15	71,71,71,71	0
54	MG	BA	3306	1/1	0.91	0.50	105,105,105,105	0
54	MG	AA	2017	1/1	0.91	0.15	92,92,92,92	0
54	MG	CA	1650	1/1	0.91	0.13	52,52,52,52	0

Continued on next page...

Continued from previous page...

Mol	Type	Chain	Res	Atoms	RSCC	RSR	B-factors(\AA^2)	Q<0.9
54	MG	DA	3263	1/1	0.91	0.37	78,78,78,78	0
54	MG	DA	3520	1/1	0.91	0.22	90,90,90,90	0
54	MG	AA	1885	1/1	0.91	0.15	113,113,113,113	0
54	MG	CA	1877	1/1	0.91	0.21	62,62,62,62	0
54	MG	AA	1987	1/1	0.91	0.10	86,86,86,86	0
54	MG	AA	1747	1/1	0.91	0.29	89,89,89,89	0
54	MG	DA	3392	1/1	0.91	0.15	66,66,66,66	0
54	MG	AA	1966	1/1	0.91	0.24	85,85,85,85	0
54	MG	DA	3692	1/1	0.91	0.11	60,60,60,60	0
54	MG	AA	1694	1/1	0.91	0.27	66,66,66,66	0
54	MG	BA	3383	1/1	0.91	0.17	63,63,63,63	0
54	MG	DA	3006	1/1	0.91	0.29	51,51,51,51	0
54	MG	DA	3094	1/1	0.91	0.22	49,49,49,49	0
54	MG	BA	3189	1/1	0.91	0.28	76,76,76,76	0
54	MG	AA	1865	1/1	0.91	0.53	140,140,140,140	0
54	MG	DA	3700	1/1	0.91	0.14	75,75,75,75	0
54	MG	DA	2984	1/1	0.91	0.40	46,46,46,46	0
54	MG	DA	3763	1/1	0.91	0.14	71,71,71,71	0
54	MG	DA	3687	1/1	0.91	0.23	78,78,78,78	0
54	MG	DA	3494	1/1	0.91	0.11	110,110,110,110	0
54	MG	D7	101	1/1	0.91	0.16	55,55,55,55	0
54	MG	AA	1894	1/1	0.91	0.42	103,103,103,103	0
54	MG	BA	3168	1/1	0.91	0.18	65,65,65,65	0
54	MG	AA	1743	1/1	0.91	0.08	75,75,75,75	0
54	MG	AA	1746	1/1	0.91	0.24	81,81,81,81	0
54	MG	CA	1792	1/1	0.91	0.30	84,84,84,84	0
54	MG	DA	3075	1/1	0.91	0.13	43,43,43,43	0
54	MG	DA	3739	1/1	0.91	0.17	127,127,127,127	0
54	MG	CA	1910	1/1	0.91	0.21	130,130,130,130	0
54	MG	DB	202	1/1	0.92	0.09	87,87,87,87	0
54	MG	DA	3080	1/1	0.92	0.08	23,23,23,23	0
54	MG	BA	3498	1/1	0.92	0.21	59,59,59,59	0
54	MG	CA	1694	1/1	0.92	0.20	55,55,55,55	0
54	MG	BA	3208	1/1	0.92	0.16	68,68,68,68	0
54	MG	BA	3284	1/1	0.92	0.14	74,74,74,74	0
54	MG	BA	3250	1/1	0.92	0.29	93,93,93,93	0
54	MG	DA	3056	1/1	0.92	0.32	71,71,71,71	0
54	MG	CA	1931	1/1	0.92	0.20	84,84,84,84	0
54	MG	DA	3176	1/1	0.92	0.31	57,57,57,57	0
54	MG	BA	3222	1/1	0.92	0.31	88,88,88,88	0
54	MG	BA	3186	1/1	0.92	0.14	83,83,83,83	0
54	MG	AA	2003	1/1	0.92	0.15	128,128,128,128	0

Continued on next page...

Continued from previous page...

Mol	Type	Chain	Res	Atoms	RSCC	RSR	B-factors(\AA^2)	Q<0.9
54	MG	DA	3744	1/1	0.92	0.15	68,68,68,68	0
54	MG	DA	3064	1/1	0.92	0.31	72,72,72,72	0
54	MG	DA	3403	1/1	0.92	0.23	69,69,69,69	0
54	MG	DA	3499	1/1	0.92	0.30	87,87,87,87	0
54	MG	DA	3693	1/1	0.92	0.21	56,56,56,56	0
54	MG	DA	3100	1/1	0.92	0.11	62,62,62,62	0
54	MG	DA	3004	1/1	0.92	0.29	52,52,52,52	0
54	MG	DA	3298	1/1	0.92	0.23	70,70,70,70	0
54	MG	DA	3366	1/1	0.92	0.14	50,50,50,50	0
54	MG	CA	1660	1/1	0.92	0.25	74,74,74,74	0
54	MG	DA	3067	1/1	0.92	0.29	47,47,47,47	0
54	MG	BA	3271	1/1	0.92	0.11	59,59,59,59	0
54	MG	AA	1769	1/1	0.92	0.22	80,80,80,80	0
54	MG	BA	3442	1/1	0.92	0.06	89,89,89,89	0
54	MG	BA	3427	1/1	0.92	0.07	80,80,80,80	0
54	MG	AA	1847	1/1	0.92	0.18	91,91,91,91	0
54	MG	AA	1602	1/1	0.92	0.26	53,53,53,53	0
54	MG	DA	3020	1/1	0.92	0.28	58,58,58,58	0
54	MG	BA	3215	1/1	0.92	0.16	58,58,58,58	0
54	MG	AA	1951	1/1	0.92	0.18	79,79,79,79	0
54	MG	BA	2975	1/1	0.92	0.20	40,40,40,40	0
54	MG	CK	202	1/1	0.92	0.12	87,87,87,87	0
54	MG	BA	3021	1/1	0.92	0.13	35,35,35,35	0
54	MG	DA	3092	1/1	0.92	0.16	39,39,39,39	0
54	MG	CH	201	1/1	0.92	0.16	82,82,82,82	0
54	MG	DA	3736	1/1	0.92	0.14	76,76,76,76	0
54	MG	DA	3258	1/1	0.92	0.11	76,76,76,76	0
54	MG	DA	3619	1/1	0.92	0.12	52,52,52,52	0
54	MG	BA	3492	1/1	0.92	0.07	86,86,86,86	0
54	MG	AA	1631	1/1	0.92	0.29	60,60,60,60	0
54	MG	DA	3223	1/1	0.92	0.16	64,64,64,64	0
54	MG	BA	3203	1/1	0.92	0.21	64,64,64,64	0
54	MG	BA	3237	1/1	0.92	0.13	82,82,82,82	0
54	MG	BA	3352	1/1	0.92	0.13	112,112,112,112	0
54	MG	AA	1926	1/1	0.92	0.16	102,102,102,102	0
54	MG	AA	1671	1/1	0.92	0.16	66,66,66,66	0
54	MG	DA	3411	1/1	0.92	0.29	86,86,86,86	0
54	MG	CA	1834	1/1	0.92	0.27	103,103,103,103	0
54	MG	BA	3363	1/1	0.92	0.16	79,79,79,79	0
54	MG	DA	3171	1/1	0.92	0.16	45,45,45,45	0
54	MG	CA	1757	1/1	0.92	0.12	79,79,79,79	0
54	MG	BA	3233	1/1	0.92	0.13	84,84,84,84	0

Continued on next page...

Continued from previous page...

Mol	Type	Chain	Res	Atoms	RSCC	RSR	B-factors(\AA^2)	Q<0.9
54	MG	CA	1871	1/1	0.92	0.08	73,73,73,73	0
54	MG	BA	3279	1/1	0.92	0.27	85,85,85,85	0
54	MG	AA	1749	1/1	0.92	0.28	72,72,72,72	0
54	MG	BA	3087	1/1	0.92	0.20	72,72,72,72	0
54	MG	AC	102	1/1	0.92	0.35	85,85,85,85	0
54	MG	BB	205	1/1	0.92	0.16	74,74,74,74	0
54	MG	BA	3060	1/1	0.92	0.09	35,35,35,35	0
54	MG	AL	201	1/1	0.92	0.15	79,79,79,79	0
54	MG	BA	3073	1/1	0.92	0.29	71,71,71,71	0
54	MG	DA	3014	1/1	0.92	0.44	68,68,68,68	0
54	MG	DA	3525	1/1	0.92	0.24	78,78,78,78	0
54	MG	DA	3156	1/1	0.92	0.56	95,95,95,95	0
54	MG	DA	2993	1/1	0.92	0.40	57,57,57,57	0
54	MG	DA	3194	1/1	0.92	0.29	65,65,65,65	0
54	MG	AA	1673	1/1	0.92	0.09	91,91,91,91	0
54	MG	BA	3289	1/1	0.92	0.25	71,71,71,71	0
54	MG	DA	3035	1/1	0.92	0.26	55,55,55,55	0
54	MG	DA	3173	1/1	0.92	0.11	57,57,57,57	0
54	MG	DA	3097	1/1	0.92	0.31	63,63,63,63	0
54	MG	DA	3044	1/1	0.92	0.17	61,61,61,61	0
54	MG	BA	3500	1/1	0.92	0.07	64,64,64,64	0
54	MG	BA	3194	1/1	0.92	0.25	87,87,87,87	0
54	MG	DA	3076	1/1	0.92	0.19	38,38,38,38	0
54	MG	BA	3406	1/1	0.92	0.10	68,68,68,68	0
54	MG	DA	2963	1/1	0.92	0.35	45,45,45,45	0
54	MG	CA	1906	1/1	0.92	0.13	107,107,107,107	0
54	MG	DA	3264	1/1	0.92	0.37	73,73,73,73	0
54	MG	CQ	101	1/1	0.92	0.06	71,71,71,71	0
54	MG	CA	1822	1/1	0.92	0.12	92,92,92,92	0
54	MG	CA	1644	1/1	0.92	0.20	52,52,52,52	0
54	MG	DA	3571	1/1	0.92	0.24	81,81,81,81	0
54	MG	DA	3456	1/1	0.92	0.45	92,92,92,92	0
54	MG	CA	1621	1/1	0.92	0.21	49,49,49,49	0
54	MG	DB	209	1/1	0.92	0.43	81,81,81,81	0
54	MG	AA	1860	1/1	0.92	0.28	93,93,93,93	0
54	MG	DA	3315	1/1	0.92	0.40	81,81,81,81	0
54	MG	DA	3599	1/1	0.92	0.47	80,80,80,80	0
54	MG	DA	3662	1/1	0.92	0.29	78,78,78,78	0
54	MG	DA	3762	1/1	0.92	0.14	119,119,119,119	0
54	MG	BA	3384	1/1	0.92	0.13	76,76,76,76	0
54	MG	BA	3548	1/1	0.92	0.20	81,81,81,81	0
54	MG	AA	1609	1/1	0.92	0.40	71,71,71,71	0

Continued on next page...

Continued from previous page...

Mol	Type	Chain	Res	Atoms	RSCC	RSR	B-factors(\AA^2)	Q<0.9
54	MG	AA	1611	1/1	0.92	0.34	63,63,63,63	0
54	MG	DA	3717	1/1	0.92	0.22	88,88,88,88	0
54	MG	BA	3095	1/1	0.92	0.16	52,52,52,52	0
54	MG	DA	3005	1/1	0.92	0.43	69,69,69,69	0
54	MG	AH	202	1/1	0.92	0.06	80,80,80,80	0
54	MG	CA	1804	1/1	0.92	0.17	79,79,79,79	0
54	MG	DA	3448	1/1	0.92	0.38	103,103,103,103	0
54	MG	BA	3238	1/1	0.92	0.24	85,85,85,85	0
54	MG	BA	3336	1/1	0.92	0.20	88,88,88,88	0
54	MG	BA	3235	1/1	0.92	0.10	59,59,59,59	0
54	MG	DA	3503	1/1	0.92	0.18	74,74,74,74	0
54	MG	BA	3511	1/1	0.92	0.10	140,140,140,140	0
54	MG	DA	3144	1/1	0.92	0.15	43,43,43,43	0
54	MG	DA	3486	1/1	0.92	0.18	90,90,90,90	0
54	MG	DA	3161	1/1	0.92	0.29	60,60,60,60	0
54	MG	CA	1779	1/1	0.92	0.20	104,104,104,104	0
54	MG	AA	1690	1/1	0.92	0.12	91,91,91,91	0
54	MG	DA	3535	1/1	0.92	0.26	79,79,79,79	0
54	MG	BA	3485	1/1	0.92	0.16	69,69,69,69	0
54	MG	DA	3240	1/1	0.92	0.18	58,58,58,58	0
54	MG	CD	112	1/1	0.93	0.09	85,85,85,85	0
54	MG	DA	3637	1/1	0.93	0.18	74,74,74,74	0
54	MG	BA	3392	1/1	0.93	0.11	70,70,70,70	0
54	MG	DA	3393	1/1	0.93	0.15	60,60,60,60	0
54	MG	BA	3449	1/1	0.93	0.13	76,76,76,76	0
54	MG	BA	3193	1/1	0.93	0.25	80,80,80,80	0
54	MG	DA	3665	1/1	0.93	0.32	88,88,88,88	0
54	MG	AA	2010	1/1	0.93	0.12	83,83,83,83	0
54	MG	BA	3178	1/1	0.93	0.21	60,60,60,60	0
54	MG	BA	3355	1/1	0.93	0.13	64,64,64,64	0
54	MG	DA	2951	1/1	0.93	0.34	54,54,54,54	0
54	MG	DA	3248	1/1	0.93	0.28	56,56,56,56	0
54	MG	AA	1869	1/1	0.93	0.10	83,83,83,83	0
54	MG	DA	3083	1/1	0.93	0.18	56,56,56,56	0
54	MG	BE	307	1/1	0.93	0.17	84,84,84,84	0
54	MG	CA	1656	1/1	0.93	0.27	98,98,98,98	0
54	MG	CA	1667	1/1	0.93	0.04	93,93,93,93	0
54	MG	DA	3728	1/1	0.93	0.51	123,123,123,123	0
54	MG	BA	3430	1/1	0.93	0.11	90,90,90,90	0
54	MG	CA	1605	1/1	0.93	0.18	39,39,39,39	0
54	MG	CA	1934	1/1	0.93	0.30	94,94,94,94	0
54	MG	BA	2958	1/1	0.93	0.20	44,44,44,44	0

Continued on next page...

Continued from previous page...

Mol	Type	Chain	Res	Atoms	RSCC	RSR	B-factors(\AA^2)	Q<0.9
54	MG	DA	3749	1/1	0.93	0.17	102,102,102,102	0
54	MG	BA	2971	1/1	0.93	0.13	57,57,57,57	0
54	MG	DA	2949	1/1	0.93	0.21	35,35,35,35	0
54	MG	AA	1626	1/1	0.93	0.14	55,55,55,55	0
54	MG	AA	1793	1/1	0.93	0.13	73,73,73,73	0
54	MG	DA	3337	1/1	0.93	0.15	59,59,59,59	0
54	MG	DA	3401	1/1	0.93	0.08	182,182,182,182	0
54	MG	BA	3361	1/1	0.93	0.12	72,72,72,72	0
54	MG	BA	3469	1/1	0.93	0.22	70,70,70,70	0
54	MG	DA	3698	1/1	0.93	0.32	89,89,89,89	0
54	MG	DR	202	1/1	0.93	0.15	102,102,102,102	0
54	MG	DA	3504	1/1	0.93	0.09	81,81,81,81	0
54	MG	AA	2009	1/1	0.93	0.08	71,71,71,71	0
54	MG	BA	3132	1/1	0.93	0.34	90,90,90,90	0
54	MG	DA	3756	1/1	0.93	0.15	57,57,57,57	0
54	MG	BA	3013	1/1	0.93	0.22	60,60,60,60	0
54	MG	DA	3241	1/1	0.93	0.16	56,56,56,56	0
54	MG	CA	1767	1/1	0.93	0.23	68,68,68,68	0
54	MG	DA	3562	1/1	0.93	0.32	75,75,75,75	0
54	MG	CA	1657	1/1	0.93	0.32	96,96,96,96	0
54	MG	AA	1780	1/1	0.93	0.29	95,95,95,95	0
54	MG	DA	3639	1/1	0.93	0.28	71,71,71,71	0
54	MG	BA	3290	1/1	0.93	0.10	91,91,91,91	0
54	MG	BA	3213	1/1	0.93	0.10	61,61,61,61	0
54	MG	CA	1785	1/1	0.93	0.21	69,69,69,69	0
54	MG	DA	3552	1/1	0.93	0.12	130,130,130,130	0
54	MG	BA	3260	1/1	0.93	0.21	77,77,77,77	0
54	MG	CA	1809	1/1	0.93	0.20	78,78,78,78	0
54	MG	BA	3307	1/1	0.93	0.17	79,79,79,79	0
54	MG	BA	3488	1/1	0.93	0.24	96,96,96,96	0
54	MG	BA	3070	1/1	0.93	0.19	53,53,53,53	0
54	MG	AA	1684	1/1	0.93	0.24	74,74,74,74	0
54	MG	DA	3200	1/1	0.93	0.27	52,52,52,52	0
54	MG	CA	1632	1/1	0.93	0.28	62,62,62,62	0
54	MG	DA	3090	1/1	0.93	0.13	43,43,43,43	0
54	MG	CA	1816	1/1	0.93	0.26	65,65,65,65	0
54	MG	DA	3517	1/1	0.93	0.18	81,81,81,81	0
54	MG	DA	3197	1/1	0.93	0.29	64,64,64,64	0
54	MG	DA	3429	1/1	0.93	0.16	83,83,83,83	0
54	MG	BA	3429	1/1	0.93	0.15	56,56,56,56	0
54	MG	BA	3527	1/1	0.93	0.08	63,63,63,63	0
54	MG	AA	1889	1/1	0.93	0.08	68,68,68,68	0

Continued on next page...

Continued from previous page...

Mol	Type	Chain	Res	Atoms	RSCC	RSR	B-factors(\AA^2)	Q<0.9
54	MG	DA	3045	1/1	0.93	0.34	57,57,57,57	0
54	MG	CA	1614	1/1	0.93	0.10	67,67,67,67	0
54	MG	DA	3332	1/1	0.93	0.26	67,67,67,67	0
54	MG	CA	1791	1/1	0.93	0.10	85,85,85,85	0
54	MG	DA	3544	1/1	0.93	0.23	87,87,87,87	0
54	MG	CA	1776	1/1	0.93	0.17	92,92,92,92	0
54	MG	DA	3438	1/1	0.93	0.18	83,83,83,83	0
54	MG	DA	2964	1/1	0.93	0.17	21,21,21,21	0
54	MG	DA	3209	1/1	0.93	0.13	57,57,57,57	0
54	MG	BA	3023	1/1	0.93	0.22	52,52,52,52	0
54	MG	BB	221	1/1	0.93	0.11	106,106,106,106	0
54	MG	DA	3215	1/1	0.93	0.26	58,58,58,58	0
54	MG	BB	212	1/1	0.93	0.20	81,81,81,81	0
54	MG	DA	2958	1/1	0.93	0.11	46,46,46,46	0
54	MG	DA	3302	1/1	0.93	0.30	76,76,76,76	0
54	MG	AA	1871	1/1	0.93	0.07	117,117,117,117	0
54	MG	BA	3103	1/1	0.93	0.18	53,53,53,53	0
54	MG	AA	1820	1/1	0.93	0.13	98,98,98,98	0
54	MG	CA	1845	1/1	0.93	0.27	82,82,82,82	0
54	MG	DA	3244	1/1	0.93	0.30	64,64,64,64	0
54	MG	BB	207	1/1	0.93	0.21	69,69,69,69	0
54	MG	DA	3297	1/1	0.93	0.25	54,54,54,54	0
54	MG	CA	1979	1/1	0.93	0.13	104,104,104,104	0
54	MG	BA	3268	1/1	0.93	0.33	87,87,87,87	0
54	MG	BA	3086	1/1	0.93	0.22	50,50,50,50	0
54	MG	CA	1772	1/1	0.93	0.20	82,82,82,82	0
54	MG	AA	1969	1/1	0.93	0.11	89,89,89,89	0
54	MG	DB	217	1/1	0.93	0.32	122,122,122,122	0
54	MG	DA	3146	1/1	0.93	0.15	54,54,54,54	0
54	MG	AA	1809	1/1	0.93	0.30	85,85,85,85	0
54	MG	BA	3475	1/1	0.93	0.11	73,73,73,73	0
54	MG	DA	3541	1/1	0.93	0.23	54,54,54,54	0
54	MG	DA	3725	1/1	0.93	0.24	132,132,132,132	0
54	MG	BA	3552	1/1	0.93	0.13	76,76,76,76	0
54	MG	CA	1969	1/1	0.93	0.20	86,86,86,86	0
54	MG	DA	3246	1/1	0.93	0.51	101,101,101,101	0
54	MG	CA	1729	1/1	0.93	0.15	61,61,61,61	0
54	MG	BA	3078	1/1	0.93	0.23	57,57,57,57	0
54	MG	BA	3016	1/1	0.93	0.23	63,63,63,63	0
54	MG	CA	1982	1/1	0.93	0.06	80,80,80,80	0
54	MG	AA	1949	1/1	0.93	0.20	122,122,122,122	0
54	MG	CD	123	1/1	0.93	0.09	81,81,81,81	0

Continued on next page...

Continued from previous page...

Mol	Type	Chain	Res	Atoms	RSCC	RSR	B-factors(\AA^2)	Q<0.9
54	MG	DA	3516	1/1	0.93	0.18	99,99,99,99	0
54	MG	CA	1669	1/1	0.93	0.30	71,71,71,71	0
54	MG	BA	2996	1/1	0.93	0.28	68,68,68,68	0
54	MG	CA	1627	1/1	0.93	0.28	50,50,50,50	0
54	MG	BA	3529	1/1	0.93	0.12	88,88,88,88	0
54	MG	AA	1839	1/1	0.93	0.09	91,91,91,91	0
54	MG	CA	1764	1/1	0.93	0.11	83,83,83,83	0
54	MG	BA	3210	1/1	0.93	0.05	54,54,54,54	0
54	MG	AA	1783	1/1	0.93	0.39	90,90,90,90	0
54	MG	CA	1858	1/1	0.93	0.26	109,109,109,109	0
54	MG	CA	1855	1/1	0.93	0.17	99,99,99,99	0
54	MG	AA	1873	1/1	0.93	0.09	80,80,80,80	0
54	MG	AA	1923	1/1	0.93	0.16	85,85,85,85	0
54	MG	DA	3093	1/1	0.93	0.33	53,53,53,53	0
54	MG	DA	3015	1/1	0.93	0.17	41,41,41,41	0
54	MG	DA	3420	1/1	0.93	0.10	91,91,91,91	0
54	MG	AA	1733	1/1	0.93	0.21	102,102,102,102	0
54	MG	DA	3683	1/1	0.93	0.25	100,100,100,100	0
54	MG	BA	3397	1/1	0.93	0.16	47,47,47,47	0
54	MG	DA	3079	1/1	0.93	0.37	59,59,59,59	0
54	MG	DA	3222	1/1	0.93	0.50	83,83,83,83	0
54	MG	CA	1719	1/1	0.93	0.17	56,56,56,56	0
54	MG	BA	3101	1/1	0.93	0.18	56,56,56,56	0
54	MG	BA	3506	1/1	0.93	0.10	77,77,77,77	0
54	MG	CA	1795	1/1	0.93	0.08	78,78,78,78	0
54	MG	DA	3214	1/1	0.93	0.37	72,72,72,72	0
54	MG	AA	1801	1/1	0.93	0.47	94,94,94,94	0
54	MG	BA	3486	1/1	0.93	0.24	90,90,90,90	0
54	MG	BU	201	1/1	0.93	0.37	75,75,75,75	0
54	MG	AA	1689	1/1	0.93	0.16	93,93,93,93	0
54	MG	DA	3433	1/1	0.93	0.24	87,87,87,87	0
54	MG	DA	3368	1/1	0.93	0.34	87,87,87,87	0
54	MG	AA	1914	1/1	0.93	0.18	109,109,109,109	0
54	MG	BA	3350	1/1	0.93	0.15	63,63,63,63	0
54	MG	CA	1928	1/1	0.93	0.06	122,122,122,122	0
54	MG	DA	3003	1/1	0.93	0.28	62,62,62,62	0
54	MG	DA	3048	1/1	0.93	0.21	67,67,67,67	0
54	MG	DA	3174	1/1	0.93	0.10	66,66,66,66	0
54	MG	DA	3095	1/1	0.93	0.15	46,46,46,46	0
54	MG	BA	3005	1/1	0.93	0.28	70,70,70,70	0
54	MG	CA	1648	1/1	0.93	0.37	79,79,79,79	0
54	MG	AA	1760	1/1	0.93	0.37	91,91,91,91	0

Continued on next page...

Continued from previous page...

Mol	Type	Chain	Res	Atoms	RSCC	RSR	B-factors(\AA^2)	Q<0.9
54	MG	CA	1972	1/1	0.93	0.15	61,61,61,61	0
54	MG	BA	3540	1/1	0.93	0.14	69,69,69,69	0
54	MG	BA	2991	1/1	0.93	0.26	76,76,76,76	0
54	MG	BA	2998	1/1	0.94	0.09	51,51,51,51	0
54	MG	BA	3106	1/1	0.94	0.34	80,80,80,80	0
54	MG	BA	3126	1/1	0.94	0.12	42,42,42,42	0
54	MG	DA	3059	1/1	0.94	0.34	58,58,58,58	0
54	MG	DA	3232	1/1	0.94	0.22	67,67,67,67	0
54	MG	AA	1656	1/1	0.94	0.13	71,71,71,71	0
54	MG	CA	1881	1/1	0.94	0.14	105,105,105,105	0
54	MG	CA	1716	1/1	0.94	0.13	110,110,110,110	0
54	MG	CA	1603	1/1	0.94	0.35	56,56,56,56	0
54	MG	DA	3449	1/1	0.94	0.16	95,95,95,95	0
54	MG	DA	3561	1/1	0.94	0.25	59,59,59,59	0
54	MG	CA	1865	1/1	0.94	0.10	85,85,85,85	0
54	MG	CA	1836	1/1	0.94	0.24	58,58,58,58	0
54	MG	CA	1844	1/1	0.94	0.21	76,76,76,76	0
54	MG	BA	3200	1/1	0.94	0.26	90,90,90,90	0
54	MG	DB	226	1/1	0.94	0.11	84,84,84,84	0
54	MG	CD	111	1/1	0.94	0.10	87,87,87,87	0
54	MG	AA	1766	1/1	0.94	0.08	69,69,69,69	0
54	MG	CA	1863	1/1	0.94	0.09	121,121,121,121	0
54	MG	DA	3476	1/1	0.94	0.11	68,68,68,68	0
54	MG	DA	3153	1/1	0.94	0.12	51,51,51,51	0
54	MG	BA	3372	1/1	0.94	0.16	53,53,53,53	0
54	MG	DA	3189	1/1	0.94	0.20	68,68,68,68	0
54	MG	BA	2945	1/1	0.94	0.20	39,39,39,39	0
54	MG	DO	205	1/1	0.94	0.19	90,90,90,90	0
54	MG	DA	3310	1/1	0.94	0.36	66,66,66,66	0
54	MG	AA	1677	1/1	0.94	0.34	63,63,63,63	0
54	MG	AA	1837	1/1	0.94	0.13	59,59,59,59	0
54	MG	D1	202	1/1	0.94	0.13	75,75,75,75	0
54	MG	BA	3454	1/1	0.94	0.10	100,100,100,100	0
54	MG	DB	205	1/1	0.94	0.21	69,69,69,69	0
54	MG	DA	3220	1/1	0.94	0.17	59,59,59,59	0
54	MG	CA	1678	1/1	0.94	0.15	66,66,66,66	0
54	MG	BA	3531	1/1	0.94	0.07	75,75,75,75	0
54	MG	DA	3522	1/1	0.94	0.08	66,66,66,66	0
54	MG	DA	3707	1/1	0.94	0.12	64,64,64,64	0
54	MG	CA	1646	1/1	0.94	0.11	53,53,53,53	0
54	MG	DA	3558	1/1	0.94	0.24	65,65,65,65	0
54	MG	AA	1916	1/1	0.94	0.15	93,93,93,93	0

Continued on next page...

Continued from previous page...

Mol	Type	Chain	Res	Atoms	RSCC	RSR	B-factors(\AA^2)	Q<0.9
54	MG	DA	3082	1/1	0.94	0.44	67,67,67,67	0
54	MG	AA	1981	1/1	0.94	0.06	115,115,115,115	0
54	MG	CA	1819	1/1	0.94	0.11	61,61,61,61	0
54	MG	AA	1708	1/1	0.94	0.25	70,70,70,70	0
54	MG	D6	101	1/1	0.94	0.70	98,98,98,98	0
54	MG	AA	1901	1/1	0.94	0.11	89,89,89,89	0
54	MG	AA	1941	1/1	0.94	0.09	93,93,93,93	0
54	MG	AA	1907	1/1	0.94	0.12	106,106,106,106	0
54	MG	BA	3455	1/1	0.94	0.20	78,78,78,78	0
54	MG	AA	1982	1/1	0.94	0.20	126,126,126,126	0
54	MG	AA	1620	1/1	0.94	0.25	67,67,67,67	0
54	MG	DA	2910	1/1	0.94	0.26	25,25,25,25	0
54	MG	DA	3580	1/1	0.94	0.24	96,96,96,96	0
54	MG	AA	1790	1/1	0.94	0.20	53,53,53,53	0
54	MG	CA	1725	1/1	0.94	0.26	54,54,54,54	0
54	MG	CA	1606	1/1	0.94	0.26	70,70,70,70	0
54	MG	AA	1968	1/1	0.94	0.07	80,80,80,80	0
54	MG	BA	2909	1/1	0.94	0.07	66,66,66,66	0
54	MG	AA	1722	1/1	0.94	0.39	68,68,68,68	0
54	MG	AA	1601	1/1	0.94	0.20	42,42,42,42	0
54	MG	DA	3225	1/1	0.94	0.17	45,45,45,45	0
54	MG	BA	3305	1/1	0.94	0.12	62,62,62,62	0
54	MG	BA	3369	1/1	0.94	0.07	73,73,73,73	0
54	MG	BA	3426	1/1	0.94	0.07	43,43,43,43	0
54	MG	CA	1740	1/1	0.94	0.11	104,104,104,104	0
54	MG	DT	102	1/1	0.94	0.16	64,64,64,64	0
54	MG	DA	3555	1/1	0.94	0.28	81,81,81,81	0
54	MG	BA	3009	1/1	0.94	0.19	57,57,57,57	0
54	MG	BA	3435	1/1	0.94	0.09	59,59,59,59	0
54	MG	BA	3159	1/1	0.94	0.24	61,61,61,61	0
54	MG	DA	2952	1/1	0.94	0.35	39,39,39,39	0
54	MG	AA	1649	1/1	0.94	0.18	84,84,84,84	0
54	MG	CA	1963	1/1	0.94	0.24	145,145,145,145	0
54	MG	DA	3253	1/1	0.94	0.34	67,67,67,67	0
54	MG	C1	101	1/1	0.94	0.08	65,65,65,65	0
54	MG	AA	1723	1/1	0.94	0.14	89,89,89,89	0
54	MG	CA	1745	1/1	0.94	0.13	74,74,74,74	0
54	MG	DA	3183	1/1	0.94	0.29	56,56,56,56	0
54	MG	DA	3406	1/1	0.94	0.17	82,82,82,82	0
54	MG	CA	1812	1/1	0.94	0.14	86,86,86,86	0
54	MG	BA	3314	1/1	0.94	0.20	76,76,76,76	0
54	MG	CA	1620	1/1	0.94	0.30	69,69,69,69	0

Continued on next page...

Continued from previous page...

Mol	Type	Chain	Res	Atoms	RSCC	RSR	B-factors(\AA^2)	Q<0.9
54	MG	BA	3225	1/1	0.94	0.09	49,49,49,49	0
54	MG	CW	202	1/1	0.94	0.10	108,108,108,108	0
54	MG	DA	3250	1/1	0.94	0.18	44,44,44,44	0
54	MG	BA	3204	1/1	0.94	0.28	76,76,76,76	0
54	MG	CA	1622	1/1	0.94	0.25	68,68,68,68	0
54	MG	BA	3133	1/1	0.94	0.18	49,49,49,49	0
54	MG	BA	3031	1/1	0.94	0.08	82,82,82,82	0
54	MG	DA	3051	1/1	0.94	0.11	29,29,29,29	0
54	MG	BA	3059	1/1	0.94	0.26	59,59,59,59	0
54	MG	DA	3663	1/1	0.94	0.16	76,76,76,76	0
54	MG	DA	3436	1/1	0.94	0.11	72,72,72,72	0
54	MG	AA	1705	1/1	0.94	0.12	77,77,77,77	0
54	MG	DA	3575	1/1	0.94	0.14	80,80,80,80	0
54	MG	AA	1642	1/1	0.94	0.20	64,64,64,64	0
54	MG	DA	3371	1/1	0.94	0.23	79,79,79,79	0
54	MG	DA	3108	1/1	0.94	0.29	58,58,58,58	0
54	MG	DA	3592	1/1	0.94	0.32	78,78,78,78	0
54	MG	BA	3508	1/1	0.94	0.07	90,90,90,90	0
54	MG	CA	1643	1/1	0.94	0.28	66,66,66,66	0
54	MG	DA	3643	1/1	0.94	0.15	82,82,82,82	0
54	MG	DA	3077	1/1	0.94	0.26	48,48,48,48	0
54	MG	BA	3332	1/1	0.94	0.11	60,60,60,60	0
54	MG	BA	3513	1/1	0.94	0.13	77,77,77,77	0
54	MG	CA	1901	1/1	0.94	0.19	103,103,103,103	0
54	MG	CA	1665	1/1	0.94	0.13	84,84,84,84	0
54	MG	DA	3140	1/1	0.94	0.06	26,26,26,26	0
54	MG	BA	3303	1/1	0.94	0.11	41,41,41,41	0
54	MG	CA	1640	1/1	0.94	0.09	53,53,53,53	0
54	MG	DA	3444	1/1	0.94	0.27	86,86,86,86	0
54	MG	DA	3088	1/1	0.94	0.33	56,56,56,56	0
54	MG	AA	1707	1/1	0.94	0.17	64,64,64,64	0
54	MG	BA	3153	1/1	0.94	0.20	71,71,71,71	0
54	MG	DA	3055	1/1	0.94	0.18	41,41,41,41	0
54	MG	DA	3245	1/1	0.94	0.13	47,47,47,47	0
54	MG	DA	2935	1/1	0.94	0.18	33,33,33,33	0
54	MG	BA	3374	1/1	0.94	0.12	39,39,39,39	0
54	MG	DA	3277	1/1	0.94	0.27	59,59,59,59	0
54	MG	BA	3170	1/1	0.94	0.26	72,72,72,72	0
54	MG	CA	1611	1/1	0.94	0.23	42,42,42,42	0
54	MG	BA	2939	1/1	0.94	0.33	47,47,47,47	0
54	MG	AA	1794	1/1	0.94	0.27	93,93,93,93	0
54	MG	DA	3463	1/1	0.94	0.65	155,155,155,155	0

Continued on next page...

Continued from previous page...

Mol	Type	Chain	Res	Atoms	RSCC	RSR	B-factors(\AA^2)	Q<0.9
54	MG	DA	3360	1/1	0.94	0.06	67,67,67,67	0
54	MG	DA	3655	1/1	0.94	0.16	94,94,94,94	0
54	MG	CA	1682	1/1	0.94	0.18	67,67,67,67	0
54	MG	DA	3041	1/1	0.94	0.27	49,49,49,49	0
54	MG	AA	1612	1/1	0.94	0.42	68,68,68,68	0
54	MG	BA	3135	1/1	0.94	0.25	62,62,62,62	0
54	MG	AA	1771	1/1	0.94	0.25	70,70,70,70	0
54	MG	DA	3386	1/1	0.94	0.40	75,75,75,75	0
54	MG	AA	1952	1/1	0.94	0.07	76,76,76,76	0
54	MG	AA	1906	1/1	0.94	0.32	86,86,86,86	0
54	MG	CA	1924	1/1	0.94	0.08	98,98,98,98	0
54	MG	BA	3580	1/1	0.94	0.11	89,89,89,89	0
54	MG	DA	3646	1/1	0.94	0.22	87,87,87,87	0
54	MG	CA	1853	1/1	0.94	0.15	101,101,101,101	0
54	MG	DA	3121	1/1	0.94	0.09	56,56,56,56	0
54	MG	BA	2995	1/1	0.94	0.32	52,52,52,52	0
54	MG	AA	1676	1/1	0.94	0.18	96,96,96,96	0
54	MG	BA	3001	1/1	0.94	0.15	40,40,40,40	0
54	MG	DU	204	1/1	0.94	0.25	99,99,99,99	0
54	MG	BA	3432	1/1	0.94	0.19	115,115,115,115	0
54	MG	DA	3551	1/1	0.94	0.09	68,68,68,68	0
54	MG	AA	1748	1/1	0.94	0.14	85,85,85,85	0
54	MG	DB	210	1/1	0.94	0.10	114,114,114,114	0
54	MG	CA	1932	1/1	0.94	0.16	94,94,94,94	0
54	MG	BA	3546	1/1	0.94	0.20	102,102,102,102	0
54	MG	DA	3269	1/1	0.94	0.46	99,99,99,99	0
54	MG	DA	3133	1/1	0.94	0.23	64,64,64,64	0
54	MG	BA	3169	1/1	0.94	0.24	60,60,60,60	0
54	MG	BA	3371	1/1	0.94	0.11	55,55,55,55	0
54	MG	DA	3325	1/1	0.94	0.13	64,64,64,64	0
54	MG	DB	219	1/1	0.94	0.21	77,77,77,77	0
54	MG	AA	1643	1/1	0.94	0.10	124,124,124,124	0
54	MG	CA	1699	1/1	0.94	0.21	66,66,66,66	0
54	MG	BA	3165	1/1	0.94	0.10	46,46,46,46	0
54	MG	BA	3565	1/1	0.94	0.08	99,99,99,99	0
54	MG	CA	1909	1/1	0.94	0.11	74,74,74,74	0
54	MG	AA	1653	1/1	0.94	0.07	107,107,107,107	0
54	MG	BA	3344	1/1	0.94	0.07	69,69,69,69	0
54	MG	AA	1990	1/1	0.94	0.12	97,97,97,97	0
54	MG	DA	3732	1/1	0.94	0.28	94,94,94,94	0
54	MG	BA	3138	1/1	0.94	0.20	85,85,85,85	0
54	MG	BA	3457	1/1	0.94	0.17	80,80,80,80	0

Continued on next page...

Continued from previous page...

Mol	Type	Chain	Res	Atoms	RSCC	RSR	B-factors(\AA^2)	Q<0.9
54	MG	CD	126	1/1	0.94	0.10	82,82,82,82	0
54	MG	BA	3322	1/1	0.94	0.20	72,72,72,72	0
54	MG	BA	3398	1/1	0.94	0.12	131,131,131,131	0
54	MG	BA	2936	1/1	0.94	0.23	50,50,50,50	0
54	MG	BA	3036	1/1	0.94	0.18	41,41,41,41	0
54	MG	DA	3408	1/1	0.94	0.12	38,38,38,38	0
54	MG	AA	1744	1/1	0.94	0.20	77,77,77,77	0
54	MG	DA	3705	1/1	0.94	0.25	97,97,97,97	0
54	MG	CA	1737	1/1	0.94	0.05	132,132,132,132	0
54	MG	AA	1662	1/1	0.94	0.27	100,100,100,100	0
54	MG	BA	3160	1/1	0.94	0.26	65,65,65,65	0
54	MG	CA	1637	1/1	0.94	0.25	70,70,70,70	0
54	MG	BA	3329	1/1	0.95	0.14	69,69,69,69	0
54	MG	DA	3395	1/1	0.95	0.20	71,71,71,71	0
54	MG	DA	3344	1/1	0.95	0.11	44,44,44,44	0
54	MG	AA	1623	1/1	0.95	0.34	53,53,53,53	0
54	MG	BA	3084	1/1	0.95	0.33	83,83,83,83	0
54	MG	AA	1954	1/1	0.95	0.35	108,108,108,108	0
54	MG	AA	1628	1/1	0.95	0.45	69,69,69,69	0
54	MG	AA	1683	1/1	0.95	0.28	60,60,60,60	0
54	MG	BA	2980	1/1	0.95	0.28	53,53,53,53	0
54	MG	AA	1729	1/1	0.95	0.16	87,87,87,87	0
54	MG	DA	3461	1/1	0.95	0.18	66,66,66,66	0
54	MG	DA	3482	1/1	0.95	0.06	43,43,43,43	0
54	MG	AA	1650	1/1	0.95	0.14	74,74,74,74	0
54	MG	CA	1846	1/1	0.95	0.28	129,129,129,129	0
54	MG	BA	3502	1/1	0.95	0.12	91,91,91,91	0
54	MG	CA	1652	1/1	0.95	0.21	49,49,49,49	0
54	MG	BA	2949	1/1	0.95	0.35	62,62,62,62	0
54	MG	BA	3219	1/1	0.95	0.04	48,48,48,48	0
54	MG	DA	3427	1/1	0.95	0.07	65,65,65,65	0
54	MG	DE	303	1/1	0.95	0.13	20,20,20,20	0
54	MG	AA	1745	1/1	0.95	0.17	67,67,67,67	0
54	MG	DA	3104	1/1	0.95	0.35	79,79,79,79	0
54	MG	BA	2935	1/1	0.95	0.22	46,46,46,46	0
54	MG	DA	3530	1/1	0.95	0.27	59,59,59,59	0
54	MG	BA	3037	1/1	0.95	0.19	61,61,61,61	0
54	MG	DA	3353	1/1	0.95	0.22	70,70,70,70	0
54	MG	DA	2936	1/1	0.95	0.38	48,48,48,48	0
54	MG	CA	1770	1/1	0.95	0.13	85,85,85,85	0
54	MG	DA	3352	1/1	0.95	0.10	66,66,66,66	0
54	MG	DA	3676	1/1	0.95	0.28	131,131,131,131	0

Continued on next page...

Continued from previous page...

Mol	Type	Chain	Res	Atoms	RSCC	RSR	B-factors(\AA^2)	Q<0.9
54	MG	BA	3317	1/1	0.95	0.14	63,63,63,63	0
54	MG	BA	3079	1/1	0.95	0.13	59,59,59,59	0
54	MG	BA	3465	1/1	0.95	0.10	92,92,92,92	0
54	MG	BA	3446	1/1	0.95	0.15	74,74,74,74	0
54	MG	AA	2022	1/1	0.95	0.09	117,117,117,117	0
54	MG	DA	3587	1/1	0.95	0.41	134,134,134,134	0
54	MG	AA	1808	1/1	0.95	0.12	92,92,92,92	0
54	MG	DA	2914	1/1	0.95	0.19	19,19,19,19	0
54	MG	DA	2909	1/1	0.95	0.33	25,25,25,25	0
54	MG	DA	3105	1/1	0.95	0.39	56,56,56,56	0
54	MG	DA	3249	1/1	0.95	0.32	65,65,65,65	0
54	MG	BA	3555	1/1	0.95	0.38	119,119,119,119	0
54	MG	DA	2966	1/1	0.95	0.25	37,37,37,37	0
54	MG	CW	201	1/1	0.95	0.26	67,67,67,67	0
54	MG	AA	2021	1/1	0.95	0.08	108,108,108,108	0
54	MG	DA	3233	1/1	0.95	0.19	51,51,51,51	0
54	MG	AA	1976	1/1	0.95	0.30	86,86,86,86	0
54	MG	AW	201	1/1	0.95	0.20	108,108,108,108	0
54	MG	DA	3390	1/1	0.95	0.33	72,72,72,72	0
54	MG	D5	101	1/1	0.95	0.16	54,54,54,54	0
54	MG	DA	3047	1/1	0.95	0.21	50,50,50,50	0
54	MG	DA	3333	1/1	0.95	0.16	50,50,50,50	0
54	MG	DA	3343	1/1	0.95	0.18	86,86,86,86	0
54	MG	CA	1830	1/1	0.95	0.18	135,135,135,135	0
54	MG	DA	3678	1/1	0.95	0.19	69,69,69,69	0
54	MG	D1	203	1/1	0.95	0.10	84,84,84,84	0
54	MG	DA	3149	1/1	0.95	0.32	56,56,56,56	0
54	MG	DA	3273	1/1	0.95	0.05	39,39,39,39	0
54	MG	BA	3166	1/1	0.95	0.09	57,57,57,57	0
54	MG	BB	220	1/1	0.95	0.26	80,80,80,80	0
54	MG	DA	3514	1/1	0.95	0.15	66,66,66,66	0
54	MG	CA	1778	1/1	0.95	0.08	55,55,55,55	0
54	MG	CA	1613	1/1	0.95	0.35	60,60,60,60	0
54	MG	DA	3524	1/1	0.95	0.16	54,54,54,54	0
54	MG	CA	1655	1/1	0.95	0.24	68,68,68,68	0
54	MG	BA	3269	1/1	0.95	0.10	90,90,90,90	0
54	MG	DA	3431	1/1	0.95	0.07	51,51,51,51	0
54	MG	D3	103	1/1	0.95	0.31	76,76,76,76	0
54	MG	BA	3324	1/1	0.95	0.24	87,87,87,87	0
54	MG	AA	1815	1/1	0.95	0.15	62,62,62,62	0
54	MG	BA	3327	1/1	0.95	0.10	65,65,65,65	0
54	MG	AA	1900	1/1	0.95	0.13	102,102,102,102	0

Continued on next page...

Continued from previous page...

Mol	Type	Chain	Res	Atoms	RSCC	RSR	B-factors(\AA^2)	Q<0.9
54	MG	DA	3721	1/1	0.95	0.09	50,50,50,50	0
54	MG	BA	3046	1/1	0.95	0.16	29,29,29,29	0
54	MG	DB	224	1/1	0.95	0.20	109,109,109,109	0
54	MG	BA	3577	1/1	0.95	0.09	80,80,80,80	0
54	MG	DA	3136	1/1	0.95	0.27	53,53,53,53	0
54	MG	CA	1915	1/1	0.95	0.19	133,133,133,133	0
54	MG	AA	1712	1/1	0.95	0.08	50,50,50,50	0
54	MG	DA	3767	1/1	0.95	0.11	61,61,61,61	0
54	MG	AA	2002	1/1	0.95	0.10	81,81,81,81	0
54	MG	CA	1602	1/1	0.95	0.20	29,29,29,29	0
54	MG	DA	3039	1/1	0.95	0.16	48,48,48,48	0
54	MG	AA	1770	1/1	0.95	0.20	71,71,71,71	0
54	MG	BA	3422	1/1	0.95	0.17	83,83,83,83	0
54	MG	DA	3675	1/1	0.95	0.35	104,104,104,104	0
54	MG	BA	3195	1/1	0.95	0.08	124,124,124,124	0
54	MG	DA	3711	1/1	0.95	0.27	102,102,102,102	0
54	MG	DA	3002	1/1	0.95	0.45	62,62,62,62	0
54	MG	DA	2918	1/1	0.95	0.32	28,28,28,28	0
54	MG	BA	3308	1/1	0.95	0.32	78,78,78,78	0
54	MG	DA	3031	1/1	0.95	0.18	53,53,53,53	0
54	MG	AA	1838	1/1	0.95	0.20	77,77,77,77	0
54	MG	BA	3053	1/1	0.95	0.22	43,43,43,43	0
54	MG	DA	3635	1/1	0.95	0.20	101,101,101,101	0
54	MG	AA	1692	1/1	0.95	0.20	75,75,75,75	0
54	MG	DA	3152	1/1	0.95	0.20	52,52,52,52	0
54	MG	CA	1727	1/1	0.95	0.11	131,131,131,131	0
54	MG	BA	3441	1/1	0.95	0.09	144,144,144,144	0
54	MG	DA	3301	1/1	0.95	0.17	86,86,86,86	0
54	MG	DA	3187	1/1	0.95	0.26	64,64,64,64	0
54	MG	BA	3285	1/1	0.95	0.14	79,79,79,79	0
54	MG	DA	3607	1/1	0.95	0.19	62,62,62,62	0
54	MG	AA	2039	1/1	0.95	0.07	64,64,64,64	0
54	MG	AA	1925	1/1	0.95	0.13	87,87,87,87	0
54	MG	BA	2937	1/1	0.95	0.22	53,53,53,53	0
54	MG	BA	3007	1/1	0.95	0.21	51,51,51,51	0
54	MG	BA	2979	1/1	0.95	0.25	60,60,60,60	0
54	MG	AA	1727	1/1	0.95	0.27	104,104,104,104	0
54	MG	BA	3061	1/1	0.95	0.14	70,70,70,70	0
54	MG	DA	3618	1/1	0.95	0.48	113,113,113,113	0
54	MG	BA	3528	1/1	0.95	0.09	88,88,88,88	0
54	MG	BA	3085	1/1	0.95	0.08	40,40,40,40	0
54	MG	CA	1672	1/1	0.95	0.15	70,70,70,70	0

Continued on next page...

Continued from previous page...

Mol	Type	Chain	Res	Atoms	RSCC	RSR	B-factors(\AA^2)	Q<0.9
54	MG	DA	2982	1/1	0.95	0.28	47,47,47,47	0
54	MG	DA	3475	1/1	0.95	0.09	56,56,56,56	0
54	MG	BA	3487	1/1	0.95	0.07	74,74,74,74	0
54	MG	AA	1607	1/1	0.95	0.20	68,68,68,68	0
54	MG	CA	1902	1/1	0.95	0.10	46,46,46,46	0
54	MG	BA	3557	1/1	0.95	0.12	131,131,131,131	0
54	MG	AA	1717	1/1	0.95	0.24	77,77,77,77	0
54	MG	DB	211	1/1	0.95	0.20	78,78,78,78	0
54	MG	DA	3508	1/1	0.95	0.34	73,73,73,73	0
54	MG	CX	102	1/1	0.95	0.06	104,104,104,104	0
54	MG	DA	3679	1/1	0.95	0.10	68,68,68,68	0
54	MG	CA	1943	1/1	0.95	0.10	110,110,110,110	0
54	MG	DA	3154	1/1	0.95	0.27	56,56,56,56	0
54	MG	AA	1939	1/1	0.95	0.09	118,118,118,118	0
54	MG	CA	1629	1/1	0.95	0.31	85,85,85,85	0
54	MG	BA	3257	1/1	0.95	0.07	63,63,63,63	0
54	MG	DA	3141	1/1	0.95	0.23	78,78,78,78	0
54	MG	AA	1791	1/1	0.95	0.09	68,68,68,68	0
54	MG	DA	3267	1/1	0.95	0.34	76,76,76,76	0
54	MG	BA	3142	1/1	0.95	0.18	90,90,90,90	0
54	MG	CA	1832	1/1	0.95	0.12	79,79,79,79	0
54	MG	BA	2993	1/1	0.95	0.38	52,52,52,52	0
54	MG	DA	3713	1/1	0.95	0.20	144,144,144,144	0
54	MG	AA	1633	1/1	0.95	0.30	79,79,79,79	0
54	MG	DA	3421	1/1	0.95	0.46	85,85,85,85	0
54	MG	DA	3590	1/1	0.95	0.24	93,93,93,93	0
54	MG	AA	2005	1/1	0.95	0.08	96,96,96,96	0
54	MG	DA	3057	1/1	0.95	0.30	68,68,68,68	0
54	MG	AA	1775	1/1	0.95	0.35	88,88,88,88	0
54	MG	BA	3050	1/1	0.95	0.29	67,67,67,67	0
54	MG	CA	1666	1/1	0.95	0.12	67,67,67,67	0
54	MG	AA	1920	1/1	0.95	0.07	115,115,115,115	0
54	MG	CA	1705	1/1	0.95	0.20	84,84,84,84	0
54	MG	BD	301	1/1	0.95	0.27	65,65,65,65	0
54	MG	DA	3615	1/1	0.95	0.19	78,78,78,78	0
54	MG	DA	3564	1/1	0.95	0.14	49,49,49,49	0
54	MG	DA	3103	1/1	0.95	0.17	76,76,76,76	0
54	MG	BA	3578	1/1	0.95	0.11	98,98,98,98	0
54	MG	BA	3158	1/1	0.95	0.10	39,39,39,39	0
54	MG	DA	3135	1/1	0.95	0.28	48,48,48,48	0
54	MG	BA	2989	1/1	0.95	0.39	60,60,60,60	0
54	MG	CA	1913	1/1	0.95	0.15	101,101,101,101	0

Continued on next page...

Continued from previous page...

Mol	Type	Chain	Res	Atoms	RSCC	RSR	B-factors(\AA^2)	Q<0.9
54	MG	CA	1688	1/1	0.95	0.38	76,76,76,76	0
54	MG	BA	3072	1/1	0.95	0.08	48,48,48,48	0
54	MG	AA	1974	1/1	0.95	0.20	96,96,96,96	0
54	MG	BA	3458	1/1	0.95	0.12	76,76,76,76	0
54	MG	BA	3014	1/1	0.95	0.28	49,49,49,49	0
54	MG	DA	3361	1/1	0.95	0.31	75,75,75,75	0
54	MG	AA	1603	1/1	0.95	0.39	54,54,54,54	0
54	MG	DA	3510	1/1	0.95	0.13	43,43,43,43	0
54	MG	BA	3048	1/1	0.95	0.05	41,41,41,41	0
54	MG	DA	3586	1/1	0.95	0.28	72,72,72,72	0
54	MG	DA	3567	1/1	0.95	0.38	91,91,91,91	0
54	MG	CA	1787	1/1	0.95	0.27	147,147,147,147	0
54	MG	BA	2968	1/1	0.95	0.12	29,29,29,29	0
54	MG	BA	3043	1/1	0.95	0.07	51,51,51,51	0
54	MG	CA	1917	1/1	0.95	0.10	95,95,95,95	0
54	MG	CA	1940	1/1	0.95	0.14	112,112,112,112	0
54	MG	BA	3461	1/1	0.95	0.09	66,66,66,66	0
54	MG	AA	1915	1/1	0.95	0.20	172,172,172,172	0
54	MG	BE	302	1/1	0.95	0.12	85,85,85,85	0
54	MG	AA	1681	1/1	0.95	0.09	43,43,43,43	0
54	MG	CA	1686	1/1	0.95	0.16	62,62,62,62	0
54	MG	BE	303	1/1	0.95	0.06	45,45,45,45	0
54	MG	BA	2981	1/1	0.95	0.21	58,58,58,58	0
54	MG	DA	3577	1/1	0.95	0.09	80,80,80,80	0
54	MG	DA	3113	1/1	0.95	0.18	43,43,43,43	0
54	MG	BA	3088	1/1	0.95	0.15	49,49,49,49	0
54	MG	BA	3128	1/1	0.96	0.31	72,72,72,72	0
54	MG	DA	3412	1/1	0.96	0.27	105,105,105,105	0
54	MG	DA	3155	1/1	0.96	0.22	40,40,40,40	0
54	MG	DA	3307	1/1	0.96	0.36	74,74,74,74	0
54	MG	AA	1983	1/1	0.96	0.23	104,104,104,104	0
54	MG	DA	3042	1/1	0.96	0.20	48,48,48,48	0
54	MG	DA	3179	1/1	0.96	0.35	74,74,74,74	0
54	MG	AA	1739	1/1	0.96	0.15	66,66,66,66	0
54	MG	DA	2919	1/1	0.96	0.25	46,46,46,46	0
54	MG	BA	3494	1/1	0.96	0.10	65,65,65,65	0
54	MG	BA	3109	1/1	0.96	0.22	73,73,73,73	0
54	MG	DR	201	1/1	0.96	0.07	77,77,77,77	0
54	MG	AW	202	1/1	0.96	0.12	59,59,59,59	0
54	MG	BA	3542	1/1	0.96	0.08	78,78,78,78	0
54	MG	BA	2984	1/1	0.96	0.16	48,48,48,48	0
54	MG	CA	1615	1/1	0.96	0.14	40,40,40,40	0

Continued on next page...

Continued from previous page...

Mol	Type	Chain	Res	Atoms	RSCC	RSR	B-factors(\AA^2)	Q<0.9
54	MG	AA	1678	1/1	0.96	0.22	57,57,57,57	0
54	MG	BA	3287	1/1	0.96	0.31	79,79,79,79	0
54	MG	DA	2939	1/1	0.96	0.29	45,45,45,45	0
54	MG	BA	3239	1/1	0.96	0.14	49,49,49,49	0
54	MG	DA	2921	1/1	0.96	0.13	32,32,32,32	0
54	MG	CA	1829	1/1	0.96	0.07	98,98,98,98	0
54	MG	AA	1605	1/1	0.96	0.33	61,61,61,61	0
54	MG	AA	1821	1/1	0.96	0.14	141,141,141,141	0
54	MG	D1	204	1/1	0.96	0.21	71,71,71,71	0
54	MG	BA	3008	1/1	0.96	0.17	95,95,95,95	0
54	MG	CA	1947	1/1	0.96	0.27	205,205,205,205	0
54	MG	DA	3796	1/1	0.96	0.09	82,82,82,82	0
54	MG	DA	3708	1/1	0.96	0.22	152,152,152,152	0
54	MG	DA	2962	1/1	0.96	0.24	33,33,33,33	0
54	MG	AA	1763	1/1	0.96	0.35	74,74,74,74	0
54	MG	AA	1836	1/1	0.96	0.12	58,58,58,58	0
54	MG	BA	2978	1/1	0.96	0.21	47,47,47,47	0
54	MG	DO	201	1/1	0.96	0.08	55,55,55,55	0
54	MG	AA	1665	1/1	0.96	0.25	59,59,59,59	0
54	MG	AA	1832	1/1	0.96	0.23	91,91,91,91	0
54	MG	AA	2035	1/1	0.96	0.34	86,86,86,86	0
54	MG	DA	3070	1/1	0.96	0.28	40,40,40,40	0
54	MG	CD	104	1/1	0.96	0.04	83,83,83,83	0
54	MG	BA	3566	1/1	0.96	0.11	56,56,56,56	0
54	MG	CD	102	1/1	0.96	0.07	99,99,99,99	0
54	MG	DA	3729	1/1	0.96	0.11	73,73,73,73	0
54	MG	BA	2965	1/1	0.96	0.07	30,30,30,30	0
54	MG	DA	2923	1/1	0.96	0.19	18,18,18,18	0
54	MG	DA	2922	1/1	0.96	0.16	17,17,17,17	0
54	MG	DA	3073	1/1	0.96	0.42	73,73,73,73	0
54	MG	DH	203	1/1	0.96	0.07	65,65,65,65	0
54	MG	CA	1874	1/1	0.96	0.07	144,144,144,144	0
54	MG	DA	2933	1/1	0.96	0.29	31,31,31,31	0
54	MG	BA	3425	1/1	0.96	0.05	98,98,98,98	0
54	MG	BA	3077	1/1	0.96	0.11	46,46,46,46	0
54	MG	DA	3576	1/1	0.96	0.10	109,109,109,109	0
54	MG	DA	3086	1/1	0.96	0.19	61,61,61,61	0
54	MG	DA	3340	1/1	0.96	0.17	76,76,76,76	0
54	MG	DA	3032	1/1	0.96	0.21	40,40,40,40	0
54	MG	DA	3123	1/1	0.96	0.23	66,66,66,66	0
54	MG	BA	3496	1/1	0.96	0.11	73,73,73,73	0
54	MG	DA	3532	1/1	0.96	0.33	87,87,87,87	0

Continued on next page...

Continued from previous page...

Mol	Type	Chain	Res	Atoms	RSCC	RSR	B-factors(\AA^2)	Q<0.9
54	MG	BA	3481	1/1	0.96	0.10	80,80,80,80	0
54	MG	BA	3243	1/1	0.96	0.06	49,49,49,49	0
54	MG	CA	1807	1/1	0.96	0.08	71,71,71,71	0
54	MG	BA	3024	1/1	0.96	0.22	40,40,40,40	0
54	MG	AA	1967	1/1	0.96	0.13	84,84,84,84	0
54	MG	BA	3346	1/1	0.96	0.13	52,52,52,52	0
54	MG	AA	1902	1/1	0.96	0.11	107,107,107,107	0
54	MG	DA	2945	1/1	0.96	0.36	40,40,40,40	0
55	ZN	AQ	102	1/1	0.96	0.14	142,142,142,142	0
54	MG	DA	3210	1/1	0.96	0.32	75,75,75,75	0
54	MG	DA	3038	1/1	0.96	0.23	50,50,50,50	0
54	MG	BA	2960	1/1	0.96	0.21	49,49,49,49	0
54	MG	DA	2995	1/1	0.96	0.35	40,40,40,40	0
54	MG	DA	3394	1/1	0.96	0.26	73,73,73,73	0
54	MG	AA	1627	1/1	0.96	0.32	70,70,70,70	0
54	MG	DA	2950	1/1	0.96	0.34	52,52,52,52	0
54	MG	DA	3638	1/1	0.96	0.14	37,37,37,37	0
54	MG	BA	3115	1/1	0.96	0.23	89,89,89,89	0
54	MG	AA	1811	1/1	0.96	0.04	81,81,81,81	0
54	MG	DA	2926	1/1	0.96	0.12	23,23,23,23	0
54	MG	DA	3365	1/1	0.96	0.16	107,107,107,107	0
54	MG	BB	224	1/1	0.96	0.08	81,81,81,81	0
54	MG	BA	3041	1/1	0.96	0.09	39,39,39,39	0
54	MG	BA	3304	1/1	0.96	0.09	63,63,63,63	0
54	MG	BA	3583	1/1	0.96	0.06	79,79,79,79	0
54	MG	DA	3175	1/1	0.96	0.15	34,34,34,34	0
54	MG	DA	2999	1/1	0.96	0.24	44,44,44,44	0
54	MG	DA	3782	1/1	0.96	0.15	83,83,83,83	0
54	MG	BA	3431	1/1	0.96	0.09	96,96,96,96	0
54	MG	DA	3254	1/1	0.96	0.18	38,38,38,38	0
54	MG	DA	2915	1/1	0.96	0.28	29,29,29,29	0
54	MG	BA	3246	1/1	0.96	0.10	54,54,54,54	0
54	MG	DA	3780	1/1	0.96	0.14	72,72,72,72	0
54	MG	CA	1709	1/1	0.96	0.14	58,58,58,58	0
54	MG	BA	2918	1/1	0.96	0.29	46,46,46,46	0
54	MG	BA	3576	1/1	0.96	0.09	40,40,40,40	0
54	MG	AA	2032	1/1	0.96	0.19	84,84,84,84	0
54	MG	BA	3401	1/1	0.96	0.13	36,36,36,36	0
54	MG	DA	3119	1/1	0.96	0.34	59,59,59,59	0
54	MG	CA	1893	1/1	0.96	0.22	81,81,81,81	0
54	MG	DA	3143	1/1	0.96	0.29	68,68,68,68	0
54	MG	CA	1823	1/1	0.96	0.19	66,66,66,66	0

Continued on next page...

Continued from previous page...

Mol	Type	Chain	Res	Atoms	RSCC	RSR	B-factors(\AA^2)	Q<0.9
54	MG	DA	3201	1/1	0.96	0.15	61,61,61,61	0
54	MG	BA	3157	1/1	0.96	0.10	45,45,45,45	0
54	MG	CA	1966	1/1	0.96	0.12	82,82,82,82	0
54	MG	AA	1610	1/1	0.96	0.30	68,68,68,68	0
54	MG	BB	206	1/1	0.96	0.24	85,85,85,85	0
54	MG	CA	1701	1/1	0.96	0.17	106,106,106,106	0
54	MG	BA	3382	1/1	0.96	0.22	123,123,123,123	0
54	MG	BA	3187	1/1	0.96	0.05	40,40,40,40	0
54	MG	DA	3572	1/1	0.96	0.11	60,60,60,60	0
54	MG	AA	2036	1/1	0.96	0.15	90,90,90,90	0
54	MG	DA	3221	1/1	0.96	0.29	75,75,75,75	0
54	MG	AA	1615	1/1	0.96	0.20	38,38,38,38	0
54	MG	DA	3058	1/1	0.96	0.26	54,54,54,54	0
54	MG	DO	202	1/1	0.96	0.06	42,42,42,42	0
54	MG	DA	2911	1/1	0.96	0.30	34,34,34,34	0
54	MG	D6	102	1/1	0.96	0.41	94,94,94,94	0
54	MG	BA	3188	1/1	0.96	0.19	68,68,68,68	0
54	MG	AA	1757	1/1	0.96	0.14	45,45,45,45	0
54	MG	BA	3421	1/1	0.96	0.28	88,88,88,88	0
54	MG	BE	306	1/1	0.96	0.12	72,72,72,72	0
54	MG	DA	2928	1/1	0.96	0.32	32,32,32,32	0
54	MG	AA	1755	1/1	0.96	0.29	62,62,62,62	0
54	MG	AA	1753	1/1	0.96	0.28	71,71,71,71	0
54	MG	BA	3025	1/1	0.96	0.13	47,47,47,47	0
54	MG	BA	2901	1/1	0.96	0.04	61,61,61,61	0
54	MG	CA	1849	1/1	0.96	0.20	91,91,91,91	0
54	MG	AA	1887	1/1	0.96	0.28	161,161,161,161	0
54	MG	AA	1667	1/1	0.96	0.21	61,61,61,61	0
54	MG	DA	3207	1/1	0.96	0.30	66,66,66,66	0
54	MG	CA	1624	1/1	0.96	0.25	40,40,40,40	0
54	MG	DA	3069	1/1	0.96	0.25	52,52,52,52	0
54	MG	DA	3329	1/1	0.96	0.19	62,62,62,62	0
54	MG	DA	2905	1/1	0.96	0.27	23,23,23,23	0
54	MG	AA	1989	1/1	0.96	0.20	91,91,91,91	0
54	MG	BA	3444	1/1	0.96	0.23	66,66,66,66	0
54	MG	DA	2948	1/1	0.96	0.20	40,40,40,40	0
54	MG	BA	3280	1/1	0.96	0.07	61,61,61,61	0
54	MG	CA	1843	1/1	0.96	0.06	76,76,76,76	0
54	MG	DA	2975	1/1	0.96	0.14	35,35,35,35	0
54	MG	BA	3326	1/1	0.96	0.12	54,54,54,54	0
54	MG	BA	2961	1/1	0.96	0.31	46,46,46,46	0
54	MG	CA	1703	1/1	0.96	0.17	62,62,62,62	0

Continued on next page...

Continued from previous page...

Mol	Type	Chain	Res	Atoms	RSCC	RSR	B-factors(\AA^2)	Q<0.9
55	ZN	CG	302	1/1	0.96	0.26	94,94,94,94	0
54	MG	AA	2037	1/1	0.96	0.18	97,97,97,97	0
54	MG	DA	2953	1/1	0.96	0.28	63,63,63,63	0
54	MG	DA	3521	1/1	0.96	0.08	75,75,75,75	0
54	MG	CA	1867	1/1	0.96	0.22	76,76,76,76	0
54	MG	BA	3525	1/1	0.96	0.08	95,95,95,95	0
54	MG	BA	2927	1/1	0.96	0.27	32,32,32,32	0
54	MG	CD	105	1/1	0.96	0.06	124,124,124,124	0
54	MG	BA	3471	1/1	0.96	0.21	156,156,156,156	0
54	MG	BA	2964	1/1	0.96	0.23	45,45,45,45	0
54	MG	DA	3062	1/1	0.96	0.27	50,50,50,50	0
54	MG	BT	101	1/1	0.96	0.08	65,65,65,65	0
54	MG	AA	1864	1/1	0.96	0.22	87,87,87,87	0
54	MG	AA	1714	1/1	0.96	0.10	89,89,89,89	0
54	MG	DA	3515	1/1	0.96	0.19	100,100,100,100	0
54	MG	BA	3075	1/1	0.96	0.09	37,37,37,37	0
54	MG	DA	3054	1/1	0.96	0.20	54,54,54,54	0
54	MG	BA	3119	1/1	0.96	0.14	51,51,51,51	0
54	MG	DA	3066	1/1	0.96	0.42	59,59,59,59	0
54	MG	BA	2932	1/1	0.96	0.18	37,37,37,37	0
54	MG	BA	3338	1/1	0.96	0.16	100,100,100,100	0
54	MG	BA	3214	1/1	0.96	0.20	67,67,67,67	0
54	MG	BA	3579	1/1	0.96	0.10	83,83,83,83	0
54	MG	DA	2974	1/1	0.96	0.39	51,51,51,51	0
54	MG	AA	1614	1/1	0.96	0.41	73,73,73,73	0
54	MG	BA	3141	1/1	0.96	0.12	52,52,52,52	0
54	MG	CA	1744	1/1	0.96	0.17	89,89,89,89	0
54	MG	CA	1806	1/1	0.96	0.23	106,106,106,106	0
54	MG	AA	1778	1/1	0.96	0.09	61,61,61,61	0
54	MG	AA	1810	1/1	0.96	0.14	75,75,75,75	0
54	MG	DH	202	1/1	0.96	0.62	98,98,98,98	0
54	MG	BA	2921	1/1	0.96	0.29	41,41,41,41	0
54	MG	AA	1946	1/1	0.96	0.06	82,82,82,82	0
54	MG	DA	3750	1/1	0.96	0.15	57,57,57,57	0
54	MG	CA	1710	1/1	0.96	0.17	53,53,53,53	0
54	MG	DA	3603	1/1	0.96	0.28	86,86,86,86	0
54	MG	DA	3029	1/1	0.96	0.27	34,34,34,34	0
54	MG	AA	1752	1/1	0.96	0.27	75,75,75,75	0
54	MG	DA	2904	1/1	0.96	0.22	22,22,22,22	0
54	MG	BA	3182	1/1	0.96	0.07	41,41,41,41	0
54	MG	CA	1616	1/1	0.96	0.18	68,68,68,68	0
54	MG	B3	102	1/1	0.96	0.14	58,58,58,58	0

Continued on next page...

Continued from previous page...

Mol	Type	Chain	Res	Atoms	RSCC	RSR	B-factors(\AA^2)	Q<0.9
54	MG	CA	1731	1/1	0.96	0.07	86,86,86,86	0
54	MG	BA	3004	1/1	0.96	0.17	30,30,30,30	0
54	MG	AC	106	1/1	0.96	0.12	79,79,79,79	0
54	MG	DA	3151	1/1	0.96	0.43	89,89,89,89	0
54	MG	DA	3372	1/1	0.96	0.20	57,57,57,57	0
54	MG	BA	3562	1/1	0.96	0.19	94,94,94,94	0
54	MG	DA	3260	1/1	0.96	0.12	53,53,53,53	0
54	MG	CA	1936	1/1	0.96	0.08	90,90,90,90	0
54	MG	DA	3391	1/1	0.97	0.19	40,40,40,40	0
54	MG	BA	2962	1/1	0.97	0.12	20,20,20,20	0
54	MG	AA	1943	1/1	0.97	0.09	83,83,83,83	0
54	MG	D2	201	1/1	0.97	0.17	110,110,110,110	0
54	MG	DA	3068	1/1	0.97	0.34	50,50,50,50	0
54	MG	D3	101	1/1	0.97	0.18	48,48,48,48	0
54	MG	DA	3633	1/1	0.97	0.11	62,62,62,62	0
54	MG	DA	2970	1/1	0.97	0.20	49,49,49,49	0
54	MG	DA	3629	1/1	0.97	0.26	72,72,72,72	0
54	MG	DA	3737	1/1	0.97	0.18	88,88,88,88	0
54	MG	AA	1613	1/1	0.97	0.25	53,53,53,53	0
54	MG	DA	3102	1/1	0.97	0.25	49,49,49,49	0
54	MG	DA	3623	1/1	0.97	0.11	81,81,81,81	0
54	MG	CD	101	1/1	0.97	0.16	53,53,53,53	0
54	MG	DA	3426	1/1	0.97	0.18	39,39,39,39	0
54	MG	DD	303	1/1	0.97	0.12	43,43,43,43	0
54	MG	BA	3493	1/1	0.97	0.23	85,85,85,85	0
54	MG	DA	3741	1/1	0.97	0.21	97,97,97,97	0
54	MG	BA	3175	1/1	0.97	0.11	54,54,54,54	0
54	MG	BA	2929	1/1	0.97	0.23	32,32,32,32	0
54	MG	DA	3346	1/1	0.97	0.14	66,66,66,66	0
54	MG	DA	3257	1/1	0.97	0.33	64,64,64,64	0
54	MG	DA	3203	1/1	0.97	0.25	74,74,74,74	0
54	MG	BA	3294	1/1	0.97	0.23	65,65,65,65	0
54	MG	AA	1758	1/1	0.97	0.18	108,108,108,108	0
54	MG	BA	3140	1/1	0.97	0.10	51,51,51,51	0
54	MG	BA	2972	1/1	0.97	0.31	65,65,65,65	0
54	MG	CA	1693	1/1	0.97	0.10	64,64,64,64	0
54	MG	DA	3684	1/1	0.97	0.14	83,83,83,83	0
54	MG	DA	2997	1/1	0.97	0.24	41,41,41,41	0
54	MG	CA	1675	1/1	0.97	0.29	59,59,59,59	0
54	MG	AA	1686	1/1	0.97	0.19	60,60,60,60	0
54	MG	AA	1961	1/1	0.97	0.06	46,46,46,46	0
54	MG	BA	2974	1/1	0.97	0.28	39,39,39,39	0

Continued on next page...

Continued from previous page...

Mol	Type	Chain	Res	Atoms	RSCC	RSR	B-factors(\AA^2)	Q<0.9
54	MG	DA	3356	1/1	0.97	0.37	73,73,73,73	0
54	MG	AA	1777	1/1	0.97	0.27	69,69,69,69	0
54	MG	DA	3117	1/1	0.97	0.18	48,48,48,48	0
54	MG	B5	101	1/1	0.97	0.09	46,46,46,46	0
54	MG	BA	3172	1/1	0.97	0.23	72,72,72,72	0
54	MG	BU	203	1/1	0.97	0.06	74,74,74,74	0
54	MG	DA	3468	1/1	0.97	0.07	73,73,73,73	0
54	MG	BA	3516	1/1	0.97	0.19	56,56,56,56	0
54	MG	DA	3255	1/1	0.97	0.24	53,53,53,53	0
54	MG	DA	2969	1/1	0.97	0.35	36,36,36,36	0
54	MG	BA	2951	1/1	0.97	0.19	38,38,38,38	0
54	MG	AA	1862	1/1	0.97	0.18	77,77,77,77	0
54	MG	BA	2977	1/1	0.97	0.16	33,33,33,33	0
54	MG	DA	3009	1/1	0.97	0.24	41,41,41,41	0
54	MG	DA	2983	1/1	0.97	0.36	34,34,34,34	0
54	MG	BA	2928	1/1	0.97	0.15	46,46,46,46	0
54	MG	BA	3256	1/1	0.97	0.17	64,64,64,64	0
54	MG	DA	3760	1/1	0.97	0.15	206,206,206,206	0
54	MG	AA	1606	1/1	0.97	0.24	55,55,55,55	0
54	MG	DA	2985	1/1	0.97	0.23	27,27,27,27	0
54	MG	DA	3341	1/1	0.97	0.23	64,64,64,64	0
54	MG	DA	3418	1/1	0.97	0.14	59,59,59,59	0
54	MG	DA	3459	1/1	0.97	0.15	64,64,64,64	0
54	MG	AA	1785	1/1	0.97	0.06	78,78,78,78	0
54	MG	DD	301	1/1	0.97	0.28	43,43,43,43	0
54	MG	BB	218	1/1	0.97	0.07	65,65,65,65	0
54	MG	CA	1935	1/1	0.97	0.08	136,136,136,136	0
54	MG	BA	3356	1/1	0.97	0.06	75,75,75,75	0
54	MG	DB	223	1/1	0.97	0.06	104,104,104,104	0
54	MG	CA	1857	1/1	0.97	0.10	80,80,80,80	0
54	MG	BA	3190	1/1	0.97	0.19	78,78,78,78	0
54	MG	CA	1642	1/1	0.97	0.23	48,48,48,48	0
54	MG	BA	2944	1/1	0.97	0.18	29,29,29,29	0
54	MG	DA	3016	1/1	0.97	0.24	23,23,23,23	0
54	MG	CA	1798	1/1	0.97	0.17	112,112,112,112	0
54	MG	AA	1942	1/1	0.97	0.12	128,128,128,128	0
54	MG	DA	3129	1/1	0.97	0.12	57,57,57,57	0
54	MG	BA	2970	1/1	0.97	0.26	32,32,32,32	0
54	MG	CA	1610	1/1	0.97	0.26	51,51,51,51	0
54	MG	DA	3651	1/1	0.97	0.20	98,98,98,98	0
54	MG	CA	1914	1/1	0.97	0.09	36,36,36,36	0
54	MG	BA	3224	1/1	0.97	0.18	54,54,54,54	0

Continued on next page...

Continued from previous page...

Mol	Type	Chain	Res	Atoms	RSCC	RSR	B-factors(\AA^2)	Q<0.9
54	MG	BA	3093	1/1	0.97	0.11	65,65,65,65	0
54	MG	CA	1619	1/1	0.97	0.24	73,73,73,73	0
54	MG	CA	1905	1/1	0.97	0.07	92,92,92,92	0
54	MG	BA	3413	1/1	0.97	0.09	92,92,92,92	0
54	MG	BA	3482	1/1	0.97	0.13	101,101,101,101	0
54	MG	CA	1733	1/1	0.97	0.16	67,67,67,67	0
54	MG	DA	2947	1/1	0.97	0.24	26,26,26,26	0
54	MG	DA	2946	1/1	0.97	0.35	40,40,40,40	0
54	MG	DA	2927	1/1	0.97	0.28	53,53,53,53	0
54	MG	AA	1750	1/1	0.97	0.21	79,79,79,79	0
54	MG	CD	109	1/1	0.97	0.02	89,89,89,89	0
54	MG	DA	2998	1/1	0.97	0.18	44,44,44,44	0
54	MG	AA	1944	1/1	0.97	0.11	111,111,111,111	0
54	MG	CA	1802	1/1	0.97	0.17	62,62,62,62	0
54	MG	DA	3696	1/1	0.97	0.08	85,85,85,85	0
54	MG	DA	3574	1/1	0.97	0.07	74,74,74,74	0
54	MG	AA	1859	1/1	0.97	0.05	77,77,77,77	0
54	MG	DA	3216	1/1	0.97	0.12	88,88,88,88	0
54	MG	DA	3452	1/1	0.97	0.15	104,104,104,104	0
54	MG	BA	3420	1/1	0.97	0.28	82,82,82,82	0
54	MG	AA	1658	1/1	0.97	0.16	57,57,57,57	0
54	MG	DA	3777	1/1	0.97	0.13	53,53,53,53	0
54	MG	CW	204	1/1	0.97	0.10	68,68,68,68	0
54	MG	BA	3288	1/1	0.97	0.08	66,66,66,66	0
54	MG	BA	2952	1/1	0.97	0.17	41,41,41,41	0
54	MG	DA	3425	1/1	0.97	0.11	68,68,68,68	0
54	MG	CA	1789	1/1	0.97	0.17	100,100,100,100	0
54	MG	BB	203	1/1	0.97	0.10	85,85,85,85	0
54	MG	BA	3162	1/1	0.97	0.23	69,69,69,69	0
54	MG	DG	202	1/1	0.97	0.05	84,84,84,84	0
54	MG	DZ	101	1/1	0.97	0.12	79,79,79,79	0
54	MG	BA	3381	1/1	0.97	0.08	45,45,45,45	0
54	MG	DA	2931	1/1	0.97	0.30	24,24,24,24	0
54	MG	DB	201	1/1	0.97	0.41	86,86,86,86	0
54	MG	BA	3171	1/1	0.97	0.06	50,50,50,50	0
54	MG	CA	1890	1/1	0.97	0.11	115,115,115,115	0
54	MG	BA	2917	1/1	0.97	0.26	37,37,37,37	0
54	MG	DA	3460	1/1	0.97	0.19	72,72,72,72	0
54	MG	D1	206	1/1	0.97	0.19	66,66,66,66	0
54	MG	BA	3466	1/1	0.97	0.06	84,84,84,84	0
54	MG	BA	3134	1/1	0.97	0.26	61,61,61,61	0
54	MG	DA	3434	1/1	0.97	0.21	63,63,63,63	0

Continued on next page...

Continued from previous page...

Mol	Type	Chain	Res	Atoms	RSCC	RSR	B-factors(\AA^2)	Q<0.9
54	MG	BA	3296	1/1	0.97	0.07	57,57,57,57	0
54	MG	BA	2997	1/1	0.97	0.30	60,60,60,60	0
54	MG	DA	2908	1/1	0.97	0.21	23,23,23,23	0
54	MG	BA	2986	1/1	0.97	0.18	41,41,41,41	0
54	MG	BA	3553	1/1	0.97	0.15	96,96,96,96	0
54	MG	DA	3063	1/1	0.97	0.10	34,34,34,34	0
54	MG	DA	3540	1/1	0.97	0.19	54,54,54,54	0
54	MG	AA	2001	1/1	0.97	0.21	76,76,76,76	0
54	MG	DA	2965	1/1	0.97	0.44	49,49,49,49	0
54	MG	AA	1853	1/1	0.97	0.16	104,104,104,104	0
54	MG	BA	2933	1/1	0.97	0.12	50,50,50,50	0
54	MG	BA	2955	1/1	0.97	0.28	29,29,29,29	0
54	MG	DA	3010	1/1	0.97	0.37	86,86,86,86	0
54	MG	BA	3058	1/1	0.97	0.14	49,49,49,49	0
54	MG	BA	3418	1/1	0.97	0.08	65,65,65,65	0
54	MG	BA	3040	1/1	0.97	0.12	40,40,40,40	0
54	MG	DA	3342	1/1	0.97	0.42	77,77,77,77	0
54	MG	AA	1624	1/1	0.97	0.29	56,56,56,56	0
54	MG	CA	1679	1/1	0.97	0.18	72,72,72,72	0
54	MG	DA	3330	1/1	0.97	0.18	49,49,49,49	0
54	MG	AA	1697	1/1	0.97	0.17	77,77,77,77	0
54	MG	BA	3362	1/1	0.97	0.10	68,68,68,68	0
54	MG	CA	1713	1/1	0.97	0.14	53,53,53,53	0
54	MG	BA	3042	1/1	0.97	0.05	28,28,28,28	0
54	MG	AA	1979	1/1	0.97	0.26	75,75,75,75	0
54	MG	CA	1900	1/1	0.97	0.08	50,50,50,50	0
54	MG	CA	1681	1/1	0.97	0.20	67,67,67,67	0
54	MG	DA	3442	1/1	0.97	0.19	86,86,86,86	0
54	MG	CA	1677	1/1	0.97	0.22	57,57,57,57	0
54	MG	BA	3312	1/1	0.97	0.09	75,75,75,75	0
54	MG	BA	3453	1/1	0.97	0.27	73,73,73,73	0
54	MG	BA	3258	1/1	0.97	0.17	100,100,100,100	0
54	MG	AA	1798	1/1	0.97	0.27	79,79,79,79	0
54	MG	DA	3036	1/1	0.97	0.34	50,50,50,50	0
54	MG	DA	3582	1/1	0.97	0.09	116,116,116,116	0
54	MG	CA	1671	1/1	0.97	0.14	77,77,77,77	0
54	MG	CA	1939	1/1	0.97	0.07	87,87,87,87	0
54	MG	BA	3359	1/1	0.97	0.15	73,73,73,73	0
54	MG	DA	3786	1/1	0.97	0.16	70,70,70,70	0
54	MG	BA	3097	1/1	0.97	0.21	59,59,59,59	0
54	MG	DA	3128	1/1	0.97	0.10	40,40,40,40	0
54	MG	DA	2954	1/1	0.97	0.06	16,16,16,16	0

Continued on next page...

Continued from previous page...

Mol	Type	Chain	Res	Atoms	RSCC	RSR	B-factors(\AA^2)	Q<0.9
54	MG	DA	3585	1/1	0.97	0.09	114,114,114,114	0
54	MG	DA	3158	1/1	0.97	0.17	62,62,62,62	0
54	MG	AA	1688	1/1	0.97	0.21	39,39,39,39	0
54	MG	DA	2986	1/1	0.97	0.06	42,42,42,42	0
54	MG	DD	302	1/1	0.97	0.24	40,40,40,40	0
54	MG	DA	3664	1/1	0.97	0.14	104,104,104,104	0
54	MG	BA	3176	1/1	0.97	0.17	65,65,65,65	0
54	MG	AA	1874	1/1	0.97	0.22	63,63,63,63	0
54	MG	DA	2956	1/1	0.97	0.34	47,47,47,47	0
54	MG	CA	1796	1/1	0.97	0.05	35,35,35,35	0
54	MG	AA	1912	1/1	0.97	0.15	79,79,79,79	0
54	MG	CA	1884	1/1	0.97	0.08	59,59,59,59	0
54	MG	BA	2969	1/1	0.97	0.28	33,33,33,33	0
54	MG	DA	2987	1/1	0.97	0.29	36,36,36,36	0
54	MG	AA	1980	1/1	0.97	0.06	136,136,136,136	0
54	MG	BA	2926	1/1	0.97	0.20	43,43,43,43	0
54	MG	BA	3090	1/1	0.97	0.15	61,61,61,61	0
54	MG	BA	3022	1/1	0.97	0.15	46,46,46,46	0
54	MG	DA	3278	1/1	0.97	0.28	78,78,78,78	0
54	MG	AA	1807	1/1	0.97	0.04	65,65,65,65	0
54	MG	DA	3013	1/1	0.97	0.28	58,58,58,58	0
54	MG	DA	3242	1/1	0.97	0.22	46,46,46,46	0
54	MG	DA	3001	1/1	0.97	0.20	46,46,46,46	0
54	MG	BA	3122	1/1	0.97	0.29	63,63,63,63	0
54	MG	DA	3428	1/1	0.97	0.19	55,55,55,55	0
54	MG	CA	1636	1/1	0.97	0.20	52,52,52,52	0
54	MG	DA	3160	1/1	0.98	0.13	48,48,48,48	0
54	MG	DA	2978	1/1	0.98	0.21	24,24,24,24	0
54	MG	DA	3779	1/1	0.98	0.11	72,72,72,72	0
54	MG	DA	2920	1/1	0.98	0.26	21,21,21,21	0
54	MG	CA	1856	1/1	0.98	0.04	74,74,74,74	0
54	MG	CA	1711	1/1	0.98	0.38	75,75,75,75	0
54	MG	CC	106	1/1	0.98	0.09	79,79,79,79	0
54	MG	DA	2959	1/1	0.98	0.24	26,26,26,26	0
54	MG	BA	3556	1/1	0.98	0.10	82,82,82,82	0
54	MG	DA	2929	1/1	0.98	0.28	24,24,24,24	0
54	MG	BA	2985	1/1	0.98	0.07	46,46,46,46	0
54	MG	AA	1715	1/1	0.98	0.11	76,76,76,76	0
54	MG	DA	3012	1/1	0.98	0.27	35,35,35,35	0
54	MG	BA	3044	1/1	0.98	0.10	114,114,114,114	0
54	MG	BA	3197	1/1	0.98	0.15	103,103,103,103	0
54	MG	DA	2944	1/1	0.98	0.17	35,35,35,35	0

Continued on next page...

Continued from previous page...

Mol	Type	Chain	Res	Atoms	RSCC	RSR	B-factors(\AA^2)	Q<0.9
54	MG	BA	2954	1/1	0.98	0.24	54,54,54,54	0
54	MG	DA	3040	1/1	0.98	0.16	44,44,44,44	0
54	MG	DA	3701	1/1	0.98	0.20	92,92,92,92	0
54	MG	BA	2940	1/1	0.98	0.21	27,27,27,27	0
54	MG	BA	3252	1/1	0.98	0.11	38,38,38,38	0
54	MG	BA	2966	1/1	0.98	0.25	46,46,46,46	0
54	MG	DA	3027	1/1	0.98	0.15	22,22,22,22	0
54	MG	BA	3259	1/1	0.98	0.09	90,90,90,90	0
54	MG	DA	2994	1/1	0.98	0.24	37,37,37,37	0
54	MG	DA	3046	1/1	0.98	0.19	19,19,19,19	0
54	MG	DA	3266	1/1	0.98	0.12	109,109,109,109	0
54	MG	DA	2941	1/1	0.98	0.19	39,39,39,39	0
54	MG	DA	3053	1/1	0.98	0.05	28,28,28,28	0
54	MG	DA	3324	1/1	0.98	0.18	34,34,34,34	0
54	MG	DA	3485	1/1	0.98	0.10	56,56,56,56	0
54	MG	BA	3251	1/1	0.98	0.18	78,78,78,78	0
54	MG	AA	1940	1/1	0.98	0.30	91,91,91,91	0
54	MG	AA	1625	1/1	0.98	0.26	62,62,62,62	0
54	MG	CP	202	1/1	0.98	0.18	122,122,122,122	0
54	MG	CA	1625	1/1	0.98	0.34	51,51,51,51	0
54	MG	BA	2950	1/1	0.98	0.18	29,29,29,29	0
54	MG	DA	2906	1/1	0.98	0.29	27,27,27,27	0
54	MG	BA	2902	1/1	0.98	0.14	57,57,57,57	0
54	MG	BA	3067	1/1	0.98	0.23	43,43,43,43	0
54	MG	DA	3011	1/1	0.98	0.22	78,78,78,78	0
54	MG	BA	3530	1/1	0.98	0.10	110,110,110,110	0
54	MG	BA	3149	1/1	0.98	0.19	61,61,61,61	0
54	MG	BA	2924	1/1	0.98	0.18	55,55,55,55	0
54	MG	BA	3113	1/1	0.98	0.11	41,41,41,41	0
54	MG	CA	1639	1/1	0.98	0.17	42,42,42,42	0
54	MG	DA	3321	1/1	0.98	0.20	70,70,70,70	0
54	MG	DA	3604	1/1	0.98	0.15	43,43,43,43	0
54	MG	BA	2923	1/1	0.98	0.20	44,44,44,44	0
54	MG	BA	3211	1/1	0.98	0.04	43,43,43,43	0
54	MG	AA	1732	1/1	0.98	0.18	89,89,89,89	0
54	MG	AA	1817	1/1	0.98	0.09	89,89,89,89	0
54	MG	AA	1962	1/1	0.98	0.15	55,55,55,55	0
54	MG	BA	2942	1/1	0.98	0.28	36,36,36,36	0
54	MG	BA	2946	1/1	0.98	0.28	50,50,50,50	0
54	MG	DA	2968	1/1	0.98	0.12	20,20,20,20	0
54	MG	CA	1768	1/1	0.98	0.14	52,52,52,52	0
54	MG	DA	3497	1/1	0.98	0.15	68,68,68,68	0

Continued on next page...

Continued from previous page...

Mol	Type	Chain	Res	Atoms	RSCC	RSR	B-factors(\AA^2)	Q<0.9
54	MG	AC	108	1/1	0.98	0.12	61,61,61,61	0
54	MG	CA	1685	1/1	0.98	0.11	59,59,59,59	0
54	MG	DA	2917	1/1	0.98	0.29	27,27,27,27	0
54	MG	DA	3157	1/1	0.98	0.10	51,51,51,51	0
54	MG	D0	203	1/1	0.98	0.09	63,63,63,63	0
55	ZN	CQ	104	1/1	0.98	0.10	142,142,142,142	0
54	MG	BA	3011	1/1	0.98	0.18	57,57,57,57	0
54	MG	CA	1607	1/1	0.98	0.30	73,73,73,73	0
54	MG	DA	2901	1/1	0.98	0.26	28,28,28,28	0
54	MG	DA	3139	1/1	0.98	0.20	33,33,33,33	0
54	MG	DA	3192	1/1	0.98	0.19	61,61,61,61	0
54	MG	DA	2961	1/1	0.98	0.17	37,37,37,37	0
54	MG	CA	1841	1/1	0.98	0.21	119,119,119,119	0
54	MG	DA	3726	1/1	0.98	0.18	75,75,75,75	0
54	MG	DA	3507	1/1	0.98	0.29	86,86,86,86	0
54	MG	AA	1788	1/1	0.98	0.13	91,91,91,91	0
54	MG	DA	3695	1/1	0.98	0.12	60,60,60,60	0
54	MG	DA	3566	1/1	0.98	0.26	78,78,78,78	0
54	MG	AA	1792	1/1	0.98	0.31	74,74,74,74	0
54	MG	DA	2938	1/1	0.98	0.13	57,57,57,57	0
54	MG	DA	2967	1/1	0.98	0.22	39,39,39,39	0
54	MG	BA	3202	1/1	0.98	0.08	65,65,65,65	0
54	MG	BA	2938	1/1	0.98	0.23	39,39,39,39	0
54	MG	DA	2930	1/1	0.98	0.31	31,31,31,31	0
54	MG	BA	3405	1/1	0.98	0.16	82,82,82,82	0
54	MG	DA	3177	1/1	0.98	0.20	38,38,38,38	0
54	MG	DA	2937	1/1	0.98	0.22	25,25,25,25	0
54	MG	BA	3026	1/1	0.98	0.23	60,60,60,60	0
54	MG	BA	3292	1/1	0.98	0.12	54,54,54,54	0
54	MG	BA	2915	1/1	0.98	0.21	34,34,34,34	0
54	MG	BA	3107	1/1	0.98	0.06	61,61,61,61	0
54	MG	BB	223	1/1	0.98	0.15	122,122,122,122	0
54	MG	DA	3026	1/1	0.98	0.33	34,34,34,34	0
54	MG	CA	1891	1/1	0.98	0.10	113,113,113,113	0
54	MG	DA	3033	1/1	0.98	0.22	42,42,42,42	0
54	MG	CA	1783	1/1	0.98	0.26	47,47,47,47	0
54	MG	DB	208	1/1	0.98	0.21	135,135,135,135	0
54	MG	AA	1679	1/1	0.98	0.22	74,74,74,74	0
54	MG	DA	3280	1/1	0.98	0.15	33,33,33,33	0
54	MG	BA	3330	1/1	0.98	0.13	62,62,62,62	0
54	MG	DZ	102	1/1	0.98	0.07	79,79,79,79	0
54	MG	DA	3017	1/1	0.98	0.31	43,43,43,43	0

Continued on next page...

Continued from previous page...

Mol	Type	Chain	Res	Atoms	RSCC	RSR	B-factors(\AA^2)	Q<0.9
54	MG	CA	1956	1/1	0.98	0.12	217,217,217,217	0
54	MG	AA	1630	1/1	0.98	0.38	55,55,55,55	0
54	MG	DA	3378	1/1	0.98	0.08	76,76,76,76	0
54	MG	BA	3110	1/1	0.98	0.17	34,34,34,34	0
54	MG	CA	1766	1/1	0.98	0.30	51,51,51,51	0
54	MG	DA	3270	1/1	0.98	0.25	70,70,70,70	0
54	MG	BA	3333	1/1	0.98	0.12	62,62,62,62	0
54	MG	DA	3166	1/1	0.98	0.06	25,25,25,25	0
54	MG	BA	2920	1/1	0.98	0.21	36,36,36,36	0
54	MG	BA	2925	1/1	0.98	0.24	46,46,46,46	0
54	MG	AA	1672	1/1	0.98	0.28	68,68,68,68	0
54	MG	DA	3621	1/1	0.98	0.12	75,75,75,75	0
54	MG	BA	2990	1/1	0.98	0.22	48,48,48,48	0
54	MG	DA	3702	1/1	0.98	0.09	22,22,22,22	0
54	MG	AA	1764	1/1	0.98	0.09	96,96,96,96	0
54	MG	CA	1659	1/1	0.98	0.25	101,101,101,101	0
54	MG	BA	2916	1/1	0.98	0.25	42,42,42,42	0
54	MG	BA	3155	1/1	0.98	0.12	64,64,64,64	0
54	MG	BA	3082	1/1	0.98	0.34	59,59,59,59	0
54	MG	DA	3661	1/1	0.98	0.18	79,79,79,79	0
54	MG	DA	3423	1/1	0.98	0.14	62,62,62,62	0
54	MG	BB	219	1/1	0.98	0.05	124,124,124,124	0
54	MG	CA	1670	1/1	0.98	0.24	56,56,56,56	0
54	MG	BA	2953	1/1	0.98	0.19	32,32,32,32	0
54	MG	DA	2940	1/1	0.98	0.26	25,25,25,25	0
54	MG	BA	3311	1/1	0.98	0.14	48,48,48,48	0
54	MG	BA	3045	1/1	0.98	0.15	26,26,26,26	0
54	MG	CA	1859	1/1	0.98	0.13	121,121,121,121	0
54	MG	BA	2919	1/1	0.98	0.14	29,29,29,29	0
54	MG	DA	3196	1/1	0.98	0.26	106,106,106,106	0
54	MG	DE	301	1/1	0.98	0.21	27,27,27,27	0
54	MG	AA	1992	1/1	0.98	0.06	106,106,106,106	0
54	MG	BA	3000	1/1	0.98	0.15	25,25,25,25	0
54	MG	BA	3062	1/1	0.98	0.18	61,61,61,61	0
54	MG	DA	3677	1/1	0.98	0.14	85,85,85,85	0
54	MG	BA	3102	1/1	0.98	0.05	113,113,113,113	0
54	MG	AA	1892	1/1	0.98	0.16	99,99,99,99	0
54	MG	DA	3008	1/1	0.98	0.21	34,34,34,34	0
54	MG	DA	3458	1/1	0.98	0.10	71,71,71,71	0
54	MG	BA	3148	1/1	0.98	0.11	42,42,42,42	0
54	MG	DA	3300	1/1	0.98	0.04	28,28,28,28	0
54	MG	BA	2934	1/1	0.98	0.33	42,42,42,42	0

Continued on next page...

Continued from previous page...

Mol	Type	Chain	Res	Atoms	RSCC	RSR	B-factors(\AA^2)	Q<0.9
54	MG	AA	1703	1/1	0.98	0.23	49,49,49,49	0
54	MG	AA	1621	1/1	0.98	0.30	50,50,50,50	0
54	MG	AA	1787	1/1	0.98	0.08	65,65,65,65	0
54	MG	BA	2999	1/1	0.98	0.12	27,27,27,27	0
54	MG	DA	2916	1/1	0.98	0.24	35,35,35,35	0
54	MG	BA	2976	1/1	0.98	0.23	38,38,38,38	0
54	MG	DA	2943	1/1	0.98	0.27	29,29,29,29	0
54	MG	BA	3035	1/1	0.98	0.18	48,48,48,48	0
54	MG	DA	3147	1/1	0.98	0.17	42,42,42,42	0
54	MG	CA	1651	1/1	0.98	0.28	76,76,76,76	0
54	MG	BA	3522	1/1	0.98	0.06	54,54,54,54	0
54	MG	BA	3098	1/1	0.98	0.20	60,60,60,60	0
54	MG	DA	3118	1/1	0.98	0.13	40,40,40,40	0
54	MG	CA	1618	1/1	0.98	0.13	51,51,51,51	0
54	MG	DA	2957	1/1	0.98	0.25	20,20,20,20	0
54	MG	AA	2000	1/1	0.98	0.12	38,38,38,38	0
54	MG	DA	2971	1/1	0.98	0.30	40,40,40,40	0
54	MG	AA	1803	1/1	0.98	0.12	61,61,61,61	0
54	MG	DA	3025	1/1	0.98	0.19	25,25,25,25	0
54	MG	DA	3234	1/1	0.98	0.20	32,32,32,32	0
54	MG	DA	3722	1/1	0.98	0.26	166,166,166,166	0
54	MG	BA	3030	1/1	0.98	0.17	47,47,47,47	0
54	MG	BA	3038	1/1	0.98	0.21	39,39,39,39	0
54	MG	DA	3285	1/1	0.98	0.30	56,56,56,56	0
54	MG	DA	3282	1/1	0.98	0.13	63,63,63,63	0
54	MG	AA	1659	1/1	0.98	0.23	81,81,81,81	0
54	MG	BA	3234	1/1	0.98	0.08	42,42,42,42	0
54	MG	BA	3163	1/1	0.98	0.07	63,63,63,63	0
54	MG	BA	3192	1/1	0.98	0.06	54,54,54,54	0
54	MG	DA	3106	1/1	0.99	0.30	44,44,44,44	0
54	MG	DA	3787	1/1	0.99	0.18	59,59,59,59	0
54	MG	DA	3023	1/1	0.99	0.24	28,28,28,28	0
54	MG	CA	1958	1/1	0.99	0.13	106,106,106,106	0
54	MG	BA	3274	1/1	0.99	0.22	116,116,116,116	0
54	MG	DA	2979	1/1	0.99	0.27	31,31,31,31	0
54	MG	DA	3757	1/1	0.99	0.08	54,54,54,54	0
54	MG	BA	2973	1/1	0.99	0.23	47,47,47,47	0
54	MG	BA	2956	1/1	0.99	0.17	38,38,38,38	0
54	MG	DA	3469	1/1	0.99	0.21	51,51,51,51	0
54	MG	BA	2914	1/1	0.99	0.15	17,17,17,17	0
54	MG	DA	3021	1/1	0.99	0.30	47,47,47,47	0
54	MG	DA	2942	1/1	0.99	0.21	38,38,38,38	0

Continued on next page...

Continued from previous page...

Mol	Type	Chain	Res	Atoms	RSCC	RSR	B-factors(\AA^2)	Q<0.9
54	MG	CA	1617	1/1	0.99	0.23	44,44,44,44	0
54	MG	CA	1743	1/1	0.99	0.15	64,64,64,64	0
54	MG	AA	1670	1/1	0.99	0.16	75,75,75,75	0
54	MG	CA	1873	1/1	0.99	0.04	117,117,117,117	0
54	MG	AA	1741	1/1	0.99	0.18	93,93,93,93	0
54	MG	BA	3108	1/1	0.99	0.10	41,41,41,41	0
54	MG	DA	3229	1/1	0.99	0.17	33,33,33,33	0
54	MG	DA	3165	1/1	0.99	0.15	33,33,33,33	0
54	MG	BA	3003	1/1	0.99	0.11	40,40,40,40	0
54	MG	AA	1701	1/1	0.99	0.26	72,72,72,72	0
54	MG	DA	2912	1/1	0.99	0.28	27,27,27,27	0
54	MG	DA	2977	1/1	0.99	0.05	32,32,32,32	0
54	MG	BA	2983	1/1	0.99	0.21	27,27,27,27	0
54	MG	DA	3000	1/1	0.99	0.24	31,31,31,31	0
54	MG	D0	201	1/1	0.99	0.15	38,38,38,38	0
54	MG	AA	1921	1/1	0.99	0.16	76,76,76,76	0
54	MG	BA	2930	1/1	0.99	0.15	33,33,33,33	0
54	MG	BA	3104	1/1	0.99	0.26	47,47,47,47	0
54	MG	DA	2924	1/1	0.99	0.18	17,17,17,17	0
54	MG	DA	3407	1/1	0.99	0.04	41,41,41,41	0
54	MG	DA	3309	1/1	0.99	0.14	20,20,20,20	0
54	MG	BA	3028	1/1	0.99	0.12	41,41,41,41	0
54	MG	AA	1718	1/1	0.99	0.07	63,63,63,63	0
54	MG	BA	3519	1/1	0.99	0.06	90,90,90,90	0
54	MG	DA	2903	1/1	0.99	0.35	24,24,24,24	0
54	MG	DA	2913	1/1	0.99	0.33	30,30,30,30	0
54	MG	AA	1669	1/1	0.99	0.32	54,54,54,54	0
54	MG	DA	3122	1/1	0.99	0.33	60,60,60,60	0
54	MG	BA	3047	1/1	0.99	0.17	41,41,41,41	0
54	MG	CA	1714	1/1	0.99	0.10	64,64,64,64	0
54	MG	BA	3236	1/1	0.99	0.11	33,33,33,33	0
54	MG	BA	3111	1/1	0.99	0.21	53,53,53,53	0
54	MG	DA	2932	1/1	0.99	0.21	23,23,23,23	0
54	MG	BA	2963	1/1	0.99	0.16	32,32,32,32	0
54	MG	BA	2948	1/1	0.99	0.20	29,29,29,29	0
54	MG	DA	3170	1/1	0.99	0.27	31,31,31,31	0
54	MG	BA	3096	1/1	0.99	0.20	37,37,37,37	0
54	MG	CA	1837	1/1	0.99	0.20	44,44,44,44	0
54	MG	DA	3286	1/1	0.99	0.30	58,58,58,58	0
54	MG	BA	2941	1/1	0.99	0.20	27,27,27,27	0
54	MG	CA	1948	1/1	0.99	0.17	89,89,89,89	0
54	MG	DA	3111	1/1	0.99	0.26	48,48,48,48	0

Continued on next page...

Continued from previous page...

Mol	Type	Chain	Res	Atoms	RSCC	RSR	B-factors(\AA^2)	Q<0.9
54	MG	BA	3265	1/1	0.99	0.04	40,40,40,40	0
54	MG	BA	2957	1/1	0.99	0.17	33,33,33,33	0
54	MG	DA	3030	1/1	0.99	0.26	49,49,49,49	0
55	ZN	AG	301	1/1	0.99	0.28	82,82,82,82	0
54	MG	BA	3029	1/1	0.99	0.21	40,40,40,40	0
54	MG	AA	1994	1/1	0.99	0.10	86,86,86,86	0
54	MG	DA	3731	1/1	0.99	0.09	67,67,67,67	0
54	MG	DA	3388	1/1	0.99	0.10	37,37,37,37	0
54	MG	DA	2976	1/1	0.99	0.31	31,31,31,31	0
54	MG	BA	3027	1/1	0.99	0.15	46,46,46,46	0
54	MG	CQ	103	1/1	0.99	0.06	122,122,122,122	0
54	MG	DA	2973	1/1	0.99	0.29	24,24,24,24	0
54	MG	BA	3083	1/1	0.99	0.17	37,37,37,37	0
54	MG	BA	2931	1/1	0.99	0.18	29,29,29,29	0
54	MG	DA	2960	1/1	0.99	0.29	34,34,34,34	0
54	MG	DA	2907	1/1	0.99	0.27	23,23,23,23	0
54	MG	CA	1734	1/1	0.99	0.21	73,73,73,73	0
54	MG	DA	2990	1/1	0.99	0.24	27,27,27,27	0
54	MG	BA	2943	1/1	0.99	0.28	44,44,44,44	0
54	MG	DA	3334	1/1	0.99	0.29	45,45,45,45	0
54	MG	DA	3312	1/1	0.99	0.13	51,51,51,51	0
54	MG	BA	3480	1/1	0.99	0.10	87,87,87,87	0
54	MG	BA	2947	1/1	0.99	0.17	30,30,30,30	0
54	MG	DA	3479	1/1	0.99	0.11	73,73,73,73	0
54	MG	AA	1822	1/1	0.99	0.13	107,107,107,107	0
54	MG	CA	1896	1/1	0.99	0.20	67,67,67,67	0
54	MG	DA	3096	1/1	0.99	0.24	57,57,57,57	0
54	MG	DA	2934	1/1	0.99	0.13	22,22,22,22	0
54	MG	AA	1786	1/1	0.99	0.18	93,93,93,93	0
54	MG	DA	2902	1/1	0.99	0.27	44,44,44,44	0
54	MG	CA	1654	1/1	0.99	0.10	80,80,80,80	0
54	MG	DW	102	1/1	1.00	0.15	91,91,91,91	0
54	MG	AA	1880	1/1	1.00	0.09	80,80,80,80	0
54	MG	DA	3659	1/1	1.00	0.07	52,52,52,52	0

6.5 Other polymers ⓘ

There are no such residues in this entry.