



Full wwPDB X-ray Structure Validation Report ⓘ

Jun 3, 2020 – 10:58 am BST

PDB ID : 4V7M
Title : The structures of Capreomycin bound to the 70S ribosome.
Authors : Stanley, R.E.; Blaha, G.
Deposited on : 2009-11-12
Resolution : 3.45 Å(reported)

This is a Full wwPDB X-ray Structure Validation Report for a publicly released PDB entry.

We welcome your comments at validation@mail.wwpdb.org

A user guide is available at

<https://www.wwpdb.org/validation/2017/XrayValidationReportHelp>

with specific help available everywhere you see the ⓘ symbol.

The following versions of software and data (see [references ⓘ](#)) were used in the production of this report:

MolProbity : 4.02b-467
Mogul : 1.8.5 (274361), CSD as541be (2020)
Xtriage (Phenix) : 1.13
EDS : 2.11
Percentile statistics : 20191225.v01 (using entries in the PDB archive December 25th 2019)
Refmac : 5.8.0158
CCP4 : 7.0.044 (Gargrove)
Ideal geometry (proteins) : Engh & Huber (2001)
Ideal geometry (DNA, RNA) : Parkinson et al. (1996)
Validation Pipeline (wwPDB-VP) : 2.11

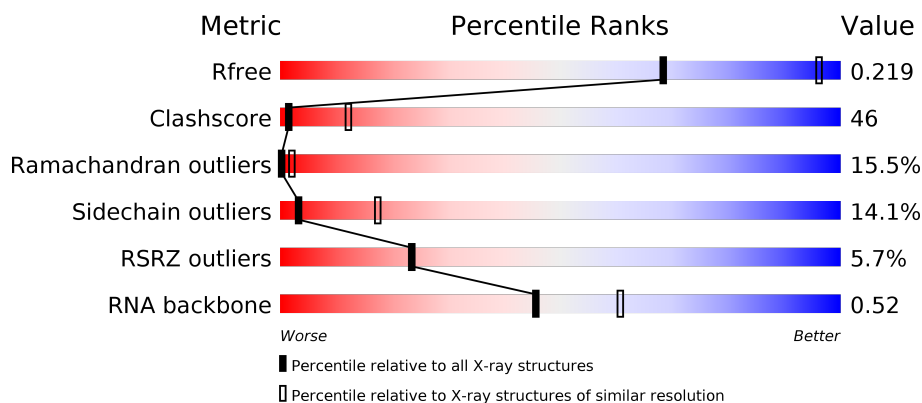
1 Overall quality at a glance

The following experimental techniques were used to determine the structure:

X-RAY DIFFRACTION

The reported resolution of this entry is 3.45 Å.

Percentile scores (ranging between 0-100) for global validation metrics of the entry are shown in the following graphic. The table shows the number of entries on which the scores are based.






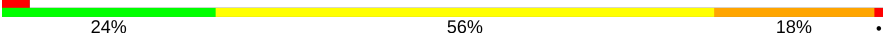





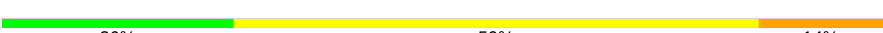

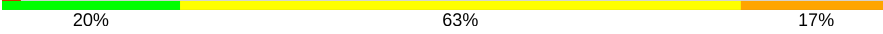


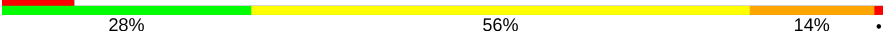

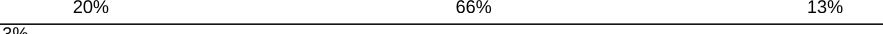



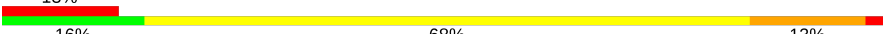



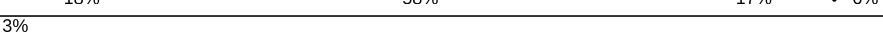
Metric	Whole archive (#Entries)	Similar resolution (#Entries, resolution range(Å))
R_{free}	130704	1291 (3.52-3.40)
Clashscore	141614	1372 (3.52-3.40)
Ramachandran outliers	138981	1337 (3.52-3.40)
Sidechain outliers	138945	1338 (3.52-3.40)
RSRZ outliers	127900	1205 (3.52-3.40)
RNA backbone	3102	1036 (3.96-2.96)

The table below summarises the geometric issues observed across the polymeric chains and their fit to the electron density. The red, orange, yellow and green segments on the lower bar indicate the fraction of residues that contain outliers for ≥ 3 , 2, 1 and 0 types of geometric quality criteria respectively. A grey segment represents the fraction of residues that are not modelled. The numeric value for each fraction is indicated below the corresponding segment, with a dot representing fractions $\leq 5\%$. The upper red bar (where present) indicates the fraction of residues that have poor fit to the electron density. The numeric value is given above the bar.

Mol	Chain	Length	Quality of chain
1	AA	1508	<div> <div>2%</div> <div>22% 62% 13%</div> <div>..</div> </div>
1	CA	1508	<div> <div>2%</div> <div>20% 63% 14%</div> <div>..</div> </div>
2	AB	256	<div> <div>4%</div> <div>13% 61% 16%</div> <div>• 8%</div> </div>
2	CB	256	<div> <div>7%</div> <div>17% 58% 14%</div> <div>• 8%</div> </div>


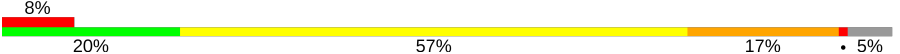

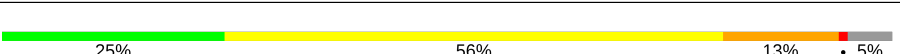
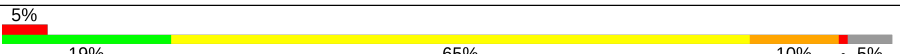








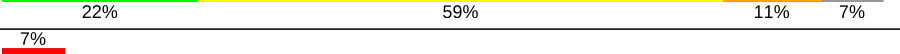


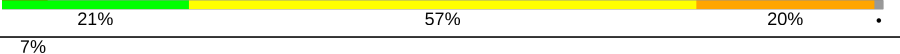
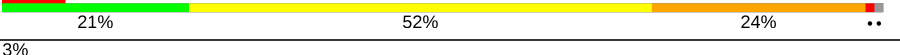
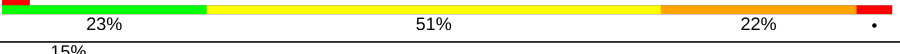
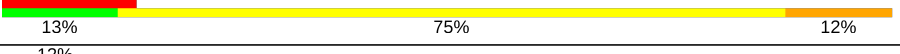



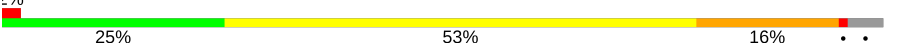
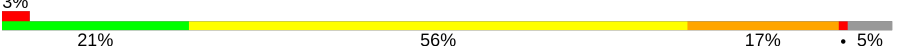
Continued on next page...

Continued from previous page...

Mol	Chain	Length	Quality of chain
3	AC	239	
3	CC	239	
4	AD	209	
4	CD	209	
5	AE	162	
5	CE	162	
6	AF	101	
6	CF	101	
7	AG	156	
7	CG	156	
8	AH	138	
8	CH	138	
9	AI	128	
9	CI	128	
10	AJ	105	
10	CJ	105	
11	AK	129	
11	CK	129	
12	AL	132	
12	CL	132	
13	AM	126	
13	CM	126	
14	AN	61	
14	CN	61	
15	AO	89	

Continued on next page...

Continued from previous page...

Mol	Chain	Length	Quality of chain
15	CO	89	
16	AP	88	
16	CP	88	
17	AQ	105	
17	CQ	105	
18	AR	88	
18	CR	88	
19	AS	93	
19	CS	93	
20	AT	106	
20	CT	106	
21	AU	27	
21	CU	27	
22	AV	30	
22	CV	30	
23	AW	75	
23	CW	75	
24	AX	77	
25	AY	75	
25	CY	75	
26	AZ	6	
26	CZ	6	
27	BA	2915	
27	DA	2915	
28	BB	122	

Continued on next page...

Continued from previous page...

Mol	Chain	Length	Quality of chain
28	DB	122	
29	BC	229	
29	DC	229	
30	BD	276	
30	DD	276	
31	BE	206	
31	DE	206	
32	BF	210	
32	DF	210	
33	BG	182	
33	DG	182	
34	BH	180	
34	DH	180	
35	BI	148	
35	DI	148	
36	BN	140	
36	DN	140	
37	BO	122	
37	DO	122	
38	BP	150	
38	DP	150	
39	BQ	141	
39	DQ	141	
40	BR	118	
40	DR	118	

Continued on next page...

Continued from previous page...

Mol	Chain	Length	Quality of chain
41	BS	112	
41	DS	112	
42	BT	146	
42	DT	146	
43	BU	118	
43	DU	118	
44	BV	101	
44	DV	101	
45	BW	113	
45	DW	113	
46	BX	96	
46	DX	96	
47	BY	110	
47	DY	110	
48	BZ	206	
48	DZ	206	
49	B0	85	
49	D0	85	
50	B1	98	
50	D1	98	
51	B2	72	
51	D2	72	
52	B3	60	
52	D3	60	
53	B4	71	

Continued on next page...

Continued from previous page...

Mol	Chain	Length	Quality of chain
53	D4	71	
54	B5	60	
54	D5	60	
55	B6	54	
55	D6	54	
56	B7	49	
56	D7	49	
57	B8	65	
57	D8	65	
58	B9	37	
58	D9	37	
59	CX	77	

The following table lists non-polymeric compounds, carbohydrate monomers and non-standard residues in protein, DNA, RNA chains that are outliers for geometric or electron-density-fit criteria:

Mol	Type	Chain	Res	Chirality	Geometry	Clashes	Electron density
26	DPP	AZ	2	-	-	X	-
26	KBE	CZ	1	-	-	X	-
26	DPP	CZ	2	-	-	X	-
60	MG	AA	1630	-	-	-	X
60	MG	AA	1638	-	-	-	X
60	MG	AA	1646	-	-	-	X
60	MG	AA	1671	-	-	-	X
60	MG	AW	103	-	-	-	X
60	MG	BA	3140	-	-	-	X
60	MG	BA	3177	-	-	-	X
60	MG	BA	3215	-	-	-	X
60	MG	BA	3238	-	-	-	X
60	MG	BA	3294	-	-	-	X
60	MG	BA	3303	-	-	-	X
60	MG	BA	3316	-	-	-	X
60	MG	CA	1607	-	-	-	X
60	MG	CA	1609	-	-	-	X

Continued on next page...

Continued from previous page...

Mol	Type	Chain	Res	Chirality	Geometry	Clashes	Electron density
60	MG	CA	1616	-	-	-	X
60	MG	CA	1633	-	-	-	X
60	MG	CA	1644	-	-	-	X
60	MG	CA	1674	-	-	-	X
60	MG	CA	1685	-	-	-	X
60	MG	CA	1700	-	-	-	X
60	MG	CA	1702	-	-	-	X
60	MG	CV	601	-	-	-	X
60	MG	DA	3042	-	-	-	X
60	MG	DA	3062	-	-	-	X
60	MG	DA	3066	-	-	-	X
60	MG	DA	3084	-	-	-	X
60	MG	DA	3086	-	-	-	X
60	MG	DA	3093	-	-	-	X
60	MG	DA	3104	-	-	-	X
60	MG	DA	3110	-	-	-	X
60	MG	DA	3111	-	-	-	X
60	MG	DA	3117	-	-	-	X
60	MG	DA	3136	-	-	-	X
60	MG	DA	3141	-	-	-	X
60	MG	DA	3148	-	-	-	X
60	MG	DA	3154	-	-	-	X
60	MG	DA	3155	-	-	-	X
60	MG	DA	3170	-	-	-	X
60	MG	DA	3171	-	-	-	X
60	MG	DA	3176	-	-	-	X
60	MG	DA	3184	-	-	-	X
60	MG	DA	3199	-	-	-	X
60	MG	DA	3203	-	-	-	X
60	MG	DA	3204	-	-	-	X
60	MG	DA	3217	-	-	-	X
60	MG	DA	3225	-	-	-	X
60	MG	DA	3228	-	-	-	X
60	MG	DB	202	-	-	-	X
60	MG	DF	301	-	-	-	X
60	MG	DO	201	-	-	-	X

2 Entry composition

There are 61 unique types of molecules in this entry. The entry contains 293848 atoms, of which 0 are hydrogens and 0 are deuteriums.

In the tables below, the ZeroOcc column contains the number of atoms modelled with zero occupancy, the AltConf column contains the number of residues with at least one atom in alternate conformation and the Trace column contains the number of residues modelled with at most 2 atoms.

- Molecule 1 is a RNA chain called 16S ribosomal RNA.

Mol	Chain	Residues	Atoms					ZeroOcc	AltConf	Trace
1	AA	1495	Total	C	N	O	P	0	0	0
			32132	14303	5953	10382	1494			
1	CA	1493	Total	C	N	O	P	0	0	0
			32098	14287	5956	10363	1492			

- Molecule 2 is a protein called 30S ribosomal protein S2.

Mol	Chain	Residues	Atoms					ZeroOcc	AltConf	Trace
2	AB	235	Total	C	N	O	S	0	0	1
			1901	1213	342	341	5			
2	CB	235	Total	C	N	O	S	0	0	1
			1901	1213	342	341	5			

- Molecule 3 is a protein called 30S ribosomal protein S3.

Mol	Chain	Residues	Atoms					ZeroOcc	AltConf	Trace
3	AC	207	Total	C	N	O	S	0	0	1
			1613	1016	315	281	1			
3	CC	206	Total	C	N	O	S	0	0	1
			1604	1011	314	278	1			

- Molecule 4 is a protein called 30S ribosomal protein S4.

Mol	Chain	Residues	Atoms					ZeroOcc	AltConf	Trace
4	AD	208	Total	C	N	O	S	0	0	0
			1703	1066	339	291	7			
4	CD	208	Total	C	N	O	S	0	0	0
			1703	1066	339	291	7			

- Molecule 5 is a protein called 30S ribosomal protein S5.

Mol	Chain	Residues	Atoms					ZeroOcc	AltConf	Trace
5	AE	151	Total	C	N	O	S	0	0	1
			1147	724	218	201	4			
5	CE	151	Total	C	N	O	S	0	0	1
			1147	724	218	201	4			

- Molecule 6 is a protein called 30S ribosomal protein S6.

Mol	Chain	Residues	Atoms					ZeroOcc	AltConf	Trace
6	AF	101	Total	C	N	O	S	0	0	0
			843	531	155	154	3			
6	CF	101	Total	C	N	O	S	0	0	0
			843	531	155	154	3			

- Molecule 7 is a protein called 30S ribosomal protein S7.

Mol	Chain	Residues	Atoms					ZeroOcc	AltConf	Trace
7	AG	155	Total	C	N	O	S	0	0	0
			1257	781	252	218	6			
7	CG	154	Total	C	N	O	S	0	0	0
			1249	776	251	217	5			

- Molecule 8 is a protein called 30S ribosomal protein S8.

Mol	Chain	Residues	Atoms					ZeroOcc	AltConf	Trace
8	AH	138	Total	C	N	O	S	0	0	0
			1116	705	215	193	3			
8	CH	138	Total	C	N	O	S	0	0	0
			1116	705	215	193	3			

- Molecule 9 is a protein called 30S ribosomal protein S9.

Mol	Chain	Residues	Atoms				ZeroOcc	AltConf	Trace
9	AI	127	Total	C	N	O	0	0	0
			1006	637	195	174			
9	CI	127	Total	C	N	O	0	0	0
			1006	637	195	174			

- Molecule 10 is a protein called 30S ribosomal protein S10.

Mol	Chain	Residues	Atoms					ZeroOcc	AltConf	Trace
10	AJ	99	Total	C	N	O	S	0	0	1
			795	499	157	138	1			

Continued on next page...

Continued from previous page...

Mol	Chain	Residues	Atoms					ZeroOcc	AltConf	Trace
10	CJ	99	Total	C	N	O	S	0	0	1
			795	499	157	138	1			

- Molecule 11 is a protein called 30S ribosomal protein S11.

Mol	Chain	Residues	Atoms					ZeroOcc	AltConf	Trace
11	AK	116	Total	C	N	O	S	0	0	0
			864	537	164	160	3			
11	CK	119	Total	C	N	O	S	0	0	0
			885	549	168	165	3			

- Molecule 12 is a protein called 30S ribosomal protein S12.

Mol	Chain	Residues	Atoms					ZeroOcc	AltConf	Trace
12	AL	125	Total	C	N	O	S	0	0	1
			971	611	196	163	1			
12	CL	125	Total	C	N	O	S	0	0	1
			971	611	196	163	1			

- Molecule 13 is a protein called 30S ribosomal protein S13.

Mol	Chain	Residues	Atoms					ZeroOcc	AltConf	Trace
13	AM	122	Total	C	N	O	S	0	0	1
			965	597	200	166	2			
13	CM	118	Total	C	N	O	S	0	0	0
			937	579	193	163	2			

- Molecule 14 is a protein called 30S ribosomal protein S14.

Mol	Chain	Residues	Atoms					ZeroOcc	AltConf	Trace
14	AN	60	Total	C	N	O	S	0	0	0
			492	312	104	72	4			
14	CN	60	Total	C	N	O	S	0	0	0
			492	312	104	72	4			

- Molecule 15 is a protein called 30S ribosomal protein S15.

Mol	Chain	Residues	Atoms					ZeroOcc	AltConf	Trace
15	AO	88	Total	C	N	O	S	0	0	0
			734	459	147	126	2			
15	CO	88	Total	C	N	O	S	0	0	0
			734	459	147	126	2			

- Molecule 16 is a protein called 30S ribosomal protein S16.

Mol	Chain	Residues	Atoms					ZeroOcc	AltConf	Trace
16	AP	84	Total	C	N	O	S	0	0	1
			701	443	140	117	1			
16	CP	84	Total	C	N	O	S	0	0	1
			701	443	140	117	1			

- Molecule 17 is a protein called 30S ribosomal protein S17.

Mol	Chain	Residues	Atoms					ZeroOcc	AltConf	Trace
17	AQ	100	Total	C	N	O	S	0	0	1
			824	528	152	142	2			
17	CQ	100	Total	C	N	O	S	0	0	1
			824	528	152	142	2			

- Molecule 18 is a protein called 30S ribosomal protein S18.

Mol	Chain	Residues	Atoms				ZeroOcc	AltConf	Trace
18	AR	70	Total	C	N	O	0	0	0
			574	367	112	95			
18	CR	70	Total	C	N	O	0	0	0
			574	367	112	95			

- Molecule 19 is a protein called 30S ribosomal protein S19.

Mol	Chain	Residues	Atoms					ZeroOcc	AltConf	Trace
19	AS	79	Total	C	N	O	S	0	0	1
			630	403	115	110	2			
19	CS	79	Total	C	N	O	S	0	0	1
			630	403	115	110	2			

- Molecule 20 is a protein called 30S ribosomal protein S20.

Mol	Chain	Residues	Atoms					ZeroOcc	AltConf	Trace
20	AT	99	Total	C	N	O	S	0	0	0
			763	470	162	129	2			
20	CT	99	Total	C	N	O	S	0	0	0
			763	470	162	129	2			

- Molecule 21 is a protein called 30S ribosomal protein Thx.

Mol	Chain	Residues	Atoms				ZeroOcc	AltConf	Trace
21	AU	25	Total	C	N	O	0	0	1
			209	128	51	30			
21	CU	25	Total	C	N	O	0	0	1
			209	128	51	30			

- Molecule 22 is a RNA chain called RNA (5'-R(*AP*AP*AP*AP*AP*GP*GP*AP*AP*AP*UP*A*AP*AP*AP*AP*UP*GP*CP*AP*GP*UP*UP*CP*AP*AP*UP*CP*UP*A)-3').

Mol	Chain	Residues	Atoms					ZeroOcc	AltConf	Trace
22	AV	10	Total	C	N	O	P	0	0	0
			205	93	40	63	9			
22	CV	10	Total	C	N	O	P	0	0	0
			213	97	42	65	9			

- Molecule 23 is a RNA chain called tRNA-Gln.

Mol	Chain	Residues	Atoms					ZeroOcc	AltConf	Trace
23	AW	74	Total	C	N	O	P	0	0	0
			1573	702	279	518	74			
23	CW	74	Total	C	N	O	P	0	0	0
			1573	702	279	518	74			

- Molecule 24 is a RNA chain called tRNA-Met.

Mol	Chain	Residues	Atoms					ZeroOcc	AltConf	Trace
24	AX	77	Total	C	N	O	P	0	0	0
			1639	732	297	534	76			

- Molecule 25 is a RNA chain called tRNA-Gln.

Mol	Chain	Residues	Atoms					ZeroOcc	AltConf	Trace
25	AY	75	Total	C	N	O	P	0	0	0
			1591	711	280	526	74			
25	CY	75	Total	C	N	O	P	0	0	0
			1591	711	280	526	74			

There are 4 discrepancies between the modelled and reference sequences:

Chain	Residue	Modelled	Actual	Comment	Reference
AY	33	G	C	CONFLICT	GB CP001790.1
AY	44	U	A	CONFLICT	GB CP001790.1
CY	33	G	C	CONFLICT	GB CP001790.1
CY	44	U	A	CONFLICT	GB CP001790.1

- Molecule 26 is a protein called capreomycin IA.

Mol	Chain	Residues	Atoms				ZeroOcc	AltConf	Trace
26	AZ	6	Total	C	N	O	0	0	0
			47	25	14	8			
26	CZ	6	Total	C	N	O	0	0	0
			47	25	14	8			

- Molecule 27 is a RNA chain called 23S ribosomal RNA.

Mol	Chain	Residues	Atoms					ZeroOcc	AltConf	Trace
27	BA	2789	Total	C	N	O	P	0	0	0
			60072	26734	11238	19312	2788			
27	DA	2775	Total	C	N	O	P	0	0	0
			59767	26598	11176	19219	2774			

- Molecule 28 is a RNA chain called 5S ribosomal RNA.

Mol	Chain	Residues	Atoms					ZeroOcc	AltConf	Trace
28	BB	119	Total	C	N	O	P	0	0	0
			2551	1136	471	826	118			
28	DB	119	Total	C	N	O	P	0	0	0
			2551	1136	471	826	118			

- Molecule 29 is a protein called 50S ribosomal protein L1.

Mol	Chain	Residues	Atoms				ZeroOcc	AltConf	Trace
29	BC	191	Total	C	N	O	0	0	1
			1142	691	221	230			
29	DC	191	Total	C	N	O	0	0	1
			1142	691	221	230			

- Molecule 30 is a protein called 50S ribosomal protein L2.

Mol	Chain	Residues	Atoms					ZeroOcc	AltConf	Trace
30	BD	272	Total	C	N	O	S	0	0	1
			2105	1329	417	356	3			
30	DD	272	Total	C	N	O	S	0	0	1
			2105	1329	417	356	3			

- Molecule 31 is a protein called 50S ribosomal protein L3.

Mol	Chain	Residues	Atoms					ZeroOcc	AltConf	Trace
31	BE	205	Total	C	N	O	S	0	0	1
			1564	988	300	270	6			
31	DE	205	Total	C	N	O	S	0	0	1
			1564	988	300	270	6			

- Molecule 32 is a protein called 50S ribosomal protein L4.

Mol	Chain	Residues	Atoms					ZeroOcc	AltConf	Trace
32	BF	206	Total	C	N	O	S	0	0	1
			1607	1024	301	280	2			
32	DF	208	Total	C	N	O	S	0	0	1
			1624	1035	304	282	3			

- Molecule 33 is a protein called 50S ribosomal protein L5.

Mol	Chain	Residues	Atoms					ZeroOcc	AltConf	Trace
33	BG	181	Total	C	N	O	S	0	0	0
			1474	942	268	260	4			
33	DG	181	Total	C	N	O	S	0	0	0
			1474	942	268	260	4			

- Molecule 34 is a protein called 50S ribosomal protein L6.

Mol	Chain	Residues	Atoms					ZeroOcc	AltConf	Trace
34	BH	161	Total	C	N	O	S	0	0	0
			1233	783	227	222	1			
34	DH	160	Total	C	N	O	S	0	0	1
			1223	773	229	220	1			

- Molecule 35 is a protein called 50S ribosomal protein L9.

Mol	Chain	Residues	Atoms					ZeroOcc	AltConf	Trace
35	BI	146	Total	C	N	O	S	0	0	1
			1132	723	201	207	1			
35	DI	146	Total	C	N	O	S	0	0	1
			1132	723	201	207	1			

- Molecule 36 is a protein called 50S ribosomal protein L13.

Mol	Chain	Residues	Atoms					ZeroOcc	AltConf	Trace
36	BN	139	Total	C	N	O	S	0	0	1
			1105	712	207	182	4			

Continued on next page...

Continued from previous page...

Mol	Chain	Residues	Atoms					ZeroOcc	AltConf	Trace
36	DN	139	Total	C	N	O	S	0	0	1
			1105	712	207	182	4			

- Molecule 37 is a protein called 50S ribosomal protein L14.

Mol	Chain	Residues	Atoms					ZeroOcc	AltConf	Trace
37	BO	122	Total	C	N	O	S	0	0	0
			933	588	171	170	4			
37	DO	122	Total	C	N	O	S	0	0	0
			933	588	171	170	4			

- Molecule 38 is a protein called 50S ribosomal protein L15.

Mol	Chain	Residues	Atoms					ZeroOcc	AltConf	Trace
38	BP	146	Total	C	N	O	S	0	0	0
			1114	692	227	193	2			
38	DP	146	Total	C	N	O	S	0	0	0
			1114	692	227	193	2			

- Molecule 39 is a protein called 50S ribosomal protein L16.

Mol	Chain	Residues	Atoms					ZeroOcc	AltConf	Trace
39	BQ	139	Total	C	N	O	S	0	0	0
			1107	707	209	184	7			
39	DQ	138	Total	C	N	O	S	0	0	0
			1094	697	205	185	7			

- Molecule 40 is a protein called 50S ribosomal protein L17.

Mol	Chain	Residues	Atoms				ZeroOcc	AltConf	Trace
40	BR	117	Total	C	N	O	0	0	0
			960	599	202	159			
40	DR	117	Total	C	N	O	0	0	0
			960	599	202	159			

- Molecule 41 is a protein called 50S ribosomal protein L18.

Mol	Chain	Residues	Atoms				ZeroOcc	AltConf	Trace
41	BS	99	Total	C	N	O	0	0	1
			771	486	155	130			
41	DS	99	Total	C	N	O	0	0	1
			771	486	155	130			

- Molecule 42 is a protein called 50S ribosomal protein L19.

Mol	Chain	Residues	Atoms					ZeroOcc	AltConf	Trace
42	BT	138	Total	C	N	O	S	0	0	1
			1142	710	235	196	1			
42	DT	138	Total	C	N	O	S	0	0	1
			1142	710	235	196	1			

- Molecule 43 is a protein called 50S ribosomal protein L20.

Mol	Chain	Residues	Atoms					ZeroOcc	AltConf	Trace
43	BU	117	Total	C	N	O	S	0	0	0
			958	604	202	151	1			
43	DU	117	Total	C	N	O	S	0	0	0
			958	604	202	151	1			

- Molecule 44 is a protein called 50S ribosomal protein L21.

Mol	Chain	Residues	Atoms					ZeroOcc	AltConf	Trace
44	BV	101	Total	C	N	O	S	0	0	0
			779	501	142	135	1			
44	DV	101	Total	C	N	O	S	0	0	0
			779	501	142	135	1			

- Molecule 45 is a protein called 50S ribosomal protein L22.

Mol	Chain	Residues	Atoms					ZeroOcc	AltConf	Trace
45	BW	113	Total	C	N	O	S	0	0	0
			896	563	176	155	2			
45	DW	113	Total	C	N	O	S	0	0	0
			896	563	176	155	2			

- Molecule 46 is a protein called 50S ribosomal protein L23.

Mol	Chain	Residues	Atoms				ZeroOcc	AltConf	Trace
46	BX	93	Total	C	N	O	0	0	1
			726	471	132	123			
46	DX	93	Total	C	N	O	0	0	1
			726	471	132	123			

- Molecule 47 is a protein called 50S ribosomal protein L24.

Mol	Chain	Residues	Atoms					ZeroOcc	AltConf	Trace
47	BY	88	Total	C	N	O	S	0	0	1
			672	432	131	105	4			
47	DY	101	Total	C	N	O	S	0	0	1
			776	500	149	123	4			

- Molecule 48 is a protein called 50S ribosomal protein L25.

Mol	Chain	Residues	Atoms					ZeroOcc	AltConf	Trace
48	BZ	177	Total	C	N	O	S	0	0	1
			1404	897	253	252	2			
48	DZ	177	Total	C	N	O	S	0	0	1
			1404	897	253	252	2			

- Molecule 49 is a protein called 50S ribosomal protein L27.

Mol	Chain	Residues	Atoms					ZeroOcc	AltConf	Trace
49	B0	84	Total	C	N	O	S	0	0	0
			662	410	140	111	1			
49	D0	84	Total	C	N	O	S	0	0	0
			662	410	140	111	1			

- Molecule 50 is a protein called 50S ribosomal protein L28.

Mol	Chain	Residues	Atoms					ZeroOcc	AltConf	Trace
50	B1	94	Total	C	N	O	S	0	0	1
			732	460	146	125	1			
50	D1	94	Total	C	N	O	S	0	0	1
			732	460	146	125	1			

- Molecule 51 is a protein called 50S ribosomal protein L29.

Mol	Chain	Residues	Atoms					ZeroOcc	AltConf	Trace
51	B2	71	Total	C	N	O	S	0	0	0
			598	370	121	106	1			
51	D2	71	Total	C	N	O	S	0	0	0
			598	370	121	106	1			

- Molecule 52 is a protein called 50S ribosomal protein L30.

Mol	Chain	Residues	Atoms					ZeroOcc	AltConf	Trace
52	B3	60	Total	C	N	O	S	0	0	1
			468	298	91	78	1			

Continued on next page...

Continued from previous page...

Mol	Chain	Residues	Atoms					ZeroOcc	AltConf	Trace
52	D3	60	Total	C	N	O	S	0	0	1
			468	298	91	78	1			

- Molecule 53 is a protein called 50S ribosomal protein L31.

Mol	Chain	Residues	Atoms					ZeroOcc	AltConf	Trace
53	B4	49	Total	C	N	O	S	0	0	1
			344	215	60	65	4			
53	D4	49	Total	C	N	O	S	0	0	1
			344	215	60	65	4			

- Molecule 54 is a protein called 50S ribosomal protein L32.

Mol	Chain	Residues	Atoms					ZeroOcc	AltConf	Trace
54	B5	59	Total	C	N	O	S	0	0	0
			459	288	90	76	5			
54	D5	59	Total	C	N	O	S	0	0	0
			459	288	90	76	5			

- Molecule 55 is a protein called 50S ribosomal protein L33.

Mol	Chain	Residues	Atoms					ZeroOcc	AltConf	Trace
55	B6	48	Total	C	N	O	S	0	0	1
			402	249	83	66	4			
55	D6	46	Total	C	N	O	S	0	0	1
			390	241	80	65	4			

- Molecule 56 is a protein called 50S ribosomal protein L34.

Mol	Chain	Residues	Atoms					ZeroOcc	AltConf	Trace
56	B7	49	Total	C	N	O	S	0	0	1
			419	257	105	55	2			
56	D7	49	Total	C	N	O	S	0	0	1
			419	257	105	55	2			

- Molecule 57 is a protein called 50S ribosomal protein L35.

Mol	Chain	Residues	Atoms					ZeroOcc	AltConf	Trace
57	B8	64	Total	C	N	O	S	0	0	1
			508	326	102	78	2			
57	D8	64	Total	C	N	O	S	0	0	1
			508	326	102	78	2			

- Molecule 58 is a protein called 50S ribosomal protein L36.

Mol	Chain	Residues	Atoms					ZeroOcc	AltConf	Trace
58	B9	36	Total	C	N	O	S	0	0	0
			299	183	67	46	3			
58	D9	36	Total	C	N	O	S	0	0	0
			299	183	67	46	3			

- Molecule 59 is a RNA chain called RNA (77-MER).

Mol	Chain	Residues	Atoms					ZeroOcc	AltConf	Trace
59	CX	77	Total	C	N	O	P	0	0	0
			1640	732	297	535	76			

There is a discrepancy between the modelled and reference sequences:

Chain	Residue	Modelled	Actual	Comment	Reference
CX	46	G	A	CONFLICT	GB CP001637.1

- Molecule 60 is MAGNESIUM ION (three-letter code: MG) (formula: Mg).

Mol	Chain	Residues	Atoms		ZeroOcc	AltConf
60	BA	334	Total	Mg	0	0
			334	334		
60	CA	102	Total	Mg	0	0
			102	102		
60	DF	1	Total	Mg	0	0
			1	1		
60	CV	1	Total	Mg	0	0
			1	1		
60	BE	3	Total	Mg	0	0
			3	3		
60	AW	4	Total	Mg	0	0
			4	4		
60	BP	2	Total	Mg	0	0
			2	2		
60	AX	9	Total	Mg	0	0
			9	9		
60	B5	1	Total	Mg	0	0
			1	1		
60	BB	5	Total	Mg	0	0
			5	5		
60	DO	1	Total	Mg	0	0
			1	1		

Continued on next page...

Continued from previous page...

Mol	Chain	Residues	Atoms		ZeroOcc	AltConf
60	BF	1	Total 1	Mg 1	0	0
60	BX	1	Total 1	Mg 1	0	0
60	CK	1	Total 1	Mg 1	0	0
60	D7	1	Total 1	Mg 1	0	0
60	BU	2	Total 2	Mg 2	0	0
60	AA	114	Total 114	Mg 114	0	0
60	DD	2	Total 2	Mg 2	0	0
60	D0	1	Total 1	Mg 1	0	0
60	BG	1	Total 1	Mg 1	0	0
60	BR	1	Total 1	Mg 1	0	0
60	DA	239	Total 239	Mg 239	0	0
60	AG	1	Total 1	Mg 1	0	0
60	DE	1	Total 1	Mg 1	0	0
60	CW	4	Total 4	Mg 4	0	0
60	D5	1	Total 1	Mg 1	0	0
60	BD	1	Total 1	Mg 1	0	0
60	B0	3	Total 3	Mg 3	0	0
60	CE	1	Total 1	Mg 1	0	0
60	DB	3	Total 3	Mg 3	0	0

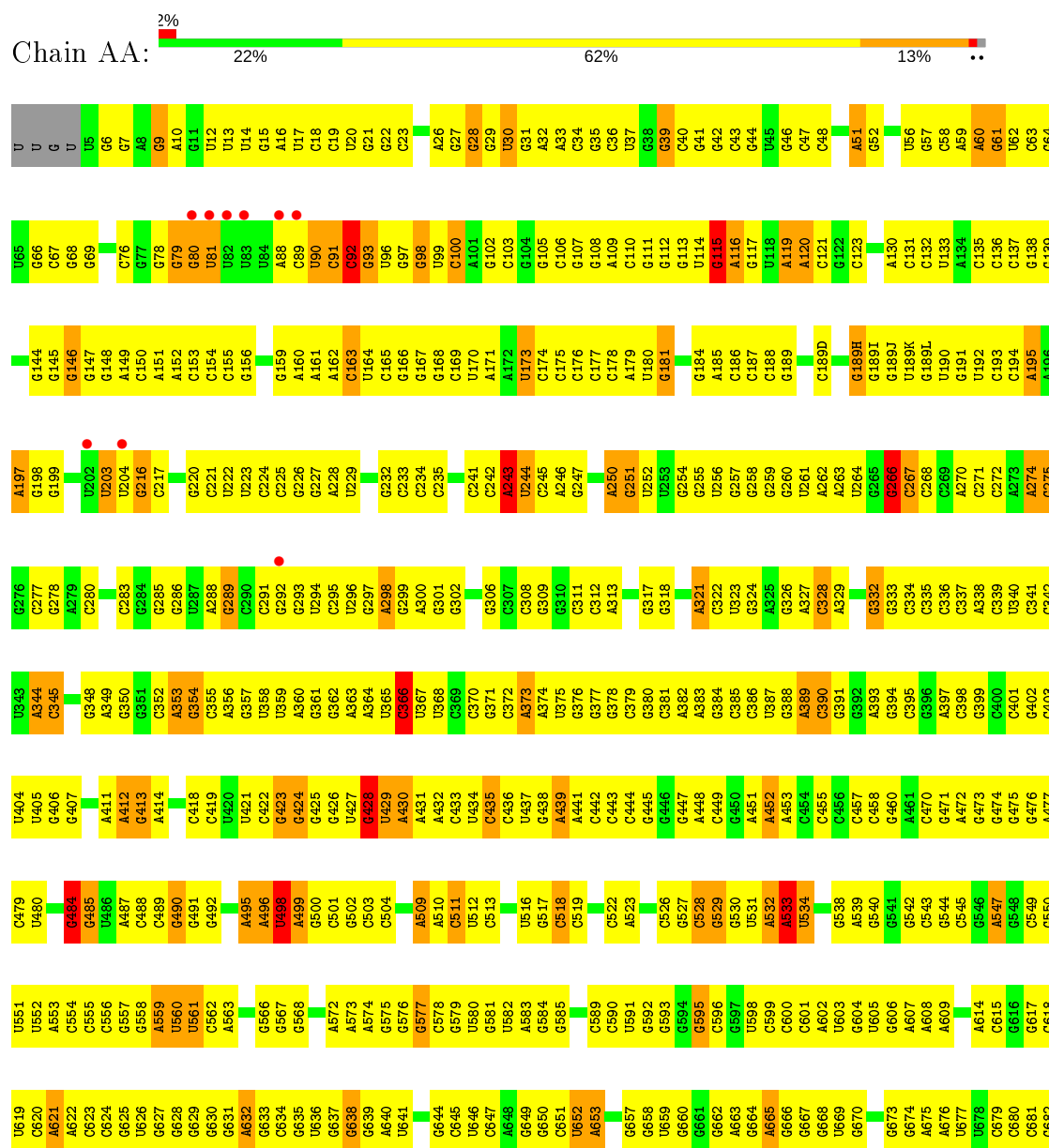
- Molecule 61 is ZINC ION (three-letter code: ZN) (formula: Zn).

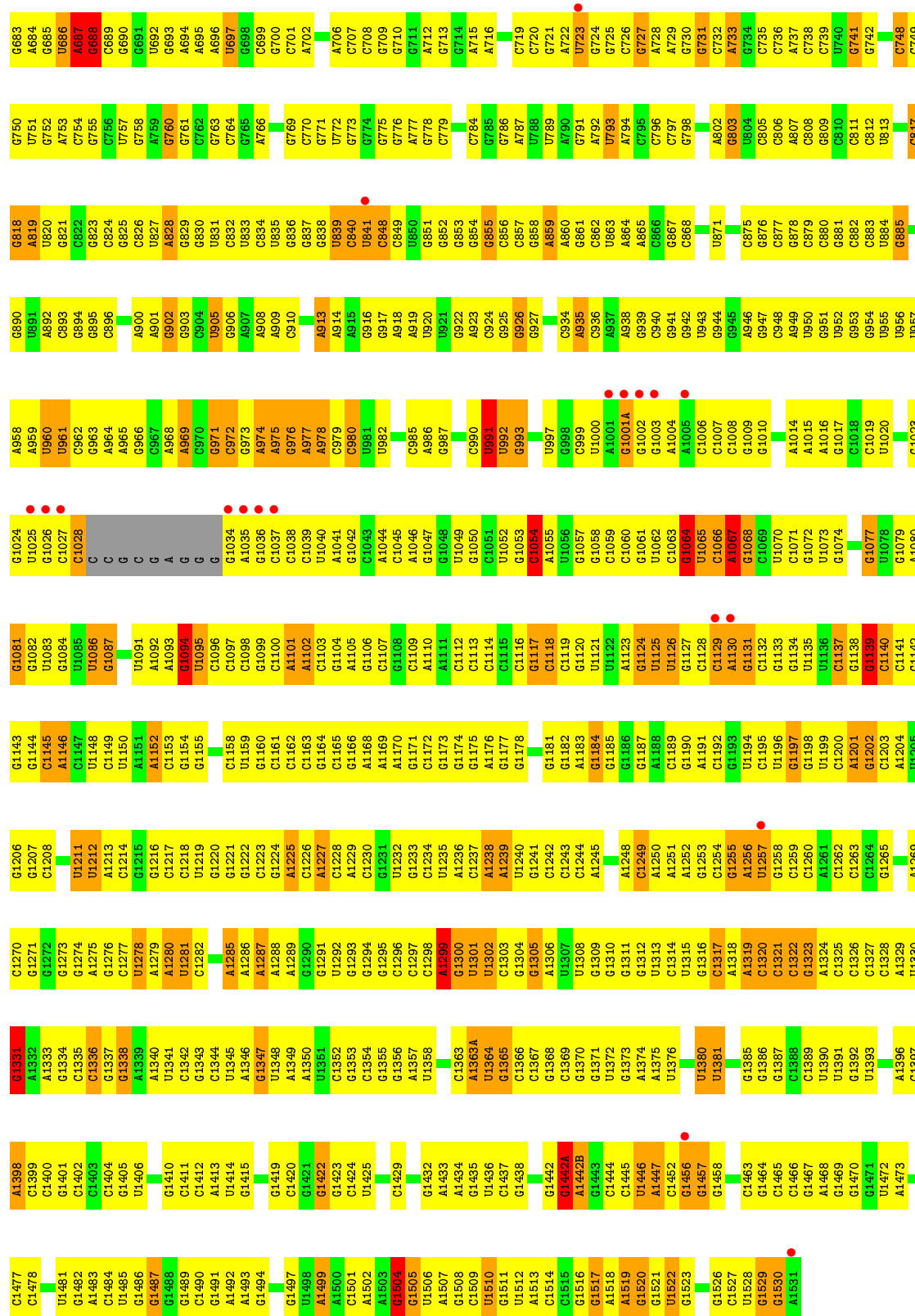
Mol	Chain	Residues	Atoms		ZeroOcc	AltConf
61	B5	1	Total 1	Zn 1	0	0
61	B4	1	Total 1	Zn 1	0	0
61	AD	1	Total 1	Zn 1	0	0
61	B9	1	Total 1	Zn 1	0	0
61	D9	1	Total 1	Zn 1	0	0
61	D5	1	Total 1	Zn 1	0	0
61	D4	1	Total 1	Zn 1	0	0
61	CD	1	Total 1	Zn 1	0	0

3 Residue-property plots

These plots are drawn for all protein, RNA and DNA chains in the entry. The first graphic for a chain summarises the proportions of the various outlier classes displayed in the second graphic. The second graphic shows the sequence view annotated by issues in geometry and electron density. Residues are color-coded according to the number of geometric quality criteria for which they contain at least one outlier: green = 0, yellow = 1, orange = 2 and red = 3 or more. A red dot above a residue indicates a poor fit to the electron density ($RSRZ > 2$). Stretches of 2 or more consecutive residues without any outlier are shown as a green connector. Residues present in the sample, but not in the model, are shown in grey.

- Molecule 1: 16S ribosomal RNA

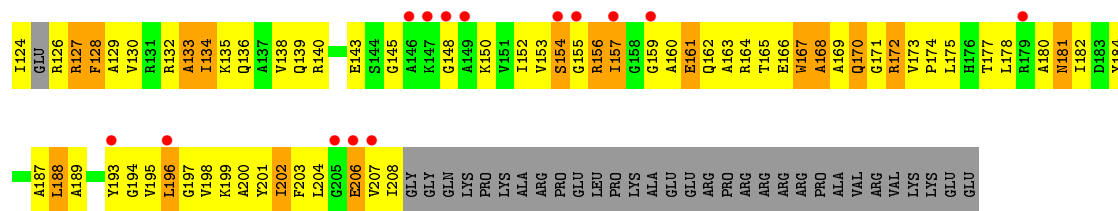




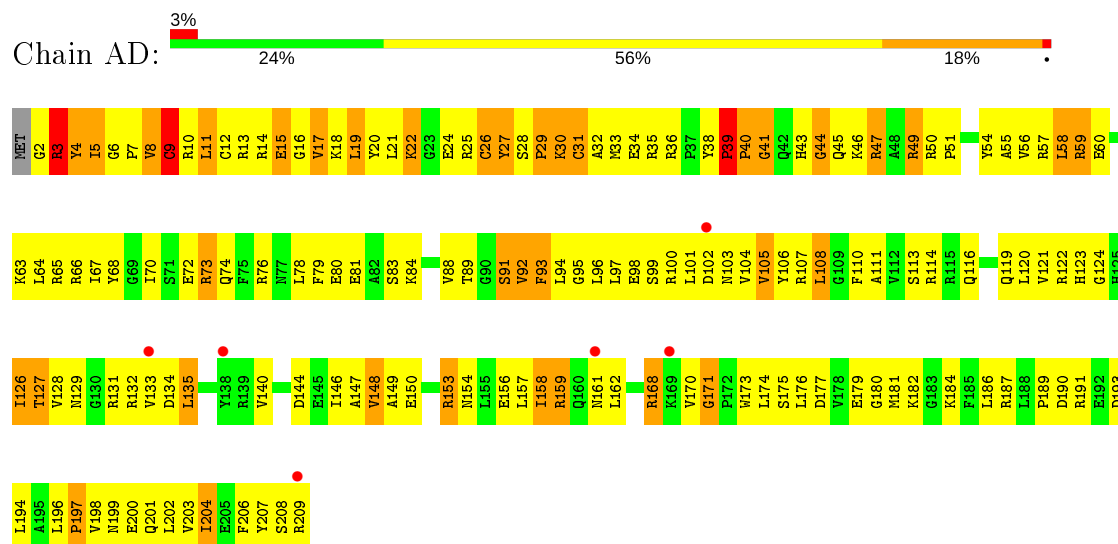
A935	C868	A794	G730	G662	G597	A532	A453	G388	G326	G258	U189E	A130	C653	U
C936	G869	C795	G731	A663	U598	A533	C457	A389	A327	G259	U189F	C131	G64	U
A937	U870	C796	C732	G664	C599	U534	C458	C390	C328	G260	G189G	G	U65	G
A938	U871	C797	A733	A665	G600	A535	G460	G391	A329	U261	G189H	A134	G66	U
G939	G874	G798	G734	G666	G601	C536	A461	A393	C330	A262	U189K	C135	G67	U5
C940	G875	G801	G735	G667	A602	G537	C470	G394	G331	A263	G189L	C136	G68	G6
C941	G876	A802	G736	G668	U603	G538	C471	C395	G332	U264	G189M	C137	G69	G7
G942	U878	G803	U605	U604	G604	A539	A472	G396	G333	G265	U190	A140	G70	A8
C943	C879	U804	G739	G606	G606	G541	G473	G397	C334	G266	G191	A141	C71	G9
G944	C880	C805	U740	G607	G607	G542	G474	C398	C335	C267	U192	G142	C72	A10
A946	C882	C806	G741	A608	A608	C543	G475	G399	C336	C268	C193	G143	G73	U13
C947	C883	G742	G742	A676	G676	G544	G476	G399	C337	C269	C194	G144	G76	U14
C948	U884	C810	U743	U677	U677	C545	A477	G402	C338	A270	A195	G145	G77	G15
A949	C811	C811	C744	U678	G678	G546	C479	C403	C339	C271	A196	G146	G	U16
U950	U891	A814	C745	U679	A613	A547	C479	U404	U340	C272	A197	G147	G	A17
G951	U891	A815	G615	G679	A614	G548	A482	U405	U341	A273	G198	G148	G	C18
U952	C892	C816	C747	C681	G616	G549	G483	G406	U343	A274	G199	G149	U	C19
G953	C893	A816	C748	C682	G617	G550	G484	G407	U344	G275	G200	A149	U	C18
G954	C894	C817	G749	G683	U619	U551	G485	A408	A345	G276	C201	C150	U	U20
U955	C895	G750	G750	A684	A621	U552	C488	G409	G347	G277	U202	A151	U	G21
C956	C896	A819	U751	G685	A622	A553	C489	G410	G348	A279	U203	C152	A	G22
U957	C897	U820	U686	U686	G623	C554	G490	A411	G349	C280	G216	C154	C	C23
A958	C898	G821	G754	A687	C624	C555	G491	A412	A349	G281	C217	C155	C	A26
C959	C899	G822	G755	G688	G625	C556	G492	G413	G350	G284	G220	G156	G92	G27
A960	A900	C824	C756	C689	G626	G557	G492	A414	G351	G285	G221	G	G93	G28
U961	G901	G825	U757	G690	G627	G558	A495	A415	C352	G286	U222	G159	U96	G29
C962	G902	C826	G758	G691	G628	A559	A496	G416	A353	U287	U223	G160	G97	U30
G963	G903	U827	U759	U692	U629	U560	U498	C417	G354	A288	U229	G167	G98	G31
A964	C904	A828	G760	G693	G630	U561	U499	C418	C355	G289	C224	A162	U99	A32
G965	U905	G829	G761	A694	G631	C562	A499	G420	A356	C295	C225	C163	A33	A33
C966	G906	G830	G762	A695	A632	A563	G500	U421	U359	C296	G226	U164	A101	C34
C967	A907	C832	G763	A696	A633	C564	C501	C422	U360	U296	G227	C165	G102	G35
A968	A908	U833	G634	G703	G635	C569	G502	G423	A360	G297	U228	G166	C103	G36
A969	A909	C834	C634	A702	C634	C570	G503	G424	G361	A298	U229	G167	G104	U37
C970	C910	U835	G635	G703	U636	G570	C504	G425	G362	G299	G230	G168	G105	G38
G971	U911	U836	U636	A706	U637	U571	G505	G426	A363	A300	G231	G169	G106	G39
C972	C912	G837	G637	G707	G638	A572	G506	U427	C366	G301	G232	U170	G107	C40
G973	G913	G838	G638	C707	G639	A573	C507	G428	U367	G302	C233	A171	G108	C41
A974	A914	U839	C770	C708	G639	A574	C508	U429	U368	A303	C234	C174	G109	G42
A975	A915	C840	U772	G709	A640	G575	A509	A430	U369	U304	C235	C175	G110	C43
G976	G916	U841	U773	G710	C643	G576	A510	A431	C370	G305	G236	C176	G111	G44
A977	G917	C849	G774	G711	G644	G577	C511	A432	C371	G309	C237	C177	G112	U45
C978	A918	U850	G775	A712	G645	C578	C514	C433	C372	G310	U238	C178	G113	G46
C979	A919	G851	G776	G713	C646	G579	G515	C434	A373	C311	U239	A179	U114	C47
C980	U920	G852	U777	G714	U647	U580	G516	C435	A374	C312	A243	G180	G115	C48
U981	U921	C853	C778	A715	C648	U581	U517	C436	U375	G313	U244	G181	A116	U49
C982	G922	G854	C779	A716	A649	U582	G518	G437	G376	C314	C245	U182	A119	A50
A983	A923	G854	G717	G718	G650	A583	C518	G438	G377	A315	A246	G183	A120	G52
C984	C924	G855	G718	G719	G651	C586	G521	A439	G378	G316	G247	G184	C121	G53
C985	G925	C856	A782	C720	U652	G587	C522	C443	C379	G317	A250	A185	G122	C54
A986	G926	C857	C783	A721	A653	G590	A523	C444	G380	G318	G251	C186	C123	A55
U991	G928	G858	G785	A722	G654	C591	G524	G445	C381	G319	C252	C187	G124	U56
C992	U929	A860	G786	U723	A655	U591	C525	G446	A382	C320	U253	G188	U125	G57
G993	C930	C861	G786	U724	C656	G592	C526	G447	A383	A321	U254	C189	G126	C58
A994	C931	C862	A790	G725	G657	G593	G527	A448	G384	C322	G254	C189A	G127	A59
C995	G932	G863	G791	G726	U658	G594	C449	A449	C385	U923	G255	C189B	G128	A60
A996	G933	G864	U792	A728	U659	G595	G530	C449	C386	G324	U256	C189C	U129	G61
U997	C934	G867	U793	A729	G	C596	U531	A452	U387	A325	G257	C189D	G129A	U62

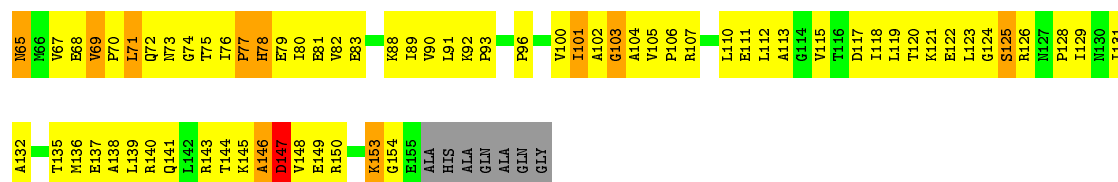


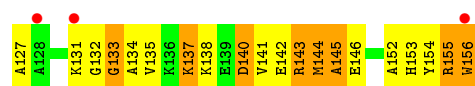




• Molecule 4: 30S ribosomal protein S4



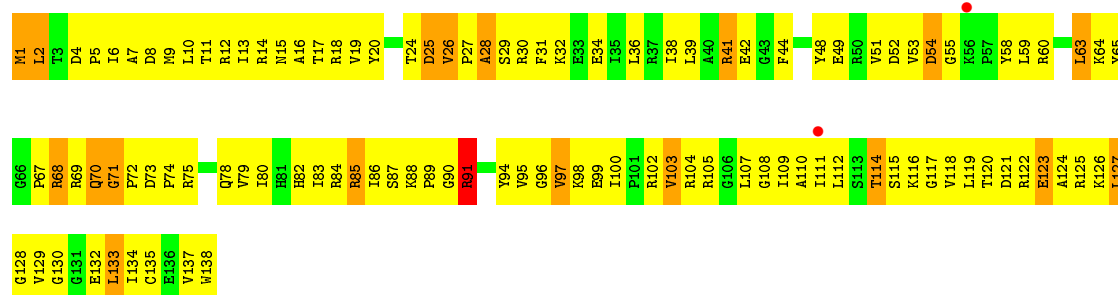





• Molecule 7: 30S ribosomal protein S7



• Molecule 8: 30S ribosomal protein S8

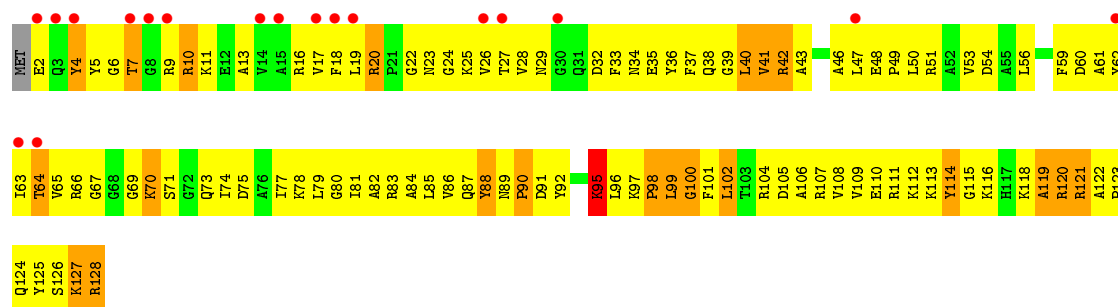


• Molecule 8: 30S ribosomal protein S8

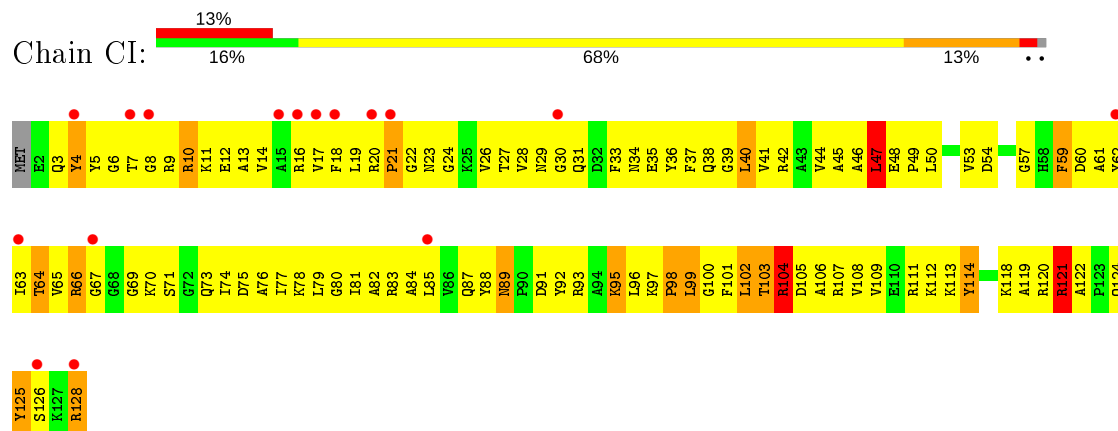


• Molecule 9: 30S ribosomal protein S9

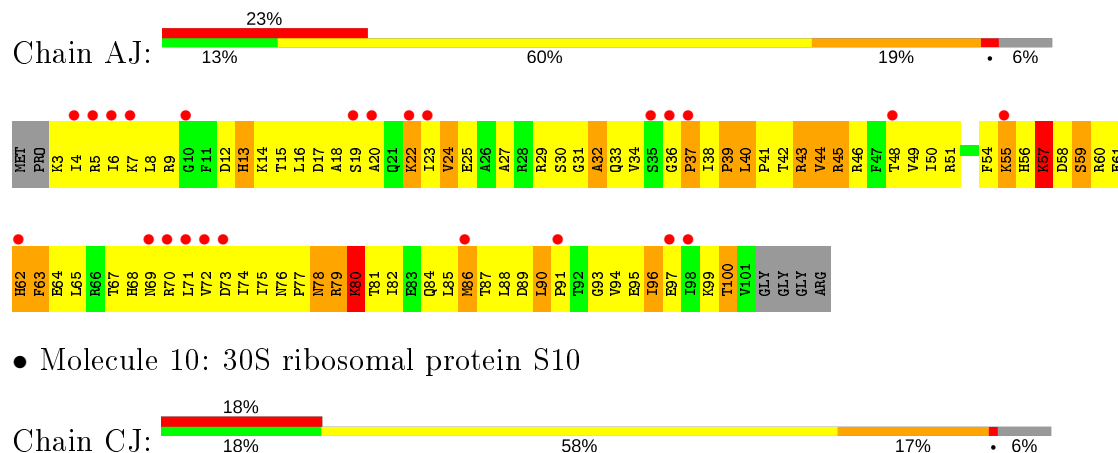




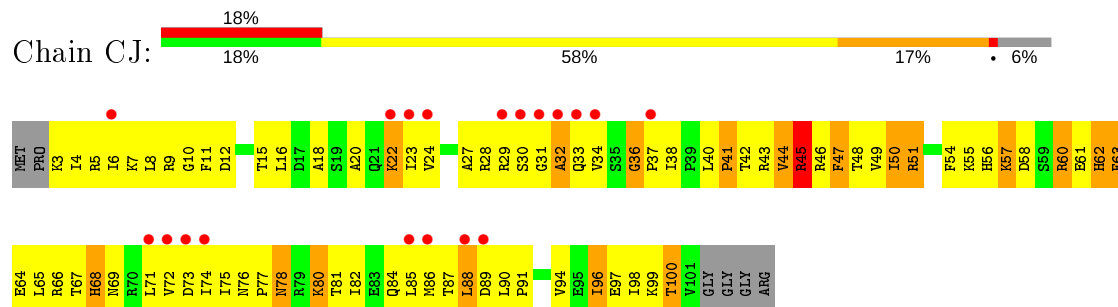
• Molecule 9: 30S ribosomal protein S9



• Molecule 10: 30S ribosomal protein S10

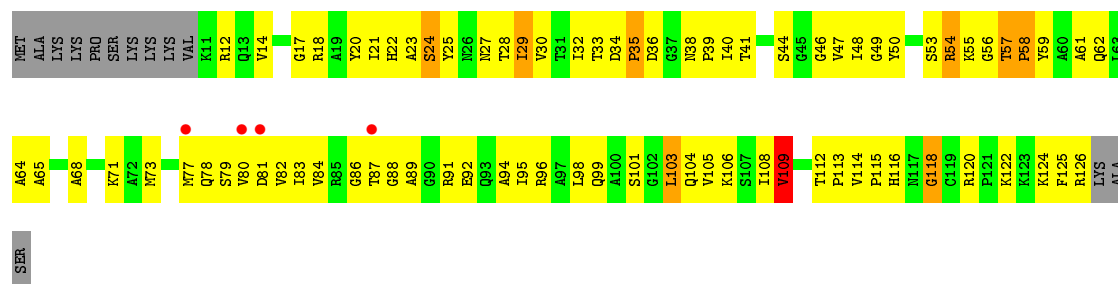


• Molecule 10: 30S ribosomal protein S10

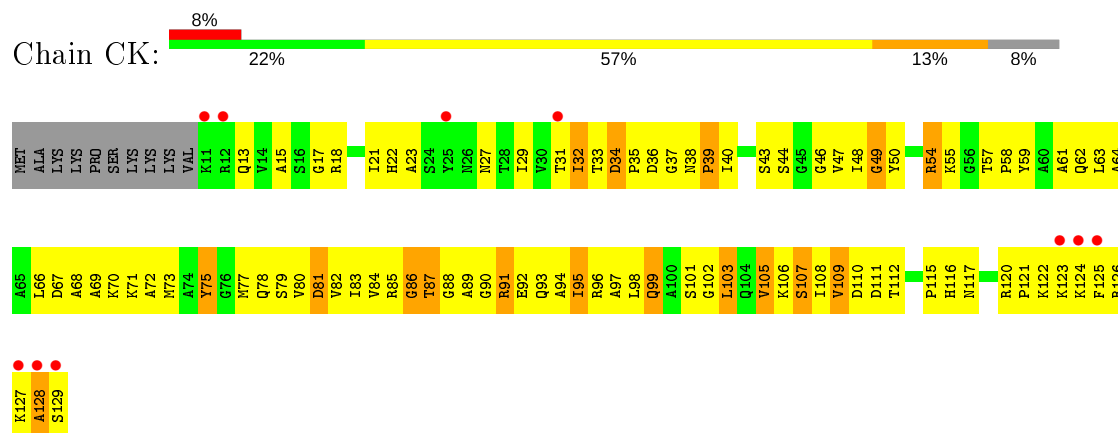


• Molecule 11: 30S ribosomal protein S11


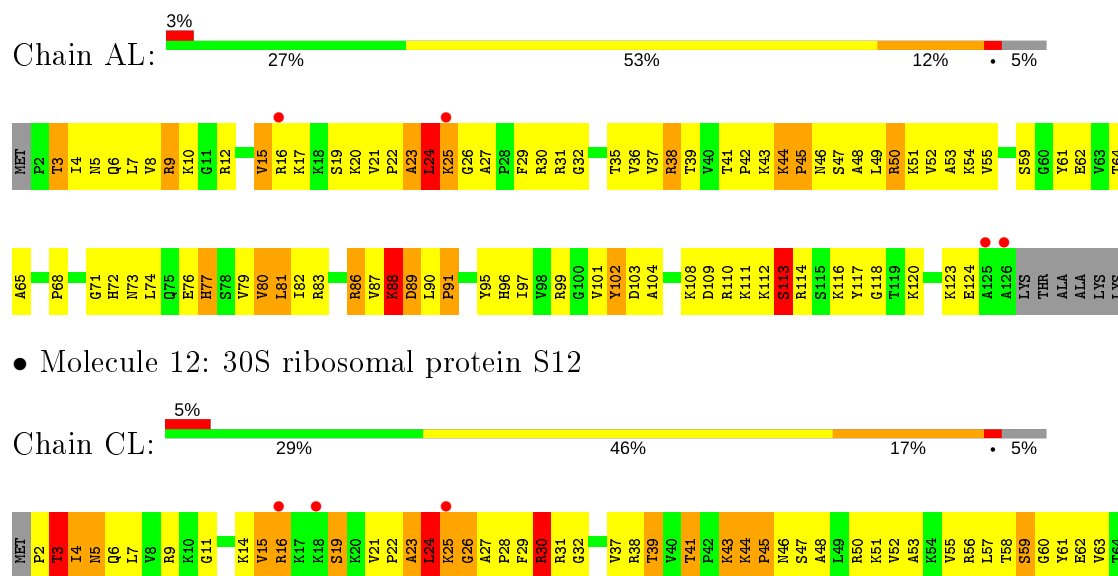




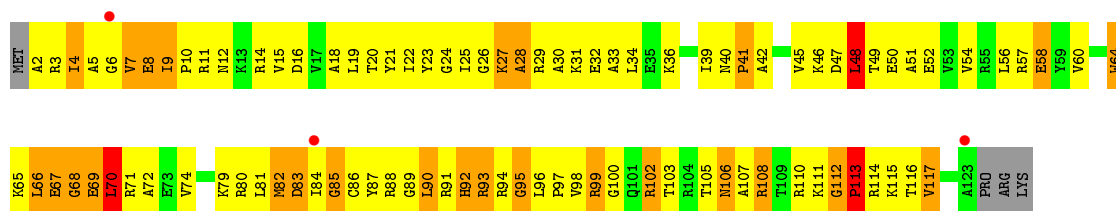
- Molecule 11: 30S ribosomal protein S11



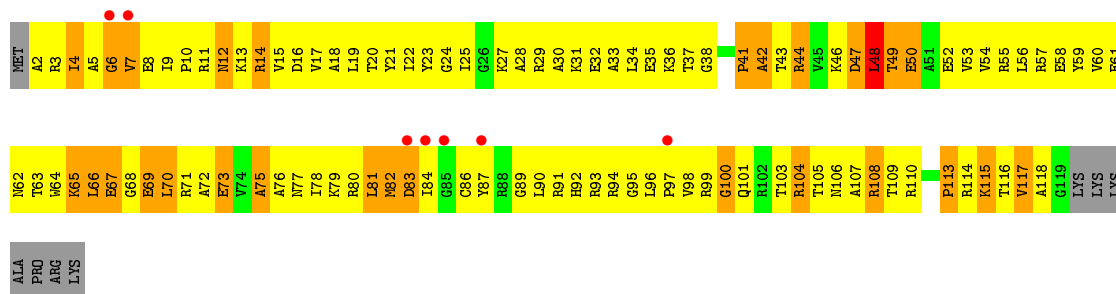
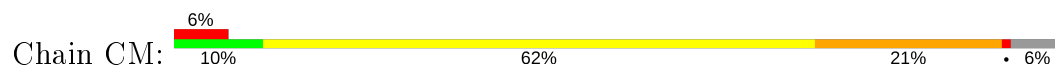
- Molecule 12: 30S ribosomal protein S12



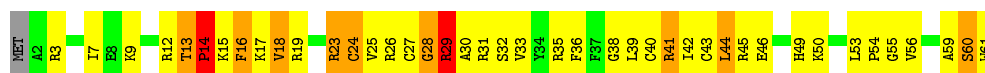
- Molecule 13: 30S ribosomal protein S13



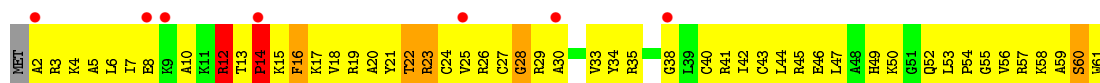
• Molecule 13: 30S ribosomal protein S13



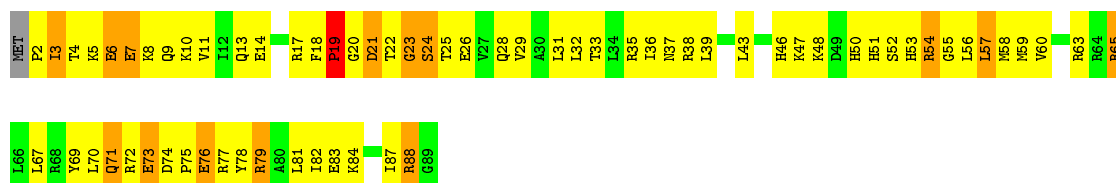
• Molecule 14: 30S ribosomal protein S14



• Molecule 14: 30S ribosomal protein S14

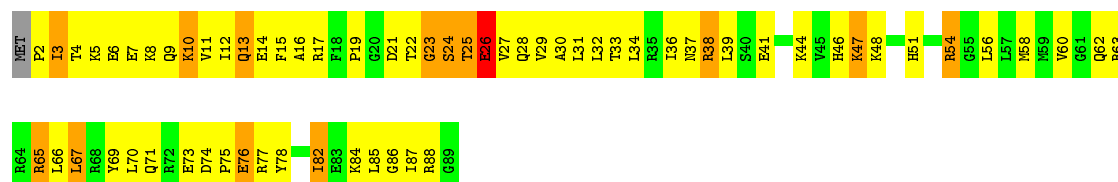


• Molecule 15: 30S ribosomal protein S15

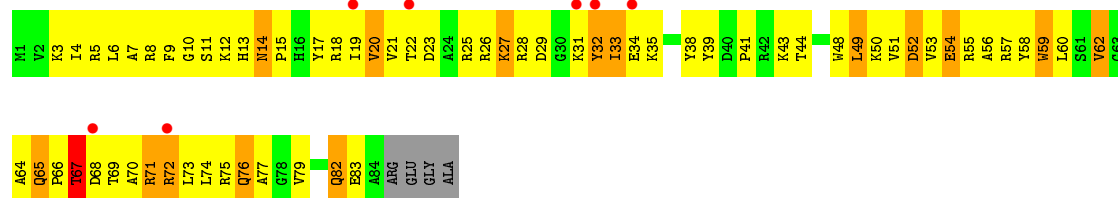


• Molecule 15: 30S ribosomal protein S15

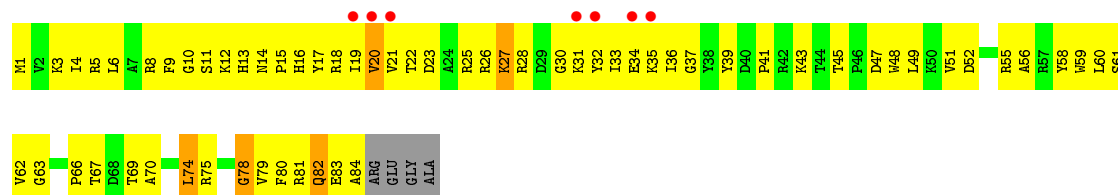




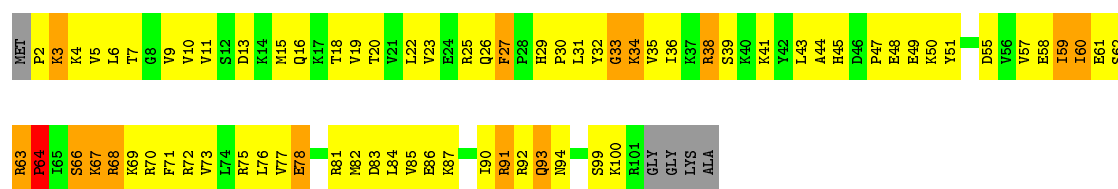
• Molecule 16: 30S ribosomal protein S16



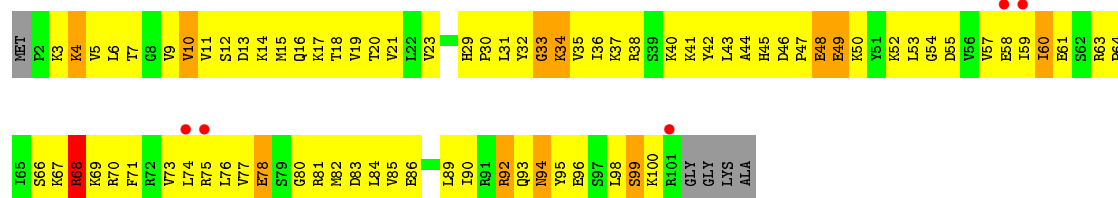
• Molecule 16: 30S ribosomal protein S16



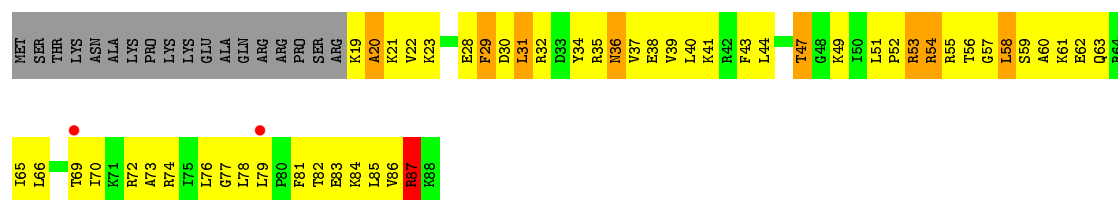
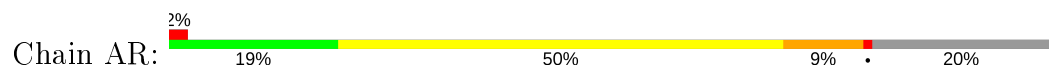
• Molecule 17: 30S ribosomal protein S17



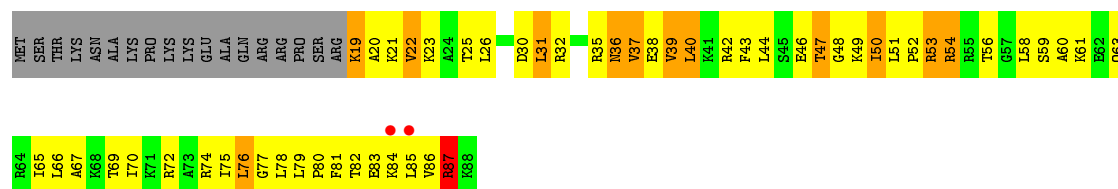
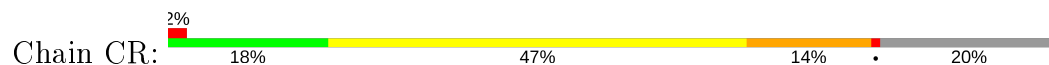
• Molecule 17: 30S ribosomal protein S17



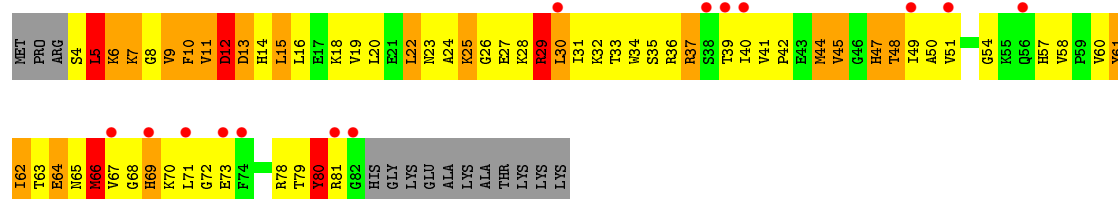
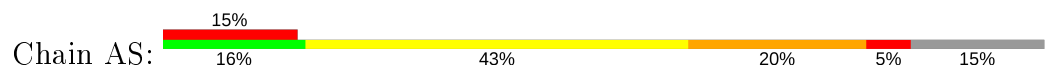
• Molecule 18: 30S ribosomal protein S18



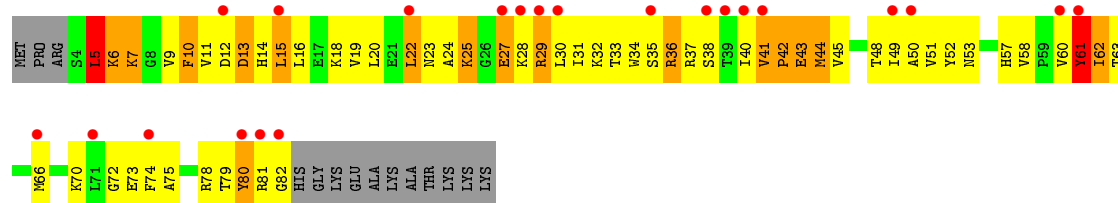
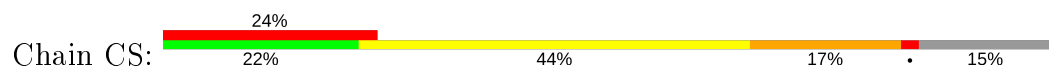
• Molecule 18: 30S ribosomal protein S18



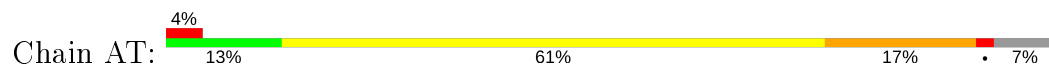
• Molecule 19: 30S ribosomal protein S19




• Molecule 19: 30S ribosomal protein S19

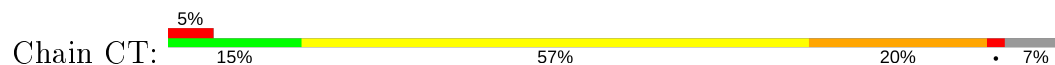


• Molecule 20: 30S ribosomal protein S20

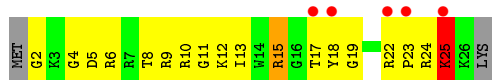




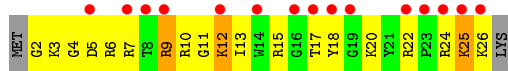
- Molecule 20: 30S ribosomal protein S20



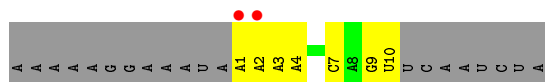
- Molecule 21: 30S ribosomal protein Thx



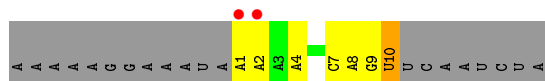
- Molecule 21: 30S ribosomal protein Thx



- Molecule 22: RNA (5'-R(*AP*AP*AP*AP*AP*GP*GP*AP*AP*AP*UP*A*AP*AP*AP*AP*UP*GP*CP*AP*GP*UP*UP*CP*AP*AP*UP*CP*UP*A)-3')

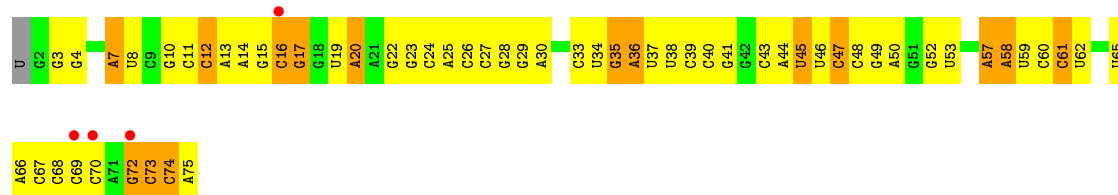


- Molecule 22: RNA (5'-R(*AP*AP*AP*AP*AP*GP*GP*AP*AP*AP*UP*A*AP*AP*AP*AP*UP*GP*CP*AP*GP*UP*UP*CP*AP*AP*UP*CP*UP*A)-3')

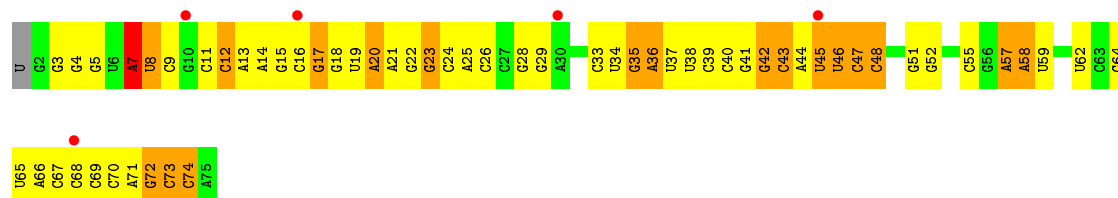


- Molecule 23: tRNA-Gln

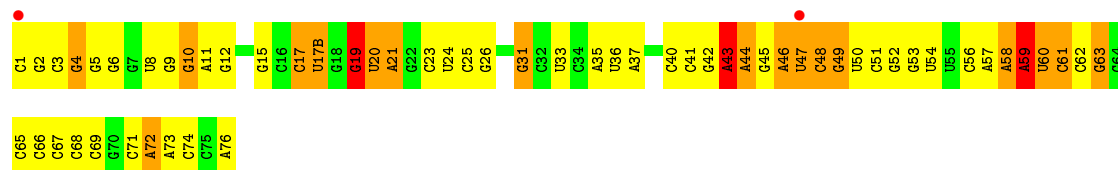




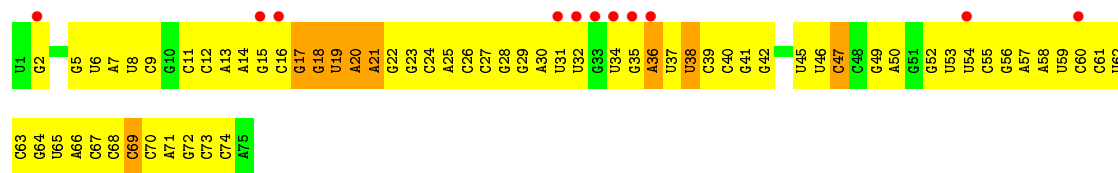
• Molecule 23: tRNA-Gln



• Molecule 24: tRNA-Met



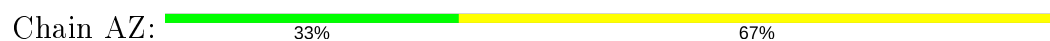
• Molecule 25: tRNA-Gln




• Molecule 25: tRNA-Gln




• Molecule 26: capreomycin IA





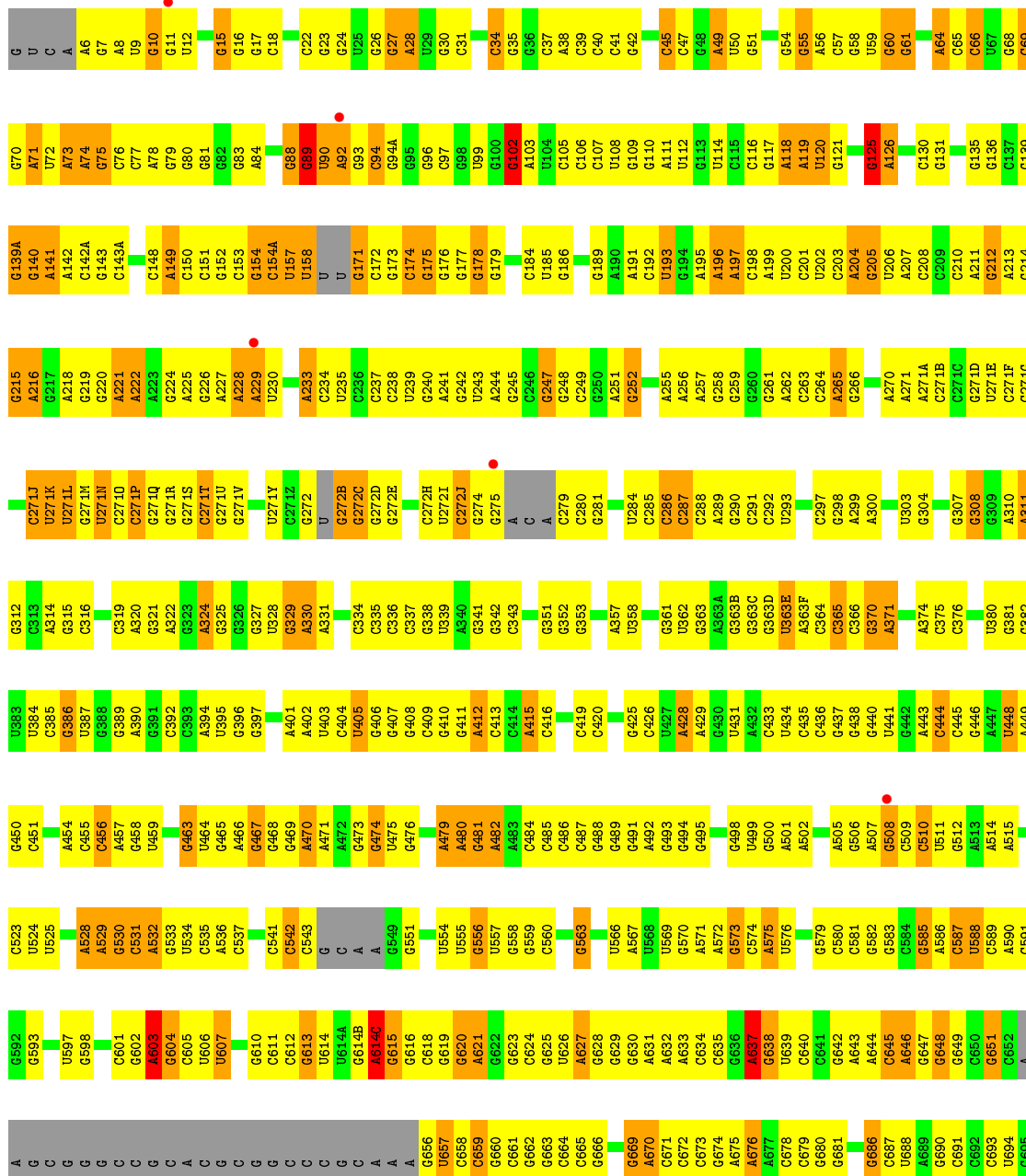
- Molecule 26: capreomycin IA

Chain CZ: 



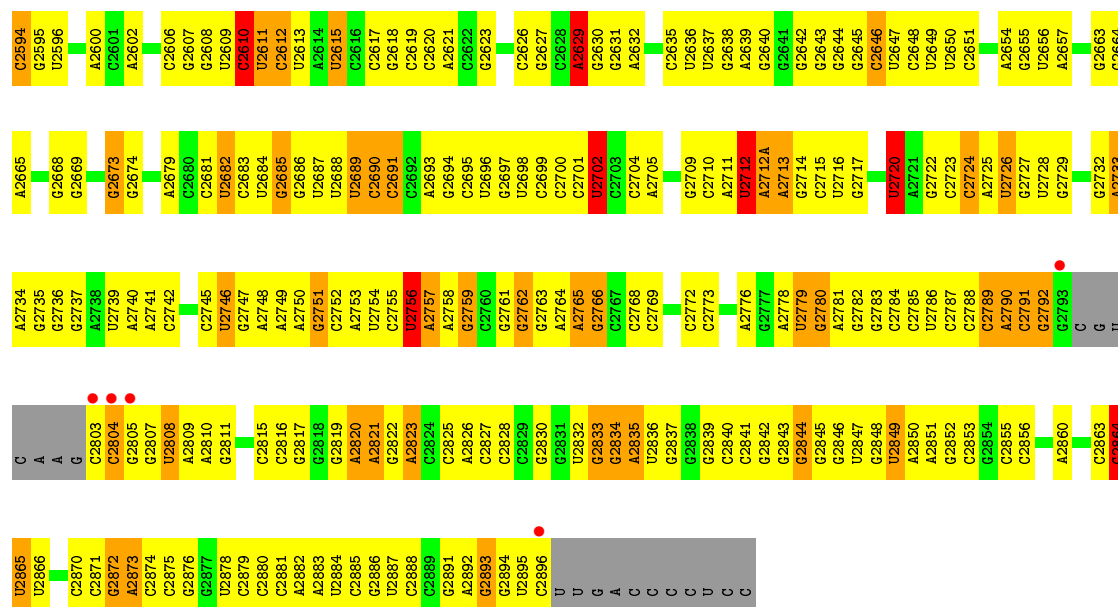
- Molecule 27: 23S ribosomal RNA

Chain BA: 

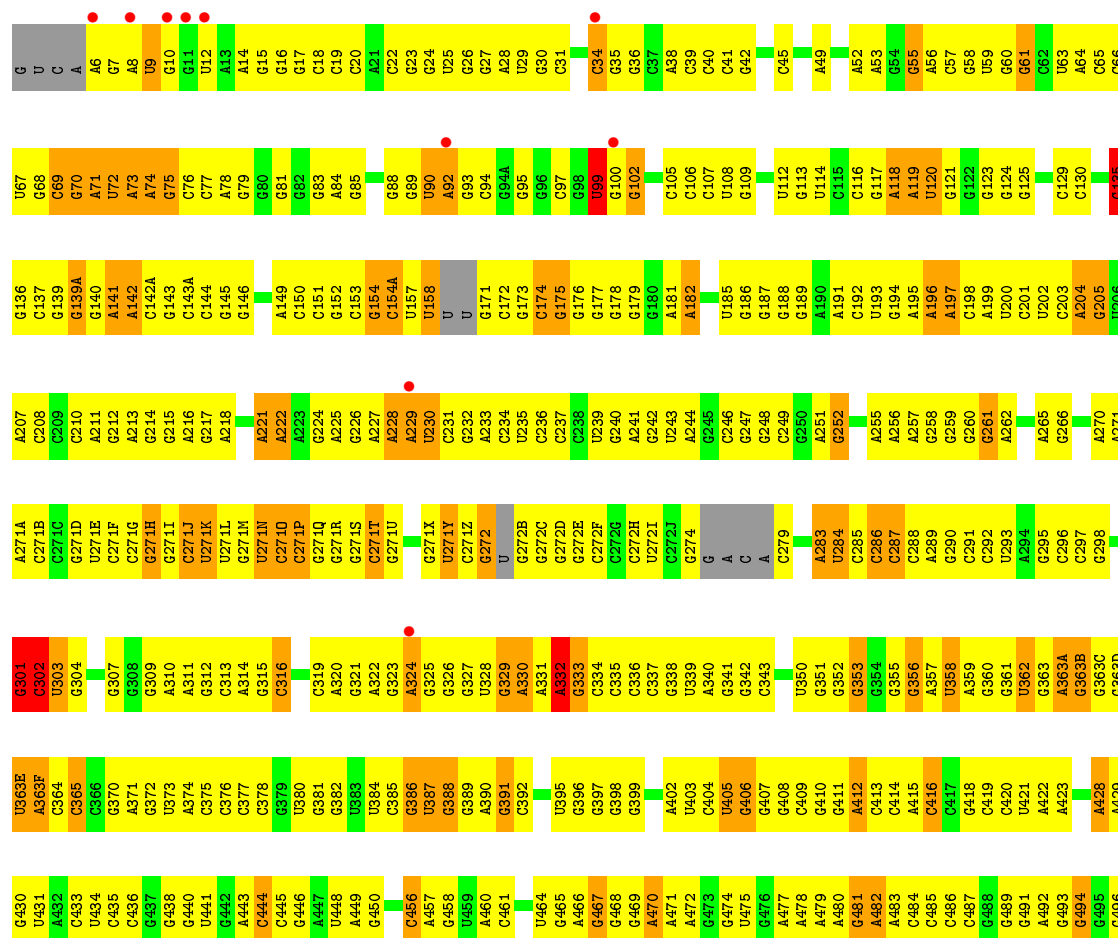


G1559	G1499	G1368	U1300	G1221	G1154	G	A1029	U963	A900	G836	G771	G696
G1560	G1500	G1369	A1301	C1221A	A1156	C	G1030	C964	A901	C837	C772	C697
G1565	C1502	C1370	A1302	G1222	A1156	U	U1033	C965	C902	C838	U773	C698
G1568	U1503	G1441	G1303	G1223	G1161	G	U1034	U969	C903	U839	U774	A699
G1569	G1504	G1442	C1304	C1224	G1162	A	U1035	C970	G904	C840	G775	G700
A1570	C1505	C1374	C1305	G1225	G1163	A	G1036	C971	U905	A841	G776	
A1571	C1506	C1375	C1306	G1230	G1164	U	G1039	G972	G906	C842	G777	G704
A1572	A1507	C1376	A1307	G1231	G1165	A	A973	G973	U907	C843	G778	A705
G1573	G1508	G1377	G1308	G1238	U1166	G	G1040	G974	C908	C844	U779	A706
G1574	C1509	A1378	G1309	G1239	U1167	C	C1041	C975	A909	G845	G780	G707
C1575	A1509A	A1379	G1310	G1240	U1168	U	G1042	G975A	G911	C846	A781	C708
C1576	A1509B	G1380	G1311	U1240	G1169	C	G1043	C976	C912	U847	A782	U709
U1576	G1510	G1381	U1312	A1241	G1170	A	G1044	G977	G913	G848	A783	G710
U1577	G1511	G1384	U1313	G1245	G1171	C	A1045	G978	C914	A849	A784	G711
U1578	U1512	A1385	C1314	G1246	G	U	A1046	G978	C915	C850	G785	G712
A1579	C1513	G1386	G1319	A1247	A	U	A1047	A983	G916	U851	G786	G713
A1580	U1514	C1387	G1320	G1248	U	U	A1048	A984	U852	G852	U787	U714
G1581	U1515	U1453	A1321	G1249	G	G	C1049	C985	A917	G853	A788	
C1582	C1516	G1388	A1322	U1249	A	G	A1050	C986	G921	G854	A789	G719
A1583	G1517	G1389	U1323	G1250	G1178	G	G1110	C987	U922	C855	C790	C720
C1584	U1518	U1390	G1324	C1251	C1179	G	A1051	C988	C923	C857	C791	C721
A1586	G1519	U1391	G1325	G1252	C1180	U	C1052	G989	C924	U858	A792	A722
A1587	U1520	G1394	G1326	A1253	C1181	G	A1054	A990	C925	C859	A793	G723
U1588	U1523	U1395	C1327	G1256	G1184	G	G1115	C991	A926	U860	A794	U724
C1589	G1524	U1396	G1328	C1257	C1185	G	G1116	C992	A927	U861	C795	G725
U1590	U1525	U1397	U1329	G1258	G1186	G	G1117	C993	G928	C862	C796	G726
G1591	G1526	C1403	C1330	G1259	U1187	G	C1053	C994	U930	A863	C797	A727
C1592	G1527	A1404	U1331	G1260	U1188	G	G1118	C995	G931	G864	G798	G728
G1593	A1528	U1405	G1332	G1261	A1189	U	G1119	A996	G932	C865	G799	G730
G1594	A1528A	U1406	C1333	C1262	G1190	G	C1121	C997	A933	A866	A800	G733
G1595	G1529	C1407	G1334	A1262	G1191	G	G1122	C998	G934	G869	A802	
A1596	C1530	U1470	U1335	U1263	G1192	G	G1123	U999	C935	C870	U803	
A1597	C1531	A1471	A1336	C1270	G1193	C	C1124	A1000	C936	A870	A804	U740
C1598	G	G1472	G1337	G1271	G1194	U	A1125	U871	U937	C872	G805	G741
C1599	U	C1473	G1338	A1272	A1194	U	A	G873	G938	G874	C806	G742
G1600	A	G1474	G	U1273	C1195	G	A	G875	G939	C874	U807	G743
A1601	C	G1475	A1342	A1274	C1196	G	G	G879	A941	G875	G808	G744
U1602	G	G1476	G1343	A1275	G1197	A	U1130	C1005	G942		G809	U747
A1603	G	A1477	G1344	A1276	U1198	A	A	C1007	U943		U810	G748
C1607	G	G1478	C1345	G1277	U1199	G	U1133	A1010	U944	G880	C812	C749
A1608	U	G1479	G1346	A1278	C1200	A	C	G881	A945	C882	U813	
A1609	U	U1481	G1347	G1279	C1201	G	G1136	U1012	G946	C883	C814	A752
A1610	A	U1482	G1348	G1280	C1202	C	G1137	C1013	G947	C884	C815	C753
C1611	C	G1483	A1349	G1281	G1203	C	G1138	U1014	G948	C885	C816	C754
G1612	A1544	G1484	C1350	U1282	A1204	A	G1139	G1015	C949	C886	C817	C755
G1613	C1545	G1485	U1351	G1283	U1205	U	G1016	G950	C951	A887	C756	C756
G1614	G1546	A1486	G1352	A1284	U1206	C	U1141	C951	C952	C888	A819	U757
C1615	C1547	G1487	A1353	A1285	G1208	C	C	G952	G953	C889	C825	
A1616	C1548	G1488	A1354	U1287	G1209	C	U1142	A953	A954	C890	U826	U762
C1617	U1549	U1489	G1355	U1288	A1210	U	A1143	C955	G956	A890	U827	G763
A1618	C1550	G1491	G1358	G1289	G1211	U	C1144	A1020	C957	C891	U828	A764
G1619	C1551	C1430	A1359	C1290	G1212	A	U	G958	U958	C892	C894	A765
G1620	G1492	C1431	A1360	C1291	A1213	A	A	A957	A958	C893	A829	G766
U1621	C1493	U1432	A1361	U1292	G1216	G	A	G1025	A959	C894	G830	
G1622	A1554	C1433	C1363	C1293	C1217	G	G	U1026	A960	A896	G831	U767
G1555	G1555	U1493	U1364	C1297	G1218	A	A	C961	A1027	C897	G832	G768
C1556	C1557	A1494	A1365	G1298	G1219	G	G	G962		C898	A835	G769
C1557	A1558	G1435	G1366	G1299	A1220	U	U	A1028		A899		G770

A2530	G2465	C2394	A2327	C2261	U2189	A2126	A2058	G1987	A1912	U1833	G1771	A1690	G1627
A2531	C2466	C2395	A2328	U2262	G2190	G2127	A2059	C1988	A1913	U1834	C1772	A1691	G1628
A2532	C2467	C2396	G2329	C2263	G2191	C2128	A2060	C1989	C1914	C1835	G1773	A1692	G1629
A2533	G2468	G2397	G2330	G2264	G2192	C2129	G2061	C1990	U1915	C1836	C1774	U1693	G1630
A2534	G2469	U2398	G2331	A2265	G2193	U2130	A2062	C1991	U1916	C1837	C1775	C1694	
G2535	G2470	U2399	U2332	A2266	G2194	G2131	C2063	G1992	U1917	C1838	U1776	A1631A	
G2536	C2471	G2400	A2333	A2267	G2195	U2132	C2064	U1993	A1918	G1839	G1777	A1632	
U2537	U2472	U2401	G2334	A2268	C2196	G2133	C2065		A1919		U1778	G1633	
C2538	G2473	C2402	A2335	A2269	U2197	A2134	C2066	G1997	C1920	G1842	U1779	G1634	
C2539	G2474	C2403	A2336	G2271	A2198	A2135	G2067	G1998	U1779	C1843	U1780	G1635	
	C2475	C2404	G2337	G2272	A2199	U2068	U2068	G1999	A1780	C1844	A1701	G1636	
A2542	C2476	G2405	G2340	A2273	C2201	C2137	G2069	G2000	C1925	G1845	G1702	C1637	
G2543	C2477	U2406	G2341	A2274	C2202	C2138	G2070	A2001	U1926	A1846	G1703	C1638	
G2544	A2478		G2342	C2275	C2203	C2139	A2071	G2002		A1847	G1704	U1639	
G2545		G2409	C2342	G2276	U2203	G2140	G2072		G1929		G1705	C1640	
U2546	G2481	G2410	C2343	G2277	G2205	G2141	C2073		G1930		A1785	U1706	
U2547	G2482		C2344	A2278	G2206	C2142	U2075		U1931		A1786	G1641	
U2548	G2483	G2414	G2345	A2279	G2207	C2143	G2076	G2009	U1932	G1855	C1787	G1642	
G2549	G2484	G2415	A2346	G2280	A2208	U2144		G2010	G1933	G1856	C1788	G1643	
G2550	G2485	C2416	G2347	C2281	G2218	C2145	C2078	G2012	G1934	G1857	C1789	U1709	
G2551	G2486	U2348	U2348	C2282	G2219	G2146	U2079	G2011	C1935	G1858	A1789	C1711	
U2552	G2487	G2349	G2349	C2283	G2220	G2147	G2080	A2013	U1936	G1860	A1791	C1712	
G2553	A2488	C2350	C2350	C2284		G2148	C2081	A2014	A1937	G1861	G1792	U1713	
U2554		G2351	G2351	C2285	G2223	G2149	A2082	A2015	A1938	G1862	C1793	U1714	
U2555	U2491	C2420	G2352	A2286	G2224	U2150	G2083	U2016	U1939	G1863	U1794	G1717	
C2556	U2492	A2422	G2353	A2287	A2225	G2151	C2084	U2017	U1940	U1864	C1795	G1718	
G2557	U2493		G2354	A2288	C2226	G2152	C2085	G2018		G1865	U1796	G1719	
C2558	G2494	C2424	C2355	G2289	A2227	U2086	C2086	A2019	U1946	C1866	U1797	A1655	
C2559	G2495	A2425	C2356	G2290	G2228	G2087	G2087	A2020	C1947	A1876	U1798	G1656	
	G2496	U2426	U2357	C2291	C2229	G2156	G2088	G2021	G1948	A1877	C1799	U1739	
U2562	A2497	G2427	G2358	C2292	G2230	G2157	U2089	U2022		C1878	C1800	G1658	
U2563	C2498	G2428	C2359	C2293	G2231	U2158	G2090	G2023	U1951	C1879	G1801	U1659	
A2564	C2499	A2429	A2360	C2294	U2232	G2159	U2091	G2024	A1952	C1880	A1741	C1660	
A2565	U2500	A2430		C2295	U2233	C2160	U2092	C2025	A1953	C1881	G1742	G1661	
A2566	C2501		C2364	C2297	U2234	C2161	G2093	G1954	G1954	C1882	C1743	C1662	
G2567	G2502	A2434	G2365	G2298	G2235	G2162	U2098	A2029	U1955	G1883	C1744	C1663	
		A2435		G2299	G2236	C2163	U2099	A2030	U1956	A1884	G1745	A1664	
G2568			A2369	G2300	G2237	G2164	G2099	A2031	C1957	A1885	C1746A	A1665	
U2570	U2506	A2439	G2370	C2301	G2238	G2165	G2100	G2032	C1958	C1886	G1746	G1666	
C2571	C2507	C2440	G2371	G2302	G2239	G2166		A2033	G1959	C1887	G1747	G1667	
C2572	G2508	C2441	G2372		C2240	U2167				G1888	G1747A	A1668	
C2573	C2512	G2442	G2373	A2305	A2241		C2103		U1963	A1889	A1812	A1669	
G2574	C2513	G2443	G2374	C2306	G2242		G2104		G1964	A1890	G1813	C1670	
C2575	U2514	G2444	G2375	G2307	U2243								
	C2515	A2448		G2308	U2244	U2172					G1816	U1673	
G2578	G2516	U2449	C2379	A2309	U2245	C2173	G2108	G2038	C1967	G1897	G1817	G1674	
U2580	C2517	A2450	C2380	A2310	G2246	C2174	G2110	C2040	G1968	U1898	U1818	C1675	
G2581	A2518	A2451	C2381	A2311	A2247	C2175	C2111	U2041	A1969	U1899		A1676	
G2582	U2519	C2452	G2382	U2312	G2248	A2177		A2042	A1970	G1899	A1819	G1677	
	C2520	G2383	G2383	C2313	U2249	C2178	A2114	C2043	A1971	A1900	U1820	G1756	
G2583		G2384	G2384	C2314	G2250	C2179	G2115	C2044	A1972	A1901	A1821	U1757	
U2584	C2521		C2385	C2315	G2251	C2180	G2116		G1973	C1902	G1758		
U2585	U2522	U2457	C2386	G2316	G2253	U2181	U2117	G2048		G1903	G1824	G1681	
C2586	G2523	U2387	U2387	C2317	G2254	G2182	U2118	G2049	A1825	C1904	A1825	G1682	
A2587	G2524	A2459	A2388	G2318	G2255	C2183	A2119	C2050	G1975	C1905	G1826	C1683	
	G2525	U2460	G2389	G2319	G2256	G2184	G2120	A2051	C1979	G1906	C1827	G1684	
	G2526	C2461	U2399	A2320	G2257	G2185	G2121	G2052	G1980	G1907	G1764	C1685	
U2590	C2527	U2462	G2391	A2321	U2257	U2122	U2122		A1981	C1908	C1765	C1686	
G2592	U2528	A2463	G2392	G2325	C2258	G2123	G2123	C2055	C1982	C1909	U1766	G1687	
U2593	G2529		G2393	G2326	G2259	G2124	G2124	G2056		G1910	C1830	U1688	
			A2393	C2326	G2260	G2125	G2125	A2057	A1986	U1911	C1832	A1689	

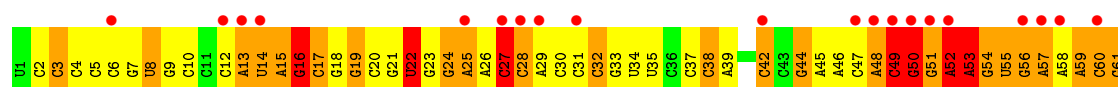


- Molecule 27: 23S ribosomal RNA



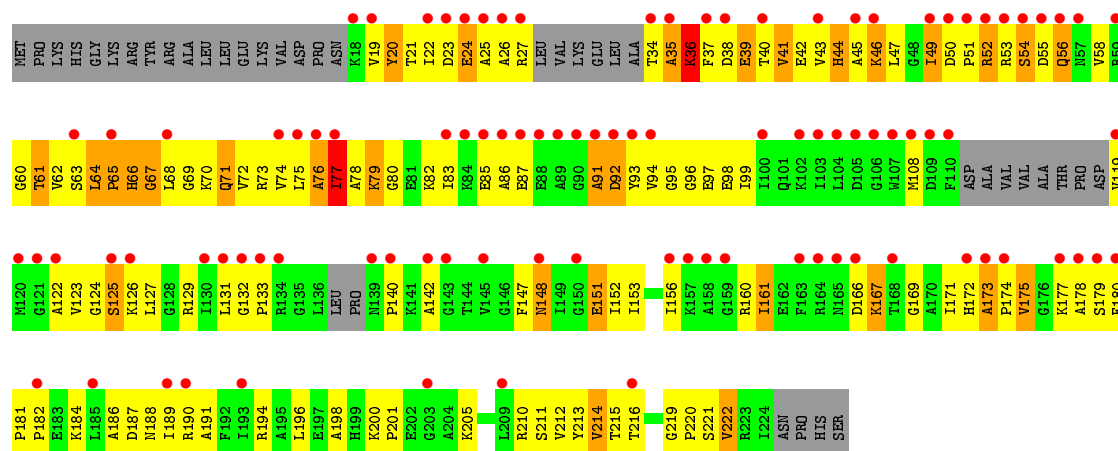


A1379	A1380	A1384	A1385	A1386	A1387	A1388	A1389	A1393	A1396	C1399	G1400	G1401	C1402	C1403	C1404	C1406	C1407	C1408	C1409	G1410	C1411	C1412	G1413	G1416	G1417	G1418	A1419	A1420	G1421	G1422	G1423	G1424	G1425	G1426	A1427	C1428	G1429	C1430	C1431	U1432	U1433	A1434	G1435	G1436	C1437	U1438	A1439	G1440	G1441	G1442	G1443	A1445					
C1445A	G1448	A1449	G1450	G1450A	C1451	A1452	A1453	A1457	U1458	C1459	G1460	G1461	G1465	G1466	C1467	A1469	G1470	A1471	A1472	G1473	C1474	G1475	G1478	G1479	G1480	U1481	G1482	G1484	G1485	G1488	U1489	A1490	A1491	G1492	G1493	C1494	C1495	A1496	U1497	C1498	C1499	G1500	C1501	U1502	C1503	C1504	C1505	A1506	A1507	G1508	A1509	A1509A					
A1509B	G1510	C1511	U1512	U1514	U1515	C1516	C1517	U1520	U1523	G1524	G1525	G1526	G1527	A1528	A1528A	G1529	C	C	U	U	A	C	G	G	U	U	A	A	C	A1544	C1546	C1547	C1548	A1549	G1555	G1556	C1557	A1558	G1559	G1563	C1564	C1565	A1566	A1567	G1568	A1569	U1570	A1571	A1572	G1573	C1574	C1575					
U1576	C1577	U1578	A1579	A1580	C1581	C1582	A1583	C1588	U1589	U1590	G1591	G1592	G1593	G1594	G1595	A1596	C1597	C1598	C1599	G1600	G1601	U1602	A1603	C1604	C1605	G1606	G1607	A1608	U1609	A1610	C1611	G1612	G1613	A1614	C1615	A1616	C1617	A1618	G1619	G1620	U1621	G1622	G1623	G1624	C1625	G1626	U1629	A1632	G1633	A1634	G1635	C1636	A1637	C1638			
U1639	C1640	A1641	G1642	G1643	C1644	G1645	G1646	G1647	A1651	A1652	G1653	A1654	A1655	C1656	C1657	C1658	U1659	C1660	G1661	C1662	C1663	A1664	A1665	G1666	G1667	A1668	A1669	C1670	U1671	A1672	U1673	G1674	G1675	A1676	A1677	G1678	G1682	C1685	C1686	U1687	U1688	A1689	U1693	C1694	G1695	G1696	G1697	A1698	G1699	A1700	A1701	G1707					
G1708	U1709	C1710	C1711	G1712	U1713	G1714	G1717	G1718	G1719	U1720	A1721	U1722	U1723	G1724	C1744	C1745	G1746	G1747	C1748	A1749	G1750	C1751	G1752	G1753	G1754	A1755	U1756	U1757	G1758	A1759	A1760	G1761	A1762	G1763	G1764	C1765	U1766	G1767	U1768	C1771	G1772	A1773	G1774	U1775	G1776	U1779	A1780	G1781	C1782	A1783	A1784	A1785					
A1786	A1787	C1788	A1789	A1790	A1791	G1792	C1793	U1794	U1795	U1796	U1797	U1798	G1799	C1800	G1801	G1804	U1805	C1806	G1807	A1808	A1809	A1810	G1811	A1812	G1813	G1814	A1815	G1816	G1817	U1818	A1819	U1820	A1821	G1822	G1823	G1824	A1825	G1826	C1827	G1828	A1829	U1833	U1834	G1835	C1836	C1837	G1840	U1841	G1842	C1843	U1844	A1845	G1846	A1847	A1848	G1849	
G1850	U1851	C1852	A1853	A1854	G1855	G1856	G1857	G1858	A1859	G1862	G1863	U1864	G1865	C1866	A1876	A1877	G1878	C1879	C1880	C1881	G1882	G1883	A1884	A1885	C1886	C1887	G1888	A1889	A1890	G1891	C1892	G1893	U1894	C1896	A1901	G1902	G1903	G1904	G1905	G1906	G1907	G1908	U1911	A1912	A1913	C1914	U1915	G1916	U1917	A1918	A1919	U1923	C1924	G1925			
U1926	A1927	A1928	G1929	G1930	G1933	C1934	G1935	A1936	A1937	A1938	U1939	U1940	C1941	C1942	U1943	U1944	G1945	U1946	U1947	G1948	U1951	A1952	A1953	G1954	U1955	U1956	C1957	C1958	G1959	C1962	U1963	G1964	C1967	G1968	A1969	A1970	A1971	A1972	G1980	A1981	C1982	C1983	G1984	G1985	A1986	G1987	G1988	G1989	G1990	U1991	G1992	U1993	A1994	U1995			
C1996	G1997	C1998	C1999	G2000	A2001	G2004	G2007	C2008	G2009	G2010	U2011	G2012	A2013	A2014	A2015	G2018	A2019	A2020	C2021	U2022	G2023	G2024	C2025	C2026	G2027	U2028	G2029	A2030	A2031	G2032	A2033	U2034	G2035	C2036	G2037	C2038	C2039	C2040	U2041	A2042	C2043	G2046	G2049	C2050	A2051	G2052	A2053	G2054	C2055	G2056	A2057	A2058	A2059	A2060			
G2061	A2062	C2063	C2064	C2065	C2066	G2067	U2068	C2069	A2071	C2072	C2073	U2074	U2075	U2076	C2078	U2079	C2080	C2081	G2082	C2083	C2084	C2085	U2086	G2087	G2088	U2089	U2090	U2091	U2092	C2093	G2094	C2097	U2098	U2099	G2100	G2101	C2103	G2104	G2110	C2111	G2112	U2113	A2114	G2115	C2116	A2117	C2118	C2119	U2120	G2121	G2122	G2123	G2124	G2125	A2126		
G2127	C2128	G2131	U2132	G2133	A2134	A2135	C2136	C2137	C2138	C2139	C2140	G2141	C2142	C2143	U2144	C2145	C2146	G2147	A2148	G2149	U2150	G2151	G2152	G2153	G2154	G2155	G2156	G2157	A2158	G2159	G2160	C2161	C2162	C2163	C2164	G2165	G2166	A2169	C2170	A2171	U2172	A2173	C2174	C2175	C2176	A2177	C2178	C2179	U2180	G2181	G2182	C2183	G2184	C2185	G2186	G2187	C2188
U2189	G2190	A2191	G2192	G2193	U2197	A2198	A2199	C2200	C2201	G2202	U2203	C2205	G	G	A	U	G2219	G2220	G2221	G2222	G2223	G2224	A2225	C2226	A2227	C2228	C2229	G2230	C2231	U2232	U2233	U2234	G2235	C2236	G2237	G2238	G2239	C2240	A2241	G2242	U2243	U2244	U2245	C2246	C2247	C2248	U2249	G2256	U2257	C2258	G2259	C2260	C2261	U2262	C2263	C2264	
A2267	A2268	A2269	G2270	G2271	U2272	A2273	A2274	C2275	A2278	G2279	C2280	C2281	C2282	C2283	C2284	C2285	A2286	A2287	G2288	G2289	G2290	U2291	C2292	C2293	C2294	C2295	U2296	C2297	A2298	U2299	G2300	G2301	G2302	G2303	G2304	A2305	C2306	G2307	G2308	A2309	A2310	A2311	U2312	C2313	C2314	G2315	G2316	C2317	G2318	G2319	A2320	G2325	C2326	A2327	A2328	G2329	

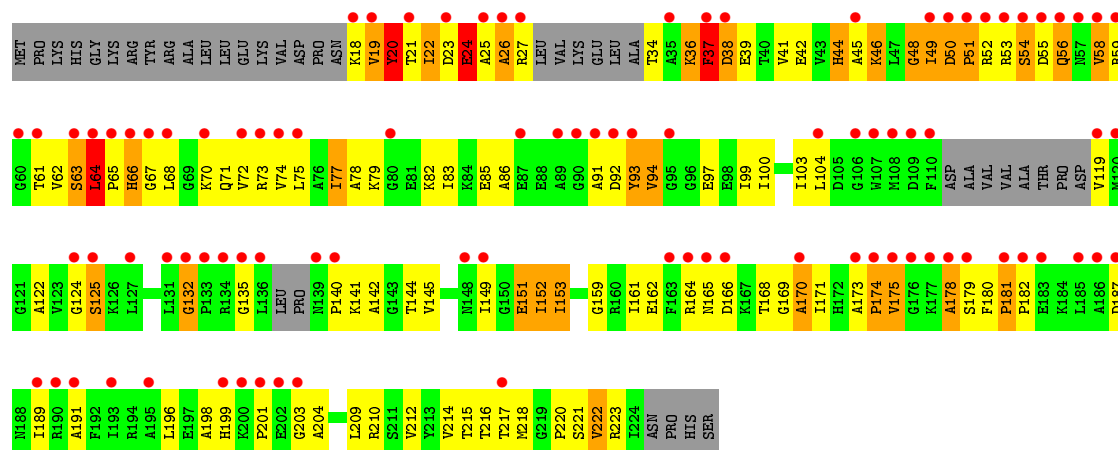




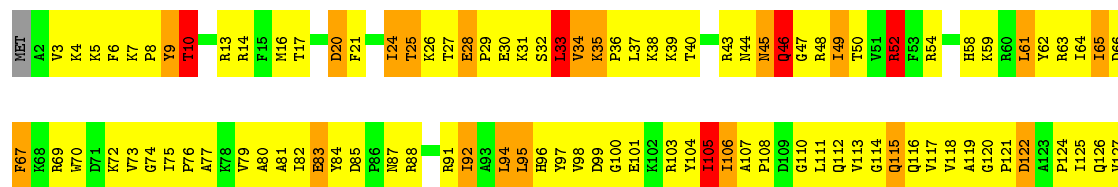
• Molecule 29: 50S ribosomal protein L1

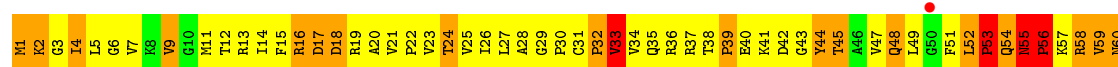


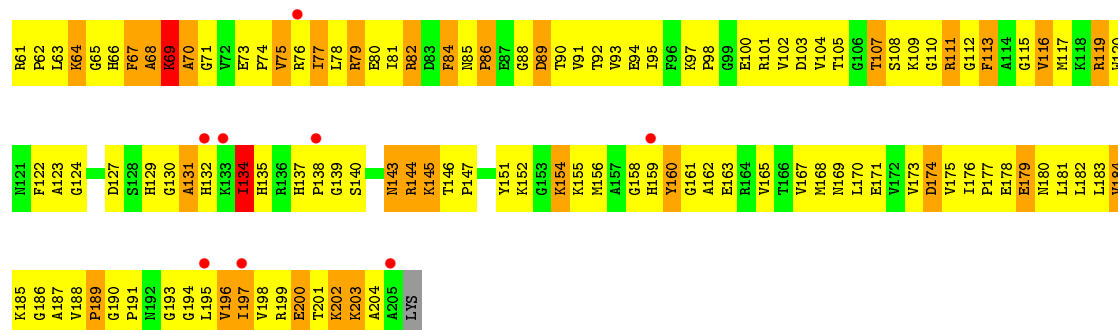
• Molecule 29: 50S ribosomal protein L1



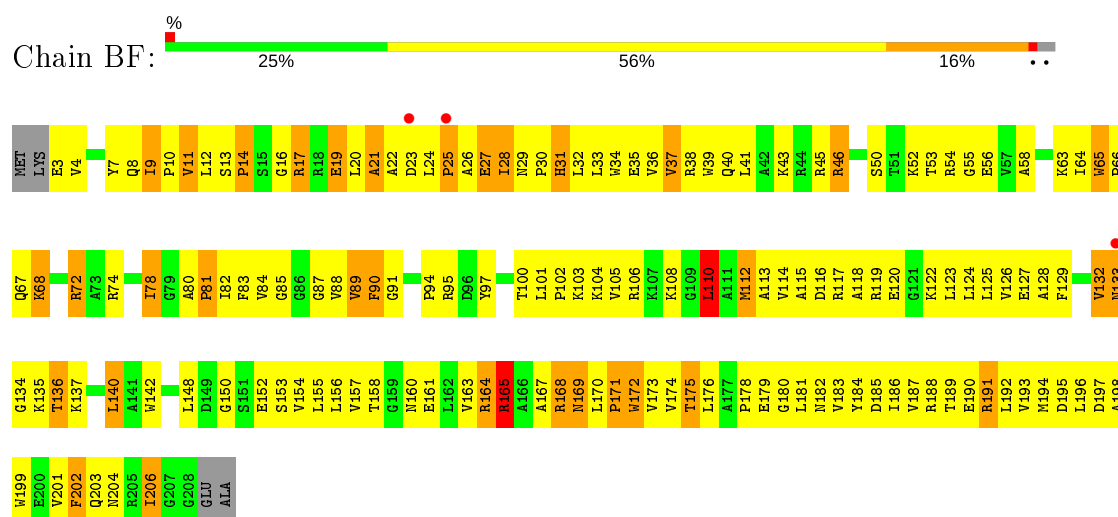
• Molecule 30: 50S ribosomal protein L2



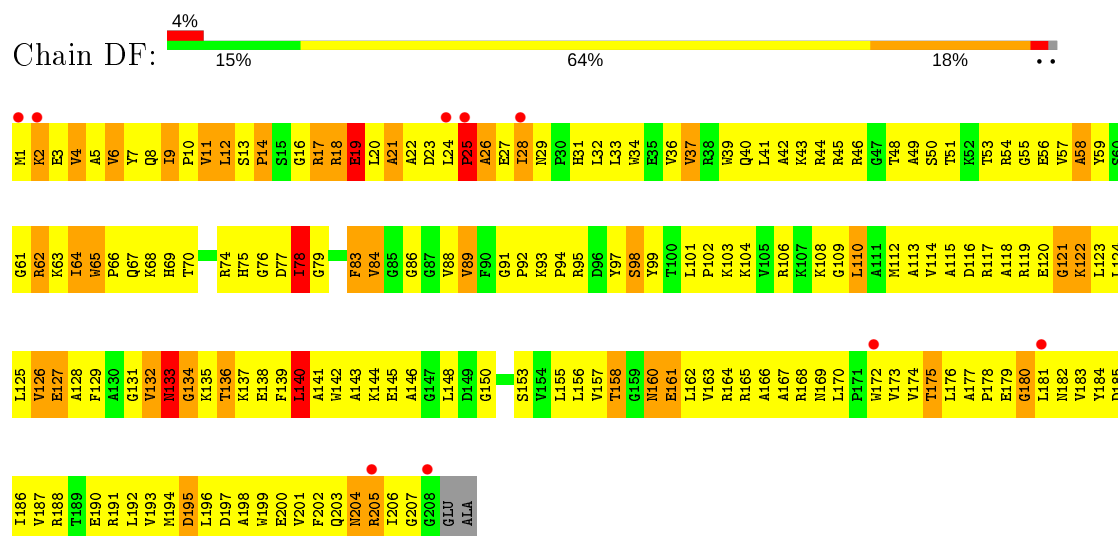




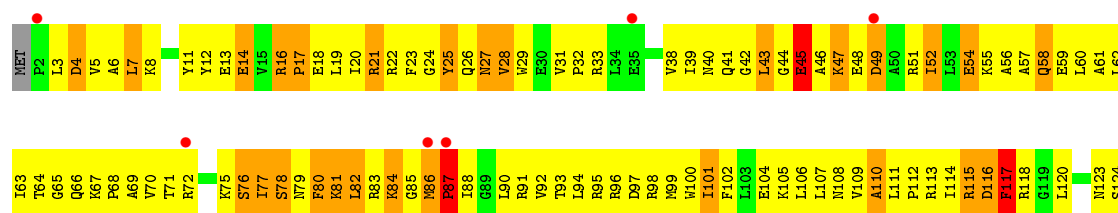
• Molecule 32: 50S ribosomal protein L4



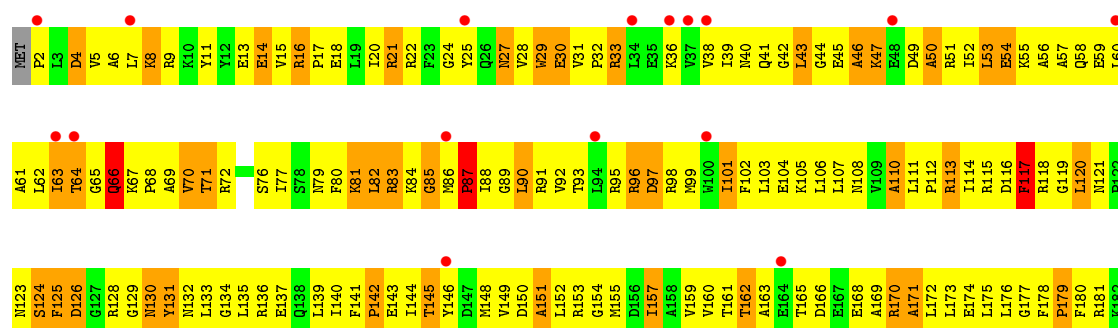
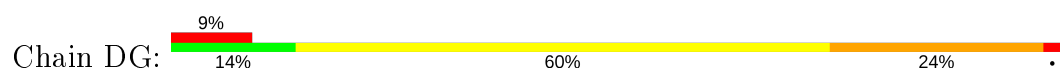
• Molecule 32: 50S ribosomal protein L4



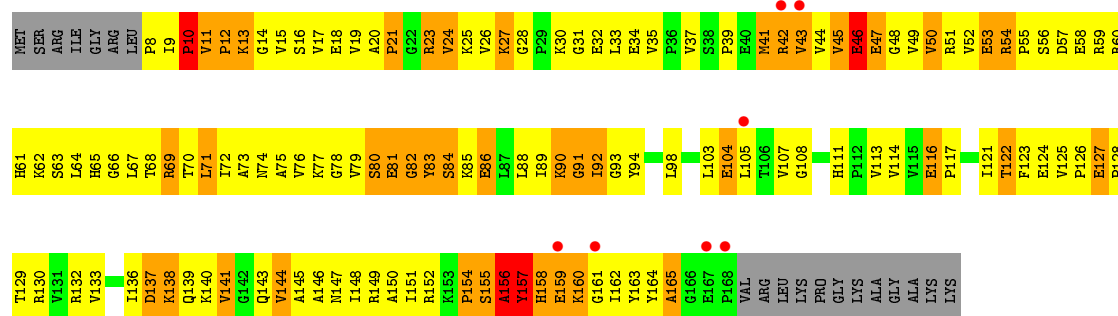
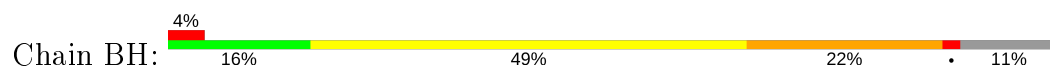
• Molecule 33: 50S ribosomal protein L5



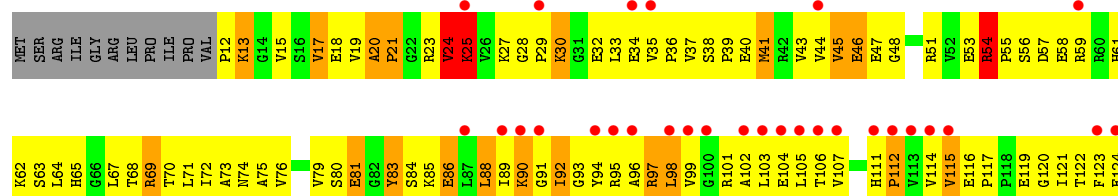
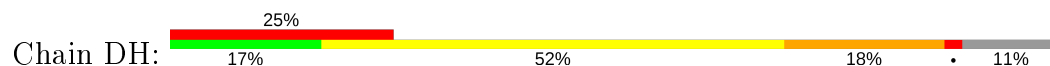
• Molecule 33: 50S ribosomal protein L5

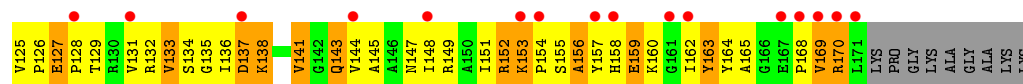


• Molecule 34: 50S ribosomal protein L6

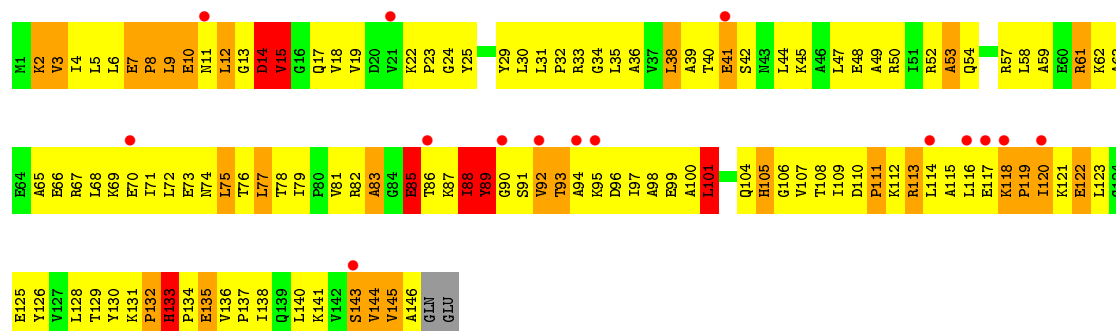
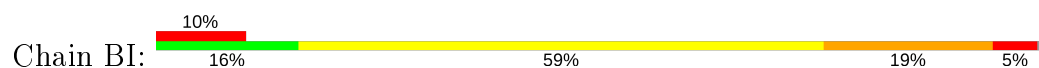


• Molecule 34: 50S ribosomal protein L6

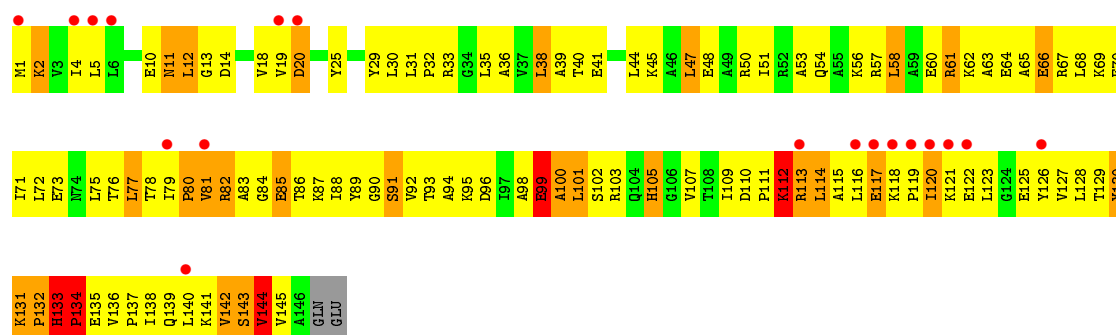





• Molecule 35: 50S ribosomal protein L9



• Molecule 35: 50S ribosomal protein L9

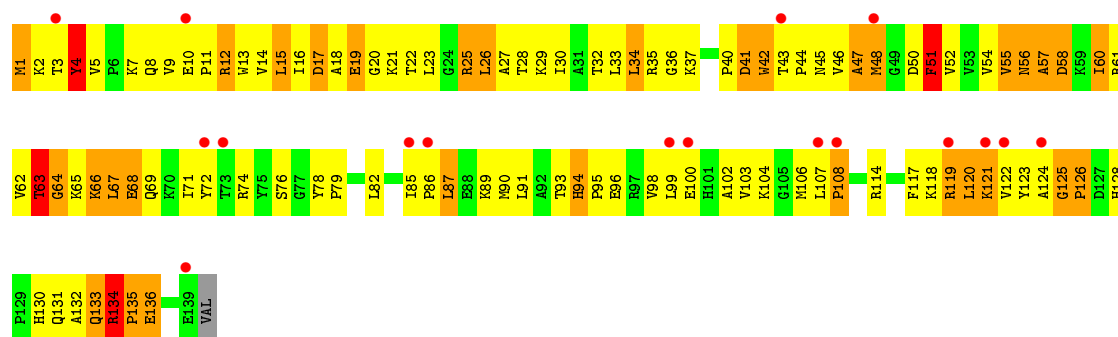


• Molecule 36: 50S ribosomal protein L13

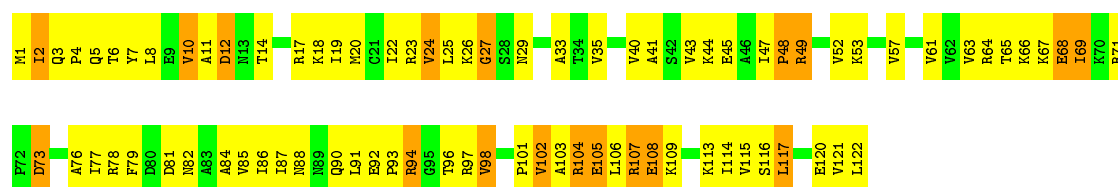


• Molecule 36: 50S ribosomal protein L13

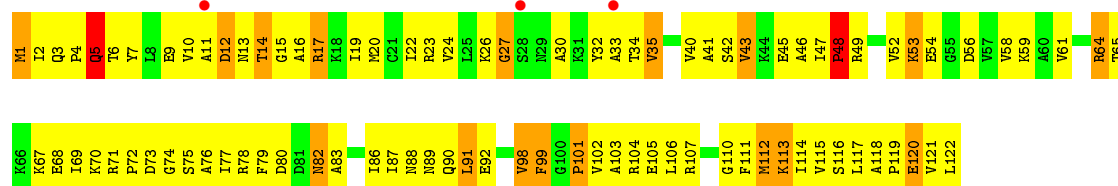




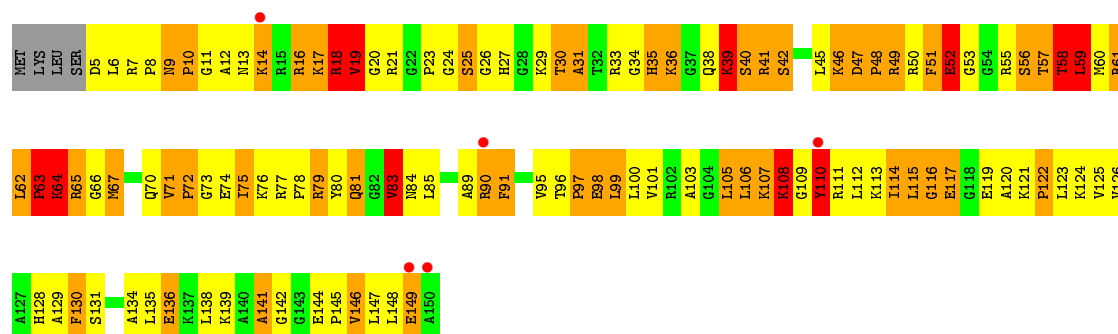
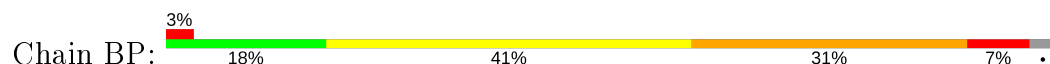
- Molecule 37: 50S ribosomal protein L14



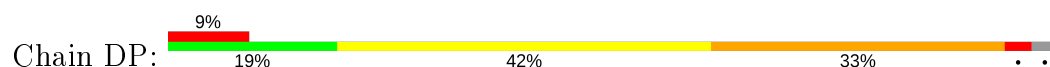
- Molecule 37: 50S ribosomal protein L14

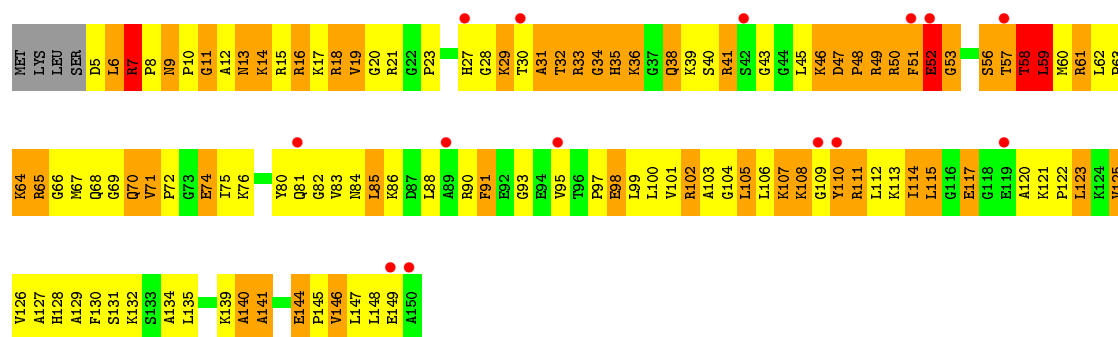


- Molecule 38: 50S ribosomal protein L15



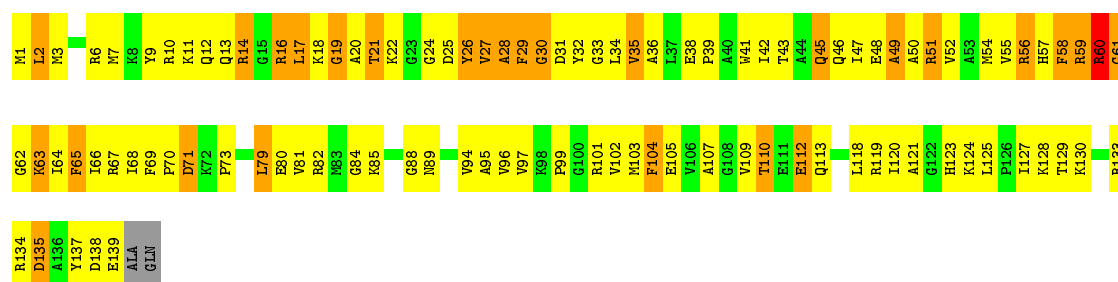
- Molecule 38: 50S ribosomal protein L15





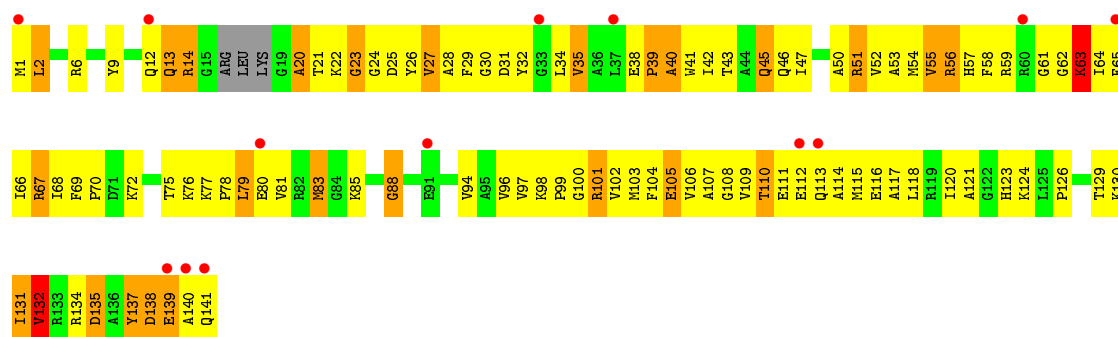
- Molecule 39: 50S ribosomal protein L16

Chain BQ: 26% 53% 19% ..



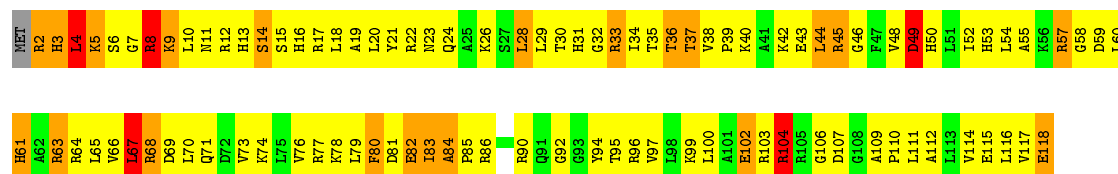
- Molecule 39: 50S ribosomal protein L16

Chain DQ: 9% 26% 53% 18% ..



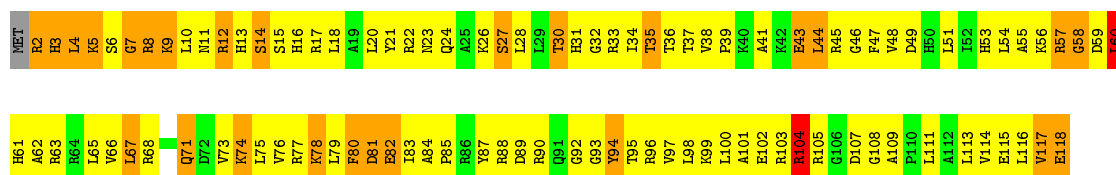
- Molecule 40: 50S ribosomal protein L17

Chain BR: 16% 61% 18% ..



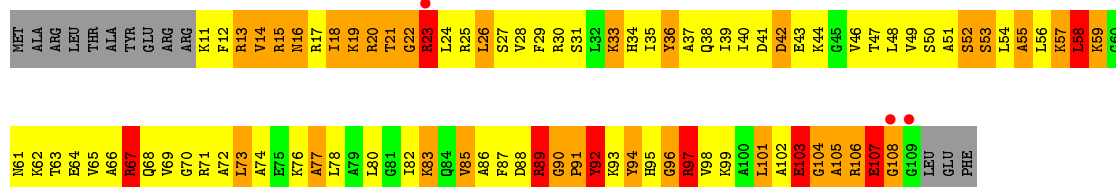
- Molecule 40: 50S ribosomal protein L17

Chain DR: 




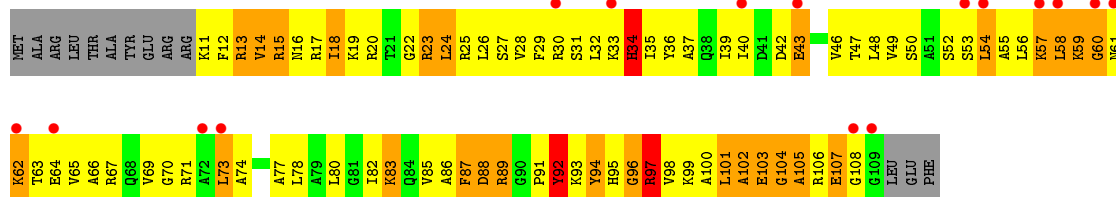
• Molecule 41: 50S ribosomal protein L18

Chain BS: 




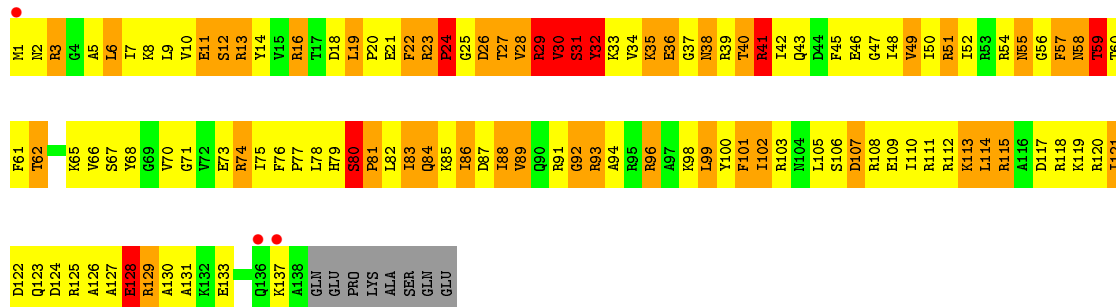
• Molecule 41: 50S ribosomal protein L18

Chain DS: 



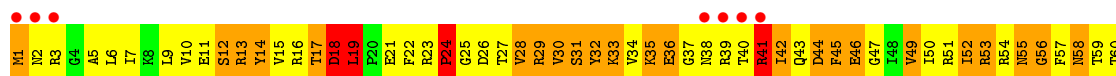
• Molecule 42: 50S ribosomal protein L19

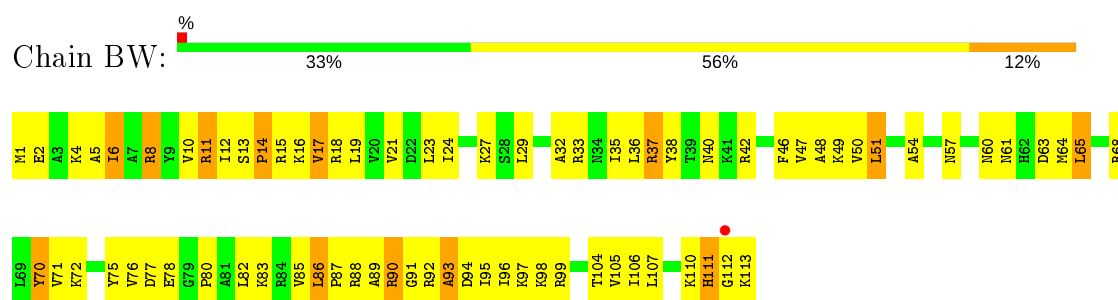
Chain BT: 



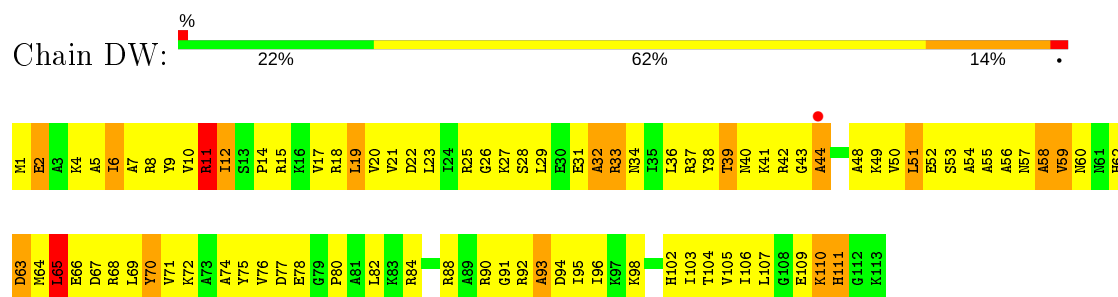
• Molecule 42: 50S ribosomal protein L19

Chain DT: 

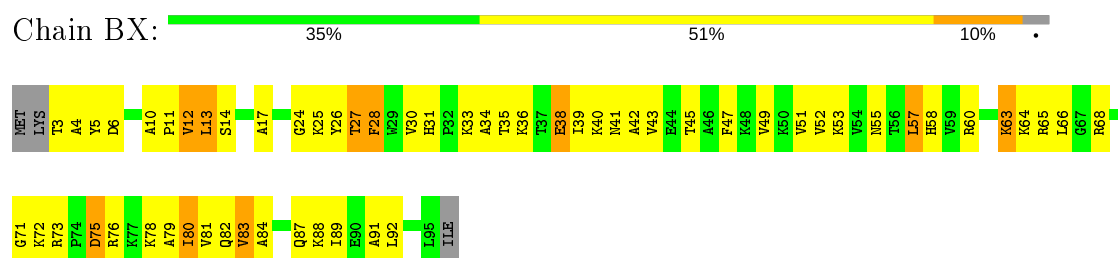




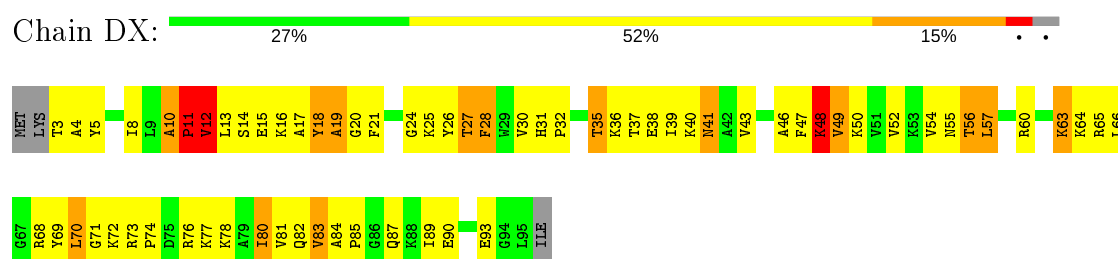
- Molecule 45: 50S ribosomal protein L22



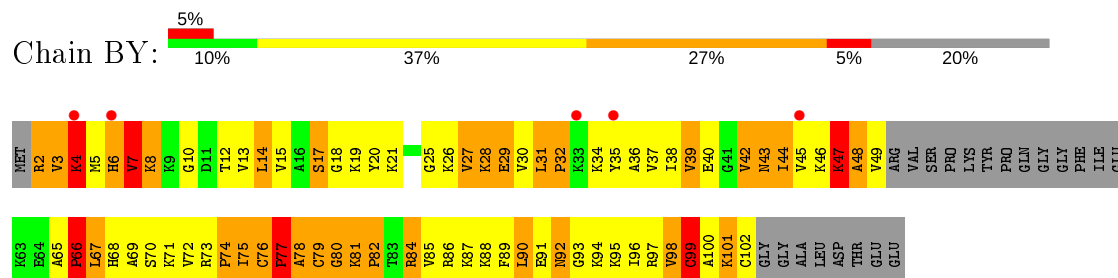
- Molecule 46: 50S ribosomal protein L23



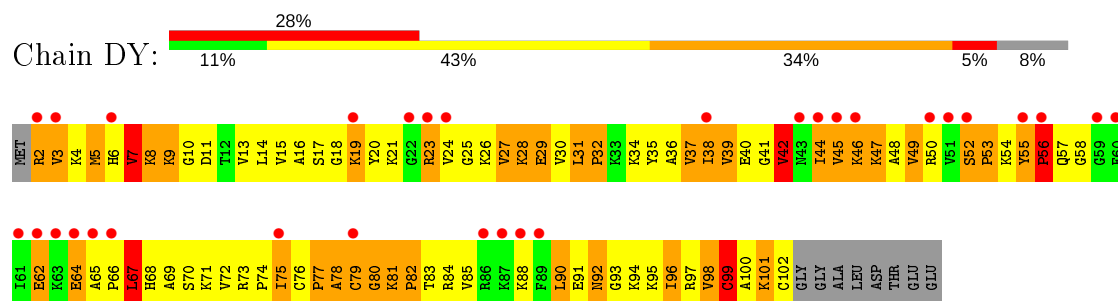
- Molecule 46: 50S ribosomal protein L23



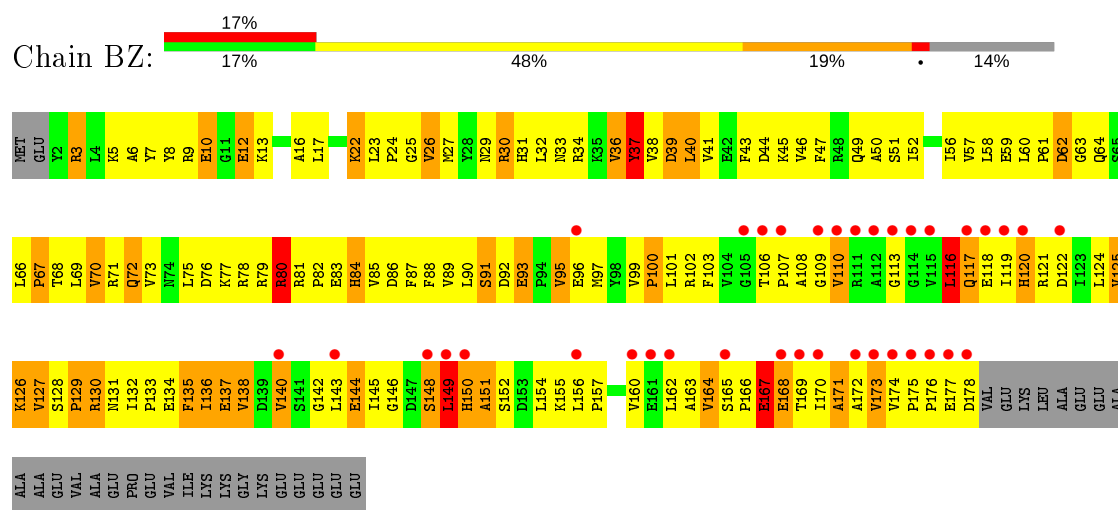
- Molecule 47: 50S ribosomal protein L24



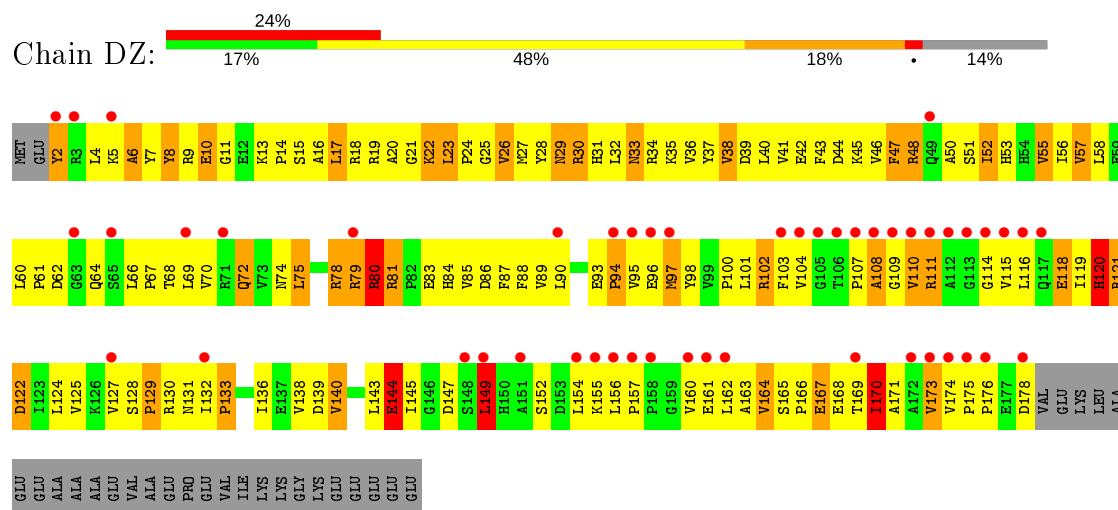
- Molecule 47: 50S ribosomal protein L24



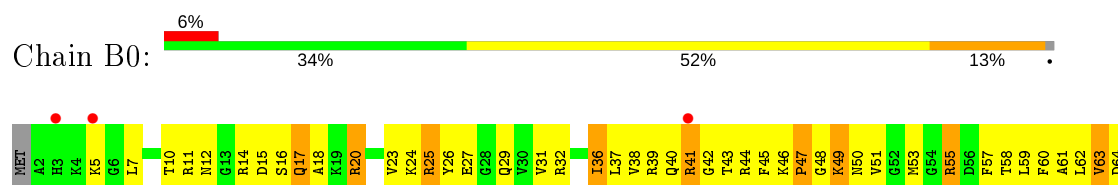
- Molecule 48: 50S ribosomal protein L25




- Molecule 48: 50S ribosomal protein L25

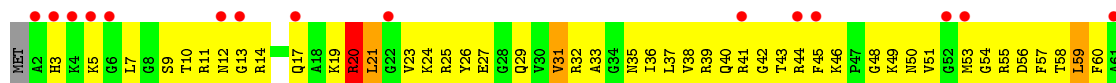


- Molecule 49: 50S ribosomal protein L27

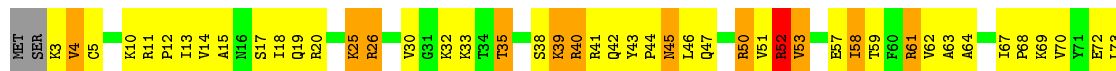




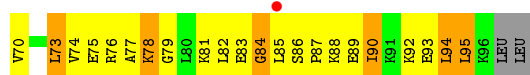
- Molecule 49: 50S ribosomal protein L27



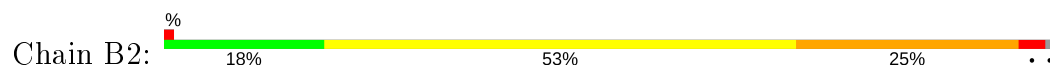
- Molecule 50: 50S ribosomal protein L28



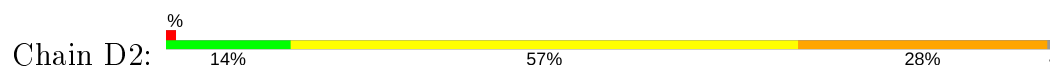
- Molecule 50: 50S ribosomal protein L28

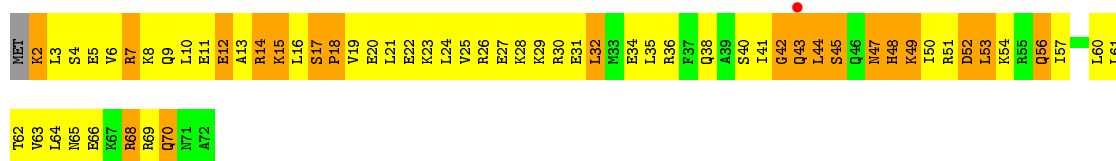


- Molecule 51: 50S ribosomal protein L29



- Molecule 51: 50S ribosomal protein L29

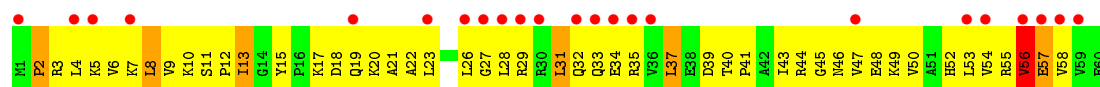




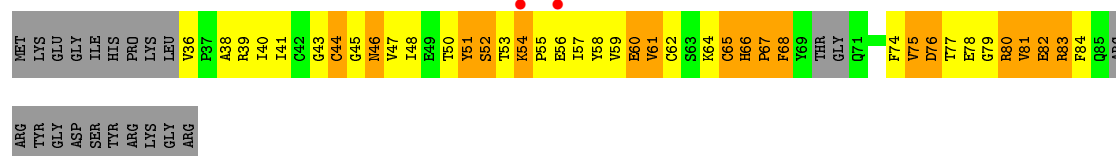
- Molecule 52: 50S ribosomal protein L30



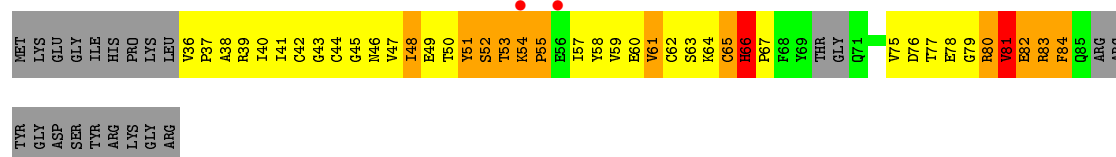
- Molecule 52: 50S ribosomal protein L30



- Molecule 53: 50S ribosomal protein L31



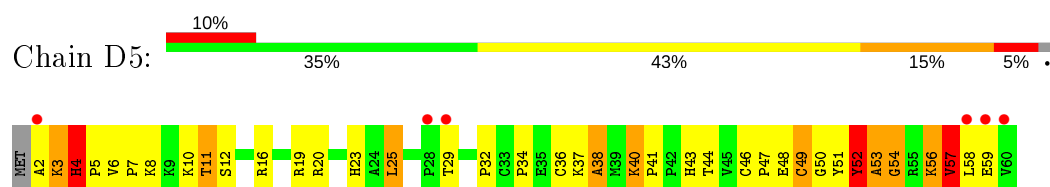
- Molecule 53: 50S ribosomal protein L31



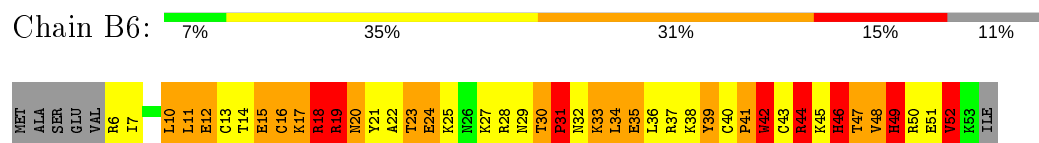
- Molecule 54: 50S ribosomal protein L32



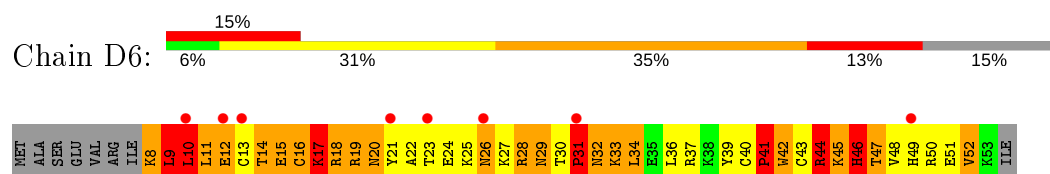
- Molecule 54: 50S ribosomal protein L32




- Molecule 55: 50S ribosomal protein L33




- Molecule 55: 50S ribosomal protein L33



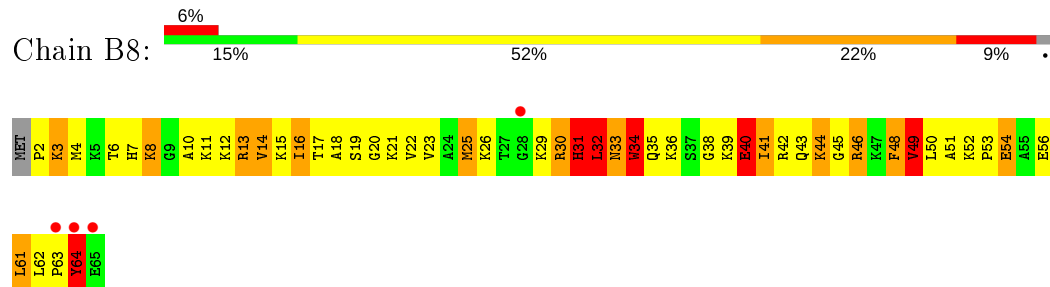
- Molecule 56: 50S ribosomal protein L34



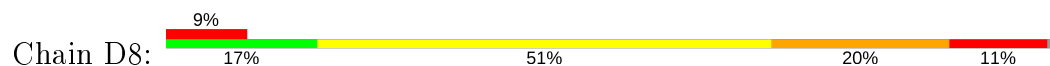
- Molecule 56: 50S ribosomal protein L34

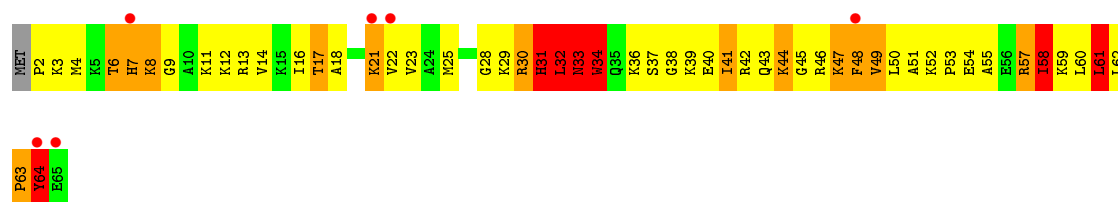


- Molecule 57: 50S ribosomal protein L35



- Molecule 57: 50S ribosomal protein L35

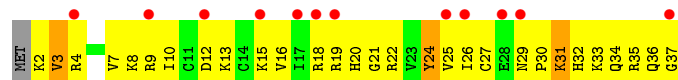




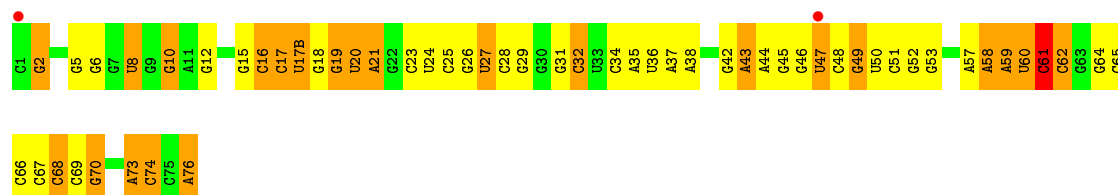
- Molecule 58: 50S ribosomal protein L36



- Molecule 58: 50S ribosomal protein L36



- Molecule 59: RNA (77-MER)



4 Data and refinement statistics

Property	Value	Source
Space group	P 21 21 21	Depositor
Cell constants a, b, c, α , β , γ	210.35Å 448.24Å 631.16Å 90.00° 90.00° 90.00°	Depositor
Resolution (Å)	50.00 – 3.45 49.75 – 3.40	Depositor EDS
% Data completeness (in resolution range)	(Not available) (50.00-3.45) 82.3 (49.75-3.40)	Depositor EDS
R_{merge}	0.20	Depositor
R_{sym}	(Not available)	Depositor
$\langle I/\sigma(I) \rangle$ ¹	1.24 (at 3.40Å)	Xtriage
Refinement program	CNS	Depositor
R, R_{free}	0.218 , 0.268 0.220 , 0.219	Depositor DCC
R_{free} test set	33507 reflections (5.02%)	wwPDB-VP
Wilson B-factor (Å ²)	74.9	Xtriage
Anisotropy	0.240	Xtriage
Bulk solvent k_{sol} (e/Å ³), B_{sol} (Å ²)	0.24 , 57.5	EDS
L-test for twinning ²	$\langle L \rangle = 0.46$, $\langle L^2 \rangle = 0.28$	Xtriage
Estimated twinning fraction	No twinning to report.	Xtriage
F_o, F_c correlation	0.88	EDS
Total number of atoms	293848	wwPDB-VP
Average B, all atoms (Å ²)	77.0	wwPDB-VP

Xtriage's analysis on translational NCS is as follows: *The largest off-origin peak in the Patterson function is 1.86% of the height of the origin peak. No significant pseudotranslation is detected.*

¹Intensities estimated from amplitudes.

²Theoretical values of $\langle |L| \rangle$, $\langle L^2 \rangle$ for acentric reflections are 0.5, 0.333 respectively for untwinned datasets, and 0.375, 0.2 for perfectly twinned datasets.

5 Model quality ⓘ

5.1 Standard geometry ⓘ

Bond lengths and bond angles in the following residue types are not validated in this section: ZN, DPP, MG, KBE, UAL, MYN

The Z score for a bond length (or angle) is the number of standard deviations the observed value is removed from the expected value. A bond length (or angle) with $|Z| > 5$ is considered an outlier worth inspection. RMSZ is the root-mean-square of all Z scores of the bond lengths (or angles).

Mol	Chain	Bond lengths		Bond angles	
		RMSZ	# Z >5	RMSZ	# Z >5
1	AA	0.48	0/35968	0.74	23/56136 (0.0%)
1	CA	0.50	9/35932 (0.0%)	0.75	27/56082 (0.0%)
2	AB	0.39	0/1936	0.68	0/2611
2	CB	0.37	0/1936	0.66	0/2611
3	AC	0.38	0/1637	0.65	0/2207
3	CC	0.37	0/1627	0.67	0/2192
4	AD	0.42	0/1733	0.71	0/2318
4	CD	0.44	0/1733	0.72	1/2318 (0.0%)
5	AE	0.41	0/1163	0.68	0/1566
5	CE	0.42	0/1163	0.68	0/1566
6	AF	0.44	0/856	0.75	1/1154 (0.1%)
6	CF	0.43	0/856	0.71	0/1154
7	AG	0.38	0/1276	0.61	0/1709
7	CG	0.39	0/1267	0.62	0/1696
8	AH	0.40	0/1136	0.72	0/1527
8	CH	0.38	0/1136	0.70	0/1527
9	AI	0.38	0/1024	0.68	0/1372
9	CI	0.36	0/1024	0.67	0/1372
10	AJ	0.36	0/808	0.66	0/1087
10	CJ	0.36	0/808	0.67	0/1087
11	AK	0.41	0/879	0.75	0/1187
11	CK	0.39	0/900	0.68	0/1213
12	AL	0.44	0/987	0.80	0/1322
12	CL	0.44	0/987	0.74	0/1322
13	AM	0.37	0/975	0.75	2/1305 (0.2%)
13	CM	0.36	0/947	0.72	0/1270
14	AN	0.41	0/501	0.69	0/664
14	CN	0.45	0/501	0.67	0/664
15	AO	0.39	0/745	0.64	0/992
15	CO	0.37	0/745	0.64	0/992
16	AP	0.40	0/717	0.70	0/965
16	CP	0.43	0/717	0.74	0/965

Mol	Chain	Bond lengths		Bond angles	
		RMSZ	# Z >5	RMSZ	# Z >5
17	AQ	0.43	0/837	0.67	0/1119
17	CQ	0.40	0/837	0.68	0/1119
18	AR	0.48	0/579	0.75	0/768
18	CR	0.41	0/579	0.72	0/768
19	AS	0.40	0/643	0.70	1/867 (0.1%)
19	CS	0.37	0/643	0.66	0/867
20	AT	0.38	0/765	0.72	1/1007 (0.1%)
20	CT	0.37	0/765	0.70	0/1007
21	AU	0.42	0/213	0.60	0/279
21	CU	0.34	0/213	0.62	0/279
22	AV	0.48	0/230	0.65	0/357
22	CV	0.45	0/239	0.69	0/371
23	AW	0.47	0/1756	0.78	0/2734
23	CW	0.46	0/1756	0.75	2/2734 (0.1%)
24	AX	0.58	2/1831 (0.1%)	0.87	6/2853 (0.2%)
25	AY	0.37	0/1776	0.71	0/2766
25	CY	0.36	0/1776	0.71	0/2766
26	AZ	0.91	0/5	0.51	0/5
26	CZ	0.51	0/5	0.85	0/5
27	BA	0.61	3/67273 (0.0%)	0.79	62/105005 (0.1%)
27	DA	0.51	1/66930 (0.0%)	0.77	45/104469 (0.0%)
28	BB	0.57	0/2853	0.81	6/4451 (0.1%)
28	DB	0.79	6/2853 (0.2%)	0.95	13/4451 (0.3%)
29	BC	0.31	0/1145	0.60	0/1556
29	DC	0.30	0/1145	0.61	0/1556
30	BD	0.54	0/2155	0.86	3/2907 (0.1%)
30	DD	0.51	0/2155	0.82	2/2907 (0.1%)
31	BE	0.56	0/1597	0.87	2/2155 (0.1%)
31	DE	0.42	0/1597	0.75	0/2155
32	BF	0.50	0/1642	0.82	1/2225 (0.0%)
32	DF	0.42	0/1659	0.75	1/2246 (0.0%)
33	BG	0.44	0/1499	0.78	0/2016
33	DG	0.40	0/1499	0.72	0/2016
34	BH	0.59	0/1258	0.91	2/1703 (0.1%)
34	DH	0.33	0/1246	0.67	0/1684
35	BI	0.39	0/1147	0.74	0/1553
35	DI	0.37	0/1147	0.75	0/1553
36	BN	0.54	0/1132	0.91	2/1527 (0.1%)
36	DN	0.41	0/1132	0.77	1/1527 (0.1%)
37	BO	0.54	0/943	0.80	0/1269
37	DO	0.44	0/943	0.69	0/1269
38	BP	0.59	0/1131	1.16	5/1504 (0.3%)
38	DP	0.48	0/1131	1.00	5/1504 (0.3%)

Mol	Chain	Bond lengths		Bond angles	
		RMSZ	# Z >5	RMSZ	# Z >5
39	BQ	0.53	0/1128	0.77	0/1508
39	DQ	0.42	0/1114	0.68	0/1488
40	BR	0.55	0/974	0.92	2/1302 (0.2%)
40	DR	0.43	0/974	0.81	0/1302
41	BS	0.55	0/779	0.97	2/1038 (0.2%)
41	DS	0.43	0/779	0.75	0/1038
42	BT	0.57	0/1156	0.96	5/1544 (0.3%)
42	DT	0.46	0/1156	0.83	1/1544 (0.1%)
43	BU	0.57	0/975	0.85	0/1297
43	DU	0.38	0/975	0.69	0/1297
44	BV	0.58	0/790	0.95	2/1057 (0.2%)
44	DV	0.41	0/790	0.72	0/1057
45	BW	0.53	0/907	0.77	0/1216
45	DW	0.41	0/907	0.72	0/1216
46	BX	0.51	0/740	0.78	0/995
46	DX	0.48	0/740	0.73	0/995
47	BY	0.61	0/680	0.93	1/904 (0.1%)
47	DY	0.46	0/789	0.82	1/1053 (0.1%)
48	BZ	0.41	0/1436	0.72	0/1951
48	DZ	0.36	0/1436	0.70	0/1951
49	B0	0.47	0/671	0.74	0/892
49	D0	0.41	0/671	0.67	0/892
50	B1	0.49	0/739	0.76	1/983 (0.1%)
50	D1	0.43	0/739	0.76	0/983
51	B2	0.45	0/600	0.74	0/793
51	D2	0.39	0/600	0.67	0/793
52	B3	0.48	0/473	0.76	0/636
52	D3	0.34	0/473	0.63	0/636
53	B4	0.43	0/349	0.71	0/474
53	D4	0.39	0/349	0.64	0/474
54	B5	0.62	0/473	1.04	2/639 (0.3%)
54	D5	0.50	0/473	0.82	0/639
55	B6	0.72	0/409	1.07	0/548
55	D6	0.70	0/397	1.12	4/531 (0.8%)
56	B7	0.55	0/427	0.80	0/563
56	D7	0.48	0/427	0.73	0/563
57	B8	0.63	0/516	1.02	2/681 (0.3%)
57	D8	0.51	0/516	0.87	1/681 (0.1%)
58	B9	0.53	0/302	0.80	0/397
58	D9	0.39	0/302	0.70	0/397
59	CX	0.47	0/1832	0.75	1/2855 (0.0%)
All	All	0.51	21/318243 (0.0%)	0.77	239/475835 (0.1%)

Chiral center outliers are detected by calculating the chiral volume of a chiral center and verifying if the center is modelled as a planar moiety or with the opposite hand. A planarity outlier is detected by checking planarity of atoms in a peptide group, atoms in a mainchain group or atoms of a sidechain that are expected to be planar.

Mol	Chain	#Chirality outliers	#Planarity outliers
1	AA	0	35
1	CA	1	31
19	AS	0	1
23	AW	0	1
23	CW	0	1
24	AX	0	1
27	BA	4	96
27	DA	0	63
28	BB	0	3
28	DB	0	6
42	BT	0	1
59	CX	0	2
All	All	5	241

All (21) bond length outliers are listed below:

Mol	Chain	Res	Type	Atoms	Z	Observed(Å)	Ideal(Å)
24	AX	46	A	C6-N6	-11.79	1.24	1.33
1	CA	101	A	C6-N6	-8.09	1.27	1.33
1	CA	1458	G	C5-C6	-7.73	1.34	1.42
1	CA	70	G	C5-C6	-7.36	1.34	1.42
1	CA	1446	U	N1-C2	-7.30	1.31	1.38
1	CA	1446	U	C4-C5	-6.90	1.37	1.43
1	CA	97	G	C5-C6	6.59	1.49	1.42
1	CA	68	G	C2-N2	-6.47	1.28	1.34
28	DB	52	A	C5-C6	-6.13	1.35	1.41
28	DB	27	C	N1-C2	6.07	1.46	1.40
24	AX	46	A	C6-N1	6.04	1.39	1.35
27	BA	2593	U	C4-O4	5.77	1.28	1.23
27	DA	2192	G	C8-N7	5.60	1.34	1.30
27	BA	2573	C	N1-C2	5.45	1.45	1.40
28	DB	49	C	C2-N3	5.36	1.40	1.35
28	DB	53	A	P-OP2	5.25	1.57	1.49
1	CA	1457	G	C2-N2	5.24	1.39	1.34
27	BA	783	A	C5-C6	-5.24	1.36	1.41
28	DB	51	G	C5-C6	5.22	1.47	1.42
1	CA	101	A	N9-C4	5.08	1.40	1.37
28	DB	50	G	O3'-P	5.04	1.67	1.61

All (239) bond angle outliers are listed below:

Mol	Chain	Res	Type	Atoms	Z	Observed(°)	Ideal(°)
24	AX	46	A	C5-C6-N1	-12.54	111.43	117.70
28	DB	53	A	O5'-P-OP2	11.96	125.06	110.70
24	AX	46	A	C6-N1-C2	10.83	125.10	118.60
24	AX	46	A	N1-C2-N3	-10.72	123.94	129.30
27	BA	1992	G	C2'-C3'-O3'	10.30	132.16	109.50
27	DA	1992	G	C2'-C3'-O3'	9.78	131.01	109.50
38	BP	52	GLU	N-CA-C	9.52	136.69	111.00
28	DB	53	A	O5'-P-OP1	-9.50	97.15	105.70
27	BA	2497	A	C2'-C3'-O3'	9.36	130.09	109.50
27	BA	1799	G	C2'-C3'-O3'	9.11	129.54	109.50
27	BA	1653	G	C2'-C3'-O3'	8.99	129.27	109.50
1	CA	533	A	C2'-C3'-O3'	8.75	128.74	109.50
1	CA	68	G	N3-C2-N2	-8.55	113.91	119.90
1	CA	913	A	C2'-C3'-O3'	8.28	127.72	109.50
27	DA	302	C	N1-C1'-C2'	-8.24	102.94	112.00
1	AA	1067	A	C2'-C3'-O3'	8.23	127.61	109.50
27	BA	790	C	C2'-C3'-O3'	8.22	127.58	109.50
1	AA	913	A	C2'-C3'-O3'	8.20	127.55	109.50
1	AA	115	G	C2'-C3'-O3'	8.17	127.48	109.50
27	BA	1378	A	C2'-C3'-O3'	8.14	127.41	109.50
30	BD	244	ARG	C-N-CD	-8.09	102.81	120.60
38	BP	53	GLY	N-CA-C	-8.09	92.89	113.10
1	CA	68	G	N9-C1'-C2'	-8.07	103.12	112.00
38	DP	52	GLU	N-CA-C	8.04	132.71	111.00
27	BA	1786	A	N9-C1'-C2'	8.00	124.40	114.00
1	AA	243	A	C2'-C3'-O3'	7.93	126.94	109.50
27	BA	89	G	C5'-C4'-O4'	-7.86	99.67	109.10
1	CA	1064	G	C2'-C3'-O3'	7.80	126.67	109.50
1	CA	748	C	C2'-C3'-O3'	7.76	126.58	109.50
38	BP	59	LEU	N-CA-C	-7.74	90.10	111.00
54	B5	33	CYS	CA-CB-SG	-7.71	100.12	114.00
59	CX	61	C	N1-C1'-C2'	-7.56	103.68	112.00
57	B8	32	LEU	CA-CB-CG	7.51	132.58	115.30
1	AA	366	C	C2'-C3'-O3'	7.48	125.97	109.50
1	AA	498	U	N1-C1'-C2'	-7.45	103.81	112.00
27	DA	332	A	C2'-C3'-O3'	7.43	125.85	109.50
27	DA	1786	A	N9-C1'-C2'	7.42	123.64	114.00
27	DA	1300	U	N1-C1'-C2'	7.32	123.52	114.00
27	DA	1819	A	C2'-C3'-O3'	7.30	125.57	109.50
1	AA	428	G	C2'-C3'-O3'	7.27	125.50	109.50
1	CA	198	G	N9-C1'-C2'	-7.23	104.04	112.00
1	AA	509	A	C2'-C3'-O3'	7.23	125.40	109.50

Continued on next page...

Continued from previous page...

Mol	Chain	Res	Type	Atoms	Z	Observed(°)	Ideal(°)
27	DA	1558	A	C2'-C3'-O3'	7.19	125.32	109.50
27	BA	856	C	C2'-C3'-O3'	7.10	125.11	109.50
27	BA	2477	C	N1-C1'-C2'	7.08	123.21	114.00
28	DB	50	G	C5'-C4'-C3'	-7.08	104.67	116.00
1	AA	266	G	C2'-C3'-O3'	7.07	125.06	109.50
55	D6	9	LEU	CA-CB-CG	-7.03	99.13	115.30
40	BR	8	ARG	N-CA-C	6.95	129.77	111.00
1	AA	748	C	C2'-C3'-O3'	6.94	124.81	113.70
41	BS	16	ASN	N-CA-C	-6.87	92.46	111.00
38	DP	53	GLY	N-CA-C	-6.87	95.93	113.10
1	CA	428	G	C2'-C3'-O3'	6.86	124.68	113.70
27	BA	1698	A	O4'-C1'-N9	6.86	113.69	108.20
30	BD	245	PRO	N-CA-C	-6.86	94.28	112.10
34	BH	156	ALA	N-CA-C	-6.83	92.56	111.00
44	BV	35	LEU	CA-CB-CG	6.69	130.68	115.30
23	CW	7	A	N9-C1'-C2'	6.67	122.67	114.00
38	BP	58	THR	N-CA-C	-6.65	93.05	111.00
1	AA	1201	A	C2'-C3'-O3'	6.64	124.32	113.70
27	BA	585	G	OP2-P-O3'	6.63	119.79	105.20
55	D6	44	ARG	N-CA-C	6.63	128.90	111.00
27	BA	1286	A	C1'-O4'-C4'	-6.61	104.61	109.90
42	BT	30	VAL	N-CA-C	6.60	128.83	111.00
27	DA	1504	C	N1-C1'-C2'	-6.59	104.75	112.00
1	CA	266	G	C2'-C3'-O3'	6.59	124.24	113.70
27	BA	1419	A	N9-C1'-C2'	6.56	122.53	114.00
27	DA	2225	A	C2'-C3'-O3'	6.54	124.16	113.70
57	D8	32	LEU	CA-CB-CG	6.53	130.32	115.30
27	BA	1427	A	C2'-C3'-O3'	6.50	124.10	113.70
27	DA	2610	C	C2'-C3'-O3'	6.48	124.07	113.70
1	AA	533	A	C2'-C3'-O3'	6.48	124.07	113.70
42	BT	80	SER	N-CA-C	6.44	128.39	111.00
27	DA	1427	A	C2'-C3'-O3'	6.42	123.97	113.70
38	DP	41	ARG	N-CA-C	-6.39	93.73	111.00
24	AX	43	A	C2'-C3'-O3'	6.36	123.87	113.70
27	BA	1558	A	C2'-C3'-O3'	6.35	123.87	113.70
1	AA	1285	A	C2'-C3'-O3'	6.29	123.77	113.70
24	AX	59	A	N9-C1'-C2'	-6.29	105.08	112.00
27	DA	2193	G	C5'-C4'-O4'	-6.27	101.58	109.10
27	DA	1493	C	N1-C1'-C2'	6.25	122.12	114.00
1	AA	1054	C	N1-C1'-C2'	6.23	122.10	114.00
24	AX	46	A	C5-C6-N6	6.21	128.67	123.70
20	AT	39	LYS	CD-CE-NZ	-6.16	97.53	111.70

Continued on next page...

Continued from previous page...

Mol	Chain	Res	Type	Atoms	Z	Observed(°)	Ideal(°)
27	DA	2346	A	N9-C1'-C2'	6.12	121.96	114.00
1	CA	1158	C	N1-C1'-C2'	6.10	121.93	114.00
27	BA	1799	G	C4'-C3'-O3'	6.09	125.19	113.00
31	BE	118	LYS	N-CA-C	-6.05	94.67	111.00
28	DB	53	A	C5'-C4'-O4'	6.05	116.36	109.10
30	BD	210	GLY	N-CA-C	-6.05	97.99	113.10
1	AA	687	A	C2'-C3'-O3'	6.04	123.37	113.70
1	CA	1285	A	C2'-C3'-O3'	5.98	123.27	113.70
1	CA	687	A	C2'-C3'-O3'	5.96	123.24	113.70
1	CA	388	G	N9-C1'-C2'	5.96	121.74	114.00
27	BA	1616	A	N9-C1'-C2'	5.95	121.73	114.00
27	DA	301	G	N9-C1'-C2'	5.92	121.70	114.00
27	BA	212	G	N9-C1'-C2'	-5.92	105.49	112.00
27	BA	945	A	O4'-C1'-N9	5.91	112.93	108.20
28	DB	49	C	N1-C1'-C2'	5.90	121.67	114.00
1	AA	1331	G	N9-C1'-C2'	5.88	121.65	114.00
28	DB	49	C	OP2-P-O3'	5.88	118.13	105.20
27	BA	1819	A	C2'-C3'-O3'	5.86	123.07	113.70
27	BA	1698	A	N9-C1'-C2'	5.85	121.61	114.00
42	BT	59	THR	N-CA-C	-5.85	95.21	111.00
27	BA	2346	A	O4'-C1'-N9	5.85	112.88	108.20
27	BA	1286	A	O4'-C1'-N9	5.84	112.87	108.20
27	DA	1530	C	N1-C1'-C2'	5.83	121.58	114.00
27	DA	1141	U	N1-C1'-C2'	5.83	121.58	114.00
47	DY	7	VAL	N-CA-C	5.82	126.72	111.00
55	D6	46	HIS	N-CA-C	5.82	126.71	111.00
27	BA	1379	A	N9-C1'-C2'	5.82	121.56	114.00
27	DA	2035	G	N9-C1'-C2'	5.81	121.55	114.00
1	CA	509	A	C2'-C3'-O3'	5.80	122.98	113.70
28	DB	35	U	N1-C1'-C2'	5.80	121.54	114.00
27	BA	265	A	N9-C1'-C2'	5.77	121.50	114.00
36	BN	124	ALA	N-CA-C	-5.76	95.43	111.00
31	BE	50	GLY	N-CA-C	-5.76	98.69	113.10
27	DA	1039	G	OP1-P-O3'	5.74	117.82	105.20
27	BA	2346	A	N9-C1'-C2'	5.73	121.44	114.00
27	DA	2093	G	N9-C1'-C2'	-5.70	105.73	112.00
27	BA	1443	G	C5'-C4'-C3'	-5.69	106.89	116.00
1	AA	1504	G	C2'-C3'-O3'	5.68	122.79	113.70
1	AA	686	U	N1-C1'-C2'	5.65	121.34	114.00
27	DA	2192	G	N9-C1'-C2'	5.64	121.33	114.00
27	BA	102	G	N9-C1'-C2'	5.62	121.30	114.00
1	CA	1067	A	C2'-C3'-O3'	5.61	122.67	113.70

Continued on next page...

Continued from previous page...

Mol	Chain	Res	Type	Atoms	Z	Observed(°)	Ideal(°)
30	DD	210	GLY	N-CA-C	-5.59	99.13	113.10
1	AA	484	G	N9-C1'-C2'	5.59	121.26	114.00
30	DD	212	SER	N-CA-C	-5.58	95.93	111.00
27	BA	316	C	C5'-C4'-C3'	-5.57	107.08	116.00
27	DA	1698	A	O4'-C1'-N9	5.56	112.65	108.20
42	BT	29	ARG	N-CA-C	5.55	125.99	111.00
28	DB	49	C	OP1-P-O3'	-5.55	92.99	105.20
28	BB	52	A	N9-C1'-C2'	5.54	121.20	114.00
38	DP	59	LEU	CA-CB-CG	5.53	128.02	115.30
41	BS	58	LEU	N-CA-C	5.52	125.91	111.00
23	CW	46	U	N1-C1'-C2'	5.52	121.18	114.00
27	DA	729	G	N9-C1'-C2'	5.51	121.16	114.00
1	AA	108	G	O4'-C1'-N9	5.50	112.60	108.20
27	BA	1378	A	C4'-C3'-O3'	5.50	124.00	113.00
28	BB	38	C	N1-C1'-C2'	-5.50	105.95	112.00
27	BA	1947	C	C5'-C4'-C3'	-5.49	107.22	116.00
28	DB	52	A	N1-C6-N6	5.47	121.88	118.60
27	BA	1208	C	C5'-C4'-C3'	-5.46	107.27	116.00
27	DA	1698	A	N9-C1'-C2'	5.46	121.10	114.00
27	BA	1052	C	N1-C1'-C2'	5.46	121.09	114.00
38	BP	41	ARG	N-CA-C	-5.45	96.28	111.00
1	AA	1422	G	N9-C1'-C2'	-5.44	106.01	112.00
27	BA	178	G	N9-C1'-C2'	-5.44	106.01	112.00
28	DB	16	G	N9-C1'-C2'	5.43	121.06	114.00
27	BA	140	G	C4'-C3'-O3'	-5.43	98.00	109.40
27	BA	748	G	N9-C1'-C2'	5.42	121.05	114.00
1	CA	1504	G	C2'-C3'-O3'	5.42	122.37	113.70
27	DA	845	G	N9-C1'-C2'	5.41	121.04	114.00
27	DA	1653	G	C2'-C3'-O3'	5.40	122.35	113.70
13	AM	70	LEU	N-CA-C	-5.40	96.41	111.00
27	BA	1015	G	C5'-C4'-C3'	-5.40	107.36	116.00
1	AA	92	C	C2'-C3'-O3'	5.39	122.32	113.70
27	BA	1781	C	N1-C1'-C2'	5.38	121.00	114.00
27	BA	1987	G	C5'-C4'-O4'	-5.36	102.66	109.10
27	BA	944	G	N9-C1'-C2'	5.35	120.96	114.00
27	DA	945	A	N9-C1'-C2'	5.35	120.96	114.00
27	BA	906	G	C5'-C4'-C3'	-5.35	107.44	116.00
27	DA	1505	C	N1-C1'-C2'	5.34	120.95	114.00
27	BA	955	C	C5'-C4'-C3'	-5.34	107.46	116.00
38	DP	58	THR	N-CA-C	-5.33	96.61	111.00
42	BT	29	ARG	C-N-CA	5.33	135.02	121.70
47	BY	4	LYS	N-CA-C	-5.32	96.63	111.00

Continued on next page...

Continued from previous page...

Mol	Chain	Res	Type	Atoms	Z	Observed(°)	Ideal(°)
27	BA	2610	C	OP1-P-O3'	5.32	116.90	105.20
28	DB	16	G	OP1-P-O3'	-5.32	93.50	105.20
36	BN	43	THR	N-CA-C	-5.31	96.66	111.00
55	D6	10	LEU	CA-CB-CG	5.31	127.51	115.30
27	BA	2285	C	C5'-C4'-C3'	-5.30	107.52	116.00
27	BA	2429	G	OP2-P-O3'	5.30	116.85	105.20
1	CA	226	G	N9-C1'-C2'	-5.29	106.18	112.00
27	DA	140	G	C4'-C3'-O3'	-5.26	98.36	109.40
27	DA	944	G	N9-C1'-C2'	5.26	120.83	114.00
1	CA	108	G	O4'-C1'-N9	5.24	112.39	108.20
27	BA	1912	A	N9-C1'-C2'	5.24	120.81	114.00
57	B8	38	GLY	N-CA-C	-5.23	100.02	113.10
27	BA	474	G	C2'-C3'-O3'	5.23	122.06	113.70
1	CA	532	A	N9-C1'-C2'	-5.22	106.25	112.00
27	BA	614(C)	A	N9-C1'-C2'	5.22	120.78	114.00
1	CA	530	G	N9-C1'-C2'	5.21	120.78	114.00
27	DA	1653	G	N9-C1'-C2'	5.21	120.78	114.00
34	BH	50	VAL	N-CA-C	5.21	125.07	111.00
27	BA	676	A	O4'-C1'-N9	5.21	112.37	108.20
27	BA	805	G	OP1-P-O3'	5.21	116.66	105.20
27	DA	135	G	N9-C1'-C2'	-5.20	106.28	112.00
27	BA	2497	A	C4'-C3'-C2'	5.20	107.80	102.60
27	BA	193	U	C5'-C4'-C3'	-5.19	107.69	116.00
44	BV	18	LEU	CA-CB-CG	5.19	127.23	115.30
1	CA	115	G	N9-C1'-C2'	5.18	120.74	114.00
1	CA	1086	U	N1-C1'-C2'	5.17	120.72	114.00
6	AF	14	LEU	CA-CB-CG	5.16	127.18	115.30
1	CA	115	G	C2'-C3'-O3'	5.16	121.95	113.70
28	DB	17	C	O5'-P-OP1	5.16	116.89	110.70
28	BB	66	A	N9-C1'-C2'	5.16	120.70	114.00
27	BA	603	A	N9-C1'-C2'	5.15	120.70	114.00
40	BR	3	HIS	N-CA-C	-5.15	97.10	111.00
27	DA	856	C	C2'-C3'-O3'	5.14	121.93	113.70
1	AA	1064	G	N9-C1'-C2'	5.14	120.68	114.00
28	BB	117	G	N9-C1'-C2'	-5.14	106.35	112.00
27	BA	2720	U	C5'-C4'-C3'	-5.12	107.80	116.00
4	CD	12	CYS	N-CA-C	-5.12	97.17	111.00
27	BA	2405	G	N9-C1'-C2'	5.12	120.65	114.00
27	BA	2864	G	C5'-C4'-O4'	-5.11	102.97	109.10
27	BA	1113	U	N1-C1'-C2'	5.11	120.64	114.00
27	BA	783	A	N9-C1'-C2'	-5.10	106.39	112.00
27	DA	932	G	N9-C1'-C2'	5.10	120.62	114.00

Continued on next page...

Continued from previous page...

Mol	Chain	Res	Type	Atoms	Z	Observed(°)	Ideal(°)
27	DA	2118	U	N1-C1'-C2'	5.09	120.62	114.00
1	CA	533	A	C4'-C3'-O3'	5.09	123.18	113.00
27	DA	1686	C	C5'-C4'-O4'	-5.09	102.99	109.10
28	BB	106	G	N9-C1'-C2'	-5.09	106.40	112.00
28	DB	52	A	C6-C5-N7	-5.09	128.74	132.30
50	B1	95	LEU	CA-CB-CG	5.09	127.00	115.30
27	BA	1427	A	C4'-C3'-C2'	5.08	107.68	102.60
27	BA	1499	C	C5'-C4'-C3'	-5.08	107.87	116.00
32	BF	58	ALA	N-CA-C	5.07	124.69	111.00
19	AS	5	LEU	CA-CB-CG	5.06	126.94	115.30
27	DA	1528(A)	A	N9-C1'-C2'	5.06	120.58	114.00
27	DA	1963	U	N1-C1'-C2'	5.06	120.58	114.00
32	DF	58	ALA	N-CA-C	5.06	124.65	111.00
27	BA	857	C	C5'-C4'-C3'	-5.05	107.91	116.00
27	DA	2000	G	N9-C1'-C2'	-5.05	106.45	112.00
54	B5	4	HIS	C-N-CD	5.04	138.99	128.40
27	DA	527	C	C5'-C4'-O4'	5.03	115.13	109.10
1	CA	1397	C	N1-C1'-C2'	5.03	120.53	114.00
13	AM	85	GLY	N-CA-C	5.02	125.66	113.10
27	DA	193	U	C5'-C4'-C3'	-5.02	107.96	116.00
36	DN	67	LEU	N-CA-C	-5.02	97.45	111.00
1	CA	149	A	N9-C1'-C2'	5.02	120.52	114.00
27	DA	1458	C	N1-C1'-C2'	5.01	120.51	114.00
28	BB	77	U	C5'-C4'-C3'	-5.01	107.99	116.00
27	DA	1118	C	N1-C1'-C2'	5.01	120.51	114.00
27	DA	2791	C	O4'-C1'-N1	5.01	112.20	108.20
27	DA	2491	U	C5'-C4'-O4'	-5.00	103.09	109.10
1	CA	1124	G	N9-C1'-C2'	5.00	120.50	114.00
42	DT	82	LEU	CA-CB-CG	5.00	126.80	115.30

All (5) chirality outliers are listed below:

Mol	Chain	Res	Type	Atom
27	BA	1378	A	C3'
27	BA	1799	G	C3'
27	BA	1992	G	C3'
27	BA	2497	A	C3'
1	CA	533	A	C3'

All (241) planarity outliers are listed below:

Mol	Chain	Res	Type	Group
1	AA	1064	G	Sidechain
1	AA	1077	G	Sidechain
1	AA	1081	G	Sidechain
1	AA	1094	G	Sidechain
1	AA	1139	G	Sidechain
1	AA	1299	A	Sidechain
1	AA	1331	G	Sidechain
1	AA	1345	U	Sidechain
1	AA	1442(A)	G	Sidechain
1	AA	1510	U	Sidechain
1	AA	1522	U	Sidechain
1	AA	181	G	Sidechain
1	AA	298	A	Sidechain
1	AA	37	U	Sidechain
1	AA	388	G	Sidechain
1	AA	490	G	Sidechain
1	AA	498	U	Sidechain
1	AA	518	C	Sidechain
1	AA	528	C	Sidechain
1	AA	529	G	Sidechain
1	AA	575	G	Sidechain
1	AA	621	A	Sidechain
1	AA	638	G	Sidechain
1	AA	688	G	Sidechain
1	AA	697	U	Sidechain
1	AA	727	G	Sidechain
1	AA	741	G	Sidechain
1	AA	760	G	Sidechain
1	AA	773	G	Sidechain
1	AA	803	G	Sidechain
1	AA	813	U	Sidechain
1	AA	855	G	Sidechain
1	AA	905	U	Sidechain
1	AA	991	U	Sidechain
1	AA	997	U	Sidechain
19	AS	80	TYR	Sidechain
23	AW	35	G	Sidechain
24	AX	19	G	Sidechain
27	BA	1000	A	Sidechain
27	BA	102	G	Sidechain
27	BA	1048	A	Sidechain
27	BA	1113	U	Sidechain
27	BA	1151	G	Sidechain

Continued on next page...

Continued from previous page...

Mol	Chain	Res	Type	Group
27	BA	1188	U	Sidechain
27	BA	1191	G	Sidechain
27	BA	1225	G	Sidechain
27	BA	125	G	Sidechain
27	BA	1297	C	Sidechain
27	BA	1312	U	Sidechain
27	BA	1324	G	Sidechain
27	BA	1379	A	Sidechain
27	BA	1385	G	Sidechain
27	BA	1391	U	Sidechain
27	BA	1419	A	Sidechain
27	BA	1455	G	Sidechain
27	BA	15	G	Sidechain
27	BA	1526	G	Sidechain
27	BA	1578	U	Sidechain
27	BA	1597	A	Sidechain
27	BA	1649	G	Sidechain
27	BA	1666	G	Sidechain
27	BA	1681	G	Sidechain
27	BA	171	G	Sidechain
27	BA	1779	U	Sidechain
27	BA	1801	G	Sidechain
27	BA	1833	U	Sidechain
27	BA	1835	G	Sidechain
27	BA	1855	G	Sidechain
27	BA	1910	G	Sidechain
27	BA	1939	U	Sidechain
27	BA	1940	U	Sidechain
27	BA	1992	G	Sidechain
27	BA	2000	G	Sidechain
27	BA	2041	U	Sidechain
27	BA	2086	U	Sidechain
27	BA	2229	C	Sidechain
27	BA	2238	G	Sidechain
27	BA	2249	U	Sidechain
27	BA	2263	C	Sidechain
27	BA	2280	G	Sidechain
27	BA	2375	G	Sidechain
27	BA	2390	U	Sidechain
27	BA	2441	C	Sidechain
27	BA	247	G	Sidechain
27	BA	2475	C	Sidechain

Continued on next page...

Continued from previous page...

Mol	Chain	Res	Type	Group
27	BA	2477	C	Sidechain
27	BA	249	C	Sidechain
27	BA	2500	U	Sidechain
27	BA	2517	C	Sidechain
27	BA	2529	G	Sidechain
27	BA	2542	A	Sidechain
27	BA	2548	G	Sidechain
27	BA	2571	C	Sidechain
27	BA	2585	U	Sidechain
27	BA	259	G	Sidechain
27	BA	2593	U	Sidechain
27	BA	2594	C	Sidechain
27	BA	2595	G	Sidechain
27	BA	2596	U	Sidechain
27	BA	2629	A	Sidechain
27	BA	2685	G	Sidechain
27	BA	2702	U	Sidechain
27	BA	2712	U	Sidechain
27	BA	272(B)	G	Sidechain
27	BA	2720	U	Sidechain
27	BA	2724	C	Sidechain
27	BA	2746	U	Sidechain
27	BA	2756	U	Sidechain
27	BA	2873	A	Sidechain
27	BA	308	G	Sidechain
27	BA	395	U	Sidechain
27	BA	431	U	Sidechain
27	BA	463	G	Sidechain
27	BA	467	G	Sidechain
27	BA	50	U	Sidechain
27	BA	597	U	Sidechain
27	BA	625	G	Sidechain
27	BA	637	A	Sidechain
27	BA	638	G	Sidechain
27	BA	648	G	Sidechain
27	BA	651	G	Sidechain
27	BA	657	U	Sidechain
27	BA	66	C	Sidechain
27	BA	670	A	Sidechain
27	BA	704	G	Sidechain
27	BA	726	G	Sidechain
27	BA	727	A	Sidechain

Continued on next page...

Continued from previous page...

Mol	Chain	Res	Type	Group
27	BA	780	G	Sidechain
27	BA	842	G	Sidechain
27	BA	856	C	Sidechain
27	BA	858	U	Sidechain
27	BA	89	G	Sidechain
27	BA	956	G	Sidechain
27	BA	987	G	Sidechain
28	BB	104	U	Sidechain
28	BB	38	C	Sidechain
28	BB	66	A	Sidechain
42	BT	32	TYR	Sidechain
1	CA	101	A	Sidechain
1	CA	102	G	Sidechain
1	CA	103	C	Sidechain
1	CA	1048	G	Sidechain
1	CA	1077	G	Sidechain
1	CA	1094	G	Sidechain
1	CA	112	G	Sidechain
1	CA	1200	C	Sidechain
1	CA	1345	U	Sidechain
1	CA	1348	U	Sidechain
1	CA	1351	U	Sidechain
1	CA	1394	A	Sidechain
1	CA	1445	C	Sidechain
1	CA	1458	G	Sidechain
1	CA	1485	U	Sidechain
1	CA	149	A	Sidechain
1	CA	1498	U	Sidechain
1	CA	198	G	Sidechain
1	CA	222	U	Sidechain
1	CA	254	G	Sidechain
1	CA	37	U	Sidechain
1	CA	38	G	Sidechain
1	CA	388	G	Sidechain
1	CA	516	U	Sidechain
1	CA	586	C	Sidechain
1	CA	68	G	Sidechain
1	CA	69	G	Sidechain
1	CA	760	G	Sidechain
1	CA	773	G	Sidechain
1	CA	884	U	Sidechain
1	CA	983	A	Sidechain

Continued on next page...

Continued from previous page...

Mol	Chain	Res	Type	Group
23	CW	35	G	Sidechain
59	CX	27	U	Sidechain
59	CX	61	C	Sidechain
27	DA	1039	G	Sidechain
27	DA	1041	C	Sidechain
27	DA	1215	G	Sidechain
27	DA	1248	G	Sidechain
27	DA	1273	U	Sidechain
27	DA	1301	A	Sidechain
27	DA	1341	U	Sidechain
27	DA	135	G	Sidechain
27	DA	1491	G	Sidechain
27	DA	1518	U	Sidechain
27	DA	1613	G	Sidechain
27	DA	1626	G	Sidechain
27	DA	1633	G	Sidechain
27	DA	1649	G	Sidechain
27	DA	1673	U	Sidechain
27	DA	1807	G	Sidechain
27	DA	1955	U	Sidechain
27	DA	1992	G	Sidechain
27	DA	200	U	Sidechain
27	DA	2012	G	Sidechain
27	DA	2053	G	Sidechain
27	DA	2067	G	Sidechain
27	DA	2086	U	Sidechain
27	DA	2090	G	Sidechain
27	DA	2093	G	Sidechain
27	DA	2112	G	Sidechain
27	DA	2202	C	Sidechain
27	DA	2221	G	Sidechain
27	DA	2280	G	Sidechain
27	DA	2286	A	Sidechain
27	DA	230	U	Sidechain
27	DA	2390	U	Sidechain
27	DA	2393	A	Sidechain
27	DA	2405	G	Sidechain
27	DA	2411	A	Sidechain
27	DA	2504	U	Sidechain
27	DA	2517	C	Sidechain
27	DA	2547	U	Sidechain
27	DA	2554	U	Sidechain

Continued on next page...

Continued from previous page...

Mol	Chain	Res	Type	Group
27	DA	2569	G	Sidechain
27	DA	2595	G	Sidechain
27	DA	2690	C	Sidechain
27	DA	2754	U	Sidechain
27	DA	2756	U	Sidechain
27	DA	2857	G	Sidechain
27	DA	302	C	Sidechain
27	DA	395	U	Sidechain
27	DA	434	U	Sidechain
27	DA	467	G	Sidechain
27	DA	528	A	Sidechain
27	DA	555	U	Sidechain
27	DA	599	G	Sidechain
27	DA	642	G	Sidechain
27	DA	70	G	Sidechain
27	DA	700	G	Sidechain
27	DA	72	U	Sidechain
27	DA	729	G	Sidechain
27	DA	775	G	Sidechain
27	DA	845	G	Sidechain
27	DA	9	U	Sidechain
27	DA	977	G	Sidechain
27	DA	987	G	Sidechain
27	DA	99	U	Sidechain
28	DB	104	U	Sidechain
28	DB	112	U	Sidechain
28	DB	16	G	Sidechain
28	DB	17	C	Sidechain
28	DB	22	U	Sidechain
28	DB	54	G	Sidechain

5.2 Too-close contacts ⓘ

In the following table, the Non-H and H(model) columns list the number of non-hydrogen atoms and hydrogen atoms in the chain respectively. The H(added) column lists the number of hydrogen atoms added and optimized by MolProbity. The Clashes column lists the number of clashes within the asymmetric unit, whereas Symm-Clashes lists symmetry related clashes.

Mol	Chain	Non-H	H(model)	H(added)	Clashes	Symm-Clashes
1	AA	32132	0	16219	1429	0
1	CA	32098	0	16199	1614	0
2	AB	1901	0	1951	312	0

Continued on next page...

Continued from previous page...

Mol	Chain	Non-H	H(model)	H(added)	Clashes	Symm-Clashes
2	CB	1901	0	1951	269	0
3	AC	1613	0	1677	278	0
3	CC	1604	0	1670	270	0
4	AD	1703	0	1763	264	0
4	CD	1703	0	1763	197	0
5	AE	1147	0	1207	160	0
5	CE	1147	0	1207	172	0
6	AF	843	0	857	91	0
6	CF	843	0	857	99	0
7	AG	1257	0	1296	161	0
7	CG	1249	0	1286	155	0
8	AH	1116	0	1177	165	0
8	CH	1116	0	1177	143	0
9	AI	1006	0	1034	176	0
9	CI	1006	0	1034	201	0
10	AJ	795	0	840	159	0
10	CJ	795	0	840	175	0
11	AK	864	0	881	94	0
11	CK	885	0	904	117	0
12	AL	971	0	1057	122	0
12	CL	971	0	1057	128	0
13	AM	965	0	1034	166	0
13	CM	937	0	995	162	0
14	AN	492	0	533	77	0
14	CN	492	0	533	108	0
15	AO	734	0	771	94	0
15	CO	734	0	771	99	0
16	AP	701	0	720	107	0
16	CP	701	0	720	96	0
17	AQ	824	0	891	114	0
17	CQ	824	0	891	125	0
18	AR	574	0	644	87	0
18	CR	574	0	644	83	0
19	AS	630	0	652	126	0
19	CS	630	0	652	110	0
20	AT	763	0	861	134	0
20	CT	763	0	861	131	0
21	AU	209	0	221	26	0
21	CU	209	0	221	24	0
22	AV	205	0	106	7	0
22	CV	213	0	110	11	0
23	AW	1573	0	800	86	0

Continued on next page...

Continued from previous page...

Mol	Chain	Non-H	H(model)	H(added)	Clashes	Symm-Clashes
23	CW	1573	0	800	72	0
24	AX	1639	0	835	72	0
25	AY	1591	0	810	72	0
25	CY	1591	0	810	81	0
26	AZ	47	0	40	11	0
26	CZ	47	0	40	14	0
27	BA	60072	0	30294	2481	0
27	DA	59767	0	30140	2934	0
28	BB	2551	0	1295	107	0
28	DB	2551	0	1295	201	0
29	BC	1142	0	865	119	0
29	DC	1142	0	865	116	0
30	BD	2105	0	2182	345	0
30	DD	2105	0	2182	317	0
31	BE	1564	0	1629	250	0
31	DE	1564	0	1629	346	0
32	BF	1607	0	1652	226	0
32	DF	1624	0	1677	293	0
33	BG	1474	0	1535	250	0
33	DG	1474	0	1535	310	0
34	BH	1233	0	1294	217	0
34	DH	1223	0	1282	184	0
35	BI	1132	0	1218	207	0
35	DI	1132	0	1218	223	0
36	BN	1105	0	1180	153	0
36	DN	1105	0	1180	195	0
37	BO	933	0	996	114	0
37	DO	933	0	996	145	0
38	BP	1114	0	1187	303	0
38	DP	1114	0	1187	329	0
39	BQ	1107	0	1166	179	0
39	DQ	1094	0	1141	150	0
40	BR	960	0	1021	148	0
40	DR	960	0	1021	182	0
41	BS	771	0	832	185	0
41	DS	771	0	832	188	0
42	BT	1142	0	1202	236	0
42	DT	1142	0	1202	303	0
43	BU	958	0	1014	151	0
43	DU	958	0	1015	187	0
44	BV	779	0	852	162	0
44	DV	779	0	852	141	0

Continued on next page...

Continued from previous page...

Mol	Chain	Non-H	H(model)	H(added)	Clashes	Symm-Clashes
45	BW	896	0	953	108	0
45	DW	896	0	953	135	0
46	BX	726	0	778	75	0
46	DX	726	0	778	87	0
47	BY	672	0	766	190	0
47	DY	776	0	870	211	0
48	BZ	1404	0	1432	215	0
48	DZ	1404	0	1432	266	0
49	B0	662	0	688	83	0
49	D0	662	0	688	92	0
50	B1	732	0	808	97	0
50	D1	732	0	808	98	0
51	B2	598	0	653	75	0
51	D2	598	0	653	95	0
52	B3	468	0	523	46	0
52	D3	468	0	523	71	0
53	B4	344	0	305	69	0
53	D4	344	0	305	62	0
54	B5	459	0	476	80	0
54	D5	459	0	477	62	0
55	B6	402	0	413	109	0
55	D6	390	0	404	135	0
56	B7	419	0	467	46	0
56	D7	419	0	467	41	0
57	B8	508	0	576	130	0
57	D8	508	0	576	138	0
58	B9	299	0	323	34	0
58	D9	299	0	323	57	0
59	CX	1640	0	837	62	0
60	AA	114	0	0	0	0
60	AG	1	0	0	0	0
60	AW	4	0	0	0	0
60	AX	9	0	0	0	0
60	B0	3	0	0	0	0
60	B5	1	0	0	0	0
60	BA	334	0	0	0	0
60	BB	5	0	0	0	0
60	BD	1	0	0	0	0
60	BE	3	0	0	0	0
60	BF	1	0	0	0	0
60	BG	1	0	0	0	0
60	BP	2	0	0	0	0

Continued on next page...

Continued from previous page...

Mol	Chain	Non-H	H(model)	H(added)	Clashes	Symm-Clashes
60	BR	1	0	0	0	0
60	BU	2	0	0	0	0
60	BX	1	0	0	0	0
60	CA	102	0	0	0	0
60	CE	1	0	0	0	0
60	CK	1	0	0	0	0
60	CV	1	0	0	0	0
60	CW	4	0	0	0	0
60	D0	1	0	0	0	0
60	D5	1	0	0	0	0
60	D7	1	0	0	0	0
60	DA	239	0	0	0	0
60	DB	3	0	0	0	0
60	DD	2	0	0	0	0
60	DE	1	0	0	0	0
60	DF	1	0	0	0	0
60	DO	1	0	0	0	0
61	AD	1	0	0	0	0
61	B4	1	0	0	0	0
61	B5	1	0	0	0	0
61	B9	1	0	0	0	0
61	CD	1	0	0	0	0
61	D4	1	0	0	0	0
61	D5	1	0	0	0	0
61	D9	1	0	0	0	0
All	All	293848	0	198788	22560	0

The all-atom clashscore is defined as the number of clashes found per 1000 atoms (including hydrogen atoms). The all-atom clashscore for this structure is 46.

All (22560) close contacts within the same asymmetric unit are listed below, sorted by their clash magnitude.

Atom-1	Atom-2	Interatomic distance (Å)	Clash overlap (Å)
55:B6:15:GLU:CD	55:B6:18:ARG:HE	1.41	1.22
4:AD:19:LEU:HD11	4:AD:67:ILE:HG13	1.24	1.19
1:CA:1321:C:H3'	1:CA:1322:C:H5''	1.21	1.19
13:AM:90:LEU:HD23	13:AM:93:ARG:HG2	1.23	1.18
2:AB:166:ASP:HB3	2:AB:169:LYS:HB2	1.24	1.18
2:AB:21:ARG:HB3	2:AB:39:ILE:HA	1.23	1.18
35:DI:81:VAL:HG21	35:DI:142:VAL:HG12	1.23	1.18
42:BT:88:ILE:HG22	42:BT:89:VAL:H	1.05	1.17

Continued on next page...

Continued from previous page...

Atom-1	Atom-2	Interatomic distance (Å)	Clash overlap (Å)
55:B6:20:ASN:ND2	55:B6:21:TYR:H	1.39	1.17
41:BS:97:ARG:NH2	41:BS:98:VAL:HA	1.59	1.17
27:BA:2758:A:H2'	27:BA:2759:G:H5''	1.26	1.17
27:DA:1879:C:H2'	27:DA:1880:C:H5''	1.21	1.17
47:BY:76:CYS:SG	47:BY:77:PRO:HD2	1.85	1.16
42:BT:27:THR:HG23	42:BT:28:VAL:H	1.08	1.16
40:BR:33:ARG:HD3	54:B5:55:ARG:HG2	1.18	1.15
27:BA:1403:C:H5''	27:BA:1471:A:H1'	1.27	1.15
49:B0:23:VAL:HA	49:B0:38:VAL:HG22	1.29	1.15
47:BY:10:GLY:HA2	47:BY:27:VAL:HG13	1.26	1.15
44:DV:64:HIS:HB3	44:DV:92:THR:HA	1.22	1.15
35:BI:133:HIS:HB2	35:BI:134:PRO:HD3	1.22	1.15
45:BW:19:LEU:HB3	54:B5:25:LEU:HD11	1.15	1.14
1:CA:721:G:H4'	1:CA:722:A:O5'	1.46	1.14
27:DA:1590:U:H2'	27:DA:1591:G:H5''	1.24	1.14
27:BA:1879:C:H2'	27:BA:1880:C:H5''	1.23	1.14
27:DA:2875:C:H4'	42:DT:5:ALA:HB2	1.22	1.14
27:BA:2701:C:H3'	27:BA:2702:U:H5''	1.17	1.14
27:DA:2801(A):A:H4'	27:DA:2802:G:H5'	1.27	1.14
27:BA:271(S):G:H2'	27:BA:271(T):C:H5''	1.16	1.13
27:DA:888:C:H2'	27:DA:889:C:H5'	1.30	1.13
2:CB:34:ALA:HB1	2:CB:36:ARG:HE	1.05	1.13
33:BG:76:SER:HB2	33:BG:83:ARG:HB2	1.29	1.13
27:DA:2348:U:H2'	27:DA:2349:G:H5''	1.19	1.13
1:CA:979:C:H3'	1:CA:980:C:H5''	1.24	1.13
27:DA:1114:G:H2'	27:DA:1115:G:H5''	1.26	1.13
1:AA:1445:C:H2'	1:AA:1446:U:H5''	1.29	1.13
46:DX:12:VAL:HB	46:DX:17:ALA:HB1	1.25	1.13
51:D2:65:ASN:HB3	51:D2:69:ARG:HH12	1.04	1.13
27:BA:271(S):G:C2'	27:BA:271(T):C:H5''	1.79	1.12
24:AX:19:G:H3'	24:AX:20:U:H5''	1.20	1.12
38:DP:58:THR:HG22	38:DP:61:ARG:HE	1.08	1.12
41:BS:85:VAL:H	41:BS:106:ARG:HB2	1.07	1.12
27:DA:925:C:H2'	27:DA:926:A:H5''	1.17	1.12
12:CL:38:ARG:HG2	12:CL:39:THR:H	1.13	1.12
4:AD:49:ARG:HH11	4:AD:49:ARG:HA	1.08	1.11
27:BA:2227:A:H5'	30:BD:263:ARG:HH12	1.08	1.11
34:BH:8:PRO:HB3	34:BH:69:ARG:HG3	1.29	1.11
10:CJ:7:LYS:HB2	10:CJ:97:GLU:HB2	1.23	1.11
30:DD:24:ILE:HG23	30:DD:25:THR:H	1.15	1.11
27:BA:1141:U:H2'	36:BN:63:THR:HG21	1.33	1.11

Continued on next page...

Continued from previous page...

Atom-1	Atom-2	Interatomic distance (Å)	Clash overlap (Å)
39:BQ:79:LEU:HD23	39:BQ:80:GLU:HG3	1.30	1.11
42:DT:91:ARG:HB3	42:DT:116:ALA:HA	1.32	1.11
27:BA:242:G:H5"	57:B8:62:LEU:HD13	1.20	1.10
27:BA:2476:A:H2'	27:BA:2477:C:H5"	1.30	1.10
27:DA:1899:G:N2	27:DA:1902:C:H41	1.47	1.10
42:DT:89:VAL:HG11	42:DT:91:ARG:HE	1.12	1.10
27:BA:2312:U:H2'	27:BA:2313:C:H5"	1.26	1.10
27:DA:925:C:C2'	27:DA:926:A:H5"	1.80	1.10
27:DA:2701:C:H3'	27:DA:2702:U:H5"	1.18	1.10
42:DT:13:ARG:CZ	42:DT:13:ARG:HA	1.82	1.10
42:DT:29:ARG:HE	42:DT:86:ILE:HG23	1.17	1.10
27:BA:89:G:H3'	27:BA:90:U:H5"	1.13	1.10
27:BA:89:G:H3'	27:BA:90:U:C5'	1.79	1.10
38:DP:126:VAL:HA	38:DP:145:PRO:HB2	1.25	1.10
53:D4:66:HIS:HB3	53:D4:67:PRO:HD3	1.30	1.10
30:DD:44:ASN:HB3	30:DD:49:ILE:HA	1.32	1.10
41:BS:106:ARG:NH1	41:BS:108:GLY:HA3	1.67	1.10
27:DA:2579:C:O2'	31:DE:131:ALA:HB2	1.47	1.09
41:DS:89:ARG:HB3	41:DS:92:TYR:CB	1.81	1.09
32:BF:101:LEU:HD12	32:BF:102:PRO:HD2	1.23	1.09
46:BX:63:LYS:HE3	46:BX:72:LYS:HE3	1.33	1.09
27:DA:612:C:H2'	27:DA:613:G:H5"	1.19	1.09
43:DU:65:ILE:HD11	43:DU:93:LYS:HA	1.34	1.09
27:BA:2645:G:H3'	27:BA:2646:C:H5'	1.31	1.09
27:BA:1685:C:H2'	27:BA:1686:C:H5"	1.32	1.09
33:BG:60:LEU:HD22	33:BG:63:ILE:HD11	1.35	1.09
36:DN:2:LYS:HG2	43:DU:101:ARG:HH22	1.07	1.09
41:DS:89:ARG:HB3	41:DS:92:TYR:HB3	1.10	1.09
27:BA:1590:U:H2'	27:BA:1591:G:H5"	1.17	1.08
35:DI:81:VAL:H	35:DI:143:SER:HB2	1.16	1.08
27:BA:612:C:H2'	27:BA:613:G:H5"	1.25	1.08
38:DP:23:PRO:HB2	38:DP:33:ARG:CD	1.83	1.08
33:DG:16:ARG:HE	33:DG:31:VAL:HG11	1.17	1.08
41:DS:74:ALA:HB1	41:DS:103:GLU:HG3	1.29	1.08
38:BP:23:PRO:HB2	38:BP:33:ARG:HD2	1.28	1.08
27:DA:2312:U:H2'	27:DA:2313:C:H5"	1.36	1.08
35:BI:82:ARG:HH22	1:CA:56:U:H4'	1.10	1.07
20:CT:100:ILE:H	20:CT:100:ILE:HD12	1.07	1.07
38:DP:30:THR:HG22	38:DP:31:ALA:H	1.15	1.07
38:BP:75:ILE:H	38:BP:75:ILE:HD12	1.11	1.07
39:DQ:12:GLN:HE21	39:DQ:72:LYS:HG3	1.12	1.07

Continued on next page...

Continued from previous page...

Atom-1	Atom-2	Interatomic distance (Å)	Clash overlap (Å)
23:AW:16:C:H4'	23:AW:17:G:H5''	1.36	1.07
27:DA:1884:A:H2'	27:DA:1885:A:H5''	1.33	1.07
30:BD:79:VAL:HG21	30:BD:111:LEU:HD11	1.35	1.07
35:DI:82:ARG:HH11	35:DI:82:ARG:HB2	1.18	1.07
36:DN:19:GLU:HG3	36:DN:20:GLY:H	1.15	1.07
38:BP:23:PRO:HB2	38:BP:33:ARG:CD	1.85	1.07
12:CL:44:LYS:HB3	12:CL:45:PRO:HD2	1.34	1.07
39:BQ:30:GLY:HA2	39:BQ:107:ALA:HB2	1.32	1.07
13:AM:49:THR:HB	13:AM:52:GLU:HG3	1.36	1.06
48:DZ:75:LEU:H	48:DZ:75:LEU:HD22	1.16	1.06
49:B0:10:THR:HG22	49:B0:12:ASN:H	1.15	1.06
32:BF:31:HIS:HB2	38:BP:13:ASN:ND2	1.69	1.06
10:CJ:6:ILE:HG22	10:CJ:98:ILE:HG13	1.33	1.06
44:DV:25:LEU:H	44:DV:92:THR:HG21	1.18	1.06
27:BA:612:C:C2'	27:BA:613:G:H5''	1.84	1.06
41:BS:97:ARG:HH21	41:BS:98:VAL:HA	0.91	1.06
18:CR:36:ASN:HD22	18:CR:39:VAL:HG21	1.19	1.06
33:DG:76:SER:HB2	33:DG:83:ARG:HB2	1.33	1.06
55:B6:22:ALA:O	55:B6:23:THR:HG23	1.55	1.06
13:CM:3:ARG:HB2	53:D4:60:GLU:HG2	1.34	1.05
13:AM:102:ARG:HB3	13:AM:102:ARG:HH11	1.13	1.05
1:AA:376:G:H5''	16:AP:5:ARG:HD2	1.33	1.05
11:CK:32:ILE:HD12	11:CK:72:ALA:HB2	1.33	1.05
33:DG:72:ARG:HD3	33:DG:86:MET:HA	1.36	1.05
27:BA:1190:G:H5''	38:BP:35:HIS:HA	1.33	1.05
1:AA:255:G:H1'	17:AQ:16:GLN:NE2	1.71	1.05
44:BV:62:LEU:HD21	44:BV:95:LEU:HB2	1.32	1.05
56:D7:41:ARG:HH11	56:D7:41:ARG:HB2	1.05	1.05
27:DA:1697:G:H3'	27:DA:1698:A:H5''	1.35	1.05
42:DT:83:ILE:HG13	42:DT:84:GLN:H	1.22	1.05
4:AD:189:PRO:HB2	4:AD:194:LEU:HD21	1.35	1.05
1:AA:979:C:H3'	1:AA:980:C:H5''	1.37	1.05
55:B6:15:GLU:CG	55:B6:18:ARG:HE	1.69	1.05
42:BT:89:VAL:HG11	42:BT:91:ARG:NE	1.71	1.05
9:CI:95:LYS:HD3	9:CI:96:LEU:N	1.72	1.05
41:DS:67:ARG:HH12	41:DS:100:ALA:HB3	1.20	1.05
30:DD:133:LEU:HB3	30:DD:173:VAL:HG11	1.36	1.04
41:DS:24:LEU:HB3	41:DS:85:VAL:HG12	1.39	1.04
30:BD:70:TRP:CH2	30:BD:150:LYS:HA	1.90	1.04
36:BN:40:PRO:HB3	43:BU:68:ALA:HB2	1.40	1.04
39:BQ:43:THR:HB	39:BQ:45:GLN:HE21	1.11	1.04

Continued on next page...

Continued from previous page...

Atom-1	Atom-2	Interatomic distance (Å)	Clash overlap (Å)
27:DA:2491:U:H5'	27:DA:2491:U:H6	1.23	1.04
39:DQ:81:VAL:HB	49:D0:7:LEU:HD21	1.38	1.04
27:BA:1657:C:H4'	31:BE:133:LYS:HB3	1.40	1.04
37:DO:86:ILE:H	37:DO:86:ILE:HD12	1.21	1.04
48:DZ:96:GLU:HB3	48:DZ:124:LEU:HD11	1.39	1.04
27:BA:1590:U:C2'	27:BA:1591:G:H5''	1.87	1.04
44:DV:51:VAL:HG12	44:DV:52:VAL:H	1.22	1.04
31:DE:24:THR:HG23	31:DE:184:VAL:HG23	1.38	1.04
49:D0:23:VAL:HA	49:D0:38:VAL:HG22	1.38	1.04
41:DS:89:ARG:HD3	41:DS:92:TYR:HA	1.34	1.04
1:CA:1445:C:H2'	1:CA:1446:U:H5''	1.39	1.03
27:DA:2758:A:H2'	27:DA:2759:G:H5''	1.08	1.03
41:BS:97:ARG:HH21	41:BS:98:VAL:CA	1.71	1.03
4:AD:9:CYS:HA	4:AD:12:CYS:HB2	1.39	1.03
38:DP:63:PRO:HB3	57:D8:13:ARG:HB3	1.38	1.03
31:DE:59:VAL:HG21	31:DE:63:LEU:HA	1.40	1.03
35:DI:81:VAL:HG12	35:DI:82:ARG:H	1.15	1.03
12:AL:38:ARG:HH11	12:AL:38:ARG:HB3	1.19	1.03
48:BZ:73:VAL:HG22	48:BZ:85:VAL:HG12	1.39	1.03
27:DA:2833:G:H3'	27:DA:2834:G:H5''	1.38	1.03
1:CA:975:A:H4'	1:CA:976:G:H5''	1.40	1.03
3:CC:188:LEU:HD13	3:CC:189:ALA:H	1.19	1.03
55:D6:20:ASN:ND2	55:D6:21:TYR:H	1.54	1.03
41:DS:30:ARG:HH22	41:DS:62:LYS:HB3	1.24	1.03
27:BA:812:C:H5'	38:BP:25:SER:HB2	1.36	1.03
14:CN:26:ARG:HH22	14:CN:47:LEU:HD21	1.18	1.03
55:B6:33:LYS:HA	55:B6:33:LYS:HE2	1.36	1.03
38:DP:23:PRO:HB2	38:DP:33:ARG:HD2	1.39	1.03
3:AC:189:ALA:HB2	3:AC:196:LEU:HB2	1.39	1.02
10:AJ:49:VAL:HG23	14:AN:41:ARG:HB2	1.41	1.02
45:DW:40:ASN:O	45:DW:41:LYS:HG2	1.59	1.02
48:DZ:118:GLU:HB2	48:DZ:121:ARG:HD2	1.40	1.02
27:DA:2748:A:O2'	34:DH:63:SER:HA	1.59	1.02
20:AT:50:GLU:HB2	20:AT:100:ILE:HG12	1.41	1.02
47:DY:50:ARG:HD3	47:DY:53:PRO:HA	1.04	1.02
27:DA:2348:U:C2'	27:DA:2349:G:H5''	1.88	1.02
4:AD:49:ARG:HA	4:AD:49:ARG:NH1	1.75	1.02
1:CA:1128:C:H4'	9:CI:16:ARG:HH12	1.24	1.02
32:DF:158:THR:HG23	32:DF:160:ASN:H	1.21	1.02
27:BA:1411:C:H2'	27:BA:1412:A:H8	1.23	1.01
30:BD:43:ARG:HD2	30:BD:44:ASN:OD1	1.56	1.01

Continued on next page...

Continued from previous page...

Atom-1	Atom-2	Interatomic distance (Å)	Clash overlap (Å)
43:BU:52:ARG:HH11	43:BU:52:ARG:HB3	1.23	1.01
28:DB:48:A:H2'	28:DB:49:C:O4'	1.59	1.01
42:DT:88:ILE:HG22	42:DT:89:VAL:HG23	1.39	1.01
9:AI:112:LYS:HA	9:AI:119:ALA:HB2	1.42	1.01
27:DA:1685:C:H2'	27:DA:1686:C:H5''	1.38	1.01
30:DD:70:TRP:CH2	30:DD:150:LYS:HA	1.95	1.01
35:BI:133:HIS:HB2	35:BI:134:PRO:CD	1.90	1.01
1:CA:1101:A:H4'	1:CA:1102:A:O5'	1.54	1.01
48:DZ:149:LEU:HD21	48:DZ:171:ALA:HB3	1.37	1.01
2:AB:18:GLY:H	2:AB:42:ILE:HG22	1.19	1.01
33:BG:39:ILE:HD11	33:BG:155:MET:HB2	1.42	1.01
35:BI:111:PRO:HA	35:BI:114:LEU:HD11	1.42	1.01
55:B6:15:GLU:CD	55:B6:18:ARG:NE	2.14	1.01
1:AA:1054:C:H42	23:AW:33:C:H1'	1.23	1.01
30:BD:49:ILE:HD11	30:BD:52:ARG:HA	1.42	1.01
32:DF:78:ILE:H	32:DF:78:ILE:HD13	1.25	1.01
38:BP:30:THR:HG22	38:BP:31:ALA:H	1.26	1.01
27:DA:271(S):G:H2'	27:DA:271(T):C:H5'	1.42	1.01
10:AJ:78:ASN:HD21	10:AJ:80:LYS:HB2	1.21	1.01
9:AI:4:TYR:HB2	9:AI:19:LEU:HB2	1.42	1.00
42:DT:42:ILE:H	42:DT:42:ILE:HD12	1.23	1.00
54:D5:4:HIS:HB3	54:D5:5:PRO:HD3	1.38	1.00
27:DA:2189:U:H3'	27:DA:2190:G:H5''	1.43	1.00
27:BA:1179:C:H2'	27:BA:1180:C:H5''	1.42	1.00
27:BA:2876:G:H4'	42:BT:3:ARG:HE	1.21	1.00
27:DA:1685:C:C2'	27:DA:1686:C:H5''	1.91	1.00
33:DG:82:LEU:HD22	33:DG:87:PRO:HG3	1.43	1.00
27:BA:2864:G:H5'	27:BA:2864:G:H8	1.25	1.00
32:BF:160:ASN:HD22	32:BF:163:VAL:H	1.09	1.00
27:DA:2245:U:H5'	27:DA:2246:G:H5'	1.42	1.00
1:AA:1101:A:H4'	1:AA:1102:A:O5'	1.59	1.00
2:AB:77:ALA:HB2	2:AB:211:ILE:HD13	1.40	1.00
31:BE:77:ILE:HG22	31:BE:78:LEU:H	1.19	1.00
5:AE:126:ARG:HG3	5:AE:126:ARG:HH11	1.27	1.00
27:BA:1365:A:H5''	50:B1:41:ARG:HH22	1.20	1.00
47:BY:8:LYS:H	47:BY:8:LYS:HD2	1.22	1.00
29:DC:68:LEU:HB2	29:DC:70:LYS:HE2	1.44	1.00
43:DU:92:ARG:HD2	44:DV:11:GLN:NE2	1.77	1.00
17:AQ:22:LEU:HD11	17:AQ:39:SER:HB2	1.41	1.00
27:DA:1654:A:OP2	40:DR:3:HIS:HB2	1.59	1.00
38:DP:7:ARG:H	38:DP:8:PRO:HD2	1.26	1.00

Continued on next page...

Continued from previous page...

Atom-1	Atom-2	Interatomic distance (Å)	Clash overlap (Å)
42:DT:118:ARG:HH11	42:DT:118:ARG:HB3	1.27	1.00
38:BP:62:LEU:HD11	57:B8:25:MET:HB3	1.43	0.99
35:BI:2:LYS:HG2	35:BI:39:ALA:HB3	1.44	0.99
31:DE:179:GLU:HB3	31:DE:181:LEU:HD13	1.40	0.99
17:AQ:7:THR:HG22	17:AQ:58:GLU:HG2	1.41	0.99
27:BA:1697:G:H3'	27:BA:1698:A:H5''	1.38	0.99
33:BG:44:GLY:H	33:BG:88:ILE:HD11	1.24	0.99
2:CB:34:ALA:HB1	2:CB:36:ARG:NE	1.76	0.99
27:BA:2068:U:H3	27:BA:2430:A:H2	1.03	0.99
36:BN:3:THR:O	36:BN:5:VAL:N	1.94	0.99
40:DR:33:ARG:HG3	40:DR:115:GLU:HB3	1.42	0.99
47:DY:28:LYS:HD2	47:DY:39:VAL:HG22	1.43	0.99
48:DZ:124:LEU:HD12	48:DZ:125:VAL:H	1.28	0.99
4:AD:9:CYS:HB2	4:AD:22:LYS:HD2	1.45	0.99
38:BP:23:PRO:HD2	38:BP:33:ARG:CZ	1.92	0.99
28:DB:106:G:H2'	28:DB:107:G:H8	1.25	0.99
15:CO:70:LEU:HD11	15:CO:77:ARG:HD2	1.42	0.99
32:DF:123:LEU:HD12	32:DF:124:LEU:H	1.25	0.99
30:BD:24:ILE:HD12	30:BD:84:TYR:HB2	1.44	0.99
50:D1:76:ARG:NH2	50:D1:95:LEU:HD13	1.77	0.99
27:DA:1170:G:H1	27:DA:1179:C:H42	1.00	0.99
32:BF:7:TYR:HB3	32:BF:16:GLY:H	1.22	0.99
48:BZ:9:ARG:NH2	48:BZ:25:GLY:H	1.60	0.99
2:CB:165:VAL:HG23	2:CB:166:ASP:H	1.26	0.99
45:BW:92:ARG:HH11	45:BW:92:ARG:HG2	1.26	0.99
32:BF:9:ILE:HG23	32:BF:11:VAL:O	1.62	0.98
27:DA:1114:G:C2'	27:DA:1115:G:H5''	1.93	0.98
31:DE:109:LYS:HG2	31:DE:191:PRO:HG3	1.45	0.98
1:AA:76:C:H42	1:AA:93:G:H1	1.11	0.98
54:B5:4:HIS:HB3	54:B5:5:PRO:HD3	1.46	0.98
48:BZ:140:VAL:HG23	48:BZ:143:LEU:HD23	1.43	0.98
5:CE:101:ILE:HD11	5:CE:119:LEU:HD23	1.45	0.98
32:DF:20:LEU:HG	32:DF:21:ALA:H	1.24	0.98
27:BA:1685:C:C2'	27:BA:1686:C:H5''	1.92	0.98
27:BA:2758:A:C2'	27:BA:2759:G:H5''	1.93	0.98
3:CC:71:ALA:HB2	3:CC:106:VAL:HB	1.42	0.98
19:CS:19:VAL:HG13	19:CS:44:MET:HE1	1.45	0.98
17:AQ:18:THR:HG23	17:AQ:69:LYS:HE3	1.45	0.98
54:B5:25:LEU:HD12	54:B5:25:LEU:H	1.28	0.98
3:CC:14:ILE:HG12	3:CC:15:THR:H	1.28	0.98
18:CR:40:LEU:HD12	18:CR:40:LEU:H	1.24	0.98

Continued on next page...

Continued from previous page...

Atom-1	Atom-2	Interatomic distance (Å)	Clash overlap (Å)
30:DD:112:GLN:H	30:DD:115:GLN:NE2	1.61	0.98
1:AA:93:G:C2'	1:AA:96:U:H5'	1.93	0.98
30:BD:24:ILE:HG23	30:BD:25:THR:H	1.28	0.98
33:BG:47:LYS:HE3	33:BG:81:LYS:HB2	1.46	0.98
27:BA:1531:C:H6	27:BA:1531:C:H5''	1.25	0.98
9:CI:112:LYS:HA	9:CI:119:ALA:HB2	1.46	0.98
30:DD:49:ILE:HD11	30:DD:52:ARG:HA	1.44	0.98
31:DE:65:GLY:HA2	31:DE:70:ALA:HB1	1.43	0.98
16:AP:4:ILE:HB	16:AP:66:PRO:HB3	1.42	0.98
47:BY:68:HIS:H	47:BY:71:LYS:HZ3	1.03	0.98
42:DT:55:ASN:H	42:DT:59:THR:HG22	1.26	0.98
27:BA:27:G:H22	27:BA:512:G:H2'	1.29	0.97
10:CJ:44:VAL:HA	10:CJ:66:ARG:HA	1.45	0.97
28:DB:5:C:H2'	28:DB:6:C:H6	1.29	0.97
27:BA:1482:G:H22	27:BA:1507:A:H1'	1.27	0.97
30:BD:26:LYS:NZ	30:BD:26:LYS:HB3	1.76	0.97
17:CQ:67:LYS:HA	17:CQ:70:ARG:HH12	1.27	0.97
35:DI:88:ILE:HG22	35:DI:89:TYR:H	1.29	0.97
49:B0:41:ARG:H	49:B0:41:ARG:HD2	1.28	0.97
27:BA:2206:G:H21	27:BA:2207:G:H5'	1.29	0.97
27:BA:1879:C:C2'	27:BA:1880:C:H5''	1.95	0.97
29:DC:100:ILE:HG23	29:DC:132:GLY:HA3	1.46	0.97
42:DT:28:VAL:HG21	42:DT:46:GLU:HG3	1.44	0.97
15:AO:87:ILE:HG22	15:AO:88:ARG:H	1.28	0.97
27:BA:2287:A:H62	27:BA:2344:U:H3	1.12	0.97
42:BT:88:ILE:HG22	42:BT:89:VAL:N	1.80	0.97
47:BY:17:SER:HB2	47:BY:71:LYS:HB3	1.46	0.97
1:CA:539:A:H2'	1:CA:540:G:C8	1.99	0.97
27:DA:1039:G:C6	27:DA:1117:G:C5	2.52	0.97
20:CT:50:GLU:HA	20:CT:100:ILE:HG21	1.46	0.97
27:DA:2758:A:C2'	27:DA:2759:G:H5''	1.94	0.97
31:DE:59:VAL:HG11	31:DE:63:LEU:HG	1.47	0.97
18:AR:58:LEU:HD12	18:AR:58:LEU:H	1.28	0.97
27:BA:1411:C:H2'	27:BA:1412:A:C8	1.98	0.97
7:CG:23:VAL:HG12	7:CG:27:ILE:HD11	1.45	0.97
20:CT:89:ARG:HD2	20:CT:104:LEU:HD11	1.45	0.97
4:AD:7:PRO:HB2	4:AD:10:ARG:HD2	1.45	0.97
53:B4:40:ILE:HG13	53:B4:57:ILE:HG21	1.47	0.97
44:BV:51:VAL:HG12	44:BV:52:VAL:N	1.80	0.97
27:DA:39:C:H2'	27:DA:40:C:H6	1.27	0.97
46:DX:12:VAL:HG13	46:DX:27:THR:O	1.64	0.97

Continued on next page...

Continued from previous page...

Atom-1	Atom-2	Interatomic distance (Å)	Clash overlap (Å)
42:BT:28:VAL:HG22	42:BT:47:GLY:N	1.78	0.96
1:CA:1116:C:H2'	1:CA:1117:G:H5''	1.45	0.96
13:CM:10:PRO:HB2	13:CM:18:ALA:HB1	1.46	0.96
29:DC:49:ILE:HD12	29:DC:49:ILE:H	1.30	0.96
37:DO:47:ILE:HG13	37:DO:48:PRO:HD2	1.46	0.96
42:DT:29:ARG:HB3	42:DT:85:LYS:HA	1.46	0.96
37:BO:104:ARG:HE	42:BT:33:LYS:HE3	1.29	0.96
1:CA:1342:C:H1'	9:CI:124:GLN:HE22	1.28	0.96
10:CJ:44:VAL:HG13	10:CJ:66:ARG:HG2	1.44	0.96
28:DB:62:C:H2'	28:DB:63:G:O4'	1.64	0.96
31:DE:154:LYS:HA	31:DE:154:LYS:HE3	1.48	0.96
4:AD:120:LEU:HB3	4:AD:126:ILE:HD11	1.47	0.96
27:BA:1607:C:H4'	27:BA:1608:A:O5'	1.61	0.96
30:BD:26:LYS:HZ2	30:BD:26:LYS:HB3	1.24	0.96
2:AB:102:LEU:HB2	2:AB:176:GLU:HG2	1.48	0.96
5:CE:15:ARG:HG3	5:CE:28:PHE:HE2	1.29	0.96
55:D6:19:ARG:HG2	55:D6:20:ASN:H	1.27	0.96
45:DW:15:ARG:HD2	54:D5:20:ARG:HH12	1.28	0.96
38:BP:146:VAL:HG22	38:BP:147:LEU:H	1.27	0.96
24:AX:19:G:H3'	24:AX:20:U:C5'	1.96	0.96
56:B7:46:VAL:HG12	56:B7:47:ARG:H	1.27	0.96
35:BI:17:GLN:HG2	35:BI:18:VAL:H	1.28	0.96
42:BT:28:VAL:HG12	42:BT:29:ARG:HD3	1.47	0.96
14:CN:26:ARG:NH2	14:CN:47:LEU:HD21	1.80	0.96
44:DV:64:HIS:ND1	44:DV:92:THR:HG22	1.79	0.96
10:AJ:29:ARG:HH22	10:AJ:84:GLN:HG2	1.29	0.96
41:BS:85:VAL:N	41:BS:106:ARG:HB2	1.80	0.96
35:DI:115:ALA:HB2	35:DI:129:THR:HG22	1.44	0.96
13:AM:66:LEU:HA	13:AM:70:LEU:HD12	1.46	0.96
31:BE:51:PHE:O	31:BE:74:PRO:HB2	1.64	0.96
27:DA:2068:U:H3	27:DA:2430:A:H2	1.12	0.96
13:AM:9:ILE:HG21	13:AM:11:ARG:HH21	1.28	0.95
37:DO:2:ILE:HD12	37:DO:6:THR:HG21	1.48	0.95
42:DT:50:ILE:HD11	42:DT:100:TYR:HA	1.45	0.95
46:DX:50:LYS:HD3	46:DX:84:ALA:HB2	1.48	0.95
9:AI:97:LYS:HB3	9:AI:98:PRO:HD3	1.46	0.95
57:B8:32:LEU:HB2	57:B8:36:LYS:NZ	1.80	0.95
27:BA:910:A:H62	39:BQ:12:GLN:HA	1.30	0.95
54:D5:40:LYS:HB2	54:D5:41:PRO:HD2	1.44	0.95
27:DA:1378:A:O2'	27:DA:1379:A:H5'	1.66	0.95
47:DY:98:VAL:HG12	47:DY:99:CYS:SG	2.06	0.95

Continued on next page...

Continued from previous page...

Atom-1	Atom-2	Interatomic distance (Å)	Clash overlap (Å)
39:DQ:108:GLY:HA3	48:DZ:115:VAL:HG11	1.48	0.95
1:AA:1321:C:H3'	1:AA:1322:C:H5''	1.47	0.95
1:AA:92:C:H2'	1:AA:93:G:C8	2.00	0.95
26:AZ:2:DPP:O	26:AZ:3:UAL:N1	1.99	0.95
27:BA:2701:C:H3'	27:BA:2702:U:C5'	1.94	0.95
27:DA:1879:C:C2'	27:DA:1880:C:H5''	1.95	0.95
27:BA:593:G:H4'	57:B8:61:LEU:HD22	1.47	0.95
27:BA:2645:G:H3'	27:BA:2646:C:C5'	1.95	0.95
1:CA:1128:C:H5'	9:CI:16:ARG:HH22	1.31	0.95
49:B0:53:MET:HB3	49:B0:59:LEU:HD23	1.45	0.95
35:BI:82:ARG:NH2	1:CA:56:U:H4'	1.80	0.95
48:DZ:138:VAL:HG12	48:DZ:139:ASP:H	1.29	0.95
12:AL:43:LYS:HG2	12:AL:44:LYS:H	1.30	0.95
29:BC:75:LEU:HD12	29:BC:119:VAL:N	1.82	0.95
2:CB:96:ARG:H	2:CB:96:ARG:HD2	1.31	0.95
54:D5:3:LYS:HA	54:D5:3:LYS:HE3	1.49	0.95
54:D5:3:LYS:HG3	54:D5:4:HIS:H	1.25	0.95
28:DB:2:C:H2'	28:DB:3:C:C6	2.02	0.95
47:DY:14:LEU:HD12	47:DY:15:VAL:H	1.29	0.95
1:AA:1239:A:H62	1:AA:1299:A:H62	1.04	0.95
35:BI:66:GLU:HA	35:BI:69:LYS:HB3	1.48	0.95
5:CE:12:LEU:HD22	5:CE:13:ILE:H	1.30	0.95
11:CK:88:GLY:O	11:CK:91:ARG:HB2	1.64	0.95
13:CM:65:LYS:HD2	13:CM:69:GLU:HG3	1.48	0.95
42:DT:55:ASN:N	42:DT:59:THR:HG22	1.82	0.95
11:CK:27:ASN:HD21	11:CK:55:LYS:HD2	1.32	0.95
47:DY:28:LYS:HB3	47:DY:39:VAL:N	1.80	0.95
20:AT:35:THR:HG22	20:AT:36:LEU:HD22	1.45	0.95
55:D6:33:LYS:HA	55:D6:33:LYS:HE2	1.48	0.95
27:DA:674:G:H1'	32:DF:74:ARG:HD2	1.46	0.95
37:BO:18:LYS:HB2	37:BO:45:GLU:HG2	1.47	0.95
43:BU:90:VAL:HG22	44:BV:39:LEU:HD23	1.46	0.95
1:CA:1057:G:H5''	3:CC:154:SER:HB2	1.47	0.95
3:AC:9:GLY:HA2	3:AC:12:LEU:HD23	1.48	0.94
31:BE:59:VAL:HG11	31:BE:63:LEU:HD12	1.46	0.94
1:CA:1239:A:H62	1:CA:1299:A:N6	1.65	0.94
15:CO:87:ILE:HG22	15:CO:88:ARG:H	1.31	0.94
27:DA:330:A:H2	27:DA:1210:A:H2'	1.28	0.94
2:CB:158:LEU:HD12	2:CB:158:LEU:H	1.32	0.94
27:DA:2756:U:H1'	27:DA:2757:A:H5''	1.47	0.94
43:DU:92:ARG:HH22	43:DU:94:ASN:HD22	1.14	0.94

Continued on next page...

Continued from previous page...

Atom-1	Atom-2	Interatomic distance (Å)	Clash overlap (Å)
27:BA:1884:A:H2'	27:BA:1885:A:H5''	1.48	0.94
12:CL:29:PHE:HB3	12:CL:81:LEU:HD21	1.46	0.94
27:DA:1899:G:H22	27:DA:1902:C:N4	1.65	0.94
27:DA:2199:A:H3'	27:DA:2200:C:H6	1.32	0.94
38:DP:23:PRO:HD2	38:DP:33:ARG:CZ	1.96	0.94
3:AC:50:ALA:HB1	3:AC:70:VAL:HG11	1.49	0.94
27:DA:2833:G:H3'	27:DA:2834:G:C5'	1.97	0.94
28:DB:114:C:H2'	28:DB:115:G:H8	1.29	0.94
24:AX:20:U:O2'	24:AX:21:A:H5'	1.67	0.94
15:CO:16:ALA:HB1	15:CO:21:ASP:HB3	1.50	0.94
27:DA:1240:U:O2'	27:DA:1241:A:H5'	1.68	0.94
59:CX:5:G:H1	59:CX:68:C:H42	1.15	0.94
52:D3:10:LYS:HG3	52:D3:11:SER:H	1.31	0.94
28:DB:106:G:H2'	28:DB:107:G:C8	2.01	0.94
27:BA:1482:G:N2	27:BA:1507:A:H1'	1.82	0.94
1:CA:1347:G:N2	1:CA:1373:G:H2'	1.82	0.94
12:CL:43:LYS:HG2	12:CL:44:LYS:H	1.30	0.94
27:DA:1169:G:H1	27:DA:1180:C:H42	1.14	0.94
37:DO:98:VAL:HG12	37:DO:117:LEU:HD22	1.50	0.94
1:AA:473:G:H2'	1:AA:474:G:H8	1.31	0.94
27:BA:1902:C:H1'	30:BD:244:ARG:HG3	1.47	0.94
33:BG:113:ARG:HH22	53:B4:66:HIS:HB2	1.30	0.94
1:CA:1456:G:H2'	20:CT:39:LYS:HZ3	1.31	0.94
59:CX:19:G:H3'	59:CX:20:U:C5'	1.97	0.94
27:DA:2476:A:H2'	27:DA:2477:C:H5''	1.47	0.94
59:CX:19:G:H3'	59:CX:20:U:H5''	1.50	0.94
27:DA:61:G:H1	27:DA:94:C:N4	1.64	0.94
27:BA:2808:U:H5'	27:BA:2891:G:O6	1.67	0.94
37:BO:107:ARG:NH1	42:BT:35:LYS:HB2	1.83	0.94
4:CD:173:TRP:CD1	4:CD:174:LEU:HG	2.02	0.94
27:DA:1590:U:C2'	27:DA:1591:G:H5''	1.97	0.94
27:DA:39:C:H2'	27:DA:40:C:C6	2.02	0.94
27:DA:847:U:H2'	27:DA:848:G:H5''	1.50	0.94
32:DF:50:SER:HB2	32:DF:94:PRO:HD3	1.49	0.94
43:DU:90:VAL:HG12	43:DU:91:ASP:H	1.31	0.94
1:AA:1445:C:C2'	1:AA:1446:U:H5''	1.98	0.94
1:AA:389:A:H2'	1:AA:390:C:H5'	1.48	0.94
31:BE:59:VAL:HG22	31:BE:60:ASN:H	1.31	0.94
33:BG:101:ILE:HD13	33:BG:102:PHE:H	1.30	0.94
1:CA:1116:C:C2'	1:CA:1117:G:H5''	1.97	0.94
12:CL:22:PRO:O	12:CL:24:LEU:HD13	1.68	0.94

Continued on next page...

Continued from previous page...

Atom-1	Atom-2	Interatomic distance (Å)	Clash overlap (Å)
12:CL:44:LYS:CB	12:CL:45:PRO:HD2	1.93	0.94
24:AX:3:C:H2'	24:AX:4:G:H5''	1.50	0.93
48:DZ:138:VAL:HG22	48:DZ:154:LEU:HD21	1.49	0.93
48:DZ:56:ILE:HG22	48:DZ:57:VAL:H	1.34	0.93
1:AA:1305:G:H22	1:AA:1331:G:H2'	1.33	0.93
5:AE:31:LEU:HD23	5:AE:45:PHE:HB2	1.50	0.93
40:BR:2:ARG:HH21	40:BR:5:LYS:NZ	1.65	0.93
1:CA:1445:C:C4	1:CA:1446:U:C5	2.55	0.93
13:CM:15:VAL:O	13:CM:19:LEU:HD23	1.68	0.93
8:CH:84:ARG:O	8:CH:135:CYS:HB2	1.68	0.93
47:DY:76:CYS:SG	47:DY:77:PRO:HD2	2.09	0.93
12:AL:38:ARG:NH1	12:AL:38:ARG:HB3	1.82	0.93
33:BG:161:THR:HG22	33:BG:163:ALA:H	1.33	0.93
48:BZ:119:ILE:O	48:BZ:170:ILE:HA	1.68	0.93
57:D8:51:ALA:HA	57:D8:54:GLU:OE1	1.67	0.93
48:DZ:17:LEU:HD22	48:DZ:24:PRO:HG3	1.51	0.93
4:AD:49:ARG:CA	4:AD:49:ARG:HH11	1.79	0.93
27:BA:2810:A:H2'	31:BE:61:ARG:NH2	1.84	0.93
1:CA:1151:A:HO2'	1:CA:1152:A:H8	0.94	0.93
10:CJ:51:ARG:HE	10:CJ:61:GLU:HB2	1.34	0.93
27:DA:2787:C:H1'	31:DE:61:ARG:HG3	1.48	0.93
31:DE:77:ILE:HG22	31:DE:78:LEU:H	1.31	0.93
47:DY:28:LYS:HG3	47:DY:37:VAL:HB	1.50	0.93
27:BA:571:A:H5'	27:BA:2030:A:H62	1.32	0.93
27:DA:1158:C:C2'	27:DA:1159:U:H5''	1.98	0.93
1:AA:1053:G:HO2'	1:AA:1199:U:H5	1.03	0.93
1:AA:1363(A):A:H4'	1:AA:1364:U:H5''	1.49	0.93
27:BA:1494:A:C2'	27:BA:1495:A:H5''	1.99	0.93
27:BA:958:U:O2	28:BB:90:A:H4'	1.68	0.93
27:DA:2741:A:H5''	58:D9:22:ARG:HH12	1.34	0.93
28:DB:114:C:H2'	28:DB:115:G:C8	2.03	0.93
15:AO:75:PRO:O	15:AO:78:TYR:HB3	1.68	0.93
27:BA:1359:A:H2'	27:BA:1360:A:H5'	1.51	0.93
41:BS:57:LYS:HD2	41:BS:58:LEU:H	1.31	0.93
27:DA:1665:A:H1'	37:DO:1:MET:HE3	1.50	0.93
10:AJ:48:THR:HA	10:AJ:62:HIS:HB3	1.51	0.93
30:BD:44:ASN:HB3	30:BD:49:ILE:HA	1.51	0.93
46:BX:63:LYS:HB3	46:BX:72:LYS:HG3	1.48	0.93
38:DP:83:VAL:CG1	38:DP:112:LEU:HD21	1.99	0.93
1:AA:93:G:H2'	1:AA:96:U:H5'	1.51	0.92
13:AM:102:ARG:CB	13:AM:102:ARG:HH11	1.81	0.92

Continued on next page...

Continued from previous page...

Atom-1	Atom-2	Interatomic distance (Å)	Clash overlap (Å)
24:AX:6:G:H1	24:AX:67:C:H42	1.02	0.92
53:B4:66:HIS:HB3	53:B4:67:PRO:HD3	1.50	0.92
3:CC:11:ARG:HE	3:CC:180:ALA:HB3	1.34	0.92
27:BA:1846:G:H5'	27:BA:1847:A:OP2	1.69	0.92
9:CI:85:LEU:HD13	9:CI:92:TYR:HD2	1.34	0.92
27:DA:1482:G:H22	27:DA:1507:A:H1'	1.35	0.92
27:DA:1899:G:H22	27:DA:1902:C:H41	0.96	0.92
27:DA:626:U:H3	38:DP:105:LEU:HB3	1.32	0.92
4:AD:111:ALA:HA	4:AD:161:ASN:HD22	1.33	0.92
43:BU:112:ARG:HG2	43:BU:112:ARG:HH11	1.34	0.92
18:AR:43:PHE:HE2	18:AR:58:LEU:HD11	1.33	0.92
19:AS:16:LEU:HD12	19:AS:20:LEU:HD11	1.52	0.92
31:BE:76:ARG:HG3	31:BE:195:LEU:HD22	1.47	0.92
31:BE:77:ILE:CG2	31:BE:78:LEU:HD23	2.00	0.92
34:BH:12:PRO:HD2	34:BH:49:VAL:HG12	1.51	0.92
1:CA:69:G:C6	1:CA:101:A:N6	2.37	0.92
10:CJ:44:VAL:HG12	10:CJ:45:ARG:H	1.31	0.92
33:BG:6:ALA:HB3	33:BG:104:GLU:OE1	1.67	0.92
26:CZ:2:DPP:O	26:CZ:3:UAL:N1	2.02	0.92
36:DN:56:ASN:H	36:DN:126:PRO:HA	1.34	0.92
27:BA:2227:A:H5'	30:BD:263:ARG:NH1	1.84	0.92
34:BH:42:ARG:C	34:BH:53:GLU:HG3	1.90	0.92
1:CA:539:A:H2'	1:CA:540:G:H8	1.33	0.92
5:CE:53:LEU:HD12	5:CE:53:LEU:H	1.33	0.92
27:DA:1403:C:H5''	27:DA:1471:A:H1'	1.50	0.92
27:DA:2199:A:H3'	27:DA:2200:C:C6	2.03	0.92
28:DB:112:U:H2'	28:DB:113:G:H8	1.35	0.92
33:DG:130:ASN:HB3	33:DG:160:VAL:HA	1.49	0.92
1:AA:255:G:H1'	17:AQ:16:GLN:HE21	1.33	0.92
27:DA:774:A:H2	27:DA:787:U:HO2'	0.99	0.92
33:DG:119:GLY:HA3	33:DG:181:ARG:HB2	1.48	0.92
8:AH:116:LYS:HD3	8:AH:127:LEU:HD11	1.52	0.92
23:CW:20:A:N6	23:CW:44:A:H2'	1.85	0.92
47:DY:27:VAL:C	47:DY:28:LYS:HD3	1.90	0.92
27:BA:613:G:H5'	27:BA:613:G:H8	1.33	0.92
42:BT:28:VAL:HG22	42:BT:47:GLY:H	1.34	0.92
37:DO:111:PHE:HB3	37:DO:114:ILE:HD12	1.50	0.92
3:AC:15:THR:HG22	3:AC:16:ARG:N	1.85	0.92
27:DA:2080:G:O5'	50:D1:35:THR:HG21	1.69	0.92
27:DA:612:C:C2'	27:DA:613:G:H5''	1.99	0.92
27:DA:947:G:H2'	27:DA:948:G:C8	2.04	0.92

Continued on next page...

Continued from previous page...

Atom-1	Atom-2	Interatomic distance (Å)	Clash overlap (Å)
47:DY:7:VAL:HG21	47:DY:8:LYS:NZ	1.85	0.92
8:AH:34:GLU:HB3	8:AH:118:VAL:HG21	1.52	0.91
16:AP:72:ARG:HH21	16:AP:73:LEU:HD21	1.34	0.91
23:AW:57:A:H4'	23:AW:58:A:OP1	1.71	0.91
31:BE:134:ILE:H	31:BE:134:ILE:HD13	1.34	0.91
9:CI:13:ALA:HA	9:CI:67:GLY:O	1.70	0.91
23:CW:57:A:H4'	23:CW:58:A:OP1	1.69	0.91
2:AB:223:ILE:HA	2:AB:226:ARG:HB3	1.50	0.91
8:AH:60:ARG:HG3	8:AH:60:ARG:HH11	1.34	0.91
33:BG:60:LEU:O	33:BG:64:THR:HG22	1.69	0.91
27:BA:911:A:H2'	39:BQ:9:TYR:OH	1.69	0.91
1:CA:255:G:H1'	17:CQ:16:GLN:HE21	1.33	0.91
43:DU:92:ARG:HD2	44:DV:11:GLN:CD	1.90	0.91
44:DV:19:LYS:HE2	44:DV:20:LEU:H	1.34	0.91
7:AG:70:LYS:HB3	7:AG:96:GLN:HG2	1.52	0.91
11:AK:99:GLN:HA	11:AK:105:VAL:HG11	1.49	0.91
13:CM:91:ARG:HD3	19:CS:81:ARG:NH2	1.84	0.91
43:DU:95:LEU:HD13	44:DV:4:ILE:HG21	1.52	0.91
1:AA:76:C:N4	1:AA:93:G:H1	1.67	0.91
2:AB:30:ARG:HH21	2:AB:194:PRO:CG	1.83	0.91
2:AB:204:ASN:HD21	2:AB:207:ALA:H	0.98	0.91
2:AB:44:LEU:HD12	2:AB:44:LEU:H	1.35	0.91
13:AM:39:ILE:HD12	13:AM:56:LEU:HD23	1.50	0.91
38:BP:101:VAL:HB	38:BP:107:LYS:HA	1.51	0.91
1:CA:1239:A:H62	1:CA:1299:A:H62	0.92	0.91
56:D7:41:ARG:NH1	56:D7:41:ARG:HB2	1.86	0.91
27:DA:1378:A:H4'	27:DA:1379:A:OP1	1.67	0.91
12:AL:3:THR:HG23	12:AL:6:GLN:HG3	1.51	0.91
1:CA:1445:C:C2'	1:CA:1446:U:H5''	1.99	0.91
33:BG:57:ALA:HA	33:BG:90:LEU:HD11	1.52	0.91
27:DA:1039:G:C6	27:DA:1117:G:C6	2.59	0.91
27:DA:1884:A:C2'	27:DA:1885:A:H5''	2.00	0.91
1:AA:405:U:H3'	1:AA:406:G:H5'	1.53	0.91
24:AX:49:G:H1	24:AX:65:C:H42	1.15	0.91
2:CB:172:ILE:H	2:CB:172:ILE:HD12	1.34	0.91
3:CC:70:VAL:HG12	3:CC:72:LYS:H	1.35	0.91
27:DA:271(A):A:H5'	27:DA:271(B):C:OP2	1.71	0.91
1:AA:1071:C:H5''	5:AE:49:PRO:HG2	1.50	0.91
3:AC:14:ILE:HG12	3:AC:15:THR:H	1.34	0.91
38:BP:125:VAL:HG11	38:BP:138:LEU:HD21	1.52	0.91
4:CD:196:LEU:HD12	4:CD:196:LEU:H	1.34	0.91

Continued on next page...

Continued from previous page...

Atom-1	Atom-2	Interatomic distance (Å)	Clash overlap (Å)
47:DY:8:LYS:HE2	47:DY:72:VAL:HG23	1.52	0.91
27:BA:612:C:H2'	27:BA:613:G:C5'	2.01	0.91
1:CA:1347:G:H22	1:CA:1373:G:H2'	1.34	0.91
19:CS:48:THR:HG22	19:CS:61:TYR:HA	1.50	0.91
32:DF:7:TYR:HB3	32:DF:16:GLY:H	1.36	0.91
35:DI:114:LEU:HG	35:DI:130:TYR:HB2	1.53	0.91
43:DU:92:ARG:HH21	43:DU:95:LEU:HG	1.35	0.91
2:AB:24:TRP:CZ3	2:AB:26:PRO:HA	2.06	0.90
2:AB:84:GLU:HB3	2:AB:219:VAL:HG21	1.50	0.90
3:AC:30:ARG:HH21	14:AN:35:ARG:HA	1.32	0.90
10:AJ:46:ARG:HG2	10:AJ:64:GLU:HB3	1.53	0.90
1:CA:1320:C:H5''	19:CS:70:LYS:HG3	1.52	0.90
51:D2:65:ASN:HB3	51:D2:69:ARG:NH1	1.85	0.90
48:DZ:157:PRO:HG2	48:DZ:160:VAL:HG21	1.51	0.90
15:CO:36:ILE:HG23	15:CO:56:LEU:HD11	1.51	0.90
27:DA:285:C:H2'	27:DA:286:C:H5''	1.51	0.90
31:DE:26:ILE:HG22	31:DE:27:LEU:H	1.35	0.90
3:AC:70:VAL:HG12	3:AC:72:LYS:H	1.34	0.90
39:BQ:29:PHE:HB3	39:BQ:65:PHE:CE1	2.06	0.90
45:BW:110:LYS:HG3	45:BW:111:HIS:ND1	1.85	0.90
1:CA:959:A:H3'	1:CA:960:U:H5''	1.53	0.90
3:CC:107:GLN:O	3:CC:108:ASN:HB2	1.70	0.90
27:DA:2528:U:H5''	58:D9:31:LYS:NZ	1.86	0.90
27:BA:365:C:H6	27:BA:365:C:H5'	1.35	0.90
27:DA:873:G:H1	27:DA:904:C:H42	1.17	0.90
30:BD:108:PRO:HG2	30:BD:111:LEU:HB2	1.51	0.90
38:BP:59:LEU:HA	38:BP:61:ARG:CZ	2.00	0.90
43:BU:92:ARG:HG2	43:BU:92:ARG:HH11	1.36	0.90
48:BZ:125:VAL:HG23	48:BZ:126:LYS:H	1.35	0.90
2:CB:61:LEU:HD23	2:CB:68:ILE:HD11	1.49	0.90
4:CD:150:GLU:HA	4:CD:153:ARG:HB2	1.53	0.90
27:DA:2866:U:H6	27:DA:2868:A:H1'	1.36	0.90
27:DA:671:C:OP1	38:DP:43:GLY:HA2	1.70	0.90
28:DB:112:U:H2'	28:DB:113:G:C8	2.05	0.90
27:DA:2189:U:C3'	27:DA:2190:G:H5''	2.01	0.90
41:DS:31:SER:HB3	41:DS:34:HIS:HD1	1.36	0.90
47:DY:50:ARG:HD3	47:DY:53:PRO:CA	1.98	0.90
57:B8:61:LEU:HD12	57:B8:61:LEU:H	1.34	0.90
1:CA:1054:C:O2	1:CA:1054:C:H2'	1.70	0.90
13:CM:91:ARG:HD3	19:CS:81:ARG:HH22	1.37	0.90
52:D3:4:LEU:HD21	52:D3:56:VAL:HG12	1.54	0.90

Continued on next page...

Continued from previous page...

Atom-1	Atom-2	Interatomic distance (Å)	Clash overlap (Å)
4:AD:111:ALA:HA	4:AD:161:ASN:ND2	1.87	0.90
42:BT:28:VAL:HG13	42:BT:46:GLU:HA	1.52	0.90
12:CL:90:LEU:H	12:CL:90:LEU:HD23	1.36	0.90
27:DA:2365:G:H4'	49:D0:60:PHE:CE2	2.06	0.90
27:DA:1328:G:H2'	27:DA:1330:C:C5	2.06	0.90
1:AA:1239:A:H62	1:AA:1299:A:N6	1.70	0.90
19:AS:41:VAL:HG13	19:AS:42:PRO:HD2	1.54	0.90
27:BA:2015:A:H1'	54:B5:2:ALA:HA	1.53	0.90
56:B7:8:ASN:HD22	56:B7:11:LYS:HB2	1.36	0.90
32:BF:28:ILE:HG21	32:BF:116:ASP:HB2	1.54	0.90
33:BG:43:LEU:HB2	33:BG:88:ILE:HD11	1.54	0.90
34:BH:138:LYS:O	34:BH:141:VAL:HG23	1.72	0.90
27:DA:2290:G:H8	27:DA:2290:G:H5'	1.37	0.90
33:DG:76:SER:CB	33:DG:83:ARG:HB2	2.01	0.90
1:AA:1054:C:H42	23:AW:33:C:C1'	1.84	0.90
27:BA:2052:G:H5'	27:BA:2052:G:H8	1.37	0.90
27:BA:271(T):C:H5'	27:BA:271(T):C:H6	1.35	0.90
38:BP:96:THR:HG22	38:BP:126:VAL:HB	1.54	0.90
9:CI:27:THR:HG23	9:CI:31:GLN:H	1.35	0.90
40:DR:8:ARG:NE	40:DR:9:LYS:H	1.70	0.90
27:BA:2348:U:C2'	27:BA:2349:G:H5''	2.01	0.89
27:BA:479:A:H4'	27:BA:480:A:OP1	1.72	0.89
33:BG:51:ARG:NE	33:BG:51:ARG:HA	1.85	0.89
38:BP:62:LEU:HD23	38:BP:62:LEU:N	1.85	0.89
10:CJ:24:VAL:HG21	10:CJ:37:PRO:HG3	1.53	0.89
28:DB:14:U:HO2'	28:DB:108:U:HO2'	1.04	0.89
30:DD:186:HIS:HD2	30:DD:188:GLU:H	1.20	0.89
1:AA:92:C:O2'	1:AA:93:G:H5'	1.72	0.89
20:CT:49:ALA:HB1	20:CT:100:ILE:HD11	1.54	0.89
27:DA:2579:C:H4'	31:DE:134:ILE:HG21	1.53	0.89
32:DF:25:PRO:HG3	32:DF:119:ARG:HB2	1.54	0.89
34:DH:25:LYS:HD3	34:DH:25:LYS:H	1.35	0.89
27:BA:271(M):G:H2'	27:BA:271(N):U:H5''	1.55	0.89
29:BC:83:ILE:HG23	29:BC:94:VAL:HG23	1.52	0.89
33:BG:72:ARG:NH1	33:BG:86:MET:HG2	1.87	0.89
1:CA:274:A:HO2'	1:CA:275:G:H8	0.92	0.89
47:DY:27:VAL:HA	47:DY:28:LYS:NZ	1.88	0.89
27:BA:1884:A:C2'	27:BA:1885:A:H5''	2.02	0.89
2:CB:84:GLU:HB3	2:CB:219:VAL:HG21	1.55	0.89
32:DF:108:LYS:O	32:DF:112:MET:HB2	1.72	0.89
1:AA:975:A:H4'	1:AA:976:G:H5''	1.53	0.89

Continued on next page...

Continued from previous page...

Atom-1	Atom-2	Interatomic distance (Å)	Clash overlap (Å)
2:AB:80:ILE:HD11	2:AB:212:GLN:HA	1.55	0.89
3:AC:61:ALA:H	3:AC:63:ASN:HD21	1.14	0.89
45:BW:88:ARG:HB2	45:BW:92:ARG:HB3	1.52	0.89
48:BZ:151:ALA:HB2	48:BZ:167:GLU:HA	1.54	0.89
1:CA:190:U:H2'	1:CA:191:G:C8	2.08	0.89
27:DA:2090:G:H21	50:D1:45:ASN:HD21	1.11	0.89
28:DB:7:G:H3'	28:DB:8:U:H5''	1.54	0.89
27:DA:1035:U:H5'	34:DH:59:ARG:HD3	1.53	0.89
47:DY:8:LYS:HD2	47:DY:8:LYS:N	1.88	0.89
27:DA:2199:A:H5''	27:DA:2200:C:H5	1.36	0.89
27:DA:947:G:H2'	27:DA:948:G:H8	1.38	0.89
32:DF:161:GLU:O	32:DF:165:ARG:HG2	1.72	0.89
23:AW:11:C:H2'	23:AW:12:C:C6	2.07	0.89
31:BE:75:VAL:O	31:BE:77:ILE:N	2.05	0.89
43:BU:92:ARG:NH2	43:BU:95:LEU:HD12	1.88	0.89
47:BY:88:LYS:HZ3	47:BY:93:GLY:N	1.70	0.89
6:CF:14:LEU:HD13	6:CF:18:GLN:HE21	1.38	0.89
36:DN:10:GLU:HG3	36:DN:11:PRO:HD2	1.55	0.89
8:AH:6:ILE:H	8:AH:6:ILE:HD12	1.35	0.89
10:AJ:78:ASN:ND2	10:AJ:80:LYS:HB2	1.87	0.89
27:BA:1899:G:N2	27:BA:1902:C:H41	1.70	0.89
41:BS:95:HIS:O	41:BS:98:VAL:HG23	1.73	0.89
47:BY:88:LYS:HZ3	47:BY:93:GLY:H	0.94	0.89
48:BZ:164:VAL:HG12	48:BZ:165:SER:H	1.37	0.89
48:BZ:9:ARG:HH21	48:BZ:25:GLY:H	1.12	0.89
28:DB:105:A:H3'	28:DB:106:G:H8	1.38	0.89
30:DD:133:LEU:HD23	30:DD:189:CYS:O	1.70	0.89
39:DQ:131:ILE:O	39:DQ:132:VAL:HG13	1.72	0.89
1:AA:1456:G:C2'	20:AT:39:LYS:HZ1	1.85	0.89
27:BA:285:C:H2'	27:BA:286:C:H5''	1.54	0.89
27:BA:227:A:H5''	38:BP:76:LYS:HE2	1.55	0.89
41:DS:15:ARG:C	41:DS:17:ARG:H	1.73	0.89
27:BA:1179:C:C2'	27:BA:1180:C:H5''	2.01	0.89
27:BA:1986:A:C2'	27:BA:1987:G:H5''	2.03	0.89
1:CA:17:U:H2'	1:CA:18:C:C6	2.08	0.89
27:DA:1158:C:H2'	27:DA:1159:U:H5''	1.54	0.89
3:AC:129:ALA:HB3	3:AC:132:ARG:HD2	1.56	0.88
3:AC:64:VAL:HG22	3:AC:98:ASN:O	1.72	0.88
11:AK:108:ILE:O	11:AK:109:VAL:HG13	1.73	0.88
11:AK:124:LYS:HD2	11:AK:125:PHE:CE1	2.08	0.88
21:AU:15:ARG:HB2	21:AU:15:ARG:HH11	1.36	0.88

Continued on next page...

Continued from previous page...

Atom-1	Atom-2	Interatomic distance (Å)	Clash overlap (Å)
2:CB:178:ARG:HH22	2:CB:196:LEU:HA	1.36	0.88
27:BA:2593:U:H2'	27:BA:2594:C:C6	2.07	0.88
43:BU:55:ARG:HA	43:BU:58:ARG:HG3	1.54	0.88
3:CC:58:GLU:H	3:CC:65:ALA:HB3	1.38	0.88
27:DA:2758:A:H2'	27:DA:2759:G:C5'	2.01	0.88
35:DI:66:GLU:HB3	35:DI:70:GLU:HG3	1.54	0.88
1:AA:942:G:H21	9:AI:124:GLN:NE2	1.71	0.88
19:AS:63:THR:HG22	19:AS:66:MET:SD	2.13	0.88
1:CA:972:C:O3'	10:CJ:57:LYS:HG3	1.73	0.88
27:DA:1846:G:H5'	27:DA:1847:A:OP2	1.73	0.88
27:DA:271(M):G:H2'	27:DA:271(N):U:H5''	1.52	0.88
32:DF:164:ARG:HD2	32:DF:175:THR:HG23	1.54	0.88
3:AC:61:ALA:H	3:AC:63:ASN:ND2	1.71	0.88
51:B2:3:LEU:HD22	51:B2:7:ARG:HH12	1.36	0.88
1:CA:1149:C:H2'	1:CA:1150:U:H6	1.38	0.88
38:DP:6:LEU:HG	38:DP:9:ASN:ND2	1.87	0.88
5:CE:127:ASN:O	5:CE:131:ILE:HG12	1.73	0.88
52:D3:6:VAL:HB	52:D3:54:VAL:HG11	1.56	0.88
27:DA:1019:U:H3	27:DA:1142(A):A:H62	1.17	0.88
27:DA:2681:C:H5	27:DA:2725:A:H62	1.13	0.88
30:DD:21:PHE:O	30:DD:24:ILE:HG22	1.74	0.88
33:DG:72:ARG:NH1	33:DG:86:MET:HG3	1.88	0.88
34:DH:102:ALA:HB2	34:DH:117:PRO:HD3	1.56	0.88
27:BA:27:G:N2	27:BA:512:G:H2'	1.89	0.88
27:BA:806:C:OP2	38:BP:39:LYS:HB3	1.71	0.88
39:BQ:63:LYS:HB3	39:BQ:65:PHE:HE2	1.38	0.88
6:CF:74:ASP:HA	6:CF:77:ARG:HH12	1.38	0.88
20:CT:27:LYS:HZ1	20:CT:31:SER:HB3	1.37	0.88
31:DE:101:ARG:HH22	31:DE:171:GLU:HB2	1.36	0.88
40:DR:38:VAL:HB	40:DR:39:PRO:HD3	1.53	0.88
3:AC:175:LEU:HD21	3:AC:201:TYR:HE2	1.36	0.88
32:BF:20:LEU:HB3	32:BF:23:ASP:OD2	1.73	0.88
48:BZ:107:PRO:HB3	48:BZ:116:LEU:HD13	1.56	0.88
27:DA:1024:G:H3'	27:DA:1025:G:H5''	1.56	0.88
34:DH:19:VAL:HA	34:DH:24:VAL:HG12	1.55	0.88
17:AQ:5:VAL:HG22	17:AQ:60:ILE:HA	1.54	0.88
44:BV:18:LEU:HD13	44:BV:19:LYS:H	1.39	0.88
53:D4:38:ALA:HB1	53:D4:55:PRO:HA	1.56	0.88
28:DB:20:C:H2'	28:DB:21:G:H5'	1.53	0.88
36:DN:99:LEU:HD12	36:DN:122:VAL:HG21	1.55	0.88
27:BA:1484:G:H3'	27:BA:1485:G:H5''	1.55	0.88

Continued on next page...

Continued from previous page...

Atom-1	Atom-2	Interatomic distance (Å)	Clash overlap (Å)
30:BD:4:LYS:HE3	30:BD:20:ASP:HA	1.55	0.88
34:BH:44:VAL:HB	34:BH:46:GLU:OE1	1.74	0.88
39:BQ:137:TYR:OH	48:BZ:80:ARG:HD3	1.74	0.88
42:BT:27:THR:CG2	42:BT:28:VAL:H	1.86	0.88
27:BA:2875:C:H4'	42:BT:5:ALA:HB2	1.56	0.88
55:D6:10:LEU:H	55:D6:10:LEU:HD22	1.38	0.88
27:DA:1170:G:H1	27:DA:1179:C:N4	1.72	0.88
33:DG:137:GLU:HG2	33:DG:152:LEU:HD11	1.56	0.88
35:DI:82:ARG:HB2	35:DI:82:ARG:NH1	1.88	0.88
27:BA:1042:G:H1'	27:BA:1114:G:H22	1.38	0.88
27:BA:286:C:H2'	27:BA:287:C:H5'	1.54	0.88
30:BD:26:LYS:NZ	30:BD:82:ILE:H	1.71	0.88
35:BI:101:LEU:HG	35:BI:109:ILE:HD11	1.54	0.88
42:BT:27:THR:HG23	42:BT:28:VAL:N	1.88	0.88
47:BY:7:VAL:HB	47:BY:8:LYS:HD2	1.53	0.88
40:DR:53:HIS:HA	40:DR:56:LYS:HD3	1.52	0.88
27:BA:2334:G:H21	41:BS:18:ILE:HD11	1.39	0.87
44:BV:18:LEU:HD22	44:BV:19:LYS:N	1.88	0.87
44:BV:25:LEU:H	44:BV:92:THR:HG21	1.37	0.87
1:CA:1208:C:H2'	1:CA:1209:C:C6	2.08	0.87
6:CF:37:VAL:HG12	6:CF:38:GLU:H	1.37	0.87
31:DE:59:VAL:HG22	31:DE:60:ASN:H	1.38	0.87
55:B6:20:ASN:ND2	55:B6:21:TYR:N	2.20	0.87
32:BF:123:LEU:HD12	32:BF:124:LEU:H	1.39	0.87
34:BH:53:GLU:O	34:BH:54:ARG:HB3	1.75	0.87
47:BY:26:LYS:HG2	47:BY:27:VAL:H	1.40	0.87
30:DD:72:LYS:HE3	30:DD:99:ASP:OD1	1.74	0.87
27:DA:2050:C:H1'	31:DE:156:MET:HE1	1.56	0.87
5:AE:50:GLU:HG3	5:AE:52:PRO:HD2	1.56	0.87
36:BN:15:LEU:HD12	36:BN:136:GLU:HG3	1.56	0.87
38:BP:97:PRO:O	38:BP:99:LEU:N	2.06	0.87
3:CC:118:GLN:O	3:CC:122:GLU:HG3	1.74	0.87
28:DB:55:U:H2'	28:DB:56:G:C8	2.09	0.87
41:DS:66:ALA:HA	41:DS:69:VAL:HG12	1.55	0.87
1:CA:165:C:H2'	1:CA:166:G:C8	2.09	0.87
1:CA:255:G:H1'	17:CQ:16:GLN:NE2	1.89	0.87
27:DA:1159:U:H6	27:DA:1159:U:H5'	1.37	0.87
37:DO:1:MET:HE2	37:DO:67:LYS:HG2	1.55	0.87
46:DX:60:ARG:HH12	56:D7:47:ARG:NH2	1.72	0.87
38:BP:58:THR:O	38:BP:61:ARG:NE	2.08	0.87
32:DF:20:LEU:HD22	32:DF:203:GLN:HE22	1.37	0.87

Continued on next page...

Continued from previous page...

Atom-1	Atom-2	Interatomic distance (Å)	Clash overlap (Å)
28:DB:55:U:O2'	33:DG:27:ASN:HB3	1.73	0.87
38:DP:144:GLU:N	38:DP:145:PRO:HD3	1.90	0.87
40:DR:2:ARG:CZ	40:DR:5:LYS:HE3	2.04	0.87
41:DS:17:ARG:HA	41:DS:20:ARG:NH2	1.89	0.87
1:AA:473:G:H2'	1:AA:474:G:C8	2.09	0.87
41:BS:52:SER:HB2	41:BS:55:ALA:HB3	1.57	0.87
1:CA:93:G:H2'	1:CA:96:U:H5'	1.56	0.87
2:CB:112:VAL:HG22	2:CB:149:LEU:HD22	1.57	0.87
12:CL:38:ARG:HG2	12:CL:39:THR:N	1.89	0.87
27:DA:2022:U:O2'	27:DA:2617:C:H5'	1.73	0.87
27:DA:2807:G:H3'	27:DA:2808:U:H5''	1.54	0.87
42:DT:89:VAL:CG1	42:DT:91:ARG:HE	1.87	0.87
48:DZ:119:ILE:O	48:DZ:170:ILE:HA	1.75	0.87
1:AA:1504:G:OP1	1:AA:1507:A:H4'	1.74	0.87
55:B6:18:ARG:HB3	55:B6:18:ARG:NH1	1.89	0.87
27:BA:141:A:H8	27:BA:1408:C:O2'	1.57	0.87
27:BA:1434:A:H61	27:BA:1558:A:H62	1.14	0.87
34:BH:85:LYS:HZ3	34:BH:145:ALA:HA	1.39	0.87
43:BU:90:VAL:HG12	43:BU:91:ASP:H	1.40	0.87
9:CI:17:VAL:HG11	9:CI:81:ILE:HD13	1.54	0.87
36:DN:1:MET:HG2	36:DN:2:LYS:N	1.87	0.87
2:AB:165:VAL:HG23	2:AB:166:ASP:H	1.39	0.87
13:AM:49:THR:HG22	13:AM:51:ALA:H	1.39	0.87
15:AO:39:LEU:HD13	15:AO:56:LEU:HB2	1.56	0.87
50:B1:52:ARG:HD2	50:B1:53:VAL:H	1.39	0.87
27:BA:1673:U:H2'	27:BA:1674:G:H5'	1.55	0.87
35:BI:92:VAL:O	35:BI:96:ASP:HB2	1.75	0.87
3:CC:43:LEU:O	3:CC:47:LEU:HB2	1.75	0.87
27:DA:2815:C:O2'	54:D5:43:HIS:HD2	1.58	0.87
27:DA:2312:U:C2'	27:DA:2313:C:H5''	2.05	0.87
27:DA:2377:A:H4'	41:DS:107:GLU:HB3	1.57	0.87
27:DA:271(F):C:H2'	27:DA:271(G):C:H6	1.40	0.87
29:DC:41:VAL:HG23	29:DC:178:ALA:HB3	1.56	0.87
42:DT:33:LYS:HZ2	42:DT:74:ARG:HH21	1.21	0.87
19:AS:49:ILE:HD12	19:AS:49:ILE:H	1.37	0.87
27:BA:784:A:N7	30:BD:229:VAL:HG21	1.90	0.87
44:BV:35:LEU:HB3	44:BV:37:VAL:HG23	1.56	0.87
47:BY:7:VAL:HG21	47:BY:8:LYS:NZ	1.89	0.87
27:DA:1902:C:H1'	30:DD:244:ARG:HG3	1.55	0.87
27:DA:2394:C:OP1	38:DP:63:PRO:HD2	1.75	0.87
35:BI:8:PRO:HG3	35:BI:14:ASP:N	1.90	0.86

Continued on next page...

Continued from previous page...

Atom-1	Atom-2	Interatomic distance (Å)	Clash overlap (Å)
5:CE:51:VAL:HG23	5:CE:52:PRO:HD3	1.55	0.86
27:DA:203:C:H3'	27:DA:204:A:H5''	1.55	0.86
27:DA:27:G:HO2'	27:DA:28:A:H8	1.16	0.86
36:DN:19:GLU:HG3	36:DN:20:GLY:N	1.90	0.86
1:AA:1141:C:H2'	1:AA:1142:G:C8	2.09	0.86
3:AC:76:VAL:HG21	3:AC:103:VAL:HG11	1.57	0.86
13:AM:97:PRO:HA	13:AM:110:ARG:HD3	1.57	0.86
27:BA:1403:C:H5''	27:BA:1471:A:C1'	2.03	0.86
27:BA:1987:G:H8	27:BA:1987:G:H5'	1.40	0.86
47:BY:95:LYS:HG3	47:BY:100:ALA:HA	1.56	0.86
48:BZ:107:PRO:HG3	48:BZ:116:LEU:HB2	1.55	0.86
38:DP:50:ARG:HB3	57:D8:59:LYS:HE2	1.57	0.86
1:AA:1116:C:H2'	1:AA:1117:G:H5''	1.56	0.86
29:BC:72:VAL:HG12	29:BC:74:VAL:HG23	1.55	0.86
30:BD:10:THR:HG23	30:BD:13:ARG:HB2	1.58	0.86
32:BF:31:HIS:HB2	38:BP:13:ASN:HD21	1.41	0.86
38:DP:16:ARG:NE	38:DP:18:ARG:HD3	1.91	0.86
1:AA:92:C:H2'	1:AA:93:G:H8	1.31	0.86
10:AJ:6:ILE:HG12	10:AJ:72:VAL:O	1.76	0.86
27:BA:1531:C:H5''	27:BA:1531:C:C6	2.11	0.86
31:BE:54:GLN:HG3	31:BE:55:ASN:N	1.89	0.86
36:BN:63:THR:HG22	36:BN:64:GLY:H	1.39	0.86
27:BA:2415:G:O3'	38:BP:66:GLY:HA3	1.74	0.86
9:CI:96:LEU:HD21	9:CI:102:LEU:HD23	1.57	0.86
30:DD:25:THR:HG22	30:DD:26:LYS:H	1.40	0.86
27:BA:740:U:H6	27:BA:740:U:H5'	1.39	0.86
43:BU:92:ARG:HH21	43:BU:95:LEU:HD12	1.41	0.86
1:CA:644:G:H4'	8:CH:92:ARG:HH12	1.41	0.86
11:CK:27:ASN:ND2	11:CK:55:LYS:HD2	1.91	0.86
27:DA:272(D):G:H2'	27:DA:272(E):G:H8	1.39	0.86
31:DE:11:MET:HB2	31:DE:23:VAL:O	1.76	0.86
42:DT:80:SER:HB3	42:DT:81:PRO:HD3	1.55	0.86
2:AB:91:PRO:HG2	2:AB:155:LEU:HB2	1.58	0.86
5:AE:78:HIS:HB3	8:AH:107:LEU:HD12	1.58	0.86
1:AA:1305:G:H5'	21:AU:4:GLY:HA3	1.58	0.86
27:BA:2443:C:O2'	27:BA:2444:G:H5'	1.76	0.86
31:BE:77:ILE:HG22	31:BE:78:LEU:HD23	1.57	0.86
41:BS:17:ARG:HA	41:BS:20:ARG:NH1	1.91	0.86
9:CI:16:ARG:HB2	9:CI:64:THR:HG23	1.58	0.86
19:CS:41:VAL:HB	19:CS:44:MET:SD	2.15	0.86
27:DA:1504:C:O2'	27:DA:1505:C:H5'	1.75	0.86

Continued on next page...

Continued from previous page...

Atom-1	Atom-2	Interatomic distance (Å)	Clash overlap (Å)
38:DP:85:LEU:HD23	38:DP:86:LYS:H	1.40	0.86
48:DZ:164:VAL:HG12	48:DZ:165:SER:H	1.41	0.86
48:DZ:97:MET:H	48:DZ:124:LEU:CD1	1.88	0.86
27:BA:1416:G:HO2'	27:BA:1417:C:H6	1.21	0.86
35:BI:75:LEU:HD12	35:BI:76:THR:H	1.40	0.86
40:BR:117:VAL:O	40:BR:118:GLU:HB2	1.75	0.86
47:BY:74:PRO:O	47:BY:75:ILE:HB	1.73	0.86
1:CA:979:C:H3'	1:CA:980:C:C5'	2.04	0.86
4:CD:30:LYS:HA	4:CD:35:ARG:HD2	1.56	0.86
10:CJ:4:ILE:HD11	10:CJ:77:PRO:HB3	1.56	0.86
13:CM:49:THR:HG22	13:CM:50:GLU:H	1.39	0.86
30:DD:118:VAL:HG22	30:DD:119:ALA:H	1.38	0.86
38:DP:23:PRO:HD2	38:DP:33:ARG:NH2	1.91	0.86
38:DP:59:LEU:HA	38:DP:61:ARG:CZ	2.06	0.86
28:BB:48:A:H4'	41:BS:95:HIS:HD2	1.38	0.86
45:DW:19:LEU:HB3	54:D5:25:LEU:HD12	1.57	0.86
27:DA:2262:U:C2'	27:DA:2263:C:H5'	2.06	0.86
42:DT:30:VAL:HG21	42:DT:83:ILE:HG13	1.58	0.86
12:AL:5:ASN:HD22	17:AQ:34:LYS:HE2	1.39	0.86
27:BA:1441:G:H2'	27:BA:1442:G:H8	1.40	0.86
31:BE:33:VAL:HG12	31:BE:89:ASP:O	1.74	0.86
41:BS:13:ARG:O	41:BS:15:ARG:HG2	1.75	0.86
42:BT:106:SER:HA	42:BT:110:ILE:HG13	1.57	0.86
10:CJ:3:LYS:HD2	10:CJ:77:PRO:HG2	1.56	0.86
59:CX:31:G:H2'	59:CX:32:C:H5''	1.56	0.86
50:D1:60:PHE:HZ	50:D1:94:LEU:HD12	1.41	0.86
57:B8:32:LEU:HB2	57:B8:36:LYS:HZ1	1.40	0.86
35:BI:131:LYS:HG3	35:BI:132:PRO:HD2	1.57	0.86
1:CA:1296:C:H5'	1:CA:1297:C:OP2	1.76	0.86
1:CA:965:A:H4'	1:CA:966:G:OP1	1.73	0.86
27:DA:709:U:H2'	27:DA:710:G:C8	2.11	0.86
41:DS:74:ALA:HB1	41:DS:103:GLU:CG	2.06	0.86
34:BH:17:VAL:HG11	34:BH:50:VAL:HG21	1.58	0.85
19:CS:15:LEU:H	19:CS:15:LEU:HD22	1.39	0.85
35:DI:79:ILE:HG12	35:DI:140:LEU:HD11	1.56	0.85
5:AE:148:VAL:HG21	8:AH:107:LEU:HD22	1.57	0.85
31:BE:119:ARG:HD3	31:BE:160:TYR:HB2	1.58	0.85
32:BF:152:GLU:OE1	32:BF:191:ARG:HD2	1.76	0.85
32:BF:63:LYS:HZ1	32:BF:67:GLN:HB2	1.41	0.85
1:CA:1190:G:OP1	3:CC:5:ILE:HG13	1.75	0.85
31:DE:47:VAL:HG21	31:DE:86:PRO:HD3	1.58	0.85

Continued on next page...

Continued from previous page...

Atom-1	Atom-2	Interatomic distance (Å)	Clash overlap (Å)
45:DW:75:TYR:CZ	45:DW:104:THR:HG21	2.11	0.85
10:AJ:48:THR:HA	10:AJ:62:HIS:CB	2.05	0.85
57:B8:43:GLN:C	57:B8:44:LYS:HD2	1.96	0.85
27:BA:1779:U:H5	27:BA:1784:A:N7	1.74	0.85
27:BA:2327:A:H2'	27:BA:2328:A:C8	2.11	0.85
50:D1:3:LYS:HG3	50:D1:4:VAL:H	1.37	0.85
41:DS:89:ARG:CB	41:DS:92:TYR:HB3	2.00	0.85
27:BA:92:A:H2'	27:BA:93:G:C8	2.12	0.85
30:BD:44:ASN:CB	30:BD:49:ILE:HA	2.06	0.85
1:CA:472:A:H1'	16:CP:82:GLN:OE1	1.77	0.85
27:DA:1593:G:C3'	27:DA:1594:G:H5''	2.04	0.85
27:DA:580:C:H2'	27:DA:581:C:H6	1.40	0.85
27:DA:888:C:C2'	27:DA:889:C:H5'	2.06	0.85
28:DB:114:C:O2'	41:DS:46:VAL:HG13	1.76	0.85
38:DP:83:VAL:HG12	38:DP:112:LEU:HD21	1.55	0.85
39:DQ:35:VAL:HG23	39:DQ:100:GLY:O	1.77	0.85
10:AJ:5:ARG:HB3	10:AJ:99:LYS:HB2	1.56	0.85
55:B6:16:CYS:O	55:B6:17:LYS:HB2	1.75	0.85
27:BA:1021:A:H62	27:BA:1141:U:H3	1.21	0.85
1:CA:1037:C:H2'	1:CA:1038:C:C6	2.11	0.85
27:DA:1490:A:H5'	27:DA:1491:G:OP2	1.77	0.85
14:AN:53:LEU:HB3	14:AN:56:VAL:HG21	1.58	0.85
27:BA:2562:U:H1'	37:BO:23:ARG:HH11	1.42	0.85
30:BD:33:LEU:O	30:BD:35:LYS:N	2.10	0.85
30:BD:26:LYS:HZ1	30:BD:82:ILE:H	1.20	0.85
57:D8:33:ASN:HA	57:D8:36:LYS:HD3	1.58	0.85
27:DA:2199:A:H5'	27:DA:2200:C:OP2	1.75	0.85
27:DA:2262:U:H2'	27:DA:2263:C:H5'	1.58	0.85
27:BA:1505:C:H2'	27:BA:1506:C:H6	1.41	0.85
27:BA:2864:G:H5'	27:BA:2864:G:C8	2.11	0.85
40:BR:54:LEU:HD23	40:BR:66:VAL:HG23	1.57	0.85
42:BT:100:TYR:HD2	42:BT:103:ARG:HH21	1.24	0.85
36:BN:4:TYR:HB2	43:BU:64:ARG:HH22	1.41	0.85
1:CA:1445:C:N3	1:CA:1446:U:C6	2.45	0.85
1:CA:751:U:H4'	15:CO:24:SER:HB2	1.58	0.85
17:CQ:59:ILE:CG2	17:CQ:71:PHE:HB3	2.06	0.85
27:DA:328:U:O2'	47:DY:71:LYS:HD3	1.76	0.85
1:AA:1321:C:H5''	1:AA:1322:C:C5'	2.07	0.85
27:BA:1678:G:N2	27:BA:1989:G:H22	1.75	0.85
27:BA:2348:U:H2'	27:BA:2349:G:C5'	2.06	0.85
27:BA:588:U:H2'	27:BA:589:C:C6	2.10	0.85

Continued on next page...

Continued from previous page...

Atom-1	Atom-2	Interatomic distance (Å)	Clash overlap (Å)
38:BP:47:ASP:HB2	38:BP:51:PHE:CD2	2.12	0.85
7:CG:24:THR:HA	7:CG:27:ILE:HD12	1.58	0.85
49:D0:25:ARG:HD2	49:D0:29:GLN:NE2	1.91	0.85
31:DE:105:THR:HB	31:DE:197:ILE:HG23	1.58	0.85
38:DP:121:LYS:HE3	38:DP:123:LEU:HD21	1.56	0.85
38:DP:16:ARG:O	38:DP:16:ARG:HD3	1.76	0.85
48:DZ:107:PRO:HG3	48:DZ:116:LEU:HB2	1.57	0.85
10:AJ:51:ARG:HD3	14:AN:45:ARG:HH12	1.41	0.85
27:BA:203:C:H3'	27:BA:204:A:H5''	1.57	0.85
28:BB:7:G:H3'	28:BB:8:U:H5''	1.56	0.85
31:BE:61:ARG:HG2	31:BE:62:PRO:HD3	1.59	0.85
3:CC:135:LYS:NZ	5:CE:53:LEU:HD11	1.90	0.85
55:D6:20:ASN:ND2	55:D6:21:TYR:N	2.24	0.85
33:DG:161:THR:HG22	33:DG:163:ALA:H	1.41	0.85
33:DG:22:ARG:HH11	33:DG:22:ARG:HB3	1.42	0.85
35:DI:88:ILE:HG22	35:DI:89:TYR:N	1.89	0.85
27:BA:2206:G:N2	27:BA:2207:G:H5'	1.92	0.85
5:CE:51:VAL:O	5:CE:55:VAL:HG23	1.75	0.85
14:CN:3:ARG:HG2	14:CN:3:ARG:O	1.75	0.85
14:CN:45:ARG:HH11	14:CN:45:ARG:HG3	1.42	0.85
55:D6:16:CYS:O	55:D6:17:LYS:HB2	1.75	0.85
27:DA:2870:C:H5''	40:DR:65:LEU:HD21	1.59	0.85
27:DA:999:U:H2'	27:DA:1000:A:H5''	1.58	0.85
27:DA:2830:G:H5'	31:DE:58:ARG:HH22	1.41	0.85
32:DF:170:LEU:HD23	32:DF:172:TRP:CZ2	2.12	0.85
6:AF:37:VAL:HA	6:AF:65:VAL:HG12	1.58	0.84
20:AT:50:GLU:HG3	20:AT:100:ILE:HG21	1.56	0.84
55:B6:20:ASN:HD22	55:B6:21:TYR:H	1.25	0.84
1:CA:460:G:O6	1:CA:470:C:H5''	1.76	0.84
23:CW:20:A:H2'	23:CW:44:A:H62	1.41	0.84
37:DO:53:LYS:H	37:DO:53:LYS:HD2	1.40	0.84
47:DY:37:VAL:HG23	47:DY:38:ILE:H	1.41	0.84
47:DY:98:VAL:O	47:DY:99:CYS:SG	2.35	0.84
27:BA:271(S):G:H2'	27:BA:271(T):C:C5'	2.06	0.84
38:BP:18:ARG:HB3	38:BP:18:ARG:NH1	1.91	0.84
1:CA:1342:C:H1'	9:CI:124:GLN:NE2	1.92	0.84
12:CL:44:LYS:HB3	12:CL:45:PRO:CD	2.06	0.84
27:DA:1796:U:H2'	27:DA:1797:C:C6	2.12	0.84
45:DW:50:VAL:HG22	45:DW:105:VAL:HG23	1.55	0.84
15:AO:10:LYS:HG3	15:AO:11:VAL:N	1.91	0.84
27:BA:2701:C:C3'	27:BA:2702:U:H5''	2.05	0.84

Continued on next page...

Continued from previous page...

Atom-1	Atom-2	Interatomic distance (Å)	Clash overlap (Å)
36:BN:62:VAL:HG22	36:BN:66:LYS:CD	2.07	0.84
47:BY:84:ARG:HG3	47:BY:84:ARG:HH11	1.42	0.84
27:DA:2830:G:H5'	31:DE:58:ARG:NH2	1.92	0.84
39:DQ:63:LYS:HD2	48:DZ:174:VAL:HG11	1.58	0.84
46:DX:65:ARG:HD3	46:DX:70:LEU:HG	1.57	0.84
19:AS:10:PHE:HZ	19:AS:70:LYS:HZ3	1.25	0.84
27:BA:242:G:H5''	57:B8:62:LEU:CD1	2.07	0.84
48:BZ:152:SER:HB3	48:BZ:166:PRO:HB3	1.59	0.84
1:CA:982:U:H5''	14:CN:6:LEU:HD13	1.59	0.84
27:DA:2756:U:C1'	27:DA:2757:A:H5''	2.06	0.84
9:AI:17:VAL:HG21	9:AI:80:GLY:HA3	1.59	0.84
27:BA:1021:A:C8	27:BA:1021:A:H3'	2.12	0.84
47:BY:28:LYS:O	47:BY:38:ILE:HG12	1.76	0.84
38:DP:83:VAL:HG23	38:DP:105:LEU:HD12	1.60	0.84
40:DR:62:ALA:HA	40:DR:65:LEU:HB2	1.58	0.84
47:DY:28:LYS:O	47:DY:38:ILE:HB	1.76	0.84
9:AI:70:LYS:O	9:AI:74:ILE:HG13	1.76	0.84
27:BA:111:A:H5''	51:B2:69:ARG:HH12	1.42	0.84
27:BA:676:A:H8	27:BA:2069:G:H21	1.24	0.84
27:BA:926:A:H5'	27:BA:926:A:H8	1.42	0.84
4:CD:19:LEU:HD11	4:CD:67:ILE:HG12	1.57	0.84
29:DC:73:ARG:HA	29:DC:92:ASP:OD1	1.77	0.84
4:AD:148:VAL:HG12	4:AD:149:ALA:H	1.43	0.84
1:CA:625:G:H4'	16:CP:16:HIS:CD2	2.12	0.84
12:CL:43:LYS:HG2	12:CL:44:LYS:N	1.92	0.84
20:CT:100:ILE:HD12	20:CT:100:ILE:N	1.89	0.84
23:CW:52:G:H5''	39:DQ:56:ARG:HH12	1.42	0.84
36:DN:1:MET:HG2	36:DN:2:LYS:H	1.42	0.84
47:DY:75:ILE:HG13	47:DY:78:ALA:O	1.75	0.84
6:AF:46:ARG:HH22	18:AR:37:VAL:HG21	1.42	0.84
27:BA:2103:C:C3'	27:BA:2104:G:H5''	2.08	0.84
27:BA:2172:U:H1'	27:BA:2173:A:OP1	1.78	0.84
30:BD:139:GLY:H	30:BD:165:ILE:HB	1.43	0.84
27:DA:1438:U:H2'	27:DA:1439:A:H8	1.41	0.84
27:DA:2681:C:H5	27:DA:2725:A:N6	1.75	0.84
32:DF:9:ILE:HG12	32:DF:12:LEU:O	1.78	0.84
42:DT:115:ARG:HA	42:DT:115:ARG:HE	1.43	0.84
47:DY:7:VAL:HG21	47:DY:8:LYS:HZ3	1.42	0.84
3:AC:30:ARG:NH2	14:AN:35:ARG:HA	1.93	0.84
55:B6:18:ARG:HH11	55:B6:18:ARG:HB3	1.40	0.84
27:BA:1505:C:H2'	27:BA:1506:C:C6	2.12	0.84

Continued on next page...

Continued from previous page...

Atom-1	Atom-2	Interatomic distance (Å)	Clash overlap (Å)
30:BD:147:LEU:HD13	30:BD:155:LEU:HD11	1.58	0.84
32:BF:11:VAL:HG12	32:BF:12:LEU:H	1.43	0.84
41:BS:34:HIS:CG	41:BS:54:LEU:HB2	2.12	0.84
1:CA:1241:G:H2'	1:CA:1242:C:C6	2.13	0.84
32:BF:24:LEU:O	32:BF:26:ALA:N	2.09	0.84
40:BR:97:VAL:HG22	40:BR:114:VAL:HG22	1.58	0.84
41:BS:83:LYS:HG2	41:BS:105:ALA:HB3	1.60	0.84
45:BW:92:ARG:HG2	45:BW:92:ARG:NH1	1.88	0.84
47:BY:68:HIS:H	47:BY:71:LYS:NZ	1.74	0.84
1:CA:1148:U:H2'	1:CA:1149:C:O4'	1.77	0.84
1:CA:1321:C:C3'	1:CA:1322:C:H5''	2.06	0.84
1:CA:250:A:H4'	1:CA:251:G:O5'	1.78	0.84
53:D4:66:HIS:HB3	53:D4:67:PRO:CD	2.08	0.84
55:D6:51:GLU:O	55:D6:52:VAL:HG23	1.78	0.84
27:DA:1242:A:H5'	27:DA:1243:G:OP2	1.78	0.84
28:DB:32:C:H2'	28:DB:33:G:C8	2.13	0.84
47:DY:95:LYS:HG3	47:DY:99:CYS:O	1.78	0.84
59:CX:60:U:H5''	59:CX:61:C:C5	2.13	0.83
27:DA:71:A:H5''	27:DA:73:A:C8	2.13	0.83
29:DC:68:LEU:HD22	29:DC:180:PHE:H	1.43	0.83
35:DI:78:THR:OG1	35:DI:141:LYS:HB2	1.77	0.83
38:DP:147:LEU:HG	38:DP:148:LEU:H	1.43	0.83
47:DY:10:GLY:HA2	47:DY:27:VAL:HG13	1.60	0.83
1:AA:1321:C:H5''	1:AA:1322:C:H5''	1.59	0.83
1:AA:1456:G:H2'	20:AT:39:LYS:NZ	1.93	0.83
1:AA:79:G:H4'	1:AA:80:G:OP1	1.77	0.83
2:AB:97:TRP:HZ2	2:AB:102:LEU:HD13	1.41	0.83
2:AB:163:PHE:HA	2:AB:185:ILE:HG13	1.60	0.83
32:BF:22:ALA:O	32:BF:26:ALA:HB2	1.79	0.83
38:BP:62:LEU:HD23	38:BP:62:LEU:H	1.39	0.83
44:BV:51:VAL:CG1	44:BV:52:VAL:H	1.91	0.83
47:BY:95:LYS:HE3	47:BY:99:CYS:O	1.78	0.83
27:DA:1341:U:O4	46:DX:16:LYS:HE2	1.77	0.83
27:DA:2158:A:H4'	27:DA:2159:G:O5'	1.78	0.83
41:DS:82:ILE:HG22	41:DS:83:LYS:H	1.43	0.83
10:AJ:79:ARG:NH1	10:AJ:82:ILE:HG13	1.94	0.83
19:AS:62:ILE:HD12	19:AS:66:MET:HG3	1.59	0.83
20:AT:89:ARG:HD2	20:AT:104:LEU:HD11	1.58	0.83
27:BA:2571:C:H5'	27:BA:2572:A:H5''	1.60	0.83
27:BA:554:U:O2'	27:BA:555:U:H5'	1.79	0.83
30:BD:36:PRO:HA	30:BD:62:TYR:O	1.78	0.83

Continued on next page...

Continued from previous page...

Atom-1	Atom-2	Interatomic distance (Å)	Clash overlap (Å)
33:BG:64:THR:HG23	33:BG:66:GLN:H	1.41	0.83
33:BG:76:SER:HB2	33:BG:83:ARG:CB	2.08	0.83
36:BN:3:THR:C	36:BN:4:TYR:CD1	2.52	0.83
42:BT:31:SER:HB2	42:BT:32:TYR:CE1	2.13	0.83
18:CR:36:ASN:HD22	18:CR:39:VAL:CG2	1.90	0.83
54:D5:36:CYS:SG	54:D5:37:LYS:N	2.50	0.83
33:DG:51:ARG:NE	33:DG:51:ARG:HA	1.93	0.83
1:AA:1456:G:C2'	20:AT:39:LYS:NZ	2.41	0.83
7:AG:15:ASP:HB3	7:AG:20:ASP:H	1.44	0.83
1:CA:1117:G:N2	1:CA:1180:A:H1'	1.92	0.83
57:D8:33:ASN:H	57:D8:33:ASN:ND2	1.76	0.83
30:DD:215:LEU:O	30:DD:217:ARG:N	2.10	0.83
38:DP:16:ARG:NH1	38:DP:16:ARG:HB2	1.92	0.83
39:DQ:43:THR:HB	39:DQ:45:GLN:HG2	1.58	0.83
27:BA:2312:U:C2'	27:BA:2313:C:H5''	2.07	0.83
27:BA:2555:U:H2'	27:BA:2556:C:H5'	1.61	0.83
29:BC:95:GLY:HA3	29:BC:99:ILE:HD11	1.58	0.83
32:BF:132:VAL:HG22	32:BF:133:ASN:H	1.43	0.83
38:BP:48:PRO:HG2	38:BP:49:ARG:H	1.41	0.83
9:CI:65:VAL:HG21	9:CI:73:GLN:HB3	1.57	0.83
11:CK:123:LYS:HA	11:CK:126:ARG:HG3	1.57	0.83
27:DA:925:C:H2'	27:DA:926:A:C5'	2.07	0.83
28:DB:29:A:H2'	28:DB:30:C:C6	2.12	0.83
38:DP:144:GLU:H	38:DP:145:PRO:HD3	1.43	0.83
37:DO:80:ASP:HB2	42:DT:71:GLY:O	1.78	0.83
39:DQ:132:VAL:HB	48:DZ:80:ARG:HH22	1.44	0.83
2:AB:18:GLY:N	2:AB:42:ILE:HG22	1.92	0.83
11:AK:17:GLY:HA3	11:AK:77:MET:SD	2.19	0.83
57:B8:50:LEU:HD12	57:B8:51:ALA:H	1.42	0.83
27:BA:2111:C:H42	27:BA:2147:G:H22	1.27	0.83
32:BF:8:GLN:HB3	32:BF:126:VAL:HA	1.59	0.83
42:BT:85:LYS:NZ	42:BT:85:LYS:HB3	1.92	0.83
9:CI:70:LYS:O	9:CI:74:ILE:HG13	1.79	0.83
54:D5:4:HIS:HB3	54:D5:5:PRO:CD	2.08	0.83
39:DQ:32:TYR:HE2	39:DQ:111:GLU:HG3	1.44	0.83
41:DS:49:VAL:HG21	41:DS:77:ALA:HA	1.59	0.83
5:AE:11:ILE:HG21	5:AE:105:VAL:HG22	1.61	0.83
7:AG:15:ASP:O	7:AG:19:GLY:HA2	1.78	0.83
10:AJ:7:LYS:H	10:AJ:97:GLU:HB2	1.44	0.83
12:AL:21:VAL:HG23	12:AL:95:TYR:CE2	2.14	0.83
27:BA:34:C:O2'	27:BA:35:G:H5'	1.77	0.83

Continued on next page...

Continued from previous page...

Atom-1	Atom-2	Interatomic distance (Å)	Clash overlap (Å)
27:BA:614(C):A:O2'	27:BA:615:G:O4'	1.97	0.83
31:BE:167:VAL:HG22	31:BE:170:LEU:HD11	1.60	0.83
23:CW:24:C:H2'	23:CW:25:A:H5'	1.61	0.83
27:DA:1779:U:H5	27:DA:1784:A:N7	1.77	0.83
30:DD:30:GLU:HG3	30:DD:63:ARG:CZ	2.09	0.83
31:DE:181:LEU:HD21	42:DT:7:ILE:CG2	2.09	0.83
35:DI:143:SER:O	35:DI:144:VAL:HG13	1.77	0.83
28:DB:117:G:H5'	41:DS:55:ALA:HB1	1.61	0.83
9:AI:95:LYS:NZ	9:AI:96:LEU:HB2	1.92	0.83
27:BA:2223:G:H2'	27:BA:2224:G:H5'	1.59	0.83
27:BA:674:G:H1'	32:BF:74:ARG:HD3	1.59	0.83
27:BA:958:U:H5''	39:BQ:14:ARG:HD3	1.57	0.83
4:CD:33:MET:CE	4:CD:37:PRO:HA	2.09	0.83
10:CJ:47:PHE:HB2	14:CN:34:TYR:HE2	1.44	0.83
27:DA:586:A:H5'	32:DF:89:VAL:HG21	1.61	0.83
7:AG:4:ARG:HB3	7:AG:5:ARG:HH11	1.42	0.83
8:AH:10:LEU:HD23	8:AH:83:ILE:HD11	1.59	0.83
1:AA:376:G:C5'	16:AP:5:ARG:HD2	2.07	0.83
32:BF:101:LEU:HD12	32:BF:102:PRO:CD	2.08	0.83
33:BG:72:ARG:HD3	33:BG:86:MET:HA	1.59	0.83
42:BT:33:LYS:HE2	42:BT:43:GLN:NE2	1.94	0.83
1:CA:1326:C:OP1	21:CU:12:LYS:HD2	1.78	0.83
9:CI:46:ALA:O	9:CI:49:PRO:HD2	1.78	0.83
19:CS:60:VAL:HG21	19:CS:74:PHE:HB3	1.59	0.83
27:DA:1593:G:C2'	27:DA:1594:G:H5''	2.08	0.83
38:DP:58:THR:HG22	38:DP:61:ARG:NE	1.91	0.83
1:AA:532:A:H3'	1:AA:533:A:C5'	2.08	0.83
48:BZ:52:ILE:HG22	48:BZ:70:VAL:O	1.79	0.83
4:CD:173:TRP:NE1	4:CD:174:LEU:HG	1.93	0.83
27:DA:286:C:H2'	27:DA:287:C:C5'	2.09	0.83
31:DE:55:ASN:O	31:DE:57:LYS:N	2.12	0.83
32:DF:78:ILE:HA	32:DF:83:PHE:CD1	2.13	0.83
44:DV:21:ARG:HG2	44:DV:91:TYR:CD2	2.13	0.83
1:AA:1313:U:P	19:AS:6:LYS:HG3	2.18	0.82
57:B8:33:ASN:N	57:B8:36:LYS:HZ3	1.76	0.82
27:BA:1986:A:H2'	27:BA:1987:G:H5''	1.61	0.82
27:BA:2161:C:H2'	27:BA:2162:G:C8	2.14	0.82
34:BH:10:PRO:HG3	34:BH:50:VAL:O	1.78	0.82
48:BZ:60:LEU:HB3	48:BZ:61:PRO:HD2	1.61	0.82
3:CC:17:ASP:HB3	3:CC:21:ARG:HH12	1.44	0.82
6:CF:23:LYS:O	6:CF:27:GLN:HG2	1.80	0.82

Continued on next page...

Continued from previous page...

Atom-1	Atom-2	Interatomic distance (Å)	Clash overlap (Å)
11:CK:127:LYS:HA	11:CK:127:LYS:HE2	1.61	0.82
13:CM:104:ARG:HG2	13:CM:105:THR:H	1.42	0.82
18:CR:37:VAL:HG23	18:CR:38:GLU:H	1.42	0.82
27:DA:1484:G:H2'	27:DA:1485:G:H5''	1.60	0.82
27:DA:1805:U:O2	30:DD:50:THR:HB	1.79	0.82
31:DE:101:ARG:NH2	31:DE:171:GLU:HB2	1.93	0.82
40:DR:103:ARG:HD2	45:DW:40:ASN:HD21	1.44	0.82
34:BH:91:GLY:HA2	34:BH:160:LYS:HB3	1.61	0.82
9:CI:53:VAL:HG11	9:CI:85:LEU:HD22	1.61	0.82
12:CL:22:PRO:C	12:CL:24:LEU:H	1.81	0.82
27:DA:580:C:H2'	27:DA:581:C:C6	2.14	0.82
46:DX:24:GLY:O	46:DX:83:VAL:HG23	1.78	0.82
1:AA:677:U:H3	1:AA:713:G:H22	1.26	0.82
27:BA:1021:A:H8	27:BA:1021:A:H3'	1.43	0.82
28:BB:30:C:H1'	28:BB:57:A:H61	1.44	0.82
37:BO:104:ARG:HH22	42:BT:35:LYS:HZ2	1.25	0.82
1:CA:102:G:N2	1:CA:103:C:C2	2.47	0.82
9:CI:79:LEU:HD21	9:CI:102:LEU:HA	1.60	0.82
11:CK:86:GLY:HA2	11:CK:112:THR:HG23	1.61	0.82
23:CW:11:C:H2'	23:CW:12:C:C6	2.14	0.82
38:DP:49:ARG:HD2	57:D8:58:ILE:HG21	1.62	0.82
28:DB:5:C:H2'	28:DB:6:C:C6	2.15	0.82
35:DI:81:VAL:N	35:DI:143:SER:HB2	1.93	0.82
27:BA:1952:A:C2	37:BO:22:ILE:HG23	2.14	0.82
31:BE:104:VAL:HG22	31:BE:198:VAL:HG22	1.61	0.82
32:BF:20:LEU:HG	32:BF:21:ALA:H	1.44	0.82
1:CA:1145:C:H4'	1:CA:1146:A:H5'	1.60	0.82
12:CL:86:ARG:HA	12:CL:94:ARG:HA	1.61	0.82
55:D6:14:THR:O	55:D6:16:CYS:N	2.12	0.82
27:DA:1411:C:H2'	27:DA:1412:A:C8	2.13	0.82
27:DA:2875:C:H4'	42:DT:5:ALA:CB	2.08	0.82
29:DC:58:VAL:HG21	29:DC:166:ASP:H	1.43	0.82
30:DD:79:VAL:HG21	30:DD:111:LEU:HD21	1.62	0.82
27:DA:2787:C:H1'	31:DE:61:ARG:CG	2.08	0.82
42:DT:65:LYS:HZ2	42:DT:66:VAL:H	1.24	0.82
42:DT:29:ARG:CB	42:DT:85:LYS:HA	2.09	0.82
11:AK:79:SER:HB2	11:AK:106:LYS:HD2	1.62	0.82
24:AX:60:U:H5''	24:AX:61:C:H5	1.44	0.82
27:BA:237:C:O2'	27:BA:238:C:H5'	1.80	0.82
3:CC:150:LYS:HE2	3:CC:152:ILE:HD11	1.61	0.82
10:CJ:78:ASN:ND2	10:CJ:80:LYS:H	1.78	0.82

Continued on next page...

Continued from previous page...

Atom-1	Atom-2	Interatomic distance (Å)	Clash overlap (Å)
12:CL:41:THR:HG21	26:CZ:4:MYN:H21A	1.60	0.82
31:DE:76:ARG:HG2	31:DE:195:LEU:HD13	1.62	0.82
3:AC:15:THR:HG21	3:AC:181:ASN:HA	1.62	0.82
57:B8:43:GLN:O	57:B8:44:LYS:HD2	1.80	0.82
27:BA:951:C:O2'	27:BA:952:G:H5'	1.79	0.82
27:BA:96:G:H4'	51:B2:48:HIS:CD2	2.14	0.82
1:CA:1445:C:C3'	1:CA:1446:U:H5''	2.09	0.82
1:CA:98:G:H2'	1:CA:99:U:H5'	1.61	0.82
3:CC:123:GLN:O	3:CC:128:PHE:HB2	1.79	0.82
25:CY:17:G:H22	25:CY:54:U:H6	1.27	0.82
27:DA:2080:G:P	50:D1:35:THR:HG21	2.20	0.82
30:DD:183:ARG:HG2	30:DD:183:ARG:HH11	1.44	0.82
40:DR:101:ALA:O	40:DR:102:GLU:HB2	1.77	0.82
37:DO:107:ARG:NH2	42:DT:35:LYS:HD2	1.93	0.82
1:CA:346:G:H5''	42:DT:41:ARG:NH2	1.94	0.82
42:DT:65:LYS:HA	42:DT:65:LYS:NZ	1.93	0.82
1:AA:1502:A:H2	1:AA:1505:G:H1	1.26	0.82
1:AA:92:C:C2'	1:AA:93:G:H8	1.92	0.82
4:AD:70:ILE:HD11	4:AD:74:GLN:HB3	1.62	0.82
24:AX:51:C:H2'	24:AX:52:G:H8	1.45	0.82
50:B1:53:VAL:HG22	50:B1:74:VAL:HG13	1.61	0.82
38:BP:101:VAL:HG12	38:BP:106:LEU:HD23	1.61	0.82
41:BS:57:LYS:HD2	41:BS:58:LEU:N	1.94	0.82
3:CC:44:GLU:HA	3:CC:52:LEU:HD11	1.61	0.82
52:D3:6:VAL:HG22	52:D3:37:LEU:HD21	1.62	0.82
32:DF:20:LEU:HG	32:DF:21:ALA:N	1.95	0.82
45:DW:10:VAL:O	45:DW:11:ARG:HB2	1.77	0.82
47:DY:47:LYS:HD2	47:DY:47:LYS:H	1.44	0.82
27:BA:1494:A:H2'	27:BA:1495:A:H5''	1.61	0.82
27:BA:2467:C:H4'	39:BQ:123:HIS:ND1	1.95	0.82
39:BQ:55:VAL:HG23	39:BQ:56:ARG:H	1.44	0.82
40:BR:2:ARG:HH21	40:BR:5:LYS:HZ3	1.25	0.82
46:BX:55:ASN:HB2	46:BX:80:ILE:HG23	1.60	0.82
53:D4:40:ILE:HB	53:D4:48:ILE:HD12	1.61	0.82
27:DA:2532:G:H4'	27:DA:2657:A:H2	1.44	0.82
28:DB:111:G:H3'	28:DB:112:U:H5''	1.62	0.82
1:AA:673:G:H2'	1:AA:674:G:C8	2.15	0.82
16:AP:51:VAL:O	16:AP:51:VAL:HG12	1.79	0.82
57:B8:33:ASN:HB3	57:B8:36:LYS:HD2	1.62	0.82
27:BA:1050:A:H2'	27:BA:1051:G:H8	1.44	0.82
27:BA:1490:A:H5'	27:BA:1491:G:OP2	1.79	0.82

Continued on next page...

Continued from previous page...

Atom-1	Atom-2	Interatomic distance (Å)	Clash overlap (Å)
28:BB:65:C:H41	28:BB:109:C:H2'	1.44	0.82
34:BH:89:ILE:HD11	34:BH:129:THR:HB	1.60	0.82
42:BT:35:LYS:HG3	42:BT:36:GLU:H	1.44	0.82
2:CB:88:ALA:HB2	2:CB:219:VAL:HG13	1.62	0.82
4:CD:138:TYR:HD2	4:CD:139:ARG:N	1.77	0.82
27:DA:1503:U:H2'	27:DA:1504:C:C6	2.15	0.82
1:AA:1116:C:C2'	1:AA:1117:G:H5''	2.10	0.82
34:BH:30:LYS:NZ	34:BH:81:GLU:HA	1.94	0.82
27:BA:662:G:OP1	38:BP:18:ARG:NE	2.13	0.82
1:CA:1457:G:N2	1:CA:1458:G:C4	2.48	0.82
11:CK:57:THR:HG22	11:CK:59:TYR:H	1.45	0.82
27:DA:2593:U:H2'	27:DA:2594:C:C6	2.14	0.82
41:DS:19:LYS:C	41:DS:20:ARG:HH11	1.84	0.82
1:AA:57:G:H2'	1:AA:58:C:C6	2.15	0.81
15:AO:87:ILE:HG22	15:AO:88:ARG:N	1.95	0.81
27:BA:2348:U:O2'	27:BA:2349:G:H5''	1.79	0.81
27:BA:2415:G:H4'	38:BP:67:MET:H	1.45	0.81
27:BA:71:A:H2	46:BX:31:HIS:HE1	1.24	0.81
46:BX:84:ALA:HB3	46:BX:87:GLN:NE2	1.95	0.81
48:BZ:3:ARG:HG2	48:BZ:59:GLU:OE2	1.80	0.81
3:CC:181:ASN:ND2	3:CC:204:LEU:HB2	1.94	0.81
4:CD:30:LYS:C	4:CD:32:ALA:H	1.80	0.81
6:CF:14:LEU:HD13	6:CF:18:GLN:NE2	1.94	0.81
52:D3:10:LYS:HB3	52:D3:53:LEU:HD23	1.61	0.81
27:DA:1484:G:C3'	27:DA:1485:G:H5''	2.10	0.81
27:DA:2555:U:H2'	27:DA:2556:C:H5'	1.61	0.81
27:DA:29:U:H2'	27:DA:30:G:C8	2.14	0.81
34:DH:98:LEU:HD22	34:DH:125:VAL:HB	1.62	0.81
39:DQ:12:GLN:NE2	39:DQ:72:LYS:HG3	1.93	0.81
42:DT:52:ILE:HG23	42:DT:61:PHE:HB3	1.62	0.81
44:DV:39:LEU:HD12	44:DV:47:VAL:HG11	1.61	0.81
3:AC:173:VAL:O	3:AC:175:LEU:HD12	1.80	0.81
55:B6:17:LYS:O	55:B6:18:ARG:HB3	1.78	0.81
27:BA:2593:U:H2'	27:BA:2594:C:H6	1.43	0.81
44:BV:51:VAL:CG1	44:BV:52:VAL:N	2.43	0.81
25:CY:5:G:H1	25:CY:67:C:H42	1.27	0.81
55:D6:11:LEU:O	55:D6:11:LEU:HD13	1.79	0.81
55:D6:15:GLU:CD	55:D6:18:ARG:NH2	2.32	0.81
27:DA:1717:G:C3'	27:DA:1718:G:H5''	2.09	0.81
27:DA:2352:A:H2	49:D0:33:ALA:HB1	1.45	0.81
42:DT:80:SER:CB	42:DT:81:PRO:HD3	2.08	0.81

Continued on next page...

Continued from previous page...

Atom-1	Atom-2	Interatomic distance (Å)	Clash overlap (Å)
4:AD:49:ARG:NH1	4:AD:50:ARG:H	1.77	0.81
15:AO:54:ARG:HG2	15:AO:54:ARG:HH11	1.45	0.81
47:BY:88:LYS:NZ	47:BY:93:GLY:H	1.77	0.81
51:D2:13:ALA:HA	51:D2:16:LEU:HD12	1.62	0.81
55:D6:41:PRO:CD	55:D6:46:HIS:H	1.92	0.81
32:DF:9:ILE:HG23	32:DF:12:LEU:CA	2.11	0.81
1:AA:460:G:O6	1:AA:470:C:H5''	1.78	0.81
6:AF:43:LEU:H	6:AF:43:LEU:HD12	1.44	0.81
12:AL:22:PRO:C	12:AL:24:LEU:H	1.83	0.81
52:B3:8:LEU:HD13	52:B3:31:LEU:HD23	1.61	0.81
44:BV:51:VAL:HG12	44:BV:52:VAL:H	1.45	0.81
4:CD:111:ALA:HB2	4:CD:120:LEU:HD12	1.60	0.81
42:DT:28:VAL:HG13	42:DT:46:GLU:HA	1.60	0.81
43:DU:90:VAL:HG13	44:DV:11:GLN:NE2	1.96	0.81
47:DY:46:LYS:HG3	47:DY:47:LYS:HD2	1.63	0.81
1:AA:1123:A:H4'	10:AJ:36:GLY:HA3	1.62	0.81
11:AK:30:VAL:HG21	11:AK:65:ALA:HA	1.63	0.81
27:BA:1747(A):G:O2'	27:BA:1748:G:H5'	1.81	0.81
36:BN:133:GLN:HG2	36:BN:134:ARG:N	1.93	0.81
39:BQ:21:THR:HG21	39:BQ:101:ARG:HD3	1.62	0.81
47:BY:96:ILE:HB	47:BY:99:CYS:HB2	1.62	0.81
48:BZ:165:SER:HB2	48:BZ:167:GLU:N	1.95	0.81
7:CG:20:ASP:HB3	7:CG:23:VAL:HG23	1.61	0.81
10:CJ:6:ILE:HD11	10:CJ:72:VAL:HB	1.60	0.81
14:CN:24:CYS:HG	14:CN:27:CYS:HG	1.27	0.81
20:CT:71:THR:HG22	20:CT:72:LEU:H	1.44	0.81
1:CA:1340:A:OP1	25:CY:34:U:H5''	1.80	0.81
33:DG:5:VAL:H	33:DG:8:LYS:HG3	1.45	0.81
48:DZ:94:PRO:HA	48:DZ:128:SER:HA	1.62	0.81
2:AB:11:LEU:HD11	2:AB:217:ARG:HH22	1.45	0.81
54:B5:4:HIS:HB3	54:B5:5:PRO:CD	2.10	0.81
7:CG:26:PHE:O	7:CG:30:ILE:HG12	1.80	0.81
27:DA:2833:G:C3'	27:DA:2834:G:H5''	2.10	0.81
28:DB:18:G:H2'	28:DB:19:G:O4'	1.79	0.81
31:DE:1:MET:H3	31:DE:84:PHE:HB2	1.46	0.81
2:AB:9:GLU:HA	2:AB:12:GLU:CD	2.00	0.81
18:AR:37:VAL:HG12	18:AR:78:LEU:HB3	1.60	0.81
42:BT:80:SER:HB3	42:BT:81:PRO:HD3	1.63	0.81
48:BZ:68:THR:HG22	48:BZ:89:VAL:HA	1.62	0.81
1:CA:882:C:O2'	1:CA:883:C:H5'	1.81	0.81
55:D6:19:ARG:HG2	55:D6:20:ASN:N	1.94	0.81

Continued on next page...

Continued from previous page...

Atom-1	Atom-2	Interatomic distance (Å)	Clash overlap (Å)
27:DA:2046:G:H5'	54:D5:19:ARG:HG3	1.61	0.81
37:DO:77:ILE:HD13	42:DT:74:ARG:HG2	1.62	0.81
42:DT:83:ILE:HG13	42:DT:84:GLN:N	1.96	0.81
48:DZ:28:TYR:OH	48:DZ:86:ASP:HB3	1.80	0.81
5:AE:101:ILE:H	5:AE:101:ILE:HD13	1.45	0.81
27:BA:1798:U:H5'	30:BD:259:THR:HG23	1.63	0.81
31:BE:54:GLN:HG3	31:BE:55:ASN:H	1.44	0.81
35:BI:17:GLN:HG2	35:BI:18:VAL:N	1.96	0.81
27:BA:1012:U:O4	36:BN:28:THR:HG21	1.80	0.81
43:BU:52:ARG:HB3	43:BU:52:ARG:NH1	1.94	0.81
45:BW:68:ARG:NH2	45:BW:112:GLY:HA2	1.95	0.81
11:CK:87:THR:HG22	11:CK:88:GLY:H	1.43	0.81
17:CQ:45:HIS:NE2	17:CQ:47:PRO:HB3	1.96	0.81
18:CR:87:ARG:HG2	18:CR:87:ARG:HH11	1.46	0.81
25:CY:27:C:H2'	25:CY:28:G:H8	1.46	0.81
28:DB:53:A:C2	28:DB:54:G:C8	2.68	0.81
30:DD:70:TRP:HA	30:DD:73:VAL:HG23	1.62	0.81
32:DF:132:VAL:HG22	32:DF:133:ASN:H	1.45	0.81
37:DO:17:ARG:HE	37:DO:47:ILE:HD13	1.45	0.81
27:BA:2290:G:H5'	27:BA:2290:G:H8	1.44	0.81
27:BA:2387:U:H5'	27:BA:2388:A:OP2	1.80	0.81
1:CA:266:G:H5''	1:CA:267:C:H5	1.46	0.81
2:CB:84:GLU:HB3	2:CB:219:VAL:CG2	2.11	0.81
15:CO:5:LYS:O	15:CO:9:GLN:HG2	1.79	0.81
55:D6:44:ARG:HA	55:D6:44:ARG:NH1	1.95	0.81
40:DR:4:LEU:O	40:DR:5:LYS:HD2	1.81	0.81
27:BA:271(U):G:O2'	27:BA:271(V):G:H5'	1.81	0.81
30:BD:105:ILE:HD12	30:BD:106:ILE:HG22	1.62	0.81
34:BH:103:LEU:HD23	34:BH:148:ILE:HD12	1.63	0.81
48:BZ:106:THR:HB	48:BZ:107:PRO:HD2	1.62	0.81
48:BZ:150:HIS:CB	48:BZ:169:THR:HA	2.11	0.81
44:DV:15:GLU:HB3	44:DV:16:PRO:HD2	1.61	0.81
48:DZ:149:LEU:HD21	48:DZ:171:ALA:CB	2.11	0.81
19:AS:20:LEU:HA	19:AS:23:ASN:HD22	1.46	0.81
30:BD:70:TRP:HZ3	30:BD:146:GLU:OE2	1.64	0.81
27:BA:807:U:OP2	38:BP:39:LYS:HG3	1.81	0.81
1:CA:1207:G:H2'	1:CA:1208:C:C6	2.15	0.81
8:CH:2:LEU:HD11	8:CH:5:PRO:HA	1.63	0.81
10:CJ:63:PHE:HA	14:CN:59:ALA:HB2	1.59	0.81
53:D4:66:HIS:CB	53:D4:67:PRO:HD3	2.11	0.81
32:DF:182:ASN:O	32:DF:186:ILE:HG12	1.81	0.81

Continued on next page...

Continued from previous page...

Atom-1	Atom-2	Interatomic distance (Å)	Clash overlap (Å)
35:DI:114:LEU:CG	35:DI:130:TYR:HB2	2.11	0.81
48:DZ:41:VAL:HG22	48:DZ:45:LYS:HE2	1.63	0.81
1:AA:742:G:H5''	15:AO:58:MET:HE1	1.63	0.80
2:AB:75:LYS:HA	2:AB:78:GLN:HB2	1.64	0.80
27:BA:1722:A:O2'	27:BA:1739:U:H5''	1.82	0.80
1:CA:1015:A:H2'	1:CA:1016:A:C8	2.16	0.80
55:D6:41:PRO:HD3	55:D6:46:HIS:HA	1.60	0.80
27:DA:1525:G:H2'	27:DA:1526:G:H8	1.46	0.80
27:DA:2150:U:H2'	27:DA:2151:G:C8	2.16	0.80
12:AL:43:LYS:HG2	12:AL:44:LYS:N	1.96	0.80
16:AP:53:VAL:HG13	16:AP:79:VAL:HG22	1.63	0.80
19:AS:40:ILE:HD13	19:AS:62:ILE:HD11	1.63	0.80
24:AX:10:G:H8	24:AX:10:G:H5'	1.46	0.80
54:B5:54:GLY:H	54:B5:56:LYS:NZ	1.79	0.80
27:BA:2059:A:H5'	27:BA:2060:A:OP2	1.81	0.80
27:BA:2415:G:H4'	38:BP:67:MET:N	1.97	0.80
47:BY:81:LYS:NZ	47:BY:97:ARG:HG3	1.96	0.80
7:CG:108:ALA:O	7:CG:111:ARG:HB2	1.82	0.80
7:CG:66:VAL:HG12	7:CG:70:LYS:HE3	1.62	0.80
10:CJ:32:ALA:HB1	10:CJ:75:ILE:HD11	1.63	0.80
18:CR:53:ARG:HH21	18:CR:60:ALA:N	1.79	0.80
53:D4:64:LYS:O	53:D4:65:CYS:HB2	1.82	0.80
57:D8:33:ASN:H	57:D8:33:ASN:HD22	1.29	0.80
27:DA:754:C:H2'	27:DA:755:C:H6	1.46	0.80
27:DA:873:G:H2'	27:DA:874:G:H5'	1.61	0.80
31:DE:203:LYS:HE2	31:DE:204:ALA:HB2	1.60	0.80
42:DT:27:THR:HG23	42:DT:28:VAL:H	1.46	0.80
43:DU:98:LEU:HD11	44:DV:4:ILE:HD11	1.61	0.80
53:B4:65:CYS:O	53:B4:66:HIS:HB3	1.80	0.80
1:CA:963:G:H21	10:CJ:55:LYS:HZ3	1.27	0.80
4:CD:108:LEU:HD12	4:CD:174:LEU:HD13	1.62	0.80
9:CI:5:TYR:HE2	9:CI:16:ARG:HG2	1.45	0.80
27:DA:2866:U:C6	27:DA:2868:A:H1'	2.16	0.80
27:DA:620:G:H5'	27:DA:621:A:OP1	1.80	0.80
30:DD:35:LYS:H	30:DD:36:PRO:CD	1.94	0.80
42:DT:55:ASN:H	42:DT:59:THR:CG2	1.93	0.80
2:AB:33:TYR:HB3	2:AB:41:ILE:HG22	1.63	0.80
3:AC:77:ILE:O	3:AC:83:ARG:HB3	1.81	0.80
7:AG:93:PRO:HA	7:AG:96:GLN:HE21	1.46	0.80
17:AQ:5:VAL:HG13	17:AQ:59:ILE:O	1.80	0.80
27:BA:747:U:C2	54:B5:2:ALA:HB3	2.16	0.80

Continued on next page...

Continued from previous page...

Atom-1	Atom-2	Interatomic distance (Å)	Clash overlap (Å)
27:BA:1504:C:C2'	27:BA:1505:C:H5''	2.10	0.80
27:BA:2158:A:H4'	27:BA:2159:G:O5'	1.82	0.80
27:BA:925:C:H2'	27:BA:926:A:H5''	1.62	0.80
30:BD:33:LEU:HD12	30:BD:33:LEU:H	1.46	0.80
33:BG:129:GLY:O	33:BG:161:THR:HB	1.80	0.80
33:BG:44:GLY:H	33:BG:88:ILE:CD1	1.94	0.80
39:BQ:137:TYR:HE1	48:BZ:80:ARG:NH1	1.78	0.80
41:BS:96:GLY:O	41:BS:98:VAL:N	2.14	0.80
42:BT:89:VAL:HG11	42:BT:91:ARG:CZ	2.11	0.80
1:CA:976:G:H5'	1:CA:1358:U:O2'	1.81	0.80
1:CA:190:U:H2'	1:CA:191:G:H8	1.46	0.80
2:CB:55:PHE:HA	2:CB:58:ILE:HG12	1.63	0.80
4:CD:112:VAL:HG13	4:CD:161:ASN:HD21	1.46	0.80
14:CN:21:TYR:HE2	14:CN:23:ARG:HH21	1.30	0.80
53:D4:38:ALA:O	53:D4:49:GLU:HG3	1.80	0.80
27:DA:528:A:N1	27:DA:2042:A:H2'	1.96	0.80
27:DA:953:A:O2'	27:DA:954:G:H5'	1.82	0.80
32:DF:6:VAL:HG12	32:DF:7:TYR:H	1.47	0.80
1:AA:848:C:H2'	1:AA:849:C:H6	1.46	0.80
8:AH:12:ARG:NH1	8:AH:27:PRO:HD3	1.96	0.80
51:B2:28:LYS:HD2	51:B2:53:LEU:HD21	1.63	0.80
54:B5:16:ARG:HG2	54:B5:16:ARG:HH11	1.45	0.80
27:BA:1042:G:H1'	27:BA:1114:G:N2	1.96	0.80
27:BA:2787:C:O2'	31:BE:61:ARG:HB2	1.81	0.80
27:DA:1858:G:H2'	27:DA:1883:G:H22	1.46	0.80
27:DA:2532:G:H4'	27:DA:2657:A:C2	2.17	0.80
27:DA:28:A:N6	27:DA:512:G:H1'	1.97	0.80
34:DH:47:GLU:HG2	34:DH:48:GLY:H	1.47	0.80
47:DY:38:ILE:HG22	47:DY:39:VAL:N	1.95	0.80
50:B1:73:LEU:O	50:B1:77:ALA:HB2	1.81	0.80
27:BA:1956:U:H2'	27:BA:1957:C:H5'	1.63	0.80
34:BH:8:PRO:O	34:BH:9:ILE:HG13	1.82	0.80
41:BS:66:ALA:O	41:BS:69:VAL:HG12	1.81	0.80
3:CC:180:ALA:O	3:CC:181:ASN:HB3	1.82	0.80
20:CT:64:ASP:OD1	20:CT:81:LYS:HD2	1.81	0.80
27:DA:614(C):A:O2'	27:DA:615:G:O4'	1.98	0.80
36:DN:2:LYS:HG2	43:DU:101:ARG:NH2	1.92	0.80
1:AA:153:C:H2'	1:AA:154:C:C6	2.16	0.80
3:AC:108:ASN:HD22	3:AC:111:LEU:HD12	1.46	0.80
4:AD:119:GLN:HG3	4:AD:123:HIS:CD2	2.17	0.80
38:BP:62:LEU:CD2	38:BP:62:LEU:H	1.94	0.80

Continued on next page...

Continued from previous page...

Atom-1	Atom-2	Interatomic distance (Å)	Clash overlap (Å)
47:BY:15:VAL:HG22	47:BY:72:VAL:HG12	1.63	0.80
3:CC:50:ALA:HB1	3:CC:70:VAL:HG11	1.61	0.80
14:CN:13:THR:N	14:CN:14:PRO:HD2	1.95	0.80
33:DG:2:PRO:HG2	53:D4:51:TYR:CE2	2.17	0.80
29:DC:83:ILE:HG23	29:DC:94:VAL:HB	1.62	0.80
38:DP:85:LEU:HD23	38:DP:86:LYS:N	1.96	0.80
44:DV:38:LEU:O	44:DV:39:LEU:HD13	1.82	0.80
12:AL:52:VAL:HG12	12:AL:53:ALA:H	1.44	0.80
20:AT:72:LEU:O	20:AT:72:LEU:HD23	1.82	0.80
20:AT:84:LEU:HD13	20:AT:88:VAL:HG21	1.64	0.80
27:BA:1594:G:H5'	27:BA:1594:G:H8	1.46	0.80
27:BA:2161:C:H2'	27:BA:2162:G:H8	1.45	0.80
27:BA:676:A:H2	27:BA:802:A:H61	1.28	0.80
3:CC:85:ARG:HD2	3:CC:88:ARG:HD2	1.64	0.80
5:CE:100:VAL:HG22	5:CE:118:ILE:HG22	1.64	0.80
15:CO:75:PRO:O	15:CO:78:TYR:HB3	1.81	0.80
27:DA:271(S):G:C2'	27:DA:271(T):C:H5'	2.11	0.80
30:DD:44:ASN:HB2	30:DD:48:ARG:O	1.80	0.80
31:DE:134:ILE:HA	31:DE:137:HIS:HD2	1.44	0.80
4:AD:147:ALA:HB1	4:AD:181:MET:O	1.82	0.80
4:AD:49:ARG:CZ	4:AD:50:ARG:H	1.93	0.80
49:B0:49:LYS:HB2	49:B0:80:HIS:HB3	1.61	0.80
27:BA:1673:U:C2'	27:BA:1674:G:H5'	2.11	0.80
30:BD:30:GLU:HG3	30:BD:63:ARG:CZ	2.12	0.80
31:BE:97:LYS:HA	31:BE:97:LYS:NZ	1.96	0.80
38:BP:71:VAL:O	38:BP:73:GLY:N	2.14	0.80
1:CA:685:G:O2'	1:CA:686:U:H5'	1.81	0.80
16:CP:20:VAL:HG21	16:CP:32:TYR:HB2	1.64	0.80
59:CX:10:G:H8	59:CX:10:G:H5'	1.47	0.80
1:AA:386:C:O2'	1:AA:387:U:H5'	1.81	0.80
2:AB:42:ILE:HD13	2:AB:203:GLY:HA2	1.64	0.80
8:AH:82:HIS:HB3	8:AH:138:TRP:NE1	1.97	0.80
1:AA:1152:A:H5''	10:AJ:13:HIS:CD2	2.17	0.80
23:AW:16:C:C4'	23:AW:17:G:H5''	2.12	0.80
50:B1:82:LEU:HD22	50:B1:82:LEU:H	1.45	0.80
27:BA:1718:G:H8	27:BA:1718:G:H5'	1.44	0.80
39:BQ:43:THR:HB	39:BQ:45:GLN:NE2	1.95	0.80
43:BU:26:GLY:C	43:BU:28:ARG:H	1.85	0.80
47:BY:27:VAL:C	47:BY:28:LYS:HE3	2.03	0.80
1:CA:555:C:H2'	1:CA:556:C:C6	2.17	0.80
1:CA:98:G:C2'	1:CA:99:U:H5'	2.11	0.80

Continued on next page...

Continued from previous page...

Atom-1	Atom-2	Interatomic distance (Å)	Clash overlap (Å)
3:CC:188:LEU:CD1	3:CC:189:ALA:H	1.94	0.80
35:DI:115:ALA:CB	35:DI:129:THR:HG22	2.12	0.80
39:DQ:31:ASP:HB3	39:DQ:134:ARG:NH1	1.97	0.80
3:AC:52:LEU:HD23	3:AC:52:LEU:H	1.46	0.79
8:AH:12:ARG:HH12	8:AH:27:PRO:HD3	1.46	0.79
50:B1:52:ARG:CD	50:B1:53:VAL:H	1.95	0.79
45:BW:19:LEU:CB	54:B5:25:LEU:HD11	2.07	0.79
27:BA:1620:G:O2'	56:B7:2:LYS:HG2	1.81	0.79
27:BA:382:G:H1	27:BA:392:C:H42	1.30	0.79
30:BD:118:VAL:HG22	30:BD:119:ALA:H	1.47	0.79
33:BG:124:SER:HB3	33:BG:131:TYR:CE1	2.16	0.79
38:BP:23:PRO:HD2	38:BP:33:ARG:NE	1.97	0.79
1:CA:106:C:H2'	1:CA:107:G:H8	1.47	0.79
1:CA:266:G:H5''	1:CA:267:C:C5	2.16	0.79
3:CC:154:SER:OG	3:CC:196:LEU:HD13	1.81	0.79
11:CK:22:HIS:HB3	11:CK:29:ILE:HG23	1.63	0.79
54:D5:3:LYS:HG3	54:D5:4:HIS:N	1.98	0.79
27:DA:27:G:O2'	27:DA:28:A:H8	1.63	0.79
1:AA:192:U:H2'	1:AA:193:C:H6	1.47	0.79
7:AG:15:ASP:HB3	7:AG:20:ASP:N	1.96	0.79
31:BE:47:VAL:HG21	31:BE:86:PRO:HD2	1.63	0.79
42:BT:28:VAL:HG21	42:BT:46:GLU:HG3	1.61	0.79
7:CG:15:ASP:HB3	7:CG:19:GLY:H	1.48	0.79
11:CK:96:ARG:HA	11:CK:99:GLN:CG	2.12	0.79
20:CT:49:ALA:HB1	20:CT:100:ILE:CD1	2.12	0.79
27:DA:1573:G:H2'	27:DA:1574:C:H5'	1.63	0.79
27:DA:588:U:H2'	27:DA:589:C:C6	2.17	0.79
29:DC:21:THR:HG21	29:DC:191:ALA:HB1	1.64	0.79
30:DD:68:LYS:O	30:DD:70:TRP:N	2.14	0.79
33:DG:173:LEU:HB3	33:DG:178:PHE:CD2	2.18	0.79
43:DU:92:ARG:NH2	43:DU:94:ASN:HB3	1.98	0.79
48:DZ:95:VAL:HG12	48:DZ:96:GLU:H	1.46	0.79
1:AA:1296:C:H5'	1:AA:1297:C:OP2	1.83	0.79
1:AA:90:U:OP1	1:AA:91:C:H5''	1.82	0.79
1:AA:1330:U:H4'	13:AM:23:TYR:HE2	1.46	0.79
17:AQ:86:GLU:O	17:AQ:90:ILE:HG12	1.81	0.79
52:B3:54:VAL:HG12	52:B3:55:ARG:N	1.97	0.79
27:BA:2262:U:H2'	27:BA:2263:C:H6	1.46	0.79
35:BI:38:LEU:HD12	35:BI:38:LEU:H	1.47	0.79
42:BT:56:GLY:O	42:BT:59:THR:HG22	1.82	0.79
25:CY:35:G:H2'	25:CY:36:A:C8	2.18	0.79

Continued on next page...

Continued from previous page...

Atom-1	Atom-2	Interatomic distance (Å)	Clash overlap (Å)
27:DA:2197:U:O2'	27:DA:2198:A:H2'	1.81	0.79
27:DA:2741:A:C5'	58:D9:22:ARG:HH12	1.94	0.79
27:DA:30:G:H2'	27:DA:31:C:C6	2.16	0.79
34:DH:25:LYS:HD3	34:DH:25:LYS:N	1.96	0.79
34:DH:33:LEU:HD11	34:DH:136:ILE:HG22	1.65	0.79
2:AB:30:ARG:HG3	2:AB:31:TYR:CD2	2.18	0.79
7:AG:73:MET:HG2	7:AG:90:GLU:HA	1.64	0.79
14:AN:23:ARG:HD2	14:AN:28:GLY:O	1.82	0.79
16:AP:22:THR:HA	16:AP:33:ILE:HG12	1.65	0.79
23:AW:16:C:H4'	23:AW:17:G:C5'	2.11	0.79
27:BA:174:C:H3'	27:BA:175:G:H5''	1.65	0.79
1:CA:1139:G:H5'	1:CA:1140:C:OP1	1.81	0.79
6:CF:8:ILE:HG22	6:CF:10:LEU:HD13	1.64	0.79
27:DA:335:C:H2'	27:DA:336:C:C6	2.16	0.79
27:DA:883:G:C2'	27:DA:884:C:H5'	2.12	0.79
1:AA:1072:G:H2'	1:AA:1073:U:C6	2.17	0.79
1:AA:191:G:C4	20:AT:105:SER:HB3	2.18	0.79
3:AC:164:ARG:HB2	3:AC:164:ARG:NH1	1.98	0.79
6:AF:61:LEU:O	6:AF:62:TRP:HB2	1.82	0.79
27:BA:848:G:H2'	27:BA:849:A:C8	2.17	0.79
28:BB:48:A:H4'	41:BS:95:HIS:CD2	2.18	0.79
31:BE:176:ILE:HG22	31:BE:179:GLU:H	1.48	0.79
42:BT:108:ARG:HA	42:BT:111:ARG:NH1	1.98	0.79
47:BY:96:ILE:HG22	47:BY:97:ARG:N	1.98	0.79
1:CA:1457:G:C2	1:CA:1458:G:C8	2.71	0.79
1:CA:254:G:OP1	17:CQ:67:LYS:O	2.01	0.79
2:CB:91:PRO:HG2	2:CB:155:LEU:HD23	1.65	0.79
5:CE:91:LEU:HD12	5:CE:120:THR:HG22	1.62	0.79
55:D6:19:ARG:CG	55:D6:20:ASN:H	1.90	0.79
27:DA:1039:G:C5	27:DA:1117:G:C6	2.71	0.79
1:AA:390:C:H2'	1:AA:391:G:H8	1.48	0.79
19:AS:6:LYS:HD2	19:AS:6:LYS:H	1.48	0.79
27:BA:2230:G:H1'	50:B1:45:ASN:HB2	1.64	0.79
52:B3:52:HIS:CD2	52:B3:52:HIS:H	1.99	0.79
27:BA:922:U:H2'	27:BA:923:C:C6	2.17	0.79
38:BP:16:ARG:HD3	38:BP:18:ARG:H	1.47	0.79
44:BV:95:LEU:HD22	44:BV:96:ILE:N	1.96	0.79
1:CA:636:U:H2'	1:CA:637:G:C8	2.18	0.79
5:CE:101:ILE:HD11	5:CE:119:LEU:HA	1.64	0.79
15:CO:63:ARG:O	15:CO:67:LEU:HB2	1.81	0.79
17:CQ:10:VAL:HG23	17:CQ:54:GLY:H	1.46	0.79

Continued on next page...

Continued from previous page...

Atom-1	Atom-2	Interatomic distance (Å)	Clash overlap (Å)
27:DA:857:C:HO2'	49:D0:26:TYR:HE2	1.31	0.79
27:DA:914:C:H2'	27:DA:915:C:H5'	1.63	0.79
30:DD:26:LYS:CE	30:DD:82:ILE:H	1.95	0.79
35:DI:115:ALA:HB2	35:DI:129:THR:CG2	2.11	0.79
41:DS:106:ARG:HD2	41:DS:107:GLU:O	1.81	0.79
47:DY:31:LEU:HB2	47:DY:32:PRO:HA	1.63	0.79
3:AC:47:LEU:HD21	3:AC:68:VAL:HG11	1.64	0.79
33:BG:113:ARG:HH22	53:B4:66:HIS:CB	1.95	0.79
27:BA:2317:C:C2'	27:BA:2318:G:H5'	2.13	0.79
27:BA:90:U:H3'	27:BA:92:A:H5"	1.65	0.79
33:BG:114:ILE:O	33:BG:116:ASP:N	2.16	0.79
42:BT:30:VAL:O	42:BT:31:SER:HB3	1.81	0.79
47:BY:35:TYR:CE2	47:BY:69:ALA:HB3	2.17	0.79
9:CI:50:LEU:HA	9:CI:53:VAL:HG22	1.65	0.79
17:CQ:45:HIS:HE2	17:CQ:47:PRO:HB3	1.45	0.79
17:CQ:59:ILE:HG21	17:CQ:71:PHE:HB3	1.62	0.79
1:CA:192:U:H4'	20:CT:103:GLY:HA2	1.64	0.79
27:DA:229:A:H3'	27:DA:230:U:H5'	1.64	0.79
28:DB:60:C:H2'	28:DB:61:G:H5'	1.64	0.79
33:DG:88:ILE:HD12	33:DG:89:GLY:H	1.48	0.79
34:DH:102:ALA:CB	34:DH:117:PRO:HD3	2.12	0.79
37:DO:86:ILE:N	37:DO:86:ILE:HD12	1.97	0.79
19:AS:6:LYS:CD	19:AS:6:LYS:H	1.96	0.79
25:AY:17:G:H22	25:AY:54:U:H6	1.30	0.79
27:BA:1170:G:H1	27:BA:1179:C:H42	1.31	0.79
27:BA:2569:G:C2'	27:BA:2570:G:H5'	2.13	0.79
31:BE:117:MET:HG3	31:BE:117:MET:O	1.81	0.79
38:BP:50:ARG:O	38:BP:57:THR:HG22	1.81	0.79
40:BR:67:LEU:HD12	40:BR:76:VAL:HG21	1.65	0.79
46:BX:24:GLY:O	46:BX:82:GLN:HA	1.81	0.79
1:CA:1445:C:C2	1:CA:1446:U:C6	2.70	0.79
27:DA:1899:G:N2	27:DA:1902:C:N4	2.23	0.79
32:DF:101:LEU:HD12	32:DF:102:PRO:HD2	1.63	0.79
32:DF:20:LEU:HD22	32:DF:203:GLN:NE2	1.97	0.79
1:AA:1169:A:H2'	1:AA:1170:A:C8	2.18	0.79
1:AA:961:U:OP2	1:AA:1223:C:H4'	1.83	0.79
1:AA:585:G:H4'	12:AL:5:ASN:HD21	1.48	0.79
3:AC:130:VAL:HG21	3:AC:157:ILE:HG23	1.64	0.79
17:AQ:25:ARG:HG2	17:AQ:26:GLN:N	1.96	0.79
50:B1:3:LYS:HG3	50:B1:4:VAL:H	1.48	0.79
27:BA:1114:G:C3'	27:BA:1115:G:H5"	2.13	0.79

Continued on next page...

Continued from previous page...

Atom-1	Atom-2	Interatomic distance (Å)	Clash overlap (Å)
27:BA:2134:A:N6	27:BA:2157:G:H1'	1.97	0.79
27:BA:613:G:H5'	27:BA:613:G:C8	2.17	0.79
27:BA:925:C:C2'	27:BA:926:A:H5''	2.12	0.79
31:BE:179:GLU:HB3	31:BE:181:LEU:CD2	2.12	0.79
15:CO:3:ILE:HA	15:CO:38:ARG:HH21	1.46	0.79
27:DA:2647:U:H2'	27:DA:2648:C:H6	1.47	0.79
27:DA:2700:C:O2'	27:DA:2701:C:H5'	1.83	0.79
27:DA:27:G:N2	27:DA:512:G:H2'	1.98	0.79
27:DA:2822:G:H2'	27:DA:2823:A:H5''	1.65	0.79
34:DH:37:VAL:HG21	34:DH:72:ILE:HD11	1.65	0.79
36:DN:57:ALA:H	36:DN:124:ALA:HA	1.47	0.79
47:DY:97:ARG:O	47:DY:97:ARG:HG3	1.81	0.79
48:DZ:9:ARG:HH21	48:DZ:24:PRO:HB3	1.47	0.79
38:BP:47:ASP:HB3	38:BP:48:PRO:O	1.83	0.79
1:CA:1149:C:H2'	1:CA:1150:U:C6	2.16	0.79
1:CA:532:A:H2	1:CA:1207:G:H4'	1.45	0.79
2:CB:112:VAL:HG11	2:CB:153:ARG:HA	1.63	0.79
4:CD:28:SER:HB3	4:CD:30:LYS:HE2	1.65	0.79
1:CA:130:A:C8	17:CQ:63:ARG:HG3	2.18	0.79
49:D0:53:MET:HB3	49:D0:59:LEU:HD23	1.66	0.79
27:DA:1257:C:H4'	32:DF:83:PHE:CE2	2.18	0.79
33:DG:96:ARG:O	33:DG:99:MET:HB3	1.83	0.79
34:DH:121:ILE:HG12	34:DH:135:GLY:HA2	1.63	0.79
40:DR:99:LYS:HB2	40:DR:99:LYS:NZ	1.98	0.79
47:DY:23:ARG:HH22	47:DY:40:GLU:HB2	1.47	0.79
9:AI:43:ALA:HA	9:AI:74:ILE:HD13	1.64	0.78
27:BA:855:G:H2'	27:BA:856:C:C6	2.18	0.78
48:BZ:127:VAL:HG22	48:BZ:128:SER:N	1.97	0.78
27:DA:2741:A:H5''	58:D9:22:ARG:NH1	1.97	0.78
29:DC:83:ILE:HD12	29:DC:94:VAL:HB	1.64	0.78
30:DD:70:TRP:HH2	30:DD:150:LYS:HA	1.47	0.78
32:DF:3:GLU:HB3	32:DF:24:LEU:HG	1.65	0.78
34:DH:54:ARG:HH11	34:DH:54:ARG:HB2	1.48	0.78
43:DU:102:GLU:HG3	44:DV:2:PHE:CZ	2.18	0.78
7:AG:62:PHE:HA	7:AG:124:LEU:CD2	2.12	0.78
9:AI:17:VAL:HG11	9:AI:81:ILE:HD13	1.65	0.78
28:BB:41:U:C5	33:BG:69:ALA:HB1	2.18	0.78
33:BG:45:GLU:OE1	33:BG:45:GLU:HA	1.83	0.78
47:BY:35:TYR:HE2	47:BY:69:ALA:HB3	1.48	0.78
48:BZ:157:PRO:HG2	48:BZ:160:VAL:HG21	1.64	0.78
1:CA:499:A:H4'	1:CA:500:G:OP1	1.82	0.78

Continued on next page...

Continued from previous page...

Atom-1	Atom-2	Interatomic distance (Å)	Clash overlap (Å)
3:CC:130:VAL:HG11	3:CC:157:ILE:HG23	1.64	0.78
5:CE:81:GLU:HG2	5:CE:90:VAL:HG12	1.65	0.78
50:D1:70:VAL:O	50:D1:74:VAL:HG23	1.84	0.78
27:DA:2103:C:H3'	27:DA:2104:G:H5''	1.64	0.78
29:DC:19:VAL:HG11	29:DC:22:ILE:HD11	1.66	0.78
31:DE:168:MET:O	31:DE:170:LEU:HD12	1.83	0.78
38:DP:62:LEU:HD23	38:DP:63:PRO:N	1.98	0.78
9:AI:125:TYR:HD2	9:AI:126:SER:H	1.29	0.78
11:AK:80:VAL:HG13	11:AK:103:LEU:HD11	1.65	0.78
49:B0:25:ARG:HG2	49:B0:25:ARG:HH11	1.46	0.78
27:BA:1286:A:O2'	27:BA:1288:U:OP2	2.00	0.78
31:BE:14:ILE:HG12	31:BE:15:PHE:N	1.98	0.78
40:BR:63:ARG:HA	40:BR:80:PHE:CE2	2.18	0.78
19:CS:29:ARG:C	19:CS:31:ILE:H	1.86	0.78
49:D0:50:ASN:O	49:D0:62:LEU:HB2	1.84	0.78
27:DA:1482:G:N2	27:DA:1507:A:H1'	1.98	0.78
27:DA:2654:A:N1	27:DA:2665:A:H5''	1.97	0.78
27:DA:2701:C:H3'	27:DA:2702:U:C5'	2.08	0.78
27:DA:7:G:H2'	27:DA:8:A:C8	2.17	0.78
38:DP:16:ARG:CZ	38:DP:18:ARG:HD3	2.12	0.78
42:DT:100:TYR:HD2	42:DT:103:ARG:HH21	1.31	0.78
42:DT:29:ARG:NE	42:DT:86:ILE:HG23	1.96	0.78
1:AA:1148:U:H2'	1:AA:1149:C:O4'	1.82	0.78
2:AB:141:GLU:O	2:AB:145:LEU:HD23	1.84	0.78
2:AB:14:GLY:O	2:AB:15:VAL:HG13	1.83	0.78
27:BA:2476:A:C2'	27:BA:2477:C:H5''	2.10	0.78
27:BA:272(J):C:H3'	27:BA:274:G:H21	1.47	0.78
32:BF:9:ILE:HA	32:BF:13:SER:O	1.83	0.78
35:BI:120:ILE:HG22	35:BI:122:GLU:H	1.48	0.78
4:CD:22:LYS:HB2	4:CD:26:CYS:SG	2.24	0.78
9:CI:24:GLY:HA2	9:CI:59:PHE:O	1.84	0.78
13:CM:23:TYR:HE1	13:CM:70:LEU:HD22	1.49	0.78
15:CO:23:GLY:O	15:CO:24:SER:HB3	1.83	0.78
20:CT:27:LYS:NZ	20:CT:31:SER:HB3	1.99	0.78
27:DA:1409:C:H2'	27:DA:1410:G:C8	2.19	0.78
30:DD:242:ARG:H	30:DD:242:ARG:HH11	1.31	0.78
27:DA:2641:G:P	36:DN:74:ARG:HH21	2.06	0.78
2:AB:95:GLN:HG3	2:AB:148:TYR:HD1	1.47	0.78
3:AC:15:THR:HG22	3:AC:16:ARG:H	1.48	0.78
27:BA:141:A:H8	27:BA:1408:C:HO2'	0.79	0.78
31:BE:78:LEU:C	31:BE:79:ARG:HD2	2.04	0.78

Continued on next page...

Continued from previous page...

Atom-1	Atom-2	Interatomic distance (Å)	Clash overlap (Å)
41:BS:96:GLY:C	41:BS:98:VAL:H	1.85	0.78
3:CC:71:ALA:CB	3:CC:106:VAL:HB	2.13	0.78
27:DA:153:C:OP1	50:D1:92:LYS:HE2	1.83	0.78
33:DG:101:ILE:HD11	53:D4:51:TYR:O	1.83	0.78
27:DA:392:C:H5''	27:DA:409:C:H5''	1.66	0.78
32:DF:158:THR:HG23	32:DF:160:ASN:N	1.98	0.78
38:DP:107:LYS:O	38:DP:109:GLY:N	2.16	0.78
38:DP:49:ARG:HD2	57:D8:58:ILE:CG2	2.13	0.78
41:DS:97:ARG:NH2	41:DS:98:VAL:HA	1.97	0.78
42:DT:9:LEU:HA	42:DT:12:SER:HB2	1.63	0.78
2:AB:92:TYR:HE1	2:AB:150:SER:HB2	1.48	0.78
4:AD:9:CYS:HA	4:AD:12:CYS:CB	2.14	0.78
6:AF:63:TYR:O	6:AF:65:VAL:HG13	1.84	0.78
10:AJ:54:PHE:CG	10:AJ:55:LYS:HE3	2.19	0.78
15:AO:9:GLN:HB3	15:AO:13:GLN:NE2	1.97	0.78
27:BA:1365:A:H5''	50:B1:41:ARG:NH2	1.98	0.78
27:BA:1654:A:OP2	40:BR:3:HIS:HB2	1.83	0.78
27:BA:528:A:N1	27:BA:2042:A:H2'	1.97	0.78
27:BA:2068:U:N3	27:BA:2430:A:H2	1.80	0.78
10:CJ:48:THR:HG23	10:CJ:62:HIS:HB3	1.64	0.78
10:CJ:6:ILE:HG12	10:CJ:72:VAL:O	1.83	0.78
27:DA:1593:G:H2'	27:DA:1594:G:H5''	1.65	0.78
27:DA:2556:C:H2'	27:DA:2557:G:O4'	1.83	0.78
47:DY:95:LYS:HG3	47:DY:100:ALA:HA	1.66	0.78
3:AC:113:ALA:HB3	3:AC:114:PRO:HD3	1.66	0.78
50:B1:12:PRO:HB3	50:B1:43:TYR:HD2	1.49	0.78
33:BG:78:SER:O	33:BG:80:PHE:N	2.17	0.78
41:BS:34:HIS:ND1	41:BS:54:LEU:HB2	1.99	0.78
42:BT:34:VAL:HG13	42:BT:39:ARG:HA	1.63	0.78
45:BW:75:TYR:CE2	45:BW:104:THR:HB	2.19	0.78
59:CX:60:U:H5''	59:CX:61:C:H5	1.46	0.78
50:D1:86:SER:HB2	50:D1:89:GLU:HB2	1.64	0.78
27:DA:2123:G:H2'	27:DA:2124:G:C8	2.19	0.78
27:DA:784:A:H5'	27:DA:785:G:OP1	1.83	0.78
28:DB:111:G:C3'	28:DB:112:U:H5''	2.13	0.78
32:DF:24:LEU:O	32:DF:26:ALA:N	2.17	0.78
38:DP:50:ARG:HB3	57:D8:59:LYS:CE	2.13	0.78
47:DY:55:TYR:HB2	47:DY:56:PRO:HD2	1.65	0.78
10:AJ:46:ARG:HA	10:AJ:64:GLU:HA	1.65	0.78
27:BA:1639:U:C2'	27:BA:1640:C:H5''	2.13	0.78
27:BA:197:A:H5'	27:BA:197:A:H8	1.48	0.78

Continued on next page...

Continued from previous page...

Atom-1	Atom-2	Interatomic distance (Å)	Clash overlap (Å)
29:BC:74:VAL:O	29:BC:94:VAL:HG12	1.83	0.78
27:BA:560:C:H4'	43:BU:52:ARG:HH21	1.47	0.78
27:BA:560:C:H4'	43:BU:52:ARG:NH2	1.98	0.78
1:CA:979:C:C3'	1:CA:980:C:H5''	2.11	0.78
8:CH:11:THR:HA	8:CH:14:ARG:NH1	1.99	0.78
9:CI:16:ARG:HB2	9:CI:64:THR:CG2	2.14	0.78
59:CX:31:G:C2'	59:CX:32:C:H5''	2.13	0.78
27:DA:999:U:C2'	27:DA:1000:A:H5''	2.12	0.78
27:DA:1484:G:C2'	27:DA:1485:G:H5''	2.14	0.78
27:DA:889:C:H1'	27:DA:890:A:O4'	1.83	0.78
35:DI:93:THR:H	35:DI:96:ASP:HB2	1.48	0.78
10:AJ:6:ILE:HD11	10:AJ:72:VAL:HB	1.64	0.78
10:AJ:7:LYS:HB2	10:AJ:97:GLU:HG3	1.63	0.78
27:BA:1593:G:C3'	27:BA:1594:G:H5''	2.13	0.78
42:BT:16:ARG:HB3	42:BT:16:ARG:HH11	1.49	0.78
44:BV:15:GLU:HB3	44:BV:16:PRO:HD2	1.65	0.78
44:BV:71:LEU:HD22	44:BV:84:LYS:HE3	1.66	0.78
1:CA:405:U:H3'	1:CA:406:G:H5'	1.66	0.78
7:CG:15:ASP:HB3	7:CG:19:GLY:N	1.99	0.78
25:CY:8:U:H4'	25:CY:47:C:H4'	1.66	0.78
31:DE:4:ILE:HD12	31:DE:31:CYS:SG	2.24	0.78
35:DI:81:VAL:HG21	35:DI:142:VAL:CG1	2.10	0.78
38:DP:7:ARG:H	38:DP:8:PRO:CD	1.95	0.78
45:DW:82:LEU:HD22	45:DW:84:ARG:HH12	1.48	0.78
10:AJ:89:ASP:C	10:AJ:90:LEU:HD12	2.05	0.78
27:BA:1165:U:H2'	27:BA:1166:C:C6	2.19	0.78
27:BA:1843:C:H5'	30:BD:253:GLN:NE2	1.98	0.78
27:BA:322:A:H3'	32:BF:169:ASN:ND2	1.99	0.78
27:BA:883:G:H2'	27:BA:884:C:H5'	1.65	0.78
36:BN:91:LEU:HG	36:BN:98:VAL:HG21	1.66	0.78
42:BT:98:LYS:HB3	42:BT:100:TYR:CE1	2.18	0.78
19:CS:44:MET:HA	19:CS:44:MET:CE	2.14	0.78
27:DA:1348:G:H2'	27:DA:1349:A:H5''	1.66	0.78
27:DA:1713:U:O2'	27:DA:1714:G:H5'	1.83	0.78
27:DA:1987:G:H5'	27:DA:1987:G:H8	1.47	0.78
27:DA:2645:G:H3'	27:DA:2646:C:H5'	1.66	0.78
27:DA:582:G:H2'	27:DA:583:G:C8	2.18	0.78
31:DE:65:GLY:HA2	31:DE:70:ALA:CB	2.12	0.78
42:DT:28:VAL:HG22	42:DT:46:GLU:HA	1.66	0.78
47:DY:75:ILE:HA	47:DY:80:GLY:HA2	1.66	0.78
1:AA:1298:C:H2'	7:AG:114:ARG:HH12	1.49	0.77

Continued on next page...

Continued from previous page...

Atom-1	Atom-2	Interatomic distance (Å)	Clash overlap (Å)
2:AB:60:ASP:O	2:AB:64:ARG:HG2	1.84	0.77
1:AA:1330:U:H4'	13:AM:23:TYR:CE2	2.19	0.77
49:B0:43:THR:HG23	49:B0:43:THR:O	1.84	0.77
52:B3:5:LYS:HG3	52:B3:36:VAL:HG12	1.65	0.77
55:B6:14:THR:O	55:B6:49:HIS:HA	1.83	0.77
27:BA:1108:U:H2'	27:BA:1109:C:H5'	1.67	0.77
27:BA:2712:U:H1'	27:BA:2712(A):A:C8	2.19	0.77
27:BA:2128:C:OP1	29:BC:35:ALA:HB1	1.84	0.77
35:BI:8:PRO:O	35:BI:9:LEU:HB2	1.82	0.77
38:BP:79:ARG:HH21	38:BP:109:GLY:HA3	1.47	0.77
41:BS:53:SER:OG	41:BS:54:LEU:HD22	1.83	0.77
44:BV:62:LEU:HD21	44:BV:95:LEU:CB	2.13	0.77
2:CB:48:MET:HA	2:CB:51:LEU:HD12	1.67	0.77
6:CF:60:PHE:C	6:CF:61:LEU:HD12	2.03	0.77
19:CS:10:PHE:HZ	19:CS:70:LYS:HZ3	1.31	0.77
52:D3:6:VAL:HB	52:D3:54:VAL:CG1	2.13	0.77
27:DA:174:C:H3'	27:DA:175:G:H5''	1.66	0.77
27:DA:2310:A:O2'	27:DA:2311:A:H5''	1.84	0.77
28:DB:32:C:H2'	28:DB:33:G:H8	1.49	0.77
32:DF:7:TYR:HB3	32:DF:16:GLY:N	1.97	0.77
42:DT:13:ARG:NH1	42:DT:13:ARG:HA	1.97	0.77
47:DY:8:LYS:HE3	47:DY:74:PRO:HD3	1.66	0.77
7:AG:56:GLN:HB3	7:AG:61:VAL:HG22	1.66	0.77
54:B5:54:GLY:H	54:B5:56:LYS:HZ2	1.32	0.77
27:BA:1179:C:C3'	27:BA:1180:C:H5''	2.13	0.77
27:BA:1416:G:O2'	27:BA:1417:C:H6	1.67	0.77
30:BD:25:THR:HG22	30:BD:26:LYS:H	1.47	0.77
36:BN:87:LEU:HD22	36:BN:91:LEU:HD11	1.64	0.77
38:BP:40:SER:O	38:BP:41:ARG:HD3	1.85	0.77
1:CA:68:G:N2	1:CA:102:G:C2	2.52	0.77
27:DA:26:G:H1'	27:DA:515:A:H61	1.49	0.77
27:DA:322:A:H5'	27:DA:340:A:H1'	1.66	0.77
1:AA:1442(A):G:H5'	1:AA:1442(B):A:OP2	1.83	0.77
2:AB:97:TRP:HH2	2:AB:176:GLU:CD	1.86	0.77
10:AJ:4:ILE:HD12	10:AJ:74:ILE:HD11	1.67	0.77
27:BA:1717:G:H2'	27:BA:1718:G:H5''	1.65	0.77
31:BE:44:TYR:O	31:BE:45:THR:HB	1.83	0.77
33:BG:106:LEU:HA	33:BG:110:ALA:HB3	1.66	0.77
38:BP:111:ARG:NH1	38:BP:149:GLU:HG3	2.00	0.77
42:BT:83:ILE:HG13	42:BT:84:GLN:HG3	1.65	0.77
44:BV:46:VAL:HG22	44:BV:47:VAL:H	1.48	0.77

Continued on next page...

Continued from previous page...

Atom-1	Atom-2	Interatomic distance (Å)	Clash overlap (Å)
18:CR:70:ILE:O	18:CR:74:ARG:HG3	1.84	0.77
27:DA:907:U:H2'	27:DA:908:C:H5''	1.66	0.77
36:DN:19:GLU:O	36:DN:60:ILE:HA	1.84	0.77
42:DT:19:LEU:HD12	42:DT:19:LEU:N	2.00	0.77
42:DT:33:LYS:NZ	42:DT:74:ARG:HH21	1.81	0.77
1:AA:1154:G:H2'	1:AA:1155:G:H8	1.49	0.77
2:AB:69:LEU:HD13	2:AB:91:PRO:HB2	1.65	0.77
7:AG:15:ASP:CB	7:AG:20:ASP:H	1.97	0.77
36:BN:15:LEU:HD13	36:BN:16:ILE:N	2.00	0.77
1:CA:975:A:C4'	1:CA:976:G:H5''	2.15	0.77
2:CB:210:SER:O	2:CB:214:ILE:HG12	1.83	0.77
5:CE:80:ILE:HG22	8:CH:104:ARG:CZ	2.15	0.77
7:CG:16:LEU:CD1	9:CI:42:ARG:HA	2.14	0.77
14:CN:25:VAL:HG23	14:CN:38:GLY:O	1.83	0.77
39:DQ:58:PHE:CD1	39:DQ:61:GLY:HA3	2.20	0.77
42:DT:118:ARG:HH11	42:DT:118:ARG:CB	1.98	0.77
47:DY:3:VAL:H	47:DY:5:MET:HE2	1.48	0.77
48:DZ:124:LEU:HD12	48:DZ:125:VAL:N	1.98	0.77
1:AA:979:C:C3'	1:AA:980:C:H5''	2.14	0.77
38:BP:65:ARG:HD2	57:B8:46:ARG:NH2	1.99	0.77
32:BF:191:ARG:HH11	32:BF:191:ARG:HB3	1.49	0.77
32:BF:4:VAL:HA	32:BF:19:GLU:HB3	1.67	0.77
34:BH:85:LYS:HD3	34:BH:133:VAL:HB	1.66	0.77
35:BI:113:ARG:HH21	35:BI:132:PRO:HG3	1.50	0.77
38:BP:35:HIS:O	38:BP:36:LYS:HB2	1.84	0.77
1:CA:1368:G:H4'	10:CJ:46:ARG:HH12	1.48	0.77
16:CP:20:VAL:CG2	16:CP:32:TYR:HB2	2.14	0.77
27:DA:330:A:C2	27:DA:1210:A:H2'	2.17	0.77
27:DA:1419:A:H2'	27:DA:1421:G:N7	2.00	0.77
27:DA:2092:U:H4'	27:DA:2093:G:O5'	1.82	0.77
35:DI:129:THR:HG23	35:DI:130:TYR:N	1.99	0.77
35:DI:83:ALA:HA	35:DI:89:TYR:HE1	1.49	0.77
38:DP:95:VAL:HG22	38:DP:125:VAL:HG12	1.66	0.77
45:DW:6:ILE:HG12	45:DW:104:THR:HA	1.67	0.77
48:DZ:88:PHE:HE1	48:DZ:95:VAL:HG11	1.49	0.77
1:AA:390:C:H2'	1:AA:391:G:C8	2.20	0.77
7:AG:111:ARG:HB3	7:AG:113:GLU:OE2	1.85	0.77
33:BG:72:ARG:HH11	33:BG:86:MET:HG2	1.49	0.77
1:CA:1502:A:H2	1:CA:1505:G:H22	1.30	0.77
2:CB:218:ALA:O	2:CB:222:ILE:HG13	1.85	0.77
5:CE:147:ASP:O	5:CE:151:LEU:HG	1.85	0.77

Continued on next page...

Continued from previous page...

Atom-1	Atom-2	Interatomic distance (Å)	Clash overlap (Å)
27:DA:2327:A:H2'	27:DA:2328:A:C8	2.19	0.77
27:DA:270:A:O2'	27:DA:271:A:H5'	1.83	0.77
38:DP:6:LEU:HG	38:DP:9:ASN:HD22	1.47	0.77
39:DQ:108:GLY:CA	48:DZ:115:VAL:HG11	2.14	0.77
12:AL:24:LEU:HG	12:AL:59:SER:OG	1.84	0.77
23:AW:24:C:O2'	23:AW:25:A:H5'	1.84	0.77
27:BA:1251:C:OP1	43:BU:10:ARG:HG3	1.84	0.77
27:BA:2285:C:H5	55:B6:27:LYS:HE3	1.50	0.77
27:BA:2571:C:C5'	27:BA:2572:A:H5''	2.15	0.77
27:BA:2663:G:H2'	27:BA:2664:G:H8	1.50	0.77
30:BD:270:ILE:C	30:BD:271:ILE:HG12	2.04	0.77
39:BQ:29:PHE:HB3	39:BQ:65:PHE:HE1	1.48	0.77
43:BU:65:ILE:HD11	43:BU:93:LYS:HA	1.65	0.77
10:CJ:6:ILE:HG22	10:CJ:98:ILE:CG1	2.13	0.77
27:DA:1645:G:H5''	27:DA:1646:C:H5'	1.66	0.77
27:DA:272(B):G:H2'	27:DA:272(C):G:H8	1.50	0.77
27:DA:2742:C:OP1	58:D9:35:ARG:HD3	1.85	0.77
27:DA:1693:U:O2'	30:DD:14:ARG:NH2	2.18	0.77
48:DZ:75:LEU:N	48:DZ:75:LEU:HD22	1.97	0.77
1:AA:447:G:H2'	1:AA:485:G:N2	2.00	0.77
18:AR:31:LEU:H	18:AR:31:LEU:HD23	1.49	0.77
19:AS:18:LYS:HD2	19:AS:22:LEU:HD23	1.65	0.77
27:BA:1620:G:O3'	56:B7:2:LYS:HE2	1.85	0.77
35:BI:2:LYS:HG2	35:BI:39:ALA:CB	2.14	0.77
35:BI:79:ILE:HG12	35:BI:141:LYS:O	1.85	0.77
1:CA:1105:A:H2'	1:CA:1106:G:H8	1.50	0.77
27:DA:315:G:H2'	27:DA:316:C:C6	2.20	0.77
33:DG:54:GLU:HA	33:DG:54:GLU:OE1	1.84	0.77
40:DR:92:GLY:HA2	40:DR:94:TYR:CE1	2.19	0.77
1:AA:250:A:H4'	1:AA:251:G:O5'	1.82	0.77
2:AB:30:ARG:HG3	2:AB:31:TYR:CE2	2.19	0.77
18:AR:51:LEU:HD22	18:AR:52:PRO:HD2	1.67	0.77
23:AW:46:U:HO2'	23:AW:47:C:H6	1.32	0.77
27:BA:2103:C:H3'	27:BA:2104:G:H5''	1.67	0.77
33:BG:142:PRO:HG2	33:BG:143:GLU:OE2	1.84	0.77
41:BS:89:ARG:HB3	41:BS:92:TYR:CB	2.15	0.77
27:DA:1796:U:H2'	27:DA:1797:C:H6	1.49	0.77
27:DA:2199:A:H5''	27:DA:2200:C:C5	2.19	0.77
27:DA:686:G:H5''	56:D7:11:LYS:HE2	1.65	0.77
27:DA:994:C:H3'	43:DU:54:LYS:HE3	1.67	0.77
31:DE:92:THR:O	31:DE:95:ILE:HD13	1.83	0.77

Continued on next page...

Continued from previous page...

Atom-1	Atom-2	Interatomic distance (Å)	Clash overlap (Å)
32:DF:66:PRO:HD2	32:DF:70:THR:HG21	1.66	0.77
34:DH:23:ARG:O	34:DH:24:VAL:HG13	1.85	0.77
42:DT:61:PHE:CE2	42:DT:76:PHE:HB2	2.19	0.77
1:AA:501:C:H2'	1:AA:502:G:H8	1.50	0.77
13:AM:24:GLY:C	13:AM:25:ILE:HD12	2.05	0.77
17:AQ:59:ILE:HG22	17:AQ:73:VAL:HA	1.65	0.77
27:BA:1170:G:H1	27:BA:1179:C:N4	1.83	0.77
27:BA:2394:C:OP1	38:BP:63:PRO:HG3	1.84	0.77
30:BD:10:THR:HG23	30:BD:13:ARG:CB	2.15	0.77
31:BE:101:ARG:HB2	31:BE:201:THR:HG21	1.67	0.77
33:BG:137:GLU:HG2	33:BG:152:LEU:HD12	1.66	0.77
27:BA:1141:U:C2'	36:BN:63:THR:HG21	2.13	0.77
47:BY:29:GLU:N	47:BY:29:GLU:OE1	2.17	0.77
47:BY:66:PRO:O	47:BY:67:LEU:HB2	1.82	0.77
10:CJ:63:PHE:HA	14:CN:59:ALA:CB	2.14	0.77
32:DF:2:LYS:HE2	32:DF:119:ARG:HG3	1.67	0.77
34:DH:98:LEU:HD13	34:DH:125:VAL:HG23	1.67	0.77
41:DS:34:HIS:HB3	41:DS:54:LEU:HD23	1.65	0.77
43:DU:92:ARG:NH2	43:DU:94:ASN:HD22	1.83	0.77
1:AA:93:G:H2'	1:AA:96:U:C5'	2.15	0.76
7:AG:15:ASP:H	7:AG:20:ASP:H	1.29	0.76
27:BA:1590:U:H2'	27:BA:1591:G:C5'	2.07	0.76
27:BA:2287:A:N1	27:BA:2346:A:H2	1.83	0.76
48:BZ:96:GLU:HA	48:BZ:126:LYS:HA	1.65	0.76
1:CA:1452:C:H4'	1:CA:1456:G:OP2	1.85	0.76
55:D6:41:PRO:HD2	55:D6:46:HIS:H	1.50	0.76
27:DA:528:A:H2	27:DA:2043:C:H5'	1.47	0.76
27:DA:919:G:H5'	28:DB:81:G:H1'	1.65	0.76
30:DD:186:HIS:CD2	30:DD:188:GLU:H	2.03	0.76
30:DD:36:PRO:HA	30:DD:62:TYR:O	1.85	0.76
38:DP:146:VAL:HG22	38:DP:147:LEU:H	1.50	0.76
39:DQ:65:PHE:HB2	39:DQ:105:GLU:HG3	1.67	0.76
39:DQ:32:TYR:CE2	39:DQ:111:GLU:HG3	2.18	0.76
37:DO:104:ARG:HH12	42:DT:35:LYS:HD3	1.49	0.76
47:DY:8:LYS:H	47:DY:8:LYS:HD2	1.48	0.76
3:AC:92:ALA:HB2	3:AC:99:VAL:HG21	1.66	0.76
1:AA:1373:G:H5''	7:AG:36:LYS:HB2	1.67	0.76
16:AP:59:TRP:O	16:AP:64:ALA:HB3	1.85	0.76
17:AQ:59:ILE:HD13	17:AQ:59:ILE:H	1.50	0.76
54:B5:57:VAL:O	54:B5:58:LEU:HG	1.84	0.76
27:BA:197:A:C8	27:BA:197:A:H5'	2.19	0.76

Continued on next page...

Continued from previous page...

Atom-1	Atom-2	Interatomic distance (Å)	Clash overlap (Å)
31:BE:32:PRO:HB3	31:BE:69:LYS:HE2	1.65	0.76
27:BA:2787:C:H1'	31:BE:61:ARG:HD3	1.67	0.76
38:BP:146:VAL:HG22	38:BP:147:LEU:N	1.99	0.76
1:CA:1239:A:N6	1:CA:1299:A:H62	1.77	0.76
10:CJ:49:VAL:HG23	14:CN:41:ARG:HB2	1.67	0.76
26:CZ:1:KBE:O	26:CZ:2:DPP:HA	1.85	0.76
49:D0:51:VAL:HG21	49:D0:79:VAL:O	1.84	0.76
27:DA:1233:C:H2'	27:DA:1234:U:H6	1.50	0.76
35:DI:10:GLU:O	35:DI:11:ASN:HB3	1.85	0.76
37:DO:35:VAL:HG11	37:DO:103:ALA:HB3	1.67	0.76
43:DU:105:VAL:O	43:DU:108:GLU:HB2	1.84	0.76
1:AA:848:C:H2'	1:AA:849:C:C6	2.20	0.76
10:AJ:16:LEU:HD11	10:AJ:70:ARG:HB2	1.67	0.76
27:BA:2876:G:H4'	42:BT:3:ARG:NE	2.00	0.76
27:BA:2810:A:H2'	31:BE:61:ARG:HH21	1.48	0.76
31:BE:2:LYS:HA	31:BE:84:PHE:CD2	2.19	0.76
34:BH:156:ALA:O	34:BH:157:TYR:C	2.23	0.76
36:BN:62:VAL:HG22	36:BN:66:LYS:HD2	1.67	0.76
37:BO:104:ARG:HH22	42:BT:35:LYS:NZ	1.84	0.76
48:BZ:40:LEU:HD11	48:BZ:81:ARG:HH11	1.51	0.76
1:CA:1116:C:H2'	1:CA:1117:G:C5'	2.15	0.76
1:CA:186:C:O3'	20:CT:82:SER:HB3	1.84	0.76
1:CA:194:C:H2'	1:CA:195:A:H5''	1.66	0.76
3:CC:17:ASP:HB3	3:CC:21:ARG:NH1	1.99	0.76
50:D1:29:GLY:O	50:D1:30:VAL:HG22	1.85	0.76
27:DA:1639:U:C2'	27:DA:1640:C:H5''	2.14	0.76
27:DA:1719:G:O2'	27:DA:1720:U:H5'	1.85	0.76
27:DA:2571:C:H5'	27:DA:2572:A:H5'	1.67	0.76
31:DE:176:ILE:N	31:DE:176:ILE:HD12	2.01	0.76
42:DT:33:LYS:HZ3	42:DT:43:GLN:NE2	1.83	0.76
1:AA:750:G:N3	15:AO:23:GLY:HA3	2.00	0.76
3:AC:150:LYS:HG3	3:AC:169:ALA:HB2	1.66	0.76
10:AJ:6:ILE:HA	10:AJ:97:GLU:O	1.86	0.76
24:AX:71:C:H2'	24:AX:72:A:H5''	1.67	0.76
49:B0:10:THR:HG22	49:B0:12:ASN:N	1.98	0.76
39:BQ:80:GLU:O	49:B0:5:LYS:HG3	1.83	0.76
40:BR:33:ARG:CD	54:B5:55:ARG:HG2	2.10	0.76
27:BA:1019:U:H3	27:BA:1142(A):A:H62	1.33	0.76
32:BF:160:ASN:ND2	32:BF:163:VAL:H	1.83	0.76
37:BO:104:ARG:HH12	42:BT:35:LYS:HD3	1.49	0.76
11:CK:36:ASP:HB2	11:CK:38:ASN:HD22	1.49	0.76

Continued on next page...

Continued from previous page...

Atom-1	Atom-2	Interatomic distance (Å)	Clash overlap (Å)
53:D4:39:ARG:HG2	53:D4:49:GLU:OE1	1.85	0.76
27:DA:1935:G:H1	27:DA:1962:C:H2'	1.51	0.76
27:DA:2098:U:H2'	27:DA:2099:U:C6	2.19	0.76
48:DZ:4:LEU:HD22	48:DZ:46:VAL:HG21	1.66	0.76
1:AA:1316:G:H4'	14:AN:18:VAL:CG1	2.16	0.76
1:AA:353:A:H5'	1:AA:353:A:H8	1.50	0.76
1:AA:460:G:C6	1:AA:470:C:H5''	2.20	0.76
2:AB:63:MET:HB3	2:AB:225:ALA:HB1	1.66	0.76
14:AN:12:ARG:C	14:AN:14:PRO:HD2	2.06	0.76
27:BA:2283:C:H2'	27:BA:2284:C:H5'	1.68	0.76
35:BI:87:LYS:C	35:BI:88:ILE:HD13	2.06	0.76
40:BR:67:LEU:O	40:BR:69:ASP:N	2.17	0.76
1:CA:918:A:H2'	1:CA:919:A:H8	1.51	0.76
2:CB:17:PHE:HB2	2:CB:42:ILE:CG2	2.15	0.76
27:DA:1368:G:O2'	27:DA:1369:G:H5'	1.86	0.76
30:DD:244:ARG:HG2	30:DD:245:PRO:HG3	1.67	0.76
10:AJ:65:LEU:HD12	14:AN:56:VAL:HG22	1.68	0.76
18:AR:32:ARG:HA	18:AR:69:THR:HG21	1.66	0.76
37:BO:63:VAL:HB	37:BO:102:VAL:HG12	1.67	0.76
37:BO:65:THR:HA	37:BO:82:ASN:HD22	1.51	0.76
1:CA:1038:C:H2'	1:CA:1039:C:C6	2.20	0.76
1:CA:1066:C:O2'	1:CA:1067:A:H5'	1.86	0.76
3:CC:26:LYS:HG3	3:CC:27:LYS:N	2.01	0.76
50:D1:52:ARG:NH1	50:D1:78:LYS:HD3	2.00	0.76
51:D2:14:ARG:HG3	51:D2:14:ARG:HH11	1.50	0.76
27:DA:2721:A:H1'	27:DA:2873:A:O2'	1.85	0.76
27:DA:2807:G:C3'	27:DA:2808:U:H5''	2.16	0.76
34:DH:120:GLY:O	34:DH:121:ILE:HG13	1.86	0.76
42:DT:89:VAL:HG11	42:DT:91:ARG:NE	1.95	0.76
1:AA:130:A:C8	17:AQ:63:ARG:HG3	2.21	0.76
27:BA:2111:C:H42	27:BA:2147:G:N2	1.83	0.76
28:BB:7:G:C3'	28:BB:8:U:H5''	2.15	0.76
31:BE:48:GLN:HE22	31:BE:64:LYS:NZ	1.84	0.76
31:BE:75:VAL:C	31:BE:77:ILE:H	1.88	0.76
34:BH:104:GLU:HG3	34:BH:114:VAL:HG22	1.66	0.76
35:BI:110:ASP:N	35:BI:130:TYR:OH	2.17	0.76
36:BN:57:ALA:O	36:BN:58:ASP:O	2.03	0.76
2:CB:134:GLU:O	2:CB:138:LEU:HG	1.85	0.76
1:CA:1080:A:H5'	5:CE:14:ARG:NH2	2.00	0.76
49:D0:25:ARG:HD2	49:D0:29:GLN:HE22	1.50	0.76
27:DA:1434:A:H61	27:DA:1558:A:H62	1.30	0.76

Continued on next page...

Continued from previous page...

Atom-1	Atom-2	Interatomic distance (Å)	Clash overlap (Å)
32:DF:9:ILE:HG23	32:DF:12:LEU:N	2.00	0.76
38:DP:126:VAL:HA	38:DP:145:PRO:CB	2.12	0.76
38:DP:84:ASN:O	38:DP:88:LEU:HD13	1.86	0.76
41:DS:42:ASP:O	41:DS:43:GLU:HB2	1.85	0.76
46:DX:10:ALA:O	46:DX:28:PHE:HB3	1.85	0.76
1:AA:434:U:H2'	1:AA:435:C:C6	2.21	0.76
27:BA:1468:C:H2'	27:BA:1469:A:H8	1.50	0.76
40:BR:38:VAL:HA	40:BR:112:ALA:HB2	1.67	0.76
41:BS:78:LEU:HD11	41:BS:103:GLU:HB3	1.67	0.76
27:DA:1313:U:H4'	27:DA:1332:G:H4'	1.66	0.76
27:DA:674:G:H2'	27:DA:804:A:H61	1.51	0.76
31:DE:68:ALA:HB3	31:DE:69:LYS:NZ	2.01	0.76
35:DI:114:LEU:HG	35:DI:130:TYR:CB	2.15	0.76
37:DO:71:ARG:HH12	42:DT:74:ARG:NH2	1.83	0.76
44:DV:30:GLY:HA2	44:DV:61:VAL:O	1.86	0.76
50:B1:18:ILE:HG21	50:B1:20:ARG:CZ	2.15	0.76
29:BC:45:ALA:HA	29:BC:210:ARG:HA	1.67	0.76
38:BP:79:ARG:NH2	38:BP:109:GLY:HA3	2.00	0.76
41:BS:17:ARG:HA	41:BS:20:ARG:HH12	1.50	0.76
47:BY:26:LYS:CG	47:BY:27:VAL:H	1.99	0.76
47:BY:27:VAL:HG12	47:BY:29:GLU:OE1	1.86	0.76
1:CA:664:G:H22	1:CA:741:G:H1	1.34	0.76
1:CA:10:A:OP2	5:CE:126:ARG:HD3	1.85	0.76
23:CW:20:A:H62	23:CW:44:A:H2'	1.48	0.76
55:D6:20:ASN:HD22	55:D6:21:TYR:H	1.30	0.76
27:DA:1686:C:C6	27:DA:1686:C:H5'	2.21	0.76
28:DB:56:G:H21	28:DB:59:A:N6	1.83	0.76
30:DD:28:GLU:H	30:DD:29:PRO:HD2	1.50	0.76
27:DA:1569:A:O2'	30:DD:38:LYS:HG3	1.85	0.76
30:DD:45:ASN:CG	30:DD:46:GLN:H	1.89	0.76
38:DP:30:THR:CG2	38:DP:31:ALA:H	1.96	0.76
27:BA:1801:G:OP2	30:BD:154:LYS:HE2	1.86	0.76
27:BA:1854:A:H3'	27:BA:1855:G:H8	1.51	0.76
30:BD:181:GLU:HA	30:BD:272:ALA:HB3	1.68	0.76
32:BF:3:GLU:HB2	32:BF:24:LEU:HG	1.67	0.76
27:BA:631:A:OP1	38:BP:64:LYS:HE2	1.86	0.76
40:BR:63:ARG:HA	40:BR:80:PHE:HE2	1.51	0.76
1:CA:1346:A:H61	1:CA:1374:A:H3'	1.51	0.76
5:CE:101:ILE:CD1	5:CE:119:LEU:HD23	2.15	0.76
16:CP:25:ARG:HG3	16:CP:25:ARG:HH11	1.51	0.76
27:DA:2716:U:H2'	27:DA:2717:G:C8	2.21	0.76

Continued on next page...

Continued from previous page...

Atom-1	Atom-2	Interatomic distance (Å)	Clash overlap (Å)
27:DA:409:C:O2'	27:DA:410:G:H5'	1.86	0.76
27:DA:863:A:O2'	27:DA:864:G:H5'	1.86	0.76
35:DI:114:LEU:HG	35:DI:130:TYR:CG	2.21	0.76
41:DS:28:VAL:HB	41:DS:89:ARG:HG2	1.68	0.76
48:DZ:56:ILE:HG22	48:DZ:57:VAL:N	2.00	0.76
10:AJ:49:VAL:CG2	14:AN:41:ARG:HB2	2.16	0.75
27:BA:2271:G:OP1	49:B0:18:ALA:HB1	1.85	0.75
39:BQ:59:ARG:HG3	39:BQ:59:ARG:HH11	1.50	0.75
39:BQ:63:LYS:HB3	39:BQ:65:PHE:CE2	2.21	0.75
43:BU:92:ARG:C	43:BU:94:ASN:H	1.87	0.75
3:CC:124:ILE:C	3:CC:126:ARG:N	2.39	0.75
59:CX:47:U:C2	59:CX:50:U:H5'	2.22	0.75
27:DA:2694:G:O2'	27:DA:2695:C:H5'	1.85	0.75
27:DA:708:C:H42	27:DA:723:G:H1	1.34	0.75
33:DG:72:ARG:CD	33:DG:86:MET:HA	2.16	0.75
1:AA:544:G:H2'	1:AA:545:C:H6	1.51	0.75
33:BG:13:GLU:O	33:BG:14:GLU:HB2	1.86	0.75
34:BH:91:GLY:CA	34:BH:160:LYS:HB3	2.16	0.75
38:BP:17:LYS:HG2	38:BP:17:LYS:O	1.85	0.75
46:BX:12:VAL:HG22	46:BX:27:THR:O	1.86	0.75
48:BZ:116:LEU:HA	48:BZ:173:VAL:HA	1.67	0.75
1:CA:1137:C:H4'	1:CA:1138:G:C2	2.21	0.75
1:CA:1445:C:H2'	1:CA:1446:U:C5'	2.15	0.75
1:CA:606:G:H2'	1:CA:631:G:N2	2.01	0.75
14:CN:29:ARG:HB3	14:CN:40:CYS:HB3	1.68	0.75
27:DA:2647:U:H2'	27:DA:2648:C:C6	2.20	0.75
36:DN:133:GLN:HG2	36:DN:134:ARG:H	1.51	0.75
41:DS:87:PHE:O	41:DS:88:ASP:HB2	1.87	0.75
1:AA:979:C:H3'	1:AA:980:C:C5'	2.16	0.75
3:AC:61:ALA:N	3:AC:63:ASN:HD21	1.82	0.75
27:BA:1479:G:H5'	27:BA:1558:A:H2	1.51	0.75
27:BA:1721:G:C6	27:BA:1739:U:H5'	2.20	0.75
27:BA:2475:C:H42	27:BA:2529:G:H22	1.31	0.75
27:BA:7:G:H2'	27:BA:8:A:C8	2.21	0.75
40:BR:28:LEU:HD12	40:BR:48:VAL:HG21	1.67	0.75
1:CA:552:U:H4'	12:CL:83:ARG:HG2	1.68	0.75
5:CE:126:ARG:HA	5:CE:131:ILE:HD11	1.68	0.75
8:CH:86:ILE:HG21	8:CH:133:LEU:HD13	1.68	0.75
12:CL:7:LEU:HB3	17:CQ:32:TYR:CE2	2.21	0.75
53:D4:40:ILE:HA	53:D4:57:ILE:HB	1.68	0.75
27:DA:2650:U:H2'	27:DA:2651:C:H6	1.51	0.75

Continued on next page...

Continued from previous page...

Atom-1	Atom-2	Interatomic distance (Å)	Clash overlap (Å)
27:DA:2791:C:H1'	27:DA:2792:G:N7	2.01	0.75
27:DA:892:G:H2'	27:DA:893:C:C6	2.20	0.75
33:DG:133:LEU:HD11	33:DG:157:ILE:HD12	1.69	0.75
48:DZ:118:GLU:CB	48:DZ:121:ARG:HD2	2.16	0.75
34:BH:30:LYS:HZ1	34:BH:81:GLU:HA	1.51	0.75
27:BA:2873:A:C2	40:BR:6:SER:HB2	2.22	0.75
27:BA:71:A:C2	46:BX:31:HIS:HE1	2.04	0.75
47:BY:81:LYS:HD3	47:BY:97:ARG:HB3	1.67	0.75
1:CA:818:G:C3'	1:CA:819:A:H5''	2.17	0.75
7:CG:133:GLY:O	7:CG:136:LYS:HB2	1.87	0.75
14:CN:22:THR:HB	14:CN:33:VAL:HG21	1.68	0.75
14:CN:40:CYS:HG	14:CN:43:CYS:HG	1.33	0.75
15:CO:25:THR:HG21	15:CO:70:LEU:HB2	1.66	0.75
55:D6:8:LYS:O	55:D6:9:LEU:HB2	1.86	0.75
27:DA:303:U:H2'	27:DA:304:G:C8	2.21	0.75
31:DE:1:MET:N	31:DE:84:PHE:HB2	2.00	0.75
38:DP:64:LYS:HD3	38:DP:65:ARG:N	2.00	0.75
48:DZ:169:THR:HG22	48:DZ:170:ILE:H	1.51	0.75
1:AA:1128:C:H5'	9:AI:16:ARG:HH22	1.50	0.75
1:AA:723:U:H2'	1:AA:723:U:O2	1.85	0.75
1:AA:939:G:H5''	7:AG:102:ARG:NH2	2.02	0.75
12:AL:123:LYS:HZ2	12:AL:124:GLU:HG2	1.50	0.75
58:B9:13:LYS:HD3	58:B9:28:GLU:OE2	1.87	0.75
47:BY:95:LYS:HA	47:BY:101:LYS:H	1.51	0.75
1:CA:985:C:H2'	1:CA:986:A:C8	2.22	0.75
17:CQ:9:VAL:HG21	17:CQ:84:LEU:HD12	1.68	0.75
21:CU:9:ARG:NH1	21:CU:22:ARG:HG3	2.01	0.75
55:D6:11:LEU:HD21	55:D6:51:GLU:HA	1.66	0.75
27:DA:1844:C:H5''	30:DD:258:LYS:HG3	1.68	0.75
27:DA:538:G:H2'	27:DA:539:G:C8	2.22	0.75
30:DD:24:ILE:HG23	30:DD:25:THR:N	1.97	0.75
31:DE:9:VAL:HG22	31:DE:25:VAL:HB	1.67	0.75
35:DI:65:ALA:HB2	35:DI:131:LYS:HE2	1.67	0.75
53:B4:41:ILE:O	53:B4:58:TYR:HA	1.85	0.75
58:B9:26:ILE:HD12	58:B9:26:ILE:N	2.01	0.75
27:BA:642:G:H21	27:BA:646:A:H2	1.35	0.75
31:BE:59:VAL:HG22	31:BE:60:ASN:N	2.01	0.75
35:BI:5:LEU:HD12	35:BI:5:LEU:H	1.51	0.75
44:BV:47:VAL:HB	44:BV:50:PRO:O	1.87	0.75
1:CA:102:G:N2	1:CA:103:C:N1	2.34	0.75
7:CG:80:VAL:HG21	7:CG:85:TYR:CD1	2.21	0.75

Continued on next page...

Continued from previous page...

Atom-1	Atom-2	Interatomic distance (Å)	Clash overlap (Å)
11:CK:67:ASP:OD2	11:CK:71:LYS:HE3	1.87	0.75
59:CX:27:U:H3	59:CX:43:A:H61	1.33	0.75
27:DA:2591:C:OP2	30:DD:239:ARG:HB3	1.86	0.75
34:DH:15:VAL:HG12	34:DH:79:VAL:HG21	1.66	0.75
35:DI:113:ARG:O	35:DI:130:TYR:HA	1.86	0.75
40:DR:11:ASN:O	40:DR:12:ARG:HG3	1.86	0.75
40:DR:2:ARG:NH2	40:DR:5:LYS:HE3	2.01	0.75
2:AB:114:ARG:NH1	2:AB:118:LEU:HD21	2.02	0.75
2:AB:208:ILE:HA	2:AB:211:ILE:HD12	1.69	0.75
9:AI:37:PHE:CE1	9:AI:74:ILE:HG12	2.22	0.75
1:AA:973:G:H1'	10:AJ:55:LYS:HZ3	1.50	0.75
14:AN:27:CYS:O	14:AN:27:CYS:SG	2.44	0.75
53:B4:62:CYS:SG	53:B4:64:LYS:HB3	2.27	0.75
39:BQ:130:LYS:HZ2	48:BZ:79:ARG:HD3	1.51	0.75
36:BN:4:TYR:HB2	43:BU:64:ARG:NH2	2.02	0.75
43:BU:88:ILE:HG13	43:BU:88:ILE:O	1.86	0.75
1:CA:72:C:H2'	1:CA:73:G:C8	2.22	0.75
3:CC:64:VAL:HG13	3:CC:97:LYS:NZ	2.02	0.75
17:CQ:31:LEU:HD23	17:CQ:32:TYR:HE1	1.51	0.75
27:DA:1411:C:H2'	27:DA:1412:A:H8	1.52	0.75
27:DA:1525:G:H2'	27:DA:1526:G:C8	2.22	0.75
28:DB:65:C:H3'	28:DB:109:C:H42	1.51	0.75
32:DF:155:LEU:HD12	32:DF:174:VAL:O	1.87	0.75
32:DF:6:VAL:HG12	32:DF:7:TYR:N	2.02	0.75
37:DO:1:MET:HB2	37:DO:32:TYR:HB3	1.67	0.75
37:DO:42:SER:HA	37:DO:56:ASP:O	1.86	0.75
43:DU:53:ARG:HA	43:DU:56:ASP:HB2	1.68	0.75
1:AA:523:A:H61	12:AL:89:ASP:HB2	1.52	0.75
1:AA:1190:G:OP1	3:AC:5:ILE:HG13	1.86	0.75
7:AG:62:PHE:HA	7:AG:124:LEU:HD22	1.66	0.75
10:AJ:33:GLN:HB2	10:AJ:75:ILE:HD11	1.68	0.75
35:BI:68:LEU:HD23	35:BI:68:LEU:O	1.87	0.75
42:BT:85:LYS:HB3	42:BT:85:LYS:HZ1	1.52	0.75
48:BZ:127:VAL:HG21	48:BZ:131:ASN:O	1.86	0.75
1:CA:21:G:H2'	1:CA:22:G:C8	2.21	0.75
3:CC:172:ARG:NH1	3:CC:172:ARG:HB3	2.02	0.75
20:CT:100:ILE:CD1	20:CT:100:ILE:H	1.84	0.75
27:DA:582:G:H2'	27:DA:583:G:H8	1.51	0.75
33:DG:177:GLY:O	33:DG:179:PRO:HD3	1.87	0.75
1:CA:346:G:H5''	42:DT:41:ARG:HH21	1.48	0.75
1:AA:386:C:C2'	1:AA:387:U:H5'	2.17	0.75

Continued on next page...

Continued from previous page...

Atom-1	Atom-2	Interatomic distance (Å)	Clash overlap (Å)
1:AA:56:U:H2'	1:AA:57:G:H8	1.51	0.75
4:AD:132:ARG:HG3	4:AD:132:ARG:O	1.85	0.75
17:AQ:70:ARG:O	17:AQ:71:PHE:HD2	1.70	0.75
24:AX:62:C:H2'	24:AX:63:G:C8	2.22	0.75
55:B6:20:ASN:O	55:B6:21:TYR:CG	2.40	0.75
56:B7:8:ASN:HD22	56:B7:11:LYS:CB	2.00	0.75
27:BA:1717:G:C2'	27:BA:1718:G:H5''	2.17	0.75
27:BA:2698:U:H2'	27:BA:2699:C:C6	2.21	0.75
27:BA:271(T):C:H5'	27:BA:271(T):C:C6	2.22	0.75
36:BN:99:LEU:O	36:BN:102:ALA:HB3	1.86	0.75
48:BZ:109:GLY:HA3	48:BZ:144:GLU:CG	2.17	0.75
1:CA:72:C:N4	1:CA:97:G:O6	2.19	0.75
3:CC:70:VAL:O	3:CC:105:GLU:HA	1.86	0.75
17:CQ:5:VAL:C	17:CQ:6:LEU:HD12	2.06	0.75
30:DD:35:LYS:H	30:DD:36:PRO:HD2	1.51	0.75
42:DT:112:ARG:HA	42:DT:115:ARG:NH2	2.02	0.75
48:DZ:52:ILE:CG2	48:DZ:70:VAL:HB	2.16	0.75
2:AB:158:LEU:H	2:AB:158:LEU:HD12	1.51	0.74
27:BA:2348:U:H2'	27:BA:2349:G:H5''	1.65	0.74
30:BD:43:ARG:HB3	30:BD:54:ARG:HB3	1.69	0.74
48:BZ:162:LEU:HD12	48:BZ:162:LEU:H	1.52	0.74
2:CB:19:HIS:ND1	2:CB:20:GLU:HG2	2.01	0.74
1:CA:235:C:H5'	17:CQ:70:ARG:HG2	1.66	0.74
27:DA:2866:U:H2'	27:DA:2866:U:O2	1.86	0.74
27:DA:301:G:H1	27:DA:316:C:H42	1.32	0.74
36:DN:133:GLN:HG2	36:DN:135:PRO:HD3	1.69	0.74
44:DV:25:LEU:H	44:DV:92:THR:CG2	1.98	0.74
46:DX:35:THR:HB	46:DX:38:GLU:HB2	1.66	0.74
47:DY:46:LYS:HD3	47:DY:62:GLU:HG2	1.68	0.74
1:AA:1321:C:C3'	1:AA:1322:C:H5''	2.16	0.74
1:AA:404:U:H2'	1:AA:405:U:H6	1.51	0.74
15:AO:10:LYS:HG3	15:AO:11:VAL:H	1.52	0.74
15:AO:36:ILE:HD13	15:AO:60:VAL:HG22	1.69	0.74
1:AA:1313:U:OP1	19:AS:6:LYS:HG3	1.87	0.74
57:B8:32:LEU:CB	57:B8:36:LYS:HZ1	1.99	0.74
27:BA:2285:C:C5	55:B6:27:LYS:HE3	2.20	0.74
27:BA:2469:A:H5'	27:BA:2470:G:OP2	1.87	0.74
27:BA:2645:G:C3'	27:BA:2646:C:H5'	2.13	0.74
27:BA:2834:G:H5'	27:BA:2835:A:OP2	1.88	0.74
39:BQ:45:GLN:H	39:BQ:45:GLN:NE2	1.85	0.74
39:BQ:68:ILE:HG23	39:BQ:103:MET:HA	1.69	0.74

Continued on next page...

Continued from previous page...

Atom-1	Atom-2	Interatomic distance (Å)	Clash overlap (Å)
41:BS:35:ILE:HG23	41:BS:53:SER:HB2	1.67	0.74
42:BT:3:ARG:HB3	42:BT:6:LEU:H	1.51	0.74
2:CB:219:VAL:HA	2:CB:222:ILE:HD12	1.68	0.74
27:DA:1722:A:O2'	27:DA:1739:U:H5''	1.85	0.74
42:DT:28:VAL:O	42:DT:29:ARG:HB2	1.87	0.74
45:DW:15:ARG:HD2	54:D5:20:ARG:NH1	2.02	0.74
2:AB:204:ASN:HD21	2:AB:207:ALA:N	1.80	0.74
12:AL:123:LYS:NZ	12:AL:124:GLU:HG2	2.01	0.74
27:BA:314:A:O2'	27:BA:315:G:H5'	1.85	0.74
27:BA:8:A:H2'	27:BA:9:U:C6	2.22	0.74
33:BG:109:VAL:HG21	53:B4:40:ILE:HG21	1.69	0.74
1:CA:1060:C:H4'	10:CJ:51:ARG:HB3	1.69	0.74
1:CA:180:U:H2'	1:CA:181:G:H5''	1.68	0.74
3:CC:111:LEU:HD12	3:CC:204:LEU:HD22	1.68	0.74
27:DA:1384:A:N3	27:DA:1405:U:H1'	2.01	0.74
27:DA:2388:A:H5'	27:DA:2389:G:OP2	1.87	0.74
27:DA:2701:C:C3'	27:DA:2702:U:H5''	2.11	0.74
35:DI:19:VAL:HG22	35:DI:20:ASP:H	1.51	0.74
27:DA:661:C:H4'	38:DP:16:ARG:HH12	1.52	0.74
40:DR:99:LYS:HZ3	40:DR:99:LYS:HB2	1.51	0.74
36:DN:40:PRO:HB3	43:DU:68:ALA:HB2	1.68	0.74
47:DY:96:ILE:HG22	47:DY:97:ARG:H	1.50	0.74
2:AB:204:ASN:ND2	2:AB:207:ALA:H	1.80	0.74
3:AC:30:ARG:HH21	14:AN:35:ARG:CA	2.00	0.74
6:AF:72:VAL:HG13	6:AF:73:ASN:N	2.03	0.74
24:AX:3:C:C2'	24:AX:4:G:H5''	2.15	0.74
27:BA:1899:G:N2	27:BA:1902:C:N4	2.34	0.74
27:BA:2845:G:O2'	27:BA:2846:G:H5'	1.86	0.74
31:BE:78:LEU:O	31:BE:79:ARG:HD2	1.88	0.74
44:BV:39:LEU:O	44:BV:40:LEU:HG	1.86	0.74
1:CA:102:G:N2	1:CA:103:C:C1'	2.50	0.74
13:CM:2:ALA:HB3	13:CM:9:ILE:HG23	1.68	0.74
19:CS:42:PRO:HG3	53:D4:80:ARG:HH21	1.50	0.74
55:D6:11:LEU:HD22	55:D6:12:GLU:N	2.01	0.74
27:DA:2134:A:H62	27:DA:2157:G:H1'	1.52	0.74
27:DA:361:G:H2'	27:DA:362:U:H5''	1.68	0.74
27:DA:796:C:H2'	27:DA:797:C:C6	2.21	0.74
31:DE:59:VAL:HG22	31:DE:60:ASN:N	2.02	0.74
38:DP:105:LEU:N	38:DP:105:LEU:HD23	2.01	0.74
47:DY:27:VAL:HA	47:DY:28:LYS:HZ2	1.51	0.74
4:AD:9:CYS:CB	4:AD:22:LYS:HD2	2.16	0.74

Continued on next page...

Continued from previous page...

Atom-1	Atom-2	Interatomic distance (Å)	Clash overlap (Å)
8:AH:63:LEU:HB2	8:AH:65:TYR:HE1	1.52	0.74
13:AM:94:ARG:NH2	27:BA:887:A:H3'	2.02	0.74
14:AN:25:VAL:HG23	14:AN:38:GLY:O	1.87	0.74
24:AX:51:C:H2'	24:AX:52:G:C8	2.21	0.74
27:BA:1434:A:H61	27:BA:1558:A:N6	1.83	0.74
27:BA:1484:G:C3'	27:BA:1485:G:H5''	2.18	0.74
27:BA:1504:C:H2'	27:BA:1505:C:H5''	1.68	0.74
35:BI:79:ILE:O	35:BI:143:SER:HB3	1.87	0.74
37:BO:64:ARG:HD2	37:BO:81:ASP:OD2	1.86	0.74
48:BZ:127:VAL:HG22	48:BZ:128:SER:H	1.52	0.74
3:CC:181:ASN:HD21	3:CC:204:LEU:HD12	1.51	0.74
20:CT:50:GLU:N	20:CT:100:ILE:HG12	2.01	0.74
55:D6:11:LEU:HD12	55:D6:26:ASN:HD21	1.51	0.74
27:DA:1021:A:H3'	27:DA:1021:A:H8	1.53	0.74
27:DA:2134:A:C2	27:DA:2159:G:H1'	2.22	0.74
27:DA:2349:G:H4'	55:D6:42:TRP:CZ2	2.22	0.74
27:DA:645:C:O2	27:DA:645:C:H2'	1.86	0.74
30:DD:118:VAL:HG22	30:DD:119:ALA:N	2.01	0.74
42:DT:11:GLU:O	42:DT:13:ARG:N	2.20	0.74
48:DZ:169:THR:HG22	48:DZ:170:ILE:N	2.02	0.74
1:AA:433:C:H2'	1:AA:434:U:C6	2.22	0.74
5:AE:102:ALA:HA	5:AE:120:THR:OG1	1.88	0.74
13:AM:8:GLU:OE1	13:AM:22:ILE:HG23	1.87	0.74
16:AP:48:TRP:O	16:AP:49:LEU:HB2	1.87	0.74
1:AA:1456:G:H2'	20:AT:39:LYS:HZ2	1.49	0.74
27:BA:2443:C:H2'	27:BA:2444:G:H8	1.50	0.74
27:BA:2808:U:O2'	27:BA:2809:A:H5'	1.87	0.74
27:BA:554:U:C2'	27:BA:555:U:H5'	2.18	0.74
29:BC:75:LEU:HD21	29:BC:99:ILE:HD12	1.69	0.74
36:BN:67:LEU:HA	36:BN:87:LEU:HB3	1.68	0.74
41:BS:89:ARG:HB3	41:BS:92:TYR:HB3	1.69	0.74
43:BU:104:GLN:NE2	43:BU:104:GLN:H	1.86	0.74
47:BY:76:CYS:HB3	47:BY:96:ILE:HD11	1.69	0.74
3:CC:14:ILE:HG12	3:CC:15:THR:N	2.03	0.74
9:CI:27:THR:HG23	9:CI:31:GLN:N	2.03	0.74
12:CL:38:ARG:CG	12:CL:39:THR:H	1.97	0.74
23:CW:39:C:H2'	23:CW:40:C:C6	2.23	0.74
50:D1:82:LEU:HD11	50:D1:93:GLU:HG3	1.68	0.74
27:DA:2061:G:H5''	27:DA:2503:A:C2	2.23	0.74
27:DA:2537:U:H2'	27:DA:2538:C:C6	2.22	0.74
32:DF:63:LYS:HZ1	32:DF:67:GLN:HB2	1.53	0.74

Continued on next page...

Continued from previous page...

Atom-1	Atom-2	Interatomic distance (Å)	Clash overlap (Å)
34:DH:43:VAL:HG12	34:DH:53:GLU:HG3	1.68	0.74
40:DR:8:ARG:CZ	40:DR:9:LYS:H	2.00	0.74
5:AE:31:LEU:HD11	5:AE:43:LEU:HD11	1.70	0.74
27:BA:71:A:H8	27:BA:71:A:H5'	1.52	0.74
1:CA:1490:C:O2'	1:CA:1491:G:H5'	1.87	0.74
1:CA:1313:U:OP1	19:CS:6:LYS:HG3	1.87	0.74
1:CA:192:U:C4'	20:CT:103:GLY:HA2	2.18	0.74
27:DA:2527:C:H5'	58:D9:30:PRO:HB2	1.70	0.74
33:DG:47:LYS:N	33:DG:51:ARG:HG3	2.03	0.74
36:DN:56:ASN:HA	36:DN:125:GLY:H	1.51	0.74
36:DN:67:LEU:O	36:DN:68:GLU:HB2	1.85	0.74
43:DU:62:ILE:HD13	43:DU:93:LYS:HG2	1.69	0.74
3:AC:59:ARG:HG2	3:AC:63:ASN:O	1.88	0.74
18:AR:66:LEU:HD11	18:AR:70:ILE:HD11	1.68	0.74
25:AY:18:G:H22	25:AY:55:C:H42	1.36	0.74
35:BI:109:ILE:O	35:BI:111:PRO:HD3	1.87	0.74
38:BP:144:GLU:N	38:BP:145:PRO:HD3	2.03	0.74
48:BZ:10:GLU:HB2	48:BZ:12:GLU:OE1	1.86	0.74
1:CA:1305:G:H5'	21:CU:4:GLY:HA3	1.69	0.74
1:CA:563:A:N3	1:CA:563:A:H2'	2.03	0.74
1:CA:620:C:H2'	1:CA:621:A:O4'	1.88	0.74
27:DA:779:U:OP1	30:DD:49:ILE:HG22	1.86	0.74
44:DV:19:LYS:CE	44:DV:20:LEU:H	2.00	0.74
1:AA:1270:C:O2'	1:AA:1271:G:H5'	1.87	0.74
16:AP:7:ALA:HB2	16:AP:20:VAL:HG11	1.70	0.74
27:BA:1292:U:H2'	27:BA:1293:C:H6	1.53	0.74
27:BA:2020:A:OP1	43:BU:26:GLY:HA3	1.88	0.74
30:BD:31:LYS:O	30:BD:35:LYS:HB2	1.87	0.74
43:BU:92:ARG:HD2	44:BV:11:GLN:CD	2.08	0.74
1:CA:1145:C:H1'	1:CA:1146:A:N7	2.03	0.74
1:CA:1226:C:OP2	13:CM:103:THR:HG21	1.86	0.74
1:CA:59:A:H1'	1:CA:354:G:N2	2.02	0.74
2:CB:47:THR:O	2:CB:51:LEU:HG	1.88	0.74
3:CC:169:ALA:O	3:CC:170:GLN:HB2	1.87	0.74
27:DA:676:A:H8	27:DA:2069:G:H21	1.32	0.74
27:DA:2539:C:H2'	27:DA:2540:C:H6	1.52	0.74
45:DW:4:LYS:HG2	45:DW:106:ILE:HG12	1.70	0.74
47:DY:50:ARG:HB2	47:DY:53:PRO:HG3	1.70	0.74
1:AA:1120:G:H2'	1:AA:1121:U:H6	1.53	0.74
12:AL:44:LYS:HB2	12:AL:45:PRO:HD3	1.70	0.74
16:AP:8:ARG:O	16:AP:9:PHE:HD2	1.70	0.74

Continued on next page...

Continued from previous page...

Atom-1	Atom-2	Interatomic distance (Å)	Clash overlap (Å)
24:AX:17:C:H2'	24:AX:17(B):U:C5	2.22	0.74
27:BA:2134:A:H62	27:BA:2157:G:H1'	1.53	0.74
30:BD:30:GLU:HG3	30:BD:63:ARG:NH2	2.03	0.74
48:BZ:101:LEU:HB2	48:BZ:121:ARG:O	1.87	0.74
27:DA:575:A:O2'	27:DA:576:U:H5'	1.86	0.74
27:DA:907:U:C2'	27:DA:908:C:H5''	2.18	0.74
31:DE:13:ARG:HA	31:DE:22:PRO:HA	1.69	0.74
33:DG:47:LYS:HE3	33:DG:81:LYS:HB2	1.68	0.74
35:DI:111:PRO:O	35:DI:112:LYS:HG3	1.88	0.74
35:DI:68:LEU:O	35:DI:68:LEU:HD23	1.87	0.74
1:AA:1072:G:H2'	1:AA:1073:U:H6	1.51	0.73
1:AA:538:G:H5''	12:AL:111:LYS:HB2	1.69	0.73
4:AD:4:TYR:O	4:AD:5:ILE:HB	1.87	0.73
12:AL:7:LEU:HB3	17:AQ:32:TYR:CE1	2.23	0.73
13:AM:19:LEU:HB3	13:AM:25:ILE:HG21	1.70	0.73
24:AX:19:G:C3'	24:AX:20:U:H5''	2.11	0.73
27:BA:922:U:H2'	27:BA:923:C:H6	1.51	0.73
29:BC:78:ALA:CB	29:BC:82:LYS:HB2	2.18	0.73
32:BF:7:TYR:HB3	32:BF:16:GLY:N	2.02	0.73
38:BP:47:ASP:HB3	38:BP:48:PRO:C	2.07	0.73
39:BQ:79:LEU:HD23	39:BQ:80:GLU:CG	2.15	0.73
2:CB:83:MET:SD	2:CB:234:PRO:HG2	2.28	0.73
3:CC:92:ALA:HB2	3:CC:99:VAL:CG2	2.17	0.73
10:CJ:65:LEU:HD13	14:CN:56:VAL:HG22	1.68	0.73
27:DA:1503:U:H2'	27:DA:1504:C:H6	1.52	0.73
33:DG:22:ARG:NH1	33:DG:22:ARG:HB3	2.01	0.73
38:DP:122:PRO:HA	38:DP:141:ALA:O	1.88	0.73
43:DU:58:ARG:O	43:DU:62:ILE:HG12	1.88	0.73
47:DY:101:LYS:HG2	47:DY:102:CYS:N	2.03	0.73
27:DA:481:G:O5'	47:DY:47:LYS:HE3	1.86	0.73
11:AK:27:ASN:ND2	11:AK:55:LYS:HE3	2.03	0.73
14:AN:44:LEU:C	14:AN:44:LEU:HD12	2.08	0.73
27:BA:1169:G:H1	27:BA:1180:C:H42	1.35	0.73
27:BA:1300:U:H1'	27:BA:1626:G:C2	2.23	0.73
36:BN:120:LEU:CD2	36:BN:122:VAL:HG23	2.18	0.73
27:BA:2406:U:O4	38:BP:70:GLN:HB3	1.88	0.73
38:BP:75:ILE:N	38:BP:75:ILE:HD12	1.97	0.73
41:BS:83:LYS:CG	41:BS:105:ALA:HB3	2.18	0.73
48:BZ:103:PHE:HB3	48:BZ:140:VAL:HG12	1.68	0.73
48:BZ:149:LEU:HD21	48:BZ:171:ALA:HB3	1.68	0.73
1:CA:1457:G:N1	1:CA:1458:G:C5	2.56	0.73

Continued on next page...

Continued from previous page...

Atom-1	Atom-2	Interatomic distance (Å)	Clash overlap (Å)
1:CA:1513:A:H2'	1:CA:1514:C:C6	2.23	0.73
1:CA:637:G:H2'	1:CA:638:G:H8	1.53	0.73
1:CA:818:G:C2'	1:CA:819:A:H5''	2.18	0.73
5:CE:12:LEU:HD13	5:CE:13:ILE:N	2.03	0.73
10:CJ:50:ILE:HA	10:CJ:60:ARG:HB3	1.71	0.73
14:CN:7:ILE:O	14:CN:10:ALA:HB3	1.87	0.73
27:DA:1163:G:O2'	27:DA:1164:G:H5'	1.88	0.73
27:DA:297:C:H2'	27:DA:298:G:O4'	1.87	0.73
27:DA:587:C:C5	38:DP:33:ARG:HD3	2.23	0.73
28:DB:28:C:H2'	28:DB:29:A:C8	2.22	0.73
37:DO:71:ARG:HH12	42:DT:74:ARG:HH22	1.34	0.73
27:BA:1494:A:O2'	27:BA:1495:A:H5''	1.88	0.73
27:BA:634:C:H2'	27:BA:635:C:C6	2.23	0.73
27:BA:64:A:H61	27:BA:90:U:H3	1.33	0.73
33:BG:51:ARG:CA	33:BG:51:ARG:NE	2.51	0.73
43:BU:92:ARG:HD2	44:BV:11:GLN:NE2	2.02	0.73
44:BV:76:LYS:HB2	44:BV:81:TYR:HB3	1.70	0.73
48:BZ:164:VAL:HG12	48:BZ:165:SER:N	2.02	0.73
52:D3:43:ILE:O	52:D3:47:VAL:HG23	1.88	0.73
27:DA:1117:G:C4	27:DA:1118:C:H1'	2.23	0.73
27:DA:2018:G:H21	43:DU:34:LYS:NZ	1.87	0.73
27:DA:2490:G:H4'	27:DA:2491:U:OP1	1.85	0.73
32:DF:177:ALA:HB1	32:DF:178:PRO:HD2	1.69	0.73
43:DU:61:TRP:HB3	43:DU:93:LYS:O	1.87	0.73
43:DU:92:ARG:NH2	43:DU:95:LEU:HG	2.01	0.73
45:DW:25:ARG:HB2	45:DW:25:ARG:NH1	2.03	0.73
1:AA:1305:G:N2	1:AA:1331:G:H2'	2.03	0.73
1:AA:579:G:H5'	1:AA:728:A:H1'	1.68	0.73
19:AS:29:ARG:CD	19:AS:30:LEU:H	2.00	0.73
21:AU:24:ARG:O	21:AU:25:LYS:HB2	1.88	0.73
29:BC:46:LYS:NZ	29:BC:172:HIS:HA	2.02	0.73
27:BA:2012:G:O3'	45:BW:96:ILE:HD11	1.88	0.73
1:CA:1208:C:H2'	1:CA:1209:C:H6	1.52	0.73
1:CA:1457:G:C2	1:CA:1458:G:C4	2.75	0.73
1:CA:179:A:H2'	1:CA:180:U:H6	1.53	0.73
8:CH:42:GLU:HG3	8:CH:109:ILE:HD12	1.70	0.73
9:CI:5:TYR:HD2	9:CI:18:PHE:CE2	2.06	0.73
10:CJ:4:ILE:HB	10:CJ:74:ILE:HG13	1.70	0.73
55:D6:32:ASN:O	55:D6:33:LYS:HG2	1.88	0.73
27:DA:1456:G:H2'	27:DA:1457:A:H8	1.53	0.73
27:DA:1590:U:H2'	27:DA:1591:G:C5'	2.12	0.73

Continued on next page...

Continued from previous page...

Atom-1	Atom-2	Interatomic distance (Å)	Clash overlap (Å)
28:DB:74:U:H2'	28:DB:75:G:O4'	1.87	0.73
30:DD:161:THR:O	30:DD:196:VAL:HG23	1.89	0.73
34:DH:27:LYS:HG2	34:DH:32:GLU:HB2	1.70	0.73
36:DN:2:LYS:CG	43:DU:101:ARG:HH22	1.93	0.73
43:DU:31:SER:CB	43:DU:34:LYS:HB2	2.18	0.73
48:DZ:165:SER:HB2	48:DZ:166:PRO:C	2.09	0.73
3:AC:150:LYS:HB3	3:AC:201:TYR:HB2	1.70	0.73
3:AC:206:GLU:O	3:AC:208:ILE:N	2.22	0.73
27:BA:1292:U:H2'	27:BA:1293:C:C6	2.23	0.73
27:BA:1639:U:O2'	27:BA:1640:C:H5''	1.89	0.73
42:BT:89:VAL:HG11	42:BT:91:ARG:HE	1.51	0.73
42:BT:89:VAL:CG1	42:BT:91:ARG:NE	2.50	0.73
2:CB:80:ILE:HD12	2:CB:212:GLN:HG2	1.70	0.73
27:DA:2025:C:H2'	27:DA:2026:C:C6	2.22	0.73
27:DA:2028:U:H2'	27:DA:2029:G:C8	2.22	0.73
27:DA:2808:U:O2'	27:DA:2809:A:H5'	1.88	0.73
1:AA:1278:U:H5''	1:AA:1279:A:O4'	1.89	0.73
1:AA:93:G:O2'	1:AA:96:U:H5'	1.88	0.73
3:AC:130:VAL:O	3:AC:134:ILE:HG12	1.89	0.73
8:AH:41:ARG:CB	8:AH:41:ARG:HH11	2.02	0.73
18:AR:53:ARG:HH21	18:AR:60:ALA:N	1.87	0.73
27:BA:2266:A:H4'	27:BA:2267:A:C2	2.23	0.73
27:BA:2475:C:H5'	27:BA:2476:A:OP2	1.88	0.73
35:BI:7:GLU:OE2	35:BI:8:PRO:HD2	1.88	0.73
44:BV:16:PRO:O	44:BV:96:ILE:HG22	1.88	0.73
1:CA:1095:U:H2'	1:CA:1096:C:C6	2.24	0.73
1:CA:407:G:H1	1:CA:435:C:H42	1.33	0.73
3:CC:53:ALA:O	3:CC:54:ARG:HB2	1.86	0.73
6:CF:78:GLU:O	6:CF:81:ILE:HG12	1.89	0.73
9:CI:4:TYR:CD2	9:CI:19:LEU:HD12	2.24	0.73
17:CQ:17:LYS:HG2	17:CQ:47:PRO:HA	1.69	0.73
20:CT:26:ASN:O	20:CT:30:LYS:HB2	1.89	0.73
51:D2:18:PRO:HG2	51:D2:19:VAL:H	1.54	0.73
55:D6:36:LEU:HD13	55:D6:50:ARG:NH2	2.03	0.73
30:DD:35:LYS:O	30:DD:64:ILE:HG22	1.86	0.73
35:DI:81:VAL:HG12	35:DI:82:ARG:N	1.96	0.73
42:DT:33:LYS:HE2	42:DT:43:GLN:OE1	1.89	0.73
20:AT:22:ARG:HH11	20:AT:22:ARG:HB2	1.54	0.73
27:BA:1987:G:H5'	27:BA:1987:G:C8	2.24	0.73
27:BA:556:G:H2'	27:BA:557:U:C6	2.23	0.73
30:BD:218:ARG:HG3	30:BD:218:ARG:HH11	1.54	0.73

Continued on next page...

Continued from previous page...

Atom-1	Atom-2	Interatomic distance (Å)	Clash overlap (Å)
30:BD:80:ALA:HB3	30:BD:94:LEU:HD13	1.69	0.73
27:BA:320:A:H2'	32:BF:136:THR:HG21	1.70	0.73
33:BG:98:ARG:O	33:BG:101:ILE:HD11	1.88	0.73
39:BQ:133:ARG:HG2	39:BQ:134:ARG:N	2.02	0.73
1:CA:1026:G:N3	1:CA:1026:G:H2'	2.01	0.73
1:CA:57:G:H2'	1:CA:58:C:C6	2.23	0.73
3:CC:9:GLY:HA3	14:CN:49:HIS:HA	1.70	0.73
50:D1:86:SER:O	50:D1:90:ILE:HG12	1.88	0.73
55:D6:15:GLU:OE1	55:D6:18:ARG:CZ	2.37	0.73
27:DA:1138:G:H2'	27:DA:1139:G:O4'	1.88	0.73
27:DA:991:C:H5'	27:DA:991:C:H6	1.53	0.73
31:DE:32:PRO:HB3	31:DE:69:LYS:HB3	1.69	0.73
38:DP:112:LEU:H	38:DP:128:HIS:HD2	1.34	0.73
38:DP:64:LYS:O	38:DP:65:ARG:C	2.27	0.73
47:DY:74:PRO:O	47:DY:80:GLY:HA3	1.88	0.73
1:AA:443:C:H2'	1:AA:444:C:C6	2.24	0.73
2:AB:187:LEU:HD23	2:AB:201:ILE:HG22	1.70	0.73
1:AA:751:U:H4'	15:AO:24:SER:HA	1.69	0.73
1:AA:267:C:OP2	17:AQ:67:LYS:HD2	1.88	0.73
27:BA:1114:G:H2'	27:BA:1115:G:H5''	1.71	0.73
33:BG:133:LEU:HD11	33:BG:157:ILE:HD12	1.71	0.73
34:BH:85:LYS:HZ3	34:BH:145:ALA:CA	2.01	0.73
37:BO:2:ILE:N	37:BO:2:ILE:HD13	2.03	0.73
38:BP:79:ARG:O	38:BP:111:ARG:HB2	1.89	0.73
42:BT:11:GLU:N	42:BT:13:ARG:HH21	1.86	0.73
1:CA:102:G:N2	1:CA:103:C:H1'	2.02	0.73
1:CA:1194:U:H2'	1:CA:1195:C:C6	2.24	0.73
13:CM:86:CYS:HA	19:CS:73:GLU:O	1.88	0.73
25:CY:46:U:O4	25:CY:49:G:H3'	1.89	0.73
27:DA:1286:A:H2'	27:DA:1288:U:OP2	1.88	0.73
27:DA:2090:G:H21	50:D1:45:ASN:ND2	1.85	0.73
27:DA:2348:U:H2'	27:DA:2349:G:C5'	2.11	0.73
27:DA:2749:A:O2'	34:DH:59:ARG:HG3	1.89	0.73
27:DA:285:C:C2'	27:DA:286:C:H5''	2.19	0.73
28:DB:105:A:H3'	28:DB:106:G:C8	2.22	0.73
28:DB:76:G:H5''	48:DZ:14:PRO:HB3	1.70	0.73
38:DP:121:LYS:HE3	38:DP:123:LEU:CD2	2.19	0.73
27:DA:2012:G:O3'	45:DW:96:ILE:HD11	1.87	0.73
48:DZ:118:GLU:HB2	48:DZ:121:ARG:CD	2.17	0.73
1:AA:57:G:H2'	1:AA:58:C:H6	1.52	0.73
3:AC:154:SER:O	3:AC:165:THR:HA	1.89	0.73

Continued on next page...

Continued from previous page...

Atom-1	Atom-2	Interatomic distance (Å)	Clash overlap (Å)
27:BA:674:G:H1'	32:BF:74:ARG:CD	2.19	0.73
35:BI:68:LEU:HA	35:BI:71:ILE:HD11	1.70	0.73
37:BO:19:ILE:HG22	37:BO:43:VAL:HA	1.71	0.73
1:CA:918:A:H2'	1:CA:919:A:C8	2.22	0.73
3:CC:34:LEU:HD21	3:CC:38:ARG:CZ	2.18	0.73
23:CW:28:G:H2'	23:CW:29:G:O4'	1.89	0.73
27:DA:969:U:OP1	52:D3:17:LYS:HG2	1.89	0.73
30:DD:43:ARG:NH1	30:DD:44:ASN:ND2	2.37	0.73
35:DI:93:THR:HG22	35:DI:119:PRO:HA	1.71	0.73
41:DS:31:SER:HB3	41:DS:34:HIS:ND1	2.03	0.73
27:BA:747:U:C4	54:B5:2:ALA:N	2.57	0.73
55:B6:18:ARG:HG3	55:B6:19:ARG:N	2.04	0.73
27:BA:1495:A:N3	27:BA:1496:A:C2	2.56	0.73
27:BA:1594:G:H5'	27:BA:1594:G:C8	2.24	0.73
31:BE:179:GLU:O	31:BE:180:ASN:HB2	1.89	0.73
31:BE:55:ASN:O	31:BE:57:LYS:N	2.21	0.73
38:BP:75:ILE:CD1	38:BP:75:ILE:H	1.87	0.73
1:CA:1030:C:H2'	1:CA:1030(A):G:H5'	1.70	0.73
1:CA:650:G:O2'	1:CA:651:C:H5'	1.89	0.73
2:CB:14:GLY:O	2:CB:15:VAL:HG13	1.88	0.73
12:CL:90:LEU:H	12:CL:90:LEU:CD2	1.96	0.73
17:CQ:36:ILE:HD11	17:CQ:38:ARG:NH2	2.03	0.73
27:DA:2020:A:O2'	27:DA:2021:C:H5'	1.88	0.73
27:DA:997:G:OP1	43:DU:93:LYS:HD3	1.89	0.73
31:DE:179:GLU:O	31:DE:180:ASN:HB2	1.88	0.73
32:DF:132:VAL:HG12	32:DF:138:GLU:OE1	1.88	0.73
35:DI:78:THR:HG23	35:DI:141:LYS:O	1.88	0.73
40:DR:51:LEU:HD23	40:DR:66:VAL:HG23	1.70	0.73
1:AA:585:G:H4'	12:AL:5:ASN:ND2	2.03	0.72
2:AB:220:ASP:O	2:AB:223:ILE:HG13	1.88	0.72
16:AP:8:ARG:C	16:AP:9:PHE:HD2	1.92	0.72
18:AR:82:THR:HG22	18:AR:83:GLU:N	2.04	0.72
34:BH:16:SER:HB2	34:BH:27:LYS:HB2	1.71	0.72
34:BH:47:GLU:HB2	34:BH:49:VAL:O	1.89	0.72
36:BN:87:LEU:HD22	36:BN:91:LEU:CD1	2.19	0.72
3:CC:132:ARG:HD3	3:CC:136:GLN:HE22	1.54	0.72
5:CE:53:LEU:CD1	5:CE:53:LEU:H	2.01	0.72
13:CM:47:ASP:O	13:CM:48:LEU:HB3	1.89	0.72
15:CO:39:LEU:HD12	15:CO:56:LEU:HD13	1.71	0.72
27:DA:2090:G:N2	50:D1:45:ASN:HD21	1.85	0.72
27:DA:1257:C:H4'	32:DF:83:PHE:CD2	2.24	0.72

Continued on next page...

Continued from previous page...

Atom-1	Atom-2	Interatomic distance (Å)	Clash overlap (Å)
27:DA:363(C):G:H2'	27:DA:363(D):G:H8	1.54	0.72
31:DE:200:GLU:HG2	31:DE:201:THR:N	2.04	0.72
32:DF:63:LYS:NZ	32:DF:67:GLN:HB2	2.04	0.72
32:DF:116:ASP:OD2	38:DP:5:ASP:HB2	1.89	0.72
43:DU:50:ARG:NH1	44:DV:72:VAL:HG12	2.04	0.72
1:AA:1002:G:N2	1:AA:1003:G:H1'	2.03	0.72
1:AA:1028:C:H42	1:AA:1034:G:N2	1.86	0.72
1:AA:1228:C:H2'	1:AA:1229:A:H8	1.54	0.72
2:AB:65:GLY:HA2	2:AB:226:ARG:NH2	2.04	0.72
1:AA:619:U:C2	4:AD:135:LEU:HD21	2.24	0.72
16:AP:25:ARG:HH11	16:AP:25:ARG:HG3	1.53	0.72
55:B6:15:GLU:OE2	55:B6:18:ARG:NE	2.22	0.72
30:BD:112:GLN:H	30:BD:115:GLN:NE2	1.87	0.72
30:BD:48:ARG:NH1	30:BD:48:ARG:HG3	2.04	0.72
31:BE:97:LYS:HZ2	31:BE:97:LYS:HA	1.53	0.72
48:BZ:156:LEU:HD12	48:BZ:156:LEU:H	1.54	0.72
1:CA:973:G:H3'	1:CA:974:A:H5''	1.70	0.72
8:CH:97:VAL:O	8:CH:100:ILE:HG13	1.89	0.72
10:CJ:44:VAL:HG12	10:CJ:45:ARG:N	2.04	0.72
49:D0:17:GLN:O	49:D0:19:LYS:HD3	1.89	0.72
52:D3:23:LEU:HD12	52:D3:50:VAL:HG11	1.71	0.72
38:DP:63:PRO:CB	57:D8:13:ARG:HB3	2.18	0.72
27:DA:2776:A:H4'	27:DA:2777:G:O5'	1.88	0.72
27:DA:65:C:H2'	27:DA:66:C:C6	2.24	0.72
27:DA:883:G:H2'	27:DA:884:C:H5'	1.69	0.72
27:DA:969:U:P	52:D3:17:LYS:HZ2	2.12	0.72
32:DF:150:GLY:HA2	32:DF:172:TRP:CE3	2.23	0.72
36:DN:56:ASN:N	36:DN:126:PRO:HA	2.03	0.72
37:DO:86:ILE:H	37:DO:86:ILE:CD1	1.98	0.72
41:DS:82:ILE:HG22	41:DS:83:LYS:N	2.03	0.72
43:DU:62:ILE:CD1	43:DU:93:LYS:HG2	2.18	0.72
1:AA:1162:C:H2'	1:AA:1163:C:C6	2.24	0.72
1:AA:1172:C:H2'	1:AA:1173:G:H8	1.54	0.72
1:AA:1328:C:O2'	1:AA:1329:A:H5'	1.89	0.72
1:AA:192:U:H2'	1:AA:193:C:C6	2.24	0.72
3:AC:73:PRO:O	3:AC:76:VAL:HG22	1.88	0.72
4:AD:119:GLN:HG3	4:AD:123:HIS:HD2	1.55	0.72
56:B7:24:THR:HG23	56:B7:27:GLY:HA3	1.70	0.72
27:BA:1494:A:H2'	27:BA:1495:A:C5'	2.18	0.72
27:BA:2305:A:H5''	33:BG:134:GLY:HA3	1.70	0.72
33:BG:22:ARG:HB3	33:BG:22:ARG:HH11	1.54	0.72

Continued on next page...

Continued from previous page...

Atom-1	Atom-2	Interatomic distance (Å)	Clash overlap (Å)
1:CA:963:G:N2	10:CJ:55:LYS:HZ3	1.87	0.72
1:CA:1112:C:N3	3:CC:178:LEU:HD23	2.04	0.72
7:CG:153:HIS:HA	7:CG:155:ARG:HH12	1.55	0.72
27:DA:1231:G:H2'	27:DA:1232:G:H8	1.53	0.72
27:DA:1375:C:H2'	27:DA:1376:C:H6	1.54	0.72
27:DA:1523:U:H2'	27:DA:1524:G:C8	2.24	0.72
28:DB:106:G:C2'	28:DB:107:G:H8	2.01	0.72
31:DE:35:GLN:HG2	31:DE:36:ARG:H	1.54	0.72
41:DS:15:ARG:C	41:DS:17:ARG:N	2.40	0.72
1:AA:1086:U:O2'	1:AA:1087:G:H5'	1.87	0.72
1:AA:188:C:H2'	1:AA:189:G:H8	1.52	0.72
2:AB:201:ILE:HG21	2:AB:214:ILE:HG21	1.69	0.72
57:B8:6:THR:HG22	57:B8:63:PRO:HD3	1.70	0.72
27:BA:1290:C:H2'	27:BA:1291:C:H6	1.54	0.72
27:BA:2734:A:H5'	27:BA:2735:G:OP2	1.89	0.72
27:BA:365:C:C6	27:BA:365:C:H5'	2.23	0.72
33:BG:33:ARG:O	33:BG:162:THR:HG23	1.88	0.72
34:BH:113:VAL:HG11	34:BH:151:ILE:HD12	1.71	0.72
47:BY:27:VAL:HA	47:BY:28:LYS:HZ2	1.54	0.72
53:D4:59:VAL:HG11	53:D4:62:CYS:HB3	1.69	0.72
34:DH:20:ALA:HB1	34:DH:21:PRO:CD	2.19	0.72
34:DH:85:LYS:HG3	34:DH:145:ALA:HB2	1.71	0.72
1:AA:1145:C:H5'	1:AA:1146:A:OP1	1.90	0.72
1:AA:923:A:OP1	5:AE:21:ALA:HB2	1.89	0.72
16:AP:72:ARG:NH2	16:AP:73:LEU:HD21	2.04	0.72
24:AX:21:A:H61	24:AX:46:A:H2'	1.54	0.72
27:BA:2308:G:N7	27:BA:2310:A:H5'	2.04	0.72
30:BD:58:HIS:HD2	30:BD:59:LYS:N	1.87	0.72
34:BH:43:VAL:HB	34:BH:51:ARG:O	1.89	0.72
36:BN:22:THR:HB	36:BN:25:ARG:HB2	1.72	0.72
38:BP:114:ILE:HD12	38:BP:115:LEU:N	2.04	0.72
47:BY:77:PRO:O	47:BY:99:CYS:SG	2.43	0.72
2:CB:187:LEU:HA	2:CB:201:ILE:HB	1.71	0.72
52:D3:4:LEU:HD21	52:D3:57:GLU:H	1.54	0.72
27:DA:538:G:H2'	27:DA:539:G:H8	1.51	0.72
27:DA:2632:A:C2	31:DE:61:ARG:HD3	2.23	0.72
42:DT:62:THR:HG22	42:DT:75:ILE:HG12	1.70	0.72
44:DV:1:MET:HB3	44:DV:42:GLY:H	1.54	0.72
44:DV:24:LYS:HA	44:DV:92:THR:HG23	1.70	0.72
46:DX:27:THR:HB	46:DX:80:ILE:HB	1.72	0.72
28:DB:105:A:O2'	48:DZ:29:ASN:HA	1.89	0.72

Continued on next page...

Continued from previous page...

Atom-1	Atom-2	Interatomic distance (Å)	Clash overlap (Å)
1:AA:1225:A:N3	1:AA:1225:A:H2'	2.05	0.72
1:AA:130:A:H5'	17:AQ:63:ARG:HH21	1.54	0.72
1:AA:939:G:H5''	7:AG:102:ARG:HH22	1.55	0.72
27:BA:2365:G:O6	57:B8:39:LYS:HE3	1.89	0.72
32:BF:157:VAL:HB	32:BF:194:MET:HB3	1.70	0.72
40:BR:32:GLY:HA2	40:BR:116:LEU:HD13	1.72	0.72
41:BS:57:LYS:HD2	41:BS:58:LEU:HD12	1.72	0.72
44:BV:38:LEU:C	44:BV:39:LEU:HD12	2.09	0.72
2:CB:201:ILE:HG21	2:CB:214:ILE:HG21	1.71	0.72
3:CC:171:GLY:O	3:CC:172:ARG:HG2	1.90	0.72
3:CC:95:THR:O	3:CC:97:LYS:N	2.23	0.72
4:CD:63:LYS:HD2	4:CD:198:VAL:HG22	1.72	0.72
4:CD:199:ASN:HD22	4:CD:202:LEU:HG	1.55	0.72
9:CI:125:TYR:HD2	9:CI:126:SER:H	1.35	0.72
12:CL:74:LEU:HD21	12:CL:104:ALA:HA	1.71	0.72
20:CT:16:HIS:O	20:CT:19:SER:HB3	1.88	0.72
52:D3:8:LEU:HD12	52:D3:31:LEU:HA	1.72	0.72
57:D8:4:MET:O	57:D8:62:LEU:HD12	1.90	0.72
27:DA:2398:U:H5'	27:DA:2399:G:OP2	1.90	0.72
25:CY:75:A:H1'	27:DA:2421:G:N2	2.03	0.72
27:DA:886:C:O2'	27:DA:887:A:H5'	1.89	0.72
33:DG:41:GLN:HE22	33:DG:153:ARG:HG2	1.54	0.72
36:DN:3:THR:HG22	36:DN:5:VAL:HG12	1.72	0.72
41:DS:95:HIS:CG	41:DS:96:GLY:H	2.06	0.72
1:AA:1062:U:H2'	1:AA:1063:C:C6	2.23	0.72
2:AB:166:ASP:CB	2:AB:169:LYS:HB2	2.11	0.72
3:AC:142:MET:HA	3:AC:146:ALA:HB3	1.70	0.72
5:AE:150:ARG:O	5:AE:153:LYS:HG2	1.88	0.72
13:AM:93:ARG:HA	13:AM:93:ARG:HE	1.55	0.72
25:AY:37:U:C3'	25:AY:38:U:H5''	2.20	0.72
54:B5:25:LEU:HD12	54:B5:25:LEU:N	2.03	0.72
27:BA:1666:G:C2'	27:BA:1667:G:H5'	2.19	0.72
27:BA:2569:G:H2'	27:BA:2570:G:H5'	1.71	0.72
34:BH:11:VAL:HG13	34:BH:11:VAL:O	1.89	0.72
38:BP:64:LYS:HD3	38:BP:65:ARG:H	1.53	0.72
45:BW:68:ARG:HD2	45:BW:110:LYS:HB3	1.72	0.72
47:BY:10:GLY:CA	47:BY:27:VAL:HG13	2.14	0.72
1:CA:1100:C:O2'	1:CA:1101:A:H5'	1.88	0.72
1:CA:1457:G:N3	1:CA:1458:G:C8	2.57	0.72
1:CA:648:A:H2'	1:CA:649:G:H8	1.54	0.72
2:CB:165:VAL:HG23	2:CB:166:ASP:N	2.04	0.72

Continued on next page...

Continued from previous page...

Atom-1	Atom-2	Interatomic distance (Å)	Clash overlap (Å)
54:D5:40:LYS:HB2	54:D5:41:PRO:CD	2.18	0.72
27:DA:1169:G:H1	27:DA:1180:C:N4	1.88	0.72
28:DB:51:G:O6	41:DS:32:LEU:HB3	1.89	0.72
44:DV:51:VAL:HG12	44:DV:52:VAL:N	2.02	0.72
1:AA:924:C:H2'	1:AA:925:G:C8	2.25	0.72
2:AB:102:LEU:HB2	2:AB:176:GLU:CG	2.19	0.72
8:AH:116:LYS:CD	8:AH:127:LEU:HD11	2.18	0.72
50:B1:52:ARG:HD2	50:B1:53:VAL:N	2.03	0.72
27:BA:71:A:C8	27:BA:71:A:H5'	2.25	0.72
27:BA:926:A:C8	27:BA:926:A:H5'	2.24	0.72
30:BD:85:ASP:HB2	30:BD:92:ILE:HD12	1.69	0.72
33:BG:101:ILE:HD13	33:BG:102:PHE:N	2.02	0.72
38:BP:16:ARG:CZ	38:BP:18:ARG:HG2	2.19	0.72
1:CA:1030:C:C2'	1:CA:1030(A):G:H5'	2.20	0.72
1:CA:310:G:H4'	16:CP:31:LYS:HD2	1.72	0.72
1:CA:337:C:H2'	1:CA:338:A:C8	2.24	0.72
1:CA:532:A:H3'	1:CA:533:A:C5'	2.19	0.72
23:CW:22:G:H2'	23:CW:23:G:C8	2.25	0.72
25:CY:14:A:H1'	25:CY:21:A:C6	2.24	0.72
28:DB:7:G:H1	28:DB:114:C:N4	1.87	0.72
30:DD:242:ARG:HH11	30:DD:242:ARG:N	1.86	0.72
33:DG:53:LEU:H	33:DG:53:LEU:HD22	1.53	0.72
35:DI:72:LEU:HD13	35:DI:72:LEU:O	1.90	0.72
38:DP:7:ARG:N	38:DP:8:PRO:HD2	2.03	0.72
27:DA:1614:A:H62	45:DW:93:ALA:HB2	1.53	0.72
46:DX:18:TYR:O	46:DX:20:GLY:N	2.23	0.72
6:AF:50:TYR:CE1	18:AR:77:GLY:HA2	2.25	0.72
27:BA:1210:A:H4'	27:BA:1211:U:O5'	1.90	0.72
27:BA:370:G:H4'	27:BA:371:A:OP2	1.88	0.72
27:BA:881:G:C2'	27:BA:882:G:H5'	2.19	0.72
31:BE:77:ILE:HG22	31:BE:78:LEU:N	2.00	0.72
33:BG:128:ARG:HB2	33:BG:130:ASN:ND2	2.05	0.72
34:BH:19:VAL:HG23	34:BH:45:VAL:HG23	1.71	0.72
38:BP:59:LEU:HA	38:BP:61:ARG:NH1	2.05	0.72
42:BT:10:VAL:O	42:BT:10:VAL:HG12	1.89	0.72
1:CA:591:U:H2'	1:CA:592:G:H8	1.55	0.72
5:CE:45:PHE:HD1	5:CE:46:GLY:N	1.87	0.72
14:CN:47:LEU:HD23	14:CN:50:LYS:HD3	1.72	0.72
27:DA:2233:U:H2'	27:DA:2234:G:C8	2.25	0.72
28:DB:56:G:H5'	33:DG:27:ASN:OD1	1.89	0.72
33:DG:120:LEU:HB2	33:DG:179:PRO:O	1.89	0.72

Continued on next page...

Continued from previous page...

Atom-1	Atom-2	Interatomic distance (Å)	Clash overlap (Å)
43:DU:15:LYS:HE2	43:DU:19:LYS:HE3	1.71	0.72
43:DU:79:PHE:O	43:DU:83:LEU:HB2	1.88	0.72
27:BA:2425:A:H5''	27:BA:2427:C:O4'	1.90	0.72
27:BA:784:A:C5	30:BD:229:VAL:HG21	2.25	0.72
28:BB:65:C:N4	28:BB:109:C:H2'	2.05	0.72
31:BE:95:ILE:N	31:BE:95:ILE:HD12	2.05	0.72
34:BH:80:SER:O	34:BH:81:GLU:HB2	1.89	0.72
1:CA:102:G:C2	1:CA:103:C:C6	2.78	0.72
4:CD:108:LEU:CD1	4:CD:174:LEU:HD13	2.19	0.72
5:CE:43:LEU:HD21	5:CE:132:ALA:HB1	1.72	0.72
7:CG:32:ARG:O	7:CG:33:ASP:HB2	1.90	0.72
9:CI:96:LEU:HG	9:CI:102:LEU:HB2	1.71	0.72
18:CR:56:THR:HB	18:CR:58:LEU:HD13	1.72	0.72
38:DP:64:LYS:HD2	57:D8:25:MET:SD	2.30	0.72
38:DP:50:ARG:HB3	57:D8:59:LYS:CD	2.20	0.72
27:DA:286:C:H2'	27:DA:287:C:H5''	1.71	0.72
30:DD:39:LYS:HB2	30:DD:62:TYR:HB2	1.69	0.72
31:DE:7:VAL:HG21	42:DT:1:MET:CE	2.20	0.72
33:DG:40:ASN:HD22	33:DG:91:ARG:HB2	1.53	0.72
35:DI:83:ALA:HA	35:DI:89:TYR:CE1	2.24	0.72
39:DQ:66:ILE:HG22	39:DQ:104:PHE:CE2	2.25	0.72
1:AA:1510:U:H2'	1:AA:1511:G:C8	2.24	0.71
1:AA:598:U:H2'	1:AA:599:C:C6	2.25	0.71
4:AD:196:LEU:O	4:AD:198:VAL:N	2.22	0.71
4:AD:94:LEU:HA	4:AD:97:LEU:HD12	1.72	0.71
18:AR:43:PHE:CE2	18:AR:58:LEU:HD11	2.23	0.71
27:BA:1301:A:O2'	27:BA:1302:A:H3'	1.89	0.71
27:BA:1444:G:H2'	27:BA:1445(A):C:C5	2.25	0.71
27:BA:2328:A:H2'	27:BA:2329:G:C8	2.24	0.71
33:BG:91:ARG:HD2	33:BG:92:VAL:N	2.05	0.71
42:BT:38:ASN:O	42:BT:38:ASN:ND2	2.23	0.71
44:BV:19:LYS:HB2	44:BV:96:ILE:HG12	1.71	0.71
1:CA:102:G:H21	1:CA:103:C:H1'	1.54	0.71
1:CA:1265:G:H22	1:CA:1271:G:H1'	1.53	0.71
1:CA:1313:U:P	19:CS:6:LYS:HG3	2.29	0.71
1:CA:984:C:H2'	1:CA:985:C:C6	2.24	0.71
2:CB:124:SER:OG	2:CB:125:PRO:HD2	1.90	0.71
9:CI:17:VAL:CG1	9:CI:81:ILE:HD13	2.19	0.71
27:DA:2815:C:H5'	54:D5:29:THR:HG21	1.70	0.71
27:DA:2286:A:H3'	55:D6:31:PRO:HB3	1.72	0.71
57:D8:52:LYS:N	57:D8:53:PRO:HD2	2.04	0.71

Continued on next page...

Continued from previous page...

Atom-1	Atom-2	Interatomic distance (Å)	Clash overlap (Å)
27:DA:1509(A):A:H2'	27:DA:1509(B):A:C8	2.23	0.71
27:DA:1708:C:O2'	27:DA:1709:U:H5'	1.90	0.71
27:DA:272(C):G:H2'	27:DA:272(D):G:H8	1.55	0.71
27:DA:286:C:H2'	27:DA:287:C:H5'	1.70	0.71
27:DA:541:C:H2'	27:DA:542:C:C6	2.25	0.71
27:DA:554:U:O2'	27:DA:555:U:H5'	1.90	0.71
27:DA:951:C:O2'	27:DA:952:G:H5'	1.90	0.71
30:DD:112:GLN:N	30:DD:115:GLN:NE2	2.38	0.71
42:DT:102:ILE:O	42:DT:106:SER:HB3	1.89	0.71
6:AF:100:ASN:HB2	18:AR:28:GLU:HA	1.71	0.71
11:AK:105:VAL:HG23	11:AK:105:VAL:O	1.90	0.71
20:AT:29:LYS:O	20:AT:33:ILE:HG12	1.90	0.71
27:BA:2512:C:H4'	31:BE:122:PHE:CE2	2.24	0.71
30:BD:131:LEU:HA	30:BD:190:TYR:HE2	1.55	0.71
38:BP:23:PRO:O	38:BP:33:ARG:HD2	1.90	0.71
38:BP:46:LYS:HG3	38:BP:51:PHE:CD2	2.25	0.71
27:BA:2019:A:O3'	43:BU:27:LEU:HD12	1.90	0.71
47:BY:8:LYS:H	47:BY:8:LYS:CD	1.98	0.71
48:BZ:10:GLU:OE2	48:BZ:12:GLU:HB2	1.90	0.71
48:BZ:47:PHE:HA	48:BZ:50:ALA:HB3	1.70	0.71
1:CA:1203:C:OP1	14:CN:3:ARG:HD3	1.90	0.71
1:CA:1346:A:H5"	9:CI:120:ARG:HH12	1.53	0.71
4:CD:57:ARG:HG3	4:CD:57:ARG:HH11	1.55	0.71
1:CA:957:U:H4'	19:CS:79:THR:HB	1.72	0.71
27:DA:528:A:C2	27:DA:2043:C:H5'	2.25	0.71
34:DH:89:ILE:HD12	34:DH:90:LYS:N	2.04	0.71
37:DO:111:PHE:O	37:DO:115:VAL:HG23	1.90	0.71
42:DT:100:TYR:HD1	42:DT:100:TYR:H	1.33	0.71
48:DZ:47:PHE:O	48:DZ:50:ALA:N	2.23	0.71
1:AA:741:G:H2'	1:AA:742:G:H8	1.54	0.71
1:AA:1348:U:H4'	9:AI:120:ARG:HD2	1.72	0.71
1:AA:1228:C:OP1	13:AM:115:LYS:HD3	1.89	0.71
19:AS:16:LEU:O	19:AS:20:LEU:HG	1.89	0.71
20:AT:89:ARG:CZ	20:AT:104:LEU:HD21	2.19	0.71
55:B6:33:LYS:HA	55:B6:33:LYS:CE	2.19	0.71
57:B8:52:LYS:N	57:B8:53:PRO:HD2	2.05	0.71
27:BA:863:A:O2'	27:BA:864:G:H5'	1.91	0.71
30:BD:118:VAL:HG22	30:BD:119:ALA:N	2.05	0.71
40:BR:2:ARG:NH2	40:BR:5:LYS:NZ	2.38	0.71
2:CB:130:ARG:HE	2:CB:130:ARG:HA	1.53	0.71
1:CA:1325:C:H4'	21:CU:17:THR:HG21	1.72	0.71

Continued on next page...

Continued from previous page...

Atom-1	Atom-2	Interatomic distance (Å)	Clash overlap (Å)
27:DA:2533:A:H3'	27:DA:2534:A:H5''	1.73	0.71
27:DA:288:C:H42	27:DA:353:G:H1	1.35	0.71
42:DT:28:VAL:CG2	42:DT:46:GLU:HG3	2.19	0.71
1:AA:256:U:H2'	1:AA:257:G:C8	2.25	0.71
15:AO:70:LEU:HD11	15:AO:77:ARG:HG3	1.72	0.71
23:AW:60:C:H2'	23:AW:61:C:H5'	1.70	0.71
27:BA:1494:A:N3	27:BA:1494:A:H3'	2.04	0.71
27:BA:528:A:H2	27:BA:2043:C:H5'	1.56	0.71
27:BA:330:A:H2	27:BA:1210:A:H2'	1.55	0.71
32:BF:153:SER:HB2	32:BF:189:THR:HG22	1.71	0.71
27:BA:942:G:H5'	38:BP:35:HIS:CB	2.20	0.71
38:BP:45:LEU:HD23	38:BP:45:LEU:C	2.11	0.71
38:BP:61:ARG:HH11	57:B8:13:ARG:HD2	1.55	0.71
27:BA:2334:G:N2	41:BS:18:ILE:HD11	2.05	0.71
1:CA:1457:G:C4	1:CA:1458:G:C8	2.79	0.71
1:CA:256:U:P	17:CQ:17:LYS:HZ2	2.14	0.71
1:CA:591:U:H2'	1:CA:592:G:C8	2.25	0.71
3:CC:11:ARG:NE	3:CC:180:ALA:HB3	2.05	0.71
23:CW:37:U:OP1	26:CZ:1:KBE:HDA	1.90	0.71
27:DA:1386:C:H2'	27:DA:1387:C:H6	1.54	0.71
27:DA:360:G:H2'	27:DA:361:G:H8	1.53	0.71
33:DG:72:ARG:HD3	33:DG:86:MET:CA	2.19	0.71
27:DA:2415:G:H4'	38:DP:67:MET:N	2.05	0.71
27:DA:2876:G:H4'	42:DT:3:ARG:HD2	1.72	0.71
1:AA:359:U:H2'	1:AA:360:A:C8	2.25	0.71
8:AH:4:ASP:OD1	8:AH:7:ALA:HB2	1.90	0.71
10:AJ:63:PHE:HA	14:AN:59:ALA:HB2	1.71	0.71
51:B2:68:ARG:O	51:B2:69:ARG:HG3	1.91	0.71
27:BA:2400:G:H4'	55:B6:19:ARG:HB3	1.71	0.71
27:BA:528:A:C2	27:BA:2042:A:H2'	2.26	0.71
27:BA:271(T):C:H6	27:BA:271(T):C:C5'	2.03	0.71
32:BF:179:GLU:H	32:BF:179:GLU:CD	1.94	0.71
36:BN:36:GLY:O	36:BN:42:TRP:HE3	1.74	0.71
42:BT:27:THR:O	42:BT:28:VAL:HB	1.90	0.71
48:BZ:100:PRO:O	48:BZ:101:LEU:HD12	1.90	0.71
1:CA:1321:C:H3'	1:CA:1322:C:C5'	2.11	0.71
14:CN:57:ARG:HG2	14:CN:58:LYS:H	1.54	0.71
25:CY:67:C:H2'	25:CY:68:C:O4'	1.91	0.71
51:D2:12:GLU:O	51:D2:16:LEU:HG	1.90	0.71
27:DA:1430:C:H2'	27:DA:1431:U:C6	2.24	0.71
27:DA:2562:U:H1'	37:DO:23:ARG:NH1	2.04	0.71

Continued on next page...

Continued from previous page...

Atom-1	Atom-2	Interatomic distance (Å)	Clash overlap (Å)
27:DA:709:U:H2'	27:DA:710:G:H8	1.56	0.71
27:DA:2621:A:O2'	31:DE:159:HIS:HB2	1.89	0.71
36:DN:62:VAL:HG22	36:DN:66:LYS:HE3	1.70	0.71
1:AA:1015:A:H2'	1:AA:1016:A:C8	2.25	0.71
4:AD:22:LYS:HG3	4:AD:26:CYS:SG	2.31	0.71
51:B2:53:LEU:HA	51:B2:56:GLN:HG3	1.71	0.71
27:BA:1718:G:C8	27:BA:1718:G:H5'	2.25	0.71
32:BF:32:LEU:HD22	32:BF:112:MET:HE2	1.70	0.71
38:BP:71:VAL:CG1	38:BP:72:PRO:HD3	2.20	0.71
48:BZ:127:VAL:HG13	48:BZ:128:SER:H	1.54	0.71
48:BZ:143:LEU:HG	48:BZ:149:LEU:HD12	1.71	0.71
1:CA:67:C:O2'	1:CA:171:A:H1'	1.91	0.71
2:CB:132:LYS:HA	2:CB:135:GLN:HB2	1.72	0.71
33:DG:5:VAL:HG12	53:D4:51:TYR:HE1	1.53	0.71
27:DA:2528:U:H5''	58:D9:31:LYS:HZ3	1.53	0.71
28:DB:16:G:O6	28:DB:109:C:H1'	1.89	0.71
35:DI:79:ILE:HD12	35:DI:100:ALA:HB3	1.73	0.71
27:DA:910:A:N7	39:DQ:13:GLN:HG3	2.04	0.71
44:DV:46:VAL:HG22	44:DV:47:VAL:H	1.56	0.71
2:AB:57:PHE:O	2:AB:61:LEU:HB2	1.90	0.71
54:B5:20:ARG:HA	54:B5:23:HIS:ND1	2.05	0.71
27:BA:2475:C:H42	27:BA:2529:G:N2	1.89	0.71
31:BE:2:LYS:HA	31:BE:84:PHE:CE2	2.26	0.71
41:BS:27:SER:HA	41:BS:88:ASP:HB3	1.72	0.71
1:CA:1162:C:H2'	1:CA:1163:C:C6	2.26	0.71
1:CA:284:G:H2'	1:CA:285:G:H8	1.55	0.71
1:CA:60:A:H4'	1:CA:61:G:O5'	1.91	0.71
3:CC:15:THR:HG21	3:CC:181:ASN:HA	1.71	0.71
5:CE:73:ASN:O	5:CE:75:THR:N	2.22	0.71
52:D3:6:VAL:HG12	52:D3:56:VAL:HA	1.70	0.71
27:DA:1024:G:OP2	27:DA:1025:G:H3'	1.90	0.71
27:DA:2839:G:H1	27:DA:2878:U:H3	1.39	0.71
27:DA:469:G:O6	56:D7:37:LYS:HE2	1.91	0.71
27:DA:754:C:H2'	27:DA:755:C:C6	2.24	0.71
27:DA:769:G:O2'	27:DA:770:G:H5'	1.89	0.71
28:DB:105:A:H2'	28:DB:106:G:O4'	1.91	0.71
31:DE:111:ARG:HD2	31:DE:160:TYR:HE1	1.56	0.71
32:DF:9:ILE:HA	32:DF:13:SER:O	1.90	0.71
46:DX:12:VAL:CB	46:DX:17:ALA:HB1	2.13	0.71
3:AC:83:ARG:O	3:AC:86:VAL:HG22	1.90	0.71
4:AD:114:ARG:HG3	4:AD:114:ARG:HH11	1.55	0.71

Continued on next page...

Continued from previous page...

Atom-1	Atom-2	Interatomic distance (Å)	Clash overlap (Å)
1:AA:1152:A:H5'	10:AJ:13:HIS:HD2	1.53	0.71
53:B4:65:CYS:O	53:B4:66:HIS:CB	2.39	0.71
27:BA:2348:U:H2'	27:BA:2349:G:H5'	1.71	0.71
40:BR:11:ASN:O	40:BR:12:ARG:HG3	1.90	0.71
1:CA:1128:C:H4'	9:CI:16:ARG:NH1	2.04	0.71
1:CA:170:U:O2'	1:CA:171:A:H5'	1.91	0.71
1:CA:27:G:H5'	4:CD:209:ARG:HG2	1.71	0.71
1:CA:963:G:H21	10:CJ:55:LYS:NZ	1.89	0.71
4:CD:114:ARG:O	4:CD:117:ALA:HB3	1.90	0.71
57:D8:64:TYR:HD1	57:D8:64:TYR:H	1.37	0.71
27:DA:2050:C:H1'	31:DE:156:MET:CE	2.21	0.71
27:DA:492:A:H2'	27:DA:493:G:O4'	1.90	0.71
31:DE:116:VAL:HG21	31:DE:122:PHE:CD2	2.25	0.71
38:DP:18:ARG:O	38:DP:20:GLY:N	2.24	0.71
48:DZ:164:VAL:HG12	48:DZ:165:SER:N	2.06	0.71
1:AA:80:G:N7	1:AA:81:U:H5	1.88	0.71
19:AS:6:LYS:CE	19:AS:6:LYS:H	2.03	0.71
30:BD:92:ILE:HG13	30:BD:104:TYR:CD2	2.26	0.71
33:BG:126:ASP:HA	33:BG:166:ASP:OD1	1.91	0.71
38:BP:125:VAL:O	38:BP:145:PRO:HD2	1.89	0.71
1:AA:1432:G:OP1	42:BT:107:ASP:HB2	1.91	0.71
48:BZ:80:ARG:HB3	48:BZ:80:ARG:NH1	2.06	0.71
10:CJ:5:ARG:O	10:CJ:98:ILE:HA	1.91	0.71
13:CM:67:GLU:O	13:CM:69:GLU:N	2.23	0.71
27:DA:1038:C:H4'	27:DA:1039:G:OP1	1.90	0.71
27:DA:2134:A:N6	27:DA:2157:G:H1'	2.06	0.71
32:DF:178:PRO:HB2	32:DF:201:VAL:HG11	1.71	0.71
48:DZ:78:ARG:O	48:DZ:79:ARG:HB2	1.90	0.71
9:AI:46:ALA:HB2	9:AI:74:ILE:HG23	1.73	0.71
15:AO:76:GLU:HA	15:AO:79:ARG:HH11	1.55	0.71
25:AY:24:C:H2'	25:AY:25:A:H8	1.56	0.71
57:B8:17:THR:HG23	57:B8:21:LYS:HB2	1.70	0.71
27:BA:2065:C:O2'	27:BA:2066:C:H5'	1.91	0.71
31:BE:101:ARG:CZ	31:BE:171:GLU:HB2	2.21	0.71
35:BI:85:GLU:O	35:BI:123:LEU:HD11	1.90	0.71
41:BS:33:LYS:HB3	41:BS:34:HIS:CD2	2.25	0.71
1:CA:68:G:N2	1:CA:102:G:N2	2.39	0.71
11:CK:32:ILE:CD1	11:CK:72:ALA:HB2	2.18	0.71
17:CQ:16:GLN:O	17:CQ:17:LYS:HB2	1.91	0.71
18:CR:56:THR:HB	18:CR:58:LEU:CD1	2.20	0.71
27:DA:2645:G:H3'	27:DA:2646:C:C5'	2.20	0.71

Continued on next page...

Continued from previous page...

Atom-1	Atom-2	Interatomic distance (Å)	Clash overlap (Å)
27:DA:634:C:H2'	27:DA:635:C:C6	2.25	0.71
32:DF:28:ILE:O	32:DF:28:ILE:HD12	1.90	0.71
27:DA:2303:G:H1'	33:DG:132:ASN:HD22	1.56	0.71
40:DR:58:GLY:HA2	40:DR:80:PHE:CE1	2.26	0.71
1:AA:1065:U:H4'	1:AA:1066:C:O5'	1.91	0.70
2:AB:92:TYR:CE1	2:AB:150:SER:HB2	2.27	0.70
4:AD:154:ASN:HA	4:AD:159:ARG:NH2	2.05	0.70
8:AH:63:LEU:HB2	8:AH:65:TYR:CE1	2.25	0.70
1:AA:1316:G:H4'	14:AN:18:VAL:HG11	1.73	0.70
50:B1:53:VAL:CG2	50:B1:74:VAL:HG13	2.21	0.70
27:BA:1305:C:O2'	27:BA:1306:C:H5'	1.90	0.70
27:BA:1887:C:H3'	27:BA:1888:G:H5''	1.72	0.70
27:BA:412:A:H2'	27:BA:413:C:H5'	1.73	0.70
30:BD:46:GLN:OE1	30:BD:46:GLN:N	2.24	0.70
33:BG:144:ILE:O	33:BG:144:ILE:HG23	1.90	0.70
42:BT:9:LEU:O	42:BT:13:ARG:NH2	2.23	0.70
27:BA:17:G:H4'	43:BU:25:TRP:CH2	2.26	0.70
47:BY:68:HIS:O	47:BY:71:LYS:HE2	1.90	0.70
47:BY:96:ILE:HG21	47:BY:99:CYS:SG	2.31	0.70
4:CD:173:TRP:O	4:CD:186:LEU:HB2	1.91	0.70
9:CI:77:ILE:O	9:CI:81:ILE:HG12	1.91	0.70
27:DA:1884:A:H2'	27:DA:1885:A:C5'	2.17	0.70
27:DA:230:U:H2'	27:DA:230:U:O2	1.90	0.70
27:DA:969:U:H2'	27:DA:970:C:C6	2.26	0.70
30:DD:44:ASN:CB	30:DD:48:ARG:O	2.38	0.70
31:DE:16:ARG:O	31:DE:17:ASP:HB2	1.90	0.70
33:DG:128:ARG:HB3	33:DG:130:ASN:ND2	2.06	0.70
38:DP:122:PRO:HG3	38:DP:141:ALA:HB3	1.72	0.70
38:DP:36:LYS:HA	38:DP:41:ARG:HD3	1.72	0.70
47:DY:28:LYS:HB2	47:DY:37:VAL:C	2.11	0.70
1:AA:1137:C:H4'	1:AA:1138:G:N2	2.06	0.70
1:AA:628:G:O2'	1:AA:629:G:H5'	1.90	0.70
1:AA:838:G:H2'	1:AA:839:U:H5''	1.73	0.70
13:AM:90:LEU:CD2	13:AM:93:ARG:HG2	2.12	0.70
27:BA:1884:A:H2'	27:BA:1885:A:C5'	2.21	0.70
27:BA:1887:C:C3'	27:BA:1888:G:H5''	2.21	0.70
27:BA:49:A:H5''	27:BA:51:G:O4'	1.92	0.70
27:BA:755:C:H2'	27:BA:756:C:H6	1.56	0.70
37:BO:17:ARG:HD3	37:BO:47:ILE:HD13	1.73	0.70
38:BP:18:ARG:HH11	38:BP:18:ARG:CG	2.04	0.70
1:CA:627:G:O2'	1:CA:628:G:H5'	1.91	0.70

Continued on next page...

Continued from previous page...

Atom-1	Atom-2	Interatomic distance (Å)	Clash overlap (Å)
6:CF:74:ASP:HA	6:CF:77:ARG:NH1	2.06	0.70
23:CW:24:C:C2'	23:CW:25:A:H5'	2.20	0.70
23:CW:65:U:H2'	23:CW:66:A:C8	2.26	0.70
27:DA:1286:A:C2'	27:DA:1288:U:OP2	2.39	0.70
27:DA:2712:U:H1'	27:DA:2712(A):A:C8	2.25	0.70
27:DA:874:G:H5'	27:DA:874:G:H8	1.56	0.70
36:DN:21:LYS:O	36:DN:60:ILE:HG23	1.90	0.70
42:DT:66:VAL:HA	42:DT:71:GLY:HA2	1.73	0.70
44:DV:25:LEU:N	44:DV:92:THR:HG21	2.01	0.70
1:AA:1109:C:H2'	1:AA:1110:A:O4'	1.91	0.70
1:AA:222:U:H2'	1:AA:223:U:C6	2.25	0.70
3:AC:30:ARG:NH1	14:AN:38:GLY:HA2	2.06	0.70
3:AC:90:GLU:O	3:AC:93:LYS:HB3	1.90	0.70
7:AG:102:ARG:HG2	7:AG:106:GLN:NE2	2.06	0.70
16:AP:11:SER:H	16:AP:14:ASN:HD22	1.36	0.70
51:B2:31:GLU:HB2	51:B2:53:LEU:HD11	1.72	0.70
27:BA:1666:G:O2'	27:BA:1667:G:H5'	1.91	0.70
27:BA:1689:A:H62	27:BA:1698:A:H2	1.37	0.70
27:BA:2041:U:O2'	27:BA:2042:A:H5'	1.89	0.70
27:BA:536:A:H2'	27:BA:537:C:C6	2.27	0.70
27:BA:902:C:O2'	27:BA:903:C:H5'	1.92	0.70
28:BB:3:C:H42	28:BB:118:G:H1	1.40	0.70
27:BA:1568:G:H21	30:BD:58:HIS:HE1	1.39	0.70
27:BA:958:U:H5''	39:BQ:14:ARG:CD	2.20	0.70
39:BQ:55:VAL:HG23	39:BQ:56:ARG:N	2.06	0.70
42:BT:28:VAL:CG1	42:BT:46:GLU:HA	2.21	0.70
44:BV:18:LEU:HD22	44:BV:19:LYS:HA	1.74	0.70
48:BZ:116:LEU:HB2	48:BZ:173:VAL:HG22	1.73	0.70
2:CB:168:THR:HG23	2:CB:192:SER:HB3	1.72	0.70
3:CC:155:GLY:O	3:CC:156:ARG:HB2	1.92	0.70
5:CE:73:ASN:HD22	5:CE:73:ASN:C	1.94	0.70
16:CP:13:HIS:C	16:CP:15:PRO:HD3	2.11	0.70
27:DA:2801(A):A:C4'	27:DA:2802:G:H5'	2.15	0.70
27:DA:848:G:H5'	27:DA:848:G:H8	1.56	0.70
30:DD:61:LEU:HB3	30:DD:63:ARG:NH1	2.06	0.70
41:DS:89:ARG:HD3	41:DS:92:TYR:CA	2.19	0.70
42:DT:60:THR:HG22	42:DT:77:PRO:HA	1.74	0.70
48:DZ:119:ILE:O	48:DZ:120:HIS:HB2	1.90	0.70
48:DZ:120:HIS:O	48:DZ:170:ILE:HG22	1.90	0.70
3:AC:175:LEU:HD21	3:AC:201:TYR:CE2	2.24	0.70
5:AE:101:ILE:HD11	5:AE:119:LEU:HD23	1.73	0.70

Continued on next page...

Continued from previous page...

Atom-1	Atom-2	Interatomic distance (Å)	Clash overlap (Å)
19:AS:6:LYS:O	19:AS:7:LYS:HD3	1.91	0.70
20:AT:55:ILE:HG22	20:AT:56:MET:N	2.05	0.70
57:B8:61:LEU:CD1	57:B8:61:LEU:H	1.95	0.70
34:BH:44:VAL:C	34:BH:46:GLU:H	1.92	0.70
35:BI:108:THR:C	35:BI:109:ILE:HD12	2.11	0.70
43:BU:90:VAL:HG12	43:BU:91:ASP:N	2.05	0.70
47:BY:28:LYS:CB	47:BY:37:VAL:HB	2.21	0.70
1:CA:1095:U:H2'	1:CA:1096:C:H6	1.55	0.70
1:CA:390:C:H2'	1:CA:391:G:C8	2.26	0.70
1:CA:495:A:H4'	1:CA:496:A:OP1	1.90	0.70
31:DE:34:VAL:HG23	31:DE:48:GLN:HE21	1.55	0.70
32:DF:29:ASN:HB2	32:DF:112:MET:HE3	1.73	0.70
2:AB:178:ARG:HD2	8:AH:71:GLY:O	1.90	0.70
13:AM:91:ARG:NH1	13:AM:96:LEU:HD13	2.06	0.70
50:B1:5:CYS:SG	50:B1:62:VAL:HG23	2.31	0.70
27:BA:2189:U:C3'	27:BA:2190:G:H5''	2.21	0.70
27:BA:2283:C:C2'	27:BA:2284:C:H5'	2.21	0.70
27:BA:89:G:C3'	27:BA:90:U:C5'	2.66	0.70
42:BT:55:ASN:H	42:BT:59:THR:HB	1.55	0.70
44:BV:21:ARG:HD3	44:BV:21:ARG:N	2.06	0.70
1:CA:472:A:H4'	16:CP:80:PHE:O	1.91	0.70
1:CA:644:G:H5'	8:CH:92:ARG:HH22	1.57	0.70
9:CI:5:TYR:CE2	9:CI:16:ARG:HG2	2.26	0.70
27:DA:1717:G:C2'	27:DA:1718:G:H5''	2.22	0.70
27:DA:752:A:O2'	27:DA:753:C:OP2	2.07	0.70
29:DC:68:LEU:HD22	29:DC:180:PHE:N	2.06	0.70
31:DE:112:GLY:HA3	40:DR:2:ARG:HG2	1.74	0.70
32:DF:157:VAL:HB	32:DF:194:MET:HB3	1.72	0.70
32:DF:6:VAL:HG11	32:DF:124:LEU:HD13	1.73	0.70
33:DG:129:GLY:O	33:DG:161:THR:HB	1.92	0.70
37:DO:113:LYS:HA	37:DO:116:SER:OG	1.91	0.70
42:DT:80:SER:HB3	42:DT:81:PRO:CD	2.21	0.70
48:DZ:27:MET:HA	48:DZ:87:PHE:O	1.91	0.70
48:DZ:47:PHE:CE1	48:DZ:51:SER:HA	2.27	0.70
48:DZ:93:GLU:O	48:DZ:95:VAL:HG23	1.91	0.70
3:AC:63:ASN:H	3:AC:97:LYS:HZ3	1.39	0.70
7:AG:15:ASP:OD2	7:AG:16:LEU:N	2.24	0.70
1:AA:693:G:H1'	7:AG:82:GLY:HA3	1.73	0.70
11:AK:21:ILE:HB	11:AK:84:VAL:HG12	1.72	0.70
16:AP:50:LYS:NZ	16:AP:52:ASP:HB2	2.07	0.70
27:BA:2261:C:OP1	49:B0:17:GLN:NE2	2.24	0.70

Continued on next page...

Continued from previous page...

Atom-1	Atom-2	Interatomic distance (Å)	Clash overlap (Å)
33:BG:85:GLY:C	33:BG:87:PRO:HD2	2.12	0.70
36:BN:67:LEU:H	36:BN:67:LEU:HD12	1.55	0.70
42:BT:23:ARG:HB2	42:BT:24:PRO:HD2	1.73	0.70
1:CA:1207:G:H2'	1:CA:1208:C:H6	1.54	0.70
16:CP:67:THR:HB	16:CP:70:ALA:HB2	1.73	0.70
27:DA:592:G:O2'	57:D8:4:MET:HB2	1.91	0.70
27:DA:1998:G:H4'	27:DA:2724:C:O2'	1.90	0.70
27:DA:2523:G:H8	27:DA:2523:G:H5'	1.55	0.70
27:DA:319:C:H2'	27:DA:320:A:C8	2.26	0.70
27:DA:30:G:H2'	27:DA:31:C:H6	1.55	0.70
28:DB:24:G:H4'	28:DB:25:A:C8	2.26	0.70
32:DF:123:LEU:HD12	32:DF:124:LEU:N	2.04	0.70
38:DP:59:LEU:CA	38:DP:61:ARG:CZ	2.69	0.70
38:DP:71:VAL:H	38:DP:72:PRO:HD3	1.56	0.70
41:DS:88:ASP:OD2	41:DS:89:ARG:N	2.24	0.70
44:DV:72:VAL:HG23	44:DV:85:LYS:HB3	1.74	0.70
47:DY:84:ARG:HH12	47:DY:97:ARG:HB3	1.56	0.70
1:AA:650:G:O2'	1:AA:651:C:H5'	1.91	0.70
1:AA:96:U:H2'	1:AA:97:G:C8	2.26	0.70
3:AC:148:GLY:HA3	3:AC:172:ARG:O	1.91	0.70
4:AD:7:PRO:CB	4:AD:10:ARG:HD2	2.19	0.70
4:AD:199:ASN:HD22	4:AD:202:LEU:HG	1.57	0.70
7:AG:140:ASP:HA	7:AG:143:ARG:NH1	2.07	0.70
9:AI:89:ASN:HB3	9:AI:92:TYR:HB2	1.72	0.70
11:AK:12:ARG:HH21	11:AK:14:VAL:HG11	1.57	0.70
57:B8:51:ALA:HA	57:B8:54:GLU:OE2	1.91	0.70
57:B8:61:LEU:HD12	57:B8:61:LEU:N	2.05	0.70
27:BA:1636:C:H2'	27:BA:1637:A:C8	2.25	0.70
27:BA:2298:A:H2'	27:BA:2299:G:O4'	1.92	0.70
27:BA:2023:G:H5'	27:BA:2617:C:H4'	1.73	0.70
27:BA:27:G:N2	27:BA:512:G:C2'	2.54	0.70
32:BF:123:LEU:HD12	32:BF:124:LEU:N	2.07	0.70
33:BG:22:ARG:NH1	33:BG:22:ARG:HB3	2.06	0.70
36:BN:16:ILE:HD11	36:BN:26:LEU:HD11	1.74	0.70
27:BA:598:G:H5''	38:BP:14:LYS:HD3	1.73	0.70
1:CA:376:G:H5''	16:CP:5:ARG:HD2	1.73	0.70
5:CE:6:PHE:HB2	5:CE:34:VAL:HG12	1.73	0.70
14:CN:47:LEU:HA	14:CN:50:LYS:HD3	1.74	0.70
20:CT:26:ASN:HB2	20:CT:71:THR:HG23	1.74	0.70
59:CX:49:G:H1	59:CX:65:C:H42	1.35	0.70
56:D7:8:ASN:C	56:D7:8:ASN:HD22	1.94	0.70

Continued on next page...

Continued from previous page...

Atom-1	Atom-2	Interatomic distance (Å)	Clash overlap (Å)
27:DA:1528(A):A:H3'	27:DA:1529:G:H5''	1.73	0.70
27:DA:338:G:H2'	27:DA:339:U:C6	2.27	0.70
27:DA:2178:C:H4'	29:DC:46:LYS:NZ	2.06	0.70
33:DG:43:LEU:H	33:DG:43:LEU:HD22	1.57	0.70
35:DI:114:LEU:HG	35:DI:130:TYR:CD1	2.26	0.70
27:DA:1141:U:C5	36:DN:64:GLY:HA3	2.27	0.70
47:DY:28:LYS:HB3	47:DY:39:VAL:H	1.55	0.70
3:AC:135:LYS:HZ1	5:AE:50:GLU:HG2	1.55	0.70
6:AF:100:ASN:O	18:AR:28:GLU:HB2	1.92	0.70
27:BA:15:G:O2'	27:BA:16:G:H5'	1.91	0.70
27:BA:2134:A:C2	27:BA:2159:G:H1'	2.27	0.70
27:BA:779:U:OP1	30:BD:49:ILE:HG22	1.92	0.70
38:BP:30:THR:CG2	38:BP:31:ALA:H	2.05	0.70
1:CA:784:C:H4'	27:DA:1837:C:OP1	1.91	0.70
3:CC:47:LEU:HD23	3:CC:68:VAL:HG11	1.72	0.70
4:CD:30:LYS:CA	4:CD:35:ARG:HD2	2.20	0.70
9:CI:20:ARG:HB2	9:CI:60:ASP:HB2	1.71	0.70
52:D3:8:LEU:CD1	52:D3:31:LEU:HA	2.21	0.70
57:D8:6:THR:CG2	57:D8:63:PRO:HD3	2.22	0.70
27:DA:1021:A:C8	27:DA:1021:A:H3'	2.27	0.70
27:DA:1416:G:H21	27:DA:1586:A:N6	1.88	0.70
27:DA:2331:G:H4'	49:D0:43:THR:H	1.56	0.70
27:DA:2334:G:H21	41:DS:18:ILE:HD11	1.57	0.70
27:DA:2672:G:H2'	27:DA:2673:G:H5''	1.74	0.70
27:DA:435:C:O2'	27:DA:436:C:H5'	1.91	0.70
30:DD:65:ILE:HD11	30:DD:67:PHE:CE1	2.26	0.70
31:DE:134:ILE:HA	31:DE:137:HIS:CD2	2.26	0.70
33:DG:128:ARG:C	33:DG:130:ASN:H	1.94	0.70
34:DH:28:GLY:HA3	34:DH:79:VAL:HB	1.74	0.70
48:DZ:95:VAL:HG12	48:DZ:96:GLU:N	2.06	0.70
1:AA:1444:C:H2'	1:AA:1445:C:C6	2.26	0.70
7:AG:102:ARG:HG2	7:AG:106:GLN:HE21	1.56	0.70
18:AR:56:THR:HB	18:AR:58:LEU:CD1	2.22	0.70
18:AR:66:LEU:CD1	18:AR:70:ILE:HD11	2.21	0.70
20:AT:97:ALA:O	20:AT:99:LEU:N	2.22	0.70
49:B0:51:VAL:HG22	49:B0:81:VAL:HG23	1.72	0.70
50:B1:40:ARG:C	50:B1:40:ARG:HD3	2.12	0.70
54:B5:20:ARG:HA	54:B5:23:HIS:CE1	2.26	0.70
30:BD:168:ARG:HH11	30:BD:168:ARG:HG3	1.56	0.70
33:BG:161:THR:HG22	33:BG:163:ALA:N	2.06	0.70
38:BP:23:PRO:HB2	38:BP:33:ARG:CG	2.21	0.70

Continued on next page...

Continued from previous page...

Atom-1	Atom-2	Interatomic distance (Å)	Clash overlap (Å)
38:BP:29:LYS:HD2	38:BP:29:LYS:N	2.07	0.70
45:BW:36:LEU:HD13	45:BW:48:ALA:HA	1.73	0.70
1:CA:1068:G:N7	1:CA:1094:G:H2'	2.07	0.70
2:CB:236:TYR:HA	2:CB:239:VAL:HG23	1.73	0.70
4:CD:199:ASN:ND2	4:CD:202:LEU:HG	2.07	0.70
1:CA:1291:G:H4'	9:CI:39:GLY:HA3	1.74	0.70
23:CW:35:G:HO2'	23:CW:36:A:H8	1.39	0.70
55:D6:41:PRO:CD	55:D6:46:HIS:N	2.55	0.70
27:DA:2223:G:H2'	27:DA:2224:G:H5'	1.72	0.70
27:DA:631:A:OP1	38:DP:64:LYS:HE2	1.91	0.70
28:DB:20:C:H2'	28:DB:21:G:C5'	2.22	0.70
30:DD:134:ARG:HG3	30:DD:135:PHE:CD1	2.27	0.70
31:DE:37:ARG:HA	31:DE:42:ASP:OD2	1.91	0.70
33:DG:60:LEU:HD12	33:DG:68:PRO:HG2	1.72	0.70
35:DI:30:LEU:HD23	35:DI:35:LEU:HD12	1.73	0.70
38:DP:80:TYR:CE1	38:DP:111:ARG:HD3	2.27	0.70
42:DT:25:GLY:O	42:DT:49:VAL:HG12	1.92	0.70
1:AA:1026:G:N3	1:AA:1026:G:H2'	2.06	0.70
2:AB:30:ARG:HH21	2:AB:194:PRO:HG3	1.56	0.70
3:AC:63:ASN:H	3:AC:97:LYS:NZ	1.89	0.70
4:AD:129:ASN:HD21	4:AD:144:ASP:HA	1.57	0.70
4:AD:49:ARG:HD3	4:AD:49:ARG:C	2.11	0.70
4:AD:8:VAL:O	4:AD:10:ARG:N	2.23	0.70
10:AJ:34:VAL:HG22	10:AJ:74:ILE:HG22	1.73	0.70
10:AJ:79:ARG:HA	10:AJ:79:ARG:HH11	1.56	0.70
12:AL:5:ASN:ND2	17:AQ:34:LYS:HE2	2.05	0.70
49:B0:36:ILE:HD12	49:B0:36:ILE:C	2.11	0.70
50:B1:90:ILE:O	50:B1:94:LEU:HD12	1.92	0.70
55:B6:15:GLU:OE1	55:B6:43:CYS:HB3	1.91	0.70
27:BA:2036:C:H5'	27:BA:2036:C:H6	1.57	0.70
27:BA:2330:G:H4'	49:B0:44:ARG:HH12	1.56	0.70
27:BA:285:C:C2'	27:BA:286:C:H5''	2.22	0.70
42:BT:125:ARG:O	42:BT:128:GLU:HG3	1.92	0.70
43:BU:8:VAL:HG12	43:BU:12:ARG:HG3	1.72	0.70
45:BW:29:LEU:HD21	45:BW:33:ARG:HH21	1.56	0.70
1:CA:1054:C:C2'	1:CA:1054:C:O2	2.40	0.70
1:CA:1117:G:O3'	9:CI:104:ARG:HG3	1.92	0.70
4:CD:3:ARG:NE	4:CD:5:ILE:HG13	2.06	0.70
6:CF:77:ARG:HB3	6:CF:77:ARG:NH1	2.07	0.70
17:CQ:17:LYS:HA	17:CQ:46:ASP:O	1.91	0.70
49:D0:27:GLU:HA	49:D0:67:VAL:HG12	1.73	0.70

Continued on next page...

Continued from previous page...

Atom-1	Atom-2	Interatomic distance (Å)	Clash overlap (Å)
55:D6:11:LEU:C	55:D6:11:LEU:HD22	2.11	0.70
27:DA:1444:G:H2'	27:DA:1445(A):C:C5	2.27	0.70
27:DA:2672:G:C3'	27:DA:2673:G:H5''	2.22	0.70
27:DA:2892:A:H3'	27:DA:2893:G:H5''	1.73	0.70
27:DA:389:G:H22	38:DP:72:PRO:CG	2.04	0.70
35:DI:2:LYS:HA	35:DI:20:ASP:CB	2.22	0.70
8:AH:11:THR:HA	8:AH:14:ARG:NH1	2.07	0.69
13:AM:91:ARG:HB3	13:AM:98:VAL:HG22	1.73	0.69
50:B1:18:ILE:HG21	50:B1:20:ARG:NH2	2.06	0.69
38:BP:63:PRO:HA	57:B8:13:ARG:HB2	1.74	0.69
57:B8:48:PHE:O	57:B8:49:VAL:HG13	1.92	0.69
27:BA:1114:G:C2'	27:BA:1115:G:H5''	2.22	0.69
30:BD:35:LYS:NZ	30:BD:103:ARG:HA	2.07	0.69
31:BE:16:ARG:HH12	31:BE:171:GLU:CD	1.95	0.69
37:BO:14:THR:HG22	37:BO:52:VAL:CG1	2.22	0.69
38:BP:64:LYS:O	38:BP:65:ARG:C	2.31	0.69
41:BS:92:TYR:CD1	41:BS:93:LYS:N	2.59	0.69
47:BY:28:LYS:HB2	47:BY:37:VAL:HB	1.74	0.69
47:BY:2:ARG:O	47:BY:5:MET:HG2	1.91	0.69
1:CA:736:C:H2'	1:CA:737:A:C8	2.27	0.69
2:CB:131:PRO:HG2	2:CB:134:GLU:HB2	1.73	0.69
2:CB:167:PRO:HD3	2:CB:188:ALA:HA	1.74	0.69
2:CB:209:ARG:HH11	2:CB:239:VAL:HG11	1.57	0.69
7:CG:52:GLU:O	7:CG:54:THR:N	2.25	0.69
8:CH:10:LEU:HD22	8:CH:83:ILE:HD11	1.73	0.69
17:CQ:94:ASN:O	17:CQ:98:LEU:HG	1.92	0.69
18:CR:43:PHE:HE2	18:CR:58:LEU:HD11	1.57	0.69
52:D3:26:LEU:HD21	52:D3:46:ASN:HB2	1.74	0.69
27:DA:1335:U:H2'	27:DA:1336:A:H8	1.55	0.69
27:DA:1902:C:O2'	30:DD:244:ARG:HB2	1.92	0.69
27:DA:272(D):G:H2'	27:DA:272(E):G:C8	2.27	0.69
30:DD:210:GLY:O	30:DD:211:ARG:HB3	1.90	0.69
31:DE:47:VAL:HG21	31:DE:86:PRO:CD	2.22	0.69
40:DR:103:ARG:HD2	45:DW:40:ASN:ND2	2.06	0.69
40:DR:24:GLN:NE2	40:DR:36:THR:HG21	2.07	0.69
42:DT:88:ILE:HG22	42:DT:89:VAL:N	2.07	0.69
1:AA:153:C:H2'	1:AA:154:C:H6	1.57	0.69
1:AA:389:A:C2'	1:AA:390:C:H5'	2.22	0.69
1:AA:56:U:H2'	1:AA:57:G:C8	2.25	0.69
5:AE:50:GLU:OE2	5:AE:51:VAL:HG23	1.91	0.69
19:AS:6:LYS:C	19:AS:7:LYS:HD3	2.13	0.69

Continued on next page...

Continued from previous page...

Atom-1	Atom-2	Interatomic distance (Å)	Clash overlap (Å)
29:BC:72:VAL:CG1	29:BC:74:VAL:HG23	2.21	0.69
33:BG:63:ILE:HB	33:BG:141:PHE:CD1	2.26	0.69
36:BN:56:ASN:HA	36:BN:125:GLY:H	1.55	0.69
36:BN:62:VAL:HG22	36:BN:66:LYS:HD3	1.71	0.69
37:BO:35:VAL:HG11	37:BO:103:ALA:HB3	1.73	0.69
41:BS:28:VAL:HB	41:BS:89:ARG:CG	2.22	0.69
42:BT:16:ARG:NH2	42:BT:82:LEU:O	2.25	0.69
47:BY:12:THR:O	47:BY:75:ILE:HG22	1.92	0.69
47:BY:28:LYS:HA	47:BY:39:VAL:H	1.55	0.69
1:CA:817:C:H4'	1:CA:818:G:OP1	1.91	0.69
9:CI:45:ALA:HB3	9:CI:74:ILE:HG21	1.73	0.69
18:CR:36:ASN:ND2	18:CR:39:VAL:HG21	2.03	0.69
20:CT:23:ARG:O	20:CT:27:LYS:HB2	1.92	0.69
26:CZ:1:KBE:HEA	26:CZ:1:KBE:O	1.91	0.69
55:D6:33:LYS:O	55:D6:34:LEU:HB2	1.91	0.69
57:D8:50:LEU:HD12	57:D8:51:ALA:H	1.57	0.69
27:DA:1019:U:H3	27:DA:1142(A):A:N6	1.90	0.69
27:DA:34:C:O2'	27:DA:35:G:H5'	1.92	0.69
27:DA:848:G:C2	27:DA:933:A:H1'	2.27	0.69
32:DF:66:PRO:O	32:DF:67:GLN:HB3	1.91	0.69
33:DG:5:VAL:N	33:DG:8:LYS:HG3	2.07	0.69
36:DN:23:LEU:HB3	36:DN:60:ILE:HG21	1.74	0.69
38:DP:33:ARG:O	38:DP:34:GLY:C	2.31	0.69
40:DR:2:ARG:NH2	40:DR:5:LYS:CE	2.55	0.69
42:DT:13:ARG:NE	42:DT:13:ARG:HA	2.08	0.69
48:DZ:175:PRO:HB3	48:DZ:176:PRO:HD2	1.74	0.69
1:AA:1169:A:H2'	1:AA:1170:A:H8	1.56	0.69
1:AA:1499:A:H1'	1:AA:1520:G:H5'	1.74	0.69
2:AB:222:ILE:O	2:AB:226:ARG:HB2	1.91	0.69
19:AS:5:LEU:H	19:AS:6:LYS:HZ1	1.40	0.69
25:AY:7:A:O2'	25:AY:8:U:H5'	1.91	0.69
38:BP:64:LYS:HD2	57:B8:25:MET:SD	2.32	0.69
27:BA:1000:A:H8	27:BA:1000:A:H5'	1.57	0.69
27:BA:476:G:H4'	27:BA:502:A:N1	2.07	0.69
27:BA:845:G:HO2'	27:BA:846:C:H5	1.36	0.69
29:BC:95:GLY:HA3	29:BC:99:ILE:CD1	2.22	0.69
30:BD:24:ILE:HG23	30:BD:25:THR:N	2.06	0.69
31:BE:143:ASN:HB2	31:BE:147:PRO:HD2	1.74	0.69
31:BE:68:ALA:O	31:BE:70:ALA:N	2.24	0.69
32:BF:63:LYS:NZ	32:BF:67:GLN:HB2	2.07	0.69
37:BO:18:LYS:CB	37:BO:45:GLU:HG2	2.21	0.69

Continued on next page...

Continued from previous page...

Atom-1	Atom-2	Interatomic distance (Å)	Clash overlap (Å)
39:BQ:21:THR:HG21	39:BQ:101:ARG:CD	2.21	0.69
43:BU:104:GLN:HB2	44:BV:44:LYS:NZ	2.07	0.69
1:CA:99:U:H5''	1:CA:100:C:OP1	1.91	0.69
1:CA:382:A:H2'	1:CA:383:A:H8	1.56	0.69
8:CH:85:ARG:HD3	8:CH:86:ILE:N	2.07	0.69
14:CN:46:GLU:O	14:CN:50:LYS:HG3	1.92	0.69
23:CW:73:C:H2'	23:CW:74:C:H5'	1.74	0.69
27:DA:1365:A:H5''	50:D1:41:ARG:HH12	1.57	0.69
35:DI:10:GLU:CD	35:DI:11:ASN:N	2.45	0.69
43:DU:74:LEU:HD12	43:DU:78:THR:HB	1.73	0.69
3:AC:5:ILE:HD13	3:AC:6:HIS:H	1.57	0.69
27:BA:1902:C:C1'	30:BD:244:ARG:HG3	2.22	0.69
27:BA:2334:G:H5'	41:BS:13:ARG:HG2	1.74	0.69
27:BA:2552:U:H2'	27:BA:2554:U:H5''	1.74	0.69
31:BE:63:LEU:HD23	31:BE:63:LEU:O	1.92	0.69
31:BE:95:ILE:HD12	31:BE:95:ILE:H	1.56	0.69
32:BF:183:VAL:O	32:BF:187:VAL:HG23	1.92	0.69
33:BG:82:LEU:HD22	33:BG:87:PRO:HG3	1.75	0.69
40:BR:32:GLY:O	40:BR:115:GLU:HA	1.92	0.69
1:CA:1363(A):A:H4'	1:CA:1364:U:H5''	1.73	0.69
1:CA:1513:A:H2'	1:CA:1514:C:H6	1.58	0.69
1:CA:710:G:H2'	1:CA:711:G:H8	1.58	0.69
8:CH:112:LEU:O	8:CH:112:LEU:HD12	1.93	0.69
9:CI:10:ARG:HD3	9:CI:75:ASP:HB3	1.73	0.69
10:CJ:40:LEU:HD23	10:CJ:40:LEU:H	1.56	0.69
11:CK:61:ALA:HB3	11:CK:90:GLY:HA3	1.74	0.69
27:DA:1754:C:OP1	42:DT:96:ARG:NH1	2.26	0.69
27:DA:2491:U:H5'	27:DA:2491:U:C6	2.15	0.69
38:DP:111:ARG:HA	38:DP:128:HIS:CD2	2.27	0.69
41:DS:67:ARG:NH1	41:DS:100:ALA:HB3	2.02	0.69
42:DT:23:ARG:O	42:DT:25:GLY:N	2.25	0.69
42:DT:63:VAL:O	42:DT:73:GLU:HA	1.92	0.69
27:DA:896:A:H1'	48:DZ:145:ILE:HD11	1.75	0.69
48:DZ:14:PRO:O	48:DZ:18:ARG:HG3	1.92	0.69
1:AA:1174:G:H2'	1:AA:1175:G:C8	2.27	0.69
1:AA:731:G:OP1	1:AA:766:A:H1'	1.92	0.69
2:AB:27:LYS:HE2	2:AB:195:ASP:HB2	1.73	0.69
12:AL:23:ALA:C	12:AL:24:LEU:HD22	2.13	0.69
20:AT:86:ARG:HH11	20:AT:86:ARG:HG3	1.57	0.69
50:B1:14:VAL:HG22	50:B1:41:ARG:HG2	1.75	0.69
31:BE:12:THR:HG23	42:BT:8:LYS:HE2	1.73	0.69

Continued on next page...

Continued from previous page...

Atom-1	Atom-2	Interatomic distance (Å)	Clash overlap (Å)
44:BV:19:LYS:NZ	44:BV:20:LEU:HB2	2.07	0.69
48:BZ:116:LEU:HD12	48:BZ:173:VAL:CG2	2.23	0.69
1:CA:1457:G:C6	1:CA:1458:G:N7	2.61	0.69
2:CB:166:ASP:HB3	2:CB:169:LYS:CB	2.23	0.69
3:CC:84:ILE:O	3:CC:88:ARG:HG3	1.93	0.69
10:CJ:34:VAL:HG13	10:CJ:73:ASP:O	1.92	0.69
10:CJ:38:ILE:HG12	10:CJ:71:LEU:O	1.91	0.69
19:CS:61:TYR:HD2	19:CS:62:ILE:N	1.91	0.69
55:D6:15:GLU:O	55:D6:15:GLU:HG2	1.92	0.69
27:DA:1268:A:H2'	27:DA:1269:A:O4'	1.92	0.69
27:DA:1689:A:H62	27:DA:1698:A:H2	1.39	0.69
1:CA:1409:C:H4'	27:DA:1915:U:O4	1.91	0.69
27:DA:2098:U:H2'	27:DA:2099:U:H6	1.56	0.69
31:DE:25:VAL:HG13	31:DE:183:LEU:HD12	1.75	0.69
35:DI:10:GLU:O	35:DI:11:ASN:CB	2.40	0.69
43:DU:92:ARG:C	43:DU:94:ASN:H	1.95	0.69
47:DY:7:VAL:CG2	47:DY:8:LYS:NZ	2.55	0.69
48:DZ:62:ASP:C	48:DZ:64:GLN:H	1.95	0.69
1:AA:1038:C:H2'	1:AA:1039:C:C6	2.27	0.69
1:AA:194:C:H2'	1:AA:195:A:H5''	1.75	0.69
1:AA:542:G:H5'	4:AD:41:GLY:HA3	1.75	0.69
2:AB:122:PHE:HA	2:AB:139:LYS:NZ	2.06	0.69
3:AC:16:ARG:HA	3:AC:16:ARG:HH11	1.57	0.69
3:AC:64:VAL:HG22	3:AC:99:VAL:HA	1.73	0.69
4:AD:30:LYS:C	4:AD:32:ALA:H	1.95	0.69
12:AL:38:ARG:HG2	12:AL:39:THR:H	1.58	0.69
53:B4:40:ILE:HG23	53:B4:57:ILE:HG22	1.74	0.69
27:BA:1798:U:H5'	30:BD:259:THR:CG2	2.21	0.69
27:BA:16:G:H2'	27:BA:17:G:H8	1.57	0.69
27:BA:8:A:H2'	27:BA:9:U:C5	2.27	0.69
27:BA:910:A:C5	39:BQ:13:GLN:HG3	2.27	0.69
42:BT:60:THR:HG22	42:BT:77:PRO:HA	1.75	0.69
47:BY:7:VAL:HG21	47:BY:8:LYS:HZ1	1.56	0.69
1:CA:179:A:H2'	1:CA:180:U:C6	2.27	0.69
2:CB:28:PHE:CE1	2:CB:31:TYR:HB2	2.28	0.69
10:CJ:37:PRO:HA	10:CJ:72:VAL:HG22	1.73	0.69
13:CM:54:VAL:O	13:CM:58:GLU:HG2	1.92	0.69
15:CO:15:PHE:CE2	15:CO:84:LYS:HD3	2.28	0.69
27:DA:355:G:H2'	27:DA:356:G:H5'	1.74	0.69
27:DA:500:G:N2	27:DA:502:A:H3'	2.08	0.69
27:DA:27:G:H22	27:DA:512:G:H2'	1.54	0.69

Continued on next page...

Continued from previous page...

Atom-1	Atom-2	Interatomic distance (Å)	Clash overlap (Å)
27:DA:626:U:N3	38:DP:105:LEU:HB3	2.04	0.69
27:DA:65:C:H2'	27:DA:66:C:H6	1.58	0.69
31:DE:203:LYS:HG3	31:DE:204:ALA:H	1.56	0.69
32:DF:78:ILE:H	32:DF:78:ILE:CD1	2.04	0.69
33:DG:171:ALA:O	33:DG:175:LEU:HD13	1.90	0.69
33:DG:76:SER:CA	33:DG:83:ARG:HB2	2.21	0.69
36:DN:10:GLU:CG	36:DN:11:PRO:HD2	2.23	0.69
40:DR:8:ARG:HE	40:DR:8:ARG:HA	1.56	0.69
45:DW:15:ARG:O	45:DW:19:LEU:HD13	1.92	0.69
1:AA:1053:G:C3'	1:AA:1054:C:H5'	2.23	0.69
1:AA:1279:A:H5''	1:AA:1280:A:OP1	1.92	0.69
1:AA:532:A:H2	1:AA:1207:G:H4'	1.57	0.69
55:B6:12:GLU:O	55:B6:51:GLU:O	2.09	0.69
27:BA:1430:C:H2'	27:BA:1431:U:C6	2.28	0.69
27:BA:2123:G:H2'	27:BA:2124:G:C8	2.27	0.69
27:BA:2807:G:H3'	27:BA:2808:U:H5''	1.75	0.69
27:BA:845:G:O2'	27:BA:846:C:H5	1.75	0.69
27:BA:66:C:C2	27:BA:89:G:C2	2.81	0.69
30:BD:28:GLU:HB2	30:BD:29:PRO:CD	2.23	0.69
33:BG:82:LEU:HD22	33:BG:87:PRO:CG	2.23	0.69
35:BI:8:PRO:HA	35:BI:13:GLY:CA	2.23	0.69
38:BP:65:ARG:HH11	38:BP:65:ARG:HG2	1.57	0.69
43:BU:92:ARG:CZ	44:BV:11:GLN:HB2	2.23	0.69
1:CA:1479:C:H2'	1:CA:1480:G:H8	1.56	0.69
1:CA:198:G:HO2'	1:CA:199:G:H8	1.39	0.69
1:CA:222:U:H2'	1:CA:223:U:C6	2.27	0.69
1:CA:532:A:H3'	1:CA:533:A:H5'	1.73	0.69
17:CQ:82:MET:O	17:CQ:85:VAL:HB	1.91	0.69
19:CS:45:VAL:HA	19:CS:62:ILE:HG23	1.75	0.69
27:DA:2815:C:O2'	54:D5:43:HIS:CD2	2.44	0.69
27:DA:2863:C:C2'	27:DA:2864:G:H5''	2.23	0.69
27:DA:2875:C:H2'	27:DA:2876:G:O4'	1.93	0.69
28:DB:19:G:H2'	28:DB:20:C:O4'	1.93	0.69
29:DC:18:LYS:HD3	29:DC:19:VAL:N	2.08	0.69
30:DD:35:LYS:HZ3	30:DD:103:ARG:HA	1.58	0.69
30:DD:43:ARG:HH11	30:DD:44:ASN:ND2	1.90	0.69
35:DI:115:ALA:HB3	35:DI:129:THR:N	2.07	0.69
41:DS:34:HIS:HB3	41:DS:54:LEU:CD2	2.22	0.69
46:DX:36:LYS:HE3	46:DX:56:THR:HG22	1.72	0.69
48:DZ:79:ARG:O	48:DZ:81:ARG:N	2.21	0.69
1:AA:676:A:H1'	11:AK:115:PRO:HB3	1.74	0.69

Continued on next page...

Continued from previous page...

Atom-1	Atom-2	Interatomic distance (Å)	Clash overlap (Å)
1:AA:695:A:H2'	1:AA:696:A:C8	2.28	0.69
3:AC:139:GLN:O	3:AC:143:GLU:HG3	1.93	0.69
3:AC:155:GLY:HA2	3:AC:164:ARG:O	1.92	0.69
27:BA:1203:G:H3'	27:BA:1204:A:H5''	1.74	0.69
27:BA:593:G:H4'	57:B8:61:LEU:CD2	2.20	0.69
27:BA:856:C:H1'	49:B0:27:GLU:HB3	1.72	0.69
36:BN:55:VAL:HG22	36:BN:126:PRO:HA	1.74	0.69
38:BP:115:LEU:HA	38:BP:134:ALA:HB2	1.72	0.69
42:BT:51:ARG:HG2	42:BT:52:ILE:N	2.07	0.69
1:CA:1385:G:O2'	1:CA:1386:G:H5'	1.93	0.69
2:CB:121:LEU:O	2:CB:127:ILE:HD11	1.93	0.69
2:CB:194:PRO:HA	2:CB:200:ILE:HD11	1.73	0.69
4:CD:196:LEU:H	4:CD:196:LEU:CD1	2.05	0.69
5:CE:52:PRO:HB2	5:CE:53:LEU:HD12	1.72	0.69
6:CF:46:ARG:O	6:CF:57:GLN:HG2	1.93	0.69
49:D0:36:ILE:O	49:D0:36:ILE:HG13	1.92	0.69
27:DA:1386:C:H2'	27:DA:1387:C:C6	2.27	0.69
27:DA:1882:C:H5'	27:DA:1883:G:OP2	1.92	0.69
27:DA:2662:A:H3'	27:DA:2663:G:H8	1.58	0.69
35:DI:38:LEU:H	35:DI:38:LEU:HD12	1.58	0.69
38:DP:99:LEU:HG	38:DP:102:ARG:HH11	1.57	0.69
27:DA:661:C:H4'	38:DP:16:ARG:NH1	2.07	0.69
27:DA:2881:C:H4'	40:DR:117:VAL:HG21	1.74	0.69
42:DT:30:VAL:HG21	42:DT:83:ILE:CG1	2.21	0.69
1:AA:173:U:H5''	1:AA:197:A:O4'	1.93	0.69
1:AA:595:G:H2'	1:AA:641:U:O4	1.93	0.69
10:AJ:4:ILE:HB	10:AJ:74:ILE:CG1	2.23	0.69
12:AL:41:THR:HG21	26:AZ:4:MYN:H22	1.74	0.69
27:BA:2271:G:H5''	49:B0:20:ARG:NH1	2.08	0.69
55:B6:32:ASN:CG	55:B6:33:LYS:N	2.44	0.69
57:B8:52:LYS:N	57:B8:53:PRO:CD	2.55	0.69
27:BA:1614:A:N1	45:BW:91:GLY:HA2	2.08	0.69
27:BA:1880:C:H6	27:BA:1880:C:H5'	1.58	0.69
30:BD:48:ARG:HH11	30:BD:48:ARG:HG3	1.57	0.69
32:BF:39:TRP:O	32:BF:43:LYS:HG2	1.92	0.69
32:BF:65:TRP:HB3	32:BF:66:PRO:CD	2.23	0.69
37:BO:71:ARG:NH2	37:BO:77:ILE:HG21	2.08	0.69
39:BQ:66:ILE:HG22	39:BQ:104:PHE:HD2	1.58	0.69
48:BZ:125:VAL:HG23	48:BZ:126:LYS:N	2.07	0.69
1:CA:1118:C:H1'	1:CA:1179:A:C4	2.27	0.69
1:CA:137:C:H42	1:CA:226:G:H1	1.38	0.69

Continued on next page...

Continued from previous page...

Atom-1	Atom-2	Interatomic distance (Å)	Clash overlap (Å)
2:CB:98:LEU:HB2	2:CB:101:MET:CG	2.23	0.69
2:CB:73:THR:HG23	2:CB:170:GLU:HG2	1.75	0.69
1:CA:1302:U:C5	13:CM:17:VAL:HG21	2.26	0.69
27:DA:2475:C:H5'	27:DA:2476:A:OP2	1.92	0.69
27:DA:2880:C:O2'	40:DR:90:ARG:HD3	1.92	0.69
32:DF:3:GLU:HB3	32:DF:19:GLU:HB2	1.74	0.69
35:DI:72:LEU:CD2	35:DI:75:LEU:HD23	2.22	0.69
37:DO:47:ILE:CG1	37:DO:48:PRO:HD2	2.20	0.69
42:DT:100:TYR:O	42:DT:103:ARG:HG3	1.93	0.69
48:DZ:108:ALA:HB3	48:DZ:144:GLU:HA	1.74	0.69
1:AA:737:A:H2'	1:AA:738:C:C6	2.28	0.69
1:AA:9:G:H5'	5:AE:122:GLU:OE2	1.93	0.69
3:AC:5:ILE:CD1	3:AC:6:HIS:H	2.06	0.69
8:AH:12:ARG:NH1	8:AH:26:VAL:HA	2.08	0.69
10:AJ:51:ARG:HG3	10:AJ:60:ARG:HA	1.75	0.69
16:AP:39:TYR:CE2	16:AP:41:PRO:HB3	2.28	0.69
20:AT:38:LYS:O	20:AT:41:ILE:HG13	1.93	0.69
55:B6:32:ASN:ND2	55:B6:33:LYS:H	1.90	0.69
29:BC:36:LYS:HB2	29:BC:36:LYS:NZ	2.07	0.69
31:BE:60:ASN:O	31:BE:63:LEU:HB2	1.93	0.69
31:BE:77:ILE:HG23	31:BE:78:LEU:HD23	1.73	0.69
2:CB:96:ARG:N	2:CB:96:ARG:HD2	2.06	0.69
13:CM:104:ARG:HG2	13:CM:105:THR:N	2.08	0.69
27:DA:1329:U:H5''	27:DA:1330:C:H5	1.58	0.69
27:DA:19:C:H2'	27:DA:20:C:H6	1.58	0.69
27:DA:2103:C:C3'	27:DA:2104:G:H5''	2.21	0.69
27:DA:2191:G:H3'	27:DA:2192:G:O4'	1.93	0.69
27:DA:2567:G:H2'	27:DA:2568:C:C6	2.28	0.69
27:DA:338:G:H2'	27:DA:339:U:H6	1.57	0.69
27:DA:674:G:C1'	32:DF:74:ARG:HD2	2.23	0.69
41:DS:17:ARG:HA	41:DS:20:ARG:CZ	2.22	0.69
28:DB:117:G:H5'	41:DS:55:ALA:CB	2.23	0.69
45:DW:54:ALA:HB1	45:DW:107:LEU:HD13	1.74	0.69
47:DY:14:LEU:CD1	47:DY:15:VAL:H	2.05	0.69
47:DY:13:VAL:O	47:DY:24:VAL:HG13	1.93	0.69
47:DY:46:LYS:CG	47:DY:47:LYS:H	2.05	0.69
48:DZ:161:GLU:HG2	48:DZ:162:LEU:H	1.57	0.69
1:AA:557:G:H2'	1:AA:558:G:C8	2.28	0.69
9:AI:95:LYS:HZ2	9:AI:96:LEU:HB2	1.57	0.69
55:B6:15:GLU:HG2	55:B6:18:ARG:HH21	1.58	0.69
27:BA:1817:G:C2'	27:BA:1818:U:H5'	2.23	0.69

Continued on next page...

Continued from previous page...

Atom-1	Atom-2	Interatomic distance (Å)	Clash overlap (Å)
27:BA:2245:U:H5''	27:BA:2246:G:H5'	1.72	0.69
31:BE:101:ARG:HB2	31:BE:201:THR:CG2	2.23	0.69
32:BF:114:VAL:HG21	32:BF:202:PHE:CZ	2.28	0.69
43:BU:26:GLY:C	43:BU:28:ARG:N	2.44	0.69
44:BV:24:LYS:HA	44:BV:92:THR:HG23	1.73	0.69
44:BV:14:VAL:HB	44:BV:96:ILE:HG13	1.75	0.69
3:CC:26:LYS:HG3	3:CC:27:LYS:H	1.55	0.69
1:CA:1190:G:OP2	3:CC:5:ILE:HG23	1.92	0.69
7:CG:26:PHE:HB2	7:CG:101:LEU:HD22	1.75	0.69
8:CH:11:THR:HA	8:CH:14:ARG:HH12	1.57	0.69
12:CL:44:LYS:O	12:CL:46:ASN:N	2.26	0.69
18:CR:86:VAL:O	18:CR:87:ARG:HD3	1.93	0.69
21:CU:12:LYS:HG3	21:CU:17:THR:O	1.92	0.69
50:D1:60:PHE:CZ	50:D1:94:LEU:HD12	2.27	0.69
53:D4:38:ALA:CB	53:D4:55:PRO:HA	2.22	0.69
27:DA:1853:A:H2'	27:DA:1854:A:C8	2.28	0.69
27:DA:2084:C:H2'	27:DA:2085:C:C6	2.27	0.69
27:DA:2752:C:H2'	27:DA:2753:A:C8	2.28	0.69
28:DB:47:C:C3'	28:DB:48:A:H5''	2.23	0.69
33:DG:76:SER:HB2	33:DG:83:ARG:CB	2.17	0.69
34:DH:121:ILE:HG23	34:DH:134:SER:O	1.93	0.69
1:AA:1389:C:H2'	1:AA:1390:U:O4'	1.92	0.68
3:AC:7:PRO:O	3:AC:11:ARG:HG2	1.93	0.68
5:AE:126:ARG:CG	5:AE:126:ARG:HH11	2.04	0.68
8:AH:60:ARG:NH1	8:AH:60:ARG:HG3	2.06	0.68
13:AM:98:VAL:O	13:AM:99:ARG:HG3	1.93	0.68
1:AA:1054:C:N4	23:AW:33:C:H1'	2.03	0.68
25:AY:67:C:H2'	25:AY:68:C:C6	2.28	0.68
27:BA:1026:U:O2'	27:BA:1027:A:H5'	1.92	0.68
29:BC:68:LEU:HD11	29:BC:180:PHE:N	2.08	0.68
29:BC:79:LYS:HA	29:BC:97:GLU:HG3	1.72	0.68
30:BD:39:LYS:HB2	30:BD:62:TYR:HB2	1.73	0.68
31:BE:117:MET:O	31:BE:117:MET:CG	2.40	0.68
27:BA:1257:C:H4'	32:BF:83:PHE:CE2	2.29	0.68
42:BT:28:VAL:HG22	42:BT:46:GLU:HA	1.75	0.68
47:BY:7:VAL:HG21	47:BY:8:LYS:HZ2	1.58	0.68
1:CA:1003:G:H2'	1:CA:1004:A:C4'	2.23	0.68
2:CB:127:ILE:O	2:CB:127:ILE:HG22	1.91	0.68
3:CC:135:LYS:HZ1	5:CE:53:LEU:HD11	1.58	0.68
7:CG:113:GLU:CG	7:CG:119:ARG:HG2	2.23	0.68
7:CG:155:ARG:HG3	7:CG:155:ARG:HH11	1.58	0.68

Continued on next page...

Continued from previous page...

Atom-1	Atom-2	Interatomic distance (Å)	Clash overlap (Å)
52:D3:10:LYS:HG3	52:D3:11:SER:N	2.06	0.68
53:D4:41:ILE:HA	53:D4:47:VAL:HG22	1.75	0.68
53:D4:81:VAL:O	53:D4:82:GLU:HB2	1.92	0.68
55:D6:40:CYS:HA	55:D6:46:HIS:HB3	1.74	0.68
57:D8:59:LYS:HB2	57:D8:59:LYS:NZ	2.06	0.68
27:DA:1721:G:O6	27:DA:1739:U:H5'	1.93	0.68
27:DA:2246:G:H2'	27:DA:2247:A:H8	1.57	0.68
27:DA:2406:U:O4	38:DP:70:GLN:HB3	1.93	0.68
27:DA:523:C:O2'	27:DA:524:U:H5'	1.93	0.68
28:DB:62:C:O5'	28:DB:62:C:H6	1.74	0.68
27:DA:1801:G:OP2	30:DD:154:LYS:HE2	1.92	0.68
36:DN:119:ARG:CB	36:DN:119:ARG:HH11	2.06	0.68
37:DO:14:THR:O	37:DO:14:THR:HG22	1.92	0.68
1:AA:1499:A:H5'	1:AA:1499:A:H8	1.57	0.68
1:AA:542:G:H5'	4:AD:41:GLY:CA	2.23	0.68
1:AA:544:G:H2'	1:AA:545:C:C6	2.28	0.68
27:BA:1286:A:C2'	27:BA:1288:U:OP2	2.40	0.68
27:BA:2491:U:H4'	27:BA:2570:G:OP1	1.93	0.68
27:BA:792:G:H5''	27:BA:793:A:H5'	1.75	0.68
38:BP:101:VAL:HB	38:BP:107:LYS:CA	2.23	0.68
39:BQ:35:VAL:HG13	39:BQ:130:LYS:HB3	1.76	0.68
44:BV:17:GLY:HA2	44:BV:96:ILE:O	1.93	0.68
1:CA:570:G:H1'	1:CA:820:U:C4	2.29	0.68
11:CK:62:GLN:HB2	11:CK:93:GLN:HB3	1.75	0.68
18:CR:46:GLU:HB2	18:CR:85:LEU:HD13	1.75	0.68
19:CS:42:PRO:HG3	53:D4:80:ARG:NH2	2.06	0.68
55:D6:44:ARG:HA	55:D6:44:ARG:CZ	2.23	0.68
58:D9:22:ARG:HB2	58:D9:24:TYR:HE1	1.58	0.68
27:DA:1582:C:O2'	27:DA:1586:A:C8	2.46	0.68
27:DA:2529:G:H5''	27:DA:2530:A:H5''	1.75	0.68
27:DA:365:C:H6	27:DA:365:C:H5'	1.57	0.68
27:DA:910:A:C5	39:DQ:13:GLN:HG3	2.29	0.68
41:DS:101:LEU:HD22	41:DS:102:ALA:O	1.93	0.68
45:DW:20:VAL:HG21	45:DW:43:GLY:HA3	1.74	0.68
1:AA:1256:A:N6	1:AA:1278:U:H1'	2.08	0.68
1:AA:349:A:O2'	1:AA:350:G:H5'	1.93	0.68
1:AA:659:U:O2'	1:AA:660:G:H5'	1.93	0.68
7:AG:143:ARG:HH11	7:AG:143:ARG:HB2	1.57	0.68
11:AK:98:LEU:HA	11:AK:101:SER:HB3	1.74	0.68
19:AS:31:ILE:HG23	19:AS:49:ILE:HA	1.74	0.68
57:B8:50:LEU:HD12	57:B8:51:ALA:N	2.07	0.68

Continued on next page...

Continued from previous page...

Atom-1	Atom-2	Interatomic distance (Å)	Clash overlap (Å)
27:BA:1885:A:H5'	27:BA:1885:A:H8	1.59	0.68
27:BA:202:U:O2'	27:BA:203:C:H5'	1.93	0.68
30:BD:33:LEU:CD1	30:BD:33:LEU:H	2.06	0.68
33:BG:54:GLU:HA	33:BG:57:ALA:HB3	1.74	0.68
34:BH:26:VAL:HG11	34:BH:76:VAL:HA	1.73	0.68
36:BN:46:VAL:O	36:BN:47:ALA:HB3	1.91	0.68
40:BR:54:LEU:HD21	40:BR:65:LEU:HB3	1.74	0.68
1:CA:1262:C:H2'	1:CA:1263:C:C6	2.28	0.68
1:CA:1445:C:N3	1:CA:1446:U:C5	2.59	0.68
20:CT:12:ALA:O	20:CT:15:ARG:HB2	1.92	0.68
28:DB:82:G:H2'	28:DB:83:G:H8	1.57	0.68
30:DD:79:VAL:HG11	30:DD:111:LEU:HD11	1.76	0.68
38:DP:108:LYS:C	38:DP:110:TYR:H	1.95	0.68
42:DT:28:VAL:HG11	42:DT:46:GLU:OE1	1.94	0.68
43:DU:58:ARG:HA	43:DU:61:TRP:CE3	2.27	0.68
47:DY:28:LYS:CG	47:DY:37:VAL:HB	2.24	0.68
48:DZ:22:LYS:HE2	48:DZ:39:ASP:HB2	1.74	0.68
4:AD:8:VAL:HG12	4:AD:21:LEU:CD1	2.23	0.68
27:BA:2348:U:C2'	27:BA:2349:G:C5'	2.66	0.68
34:BH:104:GLU:CG	34:BH:114:VAL:HG22	2.23	0.68
35:BI:5:LEU:HD11	35:BI:19:VAL:HG12	1.75	0.68
38:BP:9:ASN:O	38:BP:11:GLY:N	2.26	0.68
27:BA:310:A:OP1	47:BY:17:SER:O	2.11	0.68
48:BZ:30:ARG:HH21	48:BZ:93:GLU:HG3	1.57	0.68
1:CA:344:A:H3'	1:CA:346:G:O6	1.92	0.68
11:CK:96:ARG:HA	11:CK:99:GLN:HG3	1.73	0.68
13:CM:8:GLU:OE1	13:CM:22:ILE:HA	1.93	0.68
13:CM:12:ASN:OD1	13:CM:46:LYS:HE3	1.93	0.68
18:CR:44:LEU:HD22	18:CR:48:GLY:O	1.94	0.68
23:CW:73:C:H2'	23:CW:74:C:C5'	2.24	0.68
57:D8:8:LYS:O	57:D8:12:LYS:HG3	1.93	0.68
57:D8:57:ARG:O	57:D8:59:LYS:N	2.27	0.68
27:DA:1826:G:H2'	27:DA:1827:C:H6	1.56	0.68
30:DD:131:LEU:N	30:DD:131:LEU:HD12	2.08	0.68
31:DE:48:GLN:NE2	31:DE:78:LEU:HD13	2.08	0.68
32:DF:64:ILE:HD11	32:DF:65:TRP:CZ3	2.28	0.68
45:DW:84:ARG:O	45:DW:96:ILE:HG22	1.93	0.68
47:DY:13:VAL:HG12	47:DY:74:PRO:HA	1.74	0.68
1:AA:1265:G:N2	1:AA:1271:G:H1'	2.09	0.68
1:AA:625:G:H2'	1:AA:626:U:C6	2.29	0.68
1:AA:965:A:C2	1:AA:969:A:C2	2.82	0.68

Continued on next page...

Continued from previous page...

Atom-1	Atom-2	Interatomic distance (Å)	Clash overlap (Å)
3:AC:107:GLN:O	3:AC:109:PRO:HD3	1.94	0.68
7:AG:18:TYR:CE2	7:AG:59:LEU:HB2	2.29	0.68
49:B0:36:ILE:HD12	49:B0:37:LEU:N	2.07	0.68
38:BP:65:ARG:HD2	57:B8:46:ARG:HH22	1.58	0.68
27:BA:1652:A:C2'	27:BA:1653:G:H5'	2.23	0.68
27:BA:1956:U:C2'	27:BA:1957:C:H5'	2.23	0.68
27:BA:2182:G:H2'	27:BA:2183:C:C6	2.28	0.68
27:BA:2186:G:C3'	27:BA:2187:G:H5''	2.24	0.68
31:BE:130:GLY:O	31:BE:131:ALA:HB3	1.92	0.68
35:BI:8:PRO:HA	35:BI:13:GLY:HA3	1.74	0.68
35:BI:7:GLU:CD	35:BI:8:PRO:HD2	2.13	0.68
36:BN:32:THR:HG22	36:BN:37:LYS:HB3	1.75	0.68
38:BP:130:PHE:HB2	38:BP:135:LEU:CD2	2.23	0.68
38:BP:7:ARG:C	38:BP:9:ASN:H	1.97	0.68
1:CA:1112:C:C4	3:CC:178:LEU:HD23	2.28	0.68
1:CA:1154:G:H2'	1:CA:1155:G:H8	1.59	0.68
1:CA:35:G:H2'	1:CA:36:C:C6	2.27	0.68
1:CA:377:G:OP1	16:CP:3:LYS:HD2	1.92	0.68
1:CA:491:G:H2'	1:CA:492:G:H8	1.58	0.68
1:CA:662:G:H2'	1:CA:663:A:C8	2.29	0.68
4:CD:132:ARG:HH11	4:CD:132:ARG:HG2	1.59	0.68
8:CH:103:VAL:HG21	8:CH:109:ILE:CA	2.24	0.68
8:CH:9:MET:HB2	8:CH:32:LYS:HE3	1.76	0.68
9:CI:114:TYR:HD1	10:CJ:60:ARG:HG3	1.57	0.68
49:D0:27:GLU:HG3	49:D0:68:GLU:HA	1.75	0.68
52:D3:40:THR:CA	52:D3:44:ARG:HH21	2.06	0.68
55:D6:40:CYS:N	55:D6:46:HIS:HB3	2.08	0.68
27:DA:1718:G:H5'	27:DA:1718:G:C8	2.29	0.68
27:DA:174:C:C3'	27:DA:175:G:H5''	2.24	0.68
27:DA:2739:U:O2'	27:DA:2740:A:H5'	1.93	0.68
31:DE:67:PHE:HD2	31:DE:69:LYS:HE3	1.59	0.68
27:DA:2822:G:O6	40:DR:4:LEU:HD12	1.94	0.68
40:DR:54:LEU:HG	40:DR:62:ALA:HB1	1.75	0.68
42:DT:33:LYS:HZ2	42:DT:74:ARG:NH2	1.90	0.68
27:DA:1252:G:O4'	43:DU:33:ARG:HD2	1.94	0.68
1:AA:1363(A):A:H1'	1:AA:1365:G:N7	2.09	0.68
1:AA:88:A:OP1	1:AA:90:U:H1'	1.93	0.68
3:AC:187:ALA:H	3:AC:198:VAL:HG23	1.58	0.68
3:AC:50:ALA:HB1	3:AC:70:VAL:CG1	2.23	0.68
3:AC:63:ASN:N	3:AC:97:LYS:HZ3	1.92	0.68
9:AI:56:LEU:HD23	9:AI:56:LEU:O	1.93	0.68

Continued on next page...

Continued from previous page...

Atom-1	Atom-2	Interatomic distance (Å)	Clash overlap (Å)
24:AX:10:G:N2	24:AX:26:G:H1'	2.08	0.68
27:BA:1495:A:OP1	27:BA:1495:A:C8	2.46	0.68
27:BA:2346:A:H5'	27:BA:2383:G:H1'	1.74	0.68
27:BA:2729:G:H1'	31:BE:187:ALA:HB2	1.75	0.68
27:BA:2732:G:O2'	27:BA:2733:A:H5'	1.93	0.68
31:BE:47:VAL:HG21	31:BE:86:PRO:CD	2.23	0.68
41:BS:35:ILE:HD11	41:BS:99:LYS:HD3	1.75	0.68
27:BA:2018:G:O2'	43:BU:34:LYS:HE3	1.93	0.68
44:BV:19:LYS:HZ1	44:BV:20:LEU:HB2	1.58	0.68
46:BX:60:ARG:HA	46:BX:75:ASP:OD2	1.93	0.68
1:CA:1169:A:H2'	1:CA:1170:A:C8	2.28	0.68
10:CJ:50:ILE:N	10:CJ:50:ILE:HD13	2.09	0.68
12:CL:114:ARG:NH2	12:CL:121:LYS:HB2	2.08	0.68
14:CN:27:CYS:SG	14:CN:29:ARG:HB2	2.33	0.68
27:DA:1503:U:O2'	27:DA:1504:C:H5'	1.94	0.68
27:DA:1717:G:H2'	27:DA:1718:G:H5''	1.75	0.68
27:DA:2150:U:H2'	27:DA:2151:G:H8	1.55	0.68
32:DF:132:VAL:HG22	32:DF:133:ASN:N	2.08	0.68
41:DS:85:VAL:HG23	41:DS:106:ARG:HB2	1.74	0.68
42:DT:35:LYS:O	42:DT:37:GLY:N	2.26	0.68
27:BA:1409:C:H2'	27:BA:1410:G:C8	2.28	0.68
27:BA:2650:U:O2'	27:BA:2651:C:H5'	1.93	0.68
32:BF:132:VAL:O	32:BF:133:ASN:C	2.32	0.68
33:BG:64:THR:HG23	33:BG:65:GLY:N	2.09	0.68
36:BN:133:GLN:HG2	36:BN:134:ARG:H	1.56	0.68
36:BN:58:ASP:O	36:BN:60:ILE:N	2.24	0.68
47:BY:77:PRO:HB2	47:BY:99:CYS:HB3	1.75	0.68
12:CL:72:HIS:CD2	12:CL:74:LEU:H	2.12	0.68
55:D6:19:ARG:O	55:D6:20:ASN:O	2.11	0.68
57:D8:61:LEU:CD1	57:D8:62:LEU:H	2.07	0.68
58:D9:7:VAL:HG13	58:D9:34:GLN:NE2	2.09	0.68
28:DB:47:C:H2'	28:DB:48:A:H5''	1.74	0.68
27:DA:2579:C:HO2'	31:DE:131:ALA:HB2	1.57	0.68
31:DE:59:VAL:HG13	31:DE:60:ASN:N	2.08	0.68
36:DN:7:LYS:O	36:DN:9:VAL:N	2.26	0.68
38:DP:114:ILE:HD12	38:DP:115:LEU:N	2.09	0.68
41:DS:49:VAL:CG2	41:DS:77:ALA:HA	2.23	0.68
43:DU:31:SER:HB3	43:DU:34:LYS:HB2	1.74	0.68
1:AA:617:G:H4'	16:AP:44:THR:HB	1.76	0.68
1:AA:724:G:O2'	1:AA:725:G:H5'	1.94	0.68
3:AC:109:PRO:HB3	3:AC:115:LEU:HD13	1.74	0.68

Continued on next page...

Continued from previous page...

Atom-1	Atom-2	Interatomic distance (Å)	Clash overlap (Å)
7:AG:105:VAL:O	7:AG:109:ASN:HB2	1.94	0.68
12:AL:22:PRO:O	12:AL:24:LEU:HD13	1.93	0.68
16:AP:82:GLN:O	16:AP:83:GLU:HB2	1.94	0.68
27:BA:1146:C:O2'	27:BA:1147:C:H5'	1.93	0.68
27:BA:94:C:H5'	27:BA:94(A):G:OP2	1.93	0.68
39:BQ:10:ARG:HH11	39:BQ:10:ARG:HG2	1.58	0.68
39:BQ:45:GLN:H	39:BQ:45:GLN:CD	1.97	0.68
43:BU:66:ASN:O	43:BU:70:ARG:HB2	1.93	0.68
1:CA:1157:A:H4'	1:CA:1158:C:O5'	1.94	0.68
1:CA:922:G:N3	1:CA:1398:A:H2	1.91	0.68
1:CA:1457:G:C2	1:CA:1458:G:C5	2.82	0.68
2:CB:119:GLU:O	2:CB:122:PHE:HB3	1.93	0.68
3:CC:160:ALA:O	3:CC:162:GLN:N	2.27	0.68
20:CT:13:LEU:HD12	20:CT:14:LYS:N	2.09	0.68
53:D4:60:GLU:O	53:D4:61:VAL:HB	1.94	0.68
57:D8:29:LYS:O	57:D8:29:LYS:HG3	1.94	0.68
27:DA:149:A:H2'	27:DA:150:C:O4'	1.94	0.68
27:DA:1686:C:H5'	27:DA:1686:C:H6	1.57	0.68
27:DA:1790:C:H5''	27:DA:1791:A:OP1	1.93	0.68
27:DA:2555:U:C2'	27:DA:2556:C:H5'	2.24	0.68
27:DA:2762:G:H2'	27:DA:2763:G:H5''	1.76	0.68
28:DB:52:A:HO2'	28:DB:53:A:H8	1.41	0.68
31:DE:60:ASN:OD1	31:DE:62:PRO:HD2	1.93	0.68
32:DF:57:VAL:HG13	32:DF:57:VAL:O	1.93	0.68
32:DF:6:VAL:HG12	32:DF:7:TYR:O	1.94	0.68
33:DG:85:GLY:C	33:DG:87:PRO:HD2	2.14	0.68
37:DO:87:ILE:CG2	37:DO:88:ASN:N	2.57	0.68
27:DA:560:C:H4'	43:DU:52:ARG:NH1	2.08	0.68
1:AA:1176:A:H2'	1:AA:1177:G:C8	2.29	0.68
2:AB:112:VAL:HG11	2:AB:153:ARG:HA	1.75	0.68
3:AC:63:ASN:HA	3:AC:98:ASN:CG	2.14	0.68
8:AH:41:ARG:HH11	8:AH:41:ARG:HB2	1.58	0.68
24:AX:52:G:O2'	24:AX:53:G:H5'	1.93	0.68
27:BA:1441:G:H2'	27:BA:1442:G:C8	2.28	0.68
34:BH:159:GLU:HG3	34:BH:160:LYS:H	1.59	0.68
36:BN:133:GLN:O	36:BN:134:ARG:HG3	1.94	0.68
46:BX:84:ALA:O	46:BX:87:GLN:HG2	1.94	0.68
1:CA:824:C:H2'	1:CA:825:G:H8	1.57	0.68
4:CD:146:ILE:HD12	4:CD:146:ILE:N	2.08	0.68
9:CI:45:ALA:HB3	9:CI:74:ILE:CG2	2.22	0.68
49:D0:53:MET:HB3	49:D0:59:LEU:CD2	2.23	0.68

Continued on next page...

Continued from previous page...

Atom-1	Atom-2	Interatomic distance (Å)	Clash overlap (Å)
55:D6:41:PRO:HD3	55:D6:46:HIS:N	2.08	0.68
58:D9:29:ASN:HD21	58:D9:31:LYS:HB2	1.58	0.68
33:DG:76:SER:HB2	33:DG:83:ARG:HD2	1.76	0.68
34:DH:41:MET:HB3	34:DH:53:GLU:HB2	1.76	0.68
27:DA:2821:A:OP2	40:DR:2:ARG:NH2	2.26	0.68
48:DZ:157:PRO:HG2	48:DZ:160:VAL:CG2	2.23	0.68
48:DZ:26:VAL:HG23	48:DZ:35:LYS:HA	1.76	0.68
2:AB:32:ILE:HD11	2:AB:40:HIS:HB3	1.76	0.68
16:AP:21:VAL:HG12	16:AP:34:GLU:O	1.93	0.68
27:BA:2617:C:O2'	27:BA:2618:G:H5'	1.94	0.68
27:BA:1670:C:O2	31:BE:129:HIS:HE1	1.77	0.68
42:BT:31:SER:HB2	42:BT:32:TYR:CZ	2.29	0.68
42:BT:28:VAL:HG11	42:BT:46:GLU:HG3	1.74	0.68
27:BA:2013:A:H4'	45:BW:96:ILE:HD12	1.76	0.68
48:BZ:30:ARG:HD2	48:BZ:31:HIS:CE1	2.29	0.68
1:CA:1466:C:H2'	1:CA:1467:G:O4'	1.93	0.68
1:CA:72:C:N3	1:CA:97:G:N1	2.37	0.68
2:CB:233:SER:OG	2:CB:234:PRO:HD2	1.94	0.68
2:CB:94:ASN:HB3	2:CB:95:GLN:NE2	2.09	0.68
7:CG:109:ASN:HA	7:CG:119:ARG:NH1	2.08	0.68
9:CI:18:PHE:O	9:CI:19:LEU:HD23	1.94	0.68
20:CT:10:LEU:HD23	20:CT:11:SER:N	2.08	0.68
1:CA:1305:G:C5'	21:CU:4:GLY:HA3	2.24	0.68
27:DA:1484:G:H3'	27:DA:1485:G:H5''	1.76	0.68
27:DA:1639:U:H2'	27:DA:1640:C:H5''	1.76	0.68
27:DA:2571:C:H5''	27:DA:2572:A:H5''	1.76	0.68
27:DA:2648:C:H2'	27:DA:2649:U:C6	2.29	0.68
29:DC:75:LEU:HB3	29:DC:119:VAL:CB	2.24	0.68
30:DD:182:LEU:H	30:DD:272:ALA:HB3	1.57	0.68
36:DN:58:ASP:C	36:DN:60:ILE:H	1.95	0.68
42:DT:98:LYS:N	42:DT:98:LYS:HD2	2.09	0.68
45:DW:5:ALA:O	45:DW:6:ILE:HB	1.93	0.68
46:DX:56:THR:OG1	46:DX:77:LYS:HE2	1.93	0.68
1:AA:1120:G:H2'	1:AA:1121:U:C6	2.29	0.67
1:AA:33:A:H2'	1:AA:34:C:C6	2.29	0.67
4:AD:92:VAL:O	4:AD:96:LEU:HD13	1.94	0.67
7:AG:140:ASP:HA	7:AG:143:ARG:HH12	1.58	0.67
9:AI:50:LEU:HA	9:AI:53:VAL:HG22	1.76	0.67
15:AO:29:VAL:HG21	15:AO:81:LEU:HD21	1.75	0.67
21:AU:15:ARG:HB2	21:AU:15:ARG:NH1	2.08	0.67
23:AW:35:G:O2'	23:AW:36:A:H8	1.77	0.67

Continued on next page...

Continued from previous page...

Atom-1	Atom-2	Interatomic distance (Å)	Clash overlap (Å)
55:B6:33:LYS:O	55:B6:34:LEU:C	2.32	0.67
56:B7:28:ARG:HG3	56:B7:28:ARG:HH11	1.59	0.67
27:BA:2308:G:O6	27:BA:2310:A:H2'	1.94	0.67
27:BA:2317:C:O2'	27:BA:2318:G:H5'	1.93	0.67
27:BA:389:G:H1	38:BP:71:VAL:HG12	1.58	0.67
27:BA:481:G:H1'	27:BA:506:G:N2	2.09	0.67
31:BE:69:LYS:C	31:BE:71:GLY:N	2.42	0.67
38:BP:63:PRO:O	38:BP:64:LYS:C	2.32	0.67
38:BP:71:VAL:HG12	38:BP:72:PRO:HD3	1.74	0.67
39:BQ:63:LYS:HD2	48:BZ:174:VAL:CG2	2.24	0.67
40:BR:38:VAL:HB	40:BR:39:PRO:HD3	1.74	0.67
47:BY:96:ILE:HD12	47:BY:99:CYS:HB2	1.76	0.67
1:CA:1145:C:H4'	1:CA:1146:A:C5'	2.24	0.67
1:CA:646:U:H2'	1:CA:647:C:C6	2.28	0.67
9:CI:63:ILE:HD13	9:CI:77:ILE:HG23	1.76	0.67
50:D1:90:ILE:O	50:D1:93:GLU:HB2	1.94	0.67
55:D6:10:LEU:H	55:D6:10:LEU:CD2	2.07	0.67
27:DA:563:G:H2'	27:DA:564:C:H6	1.58	0.67
39:DQ:27:VAL:HG23	39:DQ:137:TYR:CE1	2.29	0.67
44:DV:24:LYS:NZ	44:DV:26:ASP:HA	2.09	0.67
48:DZ:130:ARG:O	48:DZ:132:ILE:HG13	1.94	0.67
4:AD:14:ARG:HA	4:AD:39:PRO:HA	1.77	0.67
9:AI:125:TYR:CD2	9:AI:126:SER:N	2.62	0.67
27:BA:1130:U:O2	27:BA:2025:C:H5''	1.94	0.67
27:BA:1925:C:O2'	27:BA:1926:U:H5'	1.94	0.67
27:BA:2219:G:O2'	27:BA:2220:G:H5'	1.94	0.67
27:BA:999:U:C2'	27:BA:1000:A:H5''	2.24	0.67
34:BH:12:PRO:HB2	34:BH:15:VAL:CG2	2.24	0.67
38:BP:23:PRO:HD2	38:BP:33:ARG:NH2	2.09	0.67
1:CA:1030(A):G:H1'	1:CA:1031:G:H22	1.58	0.67
1:CA:1423:G:H5'	37:DO:49:ARG:HH22	1.59	0.67
3:CC:99:VAL:HG23	3:CC:99:VAL:O	1.93	0.67
17:CQ:67:LYS:HA	17:CQ:70:ARG:NH1	2.07	0.67
19:CS:9:VAL:O	19:CS:11:VAL:N	2.27	0.67
27:DA:2292:C:O2'	27:DA:2293:C:H5'	1.95	0.67
30:DD:267:SER:C	30:DD:269:PHE:H	1.96	0.67
34:DH:54:ARG:CB	34:DH:54:ARG:HH11	2.07	0.67
37:DO:107:ARG:HH22	42:DT:35:LYS:HD2	1.59	0.67
1:AA:1168:A:H2'	1:AA:1169:A:C8	2.29	0.67
1:AA:1355:G:H2'	1:AA:1356:G:C8	2.29	0.67
1:AA:1445:C:H2'	1:AA:1446:U:C5'	2.17	0.67

Continued on next page...

Continued from previous page...

Atom-1	Atom-2	Interatomic distance (Å)	Clash overlap (Å)
2:AB:54:THR:O	2:AB:58:ILE:HG12	1.94	0.67
23:AW:16:C:O2'	23:AW:17:G:OP2	2.08	0.67
50:B1:11:ARG:HB2	50:B1:12:PRO:HD2	1.76	0.67
27:BA:1396:U:H2'	27:BA:1396:U:O2	1.94	0.67
27:BA:2759:G:H5'	27:BA:2759:G:C8	2.30	0.67
27:BA:402:A:O2'	27:BA:403:U:H5'	1.95	0.67
27:BA:464:U:H2'	27:BA:465:G:O4'	1.95	0.67
29:BC:72:VAL:HG21	29:BC:161:ILE:CB	2.24	0.67
30:BD:206:LEU:HD23	30:BD:211:ARG:HG2	1.75	0.67
27:BA:1813:G:H1'	30:BD:50:THR:OG1	1.94	0.67
34:BH:10:PRO:CG	34:BH:50:VAL:O	2.41	0.67
38:BP:21:ARG:O	38:BP:23:PRO:HD3	1.93	0.67
43:BU:92:ARG:O	43:BU:94:ASN:N	2.26	0.67
1:CA:954:G:H2'	1:CA:955:U:C6	2.30	0.67
2:CB:97:TRP:HZ2	2:CB:102:LEU:HD13	1.60	0.67
9:CI:20:ARG:HH11	9:CI:20:ARG:HG3	1.59	0.67
13:CM:23:TYR:CE2	13:CM:71:ARG:HD3	2.30	0.67
55:D6:9:LEU:CD1	55:D6:28:ARG:HG3	2.25	0.67
27:DA:1140:C:H5''	36:DN:66:LYS:NZ	2.09	0.67
27:DA:1799:G:H4'	27:DA:1800:C:O5'	1.93	0.67
27:DA:589:C:H2'	27:DA:590:A:C8	2.29	0.67
31:DE:59:VAL:CG2	31:DE:63:LEU:HA	2.21	0.67
33:DG:125:PHE:O	33:DG:128:ARG:HG2	1.93	0.67
33:DG:118:ARG:HB2	33:DG:181:ARG:NH2	2.10	0.67
38:DP:105:LEU:O	38:DP:106:LEU:HB3	1.94	0.67
43:DU:90:VAL:CG2	44:DV:39:LEU:HG	2.24	0.67
1:AA:1294:G:O2'	1:AA:1295:G:H5'	1.94	0.67
9:AI:119:ALA:O	9:AI:120:ARG:HB2	1.94	0.67
1:AA:973:G:H1'	10:AJ:55:LYS:HE2	1.76	0.67
57:B8:51:ALA:N	57:B8:53:PRO:HD2	2.09	0.67
27:BA:1178:C:H2'	27:BA:1179:C:H6	1.59	0.67
27:BA:1711:C:O2'	27:BA:1712:C:H5'	1.94	0.67
27:BA:176:G:O2'	27:BA:177:G:H5'	1.93	0.67
27:BA:2189:U:H3'	27:BA:2190:G:H5''	1.76	0.67
27:BA:271(E):U:H2'	27:BA:271(F):C:C6	2.30	0.67
27:BA:2863:C:C2'	27:BA:2864:G:H5''	2.24	0.67
27:BA:784:A:C8	30:BD:229:VAL:HG21	2.29	0.67
28:BB:35:U:O2'	28:BB:36:C:H5'	1.94	0.67
46:BX:80:ILE:O	46:BX:80:ILE:HD13	1.94	0.67
48:BZ:52:ILE:HA	48:BZ:70:VAL:HG23	1.74	0.67
1:CA:828:A:H5''	1:CA:859:A:C2	2.29	0.67

Continued on next page...

Continued from previous page...

Atom-1	Atom-2	Interatomic distance (Å)	Clash overlap (Å)
1:CA:984:C:H2'	1:CA:985:C:H6	1.58	0.67
4:CD:162:LEU:HD12	4:CD:181:MET:SD	2.33	0.67
11:CK:79:SER:HB2	11:CK:106:LYS:HB2	1.75	0.67
13:CM:3:ARG:HH22	33:DG:113:ARG:HB3	1.58	0.67
12:CL:7:LEU:HB3	17:CQ:32:TYR:HE2	1.56	0.67
18:CR:58:LEU:HD12	18:CR:58:LEU:H	1.59	0.67
27:DA:1523:U:H2'	27:DA:1524:G:H8	1.59	0.67
27:DA:2172:U:H1'	27:DA:2173:A:OP1	1.94	0.67
27:DA:2330:G:H1'	49:D0:41:ARG:HB3	1.76	0.67
27:DA:2845:G:O2'	27:DA:2846:G:H5'	1.93	0.67
27:DA:380:U:H5'	50:D1:18:ILE:HD13	1.76	0.67
29:DC:78:ALA:HB3	29:DC:83:ILE:HD11	1.75	0.67
42:DT:65:LYS:HZ3	42:DT:65:LYS:HA	1.58	0.67
27:DA:2018:G:H21	43:DU:34:LYS:HZ2	1.43	0.67
1:AA:1077:G:N2	1:AA:1079:G:H3'	2.10	0.67
1:AA:1091:U:H2'	1:AA:1093:A:OP2	1.94	0.67
1:AA:1133:G:N2	1:AA:1143:G:H1'	2.10	0.67
1:AA:950:U:H2'	1:AA:951:G:C8	2.30	0.67
2:AB:215:LEU:O	2:AB:219:VAL:HG23	1.94	0.67
4:AD:147:ALA:HB2	4:AD:182:LYS:HB3	1.76	0.67
7:AG:18:TYR:CD2	7:AG:59:LEU:HB2	2.29	0.67
9:AI:48:GLU:N	9:AI:49:PRO:HD2	2.09	0.67
9:AI:95:LYS:HD3	9:AI:96:LEU:N	2.10	0.67
10:AJ:3:LYS:O	10:AJ:100:THR:HA	1.94	0.67
12:AL:76:GLU:O	12:AL:77:HIS:HB2	1.94	0.67
13:AM:40:ASN:HD21	13:AM:42:ALA:HB3	1.60	0.67
14:AN:60:SER:O	14:AN:61:TRP:HB3	1.94	0.67
19:AS:10:PHE:HZ	19:AS:70:LYS:NZ	1.93	0.67
23:AW:73:C:H2'	23:AW:74:C:C5'	2.24	0.67
50:B1:50:ARG:HG3	50:B1:59:THR:HG22	1.76	0.67
13:AM:3:ARG:HB2	53:B4:60:GLU:OE1	1.94	0.67
56:B7:48:LYS:HD3	56:B7:48:LYS:N	2.08	0.67
27:BA:1784:A:H4'	27:BA:1785:A:C5'	2.25	0.67
27:BA:1844:C:O2'	27:BA:1845:G:H5'	1.95	0.67
30:BD:131:LEU:HA	30:BD:190:TYR:CE2	2.29	0.67
30:BD:231:HIS:CG	30:BD:232:PRO:HD2	2.29	0.67
35:BI:92:VAL:O	35:BI:93:THR:O	2.11	0.67
38:BP:47:ASP:HB3	38:BP:48:PRO:CA	2.23	0.67
41:BS:95:HIS:CG	41:BS:96:GLY:N	2.63	0.67
1:CA:537:G:H2'	1:CA:538:G:H8	1.60	0.67
1:CA:601:C:H2'	1:CA:602:A:H8	1.58	0.67

Continued on next page...

Continued from previous page...

Atom-1	Atom-2	Interatomic distance (Å)	Clash overlap (Å)
5:CE:11:ILE:HG13	5:CE:33:VAL:HG23	1.76	0.67
14:CN:24:CYS:HB3	14:CN:29:ARG:H	1.58	0.67
55:D6:17:LYS:HD3	55:D6:17:LYS:O	1.95	0.67
57:D8:6:THR:HG22	57:D8:63:PRO:HD3	1.77	0.67
27:DA:1986:A:C3'	27:DA:1987:G:H5''	2.25	0.67
27:DA:2543:G:H2'	27:DA:2544:G:C8	2.29	0.67
27:DA:29:U:H2'	27:DA:30:G:H8	1.56	0.67
38:DP:101:VAL:HG11	38:DP:108:LYS:H	1.59	0.67
39:DQ:22:LYS:HG2	39:DQ:23:GLY:H	1.58	0.67
40:DR:10:LEU:HB3	40:DR:17:ARG:NE	2.10	0.67
42:DT:98:LYS:HB3	42:DT:100:TYR:CE1	2.30	0.67
43:DU:15:LYS:HE2	43:DU:19:LYS:CE	2.24	0.67
1:AA:681:C:H2'	1:AA:682:G:H8	1.58	0.67
9:AI:86:VAL:HG23	9:AI:92:TYR:O	1.94	0.67
16:AP:57:ARG:HD3	16:AP:79:VAL:HG13	1.76	0.67
49:B0:51:VAL:N	49:B0:62:LEU:HD12	2.09	0.67
27:BA:1109:C:H5''	27:BA:1110:G:OP2	1.94	0.67
27:BA:1200:C:H2'	27:BA:1201:C:H6	1.59	0.67
27:BA:620:G:H4'	27:BA:621:A:C5'	2.24	0.67
1:CA:1346:A:N6	1:CA:1374:A:H3'	2.09	0.67
1:CA:344:A:H5''	1:CA:345:C:OP2	1.95	0.67
7:CG:72:ARG:O	7:CG:73:MET:HG3	1.94	0.67
10:CJ:78:ASN:ND2	10:CJ:80:LYS:HB2	2.10	0.67
49:D0:10:THR:HG22	49:D0:11:ARG:H	1.60	0.67
50:D1:41:ARG:HD3	50:D1:43:TYR:CE2	2.30	0.67
58:D9:7:VAL:HG13	58:D9:34:GLN:CD	2.15	0.67
27:DA:1718:G:H5'	27:DA:1718:G:H8	1.59	0.67
27:DA:1887:C:H3'	27:DA:1888:G:H5''	1.75	0.67
27:DA:2491:U:O2'	27:DA:2492:U:H5'	1.95	0.67
27:DA:833:U:H2'	27:DA:834:C:C6	2.29	0.67
29:DC:83:ILE:HG22	29:DC:83:ILE:O	1.94	0.67
30:DD:142:VAL:HG22	30:DD:143:HIS:N	2.08	0.67
30:DD:172:TYR:HD1	30:DD:186:HIS:HA	1.60	0.67
31:DE:97:LYS:H	31:DE:100:GLU:CD	1.97	0.67
32:DF:178:PRO:HG2	32:DF:179:GLU:CD	2.14	0.67
34:DH:20:ALA:HB1	34:DH:21:PRO:HD2	1.77	0.67
38:DP:30:THR:HG22	38:DP:31:ALA:N	1.99	0.67
40:DR:81:ASP:O	40:DR:82:GLU:HB2	1.94	0.67
43:DU:112:ARG:HG2	43:DU:112:ARG:HH11	1.60	0.67
47:DY:98:VAL:C	47:DY:99:CYS:SG	2.73	0.67
10:AJ:51:ARG:NE	10:AJ:61:GLU:HB2	2.10	0.67

Continued on next page...

Continued from previous page...

Atom-1	Atom-2	Interatomic distance (Å)	Clash overlap (Å)
13:AM:49:THR:HG22	13:AM:51:ALA:N	2.10	0.67
15:AO:3:ILE:H	15:AO:3:ILE:HD13	1.59	0.67
16:AP:6:LEU:HB3	16:AP:17:TYR:HD2	1.59	0.67
16:AP:21:VAL:CG1	16:AP:34:GLU:HB3	2.25	0.67
27:BA:651:G:OP1	57:B8:19:SER:OG	2.13	0.67
27:BA:1022:G:H4'	27:BA:1023:U:H5'	1.76	0.67
27:BA:2126:A:H5'	29:BC:36:LYS:HE2	1.75	0.67
27:BA:2349:G:H5'	27:BA:2349:G:H8	1.60	0.67
36:BN:120:LEU:HD23	36:BN:121:LYS:N	2.09	0.67
39:BQ:12:GLN:HG2	39:BQ:73:PRO:HD2	1.75	0.67
41:BS:95:HIS:CG	41:BS:96:GLY:H	2.13	0.67
44:BV:49:THR:CG2	44:BV:50:PRO:HD2	2.25	0.67
47:BY:8:LYS:HD2	47:BY:8:LYS:N	2.03	0.67
47:BY:90:LEU:HD12	47:BY:91:GLU:HG2	1.77	0.67
1:CA:999:C:O2'	1:CA:1000:U:H5'	1.95	0.67
1:CA:590:C:OP1	8:CH:29:SER:HA	1.95	0.67
1:CA:763:G:H2'	1:CA:764:C:H6	1.58	0.67
3:CC:14:ILE:HG23	3:CC:15:THR:N	2.10	0.67
55:D6:26:ASN:HB3	55:D6:32:ASN:CG	2.15	0.67
27:DA:2068:U:N3	27:DA:2430:A:H2	1.88	0.67
13:CM:11:ARG:HH22	33:DG:146:TYR:HD2	1.43	0.67
33:DG:58:GLN:O	33:DG:62:LEU:HD13	1.93	0.67
35:DI:45:LYS:O	35:DI:48:GLU:HB2	1.93	0.67
37:DO:1:MET:HG3	37:DO:32:TYR:CD1	2.30	0.67
39:DQ:69:PHE:CD1	39:DQ:70:PRO:HD2	2.30	0.67
44:DV:2:PHE:HB2	44:DV:42:GLY:HA2	1.77	0.67
47:DY:4:LYS:HD2	47:DY:32:PRO:CG	2.24	0.67
47:DY:46:LYS:HG2	47:DY:47:LYS:H	1.58	0.67
3:AC:36:ASP:O	3:AC:39:ILE:HB	1.94	0.67
14:AN:53:LEU:HB3	14:AN:56:VAL:CG2	2.25	0.67
25:AY:65:U:H2'	25:AY:66:A:C8	2.30	0.67
27:BA:2468:G:O2'	27:BA:2476:A:C8	2.47	0.67
27:BA:951:C:C2'	27:BA:952:G:H5'	2.24	0.67
30:BD:49:ILE:HD11	30:BD:52:ARG:CA	2.20	0.67
31:BE:79:ARG:HH11	31:BE:79:ARG:HG2	1.60	0.67
35:BI:33:ARG:HG2	35:BI:33:ARG:HH11	1.60	0.67
35:BI:75:LEU:HD21	35:BI:105:HIS:CD2	2.30	0.67
38:BP:18:ARG:HH11	38:BP:18:ARG:HG3	1.60	0.67
31:BE:27:LEU:HD22	42:BT:1:MET:N	2.09	0.67
42:BT:38:ASN:C	42:BT:38:ASN:HD22	1.99	0.67
27:BA:1598:C:H5'	46:BX:36:LYS:HB2	1.75	0.67

Continued on next page...

Continued from previous page...

Atom-1	Atom-2	Interatomic distance (Å)	Clash overlap (Å)
48:BZ:116:LEU:HG	48:BZ:171:ALA:O	1.94	0.67
3:CC:206:GLU:O	3:CC:208:ILE:N	2.28	0.67
11:CK:108:ILE:O	18:CR:87:ARG:N	2.28	0.67
39:DQ:81:VAL:CB	49:D0:7:LEU:HD21	2.21	0.67
50:D1:53:VAL:HG11	50:D1:90:ILE:CG2	2.25	0.67
51:D2:8:LYS:O	51:D2:12:GLU:HB2	1.94	0.67
27:DA:1403:C:H5''	27:DA:1471:A:C1'	2.22	0.67
27:DA:1760:A:H2'	27:DA:1761:C:H5'	1.76	0.67
27:DA:1826:G:H2'	27:DA:1827:C:C6	2.29	0.67
27:DA:1934:C:O2'	27:DA:1935:G:H5'	1.95	0.67
27:DA:2030:A:H4'	27:DA:2031:A:H8	1.58	0.67
27:DA:363(E):U:H2'	27:DA:363(E):U:O2	1.93	0.67
33:DG:51:ARG:HE	33:DG:51:ARG:HA	1.58	0.67
42:DT:121:ILE:HG22	42:DT:122:ASP:OD1	1.94	0.67
48:DZ:41:VAL:O	48:DZ:45:LYS:HG2	1.94	0.67
1:AA:1398:A:H8	1:AA:1398:A:C5'	2.08	0.67
3:AC:92:ALA:HB2	3:AC:99:VAL:HG11	1.77	0.67
4:AD:29:PRO:HA	4:AD:34:GLU:HG2	1.75	0.67
24:AX:60:U:H5''	24:AX:61:C:C5	2.30	0.67
52:B3:59:VAL:HG12	52:B3:60:GLU:N	2.10	0.67
53:B4:44:CYS:SG	53:B4:64:LYS:O	2.53	0.67
45:BW:38:TYR:OH	54:B5:47:PRO:HG3	1.95	0.67
27:BA:2663:G:H2'	27:BA:2664:G:C8	2.29	0.67
1:CA:107:G:C2'	1:CA:108:G:H5'	2.25	0.67
2:CB:211:ILE:O	2:CB:215:LEU:HB2	1.95	0.67
27:DA:1812:A:H2'	27:DA:1813:G:H8	1.59	0.67
27:DA:2290:G:H2'	27:DA:2291:U:O4'	1.95	0.67
32:DF:68:LYS:HG3	32:DF:69:HIS:CD2	2.29	0.67
33:DG:105:LYS:HB2	33:DG:105:LYS:NZ	2.10	0.67
33:DG:124:SER:HB3	33:DG:132:ASN:O	1.95	0.67
1:AA:1064:G:N2	1:AA:1190:G:H2'	2.10	0.67
2:AB:55:PHE:HE1	2:AB:218:ALA:HA	1.60	0.67
7:AG:71:PRO:HA	7:AG:138:LYS:HG3	1.77	0.67
7:AG:15:ASP:H	7:AG:20:ASP:N	1.93	0.67
8:AH:103:VAL:HG21	8:AH:110:ALA:HB2	1.77	0.67
8:AH:63:LEU:N	8:AH:63:LEU:HD22	2.10	0.67
27:BA:2700:C:O2'	27:BA:2701:C:H5'	1.95	0.67
27:BA:888:C:C2'	27:BA:889:C:H5'	2.24	0.67
27:BA:953:A:O2'	27:BA:954:G:H5'	1.95	0.67
38:BP:23:PRO:CB	38:BP:33:ARG:HD2	2.17	0.67
41:BS:85:VAL:C	41:BS:106:ARG:HG3	2.15	0.67

Continued on next page...

Continued from previous page...

Atom-1	Atom-2	Interatomic distance (Å)	Clash overlap (Å)
44:BV:49:THR:HG22	44:BV:50:PRO:HD2	1.77	0.67
2:CB:55:PHE:HA	2:CB:58:ILE:CG1	2.24	0.67
9:CI:26:VAL:HG22	9:CI:61:ALA:HB3	1.76	0.67
10:CJ:87:THR:O	10:CJ:89:ASP:N	2.27	0.67
11:CK:82:VAL:HB	11:CK:108:ILE:HG12	1.77	0.67
59:CX:8:U:H5'	59:CX:49:G:H5'	1.76	0.67
27:DA:61:G:H5'	51:D2:50:ILE:HG21	1.76	0.67
27:DA:1198:U:H2'	27:DA:1199:U:C6	2.30	0.67
27:DA:1423:G:H2'	27:DA:1424:G:H8	1.59	0.67
27:DA:2839:G:H5'	40:DR:46:GLY:HA2	1.75	0.67
32:DF:40:GLN:NE2	32:DF:182:ASN:HB2	2.10	0.67
33:DG:104:GLU:OE2	53:D4:50:THR:HB	1.95	0.67
36:DN:12:ARG:HA	36:DN:12:ARG:HE	1.60	0.67
40:DR:79:LEU:HD23	40:DR:79:LEU:O	1.95	0.67
37:DO:104:ARG:NH1	42:DT:35:LYS:HD3	2.10	0.67
44:DV:59:ALA:HA	44:DV:95:LEU:O	1.94	0.67
1:AA:1319:A:H2'	1:AA:1323:G:N7	2.10	0.66
1:AA:627:G:O2'	1:AA:628:G:H5'	1.94	0.66
4:AD:189:PRO:HB2	4:AD:194:LEU:CD2	2.21	0.66
8:AH:127:LEU:HD12	8:AH:129:VAL:HG13	1.77	0.66
16:AP:6:LEU:HB3	16:AP:17:TYR:CD2	2.29	0.66
18:AR:58:LEU:CD1	18:AR:58:LEU:H	2.04	0.66
20:AT:98:PRO:C	20:AT:100:ILE:H	1.98	0.66
27:BA:1049:C:N4	27:BA:1111:A:C2	2.63	0.66
27:BA:2093:G:O5'	35:BI:24:GLY:HA3	1.94	0.66
27:BA:2571:C:H5'	27:BA:2572:A:C5'	2.25	0.66
27:BA:284:U:H2'	27:BA:285:C:C6	2.31	0.66
32:BF:126:VAL:O	32:BF:196:LEU:HG	1.95	0.66
27:BA:1654:A:P	40:BR:3:HIS:HB2	2.34	0.66
41:BS:35:ILE:C	41:BS:36:TYR:HD1	1.99	0.66
42:BT:36:GLU:HB3	42:BT:38:ASN:OD1	1.95	0.66
1:CA:337:C:H2'	1:CA:338:A:H8	1.59	0.66
1:CA:838:G:H2'	1:CA:839:U:H5''	1.76	0.66
11:CK:92:GLU:HB3	11:CK:93:GLN:NE2	2.10	0.66
13:CM:66:LEU:HD12	13:CM:66:LEU:N	2.09	0.66
15:CO:4:THR:HG23	15:CO:7:GLU:OE1	1.96	0.66
16:CP:74:LEU:HD23	16:CP:79:VAL:HG21	1.76	0.66
19:CS:10:PHE:HZ	19:CS:70:LYS:NZ	1.93	0.66
58:D9:22:ARG:HB2	58:D9:24:TYR:CE1	2.31	0.66
27:DA:962:G:O2'	27:DA:963:U:H5'	1.95	0.66
32:DF:122:LYS:O	32:DF:191:ARG:HG2	1.95	0.66

Continued on next page...

Continued from previous page...

Atom-1	Atom-2	Interatomic distance (Å)	Clash overlap (Å)
34:DH:89:ILE:HD11	34:DH:129:THR:HG22	1.77	0.66
35:DI:85:GLU:O	35:DI:123:LEU:HD12	1.95	0.66
1:AA:1037:C:H2'	1:AA:1038:C:C6	2.31	0.66
1:AA:1371:G:O3'	9:AI:69:GLY:HA3	1.95	0.66
1:AA:189(K):U:H2'	1:AA:189(L):G:C8	2.29	0.66
1:AA:234:C:H2'	1:AA:235:C:H6	1.60	0.66
1:AA:96:U:H2'	1:AA:97:G:H8	1.58	0.66
8:AH:44:PHE:HE2	8:AH:109:ILE:HG21	1.60	0.66
19:AS:49:ILE:HD12	19:AS:49:ILE:N	2.10	0.66
57:B8:30:ARG:O	57:B8:31:HIS:HB3	1.95	0.66
27:BA:999:U:H2'	27:BA:1000:A:H5''	1.77	0.66
27:BA:2756:U:H4'	27:BA:2757:A:OP1	1.94	0.66
27:BA:848:G:H2'	27:BA:849:A:H8	1.60	0.66
27:BA:2784:C:H1'	31:BE:37:ARG:HH12	1.58	0.66
33:BG:39:ILE:HD13	33:BG:157:ILE:HG12	1.77	0.66
35:BI:130:TYR:HB3	35:BI:136:VAL:CG1	2.25	0.66
36:BN:47:ALA:HB2	36:BN:112:LEU:HD11	1.76	0.66
37:BO:64:ARG:HG2	37:BO:79:PHE:CG	2.30	0.66
38:BP:63:PRO:HA	57:B8:13:ARG:CB	2.25	0.66
1:CA:1003:G:C2'	1:CA:1004:A:H4'	2.24	0.66
1:CA:265:G:H2'	1:CA:266:G:H5''	1.77	0.66
15:CO:3:ILE:HA	15:CO:38:ARG:NH2	2.10	0.66
27:DA:2230:G:H1'	50:D1:45:ASN:HB2	1.75	0.66
27:DA:1337:G:H2'	27:DA:1338:G:H8	1.60	0.66
27:DA:2376:A:H2'	27:DA:2377:A:O4'	1.94	0.66
30:DD:175:LEU:HD12	30:DD:185:VAL:HG21	1.76	0.66
32:DF:123:LEU:CD1	32:DF:124:LEU:H	2.06	0.66
36:DN:34:LEU:HD21	36:DN:120:LEU:HB2	1.76	0.66
1:AA:828:A:H2'	1:AA:829:G:O4'	1.94	0.66
4:AD:98:GLU:HA	4:AD:103:ASN:ND2	2.10	0.66
4:AD:11:LEU:HD13	4:AD:66:ARG:HD3	1.78	0.66
5:AE:6:PHE:HB3	5:AE:35:GLY:O	1.94	0.66
7:AG:44:TYR:HA	7:AG:47:CYS:SG	2.35	0.66
8:AH:120:THR:HG23	8:AH:123:GLU:OE2	1.94	0.66
10:AJ:29:ARG:NH2	10:AJ:84:GLN:HG2	2.09	0.66
20:AT:27:LYS:O	20:AT:30:LYS:HB2	1.94	0.66
25:AY:67:C:H2'	25:AY:68:C:H6	1.59	0.66
27:BA:2815:C:H5'	54:B5:29:THR:HG21	1.76	0.66
27:BA:1300:U:O2'	27:BA:1301:A:OP2	2.12	0.66
27:BA:1441:G:O2'	27:BA:1442:G:H5'	1.95	0.66
27:BA:2126:A:H4'	27:BA:2127:G:O5'	1.95	0.66

Continued on next page...

Continued from previous page...

Atom-1	Atom-2	Interatomic distance (Å)	Clash overlap (Å)
27:BA:212:G:O2'	27:BA:213:A:H5'	1.95	0.66
27:BA:2282:G:H5''	27:BA:2283:C:O4'	1.95	0.66
27:BA:2815:C:O2'	54:B5:43:HIS:HD2	1.77	0.66
27:BA:2827:C:H5'	27:BA:2828:C:OP2	1.94	0.66
31:BE:116:VAL:O	31:BE:117:MET:HG2	1.95	0.66
32:BF:132:VAL:HG13	32:BF:133:ASN:N	2.09	0.66
33:BG:81:LYS:O	33:BG:82:LEU:O	2.14	0.66
39:BQ:28:ALA:O	39:BQ:29:PHE:HB2	1.95	0.66
42:BT:20:PRO:HD2	42:BT:85:LYS:HB2	1.76	0.66
42:BT:88:ILE:CG2	42:BT:89:VAL:N	2.55	0.66
45:BW:1:MET:CE	45:BW:2:GLU:H	2.09	0.66
47:BY:94:LYS:O	47:BY:101:LYS:HA	1.94	0.66
1:CA:723:U:O2	1:CA:723:U:H2'	1.94	0.66
4:CD:30:LYS:C	4:CD:32:ALA:N	2.49	0.66
9:CI:45:ALA:O	9:CI:48:GLU:HB2	1.95	0.66
10:CJ:75:ILE:O	10:CJ:77:PRO:HD3	1.95	0.66
10:CJ:84:GLN:CD	10:CJ:84:GLN:H	1.99	0.66
16:CP:21:VAL:HG12	16:CP:34:GLU:HB3	1.77	0.66
27:DA:1336:A:H2'	27:DA:1337:G:C8	2.30	0.66
27:DA:1512:U:H2'	27:DA:1513:C:C6	2.30	0.66
27:DA:2732:G:C3'	27:DA:2733:A:H5'	2.25	0.66
27:DA:999:U:H2'	27:DA:1000:A:C5'	2.24	0.66
29:DC:18:LYS:HD2	29:DC:19:VAL:HG23	1.77	0.66
32:DF:160:ASN:HD22	32:DF:161:GLU:N	1.93	0.66
32:DF:63:LYS:HE3	32:DF:67:GLN:HB2	1.77	0.66
33:DG:39:ILE:HD13	33:DG:157:ILE:HG12	1.77	0.66
38:DP:101:VAL:C	38:DP:103:ALA:H	1.95	0.66
42:DT:129:ARG:HH22	42:DT:133:GLU:HB2	1.61	0.66
48:DZ:149:LEU:HD13	48:DZ:149:LEU:H	1.60	0.66
1:AA:1007:C:H2'	1:AA:1008:C:C6	2.30	0.66
1:AA:1397:C:H42	22:AV:10:U:H2'	1.60	0.66
4:AD:126:ILE:HD13	4:AD:126:ILE:N	2.10	0.66
5:AE:91:LEU:HB3	5:AE:118:ILE:HD11	1.77	0.66
7:AG:23:VAL:HG12	7:AG:27:ILE:HD11	1.77	0.66
10:AJ:3:LYS:HD2	10:AJ:77:PRO:CG	2.25	0.66
11:AK:48:ILE:HG22	11:AK:49:GLY:H	1.61	0.66
19:AS:9:VAL:O	19:AS:11:VAL:N	2.28	0.66
23:AW:60:C:C2'	23:AW:61:C:H5'	2.25	0.66
24:AX:10:G:C2	24:AX:26:G:H1'	2.31	0.66
50:B1:46:LEU:HA	50:B1:63:ALA:HA	1.76	0.66
54:B5:54:GLY:O	54:B5:56:LYS:HD2	1.96	0.66

Continued on next page...

Continued from previous page...

Atom-1	Atom-2	Interatomic distance (Å)	Clash overlap (Å)
27:BA:1019:U:HO2'	27:BA:1021:A:H2	1.43	0.66
27:BA:1678:G:H22	27:BA:1989:G:H22	1.41	0.66
27:BA:2074:U:H2'	27:BA:2075:U:C6	2.30	0.66
27:BA:2271:G:H5''	49:B0:20:ARG:HH11	1.60	0.66
27:BA:330:A:O2'	27:BA:331:A:H8	1.79	0.66
27:BA:380:U:H2'	27:BA:381:G:H8	1.60	0.66
27:BA:729:G:O2'	27:BA:763:G:H4'	1.96	0.66
32:BF:20:LEU:HD22	32:BF:203:GLN:HE22	1.60	0.66
44:BV:35:LEU:HB3	44:BV:37:VAL:CG2	2.26	0.66
44:BV:99:ILE:H	44:BV:99:ILE:HD13	1.59	0.66
45:BW:70:TYR:CE1	45:BW:72:LYS:HA	2.30	0.66
46:BX:64:LYS:HZ1	46:BX:73:ARG:HH21	1.43	0.66
1:CA:1096:C:O2'	1:CA:1097:C:H5'	1.95	0.66
1:CA:134:A:H61	16:CP:25:ARG:NH1	1.93	0.66
1:CA:165:C:H2'	1:CA:166:G:H8	1.59	0.66
1:CA:256:U:H2'	1:CA:257:G:C8	2.31	0.66
1:CA:625:G:H2'	1:CA:626:U:H6	1.59	0.66
7:CG:16:LEU:HD13	9:CI:44:VAL:HG22	1.77	0.66
27:DA:1300:U:O2	27:DA:1626:G:H2'	1.95	0.66
27:DA:1751:C:H2'	27:DA:1752:C:H6	1.59	0.66
27:DA:2303:G:H1	27:DA:2313:C:N4	1.93	0.66
27:DA:2371:G:H4'	55:D6:45:LYS:HG3	1.78	0.66
27:DA:2537:U:H2'	27:DA:2538:C:H6	1.61	0.66
27:DA:2863:C:H2'	27:DA:2864:G:H5''	1.78	0.66
27:DA:336:C:O2'	27:DA:337:C:H5'	1.95	0.66
31:DE:4:ILE:HG12	31:DE:28:ALA:HB1	1.77	0.66
43:DU:65:ILE:HD11	43:DU:93:LYS:CA	2.20	0.66
47:DY:31:LEU:HD22	47:DY:31:LEU:H	1.60	0.66
48:DZ:68:THR:HA	48:DZ:88:PHE:O	1.95	0.66
1:AA:1038:C:H2'	1:AA:1039:C:C5	2.31	0.66
1:AA:1139:G:H1'	1:AA:1141:C:H41	1.60	0.66
2:AB:236:TYR:HA	2:AB:239:VAL:CG2	2.26	0.66
7:AG:100:ALA:O	7:AG:104:LEU:HD23	1.96	0.66
9:AI:4:TYR:CD1	9:AI:4:TYR:N	2.62	0.66
16:AP:14:ASN:N	16:AP:15:PRO:HD3	2.10	0.66
51:B2:26:ARG:HH11	51:B2:26:ARG:HG3	1.60	0.66
27:BA:2491:U:O2'	27:BA:2492:U:H5'	1.95	0.66
27:BA:925:C:H2'	27:BA:926:A:C5'	2.26	0.66
32:BF:3:GLU:O	32:BF:19:GLU:CB	2.43	0.66
37:BO:66:LYS:H	37:BO:82:ASN:HD21	1.43	0.66
27:BA:956:G:OP2	39:BQ:14:ARG:NH2	2.29	0.66

Continued on next page...

Continued from previous page...

Atom-1	Atom-2	Interatomic distance (Å)	Clash overlap (Å)
1:CA:1117:G:H21	1:CA:1180:A:H1'	1.59	0.66
27:DA:1040:C:O2'	27:DA:1041:C:C6	2.47	0.66
27:DA:1355:G:O2'	27:DA:1356:G:H5'	1.96	0.66
27:DA:1686:C:C5'	27:DA:1686:C:H6	2.08	0.66
27:DA:1782:C:H1'	27:DA:2609:U:H5''	1.77	0.66
27:DA:2126:A:H4'	27:DA:2127:G:O5'	1.96	0.66
27:DA:2184:G:H2'	27:DA:2185:C:C6	2.31	0.66
27:DA:2415:G:H4'	38:DP:67:MET:H	1.60	0.66
30:DD:145:VAL:HG22	30:DD:191:ALA:HB1	1.78	0.66
30:DD:218:ARG:HB3	30:DD:219:PRO:HD2	1.77	0.66
37:DO:87:ILE:HG22	37:DO:88:ASN:N	2.09	0.66
38:DP:59:LEU:HA	38:DP:61:ARG:NH1	2.10	0.66
1:AA:288:A:H2'	1:AA:289:G:H4'	1.77	0.66
1:AA:394:G:H2'	1:AA:395:C:H6	1.59	0.66
2:AB:54:THR:HG21	2:AB:201:ILE:HD11	1.77	0.66
5:AE:10:MET:HB2	5:AE:32:VAL:HG22	1.78	0.66
7:AG:50:ILE:O	7:AG:54:THR:HG22	1.96	0.66
10:AJ:76:ASN:OD1	10:AJ:78:ASN:HB3	1.96	0.66
27:BA:11:G:O2'	27:BA:12:U:H5'	1.96	0.66
27:BA:185:U:H4'	27:BA:218:A:H4'	1.76	0.66
28:BB:66:A:H61	28:BB:108:U:H2'	1.60	0.66
34:BH:13:LYS:HD3	34:BH:13:LYS:C	2.16	0.66
36:BN:3:THR:O	36:BN:4:TYR:HD1	1.79	0.66
38:BP:16:ARG:NE	38:BP:18:ARG:HG2	2.10	0.66
44:BV:59:ALA:HB2	44:BV:96:ILE:HD13	1.78	0.66
47:BY:17:SER:OG	47:BY:71:LYS:HD2	1.96	0.66
1:CA:1163:C:H2'	1:CA:1164:G:H8	1.60	0.66
1:CA:1323:G:H4'	1:CA:1363:C:N3	2.11	0.66
11:CK:36:ASP:HB2	11:CK:38:ASN:ND2	2.10	0.66
11:CK:61:ALA:CB	11:CK:90:GLY:HA3	2.26	0.66
13:CM:90:LEU:O	13:CM:91:ARG:HB2	1.95	0.66
1:CA:1317:C:OP1	14:CN:17:LYS:HG2	1.95	0.66
1:CA:191:G:C4	20:CT:105:SER:HB3	2.31	0.66
59:CX:49:G:H1	59:CX:65:C:N4	1.94	0.66
50:D1:50:ARG:HA	50:D1:59:THR:HG22	1.78	0.66
50:D1:76:ARG:HH22	50:D1:95:LEU:HD13	1.60	0.66
38:DP:68:GLN:OE1	57:D8:12:LYS:HB3	1.95	0.66
27:DA:2790:A:N3	27:DA:2790:A:H2'	2.10	0.66
27:DA:302:C:O2'	27:DA:303:U:H6	1.78	0.66
29:DC:58:VAL:HG21	29:DC:166:ASP:N	2.10	0.66
33:DG:60:LEU:HD13	33:DG:60:LEU:O	1.95	0.66

Continued on next page...

Continued from previous page...

Atom-1	Atom-2	Interatomic distance (Å)	Clash overlap (Å)
37:DO:53:LYS:N	37:DO:53:LYS:HD2	2.11	0.66
41:DS:13:ARG:O	41:DS:15:ARG:HG2	1.95	0.66
46:DX:60:ARG:HH12	56:D7:47:ARG:HH22	1.41	0.66
47:DY:88:LYS:NZ	47:DY:93:GLY:HA3	2.11	0.66
1:AA:1163:C:H2'	1:AA:1164:G:C8	2.30	0.66
10:AJ:49:VAL:O	10:AJ:60:ARG:HB2	1.96	0.66
27:BA:158:U:H2'	27:BA:158:U:O2	1.95	0.66
27:BA:2208:A:H1'	27:BA:2219:G:C4	2.31	0.66
27:BA:889:C:H1'	27:BA:890:A:O4'	1.95	0.66
29:BC:76:ALA:C	29:BC:78:ALA:H	1.98	0.66
30:BD:206:LEU:HD23	30:BD:211:ARG:CG	2.26	0.66
37:BO:120:GLU:HG2	37:BO:122:LEU:HD21	1.78	0.66
37:BO:17:ARG:HD3	37:BO:47:ILE:CD1	2.26	0.66
42:BT:32:TYR:HD2	42:BT:81:PRO:HB2	1.61	0.66
42:BT:42:ILE:H	42:BT:42:ILE:HD12	1.61	0.66
48:BZ:116:LEU:HD12	48:BZ:173:VAL:HG22	1.78	0.66
1:CA:1054:C:H5	1:CA:1196:U:C6	2.13	0.66
1:CA:434:U:H2'	1:CA:435:C:C6	2.30	0.66
1:CA:625:G:H2'	1:CA:626:U:C6	2.30	0.66
14:CN:12:ARG:C	14:CN:14:PRO:HD2	2.16	0.66
15:CO:3:ILE:HG21	15:CO:34:LEU:HD21	1.78	0.66
17:CQ:81:ARG:NH1	17:CQ:84:LEU:HD21	2.11	0.66
23:CW:20:A:H62	23:CW:46:U:H1'	1.60	0.66
25:CY:24:C:H2'	25:CY:25:A:H8	1.61	0.66
27:DA:2747:G:O6	27:DA:2755:C:H5''	1.95	0.66
27:DA:2787:C:O2	31:DE:61:ARG:NH1	2.29	0.66
27:DA:740:U:H6	27:DA:740:U:H5'	1.61	0.66
28:DB:56:G:H4'	28:DB:57:A:O5'	1.95	0.66
29:DC:58:VAL:HG22	29:DC:166:ASP:O	1.95	0.66
33:DG:125:PHE:CD2	33:DG:131:TYR:HD1	2.14	0.66
34:DH:65:HIS:CE1	34:DH:69:ARG:HD3	2.31	0.66
44:DV:18:LEU:HD13	44:DV:19:LYS:N	2.11	0.66
46:DX:57:LEU:HD12	46:DX:78:LYS:O	1.96	0.66
48:DZ:75:LEU:HB3	48:DZ:80:ARG:O	1.96	0.66
1:AA:1096:C:O2'	1:AA:1097:C:H5'	1.96	0.66
1:AA:1239:A:N6	1:AA:1299:A:H62	1.87	0.66
1:AA:393:A:O2'	1:AA:394:G:H5'	1.95	0.66
4:AD:49:ARG:CZ	4:AD:50:ARG:N	2.58	0.66
5:AE:144:THR:O	5:AE:148:VAL:HG23	1.94	0.66
7:AG:144:MET:O	7:AG:146:GLU:N	2.26	0.66
15:AO:75:PRO:HB2	15:AO:79:ARG:NH2	2.11	0.66

Continued on next page...

Continued from previous page...

Atom-1	Atom-2	Interatomic distance (Å)	Clash overlap (Å)
25:AY:37:U:H3'	25:AY:38:U:H5''	1.78	0.66
52:B3:3:ARG:HB3	52:B3:60:GLU:N	2.11	0.66
33:BG:129:GLY:HA3	33:BG:163:ALA:O	1.96	0.66
38:BP:58:THR:O	38:BP:61:ARG:CZ	2.44	0.66
43:BU:66:ASN:HD21	43:BU:70:ARG:HH21	1.42	0.66
46:BX:47:PHE:O	46:BX:49:VAL:HG13	1.96	0.66
4:CD:19:LEU:HD11	4:CD:67:ILE:CG1	2.23	0.66
8:CH:100:ILE:HG23	8:CH:112:LEU:HD21	1.77	0.66
11:CK:21:ILE:HB	11:CK:84:VAL:HG12	1.77	0.66
14:CN:13:THR:O	14:CN:15:LYS:N	2.29	0.66
15:CO:65:ARG:HH11	15:CO:65:ARG:HG2	1.60	0.66
27:DA:2057:A:C2	54:D5:4:HIS:HA	2.30	0.66
57:D8:33:ASN:CA	57:D8:36:LYS:HD3	2.26	0.66
27:DA:1028:A:N6	27:DA:1125:G:H2'	2.11	0.66
27:DA:1854:A:H5'	27:DA:1855:G:OP2	1.95	0.66
27:DA:2315:G:H2'	27:DA:2316:C:C6	2.31	0.66
27:DA:271(K):U:H3	35:DI:50:ARG:NH1	1.93	0.66
27:DA:2853:C:H2'	27:DA:2854:G:H8	1.60	0.66
31:DE:59:VAL:CG2	31:DE:60:ASN:H	2.06	0.66
33:DG:161:THR:HG22	33:DG:162:THR:N	2.10	0.66
35:DI:77:LEU:HD13	35:DI:105:HIS:NE2	2.10	0.66
36:DN:46:VAL:O	36:DN:47:ALA:HB3	1.95	0.66
38:DP:101:VAL:HG23	38:DP:102:ARG:N	2.10	0.66
38:DP:16:ARG:HB2	38:DP:16:ARG:HH11	1.59	0.66
38:DP:7:ARG:O	38:DP:10:PRO:HD2	1.96	0.66
43:DU:52:ARG:NH2	43:DU:55:ARG:HH21	1.94	0.66
48:DZ:26:VAL:HG12	48:DZ:84:HIS:HE1	1.60	0.66
1:AA:1117:G:H2'	1:AA:1118:C:H5'	1.78	0.66
1:AA:188:C:H2'	1:AA:189:G:C8	2.30	0.66
1:AA:477:A:O2'	1:AA:479:C:H5'	1.96	0.66
1:AA:1189:C:H5''	3:AC:5:ILE:HG21	1.78	0.66
5:AE:126:ARG:NH1	5:AE:126:ARG:HG3	2.03	0.66
13:AM:54:VAL:O	13:AM:58:GLU:HB2	1.96	0.66
19:AS:50:ALA:HB1	19:AS:57:HIS:HB3	1.77	0.66
23:AW:57:A:O2'	23:AW:58:A:H3'	1.95	0.66
53:B4:46:ASN:HD22	53:B4:47:VAL:N	1.94	0.66
55:B6:18:ARG:CG	55:B6:19:ARG:N	2.56	0.66
27:BA:1688:U:H1'	27:BA:1701:A:C6	2.30	0.66
27:BA:174:C:C3'	27:BA:175:G:H5''	2.26	0.66
27:BA:2396:G:C2'	27:BA:2397:G:H5'	2.26	0.66
30:BD:75:ILE:HG21	30:BD:99:ASP:HB2	1.77	0.66

Continued on next page...

Continued from previous page...

Atom-1	Atom-2	Interatomic distance (Å)	Clash overlap (Å)
32:BF:53:THR:HG22	32:BF:56:GLU:CD	2.17	0.66
38:BP:130:PHE:HB2	38:BP:135:LEU:HD22	1.78	0.66
38:BP:97:PRO:O	38:BP:98:GLU:HG2	1.96	0.66
41:BS:28:VAL:HB	41:BS:89:ARG:HG3	1.77	0.66
27:BA:2875:C:O2'	42:BT:5:ALA:HB3	1.95	0.66
1:CA:554:C:H2'	1:CA:555:C:C6	2.30	0.66
5:CE:18:ARG:NH2	5:CE:25:ARG:HD2	2.11	0.66
10:CJ:47:PHE:HB2	14:CN:34:TYR:CE2	2.31	0.66
13:CM:49:THR:HG22	13:CM:50:GLU:N	2.11	0.66
13:CM:94:ARG:N	13:CM:94:ARG:HD2	2.10	0.66
54:D5:4:HIS:CB	54:D5:5:PRO:HD3	2.19	0.66
27:DA:1710:C:O2'	27:DA:1711:C:H5'	1.95	0.66
27:DA:2389:G:H5''	27:DA:2390:U:O4'	1.96	0.66
27:DA:2853:C:H2'	27:DA:2854:G:C8	2.31	0.66
33:DG:118:ARG:HB2	33:DG:181:ARG:CZ	2.25	0.66
34:DH:85:LYS:HD3	34:DH:133:VAL:O	1.95	0.66
45:DW:18:ARG:HG2	45:DW:18:ARG:HH11	1.61	0.66
1:AA:854:G:H3'	1:AA:871:U:O4	1.95	0.66
3:AC:83:ARG:HE	3:AC:87:LEU:HD21	1.61	0.66
4:AD:135:LEU:H	4:AD:135:LEU:HD22	1.59	0.66
4:AD:17:VAL:HG11	4:AD:197:PRO:CB	2.26	0.66
9:AI:13:ALA:HA	9:AI:67:GLY:O	1.93	0.66
12:AL:73:ASN:O	12:AL:74:LEU:HD23	1.96	0.66
14:AN:27:CYS:O	14:AN:29:ARG:N	2.29	0.66
55:B6:40:CYS:SG	55:B6:45:LYS:NZ	2.66	0.66
27:BA:1209:G:H21	27:BA:1210:A:H62	1.43	0.66
27:BA:2230:G:H1'	50:B1:45:ASN:CB	2.25	0.66
27:BA:712:G:H2'	27:BA:713:G:H5'	1.78	0.66
27:BA:89:G:H5'	27:BA:89:G:H8	1.61	0.66
33:BG:165:THR:OG1	33:BG:168:GLU:HG3	1.95	0.66
33:BG:26:GLN:O	33:BG:28:VAL:N	2.25	0.66
48:BZ:150:HIS:CG	48:BZ:151:ALA:H	2.14	0.66
1:CA:1412:C:H2'	1:CA:1413:A:C8	2.30	0.66
1:CA:651:C:H2'	1:CA:652:U:C6	2.30	0.66
1:CA:971:G:O2'	1:CA:1365:G:O2'	2.12	0.66
3:CC:92:ALA:HB2	3:CC:99:VAL:HG21	1.77	0.66
4:CD:107:ARG:HD2	4:CD:173:TRP:HZ2	1.60	0.66
9:CI:9:ARG:HB3	9:CI:104:ARG:HD3	1.78	0.66
12:CL:25:LYS:HE3	12:CL:30:ARG:HH22	1.61	0.66
19:CS:24:ALA:O	19:CS:25:LYS:HB2	1.96	0.66
22:CV:10:U:H2'	22:CV:10:U:O2	1.94	0.66

Continued on next page...

Continued from previous page...

Atom-1	Atom-2	Interatomic distance (Å)	Clash overlap (Å)
55:D6:15:GLU:CD	55:D6:18:ARG:CZ	2.64	0.66
27:DA:1697:G:H3'	27:DA:1698:A:C5'	2.21	0.66
27:DA:212:G:O2'	27:DA:213:A:H5'	1.95	0.66
27:DA:651:G:H5''	57:D8:18:ALA:HB3	1.78	0.66
30:DD:10:THR:HG23	30:DD:13:ARG:CB	2.26	0.66
30:DD:57:GLY:HA3	30:DD:216:GLY:H	1.61	0.66
27:DA:1658:C:OP1	31:DE:132:HIS:O	2.14	0.66
32:DF:10:PRO:CD	32:DF:13:SER:HB2	2.26	0.66
33:DG:111:LEU:HB2	33:DG:112:PRO:HD3	1.78	0.66
34:DH:76:VAL:O	34:DH:79:VAL:HG22	1.96	0.66
35:DI:13:GLY:O	35:DI:14:ASP:HB2	1.94	0.66
36:DN:43:THR:HB	36:DN:46:VAL:HG12	1.77	0.66
27:DA:2416:C:H5''	38:DP:64:LYS:HE3	1.78	0.66
41:DS:61:ASN:O	41:DS:63:THR:N	2.29	0.66
42:DT:24:PRO:HA	42:DT:49:VAL:HG13	1.77	0.66
42:DT:96:ARG:CZ	42:DT:96:ARG:HB3	2.25	0.66
44:DV:49:THR:HB	44:DV:50:PRO:HD2	1.76	0.66
1:AA:601:C:H2'	1:AA:602:A:C8	2.31	0.65
10:AJ:96:ILE:HD13	10:AJ:96:ILE:H	1.60	0.65
12:AL:31:ARG:HG3	12:AL:102:TYR:CE1	2.32	0.65
11:AK:108:ILE:HB	18:AR:87:ARG:HA	1.77	0.65
27:BA:1778:U:H2'	27:BA:1784:A:N6	2.12	0.65
27:BA:1916:A:H2'	27:BA:1917:U:O4'	1.96	0.65
27:BA:2732:G:C2'	27:BA:2733:A:H5'	2.26	0.65
27:BA:2758:A:C5	34:BH:67:LEU:HD21	2.30	0.65
30:BD:35:LYS:HD2	30:BD:104:TYR:HD1	1.61	0.65
30:BD:31:LYS:HG3	30:BD:33:LEU:HD13	1.77	0.65
32:BF:32:LEU:HD11	32:BF:105:VAL:HG13	1.78	0.65
27:BA:2060:A:OP1	32:BF:68:LYS:O	2.14	0.65
35:BI:13:GLY:O	35:BI:14:ASP:HB2	1.94	0.65
35:BI:82:ARG:HH22	1:CA:56:U:C4'	2.00	0.65
38:BP:80:TYR:CE1	38:BP:111:ARG:HD3	2.30	0.65
47:BY:28:LYS:N	47:BY:28:LYS:HE3	2.11	0.65
1:CA:192:U:H2'	1:CA:193:C:H6	1.61	0.65
1:CA:284:G:H2'	1:CA:285:G:C8	2.31	0.65
2:CB:112:VAL:O	2:CB:115:LEU:HB3	1.96	0.65
2:CB:166:ASP:HB3	2:CB:169:LYS:HB3	1.76	0.65
4:CD:101:LEU:O	4:CD:105:VAL:HG23	1.96	0.65
17:CQ:81:ARG:HD3	17:CQ:83:ASP:OD1	1.96	0.65
49:D0:19:LYS:HB2	49:D0:21:LEU:HD21	1.76	0.65
55:D6:12:GLU:HG3	55:D6:21:TYR:HB3	1.77	0.65

Continued on next page...

Continued from previous page...

Atom-1	Atom-2	Interatomic distance (Å)	Clash overlap (Å)
27:DA:1721:G:H8	27:DA:1741:A:H62	1.43	0.65
27:DA:2223:G:C2'	27:DA:2224:G:H5'	2.26	0.65
27:DA:893:C:H2'	27:DA:894:C:O4'	1.96	0.65
28:DB:48:A:H8	28:DB:48:A:H5'	1.61	0.65
31:DE:104:VAL:HG11	31:DE:188:VAL:HG23	1.77	0.65
34:DH:102:ALA:HB2	34:DH:117:PRO:CD	2.26	0.65
34:DH:70:THR:HA	34:DH:73:ALA:HB3	1.78	0.65
35:DI:125:GLU:OE2	35:DI:141:LYS:HG2	1.96	0.65
35:DI:78:THR:CG2	35:DI:79:ILE:N	2.59	0.65
36:DN:7:LYS:N	36:DN:7:LYS:HD2	2.11	0.65
43:DU:90:VAL:HA	44:DV:11:GLN:HE22	1.60	0.65
44:DV:15:GLU:HB3	44:DV:16:PRO:CD	2.26	0.65
44:DV:28:GLU:HB3	44:DV:29:PRO:HD2	1.78	0.65
1:AA:404:U:H2'	1:AA:405:U:C6	2.30	0.65
1:AA:601:C:H2'	1:AA:602:A:H8	1.59	0.65
4:AD:3:ARG:HH21	4:AD:5:ILE:HD11	1.60	0.65
9:AI:4:TYR:HD1	9:AI:4:TYR:N	1.94	0.65
12:AL:80:VAL:HG12	12:AL:81:LEU:H	1.59	0.65
13:AM:25:ILE:HD11	13:AM:66:LEU:HD23	1.78	0.65
27:BA:1688:U:H5'	27:BA:1689:A:OP1	1.96	0.65
27:BA:185:U:H2'	27:BA:186:G:H8	1.59	0.65
27:BA:2030:A:H4'	27:BA:2031:A:C8	2.32	0.65
30:BD:186:HIS:CD2	30:BD:188:GLU:H	2.14	0.65
27:BA:1902:C:H4'	30:BD:244:ARG:HA	1.77	0.65
30:BD:44:ASN:HB2	30:BD:48:ARG:O	1.95	0.65
32:BF:20:LEU:HD22	32:BF:203:GLN:NE2	2.11	0.65
32:BF:20:LEU:C	32:BF:24:LEU:HD23	2.16	0.65
33:BG:141:PHE:HD2	33:BG:141:PHE:N	1.94	0.65
34:BH:12:PRO:HD2	34:BH:49:VAL:CG1	2.26	0.65
35:BI:52:ARG:C	35:BI:54:GLN:H	1.98	0.65
35:BI:79:ILE:O	35:BI:81:VAL:HG23	1.96	0.65
39:BQ:67:ARG:HD2	39:BQ:105:GLU:OE1	1.97	0.65
43:BU:90:VAL:O	43:BU:92:ARG:N	2.27	0.65
48:BZ:142:GLY:C	48:BZ:143:LEU:HD22	2.16	0.65
1:CA:1457:G:OP1	20:CT:39:LYS:NZ	2.21	0.65
1:CA:558:G:H2'	1:CA:559:A:H2	1.60	0.65
5:CE:53:LEU:HD12	5:CE:53:LEU:N	2.10	0.65
7:CG:113:GLU:HB2	7:CG:119:ARG:HG2	1.78	0.65
9:CI:95:LYS:HD3	9:CI:96:LEU:H	1.61	0.65
27:DA:2133:G:H2'	27:DA:2157:G:N2	2.12	0.65
27:DA:2191:G:H5'	27:DA:2192:G:OP2	1.96	0.65

Continued on next page...

Continued from previous page...

Atom-1	Atom-2	Interatomic distance (Å)	Clash overlap (Å)
27:DA:2650:U:H2'	27:DA:2651:C:C6	2.29	0.65
27:DA:2869:G:H2'	27:DA:2870:C:C6	2.31	0.65
27:DA:352:G:N2	27:DA:429:A:H4'	2.11	0.65
29:DC:36:LYS:NZ	29:DC:36:LYS:HB2	2.11	0.65
31:DE:6:GLY:O	31:DE:196:VAL:HG22	1.96	0.65
35:DI:127:VAL:O	35:DI:128:LEU:HD23	1.94	0.65
35:DI:129:THR:O	35:DI:130:TYR:HB2	1.95	0.65
41:DS:17:ARG:C	41:DS:19:LYS:H	1.97	0.65
42:DT:23:ARG:HG2	42:DT:120:ARG:NH1	2.11	0.65
43:DU:45:TYR:O	43:DU:46:ALA:C	2.35	0.65
47:DY:46:LYS:CG	47:DY:47:LYS:HD2	2.26	0.65
48:DZ:156:LEU:HD21	48:DZ:162:LEU:HD11	1.76	0.65
1:AA:1305:G:H22	1:AA:1331:G:C2'	2.08	0.65
6:AF:9:VAL:HB	6:AF:87:ARG:HB2	1.77	0.65
10:AJ:40:LEU:HG	10:AJ:69:ASN:HB3	1.78	0.65
13:AM:84:ILE:O	13:AM:84:ILE:HG22	1.96	0.65
14:AN:39:LEU:HD13	14:AN:44:LEU:HA	1.78	0.65
18:AR:36:ASN:HB2	18:AR:39:VAL:HG23	1.77	0.65
27:BA:2199:A:H5'	27:BA:2200:C:OP2	1.97	0.65
27:BA:2643:G:O2'	27:BA:2644:G:H5'	1.96	0.65
27:BA:2756:U:H1'	27:BA:2757:A:H5''	1.78	0.65
31:BE:61:ARG:C	31:BE:63:LEU:H	1.99	0.65
33:BG:21:ARG:HD3	33:BG:21:ARG:C	2.17	0.65
38:BP:23:PRO:CD	38:BP:33:ARG:CZ	2.71	0.65
38:BP:83:VAL:HG11	38:BP:112:LEU:HD21	1.79	0.65
39:BQ:29:PHE:HB3	39:BQ:65:PHE:CD1	2.30	0.65
40:BR:83:ILE:O	40:BR:86:ARG:HG2	1.97	0.65
42:BT:28:VAL:HG13	42:BT:46:GLU:CA	2.25	0.65
44:BV:29:PRO:O	44:BV:61:VAL:HG22	1.96	0.65
1:CA:1298:C:H4'	1:CA:1299:A:C4	2.31	0.65
1:CA:558:G:H2'	1:CA:559:A:C2	2.31	0.65
1:CA:797:C:OP1	11:CK:124:LYS:HE2	1.97	0.65
3:CC:181:ASN:ND2	3:CC:204:LEU:HD12	2.11	0.65
7:CG:113:GLU:HB2	7:CG:119:ARG:HD3	1.78	0.65
7:CG:15:ASP:O	7:CG:19:GLY:HA2	1.96	0.65
8:CH:20:TYR:O	8:CH:21:LYS:HB2	1.95	0.65
16:CP:21:VAL:CG1	16:CP:34:GLU:HB3	2.26	0.65
27:DA:1165:U:H2'	27:DA:1166:C:C6	2.31	0.65
27:DA:234:C:H2'	27:DA:235:U:H6	1.61	0.65
27:DA:271(J):C:H3'	27:DA:271(K):U:H5''	1.77	0.65
30:DD:231:HIS:CG	30:DD:232:PRO:HD2	2.31	0.65

Continued on next page...

Continued from previous page...

Atom-1	Atom-2	Interatomic distance (Å)	Clash overlap (Å)
30:DD:248:SER:HB2	30:DD:249:PRO:HD2	1.79	0.65
30:DD:30:GLU:HG3	30:DD:63:ARG:NE	2.11	0.65
33:DG:57:ALA:HB2	33:DG:90:LEU:HD11	1.78	0.65
38:DP:83:VAL:HG23	38:DP:105:LEU:CD1	2.26	0.65
41:DS:85:VAL:CG2	41:DS:106:ARG:HB2	2.26	0.65
43:DU:66:ASN:HB2	43:DU:76:TYR:HB2	1.79	0.65
45:DW:51:LEU:O	45:DW:54:ALA:HB3	1.96	0.65
1:AA:976:G:H5'	1:AA:1358:U:O2'	1.96	0.65
2:AB:19:HIS:CE1	2:AB:191:ASP:HB2	2.32	0.65
3:AC:63:ASN:HA	3:AC:98:ASN:HB3	1.78	0.65
4:AD:31:CYS:O	4:AD:31:CYS:SG	2.54	0.65
6:AF:98:LEU:HD22	18:AR:28:GLU:OE1	1.96	0.65
8:AH:103:VAL:CG2	8:AH:110:ALA:HB2	2.26	0.65
11:AK:18:ARG:HB3	11:AK:33:THR:OG1	1.95	0.65
16:AP:31:LYS:HG2	16:AP:32:TYR:H	1.61	0.65
23:AW:46:U:O2'	23:AW:47:C:H6	1.79	0.65
24:AX:35:A:O2'	24:AX:36:U:H5'	1.97	0.65
57:B8:32:LEU:HB2	57:B8:36:LYS:CE	2.26	0.65
27:BA:2391:G:OP1	57:B8:32:LEU:HD12	1.96	0.65
36:BN:133:GLN:C	36:BN:134:ARG:HG3	2.17	0.65
41:BS:106:ARG:HH12	41:BS:108:GLY:HA3	1.56	0.65
41:BS:35:ILE:CG2	41:BS:53:SER:HB2	2.25	0.65
1:CA:1056:U:C5'	3:CC:163:ALA:HB2	2.26	0.65
1:CA:1097:C:O2'	1:CA:1098:C:H5'	1.96	0.65
1:CA:1479:C:H2'	1:CA:1480:G:C8	2.32	0.65
2:CB:11:LEU:HB3	2:CB:213:LEU:HD11	1.79	0.65
3:CC:134:ILE:HG21	3:CC:168:ALA:HB3	1.79	0.65
3:CC:113:ALA:HA	3:CC:202:ILE:HD11	1.78	0.65
12:CL:29:PHE:O	12:CL:30:ARG:HB2	1.96	0.65
55:D6:11:LEU:HD21	55:D6:51:GLU:CA	2.25	0.65
27:DA:2821:A:P	40:DR:2:ARG:HH22	2.19	0.65
27:DA:651:G:H5''	57:D8:18:ALA:CB	2.27	0.65
29:DC:212:VAL:O	29:DC:218:MET:HA	1.97	0.65
36:DN:22:THR:HA	36:DN:61:ARG:O	1.96	0.65
28:DB:50:G:OP2	41:DS:62:LYS:NZ	2.28	0.65
2:AB:36:ARG:H	2:AB:41:ILE:HD13	1.62	0.65
14:AN:26:ARG:HG3	14:AN:27:CYS:H	1.59	0.65
15:AO:17:ARG:HH11	15:AO:17:ARG:HG3	1.60	0.65
52:B3:54:VAL:CG1	52:B3:55:ARG:N	2.59	0.65
27:BA:1022:G:H4'	27:BA:1023:U:C5'	2.26	0.65
27:BA:1412:A:H2'	27:BA:1413:G:C8	2.31	0.65

Continued on next page...

Continued from previous page...

Atom-1	Atom-2	Interatomic distance (Å)	Clash overlap (Å)
31:BE:60:ASN:CG	31:BE:62:PRO:HD2	2.17	0.65
38:BP:33:ARG:O	38:BP:35:HIS:O	2.15	0.65
38:BP:97:PRO:HD3	38:BP:126:VAL:O	1.95	0.65
40:BR:37:THR:HG23	40:BR:40:LYS:HB2	1.77	0.65
1:CA:1223:C:P	1:CA:1224:G:H2'	2.37	0.65
1:CA:135:C:H2'	1:CA:136:C:H5'	1.78	0.65
1:CA:27:G:C5'	4:CD:209:ARG:HG2	2.26	0.65
1:CA:555:C:H2'	1:CA:556:C:H6	1.61	0.65
14:CN:57:ARG:HG2	14:CN:58:LYS:N	2.12	0.65
55:D6:8:LYS:N	55:D6:27:LYS:HZ3	1.95	0.65
27:DA:1328:G:H2'	27:DA:1330:C:C4	2.31	0.65
27:DA:1647:G:H3'	27:DA:1647:G:OP2	1.96	0.65
27:DA:1719:G:C2'	27:DA:1720:U:H5'	2.27	0.65
27:DA:2123:G:H2'	27:DA:2124:G:H8	1.62	0.65
27:DA:539:G:H2'	27:DA:540:C:H6	1.61	0.65
27:DA:627:A:H4'	27:DA:628:G:OP1	1.97	0.65
27:DA:861:A:C2	27:DA:862:G:H1'	2.30	0.65
38:DP:71:VAL:H	38:DP:72:PRO:CD	2.09	0.65
48:DZ:62:ASP:C	48:DZ:64:GLN:N	2.48	0.65
1:AA:1054:C:O2'	1:AA:1055:A:H5''	1.95	0.65
1:AA:1323:G:H4'	1:AA:1363:C:N3	2.12	0.65
5:AE:11:ILE:HD11	5:AE:33:VAL:CG2	2.27	0.65
7:AG:60:LYS:NZ	7:AG:60:LYS:HA	2.11	0.65
9:AI:28:VAL:HA	9:AI:63:ILE:O	1.96	0.65
10:AJ:65:LEU:HD23	10:AJ:65:LEU:O	1.96	0.65
26:AZ:2:DPP:C	26:AZ:3:UAL:H6	2.07	0.65
50:B1:86:SER:HB2	50:B1:89:GLU:HB2	1.78	0.65
55:B6:32:ASN:ND2	55:B6:33:LYS:N	2.45	0.65
27:BA:1192:G:O2'	27:BA:1193:G:H5'	1.96	0.65
30:BD:25:THR:O	30:BD:26:LYS:HB3	1.96	0.65
27:BA:1824:G:OP1	30:BD:52:ARG:HD3	1.97	0.65
30:BD:26:LYS:HD2	30:BD:81:ALA:HA	1.77	0.65
33:BG:128:ARG:HB3	33:BG:128:ARG:NH1	2.11	0.65
33:BG:128:ARG:HG3	33:BG:130:ASN:CB	2.27	0.65
27:BA:1666:G:O3'	37:BO:6:THR:HG23	1.96	0.65
39:BQ:30:GLY:CA	39:BQ:107:ALA:HB2	2.20	0.65
39:BQ:59:ARG:NH1	39:BQ:59:ARG:HG3	2.11	0.65
46:BX:60:ARG:HH22	56:B7:47:ARG:NH2	1.95	0.65
39:BQ:63:LYS:HD2	48:BZ:174:VAL:HG23	1.77	0.65
1:CA:1278:U:H5''	1:CA:1279:A:O4'	1.96	0.65
56:D7:41:ARG:HH11	56:D7:41:ARG:CB	1.96	0.65

Continued on next page...

Continued from previous page...

Atom-1	Atom-2	Interatomic distance (Å)	Clash overlap (Å)
27:DA:2147:G:H2'	27:DA:2148:G:O4'	1.97	0.65
27:DA:2298:A:H2'	27:DA:2299:G:O4'	1.96	0.65
27:DA:2476:A:C2'	27:DA:2477:C:H5''	2.23	0.65
27:DA:644:A:H4'	27:DA:645:C:C5	2.31	0.65
27:DA:774:A:H2	27:DA:787:U:O2'	1.77	0.65
33:DG:111:LEU:HB3	33:DG:117:PHE:CE2	2.31	0.65
27:DA:2303:G:O2'	33:DG:132:ASN:HB2	1.96	0.65
33:DG:91:ARG:HD2	33:DG:92:VAL:N	2.12	0.65
43:DU:90:VAL:HG12	43:DU:91:ASP:N	2.09	0.65
1:AA:1199:U:H4'	10:AJ:54:PHE:CZ	2.31	0.65
1:AA:1298:C:H4'	1:AA:1299:A:C4	2.32	0.65
1:AA:60:A:H4'	1:AA:61:G:O5'	1.96	0.65
1:AA:729:A:H2'	1:AA:730:G:H8	1.61	0.65
13:AM:10:PRO:HG2	13:AM:18:ALA:HB1	1.78	0.65
25:AY:34:U:O2'	25:AY:35:G:H5'	1.97	0.65
27:BA:1495:A:OP1	27:BA:1495:A:H8	1.78	0.65
27:BA:1594:G:H8	27:BA:1594:G:C5'	2.10	0.65
27:BA:1833:U:H2'	27:BA:1834:U:H6	1.60	0.65
27:BA:2702:U:H6	27:BA:2702:U:OP1	1.80	0.65
27:BA:2779:U:H4'	27:BA:2780:G:H5'	1.78	0.65
27:BA:991:C:H6	27:BA:991:C:H5'	1.62	0.65
30:BD:124:PRO:O	30:BD:126:GLN:HG2	1.97	0.65
27:BA:1819:A:OP1	30:BD:161:THR:HG21	1.97	0.65
33:BG:47:LYS:HD3	33:BG:82:LEU:HG	1.78	0.65
34:BH:27:LYS:HE3	34:BH:32:GLU:HB2	1.77	0.65
38:BP:64:LYS:O	38:BP:66:GLY:N	2.30	0.65
40:BR:2:ARG:NH2	40:BR:5:LYS:HZ3	1.92	0.65
48:BZ:107:PRO:CG	48:BZ:116:LEU:HB2	2.27	0.65
1:CA:1105:A:H2'	1:CA:1106:G:C8	2.32	0.65
6:CF:4:TYR:HD1	6:CF:92:LYS:HA	1.61	0.65
8:CH:23:SER:HA	8:CH:63:LEU:HD22	1.79	0.65
18:CR:43:PHE:HA	18:CR:51:LEU:HD12	1.79	0.65
19:CS:41:VAL:HG23	19:CS:44:MET:HG2	1.78	0.65
56:D7:9:ARG:HG3	56:D7:9:ARG:HH11	1.61	0.65
57:D8:61:LEU:HD13	57:D8:62:LEU:H	1.60	0.65
58:D9:2:LYS:N	58:D9:4:ARG:HH21	1.95	0.65
27:DA:15:G:O2'	27:DA:16:G:H5'	1.96	0.65
27:DA:528:A:C2	27:DA:2043:C:C5'	2.79	0.65
27:DA:2850:A:H2'	27:DA:2851:A:C8	2.31	0.65
32:DF:1:MET:SD	32:DF:26:ALA:HA	2.36	0.65
34:DH:53:GLU:O	34:DH:54:ARG:HB3	1.97	0.65

Continued on next page...

Continued from previous page...

Atom-1	Atom-2	Interatomic distance (Å)	Clash overlap (Å)
35:DI:128:LEU:O	35:DI:137:PRO:HA	1.97	0.65
36:DN:15:LEU:HB3	36:DN:136:GLU:HG2	1.78	0.65
38:DP:101:VAL:HG12	38:DP:107:LYS:N	2.11	0.65
38:DP:38:GLN:CG	38:DP:41:ARG:HD2	2.26	0.65
41:DS:106:ARG:HD2	41:DS:106:ARG:O	1.97	0.65
1:AA:1251:A:H1'	1:AA:1369:C:HO2'	1.62	0.65
1:AA:1305:G:OP1	21:AU:2:GLY:HA3	1.96	0.65
1:AA:818:G:C3'	1:AA:819:A:H5''	2.27	0.65
7:AG:15:ASP:N	7:AG:20:ASP:H	1.94	0.65
9:AI:125:TYR:HD2	9:AI:126:SER:N	1.95	0.65
10:AJ:12:ASP:HB3	10:AJ:15:THR:OG1	1.97	0.65
10:AJ:19:SER:HA	10:AJ:22:LYS:HB2	1.78	0.65
19:AS:40:ILE:HG21	19:AS:66:MET:O	1.97	0.65
24:AX:43:A:H2'	24:AX:44:A:C8	2.31	0.65
25:AY:18:G:C4'	25:AY:56:G:H22	2.10	0.65
27:BA:1880:C:C5'	27:BA:1880:C:H6	2.09	0.65
27:BA:2287:A:N6	27:BA:2344:U:H3	1.89	0.65
31:BE:187:ALA:O	31:BE:188:VAL:HB	1.96	0.65
38:BP:89:ALA:HA	38:BP:121:LYS:HD3	1.77	0.65
41:BS:85:VAL:H	41:BS:106:ARG:CB	1.96	0.65
42:BT:128:GLU:O	42:BT:130:ALA:N	2.30	0.65
47:BY:81:LYS:HZ3	47:BY:97:ARG:HG3	1.58	0.65
1:CA:250:A:H1'	1:CA:252:U:C5	2.31	0.65
1:CA:302:G:N3	1:CA:556:C:H4'	2.12	0.65
1:CA:770:C:O2'	1:CA:771:G:H5'	1.96	0.65
2:CB:209:ARG:HH11	2:CB:239:VAL:CG1	2.09	0.65
11:CK:85:ARG:HG2	11:CK:111:ASP:O	1.97	0.65
16:CP:32:TYR:HE2	16:CP:35:LYS:HB2	1.61	0.65
20:CT:104:LEU:HD23	20:CT:105:SER:N	2.12	0.65
27:DA:1497:U:H2'	27:DA:1497:U:O2	1.97	0.65
27:DA:2030:A:H4'	27:DA:2031:A:C8	2.32	0.65
27:DA:539:G:H2'	27:DA:540:C:C6	2.31	0.65
27:DA:883:G:H5'	27:DA:883:G:H8	1.61	0.65
31:DE:33:VAL:HG22	31:DE:33:VAL:O	1.97	0.65
32:DF:132:VAL:HG13	32:DF:133:ASN:N	2.11	0.65
32:DF:40:GLN:HE22	32:DF:182:ASN:HB2	1.60	0.65
36:DN:91:LEU:HG	36:DN:98:VAL:HG21	1.78	0.65
37:DO:68:GLU:HB3	37:DO:78:ARG:HB2	1.79	0.65
39:DQ:21:THR:HG23	39:DQ:99:PRO:O	1.96	0.65
42:DT:80:SER:CB	42:DT:81:PRO:CD	2.75	0.65
48:DZ:22:LYS:O	48:DZ:24:PRO:HD3	1.96	0.65

Continued on next page...

Continued from previous page...

Atom-1	Atom-2	Interatomic distance (Å)	Clash overlap (Å)
48:DZ:78:ARG:HD2	48:DZ:78:ARG:N	2.12	0.65
2:AB:200:ILE:HG22	2:AB:201:ILE:N	2.12	0.65
3:AC:121:ALA:O	3:AC:125:GLU:HG3	1.96	0.65
12:AL:22:PRO:HD2	12:AL:95:TYR:OH	1.97	0.65
13:AM:112:GLY:O	13:AM:113:PRO:O	2.15	0.65
14:AN:24:CYS:HB2	14:AN:40:CYS:HB3	1.78	0.65
38:BP:64:LYS:HB3	57:B8:25:MET:HG3	1.77	0.65
27:BA:1262:A:C2	54:B5:10:LYS:HD2	2.31	0.65
27:BA:191:A:O2'	27:BA:192:C:H5'	1.97	0.65
27:BA:2310:A:O2'	27:BA:2311:A:H5'	1.97	0.65
30:BD:155:LEU:HD23	30:BD:177:LEU:CD2	2.27	0.65
32:BF:9:ILE:HG22	32:BF:128:ALA:HB2	1.79	0.65
33:BG:126:ASP:O	33:BG:128:ARG:NE	2.29	0.65
34:BH:89:ILE:HD12	34:BH:90:LYS:N	2.11	0.65
35:BI:8:PRO:HG3	35:BI:14:ASP:CA	2.27	0.65
41:BS:74:ALA:HB1	41:BS:103:GLU:HB2	1.77	0.65
42:BT:83:ILE:HG13	42:BT:84:GLN:H	1.61	0.65
45:BW:105:VAL:O	45:BW:105:VAL:HG12	1.96	0.65
46:BX:41:ASN:O	46:BX:45:THR:HG23	1.97	0.65
48:BZ:149:LEU:HD23	48:BZ:170:ILE:HG13	1.78	0.65
1:CA:274:A:O2'	1:CA:275:G:H8	1.71	0.65
1:CA:505:G:H2'	1:CA:506:G:H8	1.61	0.65
1:CA:93:G:C2'	1:CA:96:U:H5'	2.27	0.65
2:CB:13:ALA:O	2:CB:15:VAL:N	2.30	0.65
7:CG:26:PHE:CE2	7:CG:30:ILE:HD11	2.31	0.65
7:CG:37:ASN:HD21	9:CI:41:VAL:H	1.45	0.65
13:CM:76:ALA:HA	13:CM:79:LYS:HB2	1.78	0.65
15:CO:3:ILE:H	15:CO:3:ILE:CD1	2.09	0.65
49:D0:51:VAL:HG22	49:D0:81:VAL:HG23	1.79	0.65
27:DA:2884:U:H1'	54:D5:52:TYR:HH	1.61	0.65
57:D8:13:ARG:O	57:D8:14:VAL:HG23	1.96	0.65
27:DA:2528:U:H5''	58:D9:31:LYS:HZ1	1.59	0.65
27:DA:2672:G:C2'	27:DA:2673:G:H5''	2.27	0.65
27:DA:271(J):C:C3'	27:DA:271(K):U:H5''	2.27	0.65
27:DA:1033:U:H2'	27:DA:2750:A:N6	2.12	0.65
27:DA:2875:C:O2'	42:DT:5:ALA:HB3	1.97	0.65
31:DE:53:PRO:O	31:DE:74:PRO:HA	1.97	0.65
33:DG:40:ASN:ND2	33:DG:91:ARG:HB2	2.11	0.65
41:DS:34:HIS:HB3	41:DS:54:LEU:CG	2.26	0.65
43:DU:92:ARG:HG2	43:DU:92:ARG:HH11	1.61	0.65
48:DZ:32:LEU:HD23	48:DZ:89:VAL:HG21	1.77	0.65

Continued on next page...

Continued from previous page...

Atom-1	Atom-2	Interatomic distance (Å)	Clash overlap (Å)
1:AA:736:C:H2'	1:AA:737:A:C8	2.32	0.65
1:AA:738:C:H5''	6:AF:69:GLU:HB2	1.78	0.65
24:AX:10:G:C8	24:AX:10:G:H5'	2.30	0.65
27:BA:1479:G:H5'	27:BA:1558:A:C2	2.32	0.65
27:BA:1593:G:C2'	27:BA:1594:G:H5''	2.27	0.65
27:BA:2772:C:H2'	27:BA:2773:C:H6	1.61	0.65
31:BE:137:HIS:HB3	31:BE:138:PRO:HD2	1.78	0.65
37:BO:113:LYS:O	37:BO:117:LEU:HB2	1.96	0.65
41:BS:59:LYS:HE3	41:BS:68:GLN:HE22	1.62	0.65
42:BT:54:ARG:HA	42:BT:59:THR:OG1	1.97	0.65
1:CA:102:G:C2	1:CA:103:C:N1	2.65	0.65
1:CA:72:C:H2'	1:CA:73:G:H8	1.60	0.65
2:CB:88:ALA:HB2	2:CB:219:VAL:CG1	2.26	0.65
1:CA:1056:U:H5'	3:CC:163:ALA:CB	2.27	0.65
9:CI:125:TYR:CD2	9:CI:126:SER:N	2.65	0.65
11:CK:120:ARG:NH1	11:CK:126:ARG:HD2	2.12	0.65
12:CL:80:VAL:HG12	12:CL:81:LEU:N	2.12	0.65
52:D3:4:LEU:HD12	52:D3:39:ASP:OD1	1.97	0.65
55:D6:32:ASN:O	55:D6:33:LYS:CG	2.43	0.65
56:D7:8:ASN:HD22	56:D7:9:ARG:N	1.94	0.65
27:DA:2494:G:H2'	27:DA:2495:G:H8	1.62	0.65
27:DA:2833:G:C3'	27:DA:2834:G:C5'	2.72	0.65
31:DE:112:GLY:HA3	40:DR:2:ARG:CG	2.26	0.65
32:DF:22:ALA:O	32:DF:26:ALA:HB2	1.96	0.65
32:DF:25:PRO:HB3	32:DF:119:ARG:HD3	1.79	0.65
33:DG:131:TYR:HB3	33:DG:159:VAL:HG22	1.79	0.65
34:DH:65:HIS:HE1	34:DH:69:ARG:HD3	1.61	0.65
35:DI:88:ILE:CG2	35:DI:89:TYR:H	2.05	0.65
36:DN:30:ILE:HG23	36:DN:52:VAL:HG11	1.79	0.65
39:DQ:132:VAL:CB	48:DZ:80:ARG:HH22	2.09	0.65
27:DA:2882:A:H5'	40:DR:96:ARG:HG3	1.79	0.65
41:DS:106:ARG:NH1	41:DS:107:GLU:O	2.31	0.65
41:DS:12:PHE:CE1	41:DS:14:VAL:HG22	2.32	0.65
43:DU:79:PHE:O	43:DU:83:LEU:HD13	1.97	0.65
44:DV:91:TYR:O	44:DV:92:THR:HG23	1.96	0.65
48:DZ:101:LEU:O	48:DZ:102:ARG:HB2	1.97	0.65
1:AA:1445:C:C3'	1:AA:1446:U:H5''	2.26	0.64
3:AC:70:VAL:HG21	3:AC:76:VAL:HG11	1.80	0.64
4:AD:15:GLU:HG2	4:AD:63:LYS:CG	2.27	0.64
1:AA:599:C:H5''	8:AH:95:VAL:O	1.97	0.64
11:AK:46:GLY:HA2	11:AK:50:TYR:O	1.98	0.64

Continued on next page...

Continued from previous page...

Atom-1	Atom-2	Interatomic distance (Å)	Clash overlap (Å)
16:AP:53:VAL:O	16:AP:57:ARG:HG2	1.96	0.64
17:AQ:83:ASP:O	17:AQ:86:GLU:HB2	1.98	0.64
27:BA:54:G:O2'	56:B7:35:ARG:HD3	1.95	0.64
58:B9:25:VAL:HB	58:B9:34:GLN:HB2	1.77	0.64
27:BA:1420:U:O2'	27:BA:1421:G:H5'	1.97	0.64
27:BA:2206:G:H21	27:BA:2207:G:C5'	2.06	0.64
27:BA:286:C:C2'	27:BA:287:C:H5'	2.26	0.64
40:BR:9:LYS:O	40:BR:10:LEU:HG	1.96	0.64
41:BS:14:VAL:HG12	41:BS:15:ARG:N	2.11	0.64
44:BV:5:VAL:HG21	44:BV:35:LEU:HG	1.78	0.64
48:BZ:150:HIS:HB3	48:BZ:169:THR:HA	1.79	0.64
1:CA:1170:A:H2'	1:CA:1171:G:H5'	1.78	0.64
3:CC:135:LYS:HZ3	5:CE:53:LEU:HD11	1.60	0.64
3:CC:132:ARG:HD3	3:CC:136:GLN:NE2	2.12	0.64
3:CC:79:ARG:HG3	3:CC:82:GLU:OE2	1.97	0.64
11:CK:85:ARG:HA	11:CK:111:ASP:O	1.96	0.64
14:CN:41:ARG:HG3	14:CN:42:ILE:N	2.12	0.64
19:CS:61:TYR:CD2	19:CS:62:ILE:N	2.64	0.64
27:DA:2059:A:H5'	27:DA:2060:A:OP2	1.96	0.64
27:DA:2443:C:O2'	27:DA:2444:G:H5'	1.97	0.64
27:DA:2527:C:C5'	58:D9:30:PRO:HB2	2.27	0.64
27:DA:335:C:H5''	47:DY:73:ARG:NH2	2.11	0.64
30:DD:93:ALA:HB3	30:DD:105:ILE:HG23	1.78	0.64
31:DE:9:VAL:CG2	31:DE:25:VAL:HB	2.27	0.64
32:DF:134:GLY:N	32:DF:162:LEU:HB3	2.12	0.64
32:DF:63:LYS:CE	32:DF:67:GLN:HB2	2.26	0.64
33:DG:178:PHE:HB3	33:DG:180:PHE:CZ	2.32	0.64
33:DG:46:ALA:O	33:DG:82:LEU:HD11	1.97	0.64
33:DG:51:ARG:NE	33:DG:51:ARG:CA	2.60	0.64
33:DG:63:ILE:HA	33:DG:143:GLU:HG3	1.80	0.64
33:DG:91:ARG:C	33:DG:91:ARG:HD2	2.17	0.64
35:DI:76:THR:HB	35:DI:139:GLN:NE2	2.12	0.64
43:DU:90:VAL:HG21	44:DV:39:LEU:HG	1.79	0.64
1:AA:1314:C:OP2	19:AS:6:LYS:HD3	1.97	0.64
4:AD:135:LEU:HD22	4:AD:135:LEU:N	2.13	0.64
6:AF:24:GLU:OE1	4:CD:172:PRO:HG2	1.96	0.64
6:AF:72:VAL:HG13	6:AF:73:ASN:H	1.62	0.64
9:AI:53:VAL:HB	9:AI:92:TYR:HE2	1.60	0.64
9:AI:92:TYR:C	9:AI:95:LYS:HD2	2.18	0.64
15:AO:37:ASN:HD22	15:AO:37:ASN:N	1.94	0.64
17:AQ:58:GLU:HG3	17:AQ:77:VAL:CG2	2.27	0.64

Continued on next page...

Continued from previous page...

Atom-1	Atom-2	Interatomic distance (Å)	Clash overlap (Å)
55:B6:41:PRO:HG2	55:B6:42:TRP:H	1.62	0.64
57:B8:17:THR:CG2	57:B8:21:LYS:HB2	2.26	0.64
27:BA:524:U:H2'	27:BA:525:U:C6	2.32	0.64
27:BA:903:C:H2'	27:BA:904:C:C6	2.32	0.64
29:BC:36:LYS:HD3	29:BC:37:PHE:N	2.11	0.64
27:BA:1501:C:H1'	30:BD:100:GLY:HA2	1.79	0.64
27:BA:1797:C:O2'	30:BD:259:THR:HG21	1.96	0.64
32:BF:29:ASN:HB3	32:BF:112:MET:HE1	1.78	0.64
32:BF:9:ILE:CG1	32:BF:14:PRO:HA	2.28	0.64
33:BG:97:ASP:O	33:BG:101:ILE:HD12	1.97	0.64
34:BH:89:ILE:HD12	34:BH:90:LYS:H	1.62	0.64
42:BT:28:VAL:CG2	42:BT:46:GLU:HG3	2.26	0.64
45:BW:111:HIS:CD2	45:BW:113:LYS:H	2.15	0.64
48:BZ:102:ARG:HD3	48:BZ:135:PHE:CD2	2.32	0.64
1:CA:1003:G:H2'	1:CA:1004:A:H4'	1.79	0.64
1:CA:1321:C:C5	1:CA:1322:C:H2'	2.33	0.64
1:CA:34:C:O2'	1:CA:35:G:H5'	1.96	0.64
1:CA:392:G:H2'	1:CA:393:A:H8	1.62	0.64
3:CC:35:GLU:O	3:CC:39:ILE:HG13	1.97	0.64
55:D6:15:GLU:OE2	55:D6:18:ARG:NH2	2.30	0.64
57:D8:9:GLY:O	57:D8:13:ARG:HG2	1.98	0.64
27:DA:1157:G:C8	27:DA:1157:G:H5'	2.32	0.64
27:DA:1374:G:H2'	27:DA:1375:C:C6	2.32	0.64
27:DA:907:U:OP1	39:DQ:24:GLY:N	2.23	0.64
29:DC:45:ALA:O	29:DC:46:LYS:HB2	1.96	0.64
30:DD:166:GLN:HE21	30:DD:166:GLN:N	1.94	0.64
30:DD:26:LYS:HE2	30:DD:82:ILE:H	1.60	0.64
31:DE:199:ARG:HH22	31:DE:202:LYS:HE2	1.62	0.64
27:DA:321:G:H5'	32:DF:134:GLY:O	1.98	0.64
32:DF:155:LEU:HD23	32:DF:186:ILE:HD13	1.77	0.64
32:DF:181:LEU:HD11	32:DF:186:ILE:HD11	1.79	0.64
35:DI:19:VAL:HG22	35:DI:20:ASP:N	2.12	0.64
40:DR:79:LEU:C	40:DR:79:LEU:HD23	2.18	0.64
42:DT:32:TYR:CD2	42:DT:32:TYR:N	2.65	0.64
1:AA:1003:G:H2'	1:AA:1004:A:C4'	2.28	0.64
1:AA:1343:G:H2'	1:AA:1344:C:C6	2.31	0.64
1:AA:299:G:H2'	1:AA:300:A:C8	2.31	0.64
4:AD:15:GLU:HG2	4:AD:63:LYS:HG3	1.77	0.64
4:AD:3:ARG:O	4:AD:5:ILE:HG13	1.96	0.64
3:AC:6:HIS:ND1	14:AN:49:HIS:HB3	2.12	0.64
16:AP:26:ARG:NH1	16:AP:31:LYS:HB3	2.12	0.64

Continued on next page...

Continued from previous page...

Atom-1	Atom-2	Interatomic distance (Å)	Clash overlap (Å)
20:AT:99:LEU:C	20:AT:100:ILE:HD12	2.17	0.64
52:B3:11:SER:OG	52:B3:13:ILE:HD13	1.97	0.64
53:B4:53:THR:O	53:B4:54:LYS:HG2	1.98	0.64
55:B6:17:LYS:O	55:B6:18:ARG:NH1	2.29	0.64
27:BA:1114:G:H3'	27:BA:1115:G:H5''	1.79	0.64
27:BA:2052:G:C8	27:BA:2052:G:H5'	2.25	0.64
27:BA:364:C:H2'	27:BA:365:C:H5''	1.78	0.64
27:BA:645:C:H2'	27:BA:645:C:O2	1.96	0.64
27:BA:690:G:H2'	27:BA:691:C:C6	2.32	0.64
31:BE:4:ILE:HD13	31:BE:91:VAL:HG12	1.80	0.64
33:BG:44:GLY:N	33:BG:88:ILE:HD11	2.07	0.64
40:BR:84:ALA:HB3	40:BR:85:PRO:HD3	1.79	0.64
44:BV:69:LYS:HG3	44:BV:70:ILE:N	2.12	0.64
2:CB:35:GLU:H	2:CB:36:ARG:HH21	1.43	0.64
5:CE:79:GLU:OE1	8:CH:104:ARG:HA	1.98	0.64
1:CA:1348:U:H4'	9:CI:120:ARG:HH11	1.63	0.64
10:CJ:48:THR:HA	10:CJ:62:HIS:HB3	1.79	0.64
13:CM:104:ARG:HG2	13:CM:105:THR:HG23	1.78	0.64
15:CO:33:THR:HG23	15:CO:63:ARG:NH1	2.12	0.64
17:CQ:14:LYS:HB2	17:CQ:14:LYS:NZ	2.12	0.64
18:CR:87:ARG:NH1	18:CR:87:ARG:HG2	2.12	0.64
19:CS:40:ILE:HD11	19:CS:74:PHE:CE2	2.32	0.64
29:DC:18:LYS:HD3	29:DC:19:VAL:H	1.61	0.64
30:DD:16:MET:HG3	30:DD:206:LEU:O	1.98	0.64
31:DE:16:ARG:HG3	31:DE:16:ARG:HH11	1.62	0.64
32:DF:9:ILE:HG23	32:DF:12:LEU:HA	1.77	0.64
33:DG:76:SER:HB2	33:DG:83:ARG:CD	2.27	0.64
35:DI:38:LEU:HB2	35:DI:40:THR:HG23	1.80	0.64
35:DI:57:ARG:NH2	35:DI:60:GLU:HG2	2.12	0.64
38:DP:144:GLU:H	38:DP:145:PRO:CD	2.10	0.64
40:DR:32:GLY:O	40:DR:115:GLU:HA	1.97	0.64
47:DY:14:LEU:HD12	47:DY:15:VAL:N	2.09	0.64
48:DZ:30:ARG:HD2	48:DZ:31:HIS:CE1	2.32	0.64
1:AA:1321:C:H5''	1:AA:1322:C:H5'	1.79	0.64
1:AA:298:A:H2'	1:AA:299:G:O4'	1.97	0.64
1:AA:838:G:C2'	1:AA:839:U:H5''	2.27	0.64
2:AB:76:GLN:O	2:AB:208:ILE:HG12	1.96	0.64
2:AB:19:HIS:ND1	2:AB:20:GLU:HG2	2.11	0.64
6:AF:23:LYS:O	6:AF:27:GLN:HG2	1.97	0.64
6:AF:82:ARG:HB2	6:AF:85:VAL:HG23	1.79	0.64
10:AJ:4:ILE:HB	10:AJ:74:ILE:HG12	1.78	0.64

Continued on next page...

Continued from previous page...

Atom-1	Atom-2	Interatomic distance (Å)	Clash overlap (Å)
25:AY:37:U:H2'	25:AY:38:U:H5''	1.79	0.64
55:B6:48:VAL:O	55:B6:49:HIS:HB2	1.97	0.64
27:BA:140:G:N2	27:BA:1596:A:H4'	2.13	0.64
27:BA:1417:C:H42	27:BA:1581:G:H1	1.43	0.64
27:BA:2103:C:C2'	27:BA:2104:G:H5''	2.28	0.64
27:BA:2364:C:O2'	27:BA:2365:G:H5'	1.97	0.64
27:BA:2850:A:OP2	27:BA:2866:U:H5	1.81	0.64
30:BD:172:TYR:CD1	30:BD:186:HIS:HA	2.33	0.64
32:BF:103:LYS:HA	32:BF:106:ARG:HG3	1.80	0.64
27:BA:2313:C:H4'	33:BG:40:ASN:ND2	2.13	0.64
33:BG:68:PRO:HB2	33:BG:90:LEU:HD21	1.78	0.64
34:BH:159:GLU:HG3	34:BH:160:LYS:N	2.11	0.64
35:BI:111:PRO:CA	35:BI:114:LEU:HD11	2.25	0.64
39:BQ:17:LEU:HD21	39:BQ:41:TRP:NE1	2.13	0.64
41:BS:101:LEU:HD13	41:BS:101:LEU:O	1.98	0.64
48:BZ:164:VAL:HG11	48:BZ:168:GLU:HB2	1.79	0.64
1:CA:1032:G:H2'	1:CA:1033:G:C8	2.33	0.64
3:CC:172:ARG:HH11	3:CC:172:ARG:HB3	1.61	0.64
4:CD:112:VAL:HG13	4:CD:161:ASN:ND2	2.11	0.64
12:CL:43:LYS:CG	12:CL:44:LYS:H	2.02	0.64
14:CN:15:LYS:HD2	14:CN:16:PHE:CE2	2.33	0.64
16:CP:20:VAL:HG21	16:CP:32:TYR:CB	2.26	0.64
20:CT:10:LEU:HD23	20:CT:11:SER:H	1.62	0.64
27:DA:2365:G:H4'	49:D0:60:PHE:CZ	2.33	0.64
52:D3:15:TYR:HD2	52:D3:19:GLN:HE22	1.45	0.64
27:DA:176:G:O2'	27:DA:177:G:H5'	1.97	0.64
27:DA:2591:C:H2'	27:DA:2592:G:C8	2.32	0.64
27:DA:314:A:O2'	27:DA:315:G:H5'	1.98	0.64
27:DA:649:G:H2'	27:DA:650:C:C6	2.33	0.64
27:DA:78:A:H2'	27:DA:79:G:H8	1.61	0.64
30:DD:48:ARG:HG3	30:DD:48:ARG:HH11	1.62	0.64
31:DE:59:VAL:CG1	31:DE:63:LEU:HG	2.26	0.64
35:DI:2:LYS:HA	35:DI:20:ASP:HB2	1.79	0.64
31:DE:181:LEU:HD21	42:DT:7:ILE:HG23	1.78	0.64
48:DZ:149:LEU:HD23	48:DZ:170:ILE:HG13	1.78	0.64
1:AA:92:C:C2'	1:AA:93:G:C8	2.73	0.64
3:AC:116:VAL:O	3:AC:119:ARG:HB3	1.98	0.64
4:AD:60:GLU:OE1	4:AD:198:VAL:HA	1.97	0.64
5:AE:105:VAL:N	5:AE:106:PRO:HD2	2.12	0.64
10:AJ:34:VAL:CG2	10:AJ:74:ILE:HG22	2.27	0.64
27:BA:2090:G:H21	50:B1:45:ASN:ND2	1.96	0.64

Continued on next page...

Continued from previous page...

Atom-1	Atom-2	Interatomic distance (Å)	Clash overlap (Å)
27:BA:1006:C:O2	36:BN:106:MET:HG2	1.98	0.64
27:BA:2555:U:C2'	27:BA:2556:C:H5'	2.26	0.64
27:BA:2716:U:O2'	27:BA:2717:G:H5'	1.98	0.64
27:BA:270:A:O2'	27:BA:271:A:H5'	1.98	0.64
27:BA:558:G:OP1	36:BN:111:PRO:HD2	1.98	0.64
29:BC:58:VAL:HG21	29:BC:166:ASP:N	2.11	0.64
33:BG:51:ARG:CA	33:BG:51:ARG:HE	2.09	0.64
34:BH:44:VAL:HB	34:BH:46:GLU:CD	2.17	0.64
35:BI:145:VAL:HG12	35:BI:146:ALA:N	2.12	0.64
35:BI:8:PRO:HG3	35:BI:14:ASP:HA	1.80	0.64
35:BI:2:LYS:H	35:BI:2:LYS:HE2	1.63	0.64
27:BA:2685:G:H5'	37:BO:68:GLU:OE2	1.98	0.64
43:BU:48:ALA:O	43:BU:52:ARG:HG2	1.97	0.64
44:BV:39:LEU:HA	44:BV:47:VAL:CG1	2.27	0.64
27:BA:310:A:OP1	47:BY:18:GLY:HA2	1.97	0.64
1:CA:1079:G:H2'	1:CA:1080:A:C8	2.32	0.64
1:CA:1389:C:H2'	1:CA:1390:U:O4'	1.98	0.64
4:CD:8:VAL:CG1	4:CD:21:LEU:HD22	2.26	0.64
10:CJ:33:GLN:O	10:CJ:75:ILE:HG12	1.97	0.64
50:D1:62:VAL:HG22	50:D1:63:ALA:N	2.12	0.64
51:D2:18:PRO:HA	51:D2:21:LEU:HD12	1.79	0.64
45:DW:15:ARG:CD	54:D5:20:ARG:HH12	2.09	0.64
54:D5:51:TYR:O	54:D5:54:GLY:N	2.30	0.64
55:D6:26:ASN:HD22	55:D6:26:ASN:N	1.95	0.64
27:DA:1159:U:H6	27:DA:1159:U:C5'	2.08	0.64
27:DA:236:C:H2'	27:DA:237:C:H6	1.62	0.64
27:DA:2827:C:H5'	27:DA:2828:C:OP2	1.98	0.64
30:DD:54:ARG:HH11	30:DD:54:ARG:HB3	1.63	0.64
27:DA:1655:A:H4'	31:DE:115:GLY:H	1.63	0.64
31:DE:28:ALA:HB3	31:DE:93:VAL:HG22	1.80	0.64
37:DO:3:GLN:HB2	37:DO:4:PRO:HD2	1.80	0.64
42:DT:28:VAL:CG1	42:DT:46:GLU:HA	2.26	0.64
43:DU:8:VAL:HG11	43:DU:12:ARG:CZ	2.27	0.64
1:AA:165:C:H2'	1:AA:166:G:C8	2.32	0.64
3:AC:19:GLU:O	3:AC:19:GLU:HG2	1.98	0.64
8:AH:96:GLY:O	8:AH:98:LYS:N	2.30	0.64
15:AO:39:LEU:HD12	15:AO:59:MET:HE1	1.80	0.64
16:AP:28:ARG:HG2	16:AP:29:ASP:OD2	1.98	0.64
16:AP:39:TYR:HE2	16:AP:41:PRO:HB3	1.61	0.64
24:AX:20:U:C2'	24:AX:21:A:H5'	2.27	0.64
49:B0:20:ARG:HG2	49:B0:20:ARG:HH11	1.62	0.64

Continued on next page...

Continued from previous page...

Atom-1	Atom-2	Interatomic distance (Å)	Clash overlap (Å)
55:B6:15:GLU:HB3	55:B6:18:ARG:HG2	1.80	0.64
27:BA:1782:C:H1'	27:BA:2609:U:H5''	1.80	0.64
27:BA:972:G:OP2	27:BA:974:G:H5''	1.97	0.64
30:BD:210:GLY:O	30:BD:211:ARG:HB3	1.97	0.64
32:BF:150:GLY:HA2	32:BF:172:TRP:CD2	2.32	0.64
32:BF:9:ILE:HG22	32:BF:9:ILE:O	1.96	0.64
44:BV:18:LEU:HD22	44:BV:19:LYS:CA	2.27	0.64
1:CA:145:G:H5'	1:CA:146:G:OP2	1.98	0.64
1:CA:1528:U:H4'	1:CA:1529:G:O5'	1.98	0.64
1:CA:677:U:H3	1:CA:713:G:H22	1.45	0.64
11:CK:128:ALA:O	11:CK:129:SER:HB2	1.97	0.64
18:CR:50:ILE:HG12	18:CR:74:ARG:HH12	1.63	0.64
19:CS:20:LEU:O	19:CS:23:ASN:HB3	1.98	0.64
27:DA:2539:C:C5'	58:D9:3:VAL:HG11	2.27	0.64
27:DA:1019:U:H2'	27:DA:1020:A:C8	2.32	0.64
27:DA:1505:C:H2'	27:DA:1506:C:O4'	1.98	0.64
27:DA:1654:A:OP2	40:DR:3:HIS:CB	2.40	0.64
25:CY:75:A:H1'	27:DA:2421:G:H22	1.62	0.64
27:DA:2740:A:H2'	27:DA:2741:A:C8	2.32	0.64
27:DA:2784:C:H4'	31:DE:41:LYS:O	1.97	0.64
27:DA:61:G:H1	27:DA:94:C:H42	0.79	0.64
35:DI:4:ILE:HG12	35:DI:18:VAL:HG22	1.80	0.64
42:DT:27:THR:OG1	42:DT:28:VAL:N	2.28	0.64
48:DZ:138:VAL:HG12	48:DZ:139:ASP:N	2.07	0.64
48:DZ:74:ASN:O	48:DZ:83:GLU:HB2	1.97	0.64
1:AA:159:G:N2	1:AA:161:A:H3'	2.12	0.64
9:AI:95:LYS:HZ3	9:AI:96:LEU:HB2	1.62	0.64
1:AA:973:G:H1'	10:AJ:55:LYS:NZ	2.12	0.64
13:AM:4:ILE:HG22	13:AM:5:ALA:N	2.12	0.64
13:AM:90:LEU:O	13:AM:91:ARG:HB2	1.98	0.64
14:AN:14:PRO:O	14:AN:15:LYS:HB2	1.97	0.64
55:B6:13:CYS:O	55:B6:21:TYR:HA	1.98	0.64
57:B8:51:ALA:C	57:B8:53:PRO:HD2	2.18	0.64
27:BA:1677:A:H2'	27:BA:1678:G:C8	2.32	0.64
27:BA:528:A:C2	27:BA:2043:C:H5'	2.32	0.64
13:AM:94:ARG:CZ	27:BA:887:A:H3'	2.28	0.64
27:BA:92:A:H2'	27:BA:93:G:H8	1.62	0.64
27:BA:962:G:O2'	27:BA:963:U:H5'	1.97	0.64
29:BC:49:ILE:HG22	29:BC:50:ASP:OD1	1.97	0.64
32:BF:67:GLN:O	32:BF:68:LYS:HB2	1.96	0.64
33:BG:141:PHE:CD2	33:BG:141:PHE:N	2.66	0.64

Continued on next page...

Continued from previous page...

Atom-1	Atom-2	Interatomic distance (Å)	Clash overlap (Å)
33:BG:57:ALA:CA	33:BG:90:LEU:HD11	2.27	0.64
39:BQ:110:THR:OG1	39:BQ:112:GLU:HB3	1.98	0.64
40:BR:67:LEU:CD1	40:BR:76:VAL:HG21	2.28	0.64
43:BU:104:GLN:HB2	44:BV:44:LYS:HZ3	1.62	0.64
45:BW:1:MET:HE2	45:BW:2:GLU:H	1.62	0.64
47:BY:68:HIS:N	47:BY:71:LYS:HZ3	1.87	0.64
47:BY:7:VAL:HB	47:BY:8:LYS:CD	2.27	0.64
1:CA:1181:G:H2'	1:CA:1182:G:C4	2.33	0.64
14:CN:24:CYS:N	14:CN:33:VAL:HG11	2.12	0.64
51:D2:7:ARG:O	51:D2:11:GLU:HG2	1.96	0.64
27:DA:1762:A:H5''	27:DA:1763:G:OP2	1.98	0.64
32:DF:25:PRO:HG3	32:DF:119:ARG:CB	2.26	0.64
32:DF:34:TRP:CE2	38:DP:12:ALA:HB2	2.33	0.64
33:DG:125:PHE:HD1	33:DG:126:ASP:H	1.42	0.64
36:DN:133:GLN:HG2	36:DN:134:ARG:N	2.12	0.64
40:DR:38:VAL:CB	40:DR:39:PRO:HD3	2.27	0.64
43:DU:90:VAL:HG13	44:DV:11:GLN:HE22	1.59	0.64
47:DY:27:VAL:HG12	47:DY:29:GLU:H	1.62	0.64
47:DY:7:VAL:HB	47:DY:8:LYS:HD2	1.79	0.64
1:AA:1310:G:O2'	1:AA:1311:G:H5'	1.98	0.64
1:AA:264:U:O2'	17:AQ:64:PRO:HB2	1.98	0.64
1:AA:973:G:C1'	10:AJ:55:LYS:HE2	2.28	0.64
2:AB:165:VAL:HG23	2:AB:166:ASP:N	2.11	0.64
11:AK:53:SER:C	11:AK:55:LYS:H	2.02	0.64
12:AL:5:ASN:O	12:AL:9:ARG:HG3	1.96	0.64
18:AR:51:LEU:CD2	18:AR:52:PRO:HD2	2.28	0.64
23:AW:26:C:OP1	26:AZ:1:KBE:HGA	1.97	0.64
55:B6:16:CYS:O	55:B6:17:LYS:CB	2.46	0.64
27:BA:1416:G:O2'	27:BA:1417:C:C6	2.40	0.64
27:BA:2619:C:O2'	27:BA:2620:C:H5'	1.97	0.64
27:BA:607:U:OP1	32:BF:102:PRO:HA	1.97	0.64
27:BA:765:G:H2'	27:BA:766:C:C6	2.32	0.64
27:BA:782:A:H5'	27:BA:783:A:C2	2.33	0.64
29:BC:36:LYS:HZ2	29:BC:36:LYS:HB2	1.63	0.64
31:BE:176:ILE:N	31:BE:176:ILE:HD12	2.12	0.64
28:BB:41:U:O4	33:BG:71:THR:HA	1.98	0.64
36:BN:36:GLY:O	36:BN:42:TRP:CE3	2.51	0.64
38:BP:48:PRO:O	38:BP:50:ARG:N	2.30	0.64
39:BQ:11:LYS:HE2	39:BQ:88:GLY:O	1.97	0.64
44:BV:47:VAL:O	44:BV:48:GLY:C	2.36	0.64
47:BY:84:ARG:HG3	47:BY:84:ARG:NH1	2.12	0.64

Continued on next page...

Continued from previous page...

Atom-1	Atom-2	Interatomic distance (Å)	Clash overlap (Å)
48:BZ:127:VAL:HG13	48:BZ:128:SER:N	2.13	0.64
48:BZ:30:ARG:HH21	48:BZ:93:GLU:CG	2.10	0.64
1:CA:1163:C:H2'	1:CA:1164:G:C8	2.33	0.64
1:CA:1256:A:H61	1:CA:1278:U:H1'	1.61	0.64
1:CA:939:G:H2'	1:CA:940:C:C6	2.33	0.64
3:CC:157:ILE:HD11	3:CC:166:GLU:HB2	1.79	0.64
4:CD:2:GLY:O	4:CD:3:ARG:O	2.16	0.64
5:CE:126:ARG:HH11	5:CE:126:ARG:HG3	1.63	0.64
9:CI:4:TYR:O	9:CI:18:PHE:HA	1.98	0.64
16:CP:67:THR:HG22	16:CP:69:THR:H	1.63	0.64
25:CY:65:U:H2'	25:CY:66:A:C8	2.33	0.64
52:D3:31:LEU:HD23	52:D3:32:GLN:H	1.62	0.64
53:D4:41:ILE:HB	53:D4:58:TYR:CD2	2.33	0.64
27:DA:1572:A:O2'	27:DA:1573:G:H5'	1.98	0.64
27:DA:189:G:H2'	27:DA:205:G:N2	2.13	0.64
30:DD:145:VAL:HG12	30:DD:146:GLU:N	2.11	0.64
33:DG:47:LYS:CE	33:DG:81:LYS:HB2	2.28	0.64
42:DT:11:GLU:OE2	42:DT:11:GLU:N	2.31	0.64
27:DA:143(A):C:H4'	46:DX:38:GLU:OE1	1.98	0.64
47:DY:78:ALA:O	47:DY:80:GLY:N	2.27	0.64
47:DY:7:VAL:CG2	47:DY:8:LYS:HZ3	2.10	0.64
1:AA:741:G:H2'	1:AA:742:G:C8	2.32	0.64
5:AE:6:PHE:O	5:AE:8:GLU:N	2.31	0.64
10:AJ:6:ILE:O	10:AJ:71:LEU:HD12	1.98	0.64
13:AM:97:PRO:HA	13:AM:110:ARG:CD	2.28	0.64
16:AP:75:ARG:C	16:AP:77:ALA:H	2.00	0.64
19:AS:6:LYS:CE	19:AS:6:LYS:N	2.61	0.64
27:BA:1278:A:OP1	40:BR:36:THR:HG22	1.98	0.64
27:BA:1827:C:C2'	27:BA:1828:G:H5'	2.28	0.64
27:BA:1986:A:H2'	27:BA:1987:G:C5'	2.28	0.64
27:BA:2305:A:C2	27:BA:2306:C:H1'	2.33	0.64
27:BA:2022:U:O2'	27:BA:2617:C:H5'	1.98	0.64
27:BA:1637:A:H4'	27:BA:2711:A:O2'	1.98	0.64
27:BA:826:U:H2'	27:BA:828:U:O4'	1.97	0.64
33:BG:113:ARG:O	33:BG:140:ILE:HG23	1.98	0.64
33:BG:133:LEU:CD1	33:BG:157:ILE:HB	2.28	0.64
35:BI:71:ILE:HG13	35:BI:72:LEU:CD2	2.27	0.64
39:BQ:54:MET:HB3	39:BQ:64:ILE:HD13	1.78	0.64
41:BS:88:ASP:OD2	41:BS:89:ARG:N	2.31	0.64
43:BU:89:GLU:HG3	43:BU:89:GLU:O	1.97	0.64
1:CA:1251:A:H2'	1:CA:1252:A:C8	2.33	0.64

Continued on next page...

Continued from previous page...

Atom-1	Atom-2	Interatomic distance (Å)	Clash overlap (Å)
1:CA:1445:C:H3'	1:CA:1446:U:H5''	1.79	0.64
1:CA:1486:G:H2'	1:CA:1487:G:O4'	1.96	0.64
1:CA:818:G:H3'	1:CA:819:A:C5'	2.26	0.64
3:CC:187:ALA:O	3:CC:197:GLY:HA2	1.97	0.64
4:CD:10:ARG:HG2	4:CD:11:LEU:HG	1.79	0.64
5:CE:64:ARG:HH11	5:CE:64:ARG:HG3	1.62	0.64
6:CF:69:GLU:O	6:CF:72:VAL:HG12	1.97	0.64
8:CH:23:SER:HA	8:CH:63:LEU:CD2	2.27	0.64
27:DA:1438:U:H2'	27:DA:1439:A:C8	2.30	0.64
27:DA:1721:G:H2'	27:DA:1741:A:H61	1.63	0.64
27:DA:373:U:H2'	27:DA:374:A:H8	1.63	0.64
30:DD:145:VAL:HG12	30:DD:146:GLU:O	1.96	0.64
34:DH:70:THR:C	34:DH:72:ILE:H	2.01	0.64
35:DI:130:TYR:CG	35:DI:131:LYS:N	2.66	0.64
37:DO:71:ARG:NH1	42:DT:74:ARG:HH22	1.96	0.64
38:DP:18:ARG:HH11	38:DP:18:ARG:CB	2.11	0.64
42:DT:118:ARG:HB3	42:DT:118:ARG:NH1	2.08	0.64
47:DY:31:LEU:HB2	47:DY:32:PRO:CA	2.28	0.64
1:AA:877:C:O2'	1:AA:878:G:H5'	1.98	0.64
2:AB:200:ILE:HG22	2:AB:201:ILE:H	1.60	0.64
6:AF:100:ASN:HD21	18:AR:23:LYS:HE3	1.63	0.64
12:AL:65:ALA:HB1	12:AL:97:ILE:HG13	1.80	0.64
19:AS:29:ARG:HD3	19:AS:30:LEU:H	1.62	0.64
23:AW:13:A:H1'	23:AW:22:G:H1	1.61	0.64
51:B2:64:LEU:HD21	51:B2:68:ARG:NH1	2.13	0.64
19:AS:42:PRO:HD3	53:B4:80:ARG:NH2	2.13	0.64
27:BA:1784:A:H4'	27:BA:1785:A:H5''	1.81	0.64
30:BD:262:ARG:HH11	30:BD:262:ARG:HG2	1.63	0.64
30:BD:70:TRP:CZ3	30:BD:146:GLU:OE2	2.47	0.64
32:BF:117:ARG:HD2	32:BF:190:GLU:O	1.98	0.64
32:BF:8:GLN:HG2	32:BF:126:VAL:HG12	1.80	0.64
34:BH:35:VAL:O	34:BH:37:VAL:HG23	1.98	0.64
35:BI:118:LYS:HD2	35:BI:119:PRO:HD2	1.80	0.64
35:BI:66:GLU:HA	35:BI:69:LYS:CB	2.25	0.64
1:CA:1265:G:N2	1:CA:1271:G:H1'	2.11	0.64
1:CA:826:C:H5'	8:CH:12:ARG:HH21	1.63	0.64
1:CA:939:G:H5''	7:CG:102:ARG:NH2	2.13	0.64
2:CB:158:LEU:CD1	2:CB:158:LEU:H	2.09	0.64
7:CG:135:VAL:O	7:CG:136:LYS:C	2.35	0.64
13:CM:48:LEU:HG	13:CM:53:VAL:HG23	1.79	0.64
18:CR:86:VAL:C	18:CR:87:ARG:HD3	2.17	0.64

Continued on next page...

Continued from previous page...

Atom-1	Atom-2	Interatomic distance (Å)	Clash overlap (Å)
59:CX:73:A:H5'	59:CX:74:C:H5'	1.79	0.64
57:D8:4:MET:HE3	57:D8:61:LEU:HD22	1.80	0.64
27:DA:105:C:H2'	47:DY:2:ARG:HG3	1.79	0.64
27:DA:2023:G:H5'	27:DA:2617:C:H4'	1.79	0.64
27:DA:2468:G:H22	27:DA:2481:G:H2'	1.63	0.64
27:DA:708:C:N4	27:DA:723:G:H1	1.96	0.64
30:DD:181:GLU:HA	30:DD:272:ALA:HB3	1.78	0.64
32:DF:18:ARG:HD2	32:DF:19:GLU:H	1.62	0.64
32:DF:83:PHE:O	32:DF:84:VAL:HB	1.99	0.64
37:DO:64:ARG:NH1	37:DO:83:ALA:HB3	2.13	0.64
39:DQ:24:GLY:HA3	39:DQ:101:ARG:HH11	1.62	0.64
37:DO:104:ARG:CZ	42:DT:33:LYS:HD2	2.27	0.64
43:DU:47:TYR:HA	43:DU:50:ARG:NH2	2.13	0.64
44:DV:19:LYS:HB2	44:DV:96:ILE:HG12	1.80	0.64
1:AA:1053:G:N7	1:AA:1200:C:H5''	2.12	0.63
1:AA:1203:C:H2'	1:AA:1204:A:H8	1.62	0.63
1:AA:636:U:H2'	1:AA:637:G:C8	2.33	0.63
1:AA:91:C:C5	1:AA:92:C:H1'	2.33	0.63
2:AB:24:TRP:HD1	2:AB:24:TRP:H	1.45	0.63
3:AC:140:ARG:HH11	3:AC:140:ARG:HG3	1.63	0.63
1:AA:1057:G:H5''	3:AC:154:SER:HB2	1.79	0.63
13:AM:47:ASP:O	13:AM:48:LEU:HB3	1.98	0.63
27:BA:2014:A:H2'	27:BA:2015:A:C8	2.33	0.63
30:BD:241:PRO:O	30:BD:242:ARG:HB2	1.97	0.63
31:BE:21:VAL:O	31:BE:23:VAL:HG13	1.97	0.63
31:BE:78:LEU:HD23	31:BE:78:LEU:N	2.13	0.63
32:BF:17:ARG:HG3	32:BF:17:ARG:HH11	1.63	0.63
34:BH:98:LEU:HD22	34:BH:125:VAL:HG23	1.78	0.63
34:BH:85:LYS:CD	34:BH:141:VAL:HG12	2.28	0.63
35:BI:133:HIS:CB	35:BI:134:PRO:CD	2.71	0.63
35:BI:75:LEU:CD1	35:BI:76:THR:H	2.11	0.63
38:BP:116:GLY:O	38:BP:117:GLU:HB2	1.97	0.63
38:BP:122:PRO:HA	38:BP:141:ALA:O	1.97	0.63
7:CG:140:ASP:HA	7:CG:143:ARG:NH1	2.13	0.63
7:CG:153:HIS:HA	7:CG:155:ARG:NH1	2.13	0.63
8:CH:63:LEU:H	8:CH:63:LEU:HD22	1.63	0.63
15:CO:37:ASN:N	15:CO:37:ASN:HD22	1.96	0.63
57:D8:43:GLN:C	57:D8:44:LYS:HD2	2.18	0.63
27:DA:1717:G:H3'	27:DA:1718:G:H5''	1.80	0.63
27:DA:2535:G:H2'	27:DA:2536:G:H8	1.62	0.63
27:DA:2687:U:O2'	27:DA:2688:U:H5'	1.98	0.63

Continued on next page...

Continued from previous page...

Atom-1	Atom-2	Interatomic distance (Å)	Clash overlap (Å)
28:DB:92:C:H2'	28:DB:93:G:C8	2.33	0.63
30:DD:33:LEU:O	30:DD:35:LYS:N	2.31	0.63
27:DA:2729:G:H1'	31:DE:187:ALA:HB2	1.79	0.63
38:DP:101:VAL:CG1	38:DP:106:LEU:HG	2.29	0.63
1:AA:1499:A:C1'	1:AA:1520:G:H5'	2.28	0.63
1:AA:443:C:H2'	1:AA:444:C:H6	1.63	0.63
5:AE:72:GLN:HE21	5:AE:144:THR:HG22	1.64	0.63
9:AI:5:TYR:CG	9:AI:6:GLY:N	2.66	0.63
52:B3:32:GLN:HA	52:B3:32:GLN:NE2	2.13	0.63
27:BA:1451:C:N3	27:BA:1459:G:O6	2.31	0.63
27:BA:712:G:C2'	27:BA:713:G:H5'	2.28	0.63
28:BB:78:A:H2'	28:BB:79:C:O4'	1.98	0.63
30:BD:131:LEU:N	30:BD:131:LEU:HD12	2.13	0.63
1:CA:102:G:N1	1:CA:103:C:C4	2.67	0.63
1:CA:160:A:C2	1:CA:343:U:H1'	2.32	0.63
1:CA:348:G:O2'	1:CA:349:A:H5'	1.98	0.63
1:CA:392:G:H2'	1:CA:393:A:C8	2.33	0.63
2:CB:223:ILE:HA	2:CB:226:ARG:HG2	1.80	0.63
9:CI:85:LEU:HD13	9:CI:92:TYR:CD2	2.26	0.63
11:CK:96:ARG:O	11:CK:99:GLN:HB2	1.98	0.63
13:CM:48:LEU:HG	13:CM:53:VAL:CG2	2.28	0.63
17:CQ:31:LEU:O	17:CQ:31:LEU:HG	1.98	0.63
59:CX:10:G:N2	59:CX:26:G:H1'	2.12	0.63
57:D8:33:ASN:HD22	57:D8:36:LYS:HD3	1.62	0.63
27:DA:2062:A:O2'	27:DA:2063:C:H5'	1.98	0.63
27:DA:664:C:H4'	27:DA:941:A:OP1	1.98	0.63
27:DA:95:G:H1'	51:D2:47:ASN:HD22	1.63	0.63
28:DB:111:G:C6	28:DB:112:U:C2	2.86	0.63
28:DB:111:G:N1	28:DB:112:U:C2	2.66	0.63
28:DB:92:C:H2'	28:DB:93:G:H8	1.62	0.63
34:DH:96:ALA:HB2	34:DH:105:LEU:HD13	1.79	0.63
34:DH:44:VAL:HG12	34:DH:45:VAL:H	1.63	0.63
35:DI:93:THR:H	35:DI:96:ASP:CB	2.11	0.63
36:DN:57:ALA:N	36:DN:124:ALA:HA	2.13	0.63
43:DU:102:GLU:HB3	43:DU:104:GLN:HE22	1.62	0.63
48:DZ:97:MET:N	48:DZ:124:LEU:CD1	2.61	0.63
1:AA:1206:G:H4'	3:AC:192:THR:O	1.99	0.63
1:AA:1254:C:H2'	1:AA:1255:G:C8	2.33	0.63
3:AC:83:ARG:C	3:AC:85:ARG:H	2.01	0.63
5:AE:145:LYS:O	5:AE:149:GLU:HG2	1.97	0.63
7:AG:95:ARG:HG2	7:AG:99:LEU:HD11	1.81	0.63

Continued on next page...

Continued from previous page...

Atom-1	Atom-2	Interatomic distance (Å)	Clash overlap (Å)
9:AI:126:SER:O	9:AI:127:LYS:HB2	1.98	0.63
20:AT:13:LEU:C	20:AT:13:LEU:HD12	2.18	0.63
49:B0:24:LYS:CG	49:B0:36:ILE:HD11	2.29	0.63
54:B5:16:ARG:NH1	54:B5:17:ASP:OD1	2.27	0.63
27:BA:1378:A:O2'	27:BA:1379:A:H5'	1.98	0.63
27:BA:1935:G:H1'	27:BA:1964:G:N2	2.13	0.63
28:BB:65:C:C2'	28:BB:66:A:H5'	2.29	0.63
33:BG:51:ARG:N	33:BG:51:ARG:HE	1.97	0.63
35:BI:110:ASP:C	35:BI:112:LYS:H	2.02	0.63
36:BN:120:LEU:HD21	36:BN:122:VAL:HG23	1.80	0.63
42:BT:42:ILE:HD12	42:BT:42:ILE:N	2.13	0.63
43:BU:112:ARG:NE	44:BV:46:VAL:HG11	2.12	0.63
1:CA:1286:A:H2'	1:CA:1287:A:H4'	1.79	0.63
2:CB:185:ILE:CG2	2:CB:199:TYR:HB2	2.28	0.63
4:CD:108:LEU:O	4:CD:176:LEU:HD22	1.98	0.63
12:CL:76:GLU:O	12:CL:77:HIS:HB2	1.98	0.63
52:D3:4:LEU:HB2	52:D3:39:ASP:OD1	1.97	0.63
27:DA:1348:G:C2'	27:DA:1349:A:H5''	2.29	0.63
34:DH:83:TYR:HA	34:DH:135:GLY:H	1.62	0.63
36:DN:131:GLN:NE2	36:DN:133:GLN:H	1.95	0.63
40:DR:21:TYR:HB3	40:DR:47:PHE:CD2	2.33	0.63
42:DT:32:TYR:CD2	42:DT:81:PRO:HB2	2.33	0.63
47:DY:26:LYS:HG2	47:DY:27:VAL:H	1.64	0.63
1:AA:1131:G:H2'	1:AA:1132:C:C6	2.34	0.63
7:AG:23:VAL:O	7:AG:27:ILE:HG13	1.97	0.63
8:AH:86:ILE:HG12	8:AH:135:CYS:HA	1.80	0.63
11:AK:58:PRO:HG2	11:AK:59:TYR:H	1.62	0.63
16:AP:51:VAL:O	16:AP:52:ASP:C	2.37	0.63
25:AY:37:U:H2'	25:AY:38:U:O4'	1.98	0.63
50:B1:82:LEU:HD22	50:B1:82:LEU:N	2.13	0.63
27:BA:2014:A:O2'	54:B5:2:ALA:HB2	1.99	0.63
27:BA:1375:C:H2'	27:BA:1376:C:H6	1.64	0.63
30:BD:5:LYS:HG3	30:BD:17:THR:HG22	1.81	0.63
36:BN:63:THR:HG22	36:BN:64:GLY:N	2.11	0.63
38:BP:98:GLU:O	38:BP:101:VAL:HG22	1.97	0.63
27:BA:814:C:H41	38:BP:27:HIS:CD2	2.16	0.63
44:BV:39:LEU:CB	44:BV:47:VAL:HG11	2.28	0.63
45:BW:12:ILE:HD13	45:BW:17:VAL:HG12	1.79	0.63
47:BY:49:VAL:HG12	47:BY:49:VAL:O	1.97	0.63
1:CA:1307:U:H2'	1:CA:1308:U:C6	2.34	0.63
1:CA:1442(A):G:H5'	1:CA:1442(B):A:OP2	1.98	0.63

Continued on next page...

Continued from previous page...

Atom-1	Atom-2	Interatomic distance (Å)	Clash overlap (Å)
1:CA:198:G:O2'	1:CA:199:G:H8	1.81	0.63
2:CB:167:PRO:CD	2:CB:188:ALA:HA	2.28	0.63
5:CE:55:VAL:O	5:CE:58:ALA:HB3	1.97	0.63
15:CO:54:ARG:HG2	15:CO:54:ARG:HH11	1.63	0.63
19:CS:50:ALA:HB1	19:CS:57:HIS:HB3	1.79	0.63
1:CA:1305:G:OP1	21:CU:2:GLY:HA3	1.99	0.63
23:CW:20:A:H2'	23:CW:44:A:N6	2.12	0.63
27:DA:1150:C:O2'	27:DA:1151:G:H5'	1.99	0.63
27:DA:2741:A:N6	27:DA:2763:G:H1'	2.13	0.63
29:DC:68:LEU:HD13	29:DC:179:SER:HA	1.79	0.63
36:DN:4:TYR:CD1	36:DN:4:TYR:N	2.67	0.63
27:DA:389:G:H1	38:DP:71:VAL:HG12	1.63	0.63
27:DA:910:A:C8	39:DQ:13:GLN:HG3	2.33	0.63
42:DT:93:ARG:HG2	42:DT:93:ARG:HH11	1.64	0.63
44:DV:72:VAL:CG2	44:DV:85:LYS:HB3	2.28	0.63
47:DY:4:LYS:HD2	47:DY:32:PRO:HG2	1.81	0.63
48:DZ:88:PHE:CE1	48:DZ:95:VAL:HG11	2.31	0.63
1:AA:1154:G:H2'	1:AA:1155:G:C8	2.33	0.63
1:AA:1255:G:H5'	3:AC:26:LYS:HZ2	1.64	0.63
1:AA:80:G:H3'	1:AA:81:U:C5'	2.28	0.63
2:AB:223:ILE:HA	2:AB:226:ARG:CB	2.27	0.63
6:AF:45:LEU:HD11	6:AF:57:GLN:OE1	1.98	0.63
13:AM:102:ARG:CB	13:AM:102:ARG:NH1	2.60	0.63
13:AM:102:ARG:HB3	13:AM:102:ARG:NH1	1.99	0.63
13:AM:15:VAL:O	13:AM:19:LEU:HD23	1.98	0.63
17:AQ:63:ARG:HG2	17:AQ:64:PRO:HD2	1.79	0.63
17:AQ:67:LYS:HA	17:AQ:70:ARG:HH12	1.63	0.63
1:AA:323:U:O3'	20:AT:22:ARG:HD2	1.97	0.63
52:B3:26:LEU:O	52:B3:35:ARG:HD3	1.98	0.63
27:BA:1403:C:C5'	27:BA:1471:A:H1'	2.18	0.63
27:BA:1657:C:O2'	27:BA:1658:C:H5'	1.99	0.63
27:BA:2223:G:C2'	27:BA:2224:G:H5'	2.29	0.63
30:BD:65:ILE:HD11	30:BD:67:PHE:CE1	2.33	0.63
31:BE:101:ARG:NH1	31:BE:171:GLU:HB2	2.13	0.63
27:BA:1257:C:H4'	32:BF:83:PHE:CD2	2.33	0.63
33:BG:59:GLU:HA	33:BG:62:LEU:HD13	1.80	0.63
35:BI:131:LYS:CG	35:BI:132:PRO:HD2	2.28	0.63
36:BN:13:TRP:O	36:BN:134:ARG:HA	1.97	0.63
41:BS:20:ARG:HH11	41:BS:20:ARG:HG2	1.64	0.63
1:CA:167:G:O2'	1:CA:168:G:H5'	1.99	0.63
1:CA:411:A:O2'	1:CA:413:G:H5'	1.99	0.63

Continued on next page...

Continued from previous page...

Atom-1	Atom-2	Interatomic distance (Å)	Clash overlap (Å)
1:CA:69:G:C5	1:CA:101:A:N6	2.67	0.63
1:CA:838:G:C2'	1:CA:839:U:H5''	2.29	0.63
15:CO:17:ARG:HD3	15:CO:26:GLU:HG3	1.79	0.63
15:CO:28:GLN:CB	15:CO:66:LEU:HD21	2.28	0.63
25:CY:47:C:OP2	25:CY:47:C:H2'	1.98	0.63
50:D1:76:ARG:HH21	50:D1:95:LEU:HD13	1.60	0.63
52:D3:37:LEU:H	52:D3:37:LEU:HD23	1.62	0.63
55:D6:25:LYS:C	55:D6:26:ASN:HD22	2.01	0.63
27:DA:2126:A:H5''	29:DC:36:LYS:HE2	1.81	0.63
27:DA:2467:C:H4'	39:DQ:123:HIS:CD2	2.33	0.63
27:DA:2837:G:H2'	27:DA:2838:G:H8	1.63	0.63
27:DA:756:C:O2'	27:DA:757:U:H5'	1.99	0.63
27:DA:873:G:H1	27:DA:904:C:N4	1.91	0.63
29:DC:41:VAL:HA	29:DC:214:VAL:H	1.64	0.63
29:DC:49:ILE:HG22	29:DC:50:ASP:OD1	1.99	0.63
35:DI:65:ALA:HB2	35:DI:131:LYS:CE	2.29	0.63
42:DT:115:ARG:NE	42:DT:115:ARG:HA	2.12	0.63
47:DY:37:VAL:O	47:DY:38:ILE:HG12	1.98	0.63
1:AA:1003:G:C2'	1:AA:1004:A:H4'	2.28	0.63
1:AA:1062:U:H2'	1:AA:1063:C:C5	2.34	0.63
1:AA:1131:G:H2'	1:AA:1132:C:C5	2.34	0.63
1:AA:1133:G:H22	1:AA:1143:G:H1'	1.64	0.63
1:AA:658:G:OP1	15:AO:31:LEU:HD21	1.98	0.63
9:AI:97:LYS:C	9:AI:99:LEU:H	2.02	0.63
20:AT:84:LEU:HD13	20:AT:88:VAL:CG2	2.28	0.63
27:BA:1019:U:O2'	27:BA:1021:A:H2	1.80	0.63
27:BA:1697:G:C3'	27:BA:1698:A:H5''	2.21	0.63
27:BA:271(J):C:C3'	27:BA:271(K):U:H5''	2.28	0.63
27:BA:753:C:H6	27:BA:753:C:O5'	1.80	0.63
27:BA:963:U:H2'	27:BA:964:C:H6	1.64	0.63
27:BA:996:A:OP2	43:BU:94:ASN:ND2	2.31	0.63
30:BD:24:ILE:HG12	30:BD:25:THR:N	2.12	0.63
30:BD:58:HIS:CD2	30:BD:59:LYS:N	2.67	0.63
34:BH:70:THR:HB	34:BH:74:ASN:ND2	2.14	0.63
34:BH:70:THR:O	34:BH:72:ILE:N	2.32	0.63
35:BI:47:LEU:C	35:BI:47:LEU:HD23	2.19	0.63
38:BP:83:VAL:HG11	38:BP:112:LEU:CD2	2.29	0.63
40:BR:30:THR:HG22	40:BR:31:HIS:CD2	2.33	0.63
41:BS:17:ARG:CA	41:BS:20:ARG:HH12	2.12	0.63
1:CA:1411:C:H2'	1:CA:1412:C:H6	1.64	0.63
1:CA:265:G:H4'	17:CQ:66:SER:HA	1.80	0.63

Continued on next page...

Continued from previous page...

Atom-1	Atom-2	Interatomic distance (Å)	Clash overlap (Å)
1:CA:404:U:H2'	1:CA:405:U:C6	2.33	0.63
5:CE:102:ALA:HB2	5:CE:120:THR:OG1	1.99	0.63
5:CE:8:GLU:HG3	5:CE:34:VAL:HG22	1.80	0.63
6:CF:15:ASP:OD1	6:CF:17:SER:N	2.32	0.63
6:CF:43:LEU:H	6:CF:43:LEU:HD12	1.62	0.63
9:CI:11:LYS:H	9:CI:104:ARG:NH2	1.96	0.63
3:CC:29:TYR:OH	14:CN:54:PRO:HD2	1.99	0.63
27:DA:1040:C:H5''	48:DZ:41:VAL:HG21	1.80	0.63
27:DA:1693:U:H4'	27:DA:1694:C:OP2	1.97	0.63
27:DA:1772:G:N2	27:DA:1774:C:H5''	2.14	0.63
27:DA:195:A:H61	27:DA:198:C:H3'	1.63	0.63
27:DA:2662:A:H2'	27:DA:2663:G:O4'	1.98	0.63
32:DF:150:GLY:HA2	32:DF:172:TRP:CD2	2.34	0.63
32:DF:114:VAL:HG11	32:DF:202:PHE:CE2	2.33	0.63
33:DG:131:TYR:HB3	33:DG:159:VAL:CG2	2.29	0.63
33:DG:76:SER:HB2	33:DG:84:LYS:H	1.63	0.63
36:DN:48:MET:H	36:DN:48:MET:CE	2.11	0.63
38:DP:147:LEU:O	38:DP:148:LEU:HB2	1.97	0.63
42:DT:82:LEU:O	42:DT:83:ILE:C	2.37	0.63
1:AA:1317:C:OP1	14:AN:17:LYS:HG2	1.99	0.63
1:AA:1347:G:N2	1:AA:1373:G:H2'	2.13	0.63
1:AA:1234:C:H4'	1:AA:1364:U:H1'	1.80	0.63
1:AA:80:G:H22	1:AA:90:U:H4'	1.63	0.63
5:AE:31:LEU:CD1	5:AE:43:LEU:HD11	2.28	0.63
10:AJ:4:ILE:HD12	10:AJ:74:ILE:CD1	2.28	0.63
12:AL:44:LYS:CB	12:AL:45:PRO:HD3	2.29	0.63
12:AL:82:ILE:CG2	12:AL:95:TYR:HB3	2.29	0.63
27:BA:747:U:N1	54:B5:2:ALA:HB3	2.14	0.63
27:BA:1704:G:O2'	27:BA:1705:G:H5'	1.99	0.63
27:BA:2029:G:H2'	27:BA:2031:A:OP1	1.98	0.63
30:BD:183:ARG:HG3	30:BD:183:ARG:HH11	1.64	0.63
34:BH:85:LYS:NZ	34:BH:133:VAL:HG21	2.13	0.63
35:BI:71:ILE:C	35:BI:72:LEU:HD22	2.18	0.63
37:BO:102:VAL:HB	37:BO:106:LEU:HD12	1.80	0.63
42:BT:35:LYS:O	42:BT:37:GLY:N	2.23	0.63
42:BT:36:GLU:C	42:BT:38:ASN:H	2.02	0.63
43:BU:95:LEU:HD13	44:BV:4:ILE:HG23	1.80	0.63
45:BW:5:ALA:HB1	45:BW:50:VAL:CG2	2.29	0.63
47:BY:76:CYS:HB3	47:BY:96:ILE:CD1	2.27	0.63
1:CA:1151:A:OP1	10:CJ:41:PRO:HA	1.98	0.63
1:CA:1325:C:OP1	21:CU:15:ARG:HD2	1.99	0.63

Continued on next page...

Continued from previous page...

Atom-1	Atom-2	Interatomic distance (Å)	Clash overlap (Å)
1:CA:824:C:H2'	1:CA:825:G:C8	2.34	0.63
6:CF:17:SER:C	6:CF:21:LEU:HD23	2.19	0.63
12:CL:23:ALA:C	12:CL:24:LEU:HD22	2.18	0.63
1:CA:624:C:O3'	16:CP:10:GLY:HA2	1.98	0.63
20:CT:71:THR:HG22	20:CT:72:LEU:N	2.14	0.63
57:D8:58:ILE:O	57:D8:61:LEU:HG	1.99	0.63
27:DA:1278:A:H5''	40:DR:36:THR:HG22	1.79	0.63
27:DA:1434:A:H61	27:DA:1558:A:N6	1.96	0.63
27:DA:1902:C:C1'	30:DD:244:ARG:HG3	2.27	0.63
27:DA:2024:G:H2'	27:DA:2025:C:C6	2.32	0.63
27:DA:2093:G:H1'	27:DA:2198:A:C2	2.34	0.63
27:DA:225:A:O2'	27:DA:257:A:H4'	1.98	0.63
27:DA:271(X):G:H2'	27:DA:271(Y):U:C6	2.34	0.63
29:DC:49:ILE:HG22	29:DC:50:ASP:H	1.62	0.63
33:DG:31:VAL:HG22	33:DG:32:PRO:HD2	1.80	0.63
33:DG:51:ARG:NH1	33:DG:53:LEU:HD21	2.14	0.63
36:DN:13:TRP:O	36:DN:135:PRO:HD2	1.99	0.63
37:DO:19:ILE:HB	37:DO:41:ALA:HB1	1.81	0.63
38:DP:107:LYS:C	38:DP:109:GLY:H	2.02	0.63
38:DP:50:ARG:NH2	38:DP:50:ARG:HG2	2.12	0.63
1:AA:1079:G:H2'	1:AA:1080:A:C8	2.34	0.63
1:AA:792:A:H4'	1:AA:793:U:O5'	1.99	0.63
3:AC:73:PRO:HG3	3:AC:105:GLU:HG3	1.81	0.63
8:AH:11:THR:HA	8:AH:14:ARG:HH12	1.64	0.63
27:BA:2331:G:O3'	49:B0:43:THR:HG22	1.98	0.63
27:BA:2123:G:H2'	27:BA:2124:G:H8	1.64	0.63
27:BA:330:A:HO2'	27:BA:331:A:H8	1.47	0.63
27:BA:620:G:H4'	27:BA:621:A:H5'	1.78	0.63
31:BE:62:PRO:C	31:BE:64:LYS:H	2.03	0.63
35:BI:115:ALA:CB	35:BI:129:THR:H	2.10	0.63
37:BO:23:ARG:HG3	37:BO:24:VAL:N	2.13	0.63
39:BQ:133:ARG:HB2	39:BQ:133:ARG:HH11	1.64	0.63
40:BR:26:LYS:HE2	40:BR:71:GLN:H	1.64	0.63
43:BU:102:GLU:HG3	44:BV:2:PHE:CZ	2.33	0.63
44:BV:21:ARG:O	44:BV:22:VAL:HG13	1.99	0.63
1:CA:859:A:H2'	1:CA:860:A:O4'	1.97	0.63
5:CE:33:VAL:HG11	5:CE:109:ILE:HA	1.81	0.63
1:CA:932:C:H5'	7:CG:4:ARG:HG2	1.81	0.63
10:CJ:7:LYS:CB	10:CJ:97:GLU:HB2	2.15	0.63
12:CL:86:ARG:HB2	12:CL:86:ARG:HH11	1.63	0.63
55:D6:15:GLU:HG2	55:D6:18:ARG:NH1	2.14	0.63

Continued on next page...

Continued from previous page...

Atom-1	Atom-2	Interatomic distance (Å)	Clash overlap (Å)
55:D6:40:CYS:CA	55:D6:46:HIS:HB3	2.27	0.63
27:DA:686:G:C5'	56:D7:11:LYS:HE2	2.29	0.63
27:DA:1866:C:H2'	27:DA:1876:A:O4'	1.99	0.63
27:DA:2230:G:H1'	50:D1:45:ASN:CB	2.29	0.63
27:DA:2591:C:P	30:DD:239:ARG:HB3	2.38	0.63
27:DA:402:A:O2'	27:DA:403:U:H5'	1.97	0.63
27:DA:576:U:H6	27:DA:576:U:O5'	1.81	0.63
28:DB:47:C:C2'	28:DB:48:A:H5''	2.29	0.63
30:DD:125:ILE:O	30:DD:126:GLN:HB3	1.99	0.63
31:DE:178:GLU:HG3	31:DE:179:GLU:OE1	1.98	0.63
31:DE:61:ARG:HB3	31:DE:62:PRO:HD3	1.81	0.63
33:DG:32:PRO:O	33:DG:172:LEU:HD22	1.99	0.63
38:DP:16:ARG:HD3	38:DP:16:ARG:C	2.19	0.63
27:DA:2485:G:H5''	39:DQ:46:GLN:HE21	1.64	0.63
41:DS:37:ALA:CB	41:DS:73:LEU:HD12	2.28	0.63
27:DA:2876:G:H4'	42:DT:3:ARG:CD	2.28	0.63
1:AA:203:U:H1'	1:AA:216:G:C6	2.34	0.63
2:AB:15:VAL:H	2:AB:16:HIS:CE1	2.15	0.63
3:AC:78:GLY:HA3	3:AC:83:ARG:HB3	1.81	0.63
4:AD:170:VAL:HG21	4:AD:176:LEU:HB2	1.81	0.63
17:AQ:91:ARG:HA	17:AQ:94:ASN:ND2	2.14	0.63
19:AS:15:LEU:HD13	19:AS:31:ILE:HD11	1.81	0.63
19:AS:41:VAL:CG1	19:AS:42:PRO:HD2	2.26	0.63
27:BA:380:U:H5'	50:B1:18:ILE:HD13	1.79	0.63
31:BE:9:VAL:HG22	31:BE:25:VAL:HB	1.80	0.63
32:BF:8:GLN:CB	32:BF:126:VAL:HA	2.28	0.63
34:BH:85:LYS:HE2	34:BH:145:ALA:HB2	1.81	0.63
38:BP:46:LYS:HG2	38:BP:52:GLU:HG2	1.79	0.63
41:BS:39:ILE:HD12	41:BS:85:VAL:HG11	1.79	0.63
43:BU:92:ARG:CG	43:BU:92:ARG:HH11	2.12	0.63
44:BV:95:LEU:HD22	44:BV:95:LEU:C	2.19	0.63
47:BY:6:HIS:NE2	47:BY:32:PRO:HB3	2.14	0.63
1:CA:1330:U:H5'	1:CA:1331:G:OP2	1.99	0.63
1:CA:194:C:C2'	1:CA:195:A:H5''	2.29	0.63
1:CA:724:G:O2'	1:CA:725:G:H5'	1.99	0.63
1:CA:818:G:H3'	1:CA:819:A:H5''	1.81	0.63
2:CB:97:TRP:CZ2	2:CB:102:LEU:HD13	2.34	0.63
2:CB:207:ALA:O	2:CB:211:ILE:HG13	1.99	0.63
4:CD:162:LEU:HD12	4:CD:181:MET:CE	2.28	0.63
1:CA:19:C:H5''	5:CE:86:ALA:HB3	1.81	0.63
7:CG:26:PHE:CZ	7:CG:30:ILE:HD11	2.34	0.63

Continued on next page...

Continued from previous page...

Atom-1	Atom-2	Interatomic distance (Å)	Clash overlap (Å)
13:CM:7:VAL:HG22	33:DG:113:ARG:HD2	1.81	0.63
16:CP:52:ASP:OD1	16:CP:55:ARG:HG2	1.99	0.63
59:CX:21:A:H2'	59:CX:46:G:O6	1.99	0.63
51:D2:4:SER:O	51:D2:7:ARG:HG2	1.98	0.63
55:D6:10:LEU:HD13	57:D8:34:TRP:CD1	2.34	0.63
27:DA:1340:U:H4'	27:DA:1341:U:OP2	1.98	0.63
27:DA:1887:C:C3'	27:DA:1888:G:H5''	2.29	0.63
27:DA:2184:G:H2'	27:DA:2185:C:H6	1.63	0.63
27:DA:2402:C:H3'	27:DA:2402:C:H6	1.64	0.63
27:DA:2768:C:O2'	27:DA:2769:C:H5'	1.98	0.63
27:DA:2864:G:H8	27:DA:2864:G:H5'	1.64	0.63
27:DA:614(A):U:H4'	27:DA:614(B):G:O5'	1.98	0.63
30:DD:182:LEU:N	30:DD:272:ALA:HB3	2.13	0.63
31:DE:44:TYR:O	31:DE:45:THR:HB	1.99	0.63
32:DF:10:PRO:HD2	32:DF:13:SER:HB2	1.81	0.63
33:DG:41:GLN:NE2	33:DG:153:ARG:HG2	2.12	0.63
33:DG:51:ARG:HE	33:DG:51:ARG:CA	2.12	0.63
38:DP:6:LEU:CG	38:DP:9:ASN:HD22	2.11	0.63
47:DY:27:VAL:HG12	47:DY:28:LYS:H	1.64	0.63
47:DY:46:LYS:CD	47:DY:62:GLU:HG2	2.28	0.63
47:DY:96:ILE:HD12	47:DY:99:CYS:SG	2.39	0.63
1:AA:151:A:H2'	1:AA:152:A:O4'	1.98	0.62
1:AA:626:U:H2'	1:AA:627:G:H8	1.64	0.62
1:AA:683:G:H2'	1:AA:684:A:C8	2.34	0.62
5:AE:11:ILE:CG2	5:AE:105:VAL:HG22	2.29	0.62
17:AQ:81:ARG:HH11	17:AQ:81:ARG:HG3	1.64	0.62
20:AT:70:SER:HA	20:AT:73:HIS:HD2	1.63	0.62
50:B1:26:ARG:HG3	50:B1:26:ARG:HH11	1.64	0.62
53:B4:81:VAL:HG12	53:B4:82:GLU:H	1.63	0.62
58:B9:22:ARG:HB2	58:B9:24:TYR:HE1	1.64	0.62
27:BA:1652:A:H2'	27:BA:1653:G:H5'	1.81	0.62
27:BA:2290:G:C8	27:BA:2290:G:H5'	2.32	0.62
27:BA:286:C:H2'	27:BA:287:C:C5'	2.27	0.62
27:BA:375:C:H2'	27:BA:376:C:C6	2.34	0.62
27:BA:708:C:H5'	27:BA:709:U:OP2	1.98	0.62
31:BE:81:ILE:O	31:BE:82:ARG:HB2	1.98	0.62
34:BH:17:VAL:CG1	34:BH:50:VAL:HG21	2.27	0.62
38:BP:148:LEU:O	38:BP:149:GLU:HB2	1.97	0.62
39:BQ:17:LEU:HD21	39:BQ:41:TRP:HE1	1.64	0.62
42:BT:3:ARG:O	42:BT:7:ILE:HG13	1.99	0.62
43:BU:52:ARG:HH11	43:BU:52:ARG:CB	2.07	0.62

Continued on next page...

Continued from previous page...

Atom-1	Atom-2	Interatomic distance (Å)	Clash overlap (Å)
1:CA:1511:G:H2'	1:CA:1512:U:O4'	1.99	0.62
1:CA:328:C:H2'	1:CA:328:C:O2	1.98	0.62
1:CA:35:G:H2'	1:CA:36:C:H6	1.61	0.62
1:CA:959:A:H3'	1:CA:960:U:C5'	2.27	0.62
2:CB:98:LEU:HB2	2:CB:101:MET:HG2	1.79	0.62
3:CC:64:VAL:O	3:CC:100:ALA:HB3	1.98	0.62
8:CH:109:ILE:CG2	8:CH:137:VAL:HB	2.29	0.62
8:CH:95:VAL:HB	8:CH:99:GLU:HB2	1.81	0.62
9:CI:37:PHE:HD2	9:CI:40:LEU:HD12	1.64	0.62
57:D8:61:LEU:C	57:D8:63:PRO:HD2	2.19	0.62
27:DA:1119:C:H2'	27:DA:1120:G:H8	1.63	0.62
27:DA:174:C:H5'	27:DA:175:G:OP2	1.98	0.62
27:DA:2287:A:H62	27:DA:2344:U:H3	1.44	0.62
27:DA:2469:A:C2	27:DA:2470:G:H1'	2.34	0.62
27:DA:302:C:O2'	27:DA:303:U:O5'	2.17	0.62
27:DA:816:C:O2'	27:DA:817:C:H5'	1.98	0.62
35:DI:80:PRO:HA	35:DI:143:SER:OG	1.98	0.62
37:DO:70:LYS:HA	37:DO:76:ALA:CB	2.28	0.62
38:DP:147:LEU:HG	38:DP:148:LEU:N	2.14	0.62
38:DP:50:ARG:HH21	38:DP:50:ARG:HG2	1.62	0.62
43:DU:50:ARG:HH12	44:DV:72:VAL:HG12	1.62	0.62
47:DY:36:ALA:HA	47:DY:69:ALA:HB2	1.81	0.62
1:AA:1003:G:H2'	1:AA:1004:A:H4'	1.79	0.62
1:AA:1007:C:H2'	1:AA:1008:C:H6	1.64	0.62
1:AA:580:U:H2'	1:AA:581:G:O4'	1.99	0.62
2:AB:11:LEU:HD11	2:AB:217:ARG:NH2	2.11	0.62
3:AC:84:ILE:O	3:AC:84:ILE:HG12	1.98	0.62
12:AL:19:SER:C	12:AL:21:VAL:H	2.02	0.62
20:AT:23:ARG:O	20:AT:27:LYS:HB2	1.99	0.62
58:B9:29:ASN:HD21	58:B9:31:LYS:HB2	1.62	0.62
27:BA:1178:C:H2'	27:BA:1179:C:C6	2.34	0.62
27:BA:1657:C:H2'	27:BA:1658:C:C6	2.33	0.62
27:BA:185:U:H2'	27:BA:186:G:C8	2.34	0.62
27:BA:2712:U:O2'	27:BA:2713:A:H5'	1.99	0.62
27:BA:74:A:H4'	27:BA:75:G:O5'	1.98	0.62
27:BA:807:U:O2'	27:BA:808:G:H5'	1.98	0.62
28:BB:40:U:H1'	28:BB:45:A:N6	2.14	0.62
30:BD:223:GLY:O	30:BD:226:MET:HG3	1.98	0.62
32:BF:150:GLY:HA2	32:BF:172:TRP:CE3	2.34	0.62
33:BG:63:ILE:HG22	33:BG:144:ILE:HB	1.81	0.62
34:BH:147:ASN:N	34:BH:147:ASN:HD22	1.96	0.62

Continued on next page...

Continued from previous page...

Atom-1	Atom-2	Interatomic distance (Å)	Clash overlap (Å)
35:BI:130:TYR:HD1	35:BI:131:LYS:N	1.96	0.62
36:BN:13:TRP:O	36:BN:135:PRO:HD2	1.99	0.62
37:BO:98:VAL:HG12	37:BO:117:LEU:HD22	1.80	0.62
48:BZ:172:ALA:O	48:BZ:174:VAL:HG13	1.99	0.62
1:CA:69:G:N1	1:CA:101:A:N6	2.46	0.62
1:CA:532:A:C2	1:CA:1207:G:H4'	2.32	0.62
1:CA:1346:A:N1	1:CA:1374:A:H5''	2.15	0.62
1:CA:353:A:H5'	1:CA:353:A:H8	1.65	0.62
1:CA:751:U:C4'	15:CO:24:SER:HB2	2.29	0.62
1:CA:932:C:O2	1:CA:932:C:H2'	1.99	0.62
4:CD:173:TRP:HA	4:CD:187:ARG:NH1	2.13	0.62
14:CN:22:THR:HB	14:CN:33:VAL:CG2	2.28	0.62
14:CN:2:ALA:O	14:CN:6:LEU:HB2	1.98	0.62
51:D2:5:GLU:O	51:D2:8:LYS:HB2	1.99	0.62
57:D8:6:THR:HB	57:D8:63:PRO:HG3	1.81	0.62
27:DA:1336:A:H2'	27:DA:1337:G:H8	1.63	0.62
27:DA:271(E):U:H2'	27:DA:271(F):C:C6	2.34	0.62
28:DB:110:G:H2'	28:DB:111:G:C8	2.34	0.62
29:DC:83:ILE:HG23	29:DC:94:VAL:CB	2.29	0.62
31:DE:101:ARG:HB2	31:DE:201:THR:HG21	1.81	0.62
31:DE:59:VAL:O	31:DE:60:ASN:HB3	1.98	0.62
32:DF:155:LEU:HD11	32:DF:176:LEU:HD22	1.81	0.62
34:DH:71:LEU:H	34:DH:74:ASN:ND2	1.97	0.62
35:DI:92:VAL:CG1	35:DI:120:ILE:HB	2.30	0.62
35:DI:92:VAL:HG13	35:DI:120:ILE:HD12	1.81	0.62
38:DP:146:VAL:HG22	38:DP:147:LEU:N	2.14	0.62
42:DT:28:VAL:HG22	42:DT:46:GLU:CA	2.28	0.62
42:DT:33:LYS:NZ	42:DT:43:GLN:HE22	1.97	0.62
47:DY:2:ARG:CZ	47:DY:3:VAL:HG23	2.29	0.62
1:AA:640:A:C2'	1:AA:641:U:H5'	2.30	0.62
11:AK:34:ASP:HB2	11:AK:35:PRO:HD2	1.81	0.62
13:AM:4:ILE:HG23	13:AM:57:ARG:HG3	1.81	0.62
15:AO:87:ILE:CG2	15:AO:88:ARG:H	2.07	0.62
16:AP:68:ASP:C	16:AP:70:ALA:H	2.03	0.62
16:AP:57:ARG:HE	16:AP:79:VAL:HA	1.64	0.62
50:B1:61:ARG:HB3	50:B1:61:ARG:HH11	1.64	0.62
55:B6:15:GLU:HA	55:B6:49:HIS:CE1	2.33	0.62
57:B8:22:VAL:HG21	57:B8:53:PRO:HB2	1.81	0.62
27:BA:2286:A:H4'	27:BA:2287:A:O4'	1.99	0.62
27:BA:2564:A:C2	27:BA:2647:U:H4'	2.34	0.62
27:BA:582:G:H2'	27:BA:583:G:C8	2.34	0.62

Continued on next page...

Continued from previous page...

Atom-1	Atom-2	Interatomic distance (Å)	Clash overlap (Å)
27:BA:852:G:O2'	27:BA:853:G:H5'	2.00	0.62
29:BC:46:LYS:HZ2	29:BC:172:HIS:HA	1.63	0.62
30:BD:4:LYS:CE	30:BD:20:ASP:HA	2.28	0.62
36:BN:58:ASP:C	36:BN:60:ILE:H	2.02	0.62
36:BN:67:LEU:O	36:BN:88:GLU:HG3	1.97	0.62
37:BO:2:ILE:HG12	37:BO:33:ALA:HB3	1.80	0.62
38:BP:35:HIS:O	38:BP:36:LYS:CB	2.47	0.62
38:BP:39:LYS:NZ	38:BP:42:SER:OG	2.33	0.62
39:BQ:19:GLY:HA2	39:BQ:99:PRO:HD2	1.79	0.62
42:BT:12:SER:N	42:BT:13:ARG:NH2	2.47	0.62
42:BT:21:GLU:O	42:BT:22:PHE:HB3	1.98	0.62
42:BT:23:ARG:O	42:BT:25:GLY:N	2.30	0.62
42:BT:78:LEU:O	42:BT:79:HIS:CD2	2.52	0.62
1:CA:437:U:O2'	1:CA:438:G:H5'	1.99	0.62
1:CA:505:G:H2'	1:CA:506:G:C8	2.34	0.62
2:CB:9:GLU:OE2	2:CB:10:LEU:N	2.33	0.62
3:CC:114:PRO:O	3:CC:118:GLN:CD	2.38	0.62
3:CC:76:VAL:HG21	3:CC:103:VAL:HG11	1.80	0.62
7:CG:91:VAL:HG12	7:CG:96:GLN:HB2	1.81	0.62
7:CG:95:ARG:O	7:CG:99:LEU:HG	2.00	0.62
20:CT:26:ASN:HD22	20:CT:27:LYS:N	1.98	0.62
20:CT:30:LYS:HZ1	20:CT:80:ARG:HH22	1.47	0.62
49:D0:19:LYS:HB2	49:D0:21:LEU:CD2	2.29	0.62
27:DA:1259:G:H2'	27:DA:1260:G:H8	1.65	0.62
27:DA:139:G:H3'	27:DA:139(A):G:H5''	1.80	0.62
27:DA:271(T):C:O2'	27:DA:271(U):G:H5'	2.00	0.62
27:DA:570:G:H2'	27:DA:2030:A:C5	2.35	0.62
27:DA:782:A:H5'	27:DA:783:A:C2	2.34	0.62
31:DE:19:ARG:O	31:DE:19:ARG:HG3	1.99	0.62
36:DN:91:LEU:CD2	36:DN:98:VAL:HG21	2.29	0.62
39:DQ:50:ALA:HB1	39:DQ:121:ALA:HB1	1.81	0.62
42:DT:65:LYS:HZ2	42:DT:66:VAL:N	1.96	0.62
48:DZ:96:GLU:CB	48:DZ:124:LEU:HD11	2.24	0.62
48:DZ:173:VAL:HG12	48:DZ:174:VAL:H	1.64	0.62
1:AA:1481:U:H2'	1:AA:1482:G:H8	1.64	0.62
1:AA:221:C:O2'	1:AA:222:U:H5'	2.00	0.62
1:AA:824:C:H1'	8:AH:1:MET:HE1	1.80	0.62
4:AD:19:LEU:HD11	4:AD:67:ILE:CG1	2.14	0.62
9:AI:112:LYS:HG3	9:AI:118:LYS:HA	1.82	0.62
13:AM:94:ARG:HE	27:BA:887:A:H5''	1.63	0.62
52:B3:32:GLN:HA	52:B3:32:GLN:HE21	1.64	0.62

Continued on next page...

Continued from previous page...

Atom-1	Atom-2	Interatomic distance (Å)	Clash overlap (Å)
52:B3:19:GLN:HE22	52:B3:52:HIS:CE1	2.17	0.62
27:BA:135:G:O2'	27:BA:136:G:H5'	1.99	0.62
27:BA:2260:C:O2'	27:BA:2261:C:H5'	2.00	0.62
29:BC:58:VAL:HG21	29:BC:166:ASP:H	1.64	0.62
30:BD:271:ILE:O	30:BD:272:ALA:CB	2.47	0.62
30:BD:80:ALA:HB3	30:BD:94:LEU:CD1	2.28	0.62
31:BE:48:GLN:NE2	31:BE:78:LEU:HD12	2.14	0.62
35:BI:5:LEU:HD12	35:BI:5:LEU:N	2.14	0.62
35:BI:5:LEU:O	35:BI:6:LEU:HD23	1.98	0.62
35:BI:71:ILE:HG13	35:BI:72:LEU:HD22	1.80	0.62
37:BO:102:VAL:HG23	37:BO:121:VAL:HG22	1.80	0.62
40:BR:48:VAL:HG13	40:BR:52:ILE:HD11	1.81	0.62
43:BU:13:LYS:O	43:BU:16:LYS:HB2	1.99	0.62
1:CA:1194:U:H2'	1:CA:1195:C:H6	1.62	0.62
1:CA:1218:C:H2'	1:CA:1219:U:C6	2.33	0.62
1:CA:1258:G:H2'	1:CA:1259:C:C6	2.35	0.62
1:CA:1504:G:OP1	1:CA:1507:A:H4'	1.99	0.62
1:CA:255:G:H2'	1:CA:256:U:C6	2.35	0.62
1:CA:333:G:O2'	1:CA:334:C:H5'	1.99	0.62
1:CA:522:C:H41	12:CL:50:ARG:HH22	1.47	0.62
1:CA:936:C:H2'	1:CA:937:A:C8	2.34	0.62
1:CA:76:C:N4	1:CA:93:G:N1	2.46	0.62
3:CC:32:LEU:HD22	3:CC:59:ARG:NH1	2.14	0.62
9:CI:87:GLN:O	9:CI:87:GLN:HG2	1.99	0.62
1:CA:1255:G:OP1	10:CJ:45:ARG:NH2	2.31	0.62
12:CL:5:ASN:ND2	17:CQ:34:LYS:HE2	2.14	0.62
25:CY:20:A:H62	25:CY:45:U:H2'	1.63	0.62
25:CY:65:U:H2'	25:CY:66:A:H8	1.64	0.62
50:D1:77:ALA:C	50:D1:79:GLY:H	2.01	0.62
55:D6:13:CYS:O	55:D6:21:TYR:HA	1.99	0.62
55:D6:43:CYS:O	55:D6:44:ARG:HB2	1.98	0.62
57:D8:28:GLY:HA2	57:D8:32:LEU:HD21	1.81	0.62
27:DA:1001:A:H2'	27:DA:1002:G:O4'	2.00	0.62
27:DA:1139:G:O2'	27:DA:1143:A:N1	2.29	0.62
27:DA:1786:A:C2	27:DA:2606:C:H1'	2.33	0.62
27:DA:83:G:C2	27:DA:102:G:H2'	2.35	0.62
29:DC:19:VAL:HG12	29:DC:20:TYR:HD1	1.64	0.62
27:DA:1658:C:OP1	31:DE:132:HIS:ND1	2.32	0.62
31:DE:36:ARG:HD3	31:DE:85:ASN:HD21	1.64	0.62
38:DP:7:ARG:HA	38:DP:7:ARG:NE	2.14	0.62
27:DA:1654:A:OP2	40:DR:3:HIS:CD2	2.52	0.62

Continued on next page...

Continued from previous page...

Atom-1	Atom-2	Interatomic distance (Å)	Clash overlap (Å)
41:DS:58:LEU:HD23	41:DS:65:VAL:CG1	2.30	0.62
42:DT:11:GLU:H	42:DT:11:GLU:CD	2.02	0.62
43:DU:99:ALA:HB2	43:DU:106:PHE:CE1	2.34	0.62
43:DU:92:ARG:NE	43:DU:95:LEU:HD12	2.14	0.62
44:DV:81:TYR:CE2	44:DV:83:ARG:HG2	2.35	0.62
1:AA:489:C:H2'	1:AA:490:G:H8	1.62	0.62
1:AA:751:U:C4'	15:AO:24:SER:HA	2.29	0.62
2:AB:172:ILE:HD12	2:AB:172:ILE:H	1.64	0.62
4:AD:13:ARG:O	4:AD:14:ARG:HB3	1.99	0.62
6:AF:22:GLU:OE1	6:AF:84:ASN:HB2	2.00	0.62
7:AG:51:GLN:HG2	7:AG:58:PRO:CD	2.30	0.62
20:AT:25:ARG:HG3	20:AT:25:ARG:HH11	1.64	0.62
51:B2:50:ILE:HG23	51:B2:51:ARG:N	2.13	0.62
55:B6:10:LEU:HD11	57:B8:34:TRP:CE2	2.34	0.62
27:BA:1653:G:O6	40:BR:11:ASN:HB2	1.99	0.62
27:BA:2186:G:H3'	27:BA:2187:G:H5''	1.81	0.62
30:BD:142:VAL:HG23	30:BD:192:THR:O	2.00	0.62
27:BA:1797:C:O3'	30:BD:259:THR:HG22	1.99	0.62
30:BD:76:PRO:O	30:BD:98:VAL:HG23	2.00	0.62
31:BE:134:ILE:H	31:BE:134:ILE:CD1	2.09	0.62
31:BE:137:HIS:HB3	31:BE:138:PRO:CD	2.29	0.62
32:BF:83:PHE:O	32:BF:84:VAL:HB	1.99	0.62
32:BF:89:VAL:HG12	32:BF:90:PHE:H	1.65	0.62
44:BV:18:LEU:CD1	44:BV:19:LYS:H	2.12	0.62
47:BY:74:PRO:O	47:BY:80:GLY:HA2	1.98	0.62
1:CA:1121:U:H2'	1:CA:1122:U:H6	1.63	0.62
1:CA:981:U:H5'	14:CN:21:TYR:CZ	2.34	0.62
5:CE:107:ARG:O	5:CE:109:ILE:N	2.32	0.62
12:CL:90:LEU:HD23	12:CL:90:LEU:N	2.12	0.62
6:CF:94:GLN:NE2	18:CR:32:ARG:HD2	2.13	0.62
20:CT:69:GLY:O	20:CT:73:HIS:CD2	2.52	0.62
49:D0:31:VAL:HG22	49:D0:67:VAL:HG23	1.81	0.62
27:DA:2527:C:H5'	58:D9:30:PRO:CB	2.28	0.62
27:DA:108:U:H2'	27:DA:109:G:H8	1.64	0.62
27:DA:1145:C:H2'	27:DA:1146:C:C6	2.35	0.62
27:DA:2162:G:H2'	27:DA:2163:C:C6	2.34	0.62
27:DA:2762:G:H3'	27:DA:2763:G:H5'	1.81	0.62
27:DA:836:G:H2'	27:DA:837:C:C6	2.34	0.62
31:DE:111:ARG:H	31:DE:161:GLY:HA3	1.64	0.62
31:DE:203:LYS:HG3	31:DE:204:ALA:N	2.15	0.62
33:DG:49:ASP:O	33:DG:50:ALA:HB3	2.00	0.62

Continued on next page...

Continued from previous page...

Atom-1	Atom-2	Interatomic distance (Å)	Clash overlap (Å)
34:DH:114:VAL:HG12	34:DH:114:VAL:O	1.99	0.62
34:DH:98:LEU:HD13	34:DH:125:VAL:CG2	2.30	0.62
32:DF:187:VAL:HG12	38:DP:7:ARG:NH2	2.14	0.62
46:DX:47:PHE:O	46:DX:49:VAL:HG13	1.99	0.62
47:DY:16:ALA:HA	47:DY:21:LYS:HD2	1.80	0.62
1:AA:1141:C:H2'	1:AA:1142:G:N7	2.14	0.62
1:AA:1319:A:H5'	1:AA:1320:C:OP1	1.98	0.62
1:AA:333:G:H4'	20:AT:16:HIS:CE1	2.35	0.62
3:AC:129:ALA:HB3	3:AC:132:ARG:CD	2.29	0.62
4:AD:13:ARG:O	4:AD:15:GLU:N	2.32	0.62
1:AA:973:G:H1'	10:AJ:55:LYS:CE	2.30	0.62
13:AM:110:ARG:HH11	13:AM:110:ARG:HG2	1.61	0.62
19:AS:20:LEU:HA	19:AS:23:ASN:ND2	2.13	0.62
19:AS:40:ILE:HD13	19:AS:62:ILE:CD1	2.29	0.62
51:B2:19:VAL:O	51:B2:23:LYS:HG3	1.99	0.62
52:B3:24:LYS:HE3	52:B3:24:LYS:HA	1.80	0.62
27:BA:1590:U:C3'	27:BA:1591:G:H5''	2.28	0.62
27:BA:2010:G:H5''	45:BW:42:ARG:HB2	1.81	0.62
27:BA:228:A:H2'	27:BA:230:U:O4'	1.98	0.62
30:BD:8:PRO:O	30:BD:10:THR:N	2.30	0.62
34:BH:67:LEU:O	34:BH:71:LEU:HB2	2.00	0.62
38:BP:101:VAL:HG12	38:BP:106:LEU:CD2	2.29	0.62
48:BZ:23:LEU:HD11	48:BZ:84:HIS:HA	1.82	0.62
1:CA:1249:C:H6	1:CA:1249:C:H5'	1.64	0.62
1:CA:1321:C:C6	1:CA:1322:C:H2'	2.34	0.62
1:CA:1444:C:N4	1:CA:1445:C:N4	2.47	0.62
1:CA:629:G:H2'	1:CA:630:G:O4'	2.00	0.62
3:CC:46:GLU:HB3	3:CC:83:ARG:NH2	2.14	0.62
5:CE:59:GLY:O	5:CE:62:ALA:HB3	1.99	0.62
13:CM:11:ARG:O	13:CM:13:LYS:N	2.31	0.62
20:CT:53:LEU:O	20:CT:56:MET:HB3	2.00	0.62
27:DA:2064:C:H2'	27:DA:2065:C:C6	2.35	0.62
27:DA:2290:G:C8	27:DA:2290:G:H5'	2.28	0.62
27:DA:528:A:C2	27:DA:2043:C:H4'	2.34	0.62
27:DA:795:C:H2'	27:DA:796:C:C6	2.34	0.62
27:DA:935:C:H2'	27:DA:936:C:C6	2.34	0.62
29:DC:52:ARG:O	29:DC:53:ARG:HG3	2.00	0.62
31:DE:137:HIS:HB3	31:DE:138:PRO:HD2	1.82	0.62
32:DF:3:GLU:HA	32:DF:24:LEU:HD12	1.82	0.62
32:DF:7:TYR:OH	32:DF:10:PRO:HB3	1.99	0.62
34:DH:70:THR:O	34:DH:72:ILE:N	2.24	0.62

Continued on next page...

Continued from previous page...

Atom-1	Atom-2	Interatomic distance (Å)	Clash overlap (Å)
35:DI:2:LYS:HB2	35:DI:39:ALA:HB3	1.82	0.62
42:DT:109:GLU:HG2	42:DT:112:ARG:HH12	1.62	0.62
1:AA:1172:C:H2'	1:AA:1173:G:C8	2.35	0.62
3:AC:47:LEU:CD2	3:AC:68:VAL:HG11	2.28	0.62
5:AE:11:ILE:HD11	5:AE:33:VAL:HG23	1.81	0.62
6:AF:39:LYS:HG2	6:AF:40:VAL:H	1.65	0.62
10:AJ:9:ARG:O	10:AJ:16:LEU:HD23	2.00	0.62
16:AP:31:LYS:HG2	16:AP:32:TYR:N	2.15	0.62
19:AS:6:LYS:CD	19:AS:7:LYS:HE2	2.29	0.62
24:AX:58:A:H4'	24:AX:59:A:OP1	1.99	0.62
25:AY:32:U:H2'	25:AY:34:U:OP2	2.00	0.62
25:AY:17:G:N2	25:AY:54:U:H6	1.97	0.62
49:B0:41:ARG:N	49:B0:41:ARG:HD2	2.08	0.62
27:BA:2235:G:H2'	27:BA:2236:C:C6	2.33	0.62
27:BA:2317:C:H2'	27:BA:2318:G:H5'	1.81	0.62
27:BA:2646:C:OP2	27:BA:2732:G:O2'	2.18	0.62
29:BC:41:VAL:HG23	29:BC:178:ALA:HB3	1.81	0.62
29:BC:44:HIS:CD2	29:BC:175:VAL:HA	2.35	0.62
30:BD:8:PRO:C	30:BD:10:THR:H	2.03	0.62
32:BF:201:VAL:HA	32:BF:204:ASN:HB3	1.82	0.62
47:BY:96:ILE:CG2	47:BY:97:ARG:N	2.63	0.62
1:CA:1435:G:H2'	1:CA:1436:U:C6	2.33	0.62
1:CA:64:G:N2	1:CA:68:G:O6	2.31	0.62
1:CA:763:G:H2'	1:CA:764:C:C6	2.35	0.62
8:CH:111:ILE:HG22	8:CH:112:LEU:N	2.14	0.62
13:CM:3:ARG:HD3	53:D4:60:GLU:HB2	1.82	0.62
20:CT:50:GLU:CA	20:CT:100:ILE:HG12	2.30	0.62
20:CT:43:LEU:HD13	20:CT:51:GLU:HG3	1.82	0.62
58:D9:13:LYS:O	58:D9:27:CYS:HA	2.00	0.62
27:DA:1840:G:H1	27:DA:1902:C:H42	1.46	0.62
27:DA:2392:A:H2	27:DA:2424:C:H42	1.47	0.62
27:DA:2259:G:H1'	27:DA:2427:C:C2	2.35	0.62
27:DA:851:U:OP1	52:D3:49:LYS:NZ	2.31	0.62
27:DA:92:A:H2'	27:DA:93:G:C8	2.34	0.62
29:DC:79:LYS:HA	29:DC:97:GLU:CD	2.20	0.62
31:DE:77:ILE:HG22	31:DE:78:LEU:N	2.09	0.62
27:DA:320:A:H3'	32:DF:136:THR:CG2	2.30	0.62
34:DH:85:LYS:HD3	34:DH:133:VAL:HB	1.81	0.62
38:DP:64:LYS:HB3	57:D8:25:MET:HG3	1.82	0.62
47:DY:45:VAL:O	47:DY:46:LYS:HB2	2.00	0.62
2:AB:144:ARG:HB2	2:AB:148:TYR:CE2	2.35	0.62

Continued on next page...

Continued from previous page...

Atom-1	Atom-2	Interatomic distance (Å)	Clash overlap (Å)
2:AB:27:LYS:O	2:AB:194:PRO:HD2	1.99	0.62
4:AD:58:LEU:HD13	4:AD:59:ARG:N	2.15	0.62
8:AH:26:VAL:HG13	8:AH:59:LEU:HB2	1.81	0.62
9:AI:115:GLY:HA2	10:AJ:58:ASP:OD1	1.99	0.62
1:AA:375:U:OP1	16:AP:69:THR:HG21	2.00	0.62
19:AS:63:THR:H	19:AS:66:MET:CG	2.12	0.62
50:B1:77:ALA:O	50:B1:82:LEU:HD21	1.99	0.62
27:BA:1865:G:H8	27:BA:1865:G:H5''	1.65	0.62
27:BA:443:A:H1'	27:BA:1201:C:O4'	1.99	0.62
29:BC:27:ARG:C	29:BC:34:THR:N	2.53	0.62
30:BD:129:ASN:O	30:BD:193:VAL:HG12	1.98	0.62
31:BE:61:ARG:HG2	31:BE:62:PRO:CD	2.29	0.62
35:BI:115:ALA:HB3	35:BI:129:THR:H	1.63	0.62
39:BQ:68:ILE:HD13	39:BQ:103:MET:HG2	1.82	0.62
39:BQ:12:GLN:HE21	39:BQ:73:PRO:CD	2.11	0.62
39:BQ:6:ARG:O	39:BQ:7:MET:HG3	2.00	0.62
1:CA:1288:A:H1'	1:CA:1352:C:O2'	2.00	0.62
1:CA:832:C:O2'	1:CA:833:U:H5'	1.99	0.62
1:CA:1206:G:O4'	3:CC:194:GLY:HA2	2.00	0.62
3:CC:32:LEU:O	3:CC:36:ASP:HB2	1.99	0.62
5:CE:146:ALA:O	5:CE:149:GLU:N	2.29	0.62
22:CV:1:A:N3	22:CV:1:A:H2'	2.15	0.62
27:DA:851:U:O2'	52:D3:45:GLY:HA3	1.98	0.62
56:D7:26:GLY:O	56:D7:30:VAL:HG23	2.00	0.62
27:DA:1666:G:C2'	27:DA:1667:G:H5'	2.29	0.62
27:DA:2700:C:HO2'	27:DA:2701:C:H5'	1.64	0.62
28:DB:62:C:H2'	28:DB:63:G:C4'	2.30	0.62
29:DC:20:TYR:HE1	29:DC:22:ILE:HD13	1.65	0.62
30:DD:43:ARG:HG2	30:DD:54:ARG:O	1.99	0.62
31:DE:11:MET:HB3	31:DE:24:THR:HA	1.82	0.62
31:DE:175:VAL:HG12	31:DE:182:LEU:HD13	1.81	0.62
31:DE:35:GLN:HB3	31:DE:48:GLN:HB3	1.80	0.62
31:DE:57:LYS:C	31:DE:59:VAL:H	2.01	0.62
35:DI:56:LYS:HG3	35:DI:57:ARG:HD2	1.82	0.62
36:DN:96:GLU:H	36:DN:96:GLU:CD	2.03	0.62
39:DQ:41:TRP:HB3	39:DQ:94:VAL:HB	1.81	0.62
40:DR:84:ALA:N	40:DR:85:PRO:CD	2.62	0.62
42:DT:13:ARG:NH1	42:DT:15:VAL:HG12	2.14	0.62
43:DU:83:LEU:HD12	43:DU:113:ALA:HB2	1.82	0.62
44:DV:12:TYR:CD2	44:DV:12:TYR:N	2.68	0.62
1:AA:1014:A:H2'	1:AA:1015:A:C8	2.35	0.62

Continued on next page...

Continued from previous page...

Atom-1	Atom-2	Interatomic distance (Å)	Clash overlap (Å)
1:AA:1139:G:N2	1:AA:1143:G:N1	2.48	0.62
1:AA:382:A:H2'	1:AA:383:A:C8	2.35	0.62
1:AA:495:A:H4'	1:AA:496:A:OP1	1.99	0.62
2:AB:8:LYS:O	2:AB:12:GLU:HG3	1.99	0.62
3:AC:5:ILE:CD1	3:AC:6:HIS:N	2.63	0.62
15:AO:6:GLU:O	15:AO:8:LYS:N	2.32	0.62
20:AT:32:ALA:O	20:AT:36:LEU:HD23	1.99	0.62
20:AT:84:LEU:O	20:AT:88:VAL:HG23	2.00	0.62
51:B2:28:LYS:HD2	51:B2:53:LEU:CD2	2.30	0.62
51:B2:4:SER:HA	51:B2:7:ARG:HH11	1.65	0.62
55:B6:42:TRP:CE3	55:B6:42:TRP:HA	2.35	0.62
27:BA:1991:U:H2'	27:BA:1992:G:H5''	1.81	0.62
27:BA:2475:C:N4	27:BA:2529:G:H22	1.97	0.62
27:BA:2481:G:HO2'	27:BA:2482:G:P	2.22	0.62
27:BA:2537:U:H2'	27:BA:2538:C:C6	2.35	0.62
27:BA:402:A:C2'	27:BA:403:U:H5'	2.30	0.62
33:BG:38:VAL:HG22	33:BG:93:THR:HG23	1.80	0.62
38:BP:146:VAL:HG13	38:BP:147:LEU:N	2.15	0.62
38:BP:58:THR:O	38:BP:61:ARG:NH2	2.33	0.62
39:BQ:48:GLU:HG3	39:BQ:52:VAL:CG2	2.29	0.62
44:BV:98:GLU:OE1	44:BV:100:ARG:HD3	1.99	0.62
1:CA:1226:C:N4	13:CM:104:ARG:HD2	2.15	0.62
1:CA:20:U:H2'	1:CA:21:G:O4'	2.00	0.62
7:CG:113:GLU:HB2	7:CG:119:ARG:CG	2.28	0.62
18:CR:40:LEU:CD1	18:CR:40:LEU:H	1.98	0.62
19:CS:44:MET:O	19:CS:62:ILE:HG21	1.99	0.62
25:CY:14:A:H1'	25:CY:21:A:N6	2.13	0.62
27:DA:1210:A:H5'	27:DA:1212:G:H5'	1.82	0.62
27:DA:1259:G:H2'	27:DA:1260:G:C8	2.35	0.62
27:DA:1751:C:H2'	27:DA:1752:C:C6	2.35	0.62
27:DA:2389:G:H5''	27:DA:2390:U:H5'	1.81	0.62
27:DA:2795:G:C2	27:DA:2799:C:H5'	2.35	0.62
27:DA:90:U:O2'	27:DA:92:A:H5''	2.00	0.62
30:DD:182:LEU:HB2	30:DD:271:ILE:O	1.99	0.62
30:DD:197:GLY:O	30:DD:198:ASN:HB3	2.00	0.62
35:DI:94:ALA:CB	35:DI:116:LEU:HD21	2.30	0.62
38:DP:23:PRO:HB2	38:DP:33:ARG:CG	2.30	0.62
27:DA:2334:G:H5'	41:DS:13:ARG:HG2	1.80	0.62
41:DS:19:LYS:C	41:DS:20:ARG:NH1	2.54	0.62
42:DT:27:THR:CG2	42:DT:28:VAL:H	2.04	0.62
42:DT:62:THR:CG2	42:DT:75:ILE:HG12	2.29	0.62

Continued on next page...

Continued from previous page...

Atom-1	Atom-2	Interatomic distance (Å)	Clash overlap (Å)
1:AA:1068:G:OP2	1:AA:1094:G:H5'	1.98	0.62
1:AA:1225:A:OP1	13:AM:102:ARG:HA	1.99	0.62
1:AA:1434:A:H2'	1:AA:1435:G:H5'	1.81	0.62
3:AC:108:ASN:HD22	3:AC:111:LEU:CD1	2.13	0.62
4:AD:51:PRO:HB3	4:AD:55:ALA:CB	2.30	0.62
8:AH:20:TYR:HA	8:AH:65:TYR:HE2	1.64	0.62
13:AM:90:LEU:HA	13:AM:93:ARG:HB2	1.82	0.62
27:BA:1459:G:N3	27:BA:1459:G:H2'	2.15	0.62
30:BD:267:SER:O	30:BD:269:PHE:N	2.33	0.62
36:BN:34:LEU:O	36:BN:49:GLY:HA3	2.00	0.62
37:BO:43:VAL:HG21	37:BO:52:VAL:CG2	2.30	0.62
48:BZ:9:ARG:NH2	48:BZ:25:GLY:O	2.33	0.62
1:CA:541:G:H2'	1:CA:542:G:H8	1.64	0.62
3:CC:5:ILE:CD1	3:CC:6:HIS:H	2.13	0.62
7:CG:113:GLU:CB	7:CG:119:ARG:HG2	2.30	0.62
12:CL:22:PRO:C	12:CL:24:LEU:N	2.53	0.62
12:CL:22:PRO:O	12:CL:24:LEU:N	2.32	0.62
26:CZ:1:KBE:HEA	26:CZ:1:KBE:N	2.14	0.62
33:DG:5:VAL:HG12	53:D4:51:TYR:CE1	2.35	0.62
27:DA:1505:C:H3'	27:DA:1506:C:C6	2.35	0.62
27:DA:1721:G:C6	27:DA:1739:U:H5'	2.35	0.62
27:DA:528:A:C2	27:DA:2042:A:H2'	2.35	0.62
27:DA:614(C):A:O2'	27:DA:615:G:O5'	2.16	0.62
34:DH:30:LYS:NZ	34:DH:83:TYR:OH	2.33	0.62
38:DP:101:VAL:HG23	38:DP:102:ARG:H	1.64	0.62
32:DF:187:VAL:HG12	38:DP:7:ARG:HH21	1.64	0.62
41:DS:67:ARG:HG2	41:DS:67:ARG:HH11	1.64	0.62
43:DU:65:ILE:HG12	43:DU:96:ALA:CB	2.30	0.62
44:DV:77:ALA:O	44:DV:79:VAL:HG12	2.00	0.62
48:DZ:43:PHE:CE2	48:DZ:85:VAL:HG11	2.34	0.62
1:AA:1128:C:H4'	9:AI:16:ARG:HH12	1.65	0.61
1:AA:1513:A:H2'	1:AA:1514:C:C6	2.35	0.61
1:AA:92:C:C3'	1:AA:93:G:H8	2.14	0.61
3:AC:41:GLY:O	3:AC:45:LYS:HG3	2.00	0.61
4:AD:14:ARG:HG3	4:AD:15:GLU:N	2.15	0.61
7:AG:108:ALA:HA	7:AG:111:ARG:HD2	1.80	0.61
1:AA:600:C:OP1	8:AH:97:VAL:HG12	2.00	0.61
1:AA:1117:G:O3'	9:AI:104:ARG:NH1	2.33	0.61
17:AQ:59:ILE:N	17:AQ:59:ILE:HD13	2.14	0.61
19:AS:33:THR:OG1	19:AS:34:TRP:N	2.32	0.61
19:AS:49:ILE:H	19:AS:49:ILE:CD1	2.11	0.61

Continued on next page...

Continued from previous page...

Atom-1	Atom-2	Interatomic distance (Å)	Clash overlap (Å)
25:AY:21:A:H2'	25:AY:22:G:O4'	2.00	0.61
27:BA:1034:G:H5'	58:B9:18:ARG:HD2	1.82	0.61
27:BA:1045:A:H2'	27:BA:1045:A:N3	2.15	0.61
27:BA:1503:U:H2'	27:BA:1504:C:C6	2.35	0.61
27:BA:2015:A:N3	54:B5:2:ALA:HA	2.14	0.61
27:BA:2037:G:H2'	27:BA:2038:G:C8	2.35	0.61
30:BD:106:ILE:O	30:BD:106:ILE:HG23	2.00	0.61
31:BE:7:VAL:HG13	31:BE:27:LEU:HB3	1.82	0.61
31:BE:54:GLN:CG	31:BE:55:ASN:N	2.60	0.61
33:BG:56:ALA:HB2	33:BG:153:ARG:CZ	2.30	0.61
34:BH:85:LYS:HD3	34:BH:141:VAL:HG12	1.81	0.61
36:BN:120:LEU:HD22	36:BN:122:VAL:HG23	1.82	0.61
45:BW:32:ALA:HB1	45:BW:51:LEU:HD11	1.82	0.61
1:CA:1145:C:H5'	1:CA:1146:A:OP1	2.00	0.61
1:CA:15:G:H4'	5:CE:24:ARG:HH22	1.65	0.61
1:CA:600:C:OP1	8:CH:97:VAL:HG12	2.00	0.61
1:CA:579:G:H5'	1:CA:728:A:H1'	1.82	0.61
20:CT:31:SER:HA	20:CT:34:LYS:HD2	1.82	0.61
39:DQ:80:GLU:HB2	49:D0:5:LYS:HE3	1.82	0.61
50:D1:64:ALA:O	50:D1:67:ILE:HG13	2.00	0.61
27:DA:747:U:C5	54:D5:3:LYS:HB2	2.35	0.61
27:DA:1493:C:H4'	27:DA:1494:A:OP1	2.00	0.61
27:DA:1620:G:O4'	56:D7:1:MET:HA	2.00	0.61
27:DA:2884:U:H1'	54:D5:52:TYR:OH	2.00	0.61
27:DA:320:A:H3'	32:DF:136:THR:HG21	1.82	0.61
27:DA:519:U:H2'	27:DA:520:G:H8	1.64	0.61
27:DA:639:U:H2'	27:DA:640:C:C6	2.34	0.61
28:DB:28:C:H2'	28:DB:29:A:H8	1.63	0.61
30:DD:35:LYS:NZ	30:DD:103:ARG:HA	2.15	0.61
27:DA:2513:G:N2	31:DE:143:ASN:HD21	1.97	0.61
31:DE:77:ILE:CG2	31:DE:78:LEU:H	2.11	0.61
33:DG:114:ILE:HG22	33:DG:115:ARG:N	2.15	0.61
36:DN:55:VAL:HG22	36:DN:126:PRO:CA	2.30	0.61
36:DN:1:MET:C	36:DN:1:MET:HE2	2.20	0.61
39:DQ:110:THR:HG23	39:DQ:113:GLN:HB2	1.80	0.61
39:DQ:135:ASP:HB2	48:DZ:48:ARG:NH1	2.15	0.61
42:DT:88:ILE:HG22	42:DT:89:VAL:CG2	2.23	0.61
27:DA:533:G:H5'	43:DU:24:TYR:CE2	2.35	0.61
1:AA:681:C:H2'	1:AA:682:G:C8	2.35	0.61
2:AB:155:LEU:HD13	2:AB:155:LEU:O	2.00	0.61
2:AB:30:ARG:HH21	2:AB:194:PRO:HG2	1.64	0.61

Continued on next page...

Continued from previous page...

Atom-1	Atom-2	Interatomic distance (Å)	Clash overlap (Å)
7:AG:13:GLN:O	7:AG:24:THR:HG21	2.00	0.61
9:AI:122:ALA:HB1	9:AI:123:PRO:HD2	1.81	0.61
13:AM:94:ARG:O	13:AM:96:LEU:N	2.23	0.61
19:AS:6:LYS:HD3	19:AS:7:LYS:HE2	1.81	0.61
55:B6:19:ARG:O	55:B6:20:ASN:O	2.17	0.61
27:BA:1713:U:O2'	27:BA:1714:G:H5'	2.00	0.61
27:BA:2476:A:C2	27:BA:2477:C:C6	2.87	0.61
27:BA:699:A:H4'	27:BA:1634:A:N7	2.15	0.61
27:BA:860:U:O2'	27:BA:861:A:H5'	2.00	0.61
27:BA:883:G:C2'	27:BA:884:C:H5'	2.30	0.61
32:BF:72:ARG:HB3	32:BF:72:ARG:NH1	2.13	0.61
33:BG:138:GLN:NE2	33:BG:153:ARG:HB2	2.15	0.61
41:BS:37:ALA:CB	41:BS:99:LYS:NZ	2.63	0.61
42:BT:32:TYR:O	42:BT:33:LYS:HB2	2.00	0.61
1:CA:1118:C:H5''	9:CI:104:ARG:HG2	1.81	0.61
1:CA:538:G:O2'	1:CA:539:A:H5'	2.00	0.61
1:CA:743:U:H2'	1:CA:744:C:H6	1.65	0.61
1:CA:983:A:HO2'	1:CA:1049:U:HO2'	1.46	0.61
4:CD:133:VAL:HG11	4:CD:138:TYR:HD1	1.66	0.61
6:CF:39:LYS:HB3	6:CF:62:TRP:HZ3	1.65	0.61
12:CL:44:LYS:CB	12:CL:45:PRO:CD	2.73	0.61
14:CN:4:LYS:O	14:CN:7:ILE:HG12	2.00	0.61
15:CO:24:SER:N	15:CO:28:GLN:HE21	1.98	0.61
27:DA:1158:C:H4'	52:D3:32:GLN:HB2	1.82	0.61
27:DA:1039:G:N1	27:DA:1117:G:N7	2.47	0.61
27:DA:1039:G:N1	27:DA:1117:G:C5	2.68	0.61
27:DA:1914:C:H2'	27:DA:1915:U:O4'	1.99	0.61
27:DA:1986:A:C2'	27:DA:1987:G:H5''	2.30	0.61
27:DA:2093:G:H1'	27:DA:2198:A:H2	1.65	0.61
27:DA:2330:G:O2'	49:D0:41:ARG:HB2	1.99	0.61
34:DH:106:THR:HG22	34:DH:112:PRO:HB3	1.82	0.61
36:DN:65:LYS:O	36:DN:67:LEU:N	2.33	0.61
37:DO:58:VAL:HG23	37:DO:59:LYS:N	2.14	0.61
39:DQ:22:LYS:HG2	39:DQ:23:GLY:N	2.15	0.61
39:DQ:41:TRP:C	39:DQ:42:ILE:HD12	2.21	0.61
27:DA:2870:C:C5'	40:DR:65:LEU:HD21	2.28	0.61
42:DT:28:VAL:CG2	42:DT:46:GLU:HA	2.30	0.61
43:DU:102:GLU:CA	43:DU:104:GLN:HE22	2.13	0.61
43:DU:108:GLU:CG	44:DV:44:LYS:HZ2	2.13	0.61
1:AA:267:C:P	17:AQ:67:LYS:HB2	2.40	0.61
1:AA:663:A:O2'	1:AA:664:G:H5'	2.00	0.61

Continued on next page...

Continued from previous page...

Atom-1	Atom-2	Interatomic distance (Å)	Clash overlap (Å)
2:AB:97:TRP:CZ2	2:AB:102:LEU:HD13	2.31	0.61
4:AD:49:ARG:NH1	4:AD:50:ARG:N	2.48	0.61
5:AE:71:LEU:HD11	5:AE:113:ALA:O	2.00	0.61
5:AE:59:GLY:O	5:AE:63:ARG:HG3	2.00	0.61
7:AG:124:LEU:O	7:AG:127:ALA:HB3	2.00	0.61
12:AL:80:VAL:HG11	12:AL:97:ILE:CG2	2.31	0.61
21:AU:6:ARG:HG3	21:AU:15:ARG:NH2	2.15	0.61
24:AX:6:G:H1	24:AX:67:C:N4	1.87	0.61
51:B2:2:LYS:HE3	51:B2:2:LYS:HA	1.82	0.61
53:B4:40:ILE:HG23	53:B4:57:ILE:CG2	2.30	0.61
55:B6:11:LEU:HD22	55:B6:11:LEU:C	2.21	0.61
55:B6:34:LEU:O	55:B6:35:GLU:HB2	1.99	0.61
57:B8:62:LEU:N	57:B8:63:PRO:HD2	2.14	0.61
27:BA:1345:C:O2'	27:BA:1346:G:H5'	2.01	0.61
27:BA:2473:U:O2	27:BA:2473:U:H2'	1.99	0.61
27:BA:601:C:O2'	27:BA:605:C:OP1	2.18	0.61
27:BA:71:A:H2	46:BX:31:HIS:CE1	2.13	0.61
27:BA:848:G:H8	27:BA:848:G:H5'	1.66	0.61
27:BA:89:G:C3'	27:BA:90:U:H5''	2.08	0.61
28:BB:65:C:H2'	28:BB:66:A:H5'	1.83	0.61
32:BF:3:GLU:O	32:BF:19:GLU:HB2	2.00	0.61
39:BQ:109:VAL:HG12	39:BQ:110:THR:N	2.13	0.61
40:BR:78:LYS:O	40:BR:82:GLU:HB3	2.00	0.61
42:BT:50:ILE:HD12	42:BT:99:LEU:CD1	2.30	0.61
43:BU:112:ARG:NH1	43:BU:112:ARG:HG2	2.07	0.61
44:BV:19:LYS:HE2	44:BV:19:LYS:HA	1.82	0.61
47:BY:46:LYS:HG2	47:BY:47:LYS:H	1.64	0.61
1:CA:125:U:H2'	1:CA:126:G:C8	2.34	0.61
1:CA:1324:A:O4'	1:CA:1362:C:H4'	2.01	0.61
1:CA:606:G:N2	1:CA:631:G:H2'	2.14	0.61
1:CA:962:C:H2'	1:CA:963:G:H8	1.65	0.61
2:CB:178:ARG:NH2	2:CB:196:LEU:HA	2.11	0.61
1:CA:409:G:P	4:CD:24:GLU:HB2	2.40	0.61
9:CI:106:ALA:O	9:CI:108:VAL:HG13	2.00	0.61
9:CI:99:LEU:HD13	9:CI:99:LEU:O	2.01	0.61
11:CK:127:LYS:CA	11:CK:127:LYS:HE2	2.30	0.61
11:CK:87:THR:HG22	11:CK:88:GLY:N	2.15	0.61
50:D1:11:ARG:HA	50:D1:44:PRO:HG2	1.82	0.61
27:DA:1223:G:H5'	27:DA:1224:C:OP2	2.01	0.61
27:DA:1509(B):A:H2'	27:DA:1510:G:C8	2.35	0.61
27:DA:2319:G:O2'	27:DA:2320:A:O5'	2.14	0.61

Continued on next page...

Continued from previous page...

Atom-1	Atom-2	Interatomic distance (Å)	Clash overlap (Å)
27:DA:2329:G:H2'	27:DA:2330:G:C8	2.35	0.61
27:DA:2539:C:H2'	27:DA:2540:C:C6	2.34	0.61
30:DD:133:LEU:CB	30:DD:173:VAL:HG11	2.22	0.61
31:DE:199:ARG:CZ	31:DE:199:ARG:HB2	2.31	0.61
34:DH:144:VAL:O	34:DH:148:ILE:HG12	2.00	0.61
35:DI:81:VAL:CG1	35:DI:82:ARG:H	1.99	0.61
38:DP:144:GLU:N	38:DP:145:PRO:CD	2.60	0.61
38:DP:93:GLY:O	38:DP:123:LEU:HB2	1.99	0.61
39:DQ:114:ALA:O	39:DQ:118:LEU:HG	1.99	0.61
42:DT:27:THR:HG23	42:DT:28:VAL:N	2.14	0.61
42:DT:31:SER:HB2	42:DT:32:TYR:CD2	2.35	0.61
44:DV:24:LYS:HZ3	44:DV:26:ASP:HA	1.63	0.61
1:AA:197:A:N6	1:AA:221:C:H5'	2.15	0.61
3:AC:63:ASN:HA	3:AC:98:ASN:CB	2.30	0.61
5:AE:78:HIS:CD2	8:AH:104:ARG:HE	2.18	0.61
6:AF:22:GLU:HA	6:AF:22:GLU:OE2	2.00	0.61
6:AF:71:ARG:HG3	6:AF:71:ARG:HH11	1.66	0.61
10:AJ:31:GLY:HA2	10:AJ:76:ASN:ND2	2.15	0.61
10:AJ:7:LYS:HB2	10:AJ:97:GLU:CG	2.30	0.61
27:BA:1050:A:C2	27:BA:2751:G:C4	2.88	0.61
27:BA:121:G:H4'	27:BA:149:A:H5'	1.82	0.61
27:BA:2103:C:H2'	27:BA:2104:G:H5''	1.82	0.61
27:BA:228:A:H5'	27:BA:229:A:OP2	1.99	0.61
27:BA:2481:G:O2'	27:BA:2482:G:P	2.58	0.61
27:BA:2724:C:OP1	31:BE:118:LYS:HE3	2.00	0.61
28:BB:114:C:O2'	41:BS:46:VAL:HG13	2.00	0.61
30:BD:245:PRO:O	30:BD:246:PRO:C	2.38	0.61
39:BQ:51:ARG:NH1	39:BQ:52:VAL:HG22	2.15	0.61
40:BR:28:LEU:HD22	40:BR:116:LEU:HD11	1.81	0.61
41:BS:90:GLY:O	41:BS:92:TYR:N	2.32	0.61
1:CA:192:U:H2'	1:CA:193:C:C6	2.35	0.61
1:CA:265:G:H2'	1:CA:267:C:H5	1.64	0.61
3:CC:46:GLU:HB3	3:CC:83:ARG:HH22	1.65	0.61
3:CC:5:ILE:HD13	3:CC:6:HIS:H	1.65	0.61
4:CD:110:PHE:HD1	4:CD:110:PHE:H	1.48	0.61
4:CD:138:TYR:CD2	4:CD:139:ARG:N	2.66	0.61
4:CD:31:CYS:C	4:CD:33:MET:H	2.02	0.61
7:CG:105:VAL:HG12	7:CG:109:ASN:ND2	2.15	0.61
9:CI:96:LEU:CG	9:CI:102:LEU:HB2	2.30	0.61
12:CL:109:ASP:O	12:CL:111:LYS:HG3	2.01	0.61
13:CM:90:LEU:HA	13:CM:93:ARG:CB	2.31	0.61

Continued on next page...

Continued from previous page...

Atom-1	Atom-2	Interatomic distance (Å)	Clash overlap (Å)
27:DA:1594:G:H5'	27:DA:1594:G:H8	1.65	0.61
27:DA:2262:U:H4'	27:DA:2328:A:H2	1.65	0.61
27:DA:971:C:H2'	27:DA:972:G:O4'	2.00	0.61
28:DB:85:G:H2'	28:DB:86:G:C8	2.35	0.61
35:DI:11:ASN:ND2	35:DI:12:LEU:HD22	2.15	0.61
36:DN:57:ALA:HB2	36:DN:123:TYR:O	1.99	0.61
36:DN:58:ASP:O	36:DN:60:ILE:N	2.28	0.61
39:DQ:27:VAL:HG21	39:DQ:134:ARG:HG2	1.83	0.61
45:DW:50:VAL:HG22	45:DW:105:VAL:CG2	2.27	0.61
46:DX:63:LYS:HA	46:DX:72:LYS:HA	1.82	0.61
48:DZ:18:ARG:HH11	48:DZ:18:ARG:HG2	1.65	0.61
1:AA:1256:A:H61	1:AA:1278:U:H1'	1.64	0.61
1:AA:1414:U:H2'	1:AA:1415:G:H8	1.64	0.61
1:AA:382:A:H2'	1:AA:383:A:H8	1.66	0.61
1:AA:453:A:H4'	16:AP:72:ARG:HG3	1.81	0.61
1:AA:59:A:H5'	1:AA:60:A:C5'	2.30	0.61
1:AA:707:C:O2'	1:AA:708:C:H5'	2.00	0.61
13:AM:23:TYR:HE1	13:AM:71:ARG:HB2	1.66	0.61
25:AY:27:C:H42	25:AY:41:G:H1	1.47	0.61
49:B0:41:ARG:H	49:B0:41:ARG:CD	2.09	0.61
27:BA:1509(A):A:H2'	27:BA:1509(B):A:C8	2.35	0.61
27:BA:2201:C:O2'	27:BA:2202:C:H5'	1.99	0.61
27:BA:2863:C:H2'	27:BA:2864:G:H5''	1.82	0.61
27:BA:661:C:O3'	38:BP:18:ARG:HD2	1.99	0.61
30:BD:35:LYS:HD2	30:BD:104:TYR:CD1	2.35	0.61
31:BE:8:LYS:HE2	31:BE:192:ASN:ND2	2.16	0.61
31:BE:59:VAL:CG1	31:BE:63:LEU:HD12	2.24	0.61
33:BG:64:THR:OG1	33:BG:94:LEU:HD21	2.00	0.61
33:BG:47:LYS:HG2	33:BG:82:LEU:HD12	1.82	0.61
34:BH:85:LYS:CD	34:BH:133:VAL:HB	2.30	0.61
35:BI:10:GLU:HG2	35:BI:11:ASN:N	2.15	0.61
35:BI:75:LEU:HD11	35:BI:105:HIS:NE2	2.16	0.61
36:BN:67:LEU:N	36:BN:67:LEU:HD12	2.15	0.61
37:BO:69:ILE:HD12	37:BO:77:ILE:HG23	1.82	0.61
38:BP:105:LEU:O	38:BP:106:LEU:HB3	1.99	0.61
38:BP:114:ILE:HD12	38:BP:115:LEU:H	1.63	0.61
38:BP:23:PRO:HB3	38:BP:29:LYS:O	2.00	0.61
39:BQ:21:THR:HG21	39:BQ:101:ARG:HB2	1.82	0.61
41:BS:49:VAL:HG22	41:BS:80:LEU:HD22	1.80	0.61
27:BA:996:A:O3'	43:BU:92:ARG:HB3	2.00	0.61
1:CA:922:G:H4'	5:CE:20:GLN:HA	1.81	0.61

Continued on next page...

Continued from previous page...

Atom-1	Atom-2	Interatomic distance (Å)	Clash overlap (Å)
6:CF:74:ASP:CA	6:CF:77:ARG:HH12	2.11	0.61
9:CI:28:VAL:HA	9:CI:63:ILE:O	2.01	0.61
9:CI:91:ASP:C	9:CI:93:ARG:H	2.02	0.61
10:CJ:5:ARG:NH2	10:CJ:99:LYS:HD2	2.16	0.61
18:CR:22:VAL:O	18:CR:25:THR:HB	2.00	0.61
27:DA:1340:U:H1'	27:DA:1603:A:H5''	1.81	0.61
27:DA:1854:A:H3'	27:DA:1855:G:H8	1.64	0.61
27:DA:2056:G:N2	54:D5:4:HIS:O	2.34	0.61
27:DA:2703:C:H2'	27:DA:2704:C:H6	1.64	0.61
27:DA:418:G:O2'	27:DA:419:C:H5'	2.01	0.61
27:DA:890:A:H2'	27:DA:892:G:O4'	2.00	0.61
27:DA:1491:G:H5'	30:DD:99:ASP:OD1	2.01	0.61
38:DP:146:VAL:HG13	38:DP:147:LEU:N	2.15	0.61
40:DR:24:GLN:HE22	40:DR:36:THR:HG21	1.65	0.61
42:DT:28:VAL:HG22	42:DT:46:GLU:C	2.21	0.61
42:DT:42:ILE:HG21	42:DT:83:ILE:HD11	1.83	0.61
47:DY:7:VAL:HG21	47:DY:8:LYS:HZ2	1.63	0.61
48:DZ:9:ARG:HD2	48:DZ:35:LYS:HD2	1.81	0.61
1:AA:1258:G:H2'	1:AA:1259:C:C6	2.34	0.61
1:AA:636:U:H5'	17:AQ:2:PRO:HG2	1.82	0.61
2:AB:47:THR:HG23	2:AB:202:PRO:HG2	1.81	0.61
3:AC:28:GLN:HA	3:AC:28:GLN:NE2	2.15	0.61
6:AF:30:LEU:HB3	6:AF:35:ALA:HB3	1.81	0.61
7:AG:32:ARG:HH11	7:AG:32:ARG:HG2	1.66	0.61
55:B6:15:GLU:OE1	55:B6:41:PRO:HB2	2.01	0.61
57:B8:35:GLN:HG3	57:B8:35:GLN:O	2.00	0.61
27:BA:1820:U:C4	30:BD:160:GLY:HA3	2.35	0.61
27:BA:589:C:H2'	27:BA:590:A:C8	2.35	0.61
29:BC:187:ASP:O	29:BC:189:ILE:N	2.33	0.61
30:BD:184:LYS:HB2	30:BD:269:PHE:HB3	1.82	0.61
35:BI:91:SER:HA	35:BI:121:LYS:HG3	1.83	0.61
35:BI:131:LYS:HG3	35:BI:132:PRO:CD	2.27	0.61
43:BU:17:ILE:HG23	43:BU:39:LEU:HD12	1.82	0.61
47:BY:68:HIS:N	47:BY:71:LYS:NZ	2.48	0.61
48:BZ:143:LEU:HD12	48:BZ:148:SER:O	2.01	0.61
1:CA:266:G:C5'	1:CA:267:C:C5	2.83	0.61
2:CB:171:ALA:HA	2:CB:174:VAL:HG23	1.83	0.61
10:CJ:16:LEU:O	10:CJ:20:ALA:HB2	2.00	0.61
13:CM:69:GLU:OE1	13:CM:72:ALA:HB3	2.01	0.61
14:CN:23:ARG:NH1	14:CN:30:ALA:HB2	2.16	0.61
19:CS:58:VAL:HG23	19:CS:58:VAL:O	1.99	0.61

Continued on next page...

Continued from previous page...

Atom-1	Atom-2	Interatomic distance (Å)	Clash overlap (Å)
13:CM:91:ARG:CD	19:CS:81:ARG:HH22	2.12	0.61
53:D4:36:VAL:HB	53:D4:37:PRO:HD2	1.81	0.61
27:DA:1266:G:P	54:D5:19:ARG:HH12	2.22	0.61
55:D6:41:PRO:HD3	55:D6:46:HIS:CA	2.29	0.61
27:DA:1677:A:H2'	27:DA:1678:G:C8	2.35	0.61
27:DA:2236:C:H2'	27:DA:2237:G:H5'	1.82	0.61
27:DA:363(F):A:H4'	27:DA:363(F):A:OP1	2.00	0.61
28:DB:20:C:C2'	28:DB:21:G:H5'	2.27	0.61
28:DB:87:G:H2'	28:DB:88:C:H5''	1.82	0.61
29:DC:38:ASP:HB2	29:DC:181:PRO:CB	2.31	0.61
30:DD:246:PRO:HB2	30:DD:255:LYS:HG2	1.83	0.61
32:DF:114:VAL:HG21	32:DF:202:PHE:CZ	2.35	0.61
32:DF:153:SER:OG	32:DF:190:GLU:HG3	2.00	0.61
33:DG:135:LEU:O	33:DG:154:GLY:HA2	2.00	0.61
33:DG:76:SER:CB	33:DG:84:LYS:H	2.12	0.61
36:DN:35:ARG:HE	36:DN:42:TRP:HH2	1.48	0.61
37:DO:70:LYS:HA	37:DO:76:ALA:HB2	1.82	0.61
40:DR:33:ARG:HG3	40:DR:115:GLU:CB	2.23	0.61
42:DT:100:TYR:HB3	42:DT:103:ARG:HE	1.65	0.61
48:DZ:75:LEU:H	48:DZ:75:LEU:CD2	1.89	0.61
1:AA:1081:G:O2'	1:AA:1082:G:H5'	2.00	0.61
4:AD:146:ILE:N	4:AD:146:ILE:HD12	2.16	0.61
8:AH:41:ARG:HD3	8:AH:42:GLU:OE2	2.00	0.61
23:AW:73:C:H2'	23:AW:74:C:H5'	1.82	0.61
27:BA:747:U:C2	54:B5:2:ALA:CB	2.83	0.61
27:BA:1581:G:H3'	27:BA:1582:C:C6	2.35	0.61
27:BA:184:C:H2'	27:BA:185:U:C6	2.35	0.61
27:BA:2579:C:O2'	27:BA:2580:U:H5'	2.00	0.61
27:BA:2863:C:H2'	27:BA:2864:G:C5'	2.31	0.61
31:BE:14:ILE:HD13	31:BE:21:VAL:CG2	2.30	0.61
31:BE:57:LYS:HZ3	31:BE:59:VAL:CG1	2.13	0.61
32:BF:24:LEU:HB3	32:BF:25:PRO:HD2	1.83	0.61
37:BO:87:ILE:HG22	37:BO:88:ASN:N	2.14	0.61
42:BT:62:THR:HB	42:BT:75:ILE:HG12	1.82	0.61
44:BV:15:GLU:HB3	44:BV:16:PRO:CD	2.28	0.61
45:BW:29:LEU:O	45:BW:33:ARG:HG3	2.00	0.61
1:CA:707:C:O2'	1:CA:708:C:H5'	2.01	0.61
2:CB:104:ASN:OD1	2:CB:107:THR:HB	1.98	0.61
3:CC:121:ALA:HB1	3:CC:188:LEU:O	2.01	0.61
7:CG:16:LEU:HD11	9:CI:42:ARG:HG3	1.81	0.61
11:CK:91:ARG:C	11:CK:91:ARG:HD2	2.21	0.61

Continued on next page...

Continued from previous page...

Atom-1	Atom-2	Interatomic distance (Å)	Clash overlap (Å)
12:CL:55:VAL:O	12:CL:62:GLU:HA	2.00	0.61
27:DA:1360:A:H5'	27:DA:1361:G:OP2	2.00	0.61
27:DA:1883:G:HO2'	27:DA:1884:A:H8	1.47	0.61
27:DA:2897:U:H2'	27:DA:2897:U:O2	2.00	0.61
27:DA:686:G:N2	27:DA:788:A:H61	1.98	0.61
32:DF:136:THR:HG23	32:DF:137:LYS:H	1.66	0.61
33:DG:103:LEU:HA	33:DG:106:LEU:HB3	1.83	0.61
33:DG:43:LEU:HB2	33:DG:88:ILE:HG12	1.82	0.61
27:DA:1140:C:O3'	36:DN:25:ARG:NH1	2.33	0.61
40:DR:62:ALA:HA	40:DR:65:LEU:CB	2.28	0.61
41:DS:17:ARG:HG3	41:DS:18:ILE:N	2.16	0.61
41:DS:88:ASP:CG	41:DS:89:ARG:H	2.04	0.61
42:DT:49:VAL:O	42:DT:49:VAL:HG13	2.00	0.61
48:DZ:56:ILE:CG2	48:DZ:57:VAL:H	2.11	0.61
28:DB:75:G:H2'	48:DZ:84:HIS:CD2	2.35	0.61
1:AA:1134:G:H2'	1:AA:1135:U:H5'	1.81	0.61
1:AA:1254:C:H2'	1:AA:1255:G:H8	1.64	0.61
2:AB:211:ILE:O	2:AB:215:LEU:HB2	2.01	0.61
6:AF:21:LEU:O	6:AF:24:GLU:HG3	2.00	0.61
8:AH:13:ILE:O	8:AH:17:THR:HG23	2.01	0.61
12:AL:65:ALA:HA	12:AL:95:TYR:O	2.01	0.61
17:AQ:50:LYS:HE3	17:AQ:51:TYR:HE1	1.65	0.61
19:AS:66:MET:HE2	19:AS:66:MET:N	2.15	0.61
20:AT:104:LEU:HD23	20:AT:105:SER:N	2.16	0.61
49:B0:32:ARG:HA	49:B0:64:ASP:OD1	2.01	0.61
27:BA:1655:A:H1'	31:BE:113:PHE:CD2	2.36	0.61
27:BA:34:C:C2'	27:BA:35:G:H5'	2.30	0.61
27:BA:435:C:H2'	27:BA:436:C:H5'	1.83	0.61
27:BA:639:U:H2'	27:BA:640:C:C6	2.35	0.61
30:BD:210:GLY:O	30:BD:211:ARG:CB	2.47	0.61
30:BD:36:PRO:HB3	30:BD:61:LEU:HD12	1.82	0.61
33:BG:111:LEU:CD1	33:BG:120:LEU:HD11	2.31	0.61
35:BI:120:ILE:HG22	35:BI:121:LYS:N	2.15	0.61
36:BN:34:LEU:HD23	36:BN:107:LEU:HD11	1.82	0.61
37:BO:6:THR:HG22	37:BO:7:TYR:N	2.13	0.61
38:BP:47:ASP:HB2	38:BP:51:PHE:HB2	1.82	0.61
43:BU:47:TYR:O	43:BU:51:LYS:HG2	2.00	0.61
43:BU:90:VAL:C	43:BU:92:ARG:HD3	2.21	0.61
45:BW:87:PRO:HA	45:BW:93:ALA:HA	1.83	0.61
1:CA:1016:A:H2'	1:CA:1017:G:O4'	2.00	0.61
1:CA:107:G:H2'	1:CA:108:G:H5'	1.82	0.61

Continued on next page...

Continued from previous page...

Atom-1	Atom-2	Interatomic distance (Å)	Clash overlap (Å)
1:CA:1128:C:H5'	9:CI:16:ARG:NH2	2.11	0.61
1:CA:1141:C:H2'	1:CA:1142:G:C8	2.36	0.61
1:CA:275:G:H5'	17:CQ:14:LYS:HZ2	1.64	0.61
1:CA:1074:G:O3'	2:CB:103:THR:HG21	2.01	0.61
7:CG:43:PHE:HE1	7:CG:47:CYS:SG	2.23	0.61
1:CA:1199:U:H4'	10:CJ:54:PHE:CE2	2.34	0.61
15:CO:3:ILE:H	15:CO:3:ILE:HD13	1.65	0.61
17:CQ:40:LYS:HD3	17:CQ:42:TYR:CZ	2.36	0.61
57:D8:59:LYS:CB	57:D8:59:LYS:NZ	2.63	0.61
27:DA:1339:G:H21	27:DA:1603:A:H1'	1.66	0.61
27:DA:2687:U:C2'	27:DA:2688:U:H5'	2.30	0.61
27:DA:486:C:H4'	45:DW:60:ASN:ND2	2.16	0.61
27:DA:919:G:C5'	28:DB:81:G:H1'	2.31	0.61
29:DC:59:ARG:HH21	29:DC:199:HIS:CB	2.14	0.61
33:DG:42:GLY:O	33:DG:44:GLY:N	2.34	0.61
34:DH:12:PRO:HG2	34:DH:48:GLY:O	2.00	0.61
35:DI:102:SER:HA	35:DI:107:VAL:H	1.66	0.61
35:DI:110:ASP:CG	35:DI:112:LYS:HE3	2.21	0.61
35:DI:129:THR:HG23	35:DI:130:TYR:H	1.63	0.61
37:DO:42:SER:O	37:DO:43:VAL:C	2.39	0.61
37:DO:4:PRO:O	37:DO:5:GLN:HB2	2.00	0.61
2:AB:119:GLU:O	2:AB:122:PHE:HB3	2.00	0.61
3:AC:14:ILE:HG12	3:AC:15:THR:N	2.13	0.61
3:AC:15:THR:CG2	3:AC:16:ARG:N	2.57	0.61
5:AE:91:LEU:HD12	5:AE:120:THR:HG22	1.83	0.61
5:AE:91:LEU:N	5:AE:91:LEU:HD22	2.15	0.61
13:AM:27:LYS:HE3	13:AM:31:LYS:HE3	1.81	0.61
13:AM:79:LYS:O	13:AM:82:MET:HB3	2.01	0.61
13:AM:93:ARG:NE	13:AM:93:ARG:HA	2.16	0.61
16:AP:76:GLN:HG2	16:AP:76:GLN:O	2.01	0.61
19:AS:5:LEU:HA	19:AS:6:LYS:HZ2	1.65	0.61
1:AA:322:C:H4'	20:AT:23:ARG:HD2	1.83	0.61
49:B0:25:ARG:HD2	49:B0:29:GLN:NE2	2.16	0.61
55:B6:15:GLU:CG	55:B6:18:ARG:NE	2.53	0.61
55:B6:27:LYS:O	55:B6:29:ASN:N	2.33	0.61
27:BA:271(A):A:H5'	27:BA:271(B):C:OP2	2.01	0.61
27:BA:879:G:N2	27:BA:899:A:H1'	2.16	0.61
27:BA:884:C:C2'	27:BA:885:C:H5'	2.31	0.61
29:BC:73:ARG:NH1	29:BC:93:TYR:HB2	2.16	0.61
34:BH:43:VAL:HG12	34:BH:52:VAL:HA	1.83	0.61
35:BI:40:THR:O	35:BI:42:SER:N	2.32	0.61

Continued on next page...

Continued from previous page...

Atom-1	Atom-2	Interatomic distance (Å)	Clash overlap (Å)
43:BU:90:VAL:CG1	43:BU:91:ASP:H	2.03	0.61
47:BY:37:VAL:HG21	47:BY:72:VAL:HG21	1.83	0.61
47:BY:68:HIS:HB3	47:BY:71:LYS:HE2	1.81	0.61
1:CA:1274:G:N2	1:CA:1275:A:H62	1.99	0.61
1:CA:32:A:H2'	1:CA:33:A:C8	2.35	0.61
1:CA:648:A:H2'	1:CA:649:G:C8	2.36	0.61
5:CE:78:HIS:O	5:CE:93:PRO:HD3	2.00	0.61
59:CX:16:C:H5''	59:CX:17:C:OP2	2.01	0.61
27:DA:1168:G:O2'	27:DA:1169:G:H5'	2.01	0.61
27:DA:1473:G:O2'	27:DA:1474:C:H5'	2.01	0.61
27:DA:1986:A:H2'	27:DA:1987:G:H5''	1.82	0.61
27:DA:2246:G:H2'	27:DA:2247:A:C8	2.35	0.61
27:DA:2250:G:C8	27:DA:2496:C:H5''	2.36	0.61
27:DA:2564:A:C2	27:DA:2647:U:H4'	2.36	0.61
27:DA:2641:G:O3'	36:DN:76:SER:HB3	2.00	0.61
27:DA:444:C:H4'	32:DF:49:ALA:HB2	1.83	0.61
27:DA:467:G:OP1	56:D7:33:ARG:NH1	2.33	0.61
27:DA:66:C:C2	27:DA:89:G:C2	2.89	0.61
27:DA:920:G:H2'	27:DA:921:G:C8	2.36	0.61
28:DB:37:C:H2'	28:DB:38:C:O4'	2.01	0.61
32:DF:162:LEU:N	32:DF:162:LEU:HD12	2.16	0.61
33:DG:159:VAL:O	33:DG:159:VAL:HG23	1.99	0.61
33:DG:25:TYR:CZ	33:DG:32:PRO:HD3	2.36	0.61
34:DH:148:ILE:O	34:DH:151:ILE:HB	2.00	0.61
35:DI:80:PRO:HA	35:DI:143:SER:CB	2.30	0.61
36:DN:78:TYR:H	36:DN:78:TYR:HD1	1.45	0.61
41:DS:104:GLY:C	41:DS:106:ARG:H	2.04	0.61
28:DB:27:C:O3'	41:DS:34:HIS:CE1	2.54	0.61
42:DT:23:ARG:H	42:DT:120:ARG:HH12	1.49	0.61
42:DT:46:GLU:O	42:DT:65:LYS:HD2	2.00	0.61
47:DY:79:CYS:O	47:DY:81:LYS:N	2.33	0.61
1:AA:1369:C:H2'	1:AA:1370:G:C8	2.36	0.61
1:AA:1386:G:H2'	1:AA:1387:G:H8	1.66	0.61
1:AA:78:G:N2	1:AA:79:G:O6	2.31	0.61
2:AB:91:PRO:CG	2:AB:155:LEU:HB2	2.29	0.61
4:AD:148:VAL:HG12	4:AD:149:ALA:N	2.14	0.61
19:AS:79:THR:O	19:AS:80:TYR:HB3	2.00	0.61
20:AT:71:THR:O	20:AT:72:LEU:C	2.38	0.61
27:BA:1747(A):G:C2'	27:BA:1748:G:H5'	2.31	0.61
27:BA:244:A:C2	27:BA:255:A:C4	2.88	0.61
27:BA:524:U:H2'	27:BA:525:U:H6	1.66	0.61

Continued on next page...

Continued from previous page...

Atom-1	Atom-2	Interatomic distance (Å)	Clash overlap (Å)
30:BD:30:GLU:CD	30:BD:63:ARG:HE	2.04	0.61
31:BE:54:GLN:HA	31:BE:72:VAL:HG11	1.83	0.61
33:BG:141:PHE:HD2	33:BG:141:PHE:H	1.49	0.61
35:BI:48:GLU:C	35:BI:50:ARG:H	2.03	0.61
41:BS:26:LEU:HD13	41:BS:87:PHE:HD1	1.66	0.61
43:BU:91:ASP:C	43:BU:93:LYS:N	2.54	0.61
1:CA:1170:A:C2'	1:CA:1171:G:H5'	2.31	0.61
1:CA:180:U:H2'	1:CA:181:G:C5'	2.30	0.61
1:CA:985:C:H2'	1:CA:986:A:H8	1.66	0.61
7:CG:122:HIS:O	7:CG:124:LEU:N	2.33	0.61
7:CG:124:LEU:C	7:CG:126:ASP:N	2.54	0.61
16:CP:19:ILE:N	16:CP:37:GLY:O	2.32	0.61
1:CA:128:G:H4'	17:CQ:3:LYS:HG2	1.83	0.61
20:CT:56:MET:SD	20:CT:88:VAL:HG11	2.41	0.61
49:D0:10:THR:HG22	49:D0:12:ASN:H	1.64	0.61
54:D5:52:TYR:O	54:D5:53:ALA:HB3	2.01	0.61
27:DA:158:U:H2'	27:DA:158:U:O2	2.00	0.61
27:DA:2091:U:O2'	50:D1:47:GLN:HG3	2.01	0.61
27:DA:2236:C:C2'	27:DA:2237:G:H5'	2.31	0.61
28:DB:2:C:H2'	28:DB:3:C:C5	2.36	0.61
29:DC:49:ILE:HG22	29:DC:50:ASP:N	2.16	0.61
33:DG:60:LEU:O	33:DG:64:THR:HG22	2.01	0.61
36:DN:94:HIS:N	36:DN:95:PRO:CD	2.64	0.61
41:DS:66:ALA:HA	41:DS:69:VAL:CG1	2.30	0.61
43:DU:31:SER:OG	43:DU:34:LYS:HB2	2.01	0.61
1:AA:1398:A:C5'	1:AA:1398:A:C8	2.84	0.60
1:AA:68:G:H2'	1:AA:69:G:O4'	1.99	0.60
2:AB:111:ARG:HD3	2:AB:145:LEU:HD11	1.83	0.60
2:AB:229:VAL:HG12	2:AB:230:VAL:N	2.16	0.60
4:AD:199:ASN:ND2	4:AD:202:LEU:HG	2.15	0.60
13:AM:11:ARG:HH22	33:BG:146:TYR:HD2	1.47	0.60
16:AP:54:GLU:OE2	16:AP:54:GLU:HA	1.99	0.60
17:AQ:41:LYS:NZ	17:AQ:92:ARG:HH12	1.98	0.60
27:BA:1593:G:H2'	27:BA:1594:G:H5''	1.83	0.60
27:BA:287:C:H2'	27:BA:288:C:O4'	2.00	0.60
30:BD:49:ILE:CD1	30:BD:52:ARG:HA	2.24	0.60
35:BI:138:ILE:HG13	35:BI:138:ILE:O	1.99	0.60
37:BO:1:MET:CE	37:BO:67:LYS:HG2	2.30	0.60
41:BS:85:VAL:HG22	41:BS:106:ARG:HB3	1.82	0.60
45:BW:19:LEU:HB3	54:B5:25:LEU:CD1	2.10	0.60
47:BY:97:ARG:O	47:BY:98:VAL:HB	2.00	0.60

Continued on next page...

Continued from previous page...

Atom-1	Atom-2	Interatomic distance (Å)	Clash overlap (Å)
1:CA:1027:C:H2'	1:CA:1028:C:C5	2.36	0.60
1:CA:1417:G:N2	1:CA:1482:G:H2'	2.16	0.60
1:CA:636:U:H2'	1:CA:637:G:H8	1.65	0.60
3:CC:198:VAL:HG12	3:CC:199:LYS:N	2.15	0.60
4:CD:108:LEU:HB3	4:CD:110:PHE:CE1	2.36	0.60
8:CH:87:SER:HA	8:CH:93:VAL:CG2	2.31	0.60
23:CW:37:U:H2'	23:CW:38:U:O4'	2.00	0.60
51:D2:43:GLN:O	51:D2:44:LEU:HB2	2.01	0.60
52:D3:18:ASP:O	52:D3:21:ALA:N	2.34	0.60
27:DA:1495:A:H3'	27:DA:1496:A:C2	2.36	0.60
27:DA:1497:U:H5'	27:DA:1498:C:C5	2.35	0.60
27:DA:292:C:O2'	27:DA:293:U:H5'	2.00	0.60
27:DA:435:C:C2'	27:DA:436:C:H5'	2.31	0.60
27:DA:601:C:O2'	27:DA:605:C:H5''	2.01	0.60
30:DD:132:PRO:HG3	30:DD:190:TYR:CE1	2.36	0.60
30:DD:24:ILE:HD12	30:DD:84:TYR:HB2	1.83	0.60
31:DE:110:GLY:HA2	31:DE:161:GLY:HA3	1.83	0.60
31:DE:68:ALA:HB3	31:DE:69:LYS:HZ3	1.66	0.60
38:DP:81:GLN:NE2	38:DP:109:GLY:HA3	2.16	0.60
43:DU:98:LEU:CD1	44:DV:4:ILE:HD11	2.29	0.60
2:AB:144:ARG:HE	2:AB:148:TYR:HE2	1.47	0.60
4:AD:153:ARG:HH22	4:AD:180:GLY:HA2	1.66	0.60
6:AF:86:ARG:O	6:AF:87:ARG:HG2	2.00	0.60
8:AH:84:ARG:HG2	8:AH:84:ARG:HH11	1.65	0.60
8:AH:86:ILE:HG21	8:AH:133:LEU:HD22	1.82	0.60
10:AJ:54:PHE:CD1	10:AJ:55:LYS:HE3	2.36	0.60
13:AM:14:ARG:NH1	13:AM:42:ALA:HA	2.17	0.60
49:B0:73:GLY:C	49:B0:75:LEU:H	2.05	0.60
50:B1:93:GLU:O	50:B1:95:LEU:N	2.27	0.60
57:B8:22:VAL:CG2	57:B8:53:PRO:HB2	2.31	0.60
27:BA:1719:G:O2'	27:BA:1720:U:H5'	2.01	0.60
27:BA:2394:C:OP1	38:BP:63:PRO:CG	2.49	0.60
27:BA:64:A:C4	46:BX:66:LEU:HD13	2.36	0.60
27:BA:66:C:C2	27:BA:89:G:N1	2.70	0.60
30:BD:72:LYS:HG3	30:BD:103:ARG:HH11	1.67	0.60
30:BD:85:ASP:HB2	30:BD:92:ILE:CD1	2.30	0.60
31:BE:51:PHE:C	31:BE:74:PRO:HB2	2.21	0.60
34:BH:10:PRO:CD	34:BH:50:VAL:O	2.50	0.60
34:BH:132:ARG:HG3	34:BH:132:ARG:HH11	1.66	0.60
35:BI:40:THR:O	35:BI:44:LEU:HB2	2.01	0.60
41:BS:56:LEU:O	41:BS:56:LEU:HD23	2.01	0.60

Continued on next page...

Continued from previous page...

Atom-1	Atom-2	Interatomic distance (Å)	Clash overlap (Å)
43:BU:110:VAL:HG12	43:BU:114:LYS:HD2	1.82	0.60
1:CA:1267:C:O2	21:CU:20:LYS:HD2	2.01	0.60
1:CA:163:C:H2'	1:CA:164:U:H6	1.65	0.60
1:CA:631:G:H5''	1:CA:632:A:OP1	2.01	0.60
7:CG:135:VAL:O	7:CG:138:LYS:N	2.34	0.60
18:CR:37:VAL:HG23	18:CR:38:GLU:N	2.13	0.60
20:CT:18:GLN:O	20:CT:22:ARG:HG3	2.01	0.60
23:CW:52:G:H5''	39:DQ:56:ARG:NH1	2.15	0.60
50:D1:67:ILE:N	50:D1:68:PRO:HD2	2.15	0.60
53:D4:41:ILE:HB	53:D4:58:TYR:HD2	1.65	0.60
55:D6:10:LEU:CD1	57:D8:34:TRP:CD1	2.84	0.60
55:D6:12:GLU:HB3	55:D6:23:THR:HA	1.83	0.60
27:DA:1035:U:H2'	27:DA:1036:G:C8	2.36	0.60
27:DA:1039:G:O6	27:DA:1116:C:N3	2.34	0.60
27:DA:1116:C:H2'	27:DA:1117:G:H5'	1.83	0.60
27:DA:1039:G:N1	27:DA:1117:G:C8	2.69	0.60
27:DA:1335:U:H2'	27:DA:1336:A:C8	2.34	0.60
27:DA:2273:A:O2'	27:DA:2274:A:H5'	2.01	0.60
27:DA:2596:U:H2'	27:DA:2597:G:O4'	2.01	0.60
27:DA:274:G:H1'	27:DA:363:G:C2	2.37	0.60
27:DA:319:C:H2'	27:DA:320:A:H8	1.66	0.60
27:DA:2178:C:H4'	29:DC:46:LYS:HZ3	1.64	0.60
30:DD:13:ARG:HD2	30:DD:16:MET:HE3	1.83	0.60
30:DD:94:LEU:HD11	30:DD:96:HIS:CE1	2.36	0.60
32:DF:32:LEU:C	32:DF:32:LEU:HD23	2.21	0.60
35:DI:79:ILE:HD12	35:DI:100:ALA:CB	2.31	0.60
35:DI:81:VAL:HG11	35:DI:88:ILE:HD12	1.82	0.60
36:DN:27:ALA:HB1	36:DN:103:VAL:HG22	1.82	0.60
38:DP:126:VAL:CA	38:DP:145:PRO:HB2	2.17	0.60
41:DS:71:ARG:O	41:DS:74:ALA:HB3	2.01	0.60
41:DS:85:VAL:HG23	41:DS:106:ARG:CB	2.31	0.60
42:DT:28:VAL:O	42:DT:29:ARG:CB	2.49	0.60
46:DX:47:PHE:N	46:DX:47:PHE:CD1	2.69	0.60
46:DX:72:LYS:HD2	46:DX:72:LYS:N	2.15	0.60
1:AA:863:U:H2'	1:AA:865:A:OP2	2.01	0.60
2:AB:196:LEU:CD1	2:AB:197:VAL:HG23	2.32	0.60
2:AB:60:ASP:HA	2:AB:63:MET:HG2	1.82	0.60
8:AH:20:TYR:HD1	8:AH:65:TYR:CE2	2.19	0.60
9:AI:112:LYS:CA	9:AI:119:ALA:HB2	2.26	0.60
13:AM:95:GLY:O	13:AM:110:ARG:HB3	2.01	0.60
1:AA:1219:U:P	14:AN:19:ARG:HH22	2.23	0.60

Continued on next page...

Continued from previous page...

Atom-1	Atom-2	Interatomic distance (Å)	Clash overlap (Å)
53:B4:46:ASN:HD22	53:B4:47:VAL:H	1.47	0.60
56:B7:46:VAL:HG12	56:B7:47:ARG:N	2.08	0.60
27:BA:1755:A:H2'	27:BA:1756:G:H5'	1.82	0.60
27:BA:1880:C:C6	27:BA:1880:C:H5'	2.36	0.60
27:BA:2262:U:H2'	27:BA:2263:C:C6	2.34	0.60
27:BA:2539:C:H5'	58:B9:3:VAL:HG11	1.83	0.60
28:BB:51:G:H5'	28:BB:52:A:OP2	2.01	0.60
29:BC:49:ILE:HG22	29:BC:50:ASP:N	2.16	0.60
30:BD:24:ILE:HA	30:BD:82:ILE:HG22	1.83	0.60
32:BF:160:ASN:HD22	32:BF:163:VAL:N	1.91	0.60
38:BP:108:LYS:N	38:BP:108:LYS:HD2	2.17	0.60
27:BA:1202:C:O2'	38:BP:7:ARG:NH1	2.34	0.60
41:BS:106:ARG:HD2	41:BS:107:GLU:O	2.02	0.60
42:BT:27:THR:HA	42:BT:87:ASP:HB2	1.83	0.60
47:BY:26:LYS:HG2	47:BY:27:VAL:N	2.13	0.60
48:BZ:117:GLN:O	48:BZ:171:ALA:HA	2.01	0.60
1:CA:1256:A:N6	1:CA:1278:U:H1'	2.15	0.60
5:CE:12:LEU:HD22	5:CE:13:ILE:N	2.10	0.60
7:CG:70:LYS:N	7:CG:138:LYS:HG3	2.16	0.60
8:CH:103:VAL:HG21	8:CH:109:ILE:C	2.21	0.60
8:CH:83:ILE:HG13	8:CH:137:VAL:HG22	1.82	0.60
9:CI:5:TYR:HD2	9:CI:18:PHE:HE2	1.47	0.60
10:CJ:34:VAL:HG22	10:CJ:74:ILE:HA	1.83	0.60
15:CO:36:ILE:HG23	15:CO:56:LEU:CD1	2.30	0.60
25:CY:67:C:O2'	25:CY:68:C:H5'	2.02	0.60
58:D9:9:ARG:NH1	58:D9:9:ARG:HB3	2.16	0.60
27:DA:1760:A:C2'	27:DA:1761:C:H5'	2.31	0.60
27:DA:1760:A:C6	27:DA:1761:C:N4	2.70	0.60
27:DA:691:C:O2'	27:DA:692:C:H5'	2.01	0.60
27:DA:751:A:H5'	45:DW:90:ARG:HA	1.81	0.60
28:DB:49:C:H2'	28:DB:50:G:C8	2.37	0.60
30:DD:26:LYS:NZ	30:DD:82:ILE:H	2.00	0.60
30:DD:35:LYS:HZ3	30:DD:104:TYR:N	2.00	0.60
34:DH:98:LEU:HD22	34:DH:125:VAL:CB	2.31	0.60
37:DO:13:ASN:C	37:DO:15:GLY:H	2.04	0.60
41:DS:37:ALA:HB1	41:DS:73:LEU:HD12	1.82	0.60
42:DT:24:PRO:HD3	42:DT:52:ILE:CD1	2.31	0.60
46:DX:8:ILE:HA	46:DX:30:VAL:HG12	1.82	0.60
1:AA:17:U:H2'	1:AA:18:C:C6	2.36	0.60
1:AA:818:G:C2'	1:AA:819:A:H5''	2.31	0.60
2:AB:19:HIS:HB3	2:AB:190:THR:OG1	2.01	0.60

Continued on next page...

Continued from previous page...

Atom-1	Atom-2	Interatomic distance (Å)	Clash overlap (Å)
2:AB:25:ASN:OD1	2:AB:27:LYS:HB3	2.01	0.60
3:AC:175:LEU:H	3:AC:175:LEU:HD12	1.67	0.60
9:AI:10:ARG:HD3	9:AI:75:ASP:HB3	1.82	0.60
1:AA:1226:C:H2'	13:AM:103:THR:HB	1.82	0.60
27:BA:1262:A:H2	54:B5:10:LYS:HD2	1.64	0.60
27:BA:1986:A:O2'	27:BA:1987:G:H5''	2.00	0.60
27:BA:812:C:H5'	38:BP:25:SER:CB	2.22	0.60
29:BC:78:ALA:O	29:BC:80:GLY:N	2.34	0.60
31:BE:117:MET:HA	31:BE:122:PHE:H	1.65	0.60
32:BF:20:LEU:O	32:BF:24:LEU:HD23	2.01	0.60
33:BG:39:ILE:HD11	33:BG:155:MET:CB	2.24	0.60
34:BH:32:GLU:O	34:BH:33:LEU:HD23	2.00	0.60
38:BP:79:ARG:HG2	38:BP:109:GLY:O	2.01	0.60
44:BV:19:LYS:NZ	44:BV:20:LEU:H	2.00	0.60
1:CA:1318:A:O2'	19:CS:37:ARG:HB2	2.02	0.60
1:CA:197:A:N6	1:CA:221:C:H5'	2.17	0.60
1:CA:71:C:H2'	1:CA:72:C:H5'	1.83	0.60
4:CD:8:VAL:O	4:CD:10:ARG:N	2.34	0.60
4:CD:28:SER:O	4:CD:30:LYS:HG2	2.01	0.60
10:CJ:22:LYS:NZ	10:CJ:23:ILE:HG12	2.16	0.60
10:CJ:40:LEU:HB2	10:CJ:41:PRO:HD2	1.83	0.60
1:CA:530:G:O6	22:CV:9:G:H1'	2.01	0.60
53:D4:45:GLY:O	53:D4:47:VAL:HG23	2.00	0.60
55:D6:45:LYS:HD2	55:D6:45:LYS:N	2.16	0.60
55:D6:41:PRO:HD3	55:D6:46:HIS:H	1.62	0.60
27:DA:1277:G:O2'	27:DA:1278:A:H5'	2.02	0.60
27:DA:1504:C:O2'	27:DA:1505:C:C5'	2.47	0.60
27:DA:2317:C:O2'	27:DA:2318:G:H5'	2.01	0.60
27:DA:2443:C:H2'	27:DA:2444:G:H8	1.65	0.60
27:DA:26:G:H1'	27:DA:515:A:N6	2.17	0.60
27:DA:323:G:H1'	27:DA:1205:U:O2	2.01	0.60
27:DA:458:G:H3'	56:D7:38:GLY:O	2.00	0.60
27:DA:7:G:H1	27:DA:2896:C:H42	1.46	0.60
27:DA:852:G:O2'	27:DA:853:G:H5'	2.02	0.60
29:DC:45:ALA:H	29:DC:174:PRO:CB	2.14	0.60
39:DQ:54:MET:C	39:DQ:56:ARG:H	2.03	0.60
1:AA:178:C:O2'	1:AA:179:A:H5'	2.01	0.60
1:AA:321:A:H2'	1:AA:322:C:H6	1.66	0.60
1:AA:687:A:N3	1:AA:688:G:H1'	2.16	0.60
3:AC:76:VAL:HG21	3:AC:103:VAL:CG1	2.30	0.60
7:AG:60:LYS:HA	7:AG:60:LYS:HZ1	1.66	0.60

Continued on next page...

Continued from previous page...

Atom-1	Atom-2	Interatomic distance (Å)	Clash overlap (Å)
13:AM:68:GLY:O	13:AM:70:LEU:N	2.34	0.60
15:AO:17:ARG:HD3	15:AO:26:GLU:HG3	1.83	0.60
15:AO:39:LEU:HD12	15:AO:59:MET:CE	2.31	0.60
16:AP:18:ARG:O	16:AP:20:VAL:HG12	2.01	0.60
24:AX:17:C:H2'	24:AX:17(B):U:C6	2.36	0.60
56:B7:35:ARG:HG3	56:B7:42:LEU:HD11	1.84	0.60
27:BA:1169:G:H1	27:BA:1180:C:N4	1.99	0.60
27:BA:174:C:H5'	27:BA:175:G:OP2	2.01	0.60
27:BA:404:C:H4'	27:BA:405:U:H5'	1.82	0.60
27:BA:671:C:O2'	27:BA:672:C:H5'	2.00	0.60
31:BE:203:LYS:O	31:BE:203:LYS:HD2	2.02	0.60
33:BG:115:ARG:HD2	33:BG:137:GLU:OE1	2.01	0.60
36:BN:90:MET:O	36:BN:93:THR:O	2.19	0.60
40:BR:38:VAL:HG23	40:BR:110:PRO:O	2.02	0.60
41:BS:105:ALA:C	41:BS:107:GLU:H	2.03	0.60
46:BX:25:LYS:HA	46:BX:81:VAL:O	2.01	0.60
1:CA:1060:C:O2'	1:CA:1061:G:H5'	2.01	0.60
1:CA:270:A:H2'	1:CA:271:C:C6	2.37	0.60
1:CA:427:U:OP1	4:CD:40:PRO:HA	2.02	0.60
1:CA:407:G:H1	1:CA:435:C:N4	2.00	0.60
2:CB:168:THR:HA	2:CB:171:ALA:HB2	1.84	0.60
4:CD:170:VAL:HG12	4:CD:171:GLY:N	2.17	0.60
5:CE:6:PHE:CB	5:CE:34:VAL:HG12	2.32	0.60
16:CP:25:ARG:HG3	16:CP:25:ARG:NH1	2.17	0.60
17:CQ:45:HIS:CD2	17:CQ:47:PRO:HD3	2.37	0.60
20:CT:63:ILE:HD13	20:CT:80:ARG:HB2	1.81	0.60
23:CW:20:A:N6	23:CW:46:U:H1'	2.16	0.60
27:DA:213:A:H2'	27:DA:214:G:O4'	2.02	0.60
27:DA:2741:A:H61	27:DA:2763:G:H1'	1.66	0.60
27:DA:363(A):A:H3'	27:DA:363(B):G:H5''	1.84	0.60
27:DA:893:C:H2'	27:DA:894:C:H6	1.65	0.60
31:DE:60:ASN:CG	31:DE:62:PRO:HD2	2.21	0.60
33:DG:102:PHE:HA	33:DG:105:LYS:NZ	2.17	0.60
34:DH:35:VAL:HG11	34:DH:71:LEU:O	2.01	0.60
38:DP:115:LEU:C	38:DP:134:ALA:HB2	2.22	0.60
42:DT:126:ALA:C	42:DT:128:GLU:H	2.05	0.60
1:AA:1411:C:H2'	1:AA:1412:C:H6	1.65	0.60
1:AA:67:C:O2'	1:AA:171:A:H1'	2.01	0.60
1:AA:375:U:H4'	16:AP:17:TYR:CE2	2.36	0.60
1:AA:592:G:H2'	1:AA:593:G:H8	1.67	0.60
12:AL:112:LYS:O	12:AL:114:ARG:N	2.34	0.60

Continued on next page...

Continued from previous page...

Atom-1	Atom-2	Interatomic distance (Å)	Clash overlap (Å)
13:AM:115:LYS:O	13:AM:117:VAL:HG23	2.00	0.60
20:AT:97:ALA:O	20:AT:99:LEU:HG	2.01	0.60
27:BA:1387:C:H5'	27:BA:1469:A:H4'	1.82	0.60
27:BA:2080:G:OP1	50:B1:35:THR:HG21	2.01	0.60
30:BD:35:LYS:HZ2	30:BD:103:ARG:HA	1.65	0.60
30:BD:218:ARG:HG3	30:BD:218:ARG:NH1	2.17	0.60
31:BE:134:ILE:N	31:BE:134:ILE:HD13	2.10	0.60
27:BA:2495:G:H5''	39:BQ:82:ARG:HB3	1.83	0.60
42:BT:117:ASP:O	42:BT:121:ILE:HB	2.01	0.60
1:CA:1060:C:H4'	10:CJ:51:ARG:CB	2.31	0.60
1:CA:1270:C:O2'	1:CA:1271:G:H5'	2.02	0.60
15:CO:7:GLU:O	15:CO:11:VAL:HG23	2.02	0.60
20:CT:27:LYS:O	20:CT:27:LYS:HE2	2.02	0.60
20:CT:73:HIS:O	20:CT:74:LYS:O	2.18	0.60
27:DA:1041:C:H2'	27:DA:1042:G:C8	2.35	0.60
27:DA:154:G:C6	27:DA:154(A):C:N4	2.69	0.60
27:DA:1844:C:O2'	27:DA:1845:G:H5'	2.02	0.60
27:DA:2008:C:H2'	27:DA:2009:G:H8	1.67	0.60
27:DA:2704:C:H2'	27:DA:2705:A:O4'	2.01	0.60
27:DA:2716:U:H2'	27:DA:2717:G:H8	1.65	0.60
27:DA:307:G:N2	27:DA:309:G:H3'	2.17	0.60
28:DB:75:G:H21	48:DZ:84:HIS:CE1	2.20	0.60
28:DB:78:A:H2'	28:DB:79:C:O4'	2.00	0.60
27:DA:1035:U:H5''	34:DH:59:ARG:NH1	2.17	0.60
38:DP:6:LEU:H	38:DP:6:LEU:HD23	1.67	0.60
40:DR:22:ARG:O	40:DR:26:LYS:HG3	2.01	0.60
41:DS:85:VAL:HG23	41:DS:106:ARG:HG3	1.83	0.60
1:AA:1006:C:H42	1:AA:1024:G:H21	1.49	0.60
1:AA:1243:C:OP2	21:AU:10:ARG:NH2	2.35	0.60
1:AA:1517:G:H1'	27:BA:1919:A:O3'	2.02	0.60
1:AA:29:G:O2'	1:AA:30:U:H5'	2.02	0.60
1:AA:321:A:C2	1:AA:333:G:C2	2.90	0.60
1:AA:376:G:OP2	16:AP:67:THR:HG21	2.01	0.60
1:AA:918:A:H2'	1:AA:919:A:C8	2.37	0.60
2:AB:69:LEU:HB3	2:AB:162:ILE:HG22	1.84	0.60
4:AD:80:GLU:O	4:AD:84:LYS:HG2	2.01	0.60
8:AH:103:VAL:HG11	8:AH:109:ILE:O	2.01	0.60
14:AN:59:ALA:O	14:AN:60:SER:HB2	2.00	0.60
50:B1:72:GLU:O	50:B1:76:ARG:HG2	2.00	0.60
27:BA:1474:C:H2'	27:BA:1475:G:H8	1.66	0.60
27:BA:729:G:C5	30:BD:208:LYS:HB2	2.36	0.60

Continued on next page...

Continued from previous page...

Atom-1	Atom-2	Interatomic distance (Å)	Clash overlap (Å)
31:BE:37:ARG:HA	31:BE:42:ASP:OD2	2.01	0.60
31:BE:54:GLN:HA	31:BE:72:VAL:CG1	2.31	0.60
32:BF:89:VAL:O	32:BF:91:GLY:N	2.33	0.60
33:BG:107:LEU:HD11	33:BG:178:PHE:CE1	2.37	0.60
34:BH:44:VAL:O	34:BH:50:VAL:HG13	2.02	0.60
34:BH:89:ILE:HD11	34:BH:129:THR:CB	2.30	0.60
37:BO:78:ARG:HG3	37:BO:78:ARG:O	1.99	0.60
38:BP:64:LYS:CD	38:BP:65:ARG:H	2.14	0.60
40:BR:86:ARG:HB2	40:BR:118:GLU:OE2	2.01	0.60
42:BT:10:VAL:C	42:BT:13:ARG:HH21	2.03	0.60
1:CA:1065:U:H4'	1:CA:1066:C:O5'	2.02	0.60
2:CB:16:HIS:HD2	2:CB:210:SER:HA	1.65	0.60
3:CC:148:GLY:HA3	3:CC:172:ARG:O	2.00	0.60
14:CN:23:ARG:HD2	14:CN:28:GLY:O	2.01	0.60
25:CY:66:A:H2'	25:CY:67:C:C6	2.36	0.60
27:DA:1224:C:O2'	27:DA:1225:G:H5'	2.01	0.60
27:DA:1286:A:O2'	27:DA:1288:U:OP2	2.20	0.60
27:DA:1712:C:O2'	27:DA:1713:U:H5'	2.02	0.60
27:DA:2571:C:C5'	27:DA:2572:A:H5'	2.32	0.60
27:DA:2689:U:H5''	27:DA:2690:C:H5'	1.82	0.60
27:DA:363(C):G:H2'	27:DA:363(D):G:C8	2.37	0.60
33:DG:6:ALA:HB3	33:DG:104:GLU:OE1	2.01	0.60
33:DG:82:LEU:HD22	33:DG:87:PRO:CG	2.27	0.60
37:DO:104:ARG:HH21	42:DT:33:LYS:CE	2.14	0.60
27:DA:814:C:H5	38:DP:27:HIS:CE1	2.19	0.60
38:DP:82:GLY:HA3	38:DP:115:LEU:HD21	1.82	0.60
40:DR:76:VAL:O	40:DR:79:LEU:HB3	2.01	0.60
40:DR:78:LYS:O	40:DR:83:ILE:HG12	2.02	0.60
41:DS:74:ALA:CB	41:DS:103:GLU:HG3	2.19	0.60
42:DT:62:THR:HA	42:DT:74:ARG:O	2.01	0.60
1:AA:1466:C:H2'	1:AA:1467:G:O4'	2.01	0.60
1:AA:324:G:OP1	20:AT:22:ARG:CD	2.49	0.60
1:AA:433:C:H2'	1:AA:434:U:H6	1.62	0.60
1:AA:556:C:O2'	1:AA:557:G:H5'	2.02	0.60
6:AF:7:ASN:ND2	18:AR:34:TYR:OH	2.34	0.60
7:AG:113:GLU:HG2	7:AG:119:ARG:HG2	1.84	0.60
10:AJ:32:ALA:HB3	10:AJ:76:ASN:HB2	1.83	0.60
19:AS:29:ARG:HD2	19:AS:29:ARG:N	2.16	0.60
13:AM:87:TYR:N	19:AS:73:GLU:O	2.34	0.60
25:AY:18:G:H4'	25:AY:56:G:H22	1.67	0.60
27:BA:852:G:H5'	52:B3:45:GLY:HA3	1.83	0.60

Continued on next page...

Continued from previous page...

Atom-1	Atom-2	Interatomic distance (Å)	Clash overlap (Å)
57:B8:30:ARG:HA	57:B8:30:ARG:HE	1.65	0.60
27:BA:111:A:H4'	51:B2:69:ARG:HH22	1.66	0.60
27:BA:2062:A:HO2'	27:BA:2063:C:C5'	2.15	0.60
27:BA:65:C:H2'	27:BA:66:C:H6	1.67	0.60
29:BC:22:ILE:CG2	29:BC:24:GLU:HB2	2.31	0.60
31:BE:69:LYS:HE3	31:BE:89:ASP:O	2.01	0.60
33:BG:64:THR:HG23	33:BG:65:GLY:H	1.66	0.60
36:BN:57:ALA:C	36:BN:58:ASP:O	2.37	0.60
40:BR:118:GLU:HA	40:BR:118:GLU:OE1	2.02	0.60
41:BS:19:LYS:O	41:BS:20:ARG:HD3	2.01	0.60
1:CA:1031:G:H2'	1:CA:1032:G:C8	2.36	0.60
1:CA:1231:G:O2'	1:CA:1232:U:H5'	2.02	0.60
1:CA:1411:C:H2'	1:CA:1412:C:C6	2.37	0.60
1:CA:285:G:H2'	1:CA:286:G:H8	1.66	0.60
1:CA:320:C:H2'	1:CA:321:A:C8	2.37	0.60
1:CA:59:A:H5'	1:CA:60:A:C5'	2.32	0.60
2:CB:141:GLU:O	2:CB:145:LEU:HD23	2.02	0.60
3:CC:112:SER:HB3	3:CC:115:LEU:HD12	1.83	0.60
3:CC:156:ARG:NH2	3:CC:159:GLY:O	2.35	0.60
5:CE:18:ARG:HE	5:CE:25:ARG:HB2	1.66	0.60
6:CF:12:PRO:HD2	6:CF:86:ARG:NH1	2.17	0.60
8:CH:20:TYR:HA	8:CH:65:TYR:CE2	2.35	0.60
11:CK:92:GLU:HG3	11:CK:96:ARG:HD3	1.84	0.60
15:CO:28:GLN:HB3	15:CO:66:LEU:HD21	1.82	0.60
25:CY:11:C:H2'	25:CY:12:C:C6	2.36	0.60
50:D1:73:LEU:HD22	50:D1:94:LEU:HB3	1.82	0.60
57:D8:39:LYS:HA	57:D8:42:ARG:HH12	1.67	0.60
27:DA:1505:C:H3'	27:DA:1506:C:H6	1.67	0.60
27:DA:2732:G:O2'	27:DA:2733:A:H5'	2.01	0.60
27:DA:2753:A:O2'	27:DA:2754:U:C6	2.52	0.60
27:DA:303:U:H2'	27:DA:304:G:H8	1.64	0.60
27:DA:360:G:H2'	27:DA:361:G:C8	2.36	0.60
27:DA:92:A:H2'	27:DA:93:G:H8	1.64	0.60
29:DC:100:ILE:CG2	29:DC:132:GLY:HA3	2.28	0.60
30:DD:45:ASN:ND2	30:DD:46:GLN:H	1.99	0.60
31:DE:24:THR:OG1	31:DE:188:VAL:HG11	2.02	0.60
38:DP:48:PRO:O	38:DP:50:ARG:N	2.34	0.60
38:DP:97:PRO:O	38:DP:98:GLU:HB3	2.02	0.60
42:DT:35:LYS:HG3	42:DT:36:GLU:N	2.17	0.60
46:DX:36:LYS:CE	46:DX:56:THR:HG22	2.31	0.60
47:DY:16:ALA:HA	47:DY:21:LYS:CD	2.32	0.60

Continued on next page...

Continued from previous page...

Atom-1	Atom-2	Interatomic distance (Å)	Clash overlap (Å)
48:DZ:52:ILE:HG22	48:DZ:70:VAL:HB	1.84	0.60
1:AA:1281:U:H5'	1:AA:1282:C:H5	1.66	0.60
1:AA:1356:G:H2'	1:AA:1357:A:C8	2.36	0.60
1:AA:232:G:H1'	1:AA:262:A:N1	2.17	0.60
2:AB:144:ARG:NE	2:AB:148:TYR:HE2	1.99	0.60
4:AD:111:ALA:CA	4:AD:161:ASN:HD22	2.10	0.60
5:AE:32:VAL:O	5:AE:43:LEU:HD12	2.02	0.60
8:AH:28:ALA:HA	8:AH:59:LEU:HG	1.84	0.60
9:AI:78:LYS:HE3	9:AI:101:PHE:CE2	2.37	0.60
15:AO:37:ASN:N	15:AO:37:ASN:ND2	2.50	0.60
19:AS:65:ASN:HB2	19:AS:66:MET:CE	2.32	0.60
55:B6:12:GLU:HB2	55:B6:23:THR:N	2.17	0.60
27:BA:558:G:P	36:BN:111:PRO:HD2	2.42	0.60
31:BE:8:LYS:NZ	31:BE:188:VAL:HG13	2.17	0.60
33:BG:63:ILE:HB	33:BG:141:PHE:HD1	1.64	0.60
34:BH:31:GLY:N	34:BH:79:VAL:HG13	2.17	0.60
34:BH:65:HIS:CE1	34:BH:69:ARG:HD2	2.37	0.60
35:BI:92:VAL:O	35:BI:96:ASP:CB	2.49	0.60
41:BS:85:VAL:HG23	41:BS:86:ALA:N	2.17	0.60
1:CA:840:C:H4'	1:CA:841:U:OP1	2.01	0.60
2:CB:223:ILE:HA	2:CB:226:ARG:CD	2.32	0.60
2:CB:72:GLY:HA2	2:CB:165:VAL:HG22	1.82	0.60
3:CC:64:VAL:HG13	3:CC:97:LYS:HZ2	1.67	0.60
7:CG:79:ARG:HG3	7:CG:83:ALA:O	2.02	0.60
11:CK:86:GLY:CA	11:CK:112:THR:HG23	2.30	0.60
13:CM:3:ARG:HB2	53:D4:60:GLU:CG	2.21	0.60
14:CN:45:ARG:NH1	14:CN:45:ARG:HG3	2.14	0.60
14:CN:53:LEU:HB3	14:CN:56:VAL:HG21	1.84	0.60
6:CF:97:PHE:O	18:CR:31:LEU:HD23	2.01	0.60
1:CA:175:C:H4'	20:CT:25:ARG:HD3	1.84	0.60
1:CA:1456:G:C2'	20:CT:39:LYS:HZ3	2.10	0.60
51:D2:31:GLU:O	51:D2:34:GLU:HB3	2.01	0.60
53:D4:39:ARG:C	53:D4:40:ILE:HD12	2.22	0.60
57:D8:22:VAL:HG23	57:D8:53:PRO:HB2	1.83	0.60
27:DA:271(Q):G:H2'	27:DA:271(R):G:H8	1.65	0.60
27:DA:2869:G:H2'	27:DA:2870:C:H6	1.67	0.60
27:DA:330:A:O2'	27:DA:331:A:H8	1.85	0.60
27:DA:356:G:O2'	27:DA:357:A:H5'	2.01	0.60
33:DG:101:ILE:HD13	33:DG:101:ILE:O	2.00	0.60
36:DN:57:ALA:HB3	36:DN:124:ALA:HB2	1.84	0.60
38:DP:47:ASP:HB3	38:DP:48:PRO:HA	1.84	0.60

Continued on next page...

Continued from previous page...

Atom-1	Atom-2	Interatomic distance (Å)	Clash overlap (Å)
40:DR:98:LEU:HD12	40:DR:113:LEU:HD23	1.83	0.60
37:DO:77:ILE:CD1	42:DT:74:ARG:HG2	2.31	0.60
45:DW:72:LYS:HB3	45:DW:106:ILE:HG22	1.84	0.60
45:DW:84:ARG:HB2	45:DW:96:ILE:CG2	2.32	0.60
1:AA:1036:G:H5'	1:AA:1037:C:OP2	2.02	0.60
1:AA:155:C:H2'	1:AA:156:G:C8	2.37	0.60
1:AA:345:C:H5'	42:BT:36:GLU:HG3	1.83	0.60
2:AB:75:LYS:HA	2:AB:78:GLN:CB	2.31	0.60
3:AC:139:GLN:HG3	3:AC:143:GLU:OE2	2.01	0.60
3:AC:187:ALA:HB3	3:AC:198:VAL:CG2	2.32	0.60
6:AF:12:PRO:O	6:AF:14:LEU:N	2.35	0.60
8:AH:137:VAL:O	8:AH:138:TRP:HB3	2.01	0.60
10:AJ:84:GLN:O	10:AJ:88:LEU:HB3	2.02	0.60
19:AS:62:ILE:HG23	19:AS:62:ILE:O	2.02	0.60
27:BA:1497:U:H3	27:BA:1578:U:P	2.24	0.60
27:BA:2392:A:OP1	57:B8:32:LEU:HD13	2.01	0.60
27:BA:2709:G:O2'	27:BA:2710:C:H5'	2.02	0.60
27:BA:284:U:H2'	27:BA:285:C:H6	1.66	0.60
27:BA:748:G:C8	45:BW:89:ALA:HB1	2.36	0.60
30:BD:121:PRO:HB3	30:BD:135:PHE:CE1	2.36	0.60
33:BG:46:ALA:CA	33:BG:51:ARG:HD3	2.32	0.60
36:BN:104:LYS:HB2	36:BN:117:PHE:CE1	2.37	0.60
38:BP:16:ARG:HD3	38:BP:16:ARG:C	2.22	0.60
38:BP:7:ARG:O	38:BP:9:ASN:N	2.34	0.60
41:BS:95:HIS:C	41:BS:98:VAL:HG23	2.21	0.60
48:BZ:109:GLY:HA3	48:BZ:144:GLU:CD	2.22	0.60
1:CA:637:G:H2'	1:CA:638:G:C8	2.35	0.60
1:CA:936:C:H2'	1:CA:937:A:H8	1.65	0.60
4:CD:145:GLU:C	4:CD:146:ILE:HD12	2.23	0.60
6:CF:87:ARG:HG2	6:CF:87:ARG:HH11	1.67	0.60
7:CG:16:LEU:HD13	9:CI:44:VAL:CG2	2.31	0.60
11:CK:34:ASP:HB2	11:CK:35:PRO:CD	2.32	0.60
13:CM:91:ARG:HH12	13:CM:103:THR:HG21	1.67	0.60
15:CO:25:THR:O	15:CO:27:VAL:N	2.35	0.60
19:CS:29:ARG:C	19:CS:31:ILE:N	2.56	0.60
25:CY:71:A:O2'	25:CY:72:G:H5'	2.02	0.60
51:D2:5:GLU:HA	51:D2:8:LYS:HG3	1.84	0.60
27:DA:2082:A:H2'	27:DA:2083:G:O4'	2.01	0.60
27:DA:265:A:C8	27:DA:266:G:H1'	2.37	0.60
27:DA:2759:G:H2'	27:DA:2760:C:H5'	1.84	0.60
27:DA:70:G:H21	27:DA:71:A:H62	1.49	0.60

Continued on next page...

Continued from previous page...

Atom-1	Atom-2	Interatomic distance (Å)	Clash overlap (Å)
30:DD:130:ALA:C	30:DD:131:LEU:HD12	2.22	0.60
30:DD:174:ILE:HD12	30:DD:174:ILE:N	2.17	0.60
31:DE:91:VAL:HG13	31:DE:95:ILE:HG12	1.84	0.60
33:DG:22:ARG:HH11	33:DG:22:ARG:CB	2.12	0.60
33:DG:46:ALA:C	33:DG:51:ARG:HG3	2.22	0.60
33:DG:60:LEU:HD12	33:DG:68:PRO:CG	2.31	0.60
38:DP:99:LEU:HD23	38:DP:99:LEU:O	2.00	0.60
42:DT:24:PRO:HD3	42:DT:52:ILE:HD11	1.84	0.60
42:DT:88:ILE:CG2	42:DT:89:VAL:HG23	2.24	0.60
44:DV:39:LEU:HD22	44:DV:39:LEU:N	2.16	0.60
44:DV:17:GLY:HA2	44:DV:96:ILE:O	2.01	0.60
48:DZ:169:THR:CG2	48:DZ:170:ILE:H	2.15	0.60
1:AA:501:C:O2'	1:AA:502:G:H5'	2.02	0.59
1:AA:619:U:C4	4:AD:135:LEU:HD11	2.37	0.59
2:AB:187:LEU:HA	2:AB:201:ILE:HB	1.83	0.59
2:AB:73:THR:O	2:AB:78:GLN:HG2	2.02	0.59
7:AG:95:ARG:HG2	7:AG:99:LEU:CD1	2.32	0.59
8:AH:20:TYR:HA	8:AH:65:TYR:CE2	2.37	0.59
15:AO:20:GLY:O	15:AO:22:THR:HG23	2.02	0.59
49:B0:70:GLN:NE2	49:B0:80:HIS:NE2	2.50	0.59
54:B5:50:GLY:HA3	54:B5:56:LYS:CB	2.32	0.59
57:B8:19:SER:HB2	57:B8:21:LYS:HG3	1.83	0.59
27:BA:466:A:H2'	27:BA:467:G:H5'	1.83	0.59
29:BC:70:LYS:O	29:BC:72:VAL:HG23	2.02	0.59
32:BF:89:VAL:HG12	32:BF:90:PHE:N	2.16	0.59
37:BO:2:ILE:HG21	37:BO:8:LEU:HD11	1.84	0.59
38:BP:50:ARG:NH2	38:BP:50:ARG:HG2	2.17	0.59
39:BQ:1:MET:HG2	39:BQ:1:MET:O	2.02	0.59
45:BW:68:ARG:CZ	45:BW:112:GLY:HA2	2.32	0.59
45:BW:16:LYS:O	45:BW:19:LEU:HD12	2.02	0.59
48:BZ:60:LEU:N	48:BZ:60:LEU:HD22	2.16	0.59
1:CA:1320:C:H5''	19:CS:70:LYS:CG	2.28	0.59
1:CA:1323:G:H2'	1:CA:1324:A:C8	2.37	0.59
1:CA:1521:G:H2'	1:CA:1522:U:H6	1.65	0.59
1:CA:16:A:O2'	1:CA:17:U:H5'	2.02	0.59
1:CA:960:U:O2	1:CA:960:U:H2'	2.01	0.59
2:CB:8:LYS:HD3	2:CB:8:LYS:N	2.17	0.59
3:CC:71:ALA:CB	3:CC:109:PRO:HG3	2.32	0.59
3:CC:73:PRO:O	3:CC:76:VAL:HG22	2.01	0.59
4:CD:2:GLY:O	4:CD:3:ARG:HD3	2.02	0.59
5:CE:51:VAL:CG2	5:CE:52:PRO:HD3	2.30	0.59

Continued on next page...

Continued from previous page...

Atom-1	Atom-2	Interatomic distance (Å)	Clash overlap (Å)
5:CE:6:PHE:HB2	5:CE:34:VAL:CG1	2.31	0.59
10:CJ:63:PHE:CD2	10:CJ:63:PHE:N	2.65	0.59
10:CJ:6:ILE:O	10:CJ:71:LEU:HD12	2.02	0.59
12:CL:22:PRO:O	12:CL:24:LEU:CD1	2.48	0.59
1:CA:1229:A:N6	13:CM:105:THR:HG22	2.17	0.59
13:CM:50:GLU:O	13:CM:54:VAL:HG23	2.01	0.59
16:CP:51:VAL:HG12	16:CP:52:ASP:N	2.17	0.59
17:CQ:54:GLY:O	17:CQ:81:ARG:HB2	2.02	0.59
59:CX:27:U:H3	59:CX:43:A:N6	1.99	0.59
55:D6:15:GLU:HG2	55:D6:18:ARG:HH12	1.67	0.59
57:D8:22:VAL:HB	57:D8:53:PRO:HB3	1.84	0.59
27:DA:2527:C:H4'	58:D9:30:PRO:HB2	1.84	0.59
27:DA:1363:C:H2'	27:DA:1364:G:H8	1.67	0.59
27:DA:141:A:H8	27:DA:1408:C:HO2'	1.46	0.59
27:DA:2469:A:H5'	27:DA:2470:G:OP2	2.02	0.59
27:DA:2820:A:O2'	31:DE:191:PRO:HG2	2.02	0.59
27:DA:914:C:C2'	27:DA:915:C:H5'	2.31	0.59
28:DB:111:G:H2'	28:DB:112:U:H5''	1.84	0.59
28:DB:92:C:O2'	28:DB:93:G:H5'	2.02	0.59
33:DG:111:LEU:HD22	33:DG:117:PHE:HE2	1.66	0.59
27:DA:1455:G:C8	40:DR:60:LEU:HD11	2.36	0.59
48:DZ:128:SER:OG	48:DZ:129:PRO:HD2	2.02	0.59
48:DZ:43:PHE:CD1	48:DZ:43:PHE:C	2.75	0.59
1:AA:1028:C:H42	1:AA:1034:G:H21	1.50	0.59
1:AA:262:A:H2'	1:AA:263:A:C8	2.38	0.59
1:AA:857:C:H2'	1:AA:858:G:O4'	2.01	0.59
1:AA:923:A:H2'	1:AA:924:C:C6	2.37	0.59
1:AA:948:C:O2'	1:AA:949:A:H5'	2.02	0.59
4:AD:8:VAL:HG12	4:AD:21:LEU:HD13	1.83	0.59
1:AA:1372:U:OP1	9:AI:71:SER:HB3	2.03	0.59
1:AA:1152:A:H5'	10:AJ:70:ARG:HH12	1.67	0.59
17:AQ:67:LYS:O	17:AQ:68:ARG:CB	2.49	0.59
24:AX:49:G:H1	24:AX:65:C:N4	1.95	0.59
56:B7:17:GLY:O	56:B7:21:ARG:HG2	2.03	0.59
27:BA:1204:A:N1	27:BA:1241:A:H2	2.00	0.59
27:BA:1464:C:O2'	27:BA:1528:A:C8	2.54	0.59
27:BA:1952:A:C6	27:BA:1953:A:N1	2.70	0.59
27:BA:2334:G:H21	41:BS:18:ILE:CD1	2.13	0.59
27:BA:2808:U:C2'	27:BA:2809:A:H5'	2.33	0.59
27:BA:680:G:H2'	27:BA:681:G:C8	2.37	0.59
28:BB:106:G:O2'	28:BB:107:G:H5'	2.02	0.59

Continued on next page...

Continued from previous page...

Atom-1	Atom-2	Interatomic distance (Å)	Clash overlap (Å)
31:BE:47:VAL:HG12	31:BE:49:LEU:HD13	1.84	0.59
33:BG:137:GLU:HG2	33:BG:152:LEU:CD1	2.32	0.59
33:BG:17:PRO:HA	33:BG:20:ILE:HD12	1.84	0.59
40:BR:10:LEU:CD2	40:BR:17:ARG:HD2	2.31	0.59
42:BT:10:VAL:O	42:BT:10:VAL:CG1	2.49	0.59
44:BV:52:VAL:HG23	44:BV:55:ALA:HB3	1.84	0.59
46:BX:63:LYS:HE3	46:BX:72:LYS:CE	2.22	0.59
1:CA:597:G:H2'	1:CA:598:U:H5'	1.85	0.59
1:CA:1298:C:H2'	7:CG:114:ARG:HH12	1.67	0.59
14:CN:24:CYS:HB2	14:CN:29:ARG:HB3	1.82	0.59
27:DA:1666:G:O2'	27:DA:1667:G:H5'	2.02	0.59
27:DA:207:A:H2'	27:DA:208:C:O4'	2.01	0.59
27:DA:413:C:H42	27:DA:2410:G:H1	1.50	0.59
27:DA:291:C:H2'	27:DA:292:C:H6	1.65	0.59
27:DA:66:C:O2'	27:DA:67:U:H5'	2.02	0.59
28:DB:111:G:C2'	28:DB:112:U:H5''	2.32	0.59
28:DB:56:G:H21	28:DB:59:A:H61	1.49	0.59
28:DB:9:G:C2	28:DB:10:C:C2	2.90	0.59
32:DF:53:THR:HG22	32:DF:56:GLU:CD	2.22	0.59
33:DG:64:THR:HG23	33:DG:65:GLY:N	2.16	0.59
35:DI:84:GLY:O	35:DI:85:GLU:HB2	2.02	0.59
38:DP:21:ARG:C	38:DP:23:PRO:HD3	2.22	0.59
41:DS:95:HIS:CD2	41:DS:96:GLY:H	2.19	0.59
1:AA:1065:U:O2'	1:AA:1066:C:OP2	2.17	0.59
1:AA:1468:A:H2'	1:AA:1469:G:O4'	2.03	0.59
1:AA:1481:U:H2'	1:AA:1482:G:C8	2.37	0.59
1:AA:935:A:H2'	1:AA:936:C:C6	2.37	0.59
4:AD:153:ARG:NH2	4:AD:180:GLY:HA2	2.18	0.59
10:AJ:56:HIS:O	10:AJ:58:ASP:N	2.35	0.59
9:AI:111:ARG:NH2	10:AJ:62:HIS:NE2	2.50	0.59
13:AM:66:LEU:O	13:AM:70:LEU:HB2	2.02	0.59
53:B4:43:GLY:C	53:B4:45:GLY:H	2.04	0.59
27:BA:2396:G:H2'	27:BA:2397:G:H5'	1.84	0.59
27:BA:534:U:H2'	27:BA:535:C:C6	2.37	0.59
27:BA:942:G:O2'	27:BA:943:U:H5'	2.02	0.59
31:BE:59:VAL:HG13	31:BE:60:ASN:N	2.16	0.59
32:BF:40:GLN:NE2	32:BF:184:TYR:HB2	2.17	0.59
39:BQ:130:LYS:NZ	48:BZ:79:ARG:HD3	2.17	0.59
47:BY:95:LYS:CG	47:BY:100:ALA:HA	2.31	0.59
1:CA:1226:C:H2'	13:CM:103:THR:OG1	2.02	0.59
1:CA:20:U:O2'	1:CA:21:G:H5'	2.03	0.59

Continued on next page...

Continued from previous page...

Atom-1	Atom-2	Interatomic distance (Å)	Clash overlap (Å)
2:CB:209:ARG:NH1	2:CB:239:VAL:HG11	2.17	0.59
1:CA:1348:U:H4'	9:CI:120:ARG:HD2	1.84	0.59
10:CJ:15:THR:O	10:CJ:94:VAL:HG21	2.02	0.59
10:CJ:75:ILE:HG13	10:CJ:76:ASN:N	2.16	0.59
51:D2:43:GLN:O	51:D2:44:LEU:CB	2.49	0.59
55:D6:28:ARG:HA	55:D6:32:ASN:HD22	1.67	0.59
27:DA:1866:C:H6	27:DA:1866:C:O5'	1.85	0.59
27:DA:631:A:O2'	38:DP:67:MET:HB3	2.03	0.59
27:DA:637:A:N1	27:DA:651:G:H1'	2.17	0.59
30:DD:44:ASN:HB3	30:DD:49:ILE:CA	2.21	0.59
32:DF:184:TYR:O	32:DF:188:ARG:HB2	2.03	0.59
32:DF:18:ARG:CD	32:DF:19:GLU:H	2.15	0.59
33:DG:56:ALA:HB2	33:DG:153:ARG:NE	2.17	0.59
35:DI:98:ALA:O	35:DI:101:LEU:HB3	2.01	0.59
35:DI:115:ALA:CA	35:DI:129:THR:HG22	2.31	0.59
35:DI:133:HIS:HB2	35:DI:134:PRO:HD2	1.84	0.59
4:AD:60:GLU:HG2	4:AD:202:LEU:HD12	1.84	0.59
5:AE:41:VAL:CG1	5:AE:113:ALA:HA	2.33	0.59
9:AI:16:ARG:O	9:AI:63:ILE:HG23	2.02	0.59
27:BA:397:G:OP2	50:B1:10:LYS:HE2	2.02	0.59
27:BA:1745(A):C:H5'	27:BA:1746:G:OP2	2.02	0.59
27:BA:184:C:H2'	27:BA:185:U:H6	1.65	0.59
27:BA:2030:A:H4'	27:BA:2031:A:H8	1.67	0.59
27:BA:2355:C:H2'	27:BA:2356:C:O4'	2.01	0.59
27:BA:741:G:O2'	27:BA:742:G:H5'	2.02	0.59
29:BC:36:LYS:HD3	29:BC:37:PHE:H	1.65	0.59
37:BO:87:ILE:HG22	37:BO:88:ASN:O	2.02	0.59
44:BV:38:LEU:O	44:BV:51:VAL:HG13	2.03	0.59
46:BX:41:ASN:HD22	46:BX:41:ASN:N	2.00	0.59
47:BY:20:TYR:CZ	47:BY:42:VAL:HA	2.38	0.59
1:CA:1126:U:O2'	1:CA:1127:G:H5'	2.02	0.59
1:CA:41:G:H2'	1:CA:42:G:H8	1.67	0.59
1:CA:729:A:H2'	1:CA:730:G:H8	1.68	0.59
1:CA:936:C:O2'	1:CA:937:A:H5'	2.03	0.59
2:CB:112:VAL:CG1	2:CB:153:ARG:HA	2.32	0.59
5:CE:50:GLU:HB3	5:CE:53:LEU:HD13	1.84	0.59
9:CI:47:LEU:HD13	9:CI:47:LEU:H	1.67	0.59
9:CI:84:ALA:O	9:CI:87:GLN:HB3	2.01	0.59
10:CJ:4:ILE:HB	10:CJ:74:ILE:CG1	2.31	0.59
13:CM:3:ARG:HE	13:CM:7:VAL:HG13	1.66	0.59
17:CQ:7:THR:HG22	17:CQ:58:GLU:HG2	1.84	0.59

Continued on next page...

Continued from previous page...

Atom-1	Atom-2	Interatomic distance (Å)	Clash overlap (Å)
20:CT:89:ARG:HB2	20:CT:104:LEU:HD11	1.83	0.59
59:CX:61:C:HO2'	59:CX:62:C:H6	1.47	0.59
25:CY:52:G:H2'	25:CY:53:U:C6	2.37	0.59
27:DA:121:G:H4'	27:DA:149:A:H5'	1.83	0.59
27:DA:2779:U:OP1	27:DA:2779:U:H3'	2.02	0.59
27:DA:2862:G:H2'	27:DA:2863:C:H6	1.67	0.59
27:DA:76:C:O2'	27:DA:77:C:H5'	2.01	0.59
28:DB:62:C:O2	28:DB:63:G:H1'	2.03	0.59
30:DD:213:ARG:NH2	30:DD:218:ARG:HD2	2.17	0.59
31:DE:48:GLN:HE22	31:DE:64:LYS:HE3	1.67	0.59
33:DG:81:LYS:O	33:DG:82:LEU:O	2.21	0.59
34:DH:152:ARG:NH1	34:DH:153:LYS:HE3	2.16	0.59
34:DH:80:SER:O	34:DH:81:GLU:HB2	2.02	0.59
36:DN:16:ILE:HG12	36:DN:17:ASP:N	2.17	0.59
36:DN:3:THR:O	36:DN:3:THR:HG22	2.02	0.59
38:DP:46:LYS:HG2	38:DP:52:GLU:CD	2.22	0.59
38:DP:7:ARG:HB2	38:DP:7:ARG:CZ	2.32	0.59
41:DS:66:ALA:CA	41:DS:69:VAL:HG12	2.31	0.59
42:DT:100:TYR:CD1	42:DT:100:TYR:N	2.69	0.59
44:DV:6:LYS:HG2	44:DV:10:LYS:O	2.03	0.59
47:DY:23:ARG:NH2	47:DY:40:GLU:HB2	2.18	0.59
1:AA:1404:C:H2'	1:AA:1405:G:C8	2.37	0.59
1:AA:170:U:O2'	1:AA:171:A:H5'	2.02	0.59
7:AG:21:VAL:HG23	7:AG:22:LEU:H	1.68	0.59
7:AG:16:LEU:CD1	9:AI:42:ARG:HA	2.32	0.59
12:AL:22:PRO:C	12:AL:24:LEU:N	2.56	0.59
19:AS:66:MET:HE2	19:AS:66:MET:H	1.66	0.59
20:AT:50:GLU:CB	20:AT:100:ILE:HG12	2.24	0.59
27:BA:2330:G:H1'	49:B0:41:ARG:HB3	1.84	0.59
51:B2:50:ILE:CG2	51:B2:51:ARG:N	2.65	0.59
27:BA:629:G:H5''	57:B8:15:LYS:NZ	2.18	0.59
57:B8:62:LEU:N	57:B8:63:PRO:CD	2.65	0.59
27:BA:245:G:N7	57:B8:8:LYS:NZ	2.50	0.59
27:BA:2746:U:H5'	34:BH:139:GLN:HA	1.84	0.59
30:BD:161:THR:OG1	30:BD:196:VAL:HG21	2.02	0.59
38:BP:18:ARG:HH11	38:BP:18:ARG:HB3	1.67	0.59
39:BQ:2:LEU:HD12	39:BQ:69:PHE:HE1	1.68	0.59
42:BT:28:VAL:O	42:BT:29:ARG:CB	2.50	0.59
42:BT:30:VAL:HG11	42:BT:84:GLN:NE2	2.16	0.59
44:BV:5:VAL:HG23	44:BV:37:VAL:HG23	1.83	0.59
44:BV:58:VAL:O	44:BV:97:LYS:HB2	2.01	0.59

Continued on next page...

Continued from previous page...

Atom-1	Atom-2	Interatomic distance (Å)	Clash overlap (Å)
46:BX:63:LYS:HA	46:BX:72:LYS:HA	1.84	0.59
46:BX:84:ALA:HB3	46:BX:87:GLN:HE21	1.66	0.59
48:BZ:174:VAL:HB	48:BZ:175:PRO:HD2	1.85	0.59
1:CA:101:A:H2'	1:CA:102:G:H8	1.68	0.59
1:CA:1528:U:O2'	1:CA:1529:G:H3'	2.03	0.59
1:CA:15:G:H4'	5:CE:24:ARG:NH2	2.16	0.59
1:CA:189(D):C:H1'	1:CA:189(H):G:N2	2.18	0.59
1:CA:624:C:H2'	1:CA:625:G:H8	1.67	0.59
2:CB:19:HIS:NE2	2:CB:206:ASP:OD1	2.35	0.59
9:CI:79:LEU:HD13	9:CI:79:LEU:O	2.03	0.59
10:CJ:30:SER:O	10:CJ:80:LYS:HB3	2.02	0.59
13:CM:90:LEU:HA	13:CM:93:ARG:HB2	1.85	0.59
18:CR:46:GLU:CD	18:CR:46:GLU:H	2.04	0.59
27:DA:2015:A:H1'	54:D5:2:ALA:HA	1.83	0.59
57:D8:47:LYS:HE3	57:D8:49:VAL:HG13	1.84	0.59
27:DA:1400:G:H2'	27:DA:1401:G:C8	2.38	0.59
27:DA:1779:U:C5	27:DA:1784:A:N7	2.67	0.59
27:DA:1812:A:H2'	27:DA:1813:G:C8	2.37	0.59
27:DA:2387:U:H5'	27:DA:2388:A:OP2	2.03	0.59
27:DA:271(Q):G:H2'	27:DA:271(R):G:C8	2.36	0.59
27:DA:2776:A:H4'	27:DA:2777:G:C5'	2.33	0.59
27:DA:335:C:H2'	27:DA:336:C:H6	1.67	0.59
27:DA:696:G:O2'	27:DA:697:C:H5'	2.02	0.59
27:DA:863:A:H2'	27:DA:864:G:H8	1.67	0.59
29:DC:37:PHE:CD2	29:DC:39:GLU:HG3	2.37	0.59
30:DD:211:ARG:HA	30:DD:214:TRP:CG	2.38	0.59
31:DE:188:VAL:HG13	31:DE:188:VAL:O	2.03	0.59
38:DP:38:GLN:OE1	38:DP:41:ARG:HD2	2.03	0.59
42:DT:106:SER:O	42:DT:107:ASP:CB	2.50	0.59
42:DT:106:SER:O	42:DT:107:ASP:HB3	2.02	0.59
42:DT:33:LYS:NZ	42:DT:43:GLN:NE2	2.50	0.59
46:DX:36:LYS:HD2	46:DX:54:VAL:HB	1.85	0.59
1:AA:954:G:H21	1:AA:1227:A:H62	1.50	0.59
1:AA:91:C:C6	1:AA:92:C:H1'	2.36	0.59
12:AL:15:VAL:HG23	12:AL:16:ARG:H	1.65	0.59
12:AL:29:PHE:HB3	12:AL:81:LEU:CD2	2.32	0.59
16:AP:65:GLN:N	16:AP:65:GLN:OE1	2.36	0.59
17:AQ:6:LEU:HB3	17:AQ:23:VAL:HG11	1.85	0.59
53:B4:40:ILE:HB	53:B4:48:ILE:HB	1.83	0.59
27:BA:2756:U:H5''	58:B9:19:ARG:HB2	1.84	0.59
27:BA:2354:G:O2'	49:B0:36:ILE:HG23	2.03	0.59

Continued on next page...

Continued from previous page...

Atom-1	Atom-2	Interatomic distance (Å)	Clash overlap (Å)
27:BA:2394:C:O5'	27:BA:2394:C:H6	1.85	0.59
27:BA:271(Q):G:H2'	27:BA:271(R):G:H8	1.68	0.59
27:BA:384:U:H2'	27:BA:385:C:H6	1.68	0.59
32:BF:195:ASP:HB2	32:BF:198:ALA:CB	2.33	0.59
33:BG:142:PRO:HB2	53:B4:57:ILE:HD12	1.84	0.59
33:BG:47:LYS:HE3	33:BG:81:LYS:HE3	1.84	0.59
27:BA:1665:A:H5''	37:BO:66:LYS:HG3	1.83	0.59
47:BY:76:CYS:HG	47:BY:77:PRO:HD2	1.65	0.59
1:CA:1262:C:H2'	1:CA:1263:C:H6	1.64	0.59
1:CA:431:A:O2'	1:CA:432:A:H5'	2.02	0.59
2:CB:132:LYS:HA	2:CB:135:GLN:CB	2.32	0.59
4:CD:176:LEU:HD12	4:CD:177:ASP:N	2.18	0.59
4:CD:25:ARG:C	4:CD:27:TYR:H	2.06	0.59
7:CG:108:ALA:HA	7:CG:111:ARG:HD2	1.85	0.59
12:CL:25:LYS:HB2	12:CL:30:ARG:HH12	1.67	0.59
13:CM:20:THR:C	13:CM:22:ILE:H	2.06	0.59
18:CR:52:PRO:O	18:CR:56:THR:HG23	2.02	0.59
59:CX:31:G:H2'	59:CX:32:C:C5'	2.31	0.59
25:CY:63:C:H2'	25:CY:64:G:H8	1.68	0.59
27:DA:857:C:O2'	49:D0:26:TYR:HE2	1.85	0.59
52:D3:8:LEU:HD13	52:D3:31:LEU:HD23	1.84	0.59
27:DA:1594:G:H5'	27:DA:1594:G:C8	2.38	0.59
27:DA:1599:C:H2'	27:DA:1600:C:H6	1.67	0.59
27:DA:2349:G:H8	27:DA:2349:G:H5'	1.66	0.59
27:DA:2535:G:H2'	27:DA:2536:G:C8	2.37	0.59
27:DA:364:C:O5'	27:DA:364:C:H6	1.85	0.59
27:DA:247:G:H4'	27:DA:386:G:C5	2.37	0.59
31:DE:111:ARG:HB3	31:DE:160:TYR:HD1	1.67	0.59
35:DI:86:THR:HB	35:DI:122:GLU:OE2	2.03	0.59
36:DN:23:LEU:HD13	36:DN:98:VAL:HG12	1.84	0.59
27:DA:1453:U:OP1	40:DR:77:ARG:HD3	2.03	0.59
42:DT:42:ILE:HD12	42:DT:42:ILE:N	2.07	0.59
1:AA:1171:G:H2'	1:AA:1172:C:C6	2.38	0.59
1:AA:1207:G:O2'	1:AA:1208:C:H5'	2.02	0.59
1:AA:1412:C:H2'	1:AA:1413:A:C8	2.38	0.59
7:AG:32:ARG:O	7:AG:34:GLY:N	2.36	0.59
15:AO:35:ARG:O	15:AO:38:ARG:HB2	2.02	0.59
15:AO:54:ARG:HG2	15:AO:54:ARG:NH1	2.17	0.59
51:B2:38:GLN:HB3	51:B2:44:LEU:HB3	1.84	0.59
51:B2:10:LEU:HD21	51:B2:59:ARG:HG2	1.84	0.59
46:BX:60:ARG:HH22	56:B7:47:ARG:CZ	2.16	0.59

Continued on next page...

Continued from previous page...

Atom-1	Atom-2	Interatomic distance (Å)	Clash overlap (Å)
27:BA:862:G:H2'	27:BA:863:A:O4'	2.01	0.59
28:BB:17:C:H2'	28:BB:18:G:O4'	2.03	0.59
30:BD:92:ILE:HG13	30:BD:104:TYR:HD2	1.67	0.59
42:BT:38:ASN:ND2	42:BT:38:ASN:C	2.56	0.59
43:BU:62:ILE:HD13	43:BU:93:LYS:HG2	1.85	0.59
47:BY:26:LYS:HG2	47:BY:27:VAL:HG23	1.85	0.59
1:CA:262:A:C6	1:CA:263:A:C6	2.91	0.59
1:CA:403:C:H2'	1:CA:404:U:H6	1.68	0.59
1:CA:72:C:O2	1:CA:97:G:N2	2.33	0.59
1:CA:794:A:H2'	1:CA:795:C:C6	2.37	0.59
1:CA:833:U:H2'	1:CA:834:C:H6	1.67	0.59
1:CA:878:G:H5'	8:CH:89:PRO:HG2	1.85	0.59
2:CB:69:LEU:HD13	2:CB:91:PRO:HB2	1.84	0.59
4:CD:111:ALA:HB2	4:CD:120:LEU:CD1	2.32	0.59
6:CF:3:ARG:HB3	6:CF:93:SER:HB3	1.84	0.59
9:CI:53:VAL:HG11	9:CI:85:LEU:CD2	2.32	0.59
10:CJ:31:GLY:HA3	10:CJ:76:ASN:HD22	1.66	0.59
12:CL:72:HIS:HD2	12:CL:74:LEU:H	1.49	0.59
19:CS:19:VAL:O	19:CS:23:ASN:HB2	2.03	0.59
27:DA:1039:G:C6	27:DA:1117:G:N7	2.70	0.59
27:DA:1041:C:H2'	27:DA:1042:G:H8	1.67	0.59
27:DA:1441:G:H2'	27:DA:1442:G:H8	1.65	0.59
27:DA:1784:A:H4'	27:DA:1785:A:O5'	2.03	0.59
27:DA:2162:G:H2'	27:DA:2163:C:H6	1.68	0.59
27:DA:2394:C:P	38:DP:62:LEU:HG	2.42	0.59
27:DA:2720:U:O2	27:DA:2720:U:H2'	2.03	0.59
27:DA:66:C:C2	27:DA:89:G:N1	2.71	0.59
28:DB:32:C:N3	28:DB:51:G:N2	2.50	0.59
31:DE:15:PHE:CD1	31:DE:20:ALA:HB2	2.37	0.59
32:DF:121:GLY:C	32:DF:123:LEU:H	2.06	0.59
35:DI:92:VAL:HG13	35:DI:120:ILE:HB	1.84	0.59
41:DS:30:ARG:HD3	41:DS:31:SER:N	2.18	0.59
47:DY:31:LEU:HD22	47:DY:31:LEU:N	2.16	0.59
47:DY:68:HIS:ND1	47:DY:70:SER:HB3	2.17	0.59
1:AA:1064:G:H21	1:AA:1190:G:H2'	1.68	0.59
1:AA:1086:U:H5	1:AA:1099:G:H22	1.51	0.59
1:AA:1218:C:H2'	1:AA:1219:U:C6	2.37	0.59
1:AA:488:C:O2'	1:AA:489:C:H5'	2.02	0.59
1:AA:80:G:H3'	1:AA:81:U:H5'	1.84	0.59
1:AA:840:C:H5'	1:AA:848:C:O2	2.02	0.59
2:AB:66:GLY:O	2:AB:67:THR:HG23	2.03	0.59

Continued on next page...

Continued from previous page...

Atom-1	Atom-2	Interatomic distance (Å)	Clash overlap (Å)
4:AD:132:ARG:O	4:AD:132:ARG:CG	2.51	0.59
4:AD:11:LEU:HD11	4:AD:21:LEU:HD11	1.83	0.59
4:AD:59:ARG:HA	4:AD:59:ARG:NE	2.18	0.59
5:AE:104:ALA:H	5:AE:106:PRO:HD2	1.68	0.59
1:AA:1298:C:H2'	7:AG:114:ARG:NH1	2.16	0.59
8:AH:119:LEU:HA	8:AH:123:GLU:OE1	2.03	0.59
12:AL:52:VAL:HG12	12:AL:53:ALA:N	2.16	0.59
15:AO:14:GLU:O	15:AO:14:GLU:OE1	2.20	0.59
19:AS:6:LYS:N	19:AS:6:LYS:HE3	2.17	0.59
49:B0:45:PHE:O	49:B0:59:LEU:HD11	2.02	0.59
50:B1:86:SER:O	50:B1:90:ILE:HG12	2.02	0.59
53:B4:66:HIS:CB	53:B4:67:PRO:HD3	2.31	0.59
55:B6:17:LYS:O	55:B6:18:ARG:CB	2.51	0.59
57:B8:4:MET:SD	57:B8:61:LEU:HD21	2.42	0.59
27:BA:1021:A:C3'	27:BA:1021:A:C8	2.76	0.59
27:BA:1784:A:H4'	27:BA:1785:A:O5'	2.03	0.59
27:BA:2681:C:H5	27:BA:2725:A:H62	1.47	0.59
27:BA:363(C):G:H2'	27:BA:363(D):G:H8	1.66	0.59
27:BA:754:C:H2'	27:BA:755:C:C6	2.36	0.59
27:BA:816:C:O2'	27:BA:817:C:H5'	2.03	0.59
27:BA:874:G:O2'	27:BA:875:G:H5'	2.01	0.59
28:BB:92:C:H2'	28:BB:93:G:H8	1.68	0.59
34:BH:31:GLY:H	34:BH:79:VAL:HG13	1.67	0.59
35:BI:129:THR:O	35:BI:130:TYR:HB2	2.02	0.59
35:BI:42:SER:O	35:BI:45:LYS:HG2	2.03	0.59
36:BN:116:LEU:O	36:BN:119:ARG:N	2.26	0.59
38:BP:21:ARG:C	38:BP:23:PRO:HD3	2.23	0.59
39:BQ:12:GLN:HE21	39:BQ:73:PRO:HD2	1.67	0.59
40:BR:32:GLY:HA2	40:BR:116:LEU:CD1	2.33	0.59
41:BS:33:LYS:C	41:BS:34:HIS:HD2	2.06	0.59
42:BT:122:ASP:C	42:BT:124:ASP:H	2.06	0.59
42:BT:12:SER:C	42:BT:14:TYR:H	2.04	0.59
45:BW:68:ARG:O	45:BW:110:LYS:HB2	2.02	0.59
1:CA:1121:U:H2'	1:CA:1122:U:C6	2.38	0.59
1:CA:1151:A:O2'	1:CA:1152:A:H8	1.75	0.59
8:CH:73:ASP:OD2	8:CH:75:ARG:HD3	2.02	0.59
1:CA:1346:A:C5'	9:CI:120:ARG:HH12	2.15	0.59
18:CR:50:ILE:HG12	18:CR:74:ARG:NH1	2.17	0.59
23:CW:14:A:H2'	23:CW:15:G:O4'	2.03	0.59
25:CY:22:G:H2'	25:CY:23:G:H8	1.67	0.59
27:DA:1448:G:H21	27:DA:1528(A):A:H2	1.49	0.59

Continued on next page...

Continued from previous page...

Atom-1	Atom-2	Interatomic distance (Å)	Clash overlap (Å)
27:DA:1997:G:O2'	27:DA:1998:G:H5'	2.03	0.59
27:DA:2161:C:H2'	27:DA:2162:G:C8	2.38	0.59
27:DA:967:C:O2'	27:DA:968:G:H5'	2.02	0.59
30:DD:129:ASN:O	30:DD:193:VAL:HG12	2.03	0.59
42:DT:14:TYR:CD1	42:DT:14:TYR:N	2.69	0.59
1:AA:1291:G:H5''	9:AI:39:GLY:O	2.03	0.59
1:AA:1405:G:O2'	1:AA:1406:U:H5'	2.03	0.59
1:AA:403:C:O2'	1:AA:404:U:H5'	2.02	0.59
2:AB:71:VAL:HG22	2:AB:93:VAL:HG21	1.85	0.59
4:AD:60:GLU:OE1	4:AD:199:ASN:N	2.35	0.59
5:AE:70:PRO:O	5:AE:72:GLN:N	2.35	0.59
14:AN:24:CYS:H	14:AN:33:VAL:HG11	1.67	0.59
23:AW:38:U:H2'	23:AW:39:C:C6	2.38	0.59
51:B2:10:LEU:HB3	51:B2:14:ARG:NH1	2.18	0.59
27:BA:1582:C:O2'	27:BA:1586:A:C8	2.56	0.59
29:BC:78:ALA:HB1	29:BC:82:LYS:HB2	1.83	0.59
32:BF:32:LEU:CD1	32:BF:105:VAL:HG13	2.33	0.59
38:BP:33:ARG:O	38:BP:34:GLY:C	2.40	0.59
40:BR:2:ARG:NH2	40:BR:5:LYS:HE2	2.18	0.59
42:BT:133:GLU:HG3	42:BT:133:GLU:O	2.03	0.59
42:BT:40:THR:O	42:BT:41:ARG:HB2	2.03	0.59
43:BU:55:ARG:HA	43:BU:58:ARG:CG	2.30	0.59
1:CA:407:G:H2'	1:CA:408:A:H8	1.67	0.59
1:CA:606:G:H21	1:CA:631:G:H2'	1.67	0.59
1:CA:709:G:H2'	1:CA:710:G:H8	1.68	0.59
3:CC:178:LEU:C	3:CC:180:ALA:H	2.06	0.59
3:CC:71:ALA:HB1	3:CC:109:PRO:HG3	1.83	0.59
7:CG:75:VAL:O	7:CG:75:VAL:HG23	2.02	0.59
10:CJ:80:LYS:HE3	10:CJ:80:LYS:O	2.02	0.59
15:CO:3:ILE:N	15:CO:3:ILE:HD13	2.18	0.59
16:CP:12:LYS:O	16:CP:13:HIS:HB2	2.02	0.59
50:D1:50:ARG:HG3	50:D1:50:ARG:HH11	1.68	0.59
50:D1:76:ARG:HG3	50:D1:76:ARG:O	2.02	0.59
27:DA:108:U:H2'	27:DA:109:G:C8	2.38	0.59
27:DA:1349:A:N6	27:DA:1598:C:N4	2.51	0.59
27:DA:1783:A:H5'	27:DA:2608:G:H4'	1.83	0.59
27:DA:2022:U:HO2'	27:DA:2617:C:H5'	1.68	0.59
27:DA:2295:C:O2'	27:DA:2296:U:H5'	2.02	0.59
27:DA:2345:G:N3	27:DA:2381:C:H2'	2.18	0.59
27:DA:541:C:H2'	27:DA:542:C:C5	2.37	0.59
27:DA:575:A:HO2'	27:DA:576:U:H5'	1.66	0.59

Continued on next page...

Continued from previous page...

Atom-1	Atom-2	Interatomic distance (Å)	Clash overlap (Å)
30:DD:133:LEU:HA	30:DD:136:ILE:HD12	1.85	0.59
30:DD:186:HIS:HD2	30:DD:188:GLU:N	1.96	0.59
31:DE:120:TRP:CE2	31:DE:155:LYS:HB3	2.37	0.59
35:DI:109:ILE:HD11	35:DI:114:LEU:CD2	2.33	0.59
42:DT:115:ARG:CA	42:DT:115:ARG:HE	2.14	0.59
45:DW:95:ILE:O	45:DW:95:ILE:HG13	2.02	0.59
1:AA:1422:G:O2'	1:AA:1423:G:H5'	2.03	0.59
1:AA:501:C:H2'	1:AA:502:G:C8	2.36	0.59
1:AA:797:C:OP1	11:AK:124:LYS:HE2	2.02	0.59
1:AA:940:C:O2'	1:AA:941:G:H5'	2.03	0.59
3:AC:70:VAL:HG12	3:AC:71:ALA:N	2.17	0.59
5:AE:82:VAL:HG21	5:AE:138:ALA:HA	1.85	0.59
6:AF:36:ARG:NH2	6:AF:66:GLU:HG2	2.18	0.59
8:AH:51:VAL:HG11	8:AH:60:ARG:HG3	1.85	0.59
25:AY:37:U:C2'	25:AY:38:U:H5''	2.33	0.59
52:B3:52:HIS:H	52:B3:52:HIS:HD2	1.50	0.59
54:B5:25:LEU:CD1	54:B5:25:LEU:H	2.11	0.59
55:B6:15:GLU:O	55:B6:18:ARG:NH2	2.36	0.59
27:BA:1055:G:C2	27:BA:1108:U:H1'	2.38	0.59
27:BA:1168:G:O2'	27:BA:1169:G:H5'	2.03	0.59
27:BA:1479:G:H2'	27:BA:1480:G:O4'	2.03	0.59
27:BA:2450:A:C2	27:BA:2451:A:C4	2.90	0.59
31:BE:155:LYS:O	31:BE:156:MET:HG3	2.03	0.59
34:BH:155:SER:OG	34:BH:156:ALA:N	2.34	0.59
34:BH:30:LYS:HB2	34:BH:79:VAL:HA	1.85	0.59
46:BX:52:VAL:O	46:BX:52:VAL:HG12	2.02	0.59
47:BY:28:LYS:O	47:BY:38:ILE:CG1	2.49	0.59
47:BY:75:ILE:O	47:BY:76:CYS:HB2	2.03	0.59
48:BZ:120:HIS:HB3	48:BZ:170:ILE:HG22	1.83	0.59
1:CA:115:G:H1'	1:CA:116:A:N7	2.17	0.59
1:CA:592:G:H2'	1:CA:593:G:H8	1.67	0.59
1:CA:673:G:H2'	1:CA:674:G:C8	2.38	0.59
2:CB:61:LEU:CD2	2:CB:68:ILE:HD11	2.28	0.59
1:CA:1056:U:H5'	3:CC:163:ALA:HB2	1.83	0.59
3:CC:44:GLU:HG2	3:CC:52:LEU:HD11	1.84	0.59
10:CJ:9:ARG:HG2	10:CJ:69:ASN:OD1	2.03	0.59
13:CM:33:ALA:HA	13:CM:59:TYR:CE2	2.37	0.59
13:CM:98:VAL:C	13:CM:100:GLY:H	2.07	0.59
1:CA:323:U:H5'	20:CT:23:ARG:HB2	1.83	0.59
50:D1:51:VAL:O	50:D1:57:GLU:O	2.21	0.59
51:D2:4:SER:HA	51:D2:7:ARG:HH11	1.68	0.59

Continued on next page...

Continued from previous page...

Atom-1	Atom-2	Interatomic distance (Å)	Clash overlap (Å)
27:DA:1654:A:P	40:DR:3:HIS:HB2	2.42	0.59
27:DA:2029:G:H2'	27:DA:2031:A:OP1	2.03	0.59
27:DA:2036:C:H6	27:DA:2036:C:H5'	1.68	0.59
27:DA:2126:A:C6	27:DA:2163:C:H4'	2.38	0.59
27:DA:2330:G:H1'	49:D0:41:ARG:CB	2.33	0.59
27:DA:2571:C:C5'	27:DA:2572:A:C5'	2.81	0.59
27:DA:2839:G:H2'	27:DA:2840:C:C6	2.38	0.59
31:DE:30:PRO:O	31:DE:32:PRO:HD3	2.02	0.59
33:DG:142:PRO:HG2	33:DG:143:GLU:H	1.67	0.59
34:DH:47:GLU:HG2	34:DH:48:GLY:N	2.18	0.59
36:DN:58:ASP:O	36:DN:60:ILE:HG13	2.03	0.59
37:DO:1:MET:CE	37:DO:1:MET:H1	2.16	0.59
32:DF:34:TRP:HB2	38:DP:10:PRO:O	2.03	0.59
1:AA:1137:C:H4'	1:AA:1138:G:C2	2.38	0.58
1:AA:179:A:H2'	1:AA:180:U:C6	2.38	0.58
1:AA:358:U:H2'	1:AA:359:U:C6	2.38	0.58
1:AA:532:A:H3'	1:AA:533:A:H5''	1.84	0.58
2:AB:187:LEU:HD13	2:AB:187:LEU:O	2.03	0.58
3:AC:115:LEU:O	3:AC:119:ARG:HB2	2.03	0.58
3:AC:58:GLU:H	3:AC:65:ALA:HB3	1.68	0.58
4:AD:67:ILE:CG2	4:AD:68:TYR:N	2.65	0.58
5:AE:69:VAL:HG13	5:AE:139:LEU:HD22	1.83	0.58
7:AG:111:ARG:HE	7:AG:123:GLU:HB2	1.68	0.58
7:AG:111:ARG:NE	7:AG:123:GLU:HB2	2.18	0.58
13:AM:45:VAL:O	13:AM:48:LEU:HD22	2.03	0.58
15:AO:6:GLU:O	15:AO:9:GLN:N	2.36	0.58
49:B0:65:GLY:HA3	49:B0:83:PRO:HA	1.85	0.58
27:BA:11:G:C2'	27:BA:12:U:H5'	2.33	0.58
27:BA:1946:U:H2'	27:BA:1947:C:H6	1.68	0.58
27:BA:438:G:O2'	27:BA:440:G:H5'	2.04	0.58
30:BD:79:VAL:CG2	30:BD:111:LEU:HD11	2.24	0.58
31:BE:47:VAL:HG12	31:BE:49:LEU:CD1	2.33	0.58
33:BG:152:LEU:HD23	33:BG:152:LEU:C	2.23	0.58
34:BH:154:PRO:O	34:BH:155:SER:O	2.20	0.58
27:BA:1036:G:OP1	34:BH:59:ARG:HB2	2.02	0.58
35:BI:12:LEU:HB2	35:BI:19:VAL:HG11	1.85	0.58
38:BP:126:VAL:HA	38:BP:145:PRO:HB2	1.84	0.58
41:BS:19:LYS:HG2	41:BS:19:LYS:O	2.02	0.58
41:BS:20:ARG:HG2	41:BS:20:ARG:NH1	2.18	0.58
45:BW:86:LEU:C	45:BW:86:LEU:HD12	2.22	0.58
45:BW:90:ARG:HG3	45:BW:90:ARG:HH11	1.68	0.58

Continued on next page...

Continued from previous page...

Atom-1	Atom-2	Interatomic distance (Å)	Clash overlap (Å)
1:CA:1497:G:C2'	1:CA:1498:U:H5'	2.33	0.58
1:CA:407:G:H2'	1:CA:408:A:C8	2.37	0.58
1:CA:710:G:H2'	1:CA:711:G:C8	2.38	0.58
1:CA:722:A:H2'	1:CA:724:G:C8	2.38	0.58
2:CB:200:ILE:HG22	2:CB:202:PRO:N	2.18	0.58
2:CB:28:PHE:HD1	2:CB:32:ILE:HD11	1.67	0.58
5:CE:15:ARG:HG3	5:CE:28:PHE:CE2	2.21	0.58
15:CO:56:LEU:O	15:CO:60:VAL:HG23	2.02	0.58
17:CQ:20:THR:HA	17:CQ:43:LEU:HD23	1.84	0.58
19:CS:15:LEU:O	19:CS:19:VAL:HG23	2.03	0.58
19:CS:48:THR:CG2	19:CS:61:TYR:HA	2.29	0.58
27:DA:2183:C:H2'	27:DA:2184:G:H8	1.67	0.58
27:DA:2197:U:O2'	27:DA:2198:A:O5'	2.21	0.58
27:DA:858:U:O2	27:DA:2268:A:H2'	2.03	0.58
27:DA:2309:A:C2	27:DA:2310:A:H2	2.21	0.58
27:DA:2533:A:C3'	27:DA:2534:A:H5''	2.33	0.58
28:DB:94:C:H2'	28:DB:95:C:C6	2.38	0.58
33:DG:39:ILE:HD11	33:DG:155:MET:HB2	1.85	0.58
35:DI:64:GLU:OE2	35:DI:67:ARG:HD2	2.03	0.58
36:DN:128:HIS:O	36:DN:128:HIS:CG	2.55	0.58
38:DP:83:VAL:HG11	38:DP:112:LEU:HD21	1.84	0.58
40:DR:10:LEU:HB3	40:DR:17:ARG:CZ	2.33	0.58
42:DT:41:ARG:HH11	42:DT:43:GLN:HA	1.66	0.58
42:DT:3:ARG:C	42:DT:5:ALA:N	2.55	0.58
47:DY:28:LYS:O	47:DY:37:VAL:O	2.21	0.58
48:DZ:156:LEU:N	48:DZ:156:LEU:HD12	2.18	0.58
1:AA:226:G:O2'	1:AA:227:G:H5'	2.03	0.58
1:AA:373:A:O2'	1:AA:374:A:H5'	2.04	0.58
4:AD:147:ALA:HB2	4:AD:182:LYS:CB	2.33	0.58
9:AI:82:ALA:HB1	9:AI:96:LEU:HD13	1.84	0.58
10:AJ:45:ARG:HH11	10:AJ:45:ARG:HG3	1.68	0.58
11:AK:38:ASN:HD22	11:AK:38:ASN:N	2.00	0.58
14:AN:41:ARG:HG2	14:AN:41:ARG:HH11	1.68	0.58
19:AS:65:ASN:HB2	19:AS:66:MET:HE3	1.84	0.58
53:B4:40:ILE:HG13	53:B4:57:ILE:CG2	2.28	0.58
27:BA:1209:G:N2	27:BA:1210:A:H62	2.01	0.58
27:BA:1681:G:OP2	27:BA:1681:G:H8	1.85	0.58
27:BA:1906:G:O2'	27:BA:1907:G:H5'	2.03	0.58
27:BA:1932:A:H2'	27:BA:1933:G:O4'	2.03	0.58
27:BA:2013:A:C4'	45:BW:96:ILE:HD12	2.33	0.58
27:BA:882:G:H2'	27:BA:883:G:O4'	2.03	0.58

Continued on next page...

Continued from previous page...

Atom-1	Atom-2	Interatomic distance (Å)	Clash overlap (Å)
27:BA:855:G:H1	27:BA:922:U:H3	1.51	0.58
29:BC:56:GLN:NE2	29:BC:173:ALA:HB1	2.17	0.58
30:BD:155:LEU:HD23	30:BD:177:LEU:HD22	1.86	0.58
38:BP:107:LYS:O	38:BP:109:GLY:N	2.36	0.58
27:BA:661:C:H4'	38:BP:16:ARG:HH12	1.67	0.58
38:BP:65:ARG:NH1	57:B8:46:ARG:NH2	2.51	0.58
1:CA:521:G:O2'	1:CA:522:C:H5'	2.03	0.58
1:CA:551:U:H2'	1:CA:552:U:H6	1.68	0.58
1:CA:758:G:C5'	1:CA:880:C:H1'	2.33	0.58
1:CA:851:G:H2'	1:CA:852:G:H8	1.68	0.58
4:CD:21:LEU:H	4:CD:21:LEU:HD12	1.68	0.58
3:CC:8:ILE:HB	14:CN:49:HIS:O	2.03	0.58
1:CA:187:C:H5''	20:CT:86:ARG:HD2	1.84	0.58
27:DA:271(H):G:H5'	50:D1:81:LYS:HD3	1.85	0.58
52:D3:13:ILE:H	52:D3:13:ILE:HD12	1.67	0.58
27:DA:1423:G:H2'	27:DA:1424:G:C8	2.38	0.58
27:DA:1479:G:H5'	27:DA:1558:A:H2	1.68	0.58
27:DA:176:G:C2'	27:DA:177:G:H5'	2.33	0.58
27:DA:2359:C:H2'	27:DA:2360:A:O4'	2.04	0.58
27:DA:2680:C:O2'	27:DA:2681:C:H5'	2.03	0.58
27:DA:2755:C:C2	58:D9:19:ARG:HD3	2.37	0.58
27:DA:407:G:H2'	27:DA:408:G:H8	1.68	0.58
30:DD:61:LEU:O	30:DD:63:ARG:NH1	2.36	0.58
31:DE:110:GLY:HA2	31:DE:162:ALA:N	2.18	0.58
33:DG:169:ALA:O	33:DG:171:ALA:N	2.36	0.58
33:DG:107:LEU:HD13	33:DG:177:GLY:O	2.03	0.58
34:DH:86:GLU:N	34:DH:86:GLU:OE1	2.35	0.58
36:DN:120:LEU:C	36:DN:121:LYS:HD2	2.23	0.58
38:DP:6:LEU:HB2	38:DP:8:PRO:HD2	1.85	0.58
43:DU:95:LEU:CD1	44:DV:4:ILE:HG21	2.28	0.58
1:AA:1258:G:O2'	1:AA:1259:C:H5'	2.04	0.58
1:AA:1275:A:H2'	1:AA:1276:G:O4'	2.03	0.58
1:AA:973:G:H3'	1:AA:974:A:H5''	1.85	0.58
5:AE:101:ILE:CD1	5:AE:119:LEU:HD23	2.33	0.58
6:AF:67:MET:CE	6:AF:75:LEU:HD12	2.33	0.58
1:AA:1381:U:C4	7:AG:156:TRP:HZ3	2.21	0.58
18:AR:19:LYS:O	18:AR:20:ALA:HB3	2.04	0.58
23:AW:29:G:H2'	23:AW:30:A:H8	1.66	0.58
23:AW:39:C:H2'	23:AW:40:C:C6	2.38	0.58
24:AX:62:C:H2'	24:AX:63:G:H8	1.68	0.58
24:AX:71:C:C2'	24:AX:72:A:H5''	2.33	0.58

Continued on next page...

Continued from previous page...

Atom-1	Atom-2	Interatomic distance (Å)	Clash overlap (Å)
51:B2:13:ALA:HA	51:B2:16:LEU:HD12	1.84	0.58
27:BA:1368:G:O2'	27:BA:1369:G:H5'	2.04	0.58
27:BA:1607:C:C4'	27:BA:1608:A:O5'	2.46	0.58
29:BC:56:GLN:HE22	29:BC:167:LYS:C	2.07	0.58
30:BD:161:THR:O	30:BD:196:VAL:HG23	2.03	0.58
34:BH:46:GLU:HB2	34:BH:47:GLU:OE2	2.03	0.58
36:BN:39:ARG:C	36:BN:41:ASP:H	2.06	0.58
37:BO:1:MET:HE2	37:BO:67:LYS:HG2	1.84	0.58
37:BO:2:ILE:CG2	37:BO:8:LEU:HD11	2.34	0.58
38:BP:18:ARG:CB	38:BP:18:ARG:NH1	2.66	0.58
41:BS:18:ILE:HG22	41:BS:19:LYS:N	2.18	0.58
41:BS:52:SER:CB	41:BS:55:ALA:HB3	2.31	0.58
44:BV:34:GLU:O	44:BV:36:PRO:HD3	2.02	0.58
48:BZ:13:LYS:HB3	48:BZ:16:ALA:HB3	1.85	0.58
2:CB:162:ILE:O	2:CB:185:ILE:HG13	2.03	0.58
3:CC:70:VAL:HG12	3:CC:71:ALA:N	2.18	0.58
3:CC:92:ALA:HB2	3:CC:99:VAL:HG22	1.83	0.58
12:CL:66:TYR:O	12:CL:68:PRO:HD3	2.03	0.58
17:CQ:43:LEU:O	17:CQ:69:LYS:HG3	2.02	0.58
20:CT:82:SER:O	20:CT:86:ARG:HB2	2.02	0.58
27:DA:2065:C:H2'	27:DA:2066:C:C6	2.38	0.58
30:DD:231:HIS:CD2	30:DD:249:PRO:HB3	2.38	0.58
32:DF:5:ALA:N	32:DF:18:ARG:O	2.28	0.58
34:DH:121:ILE:CG1	34:DH:135:GLY:HA2	2.33	0.58
34:DH:85:LYS:CE	34:DH:144:VAL:HB	2.34	0.58
38:DP:64:LYS:O	38:DP:66:GLY:N	2.36	0.58
41:DS:30:ARG:NH2	41:DS:62:LYS:HB3	2.07	0.58
45:DW:6:ILE:HG12	45:DW:104:THR:CA	2.32	0.58
47:DY:15:VAL:HG23	47:DY:23:ARG:O	2.03	0.58
47:DY:77:PRO:O	47:DY:78:ALA:HB2	2.03	0.58
48:DZ:149:LEU:HB2	48:DZ:170:ILE:HG13	1.84	0.58
1:AA:589:C:O2'	1:AA:590:C:H5'	2.02	0.58
1:AA:851:G:H2'	1:AA:852:G:H8	1.67	0.58
2:AB:114:ARG:HH12	2:AB:118:LEU:HD21	1.66	0.58
3:AC:130:VAL:CG2	3:AC:157:ILE:HG23	2.34	0.58
5:AE:83:GLU:HG2	5:AE:88:LYS:HB2	1.84	0.58
9:AI:24:GLY:HA2	9:AI:59:PHE:O	2.03	0.58
53:B4:44:CYS:SG	53:B4:65:CYS:HB2	2.43	0.58
27:BA:125:G:H5''	56:B7:19:ARG:HD3	1.84	0.58
27:BA:116:C:O2'	27:BA:117:G:H5'	2.04	0.58
27:BA:272(B):G:O2'	27:BA:272(C):G:OP2	2.19	0.58

Continued on next page...

Continued from previous page...

Atom-1	Atom-2	Interatomic distance (Å)	Clash overlap (Å)
27:BA:2758:A:C3'	27:BA:2759:G:H5''	2.33	0.58
27:BA:870:A:H2'	27:BA:871:U:O4'	2.03	0.58
31:BE:177:PRO:HG2	31:BE:178:GLU:H	1.68	0.58
32:BF:113:ALA:HB1	32:BF:186:ILE:HG21	1.86	0.58
32:BF:156:LEU:HD21	32:BF:163:VAL:HG12	1.85	0.58
35:BI:110:ASP:H	35:BI:130:TYR:HH	1.51	0.58
35:BI:129:THR:HG22	35:BI:137:PRO:HG3	1.84	0.58
38:BP:64:LYS:CG	38:BP:65:ARG:N	2.65	0.58
1:CA:1457:G:C2	1:CA:1458:G:N7	2.72	0.58
1:CA:192:U:H4'	20:CT:102:GLY:O	2.02	0.58
1:CA:288:A:H2'	1:CA:289:G:H4'	1.84	0.58
1:CA:491:G:H2'	1:CA:492:G:C8	2.38	0.58
1:CA:532:A:H2	1:CA:1207:G:C4'	2.15	0.58
1:CA:309:G:H1'	1:CA:608:A:C2	2.38	0.58
2:CB:42:ILE:CD1	2:CB:203:GLY:HA2	2.33	0.58
10:CJ:31:GLY:CA	10:CJ:76:ASN:HD22	2.14	0.58
15:CO:87:ILE:O	15:CO:88:ARG:HB2	2.04	0.58
16:CP:82:GLN:NE2	16:CP:82:GLN:N	2.51	0.58
27:DA:2097:C:O2'	27:DA:2098:U:H5'	2.03	0.58
27:DA:2376:A:O2'	41:DS:108:GLY:HA2	2.02	0.58
27:DA:2552:U:H2'	27:DA:2554:U:OP2	2.03	0.58
27:DA:430:G:H5''	27:DA:431:U:OP2	2.04	0.58
27:DA:445:C:O2'	27:DA:446:G:H5'	2.04	0.58
27:DA:614(C):A:O2'	27:DA:615:G:P	2.62	0.58
32:DF:167:ALA:HB1	32:DF:173:VAL:HG11	1.85	0.58
33:DG:111:LEU:HB3	33:DG:117:PHE:HE2	1.67	0.58
33:DG:25:TYR:CD2	33:DG:31:VAL:HG23	2.39	0.58
27:DA:252:G:OP2	38:DP:50:ARG:NH1	2.35	0.58
27:DA:2485:G:OP1	39:DQ:46:GLN:NE2	2.36	0.58
40:DR:10:LEU:HA	40:DR:17:ARG:HD3	1.84	0.58
42:DT:107:ASP:CG	42:DT:108:ARG:H	2.06	0.58
45:DW:20:VAL:HG11	45:DW:44:ALA:HA	1.85	0.58
1:AA:664:G:H22	1:AA:741:G:H1	1.50	0.58
1:AA:742:G:H5''	15:AO:58:MET:CE	2.33	0.58
1:AA:876:G:H1'	8:AH:11:THR:HG21	1.86	0.58
3:AC:155:GLY:O	3:AC:156:ARG:HB2	2.02	0.58
3:AC:92:ALA:HB2	3:AC:99:VAL:CG2	2.33	0.58
4:AD:110:PHE:HE2	4:AD:147:ALA:HA	1.68	0.58
14:AN:27:CYS:C	14:AN:29:ARG:H	2.06	0.58
17:AQ:25:ARG:HG2	17:AQ:26:GLN:H	1.64	0.58
18:AR:74:ARG:HB3	18:AR:81:PHE:CE1	2.39	0.58

Continued on next page...

Continued from previous page...

Atom-1	Atom-2	Interatomic distance (Å)	Clash overlap (Å)
24:AX:19:G:C3'	24:AX:20:U:C5'	2.78	0.58
54:B5:40:LYS:HB2	54:B5:41:PRO:HD2	1.85	0.58
27:BA:110:G:O2'	27:BA:111:A:H5'	2.04	0.58
27:BA:1180:C:C2'	27:BA:1181:C:H5'	2.33	0.58
27:BA:1817:G:H2'	27:BA:1818:U:H5'	1.84	0.58
27:BA:1858:G:H1'	27:BA:1884:A:N6	2.17	0.58
27:BA:271(F):C:H2'	27:BA:271(G):C:O4'	2.03	0.58
27:BA:307:G:H21	27:BA:330:A:H62	1.51	0.58
27:BA:856:C:C6	27:BA:856:C:H5''	2.38	0.58
27:BA:934:G:H2'	27:BA:935:C:H6	1.68	0.58
28:BB:60:C:H2'	28:BB:61:G:H8	1.67	0.58
30:BD:231:HIS:HD2	30:BD:249:PRO:HB3	1.68	0.58
32:BF:32:LEU:HD22	32:BF:112:MET:CE	2.34	0.58
35:BI:130:TYR:CD1	35:BI:131:LYS:N	2.71	0.58
37:BO:96:THR:O	37:BO:117:LEU:HD11	2.04	0.58
38:BP:96:THR:O	38:BP:100:LEU:HB2	2.03	0.58
38:BP:30:THR:HG22	38:BP:31:ALA:N	2.08	0.58
39:BQ:133:ARG:HB2	39:BQ:133:ARG:NH1	2.19	0.58
40:BR:104:ARG:NH1	40:BR:107:ASP:OD1	2.36	0.58
41:BS:25:ARG:O	41:BS:39:ILE:HA	2.04	0.58
41:BS:56:LEU:HD22	41:BS:58:LEU:HD13	1.85	0.58
27:BA:581:C:OP1	43:BU:31:SER:HB2	2.03	0.58
1:CA:1442(B):A:H2'	1:CA:1442(B):A:N3	2.19	0.58
1:CA:643:C:H5'	8:CH:31:PHE:CD1	2.38	0.58
1:CA:991:U:O2	1:CA:993:G:H8	1.85	0.58
2:CB:115:LEU:HD13	2:CB:145:LEU:HB3	1.86	0.58
2:CB:140:HIS:O	2:CB:143:GLU:HB2	2.04	0.58
4:CD:132:ARG:NH1	4:CD:132:ARG:HG2	2.18	0.58
1:CA:44:G:OP2	16:CP:12:LYS:HE3	2.03	0.58
56:D7:24:THR:HG23	56:D7:27:GLY:HA3	1.84	0.58
27:DA:1608:A:H1'	27:DA:1610:A:OP2	2.03	0.58
27:DA:1644:C:O2	27:DA:1644:C:H2'	2.01	0.58
27:DA:2019:A:O4'	43:DU:34:LYS:HE3	2.03	0.58
27:DA:225:A:H2'	27:DA:226:G:H5'	1.85	0.58
28:DB:111:G:H2'	28:DB:112:U:C4'	2.33	0.58
28:DB:53:A:N3	28:DB:54:G:C8	2.71	0.58
34:DH:158:HIS:NE2	34:DH:170:ARG:HA	2.19	0.58
34:DH:25:LYS:HD2	34:DH:34:GLU:OE1	2.03	0.58
27:DA:1996:C:H5	37:DO:32:TYR:HH	1.51	0.58
40:DR:44:LEU:O	40:DR:44:LEU:HD13	2.03	0.58
43:DU:92:ARG:N	43:DU:92:ARG:HD3	2.17	0.58

Continued on next page...

Continued from previous page...

Atom-1	Atom-2	Interatomic distance (Å)	Clash overlap (Å)
46:DX:28:PHE:CD1	46:DX:28:PHE:N	2.72	0.58
47:DY:46:LYS:HE3	47:DY:47:LYS:HZ3	1.68	0.58
1:AA:1260:C:H6	1:AA:1260:C:H3'	1.69	0.58
1:AA:386:C:H2'	1:AA:387:U:H5'	1.86	0.58
3:AC:60:ALA:HB3	3:AC:63:ASN:HD21	1.69	0.58
5:AE:28:PHE:CD1	5:AE:28:PHE:N	2.72	0.58
7:AG:69:VAL:HG12	7:AG:69:VAL:O	2.03	0.58
8:AH:85:ARG:NE	8:AH:87:SER:O	2.37	0.58
23:AW:24:C:C2'	23:AW:25:A:H5'	2.33	0.58
1:AA:693:G:N2	25:AY:36:A:H2	2.02	0.58
53:B4:81:VAL:O	53:B4:82:GLU:HB2	2.04	0.58
27:BA:1550:C:H2'	27:BA:1551:C:H6	1.68	0.58
27:BA:1707:G:H2'	27:BA:1708:C:C6	2.39	0.58
27:BA:514:A:H1'	27:BA:581:C:O2'	2.03	0.58
27:BA:999:U:H2'	27:BA:1000:A:C5'	2.33	0.58
31:BE:12:THR:HG23	42:BT:8:LYS:CE	2.33	0.58
32:BF:9:ILE:HG12	32:BF:14:PRO:HA	1.86	0.58
34:BH:23:ARG:HD3	34:BH:34:GLU:OE1	2.04	0.58
35:BI:48:GLU:O	35:BI:52:ARG:HG2	2.04	0.58
38:BP:62:LEU:HD11	57:B8:25:MET:CB	2.25	0.58
43:BU:24:TYR:HB2	43:BU:29:SER:HB3	1.84	0.58
43:BU:92:ARG:HE	43:BU:95:LEU:HB2	1.69	0.58
45:BW:4:LYS:HG2	45:BW:106:ILE:HD12	1.85	0.58
45:BW:37:ARG:NH1	45:BW:38:TYR:CZ	2.72	0.58
46:BX:91:ALA:O	46:BX:92:LEU:HD23	2.02	0.58
1:CA:1037:C:H2'	1:CA:1038:C:H6	1.66	0.58
3:CC:113:ALA:HB2	3:CC:202:ILE:HG12	1.86	0.58
3:CC:36:ASP:HA	3:CC:39:ILE:HD12	1.86	0.58
4:CD:22:LYS:HB2	4:CD:26:CYS:CB	2.33	0.58
4:CD:33:MET:HE2	4:CD:37:PRO:HA	1.82	0.58
13:CM:48:LEU:O	13:CM:48:LEU:HD23	2.04	0.58
1:CA:750:G:H1'	15:CO:22:THR:OG1	2.04	0.58
15:CO:87:ILE:HG22	15:CO:88:ARG:N	2.12	0.58
17:CQ:17:LYS:CG	17:CQ:47:PRO:HA	2.32	0.58
27:DA:2331:G:O2'	49:D0:43:THR:HG22	2.03	0.58
53:D4:40:ILE:HG23	53:D4:57:ILE:HG21	1.86	0.58
57:D8:59:LYS:HZ1	57:D8:59:LYS:HB2	1.67	0.58
27:DA:2177:C:H1'	29:DC:44:HIS:HD2	1.68	0.58
27:DA:2305:A:H5''	33:DG:134:GLY:HA3	1.84	0.58
31:DE:15:PHE:CE2	42:DT:80:SER:HB2	2.39	0.58
34:DH:19:VAL:HG23	34:DH:45:VAL:CG2	2.34	0.58

Continued on next page...

Continued from previous page...

Atom-1	Atom-2	Interatomic distance (Å)	Clash overlap (Å)
37:DO:49:ARG:HH11	37:DO:49:ARG:HG2	1.67	0.58
43:DU:8:VAL:HG12	43:DU:12:ARG:HG3	1.84	0.58
44:DV:62:LEU:CD2	44:DV:95:LEU:HB2	2.34	0.58
47:DY:10:GLY:HA2	47:DY:27:VAL:CG1	2.32	0.58
1:AA:1391:U:H2'	1:AA:1392:G:C8	2.38	0.58
1:AA:321:A:H2'	1:AA:322:C:C6	2.39	0.58
1:AA:385:C:O2'	1:AA:386:C:H5'	2.03	0.58
1:AA:646:U:H2'	1:AA:647:C:C6	2.39	0.58
2:AB:75:LYS:HA	2:AB:78:GLN:CG	2.33	0.58
3:AC:23:TYR:CG	3:AC:24:ALA:N	2.72	0.58
4:AD:63:LYS:HE3	4:AD:198:VAL:HG22	1.85	0.58
2:AB:181:PHE:CE1	8:AH:70:GLN:HB3	2.38	0.58
16:AP:26:ARG:HG2	16:AP:27:LYS:N	2.19	0.58
27:BA:61:G:H5'	51:B2:50:ILE:HG21	1.84	0.58
56:B7:19:ARG:HH11	56:B7:19:ARG:HG2	1.69	0.58
27:BA:1495:A:C2	27:BA:1496:A:C2	2.92	0.58
27:BA:1519:G:H5'	27:BA:1520:G:OP1	2.03	0.58
27:BA:1766:U:O2'	27:BA:1767:C:H5'	2.04	0.58
27:BA:2147:G:H2'	27:BA:2148:G:O4'	2.03	0.58
27:BA:2552:U:C2	27:BA:2554:U:H5'	2.38	0.58
32:BF:28:ILE:HG22	32:BF:112:MET:HG3	1.86	0.58
27:BA:1205:U:C5	32:BF:171:PRO:HA	2.39	0.58
38:BP:16:ARG:CZ	38:BP:16:ARG:HB2	2.34	0.58
27:BA:2816:C:O3'	40:BR:99:LYS:HE2	2.03	0.58
1:CA:1014:A:H2'	1:CA:1015:A:C8	2.38	0.58
1:CA:1475:G:OP1	27:DA:1689:A:H1'	2.03	0.58
1:CA:761:G:O5'	1:CA:761:G:H8	1.85	0.58
2:CB:97:TRP:CZ3	2:CB:173:ALA:HA	2.38	0.58
3:CC:11:ARG:HG2	3:CC:11:ARG:HH11	1.69	0.58
1:CA:1048:G:OP1	14:CN:4:LYS:HB2	2.04	0.58
59:CX:17:C:C5'	59:CX:17(B):U:H2'	2.34	0.58
50:D1:87:PRO:HG2	50:D1:88:LYS:H	1.69	0.58
52:D3:35:ARG:O	52:D3:37:LEU:HD23	2.04	0.58
53:D4:50:THR:OG1	53:D4:51:TYR:N	2.35	0.58
27:DA:1012:U:C5	36:DN:28:THR:HG21	2.39	0.58
27:DA:1373:A:H2'	27:DA:1374:G:O4'	2.04	0.58
27:DA:2287:A:C2	27:DA:2346:A:H2	2.21	0.58
27:DA:2788:C:O2'	27:DA:2809:A:N3	2.36	0.58
27:DA:407:G:H2'	27:DA:408:G:C8	2.38	0.58
27:DA:614(C):A:C4	32:DF:180:GLY:HA2	2.39	0.58
27:DA:817:C:O2'	27:DA:839:U:H5''	2.04	0.58

Continued on next page...

Continued from previous page...

Atom-1	Atom-2	Interatomic distance (Å)	Clash overlap (Å)
30:DD:213:ARG:C	30:DD:215:LEU:N	2.57	0.58
31:DE:69:LYS:O	31:DE:71:GLY:O	2.22	0.58
32:DF:78:ILE:HA	32:DF:83:PHE:HD1	1.66	0.58
38:DP:104:GLY:C	38:DP:105:LEU:HD23	2.24	0.58
38:DP:23:PRO:HD2	38:DP:33:ARG:NE	2.19	0.58
41:DS:17:ARG:HA	41:DS:20:ARG:HH22	1.68	0.58
41:DS:88:ASP:CG	41:DS:89:ARG:N	2.57	0.58
41:DS:28:VAL:HG22	41:DS:99:LYS:NZ	2.19	0.58
42:DT:124:ASP:HA	42:DT:127:ALA:HB3	1.85	0.58
47:DY:20:TYR:CZ	47:DY:42:VAL:HA	2.39	0.58
1:AA:1002:G:H21	1:AA:1003:G:H1'	1.68	0.58
1:AA:1274:G:N2	1:AA:1275:A:H62	2.00	0.58
1:AA:174:C:H2'	1:AA:175:C:C6	2.39	0.58
1:AA:324:G:OP1	20:AT:22:ARG:HD3	2.04	0.58
1:AA:971:G:N2	1:AA:1363(A):A:OP2	2.35	0.58
5:AE:42:GLY:HA3	5:AE:65:ASN:O	2.04	0.58
8:AH:84:ARG:O	8:AH:135:CYS:HB2	2.04	0.58
9:AI:105:ASP:OD2	9:AI:107:ARG:HD3	2.02	0.58
10:AJ:42:THR:HG23	10:AJ:68:HIS:HA	1.86	0.58
10:AJ:7:LYS:N	10:AJ:97:GLU:HB2	2.18	0.58
14:AN:3:ARG:O	14:AN:7:ILE:HG23	2.04	0.58
18:AR:53:ARG:NH2	18:AR:60:ALA:N	2.51	0.58
18:AR:82:THR:CG2	18:AR:83:GLU:N	2.66	0.58
27:BA:1180:C:H2'	27:BA:1181:C:H5'	1.86	0.58
27:BA:1569:A:H2'	27:BA:1570:A:O4'	2.04	0.58
27:BA:2131:G:OP1	27:BA:2132:U:H3'	2.03	0.58
27:BA:319:C:O2'	27:BA:320:A:H5'	2.04	0.58
30:BD:161:THR:O	30:BD:162:SER:HB3	2.04	0.58
27:BA:1798:U:C5'	30:BD:259:THR:HG23	2.33	0.58
32:BF:7:TYR:HB2	32:BF:17:ARG:N	2.19	0.58
33:BG:75:LYS:O	33:BG:84:LYS:HA	2.03	0.58
35:BI:71:ILE:O	35:BI:72:LEU:HD13	2.03	0.58
36:BN:1:MET:O	36:BN:2:LYS:CG	2.52	0.58
36:BN:72:TYR:HD1	36:BN:90:MET:HG3	1.68	0.58
38:BP:38:GLN:HG3	38:BP:39:LYS:H	1.68	0.58
39:BQ:103:MET:HE1	39:BQ:125:LEU:HD13	1.86	0.58
42:BT:92:GLY:O	42:BT:93:ARG:C	2.41	0.58
45:BW:10:VAL:HG12	45:BW:12:ILE:HG22	1.86	0.58
47:BY:46:LYS:HG2	47:BY:47:LYS:N	2.17	0.58
1:CA:1528:U:O2'	1:CA:1530:G:H5'	2.03	0.58
1:CA:386:C:O2'	1:CA:387:U:H5'	2.03	0.58

Continued on next page...

Continued from previous page...

Atom-1	Atom-2	Interatomic distance (Å)	Clash overlap (Å)
1:CA:52:G:O2'	1:CA:53:A:H5'	2.04	0.58
2:CB:14:GLY:O	2:CB:15:VAL:HG22	2.04	0.58
6:CF:19:LEU:O	6:CF:22:GLU:HB2	2.04	0.58
9:CI:118:LYS:CB	9:CI:118:LYS:HZ2	2.17	0.58
17:CQ:89:LEU:O	17:CQ:92:ARG:HB3	2.04	0.58
21:CU:18:TYR:HE2	21:CU:22:ARG:CZ	2.17	0.58
1:CA:1054:C:O2	23:CW:33:C:O4'	2.21	0.58
54:D5:32:PRO:HA	54:D5:38:ALA:O	2.02	0.58
55:D6:36:LEU:HD13	55:D6:50:ARG:CZ	2.32	0.58
27:DA:1231:G:H2'	27:DA:1232:G:C8	2.38	0.58
27:DA:1308:A:H2'	27:DA:1309:G:O4'	2.04	0.58
27:DA:151:C:O2'	27:DA:152:G:H5'	2.03	0.58
27:DA:2759:G:C2'	27:DA:2760:C:H5'	2.34	0.58
27:DA:391:G:H2'	27:DA:392:C:O4'	2.04	0.58
27:DA:530:G:N1	27:DA:2022:U:OP1	2.37	0.58
31:DE:130:GLY:O	31:DE:131:ALA:C	2.42	0.58
32:DF:126:VAL:HG11	32:DF:142:TRP:HH2	1.69	0.58
33:DG:124:SER:HB2	33:DG:131:TYR:CE1	2.39	0.58
34:DH:158:HIS:O	34:DH:159:GLU:CB	2.52	0.58
35:DI:125:GLU:HA	35:DI:125:GLU:OE2	2.03	0.58
39:DQ:25:ASP:HA	39:DQ:102:VAL:HG23	1.86	0.58
45:DW:40:ASN:O	45:DW:41:LYS:CG	2.44	0.58
46:DX:80:ILE:HD13	46:DX:80:ILE:O	2.03	0.58
1:AA:376:G:C4'	16:AP:5:ARG:HD2	2.34	0.58
1:AA:499:A:H4'	1:AA:500:G:OP1	2.04	0.58
2:AB:178:ARG:HD2	8:AH:72:PRO:HA	1.85	0.58
5:AE:12:LEU:HD23	5:AE:13:ILE:H	1.69	0.58
5:AE:7:GLU:OE1	5:AE:37:ARG:NE	2.37	0.58
6:AF:21:LEU:O	6:AF:25:ILE:HG12	2.04	0.58
10:AJ:49:VAL:HG22	10:AJ:50:ILE:N	2.18	0.58
11:AK:24:SER:HB3	11:AK:27:ASN:O	2.04	0.58
13:AM:106:ASN:O	13:AM:107:ALA:HB3	2.04	0.58
13:AM:56:LEU:O	13:AM:60:VAL:HG23	2.04	0.58
15:AO:5:LYS:O	15:AO:9:GLN:HG2	2.04	0.58
17:AQ:3:LYS:CD	17:AQ:60:ILE:HD11	2.33	0.58
52:B3:54:VAL:CG1	52:B3:55:ARG:H	2.17	0.58
27:BA:1465:G:O4'	27:BA:1528:A:H8	1.87	0.58
27:BA:1657:C:H4'	31:BE:133:LYS:CB	2.24	0.58
27:BA:271(F):C:H2'	27:BA:271(G):C:H6	1.68	0.58
27:BA:271(Q):G:H2'	27:BA:271(R):G:C8	2.39	0.58
27:BA:673:C:H5'	32:BF:54:ARG:HH12	1.69	0.58

Continued on next page...

Continued from previous page...

Atom-1	Atom-2	Interatomic distance (Å)	Clash overlap (Å)
27:BA:754:C:H2'	27:BA:755:C:H6	1.68	0.58
27:BA:943:U:OP2	38:BP:38:GLN:CD	2.42	0.58
27:BA:992:C:O2'	27:BA:993:G:H5'	2.03	0.58
29:BC:71:GLN:HE21	29:BC:73:ARG:HG2	1.68	0.58
34:BH:46:GLU:O	34:BH:47:GLU:O	2.22	0.58
27:BA:271(M):G:H5'	35:BI:53:ALA:HB1	1.85	0.58
37:BO:14:THR:HG22	37:BO:52:VAL:HG12	1.86	0.58
37:BO:66:LYS:H	37:BO:82:ASN:ND2	2.01	0.58
38:BP:107:LYS:C	38:BP:109:GLY:H	2.03	0.58
38:BP:135:LEU:HD11	38:BP:144:GLU:HG3	1.85	0.58
27:BA:832:G:OP1	38:BP:40:SER:HB3	2.04	0.58
42:BT:16:ARG:HB3	42:BT:18:ASP:OD1	2.04	0.58
1:CA:1112:C:C2	3:CC:178:LEU:HB2	2.39	0.58
1:CA:1176:A:H2'	1:CA:1177:G:C8	2.39	0.58
1:CA:191:G:N3	20:CT:105:SER:HB3	2.19	0.58
1:CA:253:U:H2'	1:CA:254:G:H8	1.69	0.58
2:CB:236:TYR:HA	2:CB:239:VAL:CG2	2.34	0.58
5:CE:16:THR:OG1	5:CE:17:ALA:N	2.37	0.58
8:CH:86:ILE:HG12	8:CH:135:CYS:HA	1.84	0.58
9:CI:3:GLN:C	9:CI:4:TYR:HD1	2.07	0.58
10:CJ:43:ARG:O	10:CJ:67:THR:HG22	2.03	0.58
10:CJ:24:VAL:HG22	10:CJ:72:VAL:HG11	1.85	0.58
51:D2:5:GLU:HA	51:D2:8:LYS:CG	2.34	0.58
53:D4:40:ILE:HG23	53:D4:57:ILE:CG2	2.34	0.58
27:DA:1573:G:C2'	27:DA:1574:C:H5'	2.33	0.58
27:DA:2823:A:O5'	27:DA:2823:A:H8	1.87	0.58
28:DB:65:C:H3'	28:DB:109:C:N4	2.16	0.58
28:DB:53:A:H2'	28:DB:53:A:N3	2.19	0.58
27:DA:321:G:OP2	32:DF:136:THR:HG22	2.04	0.58
32:DF:20:LEU:HD23	32:DF:23:ASP:CG	2.24	0.58
38:DP:110:TYR:CE2	38:DP:111:ARG:NH2	2.72	0.58
38:DP:80:TYR:CE1	38:DP:111:ARG:HB3	2.39	0.58
38:DP:6:LEU:HD12	38:DP:9:ASN:HB3	1.86	0.58
41:DS:33:LYS:O	41:DS:54:LEU:HG	2.03	0.58
43:DU:102:GLU:CB	43:DU:104:GLN:HE22	2.17	0.58
43:DU:90:VAL:C	43:DU:92:ARG:HD3	2.24	0.58
43:DU:96:ALA:C	43:DU:98:LEU:H	2.05	0.58
46:DX:90:GLU:HA	46:DX:93:GLU:HG2	1.86	0.58
47:DY:32:PRO:O	47:DY:35:TYR:N	2.37	0.58
1:AA:1398:A:C8	1:AA:1398:A:H5'	2.39	0.58
1:AA:498:U:O2'	1:AA:499:A:H8	1.85	0.58

Continued on next page...

Continued from previous page...

Atom-1	Atom-2	Interatomic distance (Å)	Clash overlap (Å)
3:AC:83:ARG:HG2	3:AC:83:ARG:HH11	1.69	0.58
6:AF:11:ASN:OD1	6:AF:14:LEU:HB2	2.04	0.58
7:AG:143:ARG:O	7:AG:146:GLU:HB2	2.03	0.58
1:AA:1060:C:H5''	10:AJ:51:ARG:HB3	1.86	0.58
10:AJ:54:PHE:CD2	10:AJ:55:LYS:HE3	2.39	0.58
10:AJ:96:ILE:HD13	10:AJ:96:ILE:N	2.19	0.58
18:AR:69:THR:O	18:AR:72:ARG:HB2	2.03	0.58
23:AW:69:C:C2'	23:AW:70:C:H5'	2.34	0.58
27:BA:1779:U:C5	27:BA:1784:A:N7	2.66	0.58
27:BA:2732:G:C3'	27:BA:2733:A:H5'	2.34	0.58
27:BA:330:A:O2'	27:BA:331:A:C8	2.55	0.58
27:BA:448:U:H1'	32:BF:84:VAL:HG13	1.85	0.58
28:BB:96:U:H2'	28:BB:97:G:C8	2.39	0.58
32:BF:101:LEU:O	32:BF:106:ARG:NH1	2.33	0.58
37:BO:14:THR:HG22	37:BO:52:VAL:HG11	1.85	0.58
27:BA:444:C:OP2	43:BU:2:PRO:HD3	2.04	0.58
43:BU:91:ASP:CG	43:BU:96:ALA:HB2	2.25	0.58
1:CA:69:G:N2	1:CA:102:G:C4	2.67	0.58
1:CA:1244:C:H2'	1:CA:1245:A:C8	2.39	0.58
1:CA:554:C:H2'	1:CA:555:C:H6	1.69	0.58
1:CA:77:G:H2'	1:CA:77:G:N3	2.17	0.58
1:CA:818:G:O2'	1:CA:819:A:H5''	2.04	0.58
1:CA:1205:U:O2'	3:CC:195:VAL:HG23	2.04	0.58
7:CG:69:VAL:O	7:CG:69:VAL:HG12	2.02	0.58
9:CI:18:PHE:O	9:CI:61:ALA:HA	2.03	0.58
10:CJ:78:ASN:HD21	10:CJ:80:LYS:CB	2.17	0.58
11:CK:97:ALA:O	11:CK:101:SER:HB3	2.04	0.58
12:CL:21:VAL:HG12	12:CL:23:ALA:HB2	1.85	0.58
1:CA:994:A:O2'	14:CN:8:GLU:HG2	2.04	0.58
19:CS:6:LYS:HD2	19:CS:6:LYS:H	1.69	0.58
26:CZ:2:DPP:C	26:CZ:3:UAL:H6	2.10	0.58
50:D1:12:PRO:HA	50:D1:42:GLN:O	2.04	0.58
27:DA:1264:G:OP1	54:D5:19:ARG:NH2	2.37	0.58
55:D6:41:PRO:HD2	55:D6:46:HIS:N	2.17	0.58
27:DA:1508:A:H4'	27:DA:1509(A):A:C5	2.38	0.58
27:DA:1902:C:H4'	30:DD:244:ARG:HA	1.85	0.58
27:DA:221:A:H4'	27:DA:222:A:O5'	2.04	0.58
27:DA:2649:U:H6	27:DA:2649:U:O5'	1.87	0.58
27:DA:2762:G:H3'	27:DA:2763:G:C5'	2.34	0.58
27:DA:286:C:C2'	27:DA:287:C:C5'	2.82	0.58
31:DE:32:PRO:O	31:DE:34:VAL:HG13	2.03	0.58

Continued on next page...

Continued from previous page...

Atom-1	Atom-2	Interatomic distance (Å)	Clash overlap (Å)
33:DG:96:ARG:O	33:DG:99:MET:N	2.36	0.58
35:DI:115:ALA:N	35:DI:129:THR:HG22	2.18	0.58
36:DN:18:ALA:O	36:DN:20:GLY:N	2.37	0.58
37:DO:61:VAL:HG21	37:DO:111:PHE:CD1	2.39	0.58
39:DQ:39:PRO:HA	39:DQ:98:LYS:HA	1.85	0.58
1:AA:165:C:H2'	1:AA:166:G:H8	1.67	0.57
1:AA:22:G:H2'	1:AA:23:C:H6	1.69	0.57
1:AA:798:G:P	11:AK:122:LYS:HZ1	2.27	0.57
3:AC:153:VAL:HB	3:AC:166:GLU:HB3	1.86	0.57
7:AG:50:ILE:HG21	7:AG:61:VAL:HG21	1.85	0.57
13:AM:39:ILE:O	13:AM:41:PRO:HD3	2.04	0.57
17:AQ:48:GLU:O	17:AQ:49:GLU:C	2.43	0.57
20:AT:49:ALA:HB3	20:AT:100:ILE:HD13	1.86	0.57
25:AY:69:C:H5'	25:AY:69:C:H6	1.68	0.57
50:B1:64:ALA:O	50:B1:67:ILE:HG13	2.04	0.57
57:B8:6:THR:CG2	57:B8:63:PRO:HD3	2.33	0.57
27:BA:1188:U:H4'	44:BV:79:VAL:HG22	1.87	0.57
27:BA:1259:G:O2'	27:BA:1260:G:H5'	2.04	0.57
27:BA:1438:U:O2'	27:BA:1439:A:H5'	2.04	0.57
27:BA:1639:U:H2'	27:BA:1640:C:H5''	1.86	0.57
27:BA:2494:G:H2'	27:BA:2495:G:H8	1.69	0.57
27:BA:384:U:H2'	27:BA:385:C:C6	2.39	0.57
30:BD:121:PRO:HB3	30:BD:135:PHE:HE1	1.68	0.57
30:BD:77:ALA:CB	30:BD:97:TYR:HA	2.34	0.57
31:BE:68:ALA:C	31:BE:70:ALA:H	2.08	0.57
32:BF:24:LEU:HB3	32:BF:25:PRO:CD	2.33	0.57
34:BH:48:GLY:O	34:BH:49:VAL:HG13	2.04	0.57
35:BI:136:VAL:O	35:BI:136:VAL:HG13	2.04	0.57
35:BI:143:SER:OG	35:BI:144:VAL:N	2.37	0.57
37:BO:24:VAL:HG23	37:BO:33:ALA:HB2	1.86	0.57
39:BQ:65:PHE:N	39:BQ:65:PHE:CD2	2.72	0.57
47:BY:79:CYS:O	47:BY:80:GLY:C	2.43	0.57
48:BZ:135:PHE:HD1	48:BZ:137:GLU:H	1.51	0.57
1:CA:331:G:OP1	1:CA:332:G:H5'	2.04	0.57
3:CC:51:GLY:O	3:CC:115:LEU:HD21	2.04	0.57
9:CI:97:LYS:HB3	9:CI:98:PRO:HD3	1.86	0.57
10:CJ:30:SER:OG	10:CJ:81:THR:HG22	2.04	0.57
15:CO:46:HIS:O	15:CO:48:LYS:N	2.36	0.57
16:CP:67:THR:HG22	16:CP:69:THR:N	2.18	0.57
49:D0:37:LEU:H	49:D0:60:PHE:HA	1.68	0.57
27:DA:1240:U:HO2'	27:DA:1241:A:H5'	1.69	0.57

Continued on next page...

Continued from previous page...

Atom-1	Atom-2	Interatomic distance (Å)	Clash overlap (Å)
27:DA:1410:G:H2'	27:DA:1411:C:C6	2.38	0.57
27:DA:1685:C:H2'	27:DA:1686:C:C5'	2.26	0.57
27:DA:2080:G:H2'	27:DA:2081:C:H6	1.69	0.57
27:DA:239:U:H2'	27:DA:240:G:O4'	2.04	0.57
27:DA:271(S):G:C2'	27:DA:271(T):C:C5'	2.81	0.57
27:DA:2872:G:C2	27:DA:2873:A:N6	2.72	0.57
27:DA:604:G:O2'	27:DA:605:C:H5'	2.03	0.57
28:DB:87:G:C3'	28:DB:88:C:H5''	2.34	0.57
29:DC:68:LEU:CB	29:DC:70:LYS:HE2	2.27	0.57
30:DD:117:VAL:HG22	30:DD:118:VAL:N	2.19	0.57
30:DD:14:ARG:HG2	30:DD:15:PHE:N	2.18	0.57
34:DH:44:VAL:HG12	34:DH:45:VAL:N	2.18	0.57
27:DA:1142(A):A:H4'	36:DN:25:ARG:NH2	2.20	0.57
38:DP:18:ARG:HH11	38:DP:18:ARG:HB3	1.70	0.57
45:DW:14:PRO:HG2	45:DW:78:GLU:HG3	1.86	0.57
27:DA:85:G:O5'	47:DY:30:VAL:HB	2.05	0.57
48:DZ:149:LEU:HB2	48:DZ:170:ILE:CD1	2.33	0.57
48:DZ:26:VAL:HG22	48:DZ:27:MET:N	2.18	0.57
48:DZ:9:ARG:NH1	48:DZ:36:VAL:O	2.37	0.57
1:AA:1152:A:H2'	1:AA:1153:C:H6	1.69	0.57
1:AA:475:G:H2'	1:AA:476:G:H8	1.68	0.57
1:AA:603:U:H2'	1:AA:604:G:H8	1.68	0.57
3:AC:205:GLY:O	3:AC:206:GLU:HG3	2.05	0.57
4:AD:127:THR:CG2	4:AD:149:ALA:HB2	2.34	0.57
55:B6:15:GLU:CD	55:B6:43:CYS:HB3	2.25	0.57
27:BA:10:G:C6	27:BA:2629:A:C8	2.93	0.57
1:AA:1429:C:H4'	27:BA:1703:G:O2'	2.04	0.57
27:BA:321:G:C2	27:BA:341:G:H4'	2.39	0.57
27:BA:881:G:O2'	27:BA:882:G:H5'	2.04	0.57
30:BD:209:ALA:O	30:BD:212:SER:HB3	2.04	0.57
30:BD:21:PHE:HB3	30:BD:24:ILE:CG2	2.34	0.57
35:BI:92:VAL:HG11	35:BI:120:ILE:HB	1.85	0.57
38:BP:64:LYS:CG	38:BP:65:ARG:H	2.16	0.57
39:BQ:103:MET:CE	39:BQ:125:LEU:HD13	2.34	0.57
41:BS:22:GLY:O	41:BS:23:ARG:O	2.21	0.57
41:BS:61:ASN:OD1	41:BS:64:GLU:HB2	2.04	0.57
42:BT:84:GLN:OE1	42:BT:86:ILE:HD12	2.04	0.57
44:BV:99:ILE:N	44:BV:99:ILE:HD13	2.18	0.57
47:BY:88:LYS:NZ	47:BY:93:GLY:CA	2.67	0.57
1:CA:1444:C:H2'	1:CA:1445:C:C6	2.39	0.57
1:CA:152:A:N6	1:CA:170:U:C2	2.72	0.57

Continued on next page...

Continued from previous page...

Atom-1	Atom-2	Interatomic distance (Å)	Clash overlap (Å)
1:CA:382:A:H2'	1:CA:383:A:C8	2.39	0.57
1:CA:954:G:H2'	1:CA:955:U:H6	1.70	0.57
2:CB:21:ARG:HB3	2:CB:39:ILE:HA	1.85	0.57
6:CF:14:LEU:CD1	6:CF:18:GLN:HB3	2.33	0.57
8:CH:103:VAL:HG11	8:CH:109:ILE:O	2.04	0.57
12:CL:51:LYS:HB3	12:CL:67:ILE:HD12	1.86	0.57
13:CM:55:ARG:O	13:CM:58:GLU:HB2	2.04	0.57
14:CN:13:THR:N	14:CN:14:PRO:CD	2.66	0.57
1:CA:322:C:H4'	20:CT:23:ARG:HD2	1.85	0.57
59:CX:35:A:O2'	59:CX:36:U:H5'	2.03	0.57
51:D2:69:ARG:O	51:D2:70:GLN:HG2	2.04	0.57
55:D6:8:LYS:O	55:D6:9:LEU:CB	2.53	0.57
27:DA:233:A:C2'	27:DA:234:C:H5'	2.34	0.57
32:DF:59:TYR:CD2	32:DF:78:ILE:HG12	2.39	0.57
33:DG:72:ARG:NH1	33:DG:86:MET:CG	2.64	0.57
35:DI:69:LYS:HE2	35:DI:73:GLU:OE1	2.04	0.57
39:DQ:38:GLU:HA	39:DQ:99:PRO:HG3	1.86	0.57
1:AA:1073:U:OP2	5:AE:57:LYS:HE2	2.04	0.57
1:AA:1248:A:H2'	1:AA:1249:C:H5'	1.85	0.57
1:AA:166:G:O2'	1:AA:167:G:H5'	2.03	0.57
1:AA:401:C:H2'	1:AA:402:G:H8	1.69	0.57
4:AD:58:LEU:O	4:AD:58:LEU:HD22	2.04	0.57
1:AA:1373:G:C5'	7:AG:36:LYS:HB2	2.33	0.57
9:AI:114:TYR:HD1	10:AJ:60:ARG:HG2	1.68	0.57
11:AK:99:GLN:HA	11:AK:105:VAL:CG1	2.28	0.57
13:AM:86:CYS:HA	19:AS:73:GLU:O	2.04	0.57
20:AT:93:GLU:OE1	20:AT:94:ALA:N	2.38	0.57
27:BA:1708:C:O2'	27:BA:1709:U:H5'	2.04	0.57
27:BA:2712:U:H1'	27:BA:2712(A):A:H8	1.69	0.57
27:BA:271(P):C:H2'	27:BA:271(Q):G:C8	2.39	0.57
27:BA:310:A:P	47:BY:18:GLY:HA2	2.44	0.57
27:BA:335:C:H2'	27:BA:336:C:H6	1.70	0.57
27:BA:892:G:H2'	27:BA:893:C:C6	2.39	0.57
27:BA:957:A:N1	27:BA:2458:G:H4'	2.19	0.57
28:BB:48:A:H2'	28:BB:49:C:C6	2.39	0.57
30:BD:110:GLY:O	30:BD:112:GLN:HG3	2.04	0.57
31:BE:51:PHE:CE1	31:BE:52:LEU:HD13	2.39	0.57
33:BG:45:GLU:C	33:BG:47:LYS:H	2.07	0.57
37:BO:88:ASN:OD1	37:BO:92:GLU:N	2.38	0.57
38:BP:139:LYS:C	38:BP:141:ALA:H	2.08	0.57
27:BA:1221:C:OP1	44:BV:68:LYS:HE2	2.04	0.57

Continued on next page...

Continued from previous page...

Atom-1	Atom-2	Interatomic distance (Å)	Clash overlap (Å)
44:BV:87:HIS:NE2	44:BV:89:GLN:HG2	2.18	0.57
47:BY:39:VAL:HG12	47:BY:40:GLU:H	1.69	0.57
47:BY:96:ILE:CB	47:BY:99:CYS:HB2	2.33	0.57
48:BZ:6:ALA:HA	48:BZ:38:VAL:HG12	1.86	0.57
1:CA:1086:U:H2'	1:CA:1087:G:H8	1.70	0.57
1:CA:1223:C:P	19:CS:78:ARG:HH21	2.27	0.57
2:CB:107:THR:HG22	2:CB:107:THR:O	2.04	0.57
4:CD:128:VAL:HG12	4:CD:129:ASN:ND2	2.19	0.57
6:CF:82:ARG:HB2	6:CF:85:VAL:CG2	2.34	0.57
8:CH:103:VAL:HG13	8:CH:110:ALA:HB2	1.86	0.57
11:CK:123:LYS:O	11:CK:126:ARG:HB2	2.04	0.57
12:CL:58:THR:C	12:CL:60:GLY:H	2.08	0.57
16:CP:8:ARG:HB2	16:CP:17:TYR:CE2	2.40	0.57
20:CT:10:LEU:HD22	20:CT:12:ALA:HB2	1.87	0.57
21:CU:25:LYS:NZ	21:CU:25:LYS:HB2	2.19	0.57
23:CW:40:C:O2'	23:CW:41:G:H5'	2.05	0.57
51:D2:54:LYS:O	51:D2:57:ILE:HB	2.03	0.57
27:DA:1309:G:H3'	56:D7:9:ARG:HH12	1.69	0.57
27:DA:1509(A):A:H2'	27:DA:1509(B):A:H8	1.65	0.57
27:DA:2491:U:C5'	27:DA:2491:U:H6	2.07	0.57
30:DD:21:PHE:O	30:DD:24:ILE:CG2	2.49	0.57
30:DD:25:THR:O	30:DD:27:THR:N	2.35	0.57
32:DF:66:PRO:HD2	32:DF:70:THR:CG2	2.34	0.57
32:DF:6:VAL:CG1	32:DF:7:TYR:H	2.16	0.57
34:DH:169:VAL:O	34:DH:169:VAL:HG13	2.04	0.57
36:DN:3:THR:O	36:DN:5:VAL:HG12	2.05	0.57
1:AA:1324:A:H2'	1:AA:1325:C:H6	1.70	0.57
1:AA:332:G:O2'	1:AA:333:G:H5'	2.05	0.57
1:AA:862:C:O2'	1:AA:863:U:H5'	2.05	0.57
2:AB:112:VAL:CG1	2:AB:153:ARG:HA	2.34	0.57
3:AC:14:ILE:CG1	3:AC:15:THR:H	2.09	0.57
5:AE:72:GLN:HE21	5:AE:144:THR:CG2	2.17	0.57
7:AG:20:ASP:O	7:AG:24:THR:HG23	2.03	0.57
7:AG:79:ARG:HG2	7:AG:84:ASN:OD1	2.04	0.57
16:AP:72:ARG:O	16:AP:72:ARG:HG2	2.05	0.57
23:AW:52:G:O2'	23:AW:53:U:H5'	2.05	0.57
27:BA:1043:C:HO2'	27:BA:1044:G:H8	1.53	0.57
27:BA:1120:G:H2'	27:BA:1121:C:H6	1.69	0.57
27:BA:1693:U:H4'	27:BA:1694:C:OP2	2.04	0.57
27:BA:1980:G:O2'	27:BA:1982:C:OP2	2.21	0.57
27:BA:2759:G:H5'	27:BA:2759:G:H8	1.68	0.57

Continued on next page...

Continued from previous page...

Atom-1	Atom-2	Interatomic distance (Å)	Clash overlap (Å)
27:BA:631:A:O2'	38:BP:67:MET:HB3	2.04	0.57
31:BE:48:GLN:HE22	31:BE:64:LYS:HZ3	1.52	0.57
32:BF:20:LEU:HB3	32:BF:23:ASP:CG	2.25	0.57
47:BY:26:LYS:CG	47:BY:27:VAL:N	2.68	0.57
1:CA:1316:G:N1	1:CA:1319:A:OP2	2.37	0.57
1:CA:1352:C:H2'	1:CA:1353:G:C8	2.39	0.57
2:CB:51:LEU:HD23	2:CB:201:ILE:HD12	1.87	0.57
3:CC:47:LEU:CD2	3:CC:68:VAL:HG11	2.34	0.57
5:CE:92:LYS:O	5:CE:118:ILE:HD12	2.05	0.57
1:CA:1060:C:C5'	10:CJ:51:ARG:HB3	2.33	0.57
13:CM:116:THR:HG22	13:CM:117:VAL:N	2.19	0.57
15:CO:7:GLU:O	15:CO:10:LYS:HG3	2.04	0.57
6:CF:100:ASN:H	18:CR:23:LYS:HZ2	1.52	0.57
20:CT:46:GLU:OE1	20:CT:48:LYS:HE2	2.04	0.57
49:D0:75:LEU:O	49:D0:75:LEU:HD22	2.03	0.57
27:DA:517:C:OP1	54:D5:16:ARG:NH2	2.38	0.57
27:DA:2067:G:H4'	27:DA:2068:U:OP2	2.03	0.57
27:DA:2223:G:H2'	27:DA:2224:G:C5'	2.33	0.57
27:DA:2533:A:H2'	27:DA:2534:A:O4'	2.05	0.57
28:DB:47:C:H3'	28:DB:48:A:C5'	2.35	0.57
34:DH:85:LYS:O	34:DH:132:ARG:HA	2.03	0.57
40:DR:77:ARG:O	40:DR:79:LEU:N	2.37	0.57
41:DS:58:LEU:HD23	41:DS:65:VAL:HG13	1.86	0.57
1:CA:346:G:H5''	42:DT:41:ARG:CZ	2.33	0.57
42:DT:65:LYS:HA	42:DT:65:LYS:HZ2	1.67	0.57
43:DU:60:LEU:HD13	43:DU:60:LEU:C	2.24	0.57
45:DW:26:GLY:HA2	45:DW:71:VAL:O	2.03	0.57
47:DY:2:ARG:HG2	47:DY:2:ARG:HH11	1.70	0.57
47:DY:88:LYS:HZ1	47:DY:93:GLY:HA3	1.69	0.57
1:AA:817:C:H1'	1:AA:819:A:H5'	1.86	0.57
1:AA:818:G:O2'	1:AA:819:A:H5''	2.04	0.57
3:AC:116:VAL:HG21	3:AC:202:ILE:HD11	1.86	0.57
3:AC:77:ILE:HA	3:AC:84:ILE:HB	1.86	0.57
7:AG:132:GLY:O	7:AG:135:VAL:HG23	2.04	0.57
7:AG:26:PHE:O	7:AG:30:ILE:HG12	2.04	0.57
7:AG:65:ALA:HB1	7:AG:127:ALA:HB3	1.84	0.57
19:AS:62:ILE:HA	19:AS:66:MET:HG3	1.86	0.57
57:B8:4:MET:O	57:B8:62:LEU:HD11	2.03	0.57
27:BA:1448:G:N3	27:BA:1528(A):A:H2	2.02	0.57
27:BA:1721:G:C2	27:BA:1739:U:OP2	2.58	0.57
27:BA:1934:C:O2'	27:BA:1935:G:H5'	2.04	0.57

Continued on next page...

Continued from previous page...

Atom-1	Atom-2	Interatomic distance (Å)	Clash overlap (Å)
27:BA:2195:C:O2'	27:BA:2196:C:H5'	2.03	0.57
27:BA:303:U:H2'	27:BA:304:G:C8	2.39	0.57
27:BA:454:A:H4'	27:BA:455:C:OP2	2.04	0.57
27:BA:713:G:H2'	27:BA:714:U:C6	2.40	0.57
27:BA:765:G:H2'	27:BA:766:C:H6	1.70	0.57
32:BF:133:ASN:O	32:BF:135:LYS:N	2.38	0.57
34:BH:41:MET:O	34:BH:42:ARG:HB2	2.04	0.57
37:BO:86:ILE:HG22	37:BO:94:ARG:HG3	1.85	0.57
38:BP:47:ASP:HB2	38:BP:51:PHE:CG	2.40	0.57
41:BS:34:HIS:CB	41:BS:54:LEU:HD23	2.35	0.57
46:BX:26:TYR:OH	46:BX:88:LYS:HB2	2.04	0.57
47:BY:35:TYR:O	47:BY:35:TYR:HD2	1.87	0.57
48:BZ:78:ARG:O	48:BZ:79:ARG:HB2	2.04	0.57
1:CA:1305:G:O2'	1:CA:1306:A:H8	1.85	0.57
1:CA:260:G:H2'	1:CA:261:U:C6	2.40	0.57
1:CA:376:G:OP2	16:CP:67:THR:HG21	2.05	0.57
1:CA:59:A:H5'	1:CA:60:A:H5''	1.86	0.57
1:CA:959:A:H2'	1:CA:960:U:H4'	1.86	0.57
5:CE:73:ASN:HD22	5:CE:74:GLY:N	2.02	0.57
7:CG:43:PHE:C	7:CG:43:PHE:CD1	2.78	0.57
13:CM:65:LYS:HG3	13:CM:69:GLU:O	2.04	0.57
15:CO:65:ARG:NH1	15:CO:65:ARG:HG2	2.18	0.57
20:CT:90:GLN:HA	20:CT:93:GLU:OE2	2.04	0.57
27:DA:1682:G:H5'	27:DA:1762:A:H2'	1.85	0.57
27:DA:2795:G:N2	27:DA:2799:C:H5'	2.20	0.57
27:DA:325:G:O2'	27:DA:326:G:H5'	2.04	0.57
27:DA:589:C:H2'	27:DA:590:A:H8	1.67	0.57
28:DB:72:G:N2	28:DB:104:U:C5	2.72	0.57
29:DC:77:ILE:HD11	29:DC:100:ILE:HD11	1.87	0.57
29:DC:93:TYR:O	29:DC:94:VAL:HG13	2.04	0.57
32:DF:3:GLU:CB	32:DF:19:GLU:HB2	2.34	0.57
36:DN:78:TYR:CD1	36:DN:78:TYR:N	2.68	0.57
39:DQ:31:ASP:OD2	39:DQ:107:ALA:HA	2.04	0.57
41:DS:74:ALA:HB2	41:DS:101:LEU:HD23	1.86	0.57
47:DY:95:LYS:CG	47:DY:100:ALA:HA	2.33	0.57
1:AA:1502:A:H2	1:AA:1505:G:N1	2.00	0.57
1:AA:66:G:H4'	1:AA:173:U:C5	2.40	0.57
1:AA:308:C:H2'	1:AA:309:G:H8	1.68	0.57
1:AA:353:A:H5'	1:AA:353:A:C8	2.38	0.57
1:AA:553:A:H2'	1:AA:554:C:C6	2.40	0.57
1:AA:956:U:O2'	1:AA:957:U:H5'	2.05	0.57

Continued on next page...

Continued from previous page...

Atom-1	Atom-2	Interatomic distance (Å)	Clash overlap (Å)
1:AA:97:G:O2'	1:AA:98:G:O5'	2.22	0.57
3:AC:8:ILE:HG12	3:AC:184:TYR:HB3	1.85	0.57
16:AP:21:VAL:HG11	16:AP:34:GLU:HB3	1.86	0.57
20:AT:50:GLU:CG	20:AT:100:ILE:HG21	2.34	0.57
55:B6:15:GLU:OE2	55:B6:43:CYS:HB3	2.03	0.57
27:BA:1417:C:N4	27:BA:1581:G:H1	2.02	0.57
27:BA:2273:A:H2'	27:BA:2274:A:C8	2.38	0.57
27:BA:251:A:H2'	27:BA:252:G:O4'	2.04	0.57
27:BA:271(T):C:H2'	27:BA:271(U):G:H8	1.69	0.57
27:BA:2779:U:H4'	27:BA:2780:G:C5'	2.34	0.57
27:BA:470:A:H2'	27:BA:471:A:O4'	2.04	0.57
27:BA:28:A:N6	27:BA:512:G:H1'	2.20	0.57
27:BA:881:G:H2'	27:BA:882:G:H5'	1.85	0.57
27:BA:995:C:O2	36:BN:4:TYR:OH	2.22	0.57
28:BB:68:C:H2'	28:BB:69:G:H8	1.70	0.57
30:BD:165:ILE:HD13	30:BD:175:LEU:HD21	1.86	0.57
27:BA:586:A:H5'	32:BF:89:VAL:HG21	1.87	0.57
33:BG:128:ARG:HG3	33:BG:130:ASN:HB2	1.87	0.57
33:BG:72:ARG:CD	33:BG:86:MET:HA	2.33	0.57
34:BH:44:VAL:C	34:BH:46:GLU:N	2.57	0.57
41:BS:103:GLU:O	41:BS:104:GLY:C	2.42	0.57
42:BT:27:THR:O	42:BT:28:VAL:CB	2.53	0.57
44:BV:44:LYS:O	44:BV:45:THR:HG23	2.05	0.57
46:BX:12:VAL:HG23	46:BX:17:ALA:HB1	1.86	0.57
48:BZ:107:PRO:HB3	48:BZ:116:LEU:CD1	2.33	0.57
48:BZ:116:LEU:CB	48:BZ:173:VAL:HG22	2.34	0.57
48:BZ:76:ASP:HB2	48:BZ:83:GLU:HG3	1.87	0.57
1:CA:1002:G:N2	1:CA:1003:G:H1'	2.20	0.57
1:CA:1097:C:H2'	1:CA:1098:C:H6	1.67	0.57
1:CA:1226:C:C4	13:CM:104:ARG:HB2	2.40	0.57
1:CA:433:C:H2'	1:CA:434:U:C6	2.39	0.57
1:CA:542:G:H5'	4:CD:41:GLY:CA	2.35	0.57
1:CA:674:G:O2'	1:CA:675:A:H5'	2.03	0.57
1:CA:848:C:H2'	1:CA:849:C:H6	1.69	0.57
1:CA:967:C:H2'	1:CA:968:A:C8	2.39	0.57
2:CB:97:TRP:CH2	2:CB:173:ALA:HA	2.40	0.57
2:CB:30:ARG:HH21	2:CB:194:PRO:CB	2.18	0.57
3:CC:62:ASP:HA	3:CC:97:LYS:HE2	1.87	0.57
5:CE:10:MET:CB	5:CE:32:VAL:HG22	2.34	0.57
12:CL:68:PRO:O	12:CL:99:ARG:HD3	2.04	0.57
17:CQ:86:GLU:O	17:CQ:90:ILE:HG12	2.05	0.57

Continued on next page...

Continued from previous page...

Atom-1	Atom-2	Interatomic distance (Å)	Clash overlap (Å)
23:CW:35:G:O2'	23:CW:36:A:H8	1.87	0.57
25:CY:20:A:N6	25:CY:45:U:H2'	2.18	0.57
27:DA:1310:G:OP2	56:D7:9:ARG:NH1	2.38	0.57
27:DA:2419:U:O4	57:D8:30:ARG:CZ	2.53	0.57
27:DA:1980:G:O2'	27:DA:1982:C:OP2	2.20	0.57
27:DA:397:G:H2'	27:DA:398:G:H8	1.69	0.57
27:DA:559:G:H22	43:DU:49:HIS:CD2	2.22	0.57
27:DA:935:C:H2'	27:DA:936:C:H6	1.69	0.57
28:DB:60:C:C2'	28:DB:61:G:H5'	2.31	0.57
32:DF:136:THR:HG23	32:DF:137:LYS:N	2.19	0.57
32:DF:160:ASN:ND2	32:DF:162:LEU:H	2.01	0.57
32:DF:2:LYS:HE2	32:DF:25:PRO:HB3	1.87	0.57
33:DG:166:ASP:O	33:DG:169:ALA:HB3	2.04	0.57
37:DO:88:ASN:HD21	37:DO:90:GLN:HB2	1.68	0.57
38:DP:113:LYS:HA	38:DP:129:ALA:O	2.04	0.57
42:DT:52:ILE:HG23	42:DT:61:PHE:CB	2.34	0.57
43:DU:65:ILE:HG12	43:DU:96:ALA:HB1	1.86	0.57
47:DY:10:GLY:C	47:DY:27:VAL:HG22	2.24	0.57
1:AA:1199:U:H4'	10:AJ:54:PHE:CE1	2.40	0.57
1:AA:228:A:H2'	1:AA:229:U:O4'	2.05	0.57
1:AA:309:G:H1'	1:AA:608:A:C2	2.38	0.57
3:AC:64:VAL:CG2	3:AC:99:VAL:HA	2.33	0.57
4:AD:70:ILE:HD11	4:AD:74:GLN:CB	2.34	0.57
5:AE:6:PHE:O	5:AE:7:GLU:C	2.43	0.57
9:AI:83:ARG:O	9:AI:86:VAL:HG12	2.04	0.57
13:AM:57:ARG:HH11	13:AM:57:ARG:HB3	1.68	0.57
19:AS:45:VAL:HA	19:AS:62:ILE:HG23	1.87	0.57
19:AS:61:TYR:O	19:AS:62:ILE:HB	2.03	0.57
27:BA:1108:U:C2'	27:BA:1109:C:H5'	2.33	0.57
27:BA:856:C:C1'	49:B0:27:GLU:HB3	2.35	0.57
27:BA:89:G:H3'	27:BA:90:U:C4'	2.34	0.57
32:BF:132:VAL:HG22	32:BF:133:ASN:N	2.18	0.57
32:BF:67:GLN:HG3	32:BF:74:ARG:HB2	1.87	0.57
36:BN:27:ALA:HB1	36:BN:106:MET:HE3	1.86	0.57
36:BN:36:GLY:O	36:BN:42:TRP:HB2	2.04	0.57
27:BA:2847:U:OP1	42:BT:98:LYS:HD3	2.03	0.57
1:CA:1227:A:O2'	13:CM:115:LYS:HB3	2.05	0.57
1:CA:166:G:O2'	1:CA:167:G:H5'	2.05	0.57
4:CD:190:ASP:HB3	4:CD:193:ASP:OD2	2.04	0.57
4:CD:22:LYS:HB2	4:CD:26:CYS:HB2	1.84	0.57
13:CM:90:LEU:HD13	19:CS:82:GLY:N	2.20	0.57

Continued on next page...

Continued from previous page...

Atom-1	Atom-2	Interatomic distance (Å)	Clash overlap (Å)
14:CN:2:ALA:O	14:CN:6:LEU:HD12	2.04	0.57
25:CY:37:U:H2'	25:CY:38:U:O4'	2.05	0.57
50:D1:18:ILE:N	50:D1:18:ILE:HD12	2.20	0.57
55:D6:37:ARG:O	55:D6:48:VAL:O	2.22	0.57
27:DA:142:A:C8	27:DA:1408:C:H1'	2.40	0.57
27:DA:1678:G:H22	27:DA:1989:G:H22	1.51	0.57
27:DA:1678:G:N2	27:DA:1989:G:H22	2.03	0.57
26:CZ:2:DPP:O	27:DA:1914:C:OP2	2.22	0.57
27:DA:2172:U:H1'	27:DA:2173:A:P	2.45	0.57
27:DA:2393:A:H5'	38:DP:62:LEU:HB2	1.87	0.57
27:DA:870:A:H5''	39:DQ:6:ARG:HB2	1.87	0.57
27:DA:884:C:H2'	27:DA:885:C:H5'	1.86	0.57
28:DB:34:U:N3	28:DB:48:A:C2	2.72	0.57
31:DE:110:GLY:O	40:DR:2:ARG:CZ	2.53	0.57
32:DF:101:LEU:HD12	32:DF:102:PRO:CD	2.34	0.57
32:DF:162:LEU:HD12	32:DF:162:LEU:H	1.69	0.57
37:DO:117:LEU:HD23	37:DO:117:LEU:O	2.05	0.57
37:DO:71:ARG:HH12	42:DT:74:ARG:CZ	2.17	0.57
27:DA:1453:U:H5'	40:DR:63:ARG:HE	1.69	0.57
43:DU:112:ARG:HG2	43:DU:112:ARG:NH1	2.20	0.57
45:DW:50:VAL:CG2	45:DW:105:VAL:HG23	2.33	0.57
47:DY:2:ARG:HD3	47:DY:3:VAL:HG23	1.87	0.57
2:AB:95:GLN:NE2	2:AB:147:LYS:HE2	2.20	0.57
2:AB:217:ARG:O	2:AB:221:LEU:HD23	2.05	0.57
3:AC:65:ALA:O	3:AC:66:VAL:HB	2.05	0.57
9:AI:5:TYR:O	9:AI:84:ALA:HA	2.05	0.57
16:AP:82:GLN:O	16:AP:83:GLU:CB	2.52	0.57
20:AT:89:ARG:NH2	20:AT:104:LEU:HD11	2.19	0.57
57:B8:33:ASN:CB	57:B8:36:LYS:HD2	2.34	0.57
27:BA:380:U:H2'	27:BA:381:G:C8	2.38	0.57
27:BA:541:C:H2'	27:BA:542:C:C6	2.40	0.57
27:BA:814:C:O2'	27:BA:815:C:H5'	2.04	0.57
32:BF:164:ARG:HH11	32:BF:164:ARG:HG2	1.70	0.57
38:BP:71:VAL:C	38:BP:73:GLY:N	2.58	0.57
40:BR:17:ARG:HH11	40:BR:17:ARG:HG2	1.68	0.57
27:BA:2875:C:C4'	42:BT:5:ALA:HB2	2.32	0.57
48:BZ:118:GLU:O	48:BZ:121:ARG:HG3	2.04	0.57
48:BZ:109:GLY:HA3	48:BZ:144:GLU:HG2	1.85	0.57
1:CA:403:C:H2'	1:CA:404:U:C6	2.40	0.57
1:CA:452:A:O2'	1:CA:453:A:H8	1.88	0.57
1:CA:624:C:H2'	1:CA:625:G:C8	2.39	0.57

Continued on next page...

Continued from previous page...

Atom-1	Atom-2	Interatomic distance (Å)	Clash overlap (Å)
3:CC:72:LYS:O	3:CC:75:VAL:HG23	2.04	0.57
5:CE:53:LEU:O	5:CE:57:LYS:HB2	2.05	0.57
12:CL:4:ILE:HG21	17:CQ:34:LYS:HB2	1.87	0.57
12:CL:50:ARG:C	12:CL:51:LYS:HD2	2.25	0.57
23:CW:65:U:H2'	23:CW:66:A:H8	1.68	0.57
25:CY:57:A:H2'	25:CY:60:C:H41	1.68	0.57
50:D1:35:THR:HG22	50:D1:36:GLY:N	2.20	0.57
50:D1:52:ARG:HH12	50:D1:78:LYS:HD3	1.70	0.57
55:D6:22:ALA:C	55:D6:23:THR:HG23	2.25	0.57
27:DA:1409:C:H2'	27:DA:1410:G:H8	1.67	0.57
27:DA:1479:G:H5'	27:DA:1558:A:C2	2.40	0.57
27:DA:1899:G:H21	27:DA:1902:C:H5	1.53	0.57
27:DA:2161:C:H2'	27:DA:2162:G:H8	1.68	0.57
27:DA:2192:G:N2	27:DA:2193:G:C8	2.73	0.57
27:DA:479:A:H4'	27:DA:480:A:OP1	2.04	0.57
29:DC:83:ILE:HG23	29:DC:94:VAL:CG2	2.35	0.57
30:DD:48:ARG:NH1	30:DD:48:ARG:HG3	2.19	0.57
31:DE:111:ARG:N	31:DE:161:GLY:HA3	2.19	0.57
31:DE:35:GLN:HG2	31:DE:36:ARG:N	2.19	0.57
31:DE:7:VAL:HG21	42:DT:1:MET:HE2	1.87	0.57
32:DF:34:TRP:CZ2	38:DP:12:ALA:HB2	2.40	0.57
34:DH:85:LYS:CD	34:DH:133:VAL:HB	2.35	0.57
34:DH:47:GLU:CG	34:DH:48:GLY:H	2.16	0.57
41:DS:27:SER:HA	41:DS:88:ASP:HB3	1.85	0.57
41:DS:82:ILE:CG2	41:DS:83:LYS:H	2.16	0.57
43:DU:92:ARG:O	43:DU:94:ASN:N	2.38	0.57
47:DY:2:ARG:HD3	47:DY:2:ARG:C	2.25	0.57
47:DY:96:ILE:HD12	47:DY:98:VAL:O	2.05	0.57
1:AA:1313:U:OP2	19:AS:6:LYS:HB3	2.04	0.57
1:AA:189(K):U:H2'	1:AA:189(L):G:H8	1.70	0.57
1:AA:137:C:H42	1:AA:226:G:H1	1.51	0.57
2:AB:187:LEU:HD23	2:AB:201:ILE:CG2	2.35	0.57
3:AC:189:ALA:HB3	3:AC:196:LEU:H	1.69	0.57
9:AI:48:GLU:N	9:AI:49:PRO:CD	2.68	0.57
17:AQ:78:GLU:OE1	17:AQ:81:ARG:HD3	2.05	0.57
17:AQ:86:GLU:OE1	17:AQ:86:GLU:HA	2.04	0.57
53:B4:79:GLY:O	53:B4:80:ARG:HB3	2.04	0.57
27:BA:1509(B):A:H2'	27:BA:1510:G:C8	2.40	0.57
27:BA:203:C:C3'	27:BA:204:A:H5''	2.33	0.57
27:BA:2162:G:H2'	27:BA:2163:C:C6	2.40	0.57
27:BA:755:C:H2'	27:BA:756:C:C6	2.37	0.57

Continued on next page...

Continued from previous page...

Atom-1	Atom-2	Interatomic distance (Å)	Clash overlap (Å)
27:BA:729:G:OP2	30:BD:13:ARG:NH1	2.37	0.57
32:BF:126:VAL:HG21	32:BF:129:PHE:CZ	2.40	0.57
32:BF:28:ILE:HG12	32:BF:119:ARG:HH21	1.70	0.57
27:BA:1247:A:OP1	32:BF:95:ARG:NH2	2.37	0.57
33:BG:59:GLU:O	33:BG:63:ILE:HG23	2.05	0.57
38:BP:105:LEU:N	38:BP:105:LEU:HD23	2.20	0.57
38:BP:120:ALA:HB1	38:BP:138:LEU:CD1	2.34	0.57
42:BT:16:ARG:HH11	42:BT:16:ARG:CB	2.17	0.57
43:BU:90:VAL:O	43:BU:92:ARG:HD3	2.05	0.57
44:BV:14:VAL:HG23	44:BV:14:VAL:O	2.05	0.57
45:BW:13:SER:HB3	45:BW:16:LYS:HG3	1.86	0.57
1:CA:1321:C:H5'	1:CA:1322:C:C5'	2.35	0.57
7:CG:85:TYR:HD1	7:CG:154:TYR:HE1	1.50	0.57
7:CG:16:LEU:HD22	9:CI:44:VAL:HG23	1.87	0.57
9:CI:126:SER:O	9:CI:128:ARG:HD3	2.04	0.57
10:CJ:7:LYS:HD3	10:CJ:71:LEU:HD13	1.87	0.57
12:CL:3:THR:HG23	12:CL:6:GLN:OE1	2.04	0.57
10:CJ:50:ILE:HG12	14:CN:41:ARG:CD	2.35	0.57
59:CX:61:C:O2'	59:CX:62:C:H6	1.86	0.57
49:D0:48:GLY:HA3	49:D0:80:HIS:HD1	1.68	0.57
55:D6:15:GLU:OE2	55:D6:41:PRO:CG	2.53	0.57
55:D6:17:LYS:O	55:D6:18:ARG:HB3	2.05	0.57
27:DA:1747(A):G:H2'	27:DA:1748:G:H5'	1.87	0.57
32:DF:64:ILE:HD11	32:DF:65:TRP:CE3	2.40	0.57
36:DN:133:GLN:C	36:DN:134:ARG:HG3	2.24	0.57
38:DP:23:PRO:HB3	38:DP:29:LYS:HB3	1.87	0.57
40:DR:100:LEU:CD2	40:DR:113:LEU:HB2	2.35	0.57
40:DR:74:LYS:CE	40:DR:77:ARG:HH21	2.18	0.57
42:DT:34:VAL:O	42:DT:35:LYS:HB3	2.05	0.57
43:DU:99:ALA:HB2	43:DU:106:PHE:CD1	2.40	0.57
1:AA:1052:U:H2'	1:AA:1055:A:OP1	2.05	0.57
1:AA:79:G:H1'	1:AA:80:G:O4'	2.05	0.57
2:AB:163:PHE:CA	2:AB:185:ILE:HG13	2.33	0.57
3:AC:112:SER:HB3	3:AC:115:LEU:HD12	1.86	0.57
4:AD:200:GLU:HG2	4:AD:201:GLN:N	2.18	0.57
4:AD:8:VAL:HG12	4:AD:21:LEU:HD12	1.86	0.57
5:AE:146:ALA:C	5:AE:148:VAL:H	2.08	0.57
6:AF:72:VAL:CG1	6:AF:73:ASN:N	2.68	0.57
7:AG:5:ARG:N	7:AG:5:ARG:HD2	2.20	0.57
8:AH:83:ILE:O	8:AH:83:ILE:HG12	2.04	0.57
9:AI:110:GLU:OE2	9:AI:113:LYS:NZ	2.38	0.57

Continued on next page...

Continued from previous page...

Atom-1	Atom-2	Interatomic distance (Å)	Clash overlap (Å)
13:AM:25:ILE:HD11	13:AM:66:LEU:CD2	2.34	0.57
13:AM:40:ASN:ND2	13:AM:42:ALA:HB3	2.19	0.57
17:AQ:67:LYS:CA	17:AQ:70:ARG:HH12	2.17	0.57
49:B0:46:LYS:HB3	49:B0:47:PRO:HD2	1.86	0.57
55:B6:34:LEU:O	55:B6:35:GLU:CB	2.53	0.57
27:BA:142:A:H5'	27:BA:142(A):C:OP2	2.05	0.57
27:BA:2822:G:H2'	27:BA:2823:A:H5''	1.86	0.57
27:BA:884:C:H2'	27:BA:885:C:H5'	1.87	0.57
33:BG:55:LYS:HZ1	33:BG:148:MET:C	2.08	0.57
34:BH:8:PRO:HB3	34:BH:69:ARG:CG	2.18	0.57
35:BI:89:TYR:C	35:BI:91:SER:H	2.08	0.57
38:BP:111:ARG:HH11	38:BP:149:GLU:HG3	1.70	0.57
41:BS:48:LEU:N	41:BS:48:LEU:HD12	2.19	0.57
41:BS:92:TYR:HD1	41:BS:93:LYS:H	1.51	0.57
1:CA:1365:G:H2'	1:CA:1366:C:H6	1.68	0.57
1:CA:433:C:H6	1:CA:433:C:O5'	1.87	0.57
2:CB:168:THR:HG23	2:CB:192:SER:CB	2.34	0.57
5:CE:96:PRO:HA	5:CE:117:ASP:OD2	2.05	0.57
5:CE:41:VAL:O	5:CE:67:VAL:HG12	2.04	0.57
7:CG:113:GLU:HG3	7:CG:119:ARG:HG2	1.87	0.57
17:CQ:57:VAL:HB	17:CQ:73:VAL:HG13	1.86	0.57
51:D2:14:ARG:HG3	51:D2:14:ARG:NH1	2.20	0.57
27:DA:2351:G:O6	57:D8:39:LYS:HG3	2.04	0.57
27:DA:1028:A:H61	27:DA:1125:G:H2'	1.70	0.57
27:DA:116:C:H2'	27:DA:117:G:C8	2.40	0.57
27:DA:2347:C:H2'	27:DA:2348:U:H6	1.69	0.57
27:DA:2514:U:H2'	27:DA:2515:C:H6	1.70	0.57
27:DA:2756:U:O5'	27:DA:2756:U:H6	1.87	0.57
27:DA:387:U:H4'	27:DA:388:G:OP1	2.04	0.57
27:DA:563:G:H2'	27:DA:564:C:C6	2.40	0.57
27:DA:669:G:H2'	27:DA:669:G:N3	2.20	0.57
27:DA:792:G:H2'	27:DA:2440:C:O2	2.05	0.57
27:DA:979:G:H3'	27:DA:980:A:H5''	1.87	0.57
29:DC:79:LYS:HG2	29:DC:97:GLU:OE2	2.05	0.57
30:DD:271:ILE:O	30:DD:272:ALA:HB2	2.05	0.57
31:DE:154:LYS:HE3	31:DE:154:LYS:CA	2.30	0.57
32:DF:127:GLU:HB2	32:DF:196:LEU:HG	1.87	0.57
33:DG:43:LEU:HB2	33:DG:88:ILE:CG1	2.35	0.57
33:DG:97:ASP:O	33:DG:101:ILE:HG22	2.05	0.57
39:DQ:141:GLN:HG2	48:DZ:98:TYR:CE2	2.38	0.57
39:DQ:27:VAL:HG23	39:DQ:137:TYR:HE1	1.70	0.57

Continued on next page...

Continued from previous page...

Atom-1	Atom-2	Interatomic distance (Å)	Clash overlap (Å)
39:DQ:43:THR:OG1	39:DQ:46:GLN:HG3	2.05	0.57
43:DU:15:LYS:O	43:DU:19:LYS:HG3	2.05	0.57
45:DW:6:ILE:HD11	45:DW:104:THR:HG23	1.87	0.57
1:AA:1477:C:H2'	1:AA:1478:C:C6	2.41	0.56
1:AA:46:G:O2'	1:AA:365:U:H1'	2.04	0.56
3:AC:195:VAL:HG12	3:AC:196:LEU:H	1.68	0.56
4:AD:14:ARG:HA	4:AD:39:PRO:HG3	1.85	0.56
5:AE:13:ILE:CD1	5:AE:30:ALA:HB2	2.35	0.56
7:AG:51:GLN:HG2	7:AG:58:PRO:HD3	1.85	0.56
9:AI:4:TYR:HA	9:AI:88:TYR:CE1	2.40	0.56
11:AK:58:PRO:O	11:AK:61:ALA:HB3	2.05	0.56
16:AP:50:LYS:HZ3	16:AP:52:ASP:HB2	1.70	0.56
16:AP:51:VAL:O	16:AP:51:VAL:CG1	2.51	0.56
18:AR:53:ARG:NH1	18:AR:53:ARG:HG2	2.19	0.56
1:AA:1318:A:O3'	19:AS:10:PHE:CD2	2.58	0.56
53:B4:50:THR:C	53:B4:51:TYR:CD1	2.78	0.56
27:BA:1497:U:N3	27:BA:1578:U:OP1	2.21	0.56
27:BA:154(A):C:N4	27:BA:171:G:C6	2.73	0.56
27:BA:2114:A:H2'	27:BA:2115:G:O4'	2.04	0.56
27:BA:2558:C:H2'	27:BA:2559:C:H6	1.70	0.56
27:BA:2590:A:O2'	27:BA:2591:C:H5'	2.03	0.56
28:BB:20:C:C2'	28:BB:21:G:H5'	2.35	0.56
29:BC:20:TYR:CE1	29:BC:22:ILE:HD13	2.40	0.56
31:BE:57:LYS:HB3	31:BE:57:LYS:HZ3	1.69	0.56
33:BG:46:ALA:C	33:BG:51:ARG:HD3	2.25	0.56
35:BI:110:ASP:O	35:BI:114:LEU:HD21	2.05	0.56
35:BI:77:LEU:HD11	35:BI:100:ALA:O	2.05	0.56
38:BP:99:LEU:HD23	38:BP:99:LEU:C	2.25	0.56
39:BQ:68:ILE:HD13	39:BQ:103:MET:HB3	1.87	0.56
41:BS:26:LEU:HD13	41:BS:87:PHE:CD1	2.40	0.56
42:BT:106:SER:O	42:BT:107:ASP:CB	2.53	0.56
47:BY:87:LYS:O	47:BY:88:LYS:HB2	2.05	0.56
47:BY:88:LYS:NZ	47:BY:93:GLY:N	2.43	0.56
1:CA:1142:G:H2'	1:CA:1143:G:O4'	2.05	0.56
1:CA:1353:G:C2	1:CA:1370:G:C2	2.93	0.56
1:CA:1511:G:H8	1:CA:1511:G:O5'	1.88	0.56
1:CA:975:A:H4'	1:CA:976:G:C5'	2.26	0.56
2:CB:82:ARG:HG2	2:CB:82:ARG:HH11	1.70	0.56
4:CD:14:ARG:HA	4:CD:39:PRO:HG3	1.86	0.56
5:CE:6:PHE:HB3	5:CE:35:GLY:O	2.04	0.56
5:CE:57:LYS:HG2	5:CE:61:TYR:CE2	2.40	0.56

Continued on next page...

Continued from previous page...

Atom-1	Atom-2	Interatomic distance (Å)	Clash overlap (Å)
6:CF:30:LEU:O	6:CF:35:ALA:HB3	2.05	0.56
7:CG:115:ARG:O	7:CG:118:VAL:HG22	2.03	0.56
12:CL:21:VAL:HG12	12:CL:21:VAL:O	2.05	0.56
19:CS:51:VAL:HG12	19:CS:52:TYR:N	2.19	0.56
49:D0:68:GLU:O	49:D0:68:GLU:HG3	2.04	0.56
55:D6:20:ASN:C	55:D6:21:TYR:CG	2.79	0.56
27:DA:1309:G:O2'	27:DA:1310:G:H5'	2.04	0.56
27:DA:1614:A:N1	45:DW:91:GLY:HA2	2.20	0.56
27:DA:2197:U:O2'	27:DA:2198:A:C8	2.58	0.56
27:DA:2759:G:H5'	27:DA:2759:G:H8	1.70	0.56
27:DA:893:C:H2'	27:DA:894:C:C6	2.40	0.56
30:DD:31:LYS:HB3	30:DD:33:LEU:HD13	1.86	0.56
31:DE:199:ARG:CB	31:DE:199:ARG:NH1	2.68	0.56
32:DF:144:LYS:C	32:DF:146:ALA:H	2.08	0.56
32:DF:23:ASP:CG	32:DF:24:LEU:H	2.09	0.56
33:DG:161:THR:HG21	33:DG:172:LEU:HD23	1.87	0.56
33:DG:82:LEU:HD13	33:DG:87:PRO:HB3	1.87	0.56
35:DI:112:LYS:O	35:DI:116:LEU:HB3	2.05	0.56
37:DO:87:ILE:CG2	37:DO:88:ASN:H	2.18	0.56
38:DP:95:VAL:CG2	38:DP:125:VAL:HG12	2.35	0.56
38:DP:139:LYS:C	38:DP:141:ALA:H	2.08	0.56
27:DA:2009:G:H1'	40:DR:107:ASP:O	2.04	0.56
40:DR:2:ARG:O	40:DR:3:HIS:O	2.23	0.56
27:DA:1455:G:H8	40:DR:60:LEU:HD11	1.70	0.56
1:AA:555:C:H2'	1:AA:556:C:C6	2.40	0.56
9:AI:128:ARG:HG2	9:AI:128:ARG:OXT	2.04	0.56
1:AA:1292:U:H5'	9:AI:38:GLN:OE1	2.04	0.56
11:AK:108:ILE:HG22	11:AK:109:VAL:N	2.20	0.56
14:AN:29:ARG:HG3	14:AN:30:ALA:N	2.20	0.56
50:B1:17:SER:HB3	50:B1:38:SER:HB3	1.87	0.56
51:B2:63:VAL:O	51:B2:66:GLU:HG2	2.06	0.56
53:B4:80:ARG:HG3	53:B4:81:VAL:N	2.21	0.56
54:B5:50:GLY:O	54:B5:51:TYR:O	2.23	0.56
27:BA:1518:U:H2'	27:BA:1519:G:C8	2.40	0.56
27:BA:1688:U:O2	27:BA:1700:A:H5'	2.06	0.56
27:BA:2233:U:H2'	27:BA:2234:G:C8	2.40	0.56
27:BA:571:A:O2'	44:BV:78:LYS:HE2	2.05	0.56
30:BD:131:LEU:HD13	30:BD:136:ILE:HD11	1.86	0.56
38:BP:17:LYS:C	38:BP:19:VAL:H	2.09	0.56
40:BR:24:GLN:HE22	40:BR:36:THR:HG21	1.70	0.56
41:BS:57:LYS:CD	41:BS:58:LEU:N	2.68	0.56

Continued on next page...

Continued from previous page...

Atom-1	Atom-2	Interatomic distance (Å)	Clash overlap (Å)
47:BY:87:LYS:C	47:BY:89:PHE:H	2.06	0.56
1:CA:1137:C:H4'	1:CA:1138:G:N2	2.20	0.56
1:CA:1216:G:H2'	1:CA:1217:C:C6	2.40	0.56
1:CA:542:G:H5'	4:CD:41:GLY:HA3	1.86	0.56
2:CB:77:ALA:HB2	2:CB:211:ILE:HD13	1.87	0.56
3:CC:8:ILE:C	3:CC:10:PHE:H	2.09	0.56
7:CG:106:GLN:O	7:CG:110:GLN:HB2	2.05	0.56
7:CG:43:PHE:HE1	7:CG:47:CYS:HG	1.50	0.56
8:CH:12:ARG:HH11	8:CH:26:VAL:HA	1.70	0.56
13:CM:97:PRO:HB3	13:CM:101:GLN:OE1	2.04	0.56
18:CR:53:ARG:HH21	18:CR:59:SER:C	2.08	0.56
27:DA:1114:G:C3'	27:DA:1115:G:H5''	2.36	0.56
27:DA:1412:A:H2'	27:DA:1413:G:C8	2.41	0.56
27:DA:210:C:H2'	27:DA:211:A:C8	2.40	0.56
27:DA:2392:A:OP1	57:D8:32:LEU:HD22	2.05	0.56
27:DA:2836:U:H2'	27:DA:2837:G:C8	2.41	0.56
27:DA:480:A:H1'	47:DY:44:ILE:HG21	1.87	0.56
28:DB:38:C:C4	28:DB:39:A:N7	2.73	0.56
30:DD:25:THR:C	30:DD:27:THR:H	2.07	0.56
31:DE:175:VAL:O	31:DE:175:VAL:HG23	2.05	0.56
32:DF:192:LEU:HD23	32:DF:193:VAL:N	2.20	0.56
34:DH:71:LEU:H	34:DH:74:ASN:HD22	1.51	0.56
35:DI:111:PRO:HG2	35:DI:112:LYS:HE2	1.86	0.56
27:DA:910:A:H62	39:DQ:12:GLN:HA	1.69	0.56
40:DR:77:ARG:C	40:DR:79:LEU:H	2.09	0.56
41:DS:22:GLY:O	41:DS:23:ARG:O	2.22	0.56
42:DT:18:ASP:OD1	42:DT:18:ASP:N	2.34	0.56
42:DT:41:ARG:NH1	42:DT:43:GLN:HA	2.20	0.56
43:DU:102:GLU:HG3	44:DV:2:PHE:HZ	1.68	0.56
44:DV:21:ARG:HB3	44:DV:91:TYR:HB2	1.86	0.56
48:DZ:101:LEU:O	48:DZ:102:ARG:CB	2.53	0.56
48:DZ:104:VAL:O	48:DZ:104:VAL:HG13	2.05	0.56
1:AA:1434:A:C2'	1:AA:1435:G:H5'	2.35	0.56
1:AA:256:U:H2'	1:AA:257:G:H8	1.69	0.56
3:AC:108:ASN:HB3	3:AC:111:LEU:HD12	1.86	0.56
3:AC:195:VAL:HG12	3:AC:196:LEU:N	2.20	0.56
4:AD:103:ASN:O	4:AD:106:TYR:HB3	2.05	0.56
4:AD:170:VAL:HG12	4:AD:174:LEU:HB2	1.87	0.56
8:AH:86:ILE:HG13	8:AH:133:LEU:HD22	1.88	0.56
1:AA:878:G:C5'	8:AH:89:PRO:HG2	2.35	0.56
13:AM:108:ARG:N	13:AM:108:ARG:HD2	2.20	0.56

Continued on next page...

Continued from previous page...

Atom-1	Atom-2	Interatomic distance (Å)	Clash overlap (Å)
15:AO:3:ILE:H	15:AO:3:ILE:CD1	2.18	0.56
1:AA:580:U:O2'	15:AO:57:LEU:HD22	2.05	0.56
25:AY:28:G:H2'	25:AY:29:G:H8	1.70	0.56
53:B4:46:ASN:ND2	53:B4:47:VAL:N	2.53	0.56
27:BA:140:G:H21	27:BA:1596:A:H4'	1.71	0.56
27:BA:528:A:C2	27:BA:2043:C:C5'	2.88	0.56
27:BA:210:C:OP2	56:B7:29:LYS:HE2	2.04	0.56
27:BA:2351:G:HO2'	27:BA:2352:A:H8	1.52	0.56
27:BA:2463:C:O2'	27:BA:2464:C:H5'	2.05	0.56
27:BA:2556:C:H2'	27:BA:2557:G:O4'	2.04	0.56
27:BA:987:G:O2'	27:BA:1000:A:H1'	2.05	0.56
28:BB:40:U:H1'	28:BB:45:A:H61	1.70	0.56
27:BA:1816:G:H1	30:BD:37:LEU:HD12	1.69	0.56
31:BE:188:VAL:O	31:BE:188:VAL:HG13	2.05	0.56
31:BE:95:ILE:CD1	31:BE:95:ILE:H	2.18	0.56
32:BF:198:ALA:O	32:BF:201:VAL:HG12	2.05	0.56
32:BF:29:ASN:HB3	32:BF:112:MET:CE	2.35	0.56
33:BG:51:ARG:HA	33:BG:51:ARG:HE	1.67	0.56
35:BI:83:ALA:CB	35:BI:88:ILE:HG23	2.36	0.56
38:BP:25:SER:O	38:BP:30:THR:HG23	2.04	0.56
39:BQ:21:THR:CG2	39:BQ:101:ARG:HD3	2.34	0.56
39:BQ:56:ARG:HG2	39:BQ:56:ARG:HH11	1.70	0.56
40:BR:4:LEU:O	40:BR:5:LYS:CG	2.52	0.56
41:BS:61:ASN:HB3	41:BS:64:GLU:HB3	1.87	0.56
41:BS:89:ARG:HB3	41:BS:92:TYR:HB2	1.87	0.56
43:BU:87:GLY:O	44:BV:50:PRO:HD3	2.04	0.56
47:BY:2:ARG:HD3	47:BY:3:VAL:H	1.70	0.56
1:CA:409:G:OP1	4:CD:24:GLU:HB2	2.05	0.56
1:CA:551:U:H2'	1:CA:552:U:C6	2.39	0.56
2:CB:20:GLU:O	2:CB:39:ILE:HG23	2.05	0.56
3:CC:153:VAL:HG12	3:CC:196:LEU:HD12	1.87	0.56
4:CD:130:GLY:O	4:CD:131:ARG:O	2.23	0.56
5:CE:11:ILE:HB	5:CE:31:LEU:HB3	1.87	0.56
5:CE:81:GLU:CG	5:CE:90:VAL:HG12	2.33	0.56
12:CL:116:LYS:O	12:CL:117:TYR:HB2	2.06	0.56
14:CN:59:ALA:HB1	14:CN:61:TRP:HZ3	1.70	0.56
18:CR:40:LEU:HB3	18:CR:70:ILE:CD1	2.35	0.56
51:D2:48:HIS:HA	51:D2:51:ARG:HG2	1.87	0.56
52:D3:23:LEU:CD1	52:D3:50:VAL:HG11	2.35	0.56
52:D3:40:THR:HA	52:D3:44:ARG:HH21	1.68	0.56
27:DA:1688:U:H1'	27:DA:1701:A:C6	2.40	0.56

Continued on next page...

Continued from previous page...

Atom-1	Atom-2	Interatomic distance (Å)	Clash overlap (Å)
27:DA:2282:G:H5'	27:DA:2283:C:O4'	2.05	0.56
27:DA:2469:A:H4'	39:DQ:56:ARG:HD2	1.86	0.56
27:DA:2803:C:H5'	27:DA:2804:C:OP1	2.06	0.56
27:DA:2821:A:OP2	31:DE:110:GLY:HA3	2.04	0.56
27:DA:365:C:C6	27:DA:365:C:H5'	2.39	0.56
27:DA:690:G:H2'	27:DA:691:C:C6	2.40	0.56
27:DA:923:C:O2'	27:DA:924:C:H5'	2.06	0.56
28:DB:48:A:H2'	28:DB:49:C:C4'	2.35	0.56
28:DB:91:C:O2'	28:DB:92:C:H5'	2.04	0.56
29:DC:20:TYR:CG	29:DC:21:THR:N	2.72	0.56
31:DE:68:ALA:HB3	31:DE:69:LYS:HZ1	1.69	0.56
33:DG:5:VAL:H	33:DG:8:LYS:CG	2.17	0.56
35:DI:125:GLU:OE1	35:DI:141:LYS:HE2	2.05	0.56
38:DP:21:ARG:HD3	38:DP:29:LYS:HE3	1.86	0.56
41:DS:16:ASN:HD22	41:DS:92:TYR:HE1	1.53	0.56
36:DN:41:ASP:O	43:DU:64:ARG:NE	2.38	0.56
6:AF:20:ALA:HA	6:AF:23:LYS:HD3	1.88	0.56
8:AH:48:TYR:HA	8:AH:60:ARG:O	2.05	0.56
12:AL:19:SER:O	12:AL:21:VAL:N	2.38	0.56
14:AN:42:ILE:O	14:AN:46:GLU:HG3	2.05	0.56
15:AO:3:ILE:N	15:AO:3:ILE:HD13	2.20	0.56
17:AQ:45:HIS:NE2	17:AQ:47:PRO:HB3	2.20	0.56
17:AQ:3:LYS:O	17:AQ:5:VAL:HG23	2.06	0.56
19:AS:35:SER:C	19:AS:37:ARG:H	2.07	0.56
27:BA:857:C:H1'	49:B0:26:TYR:CE2	2.40	0.56
55:B6:41:PRO:HG2	55:B6:42:TRP:N	2.20	0.56
57:B8:50:LEU:C	57:B8:53:PRO:HD2	2.25	0.56
27:BA:1428:C:O2'	27:BA:1429:G:H5'	2.05	0.56
27:BA:1810:A:H2'	27:BA:1811:G:O4'	2.04	0.56
27:BA:1827:C:O2'	27:BA:1828:G:H5'	2.06	0.56
27:BA:2148:G:O2'	27:BA:2149:G:H5'	2.05	0.56
27:BA:2788:C:O2'	27:BA:2809:A:N3	2.35	0.56
27:BA:888:C:O2'	27:BA:889:C:H5'	2.05	0.56
28:BB:82:G:O2'	28:BB:83:G:H5'	2.06	0.56
34:BH:89:ILE:CD1	34:BH:129:THR:HB	2.35	0.56
35:BI:128:LEU:O	35:BI:137:PRO:HA	2.05	0.56
38:BP:106:LEU:HD22	38:BP:112:LEU:HD23	1.87	0.56
38:BP:96:THR:HG22	38:BP:126:VAL:CB	2.32	0.56
40:BR:9:LYS:C	40:BR:10:LEU:HG	2.25	0.56
1:CA:1003:G:H2'	1:CA:1004:A:O4'	2.06	0.56
1:CA:1021:G:N2	1:CA:1022:G:H1'	2.20	0.56

Continued on next page...

Continued from previous page...

Atom-1	Atom-2	Interatomic distance (Å)	Clash overlap (Å)
1:CA:1084:G:OP1	1:CA:1086:U:C4	2.58	0.56
1:CA:1187:G:OP1	9:CI:113:LYS:HE2	2.05	0.56
1:CA:1319:A:H2'	1:CA:1323:G:N7	2.19	0.56
1:CA:56:U:H2'	1:CA:57:G:C8	2.41	0.56
3:CC:159:GLY:HA2	3:CC:193:TYR:CD1	2.40	0.56
4:CD:135:LEU:CD1	4:CD:135:LEU:N	2.68	0.56
8:CH:97:VAL:HG13	8:CH:98:LYS:N	2.20	0.56
16:CP:9:PHE:HE2	16:CP:18:ARG:NE	2.02	0.56
17:CQ:4:LYS:HG3	17:CQ:6:LEU:HD11	1.86	0.56
25:CY:18:G:H1'	25:CY:56:G:H22	1.70	0.56
25:CY:41:G:N2	25:CY:42:G:H1'	2.20	0.56
49:D0:31:VAL:CG2	49:D0:67:VAL:HG23	2.35	0.56
57:D8:33:ASN:HD22	57:D8:36:LYS:CD	2.18	0.56
27:DA:1824:G:N3	30:DD:254:THR:OG1	2.38	0.56
27:DA:2457:U:C2'	27:DA:2458:G:H5'	2.35	0.56
27:DA:322:A:H5'	27:DA:340:A:C1'	2.35	0.56
27:DA:528:A:H2	27:DA:2043:C:C5'	2.13	0.56
27:DA:57:C:O2'	27:DA:58:G:H5'	2.06	0.56
27:DA:807:U:OP2	38:DP:39:LYS:HG3	2.05	0.56
28:DB:87:G:C2'	28:DB:88:C:H5''	2.35	0.56
31:DE:111:ARG:CD	31:DE:160:TYR:HE1	2.16	0.56
33:DG:18:GLU:O	33:DG:22:ARG:HG3	2.06	0.56
35:DI:99:GLU:O	35:DI:101:LEU:N	2.31	0.56
38:DP:47:ASP:HB3	38:DP:48:PRO:CA	2.35	0.56
38:DP:6:LEU:CD1	38:DP:9:ASN:HB3	2.35	0.56
42:DT:23:ARG:HB2	42:DT:24:PRO:HD2	1.88	0.56
45:DW:51:LEU:C	45:DW:51:LEU:HD13	2.25	0.56
1:AA:90:U:H5''	1:AA:91:C:C5'	2.36	0.56
3:AC:35:GLU:O	3:AC:39:ILE:HG13	2.04	0.56
5:AE:67:VAL:HG13	5:AE:69:VAL:CG2	2.35	0.56
6:AF:46:ARG:HH22	18:AR:37:VAL:CG2	2.14	0.56
7:AG:86:GLN:NE2	25:AY:30:A:H2	2.04	0.56
9:AI:5:TYR:CD2	9:AI:6:GLY:N	2.69	0.56
13:AM:57:ARG:NH1	13:AM:57:ARG:HB3	2.20	0.56
10:AJ:49:VAL:HG21	14:AN:41:ARG:O	2.05	0.56
14:AN:46:GLU:O	14:AN:50:LYS:HG3	2.06	0.56
17:AQ:27:PHE:H	17:AQ:27:PHE:HD2	1.53	0.56
17:AQ:76:LEU:HD11	17:AQ:78:GLU:O	2.05	0.56
19:AS:51:VAL:HG11	19:AS:71:LEU:O	2.05	0.56
25:AY:69:C:H2'	25:AY:70:C:H6	1.70	0.56
27:BA:119:A:H5'	27:BA:120:U:OP1	2.05	0.56

Continued on next page...

Continued from previous page...

Atom-1	Atom-2	Interatomic distance (Å)	Clash overlap (Å)
27:BA:2285:C:H5	55:B6:27:LYS:CE	2.18	0.56
27:BA:2609:U:H4'	27:BA:2609:U:OP1	2.05	0.56
27:BA:903:C:H2'	27:BA:904:C:H6	1.70	0.56
30:BD:268:ARG:HB3	30:BD:268:ARG:NH1	2.20	0.56
32:BF:72:ARG:HB3	32:BF:72:ARG:HH11	1.70	0.56
34:BH:67:LEU:O	34:BH:67:LEU:HD12	2.05	0.56
38:BP:11:GLY:O	38:BP:12:ALA:C	2.43	0.56
40:BR:2:ARG:NH2	40:BR:5:LYS:CE	2.68	0.56
40:BR:53:HIS:CD2	40:BR:94:TYR:OH	2.58	0.56
41:BS:34:HIS:HA	41:BS:54:LEU:HD23	1.86	0.56
48:BZ:143:LEU:O	48:BZ:173:VAL:HG21	2.06	0.56
1:CA:1269:A:H2'	1:CA:1270:C:O4'	2.04	0.56
1:CA:1328:C:O2'	1:CA:1329:A:H5'	2.05	0.56
2:CB:17:PHE:HB2	2:CB:42:ILE:HG22	1.88	0.56
4:CD:138:TYR:HD2	4:CD:139:ARG:H	1.51	0.56
4:CD:13:ARG:O	4:CD:15:GLU:N	2.33	0.56
1:CA:939:G:H5''	7:CG:102:ARG:HH22	1.68	0.56
7:CG:103:TRP:HD1	7:CG:106:GLN:NE2	2.02	0.56
8:CH:96:GLY:N	8:CH:99:GLU:OE2	2.38	0.56
10:CJ:44:VAL:HG13	10:CJ:66:ARG:CG	2.28	0.56
13:CM:90:LEU:C	13:CM:92:HIS:H	2.09	0.56
14:CN:44:LEU:O	14:CN:44:LEU:HD12	2.05	0.56
19:CS:31:ILE:O	19:CS:49:ILE:HG23	2.05	0.56
20:CT:75:ASN:O	20:CT:79:ARG:N	2.38	0.56
59:CX:15:G:H2'	59:CX:59:A:N1	2.20	0.56
56:D7:8:ASN:ND2	56:D7:8:ASN:C	2.57	0.56
57:D8:49:VAL:O	57:D8:53:PRO:HG3	2.06	0.56
27:DA:1311:G:HO2'	27:DA:1312:U:H5	1.54	0.56
27:DA:191:A:O2'	27:DA:192:C:H5'	2.06	0.56
27:DA:2177:C:H2'	27:DA:2178:C:O4'	2.05	0.56
27:DA:224:G:N7	27:DA:420:C:H4'	2.20	0.56
27:DA:286:C:C2'	27:DA:287:C:H5''	2.35	0.56
27:DA:554:U:C2'	27:DA:555:U:H5'	2.35	0.56
27:DA:747:U:O2	27:DA:2014:A:H1'	2.05	0.56
27:DA:814:C:OP1	44:DV:83:ARG:HA	2.05	0.56
30:DD:2:ALA:HB3	30:DD:20:ASP:HB2	1.86	0.56
30:DD:97:TYR:O	30:DD:99:ASP:N	2.38	0.56
27:DA:2632:A:H2	31:DE:61:ARG:HD3	1.69	0.56
32:DF:101:LEU:O	32:DF:106:ARG:NH1	2.37	0.56
36:DN:12:ARG:NH2	36:DN:133:GLN:HE22	2.03	0.56
37:DO:99:PHE:CD2	37:DO:99:PHE:N	2.73	0.56

Continued on next page...

Continued from previous page...

Atom-1	Atom-2	Interatomic distance (Å)	Clash overlap (Å)
38:DP:108:LYS:C	38:DP:110:TYR:N	2.58	0.56
39:DQ:22:LYS:O	39:DQ:23:GLY:O	2.22	0.56
39:DQ:39:PRO:O	39:DQ:40:ALA:CB	2.53	0.56
42:DT:45:PHE:CE1	42:DT:74:ARG:HG3	2.41	0.56
27:DA:1224:C:O2'	44:DV:85:LYS:HD3	2.05	0.56
47:DY:28:LYS:HB2	47:DY:38:ILE:N	2.21	0.56
48:DZ:107:PRO:C	48:DZ:109:GLY:H	2.08	0.56
48:DZ:149:LEU:CD2	48:DZ:171:ALA:HB3	2.24	0.56
48:DZ:62:ASP:HB2	48:DZ:64:GLN:CG	2.36	0.56
1:AA:1355:G:H2'	1:AA:1356:G:H8	1.68	0.56
12:AL:43:LYS:CG	12:AL:44:LYS:H	2.12	0.56
14:AN:43:CYS:O	14:AN:46:GLU:HB2	2.06	0.56
49:B0:51:VAL:HG21	49:B0:80:HIS:HA	1.87	0.56
51:B2:23:LYS:O	51:B2:26:ARG:HB2	2.06	0.56
55:B6:15:GLU:O	55:B6:15:GLU:HG2	2.05	0.56
27:BA:1642:G:O2'	27:BA:1643:G:H5'	2.05	0.56
27:BA:1946:U:H2'	27:BA:1947:C:C6	2.40	0.56
27:BA:2562:U:C2'	27:BA:2563:U:H5'	2.35	0.56
27:BA:286:C:C2'	27:BA:287:C:C5'	2.84	0.56
27:BA:648:G:O2'	27:BA:649:G:H5'	2.06	0.56
27:BA:847:U:H2'	27:BA:848:G:H5"	1.88	0.56
27:BA:1655:A:H1'	31:BE:113:PHE:HD2	1.71	0.56
42:BT:61:PHE:CE1	42:BT:76:PHE:HD1	2.23	0.56
1:CA:593:G:O2'	1:CA:594:G:H5'	2.06	0.56
1:CA:606:G:H2'	1:CA:631:G:H22	1.69	0.56
1:CA:818:G:C3'	1:CA:819:A:C5'	2.81	0.56
1:CA:962:C:H2'	1:CA:963:G:C8	2.41	0.56
1:CA:9:G:OP2	5:CE:121:LYS:HD2	2.06	0.56
6:CF:76:ALA:HB1	6:CF:80:ARG:HH21	1.70	0.56
25:CY:18:G:N2	25:CY:55:C:H42	2.03	0.56
55:D6:15:GLU:OE2	55:D6:43:CYS:O	2.23	0.56
27:DA:1362:C:O2'	27:DA:1363:C:H5'	2.06	0.56
27:DA:676:A:H8	27:DA:2069:G:N2	2.01	0.56
27:DA:2134:A:N3	27:DA:2159:G:H1'	2.21	0.56
27:DA:2759:G:H5'	27:DA:2759:G:C8	2.40	0.56
27:DA:92:A:O2'	27:DA:93:G:H5'	2.05	0.56
28:DB:75:G:H5"	28:DB:76:G:OP2	2.05	0.56
30:DD:267:SER:C	30:DD:269:PHE:N	2.59	0.56
31:DE:167:VAL:HG13	31:DE:170:LEU:HD11	1.87	0.56
31:DE:26:ILE:HG22	31:DE:27:LEU:N	2.12	0.56
33:DG:33:ARG:H	33:DG:162:THR:CG2	2.19	0.56

Continued on next page...

Continued from previous page...

Atom-1	Atom-2	Interatomic distance (Å)	Clash overlap (Å)
36:DN:27:ALA:HB3	36:DN:106:MET:HE1	1.86	0.56
43:DU:102:GLU:HG3	44:DV:2:PHE:CE1	2.40	0.56
47:DY:45:VAL:O	47:DY:46:LYS:CB	2.54	0.56
48:DZ:32:LEU:HD12	48:DZ:33:ASN:H	1.71	0.56
28:DB:75:G:H2'	48:DZ:84:HIS:NE2	2.20	0.56
1:AA:1228:C:H2'	1:AA:1229:A:C8	2.39	0.56
1:AA:1288:A:O2'	1:AA:1289:A:H5'	2.04	0.56
2:AB:154:LEU:O	2:AB:155:LEU:C	2.44	0.56
3:AC:44:GLU:HA	3:AC:52:LEU:HD11	1.87	0.56
5:AE:101:ILE:O	5:AE:101:ILE:HG12	2.06	0.56
1:AA:942:G:H21	9:AI:124:GLN:HE21	1.49	0.56
1:AA:522:C:H41	12:AL:50:ARG:NH2	2.03	0.56
13:AM:34:LEU:HB3	13:AM:41:PRO:HG3	1.86	0.56
13:AM:83:ASP:CG	13:AM:84:ILE:H	2.08	0.56
25:AY:56:G:H2'	25:AY:57:A:H5'	1.86	0.56
25:AY:68:C:H2'	25:AY:69:C:H5'	1.88	0.56
50:B1:84:GLY:O	50:B1:86:SER:N	2.33	0.56
54:B5:56:LYS:HE2	54:B5:59:GLU:HG3	1.86	0.56
27:BA:1286:A:H2'	27:BA:1288:U:OP2	2.05	0.56
27:BA:1336:A:O2'	27:BA:1337:G:H5'	2.04	0.56
27:BA:1363:C:H2'	27:BA:1364:G:H8	1.71	0.56
27:BA:1474:C:H2'	27:BA:1475:G:C8	2.40	0.56
27:BA:2240:C:O2'	27:BA:2241:A:H5'	2.05	0.56
27:BA:271(M):G:C2'	27:BA:271(N):U:H5''	2.32	0.56
27:BA:2809:A:C2	27:BA:2892:A:N3	2.74	0.56
27:BA:605:C:O2'	27:BA:606:U:H5'	2.04	0.56
30:BD:264:LYS:HG2	30:BD:266:SER:HB3	1.86	0.56
27:BA:2810:A:C2'	31:BE:61:ARG:NH2	2.66	0.56
33:BG:57:ALA:HA	33:BG:90:LEU:CD1	2.30	0.56
34:BH:126:PRO:O	34:BH:127:GLU:HB2	2.06	0.56
35:BI:118:LYS:HD2	35:BI:119:PRO:CD	2.35	0.56
38:BP:50:ARG:HG2	38:BP:50:ARG:HH21	1.70	0.56
48:BZ:125:VAL:O	48:BZ:126:LYS:HB2	2.06	0.56
48:BZ:149:LEU:HD11	48:BZ:171:ALA:O	2.06	0.56
48:BZ:150:HIS:ND1	48:BZ:151:ALA:N	2.37	0.56
1:CA:977:A:H1'	1:CA:982:U:O4	2.05	0.56
2:CB:81:VAL:HG22	2:CB:215:LEU:CD1	2.34	0.56
5:CE:144:THR:O	5:CE:148:VAL:HG23	2.05	0.56
8:CH:19:VAL:O	8:CH:20:TYR:HB2	2.06	0.56
10:CJ:32:ALA:H	10:CJ:76:ASN:HB3	1.70	0.56
9:CI:114:TYR:CD1	10:CJ:60:ARG:HG3	2.40	0.56

Continued on next page...

Continued from previous page...

Atom-1	Atom-2	Interatomic distance (Å)	Clash overlap (Å)
10:CJ:78:ASN:ND2	10:CJ:80:LYS:N	2.50	0.56
16:CP:49:LEU:O	16:CP:51:VAL:HG23	2.04	0.56
19:CS:51:VAL:HG12	19:CS:52:TYR:H	1.71	0.56
52:D3:10:LYS:CB	52:D3:53:LEU:HD23	2.35	0.56
55:D6:32:ASN:O	55:D6:33:LYS:CB	2.54	0.56
27:DA:2152:G:H2'	27:DA:2153:G:C8	2.39	0.56
27:DA:236:C:H2'	27:DA:237:C:C6	2.40	0.56
27:DA:2680:C:H2'	27:DA:2681:C:O2	2.06	0.56
27:DA:2862:G:H2'	27:DA:2863:C:C6	2.41	0.56
27:DA:557:U:H2'	27:DA:558:G:H8	1.71	0.56
27:DA:925:C:C3'	27:DA:926:A:H5''	2.35	0.56
38:DP:140:ALA:O	38:DP:141:ALA:HB3	2.05	0.56
40:DR:20:LEU:HD23	40:DR:21:TYR:CE2	2.41	0.56
44:DV:55:ALA:HA	44:DV:101:GLY:HA2	1.88	0.56
45:DW:88:ARG:HB2	45:DW:92:ARG:HB3	1.86	0.56
39:DQ:140:ALA:O	48:DZ:52:ILE:HD13	2.06	0.56
1:AA:1207:G:H2'	1:AA:1208:C:H6	1.69	0.56
1:AA:1234:C:H2'	1:AA:1235:U:H6	1.70	0.56
1:AA:706:A:H1'	11:AK:29:ILE:HD11	1.86	0.56
3:AC:108:ASN:HD21	3:AC:144:SER:CB	2.18	0.56
3:AC:52:LEU:CD2	3:AC:52:LEU:H	2.14	0.56
4:AD:156:GLU:OE1	4:AD:156:GLU:N	2.38	0.56
4:AD:60:GLU:CG	4:AD:202:LEU:HD12	2.36	0.56
8:AH:127:LEU:O	8:AH:127:LEU:HD13	2.06	0.56
9:AI:49:PRO:HG2	9:AI:81:ILE:HG21	1.88	0.56
12:AL:31:ARG:HG3	12:AL:102:TYR:HE1	1.70	0.56
20:AT:22:ARG:NH1	20:AT:22:ARG:HB2	2.19	0.56
49:B0:10:THR:HG22	49:B0:11:ARG:N	2.19	0.56
57:B8:21:LYS:HD3	57:B8:48:PHE:CZ	2.40	0.56
27:BA:1278:A:H2'	27:BA:1279:G:H8	1.70	0.56
27:BA:2340:G:O2'	27:BA:2341:G:H5'	2.06	0.56
27:BA:2476:A:C2	27:BA:2477:C:C5	2.94	0.56
27:BA:2772:C:H2'	27:BA:2773:C:C6	2.40	0.56
27:BA:481:G:HO2'	27:BA:482:A:P	2.28	0.56
27:BA:514:A:O2'	27:BA:515:A:H5'	2.06	0.56
27:BA:573:G:O2'	27:BA:574:C:H3'	2.06	0.56
27:BA:747:U:C4	27:BA:2613:U:C5	2.94	0.56
28:BB:14:U:OP2	28:BB:70:C:O2'	2.20	0.56
28:BB:92:C:H5'	48:BZ:78:ARG:HH22	1.69	0.56
30:BD:77:ALA:HB2	30:BD:97:TYR:HA	1.88	0.56
30:BD:98:VAL:C	30:BD:100:GLY:H	2.08	0.56

Continued on next page...

Continued from previous page...

Atom-1	Atom-2	Interatomic distance (Å)	Clash overlap (Å)
31:BE:57:LYS:HB3	31:BE:57:LYS:NZ	2.20	0.56
35:BI:110:ASP:O	35:BI:112:LYS:N	2.38	0.56
38:BP:18:ARG:HH11	38:BP:18:ARG:CB	2.18	0.56
43:BU:8:VAL:HG11	43:BU:12:ARG:NE	2.20	0.56
43:BU:91:ASP:OD2	43:BU:96:ALA:HA	2.06	0.56
47:BY:7:VAL:CB	47:BY:8:LYS:HD2	2.31	0.56
47:BY:81:LYS:CE	47:BY:97:ARG:HG3	2.35	0.56
1:CA:221:C:O2'	1:CA:222:U:H5'	2.06	0.56
1:CA:739:C:O2'	1:CA:740:U:H5'	2.05	0.56
1:CA:959:A:C2'	1:CA:960:U:H4'	2.36	0.56
3:CC:6:HIS:ND1	14:CN:49:HIS:HB2	2.20	0.56
1:CA:737:A:H1'	6:CF:73:ASN:ND2	2.21	0.56
7:CG:43:PHE:O	7:CG:46:ALA:HB3	2.06	0.56
8:CH:97:VAL:HG13	8:CH:98:LYS:H	1.70	0.56
9:CI:75:ASP:O	9:CI:78:LYS:HB3	2.06	0.56
16:CP:48:TRP:CE3	16:CP:48:TRP:O	2.59	0.56
17:CQ:31:LEU:HD23	17:CQ:32:TYR:CE1	2.37	0.56
13:CM:57:ARG:NH2	53:D4:60:GLU:HG3	2.20	0.56
27:DA:1614:A:H2'	27:DA:1615:C:H5'	1.86	0.56
27:DA:1862:G:O2'	27:DA:1863:G:H5'	2.05	0.56
27:DA:2672:G:H3'	27:DA:2673:G:H5''	1.88	0.56
27:DA:2791:C:O5'	27:DA:2792:G:OP1	2.24	0.56
29:DC:65:PRO:O	29:DC:66:HIS:HB2	2.06	0.56
31:DE:79:ARG:HG2	31:DE:79:ARG:HH11	1.69	0.56
33:DG:111:LEU:HD22	33:DG:117:PHE:CE2	2.41	0.56
33:DG:71:THR:O	33:DG:89:GLY:HA3	2.06	0.56
34:DH:46:GLU:HG3	34:DH:51:ARG:HE	1.71	0.56
38:DP:63:PRO:O	38:DP:64:LYS:C	2.44	0.56
41:DS:52:SER:HB3	41:DS:55:ALA:HB3	1.87	0.56
44:DV:20:LEU:HD12	44:DV:20:LEU:N	2.21	0.56
44:DV:64:HIS:ND1	44:DV:92:THR:CG2	2.62	0.56
48:DZ:118:GLU:HG2	48:DZ:118:GLU:O	2.06	0.56
48:DZ:98:TYR:CD2	48:DZ:124:LEU:HB2	2.41	0.56
1:AA:376:G:O2'	1:AA:377:G:H5'	2.05	0.56
2:AB:111:ARG:HB3	2:AB:149:LEU:HD11	1.88	0.56
4:AD:147:ALA:CB	4:AD:182:LYS:HB3	2.35	0.56
7:AG:57:GLU:HG3	7:AG:60:LYS:CB	2.35	0.56
7:AG:89:MET:HB3	7:AG:155:ARG:HG2	1.88	0.56
8:AH:91:ARG:HD3	8:AH:91:ARG:O	2.05	0.56
11:AK:18:ARG:HG2	11:AK:20:TYR:CE1	2.41	0.56
13:AM:20:THR:C	13:AM:22:ILE:H	2.10	0.56

Continued on next page...

Continued from previous page...

Atom-1	Atom-2	Interatomic distance (Å)	Clash overlap (Å)
23:AW:74:C:H2'	23:AW:75:A:C8	2.41	0.56
55:B6:41:PRO:O	55:B6:42:TRP:HB2	2.04	0.56
55:B6:21:TYR:HE2	55:B6:52:VAL:HG21	1.71	0.56
27:BA:1190:G:H5'	38:BP:35:HIS:CA	2.22	0.56
27:BA:1373:A:H2'	27:BA:1374:G:O4'	2.05	0.56
27:BA:1396:U:O2	27:BA:1396:U:C2'	2.54	0.56
27:BA:1468:C:H2'	27:BA:1469:A:C8	2.36	0.56
27:BA:2790:A:H2'	27:BA:2790:A:N3	2.21	0.56
27:BA:65:C:H2'	27:BA:66:C:C6	2.41	0.56
30:BD:33:LEU:O	30:BD:34:VAL:C	2.44	0.56
33:BG:133:LEU:HD11	33:BG:157:ILE:HB	1.88	0.56
40:BR:10:LEU:HB3	40:BR:17:ARG:NE	2.21	0.56
41:BS:18:ILE:O	41:BS:20:ARG:N	2.37	0.56
42:BT:28:VAL:HG12	42:BT:29:ARG:CD	2.30	0.56
44:BV:81:TYR:C	44:BV:82:ARG:HD2	2.26	0.56
1:CA:1422:G:O2'	1:CA:1423:G:H5'	2.05	0.56
3:CC:108:ASN:C	3:CC:110:ASN:H	2.09	0.56
6:CF:1:MET:HB2	6:CF:66:GLU:HG2	1.87	0.56
7:CG:118:VAL:HG23	7:CG:119:ARG:N	2.21	0.56
8:CH:134:ILE:O	8:CH:135:CYS:HB3	2.06	0.56
49:D0:46:LYS:HB2	49:D0:78:TYR:CE2	2.41	0.56
27:DA:1441:G:O2'	27:DA:1442:G:H5'	2.06	0.56
27:DA:197:A:H5'	27:DA:197:A:C8	2.41	0.56
27:DA:2177:C:O2'	27:DA:2178:C:H5'	2.06	0.56
27:DA:298:G:O5'	27:DA:298:G:H8	1.88	0.56
28:DB:111:G:H2'	28:DB:112:U:O4'	2.05	0.56
28:DB:28:C:O2'	28:DB:29:A:H5'	2.06	0.56
28:DB:3:C:O2'	28:DB:4:C:H5'	2.06	0.56
27:DA:1491:G:O2'	30:DD:101:GLU:HB2	2.06	0.56
31:DE:76:ARG:O	31:DE:77:ILE:O	2.22	0.56
33:DG:4:ASP:HA	33:DG:8:LYS:HD3	1.88	0.56
34:DH:88:LEU:N	34:DH:88:LEU:HD22	2.21	0.56
36:DN:1:MET:CG	36:DN:2:LYS:N	2.64	0.56
38:DP:95:VAL:HG22	38:DP:125:VAL:HA	1.87	0.56
39:DQ:39:PRO:O	39:DQ:40:ALA:HB3	2.06	0.56
43:DU:57:PHE:O	43:DU:60:LEU:N	2.39	0.56
48:DZ:169:THR:CG2	48:DZ:170:ILE:N	2.69	0.56
1:AA:1082:G:O2'	1:AA:1083:U:H5'	2.06	0.56
4:AD:127:THR:HG21	4:AD:149:ALA:HB2	1.87	0.56
4:AD:16:GLY:O	4:AD:17:VAL:C	2.45	0.56
5:AE:13:ILE:HD11	5:AE:30:ALA:HB2	1.88	0.56

Continued on next page...

Continued from previous page...

Atom-1	Atom-2	Interatomic distance (Å)	Clash overlap (Å)
7:AG:16:LEU:HD11	9:AI:42:ARG:HA	1.87	0.56
8:AH:109:ILE:HG12	8:AH:110:ALA:N	2.20	0.56
10:AJ:38:ILE:HG12	10:AJ:71:LEU:O	2.05	0.56
10:AJ:99:LYS:O	10:AJ:100:THR:HG23	2.06	0.56
11:AK:79:SER:CB	11:AK:106:LYS:HD2	2.35	0.56
12:AL:80:VAL:HG11	12:AL:97:ILE:HG21	1.88	0.56
14:AN:9:LYS:HG3	14:AN:12:ARG:NH2	2.21	0.56
25:AY:5:G:O2'	25:AY:6:U:H5'	2.06	0.56
49:B0:25:ARG:NH1	49:B0:25:ARG:HG2	2.20	0.56
50:B1:94:LEU:O	50:B1:96:LYS:N	2.39	0.56
55:B6:47:THR:OG1	55:B6:48:VAL:N	2.37	0.56
57:B8:61:LEU:HD12	57:B8:62:LEU:H	1.70	0.56
27:BA:109:G:O2'	27:BA:110:G:H5'	2.06	0.56
27:BA:836:G:H2'	27:BA:837:C:C6	2.41	0.56
36:BN:120:LEU:C	36:BN:121:LYS:HD2	2.25	0.56
43:BU:92:ARG:HH21	43:BU:95:LEU:CD1	2.16	0.56
45:BW:92:ARG:CG	45:BW:92:ARG:NH1	2.65	0.56
1:CA:1186:G:N2	14:CN:61:TRP:O	2.36	0.56
1:CA:1460:A:H2'	1:CA:1461:G:O4'	2.05	0.56
1:CA:425:G:O2'	1:CA:426:G:H5'	2.06	0.56
1:CA:749:C:O2'	1:CA:750:G:H5'	2.05	0.56
1:CA:940:C:H2'	1:CA:941:G:H8	1.69	0.56
2:CB:9:GLU:O	2:CB:11:LEU:N	2.39	0.56
2:CB:200:ILE:HG22	2:CB:202:PRO:HD3	1.87	0.56
6:CF:19:LEU:HD11	6:CF:59:TYR:CE2	2.41	0.56
8:CH:1:MET:HE3	8:CH:3:THR:H	1.70	0.56
9:CI:118:LYS:CB	9:CI:118:LYS:NZ	2.69	0.56
1:CA:1228:C:OP2	13:CM:108:ARG:NH2	2.39	0.56
7:CG:82:GLY:HA2	22:CV:1:A:H8	1.70	0.56
25:CY:69:C:H6	25:CY:69:C:H5'	1.71	0.56
49:D0:11:ARG:O	49:D0:14:ARG:NH2	2.39	0.56
27:DA:857:C:H4'	49:D0:23:VAL:HG21	1.87	0.56
53:D4:40:ILE:N	53:D4:40:ILE:HD12	2.20	0.56
27:DA:1289:C:H2'	27:DA:1290:C:H6	1.70	0.56
27:DA:1399:C:H2'	27:DA:1400:G:H8	1.71	0.56
27:DA:1666:G:H2'	27:DA:1667:G:H5'	1.87	0.56
27:DA:1963:U:O2	27:DA:1963:U:H2'	2.06	0.56
27:DA:2191:G:H2'	27:DA:2192:G:H1'	1.87	0.56
27:DA:38:A:H2'	27:DA:39:C:C6	2.41	0.56
27:DA:523:C:C2'	27:DA:524:U:H5'	2.35	0.56
27:DA:78:A:H2'	27:DA:79:G:C8	2.41	0.56

Continued on next page...

Continued from previous page...

Atom-1	Atom-2	Interatomic distance (Å)	Clash overlap (Å)
28:DB:83:G:H5'	52:D3:52:HIS:CD2	2.41	0.56
29:DC:71:GLN:O	29:DC:71:GLN:HG3	2.06	0.56
30:DD:270:ILE:O	30:DD:270:ILE:HD12	2.05	0.56
31:DE:117:MET:HA	31:DE:122:PHE:H	1.71	0.56
31:DE:176:ILE:N	31:DE:176:ILE:CD1	2.68	0.56
32:DF:33:LEU:O	32:DF:37:VAL:HG22	2.05	0.56
35:DI:114:LEU:HA	35:DI:130:TYR:CA	2.36	0.56
37:DO:104:ARG:HE	42:DT:33:LYS:HE3	1.71	0.56
40:DR:59:ASP:O	40:DR:60:LEU:C	2.44	0.56
42:DT:134:GLU:O	42:DT:135:ALA:HB3	2.06	0.56
44:DV:52:VAL:HG11	44:DV:55:ALA:CB	2.36	0.56
47:DY:96:ILE:CD1	47:DY:99:CYS:HB2	2.36	0.56
48:DZ:149:LEU:HD21	48:DZ:171:ALA:CA	2.35	0.56
1:AA:1486:G:H2'	1:AA:1487:G:O4'	2.06	0.56
3:AC:164:ARG:HB2	3:AC:164:ARG:CZ	2.36	0.56
5:AE:35:GLY:HA3	5:AE:41:VAL:HG12	1.87	0.56
12:AL:24:LEU:HD11	12:AL:61:TYR:CG	2.41	0.56
13:AM:9:ILE:HG22	13:AM:11:ARG:HE	1.69	0.56
1:AA:254:G:H21	17:AQ:16:GLN:CD	2.09	0.56
17:AQ:15:MET:CE	17:AQ:43:LEU:HD22	2.36	0.56
50:B1:94:LEU:C	50:B1:96:LYS:N	2.59	0.56
55:B6:15:GLU:CB	55:B6:18:ARG:HE	2.18	0.56
38:BP:61:ARG:HD3	57:B8:13:ARG:HD2	1.88	0.56
27:BA:1278:A:O2'	27:BA:1279:G:H5'	2.06	0.56
27:BA:1462:C:H2'	27:BA:1463:C:O4'	2.06	0.56
27:BA:2253:G:H2'	27:BA:2254:C:H6	1.71	0.56
27:BA:2453:A:H61	27:BA:2500:U:H3	1.54	0.56
27:BA:274:G:H1'	27:BA:363:G:N2	2.21	0.56
27:BA:2835:A:H61	27:BA:2878:U:H2'	1.71	0.56
27:BA:627:A:C5	27:BA:637:A:N7	2.74	0.56
32:BF:7:TYR:OH	32:BF:10:PRO:HG3	2.04	0.56
33:BG:101:ILE:CD1	33:BG:102:PHE:H	2.13	0.56
34:BH:85:LYS:HZ1	34:BH:133:VAL:HG21	1.68	0.56
27:BA:908:C:OP1	39:BQ:22:LYS:HB3	2.06	0.56
42:BT:28:VAL:CG1	42:BT:46:GLU:HG3	2.36	0.56
46:BX:57:LEU:CD1	46:BX:78:LYS:HG3	2.35	0.56
1:CA:586:C:O2'	1:CA:587:G:H5'	2.06	0.56
1:CA:693:G:H2'	1:CA:694:A:C8	2.41	0.56
3:CC:52:LEU:CD2	3:CC:52:LEU:H	2.19	0.56
9:CI:9:ARG:HG3	9:CI:14:VAL:HG22	1.87	0.56
9:CI:82:ALA:HA	9:CI:85:LEU:HG	1.88	0.56

Continued on next page...

Continued from previous page...

Atom-1	Atom-2	Interatomic distance (Å)	Clash overlap (Å)
10:CJ:22:LYS:C	10:CJ:22:LYS:HD2	2.25	0.56
10:CJ:78:ASN:ND2	10:CJ:80:LYS:CB	2.68	0.56
19:CS:29:ARG:O	19:CS:31:ILE:N	2.38	0.56
59:CX:10:G:C2	59:CX:26:G:H1'	2.41	0.56
57:D8:39:LYS:HA	57:D8:42:ARG:NH1	2.20	0.56
58:D9:32:HIS:O	58:D9:34:GLN:N	2.38	0.56
27:DA:1396:U:H2'	27:DA:1396:U:O2	2.05	0.56
27:DA:1686:C:C5'	27:DA:1686:C:C6	2.86	0.56
27:DA:171:G:H2'	27:DA:172:C:C6	2.41	0.56
27:DA:1747:G:H2'	27:DA:1747(A):G:H8	1.71	0.56
27:DA:2061:G:N7	27:DA:2501:C:H4'	2.21	0.56
27:DA:57:C:H2'	27:DA:58:G:O4'	2.05	0.56
27:DA:863:A:H2'	27:DA:864:G:C8	2.41	0.56
28:DB:22:U:C2	28:DB:61:G:N1	2.74	0.56
30:DD:270:ILE:O	30:DD:271:ILE:HG23	2.06	0.56
31:DE:36:ARG:HD3	31:DE:85:ASN:ND2	2.21	0.56
32:DF:51:THR:HG23	32:DF:92:PRO:HG2	1.87	0.56
34:DH:158:HIS:O	34:DH:159:GLU:HB3	2.05	0.56
38:DP:126:VAL:CG1	38:DP:148:LEU:HD11	2.36	0.56
38:DP:112:LEU:N	38:DP:128:HIS:HD2	2.04	0.56
38:DP:131:SER:O	38:DP:134:ALA:N	2.38	0.56
38:DP:23:PRO:HB2	38:DP:33:ARG:NE	2.21	0.56
38:DP:59:LEU:HA	38:DP:61:ARG:NE	2.20	0.56
38:DP:85:LEU:CD2	38:DP:85:LEU:H	2.18	0.56
39:DQ:59:ARG:O	48:DZ:178:ASP:N	2.39	0.56
48:DZ:18:ARG:HG2	48:DZ:18:ARG:NH1	2.21	0.56
1:AA:1163:C:H2'	1:AA:1164:G:H8	1.69	0.55
1:AA:1522:U:O2'	1:AA:1523:G:H5'	2.06	0.55
1:AA:363:A:N7	12:AL:27:ALA:HB1	2.21	0.55
1:AA:41:G:O2'	1:AA:42:G:H5'	2.06	0.55
1:AA:601:C:O2'	1:AA:602:A:H5'	2.06	0.55
2:AB:17:PHE:HA	2:AB:42:ILE:CG2	2.36	0.55
4:AD:127:THR:HG23	4:AD:147:ALA:O	2.06	0.55
4:AD:9:CYS:SG	4:AD:31:CYS:O	2.64	0.55
5:AE:33:VAL:HG12	5:AE:112:LEU:HD12	1.88	0.55
6:AF:18:GLN:HA	6:AF:21:LEU:HD23	1.89	0.55
7:AG:122:HIS:CD2	7:AG:122:HIS:H	2.24	0.55
10:AJ:48:THR:HA	10:AJ:62:HIS:HB2	1.84	0.55
18:AR:52:PRO:O	18:AR:56:THR:HG23	2.05	0.55
6:AF:89:MET:SD	18:AR:76:LEU:HD21	2.46	0.55
19:AS:42:PRO:O	19:AS:44:MET:SD	2.63	0.55

Continued on next page...

Continued from previous page...

Atom-1	Atom-2	Interatomic distance (Å)	Clash overlap (Å)
49:B0:51:VAL:HG21	49:B0:79:VAL:O	2.07	0.55
57:B8:61:LEU:N	57:B8:63:PRO:HD2	2.20	0.55
27:BA:1824:G:O2'	27:BA:1825:A:H5'	2.06	0.55
27:BA:2314:C:H2'	27:BA:2315:G:C8	2.41	0.55
30:BD:79:VAL:O	30:BD:79:VAL:HG12	2.05	0.55
38:BP:48:PRO:HG2	38:BP:49:ARG:N	2.17	0.55
40:BR:18:LEU:HD13	40:BR:18:LEU:C	2.26	0.55
42:BT:33:LYS:HG3	42:BT:43:GLN:HB3	1.88	0.55
43:BU:74:LEU:HD12	43:BU:74:LEU:O	2.06	0.55
1:CA:404:U:H2'	1:CA:405:U:H6	1.70	0.55
1:CA:421:U:OP2	1:CA:422:C:H5	1.89	0.55
1:CA:734:G:H2'	1:CA:735:C:H6	1.70	0.55
2:CB:96:ARG:O	2:CB:98:LEU:N	2.39	0.55
4:CD:108:LEU:HD21	4:CD:183:GLY:HA3	1.87	0.55
7:CG:18:TYR:HE2	7:CG:59:LEU:HB2	1.71	0.55
13:CM:16:ASP:HA	13:CM:34:LEU:HD11	1.88	0.55
17:CQ:48:GLU:O	17:CQ:49:GLU:C	2.44	0.55
19:CS:36:ARG:HH12	19:CS:75:ALA:HB3	1.71	0.55
20:CT:67:ALA:O	20:CT:73:HIS:CE1	2.59	0.55
22:CV:7:C:C2	23:CW:36:A:C2	2.94	0.55
50:D1:51:VAL:CG2	50:D1:53:VAL:HG23	2.36	0.55
52:D3:4:LEU:CD2	52:D3:56:VAL:HG12	2.34	0.55
45:DW:15:ARG:CD	54:D5:20:ARG:NH1	2.69	0.55
57:D8:52:LYS:N	57:D8:53:PRO:CD	2.68	0.55
27:DA:1021:A:C3'	27:DA:1021:A:C8	2.88	0.55
27:DA:1570:A:H2'	27:DA:1571:A:C8	2.41	0.55
27:DA:1925:C:O2'	27:DA:1926:U:H5'	2.06	0.55
27:DA:1971:A:C2	30:DD:241:PRO:HD3	2.41	0.55
27:DA:2282:G:O2'	27:DA:2283:C:OP2	2.21	0.55
27:DA:2543:G:H2'	27:DA:2544:G:H8	1.71	0.55
27:DA:271(M):G:C2'	27:DA:271(N):U:H5"	2.31	0.55
27:DA:2821:A:OP2	31:DE:110:GLY:CA	2.54	0.55
27:DA:2846:G:H2'	27:DA:2847:U:C6	2.41	0.55
27:DA:449:A:H1'	43:DU:3:ARG:NH1	2.21	0.55
27:DA:483:A:N7	27:DA:497:A:H2	2.03	0.55
27:DA:581:C:H2'	27:DA:582:G:C8	2.41	0.55
27:DA:716:A:C2	27:DA:717:G:H1'	2.41	0.55
35:DI:92:VAL:CG1	35:DI:120:ILE:HD12	2.34	0.55
36:DN:125:GLY:HA3	36:DN:126:PRO:O	2.07	0.55
36:DN:46:VAL:O	36:DN:47:ALA:CB	2.54	0.55
38:DP:13:ASN:O	38:DP:15:ARG:N	2.39	0.55

Continued on next page...

Continued from previous page...

Atom-1	Atom-2	Interatomic distance (Å)	Clash overlap (Å)
42:DT:29:ARG:HG2	42:DT:85:LYS:C	2.26	0.55
45:DW:75:TYR:CE1	45:DW:104:THR:HG21	2.41	0.55
48:DZ:143:LEU:H	48:DZ:143:LEU:HD22	1.71	0.55
1:AA:1120:G:O2'	1:AA:1121:U:H5'	2.06	0.55
1:AA:1251:A:H1'	1:AA:1369:C:O2'	2.06	0.55
2:AB:71:VAL:HA	2:AB:93:VAL:HG23	1.87	0.55
1:AA:407:G:O2'	4:AD:116:GLN:HG3	2.05	0.55
9:AI:114:TYR:HD1	10:AJ:60:ARG:CG	2.19	0.55
11:AK:23:ALA:HB1	11:AK:88:GLY:HA3	1.88	0.55
20:AT:27:LYS:O	20:AT:27:LYS:HD3	2.06	0.55
23:AW:22:G:O2'	23:AW:23:G:H5'	2.06	0.55
25:AY:74:C:H5''	50:B1:30:VAL:HG21	1.88	0.55
27:BA:1763:G:H4'	27:BA:1763:G:OP1	2.07	0.55
27:BA:1777:U:O2'	27:BA:1778:U:H5'	2.06	0.55
27:BA:634:C:H2'	27:BA:635:C:H6	1.69	0.55
28:BB:39:A:H2'	28:BB:39:A:N3	2.21	0.55
30:BD:182:LEU:HB2	30:BD:271:ILE:O	2.07	0.55
30:BD:35:LYS:HE3	30:BD:103:ARG:HA	1.88	0.55
31:BE:57:LYS:HZ3	31:BE:59:VAL:HG12	1.72	0.55
31:BE:59:VAL:CG2	31:BE:60:ASN:H	2.06	0.55
34:BH:70:THR:HB	34:BH:74:ASN:HD21	1.71	0.55
35:BI:63:ALA:O	35:BI:67:ARG:HB2	2.06	0.55
37:BO:101:PRO:HG3	42:BT:67:SER:HB3	1.88	0.55
42:BT:28:VAL:HG22	42:BT:46:GLU:CA	2.36	0.55
44:BV:34:GLU:C	44:BV:36:PRO:HD3	2.26	0.55
46:BX:64:LYS:HZ1	46:BX:73:ARG:NH2	2.03	0.55
47:BY:27:VAL:HA	47:BY:28:LYS:NZ	2.20	0.55
48:BZ:75:LEU:N	48:BZ:75:LEU:HD22	2.22	0.55
2:CB:163:PHE:HA	2:CB:185:ILE:O	2.07	0.55
2:CB:74:LYS:HE3	2:CB:166:ASP:HB2	1.87	0.55
2:CB:167:PRO:HG3	2:CB:188:ALA:HA	1.88	0.55
2:CB:172:ILE:CD1	2:CB:172:ILE:H	2.11	0.55
3:CC:82:GLU:O	3:CC:84:ILE:N	2.39	0.55
5:CE:10:MET:HG2	5:CE:10:MET:O	2.05	0.55
7:CG:36:LYS:C	7:CG:38:LEU:H	2.09	0.55
8:CH:48:TYR:CD1	8:CH:48:TYR:C	2.80	0.55
13:CM:3:ARG:NH2	33:DG:113:ARG:HB3	2.21	0.55
16:CP:26:ARG:HH11	16:CP:26:ARG:HG2	1.71	0.55
23:CW:13:A:H1'	23:CW:22:G:H22	1.71	0.55
50:D1:77:ALA:O	50:D1:79:GLY:N	2.39	0.55
27:DA:1119:C:H2'	27:DA:1120:G:C8	2.41	0.55

Continued on next page...

Continued from previous page...

Atom-1	Atom-2	Interatomic distance (Å)	Clash overlap (Å)
27:DA:1791:A:N6	27:DA:1828:G:O2'	2.38	0.55
27:DA:2145:C:H4'	27:DA:2146:C:OP2	2.06	0.55
27:DA:2404:C:H2'	27:DA:2405:G:O4'	2.06	0.55
27:DA:272(C):G:H2'	27:DA:272(D):G:C8	2.38	0.55
27:DA:549:G:H2'	27:DA:551:G:O4'	2.06	0.55
27:DA:815:C:O2'	27:DA:816:C:H5'	2.06	0.55
28:DB:24:G:H4'	28:DB:25:A:H8	1.70	0.55
32:DF:137:LYS:O	32:DF:140:LEU:HB2	2.07	0.55
34:DH:101:ARG:CG	34:DH:122:THR:HG23	2.36	0.55
27:DA:271(K):U:N3	35:DI:50:ARG:NH1	2.53	0.55
35:DI:54:GLN:O	35:DI:58:LEU:HB3	2.05	0.55
38:DP:107:LYS:C	38:DP:109:GLY:N	2.56	0.55
39:DQ:65:PHE:HB2	39:DQ:105:GLU:CG	2.36	0.55
27:DA:2880:C:O2	40:DR:93:GLY:HA3	2.06	0.55
41:DS:95:HIS:CG	41:DS:96:GLY:N	2.73	0.55
42:DT:102:ILE:C	42:DT:104:ASN:H	2.10	0.55
43:DU:25:TRP:CD1	43:DU:26:GLY:N	2.74	0.55
45:DW:25:ARG:HB2	45:DW:25:ARG:CZ	2.36	0.55
47:DY:47:LYS:HD2	47:DY:47:LYS:N	2.16	0.55
47:DY:8:LYS:CD	47:DY:8:LYS:N	2.66	0.55
1:AA:1324:A:H2'	1:AA:1325:C:C6	2.42	0.55
1:AA:271:C:H2'	1:AA:272:C:C6	2.42	0.55
1:AA:425:G:O2'	1:AA:426:G:H5'	2.06	0.55
1:AA:560:U:H5'	1:AA:566:G:N2	2.21	0.55
1:AA:736:C:H2'	1:AA:737:A:H8	1.69	0.55
1:AA:963:G:H21	10:AJ:55:LYS:HD3	1.69	0.55
1:AA:975:A:H5'	1:AA:975:A:H8	1.72	0.55
2:AB:160:ASP:O	2:AB:161:ALA:HB2	2.06	0.55
2:AB:41:ILE:O	2:AB:41:ILE:HG22	2.05	0.55
2:AB:77:ALA:O	2:AB:81:VAL:HG23	2.06	0.55
4:AD:22:LYS:HB2	4:AD:26:CYS:SG	2.46	0.55
4:AD:67:ILE:HG22	4:AD:68:TYR:N	2.22	0.55
7:AG:43:PHE:O	7:AG:46:ALA:HB3	2.06	0.55
8:AH:6:ILE:HB	8:AH:85:ARG:HH12	1.71	0.55
14:AN:23:ARG:HD3	14:AN:29:ARG:O	2.06	0.55
18:AR:56:THR:HB	18:AR:58:LEU:HD13	1.88	0.55
50:B1:80:LEU:HD12	50:B1:80:LEU:N	2.20	0.55
28:BB:83:G:H5''	52:B3:52:HIS:CE1	2.42	0.55
57:B8:30:ARG:HA	57:B8:30:ARG:NE	2.22	0.55
27:BA:1187:G:H5''	44:BV:81:TYR:CE2	2.42	0.55
27:BA:1528:A:O2'	27:BA:1528(A):A:H5'	2.06	0.55

Continued on next page...

Continued from previous page...

Atom-1	Atom-2	Interatomic distance (Å)	Clash overlap (Å)
27:BA:151:C:O2'	27:BA:152:G:H5'	2.07	0.55
27:BA:2021:C:H4'	27:BA:2022:U:OP2	2.06	0.55
27:BA:2476:A:N1	27:BA:2477:C:C5	2.74	0.55
27:BA:2697:G:H2'	27:BA:2698:U:O4'	2.06	0.55
27:BA:2783:G:H2'	27:BA:2784:C:C6	2.41	0.55
27:BA:2816:C:O2	27:BA:2883:A:O2'	2.24	0.55
27:BA:675:A:N6	27:BA:676:A:N6	2.55	0.55
27:BA:192:C:O2'	27:BA:802:A:N3	2.37	0.55
32:BF:192:LEU:HD23	32:BF:193:VAL:N	2.22	0.55
34:BH:107:VAL:O	34:BH:107:VAL:HG23	2.05	0.55
34:BH:43:VAL:HG12	34:BH:53:GLU:H	1.71	0.55
37:BO:104:ARG:HE	42:BT:33:LYS:CE	2.09	0.55
40:BR:14:SER:OG	40:BR:15:SER:N	2.38	0.55
41:BS:34:HIS:HB2	41:BS:36:TYR:HE1	1.70	0.55
41:BS:66:ALA:O	41:BS:67:ARG:C	2.44	0.55
42:BT:56:GLY:C	42:BT:57:PHE:O	2.38	0.55
42:BT:52:ILE:HG12	42:BT:61:PHE:CB	2.36	0.55
46:BX:26:TYR:CG	46:BX:89:ILE:HD12	2.42	0.55
1:CA:1057:G:H5''	3:CC:154:SER:CB	2.30	0.55
1:CA:1457:G:C2	1:CA:1458:G:N9	2.74	0.55
1:CA:1457:G:C5	1:CA:1458:G:N7	2.75	0.55
1:CA:474:G:H2'	1:CA:475:G:H8	1.71	0.55
3:CC:15:THR:HG21	3:CC:181:ASN:CA	2.36	0.55
4:CD:147:ALA:HB2	4:CD:182:LYS:HB3	1.88	0.55
13:CM:116:THR:HG22	13:CM:117:VAL:H	1.71	0.55
13:CM:117:VAL:HG12	13:CM:118:ALA:N	2.21	0.55
20:CT:50:GLU:HA	20:CT:100:ILE:CG2	2.31	0.55
55:D6:22:ALA:O	55:D6:23:THR:OG1	2.24	0.55
57:D8:32:LEU:O	57:D8:33:ASN:O	2.24	0.55
27:DA:1021:A:OP2	36:DN:65:LYS:NZ	2.38	0.55
27:DA:1416:G:O2'	27:DA:1417:C:C6	2.57	0.55
27:DA:1591:G:O2'	27:DA:1592:C:H5'	2.07	0.55
27:DA:1593:G:C3'	27:DA:1594:G:C5'	2.81	0.55
27:DA:271(D):G:H2'	27:DA:271(E):U:C6	2.40	0.55
27:DA:894:C:O2'	27:DA:895:U:H5'	2.07	0.55
23:CW:55:C:N4	27:DA:898:C:H5'	2.21	0.55
30:DD:183:ARG:HG2	30:DD:183:ARG:NH1	2.16	0.55
31:DE:17:ASP:O	31:DE:18:ASP:HB2	2.06	0.55
32:DF:155:LEU:CD2	32:DF:186:ILE:HD13	2.36	0.55
34:DH:88:LEU:H	34:DH:88:LEU:HD22	1.71	0.55
37:DO:102:VAL:HB	37:DO:106:LEU:HD12	1.88	0.55

Continued on next page...

Continued from previous page...

Atom-1	Atom-2	Interatomic distance (Å)	Clash overlap (Å)
38:DP:101:VAL:HG13	38:DP:106:LEU:HD23	1.88	0.55
38:DP:113:LYS:HG3	38:DP:129:ALA:C	2.26	0.55
42:DT:3:ARG:C	42:DT:5:ALA:H	2.08	0.55
48:DZ:94:PRO:HG3	48:DZ:128:SER:HB2	1.88	0.55
1:AA:1371:G:H2'	1:AA:1372:U:H6	1.70	0.55
1:AA:552:U:H4'	12:AL:83:ARG:HG2	1.89	0.55
1:AA:726:C:O2'	1:AA:727:G:H5'	2.06	0.55
3:AC:43:LEU:HD22	3:AC:68:VAL:HG21	1.87	0.55
4:AD:9:CYS:SG	4:AD:22:LYS:HD2	2.46	0.55
6:AF:91:VAL:CG1	18:AR:72:ARG:NH2	2.70	0.55
7:AG:18:TYR:OH	7:AG:58:PRO:HB2	2.06	0.55
7:AG:93:PRO:HA	7:AG:96:GLN:NE2	2.18	0.55
8:AH:119:LEU:HB3	8:AH:123:GLU:HB3	1.88	0.55
8:AH:8:ASP:O	8:AH:12:ARG:N	2.38	0.55
8:AH:36:LEU:HA	8:AH:39:LEU:HD23	1.89	0.55
8:AH:86:ILE:HG22	8:AH:87:SER:N	2.21	0.55
11:AK:78:GLN:O	11:AK:103:LEU:HD13	2.06	0.55
18:AR:73:ALA:HB3	18:AR:79:LEU:HD12	1.88	0.55
27:BA:2396:G:H5'	50:B1:25:LYS:HD2	1.87	0.55
27:BA:118:A:H5'	27:BA:119:A:H8	1.71	0.55
27:BA:1431:U:O2'	27:BA:1432:C:H5'	2.06	0.55
27:BA:2175:C:H1'	29:BC:215:THR:HA	1.87	0.55
27:BA:2396:G:O5'	50:B1:25:LYS:HE3	2.07	0.55
27:BA:270:A:C2'	27:BA:271:A:H5'	2.36	0.55
27:BA:535:C:O2'	27:BA:536:A:H5'	2.06	0.55
27:BA:70:G:H21	27:BA:71:A:H62	1.55	0.55
28:BB:55:U:H2'	28:BB:56:G:C8	2.42	0.55
27:BA:1490:A:H2'	30:BD:99:ASP:OD2	2.05	0.55
33:BG:159:VAL:HG13	33:BG:159:VAL:O	2.06	0.55
34:BH:30:LYS:HZ2	34:BH:81:GLU:HA	1.71	0.55
37:BO:2:ILE:H	37:BO:2:ILE:HD13	1.71	0.55
38:BP:16:ARG:HB2	38:BP:16:ARG:NH1	2.20	0.55
38:BP:45:LEU:HD23	38:BP:46:LYS:N	2.21	0.55
39:BQ:18:LYS:O	39:BQ:19:GLY:O	2.25	0.55
40:BR:94:TYR:C	40:BR:117:VAL:HG23	2.27	0.55
42:BT:32:TYR:CD2	42:BT:81:PRO:HG2	2.41	0.55
43:BU:102:GLU:HG3	44:BV:2:PHE:CE1	2.41	0.55
48:BZ:142:GLY:O	48:BZ:143:LEU:HD22	2.06	0.55
48:BZ:149:LEU:O	48:BZ:170:ILE:CG1	2.54	0.55
48:BZ:91:SER:O	48:BZ:129:PRO:HG2	2.06	0.55
48:BZ:99:VAL:O	48:BZ:122:ASP:HB2	2.05	0.55

Continued on next page...

Continued from previous page...

Atom-1	Atom-2	Interatomic distance (Å)	Clash overlap (Å)
1:CA:227:G:O2'	1:CA:228:A:H5'	2.05	0.55
1:CA:346:G:C5'	42:DT:41:ARG:NE	2.70	0.55
1:CA:708:C:H2'	1:CA:709:G:H8	1.71	0.55
1:CA:955:U:H1'	1:CA:1227:A:N6	2.21	0.55
2:CB:213:LEU:O	2:CB:213:LEU:HD23	2.05	0.55
3:CC:189:ALA:HB3	3:CC:196:LEU:HB2	1.87	0.55
4:CD:187:ARG:NH2	4:CD:193:ASP:OD2	2.40	0.55
8:CH:126:LYS:O	8:CH:126:LYS:HG2	2.06	0.55
8:CH:61:VAL:O	8:CH:63:LEU:HD22	2.06	0.55
8:CH:92:ARG:HD2	8:CH:92:ARG:N	2.21	0.55
9:CI:79:LEU:HD21	9:CI:102:LEU:HD22	1.88	0.55
16:CP:56:ALA:HB1	16:CP:74:LEU:HD21	1.88	0.55
55:D6:40:CYS:SG	55:D6:45:LYS:NZ	2.73	0.55
38:DP:50:ARG:HD3	57:D8:7:HIS:CD2	2.42	0.55
27:DA:1351:C:O2'	27:DA:1571:A:H1'	2.06	0.55
27:DA:1885:A:H2'	27:DA:1886:C:O4'	2.07	0.55
27:DA:2522:U:H1'	27:DA:2647:U:H5''	1.89	0.55
27:DA:1786:A:H2	27:DA:2606:C:H1'	1.71	0.55
27:DA:2850:A:H2'	27:DA:2851:A:O4'	2.06	0.55
27:DA:572:A:H5''	27:DA:573:G:OP2	2.06	0.55
29:DC:22:ILE:HG22	29:DC:22:ILE:O	2.04	0.55
30:DD:26:LYS:NZ	30:DD:27:THR:HG22	2.22	0.55
31:DE:104:VAL:HG11	31:DE:188:VAL:CG2	2.36	0.55
32:DF:192:LEU:HD11	32:DF:194:MET:HE3	1.87	0.55
33:DG:150:ASP:O	33:DG:151:ALA:HB2	2.06	0.55
34:DH:119:GLU:HG2	34:DH:120:GLY:N	2.20	0.55
42:DT:70:VAL:HG12	42:DT:71:GLY:N	2.20	0.55
43:DU:115:ALA:C	43:DU:117:GLN:H	2.08	0.55
48:DZ:165:SER:HB2	48:DZ:166:PRO:CA	2.36	0.55
48:DZ:38:VAL:HG21	48:DZ:43:PHE:CD2	2.42	0.55
1:AA:836:G:C6	1:AA:851:G:C6	2.95	0.55
3:AC:137:ALA:O	3:AC:141:VAL:HG23	2.06	0.55
8:AH:6:ILE:HG12	8:AH:31:PHE:HE2	1.71	0.55
11:AK:18:ARG:HG2	11:AK:20:TYR:HE1	1.71	0.55
15:AO:3:ILE:HA	15:AO:7:GLU:OE2	2.06	0.55
27:BA:1192:G:C2'	27:BA:1193:G:H5'	2.36	0.55
27:BA:214:G:H1'	27:BA:216:A:O2'	2.06	0.55
27:BA:2320:A:C2	27:BA:2333:A:C8	2.95	0.55
27:BA:2657:A:O2'	34:BH:160:LYS:HE3	2.07	0.55
27:BA:2689:U:H5''	27:BA:2690:C:H5'	1.88	0.55
27:BA:2762:G:H5'	27:BA:2763:G:OP2	2.07	0.55

Continued on next page...

Continued from previous page...

Atom-1	Atom-2	Interatomic distance (Å)	Clash overlap (Å)
27:BA:686:G:O6	56:B7:12:ARG:HG3	2.07	0.55
27:BA:886:C:C2'	27:BA:889:C:H42	2.20	0.55
29:BC:52:ARG:O	29:BC:53:ARG:HG3	2.06	0.55
30:BD:35:LYS:CE	30:BD:103:ARG:HA	2.36	0.55
32:BF:171:PRO:O	32:BF:173:VAL:N	2.39	0.55
33:BG:128:ARG:CG	33:BG:130:ASN:H	2.19	0.55
33:BG:152:LEU:HD23	33:BG:153:ARG:N	2.21	0.55
33:BG:75:LYS:NZ	33:BG:77:ILE:HD11	2.22	0.55
38:BP:114:ILE:O	38:BP:130:PHE:HA	2.06	0.55
48:BZ:71:ARG:O	48:BZ:72:GLN:HB3	2.07	0.55
1:CA:1043:C:H2'	1:CA:1044:A:C8	2.40	0.55
1:CA:1445:C:N4	1:CA:1446:U:C5	2.75	0.55
1:CA:37:U:O2'	1:CA:38:G:H5'	2.07	0.55
1:CA:417:C:O2'	1:CA:418:C:H5'	2.06	0.55
1:CA:98:G:C3'	1:CA:99:U:H5'	2.35	0.55
2:CB:200:ILE:HG22	2:CB:202:PRO:CD	2.37	0.55
5:CE:76:ILE:CG2	5:CE:118:ILE:HD13	2.37	0.55
5:CE:78:HIS:HE1	5:CE:143:ARG:H	1.54	0.55
9:CI:95:LYS:HD3	9:CI:96:LEU:CA	2.36	0.55
20:CT:94:ALA:O	20:CT:95:ALA:HB3	2.06	0.55
25:CY:5:G:H1	25:CY:67:C:N4	2.00	0.55
50:D1:77:ALA:C	50:D1:79:GLY:N	2.57	0.55
51:D2:9:GLN:O	51:D2:13:ALA:N	2.38	0.55
55:D6:8:LYS:HG3	55:D6:8:LYS:O	2.06	0.55
27:DA:1118:C:O2	27:DA:1118:C:H2'	2.04	0.55
27:DA:848:G:H2'	27:DA:849:A:C8	2.41	0.55
30:DD:213:ARG:C	30:DD:215:LEU:H	2.10	0.55
30:DD:28:GLU:CD	30:DD:28:GLU:N	2.60	0.55
32:DF:128:ALA:O	32:DF:142:TRP:NE1	2.39	0.55
32:DF:32:LEU:HD13	32:DF:112:MET:HE1	1.87	0.55
33:DG:129:GLY:HA3	33:DG:163:ALA:O	2.07	0.55
36:DN:91:LEU:CG	36:DN:98:VAL:HG21	2.36	0.55
37:DO:104:ARG:NH2	42:DT:33:LYS:HD2	2.22	0.55
37:DO:99:PHE:N	37:DO:99:PHE:HD2	2.05	0.55
38:DP:58:THR:C	38:DP:60:MET:H	2.09	0.55
40:DR:2:ARG:NH2	40:DR:5:LYS:NZ	2.54	0.55
47:DY:27:VAL:HG12	47:DY:28:LYS:N	2.21	0.55
1:AA:1240:U:C4'	7:AG:38:LEU:HD21	2.36	0.55
1:AA:184:G:O2'	1:AA:185:A:H5'	2.05	0.55
3:AC:35:GLU:O	3:AC:38:ARG:HG3	2.06	0.55
4:AD:5:ILE:O	4:AD:5:ILE:HG22	2.05	0.55

Continued on next page...

Continued from previous page...

Atom-1	Atom-2	Interatomic distance (Å)	Clash overlap (Å)
8:AH:91:ARG:HH12	17:AQ:33:GLY:HA3	1.70	0.55
13:AM:3:ARG:HG2	13:AM:9:ILE:HG12	1.88	0.55
16:AP:58:TYR:O	16:AP:62:VAL:HG22	2.06	0.55
17:AQ:45:HIS:HB2	17:AQ:69:LYS:HE2	1.87	0.55
51:B2:46:GLN:HE21	51:B2:49:LYS:HD2	1.71	0.55
54:B5:54:GLY:O	54:B5:55:ARG:C	2.44	0.55
55:B6:48:VAL:O	55:B6:49:HIS:CB	2.54	0.55
27:BA:1154:G:H8	27:BA:1154:G:O5'	1.90	0.55
27:BA:154:G:C6	27:BA:154(A):C:N4	2.75	0.55
27:BA:1859:A:N6	27:BA:1883:G:O2'	2.40	0.55
27:BA:2203:U:O4'	30:BD:151:LYS:HE2	2.07	0.55
27:BA:2282:G:O2'	27:BA:2283:C:OP2	2.22	0.55
27:BA:412:A:C2'	27:BA:413:C:H5'	2.36	0.55
27:BA:784:A:N7	30:BD:229:VAL:CG2	2.69	0.55
27:BA:963:U:H2'	27:BA:964:C:C6	2.41	0.55
29:BC:43:VAL:HG11	29:BC:194:ARG:CB	2.36	0.55
30:BD:45:ASN:O	30:BD:47:GLY:N	2.40	0.55
30:BD:95:LEU:HD12	30:BD:103:ARG:O	2.06	0.55
32:BF:113:ALA:HB1	32:BF:186:ILE:CG2	2.37	0.55
32:BF:9:ILE:CG2	32:BF:128:ALA:HB2	2.36	0.55
33:BG:114:ILE:C	33:BG:116:ASP:H	2.10	0.55
36:BN:46:VAL:O	36:BN:47:ALA:CB	2.54	0.55
36:BN:75:TYR:HA	36:BN:81:GLY:O	2.06	0.55
36:BN:72:TYR:O	36:BN:85:ILE:HG13	2.07	0.55
36:BN:91:LEU:HA	36:BN:95:PRO:HB3	1.87	0.55
39:BQ:26:TYR:HD1	39:BQ:26:TYR:O	1.89	0.55
44:BV:35:LEU:O	44:BV:37:VAL:O	2.24	0.55
47:BY:26:LYS:O	47:BY:27:VAL:O	2.24	0.55
1:CA:1525:G:H2'	1:CA:1526:G:C8	2.41	0.55
4:CD:11:LEU:O	4:CD:13:ARG:O	2.25	0.55
4:CD:30:LYS:O	4:CD:32:ALA:N	2.39	0.55
9:CI:26:VAL:HG13	9:CI:61:ALA:HB3	1.89	0.55
9:CI:95:LYS:CD	9:CI:96:LEU:N	2.60	0.55
10:CJ:10:GLY:O	10:CJ:11:PHE:CD2	2.60	0.55
11:CK:89:ALA:C	11:CK:91:ARG:H	2.09	0.55
13:CM:25:ILE:HD11	13:CM:66:LEU:HD23	1.88	0.55
25:CY:73:C:H4'	50:D1:23:LYS:HB2	1.89	0.55
50:D1:44:PRO:O	50:D1:46:LEU:N	2.38	0.55
50:D1:46:LEU:HG	50:D1:61:ARG:HD3	1.89	0.55
51:D2:17:SER:O	51:D2:21:LEU:HG	2.06	0.55
27:DA:105:C:C2'	47:DY:2:ARG:HG3	2.36	0.55

Continued on next page...

Continued from previous page...

Atom-1	Atom-2	Interatomic distance (Å)	Clash overlap (Å)
27:DA:2189:U:C2'	27:DA:2190:G:H5''	2.37	0.55
27:DA:2457:U:O2'	27:DA:2458:G:H5'	2.06	0.55
27:DA:2579:C:O2'	31:DE:131:ALA:CB	2.38	0.55
27:DA:2825:C:H2'	27:DA:2826:A:O4'	2.05	0.55
27:DA:657:U:O2'	27:DA:658:C:H5'	2.05	0.55
31:DE:2:LYS:HE2	31:DE:95:ILE:HG22	1.89	0.55
33:DG:161:THR:HG22	33:DG:163:ALA:N	2.16	0.55
36:DN:15:LEU:HD13	36:DN:16:ILE:H	1.72	0.55
37:DO:58:VAL:HG21	37:DO:86:ILE:HG23	1.88	0.55
42:DT:16:ARG:HH11	42:DT:19:LEU:HD11	1.71	0.55
27:DA:493:G:O2'	45:DW:7:ALA:HA	2.07	0.55
47:DY:66:PRO:O	47:DY:67:LEU:O	2.25	0.55
48:DZ:26:VAL:HG12	48:DZ:84:HIS:CE1	2.40	0.55
1:AA:1227:A:OP2	13:AM:111:LYS:HE3	2.07	0.55
1:AA:1456:G:C1'	20:AT:39:LYS:HZ1	2.17	0.55
1:AA:685:G:O2'	1:AA:686:U:H5'	2.06	0.55
1:AA:818:G:H3'	1:AA:819:A:C5'	2.36	0.55
2:AB:168:THR:HG23	2:AB:192:SER:CB	2.36	0.55
4:AD:30:LYS:O	4:AD:32:ALA:N	2.39	0.55
7:AG:21:VAL:HG23	7:AG:22:LEU:N	2.21	0.55
10:AJ:12:ASP:OD2	10:AJ:14:LYS:HD2	2.07	0.55
12:AL:21:VAL:HG23	12:AL:95:TYR:HE2	1.68	0.55
16:AP:71:ARG:O	16:AP:73:LEU:N	2.39	0.55
1:AA:1305:G:H5''	21:AU:5:ASP:N	2.22	0.55
25:AY:14:A:H1'	25:AY:21:A:C6	2.41	0.55
58:B9:17:ILE:HG22	58:B9:18:ARG:N	2.22	0.55
27:BA:1021:A:H2'	27:BA:1023:U:H5'	1.89	0.55
30:BD:32:SER:O	30:BD:33:LEU:O	2.24	0.55
32:BF:63:LYS:CE	32:BF:67:GLN:HB2	2.37	0.55
33:BG:22:ARG:CB	33:BG:22:ARG:HH11	2.18	0.55
33:BG:43:LEU:HD13	33:BG:153:ARG:HG2	1.88	0.55
33:BG:52:ILE:HG22	33:BG:54:GLU:CD	2.27	0.55
35:BI:144:VAL:HG23	35:BI:145:VAL:HG23	1.89	0.55
32:BF:116:ASP:OD2	38:BP:5:ASP:HB3	2.07	0.55
42:BT:28:VAL:O	42:BT:29:ARG:CG	2.55	0.55
48:BZ:155:LYS:O	48:BZ:155:LYS:HG2	2.06	0.55
1:CA:1007:C:H2'	1:CA:1008:C:H6	1.70	0.55
2:CB:216:SER:C	2:CB:218:ALA:H	2.09	0.55
2:CB:59:GLU:O	2:CB:62:ALA:HB3	2.06	0.55
3:CC:160:ALA:O	3:CC:161:GLU:C	2.45	0.55
3:CC:42:LEU:HD12	3:CC:45:LYS:NZ	2.21	0.55

Continued on next page...

Continued from previous page...

Atom-1	Atom-2	Interatomic distance (Å)	Clash overlap (Å)
3:CC:71:ALA:HA	3:CC:106:VAL:H	1.71	0.55
4:CD:150:GLU:CA	4:CD:153:ARG:HB2	2.33	0.55
8:CH:29:SER:OG	8:CH:32:LYS:HB2	2.06	0.55
8:CH:4:ASP:OD2	8:CH:85:ARG:NH1	2.39	0.55
6:CF:100:ASN:H	18:CR:23:LYS:NZ	2.05	0.55
51:D2:41:ILE:O	51:D2:43:GLN:N	2.39	0.55
27:DA:1313:U:O3'	27:DA:1332:G:H5'	2.07	0.55
27:DA:1824:G:OP1	30:DD:52:ARG:HD3	2.06	0.55
27:DA:2148:G:O2'	27:DA:2149:G:H5'	2.06	0.55
27:DA:2183:C:H2'	27:DA:2184:G:C8	2.42	0.55
27:DA:2283:C:C2'	27:DA:2284:C:H5'	2.36	0.55
27:DA:2753:A:HO2'	27:DA:2754:U:H6	1.49	0.55
27:DA:404:C:H4'	27:DA:405:U:H5'	1.88	0.55
30:DD:2:ALA:N	30:DD:20:ASP:HB3	2.22	0.55
31:DE:116:VAL:HG22	31:DE:117:MET:N	2.21	0.55
33:DG:45:GLU:O	33:DG:46:ALA:HB2	2.06	0.55
34:DH:12:PRO:O	34:DH:13:LYS:HB2	2.06	0.55
34:DH:27:LYS:HE3	34:DH:32:GLU:HB2	1.89	0.55
37:DO:98:VAL:HG13	37:DO:119:PRO:HD3	1.88	0.55
38:DP:80:TYR:CZ	38:DP:111:ARG:HD3	2.42	0.55
38:DP:56:SER:HB3	38:DP:60:MET:HG2	1.89	0.55
39:DQ:50:ALA:HB1	39:DQ:121:ALA:CB	2.37	0.55
39:DQ:31:ASP:HB3	39:DQ:134:ARG:HH12	1.68	0.55
42:DT:107:ASP:OD2	42:DT:109:GLU:N	2.27	0.55
43:DU:96:ALA:C	43:DU:98:LEU:N	2.59	0.55
1:AA:1002:G:N3	1:AA:1002:G:H2'	2.22	0.55
1:AA:922:G:N3	1:AA:1398:A:H2	2.05	0.55
1:AA:189(J):G:O2'	1:AA:189(K):U:H5'	2.06	0.55
1:AA:26:A:N6	1:AA:558:G:H1'	2.22	0.55
1:AA:35:G:C6	1:AA:36:C:N4	2.74	0.55
1:AA:376:G:H2'	1:AA:377:G:H8	1.72	0.55
1:AA:80:G:N7	1:AA:81:U:C5	2.72	0.55
3:AC:22:TRP:CE2	14:AN:54:PRO:HG2	2.42	0.55
6:AF:72:VAL:CG1	6:AF:73:ASN:H	2.20	0.55
9:AI:83:ARG:HH21	9:AI:102:LEU:CD1	2.19	0.55
9:AI:5:TYR:OH	9:AI:7:THR:HG23	2.06	0.55
19:AS:40:ILE:HG21	19:AS:62:ILE:HD11	1.88	0.55
23:AW:12:C:H2'	23:AW:13:A:H5'	1.87	0.55
25:AY:18:G:H22	25:AY:55:C:N4	2.03	0.55
55:B6:42:TRP:HA	55:B6:42:TRP:HE3	1.70	0.55
27:BA:1120:G:H2'	27:BA:1121:C:C6	2.42	0.55

Continued on next page...

Continued from previous page...

Atom-1	Atom-2	Interatomic distance (Å)	Clash overlap (Å)
27:BA:1762:A:O5'	27:BA:1762:A:H8	1.89	0.55
27:BA:1914:C:H2'	27:BA:1915:U:O4'	2.07	0.55
27:BA:389:G:N1	38:BP:71:VAL:HG12	2.22	0.55
32:BF:160:ASN:ND2	32:BF:163:VAL:N	2.54	0.55
35:BI:130:TYR:HD1	35:BI:131:LYS:H	1.49	0.55
36:BN:63:THR:CG2	36:BN:64:GLY:H	2.07	0.55
38:BP:16:ARG:HH11	38:BP:16:ARG:C	2.09	0.55
42:BT:106:SER:HA	42:BT:110:ILE:CG1	2.31	0.55
42:BT:107:ASP:CG	42:BT:108:ARG:H	2.08	0.55
43:BU:105:VAL:O	43:BU:109:LEU:HG	2.07	0.55
43:BU:91:ASP:OD2	43:BU:96:ALA:CB	2.55	0.55
47:BY:14:LEU:O	47:BY:14:LEU:HG	2.07	0.55
47:BY:79:CYS:O	47:BY:81:LYS:N	2.40	0.55
1:CA:1211:U:H5'	1:CA:1212:U:OP2	2.07	0.55
2:CB:141:GLU:C	2:CB:143:GLU:H	2.08	0.55
2:CB:139:LYS:O	2:CB:143:GLU:HG2	2.07	0.55
2:CB:28:PHE:HD1	2:CB:32:ILE:CD1	2.20	0.55
5:CE:126:ARG:CA	5:CE:131:ILE:HD11	2.36	0.55
5:CE:69:VAL:O	5:CE:71:LEU:HG	2.07	0.55
8:CH:10:LEU:O	8:CH:13:ILE:HB	2.06	0.55
9:CI:99:LEU:HD12	9:CI:101:PHE:HE1	1.71	0.55
11:CK:67:ASP:O	11:CK:71:LYS:HG3	2.06	0.55
11:CK:81:ASP:OD2	11:CK:107:SER:HB3	2.07	0.55
15:CO:34:LEU:O	15:CO:38:ARG:HB2	2.06	0.55
19:CS:35:SER:C	19:CS:37:ARG:H	2.10	0.55
25:CY:22:G:H2'	25:CY:23:G:C8	2.42	0.55
27:DA:1329:U:H5''	27:DA:1330:C:C5	2.41	0.55
27:DA:1827:C:H2'	27:DA:1828:G:O4'	2.06	0.55
27:DA:2141:G:H2'	27:DA:2142:C:C6	2.42	0.55
27:DA:2319:G:HO2'	27:DA:2320:A:C5'	2.20	0.55
27:DA:2697:G:H2'	27:DA:2698:U:O4'	2.07	0.55
27:DA:1637:A:H4'	27:DA:2711:A:O2'	2.07	0.55
30:DD:117:VAL:HG21	30:DD:128:GLY:O	2.07	0.55
31:DE:47:VAL:HG12	31:DE:49:LEU:HD12	1.88	0.55
32:DF:125:LEU:HD11	32:DF:199:TRP:CD1	2.42	0.55
34:DH:124:GLU:OE1	34:DH:132:ARG:HD2	2.07	0.55
35:DI:114:LEU:CD2	35:DI:130:TYR:HB2	2.36	0.55
37:DO:11:ALA:O	37:DO:98:VAL:HG23	2.07	0.55
27:DA:806:C:OP2	38:DP:39:LYS:HB3	2.07	0.55
40:DR:3:HIS:O	40:DR:4:LEU:O	2.25	0.55
45:DW:18:ARG:HG2	45:DW:18:ARG:NH1	2.20	0.55

Continued on next page...

Continued from previous page...

Atom-1	Atom-2	Interatomic distance (Å)	Clash overlap (Å)
47:DY:28:LYS:N	47:DY:28:LYS:HD3	2.21	0.55
48:DZ:110:VAL:HG22	48:DZ:110:VAL:O	2.06	0.55
1:AA:1174:G:H2'	1:AA:1175:G:H8	1.67	0.55
1:AA:189(H):G:H2'	1:AA:189(I):G:H8	1.70	0.55
1:AA:529:G:O6	12:AL:46:ASN:ND2	2.39	0.55
1:AA:778:G:O2'	1:AA:779:C:H5'	2.06	0.55
2:AB:166:ASP:HB3	2:AB:169:LYS:CB	2.16	0.55
2:AB:17:PHE:HD2	2:AB:17:PHE:O	1.90	0.55
7:AG:102:ARG:O	7:AG:106:GLN:HG3	2.07	0.55
10:AJ:79:ARG:CA	10:AJ:79:ARG:HH11	2.19	0.55
27:BA:1290:C:H2'	27:BA:1291:C:C6	2.39	0.55
27:BA:1717:G:C3'	27:BA:1718:G:H5''	2.37	0.55
27:BA:2419:U:O2'	27:BA:2420:C:H5'	2.06	0.55
27:BA:2632:A:H1'	31:BE:61:ARG:HH12	1.71	0.55
27:BA:796:C:H2'	27:BA:797:C:C6	2.41	0.55
30:BD:110:GLY:O	30:BD:111:LEU:C	2.44	0.55
30:BD:35:LYS:HB2	30:BD:36:PRO:HD3	1.89	0.55
33:BG:111:LEU:HD11	33:BG:120:LEU:HD11	1.89	0.55
34:BH:33:LEU:HD21	34:BH:136:ILE:CG2	2.37	0.55
34:BH:68:THR:C	34:BH:70:THR:N	2.60	0.55
38:BP:45:LEU:CD2	38:BP:45:LEU:C	2.75	0.55
40:BR:64:ARG:O	40:BR:67:LEU:HB2	2.07	0.55
42:BT:106:SER:O	42:BT:107:ASP:OD1	2.25	0.55
44:BV:46:VAL:HG22	44:BV:47:VAL:N	2.21	0.55
46:BX:30:VAL:HG21	46:BX:39:ILE:HD11	1.89	0.55
47:BY:65:ALA:O	47:BY:66:PRO:O	2.24	0.55
48:BZ:50:ALA:HB1	48:BZ:56:ILE:HD11	1.87	0.55
48:BZ:62:ASP:O	48:BZ:64:GLN:N	2.37	0.55
1:CA:230:G:OP1	16:CP:33:ILE:HD11	2.07	0.55
1:CA:319:G:O2'	1:CA:320:C:H5'	2.07	0.55
3:CC:103:VAL:O	3:CC:103:VAL:HG12	2.07	0.55
3:CC:83:ARG:HA	3:CC:86:VAL:HG22	1.88	0.55
7:CG:60:LYS:NZ	7:CG:63:LYS:HB3	2.22	0.55
12:CL:52:VAL:HG12	12:CL:53:ALA:N	2.22	0.55
13:CM:16:ASP:HB2	13:CM:31:LYS:HE2	1.89	0.55
1:CA:750:G:H21	15:CO:24:SER:H	1.54	0.55
18:CR:26:LEU:HD21	18:CR:42:ARG:CZ	2.37	0.55
27:DA:2085:C:O2'	27:DA:2086:U:H5'	2.06	0.55
27:DA:2257:U:H2'	27:DA:2258:C:C6	2.42	0.55
27:DA:228:A:H5'	27:DA:229:A:OP2	2.06	0.55
27:DA:2350:C:C2'	27:DA:2351:G:H5'	2.37	0.55

Continued on next page...

Continued from previous page...

Atom-1	Atom-2	Interatomic distance (Å)	Clash overlap (Å)
27:DA:2408:U:H2'	27:DA:2409:G:H8	1.72	0.55
27:DA:2892:A:H2'	27:DA:2893:G:H4'	1.89	0.55
28:DB:116:G:H2'	28:DB:116:G:N3	2.22	0.55
29:DC:48:GLY:HA3	29:DC:204:ALA:HB1	1.87	0.55
30:DD:143:HIS:CE1	30:DD:192:THR:HG23	2.42	0.55
27:DA:1568:G:H4'	30:DD:59:LYS:HG3	1.89	0.55
27:DA:2820:A:O2'	31:DE:191:PRO:CG	2.55	0.55
31:DE:2:LYS:HE2	31:DE:95:ILE:CG2	2.37	0.55
31:DE:48:GLN:NE2	31:DE:78:LEU:CD1	2.70	0.55
32:DF:8:GLN:HB3	32:DF:126:VAL:HA	1.89	0.55
32:DF:195:ASP:OD1	32:DF:196:LEU:N	2.32	0.55
27:DA:1142(A):A:H4'	36:DN:25:ARG:HH22	1.72	0.55
38:DP:82:GLY:HA2	38:DP:113:LYS:O	2.06	0.55
43:DU:101:ARG:C	43:DU:102:GLU:HG2	2.27	0.55
48:DZ:39:ASP:OD1	48:DZ:41:VAL:HG13	2.07	0.55
1:AA:1520:G:O2'	1:AA:1521:G:H5'	2.07	0.55
1:AA:533:A:O2'	1:AA:534:U:H5''	2.07	0.55
1:AA:798:G:OP1	11:AK:122:LYS:NZ	2.40	0.55
2:AB:220:ASP:C	2:AB:222:ILE:H	2.09	0.55
3:AC:22:TRP:CH2	3:AC:32:LEU:HB2	2.42	0.55
3:AC:28:GLN:HE21	3:AC:28:GLN:HA	1.71	0.55
8:AH:110:ALA:HB3	8:AH:121:ASP:HB3	1.89	0.55
18:AR:30:ASP:C	18:AR:32:ARG:H	2.10	0.55
20:AT:26:ASN:HB3	20:AT:71:THR:OG1	2.07	0.55
49:B0:31:VAL:O	49:B0:64:ASP:HA	2.07	0.55
57:B8:17:THR:O	57:B8:20:GLY:N	2.40	0.55
27:BA:2126:A:H1'	27:BA:2127:G:O4'	2.06	0.55
27:BA:2415:G:O2'	27:BA:2416:C:H5'	2.07	0.55
27:BA:2441:C:O2'	27:BA:2442:C:H5'	2.07	0.55
27:BA:2555:U:H2'	27:BA:2556:C:C5'	2.36	0.55
27:BA:971:C:H2'	27:BA:972:G:H5'	1.89	0.55
30:BD:26:LYS:HD2	30:BD:81:ALA:CB	2.37	0.55
37:BO:53:LYS:N	37:BO:53:LYS:HD2	2.22	0.55
1:CA:99:U:O2'	1:CA:100:C:C6	2.58	0.55
1:CA:128:G:O2'	1:CA:129:U:H5'	2.06	0.55
1:CA:622:A:C8	1:CA:623:C:C6	2.95	0.55
1:CA:817:C:H1'	1:CA:819:A:H5'	1.89	0.55
6:CF:68:PRO:HB2	6:CF:70:ASP:OD1	2.07	0.55
6:CF:82:ARG:HB2	6:CF:85:VAL:HG23	1.88	0.55
10:CJ:48:THR:CG2	10:CJ:62:HIS:HB3	2.36	0.55
11:CK:92:GLU:HG2	11:CK:96:ARG:HH11	1.71	0.55

Continued on next page...

Continued from previous page...

Atom-1	Atom-2	Interatomic distance (Å)	Clash overlap (Å)
15:CO:15:PHE:HE2	15:CO:84:LYS:HD3	1.72	0.55
16:CP:51:VAL:CG1	16:CP:52:ASP:N	2.70	0.55
17:CQ:74:LEU:HD12	17:CQ:75:ARG:HG2	1.89	0.55
19:CS:9:VAL:C	19:CS:11:VAL:H	2.10	0.55
54:D5:41:PRO:HG2	54:D5:44:THR:OG1	2.07	0.55
54:D5:3:LYS:CG	54:D5:4:HIS:H	2.07	0.55
55:D6:44:ARG:HH12	55:D6:45:LYS:HD3	1.71	0.55
27:DA:130:C:O3'	27:DA:1349:A:H1'	2.07	0.55
27:DA:1596:A:O2'	27:DA:1597:A:H5'	2.07	0.55
27:DA:1625:C:H2'	27:DA:1626:G:O4'	2.07	0.55
27:DA:1836:C:O2'	27:DA:1837:C:H5'	2.06	0.55
27:DA:1847:A:H2'	27:DA:1847:A:N3	2.22	0.55
27:DA:2200:C:C2	27:DA:2201:C:C5	2.95	0.55
27:DA:2522:U:H2'	27:DA:2523:G:H5''	1.89	0.55
27:DA:384:U:H2'	27:DA:385:C:H6	1.72	0.55
27:DA:638:G:C6	27:DA:651:G:N7	2.75	0.55
27:DA:873:G:C2'	27:DA:874:G:H5'	2.33	0.55
27:DA:883:G:H5'	27:DA:883:G:C8	2.40	0.55
27:DA:995:C:O2	36:DN:4:TYR:OH	2.25	0.55
30:DD:28:GLU:H	30:DD:29:PRO:CD	2.19	0.55
30:DD:35:LYS:C	30:DD:64:ILE:HG22	2.28	0.55
31:DE:27:LEU:HD12	31:DE:180:ASN:O	2.07	0.55
31:DE:52:LEU:HD23	31:DE:75:VAL:HB	1.89	0.55
34:DH:43:VAL:CG1	34:DH:53:GLU:H	2.20	0.55
36:DN:119:ARG:HB3	36:DN:119:ARG:HH11	1.72	0.55
36:DN:85:ILE:CG2	36:DN:90:MET:HG2	2.36	0.55
38:DP:68:GLN:CD	57:D8:12:LYS:HB3	2.27	0.55
40:DR:54:LEU:HD21	40:DR:65:LEU:HB3	1.87	0.55
41:DS:101:LEU:O	41:DS:101:LEU:HD13	2.07	0.55
48:DZ:107:PRO:CG	48:DZ:116:LEU:HB2	2.35	0.55
48:DZ:26:VAL:HG22	48:DZ:27:MET:H	1.72	0.55
48:DZ:43:PHE:HE2	48:DZ:85:VAL:HG11	1.71	0.55
1:AA:274:A:H4'	1:AA:275:G:OP1	2.07	0.54
1:AA:640:A:O2'	1:AA:641:U:H5'	2.07	0.54
4:AD:22:LYS:HB2	4:AD:26:CYS:HB2	1.88	0.54
5:AE:124:GLY:O	5:AE:125:SER:C	2.45	0.54
1:AA:10:A:OP2	5:AE:126:ARG:HD3	2.07	0.54
5:AE:137:GLU:O	5:AE:141:GLN:HG3	2.06	0.54
7:AG:65:ALA:CB	7:AG:124:LEU:HD23	2.36	0.54
9:AI:83:ARG:HH21	9:AI:102:LEU:HD11	1.72	0.54
10:AJ:5:ARG:CG	10:AJ:71:LEU:HD11	2.37	0.54

Continued on next page...

Continued from previous page...

Atom-1	Atom-2	Interatomic distance (Å)	Clash overlap (Å)
10:AJ:34:VAL:HG13	10:AJ:74:ILE:HG22	1.89	0.54
19:AS:62:ILE:CG2	19:AS:62:ILE:O	2.55	0.54
23:AW:61:C:H2'	23:AW:62:U:H6	1.72	0.54
57:B8:59:LYS:HB3	57:B8:59:LYS:HZ2	1.72	0.54
27:BA:1473:G:O2'	27:BA:1474:C:H5'	2.08	0.54
27:BA:1750:G:O2'	27:BA:1751:C:H5'	2.08	0.54
27:BA:205:G:O2'	27:BA:206:U:P	2.65	0.54
27:BA:2075:U:H2'	27:BA:2238:G:N2	2.20	0.54
27:BA:2238:G:N3	27:BA:2238:G:H2'	2.21	0.54
27:BA:2260:C:H2'	27:BA:2261:C:H6	1.72	0.54
27:BA:678:C:H2'	27:BA:679:C:C6	2.41	0.54
27:BA:819:A:OP2	27:BA:1187:G:N2	2.29	0.54
28:BB:87:G:H2'	28:BB:88:C:H5''	1.88	0.54
30:BD:131:LEU:CA	30:BD:190:TYR:CE2	2.90	0.54
31:BE:37:ARG:O	31:BE:38:THR:O	2.25	0.54
32:BF:53:THR:HG22	32:BF:56:GLU:OE2	2.07	0.54
33:BG:107:LEU:HD23	33:BG:111:LEU:HD12	1.89	0.54
33:BG:167:GLU:O	33:BG:170:ARG:HB3	2.08	0.54
34:BH:70:THR:O	34:BH:73:ALA:N	2.40	0.54
36:BN:72:TYR:CD1	36:BN:90:MET:HG3	2.41	0.54
39:BQ:21:THR:CG2	39:BQ:101:ARG:HB2	2.38	0.54
40:BR:111:LEU:N	40:BR:111:LEU:HD22	2.22	0.54
27:BA:2870:C:H5''	40:BR:65:LEU:HD21	1.88	0.54
40:BR:92:GLY:HA2	40:BR:94:TYR:CE1	2.43	0.54
41:BS:17:ARG:O	41:BS:18:ILE:HB	2.07	0.54
43:BU:91:ASP:C	43:BU:93:LYS:H	2.09	0.54
44:BV:19:LYS:HG3	44:BV:20:LEU:O	2.07	0.54
46:BX:53:LYS:HB3	46:BX:82:GLN:HB3	1.89	0.54
48:BZ:51:SER:OG	48:BZ:52:ILE:N	2.40	0.54
1:CA:1351:U:H5'	7:CG:33:ASP:OD1	2.06	0.54
1:CA:163:C:O2'	1:CA:164:U:H5'	2.06	0.54
3:CC:126:ARG:O	3:CC:127:ARG:HG3	2.07	0.54
6:CF:3:ARG:HA	6:CF:65:VAL:O	2.07	0.54
13:CM:78:ILE:O	13:CM:81:LEU:HB2	2.08	0.54
15:CO:14:GLU:HG3	15:CO:15:PHE:CE1	2.41	0.54
15:CO:54:ARG:O	15:CO:58:MET:HG3	2.06	0.54
16:CP:67:THR:HB	16:CP:70:ALA:CB	2.37	0.54
18:CR:70:ILE:HG23	18:CR:79:LEU:CD1	2.37	0.54
19:CS:29:ARG:O	19:CS:31:ILE:HG22	2.08	0.54
51:D2:65:ASN:CB	51:D2:69:ARG:HH12	1.97	0.54
52:D3:4:LEU:HD23	52:D3:5:LYS:N	2.22	0.54

Continued on next page...

Continued from previous page...

Atom-1	Atom-2	Interatomic distance (Å)	Clash overlap (Å)
57:D8:50:LEU:HD12	57:D8:51:ALA:N	2.20	0.54
27:DA:1210:A:H4'	27:DA:1211:U:O5'	2.07	0.54
27:DA:1445:A:H2'	27:DA:1445:A:N3	2.22	0.54
27:DA:2069:G:C2'	27:DA:2070:G:H5'	2.37	0.54
27:DA:19:C:H2'	27:DA:20:C:C6	2.40	0.54
27:DA:2615:U:H2'	27:DA:2616:C:H6	1.70	0.54
27:DA:319:C:H2'	27:DA:320:A:O4'	2.07	0.54
27:DA:65:C:H5'	46:DX:71:GLY:HA3	1.90	0.54
30:DD:70:TRP:CD1	30:DD:70:TRP:C	2.80	0.54
31:DE:134:ILE:C	31:DE:134:ILE:HD13	2.28	0.54
31:DE:101:ARG:O	31:DE:201:THR:HG22	2.07	0.54
32:DF:132:VAL:HG13	32:DF:133:ASN:H	1.71	0.54
32:DF:24:LEU:HB3	32:DF:25:PRO:HD2	1.89	0.54
33:DG:117:PHE:CD1	33:DG:118:ARG:N	2.75	0.54
33:DG:31:VAL:HG22	33:DG:32:PRO:CD	2.37	0.54
33:DG:46:ALA:C	33:DG:82:LEU:HD11	2.28	0.54
38:DP:57:THR:HB	38:DP:59:LEU:H	1.71	0.54
39:DQ:111:GLU:O	39:DQ:115:MET:HG2	2.07	0.54
41:DS:28:VAL:HG12	41:DS:29:PHE:N	2.22	0.54
43:DU:39:LEU:O	43:DU:42:ALA:HB3	2.07	0.54
1:AA:1219:U:H2'	1:AA:1220:G:H8	1.72	0.54
1:AA:243:A:C2	1:AA:246:A:C8	2.95	0.54
1:AA:620:C:H2'	1:AA:621:A:O4'	2.07	0.54
1:AA:63:C:H5'	1:AA:64:G:OP2	2.07	0.54
1:AA:729:A:H2'	1:AA:730:G:C8	2.40	0.54
1:AA:807:A:H2'	1:AA:808:C:C6	2.43	0.54
3:AC:22:TRP:CB	3:AC:59:ARG:HB2	2.36	0.54
3:AC:22:TRP:CZ2	14:AN:54:PRO:HG2	2.42	0.54
8:AH:19:VAL:O	8:AH:19:VAL:HG23	2.07	0.54
9:AI:46:ALA:O	9:AI:49:PRO:HD2	2.08	0.54
9:AI:17:VAL:CG2	9:AI:80:GLY:HA3	2.33	0.54
13:AM:40:ASN:C	13:AM:42:ALA:H	2.11	0.54
20:AT:13:LEU:HD12	20:AT:14:LYS:N	2.23	0.54
1:AA:693:G:H22	25:AY:36:A:H2	1.55	0.54
52:B3:54:VAL:HG12	52:B3:55:ARG:H	1.71	0.54
53:B4:64:LYS:O	53:B4:65:CYS:HB2	2.07	0.54
53:B4:80:ARG:HG3	53:B4:81:VAL:H	1.72	0.54
27:BA:1022:G:O2'	27:BA:1023:U:OP2	2.23	0.54
27:BA:1797:C:O2'	30:BD:259:THR:CG2	2.55	0.54
27:BA:1899:G:H22	27:BA:1902:C:N4	2.05	0.54
27:BA:2319:G:H4'	27:BA:2319:G:OP2	2.06	0.54

Continued on next page...

Continued from previous page...

Atom-1	Atom-2	Interatomic distance (Å)	Clash overlap (Å)
27:BA:329:G:O6	47:BY:19:LYS:HB2	2.07	0.54
27:BA:894:C:O2'	27:BA:895:U:H5'	2.08	0.54
32:BF:185:ASP:HA	32:BF:188:ARG:HB3	1.89	0.54
33:BG:178:PHE:HB3	33:BG:180:PHE:CE1	2.42	0.54
34:BH:73:ALA:O	34:BH:76:VAL:HB	2.06	0.54
37:BO:104:ARG:NE	42:BT:33:LYS:HE3	2.12	0.54
47:BY:2:ARG:CD	47:BY:3:VAL:H	2.21	0.54
47:BY:81:LYS:NZ	47:BY:98:VAL:HG23	2.23	0.54
1:CA:1439:C:H42	1:CA:1462:G:H1	1.53	0.54
1:CA:1525:G:H2'	1:CA:1526:G:H8	1.71	0.54
2:CB:72:GLY:HA2	2:CB:165:VAL:CG2	2.37	0.54
4:CD:22:LYS:HG3	4:CD:26:CYS:SG	2.47	0.54
6:CF:91:VAL:HG11	18:CR:72:ARG:NH1	2.22	0.54
8:CH:24:THR:HG22	8:CH:25:ASP:N	2.22	0.54
11:CK:15:ALA:HB1	11:CK:78:GLN:CG	2.37	0.54
12:CL:117:TYR:HD1	12:CL:117:TYR:N	2.05	0.54
12:CL:80:VAL:CG1	12:CL:81:LEU:N	2.69	0.54
15:CO:24:SER:CA	15:CO:28:GLN:HE21	2.20	0.54
25:CY:32:U:H2'	25:CY:34:U:OP2	2.07	0.54
27:DA:1438:U:O2'	27:DA:1439:A:H5'	2.07	0.54
27:DA:2287:A:C2	27:DA:2346:A:C2	2.95	0.54
27:DA:233:A:H2'	27:DA:234:C:H5'	1.89	0.54
27:DA:2408:U:O2'	27:DA:2409:G:H5'	2.06	0.54
27:DA:552:G:H1'	27:DA:1220:A:C2	2.41	0.54
27:DA:847:U:C2'	27:DA:848:G:H5''	2.32	0.54
28:DB:111:G:N1	28:DB:112:U:O2	2.40	0.54
31:DE:170:LEU:HD12	31:DE:170:LEU:N	2.22	0.54
31:DE:51:PHE:O	31:DE:74:PRO:HB2	2.07	0.54
33:DG:41:GLN:HG2	33:DG:155:MET:HB3	1.89	0.54
33:DG:174:GLU:HA	33:DG:178:PHE:HB2	1.89	0.54
33:DG:45:GLU:O	33:DG:88:ILE:HB	2.08	0.54
34:DH:115:VAL:HG11	34:DH:148:ILE:HD12	1.88	0.54
27:DA:536:A:H5'	43:DU:53:ARG:HD3	1.89	0.54
46:DX:65:ARG:CD	46:DX:70:LEU:HG	2.34	0.54
46:DX:71:GLY:C	46:DX:72:LYS:HD2	2.28	0.54
47:DY:38:ILE:C	47:DY:39:VAL:HG23	2.28	0.54
1:AA:1119:C:OP1	9:AI:83:ARG:NH1	2.40	0.54
1:AA:1265:G:H22	1:AA:1271:G:H1'	1.72	0.54
1:AA:393:A:OP2	16:AP:12:LYS:HD3	2.07	0.54
1:AA:59:A:H5'	1:AA:60:A:H5''	1.89	0.54
1:AA:636:U:C5'	17:AQ:2:PRO:HG2	2.37	0.54

Continued on next page...

Continued from previous page...

Atom-1	Atom-2	Interatomic distance (Å)	Clash overlap (Å)
1:AA:674:G:H2'	1:AA:675:A:H8	1.73	0.54
1:AA:890:G:N2	1:AA:906:G:H2'	2.22	0.54
1:AA:92:C:H3'	1:AA:93:G:C8	2.43	0.54
2:AB:233:SER:OG	2:AB:234:PRO:HD2	2.07	0.54
17:AQ:58:GLU:HG3	17:AQ:77:VAL:HG21	1.90	0.54
18:AR:21:LYS:NZ	18:AR:54:ARG:O	2.33	0.54
18:AR:58:LEU:HD12	18:AR:58:LEU:N	2.09	0.54
23:AW:11:C:H2'	23:AW:12:C:H6	1.69	0.54
49:B0:50:ASN:C	49:B0:62:LEU:HD12	2.28	0.54
55:B6:11:LEU:O	55:B6:24:GLU:N	2.38	0.54
27:BA:1022:G:H4'	27:BA:1023:U:O5'	2.07	0.54
27:BA:1887:C:H2'	27:BA:1888:G:H5''	1.90	0.54
27:BA:2206:G:C2	27:BA:2207:G:H5'	2.42	0.54
27:BA:271(D):G:O2'	27:BA:271(E):U:H5'	2.07	0.54
27:BA:364:C:C2'	27:BA:365:C:H5''	2.37	0.54
27:BA:39:C:H2'	27:BA:40:C:C6	2.43	0.54
27:BA:42:G:H1'	27:BA:437:G:N2	2.23	0.54
27:BA:433:C:O2'	27:BA:434:U:H5'	2.07	0.54
27:BA:811:U:C2	27:BA:1251:C:C5	2.95	0.54
29:BC:67:GLY:O	29:BC:68:LEU:HB2	2.08	0.54
30:BD:106:ILE:HD11	30:BD:157:ARG:O	2.07	0.54
31:BE:47:VAL:CG2	31:BE:84:PHE:O	2.55	0.54
35:BI:109:ILE:HA	35:BI:130:TYR:OH	2.07	0.54
36:BN:4:TYR:CD1	36:BN:4:TYR:N	2.75	0.54
40:BR:37:THR:OG1	40:BR:39:PRO:HD2	2.06	0.54
41:BS:13:ARG:O	41:BS:15:ARG:N	2.40	0.54
41:BS:33:LYS:C	41:BS:34:HIS:CD2	2.81	0.54
31:BE:27:LEU:HD22	42:BT:1:MET:H1	1.73	0.54
43:BU:25:TRP:CD1	43:BU:26:GLY:N	2.75	0.54
43:BU:92:ARG:NH1	43:BU:92:ARG:HG2	2.11	0.54
43:BU:95:LEU:HD13	44:BV:4:ILE:CG2	2.37	0.54
44:BV:5:VAL:HG21	44:BV:35:LEU:CG	2.38	0.54
46:BX:63:LYS:CB	46:BX:72:LYS:HG3	2.30	0.54
1:CA:1501:C:OP2	1:CA:1504:G:H2'	2.08	0.54
1:CA:778:G:O2'	1:CA:779:C:H5'	2.07	0.54
1:CA:781:A:H5'	1:CA:782:A:OP2	2.07	0.54
2:CB:171:ALA:HA	2:CB:174:VAL:CG2	2.37	0.54
9:CI:96:LEU:HD21	9:CI:102:LEU:CD2	2.33	0.54
10:CJ:44:VAL:O	10:CJ:45:ARG:HB2	2.07	0.54
49:D0:49:LYS:H	49:D0:80:HIS:HD1	1.56	0.54
53:D4:43:GLY:C	53:D4:45:GLY:H	2.11	0.54

Continued on next page...

Continued from previous page...

Atom-1	Atom-2	Interatomic distance (Å)	Clash overlap (Å)
54:D5:3:LYS:CA	54:D5:3:LYS:HE3	2.31	0.54
55:D6:42:TRP:HA	55:D6:42:TRP:CE3	2.42	0.54
58:D9:35:ARG:HH21	58:D9:37:GLY:HA3	1.71	0.54
27:DA:1309:G:C2'	27:DA:1310:G:H5'	2.37	0.54
27:DA:1345:C:H2'	27:DA:1346:G:H8	1.72	0.54
27:DA:1775:U:H2'	27:DA:1776:G:H5'	1.90	0.54
27:DA:2661:G:H2'	27:DA:2662:A:C8	2.43	0.54
27:DA:271(P):C:H2'	27:DA:271(Q):G:H8	1.72	0.54
27:DA:2732:G:C2'	27:DA:2733:A:H5'	2.37	0.54
29:DC:41:VAL:O	29:DC:41:VAL:HG23	2.07	0.54
30:DD:33:LEU:HD12	30:DD:33:LEU:H	1.72	0.54
33:DG:9:ARG:O	33:DG:13:GLU:HG2	2.07	0.54
34:DH:19:VAL:HG23	34:DH:45:VAL:HG22	1.89	0.54
35:DI:110:ASP:OD1	35:DI:112:LYS:HB2	2.07	0.54
36:DN:46:VAL:HG13	36:DN:48:MET:HG3	1.89	0.54
36:DN:65:LYS:C	36:DN:67:LEU:H	2.11	0.54
37:DO:77:ILE:HD11	42:DT:72:VAL:HG12	1.89	0.54
39:DQ:34:LEU:HD11	39:DQ:129:THR:HB	1.88	0.54
40:DR:28:LEU:HD21	40:DR:114:VAL:HG12	1.88	0.54
41:DS:101:LEU:HD22	41:DS:101:LEU:C	2.28	0.54
42:DT:104:ASN:O	42:DT:106:SER:N	2.33	0.54
42:DT:52:ILE:CG2	42:DT:61:PHE:HB3	2.37	0.54
47:DY:97:ARG:O	47:DY:98:VAL:HB	2.07	0.54
1:AA:1238:A:C8	1:AA:1303:C:H1'	2.42	0.54
1:AA:1305:G:O2'	1:AA:1306:A:H8	1.89	0.54
2:AB:178:ARG:HB2	2:AB:178:ARG:HH11	1.73	0.54
2:AB:24:TRP:N	2:AB:24:TRP:CD1	2.73	0.54
2:AB:45:GLN:O	2:AB:48:MET:HB3	2.07	0.54
8:AH:12:ARG:HH11	8:AH:26:VAL:HA	1.72	0.54
10:AJ:3:LYS:N	10:AJ:74:ILE:O	2.40	0.54
19:AS:29:ARG:HD2	19:AS:30:LEU:H	1.72	0.54
19:AS:6:LYS:HG2	19:AS:7:LYS:HD3	1.90	0.54
58:B9:2:LYS:HE2	58:B9:33:LYS:O	2.07	0.54
27:BA:1885:A:H2'	27:BA:1886:C:O4'	2.07	0.54
30:BD:262:ARG:HG2	30:BD:262:ARG:NH1	2.20	0.54
32:BF:124:LEU:HD12	32:BF:125:LEU:N	2.21	0.54
33:BG:7:LEU:HD12	33:BG:104:GLU:HA	1.89	0.54
34:BH:159:GLU:HG3	34:BH:160:LYS:HG2	1.90	0.54
38:BP:17:LYS:O	38:BP:19:VAL:N	2.40	0.54
42:BT:122:ASP:C	42:BT:124:ASP:N	2.61	0.54
42:BT:28:VAL:CG2	42:BT:46:GLU:HA	2.37	0.54

Continued on next page...

Continued from previous page...

Atom-1	Atom-2	Interatomic distance (Å)	Clash overlap (Å)
43:BU:95:LEU:O	43:BU:98:LEU:HG	2.08	0.54
48:BZ:116:LEU:HA	48:BZ:173:VAL:CA	2.37	0.54
1:CA:115:G:O2'	1:CA:116:A:OP2	2.24	0.54
1:CA:67:C:O2	1:CA:171:A:H2	1.89	0.54
1:CA:639:G:O2'	1:CA:640:A:H5'	2.07	0.54
1:CA:995:C:O2'	1:CA:996:A:H5'	2.07	0.54
2:CB:167:PRO:HG2	2:CB:192:SER:OG	2.06	0.54
2:CB:42:ILE:HD12	2:CB:203:GLY:HA2	1.89	0.54
3:CC:134:ILE:CG2	3:CC:168:ALA:HB3	2.37	0.54
3:CC:16:ARG:HH11	3:CC:16:ARG:HA	1.72	0.54
8:CH:2:LEU:CD1	8:CH:5:PRO:HA	2.37	0.54
13:CM:67:GLU:OE2	13:CM:71:ARG:NH2	2.40	0.54
15:CO:8:LYS:O	15:CO:12:ILE:HG13	2.08	0.54
57:D8:33:ASN:ND2	57:D8:36:LYS:HE2	2.22	0.54
27:DA:1709:U:H2'	27:DA:1710:C:H6	1.71	0.54
27:DA:1858:G:HO2'	27:DA:1859:A:H8	1.51	0.54
27:DA:2567:G:H2'	27:DA:2568:C:H6	1.71	0.54
27:DA:329:G:OP1	27:DA:329:G:H3'	2.07	0.54
32:DF:101:LEU:CD1	32:DF:102:PRO:HD2	2.35	0.54
33:DG:16:ARG:O	33:DG:20:ILE:HG13	2.06	0.54
37:DO:88:ASN:O	37:DO:90:GLN:N	2.40	0.54
27:DA:2820:A:H1'	40:DR:5:LYS:HE2	1.89	0.54
46:DX:57:LEU:HD11	46:DX:78:LYS:HG3	1.88	0.54
47:DY:66:PRO:O	47:DY:67:LEU:HD12	2.07	0.54
47:DY:96:ILE:HD12	47:DY:99:CYS:HB2	1.89	0.54
1:AA:1097:C:O2'	1:AA:1098:C:H5'	2.08	0.54
1:AA:1397:C:H42	22:AV:10:U:C2'	2.20	0.54
1:AA:295:C:H2'	1:AA:296:U:C6	2.42	0.54
1:AA:46:G:H2'	1:AA:366:C:C5	2.43	0.54
1:AA:924:C:H2'	1:AA:925:G:H8	1.69	0.54
2:AB:223:ILE:O	2:AB:227:GLY:N	2.41	0.54
3:AC:16:ARG:HH11	3:AC:16:ARG:CA	2.20	0.54
3:AC:9:GLY:HA3	14:AN:49:HIS:HA	1.88	0.54
6:AF:12:PRO:HG2	6:AF:13:ASN:H	1.72	0.54
10:AJ:30:SER:O	10:AJ:81:THR:HG23	2.07	0.54
14:AN:24:CYS:HB3	14:AN:27:CYS:O	2.06	0.54
15:AO:76:GLU:HA	15:AO:79:ARG:NH1	2.21	0.54
16:AP:26:ARG:HG2	16:AP:27:LYS:H	1.72	0.54
20:AT:10:LEU:CD2	20:AT:12:ALA:HB3	2.37	0.54
23:AW:68:C:H2'	23:AW:69:C:H6	1.73	0.54
25:AY:62:U:O2'	25:AY:63:C:H5'	2.07	0.54

Continued on next page...

Continued from previous page...

Atom-1	Atom-2	Interatomic distance (Å)	Clash overlap (Å)
52:B3:6:VAL:HG12	52:B3:56:VAL:HG22	1.89	0.54
55:B6:40:CYS:HA	55:B6:46:HIS:HA	1.90	0.54
27:BA:1123:C:H1'	58:B9:18:ARG:HH22	1.72	0.54
27:BA:1240:U:O2'	27:BA:1241:A:H5'	2.08	0.54
27:BA:782:A:O2'	27:BA:1788:C:H4'	2.08	0.54
27:BA:2031:A:C6	27:BA:2498:C:H1'	2.43	0.54
27:BA:2394:C:OP1	38:BP:63:PRO:CD	2.55	0.54
27:BA:2645:G:C3'	27:BA:2646:C:C5'	2.77	0.54
30:BD:108:PRO:HB3	30:BD:143:HIS:CE1	2.43	0.54
33:BG:82:LEU:HD13	33:BG:87:PRO:HB3	1.89	0.54
36:BN:32:THR:CG2	36:BN:37:LYS:HB3	2.37	0.54
41:BS:103:GLU:OE1	41:BS:103:GLU:N	2.40	0.54
41:BS:40:ILE:CG2	41:BS:41:ASP:N	2.69	0.54
45:BW:38:TYR:O	54:B5:28:PRO:HB3	2.06	0.54
47:BY:15:VAL:HG22	47:BY:72:VAL:CG1	2.34	0.54
47:BY:25:GLY:HA3	47:BY:39:VAL:CG1	2.37	0.54
1:CA:1030(D):A:H2'	1:CA:1031:G:H5'	1.90	0.54
1:CA:1363:C:H5'	1:CA:1363(A):A:O5'	2.07	0.54
1:CA:366:C:O2'	1:CA:394:G:N2	2.37	0.54
2:CB:132:LYS:HG3	2:CB:135:GLN:HB2	1.90	0.54
4:CD:111:ALA:HA	4:CD:161:ASN:HD22	1.72	0.54
6:CF:43:LEU:H	6:CF:43:LEU:CD1	2.19	0.54
7:CG:43:PHE:CE1	7:CG:47:CYS:SG	3.01	0.54
11:CK:58:PRO:HA	11:CK:90:GLY:CA	2.38	0.54
11:CK:93:GLN:NE2	11:CK:93:GLN:H	2.06	0.54
16:CP:21:VAL:O	16:CP:33:ILE:HB	2.07	0.54
19:CS:36:ARG:HB3	19:CS:36:ARG:HH11	1.73	0.54
20:CT:33:ILE:HD12	20:CT:63:ILE:CG1	2.37	0.54
49:D0:10:THR:HG22	49:D0:11:ARG:N	2.22	0.54
58:D9:29:ASN:ND2	58:D9:31:LYS:HB2	2.22	0.54
27:DA:2527:C:C4'	58:D9:30:PRO:HB2	2.38	0.54
27:DA:1326:U:O2'	27:DA:1327:C:H5'	2.08	0.54
27:DA:139:G:C3'	27:DA:139(A):G:H5''	2.38	0.54
27:DA:2086:U:H2'	27:DA:2087:G:C8	2.43	0.54
27:DA:2189:U:H2'	27:DA:2190:G:O4'	2.06	0.54
27:DA:1033:U:C2'	27:DA:2750:A:N6	2.71	0.54
27:DA:779:U:P	30:DD:49:ILE:HG22	2.48	0.54
27:DA:686:G:H21	27:DA:788:A:H61	1.56	0.54
28:DB:3:C:H42	28:DB:118:G:H1	1.55	0.54
29:DC:61:THR:HA	29:DC:164:ARG:HA	1.89	0.54
33:DG:54:GLU:O	33:DG:57:ALA:HB3	2.07	0.54

Continued on next page...

Continued from previous page...

Atom-1	Atom-2	Interatomic distance (Å)	Clash overlap (Å)
33:DG:86:MET:N	33:DG:87:PRO:HD2	2.22	0.54
33:DG:43:LEU:HB2	33:DG:88:ILE:HD11	1.89	0.54
35:DI:54:GLN:HA	35:DI:57:ARG:HB2	1.89	0.54
35:DI:78:THR:HG23	35:DI:79:ILE:N	2.22	0.54
36:DN:35:ARG:HG3	36:DN:37:LYS:HB2	1.88	0.54
37:DO:14:THR:O	37:DO:52:VAL:HG12	2.07	0.54
37:DO:68:GLU:HB3	37:DO:78:ARG:HH11	1.73	0.54
38:DP:59:LEU:N	38:DP:61:ARG:CZ	2.70	0.54
40:DR:27:SER:HA	40:DR:30:THR:HB	1.89	0.54
42:DT:64:ARG:HD2	42:DT:73:GLU:CD	2.28	0.54
42:DT:80:SER:OG	42:DT:81:PRO:HD3	2.05	0.54
47:DY:16:ALA:HB1	47:DY:21:LYS:NZ	2.23	0.54
47:DY:46:LYS:CG	47:DY:47:LYS:N	2.70	0.54
47:DY:96:ILE:HB	47:DY:98:VAL:O	2.06	0.54
1:AA:1132:C:O2'	1:AA:1133:G:H5'	2.07	0.54
1:AA:1164:G:O2'	1:AA:1165:C:H5'	2.08	0.54
1:AA:1446:U:O2'	1:AA:1447:A:H5''	2.08	0.54
1:AA:460:G:H1'	1:AA:472:A:H61	1.71	0.54
1:AA:786:G:C2	1:AA:787:A:H1'	2.43	0.54
1:AA:942:G:H21	9:AI:124:GLN:HE22	1.52	0.54
8:AH:11:THR:HG22	8:AH:15:ASN:ND2	2.22	0.54
10:AJ:45:ARG:NH1	10:AJ:45:ARG:HG3	2.21	0.54
11:AK:24:SER:OG	11:AK:25:TYR:N	2.41	0.54
13:AM:68:GLY:O	13:AM:71:ARG:N	2.34	0.54
15:AO:75:PRO:HB2	15:AO:79:ARG:CZ	2.38	0.54
17:AQ:91:ARG:HB3	17:AQ:91:ARG:HH11	1.71	0.54
19:AS:19:VAL:O	19:AS:19:VAL:HG12	2.08	0.54
19:AS:63:THR:O	19:AS:66:MET:HG2	2.07	0.54
20:AT:97:ALA:HB3	20:AT:99:LEU:HG	1.90	0.54
25:AY:68:C:O2'	25:AY:69:C:H5''	2.07	0.54
57:B8:2:PRO:O	57:B8:3:LYS:C	2.46	0.54
27:BA:176:G:C2'	27:BA:177:G:H5'	2.38	0.54
27:BA:2172:U:H1'	27:BA:2173:A:P	2.47	0.54
27:BA:2654:A:N1	27:BA:2665:A:H5''	2.23	0.54
27:BA:2789:C:N3	27:BA:2894:G:O6	2.40	0.54
27:BA:287:C:H2'	27:BA:288:C:H6	1.73	0.54
27:BA:829:A:N7	27:BA:2248:C:H5'	2.21	0.54
27:BA:869:G:O2'	27:BA:870:A:H5'	2.08	0.54
32:BF:125:LEU:HD11	32:BF:199:TRP:CG	2.43	0.54
33:BG:32:PRO:O	33:BG:33:ARG:HG3	2.08	0.54
36:BN:56:ASN:HA	36:BN:125:GLY:N	2.21	0.54

Continued on next page...

Continued from previous page...

Atom-1	Atom-2	Interatomic distance (Å)	Clash overlap (Å)
36:BN:74:ARG:NH1	36:BN:85:ILE:HD11	2.23	0.54
37:BO:71:ARG:HH11	37:BO:71:ARG:HG3	1.73	0.54
43:BU:112:ARG:CG	43:BU:112:ARG:HH11	2.13	0.54
44:BV:46:VAL:HG13	44:BV:47:VAL:N	2.22	0.54
1:CA:275:G:H5'	17:CQ:14:LYS:NZ	2.23	0.54
1:CA:767:A:H2'	1:CA:768:A:O4'	2.08	0.54
2:CB:131:PRO:O	2:CB:134:GLU:N	2.41	0.54
2:CB:14:GLY:C	2:CB:15:VAL:HG22	2.28	0.54
2:CB:95:GLN:O	2:CB:96:ARG:C	2.45	0.54
1:CA:923:A:OP1	5:CE:21:ALA:HB2	2.08	0.54
7:CG:100:ALA:O	7:CG:104:LEU:HD23	2.07	0.54
7:CG:57:GLU:O	7:CG:57:GLU:HG3	2.08	0.54
10:CJ:42:THR:HG23	10:CJ:68:HIS:HA	1.90	0.54
12:CL:3:THR:HG23	12:CL:6:GLN:CD	2.28	0.54
19:CS:6:LYS:O	19:CS:7:LYS:HD3	2.07	0.54
52:D3:2:PRO:HG2	52:D3:3:ARG:H	1.73	0.54
27:DA:1146:C:O2'	27:DA:1147:C:H5'	2.07	0.54
27:DA:1767:C:O2'	27:DA:1768:U:H5'	2.07	0.54
27:DA:1987:G:C8	27:DA:1987:G:H5'	2.36	0.54
27:DA:271(J):C:H5'	27:DA:271(K):U:OP2	2.08	0.54
27:DA:873:G:H2'	27:DA:874:G:C5'	2.35	0.54
30:DD:130:ALA:HB2	30:DD:192:THR:HB	1.88	0.54
30:DD:10:THR:O	30:DD:13:ARG:HB3	2.07	0.54
31:DE:63:LEU:O	31:DE:65:GLY:N	2.40	0.54
31:DE:36:ARG:NH2	31:DE:88:GLY:O	2.40	0.54
34:DH:107:VAL:HG23	34:DH:107:VAL:O	2.07	0.54
37:DO:105:GLU:N	37:DO:105:GLU:OE1	2.40	0.54
38:DP:144:GLU:HG2	38:DP:144:GLU:O	2.07	0.54
38:DP:71:VAL:N	38:DP:72:PRO:CD	2.71	0.54
41:DS:19:LYS:HB3	41:DS:20:ARG:HH12	1.72	0.54
42:DT:98:LYS:N	42:DT:98:LYS:CD	2.70	0.54
27:DA:581:C:OP1	43:DU:33:ARG:HG3	2.08	0.54
27:DA:1010:A:H5'	43:DU:62:ILE:CG2	2.37	0.54
46:DX:56:THR:OG1	46:DX:57:LEU:N	2.38	0.54
48:DZ:22:LYS:HG3	48:DZ:38:VAL:O	2.08	0.54
1:AA:1010:G:N2	1:AA:1020:U:H1'	2.22	0.54
1:AA:176:C:H2'	1:AA:177:C:C6	2.43	0.54
1:AA:386:C:H2'	1:AA:387:U:C5'	2.37	0.54
1:AA:46:G:HO2'	1:AA:365:U:H1'	1.72	0.54
1:AA:474:G:H2'	1:AA:475:G:H8	1.73	0.54
2:AB:11:LEU:HB2	2:AB:213:LEU:HD11	1.90	0.54

Continued on next page...

Continued from previous page...

Atom-1	Atom-2	Interatomic distance (Å)	Clash overlap (Å)
2:AB:55:PHE:CE1	2:AB:218:ALA:HA	2.43	0.54
9:AI:29:ASN:OD1	9:AI:65:VAL:HG12	2.07	0.54
11:AK:44:SER:OG	11:AK:47:VAL:HG23	2.07	0.54
24:AX:1:C:H2'	24:AX:2:G:H8	1.73	0.54
24:AX:4:G:H2'	24:AX:5:G:C8	2.43	0.54
52:B3:8:LEU:HG	52:B3:23:LEU:HD23	1.90	0.54
52:B3:19:GLN:HE22	52:B3:52:HIS:HE1	1.54	0.54
55:B6:15:GLU:HB3	55:B6:18:ARG:NE	2.22	0.54
27:BA:1021:A:N6	27:BA:1141:U:H3	2.00	0.54
27:BA:1480:G:N2	27:BA:1481:U:H1'	2.22	0.54
27:BA:2313:C:H2'	27:BA:2314:C:C6	2.43	0.54
27:BA:2533:A:H2'	27:BA:2534:A:O4'	2.06	0.54
27:BA:2807:G:C3'	27:BA:2808:U:H5''	2.37	0.54
27:BA:321:G:C2	32:BF:165:ARG:NH1	2.76	0.54
27:BA:612:C:O2'	27:BA:613:G:H5''	2.07	0.54
27:BA:696:G:O2'	27:BA:697:C:H5'	2.08	0.54
27:BA:855:G:H2'	27:BA:856:C:H6	1.71	0.54
29:BC:38:ASP:O	29:BC:39:GLU:HG3	2.08	0.54
30:BD:61:LEU:O	30:BD:63:ARG:NH1	2.41	0.54
31:BE:97:LYS:HB2	31:BE:100:GLU:HG3	1.89	0.54
32:BF:184:TYR:CE2	32:BF:188:ARG:HD2	2.43	0.54
33:BG:146:TYR:O	33:BG:148:MET:N	2.41	0.54
33:BG:5:VAL:HG23	33:BG:8:LYS:H	1.72	0.54
34:BH:19:VAL:HG23	34:BH:45:VAL:CG2	2.37	0.54
39:BQ:133:ARG:O	39:BQ:134:ARG:HG2	2.08	0.54
42:BT:118:ARG:HG3	42:BT:118:ARG:HH11	1.73	0.54
47:BY:39:VAL:HG12	47:BY:40:GLU:N	2.22	0.54
2:CB:69:LEU:HD22	2:CB:155:LEU:HG	1.90	0.54
3:CC:77:ILE:HA	3:CC:84:ILE:HB	1.89	0.54
5:CE:76:ILE:HG23	5:CE:118:ILE:HD13	1.88	0.54
7:CG:50:ILE:O	7:CG:54:THR:HG23	2.08	0.54
8:CH:50:ARG:HA	8:CH:59:LEU:HD23	1.89	0.54
11:CK:93:GLN:CD	11:CK:93:GLN:N	2.59	0.54
13:CM:100:GLY:O	13:CM:101:GLN:NE2	2.41	0.54
17:CQ:17:LYS:HG2	17:CQ:47:PRO:CA	2.35	0.54
20:CT:98:PRO:O	20:CT:99:LEU:C	2.46	0.54
51:D2:50:ILE:HG22	51:D2:51:ARG:N	2.21	0.54
54:D5:6:VAL:HG22	54:D5:7:PRO:HD2	1.89	0.54
55:D6:11:LEU:HD12	55:D6:26:ASN:ND2	2.19	0.54
27:DA:1291:C:O2'	27:DA:1292:U:H5'	2.07	0.54
27:DA:12:U:O2	27:DA:2626:C:O3'	2.26	0.54

Continued on next page...

Continued from previous page...

Atom-1	Atom-2	Interatomic distance (Å)	Clash overlap (Å)
27:DA:1344:G:H4'	27:DA:1384:A:N7	2.22	0.54
27:DA:1951:U:H2'	27:DA:1953:A:OP2	2.07	0.54
27:DA:2602:A:H8	49:D0:3:HIS:HE2	1.55	0.54
27:DA:2759:G:H2'	27:DA:2760:C:C5'	2.37	0.54
27:DA:981:A:H8	27:DA:982:C:C5	2.26	0.54
29:DC:196:LEU:C	29:DC:198:ALA:H	2.09	0.54
30:DD:142:VAL:HG23	30:DD:192:THR:O	2.07	0.54
30:DD:172:TYR:CD1	30:DD:186:HIS:HA	2.42	0.54
30:DD:183:ARG:HG3	30:DD:269:PHE:O	2.07	0.54
31:DE:63:LEU:O	31:DE:64:LYS:C	2.46	0.54
32:DF:156:LEU:HD12	32:DF:193:VAL:O	2.07	0.54
33:DG:68:PRO:HB2	33:DG:90:LEU:CD2	2.38	0.54
35:DI:47:LEU:C	35:DI:47:LEU:HD23	2.28	0.54
36:DN:43:THR:HB	36:DN:46:VAL:CG1	2.38	0.54
37:DO:90:GLN:O	37:DO:92:GLU:HG3	2.08	0.54
37:DO:12:ASP:HA	37:DO:98:VAL:HA	1.88	0.54
38:DP:101:VAL:O	38:DP:103:ALA:N	2.41	0.54
40:DR:59:ASP:O	40:DR:61:HIS:N	2.41	0.54
42:DT:64:ARG:HH11	42:DT:64:ARG:HG2	1.73	0.54
44:DV:6:LYS:HG3	44:DV:11:GLN:HG2	1.89	0.54
44:DV:5:VAL:HB	44:DV:38:LEU:HD12	1.88	0.54
45:DW:21:VAL:HG12	45:DW:22:ASP:N	2.22	0.54
47:DY:28:LYS:CD	47:DY:39:VAL:HG22	2.27	0.54
27:DA:328:U:H4'	47:DY:68:HIS:CD2	2.43	0.54
1:AA:106:C:H2'	1:AA:107:G:H8	1.73	0.54
1:AA:266:G:H5''	1:AA:268:C:H41	1.73	0.54
1:AA:7:G:H5'	1:AA:298:A:O4'	2.08	0.54
1:AA:337:C:H2'	1:AA:338:A:C8	2.43	0.54
13:AM:11:ARG:O	13:AM:12:ASN:HB2	2.08	0.54
27:BA:1508:A:H4'	27:BA:1509(A):A:C4	2.42	0.54
27:BA:2314:C:H2'	27:BA:2315:G:H8	1.72	0.54
27:BA:662:G:P	38:BP:18:ARG:HE	2.30	0.54
27:BA:780:G:OP1	30:BD:218:ARG:NH2	2.41	0.54
30:BD:190:TYR:O	30:BD:191:ALA:HB2	2.08	0.54
32:BF:9:ILE:HG13	32:BF:14:PRO:HA	1.90	0.54
33:BG:23:PHE:HB2	33:BG:25:TYR:CE2	2.43	0.54
37:BO:90:GLN:O	37:BO:91:LEU:HB2	2.06	0.54
39:BQ:28:ALA:O	39:BQ:105:GLU:OE2	2.26	0.54
27:BA:906:G:H5'	39:BQ:26:TYR:OH	2.08	0.54
43:BU:8:VAL:HG11	43:BU:12:ARG:HE	1.72	0.54
45:BW:51:LEU:O	45:BW:51:LEU:HD23	2.08	0.54

Continued on next page...

Continued from previous page...

Atom-1	Atom-2	Interatomic distance (Å)	Clash overlap (Å)
1:CA:1270:C:H6	1:CA:1270:C:O5'	1.91	0.54
1:CA:45:U:H2'	1:CA:46:G:C8	2.42	0.54
3:CC:14:ILE:CG1	3:CC:15:THR:H	2.03	0.54
5:CE:101:ILE:H	5:CE:101:ILE:HD13	1.73	0.54
6:CF:61:LEU:N	6:CF:61:LEU:HD12	2.23	0.54
7:CG:32:ARG:HH11	7:CG:32:ARG:HG2	1.73	0.54
8:CH:42:GLU:HG3	8:CH:109:ILE:CD1	2.35	0.54
9:CI:118:LYS:HB3	9:CI:118:LYS:NZ	2.23	0.54
10:CJ:67:THR:HG23	10:CJ:67:THR:O	2.08	0.54
12:CL:30:ARG:HG2	12:CL:57:LEU:HD12	1.88	0.54
1:CA:974:A:OP2	14:CN:41:ARG:NH1	2.40	0.54
16:CP:21:VAL:O	16:CP:21:VAL:HG13	2.07	0.54
18:CR:59:SER:OG	18:CR:60:ALA:N	2.41	0.54
18:CR:66:LEU:O	18:CR:67:ALA:C	2.46	0.54
59:CX:10:G:C8	59:CX:10:G:H5'	2.35	0.54
51:D2:40:SER:C	51:D2:42:GLY:H	2.10	0.54
27:DA:1131:G:HO2'	27:DA:1132:A:H8	1.56	0.54
27:DA:1314:C:OP1	27:DA:1332:G:H5'	2.07	0.54
27:DA:1508:A:H4'	27:DA:1509(A):A:C4	2.42	0.54
27:DA:1971:A:OP2	30:DD:242:ARG:NH2	2.41	0.54
27:DA:2348:U:C3'	27:DA:2349:G:H5''	2.37	0.54
27:DA:2612:C:H2'	27:DA:2613:U:H5'	1.90	0.54
27:DA:2759:G:O2'	27:DA:2760:C:H5'	2.08	0.54
27:DA:2831:G:O4'	27:DA:2883:A:C2	2.61	0.54
30:DD:142:VAL:CG2	30:DD:143:HIS:N	2.70	0.54
30:DD:52:ARG:O	30:DD:54:ARG:HG2	2.08	0.54
31:DE:16:ARG:HG3	31:DE:16:ARG:NH1	2.20	0.54
33:DG:33:ARG:O	33:DG:161:THR:HG23	2.07	0.54
27:DA:2313:C:H4'	33:DG:40:ASN:ND2	2.23	0.54
34:DH:86:GLU:HA	34:DH:131:VAL:O	2.07	0.54
36:DN:51:PHE:HD1	36:DN:51:PHE:H	1.56	0.54
38:DP:131:SER:O	38:DP:132:LYS:C	2.45	0.54
41:DS:34:HIS:HB3	41:DS:54:LEU:HG	1.89	0.54
27:DA:536:A:OP1	43:DU:53:ARG:NH1	2.40	0.54
43:DU:90:VAL:CG1	43:DU:91:ASP:H	2.09	0.54
45:DW:1:MET:CE	45:DW:2:GLU:H	2.20	0.54
1:AA:1326:C:H2'	1:AA:1327:C:C6	2.42	0.54
1:AA:271:C:H2'	1:AA:272:C:H6	1.73	0.54
1:AA:938:A:O5'	1:AA:938:A:H8	1.91	0.54
3:AC:111:LEU:HD21	3:AC:145:GLY:O	2.08	0.54
5:AE:104:ALA:N	5:AE:106:PRO:HD2	2.22	0.54

Continued on next page...

Continued from previous page...

Atom-1	Atom-2	Interatomic distance (Å)	Clash overlap (Å)
5:AE:101:ILE:CD1	5:AE:118:ILE:O	2.56	0.54
5:AE:78:HIS:CE1	5:AE:143:ARG:H	2.26	0.54
7:AG:78:ARG:HG2	7:AG:78:ARG:HH11	1.72	0.54
8:AH:25:ASP:HA	8:AH:59:LEU:O	2.08	0.54
12:AL:81:LEU:O	12:AL:82:ILE:HD13	2.07	0.54
13:AM:9:ILE:CG2	13:AM:11:ARG:HH21	2.12	0.54
16:AP:53:VAL:HG12	16:AP:53:VAL:O	2.07	0.54
27:BA:1503:U:H2'	27:BA:1504:C:H6	1.73	0.54
27:BA:709:U:H2'	27:BA:710:G:C8	2.42	0.54
27:BA:784:A:C8	27:BA:792:G:C5	2.95	0.54
27:BA:923:C:H2'	27:BA:924:C:C6	2.43	0.54
29:BC:96:GLY:C	29:BC:98:GLU:H	2.10	0.54
30:BD:264:LYS:HG2	30:BD:266:SER:H	1.72	0.54
31:BE:21:VAL:HG23	31:BE:21:VAL:O	2.08	0.54
31:BE:33:VAL:HG13	31:BE:33:VAL:O	2.07	0.54
31:BE:79:ARG:HH11	31:BE:79:ARG:CG	2.21	0.54
33:BG:128:ARG:C	33:BG:130:ASN:H	2.11	0.54
33:BG:21:ARG:HH11	33:BG:21:ARG:HG3	1.73	0.54
34:BH:85:LYS:HE2	34:BH:145:ALA:N	2.23	0.54
35:BI:52:ARG:C	35:BI:54:GLN:N	2.61	0.54
39:BQ:48:GLU:OE1	39:BQ:51:ARG:HD3	2.07	0.54
42:BT:3:ARG:C	42:BT:5:ALA:N	2.60	0.54
42:BT:30:VAL:HG22	42:BT:84:GLN:O	2.08	0.54
45:BW:60:ASN:C	45:BW:61:ASN:HD22	2.11	0.54
47:BY:27:VAL:HG12	47:BY:29:GLU:H	1.71	0.54
48:BZ:144:GLU:O	48:BZ:146:GLY:N	2.40	0.54
1:CA:1168:A:H2'	1:CA:1169:A:C8	2.43	0.54
1:CA:161:A:H2'	1:CA:162:A:C8	2.43	0.54
1:CA:236:G:OP1	17:CQ:40:LYS:NZ	2.38	0.54
1:CA:734:G:H2'	1:CA:735:C:C6	2.42	0.54
1:CA:956:U:O2'	1:CA:957:U:H5'	2.07	0.54
3:CC:130:VAL:CG1	3:CC:157:ILE:HG23	2.35	0.54
5:CE:78:HIS:HE1	5:CE:143:ARG:N	2.05	0.54
13:CM:80:ARG:C	13:CM:82:MET:H	2.11	0.54
18:CR:37:VAL:HG23	18:CR:38:GLU:HG3	1.90	0.54
50:D1:51:VAL:HG22	50:D1:53:VAL:HG23	1.90	0.54
27:DA:1317:A:H2'	27:DA:1318:C:H6	1.73	0.54
27:DA:2394:C:OP1	38:DP:63:PRO:CD	2.54	0.54
27:DA:2711:A:OP1	27:DA:2712(A):A:P	2.66	0.54
27:DA:2758:A:H3'	27:DA:2758:A:P	2.48	0.54
27:DA:2762:G:C3'	27:DA:2763:G:C5'	2.85	0.54

Continued on next page...

Continued from previous page...

Atom-1	Atom-2	Interatomic distance (Å)	Clash overlap (Å)
27:DA:295:G:C2'	27:DA:296:C:H5'	2.37	0.54
27:DA:315:G:H2'	27:DA:316:C:O4'	2.08	0.54
27:DA:402:A:C2'	27:DA:403:U:H5'	2.38	0.54
27:DA:792:G:H5''	27:DA:793:A:H5'	1.90	0.54
30:DD:18:VAL:HG12	30:DD:211:ARG:HH12	1.72	0.54
27:DA:729:G:OP2	30:DD:208:LYS:NZ	2.41	0.54
30:DD:227:ASN:HB3	30:DD:228:PRO:HD2	1.90	0.54
27:DA:2810:A:O2'	31:DE:61:ARG:NH1	2.40	0.54
34:DH:105:LEU:HD12	34:DH:107:VAL:HG13	1.89	0.54
35:DI:115:ALA:HB2	35:DI:129:THR:CB	2.37	0.54
35:DI:129:THR:O	35:DI:130:TYR:CB	2.56	0.54
35:DI:2:LYS:HA	35:DI:20:ASP:HB3	1.89	0.54
39:DQ:66:ILE:HG22	39:DQ:104:PHE:CD2	2.43	0.54
40:DR:26:LYS:HE3	40:DR:71:GLN:N	2.23	0.54
43:DU:22:LYS:NZ	43:DU:30:LYS:NZ	2.56	0.54
45:DW:75:TYR:O	45:DW:104:THR:HB	2.08	0.54
46:DX:41:ASN:N	46:DX:41:ASN:HD22	2.05	0.54
48:DZ:55:VAL:HG12	48:DZ:56:ILE:O	2.07	0.54
1:AA:1104:G:H4'	2:AB:111:ARG:NH1	2.23	0.54
3:AC:47:LEU:HD11	3:AC:76:VAL:HG12	1.89	0.54
4:AD:36:ARG:HB3	4:AD:38:TYR:CE2	2.42	0.54
4:AD:63:LYS:HE3	4:AD:198:VAL:CG2	2.38	0.54
7:AG:111:ARG:NH1	7:AG:113:GLU:OE2	2.41	0.54
7:AG:15:ASP:C	7:AG:19:GLY:HA2	2.28	0.54
10:AJ:30:SER:HB2	10:AJ:80:LYS:HD3	1.89	0.54
16:AP:71:ARG:C	16:AP:73:LEU:H	2.11	0.54
27:BA:2498:C:O2'	27:BA:2499:C:H5'	2.08	0.54
27:BA:2655:G:N2	27:BA:2664:G:H2'	2.23	0.54
27:BA:2682:U:C6	27:BA:2682:U:H5'	2.43	0.54
27:BA:2695:C:H2'	27:BA:2696:U:C6	2.43	0.54
27:BA:365:C:H6	27:BA:365:C:C5'	2.13	0.54
27:BA:601:C:O2	27:BA:605:C:H4'	2.08	0.54
30:BD:231:HIS:CD2	30:BD:232:PRO:HD2	2.43	0.54
31:BE:134:ILE:N	31:BE:134:ILE:CD1	2.70	0.54
31:BE:60:ASN:ND2	31:BE:62:PRO:HD2	2.23	0.54
31:BE:69:LYS:C	31:BE:71:GLY:H	2.09	0.54
33:BG:146:TYR:O	33:BG:149:VAL:HG22	2.07	0.54
27:BA:661:C:H4'	38:BP:16:ARG:NH1	2.23	0.54
39:BQ:48:GLU:O	39:BQ:49:ALA:C	2.46	0.54
39:BQ:61:GLY:C	39:BQ:63:LYS:N	2.61	0.54
40:BR:48:VAL:O	40:BR:52:ILE:HG12	2.07	0.54

Continued on next page...

Continued from previous page...

Atom-1	Atom-2	Interatomic distance (Å)	Clash overlap (Å)
42:BT:25:GLY:O	42:BT:26:ASP:HB2	2.08	0.54
42:BT:70:VAL:HG12	42:BT:71:GLY:N	2.23	0.54
45:BW:5:ALA:HB1	45:BW:50:VAL:HG23	1.90	0.54
48:BZ:149:LEU:O	48:BZ:170:ILE:HG12	2.07	0.54
1:CA:155:C:H2'	1:CA:156:G:C8	2.43	0.54
2:CB:120:ALA:O	2:CB:124:SER:HB3	2.08	0.54
2:CB:194:PRO:O	2:CB:196:LEU:N	2.41	0.54
2:CB:86:GLU:C	2:CB:88:ALA:H	2.11	0.54
4:CD:25:ARG:O	4:CD:27:TYR:N	2.40	0.54
7:CG:150:ALA:C	7:CG:152:ALA:H	2.11	0.54
10:CJ:33:GLN:O	10:CJ:75:ILE:HG23	2.07	0.54
1:CA:1321:C:H4'	13:CM:87:TYR:CE2	2.43	0.54
14:CN:23:ARG:HG3	14:CN:28:GLY:HA2	1.90	0.54
20:CT:16:HIS:O	20:CT:20:LEU:HG	2.08	0.54
27:DA:1020:A:N1	27:DA:1141:U:O2'	2.37	0.54
27:DA:1161:C:O2'	27:DA:1162:G:H5'	2.07	0.54
27:DA:1233:C:H2'	27:DA:1234:U:C6	2.37	0.54
27:DA:1453:U:C4	27:DA:2702:U:O4	2.61	0.54
27:DA:172:C:H2'	27:DA:173:G:H8	1.73	0.54
27:DA:1766:U:O2'	27:DA:1767:C:H5'	2.08	0.54
27:DA:2080:G:H2'	27:DA:2081:C:C6	2.43	0.54
27:DA:2377:A:H4'	41:DS:107:GLU:CB	2.36	0.54
27:DA:2473:U:O2	27:DA:2473:U:H2'	2.07	0.54
27:DA:572:A:OP2	44:DV:78:LYS:NZ	2.37	0.54
27:DA:58:G:N3	27:DA:73:A:H2	2.06	0.54
27:DA:957:A:N1	27:DA:2458:G:H4'	2.22	0.54
32:DF:134:GLY:HA3	32:DF:165:ARG:HB2	1.90	0.54
33:DG:111:LEU:HD11	33:DG:120:LEU:HD11	1.90	0.54
35:DI:94:ALA:C	35:DI:96:ASP:H	2.12	0.54
37:DO:22:ILE:N	37:DO:40:VAL:O	2.41	0.54
37:DO:61:VAL:HG21	37:DO:111:PHE:CE1	2.43	0.54
37:DO:68:GLU:HG2	37:DO:68:GLU:O	2.08	0.54
40:DR:55:ALA:HA	40:DR:80:PHE:CE1	2.43	0.54
44:DV:36:PRO:HA	44:DV:56:SER:HA	1.89	0.54
44:DV:61:VAL:HA	44:DV:94:LEU:HD23	1.90	0.54
1:AA:999:C:O2'	1:AA:1000:U:H5'	2.09	0.53
1:AA:1424:C:O2'	1:AA:1425:U:H5'	2.09	0.53
1:AA:180:U:H2'	1:AA:181:G:H5''	1.89	0.53
1:AA:598:U:H4'	8:AH:94:TYR:CD2	2.42	0.53
1:AA:957:U:H2'	1:AA:959:A:OP2	2.07	0.53
2:AB:7:VAL:O	2:AB:11:LEU:HG	2.08	0.53

Continued on next page...

Continued from previous page...

Atom-1	Atom-2	Interatomic distance (Å)	Clash overlap (Å)
2:AB:19:HIS:CE1	2:AB:20:GLU:HG2	2.43	0.53
3:AC:157:ILE:HD11	3:AC:166:GLU:HB2	1.89	0.53
5:AE:6:PHE:HB3	5:AE:35:GLY:C	2.28	0.53
5:AE:43:LEU:HD21	5:AE:132:ALA:HB1	1.90	0.53
6:AF:67:MET:HB2	6:AF:68:PRO:HD2	1.90	0.53
7:AG:88:PRO:HB2	7:AG:145:ALA:HB1	1.90	0.53
1:AA:716:A:H1'	11:AK:118:GLY:HA2	1.90	0.53
21:AU:5:ASP:O	21:AU:11:GLY:HA3	2.09	0.53
23:AW:29:G:H2'	23:AW:30:A:C8	2.41	0.53
52:B3:35:ARG:NE	52:B3:37:LEU:HD21	2.23	0.53
27:BA:2419:U:H5'	55:B6:23:THR:HG22	1.89	0.53
27:BA:1123:C:H1'	58:B9:18:ARG:NH2	2.22	0.53
58:B9:7:VAL:HG13	58:B9:34:GLN:HB3	1.90	0.53
27:BA:207:A:H2'	27:BA:208:C:O4'	2.09	0.53
27:BA:2331:G:O2'	27:BA:2336:A:N1	2.35	0.53
27:BA:2698:U:H2'	27:BA:2699:C:H6	1.71	0.53
27:BA:2726:U:O2'	27:BA:2727:G:H5'	2.09	0.53
27:BA:386:G:H4'	27:BA:387:U:OP2	2.07	0.53
27:BA:409:C:O2'	27:BA:410:G:H5'	2.08	0.53
27:BA:942:G:H5'	38:BP:35:HIS:HB2	1.89	0.53
30:BD:223:GLY:HA2	30:BD:226:MET:HE3	1.88	0.53
30:BD:70:TRP:CH2	30:BD:150:LYS:CA	2.80	0.53
31:BE:16:ARG:O	31:BE:17:ASP:HB3	2.07	0.53
27:BA:942:G:H5''	38:BP:36:LYS:H	1.72	0.53
40:BR:10:LEU:HB3	40:BR:17:ARG:CD	2.37	0.53
41:BS:17:ARG:O	41:BS:19:LYS:N	2.36	0.53
43:BU:108:GLU:HG3	44:BV:44:LYS:HD3	1.90	0.53
48:BZ:30:ARG:NH2	48:BZ:93:GLU:HG3	2.23	0.53
48:BZ:60:LEU:HB3	48:BZ:61:PRO:CD	2.35	0.53
1:CA:1365:G:O2'	1:CA:1366:C:H5'	2.08	0.53
4:CD:33:MET:HE1	4:CD:37:PRO:HA	1.90	0.53
11:CK:82:VAL:N	11:CK:107:SER:O	2.40	0.53
1:CA:952:U:C4	13:CM:104:ARG:NH2	2.75	0.53
15:CO:82:ILE:CD1	15:CO:87:ILE:HB	2.38	0.53
17:CQ:4:LYS:HE3	17:CQ:6:LEU:HD11	1.90	0.53
19:CS:6:LYS:CD	19:CS:7:LYS:HE3	2.37	0.53
59:CX:23:C:H2'	59:CX:24:U:C6	2.43	0.53
25:CY:69:C:C6	25:CY:69:C:H5'	2.43	0.53
27:DA:2286:A:H3'	55:D6:31:PRO:CB	2.37	0.53
27:DA:1339:G:N2	27:DA:1603:A:H1'	2.23	0.53
27:DA:2512:C:H4'	31:DE:122:PHE:CE2	2.43	0.53

Continued on next page...

Continued from previous page...

Atom-1	Atom-2	Interatomic distance (Å)	Clash overlap (Å)
27:DA:583:G:OP2	43:DU:10:ARG:HD2	2.08	0.53
27:DA:620:G:H4'	27:DA:621:A:H5''	1.89	0.53
27:DA:658:C:H2'	27:DA:659:C:C6	2.43	0.53
27:DA:856:C:C1'	49:D0:27:GLU:HB3	2.38	0.53
30:DD:259:THR:O	30:DD:259:THR:OG1	2.26	0.53
31:DE:103:ASP:OD2	31:DE:201:THR:HA	2.08	0.53
31:DE:9:VAL:HG13	31:DE:25:VAL:O	2.09	0.53
31:DE:4:ILE:HG13	31:DE:5:LEU:N	2.23	0.53
31:DE:62:PRO:C	31:DE:64:LYS:H	2.10	0.53
32:DF:133:ASN:O	32:DF:135:LYS:N	2.33	0.53
33:DG:139:LEU:CD2	33:DG:139:LEU:H	2.20	0.53
34:DH:117:PRO:HB3	34:DH:123:PHE:CE1	2.44	0.53
34:DH:40:GLU:O	34:DH:41:MET:HB2	2.08	0.53
36:DN:57:ALA:O	36:DN:58:ASP:C	2.47	0.53
37:DO:45:GLU:HA	37:DO:54:GLU:HG2	1.91	0.53
38:DP:62:LEU:HD23	38:DP:64:LYS:N	2.23	0.53
38:DP:95:VAL:HG23	38:DP:95:VAL:O	2.08	0.53
39:DQ:24:GLY:HA2	39:DQ:67:ARG:HH22	1.73	0.53
43:DU:106:PHE:O	43:DU:110:VAL:HG23	2.09	0.53
43:DU:37:GLU:HA	43:DU:40:PHE:HD1	1.71	0.53
1:AA:1040:U:H2'	1:AA:1041:A:C8	2.44	0.53
1:AA:1477:C:H2'	1:AA:1478:C:H6	1.74	0.53
5:AE:41:VAL:HG13	5:AE:113:ALA:HA	1.90	0.53
9:AI:82:ALA:HB1	9:AI:96:LEU:CD1	2.38	0.53
11:AK:56:GLY:O	11:AK:57:THR:O	2.25	0.53
12:AL:29:PHE:HB3	12:AL:81:LEU:HD22	1.90	0.53
15:AO:18:PHE:CD1	15:AO:18:PHE:O	2.61	0.53
15:AO:25:THR:HG21	15:AO:70:LEU:HB2	1.91	0.53
17:AQ:18:THR:CG2	17:AQ:69:LYS:HE3	2.28	0.53
27:BA:1363:C:O2'	27:BA:1364:G:H5'	2.07	0.53
27:BA:2715:C:H2'	27:BA:2716:U:C6	2.43	0.53
27:BA:2735:G:O2'	27:BA:2736:G:H5'	2.07	0.53
27:BA:449:A:O2'	27:BA:450:G:H5'	2.08	0.53
27:BA:581:C:O2'	27:BA:582:G:H5'	2.07	0.53
30:BD:126:GLN:O	30:BD:193:VAL:HG11	2.09	0.53
27:BA:1790:C:O2'	30:BD:209:ALA:HB2	2.08	0.53
31:BE:65:GLY:HA2	31:BE:70:ALA:CB	2.38	0.53
32:BF:67:GLN:HG2	32:BF:67:GLN:O	2.07	0.53
34:BH:158:HIS:O	34:BH:159:GLU:CB	2.56	0.53
48:BZ:116:LEU:N	48:BZ:173:VAL:HG13	2.23	0.53
48:BZ:29:ASN:O	48:BZ:30:ARG:HB2	2.08	0.53

Continued on next page...

Continued from previous page...

Atom-1	Atom-2	Interatomic distance (Å)	Clash overlap (Å)
1:CA:1096:C:H2'	1:CA:1097:C:C6	2.43	0.53
1:CA:977:A:H2	1:CA:1224:G:C5	2.26	0.53
1:CA:1251:A:H4'	9:CI:12:GLU:OE1	2.09	0.53
1:CA:1444:C:H2'	1:CA:1445:C:H6	1.73	0.53
2:CB:98:LEU:HB2	2:CB:101:MET:HG3	1.91	0.53
2:CB:223:ILE:HA	2:CB:226:ARG:CG	2.38	0.53
3:CC:188:LEU:HD13	3:CC:189:ALA:N	2.04	0.53
3:CC:195:VAL:HG12	3:CC:196:LEU:N	2.23	0.53
4:CD:57:ARG:NH1	4:CD:57:ARG:HG3	2.20	0.53
4:CD:8:VAL:HA	4:CD:11:LEU:HD12	1.90	0.53
5:CE:144:THR:HG23	5:CE:147:ASP:OD2	2.09	0.53
5:CE:76:ILE:HG13	5:CE:77:PRO:HD2	1.90	0.53
10:CJ:62:HIS:O	14:CN:59:ALA:HB3	2.07	0.53
11:CK:98:LEU:O	11:CK:99:GLN:C	2.45	0.53
17:CQ:17:LYS:CD	17:CQ:47:PRO:HA	2.39	0.53
23:CW:51:G:O2'	27:DA:2470:G:O2'	2.26	0.53
59:CX:44:A:O2'	59:CX:45:G:H5'	2.07	0.53
25:CY:61:C:H2'	25:CY:62:U:C6	2.43	0.53
27:DA:2331:G:O4'	49:D0:42:GLY:HA3	2.07	0.53
58:D9:32:HIS:O	58:D9:34:GLN:HG2	2.08	0.53
27:DA:1224:C:H4'	44:DV:86:GLY:O	2.08	0.53
27:DA:2712:U:O2'	27:DA:2712(A):A:P	2.66	0.53
27:DA:2750:A:HO2'	27:DA:2752:C:H5	1.56	0.53
27:DA:364:C:H2'	27:DA:365:C:C5'	2.38	0.53
29:DC:19:VAL:HG12	29:DC:20:TYR:CD1	2.43	0.53
27:DA:2749:A:H5'	34:DH:62:LYS:O	2.08	0.53
35:DI:115:ALA:CB	35:DI:129:THR:N	2.71	0.53
39:DQ:58:PHE:HD1	39:DQ:58:PHE:O	1.89	0.53
41:DS:92:TYR:CG	41:DS:93:LYS:N	2.76	0.53
47:DY:17:SER:HB2	47:DY:71:LYS:NZ	2.23	0.53
48:DZ:9:ARG:NH2	48:DZ:24:PRO:HB3	2.21	0.53
48:DZ:42:GLU:O	48:DZ:46:VAL:HG23	2.08	0.53
48:DZ:96:GLU:HB3	48:DZ:124:LEU:CD1	2.25	0.53
1:AA:1116:C:H2'	1:AA:1117:G:C5'	2.33	0.53
1:AA:1203:C:H2'	1:AA:1204:A:C8	2.43	0.53
1:AA:1269:A:C2	1:AA:1313:U:O4'	2.62	0.53
1:AA:1349:A:OP1	9:AI:121:ARG:HB2	2.08	0.53
1:AA:194:C:C2'	1:AA:195:A:H5''	2.36	0.53
1:AA:778:G:H2'	1:AA:779:C:O4'	2.07	0.53
3:AC:61:ALA:H	3:AC:63:ASN:CG	2.11	0.53
3:AC:60:ALA:HB3	3:AC:63:ASN:ND2	2.22	0.53

Continued on next page...

Continued from previous page...

Atom-1	Atom-2	Interatomic distance (Å)	Clash overlap (Å)
4:AD:162:LEU:HD13	4:AD:181:MET:HG2	1.91	0.53
5:AE:32:VAL:HG12	5:AE:33:VAL:N	2.21	0.53
5:AE:48:ALA:C	5:AE:50:GLU:H	2.12	0.53
10:AJ:32:ALA:CB	10:AJ:76:ASN:HB2	2.38	0.53
11:AK:108:ILE:CG2	11:AK:109:VAL:N	2.70	0.53
19:AS:31:ILE:CG2	19:AS:49:ILE:HG13	2.38	0.53
27:BA:969:U:OP1	52:B3:17:LYS:HE2	2.09	0.53
55:B6:20:ASN:CG	55:B6:21:TYR:N	2.61	0.53
27:BA:1475:G:H2'	27:BA:1475:G:N3	2.23	0.53
27:BA:1470:G:H22	27:BA:1519:G:H3'	1.74	0.53
27:BA:2642:G:O2'	27:BA:2643:G:H5'	2.08	0.53
27:BA:2728:U:O2'	27:BA:2729:G:H5'	2.07	0.53
27:BA:375:C:H2'	27:BA:376:C:H6	1.73	0.53
27:BA:523:C:O2'	27:BA:524:U:H5'	2.08	0.53
27:BA:843:G:O2'	27:BA:844:C:H5'	2.07	0.53
29:BC:76:ALA:O	29:BC:78:ALA:N	2.41	0.53
30:BD:166:GLN:HA	30:BD:166:GLN:HE21	1.74	0.53
30:BD:24:ILE:O	30:BD:25:THR:O	2.25	0.53
30:BD:70:TRP:CD1	30:BD:70:TRP:C	2.82	0.53
32:BF:46:ARG:NH1	32:BF:46:ARG:HG2	2.22	0.53
33:BG:83:ARG:O	33:BG:85:GLY:N	2.35	0.53
35:BI:88:ILE:C	35:BI:89:TYR:CG	2.81	0.53
45:BW:68:ARG:O	45:BW:110:LYS:N	2.38	0.53
45:BW:92:ARG:HH11	45:BW:92:ARG:CG	2.07	0.53
48:BZ:110:VAL:HG22	48:BZ:110:VAL:O	2.08	0.53
1:CA:1004:A:C5'	1:CA:1025:U:H3	2.22	0.53
1:CA:848:C:H2'	1:CA:849:C:C6	2.44	0.53
1:CA:959:A:H2'	1:CA:960:U:C4'	2.38	0.53
1:CA:9:G:OP1	5:CE:122:GLU:HB2	2.07	0.53
2:CB:95:GLN:HB2	2:CB:148:TYR:HD1	1.72	0.53
2:CB:100:GLY:HA2	2:CB:176:GLU:OE2	2.08	0.53
3:CC:164:ARG:HB3	3:CC:164:ARG:HH11	1.73	0.53
5:CE:144:THR:OG1	5:CE:146:ALA:HB3	2.08	0.53
1:CA:1370:G:C8	9:CI:109:VAL:HG11	2.43	0.53
10:CJ:16:LEU:O	10:CJ:16:LEU:HD13	2.08	0.53
10:CJ:4:ILE:HD11	10:CJ:77:PRO:CB	2.33	0.53
17:CQ:61:GLU:HA	17:CQ:71:PHE:CE1	2.44	0.53
20:CT:30:LYS:NZ	20:CT:80:ARG:HH22	2.05	0.53
23:CW:25:A:H2'	23:CW:26:C:C6	2.43	0.53
25:CY:67:C:C2'	25:CY:68:C:H5'	2.38	0.53
51:D2:4:SER:O	51:D2:8:LYS:HG3	2.09	0.53

Continued on next page...

Continued from previous page...

Atom-1	Atom-2	Interatomic distance (Å)	Clash overlap (Å)
57:D8:21:LYS:HD3	57:D8:48:PHE:CZ	2.43	0.53
57:D8:51:ALA:C	57:D8:53:PRO:HD2	2.28	0.53
27:DA:1024:G:OP2	27:DA:1026:U:OP1	2.27	0.53
27:DA:1216:G:O2'	27:DA:1217:C:H5'	2.09	0.53
27:DA:1448:G:H5'	27:DA:1449:A:OP1	2.07	0.53
27:DA:1603:A:H8	27:DA:1603:A:H5'	1.73	0.53
27:DA:2056:G:N2	27:DA:2057:A:C4	2.77	0.53
27:DA:295:G:O2'	27:DA:296:C:H5'	2.09	0.53
27:DA:341:G:O2'	27:DA:342:G:H5'	2.08	0.53
27:DA:36:G:N3	27:DA:450:G:O2'	2.41	0.53
27:DA:903:C:H2'	27:DA:904:C:C6	2.43	0.53
27:DA:2126:A:C5'	29:DC:36:LYS:HE2	2.38	0.53
30:DD:181:GLU:HA	30:DD:273:ARG:N	2.24	0.53
30:DD:65:ILE:H	30:DD:65:ILE:HD13	1.73	0.53
31:DE:40:GLU:HG2	31:DE:41:LYS:HG3	1.90	0.53
32:DF:202:PHE:CE1	32:DF:206:ILE:HD13	2.43	0.53
34:DH:122:THR:HG22	34:DH:123:PHE:N	2.23	0.53
34:DH:17:VAL:O	34:DH:45:VAL:HG21	2.08	0.53
35:DI:133:HIS:CB	35:DI:134:PRO:CD	2.87	0.53
35:DI:5:LEU:HD22	35:DI:13:GLY:HA2	1.89	0.53
38:DP:7:ARG:CA	38:DP:7:ARG:NE	2.70	0.53
42:DT:16:ARG:NH1	42:DT:18:ASP:OD2	2.41	0.53
37:DO:104:ARG:HH21	42:DT:33:LYS:HE2	1.72	0.53
44:DV:5:VAL:HG12	44:DV:14:VAL:HG22	1.89	0.53
1:AA:833:U:H2'	1:AA:834:C:C6	2.43	0.53
2:AB:22:LYS:HD3	2:AB:35:GLU:OE2	2.09	0.53
8:AH:83:ILE:HG23	8:AH:83:ILE:O	2.09	0.53
51:B2:52:ASP:O	51:B2:56:GLN:HG2	2.08	0.53
27:BA:1297:C:O2'	27:BA:1298:C:H5'	2.07	0.53
27:BA:1310:G:C2'	27:BA:1311:G:H5'	2.39	0.53
27:BA:1130:U:C2	27:BA:2025:C:H5''	2.42	0.53
27:BA:449:A:C2'	27:BA:450:G:H5'	2.39	0.53
27:BA:911:A:H5''	27:BA:912:C:H5''	1.89	0.53
32:BF:8:GLN:CG	32:BF:126:VAL:HA	2.38	0.53
35:BI:38:LEU:HB2	35:BI:40:THR:HG23	1.88	0.53
36:BN:58:ASP:O	36:BN:59:LYS:HB2	2.08	0.53
39:BQ:66:ILE:HG22	39:BQ:104:PHE:CD2	2.40	0.53
39:BQ:70:PRO:HA	39:BQ:94:VAL:O	2.09	0.53
41:BS:46:VAL:HG12	41:BS:47:THR:N	2.22	0.53
42:BT:112:ARG:O	42:BT:115:ARG:HG2	2.09	0.53
42:BT:26:ASP:HB3	42:BT:89:VAL:O	2.09	0.53

Continued on next page...

Continued from previous page...

Atom-1	Atom-2	Interatomic distance (Å)	Clash overlap (Å)
42:BT:28:VAL:HG22	42:BT:46:GLU:C	2.28	0.53
45:BW:6:ILE:CG2	45:BW:8:ARG:HD3	2.38	0.53
47:BY:65:ALA:HB1	47:BY:66:PRO:HD2	1.90	0.53
48:BZ:162:LEU:HD12	48:BZ:162:LEU:N	2.23	0.53
1:CA:1190:G:H8	3:CC:3:ASN:ND2	2.06	0.53
1:CA:125:U:H2'	1:CA:126:G:H8	1.74	0.53
1:CA:1432:G:H8	1:CA:1432:G:O5'	1.90	0.53
1:CA:20:U:C2'	1:CA:21:G:H5'	2.37	0.53
1:CA:625:G:OP1	16:CP:9:PHE:HB3	2.08	0.53
1:CA:71:C:C2'	1:CA:72:C:H5'	2.37	0.53
2:CB:137:ARG:O	2:CB:140:HIS:HB3	2.08	0.53
2:CB:185:ILE:HG22	2:CB:199:TYR:HB2	1.89	0.53
5:CE:80:ILE:HD11	5:CE:138:ALA:CA	2.38	0.53
5:CE:20:GLN:O	5:CE:21:ALA:O	2.27	0.53
7:CG:152:ALA:C	7:CG:154:TYR:H	2.12	0.53
7:CG:52:GLU:C	7:CG:54:THR:H	2.12	0.53
7:CG:72:ARG:HB3	7:CG:142:GLU:OE2	2.08	0.53
9:CI:105:ASP:OD2	9:CI:107:ARG:HD3	2.08	0.53
9:CI:73:GLN:O	9:CI:77:ILE:HG13	2.08	0.53
10:CJ:32:ALA:CB	10:CJ:76:ASN:HB2	2.38	0.53
11:CK:63:LEU:O	11:CK:63:LEU:HD23	2.09	0.53
58:D9:9:ARG:HH11	58:D9:9:ARG:CB	2.21	0.53
27:DA:105:C:O2	47:DY:2:ARG:HG3	2.08	0.53
27:DA:1345:C:H2'	27:DA:1346:G:C8	2.44	0.53
27:DA:1675:C:C2	31:DE:129:HIS:CD2	2.97	0.53
27:DA:2291:U:H2'	27:DA:2292:C:C6	2.43	0.53
27:DA:2406:U:C4	38:DP:72:PRO:HD2	2.44	0.53
27:DA:2526:G:H5'	27:DA:2742:C:O2'	2.08	0.53
27:DA:375:C:H2'	27:DA:376:C:C6	2.44	0.53
31:DE:167:VAL:HG22	31:DE:168:MET:H	1.74	0.53
31:DE:37:ARG:O	31:DE:45:THR:HA	2.09	0.53
33:DG:27:ASN:O	33:DG:29:TRP:N	2.40	0.53
33:DG:56:ALA:HB2	33:DG:153:ARG:CZ	2.39	0.53
28:DB:27:C:O3'	41:DS:34:HIS:NE2	2.42	0.53
42:DT:132:LYS:C	42:DT:134:GLU:H	2.11	0.53
48:DZ:4:LEU:HD11	48:DZ:42:GLU:OE1	2.09	0.53
1:AA:458:C:H2'	1:AA:460:G:H8	1.73	0.53
1:AA:92:C:H3'	1:AA:93:G:H8	1.73	0.53
4:AD:105:VAL:HG13	4:AD:110:PHE:HB2	1.90	0.53
4:AD:28:SER:O	4:AD:30:LYS:HG2	2.09	0.53
4:AD:51:PRO:HB3	4:AD:55:ALA:HB1	1.90	0.53

Continued on next page...

Continued from previous page...

Atom-1	Atom-2	Interatomic distance (Å)	Clash overlap (Å)
8:AH:51:VAL:HG11	8:AH:60:ARG:CG	2.38	0.53
8:AH:85:ARG:HD3	8:AH:86:ILE:N	2.24	0.53
8:AH:91:ARG:NH1	17:AQ:33:GLY:HA3	2.23	0.53
12:AL:8:VAL:HG21	17:AQ:34:LYS:HD3	1.90	0.53
13:AM:9:ILE:HG21	13:AM:11:ARG:NH2	2.10	0.53
18:AR:44:LEU:HA	18:AR:49:LYS:O	2.08	0.53
19:AS:61:TYR:O	19:AS:62:ILE:CB	2.56	0.53
20:AT:41:ILE:HG13	20:AT:42:GLN:N	2.24	0.53
24:AX:47:U:H3'	24:AX:48:C:C5'	2.38	0.53
24:AX:17:C:OP1	24:AX:61:C:H5'	2.09	0.53
55:B6:36:LEU:HD13	55:B6:50:ARG:NH2	2.23	0.53
57:B8:33:ASN:CA	57:B8:36:LYS:HZ3	2.22	0.53
57:B8:53:PRO:HA	57:B8:56:GLU:CB	2.39	0.53
27:BA:125:G:H4'	27:BA:126:A:OP2	2.06	0.53
27:BA:2219:G:O5'	27:BA:2219:G:H8	1.92	0.53
27:BA:2253:G:H2'	27:BA:2254:C:C6	2.44	0.53
27:BA:2291:U:H2'	27:BA:2292:C:C6	2.43	0.53
27:BA:2296:U:H4'	27:BA:2297:C:OP1	2.08	0.53
27:BA:2839:G:H4'	40:BR:49:ASP:OD2	2.08	0.53
30:BD:166:GLN:CA	30:BD:166:GLN:HE21	2.22	0.53
32:BF:184:TYR:CE1	38:BP:7:ARG:NH2	2.76	0.53
37:BO:61:VAL:HG12	37:BO:87:ILE:HD11	1.90	0.53
39:BQ:33:GLY:HA2	39:BQ:105:GLU:HA	1.91	0.53
41:BS:93:LYS:O	41:BS:93:LYS:HG3	2.08	0.53
42:BT:24:PRO:HA	42:BT:49:VAL:HG13	1.89	0.53
43:BU:24:TYR:CD1	43:BU:38:THR:HG21	2.43	0.53
44:BV:17:GLY:HA2	44:BV:96:ILE:HB	1.91	0.53
47:BY:89:PHE:O	47:BY:90:LEU:HB3	2.07	0.53
1:CA:995:C:N3	1:CA:1046:A:O2'	2.38	0.53
2:CB:104:ASN:OD1	2:CB:104:ASN:O	2.26	0.53
4:CD:68:TYR:OH	4:CD:196:LEU:HD21	2.09	0.53
9:CI:82:ALA:HB1	9:CI:96:LEU:HD13	1.89	0.53
14:CN:45:ARG:CG	14:CN:45:ARG:HH11	2.18	0.53
19:CS:6:LYS:HG2	19:CS:7:LYS:HE2	1.89	0.53
51:D2:12:GLU:OE1	51:D2:16:LEU:HD11	2.08	0.53
27:DA:2539:C:H5''	58:D9:3:VAL:HG11	1.91	0.53
27:DA:14:A:N6	27:DA:15:G:C2	2.77	0.53
27:DA:1971:A:H5'	27:DA:1971:A:H8	1.74	0.53
27:DA:2467:C:OP1	58:D9:8:LYS:HE3	2.09	0.53
27:DA:2001:A:H4'	27:DA:2689:U:H2'	1.90	0.53
27:DA:2696:U:H2'	27:DA:2697:G:C8	2.43	0.53

Continued on next page...

Continued from previous page...

Atom-1	Atom-2	Interatomic distance (Å)	Clash overlap (Å)
27:DA:389:G:N1	38:DP:71:VAL:HG12	2.23	0.53
27:DA:16:G:H1	27:DA:524:U:H3	1.56	0.53
27:DA:592:G:O3'	57:D8:62:LEU:HD21	2.09	0.53
27:DA:874:G:H5'	27:DA:874:G:C8	2.42	0.53
27:DA:92:A:H2'	27:DA:93:G:O4'	2.08	0.53
27:DA:940:G:H2'	27:DA:941:A:O4'	2.09	0.53
27:DA:979:G:H3'	27:DA:980:A:C5'	2.39	0.53
30:DD:134:ARG:HD3	30:DD:188:GLU:OE2	2.08	0.53
30:DD:8:PRO:HB3	30:DD:14:ARG:HB3	1.90	0.53
33:DG:139:LEU:HD23	33:DG:139:LEU:H	1.73	0.53
35:DI:130:TYR:O	35:DI:131:LYS:HB3	2.08	0.53
36:DN:19:GLU:C	36:DN:21:LYS:H	2.11	0.53
40:DR:38:VAL:O	40:DR:41:ALA:HB3	2.08	0.53
41:DS:56:LEU:O	41:DS:57:LYS:HB2	2.08	0.53
31:DE:27:LEU:CD2	42:DT:1:MET:HB2	2.39	0.53
42:DT:29:ARG:HG2	42:DT:86:ILE:O	2.08	0.53
37:DO:71:ARG:HH12	42:DT:74:ARG:NH1	2.07	0.53
42:DT:85:LYS:HZ2	42:DT:85:LYS:HB3	1.73	0.53
45:DW:36:LEU:HD13	45:DW:48:ALA:HA	1.91	0.53
48:DZ:149:LEU:N	48:DZ:149:LEU:HD13	2.23	0.53
1:AA:1000:U:N3	1:AA:1042:G:N2	2.56	0.53
1:AA:114:U:H2'	1:AA:115:G:C8	2.43	0.53
1:AA:1306:A:N6	1:AA:1331:G:H1'	2.24	0.53
1:AA:189(D):C:H1'	1:AA:189(H):G:N2	2.24	0.53
1:AA:266:G:H1	1:AA:270:A:H62	1.54	0.53
1:AA:633:G:H3'	1:AA:634:C:H6	1.73	0.53
1:AA:797:C:O2'	1:AA:798:G:H5'	2.09	0.53
2:AB:137:ARG:HA	2:AB:140:HIS:HB3	1.90	0.53
2:AB:51:LEU:HD22	2:AB:55:PHE:HE2	1.74	0.53
9:AI:97:LYS:CB	9:AI:98:PRO:HD3	2.30	0.53
1:AA:693:G:N2	25:AY:36:A:C2	2.77	0.53
56:B7:47:ARG:C	56:B7:48:LYS:HD3	2.29	0.53
27:BA:1019:U:O2'	27:BA:1021:A:C2	2.54	0.53
27:BA:1919:A:H2'	27:BA:1919:A:N3	2.24	0.53
27:BA:2199:A:H3'	27:BA:2200:C:H6	1.72	0.53
27:BA:2308:G:N7	27:BA:2310:A:C5'	2.71	0.53
27:BA:2335:A:C8	27:BA:2337:G:C5	2.96	0.53
27:BA:2396:G:O2'	27:BA:2397:G:H5'	2.09	0.53
27:BA:486:C:H2'	27:BA:487:C:C6	2.43	0.53
32:BF:83:PHE:O	32:BF:85:GLY:N	2.38	0.53
34:BH:10:PRO:HG3	34:BH:50:VAL:C	2.28	0.53

Continued on next page...

Continued from previous page...

Atom-1	Atom-2	Interatomic distance (Å)	Clash overlap (Å)
35:BI:109:ILE:HG23	35:BI:130:TYR:CE2	2.43	0.53
35:BI:22:LYS:O	35:BI:23:PRO:C	2.46	0.53
37:BO:87:ILE:CG2	37:BO:88:ASN:N	2.71	0.53
38:BP:23:PRO:HG3	38:BP:29:LYS:HB3	1.91	0.53
38:BP:71:VAL:HG13	38:BP:72:PRO:N	2.23	0.53
44:BV:35:LEU:C	44:BV:37:VAL:N	2.60	0.53
47:BY:10:GLY:O	47:BY:27:VAL:HG22	2.09	0.53
1:CA:1015:A:H2'	1:CA:1016:A:H8	1.70	0.53
1:CA:1292:U:H5'	9:CI:38:GLN:OE1	2.07	0.53
1:CA:1360:A:H8	1:CA:1360:A:OP1	1.91	0.53
1:CA:161:A:O2'	1:CA:162:A:H5'	2.09	0.53
1:CA:709:G:H2'	1:CA:710:G:C8	2.44	0.53
1:CA:777:A:H2'	1:CA:778:G:C8	2.43	0.53
2:CB:103:THR:OG1	2:CB:176:GLU:HG3	2.09	0.53
2:CB:81:VAL:O	2:CB:81:VAL:HG12	2.09	0.53
3:CC:76:VAL:CG2	3:CC:103:VAL:HG11	2.38	0.53
4:CD:58:LEU:HD23	4:CD:206:PHE:CE1	2.44	0.53
8:CH:38:ILE:HD11	8:CH:118:VAL:O	2.09	0.53
16:CP:55:ARG:O	16:CP:58:TYR:N	2.42	0.53
18:CR:40:LEU:HD12	18:CR:40:LEU:N	2.08	0.53
25:CY:69:C:H2'	25:CY:70:C:O4'	2.07	0.53
55:D6:41:PRO:C	55:D6:43:CYS:H	2.11	0.53
27:DA:113:G:H5'	27:DA:114:U:OP1	2.09	0.53
27:DA:158:U:O3'	27:DA:171:G:C8	2.61	0.53
27:DA:173:G:C2	27:DA:174:C:C2	2.97	0.53
27:DA:1843:C:H2'	27:DA:1844:C:H6	1.73	0.53
27:DA:1924:C:O2'	27:DA:1925:C:H5'	2.09	0.53
27:DA:1926:U:H2'	27:DA:1928:A:OP2	2.08	0.53
27:DA:332:A:O2'	27:DA:333:G:H5''	2.08	0.53
27:DA:816:C:H2'	27:DA:817:C:H6	1.73	0.53
28:DB:111:G:H2'	28:DB:112:U:C5'	2.39	0.53
30:DD:267:SER:O	30:DD:269:PHE:N	2.42	0.53
27:DA:1670:C:O2	31:DE:129:HIS:HE1	1.91	0.53
38:DP:101:VAL:CG1	38:DP:108:LYS:H	2.20	0.53
38:DP:112:LEU:H	38:DP:128:HIS:CD2	2.23	0.53
42:DT:30:VAL:HA	42:DT:44:ASP:HA	1.90	0.53
42:DT:36:GLU:HG2	42:DT:36:GLU:O	2.08	0.53
45:DW:5:ALA:O	45:DW:6:ILE:CB	2.57	0.53
45:DW:6:ILE:HA	45:DW:103:ILE:O	2.09	0.53
1:AA:1070:U:H2'	1:AA:1071:C:C6	2.44	0.53
1:AA:802:A:H2'	1:AA:803:G:O4'	2.08	0.53

Continued on next page...

Continued from previous page...

Atom-1	Atom-2	Interatomic distance (Å)	Clash overlap (Å)
2:AB:236:TYR:HA	2:AB:239:VAL:HG23	1.91	0.53
2:AB:95:GLN:HE21	2:AB:147:LYS:HG2	1.72	0.53
5:AE:13:ILE:HG22	5:AE:13:ILE:O	2.07	0.53
7:AG:85:TYR:HD1	7:AG:154:TYR:HE1	1.56	0.53
8:AH:25:ASP:C	8:AH:26:VAL:HG12	2.29	0.53
9:AI:119:ALA:O	9:AI:120:ARG:CB	2.57	0.53
10:AJ:58:ASP:O	10:AJ:59:SER:C	2.46	0.53
17:AQ:67:LYS:O	17:AQ:68:ARG:HB3	2.09	0.53
1:AA:719:C:H1'	18:AR:49:LYS:HB3	1.91	0.53
20:AT:26:ASN:HB2	20:AT:71:THR:HG23	1.89	0.53
23:AW:40:C:O2'	23:AW:41:G:H5'	2.08	0.53
23:AW:69:C:O2'	23:AW:70:C:H5'	2.09	0.53
53:B4:41:ILE:HD13	53:B4:47:VAL:HG13	1.90	0.53
55:B6:18:ARG:HG3	55:B6:19:ARG:H	1.73	0.53
56:B7:24:THR:HG23	56:B7:27:GLY:CA	2.37	0.53
27:BA:1115:G:H2'	27:BA:1116:C:C6	2.44	0.53
27:BA:330:A:C2	27:BA:1210:A:H2'	2.40	0.53
27:BA:2086:U:H2'	27:BA:2087:G:C8	2.44	0.53
27:BA:2116:G:O2'	27:BA:2117:A:OP1	2.24	0.53
27:BA:2266:A:H4'	27:BA:2267:A:N3	2.23	0.53
27:BA:2549:G:C2'	27:BA:2550:G:H5'	2.39	0.53
27:BA:271(F):C:O2'	27:BA:271(G):C:H5'	2.08	0.53
27:BA:271(U):G:C2'	27:BA:271(V):G:H5'	2.39	0.53
27:BA:2852:G:H2'	27:BA:2853:C:C6	2.43	0.53
27:BA:2872:G:O2'	27:BA:2873:A:H5'	2.09	0.53
27:BA:633:A:H2'	27:BA:634:C:H5'	1.89	0.53
33:BG:104:GLU:OE2	53:B4:50:THR:HG22	2.08	0.53
33:BG:43:LEU:CB	33:BG:88:ILE:HD11	2.34	0.53
34:BH:10:PRO:HD3	34:BH:50:VAL:O	2.07	0.53
34:BH:24:VAL:CG2	34:BH:35:VAL:HB	2.39	0.53
35:BI:41:GLU:HG2	35:BI:44:LEU:HD23	1.91	0.53
36:BN:133:GLN:CG	36:BN:134:ARG:H	2.21	0.53
47:BY:2:ARG:HD3	47:BY:3:VAL:N	2.23	0.53
47:BY:96:ILE:CD1	47:BY:99:CYS:HB2	2.38	0.53
1:CA:104:G:O2'	1:CA:105:G:H5'	2.09	0.53
1:CA:1320:C:C2	19:CS:72:GLY:HA3	2.43	0.53
1:CA:14:U:O2	1:CA:17:U:H5	1.92	0.53
1:CA:325:A:N6	1:CA:326:G:N1	2.57	0.53
2:CB:46:LYS:HA	2:CB:49:GLU:OE1	2.08	0.53
2:CB:51:LEU:HD23	2:CB:201:ILE:CD1	2.38	0.53
3:CC:182:ILE:HG23	3:CC:202:ILE:O	2.08	0.53

Continued on next page...

Continued from previous page...

Atom-1	Atom-2	Interatomic distance (Å)	Clash overlap (Å)
3:CC:34:LEU:HD11	3:CC:38:ARG:NH2	2.23	0.53
23:CW:71:A:H5'	23:CW:72:G:OP2	2.08	0.53
27:DA:2331:G:H4'	49:D0:43:THR:N	2.22	0.53
27:DA:2571:C:H5'	27:DA:2572:A:C5'	2.38	0.53
27:DA:2533:A:H5''	27:DA:2665:A:O2'	2.09	0.53
30:DD:24:ILE:HG13	30:DD:82:ILE:O	2.08	0.53
30:DD:26:LYS:HE2	30:DD:81:ALA:HA	1.91	0.53
30:DD:34:VAL:O	30:DD:34:VAL:HG13	2.09	0.53
33:DG:101:ILE:CD1	33:DG:105:LYS:HE3	2.38	0.53
33:DG:128:ARG:C	33:DG:130:ASN:N	2.61	0.53
33:DG:52:ILE:O	33:DG:54:GLU:HG2	2.09	0.53
27:DA:2747:G:H4'	34:DH:67:LEU:CD1	2.39	0.53
35:DI:94:ALA:HB2	35:DI:116:LEU:HD21	1.90	0.53
40:DR:54:LEU:HD23	40:DR:66:VAL:HB	1.89	0.53
42:DT:29:ARG:HG2	42:DT:86:ILE:N	2.23	0.53
43:DU:22:LYS:HZ3	43:DU:30:LYS:NZ	2.07	0.53
46:DX:35:THR:HG22	46:DX:38:GLU:N	2.24	0.53
47:DY:76:CYS:O	47:DY:99:CYS:SG	2.66	0.53
47:DY:81:LYS:HB3	47:DY:82:PRO:HD2	1.90	0.53
1:AA:1410:G:H2'	1:AA:1411:C:C6	2.43	0.53
1:AA:291:C:O2'	1:AA:292:G:H5'	2.08	0.53
1:AA:324:G:P	20:AT:22:ARG:HD2	2.49	0.53
2:AB:11:LEU:N	2:AB:11:LEU:HD23	2.24	0.53
2:AB:132:LYS:HA	2:AB:135:GLN:HB2	1.89	0.53
2:AB:96:ARG:O	2:AB:98:LEU:N	2.42	0.53
1:AA:1255:G:H5'	3:AC:26:LYS:NZ	2.24	0.53
4:AD:149:ALA:O	4:AD:153:ARG:N	2.38	0.53
4:AD:173:TRP:HA	4:AD:187:ARG:NH1	2.24	0.53
6:AF:62:TRP:CD1	18:AR:35:ARG:CZ	2.92	0.53
7:AG:50:ILE:HB	7:AG:58:PRO:HG3	1.91	0.53
7:AG:57:GLU:HG3	7:AG:60:LYS:HB3	1.89	0.53
17:AQ:15:MET:HE3	17:AQ:43:LEU:HD22	1.91	0.53
20:AT:98:PRO:O	20:AT:100:ILE:N	2.39	0.53
25:AY:69:C:H2'	25:AY:70:C:C6	2.44	0.53
49:B0:24:LYS:HB2	49:B0:36:ILE:HD11	1.91	0.53
50:B1:80:LEU:HD12	50:B1:80:LEU:H	1.73	0.53
51:B2:32:LEU:HD11	51:B2:54:LYS:HD3	1.91	0.53
27:BA:2755:C:C4	58:B9:19:ARG:NH1	2.76	0.53
27:BA:1000:A:C8	27:BA:1000:A:H5'	2.41	0.53
27:BA:1655:A:H3'	27:BA:1656:C:C6	2.44	0.53
27:BA:1677:A:H2'	27:BA:1678:G:H8	1.73	0.53

Continued on next page...

Continued from previous page...

Atom-1	Atom-2	Interatomic distance (Å)	Clash overlap (Å)
27:BA:2347:C:H2'	27:BA:2348:U:C6	2.44	0.53
27:BA:2570:G:H2'	27:BA:2571:C:O4'	2.09	0.53
27:BA:363(C):G:H2'	27:BA:363(D):G:C8	2.44	0.53
29:BC:169:GLY:HA3	29:BC:172:HIS:O	2.08	0.53
29:BC:83:ILE:CG2	29:BC:94:VAL:HG23	2.32	0.53
30:BD:142:VAL:HG23	30:BD:192:THR:C	2.29	0.53
30:BD:270:ILE:O	30:BD:271:ILE:HG23	2.08	0.53
31:BE:57:LYS:C	31:BE:59:VAL:H	2.12	0.53
35:BI:29:TYR:HD2	35:BI:30:LEU:HD23	1.74	0.53
38:BP:18:ARG:O	38:BP:20:GLY:N	2.42	0.53
38:BP:48:PRO:O	38:BP:49:ARG:C	2.46	0.53
41:BS:90:GLY:C	41:BS:92:TYR:H	2.11	0.53
44:BV:19:LYS:HG2	44:BV:94:LEU:HB2	1.89	0.53
1:CA:68:G:N2	1:CA:102:G:N1	2.55	0.53
1:CA:1053:G:N7	1:CA:1200:C:H5''	2.24	0.53
1:CA:106:C:H2'	1:CA:107:G:C8	2.36	0.53
1:CA:1132:C:O2'	1:CA:1133:G:H5'	2.09	0.53
1:CA:1348:U:H2'	1:CA:1349:A:H8	1.72	0.53
1:CA:386:C:C2'	1:CA:387:U:H5'	2.38	0.53
1:CA:797:C:O2'	1:CA:798:G:H5'	2.08	0.53
1:CA:895:G:H2'	1:CA:896:C:C6	2.44	0.53
1:CA:940:C:O2'	1:CA:941:G:H5'	2.08	0.53
3:CC:64:VAL:HG22	3:CC:99:VAL:HA	1.90	0.53
4:CD:28:SER:O	4:CD:30:LYS:N	2.42	0.53
1:CA:963:G:N2	10:CJ:55:LYS:NZ	2.54	0.53
12:CL:38:ARG:HG2	12:CL:39:THR:O	2.09	0.53
1:CA:1226:C:C5	13:CM:104:ARG:HB2	2.44	0.53
13:CM:56:LEU:C	13:CM:56:LEU:HD13	2.29	0.53
19:CS:24:ALA:O	19:CS:25:LYS:CB	2.56	0.53
51:D2:63:VAL:HG22	51:D2:66:GLU:OE2	2.08	0.53
46:DX:60:ARG:NH1	56:D7:47:ARG:NH2	2.51	0.53
27:DA:1278:A:OP1	40:DR:36:THR:HG22	2.09	0.53
27:DA:141:A:H8	27:DA:1408:C:O2'	1.92	0.53
27:DA:1590:U:C3'	27:DA:1591:G:H5''	2.38	0.53
27:DA:185:U:H2'	27:DA:186:G:H8	1.74	0.53
27:DA:2283:C:H2'	27:DA:2284:C:H5'	1.90	0.53
27:DA:2531:A:H61	27:DA:2662:A:H61	1.56	0.53
27:DA:271(P):C:H2'	27:DA:271(Q):G:C8	2.43	0.53
27:DA:603:A:H5'	27:DA:604:G:OP1	2.08	0.53
30:DD:213:ARG:O	30:DD:215:LEU:N	2.42	0.53
30:DD:44:ASN:OD1	30:DD:44:ASN:N	2.39	0.53

Continued on next page...

Continued from previous page...

Atom-1	Atom-2	Interatomic distance (Å)	Clash overlap (Å)
33:DG:117:PHE:HD1	33:DG:118:ARG:N	2.07	0.53
33:DG:128:ARG:HE	33:DG:128:ARG:H	1.55	0.53
35:DI:129:THR:OG1	35:DI:135:GLU:HB3	2.09	0.53
42:DT:128:GLU:O	42:DT:130:ALA:N	2.40	0.53
42:DT:26:ASP:C	42:DT:26:ASP:OD2	2.47	0.53
44:DV:18:LEU:CD1	44:DV:19:LYS:N	2.72	0.53
45:DW:110:LYS:HG3	45:DW:111:HIS:ND1	2.24	0.53
27:DA:479:A:OP1	47:DY:34:LYS:NZ	2.42	0.53
1:AA:1053:G:C4'	1:AA:1054:C:H5'	2.39	0.53
1:AA:1251:A:H2'	1:AA:1252:A:C8	2.44	0.53
1:AA:1305:G:O2'	1:AA:1306:A:C8	2.62	0.53
1:AA:161:A:O2'	1:AA:162:A:H5'	2.09	0.53
1:AA:152:A:N7	1:AA:169:C:N4	2.56	0.53
1:AA:637:G:H2'	1:AA:638:G:H8	1.73	0.53
3:AC:109:PRO:C	3:AC:111:LEU:H	2.12	0.53
3:AC:118:GLN:O	3:AC:122:GLU:HG3	2.08	0.53
3:AC:12:LEU:HD12	3:AC:18:TRP:CD1	2.44	0.53
7:AG:111:ARG:HD2	7:AG:123:GLU:HB2	1.90	0.53
13:AM:49:THR:HB	13:AM:52:GLU:CG	2.25	0.53
15:AO:17:ARG:NH1	15:AO:17:ARG:HG3	2.24	0.53
17:AQ:63:ARG:HG2	17:AQ:64:PRO:CD	2.39	0.53
20:AT:31:SER:O	20:AT:35:THR:HB	2.09	0.53
27:BA:686:G:H5''	56:B7:11:LYS:HE2	1.91	0.53
27:BA:1171:G:N3	27:BA:1171:G:H2'	2.23	0.53
27:BA:1495:A:N3	27:BA:1496:A:H2	2.04	0.53
27:BA:1657:C:H2'	27:BA:1658:C:H6	1.73	0.53
27:BA:2803:C:H2'	27:BA:2804:C:C2	2.44	0.53
27:BA:8:A:H2	27:BA:2896:C:N3	2.07	0.53
27:BA:946:G:O2'	27:BA:947:G:H5'	2.09	0.53
30:BD:136:ILE:O	30:BD:168:ARG:NH2	2.42	0.53
27:BA:2313:C:C4'	33:BG:40:ASN:ND2	2.71	0.53
33:BG:56:ALA:HA	33:BG:59:GLU:HG2	1.90	0.53
35:BI:83:ALA:HB2	35:BI:88:ILE:HG23	1.91	0.53
38:BP:120:ALA:HB1	38:BP:138:LEU:HD13	1.89	0.53
38:BP:56:SER:O	38:BP:58:THR:N	2.42	0.53
38:BP:77:ARG:HB2	38:BP:78:PRO:HD2	1.91	0.53
39:BQ:16:ARG:C	39:BQ:17:LEU:HD23	2.28	0.53
41:BS:91:PRO:O	41:BS:93:LYS:N	2.42	0.53
42:BT:107:ASP:CG	42:BT:108:ARG:N	2.62	0.53
42:BT:106:SER:O	42:BT:107:ASP:HB3	2.09	0.53
45:BW:6:ILE:HG22	45:BW:8:ARG:HD3	1.91	0.53

Continued on next page...

Continued from previous page...

Atom-1	Atom-2	Interatomic distance (Å)	Clash overlap (Å)
1:CA:1445:C:C4	1:CA:1446:U:H5	2.23	0.53
1:CA:223:U:O2'	1:CA:224:C:H5'	2.08	0.53
1:CA:253:U:H2'	1:CA:254:G:C8	2.43	0.53
1:CA:472:A:H2'	1:CA:473:G:O4'	2.09	0.53
2:CB:39:ILE:HG22	2:CB:40:HIS:N	2.24	0.53
2:CB:44:LEU:H	2:CB:44:LEU:HD12	1.73	0.53
4:CD:150:GLU:CD	4:CD:150:GLU:N	2.62	0.53
8:CH:132:GLU:O	8:CH:134:ILE:N	2.41	0.53
8:CH:60:ARG:HH11	8:CH:60:ARG:HG3	1.74	0.53
10:CJ:50:ILE:HD12	10:CJ:60:ARG:NH1	2.24	0.53
15:CO:12:ILE:C	15:CO:14:GLU:H	2.12	0.53
17:CQ:10:VAL:HG12	17:CQ:19:VAL:HB	1.91	0.53
17:CQ:77:VAL:O	17:CQ:78:GLU:HB3	2.08	0.53
51:D2:3:LEU:O	51:D2:3:LEU:HD23	2.09	0.53
55:D6:48:VAL:O	55:D6:49:HIS:HB2	2.09	0.53
57:D8:37:SER:C	57:D8:39:LYS:N	2.60	0.53
27:DA:1041:C:H5'	27:DA:1042:G:OP2	2.09	0.53
27:DA:1149:G:H2'	27:DA:1150:C:C6	2.44	0.53
27:DA:1300:U:H1'	27:DA:1626:G:C2	2.43	0.53
27:DA:1638:C:OP1	27:DA:2710:C:O2'	2.27	0.53
27:DA:2736:G:O2'	27:DA:2737:G:H5'	2.09	0.53
27:DA:2839:G:C5'	40:DR:46:GLY:HA2	2.38	0.53
27:DA:335:C:H2'	27:DA:336:C:C5	2.44	0.53
27:DA:625:G:O6	38:DP:107:LYS:HD2	2.08	0.53
27:DA:769:G:H2'	27:DA:770:G:H8	1.73	0.53
28:DB:55:U:H2'	28:DB:56:G:H8	1.67	0.53
30:DD:10:THR:HG23	30:DD:13:ARG:HB2	1.90	0.53
30:DD:110:GLY:O	30:DD:112:GLN:HG3	2.09	0.53
30:DD:145:VAL:CG1	30:DD:146:GLU:N	2.72	0.53
32:DF:78:ILE:N	32:DF:78:ILE:HD13	2.09	0.53
33:DG:43:LEU:HD22	33:DG:43:LEU:N	2.21	0.53
35:DI:111:PRO:C	35:DI:112:LYS:HE2	2.28	0.53
35:DI:4:ILE:HG12	35:DI:18:VAL:CG2	2.39	0.53
35:DI:81:VAL:HG23	35:DI:143:SER:N	2.24	0.53
27:DA:814:C:C5	38:DP:27:HIS:CE1	2.97	0.53
38:DP:64:LYS:CB	57:D8:25:MET:HG3	2.38	0.53
40:DR:28:LEU:HA	40:DR:34:ILE:HG12	1.90	0.53
42:DT:67:SER:O	42:DT:68:TYR:HB2	2.09	0.53
47:DY:28:LYS:CB	47:DY:39:VAL:H	2.21	0.53
47:DY:81:LYS:HB3	47:DY:82:PRO:CD	2.39	0.53
48:DZ:70:VAL:HA	48:DZ:86:ASP:O	2.07	0.53

Continued on next page...

Continued from previous page...

Atom-1	Atom-2	Interatomic distance (Å)	Clash overlap (Å)
48:DZ:98:TYR:CE2	48:DZ:124:LEU:HB2	2.44	0.53
1:AA:1098:C:O4'	1:AA:1168:A:H2	1.91	0.53
1:AA:1396:A:H4'	1:AA:1397:C:H5''	1.91	0.53
2:AB:77:ALA:HB1	2:AB:211:ILE:HG21	1.91	0.53
3:AC:97:LYS:HG2	3:AC:98:ASN:H	1.74	0.53
4:AD:105:VAL:HG21	4:AD:126:ILE:HG21	1.89	0.53
4:AD:67:ILE:HG22	4:AD:68:TYR:H	1.72	0.53
8:AH:137:VAL:HG12	8:AH:138:TRP:N	2.23	0.53
9:AI:50:LEU:C	9:AI:53:VAL:HG22	2.30	0.53
12:AL:3:THR:CG2	12:AL:6:GLN:HG3	2.33	0.53
13:AM:50:GLU:O	13:AM:54:VAL:HG23	2.09	0.53
13:AM:82:MET:O	13:AM:83:ASP:C	2.46	0.53
16:AP:74:LEU:N	16:AP:74:LEU:HD12	2.25	0.53
20:AT:26:ASN:ND2	20:AT:26:ASN:H	2.06	0.53
25:AY:23:G:H2'	25:AY:24:C:O4'	2.09	0.53
25:AY:20:A:N6	25:AY:45:U:H1'	2.24	0.53
38:BP:65:ARG:CD	57:B8:46:ARG:HH22	2.22	0.53
57:B8:53:PRO:HA	57:B8:56:GLU:HB2	1.90	0.53
58:B9:22:ARG:HB2	58:B9:24:TYR:CE1	2.42	0.53
27:BA:1326:U:H2'	27:BA:1327:C:C6	2.44	0.53
27:BA:1345:C:C2'	27:BA:1346:G:H5'	2.39	0.53
27:BA:141:A:C8	27:BA:1408:C:O2'	2.44	0.53
27:BA:2207:G:N3	27:BA:2207:G:H2'	2.24	0.53
27:BA:2335:A:O2'	27:BA:2336:A:H5''	2.09	0.53
27:BA:41:C:H2'	27:BA:42:G:O4'	2.09	0.53
30:BD:7:LYS:HB3	30:BD:8:PRO:HD2	1.91	0.53
31:BE:44:TYR:O	31:BE:45:THR:CB	2.56	0.53
32:BF:114:VAL:HG11	32:BF:202:PHE:CE2	2.44	0.53
34:BH:89:ILE:O	34:BH:161:GLY:O	2.27	0.53
35:BI:52:ARG:O	35:BI:54:GLN:N	2.42	0.53
36:BN:1:MET:HE2	36:BN:2:LYS:N	2.24	0.53
32:BF:34:TRP:CZ2	38:BP:12:ALA:HB2	2.44	0.53
41:BS:41:ASP:OD2	41:BS:44:LYS:HB3	2.09	0.53
43:BU:92:ARG:NH1	43:BU:92:ARG:CG	2.69	0.53
1:CA:13:U:O2'	1:CA:14:U:H5'	2.09	0.53
1:CA:631:G:O2'	1:CA:632:A:C8	2.58	0.53
1:CA:736:C:H2'	1:CA:737:A:H8	1.74	0.53
1:CA:853:G:O2'	1:CA:854:G:H5'	2.09	0.53
2:CB:208:ILE:O	2:CB:208:ILE:HG22	2.09	0.53
4:CD:146:ILE:N	4:CD:146:ILE:CD1	2.72	0.53
5:CE:7:GLU:HB3	5:CE:112:LEU:HD13	1.91	0.53

Continued on next page...

Continued from previous page...

Atom-1	Atom-2	Interatomic distance (Å)	Clash overlap (Å)
7:CG:69:VAL:HG22	7:CG:135:VAL:HA	1.91	0.53
8:CH:53:VAL:O	8:CH:56:LYS:HB2	2.09	0.53
10:CJ:61:GLU:OE1	14:CN:58:LYS:HE2	2.09	0.53
17:CQ:77:VAL:O	17:CQ:78:GLU:CB	2.57	0.53
20:CT:73:HIS:O	20:CT:74:LYS:C	2.47	0.53
20:CT:97:ALA:C	20:CT:99:LEU:H	2.12	0.53
27:DA:1221:C:O2'	27:DA:1221(A):C:H5'	2.09	0.53
27:DA:1357:U:H2'	27:DA:1358:G:C8	2.44	0.53
27:DA:195:A:OP1	38:DP:46:LYS:HE2	2.09	0.53
27:DA:239:U:H1'	27:DA:259:G:N2	2.23	0.53
27:DA:2756:U:O5'	27:DA:2756:U:C6	2.61	0.53
27:DA:2823:A:OP1	31:DE:113:PHE:HB2	2.08	0.53
27:DA:377:C:H2'	27:DA:378:C:C6	2.44	0.53
27:DA:559:G:O2'	27:DA:560:C:H5'	2.09	0.53
27:DA:996:A:OP1	44:DV:10:LYS:HG2	2.09	0.53
28:DB:21:G:C4	28:DB:22:U:C6	2.97	0.53
29:DC:18:LYS:CD	29:DC:19:VAL:HG23	2.37	0.53
31:DE:69:LYS:O	31:DE:70:ALA:C	2.46	0.53
32:DF:29:ASN:HB2	32:DF:112:MET:CE	2.38	0.53
33:DG:104:GLU:HG2	53:D4:50:THR:HG21	1.90	0.53
38:DP:29:LYS:N	38:DP:29:LYS:HD2	2.23	0.53
39:DQ:57:HIS:O	39:DQ:57:HIS:ND1	2.40	0.53
45:DW:10:VAL:O	45:DW:11:ARG:CB	2.52	0.53
47:DY:27:VAL:HA	47:DY:28:LYS:HZ1	1.71	0.53
48:DZ:156:LEU:HB3	48:DZ:160:VAL:O	2.08	0.53
48:DZ:62:ASP:HB2	48:DZ:64:GLN:HB2	1.90	0.53
48:DZ:67:PRO:O	48:DZ:89:VAL:HA	2.09	0.53
1:AA:370:C:O2'	1:AA:371:G:H5'	2.09	0.52
9:AI:10:ARG:HG2	9:AI:104:ARG:O	2.08	0.52
10:AJ:5:ARG:HA	10:AJ:73:ASP:OD1	2.08	0.52
11:AK:41:THR:HG21	11:AK:71:LYS:CB	2.38	0.52
12:AL:21:VAL:CG2	12:AL:23:ALA:HB2	2.39	0.52
17:AQ:66:SER:O	17:AQ:67:LYS:C	2.48	0.52
18:AR:56:THR:CB	18:AR:58:LEU:HD13	2.39	0.52
38:BP:61:ARG:HH11	57:B8:13:ARG:CD	2.22	0.52
27:BA:843:G:C2'	27:BA:844:C:H5'	2.39	0.52
27:BA:908:C:O2'	27:BA:909:A:H5'	2.09	0.52
30:BD:69:ARG:NH1	30:BD:128:GLY:O	2.38	0.52
30:BD:198:ASN:ND2	30:BD:198:ASN:O	2.42	0.52
27:BA:1816:G:N1	30:BD:37:LEU:HD12	2.25	0.52
30:BD:26:LYS:HD2	30:BD:81:ALA:CA	2.39	0.52

Continued on next page...

Continued from previous page...

Atom-1	Atom-2	Interatomic distance (Å)	Clash overlap (Å)
34:BH:126:PRO:O	34:BH:127:GLU:CB	2.57	0.52
35:BI:130:TYR:HB3	35:BI:136:VAL:HG12	1.90	0.52
42:BT:8:LYS:O	42:BT:11:GLU:HB2	2.09	0.52
48:BZ:156:LEU:CD1	48:BZ:156:LEU:H	2.20	0.52
1:CA:1190:G:H3'	3:CC:3:ASN:HD21	1.73	0.52
1:CA:142:G:H2'	1:CA:143:A:H8	1.73	0.52
1:CA:1429:C:H2'	1:CA:1430:C:C6	2.44	0.52
1:CA:137:C:N4	1:CA:226:G:H1	2.07	0.52
1:CA:628:G:O2'	1:CA:629:G:H5'	2.08	0.52
1:CA:678:U:H2'	1:CA:679:C:C6	2.44	0.52
2:CB:46:LYS:O	2:CB:50:GLU:HG2	2.09	0.52
4:CD:119:GLN:CG	4:CD:123:HIS:CD2	2.92	0.52
7:CG:113:GLU:HB2	7:CG:119:ARG:CD	2.38	0.52
7:CG:20:ASP:HB3	7:CG:23:VAL:CG2	2.36	0.52
7:CG:60:LYS:HZ3	7:CG:63:LYS:HB3	1.74	0.52
9:CI:4:TYR:HB2	9:CI:19:LEU:HG	1.90	0.52
12:CL:117:TYR:CD1	12:CL:117:TYR:N	2.76	0.52
25:CY:41:G:C2	25:CY:42:G:H1'	2.45	0.52
27:DA:818:G:N1	27:DA:1188:U:OP2	2.38	0.52
27:DA:1441:G:H2'	27:DA:1442:G:C8	2.43	0.52
27:DA:1653:G:O2'	27:DA:1654:A:OP2	2.21	0.52
27:DA:1709:U:H2'	27:DA:1710:C:C6	2.44	0.52
27:DA:186:G:O2'	27:DA:187:G:H5'	2.08	0.52
27:DA:2317:C:C2'	27:DA:2318:G:H5'	2.39	0.52
27:DA:2523:G:H5'	27:DA:2523:G:C8	2.41	0.52
27:DA:2750:A:O2'	27:DA:2752:C:H5	1.90	0.52
27:DA:914:C:H2'	27:DA:915:C:C5'	2.37	0.52
30:DD:13:ARG:HD2	30:DD:16:MET:CE	2.39	0.52
33:DG:72:ARG:CZ	33:DG:86:MET:HG3	2.39	0.52
35:DI:116:LEU:HD12	35:DI:117:GLU:N	2.24	0.52
37:DO:64:ARG:HD3	37:DO:79:PHE:CD2	2.44	0.52
38:DP:115:LEU:HD23	38:DP:115:LEU:N	2.24	0.52
39:DQ:42:ILE:HG22	39:DQ:47:ILE:HG13	1.91	0.52
39:DQ:43:THR:CB	39:DQ:45:GLN:HG2	2.36	0.52
40:DR:2:ARG:HH21	40:DR:5:LYS:NZ	2.07	0.52
42:DT:104:ASN:C	42:DT:106:SER:H	2.10	0.52
42:DT:16:ARG:O	42:DT:17:THR:HB	2.08	0.52
43:DU:17:ILE:HG23	43:DU:39:LEU:CD1	2.39	0.52
43:DU:90:VAL:CG1	44:DV:11:GLN:HE22	2.21	0.52
44:DV:21:ARG:HG2	44:DV:91:TYR:CE2	2.44	0.52
45:DW:15:ARG:HA	45:DW:18:ARG:HD2	1.90	0.52

Continued on next page...

Continued from previous page...

Atom-1	Atom-2	Interatomic distance (Å)	Clash overlap (Å)
45:DW:82:LEU:HD22	45:DW:84:ARG:NH1	2.22	0.52
1:AA:1309:G:O2'	1:AA:1310:G:H5'	2.09	0.52
1:AA:1508:G:O2'	1:AA:1509:C:H5'	2.08	0.52
1:AA:152:A:H3'	1:AA:153:C:C6	2.45	0.52
1:AA:538:G:OP1	12:AL:110:ARG:HD2	2.09	0.52
1:AA:582:U:H2'	1:AA:583:A:H8	1.75	0.52
1:AA:584:G:H2'	1:AA:585:G:C8	2.45	0.52
2:AB:155:LEU:HD21	2:AB:157:ARG:O	2.09	0.52
3:AC:113:ALA:HB3	3:AC:183:ASP:OD2	2.09	0.52
3:AC:164:ARG:CB	3:AC:164:ARG:NH1	2.71	0.52
3:AC:36:ASP:HA	3:AC:39:ILE:HD12	1.90	0.52
11:AK:48:ILE:HD13	11:AK:48:ILE:N	2.24	0.52
12:AL:83:ARG:HH21	12:AL:96:HIS:CB	2.22	0.52
17:AQ:3:LYS:HD3	17:AQ:60:ILE:HD11	1.91	0.52
23:AW:3:G:O2'	23:AW:4:G:H5'	2.10	0.52
27:BA:1142(A):A:H8	27:BA:1142(A):A:H5'	1.75	0.52
27:BA:1408:C:H2'	27:BA:1409:C:C6	2.44	0.52
27:BA:1773:A:H2'	27:BA:1774:C:O4'	2.10	0.52
27:BA:859:G:H5'	27:BA:2268:A:O2'	2.09	0.52
27:BA:2359:C:H2'	27:BA:2360:A:O4'	2.09	0.52
31:BE:173:VAL:O	31:BE:174:ASP:O	2.26	0.52
34:BH:68:THR:O	34:BH:70:THR:N	2.42	0.52
36:BN:55:VAL:CG2	36:BN:126:PRO:HA	2.38	0.52
36:BN:87:LEU:O	36:BN:91:LEU:HD12	2.08	0.52
38:BP:9:ASN:O	38:BP:10:PRO:C	2.44	0.52
46:BX:12:VAL:CG2	46:BX:17:ALA:HB1	2.39	0.52
48:BZ:7:TYR:HB2	48:BZ:37:TYR:CE2	2.44	0.52
1:CA:245:C:H2'	1:CA:246:A:H5'	1.90	0.52
1:CA:429:U:H1'	1:CA:430:A:H5''	1.91	0.52
2:CB:194:PRO:O	2:CB:195:ASP:C	2.48	0.52
2:CB:92:TYR:OH	2:CB:150:SER:HB3	2.09	0.52
3:CC:181:ASN:HD22	3:CC:204:LEU:HB2	1.71	0.52
5:CE:101:ILE:HD13	5:CE:118:ILE:O	2.08	0.52
5:CE:72:GLN:O	5:CE:73:ASN:HB3	2.09	0.52
8:CH:53:VAL:O	8:CH:54:ASP:HB2	2.09	0.52
11:CK:80:VAL:HG22	11:CK:103:LEU:HD12	1.91	0.52
11:CK:106:LYS:O	11:CK:107:SER:CB	2.57	0.52
11:CK:48:ILE:HG22	11:CK:49:GLY:H	1.74	0.52
12:CL:24:LEU:HD22	12:CL:24:LEU:N	2.24	0.52
16:CP:26:ARG:NH1	16:CP:26:ARG:HG2	2.24	0.52
18:CR:53:ARG:NH2	18:CR:60:ALA:N	2.54	0.52

Continued on next page...

Continued from previous page...

Atom-1	Atom-2	Interatomic distance (Å)	Clash overlap (Å)
55:D6:26:ASN:O	55:D6:27:LYS:HD3	2.09	0.52
57:D8:37:SER:OG	57:D8:39:LYS:HB3	2.09	0.52
27:DA:1388:G:O2'	27:DA:1389:G:H5'	2.08	0.52
27:DA:1833:U:O2'	27:DA:1969:A:N1	2.33	0.52
27:DA:2111:C:O4'	27:DA:2118:U:H1'	2.09	0.52
27:DA:2165:G:H2'	27:DA:2166:G:C8	2.44	0.52
27:DA:272(B):G:H2'	27:DA:272(C):G:C8	2.37	0.52
27:DA:355:G:H2'	27:DA:356:G:C5'	2.36	0.52
27:DA:828:U:H4'	27:DA:831:G:N1	2.24	0.52
28:DB:21:G:H1	28:DB:62:C:H42	1.57	0.52
31:DE:134:ILE:HG12	31:DE:134:ILE:O	2.09	0.52
32:DF:160:ASN:OD1	32:DF:163:VAL:HG23	2.09	0.52
33:DG:161:THR:CG2	33:DG:162:THR:N	2.71	0.52
36:DN:32:THR:HG23	36:DN:37:LYS:HD3	1.92	0.52
36:DN:3:THR:O	36:DN:5:VAL:N	2.42	0.52
39:DQ:141:GLN:OXT	48:DZ:98:TYR:N	2.33	0.52
40:DR:28:LEU:CD2	40:DR:114:VAL:HG12	2.40	0.52
41:DS:101:LEU:HD22	41:DS:102:ALA:C	2.29	0.52
41:DS:96:GLY:O	41:DS:98:VAL:N	2.39	0.52
43:DU:15:LYS:HG2	43:DU:19:LYS:HE2	1.90	0.52
43:DU:45:TYR:O	43:DU:47:TYR:N	2.42	0.52
48:DZ:75:LEU:N	48:DZ:75:LEU:HD13	2.23	0.52
1:AA:1207:G:H2'	1:AA:1208:C:C6	2.44	0.52
1:AA:1398:A:H8	1:AA:1398:A:H5'	1.75	0.52
2:AB:109:SER:C	2:AB:111:ARG:H	2.12	0.52
2:AB:83:MET:O	2:AB:86:GLU:N	2.42	0.52
3:AC:5:ILE:HD13	3:AC:6:HIS:N	2.24	0.52
5:AE:71:LEU:HD21	5:AE:115:VAL:HG22	1.91	0.52
16:AP:21:VAL:O	16:AP:33:ILE:HG12	2.10	0.52
19:AS:24:ALA:O	19:AS:25:LYS:HB2	2.10	0.52
20:AT:84:LEU:C	20:AT:86:ARG:H	2.13	0.52
24:AX:3:C:C3'	24:AX:4:G:H5''	2.39	0.52
55:B6:20:ASN:HD22	55:B6:21:TYR:N	1.98	0.52
57:B8:17:THR:O	57:B8:19:SER:N	2.42	0.52
27:BA:1594:G:C5'	27:BA:1594:G:C8	2.90	0.52
27:BA:1854:A:H5'	27:BA:1855:G:OP2	2.09	0.52
27:BA:2308:G:H2'	27:BA:2309:A:C8	2.44	0.52
27:BA:2373:G:H2'	27:BA:2374:C:C6	2.43	0.52
27:BA:2648:C:H2'	27:BA:2649:U:C6	2.44	0.52
27:BA:66:C:N3	27:BA:89:G:C6	2.77	0.52
29:BC:27:ARG:O	29:BC:27:ARG:HG3	2.08	0.52

Continued on next page...

Continued from previous page...

Atom-1	Atom-2	Interatomic distance (Å)	Clash overlap (Å)
30:BD:118:VAL:O	30:BD:129:ASN:HA	2.10	0.52
34:BH:18:GLU:O	34:BH:24:VAL:HA	2.09	0.52
34:BH:41:MET:CE	34:BH:54:ARG:HA	2.38	0.52
35:BI:73:GLU:HG2	35:BI:73:GLU:O	2.10	0.52
35:BI:75:LEU:HD11	35:BI:105:HIS:CE1	2.44	0.52
36:BN:19:GLU:HG3	36:BN:20:GLY:N	2.24	0.52
38:BP:105:LEU:H	38:BP:105:LEU:HD23	1.74	0.52
40:BR:2:ARG:O	40:BR:3:HIS:C	2.47	0.52
41:BS:105:ALA:C	41:BS:107:GLU:N	2.60	0.52
41:BS:57:LYS:CD	41:BS:58:LEU:H	2.14	0.52
27:BA:2012:G:O2'	45:BW:96:ILE:HD11	2.09	0.52
46:BX:57:LEU:HD12	46:BX:57:LEU:N	2.25	0.52
47:BY:15:VAL:CG2	47:BY:72:VAL:HG12	2.36	0.52
47:BY:97:ARG:NE	47:BY:98:VAL:HG23	2.25	0.52
48:BZ:103:PHE:HB3	48:BZ:140:VAL:CG1	2.37	0.52
1:CA:1005:A:H61	1:CA:1025:U:H5'	1.75	0.52
1:CA:1161:C:H42	1:CA:1175:G:H1	1.56	0.52
1:CA:1349:A:H2'	1:CA:1350:A:C8	2.44	0.52
1:CA:44:G:H2'	1:CA:45:U:O4'	2.08	0.52
1:CA:522:C:H2'	1:CA:523:A:O4'	2.09	0.52
1:CA:64:G:C2	1:CA:68:G:O6	2.62	0.52
8:CH:6:ILE:HD12	8:CH:6:ILE:N	2.23	0.52
11:CK:92:GLU:HB3	11:CK:93:GLN:HE22	1.73	0.52
17:CQ:83:ASP:CG	17:CQ:84:LEU:H	2.13	0.52
25:CY:56:G:H2'	25:CY:57:A:H5'	1.91	0.52
51:D2:63:VAL:HA	51:D2:66:GLU:OE2	2.08	0.52
52:D3:46:ASN:O	52:D3:49:LYS:N	2.42	0.52
55:D6:12:GLU:CB	55:D6:23:THR:HA	2.39	0.52
27:DA:1161:C:H2'	27:DA:1162:G:C8	2.45	0.52
27:DA:1817:G:H2'	27:DA:1818:U:H5'	1.91	0.52
27:DA:1656:C:H42	27:DA:2004:G:H1	1.55	0.52
27:DA:251:A:H2'	27:DA:252:G:O4'	2.09	0.52
27:DA:2758:A:H3'	27:DA:2758:A:OP2	2.10	0.52
27:DA:570:G:H2'	27:DA:2030:A:C6	2.44	0.52
30:DD:145:VAL:HG22	30:DD:191:ALA:CB	2.38	0.52
31:DE:201:THR:OG1	31:DE:202:LYS:N	2.42	0.52
31:DE:61:ARG:HB3	31:DE:62:PRO:CD	2.39	0.52
33:DG:152:LEU:HG	33:DG:153:ARG:H	1.74	0.52
35:DI:57:ARG:O	35:DI:61:ARG:HD2	2.09	0.52
36:DN:55:VAL:HG13	36:DN:126:PRO:HB3	1.90	0.52
39:DQ:31:ASP:HB3	39:DQ:134:ARG:HH11	1.73	0.52

Continued on next page...

Continued from previous page...

Atom-1	Atom-2	Interatomic distance (Å)	Clash overlap (Å)
39:DQ:58:PHE:O	39:DQ:61:GLY:N	2.43	0.52
40:DR:48:VAL:HA	40:DR:51:LEU:HD12	1.91	0.52
40:DR:77:ARG:C	40:DR:79:LEU:N	2.62	0.52
42:DT:82:LEU:O	42:DT:83:ILE:O	2.27	0.52
44:DV:21:ARG:O	44:DV:22:VAL:HG13	2.09	0.52
45:DW:51:LEU:O	45:DW:51:LEU:HD13	2.10	0.52
47:DY:18:GLY:O	47:DY:20:TYR:N	2.42	0.52
47:DY:46:LYS:HD3	47:DY:62:GLU:CG	2.37	0.52
1:AA:1139:G:N2	1:AA:1143:G:C2	2.78	0.52
1:AA:132:C:O2'	1:AA:133:U:H5'	2.09	0.52
1:AA:574:A:H1'	1:AA:883:C:H1'	1.91	0.52
1:AA:721:G:H4'	1:AA:722:A:O5'	2.10	0.52
1:AA:741:G:H2'	1:AA:742:G:O4'	2.10	0.52
1:AA:753:A:H4'	1:AA:754:C:C5'	2.39	0.52
1:AA:832:C:O2'	1:AA:833:U:H5'	2.08	0.52
2:AB:84:GLU:OE1	2:AB:216:SER:HA	2.10	0.52
3:AC:103:VAL:HG12	3:AC:103:VAL:O	2.08	0.52
3:AC:157:ILE:CD1	3:AC:166:GLU:HB2	2.40	0.52
12:AL:65:ALA:CB	12:AL:97:ILE:HG13	2.39	0.52
15:AO:46:HIS:O	15:AO:48:LYS:N	2.42	0.52
15:AO:65:ARG:HB2	15:AO:65:ARG:HH11	1.73	0.52
17:AQ:18:THR:HG22	17:AQ:19:VAL:N	2.24	0.52
18:AR:76:LEU:HD22	18:AR:76:LEU:N	2.25	0.52
18:AR:82:THR:HG22	18:AR:83:GLU:H	1.75	0.52
19:AS:42:PRO:HD3	53:B4:80:ARG:HH22	1.74	0.52
19:AS:41:VAL:O	19:AS:44:MET:HB2	2.10	0.52
24:AX:65:C:C2'	24:AX:66:C:H5'	2.40	0.52
27:BA:97:C:H5''	51:B2:2:LYS:CB	2.39	0.52
27:BA:2276:G:C2	27:BA:2277:G:N7	2.78	0.52
27:BA:2491:U:H5'	27:BA:2570:G:H5''	1.92	0.52
27:BA:2584:U:O5'	27:BA:2584:U:H6	1.92	0.52
27:BA:524:U:H4'	27:BA:555:U:H4'	1.91	0.52
32:BF:17:ARG:HG3	32:BF:17:ARG:NH1	2.23	0.52
33:BG:45:GLU:HG3	33:BG:51:ARG:HH12	1.74	0.52
36:BN:133:GLN:CG	36:BN:134:ARG:N	2.67	0.52
41:BS:49:VAL:CG2	41:BS:80:LEU:HD22	2.40	0.52
44:BV:21:ARG:HB3	44:BV:91:TYR:HB2	1.91	0.52
1:CA:1227:A:H2'	1:CA:1228:C:O5'	2.09	0.52
1:CA:1360:A:H2'	1:CA:1361:G:O4'	2.09	0.52
1:CA:15:G:H2'	1:CA:16:A:C8	2.45	0.52
1:CA:502:G:H2'	1:CA:503:C:O4'	2.10	0.52

Continued on next page...

Continued from previous page...

Atom-1	Atom-2	Interatomic distance (Å)	Clash overlap (Å)
2:CB:141:GLU:O	2:CB:143:GLU:N	2.42	0.52
4:CD:65:ARG:NH1	4:CD:72:GLU:N	2.57	0.52
8:CH:12:ARG:NH1	8:CH:26:VAL:HA	2.23	0.52
12:CL:57:LEU:HD21	12:CL:63:VAL:HG22	1.91	0.52
53:D4:61:VAL:O	53:D4:61:VAL:HG12	2.09	0.52
27:DA:231:C:O2'	27:DA:232:G:H5'	2.10	0.52
27:DA:2420:C:O5'	27:DA:2420:C:H6	1.92	0.52
27:DA:2776:A:O2'	27:DA:2777:G:OP2	2.23	0.52
27:DA:869:G:O2'	27:DA:870:A:H5'	2.09	0.52
27:DA:873:G:C2'	27:DA:874:G:C5'	2.88	0.52
30:DD:13:ARG:HA	30:DD:16:MET:HE3	1.90	0.52
31:DE:199:ARG:HH11	31:DE:199:ARG:HB3	1.75	0.52
31:DE:48:GLN:HE21	31:DE:78:LEU:HD13	1.74	0.52
32:DF:17:ARG:O	32:DF:18:ARG:HB2	2.08	0.52
32:DF:23:ASP:CG	32:DF:24:LEU:N	2.62	0.52
33:DG:56:ALA:O	33:DG:60:LEU:HB2	2.08	0.52
35:DI:47:LEU:HD23	35:DI:48:GLU:N	2.24	0.52
36:DN:57:ALA:O	36:DN:58:ASP:O	2.27	0.52
42:DT:7:ILE:O	42:DT:10:VAL:HB	2.09	0.52
43:DU:72:HIS:CE1	43:DU:107:ALA:HB2	2.45	0.52
44:DV:89:GLN:OE1	44:DV:90:PRO:HD2	2.09	0.52
46:DX:8:ILE:HD11	46:DX:43:VAL:HA	1.91	0.52
39:DQ:130:LYS:HZ2	48:DZ:79:ARG:HD3	1.74	0.52
1:AA:1392:G:O2'	1:AA:1393:U:H5'	2.09	0.52
2:AB:69:LEU:HD13	2:AB:91:PRO:CB	2.39	0.52
3:AC:149:ALA:HA	3:AC:201:TYR:O	2.10	0.52
5:AE:150:ARG:HG3	5:AE:150:ARG:HH11	1.74	0.52
7:AG:143:ARG:HH11	7:AG:143:ARG:CB	2.21	0.52
9:AI:84:ALA:O	9:AI:87:GLN:N	2.39	0.52
13:AM:4:ILE:HA	13:AM:57:ARG:HG3	1.90	0.52
18:AR:53:ARG:HA	18:AR:63:GLN:NE2	2.25	0.52
23:AW:14:A:H2'	23:AW:15:G:O4'	2.10	0.52
24:AX:47:U:H3'	24:AX:48:C:H5''	1.92	0.52
50:B1:91:LYS:HA	50:B1:94:LEU:HD12	1.92	0.52
55:B6:20:ASN:O	55:B6:21:TYR:CD1	2.61	0.52
27:BA:1230:C:H2'	27:BA:1231:G:C8	2.45	0.52
27:BA:1505:C:C2'	27:BA:1506:C:H6	2.17	0.52
27:BA:1448:G:H1'	27:BA:1528:A:N6	2.24	0.52
27:BA:1698:A:C8	27:BA:1700:A:H5''	2.45	0.52
27:BA:2071:A:C2	27:BA:2441:C:N3	2.78	0.52
27:BA:2523:G:H5'	27:BA:2523:G:H8	1.74	0.52

Continued on next page...

Continued from previous page...

Atom-1	Atom-2	Interatomic distance (Å)	Clash overlap (Å)
27:BA:710:G:O2'	27:BA:711:G:H5'	2.09	0.52
27:BA:78:A:H2'	27:BA:79:G:H8	1.74	0.52
29:BC:147:PHE:O	29:BC:148:ASN:CB	2.58	0.52
31:BE:60:ASN:O	31:BE:63:LEU:CB	2.57	0.52
32:BF:124:LEU:O	32:BF:193:VAL:HA	2.09	0.52
34:BH:44:VAL:N	34:BH:46:GLU:OE2	2.39	0.52
35:BI:75:LEU:HD21	35:BI:105:HIS:NE2	2.25	0.52
39:BQ:137:TYR:HH	48:BZ:80:ARG:HD3	1.70	0.52
40:BR:33:ARG:NE	40:BR:115:GLU:OE2	2.41	0.52
44:BV:5:VAL:HG22	44:BV:6:LYS:N	2.24	0.52
47:BY:81:LYS:NZ	47:BY:98:VAL:CG2	2.72	0.52
1:CA:1211:U:H4'	1:CA:1212:U:OP1	2.10	0.52
1:CA:1326:C:H2'	1:CA:1327:C:C6	2.44	0.52
1:CA:702:A:H3'	1:CA:703:G:H5'	1.90	0.52
1:CA:665:A:H1'	1:CA:733:A:O4'	2.09	0.52
4:CD:7:PRO:HB2	4:CD:10:ARG:HD2	1.91	0.52
10:CJ:20:ALA:C	10:CJ:22:LYS:H	2.13	0.52
13:CM:41:PRO:O	13:CM:43:THR:N	2.43	0.52
27:DA:1794:U:H2'	27:DA:1795:C:H6	1.74	0.52
27:DA:2221:G:H2'	27:DA:2222:G:H5''	1.90	0.52
27:DA:2821:A:O2'	27:DA:2822:G:H5'	2.09	0.52
27:DA:2872:G:C4	27:DA:2873:A:N7	2.78	0.52
27:DA:363(B):G:H2'	27:DA:363(C):G:C8	2.45	0.52
27:DA:370:G:H4'	27:DA:371:A:OP2	2.10	0.52
27:DA:744:G:OP1	31:DE:132:HIS:HB3	2.10	0.52
27:DA:796:C:H2'	27:DA:797:C:H6	1.70	0.52
27:DA:1797:C:O2'	30:DD:259:THR:HG23	2.09	0.52
36:DN:42:TRP:HA	36:DN:42:TRP:CE3	2.45	0.52
36:DN:66:LYS:O	36:DN:87:LEU:HD12	2.08	0.52
39:DQ:62:GLY:HA3	39:DQ:107:ALA:O	2.10	0.52
39:DQ:42:ILE:CG2	39:DQ:47:ILE:HG13	2.40	0.52
41:DS:99:LYS:O	41:DS:101:LEU:HD12	2.10	0.52
1:AA:484:G:H4'	1:AA:485:G:O5'	2.10	0.52
1:AA:59:A:N3	1:AA:59:A:H2'	2.23	0.52
1:AA:59:A:C5'	1:AA:60:A:H5''	2.40	0.52
2:AB:178:ARG:CB	2:AB:178:ARG:HH11	2.22	0.52
2:AB:217:ARG:HA	2:AB:220:ASP:OD2	2.09	0.52
3:AC:164:ARG:CB	3:AC:164:ARG:HH11	2.22	0.52
3:AC:25:GLY:O	3:AC:28:GLN:O	2.28	0.52
3:AC:79:ARG:O	3:AC:79:ARG:HG3	2.10	0.52
5:AE:126:ARG:NH1	5:AE:126:ARG:CG	2.66	0.52

Continued on next page...

Continued from previous page...

Atom-1	Atom-2	Interatomic distance (Å)	Clash overlap (Å)
7:AG:9:VAL:O	7:AG:10:ARG:C	2.48	0.52
8:AH:63:LEU:H	8:AH:63:LEU:HD22	1.75	0.52
9:AI:114:TYR:CD1	10:AJ:60:ARG:HG2	2.45	0.52
1:AA:973:G:C1'	10:AJ:55:LYS:HZ3	2.21	0.52
16:AP:68:ASP:C	16:AP:70:ALA:N	2.63	0.52
20:AT:53:LEU:O	20:AT:54:LYS:C	2.48	0.52
23:AW:40:C:H2'	23:AW:41:G:H8	1.75	0.52
58:B9:25:VAL:C	58:B9:26:ILE:HD12	2.29	0.52
27:BA:111:A:H5''	51:B2:69:ARG:NH1	2.18	0.52
27:BA:990:A:N6	27:BA:1186:G:H1'	2.24	0.52
27:BA:1743:C:H2'	27:BA:1744:C:O4'	2.10	0.52
27:BA:1952:A:C5	37:BO:22:ILE:HD12	2.44	0.52
27:BA:2466:C:O2'	27:BA:2467:C:H5'	2.09	0.52
27:BA:2536:G:C6	27:BA:2537:U:C4	2.97	0.52
27:BA:70:G:N2	27:BA:114:U:N3	2.58	0.52
27:BA:69:C:H2'	27:BA:73:A:O2'	2.09	0.52
29:BC:39:GLU:HG2	29:BC:180:PHE:CB	2.39	0.52
29:BC:47:LEU:HD23	29:BC:47:LEU:N	2.24	0.52
29:BC:87:GLU:O	29:BC:92:ASP:HA	2.09	0.52
31:BE:119:ARG:CD	31:BE:160:TYR:HB2	2.34	0.52
32:BF:164:ARG:HG3	32:BF:175:THR:HG23	1.92	0.52
32:BF:202:PHE:CE1	32:BF:206:ILE:HD11	2.45	0.52
34:BH:85:LYS:HD3	34:BH:133:VAL:CB	2.37	0.52
37:BO:115:VAL:HG13	37:BO:121:VAL:HG21	1.90	0.52
37:BO:3:GLN:O	37:BO:4:PRO:C	2.48	0.52
39:BQ:137:TYR:OH	48:BZ:80:ARG:CD	2.52	0.52
40:BR:64:ARG:HA	40:BR:67:LEU:HD22	1.91	0.52
44:BV:39:LEU:CA	44:BV:47:VAL:CG1	2.87	0.52
1:CA:334:C:O2'	1:CA:335:C:H5'	2.09	0.52
4:CD:9:CYS:HA	4:CD:12:CYS:HB2	1.92	0.52
5:CE:145:LYS:HA	8:CH:107:LEU:CD2	2.40	0.52
6:CF:1:MET:HB3	6:CF:67:MET:O	2.10	0.52
8:CH:7:ALA:HB2	8:CH:85:ARG:HH11	1.75	0.52
3:CC:23:TYR:CB	10:CJ:10:GLY:HA2	2.40	0.52
10:CJ:84:GLN:O	10:CJ:88:LEU:HB3	2.09	0.52
15:CO:46:HIS:C	15:CO:48:LYS:H	2.13	0.52
20:CT:44:ALA:HA	20:CT:92:LEU:HD21	1.92	0.52
13:CM:3:ARG:CB	53:D4:60:GLU:HG2	2.23	0.52
57:D8:2:PRO:O	57:D8:3:LYS:C	2.48	0.52
27:DA:107:C:H2'	27:DA:108:U:C6	2.44	0.52
27:DA:1494:A:C2'	27:DA:1495:A:H5''	2.40	0.52

Continued on next page...

Continued from previous page...

Atom-1	Atom-2	Interatomic distance (Å)	Clash overlap (Å)
27:DA:1756:G:H4'	27:DA:1758:G:O4'	2.08	0.52
27:DA:2309:A:H2	27:DA:2310:A:H2	1.56	0.52
27:DA:2519:U:OP1	27:DA:2519:U:H3'	2.10	0.52
27:DA:1629:U:O2	27:DA:2698:U:H5''	2.10	0.52
27:DA:2852:G:H8	27:DA:2852:G:O5'	1.92	0.52
27:DA:2873:A:H5''	27:DA:2874:C:OP2	2.09	0.52
27:DA:320:A:H4'	27:DA:322:A:C8	2.44	0.52
27:DA:514:A:O2'	27:DA:515:A:H5'	2.09	0.52
27:DA:995:C:C4	36:DN:1:MET:HG3	2.45	0.52
29:DC:68:LEU:CD1	29:DC:179:SER:HA	2.39	0.52
31:DE:173:VAL:O	31:DE:174:ASP:C	2.48	0.52
32:DF:53:THR:HG22	32:DF:56:GLU:OE2	2.09	0.52
33:DG:125:PHE:HA	33:DG:131:TYR:HA	1.92	0.52
33:DG:59:GLU:OE2	33:DG:149:VAL:HG12	2.09	0.52
33:DG:72:ARG:HB3	33:DG:85:GLY:O	2.09	0.52
34:DH:158:HIS:CD2	34:DH:170:ARG:HA	2.45	0.52
35:DI:94:ALA:O	35:DI:96:ASP:N	2.43	0.52
38:DP:16:ARG:CB	38:DP:16:ARG:HH11	2.23	0.52
39:DQ:139:GLU:HA	39:DQ:139:GLU:OE2	2.08	0.52
42:DT:28:VAL:HG22	42:DT:47:GLY:N	2.24	0.52
48:DZ:175:PRO:CB	48:DZ:176:PRO:HD2	2.39	0.52
48:DZ:95:VAL:CG1	48:DZ:96:GLU:H	2.20	0.52
48:DZ:9:ARG:HB3	48:DZ:9:ARG:HH11	1.74	0.52
1:AA:516:U:O4	1:AA:533:A:OP2	2.28	0.52
1:AA:770:C:O4'	1:AA:900:A:H2	1.92	0.52
1:AA:818:G:H3'	1:AA:819:A:H5''	1.90	0.52
1:AA:973:G:O4'	10:AJ:55:LYS:HB3	2.10	0.52
2:AB:158:LEU:HD23	2:AB:180:LEU:HD13	1.91	0.52
5:AE:67:VAL:HG13	5:AE:69:VAL:HG22	1.92	0.52
6:AF:24:GLU:HB2	6:AF:28:ARG:NH1	2.25	0.52
6:AF:82:ARG:HB2	6:AF:85:VAL:CG2	2.40	0.52
6:AF:81:ILE:HG22	6:AF:82:ARG:N	2.25	0.52
8:AH:60:ARG:CG	8:AH:60:ARG:NH1	2.70	0.52
12:AL:24:LEU:HB2	12:AL:30:ARG:HD2	1.92	0.52
12:AL:88:LYS:HG3	12:AL:89:ASP:N	2.25	0.52
17:AQ:67:LYS:HA	17:AQ:70:ARG:NH1	2.25	0.52
20:AT:18:GLN:O	20:AT:19:SER:C	2.47	0.52
24:AX:68:C:H2'	24:AX:69:C:C6	2.45	0.52
49:B0:40:GLN:HG3	49:B0:42:GLY:O	2.10	0.52
52:B3:8:LEU:HG	52:B3:23:LEU:CD2	2.40	0.52
53:B4:75:VAL:O	53:B4:76:ASP:CB	2.58	0.52

Continued on next page...

Continued from previous page...

Atom-1	Atom-2	Interatomic distance (Å)	Clash overlap (Å)
27:BA:1047:G:C8	27:BA:1110:G:C6	2.98	0.52
27:BA:1499:C:C2'	27:BA:1500:G:H5'	2.40	0.52
27:BA:1613:G:C6	27:BA:1619:G:O6	2.63	0.52
27:BA:2277:G:C2'	27:BA:2278:A:H5'	2.40	0.52
27:BA:2681:C:H5	27:BA:2725:A:N6	2.07	0.52
27:BA:2844:G:C6	27:BA:2845:G:C4	2.98	0.52
29:BC:76:ALA:C	29:BC:78:ALA:N	2.63	0.52
30:BD:132:PRO:HD3	30:BD:190:TYR:CE2	2.45	0.52
30:BD:267:SER:C	30:BD:269:PHE:H	2.12	0.52
31:BE:79:ARG:N	31:BE:79:ARG:HD2	2.21	0.52
27:BA:659:C:H1'	32:BF:102:PRO:HD3	1.92	0.52
34:BH:54:ARG:NH2	34:BH:62:LYS:HG2	2.24	0.52
35:BI:114:LEU:O	35:BI:115:ALA:HB3	2.09	0.52
38:BP:89:ALA:O	38:BP:91:PHE:N	2.43	0.52
42:BT:28:VAL:O	42:BT:29:ARG:HB2	2.10	0.52
43:BU:92:ARG:C	43:BU:94:ASN:N	2.53	0.52
47:BY:95:LYS:CE	47:BY:99:CYS:O	2.54	0.52
48:BZ:43:PHE:CD1	48:BZ:43:PHE:C	2.83	0.52
1:CA:1182:G:H4'	1:CA:1183:A:H5''	1.92	0.52
1:CA:68:G:H3'	1:CA:68:G:C8	2.45	0.52
1:CA:69:G:H2'	1:CA:70:G:C8	2.44	0.52
3:CC:70:VAL:C	3:CC:106:VAL:HG23	2.30	0.52
3:CC:182:ILE:HG23	3:CC:202:ILE:C	2.30	0.52
3:CC:52:LEU:HD23	3:CC:52:LEU:N	2.25	0.52
5:CE:10:MET:HA	5:CE:32:VAL:HA	1.90	0.52
9:CI:27:THR:CG2	9:CI:30:GLY:HA2	2.40	0.52
10:CJ:8:LEU:HB3	10:CJ:16:LEU:HD21	1.91	0.52
15:CO:24:SER:H	15:CO:28:GLN:HE21	1.56	0.52
19:CS:6:LYS:HG2	19:CS:7:LYS:CE	2.40	0.52
20:CT:89:ARG:HB2	20:CT:104:LEU:CD1	2.39	0.52
50:D1:3:LYS:HG3	50:D1:4:VAL:N	2.17	0.52
50:D1:66:HIS:C	50:D1:68:PRO:HD2	2.30	0.52
57:D8:43:GLN:O	57:D8:44:LYS:HD2	2.10	0.52
27:DA:1352:U:O2'	27:DA:1353:A:H5'	2.10	0.52
27:DA:1566:A:OP1	30:DD:211:ARG:NH1	2.42	0.52
27:DA:2110:G:H8	27:DA:2110:G:OP2	1.91	0.52
27:DA:2319:G:H4'	27:DA:2320:A:OP1	2.10	0.52
27:DA:472:A:O3'	27:DA:508:G:N2	2.40	0.52
27:DA:485:C:O2'	27:DA:486:C:H5'	2.10	0.52
27:DA:713:G:H2'	27:DA:714:U:C6	2.44	0.52
27:DA:820:A:H1'	27:DA:943:U:H1'	1.92	0.52

Continued on next page...

Continued from previous page...

Atom-1	Atom-2	Interatomic distance (Å)	Clash overlap (Å)
36:DN:104:LYS:C	36:DN:106:MET:H	2.12	0.52
37:DO:104:ARG:CZ	37:DO:104:ARG:HB3	2.40	0.52
37:DO:67:LYS:O	37:DO:69:ILE:HD12	2.09	0.52
41:DS:67:ARG:HH12	41:DS:100:ALA:CB	2.07	0.52
41:DS:80:LEU:HD12	41:DS:80:LEU:H	1.75	0.52
42:DT:14:TYR:HD1	42:DT:14:TYR:H	1.55	0.52
31:DE:27:LEU:HD21	42:DT:1:MET:HB2	1.91	0.52
47:DY:75:ILE:HA	47:DY:80:GLY:CA	2.38	0.52
47:DY:77:PRO:O	47:DY:78:ALA:CB	2.58	0.52
1:AA:1366:C:H2'	1:AA:1367:C:C6	2.44	0.52
1:AA:59:A:H1'	1:AA:354:G:N2	2.25	0.52
1:AA:376:G:OP1	16:AP:5:ARG:HB2	2.10	0.52
1:AA:820:U:H4'	1:AA:821:G:OP2	2.10	0.52
1:AA:97:G:HO2'	1:AA:98:G:C5'	2.23	0.52
2:AB:18:GLY:HA2	2:AB:40:HIS:O	2.10	0.52
4:AD:119:GLN:O	4:AD:123:HIS:HB2	2.09	0.52
9:AI:11:LYS:C	9:AI:13:ALA:H	2.13	0.52
1:AA:1280:A:H5''	10:AJ:40:LEU:HD13	1.91	0.52
12:AL:112:LYS:O	12:AL:113:SER:C	2.47	0.52
13:AM:10:PRO:CG	13:AM:18:ALA:HB1	2.38	0.52
15:AO:63:ARG:O	15:AO:67:LEU:HG	2.09	0.52
20:AT:72:LEU:HD11	20:AT:80:ARG:HG3	1.92	0.52
24:AX:43:A:H2'	24:AX:44:A:H8	1.74	0.52
27:BA:97:C:H5''	51:B2:2:LYS:HB3	1.90	0.52
56:B7:28:ARG:HG3	56:B7:28:ARG:NH1	2.24	0.52
57:B8:23:VAL:CG1	57:B8:46:ARG:HB3	2.39	0.52
27:BA:1278:A:H2'	27:BA:1279:G:C8	2.44	0.52
27:BA:2327:A:H2'	27:BA:2328:A:H8	1.68	0.52
32:BF:27:GLU:O	32:BF:27:GLU:HG3	2.08	0.52
34:BH:81:GLU:O	34:BH:82:GLY:O	2.27	0.52
36:BN:55:VAL:HG22	36:BN:56:ASN:N	2.25	0.52
38:BP:105:LEU:N	38:BP:105:LEU:CD2	2.73	0.52
39:BQ:45:GLN:N	39:BQ:45:GLN:CD	2.63	0.52
27:BA:26:G:OP1	45:BW:80:PRO:HB3	2.10	0.52
48:BZ:36:VAL:O	48:BZ:37:TYR:HB3	2.09	0.52
48:BZ:68:THR:HA	48:BZ:90:LEU:HD13	1.91	0.52
1:CA:1456:G:H2'	20:CT:39:LYS:NZ	2.15	0.52
1:CA:160:A:H2	1:CA:343:U:H1'	1.74	0.52
1:CA:578:C:H2'	1:CA:579:G:O4'	2.10	0.52
1:CA:620:C:N1	4:CD:135:LEU:HD23	2.25	0.52
1:CA:955:U:O2'	1:CA:956:U:H5'	2.09	0.52

Continued on next page...

Continued from previous page...

Atom-1	Atom-2	Interatomic distance (Å)	Clash overlap (Å)
5:CE:80:ILE:HD11	5:CE:138:ALA:HB1	1.92	0.52
5:CE:79:GLU:HA	5:CE:91:LEU:O	2.10	0.52
11:CK:116:HIS:O	11:CK:117:ASN:HB2	2.09	0.52
27:DA:2336:A:H61	49:D0:43:THR:CG2	2.23	0.52
49:D0:54:GLY:O	49:D0:56:ASP:N	2.43	0.52
52:D3:56:VAL:O	52:D3:57:GLU:HB2	2.09	0.52
55:D6:29:ASN:O	55:D6:30:THR:C	2.48	0.52
58:D9:30:PRO:O	58:D9:32:HIS:N	2.42	0.52
27:DA:2287:A:N6	27:DA:2344:U:H3	2.08	0.52
27:DA:937:U:H2'	27:DA:938:G:C8	2.45	0.52
28:DB:100:A:C4	28:DB:101:G:C8	2.98	0.52
29:DC:124:GLY:O	29:DC:125:SER:CB	2.58	0.52
29:DC:22:ILE:CG2	29:DC:24:GLU:HB2	2.40	0.52
27:DA:2312:U:O2	33:DG:42:GLY:HA3	2.10	0.52
33:DG:47:LYS:HD2	33:DG:81:LYS:HD3	1.92	0.52
34:DH:18:GLU:HB2	34:DH:25:LYS:NZ	2.25	0.52
36:DN:58:ASP:C	36:DN:60:ILE:N	2.63	0.52
38:DP:18:ARG:HH11	38:DP:18:ARG:CA	2.22	0.52
40:DR:103:ARG:HB2	40:DR:109:ALA:O	2.10	0.52
40:DR:56:LYS:HE2	40:DR:94:TYR:OH	2.09	0.52
44:DV:47:VAL:O	44:DV:48:GLY:C	2.47	0.52
47:DY:50:ARG:NH1	47:DY:54:LYS:H	2.08	0.52
1:AA:1168:A:C6	1:AA:1169:A:C6	2.98	0.52
1:AA:1238:A:N7	1:AA:1303:C:H1'	2.25	0.52
1:AA:324:G:OP1	20:AT:22:ARG:HD2	2.10	0.52
1:AA:753:A:H4'	1:AA:754:C:H5''	1.92	0.52
1:AA:812:C:OP1	1:AA:903:G:H1'	2.10	0.52
4:AD:108:LEU:CD1	4:AD:108:LEU:N	2.73	0.52
4:AD:15:GLU:CG	4:AD:63:LYS:HG3	2.39	0.52
11:AK:91:ARG:O	11:AK:94:ALA:HB3	2.10	0.52
20:AT:16:HIS:NE2	20:AT:20:LEU:HD21	2.25	0.52
20:AT:23:ARG:HA	20:AT:26:ASN:HD21	1.74	0.52
55:B6:30:THR:O	55:B6:31:PRO:C	2.47	0.52
27:BA:153:C:H5''	27:BA:153:C:H6	1.74	0.52
27:BA:1816:G:H1	30:BD:37:LEU:CD1	2.23	0.52
27:BA:2785:C:H2'	27:BA:2786:U:H6	1.75	0.52
27:BA:971:C:C2'	27:BA:972:G:H5'	2.40	0.52
30:BD:44:ASN:ND2	30:BD:47:GLY:O	2.43	0.52
32:BF:25:PRO:HG3	32:BF:119:ARG:HB2	1.92	0.52
35:BI:13:GLY:O	35:BI:14:ASP:CB	2.58	0.52
38:BP:61:ARG:H	38:BP:61:ARG:HD2	1.75	0.52

Continued on next page...

Continued from previous page...

Atom-1	Atom-2	Interatomic distance (Å)	Clash overlap (Å)
38:BP:71:VAL:C	38:BP:73:GLY:H	2.13	0.52
39:BQ:130:LYS:HD3	48:BZ:79:ARG:HE	1.74	0.52
28:BB:50:G:OP1	41:BS:63:THR:HG23	2.10	0.52
42:BT:26:ASP:OD2	42:BT:26:ASP:C	2.47	0.52
45:BW:21:VAL:HG21	45:BW:76:VAL:HG23	1.90	0.52
45:BW:37:ARG:NH1	45:BW:38:TYR:OH	2.43	0.52
1:CA:1007:C:H2'	1:CA:1008:C:C6	2.45	0.52
1:CA:1251:A:O2'	1:CA:1252:A:H5'	2.09	0.52
1:CA:149:A:H2'	1:CA:150:C:C6	2.45	0.52
1:CA:575:G:H4'	1:CA:576:G:H5'	1.92	0.52
1:CA:1243:C:OP2	21:CU:10:ARG:NH2	2.42	0.52
51:D2:44:LEU:O	51:D2:45:SER:HB2	2.08	0.52
52:D3:29:ARG:HG3	52:D3:29:ARG:NH1	2.24	0.52
27:DA:1022:G:O2'	27:DA:1023:U:OP2	2.24	0.52
27:DA:1024:G:C3'	27:DA:1025:G:H5''	2.31	0.52
27:DA:1206:G:C2	27:DA:1207:C:C2	2.98	0.52
27:DA:1495:A:N3	27:DA:1496:A:C2	2.78	0.52
27:DA:1790:C:O2'	30:DD:209:ALA:HB2	2.09	0.52
27:DA:2691:C:H2'	27:DA:2692:C:H6	1.74	0.52
27:DA:377:C:H2'	27:DA:378:C:H6	1.75	0.52
27:DA:797:C:P	32:DF:62:ARG:HG3	2.50	0.52
27:DA:997:G:C2'	27:DA:998:C:H5'	2.40	0.52
28:DB:15:A:H1'	28:DB:110:G:C5	2.45	0.52
31:DE:25:VAL:HG13	31:DE:183:LEU:CD1	2.39	0.52
32:DF:10:PRO:CG	32:DF:13:SER:HB2	2.40	0.52
32:DF:119:ARG:HH11	32:DF:119:ARG:HG2	1.75	0.52
32:DF:185:ASP:OD1	32:DF:188:ARG:NH1	2.43	0.52
33:DG:131:TYR:HE2	33:DG:133:LEU:HD23	1.75	0.52
33:DG:58:GLN:NE2	33:DG:59:GLU:N	2.57	0.52
35:DI:110:ASP:O	35:DI:112:LYS:N	2.41	0.52
35:DI:5:LEU:CD2	35:DI:13:GLY:HA2	2.40	0.52
27:DA:2640:G:O3'	36:DN:74:ARG:NE	2.42	0.52
37:DO:68:GLU:HB3	37:DO:78:ARG:NH1	2.25	0.52
38:DP:34:GLY:O	38:DP:35:HIS:HB2	2.10	0.52
38:DP:74:GLU:HG3	38:DP:75:ILE:N	2.24	0.52
45:DW:82:LEU:HB2	45:DW:98:LYS:O	2.10	0.52
48:DZ:118:GLU:CG	48:DZ:121:ARG:HD2	2.40	0.52
48:DZ:80:ARG:O	48:DZ:81:ARG:C	2.49	0.52
1:AA:1249:C:H5'	1:AA:1249:C:H6	1.75	0.52
1:AA:1315:U:H2'	1:AA:1316:G:O4'	2.10	0.52
1:AA:198:G:H2'	1:AA:199:G:H8	1.74	0.52

Continued on next page...

Continued from previous page...

Atom-1	Atom-2	Interatomic distance (Å)	Clash overlap (Å)
1:AA:301:G:H2'	1:AA:302:G:O4'	2.09	0.52
1:AA:681:C:O2'	1:AA:682:G:H5'	2.10	0.52
1:AA:905:U:H2'	1:AA:906:G:H5'	1.92	0.52
2:AB:98:LEU:HB2	2:AB:101:MET:HG3	1.92	0.52
3:AC:138:VAL:O	3:AC:141:VAL:HB	2.10	0.52
8:AH:6:ILE:H	8:AH:6:ILE:CD1	2.14	0.52
9:AI:22:GLY:HA3	9:AI:60:ASP:OD2	2.10	0.52
13:AM:26:GLY:O	13:AM:28:ALA:N	2.43	0.52
18:AR:82:THR:CG2	18:AR:83:GLU:H	2.23	0.52
20:AT:84:LEU:CD1	20:AT:88:VAL:HG21	2.38	0.52
22:AV:1:A:H2'	22:AV:2:A:H5'	1.91	0.52
1:AA:1230:C:H4'	24:AX:31:G:OP1	2.09	0.52
50:B1:3:LYS:HG3	50:B1:4:VAL:N	2.21	0.52
53:B4:41:ILE:N	53:B4:57:ILE:O	2.42	0.52
53:B4:59:VAL:HG12	53:B4:61:VAL:O	2.10	0.52
27:BA:1488:G:C6	27:BA:1489:U:N3	2.78	0.52
27:BA:1497:U:H3'	27:BA:1497:U:O2	2.10	0.52
27:BA:1508:A:H2'	27:BA:1508:A:N3	2.25	0.52
27:BA:1639:U:H4'	27:BA:2699:C:H4'	1.91	0.52
27:BA:2019:A:H2'	27:BA:2020:A:O5'	2.09	0.52
27:BA:911:A:H2	27:BA:2277:G:N3	2.08	0.52
27:BA:27:G:O2'	27:BA:28:A:P	2.67	0.52
27:BA:407:G:H2'	27:BA:408:G:H8	1.75	0.52
27:BA:807:U:H2'	27:BA:808:G:H8	1.75	0.52
29:BC:169:GLY:O	29:BC:171:ILE:N	2.38	0.52
30:BD:155:LEU:HD23	30:BD:177:LEU:HD21	1.91	0.52
27:BA:779:U:P	30:BD:49:ILE:HG22	2.49	0.52
34:BH:42:ARG:O	34:BH:53:GLU:HG3	2.09	0.52
35:BI:89:TYR:N	35:BI:89:TYR:CD1	2.78	0.52
41:BS:51:ALA:HB3	41:BS:73:LEU:HG	1.91	0.52
41:BS:76:LYS:O	41:BS:80:LEU:HD13	2.10	0.52
41:BS:35:ILE:CD1	41:BS:99:LYS:HD3	2.40	0.52
42:BT:118:ARG:O	42:BT:121:ILE:N	2.43	0.52
27:BA:24:G:O2'	45:BW:78:GLU:O	2.25	0.52
47:BY:76:CYS:CB	47:BY:96:ILE:HD11	2.40	0.52
1:CA:1221:G:H4'	19:CS:53:ASN:O	2.10	0.52
1:CA:1229:A:H2'	1:CA:1230:C:C6	2.45	0.52
1:CA:1409:C:H5'	27:DA:1916:A:N1	2.25	0.52
1:CA:6:G:H4'	1:CA:298:A:H4'	1.92	0.52
1:CA:507:C:H2'	1:CA:508:C:C5	2.44	0.52
1:CA:537:G:H2'	1:CA:538:G:C8	2.43	0.52

Continued on next page...

Continued from previous page...

Atom-1	Atom-2	Interatomic distance (Å)	Clash overlap (Å)
1:CA:965:A:C4'	1:CA:966:G:OP1	2.52	0.52
1:CA:980:C:HO2'	14:CN:21:TYR:HE1	1.58	0.52
6:CF:9:VAL:HB	6:CF:87:ARG:HB2	1.90	0.52
7:CG:24:THR:CA	7:CG:27:ILE:HD12	2.36	0.52
7:CG:46:ALA:O	7:CG:50:ILE:HG12	2.09	0.52
8:CH:84:ARG:HG3	8:CH:85:ARG:N	2.24	0.52
1:CA:1349:A:P	9:CI:118:LYS:NZ	2.83	0.52
18:CR:43:PHE:CE2	18:CR:58:LEU:HD11	2.40	0.52
19:CS:15:LEU:HD22	19:CS:15:LEU:N	2.17	0.52
19:CS:33:THR:OG1	19:CS:34:TRP:N	2.43	0.52
58:D9:15:LYS:N	58:D9:26:ILE:O	2.37	0.52
27:DA:1198:U:H2'	27:DA:1199:U:H6	1.73	0.52
27:DA:1472:A:H2'	27:DA:1473:G:C8	2.45	0.52
27:DA:1579:A:H2'	27:DA:1580:A:O4'	2.10	0.52
27:DA:1747:G:H2'	27:DA:1747(A):G:C8	2.45	0.52
27:DA:242:G:H5''	57:D8:62:LEU:HD13	1.92	0.52
27:DA:2698:U:H2'	27:DA:2699:C:C6	2.44	0.52
28:DB:47:C:C3'	28:DB:48:A:C5'	2.88	0.52
29:DC:100:ILE:HG23	29:DC:132:GLY:CA	2.32	0.52
30:DD:245:PRO:O	30:DD:246:PRO:C	2.46	0.52
30:DD:270:ILE:C	30:DD:271:ILE:HG12	2.29	0.52
31:DE:113:PHE:CD2	31:DE:113:PHE:C	2.81	0.52
31:DE:197:ILE:O	31:DE:197:ILE:HG12	2.09	0.52
34:DH:103:LEU:HD22	34:DH:123:PHE:CD2	2.45	0.52
38:DP:101:VAL:C	38:DP:103:ALA:N	2.62	0.52
38:DP:62:LEU:CD1	57:D8:30:ARG:HG3	2.40	0.52
42:DT:43:GLN:HG2	42:DT:44:ASP:O	2.10	0.52
45:DW:25:ARG:NH2	45:DW:74:ALA:O	2.42	0.52
47:DY:29:GLU:N	47:DY:29:GLU:CD	2.63	0.52
47:DY:2:ARG:HG2	47:DY:2:ARG:NH1	2.25	0.52
1:AA:1138:G:C2	1:AA:1140:C:C4	2.98	0.51
1:AA:1256:A:H5'	1:AA:1257:U:OP1	2.09	0.51
1:AA:15:G:H8	1:AA:1396:A:HO2'	1.54	0.51
1:AA:226:G:H2'	1:AA:227:G:H8	1.75	0.51
1:AA:413:G:N2	1:AA:428:G:H1'	2.25	0.51
2:AB:129:GLU:O	2:AB:130:ARG:C	2.48	0.51
4:AD:93:PHE:O	4:AD:94:LEU:C	2.49	0.51
5:AE:92:LYS:HB2	5:AE:119:LEU:HB2	1.90	0.51
2:AB:178:ARG:HD2	8:AH:71:GLY:C	2.30	0.51
12:AL:50:ARG:HH11	12:AL:90:LEU:HD21	1.75	0.51
17:AQ:51:TYR:CD2	17:AQ:73:VAL:HG11	2.46	0.51

Continued on next page...

Continued from previous page...

Atom-1	Atom-2	Interatomic distance (Å)	Clash overlap (Å)
24:AX:19:G:C2	24:AX:57:A:N3	2.79	0.51
27:BA:1858:G:O2'	27:BA:1884:A:N6	2.43	0.51
27:BA:2364:C:C2'	27:BA:2365:G:H5'	2.40	0.51
27:BA:2259:G:H1'	27:BA:2427:C:C2	2.44	0.51
27:BA:2466:C:H5''	58:B9:6:SER:HB2	1.92	0.51
27:BA:817:C:H4'	27:BA:932:G:C5	2.45	0.51
27:BA:953:A:C2'	27:BA:954:G:H5'	2.40	0.51
27:BA:1670:C:O2	31:BE:129:HIS:CE1	2.61	0.51
32:BF:165:ARG:HG3	32:BF:165:ARG:HH11	1.75	0.51
28:BB:42:C:H4'	33:BG:67:LYS:O	2.10	0.51
38:BP:50:ARG:HG3	38:BP:51:PHE:N	2.24	0.51
41:BS:37:ALA:HB2	41:BS:99:LYS:HZ3	1.75	0.51
42:BT:100:TYR:O	42:BT:102:ILE:N	2.42	0.51
27:BA:560:C:C4'	43:BU:52:ARG:NH2	2.72	0.51
44:BV:18:LEU:CD2	44:BV:19:LYS:N	2.68	0.51
44:BV:47:VAL:O	44:BV:49:THR:O	2.29	0.51
45:BW:111:HIS:CD2	45:BW:112:GLY:H	2.28	0.51
45:BW:71:VAL:HG12	45:BW:71:VAL:O	2.09	0.51
48:BZ:30:ARG:HH21	48:BZ:93:GLU:CD	2.13	0.51
1:CA:1324:A:C4'	1:CA:1362:C:H4'	2.40	0.51
1:CA:1423:G:H2'	1:CA:1424:C:H6	1.75	0.51
1:CA:1441:G:H4'	1:CA:1442:G:C4	2.45	0.51
1:CA:1457:G:N1	1:CA:1458:G:N7	2.57	0.51
1:CA:1507:A:C2	1:CA:1508:G:C4	2.98	0.51
4:CD:121:VAL:O	4:CD:134:ASP:HA	2.10	0.51
5:CE:141:GLN:C	5:CE:143:ARG:HH21	2.13	0.51
5:CE:77:PRO:HG2	5:CE:142:LEU:HD22	1.92	0.51
6:CF:67:MET:HB2	6:CF:68:PRO:HD2	1.92	0.51
7:CG:43:PHE:HD1	7:CG:44:TYR:N	2.07	0.51
15:CO:39:LEU:HD13	15:CO:39:LEU:O	2.09	0.51
52:D3:7:LYS:HA	52:D3:33:GLN:O	2.09	0.51
54:D5:49:CYS:O	54:D5:56:LYS:HB3	2.10	0.51
55:D6:10:LEU:HD12	57:D8:34:TRP:CG	2.45	0.51
27:DA:1012:U:O4	36:DN:28:THR:HG21	2.10	0.51
27:DA:1042:G:H1'	27:DA:1114:G:N2	2.25	0.51
27:DA:1301:A:H4'	27:DA:1302:A:OP1	2.10	0.51
27:DA:1408:C:O2'	27:DA:1409:C:H5'	2.10	0.51
27:DA:1843:C:H2'	27:DA:1844:C:C6	2.46	0.51
27:DA:2094:G:N3	27:DA:2094:G:H2'	2.24	0.51
27:DA:2146:C:H4'	27:DA:2147:G:C8	2.45	0.51
27:DA:2287:A:N6	27:DA:2344:U:N3	2.58	0.51

Continued on next page...

Continued from previous page...

Atom-1	Atom-2	Interatomic distance (Å)	Clash overlap (Å)
27:DA:2735:G:H2'	27:DA:2736:G:H8	1.75	0.51
27:DA:364:C:C2'	27:DA:365:C:H5''	2.40	0.51
27:DA:902:C:O2'	27:DA:903:C:H5'	2.10	0.51
28:DB:20:C:C2'	28:DB:21:G:C5'	2.88	0.51
28:DB:75:G:C5'	28:DB:76:G:OP2	2.58	0.51
28:DB:85:G:H2'	28:DB:86:G:H8	1.72	0.51
29:DC:49:ILE:CD1	29:DC:49:ILE:H	2.08	0.51
29:DC:58:VAL:HG23	29:DC:165:ASN:CB	2.40	0.51
30:DD:118:VAL:CG2	30:DD:119:ALA:N	2.73	0.51
30:DD:139:GLY:H	30:DD:165:ILE:HB	1.75	0.51
33:DG:43:LEU:HB2	33:DG:88:ILE:CD1	2.39	0.51
33:DG:55:LYS:C	33:DG:57:ALA:H	2.12	0.51
36:DN:117:PHE:C	36:DN:119:ARG:H	2.14	0.51
38:DP:13:ASN:C	38:DP:13:ASN:HD22	2.13	0.51
38:DP:28:GLY:C	38:DP:29:LYS:HD2	2.30	0.51
39:DQ:27:VAL:HG23	39:DQ:137:TYR:CD1	2.45	0.51
41:DS:67:ARG:HG2	41:DS:67:ARG:NH1	2.24	0.51
42:DT:27:THR:O	42:DT:28:VAL:HG23	2.11	0.51
42:DT:81:PRO:C	42:DT:82:LEU:HD12	2.30	0.51
46:DX:65:ARG:HD3	46:DX:70:LEU:CG	2.36	0.51
1:AA:1006:C:N4	1:AA:1023:G:H1	2.08	0.51
1:AA:1287:A:H2'	1:AA:1288:A:C8	2.45	0.51
1:AA:1321:C:C5'	1:AA:1322:C:H5''	2.36	0.51
1:AA:1484:C:O2'	1:AA:1485:U:H5'	2.11	0.51
1:AA:312:C:H2'	1:AA:313:A:C8	2.45	0.51
1:AA:401:C:H2'	1:AA:402:G:C8	2.46	0.51
1:AA:805:C:O2'	1:AA:806:C:H5'	2.09	0.51
1:AA:942:G:O2'	1:AA:943:U:H5'	2.09	0.51
1:AA:953:G:C5'	1:AA:965:A:H61	2.23	0.51
5:AE:90:VAL:O	5:AE:91:LEU:HD13	2.10	0.51
7:AG:111:ARG:CD	7:AG:123:GLU:HB2	2.41	0.51
13:AM:4:ILE:HG22	13:AM:5:ALA:H	1.74	0.51
19:AS:11:VAL:O	19:AS:11:VAL:HG13	2.10	0.51
19:AS:35:SER:C	19:AS:37:ARG:N	2.64	0.51
23:AW:10:G:N3	23:AW:10:G:H2'	2.25	0.51
51:B2:14:ARG:O	51:B2:15:LYS:HB3	2.10	0.51
57:B8:33:ASN:N	57:B8:36:LYS:NZ	2.53	0.51
38:BP:65:ARG:CD	57:B8:46:ARG:NH2	2.71	0.51
27:BA:70:G:H5''	27:BA:112:U:O2	2.10	0.51
27:BA:1246:A:OP2	38:BP:18:ARG:HG3	2.10	0.51
27:BA:1520:G:H2'	27:BA:1523:U:O4'	2.09	0.51

Continued on next page...

Continued from previous page...

Atom-1	Atom-2	Interatomic distance (Å)	Clash overlap (Å)
27:BA:1920:C:O2'	27:BA:1921:G:H5'	2.10	0.51
27:BA:1925:C:C2'	27:BA:1926:U:H5'	2.40	0.51
27:BA:2295:C:O2'	27:BA:2296:U:H5'	2.11	0.51
27:BA:2347:C:H2'	27:BA:2348:U:H6	1.75	0.51
27:BA:256:A:H2'	27:BA:257:A:C8	2.46	0.51
27:BA:374:A:C2	27:BA:401:A:C4	2.98	0.51
27:BA:818:G:H4'	27:BA:838:C:O3'	2.11	0.51
27:BA:893:C:H2'	27:BA:894:C:C6	2.44	0.51
28:BB:66:A:O4'	28:BB:109:C:N4	2.43	0.51
31:BE:6:GLY:O	31:BE:195:LEU:HD12	2.09	0.51
32:BF:110:LEU:HD12	32:BF:202:PHE:CE1	2.45	0.51
32:BF:53:THR:HG23	32:BF:55:GLY:H	1.74	0.51
33:BG:149:VAL:O	33:BG:149:VAL:HG23	2.09	0.51
34:BH:86:GLU:HG2	34:BH:86:GLU:O	2.10	0.51
35:BI:114:LEU:C	35:BI:116:LEU:H	2.12	0.51
39:BQ:133:ARG:CB	39:BQ:133:ARG:HH11	2.23	0.51
42:BT:102:ILE:O	42:BT:103:ARG:C	2.49	0.51
27:BA:495:G:O2'	45:BW:57:ASN:HB3	2.11	0.51
47:BY:100:ALA:O	47:BY:101:LYS:HB3	2.11	0.51
48:BZ:67:PRO:O	48:BZ:67:PRO:HG2	2.09	0.51
1:CA:1188:A:O3'	14:CN:58:LYS:NZ	2.40	0.51
1:CA:140:A:O2'	1:CA:141:A:H5'	2.10	0.51
1:CA:437:U:O2'	4:CD:123:HIS:CD2	2.63	0.51
1:CA:631:G:C2'	1:CA:632:A:C8	2.94	0.51
1:CA:803:G:O2'	1:CA:804:U:H5'	2.10	0.51
1:CA:977:A:O2'	1:CA:978:A:H5'	2.11	0.51
1:CA:994:A:O2'	14:CN:12:ARG:NH1	2.44	0.51
3:CC:11:ARG:HH21	3:CC:180:ALA:CB	2.23	0.51
5:CE:106:PRO:O	5:CE:110:LEU:HG	2.10	0.51
6:CF:62:TRP:CH2	6:CF:64:GLN:HB2	2.45	0.51
6:CF:96:PRO:O	6:CF:98:LEU:HD12	2.10	0.51
10:CJ:5:ARG:CG	10:CJ:71:LEU:HD11	2.40	0.51
12:CL:15:VAL:O	12:CL:16:ARG:CB	2.59	0.51
12:CL:37:VAL:HG11	12:CL:74:LEU:O	2.10	0.51
15:CO:11:VAL:O	15:CO:14:GLU:HB3	2.09	0.51
16:CP:21:VAL:HG21	16:CP:59:TRP:CG	2.45	0.51
19:CS:16:LEU:HA	19:CS:19:VAL:CG2	2.40	0.51
23:CW:40:C:H2'	23:CW:41:G:H8	1.74	0.51
25:CY:14:A:H62	25:CY:15:G:H21	1.57	0.51
50:D1:21:ARG:O	50:D1:32:LYS:HE2	2.10	0.51
50:D1:57:GLU:O	50:D1:58:ILE:O	2.28	0.51

Continued on next page...

Continued from previous page...

Atom-1	Atom-2	Interatomic distance (Å)	Clash overlap (Å)
55:D6:51:GLU:O	55:D6:52:VAL:CG2	2.55	0.51
27:DA:289:A:H3'	27:DA:290:G:H8	1.76	0.51
27:DA:291:C:H2'	27:DA:292:C:C6	2.44	0.51
27:DA:83:G:N2	27:DA:102:G:H2'	2.25	0.51
30:DD:134:ARG:HG3	30:DD:135:PHE:CE1	2.45	0.51
31:DE:11:MET:O	31:DE:12:THR:HG23	2.10	0.51
32:DF:160:ASN:C	32:DF:160:ASN:HD22	2.11	0.51
32:DF:4:VAL:N	32:DF:19:GLU:HB3	2.25	0.51
37:DO:104:ARG:NE	42:DT:33:LYS:HD2	2.25	0.51
37:DO:4:PRO:O	37:DO:5:GLN:CB	2.58	0.51
38:DP:112:LEU:C	38:DP:112:LEU:HD13	2.30	0.51
38:DP:21:ARG:HD2	38:DP:29:LYS:HG2	1.92	0.51
38:DP:99:LEU:HG	38:DP:102:ARG:NH1	2.23	0.51
42:DT:27:THR:O	42:DT:88:ILE:HG13	2.10	0.51
42:DT:61:PHE:N	42:DT:61:PHE:CD2	2.78	0.51
42:DT:65:LYS:NZ	42:DT:66:VAL:H	2.02	0.51
43:DU:108:GLU:HG3	44:DV:44:LYS:HZ2	1.75	0.51
44:DV:30:GLY:O	44:DV:31:ALA:O	2.27	0.51
44:DV:51:VAL:CG1	44:DV:52:VAL:H	2.06	0.51
46:DX:14:SER:O	46:DX:17:ALA:HB3	2.10	0.51
46:DX:18:TYR:O	46:DX:21:PHE:N	2.42	0.51
47:DY:8:LYS:H	47:DY:8:LYS:CD	2.22	0.51
48:DZ:149:LEU:HD22	48:DZ:149:LEU:N	2.26	0.51
1:AA:973:G:OP1	10:AJ:57:LYS:NZ	2.42	0.51
10:AJ:34:VAL:CG1	10:AJ:74:ILE:HG22	2.40	0.51
16:AP:58:TYR:C	16:AP:60:LEU:H	2.13	0.51
19:AS:48:THR:HG22	19:AS:61:TYR:HA	1.91	0.51
19:AS:63:THR:HG23	19:AS:65:ASN:H	1.74	0.51
20:AT:89:ARG:NH2	20:AT:104:LEU:HD21	2.24	0.51
23:AW:33:C:H2'	23:AW:34:U:C6	2.46	0.51
51:B2:7:ARG:HH11	51:B2:7:ARG:HG2	1.74	0.51
54:B5:13:LYS:O	54:B5:17:ASP:HB2	2.09	0.51
54:B5:50:GLY:HA3	54:B5:56:LYS:HB2	1.93	0.51
55:B6:11:LEU:CD1	55:B6:25:LYS:HA	2.39	0.51
27:BA:1042:G:H3'	27:BA:1043:C:O4'	2.09	0.51
27:BA:1179:C:H3'	27:BA:1180:C:H5''	1.91	0.51
27:BA:1411:C:O5'	27:BA:1411:C:H6	1.93	0.51
27:BA:1485:G:N2	27:BA:1505:C:C2	2.76	0.51
27:BA:1548:C:H2'	27:BA:1549:C:H6	1.74	0.51
27:BA:1564:C:H2'	27:BA:1565:C:C6	2.46	0.51
27:BA:2283:C:H2'	27:BA:2284:C:C5'	2.38	0.51

Continued on next page...

Continued from previous page...

Atom-1	Atom-2	Interatomic distance (Å)	Clash overlap (Å)
27:BA:2836:U:C4	27:BA:2883:A:N6	2.78	0.51
27:BA:827:U:H2'	27:BA:2068:U:C2	2.45	0.51
28:BB:51:G:H2'	28:BB:52:A:C1'	2.40	0.51
29:BC:86:ALA:CB	29:BC:94:VAL:HG11	2.41	0.51
30:BD:21:PHE:HB3	30:BD:24:ILE:HG21	1.92	0.51
30:BD:24:ILE:HD12	30:BD:84:TYR:CB	2.28	0.51
31:BE:97:LYS:HA	31:BE:97:LYS:HZ3	1.74	0.51
34:BH:54:ARG:HH11	34:BH:65:HIS:CD2	2.28	0.51
39:BQ:31:ASP:OD1	39:BQ:134:ARG:NH1	2.44	0.51
41:BS:34:HIS:CA	41:BS:54:LEU:HD23	2.41	0.51
44:BV:69:LYS:HG3	44:BV:70:ILE:H	1.75	0.51
47:BY:37:VAL:C	47:BY:38:ILE:HD13	2.31	0.51
48:BZ:107:PRO:C	48:BZ:109:GLY:H	2.14	0.51
1:CA:1054:C:H5	1:CA:1196:U:C5	2.28	0.51
1:CA:1235:U:H2'	1:CA:1236:A:O5'	2.10	0.51
1:CA:1294:G:O2'	1:CA:1295:G:H5'	2.11	0.51
1:CA:35:G:C2	1:CA:550:G:C2	2.98	0.51
1:CA:473:G:H4'	16:CP:81:ARG:NH2	2.24	0.51
1:CA:676:A:H1'	11:CK:115:PRO:HB3	1.93	0.51
1:CA:861:G:O2'	1:CA:862:C:H5'	2.10	0.51
5:CE:35:GLY:HA2	5:CE:40:ARG:O	2.11	0.51
14:CN:8:GLU:HB3	14:CN:12:ARG:NH1	2.25	0.51
17:CQ:63:ARG:HG2	17:CQ:64:PRO:HD2	1.91	0.51
19:CS:49:ILE:HD12	19:CS:49:ILE:H	1.76	0.51
20:CT:39:LYS:HA	20:CT:42:GLN:HB3	1.91	0.51
59:CX:17:C:H5'	59:CX:17(B):U:H2'	1.92	0.51
52:D3:12:PRO:O	52:D3:13:ILE:C	2.48	0.51
52:D3:44:ARG:O	52:D3:48:GLU:N	2.41	0.51
55:D6:10:LEU:HD12	57:D8:34:TRP:HB2	1.92	0.51
57:D8:62:LEU:N	57:D8:63:PRO:HD2	2.25	0.51
27:DA:1264:G:H5'	54:D5:11:THR:OG1	2.10	0.51
27:DA:1431:U:O2'	27:DA:1432:C:H5'	2.10	0.51
27:DA:1491:G:H2'	27:DA:1492:G:H8	1.76	0.51
27:DA:1506:C:H2'	27:DA:1506:C:O2	2.10	0.51
27:DA:1663:C:O2'	27:DA:1664:A:H8	1.93	0.51
27:DA:2011:U:C2'	27:DA:2012:G:H5'	2.41	0.51
27:DA:2182:G:H2'	27:DA:2183:C:C6	2.45	0.51
27:DA:198:C:H5'	27:DA:2244:U:OP1	2.11	0.51
27:DA:2262:U:H4'	27:DA:2328:A:C2	2.44	0.51
27:DA:2615:U:H2'	27:DA:2616:C:C6	2.45	0.51
27:DA:2762:G:C2'	27:DA:2763:G:H5''	2.38	0.51

Continued on next page...

Continued from previous page...

Atom-1	Atom-2	Interatomic distance (Å)	Clash overlap (Å)
27:DA:2881:C:H4'	40:DR:117:VAL:CG2	2.40	0.51
27:DA:481:G:P	47:DY:47:LYS:HE3	2.50	0.51
27:DA:506:G:O3'	27:DA:507:A:H8	1.92	0.51
27:DA:832:G:H21	38:DP:53:GLY:HA3	1.76	0.51
28:DB:33:G:C2	28:DB:50:G:C2	2.98	0.51
29:DC:97:GLU:C	29:DC:99:ILE:H	2.13	0.51
27:DA:1655:A:O2'	31:DE:115:GLY:HA3	2.09	0.51
31:DE:76:ARG:HG2	31:DE:195:LEU:HD22	1.91	0.51
31:DE:49:LEU:HD22	31:DE:81:ILE:HD11	1.91	0.51
31:DE:67:PHE:O	31:DE:70:ALA:HB3	2.10	0.51
31:DE:28:ALA:O	31:DE:93:VAL:HG22	2.10	0.51
33:DG:131:TYR:CE2	33:DG:133:LEU:HD23	2.46	0.51
33:DG:137:GLU:HG2	33:DG:152:LEU:CD1	2.35	0.51
34:DH:25:LYS:H	34:DH:25:LYS:CD	2.18	0.51
39:DQ:52:VAL:HA	39:DQ:55:VAL:HG12	1.92	0.51
1:AA:1220:G:O3'	19:AS:36:ARG:HD3	2.09	0.51
1:AA:1352:C:H2'	1:AA:1353:G:C8	2.45	0.51
1:AA:1472:U:O2'	1:AA:1473:A:H5'	2.11	0.51
1:AA:16:A:O2'	1:AA:17:U:H5'	2.10	0.51
2:AB:101:MET:C	2:AB:102:LEU:HD12	2.30	0.51
3:AC:35:GLU:CD	3:AC:95:THR:HG21	2.31	0.51
5:AE:148:VAL:HG21	8:AH:107:LEU:CD2	2.36	0.51
8:AH:17:THR:HB	8:AH:78:GLN:OE1	2.11	0.51
10:AJ:16:LEU:HD13	10:AJ:17:ASP:N	2.25	0.51
12:AL:76:GLU:O	12:AL:77:HIS:CB	2.59	0.51
15:AO:74:ASP:OD1	15:AO:77:ARG:HG2	2.11	0.51
51:B2:21:LEU:O	51:B2:24:LEU:HB3	2.10	0.51
53:B4:40:ILE:N	53:B4:40:ILE:HD12	2.26	0.51
56:B7:8:ASN:ND2	56:B7:11:LYS:H	2.09	0.51
27:BA:1594:G:H2'	27:BA:1595:G:O4'	2.11	0.51
27:BA:1887:C:C2'	27:BA:1888:G:H5"	2.40	0.51
27:BA:2507:C:O2'	27:BA:2508:G:H5'	2.11	0.51
27:BA:556:G:H2'	27:BA:557:U:H6	1.73	0.51
27:BA:857:C:H5'	49:B0:77:ARG:HH22	1.76	0.51
27:BA:934:G:H2'	27:BA:935:C:C6	2.44	0.51
28:BB:46:A:H2'	28:BB:47:C:H6	1.75	0.51
33:BG:90:LEU:C	33:BG:90:LEU:HD23	2.31	0.51
38:BP:121:LYS:O	38:BP:123:LEU:N	2.42	0.51
38:BP:46:LYS:HG2	38:BP:52:GLU:CG	2.39	0.51
40:BR:22:ARG:C	40:BR:24:GLN:H	2.12	0.51
42:BT:28:VAL:C	42:BT:29:ARG:HD3	2.30	0.51

Continued on next page...

Continued from previous page...

Atom-1	Atom-2	Interatomic distance (Å)	Clash overlap (Å)
42:BT:39:ARG:O	42:BT:40:THR:C	2.48	0.51
42:BT:32:TYR:HD2	42:BT:81:PRO:HG2	1.75	0.51
45:BW:29:LEU:HD11	45:BW:33:ARG:HE	1.76	0.51
1:CA:142:G:H2'	1:CA:143:A:C8	2.44	0.51
1:CA:226:G:O2'	1:CA:227:G:H5'	2.10	0.51
1:CA:643:C:H5'	8:CH:31:PHE:CE1	2.46	0.51
3:CC:70:VAL:HG12	3:CC:72:LYS:N	2.15	0.51
9:CI:9:ARG:HE	9:CI:14:VAL:HG13	1.74	0.51
18:CR:70:ILE:HG22	18:CR:74:ARG:HD2	1.91	0.51
52:D3:13:ILE:H	52:D3:13:ILE:CD1	2.23	0.51
55:D6:20:ASN:O	55:D6:21:TYR:CD2	2.64	0.51
55:D6:25:LYS:HG2	57:D8:34:TRP:HE1	1.75	0.51
27:DA:2286:A:O5'	55:D6:31:PRO:HB2	2.09	0.51
27:DA:1313:U:O3'	27:DA:1332:G:C5'	2.58	0.51
27:DA:16:G:H2'	27:DA:17:G:H8	1.75	0.51
27:DA:2070:G:C2	27:DA:2442:C:C2	2.99	0.51
27:DA:2481:G:H4'	27:DA:2482:G:H5'	1.91	0.51
27:DA:2483:C:N3	39:DQ:124:LYS:NZ	2.58	0.51
27:DA:2849:U:H5''	27:DA:2867:G:N2	2.25	0.51
27:DA:466:A:N3	27:DA:683:C:H1'	2.25	0.51
32:DF:134:GLY:H	32:DF:162:LEU:HB3	1.75	0.51
33:DG:25:TYR:CD1	33:DG:30:GLU:HG2	2.45	0.51
33:DG:49:ASP:O	33:DG:50:ALA:CB	2.59	0.51
35:DI:90:GLY:O	35:DI:91:SER:O	2.29	0.51
36:DN:15:LEU:HD13	36:DN:16:ILE:N	2.25	0.51
37:DO:88:ASN:O	37:DO:91:LEU:N	2.44	0.51
37:DO:98:VAL:O	37:DO:98:VAL:HG13	2.10	0.51
38:DP:62:LEU:CD2	38:DP:64:LYS:N	2.73	0.51
38:DP:80:TYR:CD1	38:DP:111:ARG:HB3	2.45	0.51
40:DR:66:VAL:CG1	40:DR:67:LEU:N	2.73	0.51
41:DS:62:LYS:HB2	41:DS:62:LYS:NZ	2.26	0.51
42:DT:9:LEU:CA	42:DT:12:SER:HB2	2.38	0.51
42:DT:27:THR:O	42:DT:28:VAL:HB	2.10	0.51
44:DV:62:LEU:HD21	44:DV:95:LEU:HB2	1.92	0.51
1:AA:1060:C:O2'	1:AA:1061:G:H5'	2.10	0.51
1:AA:1070:U:H2'	1:AA:1071:C:H6	1.75	0.51
1:AA:260:G:H2'	1:AA:261:U:C6	2.46	0.51
1:AA:311:C:O2'	1:AA:312:C:H5'	2.11	0.51
1:AA:475:G:H2'	1:AA:476:G:C8	2.45	0.51
1:AA:817:C:H4'	1:AA:818:G:OP1	2.11	0.51
1:AA:878:G:H5'	8:AH:89:PRO:HG2	1.92	0.51

Continued on next page...

Continued from previous page...

Atom-1	Atom-2	Interatomic distance (Å)	Clash overlap (Å)
1:AA:959:A:H2'	1:AA:960:U:C4'	2.40	0.51
2:AB:164:VAL:HB	2:AB:186:ALA:HB2	1.93	0.51
3:AC:109:PRO:HA	3:AC:115:LEU:HD12	1.92	0.51
3:AC:199:LYS:HB3	3:AC:201:TYR:HE1	1.75	0.51
3:AC:58:GLU:H	3:AC:65:ALA:CB	2.23	0.51
4:AD:14:ARG:HA	4:AD:39:PRO:CA	2.39	0.51
4:AD:64:LEU:O	4:AD:67:ILE:HG22	2.10	0.51
7:AG:30:ILE:HD13	7:AG:105:VAL:HG13	1.92	0.51
1:AA:1373:G:H5''	7:AG:36:LYS:HD2	1.93	0.51
9:AI:4:TYR:HA	9:AI:88:TYR:HE1	1.74	0.51
10:AJ:27:ALA:O	10:AJ:31:GLY:N	2.44	0.51
10:AJ:89:ASP:HB3	10:AJ:91:PRO:HD3	1.93	0.51
13:AM:82:MET:O	13:AM:83:ASP:O	2.29	0.51
10:AJ:65:LEU:HG	14:AN:55:GLY:O	2.11	0.51
18:AR:65:ILE:O	18:AR:69:THR:HG23	2.10	0.51
20:AT:40:ALA:HB2	20:AT:55:ILE:HG22	1.91	0.51
49:B0:24:LYS:HG3	49:B0:36:ILE:HD11	1.93	0.51
19:AS:42:PRO:CD	53:B4:80:ARG:NH2	2.74	0.51
27:BA:139:G:H2'	27:BA:140:G:N7	2.25	0.51
27:BA:859:G:N2	27:BA:917:A:OP2	2.41	0.51
27:BA:960:A:C8	27:BA:962:G:C8	2.98	0.51
30:BD:228:PRO:HD3	30:BD:235:GLY:HA2	1.92	0.51
33:BG:16:ARG:N	33:BG:17:PRO:HD2	2.26	0.51
33:BG:39:ILE:HG23	33:BG:92:VAL:HG12	1.92	0.51
34:BH:127:GLU:C	34:BH:129:THR:H	2.14	0.51
36:BN:21:LYS:HD3	36:BN:26:LEU:HD13	1.93	0.51
36:BN:58:ASP:C	36:BN:60:ILE:N	2.64	0.51
27:BA:1030:G:OP2	39:BQ:128:LYS:HE2	2.10	0.51
39:BQ:34:LEU:HD11	39:BQ:129:THR:HB	1.91	0.51
27:BA:2822:G:O6	40:BR:4:LEU:HG	2.11	0.51
40:BR:74:LYS:HD2	40:BR:77:ARG:HH21	1.75	0.51
44:BV:67:GLY:O	44:BV:68:LYS:C	2.49	0.51
45:BW:88:ARG:HB2	45:BW:92:ARG:CB	2.34	0.51
48:BZ:13:LYS:HD3	48:BZ:16:ALA:HB2	1.92	0.51
1:CA:1112:C:O2	3:CC:178:LEU:HB2	2.10	0.51
1:CA:1132:C:N4	1:CA:1133:G:C6	2.78	0.51
1:CA:1225:A:H2'	1:CA:1226:C:C6	2.45	0.51
1:CA:1290:G:H3'	1:CA:1291:G:H8	1.75	0.51
1:CA:272:C:H2'	1:CA:273:A:C8	2.46	0.51
1:CA:756:C:H2'	1:CA:757:U:O4'	2.11	0.51
1:CA:969:A:O2'	1:CA:970:C:H5'	2.11	0.51

Continued on next page...

Continued from previous page...

Atom-1	Atom-2	Interatomic distance (Å)	Clash overlap (Å)
2:CB:155:LEU:HD21	2:CB:159:PRO:HG3	1.91	0.51
4:CD:176:LEU:HD12	4:CD:177:ASP:H	1.74	0.51
5:CE:103:GLY:O	5:CE:104:ALA:C	2.49	0.51
13:CM:103:THR:O	13:CM:104:ARG:O	2.29	0.51
13:CM:116:THR:O	13:CM:117:VAL:HB	2.10	0.51
13:CM:49:THR:HB	13:CM:52:GLU:HG3	1.93	0.51
6:CF:89:MET:SD	18:CR:76:LEU:HD22	2.51	0.51
6:CF:50:TYR:CE1	18:CR:77:GLY:HA2	2.46	0.51
20:CT:92:LEU:C	20:CT:94:ALA:H	2.13	0.51
23:CW:70:C:H2'	23:CW:71:A:O4'	2.10	0.51
59:CX:28:C:H2'	59:CX:29:G:H8	1.73	0.51
50:D1:82:LEU:HD12	50:D1:90:ILE:HD13	1.93	0.51
54:D5:52:TYR:O	54:D5:53:ALA:CB	2.58	0.51
27:DA:1456:G:H2'	27:DA:1457:A:C8	2.39	0.51
27:DA:1813:G:H1'	30:DD:50:THR:OG1	2.11	0.51
27:DA:185:U:H2'	27:DA:186:G:C8	2.46	0.51
27:DA:964:C:O2'	27:DA:2273:A:N3	2.33	0.51
27:DA:234:C:H2'	27:DA:235:U:C6	2.43	0.51
27:DA:2484:G:C2	27:DA:2485:G:C8	2.99	0.51
27:DA:2759:G:H8	27:DA:2759:G:C5'	2.23	0.51
27:DA:2850:A:H2'	27:DA:2851:A:H8	1.73	0.51
27:DA:301:G:C4	27:DA:302:C:C5	2.98	0.51
27:DA:337:C:H2'	27:DA:338:G:O4'	2.11	0.51
28:DB:9:G:H2'	28:DB:10:C:C6	2.45	0.51
30:DD:94:LEU:HD11	30:DD:96:HIS:HE1	1.74	0.51
31:DE:111:ARG:HB3	31:DE:160:TYR:O	2.10	0.51
33:DG:114:ILE:HG22	33:DG:115:ARG:H	1.74	0.51
33:DG:123:ASN:O	33:DG:126:ASP:OD2	2.29	0.51
36:DN:23:LEU:CD1	36:DN:98:VAL:HG12	2.39	0.51
27:DA:1190:G:H5''	38:DP:35:HIS:HA	1.92	0.51
27:DA:942:G:OP1	38:DP:35:HIS:HB3	2.10	0.51
40:DR:57:ARG:O	40:DR:57:ARG:HG3	2.10	0.51
41:DS:89:ARG:O	41:DS:92:TYR:HB3	2.10	0.51
45:DW:6:ILE:HG12	45:DW:104:THR:CB	2.41	0.51
47:DY:11:ASP:O	47:DY:26:LYS:HG3	2.10	0.51
1:AA:1016:A:H2'	1:AA:1017:G:O4'	2.11	0.51
1:AA:135:C:H2'	1:AA:136:C:H5'	1.92	0.51
1:AA:328:C:H2'	1:AA:328:C:O2	2.10	0.51
1:AA:890:G:H22	1:AA:906:G:H2'	1.76	0.51
2:AB:33:TYR:HB2	2:AB:43:ASP:HB2	1.92	0.51
3:AC:19:GLU:O	3:AC:40:ARG:NH2	2.44	0.51

Continued on next page...

Continued from previous page...

Atom-1	Atom-2	Interatomic distance (Å)	Clash overlap (Å)
1:AA:412:A:C6	4:AD:35:ARG:HB3	2.45	0.51
1:AA:1080:A:H5''	5:AE:16:THR:HG21	1.92	0.51
8:AH:20:TYR:HD1	8:AH:65:TYR:CD2	2.29	0.51
12:AL:19:SER:C	12:AL:21:VAL:N	2.64	0.51
13:AM:25:ILE:N	13:AM:25:ILE:HD12	2.25	0.51
21:AU:9:ARG:O	21:AU:13:ILE:HG13	2.10	0.51
25:AY:31:U:C2'	25:AY:32:U:H5'	2.40	0.51
49:B0:43:THR:CG2	49:B0:43:THR:O	2.56	0.51
50:B1:69:LYS:O	50:B1:72:GLU:HB2	2.11	0.51
57:B8:4:MET:O	57:B8:62:LEU:CD1	2.59	0.51
27:BA:999:U:O2'	27:BA:1000:A:H5''	2.11	0.51
27:BA:1301:A:C8	27:BA:1303:G:C8	2.98	0.51
27:BA:1385:G:H4'	27:BA:1386:C:OP1	2.10	0.51
27:BA:142:A:C8	27:BA:1408:C:H1'	2.44	0.51
27:BA:1689:A:O2'	27:BA:1690:A:H5'	2.11	0.51
27:BA:2165:G:C6	27:BA:2166:G:C6	2.98	0.51
27:BA:2460:U:H2'	27:BA:2461:C:H5'	1.92	0.51
27:BA:1783:A:H5'	27:BA:2608:G:H4'	1.93	0.51
27:BA:2682:U:H6	27:BA:2682:U:H5'	1.75	0.51
27:BA:686:G:N2	27:BA:788:A:H61	2.08	0.51
27:BA:873:G:C2	27:BA:905:U:O2	2.64	0.51
27:BA:90:U:C3'	27:BA:92:A:H5''	2.37	0.51
28:BB:38:C:O5'	28:BB:38:C:H6	1.92	0.51
31:BE:102:VAL:HG22	31:BE:170:LEU:O	2.11	0.51
31:BE:14:ILE:HD13	31:BE:21:VAL:HG22	1.92	0.51
33:BG:47:LYS:HA	33:BG:82:LEU:HD11	1.93	0.51
34:BH:85:LYS:HZ2	34:BH:133:VAL:CG2	2.23	0.51
35:BI:9:LEU:O	35:BI:12:LEU:O	2.29	0.51
35:BI:2:LYS:CE	35:BI:2:LYS:H	2.24	0.51
36:BN:29:LYS:O	36:BN:33:LEU:HD13	2.10	0.51
38:BP:17:LYS:C	38:BP:19:VAL:N	2.63	0.51
27:BA:2822:G:OP2	40:BR:2:ARG:HD3	2.10	0.51
42:BT:83:ILE:HG13	42:BT:84:GLN:N	2.24	0.51
27:BA:998:C:OP1	43:BU:84:LYS:HE3	2.11	0.51
48:BZ:13:LYS:HD3	48:BZ:16:ALA:CB	2.41	0.51
48:BZ:8:TYR:CE1	48:BZ:60:LEU:HD12	2.45	0.51
1:CA:99:U:O2	1:CA:100:C:N4	2.44	0.51
1:CA:1288:A:H2'	1:CA:1289:A:H8	1.76	0.51
1:CA:927:G:OP2	1:CA:1503:A:C5	2.63	0.51
1:CA:15:G:H2'	1:CA:16:A:H8	1.75	0.51
1:CA:246:A:O3'	1:CA:247:G:H4'	2.11	0.51

Continued on next page...

Continued from previous page...

Atom-1	Atom-2	Interatomic distance (Å)	Clash overlap (Å)
1:CA:363:A:OP2	12:CL:58:THR:HG21	2.11	0.51
1:CA:376:G:OP1	16:CP:5:ARG:HB2	2.11	0.51
1:CA:644:G:H4'	8:CH:92:ARG:NH1	2.19	0.51
4:CD:43:HIS:O	4:CD:45:GLN:N	2.44	0.51
6:CF:17:SER:O	6:CF:18:GLN:C	2.47	0.51
6:CF:22:GLU:OE1	6:CF:84:ASN:ND2	2.44	0.51
7:CG:78:ARG:HH11	7:CG:78:ARG:HG2	1.75	0.51
8:CH:100:ILE:HB	8:CH:125:ARG:NH1	2.26	0.51
10:CJ:38:ILE:HD11	10:CJ:71:LEU:HB3	1.93	0.51
10:CJ:49:VAL:HG23	14:CN:41:ARG:HD2	1.92	0.51
12:CL:80:VAL:HG11	12:CL:97:ILE:HD13	1.91	0.51
1:CA:255:G:H4'	17:CQ:17:LYS:HE3	1.93	0.51
17:CQ:36:ILE:HD11	17:CQ:38:ARG:HH21	1.74	0.51
55:D6:42:TRP:HA	55:D6:42:TRP:HE3	1.75	0.51
55:D6:39:TYR:C	55:D6:46:HIS:HB3	2.31	0.51
27:DA:1284:A:H2'	27:DA:1285:G:O4'	2.11	0.51
27:DA:1292:U:H2'	27:DA:1293:C:C6	2.45	0.51
27:DA:1804:C:O5'	27:DA:1804:C:H6	1.93	0.51
27:DA:2262:U:O2'	27:DA:2263:C:H5'	2.10	0.51
27:DA:2312:U:C3'	27:DA:2313:C:H5''	2.40	0.51
27:DA:620:G:H4'	27:DA:621:A:C5'	2.41	0.51
28:DB:47:C:H3'	28:DB:48:A:H5''	1.93	0.51
29:DC:37:PHE:C	29:DC:39:GLU:H	2.13	0.51
30:DD:231:HIS:ND1	30:DD:232:PRO:HD2	2.26	0.51
27:DA:1798:U:H5''	30:DD:260:ARG:HB3	1.91	0.51
31:DE:59:VAL:HG13	31:DE:60:ASN:H	1.72	0.51
33:DG:120:LEU:O	33:DG:121:ASN:C	2.48	0.51
33:DG:68:PRO:HB2	33:DG:90:LEU:HD23	1.93	0.51
34:DH:155:SER:OG	34:DH:156:ALA:N	2.44	0.51
34:DH:27:LYS:HG2	34:DH:32:GLU:HG3	1.92	0.51
38:DP:48:PRO:CD	38:DP:49:ARG:H	2.23	0.51
39:DQ:51:ARG:HA	39:DQ:54:MET:CE	2.41	0.51
44:DV:38:LEU:C	44:DV:39:LEU:HD13	2.30	0.51
45:DW:28:SER:OG	45:DW:31:GLU:HB2	2.11	0.51
47:DY:97:ARG:O	47:DY:98:VAL:CB	2.58	0.51
1:AA:1273:G:H3'	1:AA:1274:G:H8	1.76	0.51
1:AA:908:A:H2'	1:AA:909:A:C8	2.45	0.51
2:AB:122:PHE:HA	2:AB:139:LYS:HZ1	1.74	0.51
2:AB:42:ILE:HD13	2:AB:203:GLY:CA	2.39	0.51
3:AC:108:ASN:ND2	3:AC:144:SER:OG	2.41	0.51
4:AD:100:ARG:O	4:AD:103:ASN:HB3	2.11	0.51

Continued on next page...

Continued from previous page...

Atom-1	Atom-2	Interatomic distance (Å)	Clash overlap (Å)
4:AD:17:VAL:HG11	4:AD:197:PRO:HB2	1.93	0.51
4:AD:198:VAL:HG12	4:AD:198:VAL:O	2.09	0.51
6:AF:21:LEU:HA	6:AF:24:GLU:HG2	1.93	0.51
7:AG:85:TYR:CD1	7:AG:154:TYR:HE1	2.28	0.51
9:AI:50:LEU:CA	9:AI:53:VAL:HG22	2.41	0.51
9:AI:65:VAL:HG21	9:AI:73:GLN:NE2	2.25	0.51
10:AJ:40:LEU:HG	10:AJ:69:ASN:CB	2.41	0.51
12:AL:89:ASP:O	12:AL:91:PRO:HD3	2.11	0.51
14:AN:32:SER:HB3	14:AN:41:ARG:HB3	1.93	0.51
17:AQ:82:MET:HA	17:AQ:85:VAL:HG23	1.93	0.51
1:AA:1318:A:H4'	19:AS:10:PHE:HB2	1.93	0.51
19:AS:29:ARG:HG2	19:AS:48:THR:OG1	2.10	0.51
19:AS:4:SER:O	19:AS:5:LEU:CB	2.59	0.51
20:AT:87:LYS:O	20:AT:91:LEU:HG	2.11	0.51
53:B4:53:THR:O	53:B4:54:LYS:CG	2.59	0.51
53:B4:40:ILE:CG1	53:B4:57:ILE:HG21	2.31	0.51
53:B4:62:CYS:C	53:B4:64:LYS:H	2.13	0.51
27:BA:1006:C:O2'	27:BA:1007:C:H5'	2.11	0.51
27:BA:1223:G:H5'	27:BA:1224:C:OP2	2.11	0.51
27:BA:2615:U:C2	54:B5:7:PRO:HA	2.46	0.51
27:BA:1750:G:O2'	27:BA:2860:A:N1	2.38	0.51
27:BA:303:U:H2'	27:BA:304:G:H8	1.76	0.51
29:BC:75:LEU:HB2	29:BC:119:VAL:CB	2.41	0.51
30:BD:75:ILE:HD13	30:BD:99:ASP:OD1	2.11	0.51
31:BE:11:MET:CB	31:BE:24:THR:HA	2.40	0.51
31:BE:9:VAL:CG2	31:BE:25:VAL:HB	2.40	0.51
34:BH:19:VAL:HG21	34:BH:44:VAL:HA	1.92	0.51
35:BI:8:PRO:CA	35:BI:13:GLY:HA3	2.39	0.51
37:BO:86:ILE:O	37:BO:87:ILE:HD13	2.11	0.51
27:BA:871:U:H4'	39:BQ:69:PHE:CE2	2.45	0.51
41:BS:106:ARG:HD2	41:BS:106:ARG:C	2.31	0.51
41:BS:90:GLY:C	41:BS:92:TYR:N	2.63	0.51
43:BU:92:ARG:CD	44:BV:11:GLN:NE2	2.73	0.51
44:BV:55:ALA:CB	44:BV:101:GLY:HA3	2.40	0.51
1:CA:1028:C:H2'	1:CA:1033:G:H22	1.75	0.51
1:CA:1282:C:H6	1:CA:1282:C:O5'	1.93	0.51
1:CA:1512:U:H2'	1:CA:1513:A:C8	2.46	0.51
1:CA:457:C:O2'	1:CA:458:C:H5'	2.10	0.51
1:CA:690:G:H2'	1:CA:691:G:O4'	2.11	0.51
1:CA:840:C:H5'	1:CA:848:C:O2	2.10	0.51
2:CB:77:ALA:HB2	2:CB:211:ILE:HG21	1.91	0.51

Continued on next page...

Continued from previous page...

Atom-1	Atom-2	Interatomic distance (Å)	Clash overlap (Å)
2:CB:30:ARG:HH21	2:CB:194:PRO:HB2	1.75	0.51
4:CD:106:TYR:CE1	4:CD:113:SER:HA	2.46	0.51
8:CH:63:LEU:HB2	8:CH:65:TYR:CE1	2.46	0.51
1:CA:1148:U:O3'	9:CI:14:VAL:HG11	2.10	0.51
10:CJ:50:ILE:HG23	10:CJ:60:ARG:HD3	1.92	0.51
16:CP:22:THR:OG1	16:CP:23:ASP:N	2.43	0.51
13:CM:91:ARG:CD	19:CS:81:ARG:NH2	2.66	0.51
59:CX:64:G:H2'	59:CX:65:C:O4'	2.10	0.51
55:D6:15:GLU:OE1	55:D6:18:ARG:NH2	2.42	0.51
55:D6:44:ARG:HA	55:D6:44:ARG:HH11	1.74	0.51
57:D8:4:MET:CE	57:D8:61:LEU:HD22	2.40	0.51
58:D9:10:ILE:HD12	58:D9:32:HIS:CB	2.41	0.51
27:DA:2189:U:H3'	27:DA:2190:G:C5'	2.29	0.51
27:DA:2271:G:H2'	27:DA:2272:U:H6	1.75	0.51
27:DA:2308:G:N7	27:DA:2310:A:H5'	2.25	0.51
27:DA:2843:G:H1	27:DA:2874:C:H42	1.59	0.51
27:DA:29:U:O2'	27:DA:30:G:H5'	2.11	0.51
27:DA:542:C:H2'	27:DA:543:C:OP1	2.11	0.51
27:DA:635:C:O2'	27:DA:639:U:OP1	2.27	0.51
27:DA:692:C:O2'	27:DA:693:C:H5'	2.10	0.51
28:DB:61:G:H5'	28:DB:61:G:H8	1.74	0.51
35:DI:110:ASP:OD1	35:DI:112:LYS:HE3	2.11	0.51
36:DN:17:ASP:OD2	36:DN:19:GLU:HB3	2.11	0.51
36:DN:62:VAL:HG22	36:DN:66:LYS:HB2	1.93	0.51
36:DN:87:LEU:HD22	36:DN:91:LEU:HD12	1.92	0.51
39:DQ:27:VAL:HG11	39:DQ:134:ARG:HG2	1.92	0.51
23:CW:52:G:C5'	39:DQ:56:ARG:HH12	2.18	0.51
41:DS:101:LEU:O	41:DS:102:ALA:O	2.29	0.51
42:DT:28:VAL:HB	42:DT:88:ILE:HG13	1.92	0.51
43:DU:108:GLU:CD	44:DV:44:LYS:HD3	2.31	0.51
47:DY:39:VAL:HG12	47:DY:40:GLU:HG2	1.92	0.51
48:DZ:169:THR:O	48:DZ:170:ILE:HG23	2.11	0.51
1:AA:1176:A:H2'	1:AA:1177:G:H8	1.73	0.51
4:AD:133:VAL:HG13	4:AD:135:LEU:CD2	2.41	0.51
4:AD:49:ARG:CG	4:AD:49:ARG:HH11	2.23	0.51
13:AM:19:LEU:HD11	13:AM:56:LEU:HD11	1.92	0.51
13:AM:15:VAL:HG12	13:AM:45:VAL:HG22	1.92	0.51
13:AM:70:LEU:H	13:AM:72:ALA:H	1.59	0.51
19:AS:13:ASP:C	19:AS:15:LEU:H	2.14	0.51
20:AT:62:LEU:O	20:AT:65:LYS:HB2	2.11	0.51
55:B6:40:CYS:SG	55:B6:45:LYS:CE	2.99	0.51

Continued on next page...

Continued from previous page...

Atom-1	Atom-2	Interatomic distance (Å)	Clash overlap (Å)
57:B8:16:ILE:HG23	57:B8:64:TYR:CD2	2.45	0.51
27:BA:2012:G:O3'	45:BW:96:ILE:CD1	2.57	0.51
27:BA:2280:G:O2'	27:BA:2388:A:N1	2.36	0.51
27:BA:27:G:O2'	27:BA:28:A:H8	1.94	0.51
27:BA:402:A:H2'	27:BA:403:U:H5'	1.92	0.51
27:BA:491:G:H2'	27:BA:492:A:H8	1.75	0.51
27:BA:580:C:H2'	27:BA:581:C:C6	2.44	0.51
27:BA:637:A:H4'	27:BA:638:G:O5'	2.09	0.51
27:BA:850:C:O2'	27:BA:851:U:H5'	2.10	0.51
32:BF:160:ASN:ND2	32:BF:163:VAL:HG23	2.25	0.51
35:BI:78:THR:HG22	35:BI:143:SER:HB2	1.92	0.51
40:BR:55:ALA:HA	40:BR:80:PHE:CE1	2.45	0.51
42:BT:82:LEU:N	42:BT:82:LEU:HD12	2.26	0.51
1:CA:1306:A:O2'	1:CA:1307:U:H5'	2.10	0.51
1:CA:603:U:H2'	1:CA:604:G:H8	1.74	0.51
1:CA:856:C:H2'	1:CA:857:C:H6	1.76	0.51
2:CB:146:GLN:O	2:CB:146:GLN:HG2	2.10	0.51
2:CB:166:ASP:O	2:CB:170:GLU:OE1	2.29	0.51
2:CB:185:ILE:HG23	2:CB:199:TYR:HB2	1.92	0.51
2:CB:96:ARG:N	2:CB:96:ARG:CD	2.74	0.51
4:CD:114:ARG:HG3	4:CD:114:ARG:HH11	1.75	0.51
5:CE:100:VAL:HG13	5:CE:118:ILE:CG2	2.41	0.51
9:CI:96:LEU:O	9:CI:101:PHE:N	2.44	0.51
11:CK:23:ALA:O	11:CK:87:THR:O	2.28	0.51
14:CN:15:LYS:O	14:CN:16:PHE:O	2.28	0.51
14:CN:59:ALA:O	14:CN:60:SER:HB2	2.10	0.51
1:CA:718:G:H21	18:CR:49:LYS:NZ	2.09	0.51
23:CW:67:C:O2'	23:CW:68:C:H5'	2.10	0.51
50:D1:29:GLY:C	50:D1:30:VAL:HG13	2.31	0.51
51:D2:27:GLU:O	51:D2:30:ARG:HG2	2.11	0.51
56:D7:9:ARG:HG3	56:D7:9:ARG:NH1	2.26	0.51
57:D8:32:LEU:HG	57:D8:36:LYS:HZ1	1.76	0.51
27:DA:1161:C:H2'	27:DA:1162:G:H8	1.75	0.51
27:DA:1474:C:H2'	27:DA:1475:G:C8	2.46	0.51
27:DA:1654:A:H2	31:DE:113:PHE:CE1	2.29	0.51
27:DA:2007:C:H4'	27:DA:2824:C:H4'	1.93	0.51
27:DA:2494:G:H2'	27:DA:2495:G:C8	2.45	0.51
27:DA:2540:C:H2'	27:DA:2541:A:O4'	2.10	0.51
27:DA:38:A:O2'	27:DA:39:C:H5'	2.11	0.51
27:DA:481:G:HO2'	27:DA:482:A:P	2.34	0.51
27:DA:884:C:C2'	27:DA:885:C:H5'	2.41	0.51

Continued on next page...

Continued from previous page...

Atom-1	Atom-2	Interatomic distance (Å)	Clash overlap (Å)
29:DC:63:SER:O	29:DC:64:LEU:HB2	2.08	0.51
30:DD:109:ASP:CG	30:DD:197:GLY:HA2	2.31	0.51
31:DE:13:ARG:CA	31:DE:22:PRO:HA	2.38	0.51
31:DE:4:ILE:O	31:DE:5:LEU:HD23	2.10	0.51
34:DH:97:ARG:HB2	34:DH:104:GLU:HB3	1.92	0.51
36:DN:55:VAL:HG23	36:DN:128:HIS:HB3	1.92	0.51
37:DO:24:VAL:CG1	37:DO:33:ALA:HB2	2.41	0.51
40:DR:28:LEU:HA	40:DR:34:ILE:CG1	2.41	0.51
45:DW:6:ILE:CG1	45:DW:104:THR:HG23	2.41	0.51
27:DA:26:G:OP1	45:DW:80:PRO:HB3	2.11	0.51
48:DZ:138:VAL:CG2	48:DZ:154:LEU:HD21	2.32	0.51
48:DZ:29:ASN:O	48:DZ:31:HIS:N	2.42	0.51
1:AA:1457:G:H2'	1:AA:1458:G:H8	1.76	0.51
1:AA:311:C:HO2'	1:AA:312:C:H5'	1.76	0.51
1:AA:437:U:O2'	1:AA:438:G:H5'	2.11	0.51
1:AA:763:G:H2'	1:AA:764:C:H6	1.76	0.51
1:AA:78:G:O2'	1:AA:79:G:N2	2.44	0.51
1:AA:953:G:H5'	1:AA:965:A:H61	1.76	0.51
2:AB:114:ARG:O	2:AB:117:GLU:HB3	2.10	0.51
2:AB:167:PRO:HG2	2:AB:192:SER:CB	2.40	0.51
4:AD:110:PHE:CE2	4:AD:147:ALA:HA	2.46	0.51
4:AD:4:TYR:O	4:AD:5:ILE:CB	2.55	0.51
1:AA:986:A:H1'	19:AS:54:GLY:O	2.10	0.51
23:AW:35:G:O2'	23:AW:36:A:P	2.69	0.51
25:AY:70:C:H2'	25:AY:71:A:H8	1.75	0.51
26:AZ:1:KBE:HEA	26:AZ:1:KBE:N	2.26	0.51
27:BA:2549:G:O2'	27:BA:2550:G:H5'	2.10	0.51
27:BA:2768:C:O2'	27:BA:2769:C:H5'	2.11	0.51
27:BA:2821:A:H2'	27:BA:2822:G:C8	2.46	0.51
27:BA:638:G:C6	27:BA:651:G:N7	2.79	0.51
27:BA:797:C:H2'	27:BA:798:G:O4'	2.11	0.51
27:BA:675:A:C8	27:BA:804:A:C6	2.99	0.51
28:BB:107:G:O2'	28:BB:108:U:H5'	2.11	0.51
28:BB:30:C:H2'	28:BB:31:C:O4'	2.11	0.51
28:BB:51:G:H2'	28:BB:52:A:H1'	1.93	0.51
29:BC:51:PRO:O	29:BC:53:ARG:N	2.44	0.51
30:BD:105:ILE:CD1	30:BD:106:ILE:HG22	2.37	0.51
30:BD:38:LYS:O	30:BD:38:LYS:HG2	2.11	0.51
33:BG:146:TYR:O	33:BG:147:ASP:C	2.49	0.51
35:BI:72:LEU:HD12	35:BI:75:LEU:HD23	1.93	0.51
37:BO:18:LYS:HB2	37:BO:45:GLU:CG	2.32	0.51

Continued on next page...

Continued from previous page...

Atom-1	Atom-2	Interatomic distance (Å)	Clash overlap (Å)
38:BP:130:PHE:CD2	38:BP:130:PHE:N	2.77	0.51
42:BT:100:TYR:O	42:BT:103:ARG:HG3	2.11	0.51
43:BU:66:ASN:ND2	43:BU:70:ARG:HH21	2.08	0.51
47:BY:100:ALA:O	47:BY:101:LYS:CB	2.59	0.51
1:CA:1445:C:H2'	1:CA:1446:U:C4'	2.41	0.51
1:CA:340:U:O2'	1:CA:341:C:H5'	2.11	0.51
1:CA:836:G:C6	1:CA:851:G:C6	2.98	0.51
8:CH:123:GLU:O	8:CH:127:LEU:N	2.44	0.51
8:CH:22:GLU:O	8:CH:62:TYR:HA	2.11	0.51
12:CL:4:ILE:HG22	12:CL:5:ASN:N	2.25	0.51
15:CO:27:VAL:C	15:CO:29:VAL:N	2.62	0.51
17:CQ:37:LYS:O	17:CQ:38:ARG:HB2	2.10	0.51
18:CR:70:ILE:HG23	18:CR:79:LEU:HD13	1.92	0.51
21:CU:6:ARG:O	21:CU:12:LYS:HE3	2.11	0.51
25:CY:33:G:N3	25:CY:33:G:H2'	2.25	0.51
50:D1:3:LYS:CG	50:D1:4:VAL:H	2.14	0.51
51:D2:16:LEU:O	51:D2:20:GLU:HB3	2.10	0.51
55:D6:24:GLU:OE1	55:D6:24:GLU:HA	2.11	0.51
27:DA:1794:U:O2'	27:DA:1795:C:H5'	2.11	0.51
27:DA:2257:U:O2'	27:DA:2258:C:H5'	2.11	0.51
27:DA:445:C:OP1	43:DU:2:PRO:HA	2.11	0.51
27:DA:483:A:H4'	47:DY:49:VAL:CG2	2.40	0.51
27:DA:673:C:O2'	27:DA:674:G:H5'	2.10	0.51
27:DA:692:C:H2'	27:DA:693:C:H6	1.76	0.51
28:DB:22:U:C2	28:DB:61:G:C6	2.99	0.51
30:DD:35:LYS:HZ3	30:DD:103:ARG:CA	2.23	0.51
32:DF:199:TRP:CZ3	32:DF:203:GLN:HG3	2.46	0.51
35:DI:101:LEU:HD23	35:DI:109:ILE:HG12	1.93	0.51
36:DN:14:VAL:HG23	36:DN:50:ASP:HB3	1.93	0.51
38:DP:101:VAL:HG13	38:DP:106:LEU:CD2	2.40	0.51
39:DQ:68:ILE:CG2	39:DQ:103:MET:HA	2.41	0.51
41:DS:25:ARG:HD3	41:DS:42:ASP:OD1	2.10	0.51
42:DT:82:LEU:O	42:DT:84:GLN:O	2.28	0.51
48:DZ:4:LEU:HD22	48:DZ:46:VAL:CG2	2.40	0.51
1:AA:1152:A:H2'	1:AA:1153:C:C6	2.45	0.51
1:AA:1241:G:H2'	1:AA:1242:C:C6	2.45	0.51
1:AA:1305:G:H5'	21:AU:4:GLY:CA	2.36	0.51
1:AA:51:A:H4'	1:AA:52:G:C5'	2.41	0.51
1:AA:640:A:H2'	1:AA:641:U:H5'	1.93	0.51
2:AB:126:GLU:C	2:AB:128:GLU:H	2.15	0.51
2:AB:27:LYS:HD3	2:AB:193:ASP:OD1	2.10	0.51

Continued on next page...

Continued from previous page...

Atom-1	Atom-2	Interatomic distance (Å)	Clash overlap (Å)
3:AC:179:ARG:O	3:AC:206:GLU:HA	2.11	0.51
3:AC:64:VAL:O	3:AC:64:VAL:HG23	2.09	0.51
8:AH:137:VAL:HG12	8:AH:138:TRP:H	1.76	0.51
10:AJ:90:LEU:N	10:AJ:91:PRO:CD	2.74	0.51
3:AC:29:TYR:HD1	14:AN:36:PHE:CZ	2.28	0.51
16:AP:8:ARG:C	16:AP:9:PHE:CD2	2.80	0.51
17:AQ:33:GLY:O	17:AQ:34:LYS:C	2.50	0.51
18:AR:19:LYS:O	18:AR:20:ALA:CB	2.59	0.51
6:AF:91:VAL:HG13	18:AR:72:ARG:NH2	2.26	0.51
19:AS:24:ALA:O	19:AS:25:LYS:CB	2.58	0.51
19:AS:29:ARG:O	19:AS:30:LEU:C	2.49	0.51
20:AT:18:GLN:HE21	20:AT:22:ARG:HH22	1.58	0.51
12:AL:41:THR:CB	26:AZ:4:MYN:H22	2.40	0.51
50:B1:18:ILE:O	50:B1:18:ILE:HG22	2.11	0.51
53:B4:43:GLY:O	53:B4:45:GLY:N	2.44	0.51
27:BA:1042:G:N3	27:BA:1042:G:H2'	2.26	0.51
27:BA:1138:G:H2'	27:BA:1139:G:O4'	2.11	0.51
27:BA:242:G:O5'	57:B8:3:LYS:HE2	2.10	0.51
27:BA:2729:G:N3	31:BE:187:ALA:HB2	2.26	0.51
27:BA:2881:C:H2'	27:BA:2882:A:C8	2.46	0.51
27:BA:322:A:H3'	32:BF:169:ASN:HD21	1.75	0.51
27:BA:407:G:H2'	27:BA:408:G:C8	2.46	0.51
27:BA:6:A:O2'	27:BA:7:G:H5'	2.11	0.51
27:BA:942:G:C2'	27:BA:943:U:H5'	2.41	0.51
27:BA:1799:G:H8	30:BD:181:GLU:OE1	1.94	0.51
30:BD:211:ARG:HA	30:BD:214:TRP:CD2	2.46	0.51
34:BH:73:ALA:O	34:BH:77:LYS:HG2	2.10	0.51
34:BH:88:LEU:HD22	34:BH:88:LEU:N	2.26	0.51
35:BI:110:ASP:C	35:BI:112:LYS:N	2.63	0.51
35:BI:66:GLU:HG2	35:BI:69:LYS:HD3	1.93	0.51
35:BI:96:ASP:C	35:BI:98:ALA:N	2.63	0.51
36:BN:70:LYS:O	36:BN:86:PRO:HA	2.11	0.51
37:BO:11:ALA:O	37:BO:12:ASP:HB3	2.11	0.51
37:BO:104:ARG:NH2	42:BT:35:LYS:NZ	2.56	0.51
42:BT:38:ASN:ND2	42:BT:40:THR:O	2.43	0.51
46:BX:39:ILE:HD13	46:BX:79:ALA:HB2	1.93	0.51
39:BQ:137:TYR:CE1	48:BZ:80:ARG:NH1	2.69	0.51
1:CA:1116:C:O2'	1:CA:1117:G:H5''	2.11	0.51
1:CA:1368:G:H4'	10:CJ:46:ARG:NH1	2.23	0.51
1:CA:1423:G:O2'	1:CA:1424:C:H5'	2.11	0.51
1:CA:424:G:C2	1:CA:425:G:C8	2.99	0.51

Continued on next page...

Continued from previous page...

Atom-1	Atom-2	Interatomic distance (Å)	Clash overlap (Å)
1:CA:606:G:C2'	1:CA:631:G:N2	2.73	0.51
1:CA:743:U:H2'	1:CA:744:C:C6	2.46	0.51
2:CB:47:THR:HG23	2:CB:202:PRO:O	2.11	0.51
3:CC:138:VAL:HG12	3:CC:170:GLN:HE21	1.76	0.51
3:CC:18:TRP:NE1	14:CN:55:GLY:N	2.59	0.51
7:CG:87:VAL:HG11	7:CG:154:TYR:C	2.32	0.51
16:CP:20:VAL:HG23	16:CP:32:TYR:HB2	1.91	0.51
23:CW:17:G:H4'	23:CW:59:U:O2	2.11	0.51
51:D2:63:VAL:HA	51:D2:66:GLU:HG3	1.93	0.51
27:DA:1272:A:OP2	27:DA:1647:G:OP1	2.29	0.51
27:DA:1917:U:H2'	27:DA:1918:A:O4'	2.11	0.51
27:DA:1981:A:H5''	27:DA:1982:C:OP2	2.11	0.51
27:DA:2413:G:N2	27:DA:2414:G:H1'	2.26	0.51
27:DA:2694:G:C2'	27:DA:2695:C:H5'	2.41	0.51
27:DA:271(S):G:C6	27:DA:271(T):C:C4	2.99	0.51
27:DA:2889:C:H2'	27:DA:2891:G:O4'	2.11	0.51
27:DA:443:A:H1'	27:DA:1201:C:O4'	2.11	0.51
27:DA:519:U:H2'	27:DA:520:G:C8	2.46	0.51
27:DA:533:G:H5'	43:DU:24:TYR:CD2	2.46	0.51
27:DA:808:G:H2'	27:DA:809:G:C8	2.45	0.51
31:DE:3:GLY:O	31:DE:4:ILE:HB	2.10	0.51
31:DE:152:LYS:HB3	36:DN:78:TYR:HA	1.91	0.51
39:DQ:118:LEU:HD12	39:DQ:131:ILE:CG2	2.41	0.51
41:DS:28:VAL:HG22	41:DS:99:LYS:HZ1	1.76	0.51
42:DT:57:PHE:CG	42:DT:58:ASN:N	2.79	0.51
27:DA:1160:G:N2	44:DV:10:LYS:HE2	2.26	0.51
44:DV:64:HIS:N	44:DV:64:HIS:CD2	2.77	0.51
47:DY:38:ILE:CG2	47:DY:39:VAL:N	2.68	0.51
48:DZ:47:PHE:O	48:DZ:48:ARG:C	2.49	0.51
1:AA:105:G:H2'	1:AA:106:C:C6	2.46	0.50
1:AA:1109:C:O2'	1:AA:1110:A:H5'	2.11	0.50
1:AA:839:U:O2	1:AA:839:U:H2'	2.11	0.50
2:AB:80:ILE:HD11	2:AB:212:GLN:CA	2.35	0.50
4:AD:147:ALA:HB2	4:AD:182:LYS:HA	1.92	0.50
5:AE:28:PHE:H	5:AE:28:PHE:HD1	1.59	0.50
9:AI:96:LEU:HD11	9:AI:102:LEU:HB2	1.93	0.50
9:AI:9:ARG:O	9:AI:104:ARG:HD2	2.11	0.50
13:AM:90:LEU:O	13:AM:92:HIS:N	2.41	0.50
1:AA:254:G:OP1	17:AQ:67:LYS:O	2.29	0.50
18:AR:44:LEU:HD21	18:AR:70:ILE:HG21	1.93	0.50
25:AY:70:C:H2'	25:AY:71:A:C8	2.46	0.50

Continued on next page...

Continued from previous page...

Atom-1	Atom-2	Interatomic distance (Å)	Clash overlap (Å)
50:B1:46:LEU:O	50:B1:47:GLN:NE2	2.44	0.50
27:BA:1146:C:C2'	27:BA:1147:C:H5'	2.41	0.50
27:BA:1274:A:N1	27:BA:1645:G:H5'	2.25	0.50
27:BA:1817:G:O2'	27:BA:1818:U:H5'	2.10	0.50
27:BA:2199:A:N3	27:BA:2199:A:H2'	2.25	0.50
27:BA:2225:A:H5'	27:BA:2226:C:O4'	2.11	0.50
27:BA:555:U:H1'	27:BA:556:G:N7	2.26	0.50
30:BD:28:GLU:HB2	30:BD:29:PRO:HD3	1.93	0.50
33:BG:85:GLY:O	33:BG:87:PRO:HD2	2.10	0.50
35:BI:6:LEU:O	35:BI:7:GLU:HB2	2.11	0.50
36:BN:51:PHE:CZ	36:BN:119:ARG:CD	2.93	0.50
37:BO:104:ARG:CZ	42:BT:33:LYS:HD2	2.41	0.50
39:BQ:65:PHE:O	39:BQ:104:PHE:HB3	2.09	0.50
42:BT:34:VAL:O	42:BT:35:LYS:HB3	2.10	0.50
37:BO:120:GLU:HB2	42:BT:68:TYR:HE2	1.76	0.50
45:BW:111:HIS:CG	45:BW:112:GLY:H	2.28	0.50
45:BW:12:ILE:HG23	45:BW:17:VAL:HG11	1.92	0.50
45:BW:57:ASN:ND2	45:BW:57:ASN:H	2.09	0.50
1:CA:1106:G:H5''	3:CC:172:ARG:CD	2.41	0.50
1:CA:1405:G:O2'	1:CA:1406:U:H5'	2.12	0.50
1:CA:524:G:H2'	1:CA:525:C:C6	2.46	0.50
2:CB:132:LYS:C	2:CB:134:GLU:H	2.13	0.50
3:CC:83:ARG:C	3:CC:85:ARG:H	2.14	0.50
5:CE:26:PHE:N	5:CE:26:PHE:CD1	2.78	0.50
9:CI:17:VAL:HG11	9:CI:81:ILE:HA	1.93	0.50
10:CJ:30:SER:HB2	10:CJ:80:LYS:O	2.09	0.50
11:CK:33:THR:HA	11:CK:40:ILE:HG12	1.92	0.50
12:CL:25:LYS:HB2	12:CL:30:ARG:NH1	2.25	0.50
13:CM:69:GLU:OE1	13:CM:69:GLU:HA	2.10	0.50
19:CS:29:ARG:HD2	19:CS:29:ARG:N	2.26	0.50
23:CW:4:G:N2	23:CW:69:C:C2	2.79	0.50
27:DA:1198:U:O2	27:DA:1249:U:H1'	2.11	0.50
27:DA:1204:A:N1	27:DA:1241:A:H2	2.09	0.50
27:DA:2310:A:O2'	27:DA:2311:A:C5'	2.57	0.50
27:DA:2350:C:H2'	27:DA:2351:G:O4'	2.10	0.50
27:DA:2864:G:O2'	27:DA:2865:U:H5'	2.11	0.50
27:DA:2881:C:C2	27:DA:2882:A:C8	2.99	0.50
27:DA:614(C):A:HO2'	27:DA:615:G:C4'	2.21	0.50
29:DC:37:PHE:O	29:DC:39:GLU:N	2.43	0.50
30:DD:147:LEU:HD13	30:DD:155:LEU:CD1	2.41	0.50
33:DG:110:ALA:O	33:DG:111:LEU:C	2.49	0.50

Continued on next page...

Continued from previous page...

Atom-1	Atom-2	Interatomic distance (Å)	Clash overlap (Å)
33:DG:119:GLY:O	33:DG:120:LEU:HG	2.10	0.50
35:DI:105:HIS:O	35:DI:107:VAL:HG23	2.11	0.50
35:DI:31:LEU:HB2	35:DI:32:PRO:HD3	1.93	0.50
37:DO:20:MET:O	37:DO:41:ALA:HA	2.11	0.50
37:DO:24:VAL:HG21	37:DO:30:ALA:O	2.11	0.50
39:DQ:32:TYR:O	39:DQ:105:GLU:HA	2.11	0.50
40:DR:51:LEU:HD23	40:DR:66:VAL:CG2	2.38	0.50
41:DS:16:ASN:ND2	41:DS:92:TYR:HE1	2.09	0.50
42:DT:34:VAL:HG12	42:DT:35:LYS:N	2.26	0.50
43:DU:28:ARG:HH11	43:DU:28:ARG:HG2	1.76	0.50
44:DV:10:LYS:HE3	44:DV:10:LYS:N	2.26	0.50
45:DW:40:ASN:C	45:DW:41:LYS:HG2	2.29	0.50
47:DY:46:LYS:HG2	47:DY:47:LYS:N	2.25	0.50
1:AA:1036:G:H3'	1:AA:1037:C:C6	2.46	0.50
1:AA:1084:G:OP1	1:AA:1086:U:C4	2.64	0.50
1:AA:1160:G:O6	1:AA:1181:G:C6	2.65	0.50
1:AA:1219:U:OP1	14:AN:19:ARG:NH2	2.37	0.50
2:AB:124:SER:OG	2:AB:125:PRO:HD2	2.10	0.50
1:AA:1190:G:H3'	3:AC:3:ASN:ND2	2.26	0.50
3:AC:21:ARG:O	3:AC:58:GLU:HA	2.10	0.50
9:AI:33:PHE:C	9:AI:35:GLU:H	2.15	0.50
10:AJ:8:LEU:O	10:AJ:16:LEU:HD21	2.10	0.50
1:AA:692:U:OP1	11:AK:124:LYS:NZ	2.44	0.50
12:AL:82:ILE:HG22	12:AL:83:ARG:N	2.25	0.50
16:AP:50:LYS:HZ1	16:AP:52:ASP:HB2	1.76	0.50
19:AS:23:ASN:O	19:AS:25:LYS:N	2.43	0.50
23:AW:66:A:H2'	23:AW:67:C:C6	2.47	0.50
52:B3:32:GLN:NE2	52:B3:32:GLN:CA	2.72	0.50
27:BA:106:C:H2'	27:BA:107:C:C6	2.45	0.50
27:BA:1308:A:H2'	27:BA:1309:G:O4'	2.11	0.50
27:BA:1435:G:H2'	27:BA:1436:G:H8	1.76	0.50
27:BA:1471:A:N3	27:BA:1471:A:H2'	2.27	0.50
27:BA:2401:U:O2'	27:BA:2402:C:OP1	2.29	0.50
27:BA:1027:A:C2	27:BA:2488:A:H5'	2.46	0.50
27:BA:629:G:H5''	57:B8:15:LYS:HZ1	1.75	0.50
27:BA:8:A:C2	27:BA:2896:C:N3	2.80	0.50
29:BC:41:VAL:CG2	29:BC:178:ALA:HB3	2.40	0.50
35:BI:101:LEU:HG	35:BI:109:ILE:CD1	2.35	0.50
36:BN:1:MET:C	36:BN:2:LYS:HG3	2.31	0.50
37:BO:86:ILE:CG2	37:BO:87:ILE:N	2.74	0.50
38:BP:131:SER:O	38:BP:134:ALA:HB3	2.12	0.50

Continued on next page...

Continued from previous page...

Atom-1	Atom-2	Interatomic distance (Å)	Clash overlap (Å)
38:BP:26:GLY:HA2	38:BP:30:THR:HG23	1.94	0.50
41:BS:82:ILE:O	41:BS:83:LYS:HB2	2.11	0.50
41:BS:82:ILE:HG22	41:BS:83:LYS:N	2.26	0.50
42:BT:113:LYS:H	42:BT:113:LYS:HD2	1.76	0.50
42:BT:45:PHE:CE2	42:BT:74:ARG:HB2	2.47	0.50
44:BV:39:LEU:CA	44:BV:47:VAL:HG11	2.41	0.50
47:BY:17:SER:HB2	47:BY:71:LYS:CB	2.30	0.50
48:BZ:150:HIS:HB2	48:BZ:169:THR:HA	1.92	0.50
48:BZ:43:PHE:CZ	48:BZ:85:VAL:HG11	2.45	0.50
1:CA:1030(B):C:H2'	1:CA:1030(C):G:H5'	1.93	0.50
1:CA:1101:A:C4'	1:CA:1102:A:O5'	2.43	0.50
1:CA:1049:U:H1'	1:CA:1201:A:C5	2.45	0.50
1:CA:1310:G:O2'	1:CA:1311:G:H5'	2.11	0.50
1:CA:154:C:O2'	1:CA:155:C:H5'	2.11	0.50
1:CA:597:G:C6	1:CA:644:G:C6	3.00	0.50
3:CC:113:ALA:HB3	3:CC:114:PRO:HD3	1.93	0.50
1:CA:1205:U:H4'	3:CC:195:VAL:CG2	2.41	0.50
3:CC:83:ARG:HG2	3:CC:83:ARG:HH11	1.75	0.50
6:CF:45:LEU:O	6:CF:46:ARG:HG2	2.11	0.50
7:CG:71:PRO:HG3	7:CG:103:TRP:CH2	2.47	0.50
17:CQ:20:THR:HG21	17:CQ:41:LYS:HD2	1.93	0.50
19:CS:61:TYR:O	19:CS:62:ILE:HB	2.11	0.50
27:DA:856:C:H1'	49:D0:27:GLU:HB3	1.92	0.50
27:DA:2050:C:H2'	27:DA:2051:A:O4'	2.11	0.50
27:DA:467:G:O2'	27:DA:468:G:H5'	2.12	0.50
28:DB:34:U:C2	28:DB:44:G:O6	2.65	0.50
27:DA:2787:C:O2'	31:DE:61:ARG:HG3	2.10	0.50
32:DF:134:GLY:HA2	32:DF:162:LEU:O	2.11	0.50
33:DG:175:LEU:C	33:DG:177:GLY:H	2.15	0.50
37:DO:10:VAL:HG21	37:DO:16:ALA:O	2.11	0.50
39:DQ:53:ALA:HB1	39:DQ:120:ILE:HG21	1.92	0.50
42:DT:125:ARG:HA	42:DT:125:ARG:HH11	1.76	0.50
27:DA:993:G:OP1	43:DU:50:ARG:NH2	2.44	0.50
1:AA:1298:C:C4	7:AG:114:ARG:HD2	2.46	0.50
1:AA:234:C:H2'	1:AA:235:C:C6	2.42	0.50
1:AA:542:G:O2'	1:AA:543:C:H5'	2.12	0.50
1:AA:92:C:H2'	1:AA:93:G:O4'	2.12	0.50
2:AB:127:ILE:O	2:AB:127:ILE:HG22	2.12	0.50
5:AE:67:VAL:HG22	5:AE:68:GLU:N	2.26	0.50
5:AE:81:GLU:HG2	5:AE:90:VAL:HG13	1.92	0.50
10:AJ:22:LYS:O	10:AJ:22:LYS:HD2	2.11	0.50

Continued on next page...

Continued from previous page...

Atom-1	Atom-2	Interatomic distance (Å)	Clash overlap (Å)
10:AJ:6:ILE:CD1	10:AJ:72:VAL:HB	2.39	0.50
13:AM:80:ARG:C	13:AM:82:MET:N	2.64	0.50
15:AO:46:HIS:C	15:AO:48:LYS:H	2.14	0.50
19:AS:11:VAL:O	19:AS:12:ASP:C	2.49	0.50
51:B2:43:GLN:O	51:B2:44:LEU:HB2	2.10	0.50
27:BA:969:U:OP1	52:B3:17:LYS:HG2	2.10	0.50
57:B8:60:LEU:HB3	57:B8:63:PRO:HG2	1.92	0.50
27:BA:2704:C:H2'	27:BA:2705:A:O4'	2.11	0.50
27:BA:2850:A:H2'	27:BA:2851:A:C8	2.46	0.50
27:BA:2835:A:H62	27:BA:2878:U:H3'	1.75	0.50
27:BA:96:G:H4'	51:B2:48:HIS:NE2	2.26	0.50
31:BE:170:LEU:HD23	31:BE:184:VAL:HG11	1.94	0.50
32:BF:140:LEU:HD21	32:BF:170:LEU:HD11	1.92	0.50
32:BF:53:THR:HG22	32:BF:56:GLU:CG	2.41	0.50
34:BH:44:VAL:O	34:BH:46:GLU:OE2	2.28	0.50
35:BI:44:LEU:O	35:BI:47:LEU:HB3	2.11	0.50
35:BI:8:PRO:HD3	35:BI:15:VAL:H	1.75	0.50
35:BI:92:VAL:C	35:BI:96:ASP:HB2	2.32	0.50
36:BN:116:LEU:O	36:BN:119:ARG:HB2	2.10	0.50
45:BW:5:ALA:HB1	45:BW:50:VAL:HG22	1.92	0.50
45:BW:88:ARG:H	45:BW:93:ALA:H	1.59	0.50
1:CA:1277:C:O2'	1:CA:1279:A:H8	1.94	0.50
1:CA:1497:G:H2'	1:CA:1498:U:H5'	1.92	0.50
1:CA:545:C:O2'	1:CA:546:G:H5'	2.11	0.50
1:CA:840:C:C4'	1:CA:841:U:OP1	2.59	0.50
2:CB:166:ASP:HB3	2:CB:169:LYS:HB2	1.91	0.50
4:CD:102:ASP:O	4:CD:105:VAL:HB	2.10	0.50
4:CD:188:LEU:O	4:CD:190:ASP:N	2.44	0.50
4:CD:23:GLY:H	4:CD:26:CYS:HB2	1.77	0.50
4:CD:70:ILE:HG12	4:CD:71:SER:H	1.75	0.50
8:CH:39:LEU:HD22	8:CH:39:LEU:N	2.25	0.50
8:CH:77:GLU:HG2	8:CH:78:GLN:H	1.76	0.50
12:CL:44:LYS:CG	12:CL:45:PRO:HD2	2.40	0.50
23:CW:7:A:H4'	23:CW:8:U:OP2	2.12	0.50
55:D6:41:PRO:C	55:D6:43:CYS:N	2.63	0.50
58:D9:7:VAL:CG2	58:D9:36:GLN:HB2	2.42	0.50
27:DA:1203:G:O2'	27:DA:1242:A:N6	2.42	0.50
27:DA:1257:C:H4'	32:DF:83:PHE:HE2	1.71	0.50
27:DA:1479:G:H2'	27:DA:1480:G:O4'	2.11	0.50
27:DA:2491:U:C2'	27:DA:2492:U:H5'	2.41	0.50
27:DA:2538:C:O2'	27:DA:2539:C:H5'	2.11	0.50

Continued on next page...

Continued from previous page...

Atom-1	Atom-2	Interatomic distance (Å)	Clash overlap (Å)
27:DA:2753:A:N3	58:D9:15:LYS:NZ	2.50	0.50
27:DA:2846:G:H2'	27:DA:2847:U:O4'	2.11	0.50
27:DA:519:U:O2'	27:DA:520:G:H5'	2.12	0.50
28:DB:22:U:H2'	28:DB:23:G:C8	2.47	0.50
30:DD:260:ARG:O	30:DD:261:LYS:C	2.50	0.50
31:DE:101:ARG:HA	31:DE:170:LEU:O	2.11	0.50
31:DE:76:ARG:HG2	31:DE:195:LEU:CD1	2.38	0.50
32:DF:202:PHE:O	32:DF:206:ILE:HG12	2.11	0.50
36:DN:121:LYS:HD2	36:DN:121:LYS:N	2.25	0.50
37:DO:111:PHE:CD2	37:DO:111:PHE:N	2.79	0.50
38:DP:38:GLN:HG3	38:DP:41:ARG:HG3	1.92	0.50
27:DA:196:A:OP1	38:DP:51:PHE:HZ	1.94	0.50
41:DS:26:LEU:HA	41:DS:39:ILE:HD13	1.94	0.50
42:DT:18:ASP:O	42:DT:19:LEU:C	2.49	0.50
42:DT:89:VAL:CG1	42:DT:91:ARG:NE	2.63	0.50
44:DV:18:LEU:HD13	44:DV:19:LYS:H	1.74	0.50
45:DW:27:LYS:HE3	45:DW:31:GLU:HG2	1.93	0.50
47:DY:90:LEU:HD12	47:DY:91:GLU:HB2	1.94	0.50
1:AA:1253:G:H5'	10:AJ:44:VAL:HG12	1.93	0.50
1:AA:1464:G:OP1	42:BT:108:ARG:HD2	2.10	0.50
1:AA:22:G:H4'	1:AA:885:G:C8	2.46	0.50
1:AA:46:G:H2'	1:AA:366:C:H5	1.76	0.50
1:AA:431:A:C2'	1:AA:432:A:H5'	2.42	0.50
1:AA:78:G:N2	1:AA:79:G:C6	2.66	0.50
2:AB:212:GLN:NE2	2:AB:216:SER:HB2	2.27	0.50
3:AC:137:ALA:O	3:AC:140:ARG:HB3	2.11	0.50
3:AC:172:ARG:HB3	3:AC:174:PRO:HD3	1.93	0.50
4:AD:105:VAL:CG2	4:AD:126:ILE:HG21	2.41	0.50
7:AG:5:ARG:C	7:AG:7:ALA:H	2.15	0.50
5:AE:80:ILE:HB	8:AH:104:ARG:NH2	2.25	0.50
10:AJ:13:HIS:CE1	10:AJ:14:LYS:HG3	2.47	0.50
11:AK:84:VAL:CG1	11:AK:95:ILE:HD11	2.41	0.50
18:AR:56:THR:OG1	18:AR:58:LEU:HD13	2.12	0.50
20:AT:89:ARG:CD	20:AT:104:LEU:HD11	2.35	0.50
55:B6:22:ALA:O	55:B6:23:THR:CG2	2.44	0.50
27:BA:1389:G:H2'	27:BA:1390:U:H6	1.75	0.50
27:BA:2564:A:OP1	27:BA:2648:C:H4'	2.10	0.50
27:BA:428:A:H3'	27:BA:429:A:H8	1.77	0.50
27:BA:459:U:H4'	56:B7:40:TRP:CZ3	2.45	0.50
27:BA:481:G:O2'	27:BA:482:A:P	2.69	0.50
29:BC:71:GLN:NE2	29:BC:73:ARG:HG2	2.26	0.50

Continued on next page...

Continued from previous page...

Atom-1	Atom-2	Interatomic distance (Å)	Clash overlap (Å)
30:BD:135:PHE:N	30:BD:135:PHE:CD2	2.76	0.50
30:BD:238:GLY:O	30:BD:239:ARG:HB3	2.09	0.50
30:BD:264:LYS:HG2	30:BD:266:SER:CB	2.42	0.50
31:BE:178:GLU:OE1	31:BE:178:GLU:O	2.29	0.50
27:BA:2830:G:H5'	31:BE:58:ARG:NH2	2.25	0.50
33:BG:142:PRO:C	33:BG:144:ILE:H	2.15	0.50
35:BI:57:ARG:O	35:BI:61:ARG:HD3	2.12	0.50
35:BI:96:ASP:O	35:BI:98:ALA:N	2.45	0.50
37:BO:104:ARG:HB3	37:BO:104:ARG:NH1	2.27	0.50
38:BP:111:ARG:HH21	38:BP:111:ARG:HG3	1.76	0.50
39:BQ:55:VAL:CG1	39:BQ:64:ILE:HD12	2.41	0.50
40:BR:28:LEU:HA	40:BR:34:ILE:CG1	2.42	0.50
42:BT:96:ARG:HB3	42:BT:96:ARG:CZ	2.42	0.50
45:BW:36:LEU:HD13	45:BW:48:ALA:CA	2.39	0.50
47:BY:96:ILE:HG22	47:BY:97:ARG:H	1.76	0.50
48:BZ:148:SER:C	48:BZ:149:LEU:HD13	2.32	0.50
48:BZ:165:SER:HB2	48:BZ:167:GLU:H	1.75	0.50
48:BZ:57:VAL:HA	48:BZ:66:LEU:O	2.11	0.50
1:CA:1097:C:H2'	1:CA:1098:C:C6	2.46	0.50
1:CA:1222:G:O2'	1:CA:1223:C:H5'	2.10	0.50
1:CA:1223:C:OP2	1:CA:1224:G:H2'	2.11	0.50
1:CA:1444:C:C4	1:CA:1445:C:N4	2.79	0.50
1:CA:569:C:H1'	1:CA:574:A:C4	2.45	0.50
2:CB:167:PRO:CG	2:CB:188:ALA:HA	2.40	0.50
2:CB:217:ARG:HH11	2:CB:217:ARG:HG3	1.76	0.50
4:CD:30:LYS:HA	4:CD:35:ARG:CD	2.36	0.50
5:CE:20:GLN:O	5:CE:21:ALA:C	2.49	0.50
1:CA:19:C:H5''	5:CE:86:ALA:CB	2.40	0.50
9:CI:113:LYS:H	9:CI:119:ALA:HA	1.75	0.50
13:CM:69:GLU:O	13:CM:70:LEU:HB2	2.10	0.50
15:CO:26:GLU:OE1	15:CO:77:ARG:HD3	2.11	0.50
15:CO:87:ILE:CG2	15:CO:88:ARG:H	2.11	0.50
50:D1:6:GLU:OE1	50:D1:60:PHE:HA	2.11	0.50
51:D2:48:HIS:O	51:D2:52:ASP:HB2	2.11	0.50
27:DA:1933:G:N2	27:DA:1968:G:H1'	2.26	0.50
27:DA:2192:G:C2	27:DA:2193:G:N7	2.79	0.50
27:DA:2319:G:N3	27:DA:2319:G:H2'	2.26	0.50
27:DA:2811:G:OP1	31:DE:60:ASN:HB2	2.11	0.50
27:DA:330:A:HO2'	27:DA:331:A:H8	1.60	0.50
27:DA:673:C:C2'	27:DA:674:G:H5'	2.41	0.50
28:DB:21:G:C6	28:DB:63:G:C6	2.99	0.50

Continued on next page...

Continued from previous page...

Atom-1	Atom-2	Interatomic distance (Å)	Clash overlap (Å)
33:DG:55:LYS:HD2	33:DG:150:ASP:HB3	1.93	0.50
38:DP:83:VAL:HG12	38:DP:112:LEU:CD2	2.34	0.50
39:DQ:24:GLY:HA3	39:DQ:101:ARG:NH1	2.26	0.50
40:DR:12:ARG:HD3	40:DR:16:HIS:CG	2.46	0.50
41:DS:34:HIS:CB	41:DS:54:LEU:HD23	2.40	0.50
41:DS:82:ILE:CG2	41:DS:83:LYS:N	2.74	0.50
45:DW:27:LYS:O	45:DW:70:TYR:HB2	2.10	0.50
47:DY:37:VAL:O	47:DY:38:ILE:CG1	2.59	0.50
48:DZ:165:SER:HB2	48:DZ:167:GLU:N	2.26	0.50
1:AA:1236:A:H4'	1:AA:1304:G:H4'	1.93	0.50
1:AA:6:G:H4'	1:AA:298:A:H4'	1.93	0.50
1:AA:978:A:H1'	1:AA:1322:C:O2	2.12	0.50
2:AB:187:LEU:HD11	2:AB:204:ASN:O	2.12	0.50
2:AB:196:LEU:HD12	2:AB:197:VAL:HG23	1.94	0.50
3:AC:187:ALA:HB3	3:AC:198:VAL:HG21	1.92	0.50
4:AD:14:ARG:HB2	4:AD:40:PRO:HD2	1.92	0.50
7:AG:155:ARG:HH11	7:AG:155:ARG:HG3	1.76	0.50
7:AG:28:ASN:O	7:AG:31:MET:HB3	2.11	0.50
8:AH:109:ILE:CG1	8:AH:110:ALA:N	2.74	0.50
9:AI:79:LEU:O	9:AI:79:LEU:HD13	2.12	0.50
13:AM:26:GLY:O	13:AM:27:LYS:C	2.49	0.50
1:AA:624:C:O3'	16:AP:10:GLY:HA2	2.12	0.50
16:AP:18:ARG:CG	16:AP:35:LYS:HE3	2.41	0.50
20:AT:48:LYS:O	20:AT:52:ALA:HB2	2.12	0.50
24:AX:66:C:H2'	24:AX:67:C:O4'	2.12	0.50
49:B0:41:ARG:HD3	49:B0:44:ARG:NH1	2.27	0.50
27:BA:1204:A:N1	27:BA:1241:A:C2	2.78	0.50
27:BA:2098:U:H2'	27:BA:2099:U:O4'	2.11	0.50
27:BA:2364:C:H2'	27:BA:2365:G:O4'	2.12	0.50
30:BD:142:VAL:HA	30:BD:194:GLY:O	2.11	0.50
27:BA:781:A:C8	30:BD:219:PRO:HG3	2.47	0.50
30:BD:46:GLN:CD	30:BD:46:GLN:H	2.14	0.50
31:BE:158:GLY:O	31:BE:159:HIS:C	2.50	0.50
31:BE:203:LYS:CD	31:BE:203:LYS:O	2.59	0.50
31:BE:47:VAL:HG21	31:BE:85:ASN:HA	1.92	0.50
32:BF:25:PRO:O	32:BF:26:ALA:C	2.48	0.50
34:BH:159:GLU:CG	34:BH:160:LYS:N	2.71	0.50
27:BA:2757:A:N1	34:BH:67:LEU:HD22	2.26	0.50
35:BI:75:LEU:HD12	35:BI:76:THR:N	2.18	0.50
38:BP:7:ARG:C	38:BP:9:ASN:N	2.62	0.50
43:BU:97:ASP:C	43:BU:99:ALA:N	2.63	0.50

Continued on next page...

Continued from previous page...

Atom-1	Atom-2	Interatomic distance (Å)	Clash overlap (Å)
44:BV:27:ALA:O	44:BV:28:GLU:O	2.30	0.50
44:BV:38:LEU:HD23	44:BV:39:LEU:N	2.26	0.50
47:BY:28:LYS:CB	47:BY:38:ILE:H	2.24	0.50
1:CA:107:G:O2'	1:CA:108:G:H5'	2.12	0.50
1:CA:1321:C:H5''	1:CA:1322:C:H5'	1.93	0.50
1:CA:186:C:H2'	1:CA:187:C:H6	1.77	0.50
1:CA:501:C:O2'	1:CA:502:G:H5'	2.12	0.50
1:CA:620:C:C2	4:CD:135:LEU:HD23	2.46	0.50
1:CA:773:G:O2'	1:CA:774:G:H5'	2.10	0.50
1:CA:913:A:H1'	1:CA:914:A:O4'	2.12	0.50
1:CA:926:G:H22	22:CV:4:A:P	2.35	0.50
6:CF:33:TYR:CE2	6:CF:74:ASP:HB3	2.46	0.50
6:CF:40:VAL:HG22	6:CF:40:VAL:O	2.11	0.50
6:CF:83:ASP:O	6:CF:85:VAL:N	2.45	0.50
7:CG:71:PRO:HD3	7:CG:103:TRP:HZ3	1.77	0.50
9:CI:3:GLN:O	9:CI:88:TYR:CZ	2.64	0.50
10:CJ:76:ASN:ND2	10:CJ:78:ASN:OD1	2.45	0.50
10:CJ:99:LYS:O	10:CJ:100:THR:HG23	2.12	0.50
11:CK:44:SER:OG	11:CK:47:VAL:HG23	2.11	0.50
13:CM:81:LEU:HB3	13:CM:89:GLY:HA2	1.93	0.50
15:CO:6:GLU:O	15:CO:7:GLU:C	2.50	0.50
19:CS:5:LEU:HG	19:CS:10:PHE:CD1	2.47	0.50
25:CY:17:G:N2	25:CY:54:U:H6	2.03	0.50
57:D8:11:LYS:HG3	57:D8:64:TYR:OH	2.11	0.50
57:D8:33:ASN:HA	57:D8:36:LYS:CD	2.37	0.50
27:DA:1038:C:H2'	27:DA:1039:G:C8	2.46	0.50
27:DA:1275:A:H4'	27:DA:1276:A:O5'	2.11	0.50
27:DA:139:G:H3'	27:DA:139(A):G:C5'	2.42	0.50
27:DA:1451:C:N3	27:DA:1459:G:O6	2.45	0.50
27:DA:1503:U:C4	27:DA:1504:C:N4	2.79	0.50
27:DA:1843:C:H5'	30:DD:253:GLN:NE2	2.26	0.50
27:DA:1899:G:N2	27:DA:1903:G:C5	2.80	0.50
27:DA:189:G:H2'	27:DA:205:G:H22	1.74	0.50
27:DA:2219:G:H2'	27:DA:2220:G:H8	1.77	0.50
27:DA:857:C:H2'	27:DA:857:C:O2	2.10	0.50
27:DA:85:G:OP1	47:DY:9:LYS:HA	2.12	0.50
28:DB:76:G:H2'	28:DB:77:U:O5'	2.12	0.50
30:DD:24:ILE:CG2	30:DD:25:THR:H	1.98	0.50
31:DE:143:ASN:OD1	31:DE:143:ASN:N	2.43	0.50
27:DA:2632:A:N3	31:DE:61:ARG:HD3	2.25	0.50
32:DF:51:THR:HB	32:DF:88:VAL:HG11	1.93	0.50

Continued on next page...

Continued from previous page...

Atom-1	Atom-2	Interatomic distance (Å)	Clash overlap (Å)
35:DI:130:TYR:HB3	35:DI:136:VAL:CG1	2.41	0.50
39:DQ:100:GLY:O	39:DQ:101:ARG:C	2.49	0.50
39:DQ:64:ILE:HG12	39:DQ:106:VAL:HG12	1.92	0.50
39:DQ:85:LYS:HG3	49:D0:7:LEU:HD13	1.94	0.50
40:DR:74:LYS:HD2	40:DR:77:ARG:HH21	1.74	0.50
41:DS:62:LYS:CB	41:DS:62:LYS:NZ	2.74	0.50
42:DT:102:ILE:C	42:DT:104:ASN:N	2.63	0.50
42:DT:54:ARG:HA	42:DT:59:THR:HG22	1.93	0.50
44:DV:95:LEU:HD23	44:DV:95:LEU:C	2.31	0.50
45:DW:54:ALA:HB1	45:DW:107:LEU:CD1	2.39	0.50
46:DX:36:LYS:HE2	46:DX:55:ASN:HA	1.94	0.50
47:DY:17:SER:OG	47:DY:18:GLY:N	2.43	0.50
47:DY:38:ILE:HG22	47:DY:39:VAL:H	1.74	0.50
1:AA:1105:A:H2'	1:AA:1106:G:H8	1.77	0.50
1:AA:1250:A:H2'	1:AA:1251:A:C8	2.46	0.50
1:AA:1437:C:H2'	1:AA:1438:G:C8	2.46	0.50
1:AA:344:A:H5''	1:AA:345:C:OP2	2.12	0.50
1:AA:39:G:O2'	1:AA:40:C:H5'	2.11	0.50
1:AA:617:G:H1	1:AA:623:C:H42	1.59	0.50
1:AA:828:A:H5''	1:AA:859:A:N1	2.26	0.50
2:AB:11:LEU:O	2:AB:16:HIS:CE1	2.65	0.50
3:AC:189:ALA:HB3	3:AC:196:LEU:N	2.25	0.50
3:AC:54:ARG:NH1	3:AC:56:ASP:OD1	2.44	0.50
4:AD:6:GLY:O	4:AD:8:VAL:HG22	2.11	0.50
5:AE:102:ALA:HA	5:AE:120:THR:HG1	1.74	0.50
5:AE:72:GLN:NE2	5:AE:144:THR:HG22	2.27	0.50
5:AE:26:PHE:O	5:AE:27:ARG:HB2	2.10	0.50
7:AG:111:ARG:HE	7:AG:123:GLU:CB	2.24	0.50
8:AH:41:ARG:NH1	8:AH:41:ARG:HB2	2.25	0.50
9:AI:97:LYS:HB3	9:AI:98:PRO:CD	2.31	0.50
11:AK:21:ILE:HA	11:AK:30:VAL:HG12	1.94	0.50
13:AM:2:ALA:HB3	13:AM:9:ILE:HG22	1.93	0.50
13:AM:91:ARG:HH11	19:AS:81:ARG:HH22	1.60	0.50
16:AP:25:ARG:NH1	16:AP:25:ARG:HG3	2.23	0.50
17:AQ:66:SER:O	17:AQ:69:LYS:N	2.43	0.50
17:AQ:99:SER:C	17:AQ:100:LYS:HG3	2.32	0.50
49:B0:50:ASN:HB3	49:B0:63:VAL:CG1	2.42	0.50
54:B5:16:ARG:HG2	54:B5:16:ARG:NH1	2.21	0.50
57:B8:32:LEU:HB2	57:B8:36:LYS:HE2	1.92	0.50
57:B8:33:ASN:HA	57:B8:36:LYS:HZ3	1.77	0.50
27:BA:1155:A:O2'	27:BA:1156:A:H2'	2.11	0.50

Continued on next page...

Continued from previous page...

Atom-1	Atom-2	Interatomic distance (Å)	Clash overlap (Å)
27:BA:1217:C:OP2	43:BU:15:LYS:HE3	2.11	0.50
27:BA:1494:A:C2'	27:BA:1495:A:C5'	2.79	0.50
27:BA:1602:U:H3'	27:BA:1603:A:C5'	2.41	0.50
27:BA:1794:U:H2'	27:BA:1795:C:H6	1.76	0.50
27:BA:221:A:H4'	27:BA:222:A:O5'	2.12	0.50
27:BA:2343:C:HO2'	27:BA:2373:G:HO2'	1.60	0.50
27:BA:2476:A:H2	27:BA:2477:C:C6	2.30	0.50
27:BA:2740:A:H2'	27:BA:2741:A:C8	2.45	0.50
30:BD:146:GLU:HG2	30:BD:152:GLY:C	2.32	0.50
30:BD:259:THR:O	30:BD:260:ARG:C	2.50	0.50
30:BD:30:GLU:HA	30:BD:83:GLU:OE1	2.12	0.50
32:BF:195:ASP:HB2	32:BF:198:ALA:HB3	1.93	0.50
35:BI:42:SER:C	35:BI:44:LEU:H	2.13	0.50
47:BY:46:LYS:HE2	47:BY:47:LYS:NZ	2.27	0.50
47:BY:76:CYS:O	47:BY:77:PRO:C	2.49	0.50
1:CA:1064:G:N2	1:CA:1190:G:H2'	2.27	0.50
1:CA:1226:C:H4'	1:CA:1227:A:OP1	2.11	0.50
1:CA:265:G:H4'	17:CQ:66:SER:CA	2.41	0.50
1:CA:328:C:H4'	1:CA:329:A:H5'	1.92	0.50
1:CA:774:G:H2'	1:CA:775:G:H8	1.77	0.50
1:CA:957:U:H2'	1:CA:959:A:OP2	2.11	0.50
2:CB:113:HIS:HA	2:CB:116:GLU:OE1	2.11	0.50
2:CB:194:PRO:HG2	2:CB:195:ASP:H	1.76	0.50
2:CB:78:GLN:NE2	2:CB:95:GLN:HE22	2.09	0.50
3:CC:50:ALA:O	3:CC:70:VAL:HG13	2.11	0.50
3:CC:76:VAL:HG21	3:CC:103:VAL:CG1	2.42	0.50
7:CG:37:ASN:HD21	9:CI:41:VAL:N	2.09	0.50
11:CK:37:GLY:O	11:CK:39:PRO:HD3	2.11	0.50
14:CN:2:ALA:HB3	14:CN:6:LEU:CD1	2.40	0.50
15:CO:25:THR:C	15:CO:27:VAL:H	2.15	0.50
15:CO:33:THR:HG23	15:CO:63:ARG:HH12	1.76	0.50
23:CW:37:U:C2'	23:CW:38:U:H5'	2.42	0.50
49:D0:25:ARG:HH11	49:D0:25:ARG:HG2	1.75	0.50
27:DA:154:G:H3'	27:DA:154(A):C:O2	2.11	0.50
27:DA:1600:C:O2'	27:DA:1601:G:H5'	2.11	0.50
27:DA:203:C:C3'	27:DA:204:A:H5''	2.33	0.50
27:DA:2267:A:H5''	27:DA:2268:A:H5'	1.92	0.50
27:DA:2866:U:C2'	27:DA:2866:U:O2	2.57	0.50
27:DA:364:C:H2'	27:DA:365:C:H5'	1.94	0.50
27:DA:413:C:H2'	27:DA:414:C:C6	2.47	0.50
27:DA:510:C:O2'	27:DA:511:U:H5'	2.12	0.50

Continued on next page...

Continued from previous page...

Atom-1	Atom-2	Interatomic distance (Å)	Clash overlap (Å)
28:DB:106:G:N3	28:DB:107:G:C8	2.80	0.50
31:DE:110:GLY:O	40:DR:2:ARG:NH2	2.45	0.50
31:DE:163:GLU:O	31:DE:165:VAL:HG23	2.11	0.50
33:DG:39:ILE:HD11	33:DG:155:MET:CG	2.42	0.50
33:DG:135:LEU:HD11	33:DG:157:ILE:HD11	1.94	0.50
33:DG:174:GLU:O	33:DG:177:GLY:N	2.44	0.50
33:DG:18:GLU:OE2	33:DG:21:ARG:NH1	2.45	0.50
37:DO:26:LYS:O	37:DO:27:GLY:C	2.48	0.50
38:DP:110:TYR:CZ	38:DP:111:ARG:NH2	2.79	0.50
38:DP:23:PRO:CD	38:DP:33:ARG:CZ	2.82	0.50
38:DP:91:PHE:N	38:DP:91:PHE:CD1	2.79	0.50
27:DA:908:C:OP1	39:DQ:22:LYS:HB3	2.11	0.50
41:DS:66:ALA:O	41:DS:69:VAL:HG12	2.12	0.50
43:DU:92:ARG:N	43:DU:92:ARG:CD	2.75	0.50
1:AA:1149:C:H2'	1:AA:1150:U:H6	1.77	0.50
1:AA:1465:C:H2'	1:AA:1466:C:O4'	2.12	0.50
1:AA:241:C:O2'	1:AA:242:C:H5'	2.11	0.50
1:AA:379:C:O2'	1:AA:380:G:H5'	2.11	0.50
2:AB:160:ASP:O	2:AB:161:ALA:CB	2.60	0.50
2:AB:219:VAL:O	2:AB:222:ILE:HB	2.12	0.50
2:AB:46:LYS:C	2:AB:48:MET:N	2.65	0.50
3:AC:178:LEU:N	3:AC:178:LEU:HD22	2.27	0.50
3:AC:113:ALA:N	3:AC:183:ASP:OD1	2.44	0.50
3:AC:116:VAL:CG2	3:AC:202:ILE:HD11	2.42	0.50
3:AC:58:GLU:HB2	3:AC:65:ALA:HB2	1.94	0.50
4:AD:101:LEU:O	4:AD:102:ASP:C	2.48	0.50
3:AC:135:LYS:NZ	5:AE:50:GLU:HG2	2.27	0.50
8:AH:79:VAL:HG12	8:AH:79:VAL:O	2.12	0.50
9:AI:16:ARG:CZ	9:AI:64:THR:HG21	2.42	0.50
10:AJ:16:LEU:HD11	10:AJ:70:ARG:CB	2.39	0.50
11:AK:108:ILE:C	11:AK:109:VAL:HG22	2.32	0.50
11:AK:34:ASP:HB3	11:AK:40:ILE:HD11	1.93	0.50
12:AL:43:LYS:HG2	12:AL:44:LYS:HG3	1.93	0.50
13:AM:65:LYS:HG3	13:AM:65:LYS:O	2.11	0.50
15:AO:31:LEU:O	15:AO:35:ARG:HG3	2.11	0.50
15:AO:6:GLU:C	15:AO:8:LYS:N	2.65	0.50
1:AA:1225:A:H1'	19:AS:78:ARG:HD3	1.93	0.50
20:AT:64:ASP:O	20:AT:67:ALA:HB3	2.11	0.50
1:AA:1340:A:OP1	25:AY:34:U:H5''	2.12	0.50
27:BA:102:G:OP1	27:BA:102:G:H4'	2.11	0.50
1:AA:784:C:H4'	27:BA:1837:C:OP1	2.10	0.50

Continued on next page...

Continued from previous page...

Atom-1	Atom-2	Interatomic distance (Å)	Clash overlap (Å)
27:BA:2158:A:H5''	27:BA:2159:G:OP1	2.11	0.50
27:BA:2287:A:C2	27:BA:2346:A:C2	3.00	0.50
27:BA:2394:C:OP1	38:BP:63:PRO:HD3	2.12	0.50
27:BA:2061:G:N7	27:BA:2501:C:H4'	2.27	0.50
27:BA:2512:C:H4'	31:BE:122:PHE:HE2	1.72	0.50
27:BA:2612:C:C5	27:BA:2613:U:H5	2.30	0.50
27:BA:458:G:O2'	27:BA:469:G:O6	2.23	0.50
27:BA:889:C:O2'	27:BA:890:A:O5'	2.25	0.50
29:BC:78:ALA:O	29:BC:96:GLY:HA2	2.11	0.50
30:BD:134:ARG:HG3	30:BD:135:PHE:CD2	2.47	0.50
30:BD:30:GLU:HG3	30:BD:63:ARG:NE	2.25	0.50
30:BD:70:TRP:O	30:BD:73:VAL:HG23	2.11	0.50
33:BG:70:VAL:HG23	33:BG:70:VAL:O	2.10	0.50
35:BI:2:LYS:HB2	35:BI:18:VAL:HG13	1.94	0.50
35:BI:89:TYR:O	35:BI:91:SER:N	2.45	0.50
38:BP:47:ASP:CB	38:BP:51:PHE:HB2	2.41	0.50
27:BA:907:U:OP1	39:BQ:24:GLY:N	2.45	0.50
42:BT:122:ASP:O	42:BT:124:ASP:N	2.44	0.50
42:BT:129:ARG:CZ	42:BT:131:ALA:O	2.60	0.50
43:BU:91:ASP:OD2	43:BU:96:ALA:HB2	2.11	0.50
45:BW:61:ASN:N	45:BW:61:ASN:HD22	2.09	0.50
45:BW:95:ILE:O	45:BW:95:ILE:HG13	2.10	0.50
48:BZ:119:ILE:O	48:BZ:170:ILE:CA	2.51	0.50
48:BZ:39:ASP:OD1	48:BZ:39:ASP:C	2.49	0.50
48:BZ:39:ASP:OD1	48:BZ:41:VAL:N	2.45	0.50
1:CA:1290:G:N3	1:CA:1290:G:H2'	2.26	0.50
1:CA:1319:A:OP2	19:CS:5:LEU:HD23	2.12	0.50
1:CA:377:G:H2'	1:CA:378:G:C8	2.46	0.50
1:CA:388:G:HO2'	1:CA:389:A:P	2.34	0.50
1:CA:477:A:O2'	1:CA:479:C:H5'	2.12	0.50
1:CA:542:G:O2'	1:CA:543:C:H5'	2.11	0.50
1:CA:944:G:N2	1:CA:1338:G:C8	2.80	0.50
1:CA:9:G:OP1	5:CE:122:GLU:N	2.40	0.50
2:CB:17:PHE:N	2:CB:17:PHE:CD2	2.80	0.50
2:CB:18:GLY:C	2:CB:39:ILE:HG21	2.32	0.50
3:CC:111:LEU:CD1	3:CC:204:LEU:HD22	2.38	0.50
3:CC:54:ARG:HH11	3:CC:54:ARG:HG2	1.77	0.50
5:CE:101:ILE:CD1	5:CE:119:LEU:HA	2.38	0.50
7:CG:38:LEU:O	7:CG:42:ILE:HG13	2.12	0.50
9:CI:100:GLY:O	9:CI:101:PHE:CD1	2.65	0.50
11:CK:125:PHE:N	11:CK:125:PHE:CD1	2.78	0.50

Continued on next page...

Continued from previous page...

Atom-1	Atom-2	Interatomic distance (Å)	Clash overlap (Å)
11:CK:73:MET:HA	11:CK:77:MET:H	1.77	0.50
12:CL:117:TYR:O	12:CL:118:GLY:O	2.29	0.50
13:CM:13:LYS:HA	13:CM:44:ARG:HH11	1.77	0.50
18:CR:66:LEU:O	18:CR:69:THR:N	2.45	0.50
53:D4:64:LYS:O	53:D4:65:CYS:CB	2.59	0.50
27:DA:1604:C:O2'	27:DA:1605:C:H5'	2.12	0.50
27:DA:2339:G:H2'	27:DA:2340:G:C8	2.47	0.50
27:DA:2347:C:H2'	27:DA:2348:U:C6	2.46	0.50
27:DA:234:C:O2'	27:DA:235:U:H5'	2.11	0.50
27:DA:2481:G:O2'	27:DA:2482:G:P	2.69	0.50
27:DA:2662:A:H3'	27:DA:2663:G:C8	2.41	0.50
27:DA:2712:U:H1'	27:DA:2712(A):A:H8	1.75	0.50
27:DA:2720:U:H5'	27:DA:2721:A:OP2	2.12	0.50
27:DA:2525:G:C1'	27:DA:2741:A:H2	2.25	0.50
27:DA:415:A:H2'	27:DA:416:C:O4'	2.11	0.50
27:DA:874:G:H2'	27:DA:875:G:O4'	2.11	0.50
28:DB:13:A:O2'	28:DB:15:A:H5''	2.12	0.50
28:DB:7:G:N1	28:DB:115:G:C6	2.80	0.50
31:DE:38:THR:O	31:DE:43:GLY:N	2.38	0.50
32:DF:140:LEU:HD13	32:DF:170:LEU:HD21	1.93	0.50
32:DF:164:ARG:HG2	32:DF:164:ARG:NH1	2.26	0.50
32:DF:179:GLU:O	32:DF:181:LEU:N	2.44	0.50
34:DH:43:VAL:HG11	34:DH:53:GLU:H	1.77	0.50
36:DN:30:ILE:HG22	36:DN:30:ILE:O	2.11	0.50
36:DN:85:ILE:HG21	36:DN:90:MET:HG2	1.94	0.50
38:DP:147:LEU:CG	38:DP:148:LEU:H	2.11	0.50
38:DP:48:PRO:HG2	38:DP:49:ARG:N	2.26	0.50
38:DP:62:LEU:HD11	57:D8:30:ARG:HG3	1.93	0.50
42:DT:42:ILE:H	42:DT:42:ILE:CD1	1.96	0.50
43:DU:62:ILE:HD11	43:DU:93:LYS:HG2	1.94	0.50
44:DV:76:LYS:O	44:DV:79:VAL:HG12	2.12	0.50
48:DZ:5:LYS:O	48:DZ:6:ALA:HB2	2.11	0.50
1:AA:1410:G:H2'	1:AA:1411:C:H6	1.75	0.50
1:AA:155:C:O5'	1:AA:155:C:H6	1.94	0.50
1:AA:376:G:H4'	16:AP:5:ARG:HD2	1.94	0.50
1:AA:567:G:H2'	1:AA:568:G:O4'	2.10	0.50
1:AA:880:C:O2'	1:AA:881:G:H5'	2.12	0.50
1:AA:96:U:C2	1:AA:97:G:N7	2.80	0.50
2:AB:19:HIS:HE1	2:AB:191:ASP:HB2	1.74	0.50
3:AC:154:SER:OG	3:AC:197:GLY:N	2.44	0.50
3:AC:92:ALA:HB2	3:AC:99:VAL:CG1	2.41	0.50

Continued on next page...

Continued from previous page...

Atom-1	Atom-2	Interatomic distance (Å)	Clash overlap (Å)
4:AD:100:ARG:HH11	4:AD:100:ARG:HG3	1.77	0.50
5:AE:106:PRO:O	5:AE:110:LEU:HG	2.12	0.50
9:AI:17:VAL:HG21	9:AI:80:GLY:CA	2.38	0.50
11:AK:21:ILE:N	11:AK:21:ILE:HD12	2.26	0.50
11:AK:53:SER:C	11:AK:55:LYS:N	2.65	0.50
13:AM:91:ARG:CB	13:AM:98:VAL:HG22	2.38	0.50
18:AR:56:THR:OG1	18:AR:57:GLY:N	2.43	0.50
20:AT:10:LEU:HD22	20:AT:12:ALA:HB3	1.92	0.50
46:BX:11:PRO:HD3	51:B2:37:PHE:CE2	2.47	0.50
52:B3:56:VAL:HG12	52:B3:57:GLU:N	2.27	0.50
55:B6:15:GLU:O	55:B6:16:CYS:C	2.50	0.50
27:BA:107:C:H2'	27:BA:108:U:H6	1.74	0.50
27:BA:1505:C:O2'	27:BA:1506:C:O5'	2.30	0.50
27:BA:1982:C:O5'	27:BA:1982:C:H6	1.95	0.50
27:BA:2090:G:H21	50:B1:45:ASN:HD21	1.57	0.50
27:BA:237:C:C2'	27:BA:238:C:H5'	2.42	0.50
27:BA:2571:C:H5''	27:BA:2572:A:H5''	1.91	0.50
27:BA:575:A:O2'	27:BA:576:U:H5'	2.12	0.50
27:BA:813:U:H2'	27:BA:814:C:C6	2.46	0.50
28:BB:21:G:H2'	28:BB:22:U:C6	2.47	0.50
30:BD:197:GLY:O	30:BD:198:ASN:HB3	2.11	0.50
30:BD:245:PRO:O	30:BD:246:PRO:O	2.30	0.50
32:BF:32:LEU:O	32:BF:36:VAL:HG23	2.11	0.50
34:BH:147:ASN:N	34:BH:147:ASN:ND2	2.58	0.50
34:BH:158:HIS:O	34:BH:159:GLU:HB2	2.11	0.50
34:BH:43:VAL:HA	34:BH:53:GLU:HG2	1.94	0.50
34:BH:31:GLY:H	34:BH:79:VAL:CG1	2.25	0.50
35:BI:2:LYS:H	35:BI:2:LYS:CD	2.25	0.50
37:BO:22:ILE:HB	37:BO:40:VAL:HG12	1.94	0.50
38:BP:97:PRO:HG3	38:BP:112:LEU:CB	2.42	0.50
38:BP:144:GLU:O	38:BP:144:GLU:HG2	2.12	0.50
27:BA:195:A:OP1	38:BP:46:LYS:HE2	2.11	0.50
38:BP:89:ALA:C	38:BP:91:PHE:H	2.15	0.50
39:BQ:134:ARG:C	39:BQ:137:TYR:HD2	2.16	0.50
39:BQ:32:TYR:O	39:BQ:105:GLU:HB2	2.12	0.50
39:BQ:48:GLU:HG3	39:BQ:52:VAL:HG21	1.94	0.50
41:BS:85:VAL:HG22	41:BS:106:ARG:CB	2.42	0.50
41:BS:106:ARG:O	41:BS:106:ARG:HD2	2.11	0.50
41:BS:89:ARG:HD3	41:BS:92:TYR:HB3	1.93	0.50
1:AA:1442(A):G:N7	42:BT:118:ARG:HG3	2.27	0.50
42:BT:32:TYR:CD2	42:BT:81:PRO:HB2	2.44	0.50

Continued on next page...

Continued from previous page...

Atom-1	Atom-2	Interatomic distance (Å)	Clash overlap (Å)
42:BT:34:VAL:O	42:BT:35:LYS:CB	2.60	0.50
44:BV:19:LYS:CE	44:BV:20:LEU:H	2.24	0.50
45:BW:57:ASN:N	45:BW:57:ASN:HD22	2.10	0.50
47:BY:27:VAL:CG1	47:BY:29:GLU:OE1	2.60	0.50
1:CA:1194:U:H4'	5:CE:22:GLY:O	2.12	0.50
1:CA:1251:A:H1'	1:CA:1369:C:O2'	2.11	0.50
1:CA:366:C:H4'	1:CA:367:U:OP1	2.12	0.50
2:CB:168:THR:O	2:CB:169:LYS:C	2.46	0.50
2:CB:237:ALA:C	2:CB:238:LEU:HD23	2.32	0.50
3:CC:82:GLU:O	3:CC:85:ARG:N	2.36	0.50
13:CM:20:THR:C	13:CM:22:ILE:N	2.65	0.50
13:CM:90:LEU:O	13:CM:91:ARG:CB	2.59	0.50
59:CX:58:A:H4'	59:CX:59:A:OP1	2.12	0.50
54:D5:46:CYS:SG	54:D5:48:GLU:OE2	2.69	0.50
54:D5:56:LYS:HE3	54:D5:59:GLU:CG	2.42	0.50
55:D6:8:LYS:N	55:D6:27:LYS:HD3	2.27	0.50
27:DA:1290:C:H2'	27:DA:1291:C:C6	2.46	0.50
27:DA:1384:A:H1'	27:DA:1405:U:O4'	2.10	0.50
27:DA:1465:G:O4'	27:DA:1528:A:H8	1.95	0.50
27:DA:1750:G:O2'	27:DA:1751:C:H5'	2.12	0.50
27:DA:1794:U:H2'	27:DA:1795:C:C6	2.46	0.50
27:DA:2302:G:C6	27:DA:2303:G:C5	3.00	0.50
27:DA:1782:C:O2	27:DA:2609:U:H5'	2.12	0.50
27:DA:271(R):G:H2'	27:DA:271(S):G:H8	1.76	0.50
27:DA:2737:G:H2'	27:DA:2738:A:H8	1.76	0.50
28:DB:3:C:C2'	28:DB:4:C:H5'	2.42	0.50
28:DB:4:C:H2'	28:DB:5:C:C6	2.47	0.50
28:DB:96:U:H2'	28:DB:97:G:C8	2.47	0.50
30:DD:257:LEU:HD23	30:DD:257:LEU:C	2.32	0.50
31:DE:116:VAL:O	31:DE:117:MET:HB3	2.12	0.50
31:DE:33:VAL:CG1	31:DE:89:ASP:HA	2.42	0.50
27:DA:2787:C:C1'	31:DE:61:ARG:HG3	2.32	0.50
35:DI:122:GLU:CD	35:DI:123:LEU:H	2.15	0.50
35:DI:138:ILE:O	35:DI:138:ILE:HG22	2.12	0.50
35:DI:20:ASP:OD2	35:DI:20:ASP:C	2.50	0.50
35:DI:4:ILE:HD11	35:DI:44:LEU:HA	1.94	0.50
36:DN:57:ALA:HB3	36:DN:124:ALA:CB	2.41	0.50
40:DR:13:HIS:O	40:DR:14:SER:C	2.50	0.50
40:DR:63:ARG:O	40:DR:66:VAL:HG12	2.12	0.50
42:DT:102:ILE:HB	42:DT:110:ILE:HD12	1.94	0.50
31:DE:7:VAL:HG21	42:DT:1:MET:HE1	1.92	0.50

Continued on next page...

Continued from previous page...

Atom-1	Atom-2	Interatomic distance (Å)	Clash overlap (Å)
42:DT:22:PHE:O	42:DT:22:PHE:CD1	2.64	0.50
43:DU:36:ARG:O	43:DU:39:LEU:HB2	2.12	0.50
43:DU:39:LEU:HA	43:DU:42:ALA:HB3	1.94	0.50
46:DX:15:GLU:CD	46:DX:15:GLU:H	2.14	0.50
47:DY:37:VAL:HG23	47:DY:38:ILE:N	2.20	0.50
48:DZ:162:LEU:HD12	48:DZ:162:LEU:N	2.27	0.50
1:AA:1249:C:H5''	9:AI:36:TYR:HE1	1.77	0.50
1:AA:254:G:O2'	1:AA:255:G:H5'	2.11	0.50
1:AA:603:U:H2'	1:AA:604:G:C8	2.47	0.50
1:AA:860:A:H2'	1:AA:861:G:O4'	2.12	0.50
1:AA:959:A:C2'	1:AA:960:U:H4'	2.42	0.50
2:AB:24:TRP:CE3	2:AB:26:PRO:HA	2.44	0.50
2:AB:44:LEU:O	2:AB:47:THR:N	2.45	0.50
2:AB:72:GLY:HA2	2:AB:165:VAL:CG2	2.42	0.50
3:AC:39:ILE:C	3:AC:41:GLY:H	2.14	0.50
4:AD:11:LEU:HD11	4:AD:21:LEU:CD1	2.42	0.50
8:AH:91:ARG:HG3	12:AL:4:ILE:HG13	1.93	0.50
9:AI:88:TYR:O	9:AI:89:ASN:ND2	2.45	0.50
11:AK:34:ASP:HB2	11:AK:35:PRO:CD	2.42	0.50
12:AL:21:VAL:HG22	12:AL:23:ALA:HB2	1.93	0.50
1:AA:882:C:H41	12:AL:6:GLN:HE22	1.59	0.50
16:AP:52:ASP:OD2	16:AP:54:GLU:HB2	2.12	0.50
1:AA:255:G:C1'	17:AQ:16:GLN:HE21	2.17	0.50
18:AR:66:LEU:CG	18:AR:70:ILE:HD11	2.42	0.50
23:AW:20:A:H2'	23:AW:44:A:H62	1.76	0.50
1:AA:1054:C:N4	23:AW:33:C:C1'	2.66	0.50
23:AW:73:C:C2'	23:AW:74:C:H5'	2.42	0.50
27:BA:1024:G:H3'	27:BA:1025:G:H5''	1.94	0.50
27:BA:1424:G:H2'	27:BA:1425:G:O4'	2.12	0.50
27:BA:1682:G:C2	27:BA:1683:C:C2	2.99	0.50
27:BA:171:G:H2'	27:BA:172:C:C6	2.45	0.50
27:BA:2109:U:H1'	27:BA:2181:G:N2	2.27	0.50
27:BA:921:G:H4'	27:BA:2269:A:C5	2.47	0.50
27:BA:2443:C:H2'	27:BA:2444:G:C8	2.39	0.50
29:BC:124:GLY:O	29:BC:125:SER:CB	2.59	0.50
29:BC:221:SER:O	29:BC:222:VAL:C	2.49	0.50
29:BC:77:ILE:O	29:BC:77:ILE:HG23	2.10	0.50
29:BC:86:ALA:HB1	29:BC:94:VAL:HG11	1.93	0.50
33:BG:108:ASN:O	33:BG:112:PRO:HG2	2.12	0.50
34:BH:43:VAL:CG1	34:BH:52:VAL:HA	2.42	0.50
34:BH:66:GLY:HA2	34:BH:69:ARG:CB	2.41	0.50

Continued on next page...

Continued from previous page...

Atom-1	Atom-2	Interatomic distance (Å)	Clash overlap (Å)
38:BP:24:GLY:O	38:BP:25:SER:HB3	2.11	0.50
40:BR:45:ARG:O	40:BR:49:ASP:HB2	2.12	0.50
42:BT:78:LEU:O	42:BT:78:LEU:HG	2.12	0.50
43:BU:106:PHE:O	43:BU:110:VAL:HG23	2.12	0.50
43:BU:58:ARG:O	43:BU:62:ILE:HG12	2.12	0.50
48:BZ:107:PRO:HG3	48:BZ:116:LEU:CB	2.36	0.50
39:BQ:63:LYS:HD2	48:BZ:174:VAL:HG21	1.94	0.50
48:BZ:83:GLU:O	48:BZ:84:HIS:HB2	2.11	0.50
1:CA:1170:A:H2'	1:CA:1171:G:C5'	2.41	0.50
1:CA:1452:C:C4'	1:CA:1456:G:OP2	2.60	0.50
1:CA:41:G:H2'	1:CA:42:G:C8	2.46	0.50
1:CA:802:A:H2'	1:CA:803:G:O4'	2.11	0.50
1:CA:868:C:H2'	1:CA:869:G:O4'	2.12	0.50
8:CH:123:GLU:O	8:CH:127:LEU:HB2	2.12	0.50
9:CI:103:THR:HG22	9:CI:105:ASP:H	1.77	0.50
1:CA:1222:G:OP1	19:CS:78:ARG:NH1	2.45	0.50
1:CA:1456:G:H3'	20:CT:39:LYS:NZ	2.27	0.50
23:CW:73:C:C2'	23:CW:74:C:H5'	2.41	0.50
49:D0:41:ARG:HD2	49:D0:41:ARG:H	1.77	0.50
50:D1:53:VAL:HG11	50:D1:90:ILE:HG21	1.93	0.50
53:D4:39:ARG:O	53:D4:57:ILE:HB	2.12	0.50
27:DA:1141:U:H6	36:DN:63:THR:CG2	2.25	0.50
27:DA:1161:C:O4'	44:DV:8:GLY:O	2.29	0.50
27:DA:1811:G:O2'	27:DA:1812:A:H5'	2.12	0.50
27:DA:1991:U:H2'	27:DA:1992:G:H5''	1.94	0.50
27:DA:2100:G:H1'	27:DA:2190:G:N2	2.27	0.50
27:DA:2263:C:O2'	27:DA:2264:C:H5'	2.12	0.50
27:DA:2296:U:H4'	27:DA:2297:C:OP1	2.12	0.50
27:DA:2389:G:H5''	27:DA:2390:U:C5'	2.42	0.50
27:DA:2468:G:N2	27:DA:2481:G:H2'	2.25	0.50
27:DA:2742:C:O5'	27:DA:2742:C:H6	1.95	0.50
29:DC:19:VAL:HB	29:DC:22:ILE:HG13	1.93	0.50
30:DD:118:VAL:CG2	30:DD:119:ALA:H	2.16	0.50
31:DE:79:ARG:HH11	31:DE:79:ARG:CG	2.25	0.50
31:DE:91:VAL:CG1	31:DE:95:ILE:HG12	2.42	0.50
32:DF:3:GLU:CB	32:DF:24:LEU:HG	2.37	0.50
35:DI:77:LEU:HD22	35:DI:105:HIS:CE1	2.47	0.50
38:DP:63:PRO:HB3	57:D8:13:ARG:CB	2.27	0.50
40:DR:57:ARG:HH21	40:DR:62:ALA:HB2	1.76	0.50
40:DR:94:TYR:CD1	40:DR:94:TYR:N	2.79	0.50
41:DS:40:ILE:HG22	41:DS:47:THR:HA	1.94	0.50

Continued on next page...

Continued from previous page...

Atom-1	Atom-2	Interatomic distance (Å)	Clash overlap (Å)
47:DY:24:VAL:HG12	47:DY:25:GLY:N	2.27	0.50
48:DZ:138:VAL:HG22	48:DZ:154:LEU:CD2	2.31	0.50
48:DZ:27:MET:CE	48:DZ:36:VAL:HG11	2.42	0.50
27:DA:1040:C:H5''	48:DZ:41:VAL:CG2	2.42	0.50
1:AA:1244:C:H2'	1:AA:1245:A:C8	2.47	0.49
1:AA:381:C:H2'	1:AA:382:A:C8	2.46	0.49
1:AA:990:C:H2'	1:AA:991:U:C6	2.46	0.49
2:AB:82:ARG:O	2:AB:86:GLU:HG2	2.12	0.49
3:AC:11:ARG:HG2	3:AC:11:ARG:HH11	1.76	0.49
4:AD:10:ARG:HG2	4:AD:11:LEU:HD23	1.92	0.49
4:AD:156:GLU:O	4:AD:157:LEU:C	2.50	0.49
5:AE:32:VAL:CG1	5:AE:33:VAL:N	2.75	0.49
10:AJ:34:VAL:HG13	10:AJ:73:ASP:O	2.12	0.49
12:AL:37:VAL:HG12	12:AL:37:VAL:O	2.10	0.49
12:AL:38:ARG:HD2	12:AL:39:THR:O	2.12	0.49
20:AT:35:THR:HG22	20:AT:36:LEU:N	2.27	0.49
20:AT:61:SER:O	20:AT:65:LYS:HG2	2.12	0.49
25:AY:49:G:O2'	25:AY:50:A:H5'	2.11	0.49
50:B1:12:PRO:HA	50:B1:42:GLN:O	2.12	0.49
55:B6:15:GLU:CG	55:B6:47:THR:HG21	2.42	0.49
27:BA:1518:U:H2'	27:BA:1519:G:H8	1.77	0.49
27:BA:1526:G:H2'	27:BA:1527:G:O4'	2.12	0.49
27:BA:1550:C:H2'	27:BA:1551:C:C6	2.46	0.49
27:BA:2082:A:H2'	27:BA:2083:G:O4'	2.12	0.49
27:BA:2133:G:H2'	27:BA:2157:G:N2	2.27	0.49
27:BA:2394:C:P	38:BP:63:PRO:HD3	2.52	0.49
27:BA:2691:C:H5'	27:BA:2691:C:H6	1.77	0.49
27:BA:861:A:H2'	27:BA:862:G:O4'	2.12	0.49
29:BC:44:HIS:HD2	29:BC:175:VAL:HA	1.75	0.49
30:BD:54:ARG:O	30:BD:218:ARG:NH1	2.45	0.49
31:BE:81:ILE:O	31:BE:82:ARG:CB	2.57	0.49
27:BA:958:U:C5'	39:BQ:14:ARG:HD3	2.36	0.49
39:BQ:55:VAL:CG2	39:BQ:56:ARG:H	2.19	0.49
39:BQ:59:ARG:O	39:BQ:60:ARG:HB2	2.12	0.49
27:BA:1276:A:H1'	40:BR:16:HIS:HE1	1.77	0.49
40:BR:50:HIS:C	40:BR:50:HIS:CD2	2.84	0.49
40:BR:8:ARG:CZ	40:BR:8:ARG:HA	2.42	0.49
42:BT:129:ARG:HH21	42:BT:133:GLU:HB2	1.77	0.49
43:BU:25:TRP:O	43:BU:26:GLY:O	2.30	0.49
1:CA:1091:U:H2'	1:CA:1093:A:OP2	2.13	0.49
1:CA:1334:G:H5'	1:CA:1335:C:OP2	2.12	0.49

Continued on next page...

Continued from previous page...

Atom-1	Atom-2	Interatomic distance (Å)	Clash overlap (Å)
1:CA:397:A:H5''	1:CA:397:A:N3	2.27	0.49
1:CA:994:A:H2	14:CN:4:LYS:HG3	1.77	0.49
3:CC:5:ILE:O	3:CC:6:HIS:HB2	2.12	0.49
4:CD:150:GLU:HA	4:CD:153:ARG:CD	2.42	0.49
7:CG:21:VAL:HG23	7:CG:22:LEU:N	2.27	0.49
1:CA:953:G:N7	13:CM:104:ARG:NH2	2.59	0.49
14:CN:8:GLU:HG3	14:CN:12:ARG:HH11	1.77	0.49
15:CO:37:ASN:N	15:CO:37:ASN:ND2	2.60	0.49
20:CT:47:GLY:O	20:CT:48:LYS:O	2.29	0.49
59:CX:25:C:H2'	59:CX:26:G:C8	2.47	0.49
27:DA:1484:G:H3'	27:DA:1485:G:C5'	2.42	0.49
27:DA:154(A):C:O2	27:DA:154(A):C:O4'	2.29	0.49
27:DA:2078:C:H2'	27:DA:2079:U:C6	2.46	0.49
27:DA:227:A:H5''	38:DP:76:LYS:HE2	1.93	0.49
27:DA:2402:C:C3'	27:DA:2402:C:C6	2.95	0.49
27:DA:2504:U:H6	27:DA:2504:U:O5'	1.95	0.49
27:DA:2584:U:O2	27:DA:2585:U:C4	2.65	0.49
27:DA:2854:G:H2'	27:DA:2855:C:C6	2.46	0.49
27:DA:440:G:H2'	27:DA:441:U:H6	1.77	0.49
27:DA:482:A:H1'	27:DA:498:G:N2	2.26	0.49
27:DA:756:C:C2'	27:DA:757:U:H5'	2.41	0.49
27:DA:833:U:H2'	27:DA:834:C:H6	1.73	0.49
27:DA:880:G:H2'	27:DA:881:G:C8	2.47	0.49
27:DA:864:G:H1'	27:DA:914:C:N4	2.26	0.49
27:DA:921:G:H4'	27:DA:2269:A:C5	2.47	0.49
27:DA:975(A):G:O2'	27:DA:976:C:H5'	2.12	0.49
30:DD:120:GLY:C	30:DD:122:ASP:H	2.15	0.49
30:DD:65:ILE:O	30:DD:65:ILE:HD13	2.11	0.49
31:DE:202:LYS:CD	31:DE:202:LYS:N	2.75	0.49
31:DE:67:PHE:O	31:DE:70:ALA:CB	2.60	0.49
27:DA:2635:C:H5''	31:DE:78:LEU:O	2.12	0.49
32:DF:125:LEU:HD22	32:DF:125:LEU:N	2.27	0.49
32:DF:170:LEU:HD12	32:DF:170:LEU:N	2.27	0.49
32:DF:7:TYR:HD2	32:DF:16:GLY:H	1.60	0.49
33:DG:106:LEU:O	33:DG:110:ALA:HB3	2.11	0.49
34:DH:114:VAL:O	34:DH:116:GLU:N	2.41	0.49
35:DI:94:ALA:C	35:DI:96:ASP:N	2.65	0.49
36:DN:117:PHE:C	36:DN:117:PHE:CD2	2.85	0.49
38:DP:9:ASN:H	38:DP:10:PRO:CD	2.24	0.49
38:DP:135:LEU:HD13	38:DP:135:LEU:C	2.32	0.49
41:DS:17:ARG:C	41:DS:19:LYS:N	2.66	0.49

Continued on next page...

Continued from previous page...

Atom-1	Atom-2	Interatomic distance (Å)	Clash overlap (Å)
44:DV:28:GLU:O	44:DV:29:PRO:O	2.29	0.49
45:DW:10:VAL:HG12	45:DW:12:ILE:HG22	1.93	0.49
46:DX:14:SER:N	46:DX:17:ALA:HB3	2.27	0.49
48:DZ:55:VAL:HG12	48:DZ:56:ILE:N	2.27	0.49
1:AA:243:A:H4'	1:AA:244:U:O5'	2.12	0.49
1:AA:512:U:H2'	1:AA:513:C:C6	2.48	0.49
4:AD:149:ALA:O	4:AD:153:ARG:HB2	2.12	0.49
4:AD:83:SER:HA	4:AD:89:THR:CG2	2.42	0.49
7:AG:113:GLU:CG	7:AG:119:ARG:HG2	2.42	0.49
10:AJ:50:ILE:HA	10:AJ:60:ARG:HB2	1.94	0.49
12:AL:4:ILE:O	12:AL:8:VAL:HG23	2.12	0.49
19:AS:41:VAL:HG13	19:AS:42:PRO:CD	2.35	0.49
51:B2:26:ARG:HG3	51:B2:26:ARG:NH1	2.27	0.49
54:B5:37:LYS:HG3	54:B5:38:ALA:H	1.77	0.49
27:BA:130:C:O3'	27:BA:1349:A:H1'	2.12	0.49
27:BA:1525:G:H2'	27:BA:1526:G:C8	2.46	0.49
27:BA:1467:C:C2	27:BA:1526:G:N2	2.80	0.49
27:BA:2277:G:H2'	27:BA:2278:A:H5'	1.93	0.49
27:BA:2291:U:O2'	27:BA:2374:C:H1'	2.12	0.49
27:BA:2803:C:H2'	27:BA:2804:C:N1	2.27	0.49
27:BA:679:C:H2'	27:BA:680:G:H8	1.76	0.49
28:BB:93:G:O2'	28:BB:94:C:H5'	2.12	0.49
29:BC:83:ILE:HA	29:BC:94:VAL:HG21	1.94	0.49
30:BD:134:ARG:O	30:BD:168:ARG:NH2	2.46	0.49
30:BD:43:ARG:HB2	30:BD:54:ARG:HB2	1.94	0.49
30:BD:94:LEU:HD22	30:BD:95:LEU:N	2.26	0.49
31:BE:27:LEU:HD22	42:BT:1:MET:H3	1.75	0.49
32:BF:108:LYS:O	32:BF:112:MET:HB2	2.12	0.49
32:BF:178:PRO:HB3	32:BF:201:VAL:HG11	1.94	0.49
33:BG:118:ARG:O	33:BG:181:ARG:HG3	2.12	0.49
36:BN:112:LEU:O	36:BN:116:LEU:HG	2.11	0.49
41:BS:34:HIS:CE1	41:BS:54:LEU:HB2	2.46	0.49
43:BU:95:LEU:HD22	44:BV:4:ILE:HD13	1.94	0.49
44:BV:5:VAL:CG2	44:BV:6:LYS:N	2.75	0.49
45:BW:12:ILE:CG2	45:BW:17:VAL:HG11	2.42	0.49
47:BY:26:LYS:O	47:BY:28:LYS:CE	2.60	0.49
1:CA:1003:G:N2	1:CA:1038:C:N3	2.60	0.49
1:CA:1223:C:H3'	1:CA:1224:G:H5''	1.94	0.49
1:CA:1521:G:H2'	1:CA:1522:U:C6	2.45	0.49
1:CA:152:A:H2'	1:CA:153:C:O4'	2.11	0.49
1:CA:443:C:H2'	1:CA:444:C:C6	2.47	0.49

Continued on next page...

Continued from previous page...

Atom-1	Atom-2	Interatomic distance (Å)	Clash overlap (Å)
1:CA:619:U:N3	4:CD:135:LEU:HD11	2.27	0.49
2:CB:25:ASN:OD1	2:CB:27:LYS:HB2	2.12	0.49
3:CC:157:ILE:CD1	3:CC:166:GLU:HB2	2.42	0.49
6:CF:6:VAL:HG13	6:CF:90:VAL:HG22	1.94	0.49
6:CF:10:LEU:HD12	6:CF:85:VAL:HA	1.94	0.49
9:CI:126:SER:C	9:CI:128:ARG:H	2.15	0.49
12:CL:110:ARG:HH11	12:CL:110:ARG:HG2	1.77	0.49
12:CL:43:LYS:O	12:CL:44:LYS:O	2.30	0.49
14:CN:22:THR:O	14:CN:23:ARG:HB2	2.11	0.49
14:CN:24:CYS:CB	14:CN:27:CYS:HG	2.21	0.49
20:CT:13:LEU:O	20:CT:16:HIS:HB3	2.12	0.49
59:CX:21:A:N6	59:CX:48:C:C6	2.80	0.49
25:CY:68:C:O2'	25:CY:69:C:H5''	2.11	0.49
50:D1:45:ASN:ND2	50:D1:45:ASN:O	2.44	0.49
57:D8:33:ASN:N	57:D8:33:ASN:HD22	1.95	0.49
57:D8:32:LEU:HG	57:D8:36:LYS:NZ	2.26	0.49
27:DA:1378:A:C4'	27:DA:1379:A:OP1	2.52	0.49
27:DA:1766:U:C2	27:DA:1987:G:C2	3.00	0.49
27:DA:1905:C:O4'	27:DA:1928:A:H2	1.96	0.49
27:DA:1962:C:O2'	27:DA:1964:G:OP2	2.22	0.49
27:DA:2019:A:H2'	27:DA:2020:A:O5'	2.11	0.49
27:DA:2673:G:O2'	27:DA:2674:G:H5'	2.12	0.49
27:DA:2768:C:C2'	27:DA:2769:C:H5'	2.42	0.49
27:DA:324:A:N6	27:DA:338:G:O2'	2.45	0.49
27:DA:438:G:O2'	27:DA:440:G:H5'	2.12	0.49
28:DB:34:U:N3	28:DB:48:A:H2	2.11	0.49
35:DI:10:GLU:CD	35:DI:11:ASN:H	2.16	0.49
35:DI:71:ILE:HG13	35:DI:72:LEU:N	2.27	0.49
37:DO:101:PRO:HA	37:DO:120:GLU:O	2.12	0.49
40:DR:79:LEU:C	40:DR:79:LEU:CD2	2.79	0.49
43:DU:72:HIS:HE1	43:DU:107:ALA:HB2	1.77	0.49
27:DA:2018:G:N2	43:DU:34:LYS:NZ	2.59	0.49
46:DX:35:THR:O	46:DX:39:ILE:HG12	2.12	0.49
46:DX:25:LYS:HA	46:DX:81:VAL:O	2.13	0.49
47:DY:2:ARG:C	47:DY:4:LYS:H	2.15	0.49
27:DA:106:C:H1'	47:DY:2:ARG:NH2	2.27	0.49
28:DB:76:G:C5'	48:DZ:14:PRO:HB3	2.41	0.49
1:AA:1237:C:OP1	1:AA:1238:A:H1'	2.13	0.49
1:AA:1287:A:H2	1:AA:1353:G:N3	2.09	0.49
1:AA:270:A:O2'	1:AA:271:C:H5'	2.12	0.49
1:AA:582:U:H2'	1:AA:583:A:C8	2.47	0.49

Continued on next page...

Continued from previous page...

Atom-1	Atom-2	Interatomic distance (Å)	Clash overlap (Å)
4:AD:104:VAL:HG21	4:AD:140:VAL:HG21	1.95	0.49
4:AD:35:ARG:C	4:AD:36:ARG:HG3	2.33	0.49
6:AF:4:TYR:HD1	6:AF:92:LYS:HA	1.77	0.49
7:AG:44:TYR:C	7:AG:46:ALA:N	2.63	0.49
10:AJ:5:ARG:HG3	10:AJ:71:LEU:HD11	1.95	0.49
12:AL:79:VAL:HB	12:AL:103:ASP:OD2	2.12	0.49
17:AQ:60:ILE:HD13	17:AQ:61:GLU:O	2.12	0.49
20:AT:39:LYS:HA	20:AT:42:GLN:HB3	1.94	0.49
50:B1:86:SER:CB	50:B1:89:GLU:HB2	2.43	0.49
27:BA:1142(A):A:C4	27:BA:1144:G:C8	3.00	0.49
27:BA:1436:G:H1'	27:BA:1477:A:O2'	2.12	0.49
27:BA:1452:A:O2'	27:BA:1453:U:H2'	2.11	0.49
27:BA:189:G:OP2	50:B1:39:LYS:NZ	2.45	0.49
27:BA:1952:A:C5	27:BA:1953:A:C6	3.00	0.49
27:BA:1991:U:C2'	27:BA:1992:G:H5''	2.42	0.49
27:BA:2586:C:C5	27:BA:2608:G:N2	2.80	0.49
27:BA:59:U:H5''	27:BA:60:G:OP2	2.11	0.49
27:BA:711:G:O2'	27:BA:712:G:H5'	2.12	0.49
27:BA:769:G:O2'	27:BA:770:G:H5'	2.12	0.49
28:BB:49:C:H6	28:BB:49:C:O5'	1.95	0.49
32:BF:65:TRP:HB3	32:BF:66:PRO:HD3	1.94	0.49
33:BG:131:TYR:O	33:BG:159:VAL:HG12	2.13	0.49
33:BG:163:ALA:HB1	33:BG:168:GLU:HB2	1.94	0.49
33:BG:16:ARG:O	33:BG:19:LEU:HB2	2.12	0.49
34:BH:89:ILE:HD11	34:BH:129:THR:CG2	2.43	0.49
35:BI:143:SER:O	35:BI:144:VAL:HG13	2.12	0.49
40:BR:94:TYR:O	40:BR:117:VAL:HG23	2.13	0.49
41:BS:24:LEU:HA	41:BS:40:ILE:O	2.11	0.49
42:BT:57:PHE:O	42:BT:59:THR:N	2.45	0.49
43:BU:81:HIS:O	43:BU:85:LYS:N	2.45	0.49
45:BW:5:ALA:O	45:BW:6:ILE:CB	2.59	0.49
1:CA:1362:C:H2'	1:CA:1363:C:H5''	1.94	0.49
1:CA:1365:G:H2'	1:CA:1366:C:C6	2.46	0.49
1:CA:1368:G:O2'	1:CA:1369:C:H5'	2.12	0.49
1:CA:155:C:H2'	1:CA:156:G:H8	1.76	0.49
1:CA:178:C:O2'	1:CA:179:A:H5'	2.12	0.49
1:CA:266:G:O2'	1:CA:267:C:OP2	2.22	0.49
2:CB:87:ARG:HD2	2:CB:87:ARG:O	2.11	0.49
3:CC:35:GLU:HG2	3:CC:39:ILE:HD11	1.93	0.49
4:CD:125:HIS:HA	4:CD:152:SER:OG	2.11	0.49
7:CG:145:ALA:C	7:CG:147:ALA:H	2.16	0.49

Continued on next page...

Continued from previous page...

Atom-1	Atom-2	Interatomic distance (Å)	Clash overlap (Å)
1:CA:640:A:O2'	8:CH:115:SER:O	2.27	0.49
12:CL:25:LYS:O	12:CL:26:GLY:C	2.50	0.49
13:CM:55:ARG:HA	13:CM:58:GLU:HG3	1.94	0.49
1:CA:473:G:OP2	16:CP:75:ARG:NH1	2.45	0.49
7:CG:82:GLY:HA2	22:CV:1:A:C8	2.48	0.49
23:CW:73:C:H42	27:DA:2508:G:H5'	1.76	0.49
25:CY:6:U:O2'	25:CY:7:A:H5'	2.13	0.49
52:D3:18:ASP:O	52:D3:22:ALA:N	2.44	0.49
53:D4:51:TYR:O	53:D4:52:SER:HB3	2.11	0.49
57:D8:4:MET:O	57:D8:62:LEU:CD1	2.57	0.49
27:DA:2741:A:OP1	58:D9:22:ARG:NH2	2.46	0.49
27:DA:1314:C:P	27:DA:1332:G:H5'	2.52	0.49
27:DA:1693:U:C4'	27:DA:1694:C:OP2	2.60	0.49
27:DA:1996:C:H5	37:DO:32:TYR:OH	1.95	0.49
27:DA:2189:U:C3'	27:DA:2190:G:C5'	2.84	0.49
27:DA:2220:G:H2'	27:DA:2221:G:H8	1.76	0.49
27:DA:2241:A:O2'	27:DA:2242:G:H5'	2.13	0.49
27:DA:2402:C:H3'	27:DA:2402:C:C6	2.46	0.49
27:DA:329:G:O4'	27:DA:477:A:H1'	2.13	0.49
27:DA:481:G:O2'	27:DA:482:A:P	2.70	0.49
27:DA:760:G:H2'	27:DA:761:A:O4'	2.13	0.49
27:DA:826:U:C5	27:DA:828:U:H6	2.30	0.49
28:DB:56:G:O5'	28:DB:56:G:H8	1.96	0.49
30:DD:26:LYS:HZ3	30:DD:27:THR:HG22	1.76	0.49
30:DD:31:LYS:O	30:DD:35:LYS:HB2	2.12	0.49
31:DE:134:ILE:O	31:DE:134:ILE:CG1	2.59	0.49
27:DA:2822:G:H5''	31:DE:159:HIS:NE2	2.27	0.49
31:DE:182:LEU:HD12	31:DE:183:LEU:N	2.28	0.49
32:DF:164:ARG:HG2	32:DF:164:ARG:HH11	1.77	0.49
32:DF:7:TYR:HB2	32:DF:17:ARG:N	2.27	0.49
32:DF:2:LYS:HG2	32:DF:25:PRO:HG2	1.95	0.49
37:DO:111:PHE:N	37:DO:111:PHE:HD2	2.10	0.49
38:DP:125:VAL:O	38:DP:125:VAL:HG23	2.12	0.49
38:DP:113:LYS:HG3	38:DP:129:ALA:O	2.12	0.49
27:DA:1276:A:H1'	40:DR:16:HIS:HE1	1.78	0.49
42:DT:27:THR:O	42:DT:28:VAL:CB	2.59	0.49
43:DU:76:TYR:C	43:DU:78:THR:H	2.16	0.49
1:AA:1053:G:H3'	1:AA:1054:C:H5'	1.94	0.49
1:AA:1292:U:OP2	7:AG:41:ARG:NH2	2.44	0.49
1:AA:1413:A:O2'	1:AA:1414:U:H5'	2.12	0.49
1:AA:786:G:H2'	1:AA:787:A:O4'	2.12	0.49

Continued on next page...

Continued from previous page...

Atom-1	Atom-2	Interatomic distance (Å)	Clash overlap (Å)
1:AA:837:G:O2'	1:AA:838:G:H5'	2.13	0.49
2:AB:155:LEU:HG	2:AB:159:PRO:HG3	1.94	0.49
2:AB:161:ALA:HB2	2:AB:183:PRO:HB2	1.94	0.49
2:AB:28:PHE:O	2:AB:28:PHE:HD1	1.95	0.49
3:AC:132:ARG:HG3	3:AC:132:ARG:HH11	1.77	0.49
5:AE:71:LEU:CD2	5:AE:115:VAL:HG22	2.43	0.49
6:AF:62:TRP:O	6:AF:63:TYR:CG	2.65	0.49
7:AG:57:GLU:HG3	7:AG:57:GLU:O	2.12	0.49
1:AA:1123:A:C4'	10:AJ:36:GLY:HA3	2.38	0.49
11:AK:120:ARG:NH1	11:AK:126:ARG:NE	2.61	0.49
22:AV:1:A:C2'	22:AV:2:A:H5'	2.43	0.49
24:AX:21:A:N6	24:AX:46:A:H2'	2.25	0.49
12:AL:41:THR:CG2	26:AZ:4:MYN:H22	2.39	0.49
27:BA:1141:U:H5''	27:BA:1142(A):A:O4'	2.12	0.49
27:BA:1163:G:O2'	27:BA:1164:G:H5'	2.12	0.49
27:BA:1686:C:H6	27:BA:1686:C:C5'	2.26	0.49
27:BA:1718:G:O2'	27:BA:1719:G:H5'	2.12	0.49
27:BA:2715:C:H2'	27:BA:2716:U:H6	1.78	0.49
27:BA:492:A:C2	27:BA:493:G:H1'	2.47	0.49
27:BA:528:A:O2'	27:BA:529:A:H5'	2.13	0.49
30:BD:34:VAL:O	30:BD:34:VAL:HG13	2.12	0.49
30:BD:92:ILE:HA	30:BD:107:ALA:H	1.78	0.49
27:BA:2050:C:H1'	31:BE:156:MET:HE1	1.93	0.49
32:BF:117:ARG:HD3	32:BF:120:GLU:OE1	2.13	0.49
34:BH:24:VAL:HG23	34:BH:35:VAL:HB	1.94	0.49
27:BA:271(M):G:C5'	35:BI:53:ALA:HB1	2.41	0.49
36:BN:51:PHE:CZ	36:BN:119:ARG:HD3	2.48	0.49
38:BP:144:GLU:N	38:BP:145:PRO:CD	2.73	0.49
31:BE:110:GLY:O	40:BR:2:ARG:NE	2.45	0.49
46:BX:57:LEU:HD13	46:BX:78:LYS:CG	2.42	0.49
48:BZ:27:MET:HA	48:BZ:87:PHE:O	2.11	0.49
1:CA:1256:A:H61	1:CA:1278:U:C1'	2.26	0.49
1:CA:1392:G:O2'	1:CA:1393:U:H5'	2.12	0.49
35:BI:121:LYS:HE3	1:CA:368:U:OP2	2.11	0.49
2:CB:132:LYS:HA	2:CB:135:GLN:CG	2.42	0.49
2:CB:58:ILE:HD11	2:CB:185:ILE:HG21	1.94	0.49
1:CA:620:C:C1'	4:CD:135:LEU:HD23	2.43	0.49
5:CE:28:PHE:HD1	5:CE:51:VAL:N	2.09	0.49
6:CF:43:LEU:HD12	6:CF:43:LEU:N	2.26	0.49
6:CF:91:VAL:CG1	6:CF:92:LYS:N	2.75	0.49
12:CL:46:ASN:N	12:CL:46:ASN:HD22	2.10	0.49

Continued on next page...

Continued from previous page...

Atom-1	Atom-2	Interatomic distance (Å)	Clash overlap (Å)
17:CQ:14:LYS:HB2	17:CQ:14:LYS:HZ2	1.77	0.49
1:CA:1305:G:H5''	21:CU:4:GLY:C	2.33	0.49
22:CV:9:G:H1	23:CW:33:C:H42	1.59	0.49
51:D2:17:SER:HB3	51:D2:20:GLU:CB	2.42	0.49
51:D2:21:LEU:HD13	51:D2:64:LEU:HA	1.94	0.49
56:D7:37:LYS:O	56:D7:37:LYS:HG2	2.13	0.49
57:D8:62:LEU:N	57:D8:63:PRO:CD	2.74	0.49
27:DA:1262:A:N3	54:D5:10:LYS:HE3	2.27	0.49
27:DA:1759:A:C8	27:DA:2696:U:H1'	2.47	0.49
27:DA:412:A:N7	27:DA:2411:A:H2	2.09	0.49
27:DA:2545:G:N3	27:DA:2565:A:H2	2.10	0.49
27:DA:2582:G:O2'	27:DA:2583:G:H5'	2.12	0.49
27:DA:2663:G:H2'	27:DA:2664:G:C8	2.48	0.49
27:DA:2700:C:C2'	27:DA:2701:C:H5'	2.42	0.49
27:DA:76:C:H6	27:DA:76:C:O5'	1.94	0.49
33:DG:146:TYR:O	33:DG:149:VAL:HG22	2.12	0.49
34:DH:27:LYS:HG2	34:DH:32:GLU:CB	2.39	0.49
36:DN:55:VAL:HG22	36:DN:126:PRO:HA	1.95	0.49
37:DO:98:VAL:CG1	37:DO:118:ALA:HA	2.43	0.49
37:DO:22:ILE:HB	37:DO:40:VAL:HG12	1.93	0.49
38:DP:65:ARG:HH11	38:DP:65:ARG:HG2	1.76	0.49
41:DS:30:ARG:NH1	41:DS:62:LYS:HD2	2.27	0.49
42:DT:100:TYR:HD2	42:DT:103:ARG:NH2	2.05	0.49
42:DT:50:ILE:HD11	42:DT:99:LEU:O	2.12	0.49
44:DV:19:LYS:HG3	44:DV:20:LEU:N	2.27	0.49
47:DY:14:LEU:CG	47:DY:15:VAL:N	2.75	0.49
48:DZ:28:TYR:O	48:DZ:29:ASN:HB3	2.12	0.49
39:DQ:132:VAL:HG11	48:DZ:80:ARG:NH2	2.27	0.49
1:AA:1262:C:H2'	1:AA:1263:C:C6	2.47	0.49
1:AA:1372:U:C4	1:AA:1373:G:C5	3.00	0.49
1:AA:308:C:H2'	1:AA:309:G:C8	2.47	0.49
1:AA:472:A:O2'	1:AA:473:G:H5'	2.13	0.49
1:AA:532:A:H3'	1:AA:533:A:H5'	1.91	0.49
1:AA:958:A:C6	1:AA:959:A:C6	3.01	0.49
3:AC:187:ALA:O	3:AC:188:LEU:HD22	2.12	0.49
5:AE:122:GLU:O	5:AE:123:LEU:HD23	2.11	0.49
15:AO:76:GLU:HA	15:AO:76:GLU:OE1	2.13	0.49
16:AP:11:SER:N	16:AP:14:ASN:HD22	2.08	0.49
17:AQ:10:VAL:HG23	17:AQ:55:ASP:O	2.12	0.49
17:AQ:68:ARG:HG2	17:AQ:68:ARG:HH11	1.76	0.49
17:AQ:84:LEU:HA	17:AQ:87:LYS:HG2	1.95	0.49

Continued on next page...

Continued from previous page...

Atom-1	Atom-2	Interatomic distance (Å)	Clash overlap (Å)
24:AX:65:C:H2'	24:AX:66:C:H5'	1.93	0.49
51:B2:25:VAL:O	51:B2:26:ARG:C	2.51	0.49
54:B5:45:VAL:O	54:B5:46:CYS:C	2.50	0.49
57:B8:10:ALA:O	57:B8:13:ARG:N	2.45	0.49
27:BA:1054:A:H1'	27:BA:1055:G:C8	2.47	0.49
27:BA:1519:G:H5'	27:BA:1520:G:P	2.53	0.49
27:BA:1582:C:H2'	27:BA:1583:A:H8	1.77	0.49
27:BA:2136:C:N4	27:BA:2155:G:H1	2.11	0.49
27:BA:229:A:H3'	27:BA:230:U:H5'	1.95	0.49
27:BA:2457:U:O2'	27:BA:2458:G:H5'	2.12	0.49
27:BA:585:G:H2'	27:BA:1251:C:H42	1.77	0.49
27:BA:935:C:H2'	27:BA:936:C:H6	1.77	0.49
28:BB:46:A:H2'	28:BB:47:C:C6	2.48	0.49
30:BD:26:LYS:HZ1	30:BD:82:ILE:N	1.97	0.49
31:BE:78:LEU:CD2	31:BE:78:LEU:N	2.76	0.49
32:BF:46:ARG:HH11	32:BF:46:ARG:CG	2.25	0.49
33:BG:47:LYS:HG2	33:BG:82:LEU:CD1	2.43	0.49
37:BO:2:ILE:CD1	37:BO:2:ILE:H	2.25	0.49
37:BO:35:VAL:HG21	37:BO:69:ILE:HD13	1.94	0.49
27:BA:811:U:H3'	38:BP:25:SER:HA	1.94	0.49
40:BR:117:VAL:HG12	40:BR:118:GLU:N	2.27	0.49
42:BT:92:GLY:HA2	42:BT:114:LEU:HD13	1.94	0.49
43:BU:92:ARG:HD3	43:BU:92:ARG:N	2.28	0.49
44:BV:49:THR:HG22	44:BV:50:PRO:CD	2.41	0.49
47:BY:18:GLY:O	47:BY:19:LYS:C	2.51	0.49
1:CA:266:G:H1	1:CA:270:A:H62	1.61	0.49
1:CA:39:G:O2'	1:CA:40:C:H5'	2.13	0.49
2:CB:132:LYS:HB2	2:CB:135:GLN:NE2	2.27	0.49
3:CC:32:LEU:HD22	3:CC:59:ARG:HH12	1.77	0.49
5:CE:12:LEU:CD2	5:CE:13:ILE:H	2.15	0.49
1:CA:922:G:H1'	5:CE:19:MET:HB3	1.93	0.49
7:CG:50:ILE:HD11	7:CG:121:ALA:HA	1.93	0.49
9:CI:118:LYS:HZ2	9:CI:118:LYS:HB2	1.77	0.49
10:CJ:27:ALA:C	10:CJ:29:ARG:H	2.14	0.49
10:CJ:84:GLN:O	10:CJ:88:LEU:N	2.45	0.49
20:CT:36:LEU:HG	20:CT:62:LEU:CD1	2.43	0.49
20:CT:89:ARG:NH2	20:CT:104:LEU:HD21	2.27	0.49
21:CU:9:ARG:HH11	21:CU:22:ARG:HG3	1.75	0.49
25:CY:34:U:C2'	25:CY:35:G:H5'	2.43	0.49
49:D0:25:ARG:CZ	49:D0:35:ASN:HD22	2.26	0.49
54:D5:46:CYS:HB3	54:D5:50:GLY:H	1.77	0.49

Continued on next page...

Continued from previous page...

Atom-1	Atom-2	Interatomic distance (Å)	Clash overlap (Å)
55:D6:15:GLU:OE2	55:D6:41:PRO:HG3	2.12	0.49
27:DA:1155:A:H4'	43:DU:55:ARG:NH1	2.27	0.49
27:DA:118:A:H1'	27:DA:178:G:O4'	2.12	0.49
27:DA:1336:A:C2	27:DA:1337:G:C5	3.00	0.49
27:DA:1654:A:OP1	40:DR:2:ARG:HB2	2.13	0.49
27:DA:1785:A:O2'	27:DA:1786:A:H2'	2.13	0.49
27:DA:1797:C:O2'	30:DD:259:THR:CG2	2.60	0.49
27:DA:343:C:O2	27:DA:343:C:H2'	2.12	0.49
27:DA:588:U:H6	27:DA:588:U:O5'	1.96	0.49
27:DA:626:U:H3	38:DP:105:LEU:CB	2.15	0.49
27:DA:747:U:C5	27:DA:2613:U:C5	3.01	0.49
30:DD:21:PHE:HB3	30:DD:24:ILE:CG2	2.42	0.49
32:DF:143:ALA:HB1	32:DF:148:LEU:O	2.12	0.49
32:DF:3:GLU:HA	32:DF:24:LEU:CD1	2.42	0.49
32:DF:32:LEU:HD13	32:DF:112:MET:CE	2.42	0.49
35:DI:79:ILE:C	35:DI:143:SER:HG	2.15	0.49
27:DA:1012:U:C4	36:DN:28:THR:HG21	2.48	0.49
38:DP:105:LEU:CD2	38:DP:105:LEU:N	2.72	0.49
38:DP:114:ILE:HG23	38:DP:130:PHE:CD1	2.48	0.49
41:DS:93:LYS:O	41:DS:94:TYR:C	2.51	0.49
47:DY:98:VAL:O	47:DY:99:CYS:CB	2.61	0.49
48:DZ:68:THR:HG22	48:DZ:89:VAL:HA	1.95	0.49
1:AA:1346:A:OP1	9:AI:120:ARG:NH1	2.39	0.49
1:AA:1363:C:H5'	1:AA:1363(A):A:O5'	2.12	0.49
1:AA:190:U:H2'	1:AA:191:G:H8	1.77	0.49
1:AA:376:G:H2'	1:AA:377:G:C8	2.48	0.49
1:AA:426:G:H2'	1:AA:427:U:C6	2.48	0.49
1:AA:637:G:H2'	1:AA:638:G:C8	2.48	0.49
2:AB:166:ASP:OD2	2:AB:168:THR:OG1	2.30	0.49
2:AB:223:ILE:C	2:AB:225:ALA:H	2.14	0.49
2:AB:28:PHE:O	2:AB:28:PHE:CD1	2.65	0.49
2:AB:87:ARG:HG2	2:AB:87:ARG:O	2.11	0.49
3:AC:173:VAL:N	3:AC:174:PRO:CD	2.76	0.49
3:AC:83:ARG:C	3:AC:85:ARG:N	2.64	0.49
5:AE:144:THR:O	5:AE:148:VAL:CG2	2.61	0.49
5:AE:75:THR:OG1	5:AE:93:PRO:HA	2.12	0.49
6:AF:1:MET:HB3	6:AF:66:GLU:HG3	1.93	0.49
9:AI:4:TYR:CB	9:AI:19:LEU:HB2	2.30	0.49
9:AI:53:VAL:HB	9:AI:92:TYR:CE2	2.46	0.49
12:AL:25:LYS:O	12:AL:26:GLY:C	2.51	0.49
12:AL:3:THR:HG23	12:AL:6:GLN:CG	2.32	0.49

Continued on next page...

Continued from previous page...

Atom-1	Atom-2	Interatomic distance (Å)	Clash overlap (Å)
12:AL:74:LEU:HD21	12:AL:104:ALA:CB	2.43	0.49
18:AR:53:ARG:HH11	18:AR:53:ARG:HG2	1.75	0.49
19:AS:18:LYS:O	19:AS:22:LEU:HB2	2.11	0.49
19:AS:58:VAL:O	19:AS:58:VAL:HG13	2.13	0.49
25:AY:52:G:H2'	25:AY:53:U:C6	2.47	0.49
51:B2:31:GLU:CB	51:B2:53:LEU:HD11	2.40	0.49
54:B5:52:TYR:CD1	54:B5:52:TYR:O	2.66	0.49
27:BA:1005:C:H1'	27:BA:1012:U:N3	2.28	0.49
27:BA:125:G:C6	56:B7:10:ARG:HG3	2.48	0.49
27:BA:1311:G:C2	46:BX:60:ARG:NH1	2.81	0.49
27:BA:1342:A:C6	27:BA:1345:C:C2	3.01	0.49
27:BA:1528(A):A:H3'	27:BA:1529:G:H5''	1.95	0.49
27:BA:1847:A:H2'	27:BA:1847:A:N3	2.27	0.49
27:BA:17:G:H2'	27:BA:18:C:C6	2.47	0.49
27:BA:1907:G:O2'	27:BA:1908:C:H5'	2.13	0.49
27:BA:2543:G:H2'	27:BA:2544:G:C8	2.48	0.49
27:BA:2631:G:N3	27:BA:2810:A:H2	2.11	0.49
27:BA:557:U:H2'	27:BA:558:G:H8	1.77	0.49
27:BA:954:G:N2	27:BA:964:C:H1'	2.27	0.49
29:BC:77:ILE:HG21	29:BC:122:ALA:C	2.32	0.49
30:BD:27:THR:HG21	30:BD:83:GLU:HG2	1.94	0.49
30:BD:58:HIS:HD2	30:BD:59:LYS:H	1.59	0.49
31:BE:117:MET:HA	31:BE:122:PHE:N	2.25	0.49
32:BF:165:ARG:HA	32:BF:168:ARG:NE	2.28	0.49
33:BG:133:LEU:HD12	33:BG:133:LEU:O	2.12	0.49
34:BH:152:ARG:HB2	34:BH:162:ILE:HG13	1.93	0.49
34:BH:60:ARG:O	34:BH:63:SER:HB2	2.12	0.49
35:BI:12:LEU:H	35:BI:12:LEU:HD23	1.77	0.49
36:BN:66:LYS:O	36:BN:68:GLU:N	2.45	0.49
39:BQ:51:ARG:NH1	39:BQ:51:ARG:HG2	2.28	0.49
39:BQ:51:ARG:HH11	39:BQ:51:ARG:HG2	1.76	0.49
39:BQ:62:GLY:O	39:BQ:63:LYS:HG3	2.13	0.49
42:BT:30:VAL:CG1	42:BT:84:GLN:NE2	2.76	0.49
45:BW:5:ALA:O	45:BW:6:ILE:HB	2.13	0.49
47:BY:29:GLU:N	47:BY:29:GLU:CD	2.65	0.49
47:BY:2:ARG:O	47:BY:4:LYS:N	2.45	0.49
48:BZ:144:GLU:OE1	48:BZ:173:VAL:HG11	2.13	0.49
48:BZ:93:GLU:O	48:BZ:95:VAL:HG23	2.13	0.49
1:CA:1057:G:C5	1:CA:1204:A:C2	3.01	0.49
1:CA:1228:C:OP1	13:CM:115:LYS:HE3	2.12	0.49
1:CA:1395:C:H5''	1:CA:1402:C:H4'	1.94	0.49

Continued on next page...

Continued from previous page...

Atom-1	Atom-2	Interatomic distance (Å)	Clash overlap (Å)
1:CA:261:U:H2'	1:CA:263:A:OP2	2.12	0.49
1:CA:276:G:O2'	1:CA:277:C:H5'	2.13	0.49
2:CB:219:VAL:HA	2:CB:222:ILE:CD1	2.40	0.49
2:CB:8:LYS:O	2:CB:9:GLU:O	2.31	0.49
4:CD:30:LYS:HB2	4:CD:35:ARG:HH11	1.77	0.49
5:CE:73:ASN:O	5:CE:75:THR:HG22	2.13	0.49
6:CF:60:PHE:CD1	6:CF:60:PHE:N	2.80	0.49
7:CG:134:ALA:O	7:CG:135:VAL:C	2.50	0.49
9:CI:4:TYR:HD1	9:CI:4:TYR:N	2.11	0.49
10:CJ:63:PHE:HB2	14:CN:57:ARG:O	2.12	0.49
11:CK:92:GLU:O	11:CK:95:ILE:N	2.46	0.49
20:CT:33:ILE:HD12	20:CT:63:ILE:HG12	1.94	0.49
54:D5:3:LYS:CE	54:D5:3:LYS:HA	2.34	0.49
55:D6:39:TYR:O	55:D6:49:HIS:CE1	2.66	0.49
38:DP:64:LYS:HD2	57:D8:25:MET:CE	2.43	0.49
27:DA:1363:C:H2'	27:DA:1364:G:C8	2.46	0.49
27:DA:1514:U:H2'	27:DA:1515:G:C8	2.48	0.49
27:DA:1675:C:H2'	27:DA:1676:A:O4'	2.12	0.49
27:DA:2306:C:C5	27:DA:2307:G:H1'	2.46	0.49
27:DA:2364:C:H2'	27:DA:2365:G:O4'	2.13	0.49
27:DA:2660:A:H2'	27:DA:2661:G:C8	2.48	0.49
27:DA:2756:U:H3'	58:D9:19:ARG:HA	1.94	0.49
27:DA:64:A:H2'	27:DA:65:C:O4'	2.12	0.49
27:DA:686:G:O6	56:D7:12:ARG:HA	2.12	0.49
31:DE:2:LYS:NZ	31:DE:95:ILE:O	2.41	0.49
32:DF:20:LEU:CG	32:DF:21:ALA:H	2.11	0.49
32:DF:95:ARG:NH2	32:DF:97:TYR:CE1	2.79	0.49
40:DR:103:ARG:HD3	40:DR:108:GLY:C	2.33	0.49
43:DU:91:ASP:OD2	43:DU:96:ALA:CA	2.60	0.49
44:DV:19:LYS:HE2	44:DV:20:LEU:N	2.16	0.49
45:DW:57:ASN:O	45:DW:58:ALA:C	2.50	0.49
47:DY:15:VAL:HB	47:DY:20:TYR:O	2.12	0.49
48:DZ:107:PRO:O	48:DZ:109:GLY:N	2.43	0.49
48:DZ:120:HIS:C	48:DZ:122:ASP:H	2.14	0.49
48:DZ:78:ARG:H	48:DZ:78:ARG:CD	2.24	0.49
1:AA:1066:C:O2'	1:AA:1067:A:H5'	2.13	0.49
1:AA:1190:G:H3'	3:AC:3:ASN:HD21	1.78	0.49
1:AA:1219:U:H2'	1:AA:1220:G:C8	2.46	0.49
1:AA:1380:U:H4'	1:AA:1381:U:O5'	2.13	0.49
1:AA:179:A:H2'	1:AA:180:U:H6	1.77	0.49
1:AA:652:U:H1'	1:AA:653:A:H2	1.77	0.49

Continued on next page...

Continued from previous page...

Atom-1	Atom-2	Interatomic distance (Å)	Clash overlap (Å)
1:AA:877:C:OP1	8:AH:88:LYS:HE3	2.13	0.49
2:AB:167:PRO:HG3	2:AB:188:ALA:HB2	1.94	0.49
2:AB:168:THR:HG23	2:AB:192:SER:OG	2.13	0.49
2:AB:60:ASP:O	2:AB:64:ARG:CG	2.59	0.49
3:AC:147:LYS:HB2	3:AC:203:PHE:CD2	2.48	0.49
4:AD:22:LYS:O	4:AD:113:SER:HB3	2.12	0.49
4:AD:58:LEU:HD22	4:AD:58:LEU:C	2.33	0.49
5:AE:68:GLU:O	5:AE:69:VAL:C	2.51	0.49
6:AF:100:ASN:HD22	6:AF:100:ASN:N	2.11	0.49
10:AJ:67:THR:O	10:AJ:67:THR:HG23	2.11	0.49
14:AN:26:ARG:HD2	14:AN:43:CYS:HB3	1.93	0.49
16:AP:33:ILE:O	16:AP:34:GLU:HB2	2.13	0.49
23:AW:46:U:O2	23:AW:46:U:H2'	2.13	0.49
50:B1:13:ILE:HD11	50:B1:42:GLN:OE1	2.12	0.49
27:BA:1263:U:H1'	54:B5:10:LYS:HG3	1.95	0.49
55:B6:17:LYS:O	55:B6:17:LYS:HD3	2.12	0.49
55:B6:36:LEU:HD13	55:B6:50:ARG:CZ	2.42	0.49
27:BA:1662:C:O2'	27:BA:1663:C:H5'	2.12	0.49
27:BA:1817:G:OP1	30:BD:88:ARG:NH2	2.46	0.49
27:BA:1854:A:H3'	27:BA:1855:G:C8	2.38	0.49
27:BA:1897:G:H2'	27:BA:1898:U:O4'	2.13	0.49
27:BA:2562:U:H2'	27:BA:2563:U:H5'	1.95	0.49
27:BA:2756:U:H5''	58:B9:19:ARG:CB	2.42	0.49
27:BA:2832:U:H4'	27:BA:2833:G:H5''	1.95	0.49
27:BA:61:G:H1	27:BA:94:C:H42	1.60	0.49
30:BD:13:ARG:O	30:BD:14:ARG:C	2.51	0.49
30:BD:77:ALA:O	30:BD:116:GLN:HG3	2.12	0.49
31:BE:69:LYS:CE	31:BE:89:ASP:O	2.61	0.49
35:BI:109:ILE:HG23	35:BI:130:TYR:OH	2.12	0.49
36:BN:1:MET:O	36:BN:2:LYS:HG2	2.12	0.49
39:BQ:50:ALA:HB2	39:BQ:124:LYS:HB2	1.95	0.49
39:BQ:61:GLY:O	39:BQ:63:LYS:N	2.46	0.49
42:BT:54:ARG:HA	42:BT:59:THR:CB	2.42	0.49
43:BU:104:GLN:CB	44:BV:44:LYS:HZ1	2.26	0.49
44:BV:55:ALA:HA	44:BV:101:GLY:HA2	1.94	0.49
43:BU:44:ASN:HD21	44:BV:75:PHE:N	2.11	0.49
48:BZ:116:LEU:CD2	48:BZ:171:ALA:HB1	2.43	0.49
1:CA:1316:G:H4'	14:CN:18:VAL:HG11	1.95	0.49
1:CA:1321:C:H5''	1:CA:1322:C:H5''	1.95	0.49
1:CA:1353:G:N2	1:CA:1370:G:N3	2.61	0.49
1:CA:1443:G:C6	1:CA:1460:A:C2	2.99	0.49

Continued on next page...

Continued from previous page...

Atom-1	Atom-2	Interatomic distance (Å)	Clash overlap (Å)
1:CA:233:C:O2'	1:CA:234:C:H5'	2.12	0.49
1:CA:484:G:H4'	1:CA:485:G:O5'	2.13	0.49
1:CA:488:C:O2'	1:CA:489:C:H5'	2.12	0.49
1:CA:545:C:OP1	4:CD:61:LYS:NZ	2.45	0.49
2:CB:81:VAL:HG22	2:CB:215:LEU:HD11	1.94	0.49
4:CD:60:GLU:HG2	4:CD:202:LEU:HB2	1.95	0.49
7:CG:118:VAL:HG23	7:CG:119:ARG:H	1.75	0.49
8:CH:20:TYR:CE1	8:CH:76:PRO:HG2	2.48	0.49
9:CI:10:ARG:O	9:CI:11:LYS:HB3	2.12	0.49
9:CI:33:PHE:C	9:CI:35:GLU:H	2.15	0.49
12:CL:59:SER:O	12:CL:61:TYR:HD1	1.95	0.49
13:CM:28:ALA:O	13:CM:30:ALA:N	2.46	0.49
15:CO:23:GLY:O	15:CO:24:SER:CB	2.58	0.49
15:CO:28:GLN:HB2	15:CO:66:LEU:HD21	1.93	0.49
17:CQ:31:LEU:C	17:CQ:32:TYR:HD1	2.15	0.49
19:CS:22:LEU:HD13	19:CS:27:GLU:HB2	1.94	0.49
20:CT:51:GLU:O	20:CT:55:ILE:HG12	2.12	0.49
20:CT:41:ILE:HG22	20:CT:87:LYS:HB3	1.95	0.49
49:D0:36:ILE:HA	49:D0:60:PHE:CB	2.43	0.49
50:D1:4:VAL:HG23	50:D1:10:LYS:O	2.13	0.49
33:DG:143:GLU:OE2	53:D4:52:SER:HB2	2.13	0.49
27:DA:1279:G:H2'	27:DA:1280:G:H8	1.78	0.49
27:DA:1337:G:H2'	27:DA:1338:G:C8	2.45	0.49
27:DA:1599:C:H2'	27:DA:1600:C:C6	2.48	0.49
27:DA:1607:C:H4'	27:DA:1608:A:O5'	2.12	0.49
27:DA:1907:G:O2'	27:DA:1908:C:H5'	2.12	0.49
27:DA:2363:C:O2	49:D0:39:ARG:NH2	2.43	0.49
27:DA:2774:C:H2'	27:DA:2775:A:C8	2.48	0.49
27:DA:807:U:H2'	27:DA:808:G:C8	2.48	0.49
27:DA:953:A:C2'	27:DA:954:G:H5'	2.42	0.49
28:DB:76:G:O2'	48:DZ:18:ARG:NH2	2.45	0.49
29:DC:20:TYR:CE1	29:DC:22:ILE:HD13	2.45	0.49
30:DD:111:LEU:HD22	30:DD:112:GLN:N	2.28	0.49
27:DA:444:C:C4'	32:DF:49:ALA:HB2	2.43	0.49
33:DG:101:ILE:C	33:DG:101:ILE:HD13	2.33	0.49
33:DG:51:ARG:CZ	33:DG:53:LEU:HD21	2.43	0.49
35:DI:143:SER:C	35:DI:144:VAL:HG22	2.33	0.49
27:DA:1140:C:H5''	36:DN:66:LYS:HZ1	1.76	0.49
38:DP:122:PRO:HG3	38:DP:141:ALA:CB	2.41	0.49
41:DS:30:ARG:HH12	41:DS:62:LYS:HD2	1.77	0.49
42:DT:114:LEU:O	42:DT:115:ARG:O	2.30	0.49

Continued on next page...

Continued from previous page...

Atom-1	Atom-2	Interatomic distance (Å)	Clash overlap (Å)
37:DO:75:SER:HB2	42:DT:75:ILE:O	2.13	0.49
43:DU:91:ASP:N	43:DU:92:ARG:HD3	2.28	0.49
45:DW:38:TYR:CZ	54:D5:41:PRO:HD3	2.48	0.49
48:DZ:173:VAL:O	48:DZ:174:VAL:HG13	2.13	0.49
1:AA:1194:U:H2'	1:AA:1195:C:C6	2.48	0.49
1:AA:1055:A:N6	1:AA:1206:G:C5	2.80	0.49
1:AA:971:G:HO2'	1:AA:1365:G:HO2'	1.61	0.49
1:AA:356:A:H1'	1:AA:368:U:O2'	2.12	0.49
1:AA:542:G:H5'	4:AD:41:GLY:HA2	1.95	0.49
1:AA:91:C:OP2	1:AA:92:C:C6	2.65	0.49
2:AB:184:VAL:HG12	2:AB:197:VAL:HG13	1.95	0.49
3:AC:34:LEU:O	3:AC:38:ARG:HG2	2.13	0.49
4:AD:119:GLN:CG	4:AD:123:HIS:HD2	2.22	0.49
7:AG:156:TRP:H	7:AG:156:TRP:HD1	1.60	0.49
11:AK:27:ASN:ND2	11:AK:55:LYS:CE	2.74	0.49
49:B0:20:ARG:CG	49:B0:20:ARG:HH11	2.25	0.49
50:B1:46:LEU:HD23	50:B1:46:LEU:H	1.78	0.49
53:B4:44:CYS:SG	53:B4:65:CYS:CB	3.00	0.49
27:BA:1219:G:OP2	43:BU:19:LYS:NZ	2.40	0.49
27:BA:154(A):C:O4'	27:BA:154(A):C:O2	2.29	0.49
27:BA:1911:U:H2'	27:BA:1918:A:N1	2.28	0.49
27:BA:2056:G:N2	54:B5:4:HIS:O	2.45	0.49
27:BA:214:G:O2'	27:BA:215:G:O4'	2.23	0.49
27:BA:2330:G:O2'	49:B0:41:ARG:HB2	2.13	0.49
27:BA:271(T):C:C6	27:BA:271(T):C:C5'	2.92	0.49
27:BA:2732:G:H3'	27:BA:2733:A:C5'	2.41	0.49
27:BA:536:A:H2'	27:BA:537:C:H6	1.78	0.49
27:BA:662:G:OP1	38:BP:18:ARG:CZ	2.61	0.49
27:BA:721:C:H3'	27:BA:722:A:H8	1.78	0.49
27:BA:752:A:O2'	27:BA:753:C:OP2	2.28	0.49
27:BA:774:A:H2	27:BA:787:U:HO2'	1.60	0.49
29:BC:45:ALA:O	29:BC:46:LYS:HB2	2.12	0.49
29:BC:73:ARG:HH11	29:BC:93:TYR:HB2	1.78	0.49
30:BD:270:ILE:O	30:BD:271:ILE:HG12	2.12	0.49
31:BE:130:GLY:O	31:BE:131:ALA:CB	2.57	0.49
32:BF:41:LEU:HD11	32:BF:184:TYR:CE1	2.47	0.49
27:BA:1667:G:H5''	37:BO:5:GLN:O	2.12	0.49
38:BP:23:PRO:HB2	38:BP:33:ARG:HG3	1.94	0.49
38:BP:65:ARG:HH11	57:B8:46:ARG:NH2	2.10	0.49
38:BP:75:ILE:N	38:BP:75:ILE:CD1	2.64	0.49
38:BP:91:PHE:N	38:BP:91:PHE:CD1	2.80	0.49

Continued on next page...

Continued from previous page...

Atom-1	Atom-2	Interatomic distance (Å)	Clash overlap (Å)
40:BR:18:LEU:HD11	40:BR:22:ARG:NE	2.27	0.49
40:BR:4:LEU:O	40:BR:5:LYS:HG3	2.12	0.49
40:BR:96:ARG:HG2	40:BR:97:VAL:N	2.28	0.49
47:BY:35:TYR:CD2	47:BY:35:TYR:O	2.66	0.49
48:BZ:143:LEU:CG	48:BZ:149:LEU:HD12	2.39	0.49
1:CA:1406:U:H2'	1:CA:1407:C:O4'	2.12	0.49
1:CA:224:C:H2'	1:CA:225:C:H6	1.77	0.49
1:CA:285:G:H2'	1:CA:286:G:C8	2.47	0.49
1:CA:502:G:H2'	1:CA:503:C:H6	1.78	0.49
1:CA:851:G:H2'	1:CA:852:G:C8	2.47	0.49
4:CD:150:GLU:HA	4:CD:153:ARG:HD3	1.95	0.49
5:CE:80:ILE:HG22	8:CH:104:ARG:NH2	2.27	0.49
7:CG:15:ASP:CB	7:CG:20:ASP:H	2.26	0.49
7:CG:92:SER:HB3	7:CG:94:ARG:HH21	1.77	0.49
8:CH:87:SER:HA	8:CH:93:VAL:HG23	1.95	0.49
9:CI:88:TYR:O	9:CI:89:ASN:ND2	2.46	0.49
10:CJ:33:GLN:H	10:CJ:75:ILE:HD11	1.78	0.49
11:CK:13:GLN:HG2	11:CK:75:TYR:HA	1.94	0.49
12:CL:97:ILE:CG2	12:CL:98:VAL:N	2.76	0.49
16:CP:43:LYS:HG3	16:CP:48:TRP:CD2	2.48	0.49
17:CQ:10:VAL:HG23	17:CQ:54:GLY:N	2.23	0.49
1:CA:1226:C:OP1	19:CS:81:ARG:NH1	2.46	0.49
23:CW:21:A:H2'	23:CW:22:G:O4'	2.13	0.49
51:D2:13:ALA:CA	51:D2:16:LEU:HD12	2.38	0.49
55:D6:26:ASN:O	55:D6:27:LYS:CD	2.61	0.49
57:D8:37:SER:O	57:D8:38:GLY:C	2.51	0.49
27:DA:158:U:H4'	27:DA:171:G:N3	2.28	0.49
27:DA:1904:G:N2	27:DA:1905:C:H1'	2.28	0.49
27:DA:1983:C:O2'	27:DA:1984:G:H5'	2.12	0.49
27:DA:2466:C:O2'	27:DA:2467:C:H5'	2.12	0.49
27:DA:322:A:C5'	27:DA:340:A:H1'	2.40	0.49
27:DA:605:C:O2	27:DA:657:U:O2'	2.28	0.49
27:DA:969:U:OP1	52:D3:17:LYS:CG	2.60	0.49
27:DA:1791:A:H5'	30:DD:206:LEU:HD12	1.94	0.49
32:DF:42:ALA:O	32:DF:45:ARG:HB3	2.13	0.49
33:DG:126:ASP:O	33:DG:128:ARG:HG2	2.13	0.49
33:DG:18:GLU:HG3	33:DG:22:ARG:HD2	1.95	0.49
28:DB:42:C:O2	33:DG:93:THR:HB	2.12	0.49
34:DH:125:VAL:HG12	34:DH:127:GLU:O	2.13	0.49
34:DH:89:ILE:HG12	34:DH:129:THR:HA	1.94	0.49
34:DH:92:ILE:HG22	34:DH:93:GLY:N	2.27	0.49

Continued on next page...

Continued from previous page...

Atom-1	Atom-2	Interatomic distance (Å)	Clash overlap (Å)
35:DI:76:THR:O	35:DI:77:LEU:O	2.30	0.49
37:DO:13:ASN:O	37:DO:15:GLY:N	2.46	0.49
40:DR:41:ALA:HB1	40:DR:114:VAL:CG2	2.42	0.49
42:DT:34:VAL:O	42:DT:35:LYS:CB	2.61	0.49
43:DU:113:ALA:C	43:DU:115:ALA:H	2.14	0.49
45:DW:55:ALA:O	45:DW:58:ALA:HB3	2.13	0.49
46:DX:10:ALA:HB1	46:DX:11:PRO:CD	2.43	0.49
46:DX:25:LYS:HG3	46:DX:82:GLN:OE1	2.12	0.49
47:DY:68:HIS:O	47:DY:71:LYS:HG2	2.13	0.49
48:DZ:26:VAL:HG23	48:DZ:34:ARG:O	2.13	0.49
48:DZ:25:GLY:HA2	48:DZ:84:HIS:CE1	2.48	0.49
1:AA:1077:G:H22	1:AA:1079:G:H3'	1.76	0.49
1:AA:1258:G:H2'	1:AA:1259:C:H6	1.76	0.49
1:AA:487:A:H2'	1:AA:488:C:O4'	2.13	0.49
1:AA:922:G:C6	1:AA:923:A:C6	3.01	0.49
1:AA:926:G:H22	22:AV:4:A:P	2.36	0.49
2:AB:144:ARG:HG3	2:AB:145:LEU:HD22	1.94	0.49
2:AB:55:PHE:O	2:AB:58:ILE:HB	2.12	0.49
4:AD:30:LYS:C	4:AD:32:ALA:N	2.65	0.49
10:AJ:79:ARG:HH12	10:AJ:82:ILE:HG13	1.72	0.49
20:AT:16:HIS:O	20:AT:19:SER:HB3	2.13	0.49
53:B4:38:ALA:CB	53:B4:55:PRO:HA	2.43	0.49
56:B7:19:ARG:NH1	56:B7:19:ARG:HG2	2.26	0.49
27:BA:1572:A:O2'	27:BA:1573:G:H5'	2.13	0.49
27:BA:1587:A:H2'	27:BA:1588:C:C6	2.48	0.49
27:BA:2062:A:O2'	27:BA:2063:C:C5'	2.61	0.49
27:BA:2235:G:H2'	27:BA:2236:C:H6	1.77	0.49
27:BA:2642:G:H2'	27:BA:2643:G:H8	1.77	0.49
27:BA:445:C:O2'	27:BA:446:G:H5'	2.12	0.49
27:BA:554:U:H2'	27:BA:555:U:H5'	1.94	0.49
27:BA:724:U:O2'	27:BA:725:G:H5'	2.13	0.49
29:BC:49:ILE:HG22	29:BC:50:ASP:H	1.78	0.49
31:BE:187:ALA:O	31:BE:188:VAL:CB	2.61	0.49
32:BF:7:TYR:HD2	32:BF:16:GLY:N	2.11	0.49
35:BI:120:ILE:HD13	35:BI:126:TYR:CE1	2.48	0.49
37:BO:121:VAL:C	37:BO:122:LEU:HD23	2.33	0.49
38:BP:85:LEU:HD13	38:BP:120:ALA:HB2	1.92	0.49
40:BR:26:LYS:CE	40:BR:71:GLN:H	2.25	0.49
42:BT:23:ARG:HB2	42:BT:24:PRO:CD	2.42	0.49
27:BA:329:G:OP2	47:BY:71:LYS:HD3	2.13	0.49
47:BY:96:ILE:HD12	47:BY:99:CYS:CB	2.43	0.49

Continued on next page...

Continued from previous page...

Atom-1	Atom-2	Interatomic distance (Å)	Clash overlap (Å)
1:CA:526:C:C4	1:CA:527:G:H1'	2.48	0.49
5:CE:102:ALA:H	5:CE:107:ARG:NH2	2.11	0.49
6:CF:19:LEU:HD23	6:CF:20:ALA:N	2.27	0.49
6:CF:30:LEU:HD23	6:CF:75:LEU:HD11	1.95	0.49
6:CF:52:ILE:O	6:CF:53:ALA:HB3	2.13	0.49
6:CF:5:GLU:HG2	6:CF:62:TRP:CZ2	2.48	0.49
13:CM:49:THR:CG2	13:CM:50:GLU:H	2.20	0.49
16:CP:11:SER:H	16:CP:14:ASN:HB3	1.78	0.49
17:CQ:86:GLU:HA	17:CQ:86:GLU:OE1	2.12	0.49
19:CS:13:ASP:OD2	19:CS:13:ASP:N	2.46	0.49
23:CW:42:G:H4'	23:CW:43:C:OP1	2.11	0.49
51:D2:69:ARG:O	51:D2:70:GLN:CB	2.60	0.49
58:D9:7:VAL:HG21	58:D9:36:GLN:HB2	1.95	0.49
27:DA:118:A:H2'	27:DA:120:U:O4	2.12	0.49
27:DA:15:G:H2'	27:DA:16:G:H8	1.78	0.49
27:DA:729:G:H2'	27:DA:1775:U:H1'	1.95	0.49
27:DA:2181:G:O2'	27:DA:2182:G:H5'	2.13	0.49
27:DA:2236:C:H2'	27:DA:2237:G:C5'	2.42	0.49
27:DA:2724:C:OP1	31:DE:111:ARG:HD3	2.12	0.49
27:DA:272:G:O6	27:DA:421:U:H2'	2.12	0.49
27:DA:2732:G:H3'	27:DA:2733:A:C5'	2.43	0.49
27:DA:2767:C:H2'	27:DA:2768:C:H6	1.78	0.49
27:DA:992:C:O2'	27:DA:993:G:H5'	2.13	0.49
32:DF:139:PHE:HE2	32:DF:170:LEU:HD22	1.78	0.49
32:DF:181:LEU:CD1	32:DF:186:ILE:HD11	2.42	0.49
33:DG:28:VAL:O	33:DG:31:VAL:HG12	2.13	0.49
34:DH:126:PRO:HG3	34:DH:132:ARG:CZ	2.43	0.49
34:DH:46:GLU:CG	34:DH:51:ARG:HE	2.25	0.49
34:DH:98:LEU:HB2	34:DH:125:VAL:HG21	1.93	0.49
35:DI:93:THR:N	35:DI:96:ASP:HB2	2.23	0.49
36:DN:29:LYS:O	36:DN:33:LEU:N	2.42	0.49
38:DP:110:TYR:OH	38:DP:111:ARG:NH2	2.46	0.49
42:DT:61:PHE:CD2	42:DT:76:PHE:O	2.66	0.49
43:DU:112:ARG:O	43:DU:116:ALA:HB2	2.13	0.49
36:DN:40:PRO:O	43:DU:64:ARG:HG2	2.12	0.49
45:DW:18:ARG:HG2	45:DW:76:VAL:CG1	2.43	0.49
48:DZ:173:VAL:HG12	48:DZ:174:VAL:N	2.28	0.49
48:DZ:7:TYR:O	48:DZ:36:VAL:HB	2.13	0.49
48:DZ:9:ARG:NH1	48:DZ:35:LYS:HB2	2.28	0.49
1:AA:1437:C:H2'	1:AA:1438:G:H8	1.77	0.49
1:AA:735:C:H2'	1:AA:736:C:H6	1.76	0.49

Continued on next page...

Continued from previous page...

Atom-1	Atom-2	Interatomic distance (Å)	Clash overlap (Å)
1:AA:90:U:H5'	1:AA:91:C:H5'	1.95	0.49
2:AB:80:ILE:O	2:AB:80:ILE:HG12	2.11	0.49
3:AC:66:VAL:O	3:AC:66:VAL:HG12	2.12	0.49
4:AD:96:LEU:CD1	4:AD:96:LEU:N	2.76	0.49
5:AE:35:GLY:CA	5:AE:41:VAL:HG12	2.43	0.49
6:AF:50:TYR:CZ	18:AR:77:GLY:HA2	2.47	0.49
7:AG:23:VAL:HG12	7:AG:27:ILE:CD1	2.41	0.49
9:AI:83:ARG:NH2	9:AI:102:LEU:HD11	2.28	0.49
24:AX:41:C:O2'	24:AX:42:G:H5'	2.13	0.49
27:BA:2357:U:OP1	49:B0:20:ARG:NE	2.46	0.49
27:BA:1311:G:C4	56:B7:47:ARG:NH2	2.81	0.49
27:BA:1043:C:O2'	27:BA:1044:G:H8	1.96	0.49
27:BA:1505:C:O2'	27:BA:1506:C:O4'	2.20	0.49
27:BA:1578:U:OP2	27:BA:1578:U:H6	1.95	0.49
27:BA:1742:G:N7	27:BA:1743:C:C4	2.81	0.49
27:BA:2392:A:H5'	27:BA:2392:A:N3	2.28	0.49
27:BA:271(T):C:H2'	27:BA:271(U):G:C8	2.48	0.49
27:BA:2839:G:C5'	40:BR:46:GLY:HA2	2.42	0.49
27:BA:470:A:O2'	27:BA:471:A:H5'	2.12	0.49
27:BA:646:A:H2'	27:BA:647:G:O4'	2.13	0.49
27:BA:884:C:H2'	27:BA:885:C:O4'	2.13	0.49
27:BA:942:G:H5'	38:BP:35:HIS:HB3	1.95	0.49
29:BC:71:GLN:NE2	29:BC:73:ARG:NE	2.61	0.49
31:BE:47:VAL:HG21	31:BE:84:PHE:O	2.13	0.49
32:BF:24:LEU:N	32:BF:24:LEU:HD22	2.28	0.49
33:BG:41:GLN:HG2	33:BG:155:MET:HB3	1.95	0.49
33:BG:39:ILE:HD13	33:BG:157:ILE:CG1	2.42	0.49
33:BG:98:ARG:O	33:BG:101:ILE:CD1	2.58	0.49
41:BS:28:VAL:HG21	41:BS:87:PHE:CZ	2.47	0.49
37:BO:107:ARG:CZ	42:BT:35:LYS:HB2	2.41	0.49
43:BU:47:TYR:HA	43:BU:50:ARG:NH2	2.27	0.49
44:BV:32:THR:HG22	44:BV:33:VAL:N	2.28	0.49
44:BV:39:LEU:HB3	44:BV:47:VAL:HG11	1.94	0.49
47:BY:26:LYS:O	47:BY:28:LYS:HE3	2.13	0.49
1:CA:1228:C:H2'	1:CA:1229:A:H8	1.78	0.49
1:CA:1333:A:H2'	1:CA:1334:G:O4'	2.13	0.49
1:CA:976:G:N2	1:CA:1362:C:H2'	2.28	0.49
1:CA:384:G:H2'	1:CA:385:C:C6	2.48	0.49
1:CA:476:G:H2'	1:CA:477:A:H8	1.78	0.49
1:CA:805:C:O2'	1:CA:806:C:H5'	2.13	0.49
2:CB:74:LYS:HB2	2:CB:76:GLN:NE2	2.28	0.49

Continued on next page...

Continued from previous page...

Atom-1	Atom-2	Interatomic distance (Å)	Clash overlap (Å)
4:CD:195:ALA:O	4:CD:196:LEU:C	2.51	0.49
5:CE:73:ASN:C	5:CE:73:ASN:ND2	2.63	0.49
7:CG:95:ARG:HG3	7:CG:95:ARG:HH11	1.78	0.49
10:CJ:18:ALA:C	10:CJ:20:ALA:H	2.16	0.49
13:CM:104:ARG:CG	13:CM:105:THR:H	2.10	0.49
17:CQ:36:ILE:HG12	17:CQ:37:LYS:N	2.26	0.49
18:CR:37:VAL:CG2	18:CR:38:GLU:H	2.21	0.49
49:D0:70:GLN:HE22	49:D0:72:ARG:HD3	1.78	0.49
50:D1:51:VAL:HG21	50:D1:74:VAL:CG2	2.43	0.49
51:D2:17:SER:HB3	51:D2:20:GLU:HB2	1.95	0.49
27:DA:97:C:H5''	51:D2:2:LYS:HB3	1.93	0.49
51:D2:34:GLU:HA	51:D2:34:GLU:OE1	2.13	0.49
57:D8:60:LEU:O	57:D8:63:PRO:HG2	2.13	0.49
27:DA:1203:G:H3'	27:DA:1204:A:H5''	1.94	0.49
27:DA:1420:U:O2'	27:DA:1421:G:H5'	2.13	0.49
27:DA:143:G:O2'	46:DX:35:THR:HG21	2.13	0.49
27:DA:1494:A:O2'	27:DA:1495:A:H5''	2.13	0.49
27:DA:1745(A):C:H5'	27:DA:1746:G:OP2	2.12	0.49
27:DA:2678:C:O2'	27:DA:2679:A:H5'	2.13	0.49
27:DA:1662:C:H1'	27:DA:2687:U:H5''	1.94	0.49
27:DA:2887:U:H2'	27:DA:2888:C:H6	1.77	0.49
27:DA:873:G:O2'	27:DA:874:G:H5''	2.11	0.49
30:DD:56:GLY:O	30:DD:57:GLY:O	2.31	0.49
31:DE:111:ARG:H	31:DE:161:GLY:CA	2.26	0.49
31:DE:59:VAL:HG11	31:DE:63:LEU:CG	2.33	0.49
32:DF:178:PRO:HG2	32:DF:179:GLU:H	1.77	0.49
33:DG:108:ASN:O	33:DG:112:PRO:HG2	2.13	0.49
33:DG:131:TYR:HE2	33:DG:133:LEU:HB3	1.78	0.49
36:DN:132:ALA:O	36:DN:133:GLN:HB3	2.13	0.49
38:DP:146:VAL:HG13	38:DP:147:LEU:H	1.76	0.49
41:DS:97:ARG:HH21	41:DS:98:VAL:HG12	1.78	0.49
42:DT:119:LYS:O	42:DT:121:ILE:N	2.45	0.49
37:DO:77:ILE:HD11	42:DT:72:VAL:CG1	2.43	0.49
44:DV:52:VAL:CG1	44:DV:55:ALA:HB3	2.43	0.49
45:DW:12:ILE:HG23	45:DW:12:ILE:O	2.12	0.49
46:DX:57:LEU:CD1	46:DX:78:LYS:CG	2.91	0.49
28:DB:75:G:N2	48:DZ:86:ASP:OD1	2.46	0.49
1:AA:1490:C:H2'	1:AA:1491:G:C8	2.48	0.48
1:AA:361:G:H2'	1:AA:362:G:O4'	2.13	0.48
1:AA:737:A:H2'	1:AA:738:C:H6	1.75	0.48
1:AA:950:U:H2'	1:AA:951:G:H8	1.73	0.48

Continued on next page...

Continued from previous page...

Atom-1	Atom-2	Interatomic distance (Å)	Clash overlap (Å)
2:AB:229:VAL:CG1	2:AB:230:VAL:N	2.76	0.48
2:AB:236:TYR:HA	2:AB:239:VAL:HG21	1.94	0.48
2:AB:31:TYR:CD2	2:AB:31:TYR:N	2.81	0.48
3:AC:114:PRO:O	3:AC:118:GLN:HG3	2.13	0.48
3:AC:139:GLN:O	3:AC:141:VAL:N	2.46	0.48
1:AA:1112:C:C4	3:AC:178:LEU:HD23	2.47	0.48
3:AC:70:VAL:HG12	3:AC:72:LYS:N	2.16	0.48
3:AC:35:GLU:OE2	3:AC:95:THR:HG21	2.13	0.48
1:AA:875:C:H1'	8:AH:15:ASN:OD1	2.13	0.48
8:AH:53:VAL:O	8:AH:54:ASP:C	2.51	0.48
11:AK:53:SER:O	11:AK:55:LYS:N	2.46	0.48
1:AA:1014:A:H4'	19:AS:14:HIS:CD2	2.48	0.48
56:B7:46:VAL:CG1	56:B7:47:ARG:H	2.09	0.48
27:BA:1556:C:H2'	27:BA:1557:C:C6	2.48	0.48
27:BA:1659:U:O2'	27:BA:1660:C:H5'	2.13	0.48
27:BA:1880:C:C5'	27:BA:1880:C:C6	2.94	0.48
27:BA:2019:A:H62	54:B5:9:LYS:HE3	1.78	0.48
27:BA:2066:C:O2'	27:BA:2067:G:H5'	2.13	0.48
27:BA:2178:C:H2'	27:BA:2179:C:C6	2.48	0.48
27:BA:2617:C:C2'	27:BA:2618:G:H5'	2.43	0.48
27:BA:2785:C:H2'	27:BA:2786:U:C6	2.48	0.48
27:BA:2819:G:C6	27:BA:2821:A:C2	3.01	0.48
27:BA:2833:G:O2'	27:BA:2834:G:P	2.71	0.48
27:BA:627:A:C6	27:BA:637:A:C8	3.01	0.48
27:BA:656:G:H8	27:BA:656:G:P	2.35	0.48
27:BA:77:C:O3'	51:B2:14:ARG:NH2	2.46	0.48
29:BC:22:ILE:HG22	29:BC:24:GLU:H	1.78	0.48
29:BC:66:HIS:O	29:BC:68:LEU:N	2.46	0.48
30:BD:27:THR:CG2	30:BD:83:GLU:HG2	2.43	0.48
30:BD:30:GLU:OE1	30:BD:63:ARG:NE	2.40	0.48
31:BE:61:ARG:N	31:BE:62:PRO:HD2	2.28	0.48
33:BG:28:VAL:O	33:BG:31:VAL:HG12	2.12	0.48
33:BG:38:VAL:CG2	33:BG:93:THR:HG23	2.43	0.48
34:BH:121:ILE:HD12	34:BH:144:VAL:HG21	1.94	0.48
37:BO:117:LEU:HD23	37:BO:117:LEU:O	2.13	0.48
27:BA:2467:C:C4'	39:BQ:123:HIS:ND1	2.71	0.48
42:BT:74:ARG:HD2	42:BT:76:PHE:CE2	2.48	0.48
44:BV:91:TYR:C	44:BV:91:TYR:CD1	2.87	0.48
45:BW:78:GLU:OE2	45:BW:99:ARG:HD2	2.13	0.48
1:CA:1084:G:OP1	1:CA:1086:U:C5	2.66	0.48
1:CA:1269:A:H5'	21:CU:18:TYR:O	2.12	0.48

Continued on next page...

Continued from previous page...

Atom-1	Atom-2	Interatomic distance (Å)	Clash overlap (Å)
1:CA:304:U:H2'	1:CA:305:G:C8	2.47	0.48
1:CA:522:C:O2'	1:CA:523:A:H5'	2.13	0.48
1:CA:643:C:H2'	1:CA:644:G:H8	1.77	0.48
4:CD:150:GLU:H	4:CD:150:GLU:CD	2.16	0.48
5:CE:18:ARG:HH21	5:CE:25:ARG:HD2	1.78	0.48
7:CG:36:LYS:HB2	7:CG:36:LYS:NZ	2.28	0.48
9:CI:4:TYR:CD1	9:CI:4:TYR:N	2.81	0.48
10:CJ:24:VAL:HG21	10:CJ:37:PRO:CG	2.34	0.48
1:CA:1060:C:C4'	10:CJ:51:ARG:HB3	2.41	0.48
11:CK:102:GLY:O	11:CK:103:LEU:HD22	2.12	0.48
12:CL:39:THR:HA	12:CL:50:ARG:O	2.13	0.48
15:CO:65:ARG:C	15:CO:67:LEU:H	2.15	0.48
20:CT:75:ASN:HD22	20:CT:75:ASN:H	1.60	0.48
1:CA:187:C:H5''	20:CT:86:ARG:CD	2.43	0.48
25:CY:37:U:H2'	25:CY:38:U:C4'	2.43	0.48
50:D1:73:LEU:CD2	50:D1:94:LEU:HB3	2.43	0.48
51:D2:13:ALA:O	51:D2:16:LEU:HB2	2.13	0.48
52:D3:44:ARG:HA	52:D3:47:VAL:HB	1.95	0.48
27:DA:1246:A:O2'	27:DA:1247:A:H5'	2.13	0.48
27:DA:1899:G:O2'	27:DA:1900:A:H5''	2.13	0.48
27:DA:2743:C:H2'	27:DA:2744:G:O4'	2.13	0.48
27:DA:2822:G:OP2	40:DR:2:ARG:NH1	2.46	0.48
28:DB:15:A:H5'	28:DB:16:G:C8	2.48	0.48
28:DB:16:G:O6	28:DB:66:A:C2	2.66	0.48
32:DF:64:ILE:HG23	32:DF:76:GLY:O	2.13	0.48
34:DH:126:PRO:O	34:DH:127:GLU:HB2	2.13	0.48
34:DH:149:ARG:HD2	34:DH:164:TYR:HD1	1.78	0.48
35:DI:105:HIS:HB3	35:DI:107:VAL:HG23	1.95	0.48
36:DN:134:ARG:O	36:DN:136:GLU:N	2.46	0.48
36:DN:51:PHE:HD1	36:DN:51:PHE:N	2.10	0.48
36:DN:99:LEU:O	36:DN:102:ALA:N	2.46	0.48
37:DO:72:PRO:C	37:DO:74:GLY:H	2.17	0.48
38:DP:33:ARG:O	38:DP:34:GLY:O	2.31	0.48
38:DP:59:LEU:HB2	38:DP:61:ARG:NH1	2.28	0.48
38:DP:97:PRO:O	38:DP:98:GLU:CB	2.61	0.48
41:DS:25:ARG:CZ	41:DS:40:ILE:HD11	2.42	0.48
41:DS:58:LEU:HB3	41:DS:65:VAL:HG13	1.95	0.48
27:DA:2875:C:C4'	42:DT:5:ALA:HB2	2.15	0.48
43:DU:35:ALA:O	43:DU:38:THR:HB	2.13	0.48
48:DZ:67:PRO:O	48:DZ:68:THR:HG23	2.13	0.48
1:AA:152:A:N6	1:AA:170:U:C2	2.81	0.48

Continued on next page...

Continued from previous page...

Atom-1	Atom-2	Interatomic distance (Å)	Clash overlap (Å)
1:AA:386:C:C2'	1:AA:387:U:C5'	2.89	0.48
1:AA:818:G:C3'	1:AA:819:A:C5'	2.91	0.48
1:AA:959:A:H2'	1:AA:960:U:H4'	1.94	0.48
2:AB:77:ALA:CB	2:AB:211:ILE:HG21	2.42	0.48
2:AB:44:LEU:HD12	2:AB:44:LEU:N	2.16	0.48
2:AB:51:LEU:HD23	2:AB:201:ILE:HD12	1.96	0.48
8:AH:120:THR:H	8:AH:123:GLU:HB2	1.77	0.48
9:AI:40:LEU:O	9:AI:41:VAL:C	2.51	0.48
11:AK:87:THR:HG22	11:AK:88:GLY:N	2.29	0.48
15:AO:51:HIS:O	15:AO:54:ARG:HB3	2.12	0.48
16:AP:71:ARG:C	16:AP:73:LEU:N	2.66	0.48
20:AT:10:LEU:O	20:AT:12:ALA:N	2.46	0.48
21:AU:6:ARG:CG	21:AU:15:ARG:NH2	2.76	0.48
23:AW:34:U:O2'	23:AW:35:G:H5'	2.13	0.48
50:B1:83:GLU:HG3	50:B1:84:GLY:H	1.78	0.48
27:BA:1048:A:N6	27:BA:1054:A:C5	2.81	0.48
27:BA:1331:A:O2'	27:BA:1332:G:H8	1.96	0.48
27:BA:1485:G:C8	27:BA:1486:A:N7	2.81	0.48
27:BA:1827:C:H2'	27:BA:1828:G:H5'	1.95	0.48
27:BA:1890:A:H2'	27:BA:1891:G:O4'	2.13	0.48
27:BA:1958:C:O2'	27:BA:1959:G:H5'	2.13	0.48
27:BA:2015:A:H1'	54:B5:2:ALA:CA	2.35	0.48
27:BA:2110:G:H5''	27:BA:2111:C:OP2	2.13	0.48
27:BA:2225:A:H4'	27:BA:2226:C:H6	1.78	0.48
27:BA:2673:G:O2'	27:BA:2674:G:H5'	2.13	0.48
27:BA:582:G:H2'	27:BA:583:G:H8	1.77	0.48
27:BA:705:A:O2'	27:BA:706:A:H5'	2.12	0.48
28:BB:66:A:H61	28:BB:108:U:C2'	2.24	0.48
29:BC:38:ASP:HB2	29:BC:181:PRO:CB	2.44	0.48
29:BC:83:ILE:HA	29:BC:94:VAL:CG2	2.42	0.48
30:BD:43:ARG:HB3	30:BD:54:ARG:CB	2.40	0.48
32:BF:40:GLN:OE1	32:BF:182:ASN:HB2	2.13	0.48
33:BG:24:GLY:O	33:BG:25:TYR:O	2.31	0.48
34:BH:45:VAL:HA	34:BH:50:VAL:HG22	1.94	0.48
36:BN:48:MET:H	36:BN:48:MET:HE3	1.78	0.48
37:BO:64:ARG:CG	37:BO:79:PHE:CG	2.95	0.48
38:BP:65:ARG:HG2	38:BP:65:ARG:NH1	2.27	0.48
40:BR:29:LEU:HD11	40:BR:48:VAL:HG13	1.94	0.48
40:BR:2:ARG:HE	40:BR:2:ARG:N	2.11	0.48
41:BS:68:GLN:C	41:BS:70:GLY:N	2.66	0.48
42:BT:32:TYR:HD2	42:BT:81:PRO:CB	2.25	0.48

Continued on next page...

Continued from previous page...

Atom-1	Atom-2	Interatomic distance (Å)	Clash overlap (Å)
48:BZ:156:LEU:HD12	48:BZ:156:LEU:N	2.25	0.48
1:CA:1129:C:OP1	9:CI:62:TYR:HE2	1.96	0.48
1:CA:124:G:H2'	1:CA:125:U:C6	2.48	0.48
1:CA:346:G:H5'	42:DT:41:ARG:NE	2.28	0.48
1:CA:777:A:H2'	1:CA:778:G:H8	1.78	0.48
2:CB:178:ARG:HH22	2:CB:196:LEU:CA	2.18	0.48
3:CC:177:THR:O	3:CC:180:ALA:HB2	2.12	0.48
4:CD:187:ARG:HH11	4:CD:187:ARG:HG2	1.77	0.48
1:CA:544:G:H5''	4:CD:62:GLN:HE21	1.77	0.48
8:CH:63:LEU:N	8:CH:63:LEU:HD22	2.27	0.48
9:CI:121:ARG:NH1	9:CI:122:ALA:O	2.47	0.48
11:CK:21:ILE:HD13	11:CK:82:VAL:HG13	1.95	0.48
12:CL:15:VAL:HG23	12:CL:16:ARG:H	1.78	0.48
15:CO:2:PRO:HB2	15:CO:3:ILE:HD13	1.94	0.48
15:CO:3:ILE:CA	15:CO:38:ARG:HH21	2.22	0.48
18:CR:79:LEU:HD22	18:CR:80:PRO:HD2	1.95	0.48
22:CV:9:G:C5	22:CV:10:U:H5	2.31	0.48
49:D0:68:GLU:HB3	49:D0:82:ARG:HE	1.78	0.48
50:D1:81:LYS:C	50:D1:82:LEU:HD22	2.32	0.48
53:D4:42:CYS:HA	53:D4:59:VAL:HB	1.95	0.48
55:D6:11:LEU:HD11	55:D6:51:GLU:HG2	1.95	0.48
27:DA:1158:C:H2'	27:DA:1159:U:C5'	2.35	0.48
27:DA:1274:A:N3	27:DA:1297:C:H1'	2.28	0.48
27:DA:1328:G:H4'	27:DA:1329:U:H5	1.78	0.48
27:DA:1935:G:N1	27:DA:1962:C:H2'	2.22	0.48
27:DA:528:A:C2	27:DA:2043:C:C4'	2.95	0.48
27:DA:2302:G:C6	27:DA:2315:G:C6	3.01	0.48
27:DA:2441:C:OP2	27:DA:2586:C:O2'	2.31	0.48
27:DA:2660:A:H2'	27:DA:2661:G:O4'	2.13	0.48
27:DA:2654:A:C2	27:DA:2665:A:H5''	2.47	0.48
27:DA:302:C:H42	27:DA:315:G:H1	1.60	0.48
27:DA:533:G:N3	43:DU:45:TYR:CE1	2.81	0.48
27:DA:753:C:H2'	27:DA:754:C:C6	2.48	0.48
27:DA:753:C:H2'	27:DA:754:C:H6	1.78	0.48
27:DA:74:A:O2'	27:DA:75:G:OP2	2.24	0.48
30:DD:143:HIS:ND1	30:DD:192:THR:O	2.46	0.48
40:DR:59:ASP:C	40:DR:61:HIS:N	2.66	0.48
40:DR:66:VAL:HG13	40:DR:67:LEU:N	2.28	0.48
46:DX:49:VAL:HB	46:DX:87:GLN:NE2	2.28	0.48
1:AA:1027:C:H1'	1:AA:1035:A:C2	2.47	0.48
1:AA:949:A:C2	1:AA:1233:G:N3	2.81	0.48

Continued on next page...

Continued from previous page...

Atom-1	Atom-2	Interatomic distance (Å)	Clash overlap (Å)
1:AA:1321:C:C5'	1:AA:1322:C:C5'	2.87	0.48
1:AA:1349:A:H2'	1:AA:1350:A:H8	1.79	0.48
1:AA:1456:G:C1'	20:AT:39:LYS:NZ	2.76	0.48
1:AA:1399:C:C2	1:AA:1502:A:N6	2.80	0.48
1:AA:638:G:O2'	1:AA:639:G:H5'	2.12	0.48
1:AA:664:G:N2	1:AA:741:G:H1	2.11	0.48
1:AA:769:G:O2'	1:AA:770:C:H5'	2.14	0.48
2:AB:55:PHE:HE1	2:AB:218:ALA:CA	2.25	0.48
3:AC:42:LEU:H	3:AC:42:LEU:HD12	1.77	0.48
5:AE:105:VAL:N	5:AE:106:PRO:CD	2.74	0.48
5:AE:7:GLU:CG	5:AE:8:GLU:N	2.77	0.48
5:AE:96:PRO:HA	5:AE:117:ASP:OD2	2.13	0.48
13:AM:27:LYS:HE3	13:AM:31:LYS:CE	2.43	0.48
14:AN:41:ARG:HG2	14:AN:41:ARG:NH1	2.28	0.48
16:AP:14:ASN:N	16:AP:15:PRO:CD	2.74	0.48
17:AQ:27:PHE:N	17:AQ:27:PHE:CD2	2.74	0.48
17:AQ:67:LYS:N	17:AQ:70:ARG:HH12	2.11	0.48
17:AQ:41:LYS:HZ1	17:AQ:92:ARG:HH12	1.61	0.48
38:BP:65:ARG:HH11	57:B8:46:ARG:HH21	1.60	0.48
27:BA:1691:C:O2'	27:BA:1692:U:H5'	2.13	0.48
27:BA:1997:G:O2'	27:BA:1998:G:H5'	2.14	0.48
27:BA:2065:C:H2'	27:BA:2066:C:H6	1.79	0.48
27:BA:2193:G:C4	27:BA:2194:G:C8	3.01	0.48
27:BA:2402:C:C4'	27:BA:2402:C:OP1	2.61	0.48
27:BA:2636:U:H4'	31:BE:80:GLU:OE1	2.13	0.48
27:BA:499:U:O2'	27:BA:500:G:H5'	2.13	0.48
27:BA:693:C:O2'	27:BA:694:U:H5'	2.12	0.48
29:BC:49:ILE:O	29:BC:51:PRO:CD	2.61	0.48
30:BD:131:LEU:HB2	30:BD:136:ILE:HD11	1.94	0.48
31:BE:48:GLN:CD	31:BE:78:LEU:HD12	2.33	0.48
34:BH:80:SER:O	34:BH:81:GLU:CB	2.60	0.48
34:BH:83:TYR:O	34:BH:84:SER:O	2.31	0.48
35:BI:94:ALA:O	35:BI:111:PRO:HB3	2.13	0.48
35:BI:87:LYS:O	35:BI:88:ILE:HD13	2.11	0.48
38:BP:71:VAL:HG13	38:BP:72:PRO:CD	2.42	0.48
39:BQ:101:ARG:HG3	39:BQ:102:VAL:N	2.28	0.48
39:BQ:1:MET:O	39:BQ:2:LEU:CB	2.60	0.48
43:BU:92:ARG:CZ	43:BU:92:ARG:HB2	2.43	0.48
40:BR:103:ARG:HH11	45:BW:40:ASN:ND2	2.10	0.48
47:BY:8:LYS:HE2	47:BY:72:VAL:O	2.13	0.48
48:BZ:127:VAL:CG1	48:BZ:128:SER:H	2.17	0.48

Continued on next page...

Continued from previous page...

Atom-1	Atom-2	Interatomic distance (Å)	Clash overlap (Å)
1:CA:1054:C:C2	23:CW:33:C:O4'	2.66	0.48
1:CA:1134:G:N2	1:CA:1141:C:C2	2.81	0.48
1:CA:377:G:H2'	1:CA:378:G:H8	1.79	0.48
1:CA:942:G:H2'	1:CA:943:U:C6	2.48	0.48
2:CB:221:LEU:N	2:CB:221:LEU:CD2	2.76	0.48
2:CB:35:GLU:O	2:CB:35:GLU:HG2	2.14	0.48
3:CC:109:PRO:HA	3:CC:115:LEU:HD12	1.95	0.48
4:CD:14:ARG:HA	4:CD:39:PRO:CG	2.43	0.48
4:CD:76:ARG:HD3	4:CD:207:TYR:CE2	2.48	0.48
7:CG:102:ARG:O	7:CG:106:GLN:HG3	2.13	0.48
8:CH:68:ARG:HG2	8:CH:68:ARG:HH11	1.77	0.48
8:CH:85:ARG:HG3	8:CH:85:ARG:HH11	1.77	0.48
9:CI:9:ARG:HB3	9:CI:104:ARG:CD	2.43	0.48
12:CL:21:VAL:O	12:CL:23:ALA:N	2.40	0.48
12:CL:29:PHE:HB3	12:CL:81:LEU:CD2	2.33	0.48
12:CL:97:ILE:HG22	12:CL:98:VAL:N	2.29	0.48
13:CM:5:ALA:O	13:CM:7:VAL:N	2.47	0.48
15:CO:51:HIS:O	15:CO:54:ARG:HB3	2.13	0.48
16:CP:58:TYR:O	16:CP:61:SER:N	2.46	0.48
18:CR:50:ILE:HD11	18:CR:70:ILE:HG21	1.95	0.48
25:CY:37:U:C3'	25:CY:38:U:H5''	2.43	0.48
55:D6:27:LYS:O	55:D6:29:ASN:N	2.46	0.48
27:DA:142:A:H8	27:DA:1408:C:H1'	1.79	0.48
27:DA:1455:G:C2	27:DA:1456:G:C8	3.01	0.48
27:DA:1754:C:H4'	42:DT:101:PHE:CD2	2.48	0.48
27:DA:2356:C:H2'	27:DA:2357:U:O4'	2.13	0.48
27:DA:2408:U:H2'	27:DA:2409:G:C8	2.48	0.48
27:DA:2687:U:H2'	27:DA:2688:U:H5'	1.94	0.48
27:DA:2631:G:N3	27:DA:2810:A:H2	2.11	0.48
27:DA:2872:G:H2'	27:DA:2873:A:C8	2.48	0.48
27:DA:684:G:OP1	56:D7:16:HIS:ND1	2.46	0.48
29:DC:52:ARG:C	29:DC:53:ARG:HG3	2.34	0.48
29:DC:59:ARG:N	29:DC:59:ARG:HD3	2.29	0.48
30:DD:35:LYS:HZ3	30:DD:104:TYR:H	1.61	0.48
31:DE:59:VAL:O	31:DE:60:ASN:CB	2.59	0.48
33:DG:107:LEU:HD22	33:DG:177:GLY:O	2.13	0.48
33:DG:88:ILE:HD12	33:DG:89:GLY:N	2.22	0.48
35:DI:109:ILE:HD11	35:DI:114:LEU:HD21	1.95	0.48
41:DS:12:PHE:O	41:DS:12:PHE:CD1	2.66	0.48
44:DV:19:LYS:NZ	44:DV:22:VAL:HG13	2.28	0.48
44:DV:3:ALA:HB1	44:DV:38:LEU:HD11	1.94	0.48

Continued on next page...

Continued from previous page...

Atom-1	Atom-2	Interatomic distance (Å)	Clash overlap (Å)
46:DX:57:LEU:CD1	46:DX:78:LYS:HG2	2.43	0.48
27:DA:309:G:H4'	47:DY:18:GLY:HA3	1.95	0.48
48:DZ:13:LYS:O	48:DZ:17:LEU:HB2	2.13	0.48
1:AA:1211:U:H4'	1:AA:1212:U:OP1	2.13	0.48
2:AB:7:VAL:HG12	2:AB:217:ARG:HH22	1.79	0.48
5:AE:100:VAL:HG13	5:AE:118:ILE:CG2	2.43	0.48
7:AG:36:LYS:O	7:AG:39:ALA:HB3	2.14	0.48
8:AH:17:THR:HG22	8:AH:63:LEU:HG	1.95	0.48
9:AI:85:LEU:C	9:AI:85:LEU:HD12	2.33	0.48
12:AL:24:LEU:N	12:AL:24:LEU:HD22	2.28	0.48
15:AO:29:VAL:CG2	15:AO:81:LEU:HD21	2.44	0.48
15:AO:83:GLU:O	15:AO:84:LYS:C	2.51	0.48
15:AO:9:GLN:HB3	15:AO:13:GLN:HE22	1.77	0.48
1:AA:267:C:OP1	17:AQ:67:LYS:HB2	2.13	0.48
18:AR:47:THR:O	18:AR:83:GLU:N	2.46	0.48
20:AT:29:LYS:HA	20:AT:32:ALA:HB3	1.95	0.48
20:AT:56:MET:O	20:AT:59:ALA:HB3	2.12	0.48
20:AT:97:ALA:C	20:AT:99:LEU:H	2.14	0.48
24:AX:17:C:H2'	24:AX:17:C:O2	2.11	0.48
57:B8:29:LYS:HE2	57:B8:44:LYS:HB3	1.96	0.48
27:BA:1167:U:H2'	27:BA:1168:G:C8	2.48	0.48
27:BA:1195:G:C2'	27:BA:1196:C:H5'	2.44	0.48
27:BA:1363:C:H2'	27:BA:1364:G:C8	2.48	0.48
27:BA:1865:G:H8	27:BA:1865:G:C5'	2.24	0.48
27:BA:747:U:O2	27:BA:2014:A:H1'	2.13	0.48
27:BA:2203:U:H1'	30:BD:151:LYS:HE3	1.95	0.48
27:BA:256:A:H2'	27:BA:257:A:H8	1.79	0.48
27:BA:264:C:H4'	27:BA:428:A:N1	2.29	0.48
27:BA:271(S):G:C3'	27:BA:271(T):C:H5''	2.43	0.48
27:BA:2863:C:O2'	27:BA:2864:G:H5''	2.12	0.48
27:BA:606:U:H4'	27:BA:658:C:H4'	1.94	0.48
27:BA:81:G:H1	27:BA:105:C:H42	1.61	0.48
30:BD:64:ILE:HG13	30:BD:64:ILE:O	2.13	0.48
31:BE:176:ILE:O	31:BE:176:ILE:HG22	2.13	0.48
31:BE:184:VAL:CG1	31:BE:185:LYS:N	2.76	0.48
33:BG:95:ARG:HA	33:BG:99:MET:HE2	1.95	0.48
34:BH:13:LYS:H	34:BH:15:VAL:HG22	1.79	0.48
34:BH:41:MET:HE2	34:BH:54:ARG:HA	1.95	0.48
34:BH:91:GLY:CA	34:BH:160:LYS:CB	2.88	0.48
36:BN:57:ALA:O	36:BN:58:ASP:C	2.52	0.48
37:BO:102:VAL:HB	37:BO:106:LEU:CD1	2.43	0.48

Continued on next page...

Continued from previous page...

Atom-1	Atom-2	Interatomic distance (Å)	Clash overlap (Å)
38:BP:111:ARG:HA	38:BP:128:HIS:CD2	2.48	0.48
27:BA:2820:A:OP1	40:BR:5:LYS:HA	2.12	0.48
42:BT:28:VAL:HG21	42:BT:46:GLU:CG	2.36	0.48
42:BT:35:LYS:C	42:BT:37:GLY:H	2.13	0.48
47:BY:26:LYS:O	47:BY:27:VAL:C	2.51	0.48
48:BZ:22:LYS:HG2	48:BZ:37:TYR:CE1	2.48	0.48
1:CA:1038:C:H2'	1:CA:1039:C:C5	2.48	0.48
1:CA:1154:G:H2'	1:CA:1155:G:C8	2.45	0.48
1:CA:1443:G:H5'	1:CA:1444:C:OP2	2.14	0.48
1:CA:245:C:C2'	1:CA:246:A:H5'	2.44	0.48
1:CA:350:G:H2'	1:CA:351:G:C8	2.48	0.48
1:CA:655:A:C2	1:CA:754:C:N4	2.81	0.48
1:CA:674:G:H2'	1:CA:675:A:H8	1.77	0.48
1:CA:790:A:N1	1:CA:1497:G:H5''	2.28	0.48
3:CC:55:VAL:HG12	3:CC:55:VAL:O	2.13	0.48
4:CD:105:VAL:HG21	4:CD:121:VAL:HG22	1.96	0.48
4:CD:198:VAL:HG12	4:CD:199:ASN:N	2.28	0.48
9:CI:10:ARG:HG2	9:CI:105:ASP:HB3	1.95	0.48
9:CI:40:LEU:C	9:CI:42:ARG:H	2.15	0.48
9:CI:45:ALA:O	9:CI:48:GLU:CB	2.60	0.48
10:CJ:48:THR:HA	10:CJ:62:HIS:CB	2.42	0.48
17:CQ:40:LYS:HD3	17:CQ:42:TYR:OH	2.13	0.48
23:CW:39:C:H2'	23:CW:40:C:H6	1.78	0.48
49:D0:36:ILE:HA	49:D0:60:PHE:HB3	1.94	0.48
54:D5:51:TYR:O	54:D5:52:TYR:C	2.52	0.48
55:D6:8:LYS:HB2	55:D6:8:LYS:HE2	1.40	0.48
27:DA:2757:A:OP1	58:D9:21:GLY:HA2	2.13	0.48
27:DA:1158:C:C3'	27:DA:1159:U:H5''	2.43	0.48
27:DA:1340:U:C4'	27:DA:1341:U:OP2	2.61	0.48
27:DA:1685:C:C3'	27:DA:1686:C:H5''	2.43	0.48
27:DA:2110:G:H5''	27:DA:2111:C:OP2	2.12	0.48
27:DA:185:U:H4'	27:DA:218:A:H4'	1.96	0.48
27:DA:233:A:O2'	27:DA:234:C:H5'	2.14	0.48
27:DA:2475:C:H42	27:DA:2529:G:N2	2.12	0.48
27:DA:2563:U:O2	27:DA:2565:A:H8	1.97	0.48
27:DA:2571:C:C5'	27:DA:2572:A:H5''	2.42	0.48
27:DA:2892:A:H3'	27:DA:2893:G:C5'	2.43	0.48
27:DA:593:G:H2'	27:DA:594:U:H6	1.78	0.48
27:DA:775:G:O2'	27:DA:776:G:OP2	2.26	0.48
28:DB:27:C:H4'	41:DS:34:HIS:NE2	2.27	0.48
29:DC:19:VAL:HB	29:DC:22:ILE:CG1	2.43	0.48

Continued on next page...

Continued from previous page...

Atom-1	Atom-2	Interatomic distance (Å)	Clash overlap (Å)
31:DE:130:GLY:O	31:DE:131:ALA:O	2.31	0.48
32:DF:6:VAL:CG1	32:DF:7:TYR:N	2.71	0.48
33:DG:111:LEU:O	33:DG:114:ILE:HG13	2.13	0.48
35:DI:114:LEU:HA	35:DI:130:TYR:HA	1.95	0.48
35:DI:25:TYR:HE2	35:DI:29:TYR:CD2	2.31	0.48
35:DI:29:TYR:O	35:DI:32:PRO:HD2	2.13	0.48
36:DN:43:THR:O	36:DN:45:ASN:N	2.44	0.48
38:DP:58:THR:C	38:DP:61:ARG:NE	2.67	0.48
40:DR:87:TYR:O	40:DR:89:ASP:N	2.46	0.48
28:DB:27:C:H5'	41:DS:33:LYS:CB	2.44	0.48
42:DT:78:LEU:O	42:DT:78:LEU:HD23	2.13	0.48
44:DV:52:VAL:HG11	44:DV:55:ALA:HB2	1.95	0.48
48:DZ:128:SER:C	48:DZ:130:ARG:H	2.17	0.48
1:AA:1082:G:C2'	1:AA:1083:U:H5'	2.43	0.48
1:AA:1316:G:H5''	14:AN:17:LYS:HE2	1.95	0.48
1:AA:358:U:H2'	1:AA:359:U:H6	1.76	0.48
1:AA:769:G:H4'	1:AA:1513:A:H4'	1.96	0.48
1:AA:976:G:OP1	14:AN:32:SER:N	2.36	0.48
1:AA:985:C:H42	1:AA:1220:G:H1	1.62	0.48
4:AD:176:LEU:HD12	4:AD:182:LYS:O	2.12	0.48
4:AD:196:LEU:HD12	4:AD:196:LEU:H	1.78	0.48
9:AI:126:SER:O	9:AI:127:LYS:CB	2.62	0.48
10:AJ:4:ILE:CD1	10:AJ:74:ILE:HD11	2.40	0.48
13:AM:22:ILE:CG2	13:AM:25:ILE:HD13	2.43	0.48
13:AM:29:ARG:HB3	13:AM:64:TRP:CZ2	2.48	0.48
14:AN:15:LYS:HD2	14:AN:16:PHE:CE2	2.47	0.48
17:AQ:45:HIS:HA	17:AQ:69:LYS:CE	2.42	0.48
1:AA:1305:G:C5'	21:AU:4:GLY:HA3	2.36	0.48
55:B6:20:ASN:CG	55:B6:21:TYR:H	2.09	0.48
58:B9:3:VAL:HG13	58:B9:3:VAL:O	2.13	0.48
27:BA:1579:A:H2'	27:BA:1580:A:O4'	2.13	0.48
27:BA:198:C:H6	27:BA:198:C:O5'	1.96	0.48
27:BA:528:A:C2	27:BA:2043:C:H4'	2.48	0.48
27:BA:2171:A:O2'	27:BA:2172:U:O5'	2.17	0.48
27:BA:2189:U:H2'	27:BA:2190:G:H5''	1.95	0.48
27:BA:2821:A:O2'	27:BA:2822:G:H5'	2.14	0.48
27:BA:588:U:O4	27:BA:670:A:H1'	2.13	0.48
27:BA:935:C:H2'	27:BA:936:C:C6	2.48	0.48
30:BD:139:GLY:O	30:BD:140:THR:C	2.51	0.48
30:BD:228:PRO:HD3	30:BD:235:GLY:CA	2.43	0.48
32:BF:36:VAL:CG1	32:BF:183:VAL:HG21	2.42	0.48

Continued on next page...

Continued from previous page...

Atom-1	Atom-2	Interatomic distance (Å)	Clash overlap (Å)
32:BF:194:MET:CE	32:BF:199:TRP:HD1	2.26	0.48
34:BH:8:PRO:C	34:BH:9:ILE:HD12	2.34	0.48
35:BI:77:LEU:CD1	35:BI:101:LEU:HD22	2.42	0.48
35:BI:129:THR:HG21	35:BI:135:GLU:OE1	2.13	0.48
35:BI:12:LEU:HD23	35:BI:12:LEU:N	2.28	0.48
38:BP:135:LEU:O	38:BP:139:LYS:N	2.47	0.48
38:BP:146:VAL:CG2	38:BP:147:LEU:H	2.00	0.48
38:BP:71:VAL:O	38:BP:72:PRO:C	2.49	0.48
39:BQ:10:ARG:HH11	39:BQ:10:ARG:CG	2.25	0.48
41:BS:74:ALA:HB2	41:BS:101:LEU:HD23	1.95	0.48
47:BY:101:LYS:HG2	47:BY:102:CYS:N	2.28	0.48
1:CA:1131:G:H2'	1:CA:1132:C:C5	2.49	0.48
1:CA:1158:C:N3	1:CA:1181:G:N2	2.56	0.48
1:CA:1305:G:H5''	21:CU:4:GLY:CA	2.43	0.48
1:CA:1306:A:N6	1:CA:1331:G:HI'	2.28	0.48
1:CA:1315:U:H2'	1:CA:1316:G:O4'	2.12	0.48
1:CA:1502:A:H2	1:CA:1505:G:N2	2.06	0.48
1:CA:203:U:HI'	1:CA:216:G:O6	2.13	0.48
1:CA:415:A:H2'	1:CA:416:G:C8	2.48	0.48
1:CA:437:U:H2'	1:CA:438:G:C8	2.48	0.48
1:CA:601:C:H2'	1:CA:602:A:C8	2.43	0.48
1:CA:7:G:H5'	1:CA:298:A:O4'	2.14	0.48
3:CC:23:TYR:HB2	10:CJ:10:GLY:HA2	1.95	0.48
4:CD:13:ARG:NH2	4:CD:36:ARG:HH11	2.11	0.48
4:CD:8:VAL:CG1	4:CD:21:LEU:HD13	2.44	0.48
10:CJ:12:ASP:OD1	10:CJ:15:THR:HG23	2.13	0.48
10:CJ:32:ALA:CB	10:CJ:75:ILE:HD11	2.39	0.48
11:CK:92:GLU:CG	11:CK:96:ARG:HH11	2.27	0.48
18:CR:53:ARG:HA	18:CR:56:THR:OG1	2.13	0.48
19:CS:49:ILE:N	19:CS:49:ILE:HD12	2.28	0.48
23:CW:34:U:H2'	23:CW:35:G:H5'	1.95	0.48
59:CX:47:U:O2	59:CX:50:U:H5'	2.13	0.48
52:D3:40:THR:HA	52:D3:44:ARG:NH2	2.28	0.48
55:D6:20:ASN:CG	55:D6:21:TYR:N	2.66	0.48
57:D8:29:LYS:HD3	57:D8:44:LYS:CB	2.44	0.48
27:DA:2755:C:C4	58:D9:19:ARG:NH1	2.82	0.48
27:DA:1000:A:H8	27:DA:1000:A:H5'	1.77	0.48
27:DA:1663:C:HO2'	27:DA:1664:A:H8	1.56	0.48
27:DA:1718:G:C5'	27:DA:1718:G:H8	2.25	0.48
27:DA:1795:C:H2'	27:DA:1796:U:H6	1.77	0.48
27:DA:1947:C:H42	27:DA:1959:G:H1	1.61	0.48

Continued on next page...

Continued from previous page...

Atom-1	Atom-2	Interatomic distance (Å)	Clash overlap (Å)
27:DA:1971:A:H2'	27:DA:1972:A:OP1	2.14	0.48
27:DA:2022:U:O2'	27:DA:2617:C:C5'	2.54	0.48
27:DA:2735:G:N2	27:DA:2770:G:H1'	2.28	0.48
27:DA:2773:C:H2'	27:DA:2774:C:H6	1.78	0.48
27:DA:2805:G:N2	27:DA:2893:G:O6	2.46	0.48
27:DA:2801:A:O2'	27:DA:2895:U:H4'	2.13	0.48
27:DA:856:C:H2'	27:DA:857:C:H6	1.79	0.48
27:DA:869:G:H2'	27:DA:870:A:H8	1.78	0.48
27:DA:987:G:H2'	27:DA:988:A:O4'	2.14	0.48
29:DC:169:GLY:O	29:DC:170:ALA:C	2.52	0.48
27:DA:1814:G:H4'	30:DD:51:VAL:HG21	1.95	0.48
31:DE:102:VAL:HG12	31:DE:199:ARG:O	2.13	0.48
31:DE:11:MET:CB	31:DE:24:THR:HA	2.42	0.48
33:DG:133:LEU:HD11	33:DG:157:ILE:CD1	2.39	0.48
34:DH:32:GLU:HG2	34:DH:33:LEU:N	2.28	0.48
36:DN:56:ASN:HD22	36:DN:56:ASN:C	2.16	0.48
39:DQ:42:ILE:N	39:DQ:42:ILE:HD12	2.27	0.48
40:DR:118:GLU:HA	40:DR:118:GLU:OE1	2.13	0.48
42:DT:61:PHE:N	42:DT:61:PHE:HD2	2.11	0.48
44:DV:23:GLU:O	44:DV:24:LYS:C	2.52	0.48
45:DW:69:LEU:HD13	45:DW:107:LEU:HD23	1.95	0.48
47:DY:37:VAL:HG21	47:DY:72:VAL:HG11	1.96	0.48
48:DZ:164:VAL:CG1	48:DZ:165:SER:H	2.11	0.48
1:AA:1184:G:H2'	1:AA:1185:G:H8	1.77	0.48
1:AA:147:G:O2'	1:AA:148:G:H5'	2.13	0.48
1:AA:560:U:O2'	1:AA:561:U:OP2	2.28	0.48
1:AA:738:C:H2'	1:AA:739:C:C6	2.48	0.48
3:AC:134:ILE:C	3:AC:136:GLN:N	2.66	0.48
4:AD:43:HIS:O	4:AD:45:GLN:N	2.47	0.48
4:AD:51:PRO:HB3	4:AD:55:ALA:HB3	1.96	0.48
11:AK:29:ILE:HA	11:AK:44:SER:HA	1.95	0.48
11:AK:79:SER:HB2	11:AK:106:LYS:CD	2.40	0.48
13:AM:20:THR:HA	13:AM:25:ILE:O	2.14	0.48
13:AM:87:TYR:C	13:AM:89:GLY:N	2.67	0.48
14:AN:13:THR:N	14:AN:14:PRO:HD2	2.28	0.48
15:AO:3:ILE:HG12	15:AO:3:ILE:O	2.14	0.48
15:AO:6:GLU:O	15:AO:7:GLU:C	2.52	0.48
19:AS:19:VAL:HG11	19:AS:44:MET:HG3	1.95	0.48
21:AU:15:ARG:CB	21:AU:15:ARG:HH11	2.17	0.48
24:AX:17:C:C5'	24:AX:17(B):U:H2'	2.44	0.48
49:B0:62:LEU:C	49:B0:63:VAL:HG12	2.33	0.48

Continued on next page...

Continued from previous page...

Atom-1	Atom-2	Interatomic distance (Å)	Clash overlap (Å)
52:B3:26:LEU:HD21	52:B3:47:VAL:HG23	1.96	0.48
52:B3:9:VAL:HG11	52:B3:55:ARG:HE	1.78	0.48
54:B5:54:GLY:O	54:B5:55:ARG:O	2.31	0.48
55:B6:15:GLU:OE1	55:B6:43:CYS:CB	2.62	0.48
27:BA:1351:C:O2'	27:BA:1571:A:H1'	2.13	0.48
27:BA:1479:G:H8	27:BA:1479:G:O5'	1.97	0.48
27:BA:1512:U:H2'	27:BA:1513:C:C6	2.49	0.48
27:BA:2150:U:H2'	27:BA:2151:G:C8	2.49	0.48
27:BA:2468:G:HO2'	27:BA:2476:A:H8	1.50	0.48
27:BA:825:C:O2	38:BP:55:ARG:HD3	2.13	0.48
27:BA:887:A:H1'	27:BA:889:C:N4	2.29	0.48
27:BA:952:G:C6	27:BA:953:A:N7	2.81	0.48
28:BB:7:G:H3'	28:BB:8:U:C5'	2.37	0.48
30:BD:182:LEU:O	30:BD:271:ILE:HG13	2.13	0.48
32:BF:182:ASN:ND2	32:BF:185:ASP:OD2	2.45	0.48
39:BQ:19:GLY:O	39:BQ:20:ALA:HB3	2.14	0.48
41:BS:88:ASP:CG	41:BS:89:ARG:H	2.15	0.48
42:BT:125:ARG:O	42:BT:128:GLU:CG	2.62	0.48
47:BY:88:LYS:HZ1	47:BY:93:GLY:CA	2.26	0.48
1:CA:1058:G:H2'	1:CA:1059:C:C6	2.49	0.48
1:CA:949:A:C2	1:CA:1233:G:N3	2.81	0.48
1:CA:1399:C:C2	1:CA:1401:G:C5	3.01	0.48
1:CA:184:G:O2'	1:CA:185:A:H5'	2.12	0.48
1:CA:346:G:H2'	1:CA:346:G:N3	2.29	0.48
1:CA:373:A:O2'	1:CA:374:A:H5'	2.13	0.48
1:CA:613:C:C2	1:CA:628:G:N2	2.82	0.48
1:CA:859:A:O2'	1:CA:860:A:H5'	2.13	0.48
2:CB:87:ARG:NE	2:CB:233:SER:HB2	2.28	0.48
3:CC:8:ILE:HG23	3:CC:16:ARG:HG2	1.95	0.48
3:CC:195:VAL:HG12	3:CC:196:LEU:O	2.13	0.48
3:CC:83:ARG:C	3:CC:85:ARG:N	2.66	0.48
4:CD:13:ARG:NH2	4:CD:36:ARG:NH1	2.61	0.48
5:CE:103:GLY:O	5:CE:106:PRO:HD2	2.13	0.48
5:CE:62:ALA:O	5:CE:65:ASN:N	2.33	0.48
7:CG:155:ARG:O	7:CG:156:TRP:O	2.32	0.48
1:CA:1092:A:H5''	7:CG:4:ARG:NH2	2.28	0.48
13:CM:23:TYR:CE1	13:CM:70:LEU:HD22	2.38	0.48
16:CP:14:ASN:N	16:CP:15:PRO:HD3	2.28	0.48
16:CP:58:TYR:CD1	16:CP:59:TRP:N	2.81	0.48
17:CQ:76:LEU:HD12	17:CQ:77:VAL:H	1.78	0.48
17:CQ:93:GLN:O	17:CQ:95:TYR:N	2.46	0.48

Continued on next page...

Continued from previous page...

Atom-1	Atom-2	Interatomic distance (Å)	Clash overlap (Å)
54:D5:19:ARG:HG2	54:D5:19:ARG:HH11	1.79	0.48
27:DA:1408:C:H2'	27:DA:1409:C:C6	2.47	0.48
27:DA:1856:G:H2'	27:DA:1857:G:H5'	1.94	0.48
27:DA:2202:C:H2'	27:DA:2203:U:H6	1.78	0.48
27:DA:2231:C:H2'	27:DA:2232:U:O4'	2.13	0.48
27:DA:2340:G:O2'	27:DA:2341:G:H5'	2.12	0.48
27:DA:2533:A:H2'	27:DA:2534:A:C4'	2.44	0.48
27:DA:2569:G:O2'	27:DA:2570:G:H5'	2.13	0.48
27:DA:2864:G:H2'	27:DA:2865:U:O4'	2.13	0.48
27:DA:2789:C:N3	27:DA:2894:G:O6	2.46	0.48
27:DA:398:G:H2'	27:DA:399:G:H8	1.79	0.48
27:DA:469:G:C6	56:D7:39:ARG:NH1	2.81	0.48
27:DA:848:G:H5'	27:DA:848:G:C8	2.44	0.48
27:DA:920:G:H2'	27:DA:921:G:H8	1.77	0.48
29:DC:67:GLY:C	29:DC:68:LEU:HG	2.34	0.48
30:DD:117:VAL:CG2	30:DD:118:VAL:N	2.76	0.48
30:DD:210:GLY:C	30:DD:212:SER:H	2.17	0.48
27:DA:2591:C:OP1	30:DD:239:ARG:HG2	2.14	0.48
31:DE:97:LYS:O	31:DE:100:GLU:HG3	2.12	0.48
27:DA:2683:C:H4'	31:DE:13:ARG:NH1	2.28	0.48
31:DE:101:ARG:CZ	31:DE:171:GLU:HB2	2.44	0.48
32:DF:7:TYR:CD2	32:DF:16:GLY:HA3	2.49	0.48
33:DG:124:SER:HB2	33:DG:131:TYR:CZ	2.48	0.48
33:DG:77:ILE:O	33:DG:82:LEU:O	2.32	0.48
27:DA:2642:G:H5'	36:DN:78:TYR:CD1	2.47	0.48
38:DP:7:ARG:CB	38:DP:7:ARG:CZ	2.91	0.48
38:DP:85:LEU:HA	38:DP:88:LEU:HB2	1.96	0.48
39:DQ:42:ILE:HD13	39:DQ:97:VAL:HB	1.95	0.48
42:DT:62:THR:HG22	42:DT:75:ILE:HA	1.96	0.48
44:DV:9:GLY:H	44:DV:10:LYS:HE3	1.78	0.48
44:DV:7:THR:O	44:DV:9:GLY:N	2.46	0.48
47:DY:14:LEU:CD1	47:DY:15:VAL:N	2.74	0.48
47:DY:31:LEU:HD21	47:DY:36:ALA:HB3	1.94	0.48
1:AA:1399:C:C2	1:AA:1401:G:C5	3.01	0.48
1:AA:198:G:H2'	1:AA:199:G:C8	2.48	0.48
1:AA:498:U:O2'	1:AA:499:A:O5'	2.32	0.48
1:AA:954:G:H2'	1:AA:955:U:C6	2.49	0.48
2:AB:23:ARG:HH11	2:AB:23:ARG:HG2	1.77	0.48
3:AC:123:GLN:HB3	3:AC:128:PHE:HD2	1.77	0.48
3:AC:48:TYR:O	3:AC:51:GLY:N	2.46	0.48
5:AE:51:VAL:O	5:AE:55:VAL:HG23	2.14	0.48

Continued on next page...

Continued from previous page...

Atom-1	Atom-2	Interatomic distance (Å)	Clash overlap (Å)
6:AF:2:ARG:HD2	6:AF:69:GLU:HB3	1.96	0.48
8:AH:28:ALA:H	8:AH:58:TYR:HA	1.78	0.48
9:AI:38:GLN:NE2	9:AI:39:GLY:N	2.62	0.48
11:AK:92:GLU:O	11:AK:96:ARG:HG3	2.13	0.48
13:AM:5:ALA:O	13:AM:7:VAL:N	2.47	0.48
14:AN:26:ARG:HG3	14:AN:43:CYS:SG	2.54	0.48
1:AA:277:C:H5'	17:AQ:68:ARG:NH2	2.28	0.48
17:AQ:77:VAL:O	17:AQ:78:GLU:HB2	2.14	0.48
19:AS:79:THR:O	19:AS:80:TYR:CB	2.61	0.48
1:AA:333:G:H4'	20:AT:16:HIS:ND1	2.27	0.48
24:AX:36:U:H2'	24:AX:37:A:O4'	2.14	0.48
25:AY:34:U:H2'	25:AY:35:G:O4'	2.14	0.48
50:B1:40:ARG:O	50:B1:40:ARG:HD3	2.14	0.48
51:B2:32:LEU:HD22	51:B2:36:ARG:HH11	1.78	0.48
52:B3:48:GLU:O	52:B3:51:ALA:HB2	2.14	0.48
27:BA:2815:C:O2'	54:B5:42:PRO:HG2	2.14	0.48
56:B7:35:ARG:HG3	56:B7:42:LEU:CD1	2.44	0.48
57:B8:45:GLY:O	57:B8:46:ARG:O	2.31	0.48
27:BA:1344:G:H5'	27:BA:1384:A:C6	2.48	0.48
27:BA:1493:C:O2	27:BA:1493:C:H2'	2.14	0.48
27:BA:1573:G:H2'	27:BA:1574:C:H5'	1.96	0.48
27:BA:1678:G:N2	27:BA:1989:G:N2	2.52	0.48
27:BA:2019:A:C2'	27:BA:2020:A:O5'	2.61	0.48
27:BA:2098:U:H2'	27:BA:2099:U:C1'	2.43	0.48
27:BA:234:C:O2'	27:BA:235:U:H5'	2.13	0.48
27:BA:271(M):G:O2'	27:BA:271(N):U:H3'	2.14	0.48
27:BA:290:G:O2'	27:BA:291:C:H5'	2.14	0.48
31:BE:110:GLY:O	40:BR:2:ARG:CZ	2.62	0.48
31:BE:33:VAL:HG11	31:BE:36:ARG:HH21	1.78	0.48
32:BF:31:HIS:O	32:BF:34:TRP:HB3	2.14	0.48
27:BA:674:G:C1'	32:BF:74:ARG:HD3	2.38	0.48
33:BG:39:ILE:HD12	33:BG:40:ASN:H	1.77	0.48
33:BG:60:LEU:O	33:BG:63:ILE:HG12	2.13	0.48
34:BH:23:ARG:O	34:BH:24:VAL:HG13	2.13	0.48
34:BH:92:ILE:HG22	34:BH:93:GLY:N	2.28	0.48
35:BI:48:GLU:OE1	35:BI:52:ARG:NH2	2.46	0.48
39:BQ:66:ILE:HA	39:BQ:104:PHE:HB3	1.95	0.48
41:BS:106:ARG:HH11	41:BS:108:GLY:HA3	1.66	0.48
41:BS:89:ARG:O	41:BS:92:TYR:HB3	2.13	0.48
43:BU:101:ARG:C	43:BU:102:GLU:HG2	2.34	0.48
44:BV:4:ILE:O	44:BV:4:ILE:HG22	2.14	0.48

Continued on next page...

Continued from previous page...

Atom-1	Atom-2	Interatomic distance (Å)	Clash overlap (Å)
48:BZ:96:GLU:OE2	48:BZ:124:LEU:HD21	2.13	0.48
1:CA:1028:C:C2'	1:CA:1029:C:H5'	2.44	0.48
1:CA:1160:G:H2'	1:CA:1160:G:N3	2.28	0.48
1:CA:1206:G:H2'	1:CA:1207:G:O4'	2.12	0.48
1:CA:243:A:O2'	1:CA:244:U:OP2	2.27	0.48
1:CA:26:A:N6	1:CA:558:G:H1'	2.29	0.48
1:CA:349:A:O2'	1:CA:350:G:H5'	2.14	0.48
1:CA:748:C:H1'	1:CA:749:C:H5	1.78	0.48
2:CB:173:ALA:O	2:CB:176:GLU:N	2.47	0.48
15:CO:34:LEU:C	15:CO:34:LEU:HD23	2.33	0.48
17:CQ:59:ILE:HG22	17:CQ:60:ILE:N	2.28	0.48
19:CS:42:PRO:CG	53:D4:80:ARG:NH2	2.76	0.48
23:CW:66:A:O2'	23:CW:67:C:H5'	2.14	0.48
59:CX:61:C:O2'	59:CX:62:C:C6	2.62	0.48
25:CY:66:A:H2'	25:CY:67:C:H6	1.77	0.48
28:DB:83:G:H5'	52:D3:52:HIS:NE2	2.29	0.48
27:DA:1042:G:H3'	27:DA:1043:C:O4'	2.14	0.48
27:DA:1042:G:OP1	27:DA:1042:G:H4'	2.13	0.48
27:DA:1956:U:H2'	27:DA:1957:C:H5'	1.96	0.48
27:DA:2335:A:C8	27:DA:2337:G:C5	3.02	0.48
27:DA:242:G:H5''	57:D8:62:LEU:HB3	1.96	0.48
27:DA:258:G:O2'	27:DA:259:G:H5'	2.14	0.48
27:DA:2850:A:C2	27:DA:2851:A:C4	3.02	0.48
27:DA:398:G:H2'	27:DA:399:G:C8	2.48	0.48
27:DA:703:U:C2'	27:DA:704:G:H5'	2.43	0.48
27:DA:850:C:O2'	27:DA:851:U:H5'	2.13	0.48
27:DA:856:C:H4'	27:DA:857:C:OP1	2.12	0.48
31:DE:203:LYS:HE2	31:DE:204:ALA:CB	2.36	0.48
32:DF:109:GLY:HA2	32:DF:112:MET:CB	2.43	0.48
27:DA:614(B):G:H1'	32:DF:44:ARG:HD2	1.95	0.48
32:DF:61:GLY:O	32:DF:62:ARG:C	2.51	0.48
32:DF:9:ILE:HG22	32:DF:9:ILE:O	2.14	0.48
33:DG:135:LEU:CD1	33:DG:157:ILE:HD11	2.43	0.48
33:DG:46:ALA:HA	33:DG:51:ARG:CB	2.44	0.48
42:DT:19:LEU:HD12	42:DT:19:LEU:H	1.74	0.48
46:DX:57:LEU:HD12	46:DX:57:LEU:N	2.27	0.48
1:AA:1113:C:H2'	1:AA:1114:C:H6	1.78	0.48
1:AA:1240:U:OP1	7:AG:119:ARG:NH2	2.47	0.48
1:AA:1349:A:H2'	1:AA:1350:A:C8	2.48	0.48
1:AA:599:C:H4'	8:AH:130:GLY:C	2.34	0.48
1:AA:626:U:H2'	1:AA:627:G:C8	2.45	0.48

Continued on next page...

Continued from previous page...

Atom-1	Atom-2	Interatomic distance (Å)	Clash overlap (Å)
2:AB:161:ALA:CB	2:AB:183:PRO:HB2	2.44	0.48
2:AB:36:ARG:H	2:AB:41:ILE:CD1	2.27	0.48
3:AC:62:ASP:HA	3:AC:97:LYS:HE2	1.96	0.48
5:AE:9:LYS:O	5:AE:32:VAL:HG13	2.14	0.48
9:AI:42:ARG:NH2	9:AI:75:ASP:OD1	2.47	0.48
10:AJ:85:LEU:O	10:AJ:87:THR:N	2.47	0.48
18:AR:54:ARG:H	18:AR:54:ARG:HG3	1.47	0.48
20:AT:93:GLU:C	20:AT:95:ALA:H	2.16	0.48
49:B0:73:GLY:C	49:B0:75:LEU:N	2.67	0.48
50:B1:58:ILE:HD12	50:B1:91:LYS:HA	1.96	0.48
51:B2:26:ARG:O	51:B2:27:GLU:C	2.52	0.48
57:B8:63:PRO:HB2	57:B8:64:TYR:HD1	1.77	0.48
27:BA:1200:C:H2'	27:BA:1201:C:C6	2.42	0.48
27:BA:1300:U:H5	27:BA:1634:A:N3	2.11	0.48
27:BA:2065:C:H2'	27:BA:2066:C:C6	2.49	0.48
27:BA:2072:G:O2'	27:BA:2073:C:H5'	2.13	0.48
27:BA:2481:G:C2'	27:BA:2482:G:OP2	2.62	0.48
27:BA:2663:G:O2'	27:BA:2664:G:H5'	2.14	0.48
27:BA:2850:A:OP2	27:BA:2866:U:C5	2.63	0.48
27:BA:626:U:H5'	27:BA:627:A:H5'	1.95	0.48
29:BC:46:LYS:HZ3	29:BC:172:HIS:HA	1.74	0.48
29:BC:46:LYS:HD2	29:BC:47:LEU:H	1.78	0.48
29:BC:77:ILE:HG21	29:BC:123:VAL:N	2.29	0.48
27:BA:1789:A:OP1	30:BD:221:VAL:HA	2.14	0.48
30:BD:85:ASP:OD2	30:BD:88:ARG:NH1	2.46	0.48
30:BD:62:TYR:HA	30:BD:87:ASN:HD21	1.79	0.48
30:BD:75:ILE:HD13	30:BD:99:ASP:CG	2.34	0.48
31:BE:132:HIS:HB3	31:BE:133:LYS:H	1.50	0.48
33:BG:101:ILE:CD1	33:BG:102:PHE:N	2.75	0.48
34:BH:98:LEU:HD13	34:BH:125:VAL:CG2	2.43	0.48
37:BO:104:ARG:NE	42:BT:33:LYS:CD	2.77	0.48
38:BP:7:ARG:O	38:BP:7:ARG:HD3	2.14	0.48
41:BS:15:ARG:HD3	41:BS:15:ARG:H	1.79	0.48
43:BU:102:GLU:HG3	44:BV:2:PHE:HZ	1.78	0.48
43:BU:97:ASP:C	43:BU:99:ALA:H	2.17	0.48
47:BY:47:LYS:O	47:BY:48:ALA:HB3	2.14	0.48
48:BZ:162:LEU:H	48:BZ:162:LEU:CD1	2.24	0.48
1:CA:1136:U:H5''	1:CA:1137:C:C4	2.49	0.48
1:CA:1141:C:H2'	1:CA:1142:G:N7	2.29	0.48
1:CA:1275:A:H2'	1:CA:1276:G:O4'	2.13	0.48
1:CA:1442:G:C8	1:CA:1442(B):A:C2	3.02	0.48

Continued on next page...

Continued from previous page...

Atom-1	Atom-2	Interatomic distance (Å)	Clash overlap (Å)
1:CA:336:C:H2'	1:CA:337:C:C6	2.49	0.48
1:CA:580:U:H2'	1:CA:581:G:O4'	2.13	0.48
1:CA:61:G:H2'	1:CA:62:U:O4'	2.13	0.48
4:CD:122:ARG:HA	4:CD:134:ASP:HB2	1.96	0.48
6:CF:75:LEU:HD21	6:CF:79:LEU:HD11	1.96	0.48
12:CL:114:ARG:O	12:CL:116:LYS:O	2.31	0.48
15:CO:65:ARG:C	15:CO:67:LEU:N	2.66	0.48
17:CQ:15:MET:HB3	17:CQ:18:THR:HB	1.96	0.48
19:CS:45:VAL:HG12	19:CS:63:THR:HA	1.95	0.48
23:CW:13:A:H1'	23:CW:22:G:N2	2.28	0.48
59:CX:37:A:H3'	59:CX:38:A:H8	1.78	0.48
50:D1:30:VAL:CG2	50:D1:31:GLY:N	2.76	0.48
50:D1:52:ARG:HH11	50:D1:78:LYS:HD3	1.78	0.48
53:D4:52:SER:OG	53:D4:53:THR:N	2.45	0.48
27:DA:1022:G:O2'	27:DA:1023:U:P	2.71	0.48
27:DA:142:A:H5'	27:DA:142(A):C:OP2	2.14	0.48
27:DA:1747(A):G:H2'	27:DA:1748:G:C5'	2.44	0.48
27:DA:2243:U:H2'	27:DA:2244:U:C6	2.48	0.48
27:DA:2256:G:H2'	27:DA:2257:U:H6	1.77	0.48
27:DA:2468:G:N2	27:DA:2481:G:O2'	2.46	0.48
27:DA:279:C:N4	27:DA:361:G:H1	2.12	0.48
27:DA:470:A:H2'	27:DA:471:A:C8	2.49	0.48
27:DA:484:C:H2'	27:DA:485:C:C6	2.48	0.48
27:DA:725:G:O5'	27:DA:725:G:H8	1.97	0.48
27:DA:912:C:O2'	27:DA:913:U:H5'	2.14	0.48
29:DC:27:ARG:C	29:DC:34:THR:N	2.67	0.48
30:DD:62:TYR:HA	30:DD:87:ASN:HD21	1.79	0.48
31:DE:110:GLY:HA2	31:DE:161:GLY:CA	2.43	0.48
33:DG:110:ALA:HA	33:DG:140:ILE:O	2.13	0.48
34:DH:23:ARG:HA	34:DH:36:PRO:HA	1.96	0.48
36:DN:102:ALA:O	36:DN:106:MET:HG3	2.14	0.48
37:DO:58:VAL:CG2	37:DO:86:ILE:HG23	2.44	0.48
40:DR:45:ARG:O	40:DR:46:GLY:C	2.52	0.48
40:DR:80:PHE:O	40:DR:85:PRO:HD3	2.14	0.48
27:DA:2847:U:OP1	42:DT:98:LYS:HD3	2.14	0.48
43:DU:91:ASP:O	43:DU:95:LEU:N	2.42	0.48
45:DW:58:ALA:O	45:DW:62:HIS:HB2	2.12	0.48
48:DZ:72:GLN:O	48:DZ:86:ASP:OD1	2.32	0.48
1:AA:1337:G:H5''	1:AA:1338:G:OP1	2.14	0.48
1:AA:13:U:O2'	1:AA:14:U:H5'	2.14	0.48
1:AA:317:G:C6	1:AA:318:G:C5	3.02	0.48

Continued on next page...

Continued from previous page...

Atom-1	Atom-2	Interatomic distance (Å)	Clash overlap (Å)
1:AA:356:A:H2'	1:AA:357:G:H8	1.79	0.48
1:AA:373:A:H61	1:AA:391:G:H1'	1.79	0.48
1:AA:666:G:O2'	1:AA:667:G:H5'	2.14	0.48
2:AB:71:VAL:HA	2:AB:93:VAL:CG2	2.44	0.48
6:AF:77:ARG:O	6:AF:78:GLU:C	2.52	0.48
9:AI:97:LYS:C	9:AI:99:LEU:N	2.67	0.48
11:AK:99:GLN:CA	11:AK:105:VAL:HG11	2.33	0.48
1:AA:1226:C:H2'	13:AM:103:THR:CB	2.44	0.48
13:AM:23:TYR:HE1	13:AM:71:ARG:CB	2.26	0.48
14:AN:44:LEU:HD12	14:AN:44:LEU:O	2.12	0.48
20:AT:41:ILE:HG13	20:AT:42:GLN:H	1.78	0.48
21:AU:6:ARG:HG3	21:AU:15:ARG:HH22	1.78	0.48
24:AX:49:G:H8	24:AX:49:G:O5'	1.97	0.48
24:AX:53:G:O2'	24:AX:54:U:H5'	2.13	0.48
53:B4:38:ALA:HB1	53:B4:55:PRO:HA	1.96	0.48
57:B8:61:LEU:CD1	57:B8:62:LEU:H	2.27	0.48
27:BA:1203:G:H3'	27:BA:1204:A:C5'	2.43	0.48
27:BA:1434:A:O2'	27:BA:1435:G:H5'	2.14	0.48
27:BA:1447:G:N2	27:BA:1464:C:O2	2.44	0.48
27:BA:148:C:H5'	27:BA:149:A:OP2	2.14	0.48
27:BA:1468:C:C2	27:BA:1525:G:N2	2.82	0.48
27:BA:2344:U:H4'	27:BA:2345:G:OP1	2.12	0.48
27:BA:2071:A:H2	27:BA:2441:C:N3	2.12	0.48
27:BA:2764:A:N7	27:BA:2766:G:C6	2.81	0.48
27:BA:455:C:N3	27:BA:473:G:H5'	2.29	0.48
27:BA:61:G:C4	51:B2:47:ASN:OD1	2.66	0.48
27:BA:643:A:O2'	27:BA:644:A:H5'	2.14	0.48
27:BA:795:C:H2'	27:BA:796:C:C6	2.49	0.48
27:BA:886:C:H2'	27:BA:889:C:H42	1.79	0.48
30:BD:35:LYS:O	30:BD:63:ARG:HA	2.13	0.48
30:BD:65:ILE:HD11	30:BD:67:PHE:CZ	2.49	0.48
31:BE:8:LYS:HE2	31:BE:192:ASN:HD21	1.77	0.48
35:BI:10:GLU:O	35:BI:11:ASN:HB3	2.14	0.48
35:BI:79:ILE:HD11	35:BI:140:LEU:HD11	1.95	0.48
36:BN:51:PHE:CE2	36:BN:119:ARG:HD3	2.49	0.48
37:BO:22:ILE:HG12	37:BO:41:ALA:HA	1.96	0.48
38:BP:59:LEU:CA	38:BP:61:ARG:CZ	2.86	0.48
40:BR:28:LEU:HA	40:BR:34:ILE:HG12	1.96	0.48
41:BS:34:HIS:CG	41:BS:54:LEU:HD23	2.49	0.48
43:BU:80:ILE:O	43:BU:81:HIS:C	2.52	0.48
27:BA:993:G:H1'	44:BV:89:GLN:HG3	1.96	0.48

Continued on next page...

Continued from previous page...

Atom-1	Atom-2	Interatomic distance (Å)	Clash overlap (Å)
45:BW:111:HIS:HD2	45:BW:113:LYS:H	1.62	0.48
45:BW:64:MET:O	45:BW:65:LEU:HB2	2.13	0.48
47:BY:37:VAL:O	47:BY:38:ILE:HD13	2.14	0.48
48:BZ:125:VAL:O	48:BZ:126:LYS:CB	2.61	0.48
1:CA:1132:C:N4	1:CA:1133:G:N1	2.62	0.48
1:CA:1305:G:N2	1:CA:1331:G:O2'	2.37	0.48
1:CA:339:C:H2'	1:CA:340:U:C6	2.49	0.48
1:CA:68:G:C3'	1:CA:68:G:C8	2.97	0.48
2:CB:216:SER:C	2:CB:218:ALA:N	2.67	0.48
8:CH:24:THR:CG2	8:CH:25:ASP:N	2.77	0.48
11:CK:70:LYS:HA	11:CK:73:MET:CE	2.44	0.48
11:CK:96:ARG:HA	11:CK:99:GLN:HB2	1.95	0.48
18:CR:30:ASP:C	18:CR:32:ARG:H	2.17	0.48
49:D0:40:GLN:HE22	49:D0:59:LEU:HD11	1.78	0.48
57:D8:14:VAL:CG1	57:D8:22:VAL:HG13	2.43	0.48
27:DA:1159:U:C6	27:DA:1159:U:H5'	2.29	0.48
27:DA:1165:U:H2'	27:DA:1166:C:H6	1.78	0.48
27:DA:917:A:H5'	27:DA:2268:A:N6	2.28	0.48
27:DA:2341:G:H2'	27:DA:2342:C:C6	2.48	0.48
27:DA:249:C:O2	57:D8:12:LYS:NZ	2.44	0.48
27:DA:2683:C:O2'	27:DA:2684:U:H5'	2.14	0.48
27:DA:271(S):G:O2'	27:DA:271(T):C:H5''	2.14	0.48
27:DA:2840:C:H5''	40:DR:53:HIS:CD2	2.49	0.48
27:DA:669:G:C2'	27:DA:669:G:N3	2.76	0.48
27:DA:742:G:O2'	27:DA:743:G:H5'	2.13	0.48
27:DA:857:C:C2	27:DA:921:G:N2	2.82	0.48
27:DA:909:A:H2'	27:DA:912:C:C5	2.49	0.48
30:DD:111:LEU:C	30:DD:111:LEU:HD13	2.34	0.48
30:DD:43:ARG:NH1	30:DD:44:ASN:HD21	2.12	0.48
31:DE:134:ILE:O	31:DE:134:ILE:HD13	2.13	0.48
31:DE:24:THR:HG23	31:DE:184:VAL:CG2	2.27	0.48
32:DF:113:ALA:O	32:DF:114:VAL:C	2.52	0.48
32:DF:13:SER:O	32:DF:14:PRO:O	2.32	0.48
32:DF:36:VAL:HG11	32:DF:183:VAL:HG21	1.96	0.48
27:DA:614(B):G:N2	32:DF:45:ARG:HA	2.28	0.48
32:DF:7:TYR:HD2	32:DF:16:GLY:N	2.11	0.48
33:DG:105:LYS:HB2	33:DG:105:LYS:HZ2	1.79	0.48
33:DG:115:ARG:NH1	33:DG:136:ARG:NH2	2.62	0.48
33:DG:57:ALA:CB	33:DG:90:LEU:HD11	2.44	0.48
33:DG:98:ARG:O	33:DG:101:ILE:HG22	2.13	0.48
34:DH:85:LYS:HZ1	34:DH:133:VAL:HG11	1.79	0.48

Continued on next page...

Continued from previous page...

Atom-1	Atom-2	Interatomic distance (Å)	Clash overlap (Å)
35:DI:72:LEU:HD23	35:DI:75:LEU:HD23	1.94	0.48
37:DO:71:ARG:NH2	37:DO:122:LEU:OXT	2.47	0.48
40:DR:45:ARG:CB	40:DR:95:THR:HG21	2.44	0.48
40:DR:99:LYS:CB	40:DR:99:LYS:NZ	2.73	0.48
41:DS:19:LYS:O	41:DS:20:ARG:NH1	2.47	0.48
1:AA:1144:G:H21	1:AA:1146:A:N6	2.12	0.48
1:AA:394:G:H2'	1:AA:395:C:C6	2.45	0.48
1:AA:451:A:N6	1:AA:480:U:H2'	2.29	0.48
1:AA:574:A:H1'	1:AA:883:C:C1'	2.44	0.48
1:AA:818:G:HO2'	1:AA:820:U:H6	1.59	0.48
2:AB:105:PHE:HD1	2:AB:152:PHE:HZ	1.60	0.48
2:AB:155:LEU:HD22	2:AB:157:ARG:H	1.78	0.48
2:AB:35:GLU:HG2	2:AB:35:GLU:O	2.14	0.48
3:AC:14:ILE:O	3:AC:15:THR:C	2.51	0.48
1:AA:547:A:OP2	4:AD:2:GLY:HA2	2.14	0.48
8:AH:67:PRO:C	8:AH:68:ARG:O	2.50	0.48
8:AH:96:GLY:O	8:AH:97:VAL:C	2.52	0.48
13:AM:89:GLY:O	13:AM:93:ARG:HD2	2.14	0.48
14:AN:36:PHE:CD1	14:AN:36:PHE:O	2.67	0.48
15:AO:23:GLY:O	15:AO:24:SER:O	2.32	0.48
11:AK:109:VAL:HA	18:AR:85:LEU:O	2.14	0.48
20:AT:89:ARG:HH21	20:AT:104:LEU:HD11	1.79	0.48
50:B1:3:LYS:HB3	50:B1:61:ARG:HH12	1.79	0.48
51:B2:37:PHE:HA	51:B2:40:SER:OG	2.14	0.48
55:B6:24:GLU:HA	55:B6:24:GLU:OE1	2.14	0.48
55:B6:30:THR:HB	55:B6:31:PRO:HD2	1.96	0.48
58:B9:17:ILE:HG13	58:B9:26:ILE:HD13	1.96	0.48
27:BA:1692:U:H2'	27:BA:1694:C:C5	2.48	0.48
27:BA:530:G:C5	27:BA:2022:U:H5''	2.48	0.48
27:BA:2206:G:N2	27:BA:2207:G:C5'	2.70	0.48
27:BA:298:G:H8	27:BA:298:G:O5'	1.97	0.48
27:BA:481:G:HO2'	27:BA:507:A:H61	1.62	0.48
27:BA:591:C:H1'	57:B8:2:PRO:HA	1.95	0.48
27:BA:887:A:H1'	27:BA:889:C:C4	2.49	0.48
27:BA:901:A:H2'	27:BA:901:A:N3	2.29	0.48
28:BB:11:C:OP2	28:BB:12:C:H5	1.97	0.48
32:BF:8:GLN:NE2	32:BF:9:ILE:HB	2.28	0.48
33:BG:16:ARG:HB3	33:BG:16:ARG:HH11	1.79	0.48
35:BI:5:LEU:CD1	35:BI:5:LEU:H	2.23	0.48
35:BI:66:GLU:HG2	35:BI:69:LYS:CD	2.44	0.48
27:BA:1952:A:C4	37:BO:22:ILE:HD12	2.49	0.48

Continued on next page...

Continued from previous page...

Atom-1	Atom-2	Interatomic distance (Å)	Clash overlap (Å)
38:BP:71:VAL:CG1	38:BP:72:PRO:CD	2.90	0.48
37:BO:78:ARG:HH21	42:BT:103:ARG:NH1	2.12	0.48
44:BV:4:ILE:HD12	44:BV:40:LEU:HD12	1.96	0.48
45:BW:5:ALA:C	45:BW:6:ILE:HG13	2.34	0.48
46:BX:26:TYR:HD2	46:BX:92:LEU:HD12	1.79	0.48
1:CA:1232:U:H6	1:CA:1232:U:O5'	1.97	0.48
1:CA:1276:G:O2'	1:CA:1277:C:H5'	2.14	0.48
1:CA:1301:U:H3'	1:CA:1302:U:H5''	1.95	0.48
1:CA:278:G:N2	17:CQ:95:TYR:HB3	2.29	0.48
1:CA:892:A:O2'	1:CA:1415:G:H4'	2.14	0.48
1:CA:981:U:O5'	1:CA:981:U:H6	1.97	0.48
2:CB:21:ARG:HB3	2:CB:39:ILE:N	2.28	0.48
7:CG:28:ASN:O	7:CG:31:MET:N	2.47	0.48
10:CJ:22:LYS:HD2	10:CJ:23:ILE:N	2.29	0.48
10:CJ:28:ARG:NH2	10:CJ:34:VAL:O	2.47	0.48
13:CM:53:VAL:O	13:CM:56:LEU:HB3	2.14	0.48
14:CN:7:ILE:HG13	14:CN:8:GLU:N	2.29	0.48
17:CQ:81:ARG:HH11	17:CQ:84:LEU:HD21	1.79	0.48
1:CA:1220:G:O3'	19:CS:36:ARG:HD3	2.14	0.48
25:CY:63:C:H2'	25:CY:64:G:C8	2.49	0.48
52:D3:29:ARG:HG3	52:D3:29:ARG:HH11	1.78	0.48
52:D3:50:VAL:O	52:D3:53:LEU:HB2	2.14	0.48
27:DA:1557:C:H5''	27:DA:1558:A:OP2	2.14	0.48
27:DA:1885:A:H8	27:DA:1885:A:H5'	1.79	0.48
27:DA:1967:C:H2'	27:DA:1968:G:O4'	2.13	0.48
27:DA:1999:C:H4'	27:DA:2723:C:O2	2.14	0.48
27:DA:2175:C:O2'	29:DC:215:THR:N	2.47	0.48
27:DA:2692:C:O2'	27:DA:2693:A:H5'	2.14	0.48
27:DA:2715:C:H2'	27:DA:2716:U:C6	2.49	0.48
27:DA:271(Z):C:H1'	27:DA:272(C):G:H1'	1.95	0.48
27:DA:2840:C:O2'	27:DA:2841:C:H5'	2.14	0.48
27:DA:532:A:H2'	27:DA:532:A:N3	2.27	0.48
28:DB:21:G:C2	28:DB:63:G:C2	3.01	0.48
29:DC:41:VAL:O	29:DC:178:ALA:HB3	2.14	0.48
30:DD:106:ILE:HD11	30:DD:196:VAL:HG13	1.94	0.48
30:DD:35:LYS:N	30:DD:36:PRO:CD	2.68	0.48
32:DF:57:VAL:O	32:DF:59:TYR:N	2.47	0.48
33:DG:51:ARG:HE	33:DG:51:ARG:N	2.12	0.48
33:DG:64:THR:CG2	33:DG:65:GLY:N	2.76	0.48
35:DI:133:HIS:HB2	35:DI:134:PRO:CD	2.42	0.48
37:DO:104:ARG:C	37:DO:106:LEU:N	2.66	0.48

Continued on next page...

Continued from previous page...

Atom-1	Atom-2	Interatomic distance (Å)	Clash overlap (Å)
37:DO:35:VAL:HG11	37:DO:103:ALA:CB	2.41	0.48
41:DS:85:VAL:HG23	41:DS:106:ARG:CG	2.42	0.48
43:DU:29:SER:OG	43:DU:30:LYS:HE2	2.13	0.48
47:DY:16:ALA:CB	47:DY:21:LYS:NZ	2.77	0.48
47:DY:30:VAL:HG12	47:DY:31:LEU:N	2.29	0.48
1:AA:1000:U:H3	1:AA:1042:G:N2	2.12	0.47
1:AA:277:C:O2'	1:AA:278:G:H5'	2.14	0.47
1:AA:501:C:H3'	1:AA:501:C:C6	2.49	0.47
1:AA:709:G:O2'	1:AA:710:G:H5'	2.13	0.47
7:AG:71:PRO:HG3	7:AG:99:LEU:HD13	1.95	0.47
8:AH:112:LEU:HD12	8:AH:114:THR:HG22	1.95	0.47
8:AH:38:ILE:HD11	8:AH:118:VAL:HG12	1.96	0.47
8:AH:121:ASP:CG	8:AH:122:ARG:H	2.18	0.47
8:AH:11:THR:HG23	8:AH:14:ARG:NH1	2.28	0.47
8:AH:10:LEU:CD2	8:AH:83:ILE:HD11	2.37	0.47
10:AJ:56:HIS:O	10:AJ:57:LYS:C	2.52	0.47
12:AL:101:VAL:O	12:AL:102:TYR:HB2	2.14	0.47
12:AL:68:PRO:O	12:AL:99:ARG:HD3	2.14	0.47
16:AP:21:VAL:HG13	16:AP:21:VAL:O	2.14	0.47
17:AQ:57:VAL:HA	17:AQ:77:VAL:HG23	1.96	0.47
20:AT:43:LEU:O	20:AT:46:GLU:N	2.47	0.47
20:AT:53:LEU:HA	20:AT:56:MET:CE	2.43	0.47
25:AY:65:U:H2'	25:AY:66:A:H8	1.79	0.47
49:B0:14:ARG:O	49:B0:15:ASP:HB2	2.12	0.47
27:BA:988:A:OP1	52:B3:10:LYS:HG3	2.14	0.47
27:BA:747:U:N3	54:B5:2:ALA:N	2.62	0.47
27:BA:2528:U:C5'	58:B9:31:LYS:HZ3	2.27	0.47
27:BA:121:G:H5''	27:BA:149:A:H5'	1.96	0.47
27:BA:1310:G:O2'	27:BA:1311:G:H5'	2.14	0.47
27:BA:1328:G:H2'	27:BA:1330:C:C5	2.49	0.47
27:BA:1488:G:C2	27:BA:1489:U:O2	2.67	0.47
27:BA:121:G:C5'	27:BA:149:A:H5'	2.44	0.47
27:BA:1790:C:H5''	27:BA:1791:A:OP1	2.14	0.47
27:BA:2569:G:O2'	27:BA:2570:G:H5'	2.13	0.47
27:BA:466:A:C2'	27:BA:467:G:H5'	2.44	0.47
30:BD:91:ARG:O	30:BD:107:ALA:HB3	2.14	0.47
30:BD:79:VAL:HG11	30:BD:111:LEU:CD1	2.44	0.47
32:BF:120:GLU:OE2	38:BP:5:ASP:N	2.47	0.47
32:BF:78:ILE:H	32:BF:78:ILE:HD13	1.79	0.47
33:BG:16:ARG:CG	33:BG:16:ARG:HH11	2.27	0.47
33:BG:3:LEU:O	33:BG:4:ASP:HB2	2.14	0.47

Continued on next page...

Continued from previous page...

Atom-1	Atom-2	Interatomic distance (Å)	Clash overlap (Å)
34:BH:113:VAL:HG21	34:BH:151:ILE:CG2	2.43	0.47
34:BH:47:GLU:C	34:BH:49:VAL:H	2.14	0.47
37:BO:65:THR:HA	37:BO:82:ASN:ND2	2.24	0.47
38:BP:108:LYS:C	38:BP:110:TYR:N	2.67	0.47
39:BQ:71:ASP:O	39:BQ:73:PRO:HD3	2.14	0.47
40:BR:13:HIS:CE1	40:BR:16:HIS:HB2	2.49	0.47
27:BA:2820:A:O4'	40:BR:5:LYS:HG2	2.14	0.47
27:BA:2873:A:N3	40:BR:6:SER:HB2	2.29	0.47
43:BU:35:ALA:O	43:BU:36:ARG:C	2.51	0.47
43:BU:66:ASN:OD1	43:BU:76:TYR:HB2	2.14	0.47
43:BU:81:HIS:HD2	43:BU:117:GLN:OE1	1.97	0.47
45:BW:18:ARG:HG2	45:BW:18:ARG:HH11	1.79	0.47
48:BZ:10:GLU:CD	48:BZ:10:GLU:H	2.18	0.47
1:CA:1251:A:H2'	1:CA:1252:A:H8	1.79	0.47
1:CA:1376:U:H2'	1:CA:1377:A:C8	2.49	0.47
1:CA:148:G:H2'	1:CA:149:A:C8	2.49	0.47
1:CA:595:G:H8	1:CA:595:G:O5'	1.97	0.47
1:CA:662:G:O2'	1:CA:836:G:H5'	2.14	0.47
3:CC:182:ILE:HG12	3:CC:203:PHE:HD1	1.79	0.47
3:CC:90:GLU:OE1	3:CC:93:LYS:HD2	2.14	0.47
5:CE:60:TYR:CE1	5:CE:64:ARG:HD3	2.49	0.47
6:CF:83:ASP:N	6:CF:83:ASP:OD2	2.36	0.47
11:CK:96:ARG:HA	11:CK:99:GLN:CB	2.44	0.47
13:CM:90:LEU:HD22	13:CM:94:ARG:HD3	1.95	0.47
19:CS:10:PHE:HZ	19:CS:70:LYS:CE	2.26	0.47
59:CX:17:C:H5''	59:CX:17(B):U:H2'	1.95	0.47
59:CX:28:C:H2'	59:CX:29:G:C8	2.49	0.47
25:CY:37:U:H3'	25:CY:38:U:H5''	1.96	0.47
26:CZ:1:KBE:N	26:CZ:1:KBE:CE	2.76	0.47
27:DA:1166:C:H2'	27:DA:1167:U:O4'	2.13	0.47
27:DA:1333:C:H6	27:DA:1333:C:O5'	1.97	0.47
27:DA:1430:C:H2'	27:DA:1431:U:H6	1.74	0.47
27:DA:1498:C:H5'	27:DA:1577:C:C5'	2.44	0.47
27:DA:1505:C:H2'	27:DA:1506:C:H6	1.79	0.47
27:DA:1697:G:C3'	27:DA:1698:A:H5''	2.23	0.47
27:DA:194:G:H2'	27:DA:195:A:O4'	2.14	0.47
27:DA:2282:G:H4'	27:DA:2283:C:O5'	2.14	0.47
27:DA:2729:G:H2'	27:DA:2730:C:C6	2.48	0.47
27:DA:2732:G:C3'	27:DA:2733:A:C5'	2.92	0.47
27:DA:2790:A:N3	27:DA:2790:A:C2'	2.75	0.47
27:DA:501:A:H2'	27:DA:502:A:C8	2.48	0.47

Continued on next page...

Continued from previous page...

Atom-1	Atom-2	Interatomic distance (Å)	Clash overlap (Å)
27:DA:533:G:N3	43:DU:45:TYR:HE1	2.12	0.47
27:DA:59:U:H3	27:DA:68:G:H1	1.62	0.47
27:DA:705:A:O2'	27:DA:706:A:H5'	2.13	0.47
28:DB:20:C:H6	28:DB:20:C:O5'	1.97	0.47
28:DB:28:C:N4	28:DB:29:A:N6	2.62	0.47
30:DD:97:TYR:HB2	30:DD:101:GLU:O	2.14	0.47
30:DD:45:ASN:CG	30:DD:46:GLN:N	2.61	0.47
33:DG:118:ARG:HB2	33:DG:181:ARG:NE	2.29	0.47
33:DG:80:PHE:O	33:DG:81:LYS:O	2.32	0.47
35:DI:61:ARG:HD2	35:DI:61:ARG:H	1.79	0.47
36:DN:99:LEU:O	36:DN:100:GLU:C	2.52	0.47
38:DP:108:LYS:O	38:DP:110:TYR:N	2.47	0.47
38:DP:6:LEU:CB	38:DP:9:ASN:HD22	2.27	0.47
41:DS:17:ARG:HG3	41:DS:18:ILE:H	1.78	0.47
44:DV:35:LEU:HB2	44:DV:57:VAL:HG13	1.96	0.47
45:DW:41:LYS:HE3	54:D5:25:LEU:HD11	1.95	0.47
47:DY:90:LEU:HD12	47:DY:91:GLU:N	2.29	0.47
1:AA:1129:C:O5'	1:AA:1130:A:H5'	2.14	0.47
1:AA:377:G:OP1	16:AP:3:LYS:HD2	2.14	0.47
1:AA:629:G:H2'	1:AA:630:G:O4'	2.14	0.47
1:AA:706:A:C1'	11:AK:29:ILE:HD11	2.44	0.47
1:AA:721:G:C6	1:AA:733:A:C2	3.02	0.47
2:AB:233:SER:O	2:AB:234:PRO:C	2.52	0.47
3:AC:136:GLN:HG2	3:AC:140:ARG:NH2	2.29	0.47
3:AC:173:VAL:HG12	3:AC:173:VAL:O	2.14	0.47
4:AD:94:LEU:CA	4:AD:97:LEU:HD12	2.43	0.47
9:AI:41:VAL:HG12	9:AI:42:ARG:N	2.29	0.47
9:AI:97:LYS:O	9:AI:100:GLY:N	2.43	0.47
10:AJ:24:VAL:HG21	10:AJ:37:PRO:HG3	1.96	0.47
13:AM:70:LEU:C	13:AM:72:ALA:N	2.66	0.47
1:AA:657:G:H4'	15:AO:28:GLN:HG2	1.96	0.47
16:AP:48:TRP:O	16:AP:49:LEU:CB	2.58	0.47
20:AT:26:ASN:O	20:AT:30:LYS:HG2	2.14	0.47
25:AY:18:G:N2	25:AY:55:C:H42	2.08	0.47
49:B0:25:ARG:CG	49:B0:25:ARG:HH11	2.21	0.47
54:B5:57:VAL:O	54:B5:58:LEU:CG	2.58	0.47
27:BA:1050:A:H2'	27:BA:1051:G:C8	2.36	0.47
27:BA:2189:U:C2'	27:BA:2190:G:H5''	2.44	0.47
27:BA:2225:A:H4'	27:BA:2226:C:C6	2.49	0.47
27:BA:2307:G:H3'	27:BA:2307:G:N3	2.29	0.47
27:BA:2416:C:H2'	27:BA:2417:C:H6	1.79	0.47

Continued on next page...

Continued from previous page...

Atom-1	Atom-2	Interatomic distance (Å)	Clash overlap (Å)
27:BA:2881:C:H2'	27:BA:2882:A:H8	1.79	0.47
27:BA:381:G:H2'	27:BA:382:G:H8	1.78	0.47
27:BA:710:G:H2'	27:BA:711:G:H8	1.78	0.47
27:BA:874:G:N2	27:BA:904:C:C2	2.82	0.47
30:BD:263:ARG:HB2	30:BD:263:ARG:CZ	2.44	0.47
30:BD:72:LYS:HG3	30:BD:103:ARG:NH1	2.29	0.47
27:BA:2635:C:H5"	31:BE:78:LEU:O	2.13	0.47
34:BH:121:ILE:HG23	34:BH:133:VAL:HG13	1.96	0.47
35:BI:74:ASN:OD1	35:BI:75:LEU:N	2.47	0.47
41:BS:34:HIS:CD2	41:BS:54:LEU:HG	2.49	0.47
41:BS:89:ARG:C	41:BS:92:TYR:HB3	2.34	0.47
41:BS:89:ARG:O	41:BS:92:TYR:CG	2.67	0.47
42:BT:133:GLU:OE2	42:BT:137:LYS:HB2	2.14	0.47
31:BE:11:MET:C	42:BT:8:LYS:HE3	2.33	0.47
44:BV:34:GLU:HG2	44:BV:58:VAL:HG22	1.96	0.47
44:BV:57:VAL:HB	44:BV:99:ILE:HG22	1.96	0.47
48:BZ:127:VAL:CG2	48:BZ:128:SER:H	2.16	0.47
1:CA:1444:C:C4	1:CA:1445:C:C4	3.02	0.47
1:CA:376:G:P	16:CP:67:THR:HG21	2.54	0.47
1:CA:65:U:HO2'	1:CA:381:C:H5	1.61	0.47
1:CA:391:G:C6	1:CA:392:G:C5	3.02	0.47
2:CB:111:ARG:HA	2:CB:111:ARG:HE	1.78	0.47
2:CB:80:ILE:HD11	2:CB:212:GLN:HA	1.95	0.47
3:CC:181:ASN:HD21	3:CC:204:LEU:CD1	2.23	0.47
3:CC:198:VAL:CG1	3:CC:199:LYS:N	2.76	0.47
4:CD:18:LYS:HE3	4:CD:20:TYR:CZ	2.49	0.47
8:CH:51:VAL:HG11	8:CH:60:ARG:HG2	1.96	0.47
9:CI:41:VAL:HG12	9:CI:41:VAL:O	2.13	0.47
9:CI:89:ASN:HB3	9:CI:92:TYR:CD1	2.48	0.47
10:CJ:50:ILE:HA	10:CJ:60:ARG:CB	2.42	0.47
11:CK:106:LYS:O	11:CK:107:SER:HB2	2.12	0.47
12:CL:47:SER:O	12:CL:48:ALA:HB2	2.15	0.47
13:CM:33:ALA:HA	13:CM:59:TYR:HE2	1.77	0.47
13:CM:78:ILE:HD13	13:CM:92:HIS:NE2	2.29	0.47
16:CP:74:LEU:O	16:CP:79:VAL:HG23	2.14	0.47
17:CQ:10:VAL:HG21	17:CQ:52:LYS:O	2.14	0.47
17:CQ:83:ASP:OD2	17:CQ:84:LEU:HD23	2.14	0.47
18:CR:44:LEU:CD1	18:CR:79:LEU:HD22	2.44	0.47
20:CT:49:ALA:O	20:CT:52:ALA:HB3	2.13	0.47
50:D1:83:GLU:O	50:D1:84:GLY:O	2.31	0.47
51:D2:31:GLU:O	51:D2:35:LEU:HG	2.14	0.47

Continued on next page...

Continued from previous page...

Atom-1	Atom-2	Interatomic distance (Å)	Clash overlap (Å)
52:D3:35:ARG:CG	52:D3:37:LEU:HD22	2.44	0.47
53:D4:38:ALA:C	53:D4:49:GLU:HG3	2.35	0.47
55:D6:12:GLU:HB2	55:D6:23:THR:H	1.79	0.47
27:DA:1022:G:N2	27:DA:1142(A):A:C2	2.82	0.47
27:DA:1131:G:H4'	36:DN:82:LEU:HB2	1.96	0.47
27:DA:1337:G:C4	27:DA:1338:G:C8	3.02	0.47
27:DA:1338:G:N3	27:DA:1393:A:H2	2.12	0.47
27:DA:1510:G:H2'	27:DA:1511:C:C6	2.49	0.47
27:DA:1664:A:C8	27:DA:1664:A:O5'	2.67	0.47
27:DA:2056:G:H2'	27:DA:2056:G:N3	2.29	0.47
27:DA:2178:C:H2'	27:DA:2179:C:C6	2.49	0.47
27:DA:310:A:OP1	47:DY:17:SER:O	2.32	0.47
28:DB:14:U:H5''	28:DB:15:A:OP2	2.14	0.47
29:DC:36:LYS:HD3	29:DC:36:LYS:C	2.34	0.47
30:DD:174:ILE:HD12	30:DD:174:ILE:H	1.79	0.47
30:DD:44:ASN:HB3	30:DD:48:ARG:O	2.14	0.47
31:DE:111:ARG:HB3	31:DE:160:TYR:CD1	2.49	0.47
31:DE:199:ARG:NH1	31:DE:199:ARG:HB2	2.28	0.47
32:DF:131:GLY:O	32:DF:132:VAL:O	2.32	0.47
32:DF:155:LEU:HA	32:DF:174:VAL:HB	1.95	0.47
32:DF:3:GLU:O	32:DF:4:VAL:C	2.51	0.47
27:DA:586:A:C5'	32:DF:89:VAL:HG21	2.40	0.47
33:DG:148:MET:O	33:DG:149:VAL:HG13	2.14	0.47
33:DG:20:ILE:O	33:DG:24:GLY:HA2	2.14	0.47
33:DG:47:LYS:HD3	33:DG:82:LEU:HD12	1.96	0.47
34:DH:84:SER:O	34:DH:85:LYS:HB3	2.13	0.47
35:DI:123:LEU:HD23	35:DI:142:VAL:HB	1.95	0.47
35:DI:2:LYS:HB2	35:DI:39:ALA:CB	2.43	0.47
27:DA:6:A:O2'	36:DN:130:HIS:HB3	2.14	0.47
36:DN:51:PHE:N	36:DN:51:PHE:CD1	2.80	0.47
27:DA:196:A:OP1	38:DP:51:PHE:CZ	2.66	0.47
38:DP:58:THR:HB	38:DP:61:ARG:HH21	1.79	0.47
27:DA:603:A:O3'	38:DP:90:ARG:NH2	2.47	0.47
39:DQ:26:TYR:CE1	39:DQ:28:ALA:HB2	2.49	0.47
40:DR:8:ARG:NE	40:DR:9:LYS:N	2.52	0.47
40:DR:8:ARG:O	40:DR:9:LYS:O	2.32	0.47
41:DS:39:ILE:HD12	41:DS:85:VAL:HG11	1.95	0.47
48:DZ:133:PRO:HG2	48:DZ:160:VAL:HG21	1.95	0.47
1:AA:1117:G:C2'	1:AA:1118:C:H5'	2.42	0.47
1:AA:1333:A:H2'	1:AA:1334:G:O4'	2.13	0.47
1:AA:255:G:C6	1:AA:256:U:C4	3.02	0.47

Continued on next page...

Continued from previous page...

Atom-1	Atom-2	Interatomic distance (Å)	Clash overlap (Å)
1:AA:852:G:O2'	1:AA:853:G:H5'	2.14	0.47
1:AA:244:U:C6	1:AA:894:G:N2	2.82	0.47
1:AA:946:A:H2'	1:AA:947:G:C8	2.49	0.47
1:AA:961:U:OP2	1:AA:1223:C:C4'	2.58	0.47
1:AA:542:G:OP1	4:AD:10:ARG:NH2	2.47	0.47
5:AE:89:ILE:HD13	5:AE:135:THR:OG1	2.14	0.47
7:AG:115:ARG:O	7:AG:119:ARG:HG3	2.13	0.47
9:AI:2:GLU:O	9:AI:2:GLU:HG2	2.15	0.47
53:B4:53:THR:C	53:B4:54:LYS:HG2	2.33	0.47
54:B5:6:VAL:HG23	54:B5:7:PRO:N	2.28	0.47
55:B6:41:PRO:CG	55:B6:42:TRP:H	2.23	0.47
27:BA:1389:G:H2'	27:BA:1390:U:C6	2.49	0.47
27:BA:142:A:H8	27:BA:1408:C:H1'	1.78	0.47
27:BA:175:G:O2'	27:BA:176:G:H5'	2.15	0.47
27:BA:2520:C:H6	27:BA:2520:C:O5'	1.98	0.47
27:BA:2572:A:OP1	31:BE:144:ARG:HB2	2.15	0.47
27:BA:2578:G:H4'	27:BA:2578:G:OP2	2.13	0.47
27:BA:2817:G:OP1	40:BR:42:LYS:NZ	2.34	0.47
27:BA:2841:C:O2'	27:BA:2842:G:H5'	2.14	0.47
27:BA:724:U:H2'	27:BA:725:G:O4'	2.14	0.47
27:BA:79:G:H2'	27:BA:80:G:H8	1.78	0.47
29:BC:129:ARG:C	29:BC:131:LEU:H	2.17	0.47
27:BA:784:A:C6	30:BD:229:VAL:HG11	2.49	0.47
27:BA:1657:C:C4'	31:BE:133:LYS:HB3	2.29	0.47
31:BE:184:VAL:HG12	31:BE:185:LYS:N	2.29	0.47
31:BE:70:ALA:O	31:BE:71:GLY:C	2.52	0.47
33:BG:11:TYR:CZ	33:BG:16:ARG:HD3	2.49	0.47
35:BI:33:ARG:NH1	35:BI:33:ARG:HG2	2.27	0.47
36:BN:94:HIS:N	36:BN:95:PRO:CD	2.77	0.47
39:BQ:36:ALA:HB1	39:BQ:127:ILE:HD12	1.96	0.47
42:BT:31:SER:CB	42:BT:32:TYR:CE1	2.92	0.47
44:BV:79:VAL:O	44:BV:80:GLN:HB2	2.14	0.47
45:BW:36:LEU:O	45:BW:37:ARG:C	2.51	0.47
46:BX:66:LEU:HD23	46:BX:66:LEU:C	2.35	0.47
47:BY:28:LYS:O	47:BY:38:ILE:CB	2.62	0.47
48:BZ:97:MET:O	48:BZ:124:LEU:HA	2.14	0.47
48:BZ:149:LEU:HD21	48:BZ:171:ALA:CB	2.41	0.47
1:CA:977:A:C2	1:CA:1224:G:C5	3.02	0.47
1:CA:1237:C:O5'	1:CA:1237:C:H6	1.97	0.47
1:CA:189(D):C:H1'	1:CA:189(H):G:C2	2.49	0.47
1:CA:605:U:H2'	1:CA:606:G:O4'	2.15	0.47

Continued on next page...

Continued from previous page...

Atom-1	Atom-2	Interatomic distance (Å)	Clash overlap (Å)
1:CA:758:G:H5'	1:CA:880:C:H1'	1.95	0.47
1:CA:965:A:C2	1:CA:969:A:C2	3.02	0.47
1:CA:98:G:C6	1:CA:99:U:O2	2.66	0.47
3:CC:113:ALA:HB2	3:CC:202:ILE:CG1	2.45	0.47
3:CC:175:LEU:HD21	3:CC:201:TYR:CE2	2.49	0.47
4:CD:10:ARG:HA	4:CD:13:ARG:HG3	1.96	0.47
4:CD:49:ARG:O	4:CD:50:ARG:C	2.52	0.47
7:CG:155:ARG:HH11	7:CG:155:ARG:CG	2.26	0.47
8:CH:111:ILE:CG2	8:CH:112:LEU:N	2.78	0.47
10:CJ:47:PHE:O	10:CJ:47:PHE:CD1	2.68	0.47
12:CL:2:PRO:O	12:CL:3:THR:C	2.52	0.47
18:CR:46:GLU:HG3	18:CR:85:LEU:HD22	1.96	0.47
59:CX:65:C:N4	59:CX:66:C:N4	2.62	0.47
55:D6:26:ASN:OD1	55:D6:32:ASN:OD1	2.32	0.47
27:DA:1151:G:H2'	27:DA:1152:C:C6	2.49	0.47
27:DA:1528:A:C6	27:DA:1544:A:C6	3.03	0.47
27:DA:2078:C:H2'	27:DA:2079:U:H6	1.79	0.47
27:DA:2327:A:C2	27:DA:2388:A:C2	3.02	0.47
27:DA:265:A:H8	27:DA:266:G:H1'	1.75	0.47
27:DA:2693:A:H2'	27:DA:2694:G:H8	1.79	0.47
27:DA:2696:U:H2'	27:DA:2697:G:H8	1.79	0.47
27:DA:292:C:C2'	27:DA:293:U:H5'	2.45	0.47
27:DA:373:U:H2'	27:DA:374:A:C8	2.45	0.47
27:DA:99:U:H1'	27:DA:102:G:C2	2.49	0.47
28:DB:30:C:H2'	28:DB:31:C:O4'	2.13	0.47
29:DC:196:LEU:C	29:DC:198:ALA:N	2.67	0.47
31:DE:9:VAL:HG22	31:DE:25:VAL:O	2.14	0.47
32:DF:158:THR:OG1	32:DF:195:ASP:HB2	2.14	0.47
34:DH:101:ARG:HG3	34:DH:122:THR:HG23	1.95	0.47
35:DI:133:HIS:CB	35:DI:134:PRO:HD2	2.44	0.47
35:DI:1:MET:C	35:DI:20:ASP:HB2	2.35	0.47
36:DN:57:ALA:HB3	36:DN:124:ALA:CA	2.44	0.47
36:DN:93:THR:O	36:DN:94:HIS:HB2	2.14	0.47
37:DO:17:ARG:NE	37:DO:47:ILE:HD13	2.22	0.47
41:DS:12:PHE:HE1	41:DS:14:VAL:HG22	1.75	0.47
46:DX:46:ALA:O	46:DX:48:LYS:NZ	2.48	0.47
48:DZ:97:MET:H	48:DZ:124:LEU:HD11	1.76	0.47
1:AA:1232:U:H2'	1:AA:1233:G:O4'	2.15	0.47
1:AA:1242:C:H42	1:AA:1295:G:H1	1.61	0.47
1:AA:1411:C:H2'	1:AA:1412:C:C6	2.48	0.47
1:AA:19:C:O2'	1:AA:20:U:H5'	2.13	0.47

Continued on next page...

Continued from previous page...

Atom-1	Atom-2	Interatomic distance (Å)	Clash overlap (Å)
3:AC:200:ALA:C	3:AC:201:TYR:HD1	2.18	0.47
4:AD:110:PHE:HE1	4:AD:176:LEU:HD11	1.79	0.47
4:AD:15:GLU:HG2	4:AD:63:LYS:HG2	1.95	0.47
6:AF:18:GLN:O	6:AF:21:LEU:HB2	2.14	0.47
13:AM:23:TYR:HB3	13:AM:67:GLU:HA	1.97	0.47
17:AQ:6:LEU:O	17:AQ:59:ILE:HD13	2.14	0.47
19:AS:47:HIS:O	19:AS:48:THR:HG23	2.14	0.47
20:AT:64:ASP:HA	20:AT:67:ALA:CB	2.44	0.47
20:AT:72:LEU:HD21	20:AT:77:ALA:HA	1.96	0.47
50:B1:12:PRO:HB3	50:B1:43:TYR:CD2	2.39	0.47
51:B2:27:GLU:O	51:B2:30:ARG:HG2	2.15	0.47
54:B5:50:GLY:HA3	54:B5:56:LYS:HB3	1.96	0.47
56:B7:43:THR:O	56:B7:45:ALA:N	2.47	0.47
57:B8:29:LYS:HA	57:B8:32:LEU:HD23	1.96	0.47
27:BA:1204:A:H2	27:BA:1241:A:N1	2.12	0.47
27:BA:1310:G:H2'	27:BA:1311:G:H5'	1.95	0.47
27:BA:1972:A:H2'	27:BA:1973:G:H8	1.79	0.47
27:BA:27:G:O2'	27:BA:28:A:C8	2.67	0.47
27:BA:787:U:H5''	27:BA:788:A:H5'	1.96	0.47
27:BA:888:C:H2'	27:BA:889:C:H5'	1.95	0.47
27:BA:955:C:H5'	27:BA:956:G:OP2	2.14	0.47
29:BC:53:ARG:O	29:BC:54:SER:CB	2.61	0.47
31:BE:11:MET:HB3	31:BE:24:THR:HA	1.96	0.47
31:BE:65:GLY:O	31:BE:66:HIS:O	2.33	0.47
34:BH:124:GLU:HB2	34:BH:132:ARG:HB3	1.96	0.47
34:BH:12:PRO:HB2	34:BH:15:VAL:HG21	1.94	0.47
35:BI:115:ALA:CB	35:BI:129:THR:OG1	2.62	0.47
38:BP:18:ARG:CZ	38:BP:18:ARG:HB3	2.44	0.47
38:BP:23:PRO:HB3	38:BP:29:LYS:HB3	1.95	0.47
38:BP:71:VAL:HG13	38:BP:72:PRO:HD3	1.95	0.47
39:BQ:65:PHE:N	39:BQ:65:PHE:HD2	2.12	0.47
44:BV:75:PHE:HA	44:BV:81:TYR:O	2.14	0.47
45:BW:110:LYS:HG3	45:BW:111:HIS:CE1	2.48	0.47
1:CA:1032:G:H2'	1:CA:1033:G:H8	1.80	0.47
1:CA:1029:C:H4'	1:CA:1033:G:N2	2.30	0.47
1:CA:1445:C:C2	1:CA:1446:U:H6	2.29	0.47
1:CA:925:G:H4'	1:CA:1502:A:C2	2.49	0.47
1:CA:164:U:O2'	1:CA:165:C:H5'	2.14	0.47
1:CA:280:C:C2	17:CQ:38:ARG:HG3	2.49	0.47
1:CA:321:A:O2'	1:CA:322:C:H5'	2.14	0.47
1:CA:474:G:H2'	1:CA:475:G:C8	2.48	0.47

Continued on next page...

Continued from previous page...

Atom-1	Atom-2	Interatomic distance (Å)	Clash overlap (Å)
2:CB:216:SER:O	2:CB:218:ALA:N	2.47	0.47
6:CF:77:ARG:HB3	6:CF:77:ARG:CZ	2.43	0.47
7:CG:133:GLY:O	7:CG:134:ALA:C	2.53	0.47
8:CH:114:THR:C	8:CH:116:LYS:H	2.17	0.47
9:CI:7:THR:H	9:CI:83:ARG:HD2	1.79	0.47
10:CJ:43:ARG:O	10:CJ:67:THR:CG2	2.63	0.47
10:CJ:50:ILE:HG21	10:CJ:57:LYS:HA	1.96	0.47
10:CJ:78:ASN:HD22	10:CJ:80:LYS:HB2	1.78	0.47
12:CL:52:VAL:HG13	12:CL:65:ALA:O	2.13	0.47
13:CM:66:LEU:O	13:CM:70:LEU:HB2	2.14	0.47
13:CM:79:LYS:O	13:CM:82:MET:HB3	2.14	0.47
16:CP:55:ARG:HG3	16:CP:55:ARG:HH11	1.79	0.47
19:CS:12:ASP:HB2	19:CS:15:LEU:HD21	1.95	0.47
23:CW:24:C:H2'	23:CW:25:A:C5'	2.40	0.47
59:CX:76:A:H2'	27:DA:2451:A:O2'	2.14	0.47
53:D4:83:ARG:O	53:D4:84:PHE:O	2.32	0.47
57:D8:55:ALA:O	57:D8:58:ILE:HB	2.14	0.47
27:DA:136:G:O2'	27:DA:137:C:H5'	2.14	0.47
27:DA:1642:G:O2'	27:DA:1643:G:H5'	2.13	0.47
27:DA:1700:A:C2'	27:DA:1701:A:O5'	2.62	0.47
27:DA:2180:U:H2'	27:DA:2181:G:C8	2.50	0.47
27:DA:2080:G:N2	27:DA:2241:A:C4	2.82	0.47
27:DA:2533:A:H5'	27:DA:2665:A:H1'	1.96	0.47
27:DA:301:G:H5'	27:DA:334:C:O2'	2.14	0.47
27:DA:357:A:H2'	27:DA:358:U:C6	2.49	0.47
27:DA:419:C:O2'	27:DA:420:C:H5'	2.15	0.47
27:DA:64:A:C4	46:DX:66:LEU:HD13	2.50	0.47
27:DA:703:U:H2'	27:DA:704:G:H5'	1.96	0.47
29:DC:55:ASP:OD1	29:DC:56:GLN:N	2.45	0.47
32:DF:132:VAL:HG13	32:DF:133:ASN:CG	2.34	0.47
32:DF:19:GLU:N	32:DF:19:GLU:CD	2.68	0.47
33:DG:133:LEU:HD12	33:DG:133:LEU:O	2.15	0.47
34:DH:61:HIS:HD2	34:DH:64:LEU:HD12	1.79	0.47
36:DN:18:ALA:CB	36:DN:21:LYS:HB2	2.44	0.47
37:DO:110:GLY:HA2	37:DO:112:MET:HE3	1.95	0.47
37:DO:112:MET:O	37:DO:114:ILE:N	2.47	0.47
40:DR:74:LYS:HD2	40:DR:77:ARG:NH2	2.30	0.47
41:DS:103:GLU:O	41:DS:104:GLY:C	2.53	0.47
42:DT:57:PHE:O	42:DT:59:THR:N	2.48	0.47
44:DV:79:VAL:O	44:DV:80:GLN:HB2	2.15	0.47
47:DY:26:LYS:O	47:DY:28:LYS:HD3	2.13	0.47

Continued on next page...

Continued from previous page...

Atom-1	Atom-2	Interatomic distance (Å)	Clash overlap (Å)
47:DY:98:VAL:HG12	47:DY:99:CYS:HG	1.78	0.47
48:DZ:9:ARG:HH11	48:DZ:35:LYS:HB2	1.78	0.47
1:AA:1237:C:H2'	1:AA:1336:C:C5	2.49	0.47
1:AA:22:G:H2'	1:AA:23:C:C6	2.48	0.47
1:AA:335:C:H2'	1:AA:336:C:C6	2.50	0.47
1:AA:851:G:H2'	1:AA:852:G:C8	2.48	0.47
1:AA:935:A:H2'	1:AA:936:C:H6	1.77	0.47
4:AD:114:ARG:HH11	4:AD:114:ARG:CG	2.26	0.47
4:AD:170:VAL:O	4:AD:171:GLY:C	2.53	0.47
4:AD:175:SER:OG	4:AD:184:LYS:HB2	2.14	0.47
4:AD:94:LEU:O	4:AD:95:GLY:C	2.52	0.47
5:AE:102:ALA:O	5:AE:103:GLY:O	2.33	0.47
7:AG:152:ALA:C	7:AG:154:TYR:H	2.18	0.47
8:AH:103:VAL:HG21	8:AH:109:ILE:O	2.14	0.47
15:AO:21:ASP:OD1	15:AO:24:SER:HB3	2.15	0.47
16:AP:22:THR:OG1	16:AP:23:ASP:N	2.47	0.47
19:AS:6:LYS:HG2	19:AS:7:LYS:CD	2.44	0.47
49:B0:49:LYS:H	49:B0:80:HIS:HD1	1.61	0.47
58:B9:7:VAL:HG12	58:B9:25:VAL:CG2	2.45	0.47
27:BA:1858:G:HO2'	27:BA:1859:A:H8	1.61	0.47
27:BA:1860:G:H2'	27:BA:1861:G:H8	1.80	0.47
27:BA:2017:U:O2	54:B5:10:LYS:HB2	2.14	0.47
27:BA:2124:G:O2'	29:BC:40:THR:HA	2.14	0.47
27:BA:2355:C:H1'	49:B0:39:ARG:HH21	1.80	0.47
27:BA:2401:U:C2'	27:BA:2402:C:OP1	2.63	0.47
27:BA:197:A:N6	27:BA:2430:A:H2'	2.28	0.47
27:BA:2632:A:H1'	31:BE:61:ARG:NH1	2.28	0.47
27:BA:510:C:O5'	27:BA:510:C:H6	1.98	0.47
27:BA:57:C:O2'	27:BA:58:G:H5'	2.14	0.47
27:BA:663:G:C5	27:BA:664:C:C5	3.03	0.47
27:BA:686:G:C5'	56:B7:11:LYS:HE2	2.45	0.47
27:BA:997:G:C2'	27:BA:998:C:H5'	2.44	0.47
28:BB:105:A:H2'	28:BB:106:G:O4'	2.14	0.47
29:BC:196:LEU:C	29:BC:198:ALA:N	2.67	0.47
30:BD:16:MET:HE1	30:BD:208:LYS:CD	2.44	0.47
30:BD:243:GLY:O	30:BD:244:ARG:O	2.32	0.47
31:BE:75:VAL:C	31:BE:77:ILE:N	2.58	0.47
33:BG:12:TYR:O	33:BG:17:PRO:HD3	2.15	0.47
36:BN:16:ILE:CD1	36:BN:26:LEU:HD11	2.41	0.47
36:BN:91:LEU:HD12	36:BN:91:LEU:N	2.29	0.47
37:BO:49:ARG:HH11	37:BO:49:ARG:HG2	1.79	0.47

Continued on next page...

Continued from previous page...

Atom-1	Atom-2	Interatomic distance (Å)	Clash overlap (Å)
41:BS:36:TYR:N	41:BS:36:TYR:CD1	2.83	0.47
41:BS:40:ILE:HG22	41:BS:41:ASP:N	2.28	0.47
43:BU:113:ALA:C	43:BU:115:ALA:H	2.18	0.47
43:BU:70:ARG:HA	43:BU:74:LEU:O	2.13	0.47
43:BU:92:ARG:NH2	44:BV:11:GLN:HB2	2.30	0.47
43:BU:90:VAL:CG2	44:BV:39:LEU:HD23	2.32	0.47
45:BW:13:SER:HB3	45:BW:16:LYS:NZ	2.28	0.47
48:BZ:150:HIS:HB2	48:BZ:168:GLU:C	2.35	0.47
48:BZ:29:ASN:O	48:BZ:30:ARG:CB	2.63	0.47
1:CA:1043:C:H2'	1:CA:1044:A:H8	1.80	0.47
1:CA:1244:C:H2'	1:CA:1245:A:H8	1.79	0.47
1:CA:1295:G:H4'	13:CM:14:ARG:HH12	1.79	0.47
1:CA:224:C:H2'	1:CA:225:C:C6	2.50	0.47
1:CA:295:C:H2'	1:CA:296:U:C6	2.49	0.47
1:CA:59:A:H1'	1:CA:354:G:C2	2.48	0.47
1:CA:411:A:C5	1:CA:429:U:C5	3.02	0.47
1:CA:428:G:O4'	1:CA:430:A:C8	2.67	0.47
5:CE:91:LEU:HD22	5:CE:138:ALA:HB1	1.95	0.47
12:CL:29:PHE:HD1	12:CL:82:ILE:O	1.96	0.47
17:CQ:67:LYS:HG2	17:CQ:68:ARG:N	2.29	0.47
18:CR:47:THR:HB	18:CR:49:LYS:HG3	1.95	0.47
50:D1:50:ARG:HD3	50:D1:57:GLU:OE2	2.13	0.47
51:D2:53:LEU:O	51:D2:54:LYS:C	2.53	0.47
55:D6:17:LYS:O	55:D6:18:ARG:CB	2.62	0.47
57:D8:37:SER:O	57:D8:40:GLU:N	2.42	0.47
27:DA:1636:C:H2'	27:DA:1637:A:C8	2.49	0.47
27:DA:1654:A:OP2	40:DR:3:HIS:CG	2.68	0.47
27:DA:1809:A:H2'	27:DA:1810:A:C8	2.49	0.47
27:DA:1833:U:H2'	27:DA:1834:U:H6	1.79	0.47
27:DA:1899:G:C2	27:DA:1903:G:C6	3.02	0.47
27:DA:1956:U:C2'	27:DA:1957:C:H5'	2.44	0.47
27:DA:2512:C:H2'	27:DA:2513:G:O4'	2.13	0.47
27:DA:2783:G:H2'	27:DA:2784:C:C6	2.49	0.47
27:DA:2892:A:H2'	27:DA:2893:G:C4'	2.44	0.47
27:DA:307:G:H21	27:DA:330:A:H62	1.61	0.47
27:DA:919:G:H2'	27:DA:920:G:C8	2.50	0.47
27:DA:934:G:N3	27:DA:934:G:H2'	2.30	0.47
28:DB:87:G:H1	28:DB:91:C:N4	2.13	0.47
32:DF:109:GLY:HA2	32:DF:112:MET:HB2	1.96	0.47
32:DF:2:LYS:HE2	32:DF:119:ARG:CG	2.39	0.47
32:DF:161:GLU:O	32:DF:165:ARG:CG	2.56	0.47

Continued on next page...

Continued from previous page...

Atom-1	Atom-2	Interatomic distance (Å)	Clash overlap (Å)
38:DP:128:HIS:CE1	38:DP:149:GLU:HG2	2.49	0.47
38:DP:48:PRO:CG	38:DP:49:ARG:N	2.78	0.47
42:DT:104:ASN:C	42:DT:106:SER:N	2.67	0.47
46:DX:12:VAL:CG1	46:DX:27:THR:OG1	2.62	0.47
46:DX:57:LEU:HD13	46:DX:78:LYS:HG2	1.96	0.47
48:DZ:140:VAL:O	48:DZ:140:VAL:HG13	2.14	0.47
1:AA:1009:G:O2'	1:AA:1010:G:H5'	2.14	0.47
1:AA:110:C:H2'	1:AA:111:G:O4'	2.14	0.47
1:AA:1133:G:H2'	1:AA:1134:G:C8	2.50	0.47
1:AA:1367:C:H4'	10:AJ:48:THR:HG21	1.96	0.47
1:AA:339:C:OP2	37:BO:97:ARG:NH1	2.47	0.47
1:AA:840:C:H4'	1:AA:841:U:OP1	2.13	0.47
1:AA:828:A:H5''	1:AA:859:A:C2	2.49	0.47
1:AA:965:A:H2	1:AA:969:A:N1	2.12	0.47
2:AB:17:PHE:C	2:AB:17:PHE:CD2	2.88	0.47
3:AC:37:GLN:O	3:AC:40:ARG:N	2.48	0.47
6:AF:62:TRP:CD1	18:AR:35:ARG:NH2	2.83	0.47
8:AH:65:TYR:HA	8:AH:79:VAL:HG23	1.97	0.47
8:AH:68:ARG:HG2	8:AH:69:ARG:H	1.80	0.47
10:AJ:43:ARG:O	10:AJ:67:THR:HG22	2.14	0.47
13:AM:8:GLU:OE2	13:AM:22:ILE:HA	2.14	0.47
15:AO:26:GLU:HG2	15:AO:77:ARG:HH12	1.79	0.47
16:AP:64:ALA:O	16:AP:65:GLN:C	2.52	0.47
19:AS:18:LYS:CD	19:AS:22:LEU:HD23	2.42	0.47
53:B4:51:TYR:N	53:B4:51:TYR:CD1	2.83	0.47
55:B6:43:CYS:O	55:B6:44:ARG:HB2	2.15	0.47
27:BA:1188:U:H4'	44:BV:79:VAL:CG2	2.43	0.47
27:BA:1410:G:H2'	27:BA:1411:C:C6	2.50	0.47
27:BA:1493:C:C5	27:BA:2206:G:O2'	2.68	0.47
27:BA:1686:C:H2'	27:BA:1687:G:H5'	1.95	0.47
27:BA:178:G:O2'	27:BA:179:G:H5'	2.15	0.47
27:BA:2315:G:H2'	27:BA:2316:C:C6	2.50	0.47
27:BA:2346:A:H5'	27:BA:2383:G:C1'	2.43	0.47
27:BA:2474:C:H2'	27:BA:2474:C:O2	2.14	0.47
27:BA:616:G:H2'	27:BA:618:C:O4'	2.14	0.47
27:BA:61:G:H5'	51:B2:50:ILE:HD13	1.96	0.47
30:BD:142:VAL:HG21	30:BD:191:ALA:HB1	1.97	0.47
27:BA:2512:C:H5''	31:BE:122:PHE:CD2	2.49	0.47
31:BE:101:ARG:CB	31:BE:201:THR:HG21	2.41	0.47
32:BF:171:PRO:C	32:BF:173:VAL:H	2.18	0.47
38:BP:16:ARG:O	38:BP:16:ARG:NH1	2.42	0.47

Continued on next page...

Continued from previous page...

Atom-1	Atom-2	Interatomic distance (Å)	Clash overlap (Å)
40:BR:3:HIS:O	40:BR:4:LEU:HB2	2.15	0.47
44:BV:38:LEU:O	44:BV:39:LEU:HD12	2.14	0.47
44:BV:47:VAL:CB	44:BV:50:PRO:O	2.59	0.47
47:BY:81:LYS:HD3	47:BY:97:ARG:CB	2.43	0.47
1:CA:1001(A):G:C8	1:CA:1002:G:C8	3.03	0.47
1:CA:1002:G:N3	1:CA:1002:G:H2'	2.29	0.47
1:CA:1220:G:O2'	1:CA:1221:G:H5'	2.15	0.47
1:CA:866:C:C5	1:CA:867:G:H1'	2.50	0.47
1:CA:930:C:O2'	1:CA:931:C:H5'	2.14	0.47
1:CA:945:G:H2'	1:CA:945:G:N3	2.29	0.47
1:CA:994:A:C2	14:CN:4:LYS:HG3	2.49	0.47
3:CC:90:GLU:HA	3:CC:93:LYS:HB2	1.96	0.47
4:CD:65:ARG:HH11	4:CD:65:ARG:HG3	1.79	0.47
5:CE:141:GLN:HA	5:CE:143:ARG:NH2	2.30	0.47
5:CE:80:ILE:HD11	5:CE:138:ALA:HA	1.96	0.47
7:CG:111:ARG:HG2	7:CG:112:PRO:HD2	1.95	0.47
8:CH:7:ALA:HB2	8:CH:85:ARG:HG3	1.97	0.47
9:CI:99:LEU:HD12	9:CI:101:PHE:CE1	2.49	0.47
12:CL:32:GLY:HA3	12:CL:55:VAL:CG1	2.45	0.47
3:CC:34:LEU:HD12	14:CN:25:VAL:HG11	1.96	0.47
15:CO:6:GLU:N	15:CO:6:GLU:OE2	2.48	0.47
1:CA:1054:C:N3	23:CW:33:C:O4'	2.47	0.47
49:D0:45:PHE:HA	49:D0:77:ARG:O	2.14	0.47
49:D0:46:LYS:HB2	49:D0:78:TYR:CD2	2.50	0.47
50:D1:13:ILE:O	50:D1:13:ILE:HG13	2.15	0.47
45:DW:15:ARG:NE	54:D5:20:ARG:NH1	2.63	0.47
27:DA:686:G:N7	56:D7:5:TRP:CH2	2.83	0.47
27:DA:70:G:H5''	27:DA:112:U:O2	2.15	0.47
27:DA:1215:G:O2'	27:DA:1216:G:H5'	2.14	0.47
27:DA:1407:C:H42	27:DA:1595:G:H1	1.62	0.47
27:DA:1747(A):G:O2'	27:DA:1748:G:H5''	2.14	0.47
27:DA:2062:A:O2'	27:DA:2063:C:C5'	2.62	0.47
27:DA:2078:C:O2'	27:DA:2079:U:H5'	2.14	0.47
27:DA:2203:U:H2'	27:DA:2203:U:O2	2.14	0.47
27:DA:2394:C:OP1	38:DP:62:LEU:HG	2.15	0.47
27:DA:361:G:C2'	27:DA:362:U:H5''	2.41	0.47
27:DA:626:U:C2	38:DP:105:LEU:HB3	2.50	0.47
27:DA:768:G:H2'	27:DA:769:G:H8	1.80	0.47
28:DB:64:C:O5'	28:DB:64:C:H6	1.98	0.47
28:DB:68:C:H6	28:DB:68:C:O5'	1.96	0.47
29:DC:77:ILE:HG23	29:DC:77:ILE:O	2.14	0.47

Continued on next page...

Continued from previous page...

Atom-1	Atom-2	Interatomic distance (Å)	Clash overlap (Å)
30:DD:60:ARG:HG3	30:DD:86:PRO:HB2	1.96	0.47
33:DG:92:VAL:HG13	33:DG:92:VAL:O	2.14	0.47
35:DI:53:ALA:O	35:DI:57:ARG:HG3	2.15	0.47
36:DN:42:TRP:HA	36:DN:42:TRP:HE3	1.79	0.47
27:DA:1141:U:H3'	36:DN:63:THR:HG21	1.97	0.47
37:DO:65:THR:HA	37:DO:82:ASN:ND2	2.29	0.47
42:DT:28:VAL:HG12	42:DT:29:ARG:N	2.28	0.47
45:DW:76:VAL:O	45:DW:76:VAL:HG13	2.15	0.47
47:DY:88:LYS:NZ	47:DY:93:GLY:CA	2.76	0.47
1:AA:1046:A:H3'	1:AA:1047:G:H8	1.80	0.47
1:AA:1340:A:C2'	1:AA:1341:U:H5'	2.45	0.47
1:AA:1365:G:O2'	1:AA:1366:C:H5'	2.14	0.47
1:AA:185:A:H2'	1:AA:186:C:C6	2.50	0.47
1:AA:355:C:C4	1:AA:356:A:N7	2.82	0.47
1:AA:862:C:C2'	1:AA:863:U:H5'	2.45	0.47
1:AA:878:G:H5''	8:AH:89:PRO:HG2	1.95	0.47
2:AB:173:ALA:O	2:AB:176:GLU:N	2.48	0.47
2:AB:189:ASP:OD1	2:AB:189:ASP:N	2.47	0.47
2:AB:187:LEU:CD1	2:AB:205:ASP:HA	2.44	0.47
4:AD:10:ARG:CG	4:AD:11:LEU:N	2.77	0.47
4:AD:173:TRP:CE2	4:AD:189:PRO:HB3	2.49	0.47
7:AG:80:VAL:HG21	7:AG:85:TYR:CD1	2.50	0.47
9:AI:113:LYS:HD2	9:AI:119:ALA:CB	2.44	0.47
9:AI:25:LYS:HG2	9:AI:60:ASP:OD1	2.14	0.47
9:AI:50:LEU:HA	9:AI:53:VAL:CG2	2.41	0.47
9:AI:53:VAL:HG21	9:AI:85:LEU:HD22	1.96	0.47
9:AI:77:ILE:O	9:AI:81:ILE:HG12	2.15	0.47
9:AI:97:LYS:O	9:AI:99:LEU:N	2.48	0.47
12:AL:43:LYS:HE2	12:AL:44:LYS:HG3	1.97	0.47
23:AW:37:U:H2'	23:AW:38:U:O4'	2.15	0.47
24:AX:20:U:C3'	24:AX:21:A:H5'	2.45	0.47
25:AY:25:A:H2'	25:AY:26:C:O4'	2.14	0.47
50:B1:11:ARG:CB	50:B1:12:PRO:HD2	2.45	0.47
53:B4:48:ILE:HG22	53:B4:50:THR:HG23	1.95	0.47
27:BA:1252:G:O4'	43:BU:33:ARG:HD2	2.14	0.47
27:BA:139:G:H3'	27:BA:139(A):G:H5''	1.96	0.47
27:BA:1508:A:H4'	27:BA:1509(A):A:C5	2.49	0.47
27:BA:2389:G:H5''	27:BA:2390:U:O4'	2.14	0.47
27:BA:2474:C:H5'	27:BA:2475:C:OP2	2.14	0.47
27:BA:2517:C:C4	27:BA:2542:A:C6	3.03	0.47
27:BA:2611:U:H5'	27:BA:2611:U:H6	1.79	0.47

Continued on next page...

Continued from previous page...

Atom-1	Atom-2	Interatomic distance (Å)	Clash overlap (Å)
27:BA:2637:U:C2'	27:BA:2638:G:H5'	2.45	0.47
27:BA:2765:A:N3	27:BA:2765:A:H3'	2.29	0.47
27:BA:2790:A:C2'	27:BA:2790:A:N3	2.78	0.47
27:BA:2884:U:OP2	54:B5:43:HIS:HE1	1.97	0.47
27:BA:720:C:H2'	27:BA:721:C:H6	1.80	0.47
28:BB:77:U:H6	28:BB:77:U:H5''	1.79	0.47
29:BC:82:LYS:HD3	29:BC:151:GLU:O	2.15	0.47
27:BA:1825:A:OP1	30:BD:249:PRO:HD3	2.15	0.47
31:BE:186:GLY:O	31:BE:187:ALA:O	2.32	0.47
31:BE:9:VAL:HG22	31:BE:25:VAL:O	2.15	0.47
32:BF:40:GLN:NE2	32:BF:184:TYR:CB	2.77	0.47
33:BG:90:LEU:HD23	33:BG:91:ARG:N	2.30	0.47
34:BH:33:LEU:HD11	34:BH:136:ILE:O	2.14	0.47
34:BH:85:LYS:CE	34:BH:141:VAL:O	2.62	0.47
35:BI:109:ILE:N	35:BI:109:ILE:HD12	2.29	0.47
36:BN:39:ARG:C	36:BN:41:ASP:N	2.68	0.47
38:BP:124:LYS:HA	38:BP:142:GLY:O	2.14	0.47
42:BT:128:GLU:C	42:BT:128:GLU:OE1	2.52	0.47
42:BT:12:SER:C	42:BT:13:ARG:CZ	2.83	0.47
42:BT:33:LYS:NZ	42:BT:74:ARG:HH21	2.13	0.47
48:BZ:130:ARG:HH11	48:BZ:130:ARG:HG2	1.80	0.47
48:BZ:62:ASP:C	48:BZ:64:GLN:H	2.17	0.47
1:CA:1096:C:H2'	1:CA:1097:C:H6	1.80	0.47
1:CA:199:G:O2'	1:CA:200:G:H5'	2.15	0.47
1:CA:238:G:O2'	1:CA:239:U:H5'	2.15	0.47
1:CA:963:G:H21	10:CJ:55:LYS:CE	2.27	0.47
7:CG:122:HIS:O	7:CG:126:ASP:OD2	2.33	0.47
9:CI:106:ALA:O	9:CI:108:VAL:HG22	2.15	0.47
10:CJ:5:ARG:HA	10:CJ:73:ASP:OD1	2.15	0.47
11:CK:86:GLY:O	11:CK:87:THR:O	2.32	0.47
1:CA:881:G:P	12:CL:9:ARG:HH22	2.36	0.47
13:CM:116:THR:O	13:CM:117:VAL:CB	2.63	0.47
13:CM:14:ARG:NE	13:CM:42:ALA:HA	2.30	0.47
13:CM:93:ARG:HE	13:CM:93:ARG:HA	1.80	0.47
17:CQ:10:VAL:CG2	17:CQ:55:ASP:H	2.28	0.47
17:CQ:32:TYR:N	17:CQ:32:TYR:CD1	2.82	0.47
17:CQ:77:VAL:O	17:CQ:77:VAL:HG12	2.15	0.47
19:CS:12:ASP:HB3	19:CS:14:HIS:CE1	2.50	0.47
25:CY:34:U:O2'	25:CY:35:G:H5'	2.15	0.47
49:D0:48:GLY:CA	49:D0:80:HIS:HD1	2.27	0.47
54:D5:20:ARG:O	54:D5:23:HIS:HB2	2.14	0.47

Continued on next page...

Continued from previous page...

Atom-1	Atom-2	Interatomic distance (Å)	Clash overlap (Å)
57:D8:40:GLU:O	57:D8:43:GLN:N	2.32	0.47
27:DA:1023:U:H2'	27:DA:1024:G:H5'	1.95	0.47
27:DA:1268:A:C2	27:DA:1269:A:H1'	2.49	0.47
27:DA:1300:U:H5	27:DA:1634:A:C4	2.33	0.47
27:DA:1323:U:OP1	45:DW:98:LYS:NZ	2.48	0.47
27:DA:1547:C:O2'	27:DA:1548:C:H5'	2.15	0.47
27:DA:1629:U:O2	27:DA:2698:U:C5'	2.63	0.47
27:DA:2356:C:O3'	49:D0:20:ARG:HD3	2.14	0.47
27:DA:2571:C:H5''	27:DA:2572:A:C5'	2.44	0.47
27:DA:256:A:H2'	27:DA:257:A:H8	1.79	0.47
27:DA:286:C:N3	27:DA:287:C:C5	2.83	0.47
27:DA:301:G:H1	27:DA:316:C:N4	2.08	0.47
27:DA:320:A:H4'	27:DA:322:A:N7	2.29	0.47
27:DA:860:U:O2'	27:DA:861:A:H5'	2.15	0.47
30:DD:142:VAL:HG21	30:DD:191:ALA:HB1	1.97	0.47
27:DA:1569:A:HO2'	30:DD:38:LYS:HG3	1.80	0.47
31:DE:30:PRO:C	31:DE:32:PRO:HD3	2.35	0.47
32:DF:33:LEU:HD11	32:DF:112:MET:HG2	1.97	0.47
32:DF:57:VAL:CG1	32:DF:57:VAL:O	2.60	0.47
33:DG:159:VAL:O	33:DG:159:VAL:CG2	2.61	0.47
34:DH:143:GLN:NE2	34:DH:147:ASN:HD21	2.12	0.47
34:DH:70:THR:C	34:DH:72:ILE:N	2.64	0.47
35:DI:136:VAL:HG13	35:DI:136:VAL:O	2.15	0.47
38:DP:64:LYS:HB3	57:D8:25:MET:CG	2.44	0.47
27:DA:389:G:H22	38:DP:72:PRO:CD	2.27	0.47
40:DR:56:LYS:NZ	40:DR:87:TYR:O	2.48	0.47
42:DT:50:ILE:HD11	42:DT:100:TYR:CA	2.30	0.47
48:DZ:127:VAL:CG2	48:DZ:131:ASN:HB2	2.45	0.47
1:AA:138:G:O2'	1:AA:139:G:H5'	2.15	0.47
1:AA:423:G:N2	1:AA:424:G:C8	2.82	0.47
1:AA:645:C:O2'	1:AA:646:U:H5'	2.15	0.47
1:AA:963:G:O2'	1:AA:964:A:H5'	2.15	0.47
2:AB:97:TRP:CH2	2:AB:176:GLU:CD	2.78	0.47
2:AB:17:PHE:C	2:AB:17:PHE:HD2	2.17	0.47
2:AB:208:ILE:O	2:AB:212:GLN:HB2	2.15	0.47
4:AD:173:TRP:O	4:AD:186:LEU:HB2	2.14	0.47
4:AD:31:CYS:O	4:AD:32:ALA:HB3	2.15	0.47
4:AD:3:ARG:HD3	4:AD:3:ARG:O	2.14	0.47
5:AE:11:ILE:HD11	5:AE:33:VAL:HG21	1.97	0.47
5:AE:68:GLU:O	5:AE:70:PRO:N	2.48	0.47
7:AG:32:ARG:NH1	7:AG:32:ARG:HG2	2.29	0.47

Continued on next page...

Continued from previous page...

Atom-1	Atom-2	Interatomic distance (Å)	Clash overlap (Å)
9:AI:83:ARG:C	9:AI:86:VAL:HG12	2.35	0.47
9:AI:53:VAL:HG11	9:AI:85:LEU:CD2	2.44	0.47
13:AM:114:ARG:O	13:AM:115:LYS:HD2	2.14	0.47
1:AA:1329:A:P	13:AM:28:ALA:HB3	2.55	0.47
10:AJ:63:PHE:HA	14:AN:59:ALA:CB	2.40	0.47
6:AF:94:GLN:NE2	18:AR:32:ARG:HD2	2.30	0.47
18:AR:32:ARG:CA	18:AR:69:THR:HG21	2.38	0.47
23:AW:68:C:H2'	23:AW:69:C:C6	2.49	0.47
49:B0:40:GLN:NE2	49:B0:59:LEU:HG	2.29	0.47
52:B3:2:PRO:O	52:B3:3:ARG:HB2	2.14	0.47
55:B6:17:LYS:HB3	55:B6:18:ARG:HH12	1.80	0.47
27:BA:2419:U:C5'	55:B6:23:THR:HG22	2.44	0.47
56:B7:37:LYS:O	56:B7:37:LYS:HG2	2.13	0.47
57:B8:12:LYS:O	57:B8:13:ARG:HB3	2.14	0.47
27:BA:1019:U:H3	27:BA:1142(A):A:N6	2.09	0.47
27:BA:1179:C:H2'	27:BA:1180:C:C5'	2.31	0.47
27:BA:1335:U:H2'	27:BA:1336:A:C8	2.49	0.47
27:BA:173:G:C6	27:BA:174:C:C4	3.03	0.47
27:BA:1806:C:H2'	27:BA:1807:G:H8	1.80	0.47
27:BA:2591:C:H2'	27:BA:2592:G:C8	2.49	0.47
27:BA:2687:U:H2'	27:BA:2688:U:O4'	2.15	0.47
27:BA:2768:C:C2'	27:BA:2769:C:H5'	2.45	0.47
27:BA:2787:C:H1'	31:BE:61:ARG:CD	2.42	0.47
27:BA:364:C:H2'	27:BA:365:C:C5'	2.43	0.47
27:BA:425:G:O2'	27:BA:426:C:H5'	2.15	0.47
27:BA:614(C):A:O2'	27:BA:615:G:P	2.72	0.47
27:BA:733:G:C8	27:BA:761:A:N6	2.83	0.47
30:BD:66:ASP:OD2	30:BD:103:ARG:CZ	2.63	0.47
30:BD:227:ASN:HB3	30:BD:228:PRO:CD	2.45	0.47
30:BD:227:ASN:HB3	30:BD:228:PRO:HD2	1.95	0.47
30:BD:98:VAL:C	30:BD:100:GLY:N	2.68	0.47
31:BE:55:ASN:HD22	31:BE:55:ASN:HA	1.54	0.47
33:BG:162:THR:OG1	33:BG:162:THR:O	2.31	0.47
27:BA:1453:U:C4	40:BR:67:LEU:HD21	2.49	0.47
41:BS:78:LEU:HD23	41:BS:82:ILE:O	2.14	0.47
37:BO:101:PRO:CG	42:BT:67:SER:HB3	2.45	0.47
45:BW:57:ASN:N	45:BW:57:ASN:ND2	2.60	0.47
47:BY:88:LYS:NZ	47:BY:93:GLY:O	2.48	0.47
1:CA:102:G:C2	1:CA:103:C:C2	3.02	0.47
1:CA:1279:A:C2	10:CJ:43:ARG:NH2	2.83	0.47
1:CA:1288:A:O2'	1:CA:1289:A:H5'	2.15	0.47

Continued on next page...

Continued from previous page...

Atom-1	Atom-2	Interatomic distance (Å)	Clash overlap (Å)
1:CA:135:C:C2'	1:CA:136:C:H5'	2.44	0.47
1:CA:923:A:N6	1:CA:1392:G:O6	2.48	0.47
1:CA:15:G:C4'	5:CE:24:ARG:NH2	2.77	0.47
1:CA:174:C:O2'	1:CA:175:C:H5'	2.15	0.47
1:CA:186:C:H2'	1:CA:187:C:C6	2.49	0.47
1:CA:336:C:H2'	1:CA:337:C:H6	1.80	0.47
1:CA:603:U:O2'	1:CA:604:G:H5'	2.15	0.47
1:CA:615:C:H2'	1:CA:616:G:O4'	2.14	0.47
1:CA:862:C:H2'	1:CA:862:C:O2	2.15	0.47
1:CA:998:G:H2'	1:CA:999:C:C6	2.49	0.47
2:CB:116:GLU:C	2:CB:118:LEU:H	2.17	0.47
2:CB:164:VAL:HG12	2:CB:165:VAL:N	2.30	0.47
2:CB:193:ASP:OD2	2:CB:196:LEU:HD11	2.14	0.47
5:CE:11:ILE:HD11	5:CE:33:VAL:CG2	2.45	0.47
9:CI:47:LEU:CD1	9:CI:47:LEU:H	2.27	0.47
1:CA:798:G:OP1	11:CK:122:LYS:NZ	2.48	0.47
13:CM:90:LEU:HA	13:CM:93:ARG:HB3	1.96	0.47
14:CN:29:ARG:CB	14:CN:40:CYS:HB3	2.43	0.47
50:D1:20:ARG:HH11	50:D1:20:ARG:HG2	1.80	0.47
46:DX:5:TYR:CZ	51:D2:30:ARG:HB3	2.50	0.47
55:D6:18:ARG:HG2	55:D6:18:ARG:HH11	1.80	0.47
27:DA:1525:G:O2'	27:DA:1526:G:H5'	2.15	0.47
27:DA:1743:C:H2'	27:DA:1744:C:O4'	2.14	0.47
27:DA:1748:G:H5'	27:DA:1748:G:H8	1.80	0.47
27:DA:187:G:N3	27:DA:1365:A:H2	2.13	0.47
27:DA:1899:G:N2	27:DA:1902:C:C5	2.82	0.47
27:DA:2117:A:O2'	27:DA:2118:U:H3'	2.15	0.47
27:DA:2117:A:O2'	27:DA:2118:U:H5''	2.15	0.47
27:DA:2174:C:O2'	27:DA:2175:C:H5'	2.14	0.47
27:DA:2221:G:C2	27:DA:2222:G:C8	3.03	0.47
27:DA:2465:C:O2'	27:DA:2466:C:H5'	2.15	0.47
27:DA:2679:A:H4'	31:DE:165:VAL:HG11	1.97	0.47
27:DA:2795:G:N3	27:DA:2795:G:H2'	2.30	0.47
27:DA:30:G:C4	27:DA:31:C:C5	3.03	0.47
27:DA:59:U:H1'	27:DA:73:A:C2	2.50	0.47
27:DA:698:C:O2'	27:DA:734:A:N6	2.48	0.47
27:DA:848:G:H2'	27:DA:849:A:H8	1.77	0.47
27:DA:991:C:H5'	27:DA:991:C:C6	2.42	0.47
32:DF:205:ARG:O	32:DF:205:ARG:HG2	2.15	0.47
33:DG:7:LEU:CD2	33:DG:176:LEU:HD22	2.45	0.47
42:DT:27:THR:C	42:DT:28:VAL:HG23	2.35	0.47

Continued on next page...

Continued from previous page...

Atom-1	Atom-2	Interatomic distance (Å)	Clash overlap (Å)
47:DY:52:SER:O	47:DY:54:LYS:N	2.47	0.47
1:AA:1203:C:O5'	1:AA:1203:C:H6	1.97	0.47
1:AA:619:U:N3	4:AD:135:LEU:HD11	2.29	0.47
1:AA:620:C:O2'	1:AA:621:A:H5'	2.15	0.47
2:AB:183:PRO:HA	2:AB:198:ASP:OD1	2.15	0.47
2:AB:27:LYS:O	2:AB:194:PRO:CD	2.63	0.47
8:AH:70:GLN:O	8:AH:71:GLY:O	2.32	0.47
8:AH:44:PHE:HD1	8:AH:79:VAL:O	1.98	0.47
12:AL:15:VAL:O	12:AL:16:ARG:HB3	2.14	0.47
12:AL:47:SER:O	12:AL:48:ALA:HB2	2.14	0.47
17:AQ:26:GLN:HG3	17:AQ:26:GLN:O	2.15	0.47
22:AV:7:C:N3	23:AW:36:A:C2	2.83	0.47
24:AX:71:C:C3'	24:AX:72:A:H5''	2.45	0.47
27:BA:1023:U:H2'	27:BA:1024:G:H5'	1.95	0.47
27:BA:1641:A:H2'	27:BA:1642:G:O4'	2.15	0.47
27:BA:1906:G:C8	27:BA:1929:G:H2'	2.50	0.47
27:BA:2133:G:H1'	27:BA:2158:A:H61	1.80	0.47
27:BA:2310:A:C8	33:BG:75:LYS:HE2	2.49	0.47
27:BA:324:A:H2'	27:BA:325:G:O4'	2.15	0.47
27:BA:465:G:C6	27:BA:466:A:N6	2.83	0.47
27:BA:614(C):A:H4'	27:BA:615:G:OP1	2.15	0.47
27:BA:662:G:O2'	27:BA:663:G:H5'	2.15	0.47
27:BA:826:U:H3'	27:BA:828:U:C6	2.50	0.47
31:BE:161:GLY:O	31:BE:162:ALA:HB3	2.15	0.47
33:BG:45:GLU:C	33:BG:47:LYS:N	2.68	0.47
33:BG:68:PRO:CB	33:BG:90:LEU:HD21	2.45	0.47
34:BH:105:LEU:N	34:BH:113:VAL:O	2.46	0.47
36:BN:27:ALA:HB1	36:BN:106:MET:CE	2.45	0.47
37:BO:105:GLU:O	37:BO:108:GLU:OE2	2.32	0.47
39:BQ:60:ARG:O	39:BQ:61:GLY:C	2.53	0.47
27:BA:2275:C:O2	39:BQ:85:LYS:HD3	2.15	0.47
41:BS:17:ARG:C	41:BS:19:LYS:N	2.68	0.47
41:BS:59:LYS:HB2	41:BS:65:VAL:CG2	2.45	0.47
41:BS:37:ALA:CB	41:BS:99:LYS:HZ1	2.27	0.47
42:BT:91:ARG:O	42:BT:93:ARG:N	2.44	0.47
43:BU:109:LEU:HD21	44:BV:46:VAL:HG23	1.97	0.47
44:BV:35:LEU:O	44:BV:37:VAL:N	2.48	0.47
45:BW:21:VAL:HG21	45:BW:76:VAL:CG2	2.45	0.47
46:BX:41:ASN:ND2	46:BX:41:ASN:N	2.62	0.47
46:BX:71:GLY:C	46:BX:72:LYS:HD2	2.35	0.47
1:CA:1033:G:C2'	1:CA:1034:G:H5'	2.45	0.47

Continued on next page...

Continued from previous page...

Atom-1	Atom-2	Interatomic distance (Å)	Clash overlap (Å)
1:CA:1041:A:H2'	1:CA:1042:G:O4'	2.15	0.47
1:CA:1049:U:H1'	1:CA:1201:A:N7	2.30	0.47
1:CA:1227:A:C2'	1:CA:1228:C:O5'	2.63	0.47
1:CA:1288:A:H2'	1:CA:1289:A:C8	2.49	0.47
1:CA:391:G:C6	1:CA:392:G:N7	2.83	0.47
1:CA:746:A:H2'	1:CA:747:C:C6	2.50	0.47
1:CA:878:G:C5'	8:CH:89:PRO:HG2	2.43	0.47
1:CA:939:G:H2'	1:CA:940:C:H6	1.79	0.47
3:CC:150:LYS:HA	3:CC:169:ALA:HA	1.96	0.47
5:CE:90:VAL:CG2	5:CE:121:LYS:HB3	2.44	0.47
8:CH:36:LEU:O	8:CH:39:LEU:N	2.48	0.47
8:CH:20:TYR:HD1	8:CH:65:TYR:CD2	2.33	0.47
9:CI:10:ARG:HD2	9:CI:105:ASP:OD1	2.14	0.47
1:CA:1371:G:OP2	9:CI:11:LYS:HD2	2.15	0.47
11:CK:13:GLN:HG2	11:CK:75:TYR:CA	2.45	0.47
20:CT:17:ARG:HA	20:CT:20:LEU:HG	1.97	0.47
20:CT:28:ALA:O	20:CT:30:LYS:N	2.47	0.47
20:CT:90:GLN:HA	20:CT:93:GLU:CD	2.36	0.47
52:D3:9:VAL:HG21	52:D3:55:ARG:HG3	1.96	0.47
27:DA:1011:G:C6	27:DA:1013:C:N3	2.83	0.47
27:DA:1201:C:H2'	27:DA:1202:C:H6	1.79	0.47
27:DA:135:G:C6	27:DA:136:G:N7	2.83	0.47
27:DA:1651:G:H2'	27:DA:1652:A:O4'	2.14	0.47
27:DA:2136:C:N4	27:DA:2155:G:H1	2.13	0.47
27:DA:2338:G:H2'	27:DA:2339:G:H8	1.80	0.47
27:DA:2468:G:H2'	27:DA:2476:A:N7	2.30	0.47
27:DA:2562:U:C2'	27:DA:2563:U:H5'	2.45	0.47
27:DA:271(A):A:N1	27:DA:272(D):G:O2'	2.42	0.47
27:DA:2863:C:H2'	27:DA:2864:G:C5'	2.44	0.47
27:DA:301:G:C6	27:DA:302:C:N4	2.83	0.47
27:DA:380:U:H5'	50:D1:18:ILE:CD1	2.43	0.47
27:DA:626:U:C5'	27:DA:627:A:H5'	2.45	0.47
27:DA:751:A:C6	27:DA:789:A:C5	3.02	0.47
27:DA:99:U:O2	27:DA:99:U:O4'	2.31	0.47
28:DB:114:C:H1'	41:DS:46:VAL:HG22	1.97	0.47
29:DC:45:ALA:HB3	29:DC:174:PRO:CB	2.45	0.47
34:DH:121:ILE:CD1	34:DH:135:GLY:HA2	2.45	0.47
34:DH:158:HIS:ND1	34:DH:168:PRO:HB2	2.30	0.47
35:DI:101:LEU:CD2	35:DI:109:ILE:HG12	2.44	0.47
36:DN:14:VAL:CG2	36:DN:50:ASP:HB3	2.44	0.47
39:DQ:52:VAL:HA	39:DQ:55:VAL:CG1	2.45	0.47

Continued on next page...

Continued from previous page...

Atom-1	Atom-2	Interatomic distance (Å)	Clash overlap (Å)
40:DR:63:ARG:HA	40:DR:80:PHE:CE2	2.50	0.47
40:DR:98:LEU:HB2	40:DR:113:LEU:HB3	1.96	0.47
41:DS:78:LEU:N	41:DS:78:LEU:HD23	2.30	0.47
42:DT:35:LYS:HG3	42:DT:36:GLU:H	1.78	0.47
43:DU:97:ASP:C	43:DU:99:ALA:H	2.18	0.47
44:DV:39:LEU:CD1	44:DV:47:VAL:HG11	2.38	0.47
45:DW:59:VAL:CG2	45:DW:65:LEU:H	2.27	0.47
46:DX:18:TYR:O	46:DX:19:ALA:C	2.53	0.47
47:DY:42:VAL:CG2	47:DY:65:ALA:HB3	2.44	0.47
47:DY:14:LEU:O	47:DY:72:VAL:HA	2.15	0.47
48:DZ:143:LEU:N	48:DZ:143:LEU:HD22	2.28	0.47
1:AA:1095:U:H2'	1:AA:1096:C:O4'	2.15	0.47
1:AA:1189:C:P	10:AJ:51:ARG:HH22	2.38	0.47
1:AA:1252:A:H2'	1:AA:1253:G:O4'	2.15	0.47
1:AA:1277:C:O2'	1:AA:1279:A:C8	2.67	0.47
1:AA:1296:C:C5'	1:AA:1297:C:OP2	2.60	0.47
1:AA:137:C:N4	1:AA:226:G:H1	2.12	0.47
1:AA:1457:G:H2'	1:AA:1458:G:C8	2.49	0.47
1:AA:373:A:C2	1:AA:374:A:C8	3.02	0.47
1:AA:607:A:H2'	1:AA:608:A:H8	1.80	0.47
3:AC:142:MET:HE1	3:AC:171:GLY:HA3	1.96	0.47
4:AD:121:VAL:HA	4:AD:126:ILE:HG12	1.96	0.47
4:AD:7:PRO:HB2	4:AD:10:ARG:CD	2.32	0.47
6:AF:78:GLU:OE2	6:AF:78:GLU:HA	2.14	0.47
12:AL:87:VAL:HG22	12:AL:96:HIS:CE1	2.50	0.47
13:AM:7:VAL:O	13:AM:8:GLU:O	2.33	0.47
19:AS:18:LYS:HD2	19:AS:22:LEU:CD2	2.42	0.47
20:AT:82:SER:O	20:AT:84:LEU:N	2.47	0.47
21:AU:22:ARG:N	21:AU:23:PRO:HD3	2.29	0.47
27:BA:2396:G:C5'	50:B1:25:LYS:HD2	2.45	0.47
27:BA:242:G:C5'	57:B8:62:LEU:HD13	2.14	0.47
27:BA:1386:C:H2'	27:BA:1387:C:C6	2.49	0.47
27:BA:1771:C:H1'	27:BA:1786:A:C8	2.49	0.47
27:BA:1882:C:H5'	27:BA:1883:G:OP2	2.15	0.47
27:BA:1884:A:O2'	27:BA:1885:A:H5''	2.15	0.47
27:BA:1902:C:H2'	27:BA:1903:G:O4'	2.14	0.47
27:BA:2081:C:O2'	27:BA:2082:A:H5'	2.15	0.47
27:BA:2118:U:O2'	27:BA:2119:A:H5''	2.14	0.47
27:BA:2313:C:H4'	33:BG:40:ASN:HD22	1.77	0.47
27:BA:2317:C:H2'	27:BA:2318:G:C5'	2.43	0.47
27:BA:2656:U:C4	27:BA:2664:G:N2	2.82	0.47

Continued on next page...

Continued from previous page...

Atom-1	Atom-2	Interatomic distance (Å)	Clash overlap (Å)
27:BA:272(B):G:O2'	27:BA:272(C):G:P	2.73	0.47
27:BA:2836:U:H2'	27:BA:2837:G:C8	2.50	0.47
27:BA:669:G:C2	27:BA:801:G:C6	3.03	0.47
29:BC:25:ALA:O	29:BC:27:ARG:N	2.46	0.47
29:BC:75:LEU:O	29:BC:77:ILE:N	2.48	0.47
30:BD:257:LEU:HD22	30:BD:258:LYS:O	2.14	0.47
31:BE:76:ARG:O	31:BE:77:ILE:C	2.53	0.47
32:BF:185:ASP:HA	32:BF:188:ARG:CB	2.44	0.47
32:BF:45:ARG:CZ	32:BF:97:TYR:CE1	2.98	0.47
35:BI:107:VAL:HG12	35:BI:108:THR:N	2.30	0.47
41:BS:42:ASP:O	41:BS:43:GLU:HB2	2.15	0.47
42:BT:52:ILE:HG12	42:BT:61:PHE:HB3	1.96	0.47
43:BU:83:LEU:HG	43:BU:88:ILE:HD11	1.97	0.47
44:BV:17:GLY:CA	44:BV:96:ILE:O	2.62	0.47
45:BW:61:ASN:N	45:BW:61:ASN:ND2	2.63	0.47
47:BY:38:ILE:O	47:BY:39:VAL:HB	2.14	0.47
1:CA:1323:G:H4'	1:CA:1363:C:C2	2.49	0.47
1:CA:515:G:C2	1:CA:537:G:C2	3.03	0.47
1:CA:601:C:N3	1:CA:638:G:C2	2.82	0.47
3:CC:70:VAL:O	3:CC:106:VAL:N	2.48	0.47
4:CD:189:PRO:HB2	4:CD:194:LEU:HD21	1.97	0.47
6:CF:87:ARG:HG2	6:CF:87:ARG:NH1	2.30	0.47
8:CH:4:ASP:OD2	8:CH:89:PRO:HD3	2.14	0.47
1:CA:644:G:C5'	8:CH:92:ARG:HH22	2.26	0.47
9:CI:8:GLY:HA3	9:CI:76:ALA:O	2.15	0.47
12:CL:24:LEU:HB2	12:CL:30:ARG:HD2	1.96	0.47
1:CA:1228:C:OP1	13:CM:115:LYS:HB2	2.15	0.47
13:CM:27:LYS:HE3	13:CM:31:LYS:NZ	2.30	0.47
18:CR:25:THR:CG2	18:CR:42:ARG:HH11	2.28	0.47
19:CS:41:VAL:CG2	19:CS:44:MET:HG2	2.45	0.47
20:CT:41:ILE:CG2	20:CT:87:LYS:HB3	2.45	0.47
23:CW:36:A:O2'	27:DA:1913:A:N1	2.48	0.47
27:DA:97:C:H5''	51:D2:2:LYS:CB	2.45	0.47
52:D3:15:TYR:HB3	52:D3:19:GLN:NE2	2.30	0.47
55:D6:44:ARG:O	55:D6:45:LYS:CB	2.62	0.47
27:DA:1043:C:HO2'	27:DA:1044:G:H8	1.63	0.47
27:DA:1230:C:H2'	27:DA:1231:G:C8	2.50	0.47
27:DA:1247:A:OP1	32:DF:95:ARG:NH2	2.47	0.47
27:DA:1259:G:O2'	27:DA:1260:G:H5'	2.15	0.47
27:DA:2037:G:O2'	27:DA:2038:G:H5'	2.14	0.47
27:DA:2133:G:H2'	27:DA:2157:G:H22	1.80	0.47

Continued on next page...

Continued from previous page...

Atom-1	Atom-2	Interatomic distance (Å)	Clash overlap (Å)
27:DA:2229:C:O2'	27:DA:2230:G:H5'	2.14	0.47
27:DA:242:G:H5''	57:D8:62:LEU:CD1	2.44	0.47
27:DA:2652:C:H42	27:DA:2668:G:H1	1.62	0.47
27:DA:25:U:H2'	27:DA:26:G:C8	2.49	0.47
27:DA:894:C:C2'	27:DA:895:U:H5'	2.45	0.47
27:DA:951:C:C2'	27:DA:952:G:H5'	2.45	0.47
28:DB:93:G:O2'	28:DB:94:C:H5'	2.15	0.47
30:DD:126:GLN:O	30:DD:127:VAL:O	2.33	0.47
31:DE:117:MET:CE	31:DE:124:GLY:HA3	2.45	0.47
31:DE:32:PRO:HB3	31:DE:69:LYS:CB	2.41	0.47
32:DF:10:PRO:HD2	32:DF:13:SER:O	2.14	0.47
33:DG:33:ARG:H	33:DG:162:THR:HG23	1.79	0.47
33:DG:33:ARG:O	33:DG:162:THR:HG22	2.14	0.47
33:DG:5:VAL:HG22	33:DG:8:LYS:HG3	1.97	0.47
36:DN:117:PHE:C	36:DN:119:ARG:N	2.68	0.47
38:DP:101:VAL:CG2	38:DP:102:ARG:H	2.27	0.47
39:DQ:75:THR:HG23	39:DQ:88:GLY:HA3	1.97	0.47
40:DR:103:ARG:HA	40:DR:111:LEU:HD23	1.95	0.47
40:DR:45:ARG:HB2	40:DR:95:THR:HG21	1.96	0.47
41:DS:48:LEU:HD23	41:DS:82:ILE:HD11	1.97	0.47
42:DT:107:ASP:OD2	42:DT:108:ARG:N	2.48	0.47
43:DU:74:LEU:HD11	43:DU:79:PHE:HA	1.97	0.47
44:DV:49:THR:O	44:DV:50:PRO:C	2.53	0.47
45:DW:109:GLU:O	45:DW:110:LYS:O	2.33	0.47
46:DX:83:VAL:O	46:DX:84:ALA:C	2.52	0.47
47:DY:46:LYS:HE3	47:DY:47:LYS:NZ	2.29	0.47
1:AA:102:G:H2'	1:AA:103:C:C6	2.50	0.47
1:AA:404:U:C2	1:AA:405:U:C5	3.03	0.47
1:AA:491:G:H2'	1:AA:492:G:H8	1.79	0.47
1:AA:961:U:O2'	1:AA:962:C:H5'	2.14	0.47
3:AC:112:SER:O	3:AC:115:LEU:HB2	2.15	0.47
4:AD:11:LEU:O	4:AD:13:ARG:O	2.33	0.47
4:AD:194:LEU:HB3	4:AD:196:LEU:HD11	1.96	0.47
5:AE:41:VAL:HG11	5:AE:113:ALA:HA	1.97	0.47
7:AG:24:THR:O	7:AG:28:ASN:N	2.46	0.47
8:AH:24:THR:CG2	8:AH:25:ASP:N	2.77	0.47
8:AH:91:ARG:O	8:AH:91:ARG:CD	2.63	0.47
9:AI:32:ASP:O	9:AI:33:PHE:C	2.53	0.47
9:AI:69:GLY:O	9:AI:71:SER:N	2.48	0.47
12:AL:36:VAL:HB	12:AL:54:LYS:HB2	1.97	0.47
13:AM:82:MET:SD	13:AM:83:ASP:N	2.88	0.47

Continued on next page...

Continued from previous page...

Atom-1	Atom-2	Interatomic distance (Å)	Clash overlap (Å)
13:AM:90:LEU:HD23	13:AM:93:ARG:CG	2.17	0.47
19:AS:13:ASP:C	19:AS:15:LEU:N	2.67	0.47
20:AT:50:GLU:HA	20:AT:100:ILE:HG21	1.97	0.47
53:B4:60:GLU:O	53:B4:61:VAL:HB	2.15	0.47
27:BA:1042:G:C1'	27:BA:1114:G:N2	2.75	0.47
27:BA:1685:C:C3'	27:BA:1686:C:H5''	2.44	0.47
27:BA:1775:U:OP1	27:BA:1979:C:O2'	2.31	0.47
27:BA:2284:C:H41	55:B6:25:LYS:NZ	2.13	0.47
27:BA:2330:G:HO2'	27:BA:2331:G:H5'	1.80	0.47
27:BA:869:G:H1	27:BA:908:C:H42	1.63	0.47
27:BA:911:A:C6	39:BQ:9:TYR:CD2	3.03	0.47
28:BB:49:C:OP1	41:BS:97:ARG:HG3	2.15	0.47
31:BE:144:ARG:HB3	31:BE:145:LYS:H	1.42	0.47
31:BE:82:ARG:HD2	31:BE:83:ASP:OD2	2.15	0.47
34:BH:52:VAL:O	34:BH:53:GLU:O	2.33	0.47
34:BH:31:GLY:O	34:BH:79:VAL:HG11	2.14	0.47
34:BH:83:TYR:O	34:BH:84:SER:C	2.53	0.47
36:BN:16:ILE:HD11	36:BN:26:LEU:CD1	2.44	0.47
36:BN:41:ASP:O	36:BN:42:TRP:C	2.52	0.47
37:BO:104:ARG:CZ	37:BO:104:ARG:HB3	2.45	0.47
38:BP:91:PHE:HZ	38:BP:100:LEU:HD13	1.80	0.47
41:BS:13:ARG:O	41:BS:14:VAL:C	2.51	0.47
41:BS:42:ASP:C	41:BS:44:LYS:H	2.16	0.47
43:BU:24:TYR:HB3	43:BU:28:ARG:HB3	1.97	0.47
43:BU:97:ASP:O	43:BU:99:ALA:N	2.48	0.47
47:BY:95:LYS:HD2	47:BY:100:ALA:CB	2.44	0.47
1:CA:1002:G:N2	1:CA:1039:C:O2	2.48	0.47
1:CA:1503:A:O2'	1:CA:1504:G:O5'	2.33	0.47
1:CA:243:A:H4'	1:CA:244:U:O5'	2.15	0.47
1:CA:668:G:O2'	1:CA:669:U:H5'	2.15	0.47
1:CA:792:A:N3	1:CA:794:A:C5	2.83	0.47
1:CA:969:A:C2'	1:CA:970:C:H5'	2.45	0.47
2:CB:15:VAL:N	2:CB:16:HIS:ND1	2.63	0.47
2:CB:17:PHE:N	2:CB:17:PHE:HD2	2.13	0.47
2:CB:31:TYR:C	2:CB:32:ILE:HD12	2.34	0.47
3:CC:119:ARG:O	3:CC:123:GLN:HG3	2.15	0.47
3:CC:178:LEU:C	3:CC:180:ALA:N	2.68	0.47
3:CC:69:HIS:CD2	3:CC:104:GLN:HB2	2.50	0.47
4:CD:131:ARG:HE	4:CD:131:ARG:HB2	1.57	0.47
4:CD:21:LEU:N	4:CD:21:LEU:HD12	2.30	0.47
5:CE:132:ALA:O	5:CE:135:THR:HB	2.15	0.47

Continued on next page...

Continued from previous page...

Atom-1	Atom-2	Interatomic distance (Å)	Clash overlap (Å)
5:CE:139:LEU:O	5:CE:141:GLN:N	2.48	0.47
6:CF:1:MET:HB2	6:CF:66:GLU:CG	2.45	0.47
8:CH:14:ARG:O	8:CH:18:ARG:HD3	2.15	0.47
9:CI:112:LYS:HA	9:CI:119:ALA:CB	2.31	0.47
9:CI:114:TYR:CD2	9:CI:114:TYR:N	2.82	0.47
9:CI:20:ARG:O	9:CI:22:GLY:N	2.48	0.47
11:CK:105:VAL:O	11:CK:105:VAL:HG23	2.14	0.47
12:CL:21:VAL:HG13	12:CL:95:TYR:CE2	2.50	0.47
20:CT:84:LEU:HD13	20:CT:84:LEU:C	2.34	0.47
51:D2:28:LYS:HG3	51:D2:60:LEU:HD11	1.97	0.47
53:D4:61:VAL:HG13	53:D4:65:CYS:HB3	1.97	0.47
55:D6:44:ARG:O	55:D6:45:LYS:HG2	2.15	0.47
27:DA:1216:G:C2'	27:DA:1217:C:H5'	2.45	0.47
27:DA:1316:U:O2'	27:DA:1317:A:H5'	2.15	0.47
27:DA:1473:G:H2'	27:DA:1474:C:C6	2.49	0.47
27:DA:1579:A:H2'	27:DA:1580:A:C8	2.50	0.47
27:DA:1899:G:C2'	27:DA:1900:A:OP2	2.63	0.47
27:DA:2320:A:N3	27:DA:2320:A:H2'	2.30	0.47
27:DA:2370:G:H2'	27:DA:2371:G:O4'	2.14	0.47
27:DA:2740:A:C6	27:DA:2764:A:C8	3.03	0.47
27:DA:526:A:N6	27:DA:2626:C:H4'	2.30	0.47
28:DB:7:G:N1	28:DB:114:C:N4	2.58	0.47
29:DC:151:GLU:C	29:DC:153:ILE:H	2.17	0.47
30:DD:267:SER:O	30:DD:268:ARG:HB2	2.15	0.47
31:DE:4:ILE:CG1	31:DE:28:ALA:HB1	2.43	0.47
32:DF:132:VAL:CG2	32:DF:133:ASN:H	2.14	0.47
32:DF:83:PHE:O	32:DF:84:VAL:CB	2.59	0.47
34:DH:138:LYS:N	34:DH:141:VAL:HG23	2.29	0.47
34:DH:149:ARG:HD2	34:DH:164:TYR:CD1	2.50	0.47
35:DI:77:LEU:O	35:DI:140:LEU:HD12	2.15	0.47
36:DN:56:ASN:O	36:DN:57:ALA:O	2.33	0.47
42:DT:106:SER:HA	42:DT:110:ILE:HB	1.96	0.47
42:DT:28:VAL:C	42:DT:29:ARG:HD3	2.35	0.47
43:DU:66:ASN:O	43:DU:70:ARG:HB2	2.15	0.47
43:DU:91:ASP:OD2	43:DU:96:ALA:HB2	2.15	0.47
43:DU:90:VAL:CG1	44:DV:11:GLN:NE2	2.74	0.47
46:DX:73:ARG:HB3	46:DX:74:PRO:HD2	1.96	0.47
47:DY:2:ARG:NE	47:DY:3:VAL:HG23	2.30	0.47
48:DZ:149:LEU:HB2	48:DZ:170:ILE:CG1	2.45	0.47
39:DQ:132:VAL:HG11	48:DZ:80:ARG:CZ	2.44	0.47
1:AA:1079:G:N2	1:AA:1080:A:C2	2.83	0.46

Continued on next page...

Continued from previous page...

Atom-1	Atom-2	Interatomic distance (Å)	Clash overlap (Å)
1:AA:1343:G:O2'	9:AI:121:ARG:NH1	2.48	0.46
1:AA:21:G:H2'	1:AA:22:G:C8	2.50	0.46
1:AA:293:G:H2'	1:AA:294:U:H6	1.79	0.46
1:AA:437:U:C2'	1:AA:438:G:H5'	2.45	0.46
1:AA:625:G:OP1	16:AP:9:PHE:HB3	2.15	0.46
3:AC:29:TYR:CD1	14:AN:36:PHE:CZ	3.03	0.46
4:AD:76:ARG:HD3	4:AD:207:TYR:CE2	2.50	0.46
5:AE:53:LEU:HD12	5:AE:53:LEU:N	2.30	0.46
7:AG:40:ALA:O	7:AG:41:ARG:C	2.54	0.46
9:AI:48:GLU:HA	9:AI:51:ARG:HH11	1.80	0.46
11:AK:88:GLY:O	11:AK:89:ALA:C	2.53	0.46
13:AM:108:ARG:HH11	13:AM:108:ARG:HA	1.79	0.46
13:AM:39:ILE:CD1	13:AM:56:LEU:HD23	2.34	0.46
24:AX:43:A:O2'	24:AX:44:A:H5'	2.15	0.46
26:AZ:2:DPP:C	26:AZ:3:UAL:N1	2.71	0.46
49:B0:5:LYS:O	49:B0:7:LEU:HD12	2.15	0.46
51:B2:63:VAL:O	51:B2:66:GLU:N	2.49	0.46
27:BA:2015:A:C1'	54:B5:2:ALA:HA	2.33	0.46
27:BA:1369:G:N2	27:BA:1370:C:H1'	2.30	0.46
27:BA:1588:C:O2	27:BA:1588:C:H2'	2.15	0.46
27:BA:1830:C:H42	27:BA:1975:G:H1	1.64	0.46
27:BA:2266:A:H1'	27:BA:2272:U:O4	2.15	0.46
27:BA:2285:C:C5	55:B6:27:LYS:CE	2.92	0.46
27:BA:2380:C:O2'	27:BA:2381:C:H5'	2.15	0.46
27:BA:247:G:H4'	27:BA:386:G:C5	2.49	0.46
27:BA:2569:G:H5"	27:BA:2569:G:H8	1.80	0.46
27:BA:289:A:H61	27:BA:351:G:H1'	1.79	0.46
27:BA:498:G:O2'	27:BA:499:U:H5'	2.14	0.46
27:BA:627:A:H4'	27:BA:628:G:OP1	2.15	0.46
28:BB:72:G:N2	28:BB:104:U:H5	2.12	0.46
29:BC:79:LYS:HG2	29:BC:97:GLU:CD	2.35	0.46
30:BD:95:LEU:HD13	30:BD:97:TYR:CE1	2.51	0.46
35:BI:115:ALA:HB2	35:BI:129:THR:OG1	2.15	0.46
35:BI:79:ILE:O	35:BI:81:VAL:N	2.48	0.46
36:BN:133:GLN:O	36:BN:134:ARG:CG	2.62	0.46
27:BA:2822:G:OP2	40:BR:2:ARG:NH1	2.47	0.46
41:BS:44:LYS:O	41:BS:46:VAL:HG23	2.15	0.46
41:BS:97:ARG:HE	41:BS:98:VAL:N	2.13	0.46
43:BU:104:GLN:CB	44:BV:44:LYS:NZ	2.78	0.46
45:BW:86:LEU:HG	45:BW:88:ARG:HD3	1.96	0.46
46:BX:3:THR:HA	46:BX:6:ASP:OD2	2.15	0.46

Continued on next page...

Continued from previous page...

Atom-1	Atom-2	Interatomic distance (Å)	Clash overlap (Å)
48:BZ:80:ARG:HB3	48:BZ:80:ARG:CZ	2.45	0.46
48:BZ:9:ARG:NH2	48:BZ:25:GLY:N	2.44	0.46
1:CA:1040:U:H2'	1:CA:1041:A:C8	2.50	0.46
1:CA:1440:C:N4	1:CA:1441:G:C6	2.84	0.46
1:CA:1508:G:O2'	1:CA:1509:C:H5'	2.14	0.46
1:CA:423:G:H2'	1:CA:424:G:H5'	1.97	0.46
1:CA:1074:G:H4'	2:CB:103:THR:HG22	1.97	0.46
2:CB:75:LYS:HA	2:CB:78:GLN:HB2	1.96	0.46
3:CC:47:LEU:CD2	3:CC:68:VAL:HG21	2.45	0.46
5:CE:84:PHE:CZ	5:CE:133:TYR:HD2	2.33	0.46
10:CJ:44:VAL:CG1	10:CJ:66:ARG:HG2	2.30	0.46
11:CK:108:ILE:O	18:CR:87:ARG:CA	2.63	0.46
13:CM:81:LEU:HD22	13:CM:86:CYS:SG	2.56	0.46
14:CN:26:ARG:HD2	14:CN:43:CYS:HB3	1.97	0.46
15:CO:22:THR:O	15:CO:23:GLY:O	2.32	0.46
15:CO:88:ARG:HG2	15:CO:88:ARG:HH11	1.80	0.46
17:CQ:10:VAL:HG22	17:CQ:55:ASP:O	2.16	0.46
18:CR:50:ILE:CD1	18:CR:70:ILE:HG21	2.45	0.46
20:CT:93:GLU:O	20:CT:93:GLU:HG2	2.14	0.46
59:CX:52:G:H2'	59:CX:53:G:O4'	2.16	0.46
25:CY:14:A:H62	25:CY:15:G:N2	2.13	0.46
50:D1:27:GLU:O	50:D1:29:GLY:N	2.48	0.46
50:D1:67:ILE:N	50:D1:68:PRO:CD	2.77	0.46
27:DA:469:G:N1	56:D7:39:ARG:NH1	2.63	0.46
27:DA:1144:G:H2'	27:DA:1145:C:C6	2.50	0.46
27:DA:1505:C:C3'	27:DA:1506:C:H6	2.28	0.46
27:DA:1498:C:H4'	27:DA:1576:U:O2'	2.14	0.46
27:DA:1578:U:H2'	27:DA:1579:A:C5'	2.45	0.46
27:DA:1751:C:C2	27:DA:1752:C:C5	3.02	0.46
27:DA:2075:U:C4	27:DA:2238:G:C5	3.03	0.46
27:DA:2307:G:N3	27:DA:2307:G:H3'	2.31	0.46
27:DA:2314:C:H5'	33:DG:38:VAL:HG11	1.96	0.46
27:DA:2366:A:H2'	27:DA:2367:G:O4'	2.15	0.46
27:DA:60:G:C8	27:DA:63:U:C5	3.03	0.46
27:DA:664:C:O2'	27:DA:665:C:H5'	2.15	0.46
27:DA:882:G:O2'	27:DA:883:G:H5'	2.15	0.46
28:DB:13:A:N7	49:D0:74:ARG:NH1	2.63	0.46
28:DB:52:A:O2'	28:DB:53:A:C8	2.67	0.46
30:DD:133:LEU:HD11	30:DD:175:LEU:HD11	1.97	0.46
30:DD:30:GLU:CD	30:DD:63:ARG:HE	2.18	0.46
31:DE:3:GLY:O	31:DE:4:ILE:CB	2.63	0.46

Continued on next page...

Continued from previous page...

Atom-1	Atom-2	Interatomic distance (Å)	Clash overlap (Å)
27:DA:619:G:O6	32:DF:103:LYS:HE3	2.15	0.46
35:DI:79:ILE:O	35:DI:81:VAL:HG23	2.14	0.46
38:DP:14:LYS:HG2	38:DP:15:ARG:HE	1.80	0.46
38:DP:38:GLN:HG3	38:DP:41:ARG:HD2	1.96	0.46
38:DP:75:ILE:HD12	38:DP:75:ILE:N	2.30	0.46
39:DQ:13:GLN:C	39:DQ:14:ARG:HG2	2.35	0.46
27:DA:911:A:H2'	39:DQ:9:TYR:OH	2.14	0.46
40:DR:38:VAL:HB	40:DR:39:PRO:CD	2.36	0.46
41:DS:58:LEU:O	41:DS:59:LYS:O	2.33	0.46
41:DS:83:LYS:HG2	41:DS:83:LYS:O	2.15	0.46
43:DU:110:VAL:HG12	43:DU:114:LYS:CD	2.45	0.46
48:DZ:118:GLU:HB2	48:DZ:121:ARG:CG	2.46	0.46
1:AA:1001(A):G:C8	1:AA:1002:G:H8	2.33	0.46
1:AA:1228:C:P	13:AM:108:ARG:HH22	2.38	0.46
1:AA:1292:U:H2'	1:AA:1293:G:H8	1.79	0.46
1:AA:297:G:H4'	1:AA:557:G:H4'	1.97	0.46
1:AA:605:U:O2'	1:AA:606:G:H5'	2.15	0.46
1:AA:667:G:H2'	1:AA:668:G:H8	1.81	0.46
3:AC:113:ALA:HB3	3:AC:114:PRO:CD	2.43	0.46
3:AC:195:VAL:O	3:AC:196:LEU:HD22	2.15	0.46
4:AD:25:ARG:C	4:AD:27:TYR:H	2.18	0.46
5:AE:146:ALA:O	5:AE:148:VAL:N	2.48	0.46
5:AE:47:LYS:HD2	5:AE:47:LYS:N	2.29	0.46
5:AE:51:VAL:HB	5:AE:52:PRO:HD3	1.96	0.46
6:AF:60:PHE:C	6:AF:61:LEU:HD12	2.36	0.46
5:AE:78:HIS:HD2	8:AH:104:ARG:CG	2.27	0.46
1:AA:876:G:C1'	8:AH:11:THR:HG21	2.44	0.46
8:AH:97:VAL:HA	8:AH:100:ILE:HD11	1.97	0.46
12:AL:74:LEU:HD21	12:AL:104:ALA:HB2	1.96	0.46
13:AM:88:ARG:HG3	13:AM:98:VAL:HG12	1.98	0.46
16:AP:4:ILE:HB	16:AP:66:PRO:CB	2.31	0.46
23:AW:35:G:HO2'	23:AW:36:A:P	2.38	0.46
49:B0:24:LYS:CB	49:B0:36:ILE:HD11	2.44	0.46
50:B1:3:LYS:CG	50:B1:4:VAL:H	2.24	0.46
51:B2:8:LYS:HE2	51:B2:8:LYS:HB3	1.78	0.46
53:B4:56:GLU:O	53:B4:57:ILE:HG12	2.14	0.46
58:B9:17:ILE:CG1	58:B9:26:ILE:HD13	2.45	0.46
27:BA:83:G:C2	27:BA:102:G:H2'	2.50	0.46
27:BA:1048:A:O2'	27:BA:1049:C:P	2.72	0.46
27:BA:1368:G:C2	27:BA:1369:G:C8	3.03	0.46
27:BA:1412:A:C2	27:BA:1413:G:C4	3.03	0.46

Continued on next page...

Continued from previous page...

Atom-1	Atom-2	Interatomic distance (Å)	Clash overlap (Å)
27:BA:149:A:H2'	27:BA:150:C:O4'	2.15	0.46
27:BA:1758:G:H4'	27:BA:1759:A:OP2	2.16	0.46
27:BA:1796:U:H2'	27:BA:1797:C:C6	2.50	0.46
27:BA:1800:C:OP1	30:BD:266:SER:OG	2.33	0.46
27:BA:2283:C:C5	27:BA:2389:G:H2'	2.51	0.46
27:BA:2287:A:C2	27:BA:2289:G:C8	3.04	0.46
27:BA:2287:A:N6	27:BA:2344:U:N3	2.58	0.46
27:BA:2524:G:C8	27:BA:2524:G:H5''	2.50	0.46
27:BA:2695:C:H2'	27:BA:2696:U:H6	1.80	0.46
27:BA:271(A):A:H1'	27:BA:365:C:O4'	2.15	0.46
27:BA:271(P):C:H2'	27:BA:271(Q):G:H8	1.80	0.46
27:BA:381:G:C6	27:BA:394:A:C6	3.04	0.46
27:BA:721:C:H2'	27:BA:722:A:C8	2.50	0.46
27:BA:802:A:C6	27:BA:803:U:N3	2.84	0.46
27:BA:881:G:H1	27:BA:895:U:H3	1.63	0.46
32:BF:178:PRO:HB3	32:BF:201:VAL:CG1	2.46	0.46
34:BH:10:PRO:O	34:BH:11:VAL:HB	2.15	0.46
36:BN:63:THR:O	36:BN:64:GLY:C	2.53	0.46
39:BQ:64:ILE:C	39:BQ:65:PHE:HD2	2.19	0.46
43:BU:19:LYS:HB2	43:BU:19:LYS:HE3	1.67	0.46
46:BX:11:PRO:HD3	51:B2:37:PHE:CD2	2.50	0.46
1:CA:1030:C:C3'	1:CA:1030(A):G:H5'	2.45	0.46
1:CA:1096:C:O2'	1:CA:1097:C:C5'	2.62	0.46
1:CA:1325:C:O2'	1:CA:1326:C:H5'	2.16	0.46
1:CA:1349:A:OP2	9:CI:118:LYS:NZ	2.48	0.46
1:CA:1386:G:H2'	1:CA:1387:G:H8	1.80	0.46
1:CA:254:G:C2	1:CA:273:A:C2	3.04	0.46
1:CA:346:G:H5''	42:DT:41:ARG:NE	2.30	0.46
1:CA:45:U:H2'	1:CA:46:G:H8	1.80	0.46
1:CA:575:G:H4'	1:CA:576:G:C5'	2.45	0.46
1:CA:633:G:H3'	1:CA:634:C:H6	1.80	0.46
1:CA:656:C:H4'	15:CO:62:GLN:NE2	2.29	0.46
1:CA:959:A:C3'	1:CA:960:U:C5'	2.93	0.46
2:CB:113:HIS:O	2:CB:116:GLU:HG2	2.15	0.46
2:CB:193:ASP:O	2:CB:193:ASP:OD2	2.33	0.46
2:CB:16:HIS:HA	2:CB:210:SER:OG	2.16	0.46
3:CC:113:ALA:O	3:CC:114:PRO:C	2.52	0.46
3:CC:52:LEU:C	3:CC:54:ARG:H	2.19	0.46
5:CE:78:HIS:CE1	5:CE:143:ARG:H	2.33	0.46
5:CE:146:ALA:O	5:CE:147:ASP:C	2.53	0.46
6:CF:3:ARG:HD3	6:CF:64:GLN:OE1	2.15	0.46

Continued on next page...

Continued from previous page...

Atom-1	Atom-2	Interatomic distance (Å)	Clash overlap (Å)
6:CF:8:ILE:CD1	6:CF:26:ILE:HD13	2.45	0.46
5:CE:79:GLU:HG3	8:CH:105:ARG:HG2	1.96	0.46
9:CI:6:GLY:HA2	9:CI:83:ARG:HG2	1.96	0.46
11:CK:99:GLN:NE2	11:CK:105:VAL:HG21	2.30	0.46
13:CM:20:THR:O	13:CM:22:ILE:N	2.48	0.46
16:CP:82:GLN:HE21	16:CP:82:GLN:N	2.12	0.46
50:D1:11:ARG:CB	50:D1:12:PRO:HD2	2.45	0.46
50:D1:40:ARG:HH11	50:D1:40:ARG:HG2	1.80	0.46
27:DA:1345:C:O2'	27:DA:1346:G:H5'	2.15	0.46
27:DA:141:A:O2'	27:DA:142:A:O4'	2.33	0.46
27:DA:171:G:C8	27:DA:172:C:C5	3.03	0.46
27:DA:1939:U:OP1	27:DA:2604:U:O2'	2.27	0.46
27:DA:2389:G:C5'	27:DA:2390:U:H5'	2.44	0.46
27:DA:2821:A:C2	27:DA:2822:G:C4	3.03	0.46
27:DA:2838:G:H2'	27:DA:2839:G:H8	1.79	0.46
27:DA:29:U:O5'	27:DA:29:U:H6	1.97	0.46
27:DA:530:G:H21	27:DA:2021:C:H1'	1.79	0.46
27:DA:637:A:H4'	27:DA:638:G:O5'	2.15	0.46
27:DA:681:G:H2'	27:DA:682:G:H8	1.80	0.46
27:DA:741:G:H2'	27:DA:742:G:C8	2.50	0.46
27:DA:932:G:H4'	27:DA:933:A:O5'	2.15	0.46
27:DA:1829:A:O2'	30:DD:15:PHE:CE1	2.62	0.46
30:DD:176:ARG:HG2	30:DD:176:ARG:HH11	1.80	0.46
31:DE:144:ARG:O	31:DE:146:THR:N	2.48	0.46
31:DE:15:PHE:CD2	42:DT:80:SER:HB2	2.50	0.46
27:DA:320:A:C3'	32:DF:136:THR:HG21	2.46	0.46
35:DI:75:LEU:CD2	35:DI:77:LEU:HD11	2.44	0.46
38:DP:7:ARG:HB2	38:DP:7:ARG:NH1	2.30	0.46
42:DT:21:GLU:HG2	42:DT:22:PHE:N	2.29	0.46
42:DT:3:ARG:O	42:DT:5:ALA:N	2.48	0.46
42:DT:54:ARG:HG2	42:DT:54:ARG:HH11	1.80	0.46
43:DU:15:LYS:HE2	43:DU:19:LYS:HE2	1.97	0.46
43:DU:28:ARG:HG2	43:DU:38:THR:OG1	2.14	0.46
45:DW:32:ALA:O	45:DW:34:ASN:N	2.48	0.46
46:DX:37:THR:HG22	46:DX:37:THR:O	2.15	0.46
28:DB:75:G:N2	48:DZ:84:HIS:ND1	2.62	0.46
1:AA:1300:G:O2'	1:AA:1301:U:P	2.73	0.46
1:AA:1316:G:N1	1:AA:1319:A:OP2	2.43	0.46
1:AA:1375:A:H2'	1:AA:1376:U:C6	2.51	0.46
1:AA:1398:A:H8	1:AA:1398:A:H5''	1.78	0.46
1:AA:1412:C:H2'	1:AA:1413:A:H8	1.81	0.46

Continued on next page...

Continued from previous page...

Atom-1	Atom-2	Interatomic distance (Å)	Clash overlap (Å)
1:AA:27:G:H2'	1:AA:28:G:O4'	2.15	0.46
1:AA:855:G:C6	1:AA:856:C:C4	3.02	0.46
1:AA:864:A:H2'	1:AA:865:A:C8	2.51	0.46
3:AC:28:GLN:CA	3:AC:28:GLN:HE21	2.28	0.46
4:AD:8:VAL:C	4:AD:10:ARG:N	2.69	0.46
7:AG:44:TYR:O	7:AG:46:ALA:N	2.48	0.46
8:AH:124:ALA:O	8:AH:128:GLY:N	2.46	0.46
12:AL:29:PHE:HB3	12:AL:81:LEU:HD21	1.98	0.46
13:AM:110:ARG:NH1	13:AM:110:ARG:HG2	2.29	0.46
13:AM:56:LEU:HD13	13:AM:56:LEU:C	2.36	0.46
19:AS:63:THR:HG22	19:AS:66:MET:CE	2.44	0.46
49:B0:42:GLY:HA2	49:B0:57:PHE:CD2	2.50	0.46
33:BG:109:VAL:CG2	53:B4:40:ILE:HG21	2.43	0.46
55:B6:22:ALA:HA	55:B6:39:TYR:HE2	1.80	0.46
57:B8:41:ILE:O	57:B8:42:ARG:C	2.52	0.46
27:BA:1495:A:C4	27:BA:1496:A:H2	2.32	0.46
27:BA:1741:A:H2'	27:BA:1742:G:O4'	2.15	0.46
27:BA:1792:G:H5''	30:BD:205:VAL:HG22	1.96	0.46
27:BA:1804:C:H2'	27:BA:1805:U:H6	1.79	0.46
27:BA:22:C:H2'	27:BA:23:G:O4'	2.15	0.46
27:BA:1662:C:H1'	27:BA:2687:U:H5''	1.96	0.46
27:BA:307:G:H22	27:BA:310:A:C5'	2.27	0.46
27:BA:224:G:N7	27:BA:420:C:H4'	2.31	0.46
27:BA:419:C:H2'	27:BA:420:C:H6	1.80	0.46
27:BA:491:G:H2'	27:BA:492:A:C8	2.49	0.46
29:BC:83:ILE:O	29:BC:83:ILE:HG22	2.16	0.46
30:BD:118:VAL:CG2	30:BD:119:ALA:H	2.23	0.46
31:BE:116:VAL:CG2	31:BE:122:PHE:CG	2.98	0.46
31:BE:60:ASN:ND2	31:BE:62:PRO:CD	2.79	0.46
32:BF:179:GLU:N	32:BF:179:GLU:CD	2.67	0.46
33:BG:130:ASN:HB3	33:BG:160:VAL:HA	1.95	0.46
35:BI:92:VAL:CG2	35:BI:97:ILE:HG13	2.45	0.46
36:BN:35:ARG:O	36:BN:37:LYS:N	2.48	0.46
43:BU:61:TRP:O	43:BU:62:ILE:C	2.54	0.46
1:CA:1241:G:C6	1:CA:1242:C:N4	2.84	0.46
1:CA:1307:U:H2'	1:CA:1308:U:H6	1.80	0.46
1:CA:151:A:C2	1:CA:152:A:H1'	2.51	0.46
1:CA:235:C:H2'	1:CA:236:G:H8	1.80	0.46
1:CA:323:U:H5'	20:CT:23:ARG:CA	2.44	0.46
1:CA:438:G:H4'	1:CA:439:A:OP1	2.14	0.46
1:CA:522:C:H1'	1:CA:536:C:H5''	1.98	0.46

Continued on next page...

Continued from previous page...

Atom-1	Atom-2	Interatomic distance (Å)	Clash overlap (Å)
1:CA:541:G:O2'	1:CA:542:G:H5'	2.16	0.46
1:CA:690:G:H2'	1:CA:691:G:C8	2.51	0.46
1:CA:833:U:H2'	1:CA:834:C:C6	2.47	0.46
2:CB:107:THR:HG23	2:CB:110:GLN:CD	2.36	0.46
2:CB:162:ILE:O	2:CB:162:ILE:HG13	2.15	0.46
2:CB:44:LEU:HD12	2:CB:44:LEU:N	2.31	0.46
3:CC:132:ARG:O	3:CC:134:ILE:N	2.48	0.46
3:CC:160:ALA:C	3:CC:162:GLN:N	2.68	0.46
3:CC:37:GLN:O	3:CC:40:ARG:N	2.49	0.46
3:CC:70:VAL:O	3:CC:106:VAL:HG23	2.14	0.46
4:CD:13:ARG:HD2	4:CD:38:TYR:O	2.15	0.46
5:CE:90:VAL:HG21	5:CE:121:LYS:HB3	1.96	0.46
6:CF:7:ASN:HB2	6:CF:89:MET:O	2.15	0.46
7:CG:108:ALA:HB2	7:CG:123:GLU:HG2	1.98	0.46
7:CG:44:TYR:O	7:CG:47:CYS:N	2.47	0.46
9:CI:37:PHE:CD2	9:CI:40:LEU:HD12	2.49	0.46
9:CI:17:VAL:HG22	9:CI:63:ILE:CD1	2.45	0.46
10:CJ:6:ILE:CD1	10:CJ:72:VAL:HB	2.38	0.46
13:CM:10:PRO:O	13:CM:11:ARG:HG3	2.14	0.46
13:CM:47:ASP:O	13:CM:48:LEU:CB	2.60	0.46
20:CT:29:LYS:O	20:CT:32:ALA:HB3	2.15	0.46
59:CX:19:G:C2	59:CX:57:A:N3	2.84	0.46
51:D2:4:SER:HA	51:D2:7:ARG:NH1	2.30	0.46
55:D6:10:LEU:HD22	55:D6:10:LEU:N	2.20	0.46
55:D6:16:CYS:O	55:D6:17:LYS:CB	2.54	0.46
57:D8:23:VAL:HG13	57:D8:47:LYS:O	2.15	0.46
27:DA:591:C:H1'	57:D8:2:PRO:HA	1.97	0.46
58:D9:19:ARG:C	58:D9:21:GLY:N	2.69	0.46
27:DA:1114:G:H2'	27:DA:1115:G:C5'	2.19	0.46
27:DA:1722:A:C2	27:DA:1740:G:H2'	2.50	0.46
27:DA:1887:C:H2'	27:DA:1888:G:H5''	1.96	0.46
27:DA:2199:A:H2'	27:DA:2199:A:N3	2.31	0.46
27:DA:2637:U:OP1	31:DE:82:ARG:NE	2.38	0.46
27:DA:271(R):G:H2'	27:DA:271(S):G:C8	2.50	0.46
27:DA:302:C:O2'	27:DA:303:U:C6	2.61	0.46
27:DA:505:A:HO2'	27:DA:509:C:HO2'	1.64	0.46
27:DA:530:G:C5	27:DA:2022:U:H5''	2.50	0.46
27:DA:807:U:H2'	27:DA:808:G:H8	1.80	0.46
27:DA:844:C:N4	27:DA:845:G:C2	2.83	0.46
27:DA:977:G:O2'	27:DA:978:G:H5'	2.16	0.46
28:DB:27:C:HO2'	28:DB:28:C:H6	1.60	0.46

Continued on next page...

Continued from previous page...

Atom-1	Atom-2	Interatomic distance (Å)	Clash overlap (Å)
29:DC:51:PRO:HD2	29:DC:54:SER:OG	2.15	0.46
30:DD:54:ARG:HH11	30:DD:54:ARG:CB	2.28	0.46
27:DA:320:A:H2'	32:DF:136:THR:HG21	1.97	0.46
32:DF:156:LEU:HD23	32:DF:167:ALA:HB2	1.98	0.46
32:DF:23:ASP:OD2	32:DF:24:LEU:HD22	2.15	0.46
27:DA:615:G:OP2	32:DF:40:GLN:HG2	2.15	0.46
27:DA:614(B):G:H21	32:DF:45:ARG:HA	1.80	0.46
35:DI:57:ARG:HA	35:DI:60:GLU:HB2	1.96	0.46
35:DI:78:THR:HG23	35:DI:79:ILE:H	1.79	0.46
36:DN:91:LEU:HD21	36:DN:98:VAL:HG21	1.96	0.46
37:DO:91:LEU:N	37:DO:91:LEU:CD1	2.78	0.46
39:DQ:135:ASP:HB2	48:DZ:48:ARG:HH12	1.80	0.46
40:DR:45:ARG:HD3	40:DR:97:VAL:CG2	2.46	0.46
41:DS:33:LYS:HD3	41:DS:33:LYS:HA	1.70	0.46
41:DS:37:ALA:HB1	41:DS:73:LEU:CD1	2.45	0.46
42:DT:118:ARG:HD2	42:DT:118:ARG:HA	1.63	0.46
43:DU:91:ASP:HA	43:DU:95:LEU:HB2	1.97	0.46
45:DW:17:VAL:HG21	45:DW:76:VAL:HG21	1.98	0.46
1:AA:1305:G:H5'	21:AU:4:GLY:C	2.36	0.46
1:AA:1493:A:N1	23:AW:36:A:H5'	2.31	0.46
1:AA:495:A:C4'	1:AA:496:A:OP1	2.62	0.46
1:AA:516:U:C4	1:AA:517:G:C6	3.04	0.46
1:AA:618:C:N3	1:AA:622:A:N6	2.64	0.46
1:AA:679:C:O2'	1:AA:680:C:H5'	2.15	0.46
1:AA:778:G:C2'	1:AA:779:C:H5'	2.45	0.46
3:AC:65:ALA:O	3:AC:66:VAL:CB	2.63	0.46
3:AC:47:LEU:CD1	3:AC:76:VAL:HG12	2.45	0.46
3:AC:92:ALA:CB	3:AC:99:VAL:HG11	2.44	0.46
4:AD:159:ARG:HD3	4:AD:159:ARG:HA	1.61	0.46
4:AD:14:ARG:HB2	4:AD:40:PRO:CD	2.45	0.46
6:AF:17:SER:O	6:AF:20:ALA:HB3	2.15	0.46
6:AF:52:ILE:O	6:AF:53:ALA:HB3	2.15	0.46
7:AG:111:ARG:HE	7:AG:123:GLU:CA	2.27	0.46
7:AG:56:GLN:O	7:AG:58:PRO:HD3	2.16	0.46
10:AJ:48:THR:HG22	10:AJ:49:VAL:N	2.31	0.46
10:AJ:39:PRO:HB3	10:AJ:70:ARG:NE	2.31	0.46
20:AT:63:ILE:HD13	20:AT:80:ARG:HB2	1.96	0.46
55:B6:51:GLU:O	55:B6:52:VAL:O	2.34	0.46
27:BA:1261:C:C2'	27:BA:1262:A:O5'	2.63	0.46
27:BA:1766:U:H2'	27:BA:1767:C:H6	1.81	0.46
27:BA:1369:G:N3	27:BA:1810:A:H2	2.13	0.46

Continued on next page...

Continued from previous page...

Atom-1	Atom-2	Interatomic distance (Å)	Clash overlap (Å)
27:BA:1951:U:H2'	27:BA:1953:A:OP2	2.15	0.46
27:BA:2020:A:O2'	27:BA:2021:C:H5'	2.16	0.46
27:BA:2298:A:C2	27:BA:2299:G:H1'	2.51	0.46
27:BA:2404:C:H2'	27:BA:2405:G:O4'	2.15	0.46
27:BA:2043:C:H1'	27:BA:2779:U:O4	2.16	0.46
27:BA:2791:C:P	27:BA:2792:G:OP1	2.74	0.46
27:BA:2863:C:H2'	27:BA:2864:G:H5'	1.98	0.46
27:BA:312:G:H5'	27:BA:331:A:O2'	2.14	0.46
27:BA:467:G:O2'	27:BA:468:G:H5'	2.16	0.46
27:BA:71:A:C2	46:BX:31:HIS:CE1	2.94	0.46
27:BA:764:A:OP1	30:BD:208:LYS:HE2	2.16	0.46
27:BA:802:A:C2	27:BA:803:U:C2	3.03	0.46
27:BA:910:A:C6	39:BQ:13:GLN:HG3	2.50	0.46
27:BA:911:A:H5''	27:BA:912:C:C5'	2.45	0.46
28:BB:44:G:H1'	28:BB:47:C:N4	2.30	0.46
28:BB:87:G:C3'	28:BB:88:C:H5''	2.45	0.46
27:BA:1799:G:O2'	30:BD:181:GLU:OE2	2.30	0.46
27:BA:2512:C:C5'	31:BE:122:PHE:CD2	2.99	0.46
31:BE:65:GLY:HA2	31:BE:70:ALA:HB1	1.97	0.46
33:BG:58:GLN:O	33:BG:61:ALA:HB3	2.15	0.46
1:CA:1119:C:H2'	1:CA:1120:G:C8	2.50	0.46
1:CA:1139:G:C5'	1:CA:1140:C:OP1	2.61	0.46
1:CA:1399:C:C2	1:CA:1502:A:N6	2.84	0.46
1:CA:256:U:O5'	1:CA:256:U:H6	1.98	0.46
1:CA:904:C:O2'	1:CA:905:U:H5'	2.14	0.46
3:CC:7:PRO:O	3:CC:11:ARG:HG2	2.15	0.46
6:CF:52:ILE:HG23	6:CF:87:ARG:HH12	1.80	0.46
8:CH:31:PHE:O	8:CH:35:ILE:HG13	2.15	0.46
9:CI:4:TYR:HB2	9:CI:19:LEU:CG	2.46	0.46
10:CJ:8:LEU:HD23	10:CJ:96:ILE:CG2	2.44	0.46
12:CL:19:SER:C	12:CL:21:VAL:H	2.19	0.46
12:CL:25:LYS:O	12:CL:27:ALA:N	2.49	0.46
13:CM:69:GLU:CD	13:CM:69:GLU:C	2.74	0.46
16:CP:18:ARG:O	16:CP:20:VAL:HG12	2.16	0.46
18:CR:61:LYS:O	18:CR:65:ILE:HG13	2.15	0.46
19:CS:63:THR:HG22	19:CS:66:MET:HE3	1.98	0.46
23:CW:7:A:C2	23:CW:66:A:C2	3.03	0.46
27:DA:2357:U:OP1	49:D0:20:ARG:NH1	2.48	0.46
52:D3:31:LEU:CD2	52:D3:32:GLN:H	2.26	0.46
55:D6:40:CYS:SG	55:D6:45:LYS:HE3	2.55	0.46
27:DA:1513:C:H2'	27:DA:1514:U:C6	2.50	0.46

Continued on next page...

Continued from previous page...

Atom-1	Atom-2	Interatomic distance (Å)	Clash overlap (Å)
27:DA:1710:C:C2	27:DA:1749:A:C2	3.04	0.46
27:DA:173:G:N3	27:DA:173:G:H2'	2.29	0.46
27:DA:2025:C:H2'	27:DA:2026:C:H6	1.74	0.46
27:DA:1130:U:C2	27:DA:2025:C:H5''	2.50	0.46
27:DA:2152:G:H2'	27:DA:2153:G:H8	1.81	0.46
27:DA:2682:U:H5'	27:DA:2682:U:C6	2.51	0.46
27:DA:389:G:H22	38:DP:72:PRO:HG3	1.81	0.46
27:DA:41:C:H2'	27:DA:42:G:H8	1.81	0.46
28:DB:75:G:H3'	28:DB:76:G:C8	2.51	0.46
30:DD:213:ARG:HA	30:DD:213:ARG:HD2	1.71	0.46
30:DD:24:ILE:HG13	30:DD:83:GLU:HA	1.98	0.46
31:DE:64:LYS:O	31:DE:70:ALA:HB1	2.16	0.46
31:DE:36:ARG:NH1	31:DE:85:ASN:OD1	2.48	0.46
31:DE:2:LYS:HB3	31:DE:95:ILE:CG2	2.46	0.46
32:DF:20:LEU:HD22	32:DF:203:GLN:CD	2.36	0.46
33:DG:107:LEU:HD11	33:DG:178:PHE:CD1	2.51	0.46
33:DG:31:VAL:O	33:DG:33:ARG:HD3	2.15	0.46
34:DH:148:ILE:HA	34:DH:151:ILE:HG12	1.97	0.46
34:DH:159:GLU:O	34:DH:163:TYR:OH	2.33	0.46
34:DH:61:HIS:CD2	34:DH:64:LEU:HD12	2.50	0.46
34:DH:81:GLU:HG3	34:DH:83:TYR:CE1	2.50	0.46
38:DP:91:PHE:CE2	38:DP:95:VAL:HG12	2.50	0.46
39:DQ:20:ALA:O	39:DQ:99:PRO:HD2	2.15	0.46
41:DS:24:LEU:O	41:DS:86:ALA:N	2.47	0.46
41:DS:97:ARG:CZ	41:DS:98:VAL:HA	2.44	0.46
42:DT:120:ARG:O	42:DT:124:ASP:OD1	2.33	0.46
43:DU:31:SER:C	43:DU:33:ARG:H	2.19	0.46
45:DW:1:MET:HG3	45:DW:2:GLU:N	2.30	0.46
27:DA:494:G:N2	45:DW:57:ASN:ND2	2.63	0.46
1:AA:1092:A:O4'	1:AA:1183:A:N6	2.48	0.46
1:AA:1192:C:H6	1:AA:1192:C:O5'	1.97	0.46
1:AA:1469:G:H2'	1:AA:1470:G:C8	2.51	0.46
1:AA:359:U:H2'	1:AA:360:A:H8	1.78	0.46
2:AB:95:GLN:CG	2:AB:148:TYR:HD1	2.25	0.46
2:AB:168:THR:HG23	2:AB:192:SER:HB3	1.97	0.46
2:AB:19:HIS:CG	2:AB:20:GLU:N	2.83	0.46
3:AC:119:ARG:HG3	3:AC:119:ARG:HH11	1.81	0.46
3:AC:52:LEU:HD23	3:AC:52:LEU:N	2.23	0.46
3:AC:54:ARG:HG2	3:AC:54:ARG:HH11	1.80	0.46
3:AC:63:ASN:CA	3:AC:98:ASN:HB3	2.46	0.46
4:AD:193:ASP:C	4:AD:194:LEU:HD22	2.35	0.46

Continued on next page...

Continued from previous page...

Atom-1	Atom-2	Interatomic distance (Å)	Clash overlap (Å)
5:AE:113:ALA:HB3	5:AE:115:VAL:HG23	1.97	0.46
9:AI:82:ALA:O	9:AI:86:VAL:HB	2.15	0.46
9:AI:85:LEU:HD13	9:AI:92:TYR:HD2	1.81	0.46
11:AK:21:ILE:HD13	11:AK:82:VAL:HG13	1.96	0.46
11:AK:41:THR:HG21	11:AK:38:ASN:HB3	1.96	0.46
11:AK:71:LYS:HB2	11:AK:71:LYS:HB2	1.97	0.46
16:AP:12:LYS:O	16:AP:13:HIS:HB2	2.15	0.46
19:AS:31:ILE:HG21	19:AS:49:ILE:HG13	1.96	0.46
19:AS:63:THR:CG2	19:AS:66:MET:HE3	2.45	0.46
20:AT:26:ASN:HD22	20:AT:27:LYS:N	2.13	0.46
49:B0:51:VAL:CG2	49:B0:80:HIS:HA	2.45	0.46
50:B1:64:ALA:HA	50:B1:67:ILE:CD1	2.45	0.46
58:B9:26:ILE:HG22	58:B9:27:CYS:N	2.31	0.46
27:BA:1469:A:O2'	27:BA:1470:G:H5'	2.15	0.46
27:BA:1479:G:C4	27:BA:1480:G:C8	3.03	0.46
27:BA:1531:C:C6	27:BA:1531:C:C5'	2.93	0.46
27:BA:2122:U:H2'	27:BA:2123:G:C8	2.51	0.46
27:BA:2224:G:O2'	27:BA:2225:A:O4'	2.31	0.46
27:BA:271(J):C:H2'	27:BA:271(K):U:H5''	1.98	0.46
27:BA:285:C:C3'	27:BA:286:C:H5''	2.45	0.46
27:BA:581:C:OP1	43:BU:33:ARG:HG3	2.15	0.46
27:BA:763:G:O2'	27:BA:764:A:H3'	2.16	0.46
27:BA:83:G:N2	27:BA:102:G:H2'	2.31	0.46
27:BA:870:A:C2	27:BA:871:U:H1'	2.50	0.46
31:BE:62:PRO:C	31:BE:64:LYS:N	2.69	0.46
32:BF:11:VAL:HG12	32:BF:12:LEU:N	2.20	0.46
32:BF:30:PRO:O	32:BF:31:HIS:C	2.54	0.46
33:BG:128:ARG:CZ	33:BG:128:ARG:HB3	2.46	0.46
39:BQ:68:ILE:HD13	39:BQ:103:MET:CB	2.45	0.46
40:BR:48:VAL:O	40:BR:49:ASP:C	2.54	0.46
43:BU:104:GLN:O	43:BU:107:ALA:N	2.38	0.46
46:BX:31:HIS:CD2	46:BX:33:LYS:H	2.32	0.46
47:BY:2:ARG:HA	47:BY:2:ARG:HH11	1.80	0.46
48:BZ:150:HIS:HB2	48:BZ:168:GLU:O	2.16	0.46
1:CA:1001(A):G:O2'	1:CA:1002:G:H5'	2.15	0.46
1:CA:1091:U:C2	1:CA:1095:U:C4	3.03	0.46
1:CA:1286:A:H2'	1:CA:1287:A:C4'	2.45	0.46
1:CA:253:U:O2	1:CA:275:G:H1'	2.16	0.46
1:CA:786:G:C2	1:CA:797:C:C2	3.04	0.46
1:CA:826:C:H5'	8:CH:12:ARG:NH2	2.28	0.46
2:CB:231:GLU:N	2:CB:231:GLU:OE1	2.49	0.46

Continued on next page...

Continued from previous page...

Atom-1	Atom-2	Interatomic distance (Å)	Clash overlap (Å)
3:CC:113:ALA:CA	3:CC:202:ILE:HD11	2.44	0.46
3:CC:39:ILE:HG22	3:CC:43:LEU:HD12	1.97	0.46
5:CE:98:THR:HB	5:CE:117:ASP:HB3	1.98	0.46
10:CJ:32:ALA:HB3	10:CJ:76:ASN:HB2	1.98	0.46
10:CJ:56:HIS:O	10:CJ:58:ASP:N	2.39	0.46
11:CK:93:GLN:H	11:CK:93:GLN:CD	2.18	0.46
13:CM:73:GLU:O	13:CM:77:ASN:HB2	2.16	0.46
16:CP:20:VAL:CG2	16:CP:21:VAL:N	2.79	0.46
18:CR:44:LEU:HD11	18:CR:79:LEU:HD22	1.97	0.46
27:DA:857:C:H1'	49:D0:26:TYR:CE2	2.50	0.46
52:D3:37:LEU:HD12	52:D3:43:ILE:CG2	2.45	0.46
52:D3:7:LYS:C	52:D3:54:VAL:HG13	2.35	0.46
56:D7:17:GLY:O	56:D7:21:ARG:HG2	2.14	0.46
27:DA:2098:U:O2	27:DA:2192:G:N2	2.48	0.46
27:DA:2199:A:C5'	27:DA:2200:C:OP2	2.56	0.46
27:DA:2221:G:C2'	27:DA:2222:G:H5''	2.46	0.46
27:DA:2278:A:H2'	27:DA:2279:G:O5'	2.15	0.46
27:DA:2564:A:OP1	27:DA:2648:C:H4'	2.15	0.46
27:DA:2741:A:H2'	27:DA:2742:C:O4'	2.16	0.46
27:DA:2767:C:H2'	27:DA:2768:C:C6	2.50	0.46
27:DA:2824:C:H2'	27:DA:2825:C:H5'	1.98	0.46
27:DA:313:C:H2'	27:DA:314:A:C8	2.50	0.46
27:DA:182:A:H2	27:DA:433:C:O2	1.99	0.46
27:DA:481:G:C2'	27:DA:482:A:OP2	2.64	0.46
28:DB:14:U:O2'	28:DB:108:U:O2'	1.95	0.46
29:DC:44:HIS:HA	29:DC:175:VAL:H	1.80	0.46
30:DD:226:MET:SD	30:DD:231:HIS:HB2	2.56	0.46
31:DE:116:VAL:O	31:DE:117:MET:CB	2.63	0.46
36:DN:15:LEU:HB2	36:DN:134:ARG:HB2	1.96	0.46
38:DP:18:ARG:HD2	38:DP:18:ARG:HA	1.67	0.46
40:DR:3:HIS:O	40:DR:4:LEU:C	2.53	0.46
42:DT:24:PRO:CD	42:DT:52:ILE:HD11	2.46	0.46
43:DU:26:GLY:C	43:DU:28:ARG:N	2.68	0.46
44:DV:6:LYS:HE3	44:DV:7:THR:N	2.31	0.46
48:DZ:60:LEU:HD22	48:DZ:60:LEU:H	1.81	0.46
48:DZ:93:GLU:O	48:DZ:95:VAL:N	2.49	0.46
1:AA:1003:G:H2'	1:AA:1004:A:O4'	2.16	0.46
1:AA:1066:C:H6	1:AA:1066:C:H5''	1.81	0.46
2:AB:185:ILE:HG22	2:AB:199:TYR:HB2	1.96	0.46
3:AC:22:TRP:HB2	3:AC:59:ARG:HB2	1.97	0.46
5:AE:12:LEU:HD23	5:AE:13:ILE:N	2.29	0.46

Continued on next page...

Continued from previous page...

Atom-1	Atom-2	Interatomic distance (Å)	Clash overlap (Å)
9:AI:49:PRO:HB3	9:AI:101:PHE:CD2	2.50	0.46
9:AI:51:ARG:O	9:AI:54:ASP:N	2.47	0.46
11:AK:50:TYR:HE2	11:AK:54:ARG:NH1	2.13	0.46
14:AN:44:LEU:C	14:AN:44:LEU:CD1	2.80	0.46
17:AQ:3:LYS:HD2	17:AQ:60:ILE:HD11	1.97	0.46
18:AR:72:ARG:O	18:AR:76:LEU:HD23	2.15	0.46
19:AS:29:ARG:HD2	19:AS:30:LEU:N	2.30	0.46
20:AT:10:LEU:HD23	20:AT:12:ALA:H	1.80	0.46
50:B1:46:LEU:HD11	50:B1:61:ARG:HH12	1.79	0.46
54:B5:54:GLY:O	54:B5:56:LYS:CD	2.63	0.46
27:BA:1612:C:O3'	56:B7:5:TRP:HD1	1.98	0.46
27:BA:1017:G:N2	27:BA:1018:C:H1'	2.30	0.46
27:BA:1006:C:C2	27:BA:1138:G:N2	2.84	0.46
27:BA:1771:C:C1'	27:BA:1786:A:C8	2.98	0.46
27:BA:2320:A:H2'	27:BA:2320:A:N3	2.31	0.46
27:BA:2845:G:H5''	42:BT:55:ASN:HA	1.97	0.46
27:BA:699:A:H2'	27:BA:700:G:O4'	2.15	0.46
30:BD:222:ARG:NH2	30:BD:225:ALA:HB2	2.31	0.46
30:BD:36:PRO:CB	30:BD:61:LEU:HD12	2.45	0.46
34:BH:44:VAL:HG12	34:BH:45:VAL:N	2.31	0.46
35:BI:48:GLU:C	35:BI:50:ARG:N	2.68	0.46
35:BI:77:LEU:HD12	35:BI:101:LEU:HD22	1.97	0.46
36:BN:128:HIS:NE2	36:BN:134:ARG:HG2	2.31	0.46
37:BO:86:ILE:CG2	37:BO:94:ARG:HG3	2.44	0.46
38:BP:128:HIS:O	38:BP:129:ALA:HB2	2.16	0.46
41:BS:16:ASN:O	41:BS:20:ARG:NH1	2.45	0.46
41:BS:89:ARG:CB	41:BS:92:TYR:HB3	2.43	0.46
42:BT:19:LEU:HA	42:BT:20:PRO:HD3	1.71	0.46
46:BX:40:LYS:HG3	46:BX:51:VAL:HB	1.96	0.46
27:BA:480:A:H1'	47:BY:44:ILE:HG21	1.97	0.46
1:CA:1120:G:O5'	1:CA:1120:G:H8	1.99	0.46
1:CA:1253:G:O2'	1:CA:1254:C:H5'	2.15	0.46
1:CA:1337:G:H5''	1:CA:1338:G:OP1	2.16	0.46
1:CA:270:A:H2'	1:CA:271:C:H6	1.78	0.46
1:CA:370:C:O2'	1:CA:371:G:H5'	2.15	0.46
1:CA:957:U:O2	1:CA:960:U:H5''	2.16	0.46
3:CC:138:VAL:HG12	3:CC:170:GLN:NE2	2.31	0.46
3:CC:6:HIS:CD2	3:CC:8:ILE:HG12	2.50	0.46
4:CD:19:LEU:HD23	4:CD:21:LEU:HD21	1.96	0.46
4:CD:63:LYS:O	4:CD:67:ILE:HG13	2.16	0.46
5:CE:11:ILE:CG1	5:CE:33:VAL:HG23	2.45	0.46

Continued on next page...

Continued from previous page...

Atom-1	Atom-2	Interatomic distance (Å)	Clash overlap (Å)
8:CH:103:VAL:HG21	8:CH:109:ILE:HA	1.94	0.46
8:CH:24:THR:HG22	8:CH:25:ASP:O	2.15	0.46
10:CJ:48:THR:CA	10:CJ:62:HIS:HB3	2.45	0.46
10:CJ:5:ARG:HG2	10:CJ:71:LEU:HD11	1.98	0.46
10:CJ:96:ILE:N	10:CJ:96:ILE:HD13	2.30	0.46
3:CC:9:GLY:CA	14:CN:49:HIS:HA	2.42	0.46
17:CQ:45:HIS:HB2	17:CQ:69:LYS:HE2	1.97	0.46
19:CS:11:VAL:HG23	19:CS:38:SER:HB2	1.98	0.46
20:CT:50:GLU:HG3	20:CT:51:GLU:H	1.80	0.46
52:D3:17:LYS:O	52:D3:20:LYS:HB2	2.15	0.46
27:DA:2056:G:H4'	54:D5:8:LYS:NZ	2.31	0.46
27:DA:1040:C:O2'	27:DA:1041:C:OP2	2.32	0.46
27:DA:1795:C:O2	30:DD:255:LYS:NZ	2.47	0.46
27:DA:178:G:H2'	27:DA:179:G:H8	1.80	0.46
27:DA:1817:G:C2'	27:DA:1818:U:H5'	2.44	0.46
27:DA:1825:A:OP1	30:DD:249:PRO:HD3	2.16	0.46
27:DA:2074:U:H2'	27:DA:2075:U:C6	2.51	0.46
27:DA:2231:C:C4	27:DA:2232:U:C5	3.04	0.46
27:DA:2337:G:H2'	27:DA:2338:G:H8	1.81	0.46
27:DA:2369:A:O2'	27:DA:2370:G:H5'	2.15	0.46
27:DA:2468:G:N2	27:DA:2481:G:C2'	2.79	0.46
27:DA:71:A:C8	27:DA:71:A:H5'	2.51	0.46
27:DA:820:A:N3	27:DA:943:U:H4'	2.31	0.46
31:DE:193:GLY:O	31:DE:194:GLY:C	2.53	0.46
32:DF:192:LEU:HD21	32:DF:194:MET:CE	2.46	0.46
33:DG:98:ARG:O	33:DG:101:ILE:CG2	2.63	0.46
33:DG:137:GLU:HB3	33:DG:139:LEU:CD2	2.45	0.46
33:DG:55:LYS:C	33:DG:57:ALA:N	2.69	0.46
33:DG:61:ALA:HA	33:DG:64:THR:CG2	2.46	0.46
33:DG:83:ARG:O	33:DG:87:PRO:HG2	2.14	0.46
34:DH:85:LYS:HE3	34:DH:144:VAL:HB	1.98	0.46
34:DH:12:PRO:HA	34:DH:15:VAL:HG21	1.97	0.46
35:DI:25:TYR:CE2	35:DI:29:TYR:CD2	3.04	0.46
35:DI:79:ILE:O	35:DI:143:SER:OG	2.33	0.46
27:DA:6:A:O2'	36:DN:130:HIS:CB	2.64	0.46
32:DF:117:ARG:NH2	38:DP:5:ASP:N	2.63	0.46
39:DQ:110:THR:HG23	39:DQ:113:GLN:CB	2.45	0.46
41:DS:73:LEU:O	41:DS:77:ALA:HB2	2.16	0.46
42:DT:42:ILE:HG21	42:DT:83:ILE:CD1	2.45	0.46
43:DU:92:ARG:HH11	43:DU:92:ARG:CG	2.27	0.46
45:DW:14:PRO:O	45:DW:17:VAL:HG22	2.16	0.46

Continued on next page...

Continued from previous page...

Atom-1	Atom-2	Interatomic distance (Å)	Clash overlap (Å)
45:DW:20:VAL:HG11	45:DW:44:ALA:CA	2.46	0.46
47:DY:37:VAL:O	47:DY:38:ILE:CB	2.64	0.46
48:DZ:6:ALA:C	48:DZ:7:TYR:CD1	2.89	0.46
1:AA:1074:G:O4'	2:AB:104:ASN:ND2	2.48	0.46
1:AA:1128:C:C4	1:AA:1139:G:C4	3.04	0.46
1:AA:1401:G:H2'	1:AA:1402:C:O4'	2.15	0.46
1:AA:1413:A:C2	1:AA:1414:U:C2	3.04	0.46
1:AA:1512:U:H2'	1:AA:1513:A:C8	2.50	0.46
1:AA:411:A:H2	1:AA:431:A:N6	2.14	0.46
1:AA:448:A:C5	1:AA:487:A:C2	3.04	0.46
1:AA:699:C:C4	1:AA:700:G:N7	2.84	0.46
1:AA:757:U:H2'	1:AA:758:G:O4'	2.14	0.46
1:AA:93:G:C2'	1:AA:96:U:C5'	2.77	0.46
1:AA:971:G:H5''	1:AA:972:C:H5''	1.98	0.46
3:AC:107:GLN:HB3	3:AC:108:ASN:H	1.51	0.46
3:AC:162:GLN:NE2	3:AC:162:GLN:HA	2.30	0.46
3:AC:67:THR:HG23	3:AC:102:ASN:HB2	1.96	0.46
4:AD:91:SER:O	4:AD:93:PHE:N	2.49	0.46
5:AE:53:LEU:H	5:AE:53:LEU:HD12	1.81	0.46
8:AH:64:LYS:C	8:AH:65:TYR:CD1	2.88	0.46
1:AA:943:U:H1'	9:AI:124:GLN:HE22	1.79	0.46
11:AK:32:ILE:HD12	11:AK:68:ALA:O	2.15	0.46
12:AL:87:VAL:O	12:AL:88:LYS:C	2.54	0.46
13:AM:25:ILE:CG2	13:AM:30:ALA:HB2	2.46	0.46
23:AW:26:C:H2'	23:AW:27:C:C6	2.50	0.46
24:AX:19:G:H4'	24:AX:20:U:OP2	2.16	0.46
25:AY:28:G:H2'	25:AY:29:G:C8	2.50	0.46
49:B0:42:GLY:HA2	49:B0:57:PHE:HD2	1.79	0.46
51:B2:6:VAL:O	51:B2:9:GLN:N	2.49	0.46
54:B5:41:PRO:HG2	54:B5:44:THR:OG1	2.16	0.46
27:BA:81:G:C2	27:BA:106:C:N3	2.84	0.46
27:BA:1448:G:H5'	27:BA:1449:A:OP1	2.15	0.46
27:BA:1808:U:H2'	27:BA:1809:A:O4'	2.16	0.46
27:BA:2100:G:H1	27:BA:2189:U:H3	1.63	0.46
27:BA:227:A:H5''	38:BP:76:LYS:CE	2.36	0.46
27:BA:2300:G:O2'	27:BA:2301:C:H5'	2.16	0.46
27:BA:2683:C:H2'	27:BA:2684:U:C6	2.51	0.46
27:BA:2741:A:H2'	27:BA:2742:C:O4'	2.15	0.46
27:BA:2784:C:H1'	31:BE:37:ARG:NH1	2.27	0.46
27:BA:2623:G:H5'	27:BA:2826:A:O2'	2.16	0.46
27:BA:481:G:C4	27:BA:507:A:C2	3.04	0.46

Continued on next page...

Continued from previous page...

Atom-1	Atom-2	Interatomic distance (Å)	Clash overlap (Å)
27:BA:619:G:P	27:BA:620:G:H22	2.39	0.46
27:BA:672:C:H2'	27:BA:673:C:H6	1.80	0.46
27:BA:784:A:H5'	27:BA:785:G:OP1	2.16	0.46
29:BC:211:SER:HA	29:BC:219:GLY:O	2.15	0.46
30:BD:145:VAL:HG12	30:BD:146:GLU:O	2.16	0.46
30:BD:176:ARG:HG2	30:BD:176:ARG:HH11	1.80	0.46
31:BE:176:ILE:N	31:BE:176:ILE:CD1	2.78	0.46
31:BE:201:THR:OG1	31:BE:202:LYS:N	2.49	0.46
45:BW:68:ARG:CD	45:BW:110:LYS:HB3	2.43	0.46
48:BZ:23:LEU:HA	48:BZ:24:PRO:HD3	1.81	0.46
48:BZ:93:GLU:C	48:BZ:95:VAL:H	2.19	0.46
1:CA:1000:U:N3	1:CA:1042:G:N2	2.62	0.46
1:CA:1106:G:H5''	3:CC:172:ARG:HD3	1.96	0.46
1:CA:1109:C:H2'	1:CA:1110:A:O4'	2.15	0.46
1:CA:1178:G:N2	1:CA:1180:A:H3'	2.30	0.46
1:CA:1188:A:H2'	1:CA:1189:C:H5'	1.97	0.46
1:CA:286:G:H2'	1:CA:287:U:O4'	2.16	0.46
1:CA:522:C:H41	12:CL:50:ARG:NH2	2.13	0.46
1:CA:624:C:H4'	16:CP:10:GLY:HA2	1.97	0.46
1:CA:744:C:O2'	1:CA:745:C:H5'	2.15	0.46
1:CA:940:C:H2'	1:CA:941:G:C8	2.50	0.46
2:CB:104:ASN:O	2:CB:106:LYS:N	2.49	0.46
2:CB:44:LEU:H	2:CB:44:LEU:CD1	2.28	0.46
3:CC:139:GLN:O	3:CC:143:GLU:HB2	2.14	0.46
3:CC:52:LEU:CD2	3:CC:52:LEU:N	2.78	0.46
3:CC:70:VAL:HG12	3:CC:71:ALA:H	1.81	0.46
4:CD:22:LYS:CB	4:CD:26:CYS:SG	3.02	0.46
7:CG:52:GLU:C	7:CG:54:THR:N	2.69	0.46
9:CI:23:ASN:O	9:CI:57:GLY:O	2.33	0.46
10:CJ:12:ASP:CG	10:CJ:15:THR:HG23	2.36	0.46
13:CM:66:LEU:HA	13:CM:70:LEU:HD12	1.98	0.46
17:CQ:21:VAL:O	17:CQ:41:LYS:HA	2.15	0.46
20:CT:50:GLU:HA	20:CT:100:ILE:HG12	1.98	0.46
49:D0:72:ARG:HE	49:D0:75:LEU:HD13	1.81	0.46
27:DA:1399:C:O2'	27:DA:1400:G:H5'	2.15	0.46
27:DA:1581:G:H2'	27:DA:1582:C:O4'	2.16	0.46
27:DA:1599:C:C2	27:DA:1600:C:C5	3.03	0.46
27:DA:1719:G:H2'	27:DA:1720:U:H5'	1.97	0.46
27:DA:1848:A:C4	27:DA:1849:G:C8	3.04	0.46
27:DA:1971:A:C8	30:DD:241:PRO:HB3	2.51	0.46
27:DA:2239:G:H5'	30:DD:251:GLY:HA3	1.97	0.46

Continued on next page...

Continued from previous page...

Atom-1	Atom-2	Interatomic distance (Å)	Clash overlap (Å)
27:DA:2406:U:O4	38:DP:70:GLN:CB	2.62	0.46
27:DA:2543:G:O2'	27:DA:2544:G:H5'	2.16	0.46
27:DA:2808:U:C2'	27:DA:2809:A:H5'	2.44	0.46
27:DA:614(A):U:H5''	27:DA:614(B):G:OP1	2.15	0.46
27:DA:893:C:O2'	27:DA:894:C:H5'	2.15	0.46
30:DD:111:LEU:HA	30:DD:115:GLN:HE22	1.79	0.46
31:DE:119:ARG:HH11	31:DE:160:TYR:HB2	1.80	0.46
31:DE:57:LYS:C	31:DE:59:VAL:N	2.69	0.46
32:DF:118:ALA:C	32:DF:120:GLU:N	2.69	0.46
33:DG:27:ASN:O	33:DG:28:VAL:HB	2.15	0.46
33:DG:91:ARG:C	33:DG:91:ARG:CD	2.84	0.46
34:DH:123:PHE:HA	34:DH:133:VAL:HA	1.96	0.46
34:DH:84:SER:O	34:DH:85:LYS:CB	2.63	0.46
34:DH:95:ARG:HB2	34:DH:128:PRO:O	2.16	0.46
35:DI:114:LEU:HA	35:DI:129:THR:O	2.16	0.46
35:DI:81:VAL:HG23	35:DI:143:SER:H	1.80	0.46
35:DI:75:LEU:HG	35:DI:77:LEU:CG	2.46	0.46
36:DN:103:VAL:O	36:DN:106:MET:N	2.49	0.46
36:DN:55:VAL:O	36:DN:56:ASN:C	2.53	0.46
37:DO:19:ILE:HG22	37:DO:43:VAL:HA	1.98	0.46
37:DO:43:VAL:HG11	37:DO:46:ALA:HB2	1.96	0.46
38:DP:111:ARG:HA	38:DP:128:HIS:HD2	1.77	0.46
38:DP:114:ILE:HD12	38:DP:115:LEU:H	1.78	0.46
38:DP:48:PRO:O	38:DP:51:PHE:N	2.48	0.46
39:DQ:78:PRO:O	39:DQ:79:LEU:C	2.53	0.46
40:DR:33:ARG:HE	40:DR:115:GLU:CD	2.19	0.46
40:DR:6:SER:O	40:DR:7:GLY:O	2.33	0.46
41:DS:27:SER:HA	41:DS:88:ASP:CB	2.45	0.46
41:DS:36:TYR:N	41:DS:36:TYR:CD1	2.81	0.46
41:DS:74:ALA:HB2	41:DS:101:LEU:CD2	2.45	0.46
42:DT:61:PHE:H	42:DT:61:PHE:HD2	1.64	0.46
43:DU:113:ALA:C	43:DU:115:ALA:N	2.68	0.46
44:DV:40:LEU:N	44:DV:40:LEU:CD2	2.79	0.46
45:DW:41:LYS:C	45:DW:43:GLY:N	2.67	0.46
46:DX:12:VAL:HG12	46:DX:27:THR:OG1	2.16	0.46
48:DZ:10:GLU:CD	48:DZ:10:GLU:H	2.18	0.46
48:DZ:143:LEU:HD12	48:DZ:147:ASP:CB	2.46	0.46
1:AA:1464:G:O2'	1:AA:1465:C:H5'	2.16	0.46
1:AA:191:G:H1'	20:AT:105:SER:HA	1.98	0.46
1:AA:676:A:C5	1:AA:677:U:C5	3.04	0.46
1:AA:823:G:C6	1:AA:878:G:C6	3.04	0.46

Continued on next page...

Continued from previous page...

Atom-1	Atom-2	Interatomic distance (Å)	Clash overlap (Å)
1:AA:957:U:O2	1:AA:960:U:H5''	2.16	0.46
2:AB:177:ALA:C	2:AB:179:LYS:N	2.69	0.46
3:AC:64:VAL:CG2	3:AC:64:VAL:O	2.63	0.46
7:AG:132:GLY:O	7:AG:135:VAL:N	2.45	0.46
9:AI:46:ALA:HB2	9:AI:74:ILE:CG2	2.45	0.46
11:AK:44:SER:H	11:AK:47:VAL:HB	1.81	0.46
16:AP:75:ARG:C	16:AP:77:ALA:N	2.67	0.46
17:AQ:4:LYS:HE3	17:AQ:6:LEU:HD21	1.97	0.46
23:AW:45:U:H4'	23:AW:46:U:C6	2.51	0.46
24:AX:61:C:O2'	24:AX:62:C:H5'	2.16	0.46
25:AY:37:U:H2'	25:AY:38:U:C4'	2.45	0.46
25:AY:37:U:H2'	25:AY:38:U:C5'	2.44	0.46
50:B1:64:ALA:HA	50:B1:67:ILE:HG13	1.96	0.46
50:B1:77:ALA:HA	50:B1:80:LEU:CD1	2.45	0.46
58:B9:4:ARG:O	58:B9:36:GLN:HA	2.16	0.46
27:BA:1028:A:N6	27:BA:1125:G:H2'	2.30	0.46
27:BA:1042:G:C1'	27:BA:1114:G:H22	2.20	0.46
27:BA:1376:C:C2'	27:BA:1377:G:H5'	2.45	0.46
27:BA:1786:A:C2	27:BA:2606:C:H1'	2.51	0.46
27:BA:2243:U:O2	27:BA:2434:A:C2	2.69	0.46
27:BA:848:G:H5'	27:BA:848:G:C8	2.47	0.46
28:BB:6:C:C2	28:BB:116:G:N2	2.84	0.46
29:BC:99:ILE:HG22	29:BC:99:ILE:O	2.15	0.46
30:BD:240:ALA:HB1	30:BD:241:PRO:HD2	1.96	0.46
31:BE:4:ILE:O	31:BE:4:ILE:HG23	2.15	0.46
27:BA:659:C:H1'	32:BF:102:PRO:CD	2.46	0.46
32:BF:36:VAL:O	32:BF:40:GLN:HG3	2.15	0.46
34:BH:85:LYS:HZ2	34:BH:133:VAL:HB	1.81	0.46
35:BI:110:ASP:O	35:BI:114:LEU:CD2	2.63	0.46
35:BI:25:TYR:O	35:BI:29:TYR:HB3	2.15	0.46
40:BR:3:HIS:O	40:BR:4:LEU:CB	2.64	0.46
27:BA:2849:U:O4	42:BT:23:ARG:NH2	2.48	0.46
43:BU:59:ARG:O	43:BU:63:VAL:HG23	2.15	0.46
47:BY:10:GLY:C	47:BY:27:VAL:HG22	2.36	0.46
47:BY:84:ARG:NH1	47:BY:84:ARG:CG	2.77	0.46
48:BZ:62:ASP:OD2	48:BZ:64:GLN:NE2	2.49	0.46
48:BZ:69:LEU:HB2	48:BZ:90:LEU:HD11	1.97	0.46
1:CA:102:G:N1	1:CA:103:C:C5	2.84	0.46
1:CA:1292:U:OP1	7:CG:41:ARG:NH2	2.49	0.46
1:CA:923:A:H2	1:CA:1395:C:N3	2.14	0.46
1:CA:1398:A:H5''	1:CA:1398:A:H8	1.80	0.46

Continued on next page...

Continued from previous page...

Atom-1	Atom-2	Interatomic distance (Å)	Clash overlap (Å)
1:CA:15:G:C4'	5:CE:24:ARG:HH22	2.28	0.46
1:CA:323:U:H5'	20:CT:23:ARG:HA	1.98	0.46
1:CA:67:C:O2	1:CA:171:A:C2	2.68	0.46
1:CA:828:A:H2'	1:CA:829:G:O4'	2.15	0.46
2:CB:98:LEU:O	2:CB:101:MET:HG3	2.16	0.46
3:CC:5:ILE:CD1	3:CC:6:HIS:N	2.76	0.46
6:CF:81:ILE:HG13	6:CF:82:ARG:N	2.31	0.46
1:CA:1375:A:H4'	7:CG:29:LYS:NZ	2.31	0.46
17:CQ:13:ASP:HA	17:CQ:19:VAL:HG12	1.97	0.46
20:CT:57:ARG:NH1	20:CT:57:ARG:HB2	2.29	0.46
59:CX:61:C:O2'	59:CX:62:C:O5'	2.34	0.46
50:D1:62:VAL:CG2	50:D1:63:ALA:N	2.78	0.46
52:D3:32:GLN:OE1	52:D3:32:GLN:HA	2.16	0.46
52:D3:8:LEU:HB2	52:D3:28:LEU:CD1	2.46	0.46
27:DA:1402:C:O2'	27:DA:1403:C:H5'	2.16	0.46
27:DA:1495:A:C8	27:DA:1495:A:OP1	2.69	0.46
27:DA:1658:C:H2'	27:DA:1659:U:C6	2.51	0.46
27:DA:2038:G:H2'	27:DA:2039:C:O4'	2.16	0.46
27:DA:2305:A:C4	33:DG:154:GLY:HA3	2.50	0.46
27:DA:2409:G:O2'	27:DA:2410:G:H5'	2.16	0.46
27:DA:748:G:OP1	27:DA:2612:C:N4	2.49	0.46
27:DA:265:A:H1'	27:DA:266:G:O4'	2.16	0.46
27:DA:359:A:H2'	27:DA:360:G:C5'	2.46	0.46
27:DA:479:A:HO2'	27:DA:481:G:H8	1.63	0.46
27:DA:481:G:O2'	27:DA:482:A:OP2	2.29	0.46
27:DA:977:G:C6	27:DA:987:G:C6	3.04	0.46
29:DC:45:ALA:HA	29:DC:210:ARG:CB	2.46	0.46
29:DC:221:SER:O	29:DC:222:VAL:O	2.34	0.46
29:DC:53:ARG:O	29:DC:54:SER:HB3	2.15	0.46
30:DD:131:LEU:CD1	30:DD:131:LEU:N	2.79	0.46
34:DH:106:THR:CG2	34:DH:112:PRO:HB3	2.44	0.46
35:DI:131:LYS:HE3	35:DI:133:HIS:CE1	2.51	0.46
35:DI:4:ILE:HD11	35:DI:44:LEU:HD12	1.96	0.46
38:DP:101:VAL:CG2	38:DP:102:ARG:N	2.77	0.46
38:DP:48:PRO:HG2	38:DP:49:ARG:H	1.81	0.46
27:DA:252:G:P	38:DP:50:ARG:HH11	2.38	0.46
39:DQ:2:LEU:HD12	39:DQ:2:LEU:HA	1.83	0.46
41:DS:74:ALA:HB1	41:DS:103:GLU:CB	2.46	0.46
45:DW:50:VAL:HG11	45:DW:103:ILE:HG21	1.97	0.46
46:DX:50:LYS:HD3	46:DX:84:ALA:CB	2.31	0.46
1:AA:1139:G:H5'	1:AA:1140:C:OP1	2.16	0.46

Continued on next page...

Continued from previous page...

Atom-1	Atom-2	Interatomic distance (Å)	Clash overlap (Å)
1:AA:892:A:O2'	1:AA:1415:G:H4'	2.15	0.46
1:AA:341:C:H2'	1:AA:342:C:C6	2.51	0.46
1:AA:342:C:N3	1:AA:348:G:C2	2.84	0.46
1:AA:67:C:H2'	1:AA:68:G:C8	2.51	0.46
3:AC:207:VAL:HG12	3:AC:207:VAL:O	2.15	0.46
6:AF:98:LEU:O	6:AF:98:LEU:HD12	2.15	0.46
7:AG:132:GLY:O	7:AG:133:GLY:C	2.53	0.46
9:AI:79:LEU:HD13	9:AI:79:LEU:C	2.36	0.46
1:AA:1060:C:C5'	10:AJ:51:ARG:HB3	2.46	0.46
10:AJ:6:ILE:HD11	10:AJ:72:VAL:CB	2.43	0.46
11:AK:124:LYS:O	11:AK:124:LYS:HG2	2.15	0.46
11:AK:29:ILE:HG13	11:AK:29:ILE:O	2.14	0.46
49:B0:49:LYS:O	49:B0:50:ASN:HB2	2.16	0.46
51:B2:15:LYS:O	51:B2:15:LYS:HG3	2.15	0.46
54:B5:57:VAL:C	54:B5:58:LEU:HG	2.35	0.46
57:B8:29:LYS:HB2	57:B8:33:ASN:ND2	2.31	0.46
57:B8:32:LEU:CD2	57:B8:32:LEU:H	2.28	0.46
38:BP:65:ARG:NH1	57:B8:46:ARG:HH21	2.13	0.46
27:BA:1484:G:H3'	27:BA:1485:G:C5'	2.36	0.46
27:BA:1591:G:O2'	27:BA:1592:C:H5'	2.16	0.46
27:BA:1999:C:H2'	27:BA:2000:G:O4'	2.16	0.46
27:BA:2567:G:H2'	27:BA:2568:C:C6	2.51	0.46
27:BA:280:C:C5	27:BA:281:G:N7	2.84	0.46
27:BA:382:G:H1	27:BA:392:C:N4	2.05	0.46
27:BA:89:G:H5'	27:BA:89:G:C8	2.47	0.46
28:BB:96:U:H2'	28:BB:97:G:H8	1.80	0.46
30:BD:72:LYS:HD3	30:BD:75:ILE:HD12	1.97	0.46
32:BF:157:VAL:HA	32:BF:176:LEU:O	2.16	0.46
34:BH:54:ARG:CB	34:BH:65:HIS:HD2	2.28	0.46
35:BI:31:LEU:HB2	35:BI:32:PRO:HD3	1.98	0.46
27:BA:244:A:O3'	38:BP:74:GLU:HB3	2.16	0.46
39:BQ:60:ARG:H	48:BZ:178:ASP:N	2.14	0.46
41:BS:97:ARG:NE	41:BS:97:ARG:C	2.69	0.46
44:BV:62:LEU:HD22	44:BV:62:LEU:N	2.30	0.46
46:BX:25:LYS:NZ	46:BX:82:GLN:NE2	2.64	0.46
46:BX:65:ARG:HH11	46:BX:65:ARG:HG2	1.81	0.46
47:BY:97:ARG:HE	47:BY:98:VAL:HG23	1.81	0.46
48:BZ:56:ILE:HG22	48:BZ:58:LEU:HD23	1.98	0.46
1:CA:1288:A:N6	1:CA:1289:A:N6	2.64	0.46
1:CA:1308:U:H5'	13:CM:110:ARG:HD2	1.97	0.46
1:CA:1445:C:H2'	1:CA:1446:U:O4'	2.16	0.46

Continued on next page...

Continued from previous page...

Atom-1	Atom-2	Interatomic distance (Å)	Clash overlap (Å)
1:CA:590:C:O2'	1:CA:591:U:H5'	2.16	0.46
1:CA:908:A:H2'	1:CA:909:A:H8	1.81	0.46
1:CA:959:A:C3'	1:CA:960:U:H4'	2.46	0.46
1:CA:968:A:H4'	1:CA:969:A:OP2	2.16	0.46
1:CA:559:A:OP1	5:CE:126:ARG:NH2	2.49	0.46
1:CA:1371:G:O3'	9:CI:69:GLY:HA3	2.16	0.46
10:CJ:3:LYS:HZ2	10:CJ:77:PRO:HD3	1.81	0.46
12:CL:66:TYR:HE2	12:CL:68:PRO:HA	1.81	0.46
16:CP:74:LEU:HD23	16:CP:79:VAL:CG2	2.44	0.46
18:CR:36:ASN:HD22	18:CR:39:VAL:CB	2.27	0.46
23:CW:34:U:C2'	23:CW:35:G:H5'	2.45	0.46
27:DA:2352:A:C2	49:D0:33:ALA:HB1	2.36	0.46
51:D2:40:SER:C	51:D2:42:GLY:N	2.68	0.46
53:D4:41:ILE:N	53:D4:57:ILE:O	2.43	0.46
58:D9:18:ARG:HA	58:D9:22:ARG:O	2.15	0.46
27:DA:1497:U:O2	27:DA:1497:U:C2'	2.64	0.46
27:DA:2092:U:C4'	27:DA:2093:G:O5'	2.58	0.46
27:DA:2468:G:H22	27:DA:2481:G:C2'	2.27	0.46
27:DA:2532:G:H2'	27:DA:2533:A:C8	2.51	0.46
27:DA:2574:G:O2'	31:DE:143:ASN:HB3	2.16	0.46
27:DA:2884:U:H2'	27:DA:2885:C:H5'	1.98	0.46
27:DA:563:G:C4	27:DA:564:C:C5	3.04	0.46
27:DA:593:G:H2'	27:DA:594:U:C6	2.50	0.46
27:DA:993:G:O2'	44:DV:89:GLN:HG3	2.16	0.46
28:DB:113:G:N3	28:DB:113:G:H2'	2.30	0.46
28:DB:3:C:C4	28:DB:4:C:C4	3.03	0.46
30:DD:109:ASP:OD1	30:DD:197:GLY:HA2	2.15	0.46
30:DD:125:ILE:O	30:DD:126:GLN:CB	2.62	0.46
30:DD:97:TYR:C	30:DD:99:ASP:N	2.68	0.46
31:DE:113:PHE:HD2	31:DE:113:PHE:C	2.19	0.46
33:DG:101:ILE:HD13	33:DG:105:LYS:HE3	1.96	0.46
33:DG:107:LEU:HD11	33:DG:178:PHE:CE1	2.51	0.46
33:DG:20:ILE:O	33:DG:24:GLY:N	2.48	0.46
27:DA:2308:G:H22	33:DG:79:ASN:CG	2.19	0.46
33:DG:36:LYS:HB3	33:DG:95:ARG:NH1	2.31	0.46
35:DI:98:ALA:HA	35:DI:109:ILE:HG21	1.98	0.46
36:DN:114:ARG:O	36:DN:118:LYS:HG3	2.16	0.46
37:DO:49:ARG:NH1	37:DO:49:ARG:HG2	2.31	0.46
31:DE:110:GLY:O	40:DR:2:ARG:NE	2.49	0.46
40:DR:78:LYS:O	40:DR:82:GLU:HB3	2.16	0.46
43:DU:20:LEU:O	43:DU:20:LEU:HD13	2.16	0.46

Continued on next page...

Continued from previous page...

Atom-1	Atom-2	Interatomic distance (Å)	Clash overlap (Å)
43:DU:26:GLY:C	43:DU:28:ARG:H	2.18	0.46
45:DW:9:TYR:H	45:DW:102:HIS:CD2	2.34	0.46
47:DY:30:VAL:HG22	47:DY:37:VAL:HG12	1.98	0.46
1:AA:1073:U:H2'	1:AA:1074:G:C8	2.50	0.46
1:AA:1314:C:N4	19:AS:4:SER:N	2.64	0.46
1:AA:324:G:N2	1:AA:327:A:C8	2.84	0.46
1:AA:538:G:O2'	1:AA:539:A:H5'	2.16	0.46
1:AA:657:G:O2'	1:AA:658:G:H5'	2.16	0.46
2:AB:108:ILE:O	2:AB:111:ARG:HB2	2.15	0.46
2:AB:163:PHE:CE1	2:AB:215:LEU:HD23	2.51	0.46
2:AB:75:LYS:HA	2:AB:78:GLN:HG3	1.96	0.46
4:AD:58:LEU:HD13	4:AD:58:LEU:C	2.36	0.46
6:AF:14:LEU:HD23	6:AF:15:ASP:O	2.16	0.46
7:AG:142:GLU:O	7:AG:143:ARG:C	2.53	0.46
7:AG:58:PRO:O	7:AG:59:LEU:C	2.55	0.46
7:AG:91:VAL:HG12	7:AG:92:SER:O	2.16	0.46
1:AA:942:G:N2	9:AI:124:GLN:NE2	2.51	0.46
10:AJ:24:VAL:HG22	10:AJ:72:VAL:HG11	1.97	0.46
12:AL:22:PRO:O	12:AL:24:LEU:N	2.48	0.46
12:AL:42:PRO:HB3	12:AL:50:ARG:NH1	2.31	0.46
12:AL:76:GLU:HG2	12:AL:77:HIS:CD2	2.51	0.46
1:AA:667:G:H4'	15:AO:51:HIS:CE1	2.51	0.46
19:AS:41:VAL:CG1	19:AS:42:PRO:CD	2.92	0.46
19:AS:8:GLY:O	19:AS:9:VAL:CG2	2.64	0.46
20:AT:28:ALA:O	20:AT:30:LYS:N	2.49	0.46
50:B1:15:ALA:HB3	50:B1:40:ARG:HD2	1.98	0.46
51:B2:40:SER:C	51:B2:42:GLY:H	2.18	0.46
53:B4:43:GLY:C	53:B4:45:GLY:N	2.69	0.46
53:B4:67:PRO:O	53:B4:68:PHE:CG	2.69	0.46
54:B5:53:ALA:HA	54:B5:56:LYS:NZ	2.31	0.46
55:B6:15:GLU:OE1	55:B6:41:PRO:CB	2.63	0.46
55:B6:41:PRO:HD2	55:B6:45:LYS:HA	1.98	0.46
27:BA:1375:C:H2'	27:BA:1376:C:C6	2.47	0.46
27:BA:1767:C:H2'	27:BA:1768:U:O4'	2.15	0.46
27:BA:2305:A:C4	33:BG:154:GLY:HA3	2.51	0.46
27:BA:2482:G:C2	27:BA:2483:C:H1'	2.50	0.46
27:BA:2732:G:C3'	27:BA:2733:A:C5'	2.94	0.46
27:BA:26:G:C6	27:BA:27:G:N1	2.84	0.46
27:BA:56:A:H2'	27:BA:57:C:C6	2.50	0.46
27:BA:643:A:C2	27:BA:644:A:C4	3.03	0.46
27:BA:969:U:O3'	52:B3:14:GLY:HA2	2.15	0.46

Continued on next page...

Continued from previous page...

Atom-1	Atom-2	Interatomic distance (Å)	Clash overlap (Å)
28:BB:93:G:C8	28:BB:93:G:O5'	2.69	0.46
30:BD:139:GLY:O	30:BD:164:GLN:HG3	2.16	0.46
30:BD:8:PRO:C	30:BD:10:THR:N	2.70	0.46
31:BE:78:LEU:H	31:BE:78:LEU:HD23	1.80	0.46
33:BG:52:ILE:HG22	33:BG:54:GLU:CG	2.46	0.46
33:BG:64:THR:CG2	33:BG:65:GLY:N	2.76	0.46
35:BI:125:GLU:OE2	35:BI:141:LYS:HG2	2.16	0.46
35:BI:62:LYS:O	35:BI:62:LYS:HD3	2.15	0.46
35:BI:65:ALA:O	35:BI:69:LYS:HB2	2.16	0.46
36:BN:90:MET:HE1	36:BN:97:ARG:HD2	1.98	0.46
37:BO:105:GLU:O	37:BO:109:LYS:HB2	2.15	0.46
39:BQ:48:GLU:O	39:BQ:50:ALA:N	2.49	0.46
39:BQ:60:ARG:NH1	39:BQ:60:ARG:HB3	2.31	0.46
40:BR:10:LEU:HB3	40:BR:17:ARG:HD2	1.98	0.46
40:BR:10:LEU:HD23	40:BR:17:ARG:HD2	1.98	0.46
41:BS:42:ASP:C	41:BS:44:LYS:N	2.69	0.46
42:BT:76:PHE:HA	42:BT:77:PRO:HD3	1.76	0.46
43:BU:112:ARG:CZ	44:BV:46:VAL:HG11	2.46	0.46
46:BX:39:ILE:O	46:BX:42:ALA:HB3	2.16	0.46
47:BY:96:ILE:CG2	47:BY:97:ARG:H	2.29	0.46
48:BZ:71:ARG:HG2	48:BZ:88:PHE:HB2	1.97	0.46
1:CA:1028:C:H2'	1:CA:1029:C:H5'	1.98	0.46
1:CA:1320:C:H6	1:CA:1320:C:H5'	1.80	0.46
1:CA:933:G:N2	1:CA:1384:C:O2	2.47	0.46
1:CA:149:A:C2	1:CA:150:C:N3	2.84	0.46
1:CA:302:G:H21	1:CA:556:C:C4'	2.29	0.46
1:CA:444:C:H2'	1:CA:445:G:H8	1.80	0.46
2:CB:122:PHE:CG	2:CB:123:ALA:N	2.83	0.46
3:CC:42:LEU:HD12	3:CC:45:LYS:HZ3	1.81	0.46
3:CC:8:ILE:C	3:CC:10:PHE:N	2.69	0.46
4:CD:108:LEU:HB3	4:CD:110:PHE:CD1	2.51	0.46
4:CD:137:SER:O	4:CD:138:TYR:C	2.54	0.46
6:CF:4:TYR:CD1	6:CF:92:LYS:HA	2.47	0.46
7:CG:87:VAL:HG11	7:CG:154:TYR:O	2.17	0.46
8:CH:73:ASP:OD2	8:CH:75:ARG:CG	2.64	0.46
10:CJ:50:ILE:HD13	10:CJ:50:ILE:H	1.80	0.46
11:CK:46:GLY:CA	11:CK:55:LYS:HD3	2.46	0.46
11:CK:95:ILE:HG22	11:CK:96:ARG:N	2.30	0.46
1:CA:1226:C:H6	13:CM:103:THR:OG1	1.99	0.46
13:CM:14:ARG:HG3	13:CM:16:ASP:OD2	2.16	0.46
14:CN:24:CYS:H	14:CN:33:VAL:HG11	1.81	0.46

Continued on next page...

Continued from previous page...

Atom-1	Atom-2	Interatomic distance (Å)	Clash overlap (Å)
15:CO:31:LEU:HD22	15:CO:31:LEU:H	1.80	0.46
18:CR:35:ARG:C	18:CR:37:VAL:H	2.17	0.46
19:CS:20:LEU:HA	19:CS:23:ASN:HB3	1.97	0.46
59:CX:19:G:C3'	59:CX:20:U:C5'	2.83	0.46
50:D1:82:LEU:C	50:D1:83:GLU:CD	2.75	0.46
52:D3:7:LYS:HB2	52:D3:34:GLU:HG2	1.98	0.46
57:D8:32:LEU:HB3	57:D8:36:LYS:HD2	1.96	0.46
27:DA:1494:A:H3'	27:DA:1494:A:N3	2.31	0.46
27:DA:1517:G:H2'	27:DA:1518:U:O4'	2.16	0.46
27:DA:1751:C:O2'	27:DA:1752:C:H5'	2.16	0.46
27:DA:188:G:C6	27:DA:189:G:C4	3.04	0.46
27:DA:189:G:O6	27:DA:205:G:O2'	2.28	0.46
27:DA:2011:U:H2'	27:DA:2012:G:H5'	1.97	0.46
27:DA:2097:C:C2'	27:DA:2098:U:H5'	2.46	0.46
27:DA:2131:G:H5'	27:DA:2133:G:O5'	2.15	0.46
27:DA:2262:U:O2'	27:DA:2263:C:C5'	2.64	0.46
27:DA:2418:A:C2	27:DA:2419:U:C2	3.04	0.46
27:DA:487:C:H1'	45:DW:53:SER:HA	1.97	0.46
27:DA:718:A:H2'	27:DA:719:C:H5'	1.97	0.46
27:DA:904:C:H2'	27:DA:905:U:H5'	1.97	0.46
28:DB:96:U:H2'	28:DB:97:G:H8	1.81	0.46
30:DD:166:GLN:CA	30:DD:166:GLN:NE2	2.77	0.46
30:DD:226:MET:HB3	30:DD:230:ASP:HB2	1.98	0.46
30:DD:32:SER:O	30:DD:33:LEU:C	2.55	0.46
27:DA:1568:G:P	30:DD:63:ARG:HH22	2.39	0.46
32:DF:65:TRP:CZ3	32:DF:75:HIS:HD2	2.34	0.46
32:DF:77:ASP:C	32:DF:79:GLY:H	2.19	0.46
32:DF:98:SER:OG	32:DF:99:TYR:N	2.47	0.46
33:DG:117:PHE:CZ	33:DG:119:GLY:O	2.68	0.46
34:DH:121:ILE:CG2	34:DH:133:VAL:HG12	2.46	0.46
27:DA:1006:C:O2'	36:DN:106:MET:O	2.34	0.46
36:DN:22:THR:OG1	36:DN:25:ARG:HB2	2.15	0.46
36:DN:72:TYR:CD1	36:DN:72:TYR:N	2.84	0.46
32:DF:117:ARG:CZ	38:DP:5:ASP:N	2.78	0.46
40:DR:9:LYS:HE3	40:DR:43:GLU:OE2	2.16	0.46
42:DT:53:ARG:HG2	42:DT:53:ARG:HH11	1.79	0.46
42:DT:32:TYR:HB3	42:DT:81:PRO:HB3	1.97	0.46
27:DA:487:C:O4'	45:DW:56:ALA:CB	2.64	0.46
48:DZ:78:ARG:H	48:DZ:78:ARG:HD2	1.78	0.46
1:AA:112:G:H21	1:AA:354:G:C4'	2.29	0.45
1:AA:1227:A:O2'	13:AM:115:LYS:CB	2.64	0.45

Continued on next page...

Continued from previous page...

Atom-1	Atom-2	Interatomic distance (Å)	Clash overlap (Å)
1:AA:1234:C:H2'	1:AA:1235:U:C6	2.49	0.45
1:AA:1292:U:H2'	1:AA:1293:G:C8	2.51	0.45
1:AA:1300:G:HO2'	1:AA:1301:U:P	2.39	0.45
1:AA:511:C:C2	1:AA:512:U:C5	3.04	0.45
1:AA:662:G:H2'	1:AA:663:A:C8	2.51	0.45
1:AA:770:C:H1'	1:AA:900:A:C2	2.51	0.45
1:AA:943:U:H2'	1:AA:944:G:H5'	1.98	0.45
2:AB:16:HIS:HA	2:AB:210:SER:OG	2.17	0.45
2:AB:37:ASN:C	2:AB:39:ILE:H	2.19	0.45
5:AE:146:ALA:C	5:AE:148:VAL:N	2.68	0.45
6:AF:39:LYS:CG	6:AF:40:VAL:H	2.29	0.45
7:AG:37:ASN:ND2	9:AI:41:VAL:HG23	2.31	0.45
8:AH:6:ILE:N	8:AH:6:ILE:HD12	2.17	0.45
9:AI:96:LEU:O	9:AI:100:GLY:N	2.49	0.45
11:AK:84:VAL:HG11	11:AK:95:ILE:HD11	1.97	0.45
14:AN:12:ARG:C	14:AN:14:PRO:CD	2.81	0.45
14:AN:26:ARG:O	14:AN:28:GLY:N	2.49	0.45
15:AO:9:GLN:O	15:AO:10:LYS:C	2.54	0.45
16:AP:70:ALA:O	16:AP:74:LEU:HD13	2.16	0.45
19:AS:16:LEU:HB3	19:AS:20:LEU:CD1	2.46	0.45
20:AT:86:ARG:HH11	20:AT:86:ARG:CG	2.27	0.45
23:AW:67:C:O2'	23:AW:68:C:H5'	2.16	0.45
23:AW:69:C:H2'	23:AW:70:C:H5'	1.97	0.45
27:BA:1337:G:H2'	27:BA:1338:G:H8	1.81	0.45
27:BA:1465:G:N3	27:BA:1545:A:H2	2.14	0.45
27:BA:1681:G:O2'	27:BA:1762:A:H2'	2.16	0.45
27:BA:118:A:H1'	27:BA:178:G:O4'	2.16	0.45
27:BA:1839:G:H5'	27:BA:1839:G:H8	1.80	0.45
27:BA:2015:A:C4	54:B5:2:ALA:HA	2.50	0.45
27:BA:2287:A:N1	27:BA:2346:A:C2	2.74	0.45
27:BA:2586:C:O2'	27:BA:2587:A:H5'	2.15	0.45
27:BA:1786:A:H2	27:BA:2606:C:H1'	1.80	0.45
27:BA:34:C:H5''	27:BA:34:C:H6	1.80	0.45
27:BA:679:C:H2'	27:BA:680:G:C8	2.50	0.45
27:BA:777:A:H2'	27:BA:778:G:H8	1.81	0.45
27:BA:955:C:C5'	27:BA:956:G:OP2	2.64	0.45
30:BD:183:ARG:NH1	30:BD:183:ARG:HG3	2.31	0.45
30:BD:65:ILE:HD13	30:BD:65:ILE:O	2.16	0.45
33:BG:52:ILE:HG22	33:BG:54:GLU:HG2	1.98	0.45
34:BH:13:LYS:CG	34:BH:14:GLY:N	2.78	0.45
34:BH:85:LYS:CE	34:BH:145:ALA:N	2.79	0.45

Continued on next page...

Continued from previous page...

Atom-1	Atom-2	Interatomic distance (Å)	Clash overlap (Å)
36:BN:123:TYR:OH	36:BN:130:HIS:CE1	2.69	0.45
37:BO:7:TYR:CZ	37:BO:44:LYS:HG3	2.51	0.45
38:BP:108:LYS:C	38:BP:110:TYR:H	2.19	0.45
38:BP:81:GLN:HE21	38:BP:81:GLN:HB2	1.53	0.45
39:BQ:2:LEU:O	39:BQ:3:MET:HB3	2.16	0.45
39:BQ:47:ILE:CD1	39:BQ:70:PRO:HD3	2.45	0.45
39:BQ:42:ILE:HD13	39:BQ:97:VAL:CG2	2.46	0.45
41:BS:57:LYS:CG	41:BS:58:LEU:N	2.78	0.45
43:BU:33:ARG:O	43:BU:37:GLU:HG3	2.17	0.45
27:BA:1156:A:P	43:BU:55:ARG:HH11	2.39	0.45
1:CA:1143:G:H2'	1:CA:1144:G:C8	2.51	0.45
1:CA:676:A:O2'	1:CA:677:U:H5'	2.16	0.45
1:CA:899:C:H6	1:CA:899:C:O5'	1.98	0.45
5:CE:11:ILE:HD12	5:CE:31:LEU:HD12	1.97	0.45
5:CE:35:GLY:HA3	5:CE:41:VAL:HG12	1.97	0.45
8:CH:6:ILE:H	8:CH:6:ILE:HD12	1.81	0.45
13:CM:24:GLY:C	13:CM:25:ILE:HD12	2.36	0.45
16:CP:43:LYS:CG	16:CP:48:TRP:CE2	2.99	0.45
17:CQ:6:LEU:N	17:CQ:6:LEU:HD12	2.31	0.45
19:CS:16:LEU:O	19:CS:19:VAL:HB	2.16	0.45
55:D6:9:LEU:O	55:D6:10:LEU:C	2.54	0.45
27:DA:1563:G:H2'	27:DA:1564:C:H6	1.80	0.45
27:DA:759:G:O4'	27:DA:1981:A:C2	2.70	0.45
27:DA:2070:G:H2'	27:DA:2071:A:O4'	2.16	0.45
27:DA:2314:C:H2'	27:DA:2315:G:H8	1.81	0.45
27:DA:2641:G:P	36:DN:74:ARG:HE	2.38	0.45
27:DA:397:G:H2'	27:DA:398:G:C8	2.49	0.45
27:DA:621:A:H2'	27:DA:622:G:H5'	1.97	0.45
27:DA:644:A:H4'	27:DA:645:C:C4	2.50	0.45
27:DA:714:U:H2'	27:DA:716:A:OP2	2.16	0.45
27:DA:737:C:H2'	27:DA:738:G:O5'	2.16	0.45
27:DA:775:G:C2	27:DA:777:A:N6	2.83	0.45
27:DA:882:G:H2'	27:DA:883:G:C8	2.52	0.45
28:DB:79:C:H2'	28:DB:80:U:O4'	2.16	0.45
30:DD:241:PRO:O	30:DD:242:ARG:C	2.54	0.45
31:DE:110:GLY:HA2	31:DE:161:GLY:C	2.37	0.45
27:DA:2636:U:H4'	31:DE:80:GLU:OE2	2.16	0.45
32:DF:126:VAL:HG21	32:DF:129:PHE:CZ	2.51	0.45
33:DG:11:TYR:O	33:DG:15:VAL:HB	2.17	0.45
37:DO:87:ILE:HD11	37:DO:114:ILE:HD11	1.98	0.45
38:DP:16:ARG:CZ	38:DP:16:ARG:HB2	2.46	0.45

Continued on next page...

Continued from previous page...

Atom-1	Atom-2	Interatomic distance (Å)	Clash overlap (Å)
39:DQ:130:LYS:NZ	48:DZ:79:ARG:HD3	2.31	0.45
41:DS:70:GLY:O	41:DS:73:LEU:N	2.49	0.45
41:DS:98:VAL:O	41:DS:98:VAL:HG23	2.16	0.45
42:DT:36:GLU:C	42:DT:38:ASN:H	2.20	0.45
1:AA:1344:C:H5'	9:AI:120:ARG:O	2.16	0.45
1:AA:431:A:H2'	1:AA:432:A:H5'	1.97	0.45
1:AA:444:C:C2	1:AA:445:G:C8	3.04	0.45
1:AA:448:A:O2'	1:AA:449:C:H5'	2.17	0.45
3:AC:129:ALA:CB	3:AC:132:ARG:HD2	2.36	0.45
1:AA:542:G:C5'	4:AD:41:GLY:CA	2.94	0.45
4:AD:67:ILE:HG22	4:AD:68:TYR:CD1	2.51	0.45
7:AG:5:ARG:O	7:AG:7:ALA:N	2.49	0.45
8:AH:84:ARG:HH12	8:AH:86:ILE:CD1	2.30	0.45
12:AL:86:ARG:HD3	12:AL:88:LYS:N	2.31	0.45
13:AM:83:ASP:OD2	13:AM:85:GLY:N	2.49	0.45
10:AJ:61:GLU:OE2	14:AN:45:ARG:NH1	2.48	0.45
20:AT:47:GLY:O	20:AT:49:ALA:N	2.49	0.45
20:AT:97:ALA:C	20:AT:99:LEU:N	2.69	0.45
24:AX:62:C:C2	24:AX:63:G:C8	3.04	0.45
55:B6:33:LYS:CA	55:B6:33:LYS:HE2	2.26	0.45
56:B7:31:LEU:HD22	56:B7:42:LEU:HD12	1.98	0.45
27:BA:1020:A:N1	27:BA:1141:U:H1'	2.32	0.45
27:BA:1161:C:O2'	44:BV:8:GLY:HA2	2.17	0.45
27:BA:1326:U:H2'	27:BA:1327:C:H6	1.81	0.45
27:BA:1603:A:H5'	27:BA:1603:A:H8	1.81	0.45
27:BA:1710:C:O2'	27:BA:1711:C:H5'	2.15	0.45
27:BA:2579:C:C2'	27:BA:2580:U:H5'	2.47	0.45
27:BA:2593:U:H3	27:BA:2600:A:H61	1.64	0.45
27:BA:358:U:H6	27:BA:358:U:OP2	1.99	0.45
27:BA:753:C:H2'	27:BA:754:C:H6	1.80	0.45
27:BA:861:A:C2	27:BA:917:A:C4	3.04	0.45
28:BB:87:G:C2'	28:BB:88:C:H5''	2.46	0.45
32:BF:26:ALA:O	32:BF:27:GLU:HG2	2.15	0.45
34:BH:116:GLU:HG2	34:BH:117:PRO:N	2.31	0.45
34:BH:66:GLY:HA2	34:BH:69:ARG:HB2	1.97	0.45
35:BI:92:VAL:HG23	35:BI:97:ILE:HG13	1.97	0.45
38:BP:61:ARG:N	38:BP:61:ARG:HD2	2.31	0.45
40:BR:48:VAL:O	40:BR:50:HIS:N	2.49	0.45
41:BS:20:ARG:HA	41:BS:20:ARG:HD3	1.29	0.45
44:BV:15:GLU:O	44:BV:16:PRO:C	2.55	0.45
44:BV:35:LEU:O	44:BV:36:PRO:C	2.54	0.45

Continued on next page...

Continued from previous page...

Atom-1	Atom-2	Interatomic distance (Å)	Clash overlap (Å)
45:BW:83:LYS:HZ3	45:BW:97:LYS:HE2	1.81	0.45
46:BX:52:VAL:CG1	46:BX:52:VAL:O	2.64	0.45
48:BZ:60:LEU:N	48:BZ:60:LEU:CD2	2.79	0.45
1:CA:1172:C:H2'	1:CA:1173:G:C8	2.52	0.45
1:CA:1172:C:H2'	1:CA:1173:G:H8	1.82	0.45
1:CA:1308:U:OP1	13:CM:98:VAL:N	2.44	0.45
1:CA:335:C:H2'	1:CA:336:C:C6	2.50	0.45
2:CB:128:GLU:HB3	2:CB:129:GLU:H	1.62	0.45
2:CB:47:THR:HA	2:CB:202:PRO:HG2	1.98	0.45
2:CB:22:LYS:O	2:CB:24:TRP:N	2.48	0.45
2:CB:8:LYS:H	2:CB:8:LYS:CD	2.30	0.45
3:CC:150:LYS:HG3	3:CC:169:ALA:HB2	1.97	0.45
4:CD:122:ARG:HD3	4:CD:122:ARG:O	2.15	0.45
5:CE:138:ALA:O	5:CE:139:LEU:C	2.53	0.45
5:CE:70:PRO:HB3	5:CE:144:THR:HG22	1.98	0.45
11:CK:59:TYR:O	11:CK:62:GLN:HB3	2.15	0.45
11:CK:91:ARG:HD2	11:CK:91:ARG:O	2.15	0.45
12:CL:55:VAL:HG12	12:CL:56:ARG:N	2.29	0.45
14:CN:50:LYS:HE3	14:CN:52:GLN:NE2	2.31	0.45
16:CP:58:TYR:O	16:CP:61:SER:OG	2.16	0.45
49:D0:51:VAL:HG13	49:D0:60:PHE:O	2.16	0.45
49:D0:72:ARG:O	49:D0:75:LEU:HB3	2.16	0.45
55:D6:20:ASN:O	55:D6:21:TYR:CG	2.70	0.45
55:D6:22:ALA:O	55:D6:23:THR:HG23	2.15	0.45
27:DA:2391:G:OP1	57:D8:32:LEU:HD12	2.16	0.45
27:DA:1314:C:H6	27:DA:1314:C:H5'	1.80	0.45
27:DA:154:G:C3'	27:DA:154(A):C:O2	2.63	0.45
27:DA:1889:A:C6	27:DA:1890:A:C6	3.04	0.45
27:DA:1996:C:H4'	27:DA:1997:G:OP1	2.16	0.45
27:DA:2024:G:H2'	27:DA:2025:C:H6	1.77	0.45
27:DA:2691:C:H2'	27:DA:2692:C:C6	2.51	0.45
27:DA:2721:A:H2'	27:DA:2722:G:O4'	2.17	0.45
27:DA:2743:C:O5'	27:DA:2743:C:H6	1.99	0.45
27:DA:2753:A:O2'	27:DA:2754:U:H6	1.93	0.45
27:DA:2803:C:H2'	27:DA:2804:C:C6	2.52	0.45
27:DA:315:G:H2'	27:DA:316:C:C1'	2.46	0.45
27:DA:68:G:H3'	27:DA:69:C:H6	1.81	0.45
27:DA:941:A:H2'	27:DA:942:G:C8	2.51	0.45
27:DA:2050:C:C1'	31:DE:156:MET:HE1	2.37	0.45
34:DH:137:ASP:OD1	34:DH:138:LYS:N	2.49	0.45
40:DR:81:ASP:OD2	40:DR:81:ASP:N	2.36	0.45

Continued on next page...

Continued from previous page...

Atom-1	Atom-2	Interatomic distance (Å)	Clash overlap (Å)
42:DT:96:ARG:NH1	42:DT:96:ARG:HB3	2.31	0.45
44:DV:2:PHE:O	44:DV:3:ALA:O	2.34	0.45
45:DW:32:ALA:O	45:DW:33:ARG:C	2.55	0.45
46:DX:12:VAL:HG13	46:DX:27:THR:C	2.32	0.45
46:DX:8:ILE:O	51:D2:36:ARG:NH2	2.50	0.45
1:AA:1117:G:H5'	1:AA:1117:G:H8	1.80	0.45
1:AA:1305:G:N2	1:AA:1331:G:C2'	2.72	0.45
1:AA:159:G:H21	1:AA:161:A:H3'	1.78	0.45
1:AA:789:U:O2	1:AA:791:G:C8	2.69	0.45
1:AA:859:A:O2'	1:AA:860:A:H5'	2.16	0.45
4:AD:49:ARG:HD3	4:AD:50:ARG:N	2.31	0.45
6:AF:14:LEU:HD21	6:AF:19:LEU:N	2.31	0.45
8:AH:38:ILE:CD1	8:AH:118:VAL:HG12	2.47	0.45
15:AO:76:GLU:C	15:AO:78:TYR:N	2.69	0.45
17:AQ:91:ARG:CB	17:AQ:91:ARG:HH11	2.29	0.45
20:AT:98:PRO:C	20:AT:100:ILE:N	2.67	0.45
21:AU:9:ARG:NH1	21:AU:22:ARG:HG2	2.31	0.45
23:AW:34:U:C2'	23:AW:35:G:H5'	2.46	0.45
50:B1:91:LYS:HA	50:B1:94:LEU:CD1	2.46	0.45
27:BA:2344:U:H3'	55:B6:38:LYS:O	2.16	0.45
27:BA:593:G:C4'	57:B8:61:LEU:HD22	2.33	0.45
27:BA:1470:G:N2	27:BA:1519:G:H3'	2.30	0.45
27:BA:2171:A:HO2'	27:BA:2172:U:C5'	2.24	0.45
27:BA:2208:A:H1'	27:BA:2219:G:C5	2.50	0.45
27:BA:2330:G:H2'	27:BA:2331:G:O4'	2.16	0.45
27:BA:234:C:H2'	27:BA:235:U:C6	2.51	0.45
27:BA:428:A:H3'	27:BA:429:A:C8	2.52	0.45
27:BA:620:G:H4'	27:BA:621:A:H5''	1.98	0.45
27:BA:662:G:H2'	27:BA:663:G:H8	1.80	0.45
27:BA:780:G:H21	27:BA:783:A:H62	1.63	0.45
27:BA:78:A:O2'	27:BA:79:G:H5'	2.16	0.45
27:BA:843:G:H2'	27:BA:844:C:H5'	1.97	0.45
31:BE:77:ILE:CG2	31:BE:78:LEU:H	2.00	0.45
33:BG:114:ILE:C	33:BG:116:ASP:N	2.68	0.45
33:BG:7:LEU:CD2	33:BG:176:LEU:HD23	2.46	0.45
34:BH:138:LYS:C	34:BH:141:VAL:HG23	2.34	0.45
34:BH:24:VAL:HG23	34:BH:24:VAL:O	2.17	0.45
35:BI:109:ILE:HG23	35:BI:130:TYR:HE2	1.79	0.45
40:BR:79:LEU:HD23	40:BR:79:LEU:C	2.37	0.45
45:BW:5:ALA:HB2	45:BW:54:ALA:HB2	1.97	0.45
47:BY:87:LYS:HG3	47:BY:88:LYS:N	2.31	0.45

Continued on next page...

Continued from previous page...

Atom-1	Atom-2	Interatomic distance (Å)	Clash overlap (Å)
1:CA:1205:U:H4'	3:CC:195:VAL:HG21	1.97	0.45
1:CA:1332:A:O2'	1:CA:1333:A:H5'	2.15	0.45
1:CA:198:G:O2'	1:CA:199:G:O4'	2.35	0.45
1:CA:369:C:OP2	1:CA:388:G:N2	2.44	0.45
1:CA:389:A:H2'	1:CA:390:C:H5'	1.97	0.45
1:CA:633:G:H3'	1:CA:634:C:C6	2.51	0.45
1:CA:728:A:H2'	1:CA:729:A:C8	2.51	0.45
1:CA:792:A:H4'	1:CA:793:U:O5'	2.16	0.45
1:CA:840:C:H5''	1:CA:841:U:OP1	2.17	0.45
2:CB:74:LYS:CE	2:CB:166:ASP:HB2	2.46	0.45
2:CB:9:GLU:O	2:CB:10:LEU:C	2.54	0.45
3:CC:155:GLY:O	3:CC:156:ARG:CB	2.59	0.45
3:CC:47:LEU:HD23	3:CC:68:VAL:CG1	2.44	0.45
3:CC:82:GLU:O	3:CC:83:ARG:C	2.55	0.45
4:CD:117:ALA:O	4:CD:121:VAL:HG23	2.15	0.45
4:CD:134:ASP:N	4:CD:134:ASP:OD2	2.49	0.45
5:CE:50:GLU:HG3	5:CE:52:PRO:HD2	1.97	0.45
9:CI:26:VAL:HG12	9:CI:27:THR:N	2.31	0.45
1:CA:1125:U:O4	10:CJ:5:ARG:HD3	2.17	0.45
11:CK:110:ASP:O	18:CR:84:LYS:HB3	2.17	0.45
7:CG:151:TYR:CE2	11:CK:54:ARG:HD2	2.51	0.45
12:CL:19:SER:C	12:CL:21:VAL:N	2.70	0.45
15:CO:26:GLU:H	15:CO:26:GLU:HG2	1.52	0.45
17:CQ:4:LYS:HG3	17:CQ:6:LEU:CD1	2.46	0.45
53:D4:42:CYS:HB2	53:D4:59:VAL:HB	1.97	0.45
27:DA:1014:U:H2'	27:DA:1015:G:H8	1.82	0.45
27:DA:1033:U:H5	58:D9:16:VAL:O	1.98	0.45
27:DA:1117:G:H2'	27:DA:1118:C:O2'	2.16	0.45
27:DA:1698:A:C1'	27:DA:1700:A:H5''	2.46	0.45
27:DA:1718:G:C5'	27:DA:1718:G:C8	2.99	0.45
27:DA:1880:C:H6	27:DA:1880:C:H5'	1.81	0.45
27:DA:1887:C:C2'	27:DA:1888:G:H5''	2.47	0.45
27:DA:1988:C:O2'	27:DA:1989:G:H5'	2.17	0.45
27:DA:2398:U:H2'	27:DA:2399:G:C8	2.51	0.45
25:CY:75:A:N6	27:DA:2422:A:O4'	2.49	0.45
27:DA:2485:G:H5''	39:DQ:46:GLN:NE2	2.31	0.45
27:DA:2758:A:C2'	27:DA:2759:G:C5'	2.79	0.45
27:DA:848:G:N2	27:DA:933:A:H1'	2.31	0.45
28:DB:63:G:H2'	28:DB:64:C:C6	2.51	0.45
31:DE:171:GLU:HB3	31:DE:185:LYS:HG2	1.98	0.45
31:DE:199:ARG:HB3	31:DE:199:ARG:NH1	2.31	0.45

Continued on next page...

Continued from previous page...

Atom-1	Atom-2	Interatomic distance (Å)	Clash overlap (Å)
31:DE:6:GLY:HA2	31:DE:51:PHE:CZ	2.52	0.45
32:DF:11:VAL:O	32:DF:12:LEU:HG	2.16	0.45
33:DG:139:LEU:C	33:DG:141:PHE:H	2.19	0.45
33:DG:14:GLU:H	33:DG:17:PRO:CD	2.30	0.45
36:DN:43:THR:C	36:DN:45:ASN:H	2.19	0.45
27:DA:1141:U:H5	36:DN:64:GLY:HA3	1.74	0.45
37:DO:104:ARG:C	37:DO:106:LEU:H	2.19	0.45
37:DO:77:ILE:HD13	42:DT:74:ARG:CG	2.41	0.45
37:DO:87:ILE:HG23	37:DO:88:ASN:H	1.80	0.45
38:DP:107:LYS:HG3	38:DP:107:LYS:O	2.16	0.45
38:DP:126:VAL:HG12	38:DP:148:LEU:HD11	1.98	0.45
38:DP:66:GLY:O	38:DP:67:MET:HB3	2.16	0.45
40:DR:26:LYS:NZ	40:DR:71:GLN:HB3	2.32	0.45
42:DT:83:ILE:CG1	42:DT:84:GLN:H	2.05	0.45
42:DT:87:ASP:OD2	42:DT:90:GLN:HG3	2.17	0.45
27:DA:449:A:C1'	43:DU:3:ARG:NH1	2.80	0.45
43:DU:48:ALA:O	43:DU:52:ARG:HB2	2.17	0.45
44:DV:40:LEU:HD22	44:DV:46:VAL:HA	1.98	0.45
45:DW:2:GLU:OE2	45:DW:72:LYS:HG2	2.17	0.45
47:DY:2:ARG:CD	47:DY:3:VAL:HG23	2.45	0.45
48:DZ:98:TYR:HA	48:DZ:124:LEU:HA	1.98	0.45
48:DZ:8:TYR:HE2	48:DZ:34:ARG:NH1	2.15	0.45
48:DZ:6:ALA:HB2	48:DZ:58:LEU:HD22	1.99	0.45
1:AA:1066:C:C6	1:AA:1066:C:H5''	2.51	0.45
1:AA:1067:A:H1'	1:AA:1068:G:O4'	2.17	0.45
1:AA:1084:G:OP1	1:AA:1086:U:N3	2.49	0.45
1:AA:166:G:H2'	1:AA:167:G:H8	1.82	0.45
1:AA:51:A:C6	1:AA:353:A:C2	3.04	0.45
1:AA:689:C:O2'	1:AA:690:G:H5'	2.16	0.45
1:AA:725:G:H2'	1:AA:726:C:H6	1.81	0.45
1:AA:825:G:C6	1:AA:826:C:C4	3.05	0.45
3:AC:78:GLY:HA3	3:AC:83:ARG:CB	2.46	0.45
8:AH:49:GLU:O	8:AH:51:VAL:HG13	2.15	0.45
10:AJ:51:ARG:HG3	10:AJ:60:ARG:CA	2.46	0.45
20:AT:75:ASN:O	20:AT:78:ALA:HB3	2.15	0.45
24:AX:2:G:N3	24:AX:2:G:H2'	2.32	0.45
51:B2:35:LEU:O	51:B2:36:ARG:C	2.53	0.45
53:B4:41:ILE:CD1	53:B4:47:VAL:HG22	2.46	0.45
54:B5:53:ALA:HA	54:B5:56:LYS:HZ1	1.82	0.45
27:BA:125:G:H1'	56:B7:13:ALA:HB1	1.98	0.45
57:B8:7:HIS:CB	57:B8:59:LYS:HZ2	2.29	0.45

Continued on next page...

Continued from previous page...

Atom-1	Atom-2	Interatomic distance (Å)	Clash overlap (Å)
27:BA:1001:A:H2'	27:BA:1002:G:O4'	2.16	0.45
27:BA:1022:G:C6	27:BA:1141:U:C5	3.04	0.45
27:BA:1010:A:N3	27:BA:1153:C:H1'	2.31	0.45
27:BA:1198:U:H2'	27:BA:1199:U:C6	2.51	0.45
27:BA:1493:C:C2'	27:BA:1493:C:O2	2.63	0.45
27:BA:1448:G:H1'	27:BA:1528:A:H62	1.81	0.45
27:BA:1790:C:H4'	30:BD:209:ALA:HB1	1.97	0.45
27:BA:1889:A:O2'	27:BA:2087:G:H5'	2.16	0.45
27:BA:2277:G:O2'	27:BA:2278:A:H5'	2.15	0.45
27:BA:2643:G:C2'	27:BA:2644:G:H5'	2.46	0.45
27:BA:286:C:O2'	27:BA:287:C:H5''	2.16	0.45
27:BA:612:C:C2'	27:BA:613:G:C5'	2.71	0.45
33:BG:154:GLY:O	33:BG:155:MET:HB3	2.16	0.45
34:BH:137:ASP:O	34:BH:138:LYS:HB2	2.17	0.45
34:BH:20:ALA:HB1	34:BH:21:PRO:HD2	1.99	0.45
34:BH:8:PRO:HG2	34:BH:65:HIS:CE1	2.51	0.45
35:BI:18:VAL:HG12	35:BI:18:VAL:O	2.14	0.45
36:BN:121:LYS:HD2	36:BN:121:LYS:N	2.30	0.45
36:BN:46:VAL:HG13	36:BN:47:ALA:N	2.31	0.45
39:BQ:81:VAL:HG22	39:BQ:82:ARG:N	2.31	0.45
41:BS:46:VAL:CG1	41:BS:47:THR:N	2.79	0.45
41:BS:66:ALA:O	41:BS:69:VAL:CG1	2.59	0.45
44:BV:19:LYS:HG3	44:BV:20:LEU:N	2.31	0.45
45:BW:110:LYS:HE3	45:BW:111:HIS:CE1	2.51	0.45
48:BZ:134:GLU:HG2	48:BZ:134:GLU:O	2.15	0.45
48:BZ:116:LEU:CD1	48:BZ:173:VAL:HG22	2.46	0.45
1:CA:1029:C:C4'	1:CA:1033:G:H22	2.30	0.45
1:CA:1251:A:H1'	1:CA:1369:C:HO2'	1.81	0.45
1:CA:159:G:N1	1:CA:163:C:N4	2.65	0.45
1:CA:216:G:C2	1:CA:217:C:C2	3.04	0.45
1:CA:22:G:H2'	1:CA:23:C:H6	1.80	0.45
1:CA:405:U:H5''	1:CA:406:G:O4'	2.16	0.45
1:CA:625:G:O2'	1:CA:626:U:H5'	2.17	0.45
1:CA:667:G:O2'	1:CA:668:G:H5'	2.16	0.45
1:CA:791:G:C6	1:CA:792:A:N7	2.85	0.45
2:CB:82:ARG:O	2:CB:86:GLU:OE1	2.34	0.45
3:CC:52:LEU:HD23	3:CC:52:LEU:H	1.82	0.45
4:CD:111:ALA:HA	4:CD:161:ASN:ND2	2.31	0.45
5:CE:88:LYS:HB3	5:CE:123:LEU:O	2.16	0.45
8:CH:114:THR:C	8:CH:116:LYS:N	2.69	0.45
9:CI:8:GLY:HA2	9:CI:79:LEU:HB3	1.97	0.45

Continued on next page...

Continued from previous page...

Atom-1	Atom-2	Interatomic distance (Å)	Clash overlap (Å)
11:CK:48:ILE:HG22	11:CK:49:GLY:N	2.31	0.45
20:CT:87:LYS:O	20:CT:91:LEU:HG	2.17	0.45
20:CT:94:ALA:O	20:CT:95:ALA:CB	2.64	0.45
22:CV:9:G:C6	22:CV:10:U:O4	2.70	0.45
23:CW:37:U:P	26:CZ:1:KBE:HDA	2.57	0.45
50:D1:51:VAL:HG22	50:D1:52:ARG:N	2.30	0.45
58:D9:30:PRO:C	58:D9:32:HIS:H	2.20	0.45
27:DA:1879:C:C3'	27:DA:1880:C:H5''	2.45	0.45
27:DA:1859:A:N6	27:DA:1883:G:O2'	2.49	0.45
27:DA:2178:C:H2'	27:DA:2179:C:H6	1.82	0.45
27:DA:2334:G:H21	41:DS:18:ILE:CD1	2.27	0.45
27:DA:431:U:H2'	27:DA:431:U:O2	2.15	0.45
27:DA:603:A:H4'	27:DA:604:G:O5'	2.17	0.45
27:DA:671:C:H2'	27:DA:672:C:H6	1.81	0.45
27:DA:826:U:H2'	27:DA:828:U:O4'	2.16	0.45
28:DB:9:G:C5	28:DB:10:C:C4	3.04	0.45
30:DD:28:GLU:OE1	30:DD:29:PRO:HD3	2.17	0.45
31:DE:24:THR:HG23	31:DE:24:THR:O	2.17	0.45
32:DF:93:LYS:O	32:DF:94:PRO:C	2.54	0.45
34:DH:19:VAL:HG21	34:DH:44:VAL:HA	1.99	0.45
39:DQ:131:ILE:C	39:DQ:132:VAL:HG22	2.37	0.45
27:DA:2882:A:H5'	40:DR:96:ARG:CG	2.46	0.45
41:DS:83:LYS:HG2	41:DS:105:ALA:HB3	1.97	0.45
42:DT:65:LYS:HE3	42:DT:66:VAL:N	2.31	0.45
44:DV:19:LYS:HZ3	44:DV:22:VAL:HG13	1.79	0.45
44:DV:5:VAL:HG12	44:DV:14:VAL:CG2	2.46	0.45
47:DY:8:LYS:O	47:DY:9:LYS:HB3	2.17	0.45
47:DY:97:ARG:O	47:DY:98:VAL:HG23	2.17	0.45
1:AA:1004:A:C5'	1:AA:1025:U:H3	2.29	0.45
1:AA:102:G:H2'	1:AA:103:C:H6	1.81	0.45
1:AA:1041:A:H2'	1:AA:1042:G:C8	2.51	0.45
1:AA:1102:A:H2'	1:AA:1103:C:C6	2.51	0.45
1:AA:1299:A:C5	1:AA:1301:U:C2	3.05	0.45
1:AA:1369:C:H2'	1:AA:1370:G:O4'	2.17	0.45
1:AA:41:G:H2'	1:AA:42:G:H8	1.80	0.45
1:AA:430:A:C2'	1:AA:431:A:H5'	2.47	0.45
2:AB:131:PRO:O	2:AB:135:GLN:HG3	2.17	0.45
2:AB:177:ALA:O	2:AB:179:LYS:N	2.49	0.45
3:AC:39:ILE:C	3:AC:41:GLY:N	2.70	0.45
7:AG:101:LEU:O	7:AG:104:LEU:HB2	2.16	0.45
7:AG:152:ALA:O	7:AG:154:TYR:N	2.46	0.45

Continued on next page...

Continued from previous page...

Atom-1	Atom-2	Interatomic distance (Å)	Clash overlap (Å)
12:AL:31:ARG:HG2	12:AL:32:GLY:N	2.32	0.45
13:AM:2:ALA:C	13:AM:9:ILE:HG23	2.37	0.45
16:AP:58:TYR:O	16:AP:60:LEU:N	2.49	0.45
23:AW:16:C:H5'	23:AW:59:U:O2	2.16	0.45
25:AY:24:C:C2	25:AY:25:A:N7	2.84	0.45
25:AY:47:C:H6	25:AY:47:C:P	2.39	0.45
57:B8:14:VAL:HG21	57:B8:22:VAL:CG1	2.46	0.45
27:BA:1000:A:C2	27:BA:1155:A:C4	3.05	0.45
27:BA:1504:C:C3'	27:BA:1505:C:H5''	2.46	0.45
27:BA:2239:G:H2'	27:BA:2240:C:H6	1.82	0.45
27:BA:2466:C:C2	27:BA:2485:G:C2	3.04	0.45
27:BA:2808:U:H2'	27:BA:2809:A:C5'	2.47	0.45
27:BA:484:C:H2'	27:BA:485:C:H6	1.82	0.45
27:BA:836:G:C5	27:BA:837:C:C4	3.05	0.45
13:AM:94:ARG:NE	27:BA:887:A:H5''	2.29	0.45
27:BA:978:G:C2	27:BA:986:C:C2	3.05	0.45
28:BB:50:G:OP2	41:BS:62:LYS:HB2	2.17	0.45
30:BD:238:GLY:O	30:BD:239:ARG:O	2.35	0.45
31:BE:93:VAL:C	31:BE:95:ILE:H	2.19	0.45
32:BF:20:LEU:N	32:BF:24:LEU:HD21	2.32	0.45
33:BG:94:LEU:HB3	33:BG:99:MET:HA	1.99	0.45
34:BH:143:GLN:O	34:BH:146:ALA:HB3	2.17	0.45
36:BN:125:GLY:HA3	36:BN:126:PRO:O	2.17	0.45
36:BN:39:ARG:NH2	36:BN:41:ASP:OD2	2.48	0.45
39:BQ:14:ARG:HG2	39:BQ:41:TRP:HH2	1.80	0.45
40:BR:37:THR:CG2	40:BR:40:LYS:HE3	2.47	0.45
40:BR:63:ARG:HA	40:BR:80:PHE:CZ	2.52	0.45
41:BS:28:VAL:HG12	41:BS:29:PHE:H	1.82	0.45
42:BT:92:GLY:C	42:BT:94:ALA:N	2.66	0.45
44:BV:47:VAL:HG12	44:BV:52:VAL:HG13	1.97	0.45
45:BW:36:LEU:HD11	45:BW:47:VAL:HG12	1.98	0.45
47:BY:95:LYS:HD2	47:BY:100:ALA:HB2	1.98	0.45
47:BY:96:ILE:HG22	47:BY:97:ARG:O	2.17	0.45
1:CA:1195:C:H2'	1:CA:1197:G:O4'	2.15	0.45
1:CA:1206:G:O4'	3:CC:194:GLY:CA	2.63	0.45
1:CA:232:G:H1'	1:CA:262:A:N1	2.32	0.45
1:CA:300:A:H2'	1:CA:301:G:O4'	2.16	0.45
1:CA:346:G:C5'	42:DT:41:ARG:HE	2.29	0.45
1:CA:903:G:H2'	1:CA:904:C:C6	2.51	0.45
2:CB:116:GLU:C	2:CB:118:LEU:N	2.69	0.45
4:CD:92:VAL:O	4:CD:95:GLY:N	2.49	0.45

Continued on next page...

Continued from previous page...

Atom-1	Atom-2	Interatomic distance (Å)	Clash overlap (Å)
6:CF:37:VAL:HG12	6:CF:38:GLU:N	2.18	0.45
8:CH:113:SER:H	8:CH:134:ILE:HG12	1.80	0.45
8:CH:36:LEU:HA	8:CH:39:LEU:HD23	1.99	0.45
10:CJ:22:LYS:C	10:CJ:24:VAL:H	2.20	0.45
10:CJ:56:HIS:C	10:CJ:58:ASP:H	2.20	0.45
11:CK:95:ILE:HG22	11:CK:99:GLN:HG2	1.99	0.45
13:CM:56:LEU:O	13:CM:60:VAL:HG23	2.17	0.45
17:CQ:11:VAL:HA	17:CQ:53:LEU:HD11	1.98	0.45
19:CS:50:ALA:HA	19:CS:58:VAL:O	2.17	0.45
23:CW:20:A:C2	23:CW:47:C:C2	3.05	0.45
49:D0:27:GLU:HA	49:D0:67:VAL:CG1	2.44	0.45
51:D2:7:ARG:HH11	51:D2:7:ARG:HG2	1.81	0.45
58:D9:26:ILE:HG22	58:D9:27:CYS:N	2.30	0.45
27:DA:1039:G:N7	27:DA:1117:G:C6	2.83	0.45
27:DA:1272:A:H3'	27:DA:1273:U:H5'	1.97	0.45
27:DA:1385:G:H1'	27:DA:1386:C:C6	2.52	0.45
27:DA:1495:A:N3	27:DA:1495:A:H2'	2.32	0.45
27:DA:1567:A:H5'	30:DD:58:HIS:CD2	2.51	0.45
27:DA:1632:A:H8	27:DA:1632:A:O5'	2.00	0.45
27:DA:1659:U:C4	27:DA:1660:C:C5	3.05	0.45
27:DA:1998:G:H2'	27:DA:1999:C:C6	2.52	0.45
27:DA:2271:G:H2'	27:DA:2272:U:C6	2.51	0.45
27:DA:2562:U:H2'	27:DA:2563:U:H5'	1.97	0.45
27:DA:2611:U:H5'	27:DA:2611:U:H6	1.82	0.45
27:DA:2612:C:C5	27:DA:2613:U:H5	2.34	0.45
27:DA:2744:G:C2	27:DA:2761:G:C4	3.05	0.45
27:DA:635:C:H2'	27:DA:636:G:O4'	2.17	0.45
31:DE:44:TYR:O	31:DE:45:THR:CB	2.64	0.45
32:DF:18:ARG:HD2	32:DF:19:GLU:N	2.30	0.45
34:DH:111:HIS:HA	34:DH:112:PRO:HD2	1.75	0.45
36:DN:18:ALA:HB3	36:DN:21:LYS:HB2	1.97	0.45
37:DO:88:ASN:ND2	37:DO:90:GLN:HB2	2.31	0.45
40:DR:45:ARG:HD3	40:DR:97:VAL:HG21	1.98	0.45
41:DS:82:ILE:O	41:DS:83:LYS:HB2	2.17	0.45
1:CA:346:G:C5'	42:DT:41:ARG:CZ	2.95	0.45
42:DT:89:VAL:HG12	42:DT:121:ILE:HD11	1.99	0.45
47:DY:28:LYS:CD	47:DY:28:LYS:N	2.77	0.45
47:DY:50:ARG:HD2	47:DY:57:GLN:O	2.17	0.45
47:DY:7:VAL:CG2	47:DY:8:LYS:HZ2	2.25	0.45
47:DY:85:VAL:HG12	47:DY:92:ASN:OD1	2.17	0.45
1:AA:1123:A:O3'	10:AJ:36:GLY:HA3	2.16	0.45

Continued on next page...

Continued from previous page...

Atom-1	Atom-2	Interatomic distance (Å)	Clash overlap (Å)
1:AA:1165:C:C4	1:AA:1166:G:N7	2.85	0.45
1:AA:1190:G:OP1	3:AC:4:LYS:HA	2.17	0.45
1:AA:1237:C:O3'	1:AA:1300:G:N2	2.50	0.45
1:AA:1269:A:H2	1:AA:1312:G:N3	2.15	0.45
1:AA:149:A:O2'	1:AA:150:C:H5'	2.16	0.45
1:AA:327:A:C2	1:AA:329:A:C4	3.05	0.45
1:AA:992:U:O2'	1:AA:993:G:P	2.75	0.45
2:AB:72:GLY:HA2	2:AB:165:VAL:HG22	1.98	0.45
2:AB:30:ARG:NH2	2:AB:194:PRO:HG2	2.31	0.45
2:AB:51:LEU:HD21	2:AB:214:ILE:HD12	1.98	0.45
2:AB:21:ARG:HB2	2:AB:38:GLY:O	2.17	0.45
3:AC:96:GLY:O	3:AC:97:LYS:HB2	2.16	0.45
4:AD:131:ARG:HG3	4:AD:131:ARG:H	1.50	0.45
4:AD:14:ARG:CA	4:AD:39:PRO:HA	2.46	0.45
5:AE:34:VAL:O	5:AE:41:VAL:HA	2.16	0.45
6:AF:60:PHE:O	6:AF:61:LEU:HD12	2.17	0.45
6:AF:71:ARG:CG	6:AF:71:ARG:HH11	2.28	0.45
1:AA:939:G:P	7:AG:95:ARG:HH22	2.39	0.45
8:AH:11:THR:O	8:AH:15:ASN:ND2	2.50	0.45
11:AK:57:THR:CG2	11:AK:58:PRO:HD2	2.45	0.45
15:AO:82:ILE:HG22	15:AO:83:GLU:N	2.32	0.45
23:AW:39:C:H2'	23:AW:40:C:H6	1.81	0.45
23:AW:68:C:O2'	23:AW:69:C:H5'	2.16	0.45
24:AX:23:C:H2'	24:AX:24:U:C6	2.52	0.45
25:AY:24:C:H2'	25:AY:25:A:C8	2.44	0.45
50:B1:51:VAL:HG21	50:B1:74:VAL:HG21	1.99	0.45
27:BA:1607:C:N4	27:BA:1622:G:OP2	2.48	0.45
27:BA:1722:A:C2	27:BA:1740:G:H8	2.35	0.45
27:BA:175:G:C5'	27:BA:175:G:C8	3.00	0.45
27:BA:1811:G:O2'	27:BA:1812:A:H5'	2.17	0.45
27:BA:2182:G:H2'	27:BA:2183:C:H6	1.80	0.45
27:BA:2238:G:H5'	27:BA:2239:G:N7	2.31	0.45
27:BA:2470:G:C2	27:BA:2471:C:C6	3.04	0.45
27:BA:271(J):C:C2'	27:BA:271(K):U:H5''	2.47	0.45
27:BA:2839:G:H5'	40:BR:46:GLY:HA2	1.98	0.45
27:BA:839:U:H2'	27:BA:840:C:C6	2.52	0.45
30:BD:136:ILE:HD12	30:BD:136:ILE:N	2.31	0.45
30:BD:145:VAL:HG22	30:BD:191:ALA:HB1	1.97	0.45
30:BD:65:ILE:HD11	30:BD:67:PHE:CD1	2.51	0.45
31:BE:61:ARG:C	31:BE:63:LEU:N	2.68	0.45
27:BA:2632:A:C2	31:BE:61:ARG:HD2	2.52	0.45

Continued on next page...

Continued from previous page...

Atom-1	Atom-2	Interatomic distance (Å)	Clash overlap (Å)
32:BF:112:MET:O	32:BF:115:ALA:HB3	2.16	0.45
33:BG:99:MET:HG2	33:BG:100:TRP:N	2.31	0.45
34:BH:146:ALA:O	34:BH:150:ALA:N	2.49	0.45
34:BH:84:SER:O	34:BH:85:LYS:HB3	2.17	0.45
35:BI:8:PRO:HA	35:BI:13:GLY:HA2	1.99	0.45
27:BA:1246:A:OP1	38:BP:18:ARG:HD3	2.16	0.45
39:BQ:61:GLY:O	39:BQ:62:GLY:C	2.54	0.45
41:BS:34:HIS:N	41:BS:34:HIS:CD2	2.82	0.45
37:BO:104:ARG:NH1	42:BT:35:LYS:HD3	2.25	0.45
48:BZ:156:LEU:HD21	48:BZ:162:LEU:HG	1.98	0.45
48:BZ:5:LYS:HG2	48:BZ:59:GLU:HB2	1.98	0.45
1:CA:102:G:O2'	1:CA:103:C:H5'	2.16	0.45
1:CA:1512:U:H2'	1:CA:1513:A:H8	1.81	0.45
1:CA:56:U:H2'	1:CA:57:G:H8	1.78	0.45
1:CA:896:C:O2'	1:CA:897:C:H5'	2.17	0.45
2:CB:141:GLU:C	2:CB:143:GLU:N	2.69	0.45
3:CC:59:ARG:HG2	3:CC:63:ASN:O	2.16	0.45
3:CC:85:ARG:HA	3:CC:88:ARG:HD2	1.98	0.45
8:CH:103:VAL:HG21	8:CH:110:ALA:N	2.32	0.45
9:CI:7:THR:O	9:CI:83:ARG:HD2	2.16	0.45
14:CN:29:ARG:HG2	14:CN:40:CYS:HB2	1.99	0.45
14:CN:45:ARG:CG	14:CN:45:ARG:NH1	2.76	0.45
25:CY:56:G:C2'	25:CY:57:A:H5'	2.46	0.45
50:D1:86:SER:HB2	50:D1:89:GLU:CB	2.39	0.45
51:D2:17:SER:OG	51:D2:18:PRO:HD2	2.16	0.45
27:DA:1122:G:O2'	27:DA:1123:C:H5'	2.17	0.45
27:DA:1207:C:H2'	27:DA:1208:C:H6	1.82	0.45
27:DA:142:A:H1'	27:DA:1408:C:O4'	2.17	0.45
27:DA:1416:G:O2'	27:DA:1417:C:H6	2.00	0.45
27:DA:754:C:O4'	27:DA:1618:A:H2	2.00	0.45
27:DA:1638:C:H4'	27:DA:2710:C:O2	2.17	0.45
27:DA:2036:C:C6	27:DA:2036:C:H5'	2.49	0.45
27:DA:2100:G:H1	27:DA:2189:U:H3	1.65	0.45
27:DA:2202:C:H2'	27:DA:2203:U:O4'	2.17	0.45
27:DA:2231:C:H2'	27:DA:2232:U:H6	1.80	0.45
27:DA:2399:G:C6	27:DA:2418:A:C2	3.04	0.45
27:DA:2476:A:N1	27:DA:2477:C:C5	2.85	0.45
27:DA:384:U:H2'	27:DA:385:C:C6	2.50	0.45
27:DA:527:C:O4'	27:DA:527:C:O2	2.33	0.45
27:DA:662:G:OP1	38:DP:18:ARG:NH1	2.49	0.45
27:DA:815:C:O5'	27:DA:815:C:H6	1.99	0.45

Continued on next page...

Continued from previous page...

Atom-1	Atom-2	Interatomic distance (Å)	Clash overlap (Å)
27:DA:889:C:O2'	27:DA:890:A:O5'	2.32	0.45
27:DA:941:A:H4'	38:DP:35:HIS:CE1	2.51	0.45
27:DA:999:U:O2'	27:DA:1000:A:H5''	2.16	0.45
28:DB:115:G:N2	28:DB:116:G:C4	2.85	0.45
30:DD:133:LEU:CD1	30:DD:175:LEU:HD21	2.47	0.45
31:DE:168:MET:C	31:DE:170:LEU:HD12	2.36	0.45
33:DG:46:ALA:HA	33:DG:51:ARG:HB3	1.98	0.45
33:DG:50:ALA:C	33:DG:51:ARG:HE	2.20	0.45
36:DN:63:THR:HG22	36:DN:64:GLY:H	1.81	0.45
39:DQ:109:VAL:HG13	39:DQ:113:GLN:OE1	2.17	0.45
40:DR:43:GLU:O	40:DR:45:ARG:N	2.50	0.45
42:DT:3:ARG:O	42:DT:7:ILE:HG12	2.16	0.45
45:DW:50:VAL:HG11	45:DW:103:ILE:CG2	2.46	0.45
46:DX:65:ARG:HG3	46:DX:69:TYR:O	2.17	0.45
48:DZ:136:ILE:HG23	48:DZ:155:LYS:O	2.17	0.45
48:DZ:60:LEU:O	48:DZ:62:ASP:N	2.42	0.45
48:DZ:78:ARG:N	48:DZ:78:ARG:CD	2.76	0.45
1:AA:1221:G:N2	1:AA:1222:G:H1'	2.31	0.45
1:AA:1490:C:H2'	1:AA:1491:G:H8	1.82	0.45
1:AA:460:G:N2	1:AA:471:G:C8	2.85	0.45
1:AA:501:C:C3'	1:AA:501:C:C6	3.00	0.45
1:AA:555:C:H2'	1:AA:556:C:H6	1.79	0.45
2:AB:11:LEU:HD12	2:AB:213:LEU:HD21	1.98	0.45
2:AB:95:GLN:HG3	2:AB:148:TYR:CD1	2.38	0.45
3:AC:14:ILE:CG1	3:AC:15:THR:N	2.74	0.45
4:AD:3:ARG:HH21	4:AD:5:ILE:CD1	2.28	0.45
4:AD:54:TYR:OH	4:AD:209:ARG:HD2	2.16	0.45
7:AG:20:ASP:HB3	7:AG:23:VAL:HG23	1.98	0.45
8:AH:120:THR:HG23	8:AH:123:GLU:CD	2.36	0.45
8:AH:9:MET:SD	8:AH:32:LYS:HD3	2.57	0.45
8:AH:53:VAL:O	8:AH:55:GLY:N	2.49	0.45
1:AA:1178:G:N7	9:AI:97:LYS:HD3	2.32	0.45
1:AA:1124:G:O2'	10:AJ:38:ILE:HG21	2.16	0.45
10:AJ:6:ILE:HG13	10:AJ:6:ILE:O	2.17	0.45
10:AJ:23:ILE:HG23	10:AJ:85:LEU:CD2	2.46	0.45
13:AM:32:GLU:O	13:AM:36:LYS:HG2	2.17	0.45
17:AQ:13:ASP:OD1	17:AQ:13:ASP:C	2.55	0.45
1:AA:280:C:O2	17:AQ:38:ARG:HG3	2.17	0.45
17:AQ:50:LYS:HG3	17:AQ:51:TYR:CD1	2.51	0.45
51:B2:53:LEU:O	51:B2:57:ILE:HG12	2.17	0.45
27:BA:1261:C:H2'	27:BA:1262:A:O5'	2.16	0.45

Continued on next page...

Continued from previous page...

Atom-1	Atom-2	Interatomic distance (Å)	Clash overlap (Å)
27:BA:1494:A:C3'	27:BA:1494:A:N3	2.75	0.45
27:BA:1577:C:H2'	27:BA:1578:U:C1'	2.47	0.45
27:BA:1819:A:H5''	30:BD:161:THR:HG21	1.98	0.45
27:BA:220:G:O2'	27:BA:233:A:N3	2.42	0.45
27:BA:2419:U:OP1	57:B8:41:ILE:CD1	2.65	0.45
27:BA:2468:G:H22	27:BA:2481:G:H2'	1.81	0.45
27:BA:2547:U:H2'	27:BA:2548:G:C8	2.52	0.45
27:BA:2668:G:O2'	27:BA:2669:G:H5'	2.16	0.45
27:BA:26:G:H1'	27:BA:514:A:N6	2.32	0.45
27:BA:272(B):G:HO2'	27:BA:272(C):G:P	2.37	0.45
27:BA:814:C:C5	38:BP:27:HIS:NE2	2.84	0.45
28:BB:111:G:H2'	28:BB:112:U:O4'	2.15	0.45
28:BB:43:C:H3'	28:BB:44:G:H5'	1.98	0.45
29:BC:60:GLY:O	29:BC:61:THR:HG23	2.17	0.45
31:BE:170:LEU:N	31:BE:170:LEU:HD12	2.32	0.45
31:BE:57:LYS:NZ	31:BE:59:VAL:CG1	2.80	0.45
33:BG:116:ASP:HB3	33:BG:117:PHE:H	1.57	0.45
33:BG:125:PHE:CD1	33:BG:131:TYR:HD1	2.34	0.45
34:BH:54:ARG:HG3	34:BH:54:ARG:O	2.17	0.45
35:BI:12:LEU:CD2	35:BI:12:LEU:N	2.80	0.45
35:BI:93:THR:C	35:BI:95:LYS:H	2.19	0.45
37:BO:73:ASP:O	37:BO:73:ASP:OD1	2.34	0.45
38:BP:90:ARG:HG2	38:BP:90:ARG:O	2.17	0.45
40:BR:2:ARG:C	40:BR:3:HIS:O	2.52	0.45
46:BX:28:PHE:N	46:BX:28:PHE:CD1	2.85	0.45
46:BX:80:ILE:C	46:BX:80:ILE:HD13	2.37	0.45
1:CA:1092:A:O5'	1:CA:1092:A:H8	1.99	0.45
1:CA:1140:C:C4	1:CA:1141:C:N3	2.85	0.45
1:CA:1486:G:H2'	1:CA:1487:G:C1'	2.46	0.45
1:CA:189(C):C:O2'	1:CA:189(D):C:H5'	2.17	0.45
1:CA:774:G:C6	1:CA:775:G:C5	3.04	0.45
3:CC:72:LYS:HG2	3:CC:75:VAL:CG2	2.47	0.45
5:CE:127:ASN:C	5:CE:131:ILE:HG12	2.35	0.45
5:CE:64:ARG:NH1	5:CE:64:ARG:HG3	2.31	0.45
8:CH:127:LEU:HD22	8:CH:127:LEU:HA	1.61	0.45
9:CI:3:GLN:HA	9:CI:19:LEU:O	2.17	0.45
15:CO:3:ILE:HA	15:CO:7:GLU:OE2	2.16	0.45
17:CQ:67:LYS:O	17:CQ:69:LYS:N	2.50	0.45
17:CQ:77:VAL:O	17:CQ:78:GLU:HG2	2.17	0.45
19:CS:9:VAL:HG12	19:CS:9:VAL:O	2.16	0.45
50:D1:84:GLY:O	50:D1:86:SER:N	2.50	0.45

Continued on next page...

Continued from previous page...

Atom-1	Atom-2	Interatomic distance (Å)	Clash overlap (Å)
51:D2:14:ARG:CG	51:D2:14:ARG:NH1	2.80	0.45
51:D2:61:LEU:O	51:D2:62:THR:C	2.54	0.45
57:D8:32:LEU:CB	57:D8:36:LYS:HD2	2.47	0.45
27:DA:1429:G:H2'	27:DA:1430:C:C6	2.51	0.45
27:DA:16:G:H2'	27:DA:17:G:C8	2.52	0.45
27:DA:1707:G:H2'	27:DA:1708:C:C6	2.52	0.45
27:DA:175:G:C2	27:DA:176:G:C4	3.05	0.45
27:DA:1897:G:C2'	27:DA:1898:U:H5'	2.47	0.45
27:DA:1794:U:H1'	27:DA:1900:A:N3	2.32	0.45
27:DA:2163:C:OP1	27:DA:2165:G:O6	2.35	0.45
27:DA:2383:G:H2'	27:DA:2384:G:O4'	2.17	0.45
27:DA:632:A:H2'	27:DA:633:A:C8	2.52	0.45
27:DA:651:G:H5''	57:D8:18:ALA:HB2	1.99	0.45
32:DF:132:VAL:O	32:DF:133:ASN:C	2.55	0.45
33:DG:139:LEU:C	33:DG:141:PHE:N	2.69	0.45
35:DI:62:LYS:HA	35:DI:131:LYS:HZ1	1.82	0.45
36:DN:103:VAL:HA	36:DN:106:MET:HE3	1.99	0.45
37:DO:1:MET:HE2	37:DO:1:MET:H1	1.81	0.45
37:DO:88:ASN:OD1	37:DO:92:GLU:N	2.42	0.45
38:DP:62:LEU:HD23	38:DP:63:PRO:CD	2.47	0.45
27:DA:2394:C:P	38:DP:63:PRO:HD2	2.57	0.45
38:DP:97:PRO:HA	38:DP:100:LEU:HD23	1.98	0.45
39:DQ:58:PHE:CD1	39:DQ:58:PHE:O	2.69	0.45
40:DR:96:ARG:NH1	40:DR:115:GLU:OE1	2.49	0.45
41:DS:49:VAL:HG21	41:DS:77:ALA:CA	2.40	0.45
43:DU:92:ARG:HB2	43:DU:92:ARG:CZ	2.45	0.45
43:DU:65:ILE:CD1	43:DU:93:LYS:HA	2.25	0.45
46:DX:63:LYS:CB	46:DX:72:LYS:HG3	2.46	0.45
47:DY:39:VAL:O	47:DY:40:GLU:OE2	2.34	0.45
28:DB:105:A:HO2'	48:DZ:29:ASN:HA	1.78	0.45
1:AA:1397:C:C3'	1:AA:1398:A:H5''	2.46	0.45
1:AA:1420:C:H6	1:AA:1420:C:O5'	2.00	0.45
1:AA:16:A:O4'	5:AE:17:ALA:HB3	2.17	0.45
1:AA:267:C:O2'	1:AA:268:C:H5'	2.17	0.45
1:AA:775:G:O2'	1:AA:776:G:H5'	2.17	0.45
4:AD:3:ARG:NH2	4:AD:5:ILE:HG12	2.31	0.45
4:AD:8:VAL:HA	4:AD:11:LEU:HD21	1.99	0.45
5:AE:107:ARG:O	5:AE:111:GLU:HB2	2.17	0.45
5:AE:147:ASP:OD2	5:AE:147:ASP:N	2.49	0.45
5:AE:67:VAL:CG2	5:AE:68:GLU:N	2.80	0.45
6:AF:91:VAL:HG11	18:AR:72:ARG:NH2	2.30	0.45

Continued on next page...

Continued from previous page...

Atom-1	Atom-2	Interatomic distance (Å)	Clash overlap (Å)
7:AG:65:ALA:HB3	7:AG:124:LEU:HD23	1.98	0.45
8:AH:120:THR:N	8:AH:123:GLU:HB2	2.32	0.45
8:AH:67:PRO:O	8:AH:68:ARG:O	2.35	0.45
12:AL:44:LYS:CB	12:AL:45:PRO:CD	2.94	0.45
16:AP:68:ASP:O	16:AP:70:ALA:N	2.50	0.45
20:AT:73:HIS:HB3	20:AT:74:LYS:H	1.49	0.45
20:AT:97:ALA:HB3	20:AT:99:LEU:CG	2.47	0.45
50:B1:67:ILE:N	50:B1:68:PRO:HD2	2.32	0.45
45:BW:35:ILE:HG23	54:B5:28:PRO:HD2	1.99	0.45
55:B6:15:GLU:CB	55:B6:18:ARG:NE	2.79	0.45
55:B6:51:GLU:C	55:B6:52:VAL:HG23	2.36	0.45
57:B8:29:LYS:HE2	57:B8:44:LYS:CB	2.46	0.45
27:BA:1155:A:O3'	43:BU:55:ARG:NH1	2.50	0.45
27:BA:2632:A:N3	31:BE:61:ARG:NH1	2.64	0.45
27:BA:2693:A:H2'	27:BA:2694:G:H8	1.81	0.45
27:BA:2863:C:C2'	27:BA:2864:G:C5'	2.92	0.45
27:BA:299:A:C5	27:BA:322:A:C2	3.05	0.45
27:BA:563:G:H2'	27:BA:563:G:N3	2.32	0.45
27:BA:710:G:H2'	27:BA:711:G:C8	2.52	0.45
27:BA:893:C:H2'	27:BA:894:C:H6	1.81	0.45
27:BA:947:G:N3	27:BA:984:A:H2	2.15	0.45
27:BA:991:C:C6	27:BA:991:C:H5'	2.48	0.45
28:BB:106:G:H2'	28:BB:107:G:H8	1.81	0.45
30:BD:247:ALA:HB1	30:BD:251:GLY:O	2.17	0.45
32:BF:178:PRO:C	32:BF:180:GLY:H	2.18	0.45
33:BG:144:ILE:O	33:BG:144:ILE:CG2	2.63	0.45
33:BG:81:LYS:HB3	33:BG:82:LEU:H	1.46	0.45
34:BH:89:ILE:CD1	34:BH:90:LYS:N	2.78	0.45
36:BN:31:ALA:O	36:BN:35:ARG:HG3	2.17	0.45
38:BP:113:LYS:HA	38:BP:129:ALA:O	2.17	0.45
38:BP:58:THR:HG22	38:BP:61:ARG:HG3	1.97	0.45
38:BP:96:THR:C	38:BP:97:PRO:O	2.55	0.45
40:BR:77:ARG:O	40:BR:81:ASP:OD2	2.35	0.45
42:BT:3:ARG:HB3	42:BT:6:LEU:N	2.26	0.45
45:BW:82:LEU:HB2	45:BW:98:LYS:HB2	1.99	0.45
46:BX:14:SER:H	46:BX:17:ALA:HB3	1.80	0.45
27:BA:1599:C:H5''	46:BX:35:THR:HG22	1.99	0.45
46:BX:57:LEU:HD13	46:BX:78:LYS:HG2	1.99	0.45
47:BY:27:VAL:CA	47:BY:28:LYS:HE3	2.47	0.45
1:CA:1414:U:H2'	1:CA:1415:G:H8	1.82	0.45
1:CA:229:U:O2'	1:CA:230:G:H5'	2.17	0.45

Continued on next page...

Continued from previous page...

Atom-1	Atom-2	Interatomic distance (Å)	Clash overlap (Å)
1:CA:256:U:OP1	17:CQ:17:LYS:NZ	2.48	0.45
1:CA:398:C:H2'	1:CA:399:G:C8	2.51	0.45
1:CA:460:G:C6	1:CA:470:C:H5''	2.50	0.45
1:CA:49:U:C2	1:CA:361:G:N2	2.84	0.45
1:CA:51:A:H61	1:CA:314:C:H1'	1.82	0.45
1:CA:720:C:O5'	1:CA:720:C:H6	1.99	0.45
1:CA:802:A:C2'	1:CA:803:G:H5'	2.47	0.45
1:CA:955:U:H2'	1:CA:956:U:O4'	2.17	0.45
3:CC:11:ARG:HB3	3:CC:15:THR:HB	1.98	0.45
3:CC:173:VAL:O	3:CC:175:LEU:HD12	2.16	0.45
4:CD:15:GLU:O	4:CD:17:VAL:N	2.50	0.45
5:CE:76:ILE:CD1	5:CE:142:LEU:HD21	2.47	0.45
8:CH:104:ARG:O	8:CH:106:GLY:N	2.50	0.45
9:CI:53:VAL:O	9:CI:54:ASP:HB2	2.17	0.45
10:CJ:90:LEU:N	10:CJ:91:PRO:CD	2.80	0.45
11:CK:48:ILE:O	11:CK:50:TYR:N	2.49	0.45
14:CN:44:LEU:C	14:CN:44:LEU:HD12	2.37	0.45
17:CQ:40:LYS:HG2	17:CQ:41:LYS:N	2.30	0.45
19:CS:18:LYS:HD2	19:CS:22:LEU:CD2	2.46	0.45
59:CX:69:C:H2'	59:CX:70:G:O4'	2.16	0.45
51:D2:18:PRO:O	51:D2:21:LEU:HB2	2.17	0.45
51:D2:64:LEU:HD11	51:D2:68:ARG:HE	1.82	0.45
27:DA:1042:G:N3	27:DA:1042:G:H2'	2.31	0.45
27:DA:1270:C:H5''	27:DA:1271:G:H5'	1.99	0.45
27:DA:1925:C:C2'	27:DA:1926:U:H5'	2.47	0.45
27:DA:2300:G:H2'	27:DA:2301:C:C6	2.52	0.45
27:DA:249:C:OP2	27:DA:2394:C:O2'	2.27	0.45
27:DA:2712:U:OP1	27:DA:2714:G:H4'	2.17	0.45
27:DA:2833:G:C2'	27:DA:2834:G:H5''	2.46	0.45
27:DA:622:G:OP2	38:DP:108:LYS:HE3	2.17	0.45
31:DE:116:VAL:CG2	31:DE:122:PHE:CG	3.00	0.45
31:DE:5:LEU:O	31:DE:28:ALA:HA	2.16	0.45
32:DF:153:SER:H	32:DF:190:GLU:CD	2.20	0.45
34:DH:53:GLU:O	34:DH:54:ARG:CB	2.65	0.45
35:DI:114:LEU:CA	35:DI:129:THR:O	2.65	0.45
35:DI:4:ILE:O	35:DI:36:ALA:HB1	2.17	0.45
38:DP:147:LEU:CG	38:DP:148:LEU:N	2.77	0.45
41:DS:96:GLY:C	41:DS:98:VAL:H	2.20	0.45
42:DT:85:LYS:HZ2	42:DT:85:LYS:CB	2.30	0.45
44:DV:12:TYR:CE1	44:DV:22:VAL:HG12	2.52	0.45
44:DV:46:VAL:HG22	44:DV:47:VAL:N	2.29	0.45

Continued on next page...

Continued from previous page...

Atom-1	Atom-2	Interatomic distance (Å)	Clash overlap (Å)
47:DY:42:VAL:O	47:DY:64:GLU:HA	2.16	0.45
48:DZ:97:MET:N	48:DZ:124:LEU:HD13	2.30	0.45
48:DZ:38:VAL:HG23	48:DZ:39:ASP:N	2.32	0.45
48:DZ:39:ASP:OD1	48:DZ:41:VAL:CG1	2.65	0.45
1:AA:1038:C:O5'	1:AA:1038:C:H6	2.00	0.45
1:AA:1106:G:H2'	1:AA:1107:C:C6	2.52	0.45
1:AA:1348:U:H2'	1:AA:1349:A:H8	1.81	0.45
1:AA:1371:G:H2'	1:AA:1372:U:C6	2.50	0.45
1:AA:418:C:H2'	1:AA:419:C:C6	2.52	0.45
1:AA:44:G:N3	1:AA:399:G:C2	2.84	0.45
1:AA:715:A:H2'	1:AA:716:A:C8	2.52	0.45
2:AB:22:LYS:H	2:AB:40:HIS:CE1	2.34	0.45
2:AB:82:ARG:O	2:AB:86:GLU:CG	2.64	0.45
4:AD:121:VAL:HG12	4:AD:134:ASP:HA	1.98	0.45
4:AD:24:GLU:O	4:AD:27:TYR:HB2	2.17	0.45
4:AD:22:LYS:HB2	4:AD:26:CYS:CB	2.47	0.45
5:AE:118:ILE:HG13	5:AE:119:LEU:N	2.31	0.45
6:AF:100:ASN:ND2	6:AF:100:ASN:N	2.64	0.45
7:AG:57:GLU:HG3	7:AG:60:LYS:HB2	1.99	0.45
8:AH:111:ILE:O	8:AH:112:LEU:HB3	2.16	0.45
8:AH:63:LEU:N	8:AH:63:LEU:CD2	2.80	0.45
10:AJ:50:ILE:N	10:AJ:50:ILE:HD13	2.31	0.45
11:AK:80:VAL:HG22	11:AK:103:LEU:HD12	1.99	0.45
13:AM:89:GLY:C	13:AM:90:LEU:O	2.55	0.45
18:AR:29:PHE:HD2	18:AR:29:PHE:O	2.00	0.45
18:AR:37:VAL:HG23	18:AR:38:GLU:HG3	1.98	0.45
20:AT:26:ASN:HD22	20:AT:27:LYS:H	1.65	0.45
21:AU:9:ARG:HD3	21:AU:22:ARG:HG3	1.99	0.45
23:AW:36:A:H2'	23:AW:37:U:O4'	2.16	0.45
23:AW:57:A:HO2'	23:AW:59:U:H5	1.65	0.45
25:AY:68:C:H2'	25:AY:69:C:C5'	2.46	0.45
50:B1:19:GLN:CB	50:B1:35:THR:HG22	2.46	0.45
50:B1:51:VAL:O	50:B1:57:GLU:O	2.35	0.45
53:B4:82:GLU:O	53:B4:83:ARG:CB	2.65	0.45
27:BA:2014:A:O2'	54:B5:2:ALA:CB	2.64	0.45
54:B5:54:GLY:O	54:B5:56:LYS:CE	2.65	0.45
57:B8:13:ARG:O	57:B8:14:VAL:HB	2.17	0.45
27:BA:1354:A:H2'	27:BA:1355:G:O4'	2.17	0.45
27:BA:1406:U:H3'	27:BA:1407:C:H6	1.80	0.45
27:BA:154:G:H2'	27:BA:154:G:N3	2.32	0.45
27:BA:1668:A:N6	27:BA:1676:A:H61	2.15	0.45

Continued on next page...

Continued from previous page...

Atom-1	Atom-2	Interatomic distance (Å)	Clash overlap (Å)
27:BA:201:C:C2'	27:BA:202:U:H5'	2.47	0.45
27:BA:638:G:N1	27:BA:651:G:C8	2.85	0.45
27:BA:883:G:H2'	27:BA:884:C:C5'	2.39	0.45
28:BB:92:C:H2'	28:BB:93:G:C8	2.51	0.45
29:BC:214:VAL:C	29:BC:216:THR:N	2.69	0.45
29:BC:85:GLU:HG2	29:BC:85:GLU:O	2.17	0.45
30:BD:117:VAL:HG21	30:BD:128:GLY:HA3	1.99	0.45
30:BD:166:GLN:HA	30:BD:166:GLN:NE2	2.32	0.45
30:BD:54:ARG:HD3	30:BD:54:ARG:HA	1.65	0.45
31:BE:76:ARG:CG	31:BE:195:LEU:HD22	2.34	0.45
31:BE:52:LEU:CD2	31:BE:76:ARG:HD3	2.47	0.45
32:BF:36:VAL:HB	32:BF:183:VAL:HG21	1.98	0.45
34:BH:85:LYS:NZ	34:BH:145:ALA:CA	2.78	0.45
34:BH:8:PRO:O	34:BH:9:ILE:CG1	2.58	0.45
35:BI:96:ASP:C	35:BI:98:ALA:H	2.21	0.45
36:BN:78:TYR:N	36:BN:78:TYR:CD1	2.85	0.45
37:BO:24:VAL:CG2	37:BO:33:ALA:HB2	2.47	0.45
37:BO:85:VAL:HG12	37:BO:86:ILE:O	2.16	0.45
38:BP:147:LEU:HB3	38:BP:148:LEU:H	1.62	0.45
39:BQ:118:LEU:O	39:BQ:121:ALA:HB3	2.16	0.45
39:BQ:27:VAL:O	39:BQ:67:ARG:NH1	2.50	0.45
41:BS:68:GLN:O	41:BS:70:GLY:N	2.50	0.45
42:BT:23:ARG:HG2	42:BT:120:ARG:NH1	2.32	0.45
43:BU:44:ASN:OD1	44:BV:75:PHE:O	2.35	0.45
46:BX:27:THR:HB	46:BX:80:ILE:HB	1.99	0.45
46:BX:34:ALA:HA	46:BX:38:GLU:OE1	2.17	0.45
48:BZ:23:LEU:CD1	48:BZ:84:HIS:HA	2.45	0.45
1:CA:1206:G:O4'	3:CC:194:GLY:N	2.50	0.45
1:CA:1277:C:HO2'	1:CA:1279:A:H8	1.61	0.45
1:CA:1281:U:H5'	1:CA:1282:C:H5	1.82	0.45
1:CA:1356:G:H2'	1:CA:1357:A:C8	2.52	0.45
1:CA:1442(A):G:H2'	42:DT:118:ARG:HH12	1.82	0.45
1:CA:159:G:H21	1:CA:161:A:H3'	1.82	0.45
1:CA:243:A:H4'	1:CA:244:U:C5'	2.46	0.45
1:CA:429:U:C1'	1:CA:430:A:H5''	2.47	0.45
2:CB:16:HIS:CD2	2:CB:210:SER:HA	2.49	0.45
2:CB:7:VAL:HG12	2:CB:7:VAL:O	2.17	0.45
3:CC:54:ARG:NH1	3:CC:54:ARG:HG2	2.32	0.45
4:CD:147:ALA:HB2	4:CD:182:LYS:CB	2.47	0.45
4:CD:8:VAL:HA	4:CD:11:LEU:CD1	2.47	0.45
7:CG:44:TYR:C	7:CG:46:ALA:N	2.70	0.45

Continued on next page...

Continued from previous page...

Atom-1	Atom-2	Interatomic distance (Å)	Clash overlap (Å)
7:CG:37:ASN:ND2	9:CI:41:VAL:H	2.14	0.45
13:CM:75:ALA:C	13:CM:77:ASN:H	2.19	0.45
23:CW:3:G:H2'	23:CW:4:G:O4'	2.16	0.45
59:CX:58:A:O2'	59:CX:60:U:C6	2.69	0.45
49:D0:49:LYS:O	49:D0:51:VAL:HG23	2.16	0.45
50:D1:45:ASN:CG	50:D1:45:ASN:O	2.56	0.45
51:D2:29:LYS:O	51:D2:32:LEU:CB	2.65	0.45
56:D7:24:THR:HG23	56:D7:27:GLY:H	1.82	0.45
27:DA:1005:C:C2	27:DA:1143:A:C5	3.05	0.45
27:DA:1328:G:C2'	27:DA:1330:C:C5	2.89	0.45
27:DA:1319:G:H1'	27:DA:1334:G:N2	2.32	0.45
27:DA:1513:C:H2'	27:DA:1514:U:H6	1.82	0.45
27:DA:1775:U:C2'	27:DA:1776:G:H5'	2.46	0.45
27:DA:1854:A:H3'	27:DA:1855:G:C8	2.48	0.45
1:CA:1495:U:O2'	27:DA:1919:A:N1	2.45	0.45
27:DA:2018:G:C2	27:DA:2019:A:C4	3.05	0.45
27:DA:2307:G:N3	27:DA:2307:G:H5''	2.31	0.45
27:DA:2807:G:H1	27:DA:2892:A:H62	1.64	0.45
30:DD:130:ALA:HA	30:DD:192:THR:HA	1.98	0.45
30:DD:232:PRO:HD2	30:DD:249:PRO:HA	1.99	0.45
30:DD:28:GLU:N	30:DD:29:PRO:HD2	2.26	0.45
31:DE:111:ARG:HE	31:DE:111:ARG:HB2	1.45	0.45
31:DE:48:GLN:HE22	31:DE:64:LYS:CE	2.30	0.45
33:DG:139:LEU:HD23	33:DG:139:LEU:N	2.32	0.45
33:DG:39:ILE:HD11	33:DG:155:MET:CB	2.46	0.45
33:DG:86:MET:O	33:DG:87:PRO:C	2.55	0.45
35:DI:129:THR:CG2	35:DI:130:TYR:N	2.71	0.45
38:DP:59:LEU:HA	38:DP:61:ARG:HD2	1.98	0.45
31:DE:111:ARG:O	40:DR:2:ARG:HG3	2.17	0.45
41:DS:30:ARG:HD3	41:DS:31:SER:H	1.82	0.45
42:DT:19:LEU:CD1	42:DT:19:LEU:N	2.70	0.45
43:DU:17:ILE:HG23	43:DU:39:LEU:HD12	1.99	0.45
44:DV:41:GLY:HA3	44:DV:45:THR:OG1	2.17	0.45
45:DW:20:VAL:HG11	45:DW:44:ALA:N	2.32	0.45
46:DX:41:ASN:N	46:DX:41:ASN:ND2	2.63	0.45
47:DY:47:LYS:O	47:DY:48:ALA:HB3	2.17	0.45
48:DZ:128:SER:O	48:DZ:130:ARG:N	2.50	0.45
48:DZ:96:GLU:O	48:DZ:97:MET:HB3	2.17	0.45
1:AA:336:C:O5'	1:AA:336:C:H6	2.00	0.45
1:AA:968:A:H4'	1:AA:969:A:OP2	2.17	0.45
2:AB:19:HIS:CG	2:AB:20:GLU:HG2	2.52	0.45

Continued on next page...

Continued from previous page...

Atom-1	Atom-2	Interatomic distance (Å)	Clash overlap (Å)
2:AB:21:ARG:HD3	2:AB:39:ILE:HG12	1.99	0.45
3:AC:92:ALA:CA	3:AC:99:VAL:HG11	2.47	0.45
4:AD:98:GLU:HG3	4:AD:103:ASN:HD21	1.81	0.45
4:AD:128:VAL:HG12	4:AD:129:ASN:HD22	1.81	0.45
5:AE:40:ARG:O	5:AE:41:VAL:HG13	2.17	0.45
8:AH:110:ALA:O	8:AH:112:LEU:HD23	2.17	0.45
8:AH:30:ARG:O	8:AH:31:PHE:C	2.55	0.45
9:AI:35:GLU:HA	9:AI:38:GLN:HB2	1.99	0.45
15:AO:2:PRO:HB2	15:AO:3:ILE:HD13	1.98	0.45
15:AO:55:GLY:O	15:AO:59:MET:HB2	2.17	0.45
17:AQ:59:ILE:CD1	17:AQ:59:ILE:N	2.79	0.45
18:AR:44:LEU:HD21	18:AR:70:ILE:CG2	2.47	0.45
57:B8:50:LEU:C	57:B8:53:PRO:CD	2.85	0.45
27:BA:1142(A):A:C8	27:BA:1142(A):A:H5'	2.52	0.45
27:BA:1722:A:C2	27:BA:1740:G:H2'	2.52	0.45
27:BA:1998:G:O2'	27:BA:1999:C:H5'	2.17	0.45
27:BA:2181:G:O2'	27:BA:2182:G:H5'	2.16	0.45
27:BA:2359:C:H6	27:BA:2359:C:O5'	2.00	0.45
27:BA:2847:U:C2'	27:BA:2848:G:H5'	2.47	0.45
27:BA:660:G:O2'	27:BA:661:C:H5'	2.16	0.45
29:BC:34:THR:OG1	29:BC:35:ALA:N	2.49	0.45
30:BD:245:PRO:HD2	30:BD:245:PRO:O	2.17	0.45
30:BD:70:TRP:HZ3	30:BD:146:GLU:CD	2.20	0.45
31:BE:8:LYS:HZ2	31:BE:188:VAL:HG13	1.81	0.45
27:BA:320:A:C2'	32:BF:136:THR:HG21	2.43	0.45
32:BF:110:LEU:HD12	32:BF:202:PHE:HE1	1.81	0.45
32:BF:83:PHE:O	32:BF:84:VAL:CB	2.61	0.45
34:BH:113:VAL:HG21	34:BH:151:ILE:HG23	1.99	0.45
35:BI:71:ILE:CG1	35:BI:72:LEU:HD22	2.47	0.45
36:BN:87:LEU:CD2	36:BN:91:LEU:HD11	2.43	0.45
42:BT:25:GLY:O	42:BT:26:ASP:CB	2.64	0.45
43:BU:85:LYS:C	43:BU:87:GLY:H	2.20	0.45
44:BV:15:GLU:O	44:BV:96:ILE:HG21	2.17	0.45
1:CA:1220:G:H2'	1:CA:1221:G:H8	1.82	0.45
1:CA:1292:U:H2'	1:CA:1293:G:C8	2.52	0.45
1:CA:579:G:C6	1:CA:580:U:C4	3.05	0.45
1:CA:621:A:C6	1:CA:622:A:C6	3.05	0.45
1:CA:625:G:H4'	16:CP:16:HIS:HD2	1.73	0.45
2:CB:236:TYR:HD2	2:CB:239:VAL:HB	1.81	0.45
2:CB:24:TRP:CG	2:CB:25:ASN:N	2.85	0.45
3:CC:167:TRP:O	3:CC:168:ALA:HB3	2.17	0.45

Continued on next page...

Continued from previous page...

Atom-1	Atom-2	Interatomic distance (Å)	Clash overlap (Å)
3:CC:92:ALA:N	3:CC:99:VAL:HG21	2.31	0.45
4:CD:191:ARG:O	4:CD:191:ARG:HD2	2.17	0.45
4:CD:49:ARG:HD3	4:CD:50:ARG:N	2.32	0.45
4:CD:9:CYS:O	4:CD:10:ARG:HB3	2.17	0.45
6:CF:19:LEU:HD11	6:CF:59:TYR:CZ	2.51	0.45
6:CF:19:LEU:HD23	6:CF:19:LEU:C	2.38	0.45
7:CG:120:ILE:O	7:CG:124:LEU:HD12	2.16	0.45
7:CG:92:SER:CB	7:CG:94:ARG:HH21	2.29	0.45
9:CI:79:LEU:CD2	9:CI:102:LEU:HA	2.37	0.45
11:CK:80:VAL:O	11:CK:80:VAL:HG23	2.16	0.45
13:CM:37:THR:HB	13:CM:55:ARG:HG2	1.99	0.45
15:CO:6:GLU:C	15:CO:8:LYS:N	2.68	0.45
17:CQ:93:GLN:O	17:CQ:96:GLU:N	2.50	0.45
18:CR:56:THR:O	18:CR:58:LEU:HD12	2.17	0.45
20:CT:10:LEU:CD2	20:CT:11:SER:N	2.77	0.45
20:CT:16:HIS:CD2	20:CT:20:LEU:HD21	2.51	0.45
25:CY:52:G:C2	25:CY:53:U:N3	2.85	0.45
55:D6:33:LYS:O	55:D6:34:LEU:CB	2.62	0.45
27:DA:1197:G:H2'	27:DA:1198:U:C6	2.51	0.45
27:DA:1307:A:N6	27:DA:1606:G:O2'	2.50	0.45
27:DA:2122:U:H2'	27:DA:2123:G:C8	2.52	0.45
27:DA:2142:C:O2'	27:DA:2143:C:H5'	2.17	0.45
27:DA:2302:G:N1	27:DA:2303:G:C4	2.85	0.45
27:DA:2338:G:H2'	27:DA:2339:G:C8	2.52	0.45
27:DA:2287:A:N6	27:DA:2344:U:C2	2.84	0.45
27:DA:2435:A:C6	27:DA:2436:G:C5	3.05	0.45
27:DA:2442:C:O5'	27:DA:2442:C:H6	2.00	0.45
27:DA:2650:U:H6	27:DA:2650:U:O5'	2.00	0.45
27:DA:2744:G:N7	27:DA:2755:C:C2	2.85	0.45
27:DA:2759:G:C5'	27:DA:2759:G:C8	3.00	0.45
27:DA:66:C:O2	27:DA:89:G:C2	2.70	0.45
27:DA:907:U:C3'	27:DA:908:C:H5''	2.47	0.45
28:DB:42:C:H4'	33:DG:67:LYS:O	2.16	0.45
28:DB:77:U:P	48:DZ:18:ARG:HH21	2.40	0.45
31:DE:112:GLY:HA3	40:DR:2:ARG:HG3	1.98	0.45
31:DE:24:THR:O	31:DE:184:VAL:HG23	2.17	0.45
27:DA:2638:G:OP2	31:DE:82:ARG:NH2	2.50	0.45
32:DF:178:PRO:CB	32:DF:201:VAL:HG11	2.43	0.45
32:DF:53:THR:HG23	32:DF:55:GLY:H	1.81	0.45
33:DG:68:PRO:HB3	33:DG:92:VAL:HB	1.99	0.45
33:DG:44:GLY:H	33:DG:88:ILE:HG12	1.82	0.45

Continued on next page...

Continued from previous page...

Atom-1	Atom-2	Interatomic distance (Å)	Clash overlap (Å)
34:DH:33:LEU:HD21	34:DH:136:ILE:CG2	2.47	0.45
35:DI:29:TYR:HE1	35:DI:33:ARG:CZ	2.30	0.45
42:DT:13:ARG:HH11	42:DT:15:VAL:HG12	1.82	0.45
42:DT:29:ARG:HE	42:DT:86:ILE:CG2	2.07	0.45
43:DU:21:ALA:HB1	43:DU:24:TYR:HD1	1.82	0.45
44:DV:2:PHE:CD1	44:DV:13:ARG:NH1	2.84	0.45
27:DA:489:G:N7	45:DW:49:LYS:NZ	2.64	0.45
1:AA:1144:G:H21	1:AA:1146:A:H62	1.64	0.44
1:AA:1166:G:H2'	1:AA:1169:A:OP2	2.16	0.44
1:AA:1092:A:C2	1:AA:1183:A:C2	3.05	0.44
1:AA:1222:G:O2'	1:AA:1223:C:H5'	2.17	0.44
1:AA:457:C:N4	1:AA:458:C:N4	2.64	0.44
1:AA:725:G:C4	1:AA:726:C:C5	3.05	0.44
1:AA:574:A:N3	1:AA:883:C:H1'	2.32	0.44
2:AB:19:HIS:ND1	2:AB:189:ASP:OD2	2.50	0.44
2:AB:220:ASP:HA	2:AB:223:ILE:CG1	2.48	0.44
2:AB:74:LYS:HE3	2:AB:166:ASP:HB2	1.98	0.44
3:AC:113:ALA:N	3:AC:202:ILE:HD12	2.32	0.44
4:AD:91:SER:O	4:AD:92:VAL:C	2.55	0.44
9:AI:113:LYS:HD2	9:AI:119:ALA:HB1	1.98	0.44
9:AI:23:ASN:HD22	9:AI:23:ASN:N	2.15	0.44
12:AL:38:ARG:HG2	12:AL:39:THR:N	2.27	0.44
13:AM:2:ALA:HB3	13:AM:9:ILE:CG2	2.47	0.44
15:AO:43:LEU:HD11	15:AO:53:HIS:HA	1.99	0.44
15:AO:65:ARG:CB	15:AO:65:ARG:HH11	2.30	0.44
20:AT:16:HIS:O	20:AT:17:ARG:C	2.55	0.44
20:AT:94:ALA:O	20:AT:95:ALA:HB3	2.17	0.44
23:AW:26:C:P	26:AZ:1:KBE:HGA	2.56	0.44
25:AY:64:G:H2'	25:AY:65:U:C6	2.52	0.44
26:AZ:1:KBE:O	26:AZ:2:DPP:HA	2.16	0.44
49:B0:25:ARG:NH1	49:B0:25:ARG:CG	2.80	0.44
55:B6:21:TYR:OH	55:B6:52:VAL:HG11	2.17	0.44
56:B7:26:GLY:O	56:B7:30:VAL:HG23	2.18	0.44
27:BA:1348:G:H2'	27:BA:1349:A:H5''	1.99	0.44
27:BA:158:U:O3'	27:BA:171:G:C8	2.70	0.44
27:BA:1369:G:N3	27:BA:1810:A:C2	2.85	0.44
27:BA:1844:C:C2'	27:BA:1845:G:H5'	2.46	0.44
27:BA:2183:C:O2'	27:BA:2184:G:H5'	2.16	0.44
27:BA:2001:A:H4'	27:BA:2689:U:H2'	1.99	0.44
27:BA:385:C:O2	27:BA:390:A:C2	2.69	0.44
27:BA:492:A:H2'	27:BA:493:G:O4'	2.17	0.44

Continued on next page...

Continued from previous page...

Atom-1	Atom-2	Interatomic distance (Å)	Clash overlap (Å)
27:BA:506:G:O3'	27:BA:507:A:H8	2.00	0.44
27:BA:66:C:O2	27:BA:89:G:C2	2.70	0.44
28:BB:28:C:H2'	28:BB:29:A:O4'	2.17	0.44
29:BC:184:LYS:C	29:BC:186:ALA:H	2.19	0.44
30:BD:131:LEU:HD13	30:BD:136:ILE:CD1	2.47	0.44
30:BD:64:ILE:CG1	30:BD:64:ILE:O	2.65	0.44
31:BE:11:MET:HB2	31:BE:23:VAL:O	2.17	0.44
31:BE:37:ARG:HB2	31:BE:46:ALA:HB3	1.99	0.44
33:BG:133:LEU:HD13	33:BG:135:LEU:HD13	1.98	0.44
33:BG:45:GLU:HB3	33:BG:46:ALA:H	1.54	0.44
35:BI:91:SER:CA	35:BI:121:LYS:HG3	2.47	0.44
36:BN:73:THR:HG22	36:BN:84:LYS:HA	1.99	0.44
27:BA:587:C:H3'	38:BP:33:ARG:NH2	2.32	0.44
44:BV:82:ARG:C	44:BV:83:ARG:HG2	2.38	0.44
48:BZ:113:GLY:O	48:BZ:176:PRO:HG3	2.17	0.44
48:BZ:26:VAL:HG23	48:BZ:34:ARG:O	2.17	0.44
1:CA:1055:A:N7	1:CA:1206:G:N1	2.65	0.44
1:CA:1363(A):A:C4'	1:CA:1364:U:H5"	2.46	0.44
1:CA:1372:U:OP1	9:CI:71:SER:HB3	2.17	0.44
1:CA:1430:C:O5'	1:CA:1430:C:H6	2.00	0.44
1:CA:352:C:O2	1:CA:352:C:H2'	2.17	0.44
1:CA:309:G:H1'	1:CA:608:A:N1	2.31	0.44
1:CA:802:A:O2'	1:CA:803:G:H5'	2.16	0.44
2:CB:165:VAL:CG2	2:CB:166:ASP:H	2.11	0.44
1:CA:1058:G:OP1	3:CC:199:LYS:HE3	2.16	0.44
5:CE:141:GLN:O	5:CE:143:ARG:NE	2.49	0.44
6:CF:5:GLU:HG2	6:CF:62:TRP:HZ2	1.81	0.44
8:CH:27:PRO:O	8:CH:32:LYS:HD2	2.17	0.44
9:CI:59:PHE:N	9:CI:59:PHE:CD1	2.85	0.44
9:CI:7:THR:H	9:CI:83:ARG:CD	2.29	0.44
10:CJ:34:VAL:CG2	10:CJ:74:ILE:HG22	2.47	0.44
11:CK:34:ASP:CB	11:CK:35:PRO:CD	2.96	0.44
11:CK:46:GLY:HA2	11:CK:50:TYR:O	2.17	0.44
12:CL:82:ILE:HA	12:CL:82:ILE:HD13	1.79	0.44
13:CM:91:ARG:O	13:CM:96:LEU:O	2.34	0.44
14:CN:23:ARG:CZ	14:CN:30:ALA:HB2	2.46	0.44
14:CN:29:ARG:O	14:CN:33:VAL:HG13	2.17	0.44
14:CN:35:ARG:HH11	14:CN:35:ARG:HG2	1.81	0.44
15:CO:27:VAL:O	15:CO:29:VAL:N	2.50	0.44
16:CP:58:TYR:HD1	16:CP:59:TRP:N	2.15	0.44
16:CP:4:ILE:HB	16:CP:66:PRO:HB3	1.99	0.44

Continued on next page...

Continued from previous page...

Atom-1	Atom-2	Interatomic distance (Å)	Clash overlap (Å)
17:CQ:15:MET:CB	17:CQ:18:THR:HB	2.47	0.44
19:CS:36:ARG:HD2	19:CS:52:TYR:O	2.16	0.44
23:CW:47:C:C2	23:CW:58:A:H1'	2.52	0.44
59:CX:42:G:H2'	59:CX:43:A:O5'	2.17	0.44
50:D1:62:VAL:HG22	50:D1:63:ALA:H	1.80	0.44
27:DA:1127:A:N7	27:DA:2488:A:O2'	2.48	0.44
27:DA:1416:G:H21	27:DA:1586:A:H62	1.60	0.44
27:DA:1906:G:O2'	27:DA:1907:G:H5'	2.16	0.44
27:DA:2114:A:H2'	27:DA:2115:G:O4'	2.17	0.44
27:DA:2165:G:H2'	27:DA:2166:G:O4'	2.16	0.44
27:DA:957:A:C6	27:DA:2459:A:C8	3.05	0.44
27:DA:356:G:H5'	27:DA:356:G:H8	1.82	0.44
27:DA:608:A:H3'	27:DA:609:A:H8	1.82	0.44
30:DD:166:GLN:HE21	30:DD:166:GLN:CA	2.29	0.44
31:DE:36:ARG:O	31:DE:38:THR:HG23	2.17	0.44
32:DF:125:LEU:HD12	32:DF:199:TRP:HB2	1.99	0.44
32:DF:161:GLU:O	32:DF:164:ARG:HB3	2.16	0.44
33:DG:102:PHE:HA	33:DG:105:LYS:HZ1	1.81	0.44
34:DH:122:THR:CG2	34:DH:123:PHE:N	2.80	0.44
34:DH:38:SER:OG	34:DH:40:GLU:HG2	2.17	0.44
35:DI:80:PRO:CA	35:DI:143:SER:OG	2.64	0.44
35:DI:5:LEU:N	35:DI:5:LEU:HD12	2.32	0.44
35:DI:87:LYS:HE2	35:DI:87:LYS:HA	1.99	0.44
39:DQ:109:VAL:HG12	39:DQ:113:GLN:HB2	1.99	0.44
40:DR:103:ARG:O	40:DR:104:ARG:C	2.56	0.44
40:DR:77:ARG:O	40:DR:80:PHE:N	2.50	0.44
43:DU:110:VAL:HG12	43:DU:114:LYS:HD2	2.00	0.44
43:DU:61:TRP:CZ2	43:DU:94:ASN:OD1	2.70	0.44
44:DV:52:VAL:HG11	44:DV:55:ALA:HB3	1.98	0.44
44:DV:89:GLN:HA	44:DV:90:PRO:HD3	1.81	0.44
46:DX:63:LYS:HE3	46:DX:72:LYS:HG3	1.99	0.44
47:DY:28:LYS:HA	47:DY:39:VAL:H	1.82	0.44
1:AA:1131:G:H1	1:AA:1143:G:H21	1.64	0.44
1:AA:1260:C:C3'	1:AA:1260:C:C6	3.00	0.44
1:AA:1342:C:O2'	1:AA:1343:G:H5'	2.17	0.44
1:AA:232:G:H2'	1:AA:233:C:H6	1.82	0.44
1:AA:299:G:C6	1:AA:300:A:C6	3.05	0.44
1:AA:619:U:O2	4:AD:133:VAL:HA	2.18	0.44
1:AA:61:G:H2'	1:AA:62:U:O4'	2.17	0.44
1:AA:840:C:C4'	1:AA:841:U:OP1	2.65	0.44
1:AA:811:C:O2'	1:AA:901:A:N1	2.42	0.44

Continued on next page...

Continued from previous page...

Atom-1	Atom-2	Interatomic distance (Å)	Clash overlap (Å)
4:AD:194:LEU:HB3	4:AD:196:LEU:CD1	2.48	0.44
4:AD:200:GLU:O	4:AD:203:VAL:N	2.51	0.44
5:AE:101:ILE:HD13	5:AE:118:ILE:O	2.17	0.44
5:AE:53:LEU:H	5:AE:53:LEU:CD1	2.29	0.44
7:AG:13:GLN:HA	7:AG:14:PRO:HD3	1.88	0.44
12:AL:44:LYS:HB2	12:AL:45:PRO:CD	2.46	0.44
13:AM:83:ASP:CG	13:AM:84:ILE:N	2.71	0.44
17:AQ:51:TYR:CE2	17:AQ:73:VAL:HG11	2.52	0.44
18:AR:86:VAL:HG12	18:AR:87:ARG:N	2.32	0.44
19:AS:32:LYS:HA	19:AS:50:ALA:HB3	2.00	0.44
21:AU:8:THR:O	21:AU:9:ARG:C	2.55	0.44
23:AW:28:G:N2	23:AW:29:G:H1'	2.32	0.44
24:AX:17:C:H5'	24:AX:17(B):U:H2'	2.00	0.44
51:B2:6:VAL:HG13	51:B2:59:ARG:HD3	1.99	0.44
52:B3:20:LYS:C	52:B3:22:ALA:H	2.20	0.44
52:B3:25:ALA:C	52:B3:27:GLY:H	2.21	0.44
54:B5:56:LYS:HE2	54:B5:59:GLU:CG	2.48	0.44
57:B8:29:LYS:HG2	57:B8:44:LYS:HG2	1.99	0.44
27:BA:1022:G:N2	27:BA:1142(A):A:C2	2.85	0.44
27:BA:1436:G:N2	27:BA:1437:C:H1'	2.33	0.44
27:BA:1759:A:H4'	27:BA:2715:C:O4'	2.17	0.44
27:BA:2135:A:H2'	27:BA:2136:C:H6	1.82	0.44
27:BA:2165:G:H2'	27:BA:2166:G:C8	2.53	0.44
27:BA:271(F):C:H2'	27:BA:271(G):C:C6	2.51	0.44
27:BA:2736:G:O2'	27:BA:2737:G:H5'	2.17	0.44
27:BA:2843:G:H1	27:BA:2874:C:H42	1.64	0.44
27:BA:298:G:N2	27:BA:339:U:C5	2.85	0.44
27:BA:605:C:H1'	27:BA:657:U:O2'	2.17	0.44
27:BA:614(C):A:HO2'	27:BA:615:G:C4'	2.26	0.44
27:BA:808:G:H2'	27:BA:809:G:C8	2.52	0.44
27:BA:883:G:C2'	27:BA:884:C:C5'	2.95	0.44
28:BB:34:U:C2	28:BB:44:G:N7	2.85	0.44
30:BD:241:PRO:O	30:BD:242:ARG:CB	2.65	0.44
30:BD:34:VAL:O	30:BD:35:LYS:HG2	2.17	0.44
30:BD:43:ARG:CB	30:BD:54:ARG:CB	2.95	0.44
30:BD:26:LYS:CE	30:BD:82:ILE:H	2.29	0.44
31:BE:134:ILE:O	31:BE:134:ILE:HG12	2.17	0.44
32:BF:53:THR:HG23	32:BF:56:GLU:H	1.81	0.44
34:BH:94:TYR:CE2	34:BH:107:VAL:HB	2.52	0.44
39:BQ:58:PHE:O	39:BQ:59:ARG:C	2.55	0.44
40:BR:12:ARG:HG3	40:BR:12:ARG:HH11	1.81	0.44

Continued on next page...

Continued from previous page...

Atom-1	Atom-2	Interatomic distance (Å)	Clash overlap (Å)
43:BU:104:GLN:NE2	43:BU:104:GLN:N	2.60	0.44
44:BV:39:LEU:HA	44:BV:47:VAL:HG12	1.97	0.44
47:BY:47:LYS:HD3	47:BY:48:ALA:N	2.33	0.44
1:CA:1010:G:H2'	1:CA:1011:G:C8	2.52	0.44
1:CA:1067:A:H1'	1:CA:1068:G:C8	2.52	0.44
1:CA:1241:G:H2'	1:CA:1242:C:C5	2.52	0.44
1:CA:1470:G:O2'	1:CA:1471:G:H5'	2.18	0.44
1:CA:166:G:H2'	1:CA:167:G:H8	1.81	0.44
1:CA:274:A:O2'	1:CA:275:G:C8	2.56	0.44
1:CA:403:C:O2'	1:CA:404:U:H5'	2.16	0.44
1:CA:423:G:C2'	1:CA:424:G:H5'	2.47	0.44
1:CA:447:G:N2	1:CA:488:C:N4	2.65	0.44
1:CA:758:G:H5''	1:CA:880:C:H1'	2.00	0.44
2:CB:21:ARG:O	2:CB:23:ARG:N	2.50	0.44
2:CB:42:ILE:HG12	2:CB:43:ASP:N	2.31	0.44
2:CB:59:GLU:O	2:CB:62:ALA:N	2.50	0.44
3:CC:174:PRO:HB2	3:CC:177:THR:OG1	2.18	0.44
3:CC:83:ARG:HD2	3:CC:86:VAL:CG2	2.47	0.44
7:CG:155:ARG:HG3	7:CG:155:ARG:NH1	2.28	0.44
7:CG:18:TYR:HD2	7:CG:59:LEU:HG	1.82	0.44
9:CI:40:LEU:C	9:CI:42:ARG:N	2.71	0.44
1:CA:1199:U:H4'	10:CJ:54:PHE:CZ	2.52	0.44
1:CA:521:G:H5'	12:CL:69:GLY:O	2.17	0.44
16:CP:9:PHE:CE2	16:CP:18:ARG:NE	2.83	0.44
19:CS:10:PHE:CZ	19:CS:70:LYS:NZ	2.75	0.44
23:CW:48:C:H42	23:CW:64:G:H1	1.64	0.44
25:CY:48:C:C6	25:CY:48:C:OP1	2.71	0.44
51:D2:23:LYS:O	51:D2:27:GLU:HG3	2.17	0.44
53:D4:48:ILE:H	53:D4:48:ILE:HD12	1.81	0.44
53:D4:59:VAL:HG11	53:D4:62:CYS:CB	2.45	0.44
58:D9:12:ASP:OD2	58:D9:13:LYS:HG3	2.17	0.44
58:D9:12:ASP:CG	58:D9:13:LYS:N	2.70	0.44
27:DA:107:C:H2'	27:DA:108:U:H6	1.82	0.44
27:DA:1321:A:H2'	27:DA:1322:A:O4'	2.16	0.44
27:DA:1410:G:H2'	27:DA:1411:C:H6	1.82	0.44
27:DA:1493:C:O2	27:DA:1493:C:H2'	2.17	0.44
27:DA:1571:A:H2'	27:DA:1572:A:C8	2.53	0.44
27:DA:1577:C:H2'	27:DA:1578:U:C6	2.51	0.44
27:DA:2078:C:C2	27:DA:2079:U:C6	3.05	0.44
27:DA:2230:G:O2'	27:DA:2231:C:H5'	2.16	0.44
27:DA:2695:C:H2'	27:DA:2696:U:C6	2.51	0.44

Continued on next page...

Continued from previous page...

Atom-1	Atom-2	Interatomic distance (Å)	Clash overlap (Å)
27:DA:271(F):C:O5'	27:DA:271(F):C:H6	2.00	0.44
27:DA:271(S):G:C2	27:DA:271(T):C:C2	3.05	0.44
27:DA:2751:G:N3	27:DA:2751:G:C2'	2.80	0.44
27:DA:2818:G:H4'	27:DA:2837:G:O4'	2.17	0.44
27:DA:2838:G:H2'	27:DA:2839:G:C8	2.52	0.44
27:DA:355:G:C2'	27:DA:356:G:C5'	2.96	0.44
27:DA:55:G:C2	27:DA:116:C:C2	3.05	0.44
27:DA:614(C):A:H4'	27:DA:615:G:OP1	2.18	0.44
27:DA:672:C:O2'	27:DA:673:C:H5'	2.18	0.44
27:DA:792:G:C8	27:DA:2440:C:O2	2.70	0.44
27:DA:981:A:C8	27:DA:982:C:C5	3.05	0.44
28:DB:114:C:O2'	41:DS:46:VAL:CG1	2.57	0.44
29:DC:75:LEU:HD21	29:DC:99:ILE:CD1	2.48	0.44
30:DD:93:ALA:HB3	30:DD:105:ILE:CG2	2.47	0.44
31:DE:201:THR:C	31:DE:202:LYS:HD2	2.38	0.44
31:DE:28:ALA:HB3	31:DE:93:VAL:HG13	1.99	0.44
35:DI:66:GLU:O	35:DI:70:GLU:HB2	2.17	0.44
36:DN:57:ALA:HB3	36:DN:124:ALA:HA	1.99	0.44
36:DN:46:VAL:CG1	36:DN:48:MET:HG3	2.47	0.44
37:DO:71:ARG:HH12	42:DT:74:ARG:HH12	1.65	0.44
37:DO:91:LEU:N	37:DO:91:LEU:HD12	2.33	0.44
38:DP:38:GLN:HG3	38:DP:41:ARG:CD	2.47	0.44
38:DP:48:PRO:CG	38:DP:49:ARG:H	2.30	0.44
27:DA:1654:A:OP2	40:DR:3:HIS:HD2	1.97	0.44
41:DS:106:ARG:CD	41:DS:107:GLU:O	2.60	0.44
41:DS:31:SER:HB3	41:DS:34:HIS:CE1	2.51	0.44
28:DB:27:C:H5'	41:DS:33:LYS:HB3	2.00	0.44
41:DS:93:LYS:HG3	41:DS:93:LYS:O	2.17	0.44
45:DW:14:PRO:HG2	45:DW:78:GLU:CG	2.47	0.44
47:DY:29:GLU:N	47:DY:29:GLU:OE1	2.50	0.44
47:DY:30:VAL:CG1	47:DY:32:PRO:HB3	2.48	0.44
47:DY:96:ILE:HD12	47:DY:99:CYS:CB	2.47	0.44
48:DZ:143:LEU:HD12	48:DZ:147:ASP:HB2	1.99	0.44
27:DA:896:A:O2'	48:DZ:145:ILE:HD12	2.17	0.44
1:AA:1145:C:H4'	1:AA:1146:A:H5'	1.98	0.44
1:AA:1434:A:H2'	1:AA:1435:G:C5'	2.47	0.44
1:AA:309:G:O2'	1:AA:607:A:N1	2.50	0.44
1:AA:532:A:H2	1:AA:1207:G:C4'	2.26	0.44
1:AA:688:G:H2'	1:AA:689:C:C6	2.53	0.44
1:AA:826:C:H2'	1:AA:827:U:C6	2.53	0.44
1:AA:909:A:H2'	1:AA:910:C:O4'	2.18	0.44

Continued on next page...

Continued from previous page...

Atom-1	Atom-2	Interatomic distance (Å)	Clash overlap (Å)
1:AA:952:U:H4'	1:AA:964:A:N1	2.32	0.44
3:AC:84:ILE:O	3:AC:88:ARG:HG3	2.18	0.44
4:AD:177:ASP:OD1	4:AD:179:GLU:HB2	2.17	0.44
1:AA:406:G:H5''	4:AD:5:ILE:CG2	2.48	0.44
5:AE:31:LEU:CD2	5:AE:45:PHE:HB2	2.36	0.44
6:AF:29:ALA:O	6:AF:33:TYR:HD1	2.01	0.44
7:AG:79:ARG:HA	7:AG:84:ASN:OD1	2.17	0.44
8:AH:25:ASP:O	8:AH:26:VAL:CB	2.65	0.44
15:AO:10:LYS:O	15:AO:14:GLU:HB3	2.17	0.44
18:AR:30:ASP:O	18:AR:32:ARG:N	2.50	0.44
50:B1:82:LEU:CD2	50:B1:82:LEU:H	2.21	0.44
51:B2:34:GLU:HA	51:B2:34:GLU:OE1	2.18	0.44
51:B2:48:HIS:C	51:B2:50:ILE:N	2.71	0.44
51:B2:60:LEU:O	51:B2:63:VAL:N	2.50	0.44
52:B3:26:LEU:HD23	52:B3:37:LEU:HD13	1.99	0.44
53:B4:77:THR:O	53:B4:79:GLY:N	2.50	0.44
27:BA:112:U:H5'	51:B2:65:ASN:OD1	2.17	0.44
27:BA:1625:C:H2'	27:BA:1626:G:O4'	2.17	0.44
27:BA:2162:G:H2'	27:BA:2163:C:H6	1.82	0.44
27:BA:2476:A:N3	27:BA:2476:A:H2'	2.32	0.44
27:BA:2712:U:H5''	27:BA:2712:U:O2	2.16	0.44
27:BA:2864:G:H2'	27:BA:2865:U:O4'	2.16	0.44
27:BA:308:G:N7	27:BA:501:A:H1'	2.32	0.44
27:BA:463:G:N1	27:BA:467:G:C6	2.85	0.44
27:BA:558:G:H2'	27:BA:559:G:H8	1.82	0.44
28:BB:20:C:H2'	28:BB:21:G:H5'	1.99	0.44
30:BD:35:LYS:HD3	30:BD:35:LYS:HA	1.72	0.44
32:BF:129:PHE:HE1	32:BF:142:TRP:CH2	2.35	0.44
37:BO:1:MET:O	37:BO:1:MET:HG3	2.17	0.44
37:BO:8:LEU:HD12	37:BO:82:ASN:HB3	1.99	0.44
42:BT:45:PHE:CZ	42:BT:74:ARG:HB2	2.53	0.44
42:BT:6:LEU:HD23	42:BT:6:LEU:O	2.17	0.44
43:BU:27:LEU:C	43:BU:29:SER:N	2.70	0.44
44:BV:24:LYS:HA	44:BV:92:THR:CG2	2.45	0.44
44:BV:51:VAL:HG13	44:BV:52:VAL:H	1.77	0.44
46:BX:57:LEU:HD12	46:BX:57:LEU:H	1.81	0.44
47:BY:77:PRO:O	47:BY:78:ALA:HB2	2.16	0.44
48:BZ:125:VAL:CG2	48:BZ:126:LYS:H	2.08	0.44
48:BZ:40:LEU:HD11	48:BZ:81:ARG:NH1	2.26	0.44
1:CA:1029:C:H4'	1:CA:1033:G:H22	1.82	0.44
1:CA:1066:C:H5''	1:CA:1066:C:C6	2.53	0.44

Continued on next page...

Continued from previous page...

Atom-1	Atom-2	Interatomic distance (Å)	Clash overlap (Å)
1:CA:1434:A:H2'	1:CA:1435:G:O4'	2.17	0.44
1:CA:15:G:H4'	5:CE:24:ARG:NH1	2.33	0.44
1:CA:28:G:O2'	1:CA:296:U:OP1	2.34	0.44
1:CA:373:A:C2	1:CA:482:A:C6	3.06	0.44
1:CA:757:U:H2'	1:CA:758:G:O4'	2.17	0.44
2:CB:21:ARG:HB3	2:CB:39:ILE:CA	2.47	0.44
2:CB:223:ILE:HD11	2:CB:230:VAL:HG21	1.98	0.44
2:CB:90:MET:HA	2:CB:90:MET:CE	2.47	0.44
4:CD:32:ALA:HA	4:CD:35:ARG:CG	2.46	0.44
5:CE:122:GLU:OE1	5:CE:126:ARG:HG2	2.18	0.44
7:CG:122:HIS:C	7:CG:124:LEU:N	2.71	0.44
8:CH:1:MET:HE2	8:CH:2:LEU:H	1.83	0.44
8:CH:20:TYR:HA	8:CH:65:TYR:CZ	2.52	0.44
8:CH:73:ASP:OD2	8:CH:75:ARG:HB2	2.17	0.44
10:CJ:46:ARG:CZ	14:CN:61:TRP:CZ2	3.01	0.44
13:CM:3:ARG:HD3	53:D4:60:GLU:CB	2.44	0.44
16:CP:43:LYS:HG2	16:CP:48:TRP:CE2	2.52	0.44
17:CQ:48:GLU:OE2	17:CQ:50:LYS:NZ	2.43	0.44
23:CW:4:G:H2'	23:CW:5:G:H8	1.81	0.44
50:D1:43:TYR:HA	50:D1:44:PRO:HD3	1.80	0.44
56:D7:6:GLN:HA	56:D7:7:PRO:HD2	1.75	0.44
57:D8:33:ASN:N	57:D8:36:LYS:CD	2.80	0.44
27:DA:1278:A:H5''	40:DR:36:THR:CG2	2.44	0.44
27:DA:1363:C:O2'	27:DA:1364:G:H5'	2.17	0.44
27:DA:1593:G:H3'	27:DA:1594:G:C5'	2.46	0.44
27:DA:1714:G:C4	27:DA:1746:G:C2	3.06	0.44
27:DA:1719:G:H2'	27:DA:1720:U:C5'	2.47	0.44
27:DA:1795:C:H2'	27:DA:1796:U:C6	2.52	0.44
27:DA:2189:U:H2'	27:DA:2190:G:H5''	2.00	0.44
27:DA:225:A:C2'	27:DA:226:G:H5'	2.46	0.44
27:DA:271(N):U:O5'	27:DA:271(N):U:H6	2.00	0.44
27:DA:2865:U:C6	27:DA:2866:U:O2	2.70	0.44
27:DA:449:A:H1'	43:DU:3:ARG:HH12	1.81	0.44
27:DA:66:C:H5'	27:DA:456:C:O2	2.17	0.44
27:DA:676:A:C8	27:DA:2069:G:N2	2.71	0.44
30:DD:162:SER:HB3	30:DD:195:ALA:HA	2.00	0.44
30:DD:2:ALA:O	30:DD:3:VAL:HG23	2.17	0.44
30:DD:72:LYS:O	30:DD:73:VAL:C	2.56	0.44
27:DA:1670:C:O2	31:DE:129:HIS:CE1	2.70	0.44
31:DE:81:ILE:HG22	31:DE:81:ILE:O	2.17	0.44
32:DF:3:GLU:HB2	32:DF:19:GLU:HG3	1.98	0.44

Continued on next page...

Continued from previous page...

Atom-1	Atom-2	Interatomic distance (Å)	Clash overlap (Å)
33:DG:5:VAL:HG22	33:DG:8:LYS:CG	2.48	0.44
35:DI:60:GLU:O	35:DI:63:ALA:HB3	2.16	0.44
36:DN:107:LEU:C	36:DN:108:PRO:O	2.54	0.44
36:DN:35:ARG:C	36:DN:37:LYS:H	2.20	0.44
37:DO:119:PRO:O	37:DO:120:GLU:HB3	2.18	0.44
37:DO:98:VAL:HG13	37:DO:118:ALA:HA	2.00	0.44
40:DR:35:THR:HG23	40:DR:113:LEU:CD1	2.47	0.44
40:DR:27:SER:O	40:DR:28:LEU:C	2.55	0.44
42:DT:88:ILE:CG2	42:DT:89:VAL:N	2.77	0.44
47:DY:30:VAL:HG12	47:DY:32:PRO:HB3	1.98	0.44
1:AA:1189:C:H5''	3:AC:5:ILE:CG2	2.47	0.44
1:AA:1256:A:H61	1:AA:1278:U:C1'	2.30	0.44
1:AA:1405:G:O4'	1:AA:1519:A:H4'	2.17	0.44
1:AA:296:U:O2'	1:AA:297:G:H5'	2.17	0.44
1:AA:299:G:C5	1:AA:300:A:C6	3.06	0.44
1:AA:364:A:H2'	1:AA:365:U:O2	2.17	0.44
1:AA:839:U:O2	1:AA:839:U:C2'	2.65	0.44
1:AA:840:C:H5''	1:AA:841:U:OP1	2.18	0.44
3:AC:139:GLN:HG3	3:AC:143:GLU:CD	2.37	0.44
3:AC:94:LEU:HD12	3:AC:94:LEU:C	2.38	0.44
4:AD:68:TYR:OH	4:AD:98:GLU:OE1	2.29	0.44
5:AE:40:ARG:HG2	5:AE:40:ARG:HH11	1.81	0.44
7:AG:105:VAL:O	7:AG:105:VAL:HG12	2.18	0.44
8:AH:44:PHE:CE2	8:AH:109:ILE:HG21	2.48	0.44
9:AI:113:LYS:NZ	9:AI:119:ALA:HB1	2.33	0.44
9:AI:9:ARG:HA	9:AI:13:ALA:O	2.18	0.44
9:AI:26:VAL:HG12	9:AI:27:THR:N	2.31	0.44
10:AJ:49:VAL:CG2	10:AJ:50:ILE:N	2.80	0.44
12:AL:24:LEU:O	12:AL:26:GLY:N	2.50	0.44
13:AM:69:GLU:O	13:AM:70:LEU:HB2	2.18	0.44
13:AM:93:ARG:CA	13:AM:93:ARG:NE	2.80	0.44
15:AO:35:ARG:NH1	15:AO:59:MET:SD	2.90	0.44
17:AQ:7:THR:CG2	17:AQ:58:GLU:HG2	2.30	0.44
20:AT:89:ARG:HB2	20:AT:104:LEU:CD1	2.48	0.44
21:AU:24:ARG:O	21:AU:25:LYS:CB	2.62	0.44
25:AY:2:G:C6	25:AY:71:A:C2	3.05	0.44
25:AY:63:C:H2'	25:AY:64:G:C8	2.53	0.44
57:B8:21:LYS:HD3	57:B8:48:PHE:HZ	1.81	0.44
27:BA:1109:C:H5	27:BA:1110:G:C5	2.35	0.44
27:BA:1593:G:H3'	27:BA:1594:G:H5''	1.96	0.44
27:BA:1274:A:H2	27:BA:1644:C:O2	2.00	0.44

Continued on next page...

Continued from previous page...

Atom-1	Atom-2	Interatomic distance (Å)	Clash overlap (Å)
27:BA:1953:A:H2'	27:BA:1954:G:H5'	2.00	0.44
27:BA:2001:A:H2'	27:BA:2002:G:C8	2.52	0.44
27:BA:2151:G:H2'	27:BA:2152:G:H8	1.81	0.44
27:BA:2528:U:H2'	27:BA:2530:A:O5'	2.17	0.44
27:BA:2543:G:C6	27:BA:2544:G:C6	3.06	0.44
27:BA:2626:C:H2'	27:BA:2627:G:O4'	2.18	0.44
27:BA:264:C:O2'	27:BA:265:A:H2'	2.17	0.44
27:BA:742:G:H2'	27:BA:743:G:H8	1.83	0.44
27:BA:917:A:N1	28:BB:80:U:H4'	2.32	0.44
28:BB:38:C:C6	28:BB:38:C:C3'	3.01	0.44
30:BD:28:GLU:N	30:BD:28:GLU:OE1	2.50	0.44
31:BE:1:MET:O	31:BE:84:PHE:HB2	2.17	0.44
32:BF:156:LEU:HD21	32:BF:163:VAL:CG1	2.47	0.44
35:BI:48:GLU:O	35:BI:50:ARG:N	2.50	0.44
37:BO:116:SER:OG	37:BO:117:LEU:N	2.50	0.44
38:BP:47:ASP:N	38:BP:51:PHE:HD2	2.14	0.44
39:BQ:2:LEU:CD1	39:BQ:69:PHE:HE1	2.29	0.44
40:BR:18:LEU:HD13	40:BR:19:ALA:N	2.32	0.44
42:BT:28:VAL:HG11	42:BT:46:GLU:CG	2.46	0.44
45:BW:12:ILE:CD1	45:BW:17:VAL:HG12	2.47	0.44
45:BW:90:ARG:CG	45:BW:90:ARG:HH11	2.31	0.44
45:BW:13:SER:HA	45:BW:99:ARG:HB2	1.99	0.44
48:BZ:69:LEU:HD11	48:BZ:132:ILE:HD13	1.98	0.44
1:CA:1014:A:H5'	19:CS:14:HIS:CD2	2.52	0.44
1:CA:1006:C:H42	1:CA:1024:G:H21	1.65	0.44
1:CA:105:G:H2'	1:CA:106:C:C6	2.53	0.44
1:CA:1181:G:H2'	1:CA:1182:G:N9	2.32	0.44
1:CA:1353:G:N2	1:CA:1370:G:C2	2.86	0.44
1:CA:1457:G:H2'	1:CA:1458:G:H8	1.82	0.44
1:CA:222:U:N3	1:CA:223:U:C4	2.85	0.44
1:CA:251:G:N2	1:CA:253:U:C5	2.86	0.44
1:CA:966:G:C2	59:CX:34:C:H5'	2.52	0.44
2:CB:95:GLN:CB	2:CB:148:TYR:HD1	2.31	0.44
2:CB:87:ARG:HE	2:CB:233:SER:HB2	1.81	0.44
2:CB:54:THR:HG23	2:CB:199:TYR:HB3	1.98	0.44
3:CC:92:ALA:HA	3:CC:99:VAL:HG11	2.00	0.44
5:CE:88:LYS:HG2	5:CE:89:ILE:N	2.32	0.44
8:CH:31:PHE:HZ	8:CH:134:ILE:HD11	1.83	0.44
8:CH:17:THR:HA	8:CH:65:TYR:OH	2.17	0.44
1:CA:1347:G:C8	9:CI:107:ARG:HB3	2.52	0.44
11:CK:29:ILE:HD12	11:CK:43:SER:O	2.17	0.44

Continued on next page...

Continued from previous page...

Atom-1	Atom-2	Interatomic distance (Å)	Clash overlap (Å)
13:CM:6:GLY:O	13:CM:7:VAL:HG23	2.17	0.44
13:CM:66:LEU:O	13:CM:70:LEU:CB	2.65	0.44
15:CO:37:ASN:H	15:CO:37:ASN:ND2	2.16	0.44
18:CR:56:THR:HG21	18:CR:63:GLN:HE22	1.81	0.44
27:DA:2884:U:C2	54:D5:51:TYR:CE1	3.05	0.44
55:D6:40:CYS:HA	55:D6:46:HIS:CB	2.44	0.44
56:D7:24:THR:HG23	56:D7:27:GLY:CA	2.45	0.44
38:DP:49:ARG:CD	57:D8:58:ILE:HG21	2.41	0.44
58:D9:2:LYS:HA	58:D9:34:GLN:HA	1.99	0.44
27:DA:1025:G:C4	27:DA:1135:C:H1'	2.52	0.44
27:DA:1313:U:H2'	27:DA:1610:A:C2	2.52	0.44
27:DA:1700:A:H2'	27:DA:1701:A:O5'	2.17	0.44
27:DA:2199:A:N7	27:DA:2225:A:C6	2.86	0.44
27:DA:2336:A:N3	27:DA:2385:C:H1'	2.33	0.44
27:DA:2832:U:O4	27:DA:2883:A:H5''	2.18	0.44
27:DA:324:A:C2	27:DA:325:G:H1'	2.53	0.44
27:DA:666:G:OP1	38:DP:47:ASP:O	2.36	0.44
27:DA:828:U:C5	27:DA:829:A:N6	2.86	0.44
27:DA:969:U:P	52:D3:17:LYS:NZ	2.87	0.44
28:DB:27:C:H1'	28:DB:28:C:OP1	2.17	0.44
29:DC:25:ALA:O	29:DC:26:ALA:C	2.55	0.44
29:DC:49:ILE:HD12	29:DC:49:ILE:N	2.13	0.44
30:DD:145:VAL:HB	30:DD:155:LEU:HB2	2.00	0.44
27:DA:773:U:H4'	30:DD:47:GLY:HA3	1.99	0.44
31:DE:144:ARG:HB3	31:DE:145:LYS:H	1.58	0.44
31:DE:167:VAL:CG1	31:DE:170:LEU:HD11	2.46	0.44
31:DE:51:PHE:CD1	31:DE:52:LEU:N	2.86	0.44
32:DF:116:ASP:OD1	32:DF:119:ARG:NH2	2.50	0.44
32:DF:155:LEU:HD12	32:DF:174:VAL:HB	1.99	0.44
33:DG:47:LYS:HE2	33:DG:81:LYS:HD2	1.99	0.44
33:DG:5:VAL:O	33:DG:8:LYS:HB2	2.17	0.44
33:DG:88:ILE:CG1	33:DG:89:GLY:N	2.80	0.44
34:DH:158:HIS:NE2	34:DH:170:ARG:CA	2.79	0.44
35:DI:115:ALA:HB3	35:DI:128:LEU:C	2.37	0.44
35:DI:114:LEU:HD23	35:DI:130:TYR:HB2	1.99	0.44
35:DI:61:ARG:C	35:DI:63:ALA:H	2.20	0.44
36:DN:28:THR:HG23	36:DN:29:LYS:N	2.32	0.44
27:DA:631:A:HO2'	38:DP:67:MET:HB3	1.83	0.44
39:DQ:108:GLY:O	39:DQ:109:VAL:HG23	2.18	0.44
40:DR:14:SER:O	40:DR:15:SER:C	2.55	0.44
42:DT:31:SER:HB2	42:DT:32:TYR:CE2	2.52	0.44

Continued on next page...

Continued from previous page...

Atom-1	Atom-2	Interatomic distance (Å)	Clash overlap (Å)
43:DU:81:HIS:CD2	43:DU:117:GLN:NE2	2.85	0.44
47:DY:8:LYS:CE	47:DY:72:VAL:HG23	2.37	0.44
48:DZ:4:LEU:HG	48:DZ:5:LYS:N	2.32	0.44
1:AA:1370:G:O2'	1:AA:1371:G:H5'	2.17	0.44
1:AA:1522:U:H2'	1:AA:1523:G:H8	1.83	0.44
1:AA:628:G:C2'	1:AA:629:G:H5'	2.48	0.44
1:AA:796:C:O2'	1:AA:797:C:H5'	2.18	0.44
1:AA:956:U:C2'	1:AA:957:U:H5'	2.47	0.44
3:AC:73:PRO:CG	3:AC:105:GLU:HG3	2.48	0.44
4:AD:180:GLY:HA3	4:AD:182:LYS:HE2	1.99	0.44
4:AD:25:ARG:NH1	4:AD:30:LYS:O	2.48	0.44
4:AD:80:GLU:O	4:AD:84:LYS:HE2	2.18	0.44
7:AG:65:ALA:HB1	7:AG:127:ALA:CB	2.47	0.44
12:AL:72:HIS:CB	12:AL:99:ARG:HH12	2.31	0.44
13:AM:88:ARG:HG3	13:AM:98:VAL:CG1	2.48	0.44
16:AP:18:ARG:HA	16:AP:38:TYR:HA	1.98	0.44
16:AP:76:GLN:CG	16:AP:76:GLN:O	2.66	0.44
17:AQ:50:LYS:HE3	17:AQ:51:TYR:CE1	2.49	0.44
6:AF:7:ASN:ND2	18:AR:34:TYR:CE1	2.86	0.44
19:AS:16:LEU:HB3	19:AS:20:LEU:HD12	2.00	0.44
23:AW:43:C:O2	23:AW:43:C:H2'	2.17	0.44
50:B1:19:GLN:HB3	50:B1:35:THR:HG22	1.99	0.44
51:B2:46:GLN:NE2	51:B2:49:LYS:HD2	2.32	0.44
27:BA:1477:A:H2	27:BA:1557:C:O2'	2.01	0.44
27:BA:1689:A:N6	27:BA:1698:A:H2	2.10	0.44
27:BA:1698:A:N9	27:BA:1700:A:H5''	2.32	0.44
27:BA:1879:C:C3'	27:BA:1880:C:H5''	2.44	0.44
27:BA:2276:G:C2	27:BA:2277:G:C8	3.06	0.44
27:BA:2574:G:H2'	27:BA:2575:C:O4'	2.17	0.44
27:BA:27:G:N2	27:BA:512:G:O2'	2.50	0.44
27:BA:2835:A:N6	27:BA:2878:U:H2'	2.33	0.44
27:BA:297:C:H2'	27:BA:298:G:O4'	2.17	0.44
27:BA:473:G:P	27:BA:508:G:H22	2.40	0.44
27:BA:510:C:C2'	27:BA:511:U:H5'	2.48	0.44
27:BA:673:C:H5'	32:BF:54:ARG:NH1	2.32	0.44
27:BA:835:A:N6	27:BA:836:G:C6	2.86	0.44
27:BA:958:U:OP2	39:BQ:14:ARG:NH1	2.50	0.44
28:BB:49:C:H2'	28:BB:50:G:C8	2.51	0.44
28:BB:31:C:H2'	28:BB:53:A:H61	1.82	0.44
31:BE:69:LYS:O	31:BE:70:ALA:C	2.53	0.44
33:BG:106:LEU:HA	33:BG:110:ALA:CB	2.43	0.44

Continued on next page...

Continued from previous page...

Atom-1	Atom-2	Interatomic distance (Å)	Clash overlap (Å)
34:BH:123:PHE:CD2	34:BH:133:VAL:HG22	2.53	0.44
34:BH:137:ASP:HB3	34:BH:140:LYS:HB3	2.00	0.44
34:BH:94:TYR:CD2	34:BH:107:VAL:HB	2.53	0.44
35:BI:58:LEU:O	35:BI:58:LEU:HG	2.18	0.44
36:BN:16:ILE:HG23	36:BN:54:VAL:HA	1.98	0.44
36:BN:1:MET:O	36:BN:2:LYS:HG3	2.17	0.44
41:BS:30:ARG:HG3	41:BS:30:ARG:O	2.17	0.44
42:BT:125:ARG:O	42:BT:126:ALA:C	2.56	0.44
42:BT:32:TYR:HB2	42:BT:33:LYS:H	1.50	0.44
43:BU:98:LEU:O	43:BU:101:ARG:O	2.36	0.44
43:BU:92:ARG:NH1	44:BV:11:GLN:HG3	2.33	0.44
44:BV:40:LEU:HA	44:BV:40:LEU:HD23	1.67	0.44
44:BV:21:ARG:HG3	44:BV:93:GLU:HB2	1.99	0.44
47:BY:28:LYS:HB2	47:BY:38:ILE:H	1.82	0.44
48:BZ:125:VAL:CG2	48:BZ:126:LYS:N	2.75	0.44
1:CA:1005:A:N6	1:CA:1025:U:H5'	2.33	0.44
1:CA:1222:G:OP2	1:CA:1322:C:N4	2.50	0.44
1:CA:1427:U:H2'	1:CA:1428:A:C8	2.52	0.44
1:CA:346:G:C2'	1:CA:346:G:N3	2.81	0.44
1:CA:504:C:O2	1:CA:542:G:C2	2.70	0.44
1:CA:543:C:O2'	1:CA:544:G:H5'	2.17	0.44
1:CA:751:U:H4'	15:CO:24:SER:CB	2.40	0.44
1:CA:827:U:C2	1:CA:874:G:N2	2.86	0.44
1:CA:97:G:O2'	1:CA:98:G:P	2.76	0.44
3:CC:195:VAL:CG1	3:CC:196:LEU:N	2.81	0.44
3:CC:33:LEU:O	3:CC:37:GLN:HG2	2.18	0.44
4:CD:61:LYS:C	4:CD:61:LYS:HD3	2.38	0.44
9:CI:47:LEU:N	9:CI:47:LEU:CD1	2.80	0.44
13:CM:81:LEU:O	13:CM:89:GLY:HA3	2.17	0.44
15:CO:29:VAL:HG12	15:CO:85:LEU:HD11	1.99	0.44
16:CP:48:TRP:O	16:CP:48:TRP:HE3	2.00	0.44
16:CP:82:GLN:O	16:CP:84:ALA:N	2.50	0.44
17:CQ:36:ILE:CG1	17:CQ:37:LYS:N	2.81	0.44
19:CS:35:SER:C	19:CS:37:ARG:N	2.71	0.44
55:D6:22:ALA:HB2	55:D6:39:TYR:CE2	2.53	0.44
27:DA:1038:C:H2'	27:DA:1039:G:H8	1.82	0.44
27:DA:1186:G:H2'	27:DA:1187:G:O4'	2.18	0.44
27:DA:1279:G:H2'	27:DA:1280:G:C8	2.52	0.44
27:DA:1421:G:C2	27:DA:1422:G:N7	2.86	0.44
27:DA:1645:G:H5''	27:DA:1646:C:C5'	2.41	0.44
27:DA:1794:U:C2	27:DA:1795:C:C5	3.06	0.44

Continued on next page...

Continued from previous page...

Atom-1	Atom-2	Interatomic distance (Å)	Clash overlap (Å)
27:DA:1993:U:H2'	27:DA:1994:C:O4'	2.18	0.44
27:DA:225:A:H2'	27:DA:226:G:C5'	2.46	0.44
27:DA:2392:A:H2	27:DA:2424:C:N4	2.14	0.44
27:DA:2393:A:H4'	38:DP:60:MET:O	2.18	0.44
27:DA:2453:A:H2'	27:DA:2454:G:C8	2.52	0.44
27:DA:12:U:O2	27:DA:2627:G:P	2.76	0.44
27:DA:2821:A:H2'	27:DA:2822:G:O4'	2.18	0.44
27:DA:286:C:H1'	27:DA:356:G:N2	2.32	0.44
27:DA:52:A:O2'	27:DA:53:A:H5'	2.18	0.44
28:DB:29:A:H2'	28:DB:30:C:H6	1.76	0.44
28:DB:55:U:O2'	33:DG:27:ASN:CB	2.55	0.44
28:DB:87:G:N1	28:DB:91:C:N4	2.65	0.44
29:DC:37:PHE:CG	29:DC:39:GLU:HG3	2.53	0.44
30:DD:28:GLU:CD	30:DD:28:GLU:H	2.21	0.44
32:DF:53:THR:C	32:DF:55:GLY:H	2.20	0.44
32:DF:89:VAL:O	32:DF:91:GLY:N	2.45	0.44
34:DH:153:LYS:HG2	34:DH:155:SER:O	2.18	0.44
35:DI:99:GLU:O	35:DI:103:ARG:HG2	2.18	0.44
27:DA:587:C:H3'	38:DP:33:ARG:NH2	2.33	0.44
27:DA:832:G:OP1	38:DP:40:SER:HB3	2.18	0.44
38:DP:86:LYS:HB2	38:DP:117:GLU:O	2.17	0.44
38:DP:7:ARG:N	38:DP:8:PRO:CD	2.61	0.44
39:DQ:25:ASP:O	39:DQ:26:TYR:HB3	2.17	0.44
39:DQ:75:THR:CG2	39:DQ:76:LYS:N	2.80	0.44
40:DR:74:LYS:CD	40:DR:77:ARG:HH21	2.30	0.44
42:DT:46:GLU:CD	42:DT:88:ILE:HD11	2.37	0.44
43:DU:98:LEU:HD11	44:DV:4:ILE:CD1	2.41	0.44
45:DW:14:PRO:O	45:DW:15:ARG:C	2.56	0.44
46:DX:84:ALA:HB3	46:DX:87:GLN:OE1	2.18	0.44
47:DY:2:ARG:HA	47:DY:5:MET:CE	2.48	0.44
1:AA:1086:U:H2'	1:AA:1087:G:H8	1.83	0.44
1:AA:975:A:N6	1:AA:1367:C:O4'	2.50	0.44
1:AA:1442(B):A:N3	1:AA:1442(B):A:H2'	2.33	0.44
1:AA:1499:A:H5'	1:AA:1499:A:C8	2.45	0.44
1:AA:439:A:H2'	1:AA:441:A:O4'	2.17	0.44
1:AA:644:G:O2'	1:AA:645:C:H5'	2.18	0.44
4:AD:100:ARG:O	4:AD:104:VAL:HG23	2.17	0.44
4:AD:147:ALA:HB2	4:AD:182:LYS:CA	2.48	0.44
4:AD:206:PHE:O	4:AD:206:PHE:CG	2.71	0.44
10:AJ:85:LEU:C	10:AJ:87:THR:H	2.20	0.44
13:AM:15:VAL:O	13:AM:19:LEU:CD2	2.64	0.44

Continued on next page...

Continued from previous page...

Atom-1	Atom-2	Interatomic distance (Å)	Clash overlap (Å)
13:AM:40:ASN:O	13:AM:42:ALA:N	2.51	0.44
15:AO:26:GLU:HG2	15:AO:77:ARG:NH1	2.33	0.44
20:AT:100:ILE:HG22	20:AT:101:GLY:N	2.33	0.44
23:AW:11:C:O5'	23:AW:11:C:H6	2.00	0.44
25:AY:71:A:H2'	25:AY:72:G:C8	2.53	0.44
53:B4:65:CYS:O	53:B4:67:PRO:HD3	2.17	0.44
27:BA:1191:G:H2'	27:BA:1192:G:O4'	2.17	0.44
27:BA:1839:G:C8	27:BA:1839:G:H5'	2.52	0.44
27:BA:2199:A:C5'	27:BA:2200:C:OP2	2.63	0.44
27:BA:2289:G:H2'	27:BA:2290:G:H5'	2.00	0.44
27:BA:2389:G:H5''	27:BA:2390:U:H5'	1.99	0.44
27:BA:2428:G:H5''	27:BA:2429:G:O5'	2.18	0.44
27:BA:271(S):G:O2'	27:BA:271(T):C:H5''	2.15	0.44
27:BA:487:C:H2'	27:BA:488:G:H8	1.83	0.44
27:BA:64:A:H2'	27:BA:65:C:O4'	2.18	0.44
27:BA:883:G:N2	27:BA:894:C:C2	2.86	0.44
28:BB:55:U:H2'	28:BB:56:G:H8	1.82	0.44
31:BE:59:VAL:CG2	31:BE:60:ASN:N	2.72	0.44
33:BG:173:LEU:HA	33:BG:176:LEU:HD12	2.00	0.44
33:BG:58:GLN:HG3	33:BG:59:GLU:N	2.32	0.44
36:BN:133:GLN:O	36:BN:134:ARG:CB	2.64	0.44
37:BO:26:LYS:O	37:BO:27:GLY:O	2.36	0.44
39:BQ:12:GLN:HE21	39:BQ:73:PRO:HD3	1.82	0.44
40:BR:45:ARG:HA	40:BR:95:THR:HG21	1.98	0.44
41:BS:36:TYR:HD1	41:BS:36:TYR:N	2.14	0.44
46:BX:26:TYR:CD2	46:BX:92:LEU:HD12	2.51	0.44
48:BZ:152:SER:H	48:BZ:166:PRO:HB3	1.82	0.44
1:CA:1067:A:N3	1:CA:1068:G:H1'	2.33	0.44
1:CA:1228:C:H2'	1:CA:1229:A:C8	2.53	0.44
1:CA:1413:A:C2	1:CA:1488:G:C2	3.06	0.44
1:CA:160:A:H4'	1:CA:344:A:C2	2.53	0.44
1:CA:445:G:C6	1:CA:490:G:C6	3.06	0.44
1:CA:59:A:C5'	1:CA:60:A:H5''	2.47	0.44
1:CA:948:C:P	13:CM:109:THR:HG1	2.39	0.44
3:CC:123:GLN:O	3:CC:126:ARG:N	2.50	0.44
3:CC:136:GLN:O	3:CC:140:ARG:HB2	2.18	0.44
3:CC:87:LEU:C	3:CC:89:GLU:N	2.69	0.44
4:CD:57:ARG:HE	4:CD:205:GLU:HB3	1.82	0.44
5:CE:76:ILE:HG13	5:CE:77:PRO:CD	2.48	0.44
6:CF:82:ARG:O	6:CF:85:VAL:HB	2.18	0.44
8:CH:58:TYR:O	8:CH:59:LEU:HD23	2.17	0.44

Continued on next page...

Continued from previous page...

Atom-1	Atom-2	Interatomic distance (Å)	Clash overlap (Å)
11:CK:66:LEU:O	11:CK:67:ASP:C	2.56	0.44
12:CL:80:VAL:HG13	12:CL:97:ILE:HG23	1.99	0.44
14:CN:3:ARG:CG	14:CN:3:ARG:O	2.55	0.44
15:CO:39:LEU:O	15:CO:39:LEU:HD22	2.18	0.44
16:CP:8:ARG:HB2	16:CP:17:TYR:CD2	2.53	0.44
1:CA:193:C:O4'	20:CT:60:GLU:CD	2.56	0.44
52:D3:13:ILE:N	52:D3:13:ILE:HD12	2.32	0.44
27:DA:1652:A:N6	27:DA:1653:G:N2	2.65	0.44
27:DA:197:A:H8	27:DA:197:A:H5'	1.79	0.44
27:DA:2249:U:H5''	27:DA:2250:G:OP2	2.17	0.44
27:DA:271(X):G:H2'	27:DA:271(Y):U:C5	2.53	0.44
27:DA:2721:A:H1'	27:DA:2873:A:HO2'	1.80	0.44
27:DA:2808:U:O2	27:DA:2892:A:C6	2.71	0.44
27:DA:2873:A:H3'	27:DA:2874:C:H6	1.82	0.44
27:DA:324:A:N7	27:DA:339:U:H1'	2.32	0.44
27:DA:743:G:O2'	27:DA:744:G:H5'	2.18	0.44
28:DB:34:U:O2	28:DB:44:G:O6	2.35	0.44
28:DB:5:C:P	28:DB:61:G:HO2'	2.38	0.44
29:DC:68:LEU:HD22	29:DC:179:SER:CA	2.47	0.44
29:DC:36:LYS:HB2	29:DC:36:LYS:HZ2	1.83	0.44
29:DC:82:LYS:O	29:DC:86:ALA:HB2	2.17	0.44
30:DD:45:ASN:C	30:DD:46:GLN:OE1	2.56	0.44
31:DE:1:MET:O	31:DE:2:LYS:C	2.54	0.44
32:DF:2:LYS:CE	32:DF:119:ARG:HG3	2.43	0.44
27:DA:320:A:C2'	32:DF:136:THR:HG21	2.48	0.44
33:DG:61:ALA:HA	33:DG:64:THR:HG22	2.00	0.44
34:DH:126:PRO:O	34:DH:127:GLU:CB	2.64	0.44
35:DI:77:LEU:HD13	35:DI:105:HIS:CE1	2.52	0.44
38:DP:98:GLU:HG3	38:DP:99:LEU:N	2.32	0.44
41:DS:17:ARG:O	41:DS:18:ILE:HB	2.18	0.44
42:DT:54:ARG:HA	42:DT:59:THR:CG2	2.47	0.44
43:DU:91:ASP:C	43:DU:92:ARG:HD3	2.38	0.44
44:DV:28:GLU:HB3	44:DV:29:PRO:CD	2.45	0.44
45:DW:6:ILE:HD11	45:DW:104:THR:CG2	2.47	0.44
46:DX:64:LYS:HD3	46:DX:73:ARG:NE	2.33	0.44
47:DY:27:VAL:CA	47:DY:28:LYS:HD3	2.47	0.44
47:DY:3:VAL:N	47:DY:5:MET:HE2	2.26	0.44
1:AA:1002:G:C2	1:AA:1003:G:N3	2.85	0.44
1:AA:1019:C:O2'	1:AA:1020:U:H5'	2.18	0.44
1:AA:1128:C:N4	1:AA:1139:G:N3	2.66	0.44
1:AA:1129:C:H5''	1:AA:1139:G:O6	2.17	0.44

Continued on next page...

Continued from previous page...

Atom-1	Atom-2	Interatomic distance (Å)	Clash overlap (Å)
1:AA:1129:C:H41	1:AA:1135:U:H3	1.64	0.44
1:AA:1483:A:H1'	27:BA:1948:G:H1'	2.00	0.44
1:AA:503:C:O2'	1:AA:504:C:H5'	2.18	0.44
1:AA:563:A:C8	1:AA:567:G:O4'	2.71	0.44
1:AA:826:C:H2'	1:AA:827:U:H6	1.82	0.44
2:AB:154:LEU:HB2	2:AB:155:LEU:H	1.54	0.44
2:AB:155:LEU:C	2:AB:155:LEU:HD22	2.37	0.44
3:AC:70:VAL:CG1	3:AC:71:ALA:N	2.81	0.44
4:AD:173:TRP:HA	4:AD:187:ARG:HH12	1.83	0.44
4:AD:46:LYS:O	4:AD:47:ARG:C	2.55	0.44
1:AA:16:A:H1'	5:AE:17:ALA:O	2.18	0.44
5:AE:57:LYS:O	5:AE:60:TYR:HB3	2.18	0.44
6:AF:21:LEU:O	6:AF:24:GLU:CG	2.65	0.44
7:AG:81:GLY:C	7:AG:83:ALA:H	2.19	0.44
9:AI:114:TYR:N	9:AI:114:TYR:CD2	2.85	0.44
9:AI:23:ASN:ND2	9:AI:23:ASN:N	2.66	0.44
10:AJ:3:LYS:HD2	10:AJ:77:PRO:HG2	1.98	0.44
10:AJ:63:PHE:N	10:AJ:63:PHE:CD2	2.85	0.44
16:AP:28:ARG:NH1	16:AP:29:ASP:OD2	2.50	0.44
16:AP:75:ARG:O	16:AP:77:ALA:N	2.50	0.44
17:AQ:55:ASP:HB3	17:AQ:76:LEU:CD1	2.48	0.44
18:AR:59:SER:HB3	18:AR:62:GLU:CD	2.37	0.44
20:AT:37:SER:O	20:AT:41:ILE:HG12	2.18	0.44
23:AW:15:G:H2'	23:AW:58:A:N1	2.32	0.44
23:AW:67:C:H2'	23:AW:68:C:C6	2.53	0.44
24:AX:48:C:C4	24:AX:59:A:C8	3.05	0.44
49:B0:48:GLY:HA3	49:B0:80:HIS:HD1	1.82	0.44
51:B2:13:ALA:HA	51:B2:16:LEU:CD1	2.46	0.44
57:B8:22:VAL:O	57:B8:49:VAL:HG22	2.18	0.44
27:BA:1257:C:H2'	27:BA:1258:C:H6	1.83	0.44
27:BA:1313:U:H3'	27:BA:1313:U:O2	2.18	0.44
27:BA:1336:A:H2'	27:BA:1337:G:C8	2.53	0.44
27:BA:1509(A):A:H2'	27:BA:1509(B):A:H8	1.81	0.44
27:BA:1789:A:O2'	27:BA:1790:C:H5'	2.17	0.44
27:BA:1800:C:P	30:BD:266:SER:HG	2.40	0.44
27:BA:1817:G:C5	27:BA:1818:U:C5	3.06	0.44
27:BA:2062:A:O2'	27:BA:2063:C:H5'	2.17	0.44
27:BA:2083:G:C5	27:BA:2084:C:C4	3.05	0.44
27:BA:2349:G:H5'	27:BA:2349:G:C8	2.47	0.44
27:BA:428:A:H5'	27:BA:429:A:OP2	2.17	0.44
27:BA:807:U:C2	27:BA:808:G:C8	3.06	0.44

Continued on next page...

Continued from previous page...

Atom-1	Atom-2	Interatomic distance (Å)	Clash overlap (Å)
28:BB:38:C:H3'	28:BB:38:C:C6	2.52	0.44
28:BB:62:C:H6	28:BB:62:C:O5'	2.00	0.44
29:BC:42:GLU:H	29:BC:213:TYR:CA	2.31	0.44
30:BD:13:ARG:NH1	30:BD:16:MET:SD	2.90	0.44
30:BD:95:LEU:HD13	30:BD:97:TYR:HE1	1.81	0.44
31:BE:77:ILE:HG23	31:BE:78:LEU:CD2	2.46	0.44
32:BF:194:MET:HE1	32:BF:199:TRP:HD1	1.82	0.44
36:BN:18:ALA:HB2	36:BN:54:VAL:CG1	2.48	0.44
36:BN:18:ALA:HB3	36:BN:56:ASN:O	2.17	0.44
27:BA:1140:C:P	36:BN:66:LYS:HZ3	2.41	0.44
38:BP:147:LEU:O	38:BP:148:LEU:CB	2.65	0.44
38:BP:85:LEU:HD22	38:BP:120:ALA:HB2	1.99	0.44
38:BP:96:THR:O	38:BP:97:PRO:O	2.36	0.44
39:BQ:28:ALA:O	39:BQ:29:PHE:CB	2.62	0.44
44:BV:35:LEU:C	44:BV:37:VAL:HG22	2.38	0.44
47:BY:18:GLY:O	47:BY:21:LYS:N	2.40	0.44
47:BY:8:LYS:HE2	47:BY:73:ARG:HA	1.98	0.44
47:BY:7:VAL:HG11	47:BY:8:LYS:HZ1	1.82	0.44
1:CA:1073:U:H2'	1:CA:1074:G:H8	1.82	0.44
1:CA:108:G:O6	20:CT:15:ARG:HD2	2.18	0.44
1:CA:1085:U:O4'	1:CA:1094:G:C2	2.71	0.44
1:CA:1109:C:O2'	1:CA:1110:A:H5'	2.17	0.44
1:CA:1162:C:H2'	1:CA:1163:C:H6	1.79	0.44
1:CA:1178:G:C8	9:CI:97:LYS:HE3	2.53	0.44
1:CA:1226:C:OP2	13:CM:91:ARG:NH1	2.51	0.44
1:CA:1348:U:H4'	9:CI:120:ARG:NH1	2.31	0.44
1:CA:256:U:H2'	1:CA:257:G:O4'	2.18	0.44
1:CA:555:C:H2'	1:CA:556:C:C5	2.51	0.44
1:CA:612:C:O2'	1:CA:613:C:H5'	2.17	0.44
1:CA:694:A:H5''	7:CG:85:TYR:OH	2.18	0.44
1:CA:900:A:H2'	1:CA:901:A:C8	2.52	0.44
1:CA:93:G:N1	1:CA:96:U:C2	2.86	0.44
2:CB:107:THR:HG23	2:CB:110:GLN:NE2	2.33	0.44
2:CB:172:ILE:HD12	2:CB:172:ILE:N	2.17	0.44
2:CB:22:LYS:N	2:CB:40:HIS:NE2	2.64	0.44
2:CB:76:GLN:O	2:CB:208:ILE:HG12	2.18	0.44
9:CI:125:TYR:HD2	9:CI:126:SER:N	2.08	0.44
9:CI:5:TYR:CD2	9:CI:18:PHE:HE2	2.32	0.44
9:CI:20:ARG:HH11	9:CI:20:ARG:CG	2.27	0.44
16:CP:39:TYR:CZ	16:CP:41:PRO:HB3	2.53	0.44
11:CK:111:ASP:HA	18:CR:84:LYS:HG3	1.98	0.44

Continued on next page...

Continued from previous page...

Atom-1	Atom-2	Interatomic distance (Å)	Clash overlap (Å)
19:CS:12:ASP:O	19:CS:15:LEU:HD23	2.17	0.44
20:CT:71:THR:C	20:CT:72:LEU:O	2.54	0.44
59:CX:18:G:C2	59:CX:58:A:C4	3.06	0.44
59:CX:48:C:C4	59:CX:59:A:C8	3.06	0.44
25:CY:71:A:C2'	25:CY:72:G:H5'	2.46	0.44
27:DA:2392:A:OP2	57:D8:31:HIS:HE1	2.01	0.44
55:D6:10:LEU:HD12	57:D8:34:TRP:CD1	2.52	0.44
27:DA:1603:A:C8	27:DA:1603:A:H5'	2.53	0.44
27:DA:17:G:H4'	43:DU:25:TRP:CH2	2.53	0.44
27:DA:2012:G:O3'	45:DW:96:ILE:CD1	2.62	0.44
27:DA:2314:C:H2'	27:DA:2315:G:C8	2.53	0.44
27:DA:2392:A:H2'	27:DA:2393:A:O4'	2.16	0.44
27:DA:631:A:H2	27:DA:2403:C:O2	2.00	0.44
27:DA:2400:G:N2	27:DA:2417:C:C2	2.85	0.44
27:DA:2531:A:C6	27:DA:2532:G:C5	3.06	0.44
27:DA:2687:U:H2'	27:DA:2688:U:C5'	2.47	0.44
27:DA:500:G:C2	27:DA:502:A:H3'	2.52	0.44
27:DA:81:G:N2	27:DA:106:C:C2	2.86	0.44
28:DB:52:A:O2'	28:DB:53:A:H8	1.98	0.44
29:DC:41:VAL:O	29:DC:178:ALA:CB	2.66	0.44
29:DC:99:ILE:HA	29:DC:103:ILE:CB	2.48	0.44
30:DD:127:VAL:HA	30:DD:193:VAL:HG13	2.00	0.44
30:DD:127:VAL:HG13	30:DD:127:VAL:O	2.17	0.44
30:DD:17:THR:O	30:DD:211:ARG:NH2	2.49	0.44
30:DD:63:ARG:N	30:DD:63:ARG:HD3	2.33	0.44
33:DG:54:GLU:OE1	33:DG:57:ALA:HB2	2.17	0.44
31:DE:151:TYR:HD1	36:DN:79:PRO:CG	2.30	0.44
36:DN:91:LEU:HD23	36:DN:95:PRO:CB	2.47	0.44
38:DP:85:LEU:H	38:DP:85:LEU:HD22	1.82	0.44
42:DT:28:VAL:HG21	42:DT:88:ILE:CD1	2.48	0.44
43:DU:74:LEU:HD12	43:DU:78:THR:CB	2.45	0.44
45:DW:62:HIS:O	45:DW:63:ASP:C	2.56	0.44
47:DY:4:LYS:O	47:DY:5:MET:O	2.35	0.44
47:DY:75:ILE:HG13	47:DY:80:GLY:H	1.83	0.44
1:AA:245:C:O2	1:AA:283:C:N3	2.51	0.44
1:AA:29:G:H5'	1:AA:296:U:OP1	2.18	0.44
1:AA:382:A:C2	1:AA:383:A:C4	3.05	0.44
1:AA:584:G:H2'	1:AA:585:G:H8	1.83	0.44
1:AA:830:G:O2'	1:AA:831:U:H5'	2.17	0.44
2:AB:118:LEU:HD13	2:AB:142:LEU:HB2	2.00	0.44
2:AB:167:PRO:O	2:AB:171:ALA:N	2.51	0.44

Continued on next page...

Continued from previous page...

Atom-1	Atom-2	Interatomic distance (Å)	Clash overlap (Å)
4:AD:98:GLU:CD	4:AD:107:ARG:HH21	2.21	0.44
6:AF:30:LEU:HB3	6:AF:35:ALA:CB	2.48	0.44
6:AF:10:LEU:HA	6:AF:84:ASN:O	2.17	0.44
8:AH:84:ARG:HG2	8:AH:84:ARG:NH1	2.31	0.44
9:AI:48:GLU:OE1	9:AI:51:ARG:HD3	2.17	0.44
9:AI:75:ASP:O	9:AI:78:LYS:HB3	2.16	0.44
11:AK:48:ILE:HD11	11:AK:64:ALA:HA	1.99	0.44
13:AM:92:HIS:CD2	13:AM:98:VAL:HG21	2.53	0.44
14:AN:24:CYS:SG	14:AN:27:CYS:O	2.76	0.44
18:AR:41:LYS:O	18:AR:41:LYS:HD2	2.18	0.44
49:B0:23:VAL:HA	49:B0:38:VAL:CG2	2.21	0.44
27:BA:1204:A:C2	27:BA:1241:A:N1	2.86	0.44
27:BA:1655:A:H3'	27:BA:1656:C:H6	1.82	0.44
27:BA:175:G:H5'	27:BA:175:G:C8	2.52	0.44
27:BA:2156:G:H2'	27:BA:2157:G:O4'	2.18	0.44
27:BA:2307:G:H3'	27:BA:2308:G:C5'	2.47	0.44
27:BA:2409:G:H2'	27:BA:2410:G:O4'	2.17	0.44
27:BA:2420:C:P	57:B8:33:ASN:O	2.75	0.44
27:BA:2469:A:N6	27:BA:2481:G:H1'	2.33	0.44
27:BA:2528:U:C5'	58:B9:31:LYS:NZ	2.81	0.44
27:BA:2776:A:C6	27:BA:2782:G:H1'	2.52	0.44
27:BA:2825:C:H2'	27:BA:2826:A:O4'	2.17	0.44
27:BA:2792:G:N7	27:BA:2893:G:O6	2.51	0.44
27:BA:307:G:H21	27:BA:330:A:N6	2.14	0.44
27:BA:614:U:O4'	27:BA:614:U:O2	2.36	0.44
27:BA:657:U:O2'	27:BA:658:C:H5'	2.17	0.44
27:BA:927:G:H3'	27:BA:928:G:H8	1.82	0.44
27:BA:931:G:H3'	27:BA:931:G:C8	2.52	0.44
28:BB:45:A:C2	28:BB:46:A:H1'	2.53	0.44
30:BD:185:VAL:HG12	30:BD:189:CYS:SG	2.57	0.44
32:BF:157:VAL:HG11	32:BF:181:LEU:HD13	1.99	0.44
32:BF:3:GLU:O	32:BF:19:GLU:HB3	2.16	0.44
33:BG:141:PHE:HB2	33:BG:144:ILE:CG2	2.47	0.44
33:BG:43:LEU:CD1	33:BG:153:ARG:HG2	2.48	0.44
34:BH:28:GLY:N	34:BH:79:VAL:HG11	2.32	0.44
34:BH:85:LYS:HD2	34:BH:141:VAL:HG12	1.97	0.44
35:BI:136:VAL:O	35:BI:136:VAL:HG22	2.17	0.44
35:BI:5:LEU:C	35:BI:6:LEU:HD23	2.39	0.44
36:BN:67:LEU:H	36:BN:67:LEU:CD1	2.26	0.44
27:BA:2392:A:H8	38:BP:60:MET:HA	1.83	0.44
38:BP:64:LYS:C	38:BP:66:GLY:N	2.71	0.44

Continued on next page...

Continued from previous page...

Atom-1	Atom-2	Interatomic distance (Å)	Clash overlap (Å)
39:BQ:39:PRO:HG3	39:BQ:99:PRO:HD3	2.00	0.44
48:BZ:46:VAL:O	48:BZ:50:ALA:HB2	2.18	0.44
1:CA:983:A:O2'	1:CA:1049:U:O2'	2.17	0.44
1:CA:1147:C:O2	9:CI:16:ARG:NH1	2.50	0.44
1:CA:1241:G:H1	1:CA:1296:C:H42	1.65	0.44
1:CA:1343:G:H2'	1:CA:1344:C:C6	2.53	0.44
1:CA:923:A:C2	1:CA:1395:C:N3	2.86	0.44
1:CA:270:A:O2'	1:CA:271:C:H5'	2.18	0.44
1:CA:398:C:O2'	1:CA:399:G:H5'	2.18	0.44
1:CA:448:A:O2'	1:CA:449:C:H5'	2.18	0.44
1:CA:544:G:H5''	4:CD:62:GLN:NE2	2.32	0.44
1:CA:716:A:N3	11:CK:117:ASN:O	2.50	0.44
1:CA:735:C:H2'	1:CA:736:C:H6	1.83	0.44
2:CB:74:LYS:CD	2:CB:165:VAL:HG21	2.48	0.44
3:CC:105:GLU:HG2	3:CC:106:VAL:N	2.32	0.44
3:CC:134:ILE:HD11	3:CC:153:VAL:HG21	2.00	0.44
3:CC:121:ALA:HB2	3:CC:187:ALA:HB1	2.00	0.44
3:CC:76:VAL:HG23	3:CC:77:ILE:N	2.33	0.44
4:CD:110:PHE:CD1	4:CD:110:PHE:N	2.86	0.44
4:CD:120:LEU:HD23	4:CD:125:HIS:HD2	1.83	0.44
4:CD:170:VAL:CG1	4:CD:171:GLY:N	2.80	0.44
4:CD:4:TYR:O	4:CD:5:ILE:HB	2.18	0.44
4:CD:3:ARG:CD	4:CD:5:ILE:HG13	2.48	0.44
6:CF:19:LEU:O	6:CF:23:LYS:HG3	2.17	0.44
9:CI:28:VAL:HG21	9:CI:37:PHE:HE1	1.83	0.44
10:CJ:55:LYS:HE2	10:CJ:55:LYS:HB3	1.70	0.44
10:CJ:48:THR:CB	10:CJ:62:HIS:HB3	2.48	0.44
14:CN:40:CYS:O	14:CN:41:ARG:C	2.56	0.44
18:CR:87:ARG:HG2	18:CR:87:ARG:O	2.18	0.44
21:CU:18:TYR:CE2	21:CU:22:ARG:CZ	2.99	0.44
23:CW:11:C:H2'	23:CW:12:C:H6	1.75	0.44
23:CW:37:U:O2'	23:CW:38:U:H5'	2.18	0.44
51:D2:25:VAL:O	51:D2:29:LYS:HG2	2.17	0.44
27:DA:1296:G:OP1	27:DA:2709:G:H4'	2.18	0.44
27:DA:1439:A:H2'	27:DA:1440:G:O4'	2.17	0.44
27:DA:1990:C:H2'	27:DA:1991:U:O4'	2.17	0.44
27:DA:2043:C:H6	27:DA:2043:C:H5''	1.83	0.44
27:DA:2186:G:H3'	27:DA:2187:G:H5''	1.99	0.44
27:DA:217:G:H2'	27:DA:218:A:O4'	2.17	0.44
27:DA:233:A:H2'	27:DA:234:C:C5'	2.48	0.44
27:DA:2352:A:H2	49:D0:33:ALA:CB	2.22	0.44

Continued on next page...

Continued from previous page...

Atom-1	Atom-2	Interatomic distance (Å)	Clash overlap (Å)
27:DA:2643:G:O2'	27:DA:2644:G:H5'	2.18	0.44
27:DA:2775:A:O5'	27:DA:2775:A:H8	2.01	0.44
27:DA:355:G:C2'	27:DA:356:G:H5'	2.44	0.44
27:DA:385:C:O2	27:DA:390:A:C2	2.71	0.44
27:DA:27:G:H2'	27:DA:512:G:H22	1.82	0.44
27:DA:757:U:H2'	27:DA:758:C:O4'	2.18	0.44
28:DB:116:G:H3'	28:DB:117:G:C8	2.53	0.44
29:DC:93:TYR:C	29:DC:94:VAL:HG22	2.38	0.44
30:DD:138:VAL:O	30:DD:138:VAL:HG13	2.17	0.44
30:DD:218:ARG:HG3	30:DD:218:ARG:HH11	1.82	0.44
31:DE:49:LEU:O	31:DE:78:LEU:HA	2.17	0.44
32:DF:2:LYS:O	32:DF:25:PRO:HD2	2.17	0.44
33:DG:117:PHE:C	33:DG:117:PHE:CD1	2.92	0.44
33:DG:170:ARG:O	33:DG:171:ALA:HB2	2.18	0.44
35:DI:73:GLU:OE2	35:DI:137:PRO:HD2	2.17	0.44
39:DQ:29:PHE:HB2	39:DQ:105:GLU:OE2	2.18	0.44
42:DT:114:LEU:HA	42:DT:114:LEU:HD23	1.85	0.44
43:DU:102:GLU:HA	43:DU:104:GLN:HE22	1.79	0.44
47:DY:16:ALA:HA	47:DY:21:LYS:NZ	2.32	0.44
1:AA:99:U:H2'	1:AA:100:C:O4'	2.17	0.44
1:AA:1055:A:C6	1:AA:1206:G:C5	3.06	0.44
1:AA:1328:C:C2'	1:AA:1329:A:H5'	2.48	0.44
1:AA:1396:A:H2	5:AE:19:MET:HG3	1.83	0.44
1:AA:662:G:O2'	1:AA:836:G:H5''	2.17	0.44
1:AA:574:A:O2'	1:AA:882:C:O2'	2.30	0.44
1:AA:943:U:C2'	1:AA:944:G:H5'	2.47	0.44
2:AB:121:LEU:O	2:AB:121:LEU:HD23	2.18	0.44
2:AB:220:ASP:C	2:AB:222:ILE:N	2.71	0.44
2:AB:97:TRP:CH2	2:AB:176:GLU:OE2	2.71	0.44
4:AD:8:VAL:O	4:AD:11:LEU:HG	2.18	0.44
4:AD:17:VAL:O	4:AD:18:LYS:C	2.56	0.44
5:AE:11:ILE:HG21	5:AE:105:VAL:HA	1.99	0.44
1:AA:1240:U:H4'	7:AG:38:LEU:HD21	1.99	0.44
11:AK:103:LEU:O	11:AK:104:GLN:C	2.55	0.44
12:AL:108:LYS:O	12:AL:109:ASP:HB2	2.18	0.44
13:AM:106:ASN:O	13:AM:107:ALA:CB	2.66	0.44
13:AM:91:ARG:HH11	19:AS:81:ARG:NH2	2.14	0.44
23:AW:35:G:O2'	23:AW:36:A:C8	2.64	0.44
25:AY:57:A:O2'	25:AY:59:U:C6	2.70	0.44
50:B1:89:GLU:HA	50:B1:92:LYS:HB3	2.00	0.44
51:B2:38:GLN:NE2	51:B2:44:LEU:HD12	2.32	0.44

Continued on next page...

Continued from previous page...

Atom-1	Atom-2	Interatomic distance (Å)	Clash overlap (Å)
38:BP:49:ARG:HD3	57:B8:58:ILE:HG22	2.00	0.44
27:BA:1169:G:H2'	27:BA:1170:G:O4'	2.18	0.44
27:BA:1494:A:OP1	27:BA:1494:A:H4'	2.17	0.44
27:BA:1582:C:H2'	27:BA:1583:A:C8	2.51	0.44
27:BA:1956:U:H2'	27:BA:1957:C:C5'	2.40	0.44
27:BA:2072:G:C6	27:BA:2073:C:C4	3.06	0.44
27:BA:2087:G:C2'	27:BA:2088:G:H5'	2.48	0.44
27:BA:2329:G:H2'	27:BA:2330:G:C8	2.52	0.44
27:BA:2379:G:H2'	27:BA:2380:C:C6	2.53	0.44
27:BA:239:U:H2'	27:BA:240:G:O4'	2.18	0.44
27:BA:2485:G:O2'	27:BA:2486:G:H5'	2.18	0.44
27:BA:2558:C:H2'	27:BA:2559:C:C6	2.49	0.44
27:BA:271(L):U:H4'	27:BA:271(M):G:C5	2.53	0.44
27:BA:601:C:H2'	27:BA:602:G:O4'	2.17	0.44
27:BA:706:A:C2	27:BA:707:G:H1'	2.52	0.44
27:BA:971:C:H2'	27:BA:972:G:C5'	2.48	0.44
28:BB:50:G:P	41:BS:62:LYS:HB2	2.58	0.44
30:BD:168:ARG:NH1	30:BD:168:ARG:HG3	2.28	0.44
30:BD:25:THR:HG22	30:BD:26:LYS:N	2.23	0.44
31:BE:57:LYS:NZ	31:BE:59:VAL:HG11	2.32	0.44
33:BG:124:SER:HB3	33:BG:131:TYR:CZ	2.53	0.44
36:BN:1:MET:C	36:BN:2:LYS:CG	2.86	0.44
36:BN:73:THR:HB	36:BN:82:LEU:HD11	1.99	0.44
37:BO:79:PHE:CD1	37:BO:79:PHE:N	2.86	0.44
38:BP:97:PRO:HG3	38:BP:112:LEU:HB3	1.99	0.44
23:AW:52:G:H4'	39:BQ:56:ARG:HD2	2.00	0.44
39:BQ:81:VAL:CG2	49:B0:7:LEU:HG	2.48	0.44
40:BR:2:ARG:HH21	40:BR:5:LYS:HZ1	1.60	0.44
40:BR:79:LEU:HA	40:BR:83:ILE:CG1	2.48	0.44
43:BU:88:ILE:CG1	43:BU:88:ILE:O	2.57	0.44
44:BV:47:VAL:O	44:BV:49:THR:N	2.51	0.44
46:BX:10:ALA:HB1	46:BX:11:PRO:HD2	1.98	0.44
39:BQ:134:ARG:HH22	48:BZ:118:GLU:HG3	1.83	0.44
1:CA:1001(A):G:C8	1:CA:1002:G:H8	2.36	0.44
1:CA:114:U:H2'	1:CA:115:G:C8	2.52	0.44
1:CA:1306:A:C6	1:CA:1307:U:C4	3.05	0.44
1:CA:1483:A:H1'	27:DA:1948:G:H1'	2.00	0.44
1:CA:402:G:C2'	1:CA:403:C:H5'	2.48	0.44
35:BI:89:TYR:HH	1:CA:55:A:H2	1.66	0.44
1:CA:644:G:H5'	8:CH:92:ARG:NH2	2.30	0.44
1:CA:706:A:C5	1:CA:707:C:C5	3.06	0.44

Continued on next page...

Continued from previous page...

Atom-1	Atom-2	Interatomic distance (Å)	Clash overlap (Å)
1:CA:824:C:O2'	1:CA:825:G:H5'	2.17	0.44
3:CC:118:GLN:HB2	3:CC:118:GLN:HE21	1.49	0.44
5:CE:135:THR:O	5:CE:136:MET:C	2.55	0.44
9:CI:76:ALA:C	9:CI:78:LYS:N	2.71	0.44
10:CJ:75:ILE:CG1	10:CJ:76:ASN:N	2.81	0.44
12:CL:3:THR:O	12:CL:4:ILE:C	2.56	0.44
15:CO:69:TYR:CZ	15:CO:73:GLU:HG3	2.52	0.44
17:CQ:83:ASP:O	17:CQ:84:LEU:C	2.56	0.44
18:CR:43:PHE:CA	18:CR:51:LEU:HD12	2.47	0.44
23:CW:66:A:C2	23:CW:67:C:C2	3.05	0.44
50:D1:87:PRO:HG2	50:D1:88:LYS:N	2.30	0.44
27:DA:2814:C:O2'	54:D5:29:THR:CG2	2.66	0.44
27:DA:243:U:OP1	57:D8:6:THR:HG21	2.17	0.44
58:D9:25:VAL:O	58:D9:25:VAL:HG12	2.17	0.44
27:DA:1289:C:H2'	27:DA:1290:C:C6	2.50	0.44
27:DA:1294:U:O2'	40:DR:23:ASN:ND2	2.51	0.44
27:DA:1857:G:N2	27:DA:1886:C:N4	2.65	0.44
27:DA:1890:A:H2'	27:DA:1891:G:H5'	2.00	0.44
27:DA:2069:G:H2'	27:DA:2070:G:H5'	1.99	0.44
27:DA:2134:A:N1	27:DA:2135:A:C6	2.86	0.44
27:DA:2183:C:O2'	27:DA:2184:G:H5'	2.17	0.44
27:DA:2308:G:C2	27:DA:2309:A:N1	2.86	0.44
27:DA:2415:G:C2	27:DA:2416:C:C2	3.06	0.44
27:DA:2450:A:C2	27:DA:2451:A:C4	3.06	0.44
27:DA:2592:G:H2'	27:DA:2593:U:O4'	2.18	0.44
27:DA:2603:G:C5	27:DA:2604:U:C5	3.06	0.44
27:DA:1662:C:O2'	27:DA:2687:U:OP1	2.36	0.44
27:DA:2703:C:C2	27:DA:2704:C:C5	3.06	0.44
27:DA:270:A:C2'	27:DA:271:A:H5'	2.47	0.44
27:DA:2525:G:H1'	27:DA:2741:A:H2	1.82	0.44
27:DA:2803:C:O3'	27:DA:2804:C:O4'	2.36	0.44
27:DA:2849:U:N3	27:DA:2867:G:N3	2.66	0.44
27:DA:2887:U:H2'	27:DA:2888:C:C6	2.52	0.44
27:DA:302:C:N4	27:DA:315:G:H1	2.16	0.44
27:DA:9:U:O5'	27:DA:9:U:H6	2.01	0.44
28:DB:82:G:N2	28:DB:96:U:C2	2.85	0.44
30:DD:120:GLY:O	30:DD:122:ASP:N	2.51	0.44
30:DD:147:LEU:HD13	30:DD:155:LEU:HD13	2.00	0.44
27:DA:1789:A:H5'	30:DD:221:VAL:HG23	1.99	0.44
31:DE:120:TRP:CD2	31:DE:155:LYS:HB3	2.53	0.44
31:DE:173:VAL:O	31:DE:174:ASP:O	2.35	0.44

Continued on next page...

Continued from previous page...

Atom-1	Atom-2	Interatomic distance (Å)	Clash overlap (Å)
32:DF:139:PHE:CE2	32:DF:170:LEU:HD22	2.53	0.44
32:DF:110:LEU:HG	32:DF:205:ARG:NH2	2.33	0.44
32:DF:42:ALA:O	32:DF:45:ARG:N	2.44	0.44
34:DH:105:LEU:HD12	34:DH:107:VAL:CG1	2.48	0.44
34:DH:92:ILE:O	34:DH:94:TYR:N	2.43	0.44
35:DI:131:LYS:HE3	35:DI:133:HIS:ND1	2.32	0.44
35:DI:69:LYS:C	35:DI:71:ILE:N	2.70	0.44
35:DI:81:VAL:CG1	35:DI:82:ARG:N	2.68	0.44
36:DN:69:GLN:O	36:DN:71:ILE:HG13	2.17	0.44
40:DR:66:VAL:O	40:DR:68:ARG:N	2.51	0.44
40:DR:97:VAL:HA	40:DR:113:LEU:O	2.18	0.44
42:DT:70:VAL:CG1	42:DT:71:GLY:N	2.80	0.44
37:DO:77:ILE:HD12	42:DT:73:GLU:O	2.18	0.44
43:DU:28:ARG:NH1	43:DU:28:ARG:HG2	2.33	0.44
43:DU:8:VAL:HG11	43:DU:12:ARG:NH2	2.33	0.44
43:DU:92:ARG:C	43:DU:94:ASN:N	2.63	0.44
27:DA:1224:C:O3'	44:DV:86:GLY:HA3	2.18	0.44
44:DV:94:LEU:HA	44:DV:94:LEU:HD23	1.77	0.44
45:DW:17:VAL:O	45:DW:20:VAL:N	2.47	0.44
45:DW:2:GLU:HG3	45:DW:2:GLU:O	2.18	0.44
48:DZ:32:LEU:CD2	48:DZ:89:VAL:HG21	2.44	0.44
1:AA:1328:C:H2'	1:AA:1329:A:H8	1.82	0.43
1:AA:1354:C:H2'	1:AA:1355:G:H8	1.82	0.43
1:AA:1234:C:C4'	1:AA:1364:U:H1'	2.46	0.43
1:AA:185:A:H2'	1:AA:186:C:H6	1.83	0.43
1:AA:859:A:H2'	1:AA:860:A:O4'	2.18	0.43
1:AA:918:A:O2'	1:AA:919:A:H5'	2.18	0.43
2:AB:107:THR:O	2:AB:110:GLN:HB2	2.18	0.43
2:AB:207:ALA:O	2:AB:211:ILE:HG13	2.18	0.43
5:AE:150:ARG:CZ	5:AE:150:ARG:HB2	2.48	0.43
5:AE:78:HIS:HE1	5:AE:143:ARG:H	1.66	0.43
6:AF:55:ASP:HA	6:AF:56:PRO:HD3	1.87	0.43
8:AH:103:VAL:HG21	8:AH:109:ILE:C	2.37	0.43
8:AH:51:VAL:HG11	8:AH:60:ARG:NH1	2.33	0.43
1:AA:1349:A:P	9:AI:118:LYS:NZ	2.91	0.43
13:AM:66:LEU:CA	13:AM:70:LEU:HD12	2.31	0.43
13:AM:69:GLU:OE1	13:AM:72:ALA:HB3	2.18	0.43
13:AM:83:ASP:OD2	13:AM:84:ILE:N	2.51	0.43
17:AQ:11:VAL:HG23	17:AQ:20:THR:HB	2.00	0.43
19:AS:5:LEU:HA	19:AS:6:LYS:NZ	2.32	0.43
19:AS:63:THR:H	19:AS:66:MET:HG2	1.81	0.43

Continued on next page...

Continued from previous page...

Atom-1	Atom-2	Interatomic distance (Å)	Clash overlap (Å)
24:AX:44:A:C6	24:AX:45:G:C6	3.06	0.43
27:BA:2232:U:P	50:B1:40:ARG:HH22	2.41	0.43
50:B1:57:GLU:C	50:B1:58:ILE:HG22	2.38	0.43
50:B1:91:LYS:CA	50:B1:94:LEU:HD12	2.48	0.43
27:BA:1263:U:C1'	54:B5:10:LYS:HG3	2.48	0.43
57:B8:11:LYS:C	57:B8:13:ARG:H	2.21	0.43
57:B8:26:LYS:HB3	57:B8:44:LYS:HG3	2.00	0.43
27:BA:1195:G:O2'	27:BA:1196:C:H5'	2.18	0.43
27:BA:1376:C:O2'	27:BA:1377:G:H5'	2.17	0.43
27:BA:271(U):G:C2	27:BA:271(V):G:C8	3.06	0.43
27:BA:342:G:H2'	27:BA:343:C:H6	1.83	0.43
27:BA:588:U:H2'	27:BA:589:C:H6	1.76	0.43
27:BA:699:A:HO2'	27:BA:1634:A:H8	1.63	0.43
27:BA:924:C:O5'	27:BA:924:C:H6	2.01	0.43
29:BC:42:GLU:O	29:BC:212:VAL:HA	2.18	0.43
29:BC:214:VAL:C	29:BC:216:THR:H	2.21	0.43
29:BC:50:ASP:HB2	29:BC:54:SER:O	2.18	0.43
31:BE:170:LEU:HB3	31:BE:184:VAL:CG1	2.48	0.43
31:BE:48:GLN:O	31:BE:48:GLN:HG2	2.18	0.43
32:BF:11:VAL:O	32:BF:12:LEU:C	2.56	0.43
33:BG:41:GLN:HG2	33:BG:154:GLY:O	2.17	0.43
34:BH:86:GLU:HB3	34:BH:132:ARG:HG3	2.00	0.43
36:BN:87:LEU:O	36:BN:88:GLU:C	2.57	0.43
39:BQ:10:ARG:NH1	39:BQ:10:ARG:CG	2.81	0.43
39:BQ:26:TYR:C	39:BQ:26:TYR:CD1	2.91	0.43
44:BV:20:LEU:N	44:BV:20:LEU:CD1	2.81	0.43
47:BY:31:LEU:HA	47:BY:31:LEU:HD13	1.68	0.43
47:BY:36:ALA:HA	47:BY:67:LEU:O	2.18	0.43
47:BY:81:LYS:O	47:BY:82:PRO:O	2.35	0.43
48:BZ:165:SER:HB2	48:BZ:166:PRO:C	2.37	0.43
1:CA:1203:C:O2'	1:CA:1204:A:H5'	2.18	0.43
1:CA:1248:A:H2'	1:CA:1249:C:H5'	2.00	0.43
1:CA:1313:U:H2'	1:CA:1314:C:H6	1.83	0.43
1:CA:631:G:C5'	1:CA:632:A:OP1	2.66	0.43
3:CC:112:SER:O	3:CC:115:LEU:HB2	2.18	0.43
3:CC:178:LEU:HD22	3:CC:178:LEU:N	2.32	0.43
4:CD:126:ILE:HG22	4:CD:127:THR:N	2.33	0.43
4:CD:130:GLY:O	4:CD:131:ARG:C	2.56	0.43
4:CD:196:LEU:N	4:CD:196:LEU:HD12	2.15	0.43
5:CE:70:PRO:O	5:CE:77:PRO:HD3	2.18	0.43
8:CH:54:ASP:C	8:CH:56:LYS:H	2.21	0.43

Continued on next page...

Continued from previous page...

Atom-1	Atom-2	Interatomic distance (Å)	Clash overlap (Å)
8:CH:20:TYR:CD1	8:CH:65:TYR:CD2	3.06	0.43
9:CI:3:GLN:O	9:CI:88:TYR:CE1	2.71	0.43
7:CG:143:ARG:NH1	25:CY:40:C:O2'	2.51	0.43
49:D0:48:GLY:HA3	49:D0:80:HIS:ND1	2.33	0.43
50:D1:11:ARG:HB2	50:D1:12:PRO:HD2	1.99	0.43
50:D1:50:ARG:CG	50:D1:50:ARG:HH11	2.27	0.43
51:D2:24:LEU:HD11	51:D2:28:LYS:HE2	1.99	0.43
58:D9:9:ARG:NH1	58:D9:9:ARG:CB	2.79	0.43
27:DA:1008:C:N4	27:DA:1136:G:C6	2.86	0.43
27:DA:1519:G:H5'	27:DA:1520:G:OP1	2.18	0.43
27:DA:1592:C:H2'	27:DA:1593:G:O4'	2.17	0.43
27:DA:1648:C:C2'	27:DA:1649:G:O5'	2.66	0.43
27:DA:1765:C:O5'	27:DA:1765:C:H6	2.01	0.43
27:DA:1850:G:H2'	27:DA:1851:U:C6	2.53	0.43
26:CZ:1:KBE:HE	27:DA:1913:A:N3	2.33	0.43
27:DA:1905:C:H4'	27:DA:1928:A:C2	2.53	0.43
27:DA:2137:C:H2'	27:DA:2138:C:C6	2.53	0.43
27:DA:2395:C:H2'	27:DA:2396:G:O4'	2.18	0.43
27:DA:2472:G:H5'	27:DA:2473:U:H5''	1.99	0.43
27:DA:271(F):C:O2'	27:DA:271(G):C:H5'	2.18	0.43
27:DA:494:G:N2	45:DW:57:ASN:HD21	2.16	0.43
27:DA:940:G:H2'	27:DA:941:A:C4'	2.47	0.43
27:DA:1814:G:C4'	30:DD:51:VAL:HG21	2.48	0.43
31:DE:138:PRO:HG2	31:DE:139:GLY:N	2.33	0.43
31:DE:167:VAL:HG22	31:DE:170:LEU:HD11	2.00	0.43
33:DG:60:LEU:O	33:DG:64:THR:CG2	2.66	0.43
34:DH:68:THR:C	34:DH:70:THR:H	2.21	0.43
35:DI:79:ILE:C	35:DI:143:SER:OG	2.56	0.43
35:DI:69:LYS:O	35:DI:73:GLU:HB3	2.17	0.43
37:DO:14:THR:HG22	37:DO:52:VAL:CG1	2.48	0.43
39:DQ:54:MET:C	39:DQ:56:ARG:N	2.68	0.43
27:DA:1287:A:N7	40:DR:107:ASP:HB3	2.32	0.43
40:DR:30:THR:HG22	40:DR:31:HIS:CD2	2.52	0.43
42:DT:134:GLU:HG3	42:DT:135:ALA:H	1.82	0.43
27:DA:2876:G:O2'	42:DT:3:ARG:CZ	2.65	0.43
43:DU:46:ALA:O	43:DU:49:HIS:N	2.47	0.43
27:DA:1010:A:H5'	43:DU:62:ILE:HG22	2.00	0.43
47:DY:14:LEU:HG	47:DY:15:VAL:N	2.32	0.43
47:DY:7:VAL:CB	47:DY:8:LYS:HD2	2.46	0.43
48:DZ:128:SER:OG	48:DZ:129:PRO:CD	2.67	0.43
48:DZ:156:LEU:N	48:DZ:156:LEU:CD1	2.80	0.43

Continued on next page...

Continued from previous page...

Atom-1	Atom-2	Interatomic distance (Å)	Clash overlap (Å)
48:DZ:4:LEU:HB2	48:DZ:46:VAL:HG21	2.00	0.43
1:AA:109:A:H2'	1:AA:326:G:N2	2.33	0.43
1:AA:1433:A:O2'	1:AA:1434:A:H5'	2.18	0.43
1:AA:216:G:O2'	1:AA:217:C:OP2	2.27	0.43
1:AA:624:C:H4'	16:AP:10:GLY:HA2	2.01	0.43
1:AA:80:G:C6	1:AA:88:A:N7	2.86	0.43
1:AA:917:G:C6	1:AA:918:A:C6	3.06	0.43
1:AA:92:C:C6	1:AA:93:G:N7	2.86	0.43
1:AA:992:U:H1'	1:AA:993:G:C2	2.53	0.43
2:AB:164:VAL:HG12	2:AB:165:VAL:N	2.34	0.43
2:AB:193:ASP:C	2:AB:193:ASP:OD2	2.56	0.43
2:AB:200:ILE:CG2	2:AB:201:ILE:N	2.81	0.43
3:AC:132:ARG:CG	3:AC:133:ALA:N	2.81	0.43
3:AC:206:GLU:HB3	3:AC:207:VAL:H	1.59	0.43
3:AC:22:TRP:HB3	3:AC:59:ARG:HB2	2.00	0.43
4:AD:116:GLN:NE2	4:AD:157:LEU:HD11	2.33	0.43
4:AD:199:ASN:OD1	4:AD:201:GLN:HB2	2.18	0.43
4:AD:28:SER:O	4:AD:30:LYS:N	2.51	0.43
4:AD:63:LYS:O	4:AD:64:LEU:C	2.56	0.43
8:AH:105:ARG:HD3	8:AH:105:ARG:HA	1.89	0.43
11:AK:23:ALA:HB3	11:AK:86:GLY:O	2.17	0.43
13:AM:48:LEU:HB2	13:AM:52:GLU:OE1	2.17	0.43
18:AR:56:THR:CB	18:AR:58:LEU:CD1	2.91	0.43
19:AS:9:VAL:C	19:AS:11:VAL:H	2.22	0.43
20:AT:33:ILE:HD13	20:AT:62:LEU:HD22	1.99	0.43
24:AX:53:G:H2'	24:AX:54:U:H6	1.83	0.43
25:AY:39:C:H2'	25:AY:40:C:H6	1.84	0.43
50:B1:52:ARG:CG	50:B1:53:VAL:H	2.30	0.43
27:BA:466:A:OP1	56:B7:34:ARG:NH1	2.51	0.43
58:B9:10:ILE:O	58:B9:10:ILE:HG22	2.18	0.43
58:B9:26:ILE:HG22	58:B9:27:CYS:H	1.82	0.43
27:BA:1446:C:O2'	27:BA:1447:G:H5'	2.18	0.43
27:BA:1465:G:C4	27:BA:1466:G:C8	3.06	0.43
27:BA:1652:A:O2'	27:BA:1653:G:H5'	2.17	0.43
27:BA:1719:G:C6	27:BA:1720:U:C4	3.06	0.43
27:BA:1843:C:H5'	30:BD:253:GLN:HE22	1.80	0.43
27:BA:2419:U:O4	57:B8:30:ARG:NH1	2.50	0.43
27:BA:241:A:H5'	27:BA:243:U:H1'	2.00	0.43
27:BA:271(P):C:OP1	35:BI:45:LYS:HE3	2.18	0.43
27:BA:2808:U:H2'	27:BA:2809:A:H5'	1.99	0.43
27:BA:2865:U:C4	27:BA:2866:U:C4	3.07	0.43

Continued on next page...

Continued from previous page...

Atom-1	Atom-2	Interatomic distance (Å)	Clash overlap (Å)
27:BA:569:U:C4	27:BA:570:G:C6	3.06	0.43
27:BA:56:A:H2'	27:BA:57:C:H6	1.83	0.43
27:BA:950:G:H2'	27:BA:951:C:C6	2.52	0.43
27:BA:951:C:H2'	27:BA:952:G:H5'	2.00	0.43
28:BB:56:G:H4'	28:BB:57:A:O5'	2.18	0.43
30:BD:9:TYR:C	30:BD:10:THR:HG22	2.38	0.43
31:BE:137:HIS:CB	31:BE:138:PRO:CD	2.95	0.43
31:BE:37:ARG:HD3	31:BE:42:ASP:OD2	2.18	0.43
31:BE:52:LEU:HD23	31:BE:76:ARG:HD3	1.99	0.43
32:BF:161:GLU:O	32:BF:165:ARG:HB2	2.19	0.43
32:BF:167:ALA:O	32:BF:168:ARG:C	2.56	0.43
33:BG:111:LEU:HB2	33:BG:112:PRO:HD3	2.00	0.43
38:BP:79:ARG:NE	38:BP:109:GLY:O	2.51	0.43
38:BP:47:ASP:HB2	38:BP:51:PHE:CB	2.46	0.43
39:BQ:26:TYR:C	39:BQ:26:TYR:HD1	2.22	0.43
39:BQ:57:HIS:C	39:BQ:57:HIS:ND1	2.71	0.43
40:BR:4:LEU:O	40:BR:5:LYS:CB	2.65	0.43
41:BS:68:GLN:C	41:BS:70:GLY:H	2.19	0.43
42:BT:56:GLY:O	42:BT:57:PHE:O	2.36	0.43
44:BV:21:ARG:O	44:BV:22:VAL:CG1	2.64	0.43
44:BV:45:THR:O	44:BV:46:VAL:C	2.57	0.43
48:BZ:140:VAL:O	48:BZ:140:VAL:HG13	2.18	0.43
48:BZ:150:HIS:C	48:BZ:168:GLU:O	2.57	0.43
1:CA:1067:A:H4'	1:CA:1068:G:O5'	2.17	0.43
1:CA:1091:U:N3	1:CA:1095:U:C4	2.86	0.43
1:CA:1189:C:H5''	3:CC:5:ILE:HG21	2.00	0.43
1:CA:1258:G:H2'	1:CA:1259:C:H6	1.81	0.43
1:CA:1268:A:H2'	1:CA:1269:A:C8	2.53	0.43
1:CA:1458:G:H5''	20:CT:31:SER:OG	2.18	0.43
1:CA:1501:C:N4	1:CA:1504:G:C2	2.86	0.43
1:CA:189:G:C2	1:CA:189(A):C:C2	3.06	0.43
1:CA:355:C:H4'	1:CA:388:G:O2'	2.18	0.43
3:CC:83:ARG:O	3:CC:85:ARG:N	2.51	0.43
3:CC:86:VAL:O	3:CC:90:GLU:HG2	2.18	0.43
5:CE:80:ILE:HD11	5:CE:138:ALA:CB	2.48	0.43
6:CF:17:SER:O	6:CF:20:ALA:N	2.51	0.43
9:CI:79:LEU:CD2	9:CI:102:LEU:HD22	2.47	0.43
9:CI:16:ARG:NE	9:CI:64:THR:HG21	2.32	0.43
10:CJ:40:LEU:H	10:CJ:40:LEU:CD2	2.28	0.43
11:CK:99:GLN:HA	11:CK:105:VAL:HG11	1.99	0.43
13:CM:116:THR:CG2	13:CM:117:VAL:H	2.28	0.43

Continued on next page...

Continued from previous page...

Atom-1	Atom-2	Interatomic distance (Å)	Clash overlap (Å)
14:CN:26:ARG:HG3	14:CN:27:CYS:N	2.34	0.43
3:CC:6:HIS:HD1	14:CN:49:HIS:HB2	1.83	0.43
1:CA:1216:G:H5''	14:CN:5:ALA:HB2	1.99	0.43
17:CQ:32:TYR:HD1	17:CQ:32:TYR:N	2.16	0.43
6:CF:98:LEU:HA	18:CR:30:ASP:HA	1.99	0.43
19:CS:40:ILE:HG22	19:CS:41:VAL:N	2.32	0.43
20:CT:54:LYS:HE2	20:CT:57:ARG:HH21	1.83	0.43
26:CZ:1:KBE:HD	26:CZ:1:KBE:C	2.48	0.43
49:D0:51:VAL:C	49:D0:62:LEU:HD12	2.39	0.43
51:D2:18:PRO:HG2	51:D2:19:VAL:N	2.26	0.43
51:D2:6:VAL:C	51:D2:8:LYS:N	2.71	0.43
27:DA:1003:G:N2	27:DA:1004:C:C2	2.87	0.43
27:DA:1039:G:N7	27:DA:1117:G:N1	2.66	0.43
27:DA:1039:G:C5	27:DA:1117:G:C5	3.03	0.43
27:DA:1478:G:HO2'	27:DA:1558:A:H2	1.65	0.43
27:DA:1495:A:H3'	27:DA:1496:A:H2	1.80	0.43
27:DA:1544:A:H2	27:DA:1545:A:C2	2.37	0.43
27:DA:1623:G:H2'	27:DA:1624:G:H8	1.83	0.43
27:DA:1796:U:O3'	30:DD:256:GLY:HA2	2.18	0.43
27:DA:1822:G:O2'	27:DA:1823:G:H5'	2.18	0.43
27:DA:2231:C:C5	27:DA:2232:U:C5	3.07	0.43
27:DA:2337:G:H2'	27:DA:2338:G:C8	2.52	0.43
27:DA:2649:U:H2'	27:DA:2650:U:C6	2.53	0.43
27:DA:2824:C:C2'	27:DA:2825:C:H5'	2.48	0.43
27:DA:2868:A:H2'	27:DA:2869:G:C8	2.53	0.43
27:DA:302:C:HO2'	27:DA:303:U:H6	1.49	0.43
27:DA:350:U:H2'	27:DA:351:G:O4'	2.17	0.43
27:DA:363(F):A:C4'	27:DA:363(F):A:OP1	2.65	0.43
27:DA:843:G:N2	27:DA:936:C:C2	2.86	0.43
28:DB:22:U:O2	28:DB:61:G:C6	2.71	0.43
30:DD:27:THR:CG2	30:DD:83:GLU:HG2	2.48	0.43
31:DE:107:THR:O	31:DE:190:GLY:HA2	2.17	0.43
31:DE:167:VAL:HG13	31:DE:170:LEU:CD1	2.48	0.43
32:DF:129:PHE:HA	32:DF:142:TRP:NE1	2.33	0.43
33:DG:88:ILE:CD1	33:DG:89:GLY:H	2.24	0.43
35:DI:111:PRO:CG	35:DI:112:LYS:HE2	2.47	0.43
38:DP:135:LEU:HD13	38:DP:135:LEU:O	2.17	0.43
38:DP:97:PRO:HD3	38:DP:126:VAL:O	2.18	0.43
40:DR:46:GLY:O	40:DR:47:PHE:C	2.56	0.43
40:DR:58:GLY:HA2	40:DR:80:PHE:HE1	1.82	0.43
40:DR:55:ALA:CB	40:DR:79:LEU:HD22	2.48	0.43

Continued on next page...

Continued from previous page...

Atom-1	Atom-2	Interatomic distance (Å)	Clash overlap (Å)
46:DX:57:LEU:HD11	46:DX:78:LYS:CG	2.48	0.43
48:DZ:55:VAL:HA	48:DZ:69:LEU:HD23	1.98	0.43
1:AA:1100:C:OP2	2:AB:96:ARG:CD	2.66	0.43
1:AA:1229:A:C2	1:AA:1230:C:C4	3.06	0.43
1:AA:1305:G:C5'	21:AU:4:GLY:CA	2.95	0.43
1:AA:189(H):G:H2'	1:AA:189(I):G:C8	2.52	0.43
1:AA:245:C:O2'	1:AA:246:A:H5'	2.18	0.43
1:AA:663:A:C2'	1:AA:664:G:H5'	2.49	0.43
1:AA:953:G:H2'	1:AA:954:G:O4'	2.18	0.43
1:AA:965:A:C2	1:AA:969:A:N1	2.87	0.43
2:AB:194:PRO:HG2	2:AB:195:ASP:H	1.82	0.43
3:AC:125:GLU:HG2	3:AC:189:ALA:O	2.18	0.43
3:AC:173:VAL:O	3:AC:175:LEU:N	2.51	0.43
3:AC:180:ALA:O	3:AC:181:ASN:HB3	2.18	0.43
4:AD:98:GLU:CG	4:AD:103:ASN:HD21	2.31	0.43
4:AD:13:ARG:HA	4:AD:33:MET:SD	2.58	0.43
4:AD:60:GLU:CB	4:AD:202:LEU:HD12	2.49	0.43
5:AE:88:LYS:HD2	5:AE:123:LEU:HB2	2.00	0.43
6:AF:28:ARG:HH11	6:AF:28:ARG:HG3	1.83	0.43
1:AA:673:G:O3'	6:AF:87:ARG:NH2	2.51	0.43
7:AG:48:LYS:O	7:AG:52:GLU:HB2	2.18	0.43
12:AL:123:LYS:HG3	12:AL:124:GLU:H	1.83	0.43
12:AL:5:ASN:HA	12:AL:8:VAL:HG23	2.01	0.43
13:AM:3:ARG:CG	13:AM:9:ILE:HG12	2.48	0.43
14:AN:45:ARG:HG3	14:AN:49:HIS:CE1	2.54	0.43
16:AP:28:ARG:HG2	16:AP:28:ARG:HH11	1.83	0.43
16:AP:58:TYR:CD1	16:AP:58:TYR:C	2.91	0.43
16:AP:74:LEU:H	16:AP:74:LEU:HD12	1.83	0.43
1:AA:472:A:C4'	16:AP:82:GLN:HE22	2.31	0.43
17:AQ:18:THR:HG22	17:AQ:19:VAL:H	1.82	0.43
18:AR:66:LEU:O	18:AR:69:THR:N	2.50	0.43
51:B2:42:GLY:O	51:B2:44:LEU:N	2.51	0.43
52:B3:11:SER:HA	52:B3:12:PRO:HD3	1.71	0.43
27:BA:1165:U:H2'	27:BA:1166:C:H6	1.80	0.43
27:BA:1763:G:C4'	27:BA:1763:G:OP1	2.66	0.43
27:BA:1820:U:H4'	27:BA:1821:A:OP2	2.18	0.43
27:BA:1858:G:H2'	27:BA:1883:G:N2	2.33	0.43
27:BA:2654:A:O4'	27:BA:2656:U:C6	2.71	0.43
27:BA:2870:C:H2'	27:BA:2871:C:O4'	2.17	0.43
27:BA:2873:A:N3	40:BR:7:GLY:N	2.55	0.43
27:BA:2887:U:H2'	27:BA:2888:C:O4'	2.18	0.43

Continued on next page...

Continued from previous page...

Atom-1	Atom-2	Interatomic distance (Å)	Clash overlap (Å)
27:BA:38:A:H2'	27:BA:39:C:C6	2.53	0.43
27:BA:603:A:H5'	27:BA:604:G:OP1	2.19	0.43
27:BA:59:U:C5'	27:BA:60:G:OP2	2.66	0.43
27:BA:76:C:H6	27:BA:76:C:O5'	2.01	0.43
29:BC:23:ASP:C	29:BC:25:ALA:H	2.20	0.43
29:BC:60:GLY:O	29:BC:61:THR:OG1	2.25	0.43
30:BD:131:LEU:HD13	30:BD:136:ILE:CG1	2.48	0.43
31:BE:40:GLU:CD	31:BE:40:GLU:H	2.20	0.43
32:BF:178:PRO:CB	32:BF:201:VAL:HG11	2.47	0.43
33:BG:111:LEU:O	33:BG:114:ILE:HG13	2.18	0.43
33:BG:42:GLY:O	33:BG:88:ILE:HG13	2.18	0.43
33:BG:48:GLU:N	33:BG:51:ARG:HD2	2.34	0.43
33:BG:86:MET:O	33:BG:87:PRO:C	2.56	0.43
34:BH:121:ILE:CG2	34:BH:122:THR:N	2.82	0.43
34:BH:164:TYR:O	34:BH:165:ALA:HB2	2.18	0.43
27:BA:2747:G:O2'	34:BH:67:LEU:HD13	2.19	0.43
38:BP:41:ARG:HA	38:BP:41:ARG:HD2	1.73	0.43
42:BT:128:GLU:OE1	42:BT:128:GLU:O	2.36	0.43
42:BT:29:ARG:HG2	42:BT:86:ILE:O	2.19	0.43
47:BY:67:LEU:HA	47:BY:71:LYS:HZ1	1.83	0.43
48:BZ:116:LEU:HD11	48:BZ:149:LEU:HD11	1.99	0.43
1:CA:1033:G:H2'	1:CA:1034:G:H5'	2.00	0.43
1:CA:1062:U:H2'	1:CA:1063:C:C6	2.53	0.43
1:CA:1300:G:HO2'	1:CA:1301:U:P	2.41	0.43
1:CA:20:U:H2'	1:CA:21:G:C5'	2.48	0.43
1:CA:359:U:H2'	1:CA:360:A:C8	2.54	0.43
1:CA:909:A:H2'	1:CA:910:C:O4'	2.18	0.43
1:CA:929:G:C6	1:CA:930:C:C4	3.06	0.43
3:CC:47:LEU:HD21	3:CC:68:VAL:HG21	2.00	0.43
4:CD:65:ARG:HH11	4:CD:65:ARG:CG	2.30	0.43
7:CG:28:ASN:C	7:CG:30:ILE:N	2.71	0.43
1:CA:1289:A:O2'	7:CG:35:LYS:HE3	2.17	0.43
8:CH:100:ILE:O	8:CH:102:ARG:NH2	2.46	0.43
9:CI:10:ARG:CG	9:CI:105:ASP:HB3	2.48	0.43
1:CA:1129:C:OP1	9:CI:62:TYR:CE2	2.71	0.43
10:CJ:7:LYS:N	10:CJ:97:GLU:O	2.41	0.43
11:CK:21:ILE:HB	11:CK:84:VAL:HA	2.00	0.43
12:CL:44:LYS:C	12:CL:46:ASN:H	2.20	0.43
1:CA:983:A:OP1	14:CN:6:LEU:HD11	2.18	0.43
16:CP:59:TRP:HA	16:CP:62:VAL:CG2	2.48	0.43
17:CQ:4:LYS:HE3	17:CQ:6:LEU:CD1	2.48	0.43

Continued on next page...

Continued from previous page...

Atom-1	Atom-2	Interatomic distance (Å)	Clash overlap (Å)
19:CS:16:LEU:HA	19:CS:19:VAL:HG23	2.00	0.43
50:D1:27:GLU:O	50:D1:28:GLY:C	2.57	0.43
50:D1:46:LEU:HA	50:D1:63:ALA:HA	2.01	0.43
51:D2:30:ARG:O	51:D2:34:GLU:HB2	2.18	0.43
55:D6:14:THR:O	55:D6:49:HIS:HA	2.18	0.43
55:D6:23:THR:OG1	55:D6:23:THR:O	2.36	0.43
58:D9:10:ILE:HD12	58:D9:32:HIS:CG	2.53	0.43
27:DA:1422:G:H4'	27:DA:1493:C:OP1	2.19	0.43
27:DA:1453:U:C4	40:DR:67:LEU:HD21	2.53	0.43
27:DA:1478:G:C2	27:DA:1479:G:C8	3.07	0.43
27:DA:1639:U:O2'	27:DA:1640:C:H5''	2.17	0.43
27:DA:1669:A:H2'	27:DA:1669:A:N3	2.33	0.43
27:DA:1936:A:C8	27:DA:1940:U:O2	2.72	0.43
27:DA:2009:G:H4'	45:DW:40:ASN:OD1	2.18	0.43
27:DA:2084:C:H2'	27:DA:2085:C:H6	1.78	0.43
27:DA:2088:G:N2	27:DA:2232:U:H1'	2.33	0.43
27:DA:2191:G:C5'	27:DA:2192:G:OP2	2.65	0.43
27:DA:2525:G:C2	27:DA:2539:C:C2	3.07	0.43
27:DA:2846:G:OP2	42:DT:54:ARG:HB2	2.18	0.43
27:DA:563:G:C6	27:DA:2018:G:C5	3.06	0.43
27:DA:69:C:H2'	27:DA:73:A:O2'	2.18	0.43
27:DA:777:A:H2'	27:DA:778:G:C8	2.53	0.43
27:DA:996:A:H2'	27:DA:997:G:H8	1.83	0.43
30:DD:30:GLU:CG	30:DD:63:ARG:NE	2.80	0.43
30:DD:24:ILE:CD1	30:DD:84:TYR:HB2	2.48	0.43
33:DG:128:ARG:H	33:DG:128:ARG:NE	2.16	0.43
33:DG:133:LEU:C	33:DG:133:LEU:HD12	2.39	0.43
34:DH:85:LYS:HZ2	34:DH:133:VAL:HB	1.82	0.43
35:DI:75:LEU:HG	35:DI:77:LEU:HD21	2.00	0.43
39:DQ:52:VAL:O	39:DQ:56:ARG:HB2	2.19	0.43
40:DR:100:LEU:HD21	40:DR:113:LEU:HB2	1.99	0.43
42:DT:1:MET:O	42:DT:2:ASN:C	2.56	0.43
42:DT:50:ILE:O	42:DT:99:LEU:HD12	2.18	0.43
45:DW:10:VAL:CG1	45:DW:12:ILE:HG22	2.49	0.43
47:DY:16:ALA:CB	47:DY:21:LYS:HZ2	2.32	0.43
48:DZ:131:ASN:C	48:DZ:133:PRO:HD3	2.38	0.43
39:DQ:140:ALA:HA	48:DZ:98:TYR:CD1	2.53	0.43
1:AA:1276:G:C2'	1:AA:1277:C:H5'	2.49	0.43
1:AA:1288:A:O4'	1:AA:1353:G:H4'	2.18	0.43
1:AA:167:G:O2'	1:AA:168:G:H5'	2.18	0.43
1:AA:221:C:C2'	1:AA:222:U:H5'	2.48	0.43

Continued on next page...

Continued from previous page...

Atom-1	Atom-2	Interatomic distance (Å)	Clash overlap (Å)
1:AA:614:A:C5	1:AA:615:C:C4	3.06	0.43
1:AA:685:G:H5'	11:AK:39:PRO:O	2.18	0.43
3:AC:126:ARG:HG2	3:AC:126:ARG:HH11	1.83	0.43
3:AC:30:ARG:HH21	14:AN:35:ARG:C	2.21	0.43
5:AE:42:GLY:CA	5:AE:65:ASN:O	2.66	0.43
8:AH:91:ARG:HH12	17:AQ:33:GLY:CA	2.32	0.43
11:AK:124:LYS:HD2	11:AK:125:PHE:CZ	2.51	0.43
13:AM:70:LEU:O	13:AM:74:VAL:HG23	2.19	0.43
13:AM:94:ARG:NH2	27:BA:887:A:C8	2.87	0.43
15:AO:54:ARG:NH1	15:AO:54:ARG:CG	2.80	0.43
20:AT:64:ASP:HA	20:AT:67:ALA:HB2	1.99	0.43
23:AW:20:A:H62	23:AW:44:A:C2'	2.31	0.43
11:AK:54:ARG:NH2	25:AY:39:C:H5''	2.33	0.43
27:BA:2336:A:H61	49:B0:43:THR:HG21	1.83	0.43
50:B1:32:LYS:C	50:B1:33:LYS:HG2	2.38	0.43
53:B4:38:ALA:H	53:B4:51:TYR:HA	1.84	0.43
55:B6:44:ARG:O	55:B6:45:LYS:HG2	2.17	0.43
57:B8:33:ASN:O	57:B8:34:TRP:HB3	2.19	0.43
27:BA:1471:A:N7	27:BA:1520:G:C6	2.87	0.43
27:BA:2330:G:O2'	27:BA:2331:G:H5'	2.17	0.43
27:BA:2049:G:N2	27:BA:2620:C:C2	2.86	0.43
27:BA:2693:A:H2'	27:BA:2694:G:C8	2.53	0.43
27:BA:271(J):C:HO2'	27:BA:271(K):U:H6	1.64	0.43
27:BA:2761:G:H2'	27:BA:2761:G:N3	2.33	0.43
27:BA:37:C:H4'	27:BA:451:C:OP1	2.18	0.43
27:BA:531:C:N3	27:BA:563:G:C8	2.86	0.43
27:BA:563:G:H5'	27:BA:572:A:H4'	1.99	0.43
32:BF:132:VAL:CG2	32:BF:133:ASN:H	2.14	0.43
33:BG:64:THR:CG2	33:BG:65:GLY:H	2.30	0.43
34:BH:76:VAL:C	34:BH:78:GLY:N	2.70	0.43
36:BN:24:GLY:O	36:BN:25:ARG:C	2.55	0.43
36:BN:58:ASP:O	36:BN:59:LYS:CB	2.66	0.43
36:BN:23:LEU:HD13	36:BN:98:VAL:HG12	2.01	0.43
39:BQ:109:VAL:HG12	39:BQ:110:THR:H	1.83	0.43
43:BU:65:ILE:HD11	43:BU:96:ALA:HB3	2.00	0.43
43:BU:91:ASP:OD2	43:BU:96:ALA:CA	2.66	0.43
45:BW:5:ALA:CB	45:BW:50:VAL:HG22	2.48	0.43
47:BY:38:ILE:O	47:BY:39:VAL:CB	2.65	0.43
47:BY:81:LYS:O	47:BY:82:PRO:C	2.56	0.43
48:BZ:143:LEU:HB3	48:BZ:149:LEU:HD12	2.00	0.43
48:BZ:91:SER:HB3	48:BZ:92:ASP:H	1.59	0.43

Continued on next page...

Continued from previous page...

Atom-1	Atom-2	Interatomic distance (Å)	Clash overlap (Å)
1:CA:1222:G:H2'	1:CA:1223:C:O4'	2.18	0.43
1:CA:1370:G:O2'	1:CA:1371:G:H5'	2.17	0.43
1:CA:1457:G:C4	1:CA:1458:G:N7	2.86	0.43
1:CA:189(D):C:H2'	1:CA:189(E):U:O4'	2.18	0.43
1:CA:297:G:N2	1:CA:300:A:OP2	2.45	0.43
1:CA:328:C:C2'	1:CA:328:C:O2	2.65	0.43
1:CA:370:C:C2	1:CA:371:G:C8	3.06	0.43
1:CA:500:G:H2'	1:CA:501:C:C6	2.54	0.43
1:CA:68:G:H8	1:CA:68:G:H3'	1.82	0.43
1:CA:583:A:H61	1:CA:758:G:H1'	1.83	0.43
1:CA:781:A:C3'	1:CA:782:A:H5'	2.48	0.43
2:CB:80:ILE:CD1	2:CB:212:GLN:HA	2.49	0.43
5:CE:15:ARG:CG	5:CE:28:PHE:HE2	2.15	0.43
6:CF:3:ARG:HH11	6:CF:3:ARG:HG3	1.83	0.43
7:CG:36:LYS:C	7:CG:38:LEU:N	2.70	0.43
7:CG:36:LYS:O	7:CG:38:LEU:N	2.51	0.43
8:CH:86:ILE:HB	8:CH:133:LEU:O	2.18	0.43
8:CH:19:VAL:O	8:CH:20:TYR:CB	2.65	0.43
11:CK:15:ALA:HB1	11:CK:78:GLN:HG3	1.99	0.43
13:CM:28:ALA:C	13:CM:30:ALA:N	2.71	0.43
13:CM:82:MET:O	13:CM:83:ASP:C	2.57	0.43
14:CN:29:ARG:HG2	14:CN:40:CYS:CB	2.48	0.43
18:CR:81:PHE:O	18:CR:82:THR:OG1	2.32	0.43
1:CA:1321:C:O2'	19:CS:78:ARG:NH1	2.50	0.43
20:CT:26:ASN:HD22	20:CT:27:LYS:H	1.67	0.43
20:CT:86:ARG:HG2	20:CT:86:ARG:HH11	1.83	0.43
51:D2:53:LEU:O	51:D2:56:GLN:N	2.51	0.43
27:DA:125:G:H21	56:D7:48:LYS:NZ	2.16	0.43
27:DA:1323:U:H2'	27:DA:1324:G:H5'	2.00	0.43
27:DA:144:C:O2'	27:DA:145:G:H5'	2.18	0.43
27:DA:1614:A:H62	45:DW:93:ALA:CB	2.27	0.43
27:DA:1652:A:N6	27:DA:1653:G:C2	2.86	0.43
27:DA:1782:C:H1'	27:DA:2609:U:C5'	2.48	0.43
27:DA:1821:A:H2'	27:DA:1822:G:H8	1.83	0.43
27:DA:1885:A:C8	27:DA:1886:C:C6	3.07	0.43
27:DA:1933:G:H22	27:DA:1968:G:H1'	1.83	0.43
27:DA:2040:C:H2'	27:DA:2041:U:H6	1.84	0.43
27:DA:2117:A:C2'	27:DA:2118:U:H5''	2.48	0.43
27:DA:2247:A:H2'	27:DA:2248:C:H6	1.84	0.43
27:DA:2392:A:P	57:D8:31:HIS:HE1	2.40	0.43
27:DA:2551:C:H2'	27:DA:2552:U:C6	2.54	0.43

Continued on next page...

Continued from previous page...

Atom-1	Atom-2	Interatomic distance (Å)	Clash overlap (Å)
27:DA:2626:C:H2'	27:DA:2627:G:O4'	2.19	0.43
27:DA:265:A:C2	27:DA:428:A:C2	3.06	0.43
27:DA:2864:G:C8	27:DA:2864:G:H5'	2.49	0.43
27:DA:301:G:C2	27:DA:302:C:C4	3.06	0.43
27:DA:740:U:H2'	27:DA:741:G:C8	2.52	0.43
31:DE:199:ARG:CB	31:DE:199:ARG:CZ	2.95	0.43
31:DE:6:GLY:CA	31:DE:27:LEU:O	2.65	0.43
32:DF:65:TRP:HZ3	32:DF:75:HIS:HD2	1.67	0.43
34:DH:124:GLU:HB2	34:DH:132:ARG:HB2	2.00	0.43
34:DH:121:ILE:HG12	34:DH:134:SER:O	2.17	0.43
34:DH:68:THR:C	34:DH:70:THR:N	2.71	0.43
34:DH:85:LYS:CG	34:DH:133:VAL:HB	2.48	0.43
36:DN:1:MET:C	36:DN:2:LYS:HD2	2.38	0.43
37:DO:53:LYS:N	37:DO:53:LYS:CD	2.77	0.43
38:DP:30:THR:O	38:DP:33:ARG:N	2.50	0.43
39:DQ:51:ARG:HG2	39:DQ:51:ARG:HH11	1.83	0.43
43:DU:91:ASP:OD2	43:DU:96:ALA:N	2.51	0.43
44:DV:21:ARG:CG	44:DV:91:TYR:CD2	2.95	0.43
47:DY:7:VAL:CB	47:DY:8:LYS:HZ2	2.31	0.43
47:DY:91:GLU:HB3	47:DY:92:ASN:H	1.38	0.43
48:DZ:9:ARG:CB	48:DZ:9:ARG:HH11	2.31	0.43
1:AA:1146:A:H8	1:AA:1146:A:H5'	1.84	0.43
1:AA:1145:C:C5'	1:AA:1146:A:OP1	2.64	0.43
1:AA:1288:A:C6	1:AA:1289:A:C5	3.06	0.43
1:AA:1309:G:C6	1:AA:1329:A:C2	3.07	0.43
1:AA:190:U:H2'	1:AA:191:G:C8	2.53	0.43
1:AA:184:G:H5'	1:AA:224:C:H4'	2.00	0.43
1:AA:389:A:C6	1:AA:390:C:H1'	2.53	0.43
1:AA:532:A:C3'	1:AA:533:A:H5''	2.48	0.43
2:AB:105:PHE:CD1	2:AB:152:PHE:CZ	3.06	0.43
2:AB:65:GLY:HA2	2:AB:226:ARG:HH22	1.80	0.43
3:AC:76:VAL:CG2	3:AC:103:VAL:HG11	2.38	0.43
4:AD:105:VAL:O	4:AD:105:VAL:HG12	2.17	0.43
4:AD:22:LYS:O	4:AD:113:SER:CB	2.66	0.43
4:AD:43:HIS:O	4:AD:44:GLY:C	2.57	0.43
8:AH:125:ARG:HG3	8:AH:125:ARG:HH11	1.84	0.43
8:AH:86:ILE:CB	8:AH:133:LEU:HD22	2.49	0.43
9:AI:20:ARG:HG3	9:AI:20:ARG:HH11	1.82	0.43
10:AJ:33:GLN:HB2	10:AJ:75:ILE:CD1	2.43	0.43
10:AJ:55:LYS:HB3	10:AJ:55:LYS:HE2	1.74	0.43
12:AL:54:LYS:HG2	12:AL:64:THR:CG2	2.48	0.43

Continued on next page...

Continued from previous page...

Atom-1	Atom-2	Interatomic distance (Å)	Clash overlap (Å)
13:AM:80:ARG:C	13:AM:82:MET:H	2.21	0.43
15:AO:67:LEU:HA	15:AO:67:LEU:HD23	1.86	0.43
16:AP:54:GLU:OE2	16:AP:54:GLU:CA	2.59	0.43
1:AA:263:A:P	20:AT:79:ARG:HH12	2.41	0.43
20:AT:85:MET:HA	20:AT:88:VAL:HB	2.00	0.43
24:AX:25:C:H2'	24:AX:26:G:O4'	2.18	0.43
24:AX:56:C:O2'	33:BG:77:ILE:HA	2.17	0.43
56:B7:34:ARG:HH21	56:B7:39:ARG:NE	2.17	0.43
27:BA:114:U:O5'	27:BA:114:U:H6	2.02	0.43
27:BA:1230:C:H2'	27:BA:1231:G:H8	1.80	0.43
27:BA:1239:G:H2'	27:BA:1240:U:O4'	2.18	0.43
27:BA:812:C:H1'	27:BA:1250:G:N2	2.32	0.43
27:BA:1304:C:O2	27:BA:1304:C:H2'	2.18	0.43
27:BA:1394:U:C4	27:BA:1395:A:C6	3.07	0.43
27:BA:1495:A:H2'	27:BA:1495:A:N3	2.34	0.43
27:BA:2048:G:C6	27:BA:2049:G:C5	3.07	0.43
27:BA:2078:C:H2'	27:BA:2079:U:C6	2.53	0.43
27:BA:2655:G:H22	27:BA:2664:G:H2'	1.81	0.43
27:BA:271(J):C:H2'	27:BA:271(J):C:O2	2.18	0.43
27:BA:292:C:H2'	27:BA:293:U:H6	1.82	0.43
27:BA:339:U:H6	27:BA:339:U:O5'	2.01	0.43
27:BA:931:G:C2	27:BA:933:A:C5	3.06	0.43
30:BD:223:GLY:HA3	30:BD:231:HIS:CE1	2.53	0.43
30:BD:45:ASN:OD1	30:BD:50:THR:HG23	2.18	0.43
31:BE:105:THR:O	31:BE:196:VAL:HA	2.17	0.43
31:BE:12:THR:HB	31:BE:13:ARG:H	1.53	0.43
31:BE:167:VAL:HG13	31:BE:170:LEU:HD11	2.00	0.43
31:BE:48:GLN:CG	31:BE:78:LEU:HD12	2.48	0.43
33:BG:181:ARG:O	33:BG:182:LYS:OXT	2.36	0.43
36:BN:96:GLU:O	36:BN:100:GLU:HG3	2.18	0.43
38:BP:115:LEU:CD2	38:BP:115:LEU:N	2.81	0.43
38:BP:146:VAL:O	38:BP:148:LEU:HG	2.18	0.43
42:BT:84:GLN:HB2	42:BT:86:ILE:HG13	2.00	0.43
47:BY:31:LEU:CB	47:BY:32:PRO:HA	2.49	0.43
47:BY:96:ILE:CG2	47:BY:99:CYS:SG	3.02	0.43
48:BZ:168:GLU:HA	48:BZ:168:GLU:OE1	2.18	0.43
1:CA:1060:C:H5''	10:CJ:51:ARG:HD3	2.01	0.43
1:CA:1070:U:O2'	1:CA:1071:C:H5'	2.18	0.43
1:CA:1133:G:N2	1:CA:1143:G:H1'	2.33	0.43
1:CA:1422:G:H2'	1:CA:1423:G:H8	1.83	0.43
1:CA:147:G:H1	1:CA:175:C:H42	1.66	0.43

Continued on next page...

Continued from previous page...

Atom-1	Atom-2	Interatomic distance (Å)	Clash overlap (Å)
1:CA:723:U:O2	1:CA:723:U:C2'	2.66	0.43
1:CA:793:U:O2	1:CA:1516:G:H4'	2.18	0.43
1:CA:820:U:H4'	1:CA:821:G:OP2	2.18	0.43
2:CB:108:ILE:CG2	2:CB:152:PHE:HE1	2.31	0.43
2:CB:70:PHE:CE2	2:CB:163:PHE:HD1	2.36	0.43
3:CC:181:ASN:HD21	3:CC:204:LEU:HB2	1.79	0.43
3:CC:23:TYR:CD1	3:CC:24:ALA:N	2.87	0.43
3:CC:35:GLU:O	3:CC:37:GLN:N	2.52	0.43
3:CC:42:LEU:HD12	3:CC:42:LEU:N	2.33	0.43
4:CD:135:LEU:N	4:CD:135:LEU:HD12	2.33	0.43
4:CD:198:VAL:CG1	4:CD:199:ASN:N	2.82	0.43
8:CH:84:ARG:CG	8:CH:85:ARG:N	2.81	0.43
15:CO:76:GLU:C	15:CO:78:TYR:N	2.72	0.43
20:CT:37:SER:O	20:CT:40:ALA:N	2.52	0.43
20:CT:62:LEU:O	20:CT:65:LYS:HB2	2.17	0.43
25:CY:43:C:OP2	25:CY:44:U:C4	2.72	0.43
25:CY:52:G:C2	25:CY:53:U:C4	3.07	0.43
26:CZ:1:KBE:CE	26:CZ:1:KBE:O	2.63	0.43
51:D2:53:LEU:O	51:D2:56:GLN:HB2	2.18	0.43
27:DA:2348:U:O2'	55:D6:42:TRP:CE3	2.72	0.43
57:D8:14:VAL:HG13	57:D8:22:VAL:HG13	2.01	0.43
57:D8:61:LEU:HD12	57:D8:61:LEU:N	2.33	0.43
27:DA:1000:A:C8	27:DA:1154:G:N2	2.86	0.43
27:DA:1210:A:H5'	27:DA:1212:G:C5'	2.47	0.43
27:DA:1418:G:OP1	27:DA:1588:C:O2'	2.34	0.43
27:DA:1497:U:H5'	27:DA:1498:C:H5	1.80	0.43
27:DA:1833:U:H2'	27:DA:1834:U:C6	2.53	0.43
27:DA:2563:U:H2'	27:DA:2565:A:OP2	2.18	0.43
27:DA:2588:G:H2'	27:DA:2589:A:O4'	2.18	0.43
27:DA:2711:A:OP2	27:DA:2712(A):A:OP2	2.36	0.43
27:DA:2752:C:O2'	27:DA:2753:A:H5'	2.18	0.43
27:DA:435:C:H2'	27:DA:436:C:C5'	2.49	0.43
27:DA:477:A:C6	27:DA:478:A:C6	3.07	0.43
27:DA:529:A:C5	27:DA:2042:A:C2	3.06	0.43
27:DA:64:A:O2'	27:DA:65:C:H5'	2.19	0.43
27:DA:662:G:OP1	38:DP:18:ARG:CZ	2.66	0.43
27:DA:714:U:O2	27:DA:716:A:C8	2.71	0.43
27:DA:862:G:H2'	27:DA:863:A:O4'	2.19	0.43
30:DD:142:VAL:CG2	30:DD:143:HIS:H	2.31	0.43
30:DD:177:LEU:O	30:DD:180:GLY:N	2.45	0.43
30:DD:2:ALA:O	30:DD:3:VAL:CB	2.66	0.43

Continued on next page...

Continued from previous page...

Atom-1	Atom-2	Interatomic distance (Å)	Clash overlap (Å)
30:DD:34:VAL:O	30:DD:35:LYS:HD2	2.18	0.43
31:DE:104:VAL:O	31:DE:167:VAL:HG12	2.19	0.43
32:DF:204:ASN:C	32:DF:206:ILE:H	2.22	0.43
33:DG:102:PHE:C	33:DG:102:PHE:CD2	2.89	0.43
33:DG:104:GLU:OE2	53:D4:50:THR:CB	2.65	0.43
33:DG:21:ARG:C	33:DG:21:ARG:CD	2.87	0.43
35:DI:77:LEU:HD13	35:DI:105:HIS:CD2	2.53	0.43
39:DQ:68:ILE:HG23	39:DQ:103:MET:HA	2.00	0.43
44:DV:45:THR:O	44:DV:46:VAL:HG12	2.18	0.43
46:DX:31:HIS:HA	46:DX:32:PRO:HD2	1.80	0.43
46:DX:48:LYS:HZ3	51:D2:30:ARG:NH2	2.17	0.43
47:DY:16:ALA:HB1	47:DY:21:LYS:HZ3	1.82	0.43
47:DY:18:GLY:C	47:DY:20:TYR:H	2.22	0.43
1:AA:1232:U:O5'	1:AA:1232:U:H6	2.01	0.43
1:AA:59:A:C5'	1:AA:60:A:C5'	2.96	0.43
1:AA:631:G:H5''	1:AA:632:A:OP1	2.18	0.43
1:AA:652:U:H1'	1:AA:653:A:C2	2.52	0.43
2:AB:105:PHE:HD1	2:AB:152:PHE:CZ	2.37	0.43
2:AB:140:HIS:O	2:AB:143:GLU:N	2.43	0.43
4:AD:64:LEU:HB2	4:AD:198:VAL:HG11	2.00	0.43
4:AD:49:ARG:C	4:AD:49:ARG:CD	2.83	0.43
5:AE:76:ILE:HB	5:AE:77:PRO:HD2	2.01	0.43
1:AA:1368:G:OP2	9:AI:112:LYS:HE3	2.19	0.43
13:AM:49:THR:CG2	13:AM:51:ALA:HB3	2.48	0.43
15:AO:39:LEU:CD1	15:AO:59:MET:HE1	2.49	0.43
1:AA:110:C:O2'	16:AP:25:ARG:O	2.32	0.43
17:AQ:62:SER:OG	17:AQ:72:ARG:HB2	2.18	0.43
20:AT:16:HIS:NE2	20:AT:20:LEU:HD11	2.33	0.43
23:AW:34:U:H2'	23:AW:35:G:H5'	2.01	0.43
25:AY:18:G:N2	25:AY:55:C:N4	2.66	0.43
52:B3:46:ASN:O	52:B3:49:LYS:HB3	2.19	0.43
55:B6:13:CYS:HB3	55:B6:49:HIS:HB3	2.00	0.43
57:B8:59:LYS:CB	57:B8:59:LYS:NZ	2.80	0.43
27:BA:1313:U:H2'	27:BA:1610:A:C2	2.54	0.43
27:BA:1577:C:H2'	27:BA:1578:U:C6	2.54	0.43
27:BA:1629:U:H2'	27:BA:1630:G:C8	2.53	0.43
27:BA:1686:C:H5'	27:BA:1686:C:C6	2.54	0.43
27:BA:2145:C:H4'	27:BA:2146:C:OP2	2.19	0.43
27:BA:2396:G:P	50:B1:25:LYS:HE3	2.59	0.43
27:BA:2481:G:O2'	27:BA:2482:G:OP2	2.36	0.43
27:BA:1999:C:H4'	27:BA:2723:C:O2	2.18	0.43

Continued on next page...

Continued from previous page...

Atom-1	Atom-2	Interatomic distance (Å)	Clash overlap (Å)
27:BA:2766:G:N3	27:BA:2766:G:H2'	2.34	0.43
27:BA:2885:C:O2'	54:B5:34:PRO:HG3	2.18	0.43
27:BA:337:C:C2'	27:BA:338:G:O5'	2.67	0.43
27:BA:587:C:H2'	38:BP:33:ARG:NE	2.33	0.43
27:BA:606:U:OP2	32:BF:104:LYS:HE3	2.18	0.43
28:BB:15:A:H5'	28:BB:16:G:C8	2.52	0.43
30:BD:260:ARG:HD3	30:BD:261:LYS:O	2.19	0.43
30:BD:267:SER:HA	30:BD:270:ILE:HG13	1.99	0.43
30:BD:72:LYS:CE	30:BD:101:GLU:OE2	2.66	0.43
31:BE:167:VAL:CG2	31:BE:170:LEU:HD11	2.38	0.43
31:BE:32:PRO:CB	31:BE:69:LYS:HE2	2.43	0.43
32:BF:113:ALA:O	32:BF:114:VAL:C	2.56	0.43
32:BF:32:LEU:C	32:BF:32:LEU:HD23	2.39	0.43
32:BF:64:ILE:HG23	32:BF:65:TRP:N	2.32	0.43
33:BG:21:ARG:HG3	33:BG:21:ARG:NH1	2.32	0.43
33:BG:86:MET:O	33:BG:87:PRO:O	2.36	0.43
34:BH:65:HIS:HE1	34:BH:69:ARG:HD2	1.83	0.43
36:BN:34:LEU:HD21	36:BN:120:LEU:HB2	2.00	0.43
37:BO:43:VAL:HG21	37:BO:52:VAL:HG21	1.99	0.43
40:BR:76:VAL:O	40:BR:79:LEU:HB3	2.18	0.43
41:BS:48:LEU:N	41:BS:48:LEU:CD1	2.82	0.43
42:BT:129:ARG:HH21	42:BT:133:GLU:CB	2.32	0.43
42:BT:85:LYS:O	42:BT:86:ILE:C	2.56	0.43
27:BA:1219:G:OP2	43:BU:19:LYS:HE2	2.17	0.43
44:BV:91:TYR:C	44:BV:91:TYR:HD1	2.21	0.43
48:BZ:22:LYS:HG2	48:BZ:37:TYR:HE1	1.83	0.43
1:CA:1198:G:H2'	1:CA:1199:U:C6	2.53	0.43
1:CA:1228:C:P	13:CM:108:ARG:HH22	2.41	0.43
1:CA:1307:U:H2'	1:CA:1308:U:O4'	2.18	0.43
1:CA:243:A:H5'	1:CA:245:C:OP1	2.18	0.43
1:CA:473:G:H2'	1:CA:474:G:H8	1.83	0.43
1:CA:596:C:O2	1:CA:596:C:H2'	2.19	0.43
1:CA:702:A:C3'	1:CA:703:G:H5'	2.48	0.43
1:CA:72:C:H6	1:CA:72:C:H5'	1.84	0.43
1:CA:980:C:H3'	1:CA:981:U:C6	2.54	0.43
2:CB:184:VAL:HG12	2:CB:197:VAL:HG13	1.99	0.43
2:CB:204:ASN:HD21	2:CB:207:ALA:HB3	1.83	0.43
3:CC:156:ARG:NH2	3:CC:161:GLU:HA	2.33	0.43
9:CI:33:PHE:CZ	9:CI:47:LEU:HD13	2.53	0.43
11:CK:94:ALA:O	11:CK:98:LEU:HG	2.18	0.43
12:CL:4:ILE:O	12:CL:7:LEU:N	2.52	0.43

Continued on next page...

Continued from previous page...

Atom-1	Atom-2	Interatomic distance (Å)	Clash overlap (Å)
12:CL:87:VAL:O	12:CL:88:LYS:C	2.56	0.43
15:CO:67:LEU:CD2	15:CO:78:TYR:CE1	3.02	0.43
18:CR:53:ARG:O	18:CR:54:ARG:C	2.57	0.43
49:D0:69:PHE:CD2	49:D0:79:VAL:HG22	2.53	0.43
49:D0:71:ASP:C	49:D0:73:GLY:H	2.22	0.43
51:D2:6:VAL:O	51:D2:9:GLN:N	2.52	0.43
55:D6:47:THR:HG22	55:D6:48:VAL:HG23	2.00	0.43
27:DA:1191:G:H2'	27:DA:1192:G:O4'	2.19	0.43
27:DA:1491:G:H1	27:DA:1499:C:H42	1.65	0.43
27:DA:1677:A:H2'	27:DA:1678:G:H8	1.80	0.43
27:DA:1924:C:H2'	27:DA:1925:C:C6	2.53	0.43
27:DA:2087:G:O2'	27:DA:2088:G:H5'	2.18	0.43
27:DA:2126:A:N6	27:DA:2163:C:H4'	2.33	0.43
27:DA:2220:G:H2'	27:DA:2221:G:C8	2.53	0.43
27:DA:2682:U:H6	27:DA:2682:U:H5'	1.83	0.43
27:DA:2762:G:C3'	27:DA:2763:G:H5''	2.48	0.43
27:DA:2870:C:O2'	27:DA:2871:C:H5'	2.19	0.43
27:DA:435:C:H2'	27:DA:436:C:H5'	2.00	0.43
27:DA:510:C:C2'	27:DA:511:U:H5'	2.48	0.43
27:DA:778:G:H5''	30:DD:48:ARG:HD2	2.01	0.43
30:DD:2:ALA:C	30:DD:3:VAL:HG23	2.38	0.43
30:DD:32:SER:C	30:DD:33:LEU:O	2.52	0.43
32:DF:10:PRO:O	32:DF:11:VAL:HG23	2.17	0.43
32:DF:136:THR:HA	32:DF:166:ALA:HB1	2.00	0.43
34:DH:17:VAL:O	34:DH:45:VAL:CG2	2.67	0.43
35:DI:114:LEU:HA	35:DI:129:THR:C	2.39	0.43
35:DI:133:HIS:O	35:DI:134:PRO:C	2.56	0.43
36:DN:57:ALA:N	36:DN:123:TYR:O	2.50	0.43
36:DN:85:ILE:HG22	36:DN:90:MET:HG2	2.00	0.43
38:DP:48:PRO:O	38:DP:49:ARG:C	2.57	0.43
41:DS:24:LEU:CB	41:DS:85:VAL:HG12	2.28	0.43
27:DA:28:A:C2	43:DU:11:ARG:NH1	2.86	0.43
43:DU:36:ARG:CG	43:DU:40:PHE:CE1	3.01	0.43
45:DW:6:ILE:CD1	45:DW:104:THR:HG23	2.49	0.43
45:DW:19:LEU:N	45:DW:19:LEU:CD1	2.82	0.43
48:DZ:161:GLU:CG	48:DZ:162:LEU:H	2.27	0.43
1:AA:1347:G:H3'	9:AI:108:VAL:O	2.19	0.43
1:AA:146:G:N2	1:AA:147:G:H1'	2.33	0.43
1:AA:1521:G:H2'	1:AA:1522:U:C6	2.53	0.43
1:AA:376:G:H1	1:AA:387:U:H3	1.67	0.43
1:AA:495:A:H4'	1:AA:496:A:H5''	2.01	0.43

Continued on next page...

Continued from previous page...

Atom-1	Atom-2	Interatomic distance (Å)	Clash overlap (Å)
1:AA:551:U:H2'	1:AA:552:U:C6	2.53	0.43
1:AA:608:A:H2'	1:AA:609:A:O4'	2.19	0.43
2:AB:71:VAL:HG22	2:AB:93:VAL:CG2	2.48	0.43
2:AB:92:TYR:CE1	2:AB:151:GLY:N	2.87	0.43
3:AC:109:PRO:C	3:AC:111:LEU:N	2.71	0.43
3:AC:10:PHE:CZ	3:AC:178:LEU:HD11	2.54	0.43
4:AD:19:LEU:HD12	4:AD:20:TYR:H	1.84	0.43
3:AC:135:LYS:HZ3	5:AE:53:LEU:HD11	1.83	0.43
6:AF:3:ARG:NH1	6:AF:38:GLU:OE1	2.51	0.43
8:AH:14:ARG:HD3	8:AH:18:ARG:HH12	1.82	0.43
13:AM:29:ARG:O	13:AM:33:ALA:HB3	2.19	0.43
13:AM:81:LEU:O	13:AM:89:GLY:CA	2.66	0.43
13:AM:94:ARG:NH2	27:BA:887:A:C3'	2.79	0.43
16:AP:66:PRO:C	16:AP:67:THR:O	2.57	0.43
18:AR:53:ARG:HA	18:AR:63:GLN:HE22	1.83	0.43
25:AY:19:U:H2'	25:AY:20:A:H4'	2.01	0.43
49:B0:24:LYS:O	49:B0:25:ARG:HD3	2.18	0.43
27:BA:1054:A:C2'	27:BA:1055:G:H8	2.32	0.43
27:BA:1142(A):A:C4	27:BA:1144:G:N7	2.86	0.43
27:BA:1141:U:C5'	27:BA:1142(A):A:O4'	2.67	0.43
27:BA:1211:U:H3'	27:BA:1212:G:H5'	2.00	0.43
27:BA:1216:G:O2'	27:BA:1217:C:H5'	2.18	0.43
27:BA:1587:A:H3'	27:BA:1588:C:H6	1.84	0.43
27:BA:1857:G:C2'	27:BA:1885:A:H61	2.32	0.43
27:BA:2186:G:H5'	27:BA:2187:G:OP2	2.18	0.43
27:BA:225:A:O2'	27:BA:257:A:H4'	2.18	0.43
27:BA:2542:A:H5'	27:BA:2543:G:OP1	2.18	0.43
27:BA:566:U:H2'	27:BA:567:A:O4'	2.19	0.43
27:BA:626:U:H5'	27:BA:627:A:C5'	2.49	0.43
30:BD:97:TYR:HB2	30:BD:101:GLU:O	2.18	0.43
30:BD:120:GLY:O	30:BD:122:ASP:N	2.49	0.43
30:BD:133:LEU:HA	30:BD:133:LEU:HD23	1.82	0.43
33:BG:143:GLU:CD	33:BG:143:GLU:H	2.21	0.43
33:BG:177:GLY:O	33:BG:179:PRO:HD3	2.19	0.43
34:BH:11:VAL:CG1	34:BH:11:VAL:O	2.60	0.43
34:BH:85:LYS:NZ	34:BH:133:VAL:CG2	2.77	0.43
34:BH:64:LEU:O	34:BH:65:HIS:C	2.57	0.43
35:BI:77:LEU:HD23	35:BI:77:LEU:C	2.39	0.43
38:BP:64:LYS:HD3	38:BP:65:ARG:HG3	2.00	0.43
40:BR:38:VAL:HA	40:BR:112:ALA:CB	2.44	0.43
42:BT:66:VAL:HA	42:BT:71:GLY:HA2	2.00	0.43

Continued on next page...

Continued from previous page...

Atom-1	Atom-2	Interatomic distance (Å)	Clash overlap (Å)
1:CA:1046:A:H3'	1:CA:1047:G:H8	1.83	0.43
1:CA:1457:G:N2	1:CA:1458:G:N9	2.67	0.43
1:CA:145:G:C2	1:CA:178:C:C2	3.07	0.43
1:CA:1477:C:H2'	1:CA:1478:C:O4'	2.19	0.43
1:CA:1530:G:H2'	1:CA:1531:A:O5'	2.18	0.43
1:CA:582:U:H2'	1:CA:583:A:C8	2.54	0.43
1:CA:708:C:H2'	1:CA:709:G:C8	2.52	0.43
1:CA:738:C:H2'	1:CA:739:C:C6	2.54	0.43
1:CA:778:G:C2'	1:CA:779:C:H5'	2.49	0.43
1:CA:782:A:O3'	1:CA:1515:C:H4'	2.18	0.43
1:CA:810:C:H2'	1:CA:811:C:O4'	2.19	0.43
2:CB:41:ILE:HG22	2:CB:41:ILE:O	2.19	0.43
2:CB:84:GLU:HB3	2:CB:219:VAL:HG22	1.97	0.43
4:CD:8:VAL:O	4:CD:9:CYS:C	2.57	0.43
4:CD:98:GLU:HB3	4:CD:189:PRO:HG3	1.99	0.43
5:CE:24:ARG:O	5:CE:24:ARG:HG3	2.18	0.43
5:CE:90:VAL:HG22	5:CE:121:LYS:O	2.19	0.43
7:CG:155:ARG:CZ	7:CG:155:ARG:HB2	2.49	0.43
7:CG:37:ASN:ND2	9:CI:41:VAL:HG23	2.33	0.43
7:CG:43:PHE:CD1	7:CG:44:TYR:N	2.85	0.43
9:CI:64:THR:O	9:CI:64:THR:HG23	2.18	0.43
9:CI:91:ASP:C	9:CI:93:ARG:N	2.71	0.43
15:CO:12:ILE:C	15:CO:14:GLU:N	2.71	0.43
6:CF:89:MET:HE3	18:CR:75:ILE:HB	2.01	0.43
50:D1:51:VAL:HG21	50:D1:74:VAL:HG22	2.01	0.43
51:D2:12:GLU:O	51:D2:13:ALA:C	2.57	0.43
52:D3:8:LEU:HB2	52:D3:28:LEU:HD13	1.99	0.43
52:D3:6:VAL:HB	52:D3:54:VAL:HG12	1.97	0.43
27:DA:747:U:OP1	54:D5:3:LYS:HD2	2.18	0.43
27:DA:642:G:H4'	55:D6:42:TRP:HZ2	1.84	0.43
57:D8:33:ASN:N	57:D8:33:ASN:ND2	2.48	0.43
27:DA:143:G:H5''	27:DA:1598:C:O2'	2.19	0.43
27:DA:1444:G:C2	27:DA:1548:C:C2	3.06	0.43
27:DA:14:A:C6	27:DA:526:A:C2	3.06	0.43
27:DA:1682:G:H5'	27:DA:1762:A:C2'	2.48	0.43
27:DA:1791:A:H3'	27:DA:1792:G:H8	1.84	0.43
27:DA:2419:U:O4	57:D8:30:ARG:NH1	2.52	0.43
27:DA:2507:C:H2'	27:DA:2508:G:O4'	2.19	0.43
27:DA:2709:G:O2'	27:DA:2710:C:H5'	2.18	0.43
27:DA:27:G:C4	27:DA:512:G:N2	2.87	0.43
27:DA:330:A:O2'	27:DA:331:A:C8	2.68	0.43

Continued on next page...

Continued from previous page...

Atom-1	Atom-2	Interatomic distance (Å)	Clash overlap (Å)
27:DA:620:G:C5'	27:DA:621:A:OP1	2.57	0.43
27:DA:723:G:H2'	27:DA:724:U:C6	2.53	0.43
27:DA:857:C:C2	27:DA:858:U:C5	3.07	0.43
30:DD:27:THR:HG23	30:DD:83:GLU:HG2	1.99	0.43
31:DE:116:VAL:HG21	31:DE:122:PHE:CE2	2.52	0.43
31:DE:108:SER:HB3	31:DE:163:GLU:HG2	2.01	0.43
33:DG:17:PRO:HA	33:DG:20:ILE:CD1	2.49	0.43
36:DN:16:ILE:CG1	36:DN:17:ASP:N	2.81	0.43
36:DN:52:VAL:O	36:DN:120:LEU:HD23	2.19	0.43
37:DO:34:THR:O	37:DO:35:VAL:C	2.57	0.43
37:DO:64:ARG:NH1	37:DO:83:ALA:CB	2.81	0.43
27:DA:244:A:O3'	38:DP:74:GLU:HB2	2.19	0.43
39:DQ:27:VAL:HG12	39:DQ:28:ALA:N	2.33	0.43
27:DA:2839:G:H4'	40:DR:49:ASP:HB2	2.00	0.43
41:DS:17:ARG:O	41:DS:19:LYS:N	2.50	0.43
41:DS:19:LYS:HB3	41:DS:20:ARG:NH1	2.34	0.43
41:DS:58:LEU:HD23	41:DS:65:VAL:HG12	1.97	0.43
41:DS:80:LEU:HD12	41:DS:80:LEU:N	2.33	0.43
45:DW:59:VAL:CG1	45:DW:60:ASN:N	2.82	0.43
1:AA:1058:G:H2'	1:AA:1059:C:C6	2.54	0.43
1:AA:1053:G:N7	1:AA:1199:U:H2'	2.33	0.43
1:AA:1260:C:C6	1:AA:1260:C:H3'	2.51	0.43
1:AA:1276:G:H2'	1:AA:1277:C:H5'	2.01	0.43
1:AA:1435:G:H2'	1:AA:1436:U:C6	2.53	0.43
1:AA:174:C:H2'	1:AA:175:C:H6	1.82	0.43
1:AA:184:G:C4'	1:AA:224:C:H4'	2.49	0.43
1:AA:26:A:O2'	4:AD:209:ARG:HG2	2.19	0.43
1:AA:398:C:H6	1:AA:398:C:O5'	2.01	0.43
2:AB:112:VAL:HG22	2:AB:149:LEU:HD13	2.00	0.43
2:AB:51:LEU:O	2:AB:55:PHE:HD2	2.01	0.43
3:AC:187:ALA:C	3:AC:188:LEU:HD22	2.38	0.43
4:AD:2:GLY:C	4:AD:3:ARG:HG3	2.39	0.43
6:AF:24:GLU:O	6:AF:28:ARG:HD2	2.19	0.43
6:AF:61:LEU:HD23	6:AF:63:TYR:CE2	2.54	0.43
6:AF:67:MET:HE1	6:AF:75:LEU:HD12	2.01	0.43
8:AH:104:ARG:CZ	8:AH:138:TRP:CZ2	3.02	0.43
9:AI:113:LYS:H	9:AI:113:LYS:HD2	1.83	0.43
13:AM:86:CYS:O	13:AM:89:GLY:N	2.52	0.43
15:AO:24:SER:O	15:AO:28:GLN:NE2	2.52	0.43
15:AO:32:LEU:HA	15:AO:32:LEU:HD23	1.82	0.43
1:AA:728:A:C8	15:AO:54:ARG:NH1	2.86	0.43

Continued on next page...

Continued from previous page...

Atom-1	Atom-2	Interatomic distance (Å)	Clash overlap (Å)
15:AO:33:THR:HG23	15:AO:63:ARG:NH1	2.34	0.43
19:AS:70:LYS:C	19:AS:72:GLY:H	2.21	0.43
1:AA:1223:C:P	19:AS:78:ARG:HH21	2.42	0.43
20:AT:22:ARG:O	20:AT:26:ASN:ND2	2.52	0.43
20:AT:28:ALA:C	20:AT:30:LYS:N	2.70	0.43
1:AA:1457:G:O3'	20:AT:35:THR:HG21	2.19	0.43
49:B0:41:ARG:HD3	49:B0:44:ARG:HD2	2.01	0.43
49:B0:53:MET:HA	49:B0:58:THR:O	2.19	0.43
49:B0:84:LEU:H	49:B0:84:LEU:HD12	1.84	0.43
51:B2:53:LEU:HD23	51:B2:56:GLN:HG3	2.01	0.43
57:B8:45:GLY:O	57:B8:46:ARG:C	2.57	0.43
27:BA:1481:U:H5'	27:BA:1482:G:OP2	2.18	0.43
27:BA:1482:G:H2'	27:BA:1484:G:C8	2.54	0.43
27:BA:1775:U:H2'	27:BA:1776:G:H5'	2.01	0.43
27:BA:2015:A:N3	54:B5:2:ALA:CA	2.80	0.43
27:BA:212:G:C2'	27:BA:213:A:H5'	2.49	0.43
27:BA:2369:A:H2'	27:BA:2370:G:H8	1.84	0.43
27:BA:2457:U:C2'	27:BA:2458:G:H5'	2.49	0.43
27:BA:2739:U:O2'	27:BA:2740:A:H5'	2.18	0.43
27:BA:2852:G:H2'	27:BA:2853:C:H6	1.83	0.43
27:BA:415:A:H2'	27:BA:416:C:C6	2.52	0.43
27:BA:935:C:C2	27:BA:936:C:C5	3.06	0.43
28:BB:25:A:H2'	28:BB:26:A:O4'	2.18	0.43
28:BB:49:C:OP1	41:BS:97:ARG:CG	2.67	0.43
28:BB:50:G:O5'	28:BB:50:G:H8	2.02	0.43
29:BC:19:VAL:HB	29:BC:22:ILE:HD11	2.00	0.43
30:BD:149:PRO:HB3	30:BD:188:GLU:HB2	2.01	0.43
30:BD:132:PRO:HD3	30:BD:190:TYR:CZ	2.53	0.43
31:BE:63:LEU:O	31:BE:65:GLY:N	2.52	0.43
31:BE:69:LYS:HD3	31:BE:89:ASP:OD1	2.19	0.43
32:BF:102:PRO:HB2	32:BF:105:VAL:HG23	2.01	0.43
32:BF:172:TRP:CD1	32:BF:172:TRP:N	2.87	0.43
33:BG:138:GLN:HE22	33:BG:153:ARG:HB2	1.83	0.43
33:BG:47:LYS:CE	33:BG:81:LYS:HB2	2.33	0.43
34:BH:88:LEU:HD13	34:BH:130:ARG:HG2	2.01	0.43
35:BI:71:ILE:HG13	35:BI:72:LEU:HD23	2.00	0.43
36:BN:24:GLY:O	36:BN:28:THR:CG2	2.67	0.43
39:BQ:25:ASP:OD1	39:BQ:25:ASP:N	2.45	0.43
40:BR:18:LEU:HD11	40:BR:22:ARG:CZ	2.49	0.43
42:BT:65:LYS:HG3	42:BT:66:VAL:N	2.34	0.43
44:BV:20:LEU:N	44:BV:20:LEU:HD12	2.34	0.43

Continued on next page...

Continued from previous page...

Atom-1	Atom-2	Interatomic distance (Å)	Clash overlap (Å)
46:BX:3:THR:O	46:BX:4:ALA:HB3	2.18	0.43
48:BZ:156:LEU:HA	48:BZ:157:PRO:HD2	1.89	0.43
1:CA:1013:G:HO2'	1:CA:1014:A:H8	1.65	0.43
1:CA:1069:C:HO2'	1:CA:1192:C:H1'	1.83	0.43
1:CA:1239:A:N6	1:CA:1299:A:N6	2.48	0.43
1:CA:1410:G:H2'	1:CA:1411:C:C6	2.54	0.43
1:CA:1414:U:H2'	1:CA:1415:G:C8	2.53	0.43
1:CA:1405:G:O4'	1:CA:1519:A:H4'	2.17	0.43
1:CA:18:C:H4'	1:CA:1078:U:O2	2.19	0.43
1:CA:109:A:C6	1:CA:326:G:C6	3.06	0.43
1:CA:681:C:C2	1:CA:710:G:N2	2.87	0.43
1:CA:721:G:C4'	1:CA:722:A:O5'	2.38	0.43
1:CA:942:G:N2	1:CA:943:U:C2	2.87	0.43
3:CC:14:ILE:CG1	3:CC:15:THR:N	2.73	0.43
4:CD:134:ASP:C	4:CD:135:LEU:HD12	2.39	0.43
5:CE:18:ARG:HH21	5:CE:25:ARG:CD	2.32	0.43
5:CE:36:ASP:O	5:CE:37:ARG:HB2	2.18	0.43
8:CH:88:LYS:HB3	8:CH:89:PRO:HD2	2.01	0.43
1:CA:1348:U:C4'	9:CI:120:ARG:HH11	2.29	0.43
14:CN:8:GLU:HB3	14:CN:12:ARG:HH12	1.84	0.43
1:CA:981:U:H5'	14:CN:21:TYR:CE1	2.52	0.43
14:CN:33:VAL:HG23	14:CN:33:VAL:O	2.19	0.43
17:CQ:10:VAL:CG2	17:CQ:55:ASP:N	2.82	0.43
18:CR:39:VAL:HB	18:CR:40:LEU:HD12	2.01	0.43
19:CS:13:ASP:O	19:CS:16:LEU:N	2.52	0.43
20:CT:63:ILE:C	20:CT:65:LYS:N	2.71	0.43
20:CT:92:LEU:C	20:CT:94:ALA:N	2.72	0.43
1:CA:1286:A:H2	21:CU:22:ARG:HH22	1.67	0.43
23:CW:46:U:O2	23:CW:46:U:H2'	2.18	0.43
59:CX:67:C:H5'	59:CX:68:C:P	2.59	0.43
49:D0:26:TYR:O	49:D0:29:GLN:HG3	2.19	0.43
57:D8:25:MET:HE3	57:D8:45:GLY:O	2.19	0.43
57:D8:22:VAL:CG2	57:D8:53:PRO:HB2	2.49	0.43
27:DA:1013:C:O2'	27:DA:1014:U:H5'	2.19	0.43
27:DA:116:C:O2'	27:DA:117:G:H5'	2.18	0.43
27:DA:210:C:H2'	27:DA:211:A:H8	1.83	0.43
27:DA:2525:G:O4'	27:DA:2741:A:H2	2.00	0.43
27:DA:2536:G:C6	27:DA:2537:U:C4	3.06	0.43
27:DA:2728:U:H2'	27:DA:2729:G:C8	2.54	0.43
27:DA:2839:G:H2'	27:DA:2840:C:H6	1.83	0.43
27:DA:246:C:H4'	27:DA:385:C:O4'	2.19	0.43

Continued on next page...

Continued from previous page...

Atom-1	Atom-2	Interatomic distance (Å)	Clash overlap (Å)
27:DA:522:G:H2'	27:DA:523:C:H6	1.83	0.43
27:DA:536:A:C2	27:DA:558:G:C6	3.07	0.43
27:DA:616:G:H2'	27:DA:618:C:O4'	2.19	0.43
27:DA:840:C:H6	27:DA:840:C:O5'	2.02	0.43
28:DB:115:G:H2'	28:DB:115:G:N3	2.33	0.43
28:DB:15:A:H1'	28:DB:110:G:C4	2.52	0.43
30:DD:77:ALA:HB2	30:DD:97:TYR:CG	2.53	0.43
31:DE:56:PRO:C	31:DE:58:ARG:N	2.72	0.43
31:DE:93:VAL:C	31:DE:95:ILE:H	2.21	0.43
32:DF:24:LEU:HD12	32:DF:25:PRO:HD2	2.00	0.43
32:DF:31:HIS:HB2	38:DP:13:ASN:CG	2.39	0.43
32:DF:41:LEU:O	32:DF:44:ARG:HG2	2.19	0.43
27:DA:2060:A:OP1	32:DF:68:LYS:O	2.37	0.43
33:DG:9:ARG:NH1	33:DG:9:ARG:HG2	2.33	0.43
34:DH:98:LEU:HD12	34:DH:102:ALA:O	2.19	0.43
35:DI:115:ALA:HB3	35:DI:128:LEU:CA	2.48	0.43
35:DI:142:VAL:O	35:DI:143:SER:O	2.37	0.43
36:DN:132:ALA:O	36:DN:133:GLN:CB	2.66	0.43
36:DN:18:ALA:HB3	36:DN:21:LYS:CB	2.49	0.43
37:DO:14:THR:HG22	37:DO:52:VAL:HG12	2.00	0.43
39:DQ:54:MET:O	39:DQ:56:ARG:N	2.41	0.43
44:DV:58:VAL:HG12	44:DV:59:ALA:N	2.34	0.43
45:DW:88:ARG:HG3	45:DW:94:ASP:OD1	2.18	0.43
48:DZ:57:VAL:HA	48:DZ:66:LEU:O	2.19	0.43
1:AA:1240:U:O4'	7:AG:38:LEU:HD21	2.18	0.43
1:AA:1253:G:C6	1:AA:1254:C:C4	3.07	0.43
1:AA:680:C:H2'	1:AA:681:C:C6	2.54	0.43
1:AA:735:C:O2'	1:AA:736:C:H5'	2.18	0.43
1:AA:764:C:H4'	15:AO:50:HIS:HB3	2.01	0.43
1:AA:88:A:OP1	1:AA:90:U:C1'	2.63	0.43
1:AA:865:A:C2	1:AA:918:A:H4'	2.53	0.43
1:AA:968:A:H3'	1:AA:969:A:C5'	2.49	0.43
1:AA:973:G:O4'	10:AJ:55:LYS:HE2	2.18	0.43
2:AB:106:LYS:O	2:AB:109:SER:HB2	2.19	0.43
3:AC:140:ARG:HH11	3:AC:140:ARG:CG	2.27	0.43
3:AC:95:THR:O	3:AC:96:GLY:C	2.57	0.43
4:AD:100:ARG:HG2	4:AD:102:ASP:OD1	2.18	0.43
6:AF:22:GLU:O	6:AF:25:ILE:HB	2.18	0.43
7:AG:137:LYS:HD3	7:AG:141:VAL:HG23	2.01	0.43
7:AG:78:ARG:CG	7:AG:78:ARG:HH11	2.32	0.43
8:AH:103:VAL:HG12	8:AH:108:GLY:HA3	2.01	0.43

Continued on next page...

Continued from previous page...

Atom-1	Atom-2	Interatomic distance (Å)	Clash overlap (Å)
10:AJ:86:MET:O	10:AJ:86:MET:HG3	2.19	0.43
12:AL:49:LEU:O	12:AL:51:LYS:HD2	2.19	0.43
13:AM:31:LYS:O	13:AM:32:GLU:C	2.57	0.43
17:AQ:25:ARG:CG	17:AQ:26:GLN:N	2.73	0.43
18:AR:22:VAL:HB	18:AR:56:THR:HA	2.01	0.43
19:AS:18:LYS:HD3	19:AS:18:LYS:HA	1.95	0.43
19:AS:69:HIS:HB3	19:AS:73:GLU:OE2	2.18	0.43
20:AT:38:LYS:HA	20:AT:41:ILE:HD11	2.00	0.43
23:AW:12:C:C2'	23:AW:13:A:H5'	2.49	0.43
25:AY:12:C:H2'	25:AY:13:A:O4'	2.18	0.43
50:B1:57:GLU:C	50:B1:58:ILE:CG2	2.87	0.43
50:B1:70:VAL:O	50:B1:74:VAL:HG23	2.18	0.43
55:B6:15:GLU:HG2	55:B6:18:ARG:NH2	2.30	0.43
56:B7:24:THR:HG23	56:B7:27:GLY:H	1.83	0.43
27:BA:1608:A:H1'	27:BA:1610:A:OP2	2.19	0.43
27:BA:1697:G:H3'	27:BA:1698:A:C5'	2.28	0.43
27:BA:175:G:H8	27:BA:175:G:C5'	2.31	0.43
27:BA:688:U:H5'	27:BA:1780:A:C2	2.54	0.43
27:BA:1804:C:H6	27:BA:1804:C:O5'	2.01	0.43
27:BA:1831:G:C6	27:BA:1832:C:N4	2.87	0.43
27:BA:1131:G:C8	27:BA:2025:C:H4'	2.54	0.43
27:BA:2300:G:C2	27:BA:2317:C:O2	2.71	0.43
27:BA:2306:C:H5'	27:BA:2307:G:O5'	2.19	0.43
27:BA:39:C:H2'	27:BA:40:C:H6	1.83	0.43
27:BA:448:U:O4	27:BA:583:G:H1'	2.18	0.43
28:BB:45:A:C2	28:BB:46:A:C1'	3.02	0.43
32:BF:197:ASP:OD2	32:BF:198:ALA:N	2.52	0.43
32:BF:3:GLU:CB	32:BF:24:LEU:HG	2.42	0.43
33:BG:99:MET:O	33:BG:102:PHE:HB3	2.19	0.43
35:BI:68:LEU:C	35:BI:68:LEU:HD23	2.38	0.43
36:BN:25:ARG:HG2	36:BN:25:ARG:HH11	1.84	0.43
36:BN:21:LYS:HG2	36:BN:26:LEU:HB2	2.00	0.43
36:BN:91:LEU:CG	36:BN:98:VAL:HG21	2.42	0.43
37:BO:78:ARG:HH21	42:BT:103:ARG:CZ	2.31	0.43
38:BP:45:LEU:O	38:BP:46:LYS:C	2.57	0.43
27:BA:2009:G:N3	40:BR:107:ASP:HA	2.34	0.43
43:BU:34:LYS:HA	43:BU:34:LYS:HD3	1.83	0.43
43:BU:44:ASN:HD21	44:BV:75:PHE:H	1.67	0.43
44:BV:9:GLY:O	44:BV:10:LYS:HG3	2.19	0.43
47:BY:20:TYR:CD1	47:BY:20:TYR:N	2.87	0.43
47:BY:79:CYS:SG	47:BY:80:GLY:N	2.91	0.43

Continued on next page...

Continued from previous page...

Atom-1	Atom-2	Interatomic distance (Å)	Clash overlap (Å)
47:BY:91:GLU:HB3	47:BY:92:ASN:H	1.56	0.43
47:BY:81:LYS:HZ3	47:BY:98:VAL:HG23	1.82	0.43
48:BZ:103:PHE:HA	48:BZ:138:VAL:O	2.18	0.43
1:CA:1019:C:H2'	1:CA:1020:U:O4'	2.18	0.43
1:CA:102:G:H21	1:CA:103:C:C1'	2.18	0.43
1:CA:1324:A:H4'	1:CA:1362:C:O3'	2.18	0.43
1:CA:1379:G:C6	1:CA:1380:U:O4	2.72	0.43
1:CA:312:C:O2'	1:CA:313:A:H5'	2.18	0.43
1:CA:41:G:O2'	1:CA:42:G:H5'	2.19	0.43
1:CA:932:C:H5'	7:CG:4:ARG:CG	2.48	0.43
1:CA:991:U:O2	1:CA:993:G:C8	2.70	0.43
2:CB:97:TRP:CH2	2:CB:176:GLU:OE1	2.72	0.43
4:CD:25:ARG:HE	4:CD:30:LYS:HG3	1.83	0.43
4:CD:98:GLU:HG2	4:CD:189:PRO:HG3	2.01	0.43
9:CI:114:TYR:CE1	10:CJ:60:ARG:N	2.87	0.43
10:CJ:54:PHE:CG	10:CJ:55:LYS:HE3	2.53	0.43
13:CM:32:GLU:O	13:CM:36:LYS:HG2	2.18	0.43
13:CM:84:ILE:HG22	13:CM:84:ILE:O	2.19	0.43
15:CO:41:GLU:O	15:CO:44:LYS:HB3	2.19	0.43
15:CO:33:THR:OG1	15:CO:85:LEU:HD13	2.19	0.43
17:CQ:20:THR:CG2	17:CQ:41:LYS:HD2	2.49	0.43
20:CT:33:ILE:HD11	20:CT:62:LEU:C	2.39	0.43
23:CW:71:A:OP1	27:DA:1942:C:H4'	2.18	0.43
59:CX:2:G:H2'	59:CX:2:G:N3	2.34	0.43
25:CY:38:U:H3'	25:CY:39:C:H6	1.83	0.43
52:D3:37:LEU:HD12	52:D3:43:ILE:HG23	2.01	0.43
53:D4:53:THR:O	53:D4:54:LYS:O	2.37	0.43
57:D8:29:LYS:HD3	57:D8:44:LYS:HB2	2.01	0.43
27:DA:1039:G:H2'	27:DA:1040:C:H5'	2.00	0.43
27:DA:1286:A:OP1	40:DR:105:ARG:HD2	2.19	0.43
27:DA:1309:G:H2'	27:DA:1310:G:H5'	2.00	0.43
27:DA:1372:U:H2'	27:DA:1373:A:O4'	2.19	0.43
27:DA:141:A:C8	27:DA:1408:C:O2'	2.65	0.43
27:DA:1721:G:C2'	27:DA:1741:A:H61	2.31	0.43
27:DA:1799:G:C8	30:DD:181:GLU:OE2	2.72	0.43
27:DA:1800:C:H5''	30:DD:147:LEU:HD21	2.01	0.43
27:DA:1854:A:C5'	27:DA:1855:G:OP2	2.65	0.43
27:DA:1656:C:N4	27:DA:2004:G:H1	2.17	0.43
27:DA:2141:G:H2'	27:DA:2142:C:H6	1.83	0.43
27:DA:2200:C:C6	27:DA:2201:C:H5	2.37	0.43
27:DA:2309:A:H2	27:DA:2310:A:C2	2.36	0.43

Continued on next page...

Continued from previous page...

Atom-1	Atom-2	Interatomic distance (Å)	Clash overlap (Å)
27:DA:2308:G:N7	27:DA:2310:A:C5'	2.82	0.43
27:DA:2402:C:HO2'	27:DA:2403:C:H6	1.57	0.43
25:CY:75:A:C1'	27:DA:2421:G:N2	2.77	0.43
27:DA:2469:A:N3	27:DA:2470:G:H1'	2.33	0.43
27:DA:2791:C:H1'	27:DA:2792:G:C8	2.53	0.43
27:DA:26:G:N1	27:DA:27:G:N2	2.67	0.43
27:DA:2835:A:H4'	27:DA:2836:U:OP1	2.18	0.43
27:DA:2836:U:C4	27:DA:2883:A:N6	2.87	0.43
27:DA:285:C:C3'	27:DA:286:C:H5''	2.49	0.43
27:DA:30:G:C6	27:DA:31:C:N4	2.87	0.43
27:DA:324:A:H2'	27:DA:325:G:O4'	2.19	0.43
30:DD:32:SER:O	30:DD:33:LEU:O	2.36	0.43
30:DD:81:ALA:HB3	30:DD:94:LEU:HB3	2.01	0.43
31:DE:13:ARG:CB	31:DE:22:PRO:HA	2.48	0.43
31:DE:52:LEU:HA	31:DE:53:PRO:HD3	1.90	0.43
32:DF:3:GLU:O	32:DF:4:VAL:O	2.37	0.43
34:DH:156:ALA:H	34:DH:158:HIS:H	1.66	0.43
34:DH:85:LYS:HG2	34:DH:133:VAL:HB	2.00	0.43
37:DO:68:GLU:CB	37:DO:78:ARG:HB2	2.49	0.43
27:DA:661:C:C4'	38:DP:16:ARG:HH12	2.28	0.43
38:DP:95:VAL:HG22	38:DP:125:VAL:CG1	2.45	0.43
39:DQ:137:TYR:O	39:DQ:138:ASP:O	2.37	0.43
39:DQ:54:MET:HG2	39:DQ:117:ALA:O	2.19	0.43
39:DQ:58:PHE:HD1	39:DQ:61:GLY:HA3	1.80	0.43
40:DR:34:ILE:HG22	40:DR:35:THR:N	2.34	0.43
40:DR:59:ASP:OD2	40:DR:62:ALA:HB3	2.18	0.43
41:DS:59:LYS:HB2	41:DS:60:GLY:H	1.60	0.43
41:DS:61:ASN:HB3	41:DS:64:GLU:HG2	2.00	0.43
48:DZ:55:VAL:HG22	48:DZ:69:LEU:HG	2.01	0.43
1:AA:1130:A:C4	1:AA:1146:A:C2	3.07	0.43
1:AA:1158:C:C6	1:AA:1160:G:C8	3.07	0.43
1:AA:1255:G:H3'	1:AA:1279:A:N6	2.33	0.43
1:AA:1385:G:O2'	1:AA:1386:G:H5'	2.19	0.43
1:AA:1494:G:H4'	27:BA:1913:A:N7	2.34	0.43
1:AA:160:A:H1'	1:AA:344:A:C8	2.54	0.43
1:AA:180:U:H2'	1:AA:181:G:C5'	2.49	0.43
1:AA:333:G:O2'	1:AA:334:C:H5'	2.19	0.43
1:AA:402:G:C6	1:AA:403:C:C5	3.07	0.43
1:AA:437:U:C5	1:AA:438:G:N7	2.86	0.43
1:AA:683:G:C6	1:AA:684:A:C6	3.07	0.43
1:AA:918:A:C6	1:AA:919:A:C6	3.07	0.43

Continued on next page...

Continued from previous page...

Atom-1	Atom-2	Interatomic distance (Å)	Clash overlap (Å)
2:AB:167:PRO:HG2	2:AB:192:SER:OG	2.19	0.43
3:AC:119:ARG:NH1	3:AC:119:ARG:HG3	2.33	0.43
3:AC:14:ILE:HG23	3:AC:15:THR:N	2.33	0.43
1:AA:1206:G:O4'	3:AC:194:GLY:HA2	2.18	0.43
9:AI:79:LEU:HD21	9:AI:102:LEU:HA	2.00	0.43
13:AM:49:THR:N	13:AM:52:GLU:OE1	2.52	0.43
17:AQ:81:ARG:NH1	17:AQ:81:ARG:HG3	2.29	0.43
1:AA:835:U:OP1	18:AR:61:LYS:HB2	2.19	0.43
18:AR:66:LEU:HG	18:AR:70:ILE:HD11	2.01	0.43
19:AS:15:LEU:HA	19:AS:15:LEU:HD22	1.78	0.43
20:AT:89:ARG:NH1	20:AT:104:LEU:HD21	2.34	0.43
23:AW:65:U:C4	23:AW:66:A:N7	2.87	0.43
25:AY:52:G:C2	25:AY:53:U:N3	2.87	0.43
54:B5:54:GLY:C	54:B5:55:ARG:O	2.57	0.43
55:B6:44:ARG:O	55:B6:45:LYS:CD	2.67	0.43
56:B7:46:VAL:O	56:B7:47:ARG:HB3	2.19	0.43
58:B9:26:ILE:N	58:B9:26:ILE:CD1	2.72	0.43
27:BA:1842:G:H2'	27:BA:1843:C:C6	2.54	0.43
27:BA:1858:G:OP2	27:BA:1858:G:H8	2.02	0.43
27:BA:827:U:H2'	27:BA:2068:U:O2	2.17	0.43
27:BA:210:C:H2'	27:BA:211:A:C8	2.54	0.43
27:BA:219:G:H2'	27:BA:220:G:O4'	2.19	0.43
27:BA:2532:G:H2'	27:BA:2533:A:C8	2.54	0.43
27:BA:2544:G:O5'	27:BA:2544:G:H8	2.02	0.43
27:BA:271(N):U:H6	27:BA:271(N):U:O5'	2.02	0.43
27:BA:279:C:N4	27:BA:361:G:H1	2.17	0.43
27:BA:2815:C:O2'	54:B5:43:HIS:CD2	2.65	0.43
27:BA:665:C:O2'	27:BA:666:G:H5'	2.19	0.43
27:BA:678:C:H2'	27:BA:679:C:H6	1.80	0.43
27:BA:775:G:C4	27:BA:794:G:C8	3.07	0.43
28:BB:71:C:C2	28:BB:72:G:C8	3.07	0.43
30:BD:16:MET:HG3	30:BD:211:ARG:HH21	1.84	0.43
27:BA:1568:G:N2	30:BD:58:HIS:HE1	2.13	0.43
30:BD:72:LYS:CG	30:BD:103:ARG:NH1	2.82	0.43
31:BE:8:LYS:HG2	31:BE:192:ASN:HD22	1.83	0.43
33:BG:72:ARG:CG	33:BG:86:MET:HA	2.49	0.43
34:BH:57:ASP:O	34:BH:62:LYS:HE3	2.18	0.43
35:BI:92:VAL:CG1	35:BI:120:ILE:HB	2.48	0.43
35:BI:7:GLU:O	35:BI:8:PRO:O	2.36	0.43
38:BP:96:THR:CG2	38:BP:126:VAL:HB	2.38	0.43
38:BP:64:LYS:HG2	38:BP:65:ARG:N	2.34	0.43

Continued on next page...

Continued from previous page...

Atom-1	Atom-2	Interatomic distance (Å)	Clash overlap (Å)
27:BA:2485:G:OP1	39:BQ:46:GLN:NE2	2.52	0.43
40:BR:35:THR:HG23	40:BR:112:ALA:O	2.19	0.43
40:BR:12:ARG:HB3	40:BR:16:HIS:CD2	2.54	0.43
40:BR:21:TYR:CZ	40:BR:43:GLU:HG2	2.54	0.43
42:BT:6:LEU:HA	42:BT:9:LEU:HB2	2.00	0.43
43:BU:74:LEU:C	43:BU:74:LEU:CD1	2.88	0.43
45:BW:85:VAL:HG12	45:BW:86:LEU:N	2.34	0.43
46:BX:12:VAL:O	46:BX:13:LEU:HB2	2.19	0.43
1:CA:1054:C:C5	1:CA:1196:U:C6	3.01	0.43
1:CA:1203:C:H2'	1:CA:1204:A:C8	2.54	0.43
1:CA:1270:C:H4'	1:CA:1313:U:O2'	2.19	0.43
1:CA:1330:U:H5'	1:CA:1331:G:P	2.58	0.43
1:CA:475:G:H2'	1:CA:476:G:H8	1.84	0.43
1:CA:646:U:H2'	1:CA:647:C:H6	1.79	0.43
1:CA:730:G:C5	1:CA:731:G:H1'	2.54	0.43
1:CA:746:A:H2'	1:CA:747:C:H6	1.82	0.43
2:CB:189:ASP:OD2	2:CB:191:ASP:HB2	2.18	0.43
4:CD:65:ARG:HH12	4:CD:71:SER:HA	1.84	0.43
6:CF:8:ILE:HD13	6:CF:26:ILE:HD13	2.00	0.43
7:CG:126:ASP:HB2	7:CG:132:GLY:HA3	2.00	0.43
10:CJ:82:ILE:HG22	10:CJ:82:ILE:O	2.17	0.43
13:CM:16:ASP:HB3	13:CM:41:PRO:HB3	2.00	0.43
13:CM:89:GLY:C	13:CM:90:LEU:O	2.52	0.43
14:CN:42:ILE:HG13	14:CN:42:ILE:H	1.68	0.43
15:CO:54:ARG:NH1	15:CO:54:ARG:HG2	2.30	0.43
16:CP:18:ARG:HH11	16:CP:35:LYS:HD2	1.84	0.43
17:CQ:31:LEU:C	17:CQ:32:TYR:CD1	2.92	0.43
1:CA:192:U:O4'	20:CT:103:GLY:HA2	2.18	0.43
20:CT:73:HIS:HB3	20:CT:74:LYS:H	1.39	0.43
51:D2:38:GLN:O	51:D2:41:ILE:HG12	2.19	0.43
57:D8:61:LEU:N	57:D8:63:PRO:HD2	2.34	0.43
58:D9:19:ARG:C	58:D9:21:GLY:H	2.21	0.43
27:DA:1269:A:C6	27:DA:1270:C:N4	2.87	0.43
27:DA:1348:G:H2'	27:DA:1349:A:C5'	2.43	0.43
27:DA:1946:U:H2'	27:DA:1947:C:H6	1.83	0.43
27:DA:2240:C:O2'	27:DA:2241:A:H5'	2.18	0.43
27:DA:2443:C:H2'	27:DA:2444:G:C8	2.50	0.43
27:DA:1782:C:O2	27:DA:2609:U:C5'	2.66	0.43
27:DA:29:U:C1'	43:DU:11:ARG:HH12	2.32	0.43
27:DA:381:G:O2'	27:DA:382:G:H5'	2.18	0.43
27:DA:36:G:N1	27:DA:445:C:C4	2.87	0.43

Continued on next page...

Continued from previous page...

Atom-1	Atom-2	Interatomic distance (Å)	Clash overlap (Å)
27:DA:734:A:H2'	27:DA:735:A:O4'	2.18	0.43
27:DA:7:G:H22	27:DA:2896:C:H42	1.66	0.43
27:DA:874:G:O2'	27:DA:875:G:H5'	2.18	0.43
29:DC:58:VAL:CG2	29:DC:166:ASP:N	2.78	0.43
30:DD:4:LYS:HD2	30:DD:18:VAL:CG2	2.49	0.43
31:DE:69:LYS:N	31:DE:69:LYS:HE2	2.33	0.43
31:DE:79:ARG:NH1	31:DE:79:ARG:CG	2.82	0.43
31:DE:81:ILE:HG21	31:DE:84:PHE:CD1	2.53	0.43
33:DG:105:LYS:HB2	33:DG:105:LYS:HZ3	1.81	0.43
33:DG:54:GLU:HA	33:DG:57:ALA:CB	2.49	0.43
34:DH:98:LEU:HA	34:DH:103:LEU:HA	2.01	0.43
35:DI:93:THR:H	35:DI:96:ASP:CG	2.23	0.43
37:DO:1:MET:HG3	37:DO:32:TYR:CG	2.54	0.43
38:DP:64:LYS:HD3	38:DP:65:ARG:H	1.83	0.43
39:DQ:47:ILE:CD1	39:DQ:70:PRO:HD3	2.49	0.43
40:DR:8:ARG:HE	40:DR:8:ARG:CA	2.29	0.43
42:DT:16:ARG:HB3	42:DT:19:LEU:HD11	2.01	0.43
42:DT:28:VAL:HG13	42:DT:46:GLU:CA	2.41	0.43
42:DT:50:ILE:CD1	42:DT:99:LEU:O	2.67	0.43
43:DU:111:GLU:O	43:DU:113:ALA:N	2.52	0.43
44:DV:49:THR:HB	44:DV:50:PRO:CD	2.46	0.43
44:DV:58:VAL:HG12	44:DV:97:LYS:HB2	2.01	0.43
47:DY:94:LYS:O	47:DY:101:LYS:HA	2.19	0.43
48:DZ:38:VAL:HG21	48:DZ:43:PHE:HD2	1.81	0.43
1:AA:1315:U:H6	1:AA:1315:U:O5'	2.01	0.42
1:AA:145:G:H5'	1:AA:146:G:OP2	2.19	0.42
1:AA:377:G:O2'	1:AA:378:G:H5'	2.18	0.42
1:AA:495:A:H4'	1:AA:496:A:C5'	2.49	0.42
2:AB:11:LEU:O	2:AB:12:GLU:C	2.56	0.42
2:AB:103:THR:N	2:AB:176:GLU:OE1	2.49	0.42
2:AB:212:GLN:HE22	2:AB:216:SER:HB2	1.84	0.42
3:AC:189:ALA:CB	3:AC:196:LEU:N	2.82	0.42
3:AC:41:GLY:O	3:AC:42:LEU:C	2.55	0.42
6:AF:77:ARG:O	6:AF:79:LEU:N	2.51	0.42
6:AF:5:GLU:HG3	6:AF:93:SER:OG	2.19	0.42
8:AH:120:THR:O	8:AH:123:GLU:HB2	2.19	0.42
8:AH:74:PRO:O	8:AH:75:ARG:C	2.57	0.42
9:AI:118:LYS:O	9:AI:119:ALA:HB3	2.18	0.42
9:AI:18:PHE:HD1	9:AI:62:TYR:HD2	1.67	0.42
12:AL:7:LEU:HD21	12:AL:12:ARG:NE	2.34	0.42
1:AA:523:A:N6	12:AL:89:ASP:HB2	2.26	0.42

Continued on next page...

Continued from previous page...

Atom-1	Atom-2	Interatomic distance (Å)	Clash overlap (Å)
15:AO:18:PHE:O	15:AO:19:PRO:C	2.57	0.42
20:AT:36:LEU:HD12	20:AT:55:ILE:HD12	2.00	0.42
49:B0:65:GLY:CA	49:B0:83:PRO:HA	2.49	0.42
50:B1:45:ASN:C	50:B1:45:ASN:ND2	2.72	0.42
52:B3:23:LEU:HB3	52:B3:28:LEU:HB2	2.01	0.42
53:B4:62:CYS:SG	53:B4:64:LYS:CB	3.03	0.42
53:B4:77:THR:C	53:B4:79:GLY:H	2.22	0.42
54:B5:52:TYR:O	54:B5:53:ALA:O	2.37	0.42
27:BA:1322:A:H2'	27:BA:1323:U:H6	1.84	0.42
27:BA:1358:G:O2'	27:BA:1373:A:N6	2.52	0.42
27:BA:140:G:N3	27:BA:142:A:N1	2.67	0.42
27:BA:1505:C:O2	27:BA:1505:C:O4'	2.33	0.42
27:BA:1547:C:H2'	27:BA:1548:C:C6	2.54	0.42
27:BA:15:G:C2'	27:BA:16:G:H5'	2.49	0.42
27:BA:1827:C:OP2	30:BD:222:ARG:NH1	2.51	0.42
27:BA:1972:A:H2'	27:BA:1973:G:C8	2.54	0.42
27:BA:2043:C:H2'	27:BA:2044:C:H6	1.84	0.42
27:BA:2256:G:O2'	27:BA:2257:U:H5'	2.18	0.42
27:BA:2309:A:H2'	27:BA:2310:A:C5'	2.48	0.42
27:BA:2681:C:O2	27:BA:2681:C:H2'	2.19	0.42
27:BA:2722:G:H2'	27:BA:2723:C:C6	2.54	0.42
27:BA:2759:G:C8	27:BA:2759:G:C5'	3.01	0.42
27:BA:2805:G:N2	27:BA:2893:G:O6	2.51	0.42
27:BA:363(E):U:O2	27:BA:363(E):U:H2'	2.18	0.42
27:BA:510:C:H2'	27:BA:511:U:O4'	2.19	0.42
27:BA:623:G:H2'	27:BA:624:C:C6	2.54	0.42
27:BA:662:G:O3'	38:BP:20:GLY:HA2	2.19	0.42
27:BA:719:C:O2'	27:BA:720:C:H5'	2.19	0.42
27:BA:845:G:H8	27:BA:845:G:OP2	2.02	0.42
30:BD:33:LEU:HD12	30:BD:33:LEU:N	2.24	0.42
33:BG:105:LYS:HE2	53:B4:52:SER:HB3	2.00	0.42
34:BH:159:GLU:CG	34:BH:160:LYS:H	2.24	0.42
34:BH:54:ARG:HG2	34:BH:65:HIS:HD2	1.84	0.42
35:BI:132:PRO:O	35:BI:133:HIS:O	2.37	0.42
37:BO:98:VAL:CG1	37:BO:117:LEU:HB3	2.49	0.42
38:BP:107:LYS:C	38:BP:109:GLY:N	2.72	0.42
38:BP:115:LEU:HD23	38:BP:115:LEU:H	1.84	0.42
39:BQ:119:ARG:C	39:BQ:121:ALA:H	2.22	0.42
39:BQ:27:VAL:O	39:BQ:28:ALA:HB3	2.19	0.42
39:BQ:2:LEU:CD2	39:BQ:47:ILE:HG21	2.49	0.42
41:BS:74:ALA:O	41:BS:77:ALA:HB3	2.18	0.42

Continued on next page...

Continued from previous page...

Atom-1	Atom-2	Interatomic distance (Å)	Clash overlap (Å)
42:BT:88:ILE:HG22	42:BT:89:VAL:CG2	2.49	0.42
43:BU:112:ARG:NH1	43:BU:112:ARG:CG	2.71	0.42
44:BV:47:VAL:O	44:BV:49:THR:C	2.57	0.42
45:BW:14:PRO:O	45:BW:15:ARG:C	2.56	0.42
47:BY:87:LYS:C	47:BY:89:PHE:N	2.73	0.42
48:BZ:101:LEU:HD13	48:BZ:122:ASP:HA	2.01	0.42
48:BZ:17:LEU:HD23	48:BZ:24:PRO:HG3	2.01	0.42
1:CA:1079:G:C6	1:CA:1080:A:N6	2.87	0.42
1:CA:1113:C:O5'	1:CA:1113:C:H6	2.02	0.42
1:CA:1463:C:H2'	1:CA:1464:G:H8	1.84	0.42
1:CA:326:G:H2'	1:CA:327:A:H5'	2.00	0.42
1:CA:344:A:C5'	1:CA:345:C:OP2	2.66	0.42
1:CA:507:C:H2'	1:CA:508:C:H5	1.83	0.42
1:CA:547:A:H4'	1:CA:548:G:O5'	2.19	0.42
2:CB:28:PHE:CZ	2:CB:189:ASP:HA	2.54	0.42
2:CB:78:GLN:HA	2:CB:94:ASN:OD1	2.18	0.42
3:CC:8:ILE:O	3:CC:10:PHE:N	2.52	0.42
3:CC:182:ILE:HG12	3:CC:203:PHE:HA	2.00	0.42
4:CD:171:GLY:HA2	4:CD:172:PRO:HD3	1.88	0.42
1:CA:544:G:OP2	4:CD:66:ARG:NH2	2.52	0.42
5:CE:10:MET:HB2	5:CE:32:VAL:HG22	2.00	0.42
7:CG:60:LYS:HZ1	7:CG:63:LYS:CG	2.32	0.42
8:CH:72:PRO:O	8:CH:73:ASP:HB3	2.18	0.42
12:CL:72:HIS:HB3	12:CL:99:ARG:NH1	2.34	0.42
15:CO:17:ARG:N	15:CO:21:ASP:OD1	2.45	0.42
15:CO:4:THR:C	15:CO:6:GLU:H	2.23	0.42
1:CA:310:G:H5''	16:CP:31:LYS:HB2	1.99	0.42
16:CP:56:ALA:O	16:CP:60:LEU:HG	2.19	0.42
17:CQ:29:HIS:CE1	17:CQ:30:PRO:HG2	2.54	0.42
17:CQ:59:ILE:HD13	17:CQ:73:VAL:HA	2.00	0.42
20:CT:53:LEU:HB3	20:CT:102:GLY:HA3	1.99	0.42
20:CT:38:LYS:O	20:CT:41:ILE:HG13	2.18	0.42
23:CW:22:G:H2'	23:CW:23:G:H8	1.82	0.42
23:CW:29:G:O6	23:CW:39:C:N3	2.52	0.42
54:D5:57:VAL:HG23	54:D5:58:LEU:H	1.84	0.42
55:D6:18:ARG:NH2	55:D6:43:CYS:O	2.52	0.42
56:D7:2:LYS:H	56:D7:2:LYS:HG3	1.53	0.42
27:DA:1612:C:H4'	56:D7:5:TRP:O	2.19	0.42
58:D9:16:VAL:HG13	58:D9:25:VAL:HG22	2.01	0.42
27:DA:1213:A:C2	27:DA:1214:A:C4	3.06	0.42
27:DA:1853:A:H2'	27:DA:1854:A:H8	1.78	0.42

Continued on next page...

Continued from previous page...

Atom-1	Atom-2	Interatomic distance (Å)	Clash overlap (Å)
27:DA:528:A:N1	27:DA:2043:C:O5'	2.52	0.42
27:DA:2126:A:H5''	29:DC:36:LYS:CE	2.46	0.42
27:DA:2303:G:N2	27:DA:2313:C:C2	2.79	0.42
27:DA:2287:A:H2	27:DA:2346:A:C2	2.37	0.42
27:DA:2487:G:H2'	27:DA:2488:A:C8	2.53	0.42
27:DA:2555:U:H2'	27:DA:2556:C:C5'	2.43	0.42
27:DA:2612:C:C2'	27:DA:2613:U:H5'	2.48	0.42
27:DA:271(S):G:H2'	27:DA:271(T):C:C5'	2.29	0.42
27:DA:327:G:H2'	27:DA:328:U:C6	2.54	0.42
27:DA:469:G:C2'	27:DA:470:A:H5''	2.49	0.42
27:DA:604:G:C6	27:DA:625:G:C2	3.07	0.42
27:DA:671:C:H2'	27:DA:672:C:C6	2.54	0.42
27:DA:883:G:O2'	27:DA:884:C:H5'	2.19	0.42
27:DA:909:A:H2'	27:DA:912:C:H5	1.83	0.42
27:DA:962:G:C2'	27:DA:963:U:H5'	2.49	0.42
30:DD:10:THR:C	30:DD:11:PRO:O	2.57	0.42
30:DD:174:ILE:CD1	30:DD:174:ILE:N	2.82	0.42
30:DD:53:PHE:O	30:DD:218:ARG:N	2.52	0.42
31:DE:63:LEU:HD23	31:DE:63:LEU:O	2.19	0.42
32:DF:121:GLY:C	32:DF:123:LEU:N	2.72	0.42
32:DF:9:ILE:CG2	32:DF:128:ALA:HB2	2.49	0.42
32:DF:193:VAL:HG12	32:DF:193:VAL:O	2.19	0.42
32:DF:9:ILE:HG22	32:DF:128:ALA:HB2	2.00	0.42
34:DH:93:GLY:C	34:DH:94:TYR:HD1	2.23	0.42
35:DI:31:LEU:CB	35:DI:32:PRO:HD3	2.48	0.42
35:DI:75:LEU:HD11	35:DI:77:LEU:HD21	2.00	0.42
35:DI:78:THR:O	35:DI:79:ILE:HD13	2.19	0.42
27:DA:1007:C:H5''	36:DN:35:ARG:NH1	2.34	0.42
38:DP:101:VAL:HG13	38:DP:106:LEU:CG	2.48	0.42
38:DP:125:VAL:O	38:DP:145:PRO:HD2	2.19	0.42
41:DS:98:VAL:CG2	41:DS:98:VAL:O	2.66	0.42
42:DT:102:ILE:O	42:DT:104:ASN:N	2.52	0.42
42:DT:23:ARG:HA	42:DT:52:ILE:CD1	2.49	0.42
44:DV:75:PHE:HA	44:DV:81:TYR:O	2.19	0.42
45:DW:50:VAL:HG13	45:DW:105:VAL:CG2	2.49	0.42
27:DA:494:G:H21	45:DW:57:ASN:ND2	2.17	0.42
47:DY:88:LYS:CE	47:DY:93:GLY:HA3	2.49	0.42
48:DZ:108:ALA:HB3	48:DZ:144:GLU:CA	2.47	0.42
48:DZ:62:ASP:HB2	48:DZ:64:GLN:CB	2.48	0.42
1:AA:1132:C:C2'	1:AA:1133:G:H5'	2.49	0.42
1:AA:1202:G:H21	14:AN:27:CYS:HB3	1.83	0.42

Continued on next page...

Continued from previous page...

Atom-1	Atom-2	Interatomic distance (Å)	Clash overlap (Å)
1:AA:1529:G:H4'	1:AA:1530:G:OP2	2.19	0.42
1:AA:186:C:C2	1:AA:187:C:C5	3.07	0.42
1:AA:224:C:H2'	1:AA:225:C:H6	1.83	0.42
1:AA:245:C:C2'	1:AA:246:A:H5'	2.49	0.42
2:AB:9:GLU:OE2	2:AB:12:GLU:OE1	2.37	0.42
3:AC:28:GLN:O	3:AC:29:TYR:HB2	2.18	0.42
3:AC:84:ILE:HD12	3:AC:103:VAL:HG21	2.01	0.42
4:AD:65:ARG:HD2	4:AD:72:GLU:HA	2.01	0.42
5:AE:15:ARG:CZ	5:AE:26:PHE:CE2	3.02	0.42
9:AI:66:ARG:HH11	9:AI:66:ARG:HB2	1.84	0.42
12:AL:101:VAL:HG12	12:AL:102:TYR:CD2	2.54	0.42
13:AM:20:THR:O	13:AM:22:ILE:N	2.52	0.42
13:AM:93:ARG:O	13:AM:94:ARG:HD3	2.20	0.42
14:AN:12:ARG:O	14:AN:14:PRO:N	2.52	0.42
14:AN:26:ARG:HG3	14:AN:27:CYS:N	2.32	0.42
15:AO:43:LEU:HD21	15:AO:52:SER:HB2	2.01	0.42
15:AO:72:ARG:HG2	15:AO:73:GLU:N	2.34	0.42
16:AP:34:GLU:HG2	16:AP:35:LYS:N	2.34	0.42
17:AQ:22:LEU:CD1	17:AQ:39:SER:HB2	2.28	0.42
1:AA:530:G:O6	22:AV:9:G:H1'	2.19	0.42
23:AW:35:G:O2'	23:AW:36:A:O5'	2.34	0.42
24:AX:58:A:HO2'	24:AX:59:A:P	2.41	0.42
50:B1:80:LEU:HB2	50:B1:82:LEU:CD2	2.49	0.42
56:B7:34:ARG:O	56:B7:35:ARG:C	2.57	0.42
57:B8:14:VAL:CG2	57:B8:22:VAL:CG1	2.97	0.42
57:B8:29:LYS:HG3	57:B8:29:LYS:O	2.19	0.42
57:B8:61:LEU:HD13	57:B8:62:LEU:HG	2.01	0.42
27:BA:1018:C:O2'	27:BA:1019:U:H5'	2.18	0.42
27:BA:1180:C:H6	27:BA:1180:C:H5'	1.84	0.42
27:BA:1407:C:O2	27:BA:1407:C:H2'	2.18	0.42
27:BA:1491:G:C5	27:BA:1500:G:N2	2.87	0.42
27:BA:1509(B):A:H2'	27:BA:1510:G:O4'	2.19	0.42
27:BA:1449:A:O3'	27:BA:1530:C:N4	2.52	0.42
27:BA:225:A:H2'	27:BA:226:G:H5'	2.01	0.42
27:BA:2880:C:O2'	40:BR:90:ARG:HD3	2.19	0.42
27:BA:365:C:H2'	27:BA:366:C:O4'	2.19	0.42
27:BA:626:U:C5'	27:BA:627:A:H5'	2.49	0.42
27:BA:800:A:H4'	27:BA:801:G:O5'	2.19	0.42
28:BB:72:G:N2	28:BB:104:U:C5	2.87	0.42
29:BC:52:ARG:C	29:BC:53:ARG:HG3	2.38	0.42
27:BA:1789:A:O2'	30:BD:219:PRO:HB3	2.19	0.42

Continued on next page...

Continued from previous page...

Atom-1	Atom-2	Interatomic distance (Å)	Clash overlap (Å)
31:BE:60:ASN:O	31:BE:63:LEU:N	2.52	0.42
32:BF:31:HIS:O	32:BF:32:LEU:C	2.57	0.42
32:BF:67:GLN:CG	32:BF:67:GLN:O	2.61	0.42
33:BG:171:ALA:O	33:BG:172:LEU:C	2.57	0.42
33:BG:55:LYS:O	33:BG:59:GLU:HB3	2.19	0.42
33:BG:86:MET:N	33:BG:87:PRO:HD2	2.34	0.42
34:BH:157:TYR:HA	34:BH:157:TYR:HD1	1.79	0.42
35:BI:113:ARG:O	35:BI:113:ARG:HG2	2.18	0.42
36:BN:116:LEU:O	36:BN:118:LYS:N	2.52	0.42
38:BP:120:ALA:HB1	38:BP:138:LEU:HD12	2.01	0.42
39:BQ:55:VAL:O	39:BQ:59:ARG:N	2.52	0.42
41:BS:28:VAL:HG12	41:BS:29:PHE:N	2.34	0.42
42:BT:122:ASP:O	42:BT:126:ALA:N	2.52	0.42
42:BT:81:PRO:C	42:BT:82:LEU:HD12	2.39	0.42
45:BW:51:LEU:C	45:BW:51:LEU:CD2	2.87	0.42
46:BX:26:TYR:HE1	46:BX:83:VAL:HG21	1.85	0.42
47:BY:68:HIS:CB	47:BY:71:LYS:HE2	2.47	0.42
1:CA:1192:C:C5	1:CA:1193:G:C8	3.07	0.42
1:CA:123:C:O2'	1:CA:124:G:H5'	2.20	0.42
1:CA:1300:G:O2'	1:CA:1301:U:P	2.77	0.42
1:CA:1305:G:O2'	1:CA:1306:A:C8	2.66	0.42
1:CA:1348:U:H2'	1:CA:1349:A:C8	2.54	0.42
1:CA:1371:G:C6	1:CA:1372:U:C4	3.07	0.42
1:CA:1391:U:H2'	1:CA:1392:G:C8	2.55	0.42
1:CA:216:G:C2	1:CA:217:C:N3	2.87	0.42
1:CA:266:G:H5'	1:CA:268:C:C5	2.54	0.42
1:CA:316:G:H2'	1:CA:317:G:H8	1.84	0.42
1:CA:597:G:C2'	1:CA:598:U:H5'	2.48	0.42
1:CA:715:A:O2'	1:CA:716:A:H5'	2.19	0.42
1:CA:737:A:C2	1:CA:738:C:C2	3.07	0.42
1:CA:791:G:C5	1:CA:792:A:N7	2.87	0.42
1:CA:938:A:C6	1:CA:939:G:C5	3.07	0.42
1:CA:975:A:H5'	1:CA:975:A:H8	1.85	0.42
3:CC:173:VAL:O	3:CC:173:VAL:HG12	2.19	0.42
3:CC:46:GLU:O	3:CC:47:LEU:HD12	2.19	0.42
5:CE:107:ARG:O	5:CE:110:LEU:N	2.52	0.42
9:CI:96:LEU:CD1	9:CI:102:LEU:HB2	2.49	0.42
9:CI:12:GLU:O	9:CI:67:GLY:C	2.57	0.42
11:CK:33:THR:OG1	11:CK:34:ASP:N	2.49	0.42
12:CL:2:PRO:O	12:CL:7:LEU:HG	2.19	0.42
12:CL:89:ASP:O	12:CL:91:PRO:HD3	2.19	0.42

Continued on next page...

Continued from previous page...

Atom-1	Atom-2	Interatomic distance (Å)	Clash overlap (Å)
13:CM:20:THR:HA	13:CM:25:ILE:HG22	2.01	0.42
13:CM:23:TYR:HB3	13:CM:67:GLU:HA	2.00	0.42
13:CM:91:ARG:O	13:CM:96:LEU:N	2.47	0.42
14:CN:8:GLU:C	14:CN:10:ALA:N	2.71	0.42
14:CN:15:LYS:HD2	14:CN:16:PHE:HE2	1.80	0.42
14:CN:34:TYR:CD1	14:CN:34:TYR:N	2.88	0.42
17:CQ:66:SER:O	17:CQ:70:ARG:NH1	2.52	0.42
59:CX:51:C:H2'	59:CX:52:G:H8	1.84	0.42
25:CY:36:A:OP2	25:CY:36:A:H8	2.02	0.42
27:DA:2262:U:OP2	49:D0:19:LYS:NZ	2.52	0.42
49:D0:48:GLY:H	49:D0:51:VAL:HB	1.84	0.42
49:D0:54:GLY:O	49:D0:57:PHE:N	2.52	0.42
51:D2:69:ARG:HH11	51:D2:69:ARG:HG2	1.84	0.42
53:D4:77:THR:O	53:D4:79:GLY:N	2.52	0.42
38:DP:68:GLN:NE2	57:D8:12:LYS:HB3	2.33	0.42
57:D8:30:ARG:O	57:D8:31:HIS:HB3	2.19	0.42
57:D8:61:LEU:C	57:D8:63:PRO:CD	2.86	0.42
27:DA:1374:G:C2	27:DA:1375:C:C2	3.06	0.42
27:DA:1809:A:N1	27:DA:1810:A:C2	2.87	0.42
27:DA:1911:U:O2'	27:DA:1912:A:H5''	2.20	0.42
27:DA:1984:G:O2'	27:DA:1985:G:H5'	2.19	0.42
27:DA:2306:C:H5	27:DA:2307:G:H1'	1.83	0.42
27:DA:2291:U:H5''	27:DA:2380:C:O2	2.19	0.42
27:DA:2490:G:C4'	27:DA:2491:U:OP1	2.60	0.42
27:DA:2578:G:C5	31:DE:140:SER:HB2	2.54	0.42
27:DA:2436:G:N3	27:DA:2598:A:H2	2.17	0.42
27:DA:2837:G:C5	27:DA:2838:G:N7	2.87	0.42
27:DA:532:A:H4'	27:DA:533:G:O4'	2.18	0.42
27:DA:822:U:O2'	27:DA:823:G:H5'	2.20	0.42
27:DA:830:G:H4'	27:DA:831:G:OP2	2.19	0.42
28:DB:21:G:C8	28:DB:22:U:C5	3.07	0.42
28:DB:46:A:C5	28:DB:47:C:C4	3.07	0.42
32:DF:8:GLN:CB	32:DF:126:VAL:HA	2.48	0.42
33:DG:144:ILE:HD11	33:DG:148:MET:O	2.20	0.42
33:DG:39:ILE:HD12	33:DG:40:ASN:H	1.83	0.42
33:DG:72:ARG:CG	33:DG:86:MET:HA	2.48	0.42
35:DI:122:GLU:HB3	35:DI:126:TYR:OH	2.19	0.42
39:DQ:140:ALA:HB2	48:DZ:122:ASP:OD1	2.19	0.42
39:DQ:77:LYS:HA	39:DQ:78:PRO:HD3	1.92	0.42
40:DR:33:ARG:NE	40:DR:115:GLU:HB2	2.34	0.42
27:DA:1278:A:O3'	40:DR:34:ILE:HG23	2.19	0.42

Continued on next page...

Continued from previous page...

Atom-1	Atom-2	Interatomic distance (Å)	Clash overlap (Å)
43:DU:111:GLU:O	43:DU:112:ARG:C	2.58	0.42
45:DW:1:MET:HE2	45:DW:2:GLU:H	1.84	0.42
46:DX:48:LYS:HD2	46:DX:48:LYS:N	2.33	0.42
1:AA:123:C:OP1	1:AA:311:C:O2'	2.36	0.42
1:AA:262:A:C6	1:AA:263:A:C6	3.07	0.42
1:AA:294:U:H2'	1:AA:295:C:C6	2.54	0.42
1:AA:340:U:O2'	1:AA:341:C:H5'	2.20	0.42
1:AA:649:G:H2'	1:AA:650:G:H8	1.84	0.42
1:AA:666:G:C6	1:AA:741:G:C6	3.07	0.42
1:AA:723:U:C2'	1:AA:723:U:O2	2.58	0.42
1:AA:890:G:O2'	1:AA:906:G:O6	2.32	0.42
2:AB:155:LEU:CD2	2:AB:157:ARG:O	2.68	0.42
2:AB:163:PHE:HA	2:AB:185:ILE:O	2.19	0.42
3:AC:130:VAL:O	3:AC:131:ARG:C	2.58	0.42
4:AD:153:ARG:O	4:AD:181:MET:HE1	2.18	0.42
5:AE:103:GLY:N	5:AE:106:PRO:HG2	2.34	0.42
6:AF:39:LYS:HG2	6:AF:40:VAL:N	2.31	0.42
7:AG:134:ALA:O	7:AG:137:LYS:N	2.53	0.42
7:AG:137:LYS:HD3	7:AG:137:LYS:C	2.39	0.42
1:AA:1370:G:N7	9:AI:109:VAL:HG11	2.34	0.42
9:AI:47:LEU:N	9:AI:47:LEU:HD12	2.34	0.42
9:AI:16:ARG:HB2	9:AI:64:THR:OG1	2.19	0.42
19:AS:6:LYS:CD	19:AS:6:LYS:N	2.64	0.42
20:AT:56:MET:HE2	20:AT:88:VAL:HG11	2.01	0.42
21:AU:18:TYR:N	21:AU:18:TYR:CD1	2.87	0.42
25:AY:35:G:H2'	25:AY:36:A:N9	2.35	0.42
55:B6:15:GLU:HG2	55:B6:47:THR:HG21	2.01	0.42
55:B6:18:ARG:CB	55:B6:18:ARG:HH11	2.23	0.42
27:BA:1045:A:H4'	27:BA:1047:G:O4'	2.19	0.42
27:BA:1186:G:H8	27:BA:1186:G:O5'	2.01	0.42
27:BA:121:G:C4'	27:BA:149:A:H5'	2.49	0.42
27:BA:1503:U:C4	27:BA:1504:C:N4	2.87	0.42
27:BA:1549:C:O2	27:BA:1549:C:H2'	2.19	0.42
27:BA:1789:A:H2'	27:BA:1790:C:O4'	2.20	0.42
27:BA:1859:A:C6	27:BA:1884:A:C8	3.08	0.42
27:BA:2056:G:C2	27:BA:2057:A:C8	3.07	0.42
27:BA:2085:C:H2'	27:BA:2086:U:O4'	2.19	0.42
27:BA:2223:G:H2'	27:BA:2224:G:C5'	2.41	0.42
27:BA:2241:A:H2'	27:BA:2242:G:C8	2.54	0.42
27:BA:2460:U:C2'	27:BA:2461:C:H5'	2.49	0.42
27:BA:2617:C:C4	27:BA:2618:G:N7	2.86	0.42

Continued on next page...

Continued from previous page...

Atom-1	Atom-2	Interatomic distance (Å)	Clash overlap (Å)
27:BA:287:C:H2'	27:BA:288:C:C6	2.53	0.42
27:BA:777:A:H2'	27:BA:778:G:C8	2.54	0.42
27:BA:884:C:H2'	27:BA:885:C:C5'	2.48	0.42
30:BD:223:GLY:HA3	30:BD:231:HIS:ND1	2.34	0.42
30:BD:30:GLU:CG	30:BD:63:ARG:NH2	2.80	0.42
33:BG:45:GLU:O	33:BG:46:ALA:HB3	2.20	0.42
33:BG:49:ASP:O	33:BG:51:ARG:NH2	2.52	0.42
35:BI:109:ILE:HA	35:BI:130:TYR:HH	1.82	0.42
35:BI:4:ILE:O	35:BI:36:ALA:HA	2.19	0.42
35:BI:6:LEU:O	35:BI:7:GLU:CB	2.67	0.42
36:BN:25:ARG:HD3	36:BN:25:ARG:HA	1.94	0.42
38:BP:23:PRO:CD	38:BP:33:ARG:NE	2.77	0.42
40:BR:60:LEU:O	40:BR:61:HIS:C	2.57	0.42
40:BR:67:LEU:HA	40:BR:67:LEU:HD12	1.89	0.42
45:BW:88:ARG:NH1	45:BW:94:ASP:OD1	2.52	0.42
46:BX:57:LEU:CD1	46:BX:78:LYS:CG	2.98	0.42
48:BZ:127:VAL:HG23	48:BZ:131:ASN:ND2	2.34	0.42
1:CA:1102:A:H2'	1:CA:1103:C:C6	2.54	0.42
1:CA:1300:G:C2'	1:CA:1301:U:OP2	2.67	0.42
1:CA:134:A:H61	16:CP:25:ARG:HH12	1.67	0.42
1:CA:123:C:OP1	1:CA:312:C:H5'	2.20	0.42
1:CA:390:C:H2'	1:CA:391:G:H8	1.78	0.42
1:CA:59:A:H2'	1:CA:59:A:N3	2.32	0.42
1:CA:840:C:H4'	1:CA:848:C:C2	2.54	0.42
1:CA:952:U:H4'	1:CA:964:A:N1	2.34	0.42
2:CB:100:GLY:O	2:CB:101:MET:C	2.56	0.42
2:CB:173:ALA:O	2:CB:174:VAL:C	2.57	0.42
3:CC:132:ARG:O	3:CC:133:ALA:C	2.58	0.42
3:CC:37:GLN:NE2	3:CC:37:GLN:HA	2.34	0.42
4:CD:105:VAL:HG21	4:CD:121:VAL:CG2	2.50	0.42
4:CD:109:GLY:O	4:CD:111:ALA:N	2.52	0.42
4:CD:120:LEU:CD2	4:CD:158:ILE:HD11	2.50	0.42
7:CG:140:ASP:HA	7:CG:143:ARG:HH12	1.84	0.42
7:CG:41:ARG:O	7:CG:42:ILE:C	2.58	0.42
8:CH:95:VAL:HA	8:CH:99:GLU:OE2	2.18	0.42
12:CL:117:TYR:O	12:CL:118:GLY:C	2.57	0.42
12:CL:7:LEU:O	12:CL:11:GLY:N	2.53	0.42
19:CS:16:LEU:O	19:CS:20:LEU:HG	2.18	0.42
19:CS:22:LEU:HD13	19:CS:27:GLU:CB	2.49	0.42
19:CS:36:ARG:NH1	19:CS:36:ARG:HB3	2.33	0.42
1:CA:1313:U:OP2	19:CS:6:LYS:HG3	2.20	0.42

Continued on next page...

Continued from previous page...

Atom-1	Atom-2	Interatomic distance (Å)	Clash overlap (Å)
25:CY:49:G:HO2'	25:CY:50:A:P	2.42	0.42
49:D0:70:GLN:NE2	49:D0:72:ARG:HD3	2.34	0.42
51:D2:13:ALA:O	51:D2:14:ARG:C	2.56	0.42
51:D2:4:SER:O	51:D2:7:ARG:CG	2.65	0.42
56:D7:35:ARG:C	56:D7:37:LYS:N	2.72	0.42
55:D6:10:LEU:CD1	57:D8:34:TRP:CG	3.02	0.42
38:DP:50:ARG:CB	57:D8:59:LYS:HE2	2.38	0.42
58:D9:10:ILE:HD12	58:D9:32:HIS:HB3	2.01	0.42
27:DA:1039:G:O6	27:DA:1116:C:N4	2.48	0.42
27:DA:1158:C:O2'	27:DA:1159:U:H5''	2.20	0.42
27:DA:1304:C:O2	27:DA:1304:C:H2'	2.19	0.42
27:DA:1412:A:H2'	27:DA:1413:G:O4'	2.20	0.42
27:DA:1491:G:O2'	27:DA:1492:G:H5'	2.19	0.42
27:DA:1671:U:H2'	27:DA:1673:U:OP2	2.19	0.42
27:DA:1747(A):G:C2'	27:DA:1748:G:H5''	2.49	0.42
27:DA:1771:C:HO2'	27:DA:1786:A:H8	1.67	0.42
27:DA:1773:A:N7	27:DA:1829:A:H1'	2.34	0.42
27:DA:1785:A:OP2	27:DA:1982:C:H5'	2.19	0.42
27:DA:1905:C:C4'	27:DA:1928:A:C2	3.02	0.42
27:DA:2034:U:O5'	27:DA:2034:U:H6	2.02	0.42
27:DA:2485:G:O3'	39:DQ:126:PRO:HA	2.20	0.42
27:DA:2516:G:C2	27:DA:2569:G:N3	2.87	0.42
27:DA:2756:U:C3'	58:D9:19:ARG:HA	2.50	0.42
27:DA:283:A:H4'	27:DA:284:U:OP2	2.19	0.42
27:DA:320:A:OP2	32:DF:137:LYS:HD2	2.18	0.42
27:DA:34:C:C2'	27:DA:35:G:H5'	2.49	0.42
27:DA:364:C:H2'	27:DA:365:C:H5''	1.99	0.42
27:DA:637:A:C2	27:DA:651:G:H1'	2.53	0.42
27:DA:645:C:O2	27:DA:645:C:C2'	2.59	0.42
29:DC:187:ASP:C	29:DC:189:ILE:H	2.22	0.42
32:DF:7:TYR:CB	32:DF:16:GLY:H	2.20	0.42
32:DF:198:ALA:C	32:DF:200:GLU:H	2.21	0.42
33:DG:128:ARG:NE	33:DG:128:ARG:N	2.67	0.42
33:DG:165:THR:HG23	33:DG:168:GLU:OE2	2.19	0.42
33:DG:54:GLU:CA	33:DG:57:ALA:HB3	2.49	0.42
33:DG:76:SER:CB	33:DG:84:LYS:N	2.81	0.42
34:DH:32:GLU:OE2	34:DH:34:GLU:HG2	2.19	0.42
35:DI:81:VAL:CG1	35:DI:88:ILE:HD12	2.49	0.42
37:DO:13:ASN:C	37:DO:15:GLY:N	2.70	0.42
37:DO:23:ARG:HD2	37:DO:23:ARG:HA	1.78	0.42
38:DP:97:PRO:HG2	38:DP:127:ALA:HA	2.01	0.42

Continued on next page...

Continued from previous page...

Atom-1	Atom-2	Interatomic distance (Å)	Clash overlap (Å)
38:DP:18:ARG:HB3	38:DP:18:ARG:NH1	2.31	0.42
38:DP:34:GLY:O	38:DP:35:HIS:CB	2.67	0.42
39:DQ:13:GLN:O	39:DQ:14:ARG:CB	2.67	0.42
39:DQ:51:ARG:HG2	39:DQ:51:ARG:NH1	2.34	0.42
40:DR:116:LEU:O	40:DR:117:VAL:C	2.58	0.42
40:DR:54:LEU:HD11	40:DR:65:LEU:HD23	2.01	0.42
41:DS:37:ALA:HB3	41:DS:73:LEU:HD12	1.98	0.42
42:DT:35:LYS:CE	42:DT:41:ARG:HG3	2.49	0.42
43:DU:5:LYS:O	43:DU:6:THR:C	2.57	0.42
46:DX:36:LYS:HD2	46:DX:54:VAL:O	2.19	0.42
48:DZ:144:GLU:HB3	48:DZ:145:ILE:H	1.52	0.42
48:DZ:41:VAL:HG22	48:DZ:45:LYS:CE	2.43	0.42
1:AA:119:A:O2'	1:AA:120:A:OP2	2.26	0.42
1:AA:1273:G:H3'	1:AA:1274:G:C8	2.55	0.42
1:AA:1374:A:C4	1:AA:1375:A:C8	3.08	0.42
1:AA:186:C:H2'	1:AA:187:C:C6	2.54	0.42
1:AA:222:U:C2	1:AA:223:U:C5	3.08	0.42
1:AA:277:C:H5''	17:AQ:68:ARG:HH22	1.83	0.42
1:AA:394:G:O2'	1:AA:395:C:H5'	2.19	0.42
1:AA:42:G:O2'	1:AA:43:C:H5'	2.19	0.42
1:AA:498:U:HO2'	1:AA:499:A:P	2.42	0.42
1:AA:696:A:O2'	1:AA:697:U:H5'	2.19	0.42
1:AA:920:U:H1'	1:AA:1080:A:C2	2.54	0.42
1:AA:977:A:H1'	1:AA:982:U:O4	2.19	0.42
2:AB:122:PHE:CG	2:AB:123:ALA:N	2.84	0.42
2:AB:55:PHE:HA	2:AB:58:ILE:CG1	2.49	0.42
4:AD:191:ARG:O	4:AD:191:ARG:NH1	2.51	0.42
5:AE:89:ILE:CD1	5:AE:135:THR:OG1	2.67	0.42
7:AG:44:TYR:C	7:AG:46:ALA:H	2.23	0.42
9:AI:41:VAL:O	9:AI:43:ALA:N	2.52	0.42
9:AI:50:LEU:HD23	9:AI:85:LEU:CD2	2.49	0.42
10:AJ:5:ARG:HG2	10:AJ:71:LEU:HD11	2.00	0.42
9:AI:114:TYR:CD1	10:AJ:60:ARG:CG	3.02	0.42
10:AJ:63:PHE:CE2	14:AN:44:LEU:HD11	2.54	0.42
13:AM:90:LEU:C	13:AM:92:HIS:N	2.73	0.42
23:AW:72:G:H5'	23:AW:73:C:OP1	2.20	0.42
51:B2:16:LEU:O	51:B2:20:GLU:HB3	2.20	0.42
57:B8:58:ILE:HG22	57:B8:58:ILE:O	2.20	0.42
27:BA:118:A:O2'	27:BA:178:G:H5'	2.19	0.42
27:BA:1270:C:H5''	27:BA:1271:G:O5'	2.19	0.42
27:BA:1515:G:O2'	27:BA:1516:C:H5'	2.20	0.42

Continued on next page...

Continued from previous page...

Atom-1	Atom-2	Interatomic distance (Å)	Clash overlap (Å)
27:BA:1601:G:OP2	46:BX:58:HIS:HD2	2.02	0.42
27:BA:1673:U:O2'	27:BA:1674:G:H5'	2.18	0.42
27:BA:1676:A:H2'	27:BA:1677:A:O4'	2.19	0.42
27:BA:1783:A:C2	27:BA:2587:A:C5	3.07	0.42
27:BA:1929:G:H4'	27:BA:1930:G:OP1	2.18	0.42
27:BA:195:A:H5''	27:BA:196:A:OP2	2.19	0.42
27:BA:2092:U:H4'	27:BA:2093:G:H5''	2.02	0.42
27:BA:2290:G:O2'	27:BA:2381:C:H1'	2.20	0.42
27:BA:644:A:C2	27:BA:2369:A:H1'	2.54	0.42
27:BA:2468:G:N2	27:BA:2481:G:O2'	2.53	0.42
27:BA:2475:C:H2'	27:BA:2477:C:OP1	2.19	0.42
27:BA:2518:A:C8	27:BA:2518:A:H5'	2.54	0.42
27:BA:271(M):G:C5	27:BA:271(O):C:C4	3.07	0.42
27:BA:357:A:H2'	27:BA:358:U:C6	2.55	0.42
27:BA:791:C:H4'	27:BA:792:G:OP1	2.18	0.42
27:BA:807:U:H2'	27:BA:808:G:C8	2.54	0.42
28:BB:74:U:H2'	28:BB:75:G:O4'	2.19	0.42
30:BD:268:ARG:HB3	30:BD:268:ARG:HH11	1.84	0.42
30:BD:271:ILE:O	30:BD:272:ALA:HB2	2.17	0.42
27:BA:441:U:C2'	32:BF:46:ARG:HH21	2.31	0.42
33:BG:11:TYR:OH	33:BG:16:ARG:HD3	2.20	0.42
33:BG:20:ILE:H	33:BG:20:ILE:HG13	1.71	0.42
33:BG:76:SER:O	33:BG:77:ILE:C	2.57	0.42
28:BB:45:A:H1'	33:BG:95:ARG:CZ	2.50	0.42
34:BH:48:GLY:O	34:BH:49:VAL:CG1	2.67	0.42
36:BN:123:TYR:OH	36:BN:130:HIS:HE1	2.02	0.42
37:BO:1:MET:HE3	37:BO:67:LYS:HG2	2.00	0.42
39:BQ:1:MET:HE1	39:BQ:45:GLN:CA	2.49	0.42
42:BT:36:GLU:C	42:BT:38:ASN:N	2.70	0.42
42:BT:55:ASN:O	42:BT:57:PHE:O	2.37	0.42
43:BU:35:ALA:O	43:BU:38:THR:N	2.53	0.42
1:CA:1073:U:H2'	1:CA:1074:G:C8	2.55	0.42
1:CA:1334:G:C5'	1:CA:1335:C:OP2	2.67	0.42
1:CA:180:U:C2'	1:CA:181:G:H5''	2.45	0.42
1:CA:376:G:O2'	1:CA:377:G:H5'	2.19	0.42
1:CA:662:G:O2'	1:CA:836:G:C5'	2.68	0.42
1:CA:721:G:H1'	1:CA:722:A:C2	2.54	0.42
3:CC:6:HIS:O	3:CC:8:ILE:N	2.53	0.42
4:CD:134:ASP:OD2	4:CD:135:LEU:CD1	2.68	0.42
5:CE:126:ARG:C	5:CE:131:ILE:HD11	2.40	0.42
5:CE:39:GLY:HA2	5:CE:113:ALA:O	2.19	0.42

Continued on next page...

Continued from previous page...

Atom-1	Atom-2	Interatomic distance (Å)	Clash overlap (Å)
6:CF:40:VAL:HG13	6:CF:40:VAL:O	2.18	0.42
6:CF:37:VAL:HA	6:CF:65:VAL:HG12	2.01	0.42
7:CG:23:VAL:CG1	7:CG:27:ILE:HD11	2.32	0.42
12:CL:30:ARG:H	12:CL:81:LEU:CD2	2.32	0.42
12:CL:89:ASP:CB	12:CL:90:LEU:HD23	2.48	0.42
13:CM:106:ASN:O	13:CM:107:ALA:HB3	2.19	0.42
13:CM:57:ARG:O	13:CM:61:GLU:N	2.48	0.42
15:CO:29:VAL:HG12	15:CO:30:ALA:N	2.33	0.42
17:CQ:14:LYS:CB	17:CQ:14:LYS:NZ	2.80	0.42
17:CQ:33:GLY:O	17:CQ:34:LYS:C	2.58	0.42
17:CQ:81:ARG:HH11	17:CQ:84:LEU:CD2	2.32	0.42
18:CR:37:VAL:CG1	18:CR:78:LEU:HB3	2.49	0.42
18:CR:79:LEU:HD23	18:CR:79:LEU:HA	1.83	0.42
20:CT:61:SER:O	20:CT:65:LYS:HG2	2.18	0.42
25:CY:34:U:H2'	25:CY:35:G:H5'	2.00	0.42
49:D0:72:ARG:HB2	49:D0:75:LEU:HB3	2.01	0.42
56:D7:39:ARG:C	56:D7:41:ARG:N	2.71	0.42
27:DA:1021:A:H2'	27:DA:1023:U:H5'	2.00	0.42
27:DA:1041:C:H1'	27:DA:1115:G:N1	2.34	0.42
27:DA:1503:U:C2	27:DA:1504:C:C5	3.07	0.42
27:DA:1930:G:H22	27:DA:1968:G:H3'	1.84	0.42
27:DA:2099:U:H2'	27:DA:2099:U:O2	2.18	0.42
27:DA:2177:C:H1'	29:DC:44:HIS:CD2	2.53	0.42
27:DA:2192:G:C2	27:DA:2193:G:C8	3.08	0.42
27:DA:2228:G:C6	27:DA:2229:C:N3	2.88	0.42
27:DA:2320:A:C2	27:DA:2333:A:C8	3.08	0.42
27:DA:2475:C:H2'	27:DA:2477:C:OP1	2.19	0.42
27:DA:422:A:H2'	27:DA:423:A:C8	2.54	0.42
27:DA:644:A:C2	27:DA:646:A:C4	3.07	0.42
28:DB:48:A:C8	28:DB:48:A:H5'	2.48	0.42
28:DB:78:A:C2	28:DB:100:A:C4	3.08	0.42
30:DD:248:SER:HB3	30:DD:252:TRP:CZ3	2.54	0.42
31:DE:117:MET:HE2	31:DE:123:ALA:C	2.40	0.42
31:DE:151:TYR:CD1	36:DN:79:PRO:HG2	2.54	0.42
31:DE:202:LYS:HD2	31:DE:202:LYS:N	2.33	0.42
31:DE:38:THR:HB	31:DE:39:PRO:HD2	2.01	0.42
32:DF:117:ARG:NH1	38:DP:5:ASP:N	2.67	0.42
33:DG:29:TRP:CE3	33:DG:29:TRP:HA	2.54	0.42
33:DG:9:ARG:HH11	33:DG:9:ARG:HG2	1.83	0.42
34:DH:141:VAL:O	34:DH:143:GLN:N	2.52	0.42
34:DH:147:ASN:O	34:DH:151:ILE:HG12	2.19	0.42

Continued on next page...

Continued from previous page...

Atom-1	Atom-2	Interatomic distance (Å)	Clash overlap (Å)
38:DP:123:LEU:HD12	38:DP:123:LEU:O	2.20	0.42
44:DV:2:PHE:CE1	44:DV:13:ARG:NH1	2.86	0.42
44:DV:34:GLU:CG	44:DV:56:SER:HB2	2.49	0.42
48:DZ:145:ILE:HG12	48:DZ:145:ILE:H	1.65	0.42
1:AA:1149:C:H2'	1:AA:1150:U:C6	2.54	0.42
1:AA:1202:G:H2'	1:AA:1203:C:H5'	2.02	0.42
1:AA:14:U:H2'	1:AA:16:A:OP2	2.19	0.42
1:AA:252:U:H2'	1:AA:275:G:N2	2.34	0.42
1:AA:447:G:C6	1:AA:485:G:H1'	2.55	0.42
1:AA:840:C:H4'	1:AA:848:C:C2	2.55	0.42
1:AA:939:G:H2'	1:AA:940:C:C6	2.55	0.42
2:AB:68:ILE:HD12	2:AB:161:ALA:HB3	2.02	0.42
2:AB:36:ARG:N	2:AB:36:ARG:NE	2.68	0.42
2:AB:34:ALA:HB1	2:AB:36:ARG:NE	2.35	0.42
3:AC:108:ASN:ND2	3:AC:111:LEU:HD12	2.24	0.42
3:AC:155:GLY:O	3:AC:156:ARG:CB	2.66	0.42
3:AC:189:ALA:CB	3:AC:196:LEU:H	2.33	0.42
3:AC:50:ALA:O	3:AC:70:VAL:HG13	2.19	0.42
4:AD:116:GLN:HE22	4:AD:157:LEU:HD11	1.84	0.42
4:AD:49:ARG:HG2	4:AD:49:ARG:NH1	2.34	0.42
1:AA:559:A:OP1	5:AE:126:ARG:NH2	2.52	0.42
5:AE:136:MET:HB3	5:AE:140:ARG:NH2	2.34	0.42
5:AE:20:GLN:HG2	5:AE:21:ALA:N	2.33	0.42
5:AE:26:PHE:CD1	5:AE:26:PHE:N	2.87	0.42
7:AG:30:ILE:HD13	7:AG:105:VAL:HG22	2.01	0.42
9:AI:10:ARG:NH1	9:AI:105:ASP:OD1	2.51	0.42
1:AA:1152:A:C5'	10:AJ:13:HIS:HD2	2.28	0.42
10:AJ:13:HIS:ND1	10:AJ:14:LYS:HG3	2.35	0.42
11:AK:38:ASN:ND2	11:AK:38:ASN:N	2.67	0.42
11:AK:46:GLY:O	11:AK:48:ILE:O	2.38	0.42
11:AK:73:MET:CE	11:AK:103:LEU:HD23	2.50	0.42
13:AM:27:LYS:HE3	13:AM:31:LYS:NZ	2.33	0.42
16:AP:55:ARG:O	16:AP:56:ALA:C	2.57	0.42
17:AQ:22:LEU:HD12	17:AQ:23:VAL:N	2.33	0.42
19:AS:64:GLU:O	19:AS:67:VAL:HG23	2.19	0.42
20:AT:26:ASN:HB2	20:AT:71:THR:CG2	2.49	0.42
1:AA:530:G:N2	23:AW:35:G:O4'	2.53	0.42
23:AW:48:C:H6	23:AW:48:C:O5'	2.02	0.42
25:AY:6:U:O2'	25:AY:7:A:H5'	2.20	0.42
50:B1:75:GLU:C	50:B1:77:ALA:H	2.22	0.42
51:B2:41:ILE:H	51:B2:41:ILE:HG12	1.64	0.42

Continued on next page...

Continued from previous page...

Atom-1	Atom-2	Interatomic distance (Å)	Clash overlap (Å)
58:B9:27:CYS:SG	58:B9:28:GLU:N	2.92	0.42
58:B9:10:ILE:HB	58:B9:32:HIS:CD2	2.55	0.42
27:BA:1221:C:H2'	27:BA:1221(A):C:H6	1.83	0.42
27:BA:1336:A:H2'	27:BA:1337:G:H8	1.84	0.42
27:BA:173:G:C2	27:BA:174:C:C2	3.08	0.42
27:BA:2111:C:O4'	27:BA:2118:U:H1'	2.19	0.42
27:BA:2206:G:H3'	27:BA:2207:G:C5'	2.50	0.42
27:BA:271(S):G:C6	27:BA:271(T):C:C4	3.08	0.42
27:BA:2884:U:H2'	27:BA:2885:C:O4'	2.19	0.42
27:BA:2886:G:O2'	54:B5:31:VAL:HB	2.19	0.42
27:BA:489:G:H8	27:BA:489:G:OP1	2.02	0.42
27:BA:645:C:C2'	27:BA:645:C:O2	2.67	0.42
27:BA:948:G:C2	27:BA:970:C:O2	2.73	0.42
27:BA:986:C:C2'	27:BA:987:G:H5'	2.49	0.42
27:BA:2579:C:H4'	31:BE:134:ILE:HD12	2.01	0.42
27:BA:2050:C:H1'	31:BE:156:MET:CE	2.49	0.42
32:BF:102:PRO:HB2	32:BF:105:VAL:CG2	2.48	0.42
32:BF:165:ARG:HG3	32:BF:165:ARG:NH1	2.34	0.42
32:BF:37:VAL:HG23	32:BF:184:TYR:HA	2.02	0.42
33:BG:137:GLU:HB3	33:BG:139:LEU:HD22	2.02	0.42
36:BN:100:GLU:O	36:BN:101:HIS:C	2.57	0.42
27:BA:626:U:H3	38:BP:105:LEU:CB	2.32	0.42
38:BP:126:VAL:HG22	38:BP:145:PRO:CB	2.50	0.42
39:BQ:120:ILE:O	39:BQ:120:ILE:HG22	2.20	0.42
39:BQ:130:LYS:NZ	48:BZ:79:ARG:HA	2.35	0.42
39:BQ:133:ARG:HG2	39:BQ:134:ARG:H	1.81	0.42
40:BR:22:ARG:C	40:BR:24:GLN:N	2.72	0.42
40:BR:26:LYS:HE3	40:BR:70:LEU:HA	2.00	0.42
40:BR:71:GLN:OE1	40:BR:71:GLN:HA	2.20	0.42
43:BU:83:LEU:HG	43:BU:88:ILE:CG1	2.49	0.42
45:BW:64:MET:O	45:BW:65:LEU:CB	2.67	0.42
1:CA:1072:G:H2'	1:CA:1073:U:C6	2.55	0.42
1:CA:222:U:C2	1:CA:223:U:C5	3.08	0.42
1:CA:375:U:O2'	16:CP:28:ARG:HD2	2.20	0.42
1:CA:458:C:H2'	1:CA:460:G:C8	2.55	0.42
1:CA:556:C:O2'	1:CA:557:G:H5'	2.19	0.42
1:CA:774:G:C4	1:CA:775:G:C8	3.08	0.42
2:CB:94:ASN:HB3	2:CB:95:GLN:HE21	1.81	0.42
3:CC:58:GLU:N	3:CC:65:ALA:HB3	2.19	0.42
5:CE:101:ILE:HG12	5:CE:101:ILE:O	2.19	0.42
7:CG:44:TYR:O	7:CG:45:ASP:C	2.58	0.42

Continued on next page...

Continued from previous page...

Atom-1	Atom-2	Interatomic distance (Å)	Clash overlap (Å)
8:CH:100:ILE:HB	8:CH:125:ARG:HH12	1.84	0.42
10:CJ:50:ILE:CD1	10:CJ:50:ILE:N	2.74	0.42
13:CM:33:ALA:HA	13:CM:59:TYR:CD2	2.55	0.42
15:CO:4:THR:H	15:CO:7:GLU:CD	2.22	0.42
17:CQ:18:THR:HA	17:CQ:44:ALA:O	2.19	0.42
19:CS:36:ARG:H	19:CS:36:ARG:HG2	1.66	0.42
20:CT:97:ALA:O	20:CT:99:LEU:N	2.52	0.42
21:CU:5:ASP:O	21:CU:11:GLY:HA3	2.19	0.42
59:CX:25:C:H2'	59:CX:26:G:O4'	2.20	0.42
25:CY:49:G:O2'	25:CY:50:A:H8	2.02	0.42
55:D6:26:ASN:N	55:D6:26:ASN:ND2	2.66	0.42
56:D7:35:ARG:C	56:D7:37:LYS:H	2.22	0.42
57:D8:41:ILE:HG13	57:D8:41:ILE:H	1.70	0.42
27:DA:118:A:O2'	27:DA:178:G:H5'	2.19	0.42
27:DA:1286:A:C6	27:DA:1289:C:C2	3.07	0.42
27:DA:154:G:H5'	27:DA:154(A):C:P	2.60	0.42
27:DA:1594:G:C5'	27:DA:1594:G:H8	2.31	0.42
27:DA:1638:C:H2'	27:DA:1639:U:O4'	2.19	0.42
27:DA:1930:G:N2	27:DA:1968:G:H2'	2.34	0.42
27:DA:2023:G:H4'	27:DA:2617:C:O3'	2.19	0.42
27:DA:2072:G:C6	27:DA:2073:C:C4	3.08	0.42
27:DA:2219:G:H2'	27:DA:2220:G:C8	2.55	0.42
27:DA:2222:G:C2	27:DA:2223:G:C4	3.08	0.42
27:DA:2261:C:OP1	49:D0:17:GLN:HG2	2.20	0.42
27:DA:2403:C:H2'	27:DA:2404:C:C6	2.54	0.42
27:DA:2657:A:O2'	34:DH:160:LYS:HE3	2.20	0.42
27:DA:579:G:C2	27:DA:1262:A:C5	3.07	0.42
29:DC:36:LYS:O	29:DC:37:PHE:O	2.37	0.42
29:DC:49:ILE:O	29:DC:51:PRO:CD	2.67	0.42
31:DE:167:VAL:HG22	31:DE:168:MET:N	2.34	0.42
31:DE:14:ILE:HG13	31:DE:21:VAL:HG23	2.02	0.42
31:DE:45:THR:HG22	31:DE:45:THR:O	2.18	0.42
31:DE:73:GLU:HG3	31:DE:74:PRO:HD2	2.02	0.42
33:DG:136:ARG:O	33:DG:153:ARG:O	2.37	0.42
34:DH:98:LEU:HD22	34:DH:125:VAL:CG2	2.50	0.42
35:DI:88:ILE:HG12	35:DI:122:GLU:N	2.34	0.42
37:DO:22:ILE:HB	37:DO:40:VAL:CG1	2.50	0.42
43:DU:113:ALA:O	43:DU:116:ALA:N	2.52	0.42
43:DU:27:LEU:O	43:DU:29:SER:N	2.52	0.42
44:DV:85:LYS:HE2	44:DV:85:LYS:HB2	1.85	0.42
48:DZ:68:THR:HG22	48:DZ:89:VAL:N	2.34	0.42

Continued on next page...

Continued from previous page...

Atom-1	Atom-2	Interatomic distance (Å)	Clash overlap (Å)
48:DZ:90:LEU:H	48:DZ:90:LEU:HD12	1.83	0.42
1:AA:1125:U:C2'	1:AA:1126:U:OP2	2.68	0.42
1:AA:1308:U:OP1	13:AM:98:VAL:N	2.51	0.42
1:AA:591:U:OP2	8:AH:30:ARG:NH1	2.53	0.42
1:AA:622:A:C8	1:AA:623:C:C6	3.08	0.42
1:AA:604:G:C6	1:AA:635:G:C6	3.07	0.42
1:AA:669:U:H2'	1:AA:670:G:C8	2.55	0.42
2:AB:19:HIS:HE1	2:AB:191:ASP:CB	2.32	0.42
2:AB:223:ILE:C	2:AB:225:ALA:N	2.72	0.42
3:AC:195:VAL:C	3:AC:196:LEU:HD22	2.40	0.42
4:AD:158:ILE:HG22	4:AD:159:ARG:N	2.35	0.42
5:AE:6:PHE:CD1	5:AE:6:PHE:N	2.87	0.42
9:AI:114:TYR:C	9:AI:116:LYS:H	2.23	0.42
9:AI:90:PRO:HG2	9:AI:91:ASP:H	1.84	0.42
10:AJ:12:ASP:OD1	10:AJ:14:LYS:HD2	2.20	0.42
17:AQ:93:GLN:HE21	17:AQ:93:GLN:HB3	1.57	0.42
17:AQ:9:VAL:HG21	17:AQ:84:LEU:CD1	2.50	0.42
18:AR:22:VAL:HG23	18:AR:55:ARG:O	2.20	0.42
18:AR:59:SER:HB3	18:AR:62:GLU:OE2	2.20	0.42
18:AR:72:ARG:C	18:AR:74:ARG:N	2.71	0.42
19:AS:61:TYR:O	19:AS:62:ILE:HG22	2.19	0.42
20:AT:93:GLU:C	20:AT:95:ALA:N	2.73	0.42
21:AU:12:LYS:NZ	21:AU:19:GLY:HA3	2.35	0.42
50:B1:88:LYS:C	50:B1:88:LYS:HD3	2.40	0.42
54:B5:33:CYS:O	54:B5:36:CYS:O	2.37	0.42
56:B7:32:LYS:HD3	56:B7:32:LYS:C	2.40	0.42
57:B8:35:GLN:CG	57:B8:35:GLN:O	2.66	0.42
27:BA:2528:U:H5''	58:B9:31:LYS:NZ	2.35	0.42
27:BA:99:U:C6	27:BA:102:G:N2	2.87	0.42
27:BA:1322:A:O2'	27:BA:1323:U:H5'	2.19	0.42
27:BA:143:G:H2'	27:BA:143(A):C:C6	2.55	0.42
27:BA:152:G:H1	27:BA:174:C:H42	1.67	0.42
27:BA:1666:G:H2'	27:BA:1667:G:H5'	1.98	0.42
27:BA:2134:A:N3	27:BA:2159:G:H1'	2.34	0.42
27:BA:2341:G:H2'	27:BA:2342:C:C6	2.55	0.42
27:BA:2607:G:H2'	27:BA:2608:G:O4'	2.19	0.42
27:BA:280:C:C2'	27:BA:281:G:H5'	2.49	0.42
27:BA:2842:G:O2'	27:BA:2843:G:H5'	2.19	0.42
27:BA:2830:G:H2'	27:BA:2883:A:C2	2.55	0.42
27:BA:289:A:N6	27:BA:351:G:H1'	2.34	0.42
27:BA:341:G:C6	27:BA:342:G:C5	3.08	0.42

Continued on next page...

Continued from previous page...

Atom-1	Atom-2	Interatomic distance (Å)	Clash overlap (Å)
27:BA:720:C:H2'	27:BA:721:C:C6	2.55	0.42
27:BA:768:G:C4	27:BA:769:G:C8	3.08	0.42
27:BA:862:G:H8	27:BA:862:G:O5'	2.03	0.42
27:BA:874:G:H5''	48:BZ:174:VAL:CG1	2.49	0.42
28:BB:32:C:C4	28:BB:33:G:N7	2.88	0.42
28:BB:94:C:O2'	28:BB:95:C:H5'	2.20	0.42
29:BC:68:LEU:O	29:BC:69:GLY:C	2.56	0.42
30:BD:212:SER:O	30:BD:217:ARG:HG3	2.20	0.42
30:BD:40:THR:HG22	30:BD:40:THR:O	2.19	0.42
31:BE:51:PHE:CG	31:BE:52:LEU:N	2.87	0.42
32:BF:125:LEU:HD11	32:BF:199:TRP:CD1	2.54	0.42
27:BA:675:A:H4'	32:BF:67:GLN:OE1	2.19	0.42
33:BG:110:ALA:C	33:BG:112:PRO:HD2	2.40	0.42
33:BG:11:TYR:OH	33:BG:32:PRO:O	2.37	0.42
33:BG:123:ASN:O	33:BG:126:ASP:OD2	2.37	0.42
33:BG:39:ILE:CG2	33:BG:92:VAL:HG12	2.49	0.42
34:BH:52:VAL:O	34:BH:52:VAL:HG12	2.20	0.42
34:BH:91:GLY:O	34:BH:92:ILE:O	2.37	0.42
35:BI:25:TYR:CE2	35:BI:29:TYR:CD2	3.07	0.42
38:BP:120:ALA:HB3	38:BP:138:LEU:HA	2.00	0.42
40:BR:9:LYS:O	40:BR:10:LEU:CG	2.67	0.42
47:BY:73:ARG:O	47:BY:74:PRO:O	2.38	0.42
1:CA:1305:G:O2'	1:CA:1306:A:P	2.78	0.42
1:CA:174:C:H2'	1:CA:175:C:H6	1.84	0.42
1:CA:443:C:H2'	1:CA:444:C:H6	1.83	0.42
1:CA:721:G:H4'	1:CA:722:A:C5'	2.45	0.42
1:CA:771:G:C5	1:CA:772:U:C4	3.08	0.42
1:CA:814:A:H2'	1:CA:816:A:H5''	2.01	0.42
1:CA:97:G:C4	1:CA:98:G:C8	3.08	0.42
2:CB:190:THR:C	2:CB:192:SER:H	2.22	0.42
5:CE:58:ALA:O	5:CE:59:GLY:C	2.58	0.42
6:CF:77:ARG:HB3	6:CF:77:ARG:HH11	1.81	0.42
7:CG:139:GLU:O	7:CG:143:ARG:HG3	2.20	0.42
7:CG:23:VAL:O	7:CG:27:ILE:HG13	2.20	0.42
9:CI:10:ARG:HD3	9:CI:75:ASP:CB	2.46	0.42
9:CI:29:ASN:OD1	9:CI:65:VAL:HG12	2.19	0.42
9:CI:33:PHE:O	9:CI:35:GLU:N	2.49	0.42
9:CI:46:ALA:C	9:CI:48:GLU:H	2.21	0.42
10:CJ:32:ALA:HB3	10:CJ:76:ASN:CB	2.50	0.42
11:CK:124:LYS:HB3	11:CK:125:PHE:CD1	2.53	0.42
11:CK:57:THR:HG23	11:CK:58:PRO:HD2	2.00	0.42

Continued on next page...

Continued from previous page...

Atom-1	Atom-2	Interatomic distance (Å)	Clash overlap (Å)
1:CA:912:C:H5''	12:CL:43:LYS:NZ	2.35	0.42
12:CL:7:LEU:HB3	17:CQ:32:TYR:CD2	2.54	0.42
12:CL:84:GLY:HA2	12:CL:95:TYR:HA	2.02	0.42
1:CA:255:G:C1'	17:CQ:16:GLN:HE21	2.18	0.42
17:CQ:48:GLU:O	17:CQ:50:LYS:N	2.53	0.42
19:CS:15:LEU:H	19:CS:15:LEU:CD2	2.19	0.42
20:CT:38:LYS:O	20:CT:41:ILE:CG1	2.67	0.42
1:CA:1270:C:OP2	21:CU:24:ARG:NH2	2.52	0.42
51:D2:64:LEU:CD1	51:D2:68:ARG:HE	2.32	0.42
55:D6:9:LEU:HD12	55:D6:28:ARG:HG3	2.00	0.42
27:DA:2420:C:OP1	57:D8:34:TRP:HB2	2.19	0.42
57:D8:37:SER:O	57:D8:39:LYS:N	2.53	0.42
27:DA:1789:A:H2'	27:DA:1790:C:O4'	2.20	0.42
27:DA:1821:A:H2'	27:DA:1822:G:C8	2.54	0.42
27:DA:1849:G:N3	27:DA:1849:G:H2'	2.34	0.42
27:DA:1936:A:C2	27:DA:1945:G:C6	3.08	0.42
27:DA:2578:G:O2'	27:DA:2579:C:H5'	2.20	0.42
27:DA:2638:G:P	31:DE:82:ARG:NH2	2.93	0.42
27:DA:271(O):C:HO2'	27:DA:271(P):C:H6	1.60	0.42
27:DA:2779:U:H5'	27:DA:2781:A:O4'	2.20	0.42
27:DA:2785:C:O2'	31:DE:64:LYS:NZ	2.52	0.42
27:DA:34:C:H5''	27:DA:34:C:H6	1.85	0.42
27:DA:363(A):A:C3'	27:DA:363(B):G:H5''	2.49	0.42
27:DA:464:U:H2'	27:DA:465:G:O4'	2.20	0.42
27:DA:518:G:N3	27:DA:518:G:H2'	2.34	0.42
27:DA:542:C:C2'	27:DA:543:C:OP1	2.67	0.42
27:DA:553:G:C6	27:DA:554:U:N3	2.88	0.42
27:DA:744:G:O2'	27:DA:745:G:H5'	2.19	0.42
27:DA:997:G:O2'	27:DA:998:C:H5'	2.20	0.42
31:DE:49:LEU:HD13	31:DE:81:ILE:HG12	2.02	0.42
33:DG:66:GLN:HB3	33:DG:92:VAL:HG21	2.01	0.42
34:DH:20:ALA:CB	34:DH:21:PRO:CD	2.92	0.42
27:DA:1036:G:OP1	34:DH:59:ARG:HB2	2.19	0.42
36:DN:54:VAL:HB	36:DN:122:VAL:HG13	2.00	0.42
36:DN:5:VAL:O	36:DN:5:VAL:HG13	2.18	0.42
37:DO:3:GLN:CB	37:DO:4:PRO:HD2	2.49	0.42
38:DP:38:GLN:CD	38:DP:41:ARG:HD2	2.39	0.42
40:DR:66:VAL:C	40:DR:68:ARG:N	2.72	0.42
41:DS:78:LEU:HD11	41:DS:103:GLU:OE1	2.19	0.42
44:DV:6:LYS:HE3	44:DV:7:THR:CA	2.49	0.42
47:DY:2:ARG:NH1	47:DY:3:VAL:HG23	2.34	0.42

Continued on next page...

Continued from previous page...

Atom-1	Atom-2	Interatomic distance (Å)	Clash overlap (Å)
48:DZ:103:PHE:HE1	48:DZ:138:VAL:HG21	1.84	0.42
48:DZ:37:TYR:O	48:DZ:37:TYR:CD1	2.73	0.42
1:AA:1001(A):G:O2'	1:AA:1002:G:H5'	2.19	0.42
1:AA:1248:A:C2'	1:AA:1249:C:H5'	2.48	0.42
1:AA:16:A:C2'	1:AA:17:U:H5'	2.50	0.42
1:AA:91:C:H5	1:AA:92:C:O2	2.03	0.42
2:AB:149:LEU:O	2:AB:150:SER:C	2.58	0.42
2:AB:217:ARG:HA	2:AB:217:ARG:HD3	1.88	0.42
2:AB:55:PHE:HA	2:AB:58:ILE:HB	2.02	0.42
3:AC:48:TYR:C	3:AC:51:GLY:H	2.23	0.42
3:AC:32:LEU:HB3	3:AC:59:ARG:NH1	2.35	0.42
3:AC:57:ILE:HA	3:AC:65:ALA:HB3	2.01	0.42
4:AD:133:VAL:HG13	4:AD:135:LEU:HD22	2.00	0.42
4:AD:49:ARG:CA	4:AD:49:ARG:NH1	2.56	0.42
5:AE:35:GLY:HA3	5:AE:112:LEU:O	2.19	0.42
5:AE:68:GLU:O	5:AE:70:PRO:CD	2.68	0.42
6:AF:81:ILE:O	6:AF:82:ARG:O	2.37	0.42
7:AG:112:PRO:O	7:AG:113:GLU:C	2.58	0.42
7:AG:122:HIS:CD2	7:AG:122:HIS:N	2.84	0.42
8:AH:29:SER:HB3	8:AH:32:LYS:HG3	2.02	0.42
8:AH:90:GLY:O	8:AH:91:ARG:HB2	2.18	0.42
10:AJ:9:ARG:HE	10:AJ:95:GLU:HG2	1.83	0.42
12:AL:112:LYS:O	12:AL:114:ARG:HG3	2.19	0.42
13:AM:108:ARG:HG3	13:AM:108:ARG:NH1	2.34	0.42
19:AS:39:THR:HG23	19:AS:68:GLY:O	2.19	0.42
19:AS:5:LEU:H	19:AS:6:LYS:NZ	2.12	0.42
53:B4:41:ILE:CD1	53:B4:47:VAL:HG13	2.48	0.42
55:B6:44:ARG:O	55:B6:45:LYS:CG	2.67	0.42
27:BA:176:G:HO2'	27:BA:177:G:H5'	1.85	0.42
27:BA:191:A:H2'	27:BA:192:C:C6	2.55	0.42
27:BA:1764:G:C6	27:BA:1989:G:C2	3.08	0.42
27:BA:2291:U:O5'	27:BA:2291:U:H6	2.02	0.42
27:BA:924:C:O2'	27:BA:925:C:H5'	2.19	0.42
28:BB:2:C:H2'	28:BB:3:C:C6	2.54	0.42
28:BB:35:U:HO2'	28:BB:36:C:H5'	1.85	0.42
30:BD:161:THR:O	30:BD:162:SER:CB	2.65	0.42
31:BE:57:LYS:HZ1	31:BE:63:LEU:CD1	2.33	0.42
32:BF:148:LEU:HD13	32:BF:154:VAL:HG11	2.02	0.42
32:BF:37:VAL:HG22	32:BF:184:TYR:HD1	1.85	0.42
33:BG:116:ASP:O	33:BG:117:PHE:CB	2.67	0.42
33:BG:128:ARG:HG2	33:BG:130:ASN:H	1.82	0.42

Continued on next page...

Continued from previous page...

Atom-1	Atom-2	Interatomic distance (Å)	Clash overlap (Å)
34:BH:133:VAL:HG12	34:BH:141:VAL:HG12	2.01	0.42
34:BH:85:LYS:HE2	34:BH:141:VAL:O	2.20	0.42
35:BI:131:LYS:CG	35:BI:132:PRO:CD	2.96	0.42
35:BI:25:TYR:HE2	35:BI:29:TYR:CD2	2.38	0.42
35:BI:91:SER:CB	35:BI:121:LYS:HG3	2.49	0.42
38:BP:101:VAL:HA	38:BP:105:LEU:O	2.20	0.42
38:BP:85:LEU:CD2	38:BP:114:ILE:HD11	2.50	0.42
27:BA:2414:G:H21	38:BP:67:MET:CE	2.32	0.42
41:BS:58:LEU:O	41:BS:59:LYS:O	2.38	0.42
41:BS:16:ASN:ND2	41:BS:92:TYR:CE1	2.88	0.42
42:BT:57:PHE:CG	42:BT:58:ASN:N	2.88	0.42
44:BV:5:VAL:HG12	44:BV:14:VAL:HG22	2.02	0.42
45:BW:111:HIS:CG	45:BW:112:GLY:N	2.87	0.42
45:BW:12:ILE:HG13	45:BW:42:ARG:NH1	2.35	0.42
45:BW:83:LYS:NZ	45:BW:97:LYS:HE2	2.34	0.42
27:BA:328:U:H4'	47:BY:68:HIS:CD2	2.55	0.42
48:BZ:68:THR:HG22	48:BZ:89:VAL:CA	2.43	0.42
48:BZ:40:LEU:CD1	48:BZ:81:ARG:HH11	2.26	0.42
1:CA:1010:G:H2'	1:CA:1011:G:H8	1.85	0.42
1:CA:1309:G:C6	1:CA:1329:A:C2	3.08	0.42
1:CA:1457:G:N2	1:CA:1458:G:N3	2.68	0.42
1:CA:1457:G:C6	1:CA:1458:G:C5	3.07	0.42
1:CA:159:G:N2	1:CA:161:A:H3'	2.34	0.42
1:CA:336:C:O2'	1:CA:337:C:H5'	2.19	0.42
1:CA:689:C:H2'	1:CA:690:G:O4'	2.19	0.42
1:CA:735:C:H2'	1:CA:736:C:C6	2.55	0.42
1:CA:801:U:O2'	1:CA:802:A:H5'	2.20	0.42
2:CB:157:ARG:O	2:CB:158:LEU:C	2.57	0.42
2:CB:8:LYS:HB2	2:CB:9:GLU:H	1.56	0.42
7:CG:69:VAL:HA	7:CG:138:LYS:HG3	2.02	0.42
7:CG:37:ASN:ND2	9:CI:40:LEU:HA	2.34	0.42
8:CH:103:VAL:HG11	8:CH:109:ILE:C	2.40	0.42
8:CH:25:ASP:OD2	8:CH:60:ARG:NE	2.52	0.42
8:CH:77:GLU:HG2	8:CH:78:GLN:N	2.34	0.42
8:CH:87:SER:HA	8:CH:93:VAL:HG22	2.01	0.42
9:CI:13:ALA:CA	9:CI:67:GLY:O	2.55	0.42
10:CJ:51:ARG:HG3	10:CJ:60:ARG:HA	2.01	0.42
11:CK:83:ILE:HG12	11:CK:109:VAL:HG23	2.01	0.42
11:CK:92:GLU:O	11:CK:95:ILE:HB	2.20	0.42
12:CL:4:ILE:HA	12:CL:4:ILE:HD13	1.84	0.42
1:CA:1302:U:C6	13:CM:17:VAL:HG21	2.55	0.42

Continued on next page...

Continued from previous page...

Atom-1	Atom-2	Interatomic distance (Å)	Clash overlap (Å)
16:CP:58:TYR:O	16:CP:62:VAL:HG22	2.19	0.42
6:CF:62:TRP:HB2	18:CR:35:ARG:HH12	1.84	0.42
19:CS:22:LEU:N	19:CS:22:LEU:CD2	2.82	0.42
19:CS:18:LYS:CE	19:CS:22:LEU:HD21	2.49	0.42
19:CS:78:ARG:HH11	19:CS:78:ARG:HG3	1.84	0.42
20:CT:74:LYS:H	20:CT:74:LYS:HD3	1.84	0.42
23:CW:73:C:C5	23:CW:74:C:C2	3.08	0.42
49:D0:78:TYR:N	49:D0:78:TYR:CD1	2.87	0.42
51:D2:5:GLU:HA	51:D2:8:LYS:HD2	2.02	0.42
57:D8:17:THR:CG2	57:D8:21:LYS:HB2	2.50	0.42
27:DA:242:G:H3'	57:D8:6:THR:CG2	2.50	0.42
27:DA:1167:U:H2'	27:DA:1168:G:C8	2.55	0.42
27:DA:117:G:C6	27:DA:119:A:C6	3.08	0.42
27:DA:1292:U:O2'	27:DA:1293:C:H5'	2.19	0.42
27:DA:1480:G:N3	27:DA:1480:G:H2'	2.34	0.42
27:DA:1581:G:H3'	27:DA:1582:C:C6	2.54	0.42
27:DA:1664:A:H8	27:DA:1664:A:O5'	2.02	0.42
27:DA:1742:G:N7	27:DA:1743:C:C4	2.87	0.42
27:DA:783:A:H4'	27:DA:1779:U:O2	2.19	0.42
27:DA:2134:A:N6	27:DA:2157:G:O2'	2.53	0.42
27:DA:2197:U:O4	27:DA:2225:A:N7	2.53	0.42
27:DA:27:G:O2'	27:DA:28:A:C8	2.49	0.42
27:DA:803:U:O2'	27:DA:804:A:H5'	2.20	0.42
28:DB:7:G:C2	28:DB:115:G:N1	2.88	0.42
28:DB:57:A:C2	33:DG:30:GLU:HA	2.54	0.42
31:DE:55:ASN:HA	31:DE:55:ASN:HD22	1.64	0.42
32:DF:120:GLU:C	32:DF:122:LYS:H	2.23	0.42
32:DF:178:PRO:HG2	32:DF:179:GLU:OE1	2.19	0.42
35:DI:61:ARG:O	35:DI:131:LYS:NZ	2.52	0.42
35:DI:69:LYS:HD3	35:DI:70:GLU:N	2.34	0.42
35:DI:78:THR:C	35:DI:79:ILE:HD13	2.40	0.42
36:DN:89:LYS:HB3	36:DN:89:LYS:NZ	2.34	0.42
38:DP:32:THR:O	38:DP:33:ARG:HB3	2.20	0.42
39:DQ:106:VAL:HB	39:DQ:107:ALA:H	1.71	0.42
41:DS:46:VAL:HG12	41:DS:47:THR:N	2.35	0.42
41:DS:16:ASN:HB3	41:DS:92:TYR:CE1	2.54	0.42
42:DT:13:ARG:NH1	42:DT:15:VAL:CG1	2.81	0.42
42:DT:65:LYS:CA	42:DT:65:LYS:NZ	2.75	0.42
45:DW:6:ILE:HG12	45:DW:104:THR:OG1	2.20	0.42
45:DW:11:ARG:NH1	45:DW:98:LYS:HD2	2.34	0.42
45:DW:66:GLU:O	45:DW:68:ARG:N	2.52	0.42

Continued on next page...

Continued from previous page...

Atom-1	Atom-2	Interatomic distance (Å)	Clash overlap (Å)
1:AA:1131:G:C2	1:AA:1132:C:N4	2.88	0.42
1:AA:1216:G:O2'	1:AA:1217:C:H5'	2.20	0.42
1:AA:1334:G:H5'	1:AA:1335:C:OP2	2.20	0.42
1:AA:363:A:O2'	1:AA:364:A:H5'	2.20	0.42
1:AA:418:C:H1'	1:AA:540:G:O2'	2.20	0.42
1:AA:411:A:C6	1:AA:429:U:C4	3.08	0.42
1:AA:501:C:H6	1:AA:501:C:H3'	1.85	0.42
1:AA:517:G:H5'	1:AA:519:C:C2	2.55	0.42
1:AA:577:G:H2'	1:AA:578:C:C6	2.55	0.42
1:AA:808:C:O2'	1:AA:809:G:H5'	2.20	0.42
2:AB:221:LEU:N	2:AB:221:LEU:HD22	2.35	0.42
5:AE:15:ARG:O	5:AE:16:THR:O	2.38	0.42
8:AH:6:ILE:HB	8:AH:85:ARG:NH1	2.34	0.42
8:AH:73:ASP:N	8:AH:74:PRO:CD	2.82	0.42
9:AI:118:LYS:NZ	9:AI:118:LYS:HB2	2.35	0.42
11:AK:92:GLU:O	11:AK:95:ILE:HB	2.20	0.42
15:AO:76:GLU:O	15:AO:78:TYR:N	2.53	0.42
17:AQ:13:ASP:OD1	17:AQ:13:ASP:O	2.37	0.42
19:AS:63:THR:HG22	19:AS:66:MET:HE3	2.02	0.42
19:AS:8:GLY:C	19:AS:9:VAL:HG23	2.40	0.42
50:B1:14:VAL:CG2	50:B1:41:ARG:HG2	2.47	0.42
54:B5:46:CYS:HA	54:B5:47:PRO:HD2	1.89	0.42
55:B6:11:LEU:HD22	55:B6:12:GLU:N	2.33	0.42
27:BA:1328:G:H2'	27:BA:1330:C:C4	2.55	0.42
27:BA:1335:U:O2'	27:BA:1336:A:H5'	2.20	0.42
27:BA:1385:G:H1'	27:BA:1386:C:C6	2.55	0.42
27:BA:1504:C:H2'	27:BA:1505:C:C5'	2.44	0.42
27:BA:749:C:C4	27:BA:1618:A:C2	3.07	0.42
27:BA:1686:C:H6	27:BA:1686:C:H5'	1.83	0.42
27:BA:1722:A:N6	27:BA:1741:A:C2	2.87	0.42
27:BA:1791:A:H3'	27:BA:1792:G:H8	1.85	0.42
27:BA:2277:G:OP2	49:B0:10:THR:HG21	2.20	0.42
27:BA:2512:C:H2'	27:BA:2513:G:O4'	2.20	0.42
27:BA:337:C:H2'	27:BA:338:G:O5'	2.19	0.42
27:BA:849:A:H2	52:B3:24:LYS:HB3	1.84	0.42
27:BA:931:G:H3'	27:BA:931:G:H8	1.84	0.42
27:BA:977:G:O2'	27:BA:978:G:H5'	2.19	0.42
28:BB:57:A:H5'	33:BG:27:ASN:HB2	2.02	0.42
29:BC:196:LEU:C	29:BC:198:ALA:H	2.21	0.42
30:BD:158:ALA:O	30:BD:159:ALA:C	2.58	0.42
31:BE:4:ILE:HG12	31:BE:28:ALA:HB1	2.01	0.42

Continued on next page...

Continued from previous page...

Atom-1	Atom-2	Interatomic distance (Å)	Clash overlap (Å)
33:BG:75:LYS:HE3	33:BG:77:ILE:HG12	2.00	0.42
35:BI:75:LEU:CG	35:BI:76:THR:N	2.83	0.42
36:BN:56:ASN:C	36:BN:57:ALA:O	2.57	0.42
36:BN:67:LEU:HA	36:BN:87:LEU:CB	2.43	0.42
37:BO:8:LEU:N	37:BO:8:LEU:HD22	2.35	0.42
38:BP:145:PRO:O	38:BP:146:VAL:O	2.38	0.42
38:BP:50:ARG:CG	38:BP:51:PHE:N	2.83	0.42
39:BQ:130:LYS:NZ	48:BZ:79:ARG:CD	2.82	0.42
40:BR:11:ASN:OD1	40:BR:11:ASN:C	2.58	0.42
40:BR:33:ARG:HA	40:BR:114:VAL:O	2.20	0.42
41:BS:17:ARG:C	41:BS:19:LYS:H	2.20	0.42
41:BS:90:GLY:O	41:BS:92:TYR:CD1	2.73	0.42
41:BS:93:LYS:O	41:BS:94:TYR:C	2.58	0.42
45:BW:18:ARG:O	45:BW:19:LEU:C	2.57	0.42
47:BY:13:VAL:HB	47:BY:14:LEU:H	1.67	0.42
48:BZ:125:VAL:O	48:BZ:163:ALA:HB2	2.20	0.42
1:CA:107:G:H2'	1:CA:108:G:C5'	2.50	0.42
1:CA:1242:C:H2'	1:CA:1243:C:C6	2.55	0.42
1:CA:15:G:H4'	5:CE:24:ARG:CZ	2.49	0.42
1:CA:858:G:OP2	1:CA:858:G:H8	2.03	0.42
1:CA:947:G:H2'	1:CA:948:C:C6	2.55	0.42
1:CA:977:A:C2'	1:CA:978:A:H5'	2.50	0.42
1:CA:994:A:N7	1:CA:1216:G:H4'	2.35	0.42
2:CB:16:HIS:O	2:CB:17:PHE:HB3	2.20	0.42
2:CB:221:LEU:HD22	2:CB:221:LEU:N	2.33	0.42
4:CD:80:GLU:O	4:CD:84:LYS:HG2	2.20	0.42
5:CE:111:GLU:C	5:CE:113:ALA:N	2.73	0.42
5:CE:31:LEU:CD1	5:CE:43:LEU:HD11	2.49	0.42
7:CG:155:ARG:NH1	7:CG:155:ARG:CG	2.81	0.42
9:CI:105:ASP:OD2	9:CI:107:ARG:CD	2.67	0.42
10:CJ:20:ALA:C	10:CJ:22:LYS:N	2.73	0.42
10:CJ:27:ALA:C	10:CJ:29:ARG:N	2.73	0.42
12:CL:28:PRO:O	12:CL:29:PHE:CG	2.73	0.42
12:CL:31:ARG:O	12:CL:58:THR:HG23	2.20	0.42
12:CL:87:VAL:HG22	12:CL:96:HIS:CE1	2.55	0.42
12:CL:65:ALA:HA	12:CL:95:TYR:O	2.20	0.42
12:CL:80:VAL:HG11	12:CL:97:ILE:CD1	2.49	0.42
13:CM:104:ARG:CG	13:CM:105:THR:N	2.70	0.42
13:CM:60:VAL:HG12	13:CM:66:LEU:CD2	2.49	0.42
16:CP:81:ARG:HG2	16:CP:83:GLU:OE2	2.20	0.42
17:CQ:4:LYS:HB3	17:CQ:61:GLU:OE2	2.20	0.42

Continued on next page...

Continued from previous page...

Atom-1	Atom-2	Interatomic distance (Å)	Clash overlap (Å)
1:CA:265:G:H4'	17:CQ:66:SER:N	2.34	0.42
17:CQ:7:THR:O	17:CQ:23:VAL:HG13	2.19	0.42
25:CY:55:C:O4'	27:DA:2169:A:H1'	2.19	0.42
27:DA:99:U:C6	27:DA:102:G:N2	2.88	0.42
27:DA:1221:C:OP1	44:DV:68:LYS:HD2	2.20	0.42
27:DA:123:G:O2'	27:DA:124:G:H5'	2.19	0.42
27:DA:579:G:C2	27:DA:1262:A:C4	3.08	0.42
27:DA:1416:G:O2'	27:DA:1417:C:P	2.78	0.42
27:DA:1488:G:C6	27:DA:1489:U:N3	2.88	0.42
27:DA:1505:C:H2'	27:DA:1506:C:C6	2.55	0.42
27:DA:1995:U:H5	27:DA:1996:C:HO2'	1.65	0.42
27:DA:2306:C:H5''	27:DA:2307:G:O4'	2.20	0.42
27:DA:2522:U:H2'	27:DA:2523:G:C5'	2.47	0.42
27:DA:2650:U:O2'	27:DA:2651:C:H5'	2.20	0.42
27:DA:2769:C:H2'	27:DA:2770:G:O4'	2.20	0.42
27:DA:364:C:C2'	27:DA:365:C:C5'	2.97	0.42
27:DA:406:G:C6	27:DA:407:G:C5	3.07	0.42
27:DA:41:C:H2'	27:DA:42:G:C8	2.54	0.42
27:DA:543:C:N3	27:DA:551:G:C2	2.87	0.42
27:DA:606:U:C4'	27:DA:658:C:H4'	2.49	0.42
27:DA:613:G:H8	27:DA:613:G:H5'	1.85	0.42
29:DC:56:GLN:OE1	29:DC:56:GLN:O	2.38	0.42
30:DD:27:THR:HG21	30:DD:81:ALA:HB1	2.01	0.42
30:DD:80:ALA:O	30:DD:81:ALA:HB2	2.20	0.42
31:DE:104:VAL:HG23	31:DE:170:LEU:HD22	2.01	0.42
31:DE:97:LYS:HE2	31:DE:97:LYS:HB3	1.85	0.42
32:DF:118:ALA:C	32:DF:120:GLU:H	2.21	0.42
32:DF:179:GLU:C	32:DF:181:LEU:H	2.23	0.42
32:DF:20:LEU:CD2	32:DF:203:GLN:HE22	2.20	0.42
32:DF:2:LYS:NZ	32:DF:119:ARG:HD2	2.35	0.42
27:DA:2313:C:C4'	33:DG:40:ASN:ND2	2.82	0.42
33:DG:45:GLU:OE1	33:DG:45:GLU:HA	2.20	0.42
33:DG:54:GLU:HA	33:DG:57:ALA:HB3	2.00	0.42
33:DG:88:ILE:HG13	33:DG:89:GLY:N	2.34	0.42
35:DI:72:LEU:O	35:DI:138:ILE:HD11	2.20	0.42
35:DI:89:TYR:O	35:DI:121:LYS:HE3	2.20	0.42
38:DP:101:VAL:HG13	38:DP:106:LEU:HG	1.98	0.42
38:DP:83:VAL:HG22	38:DP:84:ASN:N	2.34	0.42
42:DT:16:ARG:O	42:DT:17:THR:CB	2.68	0.42
45:DW:18:ARG:NH1	45:DW:76:VAL:HG13	2.35	0.42
1:AA:1469:G:H2'	1:AA:1470:G:H8	1.85	0.42

Continued on next page...

Continued from previous page...

Atom-1	Atom-2	Interatomic distance (Å)	Clash overlap (Å)
1:AA:1510:U:O2	1:AA:1526:G:C2	2.73	0.42
1:AA:258:G:H2'	1:AA:259:G:H8	1.85	0.42
1:AA:607:A:C4	1:AA:608:A:C8	3.08	0.42
1:AA:1073:U:O2'	2:AB:104:ASN:ND2	2.53	0.42
2:AB:112:VAL:O	2:AB:116:GLU:HG2	2.20	0.42
3:AC:113:ALA:O	3:AC:115:LEU:N	2.53	0.42
4:AD:108:LEU:HB3	4:AD:110:PHE:CE1	2.55	0.42
4:AD:96:LEU:N	4:AD:96:LEU:HD12	2.35	0.42
7:AG:59:LEU:HD23	7:AG:59:LEU:C	2.40	0.42
8:AH:86:ILE:HG13	8:AH:133:LEU:CD2	2.50	0.42
9:AI:51:ARG:C	9:AI:53:VAL:N	2.74	0.42
11:AK:82:VAL:HG12	11:AK:83:ILE:N	2.34	0.42
15:AO:2:PRO:HB2	15:AO:3:ILE:H	1.64	0.42
15:AO:65:ARG:HH11	15:AO:65:ARG:CG	2.33	0.42
17:AQ:99:SER:O	17:AQ:100:LYS:HG3	2.20	0.42
19:AS:6:LYS:N	19:AS:6:LYS:HD2	2.21	0.42
20:AT:55:ILE:O	20:AT:58:LYS:N	2.53	0.42
24:AX:24:U:H2'	24:AX:25:C:O4'	2.19	0.42
24:AX:40:C:H2'	24:AX:41:C:C6	2.55	0.42
25:AY:54:U:C5	25:AY:56:G:H5''	2.54	0.42
26:AZ:1:KBE:O	27:BA:1913:A:N3	2.53	0.42
49:B0:60:PHE:HD1	49:B0:61:ALA:O	2.02	0.42
50:B1:86:SER:C	50:B1:88:LYS:N	2.73	0.42
57:B8:33:ASN:CA	57:B8:36:LYS:HD2	2.48	0.42
57:B8:33:ASN:HB2	57:B8:41:ILE:HD11	2.00	0.42
27:BA:1131:G:OP2	27:BA:2515:C:H4'	2.20	0.42
27:BA:1380:G:C2	27:BA:1381:G:C8	3.07	0.42
27:BA:1431:U:O5'	27:BA:1431:U:H6	2.03	0.42
27:BA:1423:G:C2	27:BA:1576:U:O2	2.72	0.42
27:BA:1636:C:H2'	27:BA:1637:A:H8	1.79	0.42
27:BA:1689:A:N7	27:BA:1698:A:N1	2.68	0.42
27:BA:2647:U:O2'	27:BA:2648:C:H5'	2.19	0.42
27:BA:284:U:O2'	27:BA:285:C:H5'	2.20	0.42
27:BA:686:G:H21	27:BA:788:A:H61	1.67	0.42
27:BA:687:C:H2'	27:BA:687:C:O2	2.18	0.42
27:BA:690:G:H2'	27:BA:691:C:H6	1.83	0.42
29:BC:42:GLU:H	29:BC:213:TYR:HA	1.85	0.42
30:BD:218:ARG:HB3	30:BD:219:PRO:HD2	2.02	0.42
31:BE:4:ILE:HG22	31:BE:198:VAL:O	2.20	0.42
32:BF:168:ARG:C	32:BF:170:LEU:H	2.23	0.42
32:BF:155:LEU:HD13	32:BF:174:VAL:HB	2.01	0.42

Continued on next page...

Continued from previous page...

Atom-1	Atom-2	Interatomic distance (Å)	Clash overlap (Å)
32:BF:50:SER:HB2	32:BF:94:PRO:HD3	2.01	0.42
33:BG:101:ILE:N	33:BG:101:ILE:HD13	2.34	0.42
34:BH:61:HIS:O	34:BH:62:LYS:C	2.56	0.42
37:BO:10:VAL:HA	37:BO:84:ALA:O	2.19	0.42
38:BP:84:ASN:HA	38:BP:115:LEU:HD23	2.02	0.42
39:BQ:36:ALA:HB2	39:BQ:103:MET:SD	2.60	0.42
39:BQ:38:GLU:HA	39:BQ:99:PRO:HG3	2.02	0.42
43:BU:18:LEU:HD23	43:BU:18:LEU:HA	1.82	0.42
47:BY:86:ARG:HB3	47:BY:87:LYS:H	1.62	0.42
48:BZ:143:LEU:CB	48:BZ:149:LEU:HD12	2.49	0.42
1:CA:1053:G:N7	1:CA:1199:U:H3'	2.35	0.42
1:CA:1056:U:O2'	1:CA:1057:G:H5'	2.20	0.42
1:CA:1065:U:O2'	1:CA:1066:C:OP2	2.32	0.42
1:CA:1086:U:O2'	1:CA:1087:G:H5'	2.20	0.42
1:CA:1168:A:C6	1:CA:1169:A:C6	3.08	0.42
1:CA:1287:A:H2'	1:CA:1288:A:C8	2.55	0.42
1:CA:1374:A:C4	1:CA:1375:A:C8	3.08	0.42
1:CA:33:A:C6	1:CA:34:C:N4	2.88	0.42
1:CA:560:U:H4'	1:CA:561:U:H5''	2.01	0.42
1:CA:952:U:C5	13:CM:104:ARG:NH2	2.87	0.42
2:CB:145:LEU:H	2:CB:145:LEU:HD22	1.85	0.42
3:CC:100:ALA:O	3:CC:101:LEU:HB2	2.19	0.42
9:CI:19:LEU:HA	9:CI:60:ASP:O	2.20	0.42
10:CJ:11:PHE:O	10:CJ:12:ASP:C	2.58	0.42
11:CK:93:GLN:NE2	11:CK:93:GLN:N	2.67	0.42
15:CO:32:LEU:O	15:CO:36:ILE:HG13	2.19	0.42
1:CA:375:U:OP1	16:CP:69:THR:HG21	2.20	0.42
17:CQ:83:ASP:CG	17:CQ:84:LEU:N	2.72	0.42
18:CR:76:LEU:HD12	18:CR:76:LEU:HA	1.79	0.42
19:CS:19:VAL:O	19:CS:23:ASN:CB	2.68	0.42
20:CT:37:SER:O	20:CT:38:LYS:C	2.58	0.42
13:CM:118:ALA:HB2	59:CX:28:C:H4'	2.02	0.42
26:CZ:1:KBE:N	26:CZ:1:KBE:O	2.52	0.42
51:D2:69:ARG:O	51:D2:70:GLN:HB3	2.20	0.42
52:D3:19:GLN:O	52:D3:23:LEU:HD13	2.19	0.42
27:DA:2420:C:N4	57:D8:30:ARG:O	2.48	0.42
27:DA:1028:A:OP2	27:DA:1126:A:N6	2.51	0.42
27:DA:1211:U:H3'	27:DA:1212:G:H5'	2.02	0.42
27:DA:1275:A:N1	27:DA:1295:C:O2'	2.50	0.42
27:DA:1499:C:C2'	27:DA:1500:G:H5'	2.49	0.42
27:DA:1508:A:N3	27:DA:1508:A:H2'	2.35	0.42

Continued on next page...

Continued from previous page...

Atom-1	Atom-2	Interatomic distance (Å)	Clash overlap (Å)
27:DA:1528(A):A:C3'	27:DA:1529:G:H5''	2.46	0.42
27:DA:158:U:O3'	27:DA:171:G:N9	2.49	0.42
27:DA:1788:C:H2'	27:DA:1789:A:O4'	2.20	0.42
59:CX:12:G:H1'	27:DA:1923:U:O2'	2.20	0.42
27:DA:2419:U:H2'	27:DA:2420:C:C6	2.55	0.42
27:DA:271(T):C:H2'	27:DA:271(U):G:H8	1.85	0.42
27:DA:272(I):U:N3	27:DA:363(B):G:C6	2.88	0.42
27:DA:467:G:OP2	56:D7:34:ARG:NH1	2.50	0.42
27:DA:6:A:O2'	27:DA:7:G:H5'	2.20	0.42
27:DA:940:G:H3'	27:DA:941:A:H5''	2.00	0.42
29:DC:36:LYS:O	29:DC:37:PHE:C	2.58	0.42
30:DD:19:ALA:HB3	30:DD:21:PHE:CE2	2.55	0.42
30:DD:244:ARG:HG2	30:DD:245:PRO:CG	2.44	0.42
30:DD:265:PRO:O	30:DD:267:SER:N	2.52	0.42
31:DE:200:GLU:HG2	31:DE:201:THR:H	1.79	0.42
31:DE:62:PRO:C	31:DE:64:LYS:N	2.73	0.42
33:DG:117:PHE:CE1	33:DG:119:GLY:N	2.88	0.42
13:CM:11:ARG:NH2	33:DG:146:TYR:CD2	2.85	0.42
34:DH:27:LYS:HG2	34:DH:32:GLU:CG	2.50	0.42
36:DN:18:ALA:O	36:DN:19:GLU:C	2.57	0.42
1:CA:1442(B):A:C4	42:DT:118:ARG:NH2	2.88	0.42
42:DT:16:ARG:HB3	42:DT:17:THR:H	1.67	0.42
42:DT:19:LEU:HD23	42:DT:85:LYS:HD3	2.01	0.42
43:DU:57:PHE:O	43:DU:58:ARG:C	2.58	0.42
45:DW:62:HIS:O	45:DW:64:MET:HG3	2.20	0.42
46:DX:47:PHE:HD1	46:DX:47:PHE:H	1.66	0.42
47:DY:55:TYR:O	47:DY:56:PRO:O	2.38	0.42
48:DZ:114:GLY:HA2	48:DZ:173:VAL:HG12	2.02	0.42
48:DZ:138:VAL:CG1	48:DZ:139:ASP:H	2.13	0.42
48:DZ:95:VAL:CG1	48:DZ:96:GLU:N	2.77	0.42
1:AA:1139:G:C1'	1:AA:1141:C:H41	2.30	0.42
1:AA:1175:G:H2'	1:AA:1176:A:C8	2.55	0.42
1:AA:1126:U:OP2	1:AA:1281:U:O2	2.38	0.42
1:AA:163:C:O2'	1:AA:164:U:H5'	2.20	0.42
1:AA:568:G:N3	1:AA:568:G:H2'	2.35	0.42
1:AA:674:G:H2'	1:AA:675:A:C8	2.53	0.42
1:AA:867:G:O2'	1:AA:868:C:H5'	2.20	0.42
3:AC:182:ILE:HG23	3:AC:203:PHE:HA	2.02	0.42
4:AD:104:VAL:C	4:AD:106:TYR:N	2.73	0.42
4:AD:3:ARG:O	4:AD:4:TYR:C	2.58	0.42
5:AE:101:ILE:HD11	5:AE:118:ILE:O	2.19	0.42

Continued on next page...

Continued from previous page...

Atom-1	Atom-2	Interatomic distance (Å)	Clash overlap (Å)
1:AA:16:A:C4'	5:AE:17:ALA:HB3	2.50	0.42
6:AF:18:GLN:O	6:AF:21:LEU:N	2.53	0.42
7:AG:18:TYR:HB3	7:AG:59:LEU:HD12	2.02	0.42
1:AA:675:A:H1'	11:AK:116:HIS:CD2	2.55	0.42
12:AL:50:ARG:HH12	12:AL:89:ASP:HB3	1.84	0.42
1:AA:130:A:N7	17:AQ:63:ARG:HG3	2.34	0.42
20:AT:18:GLN:O	20:AT:21:LYS:N	2.53	0.42
54:B5:16:ARG:HH12	54:B5:17:ASP:CG	2.19	0.42
55:B6:14:THR:C	55:B6:16:CYS:H	2.23	0.42
57:B8:59:LYS:NZ	57:B8:59:LYS:HB3	2.34	0.42
27:BA:1007:C:OP1	36:BN:37:LYS:NZ	2.52	0.42
27:BA:1139:G:N3	27:BA:1143:A:H2	2.18	0.42
27:BA:1166:C:O2	27:BA:1184:G:C2	2.72	0.42
27:BA:139:G:C3'	27:BA:139(A):G:H5''	2.50	0.42
27:BA:1499:C:H2'	27:BA:1500:G:H5'	2.02	0.42
27:BA:742:G:H4'	27:BA:1676:A:H5'	2.02	0.42
27:BA:1862:G:O2'	27:BA:1863:G:H5'	2.20	0.42
27:BA:2287:A:C2	27:BA:2346:A:H2	2.32	0.42
27:BA:2639:A:H2'	27:BA:2640:G:H5'	2.01	0.42
27:BA:2821:A:OP2	40:BR:2:ARG:CZ	2.68	0.42
27:BA:2846:G:H2'	27:BA:2847:U:O4'	2.19	0.42
27:BA:632:A:H2	27:BA:2403:C:O4'	2.03	0.42
29:BC:127:LEU:C	29:BC:129:ARG:H	2.23	0.42
30:BD:113:VAL:HG23	30:BD:113:VAL:H	1.57	0.42
30:BD:172:TYR:CE1	30:BD:186:HIS:HA	2.55	0.42
30:BD:6:PHE:CD1	30:BD:6:PHE:N	2.88	0.42
30:BD:26:LYS:CD	30:BD:81:ALA:HA	2.46	0.42
34:BH:94:TYR:CD2	34:BH:107:VAL:HG12	2.55	0.42
36:BN:5:VAL:HG13	36:BN:5:VAL:O	2.20	0.42
36:BN:87:LEU:O	36:BN:91:LEU:CD1	2.68	0.42
37:BO:7:TYR:CE1	37:BO:20:MET:HB2	2.55	0.42
38:BP:21:ARG:HD3	38:BP:29:LYS:HG2	2.02	0.42
39:BQ:65:PHE:O	39:BQ:104:PHE:CB	2.67	0.42
40:BR:103:ARG:HA	40:BR:111:LEU:HD23	2.02	0.42
41:BS:35:ILE:H	41:BS:53:SER:HB3	1.84	0.42
42:BT:117:ASP:CG	42:BT:120:ARG:HG3	2.40	0.42
42:BT:61:PHE:CZ	42:BT:76:PHE:HD1	2.37	0.42
42:BT:88:ILE:HG22	42:BT:89:VAL:HG23	2.00	0.42
43:BU:85:LYS:HD3	43:BU:116:ALA:HB1	2.02	0.42
44:BV:21:ARG:HA	44:BV:93:GLU:HA	2.02	0.42
44:BV:49:THR:HG22	44:BV:50:PRO:HG2	2.02	0.42

Continued on next page...

Continued from previous page...

Atom-1	Atom-2	Interatomic distance (Å)	Clash overlap (Å)
45:BW:50:VAL:HG13	45:BW:51:LEU:N	2.34	0.42
47:BY:19:LYS:HD3	47:BY:20:TYR:CE1	2.54	0.42
27:BA:327:G:N2	47:BY:70:SER:OG	2.53	0.42
1:CA:1004:A:C3'	1:CA:1005:A:H5'	2.50	0.42
1:CA:1288:A:C6	1:CA:1289:A:C6	3.07	0.42
1:CA:134:A:H61	16:CP:25:ARG:CZ	2.32	0.42
1:CA:159:G:N2	1:CA:162:A:OP2	2.53	0.42
1:CA:189(K):U:H2'	1:CA:189(L):G:C8	2.54	0.42
1:CA:355:C:C4	1:CA:356:A:N7	2.87	0.42
1:CA:382:A:O2'	1:CA:383:A:H5'	2.19	0.42
1:CA:841:U:H3'	1:CA:848:C:C5'	2.50	0.42
1:CA:901:A:C5	1:CA:902:G:H1'	2.55	0.42
3:CC:182:ILE:HA	3:CC:202:ILE:O	2.19	0.42
3:CC:34:LEU:HD23	3:CC:34:LEU:C	2.41	0.42
3:CC:65:ALA:O	3:CC:67:THR:N	2.53	0.42
5:CE:112:LEU:N	5:CE:112:LEU:HD23	2.34	0.42
7:CG:105:VAL:HG12	7:CG:109:ASN:HD21	1.84	0.42
7:CG:68:ASN:O	7:CG:138:LYS:HE3	2.20	0.42
8:CH:119:LEU:HB3	8:CH:123:GLU:HB2	2.01	0.42
8:CH:48:TYR:HB2	8:CH:60:ARG:O	2.20	0.42
8:CH:85:ARG:C	8:CH:85:ARG:HD3	2.40	0.42
7:CG:37:ASN:HD21	9:CI:40:LEU:HA	1.84	0.42
10:CJ:74:ILE:O	10:CJ:74:ILE:HG13	2.20	0.42
11:CK:34:ASP:HB2	11:CK:35:PRO:HD3	2.00	0.42
12:CL:72:HIS:HA	12:CL:99:ARG:HH12	1.85	0.42
12:CL:7:LEU:HD13	17:CQ:32:TYR:CE2	2.55	0.42
19:CS:44:MET:HA	19:CS:44:MET:HE2	1.98	0.42
20:CT:10:LEU:HD22	20:CT:12:ALA:CB	2.49	0.42
23:CW:45:U:H4'	23:CW:46:U:C6	2.55	0.42
49:D0:24:LYS:HB2	49:D0:37:LEU:O	2.20	0.42
53:D4:66:HIS:CB	53:D4:67:PRO:CD	2.85	0.42
27:DA:1042:G:O6	27:DA:1112:G:O6	2.36	0.42
27:DA:1424:G:H2'	27:DA:1425:G:O4'	2.20	0.42
27:DA:1427:A:H4'	27:DA:1428:C:O4'	2.20	0.42
27:DA:1578:U:H2'	27:DA:1579:A:H5'	2.02	0.42
27:DA:1620:G:O2'	27:DA:1621:U:H5'	2.20	0.42
27:DA:1772:G:N2	27:DA:1774:C:C5'	2.82	0.42
27:DA:2036:C:H6	27:DA:2036:C:C5'	2.31	0.42
27:DA:2364:C:O2'	27:DA:2365:G:H5'	2.20	0.42
27:DA:2460:U:O2'	27:DA:2461:C:H5'	2.19	0.42
27:DA:2620:C:OP1	31:DE:152:LYS:O	2.37	0.42

Continued on next page...

Continued from previous page...

Atom-1	Atom-2	Interatomic distance (Å)	Clash overlap (Å)
27:DA:2639:A:H1'	27:DA:2778:A:C2	2.55	0.42
27:DA:2756:U:OP2	58:D9:19:ARG:HB3	2.20	0.42
27:DA:313:C:H2'	27:DA:314:A:H8	1.85	0.42
27:DA:327:G:H2'	27:DA:328:U:H6	1.84	0.42
27:DA:364:C:O2'	27:DA:365:C:H5''	2.20	0.42
27:DA:389:G:H22	38:DP:72:PRO:HD3	1.84	0.42
27:DA:56:A:C2	27:DA:57:C:C2	3.08	0.42
27:DA:631:A:OP2	57:D8:46:ARG:NH2	2.43	0.42
27:DA:1971:A:N3	30:DD:241:PRO:HD3	2.34	0.42
27:DA:2512:C:H1'	31:DE:140:SER:O	2.19	0.42
31:DE:199:ARG:NH2	31:DE:202:LYS:HE2	2.33	0.42
13:CM:3:ARG:NH2	33:DG:113:ARG:HG3	2.35	0.42
33:DG:7:LEU:HD23	33:DG:176:LEU:HD22	2.02	0.42
34:DH:35:VAL:HG21	34:DH:75:ALA:HB2	2.00	0.42
34:DH:94:TYR:O	34:DH:95:ARG:HB3	2.20	0.42
39:DQ:34:LEU:HD12	39:DQ:130:LYS:O	2.20	0.42
39:DQ:42:ILE:HD13	39:DQ:97:VAL:CG2	2.49	0.42
42:DT:23:ARG:H	42:DT:120:ARG:NH1	2.17	0.42
27:DA:583:G:H5''	43:DU:10:ARG:NH1	2.34	0.42
43:DU:115:ALA:C	43:DU:117:GLN:N	2.73	0.42
27:DA:2018:G:N2	43:DU:34:LYS:HZ1	2.18	0.42
44:DV:21:ARG:O	44:DV:22:VAL:CG1	2.67	0.42
45:DW:84:ARG:O	45:DW:96:ILE:N	2.44	0.42
45:DW:92:ARG:O	45:DW:93:ALA:HB3	2.20	0.42
48:DZ:127:VAL:HG21	48:DZ:131:ASN:O	2.19	0.42
48:DZ:13:LYS:C	48:DZ:15:SER:N	2.70	0.42
48:DZ:16:ALA:HA	48:DZ:19:ARG:HB2	2.02	0.42
48:DZ:9:ARG:CB	48:DZ:9:ARG:NH1	2.83	0.42
1:AA:1044:A:H2'	1:AA:1045:C:O5'	2.20	0.41
1:AA:1161:C:H2'	1:AA:1162:C:C6	2.55	0.41
1:AA:1446:U:H6	1:AA:1446:U:H5'	1.85	0.41
1:AA:123:C:OP1	1:AA:312:C:H5'	2.19	0.41
1:AA:556:C:OP2	12:AL:17:LYS:NZ	2.51	0.41
1:AA:667:G:H4'	15:AO:51:HIS:ND1	2.35	0.41
1:AA:1104:G:OP1	2:AB:111:ARG:HD2	2.19	0.41
2:AB:59:GLU:O	2:AB:62:ALA:N	2.53	0.41
4:AD:13:ARG:O	4:AD:14:ARG:CB	2.64	0.41
4:AD:73:ARG:NH1	4:AD:73:ARG:HG2	2.35	0.41
5:AE:53:LEU:O	5:AE:56:GLN:HB2	2.20	0.41
6:AF:63:TYR:O	6:AF:64:GLN:C	2.58	0.41
7:AG:144:MET:C	7:AG:146:GLU:H	2.17	0.41

Continued on next page...

Continued from previous page...

Atom-1	Atom-2	Interatomic distance (Å)	Clash overlap (Å)
8:AH:29:SER:HB3	8:AH:32:LYS:HB2	2.02	0.41
12:AL:55:VAL:O	12:AL:62:GLU:HA	2.19	0.41
1:AA:1228:C:OP2	13:AM:108:ARG:NH2	2.53	0.41
1:AA:1202:G:N2	14:AN:46:GLU:OE2	2.51	0.41
17:AQ:29:HIS:O	17:AQ:31:LEU:N	2.52	0.41
17:AQ:44:ALA:HA	17:AQ:71:PHE:O	2.20	0.41
52:B3:18:ASP:HB2	52:B3:49:LYS:HZ1	1.85	0.41
27:BA:1334:G:C6	27:BA:1335:U:C4	3.08	0.41
27:BA:157:U:O4'	27:BA:157:U:P	2.78	0.41
27:BA:1661:G:C6	27:BA:1662:C:C4	3.08	0.41
27:BA:1904:G:H2'	27:BA:1905:C:O4'	2.20	0.41
27:BA:2038:G:C6	27:BA:2039:C:C4	3.08	0.41
27:BA:2494:G:H2'	27:BA:2495:G:C8	2.51	0.41
27:BA:610:G:H2'	27:BA:611:C:C6	2.55	0.41
27:BA:631:A:H2'	27:BA:632:A:O4'	2.20	0.41
27:BA:648:G:C4'	27:BA:2351:G:H5''	2.50	0.41
28:BB:34:U:O4	28:BB:44:G:H2'	2.20	0.41
31:BE:68:ALA:C	31:BE:70:ALA:N	2.73	0.41
32:BF:101:LEU:CD1	32:BF:102:PRO:HD2	2.18	0.41
32:BF:32:LEU:HD23	32:BF:33:LEU:N	2.35	0.41
34:BH:58:GLU:O	34:BH:59:ARG:C	2.58	0.41
40:BR:38:VAL:HB	40:BR:39:PRO:CD	2.48	0.41
41:BS:12:PHE:CD1	41:BS:12:PHE:O	2.73	0.41
41:BS:14:VAL:CG1	41:BS:15:ARG:N	2.76	0.41
1:AA:1442(A):G:C8	42:BT:118:ARG:HG3	2.55	0.41
42:BT:3:ARG:HG3	42:BT:6:LEU:HB2	2.02	0.41
43:BU:90:VAL:CG2	44:BV:47:VAL:HG21	2.50	0.41
45:BW:46:PHE:O	45:BW:49:LYS:HB2	2.19	0.41
48:BZ:150:HIS:CG	48:BZ:151:ALA:N	2.85	0.41
48:BZ:157:PRO:HG2	48:BZ:160:VAL:CG2	2.43	0.41
1:CA:1223:C:H3'	1:CA:1224:G:C5'	2.50	0.41
1:CA:1261:A:H2'	1:CA:1262:C:H5'	2.02	0.41
1:CA:162:A:H8	1:CA:162:A:O5'	2.02	0.41
1:CA:514:C:O2'	1:CA:515:G:H5'	2.20	0.41
1:CA:552:U:O2'	1:CA:553:A:H5'	2.19	0.41
1:CA:841:U:H3'	1:CA:848:C:H5'	2.01	0.41
1:CA:894:G:C6	1:CA:895:G:C5	3.08	0.41
1:CA:811:C:O2'	1:CA:901:A:N1	2.52	0.41
1:CA:93:G:N2	1:CA:96:U:O2	2.53	0.41
3:CC:148:GLY:HA3	3:CC:203:PHE:HB3	2.02	0.41
4:CD:150:GLU:OE1	4:CD:150:GLU:N	2.53	0.41

Continued on next page...

Continued from previous page...

Atom-1	Atom-2	Interatomic distance (Å)	Clash overlap (Å)
5:CE:101:ILE:H	5:CE:101:ILE:CD1	2.33	0.41
6:CF:16:GLN:N	6:CF:16:GLN:CD	2.72	0.41
6:CF:52:ILE:HG23	6:CF:87:ARG:NH1	2.35	0.41
6:CF:88:VAL:HG12	6:CF:88:VAL:O	2.20	0.41
7:CG:92:SER:CB	7:CG:94:ARG:HE	2.32	0.41
8:CH:60:ARG:HG3	8:CH:60:ARG:NH1	2.35	0.41
8:CH:6:ILE:H	8:CH:6:ILE:CD1	2.33	0.41
8:CH:86:ILE:O	8:CH:88:LYS:N	2.53	0.41
9:CI:26:VAL:HG13	9:CI:61:ALA:O	2.20	0.41
10:CJ:23:ILE:HG23	10:CJ:85:LEU:CD2	2.50	0.41
10:CJ:32:ALA:HB2	10:CJ:76:ASN:HB2	2.02	0.41
12:CL:76:GLU:O	12:CL:77:HIS:CB	2.67	0.41
13:CM:47:ASP:C	13:CM:48:LEU:HD22	2.40	0.41
13:CM:4:ILE:HD12	13:CM:22:ILE:HD11	2.02	0.41
13:CM:65:LYS:HD2	13:CM:69:GLU:CG	2.35	0.41
13:CM:90:LEU:C	13:CM:92:HIS:N	2.73	0.41
14:CN:42:ILE:O	14:CN:45:ARG:HB3	2.20	0.41
15:CO:3:ILE:CG2	15:CO:34:LEU:HD21	2.47	0.41
20:CT:26:ASN:ND2	20:CT:26:ASN:H	2.18	0.41
20:CT:67:ALA:HB2	20:CT:77:ALA:HB2	2.01	0.41
49:D0:56:ASP:OD2	49:D0:58:THR:OG1	2.37	0.41
50:D1:8:SER:OG	50:D1:10:LYS:HG3	2.20	0.41
27:DA:1023:U:H2'	27:DA:1024:G:C5'	2.50	0.41
27:DA:1040:C:H6	27:DA:1040:C:O5'	2.03	0.41
27:DA:1301:A:C8	27:DA:1303:G:C8	3.08	0.41
27:DA:1328:G:H8	27:DA:1328:G:O5'	2.03	0.41
27:DA:1841:U:H2'	27:DA:1842:G:C8	2.55	0.41
27:DA:1899:G:N2	27:DA:1902:C:C4	2.87	0.41
27:DA:195:A:H5''	27:DA:196:A:OP2	2.20	0.41
27:DA:2078:C:H2'	27:DA:2079:U:O4'	2.20	0.41
27:DA:2331:G:O3'	49:D0:43:THR:HG22	2.20	0.41
27:DA:2061:G:N7	27:DA:2501:C:C4'	2.83	0.41
27:DA:2525:G:C2	27:DA:2539:C:N3	2.88	0.41
27:DA:2615:U:C2	54:D5:7:PRO:HA	2.55	0.41
27:DA:357:A:H2'	27:DA:358:U:H6	1.84	0.41
27:DA:528:A:H2'	27:DA:529:A:H5'	2.02	0.41
27:DA:875:G:C6	27:DA:876:C:C2	3.08	0.41
27:DA:995:C:N4	36:DN:1:MET:SD	2.93	0.41
29:DC:159:GLY:C	29:DC:161:ILE:H	2.22	0.41
33:DG:70:VAL:O	33:DG:71:THR:C	2.58	0.41
34:DH:86:GLU:N	34:DH:86:GLU:CD	2.73	0.41

Continued on next page...

Continued from previous page...

Atom-1	Atom-2	Interatomic distance (Å)	Clash overlap (Å)
35:DI:83:ALA:HB2	35:DI:88:ILE:HA	2.03	0.41
36:DN:55:VAL:HG22	36:DN:126:PRO:C	2.41	0.41
36:DN:17:ASP:OD1	36:DN:17:ASP:O	2.38	0.41
36:DN:26:LEU:HD11	36:DN:30:ILE:HD11	2.01	0.41
36:DN:42:TRP:CD1	43:DU:63:VAL:HG11	2.55	0.41
37:DO:2:ILE:HD11	37:DO:82:ASN:HD21	1.85	0.41
37:DO:22:ILE:HG12	37:DO:41:ALA:HA	2.02	0.41
38:DP:46:LYS:HG2	38:DP:52:GLU:CG	2.50	0.41
38:DP:59:LEU:HA	38:DP:61:ARG:CD	2.50	0.41
41:DS:46:VAL:CG1	41:DS:47:THR:N	2.83	0.41
42:DT:108:ARG:HB2	42:DT:111:ARG:NH2	2.35	0.41
44:DV:19:LYS:HZ1	44:DV:20:LEU:HB2	1.85	0.41
45:DW:51:LEU:HA	45:DW:105:VAL:HG11	2.01	0.41
45:DW:84:ARG:HB2	45:DW:96:ILE:HG23	2.01	0.41
47:DY:19:LYS:C	47:DY:20:TYR:CD1	2.93	0.41
47:DY:28:LYS:CB	47:DY:37:VAL:HB	2.50	0.41
47:DY:38:ILE:O	47:DY:39:VAL:HG23	2.20	0.41
48:DZ:27:MET:HB2	48:DZ:89:VAL:HG23	2.02	0.41
1:AA:1165:C:H2'	1:AA:1166:G:H8	1.84	0.41
1:AA:942:G:C2	1:AA:1342:C:C2	3.08	0.41
1:AA:1507:A:C2	1:AA:1508:G:C4	3.08	0.41
1:AA:15:G:H2'	1:AA:16:A:H8	1.85	0.41
1:AA:665:A:N3	1:AA:732:C:H2'	2.36	0.41
1:AA:676:A:C6	1:AA:677:U:C4	3.07	0.41
1:AA:902:G:O2'	1:AA:903:G:H5'	2.20	0.41
1:AA:958:A:N6	1:AA:959:A:N6	2.68	0.41
2:AB:102:LEU:HA	2:AB:105:PHE:HB2	2.03	0.41
2:AB:139:LYS:O	2:AB:142:LEU:HB3	2.20	0.41
2:AB:14:GLY:HA3	2:AB:16:HIS:HE1	1.85	0.41
2:AB:15:VAL:N	2:AB:16:HIS:CE1	2.87	0.41
2:AB:30:ARG:C	2:AB:31:TYR:HD2	2.23	0.41
4:AD:14:ARG:HA	4:AD:39:PRO:CG	2.49	0.41
1:AA:542:G:C5'	4:AD:41:GLY:HA3	2.47	0.41
5:AE:60:TYR:CE1	5:AE:64:ARG:CZ	3.04	0.41
6:AF:17:SER:O	6:AF:21:LEU:HD23	2.19	0.41
10:AJ:63:PHE:HZ	14:AN:45:ARG:HA	1.84	0.41
12:AL:54:LYS:HG2	12:AL:64:THR:HG23	2.02	0.41
13:AM:84:ILE:CG2	13:AM:84:ILE:O	2.66	0.41
14:AN:15:LYS:O	14:AN:16:PHE:C	2.58	0.41
16:AP:18:ARG:HD3	16:AP:35:LYS:HD2	2.01	0.41
20:AT:89:ARG:HD2	20:AT:104:LEU:CD1	2.39	0.41

Continued on next page...

Continued from previous page...

Atom-1	Atom-2	Interatomic distance (Å)	Clash overlap (Å)
50:B1:46:LEU:CA	50:B1:63:ALA:HA	2.48	0.41
52:B3:8:LEU:HD13	52:B3:31:LEU:CD2	2.41	0.41
33:BG:113:ARG:NH1	53:B4:61:VAL:CG1	2.83	0.41
54:B5:54:GLY:H	54:B5:56:LYS:HZ1	1.63	0.41
27:BA:1660:C:H2'	27:BA:1661:G:H8	1.84	0.41
27:BA:1705:G:O2'	27:BA:1706:U:H5'	2.20	0.41
27:BA:1784:A:C4'	27:BA:1785:A:H5''	2.47	0.41
27:BA:191:A:H2'	27:BA:192:C:H6	1.83	0.41
27:BA:2083:G:H2'	27:BA:2084:C:C6	2.55	0.41
27:BA:792:G:H2'	27:BA:2440:C:O2	2.20	0.41
27:BA:2452:C:O2'	27:BA:2453:A:H5'	2.20	0.41
27:BA:1758:G:H2'	27:BA:2696:U:O4'	2.20	0.41
27:BA:300:A:H2'	27:BA:334:C:H1'	2.02	0.41
27:BA:557:U:O2'	27:BA:558:G:H5'	2.20	0.41
27:BA:675:A:C6	27:BA:676:A:C6	3.08	0.41
27:BA:874:G:H2'	27:BA:875:G:H8	1.85	0.41
27:BA:8:A:H2'	27:BA:9:U:H6	1.76	0.41
27:BA:904:C:C2'	27:BA:905:U:H5'	2.49	0.41
27:BA:969:U:H2'	27:BA:970:C:C6	2.55	0.41
28:BB:68:C:O2'	28:BB:69:G:H5'	2.19	0.41
30:BD:134:ARG:HG3	30:BD:135:PHE:CE2	2.55	0.41
33:BG:8:LYS:O	33:BG:11:TYR:HB3	2.20	0.41
35:BI:14:ASP:O	35:BI:15:VAL:C	2.59	0.41
35:BI:2:LYS:HB2	35:BI:18:VAL:CG1	2.51	0.41
38:BP:106:LEU:O	38:BP:107:LYS:O	2.38	0.41
27:BA:1245:G:OP1	38:BP:16:ARG:NE	2.53	0.41
39:BQ:55:VAL:HG13	39:BQ:64:ILE:HD12	2.01	0.41
40:BR:53:HIS:HD2	40:BR:94:TYR:OH	2.01	0.41
41:BS:88:ASP:O	41:BS:92:TYR:CD2	2.73	0.41
41:BS:97:ARG:HE	41:BS:97:ARG:C	2.23	0.41
42:BT:93:ARG:HD3	42:BT:93:ARG:O	2.20	0.41
44:BV:82:ARG:HD2	44:BV:82:ARG:N	2.34	0.41
45:BW:24:ILE:O	45:BW:27:LYS:HG3	2.20	0.41
46:BX:41:ASN:ND2	46:BX:41:ASN:H	2.18	0.41
46:BX:39:ILE:O	46:BX:43:VAL:HG23	2.19	0.41
48:BZ:134:GLU:O	48:BZ:135:PHE:HB3	2.20	0.41
48:BZ:136:ILE:O	48:BZ:137:GLU:O	2.38	0.41
48:BZ:164:VAL:CG1	48:BZ:165:SER:H	2.11	0.41
1:CA:1041:A:H2'	1:CA:1042:G:C8	2.54	0.41
1:CA:109:A:H5'	1:CA:110:C:H5	1.85	0.41
1:CA:1251:A:H2'	1:CA:1252:A:O4'	2.20	0.41

Continued on next page...

Continued from previous page...

Atom-1	Atom-2	Interatomic distance (Å)	Clash overlap (Å)
1:CA:1280:A:O4'	10:CJ:41:PRO:HG3	2.20	0.41
1:CA:1349:A:H2'	1:CA:1350:A:H8	1.84	0.41
1:CA:323:U:H5'	20:CT:23:ARG:CB	2.49	0.41
1:CA:411:A:C6	1:CA:429:U:C5	3.09	0.41
3:CC:11:ARG:NH2	3:CC:177:THR:O	2.53	0.41
4:CD:106:TYR:HE1	4:CD:113:SER:HA	1.83	0.41
5:CE:107:ARG:C	5:CE:109:ILE:N	2.72	0.41
6:CF:13:ASN:ND2	6:CF:55:ASP:OD2	2.50	0.41
10:CJ:3:LYS:NZ	10:CJ:77:PRO:HD3	2.36	0.41
11:CK:17:GLY:C	11:CK:80:VAL:HG12	2.41	0.41
11:CK:21:ILE:HD12	11:CK:21:ILE:N	2.36	0.41
12:CL:85:GLY:O	12:CL:96:HIS:ND1	2.53	0.41
1:CA:1225:A:H5'	13:CM:103:THR:HG23	2.01	0.41
13:CM:35:GLU:HG3	13:CM:36:LYS:N	2.35	0.41
15:CO:12:ILE:O	15:CO:14:GLU:N	2.53	0.41
16:CP:39:TYR:CD1	16:CP:49:LEU:HD13	2.55	0.41
1:CA:376:G:C5'	16:CP:5:ARG:HD2	2.45	0.41
17:CQ:20:THR:HA	17:CQ:43:LEU:CD2	2.48	0.41
25:CY:25:A:H2'	25:CY:26:C:C6	2.55	0.41
25:CY:57:A:O2'	25:CY:59:U:C5	2.72	0.41
25:CY:67:C:H2'	25:CY:68:C:C5'	2.50	0.41
51:D2:29:LYS:O	51:D2:32:LEU:N	2.53	0.41
27:DA:95:G:O2'	51:D2:48:HIS:ND1	2.49	0.41
27:DA:591:C:O2	57:D8:2:PRO:HA	2.20	0.41
27:DA:1018:C:O2'	27:DA:1019:U:H5'	2.20	0.41
27:DA:579:G:N2	27:DA:1262:A:C4	2.88	0.41
27:DA:1317:A:H2'	27:DA:1318:C:C6	2.53	0.41
27:DA:1844:C:C2'	27:DA:1845:G:H5'	2.49	0.41
27:DA:231:C:H2'	27:DA:232:G:O4'	2.20	0.41
27:DA:233:A:O5'	27:DA:233:A:H8	2.03	0.41
27:DA:2418:A:C6	27:DA:2419:U:C4	3.08	0.41
27:DA:1027:A:C2	27:DA:2488:A:H5'	2.55	0.41
27:DA:2547:U:H2'	27:DA:2548:G:C8	2.55	0.41
27:DA:2599:G:N7	30:DD:236:GLY:HA2	2.35	0.41
27:DA:221:A:C5	27:DA:266:G:N7	2.88	0.41
27:DA:2835:A:H5'	27:DA:2836:U:OP1	2.19	0.41
27:DA:363(D):G:H2'	27:DA:363(D):G:N3	2.35	0.41
27:DA:679:C:H2'	27:DA:680:G:C8	2.55	0.41
27:DA:852:G:H2'	27:DA:853:G:H8	1.85	0.41
27:DA:906:G:H5'	39:DQ:26:TYR:OH	2.21	0.41
27:DA:848:G:N3	27:DA:933:A:HI'	2.35	0.41

Continued on next page...

Continued from previous page...

Atom-1	Atom-2	Interatomic distance (Å)	Clash overlap (Å)
27:DA:773:U:H4'	30:DD:47:GLY:CA	2.50	0.41
31:DE:61:ARG:HG3	31:DE:61:ARG:HH11	1.85	0.41
31:DE:65:GLY:O	31:DE:67:PHE:N	2.53	0.41
33:DG:62:LEU:C	33:DG:64:THR:H	2.23	0.41
34:DH:153:LYS:NZ	34:DH:156:ALA:HB2	2.35	0.41
34:DH:162:ILE:HG22	34:DH:163:TYR:N	2.34	0.41
35:DI:41:GLU:O	35:DI:45:LYS:HG2	2.20	0.41
35:DI:72:LEU:CD1	35:DI:72:LEU:O	2.65	0.41
36:DN:104:LYS:O	36:DN:106:MET:N	2.50	0.41
27:DA:995:C:N3	36:DN:1:MET:HG3	2.35	0.41
27:DA:2392:A:H1'	38:DP:60:MET:HB3	2.02	0.41
39:DQ:118:LEU:HD12	39:DQ:131:ILE:HG22	2.00	0.41
27:DA:2484:G:O3'	39:DQ:46:GLN:HG2	2.19	0.41
41:DS:83:LYS:O	41:DS:105:ALA:N	2.53	0.41
41:DS:87:PHE:O	41:DS:88:ASP:CB	2.56	0.41
44:DV:82:ARG:O	44:DV:83:ARG:HD3	2.19	0.41
45:DW:57:ASN:N	45:DW:57:ASN:ND2	2.68	0.41
46:DX:35:THR:CB	46:DX:38:GLU:HB2	2.44	0.41
48:DZ:108:ALA:HB3	48:DZ:143:LEU:O	2.20	0.41
1:AA:1166:G:N2	1:AA:1169:A:O5'	2.53	0.41
1:AA:1166:G:H21	1:AA:1169:A:H3'	1.84	0.41
1:AA:1399:C:H4'	1:AA:1400:C:O5'	2.20	0.41
1:AA:295:C:H2'	1:AA:296:U:H6	1.83	0.41
1:AA:771:G:H2'	1:AA:772:U:C6	2.55	0.41
1:AA:864:A:C2	1:AA:865:A:C2	3.08	0.41
1:AA:895:G:H2'	1:AA:896:C:C6	2.55	0.41
1:AA:939:G:H5''	7:AG:102:ARG:CZ	2.49	0.41
2:AB:118:LEU:HB2	2:AB:142:LEU:HD13	2.02	0.41
4:AD:194:LEU:N	4:AD:194:LEU:HD22	2.35	0.41
5:AE:124:GLY:O	5:AE:125:SER:O	2.38	0.41
9:AI:96:LEU:HD12	9:AI:101:PHE:HB2	2.02	0.41
9:AI:112:LYS:HA	9:AI:119:ALA:CB	2.31	0.41
9:AI:32:ASP:O	9:AI:35:GLU:N	2.53	0.41
13:AM:15:VAL:HG23	13:AM:16:ASP:N	2.35	0.41
15:AO:71:GLN:HE21	15:AO:71:GLN:HB3	1.56	0.41
15:AO:76:GLU:C	15:AO:78:TYR:H	2.22	0.41
15:AO:4:THR:OG1	15:AO:7:GLU:HG2	2.20	0.41
18:AR:40:LEU:CB	18:AR:79:LEU:HD11	2.50	0.41
1:AA:191:G:N3	20:AT:105:SER:HB3	2.34	0.41
20:AT:22:ARG:CB	20:AT:22:ARG:HH11	2.26	0.41
20:AT:67:ALA:O	20:AT:68:LYS:C	2.58	0.41

Continued on next page...

Continued from previous page...

Atom-1	Atom-2	Interatomic distance (Å)	Clash overlap (Å)
20:AT:79:ARG:NH1	20:AT:79:ARG:HB2	2.35	0.41
25:AY:68:C:C2'	25:AY:69:C:C5'	2.98	0.41
57:B8:44:LYS:N	57:B8:44:LYS:HD2	2.29	0.41
27:BA:83:G:N2	27:BA:103:A:OP2	2.50	0.41
27:BA:2232:U:OP2	50:B1:40:ARG:NH2	2.53	0.41
27:BA:2370:G:H2'	27:BA:2371:G:O4'	2.19	0.41
27:BA:2400:G:N2	27:BA:2417:C:C2	2.88	0.41
27:BA:321:G:N3	27:BA:341:G:H4'	2.35	0.41
27:BA:55:G:H2'	27:BA:56:A:H8	1.84	0.41
27:BA:809:G:O2'	27:BA:810:U:H5'	2.19	0.41
27:BA:2124:G:H5''	29:BC:177:LYS:CB	2.51	0.41
30:BD:92:ILE:CG1	30:BD:104:TYR:HD2	2.32	0.41
31:BE:147:PRO:HB2	31:BE:149:ARG:HG2	2.01	0.41
33:BG:98:ARG:C	33:BG:101:ILE:CD1	2.89	0.41
34:BH:85:LYS:HD3	34:BH:133:VAL:CG1	2.50	0.41
34:BH:85:LYS:HD2	34:BH:141:VAL:CB	2.50	0.41
34:BH:85:LYS:HE2	34:BH:145:ALA:CB	2.49	0.41
35:BI:89:TYR:C	35:BI:91:SER:N	2.73	0.41
37:BO:1:MET:HA	37:BO:33:ALA:O	2.20	0.41
37:BO:76:ALA:O	42:BT:74:ARG:HD3	2.20	0.41
38:BP:95:VAL:HG13	38:BP:123:LEU:HD13	2.02	0.41
39:BQ:48:GLU:HG3	39:BQ:52:VAL:HG23	2.01	0.41
39:BQ:68:ILE:HD13	39:BQ:103:MET:CG	2.48	0.41
40:BR:116:LEU:N	40:BR:116:LEU:HD12	2.35	0.41
40:BR:13:HIS:CE1	40:BR:15:SER:OG	2.73	0.41
41:BS:35:ILE:O	41:BS:53:SER:CB	2.68	0.41
41:BS:88:ASP:CG	41:BS:89:ARG:N	2.72	0.41
42:BT:105:LEU:HD13	42:BT:109:GLU:OE2	2.21	0.41
42:BT:24:PRO:HA	42:BT:49:VAL:O	2.20	0.41
42:BT:52:ILE:HG12	42:BT:61:PHE:HB2	2.01	0.41
47:BY:32:PRO:C	47:BY:34:LYS:N	2.73	0.41
47:BY:68:HIS:ND1	47:BY:70:SER:HB3	2.36	0.41
47:BY:74:PRO:O	47:BY:75:ILE:CB	2.52	0.41
48:BZ:120:HIS:HB2	48:BZ:169:THR:O	2.20	0.41
48:BZ:32:LEU:HD12	48:BZ:33:ASN:H	1.84	0.41
48:BZ:80:ARG:CB	48:BZ:80:ARG:HH11	2.33	0.41
1:CA:1160:G:O6	1:CA:1181:G:C6	2.73	0.41
1:CA:1219:U:OP1	14:CN:19:ARG:NH2	2.49	0.41
1:CA:1239:A:C2	1:CA:1296:C:N3	2.88	0.41
1:CA:1353:G:O2'	1:CA:1354:C:H5'	2.20	0.41
1:CA:1372:U:C4	1:CA:1373:G:C5	3.09	0.41

Continued on next page...

Continued from previous page...

Atom-1	Atom-2	Interatomic distance (Å)	Clash overlap (Å)
1:CA:1401:G:O2'	1:CA:1402:C:H5'	2.20	0.41
1:CA:1432:G:OP1	42:DT:107:ASP:HB2	2.19	0.41
1:CA:1490:C:HO2'	1:CA:1491:G:H5'	1.84	0.41
1:CA:148:G:N2	1:CA:175:C:C2	2.88	0.41
1:CA:183:G:H2'	1:CA:184:G:H8	1.85	0.41
1:CA:716:A:C6	1:CA:717:C:C4	3.09	0.41
1:CA:927:G:OP2	1:CA:927:G:H4'	2.20	0.41
1:CA:932:C:C2'	1:CA:932:C:O2	2.67	0.41
2:CB:144:ARG:HG3	2:CB:145:LEU:N	2.34	0.41
2:CB:39:ILE:CG2	2:CB:40:HIS:N	2.82	0.41
2:CB:64:ARG:O	2:CB:64:ARG:HG3	2.19	0.41
1:CA:1190:G:P	3:CC:5:ILE:HG23	2.60	0.41
6:CF:44:GLY:O	6:CF:45:LEU:O	2.38	0.41
7:CG:36:LYS:O	7:CG:39:ALA:N	2.54	0.41
8:CH:86:ILE:O	8:CH:88:LYS:HG3	2.20	0.41
9:CI:106:ALA:O	9:CI:107:ARG:C	2.58	0.41
9:CI:20:ARG:NH1	9:CI:20:ARG:HG3	2.32	0.41
9:CI:4:TYR:CE2	9:CI:88:TYR:CB	3.03	0.41
9:CI:5:TYR:HA	9:CI:17:VAL:O	2.20	0.41
10:CJ:85:LEU:C	10:CJ:87:THR:H	2.22	0.41
11:CK:18:ARG:O	11:CK:32:ILE:HA	2.21	0.41
14:CN:54:PRO:O	14:CN:56:VAL:HG23	2.19	0.41
16:CP:19:ILE:HG22	16:CP:36:ILE:HG13	2.02	0.41
17:CQ:60:ILE:HG12	17:CQ:61:GLU:N	2.35	0.41
18:CR:30:ASP:OD1	18:CR:32:ARG:HB3	2.20	0.41
25:CY:28:G:H1	25:CY:40:C:H42	1.68	0.41
25:CY:30:A:H2'	25:CY:31:U:H5'	2.02	0.41
50:D1:7:ILE:HD13	50:D1:62:VAL:CG2	2.50	0.41
51:D2:41:ILE:HD11	51:D2:44:LEU:HD12	2.01	0.41
54:D5:56:LYS:N	54:D5:56:LYS:CD	2.84	0.41
55:D6:13:CYS:HB3	55:D6:49:HIS:HB3	2.02	0.41
27:DA:1024:G:C6	27:DA:1025:G:C6	3.08	0.41
27:DA:1168:G:N1	27:DA:1182:A:C2	2.88	0.41
27:DA:1505:C:O2	27:DA:1505:C:O4'	2.38	0.41
27:DA:1784:A:H4'	27:DA:1785:A:C5'	2.50	0.41
27:DA:18:C:O5'	27:DA:18:C:H6	2.03	0.41
27:DA:201:C:C2'	27:DA:202:U:H5'	2.50	0.41
27:DA:2303:G:H1'	33:DG:132:ASN:ND2	2.30	0.41
27:DA:2361:A:C2'	27:DA:2362:G:H5'	2.50	0.41
27:DA:2707:G:O2'	27:DA:2708:G:H5'	2.21	0.41
27:DA:2776:A:H3'	27:DA:2776:A:OP1	2.20	0.41

Continued on next page...

Continued from previous page...

Atom-1	Atom-2	Interatomic distance (Å)	Clash overlap (Å)
27:DA:2807:G:H22	27:DA:2892:A:N6	2.19	0.41
27:DA:289:A:H5'	27:DA:290:G:OP2	2.19	0.41
27:DA:380:U:H2'	27:DA:381:G:C8	2.55	0.41
27:DA:390:A:H4'	27:DA:391:G:H5'	2.02	0.41
27:DA:606:U:H4'	27:DA:658:C:H4'	2.01	0.41
27:DA:692:C:C2	27:DA:771:G:C2	3.09	0.41
30:DD:215:LEU:O	30:DD:216:GLY:C	2.58	0.41
27:DA:1815:A:OP2	30:DD:54:ARG:NH2	2.53	0.41
30:DD:65:ILE:H	30:DD:65:ILE:CD1	2.32	0.41
31:DE:78:LEU:C	31:DE:79:ARG:HD2	2.40	0.41
31:DE:3:GLY:HA3	31:DE:81:ILE:HG21	2.02	0.41
35:DI:130:TYR:O	35:DI:131:LYS:CB	2.68	0.41
35:DI:61:ARG:C	35:DI:63:ALA:N	2.73	0.41
39:DQ:78:PRO:O	39:DQ:79:LEU:O	2.37	0.41
41:DS:46:VAL:HG12	41:DS:47:THR:O	2.20	0.41
43:DU:20:LEU:CD1	43:DU:20:LEU:O	2.68	0.41
45:DW:52:GLU:C	45:DW:54:ALA:N	2.74	0.41
46:DX:35:THR:HG22	46:DX:38:GLU:H	1.85	0.41
48:DZ:4:LEU:HD21	48:DZ:42:GLU:HB3	2.01	0.41
48:DZ:55:VAL:HA	48:DZ:69:LEU:CD2	2.50	0.41
48:DZ:4:LEU:HD12	48:DZ:5:LYS:H	1.85	0.41
48:DZ:84:HIS:ND1	48:DZ:85:VAL:N	2.68	0.41
1:AA:1197:G:O2'	1:AA:1198:G:H5'	2.21	0.41
1:AA:1258:G:O2'	1:AA:1259:C:C5'	2.68	0.41
1:AA:1343:G:H2'	1:AA:1344:C:H6	1.83	0.41
1:AA:15:G:H2'	1:AA:16:A:C8	2.55	0.41
1:AA:405:U:H5''	1:AA:495:A:H2	1.86	0.41
1:AA:452:A:C4	1:AA:453:A:C8	3.09	0.41
1:AA:577:G:H2'	1:AA:578:C:H6	1.85	0.41
1:AA:585:G:O2'	1:AA:879:C:H5''	2.20	0.41
2:AB:157:ARG:O	2:AB:158:LEU:C	2.57	0.41
2:AB:47:THR:CG2	2:AB:202:PRO:HG2	2.49	0.41
2:AB:92:TYR:OH	2:AB:150:SER:HB3	2.21	0.41
3:AC:11:ARG:HB3	3:AC:15:THR:HB	2.01	0.41
3:AC:62:ASP:O	3:AC:98:ASN:HB2	2.19	0.41
4:AD:190:ASP:O	4:AD:191:ARG:C	2.58	0.41
7:AG:30:ILE:CD1	7:AG:105:VAL:HG22	2.51	0.41
8:AH:134:ILE:O	8:AH:135:CYS:HB3	2.20	0.41
10:AJ:78:ASN:HD21	10:AJ:80:LYS:CB	2.09	0.41
11:AK:73:MET:HE2	11:AK:103:LEU:HD23	2.02	0.41
23:AW:3:G:H2'	23:AW:4:G:O4'	2.21	0.41

Continued on next page...

Continued from previous page...

Atom-1	Atom-2	Interatomic distance (Å)	Clash overlap (Å)
50:B1:3:LYS:HB3	50:B1:61:ARG:NH1	2.36	0.41
57:B8:17:THR:HG22	57:B8:21:LYS:O	2.20	0.41
58:B9:24:TYR:CE2	58:B9:35:ARG:HG3	2.54	0.41
27:BA:1213:A:H1'	27:BA:1238:G:N3	2.36	0.41
27:BA:1260:G:H2'	27:BA:1261:C:C6	2.55	0.41
27:BA:1335:U:H2'	27:BA:1336:A:H8	1.85	0.41
27:BA:1909:C:H5''	27:BA:1909:C:C6	2.55	0.41
27:BA:2134:A:N6	27:BA:2157:G:C1'	2.78	0.41
27:BA:271(J):C:H5'	27:BA:271(K):U:OP2	2.20	0.41
27:BA:2784:C:H6	27:BA:2784:C:O5'	2.03	0.41
27:BA:2791:C:O5'	27:BA:2792:G:OP1	2.38	0.41
27:BA:2811:G:O4'	31:BE:61:ARG:NH2	2.51	0.41
27:BA:898:C:O2'	27:BA:899:A:H5'	2.20	0.41
28:BB:32:C:H42	28:BB:50:G:H1	1.69	0.41
29:BC:20:TYR:CG	29:BC:21:THR:N	2.86	0.41
27:BA:2126:A:C5'	29:BC:36:LYS:HE2	2.49	0.41
30:BD:79:VAL:HA	30:BD:95:LEU:HB3	2.01	0.41
31:BE:34:VAL:HG21	31:BE:78:LEU:HD13	2.01	0.41
31:BE:69:LYS:O	31:BE:71:GLY:N	2.53	0.41
31:BE:47:VAL:CG2	31:BE:86:PRO:HD2	2.44	0.41
32:BF:63:LYS:HE3	32:BF:67:GLN:CB	2.51	0.41
34:BH:98:LEU:HD13	34:BH:125:VAL:HG21	2.03	0.41
34:BH:127:GLU:O	34:BH:129:THR:N	2.53	0.41
35:BI:34:GLY:O	35:BI:35:LEU:HD23	2.20	0.41
36:BN:48:MET:H	36:BN:48:MET:CE	2.33	0.41
38:BP:16:ARG:CD	38:BP:18:ARG:H	2.25	0.41
38:BP:79:ARG:NH2	38:BP:109:GLY:CA	2.80	0.41
39:BQ:118:LEU:HD23	39:BQ:118:LEU:HA	1.82	0.41
39:BQ:59:ARG:O	39:BQ:60:ARG:CB	2.68	0.41
41:BS:20:ARG:C	41:BS:21:THR:HG1	2.23	0.41
41:BS:41:ASP:OD2	41:BS:44:LYS:CB	2.68	0.41
42:BT:3:ARG:C	42:BT:5:ALA:H	2.23	0.41
43:BU:104:GLN:C	43:BU:107:ALA:H	2.22	0.41
43:BU:78:THR:O	43:BU:79:PHE:C	2.58	0.41
45:BW:13:SER:O	45:BW:17:VAL:HG13	2.20	0.41
47:BY:28:LYS:O	47:BY:38:ILE:HB	2.20	0.41
47:BY:87:LYS:CG	47:BY:88:LYS:N	2.82	0.41
47:BY:90:LEU:HD12	47:BY:91:GLU:CG	2.46	0.41
1:CA:195:A:OP1	20:CT:68:LYS:NZ	2.54	0.41
1:CA:570:G:H1'	1:CA:820:U:C5	2.55	0.41
1:CA:686:U:C2	1:CA:687:A:N7	2.89	0.41

Continued on next page...

Continued from previous page...

Atom-1	Atom-2	Interatomic distance (Å)	Clash overlap (Å)
1:CA:782:A:H2'	1:CA:783:C:O4'	2.20	0.41
1:CA:992:U:H4'	1:CA:993:G:O5'	2.20	0.41
2:CB:193:ASP:O	2:CB:194:PRO:C	2.58	0.41
3:CC:42:LEU:HA	3:CC:45:LYS:HZ3	1.85	0.41
4:CD:163:GLU:O	4:CD:166:LYS:HG3	2.20	0.41
4:CD:43:HIS:O	4:CD:44:GLY:C	2.59	0.41
5:CE:71:LEU:HD11	5:CE:114:GLY:HA3	2.02	0.41
7:CG:60:LYS:C	7:CG:62:PHE:N	2.74	0.41
8:CH:1:MET:HE3	8:CH:3:THR:N	2.36	0.41
8:CH:48:TYR:CD1	8:CH:49:GLU:N	2.88	0.41
12:CL:114:ARG:CZ	12:CL:114:ARG:CB	2.97	0.41
12:CL:57:LEU:HD11	12:CL:82:ILE:HG13	2.02	0.41
13:CM:49:THR:H	13:CM:52:GLU:CD	2.24	0.41
1:CA:254:G:H21	17:CQ:16:GLN:NE2	2.18	0.41
22:CV:8:A:C6	23:CW:35:G:C6	3.09	0.41
52:D3:10:LYS:CG	52:D3:53:LEU:HD23	2.51	0.41
53:D4:62:CYS:C	53:D4:64:LYS:H	2.24	0.41
55:D6:22:ALA:O	55:D6:23:THR:CB	2.68	0.41
55:D6:40:CYS:HA	55:D6:46:HIS:H	1.85	0.41
27:DA:1266:G:OP2	54:D5:19:ARG:NH1	2.52	0.41
27:DA:178:G:O2'	27:DA:179:G:H5'	2.21	0.41
27:DA:1847:A:N3	27:DA:1847:A:C2'	2.83	0.41
27:DA:1971:A:C5'	27:DA:1971:A:H8	2.34	0.41
27:DA:2011:U:OP1	45:DW:42:ARG:NH1	2.53	0.41
27:DA:22:C:H2'	27:DA:23:G:O4'	2.21	0.41
27:DA:2444:G:OP2	32:DF:68:LYS:HE2	2.19	0.41
27:DA:260:G:C6	27:DA:261:G:C5	3.08	0.41
27:DA:2659:G:N2	27:DA:2662:A:OP2	2.53	0.41
27:DA:272(E):G:C2	27:DA:272(F):C:C2	3.08	0.41
27:DA:412:A:H2'	27:DA:413:C:H5'	2.03	0.41
27:DA:777:A:H2'	27:DA:778:G:H8	1.84	0.41
27:DA:912:C:C2'	27:DA:913:U:H5'	2.50	0.41
31:DE:132:HIS:HA	31:DE:135:HIS:CE1	2.56	0.41
31:DE:173:VAL:HG12	31:DE:174:ASP:H	1.85	0.41
31:DE:176:ILE:HD12	31:DE:176:ILE:H	1.80	0.41
31:DE:104:VAL:CG1	31:DE:188:VAL:HG23	2.47	0.41
31:DE:68:ALA:O	31:DE:69:LYS:C	2.59	0.41
31:DE:69:LYS:O	31:DE:71:GLY:N	2.53	0.41
32:DF:183:VAL:O	32:DF:187:VAL:HG23	2.21	0.41
33:DG:125:PHE:HB3	33:DG:131:TYR:HB2	2.02	0.41
34:DH:57:ASP:O	34:DH:62:LYS:HE3	2.20	0.41

Continued on next page...

Continued from previous page...

Atom-1	Atom-2	Interatomic distance (Å)	Clash overlap (Å)
34:DH:58:GLU:O	34:DH:61:HIS:N	2.41	0.41
34:DH:72:ILE:O	34:DH:76:VAL:HG23	2.20	0.41
35:DI:12:LEU:HD23	35:DI:12:LEU:O	2.20	0.41
35:DI:79:ILE:HG12	35:DI:140:LEU:HD21	2.02	0.41
36:DN:35:ARG:O	36:DN:37:LYS:N	2.48	0.41
37:DO:14:THR:CG2	37:DO:14:THR:O	2.64	0.41
38:DP:101:VAL:HG12	38:DP:107:LYS:CA	2.49	0.41
39:DQ:1:MET:O	39:DQ:2:LEU:CB	2.68	0.41
42:DT:50:ILE:CD1	42:DT:100:TYR:HA	2.31	0.41
42:DT:30:VAL:HG11	42:DT:84:GLN:HE21	1.85	0.41
43:DU:66:ASN:CB	43:DU:76:TYR:HB2	2.46	0.41
44:DV:34:GLU:O	44:DV:36:PRO:CD	2.69	0.41
27:DA:24:G:H1'	45:DW:77:ASP:HB3	2.01	0.41
47:DY:8:LYS:HE2	47:DY:72:VAL:O	2.21	0.41
1:AA:1102:A:H2'	1:AA:1103:C:H6	1.86	0.41
1:AA:1463:C:O2'	1:AA:1464:G:H5'	2.21	0.41
1:AA:169:C:C5	1:AA:170:U:C5	3.09	0.41
1:AA:455:C:H6	1:AA:455:C:O5'	2.03	0.41
1:AA:474:G:H2'	1:AA:475:G:C8	2.54	0.41
1:AA:720:C:H5''	18:AR:52:PRO:HA	2.02	0.41
1:AA:760:G:C2'	1:AA:761:G:H5'	2.50	0.41
1:AA:905:U:C2'	1:AA:906:G:H5'	2.50	0.41
2:AB:194:PRO:O	2:AB:197:VAL:N	2.49	0.41
3:AC:76:VAL:HG23	3:AC:77:ILE:N	2.35	0.41
4:AD:127:THR:HG22	4:AD:149:ALA:HB2	2.03	0.41
4:AD:14:ARG:CG	4:AD:15:GLU:N	2.80	0.41
4:AD:170:VAL:O	4:AD:171:GLY:O	2.39	0.41
4:AD:79:PHE:HE1	4:AD:204:ILE:HD13	1.86	0.41
8:AH:5:PRO:HB3	8:AH:32:LYS:NZ	2.35	0.41
9:AI:2:GLU:O	9:AI:2:GLU:CG	2.68	0.41
11:AK:27:ASN:HD21	11:AK:55:LYS:HE3	1.80	0.41
1:AA:880:C:OP2	12:AL:3:THR:HG21	2.20	0.41
12:AL:74:LEU:HD21	12:AL:104:ALA:HA	2.01	0.41
16:AP:18:ARG:HG3	16:AP:35:LYS:HE3	2.02	0.41
20:AT:26:ASN:ND2	20:AT:26:ASN:N	2.68	0.41
23:AW:14:A:O2'	23:AW:15:G:H5'	2.20	0.41
24:AX:49:G:N2	24:AX:66:C:C2	2.88	0.41
24:AX:47:U:H2'	24:AX:50:U:OP1	2.19	0.41
54:B5:32:PRO:HG3	54:B5:39:MET:SD	2.61	0.41
55:B6:11:LEU:HD13	55:B6:24:GLU:C	2.41	0.41
55:B6:15:GLU:CD	55:B6:18:ARG:CD	2.86	0.41

Continued on next page...

Continued from previous page...

Atom-1	Atom-2	Interatomic distance (Å)	Clash overlap (Å)
56:B7:24:THR:HG23	56:B7:27:GLY:N	2.36	0.41
27:BA:1150:C:O2'	27:BA:1151:G:H5'	2.20	0.41
27:BA:1682:G:H2'	27:BA:1683:C:C6	2.56	0.41
27:BA:1785:A:O2'	27:BA:1786:A:H2'	2.20	0.41
27:BA:1858:G:H2'	27:BA:1883:G:H22	1.84	0.41
27:BA:2116:G:O2'	27:BA:2117:A:P	2.79	0.41
27:BA:2208:A:H1'	27:BA:2219:G:C2	2.55	0.41
27:BA:2415:G:C2	27:BA:2416:C:C2	3.08	0.41
27:BA:2525:G:C2	27:BA:2539:C:C2	3.09	0.41
27:BA:2545:G:N3	27:BA:2565:A:H2	2.17	0.41
27:BA:257:A:C2'	27:BA:258:G:H5'	2.51	0.41
27:BA:2852:G:C2	27:BA:2853:C:C2	3.08	0.41
27:BA:2892:A:H2'	27:BA:2893:G:H4'	2.03	0.41
27:BA:464:U:C2	27:BA:788:A:C6	3.09	0.41
27:BA:799:G:C6	27:BA:800:A:C6	3.07	0.41
27:BA:925:C:C2'	27:BA:926:A:C5'	2.91	0.41
30:BD:143:HIS:O	30:BD:144:ALA:C	2.58	0.41
32:BF:118:ALA:HB2	32:BF:123:LEU:CD2	2.50	0.41
32:BF:65:TRP:CZ3	32:BF:72:ARG:HB2	2.56	0.41
33:BG:60:LEU:O	33:BG:60:LEU:HD13	2.21	0.41
34:BH:91:GLY:HA3	34:BH:160:LYS:CB	2.49	0.41
36:BN:15:LEU:HB2	36:BN:134:ARG:HB2	2.03	0.41
36:BN:21:LYS:HZ1	36:BN:29:LYS:HE2	1.85	0.41
39:BQ:95:ALA:O	39:BQ:97:VAL:HG23	2.21	0.41
40:BR:44:LEU:HD23	40:BR:44:LEU:HA	1.94	0.41
41:BS:70:GLY:C	41:BS:72:ALA:N	2.73	0.41
42:BT:108:ARG:HA	42:BT:111:ARG:HH12	1.83	0.41
44:BV:38:LEU:HD12	44:BV:56:SER:HA	2.02	0.41
46:BX:64:LYS:HZ2	46:BX:73:ARG:HE	1.69	0.41
1:CA:1075:C:OP1	2:CB:179:LYS:NZ	2.50	0.41
1:CA:461:A:N7	1:CA:471:G:C6	2.88	0.41
1:CA:667:G:H2'	1:CA:668:G:H8	1.86	0.41
1:CA:695:A:H2'	1:CA:696:A:C8	2.55	0.41
1:CA:706:A:C5	1:CA:707:C:H5	2.37	0.41
1:CA:711:G:O2'	1:CA:712:A:H5'	2.20	0.41
1:CA:716:A:C5	1:CA:717:C:C5	3.08	0.41
1:CA:96:U:C2	1:CA:97:G:N7	2.88	0.41
2:CB:111:ARG:HA	2:CB:111:ARG:NE	2.35	0.41
2:CB:9:GLU:O	2:CB:12:GLU:HG3	2.21	0.41
3:CC:85:ARG:C	3:CC:87:LEU:N	2.74	0.41
4:CD:200:GLU:N	4:CD:200:GLU:CD	2.74	0.41

Continued on next page...

Continued from previous page...

Atom-1	Atom-2	Interatomic distance (Å)	Clash overlap (Å)
5:CE:19:MET:SD	5:CE:24:ARG:HB3	2.60	0.41
7:CG:118:VAL:O	7:CG:121:ALA:HB3	2.20	0.41
7:CG:135:VAL:O	7:CG:137:LYS:N	2.53	0.41
7:CG:149:ARG:O	7:CG:152:ALA:HB2	2.19	0.41
7:CG:15:ASP:HB3	7:CG:20:ASP:H	1.86	0.41
7:CG:78:ARG:HB3	7:CG:87:VAL:HG23	2.03	0.41
8:CH:100:ILE:HG13	8:CH:100:ILE:H	1.52	0.41
10:CJ:78:ASN:HD22	10:CJ:80:LYS:H	1.60	0.41
11:CK:31:THR:HG23	11:CK:31:THR:O	2.20	0.41
11:CK:64:ALA:C	11:CK:66:LEU:N	2.74	0.41
13:CM:114:ARG:O	13:CM:115:LYS:HD3	2.20	0.41
13:CM:34:LEU:HD13	13:CM:41:PRO:HG3	2.02	0.41
13:CM:50:GLU:N	13:CM:50:GLU:OE1	2.53	0.41
59:CX:74:C:H6	59:CX:74:C:O5'	2.04	0.41
25:CY:37:U:H2'	25:CY:38:U:H5''	2.02	0.41
25:CY:18:G:C1'	25:CY:56:G:H22	2.34	0.41
27:DA:2395:C:O2'	50:D1:30:VAL:O	2.38	0.41
50:D1:3:LYS:CG	50:D1:4:VAL:N	2.80	0.41
51:D2:15:LYS:HD2	51:D2:15:LYS:O	2.20	0.41
55:D6:49:HIS:O	55:D6:50:ARG:HG2	2.21	0.41
27:DA:1169:G:H2'	27:DA:1170:G:O4'	2.20	0.41
27:DA:1235:G:C2	27:DA:1236:G:N2	2.88	0.41
27:DA:1469:A:H2'	27:DA:1470:G:O4'	2.21	0.41
27:DA:1502:C:H5'	27:DA:1503:U:OP2	2.20	0.41
27:DA:1747(A):G:C2'	27:DA:1748:G:C5'	2.99	0.41
27:DA:1858:G:O2'	27:DA:1884:A:N6	2.54	0.41
27:DA:201:C:H2'	27:DA:202:U:H5'	2.03	0.41
27:DA:2522:U:C2'	27:DA:2523:G:H5''	2.50	0.41
27:DA:2722:G:O3'	40:DR:5:LYS:HG2	2.20	0.41
27:DA:333:G:N3	27:DA:333:G:H2'	2.35	0.41
27:DA:363(A):A:H2'	27:DA:363(B):G:O4'	2.20	0.41
27:DA:412:A:N7	27:DA:2412:A:H1'	2.35	0.41
27:DA:529:A:C6	27:DA:2042:A:N3	2.88	0.41
27:DA:599:G:C6	27:DA:600:G:N7	2.89	0.41
27:DA:658:C:H2'	27:DA:659:C:H6	1.83	0.41
29:DC:23:ASP:O	29:DC:25:ALA:N	2.54	0.41
30:DD:28:GLU:N	30:DD:29:PRO:CD	2.82	0.41
31:DE:97:LYS:O	31:DE:100:GLU:CG	2.68	0.41
32:DF:114:VAL:HG11	32:DF:202:PHE:HE2	1.83	0.41
27:DA:1245:G:H5''	32:DF:34:TRP:HZ2	1.85	0.41
34:DH:125:VAL:O	34:DH:125:VAL:HG12	2.20	0.41

Continued on next page...

Continued from previous page...

Atom-1	Atom-2	Interatomic distance (Å)	Clash overlap (Å)
35:DI:116:LEU:HD12	35:DI:117:GLU:H	1.84	0.41
37:DO:112:MET:O	37:DO:115:VAL:N	2.53	0.41
37:DO:24:VAL:HG11	37:DO:33:ALA:HB2	2.02	0.41
37:DO:40:VAL:HA	37:DO:58:VAL:O	2.20	0.41
39:DQ:109:VAL:CG1	39:DQ:113:GLN:HB2	2.50	0.41
39:DQ:131:ILE:O	39:DQ:132:VAL:CG1	2.56	0.41
42:DT:133:GLU:O	42:DT:133:GLU:HG3	2.20	0.41
43:DU:41:ALA:O	43:DU:42:ALA:C	2.59	0.41
46:DX:27:THR:HB	46:DX:80:ILE:CB	2.47	0.41
46:DX:47:PHE:O	46:DX:48:LYS:C	2.59	0.41
46:DX:65:ARG:HG2	46:DX:66:LEU:N	2.34	0.41
48:DZ:110:VAL:O	48:DZ:111:ARG:HB2	2.20	0.41
48:DZ:103:PHE:HD1	48:DZ:138:VAL:HB	1.86	0.41
48:DZ:125:VAL:HB	48:DZ:161:GLU:O	2.20	0.41
48:DZ:149:LEU:CB	48:DZ:170:ILE:HG13	2.50	0.41
48:DZ:55:VAL:N	48:DZ:69:LEU:HD21	2.36	0.41
1:AA:1202:G:C2'	1:AA:1203:C:H5'	2.50	0.41
1:AA:1354:C:H2'	1:AA:1355:G:C8	2.55	0.41
1:AA:1527:C:O2'	1:AA:1528:U:H5'	2.20	0.41
1:AA:20:U:H2'	1:AA:21:G:O4'	2.20	0.41
1:AA:35:G:H2'	1:AA:36:C:C6	2.56	0.41
1:AA:600:C:O2'	1:AA:601:C:H5'	2.20	0.41
1:AA:78:G:HO2'	1:AA:79:G:N2	2.17	0.41
1:AA:959:A:H2'	1:AA:960:U:O4'	2.20	0.41
2:AB:130:ARG:O	2:AB:135:GLN:NE2	2.54	0.41
2:AB:195:ASP:C	2:AB:197:VAL:H	2.24	0.41
2:AB:204:ASN:ND2	2:AB:207:ALA:HB3	2.36	0.41
3:AC:16:ARG:NH1	3:AC:16:ARG:HB2	2.35	0.41
4:AD:170:VAL:HG12	4:AD:174:LEU:CB	2.50	0.41
4:AD:25:ARG:O	4:AD:27:TYR:N	2.44	0.41
5:AE:121:LYS:HE3	5:AE:122:GLU:O	2.21	0.41
7:AG:138:LYS:O	7:AG:138:LYS:HG2	2.20	0.41
10:AJ:40:LEU:HB2	10:AJ:41:PRO:HD2	2.02	0.41
10:AJ:80:LYS:O	10:AJ:84:GLN:OE1	2.38	0.41
12:AL:116:LYS:O	12:AL:117:TYR:HB2	2.20	0.41
16:AP:9:PHE:CD2	16:AP:9:PHE:N	2.89	0.41
18:AR:84:LYS:HD3	18:AR:84:LYS:HA	1.94	0.41
19:AS:63:THR:O	19:AS:65:ASN:N	2.53	0.41
23:AW:7:A:N6	23:AW:48:C:N4	2.69	0.41
49:B0:24:LYS:HA	49:B0:24:LYS:HD3	1.89	0.41
53:B4:39:ARG:HA	53:B4:48:ILE:O	2.21	0.41

Continued on next page...

Continued from previous page...

Atom-1	Atom-2	Interatomic distance (Å)	Clash overlap (Å)
57:B8:33:ASN:CB	57:B8:41:ILE:HD11	2.50	0.41
58:B9:11:CYS:O	58:B9:14:CYS:HB2	2.21	0.41
27:BA:1042:G:H5'	27:BA:1043:C:OP2	2.21	0.41
27:BA:1047:G:H3'	27:BA:1110:G:H1	1.85	0.41
27:BA:2063:C:C5	27:BA:2064:C:C5	3.09	0.41
27:BA:2131:G:N7	27:BA:2158:A:N6	2.68	0.41
27:BA:2416:C:H2'	27:BA:2417:C:C6	2.55	0.41
27:BA:272(D):G:O2'	27:BA:272(E):G:H5'	2.21	0.41
27:BA:2780:G:H4'	27:BA:2781:A:OP2	2.21	0.41
27:BA:2803:C:O3'	27:BA:2804:C:O4'	2.38	0.41
27:BA:638:G:O6	27:BA:651:G:N7	2.54	0.41
28:BB:35:U:C2'	28:BB:36:C:H5'	2.50	0.41
30:BD:205:VAL:HG12	30:BD:205:VAL:O	2.19	0.41
33:BG:6:ALA:CB	33:BG:104:GLU:OE1	2.54	0.41
33:BG:110:ALA:O	33:BG:111:LEU:C	2.58	0.41
33:BG:133:LEU:HD12	33:BG:157:ILE:HB	2.00	0.41
34:BH:8:PRO:CG	34:BH:65:HIS:HE1	2.34	0.41
35:BI:31:LEU:HD12	35:BI:31:LEU:N	2.36	0.41
36:BN:1:MET:HE2	36:BN:2:LYS:CA	2.50	0.41
37:BO:26:LYS:HB3	37:BO:27:GLY:H	1.55	0.41
39:BQ:69:PHE:HA	39:BQ:70:PRO:HD2	1.93	0.41
40:BR:109:ALA:O	40:BR:111:LEU:HD22	2.20	0.41
42:BT:14:TYR:CD1	42:BT:14:TYR:N	2.88	0.41
47:BY:20:TYR:CE1	47:BY:42:VAL:HA	2.56	0.41
48:BZ:76:ASP:O	48:BZ:78:ARG:N	2.54	0.41
28:BB:92:C:C5'	48:BZ:78:ARG:HH22	2.32	0.41
1:CA:102:G:C6	1:CA:103:C:C4	3.09	0.41
1:CA:1288:A:O4'	1:CA:1353:G:H4'	2.21	0.41
1:CA:13:U:C4	1:CA:21:G:N2	2.89	0.41
1:CA:160:A:H2'	1:CA:161:A:O4'	2.19	0.41
1:CA:21:G:H2'	1:CA:22:G:H8	1.80	0.41
1:CA:554:C:C4	1:CA:555:C:N4	2.89	0.41
1:CA:623:C:O2	1:CA:623:C:H2'	2.21	0.41
1:CA:890:G:O2'	1:CA:906:G:O6	2.34	0.41
3:CC:50:ALA:O	3:CC:70:VAL:CG1	2.68	0.41
4:CD:163:GLU:O	4:CD:163:GLU:HG3	2.19	0.41
5:CE:123:LEU:HD23	5:CE:123:LEU:HA	1.85	0.41
6:CF:33:TYR:HE2	6:CF:74:ASP:HB3	1.84	0.41
7:CG:9:VAL:O	7:CG:10:ARG:O	2.39	0.41
10:CJ:45:ARG:HG3	10:CJ:45:ARG:HH11	1.85	0.41
10:CJ:47:PHE:O	10:CJ:47:PHE:HD1	2.04	0.41

Continued on next page...

Continued from previous page...

Atom-1	Atom-2	Interatomic distance (Å)	Clash overlap (Å)
10:CJ:60:ARG:HB2	10:CJ:61:GLU:H	1.67	0.41
11:CK:110:ASP:O	18:CR:84:LYS:HG3	2.20	0.41
13:CM:117:VAL:CG1	13:CM:118:ALA:N	2.84	0.41
15:CO:27:VAL:C	15:CO:29:VAL:H	2.24	0.41
16:CP:39:TYR:CE2	16:CP:41:PRO:HB3	2.56	0.41
16:CP:75:ARG:O	16:CP:78:GLY:N	2.47	0.41
17:CQ:74:LEU:HD13	17:CQ:74:LEU:C	2.41	0.41
17:CQ:99:SER:O	17:CQ:100:LYS:HG3	2.19	0.41
21:CU:9:ARG:HG3	21:CU:13:ILE:HD11	2.03	0.41
51:D2:25:VAL:O	51:D2:26:ARG:C	2.57	0.41
53:D4:43:GLY:O	53:D4:45:GLY:N	2.53	0.41
53:D4:80:ARG:HB2	53:D4:81:VAL:H	1.64	0.41
55:D6:15:GLU:O	55:D6:16:CYS:C	2.59	0.41
57:D8:51:ALA:HA	57:D8:54:GLU:CD	2.38	0.41
27:DA:1040:C:O2'	27:DA:1041:C:P	2.78	0.41
27:DA:119:A:H5'	27:DA:120:U:OP1	2.21	0.41
27:DA:1336:A:O2'	27:DA:1337:G:H5'	2.20	0.41
27:DA:1389:G:C2	27:DA:1399:C:O2	2.74	0.41
27:DA:150:C:H2'	27:DA:151:C:C6	2.55	0.41
27:DA:1623:G:C2	27:DA:1624:G:C8	3.08	0.41
27:DA:1623:G:N3	27:DA:1624:G:C8	2.89	0.41
27:DA:1754:C:H2'	27:DA:1755:A:O4'	2.20	0.41
27:DA:1862:G:H2'	27:DA:1863:G:H8	1.85	0.41
1:CA:1483:A:O2'	27:DA:1947:C:O2	2.38	0.41
27:DA:2055:C:OP1	54:D5:8:LYS:NZ	2.44	0.41
27:DA:2069:G:O2'	27:DA:2070:G:H5'	2.21	0.41
27:DA:2247:A:H2'	27:DA:2248:C:C6	2.56	0.41
27:DA:2350:C:H2'	27:DA:2351:G:H5'	2.01	0.41
27:DA:2403:C:N3	27:DA:2415:G:C2	2.88	0.41
27:DA:2427:C:OP1	27:DA:2429:G:OP1	2.39	0.41
27:DA:2646:C:H2'	27:DA:2647:U:O4'	2.21	0.41
27:DA:2820:A:OP2	40:DR:4:LEU:CD1	2.68	0.41
27:DA:373:U:H1'	27:DA:423:A:N3	2.36	0.41
27:DA:429:A:C6	27:DA:430:G:C6	3.09	0.41
27:DA:489:G:N2	27:DA:491:G:H1'	2.35	0.41
27:DA:882:G:O2'	27:DA:883:G:C5'	2.69	0.41
28:DB:46:A:N7	28:DB:47:C:C4	2.88	0.41
30:DD:95:LEU:HD11	30:DD:105:ILE:HG21	2.02	0.41
30:DD:8:PRO:C	30:DD:10:THR:H	2.23	0.41
31:DE:188:VAL:HA	31:DE:189:PRO:HD2	1.77	0.41
31:DE:198:VAL:HG12	31:DE:199:ARG:N	2.35	0.41

Continued on next page...

Continued from previous page...

Atom-1	Atom-2	Interatomic distance (Å)	Clash overlap (Å)
31:DE:3:GLY:C	31:DE:4:ILE:HG22	2.41	0.41
32:DF:197:ASP:O	32:DF:200:GLU:HB3	2.20	0.41
32:DF:110:LEU:HG	32:DF:205:ARG:CZ	2.50	0.41
32:DF:7:TYR:CD2	32:DF:16:GLY:N	2.88	0.41
34:DH:23:ARG:C	34:DH:24:VAL:HG22	2.41	0.41
36:DN:56:ASN:HA	36:DN:125:GLY:N	2.27	0.41
38:DP:19:VAL:HG12	38:DP:19:VAL:O	2.21	0.41
41:DS:12:PHE:CE1	41:DS:91:PRO:HG3	2.56	0.41
41:DS:20:ARG:HA	41:DS:20:ARG:HD3	1.82	0.41
41:DS:89:ARG:CB	41:DS:92:TYR:CB	2.74	0.41
42:DT:56:GLY:O	42:DT:59:THR:HG23	2.21	0.41
42:DT:64:ARG:HG2	42:DT:64:ARG:NH1	2.36	0.41
43:DU:92:ARG:CG	43:DU:92:ARG:NH1	2.82	0.41
45:DW:110:LYS:O	45:DW:111:HIS:HB3	2.20	0.41
45:DW:8:ARG:HG3	45:DW:8:ARG:HH11	1.85	0.41
48:DZ:53:HIS:CG	48:DZ:100:PRO:HD3	2.56	0.41
1:AA:1223:C:H3'	1:AA:1224:G:H5''	2.03	0.41
1:AA:1472:U:H2'	1:AA:1473:A:H8	1.86	0.41
1:AA:152:A:H3'	1:AA:153:C:H6	1.85	0.41
1:AA:189(D):C:H1'	1:AA:189(H):G:C2	2.56	0.41
1:AA:460:G:H1'	1:AA:472:A:N6	2.36	0.41
1:AA:26:A:H61	1:AA:558:G:H1'	1.83	0.41
1:AA:602:A:C2	1:AA:637:G:C2	3.08	0.41
1:AA:633:G:C5	1:AA:634:C:C5	3.09	0.41
1:AA:712:A:O2'	1:AA:713:G:H5'	2.21	0.41
4:AD:9:CYS:SG	4:AD:22:LYS:CD	3.08	0.41
5:AE:101:ILE:CG1	5:AE:119:LEU:HD23	2.51	0.41
5:AE:33:VAL:HG22	5:AE:43:LEU:HD13	2.02	0.41
9:AI:118:LYS:NZ	9:AI:118:LYS:CB	2.83	0.41
11:AK:58:PRO:HG2	11:AK:59:TYR:N	2.34	0.41
15:AO:17:ARG:CD	15:AO:26:GLU:HG3	2.50	0.41
16:AP:7:ALA:HB2	16:AP:20:VAL:CG1	2.47	0.41
20:AT:104:LEU:C	20:AT:104:LEU:HD23	2.40	0.41
23:AW:20:A:H62	23:AW:44:A:H2'	1.86	0.41
25:AY:31:U:H2'	25:AY:32:U:H5'	2.02	0.41
51:B2:41:ILE:O	51:B2:43:GLN:N	2.54	0.41
57:B8:39:LYS:O	57:B8:40:GLU:C	2.59	0.41
27:BA:1018:C:C2'	27:BA:1019:U:H5'	2.51	0.41
27:BA:1914:C:O5'	27:BA:1914:C:H6	2.02	0.41
27:BA:2620:C:C4	27:BA:2621:A:N7	2.89	0.41
27:BA:680:G:H2'	27:BA:681:G:H8	1.83	0.41

Continued on next page...

Continued from previous page...

Atom-1	Atom-2	Interatomic distance (Å)	Clash overlap (Å)
27:BA:856:C:H4'	27:BA:857:C:OP1	2.21	0.41
27:BA:910:A:C6	27:BA:911:A:C6	3.09	0.41
29:BC:49:ILE:CG2	29:BC:50:ASP:N	2.84	0.41
30:BD:16:MET:HE1	30:BD:208:LYS:HD3	2.02	0.41
31:BE:52:LEU:HD12	31:BE:52:LEU:HA	1.69	0.41
33:BG:45:GLU:CG	33:BG:51:ARG:HH12	2.34	0.41
34:BH:137:ASP:OD1	34:BH:138:LYS:N	2.54	0.41
36:BN:15:LEU:C	36:BN:15:LEU:HD13	2.41	0.41
38:BP:106:LEU:HG	38:BP:107:LYS:N	2.34	0.41
38:BP:144:GLU:O	38:BP:146:VAL:N	2.49	0.41
39:BQ:134:ARG:HH21	48:BZ:121:ARG:CZ	2.33	0.41
40:BR:21:TYR:O	40:BR:24:GLN:HB2	2.21	0.41
41:BS:103:GLU:O	41:BS:105:ALA:N	2.54	0.41
42:BT:117:ASP:OD2	42:BT:120:ARG:HG3	2.21	0.41
42:BT:26:ASP:OD2	42:BT:26:ASP:O	2.38	0.41
27:BA:2875:C:HO2'	42:BT:5:ALA:HB3	1.84	0.41
43:BU:104:GLN:C	43:BU:106:PHE:N	2.70	0.41
46:BX:53:LYS:HB3	46:BX:82:GLN:CB	2.50	0.41
47:BY:71:LYS:HE3	47:BY:71:LYS:HB2	1.85	0.41
47:BY:85:VAL:HG12	47:BY:86:ARG:N	2.35	0.41
48:BZ:6:ALA:CB	48:BZ:38:VAL:HG12	2.51	0.41
1:CA:99:U:O2'	1:CA:100:C:N1	2.51	0.41
1:CA:1213:A:N1	1:CA:1215:G:H1'	2.36	0.41
1:CA:1239:A:O2'	1:CA:1298:C:N4	2.54	0.41
1:CA:1285:A:H4'	1:CA:1286:A:O5'	2.21	0.41
1:CA:1325:C:H2'	1:CA:1326:C:C6	2.55	0.41
1:CA:1440:C:C2'	1:CA:1441:G:H5'	2.51	0.41
1:CA:258:G:H2'	1:CA:259:G:C8	2.55	0.41
1:CA:288:A:O2'	1:CA:289:G:H5'	2.21	0.41
1:CA:33:A:OP2	1:CA:398:C:H5'	2.21	0.41
1:CA:458:C:H2'	1:CA:460:G:H8	1.85	0.41
1:CA:70:G:O6	1:CA:100:C:N3	2.54	0.41
1:CA:778:G:H2'	1:CA:779:C:O4'	2.21	0.41
1:CA:908:A:H2'	1:CA:909:A:C8	2.56	0.41
1:CA:945:G:C2	1:CA:946:A:C8	3.09	0.41
3:CC:6:HIS:HA	3:CC:7:PRO:HD2	1.78	0.41
4:CD:173:TRP:HA	4:CD:187:ARG:HH12	1.86	0.41
4:CD:80:GLU:HA	4:CD:80:GLU:OE2	2.19	0.41
6:CF:48:LEU:HD13	6:CF:52:ILE:HB	2.03	0.41
9:CI:65:VAL:HG13	9:CI:65:VAL:O	2.20	0.41
9:CI:6:GLY:HA3	9:CI:80:GLY:O	2.21	0.41

Continued on next page...

Continued from previous page...

Atom-1	Atom-2	Interatomic distance (Å)	Clash overlap (Å)
10:CJ:36:GLY:O	10:CJ:38:ILE:HG23	2.20	0.41
10:CJ:3:LYS:NZ	10:CJ:77:PRO:CD	2.83	0.41
12:CL:21:VAL:CG1	12:CL:23:ALA:HB2	2.51	0.41
12:CL:52:VAL:CG1	12:CL:53:ALA:N	2.83	0.41
12:CL:55:VAL:CG1	12:CL:56:ARG:N	2.83	0.41
13:CM:13:LYS:O	13:CM:14:ARG:C	2.59	0.41
15:CO:9:GLN:HB3	15:CO:13:GLN:NE2	2.35	0.41
18:CR:21:LYS:O	18:CR:22:VAL:C	2.59	0.41
20:CT:75:ASN:N	20:CT:75:ASN:HD22	2.19	0.41
20:CT:90:GLN:O	20:CT:93:GLU:OE1	2.38	0.41
59:CX:58:A:C5	59:CX:61:C:C4	3.08	0.41
25:CY:70:C:O2'	27:DA:1851:U:H5''	2.20	0.41
51:D2:47:ASN:O	51:D2:49:LYS:N	2.53	0.41
51:D2:63:VAL:O	51:D2:64:LEU:C	2.59	0.41
28:DB:83:G:C5'	52:D3:52:HIS:CD2	3.04	0.41
53:D4:62:CYS:SG	53:D4:63:SER:N	2.93	0.41
27:DA:1140:C:H5'	27:DA:1141:U:OP2	2.20	0.41
27:DA:1021:A:H61	27:DA:1142(A):A:H61	1.68	0.41
27:DA:1514:U:H2'	27:DA:1515:G:H8	1.86	0.41
27:DA:1719:G:C2'	27:DA:1720:U:C5'	2.98	0.41
27:DA:1720:U:H2'	27:DA:1721:G:O4'	2.19	0.41
27:DA:1946:U:N3	27:DA:1947:C:C5	2.89	0.41
27:DA:1970:A:H4'	27:DA:1971:A:OP1	2.21	0.41
27:DA:2101:G:C6	27:DA:2102:U:C2	3.08	0.41
27:DA:2313:C:OP1	33:DG:71:THR:HB	2.20	0.41
27:DA:2475:C:H42	27:DA:2529:G:H22	1.68	0.41
27:DA:2684:U:HO2'	27:DA:2685:G:H5'	1.85	0.41
27:DA:323:G:O2'	27:DA:1205:U:N3	2.53	0.41
27:DA:335:C:H5''	47:DY:73:ARG:CZ	2.51	0.41
27:DA:391:G:H2'	27:DA:392:C:H6	1.85	0.41
27:DA:538:G:C2	27:DA:539:G:C5	3.09	0.41
27:DA:609:A:H2'	27:DA:610:G:O4'	2.20	0.41
27:DA:889:C:H1'	27:DA:890:A:C1'	2.51	0.41
27:DA:904:C:C2'	27:DA:905:U:H5'	2.51	0.41
27:DA:922:U:H2'	27:DA:923:C:C6	2.56	0.41
28:DB:21:G:H1	28:DB:62:C:N4	2.17	0.41
29:DC:74:VAL:HB	29:DC:91:ALA:HB2	2.02	0.41
30:DD:120:GLY:C	30:DD:122:ASP:N	2.74	0.41
30:DD:127:VAL:HA	30:DD:193:VAL:O	2.21	0.41
30:DD:147:LEU:HD13	30:DD:155:LEU:HD11	2.02	0.41
27:DA:1800:C:C5'	30:DD:147:LEU:HD21	2.50	0.41

Continued on next page...

Continued from previous page...

Atom-1	Atom-2	Interatomic distance (Å)	Clash overlap (Å)
30:DD:174:ILE:H	30:DD:174:ILE:CD1	2.33	0.41
30:DD:2:ALA:O	30:DD:3:VAL:HB	2.21	0.41
31:DE:26:ILE:CG2	31:DE:27:LEU:H	2.18	0.41
31:DE:42:ASP:HB3	31:DE:44:TYR:CE1	2.55	0.41
31:DE:59:VAL:CG1	31:DE:60:ASN:H	2.30	0.41
32:DF:53:THR:O	32:DF:55:GLY:N	2.54	0.41
35:DI:1:MET:O	35:DI:20:ASP:HB2	2.20	0.41
35:DI:83:ALA:CA	35:DI:89:TYR:HE1	2.28	0.41
39:DQ:55:VAL:O	39:DQ:55:VAL:HG22	2.21	0.41
39:DQ:78:PRO:O	39:DQ:81:VAL:HG13	2.20	0.41
28:DB:115:G:H1'	41:DS:47:THR:HB	2.02	0.41
41:DS:61:ASN:OD1	41:DS:61:ASN:O	2.38	0.41
41:DS:62:LYS:CB	41:DS:62:LYS:HZ3	2.33	0.41
42:DT:29:ARG:HD2	42:DT:29:ARG:HA	1.88	0.41
37:DO:71:ARG:NH1	42:DT:74:ARG:HH12	2.19	0.41
42:DT:93:ARG:CG	42:DT:93:ARG:HH11	2.31	0.41
43:DU:102:GLU:CA	43:DU:104:GLN:NE2	2.82	0.41
43:DU:17:ILE:O	43:DU:20:LEU:N	2.54	0.41
48:DZ:2:TYR:N	48:DZ:2:TYR:CD1	2.89	0.41
1:AA:1124:G:H1'	10:AJ:38:ILE:HG22	2.02	0.41
1:AA:1068:G:N3	1:AA:1191:A:C2	2.88	0.41
1:AA:1202:G:H2'	1:AA:1203:C:C5'	2.51	0.41
1:AA:1244:C:C2	1:AA:1294:G:N2	2.89	0.41
1:AA:1288:A:C2	1:AA:1289:A:C4	3.09	0.41
1:AA:1365:G:HO2'	1:AA:1366:C:H5'	1.84	0.41
1:AA:1501:C:OP2	1:AA:1504:G:H2'	2.21	0.41
1:AA:285:G:H2'	1:AA:286:G:H8	1.86	0.41
1:AA:694:A:H2'	1:AA:695:A:O4'	2.20	0.41
1:AA:728:A:N7	15:AO:54:ARG:NH1	2.69	0.41
1:AA:79:G:N2	1:AA:91:C:H41	2.19	0.41
2:AB:218:ALA:O	2:AB:222:ILE:HG13	2.20	0.41
2:AB:39:ILE:HG22	2:AB:40:HIS:N	2.35	0.41
3:AC:167:TRP:O	3:AC:168:ALA:HB2	2.21	0.41
4:AD:189:PRO:CB	4:AD:194:LEU:HD21	2.26	0.41
4:AD:191:ARG:NH1	4:AD:194:LEU:O	2.51	0.41
5:AE:10:MET:CB	5:AE:32:VAL:HG22	2.47	0.41
5:AE:39:GLY:O	5:AE:69:VAL:HG23	2.21	0.41
7:AG:65:ALA:O	7:AG:69:VAL:HG23	2.20	0.41
8:AH:25:ASP:O	8:AH:26:VAL:HG12	2.20	0.41
9:AI:26:VAL:HG13	9:AI:61:ALA:HB3	2.02	0.41
10:AJ:16:LEU:HD23	10:AJ:94:VAL:HG13	2.01	0.41

Continued on next page...

Continued from previous page...

Atom-1	Atom-2	Interatomic distance (Å)	Clash overlap (Å)
11:AK:22:HIS:O	11:AK:28:THR:HA	2.21	0.41
13:AM:81:LEU:O	13:AM:89:GLY:HA3	2.21	0.41
14:AN:13:THR:O	14:AN:14:PRO:O	2.39	0.41
14:AN:29:ARG:CG	14:AN:30:ALA:N	2.84	0.41
14:AN:24:CYS:HB2	14:AN:33:VAL:HG12	2.02	0.41
17:AQ:61:GLU:HA	17:AQ:71:PHE:CD2	2.56	0.41
17:AQ:63:ARG:HG2	17:AQ:64:PRO:N	2.34	0.41
1:AA:1326:C:OP1	21:AU:12:LYS:HE2	2.19	0.41
7:AG:86:GLN:HE22	25:AY:30:A:H2	1.66	0.41
55:B6:36:LEU:HD22	55:B6:50:ARG:NH1	2.36	0.41
27:BA:1420:U:H2'	27:BA:1420:U:H6	1.68	0.41
27:BA:1526:G:O2'	27:BA:1527:G:H5'	2.20	0.41
27:BA:1593:G:C3'	27:BA:1594:G:C5'	2.93	0.41
27:BA:1638:C:H2'	27:BA:1639:U:H6	1.85	0.41
27:BA:1751:C:H2'	27:BA:1752:C:C6	2.56	0.41
27:BA:2308:G:C2	27:BA:2309:A:N6	2.88	0.41
27:BA:2313:C:C6	27:BA:2314:C:C5	3.09	0.41
27:BA:2518:A:H8	27:BA:2518:A:H5'	1.86	0.41
27:BA:2649:U:O2'	27:BA:2650:U:H5'	2.21	0.41
27:BA:412:A:H2'	27:BA:413:C:C5'	2.48	0.41
27:BA:45:C:O2'	27:BA:47:C:H5'	2.21	0.41
27:BA:743:G:O2'	27:BA:744:G:H5'	2.21	0.41
27:BA:756:C:N4	27:BA:757:U:C4	2.89	0.41
30:BD:222:ARG:HH21	30:BD:225:ALA:HB2	1.86	0.41
31:BE:117:MET:O	31:BE:118:LYS:HB2	2.21	0.41
31:BE:117:MET:HB3	31:BE:122:PHE:HB2	2.03	0.41
32:BF:136:THR:O	32:BF:137:LYS:C	2.59	0.41
27:BA:2443:C:OP1	32:BF:68:LYS:HG2	2.21	0.41
32:BF:80:ALA:O	32:BF:82:ILE:N	2.54	0.41
33:BG:135:LEU:HD22	33:BG:157:ILE:HD11	2.02	0.41
33:BG:141:PHE:O	33:BG:144:ILE:HG22	2.21	0.41
33:BG:170:ARG:NH2	33:BG:182:LYS:HB2	2.36	0.41
33:BG:16:ARG:O	33:BG:20:ILE:HG13	2.20	0.41
33:BG:60:LEU:HA	33:BG:63:ILE:HG12	2.03	0.41
34:BH:10:PRO:HG3	34:BH:50:VAL:CA	2.50	0.41
38:BP:139:LYS:C	38:BP:141:ALA:N	2.73	0.41
38:BP:29:LYS:CD	38:BP:29:LYS:N	2.82	0.41
39:BQ:34:LEU:HD21	39:BQ:129:THR:HG21	2.02	0.41
39:BQ:14:ARG:CG	39:BQ:41:TRP:HH2	2.33	0.41
39:BQ:7:MET:HE2	39:BQ:7:MET:HB2	1.90	0.41
40:BR:20:LEU:O	40:BR:24:GLN:HG3	2.20	0.41

Continued on next page...

Continued from previous page...

Atom-1	Atom-2	Interatomic distance (Å)	Clash overlap (Å)
40:BR:22:ARG:O	40:BR:24:GLN:N	2.54	0.41
40:BR:67:LEU:O	40:BR:68:ARG:C	2.58	0.41
41:BS:51:ALA:CB	41:BS:73:LEU:HG	2.51	0.41
44:BV:5:VAL:HG23	44:BV:35:LEU:HB3	2.03	0.41
44:BV:39:LEU:O	44:BV:47:VAL:HG13	2.21	0.41
44:BV:52:VAL:O	44:BV:52:VAL:HG23	2.20	0.41
46:BX:12:VAL:H	46:BX:12:VAL:HG22	1.59	0.41
47:BY:39:VAL:CG1	47:BY:40:GLU:H	2.31	0.41
48:BZ:136:ILE:HG22	48:BZ:136:ILE:O	2.21	0.41
48:BZ:40:LEU:CD1	48:BZ:81:ARG:NH1	2.84	0.41
1:CA:1411:C:O2'	1:CA:1412:C:H5'	2.21	0.41
1:CA:189(L):G:C5	1:CA:190:U:C4	3.08	0.41
1:CA:191:G:H2'	1:CA:192:U:C6	2.55	0.41
1:CA:274:A:H1'	1:CA:275:G:C8	2.56	0.41
1:CA:532:A:C3'	1:CA:533:A:C5'	2.95	0.41
2:CB:116:GLU:HA	2:CB:119:GLU:HB2	2.03	0.41
2:CB:32:ILE:N	2:CB:32:ILE:HD12	2.36	0.41
3:CC:39:ILE:HG22	3:CC:43:LEU:CD1	2.50	0.41
3:CC:43:LEU:HD13	3:CC:55:VAL:CG1	2.51	0.41
4:CD:119:GLN:HG2	4:CD:123:HIS:CD2	2.55	0.41
4:CD:174:LEU:HD23	4:CD:185:PHE:HA	2.02	0.41
5:CE:102:ALA:HB1	5:CE:106:PRO:HG2	2.02	0.41
5:CE:81:GLU:HA	5:CE:89:ILE:O	2.21	0.41
6:CF:50:TYR:CE2	6:CF:52:ILE:HG12	2.56	0.41
8:CH:29:SER:O	8:CH:30:ARG:C	2.58	0.41
8:CH:39:LEU:HD22	8:CH:39:LEU:H	1.86	0.41
9:CI:17:VAL:HA	9:CI:63:ILE:HG12	2.03	0.41
9:CI:39:GLY:O	9:CI:41:VAL:N	2.54	0.41
10:CJ:15:THR:O	10:CJ:94:VAL:CG2	2.69	0.41
10:CJ:4:ILE:CG2	10:CJ:74:ILE:HD11	2.51	0.41
11:CK:34:ASP:OD1	11:CK:38:ASN:HB2	2.21	0.41
12:CL:23:ALA:HA	12:CL:95:TYR:HE2	1.85	0.41
16:CP:27:LYS:HG2	16:CP:30:GLY:HA3	2.03	0.41
21:CU:25:LYS:HG3	21:CU:26:LYS:N	2.36	0.41
50:D1:5:CYS:SG	50:D1:62:VAL:HG23	2.60	0.41
58:D9:30:PRO:C	58:D9:32:HIS:N	2.72	0.41
27:DA:1011:G:O2'	27:DA:1013:C:H5''	2.21	0.41
27:DA:1722:A:C2	27:DA:1740:G:H8	2.39	0.41
27:DA:2202:C:H2'	27:DA:2203:U:C6	2.56	0.41
27:DA:1889:A:N1	27:DA:2234:G:H1'	2.35	0.41
27:DA:2352:A:C2'	27:DA:2353:G:H5'	2.49	0.41

Continued on next page...

Continued from previous page...

Atom-1	Atom-2	Interatomic distance (Å)	Clash overlap (Å)
27:DA:2428:G:H5''	27:DA:2429:G:O5'	2.21	0.41
27:DA:2703:C:O2'	27:DA:2704:C:H5'	2.21	0.41
27:DA:2747:G:O6	27:DA:2754:U:H2'	2.20	0.41
27:DA:359:A:H2'	27:DA:360:G:O4'	2.20	0.41
27:DA:460:A:H2'	27:DA:461:C:O4'	2.20	0.41
27:DA:892:G:H2'	27:DA:893:C:C5	2.56	0.41
27:DA:992:C:C2	27:DA:1163:G:C2	3.08	0.41
28:DB:7:G:C2	28:DB:115:G:C2	3.09	0.41
28:DB:66:A:HO2'	28:DB:67:G:P	2.44	0.41
27:DA:1567:A:N6	30:DD:21:PHE:CD1	2.88	0.41
31:DE:14:ILE:CG1	31:DE:21:VAL:HG23	2.50	0.41
31:DE:4:ILE:C	31:DE:5:LEU:HD23	2.41	0.41
33:DG:114:ILE:CG2	33:DG:115:ARG:N	2.83	0.41
33:DG:145:THR:OG1	33:DG:148:MET:HB3	2.20	0.41
34:DH:103:LEU:HD23	34:DH:115:VAL:HB	2.02	0.41
34:DH:47:GLU:CG	34:DH:48:GLY:N	2.80	0.41
35:DI:40:THR:O	35:DI:41:GLU:C	2.58	0.41
41:DS:62:LYS:HB2	41:DS:62:LYS:HZ2	1.86	0.41
46:DX:32:PRO:HA	46:DX:77:LYS:HB2	2.02	0.41
46:DX:35:THR:O	46:DX:38:GLU:HB3	2.20	0.41
46:DX:26:TYR:CD1	46:DX:89:ILE:HD12	2.56	0.41
48:DZ:156:LEU:HD21	48:DZ:162:LEU:CD1	2.48	0.41
48:DZ:50:ALA:O	48:DZ:51:SER:HB3	2.20	0.41
1:AA:1001(A):G:C8	1:AA:1002:G:C8	3.08	0.41
1:AA:1073:U:H2'	1:AA:1074:G:H8	1.86	0.41
1:AA:1128:C:O2'	1:AA:1146:A:N1	2.54	0.41
1:AA:1300:G:C2'	1:AA:1301:U:OP2	2.69	0.41
1:AA:1321:C:C5'	1:AA:1322:C:H5'	2.49	0.41
1:AA:859:A:C2'	1:AA:860:A:H5'	2.51	0.41
2:AB:100:GLY:C	2:AB:102:LEU:N	2.75	0.41
3:AC:143:GLU:C	3:AC:145:GLY:H	2.23	0.41
3:AC:8:ILE:CG1	3:AC:184:TYR:HB3	2.51	0.41
3:AC:77:ILE:C	3:AC:83:ARG:HB3	2.38	0.41
4:AD:104:VAL:O	4:AD:106:TYR:N	2.54	0.41
4:AD:7:PRO:O	4:AD:10:ARG:HD2	2.21	0.41
7:AG:122:HIS:O	7:AG:125:MET:N	2.54	0.41
7:AG:47:CYS:HB3	7:AG:58:PRO:HB3	2.02	0.41
8:AH:86:ILE:CG2	8:AH:133:LEU:HD22	2.49	0.41
9:AI:118:LYS:HZ2	9:AI:118:LYS:HB2	1.86	0.41
10:AJ:12:ASP:CG	10:AJ:14:LYS:HD2	2.41	0.41
10:AJ:8:LEU:HD13	10:AJ:20:ALA:HA	2.02	0.41

Continued on next page...

Continued from previous page...

Atom-1	Atom-2	Interatomic distance (Å)	Clash overlap (Å)
12:AL:80:VAL:CG1	12:AL:97:ILE:HG23	2.51	0.41
23:AW:34:U:C4	23:AW:35:G:N7	2.89	0.41
24:AX:11:A:H2'	24:AX:12:G:C8	2.56	0.41
39:BQ:81:VAL:HG23	49:B0:7:LEU:HG	2.02	0.41
51:B2:47:ASN:O	51:B2:49:LYS:N	2.54	0.41
52:B3:50:VAL:O	52:B3:51:ALA:C	2.58	0.41
52:B3:52:HIS:CD2	52:B3:52:HIS:N	2.75	0.41
27:BA:1219:G:OP2	43:BU:19:LYS:CE	2.69	0.41
27:BA:1405:U:H2'	27:BA:1406:U:C6	2.56	0.41
27:BA:1628:G:C2	27:BA:1629:U:C4	3.09	0.41
27:BA:1631(A):A:O2'	27:BA:1632:A:H5'	2.21	0.41
27:BA:1860:G:H2'	27:BA:1861:G:C8	2.56	0.41
27:BA:2262:U:OP2	49:B0:16:SER:HB3	2.20	0.41
27:BA:2309:A:C2	27:BA:2310:A:C2	3.09	0.41
27:BA:2528:U:H1'	27:BA:2536:G:N2	2.36	0.41
27:BA:2609:U:O2'	27:BA:2610:C:H5''	2.21	0.41
27:BA:2629:A:H5'	27:BA:2629:A:N3	2.35	0.41
27:BA:671:C:H2'	27:BA:672:C:C6	2.56	0.41
29:BC:62:VAL:HG12	29:BC:63:SER:N	2.36	0.41
30:BD:206:LEU:O	30:BD:211:ARG:NE	2.54	0.41
32:BF:113:ALA:CB	32:BF:186:ILE:HG21	2.50	0.41
32:BF:67:GLN:HG3	32:BF:74:ARG:CB	2.49	0.41
32:BF:95:ARG:HG3	32:BF:97:TYR:CE2	2.55	0.41
35:BI:57:ARG:C	35:BI:59:ALA:H	2.23	0.41
36:BN:63:THR:O	36:BN:64:GLY:O	2.39	0.41
37:BO:5:GLN:HG3	37:BO:20:MET:HE1	2.02	0.41
38:BP:63:PRO:HA	57:B8:13:ARG:HB3	2.00	0.41
39:BQ:55:VAL:HG12	39:BQ:64:ILE:HD12	2.02	0.41
41:BS:20:ARG:CG	41:BS:20:ARG:HH11	2.32	0.41
42:BT:91:ARG:HA	42:BT:117:ASP:H	1.86	0.41
48:BZ:6:ALA:CA	48:BZ:38:VAL:HG12	2.50	0.41
1:CA:99:U:C5'	1:CA:100:C:OP1	2.65	0.41
1:CA:1260:C:H6	1:CA:1260:C:H3'	1.86	0.41
1:CA:1441:G:H5''	1:CA:1442:G:O4'	2.20	0.41
1:CA:274:A:H1'	1:CA:275:G:O4'	2.21	0.41
1:CA:64:G:N2	1:CA:67:C:C4	2.89	0.41
1:CA:683:G:H2'	1:CA:684:A:C8	2.56	0.41
1:CA:715:A:H2'	1:CA:716:A:C8	2.56	0.41
1:CA:935:A:C2	1:CA:936:C:C2	3.09	0.41
1:CA:975:A:N6	1:CA:1367:C:O4'	2.53	0.41
2:CB:126:GLU:C	2:CB:128:GLU:H	2.24	0.41

Continued on next page...

Continued from previous page...

Atom-1	Atom-2	Interatomic distance (Å)	Clash overlap (Å)
2:CB:42:ILE:HD11	2:CB:202:PRO:O	2.21	0.41
3:CC:129:ALA:CB	3:CC:132:ARG:NH1	2.84	0.41
3:CC:184:TYR:HA	3:CC:200:ALA:O	2.20	0.41
4:CD:138:TYR:CD2	4:CD:138:TYR:C	2.94	0.41
5:CE:107:ARG:HG2	5:CE:111:GLU:OE2	2.21	0.41
9:CI:39:GLY:O	9:CI:40:LEU:C	2.59	0.41
9:CI:65:VAL:C	9:CI:66:ARG:HG3	2.41	0.41
10:CJ:9:ARG:O	10:CJ:16:LEU:HG	2.21	0.41
1:CA:1061:G:H1'	10:CJ:56:HIS:CE1	2.56	0.41
11:CK:27:ASN:CG	11:CK:55:LYS:HB3	2.41	0.41
16:CP:39:TYR:HD1	16:CP:49:LEU:HD13	1.86	0.41
1:CA:375:U:O3'	16:CP:6:LEU:HB2	2.21	0.41
1:CA:191:G:H1'	20:CT:105:SER:CB	2.50	0.41
49:D0:9:SER:OG	49:D0:10:THR:N	2.53	0.41
50:D1:11:ARG:CA	50:D1:44:PRO:HG2	2.50	0.41
51:D2:66:GLU:O	51:D2:70:GLN:HG2	2.21	0.41
40:DR:99:LYS:O	54:D5:44:THR:HA	2.21	0.41
27:DA:1022:G:O6	36:DN:66:LYS:HD3	2.21	0.41
27:DA:1468:C:H2'	27:DA:1469:A:H8	1.85	0.41
27:DA:154:G:O6	27:DA:172:C:N4	2.48	0.41
27:DA:1599:C:N4	27:DA:1600:C:H41	2.19	0.41
27:DA:1644:C:O2	27:DA:1644:C:C2'	2.68	0.41
27:DA:172:C:C2	27:DA:173:G:C8	3.08	0.41
27:DA:1862:G:H1	27:DA:1880:C:H42	1.69	0.41
27:DA:197:A:C5	27:DA:198:C:C5	3.09	0.41
27:DA:2160:G:C2	27:DA:2161:C:C2	3.09	0.41
27:DA:2552:U:C2	27:DA:2554:U:H5''	2.56	0.41
27:DA:2835:A:C4'	27:DA:2836:U:OP1	2.69	0.41
27:DA:358:U:H2'	27:DA:358:U:O2	2.20	0.41
27:DA:359:A:H2'	27:DA:360:G:H5'	2.02	0.41
27:DA:646:A:N6	27:DA:647:G:C2	2.89	0.41
27:DA:718:A:C2'	27:DA:719:C:H5'	2.51	0.41
28:DB:27:C:C1'	28:DB:28:C:OP1	2.69	0.41
28:DB:58:A:H2'	28:DB:58:A:N3	2.36	0.41
30:DD:168:ARG:N	30:DD:168:ARG:HD3	2.35	0.41
31:DE:116:VAL:HG21	31:DE:122:PHE:CG	2.54	0.41
31:DE:134:ILE:CD1	31:DE:134:ILE:O	2.69	0.41
31:DE:177:PRO:HG2	31:DE:178:GLU:H	1.84	0.41
31:DE:59:VAL:HG21	31:DE:63:LEU:CA	2.30	0.41
33:DG:106:LEU:HA	33:DG:110:ALA:HB3	2.02	0.41
35:DI:29:TYR:CE1	35:DI:33:ARG:CZ	3.04	0.41

Continued on next page...

Continued from previous page...

Atom-1	Atom-2	Interatomic distance (Å)	Clash overlap (Å)
35:DI:75:LEU:CG	35:DI:77:LEU:HD21	2.51	0.41
37:DO:64:ARG:HH12	37:DO:83:ALA:CB	2.34	0.41
38:DP:13:ASN:C	38:DP:13:ASN:ND2	2.74	0.41
38:DP:58:THR:O	38:DP:61:ARG:NE	2.54	0.41
38:DP:6:LEU:C	38:DP:9:ASN:ND2	2.73	0.41
27:DA:2822:G:OP2	40:DR:2:ARG:CZ	2.69	0.41
40:DR:38:VAL:CB	40:DR:39:PRO:CD	2.94	0.41
40:DR:53:HIS:O	40:DR:56:LYS:HB2	2.21	0.41
41:DS:104:GLY:C	41:DS:106:ARG:N	2.73	0.41
41:DS:49:VAL:HG12	41:DS:50:SER:N	2.36	0.41
42:DT:27:THR:O	42:DT:28:VAL:CG2	2.69	0.41
43:DU:108:GLU:O	43:DU:112:ARG:NH1	2.54	0.41
45:DW:17:VAL:HG23	45:DW:18:ARG:N	2.36	0.41
45:DW:37:ARG:CZ	45:DW:38:TYR:CE2	3.03	0.41
45:DW:29:LEU:HD12	45:DW:51:LEU:HD11	2.03	0.41
47:DY:8:LYS:O	47:DY:9:LYS:CB	2.68	0.41
48:DZ:9:ARG:HG2	48:DZ:11:GLY:N	2.35	0.41
48:DZ:170:ILE:O	48:DZ:171:ALA:HB2	2.21	0.41
1:AA:1137:C:H5'	1:AA:1138:G:C2	2.56	0.41
1:AA:116:A:H2'	1:AA:117:G:O4'	2.21	0.41
1:AA:1217:C:O2'	1:AA:1218:C:H5'	2.21	0.41
1:AA:1221:G:OP1	1:AA:1321:C:N3	2.54	0.41
1:AA:243:A:H4'	1:AA:244:U:C5'	2.51	0.41
1:AA:293:G:H2'	1:AA:294:U:C6	2.56	0.41
1:AA:35:G:C2	1:AA:550:G:C2	3.09	0.41
1:AA:44:G:H1'	1:AA:399:G:H22	1.86	0.41
1:AA:501:C:H1'	1:AA:549:C:O2'	2.21	0.41
1:AA:706:A:C5	1:AA:707:C:C5	3.09	0.41
1:AA:731:G:H5'	1:AA:766:A:H4'	2.03	0.41
1:AA:738:C:H2'	1:AA:739:C:H6	1.85	0.41
1:AA:892:A:H2'	1:AA:893:C:C6	2.56	0.41
2:AB:25:ASN:O	2:AB:27:LYS:N	2.54	0.41
2:AB:44:LEU:O	2:AB:47:THR:HB	2.21	0.41
3:AC:34:LEU:HD23	3:AC:34:LEU:O	2.20	0.41
4:AD:78:LEU:O	4:AD:81:GLU:N	2.54	0.41
6:AF:2:ARG:CD	6:AF:69:GLU:HB3	2.51	0.41
1:AA:1298:C:N4	7:AG:114:ARG:HB3	2.36	0.41
7:AG:13:GLN:HE21	7:AG:13:GLN:HB2	1.55	0.41
7:AG:62:PHE:HD1	7:AG:124:LEU:HD11	1.86	0.41
10:AJ:78:ASN:O	10:AJ:82:ILE:HG12	2.20	0.41
13:AM:20:THR:C	13:AM:22:ILE:N	2.73	0.41

Continued on next page...

Continued from previous page...

Atom-1	Atom-2	Interatomic distance (Å)	Clash overlap (Å)
13:AM:57:ARG:O	13:AM:58:GLU:C	2.59	0.41
17:AQ:35:VAL:HG23	17:AQ:35:VAL:O	2.20	0.41
20:AT:54:LYS:HA	20:AT:57:ARG:NH2	2.36	0.41
27:BA:396:G:O3'	50:B1:44:PRO:HA	2.21	0.41
51:B2:24:LEU:HG	51:B2:60:LEU:HD11	2.02	0.41
27:BA:1040:C:H2'	27:BA:1041:C:O4'	2.20	0.41
27:BA:1300:U:HO2'	27:BA:1301:A:P	2.39	0.41
27:BA:1495:A:H3'	27:BA:1496:A:C2	2.56	0.41
27:BA:1506:C:O2	27:BA:1506:C:H2'	2.20	0.41
27:BA:1667:G:H22	27:BA:1992:G:H5'	1.86	0.41
27:BA:2115:G:H2'	27:BA:2117:A:H62	1.85	0.41
27:BA:2118:U:H5	27:BA:2148:G:O2'	2.03	0.41
27:BA:2151:G:H2'	27:BA:2152:G:C8	2.55	0.41
27:BA:2175:C:H2'	27:BA:2176:A:C8	2.56	0.41
27:BA:2522:U:H2'	27:BA:2523:G:H5'	2.03	0.41
27:BA:2562:U:O2'	27:BA:2563:U:H5'	2.21	0.41
27:BA:2579:C:O2'	31:BE:131:ALA:HA	2.20	0.41
27:BA:2686:G:H3'	27:BA:2687:U:H6	1.85	0.41
27:BA:1999:C:H5''	27:BA:2723:C:O2'	2.21	0.41
27:BA:291:C:O2'	27:BA:292:C:H5'	2.21	0.41
27:BA:588:U:H1'	32:BF:90:PHE:HB3	2.03	0.41
27:BA:802:A:C5	27:BA:803:U:C4	3.08	0.41
28:BB:112:U:H2'	28:BB:113:G:H8	1.85	0.41
30:BD:35:LYS:HZ2	30:BD:103:ARG:CA	2.34	0.41
30:BD:48:ARG:HH11	30:BD:48:ARG:CG	2.22	0.41
32:BF:35:GLU:O	32:BF:38:ARG:HB3	2.20	0.41
32:BF:89:VAL:CG1	32:BF:90:PHE:H	2.29	0.41
33:BG:91:ARG:HD2	33:BG:92:VAL:CA	2.51	0.41
34:BH:145:ALA:O	34:BH:146:ALA:C	2.58	0.41
34:BH:85:LYS:HE2	34:BH:145:ALA:H	1.86	0.41
36:BN:89:LYS:HD3	36:BN:89:LYS:HA	1.88	0.41
37:BO:6:THR:CG2	37:BO:7:TYR:N	2.81	0.41
37:BO:86:ILE:HG22	37:BO:87:ILE:N	2.36	0.41
38:BP:23:PRO:HG3	38:BP:29:LYS:CB	2.51	0.41
39:BQ:61:GLY:N	48:BZ:178:ASP:N	2.68	0.41
39:BQ:84:GLY:C	39:BQ:85:LYS:HG2	2.40	0.41
40:BR:37:THR:HG23	40:BR:40:LYS:CB	2.47	0.41
40:BR:76:VAL:O	40:BR:77:ARG:C	2.57	0.41
42:BT:127:ALA:O	42:BT:128:GLU:CB	2.69	0.41
42:BT:48:ILE:HD12	42:BT:48:ILE:N	2.35	0.41
44:BV:72:VAL:HB	44:BV:85:LYS:HB3	2.02	0.41

Continued on next page...

Continued from previous page...

Atom-1	Atom-2	Interatomic distance (Å)	Clash overlap (Å)
47:BY:14:LEU:HD12	47:BY:14:LEU:C	2.40	0.41
1:CA:1173:G:H2'	1:CA:1174:G:H8	1.86	0.41
1:CA:1217:C:H2'	1:CA:1218:C:O4'	2.20	0.41
1:CA:951:G:C6	1:CA:1231:G:C6	3.09	0.41
1:CA:769:G:H4'	1:CA:1513:A:H4'	2.03	0.41
1:CA:274:A:O2'	1:CA:275:G:O5'	2.39	0.41
1:CA:360:A:H2'	1:CA:361:G:O4'	2.21	0.41
1:CA:686:U:O2	1:CA:687:A:N7	2.54	0.41
1:CA:920:U:H1'	1:CA:1080:A:C2	2.56	0.41
1:CA:97:G:O2'	1:CA:98:G:OP2	2.34	0.41
2:CB:34:ALA:HB1	2:CB:36:ARG:CD	2.47	0.41
4:CD:107:ARG:HD2	4:CD:173:TRP:CZ2	2.48	0.41
4:CD:104:VAL:HG21	4:CD:140:VAL:HG21	2.03	0.41
4:CD:50:ARG:HB3	4:CD:50:ARG:HE	1.66	0.41
6:CF:12:PRO:HD3	6:CF:58:GLY:HA2	2.02	0.41
9:CI:102:LEU:HD13	9:CI:103:THR:N	2.36	0.41
9:CI:20:ARG:NH1	9:CI:20:ARG:CG	2.83	0.41
18:CR:50:ILE:HG22	18:CR:51:LEU:N	2.35	0.41
18:CR:86:VAL:HG12	18:CR:87:ARG:CD	2.51	0.41
19:CS:32:LYS:HG2	19:CS:57:HIS:CD2	2.56	0.41
23:CW:7:A:N6	23:CW:48:C:N4	2.69	0.41
52:D3:4:LEU:HD23	52:D3:5:LYS:H	1.85	0.41
56:D7:30:VAL:O	56:D7:31:LEU:C	2.58	0.41
56:D7:45:ALA:O	56:D7:46:VAL:HG22	2.20	0.41
57:D8:57:ARG:O	57:D8:58:ILE:C	2.59	0.41
27:DA:1467:C:O2'	27:DA:1468:C:H5'	2.21	0.41
27:DA:1664:A:N3	27:DA:2726:U:C6	2.89	0.41
27:DA:1698:A:H1'	27:DA:1700:A:H5''	2.03	0.41
27:DA:1792:G:H5'	30:DD:205:VAL:HG13	2.03	0.41
27:DA:1808:U:H2'	27:DA:1809:A:O4'	2.21	0.41
27:DA:2133:G:H1'	27:DA:2158:A:H61	1.86	0.41
27:DA:261:G:C6	27:DA:262:A:N7	2.89	0.41
27:DA:2641:G:O3'	36:DN:76:SER:CB	2.68	0.41
27:DA:504:U:H5''	27:DA:506:G:OP2	2.21	0.41
27:DA:940:G:C3'	27:DA:941:A:H5''	2.51	0.41
29:DC:85:GLU:HB2	29:DC:152:ILE:CB	2.50	0.41
29:DC:21:THR:CG2	29:DC:191:ALA:HB1	2.44	0.41
30:DD:244:ARG:HA	30:DD:245:PRO:HA	1.81	0.41
30:DD:24:ILE:O	30:DD:26:LYS:HD3	2.21	0.41
27:DA:1654:A:C2	31:DE:113:PHE:CD1	3.09	0.41
32:DF:120:GLU:O	32:DF:122:LYS:N	2.53	0.41

Continued on next page...

Continued from previous page...

Atom-1	Atom-2	Interatomic distance (Å)	Clash overlap (Å)
32:DF:167:ALA:HB1	32:DF:173:VAL:CG1	2.51	0.41
32:DF:192:LEU:HD21	32:DF:194:MET:HE3	2.03	0.41
36:DN:117:PHE:O	36:DN:119:ARG:N	2.54	0.41
37:DO:121:VAL:HG12	37:DO:122:LEU:N	2.36	0.41
37:DO:24:VAL:O	37:DO:24:VAL:HG23	2.20	0.41
38:DP:140:ALA:O	38:DP:141:ALA:CB	2.67	0.41
40:DR:84:ALA:H	40:DR:85:PRO:HD3	1.84	0.41
41:DS:14:VAL:HG12	41:DS:15:ARG:N	2.35	0.41
41:DS:15:ARG:O	41:DS:17:ARG:N	2.53	0.41
45:DW:23:LEU:HD21	45:DW:39:THR:OG1	2.20	0.41
48:DZ:149:LEU:HD21	48:DZ:171:ALA:N	2.36	0.41
1:AA:1026:G:N3	1:AA:1026:G:C2'	2.80	0.41
1:AA:1132:C:N4	1:AA:1133:G:N1	2.68	0.41
1:AA:12:U:H4'	1:AA:526:C:H4'	2.04	0.41
1:AA:971:G:O2'	1:AA:1365:G:H4'	2.20	0.41
1:AA:144:G:N2	1:AA:178:C:O2	2.52	0.41
1:AA:458:C:C5	1:AA:460:G:N7	2.88	0.41
1:AA:544:G:OP1	4:AD:59:ARG:NH2	2.54	0.41
1:AA:979:C:C5	1:AA:980:C:C6	3.09	0.41
1:AA:986:A:H2'	1:AA:987:G:H8	1.86	0.41
2:AB:116:GLU:HA	2:AB:119:GLU:HB2	2.03	0.41
2:AB:11:LEU:CB	2:AB:213:LEU:HD11	2.50	0.41
2:AB:83:MET:O	2:AB:85:ALA:N	2.54	0.41
1:AA:1256:A:P	3:AC:26:LYS:NZ	2.94	0.41
3:AC:43:LEU:O	3:AC:47:LEU:CB	2.69	0.41
3:AC:62:ASP:HA	3:AC:97:LYS:CE	2.51	0.41
4:AD:10:ARG:HH11	4:AD:10:ARG:HG3	1.86	0.41
4:AD:124:GLY:O	4:AD:132:ARG:HD2	2.21	0.41
4:AD:168:ARG:HH11	4:AD:168:ARG:HG3	1.86	0.41
6:AF:69:GLU:HG2	6:AF:70:ASP:N	2.36	0.41
7:AG:113:GLU:HG3	7:AG:119:ARG:HA	2.03	0.41
7:AG:32:ARG:C	7:AG:34:GLY:H	2.24	0.41
7:AG:4:ARG:HH11	7:AG:5:ARG:HH12	1.69	0.41
8:AH:16:ALA:O	8:AH:19:VAL:HG22	2.21	0.41
2:AB:178:ARG:CD	8:AH:71:GLY:O	2.67	0.41
9:AI:18:PHE:HD1	9:AI:62:TYR:CD2	2.39	0.41
9:AI:7:THR:O	9:AI:83:ARG:HD2	2.20	0.41
10:AJ:76:ASN:ND2	10:AJ:78:ASN:OD1	2.51	0.41
11:AK:114:VAL:HG13	11:AK:114:VAL:O	2.21	0.41
11:AK:48:ILE:HG22	11:AK:49:GLY:N	2.33	0.41
12:AL:8:VAL:HG11	17:AQ:36:ILE:HG21	2.01	0.41

Continued on next page...

Continued from previous page...

Atom-1	Atom-2	Interatomic distance (Å)	Clash overlap (Å)
17:AQ:25:ARG:HH21	17:AQ:38:ARG:HB3	1.85	0.41
19:AS:13:ASP:O	19:AS:15:LEU:N	2.54	0.41
24:AX:19:G:C2	24:AX:57:A:C2	3.09	0.41
27:BA:857:C:OP2	49:B0:77:ARG:NH2	2.54	0.41
50:B1:91:LYS:O	50:B1:92:LYS:C	2.60	0.41
46:BX:5:TYR:CE2	51:B2:30:ARG:HB2	2.56	0.41
51:B2:63:VAL:O	51:B2:64:LEU:C	2.59	0.41
53:B4:77:THR:C	53:B4:79:GLY:N	2.75	0.41
53:B4:80:ARG:CG	53:B4:81:VAL:H	2.32	0.41
56:B7:8:ASN:ND2	56:B7:11:LYS:N	2.68	0.41
27:BA:1239:G:C2	27:BA:1240:U:C2	3.09	0.41
27:BA:1281:G:C5	27:BA:1282:U:C5	3.08	0.41
27:BA:1305:C:C2'	27:BA:1306:C:H5'	2.50	0.41
27:BA:1570:A:C6	27:BA:1571:A:C6	3.09	0.41
27:BA:1578:U:H2'	27:BA:1579:A:C5'	2.51	0.41
27:BA:1658:C:H2'	27:BA:1659:U:C6	2.56	0.41
27:BA:1812:A:O2'	27:BA:1813:G:H5'	2.21	0.41
27:BA:2277:G:H2'	27:BA:2278:A:C5'	2.50	0.41
27:BA:271(J):C:H3'	27:BA:271(K):U:H5''	2.03	0.41
27:BA:2748:A:C2	27:BA:2757:A:C4	3.09	0.41
27:BA:2835:A:N6	27:BA:2878:U:H3'	2.35	0.41
27:BA:310:A:H1'	27:BA:311:A:H2'	2.03	0.41
27:BA:466:A:H2'	27:BA:467:G:C5'	2.47	0.41
27:BA:532:A:N7	27:BA:2021:C:H2'	2.35	0.41
27:BA:579:G:H2'	27:BA:580:C:C6	2.55	0.41
27:BA:747:U:H6	27:BA:747:U:O5'	2.03	0.41
28:BB:20:C:O2'	28:BB:21:G:H5'	2.21	0.41
27:BA:1828:G:O6	30:BD:222:ARG:HD3	2.21	0.41
30:BD:61:LEU:C	30:BD:63:ARG:HH12	2.25	0.41
31:BE:170:LEU:HB3	31:BE:184:VAL:HG13	2.03	0.41
34:BH:163:TYR:CD1	34:BH:163:TYR:N	2.89	0.41
35:BI:120:ILE:HG22	35:BI:122:GLU:N	2.27	0.41
35:BI:3:VAL:HG12	35:BI:38:LEU:HA	2.02	0.41
35:BI:98:ALA:O	35:BI:100:ALA:N	2.54	0.41
38:BP:136:GLU:OE1	38:BP:136:GLU:N	2.54	0.41
39:BQ:110:THR:HG23	39:BQ:113:GLN:HB2	2.03	0.41
41:BS:12:PHE:HD1	41:BS:12:PHE:O	2.03	0.41
42:BT:34:VAL:C	42:BT:35:LYS:HG2	2.42	0.41
43:BU:105:VAL:HG11	44:BV:40:LEU:HD13	2.02	0.41
47:BY:68:HIS:N	47:BY:71:LYS:CE	2.83	0.41
1:CA:1416:G:C2'	1:CA:1417:G:H5'	2.51	0.41

Continued on next page...

Continued from previous page...

Atom-1	Atom-2	Interatomic distance (Å)	Clash overlap (Å)
1:CA:1480:G:C6	1:CA:1481:U:C4	3.09	0.41
1:CA:176:C:H2'	1:CA:177:C:H6	1.86	0.41
1:CA:198:G:C2'	1:CA:199:G:H8	2.34	0.41
1:CA:322:C:O2'	20:CT:23:ARG:HB2	2.20	0.41
1:CA:398:C:H2'	1:CA:399:G:H8	1.86	0.41
1:CA:452:A:O2'	1:CA:453:A:C8	2.71	0.41
1:CA:62:U:O2'	1:CA:379:C:H1'	2.21	0.41
1:CA:663:A:H2'	1:CA:664:G:C8	2.56	0.41
2:CB:8:LYS:O	2:CB:9:GLU:C	2.58	0.41
4:CD:120:LEU:HD22	4:CD:158:ILE:HD11	2.01	0.41
4:CD:25:ARG:C	4:CD:27:TYR:N	2.72	0.41
5:CE:28:PHE:O	5:CE:47:LYS:HA	2.21	0.41
6:CF:83:ASP:C	6:CF:85:VAL:N	2.74	0.41
7:CG:59:LEU:O	7:CG:59:LEU:HD23	2.21	0.41
10:CJ:47:PHE:HE1	10:CJ:63:PHE:CD2	2.39	0.41
10:CJ:50:ILE:HG23	10:CJ:60:ARG:CD	2.51	0.41
11:CK:29:ILE:HA	11:CK:44:SER:HB3	2.03	0.41
11:CK:68:ALA:O	11:CK:69:ALA:C	2.60	0.41
12:CL:4:ILE:O	12:CL:5:ASN:C	2.59	0.41
16:CP:55:ARG:O	16:CP:56:ALA:C	2.59	0.41
1:CA:472:A:H5''	16:CP:80:PHE:HB3	2.01	0.41
18:CR:19:LYS:O	18:CR:20:ALA:HB3	2.21	0.41
19:CS:6:LYS:HD2	19:CS:6:LYS:N	2.34	0.41
20:CT:33:ILE:HD12	20:CT:63:ILE:HG13	2.03	0.41
59:CX:6:G:N2	59:CX:68:C:N3	2.69	0.41
25:CY:7:A:C2	25:CY:66:A:C2	3.09	0.41
51:D2:43:GLN:O	51:D2:44:LEU:CG	2.69	0.41
27:DA:2015:A:C1'	54:D5:2:ALA:HA	2.49	0.41
55:D6:26:ASN:O	55:D6:27:LYS:CG	2.69	0.41
56:D7:48:LYS:HA	56:D7:48:LYS:HD3	1.91	0.41
27:DA:1159:U:C6	27:DA:1159:U:C5'	2.97	0.41
27:DA:1363:C:OP1	50:D1:61:ARG:NH2	2.54	0.41
27:DA:1567:A:C5'	30:DD:58:HIS:CD2	3.04	0.41
27:DA:15:G:H2'	27:DA:16:G:C8	2.54	0.41
27:DA:1717:G:H3'	27:DA:1718:G:C5'	2.48	0.41
27:DA:1889:A:N6	27:DA:1890:A:C6	2.89	0.41
27:DA:2040:C:H2'	27:DA:2041:U:C6	2.55	0.41
27:DA:2116:G:O2'	27:DA:2117:A:OP1	2.32	0.41
27:DA:2285:C:H5'	27:DA:2286:A:P	2.61	0.41
27:DA:229:A:H3'	27:DA:230:U:C5'	2.45	0.41
27:DA:2353:G:O3'	49:D0:32:ARG:NH2	2.54	0.41

Continued on next page...

Continued from previous page...

Atom-1	Atom-2	Interatomic distance (Å)	Clash overlap (Å)
27:DA:2634:G:C6	27:DA:2635:C:C4	3.09	0.41
27:DA:2689:U:P	27:DA:2719:G:H22	2.44	0.41
27:DA:496:G:H2'	27:DA:497:A:O4'	2.19	0.41
27:DA:621:A:H2'	27:DA:622:G:C5'	2.50	0.41
27:DA:626:U:H5'	27:DA:627:A:H5'	2.01	0.41
27:DA:649:G:O5'	27:DA:649:G:H8	2.04	0.41
29:DC:36:LYS:HB2	29:DC:36:LYS:HZ3	1.81	0.41
30:DD:211:ARG:HA	30:DD:214:TRP:CD2	2.56	0.41
32:DF:9:ILE:HA	32:DF:10:PRO:HD2	1.99	0.41
33:DG:102:PHE:HA	33:DG:105:LYS:HZ2	1.85	0.41
34:DH:38:SER:HA	34:DH:39:PRO:HD3	1.92	0.41
35:DI:131:LYS:HA	35:DI:132:PRO:HD3	1.92	0.41
35:DI:57:ARG:HA	35:DI:57:ARG:NE	2.36	0.41
38:DP:110:TYR:O	38:DP:111:ARG:O	2.39	0.41
38:DP:9:ASN:C	38:DP:11:GLY:N	2.74	0.41
38:DP:50:ARG:HD3	57:D8:7:HIS:NE2	2.36	0.41
39:DQ:116:GLU:O	39:DQ:120:ILE:HG12	2.21	0.41
40:DR:75:LEU:HA	40:DR:75:LEU:HD22	1.85	0.41
27:DA:2880:C:HO2'	40:DR:90:ARG:HD3	1.83	0.41
41:DS:67:ARG:O	41:DS:71:ARG:HG3	2.21	0.41
42:DT:81:PRO:O	42:DT:82:LEU:HG	2.22	0.41
44:DV:95:LEU:C	44:DV:95:LEU:CD2	2.89	0.41
45:DW:25:ARG:NH1	45:DW:25:ARG:CB	2.78	0.41
1:AA:1187:G:OP1	9:AI:113:LYS:HE2	2.22	0.40
1:AA:1371:G:OP1	9:AI:11:LYS:HG2	2.21	0.40
1:AA:170:U:O2'	1:AA:171:A:C5'	2.69	0.40
1:AA:234:C:C2	1:AA:235:C:C5	3.09	0.40
1:AA:337:C:H2'	1:AA:338:A:H8	1.86	0.40
1:AA:532:A:C3'	1:AA:533:A:C5'	2.89	0.40
1:AA:652:U:O4	1:AA:752:G:O2'	2.28	0.40
1:AA:676:A:H2'	1:AA:677:U:H6	1.86	0.40
1:AA:986:A:H2'	1:AA:987:G:C8	2.57	0.40
2:AB:132:LYS:HA	2:AB:135:GLN:CG	2.51	0.40
2:AB:19:HIS:CE1	2:AB:20:GLU:CG	3.04	0.40
3:AC:134:ILE:C	3:AC:136:GLN:H	2.23	0.40
1:AA:1070:U:H5'	5:AE:18:ARG:HH22	1.86	0.40
1:AA:1241:G:OP1	7:AG:35:LYS:NZ	2.52	0.40
8:AH:132:GLU:O	8:AH:134:ILE:HG12	2.21	0.40
9:AI:5:TYR:OH	9:AI:16:ARG:HG2	2.20	0.40
10:AJ:25:GLU:C	10:AJ:27:ALA:N	2.74	0.40
11:AK:61:ALA:O	11:AK:62:GLN:C	2.59	0.40

Continued on next page...

Continued from previous page...

Atom-1	Atom-2	Interatomic distance (Å)	Clash overlap (Å)
13:AM:46:LYS:HG3	13:AM:47:ASP:CG	2.41	0.40
13:AM:57:ARG:NH1	13:AM:57:ARG:CB	2.84	0.40
13:AM:23:TYR:CE1	13:AM:71:ARG:HB2	2.51	0.40
13:AM:96:LEU:HA	13:AM:97:PRO:HD3	1.90	0.40
14:AN:13:THR:N	14:AN:14:PRO:CD	2.84	0.40
16:AP:26:ARG:CG	16:AP:27:LYS:N	2.84	0.40
17:AQ:69:LYS:O	17:AQ:70:ARG:HD2	2.21	0.40
20:AT:16:HIS:CD2	20:AT:20:LEU:HG	2.56	0.40
23:AW:65:U:O2'	23:AW:66:A:H5'	2.21	0.40
51:B2:53:LEU:HA	51:B2:53:LEU:HD23	1.76	0.40
51:B2:64:LEU:HD22	51:B2:64:LEU:O	2.21	0.40
51:B2:7:ARG:NH1	51:B2:7:ARG:HG2	2.36	0.40
55:B6:37:ARG:HA	55:B6:37:ARG:HD3	1.86	0.40
56:B7:43:THR:O	56:B7:44:PRO:C	2.59	0.40
27:BA:1013:C:O2'	27:BA:1014:U:H5'	2.21	0.40
27:BA:102:G:OP1	27:BA:102:G:C4'	2.68	0.40
27:BA:107:C:O5'	27:BA:107:C:H6	2.04	0.40
27:BA:1180:C:O2'	27:BA:1181:C:H5'	2.22	0.40
27:BA:1477:A:H61	27:BA:1514:U:H3	1.68	0.40
1:AA:1429:C:C4'	27:BA:1703:G:O2'	2.68	0.40
27:BA:1899:G:O2'	27:BA:1900:A:H5''	2.20	0.40
27:BA:2124:G:HO2'	29:BC:40:THR:HG1	1.57	0.40
27:BA:2258:C:H4'	27:BA:2259:G:OP2	2.21	0.40
27:BA:2266:A:N3	27:BA:2272:U:C5	2.89	0.40
27:BA:2301:C:H2'	27:BA:2302:G:O5'	2.21	0.40
27:BA:2748:A:C4	27:BA:2757:A:C6	3.09	0.40
27:BA:2830:G:H2'	27:BA:2883:A:H2	1.86	0.40
27:BA:468:G:H2'	27:BA:469:G:O4'	2.20	0.40
27:BA:481:G:C2'	27:BA:482:A:OP2	2.68	0.40
27:BA:581:C:H2'	27:BA:582:G:H8	1.86	0.40
27:BA:88:G:H2'	27:BA:88:G:N3	2.35	0.40
27:BA:940:G:H2'	27:BA:941:A:O4'	2.22	0.40
29:BC:65:PRO:O	29:BC:66:HIS:CG	2.74	0.40
30:BD:113:VAL:C	30:BD:115:GLN:H	2.24	0.40
30:BD:24:ILE:CG1	30:BD:25:THR:N	2.79	0.40
34:BH:124:GLU:OE1	34:BH:132:ARG:HD2	2.22	0.40
37:BO:93:PRO:HB3	37:BO:114:ILE:CD1	2.51	0.40
38:BP:47:ASP:OD2	38:BP:50:ARG:NH2	2.54	0.40
27:BA:832:G:O2'	38:BP:52:GLU:HB3	2.20	0.40
39:BQ:28:ALA:C	39:BQ:29:PHE:HD1	2.24	0.40
40:BR:60:LEU:O	40:BR:63:ARG:HB3	2.20	0.40

Continued on next page...

Continued from previous page...

Atom-1	Atom-2	Interatomic distance (Å)	Clash overlap (Å)
41:BS:80:LEU:HD12	41:BS:80:LEU:N	2.37	0.40
41:BS:37:ALA:HB2	41:BS:99:LYS:NZ	2.36	0.40
42:BT:32:TYR:HD2	42:BT:81:PRO:CG	2.33	0.40
42:BT:41:ARG:C	42:BT:41:ARG:HD2	2.41	0.40
43:BU:62:ILE:O	43:BU:65:ILE:HB	2.21	0.40
43:BU:91:ASP:O	43:BU:95:LEU:N	2.40	0.40
47:BY:17:SER:CB	47:BY:71:LYS:HD2	2.51	0.40
1:CA:1100:C:C2'	1:CA:1101:A:H5'	2.50	0.40
1:CA:1170:A:H2'	1:CA:1171:G:O4'	2.21	0.40
1:CA:1264:C:H6	1:CA:1264:C:H3'	1.85	0.40
1:CA:1305:G:C5'	21:CU:4:GLY:CA	2.95	0.40
1:CA:189:G:H2'	1:CA:189(A):C:C6	2.56	0.40
1:CA:708:C:O2'	1:CA:709:G:H5'	2.21	0.40
1:CA:802:A:H2'	1:CA:803:G:C5'	2.51	0.40
1:CA:838:G:O2'	1:CA:839:U:H5''	2.21	0.40
2:CB:217:ARG:NH1	2:CB:217:ARG:HG3	2.35	0.40
3:CC:43:LEU:HD22	3:CC:68:VAL:HG21	2.02	0.40
5:CE:111:GLU:C	5:CE:113:ALA:H	2.24	0.40
8:CH:133:LEU:HD23	8:CH:133:LEU:HA	1.91	0.40
9:CI:36:TYR:CD2	9:CI:37:PHE:CZ	3.09	0.40
9:CI:46:ALA:C	9:CI:48:GLU:N	2.74	0.40
9:CI:96:LEU:HD12	9:CI:101:PHE:CB	2.51	0.40
11:CK:57:THR:CG2	11:CK:58:PRO:HD2	2.50	0.40
3:CC:33:LEU:HD21	14:CN:53:LEU:CD2	2.51	0.40
15:CO:74:ASP:OD1	15:CO:77:ARG:N	2.53	0.40
50:D1:68:PRO:O	50:D1:70:VAL:N	2.54	0.40
52:D3:8:LEU:N	52:D3:54:VAL:HG13	2.36	0.40
53:D4:60:GLU:O	53:D4:61:VAL:CB	2.67	0.40
55:D6:40:CYS:SG	55:D6:45:LYS:CE	3.10	0.40
58:D9:2:LYS:N	58:D9:4:ARG:NH2	2.66	0.40
27:DA:1242:A:C5'	27:DA:1243:G:OP2	2.57	0.40
27:DA:145:G:H2'	27:DA:146:G:H8	1.86	0.40
27:DA:1889:A:O2'	27:DA:2087:G:H5'	2.21	0.40
27:DA:261:G:C2	27:DA:262:A:C8	3.09	0.40
27:DA:2633:G:H2'	27:DA:2634:G:O4'	2.21	0.40
27:DA:271(H):G:HO2'	27:DA:271(I):G:C4'	2.35	0.40
27:DA:2861:G:C4	27:DA:2862:G:C8	3.10	0.40
27:DA:301:G:C4	27:DA:302:C:C4	3.09	0.40
27:DA:359:A:C2'	27:DA:360:G:H5'	2.51	0.40
27:DA:35:G:H2'	27:DA:36:G:O4'	2.21	0.40
27:DA:494:G:N3	27:DA:494:G:H2'	2.36	0.40

Continued on next page...

Continued from previous page...

Atom-1	Atom-2	Interatomic distance (Å)	Clash overlap (Å)
27:DA:66:C:N3	27:DA:89:G:C6	2.90	0.40
27:DA:71:A:H5'	27:DA:71:A:H8	1.85	0.40
27:DA:937:U:H2'	27:DA:938:G:H8	1.86	0.40
28:DB:52:A:C2	28:DB:54:G:O6	2.74	0.40
28:DB:7:G:H5'	41:DS:29:PHE:CE1	2.55	0.40
29:DC:64:LEU:CD1	29:DC:68:LEU:HD11	2.51	0.40
30:DD:30:GLU:OE1	30:DD:63:ARG:NE	2.49	0.40
31:DE:113:PHE:CE2	31:DE:158:GLY:HA2	2.57	0.40
31:DE:76:ARG:CG	31:DE:195:LEU:HD22	2.51	0.40
31:DE:4:ILE:HG12	31:DE:28:ALA:CB	2.50	0.40
32:DF:36:VAL:O	32:DF:39:TRP:HB3	2.21	0.40
33:DG:6:ALA:CB	33:DG:104:GLU:OE1	2.68	0.40
33:DG:5:VAL:H	33:DG:8:LYS:HB2	1.87	0.40
34:DH:149:ARG:HE	34:DH:154:PRO:HG3	1.87	0.40
34:DH:85:LYS:HZ2	34:DH:133:VAL:CB	2.34	0.40
36:DN:102:ALA:O	36:DN:106:MET:CE	2.69	0.40
36:DN:23:LEU:H	36:DN:23:LEU:HD23	1.86	0.40
39:DQ:132:VAL:CB	48:DZ:80:ARG:NH2	2.82	0.40
40:DR:73:VAL:O	40:DR:74:LYS:C	2.60	0.40
41:DS:49:VAL:HG22	41:DS:80:LEU:HD13	2.03	0.40
41:DS:66:ALA:HB1	41:DS:99:LYS:HG2	2.03	0.40
42:DT:96:ARG:HG2	42:DT:96:ARG:HH11	1.86	0.40
43:DU:31:SER:O	43:DU:33:ARG:N	2.54	0.40
44:DV:19:LYS:CB	44:DV:96:ILE:HG12	2.50	0.40
45:DW:59:VAL:HG12	45:DW:60:ASN:N	2.36	0.40
46:DX:14:SER:O	46:DX:15:GLU:C	2.58	0.40
47:DY:95:LYS:HD2	47:DY:100:ALA:HB2	2.03	0.40
48:DZ:60:LEU:HD22	48:DZ:60:LEU:N	2.36	0.40
48:DZ:9:ARG:HH12	48:DZ:36:VAL:N	2.20	0.40
1:AA:545:C:O2'	1:AA:549:C:OP1	2.39	0.40
1:AA:728:A:H2'	1:AA:729:A:C8	2.56	0.40
2:AB:105:PHE:CD1	2:AB:152:PHE:HZ	2.38	0.40
2:AB:178:ARG:HD2	8:AH:72:PRO:CA	2.50	0.40
2:AB:216:SER:O	2:AB:220:ASP:OD1	2.39	0.40
2:AB:9:GLU:HA	2:AB:12:GLU:CG	2.50	0.40
3:AC:155:GLY:O	3:AC:196:LEU:HD13	2.22	0.40
3:AC:15:THR:HG21	3:AC:181:ASN:CA	2.43	0.40
5:AE:40:ARG:NH1	5:AE:40:ARG:HG2	2.36	0.40
7:AG:69:VAL:HG22	7:AG:135:VAL:HG22	2.04	0.40
8:AH:117:GLY:O	8:AH:119:LEU:HG	2.22	0.40
8:AH:126:LYS:C	8:AH:128:GLY:N	2.73	0.40

Continued on next page...

Continued from previous page...

Atom-1	Atom-2	Interatomic distance (Å)	Clash overlap (Å)
9:AI:23:ASN:ND2	9:AI:23:ASN:H	2.20	0.40
1:AA:972:C:OP2	10:AJ:57:LYS:HE2	2.21	0.40
11:AK:41:THR:HG21	11:AK:71:LYS:HB3	2.02	0.40
11:AK:29:ILE:HG22	11:AK:44:SER:HB2	2.03	0.40
14:AN:23:ARG:O	14:AN:24:CYS:C	2.59	0.40
15:AO:69:TYR:CZ	15:AO:73:GLU:HG3	2.56	0.40
51:B2:24:LEU:O	51:B2:25:VAL:C	2.60	0.40
54:B5:55:ARG:NE	54:B5:55:ARG:HA	2.36	0.40
27:BA:1024:G:O5'	27:BA:1024:G:H8	2.04	0.40
27:BA:1225:G:OP1	44:BV:69:LYS:NZ	2.40	0.40
27:BA:1591:G:C2'	27:BA:1592:C:H5'	2.51	0.40
27:BA:1897:G:O2'	27:BA:1898:U:H5'	2.21	0.40
27:BA:2165:G:H2'	27:BA:2166:G:O4'	2.20	0.40
27:BA:2442:C:O2'	27:BA:2443:C:H5'	2.21	0.40
27:BA:271(Q):G:O2'	27:BA:271(R):G:H5'	2.21	0.40
27:BA:2759:G:H8	27:BA:2759:G:C5'	2.33	0.40
27:BA:280:C:H2'	27:BA:281:G:H5'	2.04	0.40
27:BA:2821:A:O5'	27:BA:2821:A:H8	2.04	0.40
27:BA:2855:C:H2'	27:BA:2856:C:H6	1.86	0.40
27:BA:381:G:H2'	27:BA:382:G:C8	2.56	0.40
27:BA:630:G:H4'	27:BA:640:C:H4'	2.03	0.40
27:BA:814:C:H2'	27:BA:815:C:H6	1.85	0.40
27:BA:938:G:H2'	27:BA:939:G:H8	1.86	0.40
28:BB:38:C:C4	28:BB:39:A:N7	2.89	0.40
29:BC:75:LEU:HD12	29:BC:119:VAL:CA	2.50	0.40
29:BC:87:GLU:O	29:BC:91:ALA:O	2.38	0.40
30:BD:80:ALA:HB2	30:BD:96:HIS:CD2	2.56	0.40
32:BF:81:PRO:HB3	32:BF:87:GLY:O	2.21	0.40
33:BG:128:ARG:HH11	33:BG:128:ARG:HB3	1.85	0.40
33:BG:44:GLY:O	33:BG:45:GLU:O	2.39	0.40
34:BH:104:GLU:HA	34:BH:114:VAL:HA	2.03	0.40
34:BH:46:GLU:HG3	34:BH:47:GLU:OE2	2.20	0.40
36:BN:5:VAL:HG23	36:BN:6:PRO:HD2	2.04	0.40
39:BQ:110:THR:HG23	39:BQ:113:GLN:H	1.86	0.40
39:BQ:58:PHE:O	39:BQ:60:ARG:N	2.54	0.40
27:BA:2821:A:OP2	40:BR:2:ARG:NH2	2.54	0.40
41:BS:85:VAL:O	41:BS:106:ARG:HG3	2.21	0.40
41:BS:85:VAL:CG2	41:BS:86:ALA:N	2.82	0.40
42:BT:129:ARG:HD2	42:BT:131:ALA:H	1.85	0.40
1:CA:1014:A:H4'	19:CS:14:HIS:CD2	2.56	0.40
1:CA:1069:C:H4'	1:CA:1192:C:O2	2.21	0.40

Continued on next page...

Continued from previous page...

Atom-1	Atom-2	Interatomic distance (Å)	Clash overlap (Å)
1:CA:1135:U:HO2'	1:CA:1136:U:H5	1.66	0.40
1:CA:1054:C:OP1	1:CA:1198:G:OP2	2.39	0.40
1:CA:1321:C:C3'	1:CA:1322:C:C5'	2.86	0.40
1:CA:448:A:P	1:CA:485:G:H22	2.44	0.40
2:CB:50:GLU:HG3	2:CB:202:PRO:HG3	2.02	0.40
5:CE:35:GLY:CA	5:CE:40:ARG:O	2.69	0.40
6:CF:32:ASN:HA	6:CF:32:ASN:HD22	1.59	0.40
9:CI:46:ALA:O	9:CI:48:GLU:N	2.55	0.40
11:CK:79:SER:O	11:CK:80:VAL:HG13	2.20	0.40
13:CM:58:GLU:O	13:CM:62:ASN:OD1	2.39	0.40
1:CA:751:U:H1'	15:CO:24:SER:HA	2.04	0.40
15:CO:75:PRO:HG2	15:CO:76:GLU:H	1.85	0.40
16:CP:5:ARG:HG3	16:CP:6:LEU:N	2.36	0.40
17:CQ:14:LYS:CB	17:CQ:14:LYS:HZ2	2.32	0.40
19:CS:63:THR:HG22	19:CS:66:MET:CE	2.51	0.40
20:CT:41:ILE:H	20:CT:41:ILE:HG12	1.67	0.40
20:CT:71:THR:O	20:CT:72:LEU:O	2.38	0.40
49:D0:40:GLN:HG3	49:D0:42:GLY:O	2.21	0.40
50:D1:51:VAL:HG12	50:D1:58:ILE:O	2.21	0.40
52:D3:52:HIS:CD2	52:D3:52:HIS:H	2.39	0.40
55:D6:36:LEU:O	55:D6:36:LEU:HG	2.21	0.40
57:D8:60:LEU:C	57:D8:63:PRO:HD2	2.41	0.40
27:DA:1184:G:O2'	27:DA:1185:C:H5'	2.21	0.40
27:DA:1435:G:H2'	27:DA:1436:G:O4'	2.21	0.40
27:DA:1498:C:H5'	27:DA:1577:C:H5''	2.03	0.40
27:DA:1758:G:H2'	27:DA:2695:C:O2'	2.21	0.40
27:DA:182:A:H8	27:DA:182:A:OP2	2.05	0.40
27:DA:2021:C:OP1	54:D5:12:SER:OG	2.39	0.40
27:DA:2413:G:H2'	27:DA:2414:G:O5'	2.21	0.40
27:DA:2516:G:C5	27:DA:2517:C:C4	3.08	0.40
27:DA:332:A:C4	27:DA:335:C:C4	3.09	0.40
27:DA:882:G:C2'	27:DA:883:G:H5'	2.51	0.40
27:DA:2123:G:N3	29:DC:42:GLU:OE2	2.54	0.40
30:DD:127:VAL:CA	30:DD:193:VAL:HG13	2.51	0.40
32:DF:39:TRP:CZ3	32:DF:106:ARG:HD2	2.56	0.40
32:DF:141:ALA:O	32:DF:142:TRP:C	2.60	0.40
32:DF:17:ARG:HG3	32:DF:17:ARG:NH1	2.36	0.40
32:DF:66:PRO:O	32:DF:67:GLN:CB	2.65	0.40
34:DH:121:ILE:CG2	34:DH:122:THR:N	2.85	0.40
34:DH:73:ALA:O	34:DH:76:VAL:HB	2.21	0.40
34:DH:96:ALA:HB2	34:DH:105:LEU:CD1	2.48	0.40

Continued on next page...

Continued from previous page...

Atom-1	Atom-2	Interatomic distance (Å)	Clash overlap (Å)
38:DP:23:PRO:HA	38:DP:29:LYS:O	2.21	0.40
38:DP:56:SER:O	38:DP:58:THR:N	2.50	0.40
38:DP:58:THR:O	38:DP:61:ARG:HG3	2.22	0.40
40:DR:57:ARG:NH2	40:DR:62:ALA:HB2	2.36	0.40
41:DS:106:ARG:CZ	41:DS:107:GLU:O	2.69	0.40
44:DV:36:PRO:O	44:DV:37:VAL:C	2.60	0.40
45:DW:82:LEU:HA	45:DW:82:LEU:HD23	1.83	0.40
46:DX:35:THR:HG22	46:DX:37:THR:N	2.36	0.40
46:DX:57:LEU:CD1	46:DX:78:LYS:HG3	2.50	0.40
47:DY:18:GLY:C	47:DY:20:TYR:N	2.72	0.40
48:DZ:149:LEU:O	48:DZ:149:LEU:HD23	2.22	0.40
48:DZ:68:THR:HG22	48:DZ:89:VAL:CA	2.51	0.40
1:AA:1065:U:HO2'	1:AA:1066:C:P	2.39	0.40
1:AA:1107:C:OP1	3:AC:174:PRO:HD3	2.21	0.40
1:AA:113:G:O2'	1:AA:114:U:H5'	2.21	0.40
1:AA:1276:G:N1	1:AA:1277:C:O2	2.54	0.40
1:AA:1296:C:H4'	1:AA:1302:U:O4	2.22	0.40
1:AA:1396:A:O4'	1:AA:1398:A:H1'	2.21	0.40
1:AA:1516:G:H2'	1:AA:1518:A:OP2	2.21	0.40
1:AA:166:G:H2'	1:AA:167:G:C8	2.56	0.40
1:AA:503:C:H2'	1:AA:504:C:C6	2.56	0.40
1:AA:542:G:H2'	1:AA:543:C:H6	1.87	0.40
1:AA:591:U:H2'	1:AA:592:G:C8	2.56	0.40
2:AB:121:LEU:CD2	2:AB:127:ILE:HD13	2.51	0.40
2:AB:15:VAL:HG21	2:AB:209:ARG:HE	1.86	0.40
2:AB:178:ARG:NH1	2:AB:178:ARG:HB2	2.36	0.40
2:AB:189:ASP:O	2:AB:190:THR:C	2.59	0.40
2:AB:19:HIS:CD2	2:AB:206:ASP:OD2	2.74	0.40
3:AC:4:LYS:O	3:AC:5:ILE:C	2.60	0.40
5:AE:101:ILE:N	5:AE:101:ILE:HD13	2.22	0.40
9:AI:87:GLN:C	9:AI:89:ASN:H	2.25	0.40
11:AK:112:THR:HG22	11:AK:113:PRO:O	2.21	0.40
1:AA:528:C:H41	12:AL:46:ASN:CG	2.24	0.40
16:AP:8:ARG:O	16:AP:9:PHE:CD2	2.61	0.40
18:AR:29:PHE:C	18:AR:29:PHE:CD2	2.92	0.40
23:AW:25:A:H3'	23:AW:26:C:C6	2.56	0.40
49:B0:20:ARG:CG	49:B0:20:ARG:NH1	2.81	0.40
52:B3:5:LYS:HG3	52:B3:36:VAL:CG1	2.44	0.40
52:B3:8:LEU:HD23	52:B3:53:LEU:O	2.21	0.40
53:B4:40:ILE:HA	53:B4:57:ILE:HB	2.04	0.40
53:B4:60:GLU:O	53:B4:61:VAL:CB	2.70	0.40

Continued on next page...

Continued from previous page...

Atom-1	Atom-2	Interatomic distance (Å)	Clash overlap (Å)
54:B5:35:GLU:O	54:B5:36:CYS:SG	2.79	0.40
57:B8:7:HIS:CG	57:B8:59:LYS:NZ	2.89	0.40
27:BA:1109:C:C5	27:BA:1110:G:C5	3.09	0.40
27:BA:1047:G:N3	27:BA:1111:A:N6	2.69	0.40
27:BA:1771:C:C1'	27:BA:1786:A:H8	2.35	0.40
27:BA:2175:C:H1'	29:BC:215:THR:CA	2.50	0.40
27:BA:262:A:H2'	27:BA:263:C:O4'	2.22	0.40
27:BA:2894:G:H2'	27:BA:2894:G:N3	2.35	0.40
27:BA:772:C:O2'	27:BA:773:U:H5'	2.22	0.40
28:BB:106:G:O2'	28:BB:107:G:C5'	2.70	0.40
28:BB:40:U:N3	28:BB:43:C:H5''	2.36	0.40
28:BB:95:C:H2'	28:BB:96:U:C6	2.56	0.40
30:BD:25:THR:CG2	30:BD:26:LYS:H	2.26	0.40
33:BG:114:ILE:HG12	33:BG:140:ILE:HD13	2.02	0.40
33:BG:17:PRO:HG2	33:BG:18:GLU:H	1.85	0.40
34:BH:8:PRO:HG3	34:BH:69:ARG:NE	2.36	0.40
35:BI:10:GLU:HG2	35:BI:11:ASN:H	1.86	0.40
41:BS:17:ARG:CA	41:BS:20:ARG:NH1	2.70	0.40
42:BT:13:ARG:HD3	42:BT:13:ARG:HA	1.68	0.40
43:BU:36:ARG:O	43:BU:39:LEU:HB2	2.20	0.40
44:BV:18:LEU:HD22	44:BV:19:LYS:H	1.77	0.40
44:BV:39:LEU:HA	44:BV:47:VAL:HG11	1.99	0.40
44:BV:99:ILE:O	44:BV:99:ILE:HG12	2.21	0.40
46:BX:14:SER:O	46:BX:17:ALA:HB3	2.22	0.40
48:BZ:138:VAL:HG11	48:BZ:154:LEU:HD23	2.02	0.40
1:CA:1002:G:H3'	1:CA:1003:G:C8	2.56	0.40
1:CA:99:U:O2	1:CA:100:C:C4	2.74	0.40
1:CA:1116:C:C2'	1:CA:1117:G:C5'	2.81	0.40
1:CA:1120:G:O2'	1:CA:1121:U:H5'	2.21	0.40
1:CA:1404:C:H2'	1:CA:1405:G:C8	2.56	0.40
1:CA:1416:G:C6	1:CA:1417:G:C5	3.10	0.40
1:CA:1463:C:H2'	1:CA:1464:G:C8	2.56	0.40
1:CA:344:A:H4'	1:CA:345:C:OP2	2.20	0.40
1:CA:422:C:H1'	1:CA:423:G:N2	2.37	0.40
1:CA:632:A:C2	1:CA:633:G:H1'	2.57	0.40
1:CA:658:G:H2'	1:CA:659:U:H6	1.87	0.40
1:CA:797:C:H2'	1:CA:798:G:H8	1.86	0.40
1:CA:1104:G:H4'	2:CB:111:ARG:NH1	2.36	0.40
2:CB:19:HIS:ND1	2:CB:20:GLU:CG	2.76	0.40
4:CD:112:VAL:H	4:CD:161:ASN:ND2	2.20	0.40
4:CD:109:GLY:HA3	4:CD:165:MET:CE	2.52	0.40

Continued on next page...

Continued from previous page...

Atom-1	Atom-2	Interatomic distance (Å)	Clash overlap (Å)
7:CG:32:ARG:NH1	7:CG:32:ARG:HG2	2.35	0.40
8:CH:21:LYS:O	8:CH:22:GLU:C	2.60	0.40
9:CI:66:ARG:HH11	9:CI:66:ARG:HB3	1.86	0.40
10:CJ:22:LYS:C	10:CJ:24:VAL:N	2.74	0.40
10:CJ:51:ARG:HH21	10:CJ:61:GLU:HG3	1.87	0.40
11:CK:125:PHE:H	11:CK:125:PHE:HD1	1.69	0.40
16:CP:58:TYR:C	16:CP:58:TYR:CD1	2.94	0.40
17:CQ:3:LYS:O	17:CQ:4:LYS:C	2.59	0.40
20:CT:26:ASN:HB2	20:CT:71:THR:CG2	2.46	0.40
20:CT:53:LEU:O	20:CT:54:LYS:C	2.59	0.40
59:CX:57:A:O2'	59:CX:58:A:H5'	2.21	0.40
50:D1:73:LEU:HD13	50:D1:94:LEU:HB3	2.04	0.40
51:D2:10:LEU:O	51:D2:11:GLU:C	2.60	0.40
51:D2:32:LEU:HA	51:D2:32:LEU:HD23	1.86	0.40
57:D8:16:ILE:O	57:D8:16:ILE:HG23	2.22	0.40
57:D8:33:ASN:N	57:D8:36:LYS:HD3	2.36	0.40
27:DA:1400:G:H2'	27:DA:1401:G:H8	1.83	0.40
27:DA:1891:G:C6	27:DA:1892:C:C4	3.10	0.40
27:DA:2019:A:H5''	43:DU:27:LEU:HD12	2.02	0.40
27:DA:2306:C:H5'	27:DA:2307:G:O5'	2.22	0.40
27:DA:2336:A:H61	49:D0:43:THR:HG21	1.85	0.40
27:DA:2369:A:H2'	27:DA:2370:G:H8	1.86	0.40
27:DA:2387:U:H6	27:DA:2387:U:H5''	1.85	0.40
27:DA:271(J):C:H2'	27:DA:271(J):C:O2	2.21	0.40
27:DA:552:G:H1'	27:DA:1220:A:N1	2.36	0.40
27:DA:695:G:C2	27:DA:768:G:C5	3.10	0.40
27:DA:887:A:H4'	27:DA:888:C:H5	1.87	0.40
27:DA:932:G:H3'	27:DA:932:G:OP1	2.21	0.40
28:DB:75:G:N2	48:DZ:86:ASP:CG	2.75	0.40
28:DB:76:G:O4'	48:DZ:84:HIS:HD2	2.05	0.40
29:DC:44:HIS:HA	29:DC:175:VAL:HA	2.02	0.40
30:DD:106:ILE:HG22	30:DD:106:ILE:H	1.58	0.40
31:DE:65:GLY:C	31:DE:67:PHE:H	2.25	0.40
27:DA:601:C:H4'	32:DF:104:LYS:NZ	2.36	0.40
32:DF:123:LEU:CD1	32:DF:124:LEU:N	2.77	0.40
33:DG:101:ILE:HD11	33:DG:105:LYS:HE3	2.03	0.40
33:DG:52:ILE:O	33:DG:54:GLU:N	2.54	0.40
33:DG:69:ALA:O	33:DG:90:LEU:HD23	2.21	0.40
34:DH:152:ARG:O	34:DH:153:LYS:C	2.60	0.40
34:DH:46:GLU:HB2	34:DH:51:ARG:HH21	1.86	0.40
37:DO:121:VAL:O	37:DO:122:LEU:HD23	2.22	0.40

Continued on next page...

Continued from previous page...

Atom-1	Atom-2	Interatomic distance (Å)	Clash overlap (Å)
27:DA:637:A:OP2	38:DP:115:LEU:HB2	2.22	0.40
38:DP:18:ARG:HH11	38:DP:18:ARG:HA	1.84	0.40
39:DQ:24:GLY:O	39:DQ:102:VAL:HG23	2.20	0.40
39:DQ:34:LEU:CD1	39:DQ:129:THR:HB	2.50	0.40
41:DS:85:VAL:HG22	41:DS:106:ARG:HB2	2.03	0.40
41:DS:28:VAL:HB	41:DS:89:ARG:CG	2.46	0.40
42:DT:13:ARG:CA	42:DT:13:ARG:NE	2.78	0.40
43:DU:68:ALA:HA	43:DU:71:GLN:HG3	2.04	0.40
27:DA:571:A:O2'	44:DV:78:LYS:HE2	2.21	0.40
47:DY:42:VAL:HG23	47:DY:65:ALA:HB3	2.03	0.40
47:DY:36:ALA:CA	47:DY:69:ALA:HB2	2.48	0.40
48:DZ:55:VAL:CG1	48:DZ:56:ILE:N	2.84	0.40
1:AA:1009:G:C2'	1:AA:1010:G:H5'	2.52	0.40
1:AA:1053:G:C3'	1:AA:1054:C:C5'	2.98	0.40
1:AA:1251:A:O5'	1:AA:1251:A:H8	2.05	0.40
1:AA:1489:G:O2'	1:AA:1490:C:H5'	2.22	0.40
1:AA:164:U:H2'	1:AA:165:C:H6	1.86	0.40
1:AA:523:A:H61	12:AL:89:ASP:CB	2.30	0.40
1:AA:770:C:C1'	1:AA:900:A:C2	3.05	0.40
4:AD:49:ARG:CB	4:AD:49:ARG:HH11	2.33	0.40
4:AD:83:SER:HA	4:AD:89:THR:HG23	2.02	0.40
5:AE:6:PHE:CD2	5:AE:36:ASP:HB3	2.57	0.40
5:AE:60:TYR:CZ	5:AE:64:ARG:NH2	2.90	0.40
7:AG:56:GLN:HB3	7:AG:61:VAL:CG2	2.45	0.40
12:AL:37:VAL:HG11	12:AL:74:LEU:O	2.21	0.40
16:AP:31:LYS:CG	16:AP:32:TYR:N	2.83	0.40
17:AQ:51:TYR:OH	17:AQ:75:ARG:HA	2.21	0.40
18:AR:76:LEU:N	18:AR:76:LEU:CD2	2.84	0.40
49:B0:55:ARG:HB3	49:B0:55:ARG:HE	1.34	0.40
50:B1:26:ARG:HG3	50:B1:26:ARG:NH1	2.35	0.40
51:B2:50:ILE:CG2	51:B2:51:ARG:H	2.34	0.40
55:B6:18:ARG:CG	55:B6:19:ARG:H	2.31	0.40
57:B8:32:LEU:N	57:B8:32:LEU:CD2	2.83	0.40
27:BA:2360:A:OP1	57:B8:49:VAL:HA	2.22	0.40
27:BA:1133:U:H2'	27:BA:1137:G:OP1	2.22	0.40
27:BA:1497:U:C4'	27:BA:1497:U:OP1	2.70	0.40
27:BA:15:G:N1	27:BA:16:G:C5	2.89	0.40
27:BA:193:U:O2	27:BA:193:U:H2'	2.20	0.40
27:BA:2023:G:H4'	27:BA:2617:C:O3'	2.20	0.40
27:BA:2397:G:H2'	27:BA:2398:U:O4'	2.21	0.40
27:BA:2745:C:O2'	34:BH:139:GLN:O	2.40	0.40

Continued on next page...

Continued from previous page...

Atom-1	Atom-2	Interatomic distance (Å)	Clash overlap (Å)
27:BA:2006:C:O2'	27:BA:2823:A:N3	2.50	0.40
27:BA:2839:G:C2	27:BA:2840:C:C2	3.10	0.40
27:BA:30:G:C5	27:BA:31:C:C4	3.09	0.40
27:BA:311:A:C6	27:BA:328:U:C4	3.10	0.40
27:BA:363(D):G:H3'	27:BA:363(E):U:H6	1.86	0.40
27:BA:455:C:H3'	27:BA:456:C:H5''	2.04	0.40
27:BA:674:G:H1'	32:BF:74:ARG:HD2	2.01	0.40
27:BA:711:G:H2'	27:BA:712:G:H8	1.86	0.40
27:BA:724:U:C2'	27:BA:725:G:H5'	2.52	0.40
27:BA:740:U:H5'	27:BA:740:U:C6	2.32	0.40
27:BA:931:G:C3'	27:BA:931:G:C8	3.04	0.40
27:BA:986:C:O2'	27:BA:987:G:H5'	2.21	0.40
28:BB:38:C:O2	28:BB:48:A:H1'	2.22	0.40
28:BB:93:G:H8	28:BB:93:G:O5'	2.03	0.40
27:BA:1972:A:OP1	30:BD:239:ARG:NH2	2.55	0.40
30:BD:74:GLY:O	30:BD:76:PRO:HD3	2.22	0.40
31:BE:54:GLN:O	31:BE:55:ASN:HB2	2.21	0.40
31:BE:56:PRO:O	31:BE:57:LYS:C	2.59	0.40
32:BF:123:LEU:CD1	32:BF:124:LEU:N	2.83	0.40
34:BH:91:GLY:HA3	34:BH:160:LYS:HB3	2.00	0.40
34:BH:30:LYS:HZ2	34:BH:81:GLU:CA	2.34	0.40
34:BH:48:GLY:C	34:BH:49:VAL:HG13	2.42	0.40
34:BH:75:ALA:O	34:BH:78:GLY:N	2.55	0.40
35:BI:131:LYS:CD	35:BI:132:PRO:HD2	2.51	0.40
37:BO:115:VAL:CG1	37:BO:121:VAL:HG21	2.52	0.40
38:BP:62:LEU:HG	57:B8:25:MET:HB2	2.04	0.40
39:BQ:17:LEU:HD23	39:BQ:17:LEU:N	2.37	0.40
41:BS:20:ARG:C	41:BS:21:THR:OG1	2.59	0.40
41:BS:68:GLN:HG2	41:BS:71:ARG:NH1	2.37	0.40
42:BT:27:THR:CG2	42:BT:28:VAL:N	2.57	0.40
45:BW:13:SER:HB3	45:BW:16:LYS:HZ1	1.85	0.40
47:BY:31:LEU:HB2	47:BY:32:PRO:HA	2.03	0.40
47:BY:43:ASN:O	47:BY:44:ILE:O	2.40	0.40
48:BZ:17:LEU:HA	48:BZ:17:LEU:HD12	1.95	0.40
1:CA:1068:G:OP2	1:CA:1094:G:H5'	2.21	0.40
1:CA:1103:C:H2'	1:CA:1104:G:O5'	2.20	0.40
1:CA:1133:G:H2'	1:CA:1134:G:C8	2.57	0.40
1:CA:1164:G:C6	1:CA:1173:G:N1	2.89	0.40
1:CA:1518:A:O5'	1:CA:1518:A:H8	2.04	0.40
1:CA:394:G:H2'	1:CA:395:C:H6	1.86	0.40
1:CA:570:G:C4	1:CA:571:U:C5	3.09	0.40

Continued on next page...

Continued from previous page...

Atom-1	Atom-2	Interatomic distance (Å)	Clash overlap (Å)
2:CB:80:ILE:HD11	2:CB:211:ILE:O	2.22	0.40
3:CC:11:ARG:HH21	3:CC:180:ALA:HB2	1.86	0.40
3:CC:120:VAL:O	3:CC:123:GLN:N	2.54	0.40
3:CC:164:ARG:NH1	3:CC:164:ARG:HB3	2.36	0.40
3:CC:138:VAL:CG1	3:CC:170:GLN:HE21	2.34	0.40
3:CC:53:ALA:O	3:CC:54:ARG:CB	2.61	0.40
7:CG:115:ARG:O	7:CG:117:ALA:N	2.54	0.40
8:CH:113:SER:O	8:CH:131:GLY:HA3	2.21	0.40
13:CM:81:LEU:HA	13:CM:81:LEU:HD23	1.88	0.40
19:CS:36:ARG:NH1	19:CS:36:ARG:CB	2.84	0.40
19:CS:66:MET:H	19:CS:66:MET:HG2	1.73	0.40
25:CY:17:G:N2	25:CY:56:G:N7	2.70	0.40
25:CY:27:C:H2'	25:CY:28:G:C8	2.38	0.40
27:DA:2330:G:HO2'	49:D0:41:ARG:HB2	1.85	0.40
49:D0:53:MET:HA	49:D0:59:LEU:HA	2.04	0.40
51:D2:21:LEU:O	51:D2:22:GLU:C	2.58	0.40
51:D2:48:HIS:O	51:D2:49:LYS:C	2.59	0.40
54:D5:40:LYS:NZ	54:D5:46:CYS:HB2	2.36	0.40
54:D5:56:LYS:HE3	54:D5:59:GLU:HG2	2.03	0.40
57:D8:60:LEU:C	57:D8:63:PRO:HG2	2.42	0.40
27:DA:242:G:C5'	57:D8:62:LEU:HB3	2.51	0.40
27:DA:1153:C:H2'	27:DA:1154:G:O4'	2.22	0.40
27:DA:1348:G:C6	27:DA:1349:A:N1	2.90	0.40
27:DA:1368:G:C2	27:DA:1369:G:C8	3.10	0.40
27:DA:2197:U:H3	27:DA:2225:A:H62	1.69	0.40
27:DA:2881:C:N3	27:DA:2882:A:N7	2.70	0.40
27:DA:338:G:O2'	27:DA:339:U:H5'	2.20	0.40
27:DA:443:A:N7	32:DF:45:ARG:HD2	2.37	0.40
27:DA:478:A:C6	27:DA:480:A:C6	3.09	0.40
27:DA:599:G:N2	27:DA:659:C:C2	2.90	0.40
30:DD:119:ALA:HA	30:DD:130:ALA:O	2.22	0.40
30:DD:183:ARG:CG	30:DD:183:ARG:NH1	2.77	0.40
27:DA:727:A:C2	30:DD:9:TYR:CD2	3.09	0.40
32:DF:165:ARG:HG3	32:DF:165:ARG:NH1	2.36	0.40
33:DG:98:ARG:C	33:DG:101:ILE:HG22	2.42	0.40
33:DG:126:ASP:HA	33:DG:166:ASP:OD1	2.20	0.40
34:DH:97:ARG:HB3	34:DH:98:LEU:H	1.49	0.40
35:DI:2:LYS:CA	35:DI:20:ASP:HB2	2.49	0.40
38:DP:146:VAL:CG2	38:DP:147:LEU:N	2.82	0.40
38:DP:58:THR:O	38:DP:60:MET:N	2.48	0.40
39:DQ:55:VAL:O	39:DQ:55:VAL:HG13	2.21	0.40

Continued on next page...

Continued from previous page...

Atom-1	Atom-2	Interatomic distance (Å)	Clash overlap (Å)
41:DS:14:VAL:HG12	41:DS:15:ARG:H	1.87	0.40
42:DT:90:GLN:HG2	42:DT:120:ARG:CZ	2.52	0.40
42:DT:126:ALA:C	42:DT:128:GLU:N	2.73	0.40
43:DU:66:ASN:C	43:DU:68:ALA:H	2.24	0.40
44:DV:24:LYS:HD3	44:DV:24:LYS:C	2.41	0.40
44:DV:65:GLY:O	44:DV:90:PRO:HA	2.22	0.40
47:DY:17:SER:HB2	47:DY:71:LYS:HZ1	1.86	0.40
48:DZ:107:PRO:C	48:DZ:109:GLY:N	2.74	0.40
48:DZ:23:LEU:HD21	48:DZ:85:VAL:CG2	2.51	0.40
48:DZ:22:LYS:HA	48:DZ:39:ASP:HA	2.02	0.40
1:AA:1313:U:OP1	19:AS:6:LYS:CG	2.65	0.40
1:AA:154:C:C2	1:AA:168:G:N2	2.90	0.40
1:AA:184:G:H2'	1:AA:185:A:H8	1.87	0.40
3:AC:22:TRP:CZ3	3:AC:32:LEU:HB2	2.56	0.40
4:AD:104:VAL:C	4:AD:106:TYR:H	2.25	0.40
4:AD:19:LEU:HD13	4:AD:19:LEU:HA	1.83	0.40
4:AD:200:GLU:O	4:AD:203:VAL:HB	2.21	0.40
6:AF:61:LEU:HB3	6:AF:62:TRP:H	1.53	0.40
8:AH:79:VAL:C	8:AH:80:ILE:HG13	2.40	0.40
8:AH:96:GLY:C	8:AH:98:LYS:N	2.75	0.40
9:AI:111:ARG:O	9:AI:113:LYS:HD2	2.21	0.40
1:AA:363:A:OP1	12:AL:30:ARG:HA	2.21	0.40
15:AO:6:GLU:OE2	15:AO:6:GLU:N	2.54	0.40
16:AP:66:PRO:HG2	16:AP:71:ARG:HB3	2.03	0.40
16:AP:66:PRO:O	16:AP:67:THR:O	2.39	0.40
18:AR:47:THR:HB	18:AR:49:LYS:HG3	2.03	0.40
18:AR:63:GLN:O	18:AR:66:LEU:HB3	2.22	0.40
21:AU:17:THR:O	21:AU:22:ARG:NH1	2.46	0.40
23:AW:49:G:O2'	23:AW:50:A:H5'	2.22	0.40
25:AY:68:C:C2'	25:AY:69:C:H5''	2.52	0.40
49:B0:46:LYS:O	49:B0:47:PRO:O	2.40	0.40
50:B1:57:GLU:O	50:B1:58:ILE:HG23	2.22	0.40
56:B7:43:THR:HG23	56:B7:43:THR:O	2.21	0.40
27:BA:1277:G:O2'	27:BA:1278:A:H5'	2.21	0.40
27:BA:1620:G:O2'	27:BA:1621:U:H5'	2.20	0.40
27:BA:1786:A:H1'	27:BA:1938:A:N6	2.37	0.40
27:BA:1998:G:H4'	27:BA:2724:C:H4'	2.04	0.40
27:BA:2018:G:C6	27:BA:2019:A:C6	3.09	0.40
27:BA:2126:A:O2'	27:BA:2127:G:P	2.79	0.40
27:BA:2206:G:N3	27:BA:2207:G:H5'	2.36	0.40
27:BA:2334:G:H4'	27:BA:2335:A:OP2	2.21	0.40

Continued on next page...

Continued from previous page...

Atom-1	Atom-2	Interatomic distance (Å)	Clash overlap (Å)
27:BA:2258:C:O2'	27:BA:2426:A:H4'	2.20	0.40
27:BA:2681:C:C6	27:BA:2724:C:N4	2.89	0.40
27:BA:2749:A:H4'	34:BH:62:LYS:HB3	2.02	0.40
27:BA:357:A:C2	27:BA:358:U:C2	3.09	0.40
27:BA:580:C:H2'	27:BA:581:C:H6	1.86	0.40
28:BB:50:G:H2'	28:BB:51:G:O4'	2.21	0.40
29:BC:189:ILE:C	29:BC:191:ALA:H	2.24	0.40
27:BA:773:U:H4'	30:BD:47:GLY:CA	2.51	0.40
32:BF:31:HIS:O	32:BF:34:TRP:N	2.54	0.40
33:BG:13:GLU:O	33:BG:14:GLU:CB	2.60	0.40
35:BI:2:LYS:H	35:BI:2:LYS:HD2	1.86	0.40
36:BN:3:THR:HB	36:BN:5:VAL:HG12	2.04	0.40
36:BN:66:LYS:C	36:BN:68:GLU:N	2.72	0.40
40:BR:17:ARG:CG	40:BR:17:ARG:HH11	2.33	0.40
40:BR:57:ARG:O	40:BR:59:ASP:N	2.55	0.40
40:BR:81:ASP:N	40:BR:81:ASP:OD2	2.54	0.40
41:BS:106:ARG:O	41:BS:106:ARG:CG	2.70	0.40
42:BT:22:PHE:CD2	42:BT:22:PHE:N	2.88	0.40
47:BY:81:LYS:CD	47:BY:97:ARG:HB3	2.47	0.40
48:BZ:29:ASN:HA	48:BZ:88:PHE:CE2	2.56	0.40
48:BZ:75:LEU:HD12	48:BZ:82:PRO:HA	2.03	0.40
1:CA:197:A:H4'	1:CA:198:G:O5'	2.20	0.40
1:CA:353:A:H5'	1:CA:353:A:C8	2.50	0.40
1:CA:544:G:H2'	1:CA:545:C:H6	1.86	0.40
1:CA:943:U:H6	1:CA:943:U:O5'	2.04	0.40
4:CD:142:PRO:HA	4:CD:185:PHE:HD2	1.87	0.40
4:CD:91:SER:O	4:CD:94:LEU:HB2	2.21	0.40
5:CE:101:ILE:CD1	5:CE:118:ILE:O	2.69	0.40
6:CF:91:VAL:HG12	6:CF:92:LYS:N	2.36	0.40
7:CG:62:PHE:C	7:CG:64:GLN:N	2.74	0.40
8:CH:32:LYS:O	8:CH:33:GLU:C	2.58	0.40
12:CL:4:ILE:O	12:CL:7:LEU:HB2	2.21	0.40
14:CN:18:VAL:C	14:CN:20:ALA:H	2.25	0.40
15:CO:39:LEU:HD13	15:CO:39:LEU:C	2.42	0.40
1:CA:310:G:OP1	16:CP:27:LYS:HD3	2.22	0.40
16:CP:32:TYR:CE2	16:CP:35:LYS:HB2	2.48	0.40
19:CS:62:ILE:O	19:CS:62:ILE:HG23	2.20	0.40
20:CT:32:ALA:O	20:CT:33:ILE:C	2.59	0.40
20:CT:70:SER:O	20:CT:71:THR:O	2.40	0.40
59:CX:61:C:O2	59:CX:62:C:C6	2.75	0.40
25:CY:21:A:N6	25:CY:22:G:C2	2.90	0.40

Continued on next page...

Continued from previous page...

Atom-1	Atom-2	Interatomic distance (Å)	Clash overlap (Å)
51:D2:29:LYS:HB3	51:D2:29:LYS:HE3	1.96	0.40
51:D2:69:ARG:O	51:D2:70:GLN:CG	2.67	0.40
57:D8:63:PRO:O	57:D8:64:TYR:C	2.60	0.40
27:DA:1404:C:C2'	27:DA:1405:U:H5'	2.51	0.40
27:DA:1484:G:C3'	27:DA:1485:G:C5'	2.90	0.40
27:DA:1494:A:N3	27:DA:1494:A:H5'	2.36	0.40
27:DA:1556:C:H2'	27:DA:1557:C:C6	2.56	0.40
27:DA:1877:A:N7	27:DA:1878:G:H1'	2.36	0.40
27:DA:2145:C:C4'	27:DA:2146:C:OP2	2.69	0.40
27:DA:2250:G:C6	39:DQ:83:MET:HB3	2.57	0.40
27:DA:2256:G:H2'	27:DA:2257:U:C6	2.56	0.40
27:DA:2419:U:O4	57:D8:30:ARG:NH2	2.54	0.40
27:DA:241:A:N1	27:DA:255:A:H5''	2.36	0.40
27:DA:2435:A:C6	27:DA:2436:G:N7	2.90	0.40
27:DA:2494:G:O2'	39:DQ:80:GLU:HA	2.22	0.40
27:DA:2478:A:O4'	27:DA:2528:U:H4'	2.21	0.40
27:DA:2716:U:O2'	27:DA:2717:G:H5'	2.22	0.40
27:DA:2807:G:C2'	27:DA:2808:U:H5''	2.51	0.40
27:DA:2894:G:N3	27:DA:2894:G:H2'	2.37	0.40
27:DA:332:A:O2'	27:DA:333:G:C5'	2.69	0.40
27:DA:443:A:C5	32:DF:45:ARG:HD2	2.57	0.40
27:DA:559:G:C2'	27:DA:560:C:H5'	2.52	0.40
27:DA:777:A:C2	27:DA:778:G:C4	3.10	0.40
28:DB:105:A:H2'	28:DB:106:G:C1'	2.52	0.40
30:DD:173:VAL:O	30:DD:173:VAL:HG13	2.21	0.40
32:DF:199:TRP:O	32:DF:203:GLN:HB2	2.22	0.40
32:DF:20:LEU:HB3	32:DF:23:ASP:OD2	2.22	0.40
32:DF:84:VAL:O	32:DF:84:VAL:HG12	2.21	0.40
33:DG:140:ILE:O	33:DG:140:ILE:HG22	2.22	0.40
35:DI:136:VAL:HG22	35:DI:136:VAL:O	2.21	0.40
36:DN:103:VAL:O	36:DN:104:LYS:C	2.59	0.40
36:DN:55:VAL:CG1	36:DN:126:PRO:HB3	2.51	0.40
36:DN:27:ALA:HA	36:DN:30:ILE:HD12	2.04	0.40
36:DN:65:LYS:C	36:DN:67:LEU:N	2.72	0.40
37:DO:61:VAL:HB	37:DO:111:PHE:HE1	1.87	0.40
38:DP:47:ASP:CB	38:DP:48:PRO:CA	2.99	0.40
39:DQ:26:TYR:N	39:DQ:102:VAL:HG21	2.36	0.40
40:DR:28:LEU:HD13	40:DR:28:LEU:C	2.41	0.40
41:DS:97:ARG:NH2	41:DS:98:VAL:CA	2.77	0.40
42:DT:98:LYS:HB3	42:DT:100:TYR:HE1	1.84	0.40
43:DU:31:SER:C	43:DU:33:ARG:N	2.74	0.40

Continued on next page...

Continued from previous page...

Atom-1	Atom-2	Interatomic distance (Å)	Clash overlap (Å)
44:DV:5:VAL:HG22	44:DV:6:LYS:N	2.37	0.40
48:DZ:149:LEU:CD2	48:DZ:170:ILE:HG13	2.50	0.40

There are no symmetry-related clashes.

5.3 Torsion angles

5.3.1 Protein backbone

In the following table, the Percentiles column shows the percent Ramachandran outliers of the chain as a percentile score with respect to all X-ray entries followed by that with respect to entries of similar resolution.

The Analysed column shows the number of residues for which the backbone conformation was analysed, and the total number of residues.

Mol	Chain	Analysed	Favoured	Allowed	Outliers	Percentiles	
2	AB	233/256 (91%)	147 (63%)	57 (24%)	29 (12%)	0	4
2	CB	233/256 (91%)	144 (62%)	56 (24%)	33 (14%)	0	3
3	AC	205/239 (86%)	122 (60%)	53 (26%)	30 (15%)	0	2
3	CC	202/239 (84%)	116 (57%)	48 (24%)	38 (19%)	0	1
4	AD	206/209 (99%)	138 (67%)	39 (19%)	29 (14%)	0	3
4	CD	206/209 (99%)	141 (68%)	39 (19%)	26 (13%)	0	4
5	AE	149/162 (92%)	98 (66%)	34 (23%)	17 (11%)	0	5
5	CE	149/162 (92%)	107 (72%)	27 (18%)	15 (10%)	0	6
6	AF	99/101 (98%)	74 (75%)	16 (16%)	9 (9%)	1	7
6	CF	99/101 (98%)	71 (72%)	21 (21%)	7 (7%)	1	11
7	AG	153/156 (98%)	108 (71%)	28 (18%)	17 (11%)	0	5
7	CG	150/156 (96%)	93 (62%)	39 (26%)	18 (12%)	0	4
8	AH	136/138 (99%)	87 (64%)	37 (27%)	12 (9%)	1	7
8	CH	136/138 (99%)	92 (68%)	37 (27%)	7 (5%)	2	17
9	AI	125/128 (98%)	86 (69%)	26 (21%)	13 (10%)	0	6
9	CI	125/128 (98%)	72 (58%)	43 (34%)	10 (8%)	1	9
10	AJ	97/105 (92%)	59 (61%)	27 (28%)	11 (11%)	0	5
10	CJ	97/105 (92%)	52 (54%)	34 (35%)	11 (11%)	0	5

Continued on next page...

Continued from previous page...

Mol	Chain	Analysed	Favoured	Allowed	Outliers	Percentiles	
11	AK	114/129 (88%)	82 (72%)	26 (23%)	6 (5%)	2	16
11	CK	117/129 (91%)	81 (69%)	25 (21%)	11 (9%)	0	7
12	AL	123/132 (93%)	78 (63%)	29 (24%)	16 (13%)	0	3
12	CL	123/132 (93%)	82 (67%)	19 (15%)	22 (18%)	0	1
13	AM	120/126 (95%)	69 (58%)	28 (23%)	23 (19%)	0	1
13	CM	116/126 (92%)	66 (57%)	24 (21%)	26 (22%)	0	1
14	AN	58/61 (95%)	33 (57%)	17 (29%)	8 (14%)	0	3
14	CN	58/61 (95%)	40 (69%)	11 (19%)	7 (12%)	0	4
15	AO	86/89 (97%)	61 (71%)	16 (19%)	9 (10%)	0	5
15	CO	86/89 (97%)	62 (72%)	15 (17%)	9 (10%)	0	5
16	AP	82/88 (93%)	54 (66%)	19 (23%)	9 (11%)	0	5
16	CP	82/88 (93%)	56 (68%)	24 (29%)	2 (2%)	6	34
17	AQ	98/105 (93%)	76 (78%)	13 (13%)	9 (9%)	1	7
17	CQ	98/105 (93%)	64 (65%)	23 (24%)	11 (11%)	0	5
18	AR	68/88 (77%)	48 (71%)	14 (21%)	6 (9%)	1	7
18	CR	68/88 (77%)	50 (74%)	11 (16%)	7 (10%)	0	6
19	AS	77/93 (83%)	46 (60%)	13 (17%)	18 (23%)	0	1
19	CS	77/93 (83%)	49 (64%)	18 (23%)	10 (13%)	0	3
20	AT	97/106 (92%)	57 (59%)	25 (26%)	15 (16%)	0	2
20	CT	97/106 (92%)	64 (66%)	18 (19%)	15 (16%)	0	2
21	AU	23/27 (85%)	15 (65%)	7 (30%)	1 (4%)	2	21
21	CU	23/27 (85%)	19 (83%)	1 (4%)	3 (13%)	0	3
29	BC	183/229 (80%)	67 (37%)	66 (36%)	50 (27%)	0	0
29	DC	183/229 (80%)	62 (34%)	69 (38%)	52 (28%)	0	0
30	BD	270/276 (98%)	175 (65%)	54 (20%)	41 (15%)	0	2
30	DD	270/276 (98%)	180 (67%)	51 (19%)	39 (14%)	0	2
31	BE	203/206 (98%)	133 (66%)	38 (19%)	32 (16%)	0	2
31	DE	203/206 (98%)	115 (57%)	49 (24%)	39 (19%)	0	1
32	BF	204/210 (97%)	141 (69%)	40 (20%)	23 (11%)	0	5
32	DF	206/210 (98%)	126 (61%)	44 (21%)	36 (18%)	0	1
33	BG	179/182 (98%)	114 (64%)	31 (17%)	34 (19%)	0	1

Continued on next page...

Continued from previous page...

Mol	Chain	Analysed	Favoured	Allowed	Outliers	Percentiles	
33	DG	179/182 (98%)	98 (55%)	53 (30%)	28 (16%)	0	2
34	BH	159/180 (88%)	92 (58%)	31 (20%)	36 (23%)	0	1
34	DH	158/180 (88%)	96 (61%)	30 (19%)	32 (20%)	0	1
35	BI	144/148 (97%)	72 (50%)	37 (26%)	35 (24%)	0	0
35	DI	144/148 (97%)	73 (51%)	48 (33%)	23 (16%)	0	2
36	BN	137/140 (98%)	98 (72%)	23 (17%)	16 (12%)	0	4
36	DN	137/140 (98%)	83 (61%)	30 (22%)	24 (18%)	0	1
37	BO	120/122 (98%)	95 (79%)	19 (16%)	6 (5%)	2	18
37	DO	120/122 (98%)	84 (70%)	23 (19%)	13 (11%)	0	5
38	BP	144/150 (96%)	68 (47%)	33 (23%)	43 (30%)	0	0
38	DP	144/150 (96%)	69 (48%)	38 (26%)	37 (26%)	0	0
39	BQ	137/141 (97%)	99 (72%)	25 (18%)	13 (10%)	0	7
39	DQ	134/141 (95%)	86 (64%)	28 (21%)	20 (15%)	0	2
40	BR	115/118 (98%)	73 (64%)	24 (21%)	18 (16%)	0	2
40	DR	115/118 (98%)	69 (60%)	29 (25%)	17 (15%)	0	2
41	BS	97/112 (87%)	46 (47%)	25 (26%)	26 (27%)	0	0
41	DS	97/112 (87%)	44 (45%)	28 (29%)	25 (26%)	0	0
42	BT	136/146 (93%)	81 (60%)	25 (18%)	30 (22%)	0	1
42	DT	136/146 (93%)	71 (52%)	28 (21%)	37 (27%)	0	0
43	BU	115/118 (98%)	79 (69%)	27 (24%)	9 (8%)	1	9
43	DU	115/118 (98%)	63 (55%)	36 (31%)	16 (14%)	0	3
44	BV	99/101 (98%)	59 (60%)	18 (18%)	22 (22%)	0	1
44	DV	99/101 (98%)	56 (57%)	25 (25%)	18 (18%)	0	1
45	BW	111/113 (98%)	86 (78%)	20 (18%)	5 (4%)	2	20
45	DW	111/113 (98%)	74 (67%)	23 (21%)	14 (13%)	0	4
46	BX	91/96 (95%)	71 (78%)	19 (21%)	1 (1%)	14	50
46	DX	91/96 (95%)	63 (69%)	16 (18%)	12 (13%)	0	3
47	BY	84/110 (76%)	30 (36%)	25 (30%)	29 (34%)	0	0
47	DY	99/110 (90%)	36 (36%)	27 (27%)	36 (36%)	0	0
48	BZ	175/206 (85%)	94 (54%)	46 (26%)	35 (20%)	0	1
48	DZ	175/206 (85%)	85 (49%)	52 (30%)	38 (22%)	0	1

Continued on next page...

Continued from previous page...

Mol	Chain	Analysed	Favoured	Allowed	Outliers	Percentiles	
49	B0	82/85 (96%)	66 (80%)	11 (13%)	5 (6%)	1	13
49	D0	82/85 (96%)	64 (78%)	14 (17%)	4 (5%)	2	18
50	B1	92/98 (94%)	72 (78%)	13 (14%)	7 (8%)	1	9
50	D1	92/98 (94%)	70 (76%)	11 (12%)	11 (12%)	0	4
51	B2	69/72 (96%)	43 (62%)	13 (19%)	13 (19%)	0	1
51	D2	69/72 (96%)	41 (59%)	16 (23%)	12 (17%)	0	2
52	B3	58/60 (97%)	49 (84%)	4 (7%)	5 (9%)	1	8
52	D3	58/60 (97%)	46 (79%)	6 (10%)	6 (10%)	0	6
53	B4	45/71 (63%)	18 (40%)	10 (22%)	17 (38%)	0	0
53	D4	45/71 (63%)	19 (42%)	11 (24%)	15 (33%)	0	0
54	B5	57/60 (95%)	41 (72%)	8 (14%)	8 (14%)	0	3
54	D5	57/60 (95%)	42 (74%)	8 (14%)	7 (12%)	0	4
55	B6	46/54 (85%)	18 (39%)	9 (20%)	19 (41%)	0	0
55	D6	44/54 (82%)	15 (34%)	12 (27%)	17 (39%)	0	0
56	B7	47/49 (96%)	37 (79%)	7 (15%)	3 (6%)	1	13
56	D7	47/49 (96%)	40 (85%)	5 (11%)	2 (4%)	2	21
57	B8	62/65 (95%)	30 (48%)	19 (31%)	13 (21%)	0	1
57	D8	62/65 (95%)	33 (53%)	17 (27%)	12 (19%)	0	1
58	B9	34/37 (92%)	27 (79%)	5 (15%)	2 (6%)	1	14
58	D9	34/37 (92%)	24 (71%)	7 (21%)	3 (9%)	1	7
All	All	11692/12586 (93%)	7260 (62%)	2616 (22%)	1816 (16%)	0	2

All (1816) Ramachandran outliers are listed below:

Mol	Chain	Res	Type
2	AB	15	VAL
2	AB	24	TRP
2	AB	122	PHE
2	AB	128	GLU
2	AB	154	LEU
2	AB	161	ALA
2	AB	172	ILE
2	AB	195	ASP
2	AB	239	VAL
3	AC	3	ASN

Continued on next page...

Continued from previous page...

Mol	Chain	Res	Type
3	AC	5	ILE
3	AC	15	THR
3	AC	65	ALA
3	AC	107	GLN
3	AC	154	SER
3	AC	156	ARG
3	AC	207	VAL
4	AD	4	TYR
4	AD	17	VAL
4	AD	22	LYS
4	AD	29	PRO
4	AD	30	LYS
4	AD	40	PRO
4	AD	150	GLU
4	AD	153	ARG
4	AD	208	SER
5	AE	7	GLU
5	AE	16	THR
5	AE	71	LEU
5	AE	125	SER
6	AF	13	ASN
6	AF	62	TRP
6	AF	81	ILE
6	AF	82	ARG
7	AG	6	ARG
7	AG	7	ALA
7	AG	33	ASP
7	AG	58	PRO
7	AG	145	ALA
8	AH	26	VAL
8	AH	71	GLY
8	AH	91	ARG
8	AH	97	VAL
9	AI	41	VAL
9	AI	42	ARG
9	AI	95	LYS
9	AI	120	ARG
10	AJ	57	LYS
11	AK	57	THR
12	AL	15	VAL
12	AL	44	LYS
12	AL	113	SER

Continued on next page...

Continued from previous page...

Mol	Chain	Res	Type
12	AL	118	GLY
12	AL	120	LYS
13	AM	8	GLU
13	AM	28	ALA
13	AM	67	GLU
13	AM	69	GLU
13	AM	70	LEU
13	AM	83	ASP
13	AM	95	GLY
13	AM	99	ARG
13	AM	113	PRO
13	AM	116	THR
13	AM	117	VAL
15	AO	24	SER
16	AP	49	LEU
16	AP	67	THR
18	AR	20	ALA
18	AR	58	LEU
18	AR	87	ARG
19	AS	10	PHE
19	AS	25	LYS
19	AS	26	GLY
19	AS	28	LYS
19	AS	61	TYR
19	AS	62	ILE
19	AS	69	HIS
20	AT	48	LYS
20	AT	74	LYS
21	AU	25	LYS
29	BC	35	ALA
29	BC	54	SER
29	BC	61	THR
29	BC	67	GLY
29	BC	79	LYS
29	BC	126	LYS
29	BC	133	PRO
29	BC	140	PRO
29	BC	148	ASN
29	BC	151	GLU
29	BC	153	ILE
29	BC	156	ILE
29	BC	173	ALA

Continued on next page...

Continued from previous page...

Mol	Chain	Res	Type
29	BC	174	PRO
29	BC	179	SER
29	BC	182	PRO
29	BC	188	ASN
29	BC	220	PRO
29	BC	222	VAL
30	BD	24	ILE
30	BD	25	THR
30	BD	33	LEU
30	BD	34	VAL
30	BD	35	LYS
30	BD	46	GLN
30	BD	52	ARG
30	BD	106	ILE
30	BD	127	VAL
30	BD	245	PRO
30	BD	246	PRO
30	BD	271	ILE
30	BD	272	ALA
31	BE	38	THR
31	BE	53	PRO
31	BE	55	ASN
31	BE	59	VAL
31	BE	60	ASN
31	BE	64	LYS
31	BE	66	HIS
31	BE	68	ALA
31	BE	69	LYS
31	BE	76	ARG
31	BE	118	LYS
31	BE	132	HIS
31	BE	174	ASP
31	BE	187	ALA
31	BE	203	LYS
32	BF	14	PRO
32	BF	21	ALA
32	BF	25	PRO
32	BF	27	GLU
32	BF	89	VAL
32	BF	132	VAL
32	BF	134	GLY
32	BF	172	TRP

Continued on next page...

Continued from previous page...

Mol	Chain	Res	Type
33	BG	14	GLU
33	BG	25	TYR
33	BG	27	ASN
33	BG	45	GLU
33	BG	77	ILE
33	BG	78	SER
33	BG	79	ASN
33	BG	81	LYS
33	BG	82	LEU
33	BG	84	LYS
33	BG	86	MET
33	BG	87	PRO
33	BG	110	ALA
33	BG	115	ARG
33	BG	126	ASP
33	BG	145	THR
33	BG	147	ASP
34	BH	47	GLU
34	BH	53	GLU
34	BH	71	LEU
34	BH	84	SER
34	BH	92	ILE
34	BH	137	ASP
34	BH	138	LYS
34	BH	155	SER
34	BH	156	ALA
34	BH	158	HIS
34	BH	159	GLU
34	BH	165	ALA
35	BI	7	GLU
35	BI	8	PRO
35	BI	9	LEU
35	BI	14	ASP
35	BI	75	LEU
35	BI	86	THR
35	BI	92	VAL
35	BI	93	THR
35	BI	120	ILE
35	BI	132	PRO
35	BI	133	HIS
35	BI	135	GLU
35	BI	143	SER

Continued on next page...

Continued from previous page...

Mol	Chain	Res	Type
36	BN	4	TYR
36	BN	42	TRP
36	BN	58	ASP
37	BO	29	ASN
37	BO	48	PRO
38	BP	17	LYS
38	BP	19	VAL
38	BP	30	THR
38	BP	31	ALA
38	BP	35	HIS
38	BP	39	LYS
38	BP	40	SER
38	BP	46	LYS
38	BP	47	ASP
38	BP	48	PRO
38	BP	51	PHE
38	BP	52	GLU
38	BP	56	SER
38	BP	58	THR
38	BP	64	LYS
38	BP	98	GLU
38	BP	107	LYS
38	BP	108	LYS
38	BP	110	TYR
38	BP	146	VAL
39	BQ	19	GLY
39	BQ	60	ARG
39	BQ	135	ASP
40	BR	5	LYS
40	BR	8	ARG
40	BR	14	SER
40	BR	45	ARG
40	BR	58	GLY
40	BR	68	ARG
41	BS	15	ARG
41	BS	23	ARG
41	BS	55	ALA
41	BS	58	LEU
41	BS	59	LYS
41	BS	92	TYR
41	BS	96	GLY
41	BS	97	ARG

Continued on next page...

Continued from previous page...

Mol	Chain	Res	Type
41	BS	102	ALA
41	BS	103	GLU
41	BS	105	ALA
42	BT	2	ASN
42	BT	24	PRO
42	BT	26	ASP
42	BT	30	VAL
42	BT	32	TYR
42	BT	35	LYS
42	BT	36	GLU
42	BT	41	ARG
42	BT	58	ASN
42	BT	80	SER
42	BT	86	ILE
42	BT	107	ASP
42	BT	128	GLU
43	BU	9	VAL
43	BU	25	TRP
43	BU	26	GLY
43	BU	91	ASP
44	BV	2	PHE
44	BV	19	LYS
44	BV	28	GLU
44	BV	29	PRO
44	BV	50	PRO
44	BV	79	VAL
47	BY	7	VAL
47	BY	17	SER
47	BY	27	VAL
47	BY	42	VAL
47	BY	66	PRO
47	BY	67	LEU
47	BY	74	PRO
47	BY	75	ILE
47	BY	77	PRO
47	BY	78	ALA
47	BY	90	LEU
47	BY	99	CYS
47	BY	101	LYS
48	BZ	95	VAL
48	BZ	117	GLN
48	BZ	126	LYS

Continued on next page...

Continued from previous page...

Mol	Chain	Res	Type
48	BZ	127	VAL
48	BZ	137	GLU
48	BZ	145	ILE
48	BZ	149	LEU
48	BZ	151	ALA
49	B0	47	PRO
50	B1	52	ARG
51	B2	15	LYS
51	B2	43	GLN
51	B2	48	HIS
52	B3	2	PRO
53	B4	66	HIS
53	B4	75	VAL
53	B4	76	ASP
53	B4	80	ARG
53	B4	83	ARG
54	B5	4	HIS
54	B5	36	CYS
54	B5	38	ALA
54	B5	51	TYR
55	B6	17	LYS
55	B6	19	ARG
55	B6	20	ASN
55	B6	23	THR
55	B6	28	ARG
55	B6	33	LYS
55	B6	35	GLU
55	B6	41	PRO
55	B6	42	TRP
55	B6	49	HIS
57	B8	18	ALA
57	B8	31	HIS
57	B8	33	ASN
57	B8	34	TRP
57	B8	46	ARG
2	CB	8	LYS
2	CB	9	GLU
2	CB	10	LEU
2	CB	15	VAL
2	CB	20	GLU
2	CB	23	ARG
2	CB	122	PHE

Continued on next page...

Continued from previous page...

Mol	Chain	Res	Type
2	CB	128	GLU
2	CB	167	PRO
2	CB	195	ASP
2	CB	238	LEU
3	CC	4	LYS
3	CC	5	ILE
3	CC	15	THR
3	CC	52	LEU
3	CC	66	VAL
3	CC	83	ARG
3	CC	108	ASN
3	CC	127	ARG
3	CC	154	SER
3	CC	207	VAL
4	CD	3	ARG
4	CD	10	ARG
4	CD	29	PRO
4	CD	30	LYS
4	CD	88	VAL
4	CD	131	ARG
4	CD	208	SER
5	CE	21	ALA
5	CE	74	GLY
5	CE	108	ALA
6	CF	45	LEU
7	CG	4	ARG
7	CG	53	LYS
7	CG	123	GLU
7	CG	136	LYS
8	CH	105	ARG
8	CH	133	LEU
9	CI	21	PRO
9	CI	103	THR
10	CJ	45	ARG
10	CJ	57	LYS
10	CJ	78	ASN
10	CJ	88	LEU
11	CK	87	THR
11	CK	95	ILE
11	CK	99	GLN
11	CK	107	SER
12	CL	15	VAL

Continued on next page...

Continued from previous page...

Mol	Chain	Res	Type
12	CL	16	ARG
12	CL	23	ALA
12	CL	24	LEU
12	CL	43	LYS
12	CL	44	LYS
12	CL	45	PRO
12	CL	88	LYS
12	CL	89	ASP
13	CM	12	ASN
13	CM	42	ALA
13	CM	48	LEU
13	CM	67	GLU
13	CM	68	GLY
13	CM	70	LEU
13	CM	83	ASP
13	CM	104	ARG
13	CM	113	PRO
13	CM	117	VAL
14	CN	14	PRO
14	CN	16	PHE
15	CO	26	GLU
15	CO	47	LYS
17	CQ	12	SER
17	CQ	49	GLU
17	CQ	78	GLU
18	CR	37	VAL
18	CR	87	ARG
19	CS	10	PHE
19	CS	28	LYS
19	CS	61	TYR
19	CS	62	ILE
20	CT	28	ALA
20	CT	34	LYS
20	CT	48	LYS
20	CT	71	THR
20	CT	73	HIS
20	CT	74	LYS
29	DC	26	ALA
29	DC	37	PHE
29	DC	58	VAL
29	DC	62	VAL
29	DC	63	SER

Continued on next page...

Continued from previous page...

Mol	Chain	Res	Type
29	DC	66	HIS
29	DC	125	SER
29	DC	153	ILE
29	DC	162	GLU
29	DC	170	ALA
29	DC	171	ILE
29	DC	173	ALA
29	DC	174	PRO
29	DC	178	ALA
29	DC	181	PRO
29	DC	182	PRO
29	DC	201	PRO
29	DC	222	VAL
30	DD	26	LYS
30	DD	34	VAL
30	DD	35	LYS
30	DD	57	GLY
30	DD	58	HIS
30	DD	68	LYS
30	DD	69	ARG
30	DD	126	GLN
30	DD	127	VAL
30	DD	216	GLY
30	DD	225	ALA
30	DD	239	ARG
30	DD	245	PRO
30	DD	246	PRO
30	DD	271	ILE
30	DD	272	ALA
31	DE	4	ILE
31	DE	33	VAL
31	DE	53	PRO
31	DE	54	GLN
31	DE	55	ASN
31	DE	56	PRO
31	DE	59	VAL
31	DE	60	ASN
31	DE	64	LYS
31	DE	68	ALA
31	DE	75	VAL
31	DE	77	ILE
31	DE	145	LYS

Continued on next page...

Continued from previous page...

Mol	Chain	Res	Type
31	DE	174	ASP
32	DF	4	VAL
32	DF	14	PRO
32	DF	21	ALA
32	DF	25	PRO
32	DF	26	ALA
32	DF	28	ILE
32	DF	48	THR
32	DF	58	ALA
32	DF	84	VAL
32	DF	89	VAL
32	DF	126	VAL
32	DF	132	VAL
32	DF	168	ARG
32	DF	195	ASP
33	DG	14	GLU
33	DG	43	LEU
33	DG	46	ALA
33	DG	47	LYS
33	DG	53	LEU
33	DG	81	LYS
33	DG	82	LEU
33	DG	87	PRO
33	DG	96	ARG
33	DG	126	ASP
34	DH	21	PRO
34	DH	24	VAL
34	DH	54	ARG
34	DH	55	PRO
34	DH	83	TYR
34	DH	92	ILE
34	DH	97	ARG
34	DH	98	LEU
34	DH	137	ASP
34	DH	156	ALA
34	DH	159	GLU
35	DI	77	LEU
35	DI	91	SER
35	DI	118	LYS
35	DI	130	TYR
35	DI	133	HIS
35	DI	143	SER

Continued on next page...

Continued from previous page...

Mol	Chain	Res	Type
35	DI	144	VAL
36	DN	4	TYR
36	DN	8	GLN
36	DN	17	ASP
36	DN	19	GLU
36	DN	42	TRP
36	DN	47	ALA
36	DN	57	ALA
36	DN	58	ASP
36	DN	66	LYS
36	DN	126	PRO
37	DO	112	MET
38	DP	9	ASN
38	DP	14	LYS
38	DP	17	LYS
38	DP	19	VAL
38	DP	49	ARG
38	DP	58	THR
38	DP	59	LEU
38	DP	102	ARG
38	DP	108	LYS
38	DP	110	TYR
38	DP	111	ARG
38	DP	146	VAL
39	DQ	13	GLN
39	DQ	20	ALA
39	DQ	23	GLY
39	DQ	27	VAL
39	DQ	79	LEU
39	DQ	83	MET
39	DQ	88	GLY
39	DQ	135	ASP
39	DQ	138	ASP
40	DR	3	HIS
40	DR	4	LEU
40	DR	9	LYS
40	DR	14	SER
40	DR	57	ARG
40	DR	82	GLU
41	DS	23	ARG
41	DS	58	LEU
41	DS	59	LYS

Continued on next page...

Continued from previous page...

Mol	Chain	Res	Type
41	DS	62	LYS
41	DS	83	LYS
41	DS	87	PHE
41	DS	88	ASP
41	DS	92	TYR
41	DS	97	ARG
41	DS	102	ALA
41	DS	103	GLU
41	DS	104	GLY
42	DT	12	SER
42	DT	17	THR
42	DT	24	PRO
42	DT	28	VAL
42	DT	29	ARG
42	DT	30	VAL
42	DT	35	LYS
42	DT	36	GLU
42	DT	40	THR
42	DT	41	ARG
42	DT	55	ASN
42	DT	58	ASN
42	DT	80	SER
42	DT	83	ILE
42	DT	88	ILE
42	DT	97	ALA
42	DT	107	ASP
42	DT	115	ARG
42	DT	137	LYS
43	DU	8	VAL
43	DU	9	VAL
43	DU	25	TRP
43	DU	45	TYR
43	DU	46	ALA
43	DU	90	VAL
44	DV	3	ALA
44	DV	29	PRO
44	DV	31	ALA
44	DV	46	VAL
45	DW	11	ARG
45	DW	12	ILE
45	DW	67	ASP
45	DW	110	LYS

Continued on next page...

Continued from previous page...

Mol	Chain	Res	Type
45	DW	111	HIS
46	DX	12	VAL
46	DX	19	ALA
47	DY	5	MET
47	DY	9	LYS
47	DY	27	VAL
47	DY	38	ILE
47	DY	44	ILE
47	DY	45	VAL
47	DY	46	LYS
47	DY	53	PRO
47	DY	56	PRO
47	DY	67	LEU
47	DY	77	PRO
47	DY	78	ALA
47	DY	79	CYS
47	DY	98	VAL
48	DZ	48	ARG
48	DZ	79	ARG
48	DZ	80	ARG
48	DZ	102	ARG
48	DZ	120	HIS
48	DZ	152	SER
48	DZ	168	GLU
49	D0	55	ARG
50	D1	53	VAL
50	D1	58	ILE
51	D2	14	ARG
51	D2	44	LEU
51	D2	68	ARG
51	D2	70	GLN
52	D3	2	PRO
52	D3	13	ILE
53	D4	52	SER
53	D4	54	LYS
53	D4	65	CYS
53	D4	66	HIS
53	D4	78	GLU
53	D4	80	ARG
53	D4	81	VAL
53	D4	82	GLU
53	D4	83	ARG

Continued on next page...

Continued from previous page...

Mol	Chain	Res	Type
53	D4	84	PHE
54	D5	4	HIS
54	D5	38	ALA
54	D5	57	VAL
55	D6	9	LEU
55	D6	15	GLU
55	D6	17	LYS
55	D6	18	ARG
55	D6	20	ASN
55	D6	28	ARG
55	D6	29	ASN
55	D6	31	PRO
55	D6	33	LYS
55	D6	34	LEU
55	D6	46	HIS
55	D6	52	VAL
57	D8	21	LYS
57	D8	33	ASN
57	D8	34	TRP
57	D8	58	ILE
57	D8	63	PRO
58	D9	33	LYS
2	AB	59	GLU
2	AB	65	GLY
2	AB	75	LYS
2	AB	84	GLU
2	AB	165	VAL
2	AB	194	PRO
2	AB	198	ASP
2	AB	234	PRO
3	AC	14	ILE
3	AC	18	TRP
3	AC	29	TYR
3	AC	45	LYS
3	AC	66	VAL
3	AC	140	ARG
3	AC	145	GLY
4	AD	3	ARG
4	AD	5	ILE
4	AD	31	CYS
4	AD	41	GLY
4	AD	44	GLY

Continued on next page...

Continued from previous page...

Mol	Chain	Res	Type
4	AD	92	VAL
4	AD	93	PHE
4	AD	171	GLY
4	AD	204	ILE
5	AE	27	ARG
5	AE	77	PRO
5	AE	103	GLY
5	AE	146	ALA
5	AE	153	LYS
6	AF	12	PRO
6	AF	96	PRO
7	AG	19	GLY
7	AG	35	LYS
7	AG	121	ALA
7	AG	131	LYS
7	AG	133	GLY
7	AG	153	HIS
8	AH	54	ASP
8	AH	68	ARG
8	AH	70	GLN
10	AJ	18	ALA
10	AJ	32	ALA
10	AJ	86	MET
11	AK	54	ARG
11	AK	109	VAL
12	AL	9	ARG
12	AL	20	LYS
12	AL	24	LEU
12	AL	25	LYS
13	AM	4	ILE
13	AM	6	GLY
13	AM	21	TYR
13	AM	27	LYS
13	AM	100	GLY
13	AM	106	ASN
14	AN	14	PRO
14	AN	16	PHE
14	AN	28	GLY
14	AN	29	ARG
15	AO	7	GLU
15	AO	21	ASP
15	AO	47	LYS

Continued on next page...

Continued from previous page...

Mol	Chain	Res	Type
16	AP	43	LYS
16	AP	59	TRP
16	AP	72	ARG
16	AP	76	GLN
17	AQ	33	GLY
17	AQ	34	LYS
17	AQ	64	PRO
17	AQ	68	ARG
19	AS	5	LEU
19	AS	9	VAL
19	AS	29	ARG
19	AS	80	TYR
20	AT	11	SER
20	AT	69	GLY
20	AT	72	LEU
20	AT	82	SER
20	AT	83	ARG
20	AT	99	LEU
20	AT	103	GLY
29	BC	66	HIS
29	BC	76	ALA
29	BC	77	ILE
29	BC	91	ALA
29	BC	125	SER
29	BC	152	ILE
29	BC	167	LYS
29	BC	214	VAL
30	BD	9	TYR
30	BD	122	ASP
30	BD	162	SER
30	BD	211	ARG
30	BD	234	GLY
30	BD	244	ARG
30	BD	267	SER
31	BE	29	GLY
31	BE	71	GLY
31	BE	77	ILE
31	BE	188	VAL
32	BF	68	LYS
32	BF	81	PRO
32	BF	122	LYS
32	BF	133	ASN

Continued on next page...

Continued from previous page...

Mol	Chain	Res	Type
32	BF	168	ARG
32	BF	169	ASN
33	BG	4	ASP
33	BG	28	VAL
33	BG	29	TRP
33	BG	47	LYS
33	BG	76	SER
33	BG	149	VAL
33	BG	172	LEU
34	BH	43	VAL
34	BH	55	PRO
34	BH	69	ARG
34	BH	82	GLY
34	BH	91	GLY
34	BH	154	PRO
35	BI	15	VAL
35	BI	49	ALA
35	BI	53	ALA
35	BI	89	TYR
35	BI	90	GLY
35	BI	101	LEU
35	BI	105	HIS
35	BI	144	VAL
35	BI	145	VAL
36	BN	46	VAL
36	BN	47	ALA
36	BN	64	GLY
37	BO	27	GLY
38	BP	10	PRO
38	BP	36	LYS
38	BP	57	THR
38	BP	65	ARG
38	BP	90	ARG
38	BP	149	GLU
39	BQ	27	VAL
39	BQ	30	GLY
39	BQ	49	ALA
39	BQ	61	GLY
39	BQ	63	LYS
39	BQ	71	ASP
40	BR	9	LYS
40	BR	67	LEU

Continued on next page...

Continued from previous page...

Mol	Chain	Res	Type
41	BS	14	VAL
41	BS	53	SER
41	BS	83	LYS
41	BS	90	GLY
41	BS	104	GLY
42	BT	28	VAL
42	BT	29	ARG
42	BT	31	SER
42	BT	57	PHE
42	BT	88	ILE
42	BT	101	PHE
42	BT	129	ARG
43	BU	62	ILE
43	BU	90	VAL
44	BV	22	VAL
44	BV	23	GLU
44	BV	24	LYS
44	BV	26	ASP
44	BV	45	THR
44	BV	46	VAL
44	BV	48	GLY
44	BV	53	GLU
45	BW	6	ILE
45	BW	111	HIS
47	BY	8	LYS
47	BY	30	VAL
47	BY	39	VAL
47	BY	44	ILE
47	BY	47	LYS
47	BY	80	GLY
47	BY	92	ASN
48	BZ	30	ARG
48	BZ	63	GLY
48	BZ	77	LYS
48	BZ	80	ARG
48	BZ	116	LEU
49	B0	41	ARG
49	B0	55	ARG
50	B1	53	VAL
50	B1	58	ILE
50	B1	85	LEU
50	B1	94	LEU

Continued on next page...

Continued from previous page...

Mol	Chain	Res	Type
50	B1	95	LEU
51	B2	42	GLY
51	B2	44	LEU
51	B2	47	ASN
52	B3	21	ALA
52	B3	51	ALA
52	B3	59	VAL
53	B4	44	CYS
53	B4	54	LYS
53	B4	61	VAL
53	B4	65	CYS
53	B4	78	GLU
54	B5	3	LYS
55	B6	16	CYS
55	B6	18	ARG
55	B6	31	PRO
55	B6	34	LEU
55	B6	44	ARG
55	B6	46	HIS
55	B6	48	VAL
55	B6	52	VAL
56	B7	3	ARG
57	B8	13	ARG
57	B8	40	GLU
57	B8	49	VAL
2	CB	14	GLY
2	CB	38	GLY
2	CB	65	GLY
2	CB	96	ARG
2	CB	97	TRP
2	CB	98	LEU
2	CB	105	PHE
2	CB	142	LEU
2	CB	239	VAL
3	CC	6	HIS
3	CC	36	ASP
3	CC	54	ARG
3	CC	96	GLY
3	CC	103	VAL
3	CC	134	ILE
3	CC	156	ARG
3	CC	157	ILE

Continued on next page...

Continued from previous page...

Mol	Chain	Res	Type
3	CC	161	GLU
3	CC	170	GLN
4	CD	4	TYR
4	CD	9	CYS
4	CD	26	CYS
4	CD	44	GLY
4	CD	110	PHE
4	CD	153	ARG
5	CE	96	PRO
5	CE	140	ARG
5	CE	146	ALA
6	CF	40	VAL
6	CF	84	ASN
7	CG	10	ARG
7	CG	33	ASP
7	CG	52	GLU
8	CH	21	LYS
8	CH	91	ARG
9	CI	34	ASN
10	CJ	36	GLY
10	CJ	44	VAL
10	CJ	47	PHE
11	CK	86	GLY
12	CL	3	THR
12	CL	4	ILE
12	CL	19	SER
12	CL	118	GLY
13	CM	6	GLY
13	CM	7	VAL
13	CM	14	ARG
13	CM	29	ARG
13	CM	38	GLY
13	CM	49	THR
13	CM	95	GLY
13	CM	100	GLY
14	CN	12	ARG
14	CN	23	ARG
15	CO	23	GLY
15	CO	25	THR
15	CO	76	GLU
15	CO	86	GLY
16	CP	78	GLY

Continued on next page...

Continued from previous page...

Mol	Chain	Res	Type
17	CQ	4	LYS
17	CQ	94	ASN
18	CR	22	VAL
19	CS	80	TYR
20	CT	49	ALA
20	CT	99	LEU
20	CT	102	GLY
21	CU	3	LYS
29	DC	22	ILE
29	DC	24	GLU
29	DC	38	ASP
29	DC	44	HIS
29	DC	46	LYS
29	DC	51	PRO
29	DC	140	PRO
29	DC	144	THR
29	DC	145	VAL
29	DC	152	ILE
29	DC	168	THR
29	DC	216	THR
29	DC	217	THR
30	DD	3	VAL
30	DD	45	ASN
30	DD	53	PHE
30	DD	98	VAL
30	DD	242	ARG
30	DD	257	LEU
31	DE	29	GLY
31	DE	45	THR
31	DE	48	GLN
31	DE	70	ALA
31	DE	90	THR
31	DE	131	ALA
31	DE	134	ILE
31	DE	144	ARG
31	DE	186	GLY
32	DF	11	VAL
32	DF	78	ILE
32	DF	86	GLY
32	DF	121	GLY
32	DF	127	GLU
32	DF	134	GLY

Continued on next page...

Continued from previous page...

Mol	Chain	Res	Type
32	DF	140	LEU
32	DF	180	GLY
32	DF	205	ARG
33	DG	50	ALA
33	DG	64	THR
33	DG	97	ASP
33	DG	110	ALA
33	DG	124	SER
33	DG	145	THR
33	DG	170	ARG
33	DG	171	ALA
34	DH	13	LYS
34	DH	30	LYS
34	DH	90	LYS
34	DH	115	VAL
35	DI	11	ASN
35	DI	120	ILE
35	DI	145	VAL
36	DN	63	THR
36	DN	135	PRO
37	DO	14	THR
37	DO	27	GLY
37	DO	35	VAL
37	DO	43	VAL
37	DO	89	ASN
37	DO	113	LYS
38	DP	11	GLY
38	DP	31	ALA
38	DP	34	GLY
38	DP	46	LYS
38	DP	65	ARG
38	DP	69	GLY
38	DP	98	GLU
39	DQ	30	GLY
39	DQ	40	ALA
39	DQ	55	VAL
39	DQ	63	LYS
39	DQ	67	ARG
39	DQ	101	ARG
40	DR	7	GLY
40	DR	44	LEU
40	DR	78	LYS

Continued on next page...

Continued from previous page...

Mol	Chain	Res	Type
40	DR	88	ARG
40	DR	117	VAL
41	DS	18	ILE
41	DS	34	HIS
41	DS	94	TYR
41	DS	96	GLY
42	DT	39	ARG
42	DT	45	PHE
42	DT	85	LYS
42	DT	120	ARG
42	DT	129	ARG
42	DT	132	LYS
43	DU	26	GLY
43	DU	28	ARG
43	DU	88	ILE
44	DV	8	GLY
44	DV	22	VAL
44	DV	56	SER
44	DV	79	VAL
44	DV	100	ARG
45	DW	6	ILE
45	DW	32	ALA
45	DW	33	ARG
45	DW	44	ALA
45	DW	63	ASP
46	DX	18	TYR
46	DX	48	LYS
46	DX	49	VAL
47	DY	3	VAL
47	DY	23	ARG
47	DY	39	VAL
47	DY	41	GLY
47	DY	42	VAL
47	DY	80	GLY
47	DY	90	LEU
47	DY	96	ILE
47	DY	101	LYS
48	DZ	29	ASN
48	DZ	30	ARG
48	DZ	38	VAL
48	DZ	47	PHE
48	DZ	55	VAL

Continued on next page...

Continued from previous page...

Mol	Chain	Res	Type
48	DZ	108	ALA
48	DZ	110	VAL
48	DZ	111	ARG
48	DZ	163	ALA
48	DZ	167	GLU
48	DZ	170	ILE
49	D0	13	GLY
50	D1	28	GLY
50	D1	45	ASN
50	D1	84	GLY
50	D1	85	LEU
50	D1	95	LEU
51	D2	42	GLY
51	D2	43	GLN
51	D2	47	ASN
52	D3	27	GLY
52	D3	57	GLU
53	D4	44	CYS
53	D4	61	VAL
53	D4	76	ASP
54	D5	47	PRO
54	D5	52	TYR
54	D5	53	ALA
54	D5	54	GLY
55	D6	16	CYS
55	D6	45	LYS
57	D8	7	HIS
57	D8	31	HIS
57	D8	64	TYR
58	D9	31	LYS
2	AB	83	MET
2	AB	97	TRP
2	AB	155	LEU
2	AB	178	ARG
2	AB	229	VAL
3	AC	43	LEU
3	AC	53	ALA
3	AC	60	ALA
3	AC	81	GLY
4	AD	47	ARG
4	AD	168	ARG
5	AE	147	ASP

Continued on next page...

Continued from previous page...

Mol	Chain	Res	Type
6	AF	63	TYR
7	AG	155	ARG
8	AH	28	ALA
8	AH	123	GLU
8	AH	133	LEU
9	AI	34	ASN
9	AI	70	LYS
10	AJ	59	SER
11	AK	24	SER
12	AL	23	ALA
12	AL	88	LYS
12	AL	102	TYR
13	AM	90	LEU
15	AO	73	GLU
17	AQ	66	SER
17	AQ	67	LYS
17	AQ	78	GLU
18	AR	31	LEU
18	AR	54	ARG
19	AS	30	LEU
19	AS	47	HIS
19	AS	64	GLU
29	BC	24	GLU
29	BC	26	ALA
29	BC	36	LYS
29	BC	52	ARG
29	BC	92	ASP
29	BC	132	GLY
29	BC	142	ALA
29	BC	200	LYS
29	BC	205	LYS
30	BD	3	VAL
30	BD	10	THR
30	BD	45	ASN
30	BD	125	ILE
30	BD	191	ALA
30	BD	202	LYS
30	BD	239	ARG
30	BD	252	TRP
30	BD	262	ARG
30	BD	268	ARG
31	BE	108	SER

Continued on next page...

Continued from previous page...

Mol	Chain	Res	Type
32	BF	127	GLU
32	BF	165	ARG
32	BF	171	PRO
33	BG	136	ARG
33	BG	152	LEU
34	BH	13	LYS
34	BH	54	ARG
34	BH	81	GLU
34	BH	90	LYS
34	BH	108	GLY
34	BH	127	GLU
34	BH	157	TYR
35	BI	83	ALA
35	BI	85	GLU
36	BN	50	ASP
36	BN	57	ALA
36	BN	67	LEU
36	BN	117	PHE
36	BN	134	ARG
37	BO	12	ASP
38	BP	18	ARG
38	BP	49	ARG
38	BP	72	PRO
38	BP	97	PRO
38	BP	106	LEU
39	BQ	28	ALA
39	BQ	29	PHE
40	BR	4	LEU
40	BR	49	ASP
40	BR	82	GLU
40	BR	102	GLU
41	BS	89	ARG
41	BS	94	TYR
42	BT	22	PHE
42	BT	27	THR
42	BT	40	THR
42	BT	81	PRO
42	BT	92	GLY
42	BT	119	LYS
43	BU	89	GLU
43	BU	98	LEU
44	BV	3	ALA

Continued on next page...

Continued from previous page...

Mol	Chain	Res	Type
44	BV	16	PRO
44	BV	68	LYS
44	BV	69	LYS
45	BW	63	ASP
45	BW	93	ALA
47	BY	3	VAL
47	BY	31	LEU
47	BY	48	ALA
47	BY	81	LYS
48	BZ	37	TYR
48	BZ	44	ASP
48	BZ	108	ALA
48	BZ	135	PHE
48	BZ	148	SER
48	BZ	167	GLU
48	BZ	171	ALA
48	BZ	173	VAL
49	B0	49	LYS
51	B2	18	PRO
51	B2	61	LEU
53	B4	74	PHE
54	B5	37	LYS
54	B5	53	ALA
57	B8	3	LYS
2	CB	22	LYS
2	CB	37	ASN
2	CB	67	THR
2	CB	130	ARG
2	CB	150	SER
2	CB	217	ARG
2	CB	232	PRO
3	CC	60	ALA
3	CC	81	GLY
3	CC	133	ALA
3	CC	145	GLY
3	CC	181	ASN
4	CD	186	LEU
4	CD	189	PRO
5	CE	63	ARG
5	CE	147	ASP
6	CF	76	ALA
6	CF	100	ASN

Continued on next page...

Continued from previous page...

Mol	Chain	Res	Type
7	CG	7	ALA
7	CG	37	ASN
7	CG	82	GLY
7	CG	94	ARG
7	CG	100	ALA
7	CG	151	TYR
9	CI	40	LEU
9	CI	98	PRO
9	CI	111	ARG
10	CJ	86	MET
13	CM	4	ILE
13	CM	21	TYR
13	CM	44	ARG
13	CM	63	THR
13	CM	75	ALA
14	CN	22	THR
17	CQ	34	LYS
17	CQ	35	VAL
17	CQ	99	SER
18	CR	39	VAL
19	CS	25	LYS
19	CS	30	LEU
20	CT	29	LYS
20	CT	72	LEU
21	CU	9	ARG
29	DC	20	TYR
29	DC	54	SER
29	DC	104	LEU
29	DC	122	ALA
29	DC	135	GLY
29	DC	142	ALA
29	DC	220	PRO
29	DC	223	ARG
30	DD	36	PRO
30	DD	118	VAL
30	DD	236	GLY
30	DD	266	SER
30	DD	267	SER
31	DE	39	PRO
31	DE	44	TYR
31	DE	66	HIS
31	DE	82	ARG

Continued on next page...

Continued from previous page...

Mol	Chain	Res	Type
31	DE	86	PRO
31	DE	94	GLU
31	DE	98	PRO
31	DE	189	PRO
32	DF	6	VAL
32	DF	12	LEU
32	DF	19	GLU
32	DF	54	ARG
32	DF	62	ARG
32	DF	122	LYS
33	DG	63	ILE
33	DG	66	GLN
33	DG	71	THR
33	DG	83	ARG
33	DG	120	LEU
33	DG	151	ALA
34	DH	25	LYS
34	DH	56	SER
34	DH	138	LYS
34	DH	141	VAL
34	DH	165	ALA
34	DH	169	VAL
35	DI	85	GLU
35	DI	95	LYS
35	DI	99	GLU
35	DI	101	LEU
35	DI	132	PRO
36	DN	68	GLU
36	DN	133	GLN
37	DO	5	GLN
37	DO	120	GLU
38	DP	47	ASP
38	DP	64	LYS
39	DQ	39	PRO
39	DQ	137	TYR
40	DR	58	GLY
40	DR	60	LEU
40	DR	67	LEU
40	DR	80	PHE
40	DR	104	ARG
41	DS	15	ARG
41	DS	24	LEU

Continued on next page...

Continued from previous page...

Mol	Chain	Res	Type
41	DS	53	SER
41	DS	57	LYS
42	DT	31	SER
42	DT	33	LYS
42	DT	82	LEU
42	DT	133	GLU
42	DT	135	ALA
42	DT	136	GLN
43	DU	110	VAL
44	DV	18	LEU
44	DV	23	GLU
44	DV	48	GLY
44	DV	50	PRO
45	DW	65	LEU
46	DX	11	PRO
46	DX	13	LEU
46	DX	40	LYS
47	DY	19	LYS
47	DY	81	LYS
48	DZ	6	ALA
48	DZ	20	ALA
48	DZ	72	GLN
48	DZ	129	PRO
48	DZ	149	LEU
48	DZ	164	VAL
48	DZ	173	VAL
50	D1	78	LYS
50	D1	94	LEU
51	D2	12	GLU
51	D2	18	PRO
51	D2	48	HIS
55	D6	41	PRO
56	D7	2	LYS
57	D8	17	THR
57	D8	61	LEU
2	AB	12	GLU
2	AB	240	GLN
3	AC	61	ALA
3	AC	98	ASN
3	AC	168	ALA
3	AC	174	PRO
3	AC	181	ASN

Continued on next page...

Continued from previous page...

Mol	Chain	Res	Type
4	AD	88	VAL
5	AE	56	GLN
5	AE	65	ASN
5	AE	74	GLY
6	AF	80	ARG
7	AG	10	ARG
7	AG	144	MET
9	AI	88	TYR
9	AI	106	ALA
9	AI	127	LYS
10	AJ	93	GLY
12	AL	10	LYS
12	AL	77	HIS
14	AN	60	SER
15	AO	6	GLU
16	AP	52	ASP
18	AR	36	ASN
19	AS	12	ASP
19	AS	66	MET
20	AT	28	ALA
20	AT	29	LYS
20	AT	42	GLN
20	AT	68	LYS
20	AT	97	ALA
29	BC	39	GLU
29	BC	55	ASP
29	BC	71	GLN
29	BC	108	MET
29	BC	160	ARG
30	BD	28	GLU
30	BD	230	ASP
31	BE	39	PRO
31	BE	40	GLU
31	BE	56	PRO
31	BE	72	VAL
31	BE	117	MET
31	BE	131	ALA
31	BE	180	ASN
32	BF	31	HIS
32	BF	90	PHE
32	BF	110	LEU
33	BG	43	LEU

Continued on next page...

Continued from previous page...

Mol	Chain	Res	Type
33	BG	116	ASP
33	BG	117	PHE
34	BH	10	PRO
34	BH	45	VAL
35	BI	10	GLU
35	BI	70	GLU
35	BI	77	LEU
35	BI	104	GLN
35	BI	117	GLU
36	BN	19	GLU
36	BN	81	GLY
36	BN	127	ASP
37	BO	107	ARG
38	BP	9	ASN
38	BP	14	LYS
38	BP	25	SER
38	BP	71	VAL
38	BP	116	GLY
39	BQ	59	ARG
40	BR	23	ASN
40	BR	61	HIS
40	BR	106	GLY
41	BS	77	ALA
41	BS	107	GLU
42	BT	55	ASN
42	BT	123	GLN
44	BV	18	LEU
44	BV	93	GLU
47	BY	4	LYS
47	BY	82	PRO
48	BZ	84	HIS
48	BZ	150	HIS
51	B2	17	SER
51	B2	26	ARG
51	B2	60	LEU
52	B3	3	ARG
53	B4	52	SER
53	B4	82	GLU
54	B5	55	ARG
56	B7	2	LYS
56	B7	44	PRO
57	B8	25	MET

Continued on next page...

Continued from previous page...

Mol	Chain	Res	Type
57	B8	64	TYR
58	B9	33	LYS
2	CB	79	ASP
2	CB	165	VAL
3	CC	7	PRO
3	CC	93	LYS
4	CD	31	CYS
4	CD	40	PRO
4	CD	48	ALA
4	CD	191	ARG
4	CD	200	GLU
5	CE	58	ALA
5	CE	62	ALA
5	CE	142	LEU
5	CE	153	LYS
8	CH	87	SER
9	CI	47	LEU
9	CI	121	ARG
10	CJ	41	PRO
10	CJ	51	ARG
11	CK	34	ASP
11	CK	128	ALA
12	CL	30	ARG
12	CL	59	SER
12	CL	112	LYS
12	CL	124	GLU
14	CN	60	SER
15	CO	13	GLN
15	CO	19	PRO
15	CO	24	SER
18	CR	31	LEU
19	CS	43	GLU
21	CU	7	ARG
29	DC	151	GLU
30	DD	24	ILE
30	DD	33	LEU
30	DD	169	GLU
30	DD	201	HIS
30	DD	214	TRP
30	DD	223	GLY
30	DD	244	ARG
31	DE	2	LYS

Continued on next page...

Continued from previous page...

Mol	Chain	Res	Type
31	DE	32	PRO
31	DE	52	LEU
31	DE	147	PRO
32	DF	18	ARG
32	DF	115	ALA
32	DF	133	ASN
32	DF	145	GLU
34	DH	29	PRO
34	DH	45	VAL
34	DH	81	GLU
34	DH	112	PRO
34	DH	143	GLN
35	DI	100	ALA
35	DI	105	HIS
35	DI	112	LYS
36	DN	51	PHE
37	DO	12	ASP
37	DO	98	VAL
37	DO	101	PRO
38	DP	33	ARG
38	DP	35	HIS
38	DP	36	LYS
38	DP	48	PRO
38	DP	56	SER
38	DP	71	VAL
38	DP	117	GLU
38	DP	140	ALA
38	DP	141	ALA
38	DP	144	GLU
39	DQ	14	ARG
39	DQ	105	GLU
39	DQ	132	VAL
40	DR	12	ARG
41	DS	14	VAL
41	DS	35	ILE
41	DS	105	ALA
41	DS	107	GLU
42	DT	19	LEU
42	DT	119	LYS
43	DU	32	PHE
43	DU	74	LEU
43	DU	77	SER

Continued on next page...

Continued from previous page...

Mol	Chain	Res	Type
43	DU	93	LYS
44	DV	68	LYS
46	DX	4	ALA
47	DY	92	ASN
47	DY	99	CYS
48	DZ	21	GLY
48	DZ	40	LEU
48	DZ	97	MET
51	D2	45	SER
55	D6	44	ARG
2	AB	150	SER
3	AC	52	LEU
4	AD	27	TYR
4	AD	148	VAL
6	AF	70	ASP
8	AH	2	LEU
8	AH	103	VAL
9	AI	119	ALA
10	AJ	39	PRO
13	AM	48	LEU
14	AN	13	THR
14	AN	24	CYS
15	AO	23	GLY
16	AP	14	ASN
17	AQ	30	PRO
19	AS	45	VAL
20	AT	90	GLN
29	BC	46	LYS
29	BC	64	LEU
29	BC	65	PRO
29	BC	190	ARG
29	BC	201	PRO
30	BD	177	LEU
30	BD	236	GLY
31	BE	17	ASP
31	BE	67	PHE
31	BE	75	VAL
31	BE	82	ARG
32	BF	11	VAL
32	BF	65	TRP
33	BG	127	GLY
33	BG	142	PRO

Continued on next page...

Continued from previous page...

Mol	Chain	Res	Type
33	BG	143	GLU
34	BH	11	VAL
34	BH	42	ARG
34	BH	46	GLU
34	BH	56	SER
35	BI	41	GLU
35	BI	99	GLU
35	BI	119	PRO
36	BN	110	GLY
37	BO	98	VAL
38	BP	63	PRO
38	BP	103	ALA
38	BP	117	GLU
38	BP	141	ALA
39	BQ	2	LEU
41	BS	19	LYS
41	BS	67	ARG
46	BX	13	LEU
48	BZ	45	LYS
48	BZ	100	PRO
48	BZ	164	VAL
48	BZ	177	GLU
49	B0	20	ARG
51	B2	69	ARG
53	B4	68	PHE
53	B4	81	VAL
2	CB	74	LYS
3	CC	12	LEU
3	CC	14	ILE
3	CC	22	TRP
3	CC	168	ALA
3	CC	206	GLU
4	CD	16	GLY
4	CD	32	ALA
4	CD	50	ARG
5	CE	8	GLU
5	CE	52	PRO
5	CE	70	PRO
6	CF	51	PRO
7	CG	153	HIS
10	CJ	32	ALA
12	CL	105	ALA

Continued on next page...

Continued from previous page...

Mol	Chain	Res	Type
12	CL	109	ASP
13	CM	41	PRO
13	CM	81	LEU
17	CQ	68	ARG
17	CQ	80	GLY
18	CR	54	ARG
19	CS	5	LEU
19	CS	42	PRO
20	CT	63	ILE
20	CT	95	ALA
29	DC	48	GLY
29	DC	64	LEU
29	DC	141	LYS
29	DC	175	VAL
29	DC	209	LEU
30	DD	25	THR
30	DD	31	LYS
31	DE	58	ARG
31	DE	69	LYS
32	DF	136	THR
34	DH	99	VAL
34	DH	133	VAL
35	DI	81	VAL
36	DN	64	GLY
36	DN	86	PRO
36	DN	94	HIS
36	DN	134	ARG
38	DP	52	GLU
38	DP	70	GLN
38	DP	107	LYS
42	DT	18	ASP
42	DT	56	GLY
42	DT	86	ILE
43	DU	104	GLN
44	DV	78	LYS
45	DW	58	ALA
47	DY	8	LYS
47	DY	49	VAL
47	DY	58	GLY
47	DY	82	PRO
48	DZ	44	ASP
48	DZ	133	PRO

Continued on next page...

Continued from previous page...

Mol	Chain	Res	Type
48	DZ	144	GLU
49	D0	20	ARG
52	D3	41	PRO
53	D4	75	VAL
55	D6	32	ASN
56	D7	32	LYS
57	D8	57	ARG
2	AB	110	GLN
2	AB	130	ARG
3	AC	22	TRP
3	AC	91	LEU
3	AC	103	VAL
4	AD	9	CYS
4	AD	39	PRO
4	AD	56	VAL
4	AD	91	SER
4	AD	197	PRO
5	AE	69	VAL
5	AE	128	PRO
7	AG	9	VAL
7	AG	57	GLU
10	AJ	80	LYS
12	AL	91	PRO
13	AM	41	PRO
14	AN	23	ARG
15	AO	19	PRO
15	AO	76	GLU
17	AQ	3	LYS
19	AS	11	VAL
29	BC	20	TYR
29	BC	175	VAL
30	BD	140	THR
30	BD	224	ALA
30	BD	243	GLY
31	BE	4	ILE
32	BF	9	ILE
34	BH	12	PRO
40	BR	83	ILE
40	BR	84	ALA
40	BR	104	ARG
41	BS	91	PRO
42	BT	12	SER

Continued on next page...

Continued from previous page...

Mol	Chain	Res	Type
44	BV	47	VAL
45	BW	11	ARG
53	B4	84	PHE
55	B6	15	GLU
57	B8	14	VAL
2	CB	161	ALA
3	CC	3	ASN
3	CC	55	VAL
3	CC	74	GLY
4	CD	5	ILE
6	CF	96	PRO
7	CG	116	ALA
9	CI	89	ASN
9	CI	104	ARG
11	CK	39	PRO
12	CL	14	LYS
12	CL	77	HIS
13	CM	99	ARG
14	CN	28	GLY
17	CQ	33	GLY
29	DC	132	GLY
29	DC	203	GLY
30	DD	28	GLU
30	DD	156	ALA
31	DE	169	ASN
33	DG	85	GLY
33	DG	117	PHE
34	DH	17	VAL
35	DI	80	PRO
36	DN	44	PRO
36	DN	125	GLY
37	DO	48	PRO
38	DP	120	ALA
41	DS	60	GLY
43	DU	87	GLY
44	DV	9	GLY
44	DV	93	GLU
45	DW	2	GLU
45	DW	93	ALA
46	DX	41	ASN
48	DZ	81	ARG
52	D3	56	VAL

Continued on next page...

Continued from previous page...

Mol	Chain	Res	Type
57	D8	41	ILE
5	AE	129	ILE
9	AI	98	PRO
9	AI	100	GLY
10	AJ	37	PRO
11	AK	118	GLY
13	AM	68	GLY
30	BD	114	GLY
30	BD	142	VAL
33	BG	17	PRO
35	BI	88	ILE
35	BI	111	PRO
41	BS	22	GLY
41	BS	85	VAL
41	BS	108	GLY
42	BT	83	ILE
48	BZ	133	PRO
48	BZ	136	ILE
7	CG	42	ILE
12	CL	26	GLY
20	CT	100	ILE
29	DC	19	VAL
29	DC	50	ASP
29	DC	72	VAL
32	DF	9	ILE
32	DF	207	GLY
36	DN	60	ILE
36	DN	108	PRO
44	DV	35	LEU
47	DY	55	TYR
48	DZ	26	VAL
48	DZ	61	PRO
48	DZ	94	PRO
49	D0	83	PRO
50	D1	90	ILE
3	AC	6	HIS
13	AM	7	VAL
29	BC	49	ILE
34	BH	128	PRO
38	BP	83	VAL
47	BY	76	CYS
47	BY	98	VAL

Continued on next page...

Continued from previous page...

Mol	Chain	Res	Type
48	BZ	125	VAL
48	BZ	129	PRO
50	B1	84	GLY
53	B4	67	PRO
4	CD	17	VAL
7	CG	23	VAL
18	CR	50	ILE
20	CT	98	PRO
31	DE	116	VAL
34	DH	20	ALA
38	DP	125	VAL
47	DY	37	VAL
53	D4	55	PRO
58	D9	3	VAL
2	AB	18	GLY
9	AI	90	PRO
16	AP	19	ILE
33	BG	52	ILE
34	BH	21	PRO
34	BH	144	VAL
35	BI	106	GLY
38	BP	122	PRO
48	BZ	26	VAL
58	B9	21	GLY
2	CB	81	VAL
3	CC	41	GLY
7	CG	135	VAL
8	CH	26	VAL
11	CK	49	GLY
29	DC	49	ILE
29	DC	149	ILE
30	DD	8	PRO
33	DG	179	PRO
35	DI	51	ILE
35	DI	134	PRO
38	DP	7	ARG
42	DT	49	VAL
48	DZ	23	LEU
48	DZ	57	VAL
51	D2	17	SER
2	AB	232	PRO
5	AE	154	GLY

Continued on next page...

Continued from previous page...

Mol	Chain	Res	Type
7	AG	17	VAL
10	AJ	24	VAL
13	AM	112	GLY
29	BC	161	ILE
30	BD	105	ILE
30	BD	249	PRO
43	BU	63	VAL
44	BV	37	VAL
48	BZ	36	VAL
48	BZ	110	VAL
48	BZ	140	VAL
51	B2	41	ILE
57	B8	41	ILE
2	CB	80	ILE
3	CC	9	GLY
3	CC	84	ILE
4	CD	196	LEU
8	CH	51	VAL
11	CK	121	PRO
33	DG	142	PRO
34	DH	91	GLY
34	DH	127	GLU
36	DN	36	GLY
46	DX	10	ALA
47	DY	7	VAL
47	DY	52	SER
47	DY	75	ILE
48	DZ	140	VAL
50	D1	22	GLY
3	AC	141	VAL
4	AD	105	VAL
10	AJ	90	LEU
11	AK	58	PRO
12	AL	71	GLY
34	BH	24	VAL
38	BP	8	PRO
47	BY	45	VAL
11	CK	105	VAL
16	CP	63	GLY
35	DI	131	LYS
46	DX	85	PRO
36	BN	126	PRO

5.3.2 Protein sidechains ⓘ

In the following table, the Percentiles column shows the percent sidechain outliers of the chain as a percentile score with respect to all X-ray entries followed by that with respect to entries of similar resolution.

The Analysed column shows the number of residues for which the sidechain conformation was analysed, and the total number of residues.

Mol	Chain	Analysed	Rotameric	Outliers	Percentiles	
2	AB	202/220 (92%)	177 (88%)	25 (12%)	4	22
2	CB	202/220 (92%)	177 (88%)	25 (12%)	4	22
3	AC	160/188 (85%)	144 (90%)	16 (10%)	7	31
3	CC	159/188 (85%)	142 (89%)	17 (11%)	6	28
4	AD	180/181 (99%)	159 (88%)	21 (12%)	5	24
4	CD	180/181 (99%)	162 (90%)	18 (10%)	7	31
5	AE	115/123 (94%)	103 (90%)	12 (10%)	7	29
5	CE	115/123 (94%)	99 (86%)	16 (14%)	3	18
6	AF	90/90 (100%)	82 (91%)	8 (9%)	9	36
6	CF	90/90 (100%)	79 (88%)	11 (12%)	5	22
7	AG	126/127 (99%)	109 (86%)	17 (14%)	4	19
7	CG	125/127 (98%)	115 (92%)	10 (8%)	12	40
8	AH	119/119 (100%)	106 (89%)	13 (11%)	6	27
8	CH	119/119 (100%)	105 (88%)	14 (12%)	5	23
9	AI	97/99 (98%)	85 (88%)	12 (12%)	4	22
9	CI	97/99 (98%)	82 (84%)	15 (16%)	2	14
10	AJ	88/92 (96%)	73 (83%)	15 (17%)	2	10
10	CJ	88/92 (96%)	77 (88%)	11 (12%)	4	21
11	AK	88/99 (89%)	82 (93%)	6 (7%)	16	47
11	CK	90/99 (91%)	83 (92%)	7 (8%)	12	41
12	AL	104/109 (95%)	92 (88%)	12 (12%)	5	24
12	CL	104/109 (95%)	92 (88%)	12 (12%)	5	24
13	AM	97/101 (96%)	84 (87%)	13 (13%)	4	19
13	CM	94/101 (93%)	82 (87%)	12 (13%)	4	20
14	AN	49/50 (98%)	43 (88%)	6 (12%)	5	22
14	CN	49/50 (98%)	47 (96%)	2 (4%)	30	62

Continued on next page...

Continued from previous page...

Mol	Chain	Analysed	Rotameric	Outliers	Percentiles	
15	AO	79/80 (99%)	71 (90%)	8 (10%)	7	30
15	CO	79/80 (99%)	69 (87%)	10 (13%)	4	20
16	AP	72/74 (97%)	62 (86%)	10 (14%)	3	18
16	CP	72/74 (97%)	65 (90%)	7 (10%)	8	32
17	AQ	94/97 (97%)	86 (92%)	8 (8%)	10	38
17	CQ	94/97 (97%)	89 (95%)	5 (5%)	22	54
18	AR	61/77 (79%)	57 (93%)	4 (7%)	16	48
18	CR	61/77 (79%)	53 (87%)	8 (13%)	4	20
19	AS	69/80 (86%)	55 (80%)	14 (20%)	1	5
19	CS	69/80 (86%)	55 (80%)	14 (20%)	1	5
20	AT	76/82 (93%)	63 (83%)	13 (17%)	2	10
20	CT	76/82 (93%)	66 (87%)	10 (13%)	4	19
21	AU	19/22 (86%)	17 (90%)	2 (10%)	7	29
21	CU	19/22 (86%)	17 (90%)	2 (10%)	7	29
26	AZ	1/1 (100%)	1 (100%)	0	100	100
26	CZ	1/1 (100%)	1 (100%)	0	100	100
29	BC	61/181 (34%)	55 (90%)	6 (10%)	8	31
29	DC	61/181 (34%)	52 (85%)	9 (15%)	3	16
30	BD	213/218 (98%)	184 (86%)	29 (14%)	3	18
30	DD	213/218 (98%)	183 (86%)	30 (14%)	3	17
31	BE	165/166 (99%)	142 (86%)	23 (14%)	3	18
31	DE	165/166 (99%)	133 (81%)	32 (19%)	1	6
32	BF	163/166 (98%)	142 (87%)	21 (13%)	4	20
32	DF	165/166 (99%)	143 (87%)	22 (13%)	4	19
33	BG	155/156 (99%)	136 (88%)	19 (12%)	4	22
33	DG	155/156 (99%)	133 (86%)	22 (14%)	3	17
34	BH	134/148 (90%)	116 (87%)	18 (13%)	4	19
34	DH	132/148 (89%)	119 (90%)	13 (10%)	8	31
35	BI	122/124 (98%)	107 (88%)	15 (12%)	4	22
35	DI	122/124 (98%)	104 (85%)	18 (15%)	3	16
36	BN	117/119 (98%)	94 (80%)	23 (20%)	1	6

Continued on next page...

Continued from previous page...

Mol	Chain	Analysed	Rotameric	Outliers	Percentiles	
36	DN	117/119 (98%)	98 (84%)	19 (16%)	2	12
37	BO	100/100 (100%)	84 (84%)	16 (16%)	2	13
37	DO	100/100 (100%)	88 (88%)	12 (12%)	5	23
38	BP	112/116 (97%)	86 (77%)	26 (23%)	1	3
38	DP	112/116 (97%)	90 (80%)	22 (20%)	1	6
39	BQ	110/111 (99%)	89 (81%)	21 (19%)	1	6
39	DQ	108/111 (97%)	96 (89%)	12 (11%)	6	26
40	BR	100/101 (99%)	83 (83%)	17 (17%)	2	10
40	DR	100/101 (99%)	84 (84%)	16 (16%)	2	13
41	BS	77/88 (88%)	53 (69%)	24 (31%)	0	2
41	DS	77/88 (88%)	67 (87%)	10 (13%)	4	20
42	BT	120/127 (94%)	88 (73%)	32 (27%)	0	2
42	DT	120/127 (94%)	87 (72%)	33 (28%)	0	2
43	BU	92/94 (98%)	78 (85%)	14 (15%)	3	15
43	DU	92/94 (98%)	82 (89%)	10 (11%)	6	27
44	BV	82/82 (100%)	64 (78%)	18 (22%)	1	4
44	DV	82/82 (100%)	65 (79%)	17 (21%)	1	5
45	BW	91/92 (99%)	78 (86%)	13 (14%)	3	17
45	DW	91/92 (99%)	84 (92%)	7 (8%)	13	42
46	BX	74/78 (95%)	63 (85%)	11 (15%)	3	16
46	DX	74/78 (95%)	58 (78%)	16 (22%)	1	4
47	BY	73/91 (80%)	59 (81%)	14 (19%)	1	6
47	DY	84/91 (92%)	69 (82%)	15 (18%)	2	8
48	BZ	155/179 (87%)	131 (84%)	24 (16%)	2	14
48	DZ	155/179 (87%)	138 (89%)	17 (11%)	6	27
49	B0	66/67 (98%)	60 (91%)	6 (9%)	9	35
49	D0	66/67 (98%)	58 (88%)	8 (12%)	5	22
50	B1	78/83 (94%)	65 (83%)	13 (17%)	2	11
50	D1	78/83 (94%)	72 (92%)	6 (8%)	13	42
51	B2	66/67 (98%)	52 (79%)	14 (21%)	1	4
51	D2	66/67 (98%)	58 (88%)	8 (12%)	5	22

Continued on next page...

Continued from previous page...

Mol	Chain	Analysed	Rotameric	Outliers	Percentiles	
52	B3	51/52 (98%)	44 (86%)	7 (14%)	3	18
52	D3	51/52 (98%)	46 (90%)	5 (10%)	8	31
53	B4	34/63 (54%)	30 (88%)	4 (12%)	5	23
53	D4	34/63 (54%)	28 (82%)	6 (18%)	2	9
54	B5	51/52 (98%)	42 (82%)	9 (18%)	2	9
54	D5	51/52 (98%)	41 (80%)	10 (20%)	1	6
55	B6	44/52 (85%)	27 (61%)	17 (39%)	0	1
55	D6	44/52 (85%)	30 (68%)	14 (32%)	0	2
56	B7	41/42 (98%)	37 (90%)	4 (10%)	8	31
56	D7	41/42 (98%)	35 (85%)	6 (15%)	3	16
57	B8	53/55 (96%)	40 (76%)	13 (24%)	0	3
57	D8	53/55 (96%)	39 (74%)	14 (26%)	0	2
58	B9	33/34 (97%)	32 (97%)	1 (3%)	41	70
58	D9	33/34 (97%)	31 (94%)	2 (6%)	18	51
All	All	9644/10430 (92%)	8280 (86%)	1364 (14%)	3	17

All (1364) residues with a non-rotameric sidechain are listed below:

Mol	Chain	Res	Type
2	AB	11	LEU
2	AB	17	PHE
2	AB	24	TRP
2	AB	36	ARG
2	AB	44	LEU
2	AB	48	MET
2	AB	60	ASP
2	AB	64	ARG
2	AB	69	LEU
2	AB	78	GLN
2	AB	92	TYR
2	AB	93	VAL
2	AB	96	ARG
2	AB	103	THR
2	AB	113	HIS
2	AB	121	LEU
2	AB	155	LEU
2	AB	172	ILE

Continued on next page...

Continued from previous page...

Mol	Chain	Res	Type
2	AB	178	ARG
2	AB	195	ASP
2	AB	196	LEU
2	AB	213	LEU
2	AB	220	ASP
2	AB	223	ILE
2	AB	226	ARG
3	AC	16	ARG
3	AC	20	SER
3	AC	30	ARG
3	AC	38	ARG
3	AC	52	LEU
3	AC	62	ASP
3	AC	94	LEU
3	AC	101	LEU
3	AC	107	GLN
3	AC	116	VAL
3	AC	127	ARG
3	AC	132	ARG
3	AC	136	GLN
3	AC	156	ARG
3	AC	190	ARG
3	AC	198	VAL
4	AD	3	ARG
4	AD	8	VAL
4	AD	9	CYS
4	AD	11	LEU
4	AD	15	GLU
4	AD	19	LEU
4	AD	26	CYS
4	AD	39	PRO
4	AD	49	ARG
4	AD	57	ARG
4	AD	58	LEU
4	AD	59	ARG
4	AD	73	ARG
4	AD	99	SER
4	AD	108	LEU
4	AD	122	ARG
4	AD	126	ILE
4	AD	127	THR
4	AD	135	LEU

Continued on next page...

Continued from previous page...

Mol	Chain	Res	Type
4	AD	158	ILE
4	AD	159	ARG
5	AE	7	GLU
5	AE	10	MET
5	AE	12	LEU
5	AE	13	ILE
5	AE	28	PHE
5	AE	51	VAL
5	AE	73	ASN
5	AE	78	HIS
5	AE	79	GLU
5	AE	101	ILE
5	AE	131	ILE
5	AE	147	ASP
6	AF	11	ASN
6	AF	19	LEU
6	AF	43	LEU
6	AF	69	GLU
6	AF	75	LEU
6	AF	82	ARG
6	AF	96	PRO
6	AF	98	LEU
7	AG	11	GLN
7	AG	13	GLN
7	AG	52	GLU
7	AG	58	PRO
7	AG	60	LYS
7	AG	79	ARG
7	AG	96	GLN
7	AG	104	LEU
7	AG	109	ASN
7	AG	111	ARG
7	AG	114	ARG
7	AG	118	VAL
7	AG	124	LEU
7	AG	137	LYS
7	AG	140	ASP
7	AG	143	ARG
7	AG	156	TRP
8	AH	1	MET
8	AH	2	LEU
8	AH	25	ASP

Continued on next page...

Continued from previous page...

Mol	Chain	Res	Type
8	AH	41	ARG
8	AH	52	ASP
8	AH	63	LEU
8	AH	85	ARG
8	AH	91	ARG
8	AH	99	GLU
8	AH	102	ARG
8	AH	114	THR
8	AH	115	SER
8	AH	127	LEU
9	AI	4	TYR
9	AI	7	THR
9	AI	10	ARG
9	AI	20	ARG
9	AI	40	LEU
9	AI	64	THR
9	AI	95	LYS
9	AI	99	LEU
9	AI	102	LEU
9	AI	114	TYR
9	AI	121	ARG
9	AI	128	ARG
10	AJ	13	HIS
10	AJ	22	LYS
10	AJ	40	LEU
10	AJ	43	ARG
10	AJ	44	VAL
10	AJ	45	ARG
10	AJ	55	LYS
10	AJ	57	LYS
10	AJ	62	HIS
10	AJ	63	PHE
10	AJ	78	ASN
10	AJ	79	ARG
10	AJ	80	LYS
10	AJ	96	ILE
10	AJ	100	THR
11	AK	29	ILE
11	AK	35	PRO
11	AK	36	ASP
11	AK	81	ASP
11	AK	103	LEU

Continued on next page...

Continued from previous page...

Mol	Chain	Res	Type
11	AK	109	VAL
12	AL	3	THR
12	AL	24	LEU
12	AL	35	THR
12	AL	38	ARG
12	AL	45	PRO
12	AL	50	ARG
12	AL	80	VAL
12	AL	81	LEU
12	AL	86	ARG
12	AL	88	LYS
12	AL	89	ASP
12	AL	113	SER
13	AM	9	ILE
13	AM	48	LEU
13	AM	58	GLU
13	AM	64	TRP
13	AM	66	LEU
13	AM	70	LEU
13	AM	82	MET
13	AM	92	HIS
13	AM	93	ARG
13	AM	102	ARG
13	AM	105	THR
13	AM	108	ARG
13	AM	113	PRO
14	AN	14	PRO
14	AN	18	VAL
14	AN	29	ARG
14	AN	31	ARG
14	AN	41	ARG
14	AN	44	LEU
15	AO	3	ILE
15	AO	19	PRO
15	AO	54	ARG
15	AO	57	LEU
15	AO	65	ARG
15	AO	71	GLN
15	AO	79	ARG
15	AO	88	ARG
16	AP	20	VAL
16	AP	27	LYS

Continued on next page...

Continued from previous page...

Mol	Chain	Res	Type
16	AP	32	TYR
16	AP	33	ILE
16	AP	54	GLU
16	AP	62	VAL
16	AP	65	GLN
16	AP	67	THR
16	AP	71	ARG
16	AP	82	GLN
17	AQ	27	PHE
17	AQ	38	ARG
17	AQ	59	ILE
17	AQ	60	ILE
17	AQ	63	ARG
17	AQ	64	PRO
17	AQ	91	ARG
17	AQ	93	GLN
18	AR	29	PHE
18	AR	47	THR
18	AR	53	ARG
18	AR	87	ARG
19	AS	5	LEU
19	AS	6	LYS
19	AS	7	LYS
19	AS	12	ASP
19	AS	13	ASP
19	AS	15	LEU
19	AS	22	LEU
19	AS	27	GLU
19	AS	29	ARG
19	AS	37	ARG
19	AS	44	MET
19	AS	48	THR
19	AS	60	VAL
19	AS	66	MET
20	AT	22	ARG
20	AT	24	LEU
20	AT	26	ASN
20	AT	29	LYS
20	AT	31	SER
20	AT	35	THR
20	AT	45	GLN
20	AT	55	ILE

Continued on next page...

Continued from previous page...

Mol	Chain	Res	Type
20	AT	61	SER
20	AT	62	LEU
20	AT	72	LEU
20	AT	73	HIS
20	AT	93	GLU
21	AU	15	ARG
21	AU	25	LYS
29	BC	36	LYS
29	BC	41	VAL
29	BC	44	HIS
29	BC	56	GLN
29	BC	64	LEU
29	BC	77	ILE
30	BD	10	THR
30	BD	20	ASP
30	BD	33	LEU
30	BD	46	GLN
30	BD	49	ILE
30	BD	52	ARG
30	BD	61	LEU
30	BD	65	ILE
30	BD	67	PHE
30	BD	83	GLU
30	BD	92	ILE
30	BD	94	LEU
30	BD	95	LEU
30	BD	105	ILE
30	BD	115	GLN
30	BD	131	LEU
30	BD	166	GLN
30	BD	192	THR
30	BD	198	ASN
30	BD	205	VAL
30	BD	206	LEU
30	BD	211	ARG
30	BD	217	ARG
30	BD	218	ARG
30	BD	246	PRO
30	BD	257	LEU
30	BD	260	ARG
30	BD	262	ARG
30	BD	271	ILE

Continued on next page...

Continued from previous page...

Mol	Chain	Res	Type
31	BE	7	VAL
31	BE	9	VAL
31	BE	14	ILE
31	BE	36	ARG
31	BE	38	THR
31	BE	49	LEU
31	BE	55	ASN
31	BE	78	LEU
31	BE	79	ARG
31	BE	82	ARG
31	BE	97	LYS
31	BE	107	THR
31	BE	111	ARG
31	BE	118	LYS
31	BE	119	ARG
31	BE	121	ASN
31	BE	132	HIS
31	BE	134	ILE
31	BE	144	ARG
31	BE	178	GLU
31	BE	197	ILE
31	BE	202	LYS
31	BE	203	LYS
32	BF	17	ARG
32	BF	19	GLU
32	BF	28	ILE
32	BF	37	VAL
32	BF	46	ARG
32	BF	52	LYS
32	BF	72	ARG
32	BF	78	ILE
32	BF	88	VAL
32	BF	100	THR
32	BF	110	LEU
32	BF	112	MET
32	BF	136	THR
32	BF	140	LEU
32	BF	158	THR
32	BF	164	ARG
32	BF	165	ARG
32	BF	175	THR
32	BF	191	ARG

Continued on next page...

Continued from previous page...

Mol	Chain	Res	Type
32	BF	202	PHE
32	BF	206	ILE
33	BG	7	LEU
33	BG	16	ARG
33	BG	21	ARG
33	BG	45	GLU
33	BG	49	ASP
33	BG	54	GLU
33	BG	58	GLN
33	BG	80	PHE
33	BG	87	PRO
33	BG	96	ARG
33	BG	101	ILE
33	BG	117	PHE
33	BG	128	ARG
33	BG	130	ASN
33	BG	139	LEU
33	BG	141	PHE
33	BG	152	LEU
33	BG	153	ARG
33	BG	162	THR
34	BH	10	PRO
34	BH	23	ARG
34	BH	25	LYS
34	BH	27	LYS
34	BH	39	PRO
34	BH	41	MET
34	BH	46	GLU
34	BH	80	SER
34	BH	83	TYR
34	BH	86	GLU
34	BH	104	GLU
34	BH	111	HIS
34	BH	116	GLU
34	BH	122	THR
34	BH	141	VAL
34	BH	149	ARG
34	BH	157	TYR
34	BH	160	LYS
35	BI	2	LYS
35	BI	3	VAL
35	BI	12	LEU

Continued on next page...

Continued from previous page...

Mol	Chain	Res	Type
35	BI	14	ASP
35	BI	15	VAL
35	BI	38	LEU
35	BI	61	ARG
35	BI	85	GLU
35	BI	88	ILE
35	BI	89	TYR
35	BI	101	LEU
35	BI	113	ARG
35	BI	118	LYS
35	BI	122	GLU
35	BI	133	HIS
36	BN	3	THR
36	BN	4	TYR
36	BN	6	PRO
36	BN	8	GLN
36	BN	12	ARG
36	BN	22	THR
36	BN	25	ARG
36	BN	28	THR
36	BN	38	HIS
36	BN	48	MET
36	BN	56	ASN
36	BN	60	ILE
36	BN	67	LEU
36	BN	85	ILE
36	BN	87	LEU
36	BN	93	THR
36	BN	96	GLU
36	BN	99	LEU
36	BN	111	PRO
36	BN	120	LEU
36	BN	121	LYS
36	BN	131	GLN
36	BN	134	ARG
37	BO	2	ILE
37	BO	10	VAL
37	BO	24	VAL
37	BO	25	LEU
37	BO	48	PRO
37	BO	49	ARG
37	BO	57	VAL

Continued on next page...

Continued from previous page...

Mol	Chain	Res	Type
37	BO	68	GLU
37	BO	69	ILE
37	BO	73	ASP
37	BO	94	ARG
37	BO	102	VAL
37	BO	104	ARG
37	BO	105	GLU
37	BO	108	GLU
37	BO	117	LEU
38	BP	6	LEU
38	BP	16	ARG
38	BP	18	ARG
38	BP	19	VAL
38	BP	39	LYS
38	BP	42	SER
38	BP	59	LEU
38	BP	61	ARG
38	BP	62	LEU
38	BP	63	PRO
38	BP	64	LYS
38	BP	67	MET
38	BP	75	ILE
38	BP	79	ARG
38	BP	81	GLN
38	BP	83	VAL
38	BP	91	PHE
38	BP	99	LEU
38	BP	105	LEU
38	BP	108	LYS
38	BP	110	TYR
38	BP	114	ILE
38	BP	115	LEU
38	BP	119	GLU
38	BP	130	PHE
38	BP	136	GLU
39	BQ	14	ARG
39	BQ	16	ARG
39	BQ	17	LEU
39	BQ	21	THR
39	BQ	26	TYR
39	BQ	35	VAL
39	BQ	45	GLN

Continued on next page...

Continued from previous page...

Mol	Chain	Res	Type
39	BQ	51	ARG
39	BQ	56	ARG
39	BQ	58	PHE
39	BQ	60	ARG
39	BQ	65	PHE
39	BQ	79	LEU
39	BQ	89	ASN
39	BQ	96	VAL
39	BQ	104	PHE
39	BQ	110	THR
39	BQ	112	GLU
39	BQ	135	ASP
39	BQ	138	ASP
39	BQ	139	GLU
40	BR	2	ARG
40	BR	4	LEU
40	BR	28	LEU
40	BR	33	ARG
40	BR	36	THR
40	BR	37	THR
40	BR	44	LEU
40	BR	49	ASP
40	BR	57	ARG
40	BR	63	ARG
40	BR	67	LEU
40	BR	73	VAL
40	BR	80	PHE
40	BR	100	LEU
40	BR	102	GLU
40	BR	104	ARG
40	BR	118	GLU
41	BS	11	LYS
41	BS	13	ARG
41	BS	18	ILE
41	BS	20	ARG
41	BS	21	THR
41	BS	23	ARG
41	BS	26	LEU
41	BS	31	SER
41	BS	33	LYS
41	BS	36	TYR
41	BS	38	GLN

Continued on next page...

Continued from previous page...

Mol	Chain	Res	Type
41	BS	42	ASP
41	BS	50	SER
41	BS	52	SER
41	BS	57	LYS
41	BS	67	ARG
41	BS	73	LEU
41	BS	89	ARG
41	BS	92	TYR
41	BS	97	ARG
41	BS	101	LEU
41	BS	103	GLU
41	BS	106	ARG
41	BS	107	GLU
42	BT	3	ARG
42	BT	6	LEU
42	BT	11	GLU
42	BT	13	ARG
42	BT	16	ARG
42	BT	19	LEU
42	BT	23	ARG
42	BT	24	PRO
42	BT	29	ARG
42	BT	30	VAL
42	BT	31	SER
42	BT	32	TYR
42	BT	38	ASN
42	BT	41	ARG
42	BT	49	VAL
42	BT	51	ARG
42	BT	59	THR
42	BT	62	THR
42	BT	73	GLU
42	BT	74	ARG
42	BT	84	GLN
42	BT	89	VAL
42	BT	93	ARG
42	BT	96	ARG
42	BT	99	LEU
42	BT	101	PHE
42	BT	102	ILE
42	BT	113	LYS
42	BT	114	LEU

Continued on next page...

Continued from previous page...

Mol	Chain	Res	Type
42	BT	115	ARG
42	BT	121	ILE
42	BT	128	GLU
43	BU	20	LEU
43	BU	33	ARG
43	BU	52	ARG
43	BU	56	ASP
43	BU	74	LEU
43	BU	78	THR
43	BU	84	LYS
43	BU	91	ASP
43	BU	92	ARG
43	BU	95	LEU
43	BU	102	GLU
43	BU	104	GLN
43	BU	108	GLU
43	BU	112	ARG
44	BV	1	MET
44	BV	2	PHE
44	BV	16	PRO
44	BV	18	LEU
44	BV	19	LYS
44	BV	24	LYS
44	BV	26	ASP
44	BV	29	PRO
44	BV	35	LEU
44	BV	45	THR
44	BV	57	VAL
44	BV	61	VAL
44	BV	73	SER
44	BV	82	ARG
44	BV	89	GLN
44	BV	91	TYR
44	BV	95	LEU
44	BV	99	ILE
45	BW	8	ARG
45	BW	11	ARG
45	BW	14	PRO
45	BW	17	VAL
45	BW	23	LEU
45	BW	37	ARG
45	BW	51	LEU

Continued on next page...

Continued from previous page...

Mol	Chain	Res	Type
45	BW	65	LEU
45	BW	70	TYR
45	BW	77	ASP
45	BW	86	LEU
45	BW	90	ARG
45	BW	107	LEU
46	BX	12	VAL
46	BX	27	THR
46	BX	28	PHE
46	BX	38	GLU
46	BX	57	LEU
46	BX	63	LYS
46	BX	68	ARG
46	BX	75	ASP
46	BX	76	ARG
46	BX	80	ILE
46	BX	83	VAL
47	BY	2	ARG
47	BY	6	HIS
47	BY	7	VAL
47	BY	14	LEU
47	BY	28	LYS
47	BY	29	GLU
47	BY	32	PRO
47	BY	43	ASN
47	BY	47	LYS
47	BY	66	PRO
47	BY	77	PRO
47	BY	79	CYS
47	BY	84	ARG
47	BY	99	CYS
48	BZ	3	ARG
48	BZ	10	GLU
48	BZ	12	GLU
48	BZ	22	LYS
48	BZ	37	TYR
48	BZ	39	ASP
48	BZ	40	LEU
48	BZ	49	GLN
48	BZ	62	ASP
48	BZ	67	PRO
48	BZ	70	VAL

Continued on next page...

Continued from previous page...

Mol	Chain	Res	Type
48	BZ	72	GLN
48	BZ	80	ARG
48	BZ	86	ASP
48	BZ	91	SER
48	BZ	93	GLU
48	BZ	116	LEU
48	BZ	120	HIS
48	BZ	130	ARG
48	BZ	138	VAL
48	BZ	144	GLU
48	BZ	149	LEU
48	BZ	167	GLU
48	BZ	168	GLU
49	B0	17	GLN
49	B0	25	ARG
49	B0	36	ILE
49	B0	63	VAL
49	B0	75	LEU
49	B0	84	LEU
50	B1	4	VAL
50	B1	25	LYS
50	B1	26	ARG
50	B1	35	THR
50	B1	39	LYS
50	B1	40	ARG
50	B1	45	ASN
50	B1	50	ARG
50	B1	52	ARG
50	B1	61	ARG
50	B1	80	LEU
50	B1	82	LEU
50	B1	93	GLU
51	B2	2	LYS
51	B2	3	LEU
51	B2	7	ARG
51	B2	17	SER
51	B2	18	PRO
51	B2	24	LEU
51	B2	34	GLU
51	B2	43	GLN
51	B2	44	LEU
51	B2	45	SER

Continued on next page...

Continued from previous page...

Mol	Chain	Res	Type
51	B2	53	LEU
51	B2	64	LEU
51	B2	65	ASN
51	B2	70	GLN
52	B3	8	LEU
52	B3	30	ARG
52	B3	40	THR
52	B3	44	ARG
52	B3	46	ASN
52	B3	52	HIS
52	B3	58	VAL
53	B4	36	VAL
53	B4	46	ASN
53	B4	51	TYR
53	B4	60	GLU
54	B5	4	HIS
54	B5	11	THR
54	B5	25	LEU
54	B5	26	THR
54	B5	33	CYS
54	B5	40	LYS
54	B5	52	TYR
54	B5	55	ARG
54	B5	56	LYS
55	B6	6	ARG
55	B6	7	ILE
55	B6	10	LEU
55	B6	11	LEU
55	B6	12	GLU
55	B6	18	ARG
55	B6	19	ARG
55	B6	24	GLU
55	B6	30	THR
55	B6	31	PRO
55	B6	39	TYR
55	B6	42	TRP
55	B6	44	ARG
55	B6	46	HIS
55	B6	47	THR
55	B6	49	HIS
55	B6	52	VAL
56	B7	1	MET

Continued on next page...

Continued from previous page...

Mol	Chain	Res	Type
56	B7	4	THR
56	B7	24	THR
56	B7	48	LYS
57	B8	8	LYS
57	B8	16	ILE
57	B8	30	ARG
57	B8	31	HIS
57	B8	32	LEU
57	B8	34	TRP
57	B8	40	GLU
57	B8	44	LYS
57	B8	48	PHE
57	B8	49	VAL
57	B8	54	GLU
57	B8	61	LEU
57	B8	64	TYR
58	B9	2	LYS
2	CB	9	GLU
2	CB	15	VAL
2	CB	16	HIS
2	CB	17	PHE
2	CB	20	GLU
2	CB	24	TRP
2	CB	36	ARG
2	CB	44	LEU
2	CB	69	LEU
2	CB	74	LYS
2	CB	80	ILE
2	CB	116	GLU
2	CB	121	LEU
2	CB	130	ARG
2	CB	155	LEU
2	CB	163	PHE
2	CB	178	ARG
2	CB	185	ILE
2	CB	187	LEU
2	CB	189	ASP
2	CB	196	LEU
2	CB	206	ASP
2	CB	212	GLN
2	CB	219	VAL
2	CB	238	LEU

Continued on next page...

Continued from previous page...

Mol	Chain	Res	Type
3	CC	12	LEU
3	CC	17	ASP
3	CC	30	ARG
3	CC	34	LEU
3	CC	46	GLU
3	CC	48	TYR
3	CC	52	LEU
3	CC	75	VAL
3	CC	118	GLN
3	CC	119	ARG
3	CC	128	PHE
3	CC	165	THR
3	CC	167	TRP
3	CC	172	ARG
3	CC	188	LEU
3	CC	196	LEU
3	CC	202	ILE
4	CD	3	ARG
4	CD	9	CYS
4	CD	12	CYS
4	CD	13	ARG
4	CD	21	LEU
4	CD	26	CYS
4	CD	36	ARG
4	CD	49	ARG
4	CD	50	ARG
4	CD	73	ARG
4	CD	98	GLU
4	CD	110	PHE
4	CD	122	ARG
4	CD	135	LEU
4	CD	138	TYR
4	CD	150	GLU
4	CD	153	ARG
4	CD	200	GLU
5	CE	10	MET
5	CE	16	THR
5	CE	26	PHE
5	CE	31	LEU
5	CE	41	VAL
5	CE	45	PHE
5	CE	51	VAL

Continued on next page...

Continued from previous page...

Mol	Chain	Res	Type
5	CE	53	LEU
5	CE	68	GLU
5	CE	73	ASN
5	CE	76	ILE
5	CE	79	GLU
5	CE	91	LEU
5	CE	101	ILE
5	CE	111	GLU
5	CE	143	ARG
6	CF	10	LEU
6	CF	14	LEU
6	CF	15	ASP
6	CF	32	ASN
6	CF	37	VAL
6	CF	46	ARG
6	CF	48	LEU
6	CF	55	ASP
6	CF	69	GLU
6	CF	73	ASN
6	CF	83	ASP
7	CG	24	THR
7	CG	36	LYS
7	CG	43	PHE
7	CG	52	GLU
7	CG	54	THR
7	CG	110	GLN
7	CG	111	ARG
7	CG	143	ARG
7	CG	148	ASN
7	CG	156	TRP
8	CH	1	MET
8	CH	2	LEU
8	CH	25	ASP
8	CH	27	PRO
8	CH	52	ASP
8	CH	63	LEU
8	CH	81	HIS
8	CH	85	ARG
8	CH	91	ARG
8	CH	93	VAL
8	CH	102	ARG
8	CH	103	VAL

Continued on next page...

Continued from previous page...

Mol	Chain	Res	Type
8	CH	127	LEU
8	CH	133	LEU
9	CI	4	TYR
9	CI	10	ARG
9	CI	21	PRO
9	CI	47	LEU
9	CI	59	PHE
9	CI	64	THR
9	CI	66	ARG
9	CI	95	LYS
9	CI	99	LEU
9	CI	102	LEU
9	CI	104	ARG
9	CI	114	TYR
9	CI	121	ARG
9	CI	125	TYR
9	CI	128	ARG
10	CJ	22	LYS
10	CJ	45	ARG
10	CJ	50	ILE
10	CJ	60	ARG
10	CJ	62	HIS
10	CJ	63	PHE
10	CJ	64	GLU
10	CJ	68	HIS
10	CJ	80	LYS
10	CJ	96	ILE
10	CJ	100	THR
11	CK	32	ILE
11	CK	54	ARG
11	CK	75	TYR
11	CK	81	ASP
11	CK	91	ARG
11	CK	103	LEU
11	CK	109	VAL
12	CL	3	THR
12	CL	5	ASN
12	CL	24	LEU
12	CL	25	LYS
12	CL	30	ARG
12	CL	39	THR
12	CL	41	THR

Continued on next page...

Continued from previous page...

Mol	Chain	Res	Type
12	CL	70	GLU
12	CL	81	LEU
12	CL	86	ARG
12	CL	90	LEU
12	CL	117	TYR
13	CM	47	ASP
13	CM	48	LEU
13	CM	50	GLU
13	CM	64	TRP
13	CM	65	LYS
13	CM	66	LEU
13	CM	69	GLU
13	CM	73	GLU
13	CM	82	MET
13	CM	108	ARG
13	CM	113	PRO
13	CM	115	LYS
14	CN	12	ARG
14	CN	14	PRO
15	CO	3	ILE
15	CO	10	LYS
15	CO	26	GLU
15	CO	38	ARG
15	CO	47	LYS
15	CO	54	ARG
15	CO	65	ARG
15	CO	67	LEU
15	CO	71	GLN
15	CO	82	ILE
16	CP	1	MET
16	CP	20	VAL
16	CP	27	LYS
16	CP	45	THR
16	CP	47	ASP
16	CP	74	LEU
16	CP	82	GLN
17	CQ	10	VAL
17	CQ	48	GLU
17	CQ	60	ILE
17	CQ	68	ARG
17	CQ	92	ARG
18	CR	19	LYS

Continued on next page...

Continued from previous page...

Mol	Chain	Res	Type
18	CR	36	ASN
18	CR	40	LEU
18	CR	47	THR
18	CR	53	ARG
18	CR	76	LEU
18	CR	83	GLU
18	CR	87	ARG
19	CS	5	LEU
19	CS	6	LYS
19	CS	7	LYS
19	CS	13	ASP
19	CS	15	LEU
19	CS	22	LEU
19	CS	27	GLU
19	CS	29	ARG
19	CS	36	ARG
19	CS	41	VAL
19	CS	43	GLU
19	CS	44	MET
19	CS	61	TYR
19	CS	80	TYR
20	CT	10	LEU
20	CT	26	ASN
20	CT	27	LYS
20	CT	36	LEU
20	CT	73	HIS
20	CT	75	ASN
20	CT	80	ARG
20	CT	86	ARG
20	CT	93	GLU
20	CT	100	ILE
21	CU	12	LYS
21	CU	25	LYS
29	DC	20	TYR
29	DC	24	GLU
29	DC	36	LYS
29	DC	37	PHE
29	DC	56	GLN
29	DC	64	LEU
29	DC	77	ILE
29	DC	93	TYR
29	DC	94	VAL

Continued on next page...

Continued from previous page...

Mol	Chain	Res	Type
30	DD	10	THR
30	DD	26	LYS
30	DD	28	GLU
30	DD	36	PRO
30	DD	40	THR
30	DD	44	ASN
30	DD	46	GLN
30	DD	49	ILE
30	DD	54	ARG
30	DD	61	LEU
30	DD	65	ILE
30	DD	96	HIS
30	DD	98	VAL
30	DD	106	ILE
30	DD	109	ASP
30	DD	111	LEU
30	DD	131	LEU
30	DD	165	ILE
30	DD	166	GLN
30	DD	168	ARG
30	DD	171	ASP
30	DD	192	THR
30	DD	221	VAL
30	DD	228	PRO
30	DD	229	VAL
30	DD	242	ARG
30	DD	246	PRO
30	DD	259	THR
30	DD	260	ARG
30	DD	271	ILE
31	DE	1	MET
31	DE	9	VAL
31	DE	16	ARG
31	DE	17	ASP
31	DE	18	ASP
31	DE	24	THR
31	DE	33	VAL
31	DE	53	PRO
31	DE	54	GLN
31	DE	55	ASN
31	DE	56	PRO
31	DE	67	PHE

Continued on next page...

Continued from previous page...

Mol	Chain	Res	Type
31	DE	69	LYS
31	DE	79	ARG
31	DE	84	PHE
31	DE	89	ASP
31	DE	107	THR
31	DE	111	ARG
31	DE	113	PHE
31	DE	119	ARG
31	DE	127	ASP
31	DE	134	ILE
31	DE	143	ASN
31	DE	154	LYS
31	DE	160	TYR
31	DE	179	GLU
31	DE	184	VAL
31	DE	196	VAL
31	DE	197	ILE
31	DE	200	GLU
31	DE	202	LYS
31	DE	203	LYS
32	DF	2	LYS
32	DF	17	ARG
32	DF	19	GLU
32	DF	25	PRO
32	DF	27	GLU
32	DF	37	VAL
32	DF	43	LYS
32	DF	46	ARG
32	DF	64	ILE
32	DF	65	TRP
32	DF	78	ILE
32	DF	83	PHE
32	DF	98	SER
32	DF	110	LEU
32	DF	133	ASN
32	DF	140	LEU
32	DF	158	THR
32	DF	160	ASN
32	DF	161	GLU
32	DF	169	ASN
32	DF	175	THR
32	DF	204	ASN

Continued on next page...

Continued from previous page...

Mol	Chain	Res	Type
33	DG	4	ASP
33	DG	8	LYS
33	DG	16	ARG
33	DG	21	ARG
33	DG	27	ASN
33	DG	29	TRP
33	DG	30	GLU
33	DG	33	ARG
33	DG	54	GLU
33	DG	66	GLN
33	DG	70	VAL
33	DG	87	PRO
33	DG	90	LEU
33	DG	101	ILE
33	DG	113	ARG
33	DG	116	ASP
33	DG	117	PHE
33	DG	125	PHE
33	DG	130	ASN
33	DG	131	TYR
33	DG	157	ILE
33	DG	162	THR
34	DH	24	VAL
34	DH	25	LYS
34	DH	41	MET
34	DH	46	GLU
34	DH	54	ARG
34	DH	69	ARG
34	DH	86	GLU
34	DH	88	LEU
34	DH	152	ARG
34	DH	153	LYS
34	DH	157	TYR
34	DH	163	TYR
34	DH	170	ARG
35	DI	2	LYS
35	DI	12	LEU
35	DI	20	ASP
35	DI	38	LEU
35	DI	47	LEU
35	DI	58	LEU
35	DI	61	ARG

Continued on next page...

Continued from previous page...

Mol	Chain	Res	Type
35	DI	66	GLU
35	DI	82	ARG
35	DI	99	GLU
35	DI	112	LYS
35	DI	113	ARG
35	DI	114	LEU
35	DI	117	GLU
35	DI	133	HIS
35	DI	134	PRO
35	DI	142	VAL
35	DI	144	VAL
36	DN	1	MET
36	DN	4	TYR
36	DN	12	ARG
36	DN	15	LEU
36	DN	25	ARG
36	DN	26	LEU
36	DN	34	LEU
36	DN	41	ASP
36	DN	48	MET
36	DN	51	PHE
36	DN	55	VAL
36	DN	56	ASN
36	DN	63	THR
36	DN	87	LEU
36	DN	119	ARG
36	DN	120	LEU
36	DN	121	LYS
36	DN	134	ARG
36	DN	136	GLU
37	DO	1	MET
37	DO	5	GLN
37	DO	7	TYR
37	DO	9	GLU
37	DO	17	ARG
37	DO	48	PRO
37	DO	53	LYS
37	DO	64	ARG
37	DO	73	ASP
37	DO	82	ASN
37	DO	91	LEU
37	DO	99	PHE

Continued on next page...

Continued from previous page...

Mol	Chain	Res	Type
38	DP	6	LEU
38	DP	7	ARG
38	DP	13	ASN
38	DP	16	ARG
38	DP	18	ARG
38	DP	29	LYS
38	DP	32	THR
38	DP	38	GLN
38	DP	45	LEU
38	DP	50	ARG
38	DP	51	PHE
38	DP	57	THR
38	DP	58	THR
38	DP	59	LEU
38	DP	61	ARG
38	DP	74	GLU
38	DP	85	LEU
38	DP	91	PHE
38	DP	105	LEU
38	DP	114	ILE
38	DP	115	LEU
38	DP	123	LEU
39	DQ	2	LEU
39	DQ	35	VAL
39	DQ	45	GLN
39	DQ	51	ARG
39	DQ	56	ARG
39	DQ	63	LYS
39	DQ	96	VAL
39	DQ	110	THR
39	DQ	112	GLU
39	DQ	131	ILE
39	DQ	132	VAL
39	DQ	139	GLU
40	DR	2	ARG
40	DR	5	LYS
40	DR	8	ARG
40	DR	18	LEU
40	DR	27	SER
40	DR	30	THR
40	DR	35	THR
40	DR	37	THR

Continued on next page...

Continued from previous page...

Mol	Chain	Res	Type
40	DR	43	GLU
40	DR	60	LEU
40	DR	71	GLN
40	DR	74	LYS
40	DR	81	ASP
40	DR	94	TYR
40	DR	104	ARG
40	DR	118	GLU
41	DS	11	LYS
41	DS	13	ARG
41	DS	34	HIS
41	DS	43	GLU
41	DS	54	LEU
41	DS	73	LEU
41	DS	89	ARG
41	DS	92	TYR
41	DS	97	ARG
41	DS	101	LEU
42	DT	1	MET
42	DT	6	LEU
42	DT	13	ARG
42	DT	14	TYR
42	DT	18	ASP
42	DT	19	LEU
42	DT	24	PRO
42	DT	32	TYR
42	DT	41	ARG
42	DT	42	ILE
42	DT	44	ASP
42	DT	46	GLU
42	DT	51	ARG
42	DT	52	ILE
42	DT	53	ARG
42	DT	61	PHE
42	DT	63	VAL
42	DT	64	ARG
42	DT	65	LYS
42	DT	66	VAL
42	DT	85	LYS
42	DT	86	ILE
42	DT	89	VAL
42	DT	96	ARG

Continued on next page...

Continued from previous page...

Mol	Chain	Res	Type
42	DT	99	LEU
42	DT	100	TYR
42	DT	108	ARG
42	DT	113	LYS
42	DT	115	ARG
42	DT	118	ARG
42	DT	124	ASP
42	DT	125	ARG
42	DT	128	GLU
43	DU	9	VAL
43	DU	20	LEU
43	DU	28	ARG
43	DU	49	HIS
43	DU	52	ARG
43	DU	56	ASP
43	DU	69	CYS
43	DU	92	ARG
43	DU	102	GLU
43	DU	104	GLN
44	DV	2	PHE
44	DV	10	LYS
44	DV	12	TYR
44	DV	16	PRO
44	DV	18	LEU
44	DV	19	LYS
44	DV	21	ARG
44	DV	29	PRO
44	DV	39	LEU
44	DV	40	LEU
44	DV	50	PRO
44	DV	64	HIS
44	DV	66	ARG
44	DV	68	LYS
44	DV	70	ILE
44	DV	83	ARG
44	DV	91	TYR
45	DW	11	ARG
45	DW	19	LEU
45	DW	39	THR
45	DW	51	LEU
45	DW	59	VAL
45	DW	65	LEU

Continued on next page...

Continued from previous page...

Mol	Chain	Res	Type
45	DW	70	TYR
46	DX	3	THR
46	DX	11	PRO
46	DX	12	VAL
46	DX	27	THR
46	DX	28	PHE
46	DX	35	THR
46	DX	48	LYS
46	DX	52	VAL
46	DX	56	THR
46	DX	57	LEU
46	DX	63	LYS
46	DX	68	ARG
46	DX	70	LEU
46	DX	76	ARG
46	DX	80	ILE
46	DX	83	VAL
47	DY	2	ARG
47	DY	6	HIS
47	DY	7	VAL
47	DY	28	LYS
47	DY	29	GLU
47	DY	31	LEU
47	DY	32	PRO
47	DY	42	VAL
47	DY	47	LYS
47	DY	56	PRO
47	DY	62	GLU
47	DY	64	GLU
47	DY	67	LEU
47	DY	83	THR
47	DY	99	CYS
48	DZ	2	TYR
48	DZ	8	TYR
48	DZ	10	GLU
48	DZ	17	LEU
48	DZ	22	LYS
48	DZ	33	ASN
48	DZ	52	ILE
48	DZ	75	LEU
48	DZ	78	ARG
48	DZ	80	ARG

Continued on next page...

Continued from previous page...

Mol	Chain	Res	Type
48	DZ	118	GLU
48	DZ	120	HIS
48	DZ	121	ARG
48	DZ	122	ASP
48	DZ	144	GLU
48	DZ	149	LEU
48	DZ	170	ILE
49	D0	20	ARG
49	D0	21	LEU
49	D0	31	VAL
49	D0	44	ARG
49	D0	59	LEU
49	D0	64	ASP
49	D0	75	LEU
49	D0	84	LEU
50	D1	40	ARG
50	D1	41	ARG
50	D1	46	LEU
50	D1	58	ILE
50	D1	73	LEU
50	D1	75	GLU
51	D2	2	LYS
51	D2	7	ARG
51	D2	15	LYS
51	D2	32	LEU
51	D2	49	LYS
51	D2	52	ASP
51	D2	53	LEU
51	D2	56	GLN
52	D3	8	LEU
52	D3	31	LEU
52	D3	37	LEU
52	D3	56	VAL
52	D3	58	VAL
53	D4	46	ASN
53	D4	48	ILE
53	D4	51	TYR
53	D4	53	THR
53	D4	66	HIS
53	D4	81	VAL
54	D5	3	LYS
54	D5	4	HIS

Continued on next page...

Continued from previous page...

Mol	Chain	Res	Type
54	D5	11	THR
54	D5	25	LEU
54	D5	34	PRO
54	D5	40	LYS
54	D5	49	CYS
54	D5	52	TYR
54	D5	56	LYS
54	D5	57	VAL
55	D6	8	LYS
55	D6	10	LEU
55	D6	11	LEU
55	D6	12	GLU
55	D6	14	THR
55	D6	17	LYS
55	D6	19	ARG
55	D6	26	ASN
55	D6	31	PRO
55	D6	41	PRO
55	D6	42	TRP
55	D6	44	ARG
55	D6	46	HIS
55	D6	47	THR
56	D7	1	MET
56	D7	4	THR
56	D7	8	ASN
56	D7	41	ARG
56	D7	46	VAL
56	D7	47	ARG
57	D8	6	THR
57	D8	8	LYS
57	D8	30	ARG
57	D8	31	HIS
57	D8	32	LEU
57	D8	33	ASN
57	D8	34	TRP
57	D8	44	LYS
57	D8	47	LYS
57	D8	48	PHE
57	D8	49	VAL
57	D8	58	ILE
57	D8	61	LEU
57	D8	64	TYR

Continued on next page...

Continued from previous page...

Mol	Chain	Res	Type
58	D9	20	HIS
58	D9	24	TYR

Some sidechains can be flipped to improve hydrogen bonding and reduce clashes. All (345) such sidechains are listed below:

Mol	Chain	Res	Type
2	AB	37	ASN
2	AB	94	ASN
2	AB	95	GLN
2	AB	104	ASN
2	AB	110	GLN
2	AB	135	GLN
2	AB	146	GLN
2	AB	204	ASN
2	AB	212	GLN
3	AC	28	GLN
3	AC	31	HIS
3	AC	37	GLN
3	AC	69	HIS
3	AC	108	ASN
3	AC	139	GLN
3	AC	162	GLN
3	AC	170	GLN
3	AC	176	HIS
4	AD	45	GLN
4	AD	62	GLN
4	AD	74	GLN
4	AD	129	ASN
4	AD	161	ASN
5	AE	72	GLN
5	AE	73	ASN
5	AE	78	HIS
6	AF	7	ASN
6	AF	18	GLN
6	AF	27	GLN
6	AF	32	ASN
6	AF	73	ASN
6	AF	94	GLN
6	AF	100	ASN
7	AG	13	GLN
7	AG	68	ASN
7	AG	96	GLN

Continued on next page...

Continued from previous page...

Mol	Chain	Res	Type
7	AG	106	GLN
9	AI	23	ASN
9	AI	31	GLN
9	AI	89	ASN
9	AI	117	HIS
9	AI	124	GLN
10	AJ	21	GLN
10	AJ	56	HIS
11	AK	13	GLN
11	AK	38	ASN
11	AK	117	ASN
12	AL	5	ASN
12	AL	6	GLN
12	AL	72	HIS
12	AL	77	HIS
13	AM	40	ASN
13	AM	92	HIS
13	AM	101	GLN
13	AM	106	ASN
15	AO	9	GLN
15	AO	13	GLN
15	AO	37	ASN
15	AO	46	HIS
15	AO	62	GLN
15	AO	71	GLN
16	AP	14	ASN
16	AP	16	HIS
16	AP	76	GLN
17	AQ	16	GLN
17	AQ	26	GLN
17	AQ	93	GLN
17	AQ	94	ASN
18	AR	63	GLN
19	AS	14	HIS
19	AS	23	ASN
19	AS	57	HIS
20	AT	18	GLN
20	AT	26	ASN
20	AT	42	GLN
20	AT	45	GLN
20	AT	90	GLN
29	BC	44	HIS

Continued on next page...

Continued from previous page...

Mol	Chain	Res	Type
29	BC	56	GLN
29	BC	71	GLN
30	BD	58	HIS
30	BD	115	GLN
30	BD	126	GLN
30	BD	166	GLN
30	BD	186	HIS
30	BD	198	ASN
30	BD	253	GLN
31	BE	48	GLN
31	BE	55	ASN
31	BE	129	HIS
31	BE	159	HIS
31	BE	192	ASN
32	BF	69	HIS
32	BF	75	HIS
32	BF	160	ASN
32	BF	169	ASN
32	BF	203	GLN
33	BG	27	ASN
33	BG	40	ASN
33	BG	130	ASN
34	BH	65	HIS
34	BH	74	ASN
34	BH	147	ASN
35	BI	54	GLN
35	BI	139	GLN
36	BN	8	GLN
36	BN	45	ASN
36	BN	56	ASN
36	BN	130	HIS
37	BO	82	ASN
38	BP	13	ASN
38	BP	38	GLN
38	BP	68	GLN
38	BP	81	GLN
38	BP	128	HIS
39	BQ	12	GLN
39	BQ	45	GLN
39	BQ	46	GLN
40	BR	16	HIS
40	BR	23	ASN

Continued on next page...

Continued from previous page...

Mol	Chain	Res	Type
40	BR	24	GLN
40	BR	31	HIS
40	BR	50	HIS
40	BR	53	HIS
40	BR	71	GLN
41	BS	16	ASN
41	BS	34	HIS
41	BS	68	GLN
42	BT	38	ASN
42	BT	79	HIS
42	BT	90	GLN
43	BU	14	HIS
43	BU	44	ASN
43	BU	49	HIS
43	BU	81	HIS
43	BU	94	ASN
43	BU	104	GLN
44	BV	11	GLN
45	BW	34	ASN
45	BW	40	ASN
45	BW	57	ASN
45	BW	60	ASN
45	BW	62	HIS
45	BW	102	HIS
45	BW	111	HIS
46	BX	31	HIS
46	BX	41	ASN
46	BX	82	GLN
46	BX	87	GLN
48	BZ	31	HIS
48	BZ	74	ASN
48	BZ	117	GLN
49	B0	12	ASN
49	B0	17	GLN
49	B0	29	GLN
49	B0	70	GLN
50	B1	45	ASN
50	B1	47	GLN
51	B2	9	GLN
51	B2	38	GLN
51	B2	43	GLN
51	B2	46	GLN

Continued on next page...

Continued from previous page...

Mol	Chain	Res	Type
52	B3	19	GLN
52	B3	32	GLN
52	B3	46	ASN
52	B3	52	HIS
53	B4	46	ASN
54	B5	4	HIS
54	B5	43	HIS
55	B6	20	ASN
55	B6	32	ASN
55	B6	46	HIS
56	B7	8	ASN
56	B7	36	GLN
57	B8	33	ASN
58	B9	20	HIS
58	B9	29	ASN
58	B9	34	GLN
2	CB	76	GLN
2	CB	78	GLN
2	CB	95	GLN
2	CB	104	ASN
2	CB	110	GLN
2	CB	135	GLN
3	CC	3	ASN
3	CC	28	GLN
3	CC	31	HIS
3	CC	37	GLN
3	CC	69	HIS
3	CC	98	ASN
3	CC	118	GLN
3	CC	136	GLN
3	CC	170	GLN
3	CC	181	ASN
4	CD	45	GLN
4	CD	119	GLN
4	CD	123	HIS
4	CD	161	ASN
4	CD	199	ASN
5	CE	73	ASN
5	CE	78	HIS
6	CF	18	GLN
6	CF	27	GLN
6	CF	32	ASN

Continued on next page...

Continued from previous page...

Mol	Chain	Res	Type
6	CF	57	GLN
6	CF	94	GLN
7	CG	13	GLN
7	CG	37	ASN
7	CG	96	GLN
7	CG	106	GLN
7	CG	109	ASN
7	CG	148	ASN
8	CH	82	HIS
9	CI	23	ASN
9	CI	89	ASN
9	CI	117	HIS
9	CI	124	GLN
10	CJ	13	HIS
10	CJ	56	HIS
10	CJ	76	ASN
11	CK	13	GLN
11	CK	38	ASN
11	CK	93	GLN
11	CK	99	GLN
11	CK	117	ASN
12	CL	46	ASN
12	CL	72	HIS
13	CM	62	ASN
15	CO	13	GLN
15	CO	28	GLN
15	CO	37	ASN
15	CO	71	GLN
16	CP	16	HIS
16	CP	76	GLN
17	CQ	16	GLN
17	CQ	26	GLN
17	CQ	93	GLN
19	CS	14	HIS
19	CS	47	HIS
19	CS	57	HIS
20	CT	26	ASN
20	CT	73	HIS
20	CT	75	ASN
29	DC	44	HIS
30	DD	44	ASN
30	DD	58	HIS

Continued on next page...

Continued from previous page...

Mol	Chain	Res	Type
30	DD	96	HIS
30	DD	115	GLN
30	DD	116	GLN
30	DD	126	GLN
30	DD	166	GLN
30	DD	186	HIS
30	DD	198	ASN
30	DD	253	GLN
31	DE	48	GLN
31	DE	54	GLN
31	DE	55	ASN
31	DE	129	HIS
31	DE	137	HIS
31	DE	192	ASN
32	DF	8	GLN
32	DF	69	HIS
32	DF	75	HIS
32	DF	160	ASN
33	DG	40	ASN
33	DG	41	GLN
33	DG	58	GLN
33	DG	130	ASN
34	DH	61	HIS
34	DH	65	HIS
34	DH	74	ASN
34	DH	111	HIS
34	DH	139	GLN
34	DH	143	GLN
34	DH	147	ASN
35	DI	11	ASN
35	DI	43	ASN
35	DI	54	GLN
35	DI	104	GLN
35	DI	139	GLN
36	DN	45	ASN
36	DN	56	ASN
36	DN	69	GLN
36	DN	133	GLN
37	DO	3	GLN
37	DO	82	ASN
38	DP	9	ASN
38	DP	68	GLN

Continued on next page...

Continued from previous page...

Mol	Chain	Res	Type
38	DP	81	GLN
38	DP	128	HIS
39	DQ	12	GLN
40	DR	3	HIS
40	DR	16	HIS
40	DR	23	ASN
40	DR	24	GLN
40	DR	53	HIS
40	DR	71	GLN
41	DS	16	ASN
41	DS	61	ASN
42	DT	38	ASN
42	DT	43	GLN
42	DT	90	GLN
43	DU	14	HIS
43	DU	44	ASN
43	DU	49	HIS
43	DU	71	GLN
43	DU	72	HIS
43	DU	81	HIS
43	DU	94	ASN
43	DU	104	GLN
43	DU	117	GLN
44	DV	11	GLN
45	DW	34	ASN
45	DW	40	ASN
45	DW	57	ASN
45	DW	61	ASN
45	DW	62	HIS
46	DX	31	HIS
46	DX	41	ASN
46	DX	55	ASN
46	DX	87	GLN
48	DZ	31	HIS
48	DZ	117	GLN
49	D0	12	ASN
49	D0	29	GLN
49	D0	35	ASN
49	D0	70	GLN
50	D1	45	ASN
50	D1	56	GLN
51	D2	38	GLN

Continued on next page...

Continued from previous page...

Mol	Chain	Res	Type
51	D2	43	GLN
51	D2	47	ASN
52	D3	19	GLN
52	D3	46	ASN
52	D3	52	HIS
53	D4	46	ASN
54	D5	43	HIS
55	D6	20	ASN
55	D6	26	ASN
56	D7	6	GLN
56	D7	8	ASN
56	D7	36	GLN
57	D8	31	HIS
57	D8	33	ASN
58	D9	34	GLN

5.3.3 RNA [i](#)

Mol	Chain	Analysed	Backbone Outliers	Pucker Outliers
1	AA	1493/1508 (99%)	234 (15%)	56 (3%)
1	CA	1491/1508 (98%)	248 (16%)	61 (4%)
22	AV	9/30 (30%)	1 (11%)	0
22	CV	9/30 (30%)	2 (22%)	0
23	AW	73/75 (97%)	15 (20%)	3 (4%)
23	CW	73/75 (97%)	20 (27%)	3 (4%)
24	AX	76/77 (98%)	24 (31%)	4 (5%)
25	AY	74/75 (98%)	19 (25%)	0
25	CY	74/75 (98%)	20 (27%)	0
27	BA	2779/2915 (95%)	539 (19%)	96 (3%)
27	DA	2765/2915 (94%)	555 (20%)	114 (4%)
28	BB	118/122 (96%)	16 (13%)	3 (2%)
28	DB	118/122 (96%)	40 (33%)	5 (4%)
59	CX	76/77 (98%)	21 (27%)	2 (2%)
All	All	9228/9604 (96%)	1754 (19%)	347 (3%)

All (1754) RNA backbone outliers are listed below:

Mol	Chain	Res	Type
1	AA	9	G
1	AA	28	G
1	AA	31	G

Continued on next page...

Continued from previous page...

Mol	Chain	Res	Type
1	AA	32	A
1	AA	39	G
1	AA	47	C
1	AA	48	C
1	AA	51	A
1	AA	60	A
1	AA	61	G
1	AA	80	G
1	AA	81	U
1	AA	89	C
1	AA	90	U
1	AA	91	C
1	AA	92	C
1	AA	93	G
1	AA	98	G
1	AA	100	C
1	AA	116	A
1	AA	120	A
1	AA	121	C
1	AA	131	C
1	AA	146	G
1	AA	163	C
1	AA	173	U
1	AA	189(H)	G
1	AA	195	A
1	AA	197	A
1	AA	203	U
1	AA	204	U
1	AA	216	G
1	AA	220	G
1	AA	244	U
1	AA	247	G
1	AA	251	G
1	AA	266	G
1	AA	267	C
1	AA	275	G
1	AA	289	G
1	AA	306	G
1	AA	321	A
1	AA	328	C
1	AA	332	G
1	AA	344	A

Continued on next page...

Continued from previous page...

Mol	Chain	Res	Type
1	AA	345	C
1	AA	352	C
1	AA	353	A
1	AA	354	G
1	AA	367	U
1	AA	372	C
1	AA	373	A
1	AA	384	G
1	AA	389	A
1	AA	390	C
1	AA	397	A
1	AA	412	A
1	AA	413	G
1	AA	414	A
1	AA	421	U
1	AA	422	C
1	AA	423	G
1	AA	424	G
1	AA	428	G
1	AA	429	U
1	AA	430	A
1	AA	435	C
1	AA	436	C
1	AA	439	A
1	AA	442	C
1	AA	452	A
1	AA	484	G
1	AA	485	G
1	AA	495	A
1	AA	496	A
1	AA	499	A
1	AA	509	A
1	AA	510	A
1	AA	511	C
1	AA	518	C
1	AA	527	G
1	AA	531	U
1	AA	532	A
1	AA	533	A
1	AA	534	U
1	AA	547	A
1	AA	559	A

Continued on next page...

Continued from previous page...

Mol	Chain	Res	Type
1	AA	561	U
1	AA	562	C
1	AA	572	A
1	AA	573	A
1	AA	576	G
1	AA	577	G
1	AA	596	C
1	AA	632	A
1	AA	653	A
1	AA	665	A
1	AA	687	A
1	AA	688	G
1	AA	701	C
1	AA	702	A
1	AA	723	U
1	AA	731	G
1	AA	733	A
1	AA	748	C
1	AA	749	C
1	AA	755	G
1	AA	777	A
1	AA	793	U
1	AA	794	A
1	AA	817	C
1	AA	818	G
1	AA	819	A
1	AA	828	A
1	AA	839	U
1	AA	841	U
1	AA	848	C
1	AA	859	A
1	AA	885	G
1	AA	902	G
1	AA	914	A
1	AA	916	G
1	AA	926	G
1	AA	927	G
1	AA	934	C
1	AA	935	A
1	AA	960	U
1	AA	961	U
1	AA	966	G

Continued on next page...

Continued from previous page...

Mol	Chain	Res	Type
1	AA	969	A
1	AA	971	G
1	AA	972	C
1	AA	974	A
1	AA	975	A
1	AA	976	G
1	AA	977	A
1	AA	978	A
1	AA	980	C
1	AA	991	U
1	AA	992	U
1	AA	993	G
1	AA	1001(A)	G
1	AA	1028	C
1	AA	1050	G
1	AA	1054	C
1	AA	1064	G
1	AA	1065	U
1	AA	1066	C
1	AA	1068	G
1	AA	1086	U
1	AA	1087	G
1	AA	1094	G
1	AA	1095	U
1	AA	1101	A
1	AA	1102	A
1	AA	1117	G
1	AA	1118	C
1	AA	1124	G
1	AA	1125	U
1	AA	1126	U
1	AA	1127	G
1	AA	1129	C
1	AA	1130	A
1	AA	1131	G
1	AA	1137	C
1	AA	1139	G
1	AA	1140	C
1	AA	1145	C
1	AA	1146	A
1	AA	1152	A
1	AA	1159	U

Continued on next page...

Continued from previous page...

Mol	Chain	Res	Type
1	AA	1182	G
1	AA	1184	G
1	AA	1196	U
1	AA	1197	G
1	AA	1202	G
1	AA	1212	U
1	AA	1213	A
1	AA	1214	C
1	AA	1225	A
1	AA	1227	A
1	AA	1238	A
1	AA	1239	A
1	AA	1249	C
1	AA	1255	G
1	AA	1256	A
1	AA	1257	U
1	AA	1278	U
1	AA	1280	A
1	AA	1281	U
1	AA	1285	A
1	AA	1286	A
1	AA	1287	A
1	AA	1299	A
1	AA	1300	G
1	AA	1301	U
1	AA	1302	U
1	AA	1305	G
1	AA	1317	C
1	AA	1319	A
1	AA	1320	C
1	AA	1321	C
1	AA	1322	C
1	AA	1323	G
1	AA	1331	G
1	AA	1336	C
1	AA	1338	G
1	AA	1347	G
1	AA	1363(A)	A
1	AA	1364	U
1	AA	1365	G
1	AA	1381	U
1	AA	1398	A

Continued on next page...

Continued from previous page...

Mol	Chain	Res	Type
1	AA	1419	G
1	AA	1442	G
1	AA	1442(A)	G
1	AA	1442(B)	A
1	AA	1446	U
1	AA	1447	A
1	AA	1452	C
1	AA	1456	G
1	AA	1457	G
1	AA	1487	G
1	AA	1492	A
1	AA	1497	G
1	AA	1499	A
1	AA	1504	G
1	AA	1505	G
1	AA	1506	U
1	AA	1517	G
1	AA	1519	A
1	AA	1520	G
1	AA	1529	G
1	AA	1530	G
22	AV	3	A
23	AW	7	A
23	AW	8	U
23	AW	12	C
23	AW	16	C
23	AW	17	G
23	AW	19	U
23	AW	20	A
23	AW	36	A
23	AW	45	U
23	AW	47	C
23	AW	58	A
23	AW	61	C
23	AW	72	G
23	AW	73	C
23	AW	74	C
24	AX	4	G
24	AX	8	U
24	AX	9	G
24	AX	10	G
24	AX	15	G

Continued on next page...

Continued from previous page...

Mol	Chain	Res	Type
24	AX	17	C
24	AX	17(B)	U
24	AX	19	G
24	AX	20	U
24	AX	21	A
24	AX	31	G
24	AX	33	U
24	AX	44	A
24	AX	47	U
24	AX	48	C
24	AX	49	G
24	AX	59	A
24	AX	60	U
24	AX	61	C
24	AX	63	G
24	AX	72	A
24	AX	73	A
24	AX	74	C
24	AX	76	A
25	AY	9	C
25	AY	11	C
25	AY	15	G
25	AY	16	C
25	AY	17	G
25	AY	18	G
25	AY	19	U
25	AY	20	A
25	AY	21	A
25	AY	36	A
25	AY	38	U
25	AY	42	G
25	AY	46	U
25	AY	47	C
25	AY	58	A
25	AY	60	C
25	AY	61	C
25	AY	69	C
25	AY	73	C
27	BA	10	G
27	BA	28	A
27	BA	34	C
27	BA	45	C

Continued on next page...

Continued from previous page...

Mol	Chain	Res	Type
27	BA	49	A
27	BA	55	G
27	BA	60	G
27	BA	61	G
27	BA	64	A
27	BA	68	G
27	BA	69	C
27	BA	71	A
27	BA	72	U
27	BA	73	A
27	BA	75	G
27	BA	84	A
27	BA	88	G
27	BA	89	G
27	BA	90	U
27	BA	92	A
27	BA	94	C
27	BA	102	G
27	BA	118	A
27	BA	119	A
27	BA	120	U
27	BA	126	A
27	BA	131	G
27	BA	139(A)	G
27	BA	141	A
27	BA	149	A
27	BA	154	G
27	BA	154(A)	C
27	BA	157	U
27	BA	158	U
27	BA	174	C
27	BA	175	G
27	BA	196	A
27	BA	197	A
27	BA	199	A
27	BA	200	U
27	BA	204	A
27	BA	205	G
27	BA	215	G
27	BA	216	A
27	BA	221	A
27	BA	222	A

Continued on next page...

Continued from previous page...

Mol	Chain	Res	Type
27	BA	228	A
27	BA	229	A
27	BA	233	A
27	BA	248	G
27	BA	252	G
27	BA	261	G
27	BA	266	G
27	BA	271(J)	C
27	BA	271(K)	U
27	BA	271(L)	U
27	BA	271(N)	U
27	BA	271(P)	C
27	BA	271(T)	C
27	BA	271(Y)	U
27	BA	272	G
27	BA	272(C)	G
27	BA	272(H)	C
27	BA	272(I)	U
27	BA	272(J)	C
27	BA	275	G
27	BA	286	C
27	BA	287	C
27	BA	311	A
27	BA	324	A
27	BA	329	G
27	BA	330	A
27	BA	352	G
27	BA	353	G
27	BA	362	U
27	BA	363(B)	G
27	BA	363(E)	U
27	BA	363(F)	A
27	BA	365	C
27	BA	370	G
27	BA	371	A
27	BA	386	G
27	BA	405	U
27	BA	406	G
27	BA	411	G
27	BA	412	A
27	BA	415	A
27	BA	428	A

Continued on next page...

Continued from previous page...

Mol	Chain	Res	Type
27	BA	444	C
27	BA	448	U
27	BA	456	C
27	BA	457	A
27	BA	470	A
27	BA	475	U
27	BA	480	A
27	BA	481	G
27	BA	482	A
27	BA	494	G
27	BA	505	A
27	BA	508	G
27	BA	509	C
27	BA	510	C
27	BA	528	A
27	BA	530	G
27	BA	531	C
27	BA	532	A
27	BA	533	G
27	BA	542	C
27	BA	543	C
27	BA	551	G
27	BA	556	G
27	BA	563	G
27	BA	573	G
27	BA	575	A
27	BA	588	U
27	BA	603	A
27	BA	604	G
27	BA	607	U
27	BA	613	G
27	BA	614(B)	G
27	BA	615	G
27	BA	620	G
27	BA	621	A
27	BA	627	A
27	BA	637	A
27	BA	645	C
27	BA	646	A
27	BA	659	C
27	BA	686	G
27	BA	708	C

Continued on next page...

Continued from previous page...

Mol	Chain	Res	Type
27	BA	722	A
27	BA	730	C
27	BA	740	U
27	BA	747	U
27	BA	753	C
27	BA	764	A
27	BA	765	G
27	BA	776	G
27	BA	782	A
27	BA	784	A
27	BA	785	G
27	BA	790	C
27	BA	791	C
27	BA	792	G
27	BA	805	G
27	BA	806	C
27	BA	812	C
27	BA	819	A
27	BA	827	U
27	BA	828	U
27	BA	830	G
27	BA	847	U
27	BA	848	G
27	BA	856	C
27	BA	857	C
27	BA	859	G
27	BA	866	A
27	BA	882	G
27	BA	884	C
27	BA	886	C
27	BA	887	A
27	BA	889	C
27	BA	890	A
27	BA	896	A
27	BA	897	C
27	BA	901	A
27	BA	910	A
27	BA	914	C
27	BA	915	C
27	BA	917	A
27	BA	926	A
27	BA	932	G

Continued on next page...

Continued from previous page...

Mol	Chain	Res	Type
27	BA	934	G
27	BA	941	A
27	BA	946	G
27	BA	958	U
27	BA	959	A
27	BA	961	C
27	BA	964	C
27	BA	965	C
27	BA	974	G
27	BA	975	C
27	BA	975(A)	G
27	BA	983	A
27	BA	991	C
27	BA	996	A
27	BA	997	G
27	BA	1000	A
27	BA	1005	C
27	BA	1012	U
27	BA	1013	C
27	BA	1020	A
27	BA	1022	G
27	BA	1023	U
27	BA	1025	G
27	BA	1026	U
27	BA	1027	A
27	BA	1033	U
27	BA	1039	G
27	BA	1044	G
27	BA	1045	A
27	BA	1047	G
27	BA	1049	C
27	BA	1050	A
27	BA	1052	C
27	BA	1053	C
27	BA	1054	A
27	BA	1110	G
27	BA	1111	A
27	BA	1113	U
27	BA	1115	G
27	BA	1118	C
27	BA	1126	A
27	BA	1130	U

Continued on next page...

Continued from previous page...

Mol	Chain	Res	Type
27	BA	1135	C
27	BA	1136	G
27	BA	1143	A
27	BA	1155	A
27	BA	1180	C
27	BA	1195	G
27	BA	1205	U
27	BA	1210	A
27	BA	1211	U
27	BA	1220	A
27	BA	1221	C
27	BA	1241	A
27	BA	1248	G
27	BA	1250	G
27	BA	1253	A
27	BA	1256	G
27	BA	1271	G
27	BA	1272	A
27	BA	1276	A
27	BA	1281	G
27	BA	1300	U
27	BA	1301	A
27	BA	1314	C
27	BA	1319	G
27	BA	1321	A
27	BA	1329	U
27	BA	1332	G
27	BA	1349	A
27	BA	1352	U
27	BA	1359	A
27	BA	1360	A
27	BA	1365	A
27	BA	1368	G
27	BA	1379	A
27	BA	1384	A
27	BA	1385	G
27	BA	1386	C
27	BA	1407	C
27	BA	1416	G
27	BA	1420	U
27	BA	1427	A
27	BA	1428	C

Continued on next page...

Continued from previous page...

Mol	Chain	Res	Type
27	BA	1433	U
27	BA	1437	C
27	BA	1445	A
27	BA	1445(A)	C
27	BA	1449	A
27	BA	1450	G
27	BA	1451	C
27	BA	1452	A
27	BA	1455	G
27	BA	1459	G
27	BA	1460	A
27	BA	1461	G
27	BA	1467	C
27	BA	1471	A
27	BA	1475	G
27	BA	1478	G
27	BA	1482	G
27	BA	1485	G
27	BA	1490	A
27	BA	1493	C
27	BA	1494	A
27	BA	1495	A
27	BA	1496	A
27	BA	1497	U
27	BA	1498	C
27	BA	1502	C
27	BA	1505	C
27	BA	1506	C
27	BA	1509	C
27	BA	1509(A)	A
27	BA	1520	G
27	BA	1529	G
27	BA	1531	C
27	BA	1555	G
27	BA	1558	A
27	BA	1559	G
27	BA	1569	A
27	BA	1578	U
27	BA	1579	A
27	BA	1580	A
27	BA	1584	C
27	BA	1586	A

Continued on next page...

Continued from previous page...

Mol	Chain	Res	Type
27	BA	1588	C
27	BA	1591	G
27	BA	1594	G
27	BA	1603	A
27	BA	1608	A
27	BA	1609	A
27	BA	1616	A
27	BA	1617	C
27	BA	1618	A
27	BA	1640	C
27	BA	1648	C
27	BA	1654	A
27	BA	1667	G
27	BA	1674	G
27	BA	1675	C
27	BA	1681	G
27	BA	1682	G
27	BA	1686	C
27	BA	1687	G
27	BA	1698	A
27	BA	1700	A
27	BA	1718	G
27	BA	1722	A
27	BA	1739	U
27	BA	1740	G
27	BA	1744	C
27	BA	1746	G
27	BA	1748	G
27	BA	1763	G
27	BA	1764	G
27	BA	1773	A
27	BA	1780	A
27	BA	1782	C
27	BA	1791	A
27	BA	1799	G
27	BA	1800	C
27	BA	1816	G
27	BA	1819	A
27	BA	1820	U
27	BA	1829	A
27	BA	1835	G
27	BA	1847	A

Continued on next page...

Continued from previous page...

Mol	Chain	Res	Type
27	BA	1858	G
27	BA	1865	G
27	BA	1866	C
27	BA	1877	A
27	BA	1878	G
27	BA	1880	C
27	BA	1882	C
27	BA	1885	A
27	BA	1888	G
27	BA	1889	A
27	BA	1900	A
27	BA	1906	G
27	BA	1912	A
27	BA	1914	C
27	BA	1929	G
27	BA	1930	G
27	BA	1936	A
27	BA	1937	A
27	BA	1938	A
27	BA	1955	U
27	BA	1963	U
27	BA	1964	G
27	BA	1967	C
27	BA	1969	A
27	BA	1970	A
27	BA	1971	A
27	BA	1972	A
27	BA	1982	C
27	BA	1987	G
27	BA	1993	U
27	BA	2020	A
27	BA	2023	G
27	BA	2031	A
27	BA	2032	G
27	BA	2033	A
27	BA	2036	C
27	BA	2043	C
27	BA	2052	G
27	BA	2055	C
27	BA	2056	G
27	BA	2059	A
27	BA	2060	A

Continued on next page...

Continued from previous page...

Mol	Chain	Res	Type
27	BA	2061	G
27	BA	2062	A
27	BA	2063	C
27	BA	2069	G
27	BA	2093	G
27	BA	2099	U
27	BA	2103	C
27	BA	2104	G
27	BA	2110	G
27	BA	2111	C
27	BA	2116	G
27	BA	2117	A
27	BA	2118	U
27	BA	2119	A
27	BA	2127	G
27	BA	2131	G
27	BA	2133	G
27	BA	2146	C
27	BA	2147	G
27	BA	2158	A
27	BA	2159	G
27	BA	2172	U
27	BA	2173	A
27	BA	2176	A
27	BA	2179	C
27	BA	2187	G
27	BA	2190	G
27	BA	2192	G
27	BA	2193	G
27	BA	2198	A
27	BA	2199	A
27	BA	2200	C
27	BA	2207	G
27	BA	2208	A
27	BA	2219	G
27	BA	2225	A
27	BA	2226	C
27	BA	2238	G
27	BA	2239	G
27	BA	2245	U
27	BA	2249	U
27	BA	2250	G

Continued on next page...

Continued from previous page...

Mol	Chain	Res	Type
27	BA	2275	C
27	BA	2283	C
27	BA	2287	A
27	BA	2288	A
27	BA	2289	G
27	BA	2290	G
27	BA	2305	A
27	BA	2307	G
27	BA	2308	G
27	BA	2309	A
27	BA	2311	A
27	BA	2313	C
27	BA	2316	C
27	BA	2319	G
27	BA	2320	A
27	BA	2325	G
27	BA	2334	G
27	BA	2336	A
27	BA	2345	G
27	BA	2347	C
27	BA	2349	G
27	BA	2383	G
27	BA	2385	C
27	BA	2387	U
27	BA	2388	A
27	BA	2392	A
27	BA	2402	C
27	BA	2406	U
27	BA	2423	U
27	BA	2425	A
27	BA	2427	C
27	BA	2429	G
27	BA	2430	A
27	BA	2434	A
27	BA	2435	A
27	BA	2439	A
27	BA	2441	C
27	BA	2448	A
27	BA	2470	G
27	BA	2476	A
27	BA	2477	C
27	BA	2478	A

Continued on next page...

Continued from previous page...

Mol	Chain	Res	Type
27	BA	2482	G
27	BA	2484	G
27	BA	2491	U
27	BA	2498	C
27	BA	2502	G
27	BA	2505	G
27	BA	2518	A
27	BA	2523	G
27	BA	2527	C
27	BA	2529	G
27	BA	2534	A
27	BA	2543	G
27	BA	2554	U
27	BA	2566	A
27	BA	2567	G
27	BA	2570	G
27	BA	2573	C
27	BA	2578	G
27	BA	2581	G
27	BA	2582	G
27	BA	2602	A
27	BA	2610	C
27	BA	2611	U
27	BA	2612	C
27	BA	2615	U
27	BA	2629	A
27	BA	2630	G
27	BA	2646	C
27	BA	2673	G
27	BA	2679	A
27	BA	2690	C
27	BA	2691	C
27	BA	2702	U
27	BA	2712	U
27	BA	2712(A)	A
27	BA	2713	A
27	BA	2714	G
27	BA	2720	U
27	BA	2726	U
27	BA	2733	A
27	BA	2750	A
27	BA	2751	G

Continued on next page...

Continued from previous page...

Mol	Chain	Res	Type
27	BA	2752	C
27	BA	2753	A
27	BA	2754	U
27	BA	2757	A
27	BA	2759	G
27	BA	2762	G
27	BA	2765	A
27	BA	2766	G
27	BA	2778	A
27	BA	2779	U
27	BA	2780	G
27	BA	2789	C
27	BA	2790	A
27	BA	2791	C
27	BA	2792	G
27	BA	2804	C
27	BA	2808	U
27	BA	2820	A
27	BA	2821	A
27	BA	2823	A
27	BA	2833	G
27	BA	2834	G
27	BA	2835	A
27	BA	2844	G
27	BA	2849	U
27	BA	2864	G
27	BA	2865	U
27	BA	2872	G
27	BA	2879	C
27	BA	2893	G
27	BA	2895	U
28	BB	3	C
28	BB	8	U
28	BB	13	A
28	BB	15	A
28	BB	25	A
28	BB	27	C
28	BB	34	U
28	BB	35	U
28	BB	42	C
28	BB	45	A
28	BB	52	A

Continued on next page...

Continued from previous page...

Mol	Chain	Res	Type
28	BB	53	A
28	BB	67	G
28	BB	73	A
28	BB	88	C
28	BB	110	G
1	CA	9	G
1	CA	31	G
1	CA	32	A
1	CA	39	G
1	CA	47	C
1	CA	48	C
1	CA	51	A
1	CA	61	G
1	CA	72	C
1	CA	97	G
1	CA	98	G
1	CA	99	U
1	CA	100	C
1	CA	101	A
1	CA	116	A
1	CA	120	A
1	CA	121	C
1	CA	122	G
1	CA	131	C
1	CA	146	G
1	CA	163	C
1	CA	189(G)	G
1	CA	189(H)	G
1	CA	195	A
1	CA	197	A
1	CA	198	G
1	CA	199	G
1	CA	202	U
1	CA	203	U
1	CA	204	U
1	CA	216	G
1	CA	220	G
1	CA	244	U
1	CA	247	G
1	CA	251	G
1	CA	267	C
1	CA	275	G

Continued on next page...

Continued from previous page...

Mol	Chain	Res	Type
1	CA	289	G
1	CA	301	G
1	CA	316	G
1	CA	328	C
1	CA	332	G
1	CA	344	A
1	CA	345	C
1	CA	346	G
1	CA	347	G
1	CA	352	C
1	CA	353	A
1	CA	354	G
1	CA	367	U
1	CA	372	C
1	CA	373	A
1	CA	389	A
1	CA	397	A
1	CA	398	C
1	CA	412	A
1	CA	413	G
1	CA	414	A
1	CA	421	U
1	CA	422	C
1	CA	423	G
1	CA	428	G
1	CA	429	U
1	CA	430	A
1	CA	435	C
1	CA	439	A
1	CA	452	A
1	CA	453	A
1	CA	461	A
1	CA	484	G
1	CA	485	G
1	CA	496	A
1	CA	498	U
1	CA	500	G
1	CA	508	C
1	CA	509	A
1	CA	510	A
1	CA	511	C
1	CA	518	C

Continued on next page...

Continued from previous page...

Mol	Chain	Res	Type
1	CA	527	G
1	CA	531	U
1	CA	532	A
1	CA	533	A
1	CA	534	U
1	CA	536	C
1	CA	547	A
1	CA	559	A
1	CA	561	U
1	CA	562	C
1	CA	564	C
1	CA	572	A
1	CA	573	A
1	CA	576	G
1	CA	577	G
1	CA	632	A
1	CA	646	U
1	CA	653	A
1	CA	665	A
1	CA	687	A
1	CA	688	G
1	CA	721	G
1	CA	722	A
1	CA	723	U
1	CA	731	G
1	CA	748	C
1	CA	749	C
1	CA	777	A
1	CA	793	U
1	CA	794	A
1	CA	816	A
1	CA	817	C
1	CA	818	G
1	CA	819	A
1	CA	821	G
1	CA	828	A
1	CA	839	U
1	CA	841	U
1	CA	848	C
1	CA	859	A
1	CA	871	U
1	CA	902	G

Continued on next page...

Continued from previous page...

Mol	Chain	Res	Type
1	CA	914	A
1	CA	916	G
1	CA	926	G
1	CA	927	G
1	CA	934	C
1	CA	960	U
1	CA	961	U
1	CA	965	A
1	CA	966	G
1	CA	968	A
1	CA	969	A
1	CA	971	G
1	CA	972	C
1	CA	974	A
1	CA	975	A
1	CA	976	G
1	CA	977	A
1	CA	978	A
1	CA	980	C
1	CA	991	U
1	CA	992	U
1	CA	993	G
1	CA	1001(A)	G
1	CA	1026	G
1	CA	1027	C
1	CA	1028	C
1	CA	1030	C
1	CA	1030(B)	C
1	CA	1050	G
1	CA	1053	G
1	CA	1054	C
1	CA	1064	G
1	CA	1065	U
1	CA	1066	C
1	CA	1067	A
1	CA	1068	G
1	CA	1094	G
1	CA	1095	U
1	CA	1101	A
1	CA	1102	A
1	CA	1113	C
1	CA	1117	G

Continued on next page...

Continued from previous page...

Mol	Chain	Res	Type
1	CA	1118	C
1	CA	1124	G
1	CA	1125	U
1	CA	1126	U
1	CA	1129	C
1	CA	1130	A
1	CA	1137	C
1	CA	1139	G
1	CA	1140	C
1	CA	1145	C
1	CA	1146	A
1	CA	1151	A
1	CA	1152	A
1	CA	1157	A
1	CA	1158	C
1	CA	1159	U
1	CA	1182	G
1	CA	1183	A
1	CA	1190	G
1	CA	1196	U
1	CA	1197	G
1	CA	1201	A
1	CA	1202	G
1	CA	1212	U
1	CA	1213	A
1	CA	1225	A
1	CA	1226	C
1	CA	1227	A
1	CA	1236	A
1	CA	1238	A
1	CA	1239	A
1	CA	1249	C
1	CA	1255	G
1	CA	1256	A
1	CA	1257	U
1	CA	1278	U
1	CA	1280	A
1	CA	1281	U
1	CA	1285	A
1	CA	1286	A
1	CA	1287	A
1	CA	1299	A

Continued on next page...

Continued from previous page...

Mol	Chain	Res	Type
1	CA	1300	G
1	CA	1301	U
1	CA	1302	U
1	CA	1305	G
1	CA	1317	C
1	CA	1319	A
1	CA	1320	C
1	CA	1321	C
1	CA	1322	C
1	CA	1323	G
1	CA	1325	C
1	CA	1331	G
1	CA	1336	C
1	CA	1338	G
1	CA	1347	G
1	CA	1363	C
1	CA	1363(A)	A
1	CA	1364	U
1	CA	1370	G
1	CA	1394	A
1	CA	1395	C
1	CA	1398	A
1	CA	1399	C
1	CA	1419	G
1	CA	1442(A)	G
1	CA	1442(B)	A
1	CA	1443	G
1	CA	1446	U
1	CA	1447	A
1	CA	1452	C
1	CA	1456	G
1	CA	1457	G
1	CA	1492	A
1	CA	1499	A
1	CA	1503	A
1	CA	1504	G
1	CA	1505	G
1	CA	1506	U
1	CA	1507	A
1	CA	1517	G
1	CA	1520	G
1	CA	1529	G

Continued on next page...

Continued from previous page...

Mol	Chain	Res	Type
1	CA	1530	G
22	CV	2	A
22	CV	10	U
23	CW	7	A
23	CW	8	U
23	CW	9	C
23	CW	12	C
23	CW	16	C
23	CW	17	G
23	CW	18	G
23	CW	19	U
23	CW	20	A
23	CW	23	G
23	CW	36	A
23	CW	43	C
23	CW	45	U
23	CW	47	C
23	CW	48	C
23	CW	58	A
23	CW	62	U
23	CW	72	G
23	CW	73	C
23	CW	74	C
59	CX	2	G
59	CX	8	U
59	CX	10	G
59	CX	17	C
59	CX	17(B)	U
59	CX	19	G
59	CX	20	U
59	CX	21	A
59	CX	32	C
59	CX	43	A
59	CX	47	U
59	CX	49	G
59	CX	59	A
59	CX	60	U
59	CX	61	C
59	CX	62	C
59	CX	68	C
59	CX	70	G
59	CX	73	A

Continued on next page...

Continued from previous page...

Mol	Chain	Res	Type
59	CX	74	C
59	CX	76	A
25	CY	8	U
25	CY	11	C
25	CY	16	C
25	CY	17	G
25	CY	18	G
25	CY	20	A
25	CY	21	A
25	CY	34	U
25	CY	36	A
25	CY	38	U
25	CY	40	C
25	CY	46	U
25	CY	47	C
25	CY	48	C
25	CY	49	G
25	CY	50	A
25	CY	58	A
25	CY	59	U
25	CY	60	C
25	CY	69	C
27	DA	10	G
27	DA	34	C
27	DA	45	C
27	DA	49	A
27	DA	55	G
27	DA	61	G
27	DA	69	C
27	DA	71	A
27	DA	72	U
27	DA	73	A
27	DA	75	G
27	DA	84	A
27	DA	88	G
27	DA	90	U
27	DA	92	A
27	DA	99	U
27	DA	102	G
27	DA	118	A
27	DA	119	A
27	DA	120	U

Continued on next page...

Continued from previous page...

Mol	Chain	Res	Type
27	DA	129	C
27	DA	139(A)	G
27	DA	141	A
27	DA	142	A
27	DA	154	G
27	DA	154(A)	C
27	DA	157	U
27	DA	158	U
27	DA	174	C
27	DA	175	G
27	DA	181	A
27	DA	182	A
27	DA	196	A
27	DA	197	A
27	DA	199	A
27	DA	204	A
27	DA	205	G
27	DA	215	G
27	DA	216	A
27	DA	221	A
27	DA	222	A
27	DA	228	A
27	DA	229	A
27	DA	248	G
27	DA	252	G
27	DA	261	G
27	DA	271(H)	G
27	DA	271(J)	C
27	DA	271(K)	U
27	DA	271(L)	U
27	DA	271(N)	U
27	DA	271(O)	C
27	DA	271(P)	C
27	DA	271(T)	C
27	DA	271(Y)	U
27	DA	272	G
27	DA	272(H)	C
27	DA	283	A
27	DA	284	U
27	DA	286	C
27	DA	287	C
27	DA	301	G

Continued on next page...

Continued from previous page...

Mol	Chain	Res	Type
27	DA	303	U
27	DA	311	A
27	DA	312	G
27	DA	316	C
27	DA	324	A
27	DA	329	G
27	DA	330	A
27	DA	333	G
27	DA	353	G
27	DA	356	G
27	DA	358	U
27	DA	362	U
27	DA	363(A)	A
27	DA	363(B)	G
27	DA	363(E)	U
27	DA	363(F)	A
27	DA	365	C
27	DA	372	G
27	DA	386	G
27	DA	388	G
27	DA	391	G
27	DA	396	G
27	DA	405	U
27	DA	406	G
27	DA	411	G
27	DA	412	A
27	DA	416	C
27	DA	428	A
27	DA	444	C
27	DA	448	U
27	DA	456	C
27	DA	457	A
27	DA	470	A
27	DA	475	U
27	DA	481	G
27	DA	482	A
27	DA	494	G
27	DA	505	A
27	DA	508	G
27	DA	509	C
27	DA	527	C
27	DA	529	A

Continued on next page...

Continued from previous page...

Mol	Chain	Res	Type
27	DA	530	G
27	DA	531	C
27	DA	532	A
27	DA	542	C
27	DA	543	C
27	DA	551	G
27	DA	556	G
27	DA	563	G
27	DA	573	G
27	DA	574	C
27	DA	588	U
27	DA	604	G
27	DA	607	U
27	DA	613	G
27	DA	614(B)	G
27	DA	615	G
27	DA	620	G
27	DA	621	A
27	DA	622	G
27	DA	627	A
27	DA	637	A
27	DA	638	G
27	DA	645	C
27	DA	646	A
27	DA	669	G
27	DA	686	G
27	DA	708	C
27	DA	717	G
27	DA	722	A
27	DA	730	C
27	DA	740	U
27	DA	741	G
27	DA	753	C
27	DA	764	A
27	DA	765	G
27	DA	776	G
27	DA	782	A
27	DA	784	A
27	DA	785	G
27	DA	790	C
27	DA	791	C
27	DA	792	G

Continued on next page...

Continued from previous page...

Mol	Chain	Res	Type
27	DA	805	G
27	DA	812	C
27	DA	819	A
27	DA	827	U
27	DA	828	U
27	DA	830	G
27	DA	848	G
27	DA	854	G
27	DA	856	C
27	DA	857	C
27	DA	859	G
27	DA	866	A
27	DA	874	G
27	DA	883	G
27	DA	884	C
27	DA	888	C
27	DA	890	A
27	DA	895	U
27	DA	896	A
27	DA	897	C
27	DA	900	A
27	DA	904	C
27	DA	908	C
27	DA	910	A
27	DA	917	A
27	DA	926	A
27	DA	932	G
27	DA	933	A
27	DA	941	A
27	DA	945	A
27	DA	946	G
27	DA	958	U
27	DA	959	A
27	DA	961	C
27	DA	964	C
27	DA	965	C
27	DA	973	A
27	DA	974	G
27	DA	975	C
27	DA	975(A)	G
27	DA	983	A
27	DA	991	C

Continued on next page...

Continued from previous page...

Mol	Chain	Res	Type
27	DA	995	C
27	DA	996	A
27	DA	997	G
27	DA	1000	A
27	DA	1005	C
27	DA	1012	U
27	DA	1013	C
27	DA	1017	G
27	DA	1022	G
27	DA	1023	U
27	DA	1025	G
27	DA	1026	U
27	DA	1039	G
27	DA	1041	C
27	DA	1042	G
27	DA	1044	G
27	DA	1113	U
27	DA	1114	G
27	DA	1115	G
27	DA	1117	G
27	DA	1118	C
27	DA	1126	A
27	DA	1130	U
27	DA	1135	C
27	DA	1136	G
27	DA	1143	A
27	DA	1155	A
27	DA	1157	G
27	DA	1158	C
27	DA	1159	U
27	DA	1171	G
27	DA	1195	G
27	DA	1205	U
27	DA	1211	U
27	DA	1212	G
27	DA	1221	C
27	DA	1236	G
27	DA	1241	A
27	DA	1248	G
27	DA	1252	G
27	DA	1253	A
27	DA	1256	G

Continued on next page...

Continued from previous page...

Mol	Chain	Res	Type
27	DA	1271	G
27	DA	1272	A
27	DA	1273	U
27	DA	1276	A
27	DA	1281	G
27	DA	1300	U
27	DA	1301	A
27	DA	1314	C
27	DA	1319	G
27	DA	1329	U
27	DA	1332	G
27	DA	1341	U
27	DA	1345	C
27	DA	1349	A
27	DA	1352	U
27	DA	1359	A
27	DA	1365	A
27	DA	1368	G
27	DA	1378	A
27	DA	1379	A
27	DA	1380	G
27	DA	1384	A
27	DA	1385	G
27	DA	1386	C
27	DA	1407	C
27	DA	1416	G
27	DA	1419	A
27	DA	1420	U
27	DA	1427	A
27	DA	1428	C
27	DA	1437	C
27	DA	1445	A
27	DA	1449	A
27	DA	1450	G
27	DA	1451	C
27	DA	1452	A
27	DA	1459	G
27	DA	1461	G
27	DA	1467	C
27	DA	1471	A
27	DA	1475	G
27	DA	1478	G

Continued on next page...

Continued from previous page...

Mol	Chain	Res	Type
27	DA	1482	G
27	DA	1485	G
27	DA	1490	A
27	DA	1493	C
27	DA	1494	A
27	DA	1495	A
27	DA	1496	A
27	DA	1497	U
27	DA	1498	C
27	DA	1502	C
27	DA	1505	C
27	DA	1509	C
27	DA	1509(A)	A
27	DA	1513	C
27	DA	1520	G
27	DA	1529	G
27	DA	1545	A
27	DA	1547	C
27	DA	1554	A
27	DA	1558	A
27	DA	1559	G
27	DA	1569	A
27	DA	1578	U
27	DA	1579	A
27	DA	1581	G
27	DA	1584	C
27	DA	1586	A
27	DA	1588	C
27	DA	1591	G
27	DA	1594	G
27	DA	1603	A
27	DA	1607	C
27	DA	1608	A
27	DA	1610	A
27	DA	1616	A
27	DA	1617	C
27	DA	1618	A
27	DA	1640	C
27	DA	1648	C
27	DA	1654	A
27	DA	1674	G
27	DA	1686	C

Continued on next page...

Continued from previous page...

Mol	Chain	Res	Type
27	DA	1687	G
27	DA	1694	C
27	DA	1696	G
27	DA	1698	A
27	DA	1700	A
27	DA	1701	A
27	DA	1718	G
27	DA	1722	A
27	DA	1739	U
27	DA	1740	G
27	DA	1744	C
27	DA	1746	G
27	DA	1748	G
27	DA	1756	G
27	DA	1758	G
27	DA	1759	A
27	DA	1761	C
27	DA	1763	G
27	DA	1764	G
27	DA	1773	A
27	DA	1780	A
27	DA	1782	C
27	DA	1787	A
27	DA	1791	A
27	DA	1799	G
27	DA	1800	C
27	DA	1816	G
27	DA	1820	U
27	DA	1829	A
27	DA	1835	G
27	DA	1847	A
27	DA	1858	G
27	DA	1865	G
27	DA	1866	C
27	DA	1877	A
27	DA	1878	G
27	DA	1880	C
27	DA	1882	C
27	DA	1885	A
27	DA	1888	G
27	DA	1889	A
27	DA	1900	A

Continued on next page...

Continued from previous page...

Mol	Chain	Res	Type
27	DA	1906	G
27	DA	1912	A
27	DA	1929	G
27	DA	1930	G
27	DA	1936	A
27	DA	1938	A
27	DA	1943	U
27	DA	1944	U
27	DA	1955	U
27	DA	1963	U
27	DA	1967	C
27	DA	1969	A
27	DA	1970	A
27	DA	1971	A
27	DA	1972	A
27	DA	1982	C
27	DA	1987	G
27	DA	1991	U
27	DA	1992	G
27	DA	1993	U
27	DA	1997	G
27	DA	2020	A
27	DA	2023	G
27	DA	2031	A
27	DA	2032	G
27	DA	2034	U
27	DA	2036	C
27	DA	2043	C
27	DA	2049	G
27	DA	2055	C
27	DA	2056	G
27	DA	2059	A
27	DA	2060	A
27	DA	2061	G
27	DA	2062	A
27	DA	2069	G
27	DA	2092	U
27	DA	2093	G
27	DA	2099	U
27	DA	2103	C
27	DA	2104	G
27	DA	2110	G

Continued on next page...

Continued from previous page...

Mol	Chain	Res	Type
27	DA	2111	C
27	DA	2112	G
27	DA	2116	G
27	DA	2117	A
27	DA	2118	U
27	DA	2119	A
27	DA	2120	G
27	DA	2126	A
27	DA	2127	G
27	DA	2131	G
27	DA	2133	G
27	DA	2146	C
27	DA	2147	G
27	DA	2159	G
27	DA	2172	U
27	DA	2173	A
27	DA	2187	G
27	DA	2190	G
27	DA	2191	G
27	DA	2192	G
27	DA	2193	G
27	DA	2199	A
27	DA	2200	C
27	DA	2222	G
27	DA	2225	A
27	DA	2226	C
27	DA	2227	A
27	DA	2238	G
27	DA	2239	G
27	DA	2250	G
27	DA	2263	C
27	DA	2275	C
27	DA	2283	C
27	DA	2287	A
27	DA	2288	A
27	DA	2289	G
27	DA	2290	G
27	DA	2305	A
27	DA	2307	G
27	DA	2308	G
27	DA	2309	A
27	DA	2311	A

Continued on next page...

Continued from previous page...

Mol	Chain	Res	Type
27	DA	2313	C
27	DA	2316	C
27	DA	2319	G
27	DA	2320	A
27	DA	2325	G
27	DA	2334	G
27	DA	2335	A
27	DA	2336	A
27	DA	2345	G
27	DA	2347	C
27	DA	2349	G
27	DA	2383	G
27	DA	2384	G
27	DA	2385	C
27	DA	2387	U
27	DA	2392	A
27	DA	2399	G
27	DA	2400	G
27	DA	2402	C
27	DA	2423	U
27	DA	2425	A
27	DA	2427	C
27	DA	2429	G
27	DA	2430	A
27	DA	2435	A
27	DA	2439	A
27	DA	2441	C
27	DA	2448	A
27	DA	2452	C
27	DA	2468	G
27	DA	2469	A
27	DA	2470	G
27	DA	2476	A
27	DA	2477	C
27	DA	2478	A
27	DA	2482	G
27	DA	2483	C
27	DA	2484	G
27	DA	2490	G
27	DA	2491	U
27	DA	2492	U
27	DA	2502	G

Continued on next page...

Continued from previous page...

Mol	Chain	Res	Type
27	DA	2505	G
27	DA	2518	A
27	DA	2520	C
27	DA	2523	G
27	DA	2529	G
27	DA	2534	A
27	DA	2543	G
27	DA	2554	U
27	DA	2566	A
27	DA	2567	G
27	DA	2572	A
27	DA	2573	C
27	DA	2582	G
27	DA	2602	A
27	DA	2610	C
27	DA	2611	U
27	DA	2612	C
27	DA	2615	U
27	DA	2630	G
27	DA	2639	A
27	DA	2646	C
27	DA	2651	C
27	DA	2652	C
27	DA	2673	G
27	DA	2682	U
27	DA	2690	C
27	DA	2691	C
27	DA	2702	U
27	DA	2703	C
27	DA	2712(A)	A
27	DA	2713	A
27	DA	2714	G
27	DA	2720	U
27	DA	2726	U
27	DA	2733	A
27	DA	2750	A
27	DA	2751	G
27	DA	2752	C
27	DA	2753	A
27	DA	2754	U
27	DA	2756	U
27	DA	2757	A

Continued on next page...

Continued from previous page...

Mol	Chain	Res	Type
27	DA	2758	A
27	DA	2759	G
27	DA	2760	C
27	DA	2762	G
27	DA	2763	G
27	DA	2765	A
27	DA	2777	G
27	DA	2778	A
27	DA	2779	U
27	DA	2790	A
27	DA	2791	C
27	DA	2792	G
27	DA	2799	C
27	DA	2802	G
27	DA	2803	C
27	DA	2804	C
27	DA	2808	U
27	DA	2820	A
27	DA	2821	A
27	DA	2827	C
27	DA	2833	G
27	DA	2834	G
27	DA	2835	A
27	DA	2836	U
27	DA	2849	U
27	DA	2864	G
27	DA	2866	U
27	DA	2872	G
27	DA	2876	G
27	DA	2879	C
27	DA	2893	G
28	DB	3	C
28	DB	8	U
28	DB	12	C
28	DB	13	A
28	DB	15	A
28	DB	16	G
28	DB	19	G
28	DB	22	U
28	DB	24	G
28	DB	25	A
28	DB	26	A

Continued on next page...

Continued from previous page...

Mol	Chain	Res	Type
28	DB	27	C
28	DB	28	C
28	DB	32	C
28	DB	38	C
28	DB	42	C
28	DB	44	G
28	DB	45	A
28	DB	48	A
28	DB	49	C
28	DB	50	G
28	DB	52	A
28	DB	53	A
28	DB	55	U
28	DB	57	A
28	DB	59	A
28	DB	60	C
28	DB	61	G
28	DB	63	G
28	DB	67	G
28	DB	73	A
28	DB	75	G
28	DB	88	C
28	DB	107	G
28	DB	110	G
28	DB	112	U
28	DB	113	G
28	DB	114	C
28	DB	115	G
28	DB	116	G

All (347) RNA pucker outliers are listed below:

Mol	Chain	Res	Type
1	AA	30	U
1	AA	60	A
1	AA	79	G
1	AA	92	C
1	AA	115	G
1	AA	119	A
1	AA	203	U
1	AA	204	U
1	AA	243	A

Continued on next page...

Continued from previous page...

Mol	Chain	Res	Type
1	AA	250	A
1	AA	266	G
1	AA	274	A
1	AA	344	A
1	AA	366	C
1	AA	412	A
1	AA	421	U
1	AA	428	G
1	AA	429	U
1	AA	484	G
1	AA	495	A
1	AA	509	A
1	AA	533	A
1	AA	560	U
1	AA	595	G
1	AA	652	U
1	AA	687	A
1	AA	748	C
1	AA	817	C
1	AA	840	C
1	AA	884	U
1	AA	913	A
1	AA	971	G
1	AA	992	U
1	AA	1049	U
1	AA	1064	G
1	AA	1065	U
1	AA	1066	C
1	AA	1067	A
1	AA	1086	U
1	AA	1101	A
1	AA	1139	G
1	AA	1140	C
1	AA	1145	C
1	AA	1201	A
1	AA	1211	U
1	AA	1213	A
1	AA	1239	A
1	AA	1285	A
1	AA	1300	G
1	AA	1305	G
1	AA	1319	A

Continued on next page...

Continued from previous page...

Mol	Chain	Res	Type
1	AA	1363(A)	A
1	AA	1380	U
1	AA	1398	A
1	AA	1442(A)	G
1	AA	1504	G
23	AW	7	A
23	AW	16	C
23	AW	57	A
24	AX	10	G
24	AX	43	A
24	AX	58	A
24	AX	59	A
27	BA	27	G
27	BA	34	C
27	BA	60	G
27	BA	71	A
27	BA	74	A
27	BA	89	G
27	BA	119	A
27	BA	125	G
27	BA	175	G
27	BA	197	A
27	BA	199	A
27	BA	221	A
27	BA	271(T)	C
27	BA	352	G
27	BA	370	G
27	BA	474	G
27	BA	479	A
27	BA	481	G
27	BA	529	A
27	BA	587	C
27	BA	603	A
27	BA	614(C)	A
27	BA	620	G
27	BA	669	G
27	BA	740	U
27	BA	752	A
27	BA	764	A
27	BA	790	C
27	BA	805	G
27	BA	846	C

Continued on next page...

Continued from previous page...

Mol	Chain	Res	Type
27	BA	848	G
27	BA	856	C
27	BA	859	G
27	BA	945	A
27	BA	1022	G
27	BA	1048	A
27	BA	1049	C
27	BA	1210	A
27	BA	1220	A
27	BA	1275	A
27	BA	1286	A
27	BA	1300	U
27	BA	1332	G
27	BA	1378	A
27	BA	1427	A
27	BA	1445	A
27	BA	1451	C
27	BA	1459	G
27	BA	1505	C
27	BA	1530	C
27	BA	1554	A
27	BA	1558	A
27	BA	1584	C
27	BA	1607	C
27	BA	1608	A
27	BA	1653	G
27	BA	1674	G
27	BA	1681	G
27	BA	1686	C
27	BA	1718	G
27	BA	1799	G
27	BA	1819	A
27	BA	1847	A
27	BA	1936	A
27	BA	1987	G
27	BA	1992	G
27	BA	2110	G
27	BA	2116	G
27	BA	2117	A
27	BA	2126	A
27	BA	2145	C
27	BA	2158	A

Continued on next page...

Continued from previous page...

Mol	Chain	Res	Type
27	BA	2171	A
27	BA	2172	U
27	BA	2225	A
27	BA	2238	G
27	BA	2249	U
27	BA	2282	G
27	BA	2318	G
27	BA	2401	U
27	BA	2422	A
27	BA	2439	A
27	BA	2481	G
27	BA	2497	A
27	BA	2581	G
27	BA	2610	C
27	BA	2611	U
27	BA	2629	A
27	BA	2682	U
27	BA	2689	U
27	BA	2750	A
27	BA	2753	A
27	BA	2756	U
27	BA	2778	A
27	BA	2791	C
27	BA	2864	G
28	BB	34	U
28	BB	56	G
28	BB	66	A
1	CA	30	U
1	CA	60	A
1	CA	97	G
1	CA	99	U
1	CA	115	G
1	CA	119	A
1	CA	198	G
1	CA	202	U
1	CA	204	U
1	CA	243	A
1	CA	250	A
1	CA	266	G
1	CA	274	A
1	CA	344	A
1	CA	366	C

Continued on next page...

Continued from previous page...

Mol	Chain	Res	Type
1	CA	428	G
1	CA	429	U
1	CA	484	G
1	CA	508	C
1	CA	509	A
1	CA	533	A
1	CA	560	U
1	CA	563	A
1	CA	687	A
1	CA	721	G
1	CA	722	A
1	CA	748	C
1	CA	817	C
1	CA	840	C
1	CA	870	U
1	CA	913	A
1	CA	965	A
1	CA	968	A
1	CA	971	G
1	CA	992	U
1	CA	1049	U
1	CA	1053	G
1	CA	1064	G
1	CA	1065	U
1	CA	1066	C
1	CA	1067	A
1	CA	1101	A
1	CA	1129	C
1	CA	1139	G
1	CA	1145	C
1	CA	1151	A
1	CA	1157	A
1	CA	1182	G
1	CA	1201	A
1	CA	1211	U
1	CA	1225	A
1	CA	1239	A
1	CA	1285	A
1	CA	1300	G
1	CA	1305	G
1	CA	1319	A
1	CA	1394	A

Continued on next page...

Continued from previous page...

Mol	Chain	Res	Type
1	CA	1442(A)	G
1	CA	1498	U
1	CA	1504	G
1	CA	1528	U
23	CW	7	A
23	CW	42	G
23	CW	57	A
59	CX	16	C
59	CX	58	A
27	DA	71	A
27	DA	74	A
27	DA	99	U
27	DA	100	G
27	DA	119	A
27	DA	141	A
27	DA	157	U
27	DA	199	A
27	DA	221	A
27	DA	283	A
27	DA	301	G
27	DA	302	C
27	DA	332	A
27	DA	387	U
27	DA	474	G
27	DA	481	G
27	DA	527	C
27	DA	542	C
27	DA	573	G
27	DA	587	C
27	DA	603	A
27	DA	614(A)	U
27	DA	614(B)	G
27	DA	614(C)	A
27	DA	620	G
27	DA	637	A
27	DA	740	U
27	DA	746	A
27	DA	752	A
27	DA	775	G
27	DA	790	C
27	DA	856	C
27	DA	995	C

Continued on next page...

Continued from previous page...

Mol	Chain	Res	Type
27	DA	1011	G
27	DA	1022	G
27	DA	1025	G
27	DA	1038	C
27	DA	1157	G
27	DA	1210	A
27	DA	1247	A
27	DA	1275	A
27	DA	1286	A
27	DA	1300	U
27	DA	1320	C
27	DA	1332	G
27	DA	1340	U
27	DA	1378	A
27	DA	1419	A
27	DA	1427	A
27	DA	1445	A
27	DA	1451	C
27	DA	1458	C
27	DA	1504	C
27	DA	1554	A
27	DA	1558	A
27	DA	1602	U
27	DA	1603	A
27	DA	1607	C
27	DA	1653	G
27	DA	1686	C
27	DA	1693	U
27	DA	1718	G
27	DA	1758	G
27	DA	1762	A
27	DA	1799	G
27	DA	1819	A
27	DA	1943	U
27	DA	1962	C
27	DA	1992	G
27	DA	2033	A
27	DA	2092	U
27	DA	2110	G
27	DA	2111	C
27	DA	2116	G
27	DA	2118	U

Continued on next page...

Continued from previous page...

Mol	Chain	Res	Type
27	DA	2126	A
27	DA	2145	C
27	DA	2158	A
27	DA	2171	A
27	DA	2172	U
27	DA	2225	A
27	DA	2249	U
27	DA	2282	G
27	DA	2311	A
27	DA	2319	G
27	DA	2334	G
27	DA	2384	G
27	DA	2422	A
27	DA	2439	A
27	DA	2468	G
27	DA	2477	C
27	DA	2481	G
27	DA	2490	G
27	DA	2491	U
27	DA	2572	A
27	DA	2610	C
27	DA	2654	A
27	DA	2689	U
27	DA	2702	U
27	DA	2712	U
27	DA	2726	U
27	DA	2750	A
27	DA	2752	C
27	DA	2756	U
27	DA	2759	G
27	DA	2776	A
27	DA	2778	A
27	DA	2791	C
27	DA	2820	A
27	DA	2832	U
27	DA	2835	A
27	DA	2864	G
27	DA	2866	U
27	DA	2873	A
28	DB	14	U
28	DB	27	C
28	DB	52	A

Continued on next page...

Continued from previous page...

Mol	Chain	Res	Type
28	DB	56	G
28	DB	66	A

5.4 Non-standard residues in protein, DNA, RNA chains ⓘ

10 non-standard protein/DNA/RNA residues are modelled in this entry.

In the following table, the Counts columns list the number of bonds (or angles) for which Mogul statistics could be retrieved, the number of bonds (or angles) that are observed in the model and the number of bonds (or angles) that are defined in the Chemical Component Dictionary. The Link column lists molecule types, if any, to which the group is linked. The Z score for a bond length (or angle) is the number of standard deviations the observed value is removed from the expected value. A bond length (or angle) with $|Z| > 2$ is considered an outlier worth inspection. RMSZ is the root-mean-square of all Z scores of the bond lengths (or angles).

Mol	Type	Chain	Res	Link	Bond lengths			Bond angles		
					Counts	RMSZ	# $ Z > 2$	Counts	RMSZ	# $ Z > 2$
26	KBE	CZ	1	26	8,8,9	1.33	1 (12%)	7,8,10	2.24	2 (28%)
26	DPP	CZ	2	26	3,5,6	0.95	0	1,5,7	0.30	0
26	UAL	AZ	3	26	7,8,9	2.52	2 (28%)	5,9,11	1.80	1 (20%)
26	DPP	CZ	5	26	3,5,6	0.84	0	1,5,7	0.32	0
26	MYN	AZ	4	26	7,11,12	0.56	0	6,14,16	1.47	1 (16%)
26	DPP	AZ	2	26	3,5,6	0.64	0	1,5,7	0.55	0
26	MYN	CZ	4	26	7,11,12	0.83	0	6,14,16	1.49	1 (16%)
26	DPP	AZ	5	26	3,5,6	0.59	0	1,5,7	0.25	0
26	UAL	CZ	3	26	7,8,9	2.51	2 (28%)	5,9,11	1.47	1 (20%)
26	KBE	AZ	1	26	8,8,9	1.61	1 (12%)	7,8,10	2.61	2 (28%)

In the following table, the Chirals column lists the number of chiral outliers, the number of chiral centers analysed, the number of these observed in the model and the number defined in the Chemical Component Dictionary. Similar counts are reported in the Torsions and Rings columns. '-' means no outliers of that kind were identified.

Mol	Type	Chain	Res	Link	Chirals	Torsions	Rings
26	KBE	CZ	1	26	-	1/7/7/8	-
26	DPP	CZ	2	26	-	1/2/4/6	-
26	UAL	AZ	3	26	-	0/3/7/9	-
26	DPP	CZ	5	26	-	0/2/4/6	-
26	MYN	AZ	4	26	-	0/1/16/18	0/1/1/1
26	DPP	AZ	2	26	-	2/2/4/6	-
26	MYN	CZ	4	26	-	0/1/16/18	0/1/1/1

Continued on next page...

Continued from previous page...

Mol	Type	Chain	Res	Link	Chirals	Torsions	Rings
26	DPP	AZ	5	26	-	0/2/4/6	-
26	UAL	CZ	3	26	-	0/3/7/9	-
26	KBE	AZ	1	26	-	1/7/7/8	-

All (6) bond length outliers are listed below:

Mol	Chain	Res	Type	Atoms	Z	Observed(Å)	Ideal(Å)
26	CZ	3	UAL	C-CA	4.97	1.53	1.45
26	AZ	3	UAL	C-CA	4.67	1.52	1.45
26	AZ	3	UAL	C1-N1	-4.40	1.33	1.40
26	CZ	3	UAL	C1-N1	-4.13	1.33	1.40
26	AZ	1	KBE	CA-C	-4.10	1.39	1.49
26	CZ	1	KBE	CA-C	-3.59	1.40	1.49

All (8) bond angle outliers are listed below:

Mol	Chain	Res	Type	Atoms	Z	Observed(°)	Ideal(°)
26	AZ	1	KBE	CB-CA-C	6.21	121.39	112.25
26	CZ	1	KBE	CB-CA-C	5.28	120.02	112.25
26	AZ	3	UAL	O-C-CA	-3.67	120.72	125.39
26	AZ	1	KBE	O-C-CA	-2.82	117.22	125.43
26	CZ	3	UAL	O-C-CA	-2.69	121.97	125.39
26	CZ	1	KBE	O-C-CA	-2.55	118.01	125.43
26	AZ	4	MYN	CA-CB-N1	-2.54	107.30	111.41
26	CZ	4	MYN	CG-CB-CA	-2.49	109.33	112.43

There are no chirality outliers.

All (5) torsion outliers are listed below:

Mol	Chain	Res	Type	Atoms
26	CZ	1	KBE	C-CA-CB-N
26	AZ	2	DPP	N-CA-CB-NG
26	AZ	1	KBE	C-CA-CB-N
26	AZ	2	DPP	C-CA-CB-NG
26	CZ	2	DPP	N-CA-CB-NG

There are no ring outliers.

8 monomers are involved in 25 short contacts:

Mol	Chain	Res	Type	Clashes	Symm-Clashes
26	CZ	1	KBE	10	0

Continued on next page...

Continued from previous page...

Mol	Chain	Res	Type	Clashes	Symm-Clashes
26	CZ	2	DPP	4	0
26	AZ	3	UAL	3	0
26	AZ	4	MYN	3	0
26	AZ	2	DPP	4	0
26	CZ	4	MYN	1	0
26	CZ	3	UAL	2	0
26	AZ	1	KBE	5	0

5.5 Carbohydrates [i](#)

There are no carbohydrates in this entry.

5.6 Ligand geometry [i](#)

Of 850 ligands modelled in this entry, 850 are monoatomic - leaving 0 for Mogul analysis.

There are no bond length outliers.

There are no bond angle outliers.

There are no chirality outliers.

There are no torsion outliers.

There are no ring outliers.

No monomer is involved in short contacts.

5.7 Other polymers [i](#)

There are no such residues in this entry.

5.8 Polymer linkage issues [i](#)

There are no chain breaks in this entry.

6 Fit of model and data ⓘ

6.1 Protein, DNA and RNA chains ⓘ

In the following table, the column labelled ‘#RSRZ> 2’ contains the number (and percentage) of RSRZ outliers, followed by percent RSRZ outliers for the chain as percentile scores relative to all X-ray entries and entries of similar resolution. The OWAB column contains the minimum, median, 95th percentile and maximum values of the occupancy-weighted average B-factor per residue. The column labelled ‘Q< 0.9’ lists the number of (and percentage) of residues with an average occupancy less than 0.9.

Mol	Chain	Analysed	<RSRZ>	#RSRZ>2	OWAB(Å ²)	Q<0.9
1	AA	1495/1508 (99%)	-0.08	28 (1%) 66 64	32, 72, 154, 200	0
1	CA	1493/1508 (99%)	0.16	30 (2%) 65 63	38, 81, 158, 200	0
2	AB	235/256 (91%)	0.19	9 (3%) 40 39	69, 98, 133, 148	0
2	CB	235/256 (91%)	0.29	19 (8%) 12 14	74, 103, 147, 165	0
3	AC	207/239 (86%)	-0.05	1 (0%) 91 89	66, 86, 109, 114	0
3	CC	206/239 (86%)	0.26	15 (7%) 15 17	76, 98, 123, 136	0
4	AD	208/209 (99%)	0.21	6 (2%) 51 49	52, 73, 87, 92	0
4	CD	208/209 (99%)	0.10	1 (0%) 91 89	47, 68, 85, 89	0
5	AE	151/162 (93%)	-0.12	0 100 100	49, 67, 94, 107	0
5	CE	151/162 (93%)	0.09	1 (0%) 87 85	53, 75, 94, 100	0
6	AF	101/101 (100%)	-0.36	0 100 100	54, 69, 84, 98	0
6	CF	101/101 (100%)	-0.00	2 (1%) 65 63	49, 73, 83, 98	0
7	AG	155/156 (99%)	0.42	12 (7%) 13 16	62, 82, 107, 124	0
7	CG	154/156 (98%)	0.15	12 (7%) 13 15	69, 92, 116, 124	0
8	AH	138/138 (100%)	0.33	2 (1%) 75 72	54, 71, 82, 96	0
8	CH	138/138 (100%)	0.29	4 (2%) 51 49	55, 75, 87, 97	0
9	AI	127/128 (99%)	0.73	18 (14%) 2 4	57, 99, 123, 126	0
9	CI	127/128 (99%)	0.81	16 (12%) 3 5	72, 106, 123, 129	0
10	AJ	99/105 (94%)	1.08	24 (24%) 0 0	69, 108, 130, 130	0
10	CJ	99/105 (94%)	1.07	19 (19%) 1 1	79, 115, 136, 143	0
11	AK	116/129 (89%)	0.29	4 (3%) 45 43	53, 67, 89, 107	0
11	CK	119/129 (92%)	0.40	10 (8%) 11 13	56, 76, 99, 114	0
12	AL	125/132 (94%)	0.23	4 (3%) 47 46	49, 63, 80, 103	0
12	CL	125/132 (94%)	0.24	6 (4%) 30 30	51, 71, 83, 99	0

Continued on next page...

Continued from previous page...

Mol	Chain	Analysed	<RSRZ>	#RSRZ>2	OWAB(Å ²)	Q<0.9
13	AM	122/126 (96%)	0.07	3 (2%) 57 54	63, 87, 97, 102	0
13	CM	118/126 (93%)	0.26	7 (5%) 22 23	77, 100, 114, 120	0
14	AN	60/61 (98%)	0.17	0 100 100	52, 77, 91, 97	0
14	CN	60/61 (98%)	1.01	7 (11%) 4 6	75, 92, 101, 105	0
15	AO	88/89 (98%)	-0.12	0 100 100	47, 65, 82, 93	0
15	CO	88/89 (98%)	-0.12	0 100 100	50, 70, 87, 92	0
16	AP	84/88 (95%)	0.65	7 (8%) 11 14	50, 68, 95, 109	0
16	CP	84/88 (95%)	0.54	7 (8%) 11 14	55, 66, 85, 109	0
17	AQ	100/105 (95%)	-0.19	0 100 100	53, 69, 84, 88	0
17	CQ	100/105 (95%)	0.24	5 (5%) 28 28	59, 73, 91, 94	0
18	AR	70/88 (79%)	0.45	2 (2%) 51 49	49, 68, 94, 100	0
18	CR	70/88 (79%)	-0.05	2 (2%) 51 49	56, 74, 99, 104	0
19	AS	79/93 (84%)	0.95	14 (17%) 1 2	63, 90, 110, 115	0
19	CS	79/93 (84%)	1.53	22 (27%) 0 0	91, 111, 132, 138	0
20	AT	99/106 (93%)	0.46	4 (4%) 38 36	54, 75, 104, 110	0
20	CT	99/106 (93%)	0.52	5 (5%) 28 27	63, 76, 111, 114	0
21	AU	25/27 (92%)	1.34	5 (20%) 1 1	74, 82, 90, 95	0
21	CU	25/27 (92%)	2.35	15 (60%) 0 0	72, 93, 105, 109	0
22	AV	10/30 (33%)	1.00	2 (20%) 1 1	51, 66, 125, 128	0
22	CV	10/30 (33%)	0.97	2 (20%) 1 1	65, 81, 134, 138	0
23	AW	74/75 (98%)	0.33	4 (5%) 25 26	49, 117, 149, 154	0
23	CW	74/75 (98%)	0.92	5 (6%) 17 19	79, 129, 148, 165	0
24	AX	77/77 (100%)	0.01	2 (2%) 56 53	35, 85, 115, 128	0
25	AY	75/75 (100%)	0.77	11 (14%) 2 3	62, 157, 189, 191	0
25	CY	75/75 (100%)	0.86	9 (12%) 4 6	76, 170, 192, 197	0
26	AZ	1/6 (16%)	-0.54	0 100 100	64, 64, 64, 64	0
26	CZ	1/6 (16%)	-0.04	0 100 100	91, 91, 91, 91	0
27	BA	2789/2915 (95%)	-0.19	54 (1%) 66 64	19, 44, 164, 200	0
27	DA	2775/2915 (95%)	0.48	77 (2%) 53 51	30, 72, 170, 200	0
28	BB	119/122 (97%)	-0.15	3 (2%) 57 54	36, 70, 127, 168	0
28	DB	119/122 (97%)	1.10	25 (21%) 1 1	109, 142, 170, 179	0

Continued on next page...

Continued from previous page...

Mol	Chain	Analysed	<RSRZ>	#RSRZ>2	OWAB(Å ²)	Q<0.9
29	BC	191/229 (83%)	2.51	97 (50%) 0 0	103, 169, 180, 186	0
29	DC	191/229 (83%)	2.38	93 (48%) 0 0	125, 170, 183, 186	0
30	BD	272/276 (98%)	-0.28	0 100 100	18, 41, 61, 73	0
30	DD	272/276 (98%)	0.10	4 (1%) 73 71	31, 52, 69, 81	0
31	BE	205/206 (99%)	-0.24	3 (1%) 73 71	16, 42, 76, 94	0
31	DE	205/206 (99%)	0.51	9 (4%) 34 33	44, 80, 112, 119	0
32	BF	206/210 (98%)	-0.22	3 (1%) 73 71	17, 46, 110, 129	0
32	DF	208/210 (99%)	0.52	9 (4%) 35 34	40, 69, 120, 132	0
33	BG	181/182 (99%)	0.30	7 (3%) 39 38	49, 74, 102, 119	0
33	DG	181/182 (99%)	0.63	16 (8%) 10 12	75, 101, 117, 125	0
34	BH	161/180 (89%)	0.17	7 (4%) 35 34	39, 65, 81, 95	0
34	DH	160/180 (88%)	1.36	45 (28%) 0 0	106, 129, 153, 161	0
35	BI	146/148 (98%)	0.69	15 (10%) 6 9	57, 134, 150, 159	0
35	DI	146/148 (98%)	0.72	18 (12%) 4 6	62, 107, 139, 150	0
36	BN	139/140 (99%)	-0.08	1 (0%) 87 85	23, 43, 67, 73	0
36	DN	139/140 (99%)	0.90	17 (12%) 4 6	69, 86, 106, 108	0
37	BO	122/122 (100%)	-0.32	0 100 100	22, 44, 60, 67	0
37	DO	122/122 (100%)	0.32	3 (2%) 57 54	47, 72, 80, 86	0
38	BP	146/150 (97%)	0.16	5 (3%) 45 43	17, 60, 91, 121	0
38	DP	146/150 (97%)	0.98	14 (9%) 8 10	45, 82, 103, 126	0
39	BQ	139/141 (98%)	-0.11	0 100 100	29, 47, 70, 82	0
39	DQ	138/141 (97%)	0.83	13 (9%) 8 10	58, 88, 107, 136	0
40	BR	117/118 (99%)	-0.26	0 100 100	17, 37, 59, 66	0
40	DR	117/118 (99%)	0.34	0 100 100	39, 64, 81, 88	0
41	BS	99/112 (88%)	0.29	3 (3%) 50 48	40, 65, 82, 91	0
41	DS	99/112 (88%)	1.05	16 (16%) 1 2	71, 93, 106, 109	0
42	BT	138/146 (94%)	0.06	3 (2%) 62 59	27, 53, 108, 143	0
42	DT	138/146 (94%)	0.42	10 (7%) 15 17	64, 79, 136, 142	0
43	BU	117/118 (99%)	-0.31	0 100 100	20, 37, 59, 86	0
43	DU	117/118 (99%)	0.49	7 (5%) 21 22	48, 80, 111, 120	0
44	BV	101/101 (100%)	0.08	1 (0%) 82 79	18, 49, 68, 74	0

Continued on next page...

Continued from previous page...

Mol	Chain	Analysed	<RSRZ>	#RSRZ>2	OWAB(Å ²)	Q<0.9
44	DV	101/101 (100%)	0.53	9 (8%) 9 12	54, 100, 114, 122	0
45	BW	113/113 (100%)	-0.20	1 (0%) 84 81	21, 34, 64, 102	0
45	DW	113/113 (100%)	0.45	1 (0%) 84 81	39, 61, 93, 118	0
46	BX	93/96 (96%)	-0.15	0 100 100	31, 45, 69, 76	0
46	DX	93/96 (96%)	0.45	0 100 100	39, 66, 79, 85	0
47	BY	88/110 (80%)	0.59	5 (5%) 23 23	41, 58, 79, 87	0
47	DY	101/110 (91%)	1.53	31 (30%) 0 0	62, 83, 144, 153	0
48	BZ	177/206 (85%)	1.03	36 (20%) 1 1	52, 85, 159, 164	0
48	DZ	177/206 (85%)	1.72	49 (27%) 0 0	93, 123, 178, 184	0
49	B0	84/85 (98%)	0.35	5 (5%) 21 22	27, 49, 71, 85	0
49	D0	84/85 (98%)	1.30	24 (28%) 0 0	66, 82, 96, 104	0
50	B1	94/98 (95%)	0.07	0 100 100	28, 49, 80, 91	0
50	D1	94/98 (95%)	0.65	6 (6%) 19 20	40, 62, 94, 101	0
51	B2	71/72 (98%)	-0.08	1 (1%) 75 72	37, 62, 93, 106	0
51	D2	71/72 (98%)	0.22	1 (1%) 75 72	59, 78, 98, 117	0
52	B3	60/60 (100%)	0.16	1 (1%) 70 67	27, 44, 69, 103	0
52	D3	60/60 (100%)	1.61	23 (38%) 0 0	70, 88, 111, 119	0
53	B4	49/71 (69%)	-0.24	2 (4%) 37 36	72, 97, 116, 119	0
53	D4	49/71 (69%)	0.11	2 (4%) 37 36	100, 115, 120, 121	0
54	B5	59/60 (98%)	-0.13	3 (5%) 28 27	21, 38, 93, 115	0
54	D5	59/60 (98%)	0.50	6 (10%) 6 9	46, 62, 116, 136	0
55	B6	48/54 (88%)	-0.07	0 100 100	29, 58, 71, 90	0
55	D6	46/54 (85%)	1.01	8 (17%) 1 2	50, 81, 91, 101	0
56	B7	49/49 (100%)	-0.15	0 100 100	20, 32, 77, 90	0
56	D7	49/49 (100%)	0.68	3 (6%) 21 22	36, 47, 84, 92	0
57	B8	64/65 (98%)	0.46	4 (6%) 20 20	26, 44, 62, 99	0
57	D8	64/65 (98%)	1.12	6 (9%) 8 10	51, 66, 85, 109	0
58	B9	36/37 (97%)	0.64	1 (2%) 53 51	15, 45, 57, 59	0
58	D9	36/37 (97%)	1.48	12 (33%) 0 0	79, 94, 99, 102	0
59	CX	77/77 (100%)	0.25	2 (2%) 56 53	63, 100, 127, 140	0
All	All	21180/22202 (95%)	0.30	1203 (5%) 23 23	15, 72, 152, 200	0

All (1203) RSRZ outliers are listed below:

Mol	Chain	Res	Type	RSRZ
29	BC	179	SER	15.0
29	DC	57	ASN	13.1
29	DC	179	SER	12.9
48	DZ	110	VAL	12.9
27	DA	2802	G	12.6
29	DC	110	PHE	12.4
48	DZ	111	ARG	11.6
48	DZ	112	ALA	11.5
48	DZ	114	GLY	11.1
29	BC	142	ALA	10.8
34	DH	171	LEU	10.5
29	BC	110	PHE	10.4
27	DA	896	A	10.4
29	DC	53	ARG	10.2
29	DC	52	ARG	10.0
25	CY	33	G	9.4
29	BC	139	ASN	9.3
13	CM	84	ILE	9.3
34	DH	170	ARG	8.9
1	CA	1030(B)	C	8.8
48	DZ	117	GLN	8.5
48	DZ	113	GLY	8.5
29	BC	165	ASN	8.1
27	BA	2116	G	8.0
27	DA	1112	G	8.0
27	DA	2796	U	8.0
7	AG	81	GLY	7.9
57	D8	65	GLU	7.9
29	DC	90	GLY	7.8
47	DY	61	ILE	7.8
19	CS	82	GLY	7.8
29	BC	93	TYR	7.7
7	AG	84	ASN	7.7
29	DC	51	PRO	7.7
25	AY	33	G	7.7
48	DZ	106	THR	7.7
38	DP	150	ALA	7.6
7	AG	80	VAL	7.6
29	BC	121	GLY	7.6
7	AG	83	ALA	7.5
7	AG	82	GLY	7.5
48	BZ	110	VAL	7.5

Continued on next page...

Continued from previous page...

Mol	Chain	Res	Type	RSRZ
1	AA	1001(A)	G	7.5
29	BC	89	ALA	7.4
48	BZ	111	ARG	7.2
27	DA	2799	C	7.2
1	CA	1030(C)	G	7.1
48	DZ	174	VAL	7.1
29	BC	56	GLN	7.1
48	DZ	175	PRO	7.0
48	BZ	176	PRO	6.9
59	CX	1	C	6.9
29	DC	109	ASP	6.8
48	BZ	114	GLY	6.8
34	DH	168	PRO	6.7
47	DY	65	ALA	6.7
48	BZ	172	ALA	6.7
48	BZ	161	GLU	6.7
29	BC	140	PRO	6.7
48	BZ	174	VAL	6.7
29	BC	45	ALA	6.6
1	CA	1001(A)	G	6.6
29	BC	120	MET	6.6
48	DZ	115	VAL	6.5
29	BC	166	ASP	6.5
48	BZ	120	HIS	6.5
27	BA	2141	G	6.4
29	DC	64	LEU	6.4
29	DC	119	VAL	6.3
47	DY	51	VAL	6.3
23	CW	16	C	6.3
29	DC	67	GLY	6.3
48	BZ	162	LEU	6.3
48	BZ	117	GLN	6.2
21	CU	17	THR	6.1
48	DZ	109	GLY	6.1
11	CK	129	SER	6.0
27	DA	1509	C	6.0
34	DH	106	THR	6.0
27	BA	1509	C	6.0
29	DC	139	ASN	6.0
39	DQ	141	GLN	6.0
27	DA	2795	G	6.0
29	DC	199	HIS	5.9

Continued on next page...

Continued from previous page...

Mol	Chain	Res	Type	RSRZ
48	BZ	106	THR	5.9
29	DC	89	ALA	5.9
27	DA	2801(A)	A	5.9
35	BI	117	GLU	5.9
28	DB	49	C	5.8
48	BZ	115	VAL	5.7
21	CU	18	TYR	5.7
41	DS	58	LEU	5.6
29	BC	119	VAL	5.6
25	CY	34	U	5.6
29	DC	148	ASN	5.6
24	AX	1	C	5.5
29	DC	66	HIS	5.5
29	BC	178	ALA	5.5
57	D8	64	TYR	5.5
27	DA	2801	A	5.5
19	CS	81	ARG	5.4
35	BI	94	ALA	5.4
25	AY	16	C	5.4
48	DZ	172	ALA	5.4
38	BP	150	ALA	5.4
27	BA	888	C	5.4
48	DZ	108	ALA	5.3
29	DC	135	GLY	5.3
27	DA	2803	C	5.3
34	DH	169	VAL	5.3
29	DC	165	ASN	5.3
29	DC	56	GLN	5.3
29	DC	72	VAL	5.3
7	CG	81	GLY	5.3
29	BC	55	ASP	5.3
25	AY	34	U	5.2
29	DC	68	LEU	5.2
29	BC	148	ASN	5.2
42	DT	2	ASN	5.2
9	CI	62	TYR	5.2
27	BA	2131	G	5.2
2	CB	131	PRO	5.2
48	BZ	118	GLU	5.2
29	BC	109	ASP	5.1
29	DC	187	ASP	5.1
2	CB	133	LYS	5.1

Continued on next page...

Continued from previous page...

Mol	Chain	Res	Type	RSRZ
27	DA	2146	C	5.1
29	DC	178	ALA	5.0
34	DH	95	ARG	5.0
7	AG	85	TYR	5.0
48	BZ	148	SER	5.0
1	AA	82	U	5.0
1	CA	1286	A	5.0
48	DZ	103	PHE	5.0
13	CM	85	GLY	4.9
1	AA	1027	C	4.9
27	DA	2147	G	4.9
29	DC	174	PRO	4.9
31	DE	205	ALA	4.9
48	DZ	107	PRO	4.9
29	DC	54	SER	4.9
29	BC	57	ASN	4.9
27	BA	2132	U	4.9
29	BC	108	MET	4.9
27	BA	2803	C	4.8
48	DZ	169	THR	4.8
29	BC	133	PRO	4.8
29	BC	164	ARG	4.8
14	CN	2	ALA	4.8
39	DQ	140	ALA	4.8
29	DC	136	LEU	4.7
1	AA	89	C	4.7
9	AI	3	GLN	4.7
29	BC	132	GLY	4.7
25	CY	16	C	4.7
29	DC	182	PRO	4.7
34	DH	89	ILE	4.7
42	BT	1	MET	4.6
19	CS	40	ILE	4.6
29	DC	166	ASP	4.6
48	DZ	154	LEU	4.6
1	CA	1036	G	4.6
29	DC	19	VAL	4.6
29	BC	19	VAL	4.6
29	DC	186	ALA	4.6
9	CI	20	ARG	4.6
27	DA	2116	G	4.6
29	BC	105	ASP	4.6

Continued on next page...

Continued from previous page...

Mol	Chain	Res	Type	RSRZ
54	B5	59	GLU	4.6
48	BZ	169	THR	4.5
34	DH	103	LEU	4.5
29	BC	74	VAL	4.5
1	CA	1030	C	4.5
35	BI	116	LEU	4.5
1	CA	1257	U	4.5
2	CB	134	GLU	4.5
48	DZ	149	LEU	4.5
41	DS	60	GLY	4.5
29	BC	106	GLY	4.5
27	BA	2115	G	4.4
28	DB	27	C	4.4
29	BC	51	PRO	4.4
19	CS	28	LYS	4.4
1	AA	1026	G	4.4
52	D3	57	GLU	4.4
29	DC	107	TRP	4.4
10	AJ	98	ILE	4.4
47	DY	44	ILE	4.3
29	BC	107	TRP	4.3
12	AL	126	ALA	4.3
10	AJ	5	ARG	4.3
7	CG	82	GLY	4.3
32	DF	25	PRO	4.3
25	AY	35	G	4.3
2	AB	133	LYS	4.3
1	AA	83	U	4.3
29	BC	53	ARG	4.3
34	DH	87	LEU	4.3
27	BA	2140	C	4.3
27	DA	2793	G	4.3
48	BZ	175	PRO	4.2
54	B5	60	VAL	4.2
29	BC	84	LYS	4.2
38	DP	149	GLU	4.2
27	DA	2132	U	4.2
1	CA	1027	C	4.2
21	CU	26	LYS	4.2
34	DH	114	VAL	4.2
48	BZ	113	GLY	4.2
27	DA	2794	C	4.2

Continued on next page...

Continued from previous page...

Mol	Chain	Res	Type	RSRZ
21	CU	25	LYS	4.2
49	D0	3	HIS	4.2
48	DZ	178	ASP	4.2
19	CS	38	SER	4.2
35	BI	41	GLU	4.1
29	BC	104	LEU	4.1
55	D6	13	CYS	4.1
29	DC	133	PRO	4.1
47	DY	46	LYS	4.1
29	BC	92	ASP	4.1
29	BC	75	LEU	4.1
54	D5	58	LEU	4.1
7	CG	83	ALA	4.1
43	DU	118	GLY	4.1
47	DY	2	ARG	4.1
29	DC	59	ARG	4.1
48	DZ	116	LEU	4.1
21	CU	19	GLY	4.1
48	BZ	122	ASP	4.1
29	BC	85	GLU	4.1
48	BZ	112	ALA	4.1
27	DA	1026	U	4.0
34	DH	161	GLY	4.0
3	CC	206	GLU	4.0
52	D3	1	MET	4.0
49	B0	3	HIS	4.0
10	AJ	6	ILE	4.0
27	BA	2173	A	4.0
27	BA	2151	G	4.0
9	AI	8	GLY	4.0
29	BC	100	ILE	4.0
9	AI	4	TYR	4.0
10	AJ	73	ASP	4.0
52	B3	1	MET	4.0
42	BT	136	GLN	3.9
58	D9	28	GLU	3.9
34	DH	167	GLU	3.9
48	BZ	173	VAL	3.9
57	B8	64	TYR	3.9
47	DY	59	GLY	3.9
54	D5	60	VAL	3.9
27	BA	275	G	3.9

Continued on next page...

Continued from previous page...

Mol	Chain	Res	Type	RSRZ
1	AA	81	U	3.9
1	AA	1002	G	3.9
25	CY	35	G	3.9
7	CG	85	TYR	3.9
48	BZ	149	LEU	3.9
27	DA	2804	C	3.9
52	D3	29	ARG	3.9
27	BA	2150	U	3.9
7	CG	2	ALA	3.9
10	CJ	85	LEU	3.9
27	DA	229	A	3.9
29	BC	143	GLY	3.9
27	DA	2179	C	3.9
38	DP	110	TYR	3.9
11	CK	127	LYS	3.8
44	DV	48	GLY	3.8
1	CA	1030(A)	G	3.8
29	BC	35	ALA	3.8
9	AI	18	PHE	3.8
29	DC	140	PRO	3.8
48	BZ	119	ILE	3.8
35	DI	140	LEU	3.8
52	D3	5	LYS	3.8
52	D3	36	VAL	3.8
41	DS	57	LYS	3.8
48	BZ	109	GLY	3.8
49	D0	5	LYS	3.8
10	CJ	29	ARG	3.8
12	CL	125	ALA	3.8
48	DZ	155	LYS	3.8
34	DH	105	LEU	3.8
10	CJ	33	GLN	3.8
57	D8	21	LYS	3.8
52	D3	27	GLY	3.8
29	DC	65	PRO	3.8
10	CJ	32	ALA	3.7
33	DG	64	THR	3.7
36	DN	139	GLU	3.7
10	CJ	34	VAL	3.7
48	DZ	105	GLY	3.7
29	BC	157	LYS	3.7
56	D7	47	ARG	3.7

Continued on next page...

Continued from previous page...

Mol	Chain	Res	Type	RSRZ
35	DI	117	GLU	3.7
29	BC	193	ILE	3.7
19	CS	12	ASP	3.7
27	DA	2125	G	3.7
48	DZ	176	PRO	3.7
34	DH	102	ALA	3.7
8	CH	135	CYS	3.7
27	DA	2896	C	3.7
29	BC	173	ALA	3.7
2	CB	137	ARG	3.7
33	DG	2	PRO	3.7
42	DT	38	ASN	3.7
48	DZ	173	VAL	3.7
28	DB	88	C	3.7
29	DC	200	LYS	3.6
12	CL	126	ALA	3.6
52	D3	58	VAL	3.6
48	DZ	96	GLU	3.6
47	DY	45	VAL	3.6
29	BC	54	SER	3.6
29	DC	58	VAL	3.6
35	DI	118	LYS	3.6
47	DY	60	PHE	3.6
29	DC	183	GLU	3.6
10	CJ	72	VAL	3.6
29	DC	202	GLU	3.6
29	BC	23	ASP	3.6
29	BC	88	GLU	3.6
29	DC	74	VAL	3.6
7	CG	84	ASN	3.6
11	CK	128	ALA	3.6
29	DC	93	TYR	3.6
27	BA	2117	A	3.5
29	BC	145	VAL	3.5
49	B0	85	ALA	3.5
42	DT	1	MET	3.5
29	BC	25	ALA	3.5
29	DC	45	ALA	3.5
41	DS	62	LYS	3.5
1	CA	1033	G	3.5
27	DA	1530	C	3.5
29	DC	26	ALA	3.5

Continued on next page...

Continued from previous page...

Mol	Chain	Res	Type	RSRZ
34	BH	42	ARG	3.5
29	DC	175	VAL	3.5
20	CT	99	LEU	3.5
29	DC	124	GLY	3.5
1	CA	1026	G	3.5
44	DV	36	PRO	3.5
54	D5	2	ALA	3.5
36	DN	72	TYR	3.5
19	AS	69	HIS	3.5
10	AJ	35	SER	3.5
27	DA	2893	G	3.5
27	DA	92	A	3.5
41	DS	61	ASN	3.5
52	D3	33	GLN	3.5
29	BC	182	PRO	3.5
33	DG	63	ILE	3.5
28	DB	86	G	3.5
1	CA	1001	A	3.5
11	CK	31	THR	3.5
29	BC	174	PRO	3.5
29	DC	55	ASP	3.4
48	DZ	127	VAL	3.4
29	DC	201	PRO	3.4
9	CI	8	GLY	3.4
36	DN	121	LYS	3.4
1	CA	1002	G	3.4
19	AS	56	GLN	3.4
58	D9	17	ILE	3.4
27	DA	1113	U	3.4
27	DA	2892	A	3.4
27	DA	2145	C	3.4
48	BZ	105	GLY	3.4
29	BC	65	PRO	3.4
27	DA	11	G	3.4
27	DA	2308	G	3.4
29	DC	23	ASP	3.4
29	DC	190	ARG	3.4
7	CG	3	ARG	3.4
48	BZ	177	GLU	3.4
39	DQ	37	LEU	3.4
29	BC	77	ILE	3.4
27	BA	2108	C	3.4

Continued on next page...

Continued from previous page...

Mol	Chain	Res	Type	RSRZ
33	DG	38	VAL	3.3
1	AA	1456	G	3.3
1	AA	1003	G	3.3
1	CA	1447	A	3.3
34	DH	123	PHE	3.3
34	DH	112	PRO	3.3
10	AJ	71	LEU	3.3
47	DY	86	ARG	3.3
13	AM	84	ILE	3.3
34	DH	162	ILE	3.3
47	DY	64	GLU	3.3
27	BA	2179	C	3.3
33	BG	86	MET	3.3
19	AS	71	LEU	3.3
27	DA	2895	U	3.3
29	DC	173	ALA	3.3
53	D4	54	LYS	3.3
36	DN	99	LEU	3.3
50	D1	85	LEU	3.3
25	CY	52	G	3.3
27	DA	2805	G	3.3
48	DZ	95	VAL	3.3
21	AU	18	TYR	3.3
38	DP	27	HIS	3.3
9	AI	7	THR	3.3
32	DF	2	LYS	3.3
47	BY	33	LYS	3.3
6	CF	101	ALA	3.3
27	DA	1044	G	3.3
10	CJ	6	ILE	3.3
10	AJ	72	VAL	3.3
35	BI	95	LYS	3.3
49	D0	45	PHE	3.3
2	AB	134	GLU	3.2
34	BH	168	PRO	3.2
49	B0	41	ARG	3.2
29	DC	203	GLY	3.2
35	DI	120	ILE	3.2
27	DA	2894	G	3.2
7	AG	156	TRP	3.2
13	CM	6	GLY	3.2
27	BA	229	A	3.2

Continued on next page...

Continued from previous page...

Mol	Chain	Res	Type	RSRZ
47	DY	66	PRO	3.2
1	CA	1030(D)	A	3.2
58	D9	12	ASP	3.2
1	CA	1029	C	3.2
55	D6	31	PRO	3.2
27	DA	2139	C	3.2
29	DC	125	SER	3.2
29	BC	180	PHE	3.2
29	DC	35	ALA	3.2
29	DC	149	ILE	3.2
13	AM	6	GLY	3.2
19	CS	66	MET	3.2
29	BC	156	ILE	3.2
27	BA	2804	C	3.2
29	BC	190	ARG	3.2
30	DD	34	VAL	3.2
49	D0	2	ALA	3.2
23	CW	45	U	3.2
11	AK	81	ASP	3.2
34	DH	99	VAL	3.2
34	DH	107	VAL	3.2
28	BB	88	C	3.2
9	AI	30	GLY	3.2
47	DY	23	ARG	3.2
28	DB	87	G	3.2
1	CA	1000	U	3.1
39	DQ	60	ARG	3.1
1	CA	1035	A	3.1
14	CN	38	GLY	3.1
23	AW	16	C	3.1
27	BA	2152	G	3.1
51	B2	72	ALA	3.1
33	DG	146	TYR	3.1
19	CS	60	VAL	3.1
52	D3	59	VAL	3.1
4	AD	209	ARG	3.1
29	BC	22	ILE	3.1
34	DH	115	VAL	3.1
48	DZ	160	VAL	3.1
34	DH	111	HIS	3.1
52	D3	56	VAL	3.1
10	CJ	23	ILE	3.1

Continued on next page...

Continued from previous page...

Mol	Chain	Res	Type	RSRZ
2	CB	165	VAL	3.1
29	DC	21	THR	3.1
52	D3	34	GLU	3.1
53	D4	56	GLU	3.1
1	CA	1003	G	3.1
29	DC	185	LEU	3.1
29	BC	43	VAL	3.1
29	BC	63	SER	3.1
49	D0	82	ARG	3.1
27	BA	2139	C	3.1
3	CC	196	LEU	3.1
29	BC	37	PHE	3.1
49	D0	73	GLY	3.1
57	D8	48	PHE	3.1
49	D0	44	ARG	3.1
14	CN	8	GLU	3.1
35	DI	122	GLU	3.1
25	AY	54	U	3.1
10	CJ	31	GLY	3.1
33	BG	35	GLU	3.1
58	D9	15	LYS	3.1
27	DA	2897	U	3.1
47	DY	52	SER	3.1
19	AS	39	THR	3.1
19	AS	82	GLY	3.1
29	DC	163	PHE	3.1
31	DE	76	ARG	3.1
7	CG	80	VAL	3.1
25	CY	61	C	3.1
29	BC	94	VAL	3.1
50	D1	53	VAL	3.1
19	AS	81	ARG	3.1
39	DQ	113	GLN	3.1
10	CJ	73	ASP	3.0
48	DZ	65	SER	3.0
3	CC	193	TYR	3.0
27	BA	2146	C	3.0
57	B8	65	GLU	3.0
49	D0	61	ALA	3.0
49	D0	80	HIS	3.0
19	AS	40	ILE	3.0
48	BZ	96	GLU	3.0

Continued on next page...

Continued from previous page...

Mol	Chain	Res	Type	RSRZ
3	CC	179	ARG	3.0
52	D3	19	GLN	3.0
31	DE	50	GLY	3.0
1	AA	1034	G	3.0
35	DI	119	PRO	3.0
29	BC	209	LEU	3.0
1	AA	1130	A	3.0
1	CA	1130	A	3.0
27	BA	1046	A	3.0
32	BF	25	PRO	3.0
24	AX	47	U	3.0
39	DQ	33	GLY	3.0
29	DC	134	ARG	3.0
36	DN	108	PRO	3.0
25	AY	32	U	3.0
38	BP	149	GLU	3.0
27	DA	2169	A	3.0
41	DS	73	LEU	3.0
32	DF	1	MET	3.0
1	CA	723	U	3.0
43	DU	88	ILE	3.0
52	D3	30	ARG	3.0
44	DV	68	LYS	3.0
48	BZ	140	VAL	2.9
30	DD	40	THR	2.9
48	DZ	2	TYR	2.9
10	CJ	30	SER	2.9
19	CS	29	ARG	2.9
31	DE	197	ILE	2.9
29	DC	181	PRO	2.9
35	DI	4	ILE	2.9
48	BZ	150	HIS	2.9
22	CV	1	A	2.9
42	BT	137	LYS	2.9
29	DC	18	LYS	2.9
28	DB	57	A	2.9
48	BZ	107	PRO	2.9
27	DA	888	C	2.9
27	DA	2120	G	2.9
41	BS	109	GLY	2.9
41	DS	109	GLY	2.9
1	AA	1257	U	2.9

Continued on next page...

Continued from previous page...

Mol	Chain	Res	Type	RSRZ
10	CJ	37	PRO	2.9
29	DC	25	ALA	2.9
47	DY	6	HIS	2.9
7	CG	5	ARG	2.9
34	DH	34	GLU	2.9
53	B4	56	GLU	2.9
27	BA	1055	G	2.9
29	DC	132	GLY	2.9
38	DP	95	VAL	2.9
41	DS	54	LEU	2.9
54	D5	29	THR	2.9
9	AI	62	TYR	2.9
3	CC	155	GLY	2.9
5	CE	78	HIS	2.9
13	CM	97	PRO	2.9
29	DC	120	MET	2.9
33	DG	34	LEU	2.9
21	AU	17	THR	2.9
1	AA	1005	A	2.9
29	BC	150	GLY	2.9
29	DC	176	GLY	2.9
27	BA	1530	C	2.8
27	DA	2138	C	2.8
29	BC	177	LYS	2.8
29	DC	191	ALA	2.8
42	DT	39	ARG	2.8
49	D0	71	ASP	2.8
4	AD	133	VAL	2.8
17	CQ	58	GLU	2.8
2	AB	7	VAL	2.8
2	CB	223	ILE	2.8
29	DC	104	LEU	2.8
48	BZ	143	LEU	2.8
19	CS	41	VAL	2.8
29	BC	126	LYS	2.8
22	AV	1	A	2.8
35	BI	143	SER	2.8
14	CN	25	VAL	2.8
44	DV	72	VAL	2.8
29	DC	50	ASP	2.8
47	DY	56	PRO	2.8
29	BC	76	ALA	2.8

Continued on next page...

Continued from previous page...

Mol	Chain	Res	Type	RSRZ
38	DP	89	ALA	2.8
11	CK	124	LYS	2.8
29	BC	24	GLU	2.8
11	CK	12	ARG	2.8
29	BC	52	ARG	2.8
12	CL	25	LYS	2.8
1	CA	1249	C	2.8
34	DH	113	VAL	2.8
47	DY	24	VAL	2.8
47	DY	43	ASN	2.8
48	BZ	168	GLU	2.8
13	CM	83	ASP	2.8
16	AP	32	TYR	2.8
21	CU	24	ARG	2.8
49	D0	77	ARG	2.8
29	BC	38	ASP	2.8
32	DF	208	GLY	2.8
27	DA	1589	C	2.8
29	BC	68	LEU	2.8
55	D6	26	ASN	2.8
29	DC	91	ALA	2.8
27	DA	2891	G	2.8
17	CQ	59	ILE	2.8
29	BC	103	ILE	2.8
25	CY	53	U	2.8
27	DA	899	A	2.8
27	DA	2310	A	2.8
28	DB	12	C	2.8
35	DI	79	ILE	2.7
1	AA	1036	G	2.7
35	DI	1	MET	2.7
33	BG	49	ASP	2.7
50	D1	56	GLN	2.7
3	CC	154	SER	2.7
48	BZ	178	ASP	2.7
29	DC	131	LEU	2.7
35	DI	121	LYS	2.7
1	CA	1452	C	2.7
1	AA	204	U	2.7
29	BC	59	ARG	2.7
41	DS	108	GLY	2.7
58	D9	25	VAL	2.7

Continued on next page...

Continued from previous page...

Mol	Chain	Res	Type	RSRZ
9	AI	64	THR	2.7
52	D3	28	LEU	2.7
56	D7	45	ALA	2.7
1	AA	841	U	2.7
48	BZ	165	SER	2.7
47	BY	6	HIS	2.7
11	CK	25	TYR	2.7
16	AP	34	GLU	2.7
34	DH	25	LYS	2.7
10	CJ	88	LEU	2.7
31	DE	138	PRO	2.7
27	BA	2174	C	2.7
27	DA	2136	C	2.7
48	DZ	97	MET	2.7
32	BF	133	ASN	2.7
29	BC	91	ALA	2.7
54	B5	2	ALA	2.7
21	AU	25	LYS	2.7
27	DA	6	A	2.7
2	CB	41	ILE	2.7
19	CS	71	LEU	2.7
29	DC	63	SER	2.7
49	D0	76	GLY	2.7
12	CL	124	GLU	2.7
50	D1	51	VAL	2.7
27	DA	508	G	2.7
38	DP	30	THR	2.7
29	BC	163	PHE	2.7
57	D8	7	HIS	2.7
17	CQ	101	ARG	2.7
9	CI	67	GLY	2.7
34	DH	144	VAL	2.7
27	DA	2135	A	2.6
52	D3	7	LYS	2.6
33	DG	7	LEU	2.6
29	BC	50	ASP	2.6
29	DC	37	PHE	2.6
29	BC	18	LYS	2.6
56	D7	48	LYS	2.6
44	DV	38	LEU	2.6
27	BA	2138	C	2.6
27	BA	2149	G	2.6

Continued on next page...

Continued from previous page...

Mol	Chain	Res	Type	RSRZ
42	DT	137	LYS	2.6
48	BZ	160	VAL	2.6
36	DN	3	THR	2.6
29	DC	106	GLY	2.6
27	DA	2127	G	2.6
33	DG	25	TYR	2.6
16	AP	72	ARG	2.6
19	CS	27	GLU	2.6
2	CB	222	ILE	2.6
55	D6	21	TYR	2.6
29	DC	27	ARG	2.6
48	DZ	63	GLY	2.6
28	DB	25	A	2.6
49	D0	17	GLN	2.6
7	AG	79	ARG	2.6
19	CS	39	THR	2.6
32	DF	24	LEU	2.6
52	D3	23	LEU	2.6
10	AJ	20	ALA	2.6
28	BB	87	G	2.6
27	BA	2896	C	2.6
28	DB	60	C	2.6
38	DP	52	GLU	2.6
10	AJ	4	ILE	2.6
21	CU	22	ARG	2.6
31	BE	205	ALA	2.6
35	BI	86	THR	2.6
2	AB	137	ARG	2.6
7	CG	156	TRP	2.6
19	CS	35	SER	2.6
48	DZ	148	SER	2.6
49	B0	5	LYS	2.6
9	AI	19	LEU	2.6
1	AA	1129	C	2.6
1	CA	204	U	2.6
29	DC	70	LYS	2.6
9	AI	9	ARG	2.6
33	DG	37	VAL	2.6
19	CS	30	LEU	2.6
29	BC	26	ALA	2.5
28	DB	48	A	2.5
57	D8	22	VAL	2.5

Continued on next page...

Continued from previous page...

Mol	Chain	Res	Type	RSRZ
47	DY	38	ILE	2.5
2	CB	132	LYS	2.5
27	BA	2793	G	2.5
34	DH	148	ILE	2.5
34	DH	158	HIS	2.5
4	AD	138	TYR	2.5
29	BC	87	GLU	2.5
41	DS	72	ALA	2.5
10	AJ	10	GLY	2.5
29	DC	108	MET	2.5
36	DN	86	PRO	2.5
10	AJ	69	ASN	2.5
36	DN	124	ALA	2.5
42	DT	40	THR	2.5
27	DA	100	G	2.5
12	CL	18	LYS	2.5
35	DI	5	LEU	2.5
10	CJ	89	ASP	2.5
12	CL	16	ARG	2.5
38	DP	51	PHE	2.5
49	D0	41	ARG	2.5
54	D5	59	GLU	2.5
19	CS	61	TYR	2.5
29	BC	203	GLY	2.5
34	DH	94	TYR	2.5
27	DA	2164	C	2.5
48	DZ	3	ARG	2.5
23	AW	72	G	2.5
25	AY	15	G	2.5
27	BA	2156	G	2.5
9	CI	126	SER	2.5
34	DH	104	GLU	2.5
36	BN	139	GLU	2.5
39	DQ	139	GLU	2.5
10	AJ	55	LYS	2.5
12	AL	125	ALA	2.5
34	BH	43	VAL	2.5
29	BC	168	THR	2.5
58	D9	26	ILE	2.5
19	AS	38	SER	2.5
47	DY	22	GLY	2.5
48	DZ	157	PRO	2.5

Continued on next page...

Continued from previous page...

Mol	Chain	Res	Type	RSRZ
27	BA	2125	G	2.5
49	D0	13	GLY	2.5
11	CK	125	PHE	2.5
41	DS	40	ILE	2.5
1	CA	1129	C	2.5
27	BA	2136	C	2.5
27	DA	1584	C	2.5
16	CP	21	VAL	2.5
27	DA	10	G	2.5
35	BI	118	LYS	2.5
58	D9	29	ASN	2.5
49	D0	22	GLY	2.5
21	CU	23	PRO	2.5
27	DA	2117	A	2.5
29	DC	92	ASP	2.5
16	AP	22	THR	2.5
29	BC	40	THR	2.5
47	DY	88	LYS	2.5
9	CI	63	ILE	2.5
37	DO	28	SER	2.5
16	CP	32	TYR	2.5
48	DZ	158	PRO	2.5
10	AJ	70	ARG	2.5
27	BA	11	G	2.5
34	DH	124	GLU	2.5
38	DP	119	GLU	2.5
1	AA	88	A	2.4
34	DH	35	VAL	2.4
35	BI	11	ASN	2.4
58	D9	37	GLY	2.4
31	BE	204	ALA	2.4
33	BG	2	PRO	2.4
16	AP	68	ASP	2.4
10	AJ	19	SER	2.4
1	CA	1031	G	2.4
9	CI	17	VAL	2.4
25	CY	60	C	2.4
27	DA	2792	G	2.4
29	DC	80	GLY	2.4
52	D3	47	VAL	2.4
19	AS	74	PHE	2.4
29	BC	122	ALA	2.4

Continued on next page...

Continued from previous page...

Mol	Chain	Res	Type	RSRZ
43	DU	115	ALA	2.4
27	BA	2109	U	2.4
52	D3	35	ARG	2.4
34	BH	159	GLU	2.4
29	BC	185	LEU	2.4
48	BZ	156	LEU	2.4
33	BG	72	ARG	2.4
4	CD	209	ARG	2.4
29	BC	83	ILE	2.4
3	CC	207	VAL	2.4
36	DN	122	VAL	2.4
27	BA	2160	G	2.4
32	BF	23	ASP	2.4
10	AJ	7	LYS	2.4
29	BC	130	ILE	2.4
10	CJ	71	LEU	2.4
21	CU	9	ARG	2.4
29	DC	73	ARG	2.4
49	D0	12	ASN	2.4
31	DE	195	LEU	2.4
29	BC	90	GLY	2.4
25	AY	31	U	2.4
1	AA	1035	A	2.4
19	CS	50	ALA	2.4
25	AY	36	A	2.4
35	DI	126	TYR	2.4
9	AI	63	ILE	2.4
28	DB	56	G	2.4
49	D0	79	VAL	2.4
48	DZ	151	ALA	2.4
2	CB	211	ILE	2.4
29	BC	125	SER	2.4
34	DH	100	GLY	2.4
35	DI	19	VAL	2.4
47	BY	45	VAL	2.4
27	BA	2155	G	2.4
29	DC	164	ARG	2.4
36	DN	85	ILE	2.4
23	AW	69	C	2.4
10	AJ	36	GLY	2.4
43	DU	87	GLY	2.4
2	AB	129	GLU	2.4

Continued on next page...

Continued from previous page...

Mol	Chain	Res	Type	RSRZ
27	DA	614(B)	G	2.4
35	BI	92	VAL	2.4
42	DT	3	ARG	2.4
47	DY	79	CYS	2.4
1	CA	1287	A	2.4
12	AL	25	LYS	2.4
2	CB	215	LEU	2.4
33	DG	100	TRP	2.4
3	CC	148	GLY	2.4
29	DC	95	GLY	2.4
4	AD	169	LYS	2.4
14	CN	14	PRO	2.4
21	AU	23	PRO	2.4
33	BG	87	PRO	2.4
37	DO	11	ALA	2.4
47	DY	63	LYS	2.4
20	AT	101	GLY	2.3
28	DB	52	A	2.3
29	DC	38	ASP	2.3
38	BP	90	ARG	2.3
39	DQ	91	GLU	2.3
1	CA	998	G	2.3
19	AS	49	ILE	2.3
20	AT	40	ALA	2.3
19	CS	15	LEU	2.3
20	CT	24	LEU	2.3
13	CM	7	VAL	2.3
16	CP	20	VAL	2.3
28	DB	42	C	2.3
45	BW	112	GLY	2.3
47	DY	3	VAL	2.3
55	D6	49	HIS	2.3
10	AJ	22	LYS	2.3
10	CJ	86	MET	2.3
28	DB	58	A	2.3
2	CB	77	ALA	2.3
10	AJ	23	ILE	2.3
27	BA	1026	U	2.3
32	DF	28	ILE	2.3
54	D5	28	PRO	2.3
36	DN	73	THR	2.3
58	B9	15	LYS	2.3

Continued on next page...

Continued from previous page...

Mol	Chain	Res	Type	RSRZ
27	BA	2143	C	2.3
52	D3	32	GLN	2.3
9	CI	4	TYR	2.3
13	AM	123	ALA	2.3
16	CP	19	ILE	2.3
34	DH	157	TYR	2.3
1	CA	99	U	2.3
22	CV	2	A	2.3
2	AB	128	GLU	2.3
13	CM	87	TYR	2.3
48	DZ	156	LEU	2.3
48	DZ	162	LEU	2.3
9	AI	17	VAL	2.3
20	CT	102	GLY	2.3
23	CW	68	C	2.3
1	AA	292	G	2.3
35	BI	90	GLY	2.3
57	B8	63	PRO	2.3
10	AJ	48	THR	2.3
29	DC	49	ILE	2.3
29	DC	217	THR	2.3
34	DH	29	PRO	2.3
57	B8	28	GLY	2.3
28	DB	6	C	2.3
31	DE	133	LYS	2.3
8	CH	111	ILE	2.3
9	AI	47	LEU	2.3
18	CR	85	LEU	2.3
28	DB	76	G	2.3
11	AK	87	THR	2.3
34	DH	96	ALA	2.3
47	BY	35	TYR	2.3
39	DQ	80	GLU	2.3
55	D6	12	GLU	2.3
3	AC	91	LEU	2.3
3	CC	157	ILE	2.3
16	AP	19	ILE	2.3
19	AS	67	VAL	2.3
29	BC	158	ALA	2.3
34	DH	44	VAL	2.3
49	D0	52	GLY	2.3
11	CK	11	LYS	2.3

Continued on next page...

Continued from previous page...

Mol	Chain	Res	Type	RSRZ
27	DA	8	A	2.3
34	DH	154	PRO	2.3
50	D1	52	ARG	2.3
27	DA	34	C	2.3
19	CS	22	LEU	2.3
27	BA	2157	G	2.3
29	BC	49	ILE	2.3
8	AH	56	LYS	2.3
9	CI	15	ALA	2.3
11	CK	123	LYS	2.3
29	DC	60	GLY	2.3
35	DI	20	ASP	2.3
59	CX	47	U	2.3
9	CI	85	LEU	2.3
41	DS	33	LYS	2.3
1	AA	1531	A	2.3
22	AV	2	A	2.3
29	BC	159	GLY	2.2
35	BI	114	LEU	2.2
36	DN	43	THR	2.2
48	DZ	69	LEU	2.2
16	CP	35	LYS	2.2
9	AI	15	ALA	2.2
19	AS	73	GLU	2.2
42	DT	94	ALA	2.2
47	DY	62	GLU	2.2
3	CC	149	ALA	2.2
38	DP	109	GLY	2.2
9	CI	18	PHE	2.2
27	DA	324	A	2.2
28	DB	29	A	2.2
34	DH	137	ASP	2.2
2	CB	237	ALA	2.2
23	CW	10	G	2.2
27	DA	12	U	2.2
41	BS	23	ARG	2.2
18	CR	84	LYS	2.2
33	DG	60	LEU	2.2
33	DG	94	LEU	2.2
28	BB	90	A	2.2
33	DG	48	GLU	2.2
36	DN	10	GLU	2.2

Continued on next page...

Continued from previous page...

Mol	Chain	Res	Type	RSRZ
47	DY	19	LYS	2.2
1	AA	1025	U	2.2
28	DB	14	U	2.2
25	AY	60	C	2.2
48	DZ	5	LYS	2.2
9	CI	7	THR	2.2
38	DP	57	THR	2.2
17	CQ	74	LEU	2.2
35	DI	6	LEU	2.2
27	BA	2167	U	2.2
31	BE	76	ARG	2.2
49	D0	81	VAL	2.2
25	CY	51	G	2.2
27	DA	1219	G	2.2
27	DA	2152	G	2.2
27	DA	2833	G	2.2
29	DC	195	ALA	2.2
19	AS	30	LEU	2.2
32	DF	181	LEU	2.2
34	DH	98	LEU	2.2
52	D3	4	LEU	2.2
30	DD	262	ARG	2.2
31	DE	132	HIS	2.2
36	DN	119	ARG	2.2
58	D9	19	ARG	2.2
9	AI	2	GLU	2.2
33	BG	164	GLU	2.2
35	DI	81	VAL	2.2
20	CT	101	GLY	2.2
36	DN	100	GLU	2.2
2	AB	77	ALA	2.2
2	AB	131	PRO	2.2
4	AD	102	ASP	2.2
9	CI	21	PRO	2.2
20	CT	104	LEU	2.2
41	DS	30	ARG	2.2
10	CJ	74	ILE	2.2
33	DG	164	GLU	2.2
52	D3	54	VAL	2.2
7	CG	7	ALA	2.2
8	CH	119	LEU	2.2
43	DU	86	ALA	2.2

Continued on next page...

Continued from previous page...

Mol	Chain	Res	Type	RSRZ
21	CU	5	ASP	2.2
43	DU	15	LYS	2.2
47	BY	4	LYS	2.2
29	DC	193	ILE	2.2
55	D6	23	THR	2.2
3	CC	159	GLY	2.2
27	DA	2154	G	2.2
29	DC	75	LEU	2.2
29	DC	127	LEU	2.2
44	DV	69	LYS	2.2
48	DZ	71	ARG	2.2
51	D2	43	GLN	2.2
30	DD	270	ILE	2.2
35	BI	70	GLU	2.2
41	DS	43	GLU	2.2
29	BC	27	ARG	2.2
32	DF	205	ARG	2.2
34	DH	153	LYS	2.2
58	D9	18	ARG	2.2
50	D1	17	SER	2.2
48	DZ	49	GLN	2.2
29	DC	87	GLU	2.2
34	BH	167	GLU	2.2
39	DQ	1	MET	2.2
4	AD	161	ASN	2.2
21	CU	7	ARG	2.2
29	BC	102	LYS	2.2
34	DH	90	LYS	2.2
42	DT	41	ARG	2.2
35	DI	116	LEU	2.1
52	D3	53	LEU	2.1
16	AP	31	LYS	2.1
29	BC	134	ARG	2.1
29	DC	177	LYS	2.1
47	DY	87	LYS	2.1
28	DB	51	G	2.1
39	DQ	65	PHE	2.1
39	DQ	12	GLN	2.1
10	CJ	22	LYS	2.1
41	BS	108	GLY	2.1
49	D0	6	GLY	2.1
2	AB	70	PHE	2.1

Continued on next page...

Continued from previous page...

Mol	Chain	Res	Type	RSRZ
7	AG	128	ALA	2.1
21	CU	14	TRP	2.1
49	D0	78	TYR	2.1
25	AY	2	G	2.1
49	D0	4	LYS	2.1
2	CB	71	VAL	2.1
1	AA	202	U	2.1
27	BA	2129	C	2.1
27	DA	2128	C	2.1
27	DA	2140	C	2.1
44	DV	71	LEU	2.1
29	BC	34	THR	2.1
34	DH	59	ARG	2.1
45	DW	44	ALA	2.1
11	AK	80	VAL	2.1
27	DA	2121	G	2.1
36	DN	48	MET	2.1
44	BV	36	PRO	2.1
21	AU	22	ARG	2.1
23	AW	70	C	2.1
19	AS	51	VAL	2.1
35	BI	21	VAL	2.1
35	BI	120	ILE	2.1
11	AK	77	MET	2.1
10	AJ	37	PRO	2.1
10	AJ	91	PRO	2.1
55	D6	10	LEU	2.1
35	DI	113	ARG	2.1
38	BP	14	LYS	2.1
23	CW	30	A	2.1
27	BA	92	A	2.1
27	DA	2062	A	2.1
1	AA	80	G	2.1
27	BA	2207	G	2.1
28	DB	89	G	2.1
3	CC	15	THR	2.1
7	AG	68	ASN	2.1
27	BA	1052	C	2.1
3	CC	147	LYS	2.1
29	BC	131	LEU	2.1
44	DV	88	ARG	2.1
38	BP	110	TYR	2.1

Continued on next page...

Continued from previous page...

Mol	Chain	Res	Type	RSRZ
41	DS	53	SER	2.1
1	CA	1531	A	2.1
10	AJ	62	HIS	2.1
29	BC	172	HIS	2.1
1	AA	1037	C	2.1
28	DB	47	C	2.1
34	BH	105	LEU	2.1
49	B0	74	ARG	2.1
49	D0	53	MET	2.1
10	AJ	97	GLU	2.1
29	BC	86	ALA	2.1
47	DY	55	TYR	2.1
48	DZ	161	GLU	2.1
7	CG	78	ARG	2.1
20	AT	41	ILE	2.1
47	DY	75	ILE	2.1
48	DZ	79	ARG	2.1
53	B4	54	LYS	2.1
34	DH	91	GLY	2.1
27	BA	2166	G	2.1
27	DA	1505	C	2.1
28	DB	31	C	2.1
9	CI	16	ARG	2.1
29	BC	46	LYS	2.1
38	DP	42	SER	2.1
48	DZ	104	VAL	2.1
58	D9	9	ARG	2.1
2	CB	238	LEU	2.1
34	BH	161	GLY	2.1
52	D3	26	LEU	2.1
18	AR	69	THR	2.1
3	CC	146	ALA	2.1
7	AG	131	LYS	2.1
9	CI	128	ARG	2.1
16	CP	31	LYS	2.1
16	CP	34	GLU	2.1
27	BA	2310	A	2.1
28	DB	13	A	2.1
33	DG	36	LYS	2.1
39	DQ	112	GLU	2.1
34	DH	131	VAL	2.1
47	DY	50	ARG	2.1

Continued on next page...

Continued from previous page...

Mol	Chain	Res	Type	RSRZ
58	D9	4	ARG	2.1
48	BZ	170	ILE	2.1
27	BA	508	G	2.1
27	BA	2805	G	2.1
31	DE	159	HIS	2.1
2	CB	70	PHE	2.1
27	BA	1420	U	2.1
19	CS	49	ILE	2.1
27	DA	887	A	2.1
27	DA	2126	A	2.1
2	CB	146	GLN	2.0
10	AJ	86	MET	2.1
27	DA	2752	C	2.1
32	DF	172	TRP	2.0
27	DA	2165	G	2.0
27	DA	2807	G	2.0
1	AA	723	U	2.0
9	AI	14	VAL	2.0
9	AI	27	THR	2.0
29	DC	170	ALA	2.0
37	DO	33	ALA	2.0
8	AH	111	ILE	2.0
21	CU	16	GLY	2.0
48	DZ	90	LEU	2.0
6	CF	55	ASP	2.0
27	DA	2790	A	2.0
33	DG	86	MET	2.0
47	DY	89	PHE	2.0
28	DB	28	C	2.0
10	CJ	24	VAL	2.0
14	CN	30	ALA	2.0
29	BC	216	THR	2.0
29	DC	61	THR	2.0
43	DU	6	THR	2.0
44	DV	70	ILE	2.0
9	CI	30	GLY	2.0
48	DZ	94	PRO	2.0
21	CU	12	LYS	2.0
27	BA	2148	G	2.0
28	DB	50	G	2.0
12	AL	16	ARG	2.0
19	CS	80	TYR	2.0

Continued on next page...

Continued from previous page...

Mol	Chain	Res	Type	RSRZ
2	CB	138	LEU	2.0
18	AR	79	LEU	2.0
36	DN	107	LEU	2.0
42	DT	135	ALA	2.0
48	DZ	132	ILE	2.0
17	CQ	75	ARG	2.0
34	DH	128	PRO	2.0
19	CS	74	PHE	2.0
2	CB	129	GLU	2.0
27	BA	2121	G	2.0
38	DP	81	GLN	2.0
9	AI	26	VAL	2.0
29	DC	189	ILE	2.0
1	AA	1001	A	2.0
21	CU	8	THR	2.0
27	BA	2128	C	2.0
27	BA	2145	C	2.0
7	AG	77	SER	2.0
3	CC	205	GLY	2.0
29	BC	189	ILE	2.0
27	DA	2160	G	2.0
27	DA	2780	G	2.0
27	BA	896	A	2.0
41	DS	64	GLU	2.0
14	CN	9	LYS	2.0
8	CH	41	ARG	2.0
20	AT	72	LEU	2.0

6.2 Non-standard residues in protein, DNA, RNA chains [i](#)

In the following table, the Atoms column lists the number of modelled atoms in the group and the number defined in the chemical component dictionary. The B-factors column lists the minimum, median, 95th percentile and maximum values of B factors of atoms in the group. The column labelled 'Q< 0.9' lists the number of atoms with occupancy less than 0.9.

Mol	Type	Chain	Res	Atoms	RSCC	RSR	B-factors(Å ²)	Q<0.9
26	KBE	CZ	1	9/10	0.81	0.52	95,98,100,100	0
26	UAL	CZ	3	9/10	0.81	0.28	91,92,93,93	0
26	KBE	AZ	1	9/10	0.83	0.59	71,74,78,79	0
26	DPP	CZ	5	6/7	0.85	0.26	88,89,89,90	0
26	MYN	CZ	4	11/12	0.86	0.22	88,89,91,92	0
26	UAL	AZ	3	9/10	0.87	0.24	63,66,70,71	0

Continued on next page...

Continued from previous page...

Mol	Type	Chain	Res	Atoms	RSCC	RSR	B-factors(\AA^2)	Q<0.9
26	DPP	CZ	2	6/7	0.88	0.20	92,93,95,98	0
26	MYN	AZ	4	11/12	0.90	0.23	61,64,65,65	0
26	DPP	AZ	2	6/7	0.93	0.21	66,67,69,71	0
26	DPP	AZ	5	6/7	0.93	0.20	62,64,65,65	0

6.3 Carbohydrates [i](#)

There are no carbohydrates in this entry.

6.4 Ligands [i](#)

In the following table, the Atoms column lists the number of modelled atoms in the group and the number defined in the chemical component dictionary. The B-factors column lists the minimum, median, 95th percentile and maximum values of B factors of atoms in the group. The column labelled 'Q< 0.9' lists the number of atoms with occupancy less than 0.9.

Mol	Type	Chain	Res	Atoms	RSCC	RSR	B-factors(\AA^2)	Q<0.9
60	MG	AA	1646	1/1	0.15	1.01	71,71,71,71	0
60	MG	DA	3188	1/1	0.15	0.27	72,72,72,72	0
60	MG	AW	103	1/1	0.19	0.64	72,72,72,72	0
60	MG	CW	103	1/1	0.30	0.34	73,73,73,73	0
60	MG	DA	3110	1/1	0.39	0.52	48,48,48,48	0
60	MG	CA	1641	1/1	0.46	0.29	66,66,66,66	0
60	MG	CA	1686	1/1	0.50	0.28	37,37,37,37	0
60	MG	DA	3209	1/1	0.51	0.36	5,5,5,5	0
60	MG	AA	1638	1/1	0.51	0.74	76,76,76,76	0
60	MG	AA	1637	1/1	0.53	0.30	44,44,44,44	0
60	MG	DA	3136	1/1	0.53	0.44	31,31,31,31	0
60	MG	DA	3175	1/1	0.53	0.26	72,72,72,72	0
60	MG	DA	3176	1/1	0.55	0.45	54,54,54,54	0
60	MG	DA	3149	1/1	0.55	0.37	39,39,39,39	0
60	MG	DA	3154	1/1	0.56	0.81	38,38,38,38	0
60	MG	DB	202	1/1	0.56	0.77	80,80,80,80	0
60	MG	DF	301	1/1	0.56	0.56	53,53,53,53	0
60	MG	DA	3199	1/1	0.56	0.44	35,35,35,35	0
60	MG	DA	3198	1/1	0.57	0.21	32,32,32,32	0
60	MG	DA	3086	1/1	0.57	0.83	58,58,58,58	0
60	MG	CA	1652	1/1	0.58	0.28	61,61,61,61	0
60	MG	CA	1644	1/1	0.58	0.64	67,67,67,67	0
60	MG	DA	3239	1/1	0.59	0.33	34,34,34,34	0

Continued on next page...

Continued from previous page...

Mol	Type	Chain	Res	Atoms	RSCC	RSR	B-factors(\AA^2)	Q<0.9
60	MG	BA	3171	1/1	0.59	0.20	36,36,36,36	0
60	MG	AA	1671	1/1	0.60	0.42	49,49,49,49	0
60	MG	CA	1700	1/1	0.60	0.40	36,36,36,36	0
60	MG	DO	201	1/1	0.60	0.52	65,65,65,65	0
60	MG	BA	3289	1/1	0.61	0.37	42,42,42,42	0
60	MG	AA	1640	1/1	0.62	0.25	70,70,70,70	0
60	MG	AA	1707	1/1	0.62	0.39	52,52,52,52	0
60	MG	CA	1633	1/1	0.63	0.46	62,62,62,62	0
60	MG	DA	3164	1/1	0.64	0.21	64,64,64,64	0
60	MG	BA	3085	1/1	0.64	0.39	70,70,70,70	0
60	MG	DA	3128	1/1	0.65	0.36	24,24,24,24	0
60	MG	DA	3127	1/1	0.65	0.32	20,20,20,20	0
60	MG	DA	3161	1/1	0.65	0.17	33,33,33,33	0
60	MG	AA	1630	1/1	0.66	0.68	62,62,62,62	0
60	MG	DA	3189	1/1	0.66	0.17	57,57,57,57	0
60	MG	D7	101	1/1	0.66	0.30	36,36,36,36	0
60	MG	DA	3201	1/1	0.67	0.33	36,36,36,36	0
60	MG	CA	1631	1/1	0.67	0.18	19,19,19,19	0
60	MG	DA	3116	1/1	0.67	0.39	47,47,47,47	0
60	MG	DA	3021	1/1	0.67	0.28	27,27,27,27	0
60	MG	CA	1638	1/1	0.68	0.39	31,31,31,31	0
60	MG	DA	3117	1/1	0.68	0.46	49,49,49,49	0
60	MG	DA	3228	1/1	0.68	0.69	34,34,34,34	0
60	MG	BA	3215	1/1	0.68	0.71	60,60,60,60	0
60	MG	DA	3184	1/1	0.68	0.86	35,35,35,35	0
60	MG	CA	1607	1/1	0.68	0.51	29,29,29,29	0
60	MG	BA	3109	1/1	0.68	0.24	58,58,58,58	0
60	MG	DA	3159	1/1	0.69	0.39	32,32,32,32	0
60	MG	DA	3109	1/1	0.69	0.20	50,50,50,50	0
60	MG	CA	1649	1/1	0.69	0.31	54,54,54,54	0
60	MG	CW	104	1/1	0.69	0.16	57,57,57,57	0
60	MG	DA	3190	1/1	0.69	0.25	43,43,43,43	0
60	MG	BA	3329	1/1	0.69	0.16	45,45,45,45	0
60	MG	DA	3042	1/1	0.69	0.40	46,46,46,46	0
60	MG	DA	3225	1/1	0.69	0.41	39,39,39,39	0
60	MG	DA	3095	1/1	0.70	0.15	61,61,61,61	0
60	MG	DA	3217	1/1	0.70	0.56	27,27,27,27	0
60	MG	DA	3156	1/1	0.70	0.11	47,47,47,47	0
60	MG	AX	103	1/1	0.71	0.20	51,51,51,51	0
60	MG	DA	3060	1/1	0.71	0.35	23,23,23,23	0
60	MG	DA	3084	1/1	0.71	0.52	71,71,71,71	0
60	MG	CA	1685	1/1	0.71	0.48	59,59,59,59	0

Continued on next page...

Continued from previous page...

Mol	Type	Chain	Res	Atoms	RSCC	RSR	B-factors(\AA^2)	Q<0.9
60	MG	DA	3016	1/1	0.72	0.28	12,12,12,12	0
60	MG	DA	3142	1/1	0.72	0.25	37,37,37,37	0
60	MG	DA	3122	1/1	0.72	0.20	40,40,40,40	0
60	MG	AA	1682	1/1	0.72	0.13	48,48,48,48	0
60	MG	CA	1692	1/1	0.72	0.27	32,32,32,32	0
60	MG	DA	3092	1/1	0.73	0.30	17,17,17,17	0
60	MG	CV	601	1/1	0.73	0.46	16,16,16,16	0
60	MG	CA	1656	1/1	0.73	0.28	39,39,39,39	0
60	MG	DA	3125	1/1	0.73	0.19	49,49,49,49	0
60	MG	DA	3065	1/1	0.73	0.27	28,28,28,28	0
60	MG	DA	3171	1/1	0.73	0.44	52,52,52,52	0
60	MG	BA	3186	1/1	0.73	0.30	60,60,60,60	0
60	MG	DA	3157	1/1	0.73	0.24	58,58,58,58	0
60	MG	DA	3111	1/1	0.73	0.47	64,64,64,64	0
60	MG	DA	3124	1/1	0.73	0.39	36,36,36,36	0
60	MG	BA	3189	1/1	0.74	0.21	40,40,40,40	0
60	MG	CA	1640	1/1	0.74	0.27	41,41,41,41	0
60	MG	AA	1713	1/1	0.74	0.13	43,43,43,43	0
60	MG	BA	3079	1/1	0.74	0.31	7,7,7,7	0
60	MG	DA	3138	1/1	0.75	0.16	63,63,63,63	0
60	MG	AA	1626	1/1	0.75	0.24	51,51,51,51	0
60	MG	CA	1609	1/1	0.75	0.52	50,50,50,50	0
60	MG	DA	3202	1/1	0.75	0.22	18,18,18,18	0
60	MG	DA	3166	1/1	0.75	0.39	36,36,36,36	0
60	MG	BA	3303	1/1	0.75	0.55	32,32,32,32	0
60	MG	BA	3210	1/1	0.76	0.29	33,33,33,33	0
60	MG	DA	3078	1/1	0.76	0.30	26,26,26,26	0
60	MG	BA	3316	1/1	0.76	0.44	35,35,35,35	0
60	MG	CA	1616	1/1	0.76	0.48	52,52,52,52	0
60	MG	DA	3204	1/1	0.76	0.48	67,67,67,67	0
60	MG	DA	3148	1/1	0.76	0.58	42,42,42,42	0
60	MG	BA	3294	1/1	0.76	0.71	90,90,90,90	0
60	MG	AA	1708	1/1	0.76	0.26	41,41,41,41	0
60	MG	DA	3155	1/1	0.76	0.56	31,31,31,31	0
60	MG	DA	3104	1/1	0.77	0.44	42,42,42,42	0
60	MG	CA	1674	1/1	0.77	0.46	55,55,55,55	0
60	MG	DA	3153	1/1	0.77	0.18	13,13,13,13	0
60	MG	DA	3041	1/1	0.77	0.31	1,1,1,1	0
60	MG	AX	104	1/1	0.77	0.21	57,57,57,57	0
60	MG	DA	3025	1/1	0.77	0.39	1,1,1,1	0
60	MG	CA	1673	1/1	0.78	0.25	15,15,15,15	0
60	MG	DA	3001	1/1	0.78	0.39	51,51,51,51	0

Continued on next page...

Continued from previous page...

Mol	Type	Chain	Res	Atoms	RSCC	RSR	B-factors(\AA^2)	Q<0.9
60	MG	DA	3062	1/1	0.78	0.42	8,8,8,8	0
60	MG	CA	1676	1/1	0.78	0.20	25,25,25,25	0
60	MG	DA	3141	1/1	0.78	0.63	36,36,36,36	0
60	MG	BA	3177	1/1	0.78	0.43	41,41,41,41	0
60	MG	DA	3170	1/1	0.78	0.51	33,33,33,33	0
60	MG	DA	3066	1/1	0.78	0.56	40,40,40,40	0
60	MG	DA	3097	1/1	0.78	0.25	51,51,51,51	0
60	MG	BA	3255	1/1	0.78	0.33	19,19,19,19	0
60	MG	DA	3165	1/1	0.79	0.27	14,14,14,14	0
60	MG	DA	3203	1/1	0.79	0.44	38,38,38,38	0
60	MG	BA	3284	1/1	0.79	0.23	21,21,21,21	0
60	MG	BA	3162	1/1	0.79	0.27	56,56,56,56	0
60	MG	AA	1702	1/1	0.79	0.34	41,41,41,41	0
60	MG	AA	1695	1/1	0.79	0.18	30,30,30,30	0
60	MG	DA	3019	1/1	0.79	0.29	6,6,6,6	0
60	MG	BA	3309	1/1	0.79	0.13	1,1,1,1	0
60	MG	CA	1702	1/1	0.79	0.43	27,27,27,27	0
60	MG	DA	3093	1/1	0.79	0.47	31,31,31,31	0
60	MG	DA	3216	1/1	0.80	0.20	24,24,24,24	0
60	MG	DA	3068	1/1	0.80	0.22	9,9,9,9	0
60	MG	BA	3144	1/1	0.80	0.30	59,59,59,59	0
60	MG	DA	3140	1/1	0.80	0.34	24,24,24,24	0
60	MG	DA	3034	1/1	0.80	0.19	1,1,1,1	0
60	MG	AA	1672	1/1	0.80	0.24	53,53,53,53	0
60	MG	BA	3140	1/1	0.80	0.52	26,26,26,26	0
60	MG	DA	3040	1/1	0.80	0.39	19,19,19,19	0
60	MG	B0	102	1/1	0.80	0.40	40,40,40,40	0
60	MG	AA	1680	1/1	0.80	0.62	70,70,70,70	0
60	MG	BA	3238	1/1	0.80	0.41	29,29,29,29	0
60	MG	DA	3014	1/1	0.80	0.36	4,4,4,4	0
60	MG	DA	3131	1/1	0.81	0.87	63,63,63,63	0
60	MG	DA	3096	1/1	0.81	0.40	16,16,16,16	0
60	MG	DA	3130	1/1	0.81	0.43	27,27,27,27	0
60	MG	DA	3173	1/1	0.81	0.48	10,10,10,10	0
60	MG	DA	3098	1/1	0.81	0.35	27,27,27,27	0
60	MG	CA	1698	1/1	0.81	0.51	29,29,29,29	0
60	MG	BA	3241	1/1	0.81	1.36	80,80,80,80	0
60	MG	BA	3104	1/1	0.81	0.39	42,42,42,42	0
60	MG	DA	3074	1/1	0.81	0.62	48,48,48,48	0
60	MG	AA	1629	1/1	0.82	0.22	51,51,51,51	0
60	MG	DA	3145	1/1	0.82	0.49	35,35,35,35	0
60	MG	BA	3187	1/1	0.82	0.46	17,17,17,17	0

Continued on next page...

Continued from previous page...

Mol	Type	Chain	Res	Atoms	RSCC	RSR	B-factors(\AA^2)	Q<0.9
60	MG	DA	3118	1/1	0.82	0.34	22,22,22,22	0
60	MG	BA	3251	1/1	0.82	0.32	1,1,1,1	0
60	MG	DA	3129	1/1	0.82	0.23	20,20,20,20	0
60	MG	DA	3077	1/1	0.82	0.18	13,13,13,13	0
60	MG	BA	3077	1/1	0.82	0.24	1,1,1,1	0
60	MG	CA	1684	1/1	0.82	0.18	33,33,33,33	0
60	MG	DA	3053	1/1	0.82	0.55	32,32,32,32	0
60	MG	AA	1645	1/1	0.82	0.41	22,22,22,22	0
60	MG	DA	3052	1/1	0.82	0.22	14,14,14,14	0
60	MG	BA	3195	1/1	0.82	0.61	49,49,49,49	0
60	MG	BA	3114	1/1	0.82	0.21	14,14,14,14	0
60	MG	BA	3051	1/1	0.82	0.38	14,14,14,14	0
60	MG	AA	1697	1/1	0.82	0.20	27,27,27,27	0
60	MG	DB	203	1/1	0.82	0.11	54,54,54,54	0
60	MG	CA	1658	1/1	0.82	0.27	30,30,30,30	0
60	MG	BA	3034	1/1	0.82	0.40	1,1,1,1	0
60	MG	CA	1637	1/1	0.82	0.73	57,57,57,57	0
60	MG	DA	3227	1/1	0.83	0.26	36,36,36,36	0
60	MG	AA	1620	1/1	0.83	0.42	31,31,31,31	0
60	MG	BA	3204	1/1	0.83	0.33	25,25,25,25	0
60	MG	AA	1648	1/1	0.83	0.45	68,68,68,68	0
60	MG	BA	3094	1/1	0.83	0.25	11,11,11,11	0
60	MG	BA	3015	1/1	0.83	0.14	5,5,5,5	0
60	MG	DA	3115	1/1	0.83	0.29	36,36,36,36	0
60	MG	BX	101	1/1	0.83	0.23	31,31,31,31	0
60	MG	DA	3218	1/1	0.83	0.55	50,50,50,50	0
60	MG	BA	3170	1/1	0.83	0.38	55,55,55,55	0
60	MG	DA	3194	1/1	0.83	0.43	44,44,44,44	0
60	MG	DA	3162	1/1	0.83	0.43	44,44,44,44	0
60	MG	BA	3185	1/1	0.83	0.10	3,3,3,3	0
60	MG	CA	1677	1/1	0.83	0.39	51,51,51,51	0
60	MG	DA	3231	1/1	0.83	0.69	49,49,49,49	0
60	MG	BA	3142	1/1	0.83	0.36	30,30,30,30	0
60	MG	AA	1643	1/1	0.84	0.31	29,29,29,29	0
60	MG	DA	3179	1/1	0.84	0.15	19,19,19,19	0
60	MG	AA	1601	1/1	0.84	0.29	47,47,47,47	0
60	MG	DA	3094	1/1	0.84	0.47	16,16,16,16	0
60	MG	DA	3223	1/1	0.84	0.33	13,13,13,13	0
60	MG	DA	3080	1/1	0.84	0.49	36,36,36,36	0
60	MG	DA	3091	1/1	0.84	0.29	55,55,55,55	0
60	MG	DA	3083	1/1	0.84	0.56	35,35,35,35	0
60	MG	BA	3280	1/1	0.84	0.18	7,7,7,7	0

Continued on next page...

Continued from previous page...

Mol	Type	Chain	Res	Atoms	RSCC	RSR	B-factors(\AA^2)	Q<0.9
60	MG	DA	3232	1/1	0.84	0.14	3,3,3,3	0
60	MG	DA	3102	1/1	0.84	0.35	1,1,1,1	0
60	MG	AA	1670	1/1	0.84	0.30	54,54,54,54	0
60	MG	DA	3085	1/1	0.84	0.51	1,1,1,1	0
60	MG	BA	3184	1/1	0.84	0.62	40,40,40,40	0
60	MG	DA	3178	1/1	0.84	0.22	22,22,22,22	0
60	MG	BA	3191	1/1	0.84	0.33	6,6,6,6	0
60	MG	DA	3212	1/1	0.84	0.19	4,4,4,4	0
60	MG	AG	201	1/1	0.84	0.21	42,42,42,42	0
60	MG	DA	3215	1/1	0.84	0.28	23,23,23,23	0
60	MG	BA	3059	1/1	0.84	0.50	25,25,25,25	0
60	MG	DA	3235	1/1	0.84	0.44	61,61,61,61	0
60	MG	DA	3043	1/1	0.84	0.26	9,9,9,9	0
60	MG	DA	3137	1/1	0.84	0.72	39,39,39,39	0
60	MG	DA	3039	1/1	0.84	0.18	53,53,53,53	0
60	MG	DA	3123	1/1	0.85	0.42	40,40,40,40	0
60	MG	DA	3185	1/1	0.85	0.62	10,10,10,10	0
60	MG	BA	3042	1/1	0.85	0.23	1,1,1,1	0
60	MG	BA	3310	1/1	0.85	0.28	38,38,38,38	0
60	MG	BA	3271	1/1	0.85	0.14	28,28,28,28	0
60	MG	AA	1644	1/1	0.85	0.40	39,39,39,39	0
60	MG	DA	3192	1/1	0.85	0.18	10,10,10,10	0
60	MG	DA	3193	1/1	0.85	0.28	29,29,29,29	0
60	MG	DA	3031	1/1	0.85	0.14	9,9,9,9	0
60	MG	BA	3331	1/1	0.85	0.69	35,35,35,35	0
60	MG	BA	3312	1/1	0.85	0.25	22,22,22,22	0
60	MG	DA	3208	1/1	0.85	0.15	12,12,12,12	0
60	MG	DA	3048	1/1	0.85	0.31	23,23,23,23	0
60	MG	DA	3013	1/1	0.85	0.39	30,30,30,30	0
60	MG	BA	3165	1/1	0.85	0.15	48,48,48,48	0
60	MG	CW	101	1/1	0.85	0.12	55,55,55,55	0
60	MG	DA	3120	1/1	0.85	0.38	3,3,3,3	0
60	MG	BA	3318	1/1	0.85	0.24	20,20,20,20	0
60	MG	DA	3220	1/1	0.85	0.45	30,30,30,30	0
60	MG	CA	1694	1/1	0.85	0.71	51,51,51,51	0
60	MG	DA	3237	1/1	0.85	0.36	10,10,10,10	0
60	MG	DA	3126	1/1	0.85	0.34	7,7,7,7	0
60	MG	CA	1624	1/1	0.86	0.58	40,40,40,40	0
60	MG	BA	3222	1/1	0.86	0.29	26,26,26,26	0
60	MG	CA	1603	1/1	0.86	0.23	38,38,38,38	0
60	MG	DA	3172	1/1	0.86	0.33	6,6,6,6	0
60	MG	DA	3205	1/1	0.86	0.36	2,2,2,2	0

Continued on next page...

Continued from previous page...

Mol	Type	Chain	Res	Atoms	RSCC	RSR	B-factors(\AA^2)	Q<0.9
60	MG	AW	101	1/1	0.86	0.30	48,48,48,48	0
60	MG	DA	3226	1/1	0.86	0.10	30,30,30,30	0
60	MG	DA	3210	1/1	0.86	0.28	2,2,2,2	0
60	MG	BA	3265	1/1	0.86	0.38	13,13,13,13	0
60	MG	BA	3103	1/1	0.86	0.26	1,1,1,1	0
60	MG	DA	3139	1/1	0.86	0.39	1,1,1,1	0
60	MG	AA	1709	1/1	0.86	0.35	36,36,36,36	0
60	MG	CA	1683	1/1	0.86	0.53	53,53,53,53	0
60	MG	DA	3200	1/1	0.86	0.50	42,42,42,42	0
60	MG	AA	1701	1/1	0.86	0.31	11,11,11,11	0
60	MG	CA	1653	1/1	0.86	0.23	36,36,36,36	0
60	MG	BA	3190	1/1	0.86	0.12	39,39,39,39	0
60	MG	DA	3213	1/1	0.86	0.21	31,31,31,31	0
60	MG	DA	3133	1/1	0.86	0.18	16,16,16,16	0
60	MG	BA	3302	1/1	0.86	0.17	11,11,11,11	0
60	MG	BA	3295	1/1	0.87	0.29	41,41,41,41	0
60	MG	D0	101	1/1	0.87	0.29	12,12,12,12	0
60	MG	AA	1683	1/1	0.87	0.14	16,16,16,16	0
60	MG	D5	101	1/1	0.87	0.19	10,10,10,10	0
60	MG	AA	1633	1/1	0.87	0.24	8,8,8,8	0
60	MG	AX	108	1/1	0.87	0.38	34,34,34,34	0
60	MG	BA	3290	1/1	0.87	0.44	24,24,24,24	0
60	MG	CA	1636	1/1	0.87	0.24	26,26,26,26	0
60	MG	DA	3214	1/1	0.87	0.37	21,21,21,21	0
60	MG	BA	3084	1/1	0.87	0.22	27,27,27,27	0
60	MG	DE	301	1/1	0.87	0.23	1,1,1,1	0
60	MG	AA	1686	1/1	0.87	0.29	34,34,34,34	0
60	MG	BA	3319	1/1	0.87	0.32	31,31,31,31	0
60	MG	DA	3073	1/1	0.87	0.29	58,58,58,58	0
60	MG	DA	3057	1/1	0.87	0.13	32,32,32,32	0
60	MG	DA	3054	1/1	0.87	0.33	21,21,21,21	0
60	MG	BA	3064	1/1	0.87	0.70	45,45,45,45	0
60	MG	CA	1696	1/1	0.87	0.18	91,91,91,91	0
60	MG	BA	3274	1/1	0.87	0.19	21,21,21,21	0
60	MG	CA	1665	1/1	0.87	0.30	33,33,33,33	0
60	MG	BA	3001	1/1	0.87	0.26	43,43,43,43	0
60	MG	AA	1657	1/1	0.87	0.45	37,37,37,37	0
60	MG	BA	3203	1/1	0.87	0.20	17,17,17,17	0
60	MG	BA	3243	1/1	0.87	0.52	45,45,45,45	0
60	MG	DA	3211	1/1	0.87	0.24	23,23,23,23	0
60	MG	CA	1627	1/1	0.88	0.23	9,9,9,9	0
60	MG	DA	3011	1/1	0.88	0.18	4,4,4,4	0

Continued on next page...

Continued from previous page...

Mol	Type	Chain	Res	Atoms	RSCC	RSR	B-factors(\AA^2)	Q<0.9
60	MG	DA	3026	1/1	0.88	0.26	4,4,4,4	0
60	MG	CA	1642	1/1	0.88	0.10	28,28,28,28	0
60	MG	BA	3205	1/1	0.88	0.36	30,30,30,30	0
60	MG	CA	1601	1/1	0.88	0.24	1,1,1,1	0
60	MG	BA	3333	1/1	0.88	0.35	1,1,1,1	0
60	MG	AA	1614	1/1	0.88	0.20	22,22,22,22	0
60	MG	DA	3027	1/1	0.88	0.92	38,38,38,38	0
60	MG	BA	3095	1/1	0.88	0.72	47,47,47,47	0
60	MG	DA	3003	1/1	0.88	0.27	17,17,17,17	0
60	MG	AA	1625	1/1	0.88	0.25	21,21,21,21	0
60	MG	AA	1604	1/1	0.88	0.27	14,14,14,14	0
60	MG	CA	1623	1/1	0.88	0.52	33,33,33,33	0
60	MG	BA	3141	1/1	0.88	0.30	17,17,17,17	0
60	MG	BA	3293	1/1	0.88	0.55	45,45,45,45	0
60	MG	AA	1651	1/1	0.88	0.51	53,53,53,53	0
60	MG	DA	3020	1/1	0.88	0.46	40,40,40,40	0
60	MG	BA	3160	1/1	0.88	0.43	29,29,29,29	0
60	MG	AX	101	1/1	0.88	0.15	41,41,41,41	0
60	MG	AA	1711	1/1	0.88	0.17	15,15,15,15	0
60	MG	CA	1613	1/1	0.88	0.47	36,36,36,36	0
60	MG	AA	1664	1/1	0.88	0.29	46,46,46,46	0
60	MG	DA	3007	1/1	0.88	0.30	1,1,1,1	0
60	MG	AA	1622	1/1	0.88	0.32	12,12,12,12	0
60	MG	CA	1668	1/1	0.88	0.32	30,30,30,30	0
60	MG	DA	3089	1/1	0.88	0.21	27,27,27,27	0
60	MG	BA	3122	1/1	0.88	0.33	12,12,12,12	0
60	MG	AA	1608	1/1	0.88	0.46	22,22,22,22	0
60	MG	AA	1685	1/1	0.88	0.27	69,69,69,69	0
60	MG	DB	201	1/1	0.88	0.68	51,51,51,51	0
60	MG	DA	3181	1/1	0.88	0.51	50,50,50,50	0
60	MG	DA	3167	1/1	0.88	0.26	36,36,36,36	0
60	MG	BA	3192	1/1	0.88	0.45	31,31,31,31	0
60	MG	BA	3260	1/1	0.88	0.96	65,65,65,65	0
61	ZN	B5	102	1/1	0.89	0.09	51,51,51,51	0
60	MG	AA	1673	1/1	0.89	0.18	39,39,39,39	0
60	MG	BA	3272	1/1	0.89	0.23	15,15,15,15	0
60	MG	CA	1632	1/1	0.89	0.35	6,6,6,6	0
60	MG	AA	1660	1/1	0.89	0.42	49,49,49,49	0
60	MG	BA	3240	1/1	0.89	0.39	75,75,75,75	0
60	MG	DA	3219	1/1	0.89	0.22	19,19,19,19	0
60	MG	BA	3148	1/1	0.89	0.15	1,1,1,1	0
60	MG	AA	1605	1/1	0.89	0.20	35,35,35,35	0

Continued on next page...

Continued from previous page...

Mol	Type	Chain	Res	Atoms	RSCC	RSR	B-factors(\AA^2)	Q<0.9
60	MG	DA	3058	1/1	0.89	0.22	1,1,1,1	0
60	MG	BA	3174	1/1	0.89	0.09	7,7,7,7	0
60	MG	BA	3173	1/1	0.89	0.19	50,50,50,50	0
60	MG	DA	3168	1/1	0.89	0.65	55,55,55,55	0
60	MG	BA	3313	1/1	0.89	0.45	45,45,45,45	0
60	MG	DA	3222	1/1	0.89	0.29	24,24,24,24	0
60	MG	AA	1688	1/1	0.89	0.12	49,49,49,49	0
60	MG	CA	1646	1/1	0.89	0.21	1,1,1,1	0
60	MG	BA	3298	1/1	0.89	0.32	13,13,13,13	0
60	MG	BA	3270	1/1	0.89	0.25	32,32,32,32	0
60	MG	DA	3186	1/1	0.89	0.23	53,53,53,53	0
60	MG	CA	1621	1/1	0.89	0.44	30,30,30,30	0
60	MG	DA	3229	1/1	0.89	0.26	20,20,20,20	0
60	MG	DA	3195	1/1	0.89	0.38	18,18,18,18	0
60	MG	CA	1647	1/1	0.89	0.31	44,44,44,44	0
60	MG	DA	3047	1/1	0.89	0.45	29,29,29,29	0
60	MG	BA	3138	1/1	0.89	0.20	1,1,1,1	0
60	MG	CA	1611	1/1	0.89	0.37	66,66,66,66	0
60	MG	BA	3056	1/1	0.89	0.19	1,1,1,1	0
60	MG	DA	3177	1/1	0.89	0.30	13,13,13,13	0
60	MG	CA	1682	1/1	0.89	0.62	41,41,41,41	0
60	MG	DA	3107	1/1	0.89	0.41	37,37,37,37	0
60	MG	AA	1677	1/1	0.90	0.24	30,30,30,30	0
60	MG	CA	1612	1/1	0.90	0.42	35,35,35,35	0
60	MG	BA	3275	1/1	0.90	0.19	7,7,7,7	0
60	MG	CA	1606	1/1	0.90	0.64	45,45,45,45	0
60	MG	AA	1616	1/1	0.90	0.25	32,32,32,32	0
60	MG	BA	3197	1/1	0.90	0.21	24,24,24,24	0
60	MG	BA	3113	1/1	0.90	0.22	1,1,1,1	0
60	MG	AA	1704	1/1	0.90	0.19	13,13,13,13	0
60	MG	BA	3230	1/1	0.90	0.27	19,19,19,19	0
60	MG	BA	3227	1/1	0.90	0.37	33,33,33,33	0
60	MG	BA	3279	1/1	0.90	0.23	29,29,29,29	0
60	MG	CA	1678	1/1	0.90	0.53	25,25,25,25	0
60	MG	BA	3224	1/1	0.90	0.12	20,20,20,20	0
60	MG	B0	101	1/1	0.90	0.24	4,4,4,4	0
60	MG	AA	1621	1/1	0.90	0.66	28,28,28,28	0
60	MG	BA	3082	1/1	0.90	0.24	44,44,44,44	0
60	MG	BA	3194	1/1	0.90	0.57	54,54,54,54	0
60	MG	CW	102	1/1	0.90	0.15	40,40,40,40	0
60	MG	BA	3282	1/1	0.90	0.33	20,20,20,20	0
60	MG	DA	3005	1/1	0.90	0.31	28,28,28,28	0

Continued on next page...

Continued from previous page...

Mol	Type	Chain	Res	Atoms	RSCC	RSR	B-factors(\AA^2)	Q<0.9
60	MG	BA	3120	1/1	0.90	0.52	87,87,87,87	0
60	MG	DA	3049	1/1	0.90	0.27	36,36,36,36	0
60	MG	AA	1679	1/1	0.90	0.15	36,36,36,36	0
60	MG	DA	3023	1/1	0.90	0.10	14,14,14,14	0
60	MG	DD	302	1/1	0.90	0.22	6,6,6,6	0
60	MG	DA	3015	1/1	0.90	0.16	1,1,1,1	0
60	MG	DA	3050	1/1	0.90	0.26	38,38,38,38	0
60	MG	DA	3134	1/1	0.90	0.26	59,59,59,59	0
61	ZN	D4	101	1/1	0.90	0.05	113,113,113,113	0
60	MG	BA	3201	1/1	0.90	0.69	53,53,53,53	0
60	MG	DA	3144	1/1	0.90	0.29	53,53,53,53	0
60	MG	DA	3064	1/1	0.90	0.48	12,12,12,12	0
61	ZN	D5	102	1/1	0.90	0.09	75,75,75,75	0
60	MG	BA	3198	1/1	0.90	0.19	5,5,5,5	0
60	MG	AA	1607	1/1	0.90	0.72	51,51,51,51	0
60	MG	BA	3175	1/1	0.90	0.20	26,26,26,26	0
60	MG	DA	3143	1/1	0.90	0.62	54,54,54,54	0
60	MG	BA	3325	1/1	0.90	0.13	19,19,19,19	0
60	MG	CA	1634	1/1	0.90	0.19	16,16,16,16	0
60	MG	DA	3233	1/1	0.90	0.21	1,1,1,1	0
60	MG	BA	3207	1/1	0.90	0.22	21,21,21,21	0
60	MG	DA	3183	1/1	0.90	0.30	9,9,9,9	0
60	MG	CA	1670	1/1	0.90	0.27	26,26,26,26	0
60	MG	BA	3301	1/1	0.90	0.31	16,16,16,16	0
60	MG	CA	1660	1/1	0.91	0.16	21,21,21,21	0
60	MG	AA	1642	1/1	0.91	0.41	41,41,41,41	0
60	MG	BA	3026	1/1	0.91	0.30	7,7,7,7	0
60	MG	AA	1610	1/1	0.91	0.16	36,36,36,36	0
60	MG	BA	3010	1/1	0.91	0.25	2,2,2,2	0
60	MG	AX	102	1/1	0.91	0.16	57,57,57,57	0
60	MG	DA	3103	1/1	0.91	0.62	26,26,26,26	0
60	MG	BA	3258	1/1	0.91	0.23	32,32,32,32	0
60	MG	DA	3169	1/1	0.91	0.36	16,16,16,16	0
61	ZN	D9	101	1/1	0.91	0.07	93,93,93,93	0
60	MG	CK	201	1/1	0.91	0.09	19,19,19,19	0
60	MG	CA	1654	1/1	0.91	0.20	44,44,44,44	0
60	MG	BA	3106	1/1	0.91	0.30	3,3,3,3	0
60	MG	DA	3012	1/1	0.91	0.33	1,1,1,1	0
60	MG	DA	3088	1/1	0.91	0.29	22,22,22,22	0
60	MG	AA	1699	1/1	0.91	0.19	21,21,21,21	0
60	MG	DA	3174	1/1	0.91	0.32	6,6,6,6	0
60	MG	BA	3311	1/1	0.91	0.42	40,40,40,40	0

Continued on next page...

Continued from previous page...

Mol	Type	Chain	Res	Atoms	RSCC	RSR	B-factors(\AA^2)	Q<0.9
60	MG	BA	3226	1/1	0.91	0.23	39,39,39,39	0
60	MG	BA	3229	1/1	0.91	0.40	49,49,49,49	0
60	MG	CA	1669	1/1	0.91	0.12	16,16,16,16	0
60	MG	BA	3283	1/1	0.91	0.60	38,38,38,38	0
60	MG	CA	1667	1/1	0.91	0.25	5,5,5,5	0
61	ZN	B4	101	1/1	0.91	0.05	89,89,89,89	0
60	MG	BA	3172	1/1	0.91	0.17	18,18,18,18	0
60	MG	DA	3075	1/1	0.91	0.50	1,1,1,1	0
60	MG	CA	1691	1/1	0.91	0.27	21,21,21,21	0
60	MG	DA	3160	1/1	0.91	0.36	27,27,27,27	0
60	MG	BA	3196	1/1	0.91	0.31	21,21,21,21	0
60	MG	DA	3158	1/1	0.91	0.54	49,49,49,49	0
60	MG	BA	3314	1/1	0.91	0.17	35,35,35,35	0
60	MG	BA	3097	1/1	0.91	0.32	44,44,44,44	0
60	MG	AW	102	1/1	0.91	0.13	36,36,36,36	0
60	MG	BA	3003	1/1	0.91	0.25	64,64,64,64	0
60	MG	DA	3221	1/1	0.91	0.50	52,52,52,52	0
60	MG	DA	3135	1/1	0.91	0.45	11,11,11,11	0
60	MG	BA	3163	1/1	0.91	0.09	12,12,12,12	0
60	MG	BA	3101	1/1	0.91	0.41	31,31,31,31	0
60	MG	DA	3079	1/1	0.91	0.34	19,19,19,19	0
60	MG	DA	3119	1/1	0.91	0.33	5,5,5,5	0
60	MG	DA	3206	1/1	0.92	0.33	12,12,12,12	0
60	MG	BA	3179	1/1	0.92	0.26	17,17,17,17	0
60	MG	DA	3056	1/1	0.92	0.16	2,2,2,2	0
60	MG	BA	3118	1/1	0.92	0.83	46,46,46,46	0
60	MG	BA	3219	1/1	0.92	0.19	15,15,15,15	0
60	MG	BA	3223	1/1	0.92	0.35	42,42,42,42	0
60	MG	CA	1614	1/1	0.92	0.94	50,50,50,50	0
60	MG	AA	1700	1/1	0.92	0.30	74,74,74,74	0
60	MG	BA	3213	1/1	0.92	0.48	49,49,49,49	0
60	MG	DA	3197	1/1	0.92	0.46	21,21,21,21	0
60	MG	BA	3300	1/1	0.92	0.18	22,22,22,22	0
60	MG	DA	3002	1/1	0.92	0.15	9,9,9,9	0
60	MG	AA	1681	1/1	0.92	0.24	58,58,58,58	0
60	MG	DA	3063	1/1	0.92	0.21	24,24,24,24	0
60	MG	AA	1653	1/1	0.92	0.21	38,38,38,38	0
60	MG	BA	3159	1/1	0.92	0.20	20,20,20,20	0
60	MG	BA	3261	1/1	0.92	0.31	16,16,16,16	0
60	MG	BA	3307	1/1	0.92	0.24	19,19,19,19	0
60	MG	AW	104	1/1	0.92	0.25	31,31,31,31	0
60	MG	BA	3214	1/1	0.92	0.17	54,54,54,54	0

Continued on next page...

Continued from previous page...

Mol	Type	Chain	Res	Atoms	RSCC	RSR	B-factors(\AA^2)	Q<0.9
60	MG	AA	1665	1/1	0.92	0.15	31,31,31,31	0
60	MG	DA	3196	1/1	0.92	0.20	1,1,1,1	0
60	MG	BA	3266	1/1	0.92	0.30	12,12,12,12	0
60	MG	BA	3276	1/1	0.92	0.37	16,16,16,16	0
60	MG	CA	1675	1/1	0.92	0.34	31,31,31,31	0
60	MG	B0	103	1/1	0.92	0.23	22,22,22,22	0
60	MG	AA	1627	1/1	0.92	0.24	22,22,22,22	0
60	MG	DA	3146	1/1	0.92	0.30	17,17,17,17	0
60	MG	BB	201	1/1	0.92	0.24	46,46,46,46	0
60	MG	BA	3277	1/1	0.92	0.39	1,1,1,1	0
60	MG	BA	3264	1/1	0.92	0.28	32,32,32,32	0
60	MG	DA	3150	1/1	0.92	0.23	28,28,28,28	0
60	MG	DA	3114	1/1	0.92	0.12	34,34,34,34	0
60	MG	BA	3149	1/1	0.92	0.34	14,14,14,14	0
60	MG	DA	3082	1/1	0.92	0.24	15,15,15,15	0
60	MG	BA	3246	1/1	0.92	0.26	1,1,1,1	0
60	MG	BA	3074	1/1	0.92	0.18	4,4,4,4	0
60	MG	AX	105	1/1	0.93	0.08	12,12,12,12	0
60	MG	BA	3228	1/1	0.93	0.63	52,52,52,52	0
60	MG	CA	1657	1/1	0.93	0.56	23,23,23,23	0
60	MG	AA	1617	1/1	0.93	0.44	13,13,13,13	0
60	MG	BA	3096	1/1	0.93	0.39	34,34,34,34	0
60	MG	BA	3211	1/1	0.93	0.33	36,36,36,36	0
60	MG	CA	1679	1/1	0.93	0.16	43,43,43,43	0
60	MG	BA	3168	1/1	0.93	0.34	60,60,60,60	0
60	MG	DA	3024	1/1	0.93	0.35	5,5,5,5	0
60	MG	AX	106	1/1	0.93	0.28	25,25,25,25	0
60	MG	CA	1602	1/1	0.93	0.31	26,26,26,26	0
60	MG	BA	3269	1/1	0.93	0.40	12,12,12,12	0
60	MG	BA	3154	1/1	0.93	0.11	16,16,16,16	0
60	MG	BA	3111	1/1	0.93	0.19	1,1,1,1	0
60	MG	BA	3022	1/1	0.93	0.15	19,19,19,19	0
60	MG	DA	3028	1/1	0.93	0.20	1,1,1,1	0
60	MG	DA	3059	1/1	0.93	0.27	6,6,6,6	0
60	MG	CA	1701	1/1	0.93	0.18	53,53,53,53	0
60	MG	DA	3090	1/1	0.93	0.28	21,21,21,21	0
60	MG	DA	3182	1/1	0.93	0.34	23,23,23,23	0
60	MG	DA	3072	1/1	0.93	0.32	8,8,8,8	0
60	MG	CA	1695	1/1	0.93	0.14	40,40,40,40	0
60	MG	CA	1693	1/1	0.93	0.23	20,20,20,20	0
60	MG	BA	3287	1/1	0.93	0.12	7,7,7,7	0
60	MG	DA	3032	1/1	0.93	0.14	1,1,1,1	0

Continued on next page...

Continued from previous page...

Mol	Type	Chain	Res	Atoms	RSCC	RSR	B-factors(\AA^2)	Q<0.9
60	MG	BA	3304	1/1	0.93	0.21	36,36,36,36	0
60	MG	BA	3050	1/1	0.93	0.30	1,1,1,1	0
60	MG	BA	3291	1/1	0.93	0.21	14,14,14,14	0
60	MG	BA	3250	1/1	0.93	0.32	12,12,12,12	0
60	MG	BA	3263	1/1	0.93	0.19	47,47,47,47	0
60	MG	CA	1672	1/1	0.93	0.18	21,21,21,21	0
60	MG	DA	3207	1/1	0.93	0.16	1,1,1,1	0
60	MG	AA	1631	1/1	0.93	0.39	12,12,12,12	0
60	MG	BA	3161	1/1	0.93	0.50	24,24,24,24	0
60	MG	BA	3334	1/1	0.93	0.20	1,1,1,1	0
60	MG	AA	1632	1/1	0.93	0.42	48,48,48,48	0
60	MG	CA	1689	1/1	0.93	0.15	7,7,7,7	0
60	MG	CA	1610	1/1	0.93	0.25	48,48,48,48	0
60	MG	BA	3047	1/1	0.93	0.14	1,1,1,1	0
60	MG	BA	3061	1/1	0.93	0.20	17,17,17,17	0
60	MG	DA	3030	1/1	0.93	0.14	8,8,8,8	0
60	MG	BA	3092	1/1	0.93	0.41	3,3,3,3	0
60	MG	DA	3006	1/1	0.93	0.35	4,4,4,4	0
60	MG	DA	3224	1/1	0.93	0.11	18,18,18,18	0
60	MG	AA	1652	1/1	0.93	0.38	28,28,28,28	0
60	MG	BA	3328	1/1	0.93	0.27	34,34,34,34	0
60	MG	AA	1635	1/1	0.93	0.20	23,23,23,23	0
60	MG	DA	3236	1/1	0.93	0.28	39,39,39,39	0
60	MG	BA	3006	1/1	0.93	0.38	37,37,37,37	0
60	MG	BA	3036	1/1	0.93	0.56	8,8,8,8	0
60	MG	BA	3181	1/1	0.93	0.36	16,16,16,16	0
60	MG	BA	3121	1/1	0.93	0.50	23,23,23,23	0
60	MG	BA	3158	1/1	0.93	0.52	35,35,35,35	0
60	MG	DA	3009	1/1	0.93	0.18	12,12,12,12	0
60	MG	BA	3066	1/1	0.93	0.19	1,1,1,1	0
60	MG	BA	3286	1/1	0.93	0.49	18,18,18,18	0
60	MG	BA	3131	1/1	0.93	0.35	1,1,1,1	0
60	MG	BU	202	1/1	0.94	0.21	1,1,1,1	0
60	MG	BA	3035	1/1	0.94	0.19	1,1,1,1	0
60	MG	BA	3249	1/1	0.94	0.55	13,13,13,13	0
60	MG	BA	3107	1/1	0.94	0.47	65,65,65,65	0
60	MG	BA	3225	1/1	0.94	0.27	9,9,9,9	0
60	MG	BA	3292	1/1	0.94	0.31	27,27,27,27	0
60	MG	BA	3281	1/1	0.94	0.26	21,21,21,21	0
60	MG	BA	3130	1/1	0.94	0.41	1,1,1,1	0
60	MG	BB	203	1/1	0.94	0.25	35,35,35,35	0
60	MG	DA	3029	1/1	0.94	0.43	1,1,1,1	0

Continued on next page...

Continued from previous page...

Mol	Type	Chain	Res	Atoms	RSCC	RSR	B-factors(\AA^2)	Q<0.9
60	MG	CA	1639	1/1	0.94	0.31	16,16,16,16	0
60	MG	BA	3297	1/1	0.94	0.16	42,42,42,42	0
60	MG	DA	3152	1/1	0.94	0.32	8,8,8,8	0
60	MG	BA	3128	1/1	0.94	0.19	16,16,16,16	0
60	MG	BA	3078	1/1	0.94	0.33	1,1,1,1	0
60	MG	BA	3236	1/1	0.94	0.36	11,11,11,11	0
60	MG	DA	3147	1/1	0.94	0.20	26,26,26,26	0
60	MG	CA	1671	1/1	0.94	0.14	24,24,24,24	0
60	MG	CA	1645	1/1	0.94	0.78	56,56,56,56	0
60	MG	AA	1694	1/1	0.94	0.29	5,5,5,5	0
60	MG	DA	3081	1/1	0.94	0.34	3,3,3,3	0
60	MG	CA	1697	1/1	0.94	0.27	27,27,27,27	0
60	MG	CA	1618	1/1	0.94	0.16	14,14,14,14	0
60	MG	BA	3060	1/1	0.94	0.27	4,4,4,4	0
60	MG	CA	1626	1/1	0.94	0.42	31,31,31,31	0
60	MG	BA	3007	1/1	0.94	0.28	1,1,1,1	0
60	MG	BA	3105	1/1	0.94	0.17	8,8,8,8	0
60	MG	BA	3155	1/1	0.94	0.35	14,14,14,14	0
60	MG	BA	3299	1/1	0.94	0.18	13,13,13,13	0
60	MG	DA	3022	1/1	0.94	0.28	11,11,11,11	0
60	MG	DA	3069	1/1	0.94	0.66	6,6,6,6	0
60	MG	DA	3036	1/1	0.94	0.27	5,5,5,5	0
60	MG	BA	3218	1/1	0.94	0.12	9,9,9,9	0
60	MG	BA	3025	1/1	0.94	0.34	31,31,31,31	0
60	MG	BA	3285	1/1	0.94	0.12	1,1,1,1	0
60	MG	CA	1655	1/1	0.94	0.31	29,29,29,29	0
60	MG	DA	3108	1/1	0.94	0.26	18,18,18,18	0
60	MG	CA	1604	1/1	0.94	0.21	1,1,1,1	0
60	MG	BA	3235	1/1	0.94	0.17	1,1,1,1	0
60	MG	DA	3033	1/1	0.94	0.20	4,4,4,4	0
60	MG	AA	1613	1/1	0.94	0.24	36,36,36,36	0
60	MG	DA	3071	1/1	0.94	0.27	19,19,19,19	0
60	MG	DA	3105	1/1	0.94	0.19	59,59,59,59	0
60	MG	BB	202	1/1	0.94	0.12	9,9,9,9	0
60	MG	BA	3145	1/1	0.94	0.29	31,31,31,31	0
60	MG	DA	3191	1/1	0.94	0.41	31,31,31,31	0
60	MG	BA	3139	1/1	0.94	0.25	1,1,1,1	0
60	MG	BA	3209	1/1	0.94	0.37	24,24,24,24	0
60	MG	DA	3076	1/1	0.94	0.12	25,25,25,25	0
60	MG	AA	1678	1/1	0.94	0.13	29,29,29,29	0
60	MG	BA	3136	1/1	0.94	0.28	42,42,42,42	0
60	MG	BA	3054	1/1	0.94	0.12	6,6,6,6	0

Continued on next page...

Continued from previous page...

Mol	Type	Chain	Res	Atoms	RSCC	RSR	B-factors(\AA^2)	Q<0.9
60	MG	BA	3305	1/1	0.94	0.26	32,32,32,32	0
60	MG	AA	1705	1/1	0.94	0.15	4,4,4,4	0
60	MG	AA	1687	1/1	0.94	0.18	20,20,20,20	0
60	MG	DA	3070	1/1	0.94	0.21	14,14,14,14	0
60	MG	BA	3002	1/1	0.94	0.31	17,17,17,17	0
60	MG	BA	3188	1/1	0.94	0.10	30,30,30,30	0
60	MG	BA	3098	1/1	0.94	0.44	1,1,1,1	0
60	MG	BA	3021	1/1	0.94	0.39	1,1,1,1	0
60	MG	BA	3273	1/1	0.94	0.09	1,1,1,1	0
60	MG	DA	3234	1/1	0.94	0.36	40,40,40,40	0
60	MG	DA	3238	1/1	0.94	0.69	42,42,42,42	0
60	MG	DA	3113	1/1	0.94	0.47	2,2,2,2	0
60	MG	BA	3245	1/1	0.94	0.11	25,25,25,25	0
60	MG	AA	1612	1/1	0.94	0.25	15,15,15,15	0
60	MG	AA	1689	1/1	0.94	0.16	2,2,2,2	0
60	MG	BA	3180	1/1	0.94	0.43	40,40,40,40	0
60	MG	DA	3038	1/1	0.94	0.57	8,8,8,8	0
60	MG	CA	1643	1/1	0.94	0.28	7,7,7,7	0
60	MG	BF	301	1/1	0.94	0.13	14,14,14,14	0
60	MG	DA	3037	1/1	0.94	0.20	24,24,24,24	0
60	MG	DA	3051	1/1	0.94	0.51	18,18,18,18	0
60	MG	AA	1661	1/1	0.95	0.25	21,21,21,21	0
60	MG	AA	1690	1/1	0.95	0.43	23,23,23,23	0
60	MG	DA	3106	1/1	0.95	0.12	23,23,23,23	0
60	MG	BA	3330	1/1	0.95	0.20	12,12,12,12	0
60	MG	AA	1691	1/1	0.95	0.39	23,23,23,23	0
60	MG	DA	3151	1/1	0.95	0.34	26,26,26,26	0
60	MG	BA	3008	1/1	0.95	0.20	4,4,4,4	0
60	MG	BA	3081	1/1	0.95	0.13	19,19,19,19	0
60	MG	BA	3253	1/1	0.95	0.31	39,39,39,39	0
60	MG	BA	3037	1/1	0.95	0.39	33,33,33,33	0
60	MG	BA	3032	1/1	0.95	0.23	1,1,1,1	0
60	MG	DA	3067	1/1	0.95	0.19	23,23,23,23	0
60	MG	DA	3163	1/1	0.95	0.49	32,32,32,32	0
60	MG	CA	1650	1/1	0.95	0.46	1,1,1,1	0
60	MG	BA	3127	1/1	0.95	0.27	1,1,1,1	0
60	MG	CE	201	1/1	0.95	0.14	56,56,56,56	0
60	MG	BA	3232	1/1	0.95	0.29	1,1,1,1	0
60	MG	BA	3075	1/1	0.95	0.31	2,2,2,2	0
60	MG	CA	1662	1/1	0.95	0.13	38,38,38,38	0
60	MG	BA	3306	1/1	0.95	0.29	5,5,5,5	0
60	MG	BA	3153	1/1	0.95	0.51	16,16,16,16	0

Continued on next page...

Continued from previous page...

Mol	Type	Chain	Res	Atoms	RSCC	RSR	B-factors(\AA^2)	Q<0.9
60	MG	BA	3089	1/1	0.95	0.20	12,12,12,12	0
60	MG	BA	3115	1/1	0.95	0.14	1,1,1,1	0
60	MG	CA	1648	1/1	0.95	0.36	24,24,24,24	0
60	MG	BG	201	1/1	0.95	0.20	30,30,30,30	0
60	MG	BA	3080	1/1	0.95	0.45	15,15,15,15	0
60	MG	B5	101	1/1	0.95	0.11	16,16,16,16	0
60	MG	AA	1647	1/1	0.95	0.29	39,39,39,39	0
60	MG	BA	3216	1/1	0.95	0.17	25,25,25,25	0
60	MG	CA	1605	1/1	0.95	0.41	6,6,6,6	0
60	MG	CA	1687	1/1	0.95	0.25	17,17,17,17	0
60	MG	BA	3183	1/1	0.95	0.20	1,1,1,1	0
60	MG	BA	3315	1/1	0.95	0.35	29,29,29,29	0
60	MG	BA	3119	1/1	0.95	0.23	91,91,91,91	0
60	MG	CA	1625	1/1	0.95	0.25	3,3,3,3	0
60	MG	BA	3125	1/1	0.95	0.21	1,1,1,1	0
60	MG	DA	3010	1/1	0.95	0.46	1,1,1,1	0
60	MG	BA	3217	1/1	0.95	0.14	1,1,1,1	0
60	MG	BA	3102	1/1	0.95	0.17	1,1,1,1	0
60	MG	AA	1684	1/1	0.95	0.37	69,69,69,69	0
61	ZN	CD	301	1/1	0.95	0.26	49,49,49,49	0
60	MG	CA	1651	1/1	0.95	0.15	35,35,35,35	0
60	MG	AA	1698	1/1	0.95	0.29	23,23,23,23	0
60	MG	DA	3100	1/1	0.95	0.22	18,18,18,18	0
60	MG	CA	1619	1/1	0.95	0.43	20,20,20,20	0
60	MG	BA	3296	1/1	0.95	0.28	26,26,26,26	0
60	MG	CA	1622	1/1	0.95	0.27	12,12,12,12	0
60	MG	BA	3182	1/1	0.95	0.24	1,1,1,1	0
60	MG	DA	3101	1/1	0.95	0.17	20,20,20,20	0
60	MG	AA	1619	1/1	0.95	0.20	10,10,10,10	0
60	MG	CA	1615	1/1	0.95	0.46	28,28,28,28	0
60	MG	BA	3041	1/1	0.96	0.29	1,1,1,1	0
60	MG	DA	3061	1/1	0.96	0.33	21,21,21,21	0
60	MG	BA	3167	1/1	0.96	0.26	22,22,22,22	0
60	MG	AA	1623	1/1	0.96	0.33	10,10,10,10	0
60	MG	BA	3169	1/1	0.96	0.30	16,16,16,16	0
60	MG	CA	1690	1/1	0.96	0.28	31,31,31,31	0
60	MG	AA	1654	1/1	0.96	0.21	68,68,68,68	0
60	MG	DD	301	1/1	0.96	0.08	21,21,21,21	0
60	MG	BA	3321	1/1	0.96	0.42	1,1,1,1	0
60	MG	BA	3244	1/1	0.96	0.21	34,34,34,34	0
60	MG	BA	3193	1/1	0.96	0.26	22,22,22,22	0
60	MG	DA	3180	1/1	0.96	0.56	5,5,5,5	0

Continued on next page...

Continued from previous page...

Mol	Type	Chain	Res	Atoms	RSCC	RSR	B-factors(\AA^2)	Q<0.9
61	ZN	AD	301	1/1	0.96	0.25	46,46,46,46	0
60	MG	CA	1630	1/1	0.96	0.14	57,57,57,57	0
60	MG	BA	3332	1/1	0.96	0.13	1,1,1,1	0
60	MG	CA	1635	1/1	0.96	0.29	20,20,20,20	0
60	MG	AA	1662	1/1	0.96	0.14	21,21,21,21	0
60	MG	BA	3166	1/1	0.96	0.28	8,8,8,8	0
60	MG	BA	3088	1/1	0.96	0.13	1,1,1,1	0
60	MG	BA	3062	1/1	0.96	0.23	1,1,1,1	0
60	MG	DA	3087	1/1	0.96	0.46	32,32,32,32	0
60	MG	CA	1699	1/1	0.96	0.08	30,30,30,30	0
60	MG	BA	3126	1/1	0.96	0.11	5,5,5,5	0
60	MG	BA	3320	1/1	0.96	0.10	23,23,23,23	0
60	MG	BA	3200	1/1	0.96	0.20	14,14,14,14	0
60	MG	BA	3221	1/1	0.96	0.47	35,35,35,35	0
60	MG	DA	3018	1/1	0.96	0.18	15,15,15,15	0
60	MG	BP	202	1/1	0.96	0.27	1,1,1,1	0
60	MG	BA	3033	1/1	0.96	0.42	1,1,1,1	0
60	MG	BA	3024	1/1	0.96	0.14	11,11,11,11	0
60	MG	BA	3157	1/1	0.96	0.25	10,10,10,10	0
60	MG	BA	3146	1/1	0.96	0.19	13,13,13,13	0
60	MG	BA	3117	1/1	0.96	0.28	1,1,1,1	0
60	MG	BA	3067	1/1	0.96	0.10	1,1,1,1	0
60	MG	CA	1629	1/1	0.96	0.25	16,16,16,16	0
60	MG	BA	3324	1/1	0.96	0.15	1,1,1,1	0
60	MG	AA	1659	1/1	0.96	0.15	23,23,23,23	0
60	MG	BA	3242	1/1	0.96	0.48	49,49,49,49	0
60	MG	BA	3156	1/1	0.96	0.39	7,7,7,7	0
60	MG	BA	3150	1/1	0.96	0.42	9,9,9,9	0
60	MG	BA	3164	1/1	0.96	0.35	33,33,33,33	0
60	MG	DA	3004	1/1	0.96	0.29	7,7,7,7	0
60	MG	CA	1664	1/1	0.96	0.10	83,83,83,83	0
60	MG	AA	1603	1/1	0.96	0.17	32,32,32,32	0
60	MG	BA	3072	1/1	0.96	0.12	6,6,6,6	0
60	MG	BA	3068	1/1	0.96	0.07	11,11,11,11	0
60	MG	BA	3013	1/1	0.96	0.32	1,1,1,1	0
60	MG	AA	1663	1/1	0.96	0.28	14,14,14,14	0
60	MG	DA	3112	1/1	0.96	0.45	7,7,7,7	0
60	MG	AA	1658	1/1	0.96	0.15	1,1,1,1	0
60	MG	CA	1620	1/1	0.96	0.20	32,32,32,32	0
60	MG	AA	1710	1/1	0.96	0.61	29,29,29,29	0
60	MG	BA	3019	1/1	0.96	0.34	1,1,1,1	0
60	MG	CA	1681	1/1	0.96	0.47	44,44,44,44	0

Continued on next page...

Continued from previous page...

Mol	Type	Chain	Res	Atoms	RSCC	RSR	B-factors(\AA^2)	Q<0.9
60	MG	DA	3017	1/1	0.96	0.26	1,1,1,1	0
60	MG	BA	3208	1/1	0.96	0.27	1,1,1,1	0
60	MG	CA	1680	1/1	0.96	0.07	44,44,44,44	0
60	MG	BA	3267	1/1	0.96	0.15	6,6,6,6	0
60	MG	BA	3058	1/1	0.96	0.13	1,1,1,1	0
60	MG	BA	3129	1/1	0.96	0.21	1,1,1,1	0
60	MG	CA	1659	1/1	0.96	0.62	46,46,46,46	0
60	MG	BA	3093	1/1	0.96	0.30	1,1,1,1	0
60	MG	BA	3234	1/1	0.96	0.33	15,15,15,15	0
60	MG	DA	3008	1/1	0.96	0.46	13,13,13,13	0
60	MG	BB	204	1/1	0.96	0.14	21,21,21,21	0
60	MG	BA	3031	1/1	0.96	0.29	1,1,1,1	0
60	MG	CA	1617	1/1	0.96	0.16	1,1,1,1	0
60	MG	BA	3308	1/1	0.96	0.33	30,30,30,30	0
60	MG	BA	3233	1/1	0.96	0.13	1,1,1,1	0
60	MG	CA	1666	1/1	0.96	0.20	9,9,9,9	0
60	MG	BP	201	1/1	0.96	0.17	11,11,11,11	0
60	MG	AX	109	1/1	0.96	0.12	16,16,16,16	0
60	MG	AA	1712	1/1	0.96	0.48	36,36,36,36	0
60	MG	DA	3044	1/1	0.96	0.19	1,1,1,1	0
60	MG	CA	1608	1/1	0.96	0.30	24,24,24,24	0
60	MG	BA	3248	1/1	0.96	0.21	34,34,34,34	0
60	MG	AA	1639	1/1	0.96	0.11	29,29,29,29	0
60	MG	BA	3044	1/1	0.96	0.34	1,1,1,1	0
60	MG	BA	3063	1/1	0.96	0.20	1,1,1,1	0
60	MG	BE	303	1/1	0.96	0.32	58,58,58,58	0
60	MG	BA	3110	1/1	0.96	0.33	6,6,6,6	0
60	MG	BD	301	1/1	0.96	0.26	12,12,12,12	0
60	MG	AA	1636	1/1	0.96	0.41	28,28,28,28	0
60	MG	DA	3035	1/1	0.96	0.24	1,1,1,1	0
60	MG	AA	1667	1/1	0.96	0.17	15,15,15,15	0
60	MG	BA	3124	1/1	0.96	0.41	13,13,13,13	0
60	MG	BA	3057	1/1	0.96	0.11	3,3,3,3	0
60	MG	AA	1634	1/1	0.97	0.13	1,1,1,1	0
60	MG	AA	1666	1/1	0.97	0.09	9,9,9,9	0
60	MG	BA	3005	1/1	0.97	0.43	1,1,1,1	0
60	MG	BA	3323	1/1	0.97	0.14	2,2,2,2	0
60	MG	BA	3027	1/1	0.97	0.28	1,1,1,1	0
60	MG	DA	3230	1/1	0.97	0.05	17,17,17,17	0
60	MG	BA	3152	1/1	0.97	0.41	6,6,6,6	0
60	MG	AA	1649	1/1	0.97	0.25	25,25,25,25	0
60	MG	BA	3053	1/1	0.97	0.18	1,1,1,1	0

Continued on next page...

Continued from previous page...

Mol	Type	Chain	Res	Atoms	RSCC	RSR	B-factors(\AA^2)	Q<0.9
61	ZN	B9	101	1/1	0.97	0.07	44,44,44,44	0
60	MG	BA	3012	1/1	0.97	0.27	1,1,1,1	0
60	MG	BA	3237	1/1	0.97	0.19	1,1,1,1	0
60	MG	BA	3178	1/1	0.97	0.22	1,1,1,1	0
60	MG	BA	3143	1/1	0.97	0.23	32,32,32,32	0
60	MG	CA	1688	1/1	0.97	0.09	37,37,37,37	0
60	MG	BA	3052	1/1	0.97	0.33	1,1,1,1	0
60	MG	AA	1641	1/1	0.97	0.18	13,13,13,13	0
60	MG	AA	1676	1/1	0.97	0.31	11,11,11,11	0
60	MG	BA	3259	1/1	0.97	0.20	16,16,16,16	0
60	MG	BA	3123	1/1	0.97	0.14	6,6,6,6	0
60	MG	BA	3137	1/1	0.97	0.37	1,1,1,1	0
60	MG	BE	302	1/1	0.97	0.15	1,1,1,1	0
60	MG	BA	3043	1/1	0.97	0.40	1,1,1,1	0
60	MG	DA	3046	1/1	0.97	0.08	28,28,28,28	0
60	MG	AA	1669	1/1	0.97	0.18	35,35,35,35	0
60	MG	BA	3020	1/1	0.97	0.40	1,1,1,1	0
60	MG	BA	3231	1/1	0.97	0.19	2,2,2,2	0
60	MG	BA	3055	1/1	0.97	0.21	1,1,1,1	0
60	MG	BA	3176	1/1	0.97	0.37	1,1,1,1	0
60	MG	BA	3262	1/1	0.97	0.17	3,3,3,3	0
60	MG	BA	3076	1/1	0.97	0.38	1,1,1,1	0
60	MG	CA	1661	1/1	0.97	0.21	9,9,9,9	0
60	MG	DA	3045	1/1	0.97	0.16	11,11,11,11	0
60	MG	BA	3134	1/1	0.97	0.36	12,12,12,12	0
60	MG	AX	107	1/1	0.97	0.12	8,8,8,8	0
60	MG	BA	3049	1/1	0.97	0.32	1,1,1,1	0
60	MG	BA	3069	1/1	0.97	0.18	1,1,1,1	0
60	MG	BA	3087	1/1	0.97	0.09	6,6,6,6	0
60	MG	BA	3100	1/1	0.97	0.11	10,10,10,10	0
60	MG	BA	3317	1/1	0.97	0.15	22,22,22,22	0
60	MG	BU	201	1/1	0.97	0.43	23,23,23,23	0
60	MG	BA	3029	1/1	0.97	0.26	36,36,36,36	0
60	MG	BA	3083	1/1	0.97	0.30	1,1,1,1	0
60	MG	BB	205	1/1	0.97	0.24	1,1,1,1	0
60	MG	BA	3206	1/1	0.97	0.33	6,6,6,6	0
60	MG	BA	3256	1/1	0.97	0.15	23,23,23,23	0
60	MG	DA	3132	1/1	0.97	0.26	6,6,6,6	0
60	MG	AA	1611	1/1	0.97	0.13	33,33,33,33	0
60	MG	BA	3288	1/1	0.97	0.24	29,29,29,29	0
60	MG	AA	1692	1/1	0.97	0.29	19,19,19,19	0
60	MG	BA	3090	1/1	0.97	0.05	13,13,13,13	0

Continued on next page...

Continued from previous page...

Mol	Type	Chain	Res	Atoms	RSCC	RSR	B-factors(\AA^2)	Q<0.9
60	MG	BA	3112	1/1	0.97	0.13	11,11,11,11	0
60	MG	DA	3121	1/1	0.97	0.59	34,34,34,34	0
60	MG	DA	3187	1/1	0.97	0.09	27,27,27,27	0
60	MG	AA	1656	1/1	0.97	0.25	10,10,10,10	0
60	MG	BE	301	1/1	0.97	0.14	1,1,1,1	0
60	MG	BA	3212	1/1	0.97	0.28	11,11,11,11	0
60	MG	BA	3071	1/1	0.97	0.34	1,1,1,1	0
60	MG	BA	3202	1/1	0.97	0.22	1,1,1,1	0
60	MG	AA	1618	1/1	0.97	0.40	22,22,22,22	0
60	MG	BA	3017	1/1	0.97	0.32	1,1,1,1	0
60	MG	BA	3046	1/1	0.98	0.24	10,10,10,10	0
60	MG	AA	1706	1/1	0.98	0.14	28,28,28,28	0
60	MG	AA	1650	1/1	0.98	0.15	15,15,15,15	0
60	MG	BA	3268	1/1	0.98	0.20	1,1,1,1	0
60	MG	BA	3038	1/1	0.98	0.25	1,1,1,1	0
60	MG	AA	1693	1/1	0.98	0.14	31,31,31,31	0
60	MG	BA	3073	1/1	0.98	0.30	1,1,1,1	0
60	MG	BA	3018	1/1	0.98	0.23	1,1,1,1	0
60	MG	DA	3099	1/1	0.98	0.24	14,14,14,14	0
60	MG	BA	3016	1/1	0.98	0.30	1,1,1,1	0
60	MG	DA	3055	1/1	0.98	0.23	17,17,17,17	0
60	MG	BA	3326	1/1	0.98	0.13	21,21,21,21	0
60	MG	AA	1609	1/1	0.98	0.22	1,1,1,1	0
60	MG	BA	3151	1/1	0.98	0.17	22,22,22,22	0
60	MG	BA	3070	1/1	0.98	0.51	1,1,1,1	0
60	MG	BA	3278	1/1	0.98	0.10	15,15,15,15	0
60	MG	BA	3023	1/1	0.98	0.08	1,1,1,1	0
60	MG	BA	3011	1/1	0.98	0.16	1,1,1,1	0
60	MG	BA	3086	1/1	0.98	0.14	4,4,4,4	0
60	MG	BA	3030	1/1	0.98	0.38	7,7,7,7	0
60	MG	AA	1675	1/1	0.98	0.25	4,4,4,4	0
60	MG	AA	1714	1/1	0.98	0.18	6,6,6,6	0
60	MG	BA	3220	1/1	0.98	0.16	1,1,1,1	0
60	MG	BA	3116	1/1	0.98	0.11	26,26,26,26	0
60	MG	BA	3247	1/1	0.98	0.17	35,35,35,35	0
60	MG	BA	3132	1/1	0.98	0.31	1,1,1,1	0
60	MG	BA	3239	1/1	0.98	0.22	2,2,2,2	0
60	MG	BA	3040	1/1	0.98	0.20	1,1,1,1	0
60	MG	BA	3028	1/1	0.98	0.14	1,1,1,1	0
60	MG	BA	3327	1/1	0.98	0.31	17,17,17,17	0
60	MG	BA	3133	1/1	0.98	0.35	1,1,1,1	0
60	MG	BA	3322	1/1	0.98	0.30	10,10,10,10	0

Continued on next page...

Continued from previous page...

Mol	Type	Chain	Res	Atoms	RSCC	RSR	B-factors(\AA^2)	Q<0.9
60	MG	BA	3091	1/1	0.98	0.31	1,1,1,1	0
60	MG	CA	1663	1/1	0.98	0.12	31,31,31,31	0
60	MG	AA	1628	1/1	0.98	0.17	10,10,10,10	0
60	MG	BA	3009	1/1	0.98	0.35	1,1,1,1	0
60	MG	AA	1703	1/1	0.98	0.24	35,35,35,35	0
60	MG	BA	3039	1/1	0.98	0.22	1,1,1,1	0
60	MG	CA	1628	1/1	0.98	0.10	12,12,12,12	0
60	MG	AA	1696	1/1	0.98	0.46	20,20,20,20	0
60	MG	BA	3004	1/1	0.98	0.23	8,8,8,8	0
60	MG	AA	1668	1/1	0.98	0.13	24,24,24,24	0
60	MG	BA	3014	1/1	0.98	0.49	1,1,1,1	0
60	MG	BA	3199	1/1	0.99	0.19	1,1,1,1	0
60	MG	AA	1655	1/1	0.99	0.25	2,2,2,2	0
60	MG	BA	3252	1/1	0.99	0.06	4,4,4,4	0
60	MG	BA	3108	1/1	0.99	0.41	2,2,2,2	0
60	MG	BA	3147	1/1	0.99	0.12	8,8,8,8	0
60	MG	AA	1615	1/1	0.99	0.27	18,18,18,18	0
60	MG	BR	201	1/1	0.99	0.06	1,1,1,1	0
60	MG	BA	3065	1/1	0.99	0.16	2,2,2,2	0
60	MG	BA	3048	1/1	0.99	0.19	1,1,1,1	0
60	MG	BA	3135	1/1	0.99	0.13	20,20,20,20	0
60	MG	BA	3099	1/1	0.99	0.19	8,8,8,8	0
60	MG	AA	1674	1/1	0.99	0.14	32,32,32,32	0
60	MG	BA	3257	1/1	0.99	0.06	22,22,22,22	0
60	MG	AA	1602	1/1	0.99	0.05	1,1,1,1	0
60	MG	AA	1606	1/1	0.99	0.29	1,1,1,1	0
60	MG	BA	3254	1/1	0.99	0.06	72,72,72,72	0
60	MG	BA	3045	1/1	0.99	0.24	2,2,2,2	0
60	MG	AA	1624	1/1	0.99	0.35	1,1,1,1	0

6.5 Other polymers ⓘ

There are no such residues in this entry.