



Full wwPDB X-ray Structure Validation Report ⓘ

May 25, 2020 – 03:01 pm BST

PDB ID : 4V7P
Title : Recognition of the amber stop codon by release factor RF1.
Authors : Korostelev, A.; Zhu, J.; Asahara, H.; Noller, H.F.
Deposited on : 2010-04-29
Resolution : 3.62 Å(reported)

This is a Full wwPDB X-ray Structure Validation Report for a publicly released PDB entry.

We welcome your comments at validation@mail.wwpdb.org

A user guide is available at

<https://www.wwpdb.org/validation/2017/XrayValidationReportHelp>

with specific help available everywhere you see the ⓘ symbol.

The following versions of software and data (see [references ⓘ](#)) were used in the production of this report:

MolProbity	:	4.02b-467
Xtriage (Phenix)	:	1.13
EDS	:	2.11
Percentile statistics	:	20191225.v01 (using entries in the PDB archive December 25th 2019)
Refmac	:	5.8.0158
CCP4	:	7.0.044 (Gargrove)
Ideal geometry (proteins)	:	Engh & Huber (2001)
Ideal geometry (DNA, RNA)	:	Parkinson et al. (1996)
Validation Pipeline (wwPDB-VP)	:	2.11

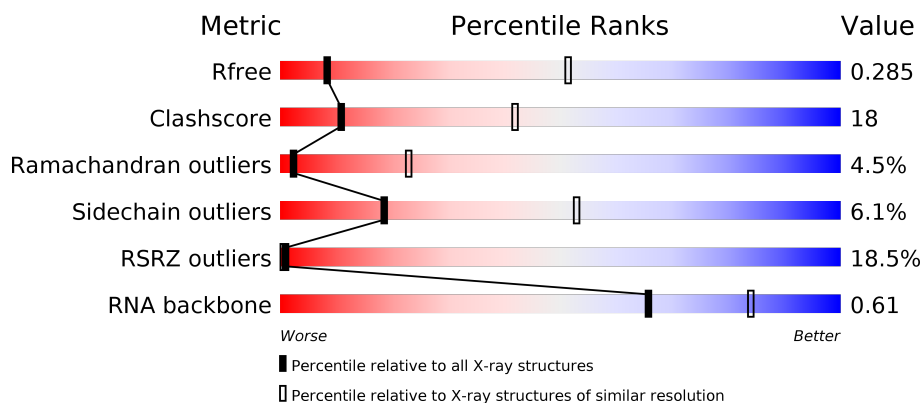
1 Overall quality at a glance

The following experimental techniques were used to determine the structure:

X-RAY DIFFRACTION

The reported resolution of this entry is 3.62 Å.

Percentile scores (ranging between 0-100) for global validation metrics of the entry are shown in the following graphic. The table shows the number of entries on which the scores are based.



Metric	Whole archive (#Entries)	Similar resolution (#Entries, resolution range(Å))
R_{free}	130704	1290 (3.74-3.50)
Clashscore	141614	1387 (3.74-3.50)
Ramachandran outliers	138981	1339 (3.74-3.50)
Sidechain outliers	138945	1339 (3.74-3.50)
RSRZ outliers	127900	1191 (3.74-3.50)
RNA backbone	3102	1018 (4.22-3.00)

The table below summarises the geometric issues observed across the polymeric chains and their fit to the electron density. The red, orange, yellow and green segments on the lower bar indicate the fraction of residues that contain outliers for ≥ 3 , 2, 1 and 0 types of geometric quality criteria respectively. A grey segment represents the fraction of residues that are not modelled. The numeric value for each fraction is indicated below the corresponding segment, with a dot representing fractions $\leq 5\%$. The upper red bar (where present) indicates the fraction of residues that have poor fit to the electron density. The numeric value is given above the bar.

Mol	Chain	Length	Quality of chain
1	AA	1504	<div> <div>9%</div> <div>47%</div> <div>45%</div> <div>7%</div> </div>
1	DA	1504	<div> <div>10%</div> <div>47%</div> <div>45%</div> <div>8%</div> </div>
2	AB	234	<div> <div>52%</div> <div>51%</div> <div>46%</div> </div>
2	DB	234	<div> <div>41%</div> <div>52%</div> <div>44%</div> </div>

Continued on next page...

Continued from previous page...

Mol	Chain	Length	Quality of chain
3	AC	206	
3	DC	206	
4	AD	208	
4	DD	208	
5	AE	151	
5	DE	151	
6	AF	101	
6	DF	101	
7	AG	155	
7	DG	155	
8	AH	138	
8	DH	138	
9	AI	127	
9	DI	127	
10	AJ	98	
10	DJ	98	
11	AK	119	
11	DK	119	
12	AL	124	
12	DL	124	
13	AM	117	
13	DM	117	
14	AN	60	
14	DN	60	
15	AO	88	

Continued on next page...

Continued from previous page...

Mol	Chain	Length	Quality of chain
15	DO	88	
16	AP	83	
16	DP	83	
17	AQ	99	
17	DQ	99	
18	AR	70	
18	DR	70	
19	AS	78	
19	DS	78	
20	AT	99	
20	DT	99	
21	AU	24	
21	DU	24	
22	AV	354	
22	DV	354	
23	AW	77	
23	DW	77	
24	AX	7	
25	BA	2879	
25	CA	2879	
26	BB	119	
26	CB	119	
27	BC	275	
27	CC	275	
28	BD	206	

Continued on next page...

Continued from previous page...

Mol	Chain	Length	Quality of chain
28	CD	206	
29	BE	205	
29	CE	205	
30	BF	181	
30	CF	181	
31	BG	180	
31	CG	180	
32	BH	148	
32	CH	148	
33	BI	173	
33	CI	173	
34	BJ	139	
34	CJ	139	
35	BK	122	
35	CK	122	
36	BL	150	
36	CL	150	
37	BM	141	
37	CM	141	
38	BN	117	
38	CN	117	
39	BO	111	
39	CO	111	
40	BP	146	
40	CP	146	

Continued on next page...

Continued from previous page...

Mol	Chain	Length	Quality of chain
41	BQ	116	
41	CQ	116	
42	BR	101	
42	CR	101	
43	BS	112	
43	CS	112	
44	BT	96	
44	CT	96	
45	BU	109	
45	CU	109	
46	BV	206	
46	CV	206	
47	BW	84	
47	CW	84	
48	BX	98	
48	CX	98	
49	BY	72	
49	CY	72	
50	BZ	59	
50	CZ	59	
51	B1	71	
51	C1	71	
52	B2	59	
52	C2	59	
53	B3	54	

Continued on next page...

Continued from previous page...

Mol	Chain	Length	Quality of chain
53	C3	54	
54	B4	48	
54	C4	48	
55	B5	64	
55	C5	64	
56	DX	9	

The following table lists non-polymeric compounds, carbohydrate monomers and non-standard residues in protein, DNA, RNA chains that are outliers for geometric or electron-density-fit criteria:

Mol	Type	Chain	Res	Chirality	Geometry	Clashes	Electron density
57	MG	AA	1655	-	-	-	X
57	MG	BA	2913	-	-	-	X
57	MG	BA	2933	-	-	-	X
57	MG	BA	2965	-	-	-	X
57	MG	BA	2968	-	-	-	X
57	MG	BA	2987	-	-	-	X
57	MG	BA	2990	-	-	-	X
57	MG	BA	2998	-	-	-	X
57	MG	BA	3003	-	-	-	X
57	MG	BA	3020	-	-	-	X
57	MG	BA	3025	-	-	-	X
57	MG	CA	2911	-	-	-	X
57	MG	CA	2935	-	-	-	X
57	MG	CA	2953	-	-	-	X
57	MG	CA	2963	-	-	-	X
57	MG	CA	2974	-	-	-	X
57	MG	CA	2978	-	-	-	X
57	MG	CA	2988	-	-	-	X
57	MG	CA	2997	-	-	-	X
57	MG	DA	1608	-	-	-	X
57	MG	DA	1628	-	-	-	X

2 Entry composition

There are 58 unique types of molecules in this entry. The entry contains 294174 atoms, of which 0 are hydrogens and 0 are deuteriums.

In the tables below, the ZeroOcc column contains the number of atoms modelled with zero occupancy, the AltConf column contains the number of residues with at least one atom in alternate conformation and the Trace column contains the number of residues modelled with at most 2 atoms.

- Molecule 1 is a RNA chain called 16S rRNA (1504-MER).

Mol	Chain	Residues	Atoms					ZeroOcc	AltConf	Trace
1	AA	1504	Total	C	N	O	P	0	0	0
			32332	14391	5994	10444	1503			
1	DA	1504	Total	C	N	O	P	0	0	0
			32332	14391	5994	10444	1503			

- Molecule 2 is a protein called 30S ribosomal protein S2.

Mol	Chain	Residues	Atoms					ZeroOcc	AltConf	Trace
2	AB	234	Total	C	N	O	S	0	0	0
			1901	1213	341	342	5			
2	DB	234	Total	C	N	O	S	0	0	0
			1901	1213	341	342	5			

- Molecule 3 is a protein called 30S ribosomal protein S3.

Mol	Chain	Residues	Atoms					ZeroOcc	AltConf	Trace
3	AC	206	Total	C	N	O	S	0	0	0
			1613	1016	314	282	1			
3	DC	206	Total	C	N	O	S	0	0	0
			1613	1016	314	282	1			

- Molecule 4 is a protein called 30S ribosomal protein S4.

Mol	Chain	Residues	Atoms					ZeroOcc	AltConf	Trace
4	AD	208	Total	C	N	O	S	0	0	0
			1703	1066	339	291	7			
4	DD	208	Total	C	N	O	S	0	0	0
			1703	1066	339	291	7			

- Molecule 5 is a protein called 30S ribosomal protein S5.

Mol	Chain	Residues	Atoms					ZeroOcc	AltConf	Trace
5	AE	151	Total	C	N	O	S	0	0	0
			1156	729	218	205	4			
5	DE	151	Total	C	N	O	S	0	0	0
			1156	729	218	205	4			

- Molecule 6 is a protein called 30S ribosomal protein S6.

Mol	Chain	Residues	Atoms					ZeroOcc	AltConf	Trace
6	AF	101	Total	C	N	O	S	0	0	0
			843	531	155	154	3			
6	DF	101	Total	C	N	O	S	0	0	0
			843	531	155	154	3			

- Molecule 7 is a protein called 30S ribosomal protein S7.

Mol	Chain	Residues	Atoms					ZeroOcc	AltConf	Trace
7	AG	155	Total	C	N	O	S	0	0	0
			1257	781	252	218	6			
7	DG	155	Total	C	N	O	S	0	0	0
			1257	781	252	218	6			

- Molecule 8 is a protein called 30S ribosomal protein S8.

Mol	Chain	Residues	Atoms					ZeroOcc	AltConf	Trace
8	AH	138	Total	C	N	O	S	0	0	0
			1116	705	215	193	3			
8	DH	138	Total	C	N	O	S	0	0	0
			1116	705	215	193	3			

- Molecule 9 is a protein called 30S ribosomal protein S9.

Mol	Chain	Residues	Atoms					ZeroOcc	AltConf	Trace
9	AI	127	Total	C	N	O		0	0	0
			1011	639	198	174				
9	DI	127	Total	C	N	O		0	0	0
			1011	639	198	174				

- Molecule 10 is a protein called 30S ribosomal protein S10.

Mol	Chain	Residues	Atoms					ZeroOcc	AltConf	Trace
10	AJ	98	Total	C	N	O	S	0	0	0
			795	499	156	139	1			

Continued on next page...

Continued from previous page...

Mol	Chain	Residues	Atoms					ZeroOcc	AltConf	Trace
10	DJ	98	Total	C	N	O	S	0	0	0
			795	499	156	139	1			

- Molecule 11 is a protein called 30S ribosomal protein S11.

Mol	Chain	Residues	Atoms					ZeroOcc	AltConf	Trace
11	AK	119	Total	C	N	O	S	0	0	0
			885	549	168	165	3			
11	DK	119	Total	C	N	O	S	0	0	0
			885	549	168	165	3			

- Molecule 12 is a protein called 30S ribosomal protein S12.

Mol	Chain	Residues	Atoms					ZeroOcc	AltConf	Trace
12	AL	124	Total	C	N	O	S	0	0	0
			971	611	195	164	1			
12	DL	124	Total	C	N	O	S	0	0	0
			971	611	195	164	1			

- Molecule 13 is a protein called 30S ribosomal protein S13.

Mol	Chain	Residues	Atoms					ZeroOcc	AltConf	Trace
13	AM	117	Total	C	N	O	S	0	0	0
			934	577	192	163	2			
13	DM	117	Total	C	N	O	S	0	0	0
			934	577	192	163	2			

- Molecule 14 is a protein called 30S ribosomal protein S14.

Mol	Chain	Residues	Atoms					ZeroOcc	AltConf	Trace
14	AN	60	Total	C	N	O	S	0	0	0
			492	312	104	72	4			
14	DN	60	Total	C	N	O	S	0	0	0
			492	312	104	72	4			

- Molecule 15 is a protein called 30S ribosomal protein S15.

Mol	Chain	Residues	Atoms					ZeroOcc	AltConf	Trace
15	AO	88	Total	C	N	O	S	0	0	0
			734	459	147	126	2			
15	DO	88	Total	C	N	O	S	0	0	0
			734	459	147	126	2			

- Molecule 16 is a protein called 30S ribosomal protein S16.

Mol	Chain	Residues	Atoms					ZeroOcc	AltConf	Trace
16	AP	83	Total	C	N	O	S	0	0	0
			701	443	139	118	1			
16	DP	83	Total	C	N	O	S	0	0	0
			701	443	139	118	1			

- Molecule 17 is a protein called 30S ribosomal protein S17.

Mol	Chain	Residues	Atoms					ZeroOcc	AltConf	Trace
17	AQ	99	Total	C	N	O	S	0	0	0
			824	528	152	142	2			
17	DQ	99	Total	C	N	O	S	0	0	0
			824	528	152	142	2			

- Molecule 18 is a protein called 30S ribosomal protein S18.

Mol	Chain	Residues	Atoms				ZeroOcc	AltConf	Trace
18	AR	70	Total	C	N	O	0	0	0
			574	367	112	95			
18	DR	70	Total	C	N	O	0	0	0
			574	367	112	95			

- Molecule 19 is a protein called 30S ribosomal protein S19.

Mol	Chain	Residues	Atoms					ZeroOcc	AltConf	Trace
19	AS	78	Total	C	N	O	S	0	0	0
			630	403	114	111	2			
19	DS	78	Total	C	N	O	S	0	0	0
			630	403	114	111	2			

- Molecule 20 is a protein called 30S ribosomal protein S20.

Mol	Chain	Residues	Atoms					ZeroOcc	AltConf	Trace
20	AT	99	Total	C	N	O	S	0	0	0
			762	469	162	129	2			
20	DT	99	Total	C	N	O	S	0	0	0
			762	469	162	129	2			

- Molecule 21 is a protein called 30S ribosomal protein Thx.

Mol	Chain	Residues	Atoms				ZeroOcc	AltConf	Trace
21	AU	24	Total	C	N	O	0	0	0
			209	128	50	31			
21	DU	24	Total	C	N	O	0	0	0
			209	128	50	31			

- Molecule 22 is a protein called Peptide chain release factor 1.

Mol	Chain	Residues	Atoms					ZeroOcc	AltConf	Trace
22	AV	354	Total	C	N	O	S	0	0	0
			2813	1743	509	549	12			
22	DV	354	Total	C	N	O	S	0	0	0
			2813	1743	509	549	12			

- Molecule 23 is a RNA chain called P-site tRNA-fMet.

Mol	Chain	Residues	Atoms					ZeroOcc	AltConf	Trace
23	AW	77	Total	C	N	O	P	0	0	0
			1640	732	297	535	76			
23	DW	77	Total	C	N	O	P	0	0	0
			1640	732	297	535	76			

- Molecule 24 is a RNA chain called messenger RNA (5'-R(*AP*AP*UP*GP*UP*AP*G)-3').

Mol	Chain	Residues	Atoms					ZeroOcc	AltConf	Trace
24	AX	7	Total	C	N	O	P	0	0	0
			149	68	29	46	6			

- Molecule 25 is a RNA chain called 23S ribosomal RNA.

Mol	Chain	Residues	Atoms					ZeroOcc	AltConf	Trace
25	BA	2879	Total	C	N	O	P	0	0	0
			61997	27594	11582	19943	2878			
25	CA	2879	Total	C	N	O	P	0	0	0
			61997	27594	11582	19943	2878			

There are 4 discrepancies between the modelled and reference sequences:

Chain	Residue	Modelled	Actual	Comment	Reference
BA	1142	U	C	CONFLICT	GB AE017221.1
BA	2825	U	G	CONFLICT	GB AE017221.1
CA	1142	U	C	CONFLICT	GB AE017221.1
CA	2825	U	G	CONFLICT	GB AE017221.1

- Molecule 26 is a RNA chain called 5S ribosomal RNA.

Mol	Chain	Residues	Atoms					ZeroOcc	AltConf	Trace
26	BB	119	Total	C	N	O	P	0	0	0
			2551	1136	471	826	118			
26	CB	119	Total	C	N	O	P	0	0	0
			2551	1136	471	826	118			

- Molecule 27 is a protein called 50S ribosomal protein L2.

Mol	Chain	Residues	Atoms					ZeroOcc	AltConf	Trace
27	BC	271	Total	C	N	O	S	0	0	0
			2104	1329	416	356	3			
27	CC	271	Total	C	N	O	S	0	0	0
			2104	1329	416	356	3			

- Molecule 28 is a protein called 50S ribosomal protein L3.

Mol	Chain	Residues	Atoms					ZeroOcc	AltConf	Trace
28	BD	204	Total	C	N	O	S	0	0	0
			1563	988	299	270	6			
28	CD	204	Total	C	N	O	S	0	0	0
			1563	988	299	270	6			

- Molecule 29 is a protein called 50S ribosomal protein L4.

Mol	Chain	Residues	Atoms					ZeroOcc	AltConf	Trace
29	BE	202	Total	C	N	O	S	0	0	0
			1586	1011	297	275	3			
29	CE	202	Total	C	N	O	S	0	0	0
			1586	1011	297	275	3			

- Molecule 30 is a protein called 50S ribosomal protein L5.

Mol	Chain	Residues	Atoms					ZeroOcc	AltConf	Trace
30	BF	181	Total	C	N	O	S	0	0	0
			1475	943	268	260	4			
30	CF	181	Total	C	N	O	S	0	0	0
			1475	943	268	260	4			

- Molecule 31 is a protein called 50S ribosomal protein L6.

Mol	Chain	Residues	Atoms					ZeroOcc	AltConf	Trace
31	BG	159	Total	C	N	O	S	0	0	0
			1222	773	228	220	1			
31	CG	159	Total	C	N	O	S	0	0	0
			1222	773	228	220	1			

- Molecule 32 is a protein called 50S ribosomal protein L9.

Mol	Chain	Residues	Atoms					ZeroOcc	AltConf	Trace
32	BH	145	Total	C	N	O	S	0	0	0
			1132	724	200	207	1			
32	CH	145	Total	C	N	O	S	0	0	0
			1132	724	200	207	1			

- Molecule 33 is a protein called 50S ribosomal protein L10.

Mol	Chain	Residues	Atoms				ZeroOcc	AltConf	Trace
33	BI	32	Total	C	N	O	0	0	0
			253	157	49	47			
33	CI	32	Total	C	N	O	0	0	0
			253	157	49	47			

- Molecule 34 is a protein called 50S ribosomal protein L13.

Mol	Chain	Residues	Atoms					ZeroOcc	AltConf	Trace
34	BJ	137	Total	C	N	O	S	0	0	0
			1096	707	205	181	3			
34	CJ	137	Total	C	N	O	S	0	0	0
			1096	707	205	181	3			

- Molecule 35 is a protein called 50S ribosomal protein L14.

Mol	Chain	Residues	Atoms					ZeroOcc	AltConf	Trace
35	BK	122	Total	C	N	O	S	0	0	0
			932	587	171	170	4			
35	CK	122	Total	C	N	O	S	0	0	0
			932	587	171	170	4			

- Molecule 36 is a protein called 50S ribosomal protein L15.

Mol	Chain	Residues	Atoms					ZeroOcc	AltConf	Trace
36	BL	146	Total	C	N	O	S	0	0	0
			1114	692	227	193	2			

Continued on next page...

Continued from previous page...

Mol	Chain	Residues	Atoms					ZeroOcc	AltConf	Trace
36	CL	146	Total	C	N	O	S	0	0	0
			1114	692	227	193	2			

- Molecule 37 is a protein called 50S ribosomal protein L16.

Mol	Chain	Residues	Atoms					ZeroOcc	AltConf	Trace
37	BM	136	Total	C	N	O	S	0	0	0
			1079	688	204	182	5			
37	CM	136	Total	C	N	O	S	0	0	0
			1079	688	204	182	5			

- Molecule 38 is a protein called 50S ribosomal protein L17.

Mol	Chain	Residues	Atoms					ZeroOcc	AltConf	Trace
38	BN	117	Total	C	N	O		0	0	0
			960	599	202	159				
38	CN	117	Total	C	N	O		0	0	0
			960	599	202	159				

- Molecule 39 is a protein called 50S ribosomal protein L18.

Mol	Chain	Residues	Atoms					ZeroOcc	AltConf	Trace
39	BO	98	Total	C	N	O		0	0	0
			770	486	154	130				
39	CO	98	Total	C	N	O		0	0	0
			770	486	154	130				

- Molecule 40 is a protein called 50S ribosomal protein L19.

Mol	Chain	Residues	Atoms					ZeroOcc	AltConf	Trace
40	BP	137	Total	C	N	O	S	0	0	0
			1143	713	234	195	1			
40	CP	137	Total	C	N	O	S	0	0	0
			1143	713	234	195	1			

- Molecule 41 is a protein called 50S ribosomal protein L20.

Mol	Chain	Residues	Atoms					ZeroOcc	AltConf	Trace
41	BQ	116	Total	C	N	O	S	0	0	0
			953	601	201	150	1			
41	CQ	116	Total	C	N	O	S	0	0	0
			953	601	201	150	1			

There are 2 discrepancies between the modelled and reference sequences:

Chain	Residue	Modelled	Actual	Comment	Reference
BQ	?	-	PHE	DELETION	UNP Q72L76
CQ	?	-	PHE	DELETION	UNP Q72L76

- Molecule 42 is a protein called 50S ribosomal protein L21.

Mol	Chain	Residues	Atoms					ZeroOcc	AltConf	Trace
42	BR	101	Total	C	N	O	S	0	0	0
			779	501	142	135	1			
42	CR	101	Total	C	N	O	S	0	0	0
			779	501	142	135	1			

- Molecule 43 is a protein called 50S ribosomal protein L22.

Mol	Chain	Residues	Atoms					ZeroOcc	AltConf	Trace
43	BS	112	Total	C	N	O	S	0	0	0
			891	560	175	154	2			
43	CS	112	Total	C	N	O	S	0	0	0
			891	560	175	154	2			

- Molecule 44 is a protein called 50S ribosomal protein L23.

Mol	Chain	Residues	Atoms				ZeroOcc	AltConf	Trace
44	BT	92	Total	C	N	O	0	0	0
			725	471	131	123			
44	CT	92	Total	C	N	O	0	0	0
			725	471	131	123			

- Molecule 45 is a protein called 50S ribosomal protein L24.

Mol	Chain	Residues	Atoms					ZeroOcc	AltConf	Trace
45	BU	100	Total	C	N	O	S	0	0	0
			775	500	148	123	4			
45	CU	100	Total	C	N	O	S	0	0	0
			775	500	148	123	4			

- Molecule 46 is a protein called 50S ribosomal protein L25.

Mol	Chain	Residues	Atoms					ZeroOcc	AltConf	Trace
46	BV	188	Total	C	N	O	S	0	0	0
			1491	950	265	274	2			

Continued on next page...

Continued from previous page...

Mol	Chain	Residues	Atoms					ZeroOcc	AltConf	Trace
46	CV	188	Total	C	N	O	S	0	0	0
			1491	950	265	274	2			

- Molecule 47 is a protein called 50S ribosomal protein L27.

Mol	Chain	Residues	Atoms					ZeroOcc	AltConf	Trace
47	BW	76	Total	C	N	O	S	0	0	0
			605	376	126	102	1			
47	CW	76	Total	C	N	O	S	0	0	0
			605	376	126	102	1			

- Molecule 48 is a protein called 50S ribosomal protein L28.

Mol	Chain	Residues	Atoms				ZeroOcc	AltConf	Trace
48	BX	88	Total	C	N	O	0	0	0
			694	435	141	118			
48	CX	88	Total	C	N	O	0	0	0
			694	435	141	118			

- Molecule 49 is a protein called 50S ribosomal protein L29.

Mol	Chain	Residues	Atoms					ZeroOcc	AltConf	Trace
49	BY	62	Total	C	N	O	S	0	0	0
			520	325	102	91	2			
49	CY	62	Total	C	N	O	S	0	0	0
			520	325	102	91	2			

- Molecule 50 is a protein called 50S ribosomal protein L30.

Mol	Chain	Residues	Atoms					ZeroOcc	AltConf	Trace
50	BZ	59	Total	C	N	O	S	0	0	0
			468	298	90	79	1			
50	CZ	59	Total	C	N	O	S	0	0	0
			468	298	90	79	1			

- Molecule 51 is a protein called 50S ribosomal protein L31.

Mol	Chain	Residues	Atoms					ZeroOcc	AltConf	Trace
51	B1	30	Total	C	N	O	S	0	0	0
			225	142	36	43	4			
51	C1	30	Total	C	N	O	S	0	0	0
			225	142	36	43	4			

- Molecule 52 is a protein called 50S ribosomal protein L32.

Mol	Chain	Residues	Atoms					ZeroOcc	AltConf	Trace
52	B2	52	Total	C	N	O	S	0	0	0
			404	255	79	65	5			
52	C2	52	Total	C	N	O	S	0	0	0
			404	255	79	65	5			

- Molecule 53 is a protein called 50S ribosomal protein L33.

Mol	Chain	Residues	Atoms					ZeroOcc	AltConf	Trace
53	B3	44	Total	C	N	O	S	0	0	0
			380	235	77	64	4			
53	C3	44	Total	C	N	O	S	0	0	0
			380	235	77	64	4			

- Molecule 54 is a protein called 50S ribosomal protein L34.

Mol	Chain	Residues	Atoms					ZeroOcc	AltConf	Trace
54	B4	48	Total	C	N	O	S	0	0	0
			419	257	104	56	2			
54	C4	48	Total	C	N	O	S	0	0	0
			419	257	104	56	2			

- Molecule 55 is a protein called 50S ribosomal protein L35.

Mol	Chain	Residues	Atoms					ZeroOcc	AltConf	Trace
55	B5	63	Total	C	N	O	S	0	0	0
			507	326	101	78	2			
55	C5	63	Total	C	N	O	S	0	0	0
			507	326	101	78	2			

- Molecule 56 is a RNA chain called messenger RNA (5'-R(*AP*AP*UP*GP*UP*AP*G)-3').

Mol	Chain	Residues	Atoms					ZeroOcc	AltConf	Trace
56	DX	9	Total	C	N	O	P	0	0	0
			193	88	39	58	8			

- Molecule 57 is MAGNESIUM ION (three-letter code: MG) (formula: Mg).

Mol	Chain	Residues	Atoms		ZeroOcc	AltConf
57	CB	2	Total	Mg	0	0
			2	2		

Continued on next page...

Continued from previous page...

Mol	Chain	Residues	Atoms		ZeroOcc	AltConf
57	BB	2	Total 2	Mg 2	0	0
57	BA	176	Total 176	Mg 176	0	0
57	CA	125	Total 125	Mg 125	0	0
57	B2	1	Total 1	Mg 1	0	0
57	BM	1	Total 1	Mg 1	0	0
57	AV	1	Total 1	Mg 1	0	0
57	DA	30	Total 30	Mg 30	0	0
57	AW	3	Total 3	Mg 3	0	0
57	AA	64	Total 64	Mg 64	0	0
57	AT	1	Total 1	Mg 1	0	0
57	BK	1	Total 1	Mg 1	0	0
57	DW	1	Total 1	Mg 1	0	0
57	CY	1	Total 1	Mg 1	0	0
57	CM	1	Total 1	Mg 1	0	0

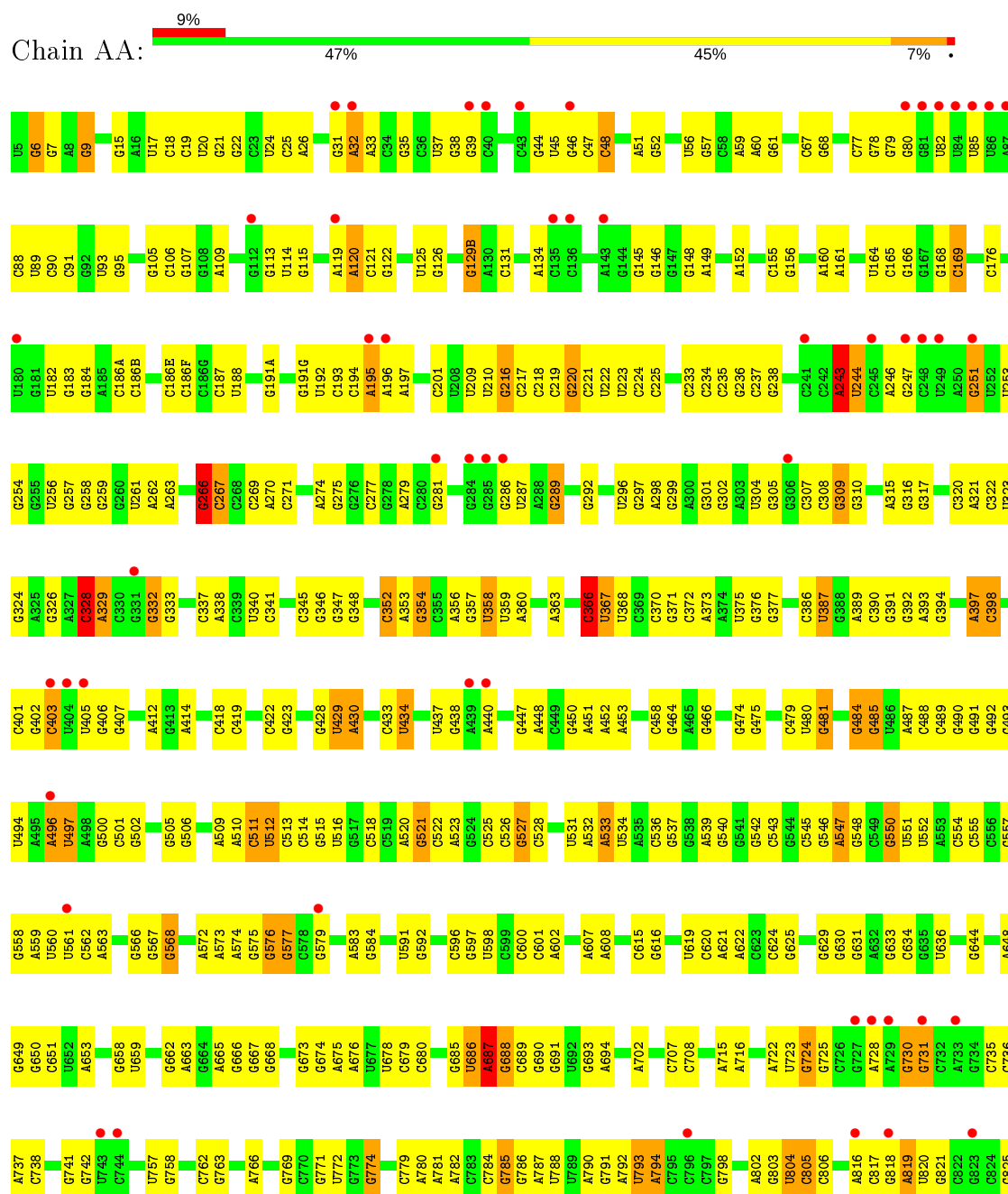
- Molecule 58 is ZINC ION (three-letter code: ZN) (formula: Zn).

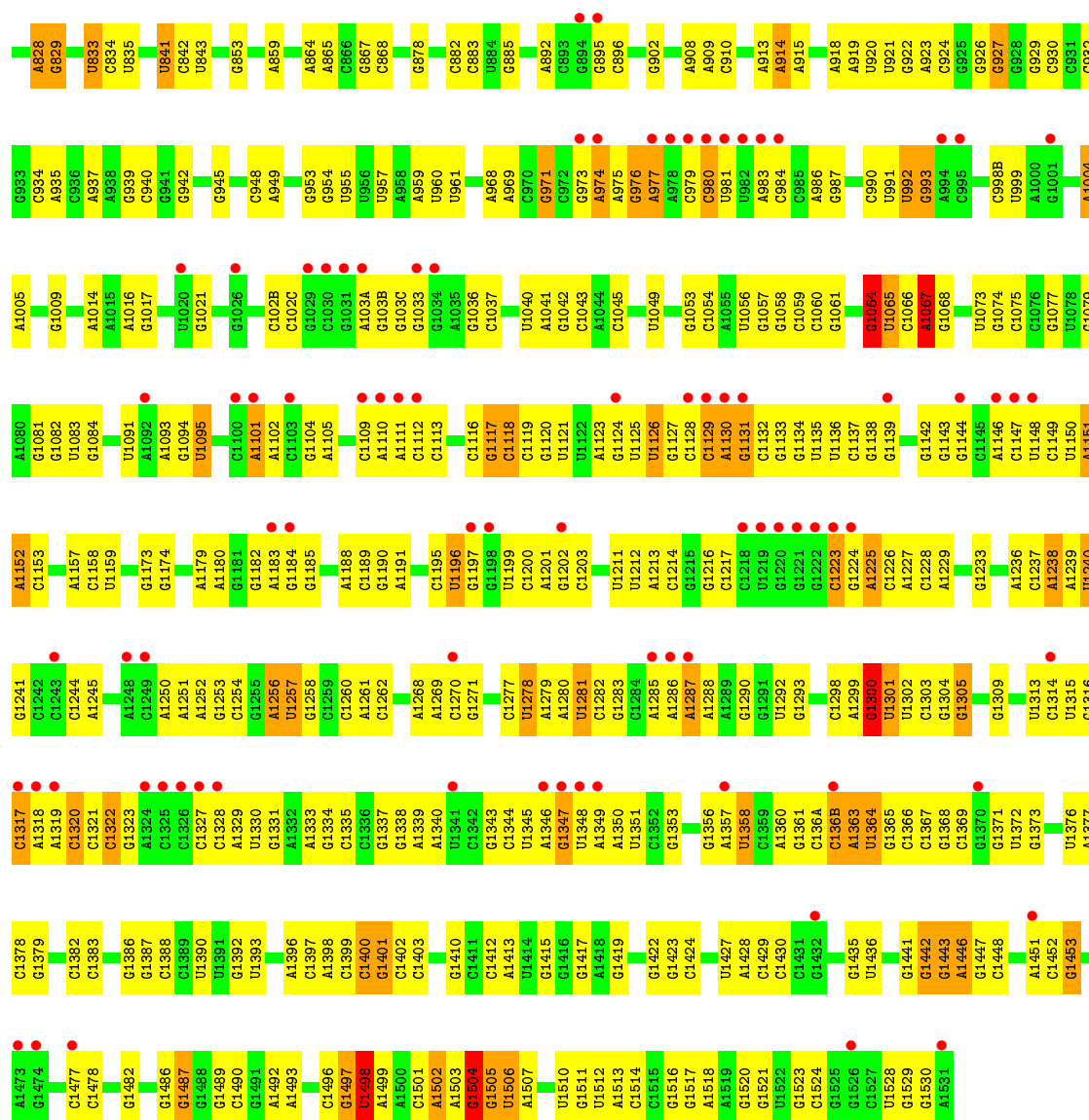
Mol	Chain	Residues	Atoms		ZeroOcc	AltConf
58	DN	1	Total 1	Zn 1	0	0
58	AD	1	Total 1	Zn 1	0	0
58	DD	1	Total 1	Zn 1	0	0
58	AN	1	Total 1	Zn 1	0	0

3 Residue-property plots [i](#)

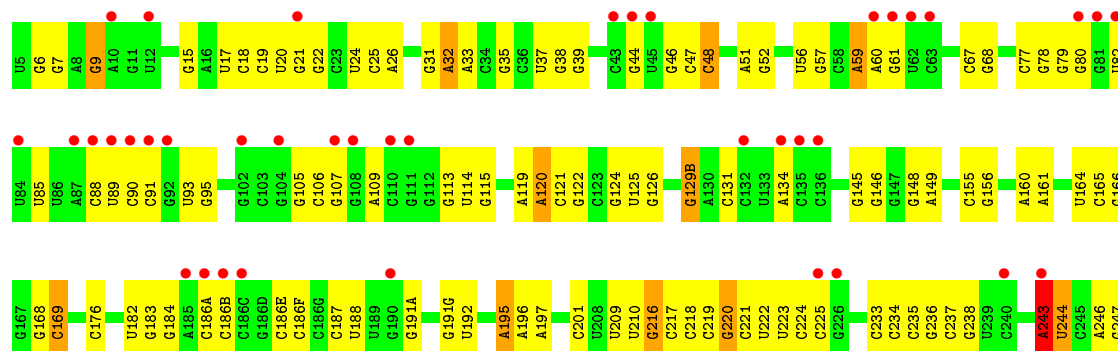
These plots are drawn for all protein, RNA and DNA chains in the entry. The first graphic for a chain summarises the proportions of the various outlier classes displayed in the second graphic. The second graphic shows the sequence view annotated by issues in geometry and electron density. Residues are color-coded according to the number of geometric quality criteria for which they contain at least one outlier: green = 0, yellow = 1, orange = 2 and red = 3 or more. A red dot above a residue indicates a poor fit to the electron density ($RSRZ > 2$). Stretches of 2 or more consecutive residues without any outlier are shown as a green connector. Residues present in the sample, but not in the model, are shown in grey.

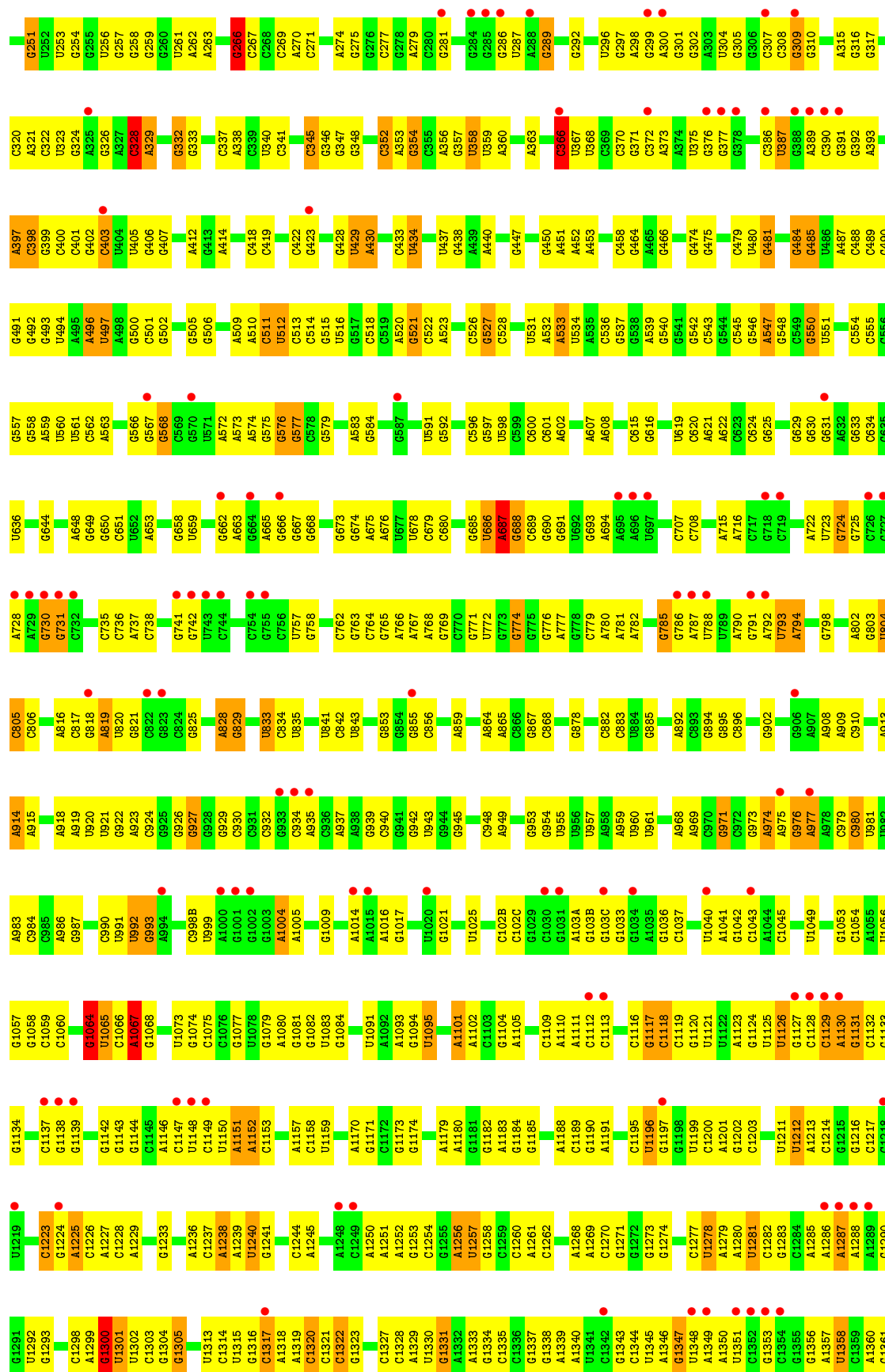
- Molecule 1: 16S rRNA (1504-MER)

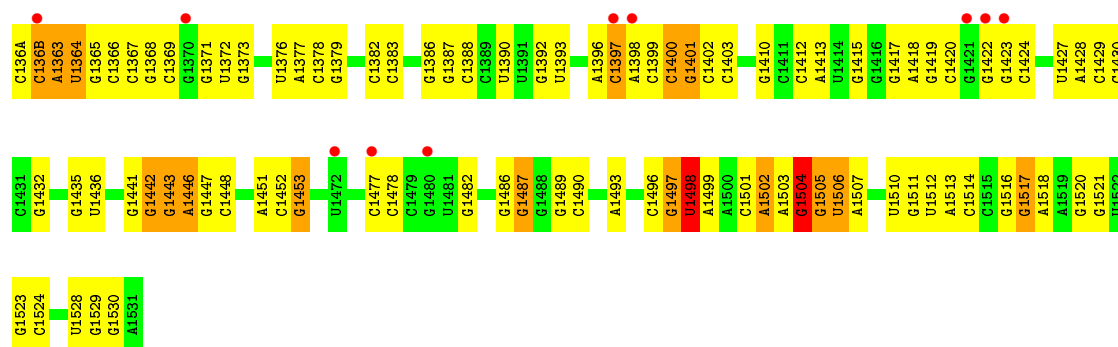




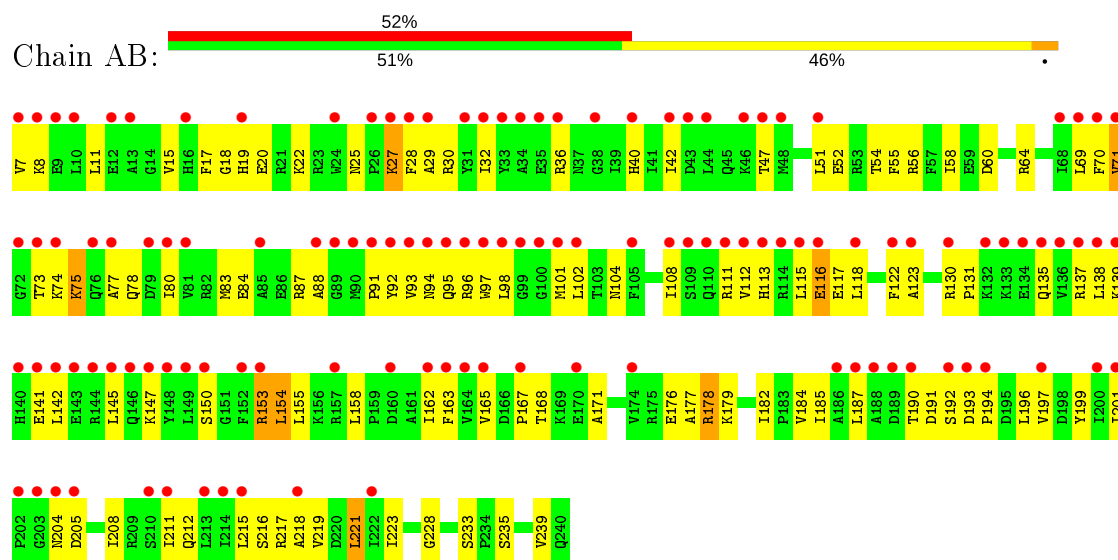
Chain DA: 10% 47% 45% 8%



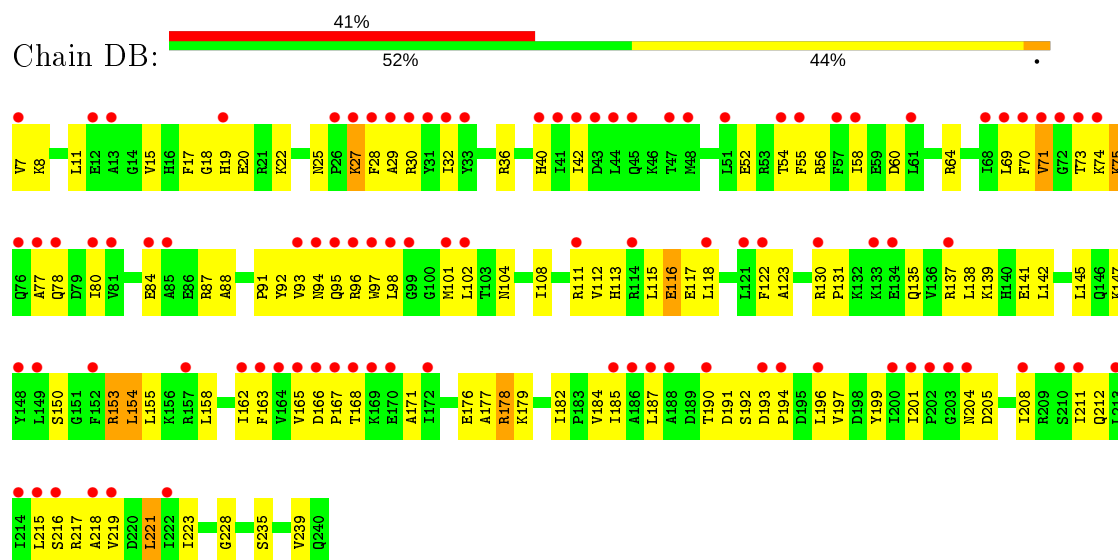




• Molecule 2: 30S ribosomal protein S2

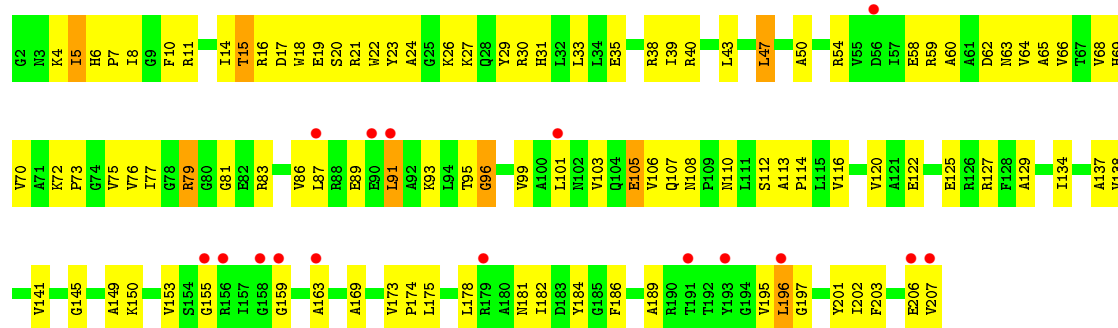


• Molecule 2: 30S ribosomal protein S2

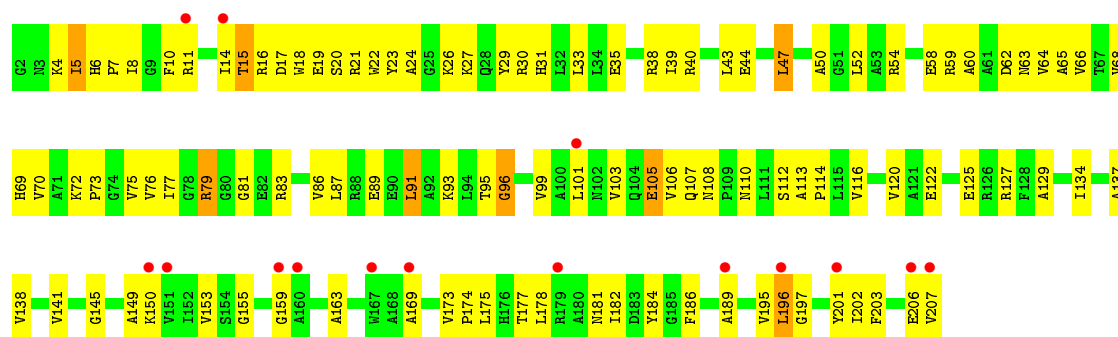


• Molecule 3: 30S ribosomal protein S3

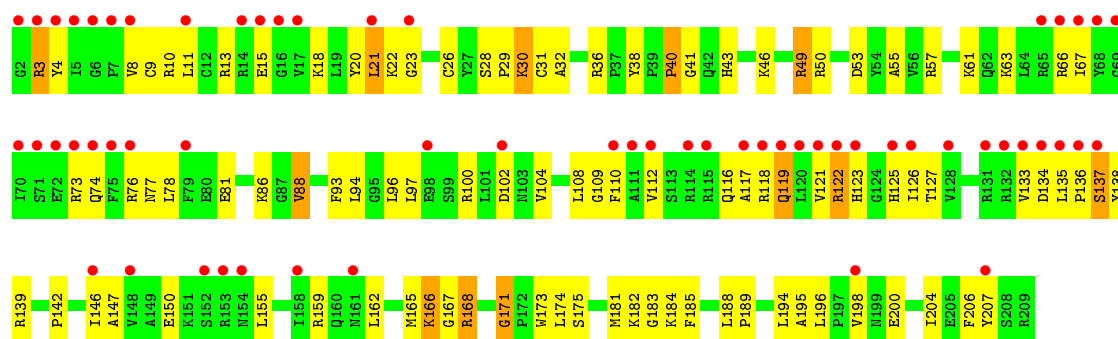




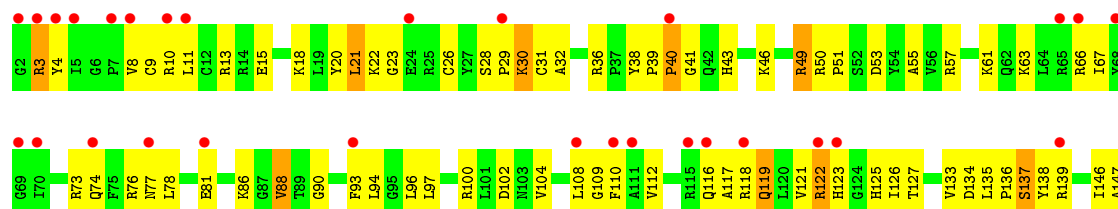
• Molecule 3: 30S ribosomal protein S3

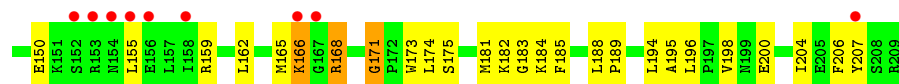


• Molecule 4: 30S ribosomal protein S4




• Molecule 4: 30S ribosomal protein S4





- Molecule 5: 30S ribosomal protein S5

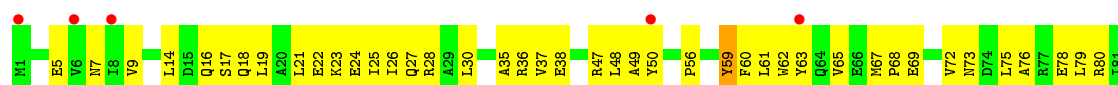


- Molecule 5: 30S ribosomal protein S5

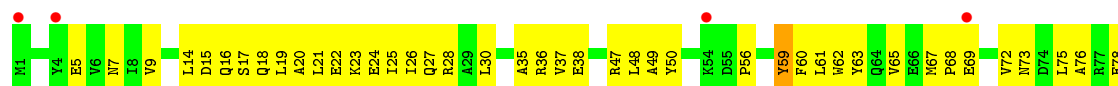


E155

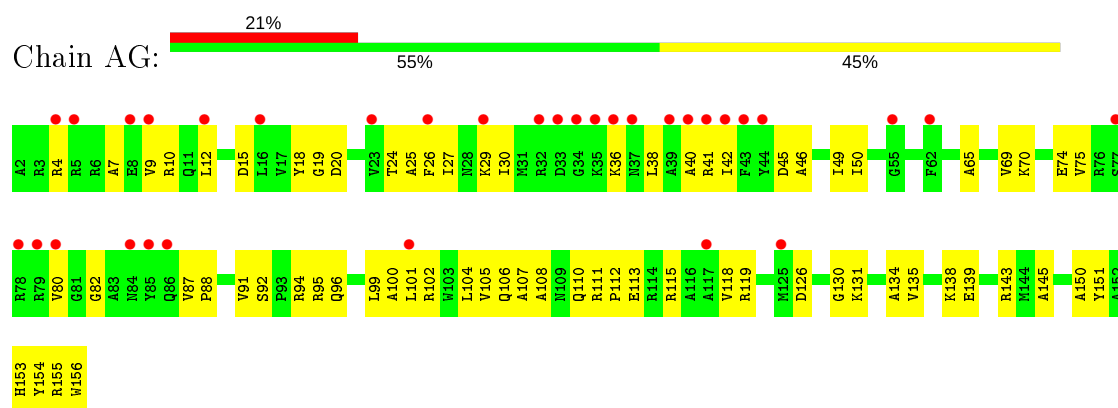
- Molecule 6: 30S ribosomal protein S6



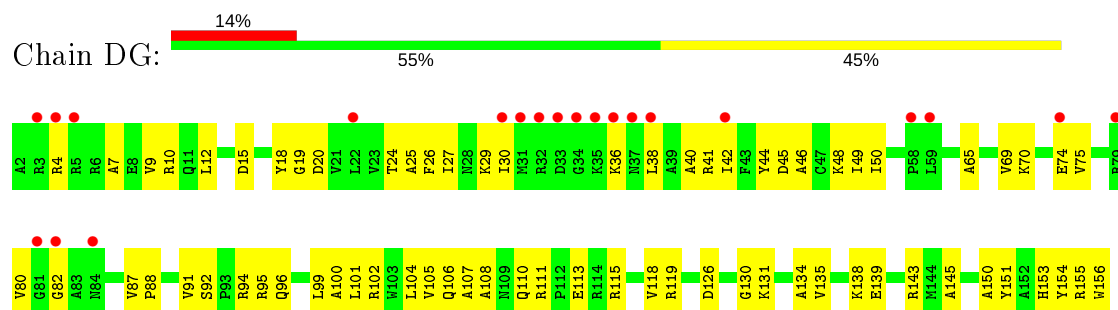
- Molecule 6: 30S ribosomal protein S6



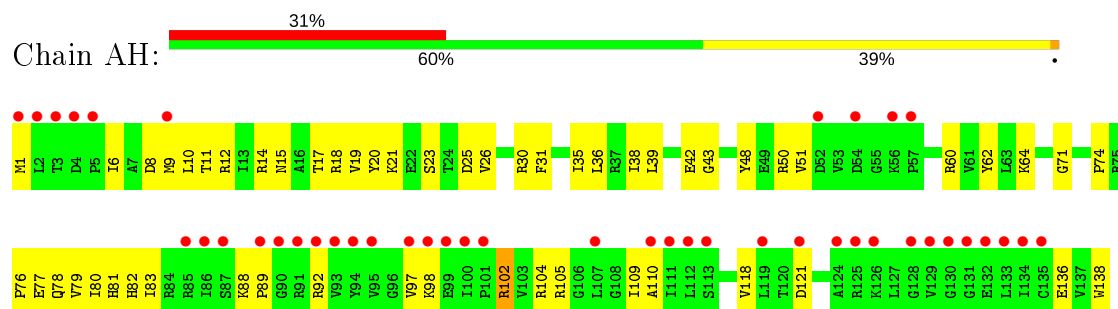
- Molecule 7: 30S ribosomal protein S7



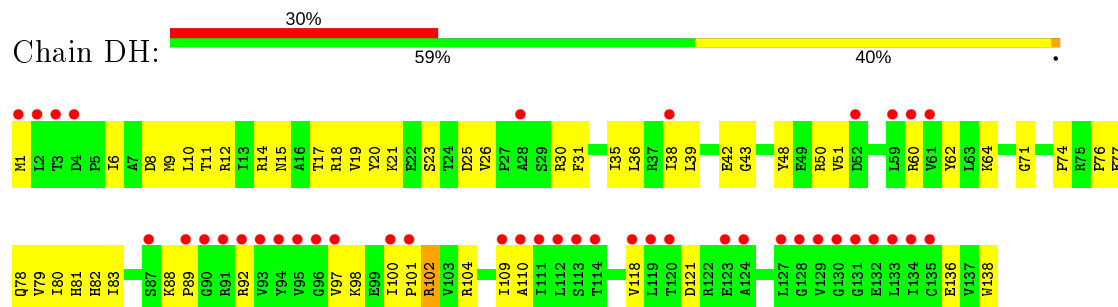
• Molecule 7: 30S ribosomal protein S7



• Molecule 8: 30S ribosomal protein S8

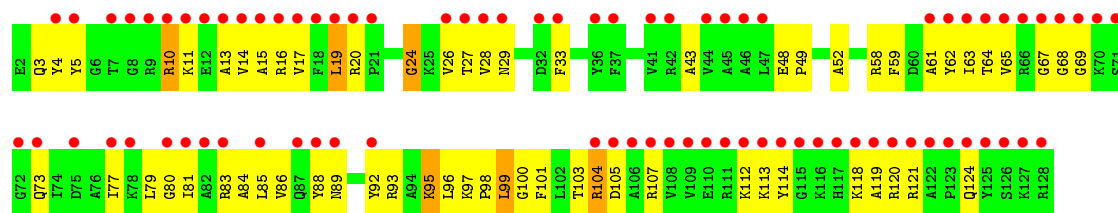


• Molecule 8: 30S ribosomal protein S8

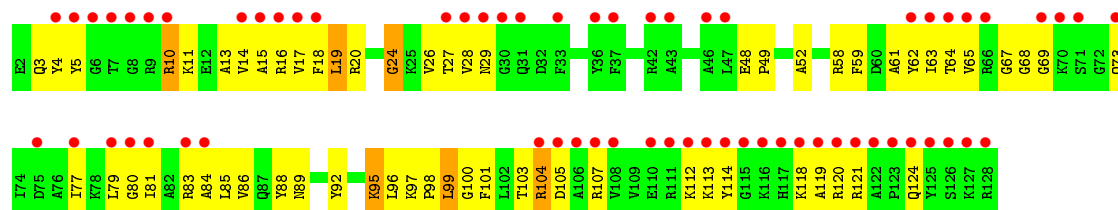


• Molecule 9: 30S ribosomal protein S9

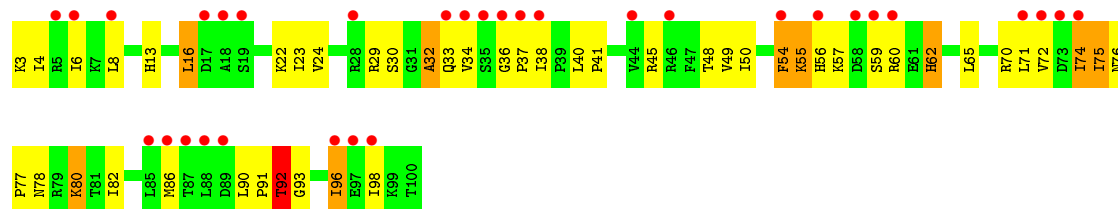




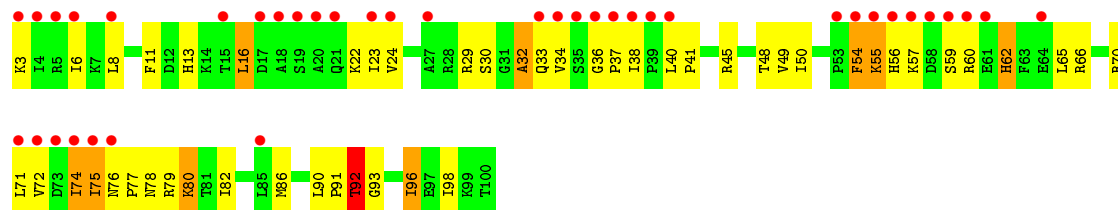
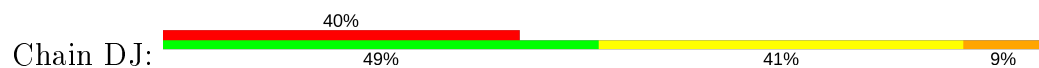
• Molecule 9: 30S ribosomal protein S9



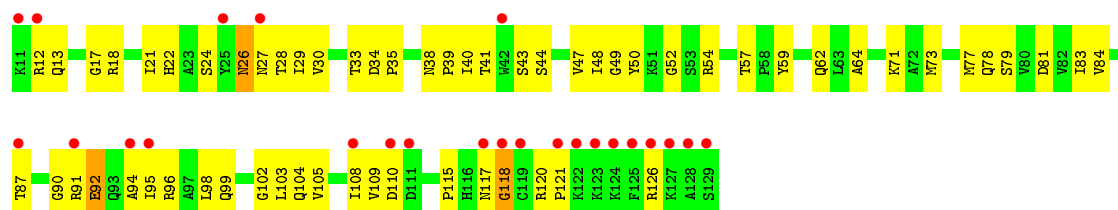
• Molecule 10: 30S ribosomal protein S10



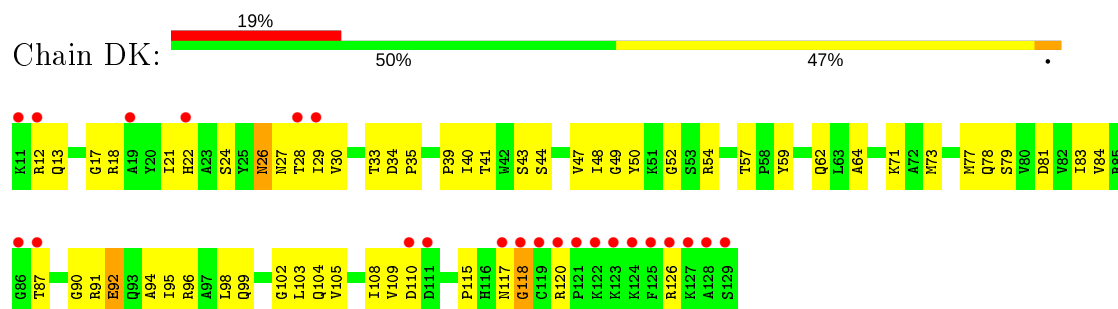
• Molecule 10: 30S ribosomal protein S10



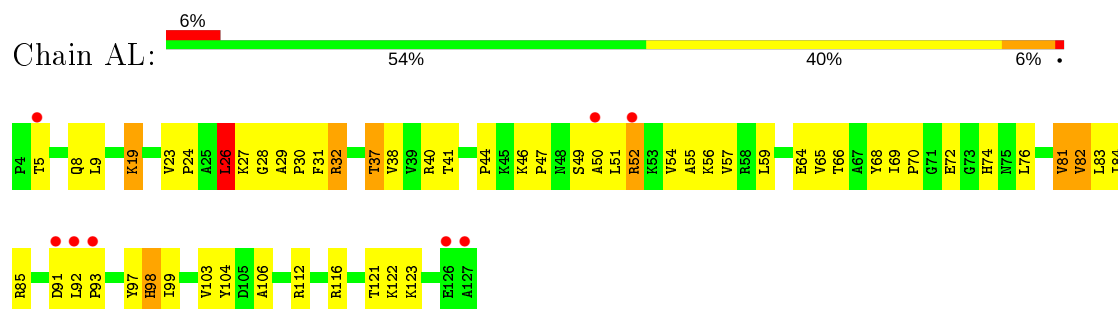
• Molecule 11: 30S ribosomal protein S11



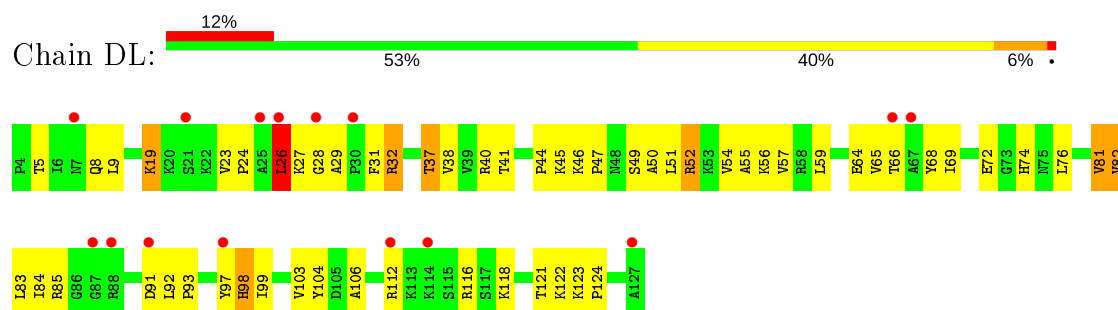
- Molecule 11: 30S ribosomal protein S11



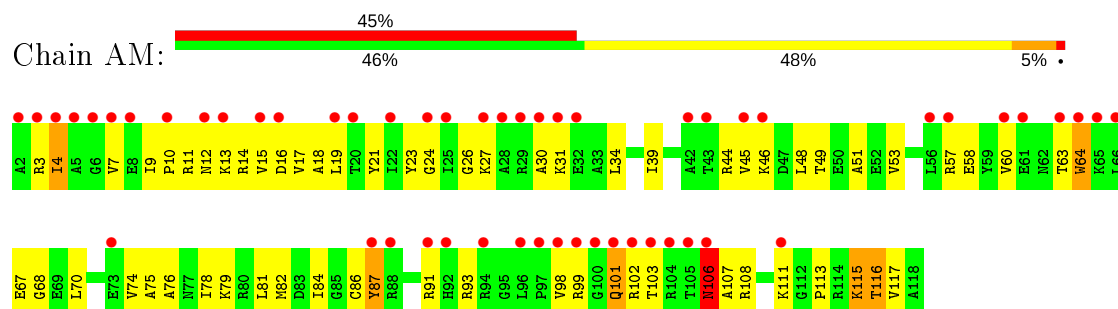
- Molecule 12: 30S ribosomal protein S12



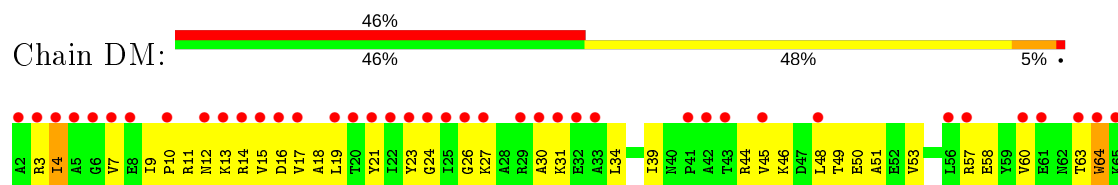
- Molecule 12: 30S ribosomal protein S12

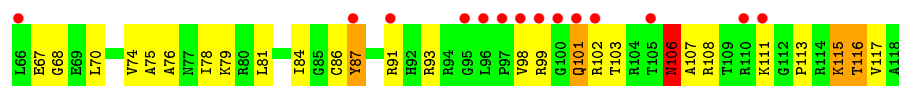


- Molecule 13: 30S ribosomal protein S13

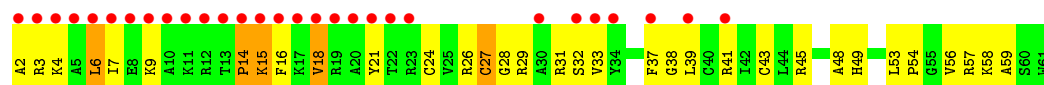


- Molecule 13: 30S ribosomal protein S13

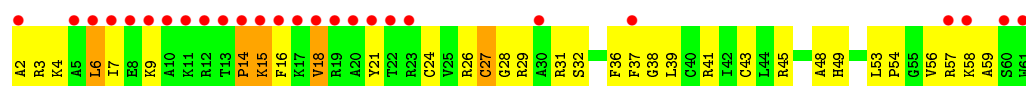
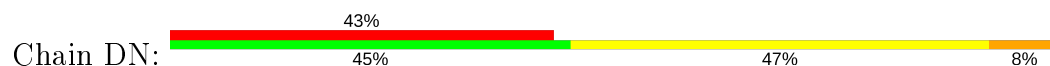




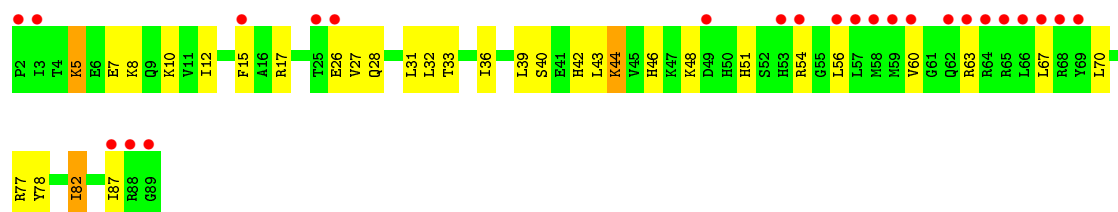
- Molecule 14: 30S ribosomal protein S14



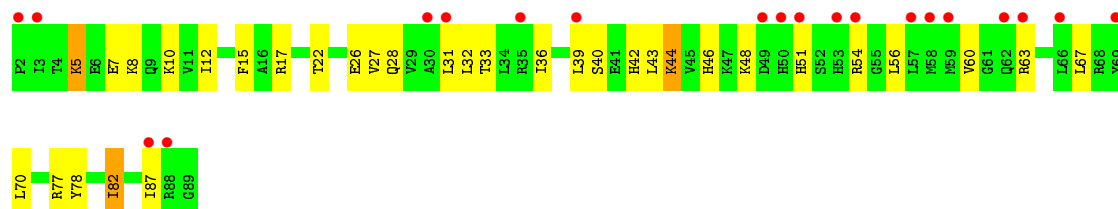
- Molecule 14: 30S ribosomal protein S14



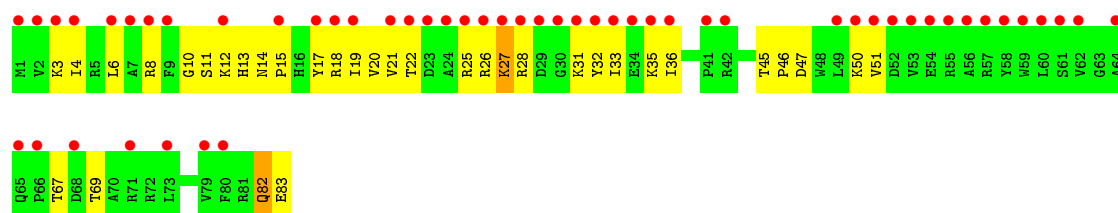
- Molecule 15: 30S ribosomal protein S15



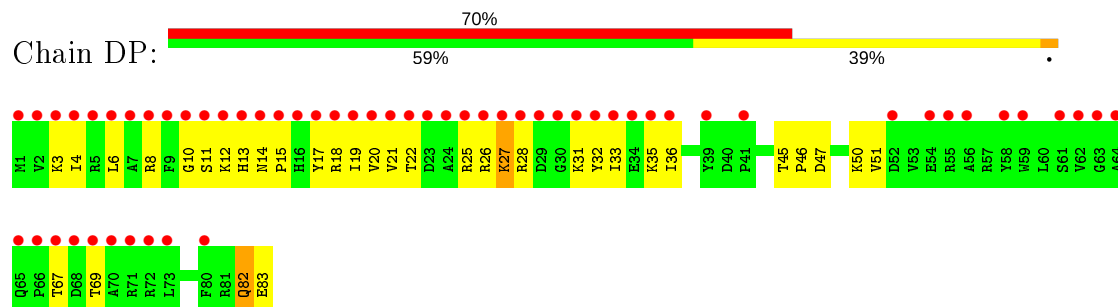
- Molecule 15: 30S ribosomal protein S15



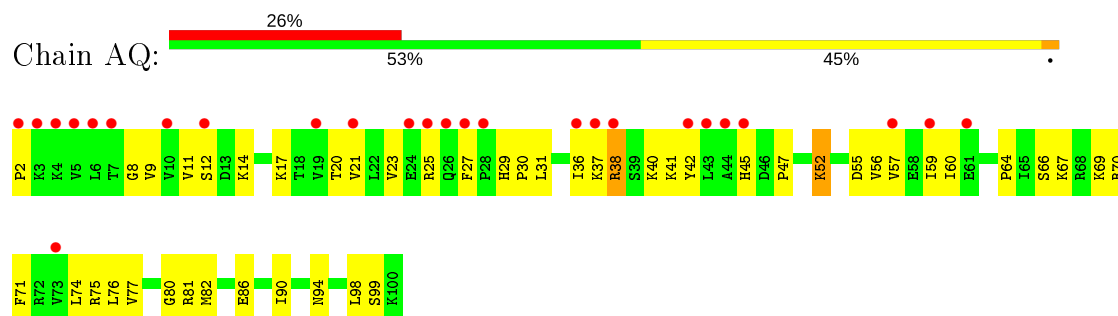
- Molecule 16: 30S ribosomal protein S16



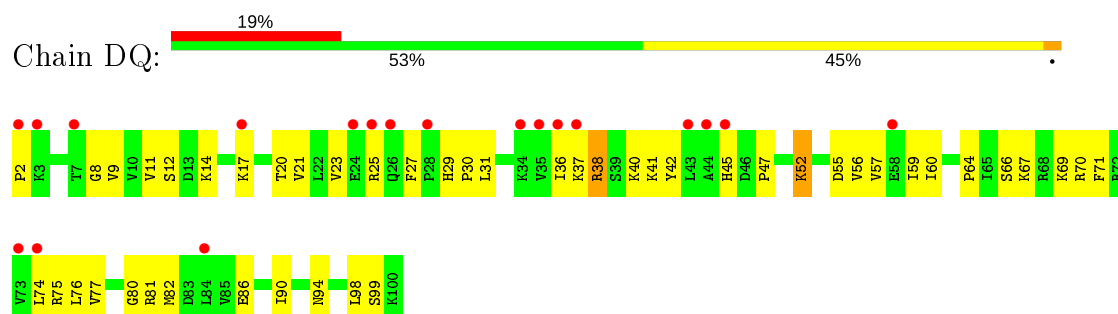
- Molecule 16: 30S ribosomal protein S16



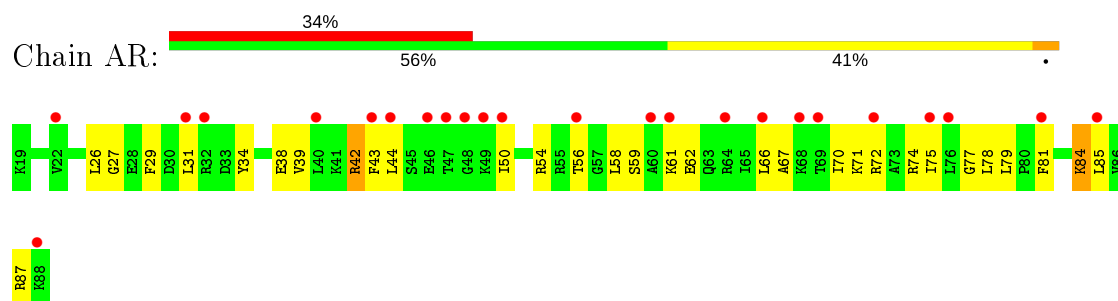
- Molecule 17: 30S ribosomal protein S17



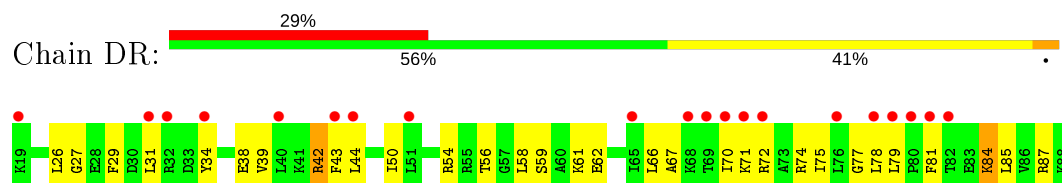
- Molecule 17: 30S ribosomal protein S17



- Molecule 18: 30S ribosomal protein S18

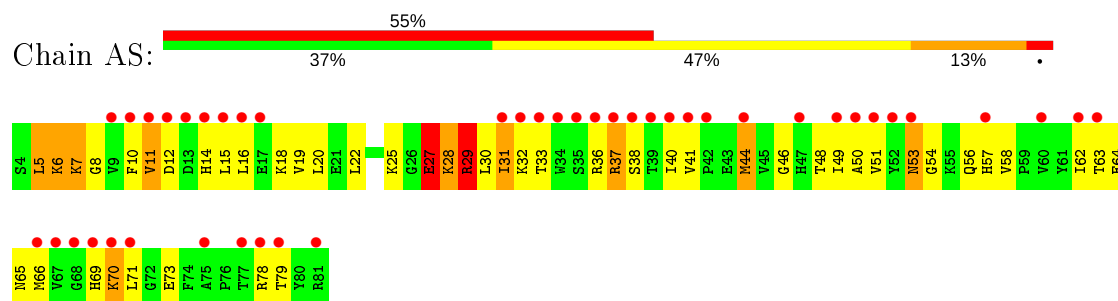


- Molecule 18: 30S ribosomal protein S18



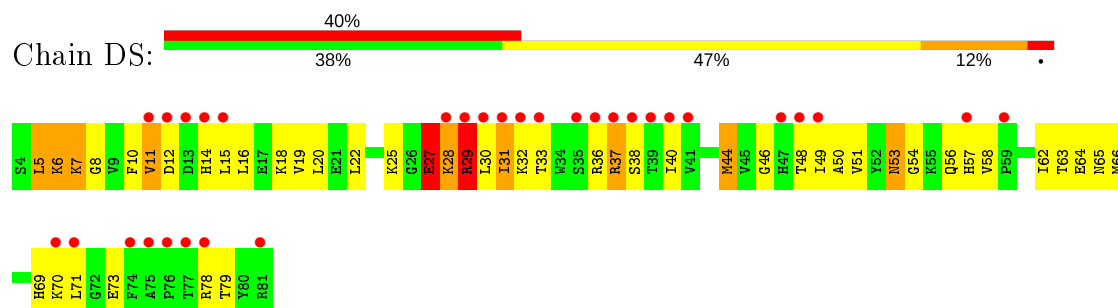
- Molecule 19: 30S ribosomal protein S19

Chain AS:



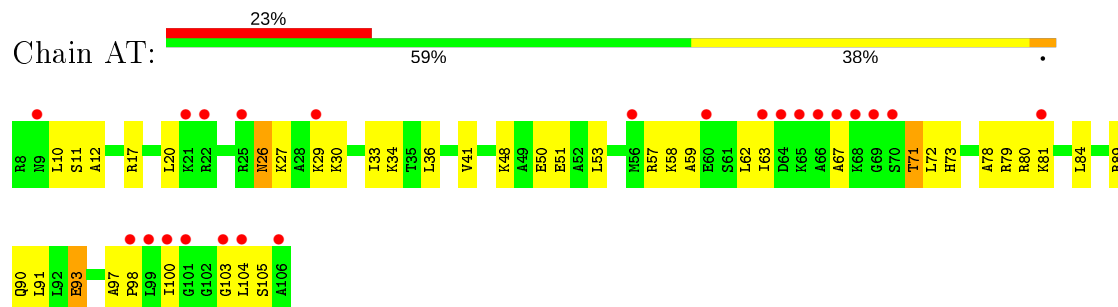
- Molecule 19: 30S ribosomal protein S19

Chain DS:



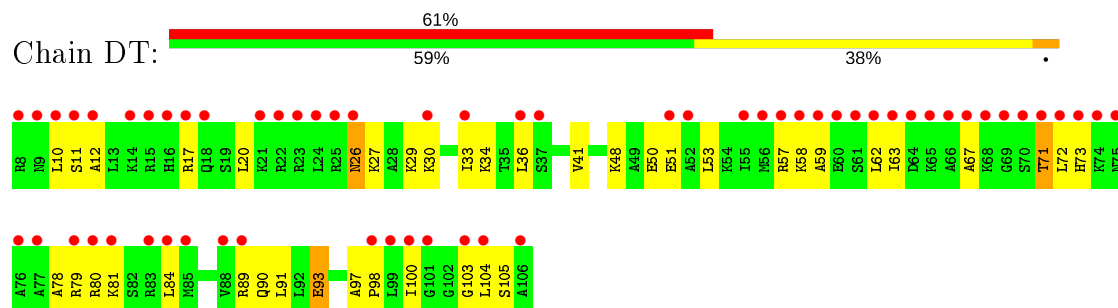
- Molecule 20: 30S ribosomal protein S20

Chain AT:



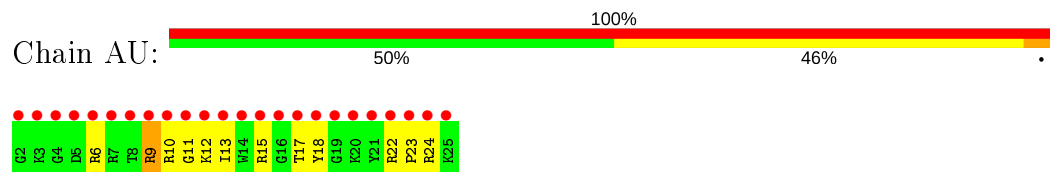
- Molecule 20: 30S ribosomal protein S20

Chain DT:

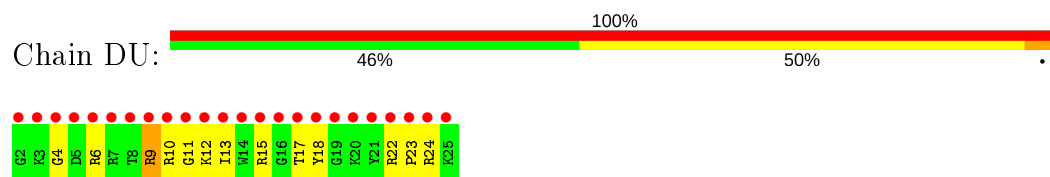


- Molecule 21: 30S ribosomal protein Thx

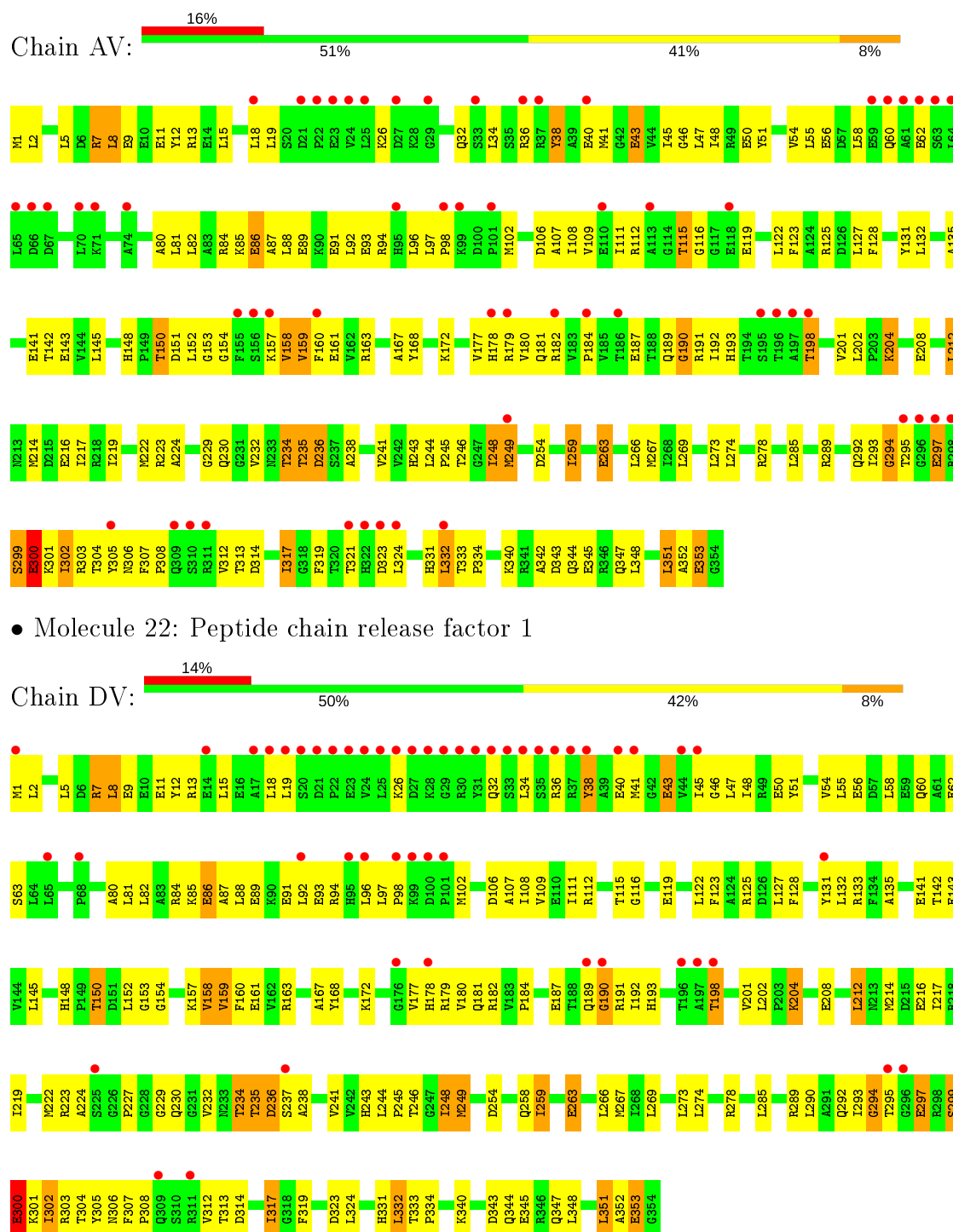
Chain AU:



- Molecule 21: 30S ribosomal protein Thx

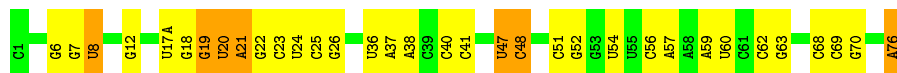


- Molecule 22: Peptide chain release factor 1



- Molecule 23: P-site tRNA-fMet

Chain AW: 




- Molecule 23: P-site tRNA-fMet

Chain DW: 



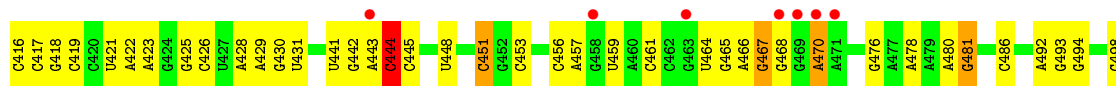
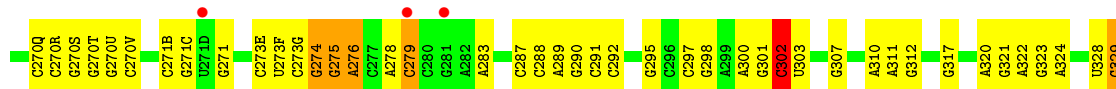
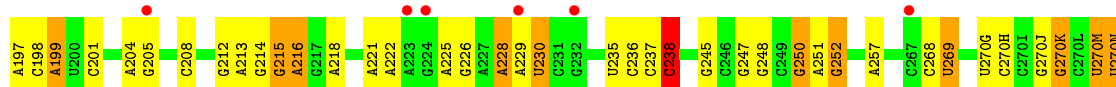
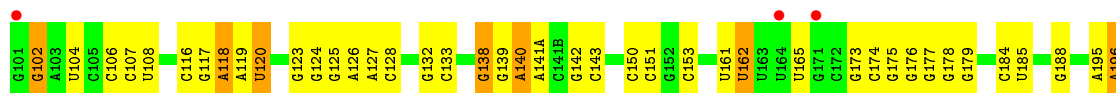
- Molecule 24: messenger RNA (5'-R(*AP*AP*UP*GP*UP*AP*G)-3')

Chain AX: 



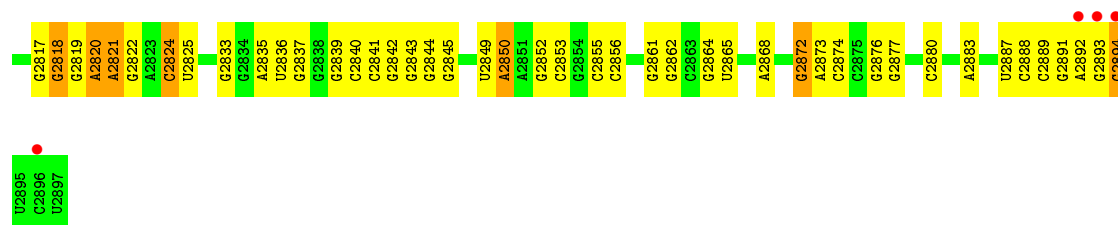
- Molecule 25: 23S ribosomal RNA

Chain BA: 

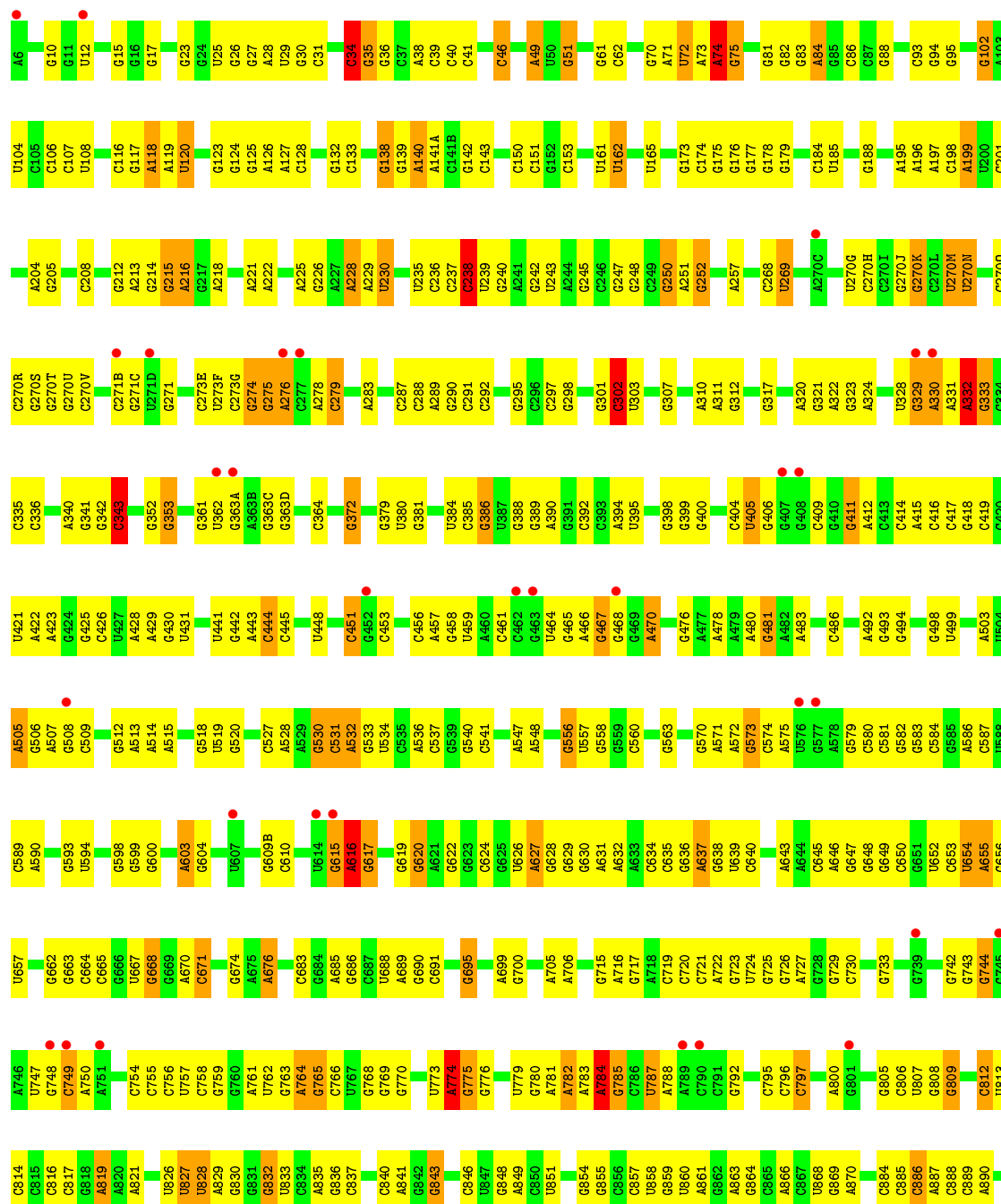




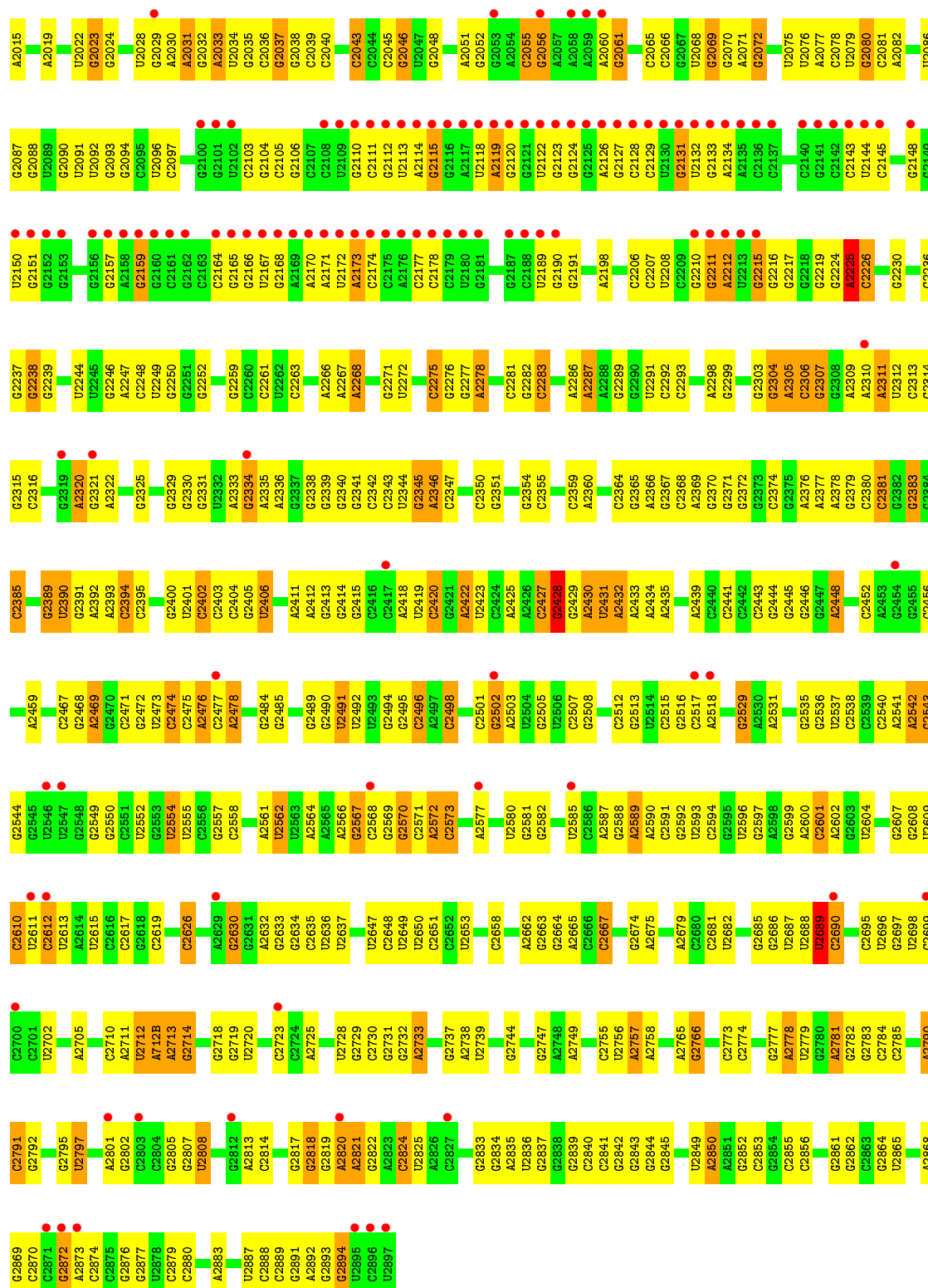
G1750	G1751																																																																																																																																																																																																																																																																																																																																																																																																																																																																																																																																																																																																																																																																																																																																																																																																																																																																																																																																																																																																																																																																																																																																																																																																																																																																																																																																																																																																																																																																																					
-------	-------	--	--	--	--	--	--	--	--	--	--	--	--	--	--	--	--	--	--	--	--	--	--	--	--	--	--	--	--	--	--	--	--	--	--	--	--	--	--	--	--	--	--	--	--	--	--	--	--	--	--	--	--	--	--	--	--	--	--	--	--	--	--	--	--	--	--	--	--	--	--	--	--	--	--	--	--	--	--	--	--	--	--	--	--	--	--	--	--	--	--	--	--	--	--	--	--	--	--	--	--	--	--	--	--	--	--	--	--	--	--	--	--	--	--	--	--	--	--	--	--	--	--	--	--	--	--	--	--	--	--	--	--	--	--	--	--	--	--	--	--	--	--	--	--	--	--	--	--	--	--	--	--	--	--	--	--	--	--	--	--	--	--	--	--	--	--	--	--	--	--	--	--	--	--	--	--	--	--	--	--	--	--	--	--	--	--	--	--	--	--	--	--	--	--	--	--	--	--	--	--	--	--	--	--	--	--	--	--	--	--	--	--	--	--	--	--	--	--	--	--	--	--	--	--	--	--	--	--	--	--	--	--	--	--	--	--	--	--	--	--	--	--	--	--	--	--	--	--	--	--	--	--	--	--	--	--	--	--	--	--	--	--	--	--	--	--	--	--	--	--	--	--	--	--	--	--	--	--	--	--	--	--	--	--	--	--	--	--	--	--	--	--	--	--	--	--	--	--	--	--	--	--	--	--	--	--	--	--	--	--	--	--	--	--	--	--	--	--	--	--	--	--	--	--	--	--	--	--	--	--	--	--	--	--	--	--	--	--	--	--	--	--	--	--	--	--	--	--	--	--	--	--	--	--	--	--	--	--	--	--	--	--	--	--	--	--	--	--	--	--	--	--	--	--	--	--	--	--	--	--	--	--	--	--	--	--	--	--	--	--	--	--	--	--	--	--	--	--	--	--	--	--	--	--	--	--	--	--	--	--	--	--	--	--	--	--	--	--	--	--	--	--	--	--	--	--	--	--	--	--	--	--	--	--	--	--	--	--	--	--	--	--	--	--	--	--	--	--	--	--	--	--	--	--	--	--	--	--	--	--	--	--	--	--	--	--	--	--	--	--	--	--	--	--	--	--	--	--	--	--	--	--	--	--	--	--	--	--	--	--	--	--	--	--	--	--	--	--	--	--	--	--	--	--	--	--	--	--	--	--	--	--	--	--	--	--	--	--	--	--	--	--	--	--	--	--	--	--	--	--	--	--	--	--	--	--	--	--	--	--	--	--	--	--	--	--	--	--	--	--	--	--	--	--	--	--	--	--	--	--	--	--	--	--	--	--	--	--	--	--	--	--	--	--	--	--	--	--	--	--	--	--	--	--	--	--	--	--	--	--	--	--	--	--	--	--	--	--	--	--	--	--	--	--	--	--	--	--	--	--	--	--	--	--	--	--	--	--	--	--	--	--	--	--	--	--	--	--	--	--	--	--	--	--	--	--	--	--	--	--	--	--	--	--	--	--	--	--	--	--	--	--	--	--	--	--	--	--	--	--	--	--	--	--	--	--	--	--	--	--	--	--	--	--	--	--	--	--	--	--	--	--	--	--	--	--	--	--	--	--	--	--	--	--	--	--	--	--	--	--	--	--	--	--	--	--	--	--	--	--	--	--	--	--	--	--	--	--	--	--	--	--	--	--	--	--	--	--	--	--	--	--	--	--	--	--	--	--	--	--	--	--	--	--	--	--	--	--	--	--	--	--	--	--	--	--	--	--	--	--	--	--	--	--	--	--	--	--	--	--	--	--	--	--	--	--	--	--	--	--	--	--	--	--	--	--	--	--	--	--	--	--	--	--	--	--	--	--	--	--	--	--	--	--	--	--	--	--	--	--	--	--	--	--	--	--	--	--	--	--	--	--	--	--	--	--	--	--	--	--	--	--	--	--	--	--	--	--	--	--	--	--	--	--	--	--	--	--	--	--	--	--	--	--	--	--	--	--	--	--	--	--	--	--	--	--	--	--	--	--	--	--	--	--	--	--	--	--	--	--	--	--	--	--	--	--	--	--	--	--	--	--	--	--	--	--	--	--	--	--	--	--	--	--	--	--	--	--	--	--	--	--	--	--	--	--	--	--	--	--	--	--	--	--	--	--	--	--	--	--	--	--	--	--	--	--	--	--	--	--	--	--	--	--	--	--	--	--	--	--	--	--	--	--	--	--	--	--	--	--	--	--	--	--	--	--	--	--	--	--	--	--	--	--	--	--	--	--	--	--	--	--	--	--	--	--	--	--	--	--	--	--	--	--	--	--	--	--	--	--	--	--	--	--	--	--	--	--	--	--	--	--	--	--	--	--	--	--	--	--	--	--	--	--	--	--	--	--	--	--	--	--	--	--	--	--	--	--	--	--	--	--	--	--	--	--	--	--	--	--	--	--	--	--	--	--	--	--	--	--	--	--	--	--	--	--	--	--	--	--	--	--	--	--	--	--	--	--	--	--	--	--	--	--	--	--	--	--	--	--	--	--	--	--	--	--	--	--	--	--	--	--	--	--	--	--	--	--	--	--	--	--	--	--	--	--	--	--	--	--	--	--	--	--	--	--	--	--	--	--	--	--	--	--	--	--	--	--	--	--	--	--	--	--	--	--	--	--	--	--	--	--	--	--	--	--	--	--	--	--	--	--	--	--	--	--	--	--	--	--	--	--	--	--	--	--	--	--	--	--	--	--	--	--	--	--	--	--	--	--	--	--	--	--	--	--	--	--	--	--	--	--	--	--	--	--	--	--	--	--	--	--	--	--	--	--	--	--	--	--	--	--	--	--	--	--	--	--	--	--	--	--	--	--	--	--	--	--	--	--	--	--	--	--	--	--	--	--	--	--	--	--	--	--	--	--	--	--	--	--	--	--	--	--	--	--	--	--	--	--	--	--	--	--	--	--	--	--	--	--	--	--	--	--	--	--	--	--	--	--	--	--	--	--	--	--	--	--	--	--	--	--	--	--	--	--	--	--	--	--	--	--	--	--	--	--	--	--	--	--	--	--	--	--	--	--	--	--	--	--	--	--	--	--	--	--	--	--	--	--	--	--	--	--	--	--	--	--	--	--	--	--	--	--	--	--	--	--	--	--	--	--	--	--	--	--	--	--	--	--	--	--	--	--	--	--	--	--	--	--	--	--	--	--	--	--	--	--	--	--	--	--	--	--	--	--	--	--	--	--	--	--	--	--	--	--	--	--	--	--	--	--	--	--	--	--	--	--	--	--	--	--	--	--	--	--	--	--	--

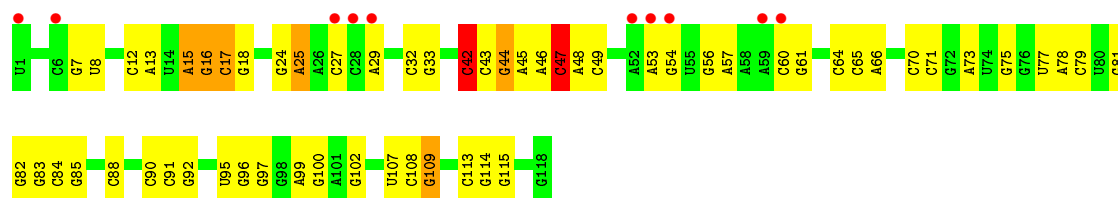


• Molecule 25: 23S ribosomal RNA

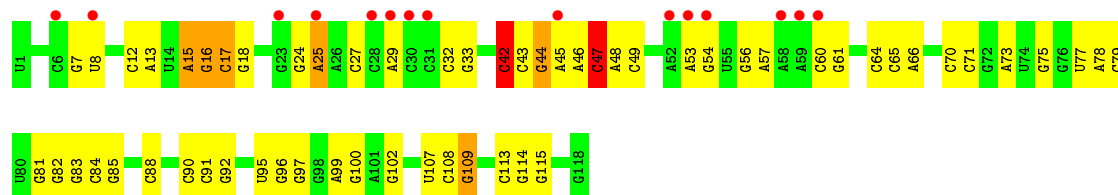


U1936	A1936	U1730	C1550	A1471	C1386	G1303	G1212	A1129	A1057	A996
A1937	A1825	G1731	C1551	A1472	C1387	C1304	G1213	U1130	G1058	G974A
A1938	G1826	U1639	C1557	G1473	G1388	C1305	G1215	G1131	C1059	C974B
U1939	U1735	C1640	C1558		G1389	C1306	G1216		U1060	C975
U1940		A1641	C1559			A1307		C1135	U1061	A899
	A1829	C1830	G1560	G1480	A1392	A1308	C1221	G1136	G1062	A900
	C1831	C1644		U1481	A1393	G1309	C122A	G1137		A901
	G1748	G1645		G1483	U1394	G1310		G1138	G1063	C904
	G1750	C1646	G1568	A1486	A1395	G1311	G1227	G1139	U1065	C904
	G1839	G1647	A1569		A1396	U1312		C1140	U1066	U905
G1840		C1648	A1570		U1397	U1313	U1234	U1141	U1067	A910
	G1756		A1571	A1490	C1398	C1314		U1142	G1068	A911
					C1399	C1315	A1237	A114B	G1069	A911
				C1493	C1403	U1316		C1147	A1070	C914
	A1651	A1652	C1577	A1494	C1403	A1317	G1248	C1147	G1071	C915
	A1759		U1578	A1495	C1404	G1318	U1249	A1148	C1072	G916
	A1760		A1579	A1496	U1405	G1319	G1250	G1149	A1073	A917
	C1761	A1655	A1580	U1497	U1406	C1320			A1077	A918
	A1762	C1656	G1581						A1078	G919
	G1763	C1657	C1582	C1498	C1407	C1327	U1253	G1153	U1078	G919
	G1764	C1658	A1583	C1499	C1408	U1328	A1254	G1154	U1079	G920
	G1765	U1659	G1500	G1500		G1329	U1255	A1155	A1000	G921
	U1766	C1660	A1586		G1416	U1329	G1256	A1156	C1080	U922
	G1767		A1587	C1504	C1417	C1330	C1257	G1157	U1081	C923
			C1588	C1505	G1418	A1331	C1258		U1082	C924
	C1879		C1589	C1506	A1419	G1332		C1161	U1083	
	G1888	G1771	C1590	C1507	U1420			G1162	A1084	C1006
	A1889	G1772	U1591	A1508	G1421	A1336	U1262	G1163	A1085	G932
	A1773	C1774	C1592	A1509	G1422	G1337	G1263	A1163	A1086	G933
	A1890		G1593	A1510		G1338	A1265	U1165	G1087	G934
	G1891	G1674	A1511		G1425	G1339	G1266	C1166	A1088	C935
	C1892	C1675	G1512	G1512	G1426	U1340	U1267	U1167	U1089	C936
	G1896	A1676	G1513	C1513	G1427	U1341		G1168	U1090	G937
	G1897	C1677	U1514	U1514	A1428	A1342	A1269		C1092	G938
	G1898	G1678	C1598	C1515	G1429	G1343	G1270	G1173	A1020	A941
	A1783	U1679	C1599	U1516	C1430	G1344	G1271	A1174	C1093	G942
	G1899	U1680	U1602	C1517	U1431		A1272	U1175	U1094	U943
			A1603	U1518		G1348	U1273	A1177	A1095	G944
			C1607	C1523	A1434	A1349	A1274	G1178	A1096	A945
	A1786	A1681	G1524			A1353	A1276	C1179	G1025	G946
	A1787	G1682	G1524		C1437	A1354			G947	G947
	C1788	C1683		A1529	U1438	G1355	G1283	A1182	A1027	G948
	A1789		C1607	C1530		G1356		G1183	A1028	C949
	C1790	A1689	A1609	C1531	G1441	C1357	G1284	G1183	C1102	C950
	A1791		A1610	C1532	C1444	G135				

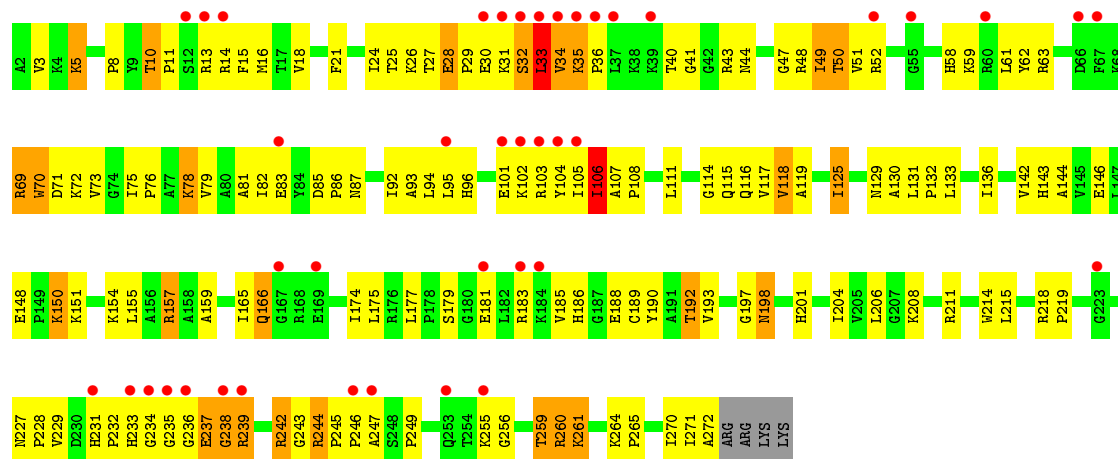




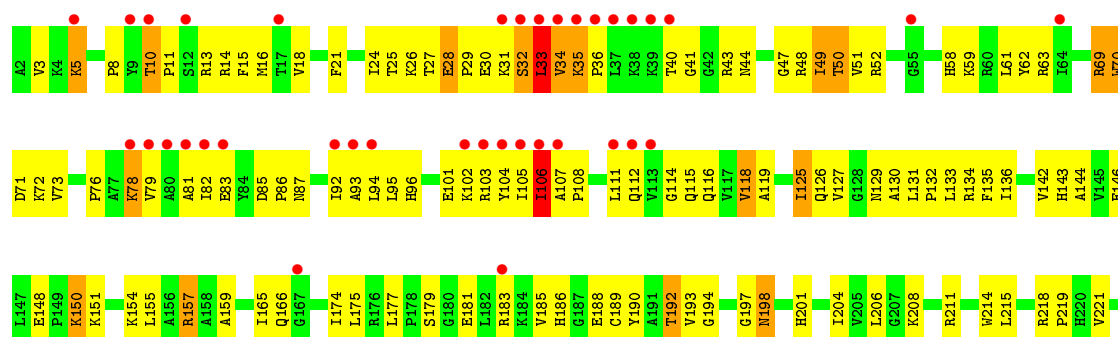
• Molecule 26: 5S ribosomal RNA



• Molecule 27: 50S ribosomal protein L2

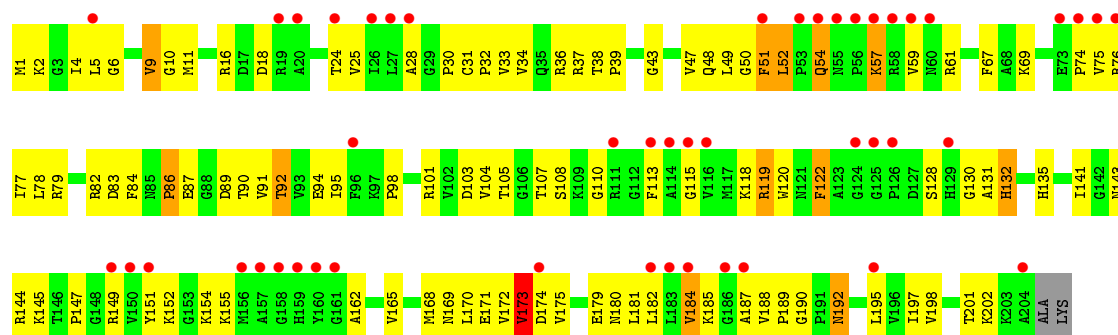


• Molecule 27: 50S ribosomal protein L2

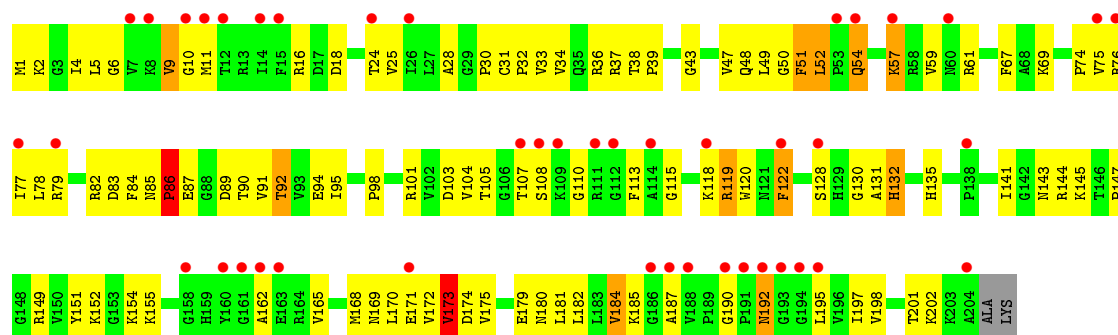




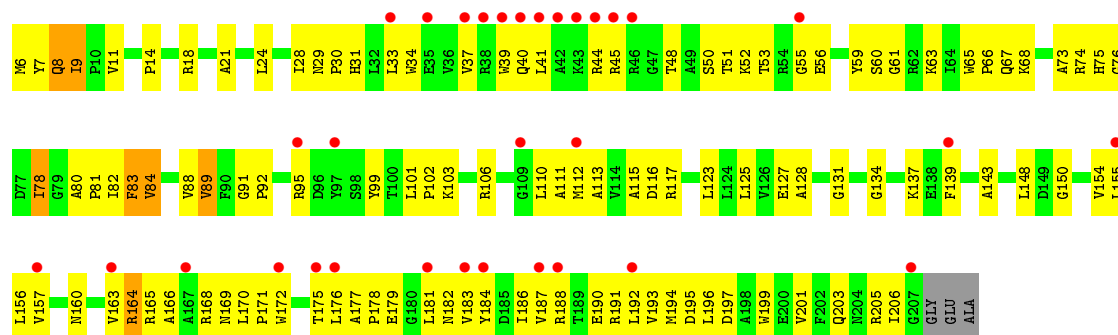
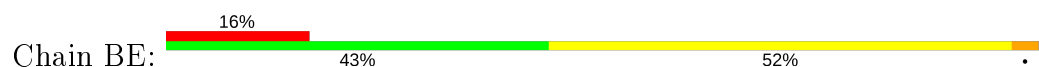
• Molecule 28: 50S ribosomal protein L3



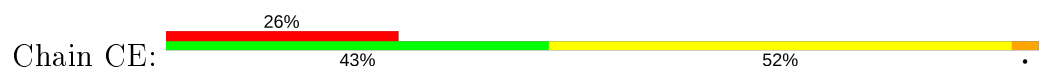
• Molecule 28: 50S ribosomal protein L3

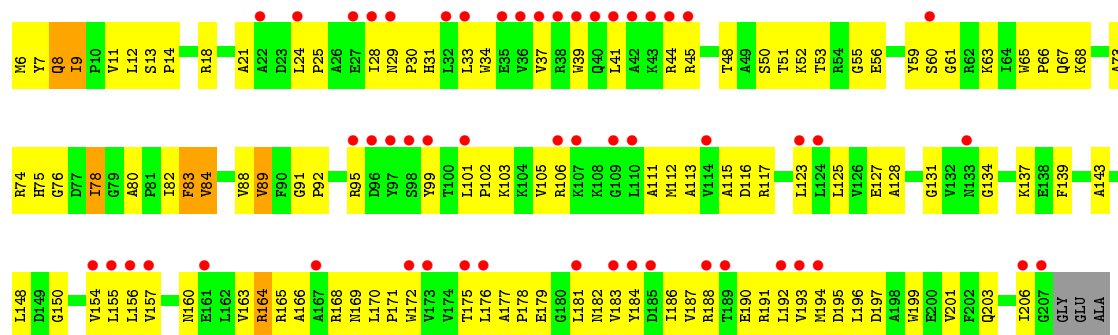


• Molecule 29: 50S ribosomal protein L4

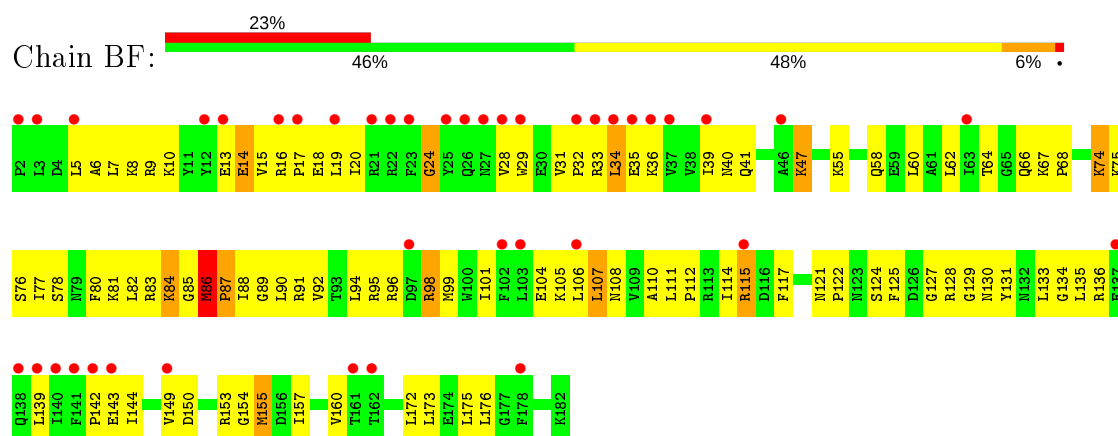


• Molecule 29: 50S ribosomal protein L4

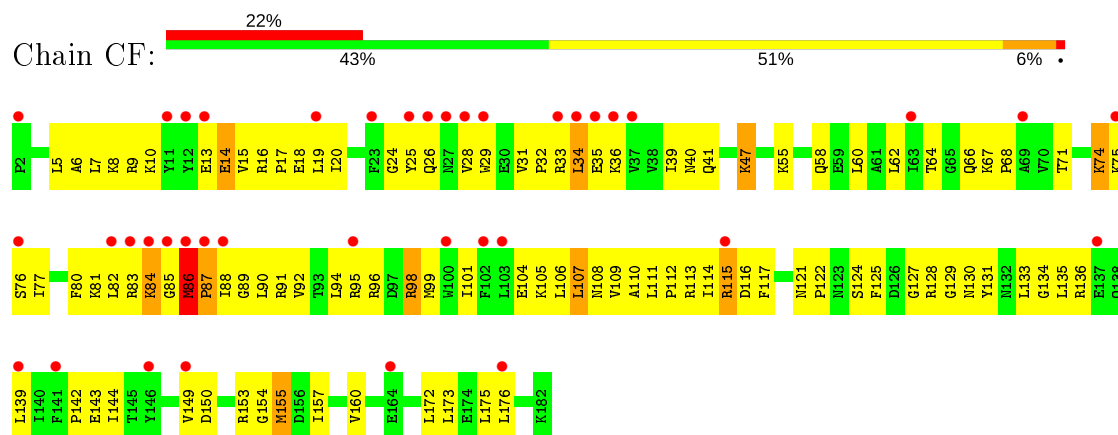




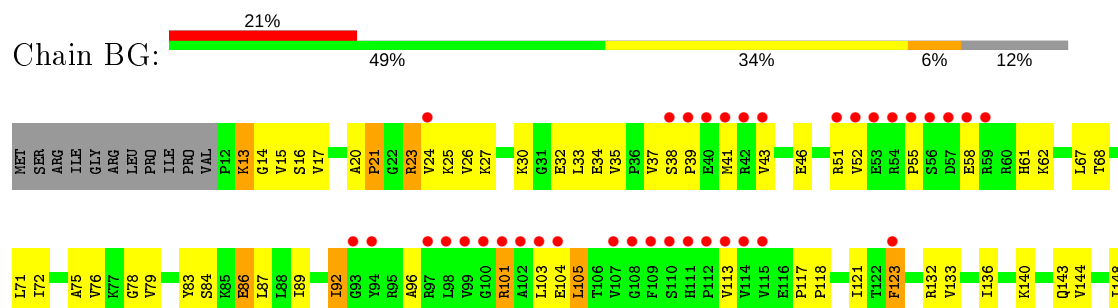
• Molecule 30: 50S ribosomal protein L5



• Molecule 30: 50S ribosomal protein L5

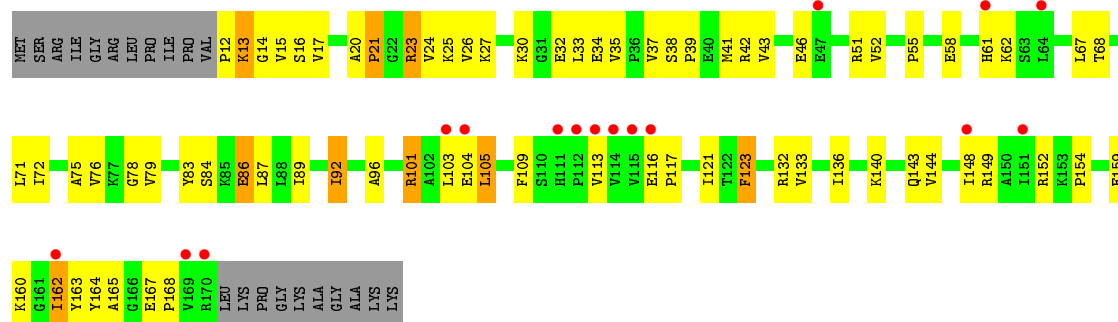


• Molecule 31: 50S ribosomal protein L6

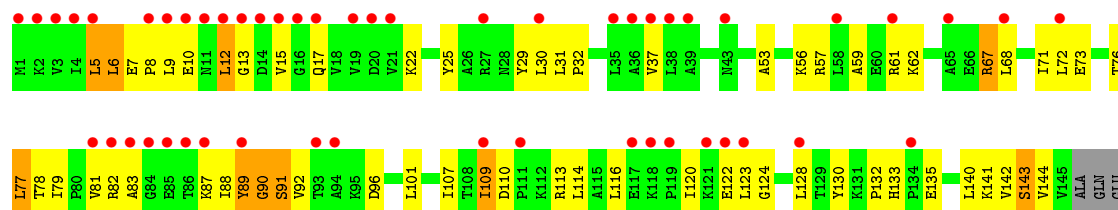




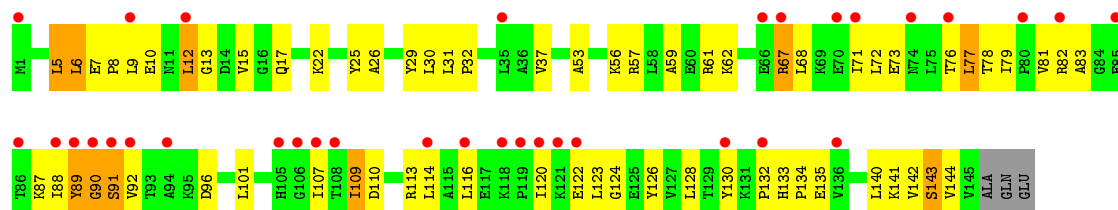
- Molecule 31: 50S ribosomal protein L6




- Molecule 32: 50S ribosomal protein L9



- Molecule 32: 50S ribosomal protein L9




- Molecule 33: 50S ribosomal protein L10

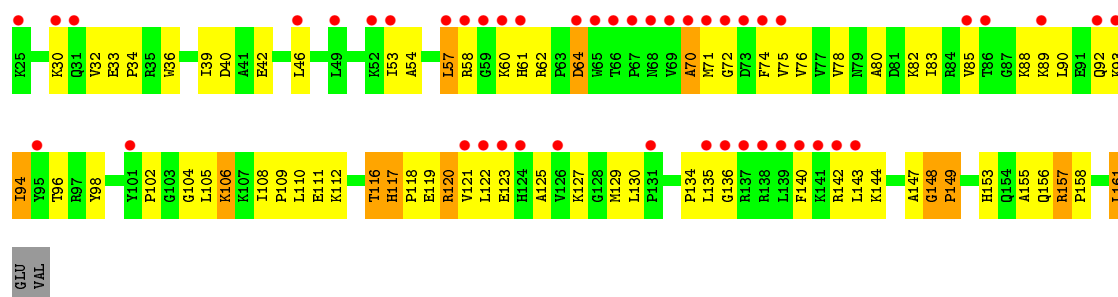


ASP	VAL	GLU	ALA	LEU	GLY	THR	MET	ASP	GLU	LEU	ARG	ALA	GLY	LEU	VAL	VAL	GLY	VAL	VAL	GLY	GLY	VAL	VAL	ARG	GLU	LEU	VAL	VAL	GLY	Tyr	ALA	ALA	GLY	Lys	Phe
-----	-----	-----	-----	-----	-----	-----	-----	-----	-----	-----	-----	-----	-----	-----	-----	-----	-----	-----	-----	-----	-----	-----	-----	-----	-----	-----	-----	-----	-----	-----	-----	-----	-----	-----	-----

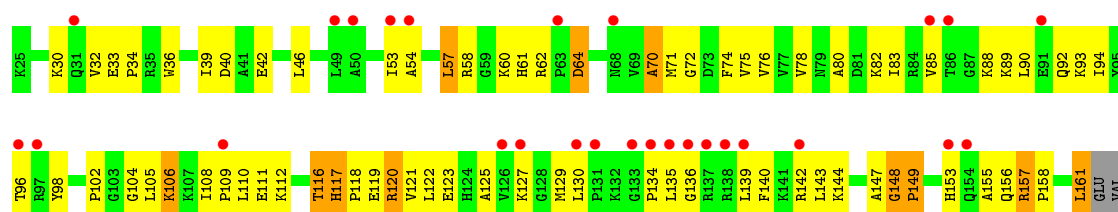
- Molecule 33: 50S ribosomal protein L10



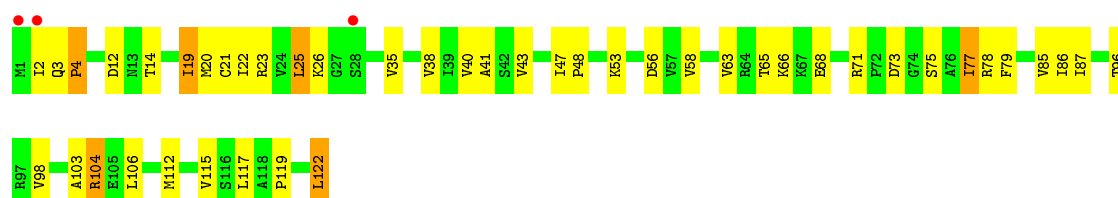
- Molecule 34: 50S ribosomal protein L13



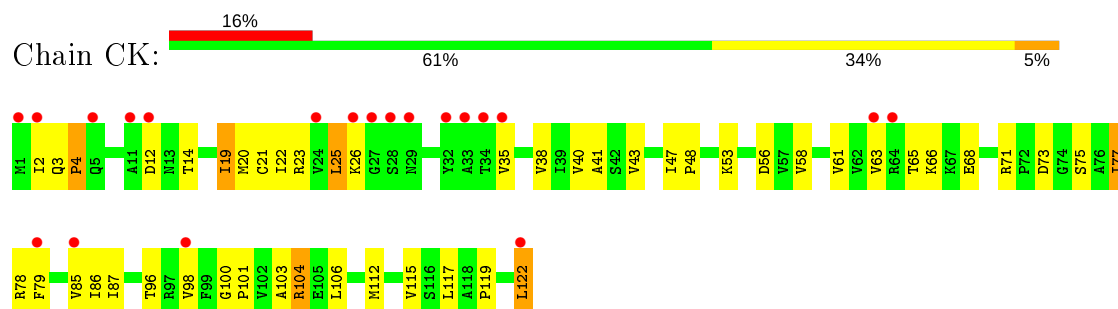
- Molecule 34: 50S ribosomal protein L13



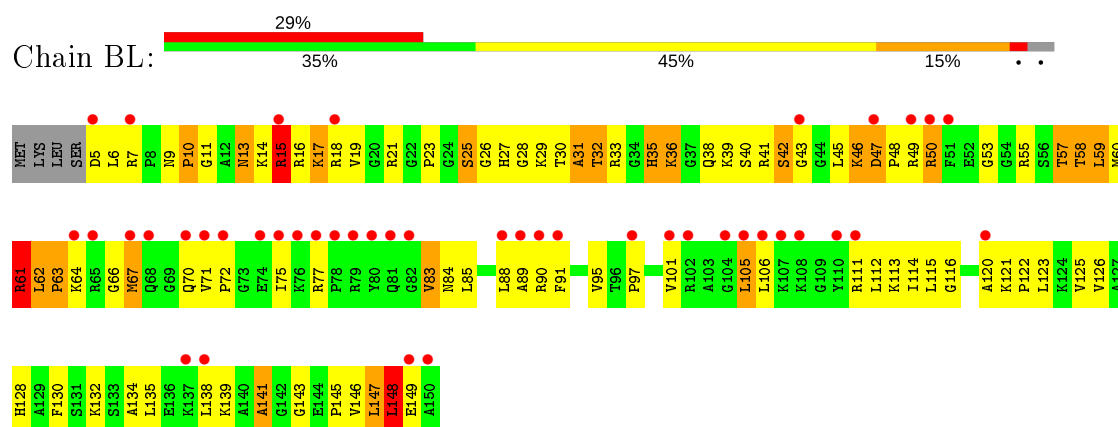
- Molecule 35: 50S ribosomal protein L14



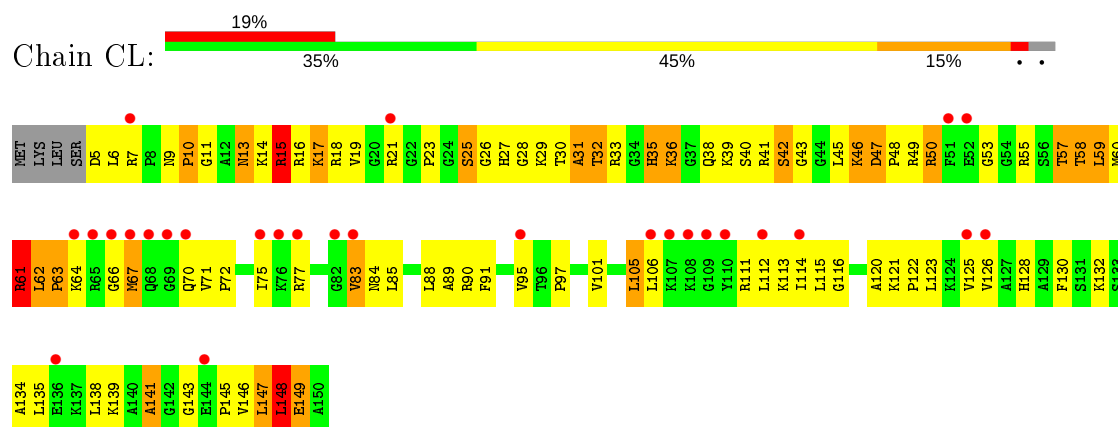
- Molecule 35: 50S ribosomal protein L14



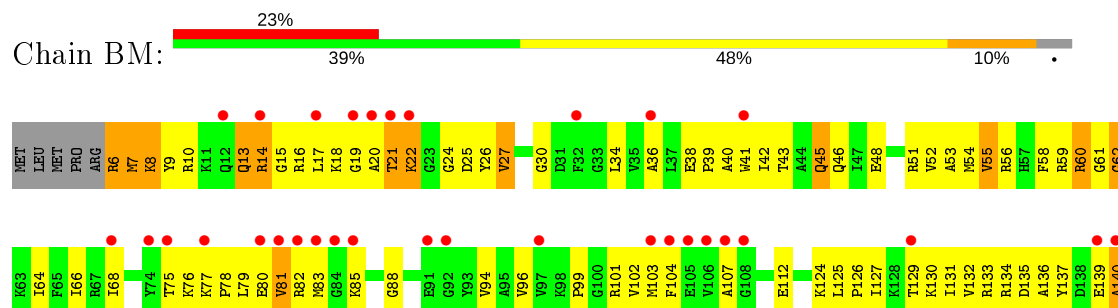
- Molecule 36: 50S ribosomal protein L15



- Molecule 36: 50S ribosomal protein L15



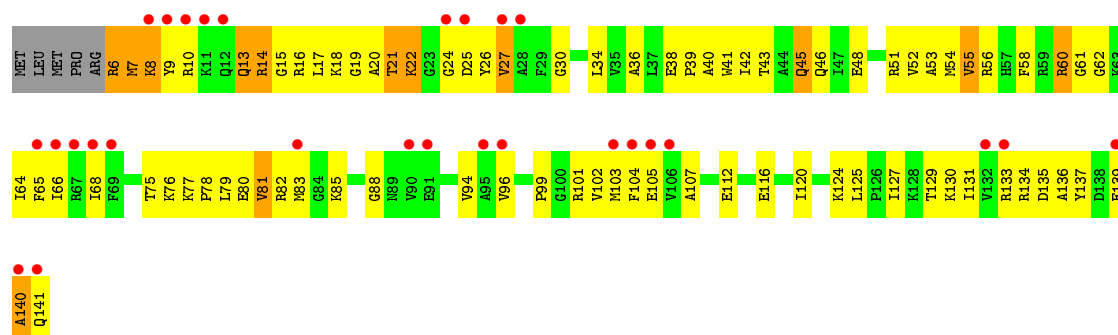
- Molecule 37: 50S ribosomal protein L16



Q141

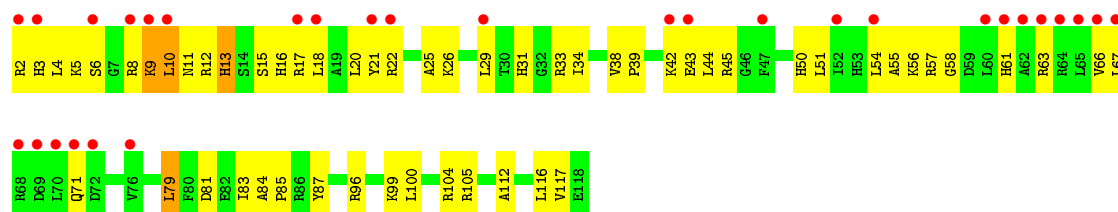
- Molecule 37: 50S ribosomal protein L16

Chain CM: 




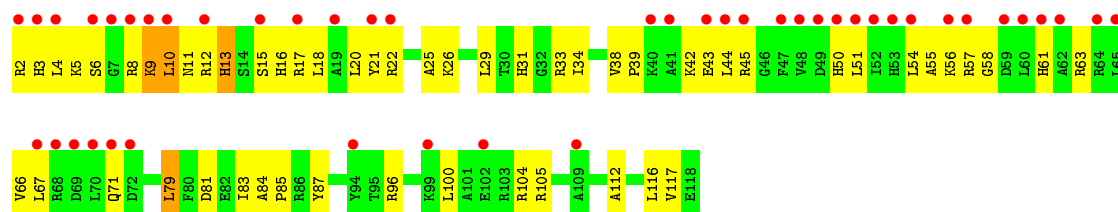
- Molecule 38: 50S ribosomal protein L17

Chain BN: 



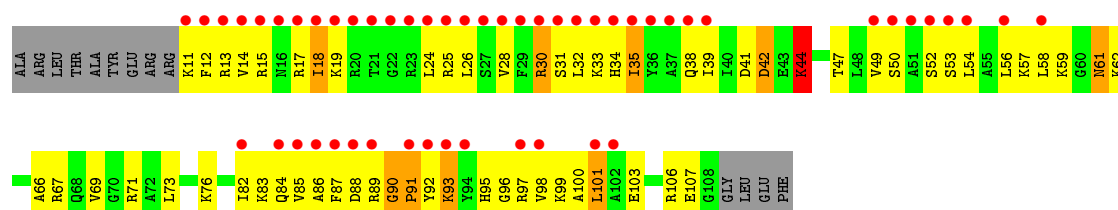
- Molecule 38: 50S ribosomal protein L17

Chain CN: 

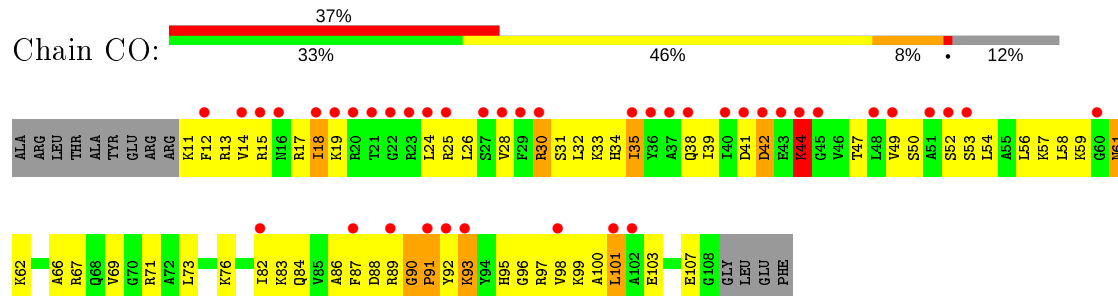


- Molecule 39: 50S ribosomal protein L18

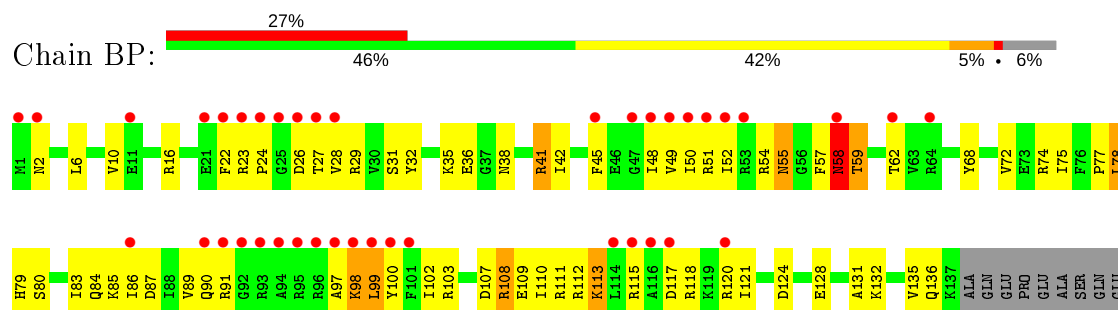
Chain BO: 



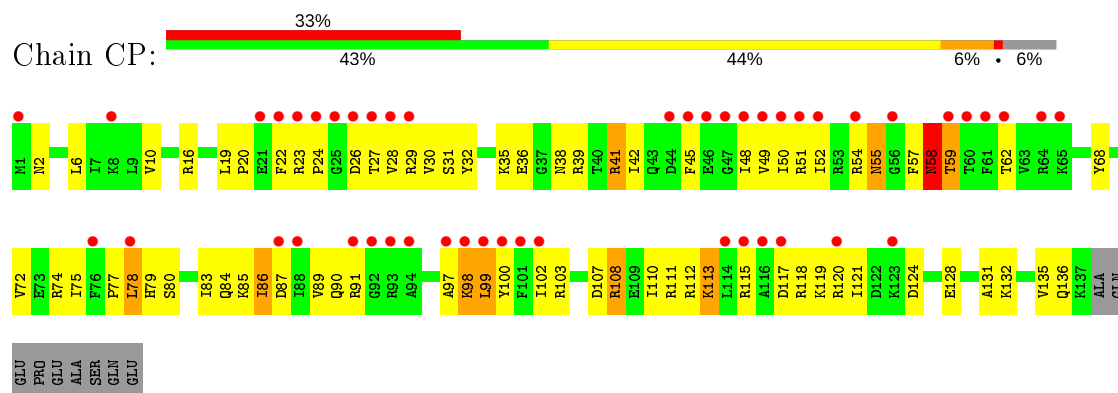
- Molecule 39: 50S ribosomal protein L18



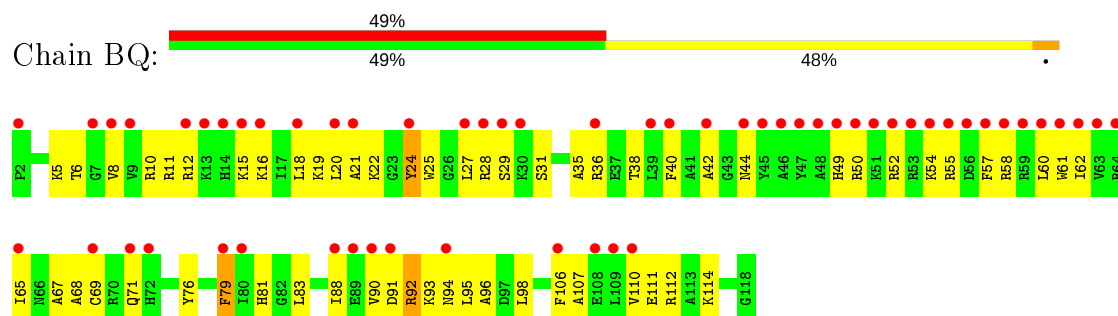
- Molecule 40: 50S ribosomal protein L19



- Molecule 40: 50S ribosomal protein L19

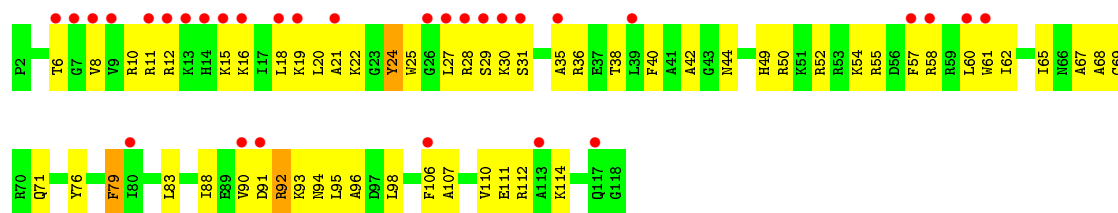


- Molecule 41: 50S ribosomal protein L20

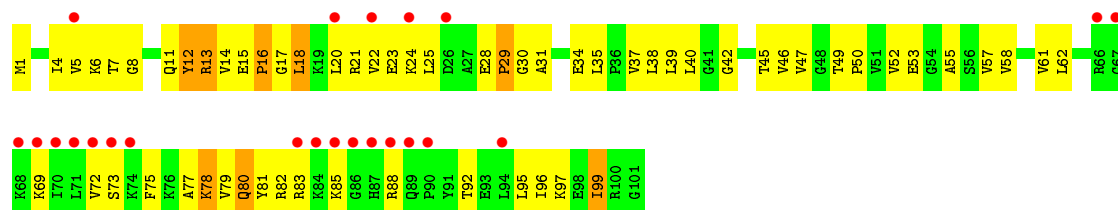


- Molecule 41: 50S ribosomal protein L20

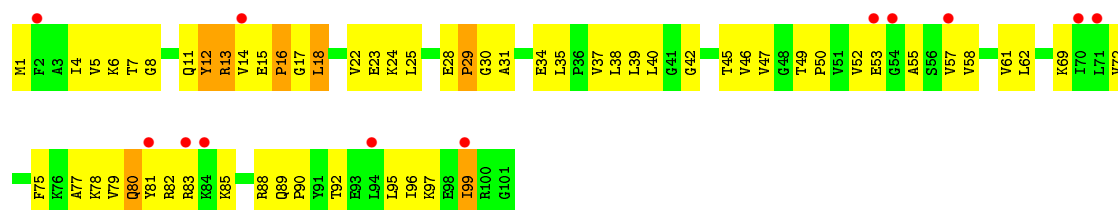
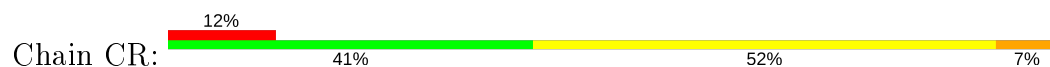




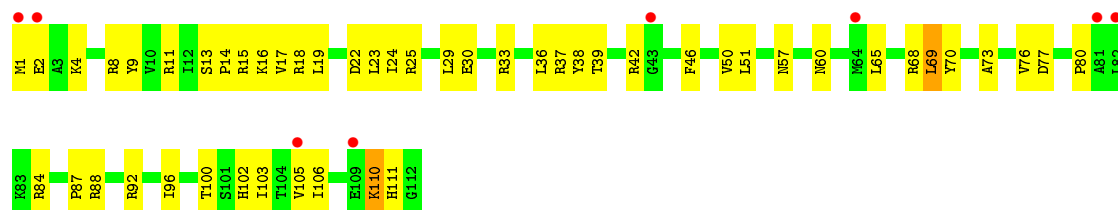
• Molecule 42: 50S ribosomal protein L21



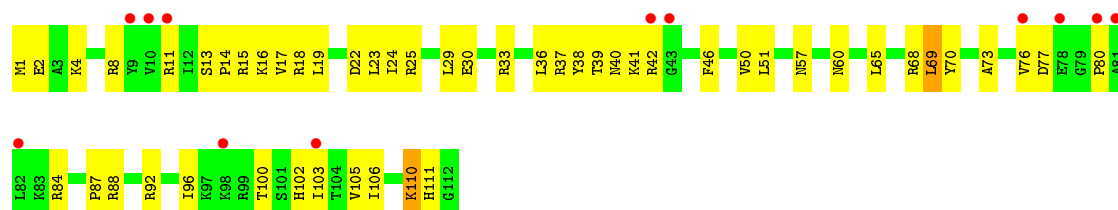
• Molecule 42: 50S ribosomal protein L21



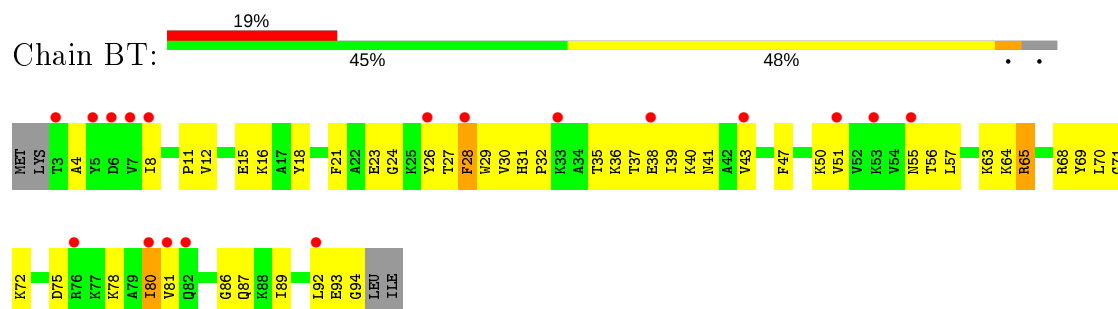
• Molecule 43: 50S ribosomal protein L22



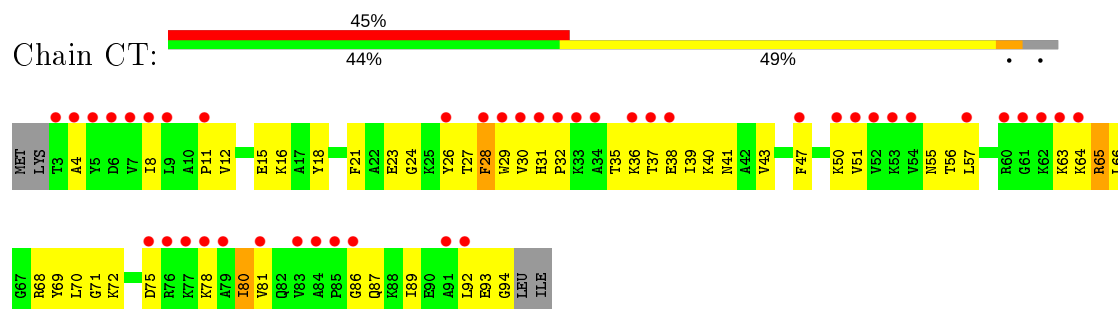
• Molecule 43: 50S ribosomal protein L22



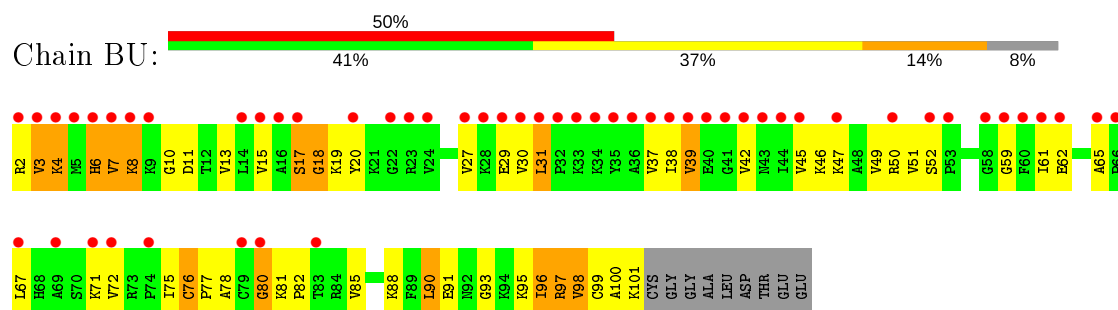
- Molecule 44: 50S ribosomal protein L23



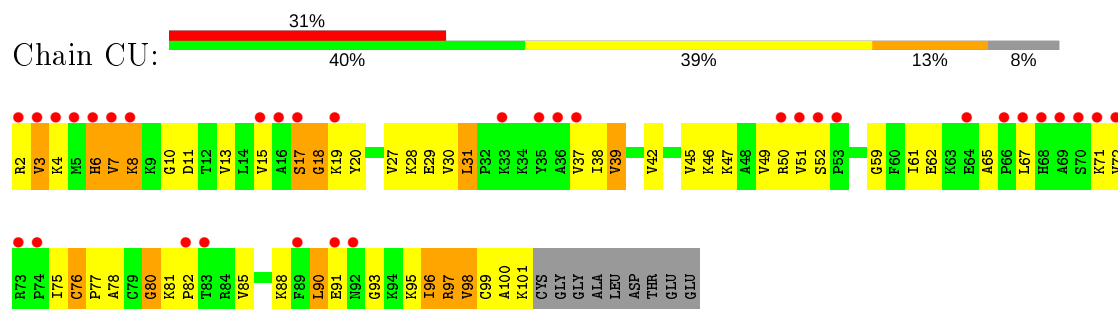
- Molecule 44: 50S ribosomal protein L23



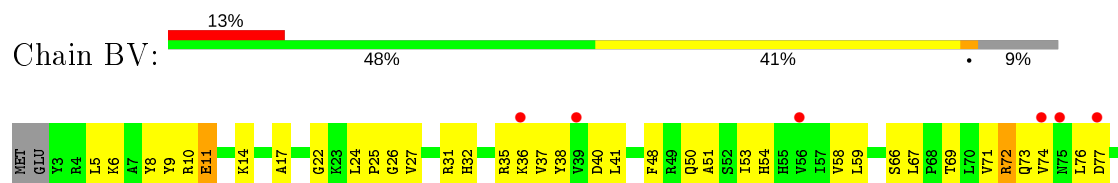
- Molecule 45: 50S ribosomal protein L24

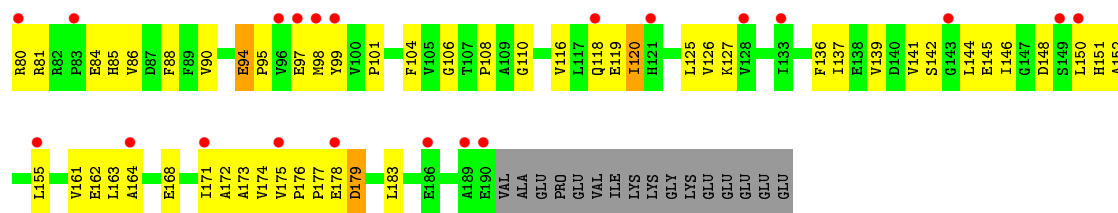


- Molecule 45: 50S ribosomal protein L24

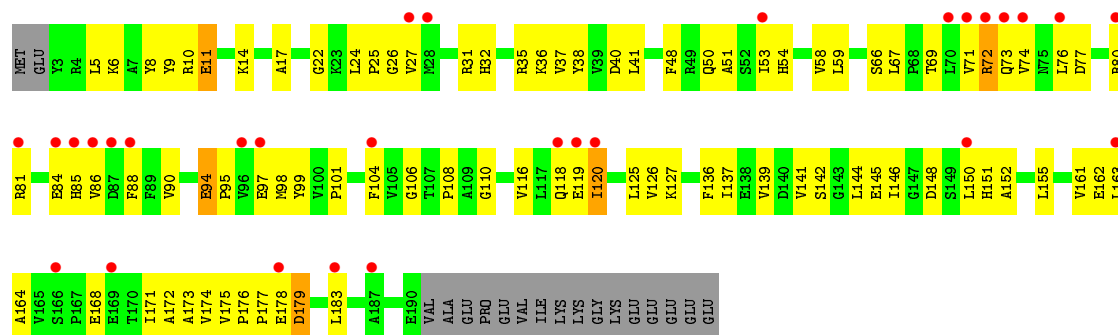


- Molecule 46: 50S ribosomal protein L25





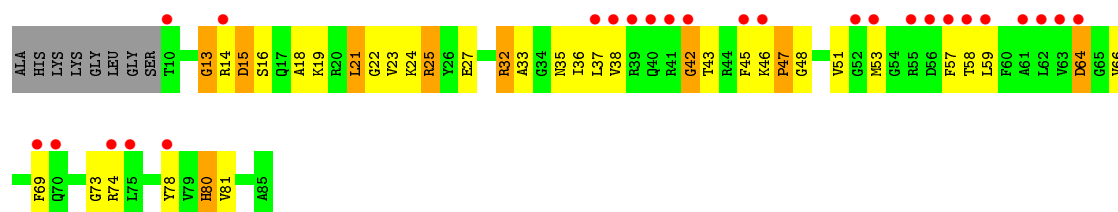
• Molecule 46: 50S ribosomal protein L25



• Molecule 47: 50S ribosomal protein L27



• Molecule 47: 50S ribosomal protein L27




• Molecule 48: 50S ribosomal protein L28

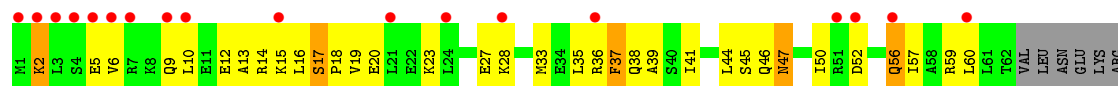





- Molecule 48: 50S ribosomal protein L28



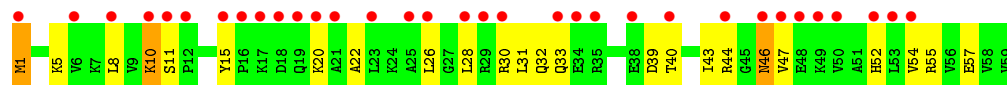
- Molecule 49: 50S ribosomal protein L29



- Molecule 49: 50S ribosomal protein L29



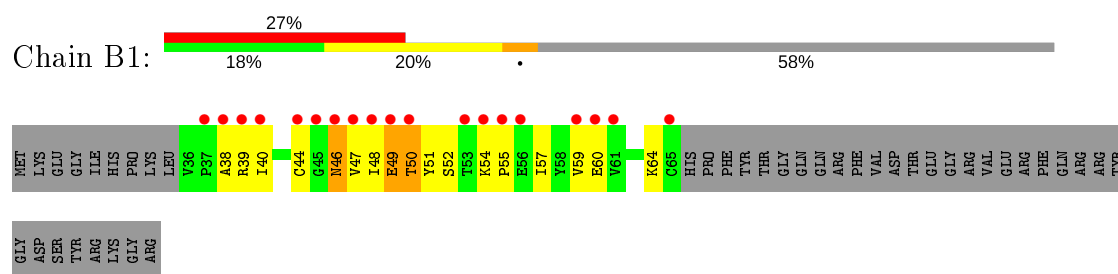
- Molecule 50: 50S ribosomal protein L30



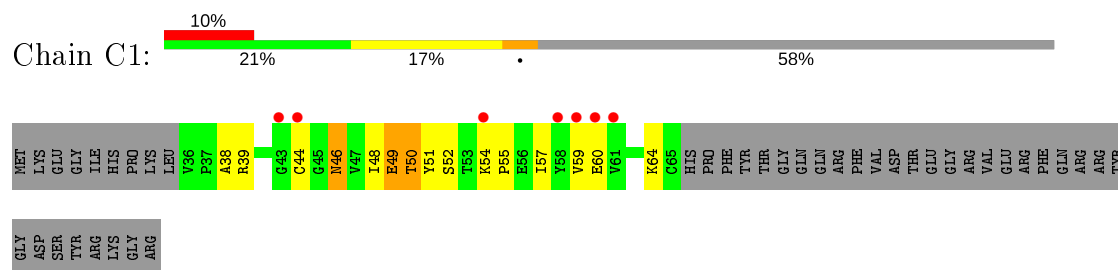
- Molecule 50: 50S ribosomal protein L30



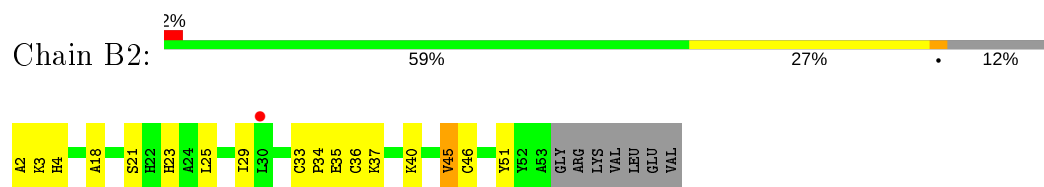
- Molecule 51: 50S ribosomal protein L31



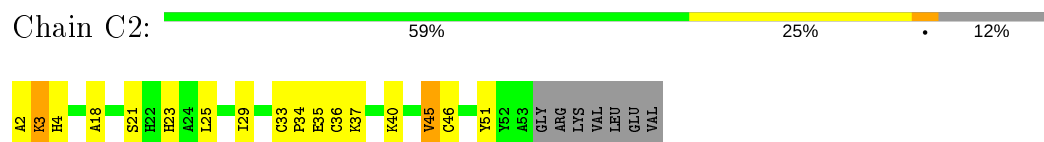
- Molecule 51: 50S ribosomal protein L31



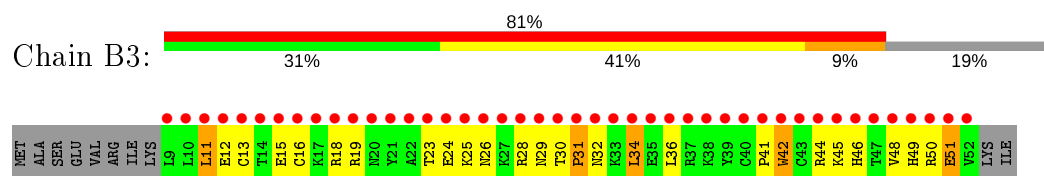
- Molecule 52: 50S ribosomal protein L32



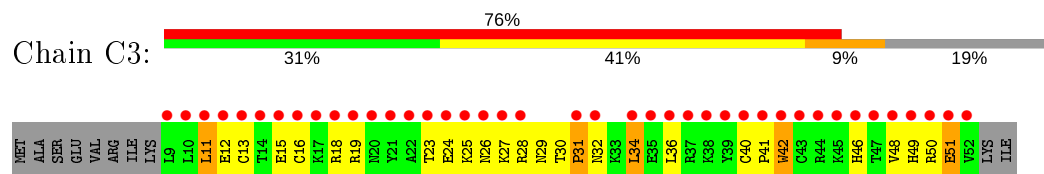
- Molecule 52: 50S ribosomal protein L32



- Molecule 53: 50S ribosomal protein L33



- Molecule 53: 50S ribosomal protein L33



- Molecule 54: 50S ribosomal protein L34

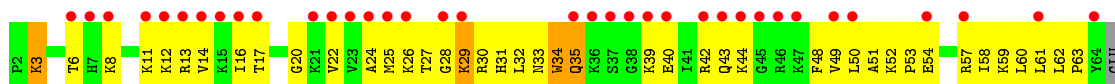





- Molecule 54: 50S ribosomal protein L34



- Molecule 55: 50S ribosomal protein L35




- Molecule 55: 50S ribosomal protein L35



GLU

- Molecule 56: messenger RNA (5'-R(*AP*AP*UP*GP*UP*AP*G)-3')



4 Data and refinement statistics

Property	Value	Source
Space group	P 21 21 21	Depositor
Cell constants a, b, c, α , β , γ	210.38Å 452.70Å 617.09Å 90.00° 90.00° 90.00°	Depositor
Resolution (Å)	49.95 – 3.62 89.69 – 3.51	Depositor EDS
% Data completeness (in resolution range)	100.0 (49.95-3.62) 99.8 (89.69-3.51)	Depositor EDS
R_{merge}	(Not available)	Depositor
R_{sym}	(Not available)	Depositor
$\langle I/\sigma(I) \rangle$ ¹	1.56 (at 3.49Å)	Xtriage
Refinement program	PHENIX 1.6 _289, CNS	Depositor
R, R_{free}	0.260 , 0.291 0.252 , 0.285	Depositor DCC
R_{free} test set	14480 reflections (2.00%)	wwPDB-VP
Wilson B-factor (Å ²)	130.6	Xtriage
Anisotropy	0.233	Xtriage
Bulk solvent k_{sol} (e/Å ³), B_{sol} (Å ²)	0.21 , 95.2	EDS
L-test for twinning ²	$\langle L \rangle = 0.31$, $\langle L^2 \rangle = 0.14$	Xtriage
Estimated twinning fraction	No twinning to report.	Xtriage
F_o, F_c correlation	0.85	EDS
Total number of atoms	294174	wwPDB-VP
Average B, all atoms (Å ²)	172.0	wwPDB-VP

Xtriage's analysis on translational NCS is as follows: *The largest off-origin peak in the Patterson function is 1.50% of the height of the origin peak. No significant pseudotranslation is detected.*

¹Intensities estimated from amplitudes.

²Theoretical values of $\langle |L| \rangle$, $\langle L^2 \rangle$ for acentric reflections are 0.5, 0.333 respectively for untwinned datasets, and 0.375, 0.2 for perfectly twinned datasets.

5 Model quality

5.1 Standard geometry

Bond lengths and bond angles in the following residue types are not validated in this section: ZN, MG

The Z score for a bond length (or angle) is the number of standard deviations the observed value is removed from the expected value. A bond length (or angle) with $|Z| > 5$ is considered an outlier worth inspection. RMSZ is the root-mean-square of all Z scores of the bond lengths (or angles).

Mol	Chain	Bond lengths		Bond angles	
		RMSZ	# Z >5	RMSZ	# Z >5
1	AA	0.16	0/36194	0.53	20/56493 (0.0%)
1	DA	0.16	0/36194	0.53	20/56493 (0.0%)
2	AB	0.20	0/1936	0.36	0/2609
2	DB	0.20	0/1936	0.36	0/2609
3	AC	0.20	0/1637	0.36	0/2205
3	DC	0.20	0/1637	0.36	0/2205
4	AD	0.20	0/1733	0.36	0/2318
4	DD	0.20	0/1733	0.36	0/2318
5	AE	0.20	0/1172	0.38	0/1576
5	DE	0.20	0/1172	0.38	0/1576
6	AF	0.20	0/856	0.38	0/1154
6	DF	0.21	0/856	0.38	0/1154
7	AG	0.20	0/1276	0.34	0/1709
7	DG	0.20	0/1276	0.34	0/1709
8	AH	0.20	0/1136	0.38	0/1527
8	DH	0.20	0/1136	0.38	0/1527
9	AI	0.21	0/1029	0.35	0/1378
9	DI	0.20	0/1029	0.36	0/1378
10	AJ	0.20	0/808	0.38	0/1085
10	DJ	0.20	0/808	0.38	0/1085
11	AK	0.20	0/900	0.37	0/1213
11	DK	0.20	0/900	0.37	0/1213
12	AL	0.21	0/987	0.41	0/1320
12	DL	0.21	0/987	0.41	0/1320
13	AM	0.19	0/944	0.39	0/1265
13	DM	0.19	0/944	0.39	0/1265
14	AN	0.20	0/501	0.34	0/664
14	DN	0.20	0/501	0.34	0/664
15	AO	0.20	0/745	0.34	0/992
15	DO	0.20	0/745	0.34	0/992
16	AP	0.21	0/717	0.38	0/963
16	DP	0.20	0/717	0.38	0/963

Mol	Chain	Bond lengths		Bond angles	
		RMSZ	# Z >5	RMSZ	# Z >5
17	AQ	0.20	0/837	0.37	0/1117
17	DQ	0.20	0/837	0.37	0/1117
18	AR	0.21	0/579	0.36	0/768
18	DR	0.21	0/579	0.37	0/768
19	AS	0.20	0/643	0.37	0/865
19	DS	0.20	0/643	0.37	0/865
20	AT	0.20	0/764	0.34	0/1006
20	DT	0.20	0/764	0.34	0/1006
21	AU	0.18	0/213	0.35	0/277
21	DU	0.19	0/213	0.35	0/277
22	AV	0.21	0/2850	0.39	0/3829
22	DV	0.21	0/2850	0.39	0/3829
23	AW	0.16	0/1832	0.48	0/2855
23	DW	0.16	0/1832	0.48	0/2855
24	AX	0.17	0/167	0.63	0/259
25	BA	0.19	0/69437	0.57	47/108401 (0.0%)
25	CA	0.19	0/69437	0.58	49/108401 (0.0%)
26	BB	0.15	0/2853	0.53	3/4451 (0.1%)
26	CB	0.15	0/2853	0.53	3/4451 (0.1%)
27	BC	0.22	0/2154	0.42	0/2905
27	CC	0.23	0/2154	0.42	0/2905
28	BD	0.21	0/1596	0.40	0/2153
28	CD	0.21	0/1596	0.40	0/2153
29	BE	0.22	0/1621	0.38	0/2194
29	CE	0.22	0/1621	0.38	0/2194
30	BF	0.21	0/1500	0.39	0/2017
30	CF	0.21	0/1500	0.39	0/2017
31	BG	0.20	0/1245	0.39	0/1682
31	CG	0.20	0/1245	0.39	0/1682
32	BH	0.20	0/1147	0.38	0/1552
32	CH	0.20	0/1147	0.38	0/1552
33	BI	0.20	0/251	0.35	0/333
33	CI	0.20	0/251	0.35	0/333
34	BJ	0.20	0/1123	0.39	0/1515
34	CJ	0.20	0/1123	0.39	0/1515
35	BK	0.22	0/942	0.41	0/1268
35	CK	0.22	0/942	0.40	0/1268
36	BL	0.22	0/1131	0.45	0/1504
36	CL	0.22	0/1131	0.45	0/1504
37	BM	0.21	0/1099	0.40	0/1468
37	CM	0.21	0/1099	0.40	0/1468
38	BN	0.21	0/974	0.38	0/1302
38	CN	0.21	0/974	0.38	0/1302

Mol	Chain	Bond lengths		Bond angles	
		RMSZ	# Z >5	RMSZ	# Z >5
39	BO	0.21	0/778	0.38	0/1036
39	CO	0.21	0/778	0.38	0/1036
40	BP	0.21	0/1157	0.37	0/1544
40	CP	0.21	0/1157	0.37	0/1544
41	BQ	0.21	0/970	0.36	0/1290
41	CQ	0.21	0/970	0.36	0/1290
42	BR	0.21	0/790	0.38	0/1057
42	CR	0.21	0/790	0.38	0/1057
43	BS	0.21	0/902	0.39	0/1209
43	CS	0.21	0/902	0.38	0/1209
44	BT	0.22	0/739	0.41	0/993
44	CT	0.22	0/739	0.41	0/993
45	BU	0.21	0/788	0.39	0/1051
45	CU	0.21	0/788	0.40	0/1051
46	BV	0.20	0/1523	0.39	0/2068
46	CV	0.20	0/1523	0.39	0/2068
47	BW	0.21	0/613	0.38	0/816
47	CW	0.21	0/613	0.38	0/816
48	BX	0.21	0/701	0.44	0/932
48	CX	0.21	0/701	0.44	0/932
49	BY	0.22	0/522	0.42	0/690
49	CY	0.22	0/522	0.42	0/690
50	BZ	0.19	0/473	0.39	0/634
50	CZ	0.19	0/473	0.39	0/634
51	B1	0.20	0/228	0.39	0/309
51	C1	0.20	0/228	0.39	0/309
52	B2	0.19	0/418	0.41	0/567
52	C2	0.19	0/418	0.41	0/567
53	B3	0.20	0/387	0.39	0/518
53	C3	0.20	0/387	0.39	0/518
54	B4	0.22	0/427	0.41	0/561
54	C4	0.23	0/427	0.42	0/561
55	B5	0.22	0/515	0.39	0/679
55	C5	0.22	0/515	0.39	0/679
56	DX	0.18	0/217	0.57	0/337
All	All	0.19	0/318970	0.51	142/476370 (0.0%)

There are no bond length outliers.

All (142) bond angle outliers are listed below:

Mol	Chain	Res	Type	Atoms	Z	Observed(°)	Ideal(°)
25	BA	1558	A	P-O3'-C3'	10.58	132.39	119.70

Continued on next page...

Continued from previous page...

Mol	Chain	Res	Type	Atoms	Z	Observed(°)	Ideal(°)
25	CA	1558	A	P-O3'-C3'	10.39	132.17	119.70
25	CA	1379	A	P-O3'-C3'	9.46	131.06	119.70
25	BA	1379	A	P-O3'-C3'	9.24	130.78	119.70
25	CA	1937	A	P-O3'-C3'	9.03	130.54	119.70
25	BA	1937	A	P-O3'-C3'	8.79	130.25	119.70
1	DA	1300	G	P-O3'-C3'	8.76	130.21	119.70
1	DA	1504	G	P-O3'-C3'	8.69	130.12	119.70
25	CA	1830	C	N1-C1'-C2'	-8.58	102.57	112.00
1	AA	1504	G	P-O3'-C3'	8.55	129.96	119.70
1	AA	1300	G	P-O3'-C3'	8.53	129.94	119.70
25	BA	1830	C	N1-C1'-C2'	-8.39	102.77	112.00
1	DA	328	C	P-O3'-C3'	7.96	129.25	119.70
1	AA	1064	G	P-O3'-C3'	7.94	129.22	119.70
1	DA	1064	G	P-O3'-C3'	7.91	129.19	119.70
1	AA	328	C	P-O3'-C3'	7.85	129.12	119.70
25	CA	34	C	N1-C1'-C2'	-7.83	103.38	112.00
25	CA	2428	G	P-O3'-C3'	-7.82	110.32	119.70
25	BA	34	C	N1-C1'-C2'	-7.75	103.47	112.00
25	CA	616	A	P-O3'-C3'	7.60	128.82	119.70
25	BA	2428	G	P-O3'-C3'	-7.59	110.59	119.70
25	BA	2225	A	P-O3'-C3'	7.52	128.72	119.70
1	AA	687	A	P-O3'-C3'	7.45	128.64	119.70
1	DA	687	A	P-O3'-C3'	7.43	128.62	119.70
25	BA	616	A	P-O3'-C3'	7.40	128.58	119.70
1	DA	1067	A	P-O3'-C3'	7.39	128.57	119.70
1	AA	1498	U	P-O3'-C3'	7.38	128.55	119.70
1	AA	1067	A	P-O3'-C3'	7.37	128.54	119.70
25	BA	332	A	P-O3'-C3'	7.37	128.54	119.70
1	DA	1498	U	P-O3'-C3'	7.34	128.51	119.70
25	CA	332	A	P-O3'-C3'	7.34	128.50	119.70
25	CA	2225	A	P-O3'-C3'	7.33	128.49	119.70
25	BA	2033	A	P-O3'-C3'	7.27	128.43	119.70
25	CA	2601	C	N1-C1'-C2'	-7.26	104.01	112.00
25	BA	2739	U	O4'-C1'-N1	7.25	114.00	108.20
25	BA	2601	C	N1-C1'-C2'	-7.18	104.10	112.00
25	CA	2739	U	O4'-C1'-N1	7.17	113.94	108.20
25	CA	238	C	O4'-C1'-N1	-7.10	102.52	108.20
1	DA	243	A	P-O3'-C3'	7.08	128.19	119.70
25	CA	2033	A	P-O3'-C3'	7.07	128.18	119.70
1	AA	243	A	P-O3'-C3'	7.01	128.11	119.70
1	AA	533	A	P-O3'-C3'	7.00	128.10	119.70
25	CA	343	C	O4'-C1'-N1	-6.99	102.61	108.20

Continued on next page...

Continued from previous page...

Mol	Chain	Res	Type	Atoms	Z	Observed(°)	Ideal(°)
1	DA	533	A	P-O3'-C3'	6.97	128.06	119.70
25	CA	2689	U	P-O3'-C3'	6.90	127.98	119.70
25	BA	74	A	P-O3'-C3'	6.85	127.92	119.70
25	BA	2689	U	P-O3'-C3'	6.79	127.85	119.70
26	CB	42	C	O4'-C1'-N1	6.78	113.62	108.20
25	CA	1210	A	P-O3'-C3'	6.75	127.80	119.70
25	BA	238	C	O4'-C1'-N1	-6.72	102.82	108.20
25	BA	1285	G	P-O3'-C3'	6.72	127.76	119.70
25	CA	74	A	P-O3'-C3'	6.68	127.72	119.70
25	BA	343	C	O4'-C1'-N1	-6.68	102.86	108.20
25	BA	1210	A	P-O3'-C3'	6.68	127.71	119.70
25	CA	1285	G	P-O3'-C3'	6.63	127.66	119.70
1	AA	266	G	O4'-C1'-N9	-6.62	102.91	108.20
26	BB	42	C	O4'-C1'-N1	6.60	113.48	108.20
1	DA	266	G	O4'-C1'-N9	-6.51	102.99	108.20
25	CA	1779	U	O4'-C1'-N1	6.35	113.28	108.20
25	CA	2562	U	O4'-C1'-N1	6.33	113.26	108.20
1	DA	1397	C	O4'-C1'-N1	6.32	113.26	108.20
25	BA	165	U	O4'-C1'-N1	6.31	113.25	108.20
25	BA	2562	U	O4'-C1'-N1	6.30	113.24	108.20
26	BB	84	C	O4'-C1'-N1	6.28	113.23	108.20
25	CA	165	U	O4'-C1'-N1	6.27	113.21	108.20
25	BA	1779	U	O4'-C1'-N1	6.26	113.21	108.20
1	AA	1397	C	O4'-C1'-N1	6.16	113.13	108.20
25	CA	2474	C	O4'-C1'-N1	6.14	113.11	108.20
25	CA	915	C	O4'-C1'-N1	6.11	113.09	108.20
1	DA	366	C	P-O3'-C3'	6.11	127.03	119.70
25	BA	915	C	O4'-C1'-N1	6.11	113.08	108.20
26	CB	84	C	O4'-C1'-N1	6.06	113.05	108.20
25	BA	2474	C	O4'-C1'-N1	6.06	113.05	108.20
25	CA	353	G	P-O5'-C5'	6.02	130.53	120.90
25	BA	353	G	P-O5'-C5'	6.01	130.52	120.90
1	AA	833	U	O4'-C1'-N1	5.94	112.95	108.20
25	BA	945	A	O4'-C1'-N9	5.85	112.88	108.20
1	AA	545	C	O4'-C1'-N1	5.83	112.86	108.20
25	BA	2343	C	O4'-C1'-N1	5.81	112.85	108.20
1	AA	366	C	P-O3'-C3'	5.80	126.66	119.70
26	CB	47	C	O4'-C1'-N1	5.80	112.84	108.20
25	BA	784	A	P-O3'-C3'	5.77	126.62	119.70
25	BA	2610	C	P-O3'-C3'	5.75	126.61	119.70
25	BA	1427	A	P-O3'-C3'	5.75	126.60	119.70
1	DA	833	U	O4'-C1'-N1	5.75	112.80	108.20

Continued on next page...

Continued from previous page...

Mol	Chain	Res	Type	Atoms	Z	Observed(°)	Ideal(°)
26	BB	47	C	O4'-C1'-N1	5.74	112.79	108.20
25	CA	1427	A	P-O3'-C3'	5.74	126.59	119.70
25	BA	748	G	P-O3'-C3'	5.74	126.59	119.70
25	CA	945	A	O4'-C1'-N9	5.68	112.75	108.20
1	AA	1358	U	O4'-C1'-N1	5.68	112.74	108.20
1	DA	545	C	O4'-C1'-N1	5.66	112.72	108.20
1	DA	1358	U	O4'-C1'-N1	5.66	112.72	108.20
25	CA	2610	C	P-O3'-C3'	5.64	126.47	119.70
25	CA	2364	C	O4'-C1'-N1	5.58	112.67	108.20
25	BA	1660	C	O4'-C1'-N1	5.55	112.64	108.20
25	CA	774	A	C3'-C2'-C1'	5.53	105.93	101.50
1	AA	366	C	O4'-C1'-N1	5.52	112.62	108.20
25	CA	2343	C	O4'-C1'-N1	5.52	112.62	108.20
25	CA	744	G	C8-N9-C4	-5.49	104.20	106.40
25	CA	748	G	P-O3'-C3'	5.49	126.28	119.70
25	CA	2501	C	O4'-C1'-N1	5.46	112.57	108.20
25	CA	2311	A	O4'-C1'-N9	5.44	112.55	108.20
25	BA	2428	G	C3'-C2'-C1'	5.41	105.83	101.50
25	BA	2311	A	O4'-C1'-N9	5.40	112.52	108.20
1	DA	366	C	O4'-C1'-N1	5.40	112.52	108.20
25	CA	2491	U	C3'-C2'-C1'	5.38	105.81	101.50
25	BA	1905	C	P-O3'-C3'	5.36	126.13	119.70
25	BA	2364	C	O4'-C1'-N1	5.35	112.48	108.20
25	CA	1660	C	O4'-C1'-N1	5.34	112.47	108.20
25	BA	2036	C	O4'-C1'-N1	-5.32	103.94	108.20
25	CA	784	A	P-O3'-C3'	5.31	126.07	119.70
1	DA	1211	U	O4'-C1'-N1	5.30	112.44	108.20
1	DA	686	U	O4'-C1'-N1	5.29	112.43	108.20
25	CA	781	A	P-O3'-C3'	5.27	126.03	119.70
25	CA	2278	A	O4'-C1'-N9	5.25	112.40	108.20
25	BA	744	G	C8-N9-C4	-5.24	104.30	106.40
25	CA	2428	G	C3'-C2'-C1'	5.22	105.67	101.50
25	BA	302	C	O4'-C1'-N1	5.21	112.37	108.20
25	BA	2501	C	P-O3'-C3'	5.21	125.95	119.70
25	BA	2278	A	O4'-C1'-N9	5.20	112.36	108.20
25	CA	1905	C	P-O3'-C3'	5.18	125.91	119.70
25	BA	451	C	O4'-C1'-N1	5.17	112.34	108.20
1	DA	563	A	P-O3'-C3'	5.16	125.89	119.70
25	BA	2501	C	O4'-C1'-N1	5.15	112.32	108.20
1	AA	1211	U	O4'-C1'-N1	5.14	112.31	108.20
25	BA	1255	U	O4'-C1'-N1	5.14	112.31	108.20
25	CA	302	C	O4'-C1'-N1	5.13	112.31	108.20

Continued on next page...

Continued from previous page...

Mol	Chain	Res	Type	Atoms	Z	Observed(°)	Ideal(°)
25	CA	2501	C	P-O3'-C3'	5.13	125.86	119.70
1	AA	563	A	P-O3'-C3'	5.13	125.85	119.70
25	BA	676	A	O4'-C1'-N9	5.11	112.29	108.20
25	CA	1404	C	O4'-C1'-N1	5.08	112.26	108.20
25	BA	729	G	P-O3'-C3'	5.07	125.78	119.70
25	CA	62	C	O4'-C1'-N1	5.06	112.25	108.20
25	CA	1547	C	O4'-C1'-N1	5.06	112.25	108.20
1	AA	686	U	O4'-C1'-N1	5.06	112.25	108.20
25	CA	451	C	O4'-C1'-N1	5.05	112.24	108.20
25	CA	676	A	O4'-C1'-N9	5.05	112.24	108.20
25	CA	1255	U	O4'-C1'-N1	5.03	112.22	108.20
1	DA	528	C	O4'-C1'-N1	5.02	112.22	108.20
1	AA	528	C	O4'-C1'-N1	5.01	112.21	108.20
25	BA	444	C	O4'-C1'-N1	5.01	112.21	108.20
25	BA	1420	U	N1-C1'-C2'	-5.01	106.49	112.00

There are no chirality outliers.

There are no planarity outliers.

5.2 Too-close contacts ⓘ

In the following table, the Non-H and H(model) columns list the number of non-hydrogen atoms and hydrogen atoms in the chain respectively. The H(added) column lists the number of hydrogen atoms added and optimized by MolProbity. The Clashes column lists the number of clashes within the asymmetric unit, whereas Symm-Clashes lists symmetry related clashes.

Mol	Chain	Non-H	H(model)	H(added)	Clashes	Symm-Clashes
1	AA	32332	0	16318	653	0
1	DA	32332	0	16318	666	0
2	AB	1901	0	1951	88	0
2	DB	1901	0	1951	88	0
3	AC	1613	0	1677	86	0
3	DC	1613	0	1677	86	0
4	AD	1703	0	1765	88	0
4	DD	1703	0	1765	83	0
5	AE	1156	0	1213	58	0
5	DE	1156	0	1213	60	0
6	AF	843	0	857	41	0
6	DF	843	0	857	42	0
7	AG	1257	0	1296	60	0
7	DG	1257	0	1296	61	0

Continued on next page...

Continued from previous page...

Mol	Chain	Non-H	H(model)	H(added)	Clashes	Symm-Clashes
8	AH	1116	0	1177	48	0
8	DH	1116	0	1177	49	0
9	AI	1011	0	1043	60	0
9	DI	1011	0	1043	63	0
10	AJ	795	0	840	58	0
10	DJ	795	0	840	60	0
11	AK	885	0	904	49	0
11	DK	885	0	904	47	0
12	AL	971	0	1057	61	0
12	DL	971	0	1057	63	0
13	AM	934	0	992	50	0
13	DM	934	0	992	51	0
14	AN	492	0	532	33	0
14	DN	492	0	531	33	0
15	AO	734	0	771	35	0
15	DO	734	0	771	38	0
16	AP	701	0	720	31	0
16	DP	701	0	720	32	0
17	AQ	824	0	893	38	0
17	DQ	824	0	893	39	0
18	AR	574	0	644	30	0
18	DR	574	0	644	28	0
19	AS	630	0	652	59	0
19	DS	630	0	652	57	0
20	AT	762	0	859	30	0
20	DT	762	0	859	31	0
21	AU	209	0	221	9	0
21	DU	209	0	221	10	0
22	AV	2813	0	2823	180	0
22	DV	2813	0	2823	178	0
23	AW	1640	0	837	25	0
23	DW	1640	0	837	20	0
24	AX	149	0	77	6	0
25	BA	61997	0	31250	1317	0
25	CA	61997	0	31250	1301	0
26	BB	2551	0	1295	64	0
26	CB	2551	0	1295	62	0
27	BC	2104	0	2182	162	0
27	CC	2104	0	2182	167	0
28	BD	1563	0	1629	107	0
28	CD	1563	0	1629	105	0
29	BE	1586	0	1632	101	0

Continued on next page...

Continued from previous page...

Mol	Chain	Non-H	H(model)	H(added)	Clashes	Symm-Clashes
29	CE	1586	0	1632	101	0
30	BF	1475	0	1537	100	0
30	CF	1475	0	1537	104	0
31	BG	1222	0	1282	58	0
31	CG	1222	0	1282	61	0
32	BH	1132	0	1220	55	0
32	CH	1132	0	1220	57	0
33	BI	253	0	275	6	0
33	CI	253	0	275	6	0
34	BJ	1096	0	1168	66	0
34	CJ	1096	0	1168	66	0
35	BK	932	0	994	44	0
35	CK	932	0	994	46	0
36	BL	1114	0	1187	142	0
36	CL	1114	0	1187	144	0
37	BM	1079	0	1127	82	0
37	CM	1079	0	1127	80	0
38	BN	960	0	1021	62	0
38	CN	960	0	1021	59	0
39	BO	770	0	832	66	0
39	CO	770	0	832	67	0
40	BP	1143	0	1211	65	0
40	CP	1143	0	1211	70	0
41	BQ	953	0	1013	75	0
41	CQ	953	0	1013	74	0
42	BR	779	0	852	69	0
42	CR	779	0	852	69	0
43	BS	891	0	951	43	0
43	CS	891	0	951	41	0
44	BT	725	0	778	42	0
44	CT	725	0	778	45	0
45	BU	775	0	870	69	0
45	CU	775	0	870	70	0
46	BV	1491	0	1513	75	0
46	CV	1491	0	1513	74	0
47	BW	605	0	628	36	0
47	CW	605	0	628	36	0
48	BX	694	0	764	63	0
48	CX	694	0	764	67	0
49	BY	520	0	575	36	0
49	CY	520	0	575	37	0
50	BZ	468	0	523	21	0

Continued on next page...

Continued from previous page...

Mol	Chain	Non-H	H(model)	H(added)	Clashes	Symm-Clashes
50	CZ	468	0	523	20	0
51	B1	225	0	225	16	0
51	C1	225	0	225	19	0
52	B2	404	0	420	18	0
52	C2	404	0	420	19	0
53	B3	380	0	391	22	0
53	C3	380	0	391	24	0
54	B4	419	0	467	26	0
54	C4	419	0	467	24	0
55	B5	507	0	576	54	0
55	C5	507	0	576	53	0
56	DX	193	0	99	4	0
57	AA	64	0	0	0	0
57	AT	1	0	0	0	0
57	AV	1	0	0	0	0
57	AW	3	0	0	0	0
57	B2	1	0	0	0	0
57	BA	176	0	0	0	0
57	BB	2	0	0	0	0
57	BK	1	0	0	0	0
57	BM	1	0	0	0	0
57	CA	125	0	0	0	0
57	CB	2	0	0	0	0
57	CM	1	0	0	0	0
57	CY	1	0	0	0	0
57	DA	30	0	0	0	0
57	DW	1	0	0	0	0
58	AD	1	0	0	0	0
58	AN	1	0	0	0	0
58	DD	1	0	0	0	0
58	DN	1	0	0	0	0
All	All	294174	0	201035	9013	0

The all-atom clashscore is defined as the number of clashes found per 1000 atoms (including hydrogen atoms). The all-atom clashscore for this structure is 18.

All (9013) close contacts within the same asymmetric unit are listed below, sorted by their clash magnitude.

Atom-1	Atom-2	Interatomic distance (Å)	Clash overlap (Å)
4:AD:166:LYS:HE2	27:CC:134:ARG:HH21	1.20	1.07
36:CL:128:HIS:HA	36:CL:147:LEU:HB3	1.36	1.07

Continued on next page...

Continued from previous page...

Atom-1	Atom-2	Interatomic distance (Å)	Clash overlap (Å)
36:BL:128:HIS:HA	36:BL:147:LEU:HB3	1.36	1.07
35:BK:3:GLN:HB2	35:BK:4:PRO:HD2	1.40	1.03
22:DV:302:ILE:HG22	22:DV:303:ARG:H	1.21	1.03
25:CA:1541:U:H3'	25:CA:1542:G:H3'	1.42	1.02
25:BA:1310:G:H2'	25:BA:1311:G:H5''	1.39	1.02
22:AV:302:ILE:HG22	22:AV:303:ARG:H	1.20	1.02
7:AG:113:GLU:HB2	7:AG:119:ARG:HG2	1.42	1.01
25:CA:1310:G:H2'	25:CA:1311:G:H5''	1.40	1.01
7:DG:113:GLU:HB2	7:DG:119:ARG:HG2	1.42	1.01
22:DV:177:VAL:HG12	22:DV:301:LYS:HB2	1.41	0.99
22:AV:177:VAL:HG12	22:AV:301:LYS:HB2	1.41	0.99
25:BA:1541:U:H3'	25:BA:1542:G:H3'	1.42	0.99
35:CK:3:GLN:HB2	35:CK:4:PRO:HD2	1.41	0.99
25:CA:273(G):C:H3'	25:CA:274:G:H5''	1.45	0.98
1:DA:1056:U:H5'	3:DC:163:ALA:HB2	1.46	0.98
25:CA:2015:A:H1'	52:C2:2:ALA:HA	1.46	0.98
25:BA:1830:C:O2'	25:BA:1831:G:H8	1.47	0.96
9:AI:19:LEU:HD21	9:AI:59:PHE:HB3	1.48	0.96
25:BA:1689:A:H62	25:BA:1698:A:H2	1.12	0.96
25:BA:273(G):C:H3'	25:BA:274:G:H5''	1.45	0.96
49:CY:17:SER:HB3	49:CY:18:PRO:HD3	1.45	0.96
25:CA:1830:C:O2'	25:CA:1831:G:H8	1.47	0.95
41:CQ:92:ARG:HH11	41:CQ:92:ARG:HB2	1.31	0.95
13:DM:76:ALA:HA	13:DM:79:LYS:HE2	1.48	0.95
2:AB:185:ILE:HG22	2:AB:199:TYR:HB2	1.47	0.95
25:BA:2015:A:H1'	52:B2:2:ALA:HA	1.47	0.95
1:AA:1056:U:H5'	3:AC:163:ALA:HB2	1.47	0.95
9:DI:19:LEU:HD21	9:DI:59:PHE:HB3	1.47	0.94
25:BA:1163:G:H2'	25:BA:1164:G:H5''	1.50	0.94
2:DB:185:ILE:HG22	2:DB:199:TYR:HB2	1.47	0.94
25:BA:2389:G:H5'	25:BA:2390:U:H5'	1.51	0.93
25:CA:1689:A:H62	25:CA:1698:A:H2	1.12	0.93
1:DA:328:C:H4'	1:DA:329:A:H5'	1.50	0.93
32:CH:92:VAL:HG13	32:CH:120:ILE:HB	1.51	0.93
13:AM:76:ALA:HA	13:AM:79:LYS:HE2	1.48	0.92
49:BY:17:SER:HB3	49:BY:18:PRO:HD3	1.48	0.92
49:CY:39:ALA:HA	49:CY:45:SER:HB3	1.51	0.92
1:AA:328:C:H4'	1:AA:329:A:H5'	1.49	0.92
32:BH:92:VAL:HG13	32:BH:120:ILE:HB	1.51	0.92
5:AE:76:ILE:HG12	5:AE:77:PRO:HD2	1.52	0.91
5:DE:76:ILE:HG12	5:DE:77:PRO:HD2	1.51	0.91

Continued on next page...

Continued from previous page...

Atom-1	Atom-2	Interatomic distance (Å)	Clash overlap (Å)
49:BY:39:ALA:HA	49:BY:45:SER:HB3	1.52	0.91
42:CR:4:ILE:HB	42:CR:39:LEU:HB2	1.52	0.91
41:BQ:92:ARG:HB2	41:BQ:92:ARG:HH11	1.31	0.91
25:CA:2400:G:H4'	53:C3:19:ARG:HD3	1.51	0.91
42:BR:4:ILE:HB	42:BR:39:LEU:HB2	1.52	0.91
3:DC:141:VAL:HG11	3:DC:202:ILE:HD12	1.52	0.91
25:CA:1163:G:H2'	25:CA:1164:G:H5''	1.50	0.91
36:CL:58:THR:HG23	36:CL:61:ARG:HH21	1.35	0.91
27:CC:69:ARG:HH21	27:CC:130:ALA:HB2	1.36	0.91
46:BV:97:GLU:HB3	46:BV:125:LEU:HD21	1.53	0.90
3:AC:141:VAL:HG11	3:AC:202:ILE:HD12	1.53	0.90
25:CA:2389:G:H5'	25:CA:2390:U:H5'	1.50	0.90
25:BA:857:C:H4'	47:BW:23:VAL:HG21	1.52	0.90
45:CU:2:ARG:HG2	45:CU:3:VAL:HG23	1.53	0.90
19:AS:19:VAL:HG21	19:AS:44:MET:HG3	1.54	0.90
25:CA:1314:C:H42	25:CA:1338:G:H1	1.17	0.90
21:AU:22:ARG:HD2	21:AU:23:PRO:HD2	1.52	0.90
36:BL:58:THR:HG23	36:BL:61:ARG:HH21	1.36	0.90
46:CV:97:GLU:HB3	46:CV:125:LEU:HD21	1.53	0.89
25:CA:1899:G:H21	25:CA:1902:C:N4	1.70	0.89
27:CC:133:LEU:HD23	27:CC:136:ILE:HD12	1.52	0.89
27:BC:133:LEU:HD23	27:BC:136:ILE:HD12	1.52	0.89
25:CA:142:G:H4'	44:CT:35:THR:HG21	1.54	0.89
10:AJ:50:ILE:HB	14:AN:41:ARG:HH21	1.37	0.89
25:CA:857:C:H4'	47:CW:23:VAL:HG21	1.52	0.89
45:BU:2:ARG:HG2	45:BU:3:VAL:HG23	1.53	0.89
25:BA:2400:G:H4'	53:B3:19:ARG:HD3	1.52	0.88
48:CX:50:ARG:HG2	48:CX:59:THR:HG22	1.55	0.88
21:DU:22:ARG:HD2	21:DU:23:PRO:HD2	1.52	0.88
45:CU:7:VAL:HB	45:CU:8:LYS:HZ2	1.37	0.88
19:DS:19:VAL:HG21	19:DS:44:MET:HG3	1.54	0.88
25:BA:106:C:H1'	45:BU:2:ARG:HE	1.38	0.88
25:BA:1314:C:H42	25:BA:1338:G:H1	1.19	0.88
37:CM:22:LYS:HE2	37:CM:22:LYS:HA	1.56	0.88
25:BA:1568:G:H5''	27:BC:61:LEU:HD13	1.56	0.88
25:BA:996:A:H4'	41:BQ:92:ARG:NH1	1.89	0.87
10:DJ:50:ILE:HB	14:DN:41:ARG:HH21	1.37	0.87
25:CA:996:A:H4'	41:CQ:92:ARG:NH1	1.89	0.87
25:BA:1899:G:H21	25:BA:1902:C:N4	1.71	0.87
27:BC:69:ARG:HH21	27:BC:130:ALA:HB2	1.36	0.87
25:BA:2068:U:H3	25:BA:2430:A:H2	1.22	0.87

Continued on next page...

Continued from previous page...

Atom-1	Atom-2	Interatomic distance (Å)	Clash overlap (Å)
25:CA:106:C:H1'	45:CU:2:ARG:HE	1.37	0.87
25:BA:142:G:H4'	44:BT:35:THR:HG21	1.54	0.87
15:DO:63:ARG:HH21	15:DO:87:ILE:HG21	1.40	0.87
17:AQ:9:VAL:HG12	17:AQ:56:VAL:HG22	1.56	0.86
25:BA:996:A:H4'	41:BQ:92:ARG:HH12	1.40	0.86
25:BA:270(M):U:H3'	25:BA:270(N):U:H5''	1.57	0.86
25:CA:237:C:H2'	25:CA:238:C:H5''	1.55	0.86
44:CT:11:PRO:HA	44:CT:28:PHE:HB3	1.58	0.86
1:DA:1151:A:HO2'	1:DA:1152:A:H8	0.87	0.86
1:DA:922:G:H4'	5:DE:20:GLN:HA	1.55	0.86
31:BG:16:SER:HB2	31:BG:27:LYS:HB2	1.57	0.86
45:BU:7:VAL:HB	45:BU:8:LYS:HZ2	1.38	0.86
25:CA:270(M):U:H3'	25:CA:270(N):U:H5''	1.57	0.86
25:BA:237:C:H2'	25:BA:238:C:H5''	1.56	0.86
48:BX:50:ARG:HG2	48:BX:59:THR:HG22	1.55	0.86
1:AA:922:G:H4'	5:AE:20:GLN:HA	1.55	0.86
31:CG:16:SER:HB2	31:CG:27:LYS:HB2	1.57	0.86
25:BA:1379:A:H1'	25:BA:1380:G:OP1	1.75	0.85
34:BJ:42:GLU:HA	34:BJ:82:LYS:HB3	1.56	0.85
44:BT:11:PRO:HA	44:BT:28:PHE:HB3	1.57	0.85
51:B1:50:THR:HG22	51:B1:51:TYR:H	1.42	0.85
25:CA:2749:A:H4'	31:CG:62:LYS:HB3	1.58	0.85
2:DB:20:GLU:HB2	2:DB:190:THR:HB	1.59	0.85
25:BA:2210:G:H21	25:BA:2211:G:H5'	1.42	0.85
1:DA:1117:G:H4'	9:DI:104:ARG:HH21	1.42	0.85
25:BA:1813:G:H1'	27:BC:50:THR:HG21	1.59	0.85
17:DQ:9:VAL:HG12	17:DQ:56:VAL:HG22	1.56	0.85
25:BA:2749:A:H4'	31:BG:62:LYS:HB3	1.58	0.85
25:CA:342:G:H2'	25:CA:343:C:H5''	1.58	0.85
52:B2:40:LYS:HE2	52:B2:46:CYS:HB3	1.59	0.84
37:BM:22:LYS:HA	37:BM:22:LYS:HE2	1.57	0.84
1:AA:1151:A:O2'	1:AA:1152:A:H8	1.60	0.84
15:AO:63:ARG:HH21	15:AO:87:ILE:HG21	1.40	0.84
25:BA:342:G:H2'	25:BA:343:C:H5''	1.59	0.84
34:CJ:42:GLU:HA	34:CJ:82:LYS:HB3	1.57	0.84
25:CA:2068:U:H3	25:CA:2430:A:H2	1.24	0.84
31:CG:162:ILE:HD13	31:CG:162:ILE:H	1.43	0.84
32:CH:5:LEU:HD23	32:CH:5:LEU:H	1.41	0.84
22:DV:112:ARG:HB2	22:DV:198:THR:HG23	1.60	0.84
2:AB:20:GLU:HB2	2:AB:190:THR:HB	1.59	0.84
25:CA:2210:G:H21	25:CA:2211:G:H5'	1.42	0.84

Continued on next page...

Continued from previous page...

Atom-1	Atom-2	Interatomic distance (Å)	Clash overlap (Å)
25:CA:2427:C:H5'	25:CA:2428:G:OP1	1.78	0.84
31:BG:101:ARG:H	31:BG:101:ARG:HE	1.24	0.84
25:CA:1379:A:H1'	25:CA:1380:G:OP1	1.76	0.84
31:CG:101:ARG:HE	31:CG:101:ARG:H	1.25	0.84
1:AA:1151:A:HO2'	1:AA:1152:A:H8	0.88	0.83
25:BA:2427:C:H5'	25:BA:2428:G:OP1	1.77	0.83
32:BH:5:LEU:HD23	32:BH:5:LEU:H	1.42	0.83
45:CU:96:ILE:HD11	45:CU:99:CYS:HB2	1.60	0.83
1:DA:38:G:H22	1:DA:397:A:H5'	1.41	0.83
5:AE:151:LEU:HD13	8:AH:77:GLU:HG2	1.60	0.83
31:BG:89:ILE:HG12	31:BG:162:ILE:HG22	1.59	0.83
48:BX:25:LYS:HG2	48:BX:35:THR:HG22	1.60	0.83
25:CA:1163:G:C2'	25:CA:1164:G:H5''	2.08	0.83
25:CA:1813:G:H1'	27:CC:50:THR:HG21	1.60	0.83
5:DE:151:LEU:HD13	8:DH:77:GLU:HG2	1.60	0.83
25:CA:1568:G:H5''	27:CC:61:LEU:HD13	1.56	0.83
1:DA:401:C:H2'	1:DA:402:G:H8	1.43	0.83
1:AA:38:G:H22	1:AA:397:A:H5'	1.42	0.83
25:CA:996:A:H4'	41:CQ:92:ARG:HH12	1.41	0.83
31:BG:162:ILE:H	31:BG:162:ILE:HD13	1.43	0.83
1:DA:1151:A:O2'	1:DA:1152:A:H8	1.61	0.83
1:DA:579:G:H4'	15:DO:54:ARG:HH21	1.43	0.83
25:BA:1163:G:C2'	25:BA:1164:G:H5''	2.08	0.83
1:DA:1505:G:H4'	1:DA:1506:U:H5'	1.61	0.83
1:AA:579:G:H4'	15:AO:54:ARG:HH21	1.44	0.82
55:B5:26:LYS:HA	55:B5:48:PHE:HE2	1.44	0.82
31:CG:89:ILE:HG12	31:CG:162:ILE:HG22	1.60	0.82
22:AV:112:ARG:HB2	22:AV:198:THR:HG23	1.60	0.82
44:BT:29:TRP:CZ3	44:BT:78:LYS:HG3	2.13	0.82
51:C1:50:THR:HG22	51:C1:51:TYR:H	1.42	0.82
25:CA:1602:U:H3'	25:CA:1603:A:H5'	1.61	0.82
5:DE:51:VAL:HB	5:DE:52:PRO:HD3	1.62	0.82
5:AE:51:VAL:HB	5:AE:52:PRO:HD3	1.62	0.82
1:DA:979:C:H3'	1:DA:980:C:H5''	1.60	0.82
1:AA:1443:G:H3'	1:AA:1446:A:C5'	2.10	0.81
1:AA:1117:G:H4'	9:AI:104:ARG:HH21	1.42	0.81
22:AV:18:LEU:HB2	22:AV:34:LEU:HD21	1.62	0.81
27:CC:159:ALA:HB1	27:CC:198:ASN:O	1.80	0.81
39:CO:24:LEU:HD12	39:CO:84:GLN:HB3	1.60	0.81
25:BA:1602:U:H3'	25:BA:1603:A:H5'	1.60	0.81
1:AA:402:G:H2'	1:AA:403:C:H5'	1.62	0.81

Continued on next page...

Continued from previous page...

Atom-1	Atom-2	Interatomic distance (Å)	Clash overlap (Å)
1:AA:979:C:H3'	1:AA:980:C:H5''	1.60	0.81
39:CO:35:ILE:HG12	39:CO:101:LEU:HD21	1.60	0.81
9:DI:103:THR:HG22	9:DI:105:ASP:H	1.45	0.81
1:AA:186(A):C:H5'	20:AT:78:ALA:HB1	1.62	0.81
45:BU:96:ILE:HD11	45:BU:99:CYS:HB2	1.60	0.81
1:DA:1443:G:H3'	1:DA:1446:A:C5'	2.11	0.81
45:BU:81:LYS:HD3	45:BU:97:ARG:HB3	1.62	0.81
52:C2:40:LYS:HE2	52:C2:46:CYS:HB3	1.60	0.81
25:CA:848:G:H2'	25:CA:849:A:C8	2.15	0.81
1:DA:186(A):C:H5'	20:DT:78:ALA:HB1	1.62	0.81
22:DV:111:ILE:HB	22:DV:158:VAL:HG23	1.62	0.81
36:BL:47:ASP:HB3	36:BL:48:PRO:HA	1.63	0.81
36:CL:47:ASP:HB3	36:CL:48:PRO:HA	1.62	0.81
22:AV:148:HIS:HE1	25:BA:1911:U:H5''	1.45	0.81
1:AA:1422:G:H5''	35:BK:48:PRO:HB3	1.63	0.81
1:AA:1505:G:H4'	1:AA:1506:U:H5'	1.61	0.81
39:BO:24:LEU:HD12	39:BO:84:GLN:HB3	1.61	0.81
29:BE:78:ILE:HD12	29:BE:78:ILE:H	1.46	0.81
30:BF:128:ARG:HH21	30:BF:130:ASN:HD21	1.29	0.81
55:C5:26:LYS:HA	55:C5:48:PHE:HE2	1.45	0.81
22:DV:18:LEU:HB2	22:DV:34:LEU:HD21	1.61	0.81
22:AV:111:ILE:HB	22:AV:158:VAL:HG23	1.62	0.81
48:CX:25:LYS:HG2	48:CX:35:THR:HG22	1.61	0.81
5:DE:78:HIS:HE1	5:DE:143:ARG:H	1.27	0.81
5:DE:6:PHE:HD2	5:DE:36:ASP:HB3	1.46	0.81
2:AB:77:ALA:HB2	2:AB:211:ILE:HD13	1.63	0.80
51:B1:59:VAL:HG12	51:B1:60:GLU:H	1.45	0.80
27:BC:118:VAL:HG22	27:BC:119:ALA:H	1.45	0.80
43:BS:84:ARG:HB2	43:BS:96:ILE:HG22	1.63	0.80
25:BA:1678:G:N2	25:BA:1989:G:H22	1.79	0.80
50:BZ:8:LEU:HD12	50:BZ:31:LEU:HA	1.63	0.80
25:CA:342:G:C2'	25:CA:343:C:H5''	2.11	0.80
30:CF:60:LEU:HD11	30:CF:92:VAL:HG11	1.64	0.80
29:CE:111:ALA:HB2	29:CE:206:ILE:HD12	1.64	0.80
10:AJ:92:THR:HG23	10:AJ:93:GLY:H	1.47	0.80
22:AV:332:LEU:HD23	22:AV:332:LEU:H	1.45	0.80
25:BA:1639:U:H2'	25:BA:1640:C:H5''	1.63	0.80
40:BP:26:ASP:CB	40:BP:91:ARG:HA	2.12	0.80
48:BX:11:ARG:HB3	48:BX:12:PRO:HD2	1.61	0.80
25:BA:848:G:H2'	25:BA:849:A:C8	2.16	0.80
22:DV:112:ARG:HG2	22:DV:157:LYS:HG3	1.63	0.80

Continued on next page...

Continued from previous page...

Atom-1	Atom-2	Interatomic distance (Å)	Clash overlap (Å)
11:AK:22:HIS:HB3	11:AK:29:ILE:HG13	1.62	0.80
44:CT:29:TRP:CZ3	44:CT:78:LYS:HG3	2.15	0.80
48:CX:11:ARG:HB3	48:CX:12:PRO:HD2	1.62	0.80
1:AA:401:C:H2'	1:AA:402:G:H8	1.44	0.80
13:DM:60:VAL:HG13	13:DM:64:TRP:HE1	1.46	0.80
29:BE:154:VAL:HG22	29:BE:191:ARG:HB2	1.63	0.80
41:BQ:24:TYR:HB2	41:BQ:29:SER:HB3	1.64	0.80
40:CP:27:THR:HG23	40:CP:89:VAL:HG13	1.64	0.80
51:C1:60:GLU:HB2	13:DM:57:ARG:NH1	1.96	0.80
9:AI:103:THR:HG22	9:AI:105:ASP:H	1.45	0.80
25:CA:1678:G:N2	25:CA:1989:G:H22	1.79	0.80
41:CQ:62:ILE:HD11	41:CQ:93:LYS:HD3	1.64	0.80
11:DK:22:HIS:HB3	11:DK:29:ILE:HG13	1.63	0.80
52:B2:45:VAL:HG13	52:B2:51:TYR:HB2	1.64	0.79
25:BA:1540:G:C2	25:BA:1541:U:H1'	2.18	0.79
40:CP:26:ASP:CB	40:CP:91:ARG:HA	2.13	0.79
5:AE:78:HIS:HE1	5:AE:143:ARG:H	1.28	0.79
27:BC:242:ARG:H	27:BC:242:ARG:HD3	1.48	0.79
39:BO:35:ILE:HG12	39:BO:101:LEU:HD21	1.62	0.79
8:AH:9:MET:HG3	8:AH:26:VAL:HG21	1.64	0.79
10:AJ:48:THR:HA	10:AJ:62:HIS:HB3	1.65	0.79
25:BA:342:G:C2'	25:BA:343:C:H5''	2.12	0.79
51:C1:59:VAL:HG12	51:C1:60:GLU:H	1.45	0.79
22:DV:332:LEU:H	22:DV:332:LEU:HD23	1.46	0.79
22:AV:212:LEU:H	22:AV:212:LEU:HD12	1.47	0.79
25:CA:1639:U:H2'	25:CA:1640:C:H5''	1.63	0.79
8:DH:9:MET:HG3	8:DH:26:VAL:HG21	1.63	0.79
25:CA:1310:G:C2'	25:CA:1311:G:H5''	2.12	0.79
45:CU:81:LYS:HD3	45:CU:97:ARG:HB3	1.63	0.79
5:AE:6:PHE:HD2	5:AE:36:ASP:HB3	1.47	0.79
25:BA:1310:G:C2'	25:BA:1311:G:H5''	2.12	0.79
27:BC:159:ALA:HB1	27:BC:198:ASN:O	1.82	0.79
1:DA:402:G:H2'	1:DA:403:C:H5'	1.62	0.79
55:B5:22:VAL:HB	55:B5:54:GLU:HG2	1.65	0.79
25:BA:670:A:H4'	25:BA:671:C:H5'	1.65	0.79
10:DJ:48:THR:HA	10:DJ:62:HIS:HB3	1.65	0.79
22:DV:5:LEU:HD22	22:DV:48:ILE:HD12	1.64	0.79
1:AA:1347:G:N2	1:AA:1373:G:H2'	1.98	0.79
51:B1:38:ALA:HA	51:B1:55:PRO:HA	1.65	0.79
41:CQ:24:TYR:HB2	41:CQ:29:SER:HB3	1.64	0.79
50:CZ:8:LEU:HD12	50:CZ:31:LEU:HA	1.63	0.79

Continued on next page...

Continued from previous page...

Atom-1	Atom-2	Interatomic distance (Å)	Clash overlap (Å)
22:AV:112:ARG:HG2	22:AV:157:LYS:HG3	1.64	0.78
37:BM:43:THR:HB	37:BM:45:GLN:HE21	1.47	0.78
10:DJ:75:ILE:HG13	10:DJ:76:ASN:H	1.47	0.78
25:BA:2210:G:N2	25:BA:2211:G:H5'	1.99	0.78
30:BF:60:LEU:HD11	30:BF:92:VAL:HG11	1.64	0.78
25:CA:773:U:C4'	27:CC:47:GLY:HA3	2.14	0.78
2:DB:101:MET:HA	2:DB:108:ILE:HG13	1.66	0.78
2:AB:84:GLU:HB3	2:AB:219:VAL:HG21	1.65	0.78
40:BP:27:THR:HG23	40:BP:89:VAL:HG13	1.65	0.78
41:BQ:62:ILE:HD11	41:BQ:93:LYS:HD3	1.64	0.78
29:CE:154:VAL:HG22	29:CE:191:ARG:HB2	1.63	0.78
27:BC:206:LEU:O	27:BC:211:ARG:HD3	1.82	0.78
12:DL:69:ILE:HG13	12:DL:99:ILE:HG21	1.64	0.78
25:CA:95:G:H4'	49:CY:46:GLN:HB3	1.66	0.78
43:CS:84:ARG:HB2	43:CS:96:ILE:HG22	1.63	0.78
2:DB:77:ALA:HB2	2:DB:211:ILE:HD13	1.63	0.78
3:AC:195:VAL:HG12	3:AC:196:LEU:H	1.49	0.78
22:AV:5:LEU:HD22	22:AV:48:ILE:HD12	1.64	0.78
25:CA:1540:G:C2	25:CA:1541:U:H1'	2.18	0.78
1:DA:1347:G:N2	1:DA:1373:G:H2'	1.97	0.78
4:AD:166:LYS:HE2	27:CC:134:ARG:NH2	1.97	0.78
5:AE:82:VAL:HG21	5:AE:138:ALA:HA	1.66	0.78
27:CC:242:ARG:H	27:CC:242:ARG:HD3	1.47	0.78
29:CE:78:ILE:HD12	29:CE:78:ILE:H	1.47	0.78
30:CF:128:ARG:HH21	30:CF:130:ASN:HD21	1.29	0.78
1:DA:793:U:O2	1:DA:1516:G:H4'	1.84	0.78
4:DD:22:LYS:HB2	4:DD:26:CYS:SG	2.24	0.78
55:C5:22:VAL:HB	55:C5:54:GLU:HG2	1.64	0.78
27:CC:118:VAL:HG22	27:CC:119:ALA:H	1.46	0.78
17:AQ:12:SER:HB3	17:AQ:20:THR:HB	1.66	0.78
41:CQ:88:ILE:HB	41:CQ:90:VAL:HG12	1.65	0.78
10:AJ:75:ILE:HG13	10:AJ:76:ASN:H	1.47	0.78
25:BA:270(J):G:HO2'	25:BA:270(K):G:H8	1.32	0.78
25:CA:2287:A:H62	25:CA:2344:U:H3	1.30	0.78
3:DC:105:GLU:HG2	3:DC:106:VAL:H	1.49	0.78
8:DH:10:LEU:HD22	8:DH:83:ILE:HD11	1.66	0.78
13:AM:60:VAL:HG13	13:AM:64:TRP:HE1	1.46	0.77
25:BA:2588:G:H2'	25:BA:2589:A:H5'	1.65	0.77
26:CB:43:C:H4'	30:CF:98:ARG:HH12	1.49	0.77
5:DE:82:VAL:HG21	5:DE:138:ALA:HA	1.66	0.77
12:AL:69:ILE:HG13	12:AL:99:ILE:HG21	1.65	0.77

Continued on next page...

Continued from previous page...

Atom-1	Atom-2	Interatomic distance (Å)	Clash overlap (Å)
25:BA:95:G:H4'	49:BY:46:GLN:HB3	1.66	0.77
52:C2:45:VAL:HG13	52:C2:51:TYR:HB2	1.64	0.77
2:AB:101:MET:HA	2:AB:108:ILE:HG13	1.65	0.77
29:BE:111:ALA:HB2	29:BE:206:ILE:HD12	1.64	0.77
27:CC:206:LEU:O	27:CC:211:ARG:HD3	1.83	0.77
3:AC:105:GLU:HG2	3:AC:106:VAL:H	1.49	0.77
25:BA:2420:C:OP1	55:B5:34:TRP:HA	1.84	0.77
25:BA:2287:A:H62	25:BA:2344:U:H3	1.31	0.77
51:C1:38:ALA:HA	51:C1:55:PRO:HA	1.65	0.77
25:CA:2588:G:H2'	25:CA:2589:A:H5'	1.67	0.77
41:CQ:90:VAL:HG23	42:CR:39:LEU:HB3	1.67	0.77
17:DQ:12:SER:HB3	17:DQ:20:THR:HB	1.66	0.77
22:DV:212:LEU:HD12	22:DV:212:LEU:H	1.46	0.77
25:CA:670:A:H4'	25:CA:671:C:H5'	1.66	0.77
27:BC:83:GLU:HB2	27:BC:92:ILE:HD11	1.67	0.77
25:CA:2377:A:H2'	25:CA:2378:A:C8	2.20	0.77
14:DN:24:CYS:HB3	14:DN:29:ARG:H	1.50	0.77
1:AA:243:A:H4'	1:AA:244:U:H5'	1.66	0.77
1:AA:328:C:H4'	1:AA:329:A:C5'	2.15	0.77
8:AH:10:LEU:HD22	8:AH:83:ILE:HD11	1.66	0.77
25:BA:2377:A:H2'	25:BA:2378:A:C8	2.20	0.77
40:BP:41:ARG:HD2	40:BP:42:ILE:H	1.49	0.77
45:BU:76:CYS:HB3	45:BU:77:PRO:HD2	1.67	0.77
2:DB:84:GLU:HB3	2:DB:219:VAL:HG21	1.65	0.77
25:CA:94:G:H21	49:CY:47:ASN:ND2	1.83	0.77
1:DA:243:A:H4'	1:DA:244:U:H5'	1.66	0.77
29:CE:65:TRP:HZ3	29:CE:75:HIS:HD2	1.33	0.76
14:AN:24:CYS:HB3	14:AN:29:ARG:H	1.50	0.76
45:BU:30:VAL:HG13	45:BU:37:VAL:HG12	1.68	0.76
25:CA:2420:C:OP1	55:C5:34:TRP:HA	1.84	0.76
25:CA:2210:G:N2	25:CA:2211:G:H5'	1.99	0.76
1:DA:328:C:H4'	1:DA:329:A:C5'	2.15	0.76
41:BQ:88:ILE:HB	41:BQ:90:VAL:HG12	1.66	0.76
40:CP:41:ARG:HD2	40:CP:42:ILE:H	1.50	0.76
22:AV:340:LYS:O	22:AV:344:GLN:HG2	1.86	0.76
25:BA:773:U:C4'	27:BC:47:GLY:HA3	2.14	0.76
25:CA:676:A:H8	25:CA:2069:G:H21	1.33	0.76
41:BQ:90:VAL:HG23	42:BR:39:LEU:HB3	1.67	0.76
1:DA:1223:C:H5''	1:DA:1224:G:H5''	1.67	0.76
10:DJ:92:THR:HG23	10:DJ:93:GLY:H	1.47	0.76
22:DV:293:ILE:HD11	22:DV:297:GLU:HG2	1.68	0.76

Continued on next page...

Continued from previous page...

Atom-1	Atom-2	Interatomic distance (Å)	Clash overlap (Å)
4:AD:22:LYS:HB2	4:AD:26:CYS:SG	2.25	0.76
12:AL:82:VAL:HG11	12:AL:99:ILE:HD11	1.68	0.76
25:CA:2593:U:H2'	25:CA:2594:C:C6	2.20	0.76
13:DM:9:ILE:HG22	13:DM:11:ARG:HG3	1.68	0.76
1:AA:793:U:O2	1:AA:1516:G:H4'	1.86	0.76
37:CM:43:THR:HB	37:CM:45:GLN:HE21	1.48	0.76
12:DL:82:VAL:HG11	12:DL:99:ILE:HD11	1.67	0.76
25:BA:676:A:H8	25:BA:2069:G:H21	1.33	0.75
19:DS:50:ALA:HB1	19:DS:57:HIS:HB3	1.68	0.75
1:AA:1223:C:H5''	1:AA:1224:G:H5''	1.67	0.75
25:BA:94:G:H21	49:BY:47:ASN:ND2	1.83	0.75
1:DA:942:G:H21	9:DI:124:GLN:HE22	1.34	0.75
22:DV:340:LYS:O	22:DV:344:GLN:HG2	1.86	0.75
3:DC:195:VAL:HG12	3:DC:196:LEU:H	1.50	0.75
25:CA:2189:U:H2'	25:CA:2190:G:H8	1.52	0.75
25:CA:2267:A:H5''	25:CA:2268:A:H5''	1.68	0.75
25:CA:2619:C:H5''	28:CD:152:LYS:HG2	1.68	0.75
43:CS:51:LEU:HD23	43:CS:105:VAL:HG11	1.68	0.75
45:BU:45:VAL:HG22	45:BU:62:GLU:HB3	1.68	0.75
37:CM:8:LYS:HG3	37:CM:9:TYR:H	1.51	0.75
46:CV:27:VAL:HG22	46:CV:36:LYS:HA	1.69	0.75
25:BA:2189:U:H2'	25:BA:2190:G:H8	1.52	0.75
25:BA:2593:U:H2'	25:BA:2594:C:C6	2.21	0.75
36:CL:148:LEU:H	36:CL:148:LEU:HD13	1.51	0.75
1:DA:975:A:H4'	1:DA:976:G:H5''	1.69	0.75
1:AA:975:A:H4'	1:AA:976:G:H5''	1.68	0.75
26:BB:43:C:H4'	30:BF:98:ARG:HH12	1.49	0.75
27:BC:125:ILE:HD12	27:BC:125:ILE:H	1.51	0.75
36:BL:148:LEU:HD13	36:BL:148:LEU:H	1.51	0.75
27:CC:125:ILE:H	27:CC:125:ILE:HD12	1.51	0.75
45:CU:76:CYS:HB3	45:CU:77:PRO:HD2	1.67	0.75
29:BE:139:PHE:HB2	29:BE:166:ALA:HB1	1.69	0.75
27:CC:108:PRO:HB3	27:CC:143:HIS:CE1	2.22	0.75
29:CE:139:PHE:HB2	29:CE:166:ALA:HB1	1.69	0.75
16:DP:27:LYS:H	16:DP:27:LYS:HD2	1.52	0.75
8:AH:42:GLU:HG3	8:AH:109:ILE:HD12	1.69	0.74
43:BS:51:LEU:HD23	43:BS:105:VAL:HG11	1.69	0.74
27:CC:83:GLU:HB2	27:CC:92:ILE:HD11	1.66	0.74
10:DJ:96:ILE:HD13	10:DJ:96:ILE:H	1.52	0.74
25:CA:330:A:HO2'	25:CA:331:A:H8	1.35	0.74
45:CU:45:VAL:HG22	45:CU:62:GLU:HB3	1.68	0.74

Continued on next page...

Continued from previous page...

Atom-1	Atom-2	Interatomic distance (Å)	Clash overlap (Å)
10:AJ:96:ILE:HD13	10:AJ:96:ILE:H	1.52	0.74
12:DL:37:THR:HG23	12:DL:38:VAL:H	1.52	0.74
1:AA:168:G:H2'	1:AA:169:C:H5''	1.69	0.74
1:AA:818:G:H1'	1:AA:820:U:H5	1.51	0.74
19:AS:50:ALA:HB1	19:AS:57:HIS:HB3	1.68	0.74
25:BA:1579:A:H2'	25:BA:1580:A:H8	1.53	0.74
32:BH:71:ILE:HG23	32:BH:72:LEU:HD22	1.68	0.74
45:BU:27:VAL:HG12	45:BU:39:VAL:HG22	1.69	0.74
25:CA:273(G):C:H3'	25:CA:274:G:C5'	2.17	0.74
1:DA:401:C:H2'	1:DA:402:G:C8	2.22	0.74
27:BC:201:HIS:O	27:BC:204:ILE:HG13	1.86	0.74
39:BO:34:HIS:HA	39:BO:54:LEU:HD23	1.69	0.74
25:CA:1830:C:HO2'	25:CA:1831:G:H8	0.76	0.74
25:CA:773:U:H4'	27:CC:47:GLY:HA3	1.69	0.74
35:CK:47:ILE:HG13	35:CK:48:PRO:HD2	1.69	0.74
1:DA:168:G:H2'	1:DA:169:C:H5''	1.69	0.74
18:AR:26:LEU:HD13	18:AR:39:VAL:HG13	1.70	0.74
19:AS:6:LYS:HG2	19:AS:7:LYS:HD3	1.70	0.74
25:BA:2619:C:H5''	28:BD:152:LYS:HG2	1.68	0.74
29:CE:63:LYS:HZ1	29:CE:67:GLN:HE21	1.35	0.74
32:CH:71:ILE:HG23	32:CH:72:LEU:HD22	1.68	0.74
45:CU:30:VAL:HG13	45:CU:37:VAL:HG12	1.68	0.74
50:CZ:5:LYS:HB3	50:CZ:57:GLU:HB2	1.70	0.74
8:DH:42:GLU:HG3	8:DH:109:ILE:HD12	1.69	0.74
25:BA:46:C:OP2	25:BA:215:G:H5''	1.88	0.74
25:CA:1579:A:H2'	25:CA:1580:A:H8	1.53	0.74
25:CA:2393:A:H5''	36:CL:62:LEU:HB3	1.70	0.74
42:CR:5:VAL:HG23	42:CR:37:VAL:HG23	1.70	0.74
31:CG:35:VAL:HG21	31:CG:75:ALA:HB2	1.70	0.74
25:BA:1434:A:H61	25:BA:1558:A:H62	1.36	0.74
34:BJ:90:LEU:H	34:BJ:90:LEU:HD12	1.53	0.74
50:BZ:5:LYS:HB3	50:BZ:57:GLU:HB2	1.70	0.74
22:DV:87:ALA:O	22:DV:91:GLU:HG2	1.88	0.74
25:BA:1496:A:H1'	25:BA:1577:C:O2'	1.88	0.74
25:CA:1496:A:H1'	25:CA:1577:C:O2'	1.88	0.74
43:CS:13:SER:HB3	43:CS:16:LYS:HD2	1.70	0.73
1:DA:392:G:H2'	1:DA:393:A:H8	1.52	0.73
1:AA:673:G:H5''	6:AF:87:ARG:NH1	2.03	0.73
25:BA:1060:U:H4'	25:BA:1061:U:H3'	1.68	0.73
31:BG:35:VAL:HG21	31:BG:75:ALA:HB2	1.70	0.73
45:BU:78:ALA:HB3	45:BU:81:LYS:HE3	1.71	0.73

Continued on next page...

Continued from previous page...

Atom-1	Atom-2	Interatomic distance (Å)	Clash overlap (Å)
5:DE:91:LEU:HA	5:DE:120:THR:HG22	1.70	0.73
25:BA:1899:G:H21	25:BA:1902:C:H42	1.36	0.73
31:BG:17:VAL:HG22	31:BG:26:VAL:HG22	1.70	0.73
26:CB:15:A:H1'	26:CB:109:G:C4	2.23	0.73
2:DB:168:THR:OG1	2:DB:192:SER:HA	1.88	0.73
1:DA:673:G:H5''	6:DF:87:ARG:NH1	2.03	0.73
2:AB:91:PRO:HA	2:AB:154:LEU:HD11	1.70	0.73
12:AL:37:THR:HG23	12:AL:38:VAL:H	1.52	0.73
27:BC:21:PHE:O	27:BC:24:ILE:HG22	1.89	0.73
34:BJ:70:ALA:HB2	34:BJ:135:LEU:HD12	1.70	0.73
36:BL:39:LYS:HD2	36:BL:40:SER:H	1.53	0.73
37:BM:55:VAL:HG12	37:BM:64:ILE:HD12	1.71	0.73
37:BM:8:LYS:HG3	37:BM:9:TYR:H	1.52	0.73
1:DA:818:G:H1'	1:DA:820:U:H5	1.51	0.73
13:AM:9:ILE:HG22	13:AM:11:ARG:HG3	1.68	0.73
53:B3:42:TRP:HA	53:B3:42:TRP:CE3	2.24	0.73
42:BR:5:VAL:HG23	42:BR:37:VAL:HG23	1.69	0.73
25:CA:1060:U:H4'	25:CA:1061:U:H3'	1.68	0.73
31:CG:17:VAL:HG22	31:CG:26:VAL:HG22	1.70	0.73
37:CM:55:VAL:HG12	37:CM:64:ILE:HD12	1.71	0.73
3:DC:95:THR:HG22	3:DC:96:GLY:H	1.54	0.73
25:BA:2267:A:H5''	25:BA:2268:A:H5''	1.69	0.73
27:BC:233:HIS:HE1	27:BC:247:ALA:H	1.35	0.73
2:DB:91:PRO:HA	2:DB:154:LEU:HD11	1.70	0.73
18:DR:26:LEU:HD13	18:DR:39:VAL:HG13	1.69	0.73
6:DF:99:ALA:HB2	18:DR:31:LEU:HD22	1.71	0.73
8:AH:110:ALA:HB3	8:AH:121:ASP:HB3	1.71	0.73
16:AP:27:LYS:H	16:AP:27:LYS:HD2	1.52	0.73
26:BB:15:A:H1'	26:BB:109:G:C4	2.23	0.73
25:CA:46:C:OP2	25:CA:215:G:H5''	1.88	0.73
27:CC:233:HIS:HE1	27:CC:247:ALA:H	1.35	0.73
27:CC:21:PHE:O	27:CC:24:ILE:HG22	1.89	0.73
1:DA:1256:A:H5'	1:DA:1257:U:OP1	1.88	0.73
1:AA:939:G:H5''	7:AG:102:ARG:HH12	1.54	0.73
3:AC:43:LEU:O	3:AC:47:LEU:HB3	1.88	0.73
25:BA:273(G):C:H3'	25:BA:274:G:C5'	2.17	0.73
27:BC:108:PRO:HB3	27:BC:143:HIS:CE1	2.23	0.73
29:BE:63:LYS:HZ1	29:BE:67:GLN:HE21	1.37	0.73
30:BF:74:LYS:HE3	30:BF:74:LYS:HA	1.70	0.73
35:BK:47:ILE:HG13	35:BK:48:PRO:HD2	1.69	0.73
25:CA:1046:A:H3'	25:CA:1047:G:H5''	1.71	0.73

Continued on next page...

Continued from previous page...

Atom-1	Atom-2	Interatomic distance (Å)	Clash overlap (Å)
36:CL:114:ILE:HD11	36:CL:130:PHE:CD1	2.24	0.73
39:CO:34:HIS:HA	39:CO:54:LEU:HD23	1.69	0.73
45:CU:27:VAL:HG12	45:CU:39:VAL:HG22	1.69	0.73
3:DC:43:LEU:O	3:DC:47:LEU:HB3	1.88	0.73
19:DS:6:LYS:HG2	19:DS:7:LYS:HD3	1.70	0.73
18:AR:44:LEU:HD22	18:AR:79:LEU:HD22	1.71	0.73
25:BA:1830:C:HO2'	25:BA:1831:G:H8	0.75	0.73
44:BT:70:LEU:HD23	44:BT:71:GLY:N	2.04	0.73
46:BV:27:VAL:HG22	46:BV:36:LYS:HA	1.69	0.73
44:CT:70:LEU:HD23	44:CT:71:GLY:N	2.04	0.73
46:CV:104:PHE:HA	46:CV:139:VAL:HB	1.71	0.73
25:BA:1697:G:H3'	25:BA:1698:A:H5''	1.71	0.72
1:AA:392:G:H2'	1:AA:393:A:H8	1.53	0.72
2:AB:168:THR:OG1	2:AB:192:SER:HA	1.89	0.72
22:AV:87:ALA:O	22:AV:91:GLU:HG2	1.88	0.72
25:BA:2331:G:H4'	47:BW:43:THR:H	1.53	0.72
27:CC:62:TYR:HA	27:CC:87:ASN:HD21	1.54	0.72
6:DF:37:VAL:HA	6:DF:65:VAL:HG12	1.70	0.72
10:DJ:50:ILE:HB	14:DN:41:ARG:NH2	2.03	0.72
1:AA:1256:A:H5'	1:AA:1257:U:OP1	1.88	0.72
1:AA:401:C:H2'	1:AA:402:G:C8	2.22	0.72
6:AF:37:VAL:HA	6:AF:65:VAL:HG12	1.70	0.72
1:AA:942:G:H21	9:AI:124:GLN:HE22	1.35	0.72
25:BA:1544:C:H3'	25:BA:1545:A:H5''	1.71	0.72
29:BE:65:TRP:CZ3	29:BE:75:HIS:HD2	2.08	0.72
41:BQ:110:VAL:O	41:BQ:114:LYS:HG2	1.89	0.72
36:BL:114:ILE:HD11	36:BL:130:PHE:CD1	2.23	0.72
27:CC:201:HIS:O	27:CC:204:ILE:HG13	1.88	0.72
34:CJ:70:ALA:HB2	34:CJ:135:LEU:HD12	1.71	0.72
8:DH:102:ARG:H	8:DH:102:ARG:HE	1.36	0.72
25:BA:773:U:H4'	27:BC:47:GLY:HA3	1.70	0.72
37:BM:17:LEU:HD21	37:BM:41:TRP:HE1	1.55	0.72
43:BS:13:SER:HB3	43:BS:16:LYS:HD2	1.70	0.72
25:CA:1173:G:H2'	25:CA:1175:U:H5'	1.72	0.72
8:DH:110:ALA:HB3	8:DH:121:ASP:HB3	1.70	0.72
1:DA:986:A:H1'	19:DS:54:GLY:O	1.90	0.72
1:AA:955:U:H1'	1:AA:1227:A:H61	1.54	0.72
25:CA:1540:G:H2'	25:CA:1541:U:O4'	1.89	0.72
10:AJ:50:ILE:HB	14:AN:41:ARG:NH2	2.03	0.72
25:BA:1540:G:H2'	25:BA:1541:U:O4'	1.90	0.72
36:BL:26:GLY:HA2	36:BL:30:THR:HG23	1.71	0.72

Continued on next page...

Continued from previous page...

Atom-1	Atom-2	Interatomic distance (Å)	Clash overlap (Å)
46:BV:104:PHE:HA	46:BV:139:VAL:HB	1.71	0.72
25:CA:2712:U:H1'	25:CA:712(B):A:C8	2.25	0.72
25:CA:2331:G:H4'	47:CW:43:THR:H	1.55	0.72
1:DA:939:G:H5''	7:DG:102:ARG:HH12	1.54	0.72
8:DH:102:ARG:N	8:DH:102:ARG:HE	1.88	0.72
1:AA:1064:G:N2	1:AA:1190:G:H2'	2.05	0.72
45:BU:88:LYS:HE2	45:BU:93:GLY:HA3	1.72	0.72
25:CA:1434:A:H61	25:CA:1558:A:H62	1.36	0.72
30:CF:7:LEU:HD23	30:CF:10:LYS:HD2	1.71	0.72
44:CT:55:ASN:HB2	44:CT:80:ILE:HG23	1.72	0.72
48:CX:46:LEU:HB2	48:CX:63:ALA:HA	1.72	0.72
1:DA:955:U:H1'	1:DA:1227:A:H61	1.54	0.72
5:AE:91:LEU:HA	5:AE:120:THR:HG22	1.70	0.72
10:AJ:74:ILE:HD13	10:AJ:74:ILE:H	1.54	0.72
25:BA:587:C:H42	36:BL:33:ARG:HG2	1.53	0.72
43:BS:29:LEU:HD22	43:BS:69:LEU:HD11	1.72	0.72
55:C5:54:GLU:HA	55:C5:57:ARG:HH12	1.52	0.72
36:CL:41:ARG:HH22	36:CL:45:LEU:HB2	1.55	0.72
8:AH:102:ARG:H	8:AH:102:ARG:HE	1.36	0.71
22:AV:293:ILE:HD11	22:AV:297:GLU:HG2	1.69	0.71
55:B5:54:GLU:HA	55:B5:57:ARG:HH12	1.54	0.71
25:BA:1173:G:H2'	25:BA:1175:U:H5'	1.72	0.71
34:CJ:90:LEU:H	34:CJ:90:LEU:HD12	1.53	0.71
45:CU:88:LYS:HE2	45:CU:93:GLY:HA3	1.72	0.71
4:DD:108:LEU:HD21	4:DD:183:GLY:HA3	1.72	0.71
10:DJ:74:ILE:HD13	10:DJ:74:ILE:H	1.55	0.71
18:DR:44:LEU:HD22	18:DR:79:LEU:HD22	1.72	0.71
29:BE:65:TRP:HZ3	29:BE:75:HIS:HD2	1.34	0.71
34:BJ:57:LEU:HD21	34:BJ:143:LEU:HB2	1.72	0.71
25:CA:1899:G:H21	25:CA:1902:C:H42	1.36	0.71
28:CD:52:LEU:H	28:CD:52:LEU:HD12	1.55	0.71
16:DP:4:ILE:HG13	16:DP:21:VAL:HG12	1.72	0.71
22:DV:219:ILE:HG12	22:DV:241:VAL:HG12	1.73	0.71
1:AA:648:A:H2'	1:AA:649:G:H8	1.55	0.71
45:BU:31:LEU:H	45:BU:31:LEU:HD23	1.55	0.71
46:BV:163:LEU:HD23	46:BV:163:LEU:H	1.55	0.71
25:CA:2380:C:H2'	25:CA:2381:C:H5'	1.72	0.71
34:CJ:157:ARG:N	34:CJ:158:PRO:HD3	2.05	0.71
36:CL:6:LEU:HD23	36:CL:6:LEU:H	1.55	0.71
37:CM:17:LEU:HD21	37:CM:41:TRP:HE1	1.55	0.71
6:DF:21:LEU:O	6:DF:25:ILE:HG12	1.91	0.71

Continued on next page...

Continued from previous page...

Atom-1	Atom-2	Interatomic distance (Å)	Clash overlap (Å)
25:BA:2380:C:H2'	25:BA:2381:C:H5'	1.71	0.71
48:BX:46:LEU:HB2	48:BX:63:ALA:HA	1.72	0.71
10:DJ:45:ARG:HB2	10:DJ:65:LEU:HB3	1.73	0.71
1:AA:1065:U:H4'	1:AA:1066:C:O5'	1.91	0.71
1:AA:673:G:H2'	1:AA:674:G:C8	2.26	0.71
1:AA:986:A:H1'	19:AS:54:GLY:O	1.90	0.71
8:AH:102:ARG:N	8:AH:102:ARG:HE	1.88	0.71
44:BT:55:ASN:HB2	44:BT:80:ILE:HG23	1.71	0.71
52:C2:45:VAL:HG12	52:C2:46:CYS:H	1.55	0.71
1:AA:243:A:H4'	1:AA:244:U:C5'	2.21	0.71
2:AB:55:PHE:HE1	2:AB:218:ALA:HA	1.56	0.71
25:BA:829:A:N7	25:BA:2248:C:H5'	2.06	0.71
41:BQ:15:LYS:O	41:BQ:19:LYS:HG3	1.91	0.71
46:BV:126:VAL:HG12	46:BV:163:LEU:HA	1.73	0.71
29:CE:65:TRP:CZ3	29:CE:75:HIS:HD2	2.07	0.71
30:CF:74:LYS:HA	30:CF:74:LYS:HE3	1.71	0.71
41:CQ:110:VAL:O	41:CQ:114:LYS:HG2	1.90	0.71
1:AA:976:G:H5''	1:AA:1358:U:O2'	1.91	0.71
3:AC:95:THR:HG22	3:AC:96:GLY:H	1.54	0.71
36:CL:27:HIS:HE1	42:CR:83:ARG:HH12	1.39	0.71
10:AJ:45:ARG:HB2	10:AJ:65:LEU:HB3	1.72	0.71
30:BF:7:LEU:HD23	30:BF:10:LYS:HD2	1.71	0.71
43:CS:29:LEU:HD22	43:CS:69:LEU:HD11	1.73	0.71
1:AA:1300:G:H1'	1:AA:1301:U:OP2	1.90	0.71
13:AM:67:GLU:HG3	13:AM:68:GLY:H	1.55	0.71
52:B2:45:VAL:HG12	52:B2:46:CYS:H	1.54	0.71
28:BD:52:LEU:HD12	28:BD:52:LEU:H	1.56	0.71
34:BJ:57:LEU:O	34:BJ:72:GLY:HA3	1.91	0.71
25:CA:2335:A:H8	39:CO:13:ARG:HH22	1.39	0.71
45:CU:78:ALA:HB3	45:CU:81:LYS:HE3	1.71	0.71
1:DA:976:G:H5''	1:DA:1358:U:O2'	1.91	0.71
22:DV:302:ILE:HG22	22:DV:303:ARG:N	2.02	0.71
25:BA:2393:A:H5''	36:BL:62:LEU:HB3	1.71	0.71
25:BA:536:A:H2'	25:BA:537:C:C6	2.26	0.71
25:CA:1544:C:H3'	25:CA:1545:A:H5''	1.71	0.71
25:CA:587:C:H42	36:CL:33:ARG:HG2	1.56	0.71
36:CL:39:LYS:HD2	36:CL:40:SER:H	1.53	0.71
22:AV:219:ILE:HG12	22:AV:241:VAL:HG12	1.72	0.70
30:BF:19:LEU:HD11	30:BF:172:LEU:HD13	1.73	0.70
30:BF:66:GLN:HG2	30:BF:67:LYS:H	1.55	0.70
34:CJ:57:LEU:O	34:CJ:72:GLY:HA3	1.91	0.70

Continued on next page...

Continued from previous page...

Atom-1	Atom-2	Interatomic distance (Å)	Clash overlap (Å)
4:AD:108:LEU:HD21	4:AD:183:GLY:HA3	1.72	0.70
25:BA:2777:G:H5''	25:BA:2778:A:H5'	1.73	0.70
34:BJ:157:ARG:N	34:BJ:158:PRO:HD3	2.06	0.70
41:BQ:25:TRP:O	41:BQ:28:ARG:HB3	1.91	0.70
25:CA:1697:G:H3'	25:CA:1698:A:H5''	1.72	0.70
25:CA:536:A:H2'	25:CA:537:C:C6	2.26	0.70
30:CF:66:GLN:HG2	30:CF:67:LYS:H	1.55	0.70
34:CJ:57:LEU:HD21	34:CJ:143:LEU:HB2	1.71	0.70
45:CU:31:LEU:H	45:CU:31:LEU:HD23	1.55	0.70
3:DC:17:ASP:HB2	3:DC:21:ARG:HH22	1.57	0.70
6:AF:99:ALA:HB2	18:AR:31:LEU:HD22	1.71	0.70
25:BA:2712:U:H1'	25:BA:712(B):A:C8	2.25	0.70
53:C3:42:TRP:CE3	53:C3:42:TRP:HA	2.24	0.70
46:CV:126:VAL:HG12	46:CV:163:LEU:HA	1.73	0.70
3:AC:17:ASP:HB2	3:AC:21:ARG:HH22	1.57	0.70
20:AT:50:GLU:HB3	20:AT:100:ILE:HD13	1.73	0.70
22:AV:302:ILE:HG22	22:AV:303:ARG:N	2.02	0.70
25:BA:1348:G:H2'	25:BA:1349:A:H5''	1.72	0.70
32:BH:6:LEU:HD23	32:BH:6:LEU:H	1.55	0.70
36:BL:27:HIS:HE1	42:BR:83:ARG:HH12	1.39	0.70
25:CA:2777:G:H5''	25:CA:2778:A:H5'	1.73	0.70
41:CQ:15:LYS:O	41:CQ:19:LYS:HG3	1.91	0.70
46:CV:163:LEU:HD23	46:CV:163:LEU:H	1.55	0.70
25:BA:1046:A:H3'	25:BA:1047:G:H5''	1.71	0.70
25:BA:278:A:H61	25:BA:362:U:H3	1.37	0.70
36:BL:41:ARG:HH22	36:BL:45:LEU:HB2	1.55	0.70
25:BA:2335:A:H8	39:BO:13:ARG:HH22	1.40	0.70
25:CA:1314:C:N4	25:CA:1338:G:H1	1.88	0.70
1:DA:1065:U:H4'	1:DA:1066:C:O5'	1.91	0.70
1:DA:648:A:H2'	1:DA:649:G:H8	1.56	0.70
3:AC:150:LYS:HB3	3:AC:201:TYR:HB2	1.73	0.70
36:BL:6:LEU:H	36:BL:6:LEU:HD23	1.55	0.70
40:BP:84:GLN:HG3	40:BP:85:LYS:HG3	1.74	0.70
36:CL:26:GLY:HA2	36:CL:30:THR:HG23	1.72	0.70
1:DA:243:A:H4'	1:DA:244:U:C5'	2.21	0.70
5:DE:101:ILE:HD11	5:DE:119:LEU:HD23	1.74	0.70
53:C3:42:TRP:HE3	53:C3:42:TRP:HA	1.57	0.70
25:CA:2022:U:O2'	25:CA:2617:C:H5'	1.92	0.70
25:CA:829:A:N7	25:CA:2248:C:H5'	2.06	0.70
32:CH:6:LEU:HD23	32:CH:6:LEU:H	1.55	0.70
44:CT:26:TYR:HB3	44:CT:92:LEU:HD13	1.73	0.70

Continued on next page...

Continued from previous page...

Atom-1	Atom-2	Interatomic distance (Å)	Clash overlap (Å)
1:AA:1371:G:OP1	9:AI:11:LYS:HB3	1.92	0.70
6:AF:21:LEU:O	6:AF:25:ILE:HG12	1.91	0.70
50:BZ:8:LEU:HA	50:BZ:54:VAL:HG12	1.74	0.70
25:CA:1348:G:H2'	25:CA:1349:A:H5''	1.73	0.70
25:CA:2689:U:H4'	25:CA:2690:C:O5'	1.92	0.70
33:CI:14:LYS:HA	33:CI:14:LYS:HE2	1.73	0.70
1:DA:1371:G:OP1	9:DI:11:LYS:HB3	1.92	0.70
13:DM:67:GLU:HG3	13:DM:68:GLY:H	1.55	0.70
20:DT:50:GLU:HB3	20:DT:100:ILE:HD13	1.73	0.70
45:BU:15:VAL:HG22	45:BU:72:VAL:HG12	1.74	0.70
25:CA:278:A:H61	25:CA:362:U:H3	1.38	0.70
25:CA:2415:G:H4'	36:CL:66:GLY:HA2	1.73	0.70
41:CQ:25:TRP:O	41:CQ:28:ARG:HB3	1.91	0.70
46:CV:48:PHE:HA	46:CV:51:ALA:HB3	1.73	0.70
1:DA:1064:G:N2	1:DA:1190:G:H2'	2.05	0.70
1:DA:1300:G:H1'	1:DA:1301:U:OP2	1.90	0.70
5:DE:6:PHE:CD2	5:DE:36:ASP:HB3	2.27	0.70
27:BC:62:TYR:HA	27:BC:87:ASN:HD21	1.55	0.70
34:BJ:53:ILE:HG23	34:BJ:75:VAL:HG11	1.74	0.70
25:BA:2415:G:H4'	36:BL:66:GLY:HA2	1.72	0.70
43:BS:80:PRO:O	43:BS:100:THR:HG22	1.92	0.70
43:CS:103:ILE:H	43:CS:103:ILE:HD12	1.57	0.70
46:BV:48:PHE:HA	46:BV:51:ALA:HB3	1.74	0.69
25:CA:2626:C:H42	25:CA:2777:G:H1	1.40	0.69
27:CC:244:ARG:HG3	27:CC:245:PRO:HD2	1.74	0.69
1:DA:1123:A:H4'	10:DJ:36:GLY:HA3	1.74	0.69
1:DA:1292:U:H2'	1:DA:1293:G:H8	1.56	0.69
22:DV:80:ALA:O	22:DV:84:ARG:HB2	1.92	0.69
1:AA:1292:U:H2'	1:AA:1293:G:H8	1.56	0.69
1:AA:716:A:N3	11:AK:118:GLY:HA2	2.07	0.69
1:AA:1123:A:H4'	10:AJ:36:GLY:HA3	1.74	0.69
53:B3:42:TRP:HA	53:B3:42:TRP:HE3	1.57	0.69
27:BC:35:LYS:HZ1	27:BC:104:TYR:H	1.39	0.69
40:BP:26:ASP:HB3	40:BP:91:ARG:HA	1.74	0.69
44:BT:26:TYR:HB3	44:BT:92:LEU:HD13	1.73	0.69
25:CA:270(J):G:HO2'	25:CA:270(K):G:H8	1.39	0.69
40:CP:84:GLN:HG3	40:CP:85:LYS:HG3	1.74	0.69
1:DA:673:G:H2'	1:DA:674:G:C8	2.26	0.69
2:DB:55:PHE:HE1	2:DB:218:ALA:HA	1.55	0.69
15:DO:36:ILE:HD12	15:DO:63:ARG:HH11	1.56	0.69
15:AO:36:ILE:HD12	15:AO:63:ARG:HH11	1.57	0.69

Continued on next page...

Continued from previous page...

Atom-1	Atom-2	Interatomic distance (Å)	Clash overlap (Å)
22:AV:80:ALA:O	22:AV:84:ARG:HB2	1.92	0.69
40:BP:26:ASP:HB2	40:BP:91:ARG:HA	1.74	0.69
25:BA:896:A:O2'	46:BV:176:PRO:HG3	1.92	0.69
25:CA:2313:C:H4'	30:CF:91:ARG:HG3	1.74	0.69
49:CY:46:GLN:O	49:CY:47:ASN:HB2	1.92	0.69
3:DC:150:LYS:HB3	3:DC:201:TYR:HB2	1.74	0.69
16:AP:4:ILE:HG13	16:AP:21:VAL:HG12	1.73	0.69
29:BE:53:THR:HG23	29:BE:55:GLY:H	1.57	0.69
36:BL:112:LEU:HD23	36:BL:113:LYS:N	2.08	0.69
54:C4:8:ASN:ND2	54:C4:11:LYS:H	1.90	0.69
34:CJ:53:ILE:HG23	34:CJ:75:VAL:HG11	1.75	0.69
11:DK:21:ILE:HG13	11:DK:30:VAL:HG12	1.75	0.69
25:CA:2189:U:H2'	25:CA:2190:G:C8	2.28	0.69
25:BA:1021:A:H62	25:BA:1141:U:H3	1.39	0.69
46:BV:77:ASP:HB2	46:BV:84:GLU:HG3	1.74	0.69
32:CH:76:THR:HG22	32:CH:141:LYS:HD3	1.74	0.69
1:DA:1281:U:H5'	1:DA:1282:C:H5	1.58	0.69
25:BA:2189:U:H2'	25:BA:2190:G:C8	2.28	0.69
32:BH:78:THR:HA	32:BH:143:SER:HB3	1.75	0.69
32:CH:31:LEU:HD13	32:CH:37:VAL:HA	1.74	0.69
35:CK:104:ARG:HB3	35:CK:104:ARG:HH11	1.58	0.69
1:DA:716:A:N3	11:DK:118:GLY:HA2	2.08	0.69
9:AI:26:VAL:HG13	9:AI:61:ALA:HB3	1.75	0.69
25:BA:1375:C:H2'	25:BA:1376:C:H6	1.58	0.69
25:BA:1889:A:H2'	25:BA:1890:A:C8	2.28	0.69
25:BA:2496:C:OP1	37:BM:81:VAL:HG13	1.92	0.69
43:BS:103:ILE:HD12	43:BS:103:ILE:H	1.58	0.69
25:CA:95:G:H1'	49:CY:47:ASN:HB3	1.73	0.69
1:AA:505:G:H2'	1:AA:506:G:C8	2.27	0.69
25:BA:1602:U:H3'	25:BA:1603:A:C5'	2.22	0.69
25:BA:2689:U:H4'	25:BA:2690:C:O5'	1.91	0.69
25:CA:896:A:O2'	46:CV:176:PRO:HG3	1.92	0.69
29:CE:53:THR:HG23	29:CE:55:GLY:H	1.57	0.69
35:CK:86:ILE:HD12	35:CK:86:ILE:H	1.57	0.69
11:AK:21:ILE:HG13	11:AK:30:VAL:HG12	1.75	0.69
22:AV:148:HIS:CE1	25:BA:1911:U:H5''	2.28	0.69
25:BA:2313:C:H4'	30:BF:91:ARG:HG3	1.75	0.69
25:BA:95:G:H1'	49:BY:47:ASN:HB3	1.72	0.69
32:CH:6:LEU:HA	32:CH:15:VAL:HG13	1.75	0.69
1:DA:505:G:H2'	1:DA:506:G:C8	2.28	0.69
2:DB:71:VAL:HG12	2:DB:93:VAL:HB	1.75	0.69

Continued on next page...

Continued from previous page...

Atom-1	Atom-2	Interatomic distance (Å)	Clash overlap (Å)
17:DQ:45:HIS:CD2	17:DQ:47:PRO:HD3	2.28	0.69
33:BI:14:LYS:HA	33:BI:14:LYS:HE2	1.73	0.69
25:CA:1021:A:H62	25:CA:1141:U:H3	1.39	0.69
25:CA:628:G:H2'	25:CA:629:G:H8	1.58	0.69
37:CM:75:THR:HA	37:CM:88:GLY:HA2	1.75	0.69
40:CP:26:ASP:HB3	40:CP:91:ARG:HA	1.74	0.69
27:BC:244:ARG:HG3	27:BC:245:PRO:HD2	1.75	0.68
32:BH:76:THR:HG22	32:BH:141:LYS:HD3	1.74	0.68
53:C3:15:GLU:OE2	53:C3:18:ARG:HD2	1.93	0.68
55:C5:14:VAL:HG22	55:C5:24:ALA:HB2	1.74	0.68
36:CL:112:LEU:HD23	36:CL:113:LYS:N	2.08	0.68
2:DB:54:THR:HG21	2:DB:201:ILE:HD11	1.76	0.68
4:DD:8:VAL:HB	4:DD:21:LEU:HD22	1.75	0.68
2:AB:54:THR:HG21	2:AB:201:ILE:HD11	1.75	0.68
34:BJ:127:LYS:HA	34:BJ:130:LEU:HD12	1.75	0.68
25:CA:2580:U:H4'	28:CD:130:GLY:HA2	1.75	0.68
36:CL:115:LEU:HA	36:CL:134:ALA:HB2	1.76	0.68
42:CR:24:LYS:HA	42:CR:92:THR:HG23	1.75	0.68
15:DO:39:LEU:HD12	15:DO:56:LEU:HD13	1.76	0.68
1:AA:1281:U:H5'	1:AA:1282:C:H5	1.58	0.68
5:AE:6:PHE:CD2	5:AE:36:ASP:HB3	2.27	0.68
29:BE:41:LEU:HA	29:BE:44:ARG:HD3	1.76	0.68
41:CQ:95:LEU:HD13	42:CR:4:ILE:HD12	1.75	0.68
1:DA:1281:U:H4'	1:DA:1282:C:OP2	1.94	0.68
22:DV:274:LEU:HD21	22:DV:278:ARG:HE	1.57	0.68
15:AO:39:LEU:HD12	15:AO:56:LEU:HD13	1.76	0.68
17:AQ:45:HIS:CD2	17:AQ:47:PRO:HD3	2.29	0.68
25:BA:628:G:H2'	25:BA:629:G:H8	1.59	0.68
49:BY:46:GLN:O	49:BY:47:ASN:HB2	1.92	0.68
29:CE:41:LEU:HA	29:CE:44:ARG:HD3	1.75	0.68
32:CH:78:THR:HA	32:CH:143:SER:HB3	1.74	0.68
36:CL:45:LEU:HD23	36:CL:46:LYS:N	2.08	0.68
1:AA:402:G:C2'	1:AA:403:C:H5'	2.24	0.68
42:BR:24:LYS:HA	42:BR:92:THR:HG23	1.75	0.68
49:BY:2:LYS:HA	49:BY:5:GLU:CD	2.14	0.68
30:CF:19:LEU:HD11	30:CF:172:LEU:HD13	1.73	0.68
12:DL:74:HIS:HD2	12:DL:76:LEU:H	1.41	0.68
1:AA:1152:A:H2'	1:AA:1153:C:C6	2.28	0.68
5:AE:101:ILE:HD11	5:AE:119:LEU:HD23	1.74	0.68
54:B4:8:ASN:ND2	54:B4:11:LYS:H	1.92	0.68
25:BA:2335:A:H2'	39:BO:13:ARG:HH12	1.58	0.68

Continued on next page...

Continued from previous page...

Atom-1	Atom-2	Interatomic distance (Å)	Clash overlap (Å)
25:CA:1375:C:H2'	25:CA:1376:C:H6	1.56	0.68
25:CA:914:C:H2'	25:CA:915:C:H5'	1.76	0.68
1:DA:1152:A:H2'	1:DA:1153:C:C6	2.29	0.68
3:AC:206:GLU:HG2	3:AC:207:VAL:HG23	1.76	0.68
53:B3:15:GLU:OE2	53:B3:18:ARG:HD2	1.93	0.68
35:BK:86:ILE:H	35:BK:86:ILE:HD12	1.57	0.68
40:BP:113:LYS:HA	40:BP:113:LYS:HE3	1.75	0.68
45:CU:15:VAL:HG22	45:CU:72:VAL:HG12	1.74	0.68
46:CV:77:ASP:HB2	46:CV:84:GLU:HG3	1.74	0.68
3:AC:19:GLU:HG2	3:AC:40:ARG:HH22	1.58	0.68
41:BQ:95:LEU:HD13	42:BR:4:ILE:HD12	1.74	0.68
25:CA:2335:A:H2'	39:CO:13:ARG:HH12	1.59	0.68
28:CD:33:VAL:HG23	28:CD:47:VAL:HG13	1.74	0.68
9:DI:3:GLN:HG2	9:DI:20:ARG:HG2	1.76	0.68
20:DT:26:ASN:HD22	20:DT:27:LYS:N	1.92	0.68
1:AA:1281:U:H4'	1:AA:1282:C:OP2	1.94	0.68
4:AD:8:VAL:HB	4:AD:21:LEU:HD22	1.74	0.68
12:AL:74:HIS:HD2	12:AL:76:LEU:H	1.41	0.68
17:AQ:14:LYS:HD2	17:AQ:14:LYS:H	1.59	0.68
22:AV:274:LEU:HD21	22:AV:278:ARG:HE	1.58	0.68
25:BA:1814:G:H4'	27:BC:51:VAL:HG21	1.76	0.68
28:BD:33:VAL:HG23	28:BD:47:VAL:HG13	1.75	0.68
25:CA:1814:G:H4'	27:CC:51:VAL:HG21	1.76	0.68
9:DI:26:VAL:HG13	9:DI:61:ALA:HB3	1.75	0.68
17:DQ:14:LYS:H	17:DQ:14:LYS:HD2	1.59	0.68
1:AA:235:C:H2'	1:AA:236:G:H8	1.59	0.68
25:BA:2022:U:O2'	25:BA:2617:C:H5'	1.92	0.68
41:BQ:83:LEU:HG	41:BQ:88:ILE:HD11	1.76	0.68
25:CA:1911:U:H5''	22:DV:148:HIS:HE1	1.59	0.68
25:CA:1980:G:H3'	25:CA:1981:A:C5'	2.24	0.68
38:CN:13:HIS:CE1	38:CN:16:HIS:HB2	2.29	0.68
43:CS:80:PRO:O	43:CS:100:THR:HG22	1.93	0.68
19:AS:31:ILE:HG23	19:AS:49:ILE:HA	1.76	0.67
25:BA:1314:C:N4	25:BA:1338:G:H1	1.90	0.67
25:CA:2090:G:H21	48:CX:45:ASN:ND2	1.92	0.67
37:CM:24:GLY:HA2	37:CM:101:ARG:HA	1.75	0.67
35:CK:119:PRO:HB2	40:CP:68:TYR:HE1	1.59	0.67
37:BM:75:THR:HA	37:BM:88:GLY:HA2	1.74	0.67
39:BO:30:ARG:HB3	39:BO:35:ILE:HD13	1.75	0.67
35:BK:119:PRO:HB2	40:BP:68:TYR:HE1	1.59	0.67
25:CA:2496:C:OP1	37:CM:81:VAL:HG13	1.93	0.67

Continued on next page...

Continued from previous page...

Atom-1	Atom-2	Interatomic distance (Å)	Clash overlap (Å)
50:CZ:8:LEU:HA	50:CZ:54:VAL:HG12	1.74	0.67
1:DA:521:G:OP1	12:DL:72:GLU:HA	1.94	0.67
1:AA:1376:U:H2'	1:AA:1377:A:H8	1.60	0.67
22:AV:223:ARG:HB2	25:BA:2555:U:O2	1.94	0.67
25:BA:2626:C:H42	25:BA:2777:G:H1	1.40	0.67
32:BH:31:LEU:HD13	32:BH:37:VAL:HA	1.74	0.67
53:C3:36:LEU:HD23	53:C3:36:LEU:H	1.59	0.67
25:CA:1889:A:H2'	25:CA:1890:A:C8	2.29	0.67
40:CP:39:ARG:NH2	1:DA:345:C:OP2	2.27	0.67
2:AB:71:VAL:HG12	2:AB:93:VAL:HB	1.75	0.67
54:B4:24:THR:HG23	54:B4:27:GLY:H	1.59	0.67
39:BO:24:LEU:HD13	39:BO:82:ILE:HG23	1.76	0.67
31:CG:87:LEU:HD13	31:CG:148:ILE:HG21	1.76	0.67
34:CJ:127:LYS:HA	34:CJ:130:LEU:HD12	1.76	0.67
40:CP:26:ASP:HB2	40:CP:91:ARG:HA	1.75	0.67
1:AA:1228:C:H2'	1:AA:1229:A:H8	1.60	0.67
20:AT:26:ASN:HD22	20:AT:27:LYS:N	1.92	0.67
55:B5:14:VAL:HG22	55:B5:24:ALA:HB2	1.76	0.67
36:BL:146:VAL:HG22	36:BL:147:LEU:H	1.59	0.67
25:CA:83:G:N2	25:CA:102:G:H2'	2.10	0.67
27:CC:35:LYS:HZ1	27:CC:104:TYR:H	1.40	0.67
27:CC:81:ALA:HB3	27:CC:94:LEU:HB3	1.77	0.67
13:AM:16:ASP:HB3	13:AM:34:LEU:HD11	1.77	0.67
53:B3:36:LEU:HD23	53:B3:36:LEU:H	1.59	0.67
25:BA:2090:G:H21	48:BX:45:ASN:ND2	1.91	0.67
25:BA:573:G:O2'	25:BA:574:C:H3'	1.95	0.67
28:BD:201:THR:HG22	28:BD:202:LYS:H	1.60	0.67
37:BM:24:GLY:HA2	37:BM:101:ARG:HA	1.75	0.67
38:BN:13:HIS:CE1	38:BN:16:HIS:HB2	2.29	0.67
31:CG:43:VAL:HA	31:CG:52:VAL:HG22	1.76	0.67
25:CA:1022:G:H8	34:CJ:92:GLN:NE2	1.93	0.67
2:AB:60:ASP:O	2:AB:64:ARG:HG2	1.95	0.67
9:AI:3:GLN:HG2	9:AI:20:ARG:HG2	1.76	0.67
10:AJ:16:LEU:HD12	10:AJ:70:ARG:HD2	1.77	0.67
25:BA:330:A:HO2'	25:BA:331:A:H8	1.42	0.67
25:BA:755:C:H2'	25:BA:756:C:C6	2.30	0.67
48:BX:27:GLU:HB3	48:BX:33:LYS:HG3	1.77	0.67
25:CA:1602:U:H3'	25:CA:1603:A:C5'	2.24	0.67
39:CO:103:GLU:O	39:CO:107:GLU:HG2	1.95	0.67
40:CP:102:ILE:HG22	40:CP:110:ILE:HD11	1.76	0.67
43:CS:84:ARG:HB2	43:CS:96:ILE:CG2	2.25	0.67

Continued on next page...

Continued from previous page...

Atom-1	Atom-2	Interatomic distance (Å)	Clash overlap (Å)
1:DA:1376:U:H2'	1:DA:1377:A:H8	1.60	0.67
25:BA:1434:A:H61	25:BA:1558:A:N6	1.92	0.67
32:BH:6:LEU:HA	32:BH:15:VAL:HG13	1.75	0.67
35:BK:104:ARG:HB3	35:BK:104:ARG:HH11	1.58	0.67
39:CO:24:LEU:HD13	39:CO:82:ILE:HG23	1.76	0.67
49:CY:17:SER:HB3	49:CY:18:PRO:CD	2.22	0.67
1:DA:1356:G:H2'	1:DA:1357:A:C8	2.30	0.67
1:DA:688:G:H2'	1:DA:689:C:C6	2.30	0.67
5:DE:43:LEU:HD11	5:DE:132:ALA:HB1	1.77	0.67
1:DA:1397:C:H41	56:DX:22:A:H5''	1.59	0.67
1:AA:1239:A:H4'	1:AA:1240:U:C5'	2.25	0.67
25:BA:83:G:N2	25:BA:102:G:H2'	2.10	0.67
29:BE:8:GLN:HA	29:BE:21:ALA:HA	1.77	0.67
40:CP:113:LYS:HE3	40:CP:113:LYS:HA	1.75	0.67
41:CQ:83:LEU:HG	41:CQ:88:ILE:HD11	1.77	0.67
2:DB:60:ASP:O	2:DB:64:ARG:HG2	1.95	0.67
30:CF:74:LYS:HE2	30:CF:84:LYS:HE3	1.77	0.67
3:DC:19:GLU:HG2	3:DC:40:ARG:HH22	1.58	0.67
3:DC:30:ARG:HD3	14:DN:38:GLY:HA3	1.76	0.67
7:AG:15:ASP:HB3	7:AG:19:GLY:H	1.60	0.66
15:AO:33:THR:HG23	15:AO:63:ARG:HH22	1.60	0.66
25:BA:2282:G:H4'	25:BA:2389:G:O2'	1.95	0.66
27:BC:71:ASP:HB3	27:BC:103:ARG:HH22	1.59	0.66
36:BL:115:LEU:HA	36:BL:134:ALA:HB2	1.75	0.66
29:CE:195:ASP:OD2	29:CE:197:ASP:HB3	1.95	0.66
36:CL:64:LYS:HD2	55:C5:25:MET:SD	2.35	0.66
41:CQ:50:ARG:HH22	42:CR:72:VAL:HG12	1.60	0.66
10:DJ:16:LEU:HD12	10:DJ:70:ARG:HD2	1.77	0.66
10:DJ:32:ALA:H	10:DJ:78:ASN:HD21	1.42	0.66
14:DN:27:CYS:SG	14:DN:43:CYS:HB3	2.36	0.66
15:DO:33:THR:HG23	15:DO:63:ARG:HH22	1.60	0.66
1:AA:1227:A:N3	1:AA:1227:A:H2'	2.09	0.66
5:AE:43:LEU:HD11	5:AE:132:ALA:HB1	1.77	0.66
25:CA:1434:A:H61	25:CA:1558:A:N6	1.93	0.66
25:CA:2569:G:C2'	25:CA:2570:G:H5''	2.24	0.66
25:CA:755:C:H2'	25:CA:756:C:C6	2.30	0.66
1:DA:402:G:C2'	1:DA:403:C:H5'	2.24	0.66
22:DV:259:ILE:H	22:DV:259:ILE:HD13	1.61	0.66
5:AE:78:HIS:CE1	5:AE:143:ARG:H	2.12	0.66
20:AT:29:LYS:O	20:AT:33:ILE:HG12	1.95	0.66
25:BA:2593:U:H2'	25:BA:2594:C:H6	1.60	0.66

Continued on next page...

Continued from previous page...

Atom-1	Atom-2	Interatomic distance (Å)	Clash overlap (Å)
25:BA:2580:U:H4'	28:BD:130:GLY:HA2	1.76	0.66
36:CL:146:VAL:HG22	36:CL:147:LEU:H	1.59	0.66
3:DC:206:GLU:HG2	3:DC:207:VAL:HG23	1.76	0.66
25:BA:1403:C:H5''	25:BA:1471:A:H1'	1.78	0.66
25:BA:1980:G:H3'	25:BA:1981:A:C5'	2.24	0.66
25:BA:2569:G:H2'	25:BA:2570:G:H5''	1.77	0.66
25:BA:755:C:H2'	25:BA:756:C:H6	1.59	0.66
25:BA:914:C:H2'	25:BA:915:C:H5'	1.76	0.66
25:BA:1614:A:N6	43:BS:87:PRO:HA	2.10	0.66
25:BA:2090:G:H21	48:BX:45:ASN:HD21	1.43	0.66
25:CA:2380:C:C2'	25:CA:2381:C:H5'	2.26	0.66
25:CA:2467:C:H2'	25:CA:2468:G:O4'	1.95	0.66
25:CA:2468:G:O2'	25:CA:2469:A:H5''	1.95	0.66
29:CE:8:GLN:HA	29:CE:21:ALA:HA	1.77	0.66
46:CV:76:LEU:H	46:CV:76:LEU:HD12	1.60	0.66
1:DA:1227:A:N3	1:DA:1227:A:H2'	2.08	0.66
25:BA:1639:U:C2'	25:BA:1640:C:H5''	2.26	0.66
25:BA:2569:G:C2'	25:BA:2570:G:H5''	2.25	0.66
25:BA:1022:G:H8	34:BJ:92:GLN:NE2	1.93	0.66
25:CA:1187:G:H5''	42:CR:81:TYR:CE2	2.30	0.66
25:CA:1614:A:N6	43:CS:87:PRO:HA	2.11	0.66
25:CA:2569:G:H2'	25:CA:2570:G:H5''	1.76	0.66
27:CC:71:ASP:HB3	27:CC:103:ARG:HH22	1.60	0.66
27:CC:227:ASN:HB3	27:CC:228:PRO:HD2	1.78	0.66
29:CE:67:GLN:HG3	29:CE:67:GLN:O	1.94	0.66
25:CA:586:A:H5'	29:CE:89:VAL:HG21	1.78	0.66
1:DA:1223:C:C5'	1:DA:1224:G:H5''	2.26	0.66
1:DA:1228:C:H2'	1:DA:1229:A:C8	2.31	0.66
1:AA:1292:U:H2'	1:AA:1293:G:C8	2.30	0.66
1:AA:356:A:H1'	1:AA:368:U:O2'	1.96	0.66
1:AA:521:G:OP1	12:AL:72:GLU:HA	1.95	0.66
27:BC:81:ALA:HB3	27:BC:94:LEU:HB3	1.77	0.66
36:BL:59:LEU:HA	36:BL:61:ARG:CZ	2.26	0.66
41:BQ:50:ARG:HH22	42:BR:72:VAL:HG12	1.61	0.66
42:CR:47:VAL:HG12	42:CR:49:THR:O	1.96	0.66
1:DA:1228:C:H2'	1:DA:1229:A:H8	1.60	0.66
1:DA:1443:G:H3'	1:DA:1446:A:H5''	1.77	0.66
20:DT:29:LYS:O	20:DT:33:ILE:HG12	1.95	0.66
1:AA:1356:G:H2'	1:AA:1357:A:C8	2.30	0.66
25:BA:1187:G:H5''	42:BR:81:TYR:CE2	2.30	0.66
25:BA:2467:C:H2'	25:BA:2468:G:O4'	1.95	0.66

Continued on next page...

Continued from previous page...

Atom-1	Atom-2	Interatomic distance (Å)	Clash overlap (Å)
39:BO:103:GLU:O	39:BO:107:GLU:HG2	1.95	0.66
46:BV:76:LEU:H	46:BV:76:LEU:HD12	1.60	0.66
25:CA:755:C:H2'	25:CA:756:C:H6	1.60	0.66
25:CA:442:G:H1'	29:CE:48:THR:HG21	1.78	0.66
47:CW:48:GLY:HA3	47:CW:80:HIS:ND1	2.11	0.66
1:DA:1239:A:H4'	1:DA:1240:U:C5'	2.25	0.66
3:DC:14:ILE:HG23	3:DC:15:THR:H	1.61	0.66
1:AA:1228:C:H2'	1:AA:1229:A:C8	2.31	0.66
1:AA:688:G:H2'	1:AA:689:C:C6	2.30	0.66
29:BE:195:ASP:OD2	29:BE:197:ASP:HB3	1.96	0.66
36:CL:59:LEU:HA	36:CL:61:ARG:CZ	2.26	0.66
15:DO:33:THR:HA	15:DO:63:ARG:HH12	1.61	0.66
14:AN:27:CYS:SG	14:AN:43:CYS:HB3	2.35	0.66
43:BS:84:ARG:HB2	43:BS:96:ILE:CG2	2.25	0.66
25:CA:1046:A:C3'	25:CA:1047:G:H5''	2.26	0.66
25:CA:2593:U:H2'	25:CA:2594:C:H6	1.59	0.66
29:CE:103:LYS:HA	29:CE:106:ARG:HG3	1.78	0.66
34:CJ:157:ARG:H	34:CJ:158:PRO:HD3	1.61	0.66
25:CA:2394:C:OP1	36:CL:63:PRO:HD2	1.96	0.66
25:CA:2090:G:H21	48:CX:45:ASN:HD21	1.44	0.66
7:DG:15:ASP:HB3	7:DG:19:GLY:H	1.60	0.66
13:DM:16:ASP:HB3	13:DM:34:LEU:HD11	1.77	0.66
25:BA:1046:A:C3'	25:BA:1047:G:H5''	2.26	0.66
30:BF:76:SER:HA	30:BF:83:ARG:HA	1.78	0.66
40:BP:102:ILE:HG22	40:BP:110:ILE:HD11	1.76	0.66
54:C4:24:THR:HG23	54:C4:27:GLY:H	1.59	0.66
25:CA:494:G:H21	43:CS:57:ASN:HD21	1.44	0.66
28:CD:201:THR:HG22	28:CD:202:LYS:H	1.60	0.66
49:CY:2:LYS:HA	49:CY:5:GLU:CD	2.15	0.66
1:DA:356:A:H1'	1:DA:368:U:O2'	1.96	0.66
3:DC:15:THR:HG21	3:DC:181:ASN:HA	1.78	0.66
22:DV:125:ARG:HB3	22:DV:154:GLY:HA2	1.77	0.66
1:AA:505:G:H2'	1:AA:506:G:H8	1.61	0.65
1:AA:688:G:H2'	1:AA:689:C:H6	1.61	0.65
25:BA:1543:A:H5'	25:BA:1544:C:OP2	1.96	0.65
30:BF:98:ARG:HD2	30:BF:98:ARG:H	1.62	0.65
42:BR:38:LEU:HD22	42:BR:52:VAL:HG11	1.78	0.65
25:CA:2681:C:H5	25:CA:2725:A:H62	1.44	0.65
48:CX:27:GLU:HB3	48:CX:33:LYS:HG3	1.77	0.65
1:DA:1427:U:H2'	1:DA:1428:A:C8	2.32	0.65
22:AV:259:ILE:H	22:AV:259:ILE:HD13	1.62	0.65

Continued on next page...

Continued from previous page...

Atom-1	Atom-2	Interatomic distance (Å)	Clash overlap (Å)
25:BA:1165:U:H2'	25:BA:1166:C:C6	2.31	0.65
29:BE:103:LYS:HA	29:BE:106:ARG:HG3	1.78	0.65
36:BL:45:LEU:HD23	36:BL:46:LYS:N	2.11	0.65
47:BW:48:GLY:HA3	47:BW:80:HIS:ND1	2.11	0.65
25:CA:161:U:H3'	25:CA:162:U:H5''	1.78	0.65
22:AV:15:LEU:HD11	22:AV:38:TYR:HA	1.78	0.65
25:BA:2468:G:O2'	25:BA:2469:A:H5''	1.95	0.65
27:BC:25:THR:HG23	27:BC:27:THR:HG22	1.78	0.65
29:BE:67:GLN:O	29:BE:67:GLN:HG3	1.96	0.65
25:CA:1543:A:H5'	25:CA:1544:C:OP2	1.96	0.65
25:CA:1639:U:C2'	25:CA:1640:C:H5''	2.26	0.65
37:CM:75:THR:HA	37:CM:88:GLY:CA	2.26	0.65
39:CO:30:ARG:HB3	39:CO:35:ILE:HD13	1.76	0.65
1:DA:1292:U:H2'	1:DA:1293:G:C8	2.30	0.65
19:DS:31:ILE:HG23	19:DS:49:ILE:HA	1.76	0.65
1:AA:1223:C:C5'	1:AA:1224:G:H5''	2.26	0.65
1:AA:1443:G:H3'	1:AA:1446:A:H5''	1.77	0.65
9:AI:13:ALA:HB2	9:AI:68:GLY:HA3	1.78	0.65
22:AV:58:LEU:O	22:AV:62:GLU:HG3	1.96	0.65
27:BC:227:ASN:HB3	27:BC:228:PRO:HD2	1.77	0.65
29:BE:164:ARG:HG3	29:BE:175:THR:OG1	1.96	0.65
30:BF:105:LYS:HE3	51:B1:52:SER:HB2	1.79	0.65
25:BA:2394:C:OP1	36:BL:63:PRO:HD2	1.96	0.65
37:BM:75:THR:HA	37:BM:88:GLY:CA	2.25	0.65
25:CA:1403:C:H5''	25:CA:1471:A:H1'	1.78	0.65
25:CA:2076:U:H2'	25:CA:2076:U:O2	1.96	0.65
25:CA:2282:G:H4'	25:CA:2389:G:O2'	1.96	0.65
25:CA:573:G:O2'	25:CA:574:C:H3'	1.97	0.65
27:CC:25:THR:HG23	27:CC:27:THR:HG22	1.78	0.65
8:DH:64:LYS:HG2	8:DH:79:VAL:HG21	1.79	0.65
22:DV:58:LEU:O	22:DV:62:GLU:HG3	1.96	0.65
3:AC:14:ILE:HG23	3:AC:15:THR:H	1.61	0.65
6:AF:16:GLN:CD	6:AF:16:GLN:H	2.00	0.65
25:BA:1579:A:H2'	25:BA:1580:A:C8	2.31	0.65
25:BA:828:U:H2'	25:BA:828:U:O2	1.97	0.65
31:BG:43:VAL:HA	31:BG:52:VAL:HG22	1.78	0.65
5:DE:78:HIS:CE1	5:DE:143:ARG:H	2.12	0.65
1:DA:668:G:H4'	15:DO:48:LYS:HB2	1.78	0.65
22:DV:305:TYR:HA	22:DV:312:VAL:HG12	1.78	0.65
9:AI:113:LYS:H	9:AI:119:ALA:HA	1.61	0.65
11:AK:99:GLN:HE22	11:AK:105:VAL:HG21	1.62	0.65

Continued on next page...

Continued from previous page...

Atom-1	Atom-2	Interatomic distance (Å)	Clash overlap (Å)
25:BA:2588:G:H2'	25:BA:2589:A:C5'	2.26	0.65
25:BA:581:C:H2'	25:BA:582:G:H8	1.62	0.65
25:BA:586:A:H5'	29:BE:89:VAL:HG21	1.79	0.65
30:BF:74:LYS:HE2	30:BF:84:LYS:HE3	1.77	0.65
35:BK:71:ARG:HH21	35:BK:77:ILE:HG21	1.61	0.65
14:DN:24:CYS:O	14:DN:28:GLY:HA2	1.96	0.65
7:AG:12:LEU:HD23	7:AG:12:LEU:H	1.61	0.65
15:AO:33:THR:HA	15:AO:63:ARG:HH12	1.61	0.65
25:BA:237:C:C2'	25:BA:238:C:H5''	2.27	0.65
38:CN:96:ARG:HH22	38:CN:117:VAL:HG23	1.62	0.65
41:CQ:92:ARG:NH1	41:CQ:92:ARG:HB2	2.08	0.65
22:DV:295:THR:C	22:DV:297:GLU:H	2.00	0.65
3:AC:59:ARG:HG2	3:AC:64:VAL:HG22	1.79	0.65
3:AC:30:ARG:HD3	14:AN:38:GLY:HA3	1.77	0.65
22:AV:125:ARG:HB3	22:AV:154:GLY:HA2	1.77	0.65
53:B3:11:LEU:HD13	53:B3:12:GLU:N	2.12	0.65
25:BA:1388:G:H2'	25:BA:1389:G:H8	1.61	0.65
36:BL:14:LYS:O	36:BL:15:ARG:HB2	1.96	0.65
39:BO:66:ALA:HB1	39:BO:101:LEU:HD22	1.79	0.65
25:CA:2134:A:N6	25:CA:2157:G:H1'	2.12	0.65
27:CC:33:LEU:H	27:CC:33:LEU:HD23	1.62	0.65
41:CQ:36:ARG:HG2	41:CQ:40:PHE:CE1	2.31	0.65
41:CQ:58:ARG:O	41:CQ:62:ILE:HG12	1.97	0.65
1:DA:980:C:H5'	1:DA:981:U:C5	2.32	0.65
4:AD:49:ARG:NH2	4:AD:50:ARG:HB2	2.12	0.65
10:AJ:32:ALA:H	10:AJ:78:ASN:HD21	1.42	0.65
22:AV:305:TYR:HA	22:AV:312:VAL:HG12	1.78	0.65
42:BR:47:VAL:HG12	42:BR:49:THR:O	1.97	0.65
53:C3:11:LEU:HD13	53:C3:12:GLU:N	2.12	0.65
29:CE:164:ARG:HG3	29:CE:175:THR:OG1	1.97	0.65
1:AA:980:C:H5'	1:AA:981:U:C5	2.31	0.65
25:BA:2134:A:H2	25:BA:2159:G:HO2'	1.45	0.65
25:BA:2681:C:H5	25:BA:2725:A:H62	1.43	0.65
38:BN:96:ARG:HH22	38:BN:117:VAL:HG23	1.62	0.65
25:CA:1358:G:O2'	25:CA:1359:A:H5''	1.97	0.65
1:AA:406:G:H2'	1:AA:407:G:H8	1.61	0.64
5:AE:50:GLU:HG3	5:AE:52:PRO:HD2	1.79	0.64
22:AV:345:GLU:HA	22:AV:348:LEU:HB3	1.79	0.64
31:BG:87:LEU:HD13	31:BG:148:ILE:HG21	1.77	0.64
25:CA:1165:U:H2'	25:CA:1166:C:C6	2.32	0.64
25:CA:2588:G:H2'	25:CA:2589:A:C5'	2.28	0.64

Continued on next page...

Continued from previous page...

Atom-1	Atom-2	Interatomic distance (Å)	Clash overlap (Å)
25:CA:2820:A:O4'	38:CN:5:LYS:HG3	1.97	0.64
25:CA:828:U:H2'	25:CA:828:U:O2	1.97	0.64
25:CA:840:C:H42	25:CA:938:G:H1	1.44	0.64
36:CL:14:LYS:O	36:CL:15:ARG:HB2	1.96	0.64
38:CN:79:LEU:HD23	38:CN:83:ILE:HB	1.79	0.64
9:DI:13:ALA:HB2	9:DI:68:GLY:HA3	1.78	0.64
22:DV:345:GLU:HA	22:DV:348:LEU:HB3	1.79	0.64
3:AC:15:THR:HG21	3:AC:181:ASN:HA	1.78	0.64
25:BA:1771:C:H1'	25:BA:1786:A:C8	2.32	0.64
25:BA:2380:C:C2'	25:BA:2381:C:H5'	2.26	0.64
25:BA:637:A:H4'	25:BA:638:G:O5'	1.97	0.64
34:BJ:157:ARG:H	34:BJ:158:PRO:HD3	1.62	0.64
25:CA:2039:C:H2'	25:CA:2040:C:H6	1.63	0.64
25:CA:2286:A:H4'	25:CA:2287:A:O4'	1.97	0.64
27:CC:148:GLU:HB2	27:CC:151:LYS:HD2	1.79	0.64
1:DA:235:C:H2'	1:DA:236:G:H8	1.60	0.64
1:DA:406:G:H2'	1:DA:407:G:H8	1.61	0.64
1:DA:688:G:H2'	1:DA:689:C:H6	1.61	0.64
4:AD:166:LYS:HD2	4:AD:166:LYS:O	1.96	0.64
22:AV:295:THR:C	22:AV:297:GLU:H	2.00	0.64
25:BA:1358:G:O2'	25:BA:1359:A:H5''	1.97	0.64
27:BC:69:ARG:NH2	27:BC:130:ALA:HB2	2.11	0.64
25:BA:1006:C:O2	34:BJ:129:MET:HG2	1.97	0.64
36:BL:64:LYS:HD2	55:B5:25:MET:SD	2.37	0.64
38:BN:51:LEU:HD22	38:BN:66:VAL:HG13	1.79	0.64
25:CA:1579:A:H2'	25:CA:1580:A:C8	2.32	0.64
25:CA:581:C:H2'	25:CA:582:G:H8	1.62	0.64
25:CA:589:C:H2'	25:CA:590:A:H8	1.62	0.64
30:CF:98:ARG:HD2	30:CF:98:ARG:H	1.62	0.64
41:CQ:95:LEU:HD11	42:CR:12:TYR:HA	1.79	0.64
4:DD:166:LYS:O	4:DD:166:LYS:HD2	1.96	0.64
15:AO:5:LYS:N	15:AO:5:LYS:HD3	2.13	0.64
25:BA:74:A:H4'	25:BA:75:G:O5'	1.97	0.64
37:BM:141:GLN:HA	46:BV:71:VAL:O	1.98	0.64
48:BX:11:ARG:HD2	48:BX:60:PHE:HD2	1.63	0.64
25:CA:1558:A:N3	25:CA:1558:A:H5'	2.12	0.64
35:CK:71:ARG:HH21	35:CK:77:ILE:HG21	1.62	0.64
39:CO:66:ALA:HB1	39:CO:101:LEU:HD22	1.79	0.64
47:CW:25:ARG:NH1	47:CW:35:ASN:HB3	2.12	0.64
9:DI:113:LYS:H	9:DI:119:ALA:HA	1.62	0.64
6:AF:67:MET:HB2	6:AF:68:PRO:HD2	1.80	0.64

Continued on next page...

Continued from previous page...

Atom-1	Atom-2	Interatomic distance (Å)	Clash overlap (Å)
22:AV:112:ARG:NH2	22:AV:289:ARG:HH21	1.96	0.64
25:BA:2415:G:H4'	36:BL:66:GLY:CA	2.28	0.64
25:BA:536:A:H2'	25:BA:537:C:H6	1.62	0.64
28:BD:36:ARG:HH12	28:BD:86:PRO:HD2	1.62	0.64
25:BA:2820:A:O4'	38:BN:5:LYS:HG3	1.96	0.64
41:BQ:36:ARG:HG2	41:BQ:40:PHE:CE1	2.31	0.64
41:BQ:58:ARG:O	41:BQ:62:ILE:HG12	1.97	0.64
36:CL:62:LEU:HD11	55:C5:27:THR:HA	1.79	0.64
34:CJ:36:TRP:HB2	34:CJ:156:GLN:CB	2.28	0.64
25:CA:954:G:H5''	37:CM:13:GLN:CG	2.28	0.64
48:CX:11:ARG:HD2	48:CX:60:PHE:HD2	1.62	0.64
4:DD:49:ARG:NH2	4:DD:50:ARG:HB2	2.12	0.64
25:BA:1353:A:C8	25:BA:1377:G:N2	2.66	0.64
25:BA:1558:A:N3	25:BA:1558:A:H5'	2.13	0.64
25:BA:2076:U:H2'	25:BA:2076:U:O2	1.95	0.64
25:BA:466:A:N3	25:BA:683:C:H1'	2.12	0.64
42:BR:49:THR:HB	42:BR:50:PRO:HD2	1.80	0.64
46:BV:24:LEU:HB2	46:BV:41:LEU:HD23	1.79	0.64
25:CA:1388:G:H2'	25:CA:1389:G:H8	1.61	0.64
31:CG:92:ILE:HD12	31:CG:92:ILE:H	1.63	0.64
32:CH:110:ASP:HB2	32:CH:113:ARG:HG2	1.80	0.64
1:DA:601:C:H2'	1:DA:602:A:C8	2.33	0.64
2:DB:25:ASN:HB3	2:DB:27:LYS:HE2	1.80	0.64
6:DF:16:GLN:H	6:DF:16:GLN:CD	2.01	0.64
22:DV:234:THR:HG23	22:DV:235:THR:H	1.63	0.64
14:AN:24:CYS:O	14:AN:28:GLY:HA2	1.96	0.64
39:BO:24:LEU:O	39:BO:86:ALA:HB3	1.97	0.64
25:CA:2555:U:O2	22:DV:223:ARG:HB2	1.97	0.64
25:CA:637:A:H4'	25:CA:638:G:O5'	1.97	0.64
25:CA:71:A:H4'	25:CA:72:U:H5''	1.79	0.64
29:CE:139:PHE:CB	29:CE:166:ALA:HB1	2.28	0.64
42:CR:38:LEU:HD22	42:CR:52:VAL:HG11	1.78	0.64
1:AA:1152:A:H5'	10:AJ:70:ARG:NH2	2.13	0.64
17:AQ:64:PRO:HA	17:AQ:70:ARG:HG3	1.80	0.64
22:AV:141:GLU:HB3	22:AV:163:ARG:HB3	1.80	0.64
45:BU:76:CYS:CB	45:BU:77:PRO:HD2	2.27	0.64
25:CA:2115:G:H21	25:CA:2171:A:H2	1.45	0.64
25:CA:2570:G:H8	25:CA:2570:G:H5'	1.63	0.64
30:CF:76:SER:HA	30:CF:83:ARG:HA	1.79	0.64
34:CJ:76:VAL:HG22	34:CJ:144:LYS:HB2	1.80	0.64
48:CX:11:ARG:HG3	48:CX:62:VAL:HA	1.80	0.64

Continued on next page...

Continued from previous page...

Atom-1	Atom-2	Interatomic distance (Å)	Clash overlap (Å)
1:AA:1109:C:H2'	1:AA:1110:A:O4'	1.97	0.64
28:BD:51:PHE:H	28:BD:75:VAL:HB	1.63	0.64
32:BH:83:ALA:HB2	32:BH:88:ILE:HD13	1.80	0.64
34:BJ:76:VAL:HG22	34:BJ:144:LYS:HB2	1.79	0.64
37:BM:38:GLU:HB2	37:BM:127:ILE:HG23	1.80	0.64
25:BA:94:G:H21	49:BY:47:ASN:HD21	1.43	0.64
25:CA:74:A:H4'	25:CA:75:G:O5'	1.98	0.64
4:AD:166:LYS:CE	27:CC:134:ARG:HH21	2.04	0.64
28:CD:51:PHE:H	28:CD:75:VAL:HB	1.63	0.64
39:CO:24:LEU:O	39:CO:86:ALA:HB3	1.97	0.64
46:CV:24:LEU:HB2	46:CV:41:LEU:HD23	1.79	0.64
1:DA:1109:C:H2'	1:DA:1110:A:O4'	1.97	0.64
12:DL:32:ARG:HE	12:DL:32:ARG:HA	1.62	0.64
19:DS:18:LYS:HG2	19:DS:31:ILE:HD13	1.80	0.64
5:AE:16:THR:HG23	5:AE:27:ARG:O	1.98	0.64
25:CA:2570:G:H2'	25:CA:2571:C:O4'	1.98	0.64
28:CD:11:MET:HB3	28:CD:24:THR:HA	1.80	0.64
6:DF:23:LYS:O	6:DF:27:GLN:HG2	1.98	0.64
1:DA:1152:A:H5'	10:DJ:70:ARG:NH2	2.13	0.64
13:DM:44:ARG:HB2	13:DM:46:LYS:HG2	1.79	0.64
1:AA:1427:U:H2'	1:AA:1428:A:C8	2.31	0.63
1:AA:452:A:H62	1:AA:480:U:H3	1.45	0.63
5:AE:83:GLU:HG2	5:AE:88:LYS:HG3	1.79	0.63
9:AI:85:LEU:HD11	9:AI:96:LEU:HD22	1.79	0.63
13:AM:4:ILE:HA	13:AM:57:ARG:HG3	1.79	0.63
25:BA:161:U:H3'	25:BA:162:U:H5''	1.78	0.63
25:BA:674:G:H1'	29:BE:74:ARG:HD3	1.80	0.63
35:BK:35:VAL:HG11	35:BK:103:ALA:HB3	1.80	0.63
38:BN:79:LEU:HD23	38:BN:83:ILE:HB	1.79	0.63
25:CA:2415:G:H4'	36:CL:66:GLY:CA	2.28	0.63
25:CA:322:A:OP2	29:CE:169:ASN:HB2	1.98	0.63
27:CC:186:HIS:CD2	27:CC:188:GLU:H	2.15	0.63
42:CR:49:THR:HB	42:CR:50:PRO:HD2	1.80	0.63
25:CA:94:G:H21	49:CY:47:ASN:HD21	1.43	0.63
7:DG:12:LEU:H	7:DG:12:LEU:HD23	1.61	0.63
1:AA:601:C:H2'	1:AA:602:A:C8	2.33	0.63
8:AH:64:LYS:HG2	8:AH:79:VAL:HG21	1.79	0.63
9:AI:48:GLU:N	9:AI:49:PRO:HD2	2.13	0.63
12:AL:32:ARG:HA	12:AL:32:ARG:HE	1.63	0.63
25:BA:1980:G:H3'	25:BA:1981:A:H5''	1.80	0.63
25:BA:589:C:H2'	25:BA:590:A:H8	1.63	0.63

Continued on next page...

Continued from previous page...

Atom-1	Atom-2	Interatomic distance (Å)	Clash overlap (Å)
27:BC:32:SER:HA	27:BC:36:PRO:HG2	1.80	0.63
30:BF:121:ASN:HD22	30:BF:122:PRO:HD2	1.64	0.63
34:BJ:36:TRP:HB2	34:BJ:156:GLN:HB2	1.80	0.63
41:BQ:95:LEU:HD11	42:BR:12:TYR:HA	1.79	0.63
36:CL:47:ASP:HB3	36:CL:48:PRO:CA	2.27	0.63
9:DI:85:LEU:HD11	9:DI:96:LEU:HD22	1.80	0.63
15:DO:5:LYS:N	15:DO:5:LYS:HD3	2.13	0.63
22:DV:141:GLU:HB3	22:DV:163:ARG:HB3	1.80	0.63
22:DV:302:ILE:CG2	22:DV:303:ARG:H	2.04	0.63
1:AA:648:A:H2'	1:AA:649:G:C8	2.33	0.63
25:BA:2570:G:H2'	25:BA:2571:C:O4'	1.98	0.63
25:BA:2873:A:C2	38:BN:6:SER:HB2	2.34	0.63
31:BG:121:ILE:HD11	31:BG:140:LYS:HD3	1.80	0.63
36:BL:47:ASP:HB3	36:BL:48:PRO:CA	2.28	0.63
25:BA:954:G:H5''	37:BM:13:GLN:CG	2.28	0.63
25:CA:581:C:H2'	25:CA:582:G:C8	2.33	0.63
1:DA:134:A:H61	16:DP:25:ARG:NH1	1.96	0.63
22:DV:112:ARG:NH2	22:DV:289:ARG:HH21	1.97	0.63
22:DV:15:LEU:HD11	22:DV:38:TYR:HA	1.79	0.63
2:AB:88:ALA:HB2	2:AB:219:VAL:HG13	1.80	0.63
22:AV:115:THR:HG22	22:AV:116:GLY:H	1.64	0.63
51:B1:50:THR:HG22	51:B1:51:TYR:N	2.13	0.63
25:BA:2039:C:H2'	25:BA:2040:C:H6	1.63	0.63
25:BA:2115:G:H21	25:BA:2171:A:H2	1.46	0.63
25:BA:392:C:H5''	25:BA:409:C:H5''	1.80	0.63
41:BQ:92:ARG:HD3	41:BQ:94:ASN:HB3	1.81	0.63
25:CA:1911:U:H5''	22:DV:148:HIS:CE1	2.34	0.63
25:CA:2873:A:C2	38:CN:6:SER:HB2	2.34	0.63
28:CD:67:PHE:HE2	28:CD:75:VAL:HG22	1.63	0.63
32:CH:83:ALA:HB2	32:CH:88:ILE:HD13	1.80	0.63
25:CA:1006:C:O2	34:CJ:129:MET:HG2	1.97	0.63
38:CN:51:LEU:HD22	38:CN:66:VAL:HG13	1.80	0.63
22:DV:333:THR:N	22:DV:334:PRO:HD2	2.13	0.63
13:AM:44:ARG:HB2	13:AM:46:LYS:HG2	1.79	0.63
22:AV:234:THR:HG23	22:AV:235:THR:H	1.62	0.63
25:BA:2293:C:H4'	39:BO:93:LYS:NZ	2.14	0.63
27:BC:148:GLU:HB2	27:BC:151:LYS:HD2	1.79	0.63
29:BE:139:PHE:CB	29:BE:166:ALA:HB1	2.28	0.63
25:CA:2293:C:H4'	39:CO:93:LYS:NZ	2.13	0.63
28:CD:170:LEU:HB3	28:CD:184:VAL:HG12	1.80	0.63
5:DE:50:GLU:HG3	5:DE:52:PRO:HD2	1.79	0.63

Continued on next page...

Continued from previous page...

Atom-1	Atom-2	Interatomic distance (Å)	Clash overlap (Å)
13:DM:4:ILE:HA	13:DM:57:ARG:HG3	1.80	0.63
17:DQ:56:VAL:HG23	17:DQ:81:ARG:HG3	1.80	0.63
25:BA:1607:C:H4'	25:BA:1608:A:H5'	1.80	0.63
25:BA:2286:A:H4'	25:BA:2287:A:O4'	1.97	0.63
25:BA:581:C:H2'	25:BA:582:G:C8	2.33	0.63
25:BA:647:G:H21	25:BA:2350:C:H4'	1.64	0.63
25:CA:1105:U:H2'	25:CA:1106:G:C8	2.34	0.63
25:CA:1980:G:H3'	25:CA:1981:A:H5''	1.80	0.63
25:CA:647:G:H21	25:CA:2350:C:H4'	1.63	0.63
27:CC:62:TYR:HA	27:CC:87:ASN:ND2	2.13	0.63
1:DA:17:U:H2'	1:DA:18:C:C6	2.33	0.63
1:DA:505:G:H2'	1:DA:506:G:H8	1.62	0.63
2:DB:88:ALA:HB2	2:DB:219:VAL:HG13	1.80	0.63
5:DE:16:THR:HG23	5:DE:27:ARG:O	1.99	0.63
5:DE:83:GLU:HG2	5:DE:88:LYS:HG3	1.79	0.63
6:DF:47:ARG:HH12	6:DF:56:PRO:HB2	1.64	0.63
11:DK:99:GLN:HE22	11:DK:105:VAL:HG21	1.62	0.63
1:AA:17:U:H2'	1:AA:18:C:H6	1.63	0.63
1:AA:1224:G:H4'	13:AM:102:ARG:HH22	1.64	0.63
19:AS:32:LYS:HA	19:AS:50:ALA:HB3	1.80	0.63
25:BA:2134:A:N6	25:BA:2157:G:H1'	2.12	0.63
25:BA:2431:U:H2'	25:BA:2432:A:H5''	1.81	0.63
25:BA:2637:U:H5''	28:BD:82:ARG:HH21	1.64	0.63
25:CA:466:A:H5'	25:CA:467:G:OP2	1.99	0.63
27:CC:31:LYS:HE3	27:CC:33:LEU:HD21	1.80	0.63
37:CM:38:GLU:HB2	37:CM:127:ILE:HG23	1.81	0.63
37:CM:75:THR:HG21	37:CM:85:LYS:NZ	2.14	0.63
1:DA:464:G:O6	1:DA:466:G:H5''	1.99	0.63
3:DC:59:ARG:HG2	3:DC:64:VAL:HG22	1.79	0.63
21:DU:10:ARG:HA	21:DU:13:ILE:HB	1.80	0.63
22:DV:47:LEU:HD22	22:DV:88:LEU:HD22	1.81	0.63
1:AA:1157:A:H4'	1:AA:1158:C:O5'	1.99	0.63
1:AA:67:C:H2'	1:AA:68:G:C8	2.34	0.63
10:AJ:3:LYS:HD2	10:AJ:77:PRO:HD3	1.80	0.63
11:AK:50:TYR:HB3	11:AK:54:ARG:HB2	1.81	0.63
1:AA:668:G:H4'	15:AO:48:LYS:HB2	1.79	0.63
22:AV:179:ARG:HB3	22:AV:304:THR:HA	1.81	0.63
22:AV:333:THR:N	22:AV:334:PRO:HD2	2.13	0.63
25:BA:380:U:H2'	25:BA:381:G:C8	2.34	0.63
27:BC:186:HIS:CD2	27:BC:188:GLU:H	2.15	0.63
36:BL:47:ASP:OD1	36:BL:49:ARG:HG2	1.99	0.63

Continued on next page...

Continued from previous page...

Atom-1	Atom-2	Interatomic distance (Å)	Clash overlap (Å)
25:BA:494:G:H21	43:BS:57:ASN:HD21	1.44	0.63
25:CA:536:A:H2'	25:CA:537:C:H6	1.62	0.63
16:DP:21:VAL:HG23	16:DP:33:ILE:HB	1.80	0.63
1:AA:134:A:H61	16:AP:25:ARG:NH1	1.96	0.63
1:AA:17:U:H2'	1:AA:18:C:C6	2.34	0.63
7:AG:151:TYR:HA	7:AG:153:HIS:CE1	2.34	0.63
9:AI:28:VAL:HG22	9:AI:63:ILE:HB	1.81	0.63
16:AP:21:VAL:HG23	16:AP:33:ILE:HB	1.80	0.63
17:AQ:56:VAL:HG23	17:AQ:81:ARG:HG3	1.80	0.63
25:BA:840:C:H42	25:BA:938:G:H1	1.45	0.63
27:BC:70:TRP:CZ2	27:BC:150:LYS:HA	2.34	0.63
44:BT:35:THR:O	44:BT:39:ILE:HG12	1.98	0.63
50:BZ:1:MET:SD	50:BZ:40:THR:HA	2.39	0.63
47:CW:19:LYS:HB2	47:CW:21:LEU:HD11	1.81	0.63
1:DA:67:C:H2'	1:DA:68:G:C8	2.34	0.63
19:DS:32:LYS:HA	19:DS:50:ALA:HB3	1.80	0.63
2:AB:25:ASN:HB3	2:AB:27:LYS:HE2	1.80	0.62
14:AN:32:SER:HB3	14:AN:41:ARG:HG2	1.81	0.62
25:BA:1105:U:H2'	25:BA:1106:G:C8	2.34	0.62
25:BA:1645:G:H5''	25:BA:1646:C:H5'	1.80	0.62
25:BA:2475:C:H42	25:BA:2529:G:H22	1.45	0.62
27:BC:233:HIS:CE1	27:BC:247:ALA:H	2.16	0.62
27:BC:31:LYS:HE3	27:BC:33:LEU:HD21	1.80	0.62
32:BH:110:ASP:HB2	32:BH:113:ARG:HG2	1.80	0.62
34:BJ:62:ARG:NE	34:BJ:64:ASP:HB2	2.14	0.62
48:BX:10:LYS:O	48:BX:11:ARG:HG2	1.99	0.62
25:CA:1427:A:H4'	25:CA:1428:C:O5'	1.98	0.62
25:CA:1771:C:H1'	25:CA:1786:A:C8	2.33	0.62
28:CD:36:ARG:HH12	28:CD:86:PRO:HD2	1.64	0.62
25:CA:674:G:H1'	29:CE:74:ARG:HD3	1.80	0.62
30:CF:105:LYS:HE3	51:C1:52:SER:HB2	1.78	0.62
34:CJ:36:TRP:HB2	34:CJ:156:GLN:HB2	1.80	0.62
37:CM:141:GLN:HA	46:CV:71:VAL:O	1.98	0.62
48:CX:10:LYS:O	48:CX:11:ARG:HG2	1.99	0.62
2:DB:187:LEU:HA	2:DB:201:ILE:HB	1.81	0.62
6:DF:67:MET:HB2	6:DF:68:PRO:HD2	1.80	0.62
18:DR:74:ARG:HH21	18:DR:81:PHE:HA	1.63	0.62
1:AA:56:U:H2'	1:AA:57:G:H8	1.63	0.62
2:AB:187:LEU:HA	2:AB:201:ILE:HB	1.81	0.62
6:AF:23:LYS:O	6:AF:27:GLN:HG2	1.99	0.62
18:AR:70:ILE:O	18:AR:74:ARG:HG3	1.99	0.62

Continued on next page...

Continued from previous page...

Atom-1	Atom-2	Interatomic distance (Å)	Clash overlap (Å)
19:AS:18:LYS:HG2	19:AS:31:ILE:HD13	1.80	0.62
28:BD:170:LEU:HB3	28:BD:184:VAL:HG12	1.80	0.62
25:BA:442:G:H1'	29:BE:48:THR:HG21	1.79	0.62
25:CA:1645:G:H5''	25:CA:1646:C:H5'	1.80	0.62
27:CC:233:HIS:CE1	27:CC:247:ALA:H	2.16	0.62
27:CC:32:SER:HA	27:CC:36:PRO:HG2	1.80	0.62
27:CC:70:TRP:CZ2	27:CC:150:LYS:HA	2.34	0.62
30:CF:121:ASN:HD22	30:CF:122:PRO:HD2	1.63	0.62
50:CZ:1:MET:SD	50:CZ:40:THR:HA	2.39	0.62
6:DF:5:GLU:HB3	6:DF:62:TRP:HE1	1.64	0.62
1:AA:464:G:O6	1:AA:466:G:H5''	1.99	0.62
8:AH:50:ARG:HD2	8:AH:50:ARG:H	1.63	0.62
18:AR:74:ARG:HH21	18:AR:81:PHE:HA	1.63	0.62
36:BL:62:LEU:HD11	55:B5:27:THR:HA	1.80	0.62
25:BA:2037:G:H2'	25:BA:2038:G:C8	2.35	0.62
25:BA:2570:G:H8	25:BA:2570:G:H5'	1.64	0.62
27:BC:31:LYS:O	27:BC:36:PRO:HD3	1.99	0.62
39:BO:31:SER:HB3	39:BO:34:HIS:HB2	1.81	0.62
44:BT:15:GLU:CD	44:BT:15:GLU:H	2.02	0.62
25:CA:1607:C:H4'	25:CA:1608:A:H5'	1.80	0.62
34:CJ:62:ARG:NE	34:CJ:64:ASP:HB2	2.15	0.62
40:CP:28:VAL:HA	40:CP:89:VAL:HG12	1.81	0.62
45:CU:76:CYS:CB	45:CU:77:PRO:HD2	2.28	0.62
7:DG:151:TYR:HA	7:DG:153:HIS:CE1	2.33	0.62
9:DI:48:GLU:N	9:DI:49:PRO:HD2	2.13	0.62
6:AF:5:GLU:HB3	6:AF:62:TRP:HE1	1.65	0.62
25:BA:528:A:H2	25:BA:2043:C:C5'	2.13	0.62
25:BA:2893:G:H5''	25:BA:2894:G:O5'	1.99	0.62
25:BA:27:G:N2	25:BA:512:G:H1'	2.15	0.62
28:BD:67:PHE:HE2	28:BD:75:VAL:HG22	1.64	0.62
31:BG:92:ILE:HD12	31:BG:92:ILE:H	1.63	0.62
34:BJ:36:TRP:HB2	34:BJ:156:GLN:CB	2.28	0.62
48:BX:11:ARG:HB3	48:BX:12:PRO:CD	2.29	0.62
48:BX:11:ARG:HG3	48:BX:62:VAL:HA	1.80	0.62
25:CA:380:U:H2'	25:CA:381:G:C8	2.35	0.62
25:CA:628:G:H2'	25:CA:629:G:C8	2.34	0.62
28:CD:84:PHE:CZ	28:CD:86:PRO:HG3	2.35	0.62
36:CL:47:ASP:OD1	36:CL:49:ARG:HG2	1.99	0.62
1:DA:1224:G:H4'	13:DM:102:ARG:HH22	1.64	0.62
22:DV:179:ARG:HB3	22:DV:304:THR:HA	1.81	0.62
6:AF:47:ARG:HH12	6:AF:56:PRO:HB2	1.64	0.62

Continued on next page...

Continued from previous page...

Atom-1	Atom-2	Interatomic distance (Å)	Clash overlap (Å)
9:AI:27:THR:O	9:AI:62:TYR:HA	1.99	0.62
17:AQ:57:VAL:HG12	17:AQ:76:LEU:HA	1.80	0.62
18:AR:50:ILE:HD12	18:AR:70:ILE:HG21	1.81	0.62
54:B4:22:MET:HA	54:B4:28:ARG:HG2	1.81	0.62
25:BA:1427:A:H4'	25:BA:1428:C:O5'	1.98	0.62
25:BA:195:A:OP1	36:BL:46:LYS:HE2	1.99	0.62
49:BY:41:ILE:HD11	49:BY:44:LEU:HD12	1.81	0.62
25:CA:1353:A:C8	25:CA:1377:G:N2	2.67	0.62
25:CA:392:C:H5''	25:CA:409:C:H5''	1.81	0.62
27:CC:69:ARG:NH2	27:CC:130:ALA:HB2	2.11	0.62
28:CD:2:LYS:HD3	28:CD:95:ILE:HG22	1.81	0.62
3:DC:107:GLN:H	3:DC:107:GLN:CD	2.02	0.62
25:BA:2342:C:O2	25:BA:2374:C:H4'	1.99	0.62
40:BP:6:LEU:O	40:BP:10:VAL:HG23	2.00	0.62
40:BP:28:VAL:HA	40:BP:89:VAL:HG12	1.81	0.62
46:BV:95:PRO:HB2	46:BV:127:LYS:HE3	1.81	0.62
55:C5:50:LEU:HB2	55:C5:54:GLU:HG3	1.80	0.62
46:CV:10:ARG:HG2	46:CV:11:GLU:H	1.64	0.62
1:DA:17:U:H2'	1:DA:18:C:H6	1.63	0.62
1:DA:452:A:H62	1:DA:480:U:H3	1.45	0.62
2:DB:168:THR:HG1	2:DB:192:SER:HA	1.64	0.62
17:DQ:69:LYS:C	17:DQ:70:ARG:HD2	2.20	0.62
22:AV:9:GLU:HA	22:AV:12:TYR:HD1	1.65	0.62
25:BA:1056:G:H5''	25:BA:1057:A:H5'	1.82	0.62
31:BG:101:ARG:H	31:BG:101:ARG:NE	1.97	0.62
35:BK:68:GLU:HB3	35:BK:78:ARG:HB2	1.82	0.62
25:CA:1544:C:H3'	25:CA:1545:A:C5'	2.30	0.62
25:CA:237:C:C2'	25:CA:238:C:H5''	2.26	0.62
25:CA:466:A:N3	25:CA:683:C:H1'	2.14	0.62
39:CO:31:SER:HB3	39:CO:34:HIS:HB2	1.81	0.62
1:DA:983:A:H5'	1:DA:984:C:OP2	1.99	0.62
4:DD:173:TRP:NE1	4:DD:189:PRO:HG3	2.15	0.62
1:AA:1182:G:H4'	1:AA:1183:A:H5''	1.81	0.62
1:AA:615:C:H2'	1:AA:616:G:H8	1.65	0.62
1:AA:983:A:H5'	1:AA:984:C:OP2	2.00	0.62
22:AV:248:ILE:HG21	22:AV:273:LEU:HD21	1.82	0.62
25:BA:212:G:O2'	25:BA:213:A:H5'	2.00	0.62
25:BA:71:A:H4'	25:BA:72:U:H5''	1.80	0.62
27:BC:33:LEU:H	27:BC:33:LEU:HD23	1.63	0.62
46:BV:69:THR:HG22	46:BV:90:VAL:HG22	1.82	0.62
25:CA:2105:C:H2'	25:CA:2106:G:H8	1.65	0.62

Continued on next page...

Continued from previous page...

Atom-1	Atom-2	Interatomic distance (Å)	Clash overlap (Å)
31:CG:121:ILE:HD11	31:CG:140:LYS:HD3	1.80	0.62
35:CK:35:VAL:HG11	35:CK:103:ALA:HB3	1.81	0.62
46:CV:69:THR:HG22	46:CV:90:VAL:HG22	1.82	0.62
1:DA:1148:U:H2'	1:DA:1149:C:O4'	2.00	0.62
9:DI:28:VAL:HG22	9:DI:63:ILE:HB	1.81	0.62
10:DJ:48:THR:HA	10:DJ:62:HIS:CB	2.30	0.62
1:AA:1225:A:N3	1:AA:1225:A:H2'	2.14	0.62
3:AC:107:GLN:CD	3:AC:107:GLN:H	2.03	0.62
22:AV:293:ILE:HG23	22:AV:294:GLY:H	1.65	0.62
22:AV:47:LEU:HD22	22:AV:88:LEU:HD22	1.81	0.62
25:BA:312:G:H5'	25:BA:331:A:O2'	2.00	0.62
25:BA:628:G:H2'	25:BA:629:G:C8	2.34	0.62
34:BJ:118:PRO:O	34:BJ:121:VAL:HG22	1.99	0.62
47:BW:25:ARG:NH1	47:BW:35:ASN:HB3	2.13	0.62
49:BY:17:SER:HB3	49:BY:18:PRO:CD	2.26	0.62
25:CA:2632:A:H2'	25:CA:2633:G:C8	2.35	0.62
5:DE:33:VAL:HG11	5:DE:109:ILE:HD13	1.82	0.62
14:DN:32:SER:HB3	14:DN:41:ARG:HG2	1.82	0.62
22:DV:246:THR:OG1	22:DV:248:ILE:HG22	2.00	0.62
2:AB:158:LEU:H	2:AB:158:LEU:HD12	1.65	0.62
22:AV:96:LEU:HD11	22:AV:347:GLN:HB2	1.81	0.62
28:BD:2:LYS:HD3	28:BD:95:ILE:HG22	1.82	0.62
28:BD:92:THR:HB	28:BD:94:GLU:HG2	1.82	0.62
29:BE:170:LEU:HD12	29:BE:171:PRO:HD2	1.81	0.62
41:BQ:54:LYS:O	41:BQ:58:ARG:HG3	1.99	0.62
46:BV:10:ARG:HG2	46:BV:11:GLU:H	1.64	0.62
49:BY:56:GLN:O	49:BY:60:LEU:HG	2.00	0.62
25:CA:2037:G:H2'	25:CA:2038:G:C8	2.35	0.62
25:CA:2637:U:H5''	28:CD:82:ARG:HH21	1.65	0.62
25:CA:626:U:H3	36:CL:105:LEU:HB2	1.65	0.62
36:CL:13:ASN:HD22	36:CL:13:ASN:N	1.97	0.62
40:CP:6:LEU:O	40:CP:10:VAL:HG23	2.00	0.62
1:DA:1144:G:H21	1:DA:1146:A:H62	1.46	0.62
8:DH:50:ARG:HD2	8:DH:50:ARG:H	1.63	0.62
18:DR:50:ILE:HD12	18:DR:70:ILE:HG21	1.82	0.62
22:DV:222:MET:O	22:DV:236:ASP:HB2	2.00	0.62
1:AA:1148:U:H2'	1:AA:1149:C:O4'	2.00	0.61
1:AA:784:C:H4'	25:BA:1837:C:OP1	2.00	0.61
25:BA:2889:C:H2'	25:BA:2891:G:O4'	2.00	0.61
25:BA:674:G:C1'	29:BE:74:ARG:HD3	2.30	0.61
55:C5:62:LEU:HB2	55:C5:63:PRO:HD3	1.82	0.61

Continued on next page...

Continued from previous page...

Atom-1	Atom-2	Interatomic distance (Å)	Clash overlap (Å)
30:CF:77:ILE:HG22	30:CF:80:PHE:H	1.65	0.61
34:CJ:118:PRO:O	34:CJ:121:VAL:HG22	1.99	0.61
39:CO:49:VAL:HG12	39:CO:73:LEU:HD23	1.82	0.61
41:CQ:92:ARG:HD3	41:CQ:94:ASN:HB3	1.81	0.61
44:CT:35:THR:O	44:CT:39:ILE:HG12	1.99	0.61
1:DA:1157:A:H4'	1:DA:1158:C:O5'	1.99	0.61
1:DA:1182:G:H4'	1:DA:1183:A:H5''	1.81	0.61
1:DA:1225:A:H2'	1:DA:1225:A:N3	2.15	0.61
1:DA:648:A:H2'	1:DA:649:G:C8	2.34	0.61
10:DJ:3:LYS:HD2	10:DJ:77:PRO:HD3	1.80	0.61
22:DV:9:GLU:HA	22:DV:12:TYR:HD1	1.64	0.61
11:AK:83:ILE:HG12	11:AK:109:VAL:HB	1.80	0.61
22:AV:222:MET:O	22:AV:236:ASP:HB2	2.00	0.61
22:AV:317:ILE:HD11	22:AV:319:PHE:HB3	1.82	0.61
55:B5:50:LEU:HB2	55:B5:54:GLU:HG3	1.81	0.61
25:BA:1544:C:H3'	25:BA:1545:A:C5'	2.30	0.61
25:BA:558:G:OP1	34:BJ:134:PRO:HD2	2.01	0.61
25:CA:2342:C:O2	25:CA:2374:C:H4'	1.99	0.61
25:CA:312:G:H5'	25:CA:331:A:O2'	2.00	0.61
36:CL:36:LYS:HD2	36:CL:41:ARG:O	2.01	0.61
25:CA:2261:C:C6	47:CW:16:SER:HB3	2.36	0.61
1:DA:176:C:H5''	20:DT:29:LYS:NZ	2.16	0.61
18:DR:70:ILE:O	18:DR:74:ARG:HG3	1.99	0.61
22:DV:300:GLU:OE2	22:DV:301:LYS:HG3	2.00	0.61
1:AA:1144:G:H21	1:AA:1146:A:H62	1.46	0.61
8:AH:19:VAL:HG23	8:AH:21:LYS:HG2	1.82	0.61
25:BA:1839:G:H2'	25:BA:1840:G:H8	1.66	0.61
25:BA:2632:A:H2'	25:BA:2633:G:C8	2.35	0.61
25:BA:2531:A:H61	25:BA:2662:A:H61	1.48	0.61
27:BC:62:TYR:HA	27:BC:87:ASN:ND2	2.14	0.61
25:CA:212:G:O2'	25:CA:213:A:H5'	2.01	0.61
48:CX:17:SER:HB3	48:CX:44:PRO:HD3	1.82	0.61
1:DA:1399:C:H4'	1:DA:1400:C:C5'	2.30	0.61
3:AC:83:ARG:O	3:AC:87:LEU:HG	2.00	0.61
10:AJ:48:THR:HA	10:AJ:62:HIS:CB	2.30	0.61
10:AJ:55:LYS:HD2	10:AJ:55:LYS:O	2.00	0.61
22:AV:135:ALA:HB3	22:AV:142:THR:HG22	1.81	0.61
22:AV:300:GLU:OE2	22:AV:301:LYS:HG3	2.01	0.61
25:BA:2350:C:H5''	55:B5:42:ARG:HD3	1.82	0.61
25:BA:1842:G:H2'	25:BA:1843:C:C6	2.36	0.61
37:BM:6:ARG:N	37:BM:6:ARG:HE	1.99	0.61

Continued on next page...

Continued from previous page...

Atom-1	Atom-2	Interatomic distance (Å)	Clash overlap (Å)
40:BP:132:LYS:O	40:BP:136:GLN:HG3	2.01	0.61
41:BQ:112:ARG:HH21	42:BR:46:VAL:HG21	1.66	0.61
48:BX:17:SER:HB3	48:BX:44:PRO:HD3	1.82	0.61
25:CA:1056:G:H5''	25:CA:1057:A:H5'	1.81	0.61
25:CA:1839:G:H2'	25:CA:1840:G:H8	1.65	0.61
25:CA:919:G:C5'	26:CB:81:G:H1'	2.30	0.61
25:CA:674:G:C1'	29:CE:74:ARG:HD3	2.30	0.61
44:CT:15:GLU:H	44:CT:15:GLU:CD	2.03	0.61
17:DQ:57:VAL:HG12	17:DQ:76:LEU:HA	1.81	0.61
20:DT:80:ARG:O	20:DT:84:LEU:HB2	2.01	0.61
1:AA:973:G:H3'	1:AA:974:A:H5''	1.83	0.61
21:AU:10:ARG:HA	21:AU:13:ILE:HB	1.80	0.61
22:AV:246:THR:OG1	22:AV:248:ILE:HG22	2.00	0.61
25:BA:2105:C:H2'	25:BA:2106:G:H8	1.65	0.61
28:BD:84:PHE:CZ	28:BD:86:PRO:HG3	2.35	0.61
25:BA:322:A:OP2	29:BE:169:ASN:HB2	2.00	0.61
31:BG:58:GLU:HB2	31:BG:61:HIS:ND1	2.15	0.61
37:BM:75:THR:HG21	37:BM:85:LYS:NZ	2.14	0.61
25:CA:2475:C:H42	25:CA:2529:G:H22	1.47	0.61
25:CA:2889:C:H2'	25:CA:2891:G:O4'	2.00	0.61
25:CA:957:A:H5'	37:CM:76:LYS:HD2	1.82	0.61
37:CM:81:VAL:HG12	37:CM:82:ARG:N	2.15	0.61
11:DK:83:ILE:HG12	11:DK:109:VAL:HB	1.81	0.61
1:AA:576:G:H3'	1:AA:577:G:H5''	1.82	0.61
20:AT:80:ARG:O	20:AT:84:LEU:HB2	2.00	0.61
25:BA:1164:G:H2'	25:BA:1165:U:O4'	2.01	0.61
25:BA:310:A:OP1	45:BU:18:GLY:HA2	2.01	0.61
25:BA:626:U:H3	36:BL:105:LEU:HB2	1.65	0.61
25:BA:919:G:C5'	26:BB:81:G:H1'	2.31	0.61
36:BL:30:THR:HG22	36:BL:31:ALA:N	2.15	0.61
40:BP:107:ASP:O	40:BP:110:ILE:HG22	2.00	0.61
41:BQ:92:ARG:HB2	41:BQ:92:ARG:NH1	2.08	0.61
29:CE:170:LEU:HD12	29:CE:171:PRO:HD2	1.82	0.61
35:CK:68:GLU:HB3	35:CK:78:ARG:HB2	1.83	0.61
46:CV:95:PRO:HB2	46:CV:127:LYS:HE3	1.82	0.61
1:DA:1144:G:H21	1:DA:1146:A:N6	1.99	0.61
1:DA:576:G:H3'	1:DA:577:G:H5''	1.81	0.61
17:DQ:64:PRO:HA	17:DQ:70:ARG:HG3	1.81	0.61
19:DS:11:VAL:HG23	19:DS:38:SER:HB2	1.83	0.61
22:DV:248:ILE:HG21	22:DV:273:LEU:HD21	1.83	0.61
1:AA:1399:C:H4'	1:AA:1400:C:C5'	2.30	0.61

Continued on next page...

Continued from previous page...

Atom-1	Atom-2	Interatomic distance (Å)	Clash overlap (Å)
54:B4:35:ARG:HG3	54:B4:42:LEU:HD11	1.83	0.61
25:BA:466:A:H5'	25:BA:467:G:OP2	2.01	0.61
25:BA:547:A:H2'	25:BA:548:A:C8	2.36	0.61
26:BB:45:A:N3	26:BB:45:A:H2'	2.14	0.61
27:BC:218:ARG:HB3	27:BC:219:PRO:HD2	1.83	0.61
27:BC:76:PRO:HB2	27:BC:116:GLN:HE21	1.65	0.61
28:BD:11:MET:HB3	28:BD:24:THR:HA	1.81	0.61
36:BL:85:LEU:HD23	36:BL:85:LEU:H	1.64	0.61
43:BS:24:ILE:HG21	43:BS:36:LEU:HD21	1.83	0.61
25:CA:1164:G:H2'	25:CA:1165:U:O4'	2.01	0.61
25:CA:195:A:OP1	36:CL:46:LYS:HE2	1.99	0.61
25:CA:2431:U:H2'	25:CA:2432:A:H5''	1.81	0.61
25:CA:2531:A:H61	25:CA:2662:A:H61	1.48	0.61
25:CA:2893:G:H5''	25:CA:2894:G:O5'	1.99	0.61
26:CB:45:A:H2'	26:CB:45:A:N3	2.14	0.61
27:CC:31:LYS:O	27:CC:36:PRO:HD3	2.00	0.61
28:CD:92:THR:HB	28:CD:94:GLU:HG2	1.82	0.61
30:CF:128:ARG:HG2	30:CF:129:GLY:H	1.66	0.61
43:CS:23:LEU:HD11	52:C2:25:LEU:HB2	1.83	0.61
49:CY:56:GLN:O	49:CY:60:LEU:HG	2.01	0.61
22:DV:293:ILE:HG23	22:DV:294:GLY:H	1.65	0.61
1:AA:392:G:H2'	1:AA:393:A:C8	2.34	0.61
3:AC:195:VAL:HG12	3:AC:196:LEU:N	2.16	0.61
22:AV:198:THR:HB	22:AV:293:ILE:HD13	1.83	0.61
54:B4:5:TRP:NE1	54:B4:7:PRO:HG3	2.16	0.61
25:BA:1651:G:H5'	38:BN:39:PRO:HG2	1.83	0.61
25:BA:957:A:H5'	37:BM:76:LYS:HD2	1.82	0.61
53:C3:11:LEU:HD11	53:C3:51:GLU:HG3	1.82	0.61
37:CM:6:ARG:HE	37:CM:6:ARG:N	1.98	0.61
1:DA:624:C:H2'	1:DA:625:G:H8	1.66	0.61
1:DA:737:A:H2'	1:DA:738:C:C6	2.36	0.61
9:DI:27:THR:O	9:DI:62:TYR:HA	1.99	0.61
22:DV:115:THR:HG22	22:DV:116:GLY:H	1.65	0.61
1:AA:253:U:H2'	1:AA:254:G:H8	1.66	0.61
17:AQ:69:LYS:C	17:AQ:70:ARG:HD2	2.20	0.61
25:BA:1174:A:H3'	25:BA:1175:U:H5''	1.83	0.61
25:BA:1710:C:H2'	25:BA:1711:C:H6	1.66	0.61
25:BA:587:C:N3	36:BL:33:ARG:HD2	2.16	0.61
27:BC:24:ILE:HG12	27:BC:82:ILE:O	2.01	0.61
29:BE:63:LYS:NZ	29:BE:67:GLN:HG2	2.16	0.61
41:CQ:54:LYS:O	41:CQ:58:ARG:HG3	2.01	0.61

Continued on next page...

Continued from previous page...

Atom-1	Atom-2	Interatomic distance (Å)	Clash overlap (Å)
25:CA:2432:A:C8	48:CX:34:THR:HG21	2.35	0.61
8:AH:20:TYR:CE1	8:AH:76:PRO:HG2	2.36	0.61
25:CA:1174:A:H3'	25:CA:1175:U:H5''	1.83	0.61
25:CA:2023:G:H2'	25:CA:2024:G:H8	1.66	0.61
25:CA:919:G:H5''	26:CB:81:G:H1'	1.83	0.61
31:CG:58:GLU:HB2	31:CG:61:HIS:ND1	2.16	0.61
48:CX:27:GLU:HG3	48:CX:33:LYS:HE3	1.83	0.61
1:DA:253:U:H2'	1:DA:254:G:H8	1.66	0.61
7:DG:69:VAL:HG21	7:DG:104:LEU:HD21	1.83	0.61
8:DH:20:TYR:CE1	8:DH:76:PRO:HG2	2.35	0.61
10:DJ:55:LYS:O	10:DJ:55:LYS:HD2	2.00	0.61
10:AJ:54:PHE:CD2	10:AJ:55:LYS:HG3	2.36	0.60
16:AP:20:VAL:HG23	16:AP:35:LYS:HA	1.82	0.60
53:B3:11:LEU:HG	53:B3:26:ASN:HB2	1.83	0.60
25:CA:2350:C:H5''	55:C5:42:ARG:HD3	1.82	0.60
25:CA:2303:G:H2'	25:CA:2304:G:O4'	2.01	0.60
25:CA:310:A:OP1	45:CU:18:GLY:HA2	2.01	0.60
36:CL:30:THR:HG22	36:CL:31:ALA:N	2.15	0.60
49:CY:41:ILE:HD11	49:CY:44:LEU:HD12	1.81	0.60
8:DH:19:VAL:HG23	8:DH:21:LYS:HG2	1.83	0.60
1:AA:1004:A:H1'	1:AA:1036:G:H22	1.66	0.60
25:BA:1210:A:H4'	25:BA:1211:U:O5'	2.02	0.60
25:BA:2023:G:H2'	25:BA:2024:G:H8	1.66	0.60
31:BG:101:ARG:N	31:BG:101:ARG:HE	1.96	0.60
47:BW:23:VAL:HA	47:BW:38:VAL:HG22	1.83	0.60
25:BA:2432:A:C8	48:BX:34:THR:HG21	2.36	0.60
54:C4:22:MET:HA	54:C4:28:ARG:HG2	1.82	0.60
3:DC:83:ARG:O	3:DC:87:LEU:HG	2.01	0.60
25:BA:1283:G:N2	25:BA:1285:G:H3'	2.16	0.60
25:BA:332:A:O2'	25:BA:333:G:H5''	2.01	0.60
37:BM:81:VAL:HG12	37:BM:82:ARG:N	2.16	0.60
45:BU:7:VAL:HB	45:BU:8:LYS:NZ	2.16	0.60
47:BW:19:LYS:HB2	47:BW:21:LEU:HD11	1.81	0.60
25:CA:1210:A:H4'	25:CA:1211:U:O5'	2.01	0.60
25:CA:528:A:H2	25:CA:2043:C:C5'	2.12	0.60
25:CA:27:G:N2	25:CA:512:G:H1'	2.16	0.60
25:CA:1842:G:H1'	27:CC:255:LYS:NZ	2.16	0.60
36:CL:126:VAL:HA	36:CL:145:PRO:HB2	1.84	0.60
25:CA:954:G:H5''	37:CM:13:GLN:HG3	1.83	0.60
3:DC:35:GLU:O	3:DC:39:ILE:HG13	2.01	0.60
4:DD:9:CYS:HB3	4:DD:32:ALA:HB3	1.82	0.60

Continued on next page...

Continued from previous page...

Atom-1	Atom-2	Interatomic distance (Å)	Clash overlap (Å)
20:DT:36:LEU:HB3	20:DT:59:ALA:HB2	1.83	0.60
1:AA:1049:U:HO2'	14:AN:2:ALA:N	1.98	0.60
1:AA:1144:G:H21	1:AA:1146:A:N6	1.99	0.60
25:BA:2123:G:H2'	25:BA:2124:G:H8	1.67	0.60
25:BA:1842:G:H1'	27:BC:255:LYS:NZ	2.15	0.60
30:BF:173:LEU:HD23	30:BF:176:LEU:HD12	1.83	0.60
25:BA:2261:C:C6	47:BW:16:SER:HB3	2.36	0.60
53:C3:11:LEU:HB2	53:C3:26:ASN:H	1.66	0.60
53:C3:11:LEU:HG	53:C3:26:ASN:HB2	1.83	0.60
27:CC:24:ILE:HG12	27:CC:82:ILE:O	2.01	0.60
30:CF:139:LEU:HA	30:CF:144:ILE:HG21	1.82	0.60
40:CP:23:ARG:HB3	40:CP:24:PRO:HD2	1.83	0.60
44:CT:64:LYS:HG2	44:CT:65:ARG:H	1.67	0.60
3:DC:31:HIS:O	3:DC:35:GLU:HG2	2.02	0.60
7:DG:111:ARG:HB3	7:DG:113:GLU:HG2	1.83	0.60
12:DL:44:PRO:HG3	12:DL:52:ARG:HD3	1.83	0.60
1:AA:224:C:H2'	1:AA:225:C:C6	2.37	0.60
19:AS:11:VAL:HG23	19:AS:38:SER:HB2	1.83	0.60
20:AT:36:LEU:HB3	20:AT:59:ALA:HB2	1.83	0.60
30:BF:107:LEU:HA	30:BF:111:LEU:HD12	1.84	0.60
30:BF:77:ILE:HG22	30:BF:80:PHE:H	1.65	0.60
34:BJ:116:THR:O	34:BJ:118:PRO:HD3	2.01	0.60
36:BL:36:LYS:HD2	36:BL:41:ARG:O	2.01	0.60
25:BA:954:G:H5''	37:BM:13:GLN:HG3	1.83	0.60
37:BM:40:ALA:HB3	37:BM:127:ILE:HD11	1.83	0.60
54:C4:35:ARG:HG3	54:C4:42:LEU:HD11	1.83	0.60
25:CA:1842:G:H2'	25:CA:1843:C:C6	2.37	0.60
38:CN:100:LEU:HD23	38:CN:112:ALA:HA	1.84	0.60
11:DK:50:TYR:HB3	11:DK:54:ARG:HB2	1.81	0.60
16:DP:20:VAL:HG23	16:DP:35:LYS:HA	1.82	0.60
1:DA:957:U:H4'	19:DS:79:THR:HB	1.83	0.60
22:DV:135:ALA:HB3	22:DV:142:THR:HG22	1.81	0.60
3:AC:31:HIS:O	3:AC:35:GLU:HG2	2.02	0.60
3:AC:35:GLU:O	3:AC:39:ILE:HG13	2.01	0.60
18:AR:66:LEU:O	18:AR:70:ILE:HG12	2.01	0.60
25:BA:2303:G:H2'	25:BA:2304:G:O4'	2.01	0.60
36:BL:122:PRO:HA	36:BL:141:ALA:O	2.02	0.60
43:BS:1:MET:HE3	43:BS:1:MET:HA	1.83	0.60
43:BS:23:LEU:HD11	52:B2:25:LEU:HB2	1.83	0.60
45:BU:42:VAL:HG12	45:BU:65:ALA:HB3	1.84	0.60
54:C4:5:TRP:NE1	54:C4:7:PRO:HG3	2.17	0.60

Continued on next page...

Continued from previous page...

Atom-1	Atom-2	Interatomic distance (Å)	Clash overlap (Å)
25:CA:2225:A:H1'	25:CA:2226:C:OP2	2.01	0.60
25:CA:2418:A:H2'	25:CA:2419:U:O4'	2.02	0.60
25:CA:813:U:H2'	25:CA:814:C:C6	2.37	0.60
27:CC:5:LYS:N	27:CC:5:LYS:HD2	2.17	0.60
40:CP:107:ASP:O	40:CP:110:ILE:HG22	2.01	0.60
2:AB:95:GLN:HG3	2:AB:147:LYS:O	2.02	0.60
4:AD:173:TRP:NE1	4:AD:189:PRO:HG3	2.16	0.60
4:AD:9:CYS:HB3	4:AD:32:ALA:HB3	1.83	0.60
12:AL:65:VAL:HG11	12:AL:97:TYR:CE1	2.36	0.60
31:BG:154:PRO:HB3	31:BG:163:TYR:CE2	2.37	0.60
32:BH:53:ALA:O	32:BH:57:ARG:HB2	2.02	0.60
38:BN:38:VAL:HB	38:BN:39:PRO:HD3	1.83	0.60
25:CA:1710:C:H2'	25:CA:1711:C:H6	1.66	0.60
1:DA:1049:U:HO2'	14:DN:2:ALA:N	1.99	0.60
18:DR:66:LEU:O	18:DR:70:ILE:HG12	2.01	0.60
1:AA:1014:A:H5'	19:AS:14:HIS:CD2	2.37	0.60
1:AA:256:U:H2'	1:AA:257:G:C8	2.37	0.60
53:B3:11:LEU:HD11	53:B3:51:GLU:HG3	1.82	0.60
25:BA:443:A:H2'	29:BE:45:ARG:HH12	1.67	0.60
30:BF:128:ARG:HG2	30:BF:129:GLY:H	1.66	0.60
30:BF:139:LEU:HA	30:BF:144:ILE:HG21	1.82	0.60
51:C1:50:THR:HG22	51:C1:51:TYR:N	2.13	0.60
25:CA:518:G:H4'	43:CS:18:ARG:NH1	2.17	0.60
25:CA:547:A:H2'	25:CA:548:A:C8	2.36	0.60
28:CD:201:THR:HG22	28:CD:202:LYS:N	2.17	0.60
29:CE:155:LEU:HD23	29:CE:186:ILE:HD13	1.84	0.60
40:CP:132:LYS:O	40:CP:136:GLN:HG3	2.01	0.60
47:CW:23:VAL:HA	47:CW:38:VAL:HG22	1.83	0.60
1:DA:56:U:H2'	1:DA:57:G:H8	1.64	0.60
2:DB:95:GLN:HG3	2:DB:147:LYS:O	2.02	0.60
13:DM:99:ARG:HB2	13:DM:101:GLN:HE21	1.67	0.60
16:DP:22:THR:HG22	16:DP:32:TYR:HA	1.84	0.60
22:DV:317:ILE:HD11	22:DV:319:PHE:HB3	1.83	0.60
1:AA:624:C:H2'	1:AA:625:G:H8	1.65	0.60
1:AA:579:G:H5'	1:AA:728:A:H1'	1.84	0.60
1:AA:176:C:H5''	20:AT:29:LYS:NZ	2.16	0.60
22:AV:150:THR:HG23	22:AV:153:GLY:O	2.02	0.60
53:B3:11:LEU:HB2	53:B3:26:ASN:H	1.65	0.60
28:BD:36:ARG:NH1	28:BD:86:PRO:HD2	2.17	0.60
25:BA:2306:C:H4'	30:BF:136:ARG:HH22	1.67	0.60
44:BT:40:LYS:HD2	44:BT:51:VAL:HB	1.83	0.60

Continued on next page...

Continued from previous page...

Atom-1	Atom-2	Interatomic distance (Å)	Clash overlap (Å)
25:CA:1283:G:N2	25:CA:1285:G:H3'	2.16	0.60
25:CA:1523:U:H2'	25:CA:1524:G:H8	1.67	0.60
25:CA:1558:A:O4'	25:CA:1559:G:H5'	2.02	0.60
27:CC:76:PRO:HB2	27:CC:116:GLN:HE21	1.65	0.60
36:CL:71:VAL:HB	36:CL:72:PRO:HD3	1.82	0.60
36:CL:9:ASN:N	36:CL:10:PRO:HD3	2.17	0.60
1:DA:615:C:H2'	1:DA:616:G:H8	1.66	0.60
1:AA:1053:G:N7	1:AA:1200:C:H5''	2.17	0.60
1:AA:1492:A:H2	24:AX:21:G:H5''	1.66	0.60
25:BA:1064:C:H2'	25:BA:1065:U:O4'	2.02	0.60
25:BA:1331:A:O2'	25:BA:1332:G:H8	1.85	0.60
25:BA:763:G:C2'	25:BA:764:A:H5'	2.32	0.60
28:BD:201:THR:HG22	28:BD:202:LYS:N	2.17	0.60
36:BL:9:ASN:N	36:BL:10:PRO:HD3	2.17	0.60
37:BM:81:VAL:HG12	37:BM:82:ARG:HG2	1.83	0.60
25:CA:2766:G:N3	25:CA:2766:G:H2'	2.17	0.60
27:CC:244:ARG:HG3	27:CC:245:PRO:CD	2.32	0.60
36:CL:122:PRO:HA	36:CL:141:ALA:O	2.02	0.60
37:CM:14:ARG:HH11	37:CM:14:ARG:HG2	1.67	0.60
1:DA:1014:A:H5'	19:DS:14:HIS:CD2	2.37	0.60
1:DA:1347:G:H22	1:DA:1373:G:H2'	1.65	0.60
12:DL:65:VAL:HG11	12:DL:97:TYR:CE1	2.37	0.60
1:AA:1127:G:N2	1:AA:1147:C:H42	2.00	0.59
1:AA:737:A:H2'	1:AA:738:C:C6	2.36	0.59
7:AG:69:VAL:HG21	7:AG:104:LEU:HD21	1.82	0.59
25:BA:1189:A:H2'	25:BA:1190:G:H5'	1.84	0.59
25:BA:860:U:H2'	25:BA:861:A:H8	1.67	0.59
36:BL:13:ASN:HD22	36:BL:13:ASN:N	1.97	0.59
25:CA:1331:A:O2'	25:CA:1332:G:H8	1.84	0.59
25:CA:153:C:OP1	48:CX:92:LYS:HE2	2.02	0.59
32:CH:77:LEU:HG	32:CH:101:LEU:HD13	1.84	0.59
41:CQ:112:ARG:HH21	42:CR:46:VAL:HG21	1.66	0.59
1:DA:1053:G:N7	1:DA:1200:C:H5''	2.17	0.59
1:DA:292:G:H1	1:DA:308:C:H42	1.50	0.59
1:DA:520:A:C2	1:DA:536:C:H1'	2.37	0.59
1:DA:574:A:H1'	1:DA:883:C:H1'	1.84	0.59
10:DJ:54:PHE:CD2	10:DJ:55:LYS:HG3	2.36	0.59
22:DV:143:GLU:HB3	22:DV:161:GLU:HB3	1.84	0.59
2:AB:184:VAL:HG12	2:AB:197:VAL:HG13	1.84	0.59
18:AR:84:LYS:HA	18:AR:84:LYS:NZ	2.17	0.59
25:BA:2418:A:H2'	25:BA:2419:U:O4'	2.02	0.59

Continued on next page...

Continued from previous page...

Atom-1	Atom-2	Interatomic distance (Å)	Clash overlap (Å)
25:BA:26:G:C6	25:BA:27:G:N1	2.70	0.59
27:BC:5:LYS:HD2	27:BC:5:LYS:N	2.17	0.59
36:BL:62:LEU:CD2	55:B5:25:MET:HB2	2.32	0.59
36:BL:71:VAL:HB	36:BL:72:PRO:HD3	1.83	0.59
39:BO:25:ARG:HD2	39:BO:88:ASP:OD1	2.02	0.59
25:CA:1339:G:H21	25:CA:1603:A:H1'	1.67	0.59
25:CA:2561:A:H4'	35:CK:40:VAL:HG11	1.84	0.59
43:CS:65:LEU:HB2	43:CS:68:ARG:HG2	1.84	0.59
45:CU:90:LEU:HG	45:CU:91:GLU:N	2.17	0.59
1:DA:392:G:H2'	1:DA:393:A:C8	2.34	0.59
2:DB:158:LEU:HD12	2:DB:158:LEU:H	1.66	0.59
4:DD:43:HIS:HA	4:DD:46:LYS:HE3	1.83	0.59
17:DQ:55:ASP:HB3	17:DQ:76:LEU:HD13	1.85	0.59
1:AA:878:G:H5'	8:AH:89:PRO:HG2	1.82	0.59
7:AG:111:ARG:HB3	7:AG:113:GLU:HG2	1.83	0.59
15:AO:5:LYS:HD3	15:AO:5:LYS:H	1.67	0.59
1:AA:957:U:H4'	19:AS:79:THR:HB	1.83	0.59
26:BB:24:G:H4'	26:BB:25:A:N7	2.18	0.59
27:BC:108:PRO:HB3	27:BC:143:HIS:HE1	1.67	0.59
47:BW:32:ARG:C	47:BW:35:ASN:HD21	2.06	0.59
48:BX:58:ILE:HD11	48:BX:91:LYS:HG2	1.84	0.59
30:CF:173:LEU:HD23	30:CF:176:LEU:HD12	1.84	0.59
36:CL:85:LEU:HD23	36:CL:85:LEU:H	1.65	0.59
1:AA:1073:U:H2'	1:AA:1074:G:H8	1.66	0.59
55:B5:62:LEU:HB2	55:B5:63:PRO:HD3	1.83	0.59
25:BA:1542:G:H4'	25:BA:1543:A:O5'	2.02	0.59
25:BA:988:A:H2'	25:BA:989:G:H5'	1.84	0.59
40:BP:23:ARG:HB3	40:BP:24:PRO:HD2	1.83	0.59
48:BX:27:GLU:HG3	48:BX:33:LYS:HE3	1.84	0.59
25:CA:1270:C:H5'	25:CA:1271:G:H5'	1.84	0.59
25:CA:2873:A:N3	38:CN:6:SER:HB2	2.18	0.59
25:CA:988:A:H2'	25:CA:989:G:H5'	1.85	0.59
28:CD:67:PHE:CE2	28:CD:75:VAL:HG22	2.37	0.59
29:CE:63:LYS:NZ	29:CE:67:GLN:HG2	2.17	0.59
35:CK:112:MET:HA	35:CK:115:VAL:HG22	1.83	0.59
2:DB:70:PHE:O	2:DB:92:TYR:HA	2.02	0.59
22:DV:96:LEU:HD11	22:DV:347:GLN:HB2	1.85	0.59
2:AB:27:LYS:H	2:AB:27:LYS:HD3	1.68	0.59
12:AL:44:PRO:HG3	12:AL:52:ARG:HD3	1.83	0.59
25:BA:1578:U:H2'	25:BA:1579:A:H5'	1.84	0.59
25:BA:2225:A:H1'	25:BA:2226:C:OP2	2.02	0.59

Continued on next page...

Continued from previous page...

Atom-1	Atom-2	Interatomic distance (Å)	Clash overlap (Å)
25:BA:2766:G:N3	25:BA:2766:G:H2'	2.17	0.59
35:BK:112:MET:HA	35:BK:115:VAL:HG22	1.83	0.59
25:CA:1064:C:H2'	25:CA:1065:U:O4'	2.02	0.59
25:CA:1762:A:H8	25:CA:1762:A:O5'	1.86	0.59
32:CH:56:LYS:HA	32:CH:59:ALA:HB3	1.85	0.59
38:CN:38:VAL:HB	38:CN:39:PRO:HD3	1.83	0.59
41:CQ:92:ARG:NH2	42:CR:11:GLN:H	2.00	0.59
43:CS:24:ILE:HG21	43:CS:36:LEU:HD21	1.83	0.59
12:DL:81:VAL:HG23	12:DL:104:TYR:HB3	1.85	0.59
18:DR:84:LYS:HA	18:DR:84:LYS:NZ	2.17	0.59
23:DW:24:U:H2'	23:DW:25:C:C6	2.38	0.59
2:AB:70:PHE:O	2:AB:71:VAL:HG13	2.03	0.59
4:AD:43:HIS:HA	4:AD:46:LYS:HE3	1.84	0.59
3:AC:6:HIS:ND1	14:AN:49:HIS:HB3	2.18	0.59
25:BA:2019:A:H5''	41:BQ:27:LEU:HD12	1.85	0.59
25:BA:2561:A:H4'	35:BK:40:VAL:HG11	1.84	0.59
39:BO:49:VAL:HG12	39:BO:73:LEU:HD23	1.83	0.59
43:BS:65:LEU:HB2	43:BS:68:ARG:HG2	1.84	0.59
25:CA:1516:U:H1'	25:CA:1558:A:OP2	2.02	0.59
31:CG:154:PRO:HB3	31:CG:163:TYR:CE2	2.36	0.59
1:DA:484:G:H4'	1:DA:485:G:O5'	2.02	0.59
1:DA:973:G:H3'	1:DA:974:A:H5''	1.83	0.59
2:DB:184:VAL:HG12	2:DB:197:VAL:HG13	1.83	0.59
3:DC:195:VAL:HG12	3:DC:196:LEU:N	2.17	0.59
22:DV:198:THR:HB	22:DV:293:ILE:HD13	1.83	0.59
1:AA:1376:U:H2'	1:AA:1377:A:C8	2.37	0.59
1:AA:537:G:H5''	12:AL:112:ARG:NH2	2.18	0.59
2:AB:70:PHE:O	2:AB:92:TYR:HA	2.02	0.59
25:BA:1523:U:H2'	25:BA:1524:G:H8	1.67	0.59
25:BA:1762:A:O5'	25:BA:1762:A:H8	1.85	0.59
25:BA:270(J):G:O2'	25:BA:270(K):G:H8	1.86	0.59
25:BA:589:C:H2'	25:BA:590:A:C8	2.38	0.59
25:BA:919:G:H5''	26:BB:81:G:H1'	1.84	0.59
29:BE:63:LYS:NZ	29:BE:67:GLN:HE21	2.00	0.59
23:AW:56:C:O2'	30:BF:78:SER:HB3	2.03	0.59
25:BA:1652:A:OP1	38:BN:9:LYS:HE3	2.03	0.59
25:CA:26:G:C6	25:CA:27:G:N1	2.69	0.59
25:CA:572:A:H5''	25:CA:573:G:OP2	2.02	0.59
25:CA:603:A:H4'	25:CA:604:G:O5'	2.03	0.59
25:CA:609(B):G:H2'	25:CA:610:C:C6	2.37	0.59
28:CD:36:ARG:NH1	28:CD:86:PRO:HD2	2.18	0.59

Continued on next page...

Continued from previous page...

Atom-1	Atom-2	Interatomic distance (Å)	Clash overlap (Å)
36:CL:95:VAL:HG23	36:CL:125:VAL:HA	1.84	0.59
43:CS:14:PRO:O	43:CS:18:ARG:HG3	2.02	0.59
1:AA:292:G:H1	1:AA:308:C:H42	1.50	0.59
16:AP:22:THR:HG22	16:AP:32:TYR:HA	1.84	0.59
16:AP:18:ARG:HD3	16:AP:35:LYS:HD2	1.85	0.59
25:BA:2718:G:H4'	40:BP:98:LYS:HB2	1.84	0.59
29:BE:143:ALA:HB1	29:BE:148:LEU:HB2	1.85	0.59
35:BK:104:ARG:HB3	35:BK:104:ARG:NH1	2.18	0.59
43:BS:14:PRO:O	43:BS:18:ARG:HG3	2.02	0.59
25:CA:1541:U:H3'	25:CA:1542:G:C3'	2.24	0.59
25:CA:2123:G:H2'	25:CA:2124:G:H8	1.67	0.59
30:CF:107:LEU:HA	30:CF:111:LEU:HD12	1.84	0.59
1:DA:1376:U:H2'	1:DA:1377:A:C8	2.37	0.59
1:DA:794:A:H4'	1:DA:1521:G:O2'	2.02	0.59
15:DO:5:LYS:HD3	15:DO:5:LYS:H	1.67	0.59
22:DV:150:THR:HG23	22:DV:153:GLY:O	2.02	0.59
7:AG:69:VAL:HA	7:AG:138:LYS:HD2	1.85	0.59
25:BA:1981:A:H5''	25:BA:1982:C:OP2	2.03	0.59
25:BA:603:A:H4'	25:BA:604:G:O5'	2.03	0.59
26:BB:17:C:H2'	26:BB:18:G:O4'	2.03	0.59
26:BB:75:G:H5''	46:BV:36:LYS:HE2	1.85	0.59
26:CB:17:C:H2'	26:CB:18:G:O4'	2.02	0.59
32:CH:53:ALA:O	32:CH:57:ARG:HB2	2.02	0.59
35:CK:104:ARG:NH1	35:CK:104:ARG:HB3	2.18	0.59
35:CK:48:PRO:HB3	1:DA:1422:G:H5''	1.84	0.59
37:CM:81:VAL:HG12	37:CM:82:ARG:HG2	1.84	0.59
47:CW:32:ARG:C	47:CW:35:ASN:HD21	2.06	0.59
1:DA:579:G:H5'	1:DA:728:A:H1'	1.83	0.59
12:DL:51:LEU:HD11	22:DV:300:GLU:HG2	1.83	0.59
1:AA:145:G:H2'	1:AA:146:G:H8	1.68	0.59
1:AA:390:C:H2'	1:AA:391:G:C8	2.38	0.59
1:AA:574:A:H1'	1:AA:883:C:H1'	1.84	0.59
7:AG:46:ALA:O	7:AG:50:ILE:HG12	2.03	0.59
10:AJ:6:ILE:HG12	10:AJ:72:VAL:O	2.03	0.59
25:BA:813:U:H2'	25:BA:814:C:C6	2.38	0.59
28:BD:119:ARG:HD3	28:BD:120:TRP:CE2	2.38	0.59
36:BL:126:VAL:HA	36:BL:145:PRO:HB2	1.84	0.59
37:BM:14:ARG:HH11	37:BM:14:ARG:HG2	1.68	0.59
38:BN:100:LEU:HD23	38:BN:112:ALA:HA	1.84	0.59
36:CL:62:LEU:CD2	55:C5:25:MET:HB2	2.33	0.59
25:CA:1578:U:H2'	25:CA:1579:A:H5'	1.84	0.59

Continued on next page...

Continued from previous page...

Atom-1	Atom-2	Interatomic distance (Å)	Clash overlap (Å)
25:CA:2134:A:H2	25:CA:2159:G:HO2'	1.51	0.59
25:CA:2389:G:C5'	25:CA:2390:U:H5'	2.31	0.59
34:CJ:116:THR:O	34:CJ:118:PRO:HD3	2.02	0.59
35:CK:3:GLN:CB	35:CK:4:PRO:HD2	2.22	0.59
1:DA:1373:G:H5''	7:DG:36:LYS:HZ3	1.68	0.59
10:DJ:49:VAL:HG21	14:DN:41:ARG:HB2	1.85	0.59
12:DL:26:LEU:HG	12:DL:32:ARG:NH1	2.17	0.59
22:DV:217:ILE:HD13	22:DV:243:HIS:HA	1.84	0.59
1:AA:1151:A:P	10:AJ:41:PRO:HA	2.43	0.58
1:AA:1152:A:H2'	1:AA:1153:C:H6	1.67	0.58
1:AA:520:A:C2	1:AA:536:C:H1'	2.37	0.58
1:AA:691:G:O6	11:AK:52:GLY:HA2	2.02	0.58
4:AD:134:ASP:O	4:AD:136:PRO:HD3	2.03	0.58
7:AG:126:ASP:HB3	7:AG:131:LYS:O	2.03	0.58
12:AL:26:LEU:HG	12:AL:32:ARG:NH1	2.18	0.58
22:AV:191:ARG:HD2	22:AV:193:HIS:NE2	2.18	0.58
25:BA:1163:G:H2'	25:BA:1164:G:C5'	2.29	0.58
28:BD:154:LYS:HA	28:BD:154:LYS:HE3	1.85	0.58
32:BH:130:TYR:CD2	32:BH:132:PRO:HG3	2.38	0.58
25:BA:587:C:N4	36:BL:33:ARG:HG2	2.19	0.58
44:BT:64:LYS:HG2	44:BT:65:ARG:H	1.66	0.58
25:CA:589:C:H2'	25:CA:590:A:C8	2.37	0.58
29:CE:177:ALA:HB1	29:CE:178:PRO:HD2	1.85	0.58
32:CH:72:LEU:HD12	32:CH:140:LEU:HD13	1.85	0.58
1:DA:1004:A:H1'	1:DA:1036:G:H22	1.67	0.58
1:DA:1151:A:P	10:DJ:41:PRO:HA	2.43	0.58
1:DA:878:G:H5'	8:DH:89:PRO:HG2	1.83	0.58
3:DC:47:LEU:HD21	3:DC:68:VAL:HG11	1.86	0.58
22:DV:306:ASN:OD1	22:DV:308:PRO:HD2	2.03	0.58
1:AA:502:G:H4'	1:AA:550:G:H4'	1.85	0.58
1:AA:794:A:H4'	1:AA:1521:G:O2'	2.03	0.58
4:AD:11:LEU:HD13	4:AD:66:ARG:HD3	1.85	0.58
19:AS:29:ARG:HD3	19:AS:48:THR:HB	1.85	0.58
22:AV:306:ASN:OD1	22:AV:308:PRO:HD2	2.03	0.58
23:AW:24:U:H2'	23:AW:25:C:C6	2.37	0.58
25:BA:1270:C:H5'	25:BA:1271:G:H5'	1.84	0.58
25:BA:1992:G:OP1	25:BA:1992:G:H8	1.86	0.58
25:BA:2873:A:N3	38:BN:6:SER:HB2	2.17	0.58
25:CA:2306:C:H4'	30:CF:136:ARG:HH22	1.67	0.58
25:CA:332:A:O2'	25:CA:333:G:H5''	2.02	0.58
25:CA:443:A:H2'	29:CE:45:ARG:HH12	1.68	0.58

Continued on next page...

Continued from previous page...

Atom-1	Atom-2	Interatomic distance (Å)	Clash overlap (Å)
26:CB:24:G:H4'	26:CB:25:A:N7	2.18	0.58
27:CC:108:PRO:HB3	27:CC:143:HIS:HE1	1.65	0.58
28:CD:38:THR:HB	28:CD:39:PRO:HD2	1.85	0.58
1:DA:1399:C:H4'	1:DA:1400:C:H5'	1.85	0.58
1:DA:224:C:H2'	1:DA:225:C:C6	2.37	0.58
1:DA:691:G:O6	11:DK:52:GLY:HA2	2.03	0.58
2:DB:84:GLU:HG3	2:DB:215:LEU:HB3	1.85	0.58
7:DG:46:ALA:O	7:DG:50:ILE:HG12	2.02	0.58
1:AA:539:A:H2'	1:AA:540:G:C8	2.38	0.58
25:BA:2391:G:OP1	55:B5:32:LEU:HB2	2.04	0.58
25:BA:2712:U:O2'	25:BA:2713:A:H5'	2.03	0.58
28:BD:11:MET:CB	28:BD:24:THR:HA	2.33	0.58
28:BD:76:ARG:HG2	28:BD:77:ILE:HG13	1.85	0.58
44:BT:23:GLU:HG3	44:BT:24:GLY:H	1.68	0.58
25:BA:2271:G:OP1	47:BW:18:ALA:HB1	2.03	0.58
29:CE:63:LYS:NZ	29:CE:67:GLN:HE21	1.99	0.58
1:DA:1064:G:H21	1:DA:1190:G:H2'	1.68	0.58
2:DB:17:PHE:HB2	2:DB:42:ILE:HG22	1.85	0.58
4:DD:11:LEU:HD13	4:DD:66:ARG:HD3	1.85	0.58
7:DG:69:VAL:HA	7:DG:138:LYS:HD2	1.86	0.58
9:DI:97:LYS:HB3	9:DI:98:PRO:HD3	1.85	0.58
51:B1:46:ASN:HB2	51:B1:64:LYS:HB2	1.86	0.58
25:BA:1349:A:N6	25:BA:1598:C:H42	2.02	0.58
42:BR:22:VAL:HG12	42:BR:23:GLU:N	2.19	0.58
45:BU:50:ARG:HD3	45:BU:51:VAL:H	1.68	0.58
25:CA:1607:C:H5''	25:CA:1608:A:H5'	1.85	0.58
25:CA:558:G:OP1	34:CJ:134:PRO:HD2	2.02	0.58
38:CN:12:ARG:HD3	38:CN:16:HIS:ND1	2.18	0.58
40:CP:50:ILE:HA	40:CP:99:LEU:HD11	1.85	0.58
25:CA:1161:C:O2'	42:CR:8:GLY:HA2	2.03	0.58
12:DL:23:VAL:HG13	12:DL:97:TYR:CE2	2.38	0.58
19:DS:29:ARG:HD3	19:DS:48:THR:HB	1.85	0.58
22:AV:143:GLU:HB3	22:AV:161:GLU:HB3	1.85	0.58
25:BA:1339:G:H21	25:BA:1603:A:H1'	1.67	0.58
25:BA:1541:U:H3'	25:BA:1542:G:C3'	2.25	0.58
25:BA:2329:G:H2'	25:BA:2330:G:C8	2.38	0.58
28:BD:67:PHE:CE2	28:BD:75:VAL:HG22	2.38	0.58
29:BE:177:ALA:HB1	29:BE:178:PRO:HD2	1.85	0.58
32:BH:56:LYS:HA	32:BH:59:ALA:HB3	1.85	0.58
36:BL:95:VAL:HG23	36:BL:125:VAL:HA	1.84	0.58
25:CA:2391:G:OP1	55:C5:32:LEU:HB2	2.03	0.58

Continued on next page...

Continued from previous page...

Atom-1	Atom-2	Interatomic distance (Å)	Clash overlap (Å)
25:CA:2718:G:H2'	25:CA:2719:G:H8	1.69	0.58
31:CG:101:ARG:H	31:CG:101:ARG:NE	1.97	0.58
25:CA:2718:G:H4'	40:CP:98:LYS:HB2	1.84	0.58
45:CU:42:VAL:HG12	45:CU:65:ALA:HB3	1.84	0.58
2:DB:27:LYS:HD3	2:DB:27:LYS:H	1.68	0.58
4:DD:134:ASP:O	4:DD:136:PRO:HD3	2.03	0.58
7:DG:126:ASP:HB3	7:DG:131:LYS:O	2.03	0.58
22:DV:191:ARG:HD2	22:DV:193:HIS:NE2	2.18	0.58
1:AA:1399:C:H4'	1:AA:1400:C:H5'	1.85	0.58
4:AD:63:LYS:O	4:AD:67:ILE:HG13	2.04	0.58
5:AE:33:VAL:HG11	5:AE:109:ILE:HD13	1.84	0.58
22:AV:93:GLU:HG3	22:AV:97:LEU:HG	1.85	0.58
25:BA:1516:U:H1'	25:BA:1558:A:OP2	2.03	0.58
38:BN:12:ARG:HD3	38:BN:16:HIS:ND1	2.17	0.58
41:BQ:92:ARG:NH2	42:BR:11:GLN:H	2.01	0.58
48:BX:11:ARG:NH1	48:BX:61:ARG:H	2.01	0.58
25:CA:2329:G:H2'	25:CA:2330:G:C8	2.38	0.58
25:CA:2378:A:H2	39:CO:18:ILE:HD12	1.69	0.58
29:CE:63:LYS:HZ1	29:CE:67:GLN:NE2	2.01	0.58
35:CK:19:ILE:HG22	35:CK:43:VAL:HA	1.86	0.58
1:DA:390:C:H2'	1:DA:391:G:C8	2.38	0.58
1:DA:539:A:H2'	1:DA:540:G:C8	2.37	0.58
4:DD:126:ILE:HG22	4:DD:127:THR:H	1.68	0.58
1:DA:1224:G:H4'	13:DM:102:ARG:NH2	2.19	0.58
1:DA:238:G:P	17:DQ:25:ARG:HH22	2.26	0.58
17:DQ:66:SER:OG	17:DQ:69:LYS:HB3	2.03	0.58
9:AI:97:LYS:HB3	9:AI:98:PRO:HD3	1.85	0.58
54:B4:37:LYS:HD3	54:B4:39:ARG:HE	1.69	0.58
25:BA:1558:A:O4'	25:BA:1559:G:H5'	2.03	0.58
27:BC:244:ARG:HG3	27:BC:245:PRO:CD	2.32	0.58
32:BH:77:LEU:HG	32:BH:101:LEU:HD13	1.85	0.58
35:BK:12:ASP:OD1	35:BK:85:VAL:HG13	2.03	0.58
25:CA:1349:A:N6	25:CA:1598:C:H42	2.01	0.58
25:CA:1497:U:O2	25:CA:1497:U:H2'	2.04	0.58
25:CA:270(S):G:H2'	25:CA:270(T):G:H8	1.68	0.58
25:CA:763:G:C2'	25:CA:764:A:H5'	2.33	0.58
29:CE:80:ALA:O	29:CE:83:PHE:HB2	2.03	0.58
47:CW:25:ARG:HH12	47:CW:35:ASN:HB3	1.68	0.58
1:DA:1127:G:N2	1:DA:1147:C:H42	2.01	0.58
1:DA:256:U:H2'	1:DA:257:G:C8	2.38	0.58
10:DJ:6:ILE:HG12	10:DJ:72:VAL:O	2.04	0.58

Continued on next page...

Continued from previous page...

Atom-1	Atom-2	Interatomic distance (Å)	Clash overlap (Å)
19:DS:49:ILE:HD12	19:DS:49:ILE:H	1.67	0.58
19:DS:53:ASN:HD21	19:DS:56:GLN:H	1.52	0.58
1:AA:1363:A:H4'	1:AA:1364:U:H5''	1.85	0.58
1:AA:484:G:H4'	1:AA:485:G:O5'	2.02	0.58
4:AD:126:ILE:HG22	4:AD:127:THR:H	1.69	0.58
10:AJ:49:VAL:O	10:AJ:60:ARG:HB2	2.04	0.58
12:AL:23:VAL:HG13	12:AL:97:TYR:CE2	2.38	0.58
13:AM:87:TYR:O	13:AM:91:ARG:HG2	2.04	0.58
25:BA:2055:C:H5'	25:BA:2056:G:O5'	2.04	0.58
25:BA:599:G:H2'	25:BA:600:G:H8	1.68	0.58
26:BB:60:C:H2'	26:BB:61:G:H8	1.69	0.58
25:CA:1542:G:H4'	25:CA:1543:A:O5'	2.03	0.58
25:CA:655:A:O2'	25:CA:656:G:H5'	2.03	0.58
26:CB:70:C:H2'	26:CB:71:C:H6	1.68	0.58
29:CE:150:GLY:HA2	29:CE:172:TRP:CE3	2.39	0.58
25:CA:587:C:N3	36:CL:33:ARG:HD2	2.18	0.58
42:CR:22:VAL:HG12	42:CR:23:GLU:N	2.18	0.58
44:CT:40:LYS:HD2	44:CT:51:VAL:HB	1.84	0.58
1:DA:1073:U:H2'	1:DA:1074:G:H8	1.67	0.58
3:DC:58:GLU:O	3:DC:64:VAL:HA	2.04	0.58
9:DI:79:LEU:HD23	9:DI:101:PHE:O	2.03	0.58
20:DT:67:ALA:HA	20:DT:72:LEU:O	2.04	0.58
2:AB:17:PHE:HB2	2:AB:42:ILE:HG22	1.85	0.58
25:BA:1678:G:HO2'	25:BA:1679:U:H6	1.51	0.58
25:BA:609(B):G:H2'	25:BA:610:C:C6	2.38	0.58
25:BA:988:A:C2'	25:BA:989:G:H5'	2.34	0.58
26:BB:70:C:H2'	26:BB:71:C:H6	1.68	0.58
29:BE:63:LYS:HZ1	29:BE:67:GLN:HG2	1.68	0.58
25:CA:1981:A:H5''	25:CA:1982:C:OP2	2.03	0.58
25:CA:599:G:H2'	25:CA:600:G:H8	1.67	0.58
25:CA:860:U:H2'	25:CA:861:A:H8	1.67	0.58
26:CB:57:A:C2	30:CF:29:TRP:HB3	2.39	0.58
31:CG:101:ARG:HE	31:CG:101:ARG:N	1.96	0.58
37:CM:40:ALA:HB3	37:CM:127:ILE:HD11	1.84	0.58
1:DA:119:A:H4'	1:DA:120:A:O5'	2.03	0.58
2:DB:70:PHE:O	2:DB:71:VAL:HG13	2.03	0.58
10:DJ:49:VAL:O	10:DJ:60:ARG:HB2	2.04	0.58
1:AA:1373:G:H5''	7:AG:36:LYS:HZ3	1.69	0.58
3:AC:58:GLU:O	3:AC:64:VAL:HA	2.04	0.58
12:AL:81:VAL:HG23	12:AL:104:TYR:HB3	1.86	0.58
29:BE:155:LEU:HD23	29:BE:186:ILE:HD13	1.84	0.58

Continued on next page...

Continued from previous page...

Atom-1	Atom-2	Interatomic distance (Å)	Clash overlap (Å)
26:BB:57:A:C2	30:BF:29:TRP:HB3	2.39	0.58
25:CA:1344:G:H4'	25:CA:1384:A:N7	2.18	0.58
25:CA:1651:G:H5'	38:CN:39:PRO:HG2	1.84	0.58
25:CA:2071:A:H2'	25:CA:2072:G:H8	1.69	0.58
25:CA:2744:G:H21	31:CG:143:GLN:HE22	1.51	0.58
28:CD:11:MET:CB	28:CD:24:THR:HA	2.33	0.58
28:CD:119:ARG:HD3	28:CD:120:TRP:CE2	2.39	0.58
28:CD:154:LYS:HE3	28:CD:154:LYS:HA	1.85	0.58
35:CK:12:ASP:OD1	35:CK:85:VAL:HG13	2.04	0.58
35:CK:20:MET:HG2	35:CK:21:CYS:O	2.04	0.58
25:CA:2392:A:H1'	36:CL:60:MET:HE3	1.84	0.58
37:CM:48:GLU:O	37:CM:52:VAL:HG12	2.04	0.58
43:CS:22:ASP:HA	43:CS:25:ARG:HH12	1.69	0.58
26:CB:75:G:H5''	46:CV:36:LYS:HE2	1.85	0.58
1:DA:979:C:H3'	1:DA:980:C:C5'	2.33	0.58
3:DC:6:HIS:ND1	14:DN:49:HIS:HB3	2.18	0.58
4:DD:63:LYS:O	4:DD:67:ILE:HG13	2.04	0.58
16:DP:18:ARG:HD3	16:DP:35:LYS:HD2	1.85	0.58
1:AA:1128:C:H4'	9:AI:16:ARG:HH12	1.69	0.57
1:AA:160:A:H2'	1:AA:161:A:O4'	2.04	0.57
1:AA:493:G:H2'	1:AA:494:U:C5	2.39	0.57
22:AV:217:ILE:HD13	22:AV:243:HIS:HA	1.84	0.57
25:BA:1114:G:H2'	25:BA:1115:G:H8	1.69	0.57
25:BA:1946:U:H2'	25:BA:1947:C:C6	2.38	0.57
25:BA:2392:A:H1'	36:BL:60:MET:HE3	1.86	0.57
25:BA:270(S):G:H2'	25:BA:270(T):G:H8	1.68	0.57
25:BA:2893:G:H4'	25:BA:2894:G:H8	1.69	0.57
38:BN:21:TYR:HE2	38:BN:43:GLU:HB3	1.70	0.57
41:BQ:8:VAL:HG13	41:BQ:11:ARG:HH21	1.69	0.57
25:BA:1161:C:O2'	42:BR:8:GLY:HA2	2.04	0.57
25:CA:988:A:C2'	25:CA:989:G:H5'	2.34	0.57
27:CC:28:GLU:HB3	27:CC:29:PRO:HD3	1.85	0.57
29:CE:83:PHE:O	29:CE:84:VAL:C	2.43	0.57
44:CT:23:GLU:HG3	44:CT:24:GLY:H	1.68	0.57
44:CT:64:LYS:HG2	44:CT:65:ARG:N	2.19	0.57
45:CU:95:LYS:HG2	45:CU:100:ALA:HA	1.86	0.57
1:DA:1104:G:H5'	2:DB:111:ARG:HD2	1.86	0.57
1:DA:1188:A:H2'	1:DA:1189:C:H5'	1.85	0.57
3:DC:184:TYR:CE2	3:DC:186:PHE:HB2	2.39	0.57
1:DA:9:G:OP2	5:DE:121:LYS:HG3	2.04	0.57
19:DS:18:LYS:O	19:DS:22:LEU:HD23	2.04	0.57

Continued on next page...

Continued from previous page...

Atom-1	Atom-2	Interatomic distance (Å)	Clash overlap (Å)
1:AA:691:G:H3'	11:AK:26:ASN:HD21	1.68	0.57
13:AM:7:VAL:HG21	30:BF:115:ARG:HA	1.85	0.57
1:AA:238:G:P	17:AQ:25:ARG:HH22	2.27	0.57
48:BX:86:SER:O	48:BX:90:ILE:HG12	2.03	0.57
30:CF:5:LEU:HD21	51:C1:50:THR:HA	1.86	0.57
25:CA:2019:A:H5''	41:CQ:27:LEU:HD12	1.86	0.57
25:CA:270(J):G:O2'	25:CA:270(K):G:H8	1.86	0.57
32:CH:130:TYR:CD2	32:CH:132:PRO:HG3	2.39	0.57
1:DA:145:G:H2'	1:DA:146:G:H8	1.69	0.57
1:DA:502:G:H4'	1:DA:550:G:H4'	1.86	0.57
1:DA:892:A:O2'	1:DA:1415:G:H4'	2.04	0.57
2:DB:80:ILE:HD11	2:DB:208:ILE:HG23	1.86	0.57
1:AA:1513:A:H2'	1:AA:1514:C:C6	2.39	0.57
2:AB:168:THR:HG1	2:AB:192:SER:HA	1.69	0.57
17:AQ:66:SER:OG	17:AQ:69:LYS:HB3	2.02	0.57
22:AV:107:ALA:HB2	22:AV:168:TYR:HB2	1.87	0.57
22:AV:112:ARG:HB2	22:AV:198:THR:CG2	2.32	0.57
25:BA:1529:A:H62	25:BA:1542:G:N2	2.02	0.57
27:BC:28:GLU:HB3	27:BC:29:PRO:HD3	1.85	0.57
32:BH:72:LEU:HD12	32:BH:140:LEU:HD13	1.85	0.57
40:BP:24:PRO:HA	40:BP:49:VAL:HG13	1.86	0.57
51:C1:46:ASN:HB2	51:C1:64:LYS:HB2	1.86	0.57
25:CA:2039:C:H2'	25:CA:2040:C:C6	2.40	0.57
25:CA:2893:G:H4'	25:CA:2894:G:H8	1.69	0.57
25:CA:2393:A:H4'	36:CL:61:ARG:O	2.04	0.57
39:CO:25:ARG:HD2	39:CO:88:ASP:OD1	2.04	0.57
42:CR:28:GLU:HB3	42:CR:29:PRO:HD2	1.86	0.57
49:CY:38:GLN:O	49:CY:41:ILE:HG12	2.04	0.57
20:DT:26:ASN:HB2	20:DT:71:THR:HG23	1.87	0.57
22:DV:93:GLU:HG3	22:DV:97:LEU:HG	1.86	0.57
1:AA:624:C:H2'	1:AA:625:G:C8	2.40	0.57
2:AB:84:GLU:HG3	2:AB:215:LEU:HB3	1.85	0.57
3:AC:184:TYR:CE2	3:AC:186:PHE:HB2	2.39	0.57
25:BA:1607:C:H5''	25:BA:1608:A:H5'	1.85	0.57
25:BA:379:G:N2	48:BX:20:ARG:HH12	2.02	0.57
25:BA:796:C:H2'	25:BA:797:C:C6	2.39	0.57
25:CA:1114:G:H2'	25:CA:1115:G:H8	1.69	0.57
25:CA:1577:C:H2'	25:CA:1578:U:C6	2.39	0.57
25:CA:528:A:C2	25:CA:2043:C:H4'	2.40	0.57
32:CH:79:ILE:HB	32:CH:144:VAL:HA	1.87	0.57
36:CL:27:HIS:CE1	42:CR:83:ARG:HH12	2.22	0.57

Continued on next page...

Continued from previous page...

Atom-1	Atom-2	Interatomic distance (Å)	Clash overlap (Å)
37:CM:6:ARG:O	37:CM:7:MET:HB2	2.04	0.57
1:DA:1152:A:H2'	1:DA:1153:C:H6	1.67	0.57
1:DA:358:U:H6	1:DA:358:U:H5'	1.69	0.57
1:DA:537:G:H5''	12:DL:112:ARG:NH2	2.19	0.57
6:DF:60:PHE:C	6:DF:61:LEU:HD12	2.24	0.57
14:DN:4:LYS:O	14:DN:7:ILE:HG13	2.05	0.57
1:AA:1347:G:H22	1:AA:1373:G:H2'	1.67	0.57
1:AA:892:A:O2'	1:AA:1415:G:H4'	2.04	0.57
6:AF:60:PHE:C	6:AF:61:LEU:HD12	2.25	0.57
9:AI:79:LEU:HD23	9:AI:101:PHE:O	2.03	0.57
17:AQ:55:ASP:HB3	17:AQ:76:LEU:HD13	1.85	0.57
25:BA:1344:G:H4'	25:BA:1384:A:N7	2.19	0.57
30:BF:55:LYS:HD2	30:BF:58:GLN:HE21	1.70	0.57
37:BM:48:GLU:O	37:BM:52:VAL:HG12	2.03	0.57
37:BM:6:ARG:O	37:BM:7:MET:HB2	2.05	0.57
38:BN:42:LYS:O	38:BN:45:ARG:HB3	2.04	0.57
47:BW:25:ARG:HH12	47:BW:35:ASN:HB3	1.69	0.57
25:CA:1189:A:H2'	25:CA:1190:G:H5'	1.85	0.57
25:CA:1964:G:H4'	25:CA:1965:C:OP2	2.04	0.57
25:CA:2315:G:H2'	25:CA:2316:C:C6	2.39	0.57
25:CA:270(S):G:H2'	25:CA:270(T):G:C8	2.39	0.57
29:CE:143:ALA:HB1	29:CE:148:LEU:HB2	1.85	0.57
25:CA:1139:G:OP1	34:CJ:125:ALA:HA	2.05	0.57
48:CX:86:SER:O	48:CX:90:ILE:HG12	2.04	0.57
4:AD:28:SER:HB3	4:AD:29:PRO:HD2	1.86	0.57
12:AL:76:LEU:HD11	12:AL:106:ALA:HA	1.87	0.57
22:AV:108:ILE:HA	22:AV:160:PHE:O	2.05	0.57
22:AV:82:LEU:O	22:AV:86:GLU:HB2	2.05	0.57
30:BF:5:LEU:HD21	51:B1:50:THR:HA	1.86	0.57
25:BA:1497:U:H2'	25:BA:1497:U:O2	2.02	0.57
25:BA:1964:G:H4'	25:BA:1965:C:OP2	2.04	0.57
25:BA:2071:A:H2'	25:BA:2072:G:H8	1.69	0.57
25:BA:2210:G:H21	25:BA:2211:G:C5'	2.16	0.57
25:BA:655:A:O2'	25:BA:656:G:H5'	2.04	0.57
28:BD:38:THR:HB	28:BD:39:PRO:HD2	1.85	0.57
29:BE:63:LYS:HZ1	29:BE:67:GLN:NE2	2.03	0.57
25:BA:2744:G:H21	31:BG:143:GLN:HE22	1.51	0.57
44:BT:64:LYS:HG2	44:BT:65:ARG:N	2.19	0.57
46:BV:10:ARG:HG2	46:BV:11:GLU:N	2.19	0.57
25:CA:1511:A:H2'	25:CA:1512:G:O4'	2.04	0.57
25:CA:188:G:H1	25:CA:208:C:H42	1.52	0.57

Continued on next page...

Continued from previous page...

Atom-1	Atom-2	Interatomic distance (Å)	Clash overlap (Å)
25:CA:2712:U:O2'	25:CA:2713:A:H5'	2.04	0.57
30:CF:114:ILE:HG23	30:CF:115:ARG:HD2	1.86	0.57
1:DA:1148:U:H4'	9:DI:14:VAL:HG11	1.86	0.57
3:DC:76:VAL:HG21	3:DC:103:VAL:HG11	1.87	0.57
1:AA:1148:U:H4'	9:AI:14:VAL:HG11	1.86	0.57
1:AA:1489:G:H2'	1:AA:1490:C:O4'	2.04	0.57
19:AS:49:ILE:HD12	19:AS:49:ILE:H	1.67	0.57
23:AW:59:A:H2'	23:AW:60:U:H5'	1.87	0.57
53:B3:13:CYS:SG	53:B3:24:GLU:HG3	2.45	0.57
25:BA:1697:G:H3'	25:BA:1698:A:C5'	2.33	0.57
25:BA:2315:G:H2'	25:BA:2316:C:C6	2.39	0.57
25:BA:572:A:H5'	25:BA:573:G:OP2	2.04	0.57
30:BF:41:GLN:HG2	30:BF:155:MET:HB3	1.86	0.57
36:BL:36:LYS:HD2	36:BL:41:ARG:HB2	1.87	0.57
42:BR:28:GLU:HB3	42:BR:29:PRO:HD2	1.87	0.57
25:CA:320:A:OP2	29:CE:137:LYS:HE3	2.05	0.57
30:CF:86:MET:H	30:CF:87:PRO:HD2	1.69	0.57
41:CQ:8:VAL:HG13	41:CQ:11:ARG:HH21	1.69	0.57
45:CU:42:VAL:HG21	45:CU:67:LEU:HD13	1.87	0.57
1:AA:109:A:C6	1:AA:326:G:C6	2.93	0.57
1:AA:1104:G:H5'	2:AB:111:ARG:HD2	1.86	0.57
1:AA:1188:A:H2'	1:AA:1189:C:H5'	1.85	0.57
1:AA:1410:G:H1	1:AA:1490:C:H42	1.52	0.57
1:AA:9:G:OP2	5:AE:121:LYS:HG3	2.04	0.57
15:AO:63:ARG:NH2	15:AO:87:ILE:HG21	2.17	0.57
25:BA:1511:A:H2'	25:BA:1512:G:O4'	2.04	0.57
25:BA:153:C:OP1	48:BX:92:LYS:HE2	2.04	0.57
25:BA:952:G:P	37:BM:16:ARG:HH12	2.27	0.57
29:BE:11:VAL:HG22	29:BE:125:LEU:HB2	1.86	0.57
54:C4:37:LYS:HD3	54:C4:39:ARG:HE	1.68	0.57
25:CA:1163:G:H2'	25:CA:1164:G:C5'	2.30	0.57
25:CA:1344:G:H4'	25:CA:1384:A:C5	2.40	0.57
25:CA:1932:A:H2'	25:CA:1933:G:O4'	2.05	0.57
25:CA:2653:U:H3	25:CA:2667:C:H42	1.53	0.57
25:CA:796:C:H2'	25:CA:797:C:C6	2.39	0.57
28:CD:107:THR:O	28:CD:190:GLY:HA2	2.04	0.57
28:CD:76:ARG:HG2	28:CD:77:ILE:HG13	1.85	0.57
38:CN:87:TYR:HE1	38:CN:117:VAL:HG13	1.70	0.57
25:CA:1652:A:OP1	38:CN:9:LYS:HE3	2.04	0.57
46:CV:110:GLY:HA3	46:CV:174:VAL:HG11	1.87	0.57
48:CX:11:ARG:NH1	48:CX:61:ARG:H	2.02	0.57

Continued on next page...

Continued from previous page...

Atom-1	Atom-2	Interatomic distance (Å)	Clash overlap (Å)
48:CX:58:ILE:HD11	48:CX:91:LYS:HG2	1.85	0.57
3:DC:22:TRP:CZ3	3:DC:24:ALA:HB2	2.39	0.57
15:DO:8:LYS:O	15:DO:12:ILE:HG13	2.05	0.57
22:DV:9:GLU:HA	22:DV:12:TYR:CD1	2.40	0.57
3:AC:66:VAL:HB	3:AC:101:LEU:HD23	1.87	0.57
3:AC:47:LEU:HD21	3:AC:68:VAL:HG11	1.86	0.57
13:AM:99:ARG:HB2	13:AM:101:GLN:HE21	1.68	0.57
22:AV:182:ARG:HB2	22:AV:307:PHE:HD1	1.70	0.57
26:BB:45:A:H1'	30:BF:95:ARG:NH1	2.20	0.57
30:BF:86:MET:H	30:BF:87:PRO:HD2	1.69	0.57
32:BH:113:ARG:HB2	32:BH:130:TYR:CE1	2.40	0.57
45:BU:90:LEU:HG	45:BU:91:GLU:N	2.19	0.57
25:CA:1697:G:H3'	25:CA:1698:A:C5'	2.34	0.57
25:CA:2557:G:H2'	25:CA:2558:C:C6	2.40	0.57
29:CE:11:VAL:HG22	29:CE:125:LEU:HB2	1.86	0.57
32:CH:62:LYS:HB2	32:CH:133:HIS:CE1	2.40	0.57
46:CV:58:VAL:HA	46:CV:67:LEU:O	2.05	0.57
48:CX:11:ARG:HB3	48:CX:12:PRO:CD	2.29	0.57
1:DA:1281:U:H5'	1:DA:1282:C:C5	2.40	0.57
1:DA:1363:A:H4'	1:DA:1364:U:H5''	1.85	0.57
1:DA:591:U:H2'	1:DA:592:G:C8	2.40	0.57
1:DA:691:G:H3'	11:DK:26:ASN:HD21	1.69	0.57
10:DJ:90:LEU:N	10:DJ:91:PRO:HD3	2.20	0.57
13:DM:87:TYR:O	13:DM:91:ARG:HG2	2.04	0.57
1:AA:1224:G:H4'	13:AM:102:ARG:NH2	2.19	0.57
13:AM:49:THR:HG22	13:AM:51:ALA:H	1.70	0.57
17:AQ:74:LEU:HD12	17:AQ:75:ARG:HG2	1.87	0.57
25:BA:2378:A:H2	39:BO:18:ILE:HD12	1.69	0.57
29:BE:83:PHE:O	29:BE:84:VAL:C	2.42	0.57
32:BH:31:LEU:HB3	32:BH:32:PRO:HD3	1.86	0.57
32:BH:79:ILE:HB	32:BH:144:VAL:HA	1.87	0.57
37:BM:38:GLU:O	37:BM:127:ILE:HD13	2.05	0.57
38:BN:87:TYR:HE1	38:BN:117:VAL:HG13	1.70	0.57
25:CA:2814:C:O2'	52:C2:29:ILE:HG13	2.05	0.57
25:CA:295:G:O5'	45:CU:2:ARG:HD3	2.05	0.57
48:CX:27:GLU:CB	48:CX:33:LYS:HG3	2.35	0.57
49:CY:36:ARG:HA	49:CY:39:ALA:HB3	1.87	0.57
1:DA:1128:C:H4'	9:DI:16:ARG:HH12	1.69	0.57
10:DJ:6:ILE:HD11	10:DJ:72:VAL:HB	1.87	0.57
22:DV:285:LEU:HD23	22:DV:289:ARG:HD2	1.87	0.57
4:AD:155:LEU:O	4:AD:159:ARG:HG2	2.05	0.56

Continued on next page...

Continued from previous page...

Atom-1	Atom-2	Interatomic distance (Å)	Clash overlap (Å)
5:AE:72:GLN:O	5:AE:75:THR:HG22	2.05	0.56
7:AG:115:ARG:O	7:AG:119:ARG:HG3	2.05	0.56
12:AL:24:PRO:HD2	12:AL:97:TYR:OH	2.05	0.56
10:AJ:49:VAL:HG21	14:AN:41:ARG:HB2	1.85	0.56
25:BA:2404:C:H2'	25:BA:2405:G:O4'	2.05	0.56
25:BA:270(S):G:H2'	25:BA:270(T):G:C8	2.40	0.56
25:BA:320:A:OP2	29:BE:137:LYS:HE3	2.05	0.56
29:BE:150:GLY:HA2	29:BE:172:TRP:CE3	2.39	0.56
38:BN:87:TYR:OH	38:BN:116:LEU:HB3	2.05	0.56
44:BT:41:ASN:N	44:BT:41:ASN:HD22	2.03	0.56
44:BT:50:LYS:H	44:BT:87:GLN:HE22	1.52	0.56
48:BX:18:ILE:H	48:BX:18:ILE:HD13	1.70	0.56
25:CA:1946:U:H2'	25:CA:1947:C:C6	2.40	0.56
30:CF:34:LEU:HD12	30:CF:99:MET:SD	2.44	0.56
48:CX:18:ILE:HD13	48:CX:18:ILE:H	1.70	0.56
1:DA:109:A:C6	1:DA:326:G:C6	2.93	0.56
1:DA:1201:A:H4'	1:DA:1202:G:O5'	2.05	0.56
1:DA:1347:G:C8	9:DI:107:ARG:HB3	2.39	0.56
1:DA:1489:G:H2'	1:DA:1490:C:O4'	2.05	0.56
1:DA:1513:A:H2'	1:DA:1514:C:C6	2.39	0.56
3:DC:189:ALA:HB3	3:DC:196:LEU:HB3	1.87	0.56
1:AA:1064:G:H21	1:AA:1190:G:H2'	1.68	0.56
1:AA:438:G:O2'	1:AA:494:U:O4	2.19	0.56
1:AA:624:C:O3'	16:AP:10:GLY:HA2	2.05	0.56
6:AF:69:GLU:O	6:AF:72:VAL:HG12	2.05	0.56
25:BA:2557:G:H2'	25:BA:2558:C:C6	2.40	0.56
25:BA:2718:G:H2'	25:BA:2719:G:H8	1.68	0.56
28:BD:192:ASN:HD22	28:BD:192:ASN:N	2.03	0.56
25:BA:1139:G:OP1	34:BJ:125:ALA:HA	2.05	0.56
45:BU:42:VAL:HG21	45:BU:67:LEU:HD13	1.86	0.56
53:C3:13:CYS:SG	53:C3:24:GLU:HG3	2.45	0.56
25:CA:380:U:H2'	25:CA:381:G:H8	1.69	0.56
28:CD:51:PHE:HD1	28:CD:52:LEU:HG	1.69	0.56
32:CH:113:ARG:HB2	32:CH:130:TYR:CE1	2.41	0.56
38:CN:10:LEU:HB2	38:CN:17:ARG:NE	2.20	0.56
38:CN:42:LYS:O	38:CN:45:ARG:HB3	2.06	0.56
41:CQ:55:ARG:HA	41:CQ:58:ARG:HD2	1.87	0.56
42:CR:38:LEU:HD13	42:CR:55:ALA:HB1	1.87	0.56
42:CR:38:LEU:O	42:CR:39:LEU:HD13	2.04	0.56
43:CS:1:MET:HE2	43:CS:2:GLU:H	1.70	0.56
4:DD:155:LEU:O	4:DD:159:ARG:HG2	2.05	0.56

Continued on next page...

Continued from previous page...

Atom-1	Atom-2	Interatomic distance (Å)	Clash overlap (Å)
6:DF:89:MET:SD	6:DF:91:VAL:HG23	2.45	0.56
13:DM:98:VAL:HB	13:DM:99:ARG:HH11	1.70	0.56
1:AA:1493:A:H4'	24:AX:19:U:O2	2.05	0.56
1:AA:437:U:H2'	1:AA:438:G:O4'	2.05	0.56
3:AC:50:ALA:HB2	3:AC:75:VAL:HB	1.88	0.56
13:AM:98:VAL:HB	13:AM:99:ARG:HH11	1.70	0.56
19:AS:53:ASN:HD21	19:AS:56:GLN:H	1.51	0.56
25:BA:2086:U:H2'	25:BA:2087:G:C8	2.40	0.56
25:BA:295:G:O5'	45:BU:2:ARG:HD3	2.05	0.56
25:BA:639:U:H2'	25:BA:640:C:C6	2.39	0.56
26:BB:66:A:H61	26:BB:107:U:H2'	1.70	0.56
28:BD:107:THR:O	28:BD:190:GLY:HA2	2.06	0.56
35:BK:20:MET:HG2	35:BK:21:CYS:O	2.05	0.56
25:BA:996:A:C4'	41:BQ:92:ARG:HH12	2.17	0.56
25:BA:518:G:H4'	43:BS:18:ARG:NH1	2.19	0.56
43:BS:22:ASP:HA	43:BS:25:ARG:HH12	1.70	0.56
26:BB:12:C:O2'	47:BW:74:ARG:HG2	2.05	0.56
25:CA:1495:A:N3	25:CA:1495:A:H2'	2.19	0.56
25:CA:2055:C:H5'	25:CA:2056:G:O5'	2.05	0.56
38:CN:21:TYR:HE2	38:CN:43:GLU:HB3	1.70	0.56
40:CP:24:PRO:HA	40:CP:49:VAL:HG13	1.86	0.56
25:CA:2271:G:OP1	47:CW:18:ALA:HB1	2.05	0.56
1:DA:160:A:H2'	1:DA:161:A:O4'	2.04	0.56
11:DK:29:ILE:HG22	11:DK:44:SER:HB3	1.87	0.56
12:DL:24:PRO:HD2	12:DL:97:TYR:OH	2.06	0.56
13:DM:3:ARG:HH21	13:DM:7:VAL:HG13	1.70	0.56
1:AA:757:U:H2'	1:AA:758:G:O4'	2.06	0.56
6:AF:76:ALA:O	6:AF:80:ARG:HG2	2.06	0.56
9:AI:69:GLY:O	9:AI:73:GLN:HG3	2.05	0.56
12:AL:54:VAL:HG12	12:AL:55:ALA:N	2.21	0.56
25:BA:1681:G:H8	25:BA:1681:G:OP2	1.89	0.56
30:BF:114:ILE:HG23	30:BF:115:ARG:HD2	1.87	0.56
30:BF:34:LEU:HD12	30:BF:99:MET:SD	2.45	0.56
34:BJ:135:LEU:HD23	34:BJ:136:GLY:H	1.70	0.56
48:BX:27:GLU:CB	48:BX:33:LYS:HG3	2.34	0.56
25:CA:1529:A:H62	25:CA:1542:G:N2	2.02	0.56
25:CA:1818:U:H2'	27:CC:157:ARG:HG3	1.87	0.56
25:CA:2086:U:H2'	25:CA:2087:G:C8	2.40	0.56
25:CA:639:U:H2'	25:CA:640:C:C6	2.40	0.56
26:CB:60:C:H2'	26:CB:61:G:H8	1.69	0.56
34:CJ:135:LEU:HD23	34:CJ:136:GLY:H	1.69	0.56

Continued on next page...

Continued from previous page...

Atom-1	Atom-2	Interatomic distance (Å)	Clash overlap (Å)
37:CM:75:THR:HG21	37:CM:85:LYS:HZ1	1.70	0.56
38:CN:87:TYR:OH	38:CN:116:LEU:HB3	2.05	0.56
45:CU:76:CYS:HB3	45:CU:77:PRO:CD	2.36	0.56
1:DA:357:G:OP1	1:DA:366:C:O2'	2.20	0.56
10:DJ:54:PHE:HD2	10:DJ:55:LYS:HG3	1.70	0.56
11:DK:57:THR:HG22	11:DK:59:TYR:H	1.69	0.56
22:DV:93:GLU:CD	22:DV:96:LEU:HD12	2.26	0.56
1:AA:119:A:H4'	1:AA:120:A:O5'	2.03	0.56
3:AC:22:TRP:CZ3	3:AC:24:ALA:HB2	2.40	0.56
10:AJ:90:LEU:N	10:AJ:91:PRO:HD3	2.20	0.56
13:AM:75:ALA:O	13:AM:79:LYS:HG3	2.06	0.56
19:AS:18:LYS:O	19:AS:22:LEU:HD23	2.04	0.56
22:AV:9:GLU:HA	22:AV:12:TYR:CD1	2.40	0.56
25:BA:593:G:O2'	55:B5:62:LEU:HD13	2.05	0.56
25:BA:2094:G:P	32:BH:22:LYS:HD2	2.45	0.56
25:BA:380:U:H2'	25:BA:381:G:H8	1.69	0.56
25:CA:330:A:H2	25:CA:1210:A:H2'	1.70	0.56
25:CA:1523:U:H2'	25:CA:1524:G:C8	2.40	0.56
25:CA:2401:U:H2'	25:CA:2402:C:H5''	1.87	0.56
25:CA:952:G:P	37:CM:16:ARG:HH12	2.27	0.56
27:CC:218:ARG:HB3	27:CC:219:PRO:HD2	1.85	0.56
30:CF:10:LYS:O	30:CF:14:GLU:HB3	2.05	0.56
32:CH:31:LEU:HB3	32:CH:32:PRO:HD3	1.85	0.56
1:DA:493:G:H2'	1:DA:494:U:C5	2.40	0.56
3:DC:11:ARG:HB3	3:DC:15:THR:HB	1.86	0.56
22:DV:107:ALA:HB2	22:DV:168:TYR:HB2	1.86	0.56
22:DV:112:ARG:HB2	22:DV:198:THR:CG2	2.33	0.56
3:AC:11:ARG:HB3	3:AC:15:THR:HB	1.86	0.56
6:AF:16:GLN:HA	6:AF:19:LEU:HB3	1.87	0.56
14:AN:4:LYS:O	14:AN:7:ILE:HG13	2.05	0.56
20:AT:26:ASN:HB2	20:AT:71:THR:HG23	1.87	0.56
22:AV:93:GLU:CD	22:AV:96:LEU:HD12	2.26	0.56
23:AW:20:U:H5'	23:AW:21:A:OP2	2.06	0.56
25:BA:330:A:H2	25:BA:1210:A:H2'	1.69	0.56
26:BB:95:U:H2'	26:BB:96:G:H8	1.70	0.56
29:BE:178:PRO:HB2	29:BE:201:VAL:HG11	1.88	0.56
44:BT:28:PHE:HE2	44:BT:92:LEU:HD11	1.71	0.56
44:BT:47:PHE:HB3	44:BT:89:ILE:HD12	1.87	0.56
46:BV:110:GLY:HA3	46:BV:174:VAL:HG11	1.87	0.56
48:BX:11:ARG:CB	48:BX:12:PRO:HD2	2.35	0.56
54:C4:12:ARG:NH2	54:C4:44:PRO:HB3	2.21	0.56

Continued on next page...

Continued from previous page...

Atom-1	Atom-2	Interatomic distance (Å)	Clash overlap (Å)
25:CA:150:C:H2'	25:CA:151:C:C6	2.41	0.56
25:CA:863:A:OP1	37:CM:21:THR:HB	2.06	0.56
26:CB:66:A:H61	26:CB:107:U:H2'	1.70	0.56
28:CD:105:THR:HB	28:CD:197:ILE:HG12	1.87	0.56
37:CM:38:GLU:O	37:CM:127:ILE:HD13	2.06	0.56
46:CV:10:ARG:HG2	46:CV:11:GLU:N	2.20	0.56
12:DL:76:LEU:HD11	12:DL:106:ALA:HA	1.87	0.56
23:DW:20:U:H5'	23:DW:21:A:OP2	2.06	0.56
1:AA:1053:G:O6	1:AA:1199:U:H2'	2.05	0.56
2:AB:80:ILE:HD11	2:AB:208:ILE:HG23	1.86	0.56
3:AC:184:TYR:HE2	3:AC:186:PHE:HB2	1.71	0.56
25:BA:1577:C:H2'	25:BA:1578:U:C6	2.40	0.56
25:BA:204:A:OP1	25:BA:204:A:H8	1.89	0.56
25:BA:2393:A:H4'	36:BL:61:ARG:O	2.05	0.56
25:BA:2653:U:H3	25:BA:2667:C:H42	1.53	0.56
29:BE:80:ALA:O	29:BE:83:PHE:HB2	2.04	0.56
32:BH:62:LYS:HB2	32:BH:133:HIS:CE1	2.41	0.56
43:BS:30:GLU:HA	43:BS:33:ARG:HD2	1.88	0.56
46:BV:58:VAL:HA	46:BV:67:LEU:O	2.05	0.56
25:CA:2404:C:H2'	25:CA:2405:G:O4'	2.05	0.56
28:CD:1:MET:HB3	28:CD:83:ASP:O	2.06	0.56
37:CM:66:ILE:HG22	37:CM:104:PHE:CD2	2.41	0.56
45:CU:50:ARG:HD3	45:CU:51:VAL:H	1.69	0.56
49:CY:12:GLU:C	49:CY:14:ARG:H	2.08	0.56
22:DV:82:LEU:O	22:DV:86:GLU:HB2	2.05	0.56
1:AA:1201:A:H4'	1:AA:1202:G:O5'	2.05	0.56
1:AA:1347:G:C8	9:AI:107:ARG:HB3	2.40	0.56
1:AA:56:U:H2'	1:AA:57:G:C8	2.40	0.56
11:AK:29:ILE:HG22	11:AK:44:SER:HB3	1.87	0.56
12:AL:54:VAL:HG12	12:AL:55:ALA:H	1.70	0.56
17:AQ:8:GLY:HA3	17:AQ:23:VAL:HG12	1.88	0.56
25:BA:188:G:H1	25:BA:208:C:H42	1.52	0.56
25:BA:444:C:O2'	25:BA:445:C:H5'	2.05	0.56
27:BC:30:GLU:HG3	27:BC:63:ARG:HH21	1.71	0.56
40:BP:50:ILE:HA	40:BP:99:LEU:HD11	1.86	0.56
25:CA:38:A:H2'	25:CA:39:C:C6	2.41	0.56
27:CC:144:ALA:HB3	27:CC:192:THR:HG23	1.88	0.56
29:CE:184:TYR:O	29:CE:188:ARG:HB2	2.06	0.56
1:DA:492:G:C2	1:DA:493:G:H1'	2.40	0.56
1:DA:56:U:H2'	1:DA:57:G:C8	2.40	0.56
3:DC:50:ALA:HB2	3:DC:75:VAL:HB	1.88	0.56

Continued on next page...

Continued from previous page...

Atom-1	Atom-2	Interatomic distance (Å)	Clash overlap (Å)
6:DF:69:GLU:O	6:DF:72:VAL:HG12	2.06	0.56
8:DH:8:ASP:O	8:DH:12:ARG:HG2	2.06	0.56
22:DV:108:ILE:HA	22:DV:160:PHE:O	2.05	0.56
11:AK:57:THR:HG22	11:AK:59:TYR:H	1.70	0.56
25:BA:150:C:H2'	25:BA:151:C:C6	2.41	0.56
25:BA:1932:A:H2'	25:BA:1933:G:O4'	2.05	0.56
29:BE:155:LEU:HD11	29:BE:176:LEU:HD22	1.88	0.56
30:BF:86:MET:H	30:BF:87:PRO:CD	2.18	0.56
42:BR:38:LEU:HD13	42:BR:55:ALA:HB1	1.87	0.56
45:BU:95:LYS:HG2	45:BU:100:ALA:HA	1.87	0.56
49:BY:38:GLN:O	49:BY:41:ILE:HG12	2.05	0.56
25:CA:1681:G:H8	25:CA:1681:G:OP2	1.89	0.56
25:CA:1729:A:N6	25:CA:1731:G:C2	2.73	0.56
25:CA:204:A:H8	25:CA:204:A:OP1	1.86	0.56
25:CA:2540:C:H2'	25:CA:2541:A:O4'	2.06	0.56
30:CF:55:LYS:HD2	30:CF:58:GLN:HE21	1.71	0.56
1:AA:591:U:H2'	1:AA:592:G:C8	2.40	0.56
1:AA:741:G:H2'	1:AA:742:G:C8	2.41	0.56
1:AA:804:U:H5''	1:AA:805:C:OP2	2.06	0.56
10:AJ:6:ILE:HD11	10:AJ:72:VAL:HB	1.87	0.56
22:AV:212:LEU:HB2	22:AV:214:MET:CE	2.36	0.56
22:AV:285:LEU:HD23	22:AV:289:ARG:HD2	1.87	0.56
25:BA:1495:A:N3	25:BA:1495:A:H2'	2.20	0.56
25:BA:1813:G:H4'	27:BC:43:ARG:O	2.05	0.56
28:BD:1:MET:HB3	28:BD:83:ASP:O	2.06	0.56
36:BL:114:ILE:HD11	36:BL:130:PHE:HD1	1.70	0.56
37:BM:66:ILE:HG22	37:BM:104:PHE:CD2	2.41	0.56
25:BA:297:C:H5''	45:BU:85:VAL:HG21	1.88	0.56
49:BY:36:ARG:HA	49:BY:39:ALA:HB3	1.87	0.56
53:C3:25:LYS:HD3	55:C5:34:TRP:CZ3	2.41	0.56
25:CA:2695:C:H2'	25:CA:2696:U:C6	2.41	0.56
25:CA:379:G:N2	48:CX:20:ARG:HH12	2.03	0.56
32:CH:92:VAL:HG23	32:CH:96:ASP:HB2	1.88	0.56
36:CL:59:LEU:HA	36:CL:61:ARG:NE	2.21	0.56
38:CN:81:ASP:O	38:CN:85:PRO:HG2	2.06	0.56
26:CB:8:U:H5''	39:CO:15:ARG:NH2	2.21	0.56
48:CX:19:GLN:HG2	48:CX:41:ARG:HB2	1.87	0.56
1:DA:908:A:H2'	1:DA:909:A:C8	2.40	0.56
7:DG:100:ALA:O	7:DG:104:LEU:HD23	2.06	0.56
13:DM:49:THR:HG22	13:DM:51:ALA:H	1.70	0.56
13:DM:75:ALA:O	13:DM:79:LYS:HG3	2.06	0.56

Continued on next page...

Continued from previous page...

Atom-1	Atom-2	Interatomic distance (Å)	Clash overlap (Å)
15:DO:63:ARG:NH2	15:DO:87:ILE:HG21	2.17	0.56
1:DA:624:C:O3'	16:DP:10:GLY:HA2	2.05	0.56
17:DQ:74:LEU:HD12	17:DQ:75:ARG:HG2	1.87	0.56
1:AA:920:U:H2'	1:AA:921:U:C6	2.40	0.56
3:AC:76:VAL:HG21	3:AC:103:VAL:HG11	1.87	0.56
7:AG:26:PHE:O	7:AG:30:ILE:HG12	2.06	0.56
19:AS:29:ARG:HD2	19:AS:30:LEU:N	2.20	0.56
22:AV:181:GLN:HB3	22:AV:192:ILE:HD11	1.88	0.56
22:AV:7:ARG:HD2	22:AV:353:GLU:HG3	1.86	0.56
25:BA:389:G:O6	36:BL:71:VAL:HG23	2.06	0.56
26:BB:56:G:H4'	26:BB:57:A:H8	1.70	0.56
27:BC:142:VAL:HG23	27:BC:192:THR:O	2.05	0.56
30:BF:10:LYS:O	30:BF:14:GLU:HB3	2.06	0.56
35:BK:19:ILE:HG22	35:BK:43:VAL:HA	1.86	0.56
36:BL:59:LEU:HA	36:BL:61:ARG:NE	2.21	0.56
48:BX:19:GLN:HG2	48:BX:41:ARG:HB2	1.87	0.56
25:CA:774:A:H2	25:CA:787:U:HO2'	1.51	0.56
30:CF:41:GLN:HG2	30:CF:155:MET:HB3	1.86	0.56
34:CJ:54:ALA:HA	34:CJ:57:LEU:HB2	1.88	0.56
37:CM:45:GLN:H	37:CM:45:GLN:CD	2.09	0.56
2:DB:205:ASP:O	2:DB:211:ILE:HD11	2.06	0.56
5:DE:72:GLN:O	5:DE:75:THR:HG22	2.05	0.56
12:DL:65:VAL:HG12	12:DL:66:THR:H	1.71	0.56
22:DV:181:GLN:HB3	22:DV:192:ILE:HD11	1.88	0.56
1:AA:492:G:C2	1:AA:493:G:H1'	2.41	0.55
6:AF:89:MET:SD	6:AF:91:VAL:HG23	2.46	0.55
7:AG:102:ARG:HG2	7:AG:106:GLN:HE21	1.71	0.55
13:AM:27:LYS:HG3	13:AM:31:LYS:HE3	1.88	0.55
25:BA:1729:A:N6	25:BA:1731:G:C2	2.74	0.55
27:BC:211:ARG:O	27:BC:215:LEU:HG	2.06	0.55
25:BA:2572:A:P	28:BD:144:ARG:HB2	2.46	0.55
28:BD:51:PHE:HD1	28:BD:52:LEU:HG	1.69	0.55
40:BP:77:PRO:HB2	40:BP:80:SER:HB2	1.88	0.55
25:CA:1992:G:OP1	25:CA:1992:G:H8	1.89	0.55
25:CA:330:A:O2'	25:CA:331:A:H8	1.89	0.55
28:CD:98:PRO:HG3	28:CD:175:VAL:HG12	1.89	0.55
29:CE:125:LEU:HB3	29:CE:196:LEU:CD2	2.36	0.55
36:CL:36:LYS:HD2	36:CL:41:ARG:HB2	1.86	0.55
25:CA:389:G:O6	36:CL:71:VAL:HG23	2.05	0.55
39:CO:99:LYS:O	39:CO:103:GLU:HB2	2.06	0.55
40:CP:27:THR:CG2	40:CP:90:GLN:HB3	2.36	0.55

Continued on next page...

Continued from previous page...

Atom-1	Atom-2	Interatomic distance (Å)	Clash overlap (Å)
43:CS:30:GLU:HA	43:CS:33:ARG:HD2	1.88	0.55
44:CT:28:PHE:HE2	44:CT:92:LEU:HD11	1.71	0.55
26:CB:12:C:O2'	47:CW:74:ARG:HG2	2.05	0.55
1:DA:1053:G:O6	1:DA:1199:U:H2'	2.05	0.55
1:DA:1410:G:H1	1:DA:1490:C:H42	1.53	0.55
1:DA:1516:G:H2'	1:DA:1518:A:OP2	2.07	0.55
1:DA:624:C:H2'	1:DA:625:G:C8	2.40	0.55
7:DG:26:PHE:O	7:DG:30:ILE:HG12	2.06	0.55
21:DU:6:ARG:NE	21:DU:15:ARG:HH12	2.04	0.55
15:AO:8:LYS:O	15:AO:12:ILE:HG13	2.05	0.55
6:AF:97:PHE:HD2	18:AR:31:LEU:HD21	1.72	0.55
25:BA:2562:U:H1'	35:BK:23:ARG:NH1	2.21	0.55
25:BA:2695:C:H2'	25:BA:2696:U:C6	2.42	0.55
25:BA:2872:G:C2	25:BA:2873:A:N6	2.73	0.55
38:BN:10:LEU:HB2	38:BN:17:ARG:NE	2.20	0.55
47:BW:42:GLY:HA2	47:BW:57:PHE:CD2	2.42	0.55
25:CA:2111:C:H5''	25:CA:2112:G:OP1	2.06	0.55
25:CA:780:G:H21	25:CA:783:A:H62	1.55	0.55
28:CD:192:ASN:N	28:CD:192:ASN:HD22	2.04	0.55
30:CF:86:MET:H	30:CF:87:PRO:CD	2.18	0.55
25:CA:2562:U:H1'	35:CK:23:ARG:NH1	2.21	0.55
36:CL:58:THR:C	36:CL:60:MET:H	2.09	0.55
40:CP:27:THR:HA	40:CP:48:ILE:HA	1.87	0.55
4:DD:200:GLU:O	4:DD:204:ILE:HG13	2.05	0.55
2:AB:74:LYS:O	2:AB:78:GLN:HG3	2.07	0.55
3:AC:22:TRP:HB3	3:AC:59:ARG:H	1.71	0.55
17:AQ:86:GLU:O	17:AQ:90:ILE:HG12	2.07	0.55
20:AT:67:ALA:HA	20:AT:72:LEU:O	2.05	0.55
53:B3:25:LYS:HD3	55:B5:34:TRP:CZ3	2.42	0.55
25:BA:1523:U:H2'	25:BA:1524:G:C8	2.40	0.55
25:BA:2814:C:O2'	52:B2:29:ILE:HG13	2.05	0.55
25:BA:1824:G:OP1	27:BC:52:ARG:HD3	2.06	0.55
38:BN:81:ASP:O	38:BN:85:PRO:HG2	2.07	0.55
25:BA:2335:A:H8	39:BO:13:ARG:NH2	2.04	0.55
25:CA:2572:A:P	28:CD:144:ARG:HB2	2.46	0.55
25:CA:444:C:O2'	25:CA:445:C:H5'	2.05	0.55
37:CM:17:LEU:HD21	37:CM:41:TRP:NE1	2.20	0.55
44:CT:50:LYS:H	44:CT:87:GLN:HE22	1.52	0.55
48:CX:83:GLU:HG2	48:CX:84:GLY:N	2.21	0.55
1:DA:1429:C:H2'	1:DA:1430:C:C6	2.42	0.55
1:DA:920:U:H2'	1:DA:921:U:C6	2.40	0.55

Continued on next page...

Continued from previous page...

Atom-1	Atom-2	Interatomic distance (Å)	Clash overlap (Å)
3:DC:22:TRP:HB3	3:DC:59:ARG:H	1.71	0.55
3:DC:89:GLU:O	3:DC:93:LYS:HB2	2.06	0.55
4:DD:28:SER:HB3	4:DD:29:PRO:HD2	1.87	0.55
6:DF:16:GLN:HA	6:DF:19:LEU:HB3	1.88	0.55
9:DI:69:GLY:O	9:DI:73:GLN:HG3	2.06	0.55
12:DL:54:VAL:HG12	12:DL:55:ALA:H	1.70	0.55
25:BA:1587:A:H2'	25:BA:1588:C:C6	2.41	0.55
25:BA:2537:U:H2'	25:BA:2538:C:C6	2.41	0.55
25:BA:1637:A:H4'	25:BA:2711:A:O2'	2.06	0.55
25:BA:528:A:C2	25:BA:2043:C:H4'	2.40	0.55
28:BD:98:PRO:HG3	28:BD:175:VAL:HG12	1.89	0.55
37:BM:112:GLU:H	37:BM:112:GLU:CD	2.10	0.55
40:BP:62:THR:HG22	40:BP:75:ILE:HG13	1.88	0.55
25:BA:581:C:OP1	41:BQ:31:SER:HB2	2.05	0.55
25:CA:2872:G:C2	25:CA:2873:A:N6	2.75	0.55
25:CA:671:C:H5	36:CL:42:SER:HA	1.72	0.55
26:CB:56:G:H4'	26:CB:57:A:H8	1.71	0.55
26:CB:95:U:H2'	26:CB:96:G:H8	1.70	0.55
27:CC:142:VAL:HG23	27:CC:192:THR:O	2.06	0.55
44:CT:47:PHE:HB3	44:CT:89:ILE:HD12	1.87	0.55
45:CU:7:VAL:HB	45:CU:8:LYS:NZ	2.16	0.55
7:DG:102:ARG:HG2	7:DG:106:GLN:HE21	1.71	0.55
11:DK:120:ARG:HH21	11:DK:126:ARG:NE	2.04	0.55
17:DQ:8:GLY:HA3	17:DQ:23:VAL:HG12	1.89	0.55
19:DS:29:ARG:HD2	19:DS:30:LEU:N	2.20	0.55
23:DW:59:A:H2'	23:DW:60:U:H5'	1.87	0.55
13:AM:3:ARG:HH21	13:AM:7:VAL:HG13	1.70	0.55
19:AS:69:HIS:HB3	19:AS:73:GLU:HG3	1.88	0.55
25:BA:1102:C:H2'	25:BA:1103:A:C8	2.41	0.55
25:BA:1344:G:H4'	25:BA:1384:A:C5	2.41	0.55
25:BA:34:C:O2'	25:BA:35:G:H5'	2.07	0.55
32:BH:116:LEU:HD22	32:BH:128:LEU:HD21	1.88	0.55
36:BL:58:THR:C	36:BL:60:MET:H	2.08	0.55
25:BA:863:A:OP1	37:BM:21:THR:HB	2.06	0.55
41:BQ:55:ARG:HA	41:BQ:58:ARG:HD2	1.87	0.55
55:C5:39:LYS:O	55:C5:43:GLN:HG2	2.07	0.55
26:CB:45:A:H1'	30:CF:95:ARG:NH1	2.20	0.55
25:CA:581:C:OP1	41:CQ:31:SER:HB2	2.07	0.55
3:DC:66:VAL:HB	3:DC:101:LEU:HD23	1.87	0.55
7:DG:115:ARG:O	7:DG:119:ARG:HG3	2.05	0.55
1:AA:1298:C:H4'	1:AA:1299:A:O4'	2.07	0.55

Continued on next page...

Continued from previous page...

Atom-1	Atom-2	Interatomic distance (Å)	Clash overlap (Å)
1:AA:332:G:H2'	1:AA:333:G:H8	1.71	0.55
1:AA:976:G:OP1	14:AN:31:ARG:HB2	2.07	0.55
4:AD:200:GLU:O	4:AD:204:ILE:HG13	2.05	0.55
55:B5:26:LYS:HA	55:B5:48:PHE:CE2	2.34	0.55
23:AW:12:G:H4'	25:BA:1908:C:O2	2.07	0.55
25:BA:271(B):C:O2	25:BA:271(B):C:H2'	2.07	0.55
42:BR:38:LEU:O	42:BR:39:LEU:HD13	2.06	0.55
25:CA:1028:A:N6	25:CA:1125:G:H2'	2.21	0.55
25:CA:2537:U:H2'	25:CA:2538:C:C6	2.42	0.55
27:CC:211:ARG:O	27:CC:215:LEU:HG	2.07	0.55
29:CE:155:LEU:HD11	29:CE:176:LEU:HD22	1.88	0.55
30:CF:143:GLU:H	30:CF:143:GLU:CD	2.10	0.55
34:CJ:80:ALA:O	34:CJ:83:ILE:HG13	2.07	0.55
12:DL:54:VAL:HG12	12:DL:55:ALA:N	2.21	0.55
13:DM:84:ILE:HG12	19:DS:66:MET:HE2	1.89	0.55
22:DV:182:ARG:HB2	22:DV:307:PHE:HD1	1.70	0.55
22:DV:54:VAL:O	22:DV:58:LEU:HG	2.07	0.55
1:AA:1184:G:H2'	1:AA:1185:G:H8	1.72	0.55
1:AA:222:U:H2'	1:AA:223:U:C6	2.41	0.55
1:AA:908:A:H2'	1:AA:909:A:C8	2.41	0.55
2:AB:96:ARG:N	2:AB:96:ARG:HD2	2.22	0.55
11:AK:120:ARG:HH21	11:AK:126:ARG:NE	2.04	0.55
54:B4:8:ASN:HD22	54:B4:8:ASN:C	2.10	0.55
25:BA:298:G:P	45:BU:85:VAL:HG22	2.47	0.55
38:BN:96:ARG:HH12	38:BN:117:VAL:HA	1.72	0.55
40:BP:27:THR:HA	40:BP:48:ILE:HA	1.87	0.55
49:BY:12:GLU:C	49:BY:14:ARG:H	2.10	0.55
53:C3:16:CYS:SG	53:C3:48:VAL:HG23	2.47	0.55
25:CA:1190:G:H2'	25:CA:1191:G:H8	1.71	0.55
27:CC:76:PRO:HA	27:CC:118:VAL:HG23	1.88	0.55
30:CF:86:MET:SD	30:CF:87:PRO:HD3	2.46	0.55
40:CP:77:PRO:HB2	40:CP:80:SER:HB2	1.89	0.55
41:CQ:21:ALA:CB	41:CQ:35:ALA:HB1	2.37	0.55
44:CT:41:ASN:HD22	44:CT:41:ASN:N	2.03	0.55
1:DA:1117:G:H4'	9:DI:104:ARG:NH2	2.17	0.55
19:DS:62:ILE:HA	19:DS:66:MET:SD	2.47	0.55
1:AA:115:G:HO2'	1:AA:289:G:H8	1.53	0.55
2:AB:235:SER:O	2:AB:239:VAL:HG23	2.06	0.55
7:AG:100:ALA:O	7:AG:104:LEU:HD23	2.06	0.55
10:AJ:54:PHE:HD2	10:AJ:55:LYS:HG3	1.70	0.55
25:BA:571:A:C8	25:BA:2030:A:N6	2.74	0.55

Continued on next page...

Continued from previous page...

Atom-1	Atom-2	Interatomic distance (Å)	Clash overlap (Å)
25:BA:2039:C:H2'	25:BA:2040:C:C6	2.40	0.55
29:BE:184:TYR:O	29:BE:188:ARG:HB2	2.06	0.55
42:BR:28:GLU:HB2	42:BR:31:ALA:CB	2.37	0.55
49:BY:33:MET:O	49:BY:37:PHE:HB2	2.07	0.55
25:CA:1331:A:O2'	25:CA:1332:G:C8	2.60	0.55
25:CA:1692:U:H2'	25:CA:1694:C:C5	2.42	0.55
25:CA:2219:G:H2'	25:CA:2224:G:H5'	1.89	0.55
25:CA:2305:A:H2'	25:CA:2306:C:H5''	1.89	0.55
25:CA:1637:A:H4'	25:CA:2711:A:O2'	2.06	0.55
25:CA:2781:A:C5'	25:CA:2782:G:H5'	2.36	0.55
25:CA:557:U:H2'	25:CA:558:G:C8	2.42	0.55
26:CB:46:A:HO2'	26:CB:47:C:H6	1.54	0.55
28:CD:179:GLU:HB3	28:CD:181:LEU:HD23	1.88	0.55
29:CE:178:PRO:HB2	29:CE:201:VAL:HG11	1.88	0.55
29:CE:50:SER:HA	29:CE:92:PRO:O	2.07	0.55
1:DA:804:U:H5''	1:DA:805:C:OP2	2.06	0.55
1:AA:1516:G:H2'	1:AA:1518:A:OP2	2.07	0.55
1:AA:741:G:H2'	1:AA:742:G:H8	1.72	0.55
2:AB:205:ASP:O	2:AB:211:ILE:HD11	2.06	0.55
12:AL:74:HIS:CD2	12:AL:76:LEU:H	2.22	0.55
21:AU:6:ARG:NE	21:AU:15:ARG:HH12	2.05	0.55
22:AV:54:VAL:O	22:AV:58:LEU:HG	2.07	0.55
25:BA:1499:C:H2'	25:BA:1500:G:H8	1.72	0.55
25:BA:1678:G:O2'	25:BA:1679:U:C6	2.60	0.55
25:BA:2219:G:H2'	25:BA:2224:G:H5'	1.88	0.55
28:BD:105:THR:HB	28:BD:197:ILE:HG12	1.89	0.55
40:BP:27:THR:CG2	40:BP:90:GLN:HB3	2.36	0.55
41:BQ:21:ALA:CB	41:BQ:35:ALA:HB1	2.37	0.55
25:CA:1587:A:H2'	25:CA:1588:C:C6	2.41	0.55
25:CA:1794:U:H2'	25:CA:1795:C:C6	2.42	0.55
25:CA:2093:G:H2'	25:CA:2094:G:H8	1.72	0.55
25:CA:271(B):C:O2	25:CA:271(B):C:H2'	2.07	0.55
28:CD:171:GLU:HG2	28:CD:185:LYS:HG2	1.89	0.55
32:CH:116:LEU:HD22	32:CH:128:LEU:HD21	1.89	0.55
37:CM:112:GLU:CD	37:CM:112:GLU:H	2.10	0.55
37:CM:30:GLY:HA2	37:CM:107:ALA:HB2	1.89	0.55
42:CR:28:GLU:HB2	42:CR:31:ALA:CB	2.37	0.55
46:CV:118:GLN:HB2	46:CV:173:ALA:O	2.06	0.55
49:CY:16:LEU:O	49:CY:20:GLU:HB2	2.06	0.55
49:CY:33:MET:O	49:CY:37:PHE:HB2	2.07	0.55
1:DA:357:G:C2'	1:DA:358:U:H5''	2.37	0.55

Continued on next page...

Continued from previous page...

Atom-1	Atom-2	Interatomic distance (Å)	Clash overlap (Å)
1:DA:792:A:H1'	1:DA:794:A:N7	2.22	0.55
3:DC:184:TYR:HE2	3:DC:186:PHE:HB2	1.71	0.55
8:DH:14:ARG:O	8:DH:18:ARG:HD3	2.07	0.55
22:AV:106:ASP:HA	22:AV:167:ALA:HB3	1.89	0.55
25:BA:459:U:H4'	54:B4:40:TRP:CZ3	2.42	0.55
54:B4:12:ARG:NH2	54:B4:44:PRO:HB3	2.22	0.55
25:BA:528:A:H2	25:BA:2043:C:H4'	1.72	0.55
25:BA:2781:A:C5'	25:BA:2782:G:H5'	2.37	0.55
30:BF:86:MET:SD	30:BF:87:PRO:HD3	2.47	0.55
36:BL:27:HIS:CE1	42:BR:83:ARG:HH12	2.22	0.55
36:BL:89:ALA:HB1	36:BL:121:LYS:HD3	1.89	0.55
37:BM:30:GLY:HA2	37:BM:107:ALA:HB2	1.89	0.55
39:BO:99:LYS:O	39:BO:103:GLU:HB2	2.06	0.55
46:BV:118:GLN:HB2	46:BV:173:ALA:O	2.07	0.55
25:CA:1102:C:H2'	25:CA:1103:A:C8	2.41	0.55
25:CA:2632:A:H2'	25:CA:2633:G:H8	1.72	0.55
25:CA:779:U:OP1	27:CC:49:ILE:HG13	2.06	0.55
38:CN:17:ARG:O	38:CN:20:LEU:HB3	2.07	0.55
39:CO:52:SER:HB2	39:CO:56:LEU:HB2	1.89	0.55
42:CR:28:GLU:HB2	42:CR:31:ALA:HB2	1.89	0.55
48:CX:11:ARG:CB	48:CX:12:PRO:HD2	2.35	0.55
1:DA:1184:G:H2'	1:DA:1185:G:H8	1.72	0.55
1:DA:222:U:H2'	1:DA:223:U:C6	2.41	0.55
1:DA:757:U:H2'	1:DA:758:G:O4'	2.06	0.55
17:DQ:86:GLU:O	17:DQ:90:ILE:HG12	2.06	0.55
1:AA:792:A:H1'	1:AA:794:A:N7	2.22	0.54
3:AC:189:ALA:HB3	3:AC:196:LEU:HB3	1.87	0.54
15:AO:70:LEU:HD11	15:AO:77:ARG:HG3	1.89	0.54
19:AS:40:ILE:HD13	19:AS:62:ILE:HD11	1.88	0.54
25:BA:2401:U:H2'	25:BA:2402:C:H5''	1.87	0.54
25:BA:557:U:H2'	25:BA:558:G:C8	2.42	0.54
27:BC:76:PRO:HA	27:BC:118:VAL:HG23	1.89	0.54
45:BU:90:LEU:HG	45:BU:91:GLU:HG2	1.89	0.54
25:CA:34:C:O2'	25:CA:35:G:H5'	2.06	0.54
25:CA:593:G:O2'	55:C5:62:LEU:HD13	2.06	0.54
25:CA:768:G:H2'	25:CA:769:G:H8	1.72	0.54
27:CC:8:PRO:HB3	27:CC:14:ARG:HB3	1.89	0.54
27:CC:79:VAL:HG11	27:CC:111:LEU:HD11	1.89	0.54
28:CD:91:VAL:HB	28:CD:95:ILE:HD11	1.89	0.54
29:CE:125:LEU:HB3	29:CE:196:LEU:HD23	1.89	0.54
31:CG:20:ALA:HB1	31:CG:21:PRO:HD2	1.89	0.54

Continued on next page...

Continued from previous page...

Atom-1	Atom-2	Interatomic distance (Å)	Clash overlap (Å)
31:CG:27:LYS:HG2	31:CG:32:GLU:HB2	1.89	0.54
36:CL:89:ALA:HB1	36:CL:121:LYS:HD3	1.89	0.54
38:CN:96:ARG:HH12	38:CN:117:VAL:HA	1.71	0.54
40:CP:16:ARG:H	40:CP:79:HIS:HD2	1.56	0.54
45:CU:90:LEU:HG	45:CU:91:GLU:HG2	1.88	0.54
1:DA:103(C):G:H2'	1:DA:1033:G:H8	1.72	0.54
1:DA:447:G:C6	1:DA:485:G:H1'	2.42	0.54
6:DF:76:ALA:O	6:DF:80:ARG:HG2	2.06	0.54
15:DO:70:LEU:HD11	15:DO:77:ARG:HG3	1.89	0.54
16:DP:8:ARG:HB3	16:DP:28:ARG:NH1	2.22	0.54
19:DS:28:LYS:HB3	19:DS:29:ARG:NH1	2.22	0.54
22:DV:112:ARG:NH1	22:DV:157:LYS:HD2	2.22	0.54
1:AA:979:C:H3'	1:AA:980:C:C5'	2.33	0.54
3:AC:89:GLU:O	3:AC:93:LYS:HB2	2.06	0.54
8:AH:8:ASP:O	8:AH:12:ARG:HG2	2.07	0.54
8:AH:6:ILE:O	8:AH:10:LEU:HG	2.08	0.54
19:AS:6:LYS:HD2	19:AS:6:LYS:H	1.72	0.54
22:AV:96:LEU:HD11	22:AV:347:GLN:CB	2.36	0.54
55:B5:39:LYS:O	55:B5:43:GLN:HG2	2.06	0.54
28:BD:31:CYS:HB3	28:BD:49:LEU:HB3	1.90	0.54
25:BA:443:A:C4	29:BE:45:ARG:NH1	2.76	0.54
36:BL:57:THR:HG23	36:BL:59:LEU:HB3	1.90	0.54
39:BO:52:SER:HB2	39:BO:56:LEU:HB2	1.89	0.54
50:BZ:8:LEU:CD1	50:BZ:31:LEU:HD12	2.37	0.54
25:CA:571:A:C8	25:CA:2030:A:N6	2.76	0.54
25:CA:629:G:H2'	25:CA:630:G:C8	2.42	0.54
40:CP:62:THR:HG22	40:CP:75:ILE:HG13	1.89	0.54
41:CQ:28:ARG:HG3	41:CQ:38:THR:OG1	2.07	0.54
41:CQ:90:VAL:HG13	41:CQ:91:ASP:H	1.72	0.54
47:CW:32:ARG:N	47:CW:35:ASN:HD21	2.05	0.54
49:CY:16:LEU:HB3	49:CY:19:VAL:HB	1.89	0.54
1:DA:1298:C:H4'	1:DA:1299:A:O4'	2.07	0.54
1:DA:332:G:H2'	1:DA:333:G:H8	1.71	0.54
1:DA:741:G:H2'	1:DA:742:G:C8	2.41	0.54
1:DA:771:G:H2'	1:DA:772:U:C6	2.43	0.54
2:DB:74:LYS:O	2:DB:78:GLN:HG3	2.07	0.54
2:DB:96:ARG:N	2:DB:96:ARG:HD2	2.22	0.54
4:DD:63:LYS:HD2	4:DD:198:VAL:HG22	1.89	0.54
8:DH:6:ILE:O	8:DH:10:LEU:HG	2.07	0.54
16:DP:12:LYS:HG2	16:DP:13:HIS:CD2	2.42	0.54
19:DS:6:LYS:H	19:DS:6:LYS:HD2	1.71	0.54

Continued on next page...

Continued from previous page...

Atom-1	Atom-2	Interatomic distance (Å)	Clash overlap (Å)
1:AA:976:G:P	14:AN:32:SER:H	2.30	0.54
4:AD:23:GLY:HA3	4:AD:112:VAL:HG22	1.90	0.54
12:AL:65:VAL:HG12	12:AL:66:THR:H	1.73	0.54
25:BA:1794:U:H2'	25:BA:1795:C:C6	2.42	0.54
25:BA:2476:A:C6	25:BA:2477:C:H5	2.26	0.54
25:BA:2818:G:O2'	25:BA:2819:G:H5'	2.07	0.54
25:BA:480:A:N3	25:BA:480:A:H2'	2.23	0.54
25:BA:582:G:H2'	25:BA:583:G:H8	1.72	0.54
25:BA:780:G:H21	25:BA:783:A:H62	1.54	0.54
25:BA:999:U:H2'	25:BA:1000:A:H5'	1.90	0.54
26:BB:95:U:H2'	26:BB:96:G:C8	2.43	0.54
27:BC:144:ALA:HB3	27:BC:192:THR:HG23	1.87	0.54
27:BC:155:LEU:HD23	27:BC:177:LEU:HD21	1.89	0.54
29:BE:52:LYS:HB3	29:BE:56:GLU:O	2.07	0.54
29:BE:34:TRP:HB2	36:BL:10:PRO:O	2.08	0.54
41:BQ:90:VAL:HG13	41:BQ:91:ASP:H	1.71	0.54
42:BR:6:LYS:O	42:BR:37:VAL:HG21	2.08	0.54
47:BW:32:ARG:N	47:BW:35:ASN:HD21	2.05	0.54
25:CA:1499:C:H2'	25:CA:1500:G:H8	1.72	0.54
25:CA:948:G:H21	25:CA:985:C:P	2.31	0.54
38:CN:31:HIS:HB2	38:CN:34:ILE:HD11	1.90	0.54
25:CA:996:A:C4'	41:CQ:92:ARG:HH12	2.17	0.54
1:DA:437:U:H2'	1:DA:438:G:O4'	2.06	0.54
9:DI:112:LYS:HA	9:DI:119:ALA:HB2	1.89	0.54
13:DM:27:LYS:HG3	13:DM:31:LYS:HE3	1.89	0.54
16:DP:22:THR:HA	16:DP:33:ILE:HG12	1.89	0.54
1:AA:1281:U:H5'	1:AA:1282:C:C5	2.40	0.54
3:AC:58:GLU:HB2	3:AC:65:ALA:HB3	1.89	0.54
8:AH:23:SER:HB3	8:AH:62:TYR:HA	1.90	0.54
25:BA:1028:A:N6	25:BA:1125:G:H2'	2.22	0.54
25:BA:2320:A:H2'	25:BA:2320:A:N3	2.22	0.54
25:BA:2852:G:H2'	25:BA:2853:C:C6	2.43	0.54
28:BD:91:VAL:HB	28:BD:95:ILE:HD11	1.88	0.54
30:BF:143:GLU:CD	30:BF:143:GLU:H	2.10	0.54
30:BF:28:VAL:O	30:BF:31:VAL:HG12	2.07	0.54
31:BG:20:ALA:HB1	31:BG:21:PRO:HD2	1.90	0.54
45:BU:75:ILE:HG12	45:BU:76:CYS:N	2.23	0.54
48:BX:83:GLU:HG2	48:BX:84:GLY:H	1.72	0.54
49:BY:16:LEU:O	49:BY:20:GLU:HB2	2.07	0.54
25:CA:1257:C:H4'	29:CE:83:PHE:CE2	2.43	0.54
45:CU:13:VAL:HG11	45:CU:72:VAL:HB	1.90	0.54

Continued on next page...

Continued from previous page...

Atom-1	Atom-2	Interatomic distance (Å)	Clash overlap (Å)
12:DL:81:VAL:O	12:DL:82:VAL:HB	2.08	0.54
6:DF:97:PHE:HD2	18:DR:31:LEU:HD21	1.72	0.54
1:AA:1142:G:H2'	1:AA:1143:G:O4'	2.08	0.54
1:AA:1238:A:C8	1:AA:1303:C:H1'	2.43	0.54
1:AA:619:U:C6	4:AD:135:LEU:HD21	2.42	0.54
8:AH:14:ARG:O	8:AH:18:ARG:HD3	2.07	0.54
9:AI:112:LYS:HA	9:AI:119:ALA:HB2	1.88	0.54
36:BL:64:LYS:HB2	55:B5:25:MET:HG3	1.88	0.54
25:BA:2093:G:H2'	25:BA:2094:G:H8	1.71	0.54
25:BA:2588:G:C2'	25:BA:2589:A:H5'	2.35	0.54
25:BA:2633:G:O2'	28:BD:61:ARG:HD3	2.08	0.54
26:BB:32:C:H2'	26:BB:33:G:C8	2.43	0.54
28:BD:171:GLU:HG2	28:BD:185:LYS:HG2	1.89	0.54
48:BX:83:GLU:HG2	48:BX:84:GLY:N	2.22	0.54
25:CA:1766:U:H2'	25:CA:1767:C:C6	2.43	0.54
25:CA:298:G:P	45:CU:85:VAL:HG22	2.48	0.54
25:CA:459:U:H4'	54:C4:40:TRP:CZ3	2.42	0.54
25:CA:582:G:H2'	25:CA:583:G:H8	1.72	0.54
25:CA:587:C:N4	36:CL:33:ARG:HG2	2.21	0.54
25:CA:833:U:H1'	36:CL:55:ARG:NH1	2.21	0.54
35:CK:53:LYS:HD2	35:CK:53:LYS:N	2.22	0.54
40:CP:32:TYR:O	40:CP:42:ILE:HA	2.08	0.54
1:DA:976:G:OP1	14:DN:31:ARG:HB2	2.07	0.54
4:DD:96:LEU:HD12	4:DD:139:ARG:HD2	1.90	0.54
7:DG:45:ASP:O	7:DG:49:ILE:HG12	2.07	0.54
1:AA:1338:G:H21	23:AW:41:C:H1'	1.73	0.54
1:AA:976:G:H8	1:AA:1358:U:H2'	1.71	0.54
4:AD:63:LYS:HD2	4:AD:198:VAL:HG22	1.89	0.54
3:AC:18:TRP:CD1	14:AN:54:PRO:HA	2.42	0.54
16:AP:8:ARG:HB3	16:AP:28:ARG:NH1	2.22	0.54
22:AV:224:ALA:HB3	22:AV:232:VAL:HG23	1.90	0.54
25:BA:1331:A:O2'	25:BA:1332:G:C8	2.60	0.54
25:BA:2111:C:H5''	25:BA:2112:G:OP1	2.07	0.54
25:BA:729:G:C5	27:BC:208:LYS:HB2	2.43	0.54
28:BD:179:GLU:HB3	28:BD:181:LEU:HD23	1.88	0.54
28:BD:78:LEU:C	28:BD:79:ARG:HD2	2.28	0.54
32:BH:9:LEU:HB3	32:BH:12:LEU:HD23	1.90	0.54
25:BA:833:U:H1'	36:BL:55:ARG:NH1	2.22	0.54
36:BL:85:LEU:HA	36:BL:88:LEU:HB3	1.90	0.54
36:CL:64:LYS:HB2	55:C5:25:MET:HG3	1.88	0.54
25:CA:1710:C:H2'	25:CA:1711:C:C6	2.43	0.54

Continued on next page...

Continued from previous page...

Atom-1	Atom-2	Interatomic distance (Å)	Clash overlap (Å)
25:CA:2569:G:H2'	25:CA:2570:G:C5'	2.37	0.54
26:CB:95:U:H2'	26:CB:96:G:C8	2.42	0.54
30:CF:28:VAL:O	30:CF:31:VAL:HG12	2.08	0.54
35:CK:119:PRO:HB2	40:CP:68:TYR:CE1	2.41	0.54
47:CW:42:GLY:HA2	47:CW:57:PHE:CD2	2.41	0.54
1:DA:253:U:H2'	1:DA:254:G:C8	2.42	0.54
1:DA:976:G:P	14:DN:32:SER:H	2.30	0.54
16:DP:20:VAL:HG21	16:DP:32:TYR:CG	2.42	0.54
19:DS:69:HIS:HB3	19:DS:73:GLU:HG3	1.88	0.54
1:AA:103(C):G:H2'	1:AA:1033:G:H8	1.72	0.54
11:AK:59:TYR:O	11:AK:62:GLN:HB3	2.07	0.54
22:AV:92:LEU:HG	22:AV:348:LEU:HD22	1.90	0.54
25:BA:629:G:H2'	25:BA:630:G:C8	2.42	0.54
28:BD:120:TRP:CD1	28:BD:155:LYS:HB3	2.43	0.54
34:BJ:80:ALA:O	34:BJ:83:ILE:HG13	2.08	0.54
38:BN:17:ARG:O	38:BN:20:LEU:HB3	2.07	0.54
42:BR:28:GLU:HB2	42:BR:31:ALA:HB2	1.89	0.54
25:CA:2320:A:H2'	25:CA:2320:A:N3	2.22	0.54
25:CA:2476:A:C6	25:CA:2477:C:H5	2.25	0.54
25:CA:583:G:H2'	25:CA:584:C:C6	2.43	0.54
25:CA:729:G:C5	27:CC:208:LYS:HB2	2.43	0.54
27:CC:27:THR:HG23	27:CC:27:THR:O	2.08	0.54
29:CE:63:LYS:HZ1	29:CE:67:GLN:HG2	1.71	0.54
40:CP:75:ILE:N	40:CP:75:ILE:HD12	2.22	0.54
48:CX:83:GLU:HG2	48:CX:84:GLY:H	1.72	0.54
1:DA:976:G:H8	1:DA:1358:U:H2'	1.71	0.54
3:DC:22:TRP:HZ3	3:DC:24:ALA:HB2	1.72	0.54
7:DG:88:PRO:HB3	7:DG:145:ALA:HA	1.89	0.54
8:DH:23:SER:HB3	8:DH:62:TYR:HA	1.89	0.54
11:DK:59:TYR:O	11:DK:62:GLN:HB3	2.07	0.54
19:DS:22:LEU:HD13	19:DS:27:GLU:HB2	1.90	0.54
1:AA:1429:C:H2'	1:AA:1430:C:C6	2.42	0.54
1:AA:406:G:H2'	1:AA:407:G:C8	2.43	0.54
8:AH:17:THR:C	8:AH:78:GLN:HE22	2.11	0.54
16:AP:12:LYS:HG2	16:AP:13:HIS:CD2	2.42	0.54
52:B2:40:LYS:CE	52:B2:46:CYS:HB3	2.36	0.54
53:B3:16:CYS:SG	53:B3:48:VAL:HG23	2.47	0.54
25:BA:1190:G:H2'	25:BA:1191:G:H8	1.72	0.54
25:BA:1692:U:H2'	25:BA:1694:C:C5	2.42	0.54
25:BA:1710:C:H2'	25:BA:1711:C:C6	2.43	0.54
25:BA:2115:G:H1'	25:BA:2171:A:H61	1.72	0.54

Continued on next page...

Continued from previous page...

Atom-1	Atom-2	Interatomic distance (Å)	Clash overlap (Å)
25:BA:2554:U:H2'	25:BA:2555:U:C6	2.43	0.54
29:BE:14:PRO:HD3	29:BE:128:ALA:HB2	1.90	0.54
29:BE:50:SER:HA	29:BE:92:PRO:O	2.07	0.54
30:BF:104:GLU:O	30:BF:108:ASN:HB2	2.08	0.54
35:BK:53:LYS:HD2	35:BK:53:LYS:N	2.22	0.54
25:BA:2378:A:H2	39:BO:18:ILE:CD1	2.21	0.54
41:BQ:95:LEU:O	41:BQ:98:LEU:HG	2.08	0.54
48:BX:67:ILE:N	48:BX:68:PRO:HD2	2.23	0.54
25:CA:2401:U:C2'	25:CA:2402:C:H5''	2.38	0.54
25:CA:999:U:H2'	25:CA:1000:A:H5'	1.89	0.54
27:CC:231:HIS:CD2	27:CC:249:PRO:HA	2.43	0.54
29:CE:34:TRP:HB2	36:CL:10:PRO:O	2.08	0.54
31:CG:24:VAL:HG23	31:CG:37:VAL:HG21	1.90	0.54
36:CL:57:THR:C	36:CL:59:LEU:H	2.10	0.54
50:CZ:8:LEU:CD1	50:CZ:31:LEU:HD12	2.38	0.54
1:DA:438:G:O2'	1:DA:494:U:O4	2.19	0.54
10:DJ:32:ALA:H	10:DJ:78:ASN:ND2	2.04	0.54
3:DC:18:TRP:CD1	14:DN:54:PRO:HA	2.43	0.54
22:DV:212:LEU:HB2	22:DV:214:MET:CE	2.38	0.54
22:DV:7:ARG:HD2	22:DV:353:GLU:HG3	1.90	0.54
1:AA:253:U:H2'	1:AA:254:G:C8	2.42	0.54
1:AA:771:G:H2'	1:AA:772:U:C6	2.43	0.54
1:AA:792:A:C4	1:AA:794:A:C6	2.96	0.54
4:AD:96:LEU:HD12	4:AD:139:ARG:HD2	1.90	0.54
7:AG:15:ASP:HA	7:AG:24:THR:HG23	1.90	0.54
19:AS:22:LEU:HD13	19:AS:27:GLU:HB2	1.90	0.54
22:AV:112:ARG:NH1	22:AV:157:LYS:HD2	2.23	0.54
51:B1:48:ILE:H	51:B1:48:ILE:HD12	1.73	0.54
25:BA:1394:U:H2'	25:BA:1395:A:O4'	2.08	0.54
25:BA:2013:A:H4'	43:BS:96:ILE:HD12	1.90	0.54
25:BA:2177:C:H2'	25:BA:2178:C:C6	2.43	0.54
25:BA:2401:U:C2'	25:BA:2402:C:H5''	2.38	0.54
25:BA:2459:A:N3	25:BA:2459:A:H2'	2.23	0.54
26:BB:46:A:HO2'	26:BB:47:C:H6	1.49	0.54
26:BB:8:U:H5''	39:BO:15:ARG:NH2	2.22	0.54
32:BH:92:VAL:HG23	32:BH:96:ASP:HB2	1.89	0.54
38:BN:84:ALA:HB3	38:BN:85:PRO:HD3	1.90	0.54
49:BY:16:LEU:HB3	49:BY:19:VAL:HB	1.89	0.54
52:C2:18:ALA:O	52:C2:21:SER:HB2	2.08	0.54
25:CA:1813:G:H4'	27:CC:43:ARG:O	2.07	0.54
25:CA:2849:U:H4'	25:CA:2868:A:C2	2.43	0.54

Continued on next page...

Continued from previous page...

Atom-1	Atom-2	Interatomic distance (Å)	Clash overlap (Å)
27:CC:30:GLU:HG3	27:CC:63:ARG:HH21	1.72	0.54
1:DA:523:A:H61	12:DL:91:ASP:CB	2.20	0.54
5:DE:96:PRO:HA	5:DE:117:ASP:OD2	2.08	0.54
12:DL:74:HIS:CD2	12:DL:76:LEU:H	2.22	0.54
14:DN:29:ARG:HG2	14:DN:31:ARG:O	2.08	0.54
19:DS:40:ILE:HD13	19:DS:62:ILE:HD11	1.89	0.54
22:DV:106:ASP:HA	22:DV:167:ALA:HB3	1.89	0.54
1:AA:1320:C:H2'	1:AA:1321:C:O4'	2.08	0.54
1:AA:358:U:H6	1:AA:358:U:H5'	1.73	0.54
1:AA:559:A:H4'	1:AA:560:U:H3'	1.90	0.54
1:AA:715:A:H2'	1:AA:716:A:C8	2.43	0.54
3:AC:112:SER:O	3:AC:116:VAL:HG23	2.08	0.54
7:AG:88:PRO:HB3	7:AG:145:ALA:HA	1.89	0.54
1:AA:1348:U:H4'	9:AI:120:ARG:HD2	1.90	0.54
16:AP:20:VAL:HG21	16:AP:32:TYR:CG	2.43	0.54
25:BA:1197:G:H2'	25:BA:1198:U:H6	1.72	0.54
25:BA:1541:U:C3'	25:BA:1542:G:H3'	2.28	0.54
25:BA:2105:C:H2'	25:BA:2106:G:C8	2.43	0.54
25:BA:2389:G:C5'	25:BA:2390:U:H5'	2.31	0.54
25:BA:2688:U:C5	25:BA:2720:U:OP2	2.61	0.54
25:BA:275:G:N2	25:BA:276:A:H61	2.06	0.54
25:BA:2795:G:H3'	25:BA:2797:U:H5''	1.90	0.54
25:BA:518:G:H2'	25:BA:519:U:C6	2.43	0.54
25:BA:583:G:H2'	25:BA:584:C:C6	2.43	0.54
25:BA:779:U:OP1	27:BC:49:ILE:HG13	2.08	0.54
30:BF:172:LEU:O	30:BF:176:LEU:HG	2.08	0.54
34:BJ:54:ALA:HA	34:BJ:57:LEU:HB2	1.89	0.54
36:BL:28:GLY:C	36:BL:29:LYS:HD2	2.28	0.54
25:CA:1114:G:H2'	25:CA:1115:G:C8	2.43	0.54
25:CA:1292:U:H2'	25:CA:1293:C:C6	2.43	0.54
25:CA:2818:G:O2'	25:CA:2819:G:H5'	2.08	0.54
25:CA:518:G:H2'	25:CA:519:U:C6	2.43	0.54
25:CA:733:G:C8	25:CA:761:A:N6	2.76	0.54
25:CA:827:U:O5'	25:CA:828:U:C5	2.61	0.54
25:CA:904:C:H2'	25:CA:905:U:C6	2.43	0.54
26:CB:81:G:H5'	26:CB:82:G:OP2	2.08	0.54
30:CF:104:GLU:O	30:CF:108:ASN:HB2	2.08	0.54
32:CH:92:VAL:HA	32:CH:96:ASP:OD2	2.08	0.54
32:CH:9:LEU:HB3	32:CH:12:LEU:HD23	1.90	0.54
25:CA:2378:A:H2	39:CO:18:ILE:CD1	2.20	0.54
45:CU:11:ASP:H	45:CU:27:VAL:CG2	2.21	0.54

Continued on next page...

Continued from previous page...

Atom-1	Atom-2	Interatomic distance (Å)	Clash overlap (Å)
48:CX:27:GLU:HB2	48:CX:33:LYS:HA	1.90	0.54
1:DA:1254:C:OP1	10:DJ:45:ARG:HD3	2.08	0.54
7:AG:45:ASP:O	7:AG:49:ILE:HG12	2.07	0.53
19:AS:29:ARG:HB2	19:AS:48:THR:H	1.73	0.53
25:BA:2698:U:H2'	25:BA:2699:C:C6	2.43	0.53
25:BA:557:U:H2'	25:BA:558:G:H8	1.73	0.53
25:BA:629:G:H2'	25:BA:630:G:H8	1.73	0.53
29:BE:125:LEU:HB3	29:BE:196:LEU:CD2	2.37	0.53
25:BA:322:A:H3'	29:BE:169:ASN:ND2	2.23	0.53
35:BK:119:PRO:HB2	40:BP:68:TYR:CE1	2.41	0.53
51:C1:48:ILE:HD12	51:C1:48:ILE:H	1.72	0.53
25:CA:2554:U:H2'	25:CA:2555:U:C6	2.43	0.53
25:CA:2588:G:C2'	25:CA:2589:A:H5'	2.37	0.53
25:CA:275:G:N2	25:CA:276:A:H61	2.06	0.53
25:CA:615:G:O2'	25:CA:616:A:H5'	2.08	0.53
28:CD:31:CYS:HB3	28:CD:49:LEU:HB3	1.89	0.53
29:CE:39:TRP:HD1	29:CE:99:TYR:CE2	2.27	0.53
36:CL:135:LEU:O	36:CL:139:LYS:HB2	2.08	0.53
1:DA:164:U:H2'	1:DA:165:C:C6	2.44	0.53
1:DA:741:G:H2'	1:DA:742:G:H8	1.72	0.53
3:DC:112:SER:O	3:DC:116:VAL:HG23	2.07	0.53
5:DE:101:ILE:HD11	5:DE:119:LEU:CD2	2.38	0.53
1:DA:1348:U:H4'	9:DI:120:ARG:HD2	1.90	0.53
19:DS:5:LEU:HD12	19:DS:8:GLY:O	2.08	0.53
1:AA:1253:G:H2'	1:AA:1254:C:C6	2.44	0.53
1:AA:523:A:H61	12:AL:91:ASP:CB	2.20	0.53
1:AA:736:C:H2'	1:AA:737:A:C8	2.43	0.53
4:AD:100:ARG:O	4:AD:104:VAL:HG23	2.08	0.53
8:AH:82:HIS:HD2	8:AH:138:TRP:NE1	2.06	0.53
25:BA:2540:C:H2'	25:BA:2541:A:O4'	2.06	0.53
37:BM:45:GLN:H	37:BM:45:GLN:CD	2.09	0.53
40:BP:16:ARG:H	40:BP:79:HIS:HD2	1.56	0.53
40:BP:32:TYR:O	40:BP:42:ILE:HA	2.08	0.53
45:BU:71:LYS:NZ	45:BU:71:LYS:HB2	2.23	0.53
25:CA:1773:A:H2'	25:CA:1774:C:O4'	2.08	0.53
25:CA:2177:C:H2'	25:CA:2178:C:C6	2.43	0.53
25:CA:2341:G:H2'	25:CA:2342:C:C6	2.44	0.53
25:CA:251:A:C5	25:CA:252:G:H1'	2.43	0.53
25:CA:2637:U:H5''	28:CD:82:ARG:NH2	2.23	0.53
25:CA:480:A:H2'	25:CA:480:A:N3	2.22	0.53
25:CA:528:A:H2	25:CA:2043:C:H4'	1.71	0.53

Continued on next page...

Continued from previous page...

Atom-1	Atom-2	Interatomic distance (Å)	Clash overlap (Å)
25:CA:863:A:H2'	25:CA:864:G:H8	1.72	0.53
25:CA:448:U:H1'	29:CE:84:VAL:HG23	1.91	0.53
36:CL:85:LEU:HA	36:CL:88:LEU:HB3	1.90	0.53
41:CQ:16:LYS:O	41:CQ:20:LEU:HD23	2.08	0.53
43:CS:22:ASP:HA	43:CS:25:ARG:NH1	2.24	0.53
50:CZ:8:LEU:HD13	50:CZ:31:LEU:HD12	1.91	0.53
1:DA:559:A:H4'	1:DA:560:U:H3'	1.90	0.53
8:DH:17:THR:C	8:DH:78:GLN:HE22	2.11	0.53
22:DV:303:ARG:HB3	22:DV:314:ASP:HA	1.89	0.53
19:AS:62:ILE:HA	19:AS:66:MET:SD	2.48	0.53
1:AA:1492:A:C2	24:AX:21:G:H5''	2.43	0.53
27:BC:8:PRO:HB3	27:BC:14:ARG:HB3	1.89	0.53
25:BA:2637:U:H5''	28:BD:82:ARG:NH2	2.23	0.53
36:BL:36:LYS:HG3	36:BL:41:ARG:HB2	1.89	0.53
28:BD:118:LYS:HE2	38:BN:2:ARG:HH12	1.73	0.53
40:BP:75:ILE:N	40:BP:75:ILE:HD12	2.23	0.53
46:BV:8:TYR:HB2	46:BV:38:TYR:CZ	2.44	0.53
55:C5:52:LYS:N	55:C5:53:PRO:HD2	2.24	0.53
25:CA:1422:G:H4'	25:CA:1493:C:OP1	2.09	0.53
25:CA:2115:G:H1'	25:CA:2171:A:H61	1.72	0.53
27:CC:146:GLU:HB3	27:CC:189:CYS:HB3	1.90	0.53
27:CC:211:ARG:HG2	27:CC:214:TRP:CZ3	2.43	0.53
28:CD:78:LEU:C	28:CD:79:ARG:HD2	2.29	0.53
29:CE:52:LYS:HB3	29:CE:56:GLU:O	2.08	0.53
32:CH:90:GLY:O	32:CH:91:SER:HB2	2.08	0.53
37:CM:83:MET:HG3	37:CM:83:MET:O	2.09	0.53
1:DA:406:G:H2'	1:DA:407:G:C8	2.42	0.53
2:DB:235:SER:O	2:DB:239:VAL:HG23	2.07	0.53
11:DK:18:ARG:HB3	11:DK:33:THR:HG23	1.90	0.53
19:DS:29:ARG:HB2	19:DS:48:THR:H	1.73	0.53
1:AA:447:G:C6	1:AA:485:G:H1'	2.43	0.53
22:AV:303:ARG:HB3	22:AV:314:ASP:HA	1.89	0.53
25:BA:1114:G:H2'	25:BA:1115:G:C8	2.43	0.53
25:BA:161:U:H3'	25:BA:162:U:C5'	2.39	0.53
25:BA:251:A:C5	25:BA:252:G:H1'	2.43	0.53
25:BA:948:G:H21	25:BA:985:C:P	2.31	0.53
26:BB:81:G:H5'	26:BB:82:G:OP2	2.08	0.53
29:BE:125:LEU:HB3	29:BE:196:LEU:HD23	1.90	0.53
25:BA:671:C:H5	36:BL:42:SER:HA	1.72	0.53
36:BL:57:THR:C	36:BL:59:LEU:H	2.10	0.53
37:BM:17:LEU:HD21	37:BM:41:TRP:NE1	2.20	0.53

Continued on next page...

Continued from previous page...

Atom-1	Atom-2	Interatomic distance (Å)	Clash overlap (Å)
40:BP:102:ILE:HG13	40:BP:103:ARG:N	2.23	0.53
54:C4:8:ASN:HD22	54:C4:8:ASN:C	2.12	0.53
25:CA:225:A:O2'	25:CA:257:A:H4'	2.08	0.53
25:CA:278:A:O2'	25:CA:279:C:O4'	2.27	0.53
25:CA:2813:A:H2'	25:CA:2814:C:C6	2.44	0.53
26:CB:32:C:H2'	26:CB:33:G:C8	2.43	0.53
26:CB:49:C:OP1	39:CO:97:ARG:HG3	2.09	0.53
27:CC:155:LEU:HD23	27:CC:177:LEU:HD21	1.90	0.53
28:CD:118:LYS:HE2	38:CN:2:ARG:HH12	1.73	0.53
45:CU:11:ASP:O	45:CU:27:VAL:HG22	2.08	0.53
46:CV:8:TYR:HB2	46:CV:38:TYR:CZ	2.44	0.53
1:DA:1238:A:C8	1:DA:1303:C:H1'	2.43	0.53
1:DA:1316:G:H2'	1:DA:1317:C:H5''	1.91	0.53
1:DA:1333:A:H2'	1:DA:1334:G:O4'	2.09	0.53
1:DA:792:A:C4	1:DA:794:A:C6	2.96	0.53
4:DD:100:ARG:O	4:DD:104:VAL:HG23	2.08	0.53
4:DD:3:ARG:HD2	4:DD:3:ARG:N	2.24	0.53
22:DV:224:ALA:HB3	22:DV:232:VAL:HG23	1.90	0.53
1:AA:1486:G:C6	1:AA:1487:G:C6	2.96	0.53
1:AA:262:A:C6	1:AA:263:A:C6	2.96	0.53
10:AJ:32:ALA:H	10:AJ:78:ASN:ND2	2.05	0.53
11:AK:18:ARG:HB3	11:AK:33:THR:HG23	1.91	0.53
16:AP:22:THR:HA	16:AP:33:ILE:HG12	1.89	0.53
20:AT:50:GLU:HG3	20:AT:51:GLU:N	2.23	0.53
22:AV:32:GLN:O	22:AV:36:ARG:HG2	2.09	0.53
53:B3:30:THR:HG22	53:B3:31:PRO:HD2	1.90	0.53
25:BA:2341:G:H2'	25:BA:2342:C:C6	2.44	0.53
37:BM:104:PHE:HE1	37:BM:125:LEU:HD11	1.74	0.53
25:CA:1394:U:H2'	25:CA:1395:A:O4'	2.08	0.53
25:CA:2013:A:H4'	43:CS:96:ILE:HD12	1.90	0.53
25:CA:2056:G:H22	52:C2:4:HIS:HA	1.74	0.53
25:CA:2320:A:C8	25:CA:2333:A:N6	2.77	0.53
25:CA:478:A:C6	25:CA:480:A:C6	2.97	0.53
28:CD:120:TRP:CD1	28:CD:155:LYS:HB3	2.43	0.53
35:CK:77:ILE:HD13	35:CK:78:ARG:N	2.23	0.53
45:CU:75:ILE:HG12	45:CU:76:CYS:N	2.23	0.53
48:CX:67:ILE:N	48:CX:68:PRO:HD2	2.23	0.53
1:DA:1101:A:H4'	1:DA:1102:A:O5'	2.09	0.53
1:DA:296:U:H2'	1:DA:297:G:C8	2.44	0.53
1:DA:675:A:H2'	1:DA:676:A:H8	1.74	0.53
7:DG:69:VAL:HG22	7:DG:135:VAL:HG22	1.90	0.53

Continued on next page...

Continued from previous page...

Atom-1	Atom-2	Interatomic distance (Å)	Clash overlap (Å)
8:DH:82:HIS:HD2	8:DH:138:TRP:NE1	2.07	0.53
1:AA:451:A:H2'	1:AA:481:G:O6	2.09	0.53
14:AN:29:ARG:HG2	14:AN:31:ARG:O	2.08	0.53
1:AA:266:G:O2'	17:AQ:67:LYS:HD2	2.09	0.53
25:BA:1292:U:H2'	25:BA:1293:C:C6	2.44	0.53
25:BA:1773:A:H2'	25:BA:1774:C:O4'	2.07	0.53
25:BA:225:A:O2'	25:BA:257:A:H4'	2.08	0.53
25:BA:827:U:O5'	25:BA:828:U:C5	2.62	0.53
25:BA:863:A:H2'	25:BA:864:G:H8	1.72	0.53
27:BC:261:LYS:HB2	27:BC:261:LYS:NZ	2.24	0.53
36:BL:135:LEU:O	36:BL:139:LYS:HB2	2.08	0.53
37:BM:83:MET:O	37:BM:83:MET:HG3	2.09	0.53
45:BU:59:GLY:C	45:BU:61:ILE:H	2.11	0.53
55:C5:11:LYS:HB2	55:C5:61:LEU:HD22	1.91	0.53
25:CA:2105:C:H2'	25:CA:2106:G:C8	2.43	0.53
25:CA:2688:U:C5	25:CA:2720:U:OP2	2.61	0.53
25:CA:2698:U:H2'	25:CA:2699:C:C6	2.43	0.53
25:CA:297:C:H5''	45:CU:85:VAL:HG21	1.89	0.53
25:CA:443:A:C4	29:CE:45:ARG:NH1	2.76	0.53
36:CL:28:GLY:C	36:CL:29:LYS:HD2	2.28	0.53
41:CQ:95:LEU:O	41:CQ:98:LEU:HG	2.08	0.53
45:CU:71:LYS:NZ	45:CU:71:LYS:HB2	2.24	0.53
1:DA:1142:G:H2'	1:DA:1143:G:O4'	2.08	0.53
1:DA:1253:G:H2'	1:DA:1254:C:C6	2.44	0.53
1:DA:1486:G:C6	1:DA:1487:G:C6	2.97	0.53
1:DA:715:A:H2'	1:DA:716:A:C8	2.43	0.53
7:DG:15:ASP:HA	7:DG:24:THR:HG23	1.90	0.53
11:DK:21:ILE:HB	11:DK:84:VAL:HG12	1.91	0.53
12:DL:46:LYS:HG2	12:DL:47:PRO:N	2.24	0.53
13:AM:84:ILE:HG12	19:AS:66:MET:HE2	1.90	0.53
19:AS:28:LYS:HB3	19:AS:29:ARG:NH1	2.22	0.53
25:BA:1486:A:N6	25:BA:1504:C:H42	2.07	0.53
25:BA:2777:G:H5''	25:BA:2778:A:C5'	2.37	0.53
25:BA:38:A:H2'	25:BA:39:C:C6	2.43	0.53
25:BA:904:C:H2'	25:BA:905:U:C6	2.43	0.53
26:BB:113:C:H2'	26:BB:114:G:C8	2.43	0.53
27:BC:146:GLU:HB3	27:BC:189:CYS:HB3	1.91	0.53
32:BH:92:VAL:HA	32:BH:96:ASP:OD2	2.08	0.53
38:BN:17:ARG:HG3	38:BN:18:LEU:N	2.24	0.53
43:BS:15:ARG:O	43:BS:19:LEU:HD13	2.08	0.53
50:BZ:8:LEU:HD13	50:BZ:31:LEU:HD12	1.90	0.53

Continued on next page...

Continued from previous page...

Atom-1	Atom-2	Interatomic distance (Å)	Clash overlap (Å)
25:CA:1197:G:H2'	25:CA:1198:U:H6	1.73	0.53
25:CA:2031:A:C6	25:CA:2498:C:H1'	2.43	0.53
31:CG:140:LYS:O	31:CG:144:VAL:HG23	2.08	0.53
32:CH:101:LEU:HG	32:CH:107:ILE:HG23	1.91	0.53
45:CU:59:GLY:C	45:CU:61:ILE:H	2.12	0.53
4:DD:23:GLY:HA3	4:DD:112:VAL:HG22	1.90	0.53
11:DK:24:SER:HB3	11:DK:27:ASN:O	2.09	0.53
1:AA:1226:C:H2'	13:AM:103:THR:HB	1.91	0.53
1:AA:676:A:H1'	11:AK:115:PRO:HB3	1.91	0.53
4:AD:3:ARG:N	4:AD:3:ARG:HD2	2.24	0.53
1:AA:1151:A:OP1	10:AJ:41:PRO:HA	2.08	0.53
17:AQ:37:LYS:C	17:AQ:38:ARG:HD2	2.30	0.53
19:AS:5:LEU:HD12	19:AS:8:GLY:O	2.08	0.53
25:BA:1818:U:H2'	27:BC:157:ARG:HG3	1.88	0.53
25:BA:2031:A:C6	25:BA:2498:C:H1'	2.43	0.53
27:BC:211:ARG:HG2	27:BC:214:TRP:CZ3	2.44	0.53
35:BK:77:ILE:HD13	35:BK:78:ARG:N	2.24	0.53
41:BQ:28:ARG:HG3	41:BQ:38:THR:OG1	2.07	0.53
48:BX:27:GLU:HB2	48:BX:32:LYS:O	2.09	0.53
25:CA:1309:G:H4'	54:C4:7:PRO:HB2	1.91	0.53
25:CA:1657:C:H2'	25:CA:1658:C:H6	1.74	0.53
25:CA:1678:G:O2'	25:CA:1679:U:C6	2.60	0.53
25:CA:2473:U:H2'	25:CA:2474:C:H5'	1.91	0.53
25:CA:461:C:H42	25:CA:468:G:H1	1.57	0.53
27:CC:261:LYS:HB2	27:CC:261:LYS:NZ	2.24	0.53
25:CA:1824:G:OP1	27:CC:52:ARG:HD3	2.07	0.53
36:CL:50:ARG:HB2	55:C5:60:LEU:HD11	1.91	0.53
37:CM:104:PHE:HE1	37:CM:125:LEU:HD11	1.74	0.53
37:CM:60:ARG:H	46:CV:179:ASP:HB2	1.73	0.53
40:CP:102:ILE:HG13	40:CP:103:ARG:N	2.23	0.53
4:DD:30:LYS:C	4:DD:32:ALA:H	2.12	0.53
8:DH:36:LEU:HA	8:DH:39:LEU:HB3	1.90	0.53
8:DH:89:PRO:HA	8:DH:92:ARG:HH11	1.74	0.53
25:CA:2452:C:H4'	22:DV:234:THR:HG21	1.90	0.53
1:AA:1333:A:H2'	1:AA:1334:G:O4'	2.09	0.53
9:AI:14:VAL:O	9:AI:65:VAL:HG23	2.09	0.53
22:AV:302:ILE:CG2	22:AV:303:ARG:H	2.03	0.53
23:AW:37:A:H2'	23:AW:38:A:O4'	2.09	0.53
25:BA:1197:G:H2'	25:BA:1198:U:C6	2.44	0.53
25:BA:1422:G:H4'	25:BA:1493:C:OP1	2.08	0.53
25:BA:2502:G:H5'	25:BA:2503:A:H5''	1.90	0.53

Continued on next page...

Continued from previous page...

Atom-1	Atom-2	Interatomic distance (Å)	Clash overlap (Å)
25:BA:2569:G:H2'	25:BA:2570:G:C5'	2.37	0.53
25:BA:2849:U:H4'	25:BA:2868:A:C2	2.43	0.53
25:BA:330:A:O2'	25:BA:331:A:H8	1.91	0.53
25:BA:768:G:H2'	25:BA:769:G:H8	1.73	0.53
25:BA:848:G:N3	25:BA:933:A:H1'	2.24	0.53
26:BB:49:C:OP1	39:BO:97:ARG:HG3	2.09	0.53
27:BC:27:THR:O	27:BC:27:THR:HG23	2.09	0.53
46:BV:152:ALA:HA	46:BV:155:LEU:HG	1.91	0.53
53:C3:30:THR:HG22	53:C3:31:PRO:HD2	1.90	0.53
25:CA:1693:U:H3'	25:CA:1694:C:H5'	1.90	0.53
25:CA:1748:G:H2'	25:CA:1749:A:H8	1.74	0.53
25:CA:2852:G:H2'	25:CA:2853:C:C6	2.44	0.53
25:CA:557:U:H2'	25:CA:558:G:H8	1.72	0.53
25:CA:582:G:H2'	25:CA:583:G:C8	2.44	0.53
25:CA:923:C:H2'	25:CA:924:C:H6	1.74	0.53
30:CF:39:ILE:HG23	30:CF:157:ILE:HG22	1.91	0.53
25:CA:806:C:OP2	36:CL:39:LYS:HD2	2.09	0.53
36:CL:36:LYS:HG3	36:CL:41:ARG:HB2	1.90	0.53
36:CL:57:THR:HG23	36:CL:59:LEU:HB3	1.89	0.53
44:CT:21:PHE:CD2	44:CT:26:TYR:HD2	2.27	0.53
44:CT:37:THR:O	44:CT:40:LYS:HB3	2.09	0.53
47:CW:51:VAL:HG21	47:CW:80:HIS:HA	1.91	0.53
1:DA:619:U:C6	4:DD:135:LEU:HD21	2.43	0.53
3:DC:58:GLU:HB2	3:DC:65:ALA:HB3	1.89	0.53
6:DF:9:VAL:HG13	6:DF:59:TYR:O	2.08	0.53
10:DJ:33:GLN:O	10:DJ:75:ILE:HG12	2.09	0.53
18:DR:39:VAL:HG12	18:DR:43:PHE:HE1	1.74	0.53
1:AA:1117:G:H4'	9:AI:104:ARG:NH2	2.17	0.53
1:AA:258:G:H2'	1:AA:259:G:H8	1.74	0.53
12:AL:81:VAL:O	12:AL:82:VAL:HB	2.07	0.53
20:AT:48:LYS:HD3	20:AT:51:GLU:OE2	2.09	0.53
25:BA:1105:U:H2'	25:BA:1106:G:H8	1.74	0.53
25:BA:1167:U:H2'	25:BA:1168:G:C8	2.44	0.53
25:BA:615:G:O2'	25:BA:616:A:H5'	2.08	0.53
27:BC:79:VAL:HG11	27:BC:111:LEU:HD11	1.90	0.53
27:BC:242:ARG:H	27:BC:242:ARG:CD	2.20	0.53
40:BP:48:ILE:HD12	40:BP:48:ILE:N	2.24	0.53
44:BT:39:ILE:O	44:BT:43:VAL:HG12	2.09	0.53
25:CA:1336:A:H2'	25:CA:1337:G:C8	2.44	0.53
25:CA:1557:C:H5''	25:CA:1558:A:OP2	2.09	0.53
25:CA:161:U:H3'	25:CA:162:U:C5'	2.39	0.53

Continued on next page...

Continued from previous page...

Atom-1	Atom-2	Interatomic distance (Å)	Clash overlap (Å)
25:CA:1766:U:H2'	25:CA:1767:C:H6	1.73	0.53
25:CA:2246:G:H2'	25:CA:2247:A:H8	1.73	0.53
25:CA:2459:A:H2'	25:CA:2459:A:N3	2.23	0.53
25:CA:81:G:H21	45:CU:2:ARG:NH2	2.06	0.53
27:CC:144:ALA:HB3	27:CC:192:THR:CG2	2.39	0.53
25:CA:2633:G:O2'	28:CD:61:ARG:HD3	2.08	0.53
36:CL:13:ASN:HD22	36:CL:13:ASN:H	1.57	0.53
38:CN:17:ARG:HG3	38:CN:18:LEU:N	2.24	0.53
38:CN:5:LYS:N	38:CN:5:LYS:HD2	2.24	0.53
46:CV:54:HIS:HB3	46:CV:101:PRO:HD3	1.91	0.53
1:DA:1151:A:OP1	10:DJ:41:PRO:HA	2.08	0.53
7:DG:92:SER:O	7:DG:96:GLN:HG3	2.09	0.53
8:DH:64:LYS:HD2	8:DH:79:VAL:HG11	1.91	0.53
10:DJ:75:ILE:HG13	10:DJ:76:ASN:N	2.22	0.53
1:DA:949:A:OP1	13:DM:101:GLN:HB3	2.09	0.53
21:DU:18:TYR:CG	21:DU:24:ARG:HD3	2.44	0.53
22:DV:32:GLN:O	22:DV:36:ARG:HG2	2.09	0.53
1:AA:164:U:H2'	1:AA:165:C:C6	2.43	0.52
1:AA:243:A:H4'	1:AA:244:U:O5'	2.09	0.52
1:AA:939:G:H5''	7:AG:102:ARG:NH1	2.22	0.52
9:AI:19:LEU:HD23	9:AI:20:ARG:H	1.74	0.52
10:AJ:33:GLN:O	10:AJ:75:ILE:HG12	2.09	0.52
11:AK:21:ILE:HB	11:AK:84:VAL:HG12	1.91	0.52
52:B2:18:ALA:O	52:B2:21:SER:HB2	2.09	0.52
25:BA:1257:C:H4'	29:BE:83:PHE:CE2	2.44	0.52
25:BA:2813:A:H2'	25:BA:2814:C:C6	2.43	0.52
25:BA:28:A:H1'	25:BA:513:A:C2	2.44	0.52
25:BA:733:G:C8	25:BA:761:A:N6	2.77	0.52
27:BC:231:HIS:CD2	27:BC:249:PRO:HA	2.43	0.52
30:BF:15:VAL:HG11	30:BF:172:LEU:HD12	1.91	0.52
45:BU:11:ASP:O	45:BU:27:VAL:HG22	2.09	0.52
45:BU:13:VAL:HG11	45:BU:72:VAL:HB	1.91	0.52
25:CA:2502:G:H5'	25:CA:2503:A:H5''	1.90	0.52
28:CD:51:PHE:HB3	28:CD:52:LEU:HD12	1.91	0.52
25:CA:322:A:H3'	29:CE:169:ASN:ND2	2.23	0.52
48:CX:27:GLU:CB	48:CX:33:LYS:HA	2.39	0.52
1:DA:1320:C:H2'	1:DA:1321:C:O4'	2.08	0.52
1:DA:979:C:H42	14:DN:18:VAL:HG12	1.74	0.52
19:DS:40:ILE:HG21	19:DS:62:ILE:HD11	1.91	0.52
20:DT:50:GLU:HG3	20:DT:51:GLU:N	2.23	0.52
1:AA:1429:C:H2'	1:AA:1430:C:H6	1.74	0.52

Continued on next page...

Continued from previous page...

Atom-1	Atom-2	Interatomic distance (Å)	Clash overlap (Å)
1:AA:363:A:C8	12:AL:32:ARG:NH2	2.78	0.52
3:AC:8:ILE:CD1	3:AC:16:ARG:HH21	2.22	0.52
7:AG:69:VAL:HG22	7:AG:135:VAL:HG22	1.90	0.52
7:AG:92:SER:O	7:AG:96:GLN:HG3	2.10	0.52
8:AH:89:PRO:HA	8:AH:92:ARG:HH11	1.74	0.52
9:AI:19:LEU:CD2	9:AI:59:PHE:HB3	2.32	0.52
1:AA:667:G:H4'	15:AO:51:HIS:CE1	2.45	0.52
22:AV:13:ARG:N	22:AV:13:ARG:HD2	2.25	0.52
22:AV:177:VAL:HG22	22:AV:178:HIS:H	1.75	0.52
25:BA:1766:U:H2'	25:BA:1767:C:H6	1.75	0.52
25:BA:2632:A:H2'	25:BA:2633:G:H8	1.72	0.52
25:BA:923:C:H2'	25:BA:924:C:H6	1.74	0.52
32:BH:90:GLY:O	32:BH:91:SER:HB2	2.08	0.52
38:BN:31:HIS:HB2	38:BN:34:ILE:HD11	1.90	0.52
45:BU:75:ILE:HG13	45:BU:80:GLY:H	1.75	0.52
25:CA:2431:U:C6	25:CA:2433:A:OP2	2.63	0.52
25:CA:2795:G:H3'	25:CA:2797:U:H5''	1.90	0.52
25:CA:579:G:H2'	25:CA:580:C:C6	2.44	0.52
36:CL:114:ILE:HD11	36:CL:130:PHE:HD1	1.70	0.52
1:DA:1239:A:H4'	1:DA:1240:U:H5'	1.91	0.52
1:DA:269:C:H2'	1:DA:270:A:C8	2.44	0.52
1:DA:736:C:H2'	1:DA:737:A:C8	2.43	0.52
4:DD:74:GLN:HA	4:DD:77:ASN:HD22	1.74	0.52
9:DI:19:LEU:CD2	9:DI:59:PHE:HB3	2.32	0.52
10:DJ:24:VAL:HG21	10:DJ:37:PRO:HD3	1.91	0.52
20:DT:48:LYS:HD3	20:DT:51:GLU:OE2	2.09	0.52
22:DV:18:LEU:HB2	22:DV:34:LEU:CD2	2.38	0.52
1:AA:979:C:H42	14:AN:18:VAL:HG12	1.74	0.52
5:AE:127:ASN:O	5:AE:131:ILE:HG12	2.09	0.52
15:AO:48:LYS:HE2	15:AO:48:LYS:HA	1.91	0.52
18:AR:39:VAL:HG12	18:AR:43:PHE:HE1	1.74	0.52
25:BA:1693:U:H3'	25:BA:1694:C:H5'	1.90	0.52
25:BA:2246:G:H2'	25:BA:2247:A:H8	1.74	0.52
25:BA:2320:A:C8	25:BA:2333:A:N6	2.77	0.52
25:BA:478:A:C6	25:BA:480:A:C6	2.98	0.52
28:BD:104:VAL:HG22	28:BD:198:VAL:HG22	1.92	0.52
31:BG:27:LYS:HG2	31:BG:32:GLU:HB2	1.89	0.52
45:BU:76:CYS:HB3	45:BU:77:PRO:CD	2.36	0.52
25:CA:1167:U:H2'	25:CA:1168:G:C8	2.44	0.52
25:CA:1826:G:H4'	27:CC:242:ARG:HE	1.74	0.52
25:CA:2535:G:H2'	25:CA:2536:G:H8	1.74	0.52

Continued on next page...

Continued from previous page...

Atom-1	Atom-2	Interatomic distance (Å)	Clash overlap (Å)
25:CA:28:A:H1'	25:CA:513:A:C2	2.44	0.52
25:CA:774:A:HO2'	25:CA:775:G:H8	1.55	0.52
25:CA:974(A):G:O2'	25:CA:975:G:N7	2.38	0.52
27:CC:34:VAL:O	27:CC:35:LYS:HD3	2.09	0.52
42:CR:6:LYS:O	42:CR:37:VAL:HG21	2.08	0.52
44:CT:39:ILE:O	44:CT:43:VAL:HG12	2.08	0.52
48:CX:11:ARG:HG3	48:CX:62:VAL:CA	2.39	0.52
1:DA:1116:C:H2'	1:DA:1117:G:O4'	2.10	0.52
1:DA:1226:C:H2'	13:DM:103:THR:HB	1.91	0.52
1:DA:667:G:H4'	15:DO:51:HIS:ND1	2.24	0.52
1:DA:7:G:H5'	1:DA:298:A:O4'	2.09	0.52
9:DI:14:VAL:O	9:DI:65:VAL:HG23	2.09	0.52
15:DO:48:LYS:HE2	15:DO:48:LYS:HA	1.91	0.52
1:DA:376:G:OP2	16:DP:67:THR:HG21	2.09	0.52
23:DW:37:A:H2'	23:DW:38:A:O4'	2.09	0.52
1:AA:1371:G:O3'	9:AI:69:GLY:HA3	2.10	0.52
1:AA:296:U:H2'	1:AA:297:G:C8	2.45	0.52
1:AA:357:G:C2'	1:AA:358:U:H5''	2.39	0.52
1:AA:89:U:H2'	1:AA:90:C:C6	2.44	0.52
5:AE:96:PRO:HA	5:AE:117:ASP:OD2	2.09	0.52
25:BA:1295:C:H2'	25:BA:1296:G:H8	1.74	0.52
25:BA:1557:C:H5''	25:BA:1558:A:OP2	2.09	0.52
25:BA:2282:G:H1	25:BA:2427:C:H42	1.57	0.52
31:BG:24:VAL:HG23	31:BG:37:VAL:HG21	1.91	0.52
32:BH:101:LEU:HG	32:BH:107:ILE:HG23	1.90	0.52
25:BA:1665:A:H5''	35:BK:66:LYS:HG3	1.90	0.52
37:BM:60:ARG:H	46:BV:179:ASP:HB2	1.74	0.52
41:BQ:50:ARG:NH2	42:BR:72:VAL:HG12	2.24	0.52
25:CA:2282:G:H1	25:CA:2427:C:H42	1.58	0.52
25:CA:2335:A:H8	39:CO:13:ARG:NH2	2.04	0.52
40:CP:128:GLU:O	40:CP:132:LYS:HG3	2.10	0.52
46:CV:136:PHE:C	46:CV:137:ILE:HD12	2.30	0.52
48:CX:27:GLU:HB2	48:CX:32:LYS:O	2.09	0.52
1:DA:102(B):C:H2'	1:DA:102(C):C:C6	2.45	0.52
9:DI:19:LEU:HD23	9:DI:20:ARG:H	1.74	0.52
1:DA:667:G:H4'	15:DO:51:HIS:CE1	2.44	0.52
1:DA:728:A:C6	15:DO:54:ARG:HG3	2.44	0.52
18:DR:58:LEU:HB3	18:DR:62:GLU:HB2	1.92	0.52
1:AA:1227:A:OP2	13:AM:111:LYS:HE3	2.09	0.52
1:AA:1239:A:H4'	1:AA:1240:U:H5'	1.91	0.52
8:AH:82:HIS:HD2	8:AH:138:TRP:HE1	1.57	0.52

Continued on next page...

Continued from previous page...

Atom-1	Atom-2	Interatomic distance (Å)	Clash overlap (Å)
19:AS:40:ILE:HG21	19:AS:62:ILE:HD11	1.91	0.52
21:AU:18:TYR:CG	21:AU:24:ARG:HD3	2.44	0.52
22:AV:9:GLU:O	22:AV:12:TYR:HB2	2.10	0.52
25:BA:2056:G:H22	52:B2:4:HIS:HA	1.75	0.52
25:BA:1083:U:H2'	25:BA:1085:A:OP2	2.10	0.52
25:BA:1337:G:H2'	25:BA:1338:G:C8	2.45	0.52
22:AV:289:ARG:HH12	25:BA:1915:U:H4'	1.74	0.52
25:BA:582:G:H2'	25:BA:583:G:C8	2.44	0.52
29:BE:39:TRP:HD1	29:BE:99:TYR:CE2	2.28	0.52
25:CA:1486:A:N6	25:CA:1504:C:H42	2.07	0.52
42:CR:12:TYR:OH	42:CR:22:VAL:HG13	2.10	0.52
46:CV:97:GLU:HB3	46:CV:125:LEU:CD2	2.35	0.52
1:DA:262:A:C6	1:DA:263:A:C6	2.97	0.52
1:DA:356:A:H1'	1:DA:368:U:HO2'	1.74	0.52
3:DC:120:VAL:HG21	3:DC:137:ALA:HB2	1.92	0.52
22:DV:293:ILE:HD11	22:DV:297:GLU:CG	2.38	0.52
1:AA:269:C:H2'	1:AA:270:A:C8	2.44	0.52
1:AA:474:G:H2'	1:AA:475:G:H8	1.75	0.52
5:AE:137:GLU:O	5:AE:141:GLN:HG3	2.10	0.52
5:AE:47:LYS:HD3	5:AE:47:LYS:N	2.25	0.52
9:AI:10:ARG:HH21	9:AI:107:ARG:HB2	1.74	0.52
1:AA:1254:C:OP1	10:AJ:45:ARG:HD3	2.09	0.52
22:AV:112:ARG:HH22	22:AV:289:ARG:HH21	1.57	0.52
53:B3:11:LEU:HD13	53:B3:12:GLU:H	1.74	0.52
25:BA:2432:A:H2'	25:BA:2432:A:N3	2.25	0.52
25:BA:2535:G:H2'	25:BA:2536:G:H8	1.73	0.52
42:BR:12:TYR:OH	42:BR:22:VAL:HG13	2.09	0.52
45:BU:11:ASP:H	45:BU:27:VAL:CG2	2.22	0.52
48:BX:21:ARG:HH21	48:BX:39:LYS:HE3	1.75	0.52
50:BZ:15:TYR:O	50:BZ:20:LYS:HE2	2.08	0.52
52:C2:33:CYS:HB2	52:C2:34:PRO:HD2	1.92	0.52
25:CA:1337:G:H2'	25:CA:1338:G:C8	2.45	0.52
25:CA:814:C:H41	36:CL:27:HIS:CD2	2.27	0.52
25:CA:848:G:N3	25:CA:933:A:H1'	2.24	0.52
29:CE:182:ASN:O	29:CE:186:ILE:HG12	2.10	0.52
37:CM:52:VAL:O	37:CM:56:ARG:HB2	2.10	0.52
1:DA:1496:C:H2'	1:DA:1497:G:O4'	2.10	0.52
22:DV:13:ARG:HD2	22:DV:13:ARG:N	2.25	0.52
1:AA:1116:C:H2'	1:AA:1117:G:O4'	2.10	0.52
1:AA:662:G:H2'	1:AA:663:A:C8	2.45	0.52
1:AA:949:A:OP1	13:AM:101:GLN:HB3	2.10	0.52

Continued on next page...

Continued from previous page...

Atom-1	Atom-2	Interatomic distance (Å)	Clash overlap (Å)
8:AH:80:ILE:HD12	8:AH:80:ILE:N	2.25	0.52
17:AQ:80:GLY:O	17:AQ:81:ARG:HG2	2.10	0.52
17:AQ:82:MET:O	17:AQ:86:GLU:HG2	2.09	0.52
55:B5:11:LYS:HB2	55:B5:61:LEU:HD22	1.91	0.52
25:BA:278:A:O2'	25:BA:279:C:O4'	2.27	0.52
25:BA:443:A:C6	29:BE:45:ARG:HD2	2.45	0.52
25:BA:814:C:H41	36:BL:27:HIS:CD2	2.26	0.52
27:BC:129:ASN:O	27:BC:193:VAL:HG12	2.10	0.52
30:BF:39:ILE:HG23	30:BF:157:ILE:HG22	1.91	0.52
43:BS:4:LYS:HG2	43:BS:106:ILE:HG22	1.92	0.52
54:C4:8:ASN:HD22	54:C4:11:LYS:H	1.57	0.52
25:CA:1332:G:H21	25:CA:1610:A:H8	1.54	0.52
25:CA:2562:U:H1'	35:CK:23:ARG:HH12	1.74	0.52
25:CA:25:U:H2'	25:CA:26:G:O4'	2.10	0.52
25:CA:836:G:H2'	25:CA:837:C:C6	2.45	0.52
26:CB:113:C:H2'	26:CB:114:G:C8	2.44	0.52
25:CA:2580:U:H5'	28:CD:131:ALA:H	1.74	0.52
30:CF:77:ILE:HB	30:CF:82:LEU:HB2	1.91	0.52
36:CL:146:VAL:HG22	36:CL:147:LEU:N	2.24	0.52
42:CR:38:LEU:HD23	42:CR:39:LEU:N	2.25	0.52
1:DA:927:G:H1	1:DA:1390:U:H3	1.58	0.52
1:DA:1429:C:H2'	1:DA:1430:C:H6	1.73	0.52
1:DA:363:A:C8	12:DL:32:ARG:NH2	2.78	0.52
1:DA:451:A:H2'	1:DA:481:G:O6	2.09	0.52
17:DQ:80:GLY:O	17:DQ:81:ARG:HG2	2.10	0.52
20:DT:41:VAL:HG13	20:DT:91:LEU:HD11	1.92	0.52
22:DV:9:GLU:O	22:DV:12:TYR:HB2	2.10	0.52
1:AA:1228:C:H4'	13:AM:116:THR:O	2.10	0.52
1:AA:1496:C:H2'	1:AA:1497:G:O4'	2.10	0.52
4:AD:116:GLN:O	4:AD:119:GLN:HB3	2.09	0.52
10:AJ:24:VAL:HG21	10:AJ:37:PRO:HD3	1.91	0.52
11:AK:92:GLU:O	11:AK:96:ARG:HG2	2.10	0.52
17:AQ:21:VAL:HG11	17:AQ:59:ILE:HD11	1.91	0.52
17:AQ:81:ARG:HA	17:AQ:81:ARG:HE	1.75	0.52
19:AS:51:VAL:O	19:AS:58:VAL:HG22	2.10	0.52
20:AT:72:LEU:HD23	20:AT:73:HIS:N	2.25	0.52
20:AT:41:VAL:HG13	20:AT:91:LEU:HD11	1.92	0.52
54:B4:24:THR:HG23	54:B4:27:GLY:N	2.25	0.52
25:BA:1437:C:H2'	25:BA:1438:U:C6	2.45	0.52
25:BA:725:G:C6	25:BA:726:G:N1	2.77	0.52
35:BK:71:ARG:HH12	40:BP:74:ARG:HH22	1.57	0.52

Continued on next page...

Continued from previous page...

Atom-1	Atom-2	Interatomic distance (Å)	Clash overlap (Å)
37:BM:52:VAL:O	37:BM:56:ARG:HB2	2.10	0.52
53:C3:11:LEU:HD13	53:C3:12:GLU:H	1.74	0.52
25:CA:12:U:H6	25:CA:12:U:O5'	1.93	0.52
25:CA:1695:G:N2	25:CA:1696:G:C8	2.78	0.52
25:CA:2210:G:H21	25:CA:2211:G:C5'	2.17	0.52
25:CA:629:G:H2'	25:CA:630:G:H8	1.74	0.52
25:CA:648:G:C4'	25:CA:2351:G:H5''	2.40	0.52
25:CA:725:G:C6	25:CA:726:G:N1	2.78	0.52
27:CC:238:GLY:O	27:CC:239:ARG:C	2.47	0.52
43:CS:1:MET:HA	43:CS:1:MET:HE3	1.91	0.52
47:CW:53:MET:HA	47:CW:58:THR:O	2.10	0.52
1:DA:1510:U:H2'	1:DA:1511:G:C8	2.45	0.52
5:DE:91:LEU:HD12	5:DE:91:LEU:N	2.25	0.52
1:DA:1320:C:N4	19:DS:36:ARG:HG3	2.25	0.52
21:DU:9:ARG:O	21:DU:13:ILE:HD13	2.10	0.52
1:AA:675:A:H2'	1:AA:676:A:H8	1.73	0.52
1:AA:7:G:H5'	1:AA:298:A:O4'	2.10	0.52
6:AF:9:VAL:HG13	6:AF:59:TYR:O	2.10	0.52
25:BA:2346:A:C2	25:BA:2383:G:C2	2.98	0.52
25:BA:2562:U:H1'	35:BK:23:ARG:HH12	1.75	0.52
25:BA:2807:G:H3'	25:BA:2808:U:H5''	1.92	0.52
25:BA:774:A:H2	25:BA:787:U:HO2'	1.53	0.52
25:BA:448:U:H1'	29:BE:84:VAL:HG23	1.90	0.52
30:BF:7:LEU:HA	30:BF:10:LYS:HD2	1.92	0.52
30:BF:77:ILE:HB	30:BF:82:LEU:HB2	1.91	0.52
43:BS:22:ASP:HA	43:BS:25:ARG:NH1	2.25	0.52
47:BW:53:MET:HA	47:BW:58:THR:O	2.10	0.52
48:BX:27:GLU:CB	48:BX:33:LYS:HA	2.40	0.52
25:CA:2293:C:H4'	39:CO:93:LYS:HZ2	1.75	0.52
29:CE:14:PRO:HD3	29:CE:128:ALA:HB2	1.90	0.52
38:CN:84:ALA:HB3	38:CN:85:PRO:HD3	1.91	0.52
43:CS:15:ARG:O	43:CS:19:LEU:HD13	2.08	0.52
50:CZ:26:LEU:HB2	50:CZ:28:LEU:HD13	1.92	0.52
1:DA:1371:G:O3'	9:DI:69:GLY:HA3	2.10	0.52
1:DA:992:U:O2'	1:DA:993:G:H5''	2.10	0.52
9:DI:10:ARG:HH21	9:DI:107:ARG:HB2	1.75	0.52
17:DQ:82:MET:O	17:DQ:86:GLU:HG2	2.09	0.52
19:DS:63:THR:HG22	19:DS:66:MET:HG2	1.91	0.52
1:AA:1132:C:H2'	1:AA:1133:G:H8	1.75	0.52
1:AA:376:G:OP2	16:AP:67:THR:HG21	2.10	0.52
17:AQ:40:LYS:HG2	17:AQ:41:LYS:N	2.25	0.52

Continued on next page...

Continued from previous page...

Atom-1	Atom-2	Interatomic distance (Å)	Clash overlap (Å)
19:AS:63:THR:HG22	19:AS:66:MET:HG2	1.92	0.52
1:AA:176:C:H5''	20:AT:29:LYS:HZ1	1.73	0.52
1:AA:1286:A:H8	21:AU:22:ARG:HH21	1.58	0.52
22:AV:56:GLU:O	22:AV:60:GLN:HB2	2.10	0.52
25:BA:1337:G:H2'	25:BA:1338:G:O4'	2.10	0.52
25:BA:1678:G:O2'	25:BA:1679:U:H6	1.93	0.52
25:BA:685:A:H5''	25:BA:788:A:H62	1.75	0.52
27:BC:118:VAL:HG22	27:BC:119:ALA:N	2.22	0.52
27:BC:131:LEU:CD1	27:BC:136:ILE:HG12	2.39	0.52
27:BC:10:THR:HG23	27:BC:13:ARG:CB	2.40	0.52
38:BN:5:LYS:N	38:BN:5:LYS:HD2	2.25	0.52
45:BU:45:VAL:HA	45:BU:62:GLU:HA	1.92	0.52
36:CL:50:ARG:CB	55:C5:60:LEU:HD11	2.40	0.52
25:CA:2777:G:H5''	25:CA:2778:A:C5'	2.37	0.52
25:CA:443:A:C6	29:CE:45:ARG:HD2	2.45	0.52
30:CF:172:LEU:O	30:CF:176:LEU:HG	2.09	0.52
32:CH:109:ILE:HD13	32:CH:109:ILE:N	2.25	0.52
36:CL:114:ILE:HD12	36:CL:114:ILE:O	2.10	0.52
39:CO:26:LEU:HG	39:CO:39:ILE:HD13	1.92	0.52
40:CP:48:ILE:N	40:CP:48:ILE:HD12	2.25	0.52
41:CQ:50:ARG:NH2	42:CR:72:VAL:HG12	2.23	0.52
45:CU:8:LYS:H	45:CU:8:LYS:NZ	2.07	0.52
48:CX:21:ARG:HH21	48:CX:39:LYS:HE3	1.75	0.52
1:DA:243:A:H4'	1:DA:244:U:O5'	2.10	0.52
1:DA:676:A:H1'	11:DK:115:PRO:HB3	1.91	0.52
17:DQ:76:LEU:HD12	17:DQ:77:VAL:H	1.73	0.52
1:AA:1236:A:O2'	1:AA:1304:G:H4'	2.10	0.51
1:AA:667:G:H4'	15:AO:51:HIS:ND1	2.25	0.51
3:AC:22:TRP:HZ3	3:AC:24:ALA:HB2	1.72	0.51
1:AA:542:G:H5'	4:AD:41:GLY:CA	2.40	0.51
17:AQ:76:LEU:HD12	17:AQ:77:VAL:H	1.74	0.51
18:AR:54:ARG:HD2	18:AR:54:ARG:N	2.26	0.51
55:B5:52:LYS:N	55:B5:53:PRO:HD2	2.24	0.51
25:BA:1337:G:H2'	25:BA:1338:G:H8	1.75	0.51
25:BA:1404:C:O2'	25:BA:1405:U:H5'	2.10	0.51
25:BA:648:G:C4'	25:BA:2351:G:H5''	2.40	0.51
25:BA:2431:U:C6	25:BA:2433:A:OP2	2.63	0.51
25:BA:81:G:H21	45:BU:2:ARG:NH2	2.08	0.51
27:BC:144:ALA:HB3	27:BC:192:THR:CG2	2.39	0.51
25:BA:1655:A:H4'	28:BD:115:GLY:N	2.25	0.51
29:BE:51:THR:OG1	29:BE:88:VAL:HG11	2.10	0.51

Continued on next page...

Continued from previous page...

Atom-1	Atom-2	Interatomic distance (Å)	Clash overlap (Å)
36:BL:13:ASN:HD22	36:BL:13:ASN:H	1.57	0.51
48:BX:27:GLU:HB2	48:BX:33:LYS:HA	1.91	0.51
55:C5:53:PRO:HB2	55:C5:57:ARG:NH2	2.25	0.51
25:CA:1197:G:H2'	25:CA:1198:U:C6	2.44	0.51
25:CA:1337:G:H2'	25:CA:1338:G:O4'	2.10	0.51
25:CA:1678:G:O2'	25:CA:1679:U:H6	1.93	0.51
30:CF:15:VAL:HG11	30:CF:172:LEU:HD12	1.92	0.51
25:CA:1665:A:H5''	35:CK:66:LYS:HG3	1.90	0.51
41:CQ:92:ARG:CD	41:CQ:94:ASN:HB3	2.40	0.51
48:CX:37:ILE:CG2	48:CX:38:SER:N	2.73	0.51
50:CZ:15:TYR:O	50:CZ:20:LYS:HE2	2.09	0.51
1:DA:1095:U:H5'	1:DA:1109:C:O2	2.11	0.51
4:DD:118:ARG:O	4:DD:122:ARG:HB2	2.10	0.51
4:DD:173:TRP:CD1	4:DD:189:PRO:HG3	2.45	0.51
5:DE:149:GLU:O	5:DE:153:LYS:HB2	2.10	0.51
5:DE:47:LYS:HD3	5:DE:47:LYS:N	2.25	0.51
8:DH:80:ILE:N	8:DH:80:ILE:HD12	2.24	0.51
20:DT:72:LEU:HD23	20:DT:73:HIS:N	2.25	0.51
22:DV:56:GLU:O	22:DV:60:GLN:HB2	2.10	0.51
1:AA:1101:A:H4'	1:AA:1102:A:O5'	2.09	0.51
1:AA:601:C:H2'	1:AA:602:A:H8	1.75	0.51
1:AA:867:G:H2'	1:AA:868:C:C6	2.45	0.51
4:AD:30:LYS:C	4:AD:32:ALA:H	2.12	0.51
1:AA:728:A:C6	15:AO:54:ARG:HG3	2.45	0.51
22:AV:97:LEU:HD13	22:AV:102:MET:SD	2.50	0.51
25:BA:1388:G:H2'	25:BA:1389:G:C8	2.44	0.51
27:BC:105:ILE:HG12	27:BC:106:ILE:HD12	1.92	0.51
27:BC:34:VAL:O	27:BC:35:LYS:HD3	2.10	0.51
29:BE:9:ILE:H	29:BE:9:ILE:HD13	1.75	0.51
44:BT:21:PHE:CD2	44:BT:26:TYR:HD2	2.28	0.51
49:BY:2:LYS:CD	49:BY:2:LYS:H	2.23	0.51
25:CA:1404:C:O2'	25:CA:1405:U:H5'	2.10	0.51
27:CC:131:LEU:CD1	27:CC:136:ILE:HG12	2.40	0.51
27:CC:231:HIS:CG	27:CC:232:PRO:HD2	2.45	0.51
30:CF:116:ASP:OD2	13:DM:68:GLY:HA3	2.11	0.51
40:CP:31:SER:HB2	40:CP:85:LYS:H	1.76	0.51
25:CA:583:G:OP2	41:CQ:10:ARG:HD2	2.09	0.51
41:CQ:8:VAL:HG12	41:CQ:12:ARG:HG3	1.92	0.51
43:CS:4:LYS:HG2	43:CS:106:ILE:HG22	1.92	0.51
46:CV:152:ALA:HA	46:CV:155:LEU:HG	1.91	0.51
1:DA:687:A:H1'	1:DA:688:G:OP2	2.09	0.51

Continued on next page...

Continued from previous page...

Atom-1	Atom-2	Interatomic distance (Å)	Clash overlap (Å)
3:DC:10:PHE:HD2	3:DC:11:ARG:NH1	2.08	0.51
10:DJ:40:LEU:HB3	10:DJ:41:PRO:HD2	1.92	0.51
10:DJ:6:ILE:HG22	10:DJ:98:ILE:HG23	1.92	0.51
13:DM:23:TYR:HE1	13:DM:70:LEU:HD22	1.75	0.51
1:AA:102(B):C:H2'	1:AA:102(C):C:C6	2.44	0.51
1:AA:769:G:H4'	1:AA:1513:A:H4'	1.93	0.51
1:AA:687:A:H1'	1:AA:688:G:OP2	2.10	0.51
8:AH:36:LEU:HA	8:AH:39:LEU:HB3	1.91	0.51
12:AL:52:ARG:HD2	12:AL:52:ARG:N	2.26	0.51
13:AM:34:LEU:HD22	13:AM:39:ILE:HB	1.93	0.51
25:BA:835:A:OP1	55:B5:52:LYS:HG2	2.10	0.51
25:BA:12:U:O5'	25:BA:12:U:H6	1.93	0.51
25:BA:2150:U:H2'	25:BA:2151:G:C8	2.46	0.51
25:BA:2473:U:H2'	25:BA:2474:C:H5'	1.91	0.51
40:BP:128:GLU:O	40:BP:132:LYS:HG3	2.10	0.51
44:BT:30:VAL:HG12	44:BT:31:HIS:N	2.25	0.51
46:BV:71:VAL:HG22	46:BV:88:PHE:CE2	2.45	0.51
55:C5:57:ARG:HH11	55:C5:57:ARG:HB2	1.76	0.51
25:CA:1647:G:H3'	25:CA:1647:G:OP2	2.10	0.51
25:CA:1899:G:N2	25:CA:1902:C:N4	2.52	0.51
25:CA:185:U:H4'	25:CA:218:A:H4'	1.92	0.51
29:CE:9:ILE:H	29:CE:9:ILE:HD13	1.75	0.51
45:CU:20:TYR:CE1	45:CU:42:VAL:HA	2.45	0.51
46:CV:71:VAL:HG22	46:CV:88:PHE:CE2	2.46	0.51
49:CY:2:LYS:H	49:CY:2:LYS:CD	2.23	0.51
1:DA:1338:G:H21	23:DW:41:C:H1'	1.75	0.51
1:DA:258:G:H2'	1:DA:259:G:H8	1.75	0.51
1:DA:662:G:H2'	1:DA:663:A:C8	2.44	0.51
1:DA:89:U:H2'	1:DA:90:C:C6	2.45	0.51
1:DA:90:C:H2'	1:DA:91:C:C6	2.46	0.51
2:DB:131:PRO:O	2:DB:135:GLN:HG3	2.10	0.51
3:DC:8:ILE:CD1	3:DC:16:ARG:HH21	2.23	0.51
1:DA:542:G:H5'	4:DD:41:GLY:CA	2.40	0.51
5:AE:101:ILE:HD11	5:AE:119:LEU:CD2	2.38	0.51
11:AK:120:ARG:HH21	11:AK:126:ARG:HE	1.58	0.51
22:AV:18:LEU:HB2	22:AV:34:LEU:CD2	2.38	0.51
22:AV:285:LEU:CD2	22:AV:289:ARG:HD2	2.41	0.51
22:AV:198:THR:HB	22:AV:293:ILE:CD1	2.40	0.51
25:BA:1766:U:H2'	25:BA:1767:C:C6	2.43	0.51
25:BA:2732:G:H3'	25:BA:2733:A:O4'	2.10	0.51
25:BA:2783:G:H2'	25:BA:2784:C:C6	2.46	0.51

Continued on next page...

Continued from previous page...

Atom-1	Atom-2	Interatomic distance (Å)	Clash overlap (Å)
25:BA:2580:U:H5'	28:BD:131:ALA:H	1.75	0.51
29:BE:182:ASN:O	29:BE:186:ILE:HG12	2.11	0.51
31:BG:140:LYS:O	31:BG:144:VAL:HG23	2.09	0.51
34:BJ:90:LEU:O	34:BJ:111:GLU:HG3	2.11	0.51
25:CA:1405:U:H2'	25:CA:1406:U:H6	1.74	0.51
25:CA:1510:A:H2'	25:CA:1511:A:C8	2.46	0.51
25:CA:1703:G:H2'	25:CA:1704:G:H8	1.75	0.51
25:CA:2732:G:H3'	25:CA:2733:A:O4'	2.10	0.51
26:CB:46:A:O2'	26:CB:47:C:H6	1.93	0.51
30:CF:60:LEU:HD11	30:CF:92:VAL:CG1	2.38	0.51
1:DA:1236:A:O2'	1:DA:1304:G:H4'	2.10	0.51
1:DA:370:C:H2'	1:DA:371:G:C8	2.45	0.51
1:DA:867:G:H2'	1:DA:868:C:C6	2.45	0.51
1:DA:939:G:H5''	7:DG:102:ARG:NH1	2.22	0.51
2:DB:113:HIS:O	2:DB:116:GLU:HG2	2.11	0.51
2:DB:8:LYS:HA	2:DB:217:ARG:HH12	1.75	0.51
10:DJ:8:LEU:HG	10:DJ:96:ILE:HG22	1.92	0.51
14:DN:24:CYS:HB3	14:DN:29:ARG:N	2.24	0.51
17:DQ:37:LYS:C	17:DQ:38:ARG:HD2	2.30	0.51
1:DA:1286:A:H8	21:DU:22:ARG:HH21	1.58	0.51
1:AA:370:C:H2'	1:AA:371:G:C8	2.45	0.51
4:AD:185:PHE:HZ	4:AD:189:PRO:HD3	1.76	0.51
4:AD:74:GLN:HA	4:AD:77:ASN:HD22	1.74	0.51
10:AJ:38:ILE:HB	10:AJ:71:LEU:HB3	1.92	0.51
12:AL:85:ARG:HH21	12:AL:98:HIS:CG	2.29	0.51
18:AR:58:LEU:HB3	18:AR:62:GLU:HB2	1.91	0.51
21:AU:9:ARG:O	21:AU:13:ILE:HD13	2.10	0.51
22:AV:224:ALA:HA	22:AV:238:ALA:HB2	1.93	0.51
25:BA:1187:G:O5'	25:BA:1187:G:H8	1.93	0.51
25:BA:142:G:H2'	25:BA:143:C:C6	2.46	0.51
25:BA:1748:G:H2'	25:BA:1749:A:C8	2.45	0.51
25:BA:579:G:H2'	25:BA:580:C:C6	2.46	0.51
34:BJ:157:ARG:N	34:BJ:158:PRO:CD	2.73	0.51
41:BQ:16:LYS:O	41:BQ:20:LEU:HD23	2.09	0.51
47:BW:51:VAL:HG21	47:BW:80:HIS:HA	1.91	0.51
48:BX:37:ILE:CG2	48:BX:38:SER:N	2.73	0.51
51:C1:60:GLU:HB2	13:DM:57:ARG:HH12	1.75	0.51
25:CA:1295:C:H2'	25:CA:1296:G:H8	1.75	0.51
25:CA:1607:C:C4'	25:CA:1608:A:H5'	2.41	0.51
25:CA:2150:U:H2'	25:CA:2151:G:C8	2.46	0.51
29:CE:63:LYS:HA	29:CE:76:GLY:O	2.09	0.51

Continued on next page...

Continued from previous page...

Atom-1	Atom-2	Interatomic distance (Å)	Clash overlap (Å)
29:CE:51:THR:OG1	29:CE:88:VAL:HG11	2.09	0.51
30:CF:5:LEU:HD12	30:CF:101:ILE:HG22	1.93	0.51
43:CS:88:ARG:HB3	43:CS:92:ARG:HB2	1.92	0.51
44:CT:26:TYR:O	44:CT:81:VAL:HG22	2.11	0.51
46:CV:10:ARG:HH21	46:CV:26:GLY:H	1.58	0.51
1:DA:1117:G:N2	1:DA:1180:A:H1'	2.26	0.51
1:DA:1053:G:N7	1:DA:1199:U:H3'	2.26	0.51
1:DA:1453:G:H8	20:DT:58:LYS:HZ3	1.58	0.51
1:DA:554:C:H2'	1:DA:555:C:C6	2.46	0.51
1:AA:658:G:OP1	15:AO:31:LEU:HD21	2.10	0.51
2:AB:131:PRO:O	2:AB:135:GLN:HG3	2.10	0.51
2:AB:8:LYS:HA	2:AB:217:ARG:HH12	1.75	0.51
4:AD:13:ARG:NH2	4:AD:40:PRO:HA	2.26	0.51
5:AE:91:LEU:HD12	5:AE:91:LEU:N	2.25	0.51
8:AH:64:LYS:HD2	8:AH:79:VAL:HG11	1.91	0.51
9:AI:4:TYR:CE2	9:AI:88:TYR:HB2	2.46	0.51
10:AJ:40:LEU:HB3	10:AJ:41:PRO:HD2	1.92	0.51
25:BA:1178:C:H2'	25:BA:1179:C:C6	2.46	0.51
25:BA:1615:C:O2'	25:BA:1616:A:H5'	2.11	0.51
25:BA:1748:G:H2'	25:BA:1749:A:H8	1.74	0.51
25:BA:1796:U:H2'	25:BA:1797:C:C6	2.46	0.51
25:BA:2305:A:H2'	25:BA:2306:C:H5''	1.91	0.51
29:BE:29:ASN:H	29:BE:112:MET:CE	2.24	0.51
46:BV:10:ARG:HH21	46:BV:26:GLY:H	1.59	0.51
25:CA:1105:U:H2'	25:CA:1106:G:H8	1.74	0.51
25:CA:1178:C:H2'	25:CA:1179:C:C6	2.46	0.51
25:CA:1187:G:H8	25:CA:1187:G:O5'	1.93	0.51
25:CA:1270:C:H5'	25:CA:1271:G:C5'	2.40	0.51
25:CA:1748:G:H2'	25:CA:1749:A:C8	2.45	0.51
25:CA:2600:A:O2'	25:CA:2601:C:H5'	2.11	0.51
27:CC:10:THR:HG23	27:CC:13:ARG:CB	2.41	0.51
28:CD:49:LEU:O	28:CD:78:LEU:HA	2.10	0.51
1:DA:1227:A:OP2	13:DM:111:LYS:HE3	2.10	0.51
4:DD:185:PHE:HZ	4:DD:189:PRO:HD3	1.76	0.51
8:DH:82:HIS:HD2	8:DH:138:TRP:HE1	1.57	0.51
12:DL:85:ARG:HH21	12:DL:98:HIS:CG	2.29	0.51
17:DQ:40:LYS:HG2	17:DQ:41:LYS:N	2.26	0.51
17:DQ:21:VAL:HG11	17:DQ:59:ILE:HD11	1.92	0.51
19:DS:51:VAL:O	19:DS:58:VAL:HG22	2.11	0.51
22:DV:204:LYS:NZ	22:DV:204:LYS:HB2	2.26	0.51
22:DV:331:HIS:O	22:DV:334:PRO:HD2	2.11	0.51

Continued on next page...

Continued from previous page...

Atom-1	Atom-2	Interatomic distance (Å)	Clash overlap (Å)
1:AA:451:A:H61	1:AA:481:G:H5'	1.75	0.51
4:AD:118:ARG:O	4:AD:122:ARG:HB2	2.10	0.51
7:AG:106:GLN:O	7:AG:110:GLN:HG3	2.10	0.51
1:AA:261:U:H5	20:AT:79:ARG:CZ	2.24	0.51
54:B4:47:ARG:O	54:B4:48:LYS:HB2	2.10	0.51
25:BA:989:G:H5''	25:BA:1157:G:H4'	1.92	0.51
25:BA:583:G:OP2	41:BQ:10:ARG:HD2	2.10	0.51
27:BC:231:HIS:CG	27:BC:232:PRO:HD2	2.45	0.51
36:BL:114:ILE:HD12	36:BL:114:ILE:O	2.10	0.51
36:BL:62:LEU:HD13	36:BL:62:LEU:N	2.25	0.51
36:BL:91:PHE:CE2	36:BL:95:VAL:HG12	2.46	0.51
54:C4:47:ARG:O	54:C4:48:LYS:HB2	2.10	0.51
25:CA:835:A:OP1	55:C5:52:LYS:HG2	2.10	0.51
25:CA:1348:G:C2'	25:CA:1349:A:H5''	2.39	0.51
25:CA:1591:G:H2'	25:CA:1592:C:C6	2.46	0.51
25:CA:2807:G:H3'	25:CA:2808:U:H5''	1.91	0.51
27:CC:129:ASN:O	27:CC:193:VAL:HG12	2.11	0.51
28:CD:104:VAL:HG22	28:CD:198:VAL:HG22	1.93	0.51
34:CJ:157:ARG:N	34:CJ:158:PRO:CD	2.73	0.51
5:DE:127:ASN:O	5:DE:131:ILE:HG12	2.10	0.51
11:DK:92:GLU:O	11:DK:96:ARG:HG2	2.10	0.51
13:DM:23:TYR:CE1	13:DM:70:LEU:HD22	2.46	0.51
22:DV:97:LEU:HD13	22:DV:102:MET:SD	2.51	0.51
1:AA:1523:G:H2'	1:AA:1524:C:C6	2.45	0.51
1:AA:515:G:H2'	1:AA:516:U:O4'	2.11	0.51
1:AA:554:C:H2'	1:AA:555:C:C6	2.45	0.51
1:AA:992:U:O2'	1:AA:993:G:H5''	2.10	0.51
12:AL:46:LYS:HG2	12:AL:47:PRO:N	2.24	0.51
13:AM:113:PRO:O	13:AM:115:LYS:HD3	2.11	0.51
18:AR:59:SER:HB3	18:AR:62:GLU:HG3	1.92	0.51
25:BA:1493:C:H2'	25:BA:1493:C:O2	2.10	0.51
25:BA:185:U:H4'	25:BA:218:A:H4'	1.93	0.51
25:BA:806:C:OP2	36:BL:39:LYS:HD2	2.09	0.51
27:BC:11:PRO:C	27:BC:13:ARG:H	2.13	0.51
27:BC:238:GLY:O	27:BC:239:ARG:C	2.49	0.51
29:BE:63:LYS:HA	29:BE:76:GLY:O	2.11	0.51
39:BO:11:LYS:O	39:BO:91:PRO:HG3	2.11	0.51
48:BX:70:VAL:O	48:BX:74:VAL:HG23	2.11	0.51
50:BZ:1:MET:HE2	50:BZ:39:ASP:HB3	1.93	0.51
52:C2:40:LYS:CE	52:C2:46:CYS:HB3	2.37	0.51
25:CA:1328:G:H2'	25:CA:1330:C:C5	2.46	0.51

Continued on next page...

Continued from previous page...

Atom-1	Atom-2	Interatomic distance (Å)	Clash overlap (Å)
25:CA:2783:G:H2'	25:CA:2784:C:C6	2.46	0.51
25:CA:384:U:H2'	25:CA:385:C:H6	1.76	0.51
25:CA:388:G:H5'	25:CA:389:G:OP2	2.11	0.51
25:CA:560:C:H1'	41:CQ:49:HIS:HE1	1.75	0.51
26:CB:46:A:O2'	26:CB:47:C:C6	2.61	0.51
32:CH:79:ILE:HG22	32:CH:81:VAL:CG2	2.41	0.51
44:CT:8:ILE:H	44:CT:8:ILE:HD12	1.75	0.51
1:DA:658:G:OP1	15:DO:31:LEU:HD21	2.11	0.51
2:DB:97:TRP:HZ2	2:DB:102:LEU:HD13	1.76	0.51
3:DC:19:GLU:HG3	3:DC:54:ARG:HD2	1.93	0.51
7:DG:65:ALA:O	7:DG:69:VAL:HG23	2.11	0.51
9:DI:4:TYR:CE2	9:DI:88:TYR:HB2	2.46	0.51
16:DP:6:LEU:HB3	16:DP:17:TYR:HB3	1.93	0.51
1:DA:266:G:O2'	17:DQ:67:LYS:HD2	2.09	0.51
1:AA:1316:G:H2'	1:AA:1317:C:H5''	1.91	0.51
1:AA:678:U:H2'	1:AA:679:C:C6	2.46	0.51
1:AA:79:G:H1	1:AA:90:C:H42	1.58	0.51
4:AD:188:LEU:HD12	4:AD:188:LEU:H	1.76	0.51
25:BA:1647:G:H3'	25:BA:1647:G:OP2	2.11	0.51
25:BA:2818:G:H4'	25:BA:2837:G:O4'	2.11	0.51
25:BA:461:C:H42	25:BA:468:G:H1	1.58	0.51
25:BA:616:A:O2'	25:BA:617:G:C8	2.64	0.51
41:BQ:92:ARG:CD	41:BQ:94:ASN:HB3	2.40	0.51
44:BT:26:TYR:O	44:BT:81:VAL:HG22	2.11	0.51
45:BU:8:LYS:NZ	45:BU:8:LYS:H	2.09	0.51
46:BV:54:HIS:HB3	46:BV:101:PRO:HD3	1.92	0.51
25:CA:1083:U:H2'	25:CA:1085:A:OP2	2.10	0.51
25:CA:989:G:H5''	25:CA:1157:G:H4'	1.93	0.51
25:CA:142:G:H2'	25:CA:143:C:C6	2.46	0.51
25:CA:2028:U:H2'	25:CA:2029:G:C8	2.45	0.51
25:CA:441:U:H2'	25:CA:442:G:C8	2.46	0.51
25:CA:764:A:H3'	25:CA:765:G:H5'	1.92	0.51
27:CC:11:PRO:C	27:CC:13:ARG:H	2.13	0.51
30:CF:7:LEU:HA	30:CF:10:LYS:HD2	1.92	0.51
36:CL:91:PHE:CE2	36:CL:95:VAL:HG12	2.46	0.51
40:CP:117:ASP:O	40:CP:121:ILE:HG13	2.11	0.51
2:DB:52:GLU:O	2:DB:56:ARG:HG3	2.11	0.51
13:DM:106:ASN:O	13:DM:107:ALA:HB3	2.11	0.51
17:DQ:81:ARG:HA	17:DQ:81:ARG:HE	1.76	0.51
20:DT:90:GLN:O	20:DT:93:GLU:HB3	2.11	0.51
22:DV:122:LEU:O	22:DV:125:ARG:HG2	2.11	0.51

Continued on next page...

Continued from previous page...

Atom-1	Atom-2	Interatomic distance (Å)	Clash overlap (Å)
22:DV:285:LEU:CD2	22:DV:289:ARG:HD2	2.41	0.51
22:DV:198:THR:HB	22:DV:293:ILE:CD1	2.41	0.51
1:AA:90:C:H2'	1:AA:91:C:C6	2.46	0.51
2:AB:113:HIS:O	2:AB:116:GLU:HG2	2.11	0.51
2:AB:52:GLU:O	2:AB:56:ARG:HG3	2.10	0.51
3:AC:10:PHE:HD2	3:AC:11:ARG:NH1	2.09	0.51
4:AD:173:TRP:CD1	4:AD:189:PRO:HG3	2.46	0.51
22:AV:204:LYS:NZ	22:AV:204:LYS:HB2	2.26	0.51
22:AV:217:ILE:HD11	22:AV:243:HIS:HD2	1.76	0.51
25:BA:1270:C:H5'	25:BA:1271:G:C5'	2.40	0.51
25:BA:1614:A:H2'	25:BA:1615:C:H5'	1.93	0.51
25:BA:1695:G:N2	25:BA:1696:G:C8	2.79	0.51
25:BA:1703:G:H2'	25:BA:1704:G:H8	1.76	0.51
25:BA:25:U:H2'	25:BA:26:G:O4'	2.11	0.51
25:BA:273(G):C:C3'	25:BA:274:G:H5''	2.30	0.51
25:BA:441:U:H2'	25:BA:442:G:C8	2.46	0.51
25:BA:836:G:H2'	25:BA:837:C:C6	2.45	0.51
25:BA:863:A:H2'	25:BA:864:G:C8	2.46	0.51
25:BA:2679:A:H5'	28:BD:165:VAL:HG11	1.93	0.51
32:BH:77:LEU:HD11	32:BH:101:LEU:HB2	1.92	0.51
34:BJ:62:ARG:HE	34:BJ:64:ASP:HB2	1.75	0.51
39:BO:14:VAL:HG11	39:BO:89:ARG:HD3	1.93	0.51
44:BT:8:ILE:H	44:BT:8:ILE:HD12	1.76	0.51
45:BU:11:ASP:H	45:BU:27:VAL:HG23	1.76	0.51
46:BV:108:PRO:HG3	46:BV:141:VAL:HG22	1.93	0.51
48:BX:46:LEU:HD23	48:BX:46:LEU:O	2.10	0.51
50:BZ:26:LEU:HB2	50:BZ:28:LEU:HD13	1.92	0.51
25:CA:1541:U:C3'	25:CA:1542:G:H3'	2.28	0.51
25:CA:1543:A:C8	25:CA:1545:A:H5'	2.46	0.51
25:CA:2127:G:H21	25:CA:2173:A:H1'	1.75	0.51
25:CA:2346:A:C2	25:CA:2383:G:C2	2.99	0.51
25:CA:685:A:H5''	25:CA:788:A:H62	1.74	0.51
25:CA:2679:A:H5'	28:CD:165:VAL:HG11	1.93	0.51
30:CF:47:LYS:HG3	30:CF:82:LEU:CD2	2.41	0.51
39:CO:14:VAL:HG11	39:CO:89:ARG:HD3	1.93	0.51
44:CT:30:VAL:HG12	44:CT:31:HIS:N	2.26	0.51
49:CY:39:ALA:HA	49:CY:45:SER:CB	2.33	0.51
1:DA:1132:C:H2'	1:DA:1133:G:H8	1.76	0.51
2:DB:162:ILE:HD12	2:DB:162:ILE:O	2.10	0.51
4:DD:116:GLN:O	4:DD:119:GLN:HB3	2.10	0.51
5:DE:137:GLU:O	5:DE:141:GLN:HG3	2.10	0.51

Continued on next page...

Continued from previous page...

Atom-1	Atom-2	Interatomic distance (Å)	Clash overlap (Å)
1:DA:1228:C:H4'	13:DM:116:THR:O	2.11	0.51
22:DV:96:LEU:HD11	22:DV:347:GLN:CB	2.41	0.51
1:AA:103(C):G:H2'	1:AA:1033:G:C8	2.46	0.50
1:AA:927:G:H1	1:AA:1390:U:H3	1.58	0.50
1:AA:542:G:H5'	4:AD:41:GLY:HA2	1.93	0.50
1:AA:723:U:H5''	1:AA:724:G:OP2	2.11	0.50
1:AA:673:G:H5''	6:AF:87:ARG:HH12	1.73	0.50
10:AJ:8:LEU:HG	10:AJ:96:ILE:HG22	1.92	0.50
1:AA:1320:C:N4	19:AS:36:ARG:HG3	2.25	0.50
22:AV:1:MET:O	22:AV:5:LEU:HG	2.11	0.50
25:BA:1543:A:H8	25:BA:1543:A:H3'	1.76	0.50
25:BA:1657:C:H2'	25:BA:1658:C:H6	1.76	0.50
25:BA:2028:U:H2'	25:BA:2029:G:C8	2.46	0.50
25:BA:2127:G:H21	25:BA:2173:A:H1'	1.75	0.50
25:BA:2393:A:C5'	36:BL:62:LEU:HD12	2.41	0.50
25:BA:398:G:H2'	25:BA:399:G:C8	2.46	0.50
30:BF:47:LYS:HG3	30:BF:82:LEU:CD2	2.41	0.50
34:BJ:127:LYS:HB2	34:BJ:140:PHE:CE1	2.46	0.50
44:BT:37:THR:O	44:BT:40:LYS:HB3	2.10	0.50
48:BX:11:ARG:HG3	48:BX:62:VAL:CA	2.40	0.50
25:CA:2113:U:H2'	25:CA:2114:A:C8	2.46	0.50
26:CB:75:G:H21	46:CV:85:HIS:CE1	2.29	0.50
37:CM:60:ARG:HB2	37:CM:60:ARG:HH11	1.76	0.50
45:CU:75:ILE:HG13	45:CU:80:GLY:H	1.75	0.50
1:DA:103(A):A:H2'	1:DA:103(B):G:O4'	2.11	0.50
1:DA:769:G:H4'	1:DA:1513:A:H4'	1.92	0.50
1:DA:922:G:H2'	1:DA:923:A:C8	2.45	0.50
7:DG:106:GLN:O	7:DG:110:GLN:HG3	2.10	0.50
1:DA:261:U:H5	20:DT:79:ARG:CZ	2.24	0.50
1:AA:103(A):A:H2'	1:AA:103(B):G:O4'	2.11	0.50
1:AA:1453:G:H8	20:AT:58:LYS:HZ3	1.58	0.50
1:AA:356:A:H1'	1:AA:368:U:HO2'	1.75	0.50
2:AB:73:THR:HA	2:AB:94:ASN:O	2.11	0.50
3:AC:173:VAL:N	3:AC:174:PRO:HD3	2.26	0.50
6:AF:82:ARG:HB2	6:AF:85:VAL:HG23	1.93	0.50
12:AL:103:VAL:HG12	12:AL:104:TYR:CD1	2.47	0.50
13:AM:15:VAL:O	13:AM:19:LEU:HD23	2.12	0.50
16:AP:13:HIS:C	16:AP:15:PRO:HD3	2.32	0.50
25:BA:1348:G:C2'	25:BA:1349:A:H5''	2.38	0.50
25:BA:118:A:N3	25:BA:178:G:H1'	2.26	0.50
25:BA:2113:U:H2'	25:BA:2114:A:C8	2.46	0.50

Continued on next page...

Continued from previous page...

Atom-1	Atom-2	Interatomic distance (Å)	Clash overlap (Å)
28:BD:54:GLN:HB2	28:BD:74:PRO:O	2.11	0.50
37:BM:43:THR:OG1	37:BM:46:GLN:HG3	2.11	0.50
40:BP:117:ASP:O	40:BP:121:ILE:HG13	2.10	0.50
41:BQ:8:VAL:HG12	41:BQ:12:ARG:HG3	1.91	0.50
46:BV:136:PHE:C	46:BV:137:ILE:HD12	2.31	0.50
46:BV:24:LEU:HD12	46:BV:25:PRO:HD2	1.92	0.50
25:CA:1796:U:H2'	25:CA:1797:C:C6	2.46	0.50
25:CA:2052:G:C8	28:CD:141:ILE:HD11	2.47	0.50
25:CA:235:U:H2'	25:CA:236:C:C6	2.46	0.50
25:CA:398:G:H2'	25:CA:399:G:C8	2.46	0.50
27:CC:118:VAL:HG22	27:CC:119:ALA:N	2.22	0.50
27:CC:5:LYS:HD2	27:CC:5:LYS:H	1.76	0.50
28:CD:4:ILE:HD13	28:CD:91:VAL:HG23	1.93	0.50
39:CO:11:LYS:O	39:CO:91:PRO:HG3	2.11	0.50
45:CU:81:LYS:CD	45:CU:97:ARG:HB3	2.40	0.50
40:CP:118:ARG:HD2	1:DA:1443:G:N7	2.26	0.50
2:DB:73:THR:HA	2:DB:94:ASN:O	2.11	0.50
11:DK:43:SER:HA	11:DK:47:VAL:HG21	1.93	0.50
13:DM:113:PRO:O	13:DM:115:LYS:HD3	2.11	0.50
22:DV:84:ARG:O	22:DV:88:LEU:HG	2.11	0.50
1:AA:1510:U:H2'	1:AA:1511:G:C8	2.46	0.50
1:AA:496:A:H4'	1:AA:497:U:OP1	2.12	0.50
1:AA:922:G:H2'	1:AA:923:A:C8	2.45	0.50
5:AE:149:GLU:O	5:AE:153:LYS:HB2	2.10	0.50
11:AK:24:SER:HB3	11:AK:27:ASN:O	2.10	0.50
25:BA:1050:A:H2'	25:BA:1051:G:C8	2.47	0.50
25:BA:1054:A:H2'	25:BA:1055:G:C8	2.46	0.50
25:BA:1336:A:H2'	25:BA:1337:G:C8	2.46	0.50
25:BA:1591:G:H2'	25:BA:1592:C:C6	2.46	0.50
25:BA:218:A:H2	25:BA:235:U:H4'	1.76	0.50
25:BA:384:U:H2'	25:BA:385:C:H6	1.76	0.50
28:BD:50:GLY:HA3	28:BD:75:VAL:HG11	1.94	0.50
29:BE:199:TRP:O	29:BE:203:GLN:HG2	2.11	0.50
42:BR:38:LEU:HD23	42:BR:39:LEU:N	2.25	0.50
43:BS:88:ARG:HB3	43:BS:92:ARG:HB2	1.93	0.50
45:BU:96:ILE:HG23	45:BU:101:LYS:O	2.11	0.50
26:BB:75:G:H21	46:BV:85:HIS:CE1	2.29	0.50
48:BX:19:GLN:HG2	48:BX:41:ARG:CB	2.41	0.50
49:BY:52:ASP:O	49:BY:56:GLN:HB2	2.12	0.50
25:CA:2400:G:C4'	53:C3:19:ARG:HD3	2.34	0.50
25:CA:2432:A:N3	25:CA:2432:A:H2'	2.25	0.50

Continued on next page...

Continued from previous page...

Atom-1	Atom-2	Interatomic distance (Å)	Clash overlap (Å)
25:CA:2729:G:H1'	28:CD:187:ALA:HB3	1.94	0.50
25:CA:2795:G:H3'	25:CA:2797:U:C5'	2.42	0.50
25:CA:620:G:H8	25:CA:622:G:O6	1.95	0.50
46:CV:24:LEU:HD12	46:CV:25:PRO:HD2	1.93	0.50
1:DA:542:G:H5'	4:DD:41:GLY:HA2	1.93	0.50
5:DE:45:PHE:CE2	5:DE:47:LYS:HD2	2.46	0.50
9:DI:85:LEU:HD12	9:DI:86:VAL:N	2.26	0.50
14:DN:37:PHE:HZ	14:DN:56:VAL:HG21	1.75	0.50
22:DV:177:VAL:HG22	22:DV:178:HIS:H	1.75	0.50
1:AA:1117:G:N2	1:AA:1180:A:H1'	2.26	0.50
2:AB:97:TRP:HZ2	2:AB:102:LEU:HD13	1.77	0.50
3:AC:19:GLU:HG3	3:AC:54:ARG:HD2	1.93	0.50
9:AI:83:ARG:HA	9:AI:86:VAL:HG12	1.94	0.50
10:AJ:6:ILE:HG22	10:AJ:98:ILE:HG23	1.92	0.50
13:AM:23:TYR:CE1	13:AM:70:LEU:HD22	2.46	0.50
23:AW:24:U:O2'	25:BA:1923:U:H5''	2.10	0.50
55:B5:57:ARG:HH11	55:B5:57:ARG:HB2	1.76	0.50
25:BA:531:C:C5	25:BA:2035:G:C2	2.99	0.50
25:BA:2588:G:C2'	25:BA:2589:A:C5'	2.90	0.50
26:BB:8:U:H5''	39:BO:15:ARG:HH22	1.77	0.50
30:BF:5:LEU:HD12	30:BF:101:ILE:HG22	1.93	0.50
30:BF:85:GLY:C	30:BF:86:MET:HG3	2.32	0.50
42:BR:47:VAL:HG13	42:BR:52:VAL:N	2.27	0.50
25:CA:1054:A:H2'	25:CA:1055:G:C8	2.47	0.50
25:CA:132:G:C6	25:CA:133:C:C4	3.00	0.50
25:CA:2773:C:H2'	25:CA:2774:C:H6	1.76	0.50
29:CE:29:ASN:H	29:CE:112:MET:CE	2.24	0.50
32:CH:77:LEU:HD11	32:CH:101:LEU:HB2	1.91	0.50
34:CJ:135:LEU:HD23	34:CJ:136:GLY:N	2.26	0.50
40:CP:108:ARG:HA	40:CP:111:ARG:HG3	1.93	0.50
46:CV:14:LYS:HB2	46:CV:17:ALA:HB3	1.93	0.50
1:DA:103(C):G:H2'	1:DA:1033:G:C8	2.46	0.50
3:DC:77:ILE:C	3:DC:83:ARG:HB3	2.31	0.50
13:DM:15:VAL:O	13:DM:19:LEU:HD23	2.11	0.50
18:DR:54:ARG:HD2	18:DR:54:ARG:N	2.26	0.50
18:DR:59:SER:HB3	18:DR:62:GLU:HG3	1.92	0.50
10:AJ:75:ILE:HG13	10:AJ:76:ASN:N	2.22	0.50
22:AV:111:ILE:HD12	22:AV:111:ILE:N	2.26	0.50
22:AV:234:THR:HG21	25:BA:2452:C:H5''	1.92	0.50
22:AV:331:HIS:O	22:AV:334:PRO:HD2	2.12	0.50
55:B5:53:PRO:HB2	55:B5:57:ARG:NH2	2.26	0.50

Continued on next page...

Continued from previous page...

Atom-1	Atom-2	Interatomic distance (Å)	Clash overlap (Å)
25:BA:1295:C:H2'	25:BA:1296:G:C8	2.47	0.50
25:BA:1678:G:H21	25:BA:1989:G:H22	1.59	0.50
25:BA:235:U:H2'	25:BA:236:C:C6	2.46	0.50
36:BL:50:ARG:HB2	55:B5:60:LEU:HD11	1.92	0.50
39:BO:31:SER:HB3	39:BO:34:HIS:H	1.77	0.50
46:BV:118:GLN:HG3	46:BV:175:VAL:HG13	1.94	0.50
46:BV:125:LEU:HD23	46:BV:126:VAL:N	2.26	0.50
48:BX:11:ARG:HB2	48:BX:13:ILE:HG22	1.93	0.50
25:CA:2420:C:P	55:C5:34:TRP:HA	2.52	0.50
25:CA:1437:C:H2'	25:CA:1438:U:C6	2.45	0.50
25:CA:2564:A:C2	25:CA:2647:U:H4'	2.47	0.50
25:CA:712(B):A:H5''	25:CA:2713:A:OP2	2.11	0.50
29:CE:117:ARG:HH22	29:CE:187:VAL:HA	1.76	0.50
29:CE:179:GLU:H	29:CE:179:GLU:CD	2.15	0.50
36:CL:57:THR:C	36:CL:59:LEU:N	2.65	0.50
39:CO:26:LEU:HG	39:CO:39:ILE:CD1	2.41	0.50
44:CT:89:ILE:O	44:CT:93:GLU:HG2	2.12	0.50
45:CU:11:ASP:H	45:CU:27:VAL:HG23	1.75	0.50
46:CV:125:LEU:HD23	46:CV:126:VAL:N	2.27	0.50
48:CX:11:ARG:HB2	48:CX:13:ILE:HG22	1.94	0.50
1:DA:1329:A:H2'	1:DA:1330:U:O4'	2.12	0.50
1:DA:405:U:H3'	1:DA:406:G:H5'	1.94	0.50
1:DA:450:G:C8	1:DA:481:G:C6	3.00	0.50
1:DA:601:C:H2'	1:DA:602:A:H8	1.75	0.50
4:DD:108:LEU:HD23	4:DD:110:PHE:HE2	1.77	0.50
7:DG:101:LEU:O	7:DG:105:VAL:HG23	2.11	0.50
22:DV:217:ILE:HD11	22:DV:243:HIS:HD2	1.77	0.50
22:DV:92:LEU:HG	22:DV:348:LEU:HD22	1.93	0.50
1:AA:1350:A:H2'	1:AA:1351:U:O4'	2.11	0.50
1:AA:825:G:N2	8:AH:11:THR:HG21	2.27	0.50
2:AB:178:ARG:HE	8:AH:74:PRO:HD3	1.76	0.50
3:AC:120:VAL:HG21	3:AC:137:ALA:HB2	1.92	0.50
4:AD:167:GLY:HA3	27:CC:135:PHE:HE2	1.77	0.50
13:AM:23:TYR:HE1	13:AM:70:LEU:HD22	1.76	0.50
14:AN:37:PHE:HZ	14:AN:56:VAL:HG21	1.75	0.50
16:AP:6:LEU:HB3	16:AP:17:TYR:HB3	1.94	0.50
52:B2:33:CYS:HB2	52:B2:34:PRO:HD2	1.93	0.50
25:BA:1405:U:H2'	25:BA:1406:U:H6	1.75	0.50
25:BA:1510:A:H2'	25:BA:1511:A:C8	2.46	0.50
25:BA:1607:C:C4'	25:BA:1608:A:H5'	2.41	0.50
25:BA:1612:C:H4'	54:B4:5:TRP:O	2.12	0.50

Continued on next page...

Continued from previous page...

Atom-1	Atom-2	Interatomic distance (Å)	Clash overlap (Å)
25:BA:2128:C:H2'	25:BA:2129:C:C6	2.47	0.50
25:BA:2773:C:H2'	25:BA:2774:C:H6	1.77	0.50
25:BA:774:A:HO2'	25:BA:775:G:H8	1.58	0.50
27:BC:118:VAL:HG12	27:BC:129:ASN:ND2	2.27	0.50
28:BD:51:PHE:HB3	28:BD:52:LEU:HD12	1.93	0.50
29:BE:18:ARG:HG3	29:BE:18:ARG:O	2.12	0.50
32:BH:109:ILE:HD13	32:BH:109:ILE:N	2.26	0.50
34:BJ:135:LEU:HD23	34:BJ:136:GLY:N	2.26	0.50
39:BO:26:LEU:HG	39:BO:39:ILE:HD13	1.92	0.50
40:BP:31:SER:HB2	40:BP:85:LYS:H	1.76	0.50
44:BT:11:PRO:HG3	49:BY:37:PHE:CE2	2.46	0.50
25:CA:1532:C:C2	25:CA:1540:G:N2	2.80	0.50
25:CA:647:G:N2	25:CA:2350:C:H4'	2.26	0.50
25:CA:329:G:H4'	25:CA:330:A:OP2	2.11	0.50
27:CC:242:ARG:CD	27:CC:242:ARG:H	2.20	0.50
28:CD:54:GLN:HB2	28:CD:74:PRO:O	2.11	0.50
30:CF:6:ALA:HB1	30:CF:10:LYS:HE3	1.94	0.50
1:DA:1073:U:H2'	1:DA:1074:G:C8	2.46	0.50
1:DA:186(E):C:H2'	1:DA:186(F):C:C6	2.47	0.50
1:DA:724:G:C2	1:DA:725:G:C8	2.99	0.50
1:DA:825:G:N2	8:DH:11:THR:HG21	2.27	0.50
2:DB:178:ARG:HE	8:DH:74:PRO:HD3	1.77	0.50
1:DA:673:G:H5''	6:DF:87:ARG:HH12	1.73	0.50
12:DL:52:ARG:HD2	12:DL:52:ARG:N	2.25	0.50
16:DP:19:ILE:HG22	16:DP:36:ILE:HD11	1.94	0.50
1:AA:923:A:H2'	1:AA:924:C:C6	2.47	0.50
3:AC:77:ILE:C	3:AC:83:ARG:HB3	2.31	0.50
20:AT:30:LYS:HE3	20:AT:34:LYS:HE3	1.93	0.50
25:BA:132:G:C6	25:BA:133:C:C4	3.00	0.50
25:BA:1826:G:H4'	27:BC:242:ARG:HE	1.75	0.50
25:BA:558:G:H5''	34:BJ:135:LEU:HD22	1.94	0.50
25:BA:996:A:H2'	25:BA:997:G:C8	2.47	0.50
29:BE:179:GLU:CD	29:BE:179:GLU:H	2.15	0.50
25:BA:448:U:H1'	29:BE:84:VAL:CG2	2.42	0.50
31:BG:84:SER:HA	31:BG:133:VAL:O	2.12	0.50
25:BA:636:G:OP1	36:BL:132:LYS:HD3	2.12	0.50
36:BL:50:ARG:CB	55:B5:60:LEU:HD11	2.41	0.50
49:BY:16:LEU:HB2	49:BY:20:GLU:CG	2.41	0.50
25:CA:1493:C:O2	25:CA:1493:C:H2'	2.10	0.50
25:CA:2061:G:H5''	25:CA:2503:A:C2	2.47	0.50
25:CA:2306:C:H2'	25:CA:2307:G:H5'	1.93	0.50

Continued on next page...

Continued from previous page...

Atom-1	Atom-2	Interatomic distance (Å)	Clash overlap (Å)
25:CA:321:G:C2	25:CA:341:G:H4'	2.47	0.50
25:CA:761:A:O5'	25:CA:761:A:H8	1.95	0.50
25:CA:996:A:H2'	25:CA:997:G:C8	2.47	0.50
25:CA:1826:G:H4'	27:CC:242:ARG:NE	2.27	0.50
25:CA:773:U:C5'	27:CC:47:GLY:HA3	2.42	0.50
30:CF:85:GLY:C	30:CF:86:MET:HG3	2.32	0.50
36:CL:135:LEU:O	36:CL:135:LEU:HD13	2.11	0.50
3:DC:6:HIS:HD2	3:DC:7:PRO:HD2	1.77	0.50
6:DF:82:ARG:HB2	6:DF:85:VAL:HG23	1.93	0.50
25:CA:715:G:N2	15:DO:40:SER:OG	2.43	0.50
22:DV:212:LEU:HB2	22:DV:214:MET:HE3	1.94	0.50
1:AA:724:G:C2	1:AA:725:G:C8	3.00	0.50
22:AV:122:LEU:O	22:AV:125:ARG:HG2	2.12	0.50
22:AV:212:LEU:HB2	22:AV:214:MET:HE3	1.92	0.50
22:AV:84:ARG:O	22:AV:88:LEU:HG	2.11	0.50
25:BA:1266:G:H5''	52:B2:23:HIS:NE2	2.27	0.50
25:BA:1543:A:C8	25:BA:1545:A:H5'	2.47	0.50
25:BA:2052:G:H4'	28:BD:143:ASN:O	2.12	0.50
25:BA:2306:C:H2'	25:BA:2307:G:H5'	1.93	0.50
25:BA:2636:U:H1'	25:BA:2783:G:N2	2.27	0.50
25:BA:388:G:H5'	25:BA:389:G:OP2	2.12	0.50
26:BB:70:C:H2'	26:BB:71:C:C6	2.47	0.50
30:BF:106:LEU:HB3	30:BF:107:LEU:HD23	1.94	0.50
37:BM:80:GLU:HA	37:BM:80:GLU:OE2	2.12	0.50
25:BA:911:A:C6	37:BM:9:TYR:HE1	2.30	0.50
38:BN:18:LEU:HD11	38:BN:22:ARG:CZ	2.42	0.50
40:BP:23:ARG:NH2	40:BP:120:ARG:HD3	2.27	0.50
46:BV:14:LYS:HB2	46:BV:17:ALA:HB3	1.93	0.50
47:BW:32:ARG:CA	47:BW:35:ASN:HD21	2.25	0.50
25:CA:1337:G:H2'	25:CA:1338:G:H8	1.76	0.50
25:CA:2128:C:H2'	25:CA:2129:C:C6	2.47	0.50
25:CA:2212:A:H1'	25:CA:2215:G:C5	2.47	0.50
25:CA:826:U:H5'	25:CA:2428:G:O2'	2.11	0.50
25:CA:2713:A:H3'	25:CA:2714:G:H5''	1.94	0.50
25:CA:422:A:C6	25:CA:423:A:C6	3.00	0.50
25:CA:722:A:H2'	25:CA:723:G:C8	2.47	0.50
25:CA:863:A:H2'	25:CA:864:G:C8	2.45	0.50
31:CG:68:THR:O	31:CG:72:ILE:HG12	2.12	0.50
34:CJ:90:LEU:O	34:CJ:111:GLU:HG3	2.11	0.50
36:CL:62:LEU:HD13	36:CL:62:LEU:N	2.27	0.50
38:CN:10:LEU:HB2	38:CN:17:ARG:HE	1.77	0.50

Continued on next page...

Continued from previous page...

Atom-1	Atom-2	Interatomic distance (Å)	Clash overlap (Å)
43:CS:18:ARG:HG2	43:CS:76:VAL:CG1	2.42	0.50
46:CV:108:PRO:HG3	46:CV:141:VAL:HG22	1.93	0.50
47:CW:32:ARG:CA	47:CW:35:ASN:HD21	2.25	0.50
1:DA:1113:C:O5'	1:DA:1113:C:H6	1.95	0.50
25:CA:1703:G:O2'	1:DA:1429:C:H4'	2.12	0.50
1:DA:1523:G:H2'	1:DA:1524:C:C6	2.47	0.50
1:DA:357:G:H2'	1:DA:358:U:H5''	1.93	0.50
1:DA:451:A:H61	1:DA:481:G:H5'	1.76	0.50
1:DA:67:C:H2'	1:DA:68:G:H8	1.77	0.50
1:DA:79:G:H1	1:DA:90:C:H42	1.58	0.50
3:DC:173:VAL:N	3:DC:174:PRO:HD3	2.26	0.50
8:DH:51:VAL:HG21	8:DH:60:ARG:HG3	1.94	0.50
13:DM:34:LEU:HD22	13:DM:39:ILE:HB	1.93	0.50
3:DC:30:ARG:CD	14:DN:38:GLY:HA3	2.41	0.50
16:DP:13:HIS:C	16:DP:15:PRO:HD3	2.32	0.50
20:DT:30:LYS:HE3	20:DT:34:LYS:HE3	1.93	0.50
22:DV:224:ALA:HA	22:DV:238:ALA:HB2	1.92	0.50
22:DV:1:MET:O	22:DV:5:LEU:HG	2.12	0.50
1:AA:945:G:N3	1:AA:945:G:H2'	2.27	0.50
2:AB:118:LEU:HD13	2:AB:142:LEU:HA	1.94	0.50
2:AB:162:ILE:O	2:AB:162:ILE:HD12	2.11	0.50
2:AB:75:LYS:C	2:AB:75:LYS:HD3	2.32	0.50
3:AC:39:ILE:O	3:AC:43:LEU:HG	2.12	0.50
5:AE:76:ILE:HB	5:AE:118:ILE:HD13	1.94	0.50
9:AI:85:LEU:HD12	9:AI:86:VAL:N	2.27	0.50
11:AK:43:SER:HA	11:AK:47:VAL:HG21	1.92	0.50
11:AK:73:MET:HG2	11:AK:103:LEU:HD11	1.94	0.50
12:AL:5:THR:O	12:AL:9:LEU:HG	2.11	0.50
13:AM:106:ASN:O	13:AM:107:ALA:HB3	2.12	0.50
25:BA:2577:A:H1'	52:B2:4:HIS:HB3	1.94	0.50
54:B4:34:ARG:HD2	54:B4:39:ARG:HG3	1.94	0.50
25:BA:1190:G:O3'	36:BL:35:HIS:HB3	2.12	0.50
25:BA:1899:G:N2	25:BA:1902:C:N4	2.52	0.50
25:BA:2206:C:H2'	25:BA:2207:C:C6	2.47	0.50
25:BA:2564:A:C2	25:BA:2647:U:H4'	2.47	0.50
25:BA:2572:A:N7	28:BD:145:LYS:HG3	2.27	0.50
25:BA:2600:A:O2'	25:BA:2601:C:H5'	2.12	0.50
25:BA:534:U:H5'	41:BQ:42:ALA:HB1	1.94	0.50
25:BA:620:G:H8	25:BA:622:G:O6	1.95	0.50
25:BA:719:C:H2'	25:BA:720:C:H6	1.77	0.50
25:BA:886:C:O2'	25:BA:887:A:H4'	2.12	0.50

Continued on next page...

Continued from previous page...

Atom-1	Atom-2	Interatomic distance (Å)	Clash overlap (Å)
31:BG:68:THR:O	31:BG:72:ILE:HG12	2.12	0.50
36:BL:146:VAL:HG22	36:BL:147:LEU:N	2.24	0.50
39:BO:26:LEU:HG	39:BO:39:ILE:CD1	2.41	0.50
43:BS:29:LEU:HD22	43:BS:69:LEU:CD1	2.42	0.50
45:BU:20:TYR:CE1	45:BU:42:VAL:HA	2.46	0.50
49:BY:38:GLN:HB3	49:BY:44:LEU:HB3	1.94	0.50
54:C4:12:ARG:CZ	54:C4:44:PRO:HB3	2.42	0.50
25:CA:1266:G:H5''	52:C2:23:HIS:NE2	2.27	0.50
25:CA:1655:A:H4'	28:CD:115:GLY:N	2.25	0.50
25:CA:1680:U:O2	25:CA:1763:G:H8	1.95	0.50
25:CA:218:A:H2	25:CA:235:U:H4'	1.76	0.50
25:CA:2818:G:H4'	25:CA:2837:G:O4'	2.11	0.50
25:CA:388:G:C4	25:CA:390:A:C6	3.00	0.50
25:CA:616:A:O2'	25:CA:617:G:C8	2.64	0.50
28:CD:51:PHE:CD1	28:CD:52:LEU:HG	2.47	0.50
32:CH:12:LEU:HD22	32:CH:12:LEU:H	1.77	0.50
37:CM:130:LYS:HG2	37:CM:131:ILE:N	2.27	0.50
37:CM:80:GLU:OE2	37:CM:80:GLU:HA	2.12	0.50
45:CU:96:ILE:HG23	45:CU:101:LYS:O	2.11	0.50
1:DA:976:G:C8	1:DA:1358:U:H2'	2.46	0.50
1:DA:496:A:H4'	1:DA:497:U:OP1	2.12	0.50
4:DD:4:TYR:CE1	4:DD:11:LEU:HD11	2.47	0.50
12:DL:103:VAL:HG12	12:DL:104:TYR:CD1	2.47	0.50
25:CA:2452:C:H5''	22:DV:234:THR:HG21	1.93	0.50
1:AA:216:G:H2'	1:AA:217:C:C6	2.47	0.49
1:AA:955:U:H1'	1:AA:1227:A:N6	2.26	0.49
4:AD:108:LEU:HD23	4:AD:110:PHE:HE2	1.77	0.49
5:AE:135:THR:O	5:AE:139:LEU:HG	2.12	0.49
7:AG:65:ALA:O	7:AG:69:VAL:HG23	2.11	0.49
13:AM:45:VAL:O	13:AM:48:LEU:HD22	2.13	0.49
25:BA:1319:G:O2'	25:BA:1320:C:H5'	2.12	0.49
25:BA:141(A):A:H8	25:BA:1595:G:H21	1.60	0.49
25:BA:2791:C:H4'	25:BA:2792:G:O5'	2.12	0.49
25:BA:323:G:H2'	29:BE:169:ASN:OD1	2.12	0.49
25:BA:647:G:N2	25:BA:2350:C:H4'	2.27	0.49
36:BL:135:LEU:O	36:BL:135:LEU:HD13	2.12	0.49
37:BM:130:LYS:HG2	37:BM:131:ILE:N	2.27	0.49
25:BA:2293:C:H4'	39:BO:93:LYS:HZ1	1.76	0.49
43:BS:17:VAL:HG23	43:BS:76:VAL:HG11	1.94	0.49
55:C5:11:LYS:C	55:C5:11:LYS:HD3	2.32	0.49
25:CA:1388:G:H2'	25:CA:1389:G:C8	2.44	0.49

Continued on next page...

Continued from previous page...

Atom-1	Atom-2	Interatomic distance (Å)	Clash overlap (Å)
25:CA:1615:C:O2'	25:CA:1616:A:H5'	2.11	0.49
25:CA:2393:A:C5'	36:CL:62:LEU:HD12	2.42	0.49
25:CA:2636:U:H1'	25:CA:2783:G:N2	2.26	0.49
29:CE:199:TRP:O	29:CE:203:GLN:HG2	2.11	0.49
30:CF:139:LEU:HD23	30:CF:149:VAL:HG21	1.94	0.49
34:CJ:62:ARG:HE	34:CJ:64:ASP:HB2	1.76	0.49
1:DA:515:G:H2'	1:DA:516:U:O4'	2.12	0.49
3:DC:19:GLU:HA	3:DC:54:ARG:HE	1.77	0.49
10:DJ:38:ILE:HB	10:DJ:71:LEU:HB3	1.92	0.49
15:DO:40:SER:O	15:DO:44:LYS:HD2	2.12	0.49
22:DV:108:ILE:HG23	22:DV:160:PHE:O	2.12	0.49
22:DV:111:ILE:N	22:DV:111:ILE:HD12	2.26	0.49
1:AA:1073:U:H2'	1:AA:1074:G:C8	2.46	0.49
1:AA:1329:A:H2'	1:AA:1330:U:O4'	2.12	0.49
1:AA:440:A:C6	1:AA:494:U:C2	3.00	0.49
1:AA:450:G:C8	1:AA:481:G:C6	3.00	0.49
7:AG:113:GLU:HB2	7:AG:119:ARG:CG	2.29	0.49
13:AM:17:VAL:HG12	13:AM:21:TYR:HE1	1.78	0.49
17:AQ:52:LYS:HD2	17:AQ:52:LYS:H	1.77	0.49
19:AS:53:ASN:ND2	19:AS:56:GLN:H	2.10	0.49
25:BA:1006:C:C2	25:BA:1138:G:N2	2.80	0.49
25:BA:1173:G:C2'	25:BA:1175:U:H5'	2.41	0.49
25:BA:1309:G:H4'	54:B4:7:PRO:HB2	1.92	0.49
25:BA:1558:A:C1'	25:BA:1559:G:H5'	2.42	0.49
25:BA:2420:C:P	55:B5:34:TRP:HA	2.52	0.49
25:BA:2795:G:H3'	25:BA:2797:U:C5'	2.42	0.49
27:BC:5:LYS:H	27:BC:5:LYS:HD2	1.76	0.49
28:BD:30:PRO:HD3	28:BD:180:ASN:ND2	2.27	0.49
28:BD:4:ILE:HD13	28:BD:91:VAL:HG23	1.93	0.49
35:BK:3:GLN:CB	35:BK:4:PRO:HD2	2.21	0.49
40:BP:108:ARG:HA	40:BP:111:ARG:HG3	1.93	0.49
55:C5:54:GLU:HA	55:C5:57:ARG:NH1	2.22	0.49
25:CA:1558:A:C1'	25:CA:1559:G:H5'	2.42	0.49
25:CA:923:C:H2'	25:CA:924:C:C6	2.48	0.49
1:DA:1382:C:H2'	1:DA:1383:C:C6	2.47	0.49
1:DA:1502:A:C8	1:DA:1505:G:N2	2.80	0.49
1:DA:678:U:H2'	1:DA:679:C:C6	2.47	0.49
7:DG:15:ASP:HB3	7:DG:19:GLY:N	2.27	0.49
12:DL:5:THR:O	12:DL:9:LEU:HG	2.11	0.49
17:DQ:52:LYS:HD2	17:DQ:52:LYS:H	1.78	0.49
1:AA:1095:U:H5'	1:AA:1109:C:O2	2.11	0.49

Continued on next page...

Continued from previous page...

Atom-1	Atom-2	Interatomic distance (Å)	Clash overlap (Å)
1:AA:451:A:N6	1:AA:480:U:H2'	2.26	0.49
2:AB:69:LEU:HB3	2:AB:162:ILE:HG22	1.95	0.49
4:AD:4:TYR:CE1	4:AD:11:LEU:HD11	2.47	0.49
7:AG:101:LEU:O	7:AG:105:VAL:HG23	2.11	0.49
15:AO:40:SER:O	15:AO:44:LYS:HD2	2.13	0.49
17:AQ:14:LYS:HD2	17:AQ:14:LYS:N	2.26	0.49
25:BA:1328:G:H2'	25:BA:1330:C:C5	2.46	0.49
25:BA:1689:A:N6	25:BA:1698:A:H2	1.95	0.49
25:BA:2122:U:H2'	25:BA:2123:G:O4'	2.12	0.49
25:BA:329:G:H4'	25:BA:330:A:OP2	2.11	0.49
25:BA:923:C:H2'	25:BA:924:C:C6	2.47	0.49
26:BB:42:C:H4'	30:BF:67:LYS:HB2	1.95	0.49
25:BA:2729:G:H1'	28:BD:187:ALA:HB3	1.94	0.49
30:BF:139:LEU:HD23	30:BF:149:VAL:HG21	1.94	0.49
40:BP:48:ILE:H	40:BP:48:ILE:HD12	1.77	0.49
42:BR:69:LYS:HA	42:BR:88:ARG:HB3	1.95	0.49
45:BU:76:CYS:CB	45:BU:77:PRO:CD	2.90	0.49
47:BW:21:LEU:H	47:BW:21:LEU:HD12	1.77	0.49
43:CS:19:LEU:HB3	52:C2:25:LEU:CD1	2.42	0.49
25:CA:1977:A:H2'	25:CA:1978:A:O4'	2.12	0.49
25:CA:637:A:N6	25:CA:652:U:H4'	2.27	0.49
25:CA:764:A:H3'	25:CA:765:G:C5'	2.42	0.49
25:CA:2591:C:OP1	27:CC:239:ARG:HB2	2.12	0.49
25:CA:2052:G:H4'	28:CD:143:ASN:O	2.12	0.49
30:CF:15:VAL:HG22	30:CF:175:LEU:HB3	1.95	0.49
33:CI:4:LYS:HG2	33:CI:8:GLU:HG3	1.94	0.49
25:CA:1190:G:O3'	36:CL:35:HIS:HB3	2.11	0.49
40:CP:48:ILE:HD12	40:CP:48:ILE:H	1.77	0.49
25:CA:534:U:H5'	41:CQ:42:ALA:HB1	1.93	0.49
45:CU:76:CYS:CB	45:CU:77:PRO:CD	2.90	0.49
48:CX:19:GLN:HG2	48:CX:41:ARG:CB	2.41	0.49
49:CY:52:ASP:O	49:CY:56:GLN:HB2	2.12	0.49
1:DA:357:G:H2'	1:DA:358:U:C5'	2.42	0.49
1:DA:359:U:H2'	1:DA:360:A:C8	2.47	0.49
1:DA:723:U:H5''	1:DA:724:G:OP2	2.11	0.49
1:DA:923:A:H2'	1:DA:924:C:C6	2.47	0.49
3:DC:39:ILE:O	3:DC:43:LEU:HG	2.12	0.49
6:DF:26:ILE:O	6:DF:30:LEU:HG	2.12	0.49
9:DI:19:LEU:HD23	9:DI:20:ARG:N	2.27	0.49
2:AB:25:ASN:HD22	2:AB:25:ASN:N	2.10	0.49
4:AD:167:GLY:HA3	27:CC:135:PHE:CE2	2.47	0.49

Continued on next page...

Continued from previous page...

Atom-1	Atom-2	Interatomic distance (Å)	Clash overlap (Å)
6:AF:19:LEU:O	6:AF:23:LYS:HG3	2.12	0.49
6:AF:36:ARG:HH21	6:AF:38:GLU:HG2	1.77	0.49
12:AL:19:LYS:H	12:AL:19:LYS:HD3	1.77	0.49
22:AV:222:MET:O	22:AV:238:ALA:HB3	2.12	0.49
55:B5:16:ILE:HG12	55:B5:17:THR:O	2.12	0.49
55:B5:54:GLU:HA	55:B5:57:ARG:NH1	2.24	0.49
25:BA:2711:A:H5''	25:BA:2712:U:H5'	1.95	0.49
25:BA:712(B):A:H5''	25:BA:2713:A:OP2	2.11	0.49
25:BA:481:G:H4'	25:BA:481:G:OP1	2.11	0.49
25:BA:957:A:H5'	37:BM:76:LYS:CD	2.42	0.49
30:BF:115:ARG:CD	30:BF:115:ARG:H	2.25	0.49
32:BH:12:LEU:H	32:BH:12:LEU:HD22	1.76	0.49
32:BH:79:ILE:HG22	32:BH:81:VAL:CG2	2.42	0.49
33:BI:4:LYS:HG2	33:BI:8:GLU:HG3	1.93	0.49
36:BL:57:THR:C	36:BL:59:LEU:N	2.65	0.49
40:BP:98:LYS:HB3	40:BP:100:TYR:CE1	2.48	0.49
44:BT:89:ILE:O	44:BT:93:GLU:HG2	2.12	0.49
50:BZ:10:LYS:HE2	50:BZ:11:SER:N	2.28	0.49
53:C3:34:LEU:H	53:C3:34:LEU:HD13	1.77	0.49
25:CA:1189:A:C2'	25:CA:1190:G:H5'	2.43	0.49
25:CA:1316:U:H2'	25:CA:1317:A:H8	1.77	0.49
25:CA:1319:G:O2'	25:CA:1320:C:H5'	2.12	0.49
25:CA:1952:A:C6	25:CA:1953:A:N1	2.81	0.49
25:CA:2122:U:H2'	25:CA:2123:G:O4'	2.12	0.49
25:CA:2588:G:C2'	25:CA:2589:A:C5'	2.90	0.49
25:CA:2845:G:H5''	40:CP:55:ASN:HA	1.94	0.49
27:CC:105:ILE:HG12	27:CC:106:ILE:HD12	1.92	0.49
34:CJ:127:LYS:HB2	34:CJ:140:PHE:CE1	2.46	0.49
44:CT:11:PRO:HG3	49:CY:37:PHE:CE2	2.46	0.49
49:CY:38:GLN:HB3	49:CY:44:LEU:HB3	1.93	0.49
50:CZ:10:LYS:HE2	50:CZ:11:SER:N	2.28	0.49
1:DA:1350:A:H2'	1:DA:1351:U:O4'	2.11	0.49
1:DA:187:C:H2'	1:DA:188:U:O4'	2.12	0.49
1:DA:451:A:N6	1:DA:480:U:H2'	2.27	0.49
1:DA:490:G:H2'	1:DA:491:G:H8	1.77	0.49
11:DK:120:ARG:HH21	11:DK:126:ARG:HE	1.59	0.49
22:DV:177:VAL:O	22:DV:302:ILE:HB	2.12	0.49
1:AA:187:C:H2'	1:AA:188:U:O4'	2.13	0.49
1:AA:197:A:C6	1:AA:221:C:H4'	2.47	0.49
1:AA:490:G:H2'	1:AA:491:G:H8	1.77	0.49
1:AA:691:G:C8	11:AK:26:ASN:ND2	2.80	0.49

Continued on next page...

Continued from previous page...

Atom-1	Atom-2	Interatomic distance (Å)	Clash overlap (Å)
2:AB:17:PHE:HB2	2:AB:42:ILE:CG2	2.43	0.49
2:AB:92:TYR:HE1	2:AB:94:ASN:HD22	1.60	0.49
3:AC:6:HIS:HD2	3:AC:7:PRO:HD2	1.77	0.49
7:AG:15:ASP:HB3	7:AG:19:GLY:N	2.26	0.49
7:AG:27:ILE:HD12	7:AG:40:ALA:HA	1.94	0.49
9:AI:10:ARG:HD3	9:AI:11:LYS:N	2.28	0.49
11:AK:78:GLN:HA	11:AK:103:LEU:HD12	1.95	0.49
25:BA:321:G:C2	25:BA:341:G:H4'	2.48	0.49
25:BA:481:G:C4	25:BA:507:A:C2	3.00	0.49
25:BA:1826:G:H4'	27:BC:242:ARG:NE	2.28	0.49
25:BA:773:U:C5'	27:BC:47:GLY:HA3	2.43	0.49
29:BE:117:ARG:HH22	29:BE:187:VAL:HA	1.77	0.49
38:BN:10:LEU:HB2	38:BN:17:ARG:HE	1.78	0.49
42:BR:35:LEU:HB2	42:BR:57:VAL:HG13	1.95	0.49
46:BV:97:GLU:HB3	46:BV:125:LEU:CD2	2.35	0.49
25:CA:2577:A:H1'	52:C2:4:HIS:HB3	1.95	0.49
55:C5:53:PRO:HB2	55:C5:57:ARG:HH21	1.77	0.49
25:CA:118:A:N3	25:CA:178:G:H1'	2.27	0.49
25:CA:1614:A:H2'	25:CA:1615:C:H5'	1.94	0.49
25:CA:1669:A:H5''	25:CA:2550:G:OP1	2.12	0.49
25:CA:323:G:H2'	29:CE:169:ASN:OD1	2.13	0.49
25:CA:448:U:H1'	29:CE:84:VAL:CG2	2.43	0.49
25:CA:481:G:H4'	25:CA:481:G:OP1	2.11	0.49
25:CA:784:A:HO2'	25:CA:785:G:H8	1.59	0.49
26:CB:115:G:H5'	39:CO:50:SER:OG	2.13	0.49
26:CB:44:G:C2	26:CB:48:A:C2	3.01	0.49
28:CD:6:GLY:HA2	28:CD:51:PHE:CZ	2.47	0.49
44:CT:12:VAL:HG12	44:CT:27:THR:O	2.12	0.49
45:CU:45:VAL:HA	45:CU:62:GLU:HA	1.92	0.49
48:CX:40:ARG:C	48:CX:40:ARG:HD3	2.32	0.49
49:CY:16:LEU:HB2	49:CY:20:GLU:CG	2.41	0.49
49:CY:23:LYS:O	49:CY:27:GLU:HG3	2.12	0.49
40:CP:119:LYS:HA	1:DA:1443:G:N2	2.28	0.49
1:DA:397:A:O2'	1:DA:398:C:H5''	2.13	0.49
1:DA:802:A:H2'	1:DA:803:G:O4'	2.13	0.49
4:DD:13:ARG:NH2	4:DD:40:PRO:HA	2.27	0.49
11:DK:29:ILE:HG22	11:DK:44:SER:CB	2.42	0.49
12:DL:84:ILE:HG23	12:DL:97:TYR:HB3	1.94	0.49
1:AA:501:C:H2'	1:AA:502:G:H8	1.78	0.49
6:AF:82:ARG:HA	6:AF:82:ARG:HH11	1.76	0.49
8:AH:51:VAL:HG21	8:AH:60:ARG:HG3	1.94	0.49

Continued on next page...

Continued from previous page...

Atom-1	Atom-2	Interatomic distance (Å)	Clash overlap (Å)
12:AL:69:ILE:N	12:AL:69:ILE:HD12	2.27	0.49
12:AL:69:ILE:HA	12:AL:99:ILE:HG22	1.95	0.49
20:AT:48:LYS:HD3	20:AT:51:GLU:CD	2.33	0.49
54:B4:12:ARG:CZ	54:B4:44:PRO:HB3	2.42	0.49
25:BA:1418:G:O5'	25:BA:1418:G:H8	1.96	0.49
25:BA:1532:C:C2	25:BA:1540:G:N2	2.81	0.49
25:BA:1952:A:C6	25:BA:1953:A:N1	2.80	0.49
25:BA:2573:C:H3'	25:BA:2573:C:OP1	2.13	0.49
30:BF:136:ARG:O	30:BF:154:GLY:HA2	2.12	0.49
36:BL:88:LEU:HD22	36:BL:114:ILE:HG21	1.95	0.49
37:BM:60:ARG:HH11	37:BM:60:ARG:HB2	1.77	0.49
42:BR:34:GLU:HG3	42:BR:58:VAL:HG22	1.95	0.49
48:BX:40:ARG:C	48:BX:40:ARG:HD3	2.32	0.49
49:BY:19:VAL:HG12	49:BY:23:LYS:HE3	1.95	0.49
25:CA:1006:C:C2	25:CA:1138:G:N2	2.80	0.49
25:CA:1189:A:C3'	25:CA:1190:G:H5'	2.43	0.49
25:CA:2841:C:H2'	25:CA:2842:G:H8	1.78	0.49
25:CA:481:G:C4	25:CA:507:A:C2	3.01	0.49
30:CF:106:LEU:HB3	30:CF:107:LEU:HD23	1.93	0.49
30:CF:86:MET:O	30:CF:87:PRO:O	2.30	0.49
25:CA:1666:G:H1'	35:CK:3:GLN:NE2	2.27	0.49
46:CV:118:GLN:HG3	46:CV:175:VAL:HG13	1.94	0.49
1:DA:197:A:C6	1:DA:221:C:H4'	2.47	0.49
2:DB:69:LEU:HB3	2:DB:162:ILE:HG22	1.95	0.49
10:DJ:30:SER:HB2	10:DJ:80:LYS:HG3	1.95	0.49
12:DL:56:LYS:HG2	12:DL:66:THR:HG22	1.94	0.49
12:DL:69:ILE:HD12	12:DL:69:ILE:N	2.28	0.49
15:DO:70:LEU:HG	15:DO:78:TYR:HB2	1.95	0.49
16:DP:45:THR:HB	16:DP:46:PRO:HD2	1.95	0.49
22:DV:112:ARG:HH22	22:DV:289:ARG:HH21	1.58	0.49
22:DV:26:LYS:N	22:DV:26:LYS:HD2	2.28	0.49
22:DV:96:LEU:HD13	22:DV:96:LEU:O	2.13	0.49
1:AA:1447:G:H2'	1:AA:1448:C:C6	2.47	0.49
1:AA:620:C:H2'	1:AA:621:A:O4'	2.13	0.49
1:AA:968:A:OP1	1:AA:968:A:H8	1.95	0.49
10:AJ:30:SER:HB2	10:AJ:80:LYS:CG	2.43	0.49
12:AL:84:ILE:HG23	12:AL:97:TYR:HB3	1.94	0.49
25:BA:747:U:C4	52:B2:2:ALA:N	2.80	0.49
25:BA:1275:A:N6	25:BA:1296:G:H4'	2.28	0.49
25:BA:2366:A:H2'	25:BA:2367:G:O4'	2.13	0.49
25:BA:2371:G:H2'	25:BA:2372:G:H8	1.78	0.49

Continued on next page...

Continued from previous page...

Atom-1	Atom-2	Interatomic distance (Å)	Clash overlap (Å)
25:BA:2713:A:H3'	25:BA:2714:G:H5''	1.94	0.49
25:BA:764:A:H3'	25:BA:765:G:C5'	2.42	0.49
27:BC:78:LYS:HD3	27:BC:114:GLY:HA2	1.95	0.49
27:BC:93:ALA:HB2	27:BC:107:ALA:HB2	1.94	0.49
28:BD:51:PHE:CD1	28:BD:52:LEU:HG	2.47	0.49
28:BD:49:LEU:O	28:BD:78:LEU:HA	2.11	0.49
30:BF:96:ARG:O	30:BF:99:MET:HB3	2.12	0.49
25:BA:560:C:H1'	41:BQ:49:HIS:HE1	1.75	0.49
44:BT:12:VAL:HG12	44:BT:27:THR:O	2.13	0.49
55:C5:57:ARG:HB2	55:C5:57:ARG:NH1	2.28	0.49
25:CA:1590:U:H2'	25:CA:1591:G:H8	1.78	0.49
25:CA:464:U:H2'	25:CA:465:G:O4'	2.12	0.49
25:CA:911:A:C6	37:CM:9:TYR:HE1	2.29	0.49
26:CB:81:G:C2	26:CB:82:G:N7	2.81	0.49
29:CE:18:ARG:HG3	29:CE:18:ARG:O	2.11	0.49
39:CO:31:SER:HB3	39:CO:34:HIS:H	1.77	0.49
35:CK:71:ARG:HH12	40:CP:74:ARG:HH22	1.59	0.49
48:CX:70:VAL:O	48:CX:74:VAL:HG23	2.11	0.49
1:DA:1447:G:H2'	1:DA:1448:C:C6	2.47	0.49
1:DA:315:A:H5''	1:DA:317:G:OP2	2.13	0.49
1:DA:440:A:C6	1:DA:494:U:C2	3.00	0.49
2:DB:75:LYS:HD3	2:DB:75:LYS:C	2.32	0.49
5:DE:76:ILE:HB	5:DE:118:ILE:HD13	1.94	0.49
5:DE:92:LYS:HE3	5:DE:119:LEU:HD12	1.94	0.49
6:DF:36:ARG:HH21	6:DF:38:GLU:HG2	1.77	0.49
6:DF:82:ARG:HA	6:DF:82:ARG:HH11	1.77	0.49
16:DP:50:LYS:HD3	16:DP:50:LYS:C	2.33	0.49
1:AA:1009:G:C6	1:AA:1021:G:C6	3.01	0.49
1:AA:1053:G:N7	1:AA:1199:U:H3'	2.26	0.49
1:AA:186(E):C:H2'	1:AA:186(F):C:C6	2.47	0.49
1:AA:359:U:H2'	1:AA:360:A:C8	2.47	0.49
1:AA:397:A:O2'	1:AA:398:C:H5''	2.12	0.49
4:AD:123:HIS:HB2	4:AD:125:HIS:CD2	2.47	0.49
5:AE:10:MET:HA	5:AE:32:VAL:HA	1.95	0.49
5:AE:45:PHE:CE2	5:AE:47:LYS:HD2	2.47	0.49
7:AG:139:GLU:O	7:AG:143:ARG:HG3	2.13	0.49
9:AI:19:LEU:HD23	9:AI:20:ARG:N	2.27	0.49
1:AA:537:G:H5''	12:AL:112:ARG:HH22	1.77	0.49
22:AV:40:GLU:OE2	22:AV:351:LEU:HD12	2.12	0.49
53:B3:23:THR:O	53:B3:24:GLU:HG2	2.13	0.49
55:B5:57:ARG:NH1	55:B5:57:ARG:HB2	2.27	0.49

Continued on next page...

Continued from previous page...

Atom-1	Atom-2	Interatomic distance (Å)	Clash overlap (Å)
25:BA:1189:A:C3'	25:BA:1190:G:H5'	2.43	0.49
25:BA:124:G:C6	54:B4:19:ARG:NH2	2.81	0.49
25:BA:1977:A:H2'	25:BA:1978:A:O4'	2.13	0.49
25:BA:2212:A:H1'	25:BA:2215:G:C5	2.47	0.49
25:BA:40:C:H2'	25:BA:41:C:C6	2.47	0.49
25:BA:2052:G:C8	28:BD:141:ILE:HD11	2.47	0.49
30:BF:115:ARG:HD2	30:BF:115:ARG:H	1.77	0.49
41:BQ:18:LEU:CD2	41:BQ:22:LYS:HE2	2.42	0.49
42:BR:7:THR:HG23	42:BR:22:VAL:HG11	1.95	0.49
43:BS:18:ARG:HG2	43:BS:76:VAL:CG1	2.43	0.49
47:BW:66:VAL:O	47:BW:81:VAL:HA	2.13	0.49
53:C3:23:THR:O	53:C3:24:GLU:HG2	2.13	0.49
54:C4:24:THR:HG23	54:C4:27:GLY:N	2.25	0.49
25:CA:1543:A:H8	25:CA:1543:A:H3'	1.77	0.49
25:CA:2366:A:H2'	25:CA:2367:G:O4'	2.13	0.49
25:CA:273(G):C:C3'	25:CA:274:G:H5''	2.31	0.49
25:CA:531:C:C5	25:CA:2035:G:C2	3.00	0.49
25:CA:2572:A:N7	28:CD:145:LYS:HG3	2.27	0.49
28:CD:108:SER:O	28:CD:162:ALA:HA	2.13	0.49
36:CL:88:LEU:HD22	36:CL:114:ILE:HG21	1.95	0.49
39:CO:26:LEU:O	39:CO:88:ASP:HB3	2.13	0.49
40:CP:98:LYS:HB3	40:CP:100:TYR:CE1	2.47	0.49
47:CW:66:VAL:O	47:CW:81:VAL:HA	2.13	0.49
1:DA:216:G:H2'	1:DA:217:C:C6	2.48	0.49
1:DA:691:G:C8	11:DK:26:ASN:ND2	2.81	0.49
2:DB:118:LEU:HD13	2:DB:142:LEU:HA	1.95	0.49
2:DB:25:ASN:HD22	2:DB:25:ASN:N	2.10	0.49
2:DB:17:PHE:HB2	2:DB:42:ILE:CG2	2.42	0.49
2:DB:92:TYR:HE1	2:DB:94:ASN:HD22	1.61	0.49
10:DJ:49:VAL:HG21	14:DN:41:ARG:CB	2.43	0.49
10:DJ:30:SER:HB2	10:DJ:80:LYS:CG	2.43	0.49
1:AA:429:U:H1'	1:AA:430:A:H5''	1.95	0.49
6:AF:26:ILE:O	6:AF:30:LEU:HG	2.12	0.49
20:AT:30:LYS:HG3	20:AT:34:LYS:HE3	1.95	0.49
22:AV:81:LEU:HG	22:AV:85:LYS:HD2	1.95	0.49
55:B5:11:LYS:HD3	55:B5:11:LYS:C	2.33	0.49
25:BA:2354:G:H21	47:BW:36:ILE:HD12	1.78	0.49
25:BA:2365:G:O6	55:B5:39:LYS:HE3	2.12	0.49
28:BD:132:HIS:CG	28:BD:135:HIS:NE2	2.81	0.49
28:BD:108:SER:O	28:BD:162:ALA:HA	2.13	0.49
29:BE:164:ARG:O	29:BE:168:ARG:HB2	2.13	0.49

Continued on next page...

Continued from previous page...

Atom-1	Atom-2	Interatomic distance (Å)	Clash overlap (Å)
30:BF:86:MET:O	30:BF:87:PRO:O	2.30	0.49
37:BM:75:THR:HG21	37:BM:85:LYS:HZ1	1.75	0.49
43:BS:19:LEU:O	43:BS:23:LEU:HD13	2.12	0.49
25:CA:1173:G:C2'	25:CA:1175:U:H5'	2.41	0.49
25:CA:1430:C:H2'	25:CA:1431:U:C6	2.48	0.49
25:CA:1655:A:O2'	28:CD:115:GLY:HA2	2.13	0.49
25:CA:1914:C:O2	25:CA:1914:C:O4'	2.31	0.49
25:CA:914:C:C2'	25:CA:915:C:H5'	2.43	0.49
27:CC:93:ALA:HB2	27:CC:107:ALA:HB2	1.95	0.49
30:CF:115:ARG:HD2	30:CF:115:ARG:H	1.77	0.49
42:CR:47:VAL:HG13	42:CR:52:VAL:N	2.27	0.49
43:CS:19:LEU:O	43:CS:23:LEU:HD13	2.13	0.49
1:DA:474:G:H2'	1:DA:475:G:H8	1.75	0.49
2:DB:212:GLN:HE22	2:DB:216:SER:HB2	1.78	0.49
3:DC:113:ALA:HB3	3:DC:114:PRO:HD3	1.95	0.49
12:DL:19:LYS:HD3	12:DL:19:LYS:H	1.77	0.49
22:DV:222:MET:O	22:DV:238:ALA:HB3	2.12	0.49
1:AA:1053:G:C3'	1:AA:1054:C:H5'	2.43	0.49
1:AA:1151:A:O2'	1:AA:1152:A:C8	2.48	0.49
1:AA:315:A:H5''	1:AA:317:G:OP2	2.13	0.49
3:AC:110:ASN:O	3:AC:141:VAL:HG22	2.13	0.49
10:AJ:29:ARG:HG2	10:AJ:29:ARG:O	2.13	0.49
10:AJ:49:VAL:HG21	14:AN:41:ARG:CB	2.43	0.49
12:AL:41:THR:OG1	12:AL:51:LEU:HB3	2.13	0.49
16:AP:19:ILE:HG22	16:AP:36:ILE:HD11	1.94	0.49
25:BA:1174:A:H3'	25:BA:1175:U:C5'	2.43	0.49
25:BA:1189:A:C2'	25:BA:1190:G:H5'	2.42	0.49
25:BA:1272:A:OP2	25:BA:1647:G:OP1	2.31	0.49
25:BA:2023:G:H2'	25:BA:2024:G:C8	2.47	0.49
25:BA:2600:A:C6	25:BA:2601:C:N4	2.81	0.49
25:BA:2841:C:H2'	25:BA:2842:G:H8	1.78	0.49
25:BA:2845:G:H5''	40:BP:55:ASN:HA	1.94	0.49
25:BA:422:A:C6	25:BA:423:A:C6	3.00	0.49
25:BA:514:A:H1'	25:BA:581:C:O2'	2.12	0.49
25:BA:733:G:N7	25:BA:761:A:C6	2.81	0.49
29:BE:194:MET:SD	29:BE:199:TRP:HD1	2.36	0.49
26:BB:115:G:H5'	39:BO:50:SER:OG	2.12	0.49
44:BT:35:THR:O	44:BT:38:GLU:HG2	2.13	0.49
46:BV:71:VAL:HG13	46:BV:86:VAL:HG13	1.93	0.49
49:BY:50:ILE:H	49:BY:50:ILE:HD12	1.78	0.49
25:CA:1275:A:N6	25:CA:1296:G:H4'	2.27	0.49

Continued on next page...

Continued from previous page...

Atom-1	Atom-2	Interatomic distance (Å)	Clash overlap (Å)
25:CA:141(A):A:H8	25:CA:1595:G:H21	1.60	0.49
25:CA:2070:G:H2'	25:CA:2071:A:O4'	2.13	0.49
25:CA:2737:G:H2'	25:CA:2738:A:H8	1.78	0.49
25:CA:558:G:H5''	34:CJ:135:LEU:HD22	1.95	0.49
27:CC:154:LYS:C	27:CC:155:LEU:HD12	2.33	0.49
36:CL:32:THR:OG1	36:CL:33:ARG:N	2.45	0.49
40:CP:23:ARG:NH2	40:CP:120:ARG:HD3	2.28	0.49
42:CR:69:LYS:HA	42:CR:88:ARG:HB3	1.95	0.49
46:CV:71:VAL:HG13	46:CV:86:VAL:HG13	1.94	0.49
4:DD:123:HIS:HB2	4:DD:125:HIS:CD2	2.47	0.49
5:DE:31:LEU:HD23	5:DE:32:VAL:N	2.28	0.49
7:DG:139:GLU:O	7:DG:143:ARG:HG3	2.13	0.49
22:DV:244:LEU:HB2	22:DV:245:PRO:HD3	1.95	0.49
1:AA:1113:C:H6	1:AA:1113:C:O5'	1.95	0.48
1:AA:35:G:C2	1:AA:550:G:C2	3.01	0.48
1:AA:802:A:H2'	1:AA:803:G:O4'	2.13	0.48
2:AB:27:LYS:HB2	2:AB:194:PRO:HG2	1.95	0.48
22:AV:96:LEU:O	22:AV:96:LEU:HD13	2.13	0.48
25:BA:1430:C:H2'	25:BA:1431:U:C6	2.48	0.48
25:BA:1680:U:O2	25:BA:1763:G:H8	1.96	0.48
25:BA:2061:G:H5''	25:BA:2503:A:C2	2.48	0.48
27:BC:154:LYS:C	27:BC:155:LEU:HD12	2.33	0.48
28:BD:6:GLY:HA2	28:BD:51:PHE:CZ	2.47	0.48
30:BF:6:ALA:HB1	30:BF:10:LYS:HE3	1.94	0.48
31:BG:15:VAL:HG11	31:BG:76:VAL:HG13	1.95	0.48
34:BJ:161:LEU:HD23	34:BJ:161:LEU:N	2.29	0.48
36:BL:32:THR:OG1	36:BL:33:ARG:N	2.46	0.48
36:BL:41:ARG:NH2	36:BL:45:LEU:HB2	2.25	0.48
41:BQ:83:LEU:HG	41:BQ:88:ILE:CD1	2.43	0.48
54:C4:34:ARG:HD2	54:C4:39:ARG:HG3	1.94	0.48
55:C5:16:ILE:HG12	55:C5:17:THR:O	2.13	0.48
25:CA:1295:C:H2'	25:CA:1296:G:C8	2.47	0.48
25:CA:2314:C:H2'	25:CA:2315:G:H8	1.78	0.48
25:CA:2711:A:H5''	25:CA:2712:U:H5'	1.95	0.48
25:CA:2843:G:H1	25:CA:2874:C:H42	1.60	0.48
25:CA:46:C:H42	25:CA:179:G:H1	1.61	0.48
25:CA:719:C:H2'	25:CA:720:C:H6	1.77	0.48
25:CA:886:C:O2'	25:CA:887:A:H4'	2.12	0.48
27:CC:118:VAL:HG12	27:CC:129:ASN:ND2	2.28	0.48
28:CD:132:HIS:CG	28:CD:135:HIS:NE2	2.81	0.48
29:CE:164:ARG:O	29:CE:168:ARG:HB2	2.13	0.48

Continued on next page...

Continued from previous page...

Atom-1	Atom-2	Interatomic distance (Å)	Clash overlap (Å)
29:CE:183:VAL:O	29:CE:187:VAL:HG23	2.12	0.48
25:CA:2710:C:OP1	38:CN:15:SER:HB2	2.13	0.48
38:CN:10:LEU:HB2	38:CN:17:ARG:NH2	2.28	0.48
40:CP:80:SER:HB3	40:CP:83:ILE:HG13	1.95	0.48
1:DA:1009:G:C6	1:DA:1021:G:C6	3.01	0.48
1:DA:501:C:H2'	1:DA:502:G:H8	1.78	0.48
1:DA:945:G:H2'	1:DA:945:G:N3	2.27	0.48
2:DB:58:ILE:HG22	2:DB:221:LEU:HD12	1.95	0.48
4:DD:188:LEU:HD12	4:DD:188:LEU:H	1.76	0.48
5:DE:10:MET:HA	5:DE:32:VAL:HA	1.95	0.48
18:DR:50:ILE:HD11	18:DR:74:ARG:NH1	2.28	0.48
22:DV:125:ARG:HH21	22:DV:154:GLY:H	1.61	0.48
3:AC:19:GLU:HA	3:AC:54:ARG:HE	1.78	0.48
4:AD:174:LEU:HD23	4:AD:185:PHE:HA	1.95	0.48
5:AE:92:LYS:HE3	5:AE:119:LEU:HD12	1.95	0.48
5:AE:82:VAL:HG21	5:AE:138:ALA:CA	2.42	0.48
16:AP:50:LYS:C	16:AP:50:LYS:HD3	2.34	0.48
18:AR:50:ILE:HD11	18:AR:74:ARG:NH1	2.28	0.48
20:AT:90:GLN:O	20:AT:93:GLU:HB3	2.12	0.48
22:AV:108:ILE:HG23	22:AV:160:PHE:O	2.13	0.48
25:BA:141(A):A:H1'	25:BA:1408:C:O4'	2.13	0.48
25:BA:311:A:C6	25:BA:328:U:C4	3.01	0.48
25:BA:662:G:H5'	36:BL:18:ARG:HA	1.95	0.48
25:BA:722:A:H2'	25:BA:723:G:C8	2.48	0.48
26:BB:46:A:O2'	26:BB:47:C:C6	2.62	0.48
26:BB:46:A:O2'	26:BB:47:C:H6	1.93	0.48
25:BA:2512:C:H4'	28:BD:122:PHE:CE2	2.48	0.48
25:BA:443:A:C2'	29:BE:45:ARG:HH12	2.26	0.48
38:BN:10:LEU:HB2	38:BN:17:ARG:NH2	2.28	0.48
25:CA:1190:G:H2'	25:CA:1191:G:C8	2.48	0.48
25:CA:173:G:H2'	25:CA:174:C:C6	2.48	0.48
25:CA:2549:G:H2'	25:CA:2550:G:H8	1.78	0.48
25:CA:2791:C:H4'	25:CA:2792:G:O5'	2.12	0.48
25:CA:404:C:H4'	25:CA:405:U:H5'	1.95	0.48
25:CA:514:A:H1'	25:CA:581:C:O2'	2.13	0.48
25:CA:598:G:H5'	36:CL:15:ARG:CG	2.43	0.48
25:CA:749:C:H5''	25:CA:750:A:OP2	2.14	0.48
25:CA:1568:G:P	27:CC:63:ARG:HH22	2.36	0.48
26:CB:42:C:H4'	30:CF:67:LYS:HB2	1.95	0.48
41:CQ:18:LEU:CD2	41:CQ:22:LYS:HE2	2.43	0.48
44:CT:35:THR:O	44:CT:38:GLU:HG2	2.13	0.48

Continued on next page...

Continued from previous page...

Atom-1	Atom-2	Interatomic distance (Å)	Clash overlap (Å)
2:DB:158:LEU:HD12	2:DB:158:LEU:N	2.28	0.48
5:DE:135:THR:O	5:DE:139:LEU:HG	2.13	0.48
13:DM:45:VAL:O	13:DM:48:LEU:HD22	2.12	0.48
16:DP:26:ARG:NH2	16:DP:31:LYS:HD3	2.28	0.48
1:DA:375:U:OP1	16:DP:69:THR:HG21	2.12	0.48
19:DS:53:ASN:ND2	19:DS:56:GLN:H	2.10	0.48
22:DV:81:LEU:HG	22:DV:85:LYS:HD2	1.95	0.48
1:AA:1382:C:H2'	1:AA:1383:C:C6	2.48	0.48
1:AA:629:G:H2'	1:AA:630:G:C8	2.49	0.48
2:AB:118:LEU:O	2:AB:122:PHE:HB2	2.14	0.48
2:AB:22:LYS:HZ3	2:AB:22:LYS:H	1.62	0.48
4:AD:162:LEU:HD13	4:AD:181:MET:HG2	1.95	0.48
7:AG:69:VAL:HG12	7:AG:69:VAL:O	2.14	0.48
10:AJ:30:SER:HB2	10:AJ:80:LYS:HG3	1.94	0.48
16:AP:26:ARG:NH2	16:AP:31:LYS:HD3	2.29	0.48
22:AV:26:LYS:N	22:AV:26:LYS:HD2	2.28	0.48
53:B3:34:LEU:H	53:B3:34:LEU:HD13	1.78	0.48
55:B5:53:PRO:HB2	55:B5:57:ARG:HH21	1.78	0.48
25:BA:1070:A:H2'	25:BA:1097:U:OP1	2.13	0.48
25:BA:1164:G:H8	25:BA:1164:G:H5'	1.79	0.48
25:BA:1786:A:H1'	25:BA:1938:A:H62	1.78	0.48
25:BA:2314:C:H2'	25:BA:2315:G:H8	1.79	0.48
25:BA:1669:A:H5''	25:BA:2550:G:OP1	2.13	0.48
25:BA:2591:C:OP1	27:BC:239:ARG:HB2	2.13	0.48
25:BA:329:G:H1	45:BU:19:LYS:HE3	1.78	0.48
25:BA:34:C:O2'	25:BA:35:G:C5'	2.61	0.48
25:BA:598:G:H5'	36:BL:15:ARG:CG	2.43	0.48
26:BB:44:G:C2	26:BB:48:A:C2	3.01	0.48
26:BB:81:G:C2	26:BB:82:G:N7	2.82	0.48
29:BE:183:VAL:O	29:BE:187:VAL:HG23	2.13	0.48
37:BM:24:GLY:HA2	37:BM:101:ARG:CA	2.42	0.48
25:CA:1612:C:H4'	54:C4:5:TRP:O	2.13	0.48
25:CA:1843:C:H2'	25:CA:1844:C:C6	2.48	0.48
25:CA:372:G:N2	25:CA:400:G:H2'	2.28	0.48
25:CA:705:A:H2'	25:CA:706:A:O4'	2.13	0.48
25:CA:733:G:N7	25:CA:761:A:C6	2.81	0.48
30:CF:96:ARG:O	30:CF:99:MET:HB3	2.13	0.48
34:CJ:32:VAL:HG11	34:CJ:62:ARG:HH12	1.78	0.48
48:CX:46:LEU:O	48:CX:46:LEU:HD23	2.12	0.48
4:DD:162:LEU:HD13	4:DD:181:MET:HG2	1.95	0.48
7:DG:27:ILE:HD12	7:DG:40:ALA:HA	1.95	0.48

Continued on next page...

Continued from previous page...

Atom-1	Atom-2	Interatomic distance (Å)	Clash overlap (Å)
11:DK:78:GLN:HA	11:DK:103:LEU:HD12	1.95	0.48
11:DK:73:MET:HG2	11:DK:103:LEU:HD11	1.94	0.48
1:AA:1042:G:H2'	1:AA:1043:C:C6	2.48	0.48
1:AA:1132:C:H2'	1:AA:1133:G:C8	2.49	0.48
1:AA:191(G):G:C4	20:AT:105:SER:HB3	2.48	0.48
1:AA:357:G:H2'	1:AA:358:U:C5'	2.42	0.48
1:AA:375:U:OP1	16:AP:69:THR:HG21	2.12	0.48
51:B1:64:LYS:HA	51:B1:64:LYS:HE3	1.94	0.48
25:BA:1316:U:H2'	25:BA:1317:A:H8	1.77	0.48
25:BA:1568:G:P	27:BC:63:ARG:HH22	2.37	0.48
25:BA:2131:G:OP1	25:BA:2132:U:H3'	2.14	0.48
25:BA:218:A:C2	25:BA:235:U:H4'	2.49	0.48
25:BA:2311:A:H5''	25:BA:2312:U:OP2	2.14	0.48
25:BA:630:G:N2	25:BA:632:A:H3'	2.28	0.48
25:BA:934:G:H2'	25:BA:935:C:C6	2.48	0.48
27:BC:106:ILE:HD13	27:BC:143:HIS:CD2	2.48	0.48
30:BF:15:VAL:HG22	30:BF:175:LEU:HB3	1.94	0.48
43:BS:73:ALA:HB3	43:BS:106:ILE:HD11	1.96	0.48
48:BX:19:GLN:HE21	48:BX:41:ARG:HB2	1.79	0.48
51:C1:64:LYS:HE3	51:C1:64:LYS:HA	1.95	0.48
55:C5:48:PHE:HE1	55:C5:50:LEU:HD21	1.79	0.48
25:CA:1147:C:H2'	25:CA:1148:A:H8	1.79	0.48
25:CA:2369:A:H2'	25:CA:2370:G:C8	2.48	0.48
25:CA:2393:A:H2'	25:CA:2394:C:O4'	2.13	0.48
25:CA:311:A:C6	25:CA:328:U:C4	3.02	0.48
25:CA:636:G:OP1	36:CL:132:LYS:HD3	2.12	0.48
28:CD:103:ASP:OD1	28:CD:201:THR:HG23	2.13	0.48
28:CD:30:PRO:HD3	28:CD:180:ASN:ND2	2.28	0.48
31:CG:84:SER:HA	31:CG:133:VAL:O	2.12	0.48
33:CI:9:LEU:O	33:CI:13:LEU:HG	2.13	0.48
36:CL:33:ARG:NE	36:CL:36:LYS:HD3	2.28	0.48
37:CM:137:TYR:HB3	46:CV:76:LEU:HD21	1.95	0.48
25:CA:2250:G:C4	37:CM:82:ARG:HG3	2.48	0.48
26:CB:8:U:H5''	39:CO:15:ARG:HH22	1.77	0.48
41:CQ:92:ARG:CZ	42:CR:11:GLN:HG3	2.42	0.48
43:CS:73:ALA:HB3	43:CS:106:ILE:HD11	1.95	0.48
47:CW:21:LEU:HD12	47:CW:21:LEU:H	1.77	0.48
1:DA:1441:G:H5''	1:DA:1442:G:C5'	2.44	0.48
12:DL:41:THR:OG1	12:DL:51:LEU:HB3	2.12	0.48
15:DO:36:ILE:HD12	15:DO:63:ARG:NH1	2.27	0.48
19:DS:6:LYS:HD3	19:DS:7:LYS:HE2	1.95	0.48

Continued on next page...

Continued from previous page...

Atom-1	Atom-2	Interatomic distance (Å)	Clash overlap (Å)
1:AA:1084:G:H5'	1:AA:1102:A:OP2	2.13	0.48
1:AA:500:G:H2'	1:AA:501:C:C6	2.49	0.48
11:AK:29:ILE:HG22	11:AK:44:SER:CB	2.42	0.48
18:AR:84:LYS:HZ3	18:AR:84:LYS:HA	1.77	0.48
22:AV:125:ARG:HH21	22:AV:154:GLY:H	1.61	0.48
22:AV:244:LEU:HB2	22:AV:245:PRO:HD3	1.96	0.48
54:B4:8:ASN:HD22	54:B4:11:LYS:H	1.60	0.48
25:BA:1385:G:H4'	25:BA:1386:C:OP1	2.13	0.48
25:BA:1939:U:H3'	25:BA:1940:U:C5'	2.43	0.48
25:BA:2443:C:H2'	25:BA:2444:G:H8	1.78	0.48
25:BA:404:C:H4'	25:BA:405:U:H5'	1.95	0.48
25:BA:764:A:H3'	25:BA:765:G:H5'	1.93	0.48
27:BC:44:ASN:HB3	27:BC:50:THR:HG21	1.95	0.48
25:BA:1655:A:O2'	28:BD:115:GLY:HA2	2.12	0.48
34:BJ:32:VAL:HG11	34:BJ:62:ARG:HH12	1.78	0.48
36:BL:125:VAL:O	36:BL:145:PRO:HD2	2.13	0.48
36:BL:18:ARG:HB3	36:BL:18:ARG:NH1	2.29	0.48
36:BL:33:ARG:NE	36:BL:36:LYS:HD3	2.28	0.48
38:BN:21:TYR:CE2	38:BN:43:GLU:HB3	2.48	0.48
40:BP:59:THR:O	40:BP:78:LEU:HB2	2.14	0.48
43:BS:106:ILE:HG13	43:BS:106:ILE:O	2.14	0.48
49:BY:23:LYS:O	49:BY:27:GLU:HG3	2.13	0.48
25:CA:124:G:C6	54:C4:19:ARG:NH2	2.81	0.48
25:CA:2600:A:C6	25:CA:2601:C:N4	2.81	0.48
25:CA:40:C:H2'	25:CA:41:C:C6	2.47	0.48
27:CC:61:LEU:O	27:CC:63:ARG:NH1	2.46	0.48
30:CF:88:ILE:HG13	30:CF:89:GLY:N	2.28	0.48
34:CJ:161:LEU:N	34:CJ:161:LEU:HD23	2.28	0.48
38:CN:18:LEU:HD11	38:CN:22:ARG:CZ	2.43	0.48
41:CQ:88:ILE:HB	41:CQ:90:VAL:CG1	2.39	0.48
44:CT:93:GLU:O	44:CT:94:GLY:C	2.52	0.48
1:DA:1346:A:H5'	9:DI:120:ARG:HH12	1.78	0.48
1:DA:397:A:H3'	1:DA:397:A:N3	2.29	0.48
2:DB:118:LEU:O	2:DB:122:PHE:HB2	2.14	0.48
3:DC:73:PRO:O	3:DC:76:VAL:HG22	2.13	0.48
7:DG:113:GLU:HB2	7:DG:119:ARG:CG	2.29	0.48
5:DE:79:GLU:OE1	8:DH:104:ARG:HG3	2.14	0.48
10:DJ:82:ILE:O	10:DJ:86:MET:HB2	2.13	0.48
13:DM:81:LEU:HD22	13:DM:86:CYS:SG	2.54	0.48
17:DQ:59:ILE:HG22	17:DQ:60:ILE:N	2.29	0.48
1:AA:1441:G:H5''	1:AA:1442:G:C5'	2.44	0.48

Continued on next page...

Continued from previous page...

Atom-1	Atom-2	Interatomic distance (Å)	Clash overlap (Å)
3:AC:21:ARG:O	3:AC:58:GLU:HA	2.14	0.48
4:AD:13:ARG:HB3	4:AD:38:TYR:O	2.13	0.48
4:AD:166:LYS:O	4:AD:168:ARG:HG2	2.14	0.48
5:AE:31:LEU:HD23	5:AE:32:VAL:N	2.29	0.48
6:AF:14:LEU:HD21	6:AF:18:GLN:HB2	1.96	0.48
1:AA:1346:A:H5'	9:AI:120:ARG:HH12	1.79	0.48
12:AL:56:LYS:HG2	12:AL:66:THR:HG22	1.95	0.48
17:AQ:59:ILE:HG22	17:AQ:60:ILE:N	2.29	0.48
19:AS:6:LYS:HD3	19:AS:7:LYS:HE2	1.95	0.48
25:BA:1147:C:H2'	25:BA:1148:A:H8	1.78	0.48
25:BA:1535:U:H2'	25:BA:1536:A:O4'	2.14	0.48
25:BA:2247:A:H2'	25:BA:2248:C:H6	1.79	0.48
25:BA:2250:G:C4	37:BM:82:ARG:HG3	2.48	0.48
25:BA:2369:A:H2'	25:BA:2370:G:C8	2.48	0.48
25:BA:2843:G:H1	25:BA:2874:C:H42	1.60	0.48
25:BA:464:U:H2'	25:BA:465:G:O4'	2.12	0.48
25:BA:974(A):G:O2'	25:BA:975:G:N7	2.39	0.48
25:BA:2710:C:OP1	38:BN:15:SER:HB2	2.14	0.48
45:BU:78:ALA:CB	45:BU:81:LYS:HE3	2.43	0.48
25:CA:2630:G:H1'	25:CA:2894:G:H1'	1.94	0.48
30:CF:136:ARG:O	30:CF:154:GLY:HA2	2.13	0.48
40:CP:57:PHE:CG	40:CP:58:ASN:N	2.82	0.48
42:CR:7:THR:HG23	42:CR:22:VAL:HG11	1.95	0.48
46:CV:99:TYR:CE2	46:CV:125:LEU:HD12	2.48	0.48
49:CY:19:VAL:HG12	49:CY:23:LYS:HE3	1.95	0.48
49:CY:50:ILE:H	49:CY:50:ILE:HD12	1.78	0.48
1:DA:1042:G:H2'	1:DA:1043:C:C6	2.48	0.48
1:DA:1084:G:H5'	1:DA:1102:A:OP2	2.13	0.48
1:DA:191(G):G:C4	20:DT:105:SER:HB3	2.49	0.48
5:DE:70:PRO:HB3	5:DE:144:THR:HG22	1.95	0.48
5:DE:59:GLY:O	5:DE:63:ARG:HG3	2.14	0.48
9:DI:83:ARG:HA	9:DI:86:VAL:HG12	1.93	0.48
20:DT:48:LYS:HD3	20:DT:51:GLU:CD	2.33	0.48
22:DV:88:LEU:HA	22:DV:91:GLU:HG2	1.96	0.48
1:AA:1251:A:H2'	1:AA:1252:A:C8	2.49	0.48
1:AA:1270:C:H6	1:AA:1270:C:O5'	1.97	0.48
1:AA:1339:A:H2'	1:AA:1340:A:O4'	2.14	0.48
1:AA:251:G:N1	1:AA:266:G:C6	2.81	0.48
1:AA:405:U:H3'	1:AA:406:G:H5'	1.94	0.48
22:AV:180:VAL:HA	22:AV:305:TYR:O	2.13	0.48
25:BA:1472:A:H2'	25:BA:1473:G:O4'	2.14	0.48

Continued on next page...

Continued from previous page...

Atom-1	Atom-2	Interatomic distance (Å)	Clash overlap (Å)
25:BA:1590:U:H2'	25:BA:1591:G:H8	1.78	0.48
25:BA:1594:G:H2'	25:BA:1595:G:O4'	2.13	0.48
25:BA:1666:G:H1'	35:BK:3:GLN:NE2	2.28	0.48
25:BA:1843:C:H2'	25:BA:1844:C:C6	2.48	0.48
25:BA:2393:A:H2'	25:BA:2394:C:O4'	2.13	0.48
25:BA:826:U:H5'	25:BA:2428:G:O2'	2.13	0.48
25:BA:2543:G:H2'	25:BA:2544:G:C8	2.48	0.48
25:BA:637:A:N6	25:BA:652:U:H4'	2.28	0.48
25:BA:705:A:H2'	25:BA:706:A:O4'	2.13	0.48
25:BA:749:C:H5''	25:BA:750:A:OP2	2.14	0.48
34:BJ:39:ILE:HG22	34:BJ:40:ASP:O	2.13	0.48
46:BV:99:TYR:CE2	46:BV:125:LEU:HD12	2.48	0.48
46:BV:104:PHE:HD1	46:BV:139:VAL:HG11	1.79	0.48
47:BW:14:ARG:O	47:BW:15:ASP:HB2	2.14	0.48
25:CA:747:U:C4	52:C2:2:ALA:N	2.81	0.48
25:CA:1786:A:H1'	25:CA:1938:A:H62	1.78	0.48
25:CA:1939:U:H3'	25:CA:1940:U:C5'	2.43	0.48
25:CA:2543:G:H2'	25:CA:2544:G:C8	2.48	0.48
25:CA:2561:A:H2'	25:CA:2562:U:O4'	2.14	0.48
25:CA:273(G):C:H2'	25:CA:274:G:C8	2.49	0.48
25:CA:807:U:O2'	25:CA:808:G:H5'	2.14	0.48
32:CH:142:VAL:HG12	32:CH:143:SER:N	2.29	0.48
36:CL:16:ARG:HE	36:CL:17:LYS:N	2.12	0.48
38:CN:10:LEU:HD23	38:CN:21:TYR:OH	2.14	0.48
43:CS:17:VAL:HG23	43:CS:76:VAL:HG11	1.93	0.48
44:CT:12:VAL:HG12	44:CT:28:PHE:HA	1.95	0.48
46:CV:155:LEU:HD21	46:CV:171:ILE:HG13	1.94	0.48
50:CZ:1:MET:HE2	50:CZ:39:ASP:HB3	1.96	0.48
1:DA:176:C:H5''	20:DT:29:LYS:HZ2	1.78	0.48
1:DA:251:G:N1	1:DA:266:G:C6	2.82	0.48
1:DA:968:A:H8	1:DA:968:A:OP1	1.95	0.48
4:DD:13:ARG:HB3	4:DD:38:TYR:O	2.14	0.48
5:DE:10:MET:HG3	5:DE:13:ILE:HD11	1.95	0.48
5:DE:82:VAL:HG21	5:DE:138:ALA:CA	2.41	0.48
6:DF:19:LEU:O	6:DF:23:LYS:HG3	2.12	0.48
22:DV:180:VAL:HA	22:DV:305:TYR:O	2.13	0.48
1:AA:1104:G:H2'	1:AA:1105:A:C8	2.49	0.48
1:AA:433:C:HO2'	1:AA:434:U:H6	1.61	0.48
1:AA:914:A:O2'	1:AA:915:A:H5'	2.13	0.48
9:AI:5:TYR:HA	9:AI:17:VAL:O	2.14	0.48
11:AK:102:GLY:C	11:AK:103:LEU:HD22	2.34	0.48

Continued on next page...

Continued from previous page...

Atom-1	Atom-2	Interatomic distance (Å)	Clash overlap (Å)
13:AM:27:LYS:HE2	13:AM:31:LYS:HE2	1.95	0.48
3:AC:30:ARG:CD	14:AN:38:GLY:HA3	2.42	0.48
15:AO:70:LEU:HG	15:AO:78:TYR:HB2	1.95	0.48
16:AP:45:THR:HB	16:AP:46:PRO:HD2	1.94	0.48
25:BA:1505:C:H2'	25:BA:1506:C:C6	2.49	0.48
25:BA:530:G:C5	25:BA:2022:U:H5''	2.48	0.48
25:BA:2872:G:O2'	25:BA:2873:A:H5'	2.14	0.48
25:BA:699:A:H2'	25:BA:700:G:O4'	2.13	0.48
25:BA:761:A:H8	25:BA:761:A:O5'	1.96	0.48
25:BA:848:G:H2'	25:BA:849:A:H8	1.77	0.48
31:BG:103:LEU:HD22	31:BG:123:PHE:CE1	2.48	0.48
36:BL:40:SER:O	36:BL:41:ARG:HD2	2.13	0.48
41:BQ:92:ARG:CZ	42:BR:11:GLN:HG3	2.43	0.48
43:BS:46:PHE:O	43:BS:50:VAL:HG12	2.14	0.48
36:CL:50:ARG:HB3	55:C5:60:LEU:HD21	1.95	0.48
25:CA:141(A):A:H1'	25:CA:1408:C:O4'	2.14	0.48
25:CA:1842:G:H1'	27:CC:255:LYS:HZ3	1.79	0.48
25:CA:2015:A:N3	52:C2:2:ALA:N	2.62	0.48
25:CA:2023:G:H2'	25:CA:2024:G:C8	2.47	0.48
25:CA:2445:G:O2'	25:CA:2446:G:H5'	2.14	0.48
25:CA:287:C:H2'	25:CA:288:C:H6	1.79	0.48
25:CA:372:G:H5'	48:CX:66:HIS:CE1	2.49	0.48
25:CA:866:A:N3	25:CA:866:A:H2'	2.28	0.48
29:CE:160:ASN:HB3	29:CE:163:VAL:HG23	1.96	0.48
30:CF:36:LYS:HB3	30:CF:160:VAL:HB	1.96	0.48
31:CG:103:LEU:HD22	31:CG:123:PHE:CE1	2.48	0.48
34:CJ:39:ILE:HG22	34:CJ:40:ASP:O	2.13	0.48
25:CA:662:G:H5'	36:CL:18:ARG:HA	1.95	0.48
1:DA:148:G:H2'	1:DA:149:A:C8	2.49	0.48
1:DA:922:G:N3	1:DA:1398:A:H2	2.12	0.48
2:DB:22:LYS:H	2:DB:22:LYS:HZ3	1.60	0.48
7:DG:69:VAL:O	7:DG:69:VAL:HG12	2.14	0.48
11:DK:29:ILE:HD12	11:DK:29:ILE:C	2.34	0.48
11:DK:39:PRO:O	11:DK:40:ILE:HD13	2.13	0.48
1:AA:46:G:OP1	1:AA:307:C:H4'	2.14	0.48
1:AA:882:C:O2'	1:AA:883:C:H5'	2.14	0.48
2:AB:32:ILE:HD11	2:AB:40:HIS:HB3	1.95	0.48
5:AE:70:PRO:HB3	5:AE:144:THR:HG22	1.95	0.48
1:AA:1329:A:H4'	13:AM:24:GLY:O	2.14	0.48
22:AV:293:ILE:HD11	22:AV:297:GLU:CG	2.40	0.48
22:AV:8:LEU:HD21	22:AV:45:ILE:HG12	1.96	0.48

Continued on next page...

Continued from previous page...

Atom-1	Atom-2	Interatomic distance (Å)	Clash overlap (Å)
43:BS:19:LEU:HB3	52:B2:25:LEU:CD1	2.43	0.48
25:BA:1658:C:OP1	28:BD:132:HIS:ND1	2.47	0.48
25:BA:173:G:H2'	25:BA:174:C:C6	2.49	0.48
25:BA:2070:G:H2'	25:BA:2071:A:O4'	2.13	0.48
25:BA:388:G:C4	25:BA:390:A:C6	3.02	0.48
25:BA:721:C:H2'	25:BA:722:A:H8	1.79	0.48
25:BA:998:C:H2'	25:BA:999:U:O4'	2.14	0.48
38:BN:55:ALA:CB	38:BN:79:LEU:HD22	2.44	0.48
40:BP:80:SER:HB3	40:BP:83:ILE:HG13	1.96	0.48
42:BR:14:VAL:HG13	42:BR:96:ILE:HG13	1.96	0.48
46:BV:155:LEU:HD21	46:BV:171:ILE:HG13	1.95	0.48
53:C3:41:PRO:HG3	53:C3:49:HIS:HE1	1.79	0.48
25:CA:1505:C:H2'	25:CA:1506:C:C6	2.49	0.48
25:CA:1594:G:H2'	25:CA:1595:G:O4'	2.13	0.48
25:CA:1794:U:H2'	25:CA:1795:C:H6	1.79	0.48
25:CA:34:C:O2'	25:CA:35:G:C5'	2.62	0.48
25:CA:492:A:H2'	25:CA:493:G:O4'	2.14	0.48
25:CA:699:A:H2'	25:CA:700:G:O4'	2.13	0.48
25:CA:950:G:H2'	25:CA:951:C:H6	1.79	0.48
34:CJ:105:LEU:O	34:CJ:106:LYS:C	2.52	0.48
35:CK:14:THR:HG22	35:CK:14:THR:O	2.14	0.48
37:CM:43:THR:OG1	37:CM:46:GLN:HG3	2.13	0.48
37:CM:75:THR:HA	37:CM:88:GLY:HA3	1.95	0.48
40:CP:108:ARG:HA	40:CP:111:ARG:NE	2.29	0.48
43:CS:46:PHE:O	43:CS:50:VAL:HG12	2.14	0.48
37:CM:26:TYR:HA	46:CV:81:ARG:HH21	1.79	0.48
50:CZ:40:THR:O	50:CZ:44:ARG:HG3	2.14	0.48
1:DA:1251:A:H2'	1:DA:1252:A:C8	2.49	0.48
10:DJ:29:ARG:HG2	10:DJ:29:ARG:O	2.13	0.48
1:AA:298:A:C6	1:AA:299:G:C2	3.01	0.48
1:AA:357:G:OP1	1:AA:366:C:O2'	2.21	0.48
1:AA:386:C:H2'	1:AA:387:U:O4'	2.14	0.48
1:AA:509:A:H5'	4:AD:55:ALA:HB2	1.96	0.48
3:AC:73:PRO:O	3:AC:76:VAL:HG22	2.14	0.48
5:AE:59:GLY:O	5:AE:63:ARG:HG3	2.14	0.48
5:AE:79:GLU:OE1	8:AH:104:ARG:HG3	2.13	0.48
11:AK:39:PRO:O	11:AK:40:ILE:HD13	2.14	0.48
21:AU:18:TYR:O	21:AU:22:ARG:HB3	2.14	0.48
22:AV:109:VAL:HG13	22:AV:201:VAL:HG22	1.96	0.48
25:BA:2378:A:C2	39:BO:18:ILE:HD12	2.48	0.48
25:BA:2685:G:N2	25:BA:2725:A:C6	2.82	0.48

Continued on next page...

Continued from previous page...

Atom-1	Atom-2	Interatomic distance (Å)	Clash overlap (Å)
25:BA:2737:G:H2'	25:BA:2738:A:H8	1.79	0.48
25:BA:2839:G:H2'	25:BA:2840:C:C6	2.48	0.48
30:BF:111:LEU:HB2	30:BF:112:PRO:HD3	1.96	0.48
30:BF:88:ILE:HG13	30:BF:89:GLY:N	2.27	0.48
31:BG:144:VAL:O	31:BG:148:ILE:HG12	2.14	0.48
34:BJ:105:LEU:O	34:BJ:106:LYS:C	2.52	0.48
38:BN:50:HIS:O	38:BN:54:LEU:HB2	2.14	0.48
39:BO:17:ARG:HG2	39:BO:18:ILE:HD13	1.96	0.48
39:BO:26:LEU:O	39:BO:88:ASP:HB3	2.13	0.48
46:BV:31:ARG:HG3	46:BV:32:HIS:CD2	2.49	0.48
36:CL:61:ARG:HH11	55:C5:13:ARG:HD2	1.78	0.48
55:C5:59:LYS:HA	55:C5:62:LEU:HD11	1.96	0.48
25:CA:1418:G:H8	25:CA:1418:G:O5'	1.96	0.48
25:CA:1817:G:C6	25:CA:1818:U:C4	3.02	0.48
25:CA:530:G:C5	25:CA:2022:U:H5''	2.48	0.48
25:CA:2091:U:C4	25:CA:2092:U:C4	3.02	0.48
25:CA:2103:C:H2'	25:CA:2104:G:C8	2.49	0.48
25:CA:2263:C:H42	25:CA:2278:A:N6	2.12	0.48
25:CA:329:G:H1	45:CU:19:LYS:HE3	1.78	0.48
25:CA:653:C:H5''	25:CA:654:U:O4'	2.14	0.48
25:CA:812:C:H5'	36:CL:25:SER:O	2.13	0.48
25:CA:826:U:H2'	25:CA:828:U:H6	1.78	0.48
25:CA:957:A:H5'	37:CM:76:LYS:CD	2.44	0.48
26:CB:70:C:H2'	26:CB:71:C:C6	2.47	0.48
27:CC:78:LYS:HD3	27:CC:114:GLY:HA2	1.95	0.48
27:CC:174:ILE:HD12	27:CC:174:ILE:N	2.29	0.48
35:CK:22:ILE:HB	35:CK:40:VAL:HG12	1.95	0.48
36:CL:41:ARG:NH2	36:CL:45:LEU:HB2	2.24	0.48
37:CM:20:ALA:HB1	37:CM:99:PRO:O	2.14	0.48
1:DA:106:C:O2'	1:DA:107:G:H5'	2.14	0.48
1:DA:1339:A:H2'	1:DA:1340:A:O4'	2.13	0.48
1:DA:386:C:H2'	1:DA:387:U:O4'	2.14	0.48
1:DA:429:U:H1'	1:DA:430:A:H5''	1.95	0.48
1:DA:620:C:H2'	1:DA:621:A:O4'	2.14	0.48
2:DB:28:PHE:HD2	2:DB:194:PRO:HD3	1.79	0.48
3:DC:110:ASN:O	3:DC:141:VAL:HG22	2.14	0.48
4:DD:135:LEU:H	4:DD:135:LEU:HD22	1.79	0.48
4:DD:174:LEU:HD23	4:DD:185:PHE:HA	1.95	0.48
4:DD:195:ALA:C	4:DD:196:LEU:HD12	2.34	0.48
4:DD:43:HIS:HB3	4:DD:46:LYS:HD2	1.96	0.48
13:DM:17:VAL:HG12	13:DM:21:TYR:HE1	1.77	0.48

Continued on next page...

Continued from previous page...

Atom-1	Atom-2	Interatomic distance (Å)	Clash overlap (Å)
1:AA:1502:A:C8	1:AA:1505:G:N2	2.81	0.47
1:AA:297:G:H4'	1:AA:557:G:H4'	1.95	0.47
1:AA:615:C:H2'	1:AA:616:G:C8	2.47	0.47
1:AA:976:G:C8	1:AA:1358:U:H2'	2.46	0.47
5:AE:80:ILE:HG13	5:AE:91:LEU:HD13	1.96	0.47
12:AL:57:VAL:O	12:AL:59:LEU:HD22	2.14	0.47
17:AQ:59:ILE:HD12	17:AQ:59:ILE:N	2.29	0.47
22:AV:177:VAL:O	22:AV:302:ILE:HB	2.13	0.47
25:BA:1094:U:H2'	25:BA:1096:A:OP2	2.14	0.47
25:BA:2079:U:H2'	25:BA:2080:G:O4'	2.14	0.47
25:BA:2445:G:O2'	25:BA:2446:G:H5'	2.14	0.47
25:BA:273(G):C:H2'	25:BA:274:G:C8	2.49	0.47
25:BA:807:U:O2'	25:BA:808:G:H5'	2.13	0.47
25:BA:866:A:N3	25:BA:866:A:H2'	2.28	0.47
25:BA:956:G:H2'	25:BA:957:A:H2'	1.96	0.47
25:BA:962:G:H2'	25:BA:963:U:O4'	2.14	0.47
27:BC:132:PRO:HD3	27:BC:190:TYR:CE2	2.49	0.47
28:BD:25:VAL:HG12	28:BD:181:LEU:HD12	1.96	0.47
31:BG:30:LYS:HB2	31:BG:79:VAL:HA	1.96	0.47
36:BL:61:ARG:HH11	55:B5:13:ARG:HD2	1.78	0.47
40:BP:57:PHE:CG	40:BP:58:ASN:N	2.82	0.47
40:BP:50:ILE:HA	40:BP:99:LEU:CD1	2.44	0.47
25:CA:1174:A:H3'	25:CA:1175:U:C5'	2.43	0.47
25:CA:1385:G:H4'	25:CA:1386:C:OP1	2.13	0.47
25:CA:1437:C:H2'	25:CA:1438:U:H6	1.79	0.47
25:CA:1472:A:H2'	25:CA:1473:G:O4'	2.14	0.47
25:CA:2573:C:H3'	25:CA:2573:C:OP1	2.14	0.47
25:CA:2839:G:H2'	25:CA:2840:C:C6	2.49	0.47
25:CA:768:G:H2'	25:CA:769:G:C8	2.48	0.47
29:CE:65:TRP:HZ3	29:CE:75:HIS:CD2	2.23	0.47
31:CG:144:VAL:O	31:CG:148:ILE:HG12	2.14	0.47
31:CG:15:VAL:HG11	31:CG:76:VAL:HG13	1.95	0.47
45:CU:49:VAL:O	45:CU:50:ARG:HB2	2.14	0.47
50:CZ:55:ARG:HD3	50:CZ:55:ARG:HA	1.68	0.47
1:DA:1329:A:H4'	13:DM:24:GLY:O	2.14	0.47
1:DA:46:G:OP1	1:DA:307:C:H4'	2.14	0.47
1:DA:787:A:O2'	1:DA:788:U:H5'	2.14	0.47
1:DA:914:A:O2'	1:DA:915:A:H5'	2.14	0.47
4:DD:122:ARG:HD3	4:DD:122:ARG:O	2.14	0.47
9:DI:10:ARG:HD3	9:DI:11:LYS:N	2.28	0.47
19:DS:12:ASP:HB2	19:DS:15:LEU:HD23	1.96	0.47

Continued on next page...

Continued from previous page...

Atom-1	Atom-2	Interatomic distance (Å)	Clash overlap (Å)
1:AA:1387:G:H2'	1:AA:1388:C:C6	2.49	0.47
2:AB:212:GLN:HE22	2:AB:216:SER:HB2	1.78	0.47
1:AA:932:C:H5''	7:AG:4:ARG:HG3	1.95	0.47
10:AJ:82:ILE:O	10:AJ:86:MET:HB2	2.13	0.47
19:AS:16:LEU:HA	19:AS:19:VAL:HG12	1.96	0.47
55:B5:50:LEU:HD13	55:B5:57:ARG:NH2	2.28	0.47
55:B5:59:LYS:HA	55:B5:62:LEU:HD11	1.95	0.47
25:BA:1190:G:H2'	25:BA:1191:G:C8	2.48	0.47
25:BA:1437:C:H2'	25:BA:1438:U:H6	1.79	0.47
25:BA:1543:A:C8	25:BA:1543:A:H3'	2.49	0.47
25:BA:1952:A:C4	35:BK:22:ILE:HD12	2.49	0.47
25:BA:1992:G:OP1	25:BA:1992:G:C8	2.66	0.47
25:BA:2065:C:H5''	25:BA:2252:G:H1'	1.96	0.47
27:BC:174:ILE:N	27:BC:174:ILE:HD12	2.29	0.47
30:BF:134:GLY:C	30:BF:135:LEU:HD12	2.35	0.47
32:BH:142:VAL:HG12	32:BH:143:SER:N	2.29	0.47
36:BL:39:LYS:O	36:BL:41:ARG:HG2	2.14	0.47
46:BV:27:VAL:HA	46:BV:37:VAL:HG22	1.96	0.47
50:BZ:40:THR:O	50:BZ:44:ARG:HG3	2.14	0.47
25:CA:1164:G:H5'	25:CA:1164:G:H8	1.79	0.47
25:CA:1678:G:H21	25:CA:1989:G:H22	1.58	0.47
25:CA:2247:A:H2'	25:CA:2248:C:H6	1.79	0.47
28:CD:50:GLY:HA3	28:CD:75:VAL:HG11	1.94	0.47
30:CF:111:LEU:HB2	30:CF:112:PRO:HD3	1.96	0.47
31:CG:30:LYS:HB2	31:CG:79:VAL:HA	1.95	0.47
40:CP:50:ILE:HA	40:CP:99:LEU:CD1	2.43	0.47
42:CR:35:LEU:HB2	42:CR:57:VAL:HG13	1.95	0.47
42:CR:34:GLU:HG3	42:CR:58:VAL:HG22	1.95	0.47
25:CA:2354:G:H21	47:CW:36:ILE:HD12	1.78	0.47
48:CX:31:GLY:O	48:CX:32:LYS:HB2	2.14	0.47
48:CX:45:ASN:ND2	48:CX:47:GLN:HE21	2.12	0.47
1:DA:1132:C:H2'	1:DA:1133:G:C8	2.49	0.47
1:DA:547:A:H4'	1:DA:548:G:O5'	2.14	0.47
1:DA:35:G:C2	1:DA:550:G:C2	3.02	0.47
4:DD:126:ILE:HG22	4:DD:127:THR:N	2.29	0.47
7:DG:15:ASP:CB	7:DG:20:ASP:H	2.27	0.47
8:DH:89:PRO:HA	8:DH:92:ARG:NH1	2.29	0.47
1:DA:537:G:H5''	12:DL:112:ARG:HH22	1.78	0.47
19:DS:64:GLU:HG3	19:DS:65:ASN:OD1	2.14	0.47
22:DV:244:LEU:H	22:DV:244:LEU:HD12	1.79	0.47
22:DV:81:LEU:O	22:DV:85:LYS:HG2	2.14	0.47

Continued on next page...

Continued from previous page...

Atom-1	Atom-2	Interatomic distance (Å)	Clash overlap (Å)
1:AA:321:A:C2	1:AA:333:G:C2	3.02	0.47
1:AA:67:C:H2'	1:AA:68:G:H8	1.78	0.47
3:AC:113:ALA:HB3	3:AC:114:PRO:HD3	1.95	0.47
4:AD:147:ALA:HA	4:AD:182:LYS:HA	1.97	0.47
4:AD:195:ALA:C	4:AD:196:LEU:HD12	2.34	0.47
7:AG:38:LEU:O	7:AG:42:ILE:HG13	2.15	0.47
1:AA:878:G:C5'	8:AH:89:PRO:HG2	2.45	0.47
11:AK:94:ALA:O	11:AK:98:LEU:HG	2.14	0.47
55:B5:34:TRP:CG	55:B5:35:GLN:N	2.82	0.47
25:BA:1211:U:H4'	25:BA:1212:G:OP2	2.14	0.47
25:BA:1819:A:C4	27:BC:179:SER:OG	2.67	0.47
25:BA:2630:G:H1'	25:BA:2894:G:H1'	1.95	0.47
25:BA:287:C:H2'	25:BA:288:C:H6	1.79	0.47
25:BA:826:U:H2'	25:BA:828:U:H6	1.79	0.47
25:BA:945:A:O2'	25:BA:946:G:H4'	2.15	0.47
27:BC:61:LEU:O	27:BC:63:ARG:NH1	2.47	0.47
25:BA:2513:G:N2	28:BD:143:ASN:HD21	2.12	0.47
29:BE:160:ASN:HB3	29:BE:163:VAL:HG23	1.97	0.47
30:BF:60:LEU:HD11	30:BF:92:VAL:CG1	2.38	0.47
36:BL:7:ARG:O	36:BL:10:PRO:HD3	2.14	0.47
37:BM:75:THR:HA	37:BM:88:GLY:HA3	1.95	0.47
39:BO:34:HIS:ND1	39:BO:54:LEU:HB2	2.29	0.47
39:BO:66:ALA:HA	39:BO:69:VAL:HG12	1.95	0.47
40:BP:108:ARG:HA	40:BP:111:ARG:NE	2.29	0.47
51:C1:50:THR:CG2	51:C1:51:TYR:H	2.13	0.47
25:CA:150:C:H2'	25:CA:151:C:H6	1.79	0.47
25:CA:1607:C:H4'	25:CA:1608:A:C5'	2.45	0.47
25:CA:1658:C:OP1	28:CD:132:HIS:ND1	2.48	0.47
25:CA:2206:C:H2'	25:CA:2207:C:C6	2.48	0.47
25:CA:2293:C:H4'	39:CO:93:LYS:HZ1	1.79	0.47
25:CA:2443:C:H2'	25:CA:2444:G:H8	1.78	0.47
25:CA:962:G:H2'	25:CA:963:U:O4'	2.14	0.47
25:CA:996:A:H2'	25:CA:997:G:H8	1.80	0.47
32:CH:123:LEU:HD23	32:CH:124:GLY:N	2.30	0.47
45:CU:10:GLY:HA2	45:CU:27:VAL:HG23	1.97	0.47
47:CW:14:ARG:O	47:CW:15:ASP:HB2	2.14	0.47
1:DA:321:A:C2	1:DA:333:G:C2	3.03	0.47
1:DA:629:G:H2'	1:DA:630:G:C8	2.49	0.47
3:DC:175:LEU:O	3:DC:175:LEU:HD23	2.14	0.47
3:DC:182:ILE:HG12	3:DC:203:PHE:HA	1.96	0.47
4:DD:9:CYS:HB3	4:DD:32:ALA:CB	2.43	0.47

Continued on next page...

Continued from previous page...

Atom-1	Atom-2	Interatomic distance (Å)	Clash overlap (Å)
10:DJ:55:LYS:O	10:DJ:56:HIS:CG	2.67	0.47
13:DM:27:LYS:HE2	13:DM:31:LYS:HE2	1.95	0.47
18:DR:38:GLU:HG3	18:DR:42:ARG:HH22	1.79	0.47
1:AA:1285:A:H4'	1:AA:1286:A:O5'	2.14	0.47
1:AA:397:A:N3	1:AA:397:A:H3'	2.30	0.47
1:AA:922:G:N3	1:AA:1398:A:H2	2.11	0.47
3:AC:175:LEU:O	3:AC:175:LEU:HD23	2.14	0.47
4:AD:122:ARG:O	4:AD:122:ARG:HD3	2.15	0.47
1:AA:1118:C:P	9:AI:104:ARG:HG3	2.55	0.47
22:AV:230:GLN:NE2	25:BA:2452:C:H1'	2.29	0.47
22:AV:303:ARG:HG3	22:AV:305:TYR:CE2	2.49	0.47
22:AV:81:LEU:O	22:AV:85:LYS:HG2	2.14	0.47
25:BA:2549:G:H2'	25:BA:2550:G:H8	1.78	0.47
25:BA:372:G:H5'	48:BX:66:HIS:CE1	2.49	0.47
25:BA:492:A:H2'	25:BA:493:G:O4'	2.15	0.47
25:BA:996:A:H2'	25:BA:997:G:H8	1.79	0.47
28:BD:103:ASP:OD1	28:BD:201:THR:HG23	2.13	0.47
29:BE:101:LEU:HD12	29:BE:102:PRO:HD2	1.96	0.47
32:BH:123:LEU:HD23	32:BH:124:GLY:N	2.29	0.47
33:BI:9:LEU:O	33:BI:13:LEU:HG	2.13	0.47
35:BK:19:ILE:HG12	35:BK:19:ILE:O	2.14	0.47
37:BM:20:ALA:HB1	37:BM:99:PRO:O	2.13	0.47
44:BT:55:ASN:HB2	44:BT:80:ILE:CG2	2.43	0.47
45:BU:10:GLY:HA2	45:BU:27:VAL:HG23	1.96	0.47
25:BA:480:A:OP2	45:BU:46:LYS:HE2	2.14	0.47
45:BU:88:LYS:C	45:BU:90:LEU:H	2.17	0.47
55:C5:40:GLU:O	55:C5:44:LYS:HG2	2.15	0.47
25:CA:1094:U:H2'	25:CA:1096:A:OP2	2.14	0.47
25:CA:1480:G:H1	25:CA:1513:C:H42	1.63	0.47
25:CA:1499:C:H2'	25:CA:1500:G:C8	2.50	0.47
25:CA:2094:G:P	32:CH:22:LYS:HD2	2.54	0.47
25:CA:2065:C:H5''	25:CA:2252:G:H1'	1.97	0.47
25:CA:956:G:H2'	25:CA:957:A:H2'	1.96	0.47
25:CA:1819:A:C4	27:CC:179:SER:OG	2.67	0.47
28:CD:25:VAL:HG12	28:CD:181:LEU:HD12	1.96	0.47
36:CL:40:SER:O	36:CL:41:ARG:HD2	2.14	0.47
37:CM:24:GLY:HA2	37:CM:101:ARG:CA	2.42	0.47
39:CO:66:ALA:HA	39:CO:69:VAL:HG12	1.96	0.47
40:CP:27:THR:HG22	40:CP:90:GLN:HB3	1.96	0.47
40:CP:54:ARG:HA	40:CP:59:THR:OG1	2.14	0.47
42:CR:62:LEU:HD22	42:CR:95:LEU:HD12	1.97	0.47

Continued on next page...

Continued from previous page...

Atom-1	Atom-2	Interatomic distance (Å)	Clash overlap (Å)
1:DA:1285:A:H4'	1:DA:1286:A:O5'	2.14	0.47
1:DA:298:A:C6	1:DA:299:G:C2	3.03	0.47
1:DA:500:G:H2'	1:DA:501:C:C6	2.50	0.47
4:DD:166:LYS:O	4:DD:168:ARG:HG2	2.13	0.47
9:DI:77:ILE:O	9:DI:81:ILE:HG13	2.14	0.47
22:DV:123:PHE:CE1	22:DV:180:VAL:HB	2.50	0.47
1:AA:1402:C:H2'	1:AA:1403:C:O4'	2.14	0.47
1:AA:600:C:OP1	8:AH:97:VAL:HG12	2.14	0.47
4:AD:9:CYS:HB3	4:AD:32:ALA:CB	2.44	0.47
7:AG:69:VAL:CA	7:AG:138:LYS:HD2	2.44	0.47
10:AJ:34:VAL:HG22	10:AJ:74:ILE:HG22	1.97	0.47
25:BA:1060:U:H4'	25:BA:1061:U:C3'	2.43	0.47
25:BA:46:C:H42	25:BA:179:G:H1	1.61	0.47
25:BA:1914:C:O2	25:BA:1914:C:O4'	2.31	0.47
25:BA:2403:C:H6	25:BA:2403:C:O5'	1.97	0.47
25:BA:247:G:H4'	25:BA:386:G:C5	2.50	0.47
25:BA:372:G:N2	25:BA:400:G:H2'	2.29	0.47
27:BC:232:PRO:C	27:BC:234:GLY:H	2.18	0.47
30:BF:36:LYS:HB3	30:BF:160:VAL:HB	1.96	0.47
34:BJ:112:LYS:O	34:BJ:116:THR:HG22	2.15	0.47
36:BL:16:ARG:HE	36:BL:17:LYS:N	2.11	0.47
46:BV:145:GLU:HG3	46:BV:146:ILE:N	2.29	0.47
25:CA:1558:A:H1'	25:CA:1559:G:OP2	2.15	0.47
25:CA:2311:A:H5''	25:CA:2312:U:OP2	2.14	0.47
25:CA:2685:G:N2	25:CA:2725:A:C6	2.83	0.47
25:CA:274:G:C6	25:CA:275:G:N2	2.82	0.47
27:CC:44:ASN:HB3	27:CC:50:THR:HG21	1.95	0.47
29:CE:101:LEU:HD12	29:CE:102:PRO:HD2	1.96	0.47
35:CK:96:THR:O	35:CK:117:LEU:HD13	2.15	0.47
36:CL:18:ARG:NH1	36:CL:18:ARG:HB3	2.29	0.47
36:CL:29:LYS:HD2	36:CL:29:LYS:N	2.29	0.47
39:CO:34:HIS:ND1	39:CO:54:LEU:HB2	2.29	0.47
41:CQ:83:LEU:HG	41:CQ:88:ILE:CD1	2.44	0.47
42:CR:14:VAL:HG13	42:CR:96:ILE:HG13	1.96	0.47
1:DA:1327:C:H2'	1:DA:1328:C:C6	2.50	0.47
1:DA:1402:C:H2'	1:DA:1403:C:O4'	2.15	0.47
1:DA:321:A:H2'	1:DA:322:C:C6	2.50	0.47
1:DA:737:A:H2'	1:DA:738:C:H6	1.78	0.47
7:DG:69:VAL:CA	7:DG:138:LYS:HD2	2.44	0.47
1:DA:932:C:H5''	7:DG:4:ARG:HG3	1.95	0.47
8:DH:38:ILE:HD12	8:DH:118:VAL:HG12	1.96	0.47

Continued on next page...

Continued from previous page...

Atom-1	Atom-2	Interatomic distance (Å)	Clash overlap (Å)
1:DA:1118:C:P	9:DI:104:ARG:HG3	2.54	0.47
19:DS:6:LYS:H	19:DS:6:LYS:CD	2.27	0.47
22:DV:168:TYR:O	22:DV:172:LYS:HB3	2.15	0.47
1:AA:106:C:O2'	1:AA:107:G:H5'	2.14	0.47
1:AA:148:G:H2'	1:AA:149:A:C8	2.50	0.47
1:AA:793:U:H3'	1:AA:794:A:C5'	2.44	0.47
2:AB:158:LEU:HD12	2:AB:158:LEU:N	2.28	0.47
2:AB:187:LEU:HD23	2:AB:201:ILE:HG22	1.97	0.47
3:AC:182:ILE:HG12	3:AC:203:PHE:HA	1.96	0.47
19:AS:64:GLU:HG3	19:AS:65:ASN:OD1	2.14	0.47
22:AV:85:LYS:O	22:AV:89:GLU:HG2	2.15	0.47
55:B5:33:ASN:ND2	55:B5:34:TRP:H	2.13	0.47
25:BA:1497:U:H5'	25:BA:1498:C:H5	1.80	0.47
25:BA:1993:U:H4'	28:BD:128:SER:HB3	1.97	0.47
25:BA:2561:A:H2'	25:BA:2562:U:O4'	2.14	0.47
25:BA:629:G:H1	25:BA:634:C:H42	1.62	0.47
25:BA:782:A:H5'	25:BA:783:A:C2	2.49	0.47
27:BC:186:HIS:CD2	27:BC:188:GLU:HB2	2.49	0.47
40:BP:54:ARG:HA	40:BP:59:THR:OG1	2.14	0.47
44:BT:12:VAL:HG12	44:BT:28:PHE:HA	1.95	0.47
45:BU:49:VAL:O	45:BU:50:ARG:HB2	2.14	0.47
47:BW:51:VAL:CG2	47:BW:80:HIS:HA	2.44	0.47
49:BY:16:LEU:HB2	49:BY:20:GLU:HG3	1.97	0.47
50:BZ:28:LEU:HA	50:BZ:33:GLN:OE1	2.15	0.47
25:CA:1272:A:OP2	25:CA:1647:G:OP1	2.32	0.47
25:CA:184:C:H2'	25:CA:185:U:C6	2.50	0.47
25:CA:2079:U:H2'	25:CA:2080:G:O4'	2.14	0.47
25:CA:2131:G:OP1	25:CA:2132:U:H3'	2.13	0.47
25:CA:372:G:H22	25:CA:400:G:H2'	1.80	0.47
27:CC:106:ILE:HD13	27:CC:143:HIS:CD2	2.49	0.47
37:CM:140:ALA:HB3	46:CV:53:ILE:HD13	1.95	0.47
38:CN:50:HIS:O	38:CN:54:LEU:HB2	2.15	0.47
46:CV:104:PHE:HD1	46:CV:139:VAL:HG11	1.79	0.47
1:DA:1344:C:O2'	1:DA:1345:U:H5'	2.15	0.47
2:DB:32:ILE:HD11	2:DB:40:HIS:HB3	1.95	0.47
10:DJ:49:VAL:HG22	10:DJ:50:ILE:H	1.80	0.47
12:DL:82:VAL:HG22	12:DL:83:LEU:N	2.30	0.47
1:AA:1119:C:H2'	1:AA:1120:G:C8	2.49	0.47
1:AA:791:G:H2'	1:AA:792:A:H5'	1.97	0.47
2:AB:154:LEU:HD13	2:AB:155:LEU:N	2.30	0.47
25:BA:2393:A:H5'	36:BL:62:LEU:HD12	1.96	0.47

Continued on next page...

Continued from previous page...

Atom-1	Atom-2	Interatomic distance (Å)	Clash overlap (Å)
25:BA:274:G:C6	25:BA:275:G:N2	2.82	0.47
25:BA:2790:A:H2'	25:BA:2791:C:H5''	1.97	0.47
25:BA:808:G:H2'	25:BA:809:G:H8	1.80	0.47
25:BA:884:C:H2'	25:BA:885:C:O4'	2.15	0.47
25:BA:950:G:H2'	25:BA:951:C:H6	1.79	0.47
27:BC:231:HIS:CD2	27:BC:232:PRO:HD2	2.50	0.47
28:BD:110:GLY:CA	28:BD:162:ALA:HB2	2.45	0.47
38:BN:10:LEU:HB2	38:BN:17:ARG:CZ	2.44	0.47
38:BN:10:LEU:HD23	38:BN:21:TYR:OH	2.14	0.47
41:BQ:88:ILE:HB	41:BQ:90:VAL:CG1	2.40	0.47
42:BR:81:TYR:C	42:BR:82:ARG:HG3	2.35	0.47
55:C5:29:LYS:HB3	55:C5:29:LYS:NZ	2.30	0.47
25:CA:1070:A:H2'	25:CA:1097:U:OP1	2.14	0.47
25:CA:1535:U:H2'	25:CA:1536:A:O4'	2.14	0.47
25:CA:451:C:H4'	29:CE:52:LYS:NZ	2.30	0.47
25:CA:934:G:H2'	25:CA:935:C:C6	2.49	0.47
25:CA:984:A:H5''	25:CA:985:C:H5	1.79	0.47
25:CA:2512:C:H4'	28:CD:122:PHE:CE2	2.49	0.47
28:CD:33:VAL:HG12	28:CD:89:ASP:O	2.14	0.47
30:CF:115:ARG:CD	30:CF:115:ARG:H	2.25	0.47
30:CF:115:ARG:N	30:CF:115:ARG:HD2	2.30	0.47
32:CH:130:TYR:HD2	32:CH:132:PRO:HG3	1.79	0.47
38:CN:55:ALA:CB	38:CN:79:LEU:HD22	2.44	0.47
39:CO:14:VAL:O	39:CO:18:ILE:HG12	2.15	0.47
50:CZ:28:LEU:HA	50:CZ:33:GLN:OE1	2.15	0.47
1:DA:1104:G:H2'	1:DA:1105:A:C8	2.49	0.47
1:DA:1316:G:O2'	14:DN:18:VAL:HG21	2.15	0.47
1:DA:615:C:H2'	1:DA:616:G:C8	2.47	0.47
1:DA:509:A:H5'	4:DD:55:ALA:HB2	1.97	0.47
6:DF:87:ARG:HH11	6:DF:87:ARG:HG2	1.79	0.47
19:DS:40:ILE:HG12	19:DS:71:LEU:HD23	1.96	0.47
1:DA:1453:G:H8	20:DT:58:LYS:NZ	2.12	0.47
22:DV:303:ARG:HG3	22:DV:305:TYR:CE2	2.49	0.47
1:AA:1131:G:OP1	9:AI:3:GLN:NE2	2.48	0.47
1:AA:1316:G:O2'	14:AN:18:VAL:HG21	2.15	0.47
1:AA:1435:G:H2'	1:AA:1436:U:C6	2.50	0.47
1:AA:321:A:H2'	1:AA:322:C:C6	2.50	0.47
1:AA:835:U:OP1	18:AR:61:LYS:HB2	2.15	0.47
10:AJ:55:LYS:O	10:AJ:56:HIS:CG	2.68	0.47
11:AK:29:ILE:C	11:AK:29:ILE:HD12	2.34	0.47
11:AK:17:GLY:HA3	11:AK:77:MET:SD	2.55	0.47

Continued on next page...

Continued from previous page...

Atom-1	Atom-2	Interatomic distance (Å)	Clash overlap (Å)
18:AR:38:GLU:HG3	18:AR:42:ARG:HH22	1.80	0.47
55:B5:29:LYS:NZ	55:B5:29:LYS:HB3	2.30	0.47
55:B5:39:LYS:HE3	55:B5:43:GLN:HE21	1.80	0.47
25:BA:1186:G:H8	25:BA:1186:G:O5'	1.98	0.47
25:BA:1728:G:O5'	25:BA:1728:G:H8	1.97	0.47
25:BA:2037:G:H2'	25:BA:2038:G:H8	1.80	0.47
25:BA:2298:A:H2'	25:BA:2299:G:O4'	2.14	0.47
25:BA:695:G:OP1	25:BA:1380:G:H4'	2.15	0.47
25:BA:812:C:H5'	36:BL:25:SER:O	2.15	0.47
27:BC:242:ARG:HD3	27:BC:242:ARG:N	2.24	0.47
28:BD:132:HIS:HA	28:BD:135:HIS:NE2	2.29	0.47
35:BK:22:ILE:HG12	35:BK:41:ALA:HA	1.96	0.47
37:BM:26:TYR:HA	46:BV:81:ARG:HH21	1.80	0.47
40:BP:27:THR:HG22	40:BP:90:GLN:HB3	1.96	0.47
42:BR:15:GLU:HB2	42:BR:18:LEU:HG	1.96	0.47
42:BR:4:ILE:HD13	42:BR:13:ARG:HA	1.97	0.47
44:BT:93:GLU:O	44:BT:94:GLY:C	2.52	0.47
45:BU:81:LYS:CD	45:BU:97:ARG:HB3	2.39	0.47
25:CA:218:A:C2	25:CA:235:U:H4'	2.49	0.47
26:CB:53:A:H2'	26:CB:54:G:H8	1.79	0.47
27:CC:186:HIS:CD2	27:CC:188:GLU:HB2	2.49	0.47
28:CD:78:LEU:O	28:CD:79:ARG:HD2	2.15	0.47
32:CH:82:ARG:HB3	32:CH:89:TYR:HB2	1.97	0.47
25:CA:1952:A:C4	35:CK:22:ILE:HD12	2.49	0.47
36:CL:7:ARG:O	36:CL:10:PRO:HD3	2.14	0.47
38:CN:96:ARG:NH2	38:CN:117:VAL:HG23	2.27	0.47
39:CO:17:ARG:HG2	39:CO:18:ILE:HD13	1.96	0.47
42:CR:15:GLU:HB2	42:CR:18:LEU:HG	1.96	0.47
42:CR:99:ILE:HD13	42:CR:99:ILE:N	2.29	0.47
43:CS:106:ILE:HG13	43:CS:106:ILE:O	2.14	0.47
46:CV:145:GLU:HG3	46:CV:146:ILE:N	2.30	0.47
37:CM:52:VAL:HG23	46:CV:183:LEU:HD13	1.96	0.47
1:DA:219:C:H2'	1:DA:220:G:O4'	2.15	0.47
1:DA:297:G:H4'	1:DA:557:G:H4'	1.95	0.47
2:DB:153:ARG:HB2	2:DB:153:ARG:NH1	2.29	0.47
19:DS:16:LEU:HA	19:DS:19:VAL:HG12	1.96	0.47
21:DU:18:TYR:O	21:DU:22:ARG:HB3	2.15	0.47
1:AA:1453:G:H8	20:AT:58:LYS:NZ	2.11	0.47
3:AC:20:SER:HB2	3:AC:40:ARG:NH1	2.30	0.47
5:AE:10:MET:HG3	5:AE:13:ILE:HD11	1.95	0.47
6:AF:87:ARG:HG2	6:AF:87:ARG:HH11	1.80	0.47

Continued on next page...

Continued from previous page...

Atom-1	Atom-2	Interatomic distance (Å)	Clash overlap (Å)
8:AH:31:PHE:O	8:AH:35:ILE:HG12	2.15	0.47
12:AL:82:VAL:HG22	12:AL:83:LEU:N	2.29	0.47
19:AS:40:ILE:HG12	19:AS:71:LEU:HD23	1.96	0.47
19:AS:6:LYS:CD	19:AS:6:LYS:H	2.27	0.47
22:AV:88:LEU:HA	22:AV:91:GLU:HG2	1.96	0.47
55:B5:48:PHE:HE1	55:B5:50:LEU:HD21	1.79	0.47
36:BL:50:ARG:HB3	55:B5:60:LEU:HD21	1.97	0.47
25:BA:307:G:H8	25:BA:307:G:O5'	1.97	0.47
25:BA:414:C:H2'	25:BA:415:A:C8	2.50	0.47
30:BF:114:ILE:HB	30:BF:117:PHE:HB2	1.97	0.47
35:BK:14:THR:O	35:BK:14:THR:HG22	2.14	0.47
39:BO:14:VAL:O	39:BO:18:ILE:HG12	2.15	0.47
40:BP:42:ILE:HG13	40:BP:42:ILE:O	2.15	0.47
55:C5:34:TRP:CG	55:C5:35:GLN:N	2.82	0.47
25:CA:1056:G:H5''	25:CA:1057:A:C5'	2.45	0.47
25:CA:1186:G:O5'	25:CA:1186:G:H8	1.98	0.47
25:CA:228:A:C5	25:CA:230:U:C2	3.03	0.47
25:CA:2365:G:O6	55:C5:39:LYS:HE3	2.14	0.47
25:CA:2371:G:H2'	25:CA:2372:G:H8	1.78	0.47
25:CA:2403:C:H6	25:CA:2403:C:O5'	1.98	0.47
25:CA:289:A:H2'	25:CA:290:G:O4'	2.15	0.47
25:CA:333:G:H2'	25:CA:333:G:N3	2.30	0.47
25:CA:582:G:H1	25:CA:1258:C:H42	1.63	0.47
25:CA:721:C:H2'	25:CA:722:A:H8	1.79	0.47
25:CA:808:G:H2'	25:CA:809:G:H8	1.79	0.47
25:CA:884:C:H2'	25:CA:885:C:O4'	2.15	0.47
25:CA:998:C:H2'	25:CA:999:U:O4'	2.14	0.47
27:CC:183:ARG:CB	27:CC:270:ILE:HG22	2.45	0.47
27:CC:40:THR:HG22	27:CC:41:GLY:N	2.29	0.47
35:CK:65:THR:H	35:CK:79:PHE:HD1	1.63	0.47
40:CP:42:ILE:O	40:CP:42:ILE:HG13	2.15	0.47
40:CP:59:THR:O	40:CP:78:LEU:HB2	2.14	0.47
41:CQ:112:ARG:NH2	42:CR:46:VAL:HG21	2.29	0.47
47:CW:78:TYR:HB3	47:CW:80:HIS:CE1	2.50	0.47
1:DA:1201:A:H5'	1:DA:1203:C:OP2	2.15	0.47
1:DA:88:C:H2'	1:DA:89:U:C6	2.50	0.47
3:DC:21:ARG:O	3:DC:58:GLU:HA	2.14	0.47
23:DW:47:U:H3'	23:DW:48:C:H5'	1.96	0.47
1:AA:105:G:C6	1:AA:106:C:C4	3.03	0.47
1:AA:1299:A:C5	1:AA:1301:U:C2	3.03	0.47
22:AV:299:SER:C	22:AV:300:GLU:HG3	2.36	0.47

Continued on next page...

Continued from previous page...

Atom-1	Atom-2	Interatomic distance (Å)	Clash overlap (Å)
25:BA:1065:U:H2'	25:BA:1066:U:O4'	2.15	0.47
25:BA:2091:U:C4	25:BA:2092:U:C4	3.02	0.47
25:BA:2263:C:H42	25:BA:2278:A:N6	2.11	0.47
25:BA:2552:U:C2	25:BA:2554:U:H5'	2.49	0.47
25:BA:451:C:H4'	29:BE:52:LYS:NZ	2.30	0.47
25:BA:662:G:H2'	25:BA:663:G:H8	1.79	0.47
25:BA:664:C:H2'	25:BA:665:C:H6	1.80	0.47
36:BL:29:LYS:HD2	36:BL:29:LYS:N	2.30	0.47
36:BL:30:THR:HG22	36:BL:31:ALA:H	1.80	0.47
25:BA:910:A:N7	37:BM:13:GLN:HB2	2.30	0.47
37:BM:140:ALA:HB3	46:BV:53:ILE:HD13	1.96	0.47
37:BM:58:PHE:CD1	37:BM:61:GLY:HA3	2.50	0.47
38:BN:96:ARG:NH2	38:BN:117:VAL:HG23	2.27	0.47
25:CA:116:C:H2'	25:CA:117:G:O4'	2.15	0.47
25:CA:1310:G:C3'	25:CA:1311:G:H5''	2.44	0.47
25:CA:2393:A:H5'	36:CL:62:LEU:HD12	1.96	0.47
25:CA:2790:A:H2'	25:CA:2791:C:H5''	1.97	0.47
26:CB:66:A:N6	26:CB:107:U:H2'	2.30	0.47
29:CE:29:ASN:H	29:CE:112:MET:HE1	1.79	0.47
1:DA:1270:C:O5'	1:DA:1270:C:H6	1.97	0.47
5:DE:80:ILE:HG13	5:DE:91:LEU:HD13	1.96	0.47
7:DG:38:LEU:O	7:DG:42:ILE:HG13	2.15	0.47
9:DI:17:VAL:HA	9:DI:63:ILE:HG13	1.97	0.47
11:DK:94:ALA:O	11:DK:98:LEU:HG	2.14	0.47
22:DV:41:MET:HE1	22:DV:352:ALA:HB1	1.97	0.47
2:AB:193:ASP:OD1	2:AB:196:LEU:HD21	2.14	0.47
2:AB:28:PHE:HD2	2:AB:194:PRO:HD3	1.79	0.47
7:AG:15:ASP:CB	7:AG:20:ASP:H	2.28	0.47
5:AE:152:ARG:HD3	8:AH:42:GLU:O	2.15	0.47
54:B4:8:ASN:C	54:B4:8:ASN:ND2	2.69	0.47
25:BA:1019:U:H3	25:BA:114(B):A:H62	1.63	0.47
25:BA:1480:G:H1	25:BA:1513:C:H42	1.62	0.47
25:BA:184:C:H2'	25:BA:185:U:C6	2.50	0.47
25:BA:2744:G:H21	31:BG:143:GLN:NE2	2.13	0.47
25:BA:2844:G:H2'	25:BA:2845:G:O4'	2.15	0.47
25:BA:653:C:H5''	25:BA:654:U:O4'	2.14	0.47
27:BC:40:THR:HG22	27:BC:41:GLY:N	2.30	0.47
44:BT:50:LYS:H	44:BT:87:GLN:NE2	2.12	0.47
37:BM:137:TYR:HB3	46:BV:76:LEU:HD21	1.96	0.47
48:BX:45:ASN:ND2	48:BX:47:GLN:HE21	2.12	0.47
25:CA:1065:U:H2'	25:CA:1066:U:O4'	2.15	0.47

Continued on next page...

Continued from previous page...

Atom-1	Atom-2	Interatomic distance (Å)	Clash overlap (Å)
25:CA:1497:U:H5'	25:CA:1498:C:H5	1.80	0.47
25:CA:2331:G:N2	25:CA:2385:C:C4	2.83	0.47
25:CA:2552:U:C2	25:CA:2554:U:H5'	2.50	0.47
25:CA:2836:U:H2'	25:CA:2837:G:C8	2.50	0.47
28:CD:132:HIS:HA	28:CD:135:HIS:NE2	2.30	0.47
28:CD:69:LYS:O	28:CD:69:LYS:HD3	2.15	0.47
32:CH:107:ILE:HG13	32:CH:109:ILE:HG23	1.96	0.47
32:CH:114:LEU:HD21	32:CH:128:LEU:HD13	1.97	0.47
33:CI:56:ASN:HA	33:CI:59:ILE:HD12	1.97	0.47
35:CK:19:ILE:HG12	35:CK:19:ILE:O	2.14	0.47
37:CM:55:VAL:HG12	37:CM:64:ILE:CD1	2.43	0.47
37:CM:58:PHE:CD1	37:CM:61:GLY:HA3	2.50	0.47
45:CU:88:LYS:C	45:CU:90:LEU:H	2.17	0.47
48:CX:19:GLN:HE21	48:CX:41:ARG:HB2	1.79	0.47
1:DA:1053:G:C3'	1:DA:1054:C:H5'	2.44	0.47
1:DA:25:C:H2'	1:DA:26:A:H8	1.80	0.47
1:DA:513:C:H2'	1:DA:514:C:C6	2.50	0.47
1:DA:977:A:O2'	1:DA:981:U:N3	2.47	0.47
2:DB:193:ASP:OD1	2:DB:196:LEU:HD21	2.15	0.47
2:DB:27:LYS:HB2	2:DB:194:PRO:HG2	1.96	0.47
6:DF:14:LEU:HD21	6:DF:18:GLN:HB2	1.96	0.47
9:DI:5:TYR:HA	9:DI:17:VAL:O	2.14	0.47
12:DL:69:ILE:HA	12:DL:99:ILE:HG22	1.96	0.47
13:DM:49:THR:O	13:DM:53:VAL:HG23	2.15	0.47
17:DQ:59:ILE:N	17:DQ:59:ILE:HD12	2.29	0.47
22:DV:274:LEU:HD21	22:DV:278:ARG:NE	2.28	0.47
1:AA:1290:G:H2'	1:AA:1290:G:N3	2.31	0.46
1:AA:1327:C:H2'	1:AA:1328:C:C6	2.50	0.46
1:AA:828:A:H2'	1:AA:829:G:O4'	2.15	0.46
3:AC:79:ARG:HD3	3:AC:79:ARG:N	2.31	0.46
13:AM:49:THR:O	13:AM:53:VAL:HG23	2.15	0.46
1:AA:237:C:H5''	17:AQ:25:ARG:CZ	2.45	0.46
22:AV:123:PHE:CE1	22:AV:180:VAL:HB	2.51	0.46
51:B1:39:ARG:HG2	51:B1:49:GLU:HG3	1.97	0.46
51:B1:57:ILE:HG22	51:B1:59:VAL:CG2	2.46	0.46
25:BA:1558:A:H1'	25:BA:1559:G:OP2	2.15	0.46
25:BA:2119:A:H61	25:BA:2168:G:H1'	1.81	0.46
25:BA:548:A:O5'	25:BA:548:A:H8	1.98	0.46
32:BH:107:ILE:HG13	32:BH:109:ILE:HG23	1.96	0.46
32:BH:57:ARG:O	32:BH:61:ARG:HG3	2.15	0.46
33:BI:56:ASN:HA	33:BI:59:ILE:HD12	1.98	0.46

Continued on next page...

Continued from previous page...

Atom-1	Atom-2	Interatomic distance (Å)	Clash overlap (Å)
35:BK:65:THR:H	35:BK:79:PHE:HD1	1.63	0.46
39:BO:100:ALA:HA	39:BO:103:GLU:HB3	1.97	0.46
41:BQ:92:ARG:HD2	41:BQ:95:LEU:H	1.80	0.46
25:BA:498:G:N3	45:BU:47:LYS:HE3	2.29	0.46
46:BV:76:LEU:N	46:BV:76:LEU:HD12	2.29	0.46
55:C5:26:LYS:HA	55:C5:48:PHE:CE2	2.35	0.46
25:CA:1206:G:C2	25:CA:1207:C:C2	3.03	0.46
25:CA:1728:G:O5'	25:CA:1728:G:H8	1.98	0.46
25:CA:2744:G:H21	31:CG:143:GLN:NE2	2.13	0.46
25:CA:2749:A:H4'	31:CG:62:LYS:CB	2.39	0.46
25:CA:2844:G:H2'	25:CA:2845:G:O4'	2.15	0.46
25:CA:2872:G:O2'	25:CA:2873:A:H5'	2.15	0.46
25:CA:414:C:H2'	25:CA:415:A:C8	2.50	0.46
25:CA:662:G:H2'	25:CA:663:G:H8	1.80	0.46
25:CA:945:A:O2'	25:CA:946:G:H4'	2.15	0.46
27:CC:133:LEU:HA	27:CC:136:ILE:HG13	1.97	0.46
30:CF:114:ILE:HB	30:CF:117:PHE:HB2	1.97	0.46
30:CF:134:GLY:C	30:CF:135:LEU:HD12	2.35	0.46
25:CA:598:G:H5'	36:CL:15:ARG:HG2	1.96	0.46
38:CN:10:LEU:HB2	38:CN:17:ARG:CZ	2.45	0.46
34:CJ:61:HIS:O	41:CQ:67:ALA:HB1	2.15	0.46
46:CV:31:ARG:HG3	46:CV:32:HIS:CD2	2.49	0.46
1:DA:882:C:O2'	1:DA:883:C:H5'	2.14	0.46
1:DA:977:A:C8	1:DA:1223:C:C4	3.04	0.46
2:DB:177:ALA:HB1	2:DB:182:ILE:HB	1.97	0.46
2:DB:187:LEU:HD11	2:DB:204:ASN:O	2.14	0.46
3:DC:20:SER:HB2	3:DC:40:ARG:NH1	2.30	0.46
10:DJ:34:VAL:HG22	10:DJ:74:ILE:HG22	1.96	0.46
17:DQ:94:ASN:O	17:DQ:98:LEU:HG	2.15	0.46
1:AA:1344:C:O2'	1:AA:1345:U:H5'	2.14	0.46
1:AA:977:A:O2'	1:AA:981:U:N3	2.47	0.46
1:AA:998(B):C:H2'	1:AA:999:U:C6	2.51	0.46
15:AO:28:GLN:O	15:AO:32:LEU:HG	2.15	0.46
16:AP:4:ILE:HD12	16:AP:4:ILE:N	2.31	0.46
51:B1:46:ASN:HB2	51:B1:64:LYS:CB	2.45	0.46
36:BL:62:LEU:HD21	55:B5:25:MET:HB2	1.97	0.46
25:BA:1310:G:C3'	25:BA:1311:G:H5''	2.44	0.46
25:BA:2331:G:N2	25:BA:2385:C:C4	2.83	0.46
25:BA:2567:G:H2'	25:BA:2568:C:C6	2.50	0.46
25:BA:2607:G:O2'	25:BA:2608:G:H5'	2.14	0.46
25:BA:298:G:O5'	25:BA:298:G:H8	1.99	0.46

Continued on next page...

Continued from previous page...

Atom-1	Atom-2	Interatomic distance (Å)	Clash overlap (Å)
25:BA:763:G:O2'	25:BA:764:A:H5'	2.15	0.46
25:BA:808:G:H2'	25:BA:809:G:C8	2.50	0.46
25:BA:984:A:H5'	25:BA:985:C:H5	1.80	0.46
37:BM:51:ARG:O	37:BM:55:VAL:HG13	2.15	0.46
42:BR:99:ILE:HD13	42:BR:99:ILE:N	2.29	0.46
55:C5:39:LYS:HE3	55:C5:43:GLN:HE21	1.80	0.46
55:C5:50:LEU:HD13	55:C5:57:ARG:NH2	2.29	0.46
25:CA:1680:U:O2	25:CA:1763:G:C8	2.69	0.46
25:CA:558:G:H5'	34:CJ:135:LEU:HD13	1.96	0.46
26:CB:44:G:N3	26:CB:47:C:N4	2.64	0.46
27:CC:242:ARG:N	27:CC:242:ARG:HD3	2.24	0.46
37:CM:51:ARG:O	37:CM:55:VAL:HG13	2.15	0.46
42:CR:38:LEU:C	42:CR:39:LEU:HD22	2.36	0.46
47:CW:51:VAL:CG2	47:CW:80:HIS:HA	2.44	0.46
1:DA:1119:C:H2'	1:DA:1120:G:C8	2.49	0.46
1:DA:776:G:HO2'	1:DA:777:A:H8	1.62	0.46
1:DA:878:G:C5'	8:DH:89:PRO:HG2	2.45	0.46
22:DV:299:SER:C	22:DV:300:GLU:HG3	2.35	0.46
1:AA:25:C:H2'	1:AA:26:A:H8	1.79	0.46
1:AA:513:C:H2'	1:AA:514:C:C6	2.50	0.46
9:AI:77:ILE:O	9:AI:81:ILE:HG13	2.14	0.46
13:AM:81:LEU:HD22	13:AM:86:CYS:SG	2.54	0.46
15:AO:60:VAL:O	15:AO:63:ARG:HB3	2.15	0.46
19:AS:46:GLY:H	19:AS:62:ILE:HG23	1.80	0.46
55:B5:49:VAL:HG12	55:B5:50:LEU:N	2.31	0.46
25:BA:235:U:H2'	25:BA:236:C:H6	1.80	0.46
25:BA:2369:A:H2'	25:BA:2370:G:H8	1.81	0.46
25:BA:2718:G:H2'	25:BA:2719:G:C8	2.49	0.46
25:BA:2850:A:H2	38:BN:61:HIS:CG	2.34	0.46
26:BB:45:A:H5'	26:BB:46:A:OP2	2.15	0.46
26:BB:53:A:H2'	26:BB:54:G:H8	1.80	0.46
27:BC:183:ARG:CB	27:BC:270:ILE:HG22	2.45	0.46
28:BD:78:LEU:O	28:BD:79:ARG:HD2	2.14	0.46
42:BR:62:LEU:HD22	42:BR:95:LEU:HD12	1.98	0.46
25:CA:1019:U:H3	25:CA:114(B):A:H62	1.64	0.46
25:CA:86:C:H4'	25:CA:104:U:H1'	1.97	0.46
25:CA:1191:G:OP1	36:CL:35:HIS:CD2	2.69	0.46
25:CA:1405:U:H2'	25:CA:1406:U:C6	2.51	0.46
25:CA:1689:A:N6	25:CA:1698:A:H2	1.95	0.46
25:CA:2298:A:H2'	25:CA:2299:G:O4'	2.14	0.46
25:CA:298:G:H8	25:CA:298:G:O5'	1.97	0.46

Continued on next page...

Continued from previous page...

Atom-1	Atom-2	Interatomic distance (Å)	Clash overlap (Å)
25:CA:247:G:H4'	25:CA:386:G:C5	2.50	0.46
25:CA:548:A:H8	25:CA:548:A:O5'	1.99	0.46
25:CA:695:G:OP1	25:CA:1380:G:H4'	2.14	0.46
25:CA:782:A:H5'	25:CA:783:A:C2	2.51	0.46
27:CC:132:PRO:HD3	27:CC:190:TYR:CE2	2.50	0.46
27:CC:143:HIS:CE1	27:CC:192:THR:HG1	2.33	0.46
27:CC:232:PRO:C	27:CC:234:GLY:H	2.18	0.46
28:CD:110:GLY:HA2	28:CD:162:ALA:HB2	1.97	0.46
36:CL:125:VAL:O	36:CL:145:PRO:HD2	2.14	0.46
38:CN:5:LYS:CD	38:CN:5:LYS:H	2.29	0.46
1:DA:24:U:H2'	1:DA:25:C:H6	1.80	0.46
1:DA:600:C:OP1	8:DH:97:VAL:HG12	2.15	0.46
3:DC:14:ILE:HG23	3:DC:15:THR:N	2.28	0.46
5:DE:12:LEU:HD22	5:DE:12:LEU:C	2.36	0.46
14:DN:48:ALA:HB2	14:DN:53:LEU:HD12	1.97	0.46
22:DV:85:LYS:O	22:DV:89:GLU:HG2	2.15	0.46
22:DV:88:LEU:HA	22:DV:91:GLU:CG	2.45	0.46
1:AA:219:C:H2'	1:AA:220:G:O4'	2.15	0.46
1:AA:722:A:N6	1:AA:724:G:C2	2.83	0.46
1:AA:88:C:H2'	1:AA:89:U:C6	2.50	0.46
2:AB:177:ALA:HB1	2:AB:182:ILE:HB	1.97	0.46
2:AB:87:ARG:HD2	2:AB:87:ARG:O	2.15	0.46
4:AD:135:LEU:H	4:AD:135:LEU:HD22	1.80	0.46
22:AV:202:LEU:HD23	22:AV:202:LEU:N	2.30	0.46
22:AV:229:GLY:HA3	23:AW:76:A:O3'	2.15	0.46
22:AV:8:LEU:HG	22:AV:41:MET:SD	2.56	0.46
25:BA:86:C:H4'	25:BA:104:U:H1'	1.97	0.46
25:BA:1613:G:C6	25:BA:1619:G:C6	3.03	0.46
25:BA:2127:G:N2	25:BA:2173:A:H1'	2.29	0.46
25:BA:2236:C:H2'	25:BA:2237:G:H5'	1.98	0.46
26:BB:32:C:H2'	26:BB:33:G:H8	1.81	0.46
28:BD:69:LYS:O	28:BD:69:LYS:HD3	2.15	0.46
28:BD:33:VAL:HG12	28:BD:89:ASP:O	2.15	0.46
29:BE:11:VAL:HB	29:BE:18:ARG:O	2.15	0.46
30:BF:39:ILE:HG22	30:BF:40:ASN:N	2.31	0.46
31:BG:38:SER:HB2	31:BG:41:MET:CG	2.45	0.46
32:BH:130:TYR:HD2	32:BH:132:PRO:HG3	1.79	0.46
34:BJ:61:HIS:O	41:BQ:67:ALA:HB1	2.15	0.46
41:BQ:61:TRP:O	41:BQ:65:ILE:HG13	2.16	0.46
42:BR:1:MET:SD	42:BR:42:GLY:HA3	2.55	0.46
41:BQ:112:ARG:NH2	42:BR:46:VAL:HG21	2.29	0.46

Continued on next page...

Continued from previous page...

Atom-1	Atom-2	Interatomic distance (Å)	Clash overlap (Å)
47:BW:78:TYR:HB3	47:BW:80:HIS:CE1	2.50	0.46
25:CA:1186:G:H2'	25:CA:1187:G:O4'	2.16	0.46
25:CA:2354:G:H2'	25:CA:2355:C:C6	2.51	0.46
25:CA:2718:G:H2'	25:CA:2719:G:C8	2.49	0.46
25:CA:630:G:N2	25:CA:632:A:H3'	2.31	0.46
25:CA:950:G:H2'	25:CA:951:C:C6	2.51	0.46
32:CH:77:LEU:HD22	32:CH:79:ILE:HD11	1.97	0.46
36:CL:13:ASN:H	36:CL:13:ASN:ND2	2.13	0.46
25:CA:832:G:OP1	36:CL:40:SER:HB3	2.16	0.46
38:CN:21:TYR:CE2	38:CN:43:GLU:HB3	2.49	0.46
43:CS:24:ILE:HG21	43:CS:36:LEU:CD2	2.46	0.46
47:CW:43:THR:O	47:CW:43:THR:HG22	2.16	0.46
1:DA:1217:C:H5''	14:DN:9:LYS:NZ	2.31	0.46
1:DA:1319:A:H61	1:DA:1361:G:H21	1.63	0.46
1:DA:693:G:C6	1:DA:694:A:C6	3.04	0.46
1:DA:791:G:H2'	1:DA:792:A:H5'	1.96	0.46
2:DB:87:ARG:HD2	2:DB:87:ARG:O	2.15	0.46
4:DD:147:ALA:HA	4:DD:182:LYS:HA	1.96	0.46
8:DH:31:PHE:O	8:DH:35:ILE:HG12	2.16	0.46
9:DI:73:GLN:O	9:DI:77:ILE:HG13	2.16	0.46
11:DK:87:THR:HA	11:DK:91:ARG:HH21	1.81	0.46
12:DL:57:VAL:O	12:DL:59:LEU:HD22	2.14	0.46
20:DT:30:LYS:HG3	20:DT:34:LYS:HE3	1.95	0.46
22:DV:109:VAL:HG13	22:DV:201:VAL:HG22	1.96	0.46
1:AA:1493:A:H5''	24:AX:19:U:O2'	2.15	0.46
1:AA:323:U:H2'	1:AA:324:G:O4'	2.15	0.46
1:AA:337:C:H2'	1:AA:338:A:C8	2.51	0.46
1:AA:357:G:H2'	1:AA:358:U:H5''	1.97	0.46
1:AA:458:C:N4	1:AA:464:G:C6	2.83	0.46
1:AA:607:A:H2'	1:AA:608:A:O4'	2.16	0.46
4:AD:126:ILE:HG22	4:AD:127:THR:N	2.29	0.46
4:AD:109:GLY:HA3	4:AD:165:MET:HG2	1.97	0.46
7:AG:155:ARG:O	7:AG:156:TRP:CD1	2.68	0.46
8:AH:38:ILE:HD12	8:AH:118:VAL:HG12	1.97	0.46
12:AL:51:LEU:N	12:AL:51:LEU:HD12	2.30	0.46
19:AS:12:ASP:HB2	19:AS:15:LEU:HD23	1.96	0.46
25:BA:1607:C:H4'	25:BA:1608:A:C5'	2.44	0.46
25:BA:2015:A:N3	52:B2:2:ALA:N	2.63	0.46
25:BA:2103:C:H2'	25:BA:2104:G:C8	2.49	0.46
25:BA:827:U:H1'	25:BA:2246:G:O2'	2.16	0.46
25:BA:275:G:N2	25:BA:276:A:N6	2.64	0.46

Continued on next page...

Continued from previous page...

Atom-1	Atom-2	Interatomic distance (Å)	Clash overlap (Å)
25:BA:2861:G:C4	25:BA:2862:G:C8	3.04	0.46
25:BA:652:U:H2'	25:BA:653:C:O4'	2.16	0.46
15:AO:60:VAL:HG11	25:BA:715:G:O4'	2.16	0.46
32:BH:82:ARG:HB3	32:BH:89:TYR:HB2	1.97	0.46
35:BK:56:ASP:O	35:BK:58:VAL:HG13	2.14	0.46
25:BA:814:C:C5	36:BL:27:HIS:NE2	2.84	0.46
37:BM:34:LEU:HD23	37:BM:104:PHE:HD1	1.81	0.46
37:BM:54:MET:HG2	37:BM:64:ILE:HD13	1.97	0.46
25:BA:1276:A:O2'	38:BN:16:HIS:HE1	1.98	0.46
39:BO:24:LEU:HD13	39:BO:82:ILE:CG2	2.44	0.46
48:BX:11:ARG:HH11	48:BX:61:ARG:H	1.63	0.46
25:CA:235:U:H2'	25:CA:236:C:H6	1.80	0.46
25:CA:2378:A:C2	39:CO:18:ILE:HD12	2.48	0.46
25:CA:571:A:H1'	25:CA:573:G:C8	2.50	0.46
29:CE:123:LEU:HD13	29:CE:192:LEU:HD22	1.97	0.46
29:CE:194:MET:SD	29:CE:199:TRP:HD1	2.38	0.46
29:CE:63:LYS:HG3	29:CE:76:GLY:HA2	1.98	0.46
29:CE:51:THR:OG1	29:CE:91:GLY:HA3	2.16	0.46
30:CF:110:ALA:O	30:CF:114:ILE:HG13	2.15	0.46
30:CF:39:ILE:HG22	30:CF:40:ASN:N	2.31	0.46
35:CK:122:LEU:CD2	40:CP:74:ARG:HE	2.29	0.46
36:CL:84:ASN:HA	36:CL:115:LEU:O	2.16	0.46
36:CL:13:ASN:N	36:CL:13:ASN:ND2	2.64	0.46
36:CL:30:THR:HG22	36:CL:31:ALA:H	1.79	0.46
41:CQ:36:ARG:HG2	41:CQ:40:PHE:HE1	1.80	0.46
44:CT:50:LYS:H	44:CT:87:GLN:NE2	2.12	0.46
25:CA:480:A:OP2	45:CU:46:LYS:HE2	2.14	0.46
46:CV:27:VAL:HA	46:CV:37:VAL:HG22	1.96	0.46
49:CY:50:ILE:HD12	49:CY:50:ILE:N	2.30	0.46
1:DA:1321:C:C6	1:DA:1322:C:H2'	2.50	0.46
1:DA:1512:U:H2'	1:DA:1513:A:C8	2.50	0.46
1:DA:191(G):G:H2'	1:DA:192:U:C6	2.51	0.46
1:DA:722:A:N6	1:DA:724:G:C2	2.84	0.46
7:DG:41:ARG:NH1	7:DG:41:ARG:HB3	2.30	0.46
11:DK:41:THR:HG21	11:DK:71:LYS:HB2	1.98	0.46
11:DK:17:GLY:HA3	11:DK:77:MET:SD	2.55	0.46
16:DP:14:ASN:N	16:DP:15:PRO:HD3	2.31	0.46
18:DR:84:LYS:HZ3	18:DR:84:LYS:HA	1.80	0.46
19:DS:46:GLY:H	19:DS:62:ILE:HG23	1.80	0.46
22:DV:125:ARG:O	22:DV:128:PHE:HB3	2.16	0.46
1:AA:691:G:H3'	11:AK:26:ASN:ND2	2.30	0.46

Continued on next page...

Continued from previous page...

Atom-1	Atom-2	Interatomic distance (Å)	Clash overlap (Å)
2:AB:153:ARG:HB2	2:AB:153:ARG:NH1	2.30	0.46
3:AC:14:ILE:HG23	3:AC:15:THR:N	2.28	0.46
4:AD:166:LYS:C	4:AD:166:LYS:HD2	2.36	0.46
7:AG:41:ARG:NH1	7:AG:41:ARG:HB3	2.31	0.46
8:AH:81:HIS:HB2	8:AH:138:TRP:OXT	2.15	0.46
11:AK:41:THR:HG21	11:AK:71:LYS:HB2	1.98	0.46
15:AO:36:ILE:HD13	15:AO:60:VAL:HG22	1.97	0.46
17:AQ:29:HIS:CG	17:AQ:30:PRO:HD2	2.50	0.46
22:AV:168:TYR:O	22:AV:172:LYS:HB3	2.15	0.46
25:BA:2392:A:OP1	55:B5:32:LEU:HB3	2.16	0.46
25:BA:1842:G:H1'	27:BC:255:LYS:HZ3	1.78	0.46
25:BA:228:A:C5	25:BA:230:U:C2	3.03	0.46
25:BA:2456:C:H42	25:BA:2495:G:H1	1.63	0.46
25:BA:333:G:H2'	25:BA:333:G:N3	2.30	0.46
25:BA:950:G:H2'	25:BA:951:C:C6	2.51	0.46
27:BC:25:THR:HG21	27:BC:81:ALA:HA	1.98	0.46
32:BH:114:LEU:HD21	32:BH:128:LEU:HD13	1.97	0.46
36:BL:135:LEU:HD22	36:BL:138:LEU:HD11	1.97	0.46
37:BM:141:GLN:HG2	46:BV:72:ARG:HA	1.97	0.46
38:BN:25:ALA:O	38:BN:29:LEU:HG	2.15	0.46
25:CA:107:C:H2'	25:CA:108:U:C6	2.50	0.46
25:CA:2731:G:C6	25:CA:2732:G:O6	2.69	0.46
25:CA:451:C:C2	25:CA:453:C:C5	3.03	0.46
25:CA:652:U:H2'	25:CA:653:C:O4'	2.16	0.46
25:CA:808:G:H2'	25:CA:809:G:C8	2.50	0.46
27:CC:242:ARG:N	27:CC:242:ARG:CD	2.79	0.46
28:CD:110:GLY:CA	28:CD:162:ALA:HB2	2.45	0.46
36:CL:135:LEU:HD22	36:CL:138:LEU:HD11	1.96	0.46
37:CM:54:MET:HG2	37:CM:64:ILE:HD13	1.97	0.46
37:CM:77:LYS:HA	37:CM:78:PRO:HD3	1.74	0.46
38:CN:26:LYS:HE2	38:CN:71:GLN:H	1.80	0.46
42:CR:1:MET:SD	42:CR:42:GLY:HA3	2.55	0.46
42:CR:81:TYR:C	42:CR:82:ARG:HG3	2.35	0.46
1:DA:1373:G:H5''	7:DG:36:LYS:NZ	2.31	0.46
1:DA:1387:G:H2'	1:DA:1388:C:C6	2.50	0.46
1:DA:358:U:H2'	1:DA:359:U:C6	2.51	0.46
2:DB:154:LEU:HD13	2:DB:155:LEU:N	2.30	0.46
3:DC:6:HIS:CD2	3:DC:7:PRO:HD2	2.50	0.46
5:DE:152:ARG:HD3	8:DH:42:GLU:O	2.15	0.46
9:DI:16:ARG:O	9:DI:63:ILE:HG23	2.15	0.46
1:DA:37:U:OP1	12:DL:122:LYS:HG3	2.16	0.46

Continued on next page...

Continued from previous page...

Atom-1	Atom-2	Interatomic distance (Å)	Clash overlap (Å)
22:DV:202:LEU:HD23	22:DV:202:LEU:N	2.31	0.46
22:DV:8:LEU:HD21	22:DV:45:ILE:HG12	1.96	0.46
22:DV:8:LEU:HG	22:DV:41:MET:SD	2.56	0.46
1:AA:234:C:H2'	1:AA:235:C:C6	2.50	0.46
1:AA:340:U:H2'	1:AA:341:C:C6	2.51	0.46
9:AI:14:VAL:HG12	9:AI:15:ALA:N	2.31	0.46
9:AI:73:GLN:O	9:AI:77:ILE:HG13	2.16	0.46
1:AA:501:C:P	12:AL:123:LYS:HD2	2.56	0.46
25:BA:107:C:H2'	25:BA:108:U:C6	2.50	0.46
25:BA:1405:U:H2'	25:BA:1406:U:C6	2.51	0.46
25:BA:2836:U:H2'	25:BA:2837:G:C8	2.50	0.46
25:BA:514:A:H2'	25:BA:515:A:C8	2.51	0.46
25:BA:558:G:H5'	34:BJ:135:LEU:HD13	1.97	0.46
25:BA:768:G:H2'	25:BA:769:G:C8	2.49	0.46
25:BA:832:G:OP1	36:BL:40:SER:HB3	2.15	0.46
25:BA:904:C:H2'	25:BA:905:U:H6	1.81	0.46
29:BE:33:LEU:O	29:BE:37:VAL:HG23	2.16	0.46
36:BL:97:PRO:O	36:BL:101:VAL:HG12	2.15	0.46
35:BK:122:LEU:CD2	40:BP:74:ARG:HE	2.29	0.46
40:BP:57:PHE:HE2	40:BP:79:HIS:HB2	1.80	0.46
48:BX:31:GLY:O	48:BX:32:LYS:HB2	2.14	0.46
25:CA:758:C:O2	25:CA:1981:A:H2	1.98	0.46
25:CA:1993:U:H4'	28:CD:128:SER:HB3	1.96	0.46
25:CA:2115:G:H8	25:CA:2115:G:O5'	1.98	0.46
25:CA:2567:G:H2'	25:CA:2568:C:C6	2.51	0.46
25:CA:2824:C:H2'	25:CA:2825:U:O4'	2.16	0.46
25:CA:773:U:H4'	27:CC:47:GLY:CA	2.41	0.46
25:CA:828:U:O2	25:CA:829:A:N7	2.48	0.46
25:CA:843:G:N2	25:CA:936:C:C2	2.84	0.46
27:CC:231:HIS:CD2	27:CC:232:PRO:HD2	2.50	0.46
25:CA:2590:A:P	27:CC:238:GLY:HA2	2.56	0.46
28:CD:84:PHE:CE1	28:CD:86:PRO:HG3	2.51	0.46
31:CG:55:PRO:HG2	31:CG:61:HIS:HD2	1.81	0.46
32:CH:13:GLY:HA3	32:CH:17:GLN:OE1	2.16	0.46
34:CJ:122:LEU:O	34:CJ:125:ALA:HB3	2.16	0.46
35:CK:22:ILE:HG12	35:CK:41:ALA:HA	1.96	0.46
36:CL:112:LEU:O	36:CL:128:HIS:HB2	2.16	0.46
37:CM:34:LEU:HD23	37:CM:104:PHE:HD1	1.81	0.46
37:CM:141:GLN:HG2	46:CV:72:ARG:HA	1.97	0.46
1:DA:835:U:OP1	18:DR:61:LYS:HB2	2.15	0.46
2:DB:137:ARG:O	2:DB:141:GLU:HG2	2.16	0.46

Continued on next page...

Continued from previous page...

Atom-1	Atom-2	Interatomic distance (Å)	Clash overlap (Å)
2:DB:187:LEU:HD23	2:DB:201:ILE:HG22	1.96	0.46
6:DF:72:VAL:HG13	6:DF:73:ASN:N	2.31	0.46
8:DH:81:HIS:HB2	8:DH:138:TRP:OXT	2.15	0.46
9:DI:14:VAL:HG12	9:DI:15:ALA:N	2.30	0.46
10:DJ:34:VAL:CG2	10:DJ:74:ILE:HG22	2.45	0.46
1:DA:237:C:H5''	17:DQ:25:ARG:CZ	2.45	0.46
6:DF:50:TYR:CE1	18:DR:77:GLY:HA2	2.51	0.46
23:DW:6:G:N2	23:DW:68:C:C2	2.84	0.46
1:AA:1005:A:H5'	1:AA:1037:C:O2	2.16	0.46
1:AA:1201:A:H5'	1:AA:1203:C:OP2	2.16	0.46
1:AA:352:C:H4'	1:AA:354:G:OP1	2.16	0.46
1:AA:474:G:H2'	1:AA:475:G:C8	2.50	0.46
2:AB:115:LEU:HD12	2:AB:118:LEU:HD12	1.98	0.46
2:AB:137:ARG:O	2:AB:141:GLU:HG2	2.16	0.46
2:AB:58:ILE:HG22	2:AB:221:LEU:HD12	1.96	0.46
8:AH:89:PRO:HA	8:AH:92:ARG:NH1	2.29	0.46
9:AI:4:TYR:HB3	9:AI:84:ALA:O	2.16	0.46
17:AQ:94:ASN:O	17:AQ:98:LEU:HG	2.15	0.46
19:AS:49:ILE:N	19:AS:49:ILE:HD12	2.30	0.46
25:BA:1416:G:H1'	25:BA:1417:C:C6	2.51	0.46
25:BA:1499:C:H2'	25:BA:1500:G:C8	2.49	0.46
25:BA:1676:A:H8	25:BA:1676:A:O5'	1.99	0.46
25:BA:2115:G:O5'	25:BA:2115:G:H8	1.98	0.46
25:BA:2477:C:HO2'	25:BA:2478:A:P	2.38	0.46
25:BA:2537:U:H2'	25:BA:2538:C:H6	1.81	0.46
25:BA:295:G:H4'	45:BU:2:ARG:NH1	2.31	0.46
25:BA:451:C:C2	25:BA:453:C:C5	3.04	0.46
25:BA:571:A:H1'	25:BA:573:G:C8	2.51	0.46
25:BA:649:G:H2'	25:BA:650:C:C6	2.51	0.46
25:BA:857:C:H2'	25:BA:858:U:C6	2.51	0.46
25:BA:943:U:OP1	36:BL:38:GLN:HB3	2.16	0.46
27:BC:165:ILE:N	27:BC:165:ILE:HD12	2.31	0.46
25:BA:1191:G:OP1	36:BL:35:HIS:CD2	2.69	0.46
39:BO:33:LYS:O	39:BO:33:LYS:HD3	2.16	0.46
41:BQ:62:ILE:HD12	41:BQ:76:TYR:CE1	2.51	0.46
42:BR:38:LEU:C	42:BR:39:LEU:HD22	2.37	0.46
53:C3:36:LEU:HB3	53:C3:50:ARG:NH1	2.30	0.46
25:CA:1416:G:H1'	25:CA:1417:C:C6	2.51	0.46
25:CA:1543:A:H3'	25:CA:1543:A:C8	2.50	0.46
25:CA:1613:G:C6	25:CA:1619:G:C6	3.03	0.46
25:CA:648:G:H4'	25:CA:2351:G:H5''	1.98	0.46

Continued on next page...

Continued from previous page...

Atom-1	Atom-2	Interatomic distance (Å)	Clash overlap (Å)
25:CA:2392:A:H1'	36:CL:60:MET:CE	2.46	0.46
25:CA:514:A:H2'	25:CA:515:A:C8	2.50	0.46
25:CA:664:C:H2'	25:CA:665:C:H6	1.81	0.46
27:CC:114:GLY:O	27:CC:115:GLN:C	2.54	0.46
28:CD:101:ARG:HG2	28:CD:171:GLU:HA	1.98	0.46
30:CF:86:MET:N	30:CF:87:PRO:CD	2.79	0.46
32:CH:57:ARG:O	32:CH:61:ARG:HG3	2.15	0.46
35:CK:56:ASP:O	35:CK:58:VAL:HG13	2.16	0.46
25:CA:663:G:H5''	36:CL:21:ARG:HD2	1.98	0.46
38:CN:25:ALA:O	38:CN:29:LEU:HG	2.16	0.46
40:CP:57:PHE:HE2	40:CP:79:HIS:HB2	1.81	0.46
41:CQ:92:ARG:NE	42:CR:11:GLN:HG3	2.31	0.46
43:CS:29:LEU:HD22	43:CS:69:LEU:CD1	2.42	0.46
25:CA:486:C:H4'	43:CS:60:ASN:HD22	1.81	0.46
1:DA:1502:A:H8	1:DA:1505:G:N2	2.14	0.46
2:DB:138:LEU:O	2:DB:141:GLU:HB2	2.16	0.46
2:DB:163:PHE:HD1	2:DB:185:ILE:HG13	1.81	0.46
4:DD:135:LEU:HD22	4:DD:135:LEU:N	2.31	0.46
7:DG:87:VAL:HA	7:DG:88:PRO:HD3	1.81	0.46
11:DK:102:GLY:C	11:DK:103:LEU:HD22	2.35	0.46
11:DK:34:ASP:HB2	11:DK:35:PRO:HD2	1.98	0.46
17:DQ:29:HIS:CG	17:DQ:30:PRO:HD2	2.51	0.46
22:DV:184:PRO:HG2	22:DV:187:GLU:HG2	1.98	0.46
22:DV:295:THR:C	22:DV:297:GLU:N	2.68	0.46
23:DW:22:G:H2'	23:DW:23:C:H6	1.80	0.46
1:AA:1191:A:H5''	3:AC:4:LYS:NZ	2.30	0.46
1:AA:1321:C:C6	1:AA:1322:C:H2'	2.50	0.46
1:AA:1337:G:H5''	1:AA:1338:G:OP1	2.15	0.46
1:AA:547:A:H4'	1:AA:548:G:O5'	2.14	0.46
1:AA:779:C:H2'	1:AA:780:A:O4'	2.15	0.46
2:AB:187:LEU:HD11	2:AB:204:ASN:O	2.15	0.46
3:AC:18:TRP:HE3	3:AC:18:TRP:H	1.62	0.46
7:AG:69:VAL:C	7:AG:138:LYS:HD2	2.36	0.46
9:AI:65:VAL:HG21	9:AI:73:GLN:HB3	1.98	0.46
15:AO:42:HIS:O	15:AO:46:HIS:HB2	2.16	0.46
53:B3:41:PRO:HG3	53:B3:49:HIS:HE1	1.79	0.46
25:BA:1588:C:H2'	25:BA:1589:C:C6	2.51	0.46
25:BA:1786:A:H1'	25:BA:1938:A:N6	2.31	0.46
25:BA:1817:G:C6	25:BA:1818:U:C4	3.03	0.46
25:BA:2818:G:H4'	25:BA:2837:G:C4'	2.46	0.46
25:BA:372:G:H22	25:BA:400:G:H2'	1.81	0.46

Continued on next page...

Continued from previous page...

Atom-1	Atom-2	Interatomic distance (Å)	Clash overlap (Å)
28:BD:101:ARG:HG2	28:BD:171:GLU:HA	1.97	0.46
30:BF:110:ALA:O	30:BF:114:ILE:HG13	2.16	0.46
30:BF:115:ARG:HD2	30:BF:115:ARG:N	2.30	0.46
30:BF:16:ARG:N	30:BF:17:PRO:HD2	2.31	0.46
25:BA:1131:G:H21	34:BJ:96:THR:HG21	1.81	0.46
25:BA:2010:G:H5''	43:BS:42:ARG:HB2	1.98	0.46
51:C1:46:ASN:HB2	51:C1:64:LYS:CB	2.45	0.46
25:CA:1211:U:H4'	25:CA:1212:G:OP2	2.15	0.46
25:CA:2216:G:H2'	25:CA:2217:G:H8	1.81	0.46
25:CA:297:C:H2'	25:CA:298:G:O4'	2.16	0.46
25:CA:579:G:C2	25:CA:1262:A:C4	3.04	0.46
25:CA:943:U:OP1	36:CL:38:GLN:HB3	2.15	0.46
25:CA:1799:G:H8	27:CC:181:GLU:CD	2.19	0.46
30:CF:130:ASN:OD1	30:CF:160:VAL:HA	2.16	0.46
25:CA:910:A:N7	37:CM:13:GLN:HB2	2.30	0.46
40:CP:124:ASP:O	40:CP:128:GLU:HG3	2.16	0.46
42:CR:4:ILE:HD13	42:CR:13:ARG:HA	1.96	0.46
45:CU:8:LYS:HE2	45:CU:37:VAL:HG11	1.97	0.46
1:DA:1128:C:H4'	9:DI:16:ARG:NH1	2.30	0.46
1:DA:1511:G:H2'	1:DA:1512:U:O4'	2.16	0.46
1:DA:243:A:C2	1:DA:246:A:C8	3.03	0.46
1:DA:340:U:H2'	1:DA:341:C:C6	2.51	0.46
1:DA:828:A:H2'	1:DA:829:G:O4'	2.15	0.46
1:DA:895:G:H2'	1:DA:896:C:H6	1.81	0.46
3:DC:79:ARG:N	3:DC:79:ARG:HD3	2.31	0.46
5:DE:48:ALA:HB2	5:DE:57:LYS:HD3	1.98	0.46
7:DG:155:ARG:O	7:DG:156:TRP:CD1	2.69	0.46
12:DL:37:THR:HG23	12:DL:38:VAL:N	2.27	0.46
15:DO:42:HIS:O	15:DO:46:HIS:HB2	2.15	0.46
15:DO:63:ARG:O	15:DO:67:LEU:HG	2.16	0.46
17:DQ:14:LYS:HD2	17:DQ:14:LYS:N	2.27	0.46
1:AA:358:U:H2'	1:AA:359:U:C6	2.51	0.46
6:AF:72:VAL:HG13	6:AF:73:ASN:N	2.31	0.46
11:AK:21:ILE:HD12	11:AK:21:ILE:N	2.31	0.46
19:AS:16:LEU:O	19:AS:20:LEU:HG	2.16	0.46
23:AW:6:G:N2	23:AW:68:C:C2	2.84	0.46
25:BA:1186:G:H2'	25:BA:1187:G:O4'	2.16	0.46
25:BA:1206:G:C2	25:BA:1207:C:C2	3.04	0.46
25:BA:582:G:H1	25:BA:1258:C:H42	1.64	0.46
25:BA:1332:G:H21	25:BA:1610:A:H8	1.55	0.46
25:BA:1680:U:O2	25:BA:1763:G:C8	2.69	0.46

Continued on next page...

Continued from previous page...

Atom-1	Atom-2	Interatomic distance (Å)	Clash overlap (Å)
25:BA:1794:U:H2'	25:BA:1795:C:H6	1.80	0.46
25:BA:2216:G:H2'	25:BA:2217:G:H8	1.81	0.46
25:BA:858:U:O2	25:BA:2268:A:H2'	2.16	0.46
25:BA:2876:G:H2'	25:BA:2877:G:H8	1.81	0.46
25:BA:841:A:C2	25:BA:938:G:C2	3.04	0.46
25:BA:1799:G:H8	27:BC:181:GLU:CD	2.19	0.46
31:BG:149:ARG:HA	31:BG:162:ILE:CG1	2.46	0.46
35:BK:96:THR:O	35:BK:117:LEU:HD13	2.16	0.46
35:BK:22:ILE:HB	35:BK:40:VAL:HG12	1.96	0.46
36:BL:13:ASN:ND2	36:BL:13:ASN:H	2.13	0.46
36:BL:83:VAL:O	36:BL:114:ILE:HA	2.16	0.46
35:BK:71:ARG:NH1	40:BP:74:ARG:HH22	2.14	0.46
44:BT:63:LYS:NZ	44:BT:72:LYS:HB3	2.31	0.46
51:C1:48:ILE:HD12	51:C1:48:ILE:N	2.31	0.46
51:C1:57:ILE:HG22	51:C1:59:VAL:CG2	2.46	0.46
25:CA:1927:A:C6	25:CA:1928:A:C6	3.04	0.46
25:CA:2127:G:N2	25:CA:2173:A:H1'	2.29	0.46
25:CA:2335:A:OP2	39:CO:13:ARG:HG2	2.17	0.46
25:CA:2818:G:H4'	25:CA:2837:G:C4'	2.46	0.46
25:CA:287:C:H2'	25:CA:288:C:C6	2.51	0.46
25:CA:415:A:H2'	25:CA:416:C:C6	2.51	0.46
25:CA:649:G:H2'	25:CA:650:C:C6	2.51	0.46
25:CA:81:G:H2'	25:CA:82:G:O4'	2.16	0.46
27:CC:35:LYS:HA	27:CC:35:LYS:HD2	1.68	0.46
36:CL:26:GLY:HA2	36:CL:30:THR:CG2	2.43	0.46
38:CN:5:LYS:H	38:CN:5:LYS:HD2	1.81	0.46
39:CO:100:ALA:HA	39:CO:103:GLU:HB3	1.97	0.46
39:CO:24:LEU:HD13	39:CO:82:ILE:CG2	2.44	0.46
42:CR:77:ALA:O	42:CR:79:VAL:N	2.49	0.46
44:CT:55:ASN:HB2	44:CT:80:ILE:CG2	2.43	0.46
1:DA:1005:A:H5'	1:DA:1037:C:O2	2.16	0.46
1:DA:1441:G:H5''	1:DA:1442:G:H5'	1.98	0.46
1:DA:52:G:C6	1:DA:360:A:C2	3.04	0.46
1:DA:607:A:H2'	1:DA:608:A:O4'	2.16	0.46
1:DA:793:U:H3'	1:DA:794:A:C5'	2.44	0.46
1:DA:78:G:H2'	1:DA:79:G:O4'	2.16	0.46
1:DA:93:U:H2'	1:DA:95:G:H8	1.81	0.46
2:DB:88:ALA:HA	2:DB:223:ILE:HD11	1.97	0.46
7:DG:69:VAL:C	7:DG:138:LYS:HD2	2.36	0.46
9:DI:4:TYR:HB3	9:DI:84:ALA:O	2.16	0.46
11:DK:21:ILE:HD12	11:DK:21:ILE:N	2.31	0.46

Continued on next page...

Continued from previous page...

Atom-1	Atom-2	Interatomic distance (Å)	Clash overlap (Å)
19:DS:49:ILE:HD12	19:DS:49:ILE:N	2.30	0.46
22:DV:143:GLU:HB3	22:DV:161:GLU:O	2.16	0.46
23:DW:59:A:C2'	23:DW:60:U:H5'	2.46	0.46
1:AA:1040:U:H2'	1:AA:1041:A:H8	1.81	0.45
1:AA:1058:G:H2'	1:AA:1059:C:O4'	2.16	0.45
1:AA:1184:G:H2'	1:AA:1185:G:C8	2.51	0.45
1:AA:1195:C:H5''	1:AA:1196:U:OP2	2.16	0.45
1:AA:1512:U:H2'	1:AA:1513:A:C8	2.50	0.45
2:AB:163:PHE:HD1	2:AB:185:ILE:HG13	1.81	0.45
2:AB:88:ALA:HA	2:AB:223:ILE:HD11	1.97	0.45
1:AA:1373:G:H5''	7:AG:36:LYS:NZ	2.31	0.45
10:AJ:49:VAL:HG22	10:AJ:50:ILE:H	1.81	0.45
1:AA:37:U:OP1	12:AL:122:LYS:HG3	2.16	0.45
6:AF:50:TYR:CE1	18:AR:77:GLY:HA2	2.51	0.45
22:AV:88:LEU:HA	22:AV:91:GLU:CG	2.45	0.45
23:AW:22:G:H2'	23:AW:23:C:H6	1.80	0.45
53:B3:36:LEU:HB3	53:B3:50:ARG:NH1	2.30	0.45
54:B4:3:ARG:HD3	54:B4:3:ARG:HA	1.71	0.45
25:BA:107:C:H2'	25:BA:108:U:H6	1.81	0.45
25:BA:1022:G:C6	25:BA:1141:U:C5	3.05	0.45
25:BA:1540:G:N3	25:BA:1541:U:H1'	2.30	0.45
25:BA:2321:G:H2'	25:BA:2321:G:N3	2.31	0.45
25:BA:2415:G:O2'	36:BL:66:GLY:HA3	2.16	0.45
25:BA:2648:C:H2'	25:BA:2649:U:C6	2.51	0.45
25:BA:579:G:C2	25:BA:1262:A:C4	3.03	0.45
25:BA:828:U:O2	25:BA:829:A:N7	2.49	0.45
26:BB:79:C:H42	26:BB:97:G:H1	1.64	0.45
27:BC:114:GLY:O	27:BC:115:GLN:C	2.54	0.45
28:BD:110:GLY:HA2	28:BD:162:ALA:HB2	1.97	0.45
30:BF:60:LEU:O	30:BF:64:THR:HG22	2.17	0.45
32:BH:7:GLU:OE1	32:BH:8:PRO:HD2	2.16	0.45
25:BA:598:G:H5'	36:BL:15:ARG:HG2	1.97	0.45
40:BP:57:PHE:CE2	40:BP:79:HIS:HB2	2.52	0.45
47:BW:43:THR:HG22	47:BW:43:THR:O	2.15	0.45
25:CA:2056:G:N2	52:C2:4:HIS:O	2.50	0.45
25:CA:2392:A:OP1	55:C5:32:LEU:HB3	2.15	0.45
25:CA:1786:A:H1'	25:CA:1938:A:N6	2.31	0.45
25:CA:2119:A:H61	25:CA:2168:G:H1'	1.81	0.45
25:CA:270(J):G:H4'	48:CX:81:ARG:HD2	1.98	0.45
25:CA:275:G:N2	25:CA:276:A:N6	2.63	0.45
25:CA:2861:G:C4	25:CA:2862:G:C8	3.05	0.45

Continued on next page...

Continued from previous page...

Atom-1	Atom-2	Interatomic distance (Å)	Clash overlap (Å)
25:CA:498:G:N3	45:CU:47:LYS:HE3	2.30	0.45
26:CB:24:G:N3	26:CB:27:C:N4	2.64	0.45
27:CC:25:THR:HG21	27:CC:81:ALA:HA	1.98	0.45
25:CA:2513:G:N2	28:CD:143:ASN:HD21	2.14	0.45
28:CD:169:ASN:ND2	28:CD:201:THR:HG21	2.32	0.45
30:CF:16:ARG:HB3	30:CF:17:PRO:HD3	1.98	0.45
31:CG:55:PRO:HG2	31:CG:61:HIS:CD2	2.51	0.45
34:CJ:112:LYS:O	34:CJ:116:THR:HG22	2.15	0.45
1:DA:1435:G:H2'	1:DA:1436:U:C6	2.51	0.45
1:DA:222:U:H2'	1:DA:223:U:H6	1.80	0.45
1:DA:352:C:H4'	1:DA:354:G:OP1	2.16	0.45
1:DA:433:C:HO2'	1:DA:434:U:H6	1.57	0.45
1:DA:579:G:H4'	15:DO:54:ARG:NH2	2.22	0.45
1:DA:731:G:OP1	1:DA:766:A:H1'	2.16	0.45
2:DB:20:GLU:HA	2:DB:20:GLU:OE1	2.16	0.45
3:DC:54:ARG:O	3:DC:69:HIS:HD2	2.00	0.45
6:DF:69:GLU:H	6:DF:69:GLU:CD	2.20	0.45
15:DO:60:VAL:O	15:DO:63:ARG:HB3	2.15	0.45
23:DW:47:U:H3'	23:DW:48:C:C5'	2.46	0.45
1:AA:136(A):C:HO2'	1:AA:136(B):C:H6	1.64	0.45
1:AA:243:A:C2	1:AA:246:A:C8	3.04	0.45
1:AA:78:G:H2'	1:AA:79:G:O4'	2.16	0.45
1:AA:430:A:OP2	4:AD:8:VAL:HG22	2.17	0.45
6:AF:50:TYR:CZ	18:AR:77:GLY:HA2	2.51	0.45
22:AV:244:LEU:H	22:AV:244:LEU:HD12	1.80	0.45
25:BA:2400:G:C4'	53:B3:19:ARG:HD3	2.35	0.45
25:BA:1102:C:H2'	25:BA:1103:A:H8	1.80	0.45
25:BA:1291:C:H2'	25:BA:1292:U:C6	2.51	0.45
25:BA:1659:U:H2'	25:BA:1660:C:O4'	2.16	0.45
25:BA:1922:G:H2'	25:BA:1923:U:O4'	2.17	0.45
25:BA:2056:G:N2	52:B2:4:HIS:O	2.50	0.45
25:BA:297:C:H2'	25:BA:298:G:O4'	2.16	0.45
25:BA:773:U:H4'	27:BC:47:GLY:CA	2.41	0.45
25:BA:843:G:N2	25:BA:936:C:C2	2.85	0.45
35:BK:73:ASP:OD1	35:BK:75:SER:HB3	2.16	0.45
25:BA:663:G:H5''	36:BL:21:ARG:HD2	1.99	0.45
37:BM:55:VAL:HG12	37:BM:64:ILE:CD1	2.43	0.45
38:BN:26:LYS:HE2	38:BN:71:GLN:H	1.81	0.45
41:BQ:92:ARG:CD	41:BQ:95:LEU:H	2.30	0.45
43:BS:37:ARG:HG2	43:BS:38:TYR:CE2	2.52	0.45
51:C1:39:ARG:HG2	51:C1:49:GLU:HG3	1.98	0.45

Continued on next page...

Continued from previous page...

Atom-1	Atom-2	Interatomic distance (Å)	Clash overlap (Å)
55:C5:49:VAL:HG12	55:C5:50:LEU:N	2.31	0.45
55:C5:51:ALA:O	55:C5:54:GLU:HB2	2.17	0.45
25:CA:1497:U:H3	25:CA:1578:U:H5'	1.82	0.45
25:CA:1783:A:C2	25:CA:2587:A:C4	3.04	0.45
25:CA:36:G:H4'	25:CA:451:C:C2	2.51	0.45
25:CA:629:G:H1	25:CA:634:C:H42	1.62	0.45
26:CB:45:A:H5'	26:CB:46:A:OP2	2.17	0.45
27:CC:102:LYS:C	27:CC:103:ARG:HG2	2.37	0.45
29:CE:11:VAL:HB	29:CE:18:ARG:O	2.16	0.45
29:CE:11:VAL:HG13	29:CE:125:LEU:O	2.16	0.45
30:CF:6:ALA:O	30:CF:10:LYS:HG3	2.16	0.45
32:CH:12:LEU:N	32:CH:12:LEU:HD22	2.31	0.45
42:CR:75:PHE:HD2	42:CR:82:ARG:HG2	1.81	0.45
43:CS:17:VAL:HG21	43:CS:76:VAL:HG21	1.98	0.45
43:CS:37:ARG:HG2	43:CS:38:TYR:CE2	2.51	0.45
48:CX:46:LEU:CB	48:CX:63:ALA:HA	2.44	0.45
1:DA:1149:C:H2'	1:DA:1150:U:C6	2.52	0.45
1:DA:1299:A:C5	1:DA:1301:U:C2	3.03	0.45
1:DA:234:C:H2'	1:DA:235:C:C6	2.52	0.45
1:DA:304:U:H2'	1:DA:305:G:C8	2.51	0.45
2:DB:77:ALA:HB1	2:DB:165:VAL:HG11	1.98	0.45
5:DE:145:LYS:O	5:DE:149:GLU:HG2	2.17	0.45
5:DE:92:LYS:HG3	5:DE:93:PRO:HD2	1.99	0.45
9:DI:65:VAL:HG21	9:DI:73:GLN:HB3	1.99	0.45
17:DQ:38:ARG:HD2	17:DQ:38:ARG:N	2.31	0.45
1:AA:1016:A:H2'	1:AA:1017:G:O4'	2.16	0.45
1:AA:1128:C:H4'	9:AI:16:ARG:NH1	2.31	0.45
1:AA:731:G:OP1	1:AA:766:A:H1'	2.16	0.45
1:AA:918:A:H2'	1:AA:919:A:C8	2.52	0.45
1:AA:977:A:C8	1:AA:1223:C:C4	3.04	0.45
2:AB:138:LEU:O	2:AB:141:GLU:HB2	2.16	0.45
2:AB:91:PRO:CA	2:AB:154:LEU:HD11	2.43	0.45
2:AB:77:ALA:HB1	2:AB:165:VAL:HG11	1.98	0.45
3:AC:23:TYR:CG	3:AC:24:ALA:N	2.84	0.45
5:AE:145:LYS:O	5:AE:149:GLU:HG2	2.17	0.45
13:AM:106:ASN:HB2	13:AM:107:ALA:H	1.57	0.45
1:AA:1217:C:H5''	14:AN:9:LYS:NZ	2.31	0.45
16:AP:14:ASN:N	16:AP:15:PRO:HD3	2.31	0.45
22:AV:145:LEU:HB2	22:AV:159:VAL:CG2	2.46	0.45
23:AW:59:A:C2'	23:AW:60:U:H5'	2.46	0.45
55:B5:40:GLU:O	55:B5:44:LYS:HG2	2.15	0.45

Continued on next page...

Continued from previous page...

Atom-1	Atom-2	Interatomic distance (Å)	Clash overlap (Å)
55:B5:51:ALA:O	55:B5:54:GLU:HB2	2.16	0.45
25:BA:1040:C:H2'	25:BA:1041:C:C6	2.51	0.45
25:BA:2682:U:O4	25:BA:2728:U:H1'	2.16	0.45
25:BA:2824:C:H2'	25:BA:2825:U:O4'	2.16	0.45
25:BA:442:G:C2	25:BA:444:C:C4	3.05	0.45
25:BA:530:G:C6	25:BA:2022:U:H5''	2.51	0.45
25:BA:638:G:H2'	25:BA:639:U:C6	2.51	0.45
25:BA:854:G:H2'	25:BA:855:G:H8	1.81	0.45
26:BB:44:G:N3	26:BB:47:C:N4	2.64	0.45
26:BB:7:G:H2'	26:BB:8:U:O4'	2.16	0.45
29:BE:154:VAL:HG22	29:BE:191:ARG:CB	2.40	0.45
29:BE:63:LYS:HG3	29:BE:76:GLY:HA2	1.99	0.45
31:BG:92:ILE:N	31:BG:92:ILE:HD12	2.31	0.45
32:BH:101:LEU:HG	32:BH:107:ILE:CG2	2.47	0.45
32:BH:13:GLY:HA3	32:BH:17:GLN:OE1	2.16	0.45
34:BJ:119:GLU:O	34:BJ:123:GLU:HG3	2.15	0.45
37:BM:77:LYS:HA	37:BM:78:PRO:HD3	1.74	0.45
45:BU:8:LYS:HE2	45:BU:37:VAL:HG11	1.98	0.45
46:BV:27:VAL:HG13	46:BV:35:ARG:O	2.16	0.45
46:BV:58:VAL:HG11	46:BV:66:SER:HB2	1.98	0.45
46:BV:98:MET:O	46:BV:125:LEU:HA	2.16	0.45
25:CA:1735:U:H2'	25:CA:1741:C:C6	2.51	0.45
25:CA:2512:C:H2'	25:CA:2513:G:O4'	2.16	0.45
25:CA:2600:A:H2'	25:CA:2601:C:C6	2.52	0.45
25:CA:2850:A:H2	38:CN:61:HIS:CG	2.34	0.45
25:CA:297:C:N4	25:CA:298:G:C2	2.85	0.45
25:CA:442:G:C2	25:CA:444:C:C4	3.04	0.45
25:CA:848:G:H2'	25:CA:849:A:H8	1.76	0.45
27:CC:79:VAL:HG11	27:CC:111:LEU:CD1	2.47	0.45
28:CD:9:VAL:HG22	28:CD:25:VAL:HB	1.98	0.45
36:CL:88:LEU:HD11	36:CL:95:VAL:HG21	1.99	0.45
37:CM:101:ARG:HG3	37:CM:102:VAL:N	2.32	0.45
41:CQ:61:TRP:O	41:CQ:65:ILE:HG13	2.15	0.45
47:CW:45:PHE:HB2	47:CW:59:LEU:HD11	1.99	0.45
1:DA:1040:U:H2'	1:DA:1041:A:H8	1.81	0.45
1:DA:1253:G:H2'	1:DA:1254:C:H6	1.81	0.45
1:DA:1290:G:N3	1:DA:1290:G:H2'	2.31	0.45
1:DA:458:C:N4	1:DA:464:G:C6	2.84	0.45
1:DA:779:C:H2'	1:DA:780:A:O4'	2.15	0.45
4:DD:185:PHE:CZ	4:DD:189:PRO:HD3	2.51	0.45
4:DD:53:ASP:O	4:DD:57:ARG:HD3	2.17	0.45

Continued on next page...

Continued from previous page...

Atom-1	Atom-2	Interatomic distance (Å)	Clash overlap (Å)
8:DH:35:ILE:O	8:DH:39:LEU:HB2	2.17	0.45
16:DP:4:ILE:HD12	16:DP:4:ILE:N	2.31	0.45
1:DA:1318:A:H4'	19:DS:37:ARG:NH2	2.32	0.45
1:AA:103(B):G:H2'	1:AA:103(C):G:O4'	2.17	0.45
1:AA:1131:G:H2'	1:AA:1132:C:C6	2.52	0.45
1:AA:1253:G:H2'	1:AA:1254:C:H6	1.81	0.45
1:AA:24:U:H2'	1:AA:25:C:H6	1.81	0.45
4:AD:171:GLY:HA3	4:AD:174:LEU:HD12	1.97	0.45
4:AD:78:LEU:O	4:AD:81:GLU:HB3	2.17	0.45
5:AE:12:LEU:HD22	5:AE:12:LEU:C	2.37	0.45
6:AF:35:ALA:HA	6:AF:67:MET:HB3	1.99	0.45
15:AO:7:GLU:HA	15:AO:10:LYS:HB3	1.99	0.45
19:AS:63:THR:HG22	19:AS:66:MET:HE3	1.99	0.45
22:AV:125:ARG:O	22:AV:128:PHE:HB3	2.15	0.45
23:AW:47:U:H3'	23:AW:48:C:H5'	1.97	0.45
23:AW:51:C:H2'	23:AW:52:G:H8	1.80	0.45
25:BA:150:C:H2'	25:BA:151:C:H6	1.80	0.45
25:BA:648:G:H4'	25:BA:2351:G:H5''	1.98	0.45
25:BA:2354:G:H2'	25:BA:2355:C:C6	2.52	0.45
25:BA:2600:A:H2'	25:BA:2601:C:C6	2.51	0.45
25:BA:270(J):G:H4'	48:BX:81:ARG:HD2	1.98	0.45
25:BA:415:A:H2'	25:BA:416:C:C6	2.51	0.45
27:BC:242:ARG:CD	27:BC:242:ARG:N	2.79	0.45
28:BD:169:ASN:ND2	28:BD:201:THR:HG21	2.31	0.45
29:BE:29:ASN:H	29:BE:112:MET:HE3	1.81	0.45
30:BF:6:ALA:O	30:BF:10:LYS:HG3	2.17	0.45
34:BJ:122:LEU:O	34:BJ:125:ALA:HB3	2.16	0.45
36:BL:115:LEU:HA	36:BL:134:ALA:CB	2.44	0.45
36:BL:84:ASN:HA	36:BL:115:LEU:O	2.16	0.45
37:BM:52:VAL:HG23	46:BV:183:LEU:HD13	1.97	0.45
38:BN:33:ARG:HD2	38:BN:33:ARG:N	2.31	0.45
39:BO:90:GLY:O	39:BO:92:TYR:N	2.49	0.45
41:BQ:90:VAL:CG2	42:BR:39:LEU:HB3	2.43	0.45
42:BR:77:ALA:O	42:BR:79:VAL:N	2.50	0.45
43:BS:1:MET:HE2	43:BS:2:GLU:H	1.81	0.45
49:BY:14:ARG:HG2	49:BY:17:SER:OG	2.16	0.45
53:C3:11:LEU:HD21	53:C3:51:GLU:CD	2.37	0.45
55:C5:33:ASN:ND2	55:C5:34:TRP:H	2.14	0.45
25:CA:999:U:C2'	25:CA:1000:A:H5'	2.45	0.45
25:CA:1216:G:N2	25:CA:1234:U:H1'	2.32	0.45
25:CA:530:G:C6	25:CA:2022:U:H5''	2.51	0.45

Continued on next page...

Continued from previous page...

Atom-1	Atom-2	Interatomic distance (Å)	Clash overlap (Å)
25:CA:2210:G:N3	25:CA:2210:G:H3'	2.32	0.45
25:CA:827:U:H1'	25:CA:2246:G:O2'	2.16	0.45
25:CA:2394:C:H2'	25:CA:2395:C:H6	1.82	0.45
25:CA:2415:G:O2'	36:CL:66:GLY:HA3	2.17	0.45
25:CA:2596:U:H2'	25:CA:2597:G:O4'	2.17	0.45
25:CA:2777:G:C5'	25:CA:2778:A:H5'	2.44	0.45
25:CA:519:U:H2'	25:CA:520:G:C8	2.52	0.45
25:CA:519:U:H2'	25:CA:520:G:H8	1.81	0.45
25:CA:889:C:O2	25:CA:889:C:O4'	2.35	0.45
25:CA:443:A:C2'	29:CE:45:ARG:HH12	2.28	0.45
30:CF:41:GLN:HG2	30:CF:155:MET:CB	2.47	0.45
31:CG:38:SER:HB2	31:CG:41:MET:CG	2.46	0.45
36:CL:97:PRO:O	36:CL:101:VAL:HG12	2.16	0.45
25:CA:814:C:C5	36:CL:27:HIS:NE2	2.84	0.45
37:CM:60:ARG:NH1	37:CM:60:ARG:HB2	2.31	0.45
25:CA:1276:A:O2'	38:CN:16:HIS:HE1	1.98	0.45
41:CQ:92:ARG:HD2	41:CQ:95:LEU:H	1.80	0.45
43:CS:36:LEU:O	43:CS:39:THR:HG22	2.17	0.45
46:CV:58:VAL:HG11	46:CV:66:SER:HB2	1.98	0.45
47:CW:32:ARG:HB3	47:CW:33:ALA:H	1.62	0.45
1:DA:1131:G:H2'	1:DA:1132:C:C6	2.52	0.45
1:DA:1191:A:H5''	3:DC:4:LYS:NZ	2.30	0.45
1:DA:1327:C:H2'	1:DA:1328:C:H6	1.82	0.45
1:DA:156:G:C6	1:DA:166:G:N1	2.85	0.45
1:DA:781:A:C8	1:DA:782:A:C8	3.05	0.45
1:DA:971:G:H3'	1:DA:971:G:OP1	2.17	0.45
15:DO:36:ILE:HD13	15:DO:60:VAL:HG22	1.98	0.45
1:AA:270:A:H2'	1:AA:271:C:C6	2.52	0.45
1:AA:321:A:H2'	1:AA:322:C:H6	1.82	0.45
1:AA:52:G:C6	1:AA:360:A:C2	3.04	0.45
1:AA:44:G:H1	1:AA:398:C:H42	1.65	0.45
2:AB:104:ASN:O	2:AB:108:ILE:HG12	2.16	0.45
3:AC:6:HIS:CD2	3:AC:7:PRO:HD2	2.51	0.45
4:AD:43:HIS:HB3	4:AD:46:LYS:HD2	1.98	0.45
1:AA:523:A:H61	12:AL:91:ASP:HB2	1.82	0.45
18:AR:71:LYS:O	18:AR:75:ILE:HG13	2.16	0.45
20:AT:26:ASN:HB2	20:AT:71:THR:CG2	2.47	0.45
22:AV:127:LEU:HB3	22:AV:131:TYR:HE2	1.82	0.45
22:AV:184:PRO:HG2	22:AV:187:GLU:HG2	1.98	0.45
22:AV:91:GLU:O	22:AV:94:ARG:HB3	2.16	0.45
25:BA:2591:C:P	27:BC:239:ARG:HB2	2.57	0.45

Continued on next page...

Continued from previous page...

Atom-1	Atom-2	Interatomic distance (Å)	Clash overlap (Å)
25:BA:2731:G:C6	25:BA:2732:G:O6	2.69	0.45
25:BA:289:A:H2'	25:BA:290:G:O4'	2.16	0.45
25:BA:664:C:H4'	25:BA:941:A:OP1	2.16	0.45
27:BC:143:HIS:CE1	27:BC:192:THR:HG1	2.34	0.45
27:BC:155:LEU:HD23	27:BC:177:LEU:CD2	2.47	0.45
27:BC:186:HIS:HB3	27:BC:189:CYS:SG	2.57	0.45
27:BC:25:THR:HG22	27:BC:82:ILE:O	2.16	0.45
27:BC:96:HIS:CD2	27:BC:102:LYS:HG2	2.52	0.45
28:BD:4:ILE:HG12	28:BD:28:ALA:HB1	1.99	0.45
25:BA:2783:G:N2	28:BD:37:ARG:HH12	2.15	0.45
32:BH:113:ARG:HB2	32:BH:130:TYR:CZ	2.51	0.45
32:BH:142:VAL:HG12	32:BH:143:SER:H	1.81	0.45
35:BK:86:ILE:HD12	35:BK:86:ILE:N	2.30	0.45
36:BL:26:GLY:HA2	36:BL:30:THR:CG2	2.43	0.45
49:BY:50:ILE:N	49:BY:50:ILE:HD12	2.31	0.45
50:BZ:55:ARG:HA	50:BZ:55:ARG:HD3	1.68	0.45
25:CA:1102:C:H2'	25:CA:1103:A:H8	1.80	0.45
25:CA:1925:C:O2'	25:CA:1926:U:H5'	2.16	0.45
25:CA:2244:U:H1'	25:CA:2434:A:C5	2.52	0.45
25:CA:2276:G:O3'	37:CM:85:LYS:HB2	2.16	0.45
25:CA:2281:C:O2'	25:CA:2282:G:H5'	2.17	0.45
25:CA:2369:A:H2'	25:CA:2370:G:H8	1.81	0.45
25:CA:2682:U:O4	25:CA:2728:U:H1'	2.16	0.45
26:CB:65:C:H41	26:CB:108:C:H2'	1.82	0.45
29:CE:154:VAL:HG22	29:CE:191:ARG:CB	2.40	0.45
30:CF:16:ARG:N	30:CF:17:PRO:HD2	2.31	0.45
34:CJ:157:ARG:O	34:CJ:157:ARG:HG2	2.17	0.45
40:CP:57:PHE:CE2	40:CP:79:HIS:HB2	2.51	0.45
41:CQ:68:ALA:O	41:CQ:71:GLN:HB3	2.16	0.45
41:CQ:92:ARG:HH21	42:CR:11:GLN:H	1.64	0.45
49:CY:16:LEU:HB2	49:CY:20:GLU:HG3	1.97	0.45
1:DA:918:A:H2'	1:DA:919:A:C8	2.51	0.45
4:DD:171:GLY:HA3	4:DD:174:LEU:HD12	1.98	0.45
5:DE:76:ILE:HG23	5:DE:78:HIS:H	1.82	0.45
15:DO:5:LYS:CD	15:DO:5:LYS:H	2.30	0.45
20:DT:17:ARG:O	20:DT:20:LEU:HB2	2.17	0.45
22:DV:216:GLU:HB2	22:DV:245:PRO:CD	2.47	0.45
1:AA:1149:C:H2'	1:AA:1150:U:C6	2.52	0.45
1:AA:1349:A:H2'	1:AA:1350:A:O4'	2.17	0.45
1:AA:156:G:C6	1:AA:166:G:N1	2.84	0.45
1:AA:787:A:O2'	1:AA:788:U:H5'	2.15	0.45

Continued on next page...

Continued from previous page...

Atom-1	Atom-2	Interatomic distance (Å)	Clash overlap (Å)
4:AD:117:ALA:O	4:AD:121:VAL:HG23	2.17	0.45
4:AD:18:LYS:HE2	4:AD:20:TYR:CE2	2.52	0.45
4:AD:31:CYS:O	4:AD:32:ALA:HB3	2.17	0.45
7:AG:108:ALA:O	7:AG:119:ARG:HD2	2.16	0.45
7:AG:15:ASP:HB2	7:AG:20:ASP:O	2.16	0.45
9:AI:16:ARG:O	9:AI:63:ILE:HG23	2.16	0.45
1:AA:1060:C:H5'	14:AN:45:ARG:HH22	1.82	0.45
22:AV:244:LEU:N	22:AV:244:LEU:HD12	2.32	0.45
25:BA:1497:U:H3	25:BA:1578:U:H5'	1.82	0.45
25:BA:1608:A:H1'	25:BA:1610:A:OP2	2.17	0.45
25:BA:1927:A:C6	25:BA:1928:A:C6	3.04	0.45
25:BA:2489:G:C6	25:BA:2490:G:N1	2.85	0.45
25:BA:2681:C:H4'	25:BA:2682:U:H5'	1.99	0.45
25:BA:302:C:H2'	25:BA:303:U:C6	2.52	0.45
25:BA:519:U:H2'	25:BA:520:G:H8	1.81	0.45
25:BA:920:G:H2'	25:BA:921:G:C8	2.52	0.45
26:BB:24:G:N3	26:BB:27:C:N4	2.64	0.45
38:BN:5:LYS:H	38:BN:5:LYS:HD2	1.82	0.45
40:BP:124:ASP:O	40:BP:128:GLU:HG3	2.16	0.45
42:BR:40:LEU:HA	42:BR:45:THR:O	2.16	0.45
25:CA:1022:G:C6	25:CA:1140:C:C4	3.05	0.45
25:CA:1678:G:O2'	25:CA:1679:U:O5'	2.35	0.45
25:CA:2045:C:H2'	25:CA:2046:G:O4'	2.16	0.45
25:CA:2379:G:H2'	25:CA:2380:C:C6	2.51	0.45
25:CA:2876:G:H2'	25:CA:2877:G:H8	1.82	0.45
25:CA:920:G:H2'	25:CA:921:G:C8	2.52	0.45
25:CA:664:C:H4'	25:CA:941:A:OP1	2.16	0.45
29:CE:53:THR:HG23	29:CE:55:GLY:N	2.30	0.45
30:CF:153:ARG:NH1	30:CF:153:ARG:HB3	2.32	0.45
34:CJ:119:GLU:O	34:CJ:123:GLU:HG3	2.16	0.45
36:CL:85:LEU:HD12	36:CL:120:ALA:HB2	1.99	0.45
36:CL:115:LEU:HA	36:CL:134:ALA:CB	2.44	0.45
36:CL:39:LYS:O	36:CL:41:ARG:HG2	2.15	0.45
39:CO:90:GLY:O	39:CO:92:TYR:N	2.49	0.45
41:CQ:49:HIS:HA	41:CQ:52:ARG:HB2	1.99	0.45
46:CV:98:MET:O	46:CV:125:LEU:HA	2.17	0.45
1:DA:105:G:C6	1:DA:106:C:C4	3.04	0.45
1:DA:1091:U:O2	1:DA:1093:A:H8	2.00	0.45
1:DA:1337:G:H5''	1:DA:1338:G:OP1	2.16	0.45
1:DA:270:A:H2'	1:DA:271:C:C6	2.52	0.45
1:DA:474:G:H2'	1:DA:475:G:C8	2.50	0.45

Continued on next page...

Continued from previous page...

Atom-1	Atom-2	Interatomic distance (Å)	Clash overlap (Å)
1:DA:501:C:P	12:DL:123:LYS:HD2	2.56	0.45
1:DA:576:G:H3'	1:DA:577:G:C5'	2.46	0.45
1:DA:867:G:H2'	1:DA:868:C:H6	1.81	0.45
1:DA:93:U:H2'	1:DA:95:G:C8	2.52	0.45
4:DD:109:GLY:HA3	4:DD:165:MET:HG2	1.97	0.45
18:DR:71:LYS:O	18:DR:75:ILE:HG13	2.16	0.45
19:DS:6:LYS:N	19:DS:6:LYS:HD2	2.32	0.45
22:DV:91:GLU:O	22:DV:94:ARG:HB3	2.16	0.45
1:AA:168:G:C2'	1:AA:169:C:H5''	2.44	0.45
1:AA:693:G:C6	1:AA:694:A:C6	3.04	0.45
1:AA:895:G:H2'	1:AA:896:C:H6	1.81	0.45
4:AD:135:LEU:HD22	4:AD:135:LEU:N	2.32	0.45
9:AI:29:ASN:OD1	9:AI:64:THR:HA	2.17	0.45
10:AJ:34:VAL:CG2	10:AJ:74:ILE:HG22	2.46	0.45
11:AK:12:ARG:HG2	11:AK:13:GLN:N	2.32	0.45
11:AK:38:ASN:HA	11:AK:39:PRO:HD3	1.87	0.45
11:AK:87:THR:HA	11:AK:91:ARG:HH21	1.81	0.45
14:AN:48:ALA:HB2	14:AN:53:LEU:HD12	1.99	0.45
25:BA:1062:G:OP2	25:BA:1070:A:H4'	2.17	0.45
25:BA:116:C:H2'	25:BA:117:G:O4'	2.16	0.45
25:BA:1735:U:H2'	25:BA:1741:C:C6	2.51	0.45
25:BA:864:G:H1'	25:BA:914:C:H42	1.82	0.45
28:BD:84:PHE:CE1	28:BD:86:PRO:HG3	2.51	0.45
29:BE:51:THR:OG1	29:BE:91:GLY:HA3	2.16	0.45
30:BF:55:LYS:HG2	30:BF:150:ASP:OD1	2.17	0.45
34:BJ:98:TYR:HA	34:BJ:104:GLY:O	2.16	0.45
41:BQ:49:HIS:HA	41:BQ:52:ARG:HB2	1.98	0.45
36:CL:62:LEU:HD21	55:C5:25:MET:HB2	1.98	0.45
25:CA:107:C:H2'	25:CA:108:U:H6	1.81	0.45
25:CA:1399:C:H6	25:CA:1399:C:O5'	2.00	0.45
25:CA:1659:U:H2'	25:CA:1660:C:O4'	2.17	0.45
25:CA:184:C:H2'	25:CA:185:U:H6	1.81	0.45
25:CA:2686:G:C6	25:CA:2687:U:C4	3.05	0.45
25:CA:556:G:C5	25:CA:557:U:C4	3.05	0.45
25:CA:638:G:H2'	25:CA:639:U:C6	2.51	0.45
25:CA:827:U:C4	25:CA:2430:A:C6	3.05	0.45
26:CB:75:G:N1	26:CB:102:G:N2	2.65	0.45
27:CC:96:HIS:CD2	27:CC:102:LYS:HG2	2.52	0.45
30:CF:5:LEU:O	30:CF:8:LYS:HB3	2.17	0.45
32:CH:101:LEU:HG	32:CH:107:ILE:CG2	2.47	0.45
32:CH:142:VAL:HG12	32:CH:143:SER:H	1.80	0.45

Continued on next page...

Continued from previous page...

Atom-1	Atom-2	Interatomic distance (Å)	Clash overlap (Å)
32:CH:7:GLU:OE1	32:CH:8:PRO:HD2	2.16	0.45
36:CL:83:VAL:O	36:CL:114:ILE:HA	2.17	0.45
28:CD:118:LYS:HE2	38:CN:2:ARG:NH1	2.32	0.45
42:CR:89:GLN:HA	42:CR:90:PRO:HD3	1.84	0.45
25:CA:2010:G:H5''	43:CS:42:ARG:HB2	1.99	0.45
44:CT:31:HIS:ND1	44:CT:32:PRO:HD2	2.32	0.45
46:CV:76:LEU:N	46:CV:76:LEU:HD12	2.29	0.45
1:DA:323:U:H2'	1:DA:324:G:O4'	2.16	0.45
1:DA:418:C:H2'	1:DA:419:C:C6	2.52	0.45
1:DA:998(B):C:H2'	1:DA:999:U:C6	2.51	0.45
3:DC:23:TYR:CG	3:DC:24:ALA:N	2.85	0.45
3:DC:35:GLU:HA	3:DC:38:ARG:HG2	1.99	0.45
9:DI:89:ASN:HB3	9:DI:92:TYR:CD1	2.52	0.45
1:AA:1319:A:H61	1:AA:1361:G:H21	1.63	0.45
1:AA:1511:G:H2'	1:AA:1512:U:O4'	2.17	0.45
1:AA:191(G):G:H2'	1:AA:192:U:C6	2.52	0.45
1:AA:574:A:H1'	1:AA:883:C:C1'	2.47	0.45
1:AA:781:A:C8	1:AA:782:A:C8	3.05	0.45
2:AB:97:TRP:HH2	2:AB:176:GLU:CD	2.20	0.45
3:AC:134:ILE:HD11	3:AC:153:VAL:HG22	1.99	0.45
4:AD:53:ASP:O	4:AD:57:ARG:HD3	2.17	0.45
6:AF:75:LEU:O	6:AF:79:LEU:HG	2.17	0.45
8:AH:35:ILE:O	8:AH:39:LEU:HB2	2.17	0.45
1:AA:1318:A:H4'	19:AS:37:ARG:NH2	2.31	0.45
20:AT:53:LEU:O	20:AT:57:ARG:HD3	2.17	0.45
22:AV:295:THR:C	22:AV:297:GLU:N	2.69	0.45
22:AV:332:LEU:H	22:AV:332:LEU:CD2	2.24	0.45
23:AW:47:U:H3'	23:AW:48:C:C5'	2.46	0.45
23:AW:51:C:H2'	23:AW:52:G:C8	2.52	0.45
25:BA:1126:A:OP1	25:BA:1126:A:H8	2.00	0.45
25:BA:1140:C:OP1	34:BJ:46:LEU:HB3	2.17	0.45
25:BA:1783:A:C2	25:BA:2587:A:C4	3.04	0.45
25:BA:2210:G:N3	25:BA:2210:G:H3'	2.32	0.45
25:BA:2266:A:H4'	25:BA:2267:A:N3	2.32	0.45
25:BA:2686:G:C6	25:BA:2687:U:C4	3.05	0.45
25:BA:287:C:H2'	25:BA:288:C:C6	2.52	0.45
25:BA:36:G:H4'	25:BA:451:C:C2	2.50	0.45
25:BA:532:A:H2'	25:BA:532:A:N3	2.32	0.45
26:BB:66:A:N6	26:BB:107:U:H2'	2.30	0.45
27:BC:102:LYS:C	27:BC:103:ARG:HG2	2.37	0.45
25:BA:2590:A:P	27:BC:238:GLY:HA2	2.56	0.45

Continued on next page...

Continued from previous page...

Atom-1	Atom-2	Interatomic distance (Å)	Clash overlap (Å)
25:BA:2833:G:H21	28:BD:57:LYS:HB2	1.82	0.45
29:BE:156:LEU:HD21	29:BE:163:VAL:HG12	1.99	0.45
30:BF:60:LEU:HD13	30:BF:60:LEU:C	2.38	0.45
35:BK:103:ALA:O	35:BK:106:LEU:HD13	2.17	0.45
37:BM:60:ARG:NH1	37:BM:60:ARG:HB2	2.32	0.45
42:BR:95:LEU:HD22	42:BR:97:LYS:HE2	1.99	0.45
47:BW:13:GLY:O	47:BW:14:ARG:HG3	2.17	0.45
50:BZ:43:ILE:O	50:BZ:47:VAL:HG23	2.16	0.45
25:CA:1272:A:O2'	25:CA:1273:U:H5'	2.17	0.45
25:CA:2456:C:H42	25:CA:2495:G:H1	1.63	0.45
25:CA:2783:G:N2	28:CD:37:ARG:HH12	2.15	0.45
25:CA:302:C:H2'	25:CA:303:U:C6	2.51	0.45
25:CA:854:G:H2'	25:CA:855:G:H8	1.82	0.45
25:CA:857:C:H2'	25:CA:858:U:C6	2.51	0.45
26:CB:7:G:H2'	26:CB:8:U:O4'	2.16	0.45
27:CC:35:LYS:NZ	27:CC:104:TYR:H	2.13	0.45
32:CH:113:ARG:HB2	32:CH:130:TYR:CZ	2.52	0.45
33:CI:3:ASN:ND2	33:CI:4:LYS:H	2.15	0.45
25:CA:1140:C:OP1	34:CJ:46:LEU:HB3	2.17	0.45
37:CM:43:THR:OG1	37:CM:45:GLN:HG2	2.17	0.45
38:CN:33:ARG:N	38:CN:33:ARG:HD2	2.31	0.45
41:CQ:62:ILE:HD12	41:CQ:76:TYR:CE1	2.51	0.45
42:CR:40:LEU:HA	42:CR:45:THR:O	2.17	0.45
48:CX:86:SER:HA	48:CX:89:GLU:HG3	1.99	0.45
1:DA:115:G:HO2'	1:DA:289:G:H8	1.64	0.45
1:DA:1349:A:H2'	1:DA:1350:A:O4'	2.17	0.45
1:DA:337:C:H2'	1:DA:338:A:C8	2.51	0.45
1:DA:38:G:H22	1:DA:397:A:C5'	2.23	0.45
3:DC:105:GLU:HG2	3:DC:106:VAL:N	2.25	0.45
4:DD:31:CYS:O	4:DD:32:ALA:HB3	2.15	0.45
6:DF:72:VAL:HG13	6:DF:73:ASN:H	1.81	0.45
8:DH:11:THR:HG22	8:DH:15:ASN:ND2	2.31	0.45
11:DK:12:ARG:HG2	11:DK:13:GLN:N	2.32	0.45
11:DK:48:ILE:HD11	11:DK:64:ALA:HA	1.99	0.45
1:DA:1060:C:H5'	14:DN:45:ARG:HH22	1.81	0.45
22:DV:216:GLU:HB2	22:DV:245:PRO:HD3	1.99	0.45
1:AA:1498:U:O5'	1:AA:1498:U:H6	2.00	0.45
1:AA:1505:G:H5''	1:AA:1506:U:OP1	2.17	0.45
1:AA:487:A:H2'	1:AA:488:C:O4'	2.17	0.45
1:AA:971:G:H3'	1:AA:971:G:OP1	2.17	0.45
5:AE:76:ILE:HG23	5:AE:78:HIS:H	1.82	0.45

Continued on next page...

Continued from previous page...

Atom-1	Atom-2	Interatomic distance (Å)	Clash overlap (Å)
2:AB:178:ARG:HD2	8:AH:71:GLY:O	2.17	0.45
8:AH:64:LYS:CG	8:AH:79:VAL:HG21	2.47	0.45
10:AJ:78:ASN:O	10:AJ:82:ILE:HG12	2.17	0.45
11:AK:110:ASP:HB3	18:AR:85:LEU:HB3	1.98	0.45
15:AO:63:ARG:O	15:AO:67:LEU:HG	2.16	0.45
22:AV:51:TYR:O	22:AV:55:LEU:HG	2.17	0.45
53:B3:11:LEU:HD21	53:B3:51:GLU:CD	2.37	0.45
25:BA:999:U:C2'	25:BA:1000:A:H5'	2.46	0.45
25:BA:1272:A:O2'	25:BA:1273:U:H5'	2.17	0.45
25:BA:184:C:H2'	25:BA:185:U:H6	1.81	0.45
25:BA:2045:C:H2'	25:BA:2046:G:O4'	2.17	0.45
25:BA:733:G:N7	25:BA:761:A:N6	2.65	0.45
25:BA:973:A:OP2	42:BR:78:LYS:NZ	2.46	0.45
26:BB:65:C:H41	26:BB:108:C:H2'	1.82	0.45
29:BE:11:VAL:HG13	29:BE:125:LEU:O	2.17	0.45
30:BF:130:ASN:OD1	30:BF:160:VAL:HA	2.17	0.45
41:BQ:60:LEU:HD23	41:BQ:60:LEU:C	2.37	0.45
41:BQ:68:ALA:O	41:BQ:71:GLN:HB3	2.17	0.45
48:BX:86:SER:HA	48:BX:89:GLU:HG3	1.99	0.45
25:CA:1570:A:C6	25:CA:1571:A:C6	3.05	0.45
25:CA:2037:G:H2'	25:CA:2038:G:H8	1.80	0.45
25:CA:2507:C:H2'	25:CA:2508:G:O4'	2.17	0.45
26:CB:79:C:H42	26:CB:97:G:H1	1.65	0.45
31:CG:149:ARG:HA	31:CG:162:ILE:CG1	2.46	0.45
41:CQ:107:ALA:O	41:CQ:111:GLU:HG2	2.17	0.45
46:CV:27:VAL:HG13	46:CV:35:ARG:O	2.16	0.45
50:CZ:43:ILE:O	50:CZ:47:VAL:HG23	2.17	0.45
1:DA:1016:A:H2'	1:DA:1017:G:O4'	2.16	0.45
1:DA:24:U:H2'	1:DA:25:C:C6	2.51	0.45
1:DA:487:A:H2'	1:DA:488:C:O4'	2.17	0.45
7:DG:15:ASP:HB3	7:DG:20:ASP:H	1.82	0.45
7:DG:15:ASP:HB2	7:DG:20:ASP:O	2.16	0.45
8:DH:100:ILE:HA	8:DH:101:PRO:HD3	1.83	0.45
13:DM:10:PRO:HB2	13:DM:18:ALA:HB1	1.99	0.45
19:DS:16:LEU:O	19:DS:20:LEU:HG	2.16	0.45
1:AA:1327:C:H2'	1:AA:1328:C:H6	1.82	0.45
1:AA:24:U:H2'	1:AA:25:C:C6	2.52	0.45
3:AC:54:ARG:O	3:AC:69:HIS:HD2	1.99	0.45
5:AE:43:LEU:HD12	5:AE:109:ILE:HD11	1.99	0.45
11:AK:48:ILE:HD11	11:AK:64:ALA:HA	1.99	0.45
13:AM:10:PRO:HB2	13:AM:18:ALA:HB1	2.00	0.45

Continued on next page...

Continued from previous page...

Atom-1	Atom-2	Interatomic distance (Å)	Clash overlap (Å)
17:AQ:38:ARG:N	17:AQ:38:ARG:HD2	2.31	0.45
22:AV:143:GLU:HB3	22:AV:161:GLU:O	2.16	0.45
22:AV:41:MET:HE1	22:AV:352:ALA:HB1	1.98	0.45
25:BA:297:C:N4	25:BA:298:G:C2	2.85	0.45
25:BA:519:U:H2'	25:BA:520:G:C8	2.52	0.45
25:BA:889:C:O2	25:BA:889:C:O4'	2.35	0.45
28:BD:9:VAL:HG22	28:BD:25:VAL:HB	1.98	0.45
29:BE:157:VAL:HG21	29:BE:181:LEU:HD21	1.99	0.45
32:BH:77:LEU:HD22	32:BH:79:ILE:HD11	1.97	0.45
29:BE:31:HIS:HB2	36:BL:13:ASN:HB3	1.99	0.45
40:BP:68:TYR:N	40:BP:68:TYR:CD2	2.85	0.45
48:BX:13:ILE:HD13	48:BX:66:HIS:CD2	2.52	0.45
54:C4:25:PRO:HA	54:C4:28:ARG:CZ	2.47	0.45
25:CA:123:G:H2'	25:CA:124:G:O4'	2.17	0.45
25:CA:1529:A:C8	25:CA:1530:G:C8	3.05	0.45
25:CA:1540:G:N3	25:CA:1541:U:H1'	2.30	0.45
25:CA:1300:U:C2	25:CA:1626:G:C6	3.05	0.45
25:CA:1676:A:H8	25:CA:1676:A:O5'	2.00	0.45
25:CA:1922:G:H2'	25:CA:1923:U:O4'	2.17	0.45
25:CA:1952:A:C6	25:CA:1953:A:C6	3.05	0.45
25:CA:2572:A:OP2	28:CD:144:ARG:HB2	2.17	0.45
25:CA:307:G:O5'	25:CA:307:G:H8	1.99	0.45
25:CA:556:G:C6	25:CA:557:U:C4	3.05	0.45
25:CA:705:A:C8	25:CA:727:A:C2	3.05	0.45
25:CA:774:A:H2	25:CA:787:U:O2'	2.00	0.45
25:CA:864:G:H1'	25:CA:914:C:H42	1.81	0.45
26:CB:78:A:C2	26:CB:99:A:C4	3.05	0.45
27:CC:155:LEU:HD23	27:CC:177:LEU:CD2	2.47	0.45
30:CF:55:LYS:HG2	30:CF:150:ASP:OD1	2.17	0.45
30:CF:32:PRO:HB2	30:CF:172:LEU:HD22	1.99	0.45
26:CB:45:A:H1'	30:CF:95:ARG:CZ	2.47	0.45
34:CJ:58:ARG:C	34:CJ:60:LYS:H	2.20	0.45
39:CO:28:VAL:HG21	39:CO:87:PHE:HE1	1.82	0.45
40:CP:35:LYS:HG3	40:CP:35:LYS:O	2.17	0.45
44:CT:63:LYS:NZ	44:CT:72:LYS:HB3	2.31	0.45
46:CV:118:GLN:HB2	46:CV:173:ALA:C	2.38	0.45
48:CX:16:ASN:HD22	48:CX:16:ASN:H	1.64	0.45
1:DA:1058:G:H2'	1:DA:1059:C:O4'	2.16	0.45
1:DA:113:G:H2'	1:DA:114:U:C6	2.52	0.45
1:DA:1195:C:H5''	1:DA:1196:U:OP2	2.17	0.45
1:DA:574:A:H1'	1:DA:883:C:C1'	2.47	0.45

Continued on next page...

Continued from previous page...

Atom-1	Atom-2	Interatomic distance (Å)	Clash overlap (Å)
1:DA:691:G:H3'	11:DK:26:ASN:ND2	2.31	0.45
1:DA:939:G:H2'	1:DA:940:C:C6	2.52	0.45
3:DC:18:TRP:H	3:DC:18:TRP:HE3	1.63	0.45
3:DC:21:ARG:HG3	3:DC:58:GLU:HG2	1.99	0.45
4:DD:78:LEU:O	4:DD:81:GLU:HB3	2.17	0.45
5:DE:11:ILE:HG21	5:DE:105:VAL:HG22	1.99	0.45
9:DI:29:ASN:OD1	9:DI:64:THR:HA	2.16	0.45
12:DL:44:PRO:HG3	12:DL:52:ARG:CD	2.47	0.45
12:DL:51:LEU:N	12:DL:51:LEU:HD12	2.32	0.45
12:DL:84:ILE:CG2	12:DL:97:TYR:HB3	2.47	0.45
1:DA:1329:A:H5''	13:DM:26:GLY:N	2.32	0.45
18:DR:27:GLY:O	18:DR:29:PHE:HD2	2.00	0.45
6:DF:50:TYR:CZ	18:DR:77:GLY:HA2	2.51	0.45
11:DK:108:ILE:O	18:DR:87:ARG:HA	2.16	0.45
1:AA:186(B):C:O2'	20:AT:89:ARG:HD2	2.17	0.44
1:AA:685:G:C2	1:AA:686:U:C4	3.05	0.44
1:AA:939:G:H2'	1:AA:940:C:C6	2.52	0.44
3:AC:86:VAL:O	3:AC:89:GLU:HB3	2.17	0.44
7:AG:74:GLU:HG2	7:AG:91:VAL:HG22	1.99	0.44
14:AN:24:CYS:HB3	14:AN:29:ARG:N	2.24	0.44
22:AV:128:PHE:CZ	22:AV:132:LEU:HD11	2.52	0.44
22:AV:142:THR:O	22:AV:143:GLU:HB2	2.17	0.44
22:AV:96:LEU:HD23	22:AV:348:LEU:HA	2.00	0.44
25:BA:1021:A:H8	25:BA:1021:A:H3'	1.82	0.44
25:BA:123:G:H2'	25:BA:124:G:O4'	2.17	0.44
25:BA:30:G:H2'	25:BA:31:C:C6	2.52	0.44
25:BA:486:C:H4'	43:BS:60:ASN:HD22	1.81	0.44
25:BA:705:A:C8	25:BA:727:A:C2	3.04	0.44
25:BA:774:A:C2	25:BA:787:U:O2'	2.69	0.44
25:BA:81:G:H2'	25:BA:82:G:O4'	2.16	0.44
25:BA:914:C:C2'	25:BA:915:C:H5'	2.43	0.44
27:BC:33:LEU:HB2	27:BC:34:VAL:H	1.61	0.44
29:BE:123:LEU:HD13	29:BE:192:LEU:HD22	1.98	0.44
29:BE:65:TRP:HZ3	29:BE:75:HIS:CD2	2.24	0.44
30:BF:86:MET:N	30:BF:87:PRO:CD	2.79	0.44
39:BO:42:ASP:O	39:BO:44:LYS:HG2	2.17	0.44
41:BQ:92:ARG:NE	42:BR:11:GLN:HG3	2.32	0.44
49:BY:15:LYS:HA	49:BY:15:LYS:HE2	1.98	0.44
25:CA:1206:G:C6	25:CA:1207:C:C4	3.04	0.44
25:CA:1588:C:H2'	25:CA:1589:C:C6	2.51	0.44
25:CA:1676:A:H2'	25:CA:1677:A:O4'	2.17	0.44

Continued on next page...

Continued from previous page...

Atom-1	Atom-2	Interatomic distance (Å)	Clash overlap (Å)
25:CA:1787:A:N3	25:CA:1787:A:H2'	2.32	0.44
25:CA:1992:G:C8	25:CA:1992:G:OP1	2.68	0.44
25:CA:2247:A:H2'	25:CA:2248:C:C6	2.53	0.44
25:CA:2607:G:O2'	25:CA:2608:G:H5'	2.16	0.44
25:CA:466:A:OP1	54:C4:34:ARG:NH2	2.50	0.44
27:CC:165:ILE:N	27:CC:165:ILE:HD12	2.32	0.44
30:CF:16:ARG:O	30:CF:20:ILE:HG12	2.17	0.44
30:CF:74:LYS:O	30:CF:84:LYS:HD2	2.18	0.44
48:CX:11:ARG:CD	48:CX:60:PHE:HD2	2.30	0.44
1:DA:1505:G:H5''	1:DA:1506:U:OP1	2.17	0.44
1:DA:633:G:H2'	1:DA:634:C:C6	2.52	0.44
2:DB:104:ASN:O	2:DB:108:ILE:HG12	2.16	0.44
2:DB:7:VAL:O	2:DB:11:LEU:HG	2.17	0.44
8:DH:20:TYR:CZ	8:DH:76:PRO:HG2	2.52	0.44
10:DJ:75:ILE:CG1	10:DJ:76:ASN:H	2.22	0.44
12:DL:65:VAL:HG12	12:DL:66:THR:N	2.31	0.44
23:DW:51:C:H2'	23:DW:52:G:H8	1.81	0.44
1:AA:195:A:C6	1:AA:196:A:N1	2.85	0.44
1:AA:558:G:H2'	1:AA:559:A:C2	2.53	0.44
1:AA:633:G:H2'	1:AA:634:C:C6	2.52	0.44
1:AA:737:A:H2'	1:AA:738:C:H6	1.79	0.44
1:AA:922:G:C6	1:AA:923:A:C6	3.06	0.44
4:AD:61:LYS:HD2	4:AD:206:PHE:CE2	2.52	0.44
6:AF:69:GLU:CD	6:AF:69:GLU:H	2.20	0.44
9:AI:17:VAL:HA	9:AI:63:ILE:HG13	1.98	0.44
12:AL:84:ILE:CG2	12:AL:97:TYR:HB3	2.47	0.44
17:AQ:27:PHE:CZ	17:AQ:36:ILE:HD11	2.52	0.44
22:AV:274:LEU:HD21	22:AV:278:ARG:NE	2.28	0.44
53:B3:34:LEU:N	53:B3:34:LEU:HD13	2.32	0.44
25:BA:1069:A:C6	25:BA:1096:A:H5''	2.53	0.44
25:BA:118:A:OP2	25:BA:119:A:H5''	2.16	0.44
25:BA:1952:A:C6	25:BA:1953:A:C6	3.05	0.44
25:BA:2244:U:H1'	25:BA:2434:A:C5	2.51	0.44
25:BA:2293:C:H4'	39:BO:93:LYS:HZ2	1.80	0.44
25:BA:2335:A:OP2	39:BO:13:ARG:HG2	2.17	0.44
25:BA:2379:G:H2'	25:BA:2380:C:C6	2.53	0.44
25:BA:2596:U:H2'	25:BA:2597:G:O4'	2.17	0.44
25:BA:467:G:O2'	25:BA:468:G:H5'	2.17	0.44
27:BC:133:LEU:HA	27:BC:136:ILE:HG13	1.98	0.44
27:BC:33:LEU:O	27:BC:36:PRO:HD2	2.18	0.44
25:BA:2572:A:OP2	28:BD:144:ARG:HB2	2.17	0.44

Continued on next page...

Continued from previous page...

Atom-1	Atom-2	Interatomic distance (Å)	Clash overlap (Å)
30:BF:16:ARG:HB3	30:BF:17:PRO:HD3	1.98	0.44
30:BF:91:ARG:HG2	30:BF:92:VAL:N	2.32	0.44
31:BG:149:ARG:HA	31:BG:162:ILE:HG12	2.00	0.44
32:BH:12:LEU:N	32:BH:12:LEU:HD22	2.31	0.44
36:BL:112:LEU:O	36:BL:128:HIS:HB2	2.16	0.44
37:BM:124:LYS:HA	37:BM:124:LYS:HE2	1.98	0.44
37:BM:43:THR:OG1	37:BM:45:GLN:HG2	2.17	0.44
38:BN:5:LYS:CD	38:BN:5:LYS:H	2.29	0.44
25:CA:1558:A:N7	25:CA:1560:G:C8	2.85	0.44
25:CA:1608:A:H1'	25:CA:1610:A:OP2	2.17	0.44
25:CA:1927:A:N1	25:CA:1928:A:C6	2.85	0.44
25:CA:2393:A:N6	25:CA:2422:A:H61	2.14	0.44
25:CA:2489:G:C6	25:CA:2490:G:N1	2.85	0.44
25:CA:2855:C:H2'	25:CA:2856:C:C6	2.53	0.44
25:CA:593:G:H1	25:CA:664:C:H42	1.65	0.44
27:CC:186:HIS:HB3	27:CC:189:CYS:SG	2.57	0.44
27:CC:58:HIS:HD2	27:CC:59:LYS:O	2.00	0.44
30:CF:60:LEU:O	30:CF:64:THR:HG22	2.16	0.44
31:CG:46:GLU:HG3	31:CG:51:ARG:CD	2.47	0.44
31:CG:86:GLU:H	31:CG:86:GLU:CD	2.21	0.44
25:CA:1287:A:OP1	38:CN:105:ARG:HB3	2.18	0.44
44:CT:18:TYR:HA	44:CT:21:PHE:CD1	2.52	0.44
45:CU:90:LEU:HG	45:CU:91:GLU:H	1.81	0.44
1:DA:1179:A:H2'	1:DA:1180:A:O4'	2.16	0.44
1:DA:192:U:C1'	20:DT:103:GLY:HA2	2.48	0.44
1:DA:583:A:H2'	1:DA:584:G:O4'	2.18	0.44
2:DB:115:LEU:HD12	2:DB:118:LEU:HD12	1.98	0.44
4:DD:166:LYS:C	4:DD:166:LYS:HD2	2.36	0.44
4:AD:195:ALA:CB	6:DF:20:ALA:HB2	2.47	0.44
10:DJ:6:ILE:O	10:DJ:71:LEU:HD12	2.17	0.44
11:DK:110:ASP:HB3	18:DR:85:LEU:HB3	1.98	0.44
13:DM:70:LEU:HD23	13:DM:70:LEU:C	2.38	0.44
22:DV:127:LEU:HB3	22:DV:131:TYR:HE2	1.82	0.44
22:DV:244:LEU:N	22:DV:244:LEU:HD12	2.31	0.44
22:DV:241:VAL:O	22:DV:249:MET:HB2	2.18	0.44
22:DV:300:GLU:CD	22:DV:301:LYS:HG3	2.38	0.44
22:DV:51:TYR:O	22:DV:55:LEU:HG	2.17	0.44
1:AA:785:G:N2	1:AA:798:G:C4	2.86	0.44
1:AA:93:U:H2'	1:AA:95:G:H8	1.81	0.44
2:AB:20:GLU:HA	2:AB:20:GLU:OE1	2.16	0.44
10:AJ:8:LEU:HD21	10:AJ:23:ILE:HD12	1.99	0.44

Continued on next page...

Continued from previous page...

Atom-1	Atom-2	Interatomic distance (Å)	Clash overlap (Å)
12:AL:65:VAL:HG12	12:AL:66:THR:N	2.32	0.44
19:AS:64:GLU:HG3	19:AS:65:ASN:N	2.33	0.44
25:BA:1339:G:N2	25:BA:1603:A:H1'	2.33	0.44
25:BA:17:G:H4'	41:BQ:25:TRP:CH2	2.52	0.44
25:BA:2012:G:O2'	43:BS:96:ILE:HD11	2.17	0.44
25:BA:2247:A:H2'	25:BA:2248:C:C6	2.53	0.44
25:BA:2393:A:N6	25:BA:2422:A:H61	2.15	0.44
25:BA:2507:C:H2'	25:BA:2508:G:O4'	2.17	0.44
30:BF:74:LYS:O	30:BF:84:LYS:HD2	2.17	0.44
25:BA:2392:A:H1'	36:BL:60:MET:CE	2.46	0.44
37:BM:101:ARG:HG3	37:BM:102:VAL:N	2.33	0.44
46:BV:97:GLU:O	46:BV:98:MET:HB3	2.18	0.44
47:BW:45:PHE:HB2	47:BW:59:LEU:HD11	1.99	0.44
49:BY:39:ALA:HA	49:BY:45:SER:CB	2.34	0.44
25:CA:1291:C:H2'	25:CA:1292:U:C6	2.52	0.44
25:CA:1512:G:H2'	25:CA:1513:C:C6	2.53	0.44
25:CA:1590:U:H2'	25:CA:1591:G:C8	2.52	0.44
25:CA:1607:C:C5'	25:CA:1608:A:H5'	2.47	0.44
25:CA:2476:A:N3	25:CA:2476:A:H3'	2.33	0.44
25:CA:2861:G:H2'	25:CA:2862:G:H8	1.82	0.44
25:CA:719:C:H2'	25:CA:720:C:C6	2.52	0.44
25:CA:840:C:N4	25:CA:938:G:H1	2.13	0.44
30:CF:60:LEU:HD13	30:CF:60:LEU:C	2.38	0.44
31:CG:86:GLU:HB3	31:CG:132:ARG:NH1	2.32	0.44
34:CJ:98:TYR:HA	34:CJ:104:GLY:O	2.17	0.44
36:CL:75:ILE:HD12	36:CL:75:ILE:O	2.18	0.44
37:CM:43:THR:HA	37:CM:94:VAL:HG12	1.99	0.44
39:CO:33:LYS:O	39:CO:33:LYS:HD3	2.16	0.44
46:CV:104:PHE:HB3	46:CV:141:VAL:HG11	1.99	0.44
46:CV:5:LEU:HD23	46:CV:6:LYS:N	2.32	0.44
49:CY:15:LYS:HA	49:CY:15:LYS:HE2	1.98	0.44
1:DA:1126:U:H2'	1:DA:1127:G:C8	2.53	0.44
4:DD:61:LYS:HD2	4:DD:206:PHE:CE2	2.52	0.44
4:DD:93:PHE:O	4:DD:97:LEU:HG	2.17	0.44
6:DF:7:ASN:HD21	18:DR:34:TYR:HE1	1.65	0.44
2:DB:178:ARG:HD2	8:DH:71:GLY:O	2.18	0.44
22:DV:142:THR:O	22:DV:143:GLU:HB2	2.17	0.44
22:DV:145:LEU:HB2	22:DV:159:VAL:CG2	2.47	0.44
23:DW:51:C:H2'	23:DW:52:G:C8	2.53	0.44
1:AA:1091:U:O2	1:AA:1093:A:H8	2.00	0.44
1:AA:1179:A:H2'	1:AA:1180:A:O4'	2.16	0.44

Continued on next page...

Continued from previous page...

Atom-1	Atom-2	Interatomic distance (Å)	Clash overlap (Å)
1:AA:1501:C:OP2	1:AA:1504:G:H2'	2.18	0.44
1:AA:1502:A:H8	1:AA:1505:G:N2	2.15	0.44
1:AA:277:C:OP1	17:AQ:41:LYS:HE3	2.18	0.44
1:AA:309:G:H2'	1:AA:310:G:H8	1.82	0.44
1:AA:522:C:H41	12:AL:52:ARG:HH22	1.65	0.44
15:AO:33:THR:HA	15:AO:63:ARG:NH1	2.30	0.44
18:AR:27:GLY:O	18:AR:29:PHE:HD2	2.00	0.44
11:AK:108:ILE:O	18:AR:87:ARG:HA	2.17	0.44
20:AT:10:LEU:C	20:AT:12:ALA:H	2.21	0.44
22:AV:177:VAL:HG22	22:AV:178:HIS:N	2.32	0.44
51:B1:48:ILE:N	51:B1:48:ILE:HD12	2.31	0.44
55:B5:49:VAL:HG12	55:B5:50:LEU:H	1.82	0.44
25:BA:106:C:H1'	45:BU:2:ARG:NE	2.20	0.44
25:BA:1216:G:N2	25:BA:1234:U:H1'	2.32	0.44
25:BA:1356:G:H2'	25:BA:1357:U:O4'	2.17	0.44
25:BA:138:G:H2'	25:BA:139:G:H5'	2.00	0.44
25:BA:2281:C:O2'	25:BA:2282:G:H5'	2.18	0.44
25:BA:2394:C:H2'	25:BA:2395:C:H6	1.82	0.44
25:BA:2471:C:H2'	25:BA:2472:G:O4'	2.17	0.44
25:BA:2517:C:C6	25:BA:2542:A:C2	3.06	0.44
26:BB:75:G:N1	26:BB:102:G:N2	2.65	0.44
27:BC:35:LYS:HA	27:BC:35:LYS:HD2	1.68	0.44
27:BC:43:ARG:HB2	27:BC:48:ARG:O	2.18	0.44
27:BC:62:TYR:CG	27:BC:63:ARG:N	2.85	0.44
25:BA:443:A:C5	29:BE:45:ARG:HD2	2.52	0.44
29:BE:6:MET:HB3	29:BE:7:TYR:H	1.56	0.44
31:BG:55:PRO:HG2	31:BG:61:HIS:HD2	1.82	0.44
36:BL:36:LYS:HG3	36:BL:41:ARG:CB	2.47	0.44
28:BD:118:LYS:HE2	38:BN:2:ARG:NH1	2.32	0.44
38:BN:4:LEU:C	38:BN:6:SER:H	2.20	0.44
40:BP:35:LYS:O	40:BP:35:LYS:HG3	2.17	0.44
43:BS:17:VAL:HG21	43:BS:76:VAL:HG21	1.98	0.44
48:BX:16:ASN:H	48:BX:16:ASN:HD22	1.64	0.44
25:CA:1069:A:C6	25:CA:1096:A:H5''	2.53	0.44
25:CA:106:C:H1'	45:CU:2:ARG:NE	2.19	0.44
25:CA:1392:A:N6	25:CA:1393:A:N6	2.66	0.44
25:CA:2259:G:C2	25:CA:2282:G:C6	3.06	0.44
25:CA:467:G:O2'	25:CA:468:G:H5'	2.18	0.44
25:CA:532:A:H2'	25:CA:532:A:N3	2.32	0.44
25:CA:910:A:C8	37:CM:13:GLN:HB2	2.53	0.44
28:CD:78:LEU:HD23	28:CD:78:LEU:N	2.31	0.44

Continued on next page...

Continued from previous page...

Atom-1	Atom-2	Interatomic distance (Å)	Clash overlap (Å)
28:CD:86:PRO:HB2	28:CD:87:GLU:H	1.48	0.44
35:CK:73:ASP:OD1	35:CK:75:SER:HB3	2.18	0.44
25:CA:2393:A:C5'	36:CL:62:LEU:HB3	2.45	0.44
37:CM:124:LYS:HA	37:CM:124:LYS:HE2	1.98	0.44
37:CM:45:GLN:NE2	37:CM:45:GLN:H	2.16	0.44
42:CR:30:GLY:HA2	42:CR:61:VAL:O	2.17	0.44
1:DA:136(A):C:HO2'	1:DA:136(B):C:H6	1.64	0.44
1:DA:1423:G:C6	1:DA:1424:C:C4	3.05	0.44
1:DA:195:A:C6	1:DA:196:A:N1	2.86	0.44
3:DC:134:ILE:HD11	3:DC:153:VAL:HG22	2.00	0.44
3:DC:70:VAL:HG12	3:DC:72:LYS:H	1.83	0.44
3:DC:86:VAL:O	3:DC:89:GLU:HB3	2.17	0.44
3:DC:91:LEU:HB3	3:DC:99:VAL:HG11	1.99	0.44
4:DD:175:SER:OG	4:DD:184:LYS:HB2	2.18	0.44
6:DF:75:LEU:O	6:DF:79:LEU:HG	2.17	0.44
7:DG:113:GLU:HB3	7:DG:118:VAL:HG23	1.99	0.44
9:DI:52:ALA:C	9:DI:95:LYS:HZ1	2.20	0.44
1:DA:523:A:H61	12:DL:91:ASP:HB2	1.82	0.44
17:DQ:12:SER:HB3	17:DQ:20:THR:CB	2.42	0.44
1:AA:1441:G:H5''	1:AA:1442:G:H5'	1.98	0.44
1:AA:418:C:H2'	1:AA:419:C:C6	2.52	0.44
2:AB:7:VAL:O	2:AB:11:LEU:HG	2.17	0.44
3:AC:21:ARG:HG3	3:AC:58:GLU:HG2	1.99	0.44
5:AE:38:GLN:HA	5:AE:71:LEU:HD11	2.00	0.44
7:AG:107:ALA:HB2	7:AG:134:ALA:HB2	2.00	0.44
18:AR:56:THR:HB	18:AR:58:LEU:HD13	1.99	0.44
19:AS:5:LEU:HG	19:AS:10:PHE:HB3	2.00	0.44
20:AT:17:ARG:O	20:AT:20:LEU:HB2	2.18	0.44
25:BA:466:A:OP1	54:B4:34:ARG:NH2	2.50	0.44
25:BA:2345:G:N3	25:BA:2381:C:H2'	2.32	0.44
25:BA:2663:G:C5	25:BA:2664:G:C5	3.06	0.44
25:BA:271(C):G:N7	25:BA:421:U:H2'	2.33	0.44
25:BA:556:G:C5	25:BA:557:U:C4	3.06	0.44
30:BF:16:ARG:O	30:BF:20:ILE:HG12	2.17	0.44
31:BG:86:GLU:HB3	31:BG:132:ARG:NH1	2.32	0.44
32:BH:87:LYS:HA	32:BH:122:GLU:HA	1.99	0.44
32:BH:6:LEU:HD23	32:BH:6:LEU:N	2.29	0.44
36:BL:13:ASN:ND2	36:BL:13:ASN:N	2.64	0.44
37:BM:76:LYS:N	37:BM:88:GLY:HA2	2.33	0.44
45:BU:88:LYS:HG2	45:BU:93:GLY:H	1.82	0.44
47:BW:33:ALA:HB2	47:BW:64:ASP:OD1	2.17	0.44

Continued on next page...

Continued from previous page...

Atom-1	Atom-2	Interatomic distance (Å)	Clash overlap (Å)
51:C1:60:GLU:OE2	13:DM:3:ARG:HD3	2.18	0.44
25:CA:1021:A:H3'	25:CA:1021:A:H8	1.82	0.44
25:CA:1040:C:H2'	25:CA:1041:C:C6	2.52	0.44
25:CA:117:G:C6	25:CA:119:A:C6	3.06	0.44
25:CA:295:G:H4'	45:CU:2:ARG:NH1	2.32	0.44
25:CA:733:G:N7	25:CA:761:A:N6	2.65	0.44
25:CA:869:G:H2'	25:CA:870:A:H8	1.83	0.44
25:CA:898:C:H2'	25:CA:899:A:O4'	2.18	0.44
25:CA:962:G:O2'	25:CA:963:U:H5'	2.17	0.44
27:CC:271:ILE:O	27:CC:272:ALA:HB3	2.17	0.44
25:CA:1131:G:H21	34:CJ:96:THR:HG21	1.81	0.44
36:CL:57:THR:HG23	36:CL:59:LEU:CB	2.48	0.44
38:CN:56:LYS:O	38:CN:56:LYS:HG3	2.18	0.44
39:CO:49:VAL:HG11	39:CO:73:LEU:HA	1.99	0.44
35:CK:77:ILE:HD11	40:CP:72:VAL:HG13	2.00	0.44
46:CV:106:GLY:O	46:CV:108:PRO:HD3	2.18	0.44
47:CW:21:LEU:HD12	47:CW:21:LEU:N	2.33	0.44
48:CX:13:ILE:HD13	48:CX:66:HIS:CD2	2.52	0.44
48:CX:11:ARG:HH11	48:CX:61:ARG:H	1.64	0.44
1:DA:1065:U:C4	1:DA:1190:G:H1'	2.53	0.44
1:DA:1386:G:O2'	1:DA:1387:G:H5'	2.18	0.44
1:DA:217:C:H2'	1:DA:218:C:H6	1.83	0.44
1:DA:309:G:H2'	1:DA:310:G:H8	1.82	0.44
1:DA:955:U:H1'	1:DA:1227:A:N6	2.26	0.44
7:DG:74:GLU:HG2	7:DG:91:VAL:HG22	2.00	0.44
8:DH:97:VAL:HG13	8:DH:98:LYS:N	2.33	0.44
9:DI:113:LYS:HG2	9:DI:119:ALA:HA	2.00	0.44
1:DA:277:C:OP1	17:DQ:41:LYS:HE3	2.17	0.44
22:DV:132:LEU:HA	22:DV:132:LEU:HD23	1.89	0.44
1:AA:60:A:H2	1:AA:107:G:N3	2.16	0.44
1:AA:1126:U:H2'	1:AA:1127:G:O4'	2.18	0.44
1:AA:526:C:C4	1:AA:527:G:H1'	2.52	0.44
1:AA:558:G:H2'	1:AA:559:A:H2	1.82	0.44
1:AA:953:G:H2'	1:AA:954:G:O4'	2.18	0.44
5:AE:36:ASP:O	5:AE:37:ARG:HB2	2.18	0.44
9:AI:52:ALA:C	9:AI:95:LYS:HZ1	2.21	0.44
12:AL:82:VAL:HG21	12:AL:99:ILE:HG12	2.00	0.44
15:AO:67:LEU:HB3	15:AO:78:TYR:HE1	1.83	0.44
25:BA:1676:A:H2'	25:BA:1677:A:O4'	2.17	0.44
25:BA:1971:A:H5'	25:BA:1972:A:H5''	2.00	0.44
25:BA:2087:G:H2'	25:BA:2088:G:H8	1.83	0.44

Continued on next page...

Continued from previous page...

Atom-1	Atom-2	Interatomic distance (Å)	Clash overlap (Å)
25:BA:428:A:N6	25:BA:429:A:N1	2.66	0.44
26:BB:78:A:C2	26:BB:99:A:C4	3.06	0.44
28:BD:5:LEU:HB2	28:BD:51:PHE:HD2	1.83	0.44
28:BD:78:LEU:N	28:BD:78:LEU:HD23	2.32	0.44
30:BF:32:PRO:HB2	30:BF:172:LEU:HD22	1.98	0.44
31:BG:55:PRO:HG2	31:BG:61:HIS:CD2	2.53	0.44
37:BM:45:GLN:H	37:BM:45:GLN:NE2	2.16	0.44
25:BA:2276:G:O3'	37:BM:85:LYS:HB2	2.17	0.44
40:BP:118:ARG:HA	40:BP:121:ILE:HD12	2.00	0.44
40:BP:23:ARG:HB2	40:BP:120:ARG:HH12	1.83	0.44
44:BT:18:TYR:HA	44:BT:21:PHE:CD1	2.52	0.44
45:BU:17:SER:CB	45:BU:71:LYS:HD2	2.48	0.44
45:BU:50:ARG:HG3	45:BU:52:SER:H	1.83	0.44
54:C4:8:ASN:ND2	54:C4:8:ASN:C	2.70	0.44
25:CA:1062:G:OP2	25:CA:1070:A:H4'	2.17	0.44
25:CA:1696:G:C6	25:CA:1697:G:C4	3.06	0.44
25:CA:2236:C:H2'	25:CA:2237:G:H5'	1.98	0.44
25:CA:2266:A:H4'	25:CA:2267:A:N3	2.32	0.44
25:CA:858:U:O2	25:CA:2268:A:H2'	2.17	0.44
27:CC:186:HIS:HD2	27:CC:188:GLU:HB2	1.83	0.44
47:CW:13:GLY:O	47:CW:14:ARG:HG3	2.17	0.44
48:CX:62:VAL:HG22	48:CX:63:ALA:N	2.33	0.44
49:CY:13:ALA:O	49:CY:17:SER:HA	2.17	0.44
1:DA:1250:A:H5'	9:DI:67:GLY:HA2	2.00	0.44
1:DA:145:G:H2'	1:DA:146:G:C8	2.52	0.44
7:DG:108:ALA:O	7:DG:119:ARG:HD2	2.17	0.44
7:DG:115:ARG:O	7:DG:118:VAL:HG22	2.18	0.44
1:AA:1077:G:N1	1:AA:1081:G:C6	2.86	0.44
1:AA:129(B):G:C6	1:AA:188:U:H4'	2.53	0.44
1:AA:1356:G:H2'	1:AA:1357:A:H8	1.79	0.44
1:AA:192:U:C1'	20:AT:103:GLY:HA2	2.48	0.44
1:AA:222:U:H2'	1:AA:223:U:H6	1.80	0.44
1:AA:304:U:H2'	1:AA:305:G:C8	2.52	0.44
1:AA:490:G:H2'	1:AA:491:G:C8	2.53	0.44
1:AA:675:A:C4	1:AA:676:A:C8	3.06	0.44
1:AA:867:G:H2'	1:AA:868:C:H6	1.82	0.44
3:AC:35:GLU:HA	3:AC:38:ARG:HG2	1.99	0.44
4:AD:175:SER:OG	4:AD:184:LYS:HB2	2.18	0.44
25:BA:1056:G:H5''	25:BA:1057:A:C5'	2.45	0.44
25:BA:126:A:OP2	54:B4:19:ARG:HB2	2.18	0.44
25:BA:1529:A:C8	25:BA:1530:G:C8	3.06	0.44

Continued on next page...

Continued from previous page...

Atom-1	Atom-2	Interatomic distance (Å)	Clash overlap (Å)
25:BA:2681:C:H5	25:BA:2725:A:N6	2.14	0.44
25:BA:2855:C:H2'	25:BA:2856:C:C6	2.53	0.44
25:BA:418:G:H2'	25:BA:419:C:C6	2.53	0.44
25:BA:1818:U:C2'	27:BC:157:ARG:HG3	2.48	0.44
29:BE:53:THR:HG23	29:BE:55:GLY:N	2.29	0.44
30:BF:153:ARG:HB3	30:BF:153:ARG:NH1	2.32	0.44
37:BM:59:ARG:H	37:BM:59:ARG:HG2	1.67	0.44
41:BQ:90:VAL:HG13	41:BQ:91:ASP:N	2.33	0.44
42:BR:30:GLY:HA2	42:BR:61:VAL:O	2.18	0.44
43:BS:24:ILE:HG21	43:BS:36:LEU:CD2	2.46	0.44
25:BA:499:U:C4'	45:BU:47:LYS:HZ1	2.31	0.44
46:BV:104:PHE:HB3	46:BV:141:VAL:HG11	1.99	0.44
48:BX:27:GLU:HG2	48:BX:28:GLY:N	2.33	0.44
25:CA:2422:A:N7	55:C5:31:HIS:CE1	2.86	0.44
25:CA:1036:G:H2'	25:CA:1037:G:H8	1.83	0.44
25:CA:1178:C:H6	25:CA:1178:C:O5'	2.01	0.44
25:CA:2110:G:H4'	25:CA:2145:C:H42	1.82	0.44
25:CA:2663:G:C5	25:CA:2664:G:C5	3.06	0.44
25:CA:394:A:C6	25:CA:395:U:C4	3.06	0.44
25:CA:443:A:C5	29:CE:45:ARG:HD2	2.53	0.44
25:CA:841:A:C2	25:CA:938:G:C2	3.06	0.44
34:CJ:116:THR:HG23	34:CJ:117:HIS:N	2.33	0.44
38:CN:4:LEU:C	38:CN:6:SER:H	2.20	0.44
39:CO:98:VAL:O	39:CO:101:LEU:HB2	2.18	0.44
40:CP:118:ARG:HA	40:CP:121:ILE:HD12	2.00	0.44
41:CQ:106:PHE:O	41:CQ:110:VAL:HG23	2.18	0.44
25:CA:29:U:H1'	41:CQ:11:ARG:HH12	1.83	0.44
45:CU:17:SER:CB	45:CU:71:LYS:HD2	2.48	0.44
47:CW:33:ALA:HB2	47:CW:64:ASP:OD1	2.17	0.44
1:DA:103(B):G:H2'	1:DA:103(C):G:O4'	2.16	0.44
1:DA:105:G:C5	1:DA:106:C:C4	3.06	0.44
1:DA:1261:A:H2'	1:DA:1262:C:O4'	2.18	0.44
1:DA:1343:G:H2'	1:DA:1344:C:C6	2.53	0.44
1:DA:389:A:N3	1:DA:389:A:H2'	2.33	0.44
4:DD:117:ALA:O	4:DD:121:VAL:HG23	2.17	0.44
4:DD:18:LYS:HE2	4:DD:20:TYR:CE2	2.53	0.44
5:DE:36:ASP:O	5:DE:37:ARG:HB2	2.18	0.44
19:DS:64:GLU:HG3	19:DS:65:ASN:N	2.33	0.44
20:DT:26:ASN:HB2	20:DT:71:THR:CG2	2.46	0.44
20:DT:53:LEU:O	20:DT:57:ARG:HD3	2.17	0.44
22:DV:340:LYS:HB2	22:DV:340:LYS:HE3	1.87	0.44

Continued on next page...

Continued from previous page...

Atom-1	Atom-2	Interatomic distance (Å)	Clash overlap (Å)
1:AA:113:G:H2'	1:AA:114:U:C6	2.52	0.44
1:AA:1250:A:H5'	9:AI:67:GLY:HA2	2.00	0.44
1:AA:1386:G:O2'	1:AA:1387:G:H5'	2.18	0.44
1:AA:217:C:H2'	1:AA:218:C:H6	1.83	0.44
1:AA:352:C:H2'	1:AA:352:C:O2	2.17	0.44
1:AA:523:A:H61	12:AL:91:ASP:HB3	1.81	0.44
4:AD:20:TYR:HD2	4:AD:26:CYS:HB3	1.83	0.44
6:AF:72:VAL:HG13	6:AF:73:ASN:H	1.81	0.44
7:AG:113:GLU:HB3	7:AG:118:VAL:HG23	1.99	0.44
7:AG:9:VAL:CG2	7:AG:94:ARG:HH11	2.31	0.44
22:AV:145:LEU:HB2	22:AV:159:VAL:HG23	2.00	0.44
22:AV:43:GLU:O	22:AV:47:LEU:HG	2.18	0.44
22:AV:96:LEU:C	22:AV:98:PRO:HD3	2.38	0.44
25:BA:1054:A:H2'	25:BA:1055:G:H8	1.82	0.44
25:BA:1206:G:C6	25:BA:1207:C:C4	3.06	0.44
25:BA:1399:C:H6	25:BA:1399:C:O5'	2.00	0.44
25:BA:1558:A:N7	25:BA:1560:G:C8	2.85	0.44
25:BA:1771:C:C1'	25:BA:1786:A:H8	2.31	0.44
25:BA:1787:A:H2'	25:BA:1787:A:N3	2.32	0.44
25:BA:1925:C:O2'	25:BA:1926:U:H5'	2.17	0.44
25:BA:2494:G:H2'	25:BA:2495:G:H8	1.83	0.44
25:BA:2591:C:H2'	25:BA:2592:G:C8	2.53	0.44
25:BA:2861:G:H2'	25:BA:2862:G:H8	1.82	0.44
27:BC:79:VAL:HG11	27:BC:111:LEU:CD1	2.48	0.44
30:BF:133:LEU:HD21	30:BF:157:ILE:HG13	1.99	0.44
30:BF:7:LEU:HG	30:BF:104:GLU:OE1	2.18	0.44
30:BF:85:GLY:O	30:BF:86:MET:HG3	2.17	0.44
32:BH:9:LEU:HB2	32:BH:12:LEU:HB2	1.99	0.44
33:BI:3:ASN:ND2	33:BI:4:LYS:H	2.15	0.44
39:BO:90:GLY:O	39:BO:92:TYR:CD1	2.71	0.44
41:BQ:79:PHE:CD1	41:BQ:79:PHE:C	2.91	0.44
42:BR:13:ARG:C	42:BR:13:ARG:HD2	2.38	0.44
42:BR:49:THR:HB	42:BR:50:PRO:CD	2.46	0.44
44:BT:43:VAL:HG23	44:BT:47:PHE:CD1	2.53	0.44
46:BV:106:GLY:O	46:BV:108:PRO:HD3	2.17	0.44
46:BV:141:VAL:HA	46:BV:144:LEU:HD23	1.99	0.44
25:CA:140:A:C8	25:CA:1408:C:O2'	2.69	0.44
25:CA:2339:G:H2'	25:CA:2340:G:H8	1.83	0.44
25:CA:2345:G:N3	25:CA:2381:C:H2'	2.32	0.44
25:CA:2648:C:H2'	25:CA:2649:U:C6	2.52	0.44
25:CA:2781:A:H5''	25:CA:2782:G:H5'	2.00	0.44

Continued on next page...

Continued from previous page...

Atom-1	Atom-2	Interatomic distance (Å)	Clash overlap (Å)
25:CA:30:G:H2'	25:CA:31:C:C6	2.53	0.44
26:CB:32:C:H2'	26:CB:33:G:H8	1.81	0.44
28:CD:5:LEU:C	28:CD:51:PHE:HE2	2.21	0.44
29:CE:33:LEU:O	29:CE:37:VAL:HG23	2.17	0.44
30:CF:133:LEU:HD21	30:CF:157:ILE:HG13	2.00	0.44
31:CG:149:ARG:HA	31:CG:162:ILE:HG12	2.00	0.44
32:CH:87:LYS:HA	32:CH:122:GLU:HA	1.99	0.44
35:CK:103:ALA:O	35:CK:106:LEU:HD13	2.18	0.44
36:CL:30:THR:CG2	36:CL:31:ALA:N	2.81	0.44
1:DA:1184:G:H2'	1:DA:1185:G:C8	2.51	0.44
1:DA:321:A:H2'	1:DA:322:C:H6	1.82	0.44
1:DA:328:C:C4'	1:DA:329:A:H5'	2.35	0.44
1:DA:352:C:O2	1:DA:352:C:H2'	2.17	0.44
1:DA:558:G:H2'	1:DA:559:A:H2	1.82	0.44
1:DA:430:A:OP2	4:DD:8:VAL:HG22	2.16	0.44
16:DP:50:LYS:HD3	16:DP:51:VAL:N	2.33	0.44
22:DV:128:PHE:CZ	22:DV:132:LEU:HD11	2.52	0.44
22:DV:128:PHE:O	22:DV:132:LEU:HB2	2.18	0.44
56:DX:17:U:H2'	56:DX:18:G:H5''	2.00	0.44
1:AA:1057:G:H4'	3:AC:197:GLY:N	2.33	0.44
1:AA:216:G:H2'	1:AA:217:C:H6	1.83	0.44
2:AB:36:ARG:HD2	2:AB:36:ARG:N	2.32	0.44
7:AG:15:ASP:HB3	7:AG:20:ASP:H	1.83	0.44
8:AH:11:THR:HG22	8:AH:15:ASN:ND2	2.32	0.44
9:AI:99:LEU:HD12	9:AI:101:PHE:HE2	1.82	0.44
11:AK:34:ASP:HB2	11:AK:35:PRO:HD2	1.98	0.44
12:AL:51:LEU:HD11	22:AV:300:GLU:HG2	1.99	0.44
22:AV:151:ASP:OD1	23:AW:36:U:H4'	2.18	0.44
22:AV:229:GLY:O	22:AV:232:VAL:HG12	2.18	0.44
25:BA:2422:A:N7	55:B5:31:HIS:CE1	2.86	0.44
25:BA:1178:C:O5'	25:BA:1178:C:H6	2.01	0.44
25:BA:1512:G:H2'	25:BA:1513:C:C6	2.53	0.44
25:BA:827:U:C4	25:BA:2430:A:C6	3.05	0.44
25:BA:2512:C:H2'	25:BA:2513:G:O4'	2.18	0.44
25:BA:2517:C:C2	25:BA:2542:A:N1	2.86	0.44
25:BA:2749:A:H4'	31:BG:62:LYS:CB	2.39	0.44
25:BA:579:G:O2'	25:BA:2019:A:OP1	2.35	0.44
25:BA:719:C:H2'	25:BA:720:C:C6	2.53	0.44
25:BA:910:A:C8	37:BM:13:GLN:HB2	2.52	0.44
27:BC:175:LEU:HD12	27:BC:185:VAL:HG21	2.00	0.44
27:BC:3:VAL:HG13	27:BC:18:VAL:C	2.38	0.44

Continued on next page...

Continued from previous page...

Atom-1	Atom-2	Interatomic distance (Å)	Clash overlap (Å)
30:BF:41:GLN:HG2	30:BF:155:MET:CB	2.47	0.44
30:BF:9:ARG:O	30:BF:13:GLU:HG2	2.18	0.44
31:BG:38:SER:HB2	31:BG:41:MET:HG3	1.99	0.44
34:BJ:39:ILE:HD12	34:BJ:75:VAL:HG13	2.00	0.44
25:BA:587:C:O2'	36:BL:23:PRO:HG2	2.18	0.44
36:BL:88:LEU:HD11	36:BL:95:VAL:HG21	1.99	0.44
39:BO:35:ILE:O	39:BO:53:SER:HB2	2.18	0.44
41:BQ:107:ALA:O	41:BQ:111:GLU:HG2	2.18	0.44
42:BR:28:GLU:OE1	42:BR:31:ALA:HB2	2.18	0.44
46:BV:120:ILE:HG12	46:BV:172:ALA:HA	1.99	0.44
50:BZ:22:ALA:O	50:BZ:26:LEU:HG	2.18	0.44
53:C3:34:LEU:HD13	53:C3:34:LEU:N	2.32	0.44
25:CA:1349:A:N6	25:CA:1598:C:N4	2.66	0.44
25:CA:1356:G:H2'	25:CA:1357:U:O4'	2.18	0.44
25:CA:1973:G:H2'	25:CA:1974:C:H6	1.83	0.44
25:CA:2134:A:H2	25:CA:2159:G:O2'	2.01	0.44
25:CA:2321:G:H2'	25:CA:2321:G:N3	2.31	0.44
25:CA:2331:G:O3'	47:CW:43:THR:HB	2.18	0.44
27:CC:14:ARG:HG3	27:CC:15:PHE:CE1	2.53	0.44
27:CC:3:VAL:HG13	27:CC:18:VAL:C	2.38	0.44
27:CC:30:GLU:CD	27:CC:63:ARG:HE	2.22	0.44
27:CC:25:THR:HG22	27:CC:82:ILE:O	2.17	0.44
29:CE:6:MET:HB3	29:CE:7:TYR:H	1.56	0.44
31:CG:38:SER:HB2	31:CG:41:MET:HG3	2.00	0.44
35:CK:86:ILE:HD12	35:CK:86:ILE:N	2.30	0.44
41:CQ:92:ARG:CD	41:CQ:95:LEU:H	2.30	0.44
25:CA:499:U:C4'	45:CU:47:LYS:HZ1	2.31	0.44
45:CU:81:LYS:HD2	45:CU:96:ILE:HD12	2.00	0.44
46:CV:163:LEU:CD2	46:CV:163:LEU:H	2.29	0.44
1:DA:490:G:H2'	1:DA:491:G:C8	2.53	0.44
1:DA:500:G:C5	1:DA:546:G:N2	2.86	0.44
2:DB:187:LEU:HA	2:DB:201:ILE:O	2.18	0.44
1:DA:402:G:OP1	4:DD:74:GLN:HG2	2.18	0.44
4:DD:94:LEU:HA	4:DD:97:LEU:HD12	2.00	0.44
1:DA:1079:G:O3'	5:DE:14:ARG:NH2	2.51	0.44
15:DO:28:GLN:O	15:DO:32:LEU:HG	2.17	0.44
22:DV:96:LEU:C	22:DV:98:PRO:HD3	2.38	0.44
1:AA:125:U:H2'	1:AA:126:G:C8	2.53	0.43
1:AA:93:U:H2'	1:AA:95:G:C8	2.53	0.43
4:AD:185:PHE:CZ	4:AD:189:PRO:HD3	2.52	0.43
13:AM:70:LEU:C	13:AM:70:LEU:HD23	2.38	0.43

Continued on next page...

Continued from previous page...

Atom-1	Atom-2	Interatomic distance (Å)	Clash overlap (Å)
19:AS:53:ASN:HD22	19:AS:53:ASN:C	2.21	0.43
19:AS:6:LYS:HD3	19:AS:7:LYS:CE	2.48	0.43
25:BA:1221:C:H2'	25:BA:122(A):C:C6	2.53	0.43
25:BA:1771:C:H1'	25:BA:1786:A:H8	1.82	0.43
25:BA:2807:G:N1	25:BA:2893:G:O6	2.50	0.43
25:BA:29:U:H1'	41:BQ:11:ARG:HH12	1.83	0.43
25:BA:394:A:C6	25:BA:395:U:C4	3.06	0.43
25:BA:61:G:H1	25:BA:93:C:H42	1.66	0.43
27:BC:186:HIS:HD2	27:BC:188:GLU:HB2	1.83	0.43
27:BC:72:LYS:HE3	27:BC:101:GLU:HG2	2.00	0.43
29:BE:192:LEU:HD21	29:BE:194:MET:HE3	1.99	0.43
30:BF:76:SER:CA	30:BF:83:ARG:HA	2.48	0.43
35:BK:2:ILE:N	35:BK:2:ILE:HD12	2.33	0.43
36:BL:75:ILE:HD13	36:BL:77:ARG:NE	2.33	0.43
38:BN:56:LYS:HG3	38:BN:56:LYS:O	2.17	0.43
39:BO:58:LEU:N	39:BO:58:LEU:HD12	2.33	0.43
39:BO:98:VAL:O	39:BO:101:LEU:HB2	2.18	0.43
42:BR:75:PHE:HD2	42:BR:82:ARG:HG2	1.82	0.43
43:BS:36:LEU:O	43:BS:39:THR:HG22	2.17	0.43
46:BV:10:ARG:HB3	46:BV:36:LYS:HB3	2.00	0.43
52:C2:36:CYS:SG	52:C2:37:LYS:N	2.91	0.43
52:C2:33:CYS:SG	52:C2:40:LYS:HE3	2.57	0.43
55:C5:54:GLU:O	55:C5:58:ILE:HG12	2.18	0.43
25:CA:1050:A:H2'	25:CA:1051:G:C8	2.53	0.43
25:CA:1420:U:H6	25:CA:1420:U:H2'	1.48	0.43
25:CA:1700:A:H5'	25:CA:1701:A:OP2	2.18	0.43
25:CA:2517:C:C6	25:CA:2542:A:C2	3.06	0.43
32:CH:9:LEU:HB2	32:CH:12:LEU:HB2	1.99	0.43
34:CJ:42:GLU:HG3	34:CJ:42:GLU:O	2.18	0.43
39:CO:35:ILE:CG1	39:CO:101:LEU:HD21	2.41	0.43
35:CK:71:ARG:NH1	40:CP:74:ARG:HH22	2.15	0.43
42:CR:95:LEU:HD22	42:CR:97:LYS:HE2	2.00	0.43
1:DA:1279:A:H62	3:DC:26:LYS:HE2	1.83	0.43
1:DA:1501:C:OP2	1:DA:1504:G:H2'	2.17	0.43
1:DA:675:A:H2'	1:DA:676:A:C8	2.53	0.43
2:DB:36:ARG:N	2:DB:36:ARG:HD2	2.33	0.43
4:DD:100:ARG:HG2	4:DD:102:ASP:OD1	2.18	0.43
17:DQ:27:PHE:CZ	17:DQ:36:ILE:HD11	2.53	0.43
18:DR:56:THR:HB	18:DR:58:LEU:HD13	1.99	0.43
19:DS:29:ARG:O	19:DS:31:ILE:HG22	2.18	0.43
22:DV:293:ILE:HG23	22:DV:294:GLY:N	2.33	0.43

Continued on next page...

Continued from previous page...

Atom-1	Atom-2	Interatomic distance (Å)	Clash overlap (Å)
1:AA:105:G:C5	1:AA:106:C:C4	3.05	0.43
1:AA:1261:A:H2'	1:AA:1262:C:O4'	2.18	0.43
1:AA:679:C:H2'	1:AA:680:C:C6	2.53	0.43
1:AA:690:G:C6	1:AA:691:G:C6	3.06	0.43
3:AC:7:PRO:O	3:AC:11:ARG:HG2	2.18	0.43
5:AE:92:LYS:HG3	5:AE:93:PRO:HD2	1.99	0.43
10:AJ:92:THR:HG23	10:AJ:93:GLY:N	2.25	0.43
1:AA:1329:A:H5''	13:AM:26:GLY:N	2.33	0.43
13:AM:57:ARG:NH1	51:B1:60:GLU:HB2	2.32	0.43
19:AS:6:LYS:HD2	19:AS:6:LYS:N	2.33	0.43
25:BA:1002:G:H2'	25:BA:1003:G:O4'	2.18	0.43
25:BA:1287:A:OP1	38:BN:105:ARG:HB3	2.18	0.43
25:BA:127:A:H5''	25:BA:128:C:O4'	2.18	0.43
25:BA:1300:U:C2	25:BA:1626:G:C6	3.06	0.43
25:BA:758:C:O2	25:BA:1981:A:H2	2.01	0.43
25:BA:2037:G:C6	25:BA:2038:G:C6	3.06	0.43
25:BA:2476:A:N3	25:BA:2476:A:H3'	2.32	0.43
25:BA:2601:C:O2'	25:BA:2602:A:OP2	2.21	0.43
25:BA:2893:G:H5''	25:BA:2894:G:C5'	2.48	0.43
25:BA:715:G:C6	25:BA:716:A:C5	3.06	0.43
25:BA:898:C:H2'	25:BA:899:A:O4'	2.18	0.43
31:BG:86:GLU:CD	31:BG:86:GLU:H	2.21	0.43
46:BV:5:LEU:HD23	46:BV:6:LYS:N	2.33	0.43
50:BZ:1:MET:CE	50:BZ:1:MET:HA	2.48	0.43
55:C5:60:LEU:C	55:C5:62:LEU:H	2.22	0.43
25:CA:1022:G:C6	25:CA:1141:U:C5	3.06	0.43
25:CA:119:A:H4'	25:CA:120:U:H5'	2.00	0.43
25:CA:1950:G:OP1	1:DA:1420:C:H4'	2.18	0.43
25:CA:271(C):G:N7	25:CA:421:U:H2'	2.33	0.43
25:CA:1999:C:H5''	25:CA:2723:C:O2'	2.18	0.43
25:CA:763:G:O2'	25:CA:764:A:H5'	2.17	0.43
25:CA:904:C:H2'	25:CA:905:U:H6	1.80	0.43
27:CC:13:ARG:HD2	27:CC:16:MET:SD	2.58	0.43
27:CC:183:ARG:HB2	27:CC:270:ILE:HG22	2.01	0.43
29:CE:156:LEU:HD21	29:CE:163:VAL:HG12	1.99	0.43
30:CF:85:GLY:O	30:CF:86:MET:HG3	2.18	0.43
30:CF:9:ARG:O	30:CF:13:GLU:HG2	2.18	0.43
29:CE:31:HIS:HB2	36:CL:13:ASN:HB3	1.99	0.43
36:CL:143:GLY:C	36:CL:145:PRO:HD3	2.38	0.43
40:CP:131:ALA:O	40:CP:135:VAL:HG23	2.18	0.43
25:CA:17:G:H4'	41:CQ:25:TRP:CH2	2.53	0.43

Continued on next page...

Continued from previous page...

Atom-1	Atom-2	Interatomic distance (Å)	Clash overlap (Å)
46:CV:141:VAL:HA	46:CV:144:LEU:HD23	1.99	0.43
49:CY:14:ARG:HG2	49:CY:17:SER:OG	2.17	0.43
1:DA:1053:G:C6	1:DA:1199:U:H2'	2.53	0.43
1:DA:60:A:H2	1:DA:107:G:N3	2.15	0.43
1:DA:216:G:H2'	1:DA:217:C:H6	1.83	0.43
1:DA:526:C:C4	1:DA:527:G:H1'	2.54	0.43
1:DA:668:G:H1'	15:DO:46:HIS:HD2	1.83	0.43
2:DB:20:GLU:HG3	2:DB:191:ASP:H	1.83	0.43
1:DA:1057:G:H4'	3:DC:197:GLY:N	2.33	0.43
22:DV:143:GLU:CG	22:DV:161:GLU:HB3	2.48	0.43
1:AA:975:A:C8	1:AA:1357:A:H2	2.37	0.43
1:AA:320:C:H2'	1:AA:321:A:C8	2.52	0.43
1:AA:452:A:H2'	1:AA:453:A:C8	2.54	0.43
1:AA:957:U:O2	1:AA:959:A:H8	2.01	0.43
2:AB:187:LEU:HA	2:AB:201:ILE:O	2.18	0.43
4:AD:21:LEU:HD12	4:AD:22:LYS:H	1.84	0.43
1:AA:939:G:H5''	7:AG:102:ARG:HH22	1.84	0.43
7:AG:15:ASP:OD1	7:AG:18:TYR:HB2	2.19	0.43
9:AI:89:ASN:HB3	9:AI:92:TYR:CD1	2.53	0.43
10:AJ:6:ILE:O	10:AJ:71:LEU:HD12	2.18	0.43
16:AP:4:ILE:HD12	16:AP:4:ILE:H	1.84	0.43
16:AP:50:LYS:HD3	16:AP:51:VAL:N	2.33	0.43
22:AV:128:PHE:O	22:AV:132:LEU:HB2	2.19	0.43
22:AV:143:GLU:CG	22:AV:161:GLU:HB3	2.48	0.43
22:AV:248:ILE:CG2	22:AV:273:LEU:HD21	2.47	0.43
25:BA:1022:G:C6	25:BA:1140:C:C4	3.06	0.43
25:BA:2331:G:O3'	47:BW:43:THR:HB	2.18	0.43
25:BA:807:U:O4'	25:BA:2445:G:H5''	2.18	0.43
25:BA:291:C:H2'	25:BA:292:C:C6	2.53	0.43
25:BA:593:G:H1	25:BA:664:C:H42	1.66	0.43
25:BA:830:G:O4'	25:BA:2448:A:C2	2.72	0.43
27:BC:204:ILE:O	27:BC:204:ILE:HD12	2.18	0.43
25:BA:1971:A:N3	27:BC:239:ARG:O	2.51	0.43
29:BE:150:GLY:HA2	29:BE:172:TRP:CD2	2.53	0.43
34:BJ:116:THR:HG23	34:BJ:117:HIS:N	2.33	0.43
25:BA:1952:A:C2	35:BK:22:ILE:HG23	2.54	0.43
36:BL:75:ILE:O	36:BL:75:ILE:HD12	2.18	0.43
37:BM:125:LEU:HA	37:BM:126:PRO:HD3	1.88	0.43
46:BV:118:GLN:HB2	46:BV:173:ALA:C	2.39	0.43
46:BV:71:VAL:HG11	46:BV:74:VAL:CG2	2.49	0.43
25:CA:1331:A:C2'	25:CA:1332:G:H5''	2.48	0.43

Continued on next page...

Continued from previous page...

Atom-1	Atom-2	Interatomic distance (Å)	Clash overlap (Å)
25:CA:2517:C:C2	25:CA:2542:A:N1	2.86	0.43
25:CA:2681:C:H4'	25:CA:2682:U:H5'	1.99	0.43
25:CA:2833:G:H21	28:CD:57:LYS:HB2	1.82	0.43
25:CA:742:G:H2'	25:CA:743:G:H8	1.83	0.43
25:CA:2392:A:C8	36:CL:60:MET:HG2	2.53	0.43
38:CN:63:ARG:O	38:CN:67:LEU:HD23	2.18	0.43
41:CQ:60:LEU:HD23	41:CQ:60:LEU:C	2.38	0.43
42:CR:13:ARG:HD2	42:CR:13:ARG:C	2.39	0.43
42:CR:49:THR:HB	42:CR:50:PRO:CD	2.47	0.43
45:CU:88:LYS:HG2	45:CU:93:GLY:H	1.82	0.43
45:CU:90:LEU:HD23	45:CU:90:LEU:N	2.33	0.43
48:CX:27:GLU:HG2	48:CX:28:GLY:N	2.33	0.43
1:DA:1131:G:OP1	9:DI:3:GLN:NE2	2.48	0.43
1:DA:320:C:H2'	1:DA:321:A:C8	2.52	0.43
1:DA:44:G:H1	1:DA:398:C:H42	1.64	0.43
1:DA:685:G:C2	1:DA:686:U:C4	3.06	0.43
1:DA:1396:A:C2	5:DE:19:MET:HG3	2.54	0.43
5:DE:43:LEU:HD12	5:DE:109:ILE:HD11	1.99	0.43
1:DA:19:C:H5''	5:DE:86:ALA:HB1	2.01	0.43
8:DH:50:ARG:N	8:DH:50:ARG:HD2	2.32	0.43
10:DJ:8:LEU:HD21	10:DJ:23:ILE:HD12	1.99	0.43
10:DJ:78:ASN:O	10:DJ:82:ILE:HG12	2.17	0.43
12:DL:82:VAL:HG21	12:DL:99:ILE:HG12	2.00	0.43
15:DO:7:GLU:HA	15:DO:10:LYS:HB3	1.99	0.43
19:DS:5:LEU:HG	19:DS:10:PHE:HB3	2.00	0.43
22:DV:177:VAL:HG22	22:DV:178:HIS:N	2.33	0.43
1:AA:209:U:H4'	1:AA:216:G:C4	2.54	0.43
5:AE:11:ILE:HG21	5:AE:105:VAL:HG22	1.99	0.43
1:AA:1079:G:O3'	5:AE:14:ARG:NH2	2.52	0.43
5:AE:48:ALA:HB2	5:AE:57:LYS:HD3	1.98	0.43
6:AF:7:ASN:HD21	18:AR:34:TYR:HE1	1.65	0.43
7:AG:115:ARG:O	7:AG:118:VAL:HG22	2.18	0.43
7:AG:25:ALA:O	7:AG:29:LYS:HG2	2.18	0.43
8:AH:97:VAL:HG13	8:AH:98:LYS:N	2.34	0.43
22:AV:216:GLU:HB2	22:AV:245:PRO:CD	2.47	0.43
52:B2:36:CYS:SG	52:B2:37:LYS:N	2.91	0.43
54:B4:25:PRO:HA	54:B4:28:ARG:CZ	2.48	0.43
25:BA:1951:U:H2'	25:BA:1953:A:OP2	2.19	0.43
25:BA:2110:G:H4'	25:BA:2145:C:H42	1.83	0.43
25:BA:2311:A:N3	30:BF:82:LEU:HD12	2.34	0.43
25:BA:2304:G:H1	25:BA:2312:U:H3	1.66	0.43

Continued on next page...

Continued from previous page...

Atom-1	Atom-2	Interatomic distance (Å)	Clash overlap (Å)
25:BA:2392:A:C8	36:BL:60:MET:HG2	2.54	0.43
25:BA:556:G:C6	25:BA:557:U:C4	3.06	0.43
25:BA:774:A:H2	25:BA:787:U:O2'	2.02	0.43
25:BA:979:G:H3'	25:BA:980:A:H5''	1.99	0.43
26:BB:81:G:C6	26:BB:96:G:C2	3.07	0.43
27:BC:183:ARG:HB2	27:BC:270:ILE:HG22	1.99	0.43
30:BF:5:LEU:O	30:BF:8:LYS:HB3	2.17	0.43
34:BJ:157:ARG:O	34:BJ:157:ARG:HG2	2.16	0.43
34:BJ:58:ARG:C	34:BJ:60:LYS:H	2.21	0.43
34:BJ:93:LYS:HB3	34:BJ:110:LEU:HB2	2.00	0.43
41:BQ:106:PHE:O	41:BQ:110:VAL:HG23	2.18	0.43
52:C2:3:LYS:HB3	52:C2:4:HIS:H	1.67	0.43
54:C4:34:ARG:HB3	54:C4:42:LEU:HD22	2.00	0.43
25:CA:2306:C:C4	25:CA:2311:A:N6	2.86	0.43
25:CA:2471:C:H2'	25:CA:2472:G:O4'	2.17	0.43
25:CA:2472:G:C4	25:CA:2475:C:N4	2.86	0.43
25:CA:2658:C:H5'	31:CG:160:LYS:HZ3	1.83	0.43
25:CA:2807:G:N1	25:CA:2893:G:O6	2.51	0.43
25:CA:587:C:O2'	36:CL:23:PRO:HG2	2.19	0.43
25:CA:663:G:C6	25:CA:664:C:C4	3.06	0.43
27:CC:43:ARG:HB2	27:CC:48:ARG:O	2.18	0.43
27:CC:72:LYS:HE3	27:CC:101:GLU:HG2	2.00	0.43
28:CD:4:ILE:HG12	28:CD:28:ALA:HB1	1.99	0.43
31:CG:23:ARG:N	31:CG:23:ARG:HD3	2.34	0.43
31:CG:46:GLU:HG3	31:CG:51:ARG:HD2	2.01	0.43
35:CK:25:LEU:HB3	35:CK:38:VAL:HG23	1.99	0.43
35:CK:2:ILE:N	35:CK:2:ILE:HD12	2.33	0.43
37:CM:36:ALA:HA	37:CM:129:THR:HG22	2.01	0.43
37:CM:78:PRO:O	37:CM:79:LEU:HB2	2.18	0.43
37:CM:76:LYS:N	37:CM:88:GLY:HA2	2.33	0.43
38:CN:10:LEU:N	38:CN:10:LEU:HD12	2.33	0.43
40:CP:51:ARG:HD2	40:CP:62:THR:HG23	2.00	0.43
44:CT:43:VAL:HG23	44:CT:47:PHE:CD1	2.54	0.43
45:CU:78:ALA:CB	45:CU:81:LYS:HE3	2.43	0.43
50:CZ:1:MET:HA	50:CZ:1:MET:CE	2.49	0.43
1:DA:1126:U:H2'	1:DA:1127:G:O4'	2.18	0.43
1:DA:523:A:H61	12:DL:91:ASP:HB3	1.81	0.43
2:DB:97:TRP:HH2	2:DB:176:GLU:CD	2.20	0.43
9:DI:114:TYR:HE1	10:DJ:59:SER:HA	1.83	0.43
1:DA:501:C:P	12:DL:116:ARG:HH21	2.42	0.43
1:DA:186(B):C:O2'	20:DT:89:ARG:HD2	2.17	0.43

Continued on next page...

Continued from previous page...

Atom-1	Atom-2	Interatomic distance (Å)	Clash overlap (Å)
22:DV:11:GLU:O	22:DV:15:LEU:HB2	2.19	0.43
22:DV:189:GLN:O	22:DV:190:GLY:C	2.56	0.43
22:DV:2:LEU:HD23	22:DV:5:LEU:HD12	2.00	0.43
1:AA:1126:U:H2'	1:AA:1127:G:C8	2.53	0.43
1:AA:1261:A:H5'	1:AA:1283:G:O3'	2.18	0.43
1:AA:1401:G:H2'	1:AA:1402:C:O4'	2.19	0.43
1:AA:266:G:O2'	1:AA:267:C:OP2	2.35	0.43
1:AA:292:G:C2	1:AA:309:G:C2	3.06	0.43
1:AA:510:A:N3	1:AA:543:C:H1'	2.34	0.43
3:AC:70:VAL:HG12	3:AC:72:LYS:H	1.83	0.43
4:AD:100:ARG:HG2	4:AD:102:ASP:OD1	2.18	0.43
13:AM:82:MET:SD	25:BA:888:C:H4'	2.58	0.43
6:AF:97:PHE:O	18:AR:31:LEU:HD23	2.19	0.43
19:AS:62:ILE:HD12	19:AS:66:MET:HG3	2.01	0.43
25:BA:1510:A:H2'	25:BA:1511:A:O4'	2.18	0.43
25:BA:1517:G:C5	25:BA:1518:C:C4	3.06	0.43
25:BA:1815:A:C5	25:BA:1817:G:C6	3.07	0.43
25:BA:2071:A:H2'	25:BA:2072:G:C8	2.52	0.43
25:BA:2119:A:C5	25:BA:2170:A:C6	3.07	0.43
25:BA:2876:G:H2'	25:BA:2877:G:C8	2.54	0.43
30:BF:66:GLN:NE2	30:BF:94:LEU:HB3	2.34	0.43
26:BB:45:A:H1'	30:BF:95:ARG:CZ	2.47	0.43
36:BL:85:LEU:HD12	36:BL:120:ALA:HB2	2.00	0.43
41:BQ:79:PHE:C	41:BQ:79:PHE:HD1	2.21	0.43
25:BA:494:G:N2	43:BS:57:ASN:HD21	2.14	0.43
44:BT:31:HIS:ND1	44:BT:32:PRO:HD2	2.34	0.43
46:BV:161:VAL:HG12	46:BV:162:GLU:N	2.34	0.43
26:BB:83:G:H4'	50:BZ:52:HIS:CG	2.53	0.43
25:CA:1002:G:H2'	25:CA:1003:G:O4'	2.19	0.43
25:CA:1510:A:H2'	25:CA:1511:A:O4'	2.18	0.43
25:CA:1951:U:H2'	25:CA:1953:A:OP2	2.18	0.43
25:CA:2339:G:H2'	25:CA:2340:G:C8	2.54	0.43
25:CA:807:U:O4'	25:CA:2445:G:H5''	2.18	0.43
25:CA:2686:G:C5	25:CA:2687:U:C4	3.06	0.43
25:CA:2756:U:H4'	25:CA:2757:A:OP1	2.19	0.43
25:CA:363(C):G:H2'	25:CA:363(D):G:H8	1.84	0.43
25:CA:754:C:H2'	25:CA:755:C:C6	2.54	0.43
26:CB:42:C:H5'	30:CF:68:PRO:O	2.19	0.43
27:CC:204:ILE:HD12	27:CC:204:ILE:O	2.19	0.43
29:CE:150:GLY:HA2	29:CE:172:TRP:CD2	2.53	0.43
39:CO:96:GLY:O	39:CO:99:LYS:HB3	2.19	0.43

Continued on next page...

Continued from previous page...

Atom-1	Atom-2	Interatomic distance (Å)	Clash overlap (Å)
44:CT:56:THR:C	44:CT:57:LEU:HD12	2.38	0.43
45:CU:71:LYS:HZ2	45:CU:71:LYS:HB2	1.82	0.43
49:CY:61:LEU:HD12	49:CY:61:LEU:HA	1.83	0.43
1:DA:1133:G:H2'	1:DA:1134:G:C8	2.54	0.43
1:DA:510:A:N3	1:DA:543:C:H1'	2.34	0.43
1:DA:675:A:C4	1:DA:676:A:C8	3.06	0.43
1:DA:730:G:N3	1:DA:730:G:H2'	2.34	0.43
1:DA:922:G:C6	1:DA:923:A:C6	3.06	0.43
9:DI:14:VAL:HG12	9:DI:15:ALA:H	1.83	0.43
11:DK:18:ARG:HA	11:DK:81:ASP:H	1.83	0.43
1:AA:1173:G:H2'	1:AA:1174:G:C8	2.54	0.43
1:AA:583:A:H2'	1:AA:584:G:O4'	2.19	0.43
1:AA:650:G:O2'	1:AA:651:C:H5'	2.18	0.43
4:AD:100:ARG:NH1	4:AD:137:SER:HA	2.33	0.43
7:AG:102:ARG:HG2	7:AG:106:GLN:NE2	2.33	0.43
1:AA:1367:C:H5'	10:AJ:60:ARG:NH1	2.34	0.43
21:AU:11:GLY:O	21:AU:15:ARG:HG3	2.19	0.43
22:AV:263:GLU:O	22:AV:267:MET:HG2	2.19	0.43
22:AV:2:LEU:HD23	22:AV:5:LEU:HD12	2.00	0.43
22:AV:300:GLU:CD	22:AV:301:LYS:HG3	2.39	0.43
25:BA:1036:G:H2'	25:BA:1037:G:H8	1.83	0.43
25:BA:1299:G:O5'	25:BA:1299:G:H8	2.02	0.43
25:BA:140:A:C8	25:BA:1408:C:O2'	2.68	0.43
25:BA:1590:U:H2'	25:BA:1591:G:C8	2.52	0.43
25:BA:1607:C:C5'	25:BA:1608:A:H5'	2.47	0.43
25:BA:1813:G:N3	27:BC:50:THR:OG1	2.50	0.43
25:BA:2790:A:H2'	25:BA:2791:C:C5'	2.48	0.43
25:BA:962:G:O2'	25:BA:963:U:H5'	2.18	0.43
25:BA:994:C:OP2	41:BQ:54:LYS:NZ	2.50	0.43
27:BC:72:LYS:HE3	27:BC:101:GLU:HB3	2.01	0.43
31:BG:46:GLU:HG3	31:BG:51:ARG:CD	2.48	0.43
34:BJ:78:VAL:HB	34:BJ:149:PRO:HB3	2.00	0.43
37:BM:43:THR:HA	37:BM:94:VAL:HG12	2.00	0.43
44:BT:56:THR:C	44:BT:57:LEU:HD12	2.39	0.43
47:BW:21:LEU:HD12	47:BW:21:LEU:N	2.33	0.43
50:BZ:46:ASN:HD22	50:BZ:46:ASN:HA	1.65	0.43
25:CA:1077:A:H2'	25:CA:1078:U:H5'	2.00	0.43
25:CA:1126:A:H8	25:CA:1126:A:OP1	2.01	0.43
25:CA:2208:U:O2	25:CA:2217:G:C2	2.72	0.43
25:CA:2275:C:H2'	25:CA:2275:C:H6	1.65	0.43
25:CA:2790:A:H2'	25:CA:2791:C:C5'	2.49	0.43

Continued on next page...

Continued from previous page...

Atom-1	Atom-2	Interatomic distance (Å)	Clash overlap (Å)
25:CA:476:G:O4'	25:CA:505:A:H2	2.01	0.43
25:CA:609(B):G:H2'	25:CA:610:C:H6	1.83	0.43
25:CA:979:G:H3'	25:CA:980:A:H5''	2.00	0.43
27:CC:31:LYS:HD2	27:CC:31:LYS:HA	1.71	0.43
34:CJ:62:ARG:CZ	34:CJ:64:ASP:HB2	2.49	0.43
47:CW:27:GLU:HB2	47:CW:69:PHE:CD1	2.54	0.43
1:DA:1261:A:H5'	1:DA:1283:G:O3'	2.19	0.43
1:DA:1498:U:O5'	1:DA:1498:U:H6	2.01	0.43
1:DA:679:C:H2'	1:DA:680:C:C6	2.53	0.43
1:DA:774:G:C2	1:DA:806:C:C2	3.07	0.43
1:DA:953:G:H2'	1:DA:954:G:O4'	2.18	0.43
4:DD:100:ARG:NH1	4:DD:137:SER:HA	2.34	0.43
15:DO:67:LEU:HB3	15:DO:78:TYR:HE1	1.83	0.43
1:DA:624:C:H4'	16:DP:11:SER:N	2.34	0.43
16:DP:8:ARG:HB3	16:DP:28:ARG:HH11	1.83	0.43
19:DS:63:THR:HG22	19:DS:66:MET:HE3	2.00	0.43
20:DT:10:LEU:C	20:DT:12:ALA:H	2.21	0.43
1:AA:774:G:C2	1:AA:806:C:C2	3.07	0.43
4:AD:133:VAL:HG13	4:AD:135:LEU:HD23	1.99	0.43
1:AA:402:G:OP1	4:AD:74:GLN:HG2	2.18	0.43
4:AD:93:PHE:O	4:AD:97:LEU:HG	2.18	0.43
8:AH:20:TYR:CZ	8:AH:76:PRO:HG2	2.53	0.43
10:AJ:80:LYS:NZ	10:AJ:80:LYS:HB2	2.34	0.43
15:AO:36:ILE:HD12	15:AO:63:ARG:NH1	2.29	0.43
22:AV:177:VAL:HG12	22:AV:301:LYS:CB	2.30	0.43
22:AV:340:LYS:HE3	22:AV:340:LYS:HB2	1.88	0.43
52:B2:33:CYS:SG	52:B2:40:LYS:HE3	2.59	0.43
25:BA:1786:A:H4'	25:BA:1787:A:OP2	2.18	0.43
27:BC:10:THR:HG23	27:BC:13:ARG:HB2	2.01	0.43
27:BC:271:ILE:O	27:BC:272:ALA:HB3	2.19	0.43
28:BD:34:VAL:HB	28:BD:48:GLN:HB3	2.01	0.43
29:BE:117:ARG:HD2	29:BE:190:GLU:O	2.18	0.43
30:BF:83:ARG:HG3	30:BF:86:MET:SD	2.58	0.43
26:BB:42:C:C4	30:BF:91:ARG:NH2	2.85	0.43
34:BJ:148:GLY:HA3	34:BJ:149:PRO:O	2.18	0.43
34:BJ:42:GLU:O	34:BJ:42:GLU:HG3	2.18	0.43
35:BK:25:LEU:HB3	35:BK:38:VAL:HG23	2.00	0.43
39:BO:49:VAL:HG11	39:BO:73:LEU:HA	2.00	0.43
47:BW:27:GLU:HB2	47:BW:69:PHE:CD1	2.53	0.43
25:CA:1221:C:H2'	25:CA:122(A):C:C6	2.53	0.43
25:CA:1509:A:H4'	25:CA:1510:A:C1'	2.49	0.43

Continued on next page...

Continued from previous page...

Atom-1	Atom-2	Interatomic distance (Å)	Clash overlap (Å)
25:CA:2271:G:C5	25:CA:2272:U:C4	3.07	0.43
25:CA:2359:C:H2'	25:CA:2360:A:C8	2.53	0.43
25:CA:2758:A:C4	31:CG:67:LEU:HD21	2.54	0.43
25:CA:997:G:OP1	41:CQ:93:LYS:HB2	2.19	0.43
25:CA:2591:C:P	27:CC:239:ARG:HB2	2.58	0.43
27:CC:264:LYS:HG3	27:CC:265:PRO:HD2	2.00	0.43
28:CD:5:LEU:HB2	28:CD:51:PHE:HD2	1.83	0.43
29:CE:24:LEU:HA	29:CE:25:PRO:HD3	1.87	0.43
30:CF:91:ARG:HG2	30:CF:92:VAL:N	2.32	0.43
31:CG:105:LEU:HD22	31:CG:113:VAL:HB	2.01	0.43
25:CA:1952:A:C2	35:CK:22:ILE:HG23	2.53	0.43
36:CL:36:LYS:HG3	36:CL:41:ARG:CB	2.48	0.43
36:CL:75:ILE:HD13	36:CL:77:ARG:NE	2.33	0.43
37:CM:42:ILE:O	37:CM:94:VAL:HA	2.19	0.43
39:CO:42:ASP:O	39:CO:44:LYS:HG2	2.17	0.43
41:CQ:18:LEU:HD23	41:CQ:22:LYS:HE2	2.01	0.43
41:CQ:79:PHE:HD1	41:CQ:79:PHE:C	2.21	0.43
41:CQ:79:PHE:CD1	41:CQ:79:PHE:C	2.91	0.43
41:CQ:90:VAL:HG13	41:CQ:91:ASP:N	2.33	0.43
42:CR:38:LEU:O	42:CR:52:VAL:HG12	2.19	0.43
25:CA:2012:G:O2'	43:CS:96:ILE:HD11	2.18	0.43
44:CT:70:LEU:HD23	44:CT:71:GLY:H	1.83	0.43
48:CX:21:ARG:NH2	48:CX:39:LYS:HE3	2.34	0.43
1:DA:129(B):G:C6	1:DA:188:U:H4'	2.53	0.43
1:DA:451:A:H4'	1:DA:452:A:O4'	2.19	0.43
3:DC:24:ALA:HB3	3:DC:29:TYR:CD2	2.53	0.43
7:DG:25:ALA:O	7:DG:29:LYS:HG2	2.18	0.43
7:DG:9:VAL:CG2	7:DG:94:ARG:HH11	2.31	0.43
10:DJ:3:LYS:N	10:DJ:75:ILE:HA	2.34	0.43
14:DN:14:PRO:HG2	14:DN:15:LYS:H	1.83	0.43
6:DF:97:PHE:O	18:DR:31:LEU:HD23	2.19	0.43
19:DS:53:ASN:HD22	19:DS:53:ASN:C	2.20	0.43
19:DS:6:LYS:HD3	19:DS:7:LYS:CE	2.48	0.43
56:DX:17:U:C2'	56:DX:18:G:H5''	2.48	0.43
1:AA:1501:C:N4	1:AA:1504:G:C2	2.87	0.43
3:AC:91:LEU:HB3	3:AC:99:VAL:HG11	2.00	0.43
1:AA:1396:A:C2	5:AE:19:MET:HG3	2.53	0.43
10:AJ:3:LYS:N	10:AJ:75:ILE:HA	2.34	0.43
11:AK:18:ARG:HA	11:AK:81:ASP:H	1.83	0.43
12:AL:82:VAL:HG22	12:AL:83:LEU:H	1.84	0.43
15:AO:26:GLU:OE2	15:AO:77:ARG:HD2	2.18	0.43

Continued on next page...

Continued from previous page...

Atom-1	Atom-2	Interatomic distance (Å)	Clash overlap (Å)
22:AV:123:PHE:O	22:AV:127:LEU:HG	2.19	0.43
24:AX:17:U:C2'	24:AX:18:G:H5''	2.49	0.43
25:BA:1070:A:O2'	25:BA:1097:U:H5'	2.19	0.43
25:BA:1331:A:C2'	25:BA:1332:G:H5''	2.49	0.43
25:BA:1392:A:N6	25:BA:1393:A:N6	2.66	0.43
25:BA:1459:G:C6	25:BA:1461:G:C5	3.07	0.43
25:BA:2291:U:H2'	25:BA:2292:C:C6	2.54	0.43
25:BA:2335:A:H2'	39:BO:13:ARG:HH22	1.84	0.43
25:BA:2686:G:C5	25:BA:2687:U:C4	3.07	0.43
25:BA:363(C):G:H2'	25:BA:363(D):G:H8	1.84	0.43
25:BA:27:G:C4	25:BA:512:G:N2	2.86	0.43
27:BC:142:VAL:HG23	27:BC:192:THR:C	2.39	0.43
28:BD:5:LEU:C	28:BD:51:PHE:HE2	2.22	0.43
39:BO:34:HIS:CG	39:BO:54:LEU:HB2	2.54	0.43
40:BP:131:ALA:O	40:BP:135:VAL:HG23	2.18	0.43
25:BA:456:C:C4	44:BT:69:TYR:CE2	3.06	0.43
48:BX:90:ILE:HA	48:BX:90:ILE:HD13	1.92	0.43
25:CA:1060:U:H4'	25:CA:1061:U:C3'	2.43	0.43
25:CA:1517:G:C5	25:CA:1518:C:C4	3.07	0.43
25:CA:1899:G:N2	25:CA:1902:C:H42	2.09	0.43
25:CA:2001:A:C5'	25:CA:2689:U:O2'	2.67	0.43
25:CA:570:G:C5	25:CA:2030:A:C2	3.07	0.43
25:CA:2119:A:C5	25:CA:2170:A:C6	3.07	0.43
25:CA:2836:U:C4	25:CA:2883:A:N6	2.87	0.43
26:CB:82:G:H2'	26:CB:83:G:H8	1.84	0.43
27:CC:175:LEU:HD12	27:CC:185:VAL:HG21	1.99	0.43
27:CC:83:GLU:HB2	27:CC:92:ILE:CD1	2.44	0.43
31:CG:58:GLU:O	31:CG:62:LYS:HG3	2.19	0.43
34:CJ:85:VAL:HG22	34:CJ:89:LYS:HG3	1.99	0.43
40:CP:23:ARG:HB2	40:CP:120:ARG:HH12	1.83	0.43
25:CA:993:G:OP1	41:CQ:50:ARG:HD2	2.19	0.43
42:CR:28:GLU:OE1	42:CR:31:ALA:HB2	2.19	0.43
50:CZ:22:ALA:O	50:CZ:26:LEU:HG	2.19	0.43
1:DA:558:G:H2'	1:DA:559:A:C2	2.53	0.43
2:DB:112:VAL:O	2:DB:115:LEU:HB3	2.19	0.43
6:DF:35:ALA:HA	6:DF:67:MET:HB3	2.00	0.43
7:DG:107:ALA:HB2	7:DG:134:ALA:HB2	2.00	0.43
12:DL:83:LEU:C	12:DL:84:ILE:HD12	2.39	0.43
15:DO:26:GLU:OE2	15:DO:77:ARG:HD2	2.19	0.43
16:DP:4:ILE:HD12	16:DP:4:ILE:H	1.84	0.43
22:DV:43:GLU:O	22:DV:47:LEU:HG	2.18	0.43

Continued on next page...

Continued from previous page...

Atom-1	Atom-2	Interatomic distance (Å)	Clash overlap (Å)
1:AA:1343:G:H2'	1:AA:1344:C:C6	2.53	0.43
1:AA:31:G:N1	1:AA:48:C:H5''	2.34	0.43
1:AA:500:G:C5	1:AA:546:G:N2	2.87	0.43
1:AA:979:C:H6	1:AA:979:C:O5'	2.02	0.43
2:AB:20:GLU:HG3	2:AB:191:ASP:H	1.84	0.43
1:AA:1112:C:N3	3:AC:178:LEU:HD23	2.34	0.43
8:AH:51:VAL:HG21	8:AH:60:ARG:CG	2.49	0.43
1:AA:691:G:C6	11:AK:52:GLY:HA2	2.54	0.43
12:AL:83:LEU:HG	12:AL:104:TYR:HE1	1.84	0.43
1:AA:551:U:O2'	12:AL:85:ARG:HD2	2.19	0.43
22:AV:241:VAL:HG11	22:AV:266:LEU:CD2	2.49	0.43
25:BA:1131:G:O6	25:BA:2040:C:H1'	2.19	0.43
25:BA:1147:C:H2'	25:BA:1148:A:C8	2.54	0.43
25:BA:117:G:C6	25:BA:119:A:C6	3.07	0.43
25:BA:1678:G:O2'	25:BA:1679:U:O5'	2.37	0.43
25:BA:1771:C:C1'	25:BA:1786:A:C8	3.00	0.43
25:BA:2134:A:H2	25:BA:2159:G:O2'	2.01	0.43
25:BA:2259:G:C2	25:BA:2282:G:C6	3.05	0.43
25:BA:2339:G:H2'	25:BA:2340:G:H8	1.84	0.43
26:BB:99:A:C6	26:BB:100:G:C5	3.07	0.43
27:BC:13:ARG:HD2	27:BC:16:MET:SD	2.59	0.43
26:BB:42:C:H5'	30:BF:68:PRO:O	2.18	0.43
31:BG:96:ALA:HA	31:BG:105:LEU:HB3	2.00	0.43
31:BG:159:GLU:O	31:BG:160:LYS:HG3	2.19	0.43
37:BM:36:ALA:HA	37:BM:129:THR:HG22	2.01	0.43
43:BS:110:LYS:HG3	43:BS:111:HIS:ND1	2.34	0.43
48:BX:19:GLN:HG2	48:BX:41:ARG:HA	2.01	0.43
25:CA:1287:A:C6	25:CA:1288:U:C4	3.07	0.43
25:CA:1613:G:H3'	25:CA:1617:C:N4	2.34	0.43
25:CA:1786:A:H4'	25:CA:1787:A:OP2	2.19	0.43
25:CA:2051:A:H8	25:CA:2051:A:OP2	2.02	0.43
25:CA:2291:U:H2'	25:CA:2292:C:C6	2.54	0.43
25:CA:2591:C:H2'	25:CA:2592:G:C8	2.54	0.43
25:CA:2674:G:H2'	25:CA:2675:A:C8	2.54	0.43
25:CA:301:G:C6	25:CA:317:G:C6	3.07	0.43
25:CA:723:G:H2'	25:CA:724:U:O4'	2.18	0.43
25:CA:807:U:H2'	25:CA:808:G:H8	1.84	0.43
27:CC:33:LEU:O	27:CC:36:PRO:HD2	2.18	0.43
27:CC:62:TYR:CG	27:CC:63:ARG:N	2.86	0.43
30:CF:83:ARG:HG3	30:CF:86:MET:SD	2.58	0.43
34:CJ:148:GLY:HA3	34:CJ:149:PRO:O	2.19	0.43

Continued on next page...

Continued from previous page...

Atom-1	Atom-2	Interatomic distance (Å)	Clash overlap (Å)
36:CL:38:GLN:HG3	36:CL:39:LYS:N	2.34	0.43
37:CM:27:VAL:H	46:CV:81:ARG:HH22	1.67	0.43
37:CM:81:VAL:CG1	37:CM:82:ARG:HG2	2.49	0.43
39:CO:38:GLN:HB3	39:CO:47:THR:HG23	2.01	0.43
39:CO:90:GLY:O	39:CO:92:TYR:CD1	2.72	0.43
41:CQ:90:VAL:CG2	42:CR:39:LEU:HB3	2.43	0.43
46:CV:120:ILE:HG12	46:CV:172:ALA:HA	2.00	0.43
1:DA:949:A:C2	1:DA:1233:G:N3	2.87	0.43
1:DA:1367:C:H5'	10:DJ:60:ARG:NH1	2.34	0.43
1:DA:785:G:N2	1:DA:798:G:C4	2.87	0.43
1:DA:895:G:H2'	1:DA:896:C:C6	2.53	0.43
9:DI:118:LYS:O	9:DI:119:ALA:HB3	2.18	0.43
1:DA:942:G:N2	9:DI:124:GLN:HE22	2.10	0.43
12:DL:83:LEU:HG	12:DL:104:TYR:HE1	1.84	0.43
13:DM:14:ARG:HG2	13:DM:44:ARG:NH1	2.34	0.43
22:DV:263:GLU:O	22:DV:267:MET:HG2	2.19	0.43
22:DV:5:LEU:HD22	22:DV:48:ILE:CD1	2.42	0.43
23:DW:25:C:H2'	23:DW:26:G:O4'	2.19	0.43
1:AA:1152:A:H5''	10:AJ:13:HIS:CD2	2.54	0.43
1:AA:1188:A:C2'	1:AA:1189:C:H5'	2.49	0.43
1:AA:1065:U:C4	1:AA:1190:G:H1'	2.54	0.43
1:AA:1244:C:H2'	1:AA:1245:A:C8	2.54	0.43
1:AA:668:G:H1'	15:AO:46:HIS:HD2	1.84	0.43
1:AA:762:C:H2'	1:AA:763:G:C8	2.54	0.43
1:AA:986:A:H2'	1:AA:987:G:C8	2.54	0.43
6:AF:61:LEU:HB3	6:AF:63:TYR:HE2	1.84	0.43
9:AI:114:TYR:HE1	10:AJ:59:SER:HA	1.83	0.43
19:AS:29:ARG:O	19:AS:31:ILE:HG22	2.18	0.43
19:AS:33:THR:HG22	19:AS:51:VAL:HA	2.01	0.43
22:AV:189:GLN:O	22:AV:190:GLY:C	2.56	0.43
55:B5:60:LEU:C	55:B5:62:LEU:H	2.21	0.43
25:BA:1349:A:N6	25:BA:1598:C:N4	2.67	0.43
25:BA:1967:C:H2'	25:BA:1968:G:O4'	2.18	0.43
25:BA:919:G:N2	25:BA:2268:A:C8	2.87	0.43
25:BA:663:G:C6	25:BA:664:C:C4	3.06	0.43
25:BA:667:U:H2'	25:BA:668:G:O4'	2.19	0.43
25:BA:807:U:H2'	25:BA:808:G:H8	1.83	0.43
36:BL:39:LYS:CD	36:BL:40:SER:H	2.28	0.43
39:BO:28:VAL:HG21	39:BO:87:PHE:HE1	1.83	0.43
40:BP:51:ARG:HG2	40:BP:52:ILE:N	2.32	0.43
45:BU:96:ILE:CD1	45:BU:99:CYS:HB2	2.40	0.43

Continued on next page...

Continued from previous page...

Atom-1	Atom-2	Interatomic distance (Å)	Clash overlap (Å)
48:BX:21:ARG:NH2	48:BX:39:LYS:HE3	2.33	0.43
48:BX:62:VAL:HG22	48:BX:63:ALA:N	2.33	0.43
25:CA:118:A:OP2	25:CA:119:A:H5''	2.18	0.43
25:CA:1771:C:C1'	25:CA:1786:A:H8	2.32	0.43
25:CA:1939:U:O2	25:CA:1967:C:H4'	2.19	0.43
25:CA:1967:C:H2'	25:CA:1968:G:O4'	2.18	0.43
25:CA:2115:G:N1	25:CA:2118:U:OP2	2.50	0.43
25:CA:2536:G:C6	25:CA:2537:U:C4	3.07	0.43
25:CA:2696:U:H2'	25:CA:2697:G:C8	2.54	0.43
25:CA:2893:G:H5''	25:CA:2894:G:C5'	2.48	0.43
25:CA:425:G:N2	25:CA:426:C:C2	2.87	0.43
25:CA:458:G:N2	25:CA:470:A:OP2	2.50	0.43
25:CA:27:G:C4	25:CA:512:G:N2	2.86	0.43
25:CA:685:A:H5''	25:CA:788:A:N6	2.33	0.43
26:CB:15:A:H1'	26:CB:109:G:N9	2.34	0.43
26:CB:42:C:C4	30:CF:91:ARG:NH2	2.86	0.43
30:CF:66:GLN:NE2	30:CF:94:LEU:HB3	2.34	0.43
31:CG:167:GLU:HB3	31:CG:168:PRO:HD2	2.01	0.43
36:CL:30:THR:O	36:CL:32:THR:N	2.52	0.43
39:CO:58:LEU:N	39:CO:58:LEU:HD12	2.33	0.43
40:CP:35:LYS:HE3	40:CP:35:LYS:HB2	1.88	0.43
43:CS:110:LYS:HG3	43:CS:111:HIS:ND1	2.33	0.43
25:CA:456:C:C4	44:CT:69:TYR:CE2	3.07	0.43
46:CV:144:LEU:N	46:CV:144:LEU:HD22	2.34	0.43
46:CV:97:GLU:O	46:CV:98:MET:HB3	2.18	0.43
48:CX:37:ILE:HG22	48:CX:38:SER:N	2.34	0.43
1:DA:1401:G:H2'	1:DA:1402:C:O4'	2.19	0.43
40:CP:107:ASP:HB2	1:DA:1432:G:OP1	2.19	0.43
4:DD:133:VAL:HG13	4:DD:135:LEU:HD23	1.99	0.43
4:DD:21:LEU:HD12	4:DD:22:LYS:H	1.83	0.43
4:DD:50:ARG:HA	4:DD:51:PRO:HD3	1.88	0.43
8:DH:64:LYS:CG	8:DH:79:VAL:HG21	2.47	0.43
1:DA:522:C:H41	12:DL:52:ARG:HH22	1.66	0.43
16:DP:8:ARG:HH21	16:DP:15:PRO:HG3	1.83	0.43
19:DS:29:ARG:HB2	19:DS:48:THR:N	2.33	0.43
22:DV:145:LEU:HB2	22:DV:159:VAL:HG23	2.00	0.43
1:AA:60:A:H4'	1:AA:61:G:O5'	2.19	0.42
1:AA:630:G:O2'	1:AA:631:G:H5'	2.18	0.42
1:AA:636:U:H5'	17:AQ:2:PRO:HD3	2.01	0.42
1:AA:895:G:H2'	1:AA:896:C:C6	2.54	0.42
12:AL:5:THR:OG1	12:AL:8:GLN:HG3	2.18	0.42

Continued on next page...

Continued from previous page...

Atom-1	Atom-2	Interatomic distance (Å)	Clash overlap (Å)
22:AV:123:PHE:HZ	22:AV:305:TYR:CD2	2.37	0.42
22:AV:216:GLU:HB2	22:AV:245:PRO:HD3	2.00	0.42
22:AV:46:GLY:O	22:AV:50:GLU:HG2	2.19	0.42
23:AW:62:C:H2'	23:AW:63:G:H8	1.84	0.42
55:B5:54:GLU:O	55:B5:58:ILE:HG12	2.19	0.42
25:BA:1258:C:O4'	29:BE:84:VAL:HG11	2.19	0.42
25:BA:2150:U:H2'	25:BA:2151:G:H8	1.84	0.42
25:BA:2190:G:O2'	25:BA:2191:G:H5'	2.19	0.42
25:BA:2339:G:H2'	25:BA:2340:G:C8	2.54	0.42
25:BA:2472:G:C4	25:BA:2475:C:N4	2.87	0.42
25:BA:2696:U:H2'	25:BA:2697:G:C8	2.54	0.42
25:BA:2737:G:H2'	25:BA:2738:A:C8	2.53	0.42
25:BA:273(E):C:H2'	25:BA:273(F):U:H6	1.84	0.42
25:BA:723:G:H2'	25:BA:724:U:O4'	2.18	0.42
25:BA:795:C:O2'	25:BA:796:C:H5'	2.19	0.42
25:BA:934:G:H2'	25:BA:935:C:H6	1.84	0.42
27:BC:14:ARG:HG3	27:BC:15:PHE:CE1	2.54	0.42
27:BC:264:LYS:HG3	27:BC:265:PRO:HD2	2.00	0.42
31:BG:167:GLU:HB3	31:BG:168:PRO:HD2	2.01	0.42
36:BL:143:GLY:C	36:BL:145:PRO:HD3	2.39	0.42
36:BL:30:THR:O	36:BL:32:THR:N	2.52	0.42
36:BL:57:THR:HG23	36:BL:59:LEU:CB	2.48	0.42
37:BM:68:ILE:HG23	37:BM:103:MET:HA	2.01	0.42
39:BO:38:GLN:HB3	39:BO:47:THR:HG23	2.01	0.42
25:CA:1147:C:H2'	25:CA:1148:A:C8	2.53	0.42
25:CA:1820:U:H4'	25:CA:1821:A:OP2	2.19	0.42
25:CA:2484:G:H2'	25:CA:2485:G:H8	1.84	0.42
25:CA:2494:G:H2'	25:CA:2495:G:H8	1.83	0.42
25:CA:418:G:H2'	25:CA:419:C:C6	2.54	0.42
25:CA:61:G:H1	25:CA:93:C:H42	1.66	0.42
29:CE:157:VAL:HG21	29:CE:181:LEU:HD21	2.01	0.42
31:CG:96:ALA:HA	31:CG:105:LEU:HB3	2.01	0.42
34:CJ:93:LYS:HB3	34:CJ:110:LEU:HB2	2.00	0.42
34:CJ:161:LEU:H	34:CJ:161:LEU:HD23	1.84	0.42
35:CK:100:GLY:HA2	35:CK:101:PRO:HD3	1.90	0.42
40:CP:51:ARG:HG2	40:CP:52:ILE:N	2.32	0.42
1:DA:1075:C:H5''	2:DB:179:LYS:NZ	2.34	0.42
1:DA:1077:G:N1	1:DA:1081:G:C6	2.87	0.42
1:DA:1173:G:H2'	1:DA:1174:G:C8	2.53	0.42
1:DA:1315:U:H2'	1:DA:1316:G:O4'	2.19	0.42
1:DA:115:G:O2'	1:DA:289:G:H8	2.02	0.42

Continued on next page...

Continued from previous page...

Atom-1	Atom-2	Interatomic distance (Å)	Clash overlap (Å)
1:DA:292:G:C2	1:DA:309:G:C2	3.07	0.42
1:DA:690:G:C6	1:DA:691:G:C6	3.07	0.42
4:DD:20:TYR:HD2	4:DD:26:CYS:HB3	1.83	0.42
20:DT:89:ARG:HH21	20:DT:104:LEU:HD22	1.84	0.42
22:DV:106:ASP:O	22:DV:204:LYS:HG2	2.18	0.42
22:DV:274:LEU:O	22:DV:278:ARG:HG3	2.19	0.42
22:DV:96:LEU:HD23	22:DV:348:LEU:HA	2.01	0.42
23:DW:62:C:H2'	23:DW:63:G:H8	1.84	0.42
1:AA:597:G:C6	1:AA:644:G:C6	3.07	0.42
1:AA:864:A:H2'	1:AA:865:A:C8	2.55	0.42
2:AB:29:ALA:O	2:AB:32:ILE:HG22	2.20	0.42
4:AD:94:LEU:HA	4:AD:97:LEU:HD12	2.00	0.42
7:AG:111:ARG:HA	7:AG:112:PRO:HD3	1.84	0.42
13:AM:14:ARG:HG2	13:AM:44:ARG:NH1	2.34	0.42
23:AW:25:C:H2'	23:AW:26:G:O4'	2.19	0.42
55:B5:8:LYS:HB3	55:B5:12:LYS:HE2	2.01	0.42
25:BA:1088:A:N3	25:BA:1088:A:H2'	2.35	0.42
25:BA:2271:G:C5	25:BA:2272:U:C4	3.07	0.42
25:BA:2484:G:H2'	25:BA:2485:G:H8	1.84	0.42
25:BA:2536:G:C6	25:BA:2537:U:C4	3.08	0.42
25:BA:2674:G:H2'	25:BA:2675:A:C8	2.54	0.42
25:BA:2730:C:H4'	28:BD:168:MET:O	2.19	0.42
25:BA:2781:A:H5''	25:BA:2782:G:H5'	2.00	0.42
25:BA:649:G:C5	25:BA:650:C:C4	3.07	0.42
27:BC:70:TRP:O	27:BC:73:VAL:HG23	2.19	0.42
30:BF:128:ARG:HH21	30:BF:130:ASN:ND2	2.07	0.42
30:BF:39:ILE:HG22	30:BF:40:ASN:H	1.84	0.42
31:BG:13:LYS:HE2	31:BG:14:GLY:H	1.83	0.42
31:BG:23:ARG:N	31:BG:23:ARG:HD3	2.33	0.42
33:BI:9:LEU:O	33:BI:9:LEU:HD23	2.19	0.42
34:BJ:108:ILE:HG22	34:BJ:109:PRO:O	2.19	0.42
35:BK:77:ILE:HD11	40:BP:72:VAL:HG13	2.00	0.42
38:BN:44:LEU:O	38:BN:44:LEU:HD13	2.19	0.42
39:BO:96:GLY:O	39:BO:99:LYS:HB3	2.19	0.42
40:BP:29:ARG:HA	40:BP:45:PHE:O	2.20	0.42
41:BQ:18:LEU:HD23	41:BQ:22:LYS:HE2	2.00	0.42
41:BQ:96:ALA:C	41:BQ:98:LEU:H	2.23	0.42
45:BU:90:LEU:N	45:BU:90:LEU:HD23	2.34	0.42
47:BW:22:GLY:O	47:BW:38:VAL:HG13	2.19	0.42
49:BY:13:ALA:O	49:BY:17:SER:HA	2.18	0.42
25:CA:1054:A:H2'	25:CA:1055:G:H8	1.82	0.42

Continued on next page...

Continued from previous page...

Atom-1	Atom-2	Interatomic distance (Å)	Clash overlap (Å)
25:CA:1509:A:H4'	25:CA:1510:A:O4'	2.19	0.42
25:CA:2277:G:C6	25:CA:2278:A:N7	2.87	0.42
25:CA:2477:C:HO2'	25:CA:2478:A:P	2.41	0.42
25:CA:2537:U:H2'	25:CA:2538:C:H6	1.81	0.42
25:CA:2747:G:O6	25:CA:2755:C:H5''	2.20	0.42
25:CA:528:A:H2	25:CA:2043:C:C4'	2.32	0.42
26:CB:83:G:H4'	50:CZ:52:HIS:CG	2.54	0.42
31:CG:12:PRO:O	31:CG:15:VAL:HG22	2.19	0.42
38:CN:2:ARG:HB3	38:CN:3:HIS:CE1	2.55	0.42
39:CO:15:ARG:O	39:CO:19:LYS:HG3	2.20	0.42
39:CO:35:ILE:O	39:CO:53:SER:HB2	2.19	0.42
40:CP:26:ASP:O	40:CP:49:VAL:HG12	2.18	0.42
46:CV:119:GLU:HG3	46:CV:119:GLU:O	2.19	0.42
1:DA:735:C:H2'	1:DA:736:C:C6	2.55	0.42
1:DA:913:A:H4'	1:DA:914:A:O5'	2.19	0.42
5:DE:38:GLN:HA	5:DE:71:LEU:HD11	2.00	0.42
1:DA:939:G:H5''	7:DG:102:ARG:HH22	1.83	0.42
7:DG:15:ASP:OD1	7:DG:18:TYR:HB2	2.19	0.42
8:DH:11:THR:HG22	8:DH:15:ASN:HD21	1.84	0.42
9:DI:99:LEU:HD12	9:DI:101:PHE:HE2	1.83	0.42
21:DU:11:GLY:O	21:DU:15:ARG:HG3	2.19	0.42
1:AA:1423:G:C6	1:AA:1424:C:C4	3.06	0.42
1:AA:251:G:C2	1:AA:266:G:C6	3.07	0.42
1:AA:115:G:O2'	1:AA:289:G:H8	2.03	0.42
3:AC:24:ALA:HB3	3:AC:29:TYR:CD2	2.54	0.42
7:AG:87:VAL:HG11	7:AG:154:TYR:O	2.19	0.42
9:AI:17:VAL:HG21	9:AI:80:GLY:C	2.40	0.42
14:AN:6:LEU:HD22	14:AN:21:TYR:OH	2.20	0.42
19:AS:29:ARG:HB2	19:AS:48:THR:N	2.33	0.42
22:AV:106:ASP:O	22:AV:204:LYS:HG2	2.19	0.42
25:BA:1570:A:C6	25:BA:1571:A:C6	3.06	0.42
25:BA:1696:G:C6	25:BA:1697:G:C4	3.07	0.42
25:BA:1927:A:N1	25:BA:1928:A:C6	2.87	0.42
25:BA:2248:C:H3'	25:BA:2249:U:H6	1.84	0.42
25:BA:2306:C:C4	25:BA:2311:A:N6	2.86	0.42
25:BA:2836:U:C4	25:BA:2883:A:N6	2.87	0.42
25:BA:429:A:C6	25:BA:430:G:N1	2.87	0.42
25:BA:518:G:H2'	25:BA:519:U:H6	1.84	0.42
25:BA:2711:A:OP1	25:BA:712(B):A:P	2.77	0.42
25:BA:754:C:H2'	25:BA:755:C:C6	2.54	0.42
26:BB:82:G:H2'	26:BB:83:G:H8	1.84	0.42

Continued on next page...

Continued from previous page...

Atom-1	Atom-2	Interatomic distance (Å)	Clash overlap (Å)
27:BC:58:HIS:HD2	27:BC:59:LYS:O	2.01	0.42
27:BC:94:LEU:HD23	27:BC:104:TYR:CE1	2.54	0.42
34:BJ:85:VAL:HG22	34:BJ:89:LYS:HG3	2.00	0.42
36:BL:38:GLN:CG	36:BL:39:LYS:H	2.32	0.42
37:BM:78:PRO:O	37:BM:79:LEU:HB2	2.19	0.42
39:BO:28:VAL:HG21	39:BO:87:PHE:CE1	2.55	0.42
39:BO:93:LYS:HE3	39:BO:93:LYS:HA	2.01	0.42
40:BP:51:ARG:HD2	40:BP:62:THR:HG23	2.00	0.42
42:BR:38:LEU:O	42:BR:52:VAL:HG12	2.19	0.42
45:BU:8:LYS:HE3	45:BU:72:VAL:HG23	2.01	0.42
46:BV:119:GLU:HG3	46:BV:119:GLU:O	2.19	0.42
25:CA:126:A:OP2	54:C4:19:ARG:HB2	2.19	0.42
54:C4:3:ARG:HA	54:C4:3:ARG:HD3	1.71	0.42
25:CA:1258:C:O4'	29:CE:84:VAL:HG11	2.19	0.42
25:CA:1288:U:H1'	25:CA:1647:G:N2	2.35	0.42
25:CA:138:G:H2'	25:CA:139:G:H5'	2.01	0.42
25:CA:1454:U:H5'	38:CN:63:ARG:NE	2.34	0.42
25:CA:1695:G:H3'	25:CA:1695:G:N3	2.35	0.42
25:CA:1789:A:H2'	25:CA:1790:C:O4'	2.19	0.42
25:CA:1818:U:C2'	27:CC:157:ARG:HG3	2.48	0.42
25:CA:1973:G:H2'	25:CA:1974:C:C6	2.55	0.42
25:CA:2037:G:C6	25:CA:2038:G:C6	3.07	0.42
25:CA:2190:G:O2'	25:CA:2191:G:H5'	2.19	0.42
25:CA:2206:C:H2'	25:CA:2207:C:H6	1.84	0.42
25:CA:273(E):C:H2'	25:CA:273(F):U:H6	1.85	0.42
25:CA:428:A:N6	25:CA:429:A:N1	2.66	0.42
25:CA:470:A:OP1	29:CE:59:TYR:HE2	2.02	0.42
25:CA:1971:A:N3	27:CC:239:ARG:O	2.53	0.42
29:CE:117:ARG:HD2	29:CE:190:GLU:O	2.18	0.42
30:CF:39:ILE:HG22	30:CF:40:ASN:H	1.84	0.42
31:CG:92:ILE:HD12	31:CG:92:ILE:N	2.30	0.42
33:CI:9:LEU:HD23	33:CI:9:LEU:O	2.19	0.42
39:CO:34:HIS:CG	39:CO:54:LEU:HB2	2.54	0.42
39:CO:49:VAL:HG13	39:CO:76:LYS:HB2	2.01	0.42
40:CP:29:ARG:HA	40:CP:45:PHE:O	2.19	0.42
45:CU:8:LYS:HE3	45:CU:72:VAL:HG23	2.01	0.42
1:DA:1152:A:H5'	10:DJ:70:ARG:HH22	1.84	0.42
1:DA:975:A:C8	1:DA:1357:A:H2	2.37	0.42
1:DA:31:G:N1	1:DA:48:C:H5''	2.34	0.42
1:DA:762:C:H2'	1:DA:763:G:C8	2.54	0.42
1:DA:864:A:H2'	1:DA:865:A:C8	2.54	0.42

Continued on next page...

Continued from previous page...

Atom-1	Atom-2	Interatomic distance (Å)	Clash overlap (Å)
9:DI:15:ALA:HA	9:DI:65:VAL:HA	2.01	0.42
12:DL:116:ARG:HB3	12:DL:121:THR:O	2.19	0.42
13:DM:3:ARG:NH2	13:DM:7:VAL:HG13	2.33	0.42
22:DV:123:PHE:HZ	22:DV:305:TYR:CD2	2.37	0.42
22:DV:46:GLY:O	22:DV:50:GLU:HG2	2.19	0.42
1:DA:1212:U:O4	22:DV:63:SER:HA	2.20	0.42
1:AA:949:A:C2	1:AA:1233:G:N3	2.87	0.42
1:AA:347:G:H2'	1:AA:348:G:O4'	2.19	0.42
1:AA:913:A:H4'	1:AA:914:A:O5'	2.19	0.42
2:AB:112:VAL:O	2:AB:115:LEU:HB3	2.19	0.42
2:AB:141:GLU:O	2:AB:145:LEU:HD23	2.19	0.42
2:AB:8:LYS:HG2	2:AB:217:ARG:NH1	2.34	0.42
2:AB:27:LYS:O	2:AB:30:ARG:HG2	2.19	0.42
3:AC:72:LYS:HA	3:AC:73:PRO:HD2	1.93	0.42
4:AD:93:PHE:CE1	4:AD:97:LEU:HD11	2.54	0.42
5:AE:39:GLY:HA2	5:AE:69:VAL:HB	2.01	0.42
13:AM:30:ALA:O	13:AM:34:LEU:HG	2.19	0.42
25:BA:1153:C:N4	25:BA:1154:G:N1	2.67	0.42
25:BA:1789:A:H2'	25:BA:1790:C:O4'	2.19	0.42
25:BA:2001:A:C5'	25:BA:2689:U:O2'	2.67	0.42
25:BA:2164:C:H2'	25:BA:2165:G:H8	1.84	0.42
25:BA:2331:G:H4'	47:BW:43:THR:N	2.29	0.42
25:BA:2412:A:H2'	25:BA:2413:G:O4'	2.20	0.42
25:BA:301:G:C6	25:BA:317:G:C6	3.07	0.42
25:BA:869:G:H2'	25:BA:870:A:H8	1.83	0.42
31:BG:121:ILE:HD12	31:BG:121:ILE:N	2.35	0.42
40:BP:26:ASP:O	40:BP:49:VAL:HG12	2.18	0.42
25:BA:1341:U:O4	44:BT:16:LYS:HE2	2.20	0.42
45:BU:81:LYS:HD2	45:BU:96:ILE:HD12	2.01	0.42
47:BW:46:LYS:HB3	47:BW:47:PRO:HD2	2.02	0.42
48:BX:90:ILE:O	48:BX:94:LEU:HB2	2.19	0.42
25:CA:1088:A:H2'	25:CA:1088:A:N3	2.35	0.42
25:CA:1153:C:N4	25:CA:1154:G:N1	2.68	0.42
25:CA:1612:C:C2	25:CA:1620:G:C2	3.07	0.42
25:CA:1771:C:C1'	25:CA:1786:A:C8	3.01	0.42
25:CA:579:G:O2'	25:CA:2019:A:OP1	2.37	0.42
25:CA:83:G:H21	25:CA:84:A:N6	2.17	0.42
27:CC:72:LYS:HE3	27:CC:101:GLU:HB3	2.01	0.42
27:CC:70:TRP:O	27:CC:73:VAL:HG23	2.19	0.42
28:CD:85:ASN:HA	28:CD:86:PRO:HD3	1.88	0.42
30:CF:124:SER:HB2	30:CF:131:TYR:CE1	2.54	0.42

Continued on next page...

Continued from previous page...

Atom-1	Atom-2	Interatomic distance (Å)	Clash overlap (Å)
30:CF:81:LYS:O	30:CF:82:LEU:HD23	2.20	0.42
34:CJ:39:ILE:HD12	34:CJ:75:VAL:HG13	2.01	0.42
38:CN:44:LEU:O	38:CN:44:LEU:HD13	2.19	0.42
40:CP:68:TYR:N	40:CP:68:TYR:CD2	2.85	0.42
49:CY:16:LEU:HD22	49:CY:16:LEU:N	2.35	0.42
1:DA:125:U:H2'	1:DA:126:G:C8	2.54	0.42
1:DA:1501:C:N4	1:DA:1504:G:C2	2.87	0.42
1:DA:650:G:O2'	1:DA:651:C:H5'	2.18	0.42
1:DA:77:C:H2'	1:DA:78:G:C8	2.54	0.42
1:DA:986:A:H2'	1:DA:987:G:C8	2.54	0.42
2:DB:141:GLU:O	2:DB:145:LEU:HD23	2.20	0.42
3:DC:138:VAL:HG13	3:DC:149:ALA:HB3	2.02	0.42
3:DC:7:PRO:O	3:DC:11:ARG:HG2	2.19	0.42
6:DF:22:GLU:O	6:DF:26:ILE:HG13	2.20	0.42
6:DF:87:ARG:HG2	6:DF:87:ARG:NH1	2.35	0.42
7:DG:95:ARG:O	7:DG:99:LEU:HG	2.18	0.42
11:DK:79:SER:HA	11:DK:104:GLN:O	2.19	0.42
13:DM:30:ALA:O	13:DM:34:LEU:HG	2.19	0.42
15:DO:42:HIS:CD2	15:DO:43:LEU:HD23	2.54	0.42
22:DV:111:ILE:HD12	22:DV:111:ILE:H	1.84	0.42
1:AA:1287:A:H2'	1:AA:1288:A:C8	2.55	0.42
1:AA:675:A:H2'	1:AA:676:A:C8	2.52	0.42
1:AA:730:G:H2'	1:AA:730:G:N3	2.33	0.42
7:AG:87:VAL:HA	7:AG:88:PRO:HD3	1.81	0.42
9:AI:118:LYS:O	9:AI:119:ALA:HB3	2.18	0.42
1:AA:624:C:H4'	16:AP:11:SER:N	2.34	0.42
25:BA:1306:C:C2	25:BA:1623:G:C2	3.08	0.42
25:BA:1939:U:O2	25:BA:1967:C:H4'	2.18	0.42
25:BA:2277:G:C6	25:BA:2278:A:N7	2.87	0.42
25:BA:593:G:C6	25:BA:594:U:C4	3.07	0.42
25:BA:757:U:O2'	25:BA:758:C:H5'	2.19	0.42
28:BD:86:PRO:HB2	28:BD:87:GLU:H	1.47	0.42
31:BG:58:GLU:O	31:BG:62:LYS:HG3	2.19	0.42
34:BJ:32:VAL:HG11	34:BJ:62:ARG:NH1	2.34	0.42
36:BL:36:LYS:CG	36:BL:41:ARG:HB2	2.49	0.42
36:BL:38:GLN:HG3	36:BL:39:LYS:N	2.35	0.42
40:BP:50:ILE:HD12	40:BP:50:ILE:N	2.35	0.42
41:BQ:92:ARG:HH21	42:BR:11:GLN:H	1.65	0.42
46:BV:73:GLN:HG2	46:BV:74:VAL:N	2.35	0.42
46:BV:94:GLU:CD	46:BV:94:GLU:H	2.23	0.42
47:BW:27:GLU:HB2	47:BW:69:PHE:HD1	1.85	0.42

Continued on next page...

Continued from previous page...

Atom-1	Atom-2	Interatomic distance (Å)	Clash overlap (Å)
48:BX:27:GLU:HG3	48:BX:33:LYS:CE	2.50	0.42
30:CF:104:GLU:HG2	51:C1:50:THR:HG23	2.02	0.42
25:CA:1131:G:O6	25:CA:2040:C:H1'	2.19	0.42
25:CA:127:A:H5''	25:CA:128:C:O4'	2.19	0.42
25:CA:1430:C:H2'	25:CA:1431:U:H6	1.85	0.42
25:CA:1558:A:C4'	25:CA:1559:G:H5'	2.50	0.42
25:CA:1971:A:H5'	25:CA:1972:A:H5''	2.01	0.42
25:CA:2077:A:H2'	25:CA:2078:C:H6	1.85	0.42
25:CA:2164:C:H2'	25:CA:2165:G:H8	1.84	0.42
25:CA:2737:G:H2'	25:CA:2738:A:C8	2.53	0.42
25:CA:2781:A:H5'	25:CA:2782:G:H5'	2.01	0.42
25:CA:695:G:C6	25:CA:768:G:C6	3.07	0.42
25:CA:715:G:C6	25:CA:716:A:C5	3.07	0.42
25:CA:830:G:O4'	25:CA:2448:A:C2	2.72	0.42
28:CD:91:VAL:HB	28:CD:95:ILE:CD1	2.49	0.42
26:CB:91:C:OP1	37:CM:19:GLY:HA2	2.20	0.42
25:CA:2335:A:H2'	39:CO:13:ARG:HH22	1.84	0.42
39:CO:25:ARG:O	39:CO:39:ILE:HA	2.20	0.42
40:CP:58:ASN:C	40:CP:58:ASN:HD22	2.23	0.42
41:CQ:96:ALA:C	41:CQ:98:LEU:H	2.23	0.42
41:CQ:44:ASN:ND2	42:CR:75:PHE:HB3	2.34	0.42
47:CW:24:LYS:H	47:CW:38:VAL:HG22	1.85	0.42
1:DA:1188:A:C2'	1:DA:1189:C:H5'	2.49	0.42
1:DA:1268:A:H2'	1:DA:1269:A:C8	2.55	0.42
1:DA:209:U:H4'	1:DA:216:G:C4	2.54	0.42
1:DA:20:U:H2'	1:DA:21:G:O4'	2.20	0.42
1:DA:251:G:C2	1:DA:266:G:C6	3.07	0.42
1:DA:304:U:H2'	1:DA:305:G:H8	1.83	0.42
1:DA:786:G:H2'	1:DA:787:A:O4'	2.19	0.42
1:DA:957:U:O2	1:DA:959:A:H8	2.02	0.42
2:DB:11:LEU:HD12	2:DB:217:ARG:NH2	2.34	0.42
1:DA:1189:C:OP1	3:DC:5:ILE:HG21	2.19	0.42
6:DF:17:SER:O	6:DF:21:LEU:HD23	2.20	0.42
7:DG:75:VAL:HA	7:DG:88:PRO:HA	2.02	0.42
9:DI:4:TYR:HB2	9:DI:19:LEU:HB3	2.01	0.42
17:DQ:17:LYS:HE3	17:DQ:47:PRO:HA	2.02	0.42
22:DV:40:GLU:OE2	22:DV:351:LEU:HD12	2.19	0.42
1:AA:1133:G:H2'	1:AA:1134:G:C8	2.54	0.42
1:AA:1279:A:H62	3:AC:26:LYS:HE2	1.83	0.42
1:AA:1368:G:O2'	1:AA:1369:C:H5'	2.19	0.42
1:AA:224:C:H2'	1:AA:225:C:H6	1.84	0.42

Continued on next page...

Continued from previous page...

Atom-1	Atom-2	Interatomic distance (Å)	Clash overlap (Å)
1:AA:376:G:O2'	1:AA:377:G:H5'	2.20	0.42
2:AB:11:LEU:HD12	2:AB:217:ARG:NH2	2.34	0.42
7:AG:95:ARG:O	7:AG:99:LEU:HG	2.19	0.42
9:AI:113:LYS:HG2	9:AI:119:ALA:HA	2.00	0.42
9:AI:24:GLY:O	9:AI:26:VAL:HG23	2.20	0.42
9:AI:15:ALA:HA	9:AI:65:VAL:HA	2.01	0.42
1:AA:501:C:P	12:AL:116:ARG:HH21	2.42	0.42
12:AL:116:ARG:HB3	12:AL:121:THR:O	2.19	0.42
15:AO:42:HIS:CD2	15:AO:43:LEU:HD23	2.54	0.42
19:AS:10:PHE:O	19:AS:11:VAL:HB	2.19	0.42
22:AV:241:VAL:O	22:AV:249:MET:HB2	2.19	0.42
22:AV:295:THR:HA	22:AV:297:GLU:HG3	2.02	0.42
22:AV:333:THR:N	22:AV:334:PRO:CD	2.81	0.42
30:BF:104:GLU:HG2	51:B1:50:THR:HG23	2.02	0.42
25:BA:1060:U:C4'	25:BA:1061:U:H3'	2.46	0.42
25:BA:1313:U:H3'	25:BA:1313:U:O2	2.19	0.42
25:BA:1612:C:C2	25:BA:1620:G:C2	3.08	0.42
25:BA:1613:G:N1	25:BA:1619:G:C5	2.88	0.42
25:BA:2198:A:HO2'	25:BA:2199:A:H8	1.66	0.42
25:BA:2206:C:H2'	25:BA:2207:C:H6	1.83	0.42
25:BA:2406:U:O4	36:BL:70:GLN:HB3	2.19	0.42
25:BA:1999:C:H5''	25:BA:2723:C:O2'	2.18	0.42
25:BA:2818:G:H5'	25:BA:2837:G:O2'	2.20	0.42
25:BA:476:G:O4'	25:BA:505:A:H2	2.02	0.42
25:BA:527:C:H4'	25:BA:528:A:O5'	2.20	0.42
25:BA:742:G:H2'	25:BA:743:G:H8	1.84	0.42
25:BA:948:G:C2	25:BA:970:C:O2	2.72	0.42
26:BB:15:A:H1'	26:BB:109:G:N9	2.33	0.42
26:BB:64:C:H2'	26:BB:65:C:C6	2.55	0.42
29:BE:28:ILE:O	29:BE:30:PRO:HD3	2.18	0.42
31:BG:104:GLU:HA	31:BG:113:VAL:O	2.20	0.42
34:BJ:34:PRO:HB3	34:BJ:74:PHE:CE1	2.55	0.42
36:BL:57:THR:O	36:BL:59:LEU:N	2.53	0.42
37:BM:42:ILE:O	37:BM:94:VAL:HA	2.19	0.42
38:BN:10:LEU:HD12	38:BN:10:LEU:N	2.33	0.42
38:BN:2:ARG:HB3	38:BN:3:HIS:CE1	2.54	0.42
25:BA:1454:U:H5'	38:BN:63:ARG:NE	2.34	0.42
48:BX:11:ARG:CD	48:BX:60:PHE:HD2	2.30	0.42
25:CA:1416:G:H1'	25:CA:1417:C:C5	2.55	0.42
25:CA:1817:G:C5	25:CA:1818:U:C5	3.08	0.42
25:CA:1830:C:O2'	25:CA:1831:G:O5'	2.37	0.42

Continued on next page...

Continued from previous page...

Atom-1	Atom-2	Interatomic distance (Å)	Clash overlap (Å)
25:CA:226:G:H21	25:CA:228:A:H62	1.67	0.42
25:CA:2634:G:H2'	25:CA:2635:C:C6	2.55	0.42
25:CA:649:G:C5	25:CA:650:C:C4	3.07	0.42
25:CA:656:G:H2'	25:CA:657:U:O4'	2.20	0.42
25:CA:70:G:H21	25:CA:71:A:H62	1.67	0.42
26:CB:99:A:C6	26:CB:100:G:C5	3.07	0.42
28:CD:47:VAL:HG12	28:CD:49:LEU:HD22	2.01	0.42
28:CD:52:LEU:O	28:CD:75:VAL:HA	2.19	0.42
29:CE:134:GLY:HA2	29:CE:165:ARG:HB2	2.01	0.42
29:CE:80:ALA:HB3	29:CE:83:PHE:HD1	1.84	0.42
26:CB:44:G:H2'	30:CF:96:ARG:NH2	2.35	0.42
32:CH:133:HIS:HA	32:CH:134:PRO:HD3	1.92	0.42
34:CJ:80:ALA:HB3	34:CJ:147:ALA:HB2	2.02	0.42
36:CL:36:LYS:CG	36:CL:41:ARG:HB2	2.49	0.42
25:CA:1341:U:O4	44:CT:16:LYS:HE2	2.20	0.42
44:CT:21:PHE:CD2	44:CT:26:TYR:CD2	3.08	0.42
45:CU:3:VAL:HG12	45:CU:3:VAL:O	2.19	0.42
46:CV:116:VAL:HB	46:CV:175:VAL:HG23	2.01	0.42
48:CX:90:ILE:O	48:CX:94:LEU:HB2	2.20	0.42
1:DA:1228:C:P	13:DM:108:ARG:HH22	2.42	0.42
1:DA:1237:C:OP1	1:DA:1238:A:H1'	2.19	0.42
1:DA:1477:C:H2'	1:DA:1478:C:C6	2.55	0.42
1:DA:1493:A:H4'	56:DX:19:U:O2	2.20	0.42
1:DA:551:U:O2'	12:DL:85:ARG:HD2	2.19	0.42
1:DA:559:A:H4'	1:DA:560:U:H5''	2.01	0.42
1:DA:567:G:H2'	1:DA:568:G:O4'	2.20	0.42
2:DB:8:LYS:HG2	2:DB:217:ARG:NH1	2.34	0.42
7:DG:70:LYS:O	7:DG:138:LYS:HE3	2.18	0.42
8:DH:51:VAL:HG21	8:DH:60:ARG:CG	2.49	0.42
9:DI:48:GLU:N	9:DI:49:PRO:CD	2.81	0.42
1:DA:636:U:H5'	17:DQ:2:PRO:HD3	2.01	0.42
17:DQ:29:HIS:C	17:DQ:31:LEU:H	2.23	0.42
19:DS:10:PHE:O	19:DS:11:VAL:HB	2.19	0.42
20:DT:63:ILE:HG21	20:DT:81:LYS:HG3	2.02	0.42
22:DV:19:LEU:HD23	22:DV:19:LEU:O	2.19	0.42
22:DV:229:GLY:O	22:DV:232:VAL:HG12	2.19	0.42
22:DV:299:SER:O	22:DV:300:GLU:HG3	2.19	0.42
23:DW:22:G:H2'	23:DW:23:C:C6	2.55	0.42
1:AA:1261:A:H4'	1:AA:1283:G:H5''	2.02	0.42
1:AA:1315:U:H2'	1:AA:1316:G:O4'	2.19	0.42
1:AA:269:C:H2'	1:AA:270:A:H8	1.84	0.42

Continued on next page...

Continued from previous page...

Atom-1	Atom-2	Interatomic distance (Å)	Clash overlap (Å)
1:AA:389:A:N3	1:AA:389:A:H2'	2.33	0.42
1:AA:437:U:H3'	1:AA:438:G:C8	2.54	0.42
1:AA:512:U:H2'	1:AA:513:C:C6	2.54	0.42
1:AA:786:G:H2'	1:AA:787:A:O4'	2.19	0.42
1:AA:910:C:H6	1:AA:910:C:O5'	2.03	0.42
1:AA:948:C:H2'	1:AA:949:A:C8	2.54	0.42
8:AH:11:THR:HG22	8:AH:15:ASN:HD21	1.85	0.42
9:AI:14:VAL:HG12	9:AI:15:ALA:H	1.83	0.42
14:AN:14:PRO:HG2	14:AN:15:LYS:H	1.84	0.42
16:AP:8:ARG:HB3	16:AP:28:ARG:HH11	1.83	0.42
19:AS:27:GLU:HB3	19:AS:28:LYS:H	1.69	0.42
25:BA:565:C:H4'	25:BA:1253:A:C6	2.55	0.42
25:BA:1509:A:H4'	25:BA:1510:A:C1'	2.49	0.42
25:BA:1509:A:H4'	25:BA:1510:A:O4'	2.19	0.42
25:BA:1830:C:O2'	25:BA:1831:G:O5'	2.38	0.42
25:BA:2081:C:H2'	25:BA:2082:A:H8	1.85	0.42
25:BA:214:G:H21	25:BA:216:A:H1'	1.85	0.42
25:BA:2359:C:H2'	25:BA:2360:A:C8	2.54	0.42
25:BA:2068:U:N3	25:BA:2430:A:H2	2.03	0.42
25:BA:268:C:H2'	25:BA:269:U:O4'	2.20	0.42
25:BA:431:U:H6	25:BA:431:U:O5'	2.03	0.42
25:BA:634:C:H2'	25:BA:635:C:C6	2.55	0.42
25:BA:685:A:H5''	25:BA:788:A:N6	2.34	0.42
28:BD:173:VAL:HG12	28:BD:174:ASP:H	1.84	0.42
38:BN:63:ARG:O	38:BN:67:LEU:HD23	2.19	0.42
45:BU:90:LEU:HG	45:BU:91:GLU:H	1.83	0.42
46:BV:116:VAL:HB	46:BV:175:VAL:HG23	2.01	0.42
48:BX:37:ILE:HG22	48:BX:38:SER:N	2.34	0.42
55:C5:49:VAL:HG12	55:C5:50:LEU:H	1.84	0.42
25:CA:1024:G:H3'	25:CA:1025:G:H5''	2.02	0.42
25:CA:1459:G:C6	25:CA:1461:G:C5	3.07	0.42
25:CA:1613:G:N1	25:CA:1619:G:C5	2.87	0.42
25:CA:2821:A:OP2	25:CA:2822:G:OP2	2.38	0.42
25:CA:540:G:H2'	25:CA:541:C:C6	2.55	0.42
26:CB:16:G:C2'	26:CB:17:C:H5'	2.50	0.42
26:CB:85:G:C6	26:CB:92:G:C6	3.08	0.42
26:CB:81:G:C6	26:CB:96:G:C2	3.07	0.42
28:CD:152:LYS:HB3	28:CD:152:LYS:HE2	1.92	0.42
29:CE:192:LEU:HD23	29:CE:193:VAL:N	2.35	0.42
29:CE:28:ILE:O	29:CE:30:PRO:HD3	2.19	0.42
30:CF:7:LEU:HG	30:CF:104:GLU:OE1	2.19	0.42

Continued on next page...

Continued from previous page...

Atom-1	Atom-2	Interatomic distance (Å)	Clash overlap (Å)
30:CF:128:ARG:HH21	30:CF:130:ASN:ND2	2.07	0.42
31:CG:159:GLU:O	31:CG:160:LYS:HG3	2.20	0.42
34:CJ:78:VAL:HB	34:CJ:149:PRO:HB3	2.00	0.42
36:CL:27:HIS:HE1	42:CR:83:ARG:NH1	2.14	0.42
25:CA:2406:U:O4	36:CL:70:GLN:HB3	2.19	0.42
45:CU:76:CYS:O	45:CU:77:PRO:C	2.58	0.42
46:CV:126:VAL:HA	46:CV:164:ALA:H	1.84	0.42
48:CX:43:TYR:HA	48:CX:44:PRO:HD3	1.93	0.42
1:DA:1271:G:H5'	1:DA:1314:C:H5''	2.02	0.42
1:DA:1356:G:H2'	1:DA:1357:A:H8	1.79	0.42
1:DA:1368:G:O2'	1:DA:1369:C:H5'	2.19	0.42
1:DA:286:G:C6	1:DA:287:U:C4	3.07	0.42
1:DA:452:A:H2'	1:DA:453:A:C8	2.54	0.42
1:DA:707:C:O2'	1:DA:708:C:H5'	2.20	0.42
1:DA:834:C:C2	1:DA:853:G:C2	3.08	0.42
1:DA:910:C:H6	1:DA:910:C:O5'	2.02	0.42
1:DA:948:C:H2'	1:DA:949:A:C8	2.55	0.42
1:DA:1112:C:N3	3:DC:178:LEU:HD23	2.33	0.42
4:DD:3:ARG:HD2	4:DD:3:ARG:H	1.85	0.42
6:DF:5:GLU:HG3	6:DF:93:SER:OG	2.20	0.42
7:DG:87:VAL:HG11	7:DG:154:TYR:O	2.19	0.42
11:DK:44:SER:OG	11:DK:47:VAL:HG23	2.19	0.42
12:DL:123:LYS:HA	12:DL:124:PRO:HD3	1.83	0.42
12:DL:5:THR:OG1	12:DL:8:GLN:HG3	2.18	0.42
14:DN:6:LEU:HD22	14:DN:21:TYR:OH	2.20	0.42
15:DO:33:THR:HA	15:DO:63:ARG:NH1	2.30	0.42
19:DS:62:ILE:HD12	19:DS:66:MET:HG3	2.00	0.42
22:DV:241:VAL:HG11	22:DV:266:LEU:CD2	2.48	0.42
1:AA:1237:C:OP1	1:AA:1238:A:H1'	2.19	0.42
1:AA:1412:C:H2'	1:AA:1413:A:C8	2.54	0.42
1:AA:286:G:C6	1:AA:287:U:C4	3.08	0.42
1:AA:304:U:H2'	1:AA:305:G:H8	1.85	0.42
1:AA:511:C:HO2'	1:AA:512:U:H6	1.66	0.42
1:AA:77:C:H2'	1:AA:78:G:C8	2.55	0.42
1:AA:834:C:C2	1:AA:853:G:C2	3.08	0.42
2:AB:83:MET:HE1	2:AB:233:SER:HB2	2.01	0.42
4:AD:102:ASP:HA	4:AD:121:VAL:HG21	2.02	0.42
5:AE:48:ALA:HA	5:AE:49:PRO:HD3	1.86	0.42
6:AF:22:GLU:O	6:AF:26:ILE:HG13	2.20	0.42
7:AG:70:LYS:O	7:AG:138:LYS:HE3	2.18	0.42
8:AH:48:TYR:HA	8:AH:60:ARG:O	2.19	0.42

Continued on next page...

Continued from previous page...

Atom-1	Atom-2	Interatomic distance (Å)	Clash overlap (Å)
8:AH:88:LYS:HB3	8:AH:89:PRO:HD2	2.01	0.42
12:AL:83:LEU:C	12:AL:84:ILE:HD12	2.40	0.42
13:AM:3:ARG:NH2	13:AM:7:VAL:HG13	2.33	0.42
16:AP:8:ARG:HH21	16:AP:15:PRO:HG3	1.84	0.42
20:AT:63:ILE:HG21	20:AT:81:LYS:HG3	2.01	0.42
20:AT:89:ARG:HH21	20:AT:104:LEU:HD22	1.84	0.42
22:AV:127:LEU:O	22:AV:131:TYR:HD2	2.03	0.42
22:AV:11:GLU:O	22:AV:15:LEU:HB2	2.19	0.42
25:BA:1161:C:H1'	42:BR:8:GLY:O	2.20	0.42
25:BA:1558:A:C4'	25:BA:1559:G:H5'	2.50	0.42
25:BA:2405:G:H2'	25:BA:2411:A:N6	2.35	0.42
25:BA:470:A:OP1	29:BE:59:TYR:HE2	2.03	0.42
25:BA:868:U:C4	25:BA:869:G:N7	2.88	0.42
28:BD:47:VAL:HG12	28:BD:49:LEU:HD22	2.01	0.42
29:BE:192:LEU:HD23	29:BE:193:VAL:N	2.35	0.42
29:BE:80:ALA:HB3	29:BE:83:PHE:HD1	1.85	0.42
30:BF:133:LEU:N	30:BF:133:LEU:HD23	2.35	0.42
31:BG:105:LEU:HD22	31:BG:113:VAL:HB	2.01	0.42
32:BH:82:ARG:HD2	32:BH:89:TYR:CD2	2.55	0.42
34:BJ:62:ARG:CZ	34:BJ:64:ASP:HB2	2.49	0.42
36:BL:114:ILE:HG13	36:BL:114:ILE:H	1.72	0.42
36:BL:33:ARG:HE	36:BL:36:LYS:HD3	1.85	0.42
37:BM:75:THR:HG21	37:BM:85:LYS:HZ2	1.83	0.42
39:BO:49:VAL:HG13	39:BO:76:LYS:HB2	2.01	0.42
48:BX:35:THR:HB	48:BX:36:GLY:H	1.74	0.42
25:CA:1657:C:H2'	25:CA:1658:C:C6	2.54	0.42
25:CA:1937:A:C4	25:CA:1939:U:C5	3.07	0.42
25:CA:195:A:H61	25:CA:198:C:H3'	1.85	0.42
25:CA:198:C:O2'	25:CA:199:A:H5'	2.20	0.42
25:CA:2087:G:H2'	25:CA:2088:G:H8	1.83	0.42
25:CA:2143:C:H2'	25:CA:2144:U:O4'	2.20	0.42
25:CA:2246:G:H2'	25:CA:2247:A:C8	2.54	0.42
25:CA:2412:A:H2'	25:CA:2413:G:O4'	2.19	0.42
25:CA:291:C:H2'	25:CA:292:C:C6	2.54	0.42
25:CA:322:A:H5'	25:CA:340:A:H1'	2.02	0.42
25:CA:503:A:C5	25:CA:506:G:C6	3.08	0.42
25:CA:869:G:H2'	25:CA:870:A:C8	2.55	0.42
25:CA:860:U:C5	25:CA:917:A:N7	2.88	0.42
25:CA:934:G:H2'	25:CA:935:C:H6	1.84	0.42
27:CC:11:PRO:C	27:CC:13:ARG:N	2.73	0.42
27:CC:14:ARG:HG3	27:CC:15:PHE:CD1	2.55	0.42

Continued on next page...

Continued from previous page...

Atom-1	Atom-2	Interatomic distance (Å)	Clash overlap (Å)
27:CC:243:GLY:O	27:CC:244:ARG:HB2	2.19	0.42
28:CD:173:VAL:HG12	28:CD:174:ASP:H	1.84	0.42
25:CA:2311:A:N3	30:CF:82:LEU:HD12	2.34	0.42
30:CF:76:SER:CA	30:CF:83:ARG:HA	2.48	0.42
32:CH:68:LEU:O	32:CH:72:LEU:HB2	2.20	0.42
34:CJ:108:ILE:HG22	34:CJ:109:PRO:O	2.19	0.42
36:CL:49:ARG:CG	36:CL:50:ARG:N	2.83	0.42
36:CL:9:ASN:N	36:CL:10:PRO:CD	2.82	0.42
38:CN:13:HIS:O	38:CN:17:ARG:HG2	2.19	0.42
42:CR:39:LEU:N	42:CR:39:LEU:HD22	2.35	0.42
37:CM:140:ALA:HB1	46:CV:99:TYR:HB2	2.02	0.42
1:DA:1151:A:O2'	1:DA:1152:A:C8	2.49	0.42
1:DA:1256:A:N6	1:DA:1278:U:H5'	2.34	0.42
1:DA:630:G:O2'	1:DA:631:G:H5'	2.18	0.42
1:DA:979:C:O5'	1:DA:979:C:H6	2.02	0.42
3:DC:10:PHE:HD2	3:DC:11:ARG:HH11	1.67	0.42
3:DC:122:GLU:HA	3:DC:125:GLU:OE1	2.20	0.42
12:DL:26:LEU:HB3	12:DL:27:LYS:H	1.64	0.42
14:DN:39:LEU:HB3	14:DN:43:CYS:SG	2.60	0.42
1:AA:1042:G:C6	1:AA:1043:C:N4	2.88	0.42
1:AA:1104:G:H2'	1:AA:1105:A:H8	1.85	0.42
1:AA:1110:A:H3'	1:AA:1111:A:H8	1.85	0.42
1:AA:1110:A:H3'	1:AA:1111:A:C8	2.54	0.42
1:AA:1271:G:H5'	1:AA:1314:C:H5''	2.01	0.42
1:AA:559:A:H4'	1:AA:560:U:H5''	2.01	0.42
2:AB:28:PHE:CD1	2:AB:190:THR:HA	2.55	0.42
9:AI:4:TYR:HB2	9:AI:19:LEU:HB3	2.01	0.42
10:AJ:74:ILE:HG12	10:AJ:74:ILE:O	2.20	0.42
17:AQ:29:HIS:C	17:AQ:31:LEU:H	2.23	0.42
18:AR:67:ALA:HA	18:AR:70:ILE:HB	2.02	0.42
21:AU:12:LYS:HB3	21:AU:17:THR:O	2.20	0.42
22:AV:45:ILE:O	22:AV:48:ILE:HG12	2.20	0.42
25:BA:1820:U:H4'	25:BA:1821:A:OP2	2.19	0.42
25:BA:2075:U:C4	25:BA:2238:G:C6	3.08	0.42
25:BA:49:A:H5''	25:BA:51:G:O4'	2.20	0.42
25:BA:993:G:OP1	41:BQ:50:ARG:HD2	2.20	0.42
27:BC:30:GLU:CD	27:BC:63:ARG:HE	2.22	0.42
26:BB:44:G:H2'	30:BF:96:ARG:NH2	2.35	0.42
31:BG:68:THR:HA	31:BG:71:LEU:HB3	2.02	0.42
32:BH:67:ARG:O	32:BH:71:ILE:HG22	2.20	0.42
41:BQ:69:CYS:HB3	41:BQ:79:PHE:CD2	2.55	0.42

Continued on next page...

Continued from previous page...

Atom-1	Atom-2	Interatomic distance (Å)	Clash overlap (Å)
45:BU:3:VAL:HG12	45:BU:3:VAL:O	2.19	0.42
46:BV:150:LEU:HD23	46:BV:151:HIS:N	2.34	0.42
46:BV:5:LEU:HB3	46:BV:59:LEU:HD23	2.02	0.42
48:BX:82:LEU:HD12	48:BX:82:LEU:N	2.35	0.42
49:BY:6:VAL:O	49:BY:10:LEU:HG	2.20	0.42
25:CA:747:U:C4	25:CA:2613:U:C5	3.08	0.42
25:CA:268:C:H2'	25:CA:269:U:O4'	2.20	0.42
25:CA:643:A:H2'	25:CA:643:A:N3	2.35	0.42
28:CD:34:VAL:HB	28:CD:48:GLN:HB3	2.01	0.42
30:CF:96:ARG:HG3	30:CF:98:ARG:HD2	2.02	0.42
36:CL:148:LEU:HB2	36:CL:149:GLU:H	1.64	0.42
41:CQ:8:VAL:HG22	41:CQ:11:ARG:NH2	2.35	0.42
45:CU:15:VAL:HG12	45:CU:17:SER:H	1.85	0.42
46:CV:10:ARG:HB3	46:CV:36:LYS:HB3	2.01	0.42
1:DA:1412:C:H2'	1:DA:1413:A:C8	2.55	0.42
1:DA:168:G:C2'	1:DA:169:C:H5''	2.44	0.42
1:DA:437:U:H3'	1:DA:438:G:C8	2.54	0.42
1:DA:512:U:H2'	1:DA:513:C:C6	2.55	0.42
4:DD:90:GLY:HA3	4:DD:204:ILE:HD11	2.02	0.42
7:DG:15:ASP:HA	7:DG:24:THR:CG2	2.50	0.42
3:DC:23:TYR:HB2	10:DJ:93:GLY:O	2.20	0.42
22:DV:123:PHE:O	22:DV:127:LEU:HG	2.19	0.42
22:DV:15:LEU:HD22	22:DV:38:TYR:CD1	2.55	0.42
1:AA:1053:G:C6	1:AA:1199:U:H2'	2.54	0.42
1:AA:1256:A:N6	1:AA:1278:U:H5'	2.35	0.42
1:AA:367:U:C6	1:AA:394:G:N2	2.88	0.42
1:AA:451:A:H4'	1:AA:452:A:O4'	2.20	0.42
1:AA:575:G:H4'	1:AA:576:G:H5''	2.02	0.42
1:AA:621:A:C6	1:AA:622:A:C6	3.08	0.42
1:AA:6:G:H4'	1:AA:298:A:H4'	2.02	0.42
1:AA:929:G:H2'	1:AA:930:C:C6	2.55	0.42
2:AB:80:ILE:HD12	2:AB:211:ILE:HB	2.01	0.42
3:AC:138:VAL:HG13	3:AC:149:ALA:HB3	2.01	0.42
4:AD:57:ARG:HB3	4:AD:206:PHE:HB2	2.02	0.42
5:AE:102:ALA:HB2	5:AE:120:THR:OG1	2.20	0.42
7:AG:15:ASP:HA	7:AG:24:THR:CG2	2.50	0.42
16:AP:20:VAL:HG22	16:AP:21:VAL:N	2.34	0.42
1:AA:1313:U:P	19:AS:6:LYS:HG3	2.60	0.42
22:AV:119:GLU:OE1	22:AV:184:PRO:HB3	2.20	0.42
54:B4:34:ARG:HB3	54:B4:42:LEU:HD22	2.01	0.42
25:BA:1148:A:O2'	25:BA:1149:G:H5'	2.20	0.42

Continued on next page...

Continued from previous page...

Atom-1	Atom-2	Interatomic distance (Å)	Clash overlap (Å)
25:BA:1937:A:C4	25:BA:1939:U:C5	3.07	0.42
25:BA:1651:G:N2	25:BA:2007:C:C2	2.88	0.42
25:BA:2283:C:C2	25:BA:2389:G:C2	3.08	0.42
25:BA:2549:G:C2	25:BA:2550:G:N7	2.88	0.42
25:BA:2634:G:H2'	25:BA:2635:C:C6	2.55	0.42
25:BA:2658:C:H5'	31:BG:160:LYS:HZ3	1.85	0.42
25:BA:2756:U:H4'	25:BA:2757:A:OP1	2.19	0.42
25:BA:2784:C:H2'	25:BA:2785:C:C6	2.55	0.42
25:BA:559:G:H2'	25:BA:560:C:H6	1.85	0.42
25:BA:869:G:H2'	25:BA:870:A:C8	2.55	0.42
26:BB:13:A:N7	26:BB:70:C:H4'	2.35	0.42
28:BD:52:LEU:O	28:BD:75:VAL:HA	2.19	0.42
28:BD:91:VAL:HB	28:BD:95:ILE:CD1	2.49	0.42
37:BM:52:VAL:HG13	37:BM:53:ALA:N	2.35	0.42
41:BQ:57:PHE:HA	41:BQ:60:LEU:HB3	2.02	0.42
46:BV:126:VAL:HA	46:BV:164:ALA:H	1.84	0.42
25:CA:1354:A:C8	25:CA:1355:G:C8	3.08	0.42
25:CA:2475:C:H2'	25:CA:2477:C:OP1	2.20	0.42
25:CA:429:A:C6	25:CA:430:G:N1	2.88	0.42
25:CA:795:C:O2'	25:CA:796:C:H5'	2.20	0.42
27:CC:76:PRO:HB2	27:CC:116:GLN:NE2	2.33	0.42
25:CA:2730:C:H4'	28:CD:168:MET:O	2.19	0.42
28:CD:32:PRO:HA	28:CD:90:THR:HG22	2.02	0.42
29:CE:66:PRO:HB2	29:CE:68:LYS:HG2	2.01	0.42
32:CH:133:HIS:HD2	32:CH:135:GLU:HG2	1.85	0.42
32:CH:67:ARG:O	32:CH:71:ILE:HG22	2.20	0.42
39:CO:26:LEU:HD22	39:CO:28:VAL:CG2	2.50	0.42
42:CR:4:ILE:HG22	42:CR:5:VAL:N	2.35	0.42
44:CT:30:VAL:CG1	44:CT:31:HIS:N	2.83	0.42
45:CU:29:GLU:HB3	45:CU:38:ILE:HD12	2.01	0.42
45:CU:50:ARG:HG3	45:CU:52:SER:H	1.83	0.42
46:CV:5:LEU:HB3	46:CV:59:LEU:HD23	2.02	0.42
46:CV:71:VAL:HG11	46:CV:74:VAL:CG2	2.48	0.42
48:CX:90:ILE:HA	48:CX:90:ILE:HD13	1.92	0.42
1:DA:1110:A:H3'	1:DA:1111:A:C8	2.55	0.42
1:DA:1223:C:P	19:DS:78:ARG:HH21	2.43	0.42
1:DA:32:A:H2'	1:DA:33:A:C8	2.55	0.42
1:DA:390:C:H2'	1:DA:391:G:H8	1.85	0.42
1:DA:597:G:C6	1:DA:644:G:C6	3.07	0.42
1:DA:666:G:C6	1:DA:741:G:C6	3.08	0.42
2:DB:98:LEU:O	2:DB:101:MET:HG3	2.20	0.42

Continued on next page...

Continued from previous page...

Atom-1	Atom-2	Interatomic distance (Å)	Clash overlap (Å)
2:DB:29:ALA:O	2:DB:32:ILE:HG22	2.20	0.42
2:DB:27:LYS:O	2:DB:30:ARG:HG2	2.19	0.42
2:DB:80:ILE:HD12	2:DB:211:ILE:HB	2.01	0.42
4:DD:8:VAL:C	4:DD:10:ARG:N	2.73	0.42
4:DD:57:ARG:HB3	4:DD:206:PHE:HB2	2.02	0.42
5:DE:39:GLY:HA2	5:DE:69:VAL:HB	2.01	0.42
8:DH:88:LYS:HB3	8:DH:89:PRO:HD2	2.02	0.42
12:DL:82:VAL:HG22	12:DL:83:LEU:H	1.85	0.42
16:DP:20:VAL:HG22	16:DP:21:VAL:N	2.35	0.42
19:DS:25:LYS:HB3	19:DS:27:GLU:OE1	2.20	0.42
21:DU:12:LYS:HB3	21:DU:17:THR:O	2.20	0.42
22:DV:295:THR:HA	22:DV:297:GLU:HG3	2.02	0.42
22:DV:45:ILE:O	22:DV:48:ILE:HG12	2.19	0.42
1:AA:621:A:N6	1:AA:622:A:C6	2.88	0.41
4:AD:8:VAL:C	4:AD:10:ARG:N	2.73	0.41
11:AK:79:SER:HA	11:AK:104:GLN:O	2.20	0.41
14:AN:39:LEU:HB3	14:AN:43:CYS:SG	2.60	0.41
3:AC:33:LEU:HD21	14:AN:53:LEU:CD2	2.50	0.41
17:AQ:40:LYS:HD2	17:AQ:42:TYR:CZ	2.55	0.41
19:AS:58:VAL:O	19:AS:58:VAL:HG23	2.20	0.41
13:AM:84:ILE:CG1	19:AS:66:MET:HE2	2.50	0.41
22:AV:19:LEU:O	22:AV:19:LEU:HD23	2.19	0.41
23:AW:7:G:H3'	23:AW:8:U:C5'	2.49	0.41
25:BA:1077:A:H2'	25:BA:1078:U:H5'	2.00	0.41
25:BA:1695:G:H3'	25:BA:1695:G:N3	2.35	0.41
25:BA:2758:A:C4	31:BG:67:LEU:HD21	2.54	0.41
25:BA:774:A:O2'	25:BA:775:G:H8	2.02	0.41
25:BA:833:U:O2	36:BL:55:ARG:NH1	2.53	0.41
25:BA:83:G:H21	25:BA:84:A:N6	2.17	0.41
25:BA:860:U:O4'	25:BA:860:U:O2	2.38	0.41
26:BB:91:C:OP1	37:BM:19:GLY:HA2	2.20	0.41
27:BC:11:PRO:C	27:BC:13:ARG:N	2.73	0.41
27:BC:243:GLY:O	27:BC:244:ARG:HB2	2.19	0.41
28:BD:31:CYS:O	28:BD:49:LEU:HD12	2.20	0.41
31:BG:46:GLU:HG3	31:BG:51:ARG:NE	2.35	0.41
36:BL:30:THR:CG2	36:BL:31:ALA:N	2.81	0.41
40:BP:110:ILE:HA	40:BP:110:ILE:HD12	1.95	0.41
42:BR:40:LEU:HD23	42:BR:47:VAL:HG23	2.02	0.41
46:BV:144:LEU:HD22	46:BV:144:LEU:N	2.35	0.41
37:BM:27:VAL:H	46:BV:81:ARG:HH22	1.68	0.41
50:BZ:30:ARG:HG2	50:BZ:30:ARG:H	1.68	0.41

Continued on next page...

Continued from previous page...

Atom-1	Atom-2	Interatomic distance (Å)	Clash overlap (Å)
25:CA:1070:A:O2'	25:CA:1097:U:H5'	2.19	0.41
25:CA:1297:C:H2'	25:CA:1298:C:C6	2.55	0.41
25:CA:1303:G:C6	25:CA:1304:C:C4	3.08	0.41
25:CA:1313:U:O2	25:CA:1313:U:H3'	2.19	0.41
25:CA:1625:C:H2'	25:CA:1626:G:O4'	2.20	0.41
25:CA:1658:C:H42	25:CA:2002:G:H1	1.68	0.41
25:CA:1858:G:HO2'	25:CA:1859:A:H8	1.61	0.41
25:CA:214:G:H21	25:CA:216:A:H1'	1.85	0.41
25:CA:2248:C:H3'	25:CA:2249:U:H6	1.84	0.41
25:CA:250:G:C6	25:CA:251:A:C6	3.08	0.41
25:CA:2864:G:C6	25:CA:2865:U:N3	2.88	0.41
25:CA:900:A:H2'	25:CA:901:A:O4'	2.20	0.41
26:CB:13:A:N7	26:CB:70:C:H4'	2.35	0.41
27:CC:94:LEU:HD23	27:CC:104:TYR:CE1	2.55	0.41
27:CC:246:PRO:HD2	27:CC:255:LYS:HD3	2.01	0.41
28:CD:147:PRO:HB2	28:CD:149:ARG:HG2	2.02	0.41
28:CD:31:CYS:O	28:CD:49:LEU:HD12	2.20	0.41
34:CJ:32:VAL:HG11	34:CJ:62:ARG:NH1	2.34	0.41
34:CJ:34:PRO:HB3	34:CJ:74:PHE:CE1	2.55	0.41
34:CJ:90:LEU:H	34:CJ:90:LEU:CD1	2.29	0.41
41:CQ:91:ASP:OD2	41:CQ:96:ALA:HB2	2.20	0.41
42:CR:18:LEU:H	42:CR:96:ILE:HB	1.85	0.41
1:DA:1040:U:H2'	1:DA:1041:A:C8	2.55	0.41
1:DA:1042:G:C6	1:DA:1043:C:N4	2.88	0.41
1:DA:1110:A:H3'	1:DA:1111:A:H8	1.85	0.41
1:DA:183:G:H2'	1:DA:184:G:C8	2.55	0.41
1:DA:597:G:H2'	1:DA:598:U:H5'	2.02	0.41
1:DA:955:U:OP1	22:DV:133:ARG:NH2	2.53	0.41
1:DA:990:C:H2'	1:DA:991:U:O4'	2.20	0.41
7:DG:9:VAL:HG12	7:DG:10:ARG:N	2.34	0.41
12:DL:68:TYR:O	12:DL:99:ILE:HG22	2.20	0.41
22:DV:317:ILE:H	22:DV:317:ILE:HD13	1.85	0.41
23:DW:7:G:H3'	23:DW:8:U:C5'	2.49	0.41
1:AA:1075:C:H5''	2:AB:179:LYS:NZ	2.35	0.41
1:AA:1082:G:H2'	1:AA:1083:U:O4'	2.20	0.41
1:AA:1120:G:H2'	1:AA:1121:U:C6	2.55	0.41
1:AA:1152:A:H5'	10:AJ:70:ARG:HH22	1.85	0.41
1:AA:183:G:H2'	1:AA:184:G:C8	2.55	0.41
1:AA:301:G:H2'	1:AA:302:G:C8	2.55	0.41
1:AA:576:G:H3'	1:AA:577:G:C5'	2.46	0.41
1:AA:735:C:H2'	1:AA:736:C:C6	2.54	0.41

Continued on next page...

Continued from previous page...

Atom-1	Atom-2	Interatomic distance (Å)	Clash overlap (Å)
4:AD:188:LEU:HD12	4:AD:188:LEU:N	2.36	0.41
7:AG:9:VAL:HG12	7:AG:10:ARG:N	2.35	0.41
11:AK:33:THR:HA	11:AK:40:ILE:HG12	2.01	0.41
22:AV:178:HIS:HB3	22:AV:305:TYR:CE2	2.55	0.41
22:AV:5:LEU:HD22	22:AV:48:ILE:CD1	2.42	0.41
25:BA:1024:G:H3'	25:BA:1025:G:H5''	2.02	0.41
25:BA:1700:A:H5'	25:BA:1701:A:OP2	2.19	0.41
25:BA:2376:A:H2'	25:BA:2377:A:O4'	2.20	0.41
25:BA:275:G:O6	25:BA:363(A):G:C2	2.73	0.41
25:BA:2864:G:C6	25:BA:2865:U:N3	2.88	0.41
25:BA:2887:U:H2'	25:BA:2888:C:C6	2.55	0.41
25:BA:425:G:N2	25:BA:426:C:C2	2.89	0.41
25:BA:626:U:H3	36:BL:105:LEU:CB	2.31	0.41
25:BA:769:G:O2'	25:BA:770:G:H5'	2.20	0.41
25:BA:888:C:C2'	25:BA:889:C:H5'	2.50	0.41
25:BA:979:G:H3'	25:BA:980:A:C5'	2.50	0.41
25:BA:997:G:OP1	41:BQ:93:LYS:HB2	2.20	0.41
36:BL:9:ASN:N	36:BL:10:PRO:CD	2.82	0.41
40:BP:58:ASN:HD22	40:BP:58:ASN:C	2.23	0.41
41:BQ:91:ASP:OD2	41:BQ:96:ALA:HB2	2.20	0.41
44:BT:57:LEU:N	44:BT:57:LEU:HD12	2.36	0.41
45:BU:98:VAL:HG22	45:BU:98:VAL:O	2.20	0.41
47:BW:24:LYS:H	47:BW:38:VAL:HG22	1.85	0.41
49:BY:16:LEU:N	49:BY:16:LEU:HD22	2.35	0.41
55:C5:8:LYS:HB3	55:C5:12:LYS:HE2	2.01	0.41
25:CA:1288:U:C2	25:CA:1327:C:O2	2.74	0.41
25:CA:1299:G:O5'	25:CA:1299:G:H8	2.03	0.41
25:CA:1815:A:C5	25:CA:1817:G:C6	3.07	0.41
25:CA:1919:A:H2'	25:CA:1919:A:N3	2.35	0.41
25:CA:2166:G:N7	25:CA:2167:U:C4	2.88	0.41
25:CA:270(U):G:C6	25:CA:270(V):C:C4	3.08	0.41
25:CA:2822:G:O6	38:CN:4:LEU:HD23	2.20	0.41
25:CA:2876:G:H2'	25:CA:2877:G:C8	2.54	0.41
25:CA:2887:U:H2'	25:CA:2888:C:C6	2.55	0.41
25:CA:431:U:O5'	25:CA:431:U:H6	2.03	0.41
25:CA:49:A:H5''	25:CA:51:G:O4'	2.20	0.41
25:CA:527:C:H4'	25:CA:528:A:O5'	2.20	0.41
25:CA:868:U:C4	25:CA:869:G:N7	2.88	0.41
25:CA:948:G:C2	25:CA:970:C:O2	2.73	0.41
25:CA:955:C:H2'	25:CA:956:G:H5'	2.01	0.41
27:CC:142:VAL:HG23	27:CC:192:THR:C	2.40	0.41

Continued on next page...

Continued from previous page...

Atom-1	Atom-2	Interatomic distance (Å)	Clash overlap (Å)
28:CD:144:ARG:HB3	28:CD:145:LYS:H	1.67	0.41
28:CD:151:TYR:HB3	34:CJ:102:PRO:HG3	2.02	0.41
34:CJ:57:LEU:HD11	34:CJ:139:LEU:O	2.21	0.41
36:CL:33:ARG:HE	36:CL:36:LYS:HD3	1.84	0.41
36:CL:58:THR:C	36:CL:60:MET:N	2.74	0.41
37:CM:52:VAL:HG13	37:CM:53:ALA:N	2.35	0.41
46:CV:94:GLU:CD	46:CV:94:GLU:H	2.23	0.41
49:CY:28:LYS:HB2	49:CY:57:ILE:HD11	2.02	0.41
1:DA:1382:C:H2'	1:DA:1383:C:H6	1.83	0.41
1:DA:689:C:H2'	1:DA:690:G:O4'	2.21	0.41
1:DA:771:G:H2'	1:DA:772:U:H6	1.84	0.41
6:DF:61:LEU:HB3	6:DF:63:TYR:HE2	1.84	0.41
8:DH:48:TYR:HA	8:DH:60:ARG:O	2.20	0.41
9:DI:29:ASN:ND2	9:DI:65:VAL:O	2.47	0.41
9:DI:17:VAL:HG21	9:DI:80:GLY:C	2.40	0.41
1:DA:1152:A:H5''	10:DJ:13:HIS:CD2	2.55	0.41
10:DJ:80:LYS:HB2	10:DJ:80:LYS:NZ	2.34	0.41
11:DK:33:THR:HA	11:DK:40:ILE:HG12	2.01	0.41
1:DA:1216:G:OP1	14:DN:2:ALA:HA	2.20	0.41
22:DV:177:VAL:HG12	22:DV:301:LYS:CB	2.30	0.41
23:DW:54:U:O5'	23:DW:54:U:H6	2.04	0.41
1:AA:1040:U:H2'	1:AA:1041:A:C8	2.55	0.41
1:AA:1216:G:OP1	14:AN:2:ALA:HA	2.21	0.41
1:AA:25:C:H2'	1:AA:26:A:C8	2.55	0.41
1:AA:707:C:O2'	1:AA:708:C:H5'	2.20	0.41
3:AC:122:GLU:HA	3:AC:125:GLU:OE1	2.20	0.41
3:AC:155:GLY:HA3	3:AC:196:LEU:HD22	2.02	0.41
5:AE:35:GLY:HA3	5:AE:41:VAL:HG12	2.02	0.41
11:AK:27:ASN:CG	11:AK:28:THR:H	2.23	0.41
11:AK:27:ASN:CG	11:AK:28:THR:N	2.73	0.41
12:AL:29:ALA:HB1	12:AL:31:PHE:O	2.20	0.41
12:AL:44:PRO:HG3	12:AL:52:ARG:CD	2.47	0.41
15:AO:15:PHE:O	15:AO:27:VAL:HG22	2.20	0.41
23:AW:19:G:C2	23:AW:57:A:N3	2.88	0.41
23:AW:40:C:H2'	23:AW:41:C:H6	1.85	0.41
24:AX:17:U:H2'	24:AX:18:G:H5''	2.01	0.41
25:BA:119:A:H4'	25:BA:120:U:H5'	2.01	0.41
25:BA:1394:U:C4	25:BA:1395:A:C6	3.09	0.41
25:BA:1759:A:H1'	25:BA:2711:A:C2	2.56	0.41
25:BA:195:A:H5''	25:BA:196:A:OP2	2.20	0.41
25:BA:2143:C:H2'	25:BA:2144:U:O4'	2.20	0.41

Continued on next page...

Continued from previous page...

Atom-1	Atom-2	Interatomic distance (Å)	Clash overlap (Å)
25:BA:2172:U:H5'	25:BA:2173:A:OP1	2.21	0.41
25:BA:2216:G:H2'	25:BA:2217:G:C8	2.55	0.41
25:BA:2311:A:H3'	25:BA:2312:U:C6	2.56	0.41
25:BA:2581:G:H2'	25:BA:2581:G:N3	2.36	0.41
25:BA:2801:A:H2'	25:BA:2802:G:O5'	2.20	0.41
25:BA:540:G:H2'	25:BA:541:C:C6	2.54	0.41
25:BA:690:G:H2'	25:BA:691:C:C6	2.55	0.41
26:BB:85:G:C6	26:BB:92:G:C6	3.08	0.41
27:BC:246:PRO:HD2	27:BC:255:LYS:HD3	2.02	0.41
28:BD:169:ASN:CG	28:BD:201:THR:HG21	2.41	0.41
29:BE:134:GLY:HA2	29:BE:165:ARG:HB2	2.01	0.41
30:BF:81:LYS:O	30:BF:82:LEU:HD23	2.20	0.41
38:BN:11:ASN:OD1	38:BN:12:ARG:N	2.48	0.41
39:BO:15:ARG:O	39:BO:19:LYS:HG3	2.19	0.41
39:BO:26:LEU:HD22	39:BO:28:VAL:CG2	2.50	0.41
41:BQ:44:ASN:ND2	42:BR:75:PHE:HB3	2.34	0.41
42:BR:15:GLU:HB3	42:BR:16:PRO:HD2	2.02	0.41
45:BU:15:VAL:HG12	45:BU:17:SER:H	1.86	0.41
25:CA:1516:U:H2'	25:CA:1517:G:H8	1.85	0.41
25:CA:1581:G:C6	25:CA:1582:C:N3	2.88	0.41
25:CA:1759:A:H1'	25:CA:2711:A:C2	2.55	0.41
25:CA:176:G:O2'	25:CA:177:G:H5'	2.20	0.41
25:CA:2405:G:H2'	25:CA:2411:A:N6	2.35	0.41
25:CA:275:G:O6	25:CA:363(A):G:C2	2.74	0.41
25:CA:2784:C:H2'	25:CA:2785:C:C6	2.55	0.41
25:CA:503:A:C5	25:CA:506:G:C5	3.08	0.41
25:CA:593:G:C6	25:CA:594:U:C4	3.09	0.41
25:CA:755:C:C2	25:CA:756:C:C5	3.09	0.41
26:CB:75:G:H1	26:CB:102:G:N2	2.18	0.41
27:CC:235:GLY:C	27:CC:237:GLU:H	2.23	0.41
30:CF:66:GLN:HG2	30:CF:67:LYS:N	2.30	0.41
31:CG:121:ILE:HD12	31:CG:121:ILE:N	2.35	0.41
34:CJ:74:PHE:CE1	34:CJ:142:ARG:HD2	2.55	0.41
25:CA:833:U:O2	36:CL:55:ARG:NH1	2.54	0.41
38:CN:11:ASN:O	38:CN:12:ARG:HB2	2.20	0.41
39:CO:82:ILE:HG22	39:CO:83:LYS:N	2.36	0.41
40:CP:19:LEU:HA	40:CP:20:PRO:HD3	1.82	0.41
46:CV:161:VAL:HG12	46:CV:162:GLU:N	2.34	0.41
46:CV:40:ASP:OD1	46:CV:41:LEU:N	2.54	0.41
46:CV:73:GLN:HG2	46:CV:74:VAL:N	2.34	0.41
47:CW:27:GLU:HB2	47:CW:69:PHE:HD1	1.85	0.41

Continued on next page...

Continued from previous page...

Atom-1	Atom-2	Interatomic distance (Å)	Clash overlap (Å)
1:DA:1120:G:H2'	1:DA:1121:U:C6	2.55	0.41
1:DA:1244:C:H2'	1:DA:1245:A:C8	2.54	0.41
1:DA:1372:U:C5	1:DA:1373:G:C5	3.08	0.41
1:DA:658:G:H2'	1:DA:659:U:C6	2.55	0.41
10:DJ:74:ILE:O	10:DJ:74:ILE:HG12	2.20	0.41
1:DA:691:G:C6	11:DK:52:GLY:HA2	2.54	0.41
3:DC:33:LEU:HD21	14:DN:53:LEU:CD2	2.50	0.41
14:DN:57:ARG:HG2	14:DN:58:LYS:N	2.35	0.41
19:DS:33:THR:HG22	19:DS:51:VAL:HA	2.01	0.41
23:DW:19:G:H4'	23:DW:20:U:OP2	2.20	0.41
1:AA:1228:C:P	13:AM:108:ARG:HH22	2.43	0.41
1:AA:1268:A:H2'	1:AA:1269:A:C8	2.55	0.41
1:AA:1392:G:O2'	1:AA:1393:U:H5'	2.20	0.41
1:AA:1477:C:H2'	1:AA:1478:C:C6	2.55	0.41
1:AA:539:A:H2'	1:AA:540:G:H8	1.83	0.41
9:AI:86:VAL:CG2	9:AI:93:ARG:HB2	2.51	0.41
12:AL:26:LEU:HB3	12:AL:27:LYS:H	1.64	0.41
15:AO:82:ILE:HD13	15:AO:82:ILE:C	2.41	0.41
22:AV:15:LEU:HD22	22:AV:38:TYR:CD1	2.55	0.41
22:AV:274:LEU:O	22:AV:278:ARG:HG3	2.20	0.41
22:AV:299:SER:O	22:AV:300:GLU:HG3	2.20	0.41
25:BA:1297:C:H2'	25:BA:1298:C:C6	2.55	0.41
25:BA:1288:U:H1'	25:BA:1647:G:N2	2.35	0.41
25:BA:1750:G:H2'	25:BA:1751:C:C6	2.55	0.41
25:BA:1973:G:H2'	25:BA:1974:C:H6	1.84	0.41
25:BA:198:C:O2'	25:BA:199:A:H5'	2.19	0.41
25:BA:2051:A:H8	25:BA:2051:A:OP2	2.02	0.41
25:BA:2118:U:H3	25:BA:2148:G:H4'	1.86	0.41
25:BA:2166:G:N7	25:BA:2167:U:C4	2.89	0.41
25:BA:2248:C:C2'	25:BA:2249:U:H5'	2.51	0.41
25:BA:2581:G:H4'	25:BA:2582:G:C8	2.55	0.41
25:BA:627:A:H4'	25:BA:628:G:H5'	2.01	0.41
25:BA:900:A:H2'	25:BA:901:A:O4'	2.20	0.41
27:BC:76:PRO:HB2	27:BC:116:GLN:NE2	2.33	0.41
30:BF:124:SER:HB2	30:BF:131:TYR:CE1	2.55	0.41
32:BH:25:TYR:CE1	32:BH:30:LEU:HD11	2.55	0.41
25:BA:2414:G:H21	36:BL:67:MET:CE	2.33	0.41
39:BO:35:ILE:HG23	39:BO:53:SER:HB2	2.01	0.41
46:BV:104:PHE:CD1	46:BV:139:VAL:HG11	2.56	0.41
46:BV:9:TYR:O	46:BV:38:TYR:HE2	2.03	0.41
47:BW:38:VAL:HB	47:BW:59:LEU:HD12	2.03	0.41

Continued on next page...

Continued from previous page...

Atom-1	Atom-2	Interatomic distance (Å)	Clash overlap (Å)
25:CA:1071:G:H1'	25:CA:1089:G:O2'	2.20	0.41
25:CA:1257:C:H6	25:CA:1257:C:O5'	2.03	0.41
25:CA:1677:A:C6	25:CA:1678:G:C6	3.08	0.41
25:CA:2212:A:H1'	25:CA:2215:G:C4	2.56	0.41
25:CA:2689:U:H5'	25:CA:2713:A:H2	1.86	0.41
25:CA:2688:U:H5	25:CA:2720:U:OP2	2.03	0.41
25:CA:2801:A:H2'	25:CA:2802:G:O5'	2.20	0.41
25:CA:335:C:H2'	25:CA:336:C:H6	1.85	0.41
25:CA:2711:A:OP1	25:CA:712(B):A:P	2.78	0.41
25:CA:904:C:O2'	25:CA:905:U:H5'	2.20	0.41
25:CA:919:G:H5'	26:CB:81:G:H1'	2.02	0.41
27:CC:244:ARG:HG3	27:CC:245:PRO:N	2.35	0.41
27:CC:95:LEU:O	27:CC:95:LEU:HD12	2.20	0.41
28:CD:101:ARG:HD3	28:CD:169:ASN:HD22	1.85	0.41
28:CD:169:ASN:CG	28:CD:201:THR:HG21	2.41	0.41
30:CF:113:ARG:HD2	13:DM:3:ARG:NH1	2.35	0.41
31:CG:116:GLU:HA	31:CG:117:PRO:HD3	1.92	0.41
31:CG:13:LYS:HE2	31:CG:14:GLY:H	1.84	0.41
32:CH:109:ILE:H	32:CH:109:ILE:HD13	1.85	0.41
32:CH:25:TYR:CE1	32:CH:30:LEU:HD11	2.55	0.41
34:CJ:30:LYS:O	34:CJ:32:VAL:HG23	2.20	0.41
34:CJ:36:TRP:HB2	34:CJ:156:GLN:HB3	1.99	0.41
36:CL:57:THR:O	36:CL:59:LEU:N	2.53	0.41
36:CL:85:LEU:HD21	36:CL:116:GLY:O	2.20	0.41
37:CM:68:ILE:HG23	37:CM:103:MET:HA	2.01	0.41
38:CN:56:LYS:HE2	38:CN:87:TYR:O	2.21	0.41
39:CO:67:ARG:O	39:CO:71:ARG:HG3	2.21	0.41
44:CT:57:LEU:N	44:CT:57:LEU:HD12	2.35	0.41
45:CU:6:HIS:HE1	45:CU:30:VAL:HG11	1.85	0.41
47:CW:22:GLY:O	47:CW:38:VAL:HG13	2.20	0.41
48:CX:23:LYS:HB3	48:CX:23:LYS:HE2	1.88	0.41
48:CX:84:GLY:O	48:CX:85:LEU:C	2.59	0.41
25:CA:851:U:O2'	50:CZ:42:ALA:O	2.38	0.41
1:DA:1244:C:H2'	1:DA:1245:A:H8	1.85	0.41
1:DA:971:G:H1'	1:DA:1365:G:O2'	2.20	0.41
1:DA:370:C:H2'	1:DA:371:G:H8	1.86	0.41
1:DA:60:A:H4'	1:DA:61:G:O5'	2.19	0.41
2:DB:91:PRO:CA	2:DB:154:LEU:HD11	2.43	0.41
4:DD:76:ARG:HD3	4:DD:207:TYR:CE2	2.55	0.41
4:DD:93:PHE:CE1	4:DD:97:LEU:HD11	2.54	0.41
5:DE:102:ALA:HB2	5:DE:120:THR:OG1	2.20	0.41

Continued on next page...

Continued from previous page...

Atom-1	Atom-2	Interatomic distance (Å)	Clash overlap (Å)
10:DJ:11:PHE:HD2	10:DJ:66:ARG:O	2.03	0.41
11:DK:27:ASN:CG	11:DK:28:THR:H	2.23	0.41
17:DQ:59:ILE:CG2	17:DQ:71:PHE:HB3	2.51	0.41
1:AA:1129:C:O2'	1:AA:1130:A:P	2.79	0.41
6:AF:87:ARG:HG2	6:AF:87:ARG:NH1	2.35	0.41
3:AC:23:TYR:HB2	10:AJ:93:GLY:O	2.20	0.41
13:AM:74:VAL:O	13:AM:78:ILE:HG13	2.21	0.41
22:AV:111:ILE:H	22:AV:111:ILE:HD12	1.85	0.41
23:AW:54:U:O5'	23:AW:54:U:H6	2.03	0.41
25:BA:1257:C:H6	25:BA:1257:C:O5'	2.03	0.41
25:BA:1275:A:C4	38:BN:16:HIS:CD2	3.08	0.41
25:BA:1278:A:O3'	38:BN:34:ILE:HG23	2.19	0.41
25:BA:1287:A:C6	25:BA:1288:U:C4	3.08	0.41
25:BA:1599:C:OP2	44:BT:36:LYS:HD3	2.20	0.41
25:BA:1613:G:H3'	25:BA:1617:C:N4	2.34	0.41
25:BA:1973:G:H2'	25:BA:1974:C:C6	2.56	0.41
25:BA:570:G:C5	25:BA:2030:A:C2	3.08	0.41
25:BA:2096:U:H2'	25:BA:2097:C:C6	2.55	0.41
25:BA:2115:G:N1	25:BA:2118:U:OP2	2.50	0.41
25:BA:2212:A:H1'	25:BA:2215:G:C4	2.56	0.41
25:BA:2313:C:H4'	30:BF:91:ARG:CG	2.48	0.41
25:BA:2610:C:C4'	25:BA:2611:U:OP2	2.69	0.41
25:BA:2689:U:H5'	25:BA:2713:A:H2	1.85	0.41
25:BA:2822:G:O6	38:BN:4:LEU:HD23	2.20	0.41
25:BA:389:G:H1	36:BL:71:VAL:HB	1.86	0.41
25:BA:412:A:N3	25:BA:412:A:H2'	2.35	0.41
25:BA:662:G:H2'	25:BA:663:G:C8	2.56	0.41
25:BA:692:C:O2'	25:BA:693:C:H5'	2.21	0.41
26:BB:75:G:H1	26:BB:102:G:N2	2.18	0.41
28:BD:10:GLY:HA2	28:BD:192:ASN:OD1	2.21	0.41
39:BO:41:ASP:OD2	39:BO:44:LYS:HD3	2.20	0.41
41:BQ:8:VAL:HG22	41:BQ:11:ARG:NH2	2.36	0.41
42:BR:20:LEU:HD12	42:BR:21:ARG:H	1.85	0.41
42:BR:39:LEU:N	42:BR:39:LEU:HD22	2.35	0.41
47:BW:24:LYS:HB2	47:BW:37:LEU:O	2.21	0.41
48:BX:75:GLU:OE1	48:BX:75:GLU:HA	2.21	0.41
53:C3:11:LEU:HA	53:C3:11:LEU:HD22	1.95	0.41
25:CA:1021:A:C8	25:CA:1021:A:H3'	2.55	0.41
25:CA:1388:G:O2'	25:CA:1389:G:H5'	2.20	0.41
25:CA:1394:U:C4	25:CA:1395:A:C6	3.08	0.41
25:CA:175:G:O2'	25:CA:176:G:H5'	2.21	0.41

Continued on next page...

Continued from previous page...

Atom-1	Atom-2	Interatomic distance (Å)	Clash overlap (Å)
25:CA:1956:U:H1'	25:CA:2552:U:OP1	2.20	0.41
25:CA:2118:U:H3	25:CA:2148:G:H4'	1.86	0.41
25:CA:2338:G:C2	25:CA:2339:G:C8	3.09	0.41
25:CA:570:G:C6	25:CA:2030:A:C2	3.08	0.41
25:CA:626:U:H3	36:CL:105:LEU:CB	2.31	0.41
25:CA:757:U:O2'	25:CA:758:C:H5'	2.20	0.41
26:CB:29:A:P	39:CO:32:LEU:HG	2.61	0.41
27:CC:126:GLN:HG2	27:CC:127:VAL:H	1.86	0.41
34:CJ:117:HIS:CE1	34:CJ:120:ARG:HE	2.38	0.41
34:CJ:33:GLU:CD	34:CJ:34:PRO:HD2	2.41	0.41
37:CM:39:PRO:O	37:CM:40:ALA:HB2	2.21	0.41
38:CN:4:LEU:O	38:CN:4:LEU:HG	2.21	0.41
41:CQ:57:PHE:HA	41:CQ:60:LEU:HB3	2.02	0.41
41:CQ:69:CYS:HB3	41:CQ:79:PHE:CD2	2.55	0.41
47:CW:46:LYS:HB3	47:CW:47:PRO:HD2	2.02	0.41
1:DA:1287:A:H2'	1:DA:1288:A:C8	2.55	0.41
1:DA:176:C:H5''	20:DT:29:LYS:HZ1	1.82	0.41
1:DA:347:G:H2'	1:DA:348:G:O4'	2.19	0.41
1:DA:356:A:H2'	1:DA:357:G:O4'	2.21	0.41
1:DA:762:C:H2'	1:DA:763:G:H8	1.86	0.41
2:DB:154:LEU:C	2:DB:154:LEU:HD22	2.41	0.41
3:DC:155:GLY:HA3	3:DC:196:LEU:HD22	2.03	0.41
9:DI:24:GLY:O	9:DI:26:VAL:HG23	2.20	0.41
15:DO:15:PHE:O	15:DO:27:VAL:HG22	2.21	0.41
1:DA:1320:C:H42	19:DS:36:ARG:HG3	1.85	0.41
22:DV:178:HIS:HB3	22:DV:305:TYR:CE2	2.55	0.41
22:DV:11:GLU:HB3	22:DV:41:MET:HG3	2.02	0.41
1:AA:1244:C:H2'	1:AA:1245:A:H8	1.85	0.41
1:AA:1382:C:H2'	1:AA:1383:C:H6	1.84	0.41
1:AA:658:G:H2'	1:AA:659:U:C6	2.55	0.41
1:AA:790:A:C6	1:AA:791:G:N1	2.89	0.41
3:AC:105:GLU:HG2	3:AC:106:VAL:N	2.25	0.41
3:AC:108:ASN:OD1	3:AC:110:ASN:HB2	2.21	0.41
4:AD:142:PRO:HA	4:AD:185:PHE:HD2	1.86	0.41
4:AD:50:ARG:HH21	5:AE:9:LYS:HE3	1.85	0.41
6:AF:24:GLU:O	6:AF:28:ARG:HG3	2.20	0.41
6:AF:95:GLU:HA	6:AF:96:PRO:HD3	1.95	0.41
9:AI:48:GLU:N	9:AI:49:PRO:CD	2.81	0.41
12:AL:68:TYR:O	12:AL:99:ILE:HG22	2.21	0.41
17:AQ:17:LYS:HE3	17:AQ:47:PRO:HA	2.02	0.41
22:AV:234:THR:HG21	25:BA:2452:C:H4'	2.02	0.41

Continued on next page...

Continued from previous page...

Atom-1	Atom-2	Interatomic distance (Å)	Clash overlap (Å)
25:BA:1303:G:C6	25:BA:1304:C:C4	3.08	0.41
25:BA:1889:A:H2'	25:BA:1890:A:H8	1.83	0.41
25:BA:2208:U:O2	25:BA:2217:G:C2	2.73	0.41
25:BA:250:G:C6	25:BA:251:A:C6	3.09	0.41
25:BA:270(G):U:H2'	25:BA:270(H):C:C6	2.56	0.41
25:BA:2747:G:O6	25:BA:2755:C:H5''	2.20	0.41
25:BA:2821:A:OP2	25:BA:2822:G:OP2	2.38	0.41
25:BA:398:G:H2'	25:BA:399:G:H8	1.85	0.41
25:BA:643:A:N3	25:BA:643:A:H2'	2.36	0.41
25:BA:860:U:C5	25:BA:917:A:N7	2.89	0.41
26:BB:16:G:C2'	26:BB:17:C:H5'	2.50	0.41
27:BC:235:GLY:C	27:BC:237:GLU:H	2.23	0.41
27:BC:244:ARG:HG3	27:BC:245:PRO:N	2.36	0.41
27:BC:63:ARG:NH1	27:BC:86:PRO:HD2	2.35	0.41
28:BD:172:VAL:HG13	28:BD:182:LEU:HD11	2.02	0.41
28:BD:51:PHE:HB3	28:BD:52:LEU:H	1.67	0.41
29:BE:113:ALA:HB1	29:BE:186:ILE:HG21	2.02	0.41
30:BF:58:GLN:O	30:BF:62:LEU:HD13	2.20	0.41
36:BL:58:THR:C	36:BL:60:MET:N	2.73	0.41
39:BO:82:ILE:HG22	39:BO:83:LYS:N	2.36	0.41
43:BS:8:ARG:HA	43:BS:102:HIS:CD2	2.56	0.41
44:BT:30:VAL:CG1	44:BT:31:HIS:N	2.83	0.41
45:BU:75:ILE:HG12	45:BU:76:CYS:H	1.85	0.41
25:CA:1308:A:H2'	25:CA:1309:G:O4'	2.21	0.41
25:CA:1557:C:H2'	25:CA:1558:A:C2	2.56	0.41
25:CA:1750:G:H2'	25:CA:1751:C:C6	2.56	0.41
25:CA:1771:C:H1'	25:CA:1786:A:H8	1.83	0.41
25:CA:1918:A:O2'	25:CA:1920:C:N4	2.53	0.41
25:CA:2216:G:H2'	25:CA:2217:G:C8	2.55	0.41
25:CA:2283:C:C2	25:CA:2389:G:C2	3.09	0.41
25:CA:2376:A:H2'	25:CA:2377:A:O4'	2.20	0.41
25:CA:242:G:HO2'	25:CA:243:U:P	2.43	0.41
25:CA:2581:G:N3	25:CA:2581:G:H2'	2.35	0.41
25:CA:2834:G:C5	25:CA:2879:C:C4	3.09	0.41
25:CA:2869:G:H2'	25:CA:2870:C:O4'	2.21	0.41
26:CB:64:C:H2'	26:CB:65:C:C6	2.55	0.41
37:CM:14:ARG:HG2	37:CM:14:ARG:NH1	2.35	0.41
38:CN:38:VAL:HG12	38:CN:42:LYS:HE3	2.03	0.41
42:CR:22:VAL:CG1	42:CR:23:GLU:N	2.83	0.41
43:CS:8:ARG:HA	43:CS:102:HIS:CD2	2.55	0.41
48:CX:82:LEU:N	48:CX:82:LEU:HD12	2.34	0.41

Continued on next page...

Continued from previous page...

Atom-1	Atom-2	Interatomic distance (Å)	Clash overlap (Å)
49:CY:59:ARG:H	49:CY:59:ARG:HG2	1.63	0.41
1:DA:1067:A:H8	1:DA:1067:A:O5'	2.04	0.41
1:DA:1082:G:H2'	1:DA:1083:U:O4'	2.20	0.41
1:DA:155:C:H2'	1:DA:156:G:H8	1.86	0.41
1:DA:15:G:H1'	5:DE:19:MET:SD	2.61	0.41
1:DA:621:A:C6	1:DA:622:A:C6	3.09	0.41
2:DB:166:ASP:HA	2:DB:167:PRO:HD2	1.92	0.41
2:DB:28:PHE:CD1	2:DB:190:THR:HA	2.55	0.41
4:DD:36:ARG:HG2	4:DD:38:TYR:OH	2.21	0.41
5:DE:41:VAL:O	5:DE:66:MET:HG2	2.21	0.41
7:DG:48:LYS:HA	7:DG:48:LYS:HD3	1.93	0.41
11:DK:27:ASN:CG	11:DK:28:THR:N	2.73	0.41
11:DK:91:ARG:O	11:DK:95:ILE:HG13	2.21	0.41
19:DS:58:VAL:O	19:DS:58:VAL:HG23	2.21	0.41
1:AA:1060:C:H2'	1:AA:1061:G:H8	1.86	0.41
1:AA:1399:C:H4'	1:AA:1400:C:H5''	2.03	0.41
1:AA:298:A:H2'	1:AA:299:G:O4'	2.21	0.41
1:AA:730:G:H3'	1:AA:731:G:O4'	2.21	0.41
3:AC:10:PHE:HD2	3:AC:11:ARG:HH11	1.67	0.41
3:AC:59:ARG:HA	3:AC:63:ASN:O	2.21	0.41
4:AD:188:LEU:HA	4:AD:189:PRO:HD3	1.87	0.41
1:AA:15:G:H1'	5:AE:19:MET:SD	2.60	0.41
7:AG:80:VAL:C	7:AG:82:GLY:H	2.24	0.41
8:AH:11:THR:HA	8:AH:14:ARG:NH1	2.36	0.41
1:AA:37:U:P	12:AL:122:LYS:HG3	2.60	0.41
1:AA:1319:A:OP2	19:AS:5:LEU:HD23	2.20	0.41
53:B3:44:ARG:HB3	53:B3:45:LYS:H	1.71	0.41
25:BA:1021:A:H3'	25:BA:1021:A:C8	2.55	0.41
25:BA:1354:A:C8	25:BA:1355:G:C8	3.08	0.41
25:BA:1435:G:C6	25:BA:1436:G:C6	3.09	0.41
25:BA:1581:G:C6	25:BA:1582:C:N3	2.88	0.41
25:BA:2314:C:H2'	25:BA:2315:G:C8	2.56	0.41
25:BA:2705:A:OP2	25:BA:2705:A:H8	2.04	0.41
25:BA:656:G:H2'	25:BA:657:U:O4'	2.20	0.41
25:BA:695:G:C6	25:BA:768:G:C6	3.08	0.41
25:BA:706:A:H2'	25:BA:707:G:O4'	2.20	0.41
25:BA:955:C:H2'	25:BA:956:G:H5'	2.02	0.41
26:BB:29:A:P	39:BO:32:LEU:HG	2.61	0.41
27:BC:259:THR:O	27:BC:260:ARG:HB2	2.20	0.41
27:BC:34:VAL:HG13	27:BC:34:VAL:O	2.21	0.41
31:BG:117:PRO:HA	31:BG:118:PRO:HD2	1.96	0.41

Continued on next page...

Continued from previous page...

Atom-1	Atom-2	Interatomic distance (Å)	Clash overlap (Å)
31:BG:78:GLY:HA2	31:BG:83:TYR:CE1	2.56	0.41
28:BD:151:TYR:HB3	34:BJ:102:PRO:HG3	2.03	0.41
34:BJ:117:HIS:CE1	34:BJ:120:ARG:HE	2.38	0.41
34:BJ:92:GLN:O	34:BJ:94:ILE:HG13	2.21	0.41
37:BM:140:ALA:HB1	46:BV:99:TYR:HB2	2.02	0.41
37:BM:39:PRO:O	37:BM:40:ALA:HB2	2.20	0.41
38:BN:4:LEU:C	38:BN:6:SER:N	2.74	0.41
39:BO:25:ARG:O	39:BO:39:ILE:HA	2.20	0.41
45:BU:76:CYS:O	45:BU:77:PRO:C	2.58	0.41
46:BV:40:ASP:OD1	46:BV:41:LEU:N	2.54	0.41
37:BM:132:VAL:HG11	46:BV:81:ARG:HD2	2.03	0.41
55:C5:8:LYS:O	55:C5:12:LYS:HG3	2.21	0.41
25:CA:1148:A:O2'	25:CA:1149:G:H5'	2.21	0.41
25:CA:1306:C:C2	25:CA:1623:G:C2	3.08	0.41
25:CA:1831:G:H1	25:CA:1974:C:H42	1.68	0.41
25:CA:1651:G:N2	25:CA:2007:C:C2	2.89	0.41
25:CA:2581:G:H4'	25:CA:2582:G:C8	2.56	0.41
25:CA:816:C:H2'	25:CA:817:C:C6	2.56	0.41
25:CA:888:C:C2'	25:CA:889:C:H5'	2.50	0.41
25:CA:821:A:H2'	25:CA:946:G:H5''	2.02	0.41
26:CB:85:G:C2	26:CB:92:G:C2	3.09	0.41
27:CC:72:LYS:HE3	27:CC:101:GLU:CB	2.51	0.41
27:CC:131:LEU:HD11	27:CC:136:ILE:HG12	2.03	0.41
28:CD:172:VAL:HG13	28:CD:182:LEU:HD11	2.02	0.41
29:CE:116:ASP:OD2	36:CL:5:ASP:HB2	2.20	0.41
29:CE:113:ALA:HB1	29:CE:186:ILE:HG21	2.02	0.41
30:CF:91:ARG:HB3	30:CF:91:ARG:CZ	2.51	0.41
35:CK:12:ASP:HA	35:CK:98:VAL:HA	2.02	0.41
37:CM:58:PHE:CD1	37:CM:58:PHE:O	2.74	0.41
39:CO:35:ILE:HG13	39:CO:35:ILE:O	2.21	0.41
39:CO:41:ASP:OD2	39:CO:44:LYS:HD3	2.20	0.41
39:CO:28:VAL:HG21	39:CO:87:PHE:CE1	2.55	0.41
42:CR:15:GLU:HB3	42:CR:16:PRO:HD2	2.02	0.41
43:CS:40:ASN:O	43:CS:41:LYS:HG2	2.21	0.41
44:CT:23:GLU:HG3	44:CT:24:GLY:N	2.35	0.41
45:CU:28:LYS:HE3	45:CU:28:LYS:HB2	1.89	0.41
46:CV:9:TYR:O	46:CV:38:TYR:HE2	2.03	0.41
48:CX:19:GLN:HG2	48:CX:41:ARG:HA	2.02	0.41
1:DA:1360:A:H2'	1:DA:1361:G:O4'	2.21	0.41
1:DA:246:A:N1	1:DA:279:A:C2	2.89	0.41
4:DD:96:LEU:HD12	4:DD:139:ARG:CD	2.51	0.41

Continued on next page...

Continued from previous page...

Atom-1	Atom-2	Interatomic distance (Å)	Clash overlap (Å)
8:DH:31:PHE:CE2	8:DH:35:ILE:HD11	2.56	0.41
8:DH:6:ILE:HD11	8:DH:31:PHE:HD2	1.86	0.41
10:DJ:74:ILE:HD13	10:DJ:74:ILE:N	2.30	0.41
10:DJ:79:ARG:HA	10:DJ:79:ARG:HD3	1.90	0.41
12:DL:45:LYS:HE2	12:DL:45:LYS:HB3	1.89	0.41
13:DM:84:ILE:CG1	19:DS:66:MET:HE2	2.49	0.41
1:AA:1189:C:OP1	3:AC:5:ILE:HG21	2.20	0.41
1:AA:1288:A:N1	1:AA:1371:G:H1'	2.36	0.41
1:AA:560:U:H5'	1:AA:566:G:N2	2.36	0.41
1:AA:567:G:H2'	1:AA:568:G:O4'	2.20	0.41
1:AA:597:G:H2'	1:AA:598:U:H5'	2.02	0.41
1:AA:792:A:N3	1:AA:794:A:C5	2.89	0.41
1:AA:818:G:H3'	1:AA:819:A:H5''	2.02	0.41
1:AA:19:C:H5''	5:AE:86:ALA:HB1	2.01	0.41
9:AI:33:PHE:HZ	9:AI:43:ALA:O	2.04	0.41
12:AL:92:LEU:HA	12:AL:93:PRO:HD3	1.95	0.41
15:AO:5:LYS:CD	15:AO:5:LYS:H	2.30	0.41
22:AV:115:THR:HG22	22:AV:116:GLY:N	2.35	0.41
25:BA:1022:G:H8	34:BJ:92:GLN:HE21	1.66	0.41
25:BA:1025:G:C4	25:BA:1135:C:H1'	2.56	0.41
25:BA:1375:C:H2'	25:BA:1376:C:C6	2.46	0.41
25:BA:1677:A:C5	25:BA:1678:G:C5	3.09	0.41
25:BA:176:G:O2'	25:BA:177:G:H5'	2.21	0.41
25:BA:2246:G:H2'	25:BA:2247:A:C8	2.54	0.41
25:BA:300:A:H2'	25:BA:334:C:O2'	2.21	0.41
25:BA:379:G:N2	48:BX:20:ARG:NH1	2.68	0.41
25:BA:503:A:C5	25:BA:506:G:C5	3.09	0.41
25:BA:904:C:O2'	25:BA:905:U:H5'	2.21	0.41
27:BC:63:ARG:HD2	27:BC:85:ASP:OD2	2.21	0.41
28:BD:188:VAL:HG23	28:BD:189:PRO:HD2	2.02	0.41
29:BE:24:LEU:HB3	29:BE:115:ALA:HB2	2.03	0.41
29:BE:66:PRO:HB2	29:BE:68:LYS:HG2	2.02	0.41
30:BF:84:LYS:HA	30:BF:84:LYS:HD2	1.91	0.41
31:BG:25:LYS:HE2	31:BG:34:GLU:OE2	2.21	0.41
34:BJ:80:ALA:HB3	34:BJ:147:ALA:HB2	2.02	0.41
35:BK:63:VAL:HG12	35:BK:106:LEU:HD21	2.03	0.41
36:BL:85:LEU:HD21	36:BL:116:GLY:O	2.21	0.41
45:BU:29:GLU:HB3	45:BU:38:ILE:HD12	2.02	0.41
48:BX:13:ILE:HG23	48:BX:14:VAL:H	1.86	0.41
50:BZ:31:LEU:HG	50:BZ:32:GLN:N	2.36	0.41
53:C3:40:CYS:HA	53:C3:41:PRO:HD3	1.90	0.41

Continued on next page...

Continued from previous page...

Atom-1	Atom-2	Interatomic distance (Å)	Clash overlap (Å)
55:C5:26:LYS:HB2	55:C5:44:LYS:O	2.21	0.41
25:CA:1109:C:H2'	25:CA:1110:G:O4'	2.21	0.41
25:CA:1025:G:C4	25:CA:1135:C:H1'	2.56	0.41
25:CA:1161:C:H1'	42:CR:8:GLY:O	2.20	0.41
25:CA:1301:A:H4'	25:CA:1302:A:OP1	2.21	0.41
25:CA:1530:G:N1	25:CA:1542:G:N2	2.69	0.41
25:CA:1677:A:C5	25:CA:1678:G:C5	3.08	0.41
25:CA:2081:C:H2'	25:CA:2082:A:C8	2.56	0.41
25:CA:2248:C:C2'	25:CA:2249:U:H5'	2.50	0.41
25:CA:239:U:H2'	25:CA:240:G:O4'	2.21	0.41
25:CA:2582:G:H2'	25:CA:2582:G:N3	2.36	0.41
25:CA:412:A:N3	25:CA:412:A:H2'	2.35	0.41
25:CA:627:A:H4'	25:CA:628:G:H5'	2.02	0.41
25:CA:648:G:H2'	25:CA:649:G:H8	1.86	0.41
25:CA:742:G:H2'	25:CA:743:G:C8	2.56	0.41
25:CA:979:G:H3'	25:CA:980:A:C5'	2.50	0.41
25:CA:744:G:OP1	28:CD:132:HIS:HB2	2.20	0.41
30:CF:71:THR:HG23	30:CF:71:THR:O	2.21	0.41
31:CG:104:GLU:HA	31:CG:113:VAL:O	2.20	0.41
31:CG:25:LYS:HE2	31:CG:34:GLU:OE2	2.21	0.41
31:CG:46:GLU:HG3	31:CG:51:ARG:NE	2.35	0.41
34:CJ:110:LEU:HD23	34:CJ:110:LEU:O	2.21	0.41
35:CK:106:LEU:H	35:CK:106:LEU:HD12	1.85	0.41
25:CA:411:G:O2'	36:CL:72:PRO:HG3	2.20	0.41
38:CN:4:LEU:C	38:CN:6:SER:N	2.73	0.41
39:CO:93:LYS:HA	39:CO:93:LYS:HE3	2.01	0.41
41:CQ:6:THR:HG21	41:CQ:10:ARG:HH21	1.86	0.41
1:DA:1129:C:O2'	1:DA:1130:A:P	2.79	0.41
1:DA:262:A:N6	1:DA:263:A:N6	2.69	0.41
1:DA:560:U:H5'	1:DA:566:G:N2	2.36	0.41
1:DA:1190:G:OP1	3:DC:4:LYS:HA	2.21	0.41
10:DJ:54:PHE:HB3	10:DJ:55:LYS:H	1.66	0.41
1:DA:948:C:OP1	13:DM:107:ALA:HA	2.21	0.41
15:DO:82:ILE:C	15:DO:82:ILE:HD13	2.41	0.41
1:DA:377:G:OP1	16:DP:3:LYS:HD2	2.21	0.41
22:DV:248:ILE:CG2	22:DV:273:LEU:HD21	2.48	0.41
23:DW:69:C:H2'	23:DW:70:G:H8	1.86	0.41
1:AA:1190:G:OP1	3:AC:4:LYS:HA	2.21	0.41
1:AA:1305:G:OP2	1:AA:1305:G:C8	2.74	0.41
1:AA:971:G:H1'	1:AA:1365:G:O2'	2.20	0.41
1:AA:145:G:H2'	1:AA:146:G:C8	2.52	0.41

Continued on next page...

Continued from previous page...

Atom-1	Atom-2	Interatomic distance (Å)	Clash overlap (Å)
1:AA:20:U:H2'	1:AA:21:G:O4'	2.20	0.41
1:AA:262:A:N6	1:AA:263:A:N6	2.69	0.41
1:AA:246:A:N1	1:AA:279:A:C2	2.89	0.41
1:AA:316:G:C2	1:AA:338:A:C2	3.09	0.41
1:AA:552:U:O2	12:AL:30:PRO:HB3	2.21	0.41
2:AB:167:PRO:O	2:AB:171:ALA:HB2	2.20	0.41
4:AD:189:PRO:CB	4:AD:194:LEU:HD21	2.51	0.41
5:AE:25:ARG:HD2	5:AE:25:ARG:N	2.36	0.41
12:AL:84:ILE:HD12	12:AL:84:ILE:N	2.36	0.41
14:AN:57:ARG:HG2	14:AN:58:LYS:N	2.35	0.41
19:AS:70:LYS:N	19:AS:70:LYS:HE3	2.36	0.41
22:AV:317:ILE:H	22:AV:317:ILE:HD13	1.85	0.41
23:AW:19:G:H4'	23:AW:20:U:OP2	2.21	0.41
25:BA:1071:G:H1'	25:BA:1089:G:O2'	2.20	0.41
25:BA:1301:A:H4'	25:BA:1302:A:OP1	2.21	0.41
25:BA:1308:A:H2'	25:BA:1309:G:O4'	2.20	0.41
25:BA:1388:G:O2'	25:BA:1389:G:H5'	2.21	0.41
25:BA:188:G:H1	25:BA:208:C:N4	2.18	0.41
25:BA:1918:A:O2'	25:BA:1920:C:N4	2.53	0.41
25:BA:1956:U:H1'	25:BA:2552:U:OP1	2.21	0.41
25:BA:1992:G:C2	25:BA:1997:G:C5	3.09	0.41
25:BA:2093:G:H2'	25:BA:2094:G:C8	2.53	0.41
25:BA:2338:G:C2	25:BA:2339:G:C8	3.09	0.41
25:BA:31:C:O2'	25:BA:32:C:H5'	2.21	0.41
25:BA:418:G:H2'	25:BA:419:C:H6	1.86	0.41
25:BA:648:G:H2'	25:BA:649:G:H8	1.86	0.41
25:BA:786:C:O2'	25:BA:787:U:H5'	2.21	0.41
27:BC:143:HIS:O	27:BC:144:ALA:C	2.59	0.41
25:BA:784:A:C5	27:BC:229:VAL:HG21	2.56	0.41
25:BA:2638:G:P	28:BD:82:ARG:HH22	2.44	0.41
31:BG:33:LEU:HD11	31:BG:136:ILE:HB	2.03	0.41
31:BG:46:GLU:HG3	31:BG:51:ARG:HD2	2.01	0.41
32:BH:68:LEU:O	32:BH:72:LEU:HB2	2.21	0.41
34:BJ:122:LEU:O	34:BJ:122:LEU:HD13	2.21	0.41
34:BJ:161:LEU:H	34:BJ:161:LEU:HD23	1.84	0.41
35:BK:12:ASP:HA	35:BK:98:VAL:HA	2.02	0.41
41:BQ:88:ILE:HG22	42:BR:47:VAL:O	2.21	0.41
42:BR:18:LEU:H	42:BR:96:ILE:HB	1.85	0.41
44:BT:89:ILE:HG13	44:BT:92:LEU:HD12	2.03	0.41
25:CA:1429:G:N3	25:CA:1568:G:C2	2.89	0.41
25:CA:1813:G:N3	27:CC:50:THR:OG1	2.50	0.41

Continued on next page...

Continued from previous page...

Atom-1	Atom-2	Interatomic distance (Å)	Clash overlap (Å)
25:CA:1896:G:H2'	25:CA:1897:G:H8	1.86	0.41
25:CA:2304:G:H1	25:CA:2312:U:H3	1.66	0.41
25:CA:2333:A:H1'	25:CA:2335:A:C6	2.56	0.41
25:CA:2334:G:H4'	25:CA:2335:A:OP2	2.21	0.41
25:CA:2414:G:H21	36:CL:67:MET:CE	2.34	0.41
25:CA:2516:G:C6	25:CA:2517:C:N4	2.89	0.41
25:CA:483:A:H4'	45:CU:49:VAL:HG23	2.03	0.41
25:CA:667:U:H2'	25:CA:668:G:O4'	2.20	0.41
27:CC:10:THR:HG23	27:CC:13:ARG:HB2	2.02	0.41
27:CC:143:HIS:O	27:CC:144:ALA:C	2.59	0.41
29:CE:24:LEU:HB3	29:CE:115:ALA:HB2	2.02	0.41
31:CG:33:LEU:HD11	31:CG:136:ILE:HB	2.03	0.41
31:CG:68:THR:HA	31:CG:71:LEU:HB3	2.02	0.41
32:CH:128:LEU:HG	32:CH:142:VAL:CG2	2.51	0.41
32:CH:82:ARG:HD2	32:CH:89:TYR:CD2	2.54	0.41
36:CL:38:GLN:CG	36:CL:39:LYS:H	2.32	0.41
36:CL:36:LYS:CD	36:CL:41:ARG:HB2	2.50	0.41
39:CO:90:GLY:O	39:CO:91:PRO:C	2.59	0.41
40:CP:30:VAL:HG12	40:CP:86:ILE:CG1	2.51	0.41
41:CQ:29:SER:O	41:CQ:30:LYS:HD3	2.21	0.41
41:CQ:88:ILE:HG22	42:CR:47:VAL:O	2.21	0.41
42:CR:18:LEU:HD22	42:CR:18:LEU:C	2.41	0.41
42:CR:40:LEU:HD23	42:CR:47:VAL:HG23	2.02	0.41
42:CR:88:ARG:O	42:CR:88:ARG:HD2	2.21	0.41
45:CU:98:VAL:HG22	45:CU:98:VAL:O	2.21	0.41
47:CW:36:ILE:HG23	47:CW:58:THR:HG23	2.03	0.41
49:CY:6:VAL:O	49:CY:9:GLN:HB2	2.21	0.41
1:DA:124:G:C6	1:DA:125:U:C4	3.09	0.41
1:DA:1367:C:O2'	10:DJ:48:THR:HG21	2.20	0.41
1:DA:236:G:H5''	17:DQ:42:TYR:OH	2.21	0.41
1:DA:488:C:H2'	1:DA:489:C:C6	2.56	0.41
1:DA:730:G:H3'	1:DA:731:G:O4'	2.21	0.41
1:DA:79:G:H2'	1:DA:80:G:C8	2.56	0.41
1:DA:980:C:H3'	1:DA:981:U:C6	2.56	0.41
5:DE:35:GLY:HA3	5:DE:41:VAL:HG12	2.03	0.41
12:DL:118:LYS:HB3	12:DL:118:LYS:HE2	1.92	0.41
12:DL:51:LEU:HD11	22:DV:300:GLU:CG	2.50	0.41
13:DM:67:GLU:CG	13:DM:68:GLY:H	2.31	0.41
16:DP:45:THR:C	16:DP:47:ASP:H	2.24	0.41
1:DA:376:G:P	16:DP:67:THR:HG21	2.61	0.41
1:DA:1305:G:H5'	21:DU:4:GLY:HA3	2.03	0.41

Continued on next page...

Continued from previous page...

Atom-1	Atom-2	Interatomic distance (Å)	Clash overlap (Å)
22:DV:119:GLU:OE1	22:DV:184:PRO:HB3	2.21	0.41
22:DV:223:ARG:HA	22:DV:236:ASP:HA	2.03	0.41
22:DV:230:GLN:O	22:DV:234:THR:HG22	2.21	0.41
1:AA:1133:G:H2'	1:AA:1134:G:H8	1.86	0.41
1:AA:1505:G:C4'	1:AA:1506:U:H5'	2.42	0.41
1:AA:356:A:H2'	1:AA:357:G:O4'	2.21	0.41
1:AA:525:C:H6	1:AA:525:C:O5'	2.04	0.41
1:AA:990:C:H2'	1:AA:991:U:O4'	2.21	0.41
4:AD:8:VAL:C	4:AD:10:ARG:H	2.24	0.41
7:AG:75:VAL:HA	7:AG:88:PRO:HA	2.02	0.41
11:AK:105:VAL:HG23	11:AK:105:VAL:O	2.21	0.41
17:AQ:59:ILE:CG2	17:AQ:71:PHE:HB3	2.51	0.41
18:AR:74:ARG:HA	18:AR:79:LEU:O	2.21	0.41
55:B5:8:LYS:O	55:B5:12:LYS:HG3	2.21	0.41
25:BA:1891:G:C6	25:BA:1892:C:C4	3.09	0.41
25:BA:1916:A:H2'	25:BA:1917:U:O4'	2.21	0.41
25:BA:1919:A:H2'	25:BA:1919:A:N3	2.35	0.41
25:BA:195:A:H61	25:BA:198:C:H3'	1.85	0.41
25:BA:829:A:C8	25:BA:2248:C:H5'	2.56	0.41
25:BA:2283:C:H2'	25:BA:2284:C:O4'	2.21	0.41
25:BA:2393:A:H5''	36:BL:62:LEU:HD12	2.03	0.41
25:BA:389:G:H22	36:BL:72:PRO:HD3	1.86	0.41
25:BA:416:C:H2'	25:BA:417:C:C6	2.55	0.41
25:BA:503:A:C5	25:BA:506:G:C6	3.08	0.41
25:BA:752:A:OP1	54:B4:3:ARG:NH2	2.51	0.41
25:BA:807:U:OP2	36:BL:39:LYS:HG3	2.20	0.41
25:BA:860:U:H2'	25:BA:861:A:C8	2.52	0.41
25:BA:886:C:H3'	25:BA:886:C:H6	1.86	0.41
26:BB:60:C:C2	26:BB:61:G:C8	3.09	0.41
27:BC:166:GLN:CA	27:BC:166:GLN:HE21	2.33	0.41
25:BA:2048:G:H21	28:BD:113:PHE:HE1	1.69	0.41
28:BD:101:ARG:HD3	28:BD:169:ASN:HD22	1.85	0.41
28:BD:5:LEU:HB2	28:BD:51:PHE:CD2	2.56	0.41
29:BE:116:ASP:OD2	36:BL:5:ASP:HB2	2.21	0.41
29:BE:78:ILE:CD1	29:BE:78:ILE:H	2.18	0.41
34:BJ:116:THR:OG1	34:BJ:117:HIS:N	2.54	0.41
34:BJ:33:GLU:CD	34:BJ:34:PRO:HD2	2.41	0.41
36:BL:49:ARG:CG	36:BL:50:ARG:N	2.84	0.41
37:BM:81:VAL:CG1	37:BM:82:ARG:HG2	2.50	0.41
38:BN:11:ASN:O	38:BN:12:ARG:HB2	2.20	0.41
40:BP:23:ARG:HB2	40:BP:120:ARG:NH1	2.36	0.41

Continued on next page...

Continued from previous page...

Atom-1	Atom-2	Interatomic distance (Å)	Clash overlap (Å)
43:BS:8:ARG:HB3	43:BS:9:TYR:HD2	1.86	0.41
46:BV:110:GLY:HA2	46:BV:146:ILE:HG23	2.03	0.41
30:CF:109:VAL:HG13	51:C1:59:VAL:HG11	2.03	0.41
54:C4:13:ALA:O	54:C4:17:GLY:HA3	2.21	0.41
25:CA:1036:G:H2'	25:CA:1037:G:C8	2.56	0.41
25:CA:215:G:H4'	25:CA:216:A:O5'	2.20	0.41
25:CA:2286:A:OP2	53:C3:27:LYS:HG3	2.20	0.41
25:CA:2287:A:N6	25:CA:2344:U:H3	2.09	0.41
25:CA:2604:U:OP2	22:DV:227:PRO:HD3	2.21	0.41
25:CA:688:U:H2'	25:CA:689:A:C8	2.56	0.41
25:CA:769:G:O2'	25:CA:770:G:H5'	2.20	0.41
25:CA:784:A:C5	27:CC:229:VAL:HG21	2.56	0.41
27:CC:63:ARG:NH1	27:CC:86:PRO:HD2	2.36	0.41
28:CD:5:LEU:HB2	28:CD:51:PHE:CD2	2.56	0.41
30:CF:58:GLN:O	30:CF:62:LEU:HD13	2.21	0.41
31:CG:42:ARG:O	31:CG:52:VAL:HA	2.21	0.41
36:CL:114:ILE:H	36:CL:114:ILE:HG13	1.73	0.41
25:CA:807:U:OP2	36:CL:39:LYS:HG3	2.21	0.41
25:CA:1275:A:C4	38:CN:16:HIS:CD2	3.08	0.41
40:CP:50:ILE:N	40:CP:50:ILE:HD12	2.35	0.41
40:CP:57:PHE:O	40:CP:58:ASN:ND2	2.54	0.41
48:CX:13:ILE:HG23	48:CX:14:VAL:H	1.86	0.41
25:CA:2230:G:H1'	48:CX:45:ASN:HB2	2.03	0.41
49:CY:35:LEU:HD11	49:CY:49:LYS:HB3	2.03	0.41
1:DA:1104:G:H2'	1:DA:1105:A:H8	1.85	0.41
1:DA:1261:A:H4'	1:DA:1283:G:H5''	2.02	0.41
1:DA:1392:G:O2'	1:DA:1393:U:H5'	2.21	0.41
1:DA:59:A:C2	1:DA:354:G:C4	3.09	0.41
1:DA:575:G:H4'	1:DA:576:G:H5''	2.02	0.41
1:DA:621:A:N6	1:DA:622:A:C6	2.89	0.41
1:DA:949:A:H1'	1:DA:1364:U:N3	2.35	0.41
2:DB:32:ILE:HD12	2:DB:32:ILE:HA	1.95	0.41
3:DC:149:ALA:O	3:DC:169:ALA:HB1	2.21	0.41
4:DD:102:ASP:HA	4:DD:121:VAL:HG21	2.02	0.41
4:DD:188:LEU:N	4:DD:188:LEU:HD12	2.36	0.41
4:DD:39:PRO:HA	4:DD:40:PRO:HD3	1.93	0.41
4:DD:88:VAL:HG13	5:DE:97:GLY:HA3	2.03	0.41
12:DL:29:ALA:HB1	12:DL:31:PHE:O	2.21	0.41
16:DP:8:ARG:NH2	16:DP:15:PRO:HG3	2.36	0.41
1:DA:1313:U:P	19:DS:6:LYS:HG3	2.60	0.41
23:DW:19:G:C2	23:DW:57:A:N3	2.88	0.41

Continued on next page...

Continued from previous page...

Atom-1	Atom-2	Interatomic distance (Å)	Clash overlap (Å)
1:AA:1309:G:C6	1:AA:1329:A:C2	3.09	0.41
1:AA:1367:C:O2'	10:AJ:48:THR:HG21	2.20	0.41
1:AA:155:C:H2'	1:AA:156:G:H8	1.85	0.41
1:AA:152:A:H62	1:AA:169:C:H42	1.69	0.41
1:AA:152:A:H62	1:AA:169:C:N4	2.19	0.41
2:AB:98:LEU:O	2:AB:101:MET:HG3	2.20	0.41
2:AB:154:LEU:C	2:AB:154:LEU:HD22	2.41	0.41
6:AF:5:GLU:HG3	6:AF:93:SER:OG	2.20	0.41
7:AG:38:LEU:HD12	7:AG:41:ARG:HH12	1.86	0.41
10:AJ:74:ILE:N	10:AJ:74:ILE:HD13	2.29	0.41
11:AK:44:SER:OG	11:AK:47:VAL:HG23	2.21	0.41
17:AQ:12:SER:HB3	17:AQ:20:THR:CB	2.41	0.41
18:AR:74:ARG:O	18:AR:81:PHE:HE1	2.04	0.41
22:AV:223:ARG:HA	22:AV:236:ASP:HA	2.03	0.41
25:BA:1517:G:C6	25:BA:1518:C:N3	2.89	0.41
25:BA:1625:C:H2'	25:BA:1626:G:O4'	2.21	0.41
25:BA:2051:A:H5'	25:BA:2578:G:O4'	2.21	0.41
25:BA:2165:G:H2'	25:BA:2166:G:H5'	2.03	0.41
25:BA:2475:C:H2'	25:BA:2477:C:OP1	2.21	0.41
25:BA:270(U):G:C6	25:BA:270(V):C:C4	3.09	0.41
25:BA:2817:G:H2'	25:BA:2818:G:O4'	2.21	0.41
25:BA:579:G:C2	25:BA:1262:A:C5	3.09	0.41
25:BA:816:C:H2'	25:BA:817:C:C6	2.56	0.41
25:BA:888:C:H2'	25:BA:889:C:H5'	2.03	0.41
30:BF:20:ILE:O	30:BF:24:GLY:HA2	2.21	0.41
31:BG:158:HIS:CD2	31:BG:160:LYS:HE2	2.55	0.41
32:BH:133:HIS:HD2	32:BH:135:GLU:HG2	1.85	0.41
35:BK:106:LEU:HD12	35:BK:106:LEU:H	1.86	0.41
38:BN:116:LEU:HA	38:BN:116:LEU:HD23	1.97	0.41
39:BO:67:ARG:O	39:BO:71:ARG:HG3	2.21	0.41
41:BQ:5:LYS:HB3	41:BQ:5:LYS:HE3	1.87	0.41
42:BR:4:ILE:HG22	42:BR:5:VAL:N	2.35	0.41
42:BR:72:VAL:HG22	42:BR:85:LYS:O	2.21	0.41
48:BX:19:GLN:HA	48:BX:41:ARG:HA	2.03	0.41
48:BX:84:GLY:O	48:BX:85:LEU:C	2.58	0.41
49:BY:28:LYS:HB2	49:BY:57:ILE:HD11	2.02	0.41
49:BY:6:VAL:O	49:BY:9:GLN:HB2	2.21	0.41
25:CA:1336:A:H2'	25:CA:1337:G:H8	1.86	0.41
25:CA:1425:G:N1	25:CA:1426:G:C2	2.89	0.41
25:CA:2096:U:H2'	25:CA:2097:C:C6	2.56	0.41
25:CA:2314:C:H2'	25:CA:2315:G:C8	2.55	0.41

Continued on next page...

Continued from previous page...

Atom-1	Atom-2	Interatomic distance (Å)	Clash overlap (Å)
25:CA:2516:G:C2	25:CA:2569:G:N3	2.89	0.41
25:CA:2817:G:H2'	25:CA:2818:G:O4'	2.21	0.41
25:CA:624:C:O2	25:CA:657:U:H4'	2.21	0.41
25:CA:722:A:H2'	25:CA:723:G:H8	1.86	0.41
25:CA:888:C:H2'	25:CA:889:C:H5'	2.03	0.41
39:CO:35:ILE:HG23	39:CO:53:SER:HB2	2.02	0.41
39:CO:87:PHE:CE2	39:CO:89:ARG:HA	2.56	0.41
42:CR:22:VAL:HG12	42:CR:23:GLU:H	1.85	0.41
47:CW:24:LYS:HB2	47:CW:37:LEU:O	2.20	0.41
48:CX:35:THR:HB	48:CX:36:GLY:H	1.74	0.41
50:CZ:40:THR:OG1	50:CZ:43:ILE:HG12	2.20	0.41
1:DA:1080:A:H5''	5:DE:16:THR:HG21	2.03	0.41
1:DA:539:A:H2'	1:DA:540:G:H8	1.83	0.41
1:DA:790:A:C6	1:DA:791:G:N1	2.89	0.41
1:DA:929:G:H2'	1:DA:930:C:C6	2.56	0.41
3:DC:44:GLU:OE1	3:DC:52:LEU:HD21	2.21	0.41
4:DD:50:ARG:HH21	5:DE:9:LYS:HE3	1.85	0.41
6:DF:14:LEU:HD23	6:DF:15:ASP:N	2.36	0.41
7:DG:150:ALA:HA	11:DK:59:TYR:CD2	2.56	0.41
13:DM:74:VAL:O	13:DM:78:ILE:HG13	2.20	0.41
14:DN:36:PHE:HD1	14:DN:37:PHE:CD2	2.39	0.41
15:DO:33:THR:CG2	15:DO:63:ARG:HH22	2.30	0.41
1:AA:1067:A:H8	1:AA:1067:A:O5'	2.03	0.40
1:AA:1223:C:P	19:AS:78:ARG:HH21	2.43	0.40
1:AA:1372:U:C5	1:AA:1373:G:C5	3.08	0.40
1:AA:1417:G:H2'	1:AA:1482:G:N2	2.36	0.40
1:AA:976:G:N7	1:AA:1358:U:C2	2.90	0.40
3:AC:7:PRO:HG3	3:AC:201:TYR:HE2	1.87	0.40
12:AL:69:ILE:HA	12:AL:70:PRO:HD3	1.86	0.40
1:AA:948:C:OP1	13:AM:107:ALA:HA	2.22	0.40
13:AM:12:ASN:O	13:AM:13:LYS:HB2	2.21	0.40
13:AM:60:VAL:HG13	13:AM:64:TRP:NE1	2.26	0.40
16:AP:45:THR:C	16:AP:47:ASP:H	2.24	0.40
1:AA:376:G:P	16:AP:67:THR:HG21	2.61	0.40
19:AS:25:LYS:HB3	19:AS:27:GLU:OE1	2.21	0.40
22:AV:11:GLU:HB3	22:AV:41:MET:HG3	2.02	0.40
22:AV:317:ILE:HG21	22:AV:342:ALA:CB	2.51	0.40
55:B5:6:THR:HG22	55:B5:63:PRO:HD2	2.03	0.40
25:BA:1149:G:H2'	25:BA:1150:C:C6	2.56	0.40
25:BA:1274:A:C6	25:BA:1302:A:C2	3.09	0.40
25:BA:1386:C:H2'	25:BA:1387:C:C6	2.56	0.40

Continued on next page...

Continued from previous page...

Atom-1	Atom-2	Interatomic distance (Å)	Clash overlap (Å)
25:BA:1342:A:C5	25:BA:1397:U:C6	3.09	0.40
25:BA:1401:G:C6	25:BA:1402:C:C4	3.10	0.40
25:BA:1652:A:N6	25:BA:1653:G:N1	2.69	0.40
25:BA:570:G:C6	25:BA:2030:A:C2	3.08	0.40
25:BA:2056:G:H2'	25:BA:2056:G:N3	2.36	0.40
25:BA:213:A:O2'	25:BA:214:G:H5'	2.22	0.40
25:BA:2290:G:H2'	25:BA:2291:U:O4'	2.21	0.40
25:BA:2781:A:H5'	25:BA:2782:G:H5'	2.02	0.40
25:BA:755:C:C2	25:BA:756:C:C5	3.08	0.40
25:BA:765:G:H2'	25:BA:766:C:C6	2.56	0.40
25:BA:952:G:C6	25:BA:953:A:N7	2.89	0.40
26:BB:85:G:C2	26:BB:92:G:C2	3.09	0.40
27:BC:245:PRO:O	27:BC:246:PRO:C	2.59	0.40
28:BD:147:PRO:HB2	28:BD:149:ARG:HG2	2.03	0.40
28:BD:6:GLY:HA2	28:BD:51:PHE:CE2	2.56	0.40
32:BH:77:LEU:HD22	32:BH:79:ILE:CD1	2.52	0.40
34:BJ:74:PHE:CE1	34:BJ:142:ARG:HD2	2.56	0.40
39:BO:85:VAL:HG11	39:BO:106:ARG:HD2	2.03	0.40
41:BQ:36:ARG:HG2	41:BQ:40:PHE:HE1	1.81	0.40
42:BR:40:LEU:C	42:BR:45:THR:HB	2.42	0.40
45:BU:2:ARG:C	45:BU:4:LYS:H	2.25	0.40
45:BU:71:LYS:HZ2	45:BU:71:LYS:HB2	1.85	0.40
25:CA:1386:C:H2'	25:CA:1387:C:C6	2.56	0.40
25:CA:1682:G:C6	25:CA:1683:C:C4	3.09	0.40
25:CA:1789:A:OP1	27:CC:221:VAL:HA	2.21	0.40
25:CA:2048:G:H21	28:CD:113:PHE:HE1	1.68	0.40
25:CA:2081:C:H2'	25:CA:2082:A:H8	1.85	0.40
25:CA:2172:U:H5'	25:CA:2173:A:OP1	2.20	0.40
25:CA:2173:A:H2'	25:CA:2174:C:O4'	2.21	0.40
25:CA:2508:G:P	22:DV:223:ARG:HH12	2.44	0.40
25:CA:2515:C:H1'	25:CA:2570:G:N2	2.36	0.40
25:CA:765:G:H2'	25:CA:766:C:C6	2.56	0.40
27:CC:79:VAL:HG21	27:CC:111:LEU:HD11	2.03	0.40
27:CC:118:VAL:CG2	27:CC:119:ALA:H	2.27	0.40
30:CF:133:LEU:HD23	30:CF:133:LEU:N	2.35	0.40
35:CK:63:VAL:HG12	35:CK:106:LEU:HD21	2.02	0.40
42:CR:72:VAL:HG22	42:CR:85:LYS:O	2.21	0.40
46:CV:150:LEU:HD23	46:CV:151:HIS:N	2.35	0.40
1:DA:1111:A:H2	3:DC:177:THR:HG23	1.86	0.40
1:DA:937:A:C2	1:DA:1379:G:C6	3.09	0.40
1:DA:82:U:O2'	1:DA:85:U:H5	2.04	0.40

Continued on next page...

Continued from previous page...

Atom-1	Atom-2	Interatomic distance (Å)	Clash overlap (Å)
3:DC:108:ASN:OD1	3:DC:110:ASN:HB2	2.21	0.40
3:DC:59:ARG:HA	3:DC:63:ASN:O	2.21	0.40
4:DD:189:PRO:CB	4:DD:194:LEU:HD21	2.51	0.40
5:DE:25:ARG:N	5:DE:25:ARG:HD2	2.36	0.40
7:DG:102:ARG:HG2	7:DG:106:GLN:NE2	2.33	0.40
7:DG:40:ALA:O	7:DG:44:TYR:CD1	2.74	0.40
12:DL:84:ILE:HD12	12:DL:84:ILE:N	2.36	0.40
22:DV:237:SER:HA	22:DV:258:GLN:HB2	2.03	0.40
22:DV:317:ILE:HD11	22:DV:319:PHE:CB	2.50	0.40
22:DV:93:GLU:HA	22:DV:96:LEU:HB3	2.03	0.40
1:AA:1256:A:H2	1:AA:1277:C:C4	2.40	0.40
1:AA:1360:A:H2'	1:AA:1361:G:O4'	2.21	0.40
1:AA:193:C:O2'	1:AA:194:C:H5'	2.22	0.40
1:AA:32:A:H2'	1:AA:33:A:C8	2.56	0.40
1:AA:79:G:H2'	1:AA:80:G:C8	2.55	0.40
1:AA:818:G:C3'	1:AA:819:A:H5''	2.51	0.40
1:AA:949:A:H1'	1:AA:1364:U:N3	2.35	0.40
1:AA:980:C:H3'	1:AA:981:U:C6	2.56	0.40
4:AD:76:ARG:HD3	4:AD:207:TYR:CE2	2.56	0.40
8:AH:31:PHE:CE2	8:AH:35:ILE:HD11	2.56	0.40
8:AH:50:ARG:N	8:AH:50:ARG:HD2	2.32	0.40
10:AJ:62:HIS:O	14:AN:59:ALA:HB3	2.21	0.40
11:AK:120:ARG:HA	11:AK:121:PRO:HD3	1.93	0.40
7:AG:150:ALA:HA	11:AK:59:TYR:CD2	2.55	0.40
22:AV:13:ARG:N	22:AV:13:ARG:CD	2.85	0.40
22:AV:230:GLN:O	22:AV:234:THR:HG22	2.21	0.40
22:AV:5:LEU:HA	22:AV:8:LEU:HB3	2.03	0.40
22:AV:93:GLU:HA	22:AV:96:LEU:HB3	2.02	0.40
23:AW:69:C:H2'	23:AW:70:G:H8	1.86	0.40
25:BA:1677:A:C6	25:BA:1678:G:C6	3.09	0.40
25:BA:1813:G:H1'	27:BC:50:THR:CG2	2.41	0.40
25:BA:1926:U:H2'	25:BA:1928:A:OP2	2.21	0.40
25:BA:1831:G:H1	25:BA:1974:C:H42	1.69	0.40
25:BA:2081:C:H2'	25:BA:2082:A:C8	2.56	0.40
25:BA:2134:A:H62	25:BA:2157:G:H1'	1.83	0.40
25:BA:1889:A:N1	25:BA:2234:G:H1'	2.36	0.40
25:BA:2334:G:H4'	25:BA:2335:A:OP2	2.21	0.40
26:BB:56:G:H4'	26:BB:57:A:C8	2.54	0.40
27:BC:35:LYS:NZ	27:BC:104:TYR:H	2.13	0.40
27:BC:131:LEU:HD11	27:BC:136:ILE:HG12	2.02	0.40
27:BC:186:HIS:HD2	27:BC:188:GLU:H	1.65	0.40

Continued on next page...

Continued from previous page...

Atom-1	Atom-2	Interatomic distance (Å)	Clash overlap (Å)
27:BC:69:ARG:HH12	27:BC:117:VAL:HG21	1.87	0.40
27:BC:75:ILE:HA	27:BC:76:PRO:HD3	1.82	0.40
27:BC:83:GLU:HB2	27:BC:92:ILE:CD1	2.45	0.40
29:BE:110:LEU:HD11	29:BE:181:LEU:HB3	2.03	0.40
29:BE:80:ALA:HA	29:BE:81:PRO:HD3	1.93	0.40
38:BN:4:LEU:O	38:BN:4:LEU:HG	2.21	0.40
38:BN:56:LYS:HE2	38:BN:87:TYR:O	2.21	0.40
39:BO:87:PHE:CE2	39:BO:89:ARG:HA	2.56	0.40
42:BR:72:VAL:CG2	42:BR:85:LYS:HB3	2.52	0.40
44:BT:21:PHE:CD2	44:BT:26:TYR:CD2	3.08	0.40
49:BY:2:LYS:CD	49:BY:2:LYS:N	2.84	0.40
50:BZ:40:THR:OG1	50:BZ:43:ILE:HG12	2.20	0.40
25:CA:1021:A:C2	25:CA:1023:U:C2	3.09	0.40
25:CA:1101:U:H2'	25:CA:1102:C:C6	2.57	0.40
25:CA:1288:U:H1'	25:CA:1647:G:H21	1.86	0.40
25:CA:1444:G:N2	25:CA:1548:C:C2	2.90	0.40
25:CA:1992:G:C2	25:CA:1997:G:C5	3.09	0.40
25:CA:2075:U:C4	25:CA:2238:G:C6	3.09	0.40
25:CA:2549:G:C2	25:CA:2550:G:N7	2.89	0.40
25:CA:2612:C:H2'	25:CA:2613:U:H5'	2.03	0.40
25:CA:270(G):U:H2'	25:CA:270(H):C:C6	2.56	0.40
25:CA:335:C:H2'	25:CA:336:C:C6	2.56	0.40
25:CA:690:G:H2'	25:CA:691:C:C6	2.57	0.40
25:CA:819:A:OP2	25:CA:1187:G:N2	2.53	0.40
25:CA:941:A:H2'	25:CA:942:G:O4'	2.21	0.40
25:CA:952:G:C6	25:CA:953:A:N7	2.89	0.40
25:CA:1971:A:C4	27:CC:241:PRO:HG3	2.56	0.40
27:CC:245:PRO:O	27:CC:246:PRO:C	2.58	0.40
27:CC:259:THR:O	27:CC:260:ARG:HB2	2.21	0.40
27:CC:63:ARG:HD2	27:CC:85:ASP:OD2	2.21	0.40
28:CD:184:VAL:HG12	28:CD:185:LYS:H	1.87	0.40
28:CD:6:GLY:HA2	28:CD:51:PHE:CE2	2.56	0.40
29:CE:102:PRO:HB2	29:CE:105:VAL:HG23	2.03	0.40
29:CE:12:LEU:HD12	29:CE:13:SER:H	1.86	0.40
29:CE:150:GLY:HA2	29:CE:172:TRP:CZ3	2.56	0.40
25:CA:322:A:P	29:CE:169:ASN:HB2	2.61	0.40
34:CJ:64:ASP:OD1	34:CJ:64:ASP:N	2.55	0.40
37:CM:65:PHE:HB2	37:CM:105:GLU:HG3	2.04	0.40
41:CQ:62:ILE:HD13	41:CQ:65:ILE:HD12	2.03	0.40
25:CA:1599:C:OP2	44:CT:36:LYS:HD3	2.21	0.40
45:CU:75:ILE:HG12	45:CU:76:CYS:H	1.85	0.40

Continued on next page...

Continued from previous page...

Atom-1	Atom-2	Interatomic distance (Å)	Clash overlap (Å)
46:CV:110:GLY:HA2	46:CV:146:ILE:HG23	2.03	0.40
46:CV:104:PHE:CD1	46:CV:139:VAL:HG11	2.56	0.40
48:CX:19:GLN:HA	48:CX:41:ARG:HA	2.03	0.40
25:CA:2230:G:H1'	48:CX:45:ASN:CB	2.51	0.40
48:CX:75:GLU:OE1	48:CX:75:GLU:HA	2.22	0.40
48:CX:88:LYS:HB3	48:CX:88:LYS:HE2	1.92	0.40
1:DA:1170:A:H2'	1:DA:1171:G:O4'	2.22	0.40
1:DA:1256:A:H2	1:DA:1277:C:C4	2.39	0.40
1:DA:1417:G:H2'	1:DA:1482:G:N2	2.37	0.40
25:CA:1919:A:O3'	1:DA:1517:G:H1'	2.20	0.40
1:DA:511:C:HO2'	1:DA:512:U:H6	1.65	0.40
1:DA:693:G:H2'	1:DA:694:A:C8	2.56	0.40
1:DA:764:C:H2'	1:DA:765:G:H8	1.86	0.40
1:DA:767:A:H2'	1:DA:768:A:C8	2.57	0.40
1:DA:793:U:H3'	1:DA:794:A:H5''	2.04	0.40
1:DA:894:G:H2'	1:DA:895:G:C8	2.57	0.40
7:DG:80:VAL:C	7:DG:82:GLY:H	2.25	0.40
8:DH:11:THR:HA	8:DH:14:ARG:NH1	2.36	0.40
9:DI:17:VAL:HG22	9:DI:63:ILE:HG13	2.03	0.40
14:DN:3:ARG:O	14:DN:7:ILE:HG23	2.21	0.40
1:AA:1130:A:C2	1:AA:1146:A:C4	3.10	0.40
1:AA:1135:U:HO2'	1:AA:1136:U:H5	1.67	0.40
1:AA:1300:G:C1'	1:AA:1301:U:OP2	2.65	0.40
1:AA:1403:C:O5'	1:AA:1403:C:H6	2.04	0.40
1:AA:448:A:P	1:AA:485:G:H22	2.44	0.40
1:AA:666:G:C6	1:AA:741:G:C6	3.09	0.40
1:AA:702:A:C6	25:BA:1848:A:C6	3.10	0.40
1:AA:841:U:O2	1:AA:841:U:H3'	2.22	0.40
2:AB:47:THR:O	2:AB:51:LEU:HG	2.21	0.40
3:AC:195:VAL:CG1	3:AC:196:LEU:H	2.28	0.40
4:AD:96:LEU:HD12	4:AD:139:ARG:CD	2.51	0.40
4:AD:36:ARG:HG2	4:AD:38:TYR:OH	2.21	0.40
6:AF:17:SER:O	6:AF:21:LEU:HD23	2.20	0.40
14:AN:3:ARG:O	14:AN:7:ILE:HG23	2.22	0.40
1:AA:377:G:OP1	16:AP:3:LYS:HD2	2.21	0.40
22:AV:45:ILE:HA	22:AV:48:ILE:HG12	2.03	0.40
54:B4:13:ALA:O	54:B4:17:GLY:HA3	2.21	0.40
55:B5:33:ASN:ND2	55:B5:34:TRP:N	2.69	0.40
25:BA:1259:G:O2'	25:BA:1260:G:H5'	2.22	0.40
25:BA:1308:A:N6	25:BA:1309:G:C2	2.90	0.40
25:BA:1310:G:OP2	54:B4:9:ARG:CZ	2.69	0.40

Continued on next page...

Continued from previous page...

Atom-1	Atom-2	Interatomic distance (Å)	Clash overlap (Å)
25:BA:1429:G:N3	25:BA:1568:G:C2	2.90	0.40
25:BA:1288:U:H1'	25:BA:1647:G:H21	1.86	0.40
25:BA:1681:G:C8	25:BA:1681:G:OP2	2.73	0.40
25:BA:1905:C:O2'	25:BA:1929:G:H1'	2.21	0.40
25:BA:226:G:H21	25:BA:228:A:H62	1.67	0.40
25:BA:322:A:H5'	25:BA:340:A:H1'	2.03	0.40
25:BA:340:A:H2'	25:BA:341:G:O4'	2.21	0.40
25:BA:414:C:H4'	25:BA:1879:C:O2	2.22	0.40
25:BA:618(A):G:H5'	29:BE:205:ARG:NH2	2.36	0.40
25:BA:621:A:H5'	25:BA:622:G:OP2	2.21	0.40
25:BA:68:G:H2'	25:BA:69:C:C6	2.57	0.40
25:BA:784:A:HO2'	25:BA:785:G:H8	1.68	0.40
26:BB:16:G:H2'	26:BB:17:C:H5'	2.04	0.40
27:BC:235:GLY:O	27:BC:237:GLU:N	2.54	0.40
28:BD:120:TRP:HB2	28:BD:122:PHE:CD1	2.57	0.40
30:BF:125:PHE:C	30:BF:127:GLY:H	2.24	0.40
31:BG:149:ARG:HD2	31:BG:164:TYR:HE1	1.86	0.40
34:BJ:105:LEU:HD12	34:BJ:105:LEU:C	2.42	0.40
34:BJ:110:LEU:HD23	34:BJ:110:LEU:O	2.22	0.40
36:BL:21:ARG:O	36:BL:23:PRO:HD3	2.21	0.40
37:BM:58:PHE:O	37:BM:58:PHE:CD1	2.74	0.40
40:BP:107:ASP:OD2	40:BP:109:GLU:HB2	2.21	0.40
42:BR:73:SER:HA	42:BR:83:ARG:O	2.22	0.40
37:BM:62:GLY:HA2	46:BV:116:VAL:HG22	2.04	0.40
36:CL:64:LYS:HD2	55:C5:25:MET:CE	2.52	0.40
25:CA:1182:A:H2'	25:CA:1183:G:C8	2.56	0.40
25:CA:1891:G:C6	25:CA:1892:C:C4	3.09	0.40
25:CA:1945:G:C6	25:CA:1946:U:C4	3.09	0.40
25:CA:1959:G:H1'	1:DA:1418:A:N3	2.36	0.40
25:CA:2056:G:H2'	25:CA:2056:G:N3	2.36	0.40
25:CA:2165:G:H2'	25:CA:2166:G:H5'	2.02	0.40
25:CA:2377:A:C6	25:CA:2378:A:C6	3.10	0.40
25:CA:2428:G:O5'	25:CA:2428:G:H8	2.05	0.40
25:CA:2494:G:O2'	25:CA:2495:G:H5'	2.22	0.40
25:CA:2023:G:H5'	25:CA:2617:C:H4'	2.03	0.40
25:CA:2705:A:H8	25:CA:2705:A:OP2	2.04	0.40
25:CA:361:G:O2'	25:CA:362:U:H5'	2.21	0.40
25:CA:414:C:H4'	25:CA:1879:C:O2	2.22	0.40
25:CA:528:A:OP2	34:CJ:134:PRO:HB3	2.21	0.40
25:CA:919:G:N2	25:CA:2268:A:C8	2.89	0.40
28:CD:10:GLY:HA2	28:CD:192:ASN:OD1	2.21	0.40

Continued on next page...

Continued from previous page...

Atom-1	Atom-2	Interatomic distance (Å)	Clash overlap (Å)
29:CE:78:ILE:CD1	29:CE:78:ILE:H	2.18	0.40
35:CK:38:VAL:HG12	35:CK:61:VAL:HB	2.04	0.40
36:CL:122:PRO:O	36:CL:123:LEU:HB3	2.22	0.40
40:CP:110:ILE:HD12	40:CP:110:ILE:HA	1.94	0.40
45:CU:76:CYS:CB	45:CU:96:ILE:HD13	2.51	0.40
50:CZ:31:LEU:HG	50:CZ:32:GLN:N	2.36	0.40
1:DA:1004:A:N6	1:DA:1025:U:H4'	2.36	0.40
1:DA:1273:G:H2'	1:DA:1274:G:C8	2.57	0.40
1:DA:1366:C:H2'	1:DA:1367:C:C6	2.57	0.40
1:DA:298:A:H2'	1:DA:299:G:O4'	2.21	0.40
1:DA:299:G:C6	1:DA:300:A:C6	3.09	0.40
1:DA:301:G:H2'	1:DA:302:G:C8	2.56	0.40
1:DA:316:G:C2	1:DA:338:A:C2	3.10	0.40
1:DA:500:G:C6	1:DA:546:G:C2	3.09	0.40
1:DA:674:G:H2'	1:DA:675:A:H8	1.86	0.40
1:DA:818:G:H3'	1:DA:819:A:H5''	2.02	0.40
6:DF:24:GLU:O	6:DF:28:ARG:HG3	2.21	0.40
11:DK:105:VAL:O	11:DK:105:VAL:HG23	2.21	0.40
12:DL:92:LEU:HA	12:DL:93:PRO:HD3	1.95	0.40
13:DM:12:ASN:O	13:DM:13:LYS:HB2	2.21	0.40
17:DQ:52:LYS:HE3	17:DQ:52:LYS:HB3	1.92	0.40
18:DR:67:ALA:HA	18:DR:70:ILE:HB	2.03	0.40
19:DS:40:ILE:HD13	19:DS:62:ILE:CD1	2.50	0.40
22:DV:5:LEU:HA	22:DV:8:LEU:HB3	2.03	0.40
1:AA:1005:A:H4'	1:AA:1037:C:H1'	2.04	0.40
1:AA:937:A:C2	1:AA:1379:G:C6	3.09	0.40
1:AA:274:A:H4'	1:AA:275:G:OP1	2.21	0.40
2:AB:135:GLN:O	2:AB:139:LYS:HG2	2.22	0.40
3:AC:149:ALA:O	3:AC:169:ALA:HB1	2.22	0.40
4:AD:121:VAL:O	4:AD:134:ASP:HA	2.21	0.40
11:AK:91:ARG:O	11:AK:95:ILE:HG13	2.22	0.40
13:AM:115:LYS:HB2	13:AM:115:LYS:HE3	1.96	0.40
14:AN:24:CYS:HB2	14:AN:33:VAL:HG22	2.04	0.40
19:AS:41:VAL:O	19:AS:44:MET:HB2	2.22	0.40
22:AV:293:ILE:HG23	22:AV:294:GLY:N	2.33	0.40
51:B1:40:ILE:O	51:B1:47:VAL:HA	2.22	0.40
25:BA:1151:G:H4'	41:BQ:81:HIS:ND1	2.36	0.40
25:BA:1416:G:H1'	25:BA:1417:C:C5	2.55	0.40
25:BA:1499:C:C2	25:BA:1500:G:C8	3.10	0.40
25:BA:175:G:O2'	25:BA:176:G:H5'	2.21	0.40
25:BA:1817:G:C5	25:BA:1818:U:C5	3.09	0.40

Continued on next page...

Continued from previous page...

Atom-1	Atom-2	Interatomic distance (Å)	Clash overlap (Å)
25:BA:1827:C:H5''	27:BC:239:ARG:HH22	1.87	0.40
25:BA:2009:G:C6	25:BA:2010:G:N7	2.90	0.40
25:BA:2056:G:N2	25:BA:2057:A:C1'	2.85	0.40
25:BA:2070:G:C2	25:BA:2442:C:C2	3.09	0.40
25:BA:2230:G:H1'	48:BX:45:ASN:CB	2.51	0.40
25:BA:2377:A:C6	25:BA:2378:A:C6	3.10	0.40
25:BA:464:U:C2	25:BA:788:A:C6	3.09	0.40
25:BA:528:A:H2	25:BA:2043:C:C4'	2.33	0.40
25:BA:645:C:H3'	25:BA:645:C:O2	2.21	0.40
25:BA:624:C:O2	25:BA:657:U:H4'	2.22	0.40
25:BA:780:G:N2	25:BA:783:A:H62	2.18	0.40
25:BA:861:A:N3	26:BB:79:C:O2'	2.50	0.40
27:BC:28:GLU:N	27:BC:29:PRO:CD	2.84	0.40
25:BA:1993:U:H4'	28:BD:128:SER:CB	2.52	0.40
28:BD:9:VAL:HG22	28:BD:25:VAL:O	2.21	0.40
28:BD:32:PRO:HA	28:BD:90:THR:HG22	2.02	0.40
32:BH:109:ILE:HD13	32:BH:109:ILE:H	1.86	0.40
32:BH:128:LEU:HG	32:BH:142:VAL:CG2	2.51	0.40
34:BJ:30:LYS:O	34:BJ:32:VAL:HG23	2.21	0.40
36:BL:122:PRO:O	36:BL:123:LEU:HB3	2.22	0.40
38:BN:13:HIS:O	38:BN:17:ARG:HG2	2.21	0.40
39:BO:90:GLY:O	39:BO:91:PRO:C	2.59	0.40
40:BP:23:ARG:HH21	40:BP:120:ARG:HD3	1.86	0.40
41:BQ:6:THR:HG21	41:BQ:10:ARG:HH21	1.86	0.40
42:BR:20:LEU:HG	42:BR:21:ARG:N	2.36	0.40
25:CA:579:G:C2	25:CA:1262:A:C5	3.10	0.40
25:CA:1905:C:O2'	25:CA:1929:G:H1'	2.20	0.40
25:CA:829:A:C8	25:CA:2248:C:H5'	2.55	0.40
25:CA:2249:U:H4'	25:CA:2275:C:H5	1.87	0.40
25:CA:2368:C:H2'	25:CA:2369:A:C8	2.56	0.40
25:CA:416:C:H2'	25:CA:417:C:C6	2.57	0.40
25:CA:634:C:H2'	25:CA:635:C:C6	2.55	0.40
25:CA:860:U:O4'	25:CA:860:U:O2	2.39	0.40
27:CC:112:GLN:N	27:CC:112:GLN:OE1	2.55	0.40
27:CC:34:VAL:O	27:CC:34:VAL:HG13	2.21	0.40
28:CD:92:THR:O	28:CD:95:ILE:HG13	2.21	0.40
29:CE:106:ARG:HG2	29:CE:106:ARG:H	1.72	0.40
30:CF:13:GLU:O	30:CF:14:GLU:HB2	2.21	0.40
30:CF:25:TYR:HB3	30:CF:26:GLN:H	1.76	0.40
31:CG:20:ALA:HB1	31:CG:21:PRO:CD	2.52	0.40
32:CH:116:LEU:HD22	32:CH:128:LEU:CD2	2.52	0.40

Continued on next page...

Continued from previous page...

Atom-1	Atom-2	Interatomic distance (Å)	Clash overlap (Å)
32:CH:26:ALA:HA	32:CH:30:LEU:HB2	2.04	0.40
36:CL:125:VAL:HG11	36:CL:138:LEU:HD22	2.04	0.40
37:CM:116:GLU:O	37:CM:120:ILE:HG12	2.22	0.40
42:CR:72:VAL:CG2	42:CR:85:LYS:HB3	2.51	0.40
44:CT:66:LEU:C	44:CT:66:LEU:HD23	2.42	0.40
1:DA:1300:G:C1'	1:DA:1301:U:OP2	2.65	0.40
1:DA:399:G:H2'	1:DA:400:C:C6	2.57	0.40
1:DA:492:G:H2'	1:DA:493:G:O4'	2.21	0.40
1:DA:855:G:C6	1:DA:856:C:C4	3.09	0.40
1:DA:942:G:H2'	1:DA:943:U:C6	2.57	0.40
2:DB:135:GLN:O	2:DB:139:LYS:HG2	2.21	0.40
2:DB:167:PRO:O	2:DB:171:ALA:HB2	2.20	0.40
1:DA:1118:C:O5'	9:DI:104:ARG:HG3	2.21	0.40
10:DJ:62:HIS:O	14:DN:59:ALA:HB3	2.22	0.40
22:DV:13:ARG:CD	22:DV:13:ARG:N	2.85	0.40
1:AA:1366:C:H2'	1:AA:1367:C:C6	2.57	0.40
1:AA:45:U:H2'	1:AA:46:G:C8	2.57	0.40
1:AA:488:C:H2'	1:AA:489:C:C6	2.56	0.40
1:AA:82:U:O2'	1:AA:85:U:H5	2.05	0.40
4:AD:88:VAL:HG13	5:AE:97:GLY:HA3	2.04	0.40
8:AH:105:ARG:HD3	8:AH:105:ARG:HA	1.95	0.40
10:AJ:4:ILE:HB	10:AJ:74:ILE:HG12	2.04	0.40
6:AF:91:VAL:HG11	18:AR:72:ARG:HH12	1.86	0.40
55:B5:3:LYS:HB3	55:B5:3:LYS:HE2	1.94	0.40
25:BA:1036:G:H2'	25:BA:1037:G:C8	2.57	0.40
25:BA:1062:G:H2'	25:BA:1062:G:N3	2.36	0.40
25:BA:1288:U:C2	25:BA:1327:C:C2	3.10	0.40
25:BA:1363:C:O2'	25:BA:1364:G:H5'	2.22	0.40
25:BA:1514:U:H2'	25:BA:1515:C:C6	2.56	0.40
22:AV:289:ARG:NH2	25:BA:1915:U:H5'	2.36	0.40
25:BA:2582:G:N3	25:BA:2582:G:H2'	2.37	0.40
25:BA:2650:U:H2'	25:BA:2651:C:C6	2.57	0.40
25:BA:379:G:N2	25:BA:396:G:C4	2.90	0.40
27:BC:233:HIS:HD2	27:BC:242:ARG:HG3	1.87	0.40
27:BC:72:LYS:HE3	27:BC:101:GLU:CB	2.51	0.40
27:BC:79:VAL:HG21	27:BC:111:LEU:HD11	2.03	0.40
28:BD:179:GLU:O	28:BD:180:ASN:HB2	2.22	0.40
28:BD:92:THR:O	28:BD:95:ILE:HG13	2.22	0.40
29:BE:40:GLN:NE2	29:BE:182:ASN:HB2	2.36	0.40
25:BA:1257:C:H5'	29:BE:75:HIS:CE1	2.57	0.40
38:BN:99:LYS:HB3	38:BN:99:LYS:HE3	1.90	0.40

Continued on next page...

Continued from previous page...

Atom-1	Atom-2	Interatomic distance (Å)	Clash overlap (Å)
42:BR:22:VAL:CG1	42:BR:23:GLU:N	2.83	0.40
43:BS:103:ILE:HD12	43:BS:103:ILE:N	2.33	0.40
45:BU:6:HIS:HE1	45:BU:30:VAL:HG11	1.87	0.40
25:CA:1342:A:C5	25:CA:1397:U:C6	3.09	0.40
25:CA:1514:U:H2'	25:CA:1515:C:C6	2.56	0.40
25:CA:2650:U:H2'	25:CA:2651:C:C6	2.57	0.40
25:CA:2818:G:H5'	25:CA:2837:G:O2'	2.20	0.40
25:CA:340:A:H2'	25:CA:341:G:O4'	2.20	0.40
25:CA:583:G:H2'	25:CA:584:C:H6	1.86	0.40
26:CB:60:C:C2	26:CB:61:G:C8	3.09	0.40
27:CC:193:VAL:HG22	27:CC:194:GLY:N	2.37	0.40
27:CC:28:GLU:N	27:CC:29:PRO:CD	2.85	0.40
30:CF:125:PHE:C	30:CF:127:GLY:H	2.24	0.40
31:CG:123:PHE:HA	31:CG:133:VAL:HA	2.04	0.40
31:CG:109:PHE:CE1	31:CG:152:ARG:HD3	2.57	0.40
31:CG:78:GLY:HA2	31:CG:83:TYR:CE1	2.56	0.40
32:CH:126:TYR:H	32:CH:142:VAL:HB	1.87	0.40
44:CT:41:ASN:ND2	44:CT:41:ASN:N	2.69	0.40
48:CX:27:GLU:HG3	48:CX:33:LYS:CE	2.49	0.40
1:DA:1305:G:C8	1:DA:1305:G:OP2	2.74	0.40
1:DA:1330:U:O4	1:DA:1331:G:N1	2.55	0.40
1:DA:274:A:H4'	1:DA:275:G:OP1	2.21	0.40
1:DA:376:G:O2'	1:DA:377:G:H5'	2.20	0.40
1:DA:658:G:H1'	15:DO:22:THR:HB	2.04	0.40
3:DC:19:GLU:CG	3:DC:40:ARG:HH22	2.32	0.40
4:DD:21:LEU:H	4:DD:21:LEU:HG	1.62	0.40
5:DE:90:VAL:O	5:DE:120:THR:HA	2.22	0.40
7:DG:38:LEU:HD12	7:DG:41:ARG:HH12	1.86	0.40
9:DI:18:PHE:HB2	9:DI:62:TYR:HD2	1.86	0.40
13:DM:50:GLU:H	13:DM:50:GLU:CD	2.25	0.40
6:DF:91:VAL:HG11	18:DR:72:ARG:HH12	1.86	0.40
22:DV:290:LEU:HD23	22:DV:290:LEU:O	2.22	0.40

There are no symmetry-related clashes.

5.3 Torsion angles ⓘ

5.3.1 Protein backbone ⓘ

In the following table, the Percentiles column shows the percent Ramachandran outliers of the chain as a percentile score with respect to all X-ray entries followed by that with respect to entries

of similar resolution.

The Analysed column shows the number of residues for which the backbone conformation was analysed, and the total number of residues.

Mol	Chain	Analysed	Favoured	Allowed	Outliers	Percentiles	
2	AB	232/234 (99%)	197 (85%)	28 (12%)	7 (3%)	4	32
2	DB	232/234 (99%)	197 (85%)	28 (12%)	7 (3%)	4	32
3	AC	204/206 (99%)	158 (78%)	36 (18%)	10 (5%)	2	21
3	DC	204/206 (99%)	158 (78%)	36 (18%)	10 (5%)	2	21
4	AD	206/208 (99%)	168 (82%)	29 (14%)	9 (4%)	2	23
4	DD	206/208 (99%)	168 (82%)	29 (14%)	9 (4%)	2	23
5	AE	149/151 (99%)	129 (87%)	18 (12%)	2 (1%)	12	49
5	DE	149/151 (99%)	129 (87%)	18 (12%)	2 (1%)	12	49
6	AF	99/101 (98%)	87 (88%)	11 (11%)	1 (1%)	15	54
6	DF	99/101 (98%)	87 (88%)	11 (11%)	1 (1%)	15	54
7	AG	153/155 (99%)	132 (86%)	19 (12%)	2 (1%)	12	49
7	DG	153/155 (99%)	132 (86%)	19 (12%)	2 (1%)	12	49
8	AH	136/138 (99%)	120 (88%)	15 (11%)	1 (1%)	22	61
8	DH	136/138 (99%)	120 (88%)	15 (11%)	1 (1%)	22	61
9	AI	125/127 (98%)	101 (81%)	21 (17%)	3 (2%)	6	37
9	DI	125/127 (98%)	101 (81%)	21 (17%)	3 (2%)	6	37
10	AJ	96/98 (98%)	78 (81%)	13 (14%)	5 (5%)	2	20
10	DJ	96/98 (98%)	79 (82%)	12 (12%)	5 (5%)	2	20
11	AK	117/119 (98%)	94 (80%)	20 (17%)	3 (3%)	5	35
11	DK	117/119 (98%)	95 (81%)	19 (16%)	3 (3%)	5	35
12	AL	122/124 (98%)	92 (75%)	25 (20%)	5 (4%)	3	25
12	DL	122/124 (98%)	92 (75%)	25 (20%)	5 (4%)	3	25
13	AM	115/117 (98%)	94 (82%)	15 (13%)	6 (5%)	2	20
13	DM	115/117 (98%)	94 (82%)	15 (13%)	6 (5%)	2	20
14	AN	58/60 (97%)	49 (84%)	5 (9%)	4 (7%)	1	14
14	DN	58/60 (97%)	49 (84%)	5 (9%)	4 (7%)	1	14
15	AO	86/88 (98%)	77 (90%)	9 (10%)	0	100	100
15	DO	86/88 (98%)	77 (90%)	9 (10%)	0	100	100
16	AP	81/83 (98%)	66 (82%)	14 (17%)	1 (1%)	13	51

Continued on next page...

Continued from previous page...

Mol	Chain	Analysed	Favoured	Allowed	Outliers	Percentiles	
16	DP	81/83 (98%)	66 (82%)	14 (17%)	1 (1%)	13	51
17	AQ	97/99 (98%)	83 (86%)	12 (12%)	2 (2%)	7	40
17	DQ	97/99 (98%)	83 (86%)	12 (12%)	2 (2%)	7	40
18	AR	68/70 (97%)	57 (84%)	10 (15%)	1 (2%)	10	47
18	DR	68/70 (97%)	57 (84%)	10 (15%)	1 (2%)	10	47
19	AS	76/78 (97%)	58 (76%)	13 (17%)	5 (7%)	1	16
19	DS	76/78 (97%)	58 (76%)	13 (17%)	5 (7%)	1	16
20	AT	97/99 (98%)	82 (84%)	11 (11%)	4 (4%)	3	25
20	DT	97/99 (98%)	82 (84%)	11 (11%)	4 (4%)	3	25
21	AU	22/24 (92%)	17 (77%)	4 (18%)	1 (4%)	2	23
21	DU	22/24 (92%)	17 (77%)	4 (18%)	1 (4%)	2	23
22	AV	352/354 (99%)	290 (82%)	50 (14%)	12 (3%)	3	30
22	DV	352/354 (99%)	289 (82%)	52 (15%)	11 (3%)	4	32
27	BC	269/275 (98%)	216 (80%)	37 (14%)	16 (6%)	1	17
27	CC	269/275 (98%)	216 (80%)	37 (14%)	16 (6%)	1	17
28	BD	202/206 (98%)	168 (83%)	26 (13%)	8 (4%)	3	26
28	CD	202/206 (98%)	168 (83%)	26 (13%)	8 (4%)	3	26
29	BE	200/205 (98%)	163 (82%)	29 (14%)	8 (4%)	3	26
29	CE	200/205 (98%)	163 (82%)	29 (14%)	8 (4%)	3	26
30	BF	179/181 (99%)	133 (74%)	38 (21%)	8 (4%)	2	23
30	CF	179/181 (99%)	133 (74%)	38 (21%)	8 (4%)	2	23
31	BG	157/180 (87%)	129 (82%)	23 (15%)	5 (3%)	4	31
31	CG	157/180 (87%)	129 (82%)	23 (15%)	5 (3%)	4	31
32	BH	143/148 (97%)	115 (80%)	21 (15%)	7 (5%)	2	21
32	CH	143/148 (97%)	115 (80%)	21 (15%)	7 (5%)	2	21
33	BI	28/173 (16%)	27 (96%)	1 (4%)	0	100	100
33	CI	28/173 (16%)	27 (96%)	1 (4%)	0	100	100
34	BJ	135/139 (97%)	110 (82%)	16 (12%)	9 (7%)	1	15
34	CJ	135/139 (97%)	109 (81%)	17 (13%)	9 (7%)	1	15
35	BK	120/122 (98%)	105 (88%)	13 (11%)	2 (2%)	9	44
35	CK	120/122 (98%)	105 (88%)	13 (11%)	2 (2%)	9	44

Continued on next page...

Continued from previous page...

Mol	Chain	Analysed	Favoured	Allowed	Outliers	Percentiles	
36	BL	144/150 (96%)	97 (67%)	25 (17%)	22 (15%)	0	3
36	CL	144/150 (96%)	97 (67%)	25 (17%)	22 (15%)	0	3
37	BM	134/141 (95%)	95 (71%)	23 (17%)	16 (12%)	0	5
37	CM	134/141 (95%)	95 (71%)	23 (17%)	16 (12%)	0	5
38	BN	115/117 (98%)	100 (87%)	11 (10%)	4 (4%)	3	30
38	CN	115/117 (98%)	101 (88%)	10 (9%)	4 (4%)	3	30
39	BO	96/111 (86%)	65 (68%)	20 (21%)	11 (12%)	0	6
39	CO	96/111 (86%)	64 (67%)	21 (22%)	11 (12%)	0	6
40	BP	135/146 (92%)	106 (78%)	21 (16%)	8 (6%)	1	17
40	CP	135/146 (92%)	107 (79%)	20 (15%)	8 (6%)	1	17
41	BQ	114/116 (98%)	103 (90%)	10 (9%)	1 (1%)	17	56
41	CQ	114/116 (98%)	104 (91%)	9 (8%)	1 (1%)	17	56
42	BR	99/101 (98%)	75 (76%)	18 (18%)	6 (6%)	1	17
42	CR	99/101 (98%)	75 (76%)	18 (18%)	6 (6%)	1	17
43	BS	110/112 (98%)	92 (84%)	17 (16%)	1 (1%)	17	56
43	CS	110/112 (98%)	92 (84%)	17 (16%)	1 (1%)	17	56
44	BT	90/96 (94%)	81 (90%)	7 (8%)	2 (2%)	6	39
44	CT	90/96 (94%)	81 (90%)	7 (8%)	2 (2%)	6	39
45	BU	98/109 (90%)	62 (63%)	26 (26%)	10 (10%)	0	7
45	CU	98/109 (90%)	63 (64%)	25 (26%)	10 (10%)	0	7
46	BV	186/206 (90%)	143 (77%)	34 (18%)	9 (5%)	2	22
46	CV	186/206 (90%)	143 (77%)	34 (18%)	9 (5%)	2	22
47	BW	74/84 (88%)	56 (76%)	12 (16%)	6 (8%)	1	11
47	CW	74/84 (88%)	57 (77%)	11 (15%)	6 (8%)	1	11
48	BX	86/98 (88%)	59 (69%)	19 (22%)	8 (9%)	0	9
48	CX	86/98 (88%)	59 (69%)	19 (22%)	8 (9%)	0	9
49	BY	60/72 (83%)	47 (78%)	11 (18%)	2 (3%)	4	31
49	CY	60/72 (83%)	47 (78%)	11 (18%)	2 (3%)	4	31
50	BZ	57/59 (97%)	51 (90%)	6 (10%)	0	100	100
50	CZ	57/59 (97%)	51 (90%)	6 (10%)	0	100	100
51	B1	28/71 (39%)	17 (61%)	8 (29%)	3 (11%)	0	7

Continued on next page...

Continued from previous page...

Mol	Chain	Analysed	Favoured	Allowed	Outliers	Percentiles	
51	C1	28/71 (39%)	17 (61%)	8 (29%)	3 (11%)	0	7
52	B2	50/59 (85%)	40 (80%)	8 (16%)	2 (4%)	3	26
52	C2	50/59 (85%)	40 (80%)	8 (16%)	2 (4%)	3	26
53	B3	42/54 (78%)	33 (79%)	4 (10%)	5 (12%)	0	5
53	C3	42/54 (78%)	33 (79%)	4 (10%)	5 (12%)	0	5
54	B4	46/48 (96%)	44 (96%)	2 (4%)	0	100	100
54	C4	46/48 (96%)	44 (96%)	2 (4%)	0	100	100
55	B5	61/64 (95%)	44 (72%)	11 (18%)	6 (10%)	0	8
55	C5	61/64 (95%)	44 (72%)	11 (18%)	6 (10%)	0	8
All	All	11898/12752 (93%)	9614 (81%)	1747 (15%)	537 (4%)	2	23

All (537) Ramachandran outliers are listed below:

Mol	Chain	Res	Type
3	AC	15	THR
4	AD	137	SER
13	AM	106	ASN
14	AN	26	ARG
19	AS	28	LYS
20	AT	71	THR
22	AV	302	ILE
27	BC	33	LEU
27	BC	35	LYS
27	BC	198	ASN
28	BD	16	ARG
29	BE	60	SER
29	BE	73	ALA
29	BE	84	VAL
30	BF	84	LYS
30	BF	87	PRO
34	BJ	116	THR
34	BJ	149	PRO
36	BL	15	ARG
36	BL	17	LYS
36	BL	36	LYS
36	BL	46	LYS
37	BM	10	ARG
37	BM	21	THR
37	BM	133	ARG

Continued on next page...

Continued from previous page...

Mol	Chain	Res	Type
38	BN	57	ARG
39	BO	59	LYS
39	BO	91	PRO
42	BR	53	GLU
45	BU	3	VAL
45	BU	7	VAL
45	BU	17	SER
46	BV	178	GLU
47	BW	47	PRO
49	BY	47	ASN
52	B2	35	GLU
53	B3	28	ARG
27	CC	33	LEU
27	CC	35	LYS
27	CC	198	ASN
28	CD	16	ARG
29	CE	60	SER
29	CE	73	ALA
29	CE	84	VAL
30	CF	84	LYS
30	CF	87	PRO
34	CJ	116	THR
34	CJ	149	PRO
36	CL	15	ARG
36	CL	17	LYS
36	CL	36	LYS
36	CL	46	LYS
37	CM	10	ARG
37	CM	21	THR
37	CM	133	ARG
38	CN	57	ARG
39	CO	59	LYS
39	CO	91	PRO
42	CR	53	GLU
45	CU	3	VAL
45	CU	7	VAL
45	CU	17	SER
46	CV	178	GLU
47	CW	47	PRO
49	CY	47	ASN
52	C2	35	GLU
53	C3	28	ARG

Continued on next page...

Continued from previous page...

Mol	Chain	Res	Type
3	DC	15	THR
4	DD	137	SER
13	DM	106	ASN
14	DN	26	ARG
19	DS	28	LYS
20	DT	71	THR
22	DV	302	ILE
2	AB	18	GLY
3	AC	47	LEU
4	AD	138	TYR
4	AD	168	ARG
6	AF	49	ALA
10	AJ	75	ILE
10	AJ	92	THR
12	AL	26	LEU
12	AL	82	VAL
13	AM	4	ILE
13	AM	63	THR
13	AM	116	THR
13	AM	117	VAL
19	AS	29	ARG
19	AS	31	ILE
22	AV	190	GLY
22	AV	294	GLY
22	AV	300	GLU
22	AV	323	ASP
27	BC	69	ARG
27	BC	70	TRP
27	BC	238	GLY
27	BC	260	ARG
28	BD	18	ASP
28	BD	86	PRO
28	BD	122	PHE
30	BF	14	GLU
30	BF	75	LYS
31	BG	92	ILE
31	BG	165	ALA
32	BH	10	GLU
32	BH	90	GLY
32	BH	91	SER
34	BJ	148	GLY
34	BJ	153	HIS

Continued on next page...

Continued from previous page...

Mol	Chain	Res	Type
35	BK	26	LYS
36	BL	11	GLY
36	BL	31	ALA
36	BL	42	SER
36	BL	43	GLY
36	BL	59	LEU
36	BL	149	GLU
37	BM	8	LYS
37	BM	18	LYS
38	BN	8	ARG
38	BN	13	HIS
39	BO	12	PHE
39	BO	44	LYS
39	BO	62	LYS
39	BO	90	GLY
40	BP	97	ALA
40	BP	115	ARG
41	BQ	24	TYR
42	BR	17	GLY
43	BS	110	LYS
45	BU	80	GLY
45	BU	96	ILE
46	BV	120	ILE
46	BV	168	GLU
46	BV	179	ASP
47	BW	13	GLY
48	BX	85	LEU
55	B5	35	GLN
27	CC	69	ARG
27	CC	70	TRP
27	CC	238	GLY
27	CC	260	ARG
28	CD	18	ASP
28	CD	86	PRO
28	CD	122	PHE
30	CF	14	GLU
30	CF	75	LYS
31	CG	92	ILE
31	CG	165	ALA
32	CH	10	GLU
32	CH	90	GLY
32	CH	91	SER

Continued on next page...

Continued from previous page...

Mol	Chain	Res	Type
34	CJ	153	HIS
35	CK	26	LYS
36	CL	31	ALA
36	CL	42	SER
36	CL	43	GLY
36	CL	59	LEU
36	CL	148	LEU
36	CL	149	GLU
37	CM	8	LYS
37	CM	18	LYS
38	CN	13	HIS
39	CO	12	PHE
39	CO	44	LYS
39	CO	62	LYS
39	CO	90	GLY
40	CP	97	ALA
40	CP	115	ARG
41	CQ	24	TYR
42	CR	17	GLY
42	CR	78	LYS
43	CS	110	LYS
45	CU	80	GLY
45	CU	96	ILE
46	CV	120	ILE
46	CV	168	GLU
46	CV	179	ASP
47	CW	13	GLY
48	CX	85	LEU
55	C5	35	GLN
2	DB	18	GLY
3	DC	47	LEU
4	DD	138	TYR
4	DD	168	ARG
6	DF	49	ALA
10	DJ	75	ILE
10	DJ	92	THR
12	DL	26	LEU
12	DL	82	VAL
13	DM	4	ILE
13	DM	63	THR
13	DM	116	THR
13	DM	117	VAL

Continued on next page...

Continued from previous page...

Mol	Chain	Res	Type
19	DS	29	ARG
19	DS	31	ILE
22	DV	190	GLY
22	DV	294	GLY
22	DV	300	GLU
22	DV	323	ASP
2	AB	19	HIS
2	AB	150	SER
4	AD	86	LYS
9	AI	24	GLY
10	AJ	32	ALA
12	AL	28	GLY
13	AM	101	GLN
17	AQ	11	VAL
18	AR	78	LEU
19	AS	27	GLU
20	AT	97	ALA
21	AU	9	ARG
22	AV	235	THR
22	AV	236	ASP
22	AV	292	GLN
22	AV	299	SER
27	BC	236	GLY
27	BC	239	ARG
28	BD	43	GLY
28	BD	173	VAL
30	BF	35	GLU
30	BF	86	MET
31	BG	21	PRO
32	BH	89	TYR
34	BJ	70	ALA
34	BJ	106	LYS
36	BL	10	PRO
36	BL	141	ALA
36	BL	148	LEU
37	BM	7	MET
37	BM	27	VAL
37	BM	81	VAL
37	BM	139	GLU
39	BO	35	ILE
39	BO	57	LYS
39	BO	95	HIS

Continued on next page...

Continued from previous page...

Mol	Chain	Res	Type
40	BP	36	GLU
40	BP	38	ASN
40	BP	55	ASN
42	BR	78	LYS
42	BR	80	GLN
44	BT	4	ALA
45	BU	39	VAL
46	BV	177	PRO
47	BW	32	ARG
48	BX	31	GLY
48	BX	87	PRO
51	B1	44	CYS
51	B1	54	LYS
53	B3	31	PRO
53	B3	46	HIS
53	B3	51	GLU
55	B5	3	LYS
55	B5	28	GLY
55	B5	29	LYS
55	B5	34	TRP
27	CC	236	GLY
27	CC	239	ARG
28	CD	43	GLY
28	CD	173	VAL
30	CF	35	GLU
30	CF	86	MET
31	CG	21	PRO
32	CH	89	TYR
34	CJ	70	ALA
34	CJ	148	GLY
36	CL	10	PRO
36	CL	11	GLY
36	CL	141	ALA
37	CM	7	MET
37	CM	27	VAL
37	CM	81	VAL
37	CM	139	GLU
38	CN	8	ARG
39	CO	35	ILE
39	CO	57	LYS
39	CO	95	HIS
40	CP	36	GLU

Continued on next page...

Continued from previous page...

Mol	Chain	Res	Type
40	CP	38	ASN
40	CP	55	ASN
42	CR	80	GLN
44	CT	4	ALA
45	CU	39	VAL
46	CV	177	PRO
47	CW	32	ARG
48	CX	31	GLY
48	CX	87	PRO
51	C1	44	CYS
51	C1	54	LYS
53	C3	31	PRO
53	C3	46	HIS
53	C3	51	GLU
55	C5	3	LYS
55	C5	28	GLY
55	C5	29	LYS
55	C5	34	TRP
2	DB	19	HIS
2	DB	150	SER
4	DD	86	LYS
9	DI	24	GLY
10	DJ	32	ALA
12	DL	28	GLY
13	DM	101	GLN
17	DQ	11	VAL
18	DR	78	LEU
19	DS	27	GLU
20	DT	97	ALA
21	DU	9	ARG
22	DV	235	THR
22	DV	236	ASP
22	DV	292	GLN
22	DV	299	SER
2	AB	15	VAL
2	AB	130	ARG
3	AC	127	ARG
4	AD	30	LYS
4	AD	40	PRO
7	AG	7	ALA
9	AI	58	ARG
10	AJ	54	PHE

Continued on next page...

Continued from previous page...

Mol	Chain	Res	Type
10	AJ	57	LYS
11	AK	49	GLY
12	AL	49	SER
12	AL	50	ALA
14	AN	14	PRO
17	AQ	99	SER
27	BC	26	LYS
27	BC	106	ILE
27	BC	197	GLY
29	BE	127	GLU
30	BF	142	PRO
32	BH	29	TYR
32	BH	143	SER
36	BL	25	SER
36	BL	58	THR
37	BM	136	ALA
39	BO	101	LEU
45	BU	90	LEU
45	BU	98	VAL
46	BV	80	ARG
46	BV	142	SER
47	BW	15	ASP
48	BX	9	GLY
48	BX	53	VAL
52	B2	45	VAL
53	B3	32	ASN
55	B5	20	GLY
27	CC	26	LYS
27	CC	197	GLY
29	CE	127	GLU
30	CF	142	PRO
32	CH	29	TYR
32	CH	143	SER
34	CJ	106	LYS
36	CL	25	SER
36	CL	58	THR
36	CL	61	ARG
37	CM	136	ALA
39	CO	101	LEU
45	CU	90	LEU
45	CU	98	VAL
46	CV	80	ARG

Continued on next page...

Continued from previous page...

Mol	Chain	Res	Type
46	CV	142	SER
47	CW	15	ASP
47	CW	73	GLY
48	CX	9	GLY
48	CX	53	VAL
52	C2	45	VAL
53	C3	32	ASN
55	C5	20	GLY
2	DB	15	VAL
2	DB	130	ARG
3	DC	127	ARG
4	DD	30	LYS
4	DD	40	PRO
7	DG	7	ALA
9	DI	58	ARG
10	DJ	54	PHE
10	DJ	57	LYS
11	DK	49	GLY
12	DL	49	SER
12	DL	50	ALA
14	DN	14	PRO
3	AC	60	ALA
3	AC	105	GLU
3	AC	129	ALA
3	AC	145	GLY
11	AK	90	GLY
14	AN	15	LYS
14	AN	18	VAL
16	AP	82	GLN
19	AS	11	VAL
20	AT	11	SER
27	BC	118	VAL
28	BD	51	PHE
31	BG	164	TYR
32	BH	12	LEU
34	BJ	88	LYS
34	BJ	155	ALA
34	BJ	157	ARG
35	BK	4	PRO
36	BL	32	THR
36	BL	90	ARG
37	BM	62	GLY

Continued on next page...

Continued from previous page...

Mol	Chain	Res	Type
37	BM	134	ARG
37	BM	140	ALA
39	BO	61	ASN
40	BP	58	ASN
47	BW	73	GLY
48	BX	11	ARG
48	BX	84	GLY
49	BY	17	SER
27	CC	106	ILE
27	CC	118	VAL
28	CD	51	PHE
31	CG	164	TYR
32	CH	12	LEU
34	CJ	88	LYS
34	CJ	155	ALA
34	CJ	157	ARG
36	CL	32	THR
36	CL	90	ARG
37	CM	62	GLY
37	CM	134	ARG
37	CM	140	ALA
39	CO	61	ASN
40	CP	2	ASN
48	CX	11	ARG
48	CX	84	GLY
49	CY	17	SER
3	DC	60	ALA
3	DC	105	GLU
3	DC	129	ALA
3	DC	145	GLY
11	DK	90	GLY
14	DN	15	LYS
14	DN	18	VAL
16	DP	82	GLN
17	DQ	99	SER
19	DS	11	VAL
20	DT	11	SER
2	AB	123	ALA
2	AB	228	GLY
3	AC	81	GLY
4	AD	171	GLY
5	AE	85	GLY

Continued on next page...

Continued from previous page...

Mol	Chain	Res	Type
7	AG	130	GLY
8	AH	43	GLY
9	AI	100	GLY
20	AT	98	PRO
22	AV	115	THR
22	AV	208	GLU
22	AV	353	GLU
27	BC	256	GLY
29	BE	61	GLY
36	BL	61	ARG
37	BM	25	ASP
40	BP	2	ASN
40	BP	22	PHE
42	BR	29	PRO
45	BU	18	GLY
46	BV	11	GLU
51	B1	50	THR
27	CC	256	GLY
29	CE	61	GLY
35	CK	4	PRO
37	CM	25	ASP
40	CP	22	PHE
40	CP	58	ASN
42	CR	29	PRO
45	CU	18	GLY
46	CV	11	GLU
51	C1	50	THR
2	DB	123	ALA
2	DB	228	GLY
3	DC	81	GLY
5	DE	85	GLY
7	DG	130	GLY
8	DH	43	GLY
9	DI	100	GLY
20	DT	98	PRO
22	DV	208	GLU
22	DV	353	GLU
5	AE	49	PRO
11	AK	118	GLY
27	BC	34	VAL
29	BE	89	VAL
30	BF	24	GLY

Continued on next page...

Continued from previous page...

Mol	Chain	Res	Type
36	BL	47	ASP
36	BL	53	GLY
38	BN	58	GLY
46	BV	22	GLY
27	CC	34	VAL
27	CC	125	ILE
29	CE	131	GLY
30	CF	24	GLY
31	CG	39	PRO
36	CL	47	ASP
36	CL	53	GLY
38	CN	58	GLY
4	DD	88	VAL
4	DD	171	GLY
5	DE	49	PRO
11	DK	118	GLY
3	AC	96	GLY
4	AD	88	VAL
27	BC	125	ILE
29	BE	131	GLY
31	BG	39	PRO
36	BL	19	VAL
29	CE	89	VAL
46	CV	22	GLY
3	DC	96	GLY
4	AD	146	ILE
37	BM	96	VAL
44	BT	86	GLY
36	CL	19	VAL
37	CM	96	VAL
44	CT	86	GLY
4	DD	146	ILE
3	AC	159	GLY
45	BU	82	PRO
47	BW	42	GLY
48	BX	58	ILE
29	CE	82	ILE
45	CU	82	PRO
47	CW	42	GLY
48	CX	58	ILE
3	DC	159	GLY
28	BD	59	VAL

Continued on next page...

Continued from previous page...

Mol	Chain	Res	Type
29	BE	82	ILE
36	BL	63	PRO
37	BM	15	GLY
42	BR	16	PRO
28	CD	59	VAL
36	CL	63	PRO
37	CM	15	GLY
42	CR	16	PRO

5.3.2 Protein sidechains ⓘ

In the following table, the Percentiles column shows the percent sidechain outliers of the chain as a percentile score with respect to all X-ray entries followed by that with respect to entries of similar resolution.

The Analysed column shows the number of residues for which the sidechain conformation was analysed, and the total number of residues.

Mol	Chain	Analysed	Rotameric	Outliers	Percentiles	
2	AB	202/202 (100%)	193 (96%)	9 (4%)	27	62
2	DB	202/202 (100%)	193 (96%)	9 (4%)	27	62
3	AC	160/160 (100%)	154 (96%)	6 (4%)	33	65
3	DC	160/160 (100%)	154 (96%)	6 (4%)	33	65
4	AD	180/180 (100%)	171 (95%)	9 (5%)	24	58
4	DD	180/180 (100%)	171 (95%)	9 (5%)	24	58
5	AE	116/116 (100%)	106 (91%)	10 (9%)	10	41
5	DE	116/116 (100%)	106 (91%)	10 (9%)	10	41
6	AF	90/90 (100%)	86 (96%)	4 (4%)	28	62
6	DF	90/90 (100%)	86 (96%)	4 (4%)	28	62
7	AG	126/126 (100%)	126 (100%)	0	100	100
7	DG	126/126 (100%)	126 (100%)	0	100	100
8	AH	119/119 (100%)	114 (96%)	5 (4%)	30	63
8	DH	119/119 (100%)	114 (96%)	5 (4%)	30	63
9	AI	98/98 (100%)	92 (94%)	6 (6%)	18	53
9	DI	98/98 (100%)	92 (94%)	6 (6%)	18	53
10	AJ	88/88 (100%)	80 (91%)	8 (9%)	9	39

Continued on next page...

Continued from previous page...

Mol	Chain	Analysed	Rotameric	Outliers	Percentiles	
10	DJ	88/88 (100%)	80 (91%)	8 (9%)	9	39
11	AK	90/90 (100%)	87 (97%)	3 (3%)	38	69
11	DK	90/90 (100%)	87 (97%)	3 (3%)	38	69
12	AL	104/104 (100%)	95 (91%)	9 (9%)	10	41
12	DL	104/104 (100%)	95 (91%)	9 (9%)	10	41
13	AM	94/94 (100%)	88 (94%)	6 (6%)	17	51
13	DM	94/94 (100%)	88 (94%)	6 (6%)	17	51
14	AN	49/49 (100%)	46 (94%)	3 (6%)	18	53
14	DN	49/49 (100%)	46 (94%)	3 (6%)	18	53
15	AO	79/79 (100%)	75 (95%)	4 (5%)	24	58
15	DO	79/79 (100%)	75 (95%)	4 (5%)	24	58
16	AP	72/72 (100%)	69 (96%)	3 (4%)	30	63
16	DP	72/72 (100%)	69 (96%)	3 (4%)	30	63
17	AQ	94/94 (100%)	92 (98%)	2 (2%)	53	78
17	DQ	94/94 (100%)	92 (98%)	2 (2%)	53	78
18	AR	61/61 (100%)	59 (97%)	2 (3%)	38	69
18	DR	61/61 (100%)	59 (97%)	2 (3%)	38	69
19	AS	69/69 (100%)	60 (87%)	9 (13%)	4	24
19	DS	69/69 (100%)	60 (87%)	9 (13%)	4	24
20	AT	76/76 (100%)	73 (96%)	3 (4%)	32	65
20	DT	76/76 (100%)	73 (96%)	3 (4%)	32	65
21	AU	19/19 (100%)	19 (100%)	0	100	100
21	DU	19/19 (100%)	19 (100%)	0	100	100
22	AV	299/299 (100%)	271 (91%)	28 (9%)	8	37
22	DV	299/299 (100%)	272 (91%)	27 (9%)	9	39
27	BC	213/217 (98%)	194 (91%)	19 (9%)	9	40
27	CC	213/217 (98%)	195 (92%)	18 (8%)	10	41
28	BD	165/166 (99%)	154 (93%)	11 (7%)	16	50
28	CD	165/166 (99%)	153 (93%)	12 (7%)	14	46
29	BE	161/162 (99%)	155 (96%)	6 (4%)	34	66
29	CE	161/162 (99%)	155 (96%)	6 (4%)	34	66

Continued on next page...

Continued from previous page...

Mol	Chain	Analysed	Rotameric	Outliers	Percentiles	
30	BF	155/155 (100%)	144 (93%)	11 (7%)	14	47
30	CF	155/155 (100%)	144 (93%)	11 (7%)	14	47
31	BG	132/148 (89%)	125 (95%)	7 (5%)	22	57
31	CG	132/148 (89%)	125 (95%)	7 (5%)	22	57
32	BH	122/124 (98%)	116 (95%)	6 (5%)	25	59
32	CH	122/124 (98%)	116 (95%)	6 (5%)	25	59
33	BI	27/135 (20%)	26 (96%)	1 (4%)	34	66
33	CI	27/135 (20%)	26 (96%)	1 (4%)	34	66
34	BJ	116/118 (98%)	109 (94%)	7 (6%)	19	53
34	CJ	116/118 (98%)	109 (94%)	7 (6%)	19	53
35	BK	100/100 (100%)	94 (94%)	6 (6%)	19	53
35	CK	100/100 (100%)	94 (94%)	6 (6%)	19	53
36	BL	112/116 (97%)	98 (88%)	14 (12%)	4	25
36	CL	112/116 (97%)	98 (88%)	14 (12%)	4	25
37	BM	106/111 (96%)	98 (92%)	8 (8%)	13	45
37	CM	106/111 (96%)	98 (92%)	8 (8%)	13	45
38	BN	100/100 (100%)	96 (96%)	4 (4%)	31	64
38	CN	100/100 (100%)	96 (96%)	4 (4%)	31	64
39	BO	77/87 (88%)	71 (92%)	6 (8%)	12	44
39	CO	77/87 (88%)	71 (92%)	6 (8%)	12	44
40	BP	121/128 (94%)	110 (91%)	11 (9%)	9	39
40	CP	121/128 (94%)	110 (91%)	11 (9%)	9	39
41	BQ	92/92 (100%)	90 (98%)	2 (2%)	52	77
41	CQ	92/92 (100%)	90 (98%)	2 (2%)	52	77
42	BR	82/82 (100%)	76 (93%)	6 (7%)	14	46
42	CR	82/82 (100%)	76 (93%)	6 (7%)	14	46
43	BS	91/91 (100%)	87 (96%)	4 (4%)	28	62
43	CS	91/91 (100%)	87 (96%)	4 (4%)	28	62
44	BT	74/78 (95%)	69 (93%)	5 (7%)	16	49
44	CT	74/78 (95%)	69 (93%)	5 (7%)	16	49
45	BU	84/90 (93%)	78 (93%)	6 (7%)	14	47

Continued on next page...

Continued from previous page...

Mol	Chain	Analysed	Rotameric	Outliers	Percentiles	
45	CU	84/90 (93%)	78 (93%)	6 (7%)	14	47
46	BV	163/179 (91%)	159 (98%)	4 (2%)	47	74
46	CV	163/179 (91%)	159 (98%)	4 (2%)	47	74
47	BW	61/66 (92%)	57 (93%)	4 (7%)	16	50
47	CW	61/66 (92%)	57 (93%)	4 (7%)	16	50
48	BX	73/83 (88%)	64 (88%)	9 (12%)	4	26
48	CX	73/83 (88%)	64 (88%)	9 (12%)	4	26
49	BY	58/67 (87%)	53 (91%)	5 (9%)	10	41
49	CY	58/67 (87%)	52 (90%)	6 (10%)	7	33
50	BZ	51/51 (100%)	48 (94%)	3 (6%)	19	54
50	CZ	51/51 (100%)	48 (94%)	3 (6%)	19	54
51	B1	27/63 (43%)	25 (93%)	2 (7%)	13	45
51	C1	27/63 (43%)	25 (93%)	2 (7%)	13	45
52	B2	45/51 (88%)	44 (98%)	1 (2%)	52	77
52	C2	45/51 (88%)	44 (98%)	1 (2%)	52	77
53	B3	43/52 (83%)	39 (91%)	4 (9%)	9	38
53	C3	43/52 (83%)	39 (91%)	4 (9%)	9	38
54	B4	41/41 (100%)	37 (90%)	4 (10%)	8	35
54	C4	41/41 (100%)	37 (90%)	4 (10%)	8	35
55	B5	53/54 (98%)	52 (98%)	1 (2%)	57	80
55	C5	53/54 (98%)	52 (98%)	1 (2%)	57	80
All	All	10060/10584 (95%)	9448 (94%)	612 (6%)	18	53

All (612) residues with a non-rotameric sidechain are listed below:

Mol	Chain	Res	Type
2	AB	27	LYS
2	AB	71	VAL
2	AB	75	LYS
2	AB	116	GLU
2	AB	117	GLU
2	AB	153	ARG
2	AB	154	LEU
2	AB	178	ARG
2	AB	221	LEU

Continued on next page...

Continued from previous page...

Mol	Chain	Res	Type
3	AC	5	ILE
3	AC	27	LYS
3	AC	62	ASP
3	AC	79	ARG
3	AC	91	LEU
3	AC	196	LEU
4	AD	3	ARG
4	AD	15	GLU
4	AD	21	LEU
4	AD	49	ARG
4	AD	73	ARG
4	AD	119	GLN
4	AD	122	ARG
4	AD	150	GLU
4	AD	166	LYS
5	AE	8	GLU
5	AE	12	LEU
5	AE	16	THR
5	AE	20	GLN
5	AE	47	LYS
5	AE	73	ASN
5	AE	76	ILE
5	AE	79	GLU
5	AE	137	GLU
5	AE	144	THR
6	AF	48	LEU
6	AF	59	TYR
6	AF	78	GLU
6	AF	100	ASN
8	AH	1	MET
8	AH	25	ASP
8	AH	30	ARG
8	AH	102	ARG
8	AH	136	GLU
9	AI	10	ARG
9	AI	19	LEU
9	AI	95	LYS
9	AI	99	LEU
9	AI	104	ARG
9	AI	121	ARG
10	AJ	16	LEU
10	AJ	22	LYS

Continued on next page...

Continued from previous page...

Mol	Chain	Res	Type
10	AJ	55	LYS
10	AJ	62	HIS
10	AJ	74	ILE
10	AJ	80	LYS
10	AJ	92	THR
10	AJ	96	ILE
11	AK	26	ASN
11	AK	92	GLU
11	AK	117	ASN
12	AL	19	LYS
12	AL	26	LEU
12	AL	32	ARG
12	AL	37	THR
12	AL	40	ARG
12	AL	52	ARG
12	AL	64	GLU
12	AL	81	VAL
12	AL	98	HIS
13	AM	58	GLU
13	AM	64	TRP
13	AM	87	TYR
13	AM	93	ARG
13	AM	106	ASN
13	AM	115	LYS
14	AN	6	LEU
14	AN	16	PHE
14	AN	27	CYS
15	AO	5	LYS
15	AO	17	ARG
15	AO	44	LYS
15	AO	82	ILE
16	AP	27	LYS
16	AP	82	GLN
16	AP	83	GLU
17	AQ	38	ARG
17	AQ	52	LYS
18	AR	42	ARG
18	AR	84	LYS
19	AS	5	LEU
19	AS	6	LYS
19	AS	7	LYS
19	AS	27	GLU

Continued on next page...

Continued from previous page...

Mol	Chain	Res	Type
19	AS	29	ARG
19	AS	37	ARG
19	AS	44	MET
19	AS	53	ASN
19	AS	70	LYS
20	AT	26	ASN
20	AT	62	LEU
20	AT	93	GLU
22	AV	7	ARG
22	AV	8	LEU
22	AV	38	TYR
22	AV	43	GLU
22	AV	86	GLU
22	AV	150	THR
22	AV	152	LEU
22	AV	158	VAL
22	AV	159	VAL
22	AV	198	THR
22	AV	204	LYS
22	AV	212	LEU
22	AV	234	THR
22	AV	248	ILE
22	AV	249	MET
22	AV	254	ASP
22	AV	259	ILE
22	AV	263	GLU
22	AV	269	LEU
22	AV	297	GLU
22	AV	300	GLU
22	AV	313	THR
22	AV	317	ILE
22	AV	321	THR
22	AV	324	LEU
22	AV	332	LEU
22	AV	343	ASP
22	AV	351	LEU
27	BC	5	LYS
27	BC	10	THR
27	BC	28	GLU
27	BC	32	SER
27	BC	33	LEU
27	BC	49	ILE

Continued on next page...

Continued from previous page...

Mol	Chain	Res	Type
27	BC	50	THR
27	BC	78	LYS
27	BC	95	LEU
27	BC	106	ILE
27	BC	150	LYS
27	BC	157	ARG
27	BC	166	GLN
27	BC	192	THR
27	BC	237	GLU
27	BC	242	ARG
27	BC	244	ARG
27	BC	259	THR
27	BC	261	LYS
28	BD	9	VAL
28	BD	52	LEU
28	BD	54	GLN
28	BD	57	LYS
28	BD	92	THR
28	BD	119	ARG
28	BD	132	HIS
28	BD	173	VAL
28	BD	184	VAL
28	BD	192	ASN
28	BD	195	LEU
29	BE	8	GLN
29	BE	9	ILE
29	BE	78	ILE
29	BE	83	PHE
29	BE	95	ARG
29	BE	164	ARG
30	BF	18	GLU
30	BF	33	ARG
30	BF	34	LEU
30	BF	47	LYS
30	BF	74	LYS
30	BF	86	MET
30	BF	90	LEU
30	BF	98	ARG
30	BF	107	LEU
30	BF	115	ARG
30	BF	155	MET
31	BG	13	LYS

Continued on next page...

Continued from previous page...

Mol	Chain	Res	Type
31	BG	23	ARG
31	BG	86	GLU
31	BG	101	ARG
31	BG	105	LEU
31	BG	123	PHE
31	BG	162	ILE
32	BH	5	LEU
32	BH	6	LEU
32	BH	67	ARG
32	BH	73	GLU
32	BH	77	LEU
32	BH	109	ILE
33	BI	3	ASN
34	BJ	57	LEU
34	BJ	64	ASP
34	BJ	71	MET
34	BJ	94	ILE
34	BJ	117	HIS
34	BJ	120	ARG
34	BJ	161	LEU
35	BK	19	ILE
35	BK	25	LEU
35	BK	77	ILE
35	BK	87	ILE
35	BK	104	ARG
35	BK	122	LEU
36	BL	13	ASN
36	BL	15	ARG
36	BL	35	HIS
36	BL	50	ARG
36	BL	57	THR
36	BL	61	ARG
36	BL	62	LEU
36	BL	67	MET
36	BL	83	VAL
36	BL	105	LEU
36	BL	106	LEU
36	BL	111	ARG
36	BL	147	LEU
36	BL	148	LEU
37	BM	6	ARG
37	BM	13	GLN

Continued on next page...

Continued from previous page...

Mol	Chain	Res	Type
37	BM	14	ARG
37	BM	22	LYS
37	BM	45	GLN
37	BM	55	VAL
37	BM	60	ARG
37	BM	135	ASP
38	BN	9	LYS
38	BN	10	LEU
38	BN	79	LEU
38	BN	104	ARG
39	BO	18	ILE
39	BO	30	ARG
39	BO	42	ASP
39	BO	44	LYS
39	BO	61	ASN
39	BO	93	LYS
40	BP	41	ARG
40	BP	58	ASN
40	BP	59	THR
40	BP	78	LEU
40	BP	86	ILE
40	BP	87	ASP
40	BP	98	LYS
40	BP	99	LEU
40	BP	108	ARG
40	BP	112	ARG
40	BP	113	LYS
41	BQ	79	PHE
41	BQ	92	ARG
42	BR	12	TYR
42	BR	13	ARG
42	BR	18	LEU
42	BR	25	LEU
42	BR	80	GLN
42	BR	99	ILE
43	BS	11	ARG
43	BS	69	LEU
43	BS	70	TYR
43	BS	77	ASP
44	BT	28	PHE
44	BT	65	ARG
44	BT	68	ARG

Continued on next page...

Continued from previous page...

Mol	Chain	Res	Type
44	BT	75	ASP
44	BT	80	ILE
45	BU	4	LYS
45	BU	6	HIS
45	BU	8	LYS
45	BU	31	LEU
45	BU	76	CYS
45	BU	97	ARG
46	BV	50	GLN
46	BV	72	ARG
46	BV	94	GLU
46	BV	148	ASP
47	BW	21	LEU
47	BW	25	ARG
47	BW	64	ASP
47	BW	80	HIS
48	BX	18	ILE
48	BX	20	ARG
48	BX	40	ARG
48	BX	45	ASN
48	BX	46	LEU
48	BX	73	LEU
48	BX	82	LEU
48	BX	89	GLU
48	BX	95	LEU
49	BY	2	LYS
49	BY	35	LEU
49	BY	37	PHE
49	BY	56	GLN
49	BY	59	ARG
50	BZ	1	MET
50	BZ	10	LYS
50	BZ	46	ASN
51	B1	46	ASN
51	B1	49	GLU
52	B2	3	LYS
53	B3	11	LEU
53	B3	29	ASN
53	B3	34	LEU
53	B3	42	TRP
54	B4	4	THR
54	B4	8	ASN

Continued on next page...

Continued from previous page...

Mol	Chain	Res	Type
54	B4	12	ARG
54	B4	19	ARG
55	B5	30	ARG
27	CC	5	LYS
27	CC	10	THR
27	CC	28	GLU
27	CC	32	SER
27	CC	33	LEU
27	CC	49	ILE
27	CC	50	THR
27	CC	78	LYS
27	CC	106	ILE
27	CC	150	LYS
27	CC	157	ARG
27	CC	166	GLN
27	CC	192	THR
27	CC	237	GLU
27	CC	242	ARG
27	CC	244	ARG
27	CC	259	THR
27	CC	261	LYS
28	CD	9	VAL
28	CD	52	LEU
28	CD	54	GLN
28	CD	57	LYS
28	CD	86	PRO
28	CD	92	THR
28	CD	119	ARG
28	CD	132	HIS
28	CD	173	VAL
28	CD	184	VAL
28	CD	192	ASN
28	CD	195	LEU
29	CE	8	GLN
29	CE	9	ILE
29	CE	78	ILE
29	CE	83	PHE
29	CE	95	ARG
29	CE	164	ARG
30	CF	18	GLU
30	CF	33	ARG
30	CF	34	LEU

Continued on next page...

Continued from previous page...

Mol	Chain	Res	Type
30	CF	47	LYS
30	CF	74	LYS
30	CF	86	MET
30	CF	90	LEU
30	CF	98	ARG
30	CF	107	LEU
30	CF	115	ARG
30	CF	155	MET
31	CG	13	LYS
31	CG	23	ARG
31	CG	86	GLU
31	CG	101	ARG
31	CG	105	LEU
31	CG	123	PHE
31	CG	162	ILE
32	CH	5	LEU
32	CH	6	LEU
32	CH	67	ARG
32	CH	73	GLU
32	CH	77	LEU
32	CH	109	ILE
33	CI	3	ASN
34	CJ	57	LEU
34	CJ	64	ASP
34	CJ	71	MET
34	CJ	94	ILE
34	CJ	117	HIS
34	CJ	120	ARG
34	CJ	161	LEU
35	CK	19	ILE
35	CK	25	LEU
35	CK	77	ILE
35	CK	87	ILE
35	CK	104	ARG
35	CK	122	LEU
36	CL	13	ASN
36	CL	15	ARG
36	CL	35	HIS
36	CL	50	ARG
36	CL	57	THR
36	CL	61	ARG
36	CL	62	LEU

Continued on next page...

Continued from previous page...

Mol	Chain	Res	Type
36	CL	67	MET
36	CL	83	VAL
36	CL	105	LEU
36	CL	106	LEU
36	CL	111	ARG
36	CL	147	LEU
36	CL	148	LEU
37	CM	6	ARG
37	CM	13	GLN
37	CM	14	ARG
37	CM	22	LYS
37	CM	45	GLN
37	CM	55	VAL
37	CM	60	ARG
37	CM	135	ASP
38	CN	9	LYS
38	CN	10	LEU
38	CN	79	LEU
38	CN	104	ARG
39	CO	18	ILE
39	CO	30	ARG
39	CO	42	ASP
39	CO	44	LYS
39	CO	61	ASN
39	CO	93	LYS
40	CP	41	ARG
40	CP	58	ASN
40	CP	59	THR
40	CP	78	LEU
40	CP	86	ILE
40	CP	87	ASP
40	CP	98	LYS
40	CP	99	LEU
40	CP	108	ARG
40	CP	112	ARG
40	CP	113	LYS
41	CQ	79	PHE
41	CQ	92	ARG
42	CR	12	TYR
42	CR	13	ARG
42	CR	18	LEU
42	CR	25	LEU

Continued on next page...

Continued from previous page...

Mol	Chain	Res	Type
42	CR	80	GLN
42	CR	99	ILE
43	CS	11	ARG
43	CS	69	LEU
43	CS	70	TYR
43	CS	77	ASP
44	CT	28	PHE
44	CT	65	ARG
44	CT	68	ARG
44	CT	75	ASP
44	CT	80	ILE
45	CU	4	LYS
45	CU	6	HIS
45	CU	8	LYS
45	CU	31	LEU
45	CU	76	CYS
45	CU	97	ARG
46	CV	50	GLN
46	CV	72	ARG
46	CV	94	GLU
46	CV	148	ASP
47	CW	21	LEU
47	CW	25	ARG
47	CW	64	ASP
47	CW	80	HIS
48	CX	18	ILE
48	CX	20	ARG
48	CX	40	ARG
48	CX	45	ASN
48	CX	46	LEU
48	CX	73	LEU
48	CX	82	LEU
48	CX	89	GLU
48	CX	95	LEU
49	CY	2	LYS
49	CY	17	SER
49	CY	35	LEU
49	CY	37	PHE
49	CY	56	GLN
49	CY	59	ARG
50	CZ	1	MET
50	CZ	10	LYS

Continued on next page...

Continued from previous page...

Mol	Chain	Res	Type
50	CZ	46	ASN
51	C1	46	ASN
51	C1	49	GLU
52	C2	3	LYS
53	C3	11	LEU
53	C3	29	ASN
53	C3	34	LEU
53	C3	42	TRP
54	C4	4	THR
54	C4	8	ASN
54	C4	12	ARG
54	C4	19	ARG
55	C5	30	ARG
2	DB	27	LYS
2	DB	71	VAL
2	DB	75	LYS
2	DB	116	GLU
2	DB	117	GLU
2	DB	153	ARG
2	DB	154	LEU
2	DB	178	ARG
2	DB	221	LEU
3	DC	5	ILE
3	DC	27	LYS
3	DC	62	ASP
3	DC	79	ARG
3	DC	91	LEU
3	DC	196	LEU
4	DD	3	ARG
4	DD	15	GLU
4	DD	21	LEU
4	DD	49	ARG
4	DD	73	ARG
4	DD	119	GLN
4	DD	122	ARG
4	DD	150	GLU
4	DD	166	LYS
5	DE	8	GLU
5	DE	12	LEU
5	DE	16	THR
5	DE	20	GLN
5	DE	47	LYS

Continued on next page...

Continued from previous page...

Mol	Chain	Res	Type
5	DE	73	ASN
5	DE	76	ILE
5	DE	79	GLU
5	DE	137	GLU
5	DE	144	THR
6	DF	48	LEU
6	DF	59	TYR
6	DF	78	GLU
6	DF	100	ASN
8	DH	1	MET
8	DH	25	ASP
8	DH	30	ARG
8	DH	102	ARG
8	DH	136	GLU
9	DI	10	ARG
9	DI	19	LEU
9	DI	95	LYS
9	DI	99	LEU
9	DI	104	ARG
9	DI	121	ARG
10	DJ	16	LEU
10	DJ	22	LYS
10	DJ	55	LYS
10	DJ	62	HIS
10	DJ	74	ILE
10	DJ	80	LYS
10	DJ	92	THR
10	DJ	96	ILE
11	DK	26	ASN
11	DK	92	GLU
11	DK	117	ASN
12	DL	19	LYS
12	DL	26	LEU
12	DL	32	ARG
12	DL	37	THR
12	DL	40	ARG
12	DL	52	ARG
12	DL	64	GLU
12	DL	81	VAL
12	DL	98	HIS
13	DM	58	GLU
13	DM	64	TRP

Continued on next page...

Continued from previous page...

Mol	Chain	Res	Type
13	DM	87	TYR
13	DM	93	ARG
13	DM	106	ASN
13	DM	115	LYS
14	DN	6	LEU
14	DN	16	PHE
14	DN	27	CYS
15	DO	5	LYS
15	DO	17	ARG
15	DO	44	LYS
15	DO	82	ILE
16	DP	27	LYS
16	DP	82	GLN
16	DP	83	GLU
17	DQ	38	ARG
17	DQ	52	LYS
18	DR	42	ARG
18	DR	84	LYS
19	DS	5	LEU
19	DS	6	LYS
19	DS	7	LYS
19	DS	27	GLU
19	DS	29	ARG
19	DS	37	ARG
19	DS	44	MET
19	DS	53	ASN
19	DS	70	LYS
20	DT	26	ASN
20	DT	62	LEU
20	DT	93	GLU
22	DV	7	ARG
22	DV	8	LEU
22	DV	38	TYR
22	DV	43	GLU
22	DV	86	GLU
22	DV	150	THR
22	DV	152	LEU
22	DV	158	VAL
22	DV	159	VAL
22	DV	198	THR
22	DV	204	LYS
22	DV	212	LEU

Continued on next page...

Continued from previous page...

Mol	Chain	Res	Type
22	DV	234	THR
22	DV	248	ILE
22	DV	249	MET
22	DV	254	ASP
22	DV	259	ILE
22	DV	263	GLU
22	DV	269	LEU
22	DV	297	GLU
22	DV	300	GLU
22	DV	313	THR
22	DV	317	ILE
22	DV	324	LEU
22	DV	332	LEU
22	DV	343	ASP
22	DV	351	LEU

Some sidechains can be flipped to improve hydrogen bonding and reduce clashes. All (247) such sidechains are listed below:

Mol	Chain	Res	Type
2	AB	16	HIS
2	AB	25	ASN
2	AB	37	ASN
2	AB	146	GLN
2	AB	212	GLN
3	AC	28	GLN
3	AC	69	HIS
3	AC	139	GLN
3	AC	170	GLN
4	AD	77	ASN
4	AD	116	GLN
5	AE	20	GLN
5	AE	73	ASN
5	AE	78	HIS
6	AF	27	GLN
6	AF	32	ASN
6	AF	100	ASN
7	AG	13	GLN
7	AG	28	ASN
7	AG	106	GLN
7	AG	153	HIS
8	AH	82	HIS
9	AI	23	ASN

Continued on next page...

Continued from previous page...

Mol	Chain	Res	Type
9	AI	124	GLN
10	AJ	13	HIS
10	AJ	78	ASN
10	AJ	84	GLN
11	AK	38	ASN
11	AK	117	ASN
12	AL	7	ASN
12	AL	48	ASN
12	AL	74	HIS
13	AM	101	GLN
15	AO	37	ASN
15	AO	46	HIS
16	AP	82	GLN
17	AQ	16	GLN
19	AS	14	HIS
19	AS	47	HIS
19	AS	53	ASN
19	AS	57	HIS
20	AT	26	ASN
22	AV	148	HIS
22	AV	315	HIS
27	BC	58	HIS
27	BC	87	ASN
27	BC	116	GLN
27	BC	126	GLN
27	BC	143	HIS
27	BC	166	GLN
27	BC	186	HIS
27	BC	227	ASN
27	BC	231	HIS
27	BC	233	HIS
28	BD	60	ASN
28	BD	66	HIS
28	BD	143	ASN
28	BD	169	ASN
28	BD	192	ASN
29	BE	31	HIS
29	BE	67	GLN
29	BE	69	HIS
29	BE	75	HIS
29	BE	160	ASN
30	BF	40	ASN

Continued on next page...

Continued from previous page...

Mol	Chain	Res	Type
30	BF	58	GLN
30	BF	108	ASN
30	BF	121	ASN
31	BG	147	ASN
31	BG	158	HIS
32	BH	133	HIS
33	BI	3	ASN
33	BI	6	ASN
34	BJ	79	ASN
34	BJ	154	GLN
35	BK	3	GLN
36	BL	13	ASN
36	BL	27	HIS
36	BL	35	HIS
36	BL	81	GLN
37	BM	12	GLN
37	BM	13	GLN
37	BM	45	GLN
38	BN	13	HIS
38	BN	16	HIS
38	BN	53	HIS
38	BN	61	HIS
38	BN	71	GLN
38	BN	91	GLN
39	BO	61	ASN
40	BP	58	ASN
40	BP	79	HIS
40	BP	84	GLN
40	BP	90	GLN
41	BQ	49	HIS
42	BR	80	GLN
43	BS	34	ASN
43	BS	57	ASN
43	BS	102	HIS
44	BT	31	HIS
44	BT	41	ASN
44	BT	55	ASN
44	BT	87	GLN
45	BU	6	HIS
46	BV	118	GLN
47	BW	35	ASN
47	BW	70	GLN

Continued on next page...

Continued from previous page...

Mol	Chain	Res	Type
48	BX	16	ASN
48	BX	19	GLN
48	BX	45	ASN
48	BX	56	GLN
48	BX	66	HIS
49	BY	47	ASN
49	BY	56	GLN
50	BZ	19	GLN
50	BZ	46	ASN
51	B1	46	ASN
52	B2	43	HIS
53	B3	29	ASN
54	B4	8	ASN
55	B5	31	HIS
55	B5	33	ASN
27	CC	58	HIS
27	CC	87	ASN
27	CC	116	GLN
27	CC	126	GLN
27	CC	143	HIS
27	CC	166	GLN
27	CC	186	HIS
27	CC	198	ASN
27	CC	227	ASN
27	CC	231	HIS
27	CC	233	HIS
28	CD	60	ASN
28	CD	66	HIS
28	CD	143	ASN
28	CD	169	ASN
28	CD	192	ASN
29	CE	31	HIS
29	CE	67	GLN
29	CE	69	HIS
29	CE	75	HIS
29	CE	160	ASN
30	CF	40	ASN
30	CF	58	GLN
30	CF	108	ASN
30	CF	121	ASN
31	CG	147	ASN
31	CG	158	HIS

Continued on next page...

Continued from previous page...

Mol	Chain	Res	Type
32	CH	133	HIS
33	CI	3	ASN
33	CI	6	ASN
34	CJ	79	ASN
34	CJ	154	GLN
35	CK	3	GLN
36	CL	13	ASN
36	CL	27	HIS
36	CL	35	HIS
36	CL	81	GLN
37	CM	12	GLN
37	CM	13	GLN
37	CM	45	GLN
38	CN	13	HIS
38	CN	16	HIS
38	CN	53	HIS
38	CN	61	HIS
38	CN	71	GLN
38	CN	91	GLN
39	CO	61	ASN
40	CP	58	ASN
40	CP	79	HIS
40	CP	84	GLN
40	CP	90	GLN
41	CQ	49	HIS
42	CR	80	GLN
43	CS	34	ASN
43	CS	57	ASN
43	CS	102	HIS
44	CT	31	HIS
44	CT	41	ASN
44	CT	55	ASN
44	CT	87	GLN
45	CU	6	HIS
46	CV	118	GLN
47	CW	35	ASN
47	CW	70	GLN
48	CX	16	ASN
48	CX	19	GLN
48	CX	45	ASN
48	CX	56	GLN
48	CX	66	HIS

Continued on next page...

Continued from previous page...

Mol	Chain	Res	Type
49	CY	47	ASN
49	CY	56	GLN
50	CZ	19	GLN
50	CZ	46	ASN
51	C1	46	ASN
52	C2	43	HIS
53	C3	29	ASN
54	C4	8	ASN
55	C5	31	HIS
55	C5	33	ASN
2	DB	16	HIS
2	DB	25	ASN
2	DB	37	ASN
2	DB	146	GLN
2	DB	212	GLN
3	DC	28	GLN
3	DC	69	HIS
3	DC	139	GLN
3	DC	170	GLN
4	DD	77	ASN
4	DD	116	GLN
5	DE	20	GLN
5	DE	73	ASN
5	DE	78	HIS
6	DF	27	GLN
6	DF	32	ASN
6	DF	100	ASN
7	DG	13	GLN
7	DG	28	ASN
7	DG	106	GLN
7	DG	153	HIS
8	DH	82	HIS
9	DI	23	ASN
9	DI	117	HIS
9	DI	124	GLN
10	DJ	13	HIS
10	DJ	78	ASN
10	DJ	84	GLN
11	DK	38	ASN
11	DK	117	ASN
12	DL	7	ASN
12	DL	48	ASN

Continued on next page...

Continued from previous page...

Mol	Chain	Res	Type
12	DL	74	HIS
13	DM	101	GLN
15	DO	37	ASN
15	DO	46	HIS
16	DP	82	GLN
17	DQ	16	GLN
19	DS	14	HIS
19	DS	47	HIS
19	DS	53	ASN
19	DS	57	HIS
20	DT	26	ASN
22	DV	148	HIS
22	DV	189	GLN
22	DV	315	HIS

5.3.3 RNA ⓘ

Mol	Chain	Analysed	Backbone Outliers	Pucker Outliers
1	AA	1503/1504 (99%)	198 (13%)	14 (0%)
1	DA	1503/1504 (99%)	198 (13%)	14 (0%)
23	AW	76/77 (98%)	9 (11%)	0
23	DW	76/77 (98%)	9 (11%)	0
24	AX	6/7 (85%)	1 (16%)	0
25	BA	2878/2879 (99%)	429 (14%)	18 (0%)
25	CA	2878/2879 (99%)	430 (14%)	19 (0%)
26	BB	118/119 (99%)	12 (10%)	0
26	CB	118/119 (99%)	12 (10%)	0
56	DX	8/9 (88%)	2 (25%)	0
All	All	9164/9174 (99%)	1300 (14%)	65 (0%)

All (1300) RNA backbone outliers are listed below:

Mol	Chain	Res	Type
1	AA	6	G
1	AA	9	G
1	AA	22	G
1	AA	32	A
1	AA	39	G
1	AA	47	C
1	AA	48	C
1	AA	51	A

Continued on next page...

Continued from previous page...

Mol	Chain	Res	Type
1	AA	59	A
1	AA	120	A
1	AA	121	C
1	AA	122	G
1	AA	129(B)	G
1	AA	131	C
1	AA	169	C
1	AA	182	U
1	AA	191(A)	G
1	AA	195	A
1	AA	201	C
1	AA	210	U
1	AA	216	G
1	AA	220	G
1	AA	233	C
1	AA	244	U
1	AA	247	G
1	AA	251	G
1	AA	266	G
1	AA	267	C
1	AA	281	G
1	AA	289	G
1	AA	309	G
1	AA	328	C
1	AA	329	A
1	AA	332	G
1	AA	345	C
1	AA	346	G
1	AA	352	C
1	AA	353	A
1	AA	354	G
1	AA	358	U
1	AA	367	U
1	AA	372	C
1	AA	373	A
1	AA	387	U
1	AA	397	A
1	AA	398	C
1	AA	403	C
1	AA	412	A
1	AA	414	A
1	AA	422	C

Continued on next page...

Continued from previous page...

Mol	Chain	Res	Type
1	AA	423	G
1	AA	428	G
1	AA	429	U
1	AA	430	A
1	AA	434	U
1	AA	479	C
1	AA	481	G
1	AA	485	G
1	AA	496	A
1	AA	497	U
1	AA	511	C
1	AA	512	U
1	AA	518	C
1	AA	521	G
1	AA	527	G
1	AA	531	U
1	AA	532	A
1	AA	533	A
1	AA	534	U
1	AA	547	A
1	AA	550	G
1	AA	561	U
1	AA	562	C
1	AA	568	G
1	AA	572	A
1	AA	573	A
1	AA	576	G
1	AA	577	G
1	AA	596	C
1	AA	653	A
1	AA	665	A
1	AA	687	A
1	AA	688	G
1	AA	724	G
1	AA	730	G
1	AA	731	G
1	AA	774	G
1	AA	785	G
1	AA	793	U
1	AA	794	A
1	AA	804	U
1	AA	805	C

Continued on next page...

Continued from previous page...

Mol	Chain	Res	Type
1	AA	816	A
1	AA	817	C
1	AA	819	A
1	AA	821	G
1	AA	828	A
1	AA	829	G
1	AA	833	U
1	AA	841	U
1	AA	842	C
1	AA	843	U
1	AA	859	A
1	AA	885	G
1	AA	902	G
1	AA	914	A
1	AA	926	G
1	AA	927	G
1	AA	934	C
1	AA	935	A
1	AA	960	U
1	AA	961	U
1	AA	969	A
1	AA	971	G
1	AA	974	A
1	AA	976	G
1	AA	977	A
1	AA	980	C
1	AA	992	U
1	AA	993	G
1	AA	1004	A
1	AA	1045	C
1	AA	1065	U
1	AA	1068	G
1	AA	1094	G
1	AA	1095	U
1	AA	1101	A
1	AA	1117	G
1	AA	1118	C
1	AA	1124	G
1	AA	1125	U
1	AA	1126	U
1	AA	1129	C
1	AA	1130	A

Continued on next page...

Continued from previous page...

Mol	Chain	Res	Type
1	AA	1131	G
1	AA	1137	C
1	AA	1138	G
1	AA	1139	G
1	AA	1151	A
1	AA	1152	A
1	AA	1159	U
1	AA	1196	U
1	AA	1197	G
1	AA	1212	U
1	AA	1213	A
1	AA	1214	C
1	AA	1223	C
1	AA	1225	A
1	AA	1238	A
1	AA	1240	U
1	AA	1241	G
1	AA	1256	A
1	AA	1257	U
1	AA	1258	G
1	AA	1260	C
1	AA	1278	U
1	AA	1280	A
1	AA	1281	U
1	AA	1287	A
1	AA	1300	G
1	AA	1301	U
1	AA	1302	U
1	AA	1305	G
1	AA	1317	C
1	AA	1320	C
1	AA	1322	C
1	AA	1323	G
1	AA	1331	G
1	AA	1335	C
1	AA	1347	G
1	AA	1353	G
1	AA	136(B)	C
1	AA	1363	A
1	AA	1364	U
1	AA	1378	C
1	AA	1400	C

Continued on next page...

Continued from previous page...

Mol	Chain	Res	Type
1	AA	1401	G
1	AA	1419	G
1	AA	1442	G
1	AA	1443	G
1	AA	1446	A
1	AA	1451	A
1	AA	1452	C
1	AA	1453	G
1	AA	1487	G
1	AA	1497	G
1	AA	1499	A
1	AA	1502	A
1	AA	1503	A
1	AA	1504	G
1	AA	1505	G
1	AA	1506	U
1	AA	1507	A
1	AA	1517	G
1	AA	1520	G
1	AA	1528	U
1	AA	1529	G
1	AA	1530	G
23	AW	8	U
23	AW	17(A)	U
23	AW	18	G
23	AW	19	G
23	AW	20	U
23	AW	21	A
23	AW	47	U
23	AW	48	C
23	AW	76	A
24	AX	16	A
25	BA	10	G
25	BA	15	G
25	BA	23	G
25	BA	34	C
25	BA	35	G
25	BA	46	C
25	BA	49	A
25	BA	51	G
25	BA	72	U
25	BA	73	A

Continued on next page...

Continued from previous page...

Mol	Chain	Res	Type
25	BA	74	A
25	BA	75	G
25	BA	84	A
25	BA	88	G
25	BA	102	G
25	BA	118	A
25	BA	120	U
25	BA	125	G
25	BA	138	G
25	BA	140	A
25	BA	162	U
25	BA	196	A
25	BA	197	A
25	BA	199	A
25	BA	201	C
25	BA	205	G
25	BA	215	G
25	BA	216	A
25	BA	221	A
25	BA	222	A
25	BA	228	A
25	BA	229	A
25	BA	230	U
25	BA	238	C
25	BA	245	G
25	BA	248	G
25	BA	250	G
25	BA	252	G
25	BA	269	U
25	BA	270(K)	G
25	BA	270(M)	U
25	BA	270(N)	U
25	BA	270(Q)	C
25	BA	270(R)	C
25	BA	271	G
25	BA	274	G
25	BA	275	G
25	BA	276	A
25	BA	279	C
25	BA	283	A
25	BA	302	C
25	BA	324	A

Continued on next page...

Continued from previous page...

Mol	Chain	Res	Type
25	BA	329	G
25	BA	330	A
25	BA	332	A
25	BA	333	G
25	BA	343	C
25	BA	352	G
25	BA	353	G
25	BA	364	C
25	BA	372	G
25	BA	386	G
25	BA	405	U
25	BA	406	G
25	BA	411	G
25	BA	444	C
25	BA	457	A
25	BA	467	G
25	BA	470	A
25	BA	481	G
25	BA	505	A
25	BA	508	G
25	BA	509	C
25	BA	530	G
25	BA	531	C
25	BA	532	A
25	BA	533	G
25	BA	556	G
25	BA	563	G
25	BA	573	G
25	BA	575	A
25	BA	603	A
25	BA	615	G
25	BA	616	A
25	BA	617	G
25	BA	619	G
25	BA	620	G
25	BA	627	A
25	BA	631	A
25	BA	637	A
25	BA	645	C
25	BA	646	A
25	BA	654	U
25	BA	655	A

Continued on next page...

Continued from previous page...

Mol	Chain	Res	Type
25	BA	668	G
25	BA	671	C
25	BA	686	G
25	BA	695	G
25	BA	717	G
25	BA	730	C
25	BA	749	C
25	BA	759	G
25	BA	762	U
25	BA	764	A
25	BA	765	G
25	BA	775	G
25	BA	776	G
25	BA	782	A
25	BA	784	A
25	BA	785	G
25	BA	787	U
25	BA	792	G
25	BA	797	C
25	BA	800	A
25	BA	805	G
25	BA	809	G
25	BA	812	C
25	BA	819	A
25	BA	827	U
25	BA	828	U
25	BA	832	G
25	BA	843	G
25	BA	846	C
25	BA	859	G
25	BA	886	C
25	BA	890	A
25	BA	896	A
25	BA	897	C
25	BA	910	A
25	BA	917	A
25	BA	932	G
25	BA	941	A
25	BA	945	A
25	BA	946	G
25	BA	948	G
25	BA	959	A

Continued on next page...

Continued from previous page...

Mol	Chain	Res	Type
25	BA	961	C
25	BA	962	G
25	BA	973	A
25	BA	974(A)	G
25	BA	974(B)	C
25	BA	975	G
25	BA	983	A
25	BA	996	A
25	BA	999	U
25	BA	1000	A
25	BA	1003	G
25	BA	1009	A
25	BA	1012	U
25	BA	1013	C
25	BA	1022	G
25	BA	1023	U
25	BA	1025	G
25	BA	1026	U
25	BA	1033	U
25	BA	1047	G
25	BA	1057	A
25	BA	1060	U
25	BA	1062	G
25	BA	1069	A
25	BA	1070	A
25	BA	1073	A
25	BA	1079	C
25	BA	1088	A
25	BA	1112	G
25	BA	1129	A
25	BA	1131	G
25	BA	1135	C
25	BA	1136	G
25	BA	1139	G
25	BA	1142	U
25	BA	114(B)	A
25	BA	1155	A
25	BA	1164	G
25	BA	1174	A
25	BA	1175	U
25	BA	1176	G
25	BA	1190	G

Continued on next page...

Continued from previous page...

Mol	Chain	Res	Type
25	BA	1205	U
25	BA	1210	A
25	BA	1211	U
25	BA	1227	G
25	BA	1237	A
25	BA	1248	G
25	BA	1250	G
25	BA	1253	A
25	BA	1256	G
25	BA	1264	G
25	BA	1265	A
25	BA	1271	G
25	BA	1272	A
25	BA	1286	A
25	BA	1300	U
25	BA	1301	A
25	BA	1302	A
25	BA	1314	C
25	BA	1329	U
25	BA	1332	G
25	BA	1343	G
25	BA	1349	A
25	BA	1359	A
25	BA	1365	A
25	BA	1380	G
25	BA	1384	A
25	BA	1385	G
25	BA	1386	C
25	BA	1395	A
25	BA	1396	U
25	BA	1416	G
25	BA	1417	C
25	BA	1420	U
25	BA	1428	C
25	BA	144(B)	A
25	BA	1449	G
25	BA	1453	A
25	BA	1454	U
25	BA	1460	A
25	BA	1467	C
25	BA	1473	G
25	BA	1483	G

Continued on next page...

Continued from previous page...

Mol	Chain	Res	Type
25	BA	1490	A
25	BA	1493	C
25	BA	1494	A
25	BA	1495	A
25	BA	1497	U
25	BA	1505	C
25	BA	1510	A
25	BA	1538	G
25	BA	1542	G
25	BA	1544	C
25	BA	1545	A
25	BA	1558	A
25	BA	1559	G
25	BA	1560	G
25	BA	1569	A
25	BA	1578	U
25	BA	1579	A
25	BA	1585	C
25	BA	1586	A
25	BA	1603	A
25	BA	1608	A
25	BA	1609	A
25	BA	1615	C
25	BA	1617	C
25	BA	1618	A
25	BA	1640	C
25	BA	1644	C
25	BA	1648	C
25	BA	1651	G
25	BA	1674	G
25	BA	1679	U
25	BA	1694	C
25	BA	1695	G
25	BA	1696	G
25	BA	1756	G
25	BA	1761	C
25	BA	1763	G
25	BA	1764	G
25	BA	1773	A
25	BA	1787	A
25	BA	1791	A
25	BA	1800	C

Continued on next page...

Continued from previous page...

Mol	Chain	Res	Type
25	BA	1801	G
25	BA	1816	G
25	BA	1819	A
25	BA	1829	A
25	BA	1831	G
25	BA	1838	C
25	BA	1839	G
25	BA	1847	A
25	BA	1848	A
25	BA	1858	G
25	BA	1888	G
25	BA	1889	A
25	BA	1906	G
25	BA	1914	C
25	BA	1929	G
25	BA	1936	A
25	BA	1937	A
25	BA	1938	A
25	BA	1939	U
25	BA	1940	U
25	BA	1955	U
25	BA	1963	U
25	BA	1964	G
25	BA	1966	A
25	BA	1967	C
25	BA	1970	A
25	BA	1971	A
25	BA	1972	A
25	BA	1980	G
25	BA	1982	C
25	BA	1992	G
25	BA	1993	U
25	BA	1997	G
25	BA	2023	G
25	BA	2031	A
25	BA	2032	G
25	BA	2033	A
25	BA	2034	U
25	BA	2036	C
25	BA	2037	G
25	BA	2043	C
25	BA	2046	G

Continued on next page...

Continued from previous page...

Mol	Chain	Res	Type
25	BA	2055	C
25	BA	2056	G
25	BA	2060	A
25	BA	2061	G
25	BA	2066	C
25	BA	2069	G
25	BA	2072	G
25	BA	2080	G
25	BA	2115	G
25	BA	2119	A
25	BA	2120	G
25	BA	2126	A
25	BA	2131	G
25	BA	2133	G
25	BA	2159	G
25	BA	2173	A
25	BA	2198	A
25	BA	2211	G
25	BA	2212	A
25	BA	2215	G
25	BA	2225	A
25	BA	2226	C
25	BA	2238	G
25	BA	2239	G
25	BA	2268	A
25	BA	2275	C
25	BA	2283	C
25	BA	2287	A
25	BA	2289	G
25	BA	2304	G
25	BA	2305	A
25	BA	2306	C
25	BA	2307	G
25	BA	2309	A
25	BA	2310	A
25	BA	2320	A
25	BA	2322	A
25	BA	2325	G
25	BA	2334	G
25	BA	2336	A
25	BA	2345	G
25	BA	2346	A

Continued on next page...

Continued from previous page...

Mol	Chain	Res	Type
25	BA	2347	C
25	BA	2381	C
25	BA	2383	G
25	BA	2385	C
25	BA	2389	G
25	BA	2390	U
25	BA	2394	C
25	BA	2402	C
25	BA	2406	U
25	BA	2420	C
25	BA	2422	A
25	BA	2423	U
25	BA	2425	A
25	BA	2427	C
25	BA	2428	G
25	BA	2429	G
25	BA	2430	A
25	BA	2431	U
25	BA	2432	A
25	BA	2435	A
25	BA	2439	A
25	BA	2441	C
25	BA	2448	A
25	BA	2469	A
25	BA	2476	A
25	BA	2478	A
25	BA	2491	U
25	BA	2492	U
25	BA	2496	C
25	BA	2498	C
25	BA	2502	G
25	BA	2505	G
25	BA	2518	A
25	BA	2529	G
25	BA	2542	A
25	BA	2543	G
25	BA	2554	U
25	BA	2566	A
25	BA	2567	G
25	BA	2570	G
25	BA	2572	A
25	BA	2573	C

Continued on next page...

Continued from previous page...

Mol	Chain	Res	Type
25	BA	2585	U
25	BA	2589	A
25	BA	2599	G
25	BA	2602	A
25	BA	2609	U
25	BA	2611	U
25	BA	2612	C
25	BA	2615	U
25	BA	2626	C
25	BA	2630	G
25	BA	2665	A
25	BA	2667	C
25	BA	2689	U
25	BA	2690	C
25	BA	2702	U
25	BA	2712	U
25	BA	712(B)	A
25	BA	2713	A
25	BA	2714	G
25	BA	2733	A
25	BA	2757	A
25	BA	2765	A
25	BA	2766	G
25	BA	2778	A
25	BA	2779	U
25	BA	2781	A
25	BA	2790	A
25	BA	2791	C
25	BA	2797	U
25	BA	2805	G
25	BA	2808	U
25	BA	2818	G
25	BA	2820	A
25	BA	2821	A
25	BA	2824	C
25	BA	2835	A
25	BA	2850	A
25	BA	2872	G
25	BA	2880	C
25	BA	2892	A
25	BA	2894	G
26	BB	15	A

Continued on next page...

Continued from previous page...

Mol	Chain	Res	Type
26	BB	16	G
26	BB	17	C
26	BB	25	A
26	BB	42	C
26	BB	44	G
26	BB	47	C
26	BB	73	A
26	BB	77	U
26	BB	88	C
26	BB	90	C
26	BB	109	G
25	CA	10	G
25	CA	15	G
25	CA	23	G
25	CA	34	C
25	CA	35	G
25	CA	46	C
25	CA	49	A
25	CA	51	G
25	CA	72	U
25	CA	73	A
25	CA	74	A
25	CA	75	G
25	CA	84	A
25	CA	88	G
25	CA	102	G
25	CA	118	A
25	CA	120	U
25	CA	125	G
25	CA	138	G
25	CA	140	A
25	CA	162	U
25	CA	196	A
25	CA	197	A
25	CA	199	A
25	CA	201	C
25	CA	205	G
25	CA	215	G
25	CA	216	A
25	CA	221	A
25	CA	222	A
25	CA	228	A

Continued on next page...

Continued from previous page...

Mol	Chain	Res	Type
25	CA	229	A
25	CA	230	U
25	CA	238	C
25	CA	245	G
25	CA	248	G
25	CA	250	G
25	CA	252	G
25	CA	269	U
25	CA	270(K)	G
25	CA	270(M)	U
25	CA	270(N)	U
25	CA	270(Q)	C
25	CA	270(R)	C
25	CA	271	G
25	CA	274	G
25	CA	275	G
25	CA	276	A
25	CA	279	C
25	CA	283	A
25	CA	302	C
25	CA	324	A
25	CA	329	G
25	CA	330	A
25	CA	332	A
25	CA	333	G
25	CA	343	C
25	CA	352	G
25	CA	353	G
25	CA	364	C
25	CA	372	G
25	CA	386	G
25	CA	405	U
25	CA	406	G
25	CA	411	G
25	CA	444	C
25	CA	457	A
25	CA	467	G
25	CA	470	A
25	CA	481	G
25	CA	505	A
25	CA	508	G
25	CA	509	C

Continued on next page...

Continued from previous page...

Mol	Chain	Res	Type
25	CA	530	G
25	CA	531	C
25	CA	532	A
25	CA	533	G
25	CA	556	G
25	CA	563	G
25	CA	573	G
25	CA	575	A
25	CA	603	A
25	CA	615	G
25	CA	616	A
25	CA	617	G
25	CA	619	G
25	CA	620	G
25	CA	627	A
25	CA	631	A
25	CA	637	A
25	CA	645	C
25	CA	646	A
25	CA	654	U
25	CA	655	A
25	CA	668	G
25	CA	671	C
25	CA	686	G
25	CA	695	G
25	CA	717	G
25	CA	730	C
25	CA	749	C
25	CA	759	G
25	CA	762	U
25	CA	764	A
25	CA	765	G
25	CA	774	A
25	CA	775	G
25	CA	776	G
25	CA	782	A
25	CA	784	A
25	CA	785	G
25	CA	787	U
25	CA	792	G
25	CA	797	C
25	CA	800	A

Continued on next page...

Continued from previous page...

Mol	Chain	Res	Type
25	CA	805	G
25	CA	809	G
25	CA	812	C
25	CA	819	A
25	CA	827	U
25	CA	828	U
25	CA	832	G
25	CA	843	G
25	CA	846	C
25	CA	859	G
25	CA	886	C
25	CA	890	A
25	CA	896	A
25	CA	897	C
25	CA	910	A
25	CA	917	A
25	CA	932	G
25	CA	941	A
25	CA	945	A
25	CA	946	G
25	CA	948	G
25	CA	959	A
25	CA	961	C
25	CA	962	G
25	CA	973	A
25	CA	974(A)	G
25	CA	974(B)	C
25	CA	975	G
25	CA	983	A
25	CA	996	A
25	CA	999	U
25	CA	1000	A
25	CA	1003	G
25	CA	1009	A
25	CA	1012	U
25	CA	1013	C
25	CA	1022	G
25	CA	1023	U
25	CA	1025	G
25	CA	1026	U
25	CA	1033	U
25	CA	1047	G

Continued on next page...

Continued from previous page...

Mol	Chain	Res	Type
25	CA	1057	A
25	CA	1060	U
25	CA	1062	G
25	CA	1069	A
25	CA	1070	A
25	CA	1073	A
25	CA	1079	C
25	CA	1088	A
25	CA	1112	G
25	CA	1129	A
25	CA	1131	G
25	CA	1135	C
25	CA	1136	G
25	CA	1139	G
25	CA	1142	U
25	CA	114(B)	A
25	CA	1155	A
25	CA	1164	G
25	CA	1174	A
25	CA	1175	U
25	CA	1176	G
25	CA	1190	G
25	CA	1205	U
25	CA	1210	A
25	CA	1211	U
25	CA	1227	G
25	CA	1237	A
25	CA	1248	G
25	CA	1250	G
25	CA	1253	A
25	CA	1256	G
25	CA	1264	G
25	CA	1265	A
25	CA	1271	G
25	CA	1272	A
25	CA	1286	A
25	CA	1300	U
25	CA	1301	A
25	CA	1302	A
25	CA	1314	C
25	CA	1329	U
25	CA	1332	G

Continued on next page...

Continued from previous page...

Mol	Chain	Res	Type
25	CA	1343	G
25	CA	1349	A
25	CA	1359	A
25	CA	1365	A
25	CA	1380	G
25	CA	1384	A
25	CA	1385	G
25	CA	1386	C
25	CA	1395	A
25	CA	1396	U
25	CA	1416	G
25	CA	1417	C
25	CA	1420	U
25	CA	1428	C
25	CA	144(B)	A
25	CA	1449	G
25	CA	1453	A
25	CA	1454	U
25	CA	1460	A
25	CA	1467	C
25	CA	1473	G
25	CA	1483	G
25	CA	1490	A
25	CA	1493	C
25	CA	1494	A
25	CA	1495	A
25	CA	1497	U
25	CA	1505	C
25	CA	1510	A
25	CA	1538	G
25	CA	1542	G
25	CA	1544	C
25	CA	1545	A
25	CA	1558	A
25	CA	1559	G
25	CA	1560	G
25	CA	1569	A
25	CA	1578	U
25	CA	1579	A
25	CA	1585	C
25	CA	1586	A
25	CA	1603	A

Continued on next page...

Continued from previous page...

Mol	Chain	Res	Type
25	CA	1608	A
25	CA	1609	A
25	CA	1615	C
25	CA	1617	C
25	CA	1618	A
25	CA	1640	C
25	CA	1644	C
25	CA	1648	C
25	CA	1651	G
25	CA	1674	G
25	CA	1679	U
25	CA	1694	C
25	CA	1695	G
25	CA	1696	G
25	CA	1756	G
25	CA	1761	C
25	CA	1763	G
25	CA	1764	G
25	CA	1773	A
25	CA	1787	A
25	CA	1791	A
25	CA	1800	C
25	CA	1801	G
25	CA	1816	G
25	CA	1819	A
25	CA	1829	A
25	CA	1831	G
25	CA	1838	C
25	CA	1839	G
25	CA	1847	A
25	CA	1848	A
25	CA	1858	G
25	CA	1888	G
25	CA	1889	A
25	CA	1906	G
25	CA	1914	C
25	CA	1929	G
25	CA	1936	A
25	CA	1937	A
25	CA	1938	A
25	CA	1939	U
25	CA	1940	U

Continued on next page...

Continued from previous page...

Mol	Chain	Res	Type
25	CA	1955	U
25	CA	1963	U
25	CA	1964	G
25	CA	1966	A
25	CA	1967	C
25	CA	1970	A
25	CA	1971	A
25	CA	1972	A
25	CA	1980	G
25	CA	1982	C
25	CA	1992	G
25	CA	1993	U
25	CA	1997	G
25	CA	2023	G
25	CA	2031	A
25	CA	2032	G
25	CA	2033	A
25	CA	2034	U
25	CA	2036	C
25	CA	2037	G
25	CA	2043	C
25	CA	2046	G
25	CA	2055	C
25	CA	2056	G
25	CA	2060	A
25	CA	2061	G
25	CA	2066	C
25	CA	2069	G
25	CA	2072	G
25	CA	2080	G
25	CA	2115	G
25	CA	2119	A
25	CA	2120	G
25	CA	2126	A
25	CA	2131	G
25	CA	2133	G
25	CA	2159	G
25	CA	2173	A
25	CA	2198	A
25	CA	2211	G
25	CA	2212	A
25	CA	2215	G

Continued on next page...

Continued from previous page...

Mol	Chain	Res	Type
25	CA	2225	A
25	CA	2226	C
25	CA	2238	G
25	CA	2239	G
25	CA	2268	A
25	CA	2275	C
25	CA	2283	C
25	CA	2287	A
25	CA	2289	G
25	CA	2304	G
25	CA	2305	A
25	CA	2306	C
25	CA	2307	G
25	CA	2309	A
25	CA	2310	A
25	CA	2320	A
25	CA	2322	A
25	CA	2325	G
25	CA	2334	G
25	CA	2336	A
25	CA	2345	G
25	CA	2346	A
25	CA	2347	C
25	CA	2381	C
25	CA	2383	G
25	CA	2385	C
25	CA	2389	G
25	CA	2390	U
25	CA	2394	C
25	CA	2402	C
25	CA	2406	U
25	CA	2420	C
25	CA	2422	A
25	CA	2423	U
25	CA	2425	A
25	CA	2427	C
25	CA	2428	G
25	CA	2429	G
25	CA	2430	A
25	CA	2431	U
25	CA	2432	A
25	CA	2435	A

Continued on next page...

Continued from previous page...

Mol	Chain	Res	Type
25	CA	2439	A
25	CA	2441	C
25	CA	2448	A
25	CA	2469	A
25	CA	2476	A
25	CA	2478	A
25	CA	2491	U
25	CA	2492	U
25	CA	2496	C
25	CA	2498	C
25	CA	2502	G
25	CA	2505	G
25	CA	2518	A
25	CA	2529	G
25	CA	2542	A
25	CA	2543	G
25	CA	2554	U
25	CA	2566	A
25	CA	2567	G
25	CA	2570	G
25	CA	2572	A
25	CA	2573	C
25	CA	2585	U
25	CA	2589	A
25	CA	2599	G
25	CA	2602	A
25	CA	2609	U
25	CA	2611	U
25	CA	2612	C
25	CA	2615	U
25	CA	2626	C
25	CA	2630	G
25	CA	2665	A
25	CA	2667	C
25	CA	2689	U
25	CA	2690	C
25	CA	2702	U
25	CA	2712	U
25	CA	712(B)	A
25	CA	2713	A
25	CA	2714	G
25	CA	2733	A

Continued on next page...

Continued from previous page...

Mol	Chain	Res	Type
25	CA	2757	A
25	CA	2765	A
25	CA	2766	G
25	CA	2778	A
25	CA	2779	U
25	CA	2781	A
25	CA	2790	A
25	CA	2791	C
25	CA	2797	U
25	CA	2805	G
25	CA	2808	U
25	CA	2818	G
25	CA	2820	A
25	CA	2821	A
25	CA	2824	C
25	CA	2835	A
25	CA	2850	A
25	CA	2872	G
25	CA	2880	C
25	CA	2892	A
25	CA	2894	G
26	CB	15	A
26	CB	16	G
26	CB	17	C
26	CB	25	A
26	CB	42	C
26	CB	44	G
26	CB	47	C
26	CB	73	A
26	CB	77	U
26	CB	88	C
26	CB	90	C
26	CB	109	G
1	DA	6	G
1	DA	9	G
1	DA	22	G
1	DA	32	A
1	DA	39	G
1	DA	47	C
1	DA	48	C
1	DA	51	A
1	DA	59	A

Continued on next page...

Continued from previous page...

Mol	Chain	Res	Type
1	DA	120	A
1	DA	121	C
1	DA	122	G
1	DA	129(B)	G
1	DA	131	C
1	DA	169	C
1	DA	182	U
1	DA	191(A)	G
1	DA	195	A
1	DA	201	C
1	DA	210	U
1	DA	216	G
1	DA	220	G
1	DA	233	C
1	DA	244	U
1	DA	247	G
1	DA	251	G
1	DA	266	G
1	DA	267	C
1	DA	281	G
1	DA	289	G
1	DA	309	G
1	DA	328	C
1	DA	329	A
1	DA	332	G
1	DA	345	C
1	DA	346	G
1	DA	352	C
1	DA	353	A
1	DA	354	G
1	DA	358	U
1	DA	367	U
1	DA	372	C
1	DA	373	A
1	DA	387	U
1	DA	397	A
1	DA	398	C
1	DA	403	C
1	DA	412	A
1	DA	414	A
1	DA	422	C
1	DA	423	G

Continued on next page...

Continued from previous page...

Mol	Chain	Res	Type
1	DA	428	G
1	DA	429	U
1	DA	430	A
1	DA	434	U
1	DA	479	C
1	DA	481	G
1	DA	485	G
1	DA	496	A
1	DA	497	U
1	DA	511	C
1	DA	512	U
1	DA	518	C
1	DA	521	G
1	DA	527	G
1	DA	531	U
1	DA	532	A
1	DA	533	A
1	DA	534	U
1	DA	547	A
1	DA	550	G
1	DA	561	U
1	DA	562	C
1	DA	568	G
1	DA	572	A
1	DA	573	A
1	DA	576	G
1	DA	577	G
1	DA	596	C
1	DA	653	A
1	DA	665	A
1	DA	687	A
1	DA	688	G
1	DA	724	G
1	DA	730	G
1	DA	731	G
1	DA	774	G
1	DA	785	G
1	DA	793	U
1	DA	794	A
1	DA	804	U
1	DA	805	C
1	DA	816	A

Continued on next page...

Continued from previous page...

Mol	Chain	Res	Type
1	DA	817	C
1	DA	819	A
1	DA	821	G
1	DA	828	A
1	DA	829	G
1	DA	833	U
1	DA	841	U
1	DA	842	C
1	DA	843	U
1	DA	859	A
1	DA	885	G
1	DA	902	G
1	DA	914	A
1	DA	926	G
1	DA	927	G
1	DA	934	C
1	DA	935	A
1	DA	960	U
1	DA	961	U
1	DA	969	A
1	DA	971	G
1	DA	974	A
1	DA	976	G
1	DA	977	A
1	DA	980	C
1	DA	992	U
1	DA	993	G
1	DA	1004	A
1	DA	1045	C
1	DA	1065	U
1	DA	1068	G
1	DA	1094	G
1	DA	1095	U
1	DA	1101	A
1	DA	1117	G
1	DA	1118	C
1	DA	1124	G
1	DA	1125	U
1	DA	1126	U
1	DA	1129	C
1	DA	1130	A
1	DA	1131	G

Continued on next page...

Continued from previous page...

Mol	Chain	Res	Type
1	DA	1137	C
1	DA	1138	G
1	DA	1139	G
1	DA	1151	A
1	DA	1152	A
1	DA	1159	U
1	DA	1196	U
1	DA	1197	G
1	DA	1212	U
1	DA	1213	A
1	DA	1214	C
1	DA	1223	C
1	DA	1225	A
1	DA	1238	A
1	DA	1240	U
1	DA	1241	G
1	DA	1256	A
1	DA	1257	U
1	DA	1258	G
1	DA	1260	C
1	DA	1278	U
1	DA	1280	A
1	DA	1281	U
1	DA	1287	A
1	DA	1300	G
1	DA	1301	U
1	DA	1302	U
1	DA	1305	G
1	DA	1317	C
1	DA	1320	C
1	DA	1322	C
1	DA	1323	G
1	DA	1331	G
1	DA	1335	C
1	DA	1347	G
1	DA	1353	G
1	DA	136(B)	C
1	DA	1363	A
1	DA	1364	U
1	DA	1378	C
1	DA	1400	C
1	DA	1401	G

Continued on next page...

Continued from previous page...

Mol	Chain	Res	Type
1	DA	1419	G
1	DA	1442	G
1	DA	1443	G
1	DA	1446	A
1	DA	1451	A
1	DA	1452	C
1	DA	1453	G
1	DA	1487	G
1	DA	1497	G
1	DA	1499	A
1	DA	1502	A
1	DA	1503	A
1	DA	1504	G
1	DA	1505	G
1	DA	1506	U
1	DA	1507	A
1	DA	1517	G
1	DA	1520	G
1	DA	1528	U
1	DA	1529	G
1	DA	1530	G
23	DW	8	U
23	DW	17(A)	U
23	DW	18	G
23	DW	19	G
23	DW	20	U
23	DW	21	A
23	DW	47	U
23	DW	48	C
23	DW	76	A
56	DX	16	A
56	DX	22	A

All (65) RNA pucker outliers are listed below:

Mol	Chain	Res	Type
1	AA	243	A
1	AA	266	G
1	AA	328	C
1	AA	366	C
1	AA	428	G
1	AA	429	U

Continued on next page...

Continued from previous page...

Mol	Chain	Res	Type
1	AA	484	G
1	AA	533	A
1	AA	687	A
1	AA	1064	G
1	AA	1067	A
1	AA	1300	G
1	AA	1498	U
1	AA	1504	G
25	BA	74	A
25	BA	332	A
25	BA	616	A
25	BA	1210	A
25	BA	1285	G
25	BA	1311	G
25	BA	1379	A
25	BA	1427	A
25	BA	1558	A
25	BA	1678	G
25	BA	1830	C
25	BA	1937	A
25	BA	2033	A
25	BA	2225	A
25	BA	2428	G
25	BA	2491	U
25	BA	2610	C
25	BA	2689	U
25	CA	74	A
25	CA	332	A
25	CA	616	A
25	CA	774	A
25	CA	1210	A
25	CA	1285	G
25	CA	1311	G
25	CA	1379	A
25	CA	1427	A
25	CA	1558	A
25	CA	1678	G
25	CA	1830	C
25	CA	1937	A
25	CA	2033	A
25	CA	2225	A
25	CA	2428	G

Continued on next page...

Continued from previous page...

Mol	Chain	Res	Type
25	CA	2491	U
25	CA	2610	C
25	CA	2689	U
1	DA	243	A
1	DA	266	G
1	DA	328	C
1	DA	366	C
1	DA	428	G
1	DA	429	U
1	DA	484	G
1	DA	533	A
1	DA	687	A
1	DA	1064	G
1	DA	1067	A
1	DA	1300	G
1	DA	1498	U
1	DA	1504	G

5.4 Non-standard residues in protein, DNA, RNA chains ⓘ

There are no non-standard protein/DNA/RNA residues in this entry.

5.5 Carbohydrates ⓘ

There are no carbohydrates in this entry.

5.6 Ligand geometry ⓘ

Of 414 ligands modelled in this entry, 414 are monoatomic - leaving 0 for Mogul analysis.

There are no bond length outliers.

There are no bond angle outliers.

There are no chirality outliers.

There are no torsion outliers.

There are no ring outliers.

No monomer is involved in short contacts.

5.7 Other polymers

There are no such residues in this entry.

5.8 Polymer linkage issues

There are no chain breaks in this entry.

6 Fit of model and data ⓘ

6.1 Protein, DNA and RNA chains ⓘ

In the following table, the column labelled ‘#RSRZ> 2’ contains the number (and percentage) of RSRZ outliers, followed by percent RSRZ outliers for the chain as percentile scores relative to all X-ray entries and entries of similar resolution. The OWAB column contains the minimum, median, 95th percentile and maximum values of the occupancy-weighted average B-factor per residue. The column labelled ‘Q< 0.9’ lists the number of (and percentage) of residues with an average occupancy less than 0.9.

Mol	Chain	Analysed	<RSRZ>	#RSRZ>2	OWAB(Å ²)	Q<0.9
1	AA	1504/1504 (100%)	0.36	136 (9%) 9 5	99, 172, 294, 492	0
1	DA	1504/1504 (100%)	0.34	154 (10%) 6 4	92, 174, 297, 495	0
2	AB	234/234 (100%)	2.75	122 (52%) 0 0	141, 239, 344, 376	0
2	DB	234/234 (100%)	2.00	95 (40%) 0 0	122, 210, 294, 383	0
3	AC	206/206 (100%)	0.20	16 (7%) 13 8	116, 224, 305, 369	0
3	DC	206/206 (100%)	0.13	15 (7%) 15 9	104, 199, 279, 314	0
4	AD	208/208 (100%)	1.28	60 (28%) 0 0	103, 180, 260, 329	0
4	DD	208/208 (100%)	0.79	38 (18%) 1 0	100, 192, 286, 330	0
5	AE	151/151 (100%)	0.09	10 (6%) 18 10	115, 194, 274, 320	0
5	DE	151/151 (100%)	0.17	11 (7%) 15 9	112, 173, 263, 312	0
6	AF	101/101 (100%)	0.27	11 (10%) 5 3	121, 210, 285, 343	0
6	DF	101/101 (100%)	0.27	9 (8%) 9 5	99, 169, 251, 279	0
7	AG	155/155 (100%)	0.94	33 (21%) 0 0	115, 218, 295, 339	0
7	DG	155/155 (100%)	0.28	21 (13%) 3 2	123, 203, 287, 375	0
8	AH	138/138 (100%)	1.44	43 (31%) 0 0	97, 193, 268, 342	0
8	DH	138/138 (100%)	1.26	42 (30%) 0 0	110, 185, 269, 354	0
9	AI	127/127 (100%)	3.34	81 (63%) 0 0	114, 236, 311, 356	0
9	DI	127/127 (100%)	2.40	64 (50%) 0 0	112, 221, 309, 373	0
10	AJ	98/98 (100%)	1.45	32 (32%) 0 0	149, 231, 311, 408	0
10	DJ	98/98 (100%)	1.98	39 (39%) 0 0	135, 215, 306, 339	0
11	AK	119/119 (100%)	0.76	24 (20%) 1 0	92, 173, 278, 341	0
11	DK	119/119 (100%)	0.41	23 (19%) 1 0	107, 164, 241, 317	0
12	AL	124/124 (100%)	0.35	8 (6%) 18 11	94, 147, 231, 327	0
12	DL	124/124 (100%)	0.43	15 (12%) 4 3	77, 151, 233, 395	0

Continued on next page...

Continued from previous page...

Mol	Chain	Analysed	<RSRZ>	#RSRZ>2			OWAB(Å ²)	Q<0.9
13	AM	117/117 (100%)	2.21	53 (45%)	0	0	142, 235, 332, 396	0
13	DM	117/117 (100%)	2.06	54 (46%)	0	0	121, 218, 300, 332	0
14	AN	60/60 (100%)	2.41	29 (48%)	0	0	135, 207, 347, 354	0
14	DN	60/60 (100%)	2.24	26 (43%)	0	0	112, 186, 256, 288	0
15	AO	88/88 (100%)	1.05	24 (27%)	0	0	113, 177, 253, 318	0
15	DO	88/88 (100%)	0.86	20 (22%)	0	0	76, 170, 222, 312	0
16	AP	83/83 (100%)	2.77	53 (63%)	0	0	96, 168, 232, 363	0
16	DP	83/83 (100%)	3.54	58 (69%)	0	0	119, 196, 272, 331	0
17	AQ	99/99 (100%)	1.13	26 (26%)	0	0	114, 162, 240, 267	0
17	DQ	99/99 (100%)	0.85	19 (19%)	1	0	111, 176, 266, 362	0
18	AR	70/70 (100%)	1.44	24 (34%)	0	0	122, 206, 275, 318	0
18	DR	70/70 (100%)	0.89	20 (28%)	0	0	96, 176, 241, 287	0
19	AS	78/78 (100%)	2.98	43 (55%)	0	0	132, 234, 327, 378	0
19	DS	78/78 (100%)	1.89	31 (39%)	0	0	143, 217, 319, 367	0
20	AT	99/99 (100%)	0.92	23 (23%)	0	0	103, 160, 245, 342	0
20	DT	99/99 (100%)	2.79	60 (60%)	0	0	125, 200, 284, 326	0
21	AU	24/24 (100%)	10.20	24 (100%)	0	0	148, 244, 303, 312	0
21	DU	24/24 (100%)	6.18	24 (100%)	0	0	131, 228, 310, 325	0
22	AV	354/354 (100%)	0.61	58 (16%)	1	1	75, 180, 316, 397	0
22	DV	354/354 (100%)	0.70	51 (14%)	2	1	60, 172, 340, 419	0
23	AW	77/77 (100%)	-0.48	0	100	100	117, 172, 228, 282	0
23	DW	77/77 (100%)	-0.51	1 (1%)	77	64	114, 152, 205, 327	0
24	AX	7/7 (100%)	0.55	0	100	100	131, 140, 172, 230	0
25	BA	2879/2879 (100%)	0.28	187 (6%)	18	11	66, 133, 337, 509	0
25	CA	2879/2879 (100%)	0.36	210 (7%)	15	9	63, 130, 320, 567	0
26	BB	119/119 (100%)	0.21	10 (8%)	11	7	132, 211, 322, 386	0
26	CB	119/119 (100%)	0.34	15 (12%)	3	2	139, 208, 302, 358	0
27	BC	271/275 (98%)	0.67	41 (15%)	2	1	52, 127, 184, 306	0
27	CC	271/275 (98%)	0.69	40 (14%)	2	1	44, 112, 187, 280	0
28	BD	204/206 (99%)	0.88	47 (23%)	0	0	75, 135, 219, 307	0
28	CD	204/206 (99%)	0.88	43 (21%)	1	0	77, 158, 268, 353	0

Continued on next page...

Continued from previous page...

Mol	Chain	Analysed	<RSRZ>	#RSRZ>2			OWAB(Å ²)	Q<0.9
29	BE	202/205 (98%)	0.55	32 (15%)	2	1	73, 148, 237, 316	0
29	CE	202/205 (98%)	0.96	54 (26%)	0	0	54, 127, 207, 321	0
30	BF	181/181 (100%)	1.06	41 (22%)	0	0	116, 229, 328, 395	0
30	CF	181/181 (100%)	0.83	39 (21%)	0	0	132, 225, 320, 387	0
31	BG	159/180 (88%)	1.11	37 (23%)	0	0	110, 232, 345, 379	0
31	CG	159/180 (88%)	0.26	16 (10%)	7	4	103, 186, 271, 358	0
32	BH	145/148 (97%)	1.91	51 (35%)	0	0	105, 224, 381, 471	0
32	CH	145/148 (97%)	1.31	34 (23%)	0	0	119, 232, 379, 479	0
33	BI	32/173 (18%)	4.85	27 (84%)	0	0	161, 262, 354, 447	0
33	CI	32/173 (18%)	2.61	18 (56%)	0	0	151, 286, 381, 418	0
34	BJ	137/139 (98%)	1.48	46 (33%)	0	0	100, 160, 238, 322	0
34	CJ	137/139 (98%)	1.01	27 (19%)	1	0	76, 163, 235, 340	0
35	BK	122/122 (100%)	0.08	3 (2%)	57	41	64, 129, 174, 262	0
35	CK	122/122 (100%)	0.80	20 (16%)	1	1	75, 147, 215, 267	0
36	BL	146/150 (97%)	1.38	44 (30%)	0	0	68, 167, 254, 359	0
36	CL	146/150 (97%)	0.83	28 (19%)	1	0	43, 165, 270, 378	0
37	BM	136/141 (96%)	1.11	33 (24%)	0	0	80, 165, 256, 385	0
37	CM	136/141 (96%)	1.20	28 (20%)	1	0	60, 157, 256, 354	0
38	BN	117/117 (100%)	1.05	30 (25%)	0	0	79, 132, 239, 320	0
38	CN	117/117 (100%)	1.62	45 (38%)	0	0	82, 150, 252, 325	0
39	BO	98/111 (88%)	2.50	52 (53%)	0	0	106, 207, 288, 378	0
39	CO	98/111 (88%)	1.91	41 (41%)	0	0	115, 197, 296, 380	0
40	BP	137/146 (93%)	1.20	40 (29%)	0	0	67, 151, 253, 327	0
40	CP	137/146 (93%)	1.37	48 (35%)	0	0	93, 164, 281, 335	0
41	BQ	116/116 (100%)	2.09	57 (49%)	0	0	77, 154, 235, 363	0
41	CQ	116/116 (100%)	1.09	31 (26%)	0	0	66, 147, 252, 322	0
42	BR	101/101 (100%)	0.67	23 (22%)	0	0	94, 183, 280, 337	0
42	CR	101/101 (100%)	0.52	12 (11%)	4	3	51, 163, 271, 316	0
43	BS	112/112 (100%)	0.34	8 (7%)	16	9	71, 120, 201, 275	0
43	CS	112/112 (100%)	0.38	12 (10%)	6	3	63, 131, 191, 266	0
44	BT	92/96 (95%)	0.91	18 (19%)	1	0	68, 140, 191, 272	0

Continued on next page...

Continued from previous page...

Mol	Chain	Analysed	<RSRZ>	#RSRZ>2	OWAB(Å ²)	Q<0.9
44	CT	92/96 (95%)	1.73	43 (46%) 0 0	64, 132, 204, 258	0
45	BU	100/109 (91%)	2.72	54 (54%) 0 0	91, 177, 297, 414	0
45	CU	100/109 (91%)	1.79	34 (34%) 0 0	76, 157, 321, 358	0
46	BV	188/206 (91%)	0.69	27 (14%) 2 1	118, 210, 291, 347	0
46	CV	188/206 (91%)	0.85	29 (15%) 2 1	89, 206, 296, 359	0
47	BW	76/84 (90%)	1.43	23 (30%) 0 0	94, 154, 226, 291	0
47	CW	76/84 (90%)	1.29	26 (34%) 0 0	86, 147, 208, 248	0
48	BX	88/98 (89%)	0.23	4 (4%) 33 21	64, 141, 224, 317	0
48	CX	88/98 (89%)	0.34	9 (10%) 6 4	64, 139, 229, 290	0
49	BY	62/72 (86%)	1.12	18 (29%) 0 0	97, 176, 273, 392	0
49	CY	62/72 (86%)	1.21	19 (30%) 0 0	81, 148, 293, 400	0
50	BZ	59/59 (100%)	2.31	33 (55%) 0 0	102, 179, 276, 480	0
50	CZ	59/59 (100%)	0.75	5 (8%) 10 7	82, 158, 257, 334	0
51	B1	30/71 (42%)	3.01	19 (63%) 0 0	182, 257, 349, 389	0
51	C1	30/71 (42%)	1.41	7 (23%) 0 0	183, 270, 342, 359	0
52	B2	52/59 (88%)	0.13	1 (1%) 66 51	78, 155, 263, 316	0
52	C2	52/59 (88%)	-0.16	0 100 100	80, 150, 280, 315	0
53	B3	44/54 (81%)	12.59	44 (100%) 0 0	180, 285, 354, 375	0
53	C3	44/54 (81%)	13.12	41 (93%) 0 0	158, 285, 358, 393	0
54	B4	48/48 (100%)	0.26	2 (4%) 36 24	62, 103, 179, 239	0
54	C4	48/48 (100%)	0.04	2 (4%) 36 24	65, 95, 156, 236	0
55	B5	63/64 (98%)	2.18	36 (57%) 0 0	72, 135, 204, 249	0
55	C5	63/64 (98%)	2.46	38 (60%) 0 0	81, 138, 215, 262	0
56	DX	9/9 (100%)	0.59	2 (22%) 0 0	125, 132, 226, 255	0
All	All	21276/21926 (97%)	0.85	3927 (18%) 1 0	43, 165, 303, 567	0

All (3927) RSRZ outliers are listed below:

Mol	Chain	Res	Type	RSRZ
53	B3	13	CYS	32.9
53	B3	22	ALA	28.5
53	C3	49	HIS	28.2
53	B3	40	CYS	27.9
25	CA	2133	G	26.3

Continued on next page...

Continued from previous page...

Mol	Chain	Res	Type	RSRZ
53	C3	50	ARG	24.7
53	C3	26	ASN	24.6
22	DV	30	ARG	24.0
53	B3	26	ASN	23.2
1	AA	86	U	22.8
32	BH	85	GLU	22.8
25	CA	2132	U	22.8
25	CA	2131	G	22.7
37	CM	140	ALA	22.6
53	C3	40	CYS	22.4
32	CH	90	GLY	21.9
53	C3	18	ARG	21.8
53	B3	20	ASN	21.7
25	BA	2120	G	21.6
53	C3	13	CYS	21.5
1	AA	84	U	21.3
53	C3	35	GLU	20.4
53	C3	25	LYS	20.2
53	B3	23	THR	19.6
21	AU	18	TYR	19.4
53	C3	21	TYR	19.3
53	C3	41	PRO	19.3
25	CA	2151	G	19.1
25	CA	2120	G	19.1
53	C3	51	GLU	19.0
53	B3	49	HIS	18.8
1	AA	85	U	18.7
53	B3	12	GLU	18.0
53	B3	21	TYR	17.9
53	B3	14	THR	17.8
53	C3	20	ASN	17.7
53	C3	14	THR	17.6
53	C3	24	GLU	17.5
53	C3	15	GLU	17.4
25	CA	2112	G	17.2
53	C3	11	LEU	17.0
53	B3	51	GLU	16.8
53	B3	35	GLU	16.8
53	B3	50	ARG	16.6
32	BH	84	GLY	16.5
53	C3	19	ARG	16.5
31	BG	41	MET	16.4

Continued on next page...

Continued from previous page...

Mol	Chain	Res	Type	RSRZ
21	AU	17	THR	16.3
53	B3	24	GLU	15.8
53	C3	43	CYS	15.8
53	C3	52	VAL	15.7
25	BA	2118	U	15.6
53	B3	41	PRO	15.0
32	CH	88	ILE	14.9
37	BM	140	ALA	14.9
53	B3	44	ARG	14.8
9	AI	65	VAL	14.8
53	B3	42	TRP	14.6
32	BH	13	GLY	14.6
22	DV	27	ASP	14.5
25	BA	2165	G	14.3
21	AU	25	LYS	14.2
53	C3	36	LEU	14.1
22	DV	31	TYR	13.9
33	BI	61	LEU	13.9
25	BA	2132	U	13.9
21	AU	5	ASP	13.9
25	CA	2179	C	13.9
19	AS	35	SER	13.8
25	CA	2121	G	13.8
53	B3	43	CYS	13.7
25	BA	2175	C	13.3
21	AU	7	ARG	13.3
16	DP	1	MET	13.2
53	B3	39	TYR	13.1
53	B3	37	ARG	13.0
21	AU	21	TYR	13.0
2	AB	99	GLY	13.0
53	B3	25	LYS	13.0
21	AU	8	THR	12.7
53	C3	37	ARG	12.7
53	C3	22	ALA	12.6
20	DT	106	ALA	12.5
2	DB	73	THR	12.4
21	AU	12	LYS	12.4
30	BF	26	GLN	12.2
25	BA	2147	G	12.2
8	AH	131	GLY	12.2
53	C3	16	CYS	12.2

Continued on next page...

Continued from previous page...

Mol	Chain	Res	Type	RSRZ
53	C3	9	LEU	12.1
22	DV	29	GLY	12.1
53	C3	12	GLU	12.1
33	BI	60	ARG	11.9
21	AU	11	GLY	11.8
25	CA	2136	C	11.8
25	CA	2116	G	11.7
9	DI	15	ALA	11.6
8	AH	132	GLU	11.6
9	DI	7	THR	11.6
9	AI	29	ASN	11.6
21	DU	17	THR	11.6
25	CA	2189	U	11.5
30	CF	25	TYR	11.5
53	B3	52	VAL	11.3
1	AA	1286	A	11.3
25	BA	2121	G	11.3
16	AP	1	MET	11.2
25	CA	2130	U	11.2
25	BA	2146	C	11.2
45	BU	52	SER	11.1
37	CM	141	GLN	11.1
21	AU	22	ARG	11.0
53	C3	42	TRP	11.0
9	AI	64	THR	10.9
16	DP	8	ARG	10.9
53	B3	18	ARG	10.9
25	CA	2141	G	10.8
53	B3	15	GLU	10.8
45	BU	6	HIS	10.7
7	AG	37	ASN	10.7
21	AU	23	PRO	10.7
53	B3	19	ARG	10.6
25	CA	615	G	10.6
32	BH	86	THR	10.5
14	DN	15	LYS	10.5
8	DH	132	GLU	10.4
25	BA	2131	G	10.4
19	AS	12	ASP	10.4
2	AB	70	PHE	10.4
21	AU	2	GLY	10.4
3	AC	207	VAL	10.4

Continued on next page...

Continued from previous page...

Mol	Chain	Res	Type	RSRZ
14	AN	2	ALA	10.3
2	DB	96	ARG	10.3
53	C3	34	LEU	10.3
19	AS	37	ARG	10.3
25	BA	1084	A	10.2
53	B3	16	CYS	10.2
25	CA	2117	A	10.1
31	BG	40	GLU	10.1
4	AD	2	GLY	10.0
33	CI	63	LEU	10.0
39	BO	27	SER	10.0
25	BA	2133	G	10.0
25	CA	2124	G	9.9
25	CA	2168	G	9.9
53	B3	46	HIS	9.9
19	AS	38	SER	9.9
19	DS	75	ALA	9.9
25	CA	2152	G	9.9
37	BM	141	GLN	9.9
25	CA	2175	C	9.8
14	DN	16	PHE	9.8
21	AU	9	ARG	9.7
25	BA	1087	G	9.7
53	B3	9	LEU	9.7
14	AN	8	GLU	9.7
53	C3	39	TYR	9.7
2	DB	72	GLY	9.6
53	C3	23	THR	9.6
32	CH	121	LYS	9.6
1	AA	81	G	9.5
21	DU	18	TYR	9.5
47	BW	42	GLY	9.5
53	B3	11	LEU	9.5
25	CA	2188	C	9.4
53	B3	10	LEU	9.4
21	AU	16	GLY	9.4
9	AI	13	ALA	9.4
33	CI	62	ALA	9.4
25	CA	1092	C	9.3
2	AB	165	VAL	9.3
25	CA	2180	U	9.3
2	AB	12	GLU	9.3

Continued on next page...

Continued from previous page...

Mol	Chain	Res	Type	RSRZ
53	C3	27	LYS	9.3
4	AD	3	ARG	9.3
2	AB	90	MET	9.2
2	AB	71	VAL	9.2
25	BA	2112	G	9.2
25	BA	2117	A	9.2
2	AB	97	TRP	9.2
2	AB	111	ARG	9.2
25	BA	2174	C	9.1
25	BA	2110	G	9.1
21	AU	15	ARG	9.1
45	BU	5	MET	9.1
41	BQ	91	ASP	9.0
1	DA	88	C	9.0
25	BA	2143	C	9.0
32	BH	14	ASP	9.0
53	C3	48	VAL	9.0
25	BA	2169	A	9.0
25	CA	2169	A	8.9
39	BO	87	PHE	8.9
13	AM	5	ALA	8.9
25	BA	2148	G	8.9
25	BA	2115	G	8.9
25	BA	2145	C	8.9
49	BY	4	SER	8.8
21	DU	24	ARG	8.8
9	AI	10	ARG	8.8
25	CA	2165	G	8.8
9	AI	66	ARG	8.8
25	BA	2179	C	8.8
19	AS	81	ARG	8.8
2	AB	101	MET	8.8
39	BO	94	TYR	8.8
2	DB	203	GLY	8.8
9	AI	8	GLY	8.7
9	AI	120	ARG	8.7
14	AN	13	THR	8.7
10	DJ	73	ASP	8.7
25	BA	2158	A	8.7
13	DM	64	TRP	8.7
22	AV	63	SER	8.7
26	BB	54	G	8.6

Continued on next page...

Continued from previous page...

Mol	Chain	Res	Type	RSRZ
25	CA	2178	C	8.6
25	CA	2118	U	8.6
25	CA	2160	G	8.6
22	DV	95	HIS	8.6
25	CA	2129	C	8.6
25	BA	2116	G	8.6
53	B3	36	LEU	8.6
34	BJ	68	ASN	8.6
2	DB	215	LEU	8.6
33	BI	67	GLY	8.6
1	AA	1224	G	8.5
25	BA	2180	U	8.5
4	AD	4	TYR	8.5
13	AM	97	PRO	8.5
25	CA	1091	G	8.5
2	DB	167	PRO	8.5
25	CA	2122	U	8.5
4	DD	3	ARG	8.5
1	AA	1285	A	8.4
16	DP	9	PHE	8.4
19	AS	39	THR	8.4
2	AB	187	LEU	8.4
2	AB	96	ARG	8.4
45	BU	4	LYS	8.4
21	DU	25	LYS	8.4
14	DN	9	LYS	8.3
39	CO	53	SER	8.3
14	DN	12	ARG	8.3
25	BA	2109	U	8.3
25	BA	1078	U	8.3
2	AB	33	TYR	8.3
13	DM	65	LYS	8.2
53	B3	38	LYS	8.2
14	DN	14	PRO	8.2
25	CA	2158	A	8.2
32	BH	1	MET	8.2
45	CU	51	VAL	8.2
20	DT	59	ALA	8.2
46	CV	27	VAL	8.1
7	AG	5	ARG	8.1
3	AC	206	GLU	8.1
2	DB	202	PRO	8.1

Continued on next page...

Continued from previous page...

Mol	Chain	Res	Type	RSRZ
25	BA	2124	G	8.1
1	DA	81	G	8.1
51	B1	61	VAL	8.1
9	DI	119	ALA	8.1
2	AB	142	LEU	8.1
10	DJ	72	VAL	8.1
53	C3	32	ASN	8.0
25	BA	1103	A	8.0
2	DB	188	ALA	8.0
2	AB	19	HIS	8.0
2	DB	28	PHE	8.0
9	DI	29	ASN	8.0
39	BO	29	PHE	8.0
19	AS	71	LEU	8.0
16	DP	29	ASP	8.0
39	CO	43	GLU	8.0
53	C3	47	THR	8.0
39	CO	36	TYR	8.0
1	AA	82	U	7.9
41	BQ	90	VAL	7.9
7	AG	85	TYR	7.9
16	DP	17	TYR	7.9
20	DT	9	ASN	7.9
39	BO	32	LEU	7.9
14	AN	18	VAL	7.9
13	AM	4	ILE	7.8
22	DV	1	MET	7.8
16	DP	2	VAL	7.8
9	AI	119	ALA	7.8
2	AB	95	GLN	7.8
9	AI	14	VAL	7.8
25	CA	2110	G	7.8
25	CA	2119	A	7.8
7	DG	34	GLY	7.8
25	CA	2170	A	7.8
13	AM	102	ARG	7.7
10	DJ	59	SER	7.7
25	CA	362	U	7.7
1	DA	91	C	7.7
40	CP	23	ARG	7.7
39	BO	52	SER	7.7
25	CA	2134	A	7.7

Continued on next page...

Continued from previous page...

Mol	Chain	Res	Type	RSRZ
2	AB	9	GLU	7.6
30	BF	25	TYR	7.6
33	BI	63	LEU	7.6
16	DP	28	ARG	7.6
53	C3	10	LEU	7.6
45	BU	59	GLY	7.6
21	AU	19	GLY	7.6
45	BU	45	VAL	7.6
13	DM	4	ILE	7.5
21	AU	13	ILE	7.5
9	AI	7	THR	7.5
35	CK	28	SER	7.5
14	DN	10	ALA	7.5
1	AA	977	A	7.4
21	AU	10	ARG	7.4
21	DU	15	ARG	7.4
25	BA	615	G	7.4
13	AM	65	LYS	7.4
33	BI	64	LYS	7.4
6	AF	89	MET	7.4
25	BA	2144	U	7.4
8	DH	3	THR	7.4
19	DS	40	ILE	7.4
20	DT	68	LYS	7.4
25	BA	2894	G	7.4
9	AI	117	HIS	7.4
45	CU	50	ARG	7.4
2	DB	165	VAL	7.4
25	CA	2125	G	7.4
37	CM	139	GLU	7.4
2	AB	163	PHE	7.3
45	BU	58	GLY	7.3
2	DB	170	GLU	7.3
13	DM	16	ASP	7.3
25	CA	2135	A	7.3
9	AI	106	ALA	7.3
38	BN	9	LYS	7.3
16	AP	8	ARG	7.3
21	DU	23	PRO	7.2
45	CU	17	SER	7.2
19	AS	9	VAL	7.2
36	CL	67	MET	7.2

Continued on next page...

Continued from previous page...

Mol	Chain	Res	Type	RSRZ
1	DA	727	G	7.2
20	DT	100	ILE	7.2
25	BA	1090	U	7.2
50	BZ	1	MET	7.2
33	BI	62	ALA	7.2
25	BA	2128	C	7.2
28	CD	192	ASN	7.2
25	BA	2159	G	7.1
45	BU	3	VAL	7.1
16	DP	22	THR	7.1
22	DV	18	LEU	7.1
25	CA	508	G	7.1
1	DA	1286	A	7.1
39	CO	42	ASP	7.1
16	DP	7	ALA	7.1
25	BA	2129	C	7.1
2	AB	214	ILE	7.1
9	AI	12	GLU	7.1
51	B1	55	PRO	7.1
38	CN	7	GLY	7.1
49	BY	3	LEU	7.0
16	DP	35	LYS	7.0
25	CA	2159	G	7.0
9	DI	120	ARG	7.0
2	AB	193	ASP	7.0
8	AH	1	MET	7.0
21	DU	12	LYS	7.0
14	AN	14	PRO	7.0
45	CU	52	SER	7.0
2	DB	101	MET	6.9
53	B3	29	ASN	6.9
9	DI	65	VAL	6.9
25	BA	2166	G	6.9
13	AM	29	ARG	6.9
10	DJ	36	GLY	6.9
31	BG	111	HIS	6.9
4	DD	4	TYR	6.9
30	BF	22	ARG	6.9
25	CA	2109	U	6.9
31	BG	112	PRO	6.9
45	BU	2	ARG	6.9
13	AM	100	GLY	6.9

Continued on next page...

Continued from previous page...

Mol	Chain	Res	Type	RSRZ
21	DU	14	TRP	6.9
10	DJ	60	ARG	6.9
8	AH	85	ARG	6.9
9	AI	37	PHE	6.9
33	BI	59	ILE	6.9
9	AI	33	PHE	6.9
33	BI	12	THR	6.8
10	DJ	38	ILE	6.8
13	DM	98	VAL	6.8
40	CP	92	GLY	6.8
14	DN	19	ARG	6.8
21	AU	20	LYS	6.8
25	CA	2174	C	6.8
4	AD	68	TYR	6.8
25	BA	2130	U	6.8
45	BU	62	GLU	6.8
45	CU	2	ARG	6.7
1	DA	90	C	6.7
10	AJ	35	SER	6.7
16	DP	18	ARG	6.7
1	AA	80	G	6.7
3	DC	207	VAL	6.7
40	BP	25	GLY	6.7
9	DI	124	GLN	6.7
1	DA	87	A	6.7
4	AD	69	GLY	6.7
46	CV	70	LEU	6.7
49	CY	15	LYS	6.7
2	AB	114	ARG	6.7
33	BI	15	GLU	6.7
21	AU	14	TRP	6.7
19	AS	32	LYS	6.7
9	AI	107	ARG	6.6
1	AA	728	A	6.6
9	DI	104	ARG	6.6
20	AT	103	GLY	6.6
36	BL	77	ARG	6.6
8	AH	111	ILE	6.6
18	DR	81	PHE	6.6
10	DJ	37	PRO	6.6
16	AP	7	ALA	6.6
25	CA	2123	G	6.6

Continued on next page...

Continued from previous page...

Mol	Chain	Res	Type	RSRZ
1	DA	1030	C	6.6
21	DU	5	ASP	6.6
38	CN	9	LYS	6.6
25	BA	2334	G	6.6
22	DV	21	ASP	6.6
2	DB	95	GLN	6.6
39	CO	19	LYS	6.6
53	C3	44	ARG	6.6
2	AB	68	ILE	6.6
13	AM	8	GLU	6.6
41	BQ	56	ASP	6.5
1	DA	80	G	6.5
9	AI	11	LYS	6.5
13	DM	97	PRO	6.5
14	AN	12	ARG	6.5
19	AS	11	VAL	6.5
34	BJ	142	ARG	6.5
28	CD	193	GLY	6.5
39	CO	30	ARG	6.5
45	BU	16	ALA	6.5
22	DV	24	VAL	6.5
4	AD	6	GLY	6.5
25	BA	2156	G	6.5
22	AV	297	GLU	6.5
47	BW	75	LEU	6.5
39	CO	22	GLY	6.5
9	AI	105	ASP	6.5
51	B1	50	THR	6.5
9	AI	110	GLU	6.5
25	CA	271(D)	U	6.5
8	AH	3	THR	6.5
25	BA	2127	G	6.5
25	BA	2161	C	6.5
3	DC	159	GLY	6.5
9	AI	113	LYS	6.5
25	BA	2149	G	6.5
7	DG	37	ASN	6.4
4	AD	70	ILE	6.4
41	BQ	53	ARG	6.4
8	DH	1	MET	6.4
2	AB	44	LEU	6.4
13	DM	96	LEU	6.4

Continued on next page...

Continued from previous page...

Mol	Chain	Res	Type	RSRZ
25	BA	2797	U	6.4
19	DS	37	ARG	6.4
21	AU	6	ARG	6.4
2	AB	188	ALA	6.4
16	DP	32	TYR	6.4
4	AD	7	PRO	6.4
25	CA	2143	C	6.4
13	AM	88	ARG	6.4
2	DB	201	ILE	6.4
20	DT	64	ASP	6.4
55	B5	46	ARG	6.4
2	AB	7	VAL	6.4
21	DU	8	THR	6.4
2	AB	93	VAL	6.3
7	DG	33	ASP	6.3
8	AH	2	LEU	6.3
17	DQ	26	GLN	6.3
9	DI	122	ALA	6.3
16	DP	34	GLU	6.3
39	BO	22	GLY	6.3
39	BO	37	ALA	6.3
2	AB	167	PRO	6.3
40	CP	22	PHE	6.3
22	DV	40	GLU	6.3
25	BA	1083	U	6.3
27	CC	93	ALA	6.3
8	DH	92	ARG	6.3
32	CH	91	SER	6.3
16	AP	29	ASP	6.3
11	AK	11	LYS	6.3
14	AN	16	PHE	6.3
1	AA	983	A	6.3
10	DJ	35	SER	6.3
36	BL	75	ILE	6.3
11	DK	129	SER	6.3
33	BI	66	LEU	6.3
9	DI	9	ARG	6.3
39	CO	21	THR	6.2
32	CH	80	PRO	6.2
25	BA	2799	A	6.2
38	CN	49	ASP	6.2
10	DJ	74	ILE	6.2

Continued on next page...

Continued from previous page...

Mol	Chain	Res	Type	RSRZ
4	AD	134	ASP	6.2
22	AV	99	LYS	6.2
14	DN	2	ALA	6.2
19	DS	71	LEU	6.2
4	AD	23	GLY	6.2
9	DI	105	ASP	6.2
19	AS	36	ARG	6.2
49	BY	1	MET	6.2
9	AI	87	GLN	6.2
30	CF	87	PRO	6.2
53	B3	47	THR	6.2
13	AM	30	ALA	6.2
34	CJ	133	GLY	6.2
9	DI	64	THR	6.2
26	CB	31	C	6.2
37	BM	108	GLY	6.2
25	CA	2108	C	6.2
34	BJ	73	ASP	6.2
25	BA	2113	U	6.2
30	BF	138	GLN	6.1
39	BO	98	VAL	6.1
11	AK	129	SER	6.1
22	AV	62	GLU	6.1
10	DJ	58	ASP	6.1
20	DT	15	ARG	6.1
8	AH	90	GLY	6.1
1	DA	89	U	6.1
38	CN	69	ASP	6.1
21	AU	24	ARG	6.1
25	CA	1090	U	6.1
13	DM	5	ALA	6.1
21	DU	21	TYR	6.1
30	BF	13	GLU	6.1
2	DB	218	ALA	6.1
9	DI	66	ARG	6.1
25	BA	1082	U	6.1
47	BW	76	GLY	6.1
25	BA	2114	A	6.1
35	BK	1	MET	6.1
9	AI	28	VAL	6.1
19	AS	13	ASP	6.1
21	DU	7	ARG	6.1

Continued on next page...

Continued from previous page...

Mol	Chain	Res	Type	RSRZ
19	DS	12	ASP	6.1
39	BO	28	VAL	6.1
9	AI	126	SER	6.1
16	DP	64	ALA	6.0
34	BJ	67	PRO	6.0
13	AM	98	VAL	6.0
40	CP	93	ARG	6.0
22	AV	65	LEU	6.0
10	AJ	34	VAL	6.0
47	BW	53	MET	6.0
11	AK	110	ASP	6.0
9	AI	67	GLY	6.0
9	DI	8	GLY	6.0
19	DS	32	LYS	6.0
2	DB	26	PRO	6.0
40	CP	24	PRO	6.0
40	BP	97	ALA	6.0
45	BU	79	CYS	6.0
37	CM	10	ARG	6.0
45	CU	69	ALA	6.0
13	DM	57	ARG	6.0
20	DT	75	ASN	6.0
10	DJ	75	ILE	6.0
9	AI	111	ARG	5.9
40	BP	98	LYS	5.9
20	DT	11	SER	5.9
39	CO	52	SER	5.9
16	DP	71	ARG	5.9
39	BO	26	LEU	5.9
2	AB	164	VAL	5.9
18	AR	48	GLY	5.9
16	AP	22	THR	5.9
13	AM	87	TYR	5.9
19	AS	51	VAL	5.9
16	DP	65	GLN	5.9
39	BO	92	TYR	5.9
2	AB	28	PHE	5.9
10	DJ	71	LEU	5.9
16	DP	68	ASP	5.9
45	BU	8	LYS	5.9
32	CH	70	GLU	5.9
30	BF	29	TRP	5.9

Continued on next page...

Continued from previous page...

Mol	Chain	Res	Type	RSRZ
40	CP	87	ASP	5.9
55	C5	43	GLN	5.9
2	AB	112	VAL	5.9
41	BQ	50	ARG	5.9
55	C5	22	VAL	5.9
2	DB	214	ILE	5.9
21	AU	4	GLY	5.9
4	AD	135	LEU	5.9
8	DH	2	LEU	5.9
41	BQ	49	HIS	5.9
2	DB	187	LEU	5.9
10	DJ	17	ASP	5.9
16	DP	39	TYR	5.9
44	CT	31	HIS	5.9
25	BA	229	A	5.9
25	BA	1046	A	5.9
19	AS	15	LEU	5.9
32	BH	4	ILE	5.8
1	DA	728	A	5.8
9	AI	127	LYS	5.8
38	CN	54	LEU	5.8
40	CP	116	ALA	5.8
33	BI	16	ASN	5.8
21	DU	22	ARG	5.8
13	DM	110	ARG	5.8
53	C3	46	HIS	5.8
45	BU	9	LYS	5.8
4	AD	66	ARG	5.8
39	CO	89	ARG	5.8
31	BG	57	ASP	5.8
19	AS	41	VAL	5.8
53	C3	17	LYS	5.8
22	DV	25	LEU	5.8
39	BO	91	PRO	5.8
21	DU	16	GLY	5.8
14	DN	8	GLU	5.8
2	DB	163	PHE	5.8
32	CH	120	ILE	5.8
53	B3	27	LYS	5.8
1	DA	44	G	5.8
25	BA	2798	C	5.8
25	CA	1068	G	5.8

Continued on next page...

Continued from previous page...

Mol	Chain	Res	Type	RSRZ
32	CH	89	TYR	5.8
2	AB	201	ILE	5.7
25	CA	2176	A	5.7
1	DA	664	G	5.7
42	BR	70	ILE	5.7
25	CA	2113	U	5.7
19	AS	50	ALA	5.7
47	BW	52	GLY	5.7
13	AM	19	LEU	5.7
13	AM	60	VAL	5.7
17	AQ	73	VAL	5.7
33	CI	60	ARG	5.7
34	CJ	142	ARG	5.7
15	AO	66	LEU	5.7
32	BH	20	ASP	5.7
35	CK	1	MET	5.7
22	DV	28	LYS	5.7
40	BP	93	ARG	5.7
45	CU	6	HIS	5.7
19	DS	41	VAL	5.7
39	CO	28	VAL	5.7
29	CE	44	ARG	5.7
46	CV	73	GLN	5.7
45	CU	72	VAL	5.7
9	AI	70	LYS	5.7
25	BA	2168	G	5.7
9	DI	111	ARG	5.7
25	CA	2114	A	5.7
2	DB	164	VAL	5.7
16	DP	6	LEU	5.7
25	CA	1093	G	5.6
27	BC	233	HIS	5.6
36	BL	110	TYR	5.6
9	DI	14	VAL	5.6
55	C5	25	MET	5.6
14	AN	17	LYS	5.6
4	AD	67	ILE	5.6
42	BR	87	HIS	5.6
2	DB	148	TYR	5.6
20	DT	8	ARG	5.6
16	DP	4	ILE	5.6
27	CC	92	ILE	5.6

Continued on next page...

Continued from previous page...

Mol	Chain	Res	Type	RSRZ
34	CJ	138	ARG	5.6
25	CA	1174	A	5.6
20	DT	70	SER	5.6
36	CL	68	GLN	5.6
1	DA	1000	A	5.6
55	C5	46	ARG	5.6
25	BA	2111	C	5.6
40	BP	24	PRO	5.6
2	AB	81	VAL	5.6
19	AS	40	ILE	5.6
13	AM	32	GLU	5.6
13	DM	8	GLU	5.6
22	DV	26	LYS	5.6
22	DV	99	LYS	5.6
32	BH	68	LEU	5.6
9	DI	106	ALA	5.6
4	AD	118	ARG	5.6
40	BP	117	ASP	5.6
41	BQ	57	PHE	5.6
46	CV	88	PHE	5.6
7	AG	84	ASN	5.6
8	AH	100	ILE	5.6
9	AI	27	THR	5.6
13	AM	64	TRP	5.6
2	AB	26	PRO	5.6
2	AB	194	PRO	5.6
25	BA	2173	A	5.6
32	BH	111	PRO	5.6
38	CN	3	HIS	5.5
4	AD	133	VAL	5.5
34	BJ	69	VAL	5.5
53	C3	45	LYS	5.5
47	BW	74	ARG	5.5
19	DS	15	LEU	5.5
25	BA	2125	G	5.5
25	CA	2157	G	5.5
1	AA	978	A	5.5
28	BD	73	GLU	5.5
39	BO	36	TYR	5.5
19	AS	49	ILE	5.5
9	DI	117	HIS	5.5
28	CD	10	GLY	5.5

Continued on next page...

Continued from previous page...

Mol	Chain	Res	Type	RSRZ
46	CV	87	ASP	5.5
38	CN	61	HIS	5.5
34	BJ	66	THR	5.5
37	CM	91	GLU	5.5
9	DI	69	GLY	5.5
2	AB	200	ILE	5.5
4	DD	2	GLY	5.5
9	AI	63	ILE	5.5
9	AI	42	ARG	5.5
9	AI	121	ARG	5.5
20	DT	65	LYS	5.5
37	BM	91	GLU	5.5
2	AB	77	ALA	5.5
36	BL	101	VAL	5.5
9	DI	36	TYR	5.5
9	AI	44	VAL	5.5
14	DN	13	THR	5.5
25	BA	2135	A	5.5
44	CT	6	ASP	5.5
33	CI	14	LYS	5.5
19	AS	33	THR	5.5
2	DB	134	GLU	5.5
37	CM	105	GLU	5.5
27	BC	102	LYS	5.5
55	C5	21	LYS	5.5
28	CD	191	PRO	5.5
25	CA	2115	G	5.4
25	BA	2170	A	5.4
1	DA	1353	G	5.4
27	BC	35	LYS	5.4
16	AP	2	VAL	5.4
25	CA	276	A	5.4
36	CL	65	ARG	5.4
30	BF	21	ARG	5.4
33	CI	6	ASN	5.4
4	AD	5	ILE	5.4
1	AA	1346	A	5.4
53	B3	45	LYS	5.4
46	BV	97	GLU	5.4
45	CU	53	PRO	5.4
45	CU	3	VAL	5.4
8	AH	4	ASP	5.4

Continued on next page...

Continued from previous page...

Mol	Chain	Res	Type	RSRZ
22	DV	22	PRO	5.4
55	B5	43	GLN	5.4
9	DI	113	LYS	5.4
25	CA	2334	G	5.4
19	AS	14	HIS	5.4
2	DB	12	GLU	5.4
16	DP	30	GLY	5.4
16	DP	59	TRP	5.4
36	BL	105	LEU	5.4
53	B3	17	LYS	5.4
41	BQ	109	LEU	5.4
4	AD	122	ARG	5.4
9	AI	36	TYR	5.4
9	DI	114	TYR	5.4
16	DP	23	ASP	5.4
30	CF	35	GLU	5.4
50	BZ	26	LEU	5.3
14	AN	6	LEU	5.3
45	BU	39	VAL	5.3
13	DM	27	LYS	5.3
27	CC	34	VAL	5.3
29	BE	207	GLY	5.3
28	CD	111	ARG	5.3
2	AB	102	LEU	5.3
20	DT	10	LEU	5.3
47	BW	40	GLN	5.3
10	DJ	20	ALA	5.3
44	CT	3	THR	5.3
41	BQ	55	ARG	5.3
30	BF	149	VAL	5.3
8	DH	129	VAL	5.3
32	BH	5	LEU	5.3
45	BU	17	SER	5.3
2	AB	203	GLY	5.3
7	AG	78	ARG	5.3
9	DI	30	GLY	5.3
2	DB	31	TYR	5.3
1	DA	135	C	5.3
9	AI	68	GLY	5.3
7	AG	33	ASP	5.3
19	DS	13	ASP	5.3
1	DA	1001	G	5.3

Continued on next page...

Continued from previous page...

Mol	Chain	Res	Type	RSRZ
9	DI	123	PRO	5.3
45	BU	32	PRO	5.3
2	AB	98	LEU	5.3
20	DT	101	GLY	5.3
13	DM	19	LEU	5.3
16	AP	9	PHE	5.3
20	DT	69	GLY	5.3
30	CF	26	GLN	5.3
29	BE	97	TYR	5.3
50	BZ	25	ALA	5.2
8	AH	87	SER	5.2
33	BI	65	GLU	5.2
21	DU	3	LYS	5.2
31	BG	108	GLY	5.2
13	AM	16	ASP	5.2
22	AV	298	ARG	5.2
10	AJ	59	SER	5.2
8	AH	101	PRO	5.2
20	DT	58	LYS	5.2
31	BG	38	SER	5.2
25	BA	1104	C	5.2
10	AJ	72	VAL	5.2
14	AN	9	LYS	5.2
25	CA	2128	C	5.2
45	BU	53	PRO	5.2
39	BO	24	LEU	5.2
30	BF	33	ARG	5.2
13	AM	99	ARG	5.2
25	BA	412	A	5.2
13	AM	31	LYS	5.2
21	DU	6	ARG	5.2
16	DP	66	PRO	5.2
22	AV	98	PRO	5.2
33	CI	59	ILE	5.2
8	DH	119	LEU	5.2
22	AV	322	HIS	5.1
41	BQ	59	ARG	5.1
9	DI	62	TYR	5.1
8	AH	133	LEU	5.1
22	DV	32	GLN	5.1
32	BH	119	PRO	5.1
1	DA	1128	C	5.1

Continued on next page...

Continued from previous page...

Mol	Chain	Res	Type	RSRZ
11	AK	124	LYS	5.1
21	DU	9	ARG	5.1
25	CA	2177	C	5.1
11	AK	125	PHE	5.1
39	BO	30	ARG	5.1
40	BP	116	ALA	5.1
20	DT	60	GLU	5.1
51	B1	49	GLU	5.1
9	AI	9	ARG	5.1
20	DT	18	GLN	5.1
35	CK	27	GLY	5.1
13	AM	15	VAL	5.1
25	CA	1088	A	5.1
44	CT	11	PRO	5.1
25	CA	1550	C	5.1
7	DG	32	ARG	5.1
19	AS	78	ARG	5.1
32	CH	92	VAL	5.1
25	BA	2122	U	5.1
1	DA	43	C	5.1
25	BA	2176	A	5.1
32	CH	107	ILE	5.1
10	DJ	3	LYS	5.1
50	BZ	16	PRO	5.1
29	BE	184	TYR	5.1
45	CU	71	LYS	5.1
28	CD	11	MET	5.1
1	AA	405	U	5.1
32	CH	132	PRO	5.1
10	DJ	5	ARG	5.1
16	DP	10	GLY	5.1
9	DI	126	SER	5.1
41	BQ	47	TYR	5.1
2	AB	40	HIS	5.1
45	CU	5	MET	5.1
2	DB	97	TRP	5.0
45	BU	71	LYS	5.0
14	AN	23	ARG	5.0
21	DU	11	GLY	5.0
53	B3	32	ASN	5.0
42	BR	90	PRO	5.0
15	AO	54	ARG	5.0

Continued on next page...

Continued from previous page...

Mol	Chain	Res	Type	RSRZ
49	CY	12	GLU	5.0
38	CN	8	ARG	5.0
2	AB	134	GLU	5.0
16	AP	59	TRP	5.0
25	CA	2181	G	5.0
51	C1	58	TYR	5.0
13	DM	15	VAL	5.0
39	CO	15	ARG	5.0
26	BB	53	A	5.0
16	AP	3	LYS	5.0
38	CN	44	LEU	5.0
1	DA	110	C	5.0
31	BG	24	VAL	5.0
42	BR	89	GLN	5.0
2	DB	27	LYS	5.0
13	AM	10	PRO	5.0
14	DN	11	LYS	5.0
36	BL	74	GLU	5.0
31	BG	115	VAL	5.0
55	B5	64	TYR	5.0
25	BA	1091	G	5.0
46	CV	178	GLU	5.0
2	AB	197	VAL	5.0
46	CV	28	MET	5.0
45	BU	31	LEU	5.0
25	BA	1174	A	5.0
25	CA	2820	A	5.0
26	BB	59	A	5.0
32	BH	122	GLU	5.0
10	DJ	18	ALA	5.0
27	BC	66	ASP	5.0
45	CU	35	TYR	5.0
1	DA	390	C	5.0
40	CP	88	ILE	4.9
16	DP	21	VAL	4.9
53	B3	31	PRO	4.9
51	B1	54	LYS	4.9
20	AT	65	LYS	4.9
22	AV	64	LEU	4.9
25	CA	12	U	4.9
31	BG	103	LEU	4.9
40	CP	94	ALA	4.9

Continued on next page...

Continued from previous page...

Mol	Chain	Res	Type	RSRZ
2	AB	27	LYS	4.9
2	AB	109	SER	4.9
13	DM	32	GLU	4.9
25	CA	2173	A	4.9
18	AR	32	ARG	4.9
19	DS	81	ARG	4.9
31	CG	104	GLU	4.9
16	AP	65	GLN	4.9
4	DD	154	ASN	4.9
28	CD	60	ASN	4.9
53	B3	28	ARG	4.9
32	CH	122	GLU	4.9
38	CN	6	SER	4.9
9	DI	33	PHE	4.9
13	DM	60	VAL	4.9
16	DP	3	LYS	4.9
32	BH	65	ALA	4.9
16	AP	25	ARG	4.9
19	DS	38	SER	4.9
19	DS	76	PRO	4.9
30	BF	28	VAL	4.9
51	B1	38	ALA	4.9
1	AA	1348	U	4.9
6	AF	90	VAL	4.9
13	DM	24	GLY	4.9
7	DG	84	ASN	4.9
8	DH	134	ILE	4.9
16	AP	26	ARG	4.9
20	AT	68	LYS	4.9
21	DU	4	GLY	4.9
25	BA	2157	G	4.9
9	AI	114	TYR	4.9
28	CD	195	LEU	4.9
29	CE	155	LEU	4.9
41	BQ	61	TRP	4.9
14	DN	23	ARG	4.9
22	DV	44	VAL	4.9
47	CW	40	GLN	4.9
1	AA	1131	G	4.9
5	AE	29	GLY	4.9
25	BA	2152	G	4.9
15	DO	54	ARG	4.9

Continued on next page...

Continued from previous page...

Mol	Chain	Res	Type	RSRZ
25	BA	2136	C	4.9
39	BO	21	THR	4.9
22	DV	33	SER	4.9
40	BP	92	GLY	4.9
1	AA	1347	G	4.8
2	DB	94	ASN	4.8
13	AM	61	GLU	4.8
16	DP	33	ILE	4.8
42	BR	68	LYS	4.8
13	AM	101	GLN	4.8
1	AA	1220	G	4.8
25	CA	1888	G	4.8
39	BO	102	ALA	4.8
8	DH	112	LEU	4.8
5	AE	28	PHE	4.8
34	BJ	71	MET	4.8
2	DB	102	LEU	4.8
46	BV	121	HIS	4.8
14	AN	21	TYR	4.8
25	CA	1535	U	4.8
9	AI	118	LYS	4.8
10	DJ	61	GLU	4.8
11	AK	117	ASN	4.8
16	DP	31	LYS	4.8
38	BN	10	LEU	4.8
45	BU	40	GLU	4.8
47	CW	62	LEU	4.8
16	AP	66	PRO	4.8
8	AH	54	ASP	4.8
31	BG	55	PRO	4.8
22	AV	95	HIS	4.8
7	AG	36	LYS	4.8
36	CL	107	LYS	4.8
22	AV	59	GLU	4.8
36	BL	7	ARG	4.8
46	CV	84	GLU	4.8
5	DE	23	GLY	4.8
19	AS	44	MET	4.8
8	AH	112	LEU	4.8
38	CN	68	ARG	4.8
7	AG	40	ALA	4.8
28	BD	57	LYS	4.8

Continued on next page...

Continued from previous page...

Mol	Chain	Res	Type	RSRZ
45	BU	30	VAL	4.8
7	AG	4	ARG	4.8
9	DI	110	GLU	4.8
21	DU	2	GLY	4.8
16	AP	52	ASP	4.8
13	AM	28	ALA	4.7
25	BA	2107	C	4.7
25	CA	2801	A	4.7
4	DD	5	ILE	4.7
25	BA	2155	G	4.7
37	BM	32	PHE	4.7
9	DI	121	ARG	4.7
1	AA	1111	A	4.7
29	CE	156	LEU	4.7
36	BL	107	LYS	4.7
39	BO	33	LYS	4.7
49	CY	60	LEU	4.7
2	DB	193	ASP	4.7
5	DE	22	GLY	4.7
25	BA	1081	U	4.7
20	DT	104	LEU	4.7
38	BN	67	LEU	4.7
1	DA	378	G	4.7
20	DT	14	LYS	4.7
41	BQ	106	PHE	4.7
22	DV	100	ASP	4.7
16	DP	5	ARG	4.7
36	BL	88	LEU	4.7
25	BA	2803	C	4.7
8	AH	99	GLU	4.7
36	BL	149	GLU	4.7
30	CF	146	TYR	4.7
4	AD	137	SER	4.7
9	AI	45	ALA	4.7
55	C5	54	GLU	4.7
30	BF	140	ILE	4.7
9	DI	115	GLY	4.7
16	AP	18	ARG	4.7
2	AB	118	LEU	4.7
20	DT	81	LYS	4.7
8	AH	134	ILE	4.7
25	CA	363(A)	G	4.7

Continued on next page...

Continued from previous page...

Mol	Chain	Res	Type	RSRZ
1	DA	63	C	4.7
38	BN	69	ASP	4.7
42	BR	73	SER	4.7
36	BL	76	LYS	4.7
10	AJ	87	THR	4.7
30	CF	76	SER	4.7
38	BN	43	GLU	4.7
1	AA	195	A	4.7
20	DT	71	THR	4.7
25	BA	1085	A	4.7
43	BS	1	MET	4.7
8	DH	131	GLY	4.7
1	DA	134	A	4.6
37	CM	65	PHE	4.6
14	AN	19	ARG	4.6
14	DN	21	TYR	4.6
37	BM	139	GLU	4.6
33	BI	56	ASN	4.6
39	BO	88	ASP	4.6
14	DN	6	LEU	4.6
40	CP	78	LEU	4.6
16	DP	55	ARG	4.6
1	AA	403	C	4.6
25	CA	1073	A	4.6
42	BR	71	LEU	4.6
7	AG	62	PHE	4.6
47	BW	45	PHE	4.6
9	AI	69	GLY	4.6
9	DI	31	GLN	4.6
20	DT	77	ALA	4.6
9	DI	5	TYR	4.6
30	BF	27	ASN	4.6
39	BO	58	LEU	4.6
2	AB	132	LYS	4.6
8	AH	86	ILE	4.6
13	DM	7	VAL	4.6
29	BE	45	ARG	4.6
34	BJ	60	LYS	4.6
2	AB	218	ALA	4.6
33	BI	58	LEU	4.6
1	DA	1317	C	4.6
19	AS	57	HIS	4.6

Continued on next page...

Continued from previous page...

Mol	Chain	Res	Type	RSRZ
25	CA	2111	C	4.6
39	BO	49	VAL	4.6
8	AH	92	ARG	4.6
45	BU	35	TYR	4.6
26	CB	30	C	4.6
55	B5	15	LYS	4.6
53	C3	28	ARG	4.6
51	C1	60	GLU	4.6
19	DS	33	THR	4.6
53	C3	31	PRO	4.6
47	BW	46	LYS	4.6
1	DA	755	G	4.6
37	CM	67	ARG	4.6
1	DA	787	A	4.5
2	AB	130	ARG	4.5
45	CU	83	THR	4.5
2	AB	146	GLN	4.5
8	DH	133	LEU	4.5
11	DK	128	ALA	4.5
20	AT	66	ALA	4.5
28	CD	160	TYR	4.5
44	CT	77	LYS	4.5
20	DT	63	ILE	4.5
18	AR	31	LEU	4.5
22	DV	92	LEU	4.5
1	DA	1352	C	4.5
25	CA	2166	G	4.5
53	C3	38	LYS	4.5
19	AS	75	ALA	4.5
1	DA	389	A	4.5
32	BH	83	ALA	4.5
34	BJ	31	GLN	4.5
38	BN	72	ASP	4.5
31	CG	114	VAL	4.5
9	DI	118	LYS	4.5
2	DB	69	LEU	4.5
10	DJ	56	HIS	4.5
16	DP	25	ARG	4.5
14	AN	5	ALA	4.5
16	AP	23	ASP	4.5
41	BQ	89	GLU	4.5
47	BW	23	VAL	4.5

Continued on next page...

Continued from previous page...

Mol	Chain	Res	Type	RSRZ
28	BD	58	ARG	4.5
2	AB	92	TYR	4.5
2	DB	76	GLN	4.5
4	AD	15	GLU	4.5
39	CO	37	ALA	4.5
28	BD	24	THR	4.5
9	DI	18	PHE	4.5
20	DT	72	LEU	4.5
27	CC	83	GLU	4.5
33	BI	21	GLN	4.5
15	AO	59	MET	4.5
1	DA	1287	A	4.5
2	AB	202	PRO	4.5
19	AS	60	VAL	4.5
25	CA	1057	A	4.5
41	BQ	54	LYS	4.5
14	AN	3	ARG	4.5
55	C5	64	TYR	4.5
18	DR	31	LEU	4.5
7	AG	34	GLY	4.5
1	DA	108	G	4.4
25	BA	2181	G	4.4
55	C5	47	LYS	4.4
2	AB	140	HIS	4.4
22	DV	23	GLU	4.4
2	AB	48	MET	4.4
40	CP	98	LYS	4.4
40	BP	115	ARG	4.4
2	AB	122	PHE	4.4
9	DI	80	GLY	4.4
30	BF	63	ILE	4.4
39	CO	20	ARG	4.4
51	B1	45	GLY	4.4
2	DB	211	ILE	4.4
29	CE	97	TYR	4.4
31	CG	116	GLU	4.4
32	BH	37	VAL	4.4
2	AB	72	GLY	4.4
34	BJ	65	TRP	4.4
49	CY	10	LEU	4.4
1	AA	1030	C	4.4
25	BA	2164	C	4.4

Continued on next page...

Continued from previous page...

Mol	Chain	Res	Type	RSRZ
9	AI	112	LYS	4.4
34	BJ	95	TYR	4.4
40	BP	2	ASN	4.4
2	DB	30	ARG	4.4
2	AB	133	LYS	4.4
30	CF	86	MET	4.4
33	BI	57	THR	4.4
9	AI	125	TYR	4.4
21	DU	13	ILE	4.4
40	CP	52	ILE	4.4
41	BQ	46	ALA	4.4
41	BQ	60	LEU	4.4
45	BU	47	LYS	4.4
25	CA	2167	U	4.4
1	DA	92	G	4.4
30	BF	34	LEU	4.4
45	BU	41	GLY	4.4
8	AH	89	PRO	4.4
8	AH	98	LYS	4.4
2	AB	210	SER	4.4
4	AD	71	SER	4.4
25	CA	2699	C	4.4
9	DI	37	PHE	4.4
2	AB	94	ASN	4.3
2	DB	200	ILE	4.3
25	CA	1628	G	4.4
9	DI	70	LYS	4.3
9	DI	83	ARG	4.3
8	DH	113	SER	4.3
13	AM	103	THR	4.3
16	DP	67	THR	4.3
1	AA	727	G	4.3
37	CM	68	ILE	4.3
39	BO	35	ILE	4.3
55	C5	26	LYS	4.3
25	BA	1535	U	4.3
22	DV	96	LEU	4.3
13	AM	66	LEU	4.3
49	CY	16	LEU	4.3
40	BP	26	ASP	4.3
44	CT	8	ILE	4.3
47	CW	41	ARG	4.3

Continued on next page...

Continued from previous page...

Mol	Chain	Res	Type	RSRZ
16	DP	24	ALA	4.3
38	BN	3	HIS	4.3
2	AB	105	PHE	4.3
26	CB	60	C	4.3
31	BG	39	PRO	4.3
2	AB	170	GLU	4.3
2	DB	13	ALA	4.3
13	DM	30	ALA	4.3
16	AP	61	SER	4.3
27	CC	33	LEU	4.3
40	BP	99	LEU	4.3
1	AA	994	A	4.3
51	B1	39	ARG	4.3
2	DB	29	ALA	4.3
2	DB	186	ALA	4.3
9	AI	46	ALA	4.3
50	BZ	21	ALA	4.3
50	BZ	34	GLU	4.3
33	CI	17	LEU	4.3
4	AD	115	ARG	4.3
20	DT	80	ARG	4.3
11	AK	121	PRO	4.3
16	AP	17	TYR	4.3
9	AI	19	LEU	4.3
39	CO	93	LYS	4.3
40	CP	21	GLU	4.3
39	BO	97	ARG	4.3
8	DH	111	ILE	4.3
17	DQ	37	LYS	4.3
44	CT	92	LEU	4.3
1	AA	743	U	4.3
9	DI	125	TYR	4.3
27	CC	104	TYR	4.3
30	CF	102	PHE	4.3
4	AD	65	ARG	4.3
32	BH	81	VAL	4.3
1	AA	1112	C	4.3
17	DQ	36	ILE	4.3
25	BA	1079	C	4.3
2	AB	137	ARG	4.3
55	C5	23	VAL	4.3
2	AB	149	LEU	4.3

Continued on next page...

Continued from previous page...

Mol	Chain	Res	Type	RSRZ
8	AH	52	ASP	4.3
47	CW	46	LYS	4.3
21	DU	10	ARG	4.3
29	CE	175	THR	4.3
32	BH	38	LEU	4.3
1	AA	1325	C	4.3
39	BO	38	GLN	4.3
41	CQ	29	SER	4.2
13	AM	3	ARG	4.2
17	AQ	25	ARG	4.2
22	DV	34	LEU	4.2
25	BA	2123	G	4.2
50	BZ	28	LEU	4.2
10	AJ	98	ILE	4.2
29	CE	28	ILE	4.2
20	AT	104	LEU	4.2
47	BW	72	ARG	4.2
1	AA	439	A	4.2
41	BQ	8	VAL	4.2
40	CP	46	GLU	4.2
9	DI	112	LYS	4.2
39	BO	39	ILE	4.2
26	BB	27	C	4.2
32	BH	61	ARG	4.2
49	CY	53	LEU	4.2
55	B5	37	SER	4.2
27	CC	35	LYS	4.2
32	BH	121	LYS	4.2
22	DV	20	SER	4.2
28	CD	76	ARG	4.2
47	CW	53	MET	4.2
13	AM	45	VAL	4.2
11	AK	128	ALA	4.2
5	DE	24	ARG	4.2
40	CP	115	ARG	4.2
14	AN	7	ILE	4.2
15	DO	3	ILE	4.2
45	CU	16	ALA	4.2
32	BH	72	LEU	4.2
20	AT	106	ALA	4.2
29	CE	40	GLN	4.2
7	DG	31	MET	4.2

Continued on next page...

Continued from previous page...

Mol	Chain	Res	Type	RSRZ
46	CV	86	VAL	4.2
15	AO	2	PRO	4.2
1	AA	1219	U	4.2
25	BA	1033	U	4.2
1	AA	1092	A	4.2
27	BC	167	GLY	4.2
4	AD	111	ALA	4.2
37	BM	20	ALA	4.2
16	AP	27	LYS	4.2
27	BC	34	VAL	4.2
12	AL	126	GLU	4.2
13	DM	23	TYR	4.2
31	CG	112	PRO	4.2
19	DS	57	HIS	4.2
1	DA	742	G	4.2
10	AJ	6	ILE	4.2
10	DJ	54	PHE	4.2
37	CM	133	ARG	4.2
38	BN	6	SER	4.2
2	DB	157	ARG	4.2
1	AA	982	U	4.2
44	CT	78	LYS	4.2
45	BU	65	ALA	4.2
2	AB	152	PHE	4.2
38	BN	63	ARG	4.2
10	AJ	58	ASP	4.2
28	CD	187	ALA	4.1
11	AK	87	THR	4.1
45	CU	70	SER	4.1
16	DP	70	ALA	4.1
9	DI	10	ARG	4.1
16	AP	28	ARG	4.1
28	BD	60	ASN	4.1
28	CD	194	GLY	4.1
29	CE	106	ARG	4.1
13	DM	87	TYR	4.1
16	AP	53	VAL	4.1
27	BC	30	GLU	4.1
33	BI	8	GLU	4.1
44	BT	6	ASP	4.1
55	B5	23	VAL	4.1
25	CA	2161	C	4.1

Continued on next page...

Continued from previous page...

Mol	Chain	Res	Type	RSRZ
45	CU	74	PRO	4.1
4	AD	114	ARG	4.1
40	CP	117	ASP	4.1
1	AA	404	U	4.1
1	DA	743	U	4.1
13	DM	100	GLY	4.1
34	BJ	138	ARG	4.1
32	BH	17	GLN	4.1
2	DB	71	VAL	4.1
31	CG	169	VAL	4.1
18	AR	72	ARG	4.1
14	DN	17	LYS	4.1
31	BG	109	PHE	4.1
16	DP	15	PRO	4.1
39	BO	14	VAL	4.1
39	CO	51	ALA	4.1
25	BA	2801	A	4.1
14	AN	22	THR	4.1
31	BG	52	VAL	4.1
2	AB	85	ALA	4.1
2	DB	77	ALA	4.1
20	DT	56	MET	4.1
46	BV	96	VAL	4.1
33	BI	18	GLU	4.1
55	C5	2	PRO	4.1
1	DA	729	A	4.1
9	AI	115	GLY	4.1
9	AI	15	ALA	4.1
17	AQ	45	HIS	4.1
40	BP	91	ARG	4.1
36	BL	72	PRO	4.1
1	AA	1001	G	4.1
10	AJ	8	LEU	4.1
1	AA	1287	A	4.1
55	B5	35	GLN	4.1
4	DD	70	ILE	4.1
13	AM	43	THR	4.1
25	CA	2127	G	4.1
34	BJ	139	LEU	4.1
40	BP	50	ILE	4.1
47	BW	73	GLY	4.1
11	AK	94	ALA	4.1

Continued on next page...

Continued from previous page...

Mol	Chain	Res	Type	RSRZ
13	DM	41	PRO	4.1
28	BD	74	PRO	4.1
25	BA	1102	C	4.1
27	BC	67	PHE	4.1
14	DN	5	ALA	4.1
14	AN	32	SER	4.1
20	AT	70	SER	4.1
10	DJ	76	ASN	4.1
26	CB	53	A	4.1
38	CN	50	HIS	4.1
48	CX	22	GLY	4.1
15	DO	49	ASP	4.1
50	CZ	39	ASP	4.1
46	BV	155	LEU	4.0
13	DM	63	THR	4.0
29	CE	43	LYS	4.0
30	CF	29	TRP	4.0
38	CN	65	LEU	4.0
20	DT	83	ARG	4.0
2	AB	91	PRO	4.0
13	DM	95	GLY	4.0
34	BJ	131	PRO	4.0
44	BT	92	LEU	4.0
55	C5	4	MET	4.0
18	AR	49	LYS	4.0
31	BG	113	VAL	4.0
20	DT	103	GLY	4.0
8	DH	89	PRO	4.0
13	AM	104	ARG	4.0
32	CH	94	ALA	4.0
14	DN	61	TRP	4.0
35	CK	34	THR	4.0
2	AB	36	ARG	4.0
42	BR	72	VAL	4.0
46	CV	71	VAL	4.0
13	AM	106	ASN	4.0
20	DT	33	ILE	4.0
18	AR	43	PHE	4.0
2	AB	186	ALA	4.0
27	CC	111	LEU	4.0
32	CH	114	LEU	4.0
45	BU	7	VAL	4.0

Continued on next page...

Continued from previous page...

Mol	Chain	Res	Type	RSRZ
55	B5	57	ARG	4.0
34	CJ	153	HIS	4.0
1	DA	1219	U	4.0
19	DS	48	THR	4.0
38	CN	4	LEU	4.0
55	B5	25	MET	4.0
29	BE	44	ARG	4.0
36	BL	50	ARG	4.0
22	AV	295	THR	4.0
30	CF	28	VAL	4.0
51	C1	61	VAL	4.0
3	DC	206	GLU	4.0
20	DT	98	PRO	4.0
28	BD	56	PRO	4.0
25	CA	463	G	4.0
2	DB	93	VAL	4.0
5	DE	19	MET	4.0
40	CP	99	LEU	4.0
28	CD	14	ILE	4.0
31	BG	159	GLU	4.0
39	BO	19	LYS	4.0
41	CQ	15	LYS	4.0
22	DV	41	MET	4.0
13	DM	26	GLY	4.0
9	AI	122	ALA	4.0
16	AP	24	ALA	4.0
16	DP	19	ILE	4.0
37	CM	69	PHE	4.0
50	BZ	19	GLN	4.0
26	CB	52	A	4.0
34	CJ	130	LEU	4.0
36	BL	65	ARG	4.0
41	BQ	45	TYR	4.0
55	B5	45	GLY	4.0
16	DP	36	ILE	4.0
31	CG	151	ILE	4.0
28	CD	57	LYS	4.0
9	AI	75	ASP	4.0
11	DK	12	ARG	4.0
2	DB	222	ILE	4.0
2	AB	69	LEU	4.0
2	DB	81	VAL	4.0

Continued on next page...

Continued from previous page...

Mol	Chain	Res	Type	RSRZ
4	AD	102	ASP	4.0
10	AJ	37	PRO	4.0
25	CA	2612	C	3.9
29	CE	22	ALA	4.0
4	DD	115	ARG	3.9
18	AR	64	ARG	3.9
51	C1	43	GLY	3.9
13	DM	13	LYS	3.9
37	CM	95	ALA	3.9
16	AP	64	ALA	3.9
39	CO	102	ALA	3.9
27	BC	33	LEU	3.9
25	CA	1104	C	3.9
17	DQ	2	PRO	3.9
13	DM	56	LEU	3.9
31	BG	43	VAL	3.9
13	DM	101	GLN	3.9
32	BH	2	LYS	3.9
14	AN	10	ALA	3.9
6	AF	6	VAL	3.9
50	CZ	47	VAL	3.9
27	BC	32	SER	3.9
50	BZ	46	ASN	3.9
29	CE	194	MET	3.9
37	BM	81	VAL	3.9
14	AN	15	LYS	3.9
25	CA	1629	U	3.9
1	AA	136	C	3.9
9	DI	79	LEU	3.9
20	DT	74	LYS	3.9
45	BU	33	LYS	3.9
4	DD	110	PHE	3.9
13	DM	21	TYR	3.9
25	CA	1103	A	3.9
11	AK	12	ARG	3.9
20	DT	55	ILE	3.9
17	AQ	26	GLN	3.9
31	BG	59	ARG	3.9
13	DM	102	ARG	3.9
22	AV	305	TYR	3.9
34	BJ	59	GLY	3.9
40	CP	51	ARG	3.9

Continued on next page...

Continued from previous page...

Mol	Chain	Res	Type	RSRZ
55	C5	24	ALA	3.9
19	DS	36	ARG	3.9
25	CA	2172	U	3.9
36	BL	70	GLN	3.9
36	CL	70	GLN	3.9
2	AB	141	GLU	3.9
1	AA	1249	C	3.9
8	DH	101	PRO	3.9
28	BD	55	ASN	3.9
36	CL	64	LYS	3.9
55	C5	44	LYS	3.9
2	AB	35	GLU	3.9
1	AA	1370	G	3.9
50	BZ	15	TYR	3.9
10	DJ	8	LEU	3.9
36	CL	106	LEU	3.9
37	CM	104	PHE	3.9
38	CN	2	ARG	3.9
1	DA	60	A	3.9
10	DJ	39	PRO	3.9
45	BU	43	ASN	3.9
9	AI	109	VAL	3.9
16	AP	21	VAL	3.9
38	CN	10	LEU	3.9
45	BU	42	VAL	3.9
25	CA	1071	G	3.9
44	BT	3	THR	3.9
34	BJ	89	LYS	3.9
22	DV	36	ARG	3.8
32	BH	117	GLU	3.8
50	BZ	48	GLU	3.8
4	AD	136	PRO	3.8
31	BG	107	VAL	3.8
36	BL	106	LEU	3.8
41	CQ	57	PHE	3.8
7	AG	8	GLU	3.8
20	DT	79	ARG	3.8
11	AK	123	LYS	3.8
25	BA	2160	G	3.8
25	CA	2150	U	3.8
2	AB	204	ASN	3.8
5	DE	25	ARG	3.8

Continued on next page...

Continued from previous page...

Mol	Chain	Res	Type	RSRZ
29	CE	133	ASN	3.8
38	CN	45	ARG	3.8
8	DH	87	SER	3.8
10	DJ	19	SER	3.8
7	AG	26	PHE	3.8
28	CD	204	ALA	3.8
44	CT	84	ALA	3.8
10	DJ	4	ILE	3.8
16	AP	33	ILE	3.8
25	CA	1640	C	3.8
37	CM	12	GLN	3.8
25	BA	2134	A	3.8
28	CD	8	LYS	3.8
36	CL	108	LYS	3.8
29	CE	27	GLU	3.8
8	AH	97	VAL	3.8
15	DO	66	LEU	3.8
39	CO	35	ILE	3.8
29	BE	109	GLY	3.8
2	DB	133	LYS	3.8
9	DI	43	ALA	3.8
20	AT	98	PRO	3.8
2	AB	145	LEU	3.8
8	DH	90	GLY	3.8
26	BB	52	A	3.8
11	DK	122	LYS	3.8
55	B5	47	LYS	3.8
39	BO	86	ALA	3.8
9	DI	63	ILE	3.8
28	CD	112	GLY	3.8
38	BN	8	ARG	3.8
55	C5	13	ARG	3.8
1	DA	1002	G	3.8
19	AS	62	ILE	3.8
32	CH	66	GLU	3.8
4	AD	75	PHE	3.8
28	CD	107	THR	3.8
20	AT	64	ASP	3.8
36	CL	110	TYR	3.8
46	CV	80	ARG	3.8
25	BA	2167	U	3.8
4	AD	126	ILE	3.8

Continued on next page...

Continued from previous page...

Mol	Chain	Res	Type	RSRZ
39	CO	49	VAL	3.8
1	DA	372	C	3.8
15	AO	64	ARG	3.8
50	BZ	30	ARG	3.8
15	AO	57	LEU	3.8
16	AP	51	VAL	3.8
13	AM	6	GLY	3.8
27	BC	36	PRO	3.8
8	AH	56	LYS	3.8
40	CP	47	GLY	3.8
40	BP	49	VAL	3.8
2	AB	153	ARG	3.8
39	BO	93	LYS	3.8
32	CH	136	VAL	3.8
22	DV	37	ARG	3.8
25	BA	2119	A	3.8
39	CO	87	PHE	3.8
41	CQ	11	ARG	3.8
2	DB	33	TYR	3.8
8	AH	130	GLY	3.8
25	BA	2250	G	3.8
19	DS	49	ILE	3.8
27	BC	103	ARG	3.8
25	CA	2140	C	3.8
10	AJ	38	ILE	3.8
11	DK	29	ILE	3.8
12	DL	7	ASN	3.8
40	BP	22	PHE	3.8
45	BU	44	ILE	3.8
8	AH	95	VAL	3.7
41	BQ	29	SER	3.7
1	AA	1327	C	3.7
38	BN	61	HIS	3.7
55	B5	16	ILE	3.7
55	B5	38	GLY	3.7
16	AP	31	LYS	3.7
2	DB	32	ILE	3.7
30	BF	2	PRO	3.7
41	CQ	91	ASP	3.7
30	BF	46	ALA	3.7
2	AB	31	TYR	3.7
2	DB	7	VAL	3.7

Continued on next page...

Continued from previous page...

Mol	Chain	Res	Type	RSRZ
9	AI	85	LEU	3.7
40	BP	94	ALA	3.7
28	BD	59	VAL	3.7
45	CU	19	LYS	3.7
1	DA	1249	C	3.7
30	CF	33	ARG	3.7
41	BQ	64	ARG	3.7
14	DN	18	VAL	3.7
22	AV	36	ARG	3.7
32	BH	15	VAL	3.7
38	BN	70	LEU	3.7
1	DA	391	G	3.7
22	AV	118	GLU	3.7
13	DM	3	ARG	3.7
16	AP	73	LEU	3.7
25	CA	1102	C	3.7
36	BL	43	GLY	3.7
1	DA	325	A	3.7
34	BJ	140	PHE	3.7
20	DT	67	ALA	3.7
13	AM	96	LEU	3.7
44	CT	76	ARG	3.7
45	BU	23	ARG	3.7
1	AA	1110	A	3.7
13	AM	105	THR	3.7
46	CV	74	VAL	3.7
2	DB	68	ILE	3.7
27	BC	253	GLN	3.7
55	B5	54	GLU	3.7
2	AB	113	HIS	3.7
41	CQ	14	HIS	3.7
4	AD	152	SER	3.7
9	AI	73	GLN	3.7
15	AO	62	GLN	3.7
2	AB	88	ALA	3.7
25	CA	2126	A	3.7
2	AB	115	LEU	3.7
8	DH	130	GLY	3.7
17	AQ	43	LEU	3.7
40	BP	11	GLU	3.7
39	CO	60	GLY	3.7
38	CN	40	LYS	3.7

Continued on next page...

Continued from previous page...

Mol	Chain	Res	Type	RSRZ
1	DA	788	U	3.7
7	AG	16	LEU	3.7
39	CO	29	PHE	3.7
16	AP	19	ILE	3.7
26	BB	28	C	3.7
4	AD	74	GLN	3.7
2	AB	138	LEU	3.7
18	AR	46	GLU	3.7
42	CR	99	ILE	3.7
41	BQ	58	ARG	3.7
18	AR	44	LEU	3.7
4	DD	207	TYR	3.7
7	DG	35	LYS	3.7
25	BA	1202	C	3.7
36	BL	47	ASP	3.6
10	DJ	53	PRO	3.6
16	DP	20	VAL	3.6
27	BC	12	SER	3.6
16	AP	71	ARG	3.6
6	AF	95	GLU	3.6
19	DS	28	LYS	3.6
15	DO	63	ARG	3.6
25	BA	2108	C	3.6
39	BO	101	LEU	3.6
2	AB	116	GLU	3.6
2	AB	108	ILE	3.6
9	AI	108	VAL	3.6
37	CM	106	VAL	3.6
2	DB	168	THR	3.6
25	BA	443	A	3.6
26	BB	29	A	3.6
4	DD	108	LEU	3.6
12	AL	91	ASP	3.6
6	DF	95	GLU	3.6
36	CL	114	ILE	3.6
41	BQ	88	ILE	3.6
22	AV	195	SER	3.6
43	CS	81	ALA	3.6
51	B1	48	ILE	3.6
17	DQ	3	LYS	3.6
37	CM	132	VAL	3.6
16	DP	13	HIS	3.6

Continued on next page...

Continued from previous page...

Mol	Chain	Res	Type	RSRZ
4	DD	68	TYR	3.6
13	AM	73	GLU	3.6
50	BZ	29	ARG	3.6
25	BA	2172	U	3.6
1	AA	1128	C	3.6
47	CW	61	ALA	3.6
22	AV	196	THR	3.6
45	CU	91	GLU	3.6
1	DA	103(C)	G	3.6
36	BL	67	MET	3.6
2	DB	185	ILE	3.6
8	DH	94	TYR	3.6
34	BJ	136	GLY	3.6
40	CP	28	VAL	3.6
38	CN	51	LEU	3.6
3	AC	179	ARG	3.6
43	BS	64	MET	3.6
17	AQ	44	ALA	3.6
25	CA	1058	G	3.6
31	BG	53	GLU	3.6
44	CT	52	VAL	3.6
44	CT	9	LEU	3.6
22	AV	22	PRO	3.6
31	BG	97	ARG	3.6
34	BJ	141	LYS	3.6
2	AB	100	GLY	3.6
34	CJ	139	LEU	3.6
39	BO	12	PHE	3.6
1	AA	306	G	3.6
10	AJ	74	ILE	3.6
34	BJ	70	ALA	3.6
55	B5	24	ALA	3.6
35	CK	29	ASN	3.6
40	CP	26	ASP	3.6
42	CR	14	VAL	3.6
29	CE	45	ARG	3.6
6	DF	90	VAL	3.6
10	AJ	96	ILE	3.6
29	BE	167	ALA	3.6
42	BR	94	LEU	3.6
46	CV	76	LEU	3.6
1	DA	1422	G	3.5

Continued on next page...

Continued from previous page...

Mol	Chain	Res	Type	RSRZ
2	AB	192	SER	3.5
25	CA	1463	C	3.5
39	CO	91	PRO	3.5
22	DV	19	LEU	3.5
45	CU	64	GLU	3.5
55	C5	15	LYS	3.5
8	AH	113	SER	3.5
32	CH	106	GLY	3.5
1	DA	1138	G	3.5
15	AO	88	ARG	3.5
34	BJ	64	ASP	3.5
13	AM	25	ILE	3.5
34	BJ	75	VAL	3.5
19	AS	69	HIS	3.5
40	CP	1	MET	3.5
9	AI	116	LYS	3.5
16	DP	12	LYS	3.5
32	CH	108	THR	3.5
55	C5	6	THR	3.5
19	AS	31	ILE	3.5
29	CE	185	ASP	3.5
37	BM	92	GLY	3.5
44	BT	26	TYR	3.5
9	DI	127	LYS	3.5
27	BC	31	LYS	3.5
27	CC	36	PRO	3.5
51	B1	56	GLU	3.5
9	AI	17	VAL	3.5
10	AJ	17	ASP	3.5
20	DT	62	LEU	3.5
16	DP	26	ARG	3.5
22	AV	21	ASP	3.5
22	DV	17	ALA	3.5
39	BO	20	ARG	3.5
32	BH	3	VAL	3.5
13	AM	27	LYS	3.5
31	BG	114	VAL	3.5
32	BH	36	ALA	3.5
33	BI	13	LEU	3.5
26	CB	54	G	3.5
4	AD	146	ILE	3.5
8	AH	93	VAL	3.5

Continued on next page...

Continued from previous page...

Mol	Chain	Res	Type	RSRZ
1	AA	1326	C	3.5
2	DB	99	GLY	3.5
9	DI	6	GLY	3.5
37	BM	80	GLU	3.5
51	B1	53	THR	3.5
50	BZ	12	PRO	3.5
22	AV	309	GLN	3.5
42	CR	2	PHE	3.5
16	AP	56	ALA	3.5
19	DS	29	ARG	3.5
20	DT	73	HIS	3.5
41	CQ	8	VAL	3.5
2	AB	162	ILE	3.5
3	AC	91	LEU	3.5
16	AP	57	ARG	3.5
27	CC	31	LYS	3.5
32	CH	67	ARG	3.5
40	CP	48	ILE	3.5
38	CN	43	GLU	3.5
2	AB	139	LYS	3.5
7	AG	43	PHE	3.5
13	DM	20	THR	3.5
17	AQ	24	GLU	3.5
29	CE	184	TYR	3.5
33	BI	22	GLY	3.5
4	DD	11	LEU	3.5
37	BM	21	THR	3.5
42	BR	69	LYS	3.5
39	BO	17	ARG	3.5
1	DA	132	C	3.5
26	BB	6	C	3.5
13	DM	61	GLU	3.5
55	C5	5	LYS	3.5
18	AR	66	LEU	3.5
14	DN	22	THR	3.5
19	AS	79	THR	3.5
8	AH	110	ALA	3.5
22	AV	74	ALA	3.5
19	DS	70	LYS	3.5
7	DG	5	ARG	3.4
38	BN	64	ARG	3.4
29	CE	35	GLU	3.4

Continued on next page...

Continued from previous page...

Mol	Chain	Res	Type	RSRZ
49	CY	7	ARG	3.4
25	BA	389	G	3.4
1	AA	87	A	3.4
12	DL	127	ALA	3.4
41	BQ	48	ALA	3.4
8	DH	118	VAL	3.4
41	CQ	90	VAL	3.4
29	CE	188	ARG	3.4
37	BM	14	ARG	3.4
40	BP	23	ARG	3.4
41	BQ	2	PRO	3.4
38	CN	64	ARG	3.4
30	CF	75	LYS	3.4
2	DB	194	PRO	3.4
8	AH	94	TYR	3.4
17	AQ	19	VAL	3.4
22	AV	155	PHE	3.4
32	BH	19	VAL	3.4
29	BE	46	ARG	3.4
37	BM	103	MET	3.4
11	AK	119	CYS	3.4
41	BQ	62	ILE	3.4
18	AR	61	LYS	3.4
9	DI	17	VAL	3.4
32	BH	16	GLY	3.4
34	BJ	58	ARG	3.4
33	BI	6	ASN	3.4
22	DV	198	THR	3.4
40	CP	27	THR	3.4
4	DD	8	VAL	3.4
11	DK	110	ASP	3.4
32	BH	12	LEU	3.4
32	CH	82	ARG	3.4
40	CP	97	ALA	3.4
13	DM	22	ILE	3.4
2	DB	169	LYS	3.4
15	DO	62	GLN	3.4
36	BL	81	GLN	3.4
49	BY	9	GLN	3.4
51	B1	44	CYS	3.4
28	CD	79	ARG	3.4
44	BT	76	ARG	3.4

Continued on next page...

Continued from previous page...

Mol	Chain	Res	Type	RSRZ
28	BD	115	GLY	3.4
30	BF	143	GLU	3.4
25	BA	2151	G	3.4
2	AB	136	VAL	3.4
20	DT	22	ARG	3.4
29	BE	163	VAL	3.4
30	BF	23	PHE	3.4
16	DP	27	LYS	3.4
17	DQ	34	LYS	3.4
7	AG	41	ARG	3.4
8	DH	95	VAL	3.4
29	BE	176	LEU	3.4
35	CK	122	LEU	3.4
40	BP	27	THR	3.4
47	CW	75	LEU	3.4
1	AA	286	G	3.4
37	CM	8	LYS	3.4
40	CP	50	ILE	3.4
2	DB	43	ASP	3.4
9	DI	28	VAL	3.4
4	DD	69	GLY	3.4
22	DV	190	GLY	3.4
42	BR	74	LYS	3.4
1	AA	1223	C	3.4
8	DH	120	THR	3.4
11	AK	27	ASN	3.4
16	AP	4	ILE	3.4
25	CA	2162	G	3.4
27	BC	239	ARG	3.4
30	BF	142	PRO	3.4
41	CQ	12	ARG	3.4
49	CY	14	ARG	3.4
2	DB	54	THR	3.4
13	DM	43	THR	3.4
1	AA	1270	C	3.4
13	DM	45	VAL	3.4
28	CD	7	VAL	3.4
33	CI	7	VAL	3.4
16	AP	6	LEU	3.4
20	DT	21	LYS	3.4
36	BL	68	GLN	3.4
38	BN	21	TYR	3.4

Continued on next page...

Continued from previous page...

Mol	Chain	Res	Type	RSRZ
32	BH	93	THR	3.4
44	BT	51	VAL	3.4
1	DA	792	A	3.4
46	CV	187	ALA	3.4
47	CW	78	TYR	3.4
13	AM	63	THR	3.3
44	CT	64	LYS	3.3
25	CA	2872	G	3.3
1	DA	1351	U	3.3
29	BE	39	TRP	3.3
36	CL	82	GLY	3.3
16	DP	80	PHE	3.3
36	CL	83	VAL	3.3
1	DA	994	A	3.3
22	AV	27	ASP	3.3
36	CL	125	VAL	3.3
45	BU	29	GLU	3.3
25	BA	2162	G	3.3
33	BI	5	ARG	3.3
37	BM	82	ARG	3.3
1	AA	1146	A	3.3
10	AJ	56	HIS	3.3
25	BA	1086	A	3.3
1	AA	744	C	3.3
40	BP	51	ARG	3.3
36	BL	64	LYS	3.3
2	DB	44	LEU	3.3
1	AA	1031	G	3.3
13	DM	99	ARG	3.3
41	BQ	63	VAL	3.3
44	CT	7	VAL	3.3
4	DD	7	PRO	3.3
51	B1	60	GLU	3.3
11	DK	117	ASN	3.3
2	AB	143	GLU	3.3
39	BO	31	SER	3.3
47	BW	10	THR	3.3
20	AT	25	ARG	3.3
25	BA	1573	G	3.3
25	CA	1089	G	3.3
25	CA	2153	G	3.3
1	DA	726	C	3.3

Continued on next page...

Continued from previous page...

Mol	Chain	Res	Type	RSRZ
11	DK	118	GLY	3.3
17	AQ	42	TYR	3.3
25	BA	1080	C	3.3
27	BC	104	TYR	3.3
48	CX	36	GLY	3.3
10	AJ	28	ARG	3.3
13	DM	25	ILE	3.3
33	BI	14	LYS	3.3
19	AS	52	TYR	3.3
44	CT	51	VAL	3.3
47	CW	56	ASP	3.3
1	AA	1184	G	3.3
26	CB	59	A	3.3
17	DQ	35	VAL	3.3
30	CF	88	ILE	3.3
55	B5	12	LYS	3.3
2	AB	148	TYR	3.3
4	AD	161	ASN	3.3
13	AM	24	GLY	3.3
19	AS	16	LEU	3.3
27	BC	234	GLY	3.3
55	C5	57	ARG	3.3
50	BZ	10	LYS	3.3
2	DB	47	THR	3.3
28	BD	187	ALA	3.3
1	AA	1130	A	3.3
30	CF	34	LEU	3.3
1	DA	732	C	3.3
29	CE	96	ASP	3.3
22	DV	98	PRO	3.3
36	BL	108	LYS	3.3
35	CK	35	VAL	3.3
39	CO	98	VAL	3.3
31	BG	98	LEU	3.3
46	BV	178	GLU	3.3
39	CO	23	ARG	3.3
41	BQ	52	ARG	3.3
47	CW	14	ARG	3.3
15	DO	2	PRO	3.3
32	BH	134	PRO	3.3
8	DH	135	CYS	3.3
29	CE	33	LEU	3.3

Continued on next page...

Continued from previous page...

Mol	Chain	Res	Type	RSRZ
38	CN	21	TYR	3.3
1	DA	366	C	3.3
40	CP	91	ARG	3.3
41	CQ	61	TRP	3.3
2	AB	160	ASP	3.3
45	BU	66	PRO	3.3
7	AG	35	LYS	3.3
12	DL	97	TYR	3.3
22	AV	18	LEU	3.3
39	CO	16	ASN	3.3
25	BA	267	C	3.3
27	BC	223	GLY	3.3
39	BO	89	ARG	3.3
19	AS	67	VAL	3.3
20	DT	16	HIS	3.2
1	DA	185	A	3.2
25	CA	2171	A	3.2
19	DS	31	ILE	3.2
1	DA	136	C	3.2
2	DB	78	GLN	3.2
12	DL	112	ARG	3.2
22	AV	71	LYS	3.2
55	C5	10	ALA	3.2
25	CA	2897	U	3.2
25	CA	1069	A	3.2
25	CA	1301	A	3.2
39	BO	11	LYS	3.2
11	DK	121	PRO	3.2
22	AV	249	MET	3.2
1	DA	1218	C	3.2
1	DA	1342	C	3.2
18	AR	88	LYS	3.2
30	CF	100	TRP	3.2
32	CH	118	LYS	3.2
16	DP	69	THR	3.2
25	BA	2182	G	3.2
1	DA	697	U	3.2
32	CH	1	MET	3.2
30	CF	115	ARG	3.2
1	AA	248	C	3.2
13	AM	12	ASN	3.2
21	DU	20	LYS	3.2

Continued on next page...

Continued from previous page...

Mol	Chain	Res	Type	RSRZ
19	AS	42	PRO	3.2
40	BP	62	THR	3.2
46	BV	186	GLU	3.2
2	DB	98	LEU	3.2
22	AV	324	LEU	3.2
50	BZ	54	VAL	3.2
3	DC	101	LEU	3.2
9	AI	123	PRO	3.2
16	AP	35	LYS	3.2
55	C5	16	ILE	3.2
25	CA	2101	G	3.2
16	AP	32	TYR	3.2
34	BJ	25	LYS	3.2
37	CM	103	MET	3.2
41	BQ	20	LEU	3.2
41	BQ	65	ILE	3.2
36	CL	77	ARG	3.2
28	BD	75	VAL	3.2
31	BG	93	GLY	3.2
8	AH	91	ARG	3.2
46	CV	118	GLN	3.2
20	DT	85	MET	3.2
21	AU	3	LYS	3.2
29	CE	110	LEU	3.2
30	BF	137	GLU	3.2
39	CO	41	ASP	3.2
9	DI	73	GLN	3.2
36	BL	78	PRO	3.2
40	CP	25	GLY	3.2
41	CQ	16	LYS	3.2
1	AA	196	A	3.2
1	AA	1222	G	3.2
25	CA	2148	G	3.2
4	AD	110	PHE	3.2
55	B5	36	LYS	3.2
55	C5	3	LYS	3.2
2	DB	19	HIS	3.2
32	CH	71	ILE	3.2
53	B3	30	THR	3.2
36	CL	52	GLU	3.2
46	CV	163	LEU	3.2
8	AH	121	ASP	3.2

Continued on next page...

Continued from previous page...

Mol	Chain	Res	Type	RSRZ
19	AS	53	ASN	3.2
27	CC	9	TYR	3.2
42	BR	85	LYS	3.2
45	BU	20	TYR	3.2
1	AA	1248	A	3.2
32	BH	82	ARG	3.2
30	BF	35	GLU	3.2
33	CI	10	LEU	3.2
45	BU	83	THR	3.2
46	CV	81	ARG	3.2
15	AO	53	HIS	3.2
48	CX	27	GLU	3.2
36	BL	71	VAL	3.2
40	CP	45	PHE	3.2
16	DP	52	ASP	3.2
32	BH	94	ALA	3.2
36	CL	69	GLY	3.2
44	CT	85	PRO	3.2
39	BO	34	HIS	3.2
33	CI	21	GLN	3.1
28	BD	204	ALA	3.1
34	CJ	50	ALA	3.1
31	BG	100	GLY	3.1
15	DO	58	MET	3.1
1	DA	1289	A	3.1
40	CP	61	PHE	3.1
2	AB	73	THR	3.1
1	AA	1314	C	3.1
1	DA	934	C	3.1
2	AB	43	ASP	3.1
12	DL	30	PRO	3.1
30	CF	164	GLU	3.1
28	CD	188	VAL	3.1
29	CE	193	VAL	3.1
16	DP	16	HIS	3.1
47	BW	77	ARG	3.1
46	CV	183	LEU	3.1
25	CA	614	U	3.1
2	DB	70	PHE	3.1
55	C5	29	LYS	3.1
43	CS	76	VAL	3.1
29	BE	95	ARG	3.1

Continued on next page...

Continued from previous page...

Mol	Chain	Res	Type	RSRZ
1	AA	1124	G	3.1
1	AA	1147	C	3.1
13	AM	92	HIS	3.1
18	DR	79	LEU	3.1
32	BH	123	LEU	3.1
39	BO	16	ASN	3.1
1	DA	587	G	3.1
17	AQ	37	LYS	3.1
29	BE	43	LYS	3.1
1	AA	1020	U	3.1
2	DB	166	ASP	3.1
27	CC	183	ARG	3.1
39	CO	40	ILE	3.1
39	CO	101	LEU	3.1
1	AA	1101	A	3.1
16	AP	12	LYS	3.1
22	AV	178	HIS	3.1
44	CT	79	ALA	3.1
28	CD	75	VAL	3.1
7	DG	38	LEU	3.1
25	BA	2347	C	3.1
25	CA	462	C	3.1
1	DA	631	G	3.1
1	DA	1127	G	3.1
25	BA	1089	G	3.1
37	CM	9	TYR	3.1
42	BR	84	LYS	3.1
2	DB	219	VAL	3.1
4	AD	132	ARG	3.1
20	DT	17	ARG	3.1
46	CV	119	GLU	3.1
25	BA	2892	A	3.1
2	DB	42	ILE	3.1
7	DG	30	ILE	3.1
30	CF	63	ILE	3.1
28	BD	96	PHE	3.1
17	DQ	58	GLU	3.1
2	DB	213	LEU	3.1
1	AA	1221	G	3.1
11	AK	127	LYS	3.1
36	BL	97	PRO	3.1
25	BA	2104	G	3.1

Continued on next page...

Continued from previous page...

Mol	Chain	Res	Type	RSRZ
25	CA	2190	G	3.1
4	DD	93	PHE	3.1
29	BE	42	ALA	3.1
22	AV	40	GLU	3.1
31	BG	42	ARG	3.1
32	BH	21	VAL	3.1
38	CN	102	GLU	3.1
2	AB	10	LEU	3.1
40	BP	114	LEU	3.1
55	B5	61	LEU	3.1
17	AQ	59	ILE	3.1
48	CX	37	ILE	3.1
25	BA	2177	C	3.1
42	BR	22	VAL	3.1
30	CF	137	GLU	3.1
2	DB	40	HIS	3.1
32	CH	105	HIS	3.1
49	BY	60	LEU	3.1
18	DR	69	THR	3.1
30	BF	39	ILE	3.1
5	AE	14	ARG	3.1
25	CA	1095	A	3.1
34	CJ	126	VAL	3.1
44	CT	30	VAL	3.1
22	AV	23	GLU	3.1
13	DM	48	LEU	3.1
29	BE	40	GLN	3.1
1	DA	186(A)	C	3.1
25	CA	277	C	3.1
25	CA	2102	U	3.1
25	CA	2568	C	3.1
8	AH	129	VAL	3.1
27	BC	247	ALA	3.1
31	CG	103	LEU	3.1
9	AI	81	ILE	3.1
3	AC	155	GLY	3.1
13	AM	94	ARG	3.1
27	CC	55	GLY	3.1
28	BD	28	ALA	3.1
10	DJ	57	LYS	3.1
18	DR	71	LYS	3.1
3	DC	196	LEU	3.1

Continued on next page...

Continued from previous page...

Mol	Chain	Res	Type	RSRZ
25	CA	2100	G	3.1
9	AI	18	PHE	3.1
14	DN	7	ILE	3.1
19	AS	10	PHE	3.1
5	AE	5	ASP	3.0
9	AI	62	TYR	3.0
27	CC	78	LYS	3.0
28	BD	124	GLY	3.0
41	CQ	7	GLY	3.0
4	DD	24	GLU	3.0
25	BA	2103	C	3.0
9	DI	4	TYR	3.0
36	BL	79	ARG	3.0
44	CT	75	ASP	3.0
25	BA	411	G	3.0
11	AK	126	ARG	3.0
39	BO	13	ARG	3.0
39	CO	14	VAL	3.0
45	BU	24	VAL	3.0
4	DD	167	GLY	3.0
22	DV	197	ALA	3.0
49	CY	11	GLU	3.0
10	AJ	5	ARG	3.0
28	BD	76	ARG	3.0
31	BG	94	TYR	3.0
32	BH	118	LYS	3.0
1	DA	977	A	3.0
1	DA	1248	A	3.0
25	BA	2171	A	3.0
41	BQ	94	ASN	3.0
48	BX	38	SER	3.0
16	DP	73	LEU	3.0
8	DH	91	ARG	3.0
28	CD	77	ILE	3.0
47	BW	55	ARG	3.0
25	BA	2139	C	3.0
25	CA	2723	C	3.0
25	CA	2896	C	3.0
33	BI	11	ALA	3.0
34	BJ	86	THR	3.0
37	BM	36	ALA	3.0
33	CI	61	LEU	3.0

Continued on next page...

Continued from previous page...

Mol	Chain	Res	Type	RSRZ
37	CM	24	GLY	3.0
31	CG	162	ILE	3.0
36	BL	102	ARG	3.0
25	BA	1641	A	3.0
27	BC	231	HIS	3.0
16	AP	58	TYR	3.0
44	CT	5	TYR	3.0
33	BI	9	LEU	3.0
20	DT	26	ASN	3.0
48	CX	20	ARG	3.0
9	DI	46	ALA	3.0
22	DV	65	LEU	3.0
30	CF	139	LEU	3.0
39	CO	18	ILE	3.0
20	AT	69	GLY	3.0
25	CA	2502	G	3.0
2	AB	174	VAL	3.0
9	AI	77	ILE	3.0
10	DJ	64	GLU	3.0
27	CC	103	ARG	3.0
50	BZ	44	ARG	3.0
34	CJ	85	VAL	3.0
32	BH	43	ASN	3.0
11	DK	119	CYS	3.0
9	DI	108	VAL	3.0
10	DJ	34	VAL	3.0
43	BS	2	GLU	3.0
47	BW	43	THR	3.0
1	AA	112	G	3.0
1	AA	247	G	3.0
25	BA	2178	C	3.0
30	CF	19	LEU	3.0
49	CY	3	LEU	3.0
19	AS	68	GLY	3.0
20	DT	25	ARG	3.0
41	CQ	30	LYS	3.0
3	DC	151	VAL	3.0
31	CG	115	VAL	3.0
20	DT	36	LEU	3.0
25	BA	1057	A	3.0
16	AP	42	ARG	3.0
38	BN	68	ARG	3.0

Continued on next page...

Continued from previous page...

Mol	Chain	Res	Type	RSRZ
15	DO	59	MET	3.0
29	CE	183	VAL	3.0
10	AJ	19	SER	3.0
1	DA	823	G	3.0
16	AP	60	LEU	3.0
18	DR	40	LEU	3.0
25	CA	1549	C	3.0
40	CP	60	THR	3.0
7	DG	81	GLY	3.0
28	BD	125	GLY	3.0
28	BD	157	ALA	3.0
29	CE	167	ALA	3.0
31	CG	170	ARG	3.0
1	AA	1357	A	3.0
29	CE	206	ILE	3.0
28	BD	174	ASP	3.0
40	BP	1	MET	3.0
28	BD	195	LEU	3.0
13	AM	20	THR	3.0
28	CD	12	THR	3.0
29	CE	98	SER	3.0
31	BG	56	SER	3.0
28	CD	186	GLY	3.0
29	CE	109	GLY	3.0
1	DA	1148	U	3.0
29	CE	29	ASN	3.0
50	CZ	38	GLU	3.0
4	DD	122	ARG	3.0
14	AN	4	LYS	3.0
18	AR	76	LEU	3.0
29	BE	41	LEU	3.0
28	BD	158	GLY	3.0
10	AJ	71	LEU	3.0
20	AT	99	LEU	3.0
8	DH	97	VAL	2.9
20	DT	66	ALA	2.9
29	CE	39	TRP	2.9
44	BT	81	VAL	2.9
2	DB	190	THR	2.9
1	AA	31	G	2.9
39	CO	24	LEU	2.9
40	CP	64	ARG	2.9

Continued on next page...

Continued from previous page...

Mol	Chain	Res	Type	RSRZ
1	AA	496	A	2.9
9	AI	32	ASP	2.9
22	AV	296	GLY	2.9
37	BM	19	GLY	2.9
38	BN	71	GLN	2.9
6	AF	8	ILE	2.9
13	DM	111	LYS	2.9
25	BA	1026	U	2.9
38	BN	60	LEU	2.9
46	CV	169	GLU	2.9
25	BA	2140	C	2.9
25	BA	2896	C	2.9
27	CC	81	ALA	2.9
16	DP	61	SER	2.9
1	DA	1031	G	2.9
31	BG	104	GLU	2.9
25	CA	6	A	2.9
34	BJ	122	LEU	2.9
44	CT	60	ARG	2.9
28	CD	162	ALA	2.9
29	BE	157	VAL	2.9
38	CN	71	GLN	2.9
55	C5	20	GLY	2.9
15	AO	26	GLU	2.9
34	CJ	137	ARG	2.9
6	AF	50	TYR	2.9
11	AK	25	TYR	2.9
15	AO	25	THR	2.9
38	CN	62	ALA	2.9
45	BU	28	LYS	2.9
25	BA	281	G	2.9
25	CA	2215	G	2.9
29	CE	192	LEU	2.9
38	CN	70	LEU	2.9
2	DB	210	SER	2.9
44	BT	28	PHE	2.9
44	CT	28	PHE	2.9
13	AM	2	ALA	2.9
16	AP	36	ILE	2.9
25	CA	2164	C	2.9
28	BD	27	LEU	2.9
29	CE	101	LEU	2.9

Continued on next page...

Continued from previous page...

Mol	Chain	Res	Type	RSRZ
9	AI	88	TYR	2.9
1	DA	1130	A	2.9
10	DJ	55	LYS	2.9
25	BA	801	G	2.9
4	DD	152	SER	2.9
11	DK	111	ASP	2.9
22	AV	323	ASP	2.9
40	CP	49	VAL	2.9
1	DA	307	C	2.9
23	DW	1	C	2.9
25	CA	2700	C	2.9
2	DB	149	LEU	2.9
18	DR	43	PHE	2.9
34	BJ	74	PHE	2.9
37	BM	105	GLU	2.9
2	AB	16	HIS	2.9
25	BA	2126	A	2.9
34	BJ	30	LYS	2.9
2	DB	208	ILE	2.9
4	DD	153	ARG	2.9
40	BP	48	ILE	2.9
18	AR	81	PHE	2.9
31	CG	113	VAL	2.9
28	CD	161	GLY	2.9
15	DO	88	ARG	2.9
22	DV	131	TYR	2.9
1	DA	731	G	2.9
27	CC	37	LEU	2.9
47	CW	52	GLY	2.9
1	AA	1100	C	2.9
8	DH	93	VAL	2.9
25	BA	1781	C	2.9
26	BB	60	C	2.9
27	CC	39	LYS	2.9
37	CM	83	MET	2.9
41	BQ	110	VAL	2.9
25	BA	2702	U	2.9
27	CC	17	THR	2.9
3	DC	189	ALA	2.9
27	BC	238	GLY	2.9
38	CN	47	PHE	2.9
11	AK	122	LYS	2.9

Continued on next page...

Continued from previous page...

Mol	Chain	Res	Type	RSRZ
38	CN	48	VAL	2.9
46	CV	97	GLU	2.9
8	AH	119	LEU	2.9
1	DA	1354	C	2.9
10	AJ	54	PHE	2.9
12	AL	92	LEU	2.9
25	CA	1271	G	2.9
25	CA	2187	G	2.9
39	BO	18	ILE	2.9
45	BU	38	ILE	2.9
25	CA	2213	U	2.9
28	BD	113	PHE	2.9
29	CE	207	GLY	2.9
19	AS	66	MET	2.9
22	DV	35	SER	2.9
16	AP	55	ARG	2.9
42	BR	83	ARG	2.9
3	AC	101	LEU	2.9
4	AD	112	VAL	2.9
46	BV	39	VAL	2.9
1	DA	377	G	2.9
4	DD	74	GLN	2.9
50	BZ	33	GLN	2.9
9	AI	78	LYS	2.8
27	BC	246	PRO	2.8
51	C1	44	CYS	2.8
25	BA	6	A	2.8
25	BA	359	A	2.8
25	CA	2873	A	2.8
29	BE	38	ARG	2.8
40	CP	120	ARG	2.8
50	CZ	1	MET	2.8
11	DK	127	LYS	2.8
13	AM	13	LYS	2.8
41	BQ	12	ARG	2.8
7	DG	22	LEU	2.8
25	BA	1044	G	2.8
25	CA	2056	G	2.8
41	CQ	27	LEU	2.8
16	DP	63	GLY	2.8
27	CC	80	ALA	2.8
25	BA	2790	A	2.8

Continued on next page...

Continued from previous page...

Mol	Chain	Res	Type	RSRZ
29	CE	173	VAL	2.8
27	CC	94	LEU	2.8
28	CD	109	LYS	2.8
55	C5	48	PHE	2.8
4	DD	10	ARG	2.8
16	AP	34	GLU	2.8
1	DA	226	G	2.8
1	DA	285	G	2.8
1	AA	1531	A	2.8
4	AD	207	TYR	2.8
20	AT	63	ILE	2.8
25	CA	2321	G	2.8
54	C4	48	LYS	2.8
8	DH	96	GLY	2.8
22	AV	179	ARG	2.8
18	DR	80	PRO	2.8
32	CH	116	LEU	2.8
38	BN	18	LEU	2.8
55	B5	17	THR	2.8
4	AD	119	GLN	2.8
1	AA	973	G	2.8
25	BA	232	G	2.8
25	CA	2212	A	2.8
22	DV	189	GLN	2.8
27	CC	32	SER	2.8
15	DO	39	LEU	2.8
51	C1	54	LYS	2.8
2	AB	24	TRP	2.8
51	B1	59	VAL	2.8
55	B5	22	VAL	2.8
55	C5	63	PRO	2.8
22	AV	197	ALA	2.8
25	BA	471	A	2.8
1	DA	1348	U	2.8
26	BB	1	U	2.8
29	CE	41	LEU	2.8
8	AH	125	ARG	2.8
42	BR	66	ARG	2.8
47	CW	64	ASP	2.8
14	DN	20	ALA	2.8
21	DU	19	GLY	2.8
48	BX	20	ARG	2.8

Continued on next page...

Continued from previous page...

Mol	Chain	Res	Type	RSRZ
17	AQ	3	LYS	2.8
40	CP	59	THR	2.8
1	DA	1113	C	2.8
9	AI	47	LEU	2.8
30	BF	139	LEU	2.8
2	AB	42	ILE	2.8
1	AA	974	A	2.8
25	BA	2189	U	2.8
44	CT	34	ALA	2.8
1	DA	1224	G	2.8
18	AR	56	THR	2.8
20	AT	9	ASN	2.8
25	BA	2141	G	2.8
42	BR	20	LEU	2.8
4	AD	158	ILE	2.8
5	DE	20	GLN	2.8
4	AD	17	VAL	2.8
48	CX	38	SER	2.8
8	AH	128	GLY	2.8
22	AV	113	ALA	2.8
40	CP	44	ASP	2.8
52	B2	30	LEU	2.8
3	AC	90	GLU	2.8
27	CC	226	MET	2.8
44	CT	37	THR	2.8
18	DR	32	ARG	2.8
31	BG	110	SER	2.8
39	BO	15	ARG	2.8
56	DX	15	A	2.8
12	AL	93	PRO	2.8
30	BF	12	TYR	2.8
36	CL	76	LYS	2.8
25	BA	2150	U	2.8
33	CI	11	ALA	2.8
2	DB	137	ARG	2.8
9	AI	128	ARG	2.8
28	BD	156	MET	2.8
37	BM	106	VAL	2.8
9	AI	124	GLN	2.8
10	DJ	33	GLN	2.8
40	CP	65	LYS	2.8
1	DA	1421	G	2.8

Continued on next page...

Continued from previous page...

Mol	Chain	Res	Type	RSRZ
10	DJ	27	ALA	2.8
12	DL	21	SER	2.8
13	DM	33	ALA	2.8
22	AV	70	LEU	2.8
22	AV	160	PHE	2.8
38	CN	53	HIS	2.8
41	BQ	14	HIS	2.8
4	DD	66	ARG	2.8
7	DG	4	ARG	2.8
9	DI	42	ARG	2.8
19	AS	17	GLU	2.8
31	BG	101	ARG	2.8
2	AB	135	GLN	2.8
25	BA	413	C	2.8
34	BJ	93	LYS	2.8
35	CK	12	ASP	2.8
44	CT	53	LYS	2.8
12	DL	25	ALA	2.8
25	CA	1067	A	2.8
25	CA	1098	A	2.8
26	CB	58	A	2.8
29	CE	24	LEU	2.8
37	BM	129	THR	2.8
41	CQ	26	GLY	2.8
43	CS	80	PRO	2.7
51	B1	47	VAL	2.7
2	AB	8	LYS	2.7
9	AI	4	TYR	2.7
1	DA	1139	G	2.7
4	DD	155	LEU	2.7
30	CF	85	GLY	2.7
37	BM	104	PHE	2.7
45	BU	60	PHE	2.7
10	DJ	23	ILE	2.7
12	AL	52	ARG	2.7
22	AV	33	SER	2.7
25	BA	2789	C	2.7
1	AA	1318	A	2.7
1	DA	1014	A	2.7
37	BM	107	ALA	2.7
41	BQ	27	LEU	2.7
49	CY	9	GLN	2.7

Continued on next page...

Continued from previous page...

Mol	Chain	Res	Type	RSRZ
9	AI	71	SER	2.7
13	DM	17	VAL	2.7
19	DS	39	THR	2.7
51	B1	46	ASN	2.7
3	AC	193	TYR	2.7
32	BH	39	ALA	2.7
38	BN	65	LEU	2.7
42	BR	67	GLY	2.7
13	DM	14	ARG	2.7
27	BC	169	GLU	2.7
9	AI	92	TYR	2.7
34	CJ	131	PRO	2.7
45	CU	68	HIS	2.7
50	BZ	52	HIS	2.7
2	AB	123	ALA	2.7
3	AC	156	ARG	2.7
11	AK	42	TRP	2.7
36	CL	95	VAL	2.7
37	CM	96	VAL	2.7
17	AQ	61	GLU	2.7
1	AA	818	G	2.7
1	AA	1328	C	2.7
25	CA	2319	G	2.7
29	BE	33	LEU	2.7
29	CE	99	TYR	2.7
41	CQ	18	LEU	2.7
7	DG	3	ARG	2.7
30	CF	83	ARG	2.7
1	AA	103(A)	A	2.7
34	CJ	53	ILE	2.7
47	CW	63	VAL	2.7
47	CW	57	PHE	2.7
4	AD	14	ARG	2.7
13	AM	7	VAL	2.7
22	AV	61	ALA	2.7
40	BP	95	ARG	2.7
45	CU	92	ASN	2.7
46	BV	171	ILE	2.7
1	DA	786	G	2.7
2	DB	122	PHE	2.7
5	DE	26	PHE	2.7
47	CW	69	PHE	2.7

Continued on next page...

Continued from previous page...

Mol	Chain	Res	Type	RSRZ
53	B3	34	LEU	2.7
27	CC	12	SER	2.7
36	CL	66	GLY	2.7
45	CU	4	LYS	2.7
45	CU	8	LYS	2.7
8	DH	100	ILE	2.7
9	DI	84	ALA	2.7
16	DP	56	ALA	2.7
6	AF	97	PHE	2.7
34	CJ	91	GLU	2.7
2	AB	147	LYS	2.7
15	AO	67	LEU	2.7
10	DJ	24	VAL	2.7
38	BN	52	ILE	2.7
34	CJ	31	GLN	2.7
39	CO	38	GLN	2.7
2	AB	215	LEU	2.7
9	DI	16	ARG	2.7
43	CS	9	TYR	2.7
31	BG	99	VAL	2.7
2	AB	80	ILE	2.7
40	CP	56	GLY	2.7
2	DB	114	ARG	2.7
5	AE	18	ARG	2.7
7	AG	101	LEU	2.7
40	CP	54	ARG	2.7
1	AA	995	C	2.7
35	CK	2	ILE	2.7
1	AA	1526	G	2.7
1	DA	818	G	2.7
25	BA	800	A	2.7
50	BZ	11	SER	2.7
17	DQ	74	LEU	2.7
31	CG	47	GLU	2.7
34	CJ	49	LEU	2.7
4	AD	8	VAL	2.7
45	CU	7	VAL	2.7
46	BV	128	VAL	2.7
2	DB	162	ILE	2.7
36	BL	120	ALA	2.7
55	B5	28	GLY	2.7
7	DG	58	PRO	2.7

Continued on next page...

Continued from previous page...

Mol	Chain	Res	Type	RSRZ
49	BY	28	LYS	2.7
42	CR	53	GLU	2.7
50	BZ	35	ARG	2.7
36	BL	80	TYR	2.7
1	DA	1349	A	2.7
25	CA	751	A	2.7
25	CA	2144	U	2.7
37	CM	28	ALA	2.7
3	DC	167	TRP	2.7
3	DC	179	ARG	2.7
10	AJ	85	LEU	2.7
25	BA	205	G	2.7
25	BA	1303	G	2.7
25	CA	2156	G	2.7
13	DM	29	ARG	2.7
22	DV	237	SER	2.7
34	BJ	123	GLU	2.7
34	BJ	137	ARG	2.7
47	CW	37	LEU	2.7
28	BD	184	VAL	2.7
42	CR	57	VAL	2.7
44	CT	83	VAL	2.7
46	CV	85	HIS	2.7
8	DH	110	ALA	2.7
34	BJ	72	GLY	2.7
45	CU	36	ALA	2.7
46	BV	164	ALA	2.7
45	BU	34	LYS	2.7
2	AB	51	LEU	2.7
11	AK	91	ARG	2.7
20	DT	24	LEU	2.7
36	BL	18	ARG	2.7
9	AI	26	VAL	2.7
10	AJ	89	ASP	2.7
41	BQ	9	VAL	2.7
13	AM	46	LYS	2.7
41	BQ	21	ALA	2.7
54	C4	47	ARG	2.6
16	AP	41	PRO	2.6
29	CE	154	VAL	2.6
34	BJ	92	GLN	2.6
2	AB	13	ALA	2.6

Continued on next page...

Continued from previous page...

Mol	Chain	Res	Type	RSRZ
28	CD	158	GLY	2.6
34	CJ	96	THR	2.6
38	BN	47	PHE	2.6
47	CW	42	GLY	2.6
49	CY	8	LYS	2.6
18	DR	78	LEU	2.6
25	CA	1097	U	2.6
39	BO	56	LEU	2.6
19	DS	11	VAL	2.6
25	BA	1938	A	2.6
29	CE	36	VAL	2.6
50	BZ	47	VAL	2.6
56	DX	23	A	2.6
14	AN	34	TYR	2.6
5	DE	80	ILE	2.6
22	AV	310	SER	2.6
14	AN	41	ARG	2.6
25	CA	2454	G	2.6
34	BJ	61	HIS	2.6
38	BN	17	ARG	2.6
45	BU	80	GLY	2.6
36	CL	136	GLU	2.6
55	C5	14	VAL	2.6
2	AB	110	GLN	2.6
40	BP	52	ILE	2.6
3	AC	56	ASP	2.6
17	DQ	43	LEU	2.6
29	CE	123	LEU	2.6
38	CN	67	LEU	2.6
41	BQ	28	ARG	2.6
1	AA	1197	G	2.6
1	DA	662	G	2.6
7	AG	42	ILE	2.6
37	BM	77	LYS	2.6
53	B3	33	LYS	2.6
55	C5	12	LYS	2.6
2	AB	34	ALA	2.6
2	AB	144	ARG	2.6
3	DC	160	ALA	2.6
4	DD	111	ALA	2.6
25	BA	463	G	2.6
30	CF	103	LEU	2.6

Continued on next page...

Continued from previous page...

Mol	Chain	Res	Type	RSRZ
47	BW	41	ARG	2.6
14	AN	33	VAL	2.6
25	BA	1454	U	2.6
30	CF	149	VAL	2.6
46	CV	96	VAL	2.6
25	CA	2142	C	2.6
1	AA	733	A	2.6
8	DH	4	ASP	2.6
4	AD	98	GLU	2.6
20	AT	21	LYS	2.6
1	AA	331	G	2.6
25	CA	1613	G	2.6
36	BL	90	ARG	2.6
36	CL	75	ILE	2.6
27	BC	236	GLY	2.6
34	CJ	63	PRO	2.6
36	BL	138	LEU	2.6
28	CD	128	SER	2.6
25	CA	2629	A	2.6
33	CI	65	GLU	2.6
50	BZ	18	ASP	2.6
9	AI	21	PRO	2.6
1	DA	1020	U	2.6
30	CF	27	ASN	2.6
5	DE	18	ARG	2.6
15	DO	87	ILE	2.6
10	AJ	88	LEU	2.6
11	DK	28	THR	2.6
22	DV	178	HIS	2.6
29	CE	181	LEU	2.6
1	AA	729	A	2.6
40	CP	8	LYS	2.6
3	DC	11	ARG	2.6
7	DG	42	ILE	2.6
17	DQ	24	GLU	2.6
40	BP	21	GLU	2.6
49	CY	59	ARG	2.6
14	AN	20	ALA	2.6
15	DO	50	HIS	2.6
28	CD	190	GLY	2.6
37	CM	11	LYS	2.6
44	CT	50	LYS	2.6

Continued on next page...

Continued from previous page...

Mol	Chain	Res	Type	RSRZ
1	AA	1033	G	2.6
20	DT	37	SER	2.6
25	BA	224	G	2.6
25	CA	329	G	2.6
41	BQ	79	PHE	2.6
25	CA	790	C	2.6
46	BV	150	LEU	2.6
1	DA	288	A	2.6
3	AC	163	ALA	2.6
7	AG	117	ALA	2.6
15	DO	51	HIS	2.6
41	BQ	51	LYS	2.6
50	BZ	20	LYS	2.6
4	DD	156	GLU	2.6
11	AK	95	ILE	2.6
47	BW	70	GLN	2.6
43	CS	82	LEU	2.6
2	AB	74	LYS	2.6
4	DD	166	LYS	2.6
9	DI	116	LYS	2.6
28	CD	114	ALA	2.6
51	C1	59	VAL	2.6
9	DI	75	ASP	2.6
49	CY	52	ASP	2.6
20	DT	89	ARG	2.6
25	CA	1781	C	2.6
27	BC	183	ARG	2.6
28	CD	53	PRO	2.6
25	BA	1301	A	2.6
25	CA	2059	A	2.6
32	BH	58	LEU	2.6
6	AF	88	VAL	2.6
25	BA	958	U	2.6
25	BA	2102	U	2.6
34	BJ	52	LYS	2.6
2	DB	45	GLN	2.6
17	AQ	6	LEU	2.6
22	DV	295	THR	2.6
40	CP	62	THR	2.6
7	AG	80	VAL	2.6
16	AP	62	VAL	2.6
20	AT	56	MET	2.6

Continued on next page...

Continued from previous page...

Mol	Chain	Res	Type	RSRZ
22	AV	24	VAL	2.6
27	CC	113	VAL	2.6
20	DT	76	ALA	2.6
40	BP	120	ARG	2.6
1	DA	82	U	2.6
1	DA	935	A	2.6
25	CA	1641	A	2.6
25	CA	2029	G	2.6
20	AT	60	GLU	2.6
51	B1	37	PRO	2.6
55	C5	35	GLN	2.6
19	DS	35	SER	2.6
13	AM	22	ILE	2.5
17	AQ	2	PRO	2.5
20	DT	30	LYS	2.5
27	BC	255	LYS	2.5
33	CI	16	ASN	2.5
30	CF	12	TYR	2.5
49	BY	21	LEU	2.5
55	C5	11	LYS	2.5
45	CU	37	VAL	2.5
1	DA	1137	C	2.5
5	DE	21	ALA	2.5
25	CA	2546	U	2.5
34	CJ	97	ARG	2.5
39	BO	25	ARG	2.5
40	BP	47	GLY	2.5
1	DA	567	G	2.5
25	BA	799	G	2.5
27	BC	39	LYS	2.5
11	AK	111	ASP	2.5
2	AB	89	GLY	2.5
28	BD	114	ALA	2.5
13	DM	31	LYS	2.5
1	AA	43	C	2.5
6	DF	69	GLU	2.5
25	CA	1082	U	2.5
27	CC	79	VAL	2.5
25	CA	1084	A	2.5
25	CA	2477	C	2.5
2	AB	205	ASP	2.5
4	AD	123	HIS	2.5

Continued on next page...

Continued from previous page...

Mol	Chain	Res	Type	RSRZ
11	DK	87	THR	2.5
22	DV	196	THR	2.5
25	BA	360	G	2.5
3	DC	14	ILE	2.5
4	AD	120	LEU	2.5
19	DS	30	LEU	2.5
20	DT	84	LEU	2.5
22	DV	14	GLU	2.5
22	DV	38	TYR	2.5
46	BV	175	VAL	2.5
15	AO	65	ARG	2.5
1	AA	1341	U	2.5
2	DB	204	ASN	2.5
4	AD	79	PHE	2.5
36	BL	89	ALA	2.5
42	CR	84	LYS	2.5
47	CW	45	PHE	2.5
2	AB	190	THR	2.5
16	AP	49	LEU	2.5
50	BZ	23	LEU	2.5
8	DH	61	VAL	2.5
10	AJ	97	GLU	2.5
16	AP	79	VAL	2.5
30	BF	37	VAL	2.5
29	CE	60	SER	2.5
39	CO	92	TYR	2.5
46	BV	149	SER	2.5
48	BX	27	GLU	2.5
6	AF	1	MET	2.5
36	BL	51	PHE	2.5
45	BU	74	PRO	2.5
44	CT	36	LYS	2.5
49	BY	56	GLN	2.5
55	B5	39	LYS	2.5
32	BH	9	LEU	2.5
30	BF	162	THR	2.5
33	CI	18	GLU	2.5
49	BY	6	VAL	2.5
1	DA	1040	U	2.5
5	AE	27	ARG	2.5
46	BV	98	MET	2.5
14	DN	37	PHE	2.5

Continued on next page...

Continued from previous page...

Mol	Chain	Res	Type	RSRZ
1	AA	1317	C	2.5
1	DA	1147	C	2.5
1	DA	1149	C	2.5
7	AG	86	GLN	2.5
10	AJ	33	GLN	2.5
25	BA	2700	C	2.5
25	CA	2145	C	2.5
38	BN	62	ALA	2.5
16	AP	68	ASP	2.5
27	CC	106	ILE	2.5
12	AL	5	THR	2.5
27	CC	40	THR	2.5
30	BF	161	THR	2.5
11	AK	118	GLY	2.5
12	DL	87	GLY	2.5
22	AV	156	SER	2.5
32	BH	87	LYS	2.5
11	AK	108	ILE	2.5
15	AO	3	ILE	2.5
49	BY	24	LEU	2.5
17	AQ	21	VAL	2.5
19	AS	47	HIS	2.5
34	BJ	124	HIS	2.5
36	BL	5	ASP	2.5
55	B5	13	ARG	2.5
1	DA	719	C	2.5
22	AV	321	THR	2.5
47	BW	24	LYS	2.5
3	AC	159	GLY	2.5
8	AH	57	PRO	2.5
14	AN	30	ALA	2.5
20	DT	12	ALA	2.5
25	BA	2448	A	2.5
32	CH	9	LEU	2.5
45	CU	67	LEU	2.5
1	DA	1034	G	2.5
15	AO	15	PHE	2.5
22	AV	66	ASP	2.5
47	CW	10	THR	2.5
9	AI	61	ALA	2.5
9	AI	82	ALA	2.5
12	DL	26	LEU	2.5

Continued on next page...

Continued from previous page...

Mol	Chain	Res	Type	RSRZ
44	BT	43	VAL	2.5
44	CT	32	PRO	2.5
45	CU	73	ARG	2.5
1	DA	744	C	2.5
25	BA	790	C	2.5
25	CA	2690	C	2.5
28	CD	122	PHE	2.5
32	CH	85	GLU	2.5
37	BM	22	LYS	2.5
50	BZ	38	GLU	2.5
8	DH	128	GLY	2.5
9	DI	47	LEU	2.5
32	CH	35	LEU	2.5
25	BA	271(D)	U	2.5
25	BA	1101	U	2.5
27	CC	102	LYS	2.5
43	CS	78	GLU	2.5
55	B5	29	LYS	2.5
1	AA	894	G	2.5
8	AH	135	CYS	2.5
36	BL	150	ALA	2.5
38	CN	59	ASP	2.5
39	CO	48	LEU	2.5
41	BQ	39	LEU	2.5
49	BY	10	LEU	2.5
6	DF	54	LYS	2.5
8	AH	126	LYS	2.5
9	AI	20	ARG	2.5
39	BO	23	ARG	2.5
41	CQ	80	ILE	2.5
25	BA	1572	A	2.5
41	BQ	15	LYS	2.5
29	CE	161	GLU	2.5
17	DQ	45	HIS	2.5
28	BD	116	VAL	2.5
28	BD	159	HIS	2.5
34	BJ	143	LEU	2.5
20	DT	52	ALA	2.5
46	CV	53	ILE	2.5
47	CW	38	VAL	2.5
41	CQ	6	THR	2.5
41	CQ	19	LYS	2.5

Continued on next page...

Continued from previous page...

Mol	Chain	Res	Type	RSRZ
44	CT	62	LYS	2.5
1	DA	376	G	2.5
25	BA	1058	G	2.5
46	BV	83	PRO	2.5
13	AM	56	LEU	2.5
8	DH	38	ILE	2.5
25	BA	1156	A	2.5
25	CA	1128	A	2.5
29	CE	37	VAL	2.5
38	CN	57	ARG	2.5
40	BP	64	ARG	2.5
20	DT	51	GLU	2.5
28	CD	24	THR	2.5
28	BD	54	GLN	2.5
44	CT	61	GLY	2.5
1	AA	251	G	2.4
1	AA	1144	G	2.4
1	DA	791	G	2.4
25	BA	101	G	2.4
25	CA	1591	G	2.4
27	CC	230	ASP	2.4
40	BP	101	PHE	2.5
1	AA	1129	C	2.4
1	DA	696	A	2.4
2	DB	84	GLU	2.4
7	AG	12	LEU	2.4
25	CA	271(B)	C	2.4
25	CA	1551	C	2.4
30	BF	17	PRO	2.4
1	DA	84	U	2.4
15	AO	60	VAL	2.4
30	BF	115	ARG	2.4
35	CK	33	ALA	2.4
45	BU	61	ILE	2.4
46	CV	120	ILE	2.4
50	BZ	49	LYS	2.4
4	AD	16	GLY	2.4
15	DO	35	ARG	2.4
18	AR	47	THR	2.4
30	CF	176	LEU	2.4
42	CR	94	LEU	2.4
43	BS	82	LEU	2.4

Continued on next page...

Continued from previous page...

Mol	Chain	Res	Type	RSRZ
39	CO	27	SER	2.4
49	CY	57	ILE	2.4
1	AA	40	C	2.4
25	CA	2417	C	2.4
32	CH	130	TYR	2.4
27	BC	13	ARG	2.4
34	BJ	49	LEU	2.4
39	BO	84	GLN	2.4
45	BU	50	ARG	2.4
2	AB	150	SER	2.4
9	AI	89	ASN	2.4
32	CH	86	THR	2.4
6	DF	92	LYS	2.4
15	DO	31	LEU	2.4
32	BH	89	TYR	2.4
34	BJ	46	LEU	2.4
38	CN	99	LYS	2.4
49	BY	5	GLU	2.4
2	AB	211	ILE	2.4
18	DR	82	THR	2.4
25	BA	1072	C	2.4
25	BA	1246	A	2.4
34	CJ	68	ASN	2.4
16	AP	54	GLU	2.4
17	DQ	17	LYS	2.4
27	BC	60	ARG	2.4
30	CF	84	LYS	2.4
38	CN	94	TYR	2.4
6	DF	1	MET	2.4
15	AO	58	MET	2.4
19	DS	47	HIS	2.4
8	AH	5	PRO	2.4
19	AS	77	THR	2.4
39	BO	53	SER	2.4
17	DQ	73	VAL	2.4
20	DT	99	LEU	2.4
33	CI	66	LEU	2.4
42	BR	24	LYS	2.4
44	BT	5	TYR	2.4
45	BU	14	LEU	2.4
50	BZ	17	LYS	2.4
1	DA	1129	C	2.4

Continued on next page...

Continued from previous page...

Mol	Chain	Res	Type	RSRZ
16	AP	30	GLY	2.4
25	CA	749	C	2.4
26	CB	25	A	2.4
41	BQ	69	CYS	2.4
55	B5	7	HIS	2.4
1	DA	104	G	2.4
1	DA	309	G	2.4
25	CA	2211	G	2.4
7	DG	59	LEU	2.4
17	AQ	5	VAL	2.4
28	BD	183	LEU	2.4
29	BE	181	LEU	2.4
36	CL	112	LEU	2.4
2	DB	57	PHE	2.4
7	AG	125	MET	2.4
20	AT	100	ILE	2.4
28	BD	186	GLY	2.4
39	BO	82	ILE	2.4
13	AM	42	ALA	2.4
28	BD	53	PRO	2.4
1	AA	1349	A	2.4
9	AI	41	VAL	2.4
10	AJ	73	ASP	2.4
10	DJ	15	THR	2.4
17	AQ	7	THR	2.4
25	BA	751	A	2.4
26	CB	29	A	2.4
45	BU	27	VAL	2.4
50	BZ	6	VAL	2.4
55	C5	27	THR	2.4
9	DI	81	ILE	2.4
27	CC	82	ILE	2.4
42	CR	70	ILE	2.4
19	DS	74	PHE	2.4
46	BV	75	ASN	2.4
2	AB	76	GLN	2.4
40	BP	96	ARG	2.4
46	BV	36	LYS	2.4
2	DB	55	PHE	2.4
9	DI	77	ILE	2.4
27	CC	105	ILE	2.4
30	BF	102	PHE	2.4

Continued on next page...

Continued from previous page...

Mol	Chain	Res	Type	RSRZ
40	BP	45	PHE	2.4
41	BQ	80	ILE	2.4
41	BQ	7	GLY	2.4
39	BO	51	ALA	2.4
55	B5	8	LYS	2.4
3	AC	87	LEU	2.4
25	BA	1200	C	2.4
25	BA	2701	C	2.4
27	BC	52	ARG	2.4
4	AD	72	GLU	2.4
44	BT	80	ILE	2.4
1	AA	285	G	2.4
25	CA	468	G	2.4
34	CJ	86	THR	2.4
49	BY	52	ASP	2.4
41	BQ	30	LYS	2.4
11	DK	126	ARG	2.4
34	BJ	135	LEU	2.4
41	BQ	44	ASN	2.4
28	CD	54	GLN	2.4
37	BM	41	TRP	2.4
1	AA	1218	C	2.4
1	AA	1243	C	2.4
10	AJ	60	ARG	2.4
20	DT	57	ARG	2.4
55	B5	42	ARG	2.4
3	DC	201	TYR	2.4
15	AO	69	TYR	2.4
1	DA	107	G	2.4
1	DA	570	G	2.4
25	BA	1099	G	2.4
41	BQ	40	PHE	2.4
2	DB	51	LEU	2.4
22	AV	311	ARG	2.4
30	BF	16	ARG	2.4
39	CO	25	ARG	2.4
29	BE	187	VAL	2.4
22	AV	60	GLN	2.4
1	DA	822	C	2.4
17	AQ	4	LYS	2.4
25	CA	2517	C	2.4
30	CF	13	GLU	2.4

Continued on next page...

Continued from previous page...

Mol	Chain	Res	Type	RSRZ
36	BL	91	PHE	2.4
55	C5	36	LYS	2.4
13	AM	57	ARG	2.4
13	DM	91	ARG	2.4
16	DP	72	ARG	2.4
20	AT	101	GLY	2.4
27	BC	235	GLY	2.4
8	AH	107	LEU	2.4
10	AJ	18	ALA	2.4
28	BD	19	ARG	2.4
14	DN	60	SER	2.4
39	BO	54	LEU	2.4
25	CA	1420	U	2.4
47	BW	71	ASP	2.4
1	DA	718	G	2.4
1	DA	741	G	2.4
27	BC	101	GLU	2.4
27	BC	184	LYS	2.4
34	CJ	134	PRO	2.4
28	BD	111	ARG	2.4
32	CH	12	LEU	2.4
34	CJ	136	GLY	2.4
37	BM	83	MET	2.4
41	CQ	60	LEU	2.4
44	CT	86	GLY	2.4
29	BE	37	VAL	2.4
29	CE	114	VAL	2.4
46	CV	166	SER	2.4
2	AB	32	ILE	2.3
17	AQ	27	PHE	2.4
39	CO	12	PHE	2.4
41	CQ	106	PHE	2.4
47	BW	57	PHE	2.4
55	B5	40	GLU	2.3
2	DB	130	ARG	2.3
25	BA	1590	U	2.3
47	CW	39	ARG	2.3
32	BH	35	LEU	2.3
33	BI	20	ALA	2.3
53	B3	48	VAL	2.3
1	DA	1423	G	2.3
18	AR	75	ILE	2.3

Continued on next page...

Continued from previous page...

Mol	Chain	Res	Type	RSRZ
27	CC	38	LYS	2.3
25	CA	2053	G	2.3
44	BT	8	ILE	2.3
46	BV	133	ILE	2.3
15	AO	68	ARG	2.3
17	DQ	28	PRO	2.3
19	DS	78	ARG	2.3
1	AA	1319	A	2.3
4	AD	21	LEU	2.3
29	CE	32	LEU	2.3
45	BU	15	VAL	2.3
1	DA	1112	C	2.3
2	DB	74	LYS	2.3
25	CA	1079	C	2.3
30	BF	36	LYS	2.3
55	C5	8	LYS	2.3
17	AQ	38	ARG	2.3
36	CL	7	ARG	2.3
22	AV	101	PRO	2.3
27	CC	112	GLN	2.3
29	BE	139	PHE	2.3
35	CK	26	LYS	2.3
9	AI	16	ARG	2.3
25	BA	1056	G	2.3
38	CN	17	ARG	2.3
49	BY	36	ARG	2.3
1	AA	135	C	2.3
25	CA	2895	U	2.3
55	C5	49	VAL	2.3
13	DM	12	ASN	2.3
15	AO	87	ILE	2.3
18	DR	34	TYR	2.3
30	BF	103	LEU	2.3
34	BJ	57	LEU	2.3
36	CL	144	GLU	2.3
7	AG	9	VAL	2.3
38	CN	15	SER	2.3
41	CQ	9	VAL	2.3
45	CU	15	VAL	2.3
3	DC	150	LYS	2.3
46	BV	143	GLY	2.3
55	B5	6	THR	2.3

Continued on next page...

Continued from previous page...

Mol	Chain	Res	Type	RSRZ
25	CA	577	G	2.3
25	CA	979	G	2.3
25	CA	1703	G	2.3
25	CA	607	U	2.3
35	CK	32	TYR	2.3
40	BP	53	ARG	2.3
1	AA	979	C	2.3
1	AA	980	C	2.3
25	CA	1080	C	2.3
28	CD	108	SER	2.3
43	CS	43	GLY	2.3
28	BD	20	ALA	2.3
54	B4	48	LYS	2.3
2	DB	172	ILE	2.3
9	AI	104	ARG	2.3
18	AR	85	LEU	2.3
29	BE	192	LEU	2.3
41	CQ	39	LEU	2.3
44	CT	57	LEU	2.3
5	AE	22	GLY	2.3
10	AJ	36	GLY	2.3
7	AG	39	ALA	2.3
1	DA	281	G	2.3
25	CA	2577	A	2.3
32	BH	8	PRO	2.3
1	DA	136(B)	C	2.3
36	CL	21	ARG	2.3
40	CP	29	ARG	2.3
2	AB	46	LYS	2.3
6	AF	91	VAL	2.3
17	DQ	84	LEU	2.3
31	CG	111	HIS	2.3
35	CK	11	ALA	2.3
40	CP	76	PHE	2.3
18	DR	72	ARG	2.3
45	BU	36	ALA	2.3
20	DT	88	VAL	2.3
30	BF	97	ASP	2.3
30	CF	36	LYS	2.3
38	CN	56	LYS	2.3
1	DA	21	G	2.3
1	DA	730	G	2.3

Continued on next page...

Continued from previous page...

Mol	Chain	Res	Type	RSRZ
1	DA	1480	G	2.3
15	DO	30	ALA	2.3
25	CA	452	G	2.3
25	CA	739	G	2.3
25	CA	2137	C	2.3
29	CE	38	ARG	2.3
30	CF	95	ARG	2.3
43	BS	81	ALA	2.3
8	DH	109	ILE	2.3
3	AC	196	LEU	2.3
15	AO	56	LEU	2.3
22	DV	68	PRO	2.3
45	CU	66	PRO	2.3
7	DG	36	LYS	2.3
29	BE	183	VAL	2.3
35	CK	63	VAL	2.3
49	CY	61	LEU	2.3
28	BD	161	GLY	2.3
5	AE	21	ALA	2.3
8	DH	28	ALA	2.3
28	BD	129	HIS	2.3
29	CE	172	TRP	2.3
16	DP	14	ASN	2.3
1	DA	300	A	2.3
25	BA	1783	A	2.3
25	BA	1919	A	2.3
42	CR	81	TYR	2.3
32	BH	10	GLU	2.3
1	AA	823	G	2.3
5	DE	15	ARG	2.3
9	AI	80	GLY	2.3
9	DI	27	THR	2.3
11	DK	125	PHE	2.3
14	DN	57	ARG	2.3
19	AS	34	TRP	2.3
25	BA	1062	G	2.3
25	BA	2101	G	2.3
38	CN	19	ALA	2.3
2	AB	213	LEU	2.3
6	DF	4	TYR	2.3
38	BN	66	VAL	2.3
26	CB	8	U	2.3

Continued on next page...

Continued from previous page...

Mol	Chain	Res	Type	RSRZ
4	DD	139	ARG	2.3
37	BM	84	GLY	2.3
4	AD	117	ALA	2.3
18	AR	69	THR	2.3
27	CC	107	ALA	2.3
28	BD	182	LEU	2.3
34	CJ	127	LYS	2.3
40	CP	123	LYS	2.3
1	AA	984	C	2.3
1	DA	1477	C	2.3
25	CA	1547	C	2.3
25	CA	2803	C	2.3
45	BU	72	VAL	2.3
30	CF	23	PHE	2.3
39	BO	50	SER	2.3
1	DA	284	G	2.3
1	DA	388	G	2.3
4	AD	76	ARG	2.3
25	CA	407	G	2.3
35	CK	64	ARG	2.3
36	BL	104	GLY	2.3
44	CT	47	PHE	2.3
18	AR	60	ALA	2.3
1	DA	1472	U	2.3
2	DB	61	LEU	2.3
37	BM	75	THR	2.3
38	BN	54	LEU	2.3
41	BQ	16	LYS	2.3
11	DK	22	HIS	2.3
37	BM	74	TYR	2.3
2	DB	48	MET	2.3
12	DL	28	GLY	2.3
46	BV	80	ARG	2.3
2	DB	58	ILE	2.3
16	AP	50	LYS	2.3
20	AT	67	ALA	2.3
41	CQ	35	ALA	2.3
55	B5	44	LYS	2.3
37	CM	25	ASP	2.3
43	CS	10	VAL	2.3
4	DD	123	HIS	2.3
30	BF	141	PHE	2.3

Continued on next page...

Continued from previous page...

Mol	Chain	Res	Type	RSRZ
7	AG	77	SER	2.2
45	BU	22	GLY	2.2
44	CT	4	ALA	2.2
45	BU	67	LEU	2.2
45	BU	69	ALA	2.2
37	CM	27	VAL	2.2
16	DP	54	GLU	2.2
25	BA	470	A	2.2
27	BC	83	GLU	2.2
38	CN	22	ARG	2.2
47	BW	39	ARG	2.2
11	DK	123	LYS	2.2
18	AR	68	LYS	2.2
22	DV	296	GLY	2.2
37	BM	12	GLN	2.2
32	CH	119	PRO	2.2
37	BM	85	LYS	2.2
45	CU	33	LYS	2.2
5	AE	48	ALA	2.2
27	BC	105	ILE	2.2
31	CG	148	ILE	2.2
32	BH	109	ILE	2.2
2	DB	111	ARG	2.2
15	AO	63	ARG	2.2
36	BL	111	ARG	2.2
36	CL	51	PHE	2.2
1	AA	39	G	2.2
1	AA	1432	G	2.2
1	DA	61	G	2.2
25	BA	1933	G	2.2
25	CA	1087	G	2.2
29	BE	35	GLU	2.2
36	CL	109	GLY	2.2
47	CW	70	GLN	2.2
4	DD	29	PRO	2.2
11	DK	19	ALA	2.2
22	AV	184	PRO	2.2
4	AD	198	VAL	2.2
18	AR	22	VAL	2.2
28	BD	26	ILE	2.2
29	CE	124	LEU	2.2
34	CJ	54	ALA	2.2

Continued on next page...

Continued from previous page...

Mol	Chain	Res	Type	RSRZ
40	CP	114	LEU	2.2
50	BZ	8	LEU	2.2
2	AB	157	ARG	2.2
28	BD	151	TYR	2.2
41	CQ	13	LYS	2.2
1	AA	249	U	2.2
2	AB	38	GLY	2.2
22	DV	309	GLN	2.2
16	DP	41	PRO	2.2
30	CF	37	VAL	2.2
30	CF	69	ALA	2.2
40	BP	86	ILE	2.2
16	DP	11	SER	2.2
41	BQ	36	ARG	2.2
46	CV	104	PHE	2.2
13	AM	111	LYS	2.2
25	CA	2812	G	2.2
27	BC	181	GLU	2.2
1	AA	1183	A	2.2
1	AA	1451	A	2.2
4	DD	158	ILE	2.2
22	AV	25	LEU	2.2
22	AV	198	THR	2.2
16	AP	15	PRO	2.2
17	DQ	44	ALA	2.2
25	BA	223	A	2.2
25	CA	270(C)	A	2.2
29	BE	112	MET	2.2
41	BQ	72	HIS	2.2
1	AA	1477	C	2.2
9	DI	107	ARG	2.2
11	DK	11	LYS	2.2
20	DT	61	SER	2.2
25	BA	2138	C	2.2
29	CE	95	ARG	2.2
49	CY	54	LYS	2.2
2	AB	47	THR	2.2
3	DC	169	ALA	2.2
6	DF	94	GLN	2.2
22	AV	332	LEU	2.2
30	BF	19	LEU	2.2
34	BJ	85	VAL	2.2

Continued on next page...

Continued from previous page...

Mol	Chain	Res	Type	RSRZ
46	BV	56	VAL	2.2
7	DG	79	ARG	2.2
14	AN	37	PHE	2.2
30	CF	141	PHE	2.2
38	CN	12	ARG	2.2
48	BX	21	ARG	2.2
1	DA	1197	G	2.2
25	CA	1215	G	2.2
55	B5	21	LYS	2.2
1	DA	1288	A	2.2
1	DA	12	U	2.2
1	DA	62	U	2.2
2	DB	41	ILE	2.2
7	AG	23	VAL	2.2
29	BE	55	GLY	2.2
30	BF	5	LEU	2.2
36	BL	82	GLY	2.2
37	BM	68	ILE	2.2
55	B5	49	VAL	2.2
1	AA	796	C	2.2
1	DA	386	C	2.2
13	AM	91	ARG	2.2
22	AV	182	ARG	2.2
28	BD	149	ARG	2.2
41	CQ	28	ARG	2.2
48	CX	42	GLN	2.2
36	BL	137	LYS	2.2
2	DB	80	ILE	2.2
16	AP	80	PHE	2.2
31	BG	102	ALA	2.2
38	CN	109	ALA	2.2
1	DA	423	G	2.2
25	BA	2893	G	2.2
25	CA	745	G	2.2
25	BA	802	A	2.2
25	BA	2062	A	2.2
25	CA	330	A	2.2
25	CA	2058	A	2.2
25	CA	2611	U	2.2
25	BA	1092	C	2.2
26	CB	28	C	2.2
29	BE	155	LEU	2.2

Continued on next page...

Continued from previous page...

Mol	Chain	Res	Type	RSRZ
34	CJ	135	LEU	2.2
11	DK	124	LYS	2.2
44	BT	82	GLN	2.2
22	AV	67	ASP	2.2
22	AV	110	GLU	2.2
34	BJ	121	VAL	2.2
42	BR	5	VAL	2.2
42	CR	54	GLY	2.2
44	CT	38	GLU	2.2
4	AD	131	ARG	2.2
9	DI	128	ARG	2.2
22	AV	37	ARG	2.2
51	B1	40	ILE	2.2
1	AA	180	U	2.2
1	DA	10	A	2.2
1	DA	1015	A	2.2
14	DN	30	ALA	2.2
29	CE	107	LYS	2.2
47	BW	78	TYR	2.2
1	AA	241	C	2.2
1	DA	225	C	2.2
25	CA	1258	C	2.2
3	AC	158	GLY	2.2
3	AC	191	THR	2.2
28	CD	163	GLU	2.2
32	BH	128	LEU	2.2
37	BM	97	VAL	2.2
38	BN	29	LEU	2.2
38	CN	72	ASP	2.2
44	CT	81	VAL	2.2
50	BZ	50	VAL	2.2
28	BD	160	TYR	2.2
4	AD	73	ARG	2.2
4	AD	154	ASN	2.2
43	BS	109	GLU	2.2
8	DH	114	THR	2.2
22	AV	186	THR	2.2
25	CA	1269	A	2.2
44	CT	33	LYS	2.2
55	C5	28	GLY	2.2
1	DA	286	G	2.2
25	CA	1056	G	2.2

Continued on next page...

Continued from previous page...

Mol	Chain	Res	Type	RSRZ
1	AA	136(B)	C	2.2
6	AF	63	TYR	2.2
25	BA	2163	C	2.2
8	DH	60	ARG	2.2
12	DL	114	LYS	2.2
28	CD	118	LYS	2.2
42	CR	71	LEU	2.2
34	CJ	109	PRO	2.2
47	CW	55	ARG	2.2
25	CA	2547	U	2.2
31	CG	61	HIS	2.2
44	BT	55	ASN	2.2
4	AD	148	VAL	2.2
2	AB	222	ILE	2.2
4	DD	81	GLU	2.2
8	DH	123	GLU	2.2
10	AJ	46	ARG	2.2
10	DJ	85	LEU	2.2
44	CT	54	VAL	2.2
46	BV	118	GLN	2.2
46	CV	72	ARG	2.2
55	B5	50	LEU	2.2
17	AQ	28	PRO	2.2
1	AA	284	G	2.2
1	DA	111	G	2.2
1	DA	906	G	2.2
1	DA	933	G	2.2
25	CA	974(B)	C	2.2
25	CA	1299	G	2.2
44	CT	91	ALA	2.2
17	AQ	12	SER	2.2
47	CW	58	THR	2.2
25	CA	576	U	2.2
27	CC	64	ILE	2.2
27	CC	262	ARG	2.2
29	CE	176	LEU	2.2
30	CF	82	LEU	2.2
40	BP	28	VAL	2.2
40	CP	100	TYR	2.2
41	CQ	58	ARG	2.2
43	BS	105	VAL	2.2
49	CY	4	SER	2.2

Continued on next page...

Continued from previous page...

Mol	Chain	Res	Type	RSRZ
40	BP	90	GLN	2.2
55	C5	58	ILE	2.2
29	CE	42	ALA	2.1
41	BQ	42	ALA	2.1
18	DR	68	LYS	2.1
19	DS	77	THR	2.1
25	CA	789	A	2.1
25	CA	1268	A	2.1
22	DV	311	ARG	2.1
27	BC	37	LEU	2.1
48	CX	26	ARG	2.1
49	BY	51	ARG	2.1
50	BZ	40	THR	2.1
1	AA	895	G	2.1
1	AA	1103	C	2.1
25	CA	1933	G	2.1
8	AH	124	ALA	2.1
32	BH	30	LEU	2.1
33	CI	13	LEU	2.1
28	BD	51	PHE	2.1
29	BE	175	THR	2.1
48	CX	21	ARG	2.1
35	BK	2	ILE	2.1
22	DV	176	GLY	2.1
8	AH	9	MET	2.1
25	BA	1088	A	2.1
25	CA	1829	A	2.1
17	AQ	57	VAL	2.1
27	BC	95	LEU	2.1
31	BG	51	ARG	2.1
38	BN	42	LYS	2.1
44	BT	53	LYS	2.1
49	BY	2	LYS	2.1
1	AA	1109	C	2.1
1	DA	186(C)	C	2.1
1	DA	1397	C	2.1
27	CC	10	THR	2.1
32	CH	76	THR	2.1
40	CP	102	ILE	2.1
43	CS	103	ILE	2.1
1	AA	1139	G	2.1
1	AA	1202	G	2.1

Continued on next page...

Continued from previous page...

Mol	Chain	Res	Type	RSRZ
41	BQ	71	GLN	2.1
12	AL	127	ALA	2.1
4	AD	11	LEU	2.1
4	DD	65	ARG	2.1
17	DQ	25	ARG	2.1
27	BC	14	ARG	2.1
30	BF	106	LEU	2.1
35	CK	24	VAL	2.1
44	BT	33	LYS	2.1
45	CU	82	PRO	2.1
1	AA	1324	A	2.1
5	AE	46	GLY	2.1
25	BA	1045	A	2.1
25	CA	2310	A	2.1
34	CJ	154	GLN	2.1
35	CK	5	GLN	2.1
41	CQ	113	ALA	2.1
51	B1	65	CYS	2.1
2	DB	121	LEU	2.1
20	AT	22	ARG	2.1
25	CA	2827	C	2.1
44	BT	7	VAL	2.1
44	CT	26	TYR	2.1
22	DV	45	ILE	2.1
38	CN	52	ILE	2.1
1	AA	281	G	2.1
1	AA	1029	G	2.1
1	DA	190	G	2.1
25	BA	1613	G	2.1
25	CA	801	G	2.1
8	DH	52	ASP	2.1
15	DO	53	HIS	2.1
28	CD	171	GLU	2.1
43	BS	43	GLY	2.1
8	DH	124	ALA	2.1
19	AS	63	THR	2.1
44	CT	63	LYS	2.1
28	BD	5	LEU	2.1
29	BE	188	ARG	2.1
35	CK	85	VAL	2.1
38	CN	41	ALA	2.1
41	BQ	18	LEU	2.1

Continued on next page...

Continued from previous page...

Mol	Chain	Res	Type	RSRZ
43	CS	11	ARG	2.1
50	CZ	19	GLN	2.1
1	AA	32	A	2.1
1	DA	1398	A	2.1
26	CB	45	A	2.1
46	BV	99	TYR	2.1
25	CA	1617	C	2.1
27	CC	167	GLY	2.1
41	BQ	108	GLU	2.1
44	CT	29	TRP	2.1
55	B5	26	LYS	2.1
2	AB	79	ASP	2.1
8	DH	127	LEU	2.1
4	DD	40	PRO	2.1
4	DD	77	ASN	2.1
7	AG	44	TYR	2.1
1	DA	666	G	2.1
1	DA	855	G	2.1
18	DR	65	ILE	2.1
40	BP	100	TYR	2.1
45	CU	89	PHE	2.1
41	BQ	13	LYS	2.1
12	DL	88	ARG	2.1
1	AA	440	A	2.1
1	AA	816	A	2.1
1	DA	975	A	2.1
18	DR	51	LEU	2.1
38	BN	2	ARG	2.1
25	BA	1439	A	2.1
15	DO	69	TYR	2.1
16	DP	58	TYR	2.1
30	BF	178	PHE	2.1
32	BH	11	ASN	2.1
39	CO	82	ILE	2.1
1	AA	245	C	2.1
1	DA	186(B)	C	2.1
1	DA	240	C	2.1
4	AD	128	VAL	2.1
7	AG	55	GLY	2.1
13	DM	6	GLY	2.1
36	BL	49	ARG	2.1
38	BN	76	VAL	2.1

Continued on next page...

Continued from previous page...

Mol	Chain	Res	Type	RSRZ
38	CN	60	LEU	2.1
39	BO	85	VAL	2.1
46	BV	74	VAL	2.1
47	CW	74	ARG	2.1
54	B4	47	ARG	2.1
4	AD	125	HIS	2.1
4	DD	116	GLN	2.1
19	DS	14	HIS	2.1
28	CD	15	PHE	2.1
1	AA	731	G	2.1
2	AB	189	ASP	2.1
19	AS	70	LYS	2.1
25	BA	171	G	2.1
25	BA	468	G	2.1
30	CF	11	TYR	2.1
34	BJ	101	TYR	2.1
7	DG	82	GLY	2.1
25	BA	2058	A	2.1
38	BN	22	ARG	2.1
13	DM	2	ALA	2.1
25	CA	1639	U	2.1
30	BF	3	LEU	2.1
55	C5	50	LEU	2.1
35	CK	79	PHE	2.1
1	DA	403	C	2.1
1	DA	754	C	2.1
9	DI	71	SER	2.1
37	CM	66	ILE	2.1
49	BY	15	LYS	2.1
12	DL	66	THR	2.1
2	DB	118	LEU	2.1
2	DB	196	LEU	2.1
27	BC	55	GLY	2.1
2	AB	29	ALA	2.1
13	DM	42	ALA	2.1
1	AA	1026	G	2.1
10	DJ	21	GLN	2.1
14	DN	58	LYS	2.1
18	DR	19	LYS	2.1
20	AT	81	LYS	2.1
7	AG	79	ARG	2.1
28	CD	138	PRO	2.1

Continued on next page...

Continued from previous page...

Mol	Chain	Res	Type	RSRZ
30	BF	32	PRO	2.1
32	BH	27	ARG	2.1
6	DF	88	VAL	2.1
25	BA	995	C	2.1
25	BA	1644	C	2.1
29	BE	172	TRP	2.1
17	DQ	7	THR	2.1
19	DS	59	PRO	2.1
22	DV	225	SER	2.1
33	BI	19	ARG	2.1
28	BD	126	PRO	2.1
35	BK	28	SER	2.1
46	CV	150	LEU	2.1
1	AA	119	A	2.1
1	AA	143	A	2.1
1	AA	981	U	2.1
1	AA	1198	G	2.1
1	DA	45	U	2.1
1	DA	102	G	2.1
1	DA	243	A	2.1
12	AL	50	ALA	2.1
25	BA	469	G	2.1
25	BA	1614	A	2.1
25	CA	748	G	2.1
25	CA	1361	G	2.1
25	CA	1441	G	2.1
25	CA	1773	A	2.1
26	CB	23	G	2.1
34	BJ	53	ILE	2.1
40	BP	58	ASN	2.1
43	CS	98	LYS	2.1
55	B5	11	LYS	2.1
43	CS	42	ARG	2.1
49	BY	7	ARG	2.1
4	AD	121	VAL	2.1
11	DK	86	GLY	2.1
18	DR	44	LEU	2.1
25	BA	279	C	2.1
25	CA	2871	C	2.1
33	CI	9	LEU	2.1
36	CL	126	VAL	2.1
41	CQ	31	SER	2.1

Continued on next page...

Continued from previous page...

Mol	Chain	Res	Type	RSRZ
55	B5	14	VAL	2.1
18	AR	50	ILE	2.1
4	DD	118	ARG	2.1
28	BD	150	VAL	2.1
2	DB	152	PHE	2.1
2	DB	85	ALA	2.0
22	DV	101	PRO	2.0
25	CA	2060	A	2.0
25	CA	408	G	2.0
25	CA	2210	G	2.0
41	CQ	21	ALA	2.0
9	AI	5	TYR	2.0
31	BG	54	ARG	2.0
10	AJ	44	VAL	2.0
13	DM	66	LEU	2.0
25	BA	2612	C	2.0
25	CA	1464	C	2.0
45	BU	37	VAL	2.0
22	AV	29	GLY	2.0
39	CO	44	LYS	2.0
39	CO	45	GLY	2.0
42	BR	86	GLY	2.0
10	DJ	6	ILE	2.0
12	DL	67	ALA	2.0
25	BA	164	U	2.0
12	DL	91	ASP	2.0
41	BQ	24	TYR	2.0
34	BJ	126	VAL	2.0
42	BR	26	ASP	2.0
7	AG	29	LYS	2.0
27	CC	5	LYS	2.0
44	BT	38	GLU	2.0
1	AA	579	G	2.0
25	CA	1216	G	2.0
46	BV	189	ALA	2.0
14	AN	39	LEU	2.0
1	AA	561	U	2.0
22	AV	157	LYS	2.0
31	CG	64	LEU	2.0
49	CY	56	GLN	2.0
17	AQ	36	ILE	2.0
32	CH	74	ASN	2.0

Continued on next page...

Continued from previous page...

Mol	Chain	Res	Type	RSRZ
42	CR	83	ARG	2.0
1	DA	695	A	2.0
2	DB	216	SER	2.0
25	CA	2518	A	2.0
8	DH	59	LEU	2.0
29	CE	157	VAL	2.0
29	CE	189	THR	2.0
31	BG	123	PHE	2.0
1	AA	1034	G	2.0
1	DA	1043	C	2.0
1	DA	1370	G	2.0
15	AO	49	ASP	2.0
15	AO	89	GLY	2.0
25	BA	2576	G	2.0
46	BV	77	ASP	2.0
46	BV	190	GLU	2.0
4	AD	153	ARG	2.0
7	AG	32	ARG	2.0
25	CA	1734	C	2.0
28	CD	26	ILE	2.0
55	C5	42	ARG	2.0
1	AA	1148	U	2.0
16	DP	62	VAL	2.0
17	AQ	10	VAL	2.0
18	AR	40	LEU	2.0
18	DR	76	LEU	2.0
30	CF	2	PRO	2.0
37	CM	90	VAL	2.0
13	DM	105	THR	2.0
31	BG	58	GLU	2.0
1	AA	1473	A	2.0
18	DR	70	ILE	2.0
20	DT	23	ARG	2.0
41	CQ	117	GLN	2.0
10	DJ	40	LEU	2.0
13	DM	10	PRO	2.0
14	AN	11	LYS	2.0
37	BM	17	LEU	2.0
40	CP	101	PHE	2.0
50	BZ	53	LEU	2.0
1	AA	46	G	2.0
1	AA	1474	G	2.0

Continued on next page...

Continued from previous page...

Mol	Chain	Res	Type	RSRZ
1	DA	299	G	2.0
9	AI	72	GLY	2.0
9	AI	83	ARG	2.0
25	BA	10	G	2.0
25	BA	458	G	2.0
25	CA	2585	U	2.0
26	CB	6	C	2.0
42	BR	88	ARG	2.0
10	AJ	86	MET	2.0
15	DO	57	LEU	2.0
20	AT	29	LYS	2.0
35	CK	98	VAL	2.0
47	CW	59	LEU	2.0
7	DG	74	GLU	2.0
11	DK	120	ARG	2.0
36	BL	15	ARG	2.0

6.2 Non-standard residues in protein, DNA, RNA chains [i](#)

There are no non-standard protein/DNA/RNA residues in this entry.

6.3 Carbohydrates [i](#)

There are no carbohydrates in this entry.

6.4 Ligands [i](#)

In the following table, the Atoms column lists the number of modelled atoms in the group and the number defined in the chemical component dictionary. The B-factors column lists the minimum, median, 95th percentile and maximum values of B factors of atoms in the group. The column labelled 'Q< 0.9' lists the number of atoms with occupancy less than 0.9.

Mol	Type	Chain	Res	Atoms	RSCC	RSR	B-factors(\AA^2)	Q<0.9
57	MG	BA	3025	1/1	0.44	0.47	115,115,115,115	0
57	MG	DA	1608	1/1	0.45	0.69	90,90,90,90	0
57	MG	DA	1628	1/1	0.57	0.96	103,103,103,103	0
57	MG	BA	2965	1/1	0.57	1.84	97,97,97,97	0
57	MG	CA	2963	1/1	0.57	0.70	132,132,132,132	0
57	MG	BA	3014	1/1	0.62	0.39	110,110,110,110	0
57	MG	AA	1655	1/1	0.65	0.43	102,102,102,102	0

Continued on next page...

Continued from previous page...

Mol	Type	Chain	Res	Atoms	RSCC	RSR	B-factors(Å ²)	Q<0.9
57	MG	CA	2953	1/1	0.65	0.48	135,135,135,135	0
57	MG	BA	2990	1/1	0.66	1.01	120,120,120,120	0
57	MG	BA	2913	1/1	0.67	1.25	88,88,88,88	0
57	MG	BA	3060	1/1	0.70	0.26	57,57,57,57	0
57	MG	CA	2974	1/1	0.72	0.53	80,80,80,80	0
57	MG	AA	1641	1/1	0.73	0.36	82,82,82,82	0
57	MG	CB	202	1/1	0.74	0.37	79,79,79,79	0
57	MG	BA	3020	1/1	0.75	0.55	85,85,85,85	0
57	MG	CA	2935	1/1	0.75	0.54	90,90,90,90	0
57	MG	DA	1630	1/1	0.76	0.21	87,87,87,87	0
57	MG	BA	3003	1/1	0.76	0.43	63,63,63,63	0
57	MG	AA	1647	1/1	0.77	0.16	92,92,92,92	0
57	MG	CA	2997	1/1	0.77	0.65	78,78,78,78	0
57	MG	BA	3076	1/1	0.78	0.32	100,100,100,100	0
57	MG	CA	2911	1/1	0.78	0.67	77,77,77,77	0
57	MG	BA	2987	1/1	0.78	0.50	125,125,125,125	0
57	MG	BA	2933	1/1	0.79	0.53	83,83,83,83	0
57	MG	BA	2998	1/1	0.79	0.45	90,90,90,90	0
57	MG	CA	2978	1/1	0.79	0.65	90,90,90,90	0
57	MG	CA	2988	1/1	0.79	1.21	72,72,72,72	0
57	MG	BA	2979	1/1	0.80	0.71	71,71,71,71	0
57	MG	AV	401	1/1	0.80	0.49	91,91,91,91	0
57	MG	BA	3068	1/1	0.80	0.21	88,88,88,88	0
57	MG	AA	1616	1/1	0.80	0.60	84,84,84,84	0
57	MG	BA	2968	1/1	0.80	1.51	106,106,106,106	0
57	MG	CA	2979	1/1	0.81	0.20	79,79,79,79	0
57	MG	BA	2909	1/1	0.81	1.35	82,82,82,82	0
57	MG	DA	1615	1/1	0.81	0.34	84,84,84,84	0
57	MG	DA	1624	1/1	0.81	0.34	97,97,97,97	0
57	MG	BA	3065	1/1	0.82	0.51	114,114,114,114	0
57	MG	CA	2934	1/1	0.82	0.45	57,57,57,57	0
57	MG	BA	3012	1/1	0.82	0.09	54,54,54,54	0
57	MG	BA	2985	1/1	0.82	0.30	82,82,82,82	0
57	MG	AA	1644	1/1	0.82	0.37	73,73,73,73	0
57	MG	BA	3067	1/1	0.83	0.59	126,126,126,126	0
57	MG	AA	1642	1/1	0.83	0.29	67,67,67,67	0
57	MG	DA	1607	1/1	0.83	0.21	110,110,110,110	0
57	MG	DA	1612	1/1	0.83	0.25	107,107,107,107	0
57	MG	BA	2963	1/1	0.83	0.60	75,75,75,75	0
57	MG	AA	1640	1/1	0.83	0.48	142,142,142,142	0
57	MG	AA	1633	1/1	0.84	0.09	76,76,76,76	0
57	MG	DA	1617	1/1	0.84	0.49	139,139,139,139	0

Continued on next page...

Continued from previous page...

Mol	Type	Chain	Res	Atoms	RSCC	RSR	B-factors(\AA^2)	Q<0.9
57	MG	CA	3006	1/1	0.84	0.87	74,74,74,74	0
57	MG	AA	1618	1/1	0.84	0.23	87,87,87,87	0
57	MG	BA	2942	1/1	0.84	0.55	50,50,50,50	0
57	MG	BA	3053	1/1	0.85	0.28	73,73,73,73	0
57	MG	CA	2929	1/1	0.85	0.88	102,102,102,102	0
57	MG	BA	2912	1/1	0.85	0.62	57,57,57,57	0
57	MG	CA	3020	1/1	0.85	0.42	89,89,89,89	0
57	MG	BA	3041	1/1	0.85	0.40	65,65,65,65	0
57	MG	BA	3050	1/1	0.85	0.15	114,114,114,114	0
57	MG	DA	1623	1/1	0.85	0.38	151,151,151,151	0
57	MG	BA	3016	1/1	0.85	0.36	89,89,89,89	0
57	MG	BA	2983	1/1	0.86	0.66	77,77,77,77	0
57	MG	CA	2962	1/1	0.86	0.46	68,68,68,68	0
57	MG	BA	3026	1/1	0.86	0.39	84,84,84,84	0
57	MG	BA	2999	1/1	0.86	0.78	84,84,84,84	0
57	MG	BA	2916	1/1	0.86	0.26	88,88,88,88	0
57	MG	AA	1606	1/1	0.86	1.00	112,112,112,112	0
57	MG	BA	2943	1/1	0.86	0.26	85,85,85,85	0
57	MG	CA	2923	1/1	0.86	0.43	56,56,56,56	0
57	MG	DA	1614	1/1	0.86	0.72	74,74,74,74	0
57	MG	BA	2957	1/1	0.87	0.33	81,81,81,81	0
57	MG	CB	201	1/1	0.87	0.43	82,82,82,82	0
57	MG	BA	2967	1/1	0.87	0.38	111,111,111,111	0
57	MG	DA	1629	1/1	0.87	0.36	85,85,85,85	0
57	MG	CA	2959	1/1	0.87	0.22	51,51,51,51	0
57	MG	BA	3045	1/1	0.87	0.20	76,76,76,76	0
57	MG	CA	2924	1/1	0.87	0.72	57,57,57,57	0
57	MG	CA	2983	1/1	0.87	0.46	55,55,55,55	0
57	MG	BA	3017	1/1	0.87	0.23	94,94,94,94	0
57	MG	BA	3021	1/1	0.87	1.20	88,88,88,88	0
57	MG	BK	201	1/1	0.88	0.47	102,102,102,102	0
57	MG	CA	2973	1/1	0.88	0.47	95,95,95,95	0
57	MG	AA	1657	1/1	0.88	0.33	99,99,99,99	0
57	MG	BA	3036	1/1	0.88	0.63	114,114,114,114	0
57	MG	DA	1619	1/1	0.88	0.45	89,89,89,89	0
57	MG	CA	3022	1/1	0.88	0.68	59,59,59,59	0
57	MG	AA	1652	1/1	0.88	0.23	79,79,79,79	0
57	MG	BA	2970	1/1	0.88	0.38	101,101,101,101	0
57	MG	BA	3028	1/1	0.88	0.42	95,95,95,95	0
57	MG	CA	2992	1/1	0.88	0.93	106,106,106,106	0
57	MG	BA	3007	1/1	0.88	0.22	55,55,55,55	0
57	MG	AA	1653	1/1	0.88	0.19	89,89,89,89	0

Continued on next page...

Continued from previous page...

Mol	Type	Chain	Res	Atoms	RSCC	RSR	B-factors(\AA^2)	Q<0.9
57	MG	BA	3051	1/1	0.88	0.57	120,120,120,120	0
57	MG	BA	3018	1/1	0.89	0.14	103,103,103,103	0
57	MG	CM	201	1/1	0.89	0.23	96,96,96,96	0
57	MG	CA	2921	1/1	0.89	1.05	62,62,62,62	0
57	MG	CA	2966	1/1	0.89	0.28	79,79,79,79	0
57	MG	CA	2987	1/1	0.89	1.46	64,64,64,64	0
57	MG	CY	101	1/1	0.89	0.43	61,61,61,61	0
57	MG	DA	1620	1/1	0.89	0.25	68,68,68,68	0
57	MG	DA	1622	1/1	0.89	0.47	67,67,67,67	0
57	MG	CA	2907	1/1	0.89	0.84	65,65,65,65	0
57	MG	AA	1658	1/1	0.89	0.27	58,58,58,58	0
57	MG	BA	3005	1/1	0.89	0.47	54,54,54,54	0
57	MG	CA	3025	1/1	0.89	0.30	97,97,97,97	0
57	MG	BA	2938	1/1	0.89	0.15	78,78,78,78	0
57	MG	CA	2940	1/1	0.89	0.58	44,44,44,44	0
57	MG	BA	2981	1/1	0.89	0.37	72,72,72,72	0
57	MG	BA	3032	1/1	0.89	0.19	62,62,62,62	0
57	MG	AA	1602	1/1	0.89	1.37	91,91,91,91	0
57	MG	AA	1627	1/1	0.90	0.15	109,109,109,109	0
57	MG	BA	3034	1/1	0.90	0.09	72,72,72,72	0
57	MG	BA	2992	1/1	0.90	0.44	80,80,80,80	0
57	MG	BA	3072	1/1	0.90	0.28	83,83,83,83	0
57	MG	BA	3075	1/1	0.90	0.23	72,72,72,72	0
57	MG	AW	103	1/1	0.90	0.41	93,93,93,93	0
57	MG	BA	3022	1/1	0.90	0.56	95,95,95,95	0
57	MG	DA	1604	1/1	0.90	0.73	96,96,96,96	0
57	MG	AA	1629	1/1	0.90	0.38	71,71,71,71	0
57	MG	DA	1625	1/1	0.90	0.73	104,104,104,104	0
57	MG	BA	2925	1/1	0.90	0.49	39,39,39,39	0
57	MG	CA	2932	1/1	0.90	0.39	81,81,81,81	0
57	MG	BA	2930	1/1	0.90	0.22	94,94,94,94	0
57	MG	CA	2946	1/1	0.90	0.77	80,80,80,80	0
57	MG	CA	2996	1/1	0.90	0.48	84,84,84,84	0
57	MG	CA	2916	1/1	0.90	0.30	92,92,92,92	0
57	MG	BA	2903	1/1	0.90	0.89	44,44,44,44	0
57	MG	CA	2990	1/1	0.90	0.34	68,68,68,68	0
57	MG	BA	3013	1/1	0.90	0.34	78,78,78,78	0
57	MG	AA	1636	1/1	0.90	0.28	76,76,76,76	0
57	MG	AA	1626	1/1	0.90	0.17	108,108,108,108	0
57	MG	CA	2905	1/1	0.91	0.47	50,50,50,50	0
57	MG	BA	3062	1/1	0.91	0.20	89,89,89,89	0
57	MG	CA	2904	1/1	0.91	0.42	27,27,27,27	0

Continued on next page...

Continued from previous page...

Mol	Type	Chain	Res	Atoms	RSCC	RSR	B-factors(\AA^2)	Q<0.9
57	MG	CA	2971	1/1	0.91	0.20	48,48,48,48	0
57	MG	BA	2945	1/1	0.91	0.67	100,100,100,100	0
57	MG	BA	2902	1/1	0.91	0.92	71,71,71,71	0
57	MG	CA	2922	1/1	0.91	0.51	43,43,43,43	0
57	MG	BA	2934	1/1	0.91	0.68	70,70,70,70	0
57	MG	BA	2941	1/1	0.91	0.45	63,63,63,63	0
57	MG	BA	3061	1/1	0.91	0.21	77,77,77,77	0
57	MG	BA	3004	1/1	0.91	0.24	92,92,92,92	0
57	MG	BA	2914	1/1	0.91	0.37	57,57,57,57	0
57	MG	AA	1611	1/1	0.91	0.47	62,62,62,62	0
57	MG	BA	3042	1/1	0.91	0.06	80,80,80,80	0
57	MG	B2	101	1/1	0.91	0.35	96,96,96,96	0
57	MG	CA	2958	1/1	0.91	0.61	56,56,56,56	0
57	MG	AA	1623	1/1	0.91	0.16	88,88,88,88	0
57	MG	BA	2988	1/1	0.91	0.36	54,54,54,54	0
57	MG	BA	2984	1/1	0.91	0.64	45,45,45,45	0
57	MG	CA	2933	1/1	0.91	0.36	64,64,64,64	0
57	MG	AW	102	1/1	0.91	0.20	77,77,77,77	0
57	MG	AA	1612	1/1	0.91	1.01	126,126,126,126	0
57	MG	BA	3023	1/1	0.91	0.20	71,71,71,71	0
57	MG	CA	2914	1/1	0.91	0.62	48,48,48,48	0
57	MG	BA	3009	1/1	0.91	0.45	103,103,103,103	0
57	MG	AA	1660	1/1	0.92	0.33	143,143,143,143	0
57	MG	CA	3012	1/1	0.92	0.23	57,57,57,57	0
57	MG	CA	2906	1/1	0.92	0.78	72,72,72,72	0
57	MG	DA	1603	1/1	0.92	0.41	85,85,85,85	0
57	MG	CA	3007	1/1	0.92	0.61	84,84,84,84	0
57	MG	AA	1649	1/1	0.92	0.40	106,106,106,106	0
57	MG	CA	2957	1/1	0.92	0.57	63,63,63,63	0
57	MG	AA	1613	1/1	0.92	0.31	105,105,105,105	0
57	MG	BA	2932	1/1	0.92	0.45	68,68,68,68	0
57	MG	BA	2904	1/1	0.92	0.40	35,35,35,35	0
57	MG	BA	2921	1/1	0.92	0.62	65,65,65,65	0
57	MG	CA	2976	1/1	0.92	0.08	119,119,119,119	0
57	MG	CA	2975	1/1	0.92	0.90	81,81,81,81	0
57	MG	AT	201	1/1	0.92	0.27	98,98,98,98	0
57	MG	BA	2996	1/1	0.92	0.28	58,58,58,58	0
57	MG	CA	3000	1/1	0.92	0.64	82,82,82,82	0
57	MG	BA	2936	1/1	0.92	0.75	106,106,106,106	0
57	MG	AA	1632	1/1	0.92	0.27	55,55,55,55	0
57	MG	CA	2954	1/1	0.92	1.08	72,72,72,72	0
57	MG	CA	2920	1/1	0.92	0.76	69,69,69,69	0

Continued on next page...

Continued from previous page...

Mol	Type	Chain	Res	Atoms	RSCC	RSR	B-factors(\AA^2)	Q<0.9
57	MG	AA	1617	1/1	0.92	0.39	61,61,61,61	0
57	MG	AA	1661	1/1	0.92	0.56	105,105,105,105	0
57	MG	CA	3010	1/1	0.93	0.22	70,70,70,70	0
57	MG	BA	2946	1/1	0.93	0.83	45,45,45,45	0
57	MG	BA	3030	1/1	0.93	0.28	80,80,80,80	0
57	MG	BA	3047	1/1	0.93	0.12	41,41,41,41	0
57	MG	BA	3040	1/1	0.93	0.11	118,118,118,118	0
57	MG	AA	1659	1/1	0.93	0.47	81,81,81,81	0
57	MG	CA	2945	1/1	0.93	0.38	84,84,84,84	0
57	MG	BA	2907	1/1	0.93	0.14	50,50,50,50	0
57	MG	BA	2937	1/1	0.93	0.57	83,83,83,83	0
57	MG	BA	2922	1/1	0.93	0.75	76,76,76,76	0
57	MG	BA	3015	1/1	0.93	0.20	107,107,107,107	0
57	MG	CA	3014	1/1	0.93	0.88	104,104,104,104	0
57	MG	CA	2927	1/1	0.93	0.92	60,60,60,60	0
57	MG	BA	2939	1/1	0.93	0.97	86,86,86,86	0
57	MG	BA	3064	1/1	0.93	0.15	56,56,56,56	0
57	MG	BA	2926	1/1	0.93	0.38	56,56,56,56	0
57	MG	CA	2912	1/1	0.93	0.53	38,38,38,38	0
57	MG	AA	1645	1/1	0.93	0.21	98,98,98,98	0
57	MG	CA	2908	1/1	0.93	0.88	81,81,81,81	0
57	MG	CA	3005	1/1	0.93	0.26	67,67,67,67	0
57	MG	BA	2947	1/1	0.93	0.67	77,77,77,77	0
57	MG	AA	1639	1/1	0.93	0.35	104,104,104,104	0
57	MG	DA	1616	1/1	0.93	1.08	93,93,93,93	0
57	MG	CA	2989	1/1	0.93	0.49	81,81,81,81	0
57	MG	CA	2942	1/1	0.93	0.75	66,66,66,66	0
57	MG	CA	3013	1/1	0.93	0.33	88,88,88,88	0
57	MG	CA	2943	1/1	0.93	0.56	55,55,55,55	0
57	MG	BA	2917	1/1	0.93	0.40	54,54,54,54	0
57	MG	CA	2917	1/1	0.93	0.24	74,74,74,74	0
57	MG	CA	2960	1/1	0.93	0.24	63,63,63,63	0
57	MG	AA	1620	1/1	0.93	0.44	60,60,60,60	0
57	MG	CA	2970	1/1	0.93	0.53	103,103,103,103	0
57	MG	BA	2931	1/1	0.93	0.64	99,99,99,99	0
57	MG	AA	1634	1/1	0.93	0.20	75,75,75,75	0
57	MG	CA	2964	1/1	0.93	0.22	65,65,65,65	0
57	MG	AA	1646	1/1	0.94	0.70	82,82,82,82	0
57	MG	CA	2961	1/1	0.94	0.24	47,47,47,47	0
57	MG	BA	2928	1/1	0.94	0.82	67,67,67,67	0
57	MG	DA	1627	1/1	0.94	0.47	77,77,77,77	0
57	MG	CA	2937	1/1	0.94	0.21	124,124,124,124	0

Continued on next page...

Continued from previous page...

Mol	Type	Chain	Res	Atoms	RSCC	RSR	B-factors(\AA^2)	Q<0.9
57	MG	AA	1650	1/1	0.94	0.14	124,124,124,124	0
57	MG	BA	2973	1/1	0.94	0.30	63,63,63,63	0
57	MG	BA	2980	1/1	0.94	0.43	70,70,70,70	0
57	MG	CA	2972	1/1	0.94	0.35	75,75,75,75	0
57	MG	BA	3048	1/1	0.94	0.38	98,98,98,98	0
57	MG	BA	2978	1/1	0.94	0.34	87,87,87,87	0
57	MG	BA	2948	1/1	0.94	0.48	44,44,44,44	0
57	MG	CA	2947	1/1	0.94	0.17	81,81,81,81	0
57	MG	CA	3008	1/1	0.94	0.11	74,74,74,74	0
57	MG	CA	2948	1/1	0.94	0.29	107,107,107,107	0
57	MG	CA	2967	1/1	0.94	0.51	94,94,94,94	0
57	MG	CA	2998	1/1	0.94	0.61	73,73,73,73	0
57	MG	AA	1608	1/1	0.94	0.43	126,126,126,126	0
57	MG	CA	2965	1/1	0.94	0.93	89,89,89,89	0
57	MG	BA	2950	1/1	0.94	0.74	89,89,89,89	0
57	MG	BA	3038	1/1	0.94	0.62	97,97,97,97	0
57	MG	BA	2956	1/1	0.94	0.08	77,77,77,77	0
57	MG	AA	1607	1/1	0.94	0.47	128,128,128,128	0
57	MG	AA	1631	1/1	0.94	0.15	128,128,128,128	0
57	MG	BA	2989	1/1	0.94	0.46	84,84,84,84	0
57	MG	BA	2952	1/1	0.94	0.36	51,51,51,51	0
57	MG	BA	2906	1/1	0.94	0.57	54,54,54,54	0
57	MG	BA	3046	1/1	0.94	0.21	71,71,71,71	0
57	MG	DA	1621	1/1	0.94	0.66	96,96,96,96	0
57	MG	AA	1628	1/1	0.94	0.45	65,65,65,65	0
57	MG	BA	3056	1/1	0.94	0.21	81,81,81,81	0
57	MG	BA	2982	1/1	0.94	0.54	43,43,43,43	0
57	MG	CA	2928	1/1	0.94	0.32	66,66,66,66	0
57	MG	CA	2950	1/1	0.94	0.19	61,61,61,61	0
57	MG	BA	3063	1/1	0.94	0.28	69,69,69,69	0
57	MG	BA	3033	1/1	0.94	0.24	92,92,92,92	0
57	MG	BA	2993	1/1	0.94	0.24	57,57,57,57	0
57	MG	CA	3003	1/1	0.94	0.17	111,111,111,111	0
57	MG	BA	2962	1/1	0.94	0.39	50,50,50,50	0
57	MG	BA	3029	1/1	0.94	0.35	83,83,83,83	0
57	MG	CA	2984	1/1	0.94	0.17	78,78,78,78	0
57	MG	BA	3037	1/1	0.94	0.52	67,67,67,67	0
57	MG	BA	3071	1/1	0.95	0.21	107,107,107,107	0
57	MG	CA	2936	1/1	0.95	0.53	64,64,64,64	0
57	MG	BA	3006	1/1	0.95	0.20	70,70,70,70	0
57	MG	AA	1664	1/1	0.95	0.58	87,87,87,87	0
57	MG	AA	1637	1/1	0.95	0.75	65,65,65,65	0

Continued on next page...

Continued from previous page...

Mol	Type	Chain	Res	Atoms	RSCC	RSR	B-factors(\AA^2)	Q<0.9
57	MG	CA	3001	1/1	0.95	0.68	40,40,40,40	0
57	MG	BA	2991	1/1	0.95	0.13	48,48,48,48	0
57	MG	DA	1610	1/1	0.95	0.76	77,77,77,77	0
57	MG	BA	3024	1/1	0.95	0.26	88,88,88,88	0
57	MG	BA	2958	1/1	0.95	0.28	77,77,77,77	0
57	MG	AW	101	1/1	0.95	0.45	77,77,77,77	0
57	MG	BA	3039	1/1	0.95	0.22	90,90,90,90	0
57	MG	AA	1610	1/1	0.95	0.14	67,67,67,67	0
57	MG	BA	2960	1/1	0.95	0.62	56,56,56,56	0
57	MG	BA	3011	1/1	0.95	0.59	97,97,97,97	0
57	MG	AA	1604	1/1	0.95	0.41	78,78,78,78	0
57	MG	BA	2976	1/1	0.95	0.58	84,84,84,84	0
57	MG	DA	1606	1/1	0.95	0.49	62,62,62,62	0
57	MG	BA	3059	1/1	0.95	0.22	82,82,82,82	0
57	MG	BA	3066	1/1	0.95	0.29	98,98,98,98	0
57	MG	AA	1651	1/1	0.95	0.47	68,68,68,68	0
57	MG	CA	2939	1/1	0.95	0.41	40,40,40,40	0
57	MG	CA	3023	1/1	0.95	0.16	142,142,142,142	0
57	MG	AA	1656	1/1	0.95	0.97	88,88,88,88	0
57	MG	AA	1643	1/1	0.95	0.05	85,85,85,85	0
57	MG	BA	3057	1/1	0.95	1.23	88,88,88,88	0
57	MG	BA	3070	1/1	0.95	0.47	108,108,108,108	0
57	MG	CA	3009	1/1	0.95	0.35	60,60,60,60	0
57	MG	BA	3044	1/1	0.95	0.44	87,87,87,87	0
57	MG	BA	2954	1/1	0.95	0.46	77,77,77,77	0
57	MG	CA	2993	1/1	0.95	0.69	92,92,92,92	0
57	MG	BA	3052	1/1	0.95	0.41	74,74,74,74	0
57	MG	CA	2956	1/1	0.95	0.80	107,107,107,107	0
57	MG	BA	2971	1/1	0.95	0.23	123,123,123,123	0
57	MG	DA	1626	1/1	0.95	0.39	119,119,119,119	0
57	MG	CA	3015	1/1	0.95	0.58	98,98,98,98	0
57	MG	BA	2959	1/1	0.95	0.22	43,43,43,43	0
57	MG	BA	2918	1/1	0.95	0.24	111,111,111,111	0
57	MG	CA	2999	1/1	0.95	0.16	58,58,58,58	0
57	MG	BA	2961	1/1	0.95	1.02	83,83,83,83	0
57	MG	BB	202	1/1	0.95	0.17	81,81,81,81	0
57	MG	AA	1635	1/1	0.95	0.08	85,85,85,85	0
57	MG	CA	2901	1/1	0.95	0.56	39,39,39,39	0
57	MG	BA	2994	1/1	0.95	1.09	82,82,82,82	0
57	MG	CA	2913	1/1	0.95	0.51	78,78,78,78	0
57	MG	AA	1619	1/1	0.95	0.41	160,160,160,160	0
57	MG	CA	2938	1/1	0.95	0.59	60,60,60,60	0

Continued on next page...

Continued from previous page...

Mol	Type	Chain	Res	Atoms	RSCC	RSR	B-factors(\AA^2)	Q<0.9
57	MG	BA	2951	1/1	0.95	0.58	71,71,71,71	0
57	MG	CA	2910	1/1	0.95	0.54	65,65,65,65	0
57	MG	BA	2955	1/1	0.95	0.51	63,63,63,63	0
57	MG	BA	3043	1/1	0.95	0.35	60,60,60,60	0
57	MG	CA	2926	1/1	0.96	0.47	70,70,70,70	0
57	MG	BA	2949	1/1	0.96	2.00	89,89,89,89	0
57	MG	DA	1609	1/1	0.96	0.43	95,95,95,95	0
57	MG	CA	2919	1/1	0.96	1.75	72,72,72,72	0
57	MG	CA	2994	1/1	0.96	0.14	60,60,60,60	0
57	MG	DW	101	1/1	0.96	0.30	83,83,83,83	0
57	MG	BA	2986	1/1	0.96	0.31	114,114,114,114	0
57	MG	BA	2974	1/1	0.96	0.14	27,27,27,27	0
57	MG	CA	2952	1/1	0.96	0.93	88,88,88,88	0
57	MG	BA	3055	1/1	0.96	0.48	80,80,80,80	0
57	MG	CA	2931	1/1	0.96	0.26	71,71,71,71	0
57	MG	BA	3002	1/1	0.96	1.39	78,78,78,78	0
57	MG	AA	1630	1/1	0.96	0.27	96,96,96,96	0
57	MG	BA	3049	1/1	0.96	0.60	100,100,100,100	0
57	MG	CA	2951	1/1	0.96	0.57	81,81,81,81	0
57	MG	BA	2977	1/1	0.96	0.09	79,79,79,79	0
57	MG	BA	2953	1/1	0.96	0.57	66,66,66,66	0
57	MG	BA	3058	1/1	0.96	0.20	60,60,60,60	0
57	MG	AA	1662	1/1	0.96	0.23	110,110,110,110	0
57	MG	AA	1624	1/1	0.96	0.52	74,74,74,74	0
57	MG	CA	2955	1/1	0.96	0.51	88,88,88,88	0
57	MG	DA	1602	1/1	0.96	0.74	84,84,84,84	0
57	MG	CA	2949	1/1	0.96	1.33	57,57,57,57	0
57	MG	CA	2925	1/1	0.96	0.33	100,100,100,100	0
57	MG	BA	3069	1/1	0.96	0.16	60,60,60,60	0
57	MG	CA	2980	1/1	0.96	0.36	57,57,57,57	0
57	MG	BA	3000	1/1	0.96	0.51	54,54,54,54	0
57	MG	BA	3074	1/1	0.96	0.58	64,64,64,64	0
57	MG	AA	1615	1/1	0.96	0.69	94,94,94,94	0
57	MG	CA	2909	1/1	0.96	0.73	81,81,81,81	0
57	MG	BA	3035	1/1	0.96	0.14	77,77,77,77	0
57	MG	CA	2915	1/1	0.96	1.09	73,73,73,73	0
57	MG	CA	2968	1/1	0.96	0.54	77,77,77,77	0
57	MG	AA	1663	1/1	0.97	0.41	86,86,86,86	0
57	MG	CA	3019	1/1	0.97	0.16	71,71,71,71	0
57	MG	AA	1605	1/1	0.97	0.68	61,61,61,61	0
57	MG	BA	2944	1/1	0.97	0.35	78,78,78,78	0
57	MG	AA	1625	1/1	0.97	0.11	77,77,77,77	0

Continued on next page...

Continued from previous page...

Mol	Type	Chain	Res	Atoms	RSCC	RSR	B-factors(\AA^2)	Q<0.9
57	MG	AA	1622	1/1	0.97	0.24	65,65,65,65	0
57	MG	BA	3027	1/1	0.97	0.18	69,69,69,69	0
57	MG	BA	2901	1/1	0.97	0.66	57,57,57,57	0
57	MG	CA	2991	1/1	0.97	0.12	72,72,72,72	0
57	MG	BA	2919	1/1	0.97	0.34	61,61,61,61	0
57	MG	BA	3073	1/1	0.97	0.43	71,71,71,71	0
57	MG	BA	2966	1/1	0.97	0.22	51,51,51,51	0
57	MG	BA	2923	1/1	0.97	0.36	42,42,42,42	0
57	MG	CA	3017	1/1	0.97	0.33	76,76,76,76	0
57	MG	CA	2930	1/1	0.97	0.28	53,53,53,53	0
57	MG	BA	2940	1/1	0.97	0.40	104,104,104,104	0
57	MG	BA	2929	1/1	0.97	0.28	34,34,34,34	0
57	MG	CA	3011	1/1	0.97	0.17	40,40,40,40	0
57	MG	CA	2903	1/1	0.97	0.42	69,69,69,69	0
57	MG	BA	2911	1/1	0.97	0.68	62,62,62,62	0
57	MG	BB	201	1/1	0.97	0.39	102,102,102,102	0
57	MG	AA	1614	1/1	0.97	0.20	68,68,68,68	0
57	MG	DA	1605	1/1	0.97	0.43	75,75,75,75	0
57	MG	DA	1613	1/1	0.97	0.21	72,72,72,72	0
57	MG	BA	2995	1/1	0.97	0.28	87,87,87,87	0
57	MG	AA	1601	1/1	0.97	0.22	57,57,57,57	0
57	MG	AA	1621	1/1	0.97	0.22	67,67,67,67	0
57	MG	BA	3001	1/1	0.97	0.26	54,54,54,54	0
57	MG	BA	3010	1/1	0.97	0.21	80,80,80,80	0
57	MG	DA	1618	1/1	0.97	0.21	112,112,112,112	0
57	MG	BA	2969	1/1	0.97	0.39	41,41,41,41	0
57	MG	CA	3016	1/1	0.97	0.20	99,99,99,99	0
57	MG	BA	2905	1/1	0.97	0.55	43,43,43,43	0
58	ZN	AD	301	1/1	0.97	0.30	92,92,92,92	0
57	MG	CA	2981	1/1	0.97	0.27	74,74,74,74	0
58	ZN	DN	101	1/1	0.98	0.17	162,162,162,162	0
58	ZN	DD	301	1/1	0.98	0.29	99,99,99,99	0
57	MG	BA	2910	1/1	0.98	0.57	56,56,56,56	0
57	MG	CA	2977	1/1	0.98	0.28	82,82,82,82	0
58	ZN	AN	101	1/1	0.98	0.12	163,163,163,163	0
57	MG	BA	3054	1/1	0.98	0.26	106,106,106,106	0
57	MG	BA	2975	1/1	0.98	0.54	48,48,48,48	0
57	MG	BA	3019	1/1	0.98	0.44	94,94,94,94	0
57	MG	BA	2935	1/1	0.98	0.36	80,80,80,80	0
57	MG	CA	2982	1/1	0.98	0.29	77,77,77,77	0
57	MG	CA	2995	1/1	0.98	0.14	69,69,69,69	0
57	MG	BA	2924	1/1	0.98	0.95	60,60,60,60	0

Continued on next page...

Continued from previous page...

Mol	Type	Chain	Res	Atoms	RSCC	RSR	B-factors(\AA^2)	Q<0.9
57	MG	AA	1638	1/1	0.98	0.26	68,68,68,68	0
57	MG	CA	2986	1/1	0.98	0.15	96,96,96,96	0
57	MG	BA	2908	1/1	0.98	0.28	48,48,48,48	0
57	MG	BA	3031	1/1	0.98	0.23	101,101,101,101	0
57	MG	DA	1601	1/1	0.98	0.20	62,62,62,62	0
57	MG	BA	2927	1/1	0.98	0.73	53,53,53,53	0
57	MG	DA	1611	1/1	0.98	0.40	89,89,89,89	0
57	MG	BA	2972	1/1	0.98	0.05	87,87,87,87	0
57	MG	CA	2969	1/1	0.98	0.51	48,48,48,48	0
57	MG	BM	201	1/1	0.98	0.24	105,105,105,105	0
57	MG	CA	3024	1/1	0.98	0.08	120,120,120,120	0
57	MG	CA	3004	1/1	0.98	0.14	57,57,57,57	0
57	MG	BA	2964	1/1	0.98	0.10	69,69,69,69	0
57	MG	BA	2920	1/1	0.98	0.37	23,23,23,23	0
57	MG	AA	1603	1/1	0.98	0.70	85,85,85,85	0
57	MG	CA	2918	1/1	0.98	0.37	51,51,51,51	0
57	MG	CA	2985	1/1	0.98	0.36	49,49,49,49	0
57	MG	BA	2997	1/1	0.98	0.25	87,87,87,87	0
57	MG	CA	2902	1/1	0.98	0.68	61,61,61,61	0
57	MG	BA	2915	1/1	0.98	0.50	62,62,62,62	0
57	MG	CA	2941	1/1	0.98	0.37	36,36,36,36	0
57	MG	CA	3002	1/1	0.98	0.16	71,71,71,71	0
57	MG	BA	3008	1/1	0.98	0.83	79,79,79,79	0
57	MG	AA	1654	1/1	0.99	1.03	130,130,130,130	0
57	MG	CA	3021	1/1	0.99	0.78	85,85,85,85	0
57	MG	AA	1609	1/1	0.99	0.66	86,86,86,86	0
57	MG	AA	1648	1/1	0.99	0.48	62,62,62,62	0
57	MG	CA	2944	1/1	0.99	0.72	55,55,55,55	0
57	MG	CA	3018	1/1	0.99	0.08	65,65,65,65	0

6.5 Other polymers ⓘ

There are no such residues in this entry.