



wwPDB X-ray Structure Validation Summary Report ⓘ

Jul 1, 2021 – 05:26 PM EDT

PDB ID : 4V88
Title : The structure of the eukaryotic ribosome at 3.0 Å resolution.
Authors : Ben-Shem, A.; Garreau de Loubresse, N.; Melnikov, S.; Jenner, L.; Yusupova, G.; Yusupov, M.
Deposited on : 2011-10-11
Resolution : 3.00 Å(reported)

This is a wwPDB X-ray Structure Validation Summary Report for a publicly released PDB entry.

We welcome your comments at validation@mail.wwpdb.org

A user guide is available at

<https://www.wwpdb.org/validation/2017/XrayValidationReportHelp>

with specific help available everywhere you see the ⓘ symbol.

The following versions of software and data (see [references ⓘ](#)) were used in the production of this report:

MolProbity : 4.02b-467
Mogul : 1.8.5 (274361), CSD as541be (2020)
Xtriage (Phenix) : 1.13
EDS : 2.22
buster-report : 1.1.7 (2018)
Percentile statistics : 20191225.v01 (using entries in the PDB archive December 25th 2019)
Refmac : 5.8.0158
CCP4 : 7.0.044 (Gargrove)
Ideal geometry (proteins) : Engh & Huber (2001)
Ideal geometry (DNA, RNA) : Parkinson et al. (1996)
Validation Pipeline (wwPDB-VP) : 2.22

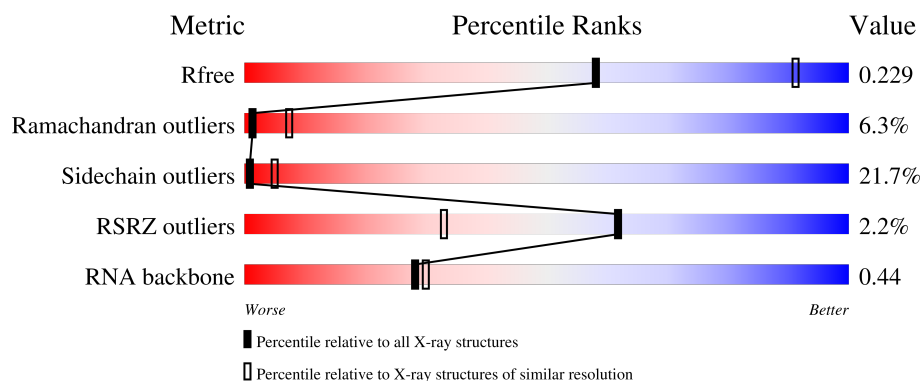
1 Overall quality at a glance

The following experimental techniques were used to determine the structure:

X-RAY DIFFRACTION

The reported resolution of this entry is 3.00 Å.

Percentile scores (ranging between 0-100) for global validation metrics of the entry are shown in the following graphic. The table shows the number of entries on which the scores are based.



Metric	Whole archive (#Entries)	Similar resolution (#Entries, resolution range(Å))
R_{free}	130704	2092 (3.00-3.00)
Ramachandran outliers	138981	2333 (3.00-3.00)
Sidechain outliers	138945	2336 (3.00-3.00)
RSRZ outliers	127900	1990 (3.00-3.00)
RNA backbone	3102	1173 (3.30-2.70)

The table below summarises the geometric issues observed across the polymeric chains and their fit to the electron density. The red, orange, yellow and green segments of the lower bar indicate the fraction of residues that contain outliers for ≥ 3 , 2, 1 and 0 types of geometric quality criteria respectively. A grey segment represents the fraction of residues that are not modelled. The numeric value for each fraction is indicated below the corresponding segment, with a dot representing fractions $\leq 5\%$. The upper red bar (where present) indicates the fraction of residues that have poor fit to the electron density. The numeric value is given above the bar.

Mol	Chain	Length	Quality of chain
1	A2	1800	<div> <div>2%</div> <div>54% 36% 9%</div> </div>
2	AA	252	<div> <div>2%</div> <div>58% 21% 18%</div> </div>
2	CA	252	<div> <div>0%</div> <div>60% 19% 18%</div> </div>
3	AB	255	<div> <div>11%</div> <div>54% 24% 6% 16%</div> </div>
3	CB	255	<div> <div>0%</div> <div>63% 20% 15%</div> </div>

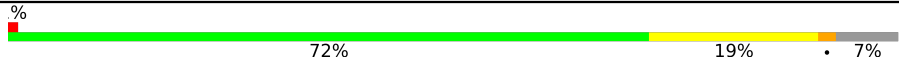

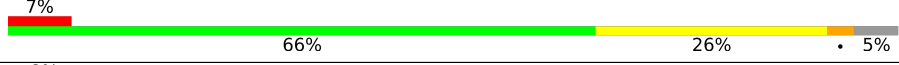

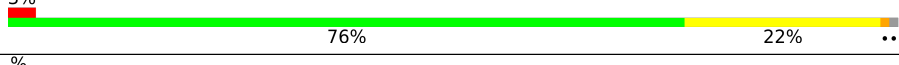
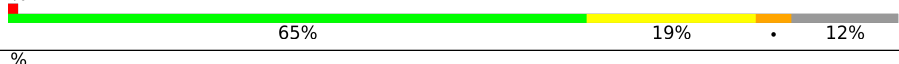
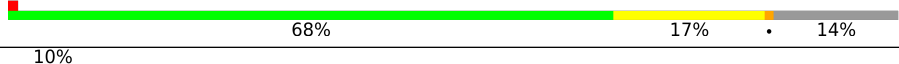

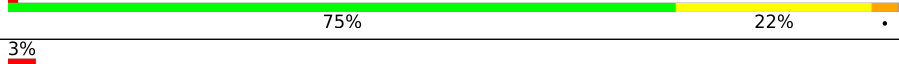



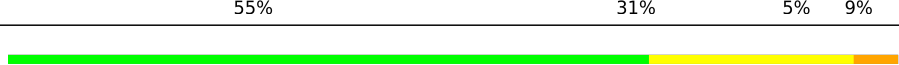
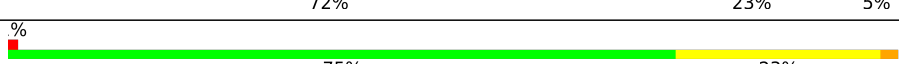

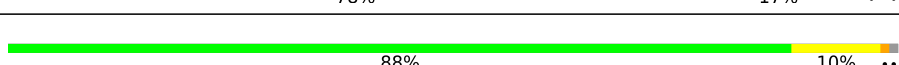
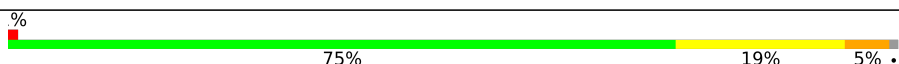
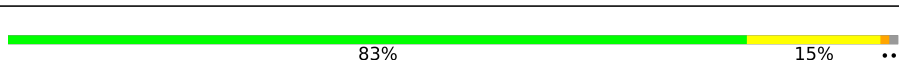
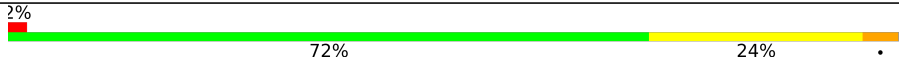

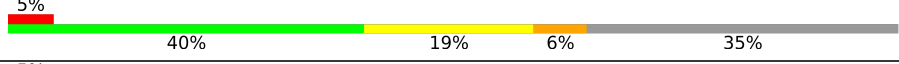
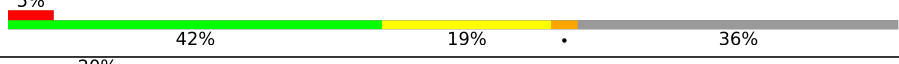
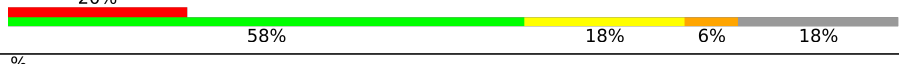


Continued on next page...

Continued from previous page...

Mol	Chain	Length	Quality of chain
4	AC	254	
4	CC	254	
5	AD	240	
5	CD	240	
6	AE	261	
6	CE	261	
7	AF	225	
7	CF	225	
8	AG	236	
8	CG	236	
9	AH	190	
9	CH	190	
10	AI	200	
10	CI	200	
11	AJ	197	
11	CJ	197	
12	AK	105	
12	CK	105	
13	AL	156	
13	CL	156	
14	AM	143	
14	CM	143	
15	AN	151	
15	CN	151	
16	AO	137	

Continued on next page...

Continued from previous page...

Mol	Chain	Length	Quality of chain
16	CO	137	
17	AP	142	
17	CP	142	
18	AQ	143	
18	CQ	143	
19	AR	136	
19	CR	136	
20	AS	146	
20	CS	146	
21	AT	144	
21	CT	144	
22	AU	121	
22	CU	121	
23	AV	87	
23	CV	87	
24	AW	130	
24	CW	130	
25	AX	145	
25	CX	145	
26	AY	135	
26	CY	135	
27	AZ	108	
27	CZ	108	
28	Aa	119	
28	Ca	119	

Continued on next page...

Continued from previous page...

Mol	Chain	Length	Quality of chain
29	Ab	82	
29	Cb	82	
30	Ac	67	
30	Cc	67	
31	Ad	56	
31	Cd	56	
32	Ae	63	
32	Ce	63	
33	Af	152	
33	Cf	152	
34	Ag	319	
34	Cg	319	
35	Ah	273	
36	A1	3396	
36	A5	3396	
37	A3	121	
37	A7	121	
38	A4	158	
38	A8	158	
39	BA	254	
39	DA	254	
40	BB	387	
40	DB	387	
41	BC	362	
41	DC	362	


























Continued on next page...

Continued from previous page...

Mol	Chain	Length	Quality of chain
42	BD	297	% 75% 23% .
42	DD	297	% 80% 18% ..
43	BE	176	74% 13% . 11%
43	DE	176	% 73% 15% . 11%
44	BF	244	77% 11% . 9%
44	DF	244	76% 14% . 9%
45	BG	256	71% 18% . 9%
45	DG	256	% 68% 21% . 10%
46	BH	191	% 75% 24% .
46	DH	191	% 78% 20% .
47	BI	221	76% 18% . 5%
47	DI	221	2% 71% 23% . .
48	BJ	174	% 68% 25% 5% .
48	DJ	174	72% 21% . . .
49	BL	199	75% 19% . .
49	DL	199	76% 19% . .
50	BM	138	77% 20% ..
50	DM	138	80% 17% ..
51	BN	204	81% 17% .
51	DN	204	79% 18% .
52	BO	219	75% 21% . . .
52	DO	219	% 71% 20% 9% .
53	BP	184	4% 76% 23% ..
53	DP	184	70% 12% . 16%
54	BQ	186	82% 15% ..

Continued on next page...

Continued from previous page...

Mol	Chain	Length	Quality of chain
54	DQ	186	
55	BR	189	
55	DR	189	
56	BS	172	
56	DS	172	
57	BT	160	
57	DT	160	
58	BU	121	
58	DU	121	
59	BV	137	
59	DV	137	
60	BW	155	
60	DW	155	
61	BX	142	
61	DX	142	
62	BY	127	
62	DY	127	
63	BZ	136	
63	DZ	136	
64	Ba	149	
64	Da	149	
65	Bb	59	
65	Db	59	
66	Bc	105	
66	Dc	105	


Continued on next page...

Continued from previous page...

Mol	Chain	Length	Quality of chain
67	Bd	113	<div> <div>3%</div> <div>75%</div> <div>19%</div> <div>• •</div> </div>
67	Dd	113	<div> <div>73%</div> <div>21%</div> <div>• •</div> </div>
68	Be	130	<div> <div>2%</div> <div>75%</div> <div>21%</div> <div>• • •</div> </div>
68	De	130	<div> <div>2%</div> <div>76%</div> <div>19%</div> <div>• • •</div> </div>
69	Bf	107	<div> <div>•</div> <div>85%</div> <div>10%</div> <div>• •</div> </div>
69	Df	107	<div> <div>85%</div> <div>12%</div> <div>• •</div> </div>
70	Bg	121	<div> <div>2%</div> <div>69%</div> <div>20%</div> <div>• 7%</div> </div>
70	Dg	121	<div> <div>2%</div> <div>70%</div> <div>21%</div> <div>• 7%</div> </div>
71	Bh	120	<div> <div>•</div> <div>72%</div> <div>26%</div> <div>• •</div> </div>
71	Dh	120	<div> <div>•</div> <div>76%</div> <div>22%</div> <div>• •</div> </div>
72	Bi	100	<div> <div>66%</div> <div>31%</div> <div>• •</div> </div>
72	Di	100	<div> <div>•</div> <div>67%</div> <div>28%</div> <div>• •</div> </div>
73	Bj	88	<div> <div>•</div> <div>74%</div> <div>23%</div> <div>• •</div> </div>
73	Dj	88	<div> <div>2%</div> <div>74%</div> <div>25%</div> <div>•</div> </div>
74	Bk	78	<div> <div>72%</div> <div>27%</div> <div>•</div> </div>
74	Dk	78	<div> <div>•</div> <div>76%</div> <div>23%</div> <div>•</div> </div>
75	Bl	51	<div> <div>78%</div> <div>18%</div> <div>• •</div> </div>
75	Dl	51	<div> <div>2%</div> <div>75%</div> <div>22%</div> <div>• •</div> </div>
76	Bm	128	<div> <div>2%</div> <div>31%</div> <div>8%</div> <div>•</div> <div>59%</div> </div>
76	Dm	128	<div> <div>•</div> <div>30%</div> <div>9%</div> <div>•</div> <div>59%</div> </div>
77	Bn	25	<div> <div>4%</div> <div>68%</div> <div>24%</div> <div>8%</div> </div>
77	Dn	25	<div> <div>72%</div> <div>20%</div> <div>8%</div> </div>
78	Bo	106	<div> <div>•</div> <div>74%</div> <div>23%</div> <div>• •</div> </div>
78	Do	106	<div> <div>2%</div> <div>82%</div> <div>16%</div> <div>• •</div> </div>
79	Bp	92	<div> <div>79%</div> <div>18%</div> <div>• •</div> </div>

Continued on next page...

Continued from previous page...

Mol	Chain	Length	Quality of chain
79	Dp	92	
80	A6	1800	
81	Ch	273	
82	DK	155	
83	Dq	312	
84	Dr	47	
85	Ds	46	

The following table lists non-polymeric compounds, carbohydrate monomers and non-standard residues in protein, DNA, RNA chains that are outliers for geometric or electron-density-fit criteria:

Mol	Type	Chain	Res	Chirality	Geometry	Clashes	Electron density
86	OHX	A1	3753	-	-	-	X
86	OHX	A1	3779	-	-	-	X
86	OHX	A1	3805	-	-	-	X
86	OHX	A1	3814	-	-	-	X
86	OHX	A1	3815	-	-	-	X
86	OHX	A2	2051	-	-	-	X
86	OHX	A5	3768	-	-	-	X
86	OHX	A5	3780	-	-	-	X
86	OHX	A5	3792	-	-	-	X
86	OHX	A5	3810	-	-	-	X
86	OHX	A5	3819	-	-	-	X
86	OHX	A6	2083	-	-	-	X
86	OHX	A6	2086	-	-	-	X
86	OHX	A6	2090	-	-	-	X
86	OHX	A6	2095	-	-	-	X
86	OHX	A8	218	-	-	-	X
86	OHX	BI	303	-	-	-	X
86	OHX	CP	202	-	-	-	X
87	MG	A1	3848	-	-	-	X
87	MG	A1	3909	-	-	-	X
87	MG	A1	3912	-	-	-	X
87	MG	A1	3919	-	-	-	X
87	MG	A1	3922	-	-	-	X
87	MG	A1	3928	-	-	-	X
87	MG	A1	3978	-	-	-	X

Continued on next page...

Continued from previous page...

Mol	Type	Chain	Res	Chirality	Geometry	Clashes	Electron density
87	MG	A1	3990	-	-	-	X
87	MG	A1	4014	-	-	-	X
87	MG	A1	4059	-	-	-	X
87	MG	A1	4086	-	-	-	X
87	MG	A1	4135	-	-	-	X
87	MG	A1	4144	-	-	-	X
87	MG	A1	4150	-	-	-	X
87	MG	A1	4155	-	-	-	X
87	MG	A1	4187	-	-	-	X
87	MG	A1	4201	-	-	-	X
87	MG	A1	4226	-	-	-	X
87	MG	A1	4232	-	-	-	X
87	MG	A1	4248	-	-	-	X
87	MG	A1	4263	-	-	-	X
87	MG	A1	4269	-	-	-	X
87	MG	A1	4273	-	-	-	X
87	MG	A1	4277	-	-	-	X
87	MG	A1	4282	-	-	-	X
87	MG	A1	4298	-	-	-	X
87	MG	A1	4299	-	-	-	X
87	MG	A1	4302	-	-	-	X
87	MG	A1	4310	-	-	-	X
87	MG	A1	4316	-	-	-	X
87	MG	A1	4326	-	-	-	X
87	MG	A1	4329	-	-	-	X
87	MG	A1	4333	-	-	-	X
87	MG	A1	4337	-	-	-	X
87	MG	A1	4339	-	-	-	X
87	MG	A1	4360	-	-	-	X
87	MG	A1	4368	-	-	-	X
87	MG	A1	4374	-	-	-	X
87	MG	A1	4376	-	-	-	X
87	MG	A1	4385	-	-	-	X
87	MG	A1	4387	-	-	-	X
87	MG	A1	4407	-	-	-	X
87	MG	A1	4408	-	-	-	X
87	MG	A1	4419	-	-	-	X
87	MG	A1	4420	-	-	-	X
87	MG	A1	4432	-	-	-	X
87	MG	A1	4440	-	-	-	X
87	MG	A1	4444	-	-	-	X
87	MG	A1	4447	-	-	-	X

Continued on next page...

Continued from previous page...

Mol	Type	Chain	Res	Chirality	Geometry	Clashes	Electron density
87	MG	A1	4451	-	-	-	X
87	MG	A1	4453	-	-	-	X
87	MG	A1	4462	-	-	-	X
87	MG	A1	4480	-	-	-	X
87	MG	A1	4495	-	-	-	X
87	MG	A1	4501	-	-	-	X
87	MG	A1	4503	-	-	-	X
87	MG	A1	4504	-	-	-	X
87	MG	A2	2170	-	-	-	X
87	MG	A2	2194	-	-	-	X
87	MG	A2	2196	-	-	-	X
87	MG	A2	2209	-	-	-	X
87	MG	A2	2210	-	-	-	X
87	MG	A2	2211	-	-	-	X
87	MG	A2	2222	-	-	-	X
87	MG	A2	2225	-	-	-	X
87	MG	A2	2241	-	-	-	X
87	MG	A2	2256	-	-	-	X
87	MG	A3	220	-	-	-	X
87	MG	A3	230	-	-	-	X
87	MG	A4	220	-	-	-	X
87	MG	A4	245	-	-	-	X
87	MG	A5	3408	-	-	-	X
87	MG	A5	3826	-	-	-	X
87	MG	A5	3862	-	-	-	X
87	MG	A5	3887	-	-	-	X
87	MG	A5	3989	-	-	-	X
87	MG	A5	4022	-	-	-	X
87	MG	A5	4081	-	-	-	X
87	MG	A5	4084	-	-	-	X
87	MG	A5	4135	-	-	-	X
87	MG	A5	4155	-	-	-	X
87	MG	A5	4177	-	-	-	X
87	MG	A5	4202	-	-	-	X
87	MG	A5	4217	-	-	-	X
87	MG	A5	4250	-	-	-	X
87	MG	A5	4254	-	-	-	X
87	MG	A5	4256	-	-	-	X
87	MG	A5	4264	-	-	-	X
87	MG	A5	4265	-	-	-	X
87	MG	A5	4273	-	-	-	X
87	MG	A5	4279	-	-	-	X

Continued on next page...

Continued from previous page...

Mol	Type	Chain	Res	Chirality	Geometry	Clashes	Electron density
87	MG	A5	4283	-	-	-	X
87	MG	A5	4285	-	-	-	X
87	MG	A5	4309	-	-	-	X
87	MG	A5	4317	-	-	-	X
87	MG	A5	4337	-	-	-	X
87	MG	A5	4345	-	-	-	X
87	MG	A5	4349	-	-	-	X
87	MG	A5	4353	-	-	-	X
87	MG	A5	4372	-	-	-	X
87	MG	A5	4374	-	-	-	X
87	MG	A5	4375	-	-	-	X
87	MG	A5	4379	-	-	-	X
87	MG	A5	4382	-	-	-	X
87	MG	A5	4402	-	-	-	X
87	MG	A5	4409	-	-	-	X
87	MG	A5	4410	-	-	-	X
87	MG	A5	4414	-	-	-	X
87	MG	A5	4424	-	-	-	X
87	MG	A5	4432	-	-	-	X
87	MG	A5	4440	-	-	-	X
87	MG	A5	4464	-	-	-	X
87	MG	A5	4476	-	-	-	X
87	MG	A5	4477	-	-	-	X
87	MG	A5	4482	-	-	-	X
87	MG	A5	4485	-	-	-	X
87	MG	A5	4486	-	-	-	X
87	MG	A5	4488	-	-	-	X
87	MG	A5	4491	-	-	-	X
87	MG	A5	4492	-	-	-	X
87	MG	A5	4510	-	-	-	X
87	MG	A5	4511	-	-	-	X
87	MG	A5	4514	-	-	-	X
87	MG	A5	4515	-	-	-	X
87	MG	A5	4518	-	-	-	X
87	MG	A5	4529	-	-	-	X
87	MG	A5	4541	-	-	-	X
87	MG	A5	4549	-	-	-	X
87	MG	A5	4554	-	-	-	X
87	MG	A5	4561	-	-	-	X
87	MG	A5	4569	-	-	-	X
87	MG	A5	4575	-	-	-	X
87	MG	A5	4579	-	-	-	X

Continued on next page...

Continued from previous page...

Mol	Type	Chain	Res	Chirality	Geometry	Clashes	Electron density
87	MG	A6	2157	-	-	-	X
87	MG	A6	2158	-	-	-	X
87	MG	A6	2196	-	-	-	X
87	MG	A6	2244	-	-	-	X
87	MG	A6	2246	-	-	-	X
87	MG	A6	2250	-	-	-	X
87	MG	A6	2259	-	-	-	X
87	MG	A6	2262	-	-	-	X
87	MG	A6	2278	-	-	-	X
87	MG	A6	2281	-	-	-	X
87	MG	A6	2284	-	-	-	X
87	MG	A6	2287	-	-	-	X
87	MG	A6	2288	-	-	-	X
87	MG	A6	2296	-	-	-	X
87	MG	A6	2299	-	-	-	X
87	MG	A6	2316	-	-	-	X
87	MG	A6	2317	-	-	-	X
87	MG	A6	2320	-	-	-	X
87	MG	A6	2321	-	-	-	X
87	MG	A6	2322	-	-	-	X
87	MG	A6	2329	-	-	-	X
87	MG	A6	2332	-	-	-	X
87	MG	A6	2333	-	-	-	X
87	MG	A6	2335	-	-	-	X
87	MG	A6	2336	-	-	-	X
87	MG	A6	2338	-	-	-	X
87	MG	A7	227	-	-	-	X
87	MG	A7	228	-	-	-	X
87	MG	A7	229	-	-	-	X
87	MG	A8	235	-	-	-	X
87	MG	BA	306	-	-	-	X
87	MG	BI	307	-	-	-	X
87	MG	BO	205	-	-	-	X
87	MG	BP	211	-	-	-	X
87	MG	BQ	202	-	-	-	X
87	MG	BV	205	-	-	-	X
87	MG	Ba	207	-	-	-	X
87	MG	Ba	208	-	-	-	X
87	MG	Be	201	-	-	-	X
87	MG	Bj	107	-	-	-	X
87	MG	Bl	4500	-	-	-	X
87	MG	CL	204	-	-	-	X

Continued on next page...

Continued from previous page...

Mol	Type	Chain	Res	Chirality	Geometry	Clashes	Electron density
87	MG	CP	203	-	-	-	X
87	MG	DB	414	-	-	-	X
87	MG	DC	405	-	-	-	X
87	MG	DH	202	-	-	-	X
87	MG	DH	203	-	-	-	X
87	MG	DO	207	-	-	-	X
87	MG	Db	102	-	-	-	X
87	MG	De	203	-	-	-	X

2 Entry composition

There are 89 unique types of molecules in this entry. The entry contains 416785 atoms, of which 0 are hydrogens and 0 are deuteriums.

In the tables below, the ZeroOcc column contains the number of atoms modelled with zero occupancy, the AltConf column contains the number of residues with at least one atom in alternate conformation and the Trace column contains the number of residues modelled with at most 2 atoms.

- Molecule 1 is a RNA chain called 18S RIBOSOMAL RNA.

Mol	Chain	Residues	Atoms					ZeroOcc	AltConf	Trace
1	A2	1781	Total	C	N	O	P	0	1	0
			37835	16910	6661	12482	1782			

- Molecule 2 is a protein called 40S ribosomal protein S0-A.

Mol	Chain	Residues	Atoms					ZeroOcc	AltConf	Trace
2	AA	206	Total	C	N	O	S	0	0	0
			1577	1014	278	283	2			
2	CA	206	Total	C	N	O	S	0	0	0
			1583	1017	281	283	2			

- Molecule 3 is a protein called 40S ribosomal protein S1-A.

Mol	Chain	Residues	Atoms					ZeroOcc	AltConf	Trace
3	AB	214	Total	C	N	O	S	0	0	0
			1709	1084	310	311	4			
3	CB	216	Total	C	N	O	S	0	0	0
			1722	1091	312	315	4			

- Molecule 4 is a protein called 40S ribosomal protein S2.

Mol	Chain	Residues	Atoms					ZeroOcc	AltConf	Trace
4	AC	217	Total	C	N	O	S	0	0	0
			1635	1047	289	297	2			
4	CC	217	Total	C	N	O	S	0	0	0
			1635	1047	289	297	2			

- Molecule 5 is a protein called 40S ribosomal protein S3.

Mol	Chain	Residues	Atoms					ZeroOcc	AltConf	Trace
5	AD	223	Total	C	N	O	S	0	0	0
			1734	1101	313	314	6			

Continued on next page...

Continued from previous page...

Mol	Chain	Residues	Atoms					ZeroOcc	AltConf	Trace
5	CD	223	Total	C	N	O	S	0	0	0
			1734	1101	313	314	6			

- Molecule 6 is a protein called 40S ribosomal protein S4-A.

Mol	Chain	Residues	Atoms					ZeroOcc	AltConf	Trace
6	AE	260	Total	C	N	O	S	0	0	0
			2068	1316	389	360	3			
6	CE	260	Total	C	N	O	S	0	0	0
			2068	1316	389	360	3			

- Molecule 7 is a protein called 40S ribosomal protein S5.

Mol	Chain	Residues	Atoms					ZeroOcc	AltConf	Trace
7	AF	206	Total	C	N	O	S	0	0	0
			1609	1007	300	299	3			
7	CF	206	Total	C	N	O	S	0	0	0
			1609	1007	300	299	3			

- Molecule 8 is a protein called 40S ribosomal protein S6-A.

Mol	Chain	Residues	Atoms					ZeroOcc	AltConf	Trace
8	AG	226	Total	C	N	O	S	0	0	0
			1799	1129	346	321	3			
8	CG	218	Total	C	N	O	S	0	0	0
			1755	1102	337	313	3			

- Molecule 9 is a protein called 40S ribosomal protein S7-A.

Mol	Chain	Residues	Atoms				ZeroOcc	AltConf	Trace
9	AH	184	Total	C	N	O	0	0	0
			1481	951	265	265			
9	CH	186	Total	C	N	O	0	0	0
			1491	957	267	267			

- Molecule 10 is a protein called 40S ribosomal protein S8-A.

Mol	Chain	Residues	Atoms				ZeroOcc	AltConf	Trace
10	AI	188	Total	C	N	O	0	0	0
			1489	925	298	264			
10	CI	188	Total	C	N	O	0	0	0
			1489	925	298	264			

- Molecule 11 is a protein called 40S ribosomal protein S9-A.

Mol	Chain	Residues	Atoms					ZeroOcc	AltConf	Trace
11	AJ	185	Total	C	N	O	S	0	0	0
			1494	943	289	261	1			
11	CJ	185	Total	C	N	O	S	0	0	0
			1494	943	289	261	1			

- Molecule 12 is a protein called 40S ribosomal protein S10-A.

Mol	Chain	Residues	Atoms					ZeroOcc	AltConf	Trace
12	AK	96	Total	C	N	O	S	0	0	0
			772	499	126	145	2			
12	CK	96	Total	C	N	O	S	0	0	0
			761	490	125	144	2			

- Molecule 13 is a protein called 40S ribosomal protein S11-A.

Mol	Chain	Residues	Atoms					ZeroOcc	AltConf	Trace
13	AL	155	Total	C	N	O	S	0	0	0
			1213	774	230	206	3			
13	CL	146	Total	C	N	O	S	0	0	0
			1168	747	221	197	3			

- Molecule 14 is a protein called 40S ribosomal protein S12.

Mol	Chain	Residues	Atoms					ZeroOcc	AltConf	Trace
14	AM	124	Total	C	N	O	S	0	0	0
			890	560	156	172	2			
14	CM	124	Total	C	N	O	S	0	0	0
			890	560	156	172	2			

- Molecule 15 is a protein called 40S ribosomal protein S13.

Mol	Chain	Residues	Atoms					ZeroOcc	AltConf	Trace
15	AN	150	Total	C	N	O	S	0	0	0
			1192	759	224	207	2			
15	CN	150	Total	C	N	O	S	0	0	0
			1192	759	224	207	2			

- Molecule 16 is a protein called 40S ribosomal protein S14-A.

Mol	Chain	Residues	Atoms					ZeroOcc	AltConf	Trace
16	AO	127	Total	C	N	O	S	0	0	0
			891	545	182	163	1			
16	CO	128	Total	C	N	O	S	0	0	0
			949	582	188	176	3			

- Molecule 17 is a protein called 40S ribosomal protein S15.

Mol	Chain	Residues	Atoms					ZeroOcc	AltConf	Trace
17	AP	124	Total	C	N	O	S	0	0	0
			977	622	182	166	7			
17	CP	135	Total	C	N	O	S	0	0	0
			1039	658	196	178	7			

- Molecule 18 is a protein called 40S ribosomal protein S16-A.

Mol	Chain	Residues	Atoms					ZeroOcc	AltConf	Trace
18	AQ	141	Total	C	N	O		0	0	0
			1105	708	203	194				
18	CQ	142	Total	C	N	O		0	0	0
			1111	711	204	196				

- Molecule 19 is a protein called 40S ribosomal protein S17-A.

Mol	Chain	Residues	Atoms					ZeroOcc	AltConf	Trace
19	AR	120	Total	C	N	O	S	0	0	0
			926	577	177	170	2			
19	CR	117	Total	C	N	O	S	0	0	0
			906	563	174	167	2			

- Molecule 20 is a protein called 40S ribosomal protein S18-A.

Mol	Chain	Residues	Atoms					ZeroOcc	AltConf	Trace
20	AS	145	Total	C	N	O	S	0	0	0
			1192	743	237	210	2			
20	CS	145	Total	C	N	O	S	0	0	0
			1192	743	237	210	2			

- Molecule 21 is a protein called 40S ribosomal protein S19-A.

Mol	Chain	Residues	Atoms					ZeroOcc	AltConf	Trace
21	AT	143	Total	C	N	O	S	0	0	0
			1112	694	208	208	2			

Continued on next page...

Continued from previous page...

Mol	Chain	Residues	Atoms					ZeroOcc	AltConf	Trace
21	CT	143	Total	C	N	O	S	0	0	0
			1112	694	208	208	2			

- Molecule 22 is a protein called 40S ribosomal protein S20.

Mol	Chain	Residues	Atoms					ZeroOcc	AltConf	Trace
22	AU	107	Total	C	N	O	S	0	0	0
			855	539	156	159	1			
22	CU	110	Total	C	N	O	S	0	0	0
			882	554	161	166	1			

- Molecule 23 is a protein called 40S ribosomal protein S21-A.

Mol	Chain	Residues	Atoms					ZeroOcc	AltConf	Trace
23	AV	87	Total	C	N	O	S	0	0	0
			684	420	125	137	2			
23	CV	87	Total	C	N	O	S	0	0	0
			684	420	125	137	2			

- Molecule 24 is a protein called 40S ribosomal protein S22-A.

Mol	Chain	Residues	Atoms					ZeroOcc	AltConf	Trace
24	AW	129	Total	C	N	O	S	0	0	0
			1021	650	188	180	3			
24	CW	129	Total	C	N	O	S	0	0	0
			1021	650	188	180	3			

- Molecule 25 is a protein called 40S ribosomal protein S23-A.

Mol	Chain	Residues	Atoms					ZeroOcc	AltConf	Trace
25	AX	144	Total	C	N	O	S	0	0	0
			1121	708	220	191	2			
25	CX	144	Total	C	N	O	S	0	0	0
			1121	708	220	191	2			

- Molecule 26 is a protein called 40S ribosomal protein S24-A.

Mol	Chain	Residues	Atoms				ZeroOcc	AltConf	Trace
26	AY	134	Total	C	N	O	0	0	0
			1073	676	208	189			
26	CY	134	Total	C	N	O	0	0	0
			1073	676	208	189			

- Molecule 27 is a protein called 40S ribosomal protein S25-A.

Mol	Chain	Residues	Atoms				ZeroOcc	AltConf	Trace
27	AZ	70	Total	C	N	O	0	0	0
			563	360	104	99			
27	CZ	69	Total	C	N	O	0	0	0
			558	357	103	98			

- Molecule 28 is a protein called 40S ribosomal protein S26-A.

Mol	Chain	Residues	Atoms					ZeroOcc	AltConf	Trace
28	Aa	97	Total	C	N	O	S	0	0	0
			769	475	160	129	5			
28	Ca	97	Total	C	N	O	S	0	0	0
			769	475	160	129	5			

- Molecule 29 is a protein called 40S ribosomal protein S27-A.

Mol	Chain	Residues	Atoms					ZeroOcc	AltConf	Trace
29	Ab	81	Total	C	N	O	S	0	0	0
			610	382	110	113	5			
29	Cb	81	Total	C	N	O	S	0	0	0
			610	382	110	113	5			

- Molecule 30 is a protein called 40S ribosomal protein S28-A.

Mol	Chain	Residues	Atoms					ZeroOcc	AltConf	Trace
30	Ac	63	Total	C	N	O	S	0	0	0
			497	306	99	91	1			
30	Cc	63	Total	C	N	O	S	0	0	0
			497	306	99	91	1			

- Molecule 31 is a protein called 40S ribosomal protein S29-A.

Mol	Chain	Residues	Atoms					ZeroOcc	AltConf	Trace
31	Ad	53	Total	C	N	O	S	0	0	0
			442	274	92	72	4			
31	Cd	53	Total	C	N	O	S	0	0	0
			442	274	92	72	4			

- Molecule 32 is a protein called 40S ribosomal protein S30-A.

Mol	Chain	Residues	Atoms					ZeroOcc	AltConf	Trace
32	Ae	60	Total 475	C 299	N 98	O 77	S 1	0	0	0
32	Ce	62	Total 491	C 309	N 101	O 80	S 1	0	0	0

- Molecule 33 is a protein called 40S ribosomal protein S31.

Mol	Chain	Residues	Atoms					ZeroOcc	AltConf	Trace
33	Af	71	Total 516	C 328	N 93	O 91	S 4	0	0	0
33	Cf	76	Total 544	C 346	N 98	O 96	S 4	0	0	0

There are 45 discrepancies between the modelled and reference sequences:

Chain	Residue	Modelled	Actual	Comment	Reference
Af	82	UNK	LYS	SEE REMARK 999	UNP P05759
Af	83	UNK	LYS	SEE REMARK 999	UNP P05759
Af	84	UNK	VAL	SEE REMARK 999	UNP P05759
Af	85	UNK	TYR	SEE REMARK 999	UNP P05759
Af	86	UNK	THR	SEE REMARK 999	UNP P05759
Af	87	UNK	THR	SEE REMARK 999	UNP P05759
Af	88	UNK	PRO	SEE REMARK 999	UNP P05759
Af	89	UNK	LYS	SEE REMARK 999	UNP P05759
Af	90	UNK	LYS	SEE REMARK 999	UNP P05759
Af	91	UNK	ILE	SEE REMARK 999	UNP P05759
Af	92	UNK	LYS	SEE REMARK 999	UNP P05759
Af	93	UNK	HIS	SEE REMARK 999	UNP P05759
Af	94	UNK	LYS	SEE REMARK 999	UNP P05759
Af	95	UNK	HIS	SEE REMARK 999	UNP P05759
Af	96	UNK	LYS	SEE REMARK 999	UNP P05759
Af	97	UNK	LYS	SEE REMARK 999	UNP P05759
Af	98	UNK	VAL	SEE REMARK 999	UNP P05759
Af	99	UNK	LYS	SEE REMARK 999	UNP P05759
Af	100	UNK	LEU	SEE REMARK 999	UNP P05759
Af	101	UNK	ALA	SEE REMARK 999	UNP P05759
Cf	77	UNK	GLY	SEE REMARK 999	UNP P05759
Cf	78	UNK	LYS	SEE REMARK 999	UNP P05759
Cf	79	UNK	LYS	SEE REMARK 999	UNP P05759
Cf	80	UNK	ARG	SEE REMARK 999	UNP P05759
Cf	81	UNK	LYS	SEE REMARK 999	UNP P05759
Cf	82	UNK	LYS	SEE REMARK 999	UNP P05759
Cf	83	UNK	LYS	SEE REMARK 999	UNP P05759

Continued on next page...

Continued from previous page...

Chain	Residue	Modelled	Actual	Comment	Reference
Cf	84	UNK	VAL	SEE REMARK 999	UNP P05759
Cf	85	UNK	TYR	SEE REMARK 999	UNP P05759
Cf	86	UNK	THR	SEE REMARK 999	UNP P05759
Cf	87	UNK	THR	SEE REMARK 999	UNP P05759
Cf	88	UNK	PRO	SEE REMARK 999	UNP P05759
Cf	89	UNK	LYS	SEE REMARK 999	UNP P05759
Cf	90	UNK	LYS	SEE REMARK 999	UNP P05759
Cf	91	UNK	ILE	SEE REMARK 999	UNP P05759
Cf	92	UNK	LYS	SEE REMARK 999	UNP P05759
Cf	93	UNK	HIS	SEE REMARK 999	UNP P05759
Cf	94	UNK	LYS	SEE REMARK 999	UNP P05759
Cf	95	UNK	HIS	SEE REMARK 999	UNP P05759
Cf	96	UNK	LYS	SEE REMARK 999	UNP P05759
Cf	97	UNK	LYS	SEE REMARK 999	UNP P05759
Cf	98	UNK	VAL	SEE REMARK 999	UNP P05759
Cf	99	UNK	LYS	SEE REMARK 999	UNP P05759
Cf	100	UNK	LEU	SEE REMARK 999	UNP P05759
Cf	101	UNK	ALA	SEE REMARK 999	UNP P05759

- Molecule 34 is a protein called Guanine nucleotide-binding protein subunit beta-like protein (ASC1, RACK1).

Mol	Chain	Residues	Atoms					ZeroOcc	AltConf	Trace
34	Ag	318	Total	C	N	O	S	0	0	0
			2437	1541	418	470	8			
34	Cg	318	Total	C	N	O	S	0	0	0
			2442	1544	418	472	8			

- Molecule 35 is a protein called Suppressor protein STM1.

Mol	Chain	Residues	Atoms				ZeroOcc	AltConf	Trace
35	Ah	159	Total	C	N	O	0	0	0
			1105	653	221	231			

There are 38 discrepancies between the modelled and reference sequences:

Chain	Residue	Modelled	Actual	Comment	Reference
Ah	9	UNK	GLY	SEE REMARK 999	UNP P39015
Ah	10	UNK	ASN	SEE REMARK 999	UNP P39015
Ah	11	UNK	ASP	SEE REMARK 999	UNP P39015
Ah	12	UNK	VAL	SEE REMARK 999	UNP P39015
Ah	13	UNK	GLU	SEE REMARK 999	UNP P39015

Continued on next page...

Continued from previous page...

Chain	Residue	Modelled	Actual	Comment	Reference
Ah	14	UNK	ASP	SEE REMARK 999	UNP P39015
Ah	15	UNK	ALA	SEE REMARK 999	UNP P39015
Ah	16	UNK	ASP	SEE REMARK 999	UNP P39015
Ah	17	UNK	VAL	SEE REMARK 999	UNP P39015
Ah	18	UNK	VAL	SEE REMARK 999	UNP P39015
Ah	19	UNK	VAL	SEE REMARK 999	UNP P39015
Ah	20	UNK	LEU	SEE REMARK 999	UNP P39015
Ah	151	UNK	LEU	SEE REMARK 999	UNP P39015
Ah	152	UNK	GLN	SEE REMARK 999	UNP P39015
Ah	153	UNK	ASP	SEE REMARK 999	UNP P39015
Ah	154	UNK	TYR	SEE REMARK 999	UNP P39015
Ah	155	UNK	LEU	SEE REMARK 999	UNP P39015
Ah	156	UNK	ASN	SEE REMARK 999	UNP P39015
Ah	157	UNK	GLN	SEE REMARK 999	UNP P39015
Ah	158	UNK	GLN	SEE REMARK 999	UNP P39015
Ah	159	UNK	ALA	SEE REMARK 999	UNP P39015
Ah	160	UNK	ASN	SEE REMARK 999	UNP P39015
Ah	161	UNK	ASN	SEE REMARK 999	UNP P39015
Ah	162	UNK	GLN	SEE REMARK 999	UNP P39015
Ah	163	UNK	PHE	SEE REMARK 999	UNP P39015
Ah	164	UNK	ASN	SEE REMARK 999	UNP P39015
Ah	165	UNK	LYS	SEE REMARK 999	UNP P39015
Ah	166	UNK	VAL	SEE REMARK 999	UNP P39015
Ah	167	UNK	PRO	SEE REMARK 999	UNP P39015
Ah	168	UNK	GLU	SEE REMARK 999	UNP P39015
Ah	169	UNK	ALA	SEE REMARK 999	UNP P39015
Ah	170	UNK	LYS	SEE REMARK 999	UNP P39015
Ah	171	UNK	LYS	SEE REMARK 999	UNP P39015
Ah	172	UNK	VAL	SEE REMARK 999	UNP P39015
Ah	173	UNK	GLU	SEE REMARK 999	UNP P39015
Ah	174	UNK	LEU	SEE REMARK 999	UNP P39015
Ah	175	UNK	ASP	SEE REMARK 999	UNP P39015
Ah	176	UNK	ALA	SEE REMARK 999	UNP P39015

- Molecule 36 is a RNA chain called 25S rRNA.

Mol	Chain	Residues	Atoms					ZeroOcc	AltConf	Trace
36	A1	3149	Total	C	N	O	P	0	0	0
			67355	30086	12142	21978	3149			
36	A5	3150	Total	C	N	O	P	0	0	0
			67376	30095	12145	21987	3149			

- Molecule 37 is a RNA chain called 5S rRNA.

Mol	Chain	Residues	Atoms					ZeroOcc	AltConf	Trace
37	A3	121	Total	C	N	O	P	0	0	0
			2579	1152	461	845	121			
37	A7	121	Total	C	N	O	P	0	0	0
			2579	1152	461	845	121			

- Molecule 38 is a RNA chain called 5.8S rRNA.

Mol	Chain	Residues	Atoms					ZeroOcc	AltConf	Trace
38	A4	158	Total	C	N	O	P	0	0	0
			3353	1500	586	1109	158			
38	A8	158	Total	C	N	O	P	0	0	0
			3353	1500	586	1109	158			

- Molecule 39 is a protein called 60S ribosomal protein L2-A.

Mol	Chain	Residues	Atoms					ZeroOcc	AltConf	Trace
39	BA	252	Total	C	N	O	S	0	0	0
			1914	1191	388	334	1			
39	DA	252	Total	C	N	O	S	0	0	0
			1912	1190	388	333	1			

- Molecule 40 is a protein called 60S ribosomal protein L3.

Mol	Chain	Residues	Atoms					ZeroOcc	AltConf	Trace
40	BB	386	Total	C	N	O	S	0	0	0
			3075	1950	584	533	8			
40	DB	386	Total	C	N	O	S	0	0	0
			3075	1950	584	533	8			

- Molecule 41 is a protein called 60S ribosomal protein L4-A.

Mol	Chain	Residues	Atoms					ZeroOcc	AltConf	Trace
41	BC	361	Total	C	N	O	S	0	0	0
			2748	1729	522	494	3			
41	DC	361	Total	C	N	O	S	0	0	0
			2748	1729	522	494	3			

- Molecule 42 is a protein called 60S ribosomal protein L5.

Mol	Chain	Residues	Atoms					ZeroOcc	AltConf	Trace
42	BD	296	Total	C	N	O	S	0	0	0
			2375	1501	414	458	2			

Continued on next page...

Continued from previous page...

Mol	Chain	Residues	Atoms					ZeroOcc	AltConf	Trace
42	DD	294	Total	C	N	O	S	0	0	0
			2359	1489	412	456	2			

- Molecule 43 is a protein called 60S ribosomal protein L6-A.

Mol	Chain	Residues	Atoms					ZeroOcc	AltConf	Trace
43	BE	156	Total	C	N	O	S	0	0	0
			1239	800	222	216	1			
43	DE	157	Total	C	N	O	S	0	0	0
			1248	806	224	217	1			

- Molecule 44 is a protein called 60S ribosomal protein L7-A.

Mol	Chain	Residues	Atoms					ZeroOcc	AltConf	Trace
44	BF	222	Total	C	N	O	S	0	0	0
			1784	1151	324	308	1			
44	DF	223	Total	C	N	O	S	0	0	0
			1791	1155	325	310	1			

- Molecule 45 is a protein called 60S ribosomal protein L8-A.

Mol	Chain	Residues	Atoms					ZeroOcc	AltConf	Trace
45	BG	233	Total	C	N	O	S	0	0	0
			1804	1151	323	327	3			
45	DG	231	Total	C	N	O	S	0	0	0
			1763	1130	316	314	3			

- Molecule 46 is a protein called 60S ribosomal protein L9-A.

Mol	Chain	Residues	Atoms					ZeroOcc	AltConf	Trace
46	BH	191	Total	C	N	O	S	0	0	0
			1518	963	274	277	4			
46	DH	191	Total	C	N	O	S	0	0	0
			1518	963	274	277	4			

- Molecule 47 is a protein called 60S ribosomal protein L10.

Mol	Chain	Residues	Atoms					ZeroOcc	AltConf	Trace
47	BI	211	Total	C	N	O	S	0	0	0
			1705	1083	322	294	6			
47	DI	213	Total	C	N	O	S	0	0	0
			1722	1094	325	297	6			

- Molecule 48 is a protein called 60S ribosomal protein L11-A.

Mol	Chain	Residues	Atoms					ZeroOcc	AltConf	Trace
48	BJ	169	Total	C	N	O	S	0	0	0
			1353	847	253	249	4			
48	DJ	169	Total	C	N	O	S	0	0	0
			1353	847	253	249	4			

- Molecule 49 is a protein called 60S ribosomal protein L13-A.

Mol	Chain	Residues	Atoms					ZeroOcc	AltConf	Trace
49	BL	193	Total	C	N	O		0	0	0
			1543	962	315	266				
49	DL	194	Total	C	N	O		0	0	0
			1548	965	316	267				

- Molecule 50 is a protein called 60S ribosomal protein L14-A.

Mol	Chain	Residues	Atoms					ZeroOcc	AltConf	Trace
50	BM	136	Total	C	N	O	S	0	0	0
			1053	675	199	177	2			
50	DM	137	Total	C	N	O	S	0	0	0
			1059	678	200	179	2			

- Molecule 51 is a protein called 60S ribosomal protein L15-A.

Mol	Chain	Residues	Atoms					ZeroOcc	AltConf	Trace
51	BN	203	Total	C	N	O	S	0	0	0
			1720	1077	361	281	1			
51	DN	203	Total	C	N	O	S	0	0	0
			1720	1077	361	281	1			

- Molecule 52 is a protein called 60S ribosomal protein L16-A, 60S ribosomal protein L16-B.

Mol	Chain	Residues	Atoms					ZeroOcc	AltConf	Trace
52	BO	197	Total	C	N	O	S	0	197	0
			3119	2008	581	528	2			
52	DO	197	Total	C	N	O	S	0	197	0
			3119	2008	581	528	2			

- Molecule 53 is a protein called 60S ribosomal protein L17-A.

Mol	Chain	Residues	Atoms				ZeroOcc	AltConf	Trace
53	BP	183	Total	C	N	O	0	0	0
			1420	882	281	257			
53	DP	155	Total	C	N	O	0	0	0
			1227	764	238	225			

- Molecule 54 is a protein called 60S ribosomal protein L18-A.

Mol	Chain	Residues	Atoms					ZeroOcc	AltConf	Trace
54	BQ	185	Total	C	N	O	S	0	0	0
			1441	908	290	241	2			
54	DQ	185	Total	C	N	O	S	0	0	0
			1441	908	290	241	2			

- Molecule 55 is a protein called 60S ribosomal protein L19-A.

Mol	Chain	Residues	Atoms				ZeroOcc	AltConf	Trace
55	BR	188	Total	C	N	O	0	0	0
			1521	935	326	260			
55	DR	188	Total	C	N	O	0	0	0
			1521	935	326	260			

- Molecule 56 is a protein called 60S ribosomal protein L20-A.

Mol	Chain	Residues	Atoms					ZeroOcc	AltConf	Trace
56	BS	172	Total	C	N	O	S	0	0	0
			1445	930	267	244	4			
56	DS	172	Total	C	N	O	S	0	0	0
			1445	930	267	244	4			

- Molecule 57 is a protein called 60S ribosomal protein L21-A.

Mol	Chain	Residues	Atoms					ZeroOcc	AltConf	Trace
57	BT	159	Total	C	N	O	S	0	0	0
			1276	805	246	221	4			
57	DT	159	Total	C	N	O	S	0	0	0
			1276	805	246	221	4			

- Molecule 58 is a protein called 60S ribosomal protein L22-A.

Mol	Chain	Residues	Atoms				ZeroOcc	AltConf	Trace
58	BU	100	Total	C	N	O	0	0	0
			796	516	131	149			

Continued on next page...

Continued from previous page...

Mol	Chain	Residues	Atoms				ZeroOcc	AltConf	Trace
58	DU	98	Total	C	N	O	0	0	0
			778	505	127	146			

- Molecule 59 is a protein called 60S ribosomal protein L23-A.

Mol	Chain	Residues	Atoms					ZeroOcc	AltConf	Trace
59	BV	136	Total	C	N	O	S	0	0	0
			1003	628	189	179	7			
59	DV	136	Total	C	N	O	S	0	0	0
			1003	628	189	179	7			

- Molecule 60 is a protein called 60S ribosomal protein L24-A.

Mol	Chain	Residues	Atoms					ZeroOcc	AltConf	Trace
60	BW	98	Total	C	N	O	S	0	0	0
			699	443	137	118	1			
60	DW	135	Total	C	N	O	S	0	0	0
			1038	651	206	180	1			

- Molecule 61 is a protein called 60S ribosomal protein L25.

Mol	Chain	Residues	Atoms					ZeroOcc	AltConf	Trace
61	BX	121	Total	C	N	O	S	0	0	0
			964	620	169	173	2			
61	DX	120	Total	C	N	O	S	0	0	0
			959	617	168	172	2			

- Molecule 62 is a protein called 60S ribosomal protein L26-A.

Mol	Chain	Residues	Atoms				ZeroOcc	AltConf	Trace
62	BY	126	Total	C	N	O	0	0	0
			993	625	192	176			
62	DY	126	Total	C	N	O	0	0	0
			993	625	192	176			

- Molecule 63 is a protein called 60S ribosomal protein L27-A.

Mol	Chain	Residues	Atoms				ZeroOcc	AltConf	Trace
63	BZ	135	Total	C	N	O	0	0	0
			1092	710	202	180			
63	DZ	135	Total	C	N	O	0	0	0
			1092	710	202	180			

- Molecule 64 is a protein called 60S ribosomal protein L28.

Mol	Chain	Residues	Atoms					ZeroOcc	AltConf	Trace
64	Ba	148	Total	C	N	O	S	0	0	0
			1173	749	231	190	3			
64	Da	148	Total	C	N	O	S	0	0	0
			1173	749	231	190	3			

- Molecule 65 is a protein called 60S ribosomal protein L29.

Mol	Chain	Residues	Atoms				ZeroOcc	AltConf	Trace
65	Bb	58	Total	C	N	O	0	0	0
			462	289	100	73			
65	Db	58	Total	C	N	O	0	0	0
			462	289	100	73			

- Molecule 66 is a protein called 60S ribosomal protein L30.

Mol	Chain	Residues	Atoms					ZeroOcc	AltConf	Trace
66	Bc	97	Total	C	N	O	S	0	0	0
			743	479	124	139	1			
66	Dc	100	Total	C	N	O	S	0	0	0
			767	492	128	146	1			

- Molecule 67 is a protein called 60S ribosomal protein L31-A.

Mol	Chain	Residues	Atoms					ZeroOcc	AltConf	Trace
67	Bd	109	Total	C	N	O	S	0	0	0
			876	556	167	152	1			
67	Dd	109	Total	C	N	O	S	0	0	0
			883	559	167	156	1			

- Molecule 68 is a protein called 60S ribosomal protein L32.

Mol	Chain	Residues	Atoms					ZeroOcc	AltConf	Trace
68	Be	127	Total	C	N	O	S	0	0	0
			1020	647	205	167	1			
68	De	127	Total	C	N	O	S	0	0	0
			1020	647	205	167	1			

- Molecule 69 is a protein called 60S ribosomal protein L33-A.

Mol	Chain	Residues	Atoms					ZeroOcc	AltConf	Trace
69	Bf	106	Total	C	N	O	S	0	0	0
			850	540	165	144	1			
69	Df	106	Total	C	N	O	S	0	0	0
			850	540	165	144	1			

- Molecule 70 is a protein called 60S ribosomal protein L34-A.

Mol	Chain	Residues	Atoms					ZeroOcc	AltConf	Trace
70	Bg	112	Total	C	N	O	S	0	0	0
			880	545	179	152	4			
70	Dg	112	Total	C	N	O	S	0	0	0
			880	545	179	152	4			

- Molecule 71 is a protein called 60S ribosomal protein L35-A.

Mol	Chain	Residues	Atoms					ZeroOcc	AltConf	Trace
71	Bh	119	Total	C	N	O	S	0	0	0
			969	615	186	167	1			
71	Dh	119	Total	C	N	O	S	0	0	0
			965	612	185	167	1			

- Molecule 72 is a protein called 60S ribosomal protein L36-A.

Mol	Chain	Residues	Atoms					ZeroOcc	AltConf	Trace
72	Bi	99	Total	C	N	O	S	0	0	0
			771	481	156	132	2			
72	Di	99	Total	C	N	O	S	0	0	0
			770	481	156	131	2			

- Molecule 73 is a protein called 60S ribosomal protein L37-A.

Mol	Chain	Residues	Atoms					ZeroOcc	AltConf	Trace
73	Bj	87	Total	C	N	O	S	0	0	0
			681	414	148	114	5			
73	Dj	87	Total	C	N	O	S	0	0	0
			681	414	148	114	5			

- Molecule 74 is a protein called 60S ribosomal protein L38.

Mol	Chain	Residues	Atoms				ZeroOcc	AltConf	Trace
74	Bk	77	Total	C	N	O	0	0	0
			612	391	115	106			

Continued on next page...

Continued from previous page...

Mol	Chain	Residues	Atoms				ZeroOcc	AltConf	Trace
74	Dk	77	Total	C	N	O	0	0	0
			608	388	114	106			

- Molecule 75 is a protein called 60S ribosomal protein L39.

Mol	Chain	Residues	Atoms					ZeroOcc	AltConf	Trace
75	Bl	50	Total	C	N	O	S	0	0	0
			436	272	97	65	2			
75	Dl	50	Total	C	N	O	S	0	0	0
			436	272	97	65	2			

- Molecule 76 is a protein called 60S ribosomal protein L40.

Mol	Chain	Residues	Atoms					ZeroOcc	AltConf	Trace
76	Bm	52	Total	C	N	O	S	0	0	0
			417	259	86	67	5			
76	Dm	52	Total	C	N	O	S	0	0	0
			417	259	86	67	5			

- Molecule 77 is a protein called 60S ribosomal protein L41-A.

Mol	Chain	Residues	Atoms					ZeroOcc	AltConf	Trace
77	Bn	25	Total	C	N	O	S	0	0	0
			233	142	63	27	1			
77	Dn	25	Total	C	N	O	S	0	0	0
			233	142	63	27	1			

- Molecule 78 is a protein called 60S ribosomal protein L42-A.

Mol	Chain	Residues	Atoms					ZeroOcc	AltConf	Trace
78	Bo	105	Total	C	N	O	S	0	0	0
			847	534	170	138	5			
78	Do	105	Total	C	N	O	S	0	0	0
			847	534	170	138	5			

- Molecule 79 is a protein called 60S ribosomal protein L43-A.

Mol	Chain	Residues	Atoms					ZeroOcc	AltConf	Trace
79	Bp	91	Total	C	N	O	S	0	0	0
			694	429	138	121	6			
79	Dp	91	Total	C	N	O	S	0	0	0
			694	429	138	121	6			

- Molecule 80 is a RNA chain called 18S rRNA.

Mol	Chain	Residues	Atoms					ZeroOcc	AltConf	Trace
80	A6	1795	Total	C	N	O	P	0	1	0
			38021	16989	6669	12567	1796			

- Molecule 81 is a protein called Suppressor protein STM1.

Mol	Chain	Residues	Atoms				ZeroOcc	AltConf	Trace
81	Ch	104	Total	C	N	O	0	0	0
			680	403	140	137			

There are 41 discrepancies between the modelled and reference sequences:

Chain	Residue	Modelled	Actual	Comment	Reference
Ch	119	UNK	ALA	SEE REMARK 999	UNP P39015
Ch	120	UNK	GLU	SEE REMARK 999	UNP P39015
Ch	121	UNK	LYS	SEE REMARK 999	UNP P39015
Ch	122	UNK	GLU	SEE REMARK 999	UNP P39015
Ch	123	UNK	ALA	SEE REMARK 999	UNP P39015
Ch	124	UNK	GLN	SEE REMARK 999	UNP P39015
Ch	125	UNK	ALA	SEE REMARK 999	UNP P39015
Ch	126	UNK	ASP	SEE REMARK 999	UNP P39015
Ch	127	UNK	ALA	SEE REMARK 999	UNP P39015
Ch	128	UNK	ALA	SEE REMARK 999	UNP P39015
Ch	129	UNK	ALA	SEE REMARK 999	UNP P39015
Ch	130	UNK	GLU	SEE REMARK 999	UNP P39015
Ch	131	UNK	ILE	SEE REMARK 999	UNP P39015
Ch	132	UNK	ALA	SEE REMARK 999	UNP P39015
Ch	133	UNK	GLU	SEE REMARK 999	UNP P39015
Ch	134	UNK	ASP	SEE REMARK 999	UNP P39015
Ch	135	UNK	ALA	SEE REMARK 999	UNP P39015
Ch	136	UNK	ALA	SEE REMARK 999	UNP P39015
Ch	137	UNK	GLU	SEE REMARK 999	UNP P39015
Ch	138	UNK	ALA	SEE REMARK 999	UNP P39015
Ch	139	UNK	GLU	SEE REMARK 999	UNP P39015
Ch	155	UNK	LEU	SEE REMARK 999	UNP P39015
Ch	156	UNK	ASN	SEE REMARK 999	UNP P39015
Ch	157	UNK	GLN	SEE REMARK 999	UNP P39015
Ch	158	UNK	GLN	SEE REMARK 999	UNP P39015
Ch	159	UNK	ALA	SEE REMARK 999	UNP P39015
Ch	160	UNK	ASN	SEE REMARK 999	UNP P39015
Ch	161	UNK	ASN	SEE REMARK 999	UNP P39015
Ch	162	UNK	GLN	SEE REMARK 999	UNP P39015
Ch	163	UNK	PHE	SEE REMARK 999	UNP P39015

Continued on next page...

Continued from previous page...

Chain	Residue	Modelled	Actual	Comment	Reference
Ch	164	UNK	ASN	SEE REMARK 999	UNP P39015
Ch	165	UNK	LYS	SEE REMARK 999	UNP P39015
Ch	166	UNK	VAL	SEE REMARK 999	UNP P39015
Ch	167	UNK	PRO	SEE REMARK 999	UNP P39015
Ch	168	UNK	GLU	SEE REMARK 999	UNP P39015
Ch	169	UNK	ALA	SEE REMARK 999	UNP P39015
Ch	170	UNK	LYS	SEE REMARK 999	UNP P39015
Ch	171	UNK	LYS	SEE REMARK 999	UNP P39015
Ch	172	UNK	VAL	SEE REMARK 999	UNP P39015
Ch	173	UNK	GLU	SEE REMARK 999	UNP P39015
Ch	174	UNK	LEU	SEE REMARK 999	UNP P39015

- Molecule 82 is a protein called Ribosomal protein L12.

Mol	Chain	Residues	Atoms				ZeroOcc	AltConf	Trace
82	DK	150	Total	C	N	O	0	0	0
			750	450	150	150			

- Molecule 83 is a protein called 60S acidic ribosomal protein P0.

Mol	Chain	Residues	Atoms					ZeroOcc	AltConf	Trace
83	Dq	143	Total	C	N	O	S	0	0	0
			1077	687	192	195	3			

There are 23 discrepancies between the modelled and reference sequences:

Chain	Residue	Modelled	Actual	Comment	Reference
Dq	199	UNK	SER	SEE REMARK 999	UNP P05317
Dq	200	UNK	SER	SEE REMARK 999	UNP P05317
Dq	201	UNK	ILE	SEE REMARK 999	UNP P05317
Dq	202	UNK	LEU	SEE REMARK 999	UNP P05317
Dq	203	UNK	ASP	SEE REMARK 999	UNP P05317
Dq	204	UNK	ILE	SEE REMARK 999	UNP P05317
Dq	205	UNK	THR	SEE REMARK 999	UNP P05317
Dq	206	UNK	ASP	SEE REMARK 999	UNP P05317
Dq	207	UNK	GLU	SEE REMARK 999	UNP P05317
Dq	208	UNK	GLU	SEE REMARK 999	UNP P05317
Dq	209	UNK	LEU	SEE REMARK 999	UNP P05317
Dq	210	UNK	VAL	SEE REMARK 999	UNP P05317
Dq	211	UNK	SER	SEE REMARK 999	UNP P05317
Dq	212	UNK	HIS	SEE REMARK 999	UNP P05317
Dq	213	UNK	PHE	SEE REMARK 999	UNP P05317

Continued on next page...

Continued from previous page...

Chain	Residue	Modelled	Actual	Comment	Reference
Dq	214	UNK	VAL	SEE REMARK 999	UNP P05317
Dq	215	UNK	SER	SEE REMARK 999	UNP P05317
Dq	216	UNK	ALA	SEE REMARK 999	UNP P05317
Dq	217	UNK	VAL	SEE REMARK 999	UNP P05317
Dq	218	UNK	SER	SEE REMARK 999	UNP P05317
Dq	219	UNK	THR	SEE REMARK 999	UNP P05317
Dq	220	UNK	ILE	SEE REMARK 999	UNP P05317
Dq	221	UNK	ALA	SEE REMARK 999	UNP P05317

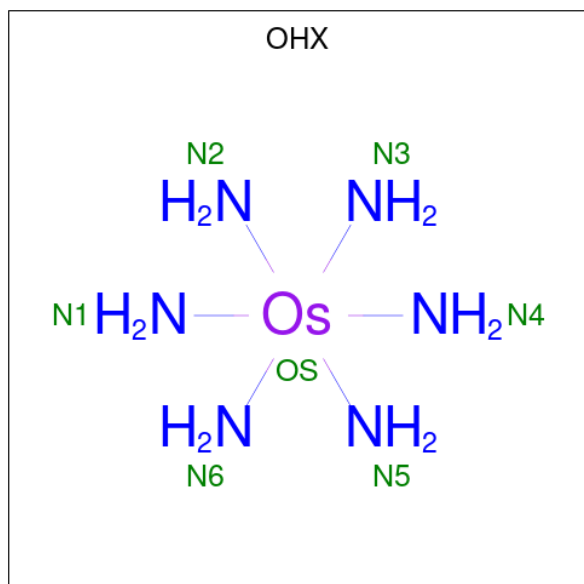
- Molecule 84 is a protein called Ribosomal protein P1 alpha.

Mol	Chain	Residues	Atoms				ZeroOcc	AltConf	Trace
84	Dr	47	Total	C	N	O	0	0	0
			235	141	47	47			

- Molecule 85 is a protein called Ribosomal protein P2 beta.

Mol	Chain	Residues	Atoms				ZeroOcc	AltConf	Trace
85	Ds	46	Total	C	N	O	0	0	0
			230	138	46	46			

- Molecule 86 is osmium (III) hexammine (three-letter code: OHX) (formula: $\text{H}_{12}\text{N}_6\text{Os}$).



Mol	Chain	Residues	Atoms			ZeroOcc	AltConf
86	A2	1	Total	N	Os	0	0
			7	6	1		

Continued on next page...

Continued from previous page...

Mol	Chain	Residues	Atoms			ZeroOcc	AltConf
86	A2	1	Total	N	Os	0	0
			7	6	1		
86	A2	1	Total	N	Os	0	0
			7	6	1		
86	A2	1	Total	N	Os	0	0
			7	6	1		
86	A2	1	Total	N	Os	0	0
			7	6	1		
86	A2	1	Total	N	Os	0	0
			7	6	1		
86	A2	1	Total	N	Os	0	0
			7	6	1		
86	A2	1	Total	N	Os	0	0
			7	6	1		
86	A2	1	Total	N	Os	0	0
			7	6	1		
86	A2	1	Total	N	Os	0	0
			7	6	1		
86	A2	1	Total	N	Os	0	0
			7	6	1		
86	A2	1	Total	N	Os	0	0
			7	6	1		
86	A2	1	Total	N	Os	0	0
			7	6	1		
86	A2	1	Total	N	Os	0	0
			7	6	1		
86	A2	1	Total	N	Os	0	0
			7	6	1		
86	A2	1	Total	N	Os	0	0
			7	6	1		
86	A2	1	Total	N	Os	0	0
			7	6	1		
86	A2	1	Total	N	Os	0	0
			7	6	1		
86	A2	1	Total	N	Os	0	0
			7	6	1		

Continued on next page...

Continued from previous page...

Mol	Chain	Residues	Atoms			ZeroOcc	AltConf
86	A2	1	Total	N	Os	0	0
			7	6	1		
86	A2	1	Total	N	Os	0	0
			7	6	1		
86	A2	1	Total	N	Os	0	0
			7	6	1		
86	A2	1	Total	N	Os	0	0
			7	6	1		
86	A2	1	Total	N	Os	0	0
			7	6	1		
86	A2	1	Total	N	Os	0	0
			7	6	1		
86	A2	1	Total	N	Os	0	0
			7	6	1		
86	A2	1	Total	N	Os	0	0
			7	6	1		
86	A2	1	Total	N	Os	0	0
			7	6	1		
86	A2	1	Total	N	Os	0	0
			7	6	1		
86	A2	1	Total	N	Os	0	0
			7	6	1		
86	A2	1	Total	N	Os	0	0
			7	6	1		
86	A2	1	Total	N	Os	0	0
			7	6	1		
86	A2	1	Total	N	Os	0	0
			7	6	1		
86	A2	1	Total	N	Os	0	0
			7	6	1		
86	A2	1	Total	N	Os	0	0
			7	6	1		
86	A2	1	Total	N	Os	0	0
			7	6	1		
86	A2	1	Total	N	Os	0	0
			7	6	1		

Continued on next page...

Continued from previous page...

Mol	Chain	Residues	Atoms			ZeroOcc	AltConf
86	A2	1	Total	N	Os	0	0
			7	6	1		
86	A2	1	Total	N	Os	0	0
			7	6	1		
86	A2	1	Total	N	Os	0	0
			7	6	1		
86	A2	1	Total	N	Os	0	0
			7	6	1		
86	A2	1	Total	N	Os	0	0
			7	6	1		
86	A2	1	Total	N	Os	0	0
			7	6	1		
86	A2	1	Total	N	Os	0	0
			7	6	1		
86	A2	1	Total	N	Os	0	0
			7	6	1		
86	A2	1	Total	N	Os	0	0
			7	6	1		
86	A2	1	Total	N	Os	0	0
			7	6	1		
86	A2	1	Total	N	Os	0	0
			7	6	1		
86	A2	1	Total	N	Os	0	0
			7	6	1		
86	A2	1	Total	N	Os	0	0
			7	6	1		
86	A2	1	Total	N	Os	0	0
			7	6	1		
86	A2	1	Total	N	Os	0	0
			7	6	1		
86	A2	1	Total	N	Os	0	0
			7	6	1		
86	A2	1	Total	N	Os	0	0
			7	6	1		
86	A2	1	Total	N	Os	0	0
			7	6	1		

Continued on next page...

Continued from previous page...

Mol	Chain	Residues	Atoms			ZeroOcc	AltConf
86	A2	1	Total	N	Os	0	0
			7	6	1		
86	A2	1	Total	N	Os	0	0
			7	6	1		
86	A2	1	Total	N	Os	0	0
			7	6	1		
86	A2	1	Total	N	Os	0	0
			7	6	1		
86	A2	1	Total	N	Os	0	0
			7	6	1		
86	A2	1	Total	N	Os	0	0
			7	6	1		
86	A2	1	Total	N	Os	0	0
			7	6	1		
86	A2	1	Total	N	Os	0	0
			7	6	1		
86	A2	1	Total	N	Os	0	0
			7	6	1		
86	A2	1	Total	N	Os	0	0
			7	6	1		
86	A2	1	Total	N	Os	0	0
			7	6	1		
86	A2	1	Total	N	Os	0	0
			7	6	1		
86	A2	1	Total	N	Os	0	0
			7	6	1		
86	A2	1	Total	N	Os	0	0
			7	6	1		
86	A2	1	Total	N	Os	0	0
			7	6	1		
86	A2	1	Total	N	Os	0	0
			7	6	1		
86	A2	1	Total	N	Os	0	0
			7	6	1		
86	A2	1	Total	N	Os	0	0
			7	6	1		

Continued on next page...

Continued from previous page...

Mol	Chain	Residues	Atoms			ZeroOcc	AltConf
86	A2	1	Total	N	Os	0	0
			7	6	1		
86	A2	1	Total	N	Os	0	0
			7	6	1		
86	A2	1	Total	N	Os	0	0
			7	6	1		
86	A2	1	Total	N	Os	0	0
			7	6	1		
86	A2	1	Total	N	Os	0	0
			7	6	1		
86	A2	1	Total	N	Os	0	0
			7	6	1		
86	A2	1	Total	N	Os	0	0
			7	6	1		
86	A2	1	Total	N	Os	0	0
			7	6	1		
86	A2	1	Total	N	Os	0	0
			7	6	1		
86	A2	1	Total	N	Os	0	0
			7	6	1		
86	A2	1	Total	N	Os	0	0
			7	6	1		
86	A2	1	Total	N	Os	0	0
			7	6	1		
86	A2	1	Total	N	Os	0	0
			7	6	1		
86	A2	1	Total	N	Os	0	0
			7	6	1		
86	A2	1	Total	N	Os	0	0
			7	6	1		
86	A2	1	Total	N	Os	0	0
			7	6	1		
86	A2	1	Total	N	Os	0	0
			7	6	1		
86	A2	1	Total	N	Os	0	0
			7	6	1		

Continued on next page...

Continued from previous page...

Mol	Chain	Residues	Atoms			ZeroOcc	AltConf
86	A2	1	Total	N	Os	0	0
			7	6	1		
86	A2	1	Total	N	Os	0	0
			7	6	1		
86	A2	1	Total	N	Os	0	0
			7	6	1		
86	A2	1	Total	N	Os	0	0
			7	6	1		
86	A2	1	Total	N	Os	0	0
			7	6	1		
86	A2	1	Total	N	Os	0	0
			7	6	1		
86	A2	1	Total	N	Os	0	0
			7	6	1		
86	A2	1	Total	N	Os	0	0
			7	6	1		
86	A2	1	Total	N	Os	0	0
			7	6	1		
86	A2	1	Total	N	Os	0	0
			7	6	1		
86	A2	1	Total	N	Os	0	0
			7	6	1		
86	A2	1	Total	N	Os	0	0
			7	6	1		
86	A2	1	Total	N	Os	0	0
			7	6	1		
86	A2	1	Total	N	Os	0	0
			7	6	1		
86	A2	1	Total	N	Os	0	0
			7	6	1		
86	A2	1	Total	N	Os	0	0
			7	6	1		
86	A2	1	Total	N	Os	0	0
			7	6	1		
86	A2	1	Total	N	Os	0	0
			7	6	1		

Continued on next page...

Continued from previous page...

Mol	Chain	Residues	Atoms			ZeroOcc	AltConf
86	A2	1	Total	N	Os	0	0
			7	6	1		
86	A2	1	Total	N	Os	0	0
			7	6	1		
86	A2	1	Total	N	Os	0	0
			7	6	1		
86	A2	1	Total	N	Os	0	0
			7	6	1		
86	A2	1	Total	N	Os	0	0
			7	6	1		
86	A2	1	Total	N	Os	0	0
			7	6	1		
86	A2	1	Total	N	Os	0	0
			7	6	1		
86	A2	1	Total	N	Os	0	0
			7	6	1		
86	A2	1	Total	N	Os	0	0
			7	6	1		
86	A2	1	Total	N	Os	0	0
			7	6	1		
86	A2	1	Total	N	Os	0	0
			7	6	1		
86	A2	1	Total	N	Os	0	0
			7	6	1		
86	A2	1	Total	N	Os	0	0
			7	6	1		
86	A2	1	Total	N	Os	0	0
			7	6	1		
86	A2	1	Total	N	Os	0	0
			7	6	1		
86	A2	1	Total	N	Os	0	0
			7	6	1		
86	A2	1	Total	N	Os	0	0
			7	6	1		
86	A2	1	Total	N	Os	0	0
			7	6	1		

Continued on next page...

Continued from previous page...

Mol	Chain	Residues	Atoms			ZeroOcc	AltConf
86	A2	1	Total	N	Os	0	0
			7	6	1		
86	A2	1	Total	N	Os	0	0
			7	6	1		
86	A2	1	Total	N	Os	0	0
			7	6	1		
86	A2	1	Total	N	Os	0	0
			7	6	1		
86	A2	1	Total	N	Os	0	0
			7	6	1		
86	A2	1	Total	N	Os	0	0
			7	6	1		
86	A2	1	Total	N	Os	0	0
			7	6	1		
86	A2	1	Total	N	Os	0	0
			7	6	1		
86	A2	1	Total	N	Os	0	0
			7	6	1		
86	A2	1	Total	N	Os	0	0
			7	6	1		
86	A2	1	Total	N	Os	0	0
			7	6	1		
86	A2	1	Total	N	Os	0	0
			7	6	1		
86	A2	1	Total	N	Os	0	0
			7	6	1		
86	A2	1	Total	N	Os	0	0
			7	6	1		
86	A2	1	Total	N	Os	0	0
			7	6	1		
86	A2	1	Total	N	Os	0	0
			7	6	1		
86	A2	1	Total	N	Os	0	0
			7	6	1		
86	A2	1	Total	N	Os	0	0
			7	6	1		

Continued on next page...

Continued from previous page...

Mol	Chain	Residues	Atoms			ZeroOcc	AltConf
86	A2	1	Total	N	Os	0	0
			7	6	1		
86	A2	1	Total	N	Os	0	0
			7	6	1		
86	A2	1	Total	N	Os	0	0
			7	6	1		
86	A2	1	Total	N	Os	0	0
			7	6	1		
86	A2	1	Total	N	Os	0	0
			7	6	1		
86	A2	1	Total	N	Os	0	0
			7	6	1		
86	A2	1	Total	N	Os	0	0
			7	6	1		
86	A2	1	Total	N	Os	0	0
			7	6	1		
86	A2	1	Total	N	Os	0	0
			7	6	1		
86	A2	1	Total	N	Os	0	0
			7	6	1		
86	A2	1	Total	N	Os	0	0
			7	6	1		
86	A2	1	Total	N	Os	0	0
			7	6	1		
86	A2	1	Total	N	Os	0	0
			7	6	1		
86	A2	1	Total	N	Os	0	0
			7	6	1		
86	AC	1	Total	N	Os	0	0
			7	6	1		
86	AI	1	Total	N	Os	0	0
			7	6	1		

Continued on next page...

Continued from previous page...

Mol	Chain	Residues	Atoms			ZeroOcc	AltConf
86	AL	1	Total	N	Os	0	0
			7	6	1		
86	AN	1	Total	N	Os	0	0
			7	6	1		
86	AP	1	Total	N	Os	0	0
			7	6	1		
86	Ad	1	Total	N	Os	0	0
			7	6	1		
86	Ag	1	Total	N	Os	0	0
			7	6	1		
86	A1	1	Total	N	Os	0	0
			7	6	1		
86	A1	1	Total	N	Os	0	0
			7	6	1		
86	A1	1	Total	N	Os	0	0
			7	6	1		
86	A1	1	Total	N	Os	0	0
			7	6	1		
86	A1	1	Total	N	Os	0	0
			7	6	1		
86	A1	1	Total	N	Os	0	0
			7	6	1		
86	A1	1	Total	N	Os	0	0
			7	6	1		
86	A1	1	Total	N	Os	0	0
			7	6	1		
86	A1	1	Total	N	Os	0	0
			7	6	1		
86	A1	1	Total	N	Os	0	0
			7	6	1		
86	A1	1	Total	N	Os	0	0
			7	6	1		
86	A1	1	Total	N	Os	0	0
			7	6	1		
86	A1	1	Total	N	Os	0	0
			7	6	1		
86	A1	1	Total	N	Os	0	0
			7	6	1		

Continued on next page...

Continued from previous page...

Mol	Chain	Residues	Atoms			ZeroOcc	AltConf
86	A1	1	Total	N	Os	0	0
			7	6	1		
86	A1	1	Total	N	Os	0	0
			7	6	1		
86	A1	1	Total	N	Os	0	0
			7	6	1		
86	A1	1	Total	N	Os	0	0
			7	6	1		
86	A1	1	Total	N	Os	0	0
			7	6	1		
86	A1	1	Total	N	Os	0	0
			7	6	1		
86	A1	1	Total	N	Os	0	0
			7	6	1		
86	A1	1	Total	N	Os	0	0
			7	6	1		
86	A1	1	Total	N	Os	0	0
			7	6	1		
86	A1	1	Total	N	Os	0	0
			7	6	1		
86	A1	1	Total	N	Os	0	0
			7	6	1		
86	A1	1	Total	N	Os	0	0
			7	6	1		
86	A1	1	Total	N	Os	0	0
			7	6	1		
86	A1	1	Total	N	Os	0	0
			7	6	1		
86	A1	1	Total	N	Os	0	0
			7	6	1		
86	A1	1	Total	N	Os	0	0
			7	6	1		
86	A1	1	Total	N	Os	0	0
			7	6	1		
86	A1	1	Total	N	Os	0	0
			7	6	1		

Continued on next page...

Continued from previous page...

Mol	Chain	Residues	Atoms			ZeroOcc	AltConf
86	A1	1	Total	N	Os	0	0
			7	6	1		
86	A1	1	Total	N	Os	0	0
			7	6	1		
86	A1	1	Total	N	Os	0	0
			7	6	1		
86	A1	1	Total	N	Os	0	0
			7	6	1		
86	A1	1	Total	N	Os	0	0
			7	6	1		
86	A1	1	Total	N	Os	0	0
			7	6	1		
86	A1	1	Total	N	Os	0	0
			7	6	1		
86	A1	1	Total	N	Os	0	0
			7	6	1		
86	A1	1	Total	N	Os	0	0
			7	6	1		
86	A1	1	Total	N	Os	0	0
			7	6	1		
86	A1	1	Total	N	Os	0	0
			7	6	1		
86	A1	1	Total	N	Os	0	0
			7	6	1		
86	A1	1	Total	N	Os	0	0
			7	6	1		
86	A1	1	Total	N	Os	0	0
			7	6	1		
86	A1	1	Total	N	Os	0	0
			7	6	1		
86	A1	1	Total	N	Os	0	0
			7	6	1		
86	A1	1	Total	N	Os	0	0
			7	6	1		
86	A1	1	Total	N	Os	0	0
			7	6	1		

Continued on next page...

Continued from previous page...

Mol	Chain	Residues	Atoms			ZeroOcc	AltConf
86	A1	1	Total	N	Os	0	0
			7	6	1		
86	A1	1	Total	N	Os	0	0
			7	6	1		
86	A1	1	Total	N	Os	0	0
			7	6	1		
86	A1	1	Total	N	Os	0	0
			7	6	1		
86	A1	1	Total	N	Os	0	0
			7	6	1		
86	A1	1	Total	N	Os	0	0
			7	6	1		
86	A1	1	Total	N	Os	0	0
			7	6	1		
86	A1	1	Total	N	Os	0	0
			7	6	1		
86	A1	1	Total	N	Os	0	0
			7	6	1		
86	A1	1	Total	N	Os	0	0
			7	6	1		
86	A1	1	Total	N	Os	0	0
			7	6	1		
86	A1	1	Total	N	Os	0	0
			7	6	1		
86	A1	1	Total	N	Os	0	0
			7	6	1		
86	A1	1	Total	N	Os	0	0
			7	6	1		
86	A1	1	Total	N	Os	0	0
			7	6	1		
86	A1	1	Total	N	Os	0	0
			7	6	1		
86	A1	1	Total	N	Os	0	0
			7	6	1		

Continued on next page...

Continued from previous page...

Mol	Chain	Residues	Atoms			ZeroOcc	AltConf
86	A1	1	Total	N	Os	0	0
			7	6	1		
86	A1	1	Total	N	Os	0	0
			7	6	1		
86	A1	1	Total	N	Os	0	0
			7	6	1		
86	A1	1	Total	N	Os	0	0
			7	6	1		
86	A1	1	Total	N	Os	0	0
			7	6	1		
86	A1	1	Total	N	Os	0	0
			7	6	1		
86	A1	1	Total	N	Os	0	0
			7	6	1		
86	A1	1	Total	N	Os	0	0
			7	6	1		
86	A1	1	Total	N	Os	0	0
			7	6	1		
86	A1	1	Total	N	Os	0	0
			7	6	1		
86	A1	1	Total	N	Os	0	0
			7	6	1		
86	A1	1	Total	N	Os	0	0
			7	6	1		
86	A1	1	Total	N	Os	0	0
			7	6	1		
86	A1	1	Total	N	Os	0	0
			7	6	1		
86	A1	1	Total	N	Os	0	0
			7	6	1		
86	A1	1	Total	N	Os	0	0
			7	6	1		
86	A1	1	Total	N	Os	0	0
			7	6	1		
86	A1	1	Total	N	Os	0	0
			7	6	1		

Continued on next page...

Continued from previous page...

Mol	Chain	Residues	Atoms			ZeroOcc	AltConf
86	A1	1	Total	N	Os	0	0
			7	6	1		
86	A1	1	Total	N	Os	0	0
			7	6	1		
86	A1	1	Total	N	Os	0	0
			7	6	1		
86	A1	1	Total	N	Os	0	0
			7	6	1		
86	A1	1	Total	N	Os	0	0
			7	6	1		
86	A1	1	Total	N	Os	0	0
			7	6	1		
86	A1	1	Total	N	Os	0	0
			7	6	1		
86	A1	1	Total	N	Os	0	0
			7	6	1		
86	A1	1	Total	N	Os	0	0
			7	6	1		
86	A1	1	Total	N	Os	0	0
			7	6	1		
86	A1	1	Total	N	Os	0	0
			7	6	1		
86	A1	1	Total	N	Os	0	0
			7	6	1		
86	A1	1	Total	N	Os	0	0
			7	6	1		
86	A1	1	Total	N	Os	0	0
			7	6	1		
86	A1	1	Total	N	Os	0	0
			7	6	1		
86	A1	1	Total	N	Os	0	0
			7	6	1		
86	A1	1	Total	N	Os	0	0
			7	6	1		
86	A1	1	Total	N	Os	0	0
			7	6	1		

Continued on next page...

Continued from previous page...

Mol	Chain	Residues	Atoms			ZeroOcc	AltConf
86	A1	1	Total	N	Os	0	0
			7	6	1		
86	A1	1	Total	N	Os	0	0
			7	6	1		
86	A1	1	Total	N	Os	0	0
			7	6	1		
86	A1	1	Total	N	Os	0	0
			7	6	1		
86	A1	1	Total	N	Os	0	0
			7	6	1		
86	A1	1	Total	N	Os	0	0
			7	6	1		
86	A1	1	Total	N	Os	0	0
			7	6	1		
86	A1	1	Total	N	Os	0	0
			7	6	1		
86	A1	1	Total	N	Os	0	0
			7	6	1		
86	A1	1	Total	N	Os	0	0
			7	6	1		
86	A1	1	Total	N	Os	0	0
			7	6	1		
86	A1	1	Total	N	Os	0	0
			7	6	1		
86	A1	1	Total	N	Os	0	0
			7	6	1		
86	A1	1	Total	N	Os	0	0
			7	6	1		
86	A1	1	Total	N	Os	0	0
			7	6	1		
86	A1	1	Total	N	Os	0	0
			7	6	1		
86	A1	1	Total	N	Os	0	0
			7	6	1		
86	A1	1	Total	N	Os	0	0
			7	6	1		

Continued on next page...

Continued from previous page...

Mol	Chain	Residues	Atoms			ZeroOcc	AltConf
86	A1	1	Total	N	Os	0	0
			7	6	1		
86	A1	1	Total	N	Os	0	0
			7	6	1		
86	A1	1	Total	N	Os	0	0
			7	6	1		
86	A1	1	Total	N	Os	0	0
			7	6	1		
86	A1	1	Total	N	Os	0	0
			7	6	1		
86	A1	1	Total	N	Os	0	0
			7	6	1		
86	A1	1	Total	N	Os	0	0
			7	6	1		
86	A1	1	Total	N	Os	0	0
			7	6	1		
86	A1	1	Total	N	Os	0	0
			7	6	1		
86	A1	1	Total	N	Os	0	0
			7	6	1		
86	A1	1	Total	N	Os	0	0
			7	6	1		
86	A1	1	Total	N	Os	0	0
			7	6	1		
86	A1	1	Total	N	Os	0	0
			7	6	1		
86	A1	1	Total	N	Os	0	0
			7	6	1		
86	A1	1	Total	N	Os	0	0
			7	6	1		
86	A1	1	Total	N	Os	0	0
			7	6	1		
86	A1	1	Total	N	Os	0	0
			7	6	1		
86	A1	1	Total	N	Os	0	0
			7	6	1		
86	A1	1	Total	N	Os	0	0
			7	6	1		

Continued on next page...

Continued from previous page...

Mol	Chain	Residues	Atoms			ZeroOcc	AltConf
86	A1	1	Total	N	Os	0	0
			7	6	1		
86	A1	1	Total	N	Os	0	0
			7	6	1		
86	A1	1	Total	N	Os	0	0
			7	6	1		
86	A1	1	Total	N	Os	0	0
			7	6	1		
86	A1	1	Total	N	Os	0	0
			7	6	1		
86	A1	1	Total	N	Os	0	0
			7	6	1		
86	A1	1	Total	N	Os	0	0
			7	6	1		
86	A1	1	Total	N	Os	0	0
			7	6	1		
86	A1	1	Total	N	Os	0	0
			7	6	1		
86	A1	1	Total	N	Os	0	0
			7	6	1		
86	A1	1	Total	N	Os	0	0
			7	6	1		
86	A1	1	Total	N	Os	0	0
			7	6	1		
86	A1	1	Total	N	Os	0	0
			7	6	1		
86	A1	1	Total	N	Os	0	0
			7	6	1		
86	A1	1	Total	N	Os	0	0
			7	6	1		
86	A1	1	Total	N	Os	0	0
			7	6	1		
86	A1	1	Total	N	Os	0	0
			7	6	1		
86	A1	1	Total	N	Os	0	0
			7	6	1		

Continued on next page...

Continued from previous page...

Mol	Chain	Residues	Atoms			ZeroOcc	AltConf
86	A1	1	Total	N	Os	0	0
			7	6	1		
86	A1	1	Total	N	Os	0	0
			7	6	1		
86	A1	1	Total	N	Os	0	0
			7	6	1		
86	A1	1	Total	N	Os	0	0
			7	6	1		
86	A1	1	Total	N	Os	0	0
			7	6	1		
86	A1	1	Total	N	Os	0	0
			7	6	1		
86	A1	1	Total	N	Os	0	0
			7	6	1		
86	A1	1	Total	N	Os	0	0
			7	6	1		
86	A1	1	Total	N	Os	0	0
			7	6	1		
86	A1	1	Total	N	Os	0	0
			7	6	1		
86	A1	1	Total	N	Os	0	0
			7	6	1		
86	A1	1	Total	N	Os	0	0
			7	6	1		
86	A1	1	Total	N	Os	0	0
			7	6	1		
86	A1	1	Total	N	Os	0	0
			7	6	1		
86	A1	1	Total	N	Os	0	0
			7	6	1		
86	A1	1	Total	N	Os	0	0
			7	6	1		
86	A1	1	Total	N	Os	0	0
			7	6	1		
86	A1	1	Total	N	Os	0	0
			7	6	1		

Continued on next page...

Continued from previous page...

Mol	Chain	Residues	Atoms			ZeroOcc	AltConf
86	A1	1	Total	N	Os	0	0
			7	6	1		
86	A1	1	Total	N	Os	0	0
			7	6	1		
86	A1	1	Total	N	Os	0	0
			7	6	1		
86	A1	1	Total	N	Os	0	0
			7	6	1		
86	A1	1	Total	N	Os	0	0
			7	6	1		
86	A1	1	Total	N	Os	0	0
			7	6	1		
86	A1	1	Total	N	Os	0	0
			7	6	1		
86	A1	1	Total	N	Os	0	0
			7	6	1		
86	A1	1	Total	N	Os	0	0
			7	6	1		
86	A1	1	Total	N	Os	0	0
			7	6	1		
86	A1	1	Total	N	Os	0	0
			7	6	1		
86	A1	1	Total	N	Os	0	0
			7	6	1		
86	A1	1	Total	N	Os	0	0
			7	6	1		
86	A1	1	Total	N	Os	0	0
			7	6	1		
86	A1	1	Total	N	Os	0	0
			7	6	1		
86	A1	1	Total	N	Os	0	0
			7	6	1		
86	A1	1	Total	N	Os	0	0
			7	6	1		
86	A1	1	Total	N	Os	0	0
			7	6	1		

Continued on next page...

Continued from previous page...

Mol	Chain	Residues	Atoms			ZeroOcc	AltConf
86	A1	1	Total	N	Os	0	0
			7	6	1		
86	A1	1	Total	N	Os	0	0
			7	6	1		
86	A1	1	Total	N	Os	0	0
			7	6	1		
86	A1	1	Total	N	Os	0	0
			7	6	1		
86	A1	1	Total	N	Os	0	0
			7	6	1		
86	A1	1	Total	N	Os	0	0
			7	6	1		
86	A1	1	Total	N	Os	0	0
			7	6	1		
86	A1	1	Total	N	Os	0	0
			7	6	1		
86	A1	1	Total	N	Os	0	0
			7	6	1		
86	A1	1	Total	N	Os	0	0
			7	6	1		
86	A1	1	Total	N	Os	0	0
			7	6	1		
86	A1	1	Total	N	Os	0	0
			7	6	1		
86	A1	1	Total	N	Os	0	0
			7	6	1		
86	A1	1	Total	N	Os	0	0
			7	6	1		
86	A1	1	Total	N	Os	0	0
			7	6	1		
86	A1	1	Total	N	Os	0	0
			7	6	1		
86	A1	1	Total	N	Os	0	0
			7	6	1		
86	A1	1	Total	N	Os	0	0
			7	6	1		

Continued on next page...

Continued from previous page...

Mol	Chain	Residues	Atoms			ZeroOcc	AltConf
86	A1	1	Total	N	Os	0	0
			7	6	1		
86	A1	1	Total	N	Os	0	0
			7	6	1		
86	A1	1	Total	N	Os	0	0
			7	6	1		
86	A1	1	Total	N	Os	0	0
			7	6	1		
86	A1	1	Total	N	Os	0	0
			7	6	1		
86	A1	1	Total	N	Os	0	0
			7	6	1		
86	A1	1	Total	N	Os	0	0
			7	6	1		
86	A1	1	Total	N	Os	0	0
			7	6	1		
86	A1	1	Total	N	Os	0	0
			7	6	1		
86	A1	1	Total	N	Os	0	0
			7	6	1		
86	A1	1	Total	N	Os	0	0
			7	6	1		
86	A1	1	Total	N	Os	0	0
			7	6	1		
86	A1	1	Total	N	Os	0	0
			7	6	1		
86	A1	1	Total	N	Os	0	0
			7	6	1		
86	A1	1	Total	N	Os	0	0
			7	6	1		
86	A1	1	Total	N	Os	0	0
			7	6	1		
86	A1	1	Total	N	Os	0	0
			7	6	1		
86	A1	1	Total	N	Os	0	0
			7	6	1		

Continued on next page...

Continued from previous page...

Mol	Chain	Residues	Atoms			ZeroOcc	AltConf
86	A1	1	Total	N	Os	0	0
			7	6	1		
86	A1	1	Total	N	Os	0	0
			7	6	1		
86	A1	1	Total	N	Os	0	0
			7	6	1		
86	A1	1	Total	N	Os	0	0
			7	6	1		
86	A1	1	Total	N	Os	0	0
			7	6	1		
86	A1	1	Total	N	Os	0	0
			7	6	1		
86	A1	1	Total	N	Os	0	0
			7	6	1		
86	A1	1	Total	N	Os	0	0
			7	6	1		
86	A1	1	Total	N	Os	0	0
			7	6	1		
86	A1	1	Total	N	Os	0	0
			7	6	1		
86	A1	1	Total	N	Os	0	0
			7	6	1		
86	A1	1	Total	N	Os	0	0
			7	6	1		
86	A1	1	Total	N	Os	0	0
			7	6	1		
86	A1	1	Total	N	Os	0	0
			7	6	1		
86	A1	1	Total	N	Os	0	0
			7	6	1		
86	A1	1	Total	N	Os	0	0
			7	6	1		
86	A1	1	Total	N	Os	0	0
			7	6	1		
86	A1	1	Total	N	Os	0	0
			7	6	1		
86	A1	1	Total	N	Os	0	0
			7	6	1		

Continued on next page...

Continued from previous page...

Mol	Chain	Residues	Atoms			ZeroOcc	AltConf
86	A1	1	Total	N	Os	0	0
			7	6	1		
86	A1	1	Total	N	Os	0	0
			7	6	1		
86	A1	1	Total	N	Os	0	0
			7	6	1		
86	A1	1	Total	N	Os	0	0
			7	6	1		
86	A1	1	Total	N	Os	0	0
			7	6	1		
86	A1	1	Total	N	Os	0	0
			7	6	1		
86	A1	1	Total	N	Os	0	0
			7	6	1		
86	A1	1	Total	N	Os	0	0
			7	6	1		
86	A1	1	Total	N	Os	0	0
			7	6	1		
86	A1	1	Total	N	Os	0	0
			7	6	1		
86	A1	1	Total	N	Os	0	0
			7	6	1		
86	A1	1	Total	N	Os	0	0
			7	6	1		
86	A1	1	Total	N	Os	0	0
			7	6	1		
86	A1	1	Total	N	Os	0	0
			7	6	1		
86	A1	1	Total	N	Os	0	0
			7	6	1		
86	A1	1	Total	N	Os	0	0
			7	6	1		
86	A1	1	Total	N	Os	0	0
			7	6	1		
86	A1	1	Total	N	Os	0	0
			7	6	1		

Continued on next page...

Continued from previous page...

Mol	Chain	Residues	Atoms			ZeroOcc	AltConf
86	A1	1	Total	N	Os	0	0
			7	6	1		
86	A1	1	Total	N	Os	0	0
			7	6	1		
86	A1	1	Total	N	Os	0	0
			7	6	1		
86	A1	1	Total	N	Os	0	0
			7	6	1		
86	A1	1	Total	N	Os	0	0
			7	6	1		
86	A1	1	Total	N	Os	0	0
			7	6	1		
86	A1	1	Total	N	Os	0	0
			7	6	1		
86	A1	1	Total	N	Os	0	0
			7	6	1		
86	A1	1	Total	N	Os	0	0
			7	6	1		
86	A1	1	Total	N	Os	0	0
			7	6	1		
86	A1	1	Total	N	Os	0	0
			7	6	1		
86	A1	1	Total	N	Os	0	0
			7	6	1		
86	A1	1	Total	N	Os	0	0
			7	6	1		
86	A1	1	Total	N	Os	0	0
			7	6	1		
86	A1	1	Total	N	Os	0	0
			7	6	1		
86	A1	1	Total	N	Os	0	0
			7	6	1		
86	A1	1	Total	N	Os	0	0
			7	6	1		
86	A1	1	Total	N	Os	0	0
			7	6	1		

Continued on next page...

Continued from previous page...

Mol	Chain	Residues	Atoms			ZeroOcc	AltConf
86	A1	1	Total	N	Os	0	0
			7	6	1		
86	A1	1	Total	N	Os	0	0
			7	6	1		
86	A1	1	Total	N	Os	0	0
			7	6	1		
86	A1	1	Total	N	Os	0	0
			7	6	1		
86	A1	1	Total	N	Os	0	0
			7	6	1		
86	A1	1	Total	N	Os	0	0
			7	6	1		
86	A1	1	Total	N	Os	0	0
			7	6	1		
86	A1	1	Total	N	Os	0	0
			7	6	1		
86	A1	1	Total	N	Os	0	0
			7	6	1		
86	A1	1	Total	N	Os	0	0
			7	6	1		
86	A1	1	Total	N	Os	0	0
			7	6	1		
86	A1	1	Total	N	Os	0	0
			7	6	1		
86	A1	1	Total	N	Os	0	0
			7	6	1		
86	A1	1	Total	N	Os	0	0
			7	6	1		
86	A1	1	Total	N	Os	0	0
			7	6	1		
86	A1	1	Total	N	Os	0	0
			7	6	1		
86	A1	1	Total	N	Os	0	0
			7	6	1		
86	A1	1	Total	N	Os	0	0
			7	6	1		

Continued on next page...

Continued from previous page...

Mol	Chain	Residues	Atoms			ZeroOcc	AltConf
86	A1	1	Total	N	Os	0	0
			7	6	1		
86	A1	1	Total	N	Os	0	0
			7	6	1		
86	A1	1	Total	N	Os	0	0
			7	6	1		
86	A1	1	Total	N	Os	0	0
			7	6	1		
86	A1	1	Total	N	Os	0	0
			7	6	1		
86	A1	1	Total	N	Os	0	0
			7	6	1		
86	A1	1	Total	N	Os	0	0
			7	6	1		
86	A1	1	Total	N	Os	0	0
			7	6	1		
86	A1	1	Total	N	Os	0	0
			7	6	1		
86	A1	1	Total	N	Os	0	0
			7	6	1		
86	A1	1	Total	N	Os	0	0
			7	6	1		
86	A1	1	Total	N	Os	0	0
			7	6	1		
86	A1	1	Total	N	Os	0	0
			7	6	1		
86	A1	1	Total	N	Os	0	0
			7	6	1		
86	A1	1	Total	N	Os	0	0
			7	6	1		
86	A1	1	Total	N	Os	0	0
			7	6	1		
86	A1	1	Total	N	Os	0	0
			7	6	1		
86	A1	1	Total	N	Os	0	0
			7	6	1		

Continued on next page...

Continued from previous page...

Mol	Chain	Residues	Atoms			ZeroOcc	AltConf
86	A1	1	Total	N	Os	0	0
			7	6	1		
86	A1	1	Total	N	Os	0	0
			7	6	1		
86	A1	1	Total	N	Os	0	0
			7	6	1		
86	A1	1	Total	N	Os	0	0
			7	6	1		
86	A1	1	Total	N	Os	0	0
			7	6	1		
86	A1	1	Total	N	Os	0	0
			7	6	1		
86	A1	1	Total	N	Os	0	0
			7	6	1		
86	A1	1	Total	N	Os	0	0
			7	6	1		
86	A1	1	Total	N	Os	0	0
			7	6	1		
86	A1	1	Total	N	Os	0	0
			7	6	1		
86	A1	1	Total	N	Os	0	0
			7	6	1		
86	A1	1	Total	N	Os	0	0
			7	6	1		
86	A1	1	Total	N	Os	0	0
			7	6	1		
86	A1	1	Total	N	Os	0	0
			7	6	1		
86	A1	1	Total	N	Os	0	0
			7	6	1		
86	A1	1	Total	N	Os	0	0
			7	6	1		
86	A1	1	Total	N	Os	0	0
			7	6	1		
86	A1	1	Total	N	Os	0	0
			7	6	1		

Continued on next page...

Continued from previous page...

Mol	Chain	Residues	Atoms			ZeroOcc	AltConf
86	A1	1	Total	N	Os	0	0
			7	6	1		
86	A1	1	Total	N	Os	0	0
			7	6	1		
86	A1	1	Total	N	Os	0	0
			7	6	1		
86	A1	1	Total	N	Os	0	0
			7	6	1		
86	A1	1	Total	N	Os	0	0
			7	6	1		
86	A1	1	Total	N	Os	0	0
			7	6	1		
86	A1	1	Total	N	Os	0	0
			7	6	1		
86	A1	1	Total	N	Os	0	0
			7	6	1		
86	A1	1	Total	N	Os	0	0
			7	6	1		
86	A1	1	Total	N	Os	0	0
			7	6	1		
86	A1	1	Total	N	Os	0	0
			7	6	1		
86	A1	1	Total	N	Os	0	0
			7	6	1		
86	A1	1	Total	N	Os	0	0
			7	6	1		
86	A1	1	Total	N	Os	0	0
			7	6	1		
86	A1	1	Total	N	Os	0	0
			7	6	1		
86	A3	1	Total	N	Os	0	0
			7	6	1		
86	A3	1	Total	N	Os	0	0
			7	6	1		

Continued on next page...

Continued from previous page...

Mol	Chain	Residues	Atoms			ZeroOcc	AltConf
86	A3	1	Total	N	Os	0	0
			7	6	1		
86	A3	1	Total	N	Os	0	0
			7	6	1		
86	A3	1	Total	N	Os	0	0
			7	6	1		
86	A3	1	Total	N	Os	0	0
			7	6	1		
86	A3	1	Total	N	Os	0	0
			7	6	1		
86	A3	1	Total	N	Os	0	0
			7	6	1		
86	A3	1	Total	N	Os	0	0
			7	6	1		
86	A3	1	Total	N	Os	0	0
			7	6	1		
86	A3	1	Total	N	Os	0	0
			7	6	1		
86	A4	1	Total	N	Os	0	0
			7	6	1		
86	A4	1	Total	N	Os	0	0
			7	6	1		
86	A4	1	Total	N	Os	0	0
			7	6	1		
86	A4	1	Total	N	Os	0	0
			7	6	1		
86	A4	1	Total	N	Os	0	0
			7	6	1		
86	A4	1	Total	N	Os	0	0
			7	6	1		
86	A4	1	Total	N	Os	0	0
			7	6	1		
86	A4	1	Total	N	Os	0	0
			7	6	1		

Continued on next page...

Continued from previous page...

Mol	Chain	Residues	Atoms			ZeroOcc	AltConf
86	A4	1	Total	N	Os	0	0
			7	6	1		
86	A4	1	Total	N	Os	0	0
			7	6	1		
86	A4	1	Total	N	Os	0	0
			7	6	1		
86	A4	1	Total	N	Os	0	0
			7	6	1		
86	A4	1	Total	N	Os	0	0
			7	6	1		
86	BA	1	Total	N	Os	0	0
			7	6	1		
86	BB	1	Total	N	Os	0	0
			7	6	1		
86	BB	1	Total	N	Os	0	0
			7	6	1		
86	BC	1	Total	N	Os	0	0
			7	6	1		
86	BD	1	Total	N	Os	0	0
			7	6	1		
86	BI	1	Total	N	Os	0	0
			7	6	1		
86	BI	1	Total	N	Os	0	0
			7	6	1		
86	BI	1	Total	N	Os	0	0
			7	6	1		
86	BI	1	Total	N	Os	0	0
			7	6	1		
86	BN	1	Total	N	Os	0	0
			7	6	1		
86	BO	1	Total	N	Os	0	0
			7	6	1		
86	BP	1	Total	N	Os	0	0
			7	6	1		
86	BP	1	Total	N	Os	0	0
			7	6	1		
86	BR	1	Total	N	Os	0	0
			7	6	1		
86	BT	1	Total	N	Os	0	0
			7	6	1		
86	Bb	1	Total	N	Os	0	0
			7	6	1		

Continued on next page...

Continued from previous page...

Mol	Chain	Residues	Atoms			ZeroOcc	AltConf
86	Bf	1	Total	N	Os	0	0
			7	6	1		
86	Bj	1	Total	N	Os	0	0
			7	6	1		
86	Bj	1	Total	N	Os	0	0
			7	6	1		
86	Bj	1	Total	N	Os	0	0
			7	6	1		
86	Bo	1	Total	N	Os	0	0
			7	6	1		
86	A6	1	Total	N	Os	0	0
			7	6	1		
86	A6	1	Total	N	Os	0	0
			7	6	1		
86	A6	1	Total	N	Os	0	0
			7	6	1		
86	A6	1	Total	N	Os	0	0
			7	6	1		
86	A6	1	Total	N	Os	0	0
			7	6	1		
86	A6	1	Total	N	Os	0	0
			7	6	1		
86	A6	1	Total	N	Os	0	0
			7	6	1		
86	A6	1	Total	N	Os	0	0
			7	6	1		
86	A6	1	Total	N	Os	0	0
			7	6	1		
86	A6	1	Total	N	Os	0	0
			7	6	1		
86	A6	1	Total	N	Os	0	0
			7	6	1		
86	A6	1	Total	N	Os	0	0
			7	6	1		
86	A6	1	Total	N	Os	0	0
			7	6	1		
86	A6	1	Total	N	Os	0	0
			7	6	1		

Continued on next page...

Continued from previous page...

Mol	Chain	Residues	Atoms			ZeroOcc	AltConf
86	A6	1	Total	N	Os	0	0
			7	6	1		
86	A6	1	Total	N	Os	0	0
			7	6	1		
86	A6	1	Total	N	Os	0	0
			7	6	1		
86	A6	1	Total	N	Os	0	0
			7	6	1		
86	A6	1	Total	N	Os	0	0
			7	6	1		
86	A6	1	Total	N	Os	0	0
			7	6	1		
86	A6	1	Total	N	Os	0	0
			7	6	1		
86	A6	1	Total	N	Os	0	0
			7	6	1		
86	A6	1	Total	N	Os	0	0
			7	6	1		
86	A6	1	Total	N	Os	0	0
			7	6	1		
86	A6	1	Total	N	Os	0	0
			7	6	1		
86	A6	1	Total	N	Os	0	0
			7	6	1		
86	A6	1	Total	N	Os	0	0
			7	6	1		
86	A6	1	Total	N	Os	0	0
			7	6	1		
86	A6	1	Total	N	Os	0	0
			7	6	1		
86	A6	1	Total	N	Os	0	0
			7	6	1		
86	A6	1	Total	N	Os	0	0
			7	6	1		
86	A6	1	Total	N	Os	0	0
			7	6	1		

Continued on next page...

Continued from previous page...

Mol	Chain	Residues	Atoms			ZeroOcc	AltConf
86	A6	1	Total	N	Os	0	0
			7	6	1		
86	A6	1	Total	N	Os	0	0
			7	6	1		
86	A6	1	Total	N	Os	0	0
			7	6	1		
86	A6	1	Total	N	Os	0	0
			7	6	1		
86	A6	1	Total	N	Os	0	0
			7	6	1		
86	A6	1	Total	N	Os	0	0
			7	6	1		
86	A6	1	Total	N	Os	0	0
			7	6	1		
86	A6	1	Total	N	Os	0	0
			7	6	1		
86	A6	1	Total	N	Os	0	0
			7	6	1		
86	A6	1	Total	N	Os	0	0
			7	6	1		
86	A6	1	Total	N	Os	0	0
			7	6	1		
86	A6	1	Total	N	Os	0	0
			7	6	1		
86	A6	1	Total	N	Os	0	0
			7	6	1		
86	A6	1	Total	N	Os	0	0
			7	6	1		
86	A6	1	Total	N	Os	0	0
			7	6	1		
86	A6	1	Total	N	Os	0	0
			7	6	1		
86	A6	1	Total	N	Os	0	0
			7	6	1		
86	A6	1	Total	N	Os	0	0
			7	6	1		

Continued on next page...

Continued from previous page...

Mol	Chain	Residues	Atoms			ZeroOcc	AltConf
86	A6	1	Total	N	Os	0	0
			7	6	1		
86	A6	1	Total	N	Os	0	0
			7	6	1		
86	A6	1	Total	N	Os	0	0
			7	6	1		
86	A6	1	Total	N	Os	0	0
			7	6	1		
86	A6	1	Total	N	Os	0	0
			7	6	1		
86	A6	1	Total	N	Os	0	0
			7	6	1		
86	A6	1	Total	N	Os	0	0
			7	6	1		
86	A6	1	Total	N	Os	0	0
			7	6	1		
86	A6	1	Total	N	Os	0	0
			7	6	1		
86	A6	1	Total	N	Os	0	0
			7	6	1		
86	A6	1	Total	N	Os	0	0
			7	6	1		
86	A6	1	Total	N	Os	0	0
			7	6	1		
86	A6	1	Total	N	Os	0	0
			7	6	1		
86	A6	1	Total	N	Os	0	0
			7	6	1		
86	A6	1	Total	N	Os	0	0
			7	6	1		
86	A6	1	Total	N	Os	0	0
			7	6	1		
86	A6	1	Total	N	Os	0	0
			7	6	1		
86	A6	1	Total	N	Os	0	0
			7	6	1		

Continued on next page...

Continued from previous page...

Mol	Chain	Residues	Atoms			ZeroOcc	AltConf
86	A6	1	Total	N	Os	0	0
			7	6	1		
86	A6	1	Total	N	Os	0	0
			7	6	1		
86	A6	1	Total	N	Os	0	0
			7	6	1		
86	A6	1	Total	N	Os	0	0
			7	6	1		
86	A6	1	Total	N	Os	0	0
			7	6	1		
86	A6	1	Total	N	Os	0	0
			7	6	1		
86	A6	1	Total	N	Os	0	0
			7	6	1		
86	A6	1	Total	N	Os	0	0
			7	6	1		
86	A6	1	Total	N	Os	0	0
			7	6	1		
86	A6	1	Total	N	Os	0	0
			7	6	1		
86	A6	1	Total	N	Os	0	0
			7	6	1		
86	A6	1	Total	N	Os	0	0
			7	6	1		
86	A6	1	Total	N	Os	0	0
			7	6	1		
86	A6	1	Total	N	Os	0	0
			7	6	1		
86	A6	1	Total	N	Os	0	0
			7	6	1		
86	A6	1	Total	N	Os	0	0
			7	6	1		
86	A6	1	Total	N	Os	0	0
			7	6	1		
86	A6	1	Total	N	Os	0	0
			7	6	1		

Continued on next page...

Continued from previous page...

Mol	Chain	Residues	Atoms			ZeroOcc	AltConf
86	A6	1	Total	N	Os	0	0
			7	6	1		
86	A6	1	Total	N	Os	0	0
			7	6	1		
86	A6	1	Total	N	Os	0	0
			7	6	1		
86	A6	1	Total	N	Os	0	0
			7	6	1		
86	A6	1	Total	N	Os	0	0
			7	6	1		
86	A6	1	Total	N	Os	0	0
			7	6	1		
86	A6	1	Total	N	Os	0	0
			7	6	1		
86	A6	1	Total	N	Os	0	0
			7	6	1		
86	A6	1	Total	N	Os	0	0
			7	6	1		
86	A6	1	Total	N	Os	0	0
			7	6	1		
86	A6	1	Total	N	Os	0	0
			7	6	1		
86	A6	1	Total	N	Os	0	0
			7	6	1		
86	A6	1	Total	N	Os	0	0
			7	6	1		
86	A6	1	Total	N	Os	0	0
			7	6	1		
86	A6	1	Total	N	Os	0	0
			7	6	1		
86	A6	1	Total	N	Os	0	0
			7	6	1		
86	A6	1	Total	N	Os	0	0
			7	6	1		
86	A6	1	Total	N	Os	0	0
			7	6	1		

Continued on next page...

Continued from previous page...

Mol	Chain	Residues	Atoms			ZeroOcc	AltConf
86	A6	1	Total	N	Os	0	0
			7	6	1		
86	A6	1	Total	N	Os	0	0
			7	6	1		
86	A6	1	Total	N	Os	0	0
			7	6	1		
86	A6	1	Total	N	Os	0	0
			7	6	1		
86	A6	1	Total	N	Os	0	0
			7	6	1		
86	A6	1	Total	N	Os	0	0
			7	6	1		
86	A6	1	Total	N	Os	0	0
			7	6	1		
86	A6	1	Total	N	Os	0	0
			7	6	1		
86	A6	1	Total	N	Os	0	0
			6	5	1		
86	A6	1	Total	N	Os	0	0
			7	6	1		
86	A6	1	Total	N	Os	0	0
			7	6	1		
86	A6	1	Total	N	Os	0	0
			7	6	1		
86	A6	1	Total	N	Os	0	0
			7	6	1		
86	A6	1	Total	N	Os	0	0
			7	6	1		
86	A6	1	Total	N	Os	0	0
			7	6	1		
86	A6	1	Total	N	Os	0	0
			7	6	1		
86	A6	1	Total	N	Os	0	0
			7	6	1		
86	A6	1	Total	N	Os	0	0
			7	6	1		
86	A6	1	Total	N	Os	0	0
			7	6	1		

Continued on next page...

Continued from previous page...

Mol	Chain	Residues	Atoms			ZeroOcc	AltConf
86	A6	1	Total	N	Os	0	0
			7	6	1		
86	A6	1	Total	N	Os	0	0
			7	6	1		
86	A6	1	Total	N	Os	0	0
			7	6	1		
86	A6	1	Total	N	Os	0	0
			7	6	1		
86	A6	1	Total	N	Os	0	0
			7	6	1		
86	A6	1	Total	N	Os	0	0
			7	6	1		
86	A6	1	Total	N	Os	0	0
			7	6	1		
86	A6	1	Total	N	Os	0	0
			7	6	1		
86	A6	1	Total	N	Os	0	0
			7	6	1		
86	A6	1	Total	N	Os	0	0
			7	6	1		
86	A6	1	Total	N	Os	0	0
			7	6	1		
86	A6	1	Total	N	Os	0	0
			7	6	1		
86	A6	1	Total	N	Os	0	0
			7	6	1		
86	A6	1	Total	N	Os	0	0
			7	6	1		
86	A6	1	Total	N	Os	0	0
			7	6	1		
86	A6	1	Total	N	Os	0	0
			7	6	1		
86	A6	1	Total	N	Os	0	0
			7	6	1		
86	A6	1	Total	N	Os	0	0
			7	6	1		
86	A6	1	Total	N	Os	0	0
			7	6	1		

Continued on next page...

Continued from previous page...

Mol	Chain	Residues	Atoms			ZeroOcc	AltConf
86	A6	1	Total	N	Os	0	0
			7	6	1		
86	A6	1	Total	N	Os	0	0
			7	6	1		
86	A6	1	Total	N	Os	0	0
			7	6	1		
86	A6	1	Total	N	Os	0	0
			7	6	1		
86	A6	1	Total	N	Os	0	0
			7	6	1		
86	A6	1	Total	N	Os	0	0
			7	6	1		
86	A6	1	Total	N	Os	0	0
			7	6	1		
86	A6	1	Total	N	Os	0	0
			7	6	1		
86	A6	1	Total	N	Os	0	0
			7	6	1		
86	A6	1	Total	N	Os	0	0
			7	6	1		
86	A6	1	Total	N	Os	0	0
			7	6	1		
86	A6	1	Total	N	Os	0	0
			7	6	1		
86	A6	1	Total	N	Os	0	0
			7	6	1		
86	A6	1	Total	N	Os	0	0
			7	6	1		
86	A6	1	Total	N	Os	0	0
			7	6	1		
86	A6	1	Total	N	Os	0	0
			7	6	1		
86	A6	1	Total	N	Os	0	0
			7	6	1		
86	A6	1	Total	N	Os	0	0
			7	6	1		

Continued on next page...

Continued from previous page...

Mol	Chain	Residues	Atoms			ZeroOcc	AltConf
86	A6	1	Total	N	Os	0	0
			7	6	1		
86	A6	1	Total	N	Os	0	0
			7	6	1		
86	A6	1	Total	N	Os	0	0
			7	6	1		
86	A6	1	Total	N	Os	0	0
			7	6	1		
86	A6	1	Total	N	Os	0	0
			7	6	1		
86	A6	1	Total	N	Os	0	0
			7	6	1		
86	A6	1	Total	N	Os	0	0
			7	6	1		
86	A6	1	Total	N	Os	0	0
			7	6	1		
86	A6	1	Total	N	Os	0	0
			7	6	1		
86	A6	1	Total	N	Os	0	0
			7	6	1		
86	A6	1	Total	N	Os	0	0
			7	6	1		
86	A6	1	Total	N	Os	0	0
			7	6	1		
86	A6	1	Total	N	Os	0	0
			7	6	1		
86	CB	1	Total	N	Os	0	0
			7	6	1		
86	CG	1	Total	N	Os	0	0
			7	6	1		
86	CG	1	Total	N	Os	0	0
			7	6	1		
86	CI	1	Total	N	Os	0	0
			7	6	1		
86	CJ	1	Total	N	Os	0	0
			7	6	1		

Continued on next page...

Continued from previous page...

Mol	Chain	Residues	Atoms			ZeroOcc	AltConf
86	CL	1	Total	N	Os	0	0
			7	6	1		
86	CN	1	Total	N	Os	0	0
			7	6	1		
86	CP	1	Total	N	Os	0	0
			7	6	1		
86	CP	1	Total	N	Os	0	0
			7	6	1		
86	CS	1	Total	N	Os	0	0
			7	6	1		
86	CY	1	Total	N	Os	0	0
			7	6	1		
86	CY	1	Total	N	Os	0	0
			7	6	1		
86	Cd	1	Total	N	Os	0	0
			7	6	1		
86	Cg	1	Total	N	Os	0	0
			7	6	1		
86	A5	1	Total	N	Os	0	0
			7	6	1		
86	A5	1	Total	N	Os	0	0
			7	6	1		
86	A5	1	Total	N	Os	0	0
			7	6	1		
86	A5	1	Total	N	Os	0	0
			7	6	1		
86	A5	1	Total	N	Os	0	0
			7	6	1		
86	A5	1	Total	N	Os	0	0
			7	6	1		
86	A5	1	Total	N	Os	0	0
			7	6	1		
86	A5	1	Total	N	Os	0	0
			7	6	1		
86	A5	1	Total	N	Os	0	0
			7	6	1		
86	A5	1	Total	N	Os	0	0
			7	6	1		

Continued on next page...

Continued from previous page...

Mol	Chain	Residues	Atoms			ZeroOcc	AltConf
86	A5	1	Total	N	Os	0	0
			7	6	1		
86	A5	1	Total	N	Os	0	0
			7	6	1		
86	A5	1	Total	N	Os	0	0
			7	6	1		
86	A5	1	Total	N	Os	0	0
			7	6	1		
86	A5	1	Total	N	Os	0	0
			7	6	1		
86	A5	1	Total	N	Os	0	0
			7	6	1		
86	A5	1	Total	N	Os	0	0
			7	6	1		
86	A5	1	Total	N	Os	0	0
			7	6	1		
86	A5	1	Total	N	Os	0	0
			7	6	1		
86	A5	1	Total	N	Os	0	0
			7	6	1		
86	A5	1	Total	N	Os	0	0
			7	6	1		
86	A5	1	Total	N	Os	0	0
			7	6	1		
86	A5	1	Total	N	Os	0	0
			7	6	1		
86	A5	1	Total	N	Os	0	0
			7	6	1		
86	A5	1	Total	N	Os	0	0
			7	6	1		
86	A5	1	Total	N	Os	0	0
			7	6	1		
86	A5	1	Total	N	Os	0	0
			7	6	1		
86	A5	1	Total	N	Os	0	0
			7	6	1		

Continued on next page...

Continued from previous page...

Mol	Chain	Residues	Atoms			ZeroOcc	AltConf
86	A5	1	Total	N	Os	0	0
			7	6	1		
86	A5	1	Total	N	Os	0	0
			7	6	1		
86	A5	1	Total	N	Os	0	0
			7	6	1		
86	A5	1	Total	N	Os	0	0
			7	6	1		
86	A5	1	Total	N	Os	0	0
			7	6	1		
86	A5	1	Total	N	Os	0	0
			7	6	1		
86	A5	1	Total	N	Os	0	0
			7	6	1		
86	A5	1	Total	N	Os	0	0
			7	6	1		
86	A5	1	Total	N	Os	0	0
			7	6	1		
86	A5	1	Total	N	Os	0	0
			7	6	1		
86	A5	1	Total	N	Os	0	0
			7	6	1		
86	A5	1	Total	N	Os	0	0
			7	6	1		
86	A5	1	Total	N	Os	0	0
			7	6	1		
86	A5	1	Total	N	Os	0	0
			7	6	1		
86	A5	1	Total	N	Os	0	0
			7	6	1		
86	A5	1	Total	N	Os	0	0
			7	6	1		
86	A5	1	Total	N	Os	0	0
			7	6	1		

Continued on next page...

Continued from previous page...

Mol	Chain	Residues	Atoms			ZeroOcc	AltConf
86	A5	1	Total	N	Os	0	0
			7	6	1		
86	A5	1	Total	N	Os	0	0
			7	6	1		
86	A5	1	Total	N	Os	0	0
			7	6	1		
86	A5	1	Total	N	Os	0	0
			7	6	1		
86	A5	1	Total	N	Os	0	0
			7	6	1		
86	A5	1	Total	N	Os	0	0
			7	6	1		
86	A5	1	Total	N	Os	0	0
			7	6	1		
86	A5	1	Total	N	Os	0	0
			7	6	1		
86	A5	1	Total	N	Os	0	0
			7	6	1		
86	A5	1	Total	N	Os	0	0
			7	6	1		
86	A5	1	Total	N	Os	0	0
			7	6	1		
86	A5	1	Total	N	Os	0	0
			7	6	1		
86	A5	1	Total	N	Os	0	0
			7	6	1		
86	A5	1	Total	N	Os	0	0
			7	6	1		
86	A5	1	Total	N	Os	0	0
			7	6	1		
86	A5	1	Total	N	Os	0	0
			7	6	1		
86	A5	1	Total	N	Os	0	0
			7	6	1		
86	A5	1	Total	N	Os	0	0
			7	6	1		

Continued on next page...

Continued from previous page...

Mol	Chain	Residues	Atoms			ZeroOcc	AltConf
86	A5	1	Total	N	Os	0	0
			7	6	1		
86	A5	1	Total	N	Os	0	0
			7	6	1		
86	A5	1	Total	N	Os	0	0
			7	6	1		
86	A5	1	Total	N	Os	0	0
			7	6	1		
86	A5	1	Total	N	Os	0	0
			7	6	1		
86	A5	1	Total	N	Os	0	0
			7	6	1		
86	A5	1	Total	N	Os	0	0
			7	6	1		
86	A5	1	Total	N	Os	0	0
			7	6	1		
86	A5	1	Total	N	Os	0	0
			7	6	1		
86	A5	1	Total	N	Os	0	0
			7	6	1		
86	A5	1	Total	N	Os	0	0
			7	6	1		
86	A5	1	Total	N	Os	0	0
			7	6	1		
86	A5	1	Total	N	Os	0	0
			7	6	1		
86	A5	1	Total	N	Os	0	0
			7	6	1		
86	A5	1	Total	N	Os	0	0
			7	6	1		
86	A5	1	Total	N	Os	0	0
			7	6	1		
86	A5	1	Total	N	Os	0	0
			7	6	1		
86	A5	1	Total	N	Os	0	0
			7	6	1		

Continued on next page...

Continued from previous page...

Mol	Chain	Residues	Atoms			ZeroOcc	AltConf
86	A5	1	Total	N	Os	0	0
			7	6	1		
86	A5	1	Total	N	Os	0	0
			7	6	1		
86	A5	1	Total	N	Os	0	0
			7	6	1		
86	A5	1	Total	N	Os	0	0
			7	6	1		
86	A5	1	Total	N	Os	0	0
			7	6	1		
86	A5	1	Total	N	Os	0	0
			7	6	1		
86	A5	1	Total	N	Os	0	0
			7	6	1		
86	A5	1	Total	N	Os	0	0
			7	6	1		
86	A5	1	Total	N	Os	0	0
			7	6	1		
86	A5	1	Total	N	Os	0	0
			7	6	1		
86	A5	1	Total	N	Os	0	0
			7	6	1		
86	A5	1	Total	N	Os	0	0
			7	6	1		
86	A5	1	Total	N	Os	0	0
			7	6	1		
86	A5	1	Total	N	Os	0	0
			7	6	1		
86	A5	1	Total	N	Os	0	0
			7	6	1		
86	A5	1	Total	N	Os	0	0
			7	6	1		
86	A5	1	Total	N	Os	0	0
			7	6	1		
86	A5	1	Total	N	Os	0	0
			7	6	1		
86	A5	1	Total	N	Os	0	0
			7	6	1		

Continued on next page...

Continued from previous page...

Mol	Chain	Residues	Atoms			ZeroOcc	AltConf
86	A5	1	Total	N	Os	0	0
			7	6	1		
86	A5	1	Total	N	Os	0	0
			7	6	1		
86	A5	1	Total	N	Os	0	0
			7	6	1		
86	A5	1	Total	N	Os	0	0
			7	6	1		
86	A5	1	Total	N	Os	0	0
			7	6	1		
86	A5	1	Total	N	Os	0	0
			7	6	1		
86	A5	1	Total	N	Os	0	0
			7	6	1		
86	A5	1	Total	N	Os	0	0
			7	6	1		
86	A5	1	Total	N	Os	0	0
			7	6	1		
86	A5	1	Total	N	Os	0	0
			7	6	1		
86	A5	1	Total	N	Os	0	0
			7	6	1		
86	A5	1	Total	N	Os	0	0
			7	6	1		
86	A5	1	Total	N	Os	0	0
			7	6	1		
86	A5	1	Total	N	Os	0	0
			7	6	1		
86	A5	1	Total	N	Os	0	0
			7	6	1		
86	A5	1	Total	N	Os	0	0
			7	6	1		
86	A5	1	Total	N	Os	0	0
			7	6	1		

Continued on next page...

Continued from previous page...

Mol	Chain	Residues	Atoms			ZeroOcc	AltConf
86	A5	1	Total	N	Os	0	0
			7	6	1		
86	A5	1	Total	N	Os	0	0
			7	6	1		
86	A5	1	Total	N	Os	0	0
			7	6	1		
86	A5	1	Total	N	Os	0	0
			7	6	1		
86	A5	1	Total	N	Os	0	0
			7	6	1		
86	A5	1	Total	N	Os	0	0
			7	6	1		
86	A5	1	Total	N	Os	0	0
			7	6	1		
86	A5	1	Total	N	Os	0	0
			7	6	1		
86	A5	1	Total	N	Os	0	0
			7	6	1		
86	A5	1	Total	N	Os	0	0
			7	6	1		
86	A5	1	Total	N	Os	0	0
			7	6	1		
86	A5	1	Total	N	Os	0	0
			7	6	1		
86	A5	1	Total	N	Os	0	0
			7	6	1		
86	A5	1	Total	N	Os	0	0
			7	6	1		
86	A5	1	Total	N	Os	0	0
			7	6	1		
86	A5	1	Total	N	Os	0	0
			7	6	1		
86	A5	1	Total	N	Os	0	0
			7	6	1		
86	A5	1	Total	N	Os	0	0
			7	6	1		

Continued on next page...

Continued from previous page...

Mol	Chain	Residues	Atoms			ZeroOcc	AltConf
86	A5	1	Total	N	Os	0	0
			7	6	1		
86	A5	1	Total	N	Os	0	0
			7	6	1		
86	A5	1	Total	N	Os	0	0
			7	6	1		
86	A5	1	Total	N	Os	0	0
			7	6	1		
86	A5	1	Total	N	Os	0	0
			7	6	1		
86	A5	1	Total	N	Os	0	0
			7	6	1		
86	A5	1	Total	N	Os	0	0
			7	6	1		
86	A5	1	Total	N	Os	0	0
			7	6	1		
86	A5	1	Total	N	Os	0	0
			7	6	1		
86	A5	1	Total	N	Os	0	0
			7	6	1		
86	A5	1	Total	N	Os	0	0
			7	6	1		
86	A5	1	Total	N	Os	0	0
			7	6	1		
86	A5	1	Total	N	Os	0	0
			7	6	1		
86	A5	1	Total	N	Os	0	0
			7	6	1		
86	A5	1	Total	N	Os	0	0
			7	6	1		
86	A5	1	Total	N	Os	0	0
			7	6	1		
86	A5	1	Total	N	Os	0	0
			7	6	1		
86	A5	1	Total	N	Os	0	0
			7	6	1		

Continued on next page...

Continued from previous page...

Mol	Chain	Residues	Atoms			ZeroOcc	AltConf
86	A5	1	Total	N	Os	0	0
			7	6	1		
86	A5	1	Total	N	Os	0	0
			7	6	1		
86	A5	1	Total	N	Os	0	0
			7	6	1		
86	A5	1	Total	N	Os	0	0
			7	6	1		
86	A5	1	Total	N	Os	0	0
			7	6	1		
86	A5	1	Total	N	Os	0	0
			7	6	1		
86	A5	1	Total	N	Os	0	0
			7	6	1		
86	A5	1	Total	N	Os	0	0
			7	6	1		
86	A5	1	Total	N	Os	0	0
			7	6	1		
86	A5	1	Total	N	Os	0	0
			7	6	1		
86	A5	1	Total	N	Os	0	0
			7	6	1		
86	A5	1	Total	N	Os	0	0
			7	6	1		
86	A5	1	Total	N	Os	0	0
			7	6	1		
86	A5	1	Total	N	Os	0	0
			7	6	1		
86	A5	1	Total	N	Os	0	0
			7	6	1		
86	A5	1	Total	N	Os	0	0
			7	6	1		
86	A5	1	Total	N	Os	0	0
			7	6	1		
86	A5	1	Total	N	Os	0	0
			7	6	1		

Continued on next page...

Continued from previous page...

Mol	Chain	Residues	Atoms			ZeroOcc	AltConf
86	A5	1	Total	N	Os	0	0
			7	6	1		
86	A5	1	Total	N	Os	0	0
			7	6	1		
86	A5	1	Total	N	Os	0	0
			7	6	1		
86	A5	1	Total	N	Os	0	0
			7	6	1		
86	A5	1	Total	N	Os	0	0
			7	6	1		
86	A5	1	Total	N	Os	0	0
			7	6	1		
86	A5	1	Total	N	Os	0	0
			7	6	1		
86	A5	1	Total	N	Os	0	0
			7	6	1		
86	A5	1	Total	N	Os	0	0
			7	6	1		
86	A5	1	Total	N	Os	0	0
			7	6	1		
86	A5	1	Total	N	Os	0	0
			7	6	1		
86	A5	1	Total	N	Os	0	0
			7	6	1		
86	A5	1	Total	N	Os	0	0
			7	6	1		
86	A5	1	Total	N	Os	0	0
			7	6	1		
86	A5	1	Total	N	Os	0	0
			7	6	1		
86	A5	1	Total	N	Os	0	0
			7	6	1		
86	A5	1	Total	N	Os	0	0
			7	6	1		
86	A5	1	Total	N	Os	0	0
			7	6	1		

Continued on next page...

Continued from previous page...

Mol	Chain	Residues	Atoms			ZeroOcc	AltConf
86	A5	1	Total	N	Os	0	0
			7	6	1		
86	A5	1	Total	N	Os	0	0
			7	6	1		
86	A5	1	Total	N	Os	0	0
			7	6	1		
86	A5	1	Total	N	Os	0	0
			7	6	1		
86	A5	1	Total	N	Os	0	0
			7	6	1		
86	A5	1	Total	N	Os	0	0
			7	6	1		
86	A5	1	Total	N	Os	0	0
			7	6	1		
86	A5	1	Total	N	Os	0	0
			7	6	1		
86	A5	1	Total	N	Os	0	0
			7	6	1		
86	A5	1	Total	N	Os	0	0
			7	6	1		
86	A5	1	Total	N	Os	0	0
			7	6	1		
86	A5	1	Total	N	Os	0	0
			7	6	1		
86	A5	1	Total	N	Os	0	0
			7	6	1		
86	A5	1	Total	N	Os	0	0
			7	6	1		
86	A5	1	Total	N	Os	0	0
			7	6	1		
86	A5	1	Total	N	Os	0	0
			7	6	1		
86	A5	1	Total	N	Os	0	0
			7	6	1		
86	A5	1	Total	N	Os	0	0
			7	6	1		

Continued on next page...

Continued from previous page...

Mol	Chain	Residues	Atoms			ZeroOcc	AltConf
86	A5	1	Total	N	Os	0	0
			7	6	1		
86	A5	1	Total	N	Os	0	0
			7	6	1		
86	A5	1	Total	N	Os	0	0
			7	6	1		
86	A5	1	Total	N	Os	0	0
			7	6	1		
86	A5	1	Total	N	Os	0	0
			7	6	1		
86	A5	1	Total	N	Os	0	0
			7	6	1		
86	A5	1	Total	N	Os	0	0
			7	6	1		
86	A5	1	Total	N	Os	0	0
			7	6	1		
86	A5	1	Total	N	Os	0	0
			7	6	1		
86	A5	1	Total	N	Os	0	0
			7	6	1		
86	A5	1	Total	N	Os	0	0
			7	6	1		
86	A5	1	Total	N	Os	0	0
			7	6	1		
86	A5	1	Total	N	Os	0	0
			7	6	1		
86	A5	1	Total	N	Os	0	0
			7	6	1		
86	A5	1	Total	N	Os	0	0
			7	6	1		
86	A5	1	Total	N	Os	0	0
			7	6	1		
86	A5	1	Total	N	Os	0	0
			7	6	1		
86	A5	1	Total	N	Os	0	0
			7	6	1		

Continued on next page...

Continued from previous page...

Mol	Chain	Residues	Atoms			ZeroOcc	AltConf
86	A5	1	Total	N	Os	0	0
			7	6	1		
86	A5	1	Total	N	Os	0	0
			7	6	1		
86	A5	1	Total	N	Os	0	0
			7	6	1		
86	A5	1	Total	N	Os	0	0
			7	6	1		
86	A5	1	Total	N	Os	0	0
			7	6	1		
86	A5	1	Total	N	Os	0	0
			7	6	1		
86	A5	1	Total	N	Os	0	0
			7	6	1		
86	A5	1	Total	N	Os	0	0
			7	6	1		
86	A5	1	Total	N	Os	0	0
			7	6	1		
86	A5	1	Total	N	Os	0	0
			7	6	1		
86	A5	1	Total	N	Os	0	0
			7	6	1		
86	A5	1	Total	N	Os	0	0
			7	6	1		
86	A5	1	Total	N	Os	0	0
			7	6	1		
86	A5	1	Total	N	Os	0	0
			7	6	1		
86	A5	1	Total	N	Os	0	0
			7	6	1		
86	A5	1	Total	N	Os	0	0
			7	6	1		
86	A5	1	Total	N	Os	0	0
			7	6	1		
86	A5	1	Total	N	Os	0	0
			7	6	1		

Continued on next page...

Continued from previous page...

Mol	Chain	Residues	Atoms			ZeroOcc	AltConf
86	A5	1	Total	N	Os	0	0
			7	6	1		
86	A5	1	Total	N	Os	0	0
			7	6	1		
86	A5	1	Total	N	Os	0	0
			7	6	1		
86	A5	1	Total	N	Os	0	0
			7	6	1		
86	A5	1	Total	N	Os	0	0
			7	6	1		
86	A5	1	Total	N	Os	0	0
			7	6	1		
86	A5	1	Total	N	Os	0	0
			7	6	1		
86	A5	1	Total	N	Os	0	0
			7	6	1		
86	A5	1	Total	N	Os	0	0
			7	6	1		
86	A5	1	Total	N	Os	0	0
			7	6	1		
86	A5	1	Total	N	Os	0	0
			7	6	1		
86	A5	1	Total	N	Os	0	0
			7	6	1		
86	A5	1	Total	N	Os	0	0
			7	6	1		
86	A5	1	Total	N	Os	0	0
			7	6	1		
86	A5	1	Total	N	Os	0	0
			7	6	1		
86	A5	1	Total	N	Os	0	0
			7	6	1		
86	A5	1	Total	N	Os	0	0
			7	6	1		
86	A5	1	Total	N	Os	0	0
			7	6	1		

Continued on next page...

Continued from previous page...

Mol	Chain	Residues	Atoms			ZeroOcc	AltConf
86	A5	1	Total	N	Os	0	0
			7	6	1		
86	A5	1	Total	N	Os	0	0
			7	6	1		
86	A5	1	Total	N	Os	0	0
			7	6	1		
86	A5	1	Total	N	Os	0	0
			7	6	1		
86	A5	1	Total	N	Os	0	0
			7	6	1		
86	A5	1	Total	N	Os	0	0
			7	6	1		
86	A5	1	Total	N	Os	0	0
			7	6	1		
86	A5	1	Total	N	Os	0	0
			7	6	1		
86	A5	1	Total	N	Os	0	0
			7	6	1		
86	A5	1	Total	N	Os	0	0
			7	6	1		
86	A5	1	Total	N	Os	0	0
			7	6	1		
86	A5	1	Total	N	Os	0	0
			7	6	1		
86	A5	1	Total	N	Os	0	0
			7	6	1		
86	A5	1	Total	N	Os	0	0
			7	6	1		
86	A5	1	Total	N	Os	0	0
			7	6	1		
86	A5	1	Total	N	Os	0	0
			7	6	1		
86	A5	1	Total	N	Os	0	0
			7	6	1		
86	A5	1	Total	N	Os	0	0
			7	6	1		

Continued on next page...

Continued from previous page...

Mol	Chain	Residues	Atoms			ZeroOcc	AltConf
86	A5	1	Total	N	Os	0	0
			7	6	1		
86	A5	1	Total	N	Os	0	0
			7	6	1		
86	A5	1	Total	N	Os	0	0
			7	6	1		
86	A5	1	Total	N	Os	0	0
			7	6	1		
86	A5	1	Total	N	Os	0	0
			7	6	1		
86	A5	1	Total	N	Os	0	0
			7	6	1		
86	A5	1	Total	N	Os	0	0
			7	6	1		
86	A5	1	Total	N	Os	0	0
			7	6	1		
86	A5	1	Total	N	Os	0	0
			7	6	1		
86	A5	1	Total	N	Os	0	0
			7	6	1		
86	A5	1	Total	N	Os	0	0
			7	6	1		
86	A5	1	Total	N	Os	0	0
			7	6	1		
86	A5	1	Total	N	Os	0	0
			7	6	1		
86	A5	1	Total	N	Os	0	0
			7	6	1		
86	A5	1	Total	N	Os	0	0
			7	6	1		
86	A5	1	Total	N	Os	0	0
			7	6	1		
86	A5	1	Total	N	Os	0	0
			7	6	1		
86	A5	1	Total	N	Os	0	0
			7	6	1		

Continued on next page...

Continued from previous page...

Mol	Chain	Residues	Atoms			ZeroOcc	AltConf
86	A5	1	Total	N	Os	0	0
			7	6	1		
86	A5	1	Total	N	Os	0	0
			7	6	1		
86	A5	1	Total	N	Os	0	0
			7	6	1		
86	A5	1	Total	N	Os	0	0
			7	6	1		
86	A5	1	Total	N	Os	0	0
			7	6	1		
86	A5	1	Total	N	Os	0	0
			7	6	1		
86	A5	1	Total	N	Os	0	0
			7	6	1		
86	A5	1	Total	N	Os	0	0
			7	6	1		
86	A5	1	Total	N	Os	0	0
			7	6	1		
86	A5	1	Total	N	Os	0	0
			7	6	1		
86	A5	1	Total	N	Os	0	0
			7	6	1		
86	A5	1	Total	N	Os	0	0
			7	6	1		
86	A5	1	Total	N	Os	0	0
			7	6	1		
86	A5	1	Total	N	Os	0	0
			7	6	1		
86	A5	1	Total	N	Os	0	0
			7	6	1		
86	A5	1	Total	N	Os	0	0
			7	6	1		
86	A5	1	Total	N	Os	0	0
			7	6	1		
86	A5	1	Total	N	Os	0	0
			7	6	1		

Continued on next page...

Continued from previous page...

Mol	Chain	Residues	Atoms			ZeroOcc	AltConf
86	A5	1	Total	N	Os	0	0
			7	6	1		
86	A5	1	Total	N	Os	0	0
			7	6	1		
86	A5	1	Total	N	Os	0	0
			7	6	1		
86	A5	1	Total	N	Os	0	0
			7	6	1		
86	A5	1	Total	N	Os	0	0
			7	6	1		
86	A5	1	Total	N	Os	0	0
			7	6	1		
86	A5	1	Total	N	Os	0	0
			7	6	1		
86	A5	1	Total	N	Os	0	0
			7	6	1		
86	A5	1	Total	N	Os	0	0
			7	6	1		
86	A5	1	Total	N	Os	0	0
			7	6	1		
86	A5	1	Total	N	Os	0	0
			7	6	1		
86	A5	1	Total	N	Os	0	0
			7	6	1		
86	A5	1	Total	N	Os	0	0
			7	6	1		
86	A5	1	Total	N	Os	0	0
			7	6	1		
86	A5	1	Total	N	Os	0	0
			7	6	1		
86	A5	1	Total	N	Os	0	0
			7	6	1		
86	A5	1	Total	N	Os	0	0
			7	6	1		
86	A5	1	Total	N	Os	0	0
			7	6	1		

Continued on next page...

Continued from previous page...

Mol	Chain	Residues	Atoms			ZeroOcc	AltConf
86	A5	1	Total	N	Os	0	0
			7	6	1		
86	A5	1	Total	N	Os	0	0
			7	6	1		
86	A5	1	Total	N	Os	0	0
			7	6	1		
86	A5	1	Total	N	Os	0	0
			7	6	1		
86	A5	1	Total	N	Os	0	0
			7	6	1		
86	A5	1	Total	N	Os	0	0
			7	6	1		
86	A5	1	Total	N	Os	0	0
			7	6	1		
86	A5	1	Total	N	Os	0	0
			7	6	1		
86	A5	1	Total	N	Os	0	0
			7	6	1		
86	A5	1	Total	N	Os	0	0
			7	6	1		
86	A5	1	Total	N	Os	0	0
			7	6	1		
86	A5	1	Total	N	Os	0	0
			7	6	1		
86	A5	1	Total	N	Os	0	0
			7	6	1		
86	A5	1	Total	N	Os	0	0
			7	6	1		
86	A5	1	Total	N	Os	0	0
			7	6	1		
86	A5	1	Total	N	Os	0	0
			7	6	1		
86	A5	1	Total	N	Os	0	0
			7	6	1		
86	A5	1	Total	N	Os	0	0
			7	6	1		

Continued on next page...

Continued from previous page...

Mol	Chain	Residues	Atoms			ZeroOcc	AltConf
86	A5	1	Total	N	Os	0	0
			7	6	1		
86	A5	1	Total	N	Os	0	0
			7	6	1		
86	A5	1	Total	N	Os	0	0
			7	6	1		
86	A5	1	Total	N	Os	0	0
			7	6	1		
86	A5	1	Total	N	Os	0	0
			7	6	1		
86	A5	1	Total	N	Os	0	0
			7	6	1		
86	A7	1	Total	N	Os	0	0
			7	6	1		
86	A7	1	Total	N	Os	0	0
			7	6	1		
86	A7	1	Total	N	Os	0	0
			7	6	1		
86	A7	1	Total	N	Os	0	0
			7	6	1		
86	A7	1	Total	N	Os	0	0
			7	6	1		
86	A7	1	Total	N	Os	0	0
			7	6	1		
86	A7	1	Total	N	Os	0	0
			7	6	1		
86	A7	1	Total	N	Os	0	0
			7	6	1		
86	A7	1	Total	N	Os	0	0
			7	6	1		
86	A7	1	Total	N	Os	0	0
			7	6	1		
86	A8	1	Total	N	Os	0	0
			7	6	1		

Continued on next page...

Continued from previous page...

Mol	Chain	Residues	Atoms			ZeroOcc	AltConf
86	A8	1	Total	N	Os	0	0
			7	6	1		
86	A8	1	Total	N	Os	0	0
			7	6	1		
86	A8	1	Total	N	Os	0	0
			7	6	1		
86	A8	1	Total	N	Os	0	0
			7	6	1		
86	A8	1	Total	N	Os	0	0
			7	6	1		
86	A8	1	Total	N	Os	0	0
			7	6	1		
86	A8	1	Total	N	Os	0	0
			7	6	1		
86	A8	1	Total	N	Os	0	0
			7	6	1		
86	A8	1	Total	N	Os	0	0
			7	6	1		
86	A8	1	Total	N	Os	0	0
			7	6	1		
86	A8	1	Total	N	Os	0	0
			7	6	1		
86	A8	1	Total	N	Os	0	0
			7	6	1		
86	A8	1	Total	N	Os	0	0
			7	6	1		
86	DA	1	Total	N	Os	0	0
			7	6	1		
86	DB	1	Total	N	Os	0	0
			7	6	1		
86	DB	1	Total	N	Os	0	0
			7	6	1		

Continued on next page...

Continued from previous page...

Mol	Chain	Residues	Atoms			ZeroOcc	AltConf
86	DC	1	Total	N	Os	0	0
			7	6	1		
86	DC	1	Total	N	Os	0	0
			7	6	1		
86	DD	1	Total	N	Os	0	0
			7	6	1		
86	DG	1	Total	N	Os	0	0
			7	6	1		
86	DH	1	Total	N	Os	0	0
			7	6	1		
86	DI	1	Total	N	Os	0	0
			7	6	1		
86	DI	1	Total	N	Os	0	0
			7	6	1		
86	DJ	1	Total	N	Os	0	0
			7	6	1		
86	DM	1	Total	N	Os	0	0
			7	6	1		
86	DO	1	Total	N	Os	0	0
			7	6	1		
86	DP	1	Total	N	Os	0	0
			7	6	1		
86	DQ	1	Total	N	Os	0	0
			7	6	1		
86	DR	1	Total	N	Os	0	0
			7	6	1		
86	DV	1	Total	N	Os	0	0
			7	6	1		
86	Db	1	Total	N	Os	0	0
			7	6	1		
86	De	1	Total	N	Os	0	0
			7	6	1		
86	Df	1	Total	N	Os	0	0
			7	6	1		
86	Dg	1	Total	N	Os	0	0
			7	6	1		
86	Dh	1	Total	N	Os	0	0
			7	6	1		
86	Dj	1	Total	N	Os	0	0
			7	6	1		
86	Do	1	Total	N	Os	0	0
			7	6	1		

- Molecule 87 is MAGNESIUM ION (three-letter code: MG) (formula: Mg).

Mol	Chain	Residues	Atoms		ZeroOcc	AltConf
87	A2	171	Total 171	Mg 171	0	0
87	AB	2	Total 2	Mg 2	0	0
87	AC	1	Total 1	Mg 1	0	0
87	AE	1	Total 1	Mg 1	0	0
87	AI	2	Total 2	Mg 2	0	0
87	AJ	1	Total 1	Mg 1	0	0
87	AL	2	Total 2	Mg 2	0	0
87	AN	1	Total 1	Mg 1	0	0
87	AP	1	Total 1	Mg 1	0	0
87	AS	2	Total 2	Mg 2	0	0
87	AX	1	Total 1	Mg 1	0	0
87	Aa	1	Total 1	Mg 1	0	0
87	Ad	3	Total 3	Mg 3	0	0
87	Af	1	Total 1	Mg 1	0	0
87	A1	695	Total 695	Mg 695	0	0
87	A3	19	Total 19	Mg 19	0	0
87	A4	34	Total 34	Mg 34	0	0
87	BA	5	Total 5	Mg 5	0	0
87	BB	4	Total 4	Mg 4	0	0
87	BC	6	Total 6	Mg 6	0	0
87	BD	1	Total 1	Mg 1	0	0

Continued on next page...

Continued from previous page...

Mol	Chain	Residues	Atoms		ZeroOcc	AltConf
87	BE	1	Total 1	Mg 1	0	0
87	BF	2	Total 2	Mg 2	0	0
87	BG	1	Total 1	Mg 1	0	0
87	BI	4	Total 4	Mg 4	0	0
87	BJ	1	Total 1	Mg 1	0	0
87	BL	5	Total 5	Mg 5	0	0
87	BN	6	Total 6	Mg 6	0	0
87	BO	8	Total 8	Mg 8	0	0
87	BP	10	Total 10	Mg 10	0	0
87	BQ	4	Total 4	Mg 4	0	0
87	BR	4	Total 4	Mg 4	0	0
87	BS	2	Total 2	Mg 2	0	0
87	BT	1	Total 1	Mg 1	0	0
87	BV	5	Total 5	Mg 5	0	0
87	BY	2	Total 2	Mg 2	0	0
87	Ba	8	Total 8	Mg 8	0	0
87	Bd	1	Total 1	Mg 1	0	0
87	Be	2	Total 2	Mg 2	0	0
87	Bf	1	Total 1	Mg 1	0	0
87	Bg	1	Total 1	Mg 1	0	0
87	Bj	7	Total 7	Mg 7	0	0

Continued on next page...

Continued from previous page...

Mol	Chain	Residues	Atoms		ZeroOcc	AltConf
87	Bl	1	Total 1	Mg 1	0	0
87	Bm	1	Total 1	Mg 1	0	0
87	Bo	3	Total 3	Mg 3	0	0
87	A6	239	Total 239	Mg 239	0	0
87	CB	1	Total 1	Mg 1	0	0
87	CE	1	Total 1	Mg 1	0	0
87	CF	2	Total 2	Mg 2	0	0
87	CG	2	Total 2	Mg 2	0	0
87	CI	2	Total 2	Mg 2	0	0
87	CL	3	Total 3	Mg 3	0	0
87	CP	1	Total 1	Mg 1	0	0
87	CQ	2	Total 2	Mg 2	0	0
87	CS	2	Total 2	Mg 2	0	0
87	CX	2	Total 2	Mg 2	0	0
87	CY	2	Total 2	Mg 2	0	0
87	CZ	1	Total 1	Mg 1	0	0
87	Ca	1	Total 1	Mg 1	0	0
87	Cd	1	Total 1	Mg 1	0	0
87	Ch	2	Total 2	Mg 2	0	0
87	A5	763	Total 763	Mg 763	0	0
87	A7	26	Total 26	Mg 26	0	0

Continued on next page...

Continued from previous page...

Mol	Chain	Residues	Atoms		ZeroOcc	AltConf
87	A8	20	Total 20	Mg 20	0	0
87	DA	4	Total 4	Mg 4	0	0
87	DB	13	Total 13	Mg 13	0	0
87	DC	5	Total 5	Mg 5	0	0
87	DD	7	Total 7	Mg 7	0	0
87	DF	4	Total 4	Mg 4	0	0
87	DG	1	Total 1	Mg 1	0	0
87	DH	2	Total 2	Mg 2	0	0
87	DJ	2	Total 2	Mg 2	0	0
87	DL	1	Total 1	Mg 1	0	0
87	DM	2	Total 2	Mg 2	0	0
87	DN	1	Total 1	Mg 1	0	0
87	DO	8	Total 8	Mg 8	0	0
87	DP	7	Total 7	Mg 7	0	0
87	DQ	1	Total 1	Mg 1	0	0
87	DR	1	Total 1	Mg 1	0	0
87	DS	4	Total 4	Mg 4	0	0
87	DT	3	Total 3	Mg 3	0	0
87	DV	3	Total 3	Mg 3	0	0
87	DW	1	Total 1	Mg 1	0	0
87	DY	2	Total 2	Mg 2	0	0

Continued on next page...

Continued from previous page...

Mol	Chain	Residues	Atoms		ZeroOcc	AltConf
87	Da	4	Total 4	Mg 4	0	0
87	Db	1	Total 1	Mg 1	0	0
87	Dd	1	Total 1	Mg 1	0	0
87	De	2	Total 2	Mg 2	0	0
87	Df	4	Total 4	Mg 4	0	0
87	Dg	2	Total 2	Mg 2	0	0
87	Dj	3	Total 3	Mg 3	0	0
87	Dl	1	Total 1	Mg 1	0	0
87	Dm	1	Total 1	Mg 1	0	0
87	Dn	1	Total 1	Mg 1	0	0
87	Do	1	Total 1	Mg 1	0	0
87	Dp	3	Total 3	Mg 3	0	0
87	Dq	1	Total 1	Mg 1	0	0

- Molecule 88 is ZINC ION (three-letter code: ZN) (formula: Zn).

Mol	Chain	Residues	Atoms		ZeroOcc	AltConf
88	Aa	1	Total 1	Zn 1	0	0
88	Ab	1	Total 1	Zn 1	0	0
88	Ad	1	Total 1	Zn 1	0	0
88	Af	1	Total 1	Zn 1	0	0
88	Bj	1	Total 1	Zn 1	0	0
88	Bm	1	Total 1	Zn 1	0	0

Continued on next page...

Continued from previous page...

Mol	Chain	Residues	Atoms		ZeroOcc	AltConf
88	Bo	1	Total 1	Zn 1	0	0
88	Bp	1	Total 1	Zn 1	0	0
88	Ca	1	Total 1	Zn 1	0	0
88	Cb	1	Total 1	Zn 1	0	0
88	Cd	1	Total 1	Zn 1	0	0
88	Cf	1	Total 1	Zn 1	0	0
88	Dj	1	Total 1	Zn 1	0	0
88	Dm	1	Total 1	Zn 1	0	0
88	Do	1	Total 1	Zn 1	0	0
88	Dp	1	Total 1	Zn 1	0	0

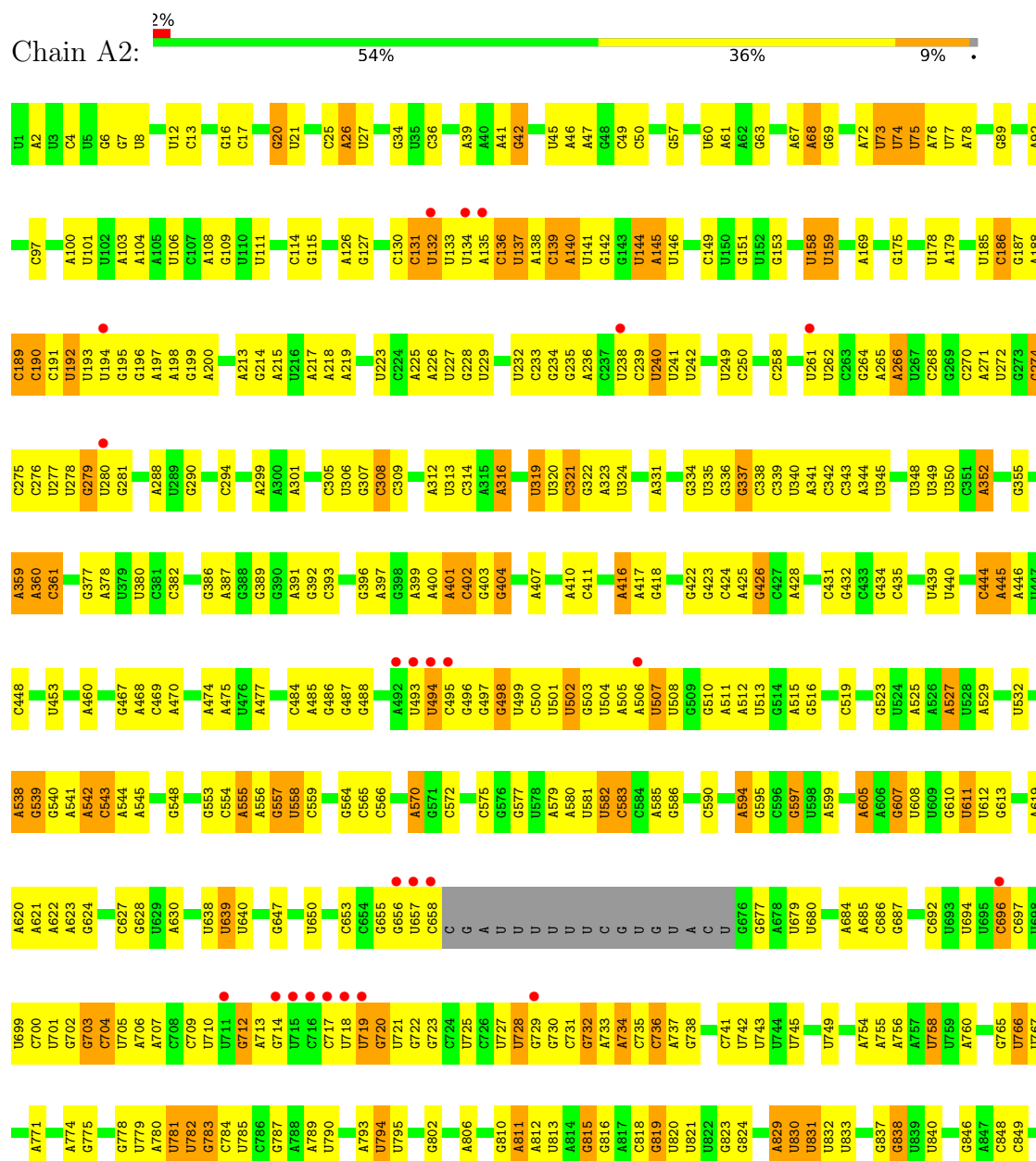
- Molecule 89 is water.

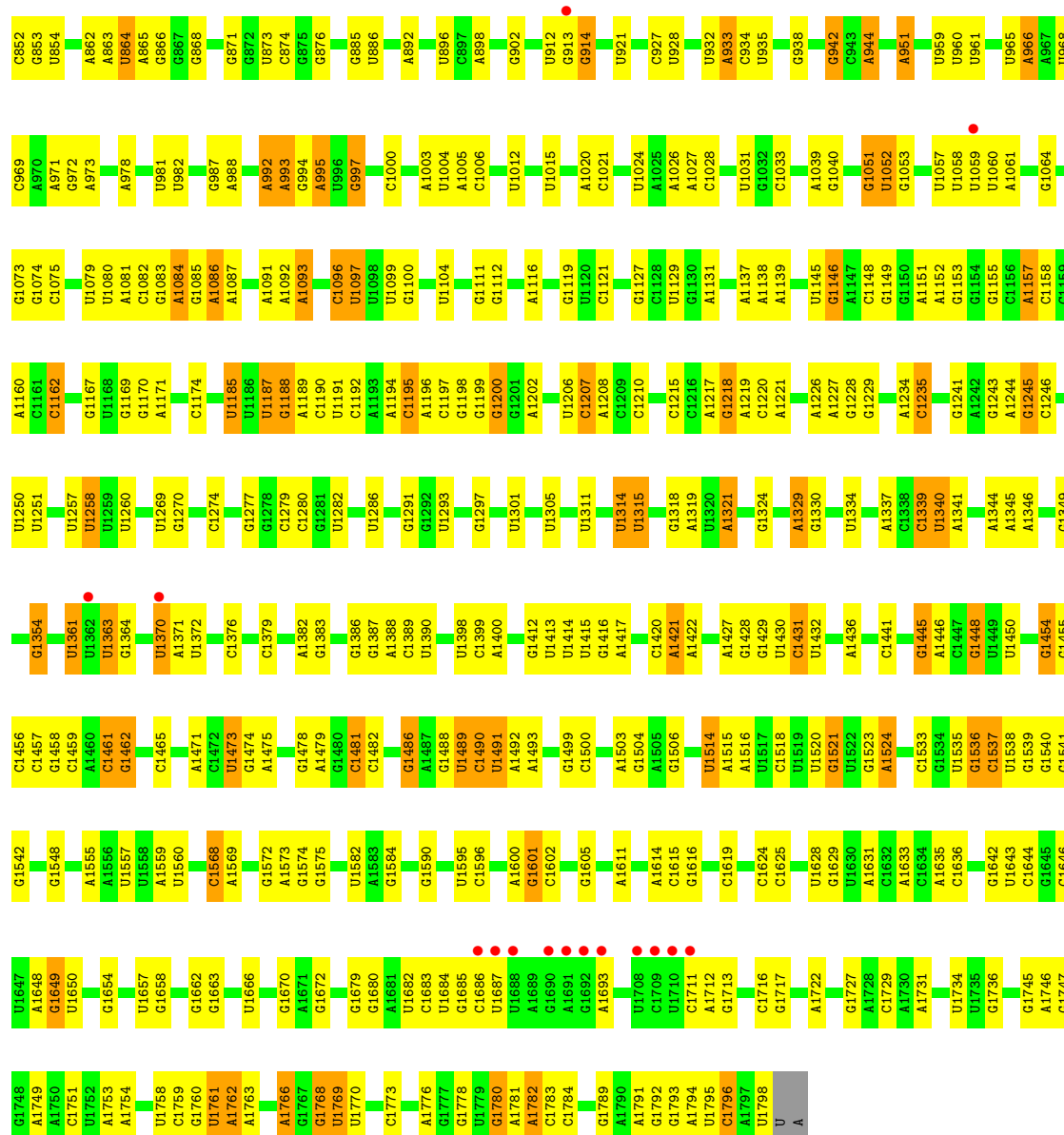
Mol	Chain	Residues	Atoms		ZeroOcc	AltConf
89	CI	1	Total 1	O 1	0	0
89	DB	1	Total 1	O 1	0	0

3 Residue-property plots

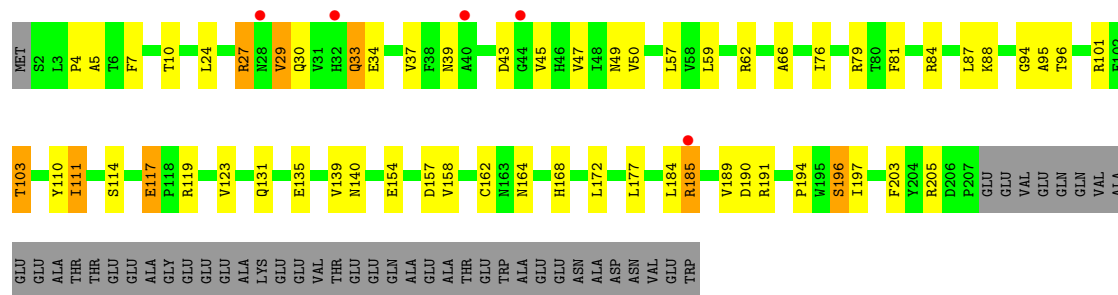
These plots are drawn for all protein, RNA, DNA and oligosaccharide chains in the entry. The first graphic for a chain summarises the proportions of the various outlier classes displayed in the second graphic. The second graphic shows the sequence view annotated by issues in geometry and electron density. Residues are color-coded according to the number of geometric quality criteria for which they contain at least one outlier: green = 0, yellow = 1, orange = 2 and red = 3 or more. A red dot above a residue indicates a poor fit to the electron density ($RSRZ > 2$). Stretches of 2 or more consecutive residues without any outlier are shown as a green connector. Residues present in the sample, but not in the model, are shown in grey.

• Molecule 1: 18S RIBOSOMAL RNA





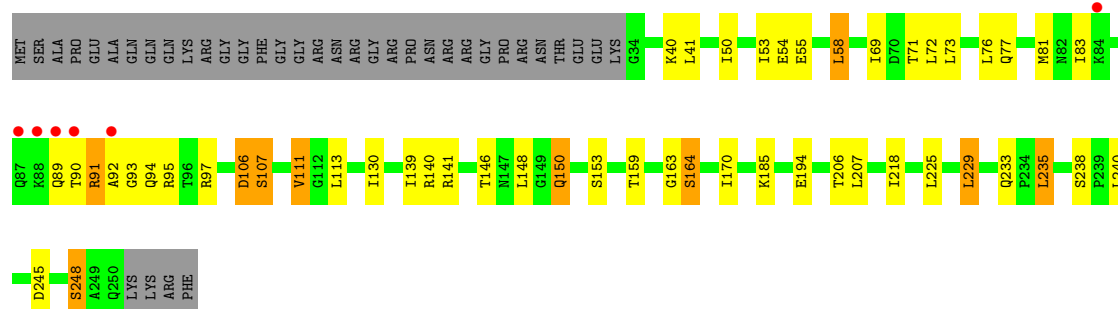
• Molecule 2: 40S ribosomal protein S0-A



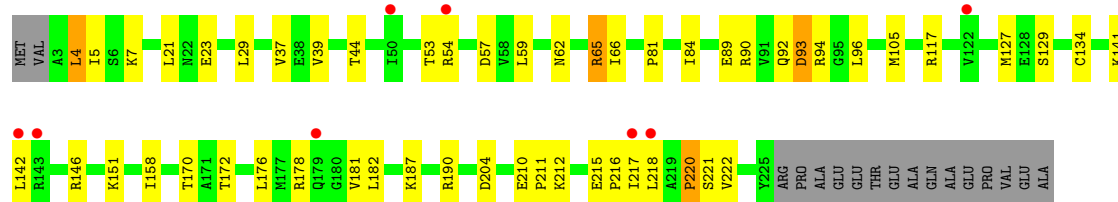
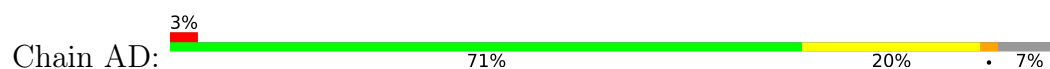
• Molecule 2: 40S ribosomal protein S0-A



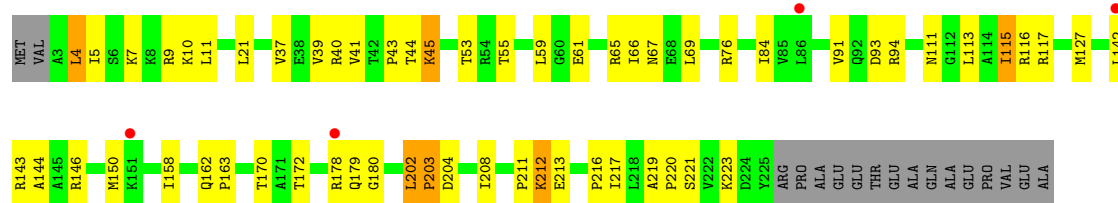
• Molecule 4: 40S ribosomal protein S2



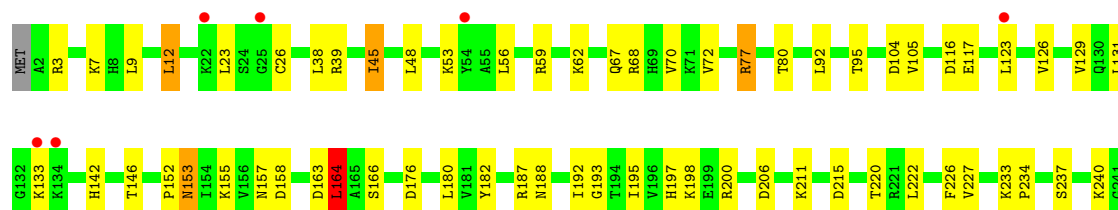
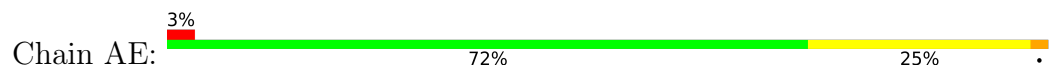
• Molecule 5: 40S ribosomal protein S3

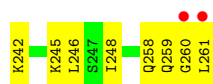


• Molecule 5: 40S ribosomal protein S3



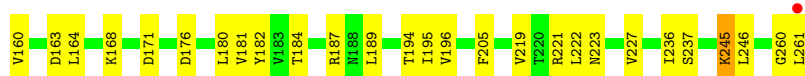
• Molecule 6: 40S ribosomal protein S4-A





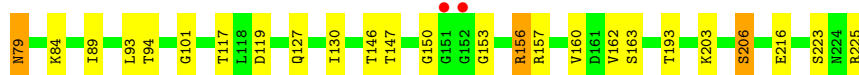
- Molecule 6: 40S ribosomal protein S4-A

Chain CE: 76% 22%



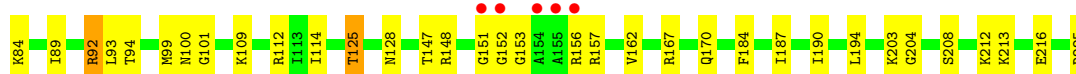
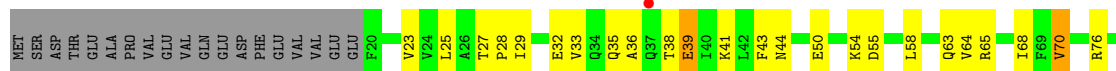
- Molecule 7: 40S ribosomal protein S5

Chain AF: 4% 70% 18% 8%



- Molecule 7: 40S ribosomal protein S5

Chain CF: 3% 66% 24% 8%



- Molecule 8: 40S ribosomal protein S6-A

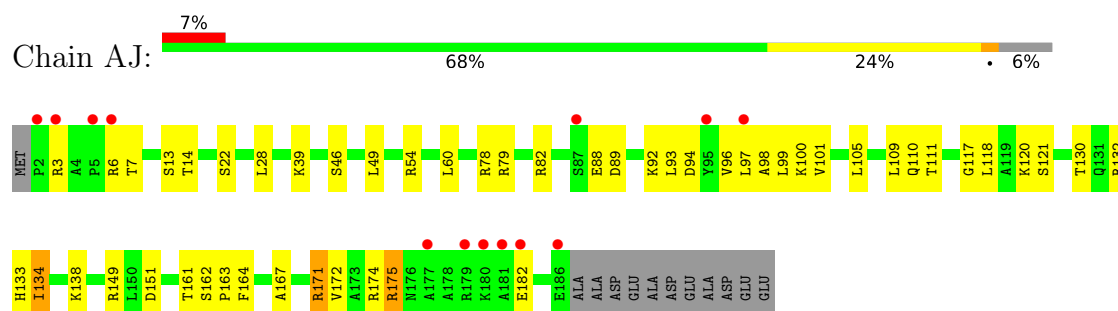
Chain AG: 3% 76% 17% 2%



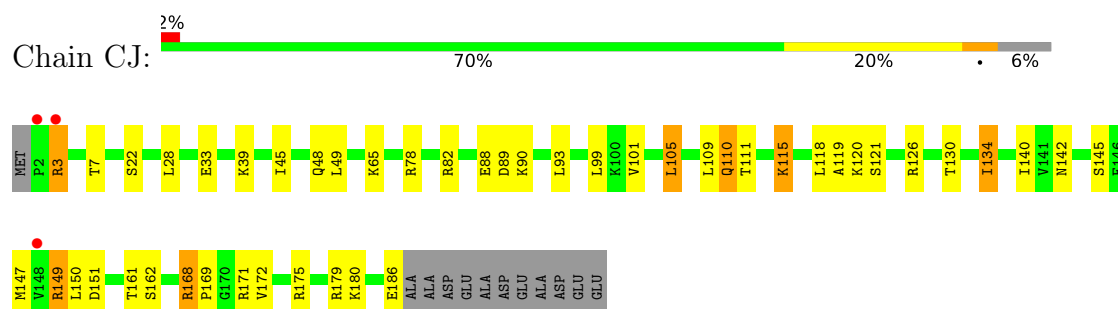
- Molecule 8: 40S ribosomal protein S6-A

Chain CG: 3% 69% 21% 8%

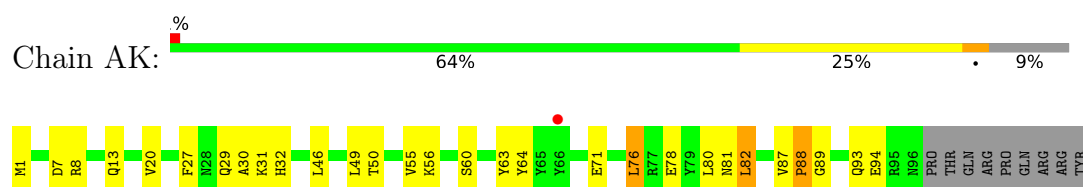
- Molecule 11: 40S ribosomal protein S9-A



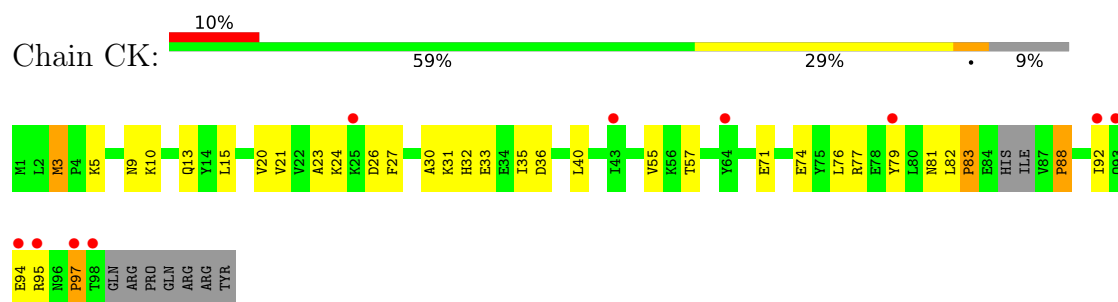
- Molecule 11: 40S ribosomal protein S9-A



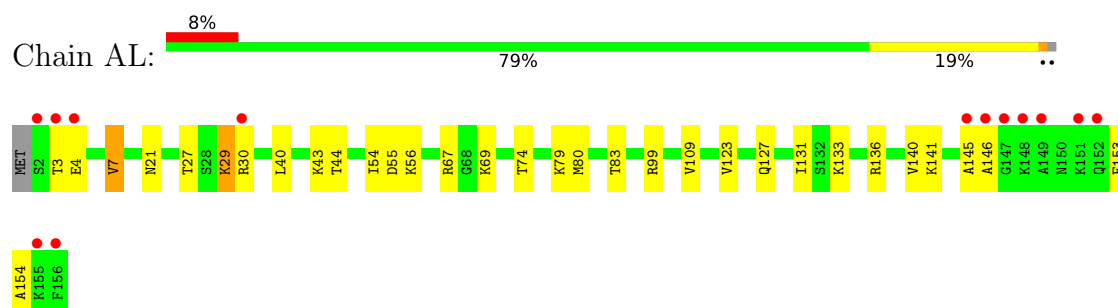
- Molecule 12: 40S ribosomal protein S10-A



- Molecule 12: 40S ribosomal protein S10-A

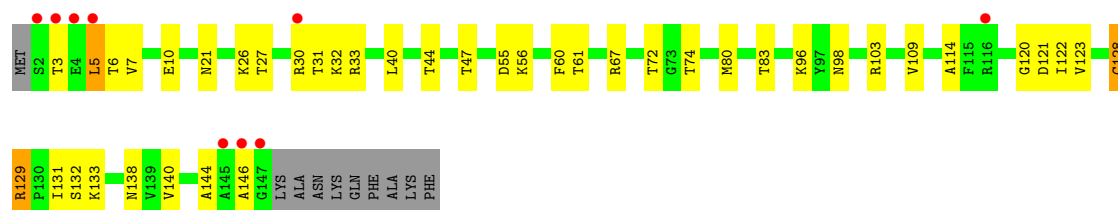


- Molecule 13: 40S ribosomal protein S11-A



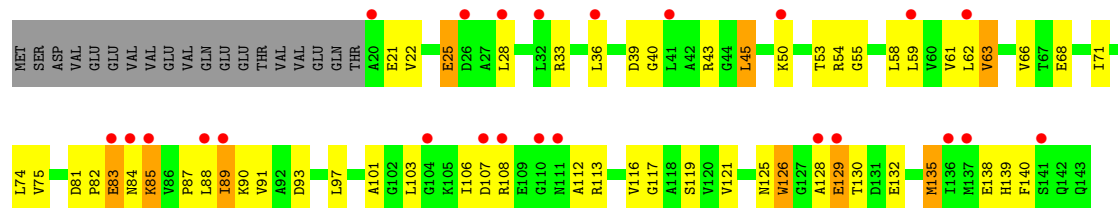
- Molecule 13: 40S ribosomal protein S11-A

Chain CL: 



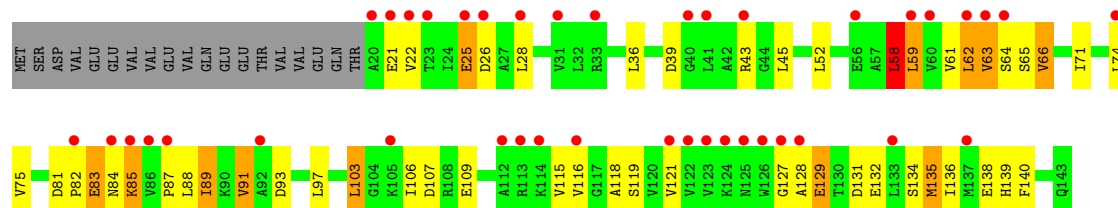
- Molecule 14: 40S ribosomal protein S12

Chain AM: 




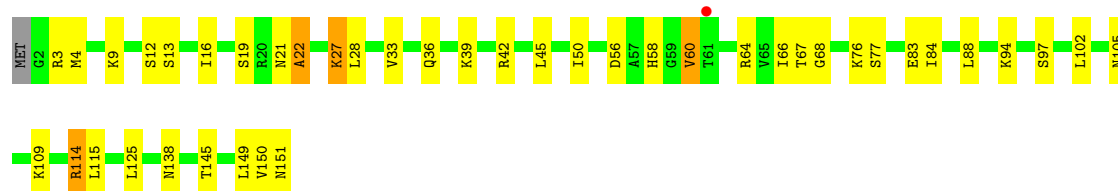
- Molecule 14: 40S ribosomal protein S12

Chain CM: 




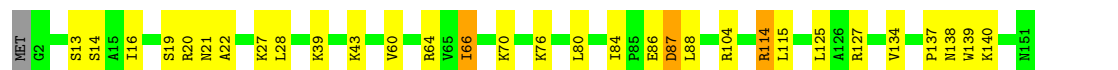
- Molecule 15: 40S ribosomal protein S13

Chain AN: 

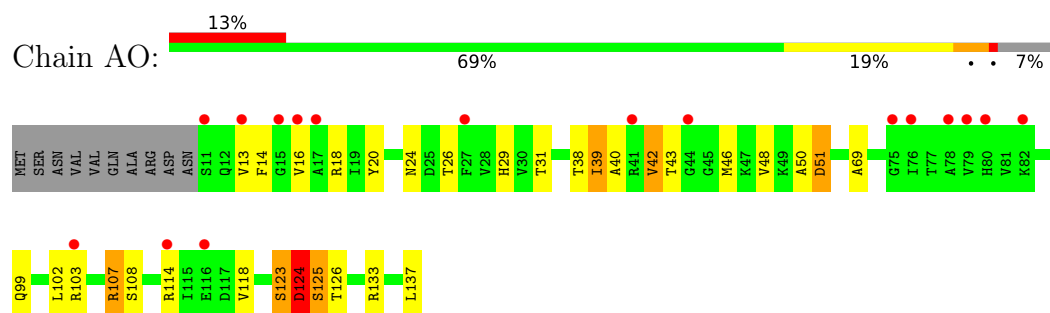


- Molecule 15: 40S ribosomal protein S13

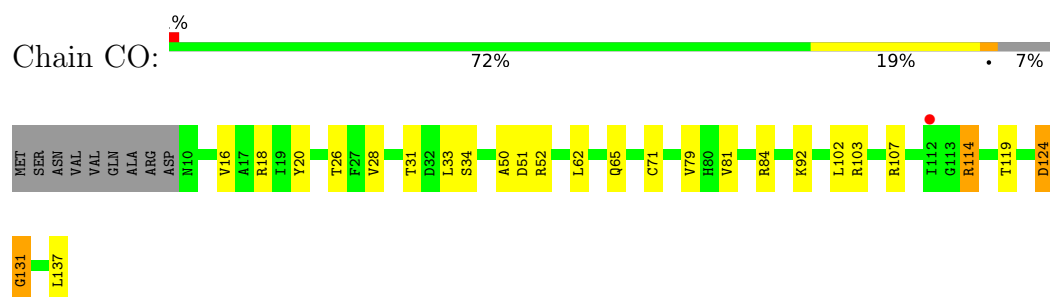
Chain CN: 



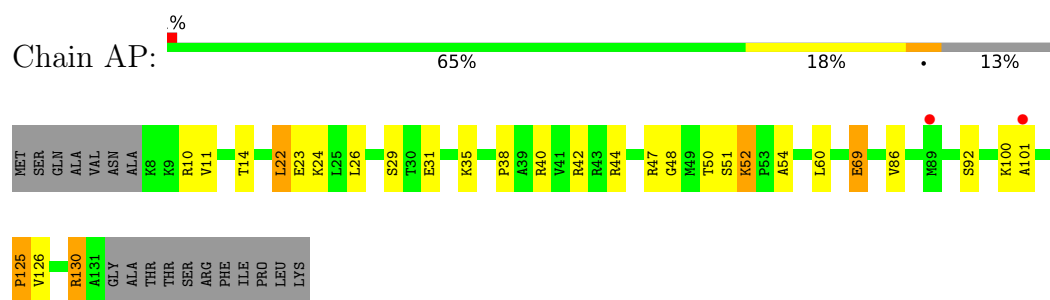
• Molecule 16: 40S ribosomal protein S14-A



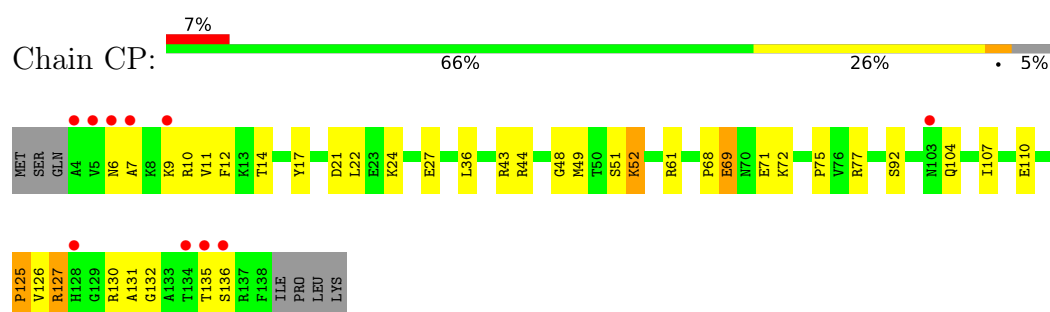
• Molecule 16: 40S ribosomal protein S14-A



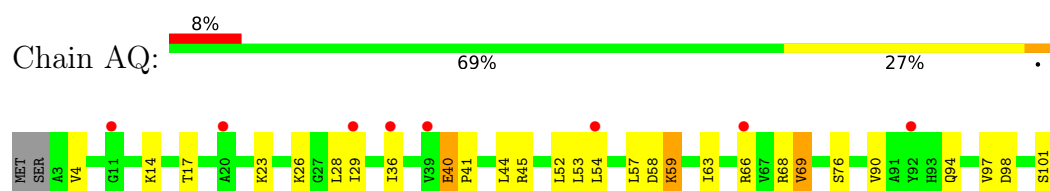
• Molecule 17: 40S ribosomal protein S15

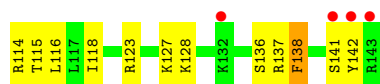


• Molecule 17: 40S ribosomal protein S15

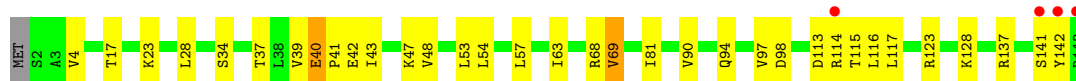
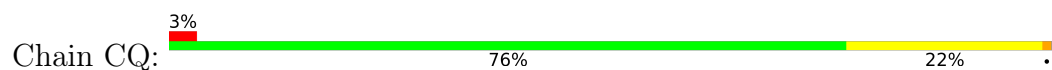


• Molecule 18: 40S ribosomal protein S16-A







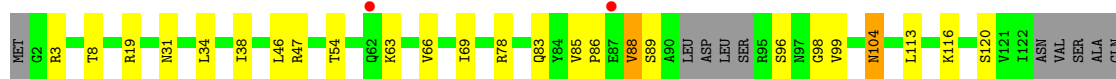
- Molecule 18: 40S ribosomal protein S16-A



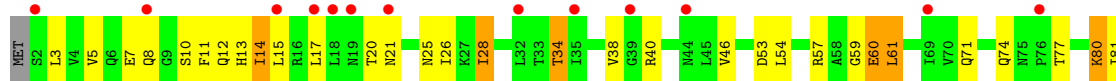
- Molecule 19: 40S ribosomal protein S17-A



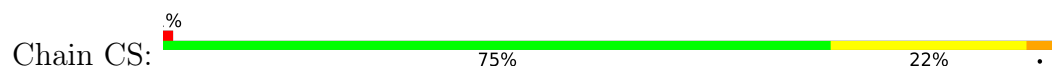
- Molecule 19: 40S ribosomal protein S17-A



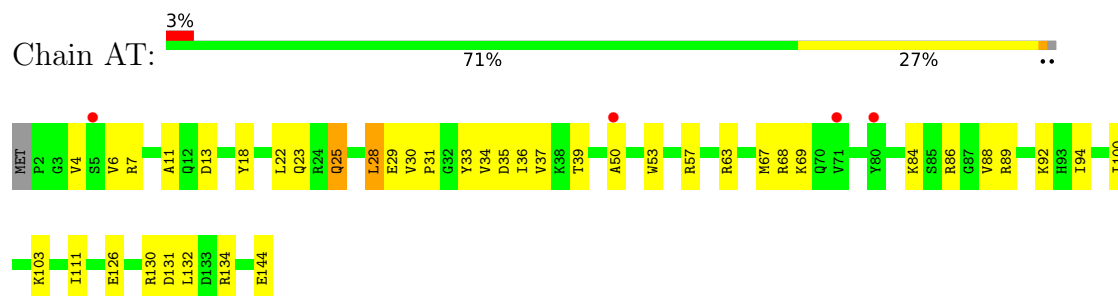
- Molecule 20: 40S ribosomal protein S18-A



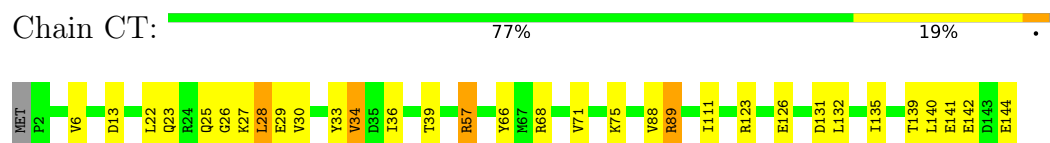
- Molecule 20: 40S ribosomal protein S18-A



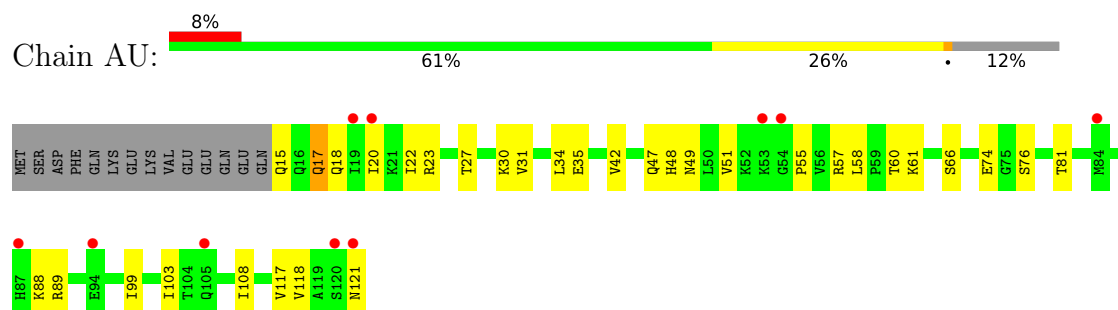
- Molecule 21: 40S ribosomal protein S19-A



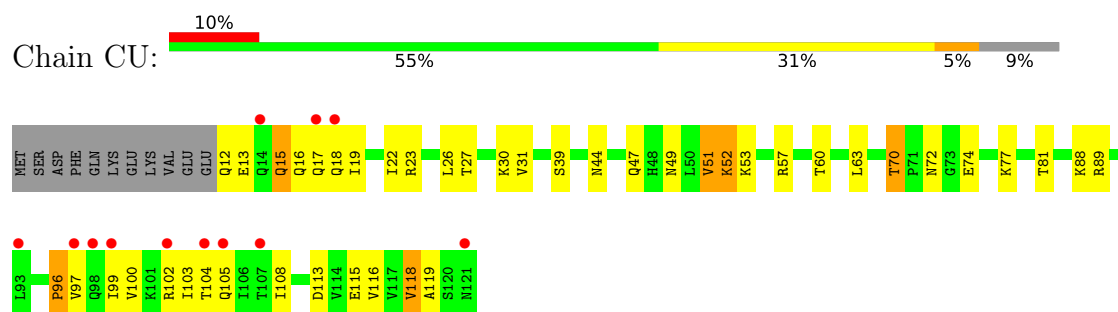
- Molecule 21: 40S ribosomal protein S19-A



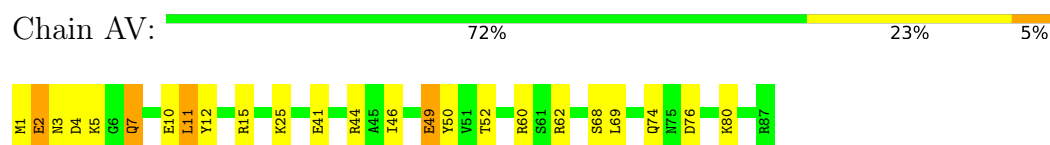
- Molecule 22: 40S ribosomal protein S20



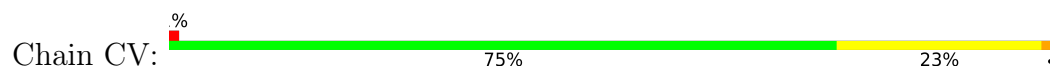
- Molecule 22: 40S ribosomal protein S20

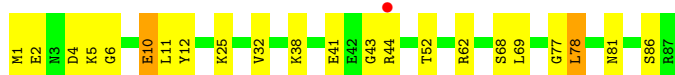


- Molecule 23: 40S ribosomal protein S21-A



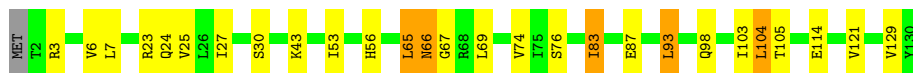
- Molecule 23: 40S ribosomal protein S21-A





- Molecule 24: 40S ribosomal protein S22-A

Chain AW: 78% 17% ..



- Molecule 24: 40S ribosomal protein S22-A

Chain CW: 88% 10% ..



- Molecule 25: 40S ribosomal protein S23-A

Chain AX: 75% 19% 5% .



- Molecule 25: 40S ribosomal protein S23-A

Chain CX: 83% 15% ..



- Molecule 26: 40S ribosomal protein S24-A

Chain AY: 72% 24% . .

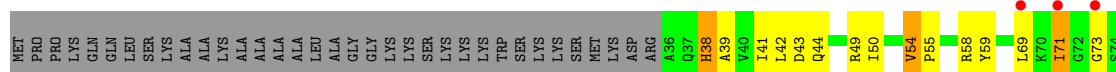


- Molecule 26: 40S ribosomal protein S24-A

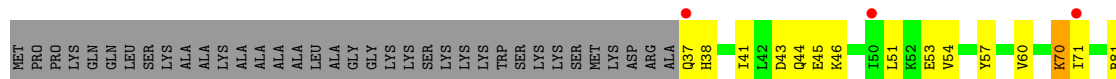
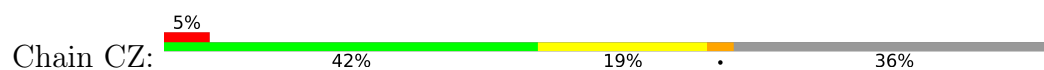
Chain CY: 73% 24% ..

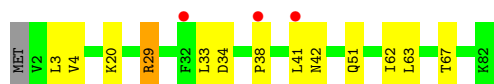


- Molecule 27: 40S ribosomal protein S25-A

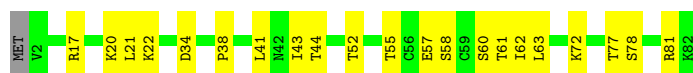
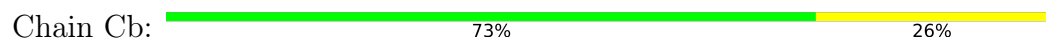


- Molecule 27: 40S ribosomal protein S25-A





- Molecule 29: 40S ribosomal protein S27-A



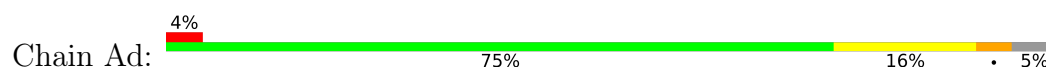
- Molecule 30: 40S ribosomal protein S28-A



- Molecule 30: 40S ribosomal protein S28-A



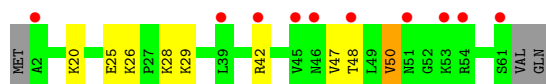
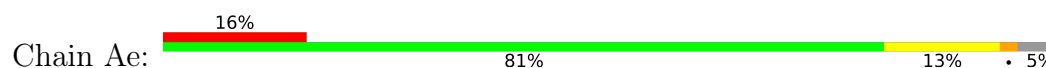
- Molecule 31: 40S ribosomal protein S29-A



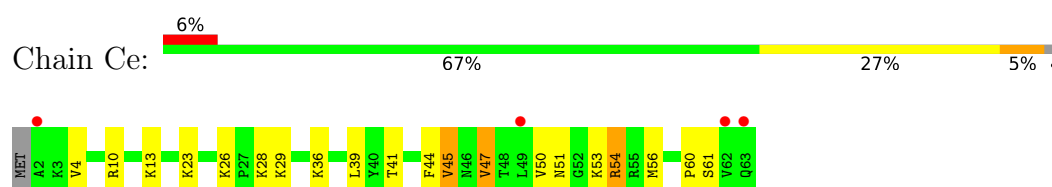
- Molecule 31: 40S ribosomal protein S29-A



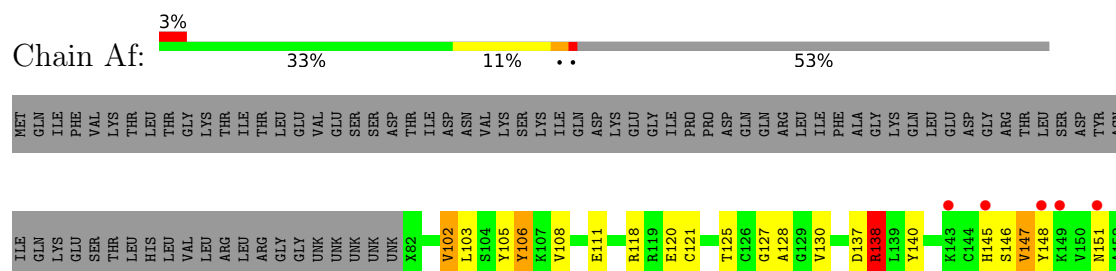
- Molecule 32: 40S ribosomal protein S30-A



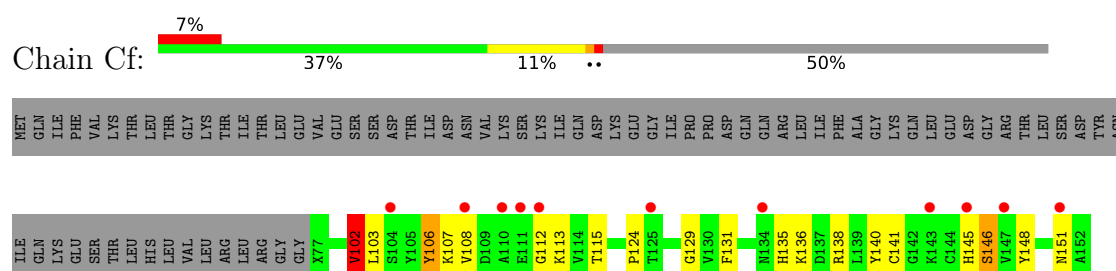
- Molecule 32: 40S ribosomal protein S30-A



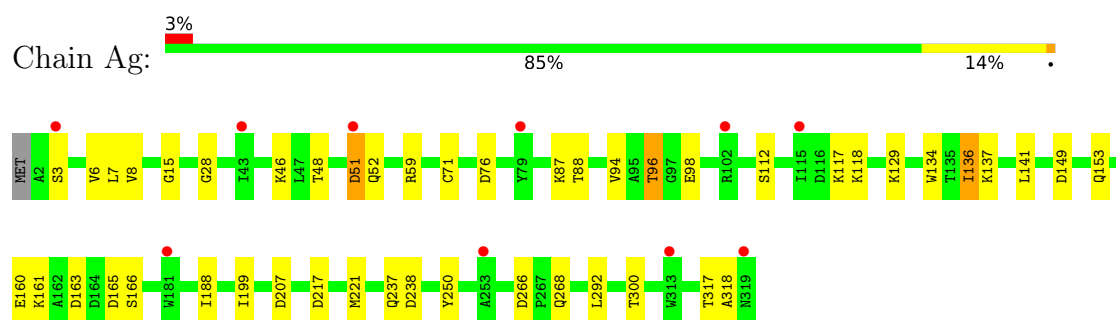
- Molecule 33: 40S ribosomal protein S31



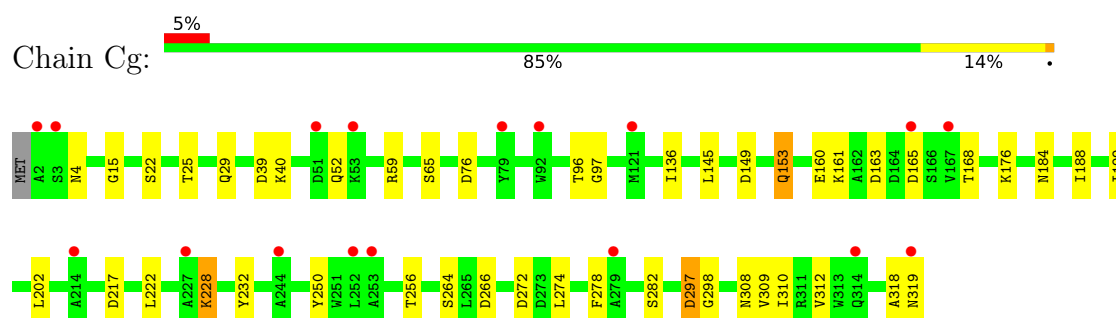
- Molecule 33: 40S ribosomal protein S31



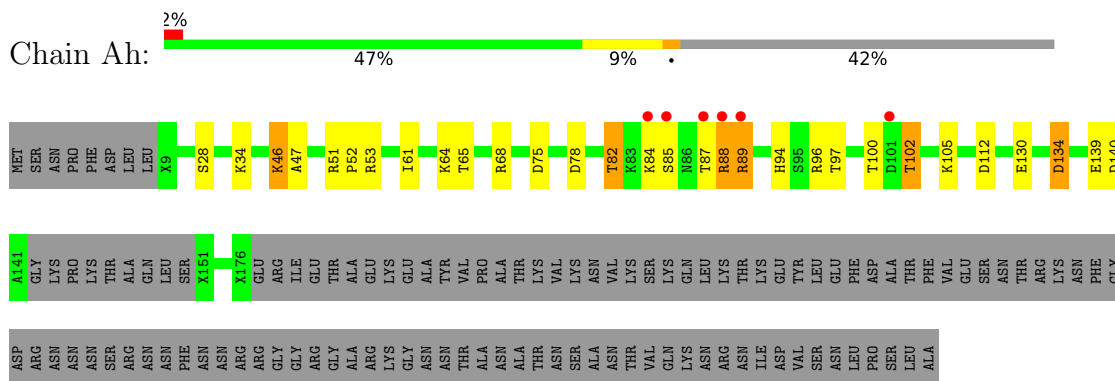
- Molecule 34: Guanine nucleotide-binding protein subunit beta-like protein (ASC1, RACK1)



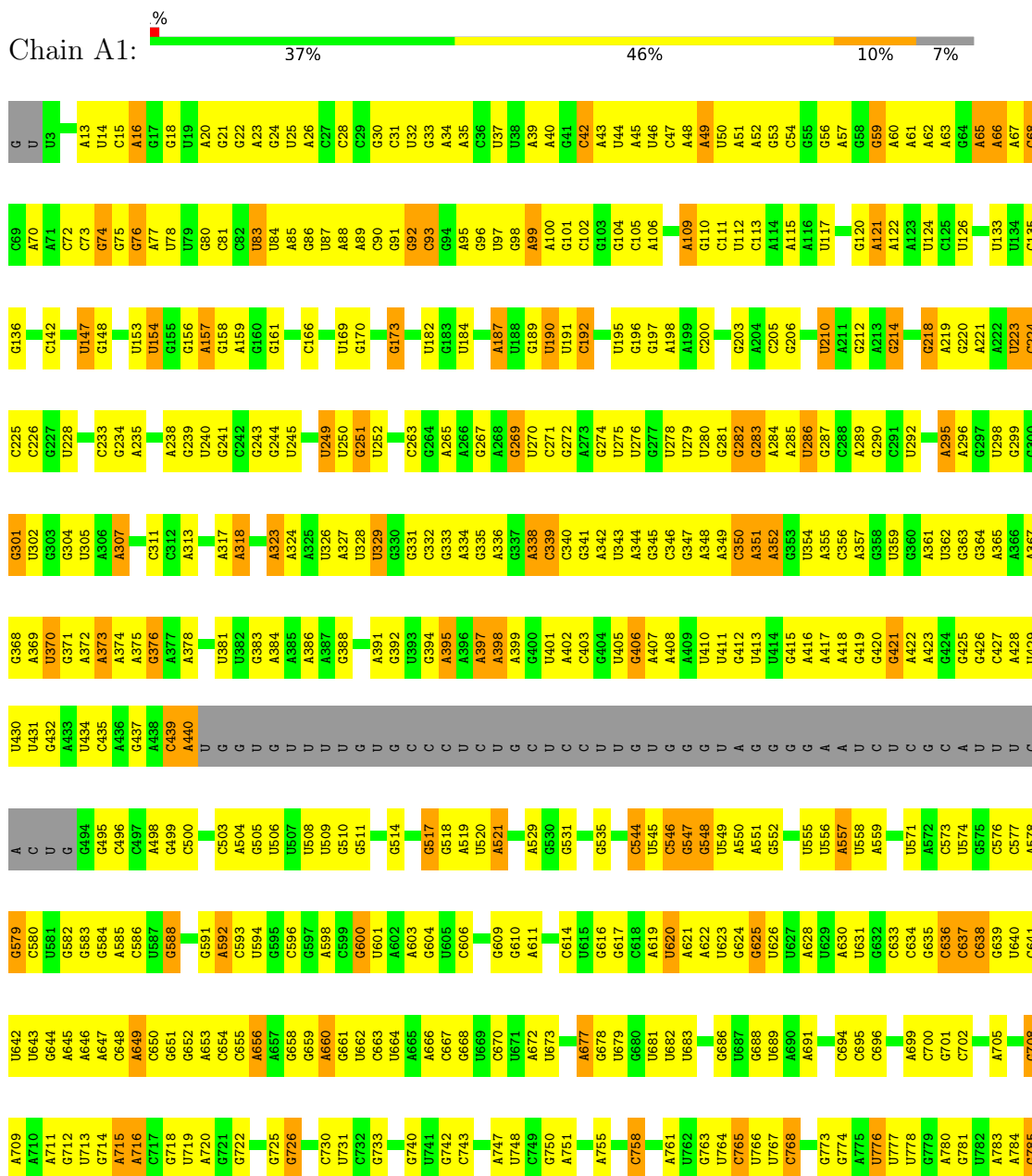
- Molecule 34: Guanine nucleotide-binding protein subunit beta-like protein (ASC1, RACK1)



- Molecule 35: Suppressor protein STM1



- Molecule 36: 25S rRNA




C1762	U1763	U1764	G1640	A1481	U1553	G1411	A1350	C1279	A1203	G1139	A1065	U987	U922	A858	A786
U1765	U1554	U1555	G1643	A1482	U1556	G1414	U1351	C1280	A1204	G1140	U1071	U988	C923	G859	G787
G1766	U1556	U1557	A1643	U1483	U1558	G1415	A1352	G1281	G1209	G1141	U1072	A989	G924	G860	C788
G1767	U1558	U1559	U1644	G1484	U1559	G1416	U1353	U1285	U1210	A1142	U1073	G994	A925	C861	A789
G1770	A1559	G1560	U1645	G1485	A1560	G1417	U1354	A1286	U1211	A1143	U1074	G995	A926	G862	U790
G1773	G1561	G1562	U1646	A1488	U1561	A1418	U1355	U1287	A1212	G1144	U1075	U995	C928	G863	A791
G1778	A1489	C1563	A1654	A1489	A1490	A1419	G1357	U1292	U1214	G1146	C1076	A998	A929	G864	C792
G1779	A1490	C1564	G1655	A1490	A1491	A1420	U1358	U1293	U1215	G1147	A1079	G999	U930	G867	C793
G1780	A1491	C1565	G1656	U1484	A1491	G1421	U1359	U1294	C1216	G1148	A1080	C1000	U931	G868	U794
G1781	G1492	C1566	U1657	G1488	A1492	G1422	C1360	U1295	A1217	G1149	G1001	G999	U932	G869	U795
A1787	U1493	C1567	G1658	A1489	A1493	U1425	U1361	U1296	U1218	U1150	U1081	G1001	A933	G870	U797
A1788	U1494	C1568	U1659	G1490	A1494	U1426	U1362	C1297	U1219	G1151	U1082	A1002	G934	U871	G798
G1789	A1566	U1567	G1660	A1495	A1566	U1427	A1363	C1298	G1222	G1152	U1083	A1003	U935	U872	G799
G1790	U1567	U1568	G1661	A1496	U1567	A1428	U1364	U1299	U1223	A1153	G1087	U1004	A936	C873	G800
G1791	U1568	C1497	G1662	A1497	U1568	A1429	U1365	U1299	A1223	A1154	U1087	U1005	G937	U874	A801
A1797	U1569	C1498	G1663	A1498	U1569	U1430	A1366	G1300	C1224	C1155	C1092	A1006	C938	G875	C802
A1798	U1570	C1499	G1664	A1499	U1570	G1431	G1367	A1301	A1225	C1156	C1093	U1007	U939	A876	C803
A1799	U1571	C1500	G1665	U1500	A1571	A1432	U1368	A1302	G1226	G1157	U1094	G1010	G940	C877	C804
A1800	U1572	C1501	G1666	U1501	U1572	A1433	A1369	A1303	G1227	A1158	U1095	G1011	G941	G878	A806
A1801	A1573	C1502	G1667	U1502	G1573	G1434	A1370	A1304	C1232	C1160	U1096	U1014	U942	G879	A807
A1802	A1574	C1503	G1668	U1503	G1574	G1435	G1371	A1305	G1233	C1161	U1097	U1015	U943	G880	A808
A1803	A1575	C1504	G1669	U1504	G1575	C1437	A1372	G1306	G1234	C1162	C1098	C1016	C944	A883	A810
A1804	A1576	C1505	G1670	U1505	G1576	U1438	A1373	G1307	U1235	A1163	C1099	C1017	C945	A884	U811
A1805	A1577	C1506	G1671	U1506	G1577	U1439	A1374	A1308	G1236	G1164	C1100	G1018	C946	U885	G812
A1806	A1578	C1507	G1672	U1507	G1578	G1440	G1375	U1309	G1237	A1165	A1102	G1019	C947	A886	U812
A1807	A1579	C1508	G1673	U1508	G1579	U1441	C1376	G1310	G1238	G1166	A1103	G1020	C948	U887	G822
A1808	A1580	C1509	G1674	U1509	G1580	U1442	C1377	G1311	G1239	G1167	G1113	G950	C949	U888	G823
A1809	A1581	C1510	G1675	U1510	G1581	G1443	C1378	G1312	A1240	U1168	U1114	A951	C950	U889	U814
A1810	A1582	C1511	G1676	U1511	G1582	G1444	C1379	G1313	G1241	A1169	G1115	G951	C951	G900	G824
A1811	A1583	C1512	G1677	U1512	G1583	U1445	C1380	G1314	U1241	A1170	G1116	G952	C952	G901	U825
A1812	A1584	C1513	G1678	U1513	G1584	U1446	A1381	G1315	G1242	G1171	G1117	U1041	C953	G902	G826
A1813	A1585	C1514	G1679	U1514	G1585	A1447	A1382	G1316	G1243	C1172	C1107	U1042	C954	G903	A816
A1814	A1586	C1515	G1680	U1515	G1586	U1448	C1383	G1317	A1244	G1173	U1110	U1043	C955	G904	A817
A1815	A1587	C1516	G1681	U1516	G1587	U1449	C1384	G1318	A1245	G1174	U1111	U1044	C956	G905	C818
A1816	A1588	C1517	G1682	U1517	G1588	G1450	A1385	G1319	G1246	C1175	U1112	U1045	C957	A895	U819
A1817	A1589	C1518	G1683	U1518	G1589	G1451	A1386	A1326	U1247	C1176	A1113	C1032	C958	A896	A820
A1818	A1590	C1519	G1684	U1519	G1590	U1452	G1387	A1327	G1248	C1177	G1114	A1036	C959	U887	U821
A1819	A1591	C1520	G1685	U1520	G1591	A1453	U1388	C1327	G1249	G1178	U1115	C1037	C960	U888	G822
A1820	A1592	C1521	G1686	U1521	G1592	A1454	G1389	C1328	G1250	A1179	G1116	U1037	C961	U889	G823
A1821	A1593	C1522	G1687	U1522	G1593	U1455	A1390	U1329	A1251	C1180	G1117	U1041	C962	G900	U824
A1822	A1594	C1523	G1688	U1523	G1594	U1456	C1391	A1330	G1252	A1181	G1118	U1042	C963	G901	U825
A1823	A1595	C1524	G1689	U1524	G1595	U1457	C1392	A1331	G1253	A1182	C1119	U1043	C964	G902	G826
A1824	A1596	C1525	G1690	U1525	G1596	U1458	A1393	A1332	U1254	C1183	C1120	U1044	C965	U903	U829
A1825	A1597	C1526	G1691	U1526	G1597	C1459	A1394	A1333	G1255	A1184	U1121	U1045	C966	U904	U830
A1826	A1598	C1527	G1692	U1527	G1598	A1460	G1395	U1334	A1263	C1185	U1122	A1047	C967	U905	A831
A1827	A1599	C1528	G1693	U1528	G1599	A1461	C1396	C1335	G1264	G1186	U1123	U1048	C968	A906	G832
A1828	A1600	C1529	G1694	U1529	G1600	G1464	U1397	U1336	U1265	C1187	U1124	C1049	C969	G907	G833
A1829	A1601	C1530	G1695	U1530	G1601	U1465	U1398	A1337	G1266	A1188	U1125	G971	C970	G908	G835
A1830	A1602	C1531	G1696	U1531	G1602	U1466	U1399	C1338	G1267	C1189	U1126	U1050	C971	G909	G836
A1831	A1603	C1532	G1697	U1532	G1603	U1467	A1400	C1339	U1268	A1190	G1127	U1051	C972	G910	A843
A1832	A1604	C1533	G1698	U1533	G1604	A1467	G1400	C1340	G1269	U1191	C1127	U1052	C973	G911	A844
A1833	A1605	C1534	G1699	U1534	G1605	U1472	A1401	U1341	U1270	C1192	C1130	U1053	C974	G912	A845
A1834	A1606	C1535	G1700	U1535	G1606	U1473	C1402	C1342	A1271	A1193	G1131	A1054	C975	G913	A846
A1835	A1607	C1536	G1701	U1536	G1607	A1474	C1403	C1343	C1272	C1194	G1132	A1055	C976	A914	A847
A1836	A1608	C1537	G1702	U1537	G1608	A1475	C1404	C1344	C1273	C1195	C1133	A1056	C977	A915	A848
A1837	A1609	C1538	G1703	U1538	G1609	U1476	C1405	G1345	A1274	C1196	U1057	U1056	C978	A916	C849
A1838	A1610	C1539	G1704	U1539	G1610	U1477	A1406	G1346	A1275	C1197	A1058	U1057	C979	A917	U850
A1839	A1611	C1540	G1705	U1540	G1611	U1478	A1407	U1347	A1276	C1198	U1059	U1058	C980	A918	C851
A1840	A1612	C1541	G1706	U1541	G1612	U1479	A1408	U1348	A1277	C1199	U1060	U1059	C981	U919	G854
A1841	A1613	C1542	G1707	U1542	G1613	U1480	G1409	U1349	A1278	A1200	C1137	G994	C982	A920	G857
A1842	A1614	C1543	G1708	U1543	G1614		U1410	G1349		A1201	U1138		C983	A921	

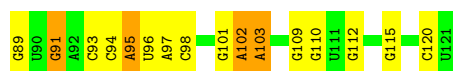
U2763	A2686	G2615	C2531	G2385	A2262	G2123	A1841
U2768	A2689	C2616	U2532	U2386	C2263	G2124	A1842
G2669	G2689	U2617	G2533	C2339	G2272	A2125	G1845
A2691	A2691	G2618	G2534	U2340	U2273	A2126	C1846
G2692	A2692	G2619	A2401	U2341	U2274	U2127	A1847
C2693	U2537	G2620	A2402	U2342	A2275	C2128	G1848
G2621	U2538	G2621	G2403	U2343	G2276	U2129	C1849
G2622	C2539	G2622	A2404	G2344	C2277	A2130	A1850
G2623	A2540	G2623	C2405	U2344	U2278	G2131	G1851
A2626	U2541	A2626	C2406	A2345	C2197	U2132	G1852
U2629	U2542	U2629	C2407	U2348	A2198	C2133	U1855
G2630	U2543	U2630	U2408	A2349	G2199	G2134	G1856
G2631	U2544	G2631	G2409	C2350	U2200	U2135	A1857
G2632	C2545	G2632	U2410	U2351	G2201	C2136	A1858
G2633	C2546	G2633	U2411	G2352	C2202	U2137	G1874
G2634	A2547	G2634	G2412	A2353	U2203	A2138	A1875
G2635	C2548	G2635	A2413	G2354	C2204	A2139	U1876
A2636	G2549	A2636	G2414	U2355	U2205	U2140	U1877
U2550	U2550	U2550	C2415	G2356	G2206	U2141	G1878
U2551	U2551	U2551	U2416	A2357	A2207	A2142	C1879
C2552	C2552	C2552	U2417	U2358	A2208	A2143	C1870
U2553	U2553	U2553	G2418	A2359	U2209	A2144	G1875
A2554	A2554	A2554	A2419	C2359	G2210	A2145	C1876
G2555	G2555	G2555	C2420	U2360	U2211	C2146	U1877
A2561	A2561	A2561	U2421	C2361	C2212	A2147	U1878
C2568	C2568	C2568	C2422	C2362	A2213	U2148	G1879
A2569	A2569	A2569	U2426	A2363	A2214	A2149	U1880
U2570	U2570	U2570	A2430	C2364	A2222	G2150	A1881
U2571	U2571	U2571	U2434	G2366	A2223	A2151	G1882
C2572	C2572	C2572	G2435	A2367	G2227	U2154	A1886
G2573	G2573	G2573	U2436	A2368	A2228	G2155	A1887
G2576	G2576	G2576	G2437	G2369	C2231	C2156	U1888
U2581	U2581	U2581	A2438	G2370	C2232	G2157	G1889
C2582	C2582	C2582	U2443	A2372	A2233	A2158	U1890
G2585	G2585	G2585	A2444	C2373	C2237	G2160	A1891
G2586	G2586	G2586	A2445	G2375	G2238	G2161	G1892
A2593	A2593	A2593	U2501	C2377	G2239	U2162	A1893
C2594	C2594	C2594	A2502	U2379	G2240	C2163	U1894
A2595	A2595	A2595	G2503	U2380	U2241	A2164	G1897
U2596	U2596	U2596	G2504	G2381	A2242	G2165	G1898
C2600	C2600	C2600	U2505	G2382	A2243	A2166	G1899
A2601	A2601	A2601	U2506	C2383	C2244	G2169	A1900
G2602	G2602	G2602	C2507	A2384	G2245	U2170	A1901
G2605	G2605	G2605	A2511	A2385	G2246	G2171	G1902
C2606	C2606	C2606	C2612	A2386	U2247	A2172	U1903
G2607	G2607	G2607	U2513	U2387	C2248	U2173	C1904
G2608	G2608	G2608	U2514	G2388	G2249	G2174	G1905
A2609	A2609	A2609	A2515	C2389	U2250	U2175	G1906
G2610	G2610	G2610	U2516	A2390	G2251	U2176	C1907
U2611	U2611	U2611	U2517	G2391	A2252	G2177	A1908
G2614	G2614	G2614	G2522	U2392	G2253	A2178	A1909
A2686	A2686	A2686	U2528	G2393	U2254	C2179	A1910
A2689	A2689	A2689	G2529	G2394	A2255	A2182	A1911
A2691	A2691	A2691	A2529	G2395	C2257	A2183	U1916
A2692	A2692	A2692	G2530	G2396	U2334	G2184	C1917
A2693	A2693	A2693					C1918
A2694	A2694	A2694					
A2695	A2695	A2695					
A2696	A2696	A2696					
A2697	A2697	A2697					
A2698	A2698	A2698					
A2699	A2699	A2699					
A2702	A2702	A2702					
A2703	A2703	A2703					
A2704	A2704	A2704					
A2705	A2705	A2705					
A2709	A2709	A2709					
A2710	A2710	A2710					
A2714	A2714	A2714					
A2718	A2718	A2718					
A2719	A2719	A2719					
A2722	A2722	A2722					
A2725	A2725	A2725					
A2726	A2726	A2726					
A2727	A2727	A2727					
A2728	A2728	A2728					
A2729	A2729	A2729					
A2730	A2730	A2730					
A2733	A2733	A2733					
A2734	A2734	A2734					
A2735	A2735	A2735					
A2736	A2736	A2736					
A2737	A2737	A2737					
A2740	A2740	A2740					
A2747	A2747	A2747					
A2748	A2748	A2748					
A2749	A2749	A2749					
A2750	A2750	A2750					
A2751	A2751	A2751					
A2752	A2752	A2752					
A2753	A2753	A2753					
A2754	A2754	A2754					
A2755	A2755	A2755					
A2756	A2756	A2756					
A2757	A2757	A2757					
A2758	A2758	A2758					
A2759	A2759	A2759					
A2760	A2760	A2760					
A2761	A2761	A2761					
A2762	A2762	A2762					
A2763	A2763	A2763					
A2768	A2768	A2768					
A2770	A2770	A2770					
A2771	A2771	A2771					
A2772	A2772	A2772					
A2773	A2773	A2773					
A2774	A2774	A2774					
A2775	A2775	A2775					
A2776	A2776	A2776					
A2777	A2777	A2777					
A2778	A2778	A2778					
A2779	A2779	A2779					
A2782	A2782	A2782					
A2786	A2786	A2786					
A2787	A2787	A2787					
A2788	A2788	A2788					
A2794	A2794	A2794					
A2795	A2795	A2795					
A2796	A2796	A2796					
A2797	A2797	A2797					
A2798	A2798	A2798					
A2799	A2799	A2799					
A2800	A2800	A2800					
A2801	A2801	A2801					
A2804	A2804	A2804					
A2805	A2805	A2805					
A2806	A2806	A2806					
A2807	A2807	A2807					
A2808	A2808	A2808					
A2809	A2809	A2809					
A2810	A2810	A2810					
A2811	A2811	A2811					
A2814	A2814	A2814					
A2815	A2815	A2815					
A2816	A2816	A2816					
A2817	A2817	A2817					
A2818	A2818	A2818					
A2819	A2819	A2819					
A2820	A2820	A2820					
A2821	A2821	A2821					
A2822	A2822	A2822					
A2823	A2823	A2823					
A2824	A2824	A2824					
A2825	A2825	A2825					
A2826	A2826	A2826					
A2827	A2827	A2827					
A2828	A2828	A2828					
A2829	A2829	A2829					
A2830	A2830	A2830					
A2831	A2831	A2831					
A2832	A2832	A2832					
A2833	A2833	A2833					
A2834	A2834	A2834					



U1455	C1328	G1242	G1171	U1110	A1027	G964	U903	G835	U766	U679	G616	C
A1456	U1329	G1243	G1172	U1111	U1028	A965	A904	G838	U767	G680		U
U1457	A1330	A1244	U1173	A1112	G1029	U966	U905	G839	U681	U682	G535	U
U1458	U1331	A1245	G1174	G1113	C1032	A967	A906	C839	G683		U536	G
C1459	A1332	G1246	C1175	G1114	U1033	G968	G907	C840	G684		G538	U
A1460		U1247	C1176	G1115	U1034	C969	G908	A841	U688		U545	G
A1461	C1335	C1248	G1177	G1116	U1034	A970	G909	G842	U689		C546	G
A1462	U1336		G1178	G1117	G1035	G971	G910	A843	A690		G547	U
U1463	A1337	U1259	U1179	C1118	A1040	A972	C911	G844	G779		G548	A
	C1338	A1259	A1180	C1119	U1041	A973	G912	G845	A780			
G1466	C1339	G1262	U1181	A1120	G974	G974	A913	A846	A692			
A1467	G1340	G1263	A1182	U1121	U1042	C975	A914	A847	A693		A551	G
A1468	U1341	G1264	C1183	U1122	C1043	U976	A915	A848			G552	G
C1469	C1342	U1265	A1184	U1123	U1044		G916		C696		U553	G
	A1343	G1266		U1124	C1045		A917	C851	G701		A554	A
G1473	G1346		C1187	U1125	A1046	U979	A980	U852	C702		U555	A
G1476	U1347	A1270	U1188	U1126	A1047	U981	U919	U853			U556	U
A1477	U1348		C1189	G1127	A1048	C982	A920	G857	A705		A557	C
	G1349	G1281	A1190	U1128	G1049	A983	A921	A858	A706		U558	U
G1480	G1350		U1191	A1129	U1050	G984	U922	C859	U707		A559	C
A1481	C1351	C1284	C1192	G1130	A1054	U985	C923	G860	G708			G
A1482	U1351	G1285	G1193	C1131	U1055	U986	A924	C861	G712		U563	C
G1483	U1352		A1194	C1132	U1056	U987	A925	U862			G564	A
U1484	G1353		C1195	A1133	U1057	U990	A926	C863	U715		G568	U
G1485	A1354	G1282	C1196	G1134	A1064	G991	C927	G864	A716			U
G1486	U1355	U1283	A1197	A1135	U1060	A992	C928	G867			U574	C
U1487	C1356	A1294	C1198	U1136	U1061	G993	A929	C868	U719		G575	G
G1487	G1357	G1295	C1199	C1137	A1064	G994	U930	C931	A720		C576	G
	C1358	C1296	U1200	U1138	A1065	U995	U932	U871	A645		C577	U
A1490	C1359	C1297	C1201	G1139	A1065	A996	A933	U872	A646		C578	U
A1491	G1360	G1298	A1202	G1140	U1071	A997	G934	C873	A647		A579	G
G1492	U1361	U1299	A1203	C1141	G1072	A998	U935	U874	C648		C580	G
C1493	G1362	G1300	A1204	G1142	U1077	G999	A936	G875	A649		U581	G
U1494	A1363	A1301	G1205	A1143	U1078	C1000	G937	A876	G651		G582	G
U1495	C1364	A1302	G1206	U1144	U1079	G1001	C938	C877	G652		G583	G
C1496	G1365	G1303	G1207	G1145	A1079	A1002	U939	G878	G653		G584	U
	U1430	A1304	U1208	C1146	U1080	A1003	G940	U879	A653		A585	G
G1500	G1367	U1305	G1209	G1147	U1081	U1004	G941	U880	C654		C586	G
U1501	U1368	G1306	U1210	U1148	U1082	U1007	U942	C881	C655		U587	G
C1502	A1369	G1307	U1211	G1149	U1083	U1008	U943	A882	A656		G588	U
A1503	G1370	A1308	A1212	A1150	A1085	G1009	C944	A883	A657		A589	G
A1504	C1371	U1309	G1213	U1151	C1086	G1010	C945	A884	U741		G590	G
C1505	G1372	G1310	U1214	G1152	G1087	U1010	U946	A887	G742		G591	U
U1506	A1373	C1311	U1215	A1153	G1087	G1011			C743		A592	G
G1507	G1374	C1312	C1216	G1156	A1093	A1011	G947	G887	A744			G
C1508	U1438	G1313		C1157	U1094	U1012	C948	A888	C745		C514	G
A1509	G1375	C1314	U1220	G1157	U1094	G1013	C949	U889			C515	G
G1510	U1440	U1314	A1221	A1158	U1095	U1014	C950	C890	A665		A516	G
U1511	G1377	C1315	G1222	A1159	U1096	U1015		U821	U594		G517	G
U1512	U1442	C1316	A1223	C1160	G1097	C1016	G953	G891	C667		G518	G
G1513	G1443	A1317	A1223	G1161	A1098	C1017	U954	U892	G668		A519	G
U1514	U1444	G1319	C1232	U1162	A1099	G1018	U955	C893	U669		U520	G
A1515	G1380	C1320	G1233	A1163	U1100	G1019	U956	A894	C670		A521	G
C1516	G1382	G1321		G1164	G1101	U1020	C957	A896	U671		A522	G
G1517	U1448	U1322	G1237	A1165	A1102	U1021	C958	A897	A672		A523	G
U1518	C1385	G1323	G1237	G1166	A1103	U1022	C959	A898	U673		U524	G
	A1449	U1324	C1238	U1167	G1104	C1023	U960	U899	C675		C526	G
G1524	U1387	U1325	A1239	A1168	G1107	U1024	C961	G900	G676		G613	G
G1525	U1388	A1326	U1240	A1169	C1107	A1025	A962	G901	A677		G614	G
U1526	A1454	C1327	U1241	A1170		A1026	G963	G902	G678		U615	G

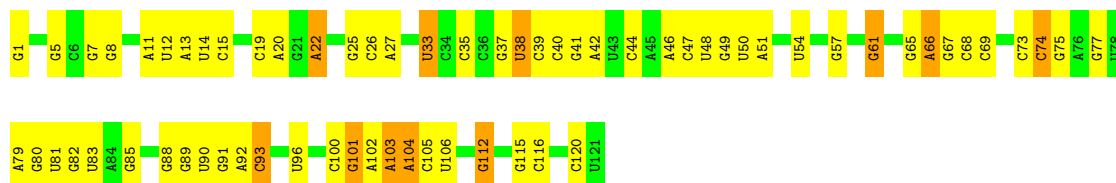
U2543	U2544	G2549	U2550	U2551	G2552	G2555	G2560	A2561	A2562	U2565	G2566	G2567	G2568	A2569	U2570	U2571	G2572	G2573	G2574	G2583	G2584	G2585	G2589	A2590	A2591	G2592	A2593	G2594	G2598	U2599	G2600	G2603	U2604	G2605	G2606	G2607	G2608	A2609	G2610	U2611	U2612	U2613	G2614	G2615	G2616	U2617	G2618	G2619	G2620	G2621	G2622																																																																																																																																																																																																																																																																																																																																																																																																																																																																																														
C	C	A	G	U	G	A	A	A	A	C	C	C	C	C	U	U	U	A	A	A	G2503	U2504	U2505	U2506	G2507	U2508	U2509	U2510	A2511	G2512	U2513	U2514	A2515	U2516	G2517	G2518	G2522	U2604	G2605	G2606	G2607	G2608	A2609	G2610	U2611	U2612	U2613	G2614	G2615	G2616	U2617	G2618	G2619	G2620	G2621	G2622																																																																																																																																																																																																																																																																																																																																																																																																																																																																																									
U2417	G2418	A2419	G2420	U2421	G2422	U2423	A2424	G2425	U2426	G2429	A2430	G2431	A2432	U2433	U2434	G2435	U2436	G2437	A2438	A2439	G2440	A2441	G2442	A2443	G2444	U2445	U2446	G2447	U2448	G2449	U2450	G2451	U2452	G2453	U2454	G2455	U2456	G2457	U2458	G2459	U2460	G2461	U2462	G2463	U2464	G2465	U2466	G2467	U2468	G2469	U2470	G2471	U2472	G2473	U2474	G2475	U2476	G2477	U2478	G2479	U2480	G2481	U2482	G2483	U2484	G2485	U2486	G2487	U2488	G2489	U2490	G2491	U2492	G2493	U2494	G2495	U2496	G2497	U2498	G2499	U2500	G2501	U2502	G2503	U2504	G2505	U2506	G2507	U2508	U2509	U2510	A2511	G2512	U2513	U2514	A2515	U2516	G2517	G2518	G2522	U2604	G2605	G2606	G2607	G2608	A2609	G2610	U2611	U2612	U2613	G2614	G2615	G2616	U2617	G2618	G2619	G2620	G2621	G2622																																																																																																																																																																																																																																																																																																																																																																																																																										
A2357	A2358	C2359	G2360	A2361	C2362	A2363	G2364	C2365	G2366	A2367	G2368	G2369	G2370	G2371	A2372	C2373	G2374	G2375	G2376	G2377	C2378	U2379	G2380	G2381	G2382	C2383	A2384	G2385	A2386	G2387	U2388	G2389	G2390	G2391	G2392	G2393	G2394	G2395	G2396	A2397	A2398	A2399	G2400	A2401	A2402	G2403	A2404	A2405	G2406	C2407	U2408	G2409	U2410	U2411	U2412	U2413	G2414	U2415	U2416	G2417	U2418	G2419	U2420	G2421	U2422	G2423	U2424	G2425	U2426	G2427	U2428	G2429	U2430	G2431	U2432	U2433	U2434	G2435	U2436	G2437	A2438	A2439	G2440	A2441	G2442	A2443	G2444	U2445	U2446	G2447	U2448	G2449	U2450	G2451	U2452	G2453	U2454	G2455	U2456	G2457	U2458	G2459	U2460	G2461	U2462	G2463	U2464	G2465	U2466	G2467	U2468	G2469	U2470	G2471	U2472	G2473	U2474	G2475	U2476	G2477	U2478	G2479	U2480	G2481	U2482	G2483	U2484	G2485	U2486	G2487	U2488	G2489	U2490	G2491	U2492	G2493	U2494	G2495	U2496	G2497	U2498	G2499	U2500	G2501	U2502	G2503	U2504	G2505	U2506	G2507	U2508	U2509	U2510	A2511	G2512	U2513	U2514	A2515	U2516	G2517	G2518	G2522	U2604	G2605	G2606	G2607	G2608	A2609	G2610	U2611	U2612	U2613	G2614	G2615	G2616	U2617	G2618	G2619	G2620	G2621	G2622																																																																																																																																																																																																																																																																																																																																																												
A2143	A2144	A2145	C2146	A2147	U2148	A2149	A2158	U2162	C2163	A2164	G2165	A2166	A2167	G2168	U2170	G2171	A2172	G2173	G2174	U2175	U2176	G2177	A2178	C2179	G2180	C2181	G2182	A2183	U2184	A2188	U2189	U2190	U2191	C2192	U2193	G2194	C2197	A2198	G2201	C2202	U2203	G2204	U2205	G2206	A2207	U2208	U2209	G2210	U2211	G2212	A2213	U2214	A2215	G2216	U2217	A2222	A2223	A2228	A2229	C2230	C2231	G2234	C2237	G2238	G2239	A2242	A2243	A2244	C2245	G2246	G2247	C2248	G2249	G2250	G2253	U2254	A2255	A2256	C2257	U2258	G2261	A2262	C2263	U2264	A2270	G2271	G2272	G2273	G2276	C2277	C2278	A2279	A2280	A2281	U2282	A2283	A2284	C2285	U2286	G2287	U2288	U2289	A2290	C2291	U2292	G2293	U2294	U2298	G2299	U2301	A2302	G2303	G2305	G2306	C2307	C2308	A2309	U2310	G2311	A2312	U2313	U2314	G2315	G2316	A2317	U2318	U2319	A2320	C2321	G2322	G2323	A2324	G2325	G2326	G2327	U2328	C2329	C2330	U2334	G2335	U2336	C2337	C2338	G2339	U2340	A2341	U2342	C2343	U2344	A2345	G2346	U2347	A2348	U2349	C2350	U2351	A2352	G2353	C2354	U2355	A2356	G2357	U2358	C2359	A2360	U2361	G2362	U2363	G2364	C2365	U2366	A2367	G2368	G2369	G2370	G2371	A2372	C2373	G2374	G2375	G2376	G2377	C2378	U2379	G2380	G2381	G2382	C2383	A2384	G2385	A2386	G2387	U2388	G2389	G2390	G2391	G2392	G2393	G2394	G2395	G2396	A2397	A2398	A2399	G2400	A2401	A2402	G2403	A2404	A2405	G2406	C2407	U2408	G2409	U2410	U2411	U2412	U2413	G2414	U2415	U2416	G2417	U2418	G2419	U2420	G2421	U2422	G2423	U2424	G2425	U2426	G2427	U2428	G2429	U2430	G2431	U2432	U2433	U2434	G2435	U2436	G2437	A2438	A2439	G2440	A2441	G2442	A2443	G2444	U2445	U2446	G2447	U2448	G2449	U2450	G2451	U2452	G2453	U2454	G2455	U2456	G2457	U2458	G2459	U2460	G2461	U2462	G2463	U2464	G2465	U2466	G2467	U2468	G2469	U2470	G2471	U2472	G2473	U2474	G2475	U2476	G2477	U2478	G2479	U2480	G2481	U2482	G2483	U2484	G2485	U2486	G2487	U2488	G2489	U2490	G2491	U2492	G2493	U2494	G2495	U2496	G2497	U2498	G2499	U2500	G2501	U2502	G2503	U2504	G2505	U2506	G2507	U2508	U2509	U2510	A2511	G2512	U2513	U2514	A2515	U2516	G2517	G2518	G2522	U2604	G2605	G2606	G2607	G2608	A2609	G2610	U2611	U2612	U2613	G2614	G2615	G2616	U2617	G2618	G2619	G2620	G2621	G2622																																																																																																																																																																																										
U1876	U1877	G1878	A1879	U1880	A1881	G1882	A1883	U1885	A1886	G1887	U1888	G1889	U1890	A1891	G1892	U1893	U1894	A1895	A1896	G1897	G1898	A1901	G1902	U1903	U1904	G1905	G1906	C1907	U1908	A1909	U1910	A1911	U1912	U1913	G1914	C1917	U1918	A1921	U1925	C1926	G1927	U1928	G1929	A1930	U1931	U1932	U1937	U1938	C1939	G1940	U1942	U1943	U1944	U1945	U1946	U1947	U1948	U1949	U1950	U1951	U1952	U1953	U1954	U1955	U1956	U1957	U1958	U1959	U1960	U1961	U1962	U1963	U1964	U1965	U1966	U1967	U1968	U1969	U1970	U1971	U1972	U1973	U1974	U1975	U1976	U1977	U1978	U1979	U1980	U1981	U1982	U1983	U1984	U1985	U1986	U1987	U1988	U1989	U1990	U1991	U1992	U1993	U1994	U1995	U1996	U1997	U1998	U1999	U2000	U2001	U2002	U2003	U2004	U2005	U2006	U2007	U2008	U2009	U2010	U2011	U2012	U2013	U2014	U2015	U2016	U2017	U2018	U2019	U2020	U2021	U2022	U2023	U2024	U2025	U2026	U2027	U2028	U2029	U2030	U2031	U2032	U2033	U2034	U2035	U2036	U2037	U2038	U2039	U2040	U2041	U2042	U2043	U2044	U2045	U2046	U2047	U2048	U2049	U2050	U2051	U2052	U2053	U2054	U2055	U2056	U2057	U2058	U2059	U2060	U2061	U2062	U2063	U2064	U2065	U2066	U2067	U2068	U2069	U2070	U2071	U2072	U2073	U2074	U2075	U2076	U2077	U2078	U2079	U2080	U2081	U2082	U2083	U2084	U2085	U2086	U2087	U2088	U2089	U2090	U2091	U2092	U2093	U2094	U2095	U2096	U2097	U2098	U2099	U2100	U2101	U2102	U2103	U2104	U2105	U2106	U2107	U2108	U2109	U2110	U2111	U2112	U2113	U2114	U2115	U2116	U2117	U2118	U2119	U2120	U2121	U2122	U2123	U2124	U2125	U2126	U2127	U2128	U2129	U2130	U2131	U2132	U2133	U2134	U2135	U2136	U2137	U2138	U2139	U2140	U2141	U2142	U2143	U2144	U2145	U2146	U2147	U2148	U2149	U2150	U2151	U2152	U2153	U2154	U2155	U2156	U2157	U2158	U2159	U2160	U2161	U2162	U2163	U2164	U2165	U2166	U2167	U2168	U2169	U2170	U2171	U2172	U2173	U2174	U2175	U2176	U2177	U2178	U2179	U2180	U2181	U2182	U2183	U2184	U2185	U2186	U2187	U2188	U2189	U2190	U2191	U2192	U2193	U2194	U2195	U2196	U2197	U2198	U2199	U2200	U2201	U2202	U2203	U2204	U2205	U2206	U2207	U2208	U2209	U2210	U2211	U2212	U2213	U2214	U2215	U2216	U2217	U2218	U2219	U2220	U2221	U2222	U2223	U2224	U2225	U2226	U2227	U2228	U2229	U2230	U2231	U2232	U2233	U2234	U2235	U2236	U2237	U2238	U2239	U2240	U2241	U2242	U2243	U2244	U2245	U2246	U2247	U2248	U2249	U2250	U2251	U2252	U2253	U2254	U2255	U2256	U2257	U2258	U2259	U2260	U2261	U2262	U2263	U2264	U2265	U2266	U2267	U2268	U2269	U2270	U2271	U2272	U2273	U2274	U2275	U2276	U2277	U2278	U2279	U2280	U2281	U2282	U2283	U2284	U2285	U2286	U2287	U2288	U2289	U2290	U2291	U2292	U2293	U2294	U2295	U2296	U2297	U2298	U2299	U2300	U2301	U2302	U2303	U2304	U2305	U2306	U2307	U2308	U2309	U2310	U2311	U2312	U2313	U2314	U2315	U2316	U2317	U2318	U2319	U2320	U2321	U2322	U2323	U2324	U2325	U2326	U2327	U2328	U2329	U2330	U2331	U2332	U2333	U2334	U2335	U2336	U2337	U2338	U2339	U2340	U2341	U2342	U2343	U2344	U2345	U2346	U2347	U2348	U2349	U2350	U2351	U2352	U2353	U2354	U2355	U2356	U2357	U2358	U2359	U2360	U2361	U2362	U2363	U2364	U2365	U2366	U2367	U2368	U2369	U2370	U2371	U2372	U2373	U2374	U2375	U2376	U2377	U2378	U2379	U2380	U2381	U2382	U2383	U2384	U2385	U2386	U2387	U2388	U2389	U2390	U2391	U2392	U2393	U2394	U2395	U2396	U2397	U2398	U2399	U2400	U2401	U2402	U2403	U2404	U2405	U2406	U2407	U2408	U2409	U2410	U2411	U2412	U2413	U2414	U2415	U2416	U2417	U2418	U2419	U2420





- Molecule 37: 5S rRNA

Chain A7: 45% 45% 9%



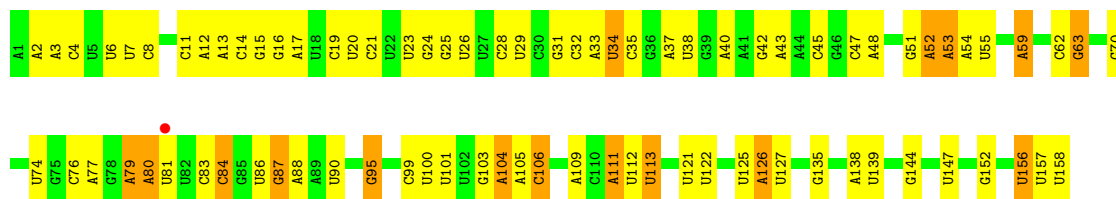
- Molecule 38: 5.8S rRNA

Chain A4: 39% 52% 9%



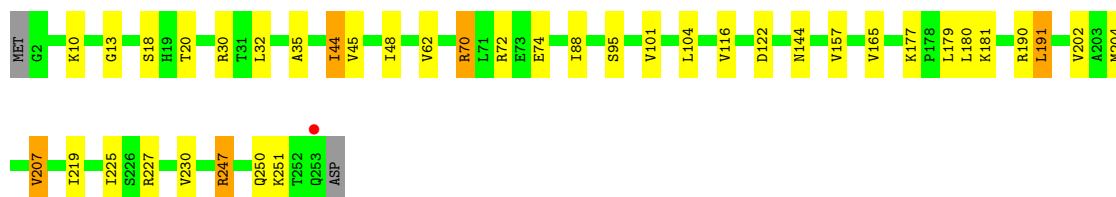
- Molecule 38: 5.8S rRNA

Chain A8: 48% 42% 10%

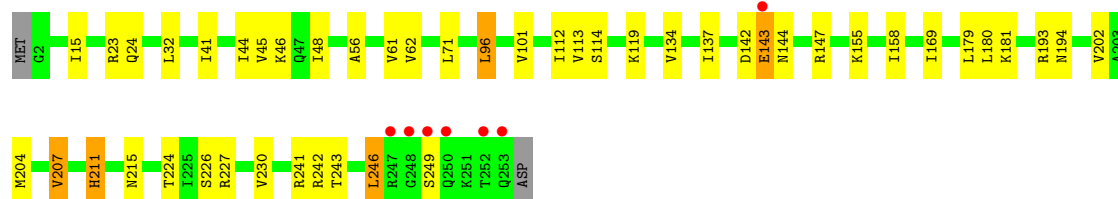



- Molecule 39: 60S ribosomal protein L2-A

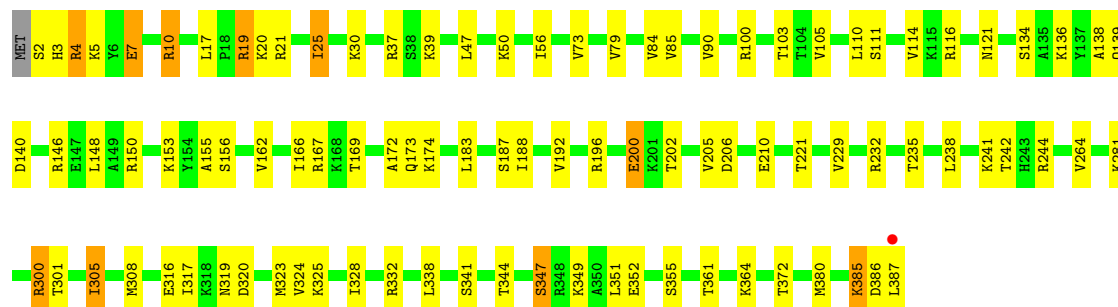
Chain BA: 84% 13% 3%



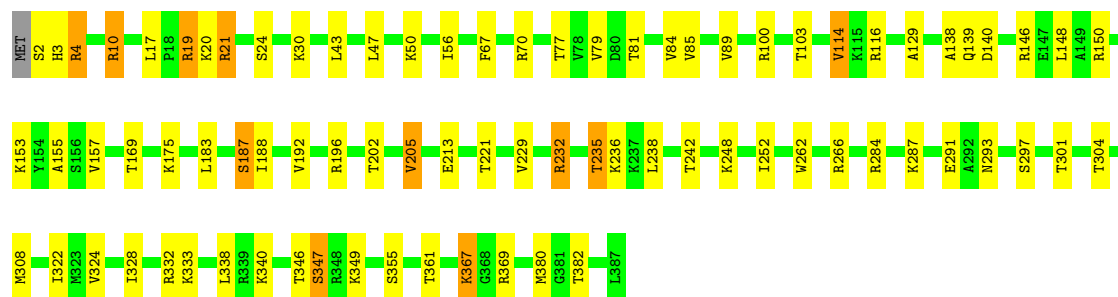
- Molecule 39: 60S ribosomal protein L2-A




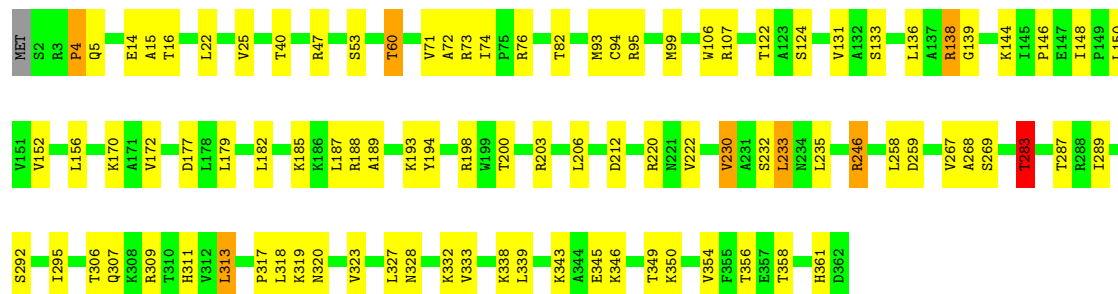
- Chain BB:  75% 22% .



- Chain DB: 79% 18% 3%

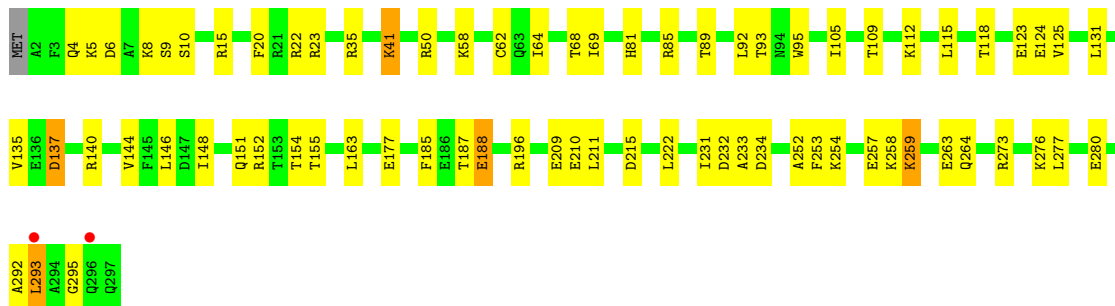


- Chain BC:  74% 24%

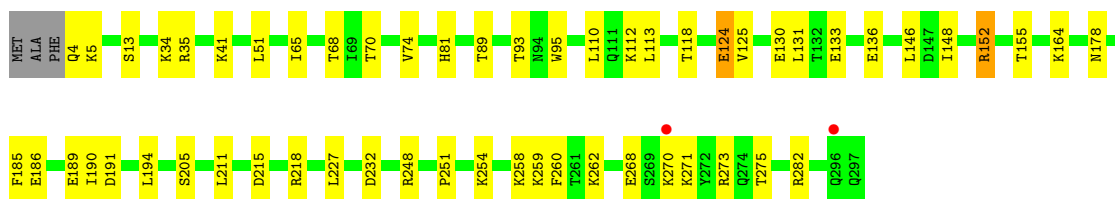


- 

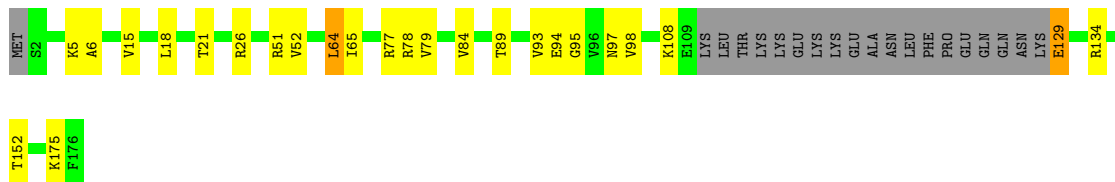
- Molecule 42: 60S ribosomal protein L5



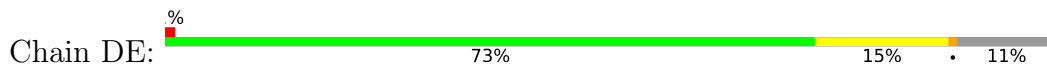
- Molecule 42: 60S ribosomal protein L5

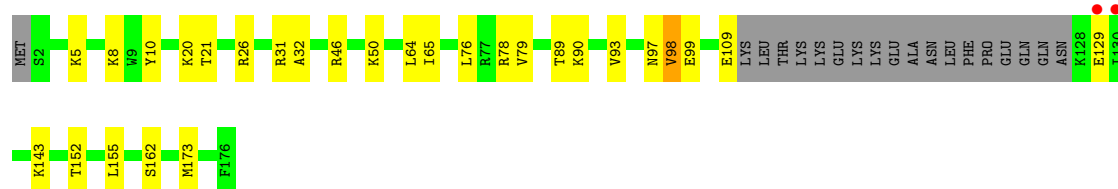


- Molecule 43: 60S ribosomal protein L6-A



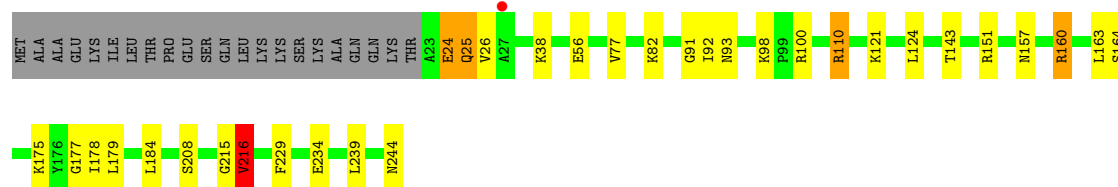
- Molecule 43: 60S ribosomal protein L6-A





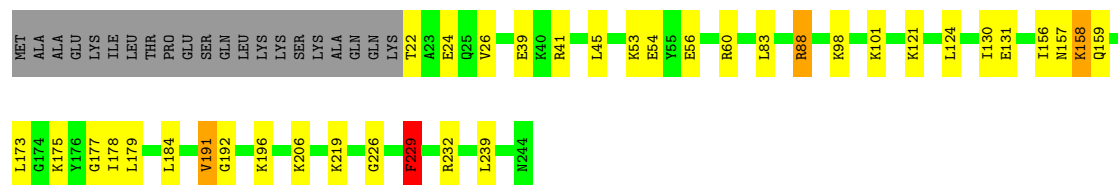
- Molecule 44: 60S ribosomal protein L7-A

Chain BF: 77% 11% 9%



- Molecule 44: 60S ribosomal protein L7-A

Chain DF: 76% 14% 9%



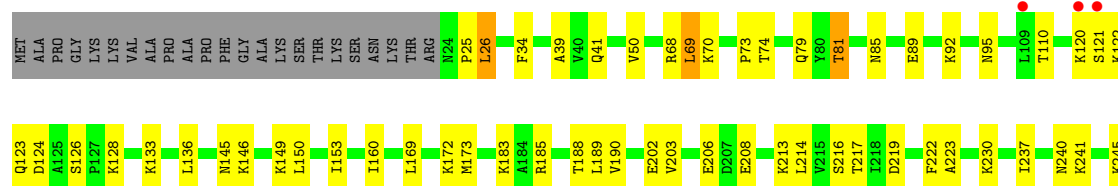
- Molecule 45: 60S ribosomal protein L8-A

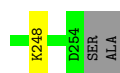
Chain BG: 71% 18% 9%




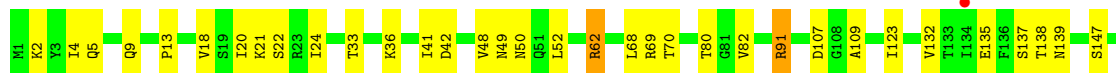
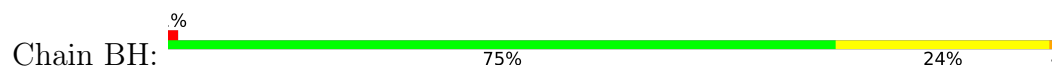
- Molecule 45: 60S ribosomal protein L8-A

Chain DG: 68% 21% 10%

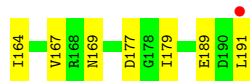
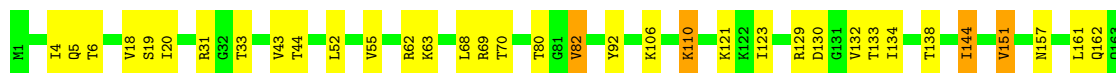
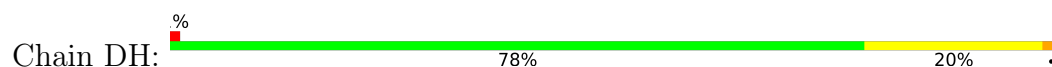




- Molecule 46: 60S ribosomal protein L9-A



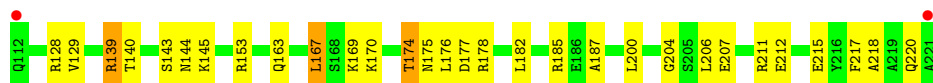
- Molecule 46: 60S ribosomal protein L9-A



- Molecule 47: 60S ribosomal protein L10

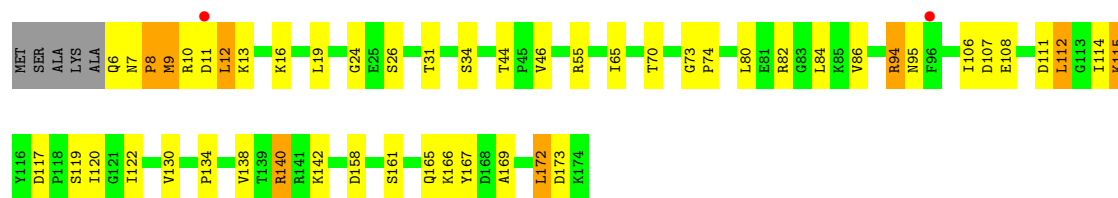


- Molecule 47: 60S ribosomal protein L10



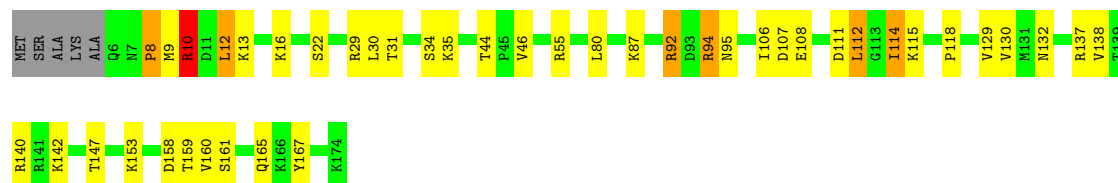
- Molecule 48: 60S ribosomal protein L11-A





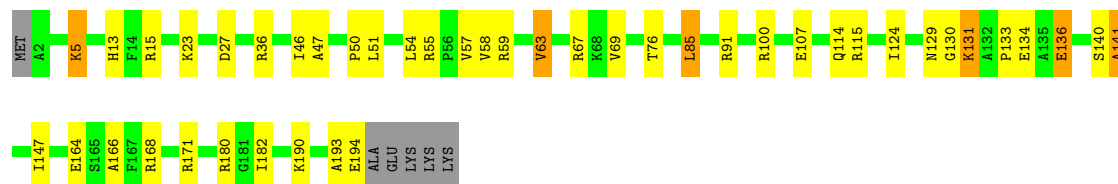
- Molecule 48: 60S ribosomal protein L11-A

Chain DJ: 72% 21% ..



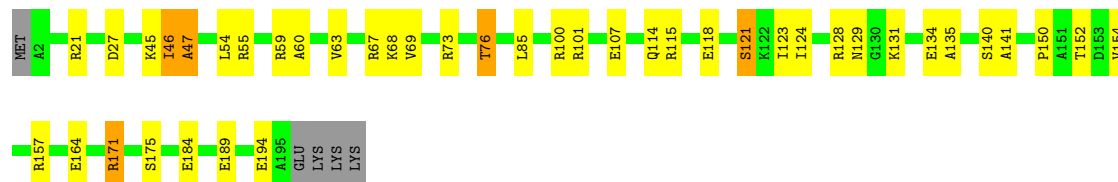
- Molecule 49: 60S ribosomal protein L13-A

Chain BL: 75% 19% ..



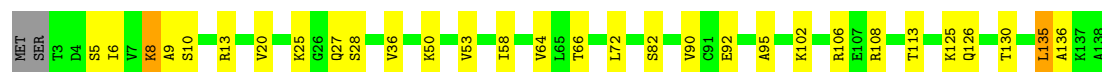
- Molecule 49: 60S ribosomal protein L13-A

Chain DL: 76% 19% ..



- Molecule 50: 60S ribosomal protein L14-A

Chain BM: 77% 20% ..



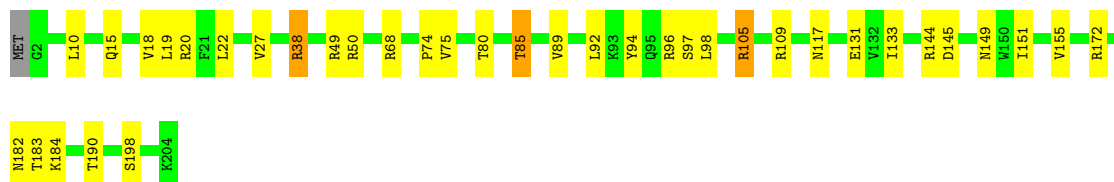
- Molecule 50: 60S ribosomal protein L14-A

Chain DM: 80% 17% ..



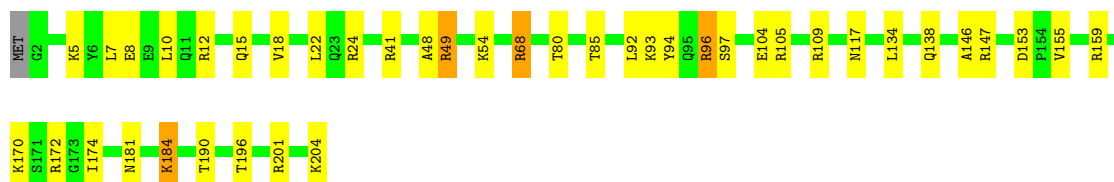
- Molecule 51: 60S ribosomal protein L15-A

Chain BN: 81% 17% .



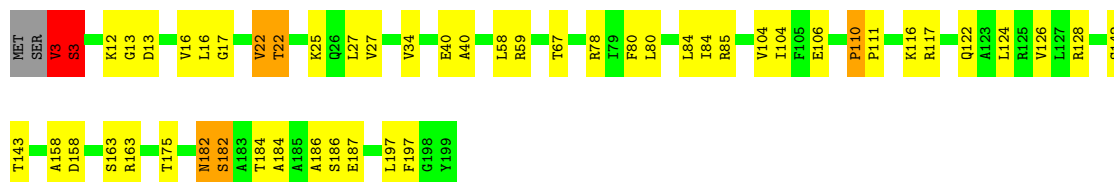
- Molecule 51: 60S ribosomal protein L15-A

Chain DN: 79% 18% .



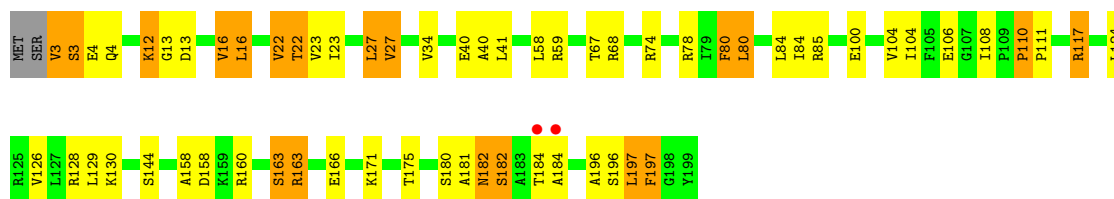
- Molecule 52: 60S ribosomal protein L16-A, 60S ribosomal protein L16-B

Chain BO: 75% 21% . . .



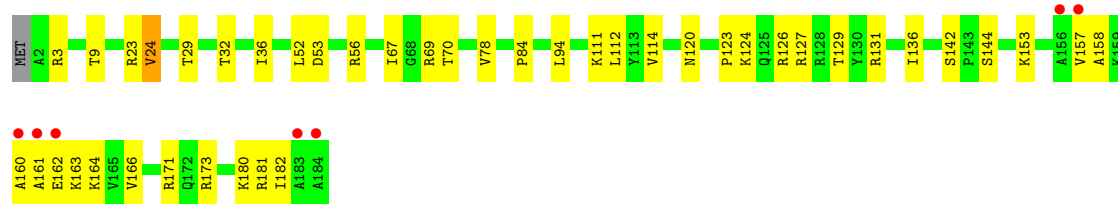
- Molecule 52: 60S ribosomal protein L16-A, 60S ribosomal protein L16-B

Chain DO: % 71% 20% 9% .



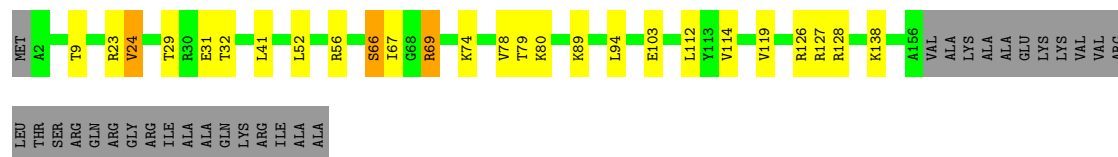
- Molecule 53: 60S ribosomal protein L17-A

Chain BP: 4% 76% 23% . .



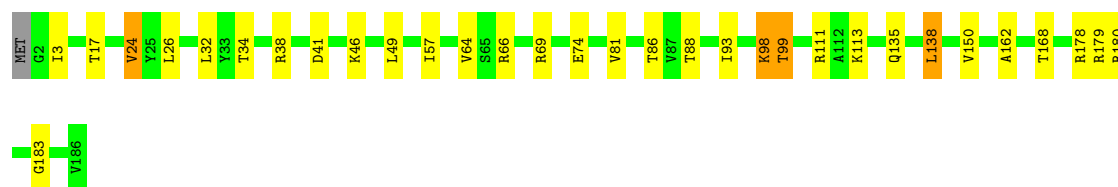
• Molecule 53: 60S ribosomal protein L17-A

Chain DP: 70% 12% 16%



• Molecule 54: 60S ribosomal protein L18-A

Chain BQ: 82% 15% ..



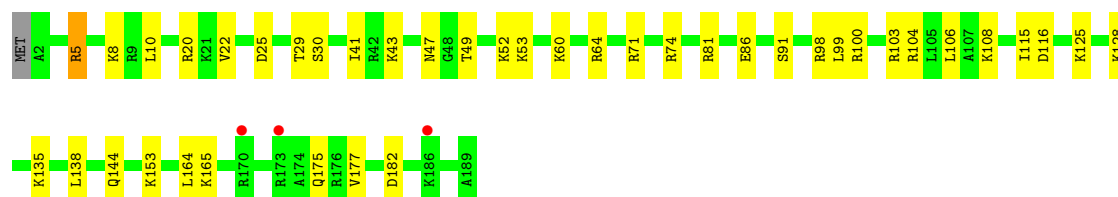
• Molecule 54: 60S ribosomal protein L18-A

Chain DQ: 79% 19% ..

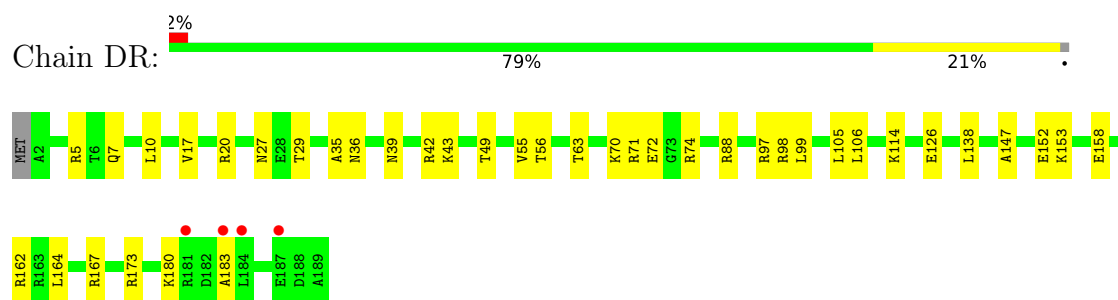


• Molecule 55: 60S ribosomal protein L19-A

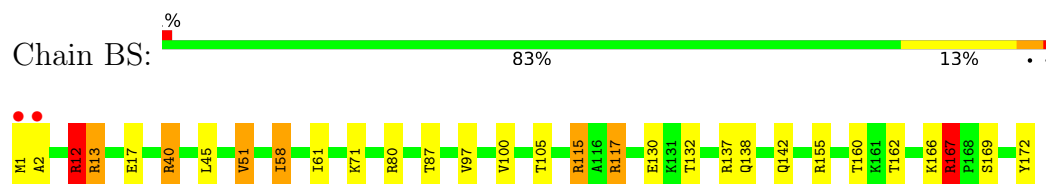
Chain BR: 2% 78% 21% ..



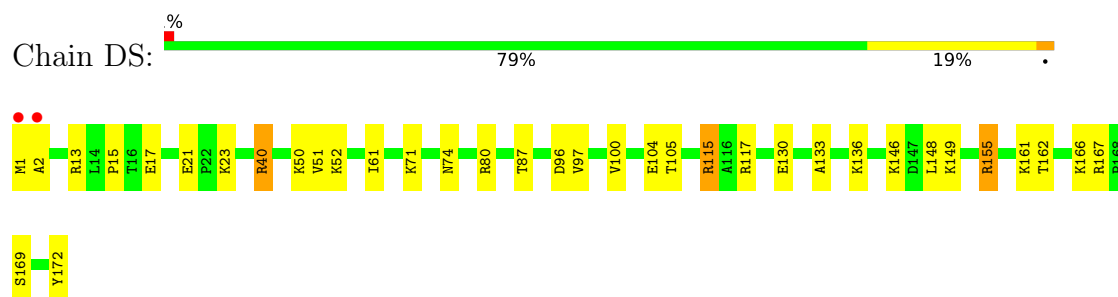
• Molecule 55: 60S ribosomal protein L19-A



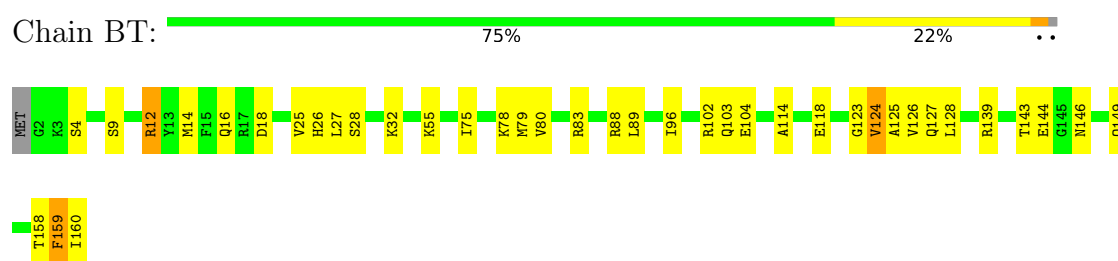
- Molecule 56: 60S ribosomal protein L20-A



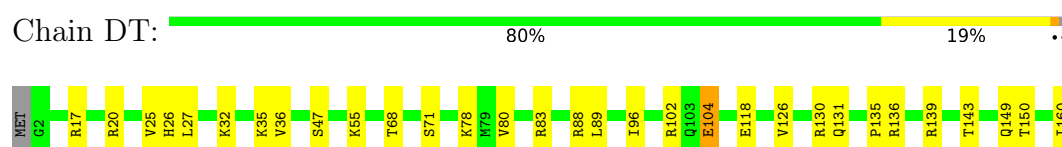
- Molecule 56: 60S ribosomal protein L20-A



- Molecule 57: 60S ribosomal protein L21-A



- Molecule 57: 60S ribosomal protein L21-A

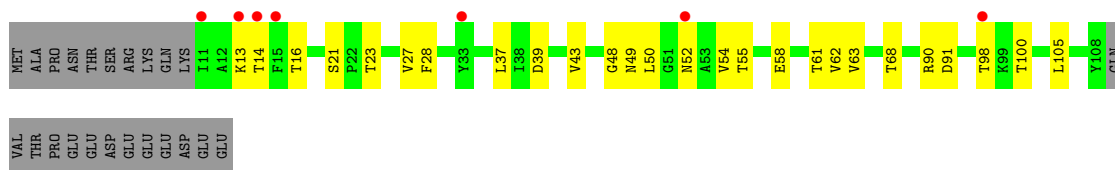


- Molecule 58: 60S ribosomal protein L22-A





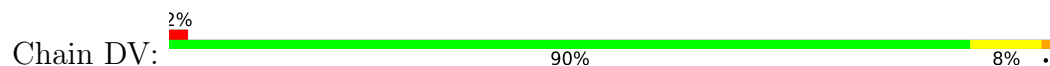
- Molecule 58: 60S ribosomal protein L22-A



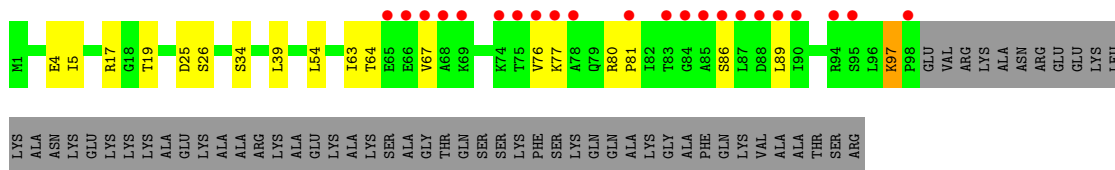
- Molecule 59: 60S ribosomal protein L23-A



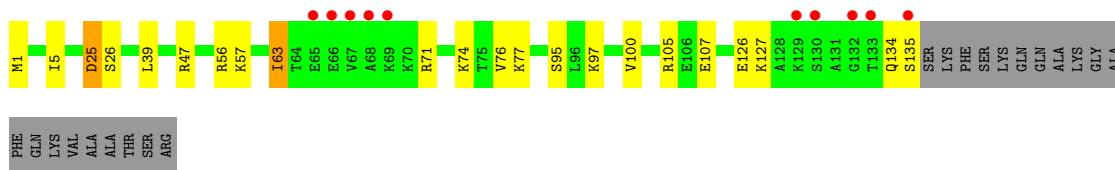
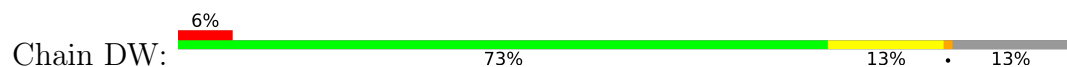
- Molecule 59: 60S ribosomal protein L23-A



- Molecule 60: 60S ribosomal protein L24-A



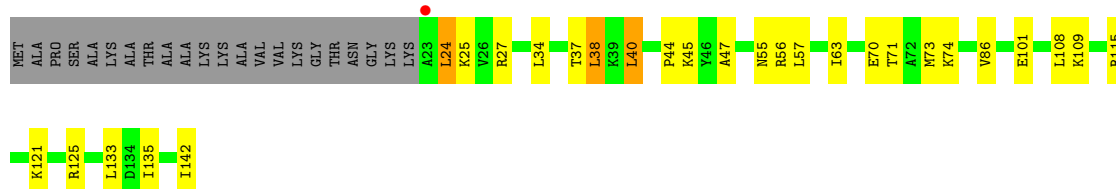
- Molecule 60: 60S ribosomal protein L24-A



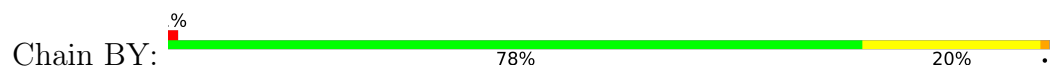
- Molecule 61: 60S ribosomal protein L25



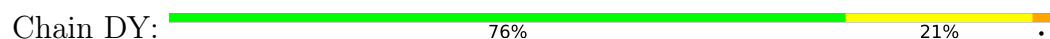
- Molecule 61: 60S ribosomal protein L25



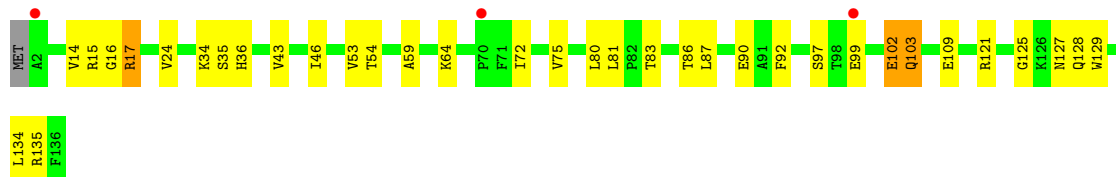
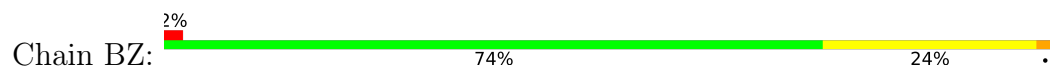
- Molecule 62: 60S ribosomal protein L26-A



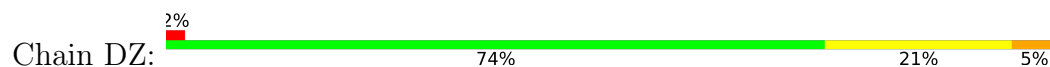
- Molecule 62: 60S ribosomal protein L26-A



- Molecule 63: 60S ribosomal protein L27-A



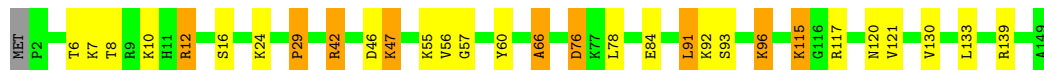
- Molecule 63: 60S ribosomal protein L27-A





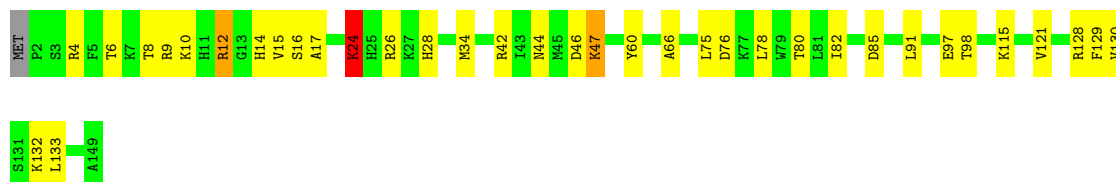
- Molecule 64: 60S ribosomal protein L28

Chain Ba: 79% 14% 6% .



- Molecule 64: 60S ribosomal protein L28

Chain Da: 75% 22% ...



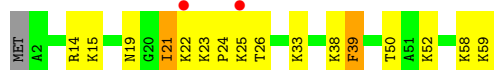
- Molecule 65: 60S ribosomal protein L29

Chain Bb: 2% 73% 25% .



- Molecule 65: 60S ribosomal protein L29

Chain Db: 3% 71% 24% ..



- Molecule 66: 60S ribosomal protein L30

Chain Bc: 75% 16% 8% .

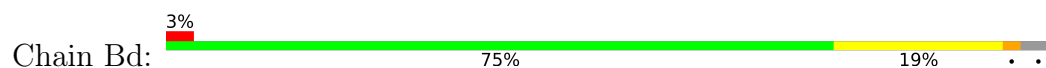


- Molecule 66: 60S ribosomal protein L30

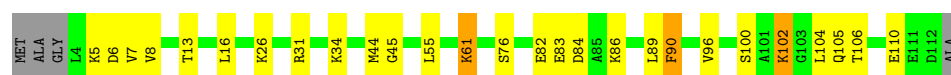
Chain Dc: 4% 78% 16% 5%



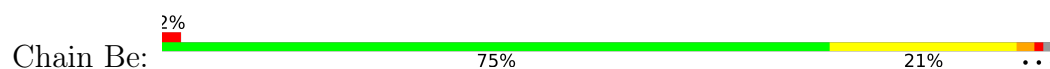
- Molecule 67: 60S ribosomal protein L31-A



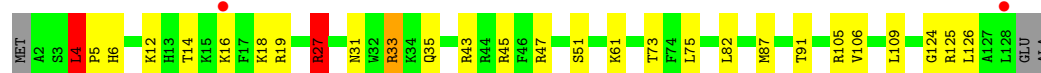
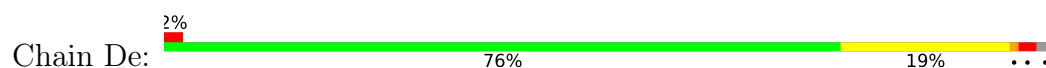
- Molecule 67: 60S ribosomal protein L31-A



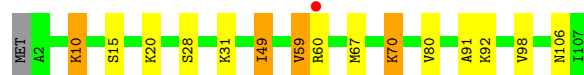
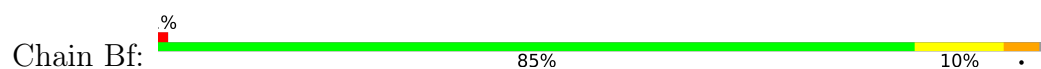
- Molecule 68: 60S ribosomal protein L32



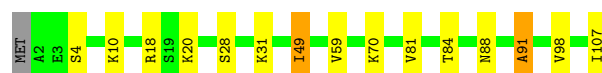
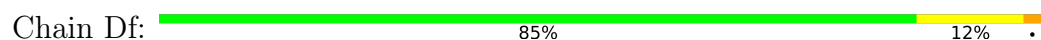
- Molecule 68: 60S ribosomal protein L32



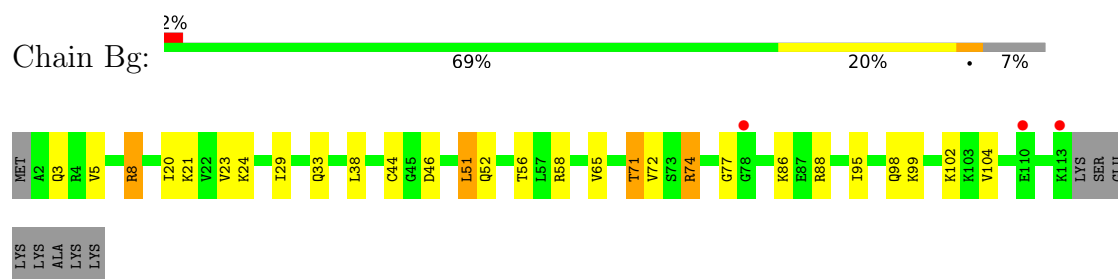
- Molecule 69: 60S ribosomal protein L33-A



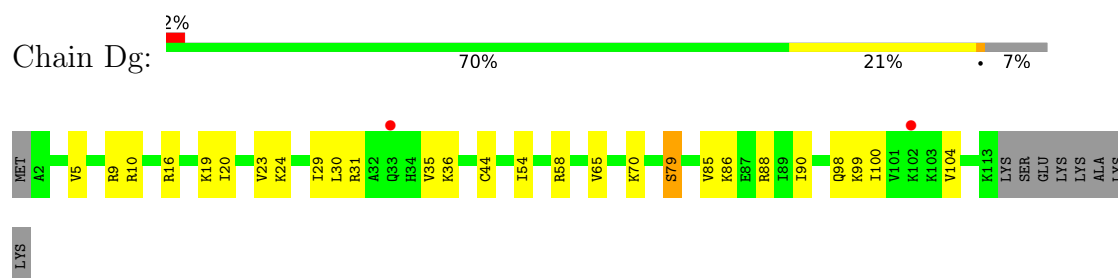
- Molecule 69: 60S ribosomal protein L33-A



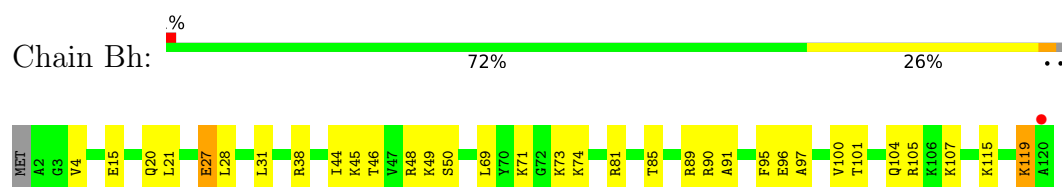
- Molecule 70: 60S ribosomal protein L34-A



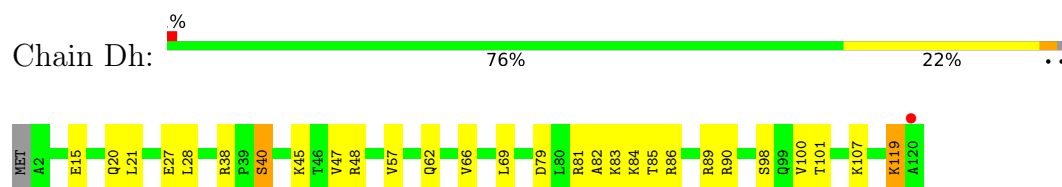
- Molecule 70: 60S ribosomal protein L34-A



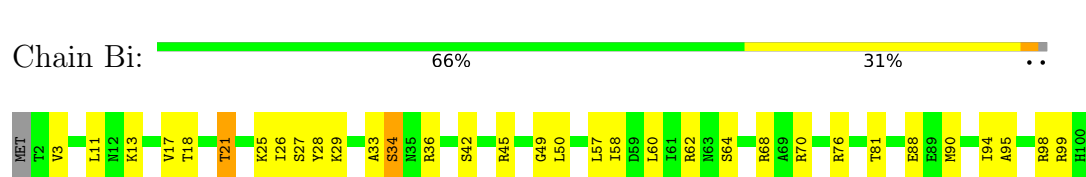
- Molecule 71: 60S ribosomal protein L35-A



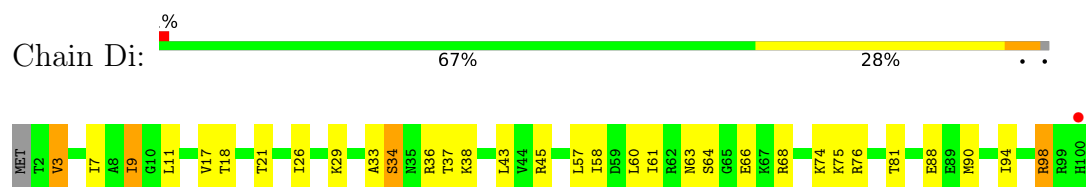
- Molecule 71: 60S ribosomal protein L35-A



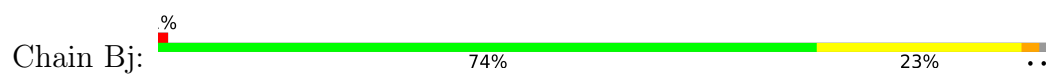
- Molecule 72: 60S ribosomal protein L36-A



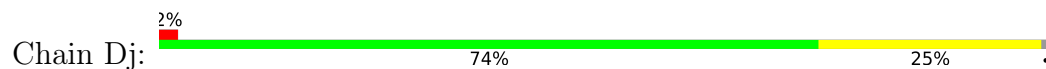
- Molecule 72: 60S ribosomal protein L36-A



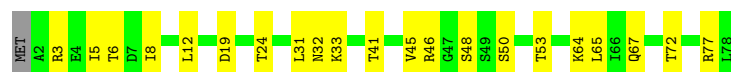
- Molecule 73: 60S ribosomal protein L37-A



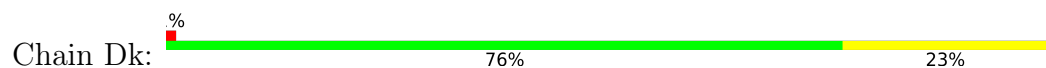
- Molecule 73: 60S ribosomal protein L37-A



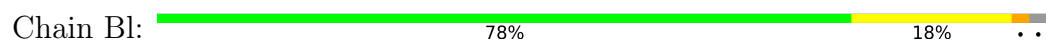
- Molecule 74: 60S ribosomal protein L38



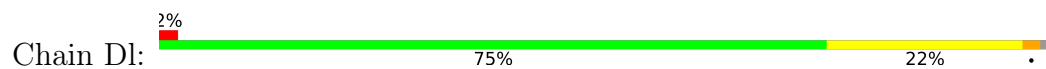
- Molecule 74: 60S ribosomal protein L38



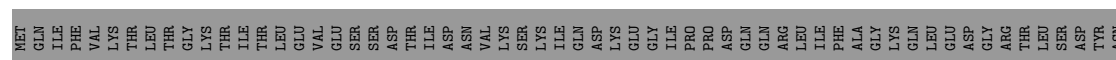
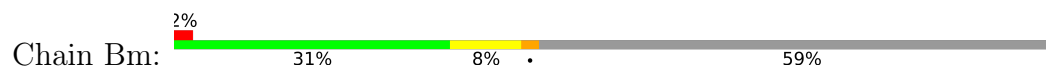
- Molecule 75: 60S ribosomal protein L39

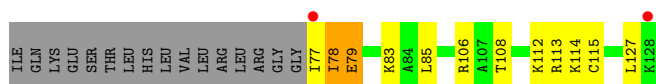


- Molecule 75: 60S ribosomal protein L39

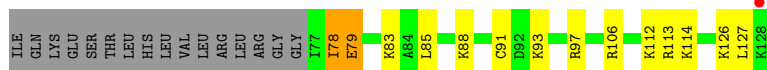
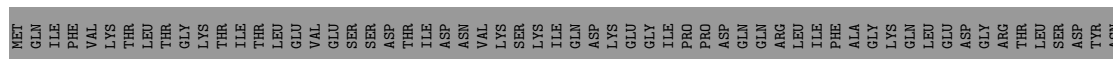
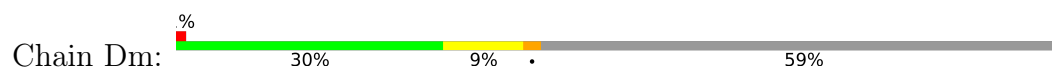


- Molecule 76: 60S ribosomal protein L40

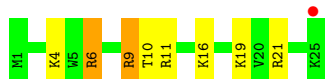




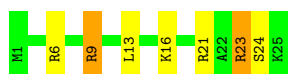
- Molecule 76: 60S ribosomal protein L40



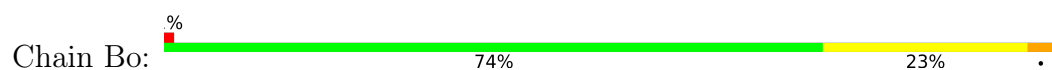
- Molecule 77: 60S ribosomal protein L41-A



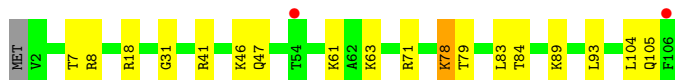
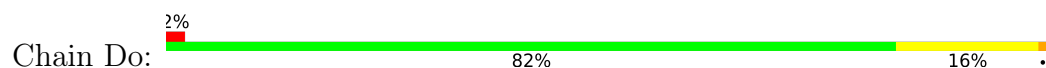
- Molecule 77: 60S ribosomal protein L41-A



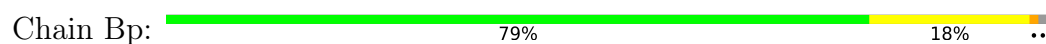
- Molecule 78: 60S ribosomal protein L42-A



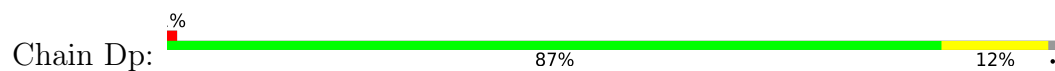
- Molecule 78: 60S ribosomal protein L42-A



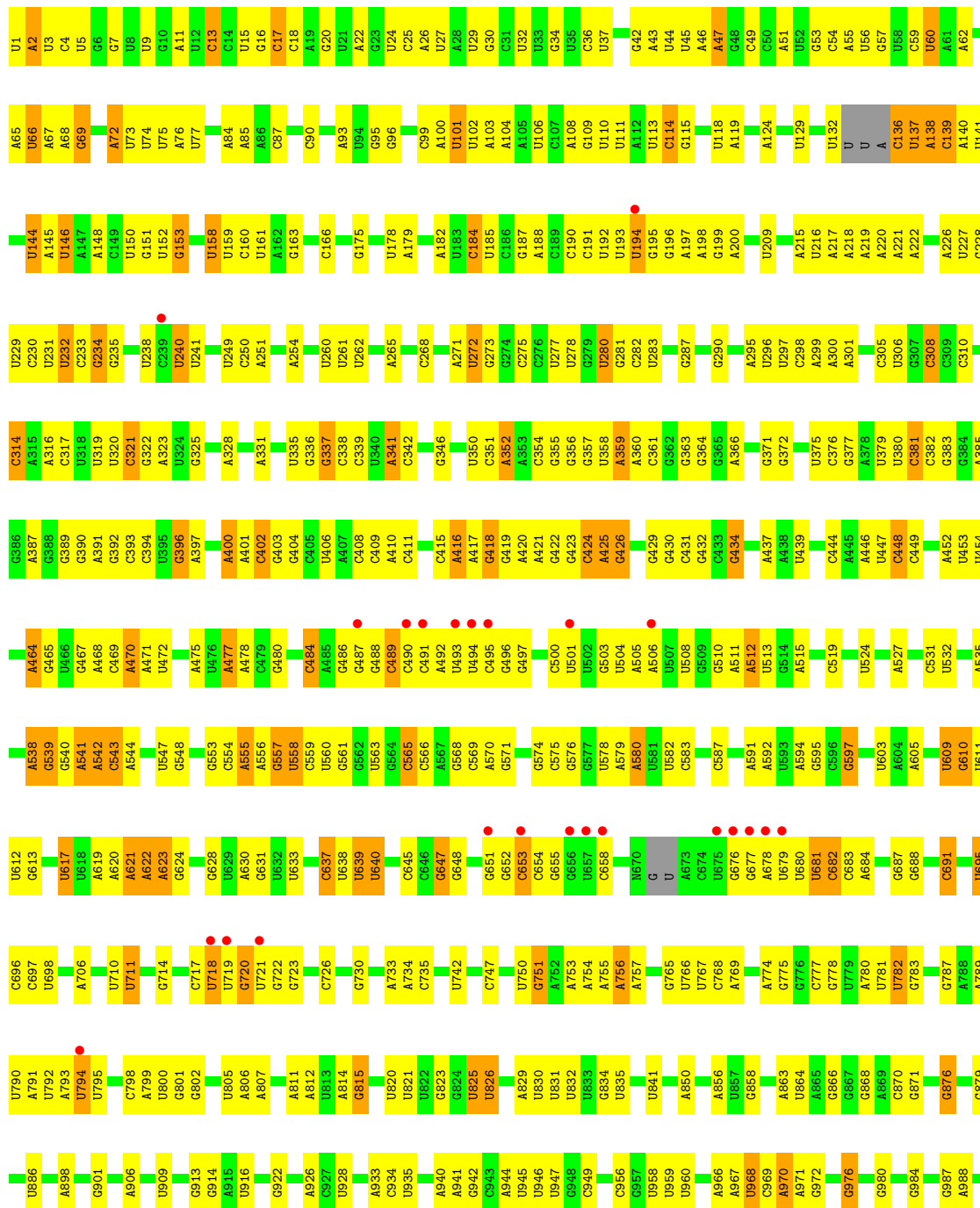
- Molecule 79: 60S ribosomal protein L43-A




• Molecule 79: 60S ribosomal protein L43-A



• Molecule 80: 18S rRNA






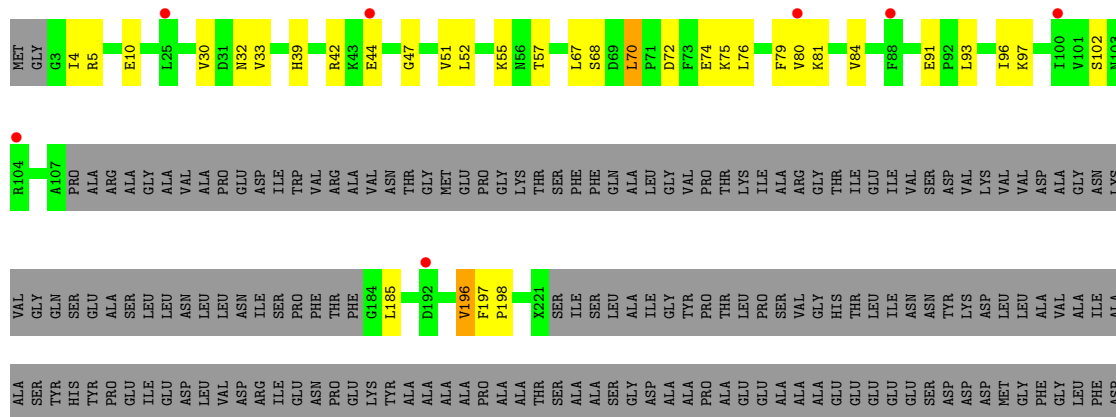
- Molecule 82: Ribosomal protein L12

Chain DK:  97%



- Molecule 83: 60S acidic ribosomal protein P0

Chain Dq:  2% 35% 10% 54%



- Molecule 84: Ribosomal protein P1 alpha

Chain Dr:  100%

There are no outlier residues recorded for this chain.

- Molecule 85: Ribosomal protein P2 beta

Chain Ds:  100%

There are no outlier residues recorded for this chain.

4 Data and refinement statistics

Property	Value	Source
Space group	P 1 21 1	Depositor
Cell constants a, b, c, α , β , γ	436.43Å 288.22Å 305.08Å 90.00° 98.99° 90.00°	Depositor
Resolution (Å)	300.00 – 3.00 301.33 – 2.90	Depositor EDS
% Data completeness (in resolution range)	100.0 (300.00-3.00) 99.9 (301.33-2.90)	Depositor EDS
R_{merge}	(Not available)	Depositor
R_{sym}	(Not available)	Depositor
$\langle I/\sigma(I) \rangle$ ¹	1.52 (at 2.91Å)	Xtriage
Refinement program	PHENIX	Depositor
R, R_{free}	0.181 , 0.229 0.189 , 0.229	Depositor DCC
R_{free} test set	32787 reflections (2.00%)	wwPDB-VP
Wilson B-factor (Å ²)	68.6	Xtriage
Anisotropy	0.203	Xtriage
Bulk solvent k_{sol} (e/Å ³), B_{sol} (Å ²)	0.29 , 74.8	EDS
L-test for twinning ²	$\langle L \rangle = 0.48$, $\langle L^2 \rangle = 0.31$	Xtriage
Estimated twinning fraction	No twinning to report.	Xtriage
F_o, F_c correlation	0.94	EDS
Total number of atoms	416785	wwPDB-VP
Average B, all atoms (Å ²)	80.0	wwPDB-VP

Xtriage's analysis on translational NCS is as follows: *The largest off-origin peak in the Patterson function is 1.46% of the height of the origin peak. No significant pseudotranslation is detected.*

¹Intensities estimated from amplitudes.

²Theoretical values of $\langle |L| \rangle$, $\langle L^2 \rangle$ for acentric reflections are 0.5, 0.333 respectively for untwinned datasets, and 0.375, 0.2 for perfectly twinned datasets.

5 Model quality ⓘ

5.1 Standard geometry ⓘ

Bond lengths and bond angles in the following residue types are not validated in this section: OHX, MG, ZN

The Z score for a bond length (or angle) is the number of standard deviations the observed value is removed from the expected value. A bond length (or angle) with $|Z| > 5$ is considered an outlier worth inspection. RMSZ is the root-mean-square of all Z scores of the bond lengths (or angles).

Mol	Chain	Bond lengths		Bond angles	
		RMSZ	# Z >5	RMSZ	# Z >5
1	A2	0.92	36/42128 (0.1%)	1.49	822/65642 (1.3%)
2	AA	0.54	0/1617	0.80	0/2215
2	CA	0.64	0/1623	0.88	0/2222
3	AB	0.45	0/1735	0.81	0/2335
3	CB	0.61	0/1748	0.80	1/2352 (0.0%)
4	AC	0.60	0/1665	0.77	0/2263
4	CC	0.70	0/1665	0.93	6/2263 (0.3%)
5	AD	0.59	0/1759	0.74	0/2368
5	CD	0.54	0/1759	0.76	1/2368 (0.0%)
6	AE	0.57	0/2109	0.86	1/2839 (0.0%)
6	CE	0.70	0/2109	0.94	2/2839 (0.1%)
7	AF	0.49	0/1629	0.72	0/2202
7	CF	0.62	0/1629	0.86	2/2202 (0.1%)
8	AG	0.55	0/1823	0.75	0/2439
8	CG	0.68	0/1779	0.87	2/2379 (0.1%)
9	AH	0.52	0/1506	0.77	0/2028
9	CH	0.59	0/1516	0.85	0/2043
10	AI	0.68	0/1514	0.89	3/2021 (0.1%)
10	CI	0.75	0/1514	0.99	2/2021 (0.1%)
11	AJ	0.59	0/1519	0.81	1/2035 (0.0%)
11	CJ	0.70	0/1519	0.91	3/2035 (0.1%)
12	AK	0.55	0/789	0.83	3/1067 (0.3%)
12	CK	0.51	0/776	0.83	3/1047 (0.3%)
13	AL	0.70	0/1239	0.81	0/1673
13	CL	0.76	0/1194	0.98	5/1610 (0.3%)
14	AM	0.49	0/898	0.76	0/1220
14	CM	0.44	0/898	0.77	2/1220 (0.2%)
15	AN	0.61	0/1215	0.83	3/1638 (0.2%)
15	CN	0.67	0/1215	0.89	1/1638 (0.1%)
16	AO	0.48	0/901	0.82	1/1217 (0.1%)
16	CO	0.70	0/960	0.92	0/1290
17	AP	0.60	0/998	0.86	2/1341 (0.1%)

Mol	Chain	Bond lengths		Bond angles	
		RMSZ	# Z >5	RMSZ	# Z >5
17	CP	0.57	0/1060	0.83	0/1426
18	AQ	0.56	0/1125	0.85	3/1510 (0.2%)
18	CQ	0.66	0/1131	0.85	1/1518 (0.1%)
19	AR	0.54	0/935	0.82	0/1254
19	CR	0.60	0/914	0.86	0/1224
20	AS	0.59	0/1211	0.80	0/1628
20	CS	0.63	0/1211	0.92	3/1628 (0.2%)
21	AT	0.57	0/1130	0.81	0/1517
21	CT	0.66	0/1130	0.86	3/1517 (0.2%)
22	AU	0.55	0/865	0.76	0/1169
22	CU	0.62	0/892	0.86	0/1205
23	AV	0.52	0/693	0.75	0/935
23	CV	0.65	0/693	0.86	0/935
24	AW	0.65	0/1038	0.86	3/1395 (0.2%)
24	CW	0.81	0/1038	0.89	1/1395 (0.1%)
25	AX	0.72	0/1139	0.91	2/1518 (0.1%)
25	CX	0.86	0/1139	0.99	3/1518 (0.2%)
26	AY	0.56	0/1087	0.77	1/1449 (0.1%)
26	CY	0.65	0/1087	0.84	0/1449
27	AZ	0.49	0/571	0.85	1/768 (0.1%)
27	CZ	0.51	0/566	0.80	1/761 (0.1%)
28	Aa	0.54	0/782	0.77	0/1047
28	Ca	0.63	0/782	0.84	0/1047
29	Ab	0.53	0/620	0.82	1/838 (0.1%)
29	Cb	0.55	0/620	0.87	0/838
30	Ac	0.43	0/499	0.72	0/670
30	Cc	0.53	0/499	0.84	0/670
31	Ad	0.71	1/452 (0.2%)	0.94	1/600 (0.2%)
31	Cd	0.77	1/452 (0.2%)	0.94	1/600 (0.2%)
32	Ae	0.50	0/483	0.71	0/643
32	Ce	0.62	0/499	0.89	1/665 (0.2%)
33	Af	0.53	0/404	0.99	2/542 (0.4%)
33	Cf	0.46	0/404	0.84	0/542
34	Ag	0.49	0/2490	0.70	0/3389
34	Cg	0.51	0/2495	0.69	0/3395
35	Ah	0.86	2/925 (0.2%)	0.87	2/1240 (0.2%)
36	A1	1.42	515/75394 (0.7%)	1.91	3591/117545 (3.1%)
36	A5	1.46	607/75414 (0.8%)	1.88	3500/117575 (3.0%)
37	A3	1.15	5/2883 (0.2%)	1.59	68/4491 (1.5%)
37	A7	1.38	13/2883 (0.5%)	1.80	121/4491 (2.7%)
38	A4	1.31	18/3746 (0.5%)	1.79	159/5832 (2.7%)
38	A8	1.16	4/3746 (0.1%)	1.70	130/5832 (2.2%)
39	BA	0.84	0/1948	1.01	5/2617 (0.2%)

Mol	Chain	Bond lengths		Bond angles	
		RMSZ	# Z >5	RMSZ	# Z >5
39	DA	0.87	1/1946 (0.1%)	1.05	4/2614 (0.2%)
40	BB	0.92	3/3146 (0.1%)	1.05	11/4228 (0.3%)
40	DB	1.02	4/3146 (0.1%)	1.11	13/4228 (0.3%)
41	BC	0.96	3/2800 (0.1%)	1.14	17/3790 (0.4%)
41	DC	0.87	0/2800	1.07	11/3790 (0.3%)
42	BD	0.71	2/2425 (0.1%)	0.87	1/3271 (0.0%)
42	DD	0.89	1/2408 (0.0%)	0.96	3/3248 (0.1%)
43	BE	0.88	0/1260	1.02	3/1694 (0.2%)
43	DE	0.90	1/1269 (0.1%)	1.00	3/1705 (0.2%)
44	BF	0.96	1/1821 (0.1%)	1.06	7/2451 (0.3%)
44	DF	0.99	1/1828 (0.1%)	1.04	6/2461 (0.2%)
45	BG	0.64	0/1836	0.82	1/2481 (0.0%)
45	DG	0.64	0/1795	0.81	1/2429 (0.0%)
46	BH	0.80	0/1539	0.97	5/2073 (0.2%)
46	DH	0.97	2/1539 (0.1%)	1.01	1/2073 (0.0%)
47	BI	0.90	2/1741 (0.1%)	0.97	5/2335 (0.2%)
47	DI	0.92	1/1758 (0.1%)	1.08	12/2358 (0.5%)
48	BJ	0.65	0/1374	0.85	1/1842 (0.1%)
48	DJ	0.81	1/1374 (0.1%)	0.99	4/1842 (0.2%)
49	BL	0.89	0/1568	1.02	8/2106 (0.4%)
49	DL	0.82	0/1573	1.04	6/2113 (0.3%)
50	BM	0.88	0/1068	0.91	0/1438
50	DM	0.95	0/1074	1.01	4/1446 (0.3%)
51	BN	0.88	0/1757	1.05	5/2354 (0.2%)
51	DN	0.83	1/1757 (0.1%)	1.00	6/2354 (0.3%)
52	BO	0.92	10/3160 (0.3%)	1.16	10/4208 (0.2%)
52	DO	0.98	11/3159 (0.3%)	1.02	25/4205 (0.6%)
53	BP	0.97	2/1443 (0.1%)	1.02	3/1944 (0.2%)
53	DP	1.05	1/1250 (0.1%)	1.09	5/1683 (0.3%)
54	BQ	0.98	0/1465	1.13	8/1965 (0.4%)
54	DQ	0.89	1/1465 (0.1%)	1.12	8/1965 (0.4%)
55	BR	0.71	1/1538 (0.1%)	0.87	1/2050 (0.0%)
55	DR	0.78	1/1538 (0.1%)	0.87	3/2050 (0.1%)
56	BS	0.89	0/1481	1.06	9/1990 (0.5%)
56	DS	1.02	0/1481	1.09	7/1990 (0.4%)
57	BT	0.93	0/1300	0.98	1/1743 (0.1%)
57	DT	1.01	2/1300 (0.2%)	1.01	1/1743 (0.1%)
58	BU	0.52	0/812	0.70	0/1099
58	DU	0.56	0/794	0.77	0/1076
59	BV	0.86	0/1018	1.03	3/1369 (0.2%)
59	DV	0.98	0/1018	1.09	4/1369 (0.3%)
60	BW	0.68	0/712	0.86	1/958 (0.1%)
60	DW	0.80	0/1052	0.90	1/1398 (0.1%)

Mol	Chain	Bond lengths		Bond angles	
		RMSZ	# Z >5	RMSZ	# Z >5
61	BX	0.73	0/979	0.87	0/1321
61	DX	0.72	0/974	0.86	0/1314
62	BY	0.78	0/1004	1.10	5/1341 (0.4%)
62	DY	0.79	1/1004 (0.1%)	0.98	2/1341 (0.1%)
63	BZ	0.59	0/1118	0.81	1/1497 (0.1%)
63	DZ	0.55	0/1118	0.83	2/1497 (0.1%)
64	Ba	0.97	2/1204 (0.2%)	1.16	7/1612 (0.4%)
64	Da	0.94	2/1204 (0.2%)	1.14	9/1612 (0.6%)
65	Bb	0.83	0/473	0.85	0/629
65	Db	0.91	0/473	1.14	1/629 (0.2%)
66	Bc	0.59	0/751	0.73	0/1008
66	Dc	0.61	0/775	0.77	0/1040
67	Bd	0.73	0/890	0.89	1/1196 (0.1%)
67	Dd	0.94	2/897 (0.2%)	0.95	1/1205 (0.1%)
68	Be	1.02	2/1041 (0.2%)	1.19	9/1394 (0.6%)
68	De	1.03	0/1041	1.27	11/1394 (0.8%)
69	Bf	1.19	4/868 (0.5%)	1.08	2/1168 (0.2%)
69	Df	1.12	1/868 (0.1%)	1.09	3/1168 (0.3%)
70	Bg	0.70	0/890	0.98	4/1189 (0.3%)
70	Dg	0.72	0/890	0.92	0/1189
71	Bh	0.83	0/978	0.94	2/1301 (0.2%)
71	Dh	0.67	0/974	0.80	0/1297
72	Bi	0.77	0/778	0.98	1/1034 (0.1%)
72	Di	0.67	0/777	0.85	0/1033
73	Bj	0.98	2/696 (0.3%)	1.19	6/923 (0.7%)
73	Dj	0.87	0/696	1.04	3/923 (0.3%)
74	Bk	0.59	0/618	0.75	0/826
74	Dk	0.50	0/614	0.70	0/822
75	Bl	0.90	1/443 (0.2%)	1.07	1/588 (0.2%)
75	Dl	0.90	0/443	1.02	1/588 (0.2%)
76	Bm	0.89	1/423 (0.2%)	0.97	1/562 (0.2%)
76	Dm	1.08	2/423 (0.5%)	1.13	1/562 (0.2%)
77	Bn	0.78	0/234	1.18	2/300 (0.7%)
77	Dn	0.90	0/234	1.15	1/300 (0.3%)
78	Bo	0.87	1/860 (0.1%)	0.97	2/1136 (0.2%)
78	Do	0.83	0/860	0.88	1/1136 (0.1%)
79	Bp	0.80	0/701	0.96	1/934 (0.1%)
79	Dp	0.86	0/701	0.98	1/934 (0.1%)
80	A6	1.13	97/42174 (0.2%)	1.61	1103/65711 (1.7%)
81	Ch	0.64	0/480	0.85	0/642
83	Dq	0.54	0/977	0.75	1/1313 (0.1%)
All	All	1.11	1373/432157 (0.3%)	1.51	9884/634038 (1.6%)

Chiral center outliers are detected by calculating the chiral volume of a chiral center and verifying if the center is modelled as a planar moiety or with the opposite hand. A planarity outlier is detected by checking planarity of atoms in a peptide group, atoms in a mainchain group or atoms of a sidechain that are expected to be planar.

Mol	Chain	#Chirality outliers	#Planarity outliers
2	CA	0	1
3	AB	0	1
5	CD	0	1
7	CF	0	2
9	AH	0	1
11	CJ	0	3
13	AL	0	1
16	AO	0	1
16	CO	0	1
17	CP	0	1
18	CQ	0	1
19	AR	0	2
22	CU	0	1
25	CX	0	1
27	AZ	0	3
27	CZ	0	2
29	Ab	0	1
33	Af	0	2
33	Cf	0	2
35	Ah	0	1
36	A1	0	3
36	A5	0	1
39	DA	0	2
40	BB	0	1
41	BC	0	1
41	DC	0	1
42	DD	0	1
43	BE	0	2
43	DE	0	1
44	BF	0	1
44	DF	0	2
45	BG	0	3
46	BH	0	1
48	BJ	0	1
52	BO	0	2
52	DO	0	2
56	DS	0	1
57	BT	0	1
59	DV	0	1

Continued on next page...

Continued from previous page...

Mol	Chain	#Chirality outliers	#Planarity outliers
62	DY	0	1
63	DZ	0	1
64	Da	0	3
65	Bb	0	2
65	Db	0	1
67	Bd	0	1
78	Bo	0	1
All	All	0	67

The worst 5 of 1373 bond length outliers are listed below:

Mol	Chain	Res	Type	Atoms	Z	Observed(Å)	Ideal(Å)
52	BO	3[A]	VAL	C-N	26.80	1.95	1.34
36	A1	2777	G	C5-C6	-23.22	1.19	1.42
52	DO	197[B]	PHE	C-N	-21.96	0.93	1.33
52	DO	182[B]	SER	C-N	18.04	1.75	1.34
36	A5	1152	G	N9-C8	15.01	1.48	1.37

The worst 5 of 9884 bond angle outliers are listed below:

Mol	Chain	Res	Type	Atoms	Z	Observed(°)	Ideal(°)
36	A1	2777	G	C4-C5-N7	50.47	130.99	110.80
36	A1	2777	G	N9-C4-C5	-40.53	89.19	105.40
36	A1	2777	G	C5-C6-O6	-39.10	105.14	128.60
52	BO	3[A]	VAL	CA-C-N	-39.08	31.23	117.20
36	A5	1152	G	N3-C4-C5	33.63	145.41	128.60

There are no chirality outliers.

5 of 67 planarity outliers are listed below:

Mol	Chain	Res	Type	Group
3	AB	131	ASP	Peptide
9	AH	131	PHE	Peptide
13	AL	127	GLN	Peptide
16	AO	124	ASP	Peptide
19	AR	22	PRO	Peptide

5.2 Too-close contacts [i](#)

Due to software issues we are unable to calculate clashes - this section is therefore empty.

5.3 Torsion angles ⓘ

5.3.1 Protein backbone ⓘ

In the following table, the Percentiles column shows the percent Ramachandran outliers of the chain as a percentile score with respect to all X-ray entries followed by that with respect to entries of similar resolution.

The Analysed column shows the number of residues for which the backbone conformation was analysed, and the total number of residues.

Mol	Chain	Analysed	Favoured	Allowed	Outliers	Percentiles	
2	AA	204/252 (81%)	143 (70%)	35 (17%)	26 (13%)	0	1
2	CA	204/252 (81%)	146 (72%)	33 (16%)	25 (12%)	0	1
3	AB	212/255 (83%)	133 (63%)	41 (19%)	38 (18%)	0	0
3	CB	214/255 (84%)	174 (81%)	25 (12%)	15 (7%)	1	6
4	AC	215/254 (85%)	187 (87%)	16 (7%)	12 (6%)	2	10
4	CC	215/254 (85%)	188 (87%)	14 (6%)	13 (6%)	1	9
5	AD	221/240 (92%)	180 (81%)	28 (13%)	13 (6%)	1	9
5	CD	221/240 (92%)	177 (80%)	23 (10%)	21 (10%)	0	3
6	AE	258/261 (99%)	201 (78%)	36 (14%)	21 (8%)	1	4
6	CE	258/261 (99%)	219 (85%)	19 (7%)	20 (8%)	1	4
7	AF	204/225 (91%)	154 (76%)	31 (15%)	19 (9%)	0	3
7	CF	204/225 (91%)	155 (76%)	32 (16%)	17 (8%)	1	4
8	AG	224/236 (95%)	190 (85%)	22 (10%)	12 (5%)	2	11
8	CG	216/236 (92%)	183 (85%)	21 (10%)	12 (6%)	2	10
9	AH	182/190 (96%)	127 (70%)	28 (15%)	27 (15%)	0	1
9	CH	184/190 (97%)	143 (78%)	23 (12%)	18 (10%)	0	2
10	AI	184/200 (92%)	155 (84%)	14 (8%)	15 (8%)	1	4
10	CI	184/200 (92%)	160 (87%)	17 (9%)	7 (4%)	3	18
11	AJ	183/197 (93%)	152 (83%)	19 (10%)	12 (7%)	1	6
11	CJ	183/197 (93%)	152 (83%)	17 (9%)	14 (8%)	1	5
12	AK	94/105 (90%)	66 (70%)	18 (19%)	10 (11%)	0	2
12	CK	92/105 (88%)	59 (64%)	15 (16%)	18 (20%)	0	0
13	AL	153/156 (98%)	125 (82%)	19 (12%)	9 (6%)	1	9
13	CL	144/156 (92%)	118 (82%)	15 (10%)	11 (8%)	1	5
14	AM	122/143 (85%)	66 (54%)	23 (19%)	33 (27%)	0	0

Continued on next page...

Continued from previous page...

Mol	Chain	Analysed	Favoured	Allowed	Outliers	Percentiles	
14	CM	122/143 (85%)	60 (49%)	31 (25%)	31 (25%)	0	0
15	AN	148/151 (98%)	125 (84%)	15 (10%)	8 (5%)	2	11
15	CN	148/151 (98%)	129 (87%)	10 (7%)	9 (6%)	1	8
16	AO	125/137 (91%)	94 (75%)	16 (13%)	15 (12%)	0	1
16	CO	126/137 (92%)	101 (80%)	20 (16%)	5 (4%)	3	17
17	AP	122/142 (86%)	92 (75%)	15 (12%)	15 (12%)	0	1
17	CP	133/142 (94%)	91 (68%)	20 (15%)	22 (16%)	0	0
18	AQ	139/143 (97%)	114 (82%)	14 (10%)	11 (8%)	1	4
18	CQ	140/143 (98%)	122 (87%)	10 (7%)	8 (6%)	1	10
19	AR	116/136 (85%)	87 (75%)	17 (15%)	12 (10%)	0	2
19	CR	113/136 (83%)	92 (81%)	12 (11%)	9 (8%)	1	4
20	AS	143/146 (98%)	110 (77%)	19 (13%)	14 (10%)	0	2
20	CS	143/146 (98%)	111 (78%)	25 (18%)	7 (5%)	2	13
21	AT	141/144 (98%)	111 (79%)	18 (13%)	12 (8%)	1	4
21	CT	141/144 (98%)	125 (89%)	9 (6%)	7 (5%)	2	12
22	AU	105/121 (87%)	87 (83%)	13 (12%)	5 (5%)	2	13
22	CU	108/121 (89%)	81 (75%)	12 (11%)	15 (14%)	0	1
23	AV	85/87 (98%)	64 (75%)	11 (13%)	10 (12%)	0	1
23	CV	85/87 (98%)	71 (84%)	7 (8%)	7 (8%)	1	4
24	AW	127/130 (98%)	114 (90%)	10 (8%)	3 (2%)	6	29
24	CW	127/130 (98%)	115 (91%)	12 (9%)	0	100	100
25	AX	142/145 (98%)	111 (78%)	13 (9%)	18 (13%)	0	1
25	CX	142/145 (98%)	127 (89%)	13 (9%)	2 (1%)	11	43
26	AY	132/135 (98%)	106 (80%)	13 (10%)	13 (10%)	0	2
26	CY	132/135 (98%)	100 (76%)	17 (13%)	15 (11%)	0	2
27	AZ	68/108 (63%)	46 (68%)	11 (16%)	11 (16%)	0	1
27	CZ	67/108 (62%)	50 (75%)	10 (15%)	7 (10%)	0	2
28	Aa	95/119 (80%)	57 (60%)	21 (22%)	17 (18%)	0	0
28	Ca	95/119 (80%)	67 (70%)	20 (21%)	8 (8%)	1	4
29	Ab	79/82 (96%)	62 (78%)	13 (16%)	4 (5%)	2	12
29	Cb	79/82 (96%)	62 (78%)	9 (11%)	8 (10%)	0	2

Continued on next page...

Continued from previous page...

Mol	Chain	Analysed	Favoured	Allowed	Outliers	Percentiles	
30	Ac	61/67 (91%)	47 (77%)	9 (15%)	5 (8%)	1	4
30	Cc	61/67 (91%)	41 (67%)	17 (28%)	3 (5%)	2	13
31	Ad	51/56 (91%)	43 (84%)	6 (12%)	2 (4%)	3	17
31	Cd	51/56 (91%)	45 (88%)	2 (4%)	4 (8%)	1	4
32	Ae	58/63 (92%)	49 (84%)	7 (12%)	2 (3%)	3	20
32	Ce	60/63 (95%)	45 (75%)	9 (15%)	6 (10%)	0	2
33	Af	50/152 (33%)	30 (60%)	9 (18%)	11 (22%)	0	0
33	Cf	50/152 (33%)	26 (52%)	13 (26%)	11 (22%)	0	0
34	Ag	316/319 (99%)	273 (86%)	30 (10%)	13 (4%)	3	16
34	Cg	316/319 (99%)	262 (83%)	38 (12%)	16 (5%)	2	12
35	Ah	120/273 (44%)	92 (77%)	17 (14%)	11 (9%)	1	3
39	BA	250/254 (98%)	230 (92%)	14 (6%)	6 (2%)	6	29
39	DA	250/254 (98%)	213 (85%)	30 (12%)	7 (3%)	5	25
40	BB	384/387 (99%)	333 (87%)	37 (10%)	14 (4%)	3	19
40	DB	384/387 (99%)	341 (89%)	34 (9%)	9 (2%)	6	30
41	BC	359/362 (99%)	304 (85%)	34 (10%)	21 (6%)	1	10
41	DC	359/362 (99%)	306 (85%)	32 (9%)	21 (6%)	1	10
42	BD	294/297 (99%)	242 (82%)	31 (10%)	21 (7%)	1	5
42	DD	292/297 (98%)	267 (91%)	19 (6%)	6 (2%)	7	33
43	BE	152/176 (86%)	137 (90%)	11 (7%)	4 (3%)	5	27
43	DE	153/176 (87%)	134 (88%)	15 (10%)	4 (3%)	5	27
44	BF	220/244 (90%)	200 (91%)	11 (5%)	9 (4%)	3	16
44	DF	221/244 (91%)	201 (91%)	15 (7%)	5 (2%)	6	30
45	BG	231/256 (90%)	186 (80%)	26 (11%)	19 (8%)	1	4
45	DG	229/256 (90%)	180 (79%)	28 (12%)	21 (9%)	1	3
46	BH	189/191 (99%)	166 (88%)	17 (9%)	6 (3%)	4	22
46	DH	189/191 (99%)	172 (91%)	13 (7%)	4 (2%)	7	33
47	BI	207/221 (94%)	181 (87%)	19 (9%)	7 (3%)	3	20
47	DI	209/221 (95%)	175 (84%)	22 (10%)	12 (6%)	1	10
48	BJ	167/174 (96%)	120 (72%)	26 (16%)	21 (13%)	0	1
48	DJ	167/174 (96%)	135 (81%)	19 (11%)	13 (8%)	1	4

Continued on next page...

Continued from previous page...

Mol	Chain	Analysed	Favoured	Allowed	Outliers	Percentiles	
49	BL	191/199 (96%)	161 (84%)	18 (9%)	12 (6%)	1	7
49	DL	192/199 (96%)	161 (84%)	20 (10%)	11 (6%)	1	10
50	BM	134/138 (97%)	117 (87%)	8 (6%)	9 (7%)	1	6
50	DM	135/138 (98%)	124 (92%)	10 (7%)	1 (1%)	22	60
51	BN	201/204 (98%)	184 (92%)	10 (5%)	7 (4%)	3	20
51	DN	201/204 (98%)	182 (90%)	13 (6%)	6 (3%)	4	24
52	BO	353/219 (161%)	332 (94%)	14 (4%)	7 (2%)	7	34
52	DO	352/219 (161%)	324 (92%)	18 (5%)	10 (3%)	5	25
53	BP	181/184 (98%)	155 (86%)	17 (9%)	9 (5%)	2	12
53	DP	153/184 (83%)	142 (93%)	9 (6%)	2 (1%)	12	45
54	BQ	183/186 (98%)	162 (88%)	17 (9%)	4 (2%)	6	31
54	DQ	183/186 (98%)	168 (92%)	9 (5%)	6 (3%)	4	21
55	BR	186/189 (98%)	170 (91%)	12 (6%)	4 (2%)	6	31
55	DR	186/189 (98%)	167 (90%)	16 (9%)	3 (2%)	9	40
56	BS	170/172 (99%)	154 (91%)	12 (7%)	4 (2%)	6	29
56	DS	170/172 (99%)	163 (96%)	6 (4%)	1 (1%)	25	64
57	BT	157/160 (98%)	140 (89%)	10 (6%)	7 (4%)	2	14
57	DT	157/160 (98%)	146 (93%)	9 (6%)	2 (1%)	12	45
58	BU	98/121 (81%)	75 (76%)	14 (14%)	9 (9%)	1	3
58	DU	96/121 (79%)	80 (83%)	13 (14%)	3 (3%)	4	23
59	BV	134/137 (98%)	124 (92%)	9 (7%)	1 (1%)	22	60
59	DV	134/137 (98%)	124 (92%)	8 (6%)	2 (2%)	10	42
60	BW	96/155 (62%)	69 (72%)	16 (17%)	11 (12%)	0	2
60	DW	133/155 (86%)	106 (80%)	19 (14%)	8 (6%)	1	9
61	BX	119/142 (84%)	106 (89%)	11 (9%)	2 (2%)	9	39
61	DX	118/142 (83%)	103 (87%)	7 (6%)	8 (7%)	1	6
62	BY	124/127 (98%)	107 (86%)	15 (12%)	2 (2%)	9	40
62	DY	124/127 (98%)	107 (86%)	12 (10%)	5 (4%)	3	17
63	BZ	133/136 (98%)	114 (86%)	9 (7%)	10 (8%)	1	5
63	DZ	133/136 (98%)	107 (80%)	13 (10%)	13 (10%)	0	2
64	Ba	146/149 (98%)	120 (82%)	15 (10%)	11 (8%)	1	5

Continued on next page...

Continued from previous page...

Mol	Chain	Analysed	Favoured	Allowed	Outliers	Percentiles	
64	Da	146/149 (98%)	123 (84%)	18 (12%)	5 (3%)	3	20
65	Bb	56/59 (95%)	44 (79%)	9 (16%)	3 (5%)	2	11
65	Db	56/59 (95%)	44 (79%)	7 (12%)	5 (9%)	1	3
66	Bc	95/105 (90%)	86 (90%)	8 (8%)	1 (1%)	14	50
66	Dc	98/105 (93%)	87 (89%)	8 (8%)	3 (3%)	4	23
67	Bd	107/113 (95%)	94 (88%)	8 (8%)	5 (5%)	2	14
67	Dd	107/113 (95%)	88 (82%)	13 (12%)	6 (6%)	2	10
68	Be	125/130 (96%)	111 (89%)	10 (8%)	4 (3%)	4	22
68	De	125/130 (96%)	110 (88%)	9 (7%)	6 (5%)	2	13
69	Bf	104/107 (97%)	100 (96%)	2 (2%)	2 (2%)	8	36
69	Df	104/107 (97%)	96 (92%)	5 (5%)	3 (3%)	4	24
70	Bg	110/121 (91%)	97 (88%)	9 (8%)	4 (4%)	3	19
70	Dg	110/121 (91%)	93 (84%)	13 (12%)	4 (4%)	3	19
71	Bh	117/120 (98%)	99 (85%)	10 (8%)	8 (7%)	1	6
71	Dh	117/120 (98%)	99 (85%)	14 (12%)	4 (3%)	3	20
72	Bi	97/100 (97%)	75 (77%)	11 (11%)	11 (11%)	0	2
72	Di	97/100 (97%)	77 (79%)	13 (13%)	7 (7%)	1	5
73	Bj	85/88 (97%)	70 (82%)	12 (14%)	3 (4%)	3	20
73	Dj	85/88 (97%)	75 (88%)	8 (9%)	2 (2%)	6	29
74	Bk	75/78 (96%)	66 (88%)	8 (11%)	1 (1%)	12	45
74	Dk	75/78 (96%)	61 (81%)	10 (13%)	4 (5%)	2	11
75	Bl	48/51 (94%)	44 (92%)	4 (8%)	0	100	100
75	Dl	48/51 (94%)	41 (85%)	6 (12%)	1 (2%)	7	33
76	Bm	50/128 (39%)	45 (90%)	3 (6%)	2 (4%)	3	17
76	Dm	50/128 (39%)	48 (96%)	1 (2%)	1 (2%)	7	34
77	Bn	23/25 (92%)	20 (87%)	3 (13%)	0	100	100
77	Dn	23/25 (92%)	22 (96%)	0	1 (4%)	2	15
78	Bo	103/106 (97%)	86 (84%)	13 (13%)	4 (4%)	3	17
78	Do	103/106 (97%)	90 (87%)	11 (11%)	2 (2%)	8	36
79	Bp	89/92 (97%)	77 (86%)	9 (10%)	3 (3%)	3	20
79	Dp	89/92 (97%)	81 (91%)	8 (9%)	0	100	100

Continued on next page...

Continued from previous page...

Mol	Chain	Analysed	Favoured	Allowed	Outliers	Percentiles	
81	Ch	61/273 (22%)	38 (62%)	9 (15%)	14 (23%)	0	0
83	Dq	117/312 (38%)	93 (80%)	18 (15%)	6 (5%)	2	12
All	All	22511/24658 (91%)	18787 (84%)	2329 (10%)	1395 (6%)	1	8

5 of 1395 Ramachandran outliers are listed below:

Mol	Chain	Res	Type
2	AA	4	PRO
2	AA	29	VAL
2	AA	30	GLN
2	AA	39	ASN
2	AA	66	ALA

5.3.2 Protein sidechains ⓘ

In the following table, the Percentiles column shows the percent sidechain outliers of the chain as a percentile score with respect to all X-ray entries followed by that with respect to entries of similar resolution.

The Analysed column shows the number of residues for which the sidechain conformation was analysed, and the total number of residues.

Mol	Chain	Analysed	Rotameric	Outliers	Percentiles	
2	AA	164/210 (78%)	122 (74%)	42 (26%)	0	3
2	CA	165/210 (79%)	131 (79%)	34 (21%)	1	6
3	AB	191/224 (85%)	137 (72%)	54 (28%)	0	2
3	CB	192/224 (86%)	148 (77%)	44 (23%)	1	4
4	AC	176/205 (86%)	130 (74%)	46 (26%)	0	2
4	CC	176/205 (86%)	133 (76%)	43 (24%)	0	3
5	AD	182/195 (93%)	138 (76%)	44 (24%)	0	3
5	CD	182/195 (93%)	140 (77%)	42 (23%)	1	4
6	AE	221/222 (100%)	166 (75%)	55 (25%)	0	3
6	CE	221/222 (100%)	178 (80%)	43 (20%)	1	7
7	AF	173/191 (91%)	137 (79%)	36 (21%)	1	5
7	CF	173/191 (91%)	132 (76%)	41 (24%)	1	3
8	AG	188/201 (94%)	149 (79%)	39 (21%)	1	6
8	CG	187/201 (93%)	143 (76%)	44 (24%)	1	3

Continued on next page...

Continued from previous page...

Mol	Chain	Analysed	Rotameric	Outliers	Percentiles	
9	AH	165/170 (97%)	124 (75%)	41 (25%)	0	3
9	CH	165/170 (97%)	127 (77%)	38 (23%)	1	4
10	AI	150/161 (93%)	118 (79%)	32 (21%)	1	5
10	CI	150/161 (93%)	117 (78%)	33 (22%)	1	4
11	AJ	158/166 (95%)	117 (74%)	41 (26%)	0	2
11	CJ	158/166 (95%)	124 (78%)	34 (22%)	1	5
12	AK	77/98 (79%)	58 (75%)	19 (25%)	0	3
12	CK	73/98 (74%)	56 (77%)	17 (23%)	1	4
13	AL	129/137 (94%)	105 (81%)	24 (19%)	1	8
13	CL	129/137 (94%)	100 (78%)	29 (22%)	1	4
14	AM	88/119 (74%)	55 (62%)	33 (38%)	0	0
14	CM	88/119 (74%)	55 (62%)	33 (38%)	0	0
15	AN	127/128 (99%)	91 (72%)	36 (28%)	0	2
15	CN	127/128 (99%)	103 (81%)	24 (19%)	1	8
16	AO	81/105 (77%)	57 (70%)	24 (30%)	0	1
16	CO	97/105 (92%)	71 (73%)	26 (27%)	0	2
17	AP	101/118 (86%)	82 (81%)	19 (19%)	1	8
17	CP	103/118 (87%)	81 (79%)	22 (21%)	1	5
18	AQ	117/119 (98%)	84 (72%)	33 (28%)	0	2
18	CQ	118/119 (99%)	92 (78%)	26 (22%)	1	4
19	AR	94/124 (76%)	70 (74%)	24 (26%)	0	3
19	CR	92/124 (74%)	74 (80%)	18 (20%)	1	7
20	AS	128/129 (99%)	87 (68%)	41 (32%)	0	1
20	CS	128/129 (99%)	98 (77%)	30 (23%)	1	4
21	AT	115/116 (99%)	84 (73%)	31 (27%)	0	2
21	CT	115/116 (99%)	88 (76%)	27 (24%)	1	3
22	AU	100/114 (88%)	71 (71%)	29 (29%)	0	2
22	CU	103/114 (90%)	69 (67%)	34 (33%)	0	1
23	AV	74/74 (100%)	56 (76%)	18 (24%)	0	3
23	CV	74/74 (100%)	57 (77%)	17 (23%)	1	4
24	AW	110/111 (99%)	84 (76%)	26 (24%)	1	3

Continued on next page...

Continued from previous page...

Mol	Chain	Analysed	Rotameric	Outliers	Percentiles	
24	CW	110/111 (99%)	96 (87%)	14 (13%)	4	19
25	AX	119/120 (99%)	97 (82%)	22 (18%)	1	8
25	CX	119/120 (99%)	101 (85%)	18 (15%)	3	14
26	AY	112/113 (99%)	84 (75%)	28 (25%)	0	3
26	CY	112/113 (99%)	90 (80%)	22 (20%)	1	7
27	AZ	61/89 (68%)	43 (70%)	18 (30%)	0	1
27	CZ	61/89 (68%)	44 (72%)	17 (28%)	0	2
28	Aa	83/101 (82%)	65 (78%)	18 (22%)	1	5
28	Ca	83/101 (82%)	68 (82%)	15 (18%)	1	9
29	Ab	70/71 (99%)	62 (89%)	8 (11%)	5	24
29	Cb	70/71 (99%)	57 (81%)	13 (19%)	1	8
30	Ac	56/60 (93%)	38 (68%)	18 (32%)	0	1
30	Cc	56/60 (93%)	38 (68%)	18 (32%)	0	1
31	Ad	47/49 (96%)	38 (81%)	9 (19%)	1	8
31	Cd	47/49 (96%)	36 (77%)	11 (23%)	1	4
32	Ae	51/54 (94%)	43 (84%)	8 (16%)	2	13
32	Ce	53/54 (98%)	37 (70%)	16 (30%)	0	1
33	Af	43/112 (38%)	32 (74%)	11 (26%)	0	3
33	Cf	43/112 (38%)	32 (74%)	11 (26%)	0	3
34	Ag	259/262 (99%)	222 (86%)	37 (14%)	3	15
34	Cg	260/262 (99%)	226 (87%)	34 (13%)	4	18
35	Ah	97/195 (50%)	74 (76%)	23 (24%)	1	3
39	BA	193/196 (98%)	160 (83%)	33 (17%)	2	10
39	DA	192/196 (98%)	154 (80%)	38 (20%)	1	7
40	BB	321/323 (99%)	240 (75%)	81 (25%)	0	3
40	DB	321/323 (99%)	251 (78%)	70 (22%)	1	5
41	BC	288/289 (100%)	227 (79%)	61 (21%)	1	5
41	DC	288/289 (100%)	222 (77%)	66 (23%)	1	4
42	BD	244/245 (100%)	189 (78%)	55 (22%)	1	4
42	DD	243/245 (99%)	195 (80%)	48 (20%)	1	7
43	BE	134/153 (88%)	116 (87%)	18 (13%)	4	17

Continued on next page...

Continued from previous page...

Mol	Chain	Analysed	Rotameric	Outliers	Percentiles	
43	DE	135/153 (88%)	115 (85%)	20 (15%)	3	14
44	BF	186/205 (91%)	165 (89%)	21 (11%)	6	24
44	DF	187/205 (91%)	158 (84%)	29 (16%)	2	13
45	BG	187/208 (90%)	151 (81%)	36 (19%)	1	8
45	DG	177/208 (85%)	138 (78%)	39 (22%)	1	4
46	BH	171/171 (100%)	131 (77%)	40 (23%)	1	4
46	DH	171/171 (100%)	132 (77%)	39 (23%)	1	4
47	BI	177/187 (95%)	143 (81%)	34 (19%)	1	8
47	DI	179/187 (96%)	142 (79%)	37 (21%)	1	6
48	BJ	147/150 (98%)	111 (76%)	36 (24%)	0	3
48	DJ	147/150 (98%)	114 (78%)	33 (22%)	1	4
49	BL	154/159 (97%)	123 (80%)	31 (20%)	1	6
49	DL	154/159 (97%)	124 (80%)	30 (20%)	1	7
50	BM	107/109 (98%)	84 (78%)	23 (22%)	1	5
50	DM	108/109 (99%)	84 (78%)	24 (22%)	1	4
51	BN	175/176 (99%)	146 (83%)	29 (17%)	2	11
51	DN	175/176 (99%)	142 (81%)	33 (19%)	1	8
52	BO	323/179 (180%)	276 (85%)	47 (15%)	3	15
52	DO	323/179 (180%)	267 (83%)	56 (17%)	2	10
53	BP	140/146 (96%)	109 (78%)	31 (22%)	1	4
53	DP	125/146 (86%)	103 (82%)	22 (18%)	2	10
54	BQ	150/151 (99%)	126 (84%)	24 (16%)	2	12
54	DQ	150/151 (99%)	124 (83%)	26 (17%)	2	10
55	BR	153/154 (99%)	116 (76%)	37 (24%)	0	3
55	DR	153/154 (99%)	121 (79%)	32 (21%)	1	5
56	BS	156/156 (100%)	127 (81%)	29 (19%)	1	8
56	DS	156/156 (100%)	123 (79%)	33 (21%)	1	5
57	BT	136/137 (99%)	103 (76%)	33 (24%)	0	3
57	DT	136/137 (99%)	109 (80%)	27 (20%)	1	7
58	BU	87/107 (81%)	73 (84%)	14 (16%)	2	12
58	DU	85/107 (79%)	62 (73%)	23 (27%)	0	2

Continued on next page...

Continued from previous page...

Mol	Chain	Analysed	Rotameric	Outliers	Percentiles	
59	BV	104/105 (99%)	88 (85%)	16 (15%)	2	13
59	DV	104/105 (99%)	96 (92%)	8 (8%)	13	42
60	BW	57/129 (44%)	49 (86%)	8 (14%)	3	16
60	DW	100/129 (78%)	85 (85%)	15 (15%)	3	14
61	BX	104/118 (88%)	78 (75%)	26 (25%)	0	3
61	DX	104/118 (88%)	81 (78%)	23 (22%)	1	4
62	BY	109/110 (99%)	87 (80%)	22 (20%)	1	6
62	DY	109/110 (99%)	85 (78%)	24 (22%)	1	4
63	BZ	115/116 (99%)	88 (76%)	27 (24%)	1	3
63	DZ	115/116 (99%)	89 (77%)	26 (23%)	1	4
64	Ba	118/119 (99%)	97 (82%)	21 (18%)	2	9
64	Da	118/119 (99%)	95 (80%)	23 (20%)	1	7
65	Bb	46/47 (98%)	36 (78%)	10 (22%)	1	5
65	Db	46/47 (98%)	35 (76%)	11 (24%)	0	3
66	Bc	81/88 (92%)	63 (78%)	18 (22%)	1	4
66	Dc	84/88 (96%)	68 (81%)	16 (19%)	1	8
67	Bd	92/97 (95%)	73 (79%)	19 (21%)	1	6
67	Dd	94/97 (97%)	73 (78%)	21 (22%)	1	4
68	Be	109/111 (98%)	87 (80%)	22 (20%)	1	6
68	De	109/111 (98%)	89 (82%)	20 (18%)	1	9
69	Bf	90/91 (99%)	77 (86%)	13 (14%)	3	15
69	Df	90/91 (99%)	79 (88%)	11 (12%)	5	21
70	Bg	95/103 (92%)	70 (74%)	25 (26%)	0	2
70	Dg	95/103 (92%)	71 (75%)	24 (25%)	0	3
71	Bh	104/105 (99%)	79 (76%)	25 (24%)	0	3
71	Dh	103/105 (98%)	77 (75%)	26 (25%)	0	3
72	Bi	81/82 (99%)	58 (72%)	23 (28%)	0	2
72	Di	80/82 (98%)	51 (64%)	29 (36%)	0	1
73	Bj	70/71 (99%)	56 (80%)	14 (20%)	1	7
73	Dj	70/71 (99%)	53 (76%)	17 (24%)	0	3
74	Bk	68/69 (99%)	48 (71%)	20 (29%)	0	1

Continued on next page...

Continued from previous page...

Mol	Chain	Analysed	Rotameric	Outliers	Percentiles	
74	Dk	67/69 (97%)	53 (79%)	14 (21%)	1	5
75	Bl	45/46 (98%)	36 (80%)	9 (20%)	1	7
75	Dl	45/46 (98%)	34 (76%)	11 (24%)	0	3
76	Bm	47/116 (40%)	37 (79%)	10 (21%)	1	5
76	Dm	47/116 (40%)	34 (72%)	13 (28%)	0	2
77	Bn	23/23 (100%)	15 (65%)	8 (35%)	0	1
77	Dn	23/23 (100%)	16 (70%)	7 (30%)	0	1
78	Bo	90/91 (99%)	68 (76%)	22 (24%)	0	3
78	Do	90/91 (99%)	74 (82%)	16 (18%)	2	9
79	Bp	71/72 (99%)	56 (79%)	15 (21%)	1	5
79	Dp	71/72 (99%)	61 (86%)	10 (14%)	3	16
81	Ch	54/199 (27%)	38 (70%)	16 (30%)	0	1
83	Dq	105/233 (45%)	76 (72%)	29 (28%)	0	2
All	All	19013/20583 (92%)	14917 (78%)	4096 (22%)	1	5

5 of 4096 residues with a non-rotameric sidechain are listed below:

Mol	Chain	Res	Type
59	DV	70	ARG
64	Da	97	GLU
58	DU	105	LEU
53	BP	142	SER
52	BO	116[B]	LYS

Sometimes sidechains can be flipped to improve hydrogen bonding and reduce clashes. 5 of 120 such sidechains are listed below:

Mol	Chain	Res	Type
65	Bb	43	HIS
54	DQ	9	GLN
6	CE	216	ASN
53	DP	55	GLN
71	Dh	20	GLN

5.3.3 RNA ⓘ

Mol	Chain	Analysed	Backbone Outliers	Pucker Outliers
1	A2	1764/1800 (98%)	545 (30%)	86 (4%)
36	A1	3146/3396 (92%)	738 (23%)	127 (4%)
36	A5	3145/3396 (92%)	731 (23%)	129 (4%)
37	A3	120/121 (99%)	22 (18%)	3 (2%)
37	A7	120/121 (99%)	18 (15%)	0
38	A4	157/158 (99%)	38 (24%)	5 (3%)
38	A8	157/158 (99%)	32 (20%)	3 (1%)
80	A6	1766/1800 (98%)	499 (28%)	60 (3%)
All	All	10375/10950 (94%)	2623 (25%)	413 (3%)

5 of 2623 RNA backbone outliers are listed below:

Mol	Chain	Res	Type
1	A2	2	A
1	A2	4	C
1	A2	8	U
1	A2	16	G
1	A2	20	G

5 of 413 RNA pucker outliers are listed below:

Mol	Chain	Res	Type
80	A6	187	G
36	A5	183	G
36	A5	3218	A
80	A6	400	A
80	A6	1058	U

5.4 Non-standard residues in protein, DNA, RNA chains [i](#)

There are no non-standard protein/DNA/RNA residues in this entry.

5.5 Carbohydrates [i](#)

There are no monosaccharides in this entry.

5.6 Ligand geometry [i](#)

Of 3566 ligands modelled in this entry, 2221 are monoatomic - leaving 1345 for Mogul analysis.

In the following table, the Counts columns list the number of bonds (or angles) for which Mogul statistics could be retrieved, the number of bonds (or angles) that are observed in the model and

the number of bonds (or angles) that are defined in the Chemical Component Dictionary. The Link column lists molecule types, if any, to which the group is linked. The Z score for a bond length (or angle) is the number of standard deviations the observed value is removed from the expected value. A bond length (or angle) with $|Z| > 2$ is considered an outlier worth inspection. RMSZ is the root-mean-square of all Z scores of the bond lengths (or angles).

Mol	Type	Chain	Res	Link	Bond lengths			Bond angles		
					Counts	RMSZ	$\# Z > 2$	Counts	RMSZ	$\# Z > 2$
86	OHX	CP	201	-	0,6,6	0.00	-	-		
86	OHX	A6	2022	-	0,6,6	0.00	-	-		
86	OHX	A1	3509	-	0,6,6	0.00	-	-		
86	OHX	A1	3800	-	0,6,6	0.00	-	-		
86	OHX	A5	3730	-	0,6,6	0.00	-	-		
86	OHX	A8	218	-	0,6,6	0.00	-	-		
86	OHX	A1	3763	-	0,6,6	0.00	-	-		
86	OHX	A5	3654	-	0,6,6	0.00	-	-		
86	OHX	A1	3510	-	0,6,6	0.00	-	-		
86	OHX	A5	3452	-	0,6,6	0.00	-	-		
86	OHX	A1	3448	-	0,6,6	0.00	-	-		
86	OHX	A5	3480	-	0,6,6	0.00	-	-		
86	OHX	A3	212	-	0,6,6	0.00	-	-		
86	OHX	A5	3819	-	0,6,6	0.00	-	-		
86	OHX	A1	3743	-	0,6,6	0.00	-	-		
86	OHX	A6	1924	-	0,6,6	0.00	-	-		
86	OHX	A2	2087	-	0,6,6	0.00	-	-		
86	OHX	A6	1975	-	0,6,6	0.00	-	-		
86	OHX	A1	3482	-	0,6,6	0.00	-	-		
86	OHX	Cd	101	-	0,6,6	0.00	-	-		
86	OHX	A5	3505	-	0,6,6	0.00	-	-		
86	OHX	A5	3507	-	0,6,6	0.00	-	-		
86	OHX	A5	3756	-	0,6,6	0.00	-	-		
86	OHX	A5	3670	-	0,6,6	0.00	-	-		
86	OHX	A1	3644	-	0,6,6	0.00	-	-		
86	OHX	A5	3586	-	0,6,6	0.00	-	-		
86	OHX	A6	2065	-	0,6,6	0.00	-	-		
86	OHX	A1	3440	-	0,6,6	0.00	-	-		
86	OHX	Ag	401	-	0,6,6	0.00	-	-		
86	OHX	A1	3430	-	0,6,6	0.00	-	-		
86	OHX	A7	212	-	0,6,6	0.00	-	-		
86	OHX	A1	3737	-	0,6,6	0.00	-	-		
86	OHX	A8	205	-	0,6,6	0.00	-	-		
86	OHX	A5	3682	-	0,6,6	0.00	-	-		
86	OHX	A5	3437	-	0,6,6	0.00	-	-		
86	OHX	A2	1905	-	0,6,6	0.00	-	-		
86	OHX	A6	2041	-	0,6,6	0.00	-	-		

Mol	Type	Chain	Res	Link	Bond lengths			Bond angles		
					Counts	RMSZ	# Z > 2	Counts	RMSZ	# Z > 2
86	OHX	A1	3692	-	0,6,6	0.00	-	-		
86	OHX	A1	3419	-	0,6,6	0.00	-	-		
86	OHX	A5	3661	-	0,6,6	0.00	-	-		
86	OHX	A2	1936	-	0,6,6	0.00	-	-		
86	OHX	A1	3651	-	0,6,6	0.00	-	-		
86	OHX	A5	3698	-	0,6,6	0.00	-	-		
86	OHX	A5	3765	-	0,6,6	0.00	-	-		
86	OHX	A1	3660	-	0,6,6	0.00	-	-		
86	OHX	A5	3423	-	0,6,6	0.00	-	-		
86	OHX	A5	3695	36	0,6,6	0.00	-	-		
86	OHX	A6	1908	-	0,6,6	0.00	-	-		
86	OHX	A5	3464	-	0,6,6	0.00	-	-		
86	OHX	A5	3580	-	0,6,6	0.00	-	-		
86	OHX	A2	2048	-	0,6,6	0.00	-	-		
86	OHX	A3	211	-	0,6,6	0.00	-	-		
86	OHX	A1	3567	-	0,6,6	0.00	-	-		
86	OHX	A5	3413	-	0,6,6	0.00	-	-		
86	OHX	A2	2042	-	0,6,6	0.00	-	-		
86	OHX	A5	3500	-	0,6,6	0.00	-	-		
86	OHX	A5	3785	-	0,6,6	0.00	-	-		
86	OHX	A2	2045	-	0,6,6	0.00	-	-		
86	OHX	A5	3629	-	0,6,6	0.00	-	-		
86	OHX	A1	3505	-	0,6,6	0.00	-	-		
86	OHX	A1	3507	-	0,6,6	0.00	-	-		
86	OHX	A1	3697	-	0,6,6	0.00	-	-		
86	OHX	A5	3565	-	0,6,6	0.00	-	-		
86	OHX	A5	3517	-	0,6,6	0.00	-	-		
86	OHX	A5	3561	-	0,6,6	0.00	-	-		
86	OHX	A5	3764	-	0,6,6	0.00	-	-		
86	OHX	A6	1988	-	0,6,6	0.00	-	-		
86	OHX	A2	2076	-	0,6,6	0.00	-	-		
86	OHX	A5	3783	-	0,6,6	0.00	-	-		
86	OHX	A1	3437	-	0,6,6	0.00	-	-		
86	OHX	A6	2047	-	0,6,6	0.00	-	-		
86	OHX	A6	2004	-	0,6,6	0.00	-	-		
86	OHX	A6	2053	-	0,6,6	0.00	-	-		
86	OHX	A5	3430	-	0,6,6	0.00	-	-		
86	OHX	A1	3678	-	0,6,6	0.00	-	-		
86	OHX	A5	3713	-	0,6,6	0.00	-	-		
86	OHX	A6	1994	-	0,6,6	0.00	-	-		
86	OHX	A5	3810	-	0,6,6	0.00	-	-		
86	OHX	A5	3572	-	0,6,6	0.00	-	-		
86	OHX	A5	3754	-	0,6,6	0.00	-	-		

Mol	Type	Chain	Res	Link	Bond lengths			Bond angles		
					Counts	RMSZ	# Z > 2	Counts	RMSZ	# Z > 2
86	OHX	A2	2008	-	0,6,6	0.00	-	-		
86	OHX	A5	3521	86	0,6,6	0.00	-	-		
86	OHX	A6	2061	-	0,6,6	0.00	-	-		
86	OHX	A5	3420	-	0,6,6	0.00	-	-		
86	OHX	A1	3593	-	0,6,6	0.00	-	-		
86	OHX	A5	3488	-	0,6,6	0.00	-	-		
86	OHX	A1	3539	-	0,6,6	0.00	-	-		
86	OHX	A5	3530	-	0,6,6	0.00	-	-		
86	OHX	A6	2064	-	0,6,6	0.00	-	-		
86	OHX	A1	3503	-	0,6,6	0.00	-	-		
86	OHX	A1	3585	-	0,6,6	0.00	-	-		
86	OHX	A1	3621	-	0,6,6	0.00	-	-		
86	OHX	A2	1977	-	0,6,6	0.00	-	-		
86	OHX	A5	3459	-	0,6,6	0.00	-	-		
86	OHX	A5	3436	-	0,6,6	0.00	-	-		
86	OHX	A6	1914	-	0,6,6	0.00	-	-		
86	OHX	A2	1935	-	0,6,6	0.00	-	-		
86	OHX	A2	2011	-	0,6,6	0.00	-	-		
86	OHX	A2	1973	-	0,6,6	0.00	-	-		
86	OHX	A5	3538	-	0,6,6	0.00	-	-		
86	OHX	A5	3704	-	0,6,6	0.00	-	-		
86	OHX	A2	2029	-	0,6,6	0.00	-	-		
86	OHX	A5	3593	-	0,6,6	0.00	-	-		
86	OHX	A2	1968	-	0,6,6	0.00	-	-		
86	OHX	A1	3764	-	0,6,6	0.00	-	-		
86	OHX	A1	3553	-	0,6,6	0.00	-	-		
86	OHX	DC	401	-	0,6,6	0.00	-	-		
86	OHX	A1	3435	-	0,6,6	0.00	-	-		
86	OHX	A4	201	-	0,6,6	0.00	-	-		
86	OHX	A5	3716	-	0,6,6	0.00	-	-		
86	OHX	A4	206	-	0,6,6	0.00	-	-		
86	OHX	A5	3701	-	0,6,6	0.00	-	-		
86	OHX	A6	2094	-	0,6,6	0.00	-	-		
86	OHX	A5	3618	-	0,6,6	0.00	-	-		
86	OHX	A2	1929	-	0,6,6	0.00	-	-		
86	OHX	A6	1910	-	0,6,6	0.00	-	-		
86	OHX	A6	2019	-	0,6,6	0.00	-	-		
86	OHX	A5	3533	-	0,6,6	0.00	-	-		
86	OHX	A6	1996	-	0,6,6	0.00	-	-		
86	OHX	A5	3445	-	0,6,6	0.00	-	-		
86	OHX	A1	3680	-	0,6,6	0.00	-	-		
86	OHX	A5	3477	-	0,6,6	0.00	-	-		
86	OHX	A5	3714	-	0,6,6	0.00	-	-		

Mol	Type	Chain	Res	Link	Bond lengths			Bond angles		
					Counts	RMSZ	# Z > 2	Counts	RMSZ	# Z > 2
86	OHX	A5	3563	-	0,6,6	0.00	-	-		
86	OHX	A1	3806	-	0,6,6	0.00	-	-		
86	OHX	A5	3560	-	0,6,6	0.00	-	-		
86	OHX	A1	3782	-	0,6,6	0.00	-	-		
86	OHX	A8	206	-	0,6,6	0.00	-	-		
86	OHX	CJ	201	-	0,6,6	0.00	-	-		
86	OHX	A5	3794	-	0,6,6	0.00	-	-		
86	OHX	A5	3440	-	0,6,6	0.00	-	-		
86	OHX	A1	3655	-	0,6,6	0.00	-	-		
86	OHX	A2	2034	-	0,6,6	0.00	-	-		
86	OHX	A1	3543	-	0,6,6	0.00	-	-		
86	OHX	A6	1969	-	0,6,6	0.00	-	-		
86	OHX	A2	1993	-	0,6,6	0.00	-	-		
86	OHX	A4	211	-	0,6,6	0.00	-	-		
86	OHX	A2	1963	-	0,6,6	0.00	-	-		
86	OHX	A2	1989	-	0,6,6	0.00	-	-		
86	OHX	A6	1951	-	0,6,6	0.00	-	-		
86	OHX	A5	3431	-	0,6,6	0.00	-	-		
86	OHX	A6	2042	-	0,6,6	0.00	-	-		
86	OHX	A5	3799	-	0,6,6	0.00	-	-		
86	OHX	A5	3700	-	0,6,6	0.00	-	-		
86	OHX	A2	2052	-	0,6,6	0.00	-	-		
86	OHX	A1	3716	-	0,6,6	0.00	-	-		
86	OHX	A5	3463	-	0,6,6	0.00	-	-		
86	OHX	Bj	101	-	0,6,6	0.00	-	-		
86	OHX	A5	3599	-	0,6,6	0.00	-	-		
86	OHX	A6	2030	-	0,6,6	0.00	-	-		
86	OHX	A5	3426	-	0,6,6	0.00	-	-		
86	OHX	A6	2089	-	0,6,6	0.00	-	-		
86	OHX	CY	201	-	0,6,6	0.00	-	-		
86	OHX	A5	3609	-	0,6,6	0.00	-	-		
86	OHX	A5	3658	-	0,6,6	0.00	-	-		
86	OHX	A1	3513	-	0,6,6	0.00	-	-		
86	OHX	A1	3724	-	0,6,6	0.00	-	-		
86	OHX	A5	3633	-	0,6,6	0.00	-	-		
86	OHX	A1	3529	-	0,6,6	0.00	-	-		
86	OHX	A5	3717	-	0,6,6	0.00	-	-		
86	OHX	A1	3425	-	0,6,6	0.00	-	-		
86	OHX	A6	2016	-	0,6,6	0.00	-	-		
86	OHX	A1	3789	-	0,6,6	0.00	-	-		
86	OHX	A6	1912	-	0,6,6	0.00	-	-		
86	OHX	A1	3493	-	0,6,6	0.00	-	-		
86	OHX	A1	3623	-	0,6,6	0.00	-	-		

Mol	Type	Chain	Res	Link	Bond lengths			Bond angles		
					Counts	RMSZ	# Z > 2	Counts	RMSZ	# Z > 2
86	OHX	A5	3518	-	0,6,6	0.00	-	-		
86	OHX	A5	3502	-	0,6,6	0.00	-	-		
86	OHX	A6	1902	-	0,6,6	0.00	-	-		
86	OHX	A2	2051	-	0,6,6	0.00	-	-		
86	OHX	A5	3450	-	0,6,6	0.00	-	-		
86	OHX	A1	3638	-	0,6,6	0.00	-	-		
86	OHX	A7	209	-	0,6,6	0.00	-	-		
86	OHX	A6	1930	-	0,6,6	0.00	-	-		
86	OHX	A5	3577	-	0,6,6	0.00	-	-		
86	OHX	A5	3525	-	0,6,6	0.00	-	-		
86	OHX	A1	3711	-	0,6,6	0.00	-	-		
86	OHX	A1	3767	-	0,6,6	0.00	-	-		
86	OHX	A5	3778	-	0,6,6	0.00	-	-		
86	OHX	A5	3731	-	0,6,6	0.00	-	-		
86	OHX	A1	3735	-	0,6,6	0.00	-	-		
86	OHX	A1	3555	-	0,6,6	0.00	-	-		
86	OHX	A2	2057	-	0,6,6	0.00	-	-		
86	OHX	A5	3669	-	0,6,6	0.00	-	-		
86	OHX	A5	3564	-	0,6,6	0.00	-	-		
86	OHX	A2	1928	-	0,6,6	0.00	-	-		
86	OHX	A5	3476	-	0,6,6	0.00	-	-		
86	OHX	A6	1986	-	0,6,6	0.00	-	-		
86	OHX	A6	2005	-	0,6,6	0.00	-	-		
86	OHX	A5	3407	-	0,6,6	0.00	-	-		
86	OHX	A5	3481	-	0,6,6	0.00	-	-		
86	OHX	A5	3448	-	0,6,6	0.00	-	-		
86	OHX	A5	3676	-	0,6,6	0.00	-	-		
86	OHX	A6	2062	-	0,6,6	0.00	-	-		
86	OHX	A5	3539	-	0,6,6	0.00	-	-		
86	OHX	A5	3457	86	0,6,6	0.00	-	-		
86	OHX	DP	201	-	0,6,6	0.00	-	-		
86	OHX	A5	3705	-	0,6,6	0.00	-	-		
86	OHX	A6	1959	-	0,6,6	0.00	-	-		
86	OHX	A2	1974	-	0,6,6	0.00	-	-		
86	OHX	A1	3408	-	0,6,6	0.00	-	-		
86	OHX	A2	1946	-	0,6,6	0.00	-	-		
86	OHX	A1	3661	-	0,6,6	0.00	-	-		
86	OHX	A5	3667	-	0,6,6	0.00	-	-		
86	OHX	A5	3462	-	0,6,6	0.00	-	-		
86	OHX	A5	3818	-	0,6,6	0.00	-	-		
86	OHX	A5	3487	-	0,6,6	0.00	-	-		
86	OHX	A2	1978	-	0,6,6	0.00	-	-		
86	OHX	A6	2007	-	0,6,6	0.00	-	-		

Mol	Type	Chain	Res	Link	Bond lengths			Bond angles		
					Counts	RMSZ	# Z > 2	Counts	RMSZ	# Z > 2
86	OHX	A1	3663	-	0,6,6	0.00	-	-		
86	OHX	A1	3579	-	0,6,6	0.00	-	-		
86	OHX	A1	3464	-	0,6,6	0.00	-	-		
86	OHX	A1	3694	-	0,6,6	0.00	-	-		
86	OHX	A1	3564	-	0,6,6	0.00	-	-		
86	OHX	A1	3681	-	0,6,6	0.00	-	-		
86	OHX	A1	3785	-	0,6,6	0.00	-	-		
86	OHX	A1	3809	-	0,6,6	0.00	-	-		
86	OHX	A1	3446	-	0,6,6	0.00	-	-		
86	OHX	A6	2013	-	0,6,6	0.00	-	-		
86	OHX	A1	3608	-	0,6,6	0.00	-	-		
86	OHX	A5	3645	-	0,6,6	0.00	-	-		
86	OHX	A5	3442	-	0,6,6	0.00	-	-		
86	OHX	A1	3461	-	0,6,6	0.00	-	-		
86	OHX	A5	3619	-	0,6,6	0.00	-	-		
86	OHX	A5	3509	-	0,6,6	0.00	-	-		
86	OHX	AN	201	-	0,6,6	0.00	-	-		
86	OHX	A2	1909	86	0,6,6	0.00	-	-		
86	OHX	A2	2065	-	0,6,6	0.00	-	-		
86	OHX	A1	3411	-	0,6,6	0.00	-	-		
86	OHX	A1	3793	-	0,6,6	0.00	-	-		
86	OHX	A5	3786	-	0,6,6	0.00	-	-		
86	OHX	A2	1990	-	0,6,6	0.00	-	-		
86	OHX	A5	3800	-	0,6,6	0.00	-	-		
86	OHX	A6	1936	-	0,6,6	0.00	-	-		
86	OHX	A1	3596	-	0,6,6	0.00	-	-		
86	OHX	A2	1907	-	0,6,6	0.00	-	-		
86	OHX	A5	3616	-	0,6,6	0.00	-	-		
86	OHX	A1	3418	-	0,6,6	0.00	-	-		
86	OHX	A2	2054	-	0,6,6	0.00	-	-		
86	OHX	A2	2258	-	0,6,6	0.00	-	-		
86	OHX	CL	201	-	0,6,6	0.00	-	-		
86	OHX	A6	1948	-	0,6,6	0.00	-	-		
86	OHX	A6	1992	-	0,6,6	0.00	-	-		
86	OHX	CY	202	-	0,6,6	0.00	-	-		
86	OHX	A5	3804	-	0,6,6	0.00	-	-		
86	OHX	A1	3768	-	0,6,6	0.00	-	-		
86	OHX	A8	216	-	0,6,6	0.00	-	-		
86	OHX	A5	3482	-	0,6,6	0.00	-	-		
86	OHX	A1	3523	-	0,6,6	0.00	-	-		
86	OHX	A1	3684	-	0,6,6	0.00	-	-		
86	OHX	A6	2045	-	0,6,6	0.00	-	-		
86	OHX	DB	401	-	0,6,6	0.00	-	-		

Mol	Type	Chain	Res	Link	Bond lengths			Bond angles		
					Counts	RMSZ	# Z > 2	Counts	RMSZ	# Z > 2
86	OHX	A5	3724	-	0,6,6	0.00	-	-		
86	OHX	A1	3572	-	0,6,6	0.00	-	-		
86	OHX	A6	1903	-	0,6,6	0.00	-	-		
86	OHX	A6	1983	-	0,6,6	0.00	-	-		
86	OHX	BP	202	-	0,6,6	0.00	-	-		
86	OHX	A1	3536	-	0,6,6	0.00	-	-		
86	OHX	A1	3591	-	0,6,6	0.00	-	-		
86	OHX	A2	1979	-	0,6,6	0.00	-	-		
86	OHX	A5	3737	86	0,6,6	0.00	-	-		
86	OHX	A1	3576	-	0,6,6	0.00	-	-		
86	OHX	A2	1985	-	0,6,6	0.00	-	-		
86	OHX	A5	3684	-	0,6,6	0.00	-	-		
86	OHX	A4	205	-	0,6,6	0.00	-	-		
86	OHX	A1	3765	-	0,6,6	0.00	-	-		
86	OHX	A1	3746	-	0,6,6	0.00	-	-		
86	OHX	A2	2015	-	0,6,6	0.00	-	-		
86	OHX	A2	1988	-	0,6,6	0.00	-	-		
86	OHX	A2	1955	-	0,6,6	0.00	-	-		
86	OHX	A5	3725	-	0,6,6	0.00	-	-		
86	OHX	A1	3753	-	0,6,6	0.00	-	-		
86	OHX	A1	3747	-	0,6,6	0.00	-	-		
86	OHX	A6	2034	-	0,6,6	0.00	-	-		
86	OHX	A1	3544	-	0,6,6	0.00	-	-		
86	OHX	A5	3735	-	0,6,6	0.00	-	-		
86	OHX	A6	2048	-	0,6,6	0.00	-	-		
86	OHX	A1	3618	-	0,6,6	0.00	-	-		
86	OHX	A5	3651	-	0,6,6	0.00	-	-		
86	OHX	A5	3573	-	0,6,6	0.00	-	-		
86	OHX	A2	2078	-	0,6,6	0.00	-	-		
86	OHX	A5	3547	-	0,6,6	0.00	-	-		
86	OHX	A5	3660	-	0,6,6	0.00	-	-		
86	OHX	A1	3475	-	0,6,6	0.00	-	-		
86	OHX	A5	3511	-	0,6,6	0.00	-	-		
86	OHX	A1	3741	-	0,6,6	0.00	-	-		
86	OHX	A5	3434	-	0,6,6	0.00	-	-		
86	OHX	A1	3445	-	0,6,6	0.00	-	-		
86	OHX	A1	3532	-	0,6,6	0.00	-	-		
86	OHX	A1	3784	-	0,6,6	0.00	-	-		
86	OHX	A5	3598	-	0,6,6	0.00	-	-		
86	OHX	A1	3455	-	0,6,6	0.00	-	-		
86	OHX	A1	3771	-	0,6,6	0.00	-	-		
86	OHX	A6	2100	-	0,6,6	0.00	-	-		
86	OHX	A1	3468	-	0,6,6	0.00	-	-		

Mol	Type	Chain	Res	Link	Bond lengths			Bond angles		
					Counts	RMSZ	# Z > 2	Counts	RMSZ	# Z > 2
86	OHX	A7	202	-	0,6,6	0.00	-	-		
86	OHX	A1	3560	-	0,6,6	0.00	-	-		
86	OHX	A5	3792	-	0,6,6	0.00	-	-		
86	OHX	A5	3762	-	0,6,6	0.00	-	-		
86	OHX	A5	3652	-	0,6,6	0.00	-	-		
86	OHX	A1	3478	-	0,6,6	0.00	-	-		
86	OHX	A2	1972	-	0,6,6	0.00	-	-		
86	OHX	A6	2027	-	0,6,6	0.00	-	-		
86	OHX	A1	3432	-	0,6,6	0.00	-	-		
86	OHX	A1	3466	-	0,6,6	0.00	-	-		
86	OHX	A8	219	-	0,6,6	0.00	-	-		
86	OHX	A5	3627	-	0,6,6	0.00	-	-		
86	OHX	A1	3687	-	0,6,6	0.00	-	-		
86	OHX	A5	3755	-	0,6,6	0.00	-	-		
86	OHX	A5	3472	-	0,6,6	0.00	-	-		
86	OHX	A5	3678	-	0,6,6	0.00	-	-		
86	OHX	A5	3607	-	0,6,6	0.00	-	-		
86	OHX	A4	204	-	0,6,6	0.00	-	-		
86	OHX	A5	3622	-	0,6,6	0.00	-	-		
86	OHX	A5	3489	-	0,6,6	0.00	-	-		
86	OHX	A1	3599	-	0,6,6	0.00	-	-		
86	OHX	A5	3673	-	0,6,6	0.00	-	-		
86	OHX	A1	3434	-	0,6,6	0.00	-	-		
86	OHX	A6	2037	-	0,6,6	0.00	-	-		
86	OHX	A6	2068	-	0,6,6	0.00	-	-		
86	OHX	A5	3620	-	0,6,6	0.00	-	-		
86	OHX	A5	3749	-	0,6,6	0.00	-	-		
86	OHX	A5	3796	-	0,6,6	0.00	-	-		
86	OHX	A1	3519	-	0,6,6	0.00	-	-		
86	OHX	A5	3646	-	0,6,6	0.00	-	-		
86	OHX	A5	3650	-	0,6,6	0.00	-	-		
86	OHX	A6	1916	-	0,6,6	0.00	-	-		
86	OHX	A6	2083	-	0,6,6	0.00	-	-		
86	OHX	A1	3615	-	0,6,6	0.00	-	-		
86	OHX	A6	1963	-	0,6,6	0.00	-	-		
86	OHX	A1	3670	-	0,6,6	0.00	-	-		
86	OHX	A1	3639	-	0,6,6	0.00	-	-		
86	OHX	A5	3781	-	0,6,6	0.00	-	-		
86	OHX	A5	3808	-	0,6,6	0.00	-	-		
86	OHX	A1	3548	-	0,6,6	0.00	-	-		
86	OHX	A1	3738	-	0,6,6	0.00	-	-		
86	OHX	A6	2091	-	0,6,6	0.00	-	-		
86	OHX	A1	3714	-	0,6,6	0.00	-	-		

Mol	Type	Chain	Res	Link	Bond lengths			Bond angles		
					Counts	RMSZ	# Z > 2	Counts	RMSZ	# Z > 2
86	OHX	A5	3550	-	0,6,6	0.00	-	-		
86	OHX	A5	3719	-	0,6,6	0.00	-	-		
86	OHX	A2	2049	-	0,6,6	0.00	-	-		
86	OHX	A1	3666	-	0,6,6	0.00	-	-		
86	OHX	Db	101	-	0,6,6	0.00	-	-		
86	OHX	A5	3484	-	0,6,6	0.00	-	-		
86	OHX	A1	3656	-	0,6,6	0.00	-	-		
86	OHX	A8	204	-	0,6,6	0.00	-	-		
86	OHX	A5	3768	-	0,6,6	0.00	-	-		
86	OHX	A3	204	-	0,6,6	0.00	-	-		
86	OHX	A6	2012	-	0,6,6	0.00	-	-		
86	OHX	A2	1948	-	0,6,6	0.00	-	-		
86	OHX	A5	3536	-	0,6,6	0.00	-	-		
86	OHX	A1	3749	-	0,6,6	0.00	-	-		
86	OHX	A1	3589	-	0,6,6	0.00	-	-		
86	OHX	A1	3629	-	0,6,6	0.00	-	-		
86	OHX	A2	2000	-	0,6,6	0.00	-	-		
86	OHX	A6	1942	-	0,6,6	0.00	-	-		
86	OHX	A1	3578	-	0,6,6	0.00	-	-		
86	OHX	A5	3552	-	0,6,6	0.00	-	-		
86	OHX	A1	3460	-	0,6,6	0.00	-	-		
86	OHX	A1	3780	-	0,6,6	0.00	-	-		
86	OHX	A6	1915	-	0,6,6	0.00	-	-		
86	OHX	DM	201	-	0,6,6	0.00	-	-		
86	OHX	A1	3417	-	0,6,6	0.00	-	-		
86	OHX	A1	3646	-	0,6,6	0.00	-	-		
86	OHX	A1	3587	-	0,6,6	0.00	-	-		
86	OHX	A1	3469	-	0,6,6	0.00	-	-		
86	OHX	A1	3588	-	0,6,6	0.00	-	-		
86	OHX	A2	1934	-	0,6,6	0.00	-	-		
86	OHX	A2	2066	-	0,6,6	0.00	-	-		
86	OHX	A2	1941	-	0,6,6	0.00	-	-		
86	OHX	A5	3689	-	0,6,6	0.00	-	-		
86	OHX	A5	3569	-	0,6,6	0.00	-	-		
86	OHX	A1	3577	-	0,6,6	0.00	-	-		
86	OHX	A5	3532	-	0,6,6	0.00	-	-		
86	OHX	A5	3455	-	0,6,6	0.00	-	-		
86	OHX	A1	3490	-	0,6,6	0.00	-	-		
86	OHX	A1	3801	86	0,6,6	0.00	-	-		
86	OHX	A2	2075	-	0,6,6	0.00	-	-		
86	OHX	A1	3754	-	0,6,6	0.00	-	-		
86	OHX	A6	1956	-	0,6,6	0.00	-	-		
86	OHX	A5	3784	-	0,6,6	0.00	-	-		

Mol	Type	Chain	Res	Link	Bond lengths			Bond angles		
					Counts	RMSZ	# Z > 2	Counts	RMSZ	# Z > 2
86	OHX	A2	1951	-	0,6,6	0.00	-	-		
86	OHX	A5	3628	-	0,6,6	0.00	-	-		
86	OHX	A5	3811	-	0,6,6	0.00	-	-		
86	OHX	A5	3540	-	0,6,6	0.00	-	-		
86	OHX	A1	3645	-	0,6,6	0.00	-	-		
86	OHX	A1	3402	-	0,6,6	0.00	-	-		
86	OHX	BI	302	-	0,6,6	0.00	-	-		
86	OHX	A1	3551	-	0,6,6	0.00	-	-		
86	OHX	A6	1974	-	0,6,6	0.00	-	-		
86	OHX	A6	2014	-	0,6,6	0.00	-	-		
86	OHX	A1	3755	-	0,6,6	0.00	-	-		
86	OHX	A5	3433	-	0,6,6	0.00	-	-		
86	OHX	A5	3432	-	0,6,6	0.00	-	-		
86	OHX	A1	3720	-	0,6,6	0.00	-	-		
86	OHX	A2	2080	-	0,6,6	0.00	-	-		
86	OHX	A5	3491	-	0,6,6	0.00	-	-		
86	OHX	A5	3634	-	0,6,6	0.00	-	-		
86	OHX	A3	203	-	0,6,6	0.00	-	-		
86	OHX	A5	3612	-	0,6,6	0.00	-	-		
86	OHX	A2	1966	-	0,6,6	0.00	-	-		
86	OHX	A6	1946	-	0,6,6	0.00	-	-		
86	OHX	A5	3740	-	0,6,6	0.00	-	-		
86	OHX	A1	3630	-	0,6,6	0.00	-	-		
86	OHX	A1	3584	-	0,6,6	0.00	-	-		
86	OHX	A4	213	-	0,6,6	0.00	-	-		
86	OHX	A2	2033	86	0,6,6	0.00	-	-		
86	OHX	A1	3561	-	0,6,6	0.00	-	-		
86	OHX	A6	2078	-	0,6,6	0.00	-	-		
86	OHX	A2	1938	-	0,6,6	0.00	-	-		
86	OHX	DC	402	-	0,6,6	0.00	-	-		
86	OHX	A6	2060	-	0,6,6	0.00	-	-		
86	OHX	A6	1964	-	0,6,6	0.00	-	-		
86	OHX	A2	1940	-	0,6,6	0.00	-	-		
86	OHX	A1	3667	-	0,6,6	0.00	-	-		
86	OHX	A5	3456	-	0,6,6	0.00	-	-		
86	OHX	A5	3501	-	0,6,6	0.00	-	-		
86	OHX	A2	2026	-	0,6,6	0.00	-	-		
86	OHX	A5	3738	-	0,6,6	0.00	-	-		
86	OHX	A2	2079	-	0,6,6	0.00	-	-		
86	OHX	A6	2058	-	0,6,6	0.00	-	-		
86	OHX	A6	2054	-	0,6,6	0.00	-	-		
86	OHX	A2	1986	-	0,6,6	0.00	-	-		
86	OHX	A5	3526	-	0,6,6	0.00	-	-		

Mol	Type	Chain	Res	Link	Bond lengths			Bond angles		
					Counts	RMSZ	# Z > 2	Counts	RMSZ	# Z > 2
86	OHX	A1	3586	-	0,6,6	0.00	-	-		
86	OHX	A1	3473	-	0,6,6	0.00	-	-		
86	OHX	A1	3632	-	0,6,6	0.00	-	-		
86	OHX	A6	2000	-	0,6,6	0.00	-	-		
86	OHX	A6	2056	-	0,6,6	0.00	-	-		
86	OHX	A5	3548	-	0,6,6	0.00	-	-		
86	OHX	A5	3761	-	0,6,6	0.00	-	-		
86	OHX	A5	3807	86	0,6,6	0.00	-	-		
86	OHX	A8	210	-	0,6,6	0.00	-	-		
86	OHX	A1	3474	-	0,6,6	0.00	-	-		
86	OHX	A2	1913	-	0,6,6	0.00	-	-		
86	OHX	A6	1907	-	0,6,6	0.00	-	-		
86	OHX	A1	3438	86	0,6,6	0.00	-	-		
86	OHX	A1	3613	-	0,6,6	0.00	-	-		
86	OHX	A5	3790	-	0,6,6	0.00	-	-		
86	OHX	A5	3666	-	0,6,6	0.00	-	-		
86	OHX	A5	3766	-	0,6,6	0.00	-	-		
86	OHX	A5	3624	-	0,6,6	0.00	-	-		
86	OHX	A6	1979	-	0,6,6	0.00	-	-		
86	OHX	A1	3740	-	0,6,6	0.00	-	-		
86	OHX	A2	1997	-	0,6,6	0.00	-	-		
86	OHX	A1	3580	-	0,6,6	0.00	-	-		
86	OHX	A1	3674	-	0,6,6	0.00	-	-		
86	OHX	A5	3474	-	0,6,6	0.00	-	-		
86	OHX	A1	3750	-	0,6,6	0.00	-	-		
86	OHX	A5	3441	-	0,6,6	0.00	-	-		
86	OHX	A2	1904	-	0,6,6	0.00	-	-		
86	OHX	A6	2066	-	0,6,6	0.00	-	-		
86	OHX	A6	2044	-	0,6,6	0.00	-	-		
86	OHX	A1	3665	-	0,6,6	0.00	-	-		
86	OHX	A6	1927	-	0,6,6	0.00	-	-		
86	OHX	A6	1991	-	0,6,6	0.00	-	-		
86	OHX	CG	302	-	0,6,6	0.00	-	-		
86	OHX	A5	3478	-	0,6,6	0.00	-	-		
86	OHX	A5	3718	-	0,6,6	0.00	-	-		
86	OHX	A1	3559	-	0,6,6	0.00	-	-		
86	OHX	A1	3518	-	0,6,6	0.00	-	-		
86	OHX	A1	3534	-	0,6,6	0.00	-	-		
86	OHX	A6	1973	-	0,6,6	0.00	-	-		
86	OHX	A1	3514	-	0,6,6	0.00	-	-		
86	OHX	A1	3627	-	0,6,6	0.00	-	-		
86	OHX	A1	3756	-	0,6,6	0.00	-	-		
86	OHX	A1	3472	-	0,6,6	0.00	-	-		

Mol	Type	Chain	Res	Link	Bond lengths			Bond angles		
					Counts	RMSZ	# Z > 2	Counts	RMSZ	# Z > 2
86	OHX	A6	2088	-	0,6,6	0.00	-	-		
86	OHX	A6	2046	-	0,6,6	0.00	-	-		
86	OHX	A6	1968	-	0,6,6	0.00	-	-		
86	OHX	A6	2035	-	0,6,6	0.00	-	-		
86	OHX	A5	3401	-	0,6,6	0.00	-	-		
86	OHX	A5	3822	-	0,6,6	0.00	-	-		
86	OHX	DQ	201	-	0,6,6	0.00	-	-		
86	OHX	A1	3562	-	0,6,6	0.00	-	-		
86	OHX	A6	1987	-	0,6,6	0.00	-	-		
86	OHX	A5	3574	-	0,6,6	0.00	-	-		
86	OHX	A1	3766	-	0,6,6	0.00	-	-		
86	OHX	A6	1901	-	0,6,6	0.00	-	-		
86	OHX	A2	2002	-	0,6,6	0.00	-	-		
86	OHX	A1	3643	-	0,6,6	0.00	-	-		
86	OHX	A5	3490	-	0,6,6	0.00	-	-		
86	OHX	A2	1961	-	0,6,6	0.00	-	-		
86	OHX	A1	3535	-	0,6,6	0.00	-	-		
86	OHX	A6	1966	-	0,6,6	0.00	-	-		
86	OHX	A1	3776	-	0,6,6	0.00	-	-		
86	OHX	A1	3581	-	0,6,6	0.00	-	-		
86	OHX	A2	1970	-	0,6,6	0.00	-	-		
86	OHX	A1	3452	-	0,6,6	0.00	-	-		
86	OHX	A3	202	-	0,6,6	0.00	-	-		
86	OHX	A1	3796	-	0,6,6	0.00	-	-		
86	OHX	A5	3746	-	0,6,6	0.00	-	-		
86	OHX	A5	3699	-	0,6,6	0.00	-	-		
86	OHX	A1	3604	-	0,6,6	0.00	-	-		
86	OHX	A6	2076	86	0,6,6	0.00	-	-		
86	OHX	A1	3467	-	0,6,6	0.00	-	-		
86	OHX	A6	1920	-	0,6,6	0.00	-	-		
86	OHX	DJ	201	-	0,6,6	0.00	-	-		
86	OHX	A1	3781	-	0,6,6	0.00	-	-		
86	OHX	A5	3753	-	0,6,6	0.00	-	-		
86	OHX	A1	3511	-	0,6,6	0.00	-	-		
86	OHX	A5	3497	-	0,6,6	0.00	-	-		
86	OHX	A1	3492	-	0,6,6	0.00	-	-		
86	OHX	A6	2077	-	0,6,6	0.00	-	-		
86	OHX	A6	2099	-	0,6,6	0.00	-	-		
86	OHX	A2	1903	-	0,6,6	0.00	-	-		
86	OHX	A5	3600	-	0,6,6	0.00	-	-		
86	OHX	A5	3504	-	0,6,6	0.00	-	-		
86	OHX	A1	3672	-	0,6,6	0.00	-	-		
86	OHX	A6	2026	-	0,6,6	0.00	-	-		

Mol	Type	Chain	Res	Link	Bond lengths			Bond angles		
					Counts	RMSZ	# Z > 2	Counts	RMSZ	# Z > 2
86	OHX	A1	3565	-	0,6,6	0.00	-	-		
86	OHX	A5	3553	-	0,6,6	0.00	-	-		
86	OHX	A5	3435	-	0,6,6	0.00	-	-		
86	OHX	A5	3493	-	0,6,6	0.00	-	-		
86	OHX	A1	3614	-	0,6,6	0.00	-	-		
86	OHX	A5	3444	-	0,6,6	0.00	-	-		
86	OHX	A6	1952	-	0,6,6	0.00	-	-		
86	OHX	A5	3791	-	0,6,6	0.00	-	-		
86	OHX	A6	2011	-	0,6,6	0.00	-	-		
86	OHX	A4	210	-	0,6,6	0.00	-	-		
86	OHX	A1	3520	-	0,6,6	0.00	-	-		
86	OHX	A2	1924	-	0,6,6	0.00	-	-		
86	OHX	A5	3782	-	0,6,6	0.00	-	-		
86	OHX	A5	3597	-	0,6,6	0.00	-	-		
86	OHX	A6	2096	-	0,6,6	0.00	-	-		
86	OHX	A1	3673	-	0,6,6	0.00	-	-		
86	OHX	A5	3815	-	0,6,6	0.00	-	-		
86	OHX	A1	3545	-	0,6,6	0.00	-	-		
86	OHX	A1	3422	-	0,6,6	0.00	-	-		
86	OHX	A5	3466	-	0,6,6	0.00	-	-		
86	OHX	A2	2023	-	0,6,6	0.00	-	-		
86	OHX	A2	1923	-	0,6,6	0.00	-	-		
86	OHX	A1	3528	-	0,6,6	0.00	-	-		
86	OHX	A6	2049	-	0,6,6	0.00	-	-		
86	OHX	A1	3732	-	0,6,6	0.00	-	-		
86	OHX	A5	3688	-	0,6,6	0.00	-	-		
86	OHX	A2	2027	-	0,6,6	0.00	-	-		
86	OHX	A5	3595	-	0,6,6	0.00	-	-		
86	OHX	A1	3689	-	0,6,6	0.00	-	-		
86	OHX	A1	3444	-	0,6,6	0.00	-	-		
86	OHX	BI	301	-	0,6,6	0.00	-	-		
86	OHX	BT	201	-	0,6,6	0.00	-	-		
86	OHX	A5	3649	-	0,6,6	0.00	-	-		
86	OHX	DH	201	-	0,6,6	0.00	-	-		
86	OHX	A5	3750	-	0,6,6	0.00	-	-		
86	OHX	A1	3628	-	0,6,6	0.00	-	-		
86	OHX	A1	3540	-	0,6,6	0.00	-	-		
86	OHX	A5	3636	-	0,6,6	0.00	-	-		
86	OHX	A2	1921	-	0,6,6	0.00	-	-		
86	OHX	A1	3420	-	0,6,6	0.00	-	-		
86	OHX	A1	3573	-	0,6,6	0.00	-	-		
86	OHX	A5	3557	-	0,6,6	0.00	-	-		
86	OHX	DD	301	-	0,6,6	0.00	-	-		

Mol	Type	Chain	Res	Link	Bond lengths			Bond angles		
					Counts	RMSZ	# Z > 2	Counts	RMSZ	# Z > 2
86	OHX	A1	3592	-	0,6,6	0.00	-	-		
86	OHX	A5	3568	-	0,6,6	0.00	-	-		
86	OHX	A5	3465	-	0,6,6	0.00	-	-		
86	OHX	A1	3563	-	0,6,6	0.00	-	-		
86	OHX	A4	212	-	0,6,6	0.00	-	-		
86	OHX	A5	3817	-	0,6,6	0.00	-	-		
86	OHX	A6	1934	-	0,6,6	0.00	-	-		
86	OHX	A5	3635	-	0,6,6	0.00	-	-		
86	OHX	A2	2020	-	0,6,6	0.00	-	-		
86	OHX	A1	3677	-	0,6,6	0.00	-	-		
86	OHX	A2	2038	-	0,6,6	0.00	-	-		
86	OHX	A2	1916	-	0,6,6	0.00	-	-		
86	OHX	A1	3728	-	0,6,6	0.00	-	-		
86	OHX	A2	1914	-	0,6,6	0.00	-	-		
86	OHX	A2	2039	-	0,6,6	0.00	-	-		
86	OHX	AP	201	-	0,6,6	0.00	-	-		
86	OHX	A6	2097	-	0,6,6	0.00	-	-		
86	OHX	A2	1911	-	0,6,6	0.00	-	-		
86	OHX	A1	3554	-	0,6,6	0.00	-	-		
86	OHX	A2	2086	-	0,6,6	0.00	-	-		
86	OHX	A5	3643	-	0,6,6	0.00	-	-		
86	OHX	A5	3542	-	0,6,6	0.00	-	-		
86	OHX	A1	3552	-	0,6,6	0.00	-	-		
86	OHX	A2	1939	-	0,6,6	0.00	-	-		
86	OHX	A5	3584	-	0,6,6	0.00	-	-		
86	OHX	A1	3810	-	0,6,6	0.00	-	-		
86	OHX	A5	3813	-	0,6,6	0.00	-	-		
86	OHX	A2	1994	-	0,6,6	0.00	-	-		
86	OHX	A1	3537	-	0,6,6	0.00	-	-		
86	OHX	A1	3625	-	0,6,6	0.00	-	-		
86	OHX	A1	3757	-	0,6,6	0.00	-	-		
86	OHX	A6	1984	-	0,6,6	0.00	-	-		
86	OHX	A8	212	-	0,6,6	0.00	-	-		
86	OHX	A1	3742	-	0,6,6	0.00	-	-		
86	OHX	A5	3460	-	0,6,6	0.00	-	-		
86	OHX	A7	204	-	0,6,6	0.00	-	-		
86	OHX	A1	3616	-	0,6,6	0.00	-	-		
86	OHX	A5	3664	-	0,6,6	0.00	-	-		
86	OHX	A6	1917	-	0,6,6	0.00	-	-		
86	OHX	A5	3653	-	0,6,6	0.00	-	-		
86	OHX	A2	2064	-	0,6,6	0.00	-	-		
86	OHX	A5	3615	-	0,6,6	0.00	-	-		
86	OHX	A1	3570	-	0,6,6	0.00	-	-		

Mol	Type	Chain	Res	Link	Bond lengths			Bond angles		
					Counts	RMSZ	# Z > 2	Counts	RMSZ	# Z > 2
86	OHX	A1	3671	-	0,6,6	0.00	-	-		
86	OHX	A1	3526	-	0,6,6	0.00	-	-		
86	OHX	A6	2057	-	0,6,6	0.00	-	-		
86	OHX	A5	3523	-	0,6,6	0.00	-	-		
86	OHX	A1	3761	-	0,6,6	0.00	-	-		
86	OHX	A5	3742	-	0,6,6	0.00	-	-		
86	OHX	A2	2012	-	0,6,6	0.00	-	-		
86	OHX	A5	3797	-	0,6,6	0.00	-	-		
86	OHX	A3	206	-	0,6,6	0.00	-	-		
86	OHX	A3	213	-	0,6,6	0.00	-	-		
86	OHX	A5	3496	-	0,6,6	0.00	-	-		
86	OHX	A2	2001	-	0,6,6	0.00	-	-		
86	OHX	A2	2036	-	0,6,6	0.00	-	-		
86	OHX	A5	3470	86	0,6,6	0.00	-	-		
86	OHX	A5	3656	-	0,6,6	0.00	-	-		
86	OHX	A5	3498	-	0,6,6	0.00	-	-		
86	OHX	BB	401	-	0,6,6	0.00	-	-		
86	OHX	A5	3694	-	0,6,6	0.00	-	-		
86	OHX	A6	1981	-	0,6,6	0.00	-	-		
86	OHX	CG	301	-	0,6,6	0.00	-	-		
86	OHX	A5	3495	-	0,6,6	0.00	-	-		
86	OHX	A1	3779	-	0,6,6	0.00	-	-		
86	OHX	A5	3446	-	0,6,6	0.00	-	-		
86	OHX	A5	3677	-	0,6,6	0.00	-	-		
86	OHX	A1	3491	-	0,6,6	0.00	-	-		
86	OHX	A1	3451	-	0,6,6	0.00	-	-		
86	OHX	A1	3590	-	0,6,6	0.00	-	-		
86	OHX	A6	2017	-	0,6,6	0.00	-	-		
86	OHX	A5	3610	-	0,6,6	0.00	-	-		
86	OHX	A1	3442	-	0,6,6	0.00	-	-		
86	OHX	A7	208	-	0,6,6	0.00	-	-		
86	OHX	A1	3634	-	0,6,6	0.00	-	-		
86	OHX	A1	3612	-	0,6,6	0.00	-	-		
86	OHX	A5	3458	-	0,6,6	0.00	-	-		
86	OHX	A5	3814	-	0,6,6	0.00	-	-		
86	OHX	A2	1932	-	0,6,6	0.00	-	-		
86	OHX	A1	3462	-	0,6,6	0.00	-	-		
86	OHX	A7	213	-	0,6,6	0.00	-	-		
86	OHX	CB	301	-	0,6,6	0.00	-	-		
86	OHX	A5	3723	-	0,6,6	0.00	-	-		
86	OHX	A5	3581	-	0,6,6	0.00	-	-		
86	OHX	A5	3777	-	0,6,6	0.00	-	-		
86	OHX	A1	3719	-	0,6,6	0.00	-	-		

Mol	Type	Chain	Res	Link	Bond lengths			Bond angles		
					Counts	RMSZ	# Z > 2	Counts	RMSZ	# Z > 2
86	OHX	A1	3699	-	0,6,6	0.00	-	-		
86	OHX	A6	1997	-	0,6,6	0.00	-	-		
86	OHX	A5	3732	36	0,6,6	0.00	-	-		
86	OHX	A1	3456	-	0,6,6	0.00	-	-		
86	OHX	A6	2038	-	0,6,6	0.00	-	-		
86	OHX	A2	2014	-	0,6,6	0.00	-	-		
86	OHX	A5	3588	-	0,6,6	0.00	-	-		
86	OHX	A2	2030	-	0,6,6	0.00	-	-		
86	OHX	A1	3727	-	0,6,6	0.00	-	-		
86	OHX	A1	3787	-	0,6,6	0.00	-	-		
86	OHX	A4	203	-	0,6,6	0.00	-	-		
86	OHX	A1	3788	-	0,6,6	0.00	-	-		
86	OHX	A1	3610	-	0,6,6	0.00	-	-		
86	OHX	A2	2084	-	0,6,6	0.00	-	-		
86	OHX	A6	2006	-	0,6,6	0.00	-	-		
86	OHX	A6	1999	-	0,6,6	0.00	-	-		
86	OHX	A1	3708	-	0,6,6	0.00	-	-		
86	OHX	A1	3575	-	0,6,6	0.00	-	-		
86	OHX	A1	3601	-	0,6,6	0.00	-	-		
86	OHX	A6	2084	-	0,6,6	0.00	-	-		
86	OHX	A5	3554	-	0,6,6	0.00	-	-		
86	OHX	A5	3576	-	0,6,6	0.00	-	-		
86	OHX	A6	2063	-	0,6,6	0.00	-	-		
86	OHX	A5	3747	-	0,6,6	0.00	-	-		
86	OHX	A5	3544	-	0,6,6	0.00	-	-		
86	OHX	A6	2008	-	0,6,6	0.00	-	-		
86	OHX	A6	2001	-	0,6,6	0.00	-	-		
86	OHX	A1	3436	-	0,6,6	0.00	-	-		
86	OHX	A1	3453	-	0,6,6	0.00	-	-		
86	OHX	A1	3598	-	0,6,6	0.00	-	-		
86	OHX	A5	3763	-	0,6,6	0.00	-	-		
86	OHX	A2	2056	-	0,6,6	0.00	-	-		
86	OHX	A2	2077	-	0,6,6	0.00	-	-		
86	OHX	A1	3424	-	0,6,6	0.00	-	-		
86	OHX	A1	3808	-	0,6,6	0.00	-	-		
86	OHX	A5	3537	-	0,6,6	0.00	-	-		
86	OHX	A6	1980	-	0,6,6	0.00	-	-		
86	OHX	A5	3757	-	0,6,6	0.00	-	-		
86	OHX	Bj	103	-	0,6,6	0.00	-	-		
86	OHX	A5	3771	-	0,6,6	0.00	-	-		
86	OHX	A1	3479	-	0,6,6	0.00	-	-		
86	OHX	A6	2015	-	0,6,6	0.00	-	-		
86	OHX	A5	3626	-	0,6,6	0.00	-	-		

Mol	Type	Chain	Res	Link	Bond lengths			Bond angles		
					Counts	RMSZ	# Z > 2	Counts	RMSZ	# Z > 2
86	OHX	A1	3401	-	0,6,6	0.00	-	-		
86	OHX	A2	2007	-	0,6,6	0.00	-	-		
86	OHX	A5	3468	-	0,6,6	0.00	-	-		
86	OHX	A2	2025	-	0,6,6	0.00	-	-		
86	OHX	A6	2043	-	0,6,6	0.00	-	-		
86	OHX	A5	3644	-	0,6,6	0.00	-	-		
86	OHX	A6	2069	-	0,6,6	0.00	-	-		
86	OHX	DB	402	-	0,6,6	0.00	-	-		
86	OHX	A6	2095	-	0,6,6	0.00	-	-		
86	OHX	A1	3759	-	0,6,6	0.00	-	-		
86	OHX	A5	3631	-	0,6,6	0.00	-	-		
86	OHX	A1	3685	-	0,6,6	0.00	-	-		
86	OHX	A1	3709	-	0,6,6	0.00	-	-		
86	OHX	A2	1959	-	0,6,6	0.00	-	-		
86	OHX	A2	1991	-	0,6,6	0.00	-	-		
86	OHX	A1	3657	-	0,6,6	0.00	-	-		
86	OHX	A5	3776	-	0,6,6	0.00	-	-		
86	OHX	A6	2092	-	0,6,6	0.00	-	-		
86	OHX	A2	2004	-	0,6,6	0.00	-	-		
86	OHX	A5	3648	-	0,6,6	0.00	-	-		
86	OHX	A5	3485	-	0,6,6	0.00	-	-		
86	OHX	A5	3419	-	0,6,6	0.00	-	-		
86	OHX	A1	3494	-	0,6,6	0.00	-	-		
86	OHX	A1	3423	-	0,6,6	0.00	-	-		
86	OHX	A5	3721	-	0,6,6	0.00	-	-		
86	OHX	A1	3649	-	0,6,6	0.00	-	-		
86	OHX	A5	3404	-	0,6,6	0.00	-	-		
86	OHX	A2	2046	-	0,6,6	0.00	-	-		
86	OHX	A2	2035	-	0,6,6	0.00	-	-		
86	OHX	CP	202	-	0,6,6	0.00	-	-		
86	OHX	A5	3541	-	0,6,6	0.00	-	-		
86	OHX	A5	3519	-	0,6,6	0.00	-	-		
86	OHX	A2	2070	-	0,6,6	0.00	-	-		
86	OHX	A6	1926	-	0,6,6	0.00	-	-		
86	OHX	A1	3799	-	0,6,6	0.00	-	-		
86	OHX	A6	1931	-	0,6,6	0.00	-	-		
86	OHX	A6	1950	-	0,6,6	0.00	-	-		
86	OHX	A1	3733	-	0,6,6	0.00	-	-		
86	OHX	A2	1901	-	0,6,6	0.00	-	-		
86	OHX	A1	3647	-	0,6,6	0.00	-	-		
86	OHX	A5	3639	-	0,6,6	0.00	-	-		
86	OHX	A1	3774	-	0,6,6	0.00	-	-		
86	OHX	A1	3730	-	0,6,6	0.00	-	-		

Mol	Type	Chain	Res	Link	Bond lengths			Bond angles		
					Counts	RMSZ	# Z > 2	Counts	RMSZ	# Z > 2
86	OHX	A5	3611	-	0,6,6	0.00	-	-		
86	OHX	A7	205	-	0,6,6	0.00	-	-		
86	OHX	A6	1978	-	0,6,6	0.00	-	-		
86	OHX	A8	213	-	0,6,6	0.00	-	-		
86	OHX	A1	3556	-	0,6,6	0.00	-	-		
86	OHX	A2	1920	-	0,6,6	0.00	-	-		
86	OHX	A8	207	-	0,6,6	0.00	-	-		
86	OHX	A1	3705	-	0,6,6	0.00	-	-		
86	OHX	A6	2033	-	0,6,6	0.00	-	-		
86	OHX	A5	3706	-	0,6,6	0.00	-	-		
86	OHX	A2	1971	-	0,6,6	0.00	-	-		
86	OHX	A5	3524	-	0,6,6	0.00	-	-		
86	OHX	A5	3774	-	0,6,6	0.00	-	-		
86	OHX	A6	1938	-	0,6,6	0.00	-	-		
86	OHX	A6	2059	-	0,6,6	0.00	-	-		
86	OHX	A5	3512	-	0,6,6	0.00	-	-		
86	OHX	A1	3606	-	0,6,6	0.00	-	-		
86	OHX	A5	3662	-	0,6,6	0.00	-	-		
86	OHX	Bo	201	-	0,6,6	0.00	-	-		
86	OHX	BI	304	-	0,6,6	0.00	-	-		
86	OHX	DA	302	-	0,6,6	0.00	-	-		
86	OHX	A2	1983	-	0,6,6	0.00	-	-		
86	OHX	A6	1940	-	0,6,6	0.00	-	-		
86	OHX	A1	3413	-	0,6,6	0.00	-	-		
86	OHX	A6	2071	-	0,6,6	0.00	-	-		
86	OHX	A7	207	-	0,6,6	0.00	-	-		
86	OHX	A1	3707	-	0,6,6	0.00	-	-		
86	OHX	A5	3583	-	0,6,6	0.00	-	-		
86	OHX	A1	3470	-	0,6,6	0.00	-	-		
86	OHX	A5	3621	-	0,6,6	0.00	-	-		
86	OHX	A1	3517	-	0,6,6	0.00	-	-		
86	OHX	A5	3696	-	0,6,6	0.00	-	-		
86	OHX	A5	3630	-	0,6,6	0.00	-	-		
86	OHX	A6	2039	-	0,6,6	0.00	-	-		
86	OHX	A5	3708	-	0,6,6	0.00	-	-		
86	OHX	A5	3601	-	0,6,6	0.00	-	-		
86	OHX	A1	3496	-	0,6,6	0.00	-	-		
86	OHX	A1	3557	-	0,6,6	0.00	-	-		
86	OHX	A5	3647	-	0,6,6	0.00	-	-		
86	OHX	A1	3617	-	0,6,6	0.00	-	-		
86	OHX	A5	3605	-	0,6,6	0.00	-	-		
86	OHX	A1	3501	-	0,6,6	0.00	-	-		
86	OHX	A1	3568	-	0,6,6	0.00	-	-		

Mol	Type	Chain	Res	Link	Bond lengths			Bond angles		
					Counts	RMSZ	# Z > 2	Counts	RMSZ	# Z > 2
86	OHX	A1	3574	-	0,6,6	0.00	-	-		
86	OHX	A1	3465	-	0,6,6	0.00	-	-		
86	OHX	A5	3453	-	0,6,6	0.00	-	-		
86	OHX	A1	3489	-	0,6,6	0.00	-	-		
86	OHX	A2	1982	-	0,6,6	0.00	-	-		
86	OHX	A1	3811	36	0,6,6	0.00	-	-		
86	OHX	A1	3713	-	0,6,6	0.00	-	-		
86	OHX	A5	3549	-	0,6,6	0.00	-	-		
86	OHX	A1	3803	-	0,6,6	0.00	-	-		
86	OHX	A5	3556	-	0,6,6	0.00	-	-		
86	OHX	A5	3702	-	0,6,6	0.00	-	-		
86	OHX	A2	1967	-	0,6,6	0.00	-	-		
86	OHX	A6	1918	-	0,6,6	0.00	-	-		
86	OHX	A5	3729	-	0,6,6	0.00	-	-		
86	OHX	DI	302	-	0,6,6	0.00	-	-		
86	OHX	A1	3744	-	0,6,6	0.00	-	-		
86	OHX	A5	3592	-	0,6,6	0.00	-	-		
86	OHX	A1	3403	-	0,6,6	0.00	-	-		
86	OHX	A1	3624	-	0,6,6	0.00	-	-		
86	OHX	A5	3769	-	0,6,6	0.00	-	-		
86	OHX	A2	2060	-	0,6,6	0.00	-	-		
86	OHX	A5	3710	-	0,6,6	0.00	-	-		
86	OHX	A6	2002	-	0,6,6	0.00	-	-		
86	OHX	A1	3717	-	0,6,6	0.00	-	-		
86	OHX	A6	1954	-	0,6,6	0.00	-	-		
86	OHX	A1	3664	-	0,6,6	0.00	-	-		
86	OHX	A5	3712	-	0,6,6	0.00	-	-		
86	OHX	A6	2010	-	0,6,6	0.00	-	-		
86	OHX	A1	3653	-	0,6,6	0.00	-	-		
86	OHX	A1	3546	-	0,6,6	0.00	-	-		
86	OHX	A1	3602	-	0,6,6	0.00	-	-		
86	OHX	A1	3516	-	0,6,6	0.00	-	-		
86	OHX	A2	2031	-	0,6,6	0.00	-	-		
86	OHX	A1	3802	86,36	0,6,6	0.00	-	-		
86	OHX	A8	214	-	0,6,6	0.00	-	-		
86	OHX	A5	3795	86	0,6,6	0.00	-	-		
86	OHX	Cg	401	-	0,6,6	0.00	-	-		
86	OHX	A2	2074	1	0,6,6	0.00	-	-		
86	OHX	A6	1949	-	0,6,6	0.00	-	-		
86	OHX	A5	3546	-	0,6,6	0.00	-	-		
86	OHX	A2	1984	-	0,6,6	0.00	-	-		
86	OHX	A2	2072	-	0,6,6	0.00	-	-		
86	OHX	A5	3683	-	0,6,6	0.00	-	-		

Mol	Type	Chain	Res	Link	Bond lengths			Bond angles		
					Counts	RMSZ	# Z > 2	Counts	RMSZ	# Z > 2
86	OHX	A6	1932	-	0,6,6	0.00	-	-		
86	OHX	A5	3770	-	0,6,6	0.00	-	-		
86	OHX	A6	1977	-	0,6,6	0.00	-	-		
86	OHX	A5	3638	-	0,6,6	0.00	-	-		
86	OHX	BI	303	-	0,6,6	0.00	-	-		
86	OHX	A1	3679	-	0,6,6	0.00	-	-		
86	OHX	A1	3431	-	0,6,6	0.00	-	-		
86	OHX	A1	3712	-	0,6,6	0.00	-	-		
86	OHX	A3	205	-	0,6,6	0.00	-	-		
86	OHX	A5	3403	-	0,6,6	0.00	-	-		
86	OHX	A5	3728	-	0,6,6	0.00	-	-		
86	OHX	A2	1915	-	0,6,6	0.00	-	-		
86	OHX	A5	3751	-	0,6,6	0.00	-	-		
86	OHX	A1	3669	-	0,6,6	0.00	-	-		
86	OHX	DO	201	-	0,6,6	0.00	-	-		
86	OHX	A1	3695	-	0,6,6	0.00	-	-		
86	OHX	A5	3451	-	0,6,6	0.00	-	-		
86	OHX	A6	2023	-	0,6,6	0.00	-	-		
86	OHX	A6	2024	-	0,6,6	0.00	-	-		
86	OHX	A5	3534	-	0,6,6	0.00	-	-		
86	OHX	A3	207	-	0,6,6	0.00	-	-		
86	OHX	A6	2087	-	0,6,6	0.00	-	-		
86	OHX	A7	203	-	0,6,6	0.00	-	-		
86	OHX	A1	3683	-	0,6,6	0.00	-	-		
86	OHX	A6	1962	-	0,6,6	0.00	-	-		
86	OHX	A2	2032	-	0,6,6	0.00	-	-		
86	OHX	A5	3657	-	0,6,6	0.00	-	-		
86	OHX	A5	3454	-	0,6,6	0.00	-	-		
86	OHX	A5	3663	-	0,6,6	0.00	-	-		
86	OHX	A1	3550	-	0,6,6	0.00	-	-		
86	OHX	A1	3659	-	0,6,6	0.00	-	-		
86	OHX	A5	3562	-	0,6,6	0.00	-	-		
86	OHX	A1	3652	-	0,6,6	0.00	-	-		
86	OHX	A5	3787	-	0,6,6	0.00	-	-		
86	OHX	A1	3739	-	0,6,6	0.00	-	-		
86	OHX	A4	202	-	0,6,6	0.00	-	-		
86	OHX	A6	2090	-	0,6,6	0.00	-	-		
86	OHX	A2	2040	-	0,6,6	0.00	-	-		
86	OHX	A5	3545	-	0,6,6	0.00	-	-		
86	OHX	A5	3535	-	0,6,6	0.00	-	-		
86	OHX	A1	3772	-	0,6,6	0.00	-	-		
86	OHX	A6	2025	-	0,6,6	0.00	-	-		
86	OHX	A1	3721	-	0,6,6	0.00	-	-		

Mol	Type	Chain	Res	Link	Bond lengths			Bond angles		
					Counts	RMSZ	# Z > 2	Counts	RMSZ	# Z > 2
86	OHX	A1	3778	-	0,6,6	0.00	-	-		
86	OHX	A5	3559	-	0,6,6	0.00	-	-		
86	OHX	A1	3607	-	0,6,6	0.00	-	-		
86	OHX	DR	201	-	0,6,6	0.00	-	-		
86	OHX	A1	3439	86	0,6,6	0.00	-	-		
86	OHX	A5	3590	-	0,6,6	0.00	-	-		
86	OHX	CN	201	-	0,6,6	0.00	-	-		
86	OHX	A2	1910	-	0,6,6	0.00	-	-		
86	OHX	A5	3697	-	0,6,6	0.00	-	-		
86	OHX	A2	2019	-	0,6,6	0.00	-	-		
86	OHX	A1	3688	-	0,6,6	0.00	-	-		
86	OHX	CI	301	-	0,6,6	0.00	-	-		
86	OHX	A4	214	-	0,6,6	0.00	-	-		
86	OHX	A5	3775	-	0,6,6	0.00	-	-		
86	OHX	A1	3522	-	0,6,6	0.00	-	-		
86	OHX	A1	3486	-	0,6,6	0.00	-	-		
86	OHX	A2	1902	-	0,6,6	0.00	-	-		
86	OHX	A6	1937	-	0,6,6	0.00	-	-		
86	OHX	A5	3492	86	0,6,6	0.00	-	-		
86	OHX	A5	3793	-	0,6,6	0.00	-	-		
86	OHX	A5	3447	-	0,6,6	0.00	-	-		
86	OHX	A1	3751	-	0,6,6	0.00	-	-		
86	OHX	A6	2072	-	0,6,6	0.00	-	-		
86	OHX	A6	1955	-	0,6,6	0.00	-	-		
86	OHX	A5	3672	-	0,6,6	0.00	-	-		
86	OHX	A6	1970	-	0,6,6	0.00	-	-		
86	OHX	A1	3752	-	0,6,6	0.00	-	-		
86	OHX	A1	3454	-	0,6,6	0.00	-	-		
86	OHX	A5	3703	-	0,6,6	0.00	-	-		
86	OHX	A1	3582	-	0,6,6	0.00	-	-		
86	OHX	BP	201	-	0,6,6	0.00	-	-		
86	OHX	A1	3524	-	0,6,6	0.00	-	-		
86	OHX	A5	3415	-	0,6,6	0.00	-	-		
86	OHX	A2	1999	-	0,6,6	0.00	-	-		
86	OHX	A5	3680	-	0,6,6	0.00	-	-		
86	OHX	A5	3687	-	0,6,6	0.00	-	-		
86	OHX	A1	3662	-	0,6,6	0.00	-	-		
86	OHX	A5	3727	-	0,6,6	0.00	-	-		
86	OHX	A5	3802	-	0,6,6	0.00	-	-		
86	OHX	A1	3760	-	0,6,6	0.00	-	-		
86	OHX	A6	1976	-	0,6,6	0.00	-	-		
86	OHX	A5	3591	-	0,6,6	0.00	-	-		
86	OHX	A2	1919	-	0,6,6	0.00	-	-		

Mol	Type	Chain	Res	Link	Bond lengths			Bond angles		
					Counts	RMSZ	# Z > 2	Counts	RMSZ	# Z > 2
86	OHX	A5	3709	-	0,6,6	0.00	-	-		
86	OHX	A2	1964	-	0,6,6	0.00	-	-		
86	OHX	DV	201	-	0,6,6	0.00	-	-		
86	OHX	A2	1980	-	0,6,6	0.00	-	-		
86	OHX	A2	2059	-	0,6,6	0.00	-	-		
86	OHX	A1	3531	-	0,6,6	0.00	-	-		
86	OHX	A1	3798	-	0,6,6	0.00	-	-		
86	OHX	A5	3758	-	0,6,6	0.00	-	-		
86	OHX	BB	402	-	0,6,6	0.00	-	-		
86	OHX	A1	3521	86	0,6,6	0.00	-	-		
86	OHX	A6	1971	-	0,6,6	0.00	-	-		
86	OHX	A6	1965	-	0,6,6	0.00	-	-		
86	OHX	A6	2036	-	0,6,6	0.00	-	-		
86	OHX	A5	3528	-	0,6,6	0.00	-	-		
86	OHX	A5	3566	-	0,6,6	0.00	-	-		
86	OHX	A5	3767	-	0,6,6	0.00	-	-		
86	OHX	A5	3429	-	0,6,6	0.00	-	-		
86	OHX	A1	3729	-	0,6,6	0.00	-	-		
86	OHX	A2	1998	-	0,6,6	0.00	-	-		
86	OHX	A1	3414	-	0,6,6	0.00	-	-		
86	OHX	A6	2003	-	0,6,6	0.00	-	-		
86	OHX	A5	3726	-	0,6,6	0.00	-	-		
86	OHX	A7	206	-	0,6,6	0.00	-	-		
86	OHX	A5	3671	-	0,6,6	0.00	-	-		
86	OHX	Dg	201	-	0,6,6	0.00	-	-		
86	OHX	A5	3494	-	0,6,6	0.00	-	-		
86	OHX	Bb	101	-	0,6,6	0.00	-	-		
86	OHX	A1	3611	-	0,6,6	0.00	-	-		
86	OHX	A5	3428	-	0,6,6	0.00	-	-		
86	OHX	A2	1960	-	0,6,6	0.00	-	-		
86	OHX	A1	3702	-	0,6,6	0.00	-	-		
86	OHX	A1	3594	-	0,6,6	0.00	-	-		
86	OHX	Do	201	-	0,6,6	0.00	-	-		
86	OHX	A6	1923	-	0,6,6	0.00	-	-		
86	OHX	A1	3797	-	0,6,6	0.00	-	-		
86	OHX	A3	201	-	0,6,6	0.00	-	-		
86	OHX	A5	3823	-	0,6,6	0.00	-	-		
86	OHX	A6	1933	-	0,6,6	0.00	-	-		
86	OHX	A5	3733	-	0,6,6	0.00	-	-		
86	OHX	A6	2085	-	0,6,6	0.00	-	-		
86	OHX	A8	217	-	0,6,6	0.00	-	-		
86	OHX	A1	3769	-	0,6,6	0.00	-	-		
86	OHX	Dj	104	-	0,6,6	0.00	-	-		

Mol	Type	Chain	Res	Link	Bond lengths			Bond angles		
					Counts	RMSZ	# Z > 2	Counts	RMSZ	# Z > 2
86	OHX	A1	3758	-	0,6,6	0.00	-	-		
86	OHX	A5	3805	-	0,6,6	0.00	-	-		
86	OHX	A6	2093	-	0,6,6	0.00	-	-		
86	OHX	A1	3597	-	0,6,6	0.00	-	-		
86	OHX	A1	3734	-	0,6,6	0.00	-	-		
86	OHX	A5	3499	-	0,6,6	0.00	-	-		
86	OHX	A1	3603	-	0,6,6	0.00	-	-		
86	OHX	A1	3566	-	0,6,6	0.00	-	-		
86	OHX	A6	1982	-	0,6,6	0.00	-	-		
86	OHX	A5	3773	-	0,6,6	0.00	-	-		
86	OHX	A5	3722	-	0,6,6	0.00	-	-		
86	OHX	A6	2075	-	0,6,6	0.00	-	-		
86	OHX	A1	3726	-	0,6,6	0.00	-	-		
86	OHX	A3	209	-	0,6,6	0.00	-	-		
86	OHX	A1	3696	-	0,6,6	0.00	-	-		
86	OHX	A5	3690	-	0,6,6	0.00	-	-		
86	OHX	A5	3625	-	0,6,6	0.00	-	-		
86	OHX	A1	3723	-	0,6,6	0.00	-	-		
86	OHX	A2	2047	-	0,6,6	0.00	-	-		
86	OHX	A1	3795	-	0,6,6	0.00	-	-		
86	OHX	A6	2082	-	0,6,6	0.00	-	-		
86	OHX	A1	3595	-	0,6,6	0.00	-	-		
86	OHX	A6	2020	-	0,6,6	0.00	-	-		
86	OHX	A2	1981	-	0,6,6	0.00	-	-		
86	OHX	A6	1919	86	0,6,6	0.00	-	-		
86	OHX	A2	2009	-	0,6,6	0.00	-	-		
86	OHX	A6	2086	-	0,6,6	0.00	-	-		
86	OHX	A2	1957	-	0,6,6	0.00	-	-		
86	OHX	A2	2018	-	0,6,6	0.00	-	-		
86	OHX	A5	3686	-	0,6,6	0.00	-	-		
86	OHX	A6	2098	-	0,6,6	0.00	-	-		
86	OHX	A1	3636	-	0,6,6	0.00	-	-		
86	OHX	A6	1939	-	0,6,6	0.00	-	-		
86	OHX	A8	208	-	0,6,6	0.00	-	-		
86	OHX	A6	1995	-	0,6,6	0.00	-	-		
86	OHX	Ad	101	-	0,6,6	0.00	-	-		
86	OHX	A5	3418	-	0,6,6	0.00	-	-		
86	OHX	A6	1993	-	0,6,6	0.00	-	-		
86	OHX	A5	3582	-	0,6,6	0.00	-	-		
86	OHX	A6	2031	-	0,5,6	0.00	-	-		
86	OHX	A1	3791	-	0,6,6	0.00	-	-		
86	OHX	A2	2037	-	0,6,6	0.00	-	-		
86	OHX	A1	3706	-	0,6,6	0.00	-	-		

Mol	Type	Chain	Res	Link	Bond lengths			Bond angles		
					Counts	RMSZ	# Z > 2	Counts	RMSZ	# Z > 2
86	OHX	A1	3698	-	0,6,6	0.00	-	-		
86	OHX	BA	301	-	0,6,6	0.00	-	-		
86	OHX	A5	3736	-	0,6,6	0.00	-	-		
86	OHX	A5	3779	-	0,6,6	0.00	-	-		
86	OHX	A1	3691	-	0,6,6	0.00	-	-		
86	OHX	A5	3748	-	0,6,6	0.00	-	-		
86	OHX	A5	3668	-	0,6,6	0.00	-	-		
86	OHX	A1	3620	-	0,6,6	0.00	-	-		
86	OHX	A1	3541	-	0,6,6	0.00	-	-		
86	OHX	A1	3650	-	0,6,6	0.00	-	-		
86	OHX	A1	3783	-	0,6,6	0.00	-	-		
86	OHX	A5	3531	-	0,6,6	0.00	-	-		
86	OHX	A5	3443	-	0,6,6	0.00	-	-		
86	OHX	A6	2074	-	0,6,6	0.00	-	-		
86	OHX	A6	2051	-	0,6,6	0.00	-	-		
86	OHX	A5	3798	-	0,6,6	0.00	-	-		
86	OHX	A6	1905	-	0,6,6	0.00	-	-		
86	OHX	A1	3477	-	0,6,6	0.00	-	-		
86	OHX	A2	2061	-	0,6,6	0.00	-	-		
86	OHX	A1	3619	-	0,6,6	0.00	-	-		
86	OHX	A2	2081	-	0,6,6	0.00	-	-		
86	OHX	A1	3609	-	0,6,6	0.00	-	-		
86	OHX	A5	3469	-	0,6,6	0.00	-	-		
86	OHX	A1	3484	-	0,6,6	0.00	-	-		
86	OHX	A7	210	-	0,6,6	0.00	-	-		
86	OHX	A1	3488	-	0,6,6	0.00	-	-		
86	OHX	A5	3637	-	0,6,6	0.00	-	-		
86	OHX	A5	3475	-	0,6,6	0.00	-	-		
86	OHX	A1	3786	-	0,6,6	0.00	-	-		
86	OHX	A5	3594	-	0,6,6	0.00	-	-		
86	OHX	A5	3516	-	0,6,6	0.00	-	-		
86	OHX	A6	2055	-	0,6,6	0.00	-	-		
86	OHX	A5	3596	-	0,6,6	0.00	-	-		
86	OHX	A1	3715	-	0,6,6	0.00	-	-		
86	OHX	A5	3789	-	0,6,6	0.00	-	-		
86	OHX	A2	1942	-	0,6,6	0.00	-	-		
86	OHX	A1	3748	-	0,6,6	0.00	-	-		
86	OHX	A1	3498	-	0,6,6	0.00	-	-		
86	OHX	A1	3449	-	0,6,6	0.00	-	-		
86	OHX	A2	2058	-	0,6,6	0.00	-	-		
86	OHX	A6	1906	-	0,6,6	0.00	-	-		
86	OHX	A2	1945	-	0,6,6	0.00	-	-		
86	OHX	A1	3443	-	0,6,6	0.00	-	-		

Mol	Type	Chain	Res	Link	Bond lengths			Bond angles		
					Counts	RMSZ	# Z > 2	Counts	RMSZ	# Z > 2
86	OHX	A5	3675	-	0,6,6	0.00	-	-		
86	OHX	A6	2018	-	0,6,6	0.00	-	-		
86	OHX	A1	3693	-	0,6,6	0.00	-	-		
86	OHX	A5	3642	-	0,6,6	0.00	-	-		
86	OHX	A5	3734	-	0,6,6	0.00	-	-		
86	OHX	A1	3533	-	0,6,6	0.00	-	-		
86	OHX	A2	2069	-	0,6,6	0.00	-	-		
86	OHX	A6	2040	-	0,6,6	0.00	-	-		
86	OHX	DI	301	-	0,6,6	0.00	-	-		
86	OHX	A1	3704	-	0,6,6	0.00	-	-		
86	OHX	A6	2009	-	0,6,6	0.00	-	-		
86	OHX	A1	3814	-	0,6,6	0.00	-	-		
86	OHX	A1	3703	-	0,6,6	0.00	-	-		
86	OHX	A4	207	-	0,6,6	0.00	-	-		
86	OHX	A5	3520	-	0,6,6	0.00	-	-		
86	OHX	A2	1947	-	0,6,6	0.00	-	-		
86	OHX	A2	1949	-	0,6,6	0.00	-	-		
86	OHX	A5	3679	-	0,6,6	0.00	-	-		
86	OHX	A6	1958	-	0,6,6	0.00	-	-		
86	OHX	A5	3427	-	0,6,6	0.00	-	-		
86	OHX	A5	3529	-	0,6,6	0.00	-	-		
86	OHX	A1	3415	-	0,6,6	0.00	-	-		
86	OHX	A1	3626	-	0,6,6	0.00	-	-		
86	OHX	DG	301	-	0,6,6	0.00	-	-		
86	OHX	A2	2053	-	0,6,6	0.00	-	-		
86	OHX	A6	1953	-	0,6,6	0.00	-	-		
86	OHX	A2	1933	-	0,6,6	0.00	-	-		
86	OHX	A2	1969	-	0,6,6	0.00	-	-		
86	OHX	A2	1922	-	0,6,6	0.00	-	-		
86	OHX	A2	2044	-	0,6,6	0.00	-	-		
86	OHX	A5	3405	-	0,6,6	0.00	-	-		
86	OHX	A3	208	-	0,6,6	0.00	-	-		
86	OHX	A1	3429	-	0,6,6	0.00	-	-		
86	OHX	A5	3417	-	0,6,6	0.00	-	-		
86	OHX	A5	3558	-	0,6,6	0.00	-	-		
86	OHX	A5	3659	-	0,6,6	0.00	-	-		
86	OHX	A6	1909	-	0,6,6	0.00	-	-		
86	OHX	A1	3506	-	0,6,6	0.00	-	-		
86	OHX	A6	2029	-	0,6,6	0.00	-	-		
86	OHX	A5	3640	-	0,6,6	0.00	-	-		
86	OHX	A1	3815	-	0,6,6	0.00	-	-		
86	OHX	A5	3632	-	0,6,6	0.00	-	-		
86	OHX	A5	3685	-	0,6,6	0.00	-	-		

Mol	Type	Chain	Res	Link	Bond lengths			Bond angles		
					Counts	RMSZ	# Z > 2	Counts	RMSZ	# Z > 2
86	OHX	A1	3600	-	0,6,6	0.00	-	-		
86	OHX	A5	3555	-	0,6,6	0.00	-	-		
86	OHX	A2	1925	-	0,6,6	0.00	-	-		
86	OHX	A1	3642	-	0,6,6	0.00	-	-		
86	OHX	A1	3777	-	0,6,6	0.00	-	-		
86	OHX	A6	2067	-	0,6,6	0.00	-	-		
86	OHX	A5	3772	-	0,6,6	0.00	-	-		
86	OHX	A1	3481	-	0,6,6	0.00	-	-		
86	OHX	A2	2024	-	0,6,6	0.00	-	-		
86	OHX	A2	1912	-	0,6,6	0.00	-	-		
86	OHX	BC	401	-	0,6,6	0.00	-	-		
86	OHX	A5	3692	-	0,6,6	0.00	-	-		
86	OHX	A1	3635	-	0,6,6	0.00	-	-		
86	OHX	A1	3718	-	0,6,6	0.00	-	-		
86	OHX	A5	3551	-	0,6,6	0.00	-	-		
86	OHX	A1	3463	-	0,6,6	0.00	-	-		
86	OHX	A2	2028	-	0,6,6	0.00	-	-		
86	OHX	A1	3426	-	0,6,6	0.00	-	-		
86	OHX	A1	3428	-	0,6,6	0.00	-	-		
86	OHX	A6	2081	-	0,6,6	0.00	-	-		
86	OHX	A5	3752	-	0,6,6	0.00	-	-		
86	OHX	A1	3658	-	0,6,6	0.00	-	-		
86	OHX	AC	301	-	0,6,6	0.00	-	-		
86	OHX	A1	3457	-	0,6,6	0.00	-	-		
86	OHX	A5	3665	-	0,6,6	0.00	-	-		
86	OHX	A2	1995	-	0,6,6	0.00	-	-		
86	OHX	A5	3483	-	0,6,6	0.00	-	-		
86	OHX	A6	1985	-	0,6,6	0.00	-	-		
86	OHX	A6	1998	-	0,6,6	0.00	-	-		
86	OHX	A5	3473	-	0,6,6	0.00	-	-		
86	OHX	A1	3409	-	0,6,6	0.00	-	-		
86	OHX	A5	3514	-	0,6,6	0.00	-	-		
86	OHX	A1	3807	-	0,6,6	0.00	-	-		
86	OHX	A1	3476	-	0,6,6	0.00	-	-		
86	OHX	A1	3525	-	0,6,6	0.00	-	-		
86	OHX	A1	3549	-	0,6,6	0.00	-	-		
86	OHX	A1	3773	-	0,6,6	0.00	-	-		
86	OHX	A6	2070	-	0,6,6	0.00	-	-		
86	OHX	A1	3731	-	0,6,6	0.00	-	-		
86	OHX	A1	3722	-	0,6,6	0.00	-	-		
86	OHX	A5	3821	-	0,6,6	0.00	-	-		
86	OHX	A1	3790	-	0,6,6	0.00	-	-		
86	OHX	A2	2021	-	0,6,6	0.00	-	-		

Mol	Type	Chain	Res	Link	Bond lengths			Bond angles		
					Counts	RMSZ	# Z > 2	Counts	RMSZ	# Z > 2
86	OHX	A5	3812	-	0,6,6	0.00	-	-		
86	OHX	AI	301	-	0,6,6	0.00	-	-		
86	OHX	A7	201	-	0,6,6	0.00	-	-		
86	OHX	A2	1937	-	0,6,6	0.00	-	-		
86	OHX	A2	2050	-	0,6,6	0.00	-	-		
86	OHX	A5	3506	-	0,6,6	0.00	-	-		
86	OHX	Bj	102	-	0,6,6	0.00	-	-		
86	OHX	A5	3570	-	0,6,6	0.00	-	-		
86	OHX	A1	3690	-	0,6,6	0.00	-	-		
86	OHX	A5	3471	-	0,6,6	0.00	-	-		
86	OHX	A1	3485	-	0,6,6	0.00	-	-		
86	OHX	A6	1922	-	0,6,6	0.00	-	-		
86	OHX	A5	3604	-	0,6,6	0.00	-	-		
86	OHX	A5	3707	-	0,6,6	0.00	-	-		
86	OHX	A8	211	-	0,6,6	0.00	-	-		
86	OHX	A2	2006	-	0,6,6	0.00	-	-		
86	OHX	A2	1918	86	0,6,6	0.00	-	-		
86	OHX	A1	3483	-	0,6,6	0.00	-	-		
86	OHX	A5	3467	-	0,6,6	0.00	-	-		
86	OHX	A1	3686	-	0,6,6	0.00	-	-		
86	OHX	A5	3513	-	0,6,6	0.00	-	-		
86	OHX	A2	1976	-	0,6,6	0.00	-	-		
86	OHX	A5	3674	-	0,6,6	0.00	-	-		
86	OHX	A1	3631	-	0,6,6	0.00	-	-		
86	OHX	A7	211	-	0,6,6	0.00	-	-		
86	OHX	A2	2063	-	0,6,6	0.00	-	-		
86	OHX	A6	1925	-	0,6,6	0.00	-	-		
86	OHX	A5	3515	-	0,6,6	0.00	-	-		
86	OHX	A5	3614	-	0,6,6	0.00	-	-		
86	OHX	A5	3617	-	0,6,6	0.00	-	-		
86	OHX	A1	3459	-	0,6,6	0.00	-	-		
86	OHX	A5	3803	-	0,6,6	0.00	-	-		
86	OHX	A1	3641	-	0,6,6	0.00	-	-		
86	OHX	A6	1957	-	0,6,6	0.00	-	-		
86	OHX	A2	2003	-	0,6,6	0.00	-	-		
86	OHX	A2	1944	-	0,6,6	0.00	-	-		
86	OHX	A1	3668	-	0,6,6	0.00	-	-		
86	OHX	A6	1972	-	0,6,6	0.00	-	-		
86	OHX	A2	1975	-	0,6,6	0.00	-	-		
86	OHX	A5	3402	-	0,6,6	0.00	-	-		
86	OHX	A2	2043	-	0,6,6	0.00	-	-		
86	OHX	A5	3508	-	0,6,6	0.00	-	-		
86	OHX	A1	3471	-	0,6,6	0.00	-	-		

Mol	Type	Chain	Res	Link	Bond lengths			Bond angles		
					Counts	RMSZ	# Z > 2	Counts	RMSZ	# Z > 2
86	OHX	A2	1992	-	0,6,6	0.00	-	-		
86	OHX	A8	215	-	0,6,6	0.00	-	-		
86	OHX	A6	1921	-	0,6,6	0.00	-	-		
86	OHX	A1	3497	-	0,6,6	0.00	-	-		
86	OHX	A2	2016	-	0,6,6	0.00	-	-		
86	OHX	A1	3407	-	0,6,6	0.00	-	-		
86	OHX	A1	3500	-	0,6,6	0.00	-	-		
86	OHX	Df	201	-	0,6,6	0.00	-	-		
86	OHX	A4	209	-	0,6,6	0.00	-	-		
86	OHX	A2	1950	-	0,6,6	0.00	-	-		
86	OHX	A1	3447	-	0,6,6	0.00	-	-		
86	OHX	A1	3504	-	0,6,6	0.00	-	-		
86	OHX	A1	3710	-	0,6,6	0.00	-	-		
86	OHX	BR	201	-	0,6,6	0.00	-	-		
86	OHX	A5	3744	-	0,6,6	0.00	-	-		
86	OHX	A2	1930	-	0,6,6	0.00	-	-		
86	OHX	A5	3421	-	0,6,6	0.00	-	-		
86	OHX	A6	1911	-	0,6,6	0.00	-	-		
86	OHX	A1	3637	-	0,6,6	0.00	-	-		
86	OHX	A6	1944	-	0,6,6	0.00	-	-		
86	OHX	A6	2021	-	0,6,6	0.00	-	-		
86	OHX	A1	3804	-	0,6,6	0.00	-	-		
86	OHX	A5	3743	-	0,6,6	0.00	-	-		
86	OHX	A5	3801	-	0,6,6	0.00	-	-		
86	OHX	A5	3510	-	0,6,6	0.00	-	-		
86	OHX	A5	3820	-	0,6,6	0.00	-	-		
86	OHX	A6	1943	-	0,6,6	0.00	-	-		
86	OHX	A2	2041	-	0,6,6	0.00	-	-		
86	OHX	A5	3425	-	0,6,6	0.00	-	-		
86	OHX	A1	3605	-	0,6,6	0.00	-	-		
86	OHX	A6	1935	-	0,6,6	0.00	-	-		
86	OHX	A2	1926	-	0,6,6	0.00	-	-		
86	OHX	A2	1931	-	0,6,6	0.00	-	-		
86	OHX	A5	3623	-	0,6,6	0.00	-	-		
86	OHX	A2	1908	-	0,6,6	0.00	-	-		
86	OHX	A2	2068	-	0,6,6	0.00	-	-		
86	OHX	A1	3542	-	0,6,6	0.00	-	-		
86	OHX	A1	3530	-	0,6,6	0.00	-	-		
86	OHX	A1	3813	-	0,6,6	0.00	-	-		
86	OHX	A6	1929	-	0,6,6	0.00	-	-		
86	OHX	A2	2082	-	0,6,6	0.00	-	-		
86	OHX	A5	3641	-	0,6,6	0.00	-	-		
86	OHX	A1	3538	-	0,6,6	0.00	-	-		

Mol	Type	Chain	Res	Link	Bond lengths			Bond angles		
					Counts	RMSZ	# Z > 2	Counts	RMSZ	# Z > 2
86	OHX	A5	3711	-	0,6,6	0.00	-	-		
86	OHX	A2	2022	-	0,6,6	0.00	-	-		
86	OHX	Bf	201	-	0,6,6	0.00	-	-		
86	OHX	A2	1952	-	0,6,6	0.00	-	-		
86	OHX	A1	3762	-	0,6,6	0.00	-	-		
86	OHX	A8	203	-	0,6,6	0.00	-	-		
86	OHX	A5	3438	-	0,6,6	0.00	-	-		
86	OHX	A1	3725	-	0,6,6	0.00	-	-		
86	OHX	A8	209	-	0,6,6	0.00	-	-		
86	OHX	A5	3691	-	0,6,6	0.00	-	-		
86	OHX	A1	3427	-	0,6,6	0.00	-	-		
86	OHX	A1	3421	-	0,6,6	0.00	-	-		
86	OHX	A5	3585	-	0,6,6	0.00	-	-		
86	OHX	A1	3502	-	0,6,6	0.00	-	-		
86	OHX	De	201	-	0,6,6	0.00	-	-		
86	OHX	A5	3606	-	0,6,6	0.00	-	-		
86	OHX	A2	2073	-	0,6,6	0.00	-	-		
86	OHX	A6	1941	-	0,6,6	0.00	-	-		
86	OHX	A1	3775	86	0,6,6	0.00	-	-		
86	OHX	A1	3547	-	0,6,6	0.00	-	-		
86	OHX	A5	3422	-	0,6,6	0.00	-	-		
86	OHX	A6	2032	-	0,6,6	0.00	-	-		
86	OHX	A2	1987	-	0,6,6	0.00	-	-		
86	OHX	A2	2071	-	0,6,6	0.00	-	-		
86	OHX	A1	3527	-	0,6,6	0.00	-	-		
86	OHX	A1	3682	-	0,6,6	0.00	-	-		
86	OHX	A6	1989	-	0,6,6	0.00	-	-		
86	OHX	A1	3558	-	0,6,6	0.00	-	-		
86	OHX	A1	3745	-	0,6,6	0.00	-	-		
86	OHX	A5	3578	-	0,6,6	0.00	-	-		
86	OHX	A1	3622	-	0,6,6	0.00	-	-		
86	OHX	A2	1953	-	0,6,6	0.00	-	-		
86	OHX	A6	2052	-	0,6,6	0.00	-	-		
86	OHX	A1	3640	-	0,6,6	0.00	-	-		
86	OHX	A6	1945	-	0,6,6	0.00	-	-		
86	OHX	A2	2013	-	0,6,6	0.00	-	-		
86	OHX	A1	3495	-	0,6,6	0.00	-	-		
86	OHX	AL	201	-	0,6,6	0.00	-	-		
86	OHX	A5	3780	-	0,6,6	0.00	-	-		
86	OHX	A6	2080	-	0,6,6	0.00	-	-		
86	OHX	A5	3720	-	0,6,6	0.00	-	-		
86	OHX	A1	3412	-	0,6,6	0.00	-	-		
86	OHX	A1	3805	-	0,6,6	0.00	-	-		

Mol	Type	Chain	Res	Link	Bond lengths			Bond angles		
					Counts	RMSZ	# Z > 2	Counts	RMSZ	# Z > 2
86	OHX	A6	1947	-	0,6,6	0.00	-	-		
86	OHX	A2	2083	-	0,6,6	0.00	-	-		
86	OHX	A5	3571	-	0,6,6	0.00	-	-		
86	OHX	A2	1954	-	0,6,6	0.00	-	-		
86	OHX	A2	1996	-	0,6,6	0.00	-	-		
86	OHX	A1	3654	-	0,6,6	0.00	-	-		
86	OHX	A2	1917	-	0,6,6	0.00	-	-		
86	OHX	A5	3543	-	0,6,6	0.00	-	-		
86	OHX	A5	3809	86	0,6,6	0.00	-	-		
86	OHX	A5	3439	-	0,6,6	0.00	-	-		
86	OHX	A1	3675	-	0,6,6	0.00	-	-		
86	OHX	A1	3512	-	0,6,6	0.00	-	-		
86	OHX	A5	3715	-	0,6,6	0.00	-	-		
86	OHX	A5	3608	-	0,6,6	0.00	-	-		
86	OHX	A1	3480	-	0,6,6	0.00	-	-		
86	OHX	A1	3676	-	0,6,6	0.00	-	-		
86	OHX	A5	3739	-	0,6,6	0.00	-	-		
86	OHX	A5	3414	-	0,6,6	0.00	-	-		
86	OHX	A5	3461	-	0,6,6	0.00	-	-		
86	OHX	BO	201	-	0,6,6	0.00	-	-		
86	OHX	A1	3648	-	0,6,6	0.00	-	-		
86	OHX	A3	210	-	0,6,6	0.00	-	-		
86	OHX	A5	3816	-	0,6,6	0.00	-	-		
86	OHX	A2	2055	-	0,6,6	0.00	-	-		
86	OHX	A5	3522	-	0,6,6	0.00	-	-		
86	OHX	A5	3449	-	0,6,6	0.00	-	-		
86	OHX	A2	1962	-	0,6,6	0.00	-	-		
86	OHX	A5	3486	-	0,6,6	0.00	-	-		
86	OHX	A1	3458	-	0,6,6	0.00	-	-		
86	OHX	A5	3503	-	0,6,6	0.00	-	-		
86	OHX	A1	3583	-	0,6,6	0.00	-	-		
86	OHX	A1	3633	-	0,6,6	0.00	-	-		
86	OHX	A5	3741	-	0,6,6	0.00	-	-		
86	OHX	Dh	201	-	0,6,6	0.00	-	-		
86	OHX	A6	2079	-	0,6,6	0.00	-	-		
86	OHX	A5	3745	-	0,6,6	0.00	-	-		
86	OHX	A1	3450	-	0,6,6	0.00	-	-		
86	OHX	A1	3770	-	0,6,6	0.00	-	-		
86	OHX	A6	1928	-	0,6,6	0.00	-	-		
86	OHX	A6	1913	-	0,6,6	0.00	-	-		
86	OHX	A2	2017	-	0,6,6	0.00	-	-		
86	OHX	A1	3416	-	0,6,6	0.00	-	-		
86	OHX	A2	2010	-	0,6,6	0.00	-	-		

Mol	Type	Chain	Res	Link	Bond lengths			Bond angles		
					Counts	RMSZ	# Z > 2	Counts	RMSZ	# Z > 2
86	OHX	A6	1967	-	0,6,6	0.00	-	-		
86	OHX	A1	3701	-	0,6,6	0.00	-	-		
86	OHX	A1	3812	-	0,6,6	0.00	-	-		
86	OHX	A1	3792	-	0,6,6	0.00	-	-		
86	OHX	A1	3487	-	0,6,6	0.00	-	-		
86	OHX	A6	2073	-	0,6,6	0.00	-	-		
86	OHX	A1	3571	-	0,6,6	0.00	-	-		
86	OHX	CS	201	-	0,6,6	0.00	-	-		
86	OHX	A6	2028	-	0,6,6	0.00	-	-		
86	OHX	A1	3736	-	0,6,6	0.00	-	-		
86	OHX	A5	3760	-	0,6,6	0.00	-	-		
86	OHX	A1	3441	-	0,6,6	0.00	-	-		
86	OHX	A6	1904	-	0,6,6	0.00	-	-		
86	OHX	A2	1958	-	0,6,6	0.00	-	-		
86	OHX	A5	3788	-	0,6,6	0.00	-	-		
86	OHX	A5	3806	-	0,6,6	0.00	-	-		
86	OHX	A5	3589	-	0,6,6	0.00	-	-		
86	OHX	A2	1943	-	0,6,6	0.00	-	-		
86	OHX	A1	3816	-	0,6,6	0.00	-	-		
86	OHX	A4	208	-	0,6,6	0.00	-	-		
86	OHX	A5	3567	-	0,6,6	0.00	-	-		
86	OHX	BD	301	-	0,6,6	0.00	-	-		
86	OHX	A5	3655	-	0,6,6	0.00	-	-		
86	OHX	A2	2085	-	0,6,6	0.00	-	-		
86	OHX	A2	1956	-	0,6,6	0.00	-	-		
86	OHX	A5	3575	-	0,6,6	0.00	-	-		
86	OHX	A1	3515	-	0,6,6	0.00	-	-		
86	OHX	A4	215	-	0,6,6	0.00	-	-		
86	OHX	A1	3410	-	0,6,6	0.00	-	-		
86	OHX	BN	301	-	0,6,6	0.00	-	-		
86	OHX	A1	3700	-	0,6,6	0.00	-	-		
86	OHX	A6	2050	-	0,6,6	0.00	-	-		
86	OHX	A8	220	-	0,6,6	0.00	-	-		
86	OHX	A1	3569	-	0,6,6	0.00	-	-		
86	OHX	A5	3587	-	0,6,6	0.00	-	-		
86	OHX	A6	1961	-	0,6,6	0.00	-	-		
86	OHX	A2	2067	86	0,6,6	0.00	-	-		
86	OHX	A5	3406	-	0,6,6	0.00	-	-		
86	OHX	A1	3794	-	0,6,6	0.00	-	-		
86	OHX	A5	3424	-	0,6,6	0.00	-	-		
86	OHX	A5	3479	-	0,6,6	0.00	-	-		
86	OHX	A5	3693	-	0,6,6	0.00	-	-		
86	OHX	A6	1990	-	0,6,6	0.00	-	-		

Mol	Type	Chain	Res	Link	Bond lengths			Bond angles		
					Counts	RMSZ	# Z > 2	Counts	RMSZ	# Z > 2
86	OHX	A2	1906	-	0,6,6	0.00	-	-		
86	OHX	A2	1927	-	0,6,6	0.00	-	-		
86	OHX	A5	3527	-	0,6,6	0.00	-	-		
86	OHX	A5	3416	-	0,6,6	0.00	-	-		
86	OHX	A1	3508	-	0,6,6	0.00	-	-		
86	OHX	A2	2005	-	0,6,6	0.00	-	-		
86	OHX	A2	1965	-	0,6,6	0.00	-	-		
86	OHX	A5	3602	-	0,6,6	0.00	-	-		
86	OHX	A5	3613	-	0,6,6	0.00	-	-		
86	OHX	A8	202	-	0,6,6	0.00	-	-		
86	OHX	A5	3579	-	0,6,6	0.00	-	-		
86	OHX	A5	3759	-	0,6,6	0.00	-	-		
86	OHX	A6	1960	-	0,6,6	0.00	-	-		
86	OHX	A2	2062	-	0,6,6	0.00	-	-		
86	OHX	A1	3433	-	0,6,6	0.00	-	-		
86	OHX	A5	3681	-	0,6,6	0.00	-	-		
86	OHX	A1	3499	-	0,6,6	0.00	-	-		
86	OHX	A5	3603	-	0,6,6	0.00	-	-		

There are no bond length outliers.

There are no bond angle outliers.

There are no chirality outliers.

There are no torsion outliers.

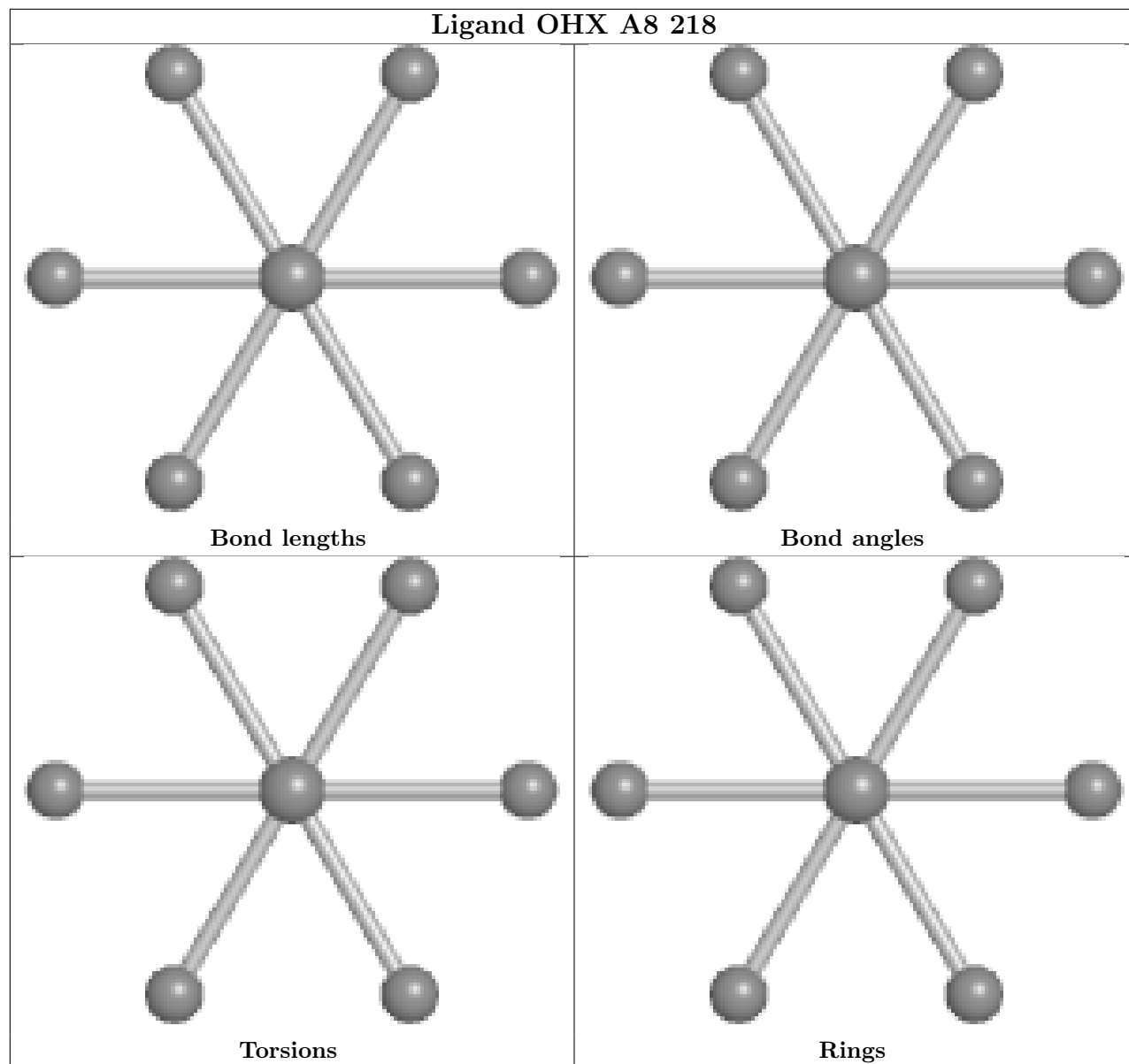
There are no ring outliers.

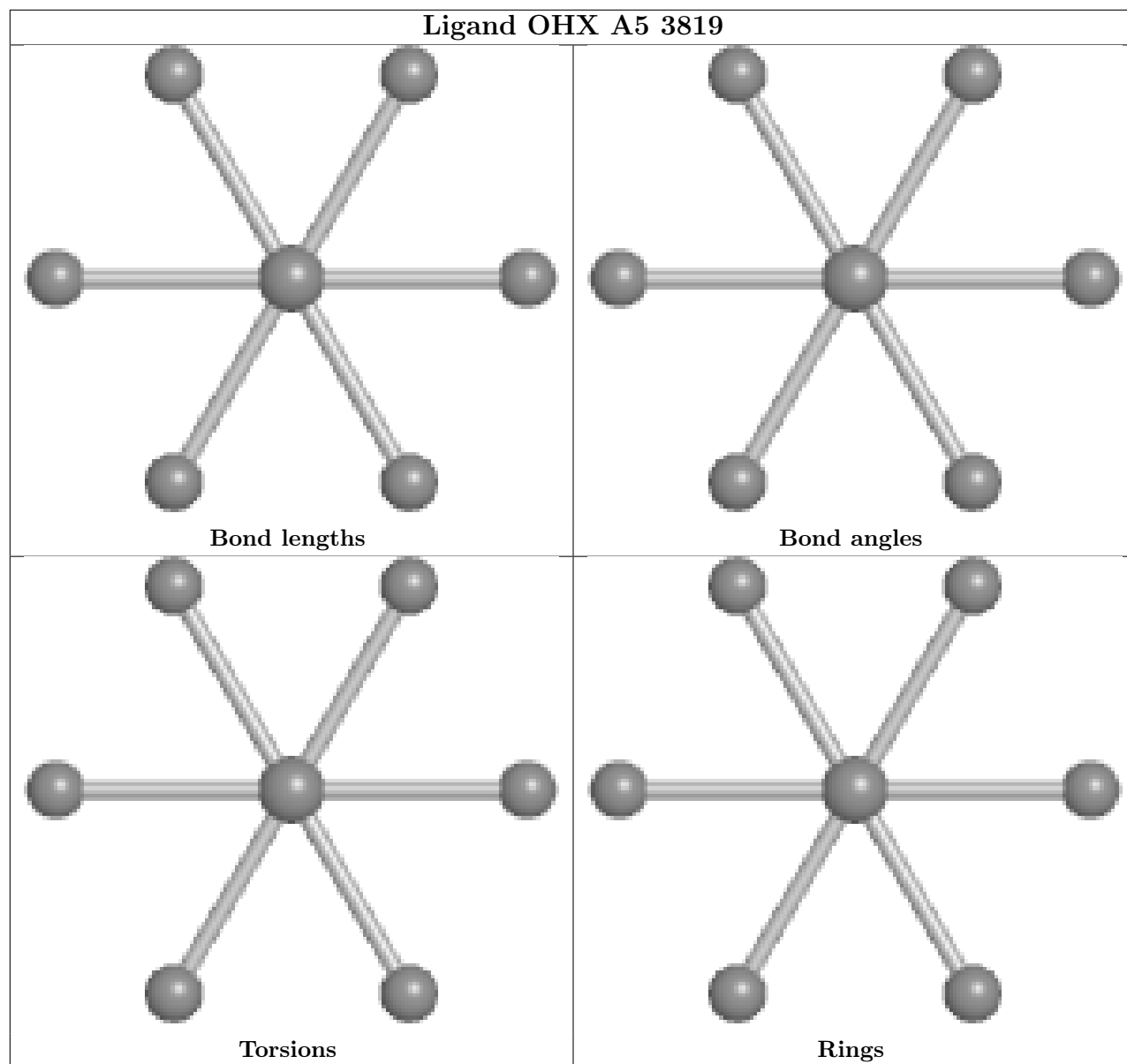
2 monomers are involved in 2 short contacts:

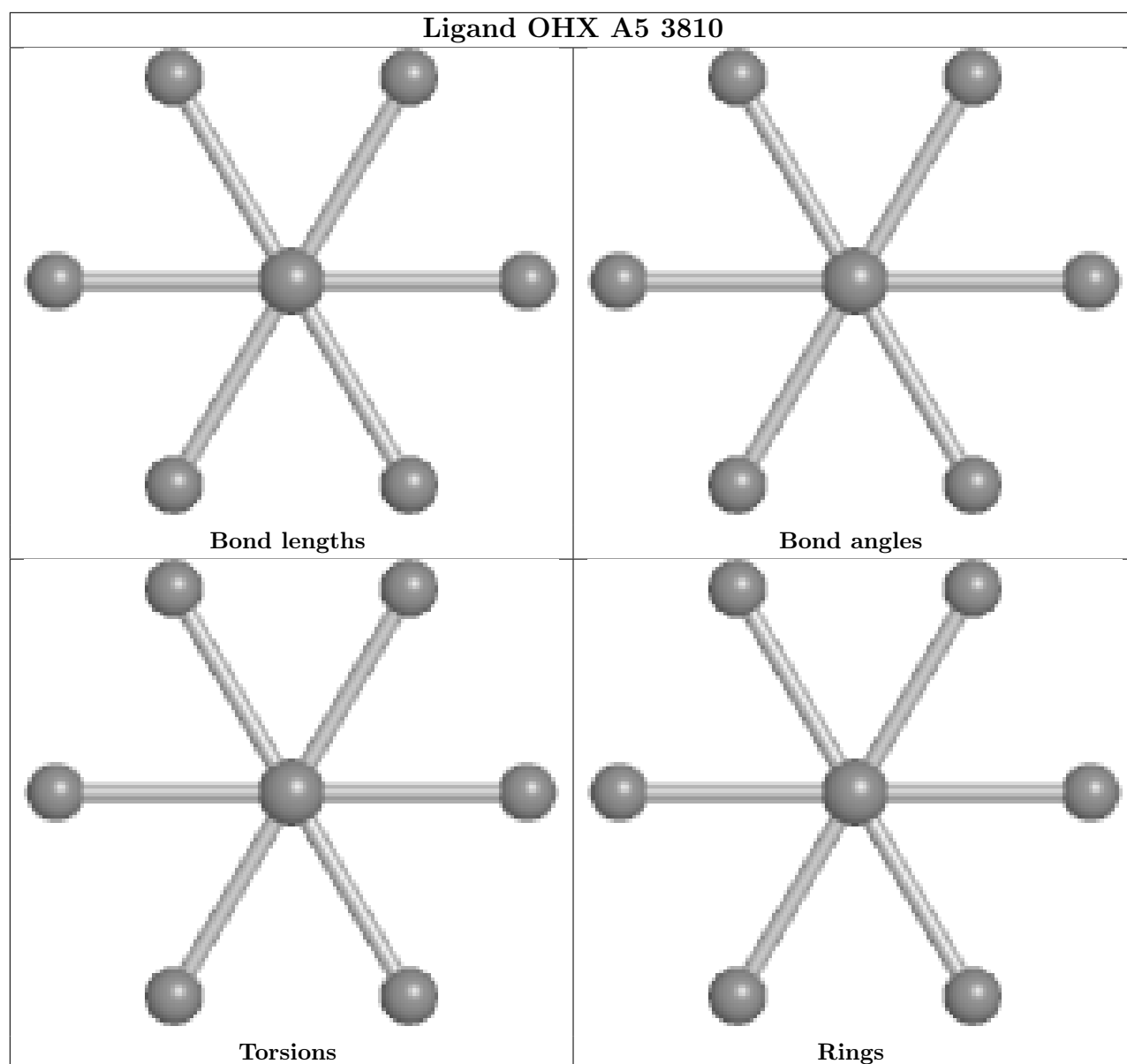
Mol	Chain	Res	Type	Clashes	Symm-Clashes
86	CG	301	OHX	0	1
86	A1	3788	OHX	0	1

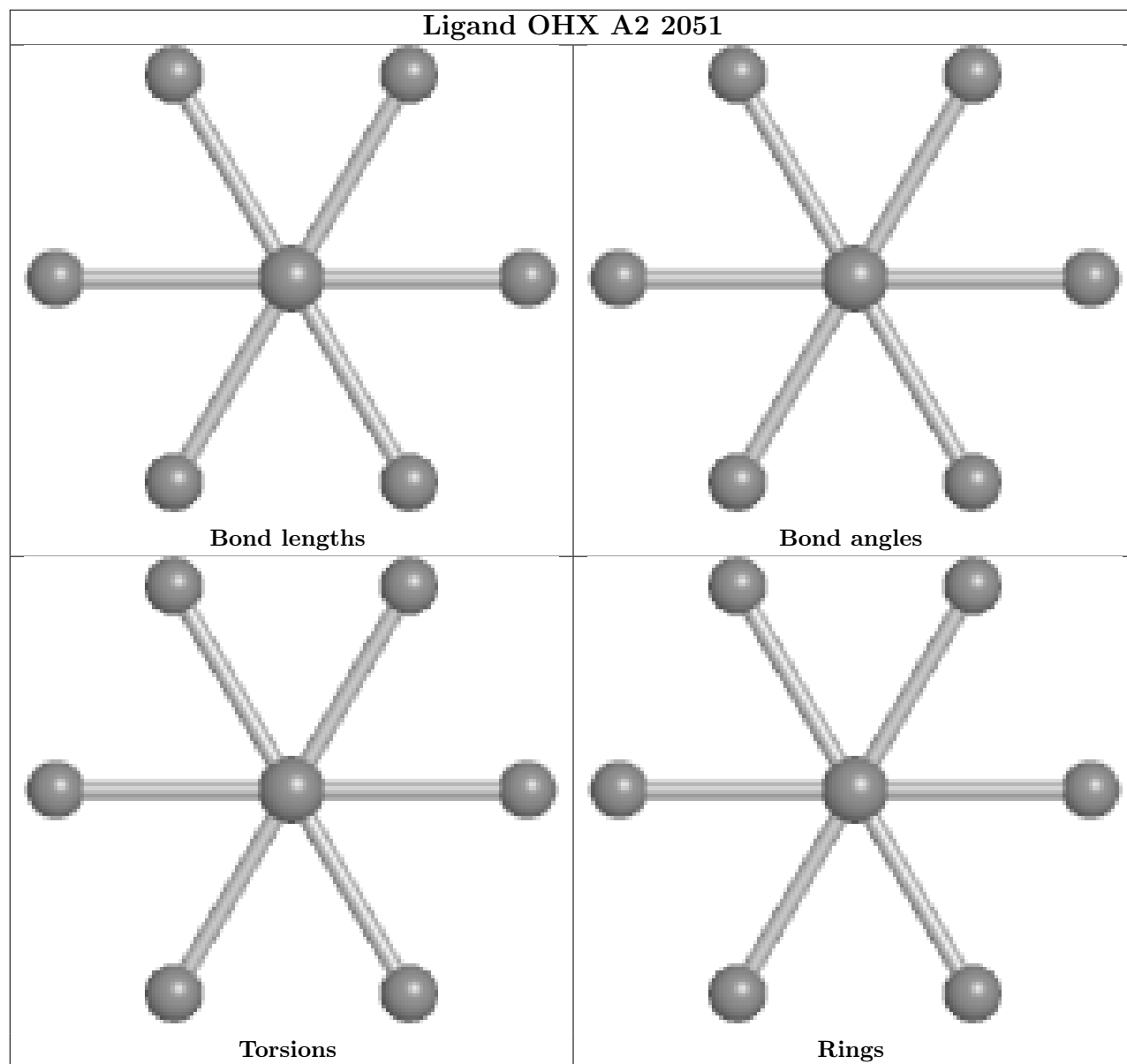
The following is a two-dimensional graphical depiction of Mogul quality analysis of bond lengths, bond angles, torsion angles, and ring geometry for all instances of the Ligand of Interest. In addition, ligands with molecular weight > 250 and outliers as shown on the validation Tables will also be included. For torsion angles, if less than 5% of the Mogul distribution of torsion angles is within 10 degrees of the torsion angle in question, then that torsion angle is considered an outlier. Any bond that is central to one or more torsion angles identified as an outlier by Mogul will be highlighted in the graph. For rings, the root-mean-square deviation (RMSD) between the ring in question and similar rings identified by Mogul is calculated over all ring torsion angles. If the average RMSD is greater than 60 degrees and the minimal RMSD between the ring in question and any Mogul-identified rings is also greater than 60 degrees, then that ring is considered an outlier. The outliers are highlighted in purple. The color gray indicates Mogul did not find sufficient

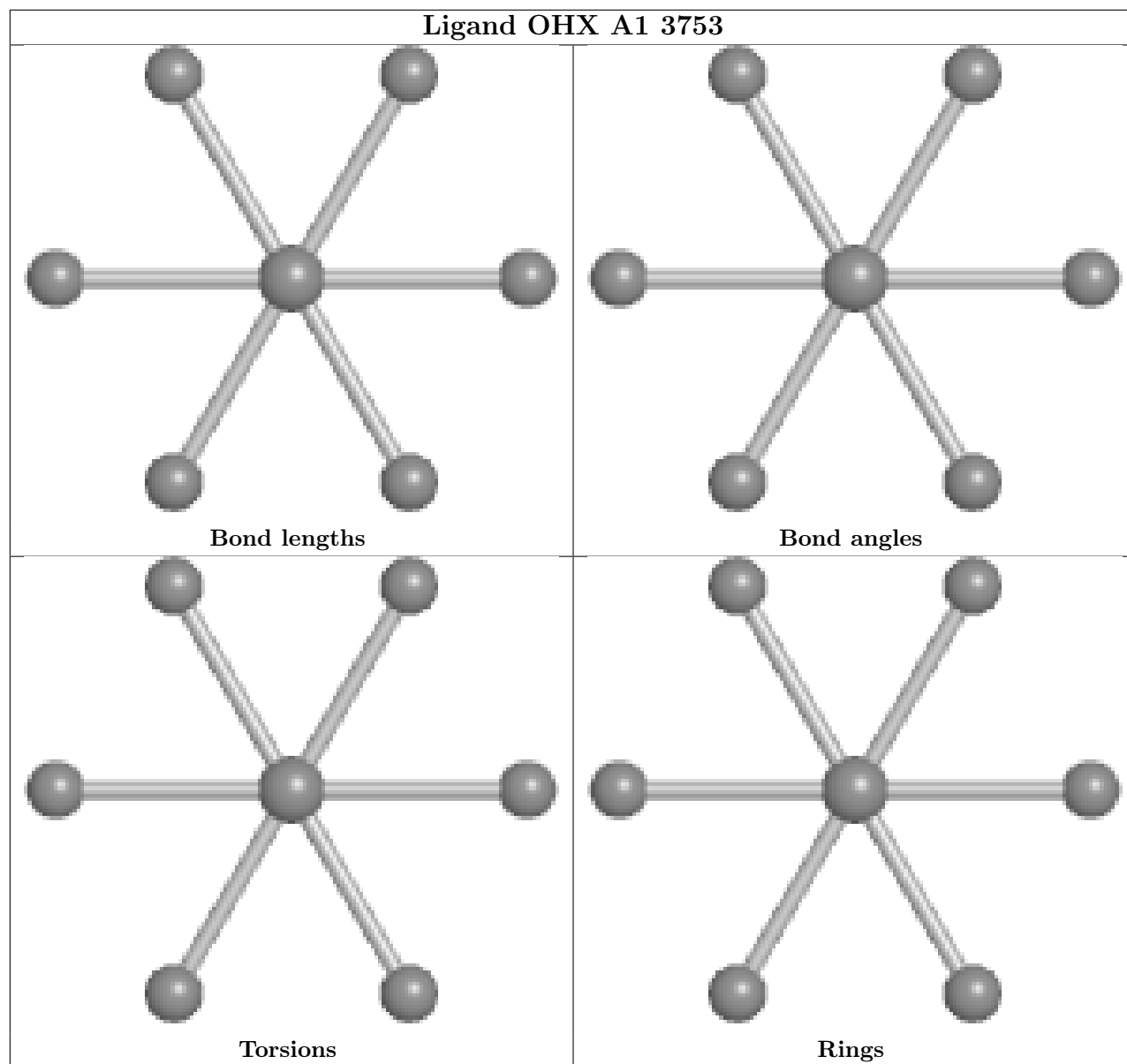
equivalents in the CSD to analyse the geometry.

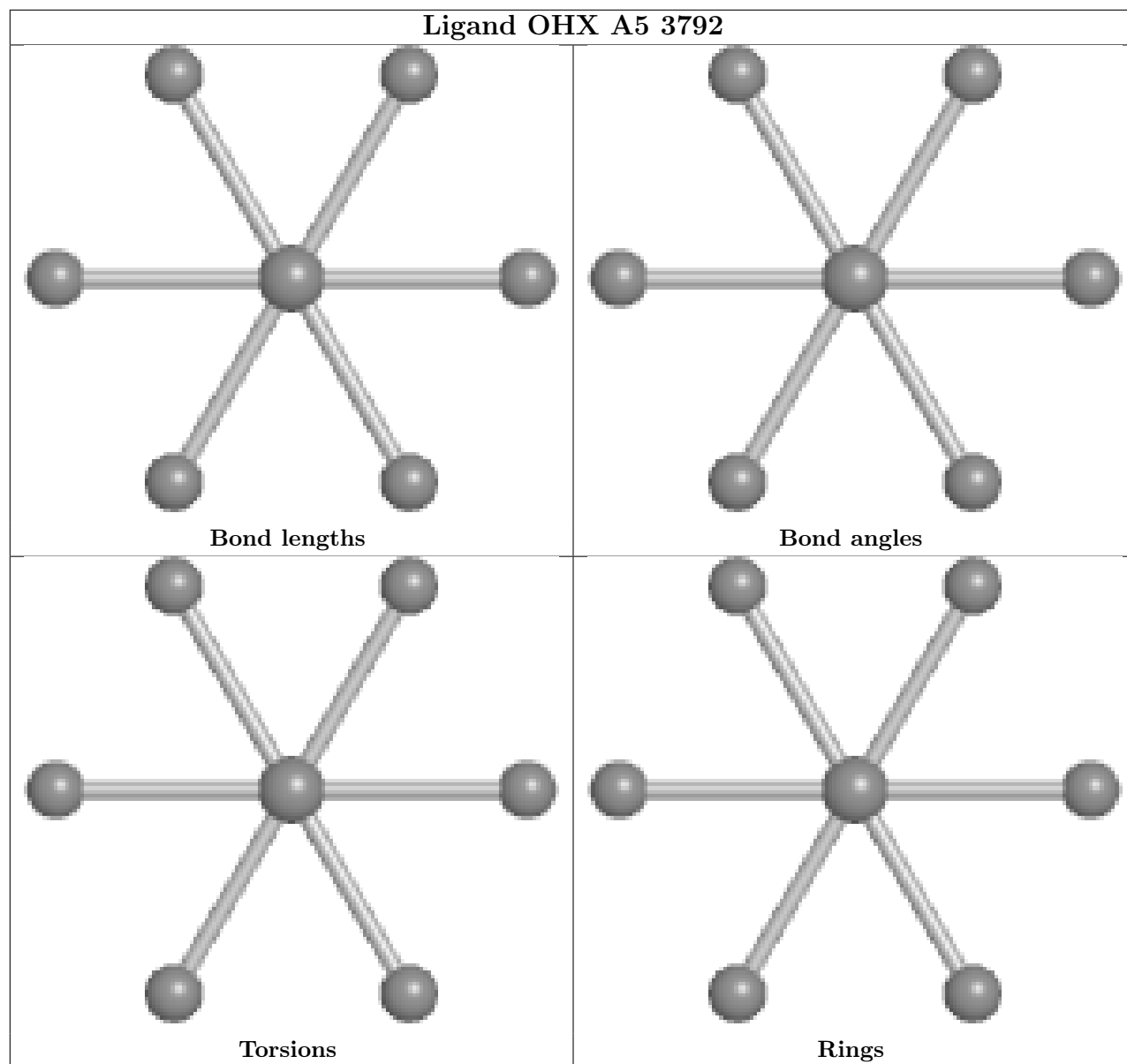


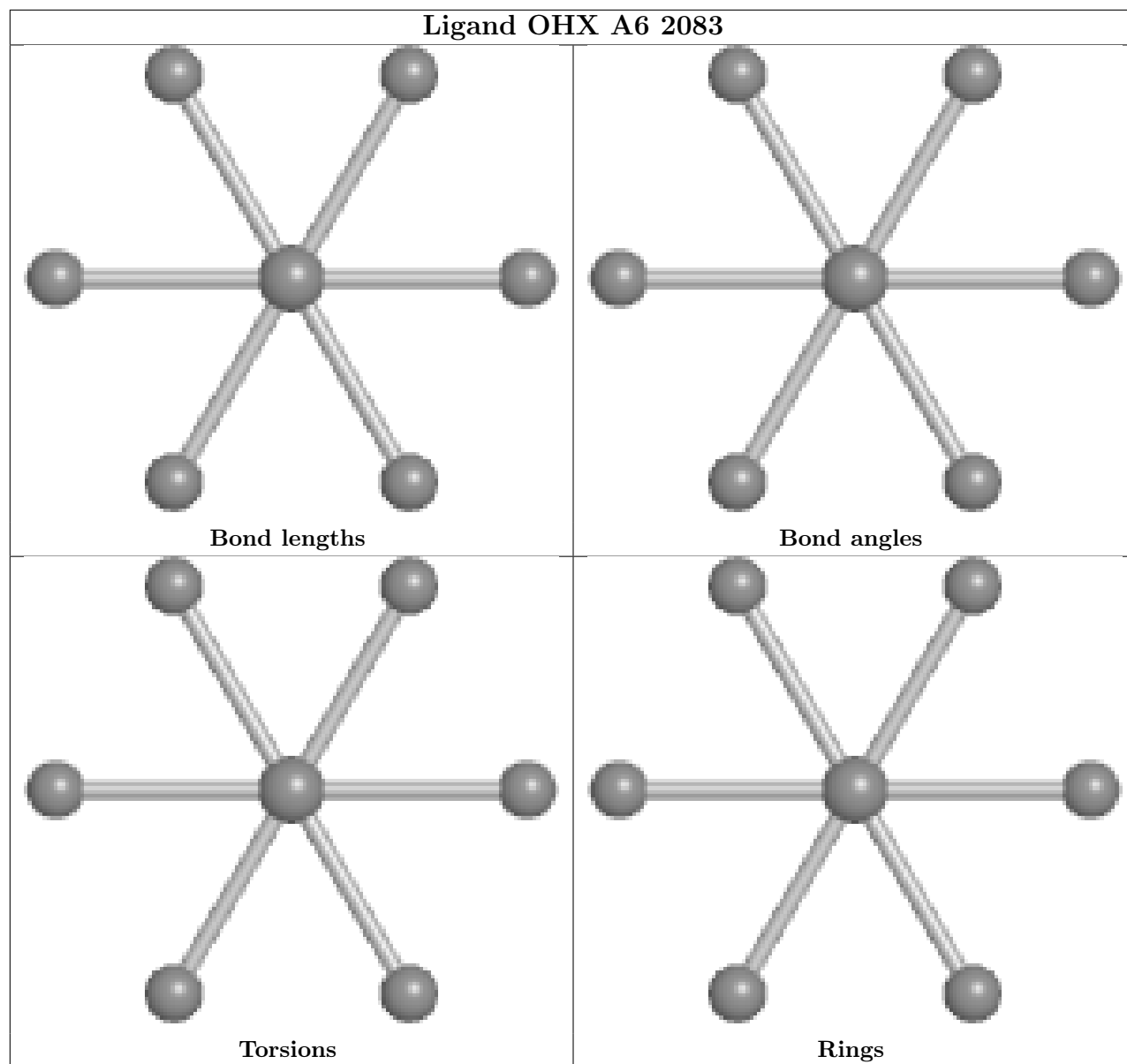


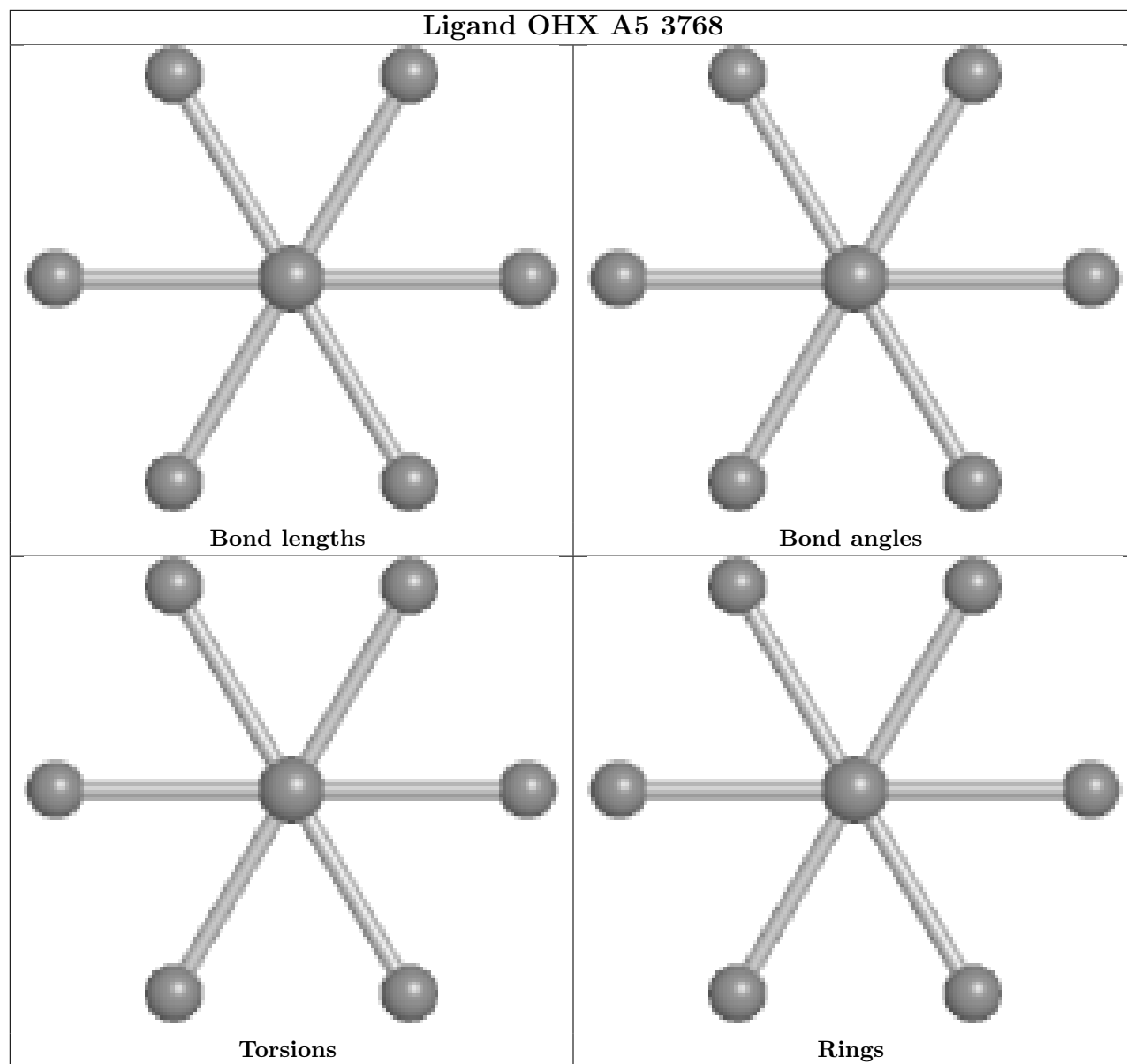


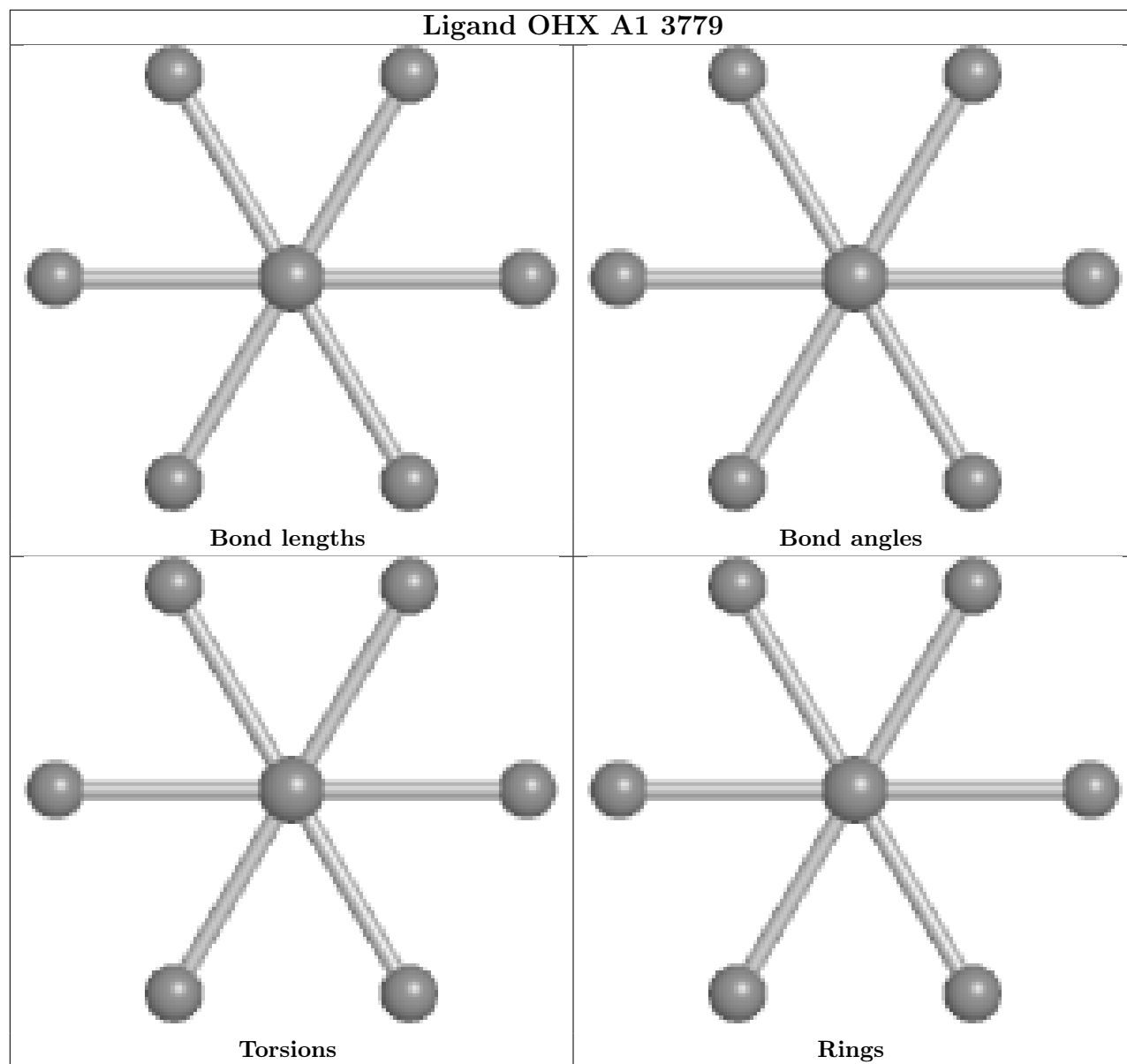


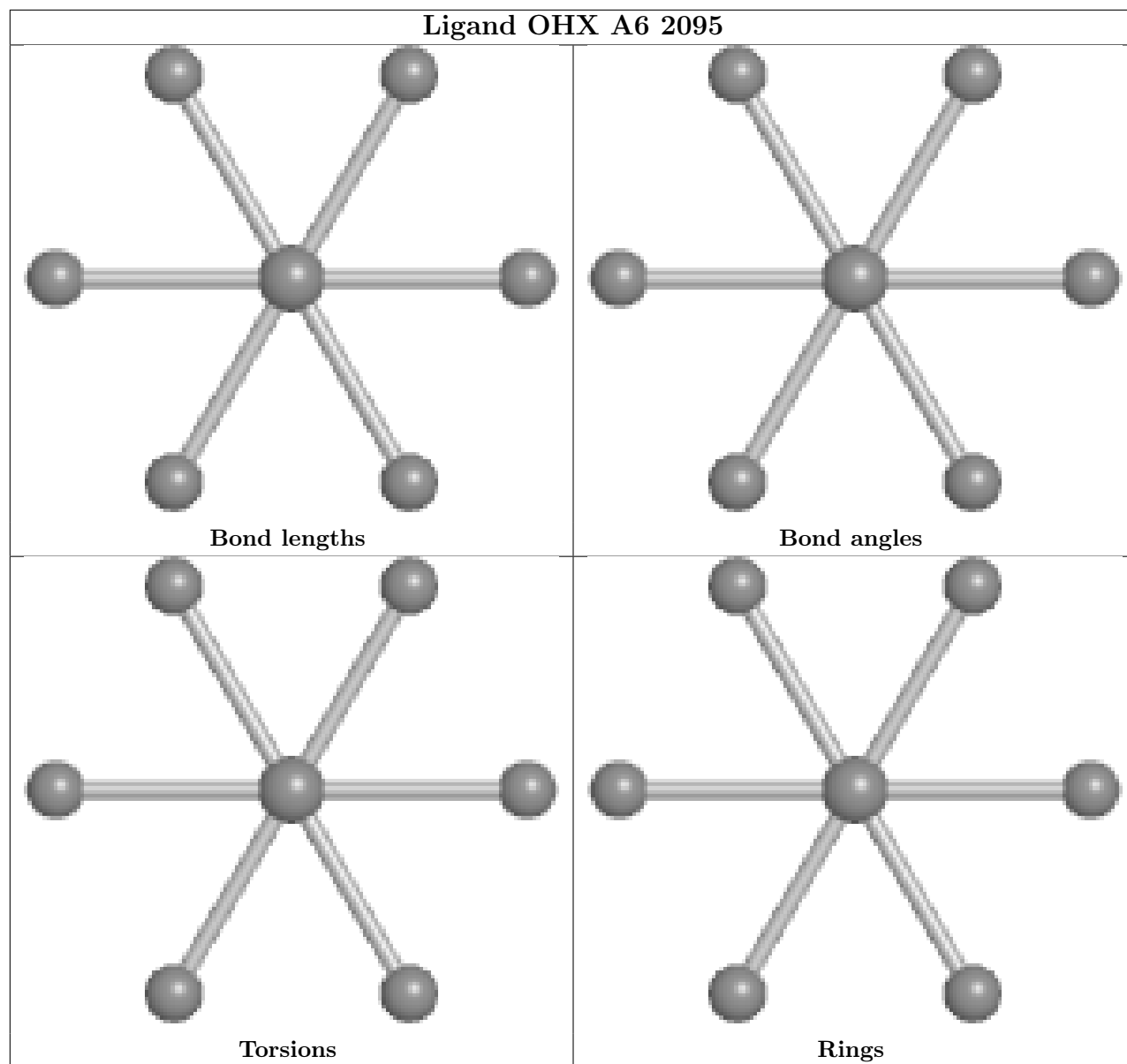


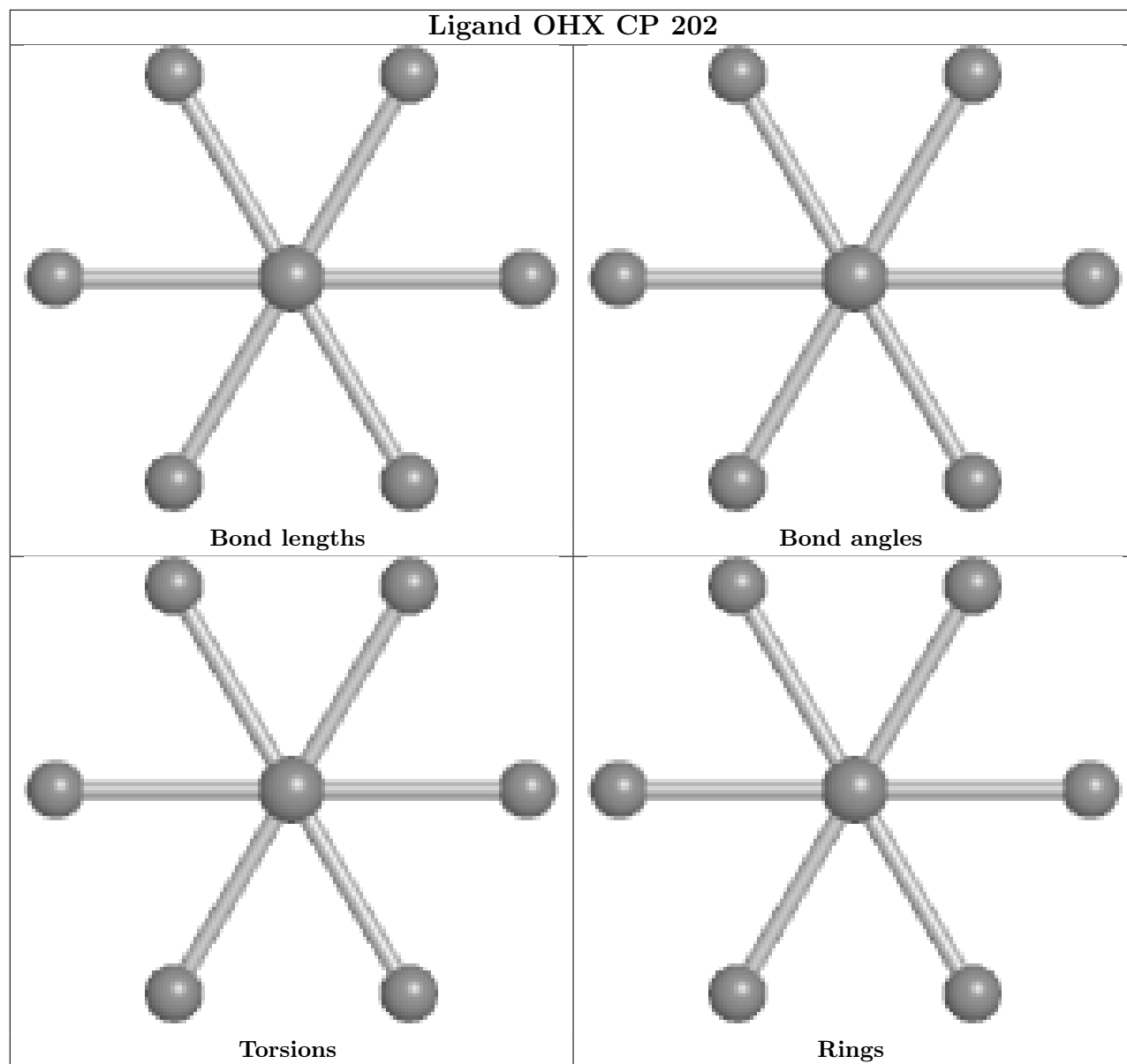


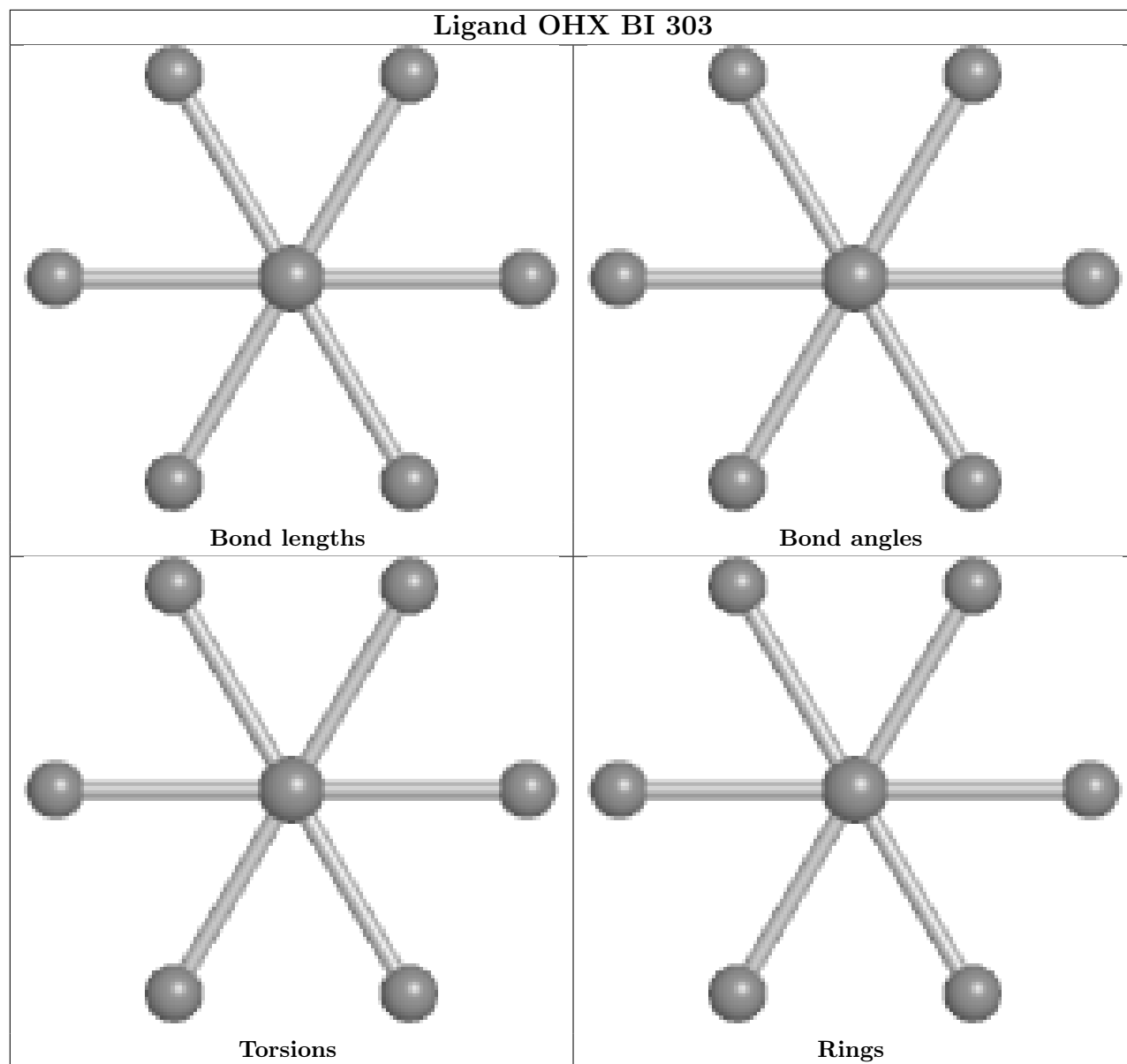


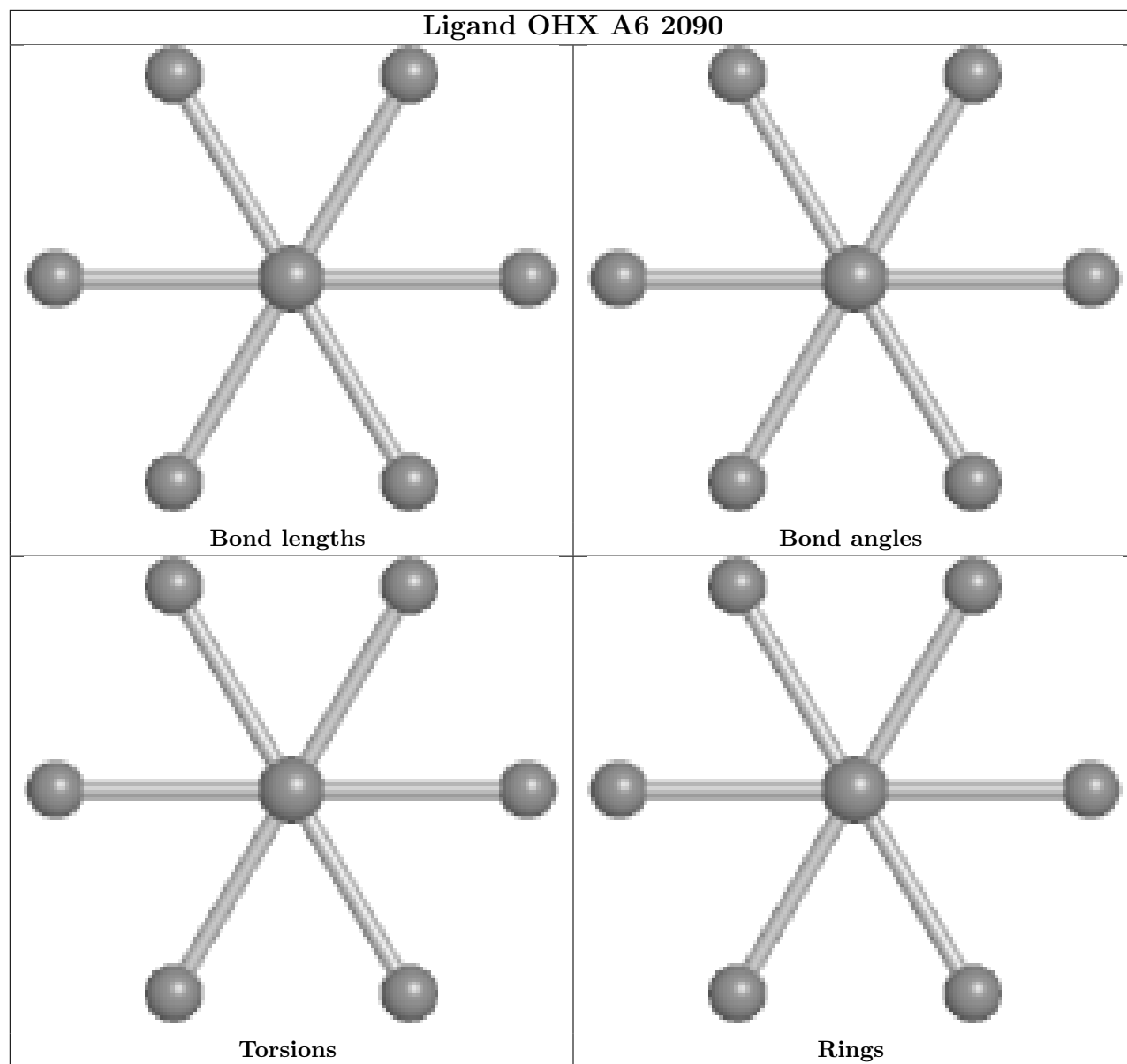


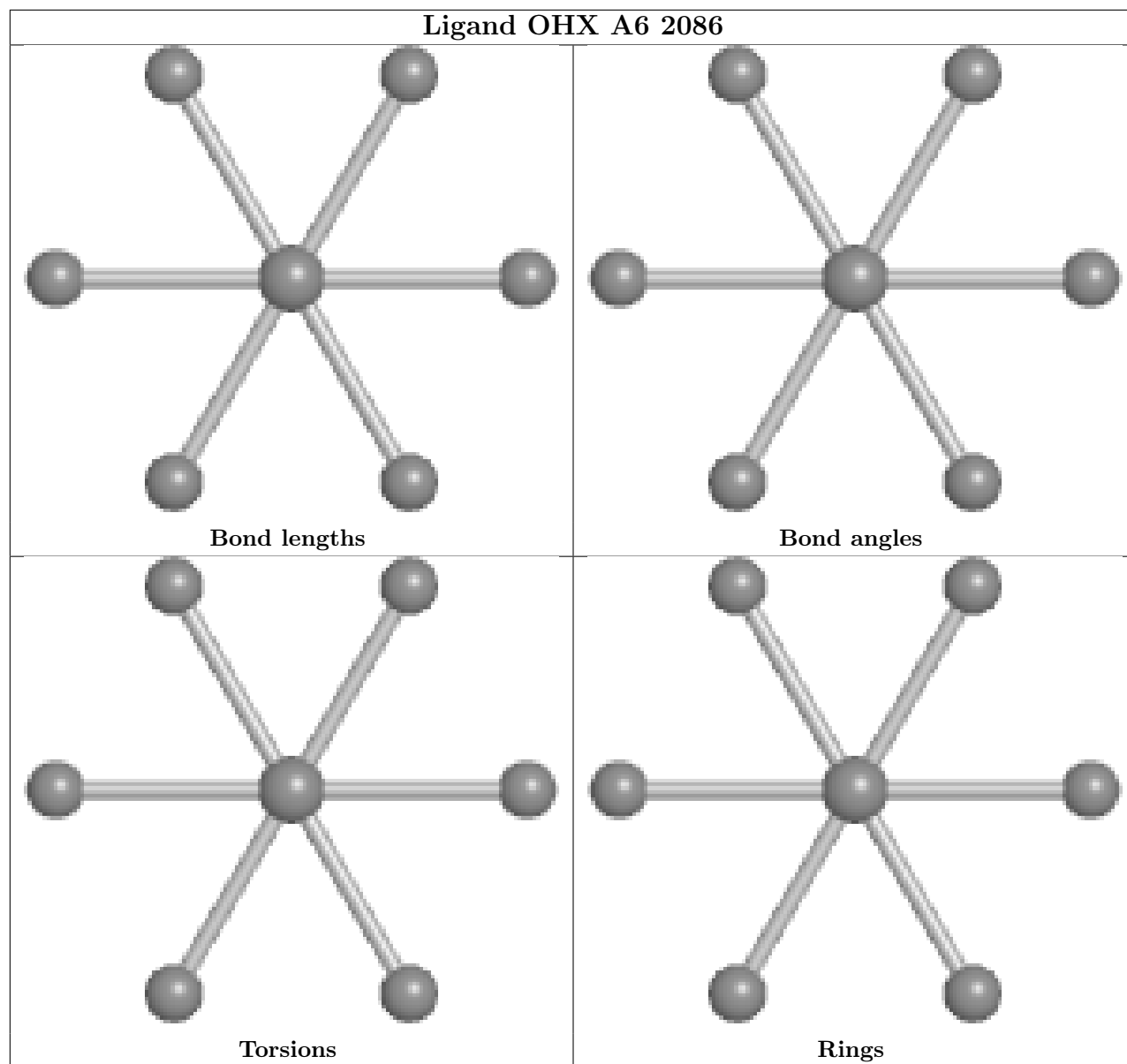


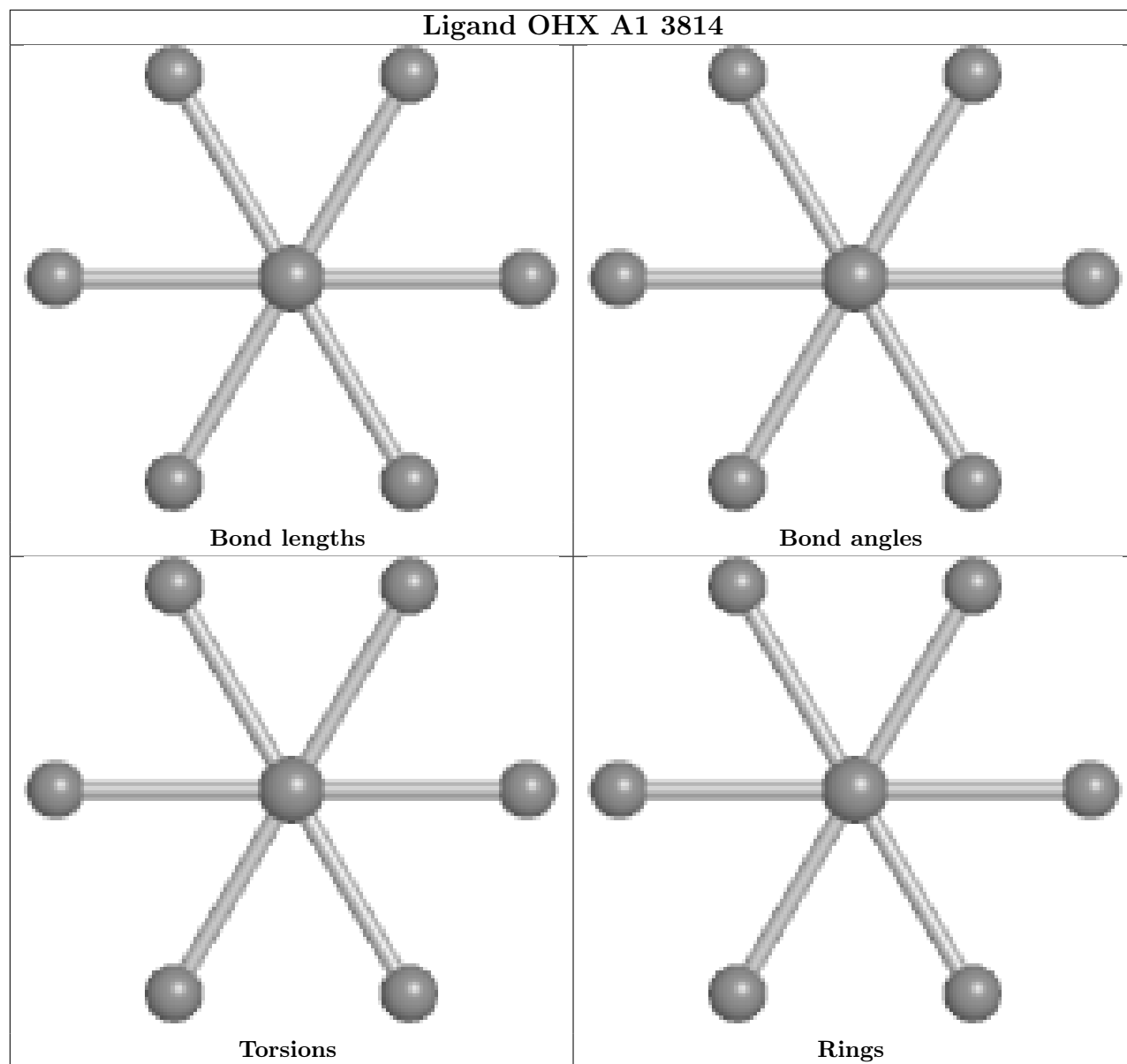


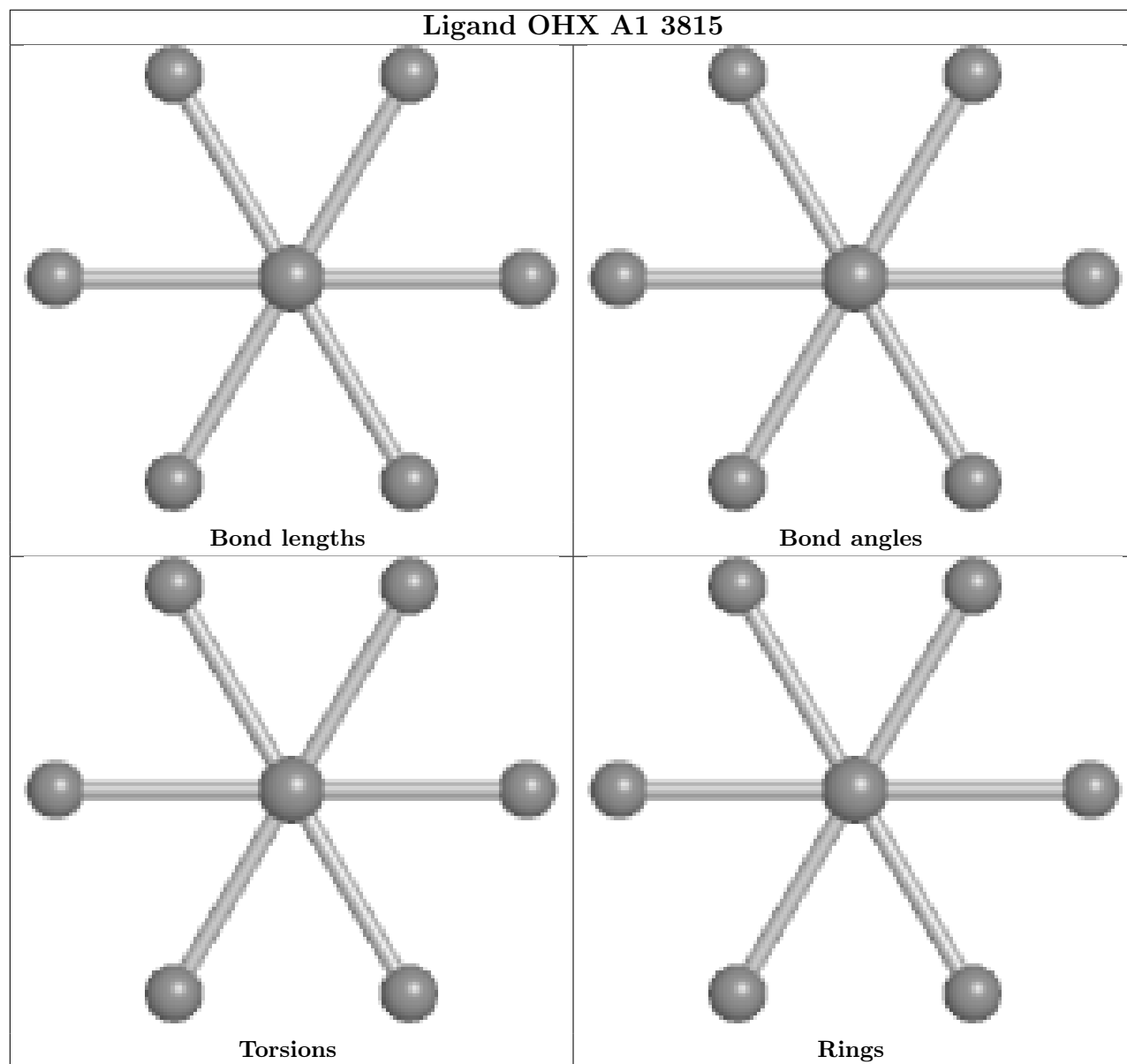


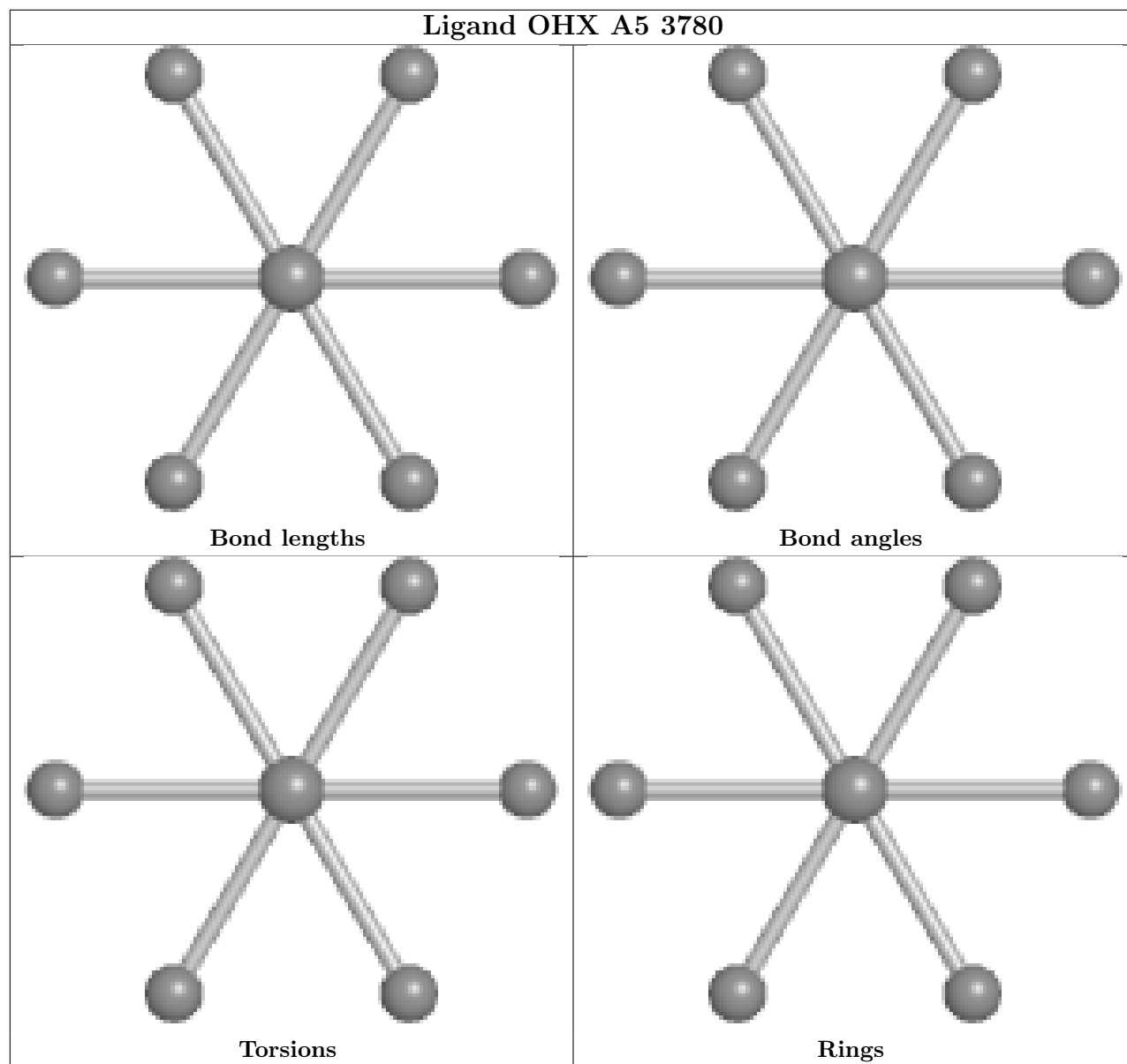


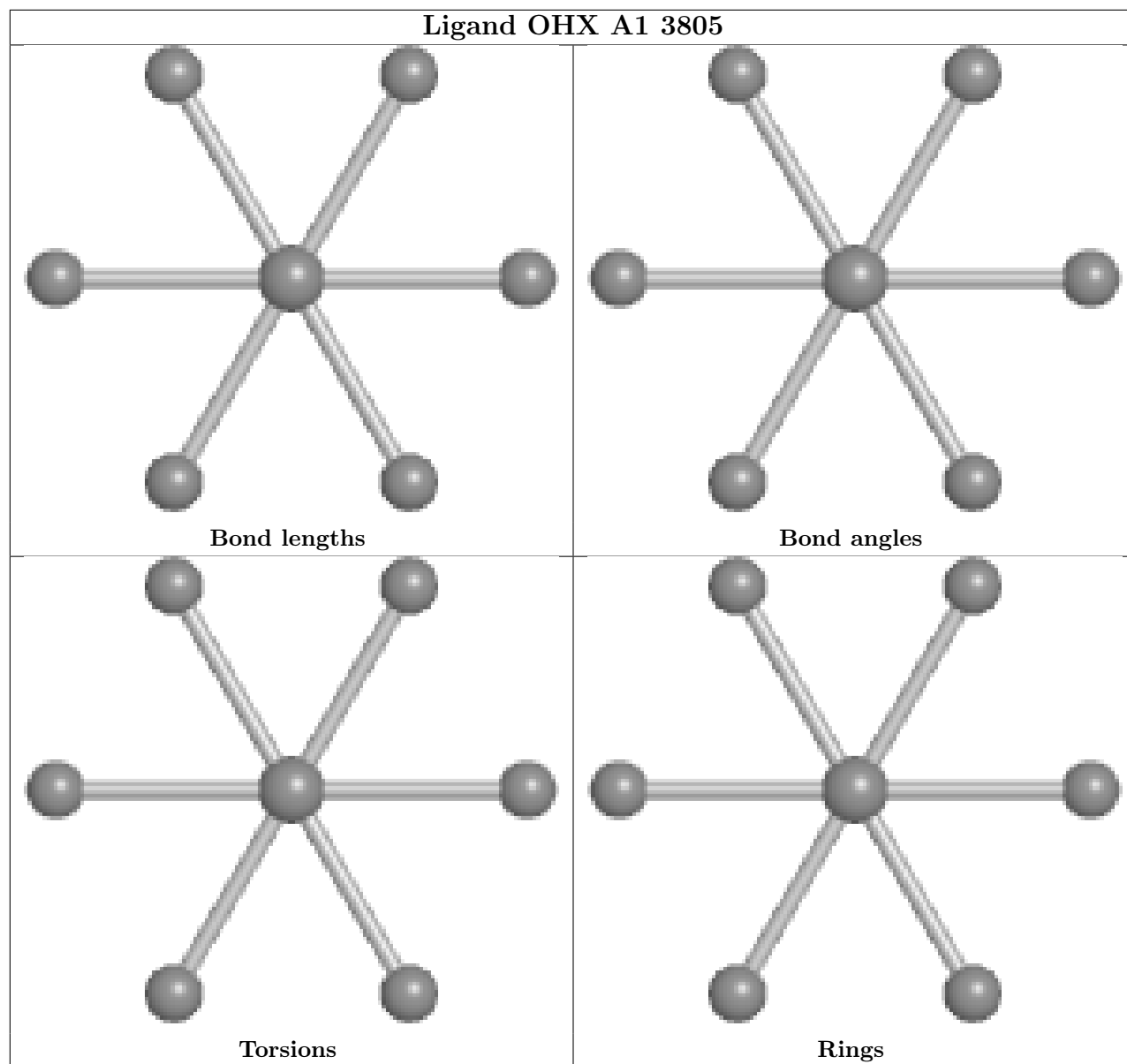












5.7 Other polymers [i](#)

There are no such residues in this entry.

5.8 Polymer linkage issues [i](#)

There are no chain breaks in this entry.

6 Fit of model and data ⓘ

6.1 Protein, DNA and RNA chains ⓘ

In the following table, the column labelled ‘#RSRZ> 2’ contains the number (and percentage) of RSRZ outliers, followed by percent RSRZ outliers for the chain as percentile scores relative to all X-ray entries and entries of similar resolution. The OWAB column contains the minimum, median, 95th percentile and maximum values of the occupancy-weighted average B-factor per residue. The column labelled ‘Q< 0.9’ lists the number of (and percentage) of residues with an average occupancy less than 0.9.

Mol	Chain	Analysed	<RSRZ>	#RSRZ>2	OWAB(Å ²)	Q<0.9
1	A2	1767/1800 (98%)	0.00	39 (2%) 62 33	49, 88, 220, 373	0
2	AA	206/252 (81%)	0.20	5 (2%) 59 30	71, 111, 170, 202	0
2	CA	206/252 (81%)	0.14	2 (0%) 82 59	60, 90, 133, 228	0
3	AB	214/255 (83%)	0.64	28 (13%) 3 1	79, 144, 219, 256	0
3	CB	216/255 (84%)	0.04	0 100 100	59, 85, 127, 171	0
4	AC	217/254 (85%)	0.09	2 (0%) 84 63	60, 91, 130, 170	0
4	CC	217/254 (85%)	0.09	6 (2%) 53 25	50, 75, 127, 193	0
5	AD	223/240 (92%)	0.34	8 (3%) 42 17	69, 97, 154, 222	0
5	CD	223/240 (92%)	0.23	4 (1%) 68 40	56, 91, 144, 182	0
6	AE	260/261 (99%)	0.24	8 (3%) 49 21	60, 89, 131, 187	0
6	CE	260/261 (99%)	0.02	1 (0%) 92 79	48, 74, 112, 237	0
7	AF	206/225 (91%)	0.22	9 (4%) 34 13	72, 116, 160, 231	0
7	CF	206/225 (91%)	0.12	6 (2%) 51 23	53, 87, 143, 207	0
8	AG	226/236 (95%)	0.38	7 (3%) 49 21	58, 102, 153, 209	0
8	CG	218/236 (92%)	0.22	6 (2%) 53 25	49, 83, 140, 239	0
9	AH	184/190 (96%)	0.23	2 (1%) 80 56	75, 121, 178, 259	0
9	CH	186/190 (97%)	0.06	2 (1%) 80 56	64, 102, 162, 222	0
10	AI	188/200 (94%)	0.11	4 (2%) 63 34	48, 76, 132, 165	0
10	CI	188/200 (94%)	-0.01	0 100 100	41, 68, 116, 154	0
11	AJ	185/197 (93%)	0.69	13 (7%) 16 5	70, 101, 163, 231	0
11	CJ	185/197 (93%)	0.13	3 (1%) 72 44	55, 78, 138, 196	0
12	AK	96/105 (91%)	0.21	1 (1%) 82 59	71, 101, 164, 198	0
12	CK	96/105 (91%)	0.71	10 (10%) 6 2	77, 116, 163, 222	0
13	AL	155/156 (99%)	0.48	13 (8%) 11 3	48, 71, 176, 236	0

Continued on next page...

Continued from previous page...

Mol	Chain	Analysed	<RSRZ>	#RSRZ>2	OWAB(Å ²)	Q<0.9
13	CL	146/156 (93%)	0.37	9 (6%) 20 7	41, 63, 134, 219	0
14	AM	124/143 (86%)	0.80	24 (19%) 1 0	97, 148, 209, 234	0
14	CM	124/143 (86%)	1.84	40 (32%) 0 0	121, 191, 250, 311	0
15	AN	150/151 (99%)	0.08	1 (0%) 87 69	57, 89, 127, 183	0
15	CN	150/151 (99%)	-0.22	0 100 100	49, 73, 109, 130	0
16	AO	127/137 (92%)	0.85	18 (14%) 2 1	61, 134, 179, 240	0
16	CO	128/137 (93%)	0.08	1 (0%) 86 65	50, 84, 118, 140	0
17	AP	124/142 (87%)	0.35	2 (1%) 72 44	68, 93, 167, 197	0
17	CP	135/142 (95%)	0.16	10 (7%) 14 4	61, 93, 166, 196	0
18	AQ	141/143 (98%)	0.67	12 (8%) 10 3	72, 100, 138, 155	0
18	CQ	142/143 (99%)	0.33	4 (2%) 53 25	53, 79, 121, 171	0
19	AR	120/136 (88%)	0.06	2 (1%) 70 41	66, 112, 180, 214	0
19	CR	117/136 (86%)	0.01	2 (1%) 70 41	58, 88, 142, 199	0
20	AS	145/146 (99%)	0.66	15 (10%) 6 2	57, 104, 156, 182	0
20	CS	145/146 (99%)	0.03	2 (1%) 75 49	56, 79, 138, 165	0
21	AT	143/144 (99%)	0.37	4 (2%) 53 25	73, 102, 147, 180	0
21	CT	143/144 (99%)	0.03	0 100 100	48, 74, 114, 181	0
22	AU	107/121 (88%)	0.69	10 (9%) 8 3	64, 102, 189, 226	0
22	CU	110/121 (90%)	0.83	12 (10%) 5 2	56, 93, 183, 243	0
23	AV	87/87 (100%)	0.13	0 100 100	75, 102, 151, 169	0
23	CV	87/87 (100%)	-0.03	1 (1%) 80 56	54, 79, 118, 185	0
24	AW	129/130 (99%)	0.03	0 100 100	58, 82, 103, 121	0
24	CW	129/130 (99%)	0.00	0 100 100	40, 62, 77, 98	0
25	AX	144/145 (99%)	0.24	1 (0%) 87 69	48, 68, 98, 150	0
25	CX	144/145 (99%)	-0.04	0 100 100	37, 53, 80, 139	0
26	AY	134/135 (99%)	0.29	3 (2%) 62 33	70, 106, 166, 216	0
26	CY	134/135 (99%)	0.06	3 (2%) 62 33	57, 84, 143, 191	0
27	AZ	70/108 (64%)	0.49	5 (7%) 16 5	88, 132, 172, 235	0
27	CZ	69/108 (63%)	0.30	5 (7%) 15 4	68, 103, 151, 196	0
28	Aa	97/119 (81%)	1.31	24 (24%) 0 0	69, 113, 206, 223	0
28	Ca	97/119 (81%)	0.27	1 (1%) 82 59	54, 79, 129, 165	0

Continued on next page...

Continued from previous page...

Mol	Chain	Analysed	<RSRZ>	#RSRZ>2	OWAB(Å ²)	Q<0.9
29	Ab	81/82 (98%)	0.22	3 (3%) 41 17	68, 102, 188, 225	0
29	Cb	81/82 (98%)	0.06	0 100 100	51, 85, 170, 203	0
30	Ac	63/67 (94%)	0.36	3 (4%) 30 11	86, 130, 182, 204	0
30	Cc	63/67 (94%)	0.54	6 (9%) 8 3	74, 107, 155, 180	0
31	Ad	53/56 (94%)	0.23	2 (3%) 40 16	64, 76, 106, 155	0
31	Cd	53/56 (94%)	0.35	3 (5%) 23 8	51, 69, 108, 168	0
32	Ae	60/63 (95%)	0.87	10 (16%) 1 0	56, 103, 179, 270	0
32	Ce	62/63 (98%)	0.09	4 (6%) 18 5	47, 84, 184, 218	0
33	Af	51/152 (33%)	0.56	5 (9%) 7 2	92, 138, 186, 202	0
33	Cf	51/152 (33%)	1.39	11 (21%) 0 0	113, 172, 222, 254	0
34	Ag	318/319 (99%)	0.21	10 (3%) 49 21	74, 113, 171, 237	0
34	Cg	318/319 (99%)	0.51	17 (5%) 26 10	73, 105, 158, 232	0
35	Ah	121/273 (44%)	0.39	6 (4%) 28 10	54, 99, 162, 212	0
36	A1	3149/3396 (92%)	0.03	23 (0%) 87 69	29, 54, 168, 351	0
36	A5	3150/3396 (92%)	0.06	36 (1%) 80 56	28, 52, 157, 346	0
37	A3	121/121 (100%)	-0.10	0 100 100	34, 72, 92, 118	0
37	A7	121/121 (100%)	0.03	0 100 100	31, 57, 74, 144	0
38	A4	158/158 (100%)	0.05	1 (0%) 89 72	37, 58, 112, 223	0
38	A8	158/158 (100%)	0.02	1 (0%) 89 72	39, 65, 128, 263	0
39	BA	252/254 (99%)	0.03	1 (0%) 92 79	27, 53, 78, 150	0
39	DA	252/254 (99%)	0.11	7 (2%) 53 25	29, 55, 83, 177	0
40	BB	386/387 (99%)	-0.05	1 (0%) 94 84	26, 58, 86, 187	0
40	DB	386/387 (99%)	-0.21	0 100 100	20, 44, 69, 188	0
41	BC	361/362 (99%)	-0.23	0 100 100	26, 50, 86, 132	0
41	DC	361/362 (99%)	-0.16	0 100 100	30, 56, 90, 136	0
42	BD	296/297 (99%)	-0.05	2 (0%) 87 69	47, 81, 132, 223	0
42	DD	294/297 (98%)	-0.07	2 (0%) 87 69	38, 58, 110, 205	0
43	BE	156/176 (88%)	-0.23	0 100 100	34, 52, 89, 152	0
43	DE	157/176 (89%)	-0.11	2 (1%) 77 51	37, 54, 97, 160	0
44	BF	222/244 (90%)	-0.23	1 (0%) 91 75	31, 46, 87, 247	0
44	DF	223/244 (91%)	-0.22	0 100 100	26, 44, 99, 196	0

Continued on next page...

Continued from previous page...

Mol	Chain	Analysed	<RSRZ>	#RSRZ>2	OWAB(Å ²)	Q<0.9
45	BG	233/256 (91%)	-0.05	1 (0%) 92 79	52, 79, 148, 255	0
45	DG	231/256 (90%)	0.05	3 (1%) 77 51	63, 88, 132, 196	0
46	BH	191/191 (100%)	0.03	1 (0%) 91 75	44, 65, 99, 197	0
46	DH	191/191 (100%)	-0.26	1 (0%) 91 75	30, 47, 83, 206	0
47	BI	211/221 (95%)	-0.09	1 (0%) 91 75	37, 60, 121, 229	0
47	DI	213/221 (96%)	0.12	4 (1%) 66 37	34, 60, 106, 207	0
48	BJ	169/174 (97%)	0.18	2 (1%) 79 54	50, 84, 123, 151	0
48	DJ	169/174 (97%)	-0.11	0 100 100	40, 64, 98, 123	0
49	BL	193/199 (96%)	-0.22	0 100 100	30, 57, 126, 216	0
49	DL	194/199 (97%)	0.06	0 100 100	38, 69, 134, 174	0
50	BM	136/138 (98%)	-0.14	0 100 100	37, 55, 92, 132	0
50	DM	137/138 (99%)	-0.30	0 100 100	30, 47, 83, 153	0
51	BN	203/204 (99%)	-0.06	0 100 100	32, 52, 68, 92	0
51	DN	203/204 (99%)	0.09	0 100 100	37, 60, 82, 104	0
52	BO	217/219 (99%)	0.02	0 100 100	26, 51, 97, 114	40 (18%)
52	DO	217/219 (99%)	-0.00	0 100 100	22, 41, 91, 118	40 (18%)
53	BP	183/184 (99%)	0.23	7 (3%) 40 16	30, 49, 149, 224	0
53	DP	155/184 (84%)	-0.20	0 100 100	30, 44, 72, 161	0
54	BQ	185/186 (99%)	-0.17	0 100 100	33, 48, 68, 107	0
54	DQ	185/186 (99%)	-0.08	0 100 100	35, 54, 73, 125	0
55	BR	188/189 (99%)	0.00	3 (1%) 72 44	45, 71, 170, 201	0
55	DR	188/189 (99%)	-0.04	4 (2%) 63 34	36, 64, 142, 199	0
56	BS	172/172 (100%)	-0.06	2 (1%) 79 54	36, 51, 85, 123	0
56	DS	172/172 (100%)	-0.20	2 (1%) 79 54	26, 44, 72, 141	0
57	BT	159/160 (99%)	-0.18	0 100 100	33, 52, 111, 149	0
57	DT	159/160 (99%)	-0.13	0 100 100	30, 46, 97, 120	0
58	BU	100/121 (82%)	-0.02	3 (3%) 50 22	79, 108, 150, 180	0
58	DU	98/121 (80%)	0.36	7 (7%) 16 5	67, 97, 128, 168	0
59	BV	136/137 (99%)	-0.02	0 100 100	35, 57, 95, 182	0
59	DV	136/137 (99%)	-0.03	3 (2%) 62 33	26, 42, 78, 210	0
60	BW	98/155 (63%)	1.53	22 (22%) 0 0	47, 77, 244, 306	0

Continued on next page...

Continued from previous page...

Mol	Chain	Analysed	<RSRZ>	#RSRZ>2	OWAB(Å ²)	Q<0.9
60	DW	135/155 (87%)	0.36	10 (7%) 14 4	36, 94, 192, 249	0
61	BX	121/142 (85%)	-0.03	1 (0%) 86 65	41, 68, 99, 152	0
61	DX	120/142 (84%)	0.07	1 (0%) 86 65	46, 71, 108, 135	0
62	BY	126/127 (99%)	-0.10	1 (0%) 86 65	38, 59, 91, 150	0
62	DY	126/127 (99%)	0.08	0 100 100	39, 66, 102, 168	0
63	BZ	135/136 (99%)	0.23	3 (2%) 62 33	68, 94, 138, 162	0
63	DZ	135/136 (99%)	0.23	3 (2%) 62 33	68, 103, 142, 170	0
64	Ba	148/149 (99%)	-0.07	0 100 100	26, 50, 89, 116	0
64	Da	148/149 (99%)	0.00	0 100 100	28, 55, 93, 142	0
65	Bb	58/59 (98%)	0.10	1 (1%) 70 41	33, 58, 119, 142	0
65	Db	58/59 (98%)	0.10	2 (3%) 45 19	35, 59, 123, 160	0
66	Bc	97/105 (92%)	-0.05	0 100 100	63, 88, 129, 171	0
66	Dc	100/105 (95%)	0.19	4 (4%) 38 15	59, 86, 154, 173	0
67	Bd	109/113 (96%)	0.12	3 (2%) 53 25	40, 66, 132, 202	0
67	Dd	109/113 (96%)	-0.08	0 100 100	34, 57, 126, 199	0
68	Be	127/130 (97%)	0.00	3 (2%) 59 30	22, 42, 65, 149	0
68	De	127/130 (97%)	-0.07	2 (1%) 72 44	25, 47, 77, 136	0
69	Bf	106/107 (99%)	-0.13	1 (0%) 84 63	30, 41, 73, 139	0
69	Df	106/107 (99%)	-0.15	0 100 100	27, 40, 75, 119	0
70	Bg	112/121 (92%)	0.29	3 (2%) 54 26	44, 71, 134, 197	0
70	Dg	112/121 (92%)	0.09	2 (1%) 68 40	41, 72, 139, 191	0
71	Bh	119/120 (99%)	-0.08	1 (0%) 86 65	42, 68, 104, 119	0
71	Dh	119/120 (99%)	0.07	1 (0%) 86 65	51, 75, 109, 149	0
72	Bi	99/100 (99%)	-0.03	0 100 100	45, 69, 111, 172	0
72	Di	99/100 (99%)	0.06	1 (1%) 82 59	57, 75, 116, 171	0
73	Bj	87/88 (98%)	0.06	1 (1%) 80 56	35, 45, 74, 216	0
73	Dj	87/88 (98%)	0.28	2 (2%) 60 31	30, 50, 91, 241	0
74	Bk	77/78 (98%)	-0.21	0 100 100	65, 95, 146, 168	0
74	Dk	77/78 (98%)	0.16	1 (1%) 77 51	64, 98, 138, 153	0
75	Bl	50/51 (98%)	0.23	0 100 100	37, 59, 80, 95	0
75	Dl	50/51 (98%)	0.19	1 (2%) 65 36	44, 59, 82, 102	0

Continued on next page...

Continued from previous page...

Mol	Chain	Analysed	<RSRZ>	#RSRZ>2	OWAB(Å ²)	Q<0.9
76	Bm	52/128 (40%)	0.01	2 (3%) 40 16	42, 55, 82, 139	0
76	Dm	52/128 (40%)	0.01	1 (1%) 66 37	30, 39, 68, 106	0
77	Bn	25/25 (100%)	0.49	1 (4%) 38 15	49, 62, 79, 94	0
77	Dn	25/25 (100%)	0.28	0 100 100	37, 55, 72, 99	0
78	Bo	105/106 (99%)	0.07	1 (0%) 82 59	35, 60, 97, 219	0
78	Do	105/106 (99%)	0.05	2 (1%) 66 37	37, 59, 101, 157	0
79	Bp	91/92 (98%)	-0.11	0 100 100	40, 61, 104, 126	0
79	Dp	91/92 (98%)	-0.07	1 (1%) 80 56	29, 60, 96, 111	0
80	A6	1769/1800 (98%)	0.02	32 (1%) 68 40	38, 72, 189, 360	0
81	Ch	63/273 (23%)	0.52	5 (7%) 12 4	50, 99, 156, 183	0
82	DK	0/155	-	-	-	-
83	Dq	120/312 (38%)	0.53	7 (5%) 23 7	70, 109, 166, 232	0
84	Dr	0/47	-	-	-	-
85	Ds	0/46	-	-	-	-
All	All	32947/35856 (91%)	0.09	713 (2%) 62 33	20, 71, 157, 373	80 (0%)

The worst 5 of 713 RSRZ outliers are listed below:

Mol	Chain	Res	Type	RSRZ
60	BW	76	VAL	21.3
16	AO	15	GLY	17.6
60	BW	75	THR	16.9
60	BW	86	SER	14.2
33	Cf	145	HIS	13.6

6.2 Non-standard residues in protein, DNA, RNA chains ⓘ

There are no non-standard protein/DNA/RNA residues in this entry.

6.3 Carbohydrates ⓘ

There are no monosaccharides in this entry.

6.4 Ligands ⓘ

In the following table, the Atoms column lists the number of modelled atoms in the group and the number defined in the chemical component dictionary. The B-factors column lists the minimum, median, 95th percentile and maximum values of B factors of atoms in the group. The column labelled 'Q< 0.9' lists the number of atoms with occupancy less than 0.9.

Mol	Type	Chain	Res	Atoms	RSCC	RSR	B-factors(Å ²)	Q<0.9
87	MG	A2	2209	1/1	-0.15	0.41	96,96,96,96	0
87	MG	A2	2227	1/1	-0.10	0.19	106,106,106,106	0
87	MG	A1	4299	1/1	-0.05	0.41	84,84,84,84	0
87	MG	A5	4515	1/1	0.02	0.41	109,109,109,109	0
87	MG	A1	4230	1/1	0.08	0.38	91,91,91,91	0
87	MG	A6	2250	1/1	0.10	0.46	96,96,96,96	0
87	MG	A5	4203	1/1	0.12	0.29	82,82,82,82	0
87	MG	A5	4353	1/1	0.13	0.61	71,71,71,71	0
88	ZN	Ab	101	1/1	0.13	0.12	327,327,327,327	0
87	MG	A5	4099	1/1	0.14	0.30	93,93,93,93	0
87	MG	A1	4150	1/1	0.16	0.60	95,95,95,95	0
87	MG	A1	4481	1/1	0.18	0.32	97,97,97,97	0
87	MG	A6	2259	1/1	0.19	0.66	119,119,119,119	0
87	MG	A5	4177	1/1	0.19	0.42	65,65,65,65	0
87	MG	A5	4254	1/1	0.20	0.66	103,103,103,103	0
87	MG	A6	2316	1/1	0.21	0.58	112,112,112,112	0
87	MG	AB	301	1/1	0.23	0.33	98,98,98,98	0
87	MG	A1	4109	1/1	0.23	0.37	80,80,80,80	0
87	MG	A1	4147	1/1	0.24	0.34	73,73,73,73	0
87	MG	A1	4477	1/1	0.25	0.29	108,108,108,108	0
87	MG	A5	4478	1/1	0.25	0.37	81,81,81,81	0
87	MG	A5	4581	1/1	0.26	0.36	97,97,97,97	0
87	MG	A1	3921	1/1	0.26	0.26	87,87,87,87	0
87	MG	A1	3919	1/1	0.27	0.98	138,138,138,138	0
87	MG	A5	4552	1/1	0.27	0.30	84,84,84,84	0
87	MG	A1	3851	1/1	0.27	0.26	53,53,53,53	0
87	MG	DJ	202	1/1	0.27	0.28	81,81,81,81	0
87	MG	A5	4497	1/1	0.27	0.29	76,76,76,76	0
87	MG	A1	4448	1/1	0.29	0.33	66,66,66,66	0
87	MG	A2	2219	1/1	0.29	0.24	93,93,93,93	0
87	MG	A5	4485	1/1	0.30	0.61	77,77,77,77	0
87	MG	DM	203	1/1	0.31	0.28	94,94,94,94	0
87	MG	A1	4454	1/1	0.33	0.35	81,81,81,81	0
87	MG	A2	2221	1/1	0.34	0.34	83,83,83,83	0
87	MG	A1	4359	1/1	0.34	0.27	70,70,70,70	0
87	MG	A6	2308	1/1	0.34	0.40	81,81,81,81	0

Continued on next page...

Continued from previous page...

Mol	Type	Chain	Res	Atoms	RSCC	RSR	B-factors(\AA^2)	Q<0.9
87	MG	A1	4104	1/1	0.34	0.21	65,65,65,65	0
87	MG	A5	4320	1/1	0.34	0.24	117,117,117,117	0
87	MG	A1	4387	1/1	0.35	0.54	89,89,89,89	0
87	MG	A1	4495	1/1	0.35	0.45	109,109,109,109	0
87	MG	A1	4232	1/1	0.35	0.57	75,75,75,75	0
87	MG	A5	4207	1/1	0.35	0.38	102,102,102,102	0
87	MG	A2	2211	1/1	0.36	0.76	94,94,94,94	0
87	MG	A2	2156	1/1	0.36	0.33	70,70,70,70	0
87	MG	A8	237	1/1	0.37	0.27	85,85,85,85	0
87	MG	A5	4084	1/1	0.37	0.79	112,112,112,112	0
87	MG	A6	2337	1/1	0.38	0.29	127,127,127,127	0
87	MG	A2	2208	1/1	0.38	0.24	109,109,109,109	0
87	MG	A5	4576	1/1	0.38	0.31	77,77,77,77	0
87	MG	A1	4228	1/1	0.38	0.33	82,82,82,82	0
87	MG	AJ	201	1/1	0.39	0.29	82,82,82,82	0
87	MG	A5	4230	1/1	0.39	0.30	78,78,78,78	0
87	MG	A1	4369	1/1	0.39	0.27	85,85,85,85	0
87	MG	A6	2133	1/1	0.39	0.29	65,65,65,65	0
87	MG	A1	4501	1/1	0.40	1.01	103,103,103,103	0
87	MG	A5	4283	1/1	0.40	0.69	79,79,79,79	0
87	MG	A6	2255	1/1	0.40	0.30	81,81,81,81	0
87	MG	A6	2244	1/1	0.41	0.65	97,97,97,97	0
87	MG	A6	2278	1/1	0.41	0.72	64,64,64,64	0
87	MG	A5	4341	1/1	0.41	0.27	96,96,96,96	0
87	MG	A1	4325	1/1	0.41	0.31	67,67,67,67	0
87	MG	A1	4370	1/1	0.41	0.25	104,104,104,104	0
87	MG	A5	4318	1/1	0.43	0.15	83,83,83,83	0
87	MG	A5	4569	1/1	0.43	1.00	103,103,103,103	0
87	MG	A6	2249	1/1	0.44	0.22	71,71,71,71	0
87	MG	A5	4575	1/1	0.44	0.50	68,68,68,68	0
87	MG	A1	4478	1/1	0.44	0.25	100,100,100,100	0
87	MG	A1	4502	1/1	0.44	0.25	93,93,93,93	0
87	MG	CY	203	1/1	0.44	0.24	109,109,109,109	0
87	MG	A1	4256	1/1	0.44	0.18	86,86,86,86	0
87	MG	A6	2262	1/1	0.44	0.49	101,101,101,101	0
87	MG	A1	4364	1/1	0.44	0.23	92,92,92,92	0
87	MG	A1	4313	1/1	0.45	0.22	105,105,105,105	0
87	MG	A3	229	1/1	0.45	0.31	99,99,99,99	0
87	MG	A5	4543	1/1	0.45	0.18	78,78,78,78	0
87	MG	A5	4464	1/1	0.45	0.51	85,85,85,85	0
87	MG	A2	2166	1/1	0.45	0.34	90,90,90,90	0
87	MG	A5	4324	1/1	0.45	0.23	80,80,80,80	0

Continued on next page...

Continued from previous page...

Mol	Type	Chain	Res	Atoms	RSCC	RSR	B-factors(\AA^2)	Q<0.9
87	MG	A1	4155	1/1	0.46	0.73	88,88,88,88	0
87	MG	A5	3929	1/1	0.46	0.33	80,80,80,80	0
87	MG	A2	2254	1/1	0.46	0.22	61,61,61,61	0
87	MG	A1	4337	1/1	0.46	0.54	108,108,108,108	0
87	MG	A2	2222	1/1	0.46	0.64	103,103,103,103	0
87	MG	A3	230	1/1	0.47	0.48	85,85,85,85	0
87	MG	A6	2129	1/1	0.47	0.28	66,66,66,66	0
87	MG	A5	4392	1/1	0.47	0.25	64,64,64,64	0
87	MG	A2	2092	1/1	0.47	0.24	69,69,69,69	0
87	MG	A6	2182	1/1	0.47	0.15	63,63,63,63	0
87	MG	A6	2312	1/1	0.47	0.38	85,85,85,85	0
87	MG	A1	4088	1/1	0.48	0.29	90,90,90,90	0
87	MG	A5	4479	1/1	0.48	0.38	64,64,64,64	0
87	MG	A2	2187	1/1	0.48	0.21	90,90,90,90	0
87	MG	A5	4414	1/1	0.48	1.28	101,101,101,101	0
87	MG	A1	3994	1/1	0.48	0.38	64,64,64,64	0
87	MG	A5	4493	1/1	0.49	0.24	76,76,76,76	0
87	MG	A1	4048	1/1	0.50	0.21	67,67,67,67	0
87	MG	Cd	102	1/1	0.50	0.24	75,75,75,75	0
87	MG	DB	413	1/1	0.50	0.34	101,101,101,101	0
87	MG	A2	2167	1/1	0.50	0.33	72,72,72,72	0
87	MG	A1	4274	1/1	0.50	0.37	87,87,87,87	0
87	MG	A2	2256	1/1	0.50	0.71	80,80,80,80	0
87	MG	A5	4263	1/1	0.51	0.27	72,72,72,72	0
87	MG	A1	4319	1/1	0.51	0.31	76,76,76,76	0
87	MG	A5	4503	1/1	0.51	0.33	72,72,72,72	0
87	MG	A1	4135	1/1	0.51	0.41	96,96,96,96	0
87	MG	A1	4239	1/1	0.51	0.28	60,60,60,60	0
87	MG	A5	4545	1/1	0.51	0.39	94,94,94,94	0
87	MG	A1	4241	1/1	0.51	0.38	74,74,74,74	0
87	MG	A5	4075	1/1	0.51	0.38	60,60,60,60	0
87	MG	A1	4249	1/1	0.51	0.34	73,73,73,73	0
87	MG	A5	4377	1/1	0.51	0.32	85,85,85,85	0
87	MG	A1	4184	1/1	0.51	0.36	81,81,81,81	0
87	MG	A1	4221	1/1	0.51	0.16	92,92,92,92	0
87	MG	A1	4288	1/1	0.51	0.38	81,81,81,81	0
87	MG	BV	201	1/1	0.51	0.22	95,95,95,95	0
87	MG	A1	3922	1/1	0.51	0.45	107,107,107,107	0
86	OHX	A6	2095	7/7	0.51	0.46	213,213,213,213	7
87	MG	A1	4047	1/1	0.52	0.24	98,98,98,98	0
87	MG	A5	4486	1/1	0.52	0.56	94,94,94,94	0
87	MG	AI	302	1/1	0.52	0.27	66,66,66,66	0

Continued on next page...

Continued from previous page...

Mol	Type	Chain	Res	Atoms	RSCC	RSR	B-factors(\AA^2)	Q<0.9
87	MG	A1	4273	1/1	0.52	0.42	85,85,85,85	0
87	MG	A5	4359	1/1	0.52	0.21	86,86,86,86	0
87	MG	A6	2317	1/1	0.52	0.94	82,82,82,82	0
87	MG	CQ	202	1/1	0.53	0.29	85,85,85,85	0
87	MG	A6	2293	1/1	0.53	0.21	78,78,78,78	0
87	MG	A1	4137	1/1	0.53	0.33	84,84,84,84	0
87	MG	DT	203	1/1	0.53	0.34	80,80,80,80	0
87	MG	A1	4489	1/1	0.53	0.31	94,94,94,94	0
87	MG	A5	4518	1/1	0.54	1.25	144,144,144,144	0
87	MG	A5	3897	1/1	0.54	0.38	100,100,100,100	0
87	MG	A2	2181	1/1	0.54	0.17	79,79,79,79	0
87	MG	CF	302	1/1	0.54	0.25	73,73,73,73	0
86	OHX	A6	2083	7/7	0.54	0.64	214,214,214,214	7
87	MG	A1	4201	1/1	0.54	0.65	65,65,65,65	0
87	MG	A6	2209	1/1	0.54	0.23	79,79,79,79	0
87	MG	A1	4153	1/1	0.55	0.24	96,96,96,96	0
87	MG	A6	2296	1/1	0.55	2.16	119,119,119,119	0
86	OHX	A5	3817	7/7	0.55	0.19	205,205,205,205	7
87	MG	A6	2282	1/1	0.55	0.39	83,83,83,83	0
87	MG	A5	4251	1/1	0.55	0.38	85,85,85,85	0
87	MG	BS	202	1/1	0.56	0.35	84,84,84,84	0
87	MG	A1	3918	1/1	0.56	0.29	83,83,83,83	0
87	MG	A5	4214	1/1	0.56	0.32	66,66,66,66	0
87	MG	A6	2103	1/1	0.56	0.36	64,64,64,64	0
87	MG	A5	4495	1/1	0.56	0.31	88,88,88,88	0
87	MG	A5	4241	1/1	0.56	0.34	106,106,106,106	0
87	MG	A1	4213	1/1	0.56	0.19	79,79,79,79	0
87	MG	A2	2123	1/1	0.56	0.39	81,81,81,81	0
87	MG	A1	4103	1/1	0.56	0.24	74,74,74,74	0
87	MG	A1	4252	1/1	0.56	0.28	121,121,121,121	0
87	MG	A2	2236	1/1	0.56	0.10	100,100,100,100	0
87	MG	A1	3987	1/1	0.57	0.22	57,57,57,57	0
87	MG	A2	2231	1/1	0.57	0.32	75,75,75,75	0
87	MG	BQ	202	1/1	0.57	0.83	80,80,80,80	0
87	MG	A1	4395	1/1	0.57	0.16	97,97,97,97	0
87	MG	A6	2335	1/1	0.57	0.69	84,84,84,84	0
87	MG	A5	4349	1/1	0.57	1.82	79,79,79,79	0
87	MG	A1	4282	1/1	0.57	0.41	92,92,92,92	0
87	MG	A5	3826	1/1	0.58	0.45	63,63,63,63	0
87	MG	A2	2194	1/1	0.58	0.48	113,113,113,113	0
87	MG	A1	4301	1/1	0.58	0.13	118,118,118,118	0
87	MG	Ba	205	1/1	0.58	0.27	69,69,69,69	0

Continued on next page...

Continued from previous page...

Mol	Type	Chain	Res	Atoms	RSCC	RSR	B-factors(\AA^2)	Q<0.9
87	MG	A2	2147	1/1	0.58	0.20	93,93,93,93	0
87	MG	BA	302	1/1	0.59	0.40	63,63,63,63	0
87	MG	A6	2132	1/1	0.59	0.23	81,81,81,81	0
87	MG	A5	3920	1/1	0.59	0.31	83,83,83,83	0
87	MG	A1	4069	1/1	0.59	0.24	69,69,69,69	0
87	MG	A2	2135	1/1	0.59	0.12	54,54,54,54	0
87	MG	A7	228	1/1	0.59	0.44	85,85,85,85	0
87	MG	A1	4233	1/1	0.59	0.24	79,79,79,79	0
87	MG	A6	2222	1/1	0.59	0.22	86,86,86,86	0
87	MG	A6	2240	1/1	0.59	0.21	95,95,95,95	0
87	MG	A2	2243	1/1	0.59	0.30	86,86,86,86	0
87	MG	A1	4059	1/1	0.59	0.43	84,84,84,84	0
87	MG	A5	4549	1/1	0.59	0.46	70,70,70,70	0
87	MG	A1	4420	1/1	0.60	0.61	73,73,73,73	0
87	MG	A6	2324	1/1	0.60	0.26	74,74,74,74	0
87	MG	A6	2334	1/1	0.60	0.36	72,72,72,72	0
87	MG	A5	4476	1/1	0.60	0.50	86,86,86,86	0
87	MG	A1	4141	1/1	0.60	0.40	53,53,53,53	0
87	MG	A5	4571	1/1	0.60	0.36	84,84,84,84	0
87	MG	A5	4312	1/1	0.60	0.39	87,87,87,87	0
87	MG	Ad	102	1/1	0.60	0.13	89,89,89,89	0
87	MG	A5	4146	1/1	0.60	0.25	80,80,80,80	0
87	MG	A1	3920	1/1	0.60	0.24	53,53,53,53	0
87	MG	A1	4291	1/1	0.60	0.18	112,112,112,112	0
87	MG	A6	2245	1/1	0.60	0.18	82,82,82,82	0
87	MG	A1	4244	1/1	0.60	0.32	52,52,52,52	0
87	MG	A1	4357	1/1	0.60	0.32	89,89,89,89	0
87	MG	A6	2169	1/1	0.60	0.33	77,77,77,77	0
87	MG	A5	4529	1/1	0.60	0.53	91,91,91,91	0
87	MG	A1	4465	1/1	0.61	0.37	92,92,92,92	0
87	MG	A5	3872	1/1	0.61	0.31	81,81,81,81	0
87	MG	A1	4222	1/1	0.61	0.25	73,73,73,73	0
87	MG	A1	4277	1/1	0.61	0.73	89,89,89,89	0
87	MG	A6	2134	1/1	0.61	0.35	67,67,67,67	0
87	MG	A6	2328	1/1	0.61	0.21	87,87,87,87	0
87	MG	BI	305	1/1	0.61	0.24	84,84,84,84	0
87	MG	A1	3928	1/1	0.61	0.43	88,88,88,88	0
87	MG	A5	4319	1/1	0.61	0.19	86,86,86,86	0
87	MG	A5	4492	1/1	0.61	0.42	73,73,73,73	0
87	MG	A6	2184	1/1	0.61	0.20	67,67,67,67	0
87	MG	A1	4190	1/1	0.61	0.27	98,98,98,98	0
87	MG	A5	4191	1/1	0.61	0.29	99,99,99,99	0

Continued on next page...

Continued from previous page...

Mol	Type	Chain	Res	Atoms	RSCC	RSR	B-factors(\AA^2)	Q<0.9
87	MG	DC	406	1/1	0.61	0.30	111,111,111,111	0
87	MG	A5	4502	1/1	0.61	0.28	84,84,84,84	0
86	OHX	BI	303	7/7	0.61	0.46	215,215,215,215	7
87	MG	DO	207	1/1	0.61	0.53	109,109,109,109	0
87	MG	A1	4058	1/1	0.61	0.27	97,97,97,97	0
87	MG	A2	2182	1/1	0.61	0.21	78,78,78,78	0
87	MG	BO	202	1/1	0.62	0.20	77,77,77,77	0
87	MG	A1	3991	1/1	0.62	0.40	52,52,52,52	0
87	MG	A2	2193	1/1	0.62	0.25	79,79,79,79	0
87	MG	A1	3898	1/1	0.62	0.23	64,64,64,64	0
87	MG	A5	4135	1/1	0.62	0.43	73,73,73,73	0
87	MG	A1	4087	1/1	0.62	0.25	67,67,67,67	0
87	MG	A2	2201	1/1	0.62	0.15	96,96,96,96	0
87	MG	A5	4179	1/1	0.62	0.23	71,71,71,71	0
87	MG	A5	4390	1/1	0.62	0.21	70,70,70,70	0
87	MG	DQ	202	1/1	0.62	0.28	88,88,88,88	0
87	MG	A6	2299	1/1	0.62	0.75	84,84,84,84	0
87	MG	A1	4089	1/1	0.62	0.18	89,89,89,89	0
88	ZN	Cb	101	1/1	0.62	0.33	305,305,305,305	0
87	MG	A1	4493	1/1	0.63	0.36	66,66,66,66	0
87	MG	A5	4067	1/1	0.63	0.33	61,61,61,61	0
86	OHX	A1	3779	7/7	0.63	0.46	164,164,164,164	7
87	MG	A5	4081	1/1	0.63	0.41	79,79,79,79	0
87	MG	A5	4244	1/1	0.63	0.17	82,82,82,82	0
86	OHX	A2	2082	7/7	0.63	0.23	225,225,225,225	7
87	MG	CS	203	1/1	0.63	0.12	71,71,71,71	0
87	MG	A1	4344	1/1	0.63	0.20	88,88,88,88	0
87	MG	A5	4267	1/1	0.63	0.28	88,88,88,88	0
87	MG	A1	4217	1/1	0.63	0.17	57,57,57,57	0
86	OHX	A5	3792	7/7	0.63	0.40	217,217,217,217	7
87	MG	A6	2332	1/1	0.63	0.41	80,80,80,80	0
87	MG	A1	4068	1/1	0.63	0.35	78,78,78,78	0
87	MG	A5	4482	1/1	0.63	0.73	79,79,79,79	0
87	MG	A6	2254	1/1	0.63	0.17	69,69,69,69	0
87	MG	A5	4253	1/1	0.64	0.28	75,75,75,75	0
87	MG	A1	4436	1/1	0.64	0.13	115,115,115,115	0
87	MG	A1	4447	1/1	0.64	0.58	104,104,104,104	0
87	MG	A5	4211	1/1	0.64	0.35	77,77,77,77	0
87	MG	A5	4162	1/1	0.64	0.20	70,70,70,70	0
87	MG	A5	4164	1/1	0.64	0.13	87,87,87,87	0
87	MG	A5	3839	1/1	0.64	0.19	48,48,48,48	0
87	MG	Dq	401	1/1	0.64	0.12	81,81,81,81	0

Continued on next page...

Continued from previous page...

Mol	Type	Chain	Res	Atoms	RSCC	RSR	B-factors(\AA^2)	Q<0.9
87	MG	A6	2187	1/1	0.64	0.23	64,64,64,64	0
87	MG	A5	4121	1/1	0.64	0.23	55,55,55,55	0
87	MG	A2	2168	1/1	0.65	0.28	78,78,78,78	0
87	MG	A5	4224	1/1	0.65	0.27	58,58,58,58	0
87	MG	DF	303	1/1	0.65	0.28	73,73,73,73	0
87	MG	A5	4561	1/1	0.65	0.58	111,111,111,111	0
87	MG	A5	4351	1/1	0.65	0.38	85,85,85,85	0
87	MG	A5	4087	1/1	0.65	0.28	86,86,86,86	0
87	MG	A6	2128	1/1	0.65	0.36	81,81,81,81	0
87	MG	A2	2245	1/1	0.65	0.16	71,71,71,71	0
87	MG	A6	2333	1/1	0.65	1.27	99,99,99,99	0
87	MG	A5	3860	1/1	0.65	0.29	66,66,66,66	0
87	MG	A6	2158	1/1	0.65	0.46	66,66,66,66	0
87	MG	A5	4445	1/1	0.66	0.29	65,65,65,65	0
87	MG	A5	4556	1/1	0.66	0.31	73,73,73,73	0
87	MG	A1	3836	1/1	0.66	0.31	48,48,48,48	0
87	MG	A5	3965	1/1	0.66	0.38	64,64,64,64	0
87	MG	Bo	202	1/1	0.66	0.37	82,82,82,82	0
87	MG	Bo	203	1/1	0.66	0.38	79,79,79,79	0
87	MG	A2	2145	1/1	0.66	0.33	71,71,71,71	0
87	MG	A1	4281	1/1	0.66	0.23	74,74,74,74	0
87	MG	A7	226	1/1	0.66	0.19	74,74,74,74	0
87	MG	A2	2242	1/1	0.66	0.15	105,105,105,105	0
87	MG	A5	4347	1/1	0.66	0.26	78,78,78,78	0
87	MG	A1	4242	1/1	0.66	0.17	84,84,84,84	0
87	MG	A1	3932	1/1	0.66	0.29	30,30,30,30	0
87	MG	A5	4131	1/1	0.66	0.23	85,85,85,85	0
87	MG	DH	202	1/1	0.66	0.62	73,73,73,73	0
86	OHX	A2	2077	7/7	0.66	0.31	206,206,206,206	7
87	MG	A5	4375	1/1	0.66	0.82	65,65,65,65	0
87	MG	A2	2141	1/1	0.66	0.28	68,68,68,68	0
87	MG	A2	2207	1/1	0.66	0.34	76,76,76,76	0
87	MG	A1	4198	1/1	0.66	0.24	79,79,79,79	0
87	MG	De	203	1/1	0.66	1.56	109,109,109,109	0
87	MG	A5	4397	1/1	0.66	0.17	101,101,101,101	0
87	MG	A1	4404	1/1	0.66	0.28	80,80,80,80	0
88	ZN	Bo	205	1/1	0.66	0.14	209,209,209,209	0
87	MG	A5	4420	1/1	0.66	0.26	93,93,93,93	0
87	MG	A5	4334	1/1	0.67	0.11	109,109,109,109	0
87	MG	A5	4078	1/1	0.67	0.30	49,49,49,49	0
87	MG	A1	4492	1/1	0.67	0.21	100,100,100,100	0
86	OHX	BI	304	7/7	0.67	0.36	193,193,193,193	7

Continued on next page...

Continued from previous page...

Mol	Type	Chain	Res	Atoms	RSCC	RSR	B-factors(\AA^2)	Q<0.9
87	MG	A5	4086	1/1	0.67	0.28	59,59,59,59	0
87	MG	A1	3847	1/1	0.67	0.15	74,74,74,74	0
87	MG	A1	4156	1/1	0.67	0.24	75,75,75,75	0
87	MG	A1	4206	1/1	0.67	0.21	55,55,55,55	0
87	MG	A1	4057	1/1	0.67	0.25	63,63,63,63	0
87	MG	A5	4379	1/1	0.67	0.40	45,45,45,45	0
87	MG	A1	4368	1/1	0.67	0.71	80,80,80,80	0
87	MG	A5	4138	1/1	0.67	0.39	77,77,77,77	0
87	MG	A5	3888	1/1	0.67	0.24	64,64,64,64	0
87	MG	A5	4157	1/1	0.67	0.19	56,56,56,56	0
87	MG	A6	2275	1/1	0.67	0.18	63,63,63,63	0
87	MG	A6	2195	1/1	0.67	0.32	93,93,93,93	0
87	MG	A1	4483	1/1	0.67	0.20	72,72,72,72	0
87	MG	A1	4290	1/1	0.67	0.25	69,69,69,69	0
87	MG	BI	307	1/1	0.67	2.09	81,81,81,81	0
87	MG	BN	304	1/1	0.67	0.33	80,80,80,80	0
87	MG	A1	4487	1/1	0.68	0.23	80,80,80,80	0
87	MG	A3	231	1/1	0.68	0.34	92,92,92,92	0
87	MG	Bj	107	1/1	0.68	0.44	101,101,101,101	0
87	MG	A6	2326	1/1	0.68	0.19	117,117,117,117	0
87	MG	A5	4217	1/1	0.68	0.40	83,83,83,83	0
87	MG	A1	3940	1/1	0.68	0.37	51,51,51,51	0
87	MG	BG	301	1/1	0.68	0.28	91,91,91,91	0
87	MG	A2	2111	1/1	0.68	0.18	69,69,69,69	0
87	MG	A5	4137	1/1	0.68	0.20	104,104,104,104	0
87	MG	AP	202	1/1	0.68	0.30	88,88,88,88	0
87	MG	A5	4364	1/1	0.68	0.23	76,76,76,76	0
87	MG	A6	2284	1/1	0.68	0.55	107,107,107,107	0
87	MG	A1	4207	1/1	0.68	0.17	85,85,85,85	0
87	MG	A5	4056	1/1	0.68	0.23	78,78,78,78	0
87	MG	A5	4382	1/1	0.68	0.62	99,99,99,99	0
87	MG	A1	4479	1/1	0.68	0.26	74,74,74,74	0
87	MG	BP	207	1/1	0.68	0.26	65,65,65,65	0
87	MG	A5	4540	1/1	0.68	0.21	94,94,94,94	0
87	MG	A1	4333	1/1	0.68	0.85	68,68,68,68	0
87	MG	A5	4315	1/1	0.68	0.24	106,106,106,106	0
87	MG	A5	4419	1/1	0.68	0.28	65,65,65,65	0
87	MG	A1	4450	1/1	0.68	0.24	68,68,68,68	0
87	MG	A5	4441	1/1	0.68	0.22	61,61,61,61	0
87	MG	A5	4399	1/1	0.69	0.27	64,64,64,64	0
87	MG	A5	4402	1/1	0.69	0.68	91,91,91,91	0
87	MG	A1	3894	1/1	0.69	0.33	43,43,43,43	0

Continued on next page...

Continued from previous page...

Mol	Type	Chain	Res	Atoms	RSCC	RSR	B-factors(\AA^2)	Q<0.9
87	MG	A5	4554	1/1	0.69	0.55	86,86,86,86	0
87	MG	A1	4284	1/1	0.69	0.29	87,87,87,87	0
87	MG	A5	4557	1/1	0.69	0.27	69,69,69,69	0
87	MG	A2	2224	1/1	0.69	0.20	77,77,77,77	0
87	MG	A5	3862	1/1	0.69	0.48	82,82,82,82	0
87	MG	A5	4330	1/1	0.69	0.19	86,86,86,86	0
87	MG	A5	4333	1/1	0.69	0.39	75,75,75,75	0
87	MG	A5	4115	1/1	0.69	0.37	69,69,69,69	0
87	MG	A5	4338	1/1	0.69	0.31	93,93,93,93	0
87	MG	A2	2188	1/1	0.69	0.20	82,82,82,82	0
87	MG	A2	2191	1/1	0.69	0.23	91,91,91,91	0
87	MG	A8	235	1/1	0.69	0.79	79,79,79,79	0
87	MG	A6	2281	1/1	0.69	0.44	75,75,75,75	0
87	MG	A1	4507	1/1	0.69	0.30	90,90,90,90	0
87	MG	A5	4488	1/1	0.69	0.93	81,81,81,81	0
87	MG	A6	2243	1/1	0.69	0.27	74,74,74,74	0
87	MG	A5	3933	1/1	0.69	0.36	74,74,74,74	0
87	MG	DH	203	1/1	0.69	0.55	72,72,72,72	0
87	MG	A2	2152	1/1	0.69	0.28	88,88,88,88	0
87	MG	A5	4372	1/1	0.69	0.84	74,74,74,74	0
87	MG	A5	4256	1/1	0.69	0.69	81,81,81,81	0
87	MG	AN	202	1/1	0.69	0.13	63,63,63,63	0
87	MG	A5	4511	1/1	0.69	0.66	68,68,68,68	0
87	MG	A6	2246	1/1	0.69	0.41	78,78,78,78	0
87	MG	A1	4182	1/1	0.69	0.20	81,81,81,81	0
87	MG	A5	4285	1/1	0.69	0.57	68,68,68,68	0
87	MG	A4	242	1/1	0.69	0.21	81,81,81,81	0
87	MG	A1	3870	1/1	0.69	0.40	57,57,57,57	0
87	MG	A2	2226	1/1	0.70	0.40	87,87,87,87	0
87	MG	A2	2158	1/1	0.70	0.22	71,71,71,71	0
86	OHX	A1	3814	7/7	0.70	0.53	221,221,221,221	7
87	MG	A1	4258	1/1	0.70	0.18	67,67,67,67	0
87	MG	A6	2287	1/1	0.70	1.05	96,96,96,96	0
87	MG	A1	4422	1/1	0.70	0.24	68,68,68,68	0
87	MG	A5	4562	1/1	0.70	0.28	69,69,69,69	0
87	MG	A1	4431	1/1	0.70	0.36	59,59,59,59	0
87	MG	A6	2215	1/1	0.70	0.18	56,56,56,56	0
87	MG	A5	4323	1/1	0.70	0.34	64,64,64,64	0
87	MG	A2	2196	1/1	0.70	0.54	131,131,131,131	0
87	MG	Ba	207	1/1	0.70	0.81	89,89,89,89	0
87	MG	A7	221	1/1	0.70	0.30	82,82,82,82	0
87	MG	A5	4188	1/1	0.70	0.37	78,78,78,78	0

Continued on next page...

Continued from previous page...

Mol	Type	Chain	Res	Atoms	RSCC	RSR	B-factors(\AA^2)	Q<0.9
87	MG	A1	4175	1/1	0.70	0.09	69,69,69,69	0
87	MG	A5	4337	1/1	0.70	0.47	70,70,70,70	0
87	MG	B1	4500	1/1	0.70	0.53	77,77,77,77	0
87	MG	A1	3914	1/1	0.70	0.19	73,73,73,73	0
87	MG	A5	4491	1/1	0.70	0.57	82,82,82,82	0
87	MG	A5	3992	1/1	0.70	0.32	57,57,57,57	0
87	MG	A2	2237	1/1	0.70	0.16	90,90,90,90	0
87	MG	A1	4451	1/1	0.70	0.44	75,75,75,75	0
87	MG	A2	2238	1/1	0.70	0.40	92,92,92,92	0
87	MG	DJ	203	1/1	0.70	0.26	80,80,80,80	0
86	OHX	A5	3819	7/7	0.70	0.56	238,238,238,238	7
87	MG	A2	2091	1/1	0.70	0.38	81,81,81,81	0
87	MG	A2	2170	1/1	0.70	0.41	88,88,88,88	0
87	MG	A2	2253	1/1	0.70	0.16	89,89,89,89	0
87	MG	A6	2267	1/1	0.70	0.24	72,72,72,72	0
87	MG	CP	203	1/1	0.70	0.63	63,63,63,63	0
87	MG	A1	4298	1/1	0.70	0.65	95,95,95,95	0
87	MG	A6	2276	1/1	0.70	0.36	105,105,105,105	0
87	MG	A5	4264	1/1	0.70	0.41	103,103,103,103	0
87	MG	A2	2139	1/1	0.71	0.19	81,81,81,81	0
87	MG	A5	4317	1/1	0.71	0.41	63,63,63,63	0
87	MG	A5	3871	1/1	0.71	0.24	56,56,56,56	0
87	MG	A6	2315	1/1	0.71	0.26	84,84,84,84	0
87	MG	A5	3880	1/1	0.71	0.26	45,45,45,45	0
87	MG	A5	4447	1/1	0.71	0.23	61,61,61,61	0
87	MG	A4	245	1/1	0.71	0.42	90,90,90,90	0
87	MG	A1	4176	1/1	0.71	0.07	84,84,84,84	0
87	MG	A5	3906	1/1	0.71	0.30	56,56,56,56	0
87	MG	A1	4035	1/1	0.71	0.12	59,59,59,59	0
87	MG	A1	4238	1/1	0.71	0.19	69,69,69,69	0
86	OHX	A1	3805	7/7	0.71	0.41	209,209,209,209	7
87	MG	A1	4187	1/1	0.71	0.73	90,90,90,90	0
87	MG	A1	3863	1/1	0.71	0.24	125,125,125,125	0
87	MG	A6	2273	1/1	0.71	0.22	90,90,90,90	0
87	MG	A2	2233	1/1	0.71	0.13	80,80,80,80	0
87	MG	A5	4229	1/1	0.71	0.38	81,81,81,81	0
87	MG	BP	211	1/1	0.71	0.73	123,123,123,123	0
87	MG	A2	2177	1/1	0.71	0.30	83,83,83,83	0
87	MG	CL	202	1/1	0.71	0.31	82,82,82,82	0
87	MG	CL	204	1/1	0.71	0.49	83,83,83,83	0
87	MG	A1	4425	1/1	0.71	0.21	106,106,106,106	0
87	MG	A2	2210	1/1	0.71	0.42	81,81,81,81	0

Continued on next page...

Continued from previous page...

Mol	Type	Chain	Res	Atoms	RSCC	RSR	B-factors(\AA^2)	Q<0.9
87	MG	A1	4143	1/1	0.71	0.24	70,70,70,70	0
87	MG	A1	3907	1/1	0.71	0.30	50,50,50,50	0
87	MG	A5	4538	1/1	0.71	0.37	67,67,67,67	0
87	MG	A1	3943	1/1	0.71	0.33	59,59,59,59	0
87	MG	A1	4071	1/1	0.71	0.20	71,71,71,71	0
87	MG	A2	2255	1/1	0.71	0.08	107,107,107,107	0
87	MG	A5	3854	1/1	0.71	0.31	74,74,74,74	0
86	OHX	A1	3753	7/7	0.71	0.97	243,243,243,243	7
87	MG	A1	4105	1/1	0.72	0.27	84,84,84,84	0
87	MG	A6	2140	1/1	0.72	0.23	61,61,61,61	0
86	OHX	A2	2047	7/7	0.72	0.32	188,188,188,188	7
87	MG	A1	3817	1/1	0.72	0.39	63,63,63,63	0
87	MG	A6	2173	1/1	0.72	0.22	71,71,71,71	0
87	MG	A5	4565	1/1	0.72	0.16	87,87,87,87	0
87	MG	A5	4192	1/1	0.72	0.37	95,95,95,95	0
87	MG	A5	4194	1/1	0.72	0.40	88,88,88,88	0
86	OHX	A1	3786	7/7	0.72	0.31	184,184,184,184	7
87	MG	A5	4040	1/1	0.72	0.24	46,46,46,46	0
87	MG	A5	4335	1/1	0.72	0.36	94,94,94,94	0
87	MG	A2	2155	1/1	0.72	0.29	86,86,86,86	0
87	MG	A1	4269	1/1	0.72	0.74	87,87,87,87	0
87	MG	A6	2194	1/1	0.72	0.17	67,67,67,67	0
87	MG	A5	4076	1/1	0.72	0.30	64,64,64,64	0
87	MG	BV	205	1/1	0.72	0.81	68,68,68,68	0
87	MG	A6	2200	1/1	0.72	0.23	82,82,82,82	0
87	MG	DC	405	1/1	0.72	0.67	72,72,72,72	0
87	MG	A1	4385	1/1	0.72	0.86	65,65,65,65	0
87	MG	A1	4474	1/1	0.72	0.29	72,72,72,72	0
87	MG	A2	2172	1/1	0.72	0.22	69,69,69,69	0
87	MG	A6	2233	1/1	0.72	0.39	63,63,63,63	0
87	MG	A5	3852	1/1	0.72	0.23	49,49,49,49	0
87	MG	A5	4514	1/1	0.72	1.55	98,98,98,98	0
87	MG	A4	234	1/1	0.72	0.31	74,74,74,74	0
87	MG	A1	4317	1/1	0.72	0.28	92,92,92,92	0
86	OHX	A2	2028	7/7	0.72	0.38	180,180,180,180	7
87	MG	A1	4480	1/1	0.72	0.55	91,91,91,91	0
87	MG	Db	102	1/1	0.72	1.28	70,70,70,70	0
86	OHX	A1	3778	7/7	0.72	0.37	150,150,150,150	7
87	MG	A1	3891	1/1	0.72	0.22	58,58,58,58	0
87	MG	A5	4297	1/1	0.72	0.34	56,56,56,56	0
87	MG	A1	3925	1/1	0.72	0.21	40,40,40,40	0
86	OHX	A1	3815	7/7	0.72	0.53	183,183,183,183	7

Continued on next page...

Continued from previous page...

Mol	Type	Chain	Res	Atoms	RSCC	RSR	B-factors(\AA^2)	Q<0.9
88	ZN	Do	203	1/1	0.72	0.15	181,181,181,181	0
87	MG	A1	4161	1/1	0.73	0.29	73,73,73,73	0
87	MG	A5	4440	1/1	0.73	0.64	76,76,76,76	0
87	MG	A5	3923	1/1	0.73	0.28	68,68,68,68	0
86	OHX	A8	218	7/7	0.73	0.45	221,221,221,221	7
87	MG	A1	3405	1/1	0.73	0.18	71,71,71,71	0
87	MG	A1	4374	1/1	0.73	1.18	60,60,60,60	0
87	MG	A5	4189	1/1	0.73	0.37	96,96,96,96	0
87	MG	A4	229	1/1	0.73	0.16	54,54,54,54	0
87	MG	A5	4024	1/1	0.73	0.37	42,42,42,42	0
87	MG	A1	3857	1/1	0.73	0.26	53,53,53,53	0
87	MG	A4	240	1/1	0.73	0.29	72,72,72,72	0
87	MG	A1	4226	1/1	0.73	0.83	63,63,63,63	0
87	MG	A6	2231	1/1	0.73	0.32	69,69,69,69	0
87	MG	A6	2288	1/1	0.73	0.50	106,106,106,106	0
87	MG	Ca	201	1/1	0.73	0.28	67,67,67,67	0
87	MG	DB	415	1/1	0.73	0.29	91,91,91,91	0
87	MG	A1	4264	1/1	0.73	0.23	65,65,65,65	0
87	MG	A6	2116	1/1	0.73	0.25	80,80,80,80	0
87	MG	A2	2203	1/1	0.73	0.33	68,68,68,68	0
87	MG	A1	4271	1/1	0.73	0.24	58,58,58,58	0
87	MG	A5	4089	1/1	0.73	0.20	81,81,81,81	0
87	MG	A5	4250	1/1	0.73	0.61	110,110,110,110	0
87	MG	A1	4037	1/1	0.73	0.17	83,83,83,83	0
87	MG	A5	4100	1/1	0.73	0.33	86,86,86,86	0
87	MG	A1	4042	1/1	0.73	0.33	68,68,68,68	0
87	MG	A1	4194	1/1	0.73	0.32	96,96,96,96	0
87	MG	A5	4126	1/1	0.73	0.27	100,100,100,100	0
87	MG	A1	3912	1/1	0.73	0.66	84,84,84,84	0
87	MG	A1	4444	1/1	0.73	1.27	81,81,81,81	0
87	MG	A1	3868	1/1	0.73	0.26	55,55,55,55	0
87	MG	A6	2258	1/1	0.73	0.22	71,71,71,71	0
86	OHX	A3	213	7/7	0.73	0.22	195,195,195,195	7
87	MG	A1	3876	1/1	0.73	0.38	68,68,68,68	0
87	MG	A5	4314	1/1	0.73	0.21	56,56,56,56	0
87	MG	Bj	106	1/1	0.74	0.34	75,75,75,75	0
87	MG	A5	4043	1/1	0.74	0.28	35,35,35,35	0
87	MG	A6	2196	1/1	0.74	0.57	83,83,83,83	0
87	MG	A2	2098	1/1	0.74	0.30	62,62,62,62	0
87	MG	A1	4440	1/1	0.74	0.61	55,55,55,55	0
87	MG	A6	2210	1/1	0.74	0.25	72,72,72,72	0
87	MG	A2	2101	1/1	0.74	0.12	59,59,59,59	0

Continued on next page...

Continued from previous page...

Mol	Type	Chain	Res	Atoms	RSCC	RSR	B-factors(\AA^2)	Q<0.9
87	MG	BA	306	1/1	0.74	0.43	74,74,74,74	0
87	MG	A7	222	1/1	0.74	0.38	94,94,94,94	0
87	MG	A5	3408	1/1	0.74	0.62	63,63,63,63	0
86	OHX	A6	2087	7/7	0.74	0.23	205,205,205,205	7
87	MG	A8	228	1/1	0.74	0.33	86,86,86,86	0
87	MG	A6	2106	1/1	0.74	0.34	64,64,64,64	0
87	MG	A5	3848	1/1	0.74	0.32	77,77,77,77	0
87	MG	DA	301	1/1	0.74	0.23	86,86,86,86	0
87	MG	A2	2149	1/1	0.74	0.28	83,83,83,83	0
86	OHX	A5	3798	7/7	0.74	0.27	202,202,202,202	7
87	MG	A5	3859	1/1	0.74	0.23	50,50,50,50	0
86	OHX	A5	3811	7/7	0.74	0.30	214,214,214,214	7
87	MG	A1	4149	1/1	0.74	0.17	74,74,74,74	0
87	MG	A1	4189	1/1	0.74	0.21	59,59,59,59	0
87	MG	A1	4285	1/1	0.74	0.31	64,64,64,64	0
87	MG	A5	4381	1/1	0.74	0.24	96,96,96,96	0
87	MG	A6	2321	1/1	0.74	0.48	93,93,93,93	0
87	MG	A5	4385	1/1	0.74	0.30	74,74,74,74	0
87	MG	A1	4060	1/1	0.74	0.20	67,67,67,67	0
86	OHX	A6	2074	7/7	0.74	0.32	176,176,176,176	7
87	MG	A4	217	1/1	0.74	0.38	69,69,69,69	0
87	MG	BV	202	1/1	0.74	0.22	73,73,73,73	0
87	MG	A6	2179	1/1	0.74	0.20	47,47,47,47	0
87	MG	A1	4108	1/1	0.74	0.23	60,60,60,60	0
87	MG	A1	4427	1/1	0.74	0.26	77,77,77,77	0
87	MG	A6	2272	1/1	0.74	0.31	115,115,115,115	0
87	MG	A1	4362	1/1	0.74	0.19	85,85,85,85	0
87	MG	Bj	104	1/1	0.74	0.29	86,86,86,86	0
87	MG	A1	4459	1/1	0.75	0.39	88,88,88,88	0
87	MG	A1	4463	1/1	0.75	0.20	76,76,76,76	0
86	OHX	A1	3774	7/7	0.75	0.18	206,206,206,206	7
87	MG	BJ	201	1/1	0.75	0.18	81,81,81,81	0
87	MG	A1	4467	1/1	0.75	0.30	68,68,68,68	0
86	OHX	A6	2060	7/7	0.75	0.27	165,165,165,165	7
87	MG	BO	205	1/1	0.75	0.82	58,58,58,58	0
87	MG	A5	3988	1/1	0.75	0.35	51,51,51,51	0
87	MG	A1	4132	1/1	0.75	0.17	64,64,64,64	0
86	OHX	A5	3777	7/7	0.75	0.34	187,187,187,187	7
87	MG	A5	4231	1/1	0.75	0.17	105,105,105,105	0
87	MG	A5	4035	1/1	0.75	0.14	39,39,39,39	0
86	OHX	A2	2075	7/7	0.75	0.28	204,204,204,204	7
86	OHX	A2	2037	7/7	0.75	0.38	197,197,197,197	7

Continued on next page...

Continued from previous page...

Mol	Type	Chain	Res	Atoms	RSCC	RSR	B-factors(\AA^2)	Q<0.9
87	MG	A1	4276	1/1	0.75	0.26	95,95,95,95	0
87	MG	A2	2212	1/1	0.75	0.34	100,100,100,100	0
87	MG	A7	219	1/1	0.75	0.23	71,71,71,71	0
87	MG	A1	4219	1/1	0.75	0.16	85,85,85,85	0
87	MG	Ba	203	1/1	0.75	0.22	70,70,70,70	0
87	MG	A5	4423	1/1	0.75	0.33	82,82,82,82	0
87	MG	A2	2215	1/1	0.75	0.34	86,86,86,86	0
87	MG	A1	4390	1/1	0.75	0.22	82,82,82,82	0
87	MG	A8	233	1/1	0.75	0.30	78,78,78,78	0
86	OHX	A5	3799	7/7	0.75	0.29	168,168,168,168	7
87	MG	A2	2197	1/1	0.75	0.25	80,80,80,80	0
87	MG	A2	2097	1/1	0.75	0.22	78,78,78,78	0
87	MG	A1	4082	1/1	0.75	0.20	73,73,73,73	0
87	MG	A5	4094	1/1	0.75	0.31	69,69,69,69	0
87	MG	A1	4085	1/1	0.75	0.18	35,35,35,35	0
87	MG	A3	220	1/1	0.75	0.46	83,83,83,83	0
87	MG	A1	4086	1/1	0.75	0.55	58,58,58,58	0
87	MG	A1	4236	1/1	0.75	0.34	73,73,73,73	0
87	MG	A1	4432	1/1	0.75	0.76	79,79,79,79	0
87	MG	A6	2119	1/1	0.75	0.26	70,70,70,70	0
87	MG	A5	3831	1/1	0.75	0.19	37,37,37,37	0
87	MG	A2	2247	1/1	0.75	0.23	86,86,86,86	0
87	MG	A4	226	1/1	0.75	0.34	70,70,70,70	0
87	MG	A1	4011	1/1	0.75	0.23	50,50,50,50	0
87	MG	A2	2159	1/1	0.75	0.26	88,88,88,88	0
87	MG	A1	4095	1/1	0.75	0.27	56,56,56,56	0
87	MG	Dd	201	1/1	0.75	0.31	77,77,77,77	0
87	MG	A2	2225	1/1	0.75	0.44	79,79,79,79	0
87	MG	A6	2156	1/1	0.75	0.36	62,62,62,62	0
87	MG	A1	4038	1/1	0.75	0.22	89,89,89,89	0
87	MG	A6	2166	1/1	0.75	0.26	64,64,64,64	0
87	MG	A1	4041	1/1	0.75	0.21	70,70,70,70	0
87	MG	A1	4193	1/1	0.75	0.35	72,72,72,72	0
87	MG	A3	222	1/1	0.76	0.17	66,66,66,66	0
87	MG	A5	4095	1/1	0.76	0.27	79,79,79,79	0
87	MG	A1	4148	1/1	0.76	0.21	94,94,94,94	0
87	MG	A5	3870	1/1	0.76	0.33	56,56,56,56	0
87	MG	A5	4108	1/1	0.76	0.30	74,74,74,74	0
87	MG	A5	4394	1/1	0.76	0.22	73,73,73,73	0
87	MG	A5	4111	1/1	0.76	0.25	65,65,65,65	0
87	MG	A1	4376	1/1	0.76	0.68	71,71,71,71	0
87	MG	A1	4310	1/1	0.76	1.21	67,67,67,67	0

Continued on next page...

Continued from previous page...

Mol	Type	Chain	Res	Atoms	RSCC	RSR	B-factors(\AA^2)	Q<0.9
87	MG	A5	4272	1/1	0.76	0.18	69,69,69,69	0
87	MG	A5	4273	1/1	0.76	1.30	75,75,75,75	0
87	MG	A5	4580	1/1	0.76	0.19	82,82,82,82	0
87	MG	A5	4279	1/1	0.76	1.08	63,63,63,63	0
87	MG	A2	2095	1/1	0.76	0.24	63,63,63,63	0
87	MG	A1	4316	1/1	0.76	0.70	65,65,65,65	0
87	MG	A1	4470	1/1	0.76	0.13	97,97,97,97	0
87	MG	A1	3990	1/1	0.76	0.43	54,54,54,54	0
87	MG	A1	4396	1/1	0.76	0.16	74,74,74,74	0
87	MG	A5	4451	1/1	0.76	0.31	80,80,80,80	0
87	MG	A8	229	1/1	0.76	0.21	95,95,95,95	0
87	MG	A2	2179	1/1	0.76	0.25	81,81,81,81	0
87	MG	A5	4153	1/1	0.76	0.24	83,83,83,83	0
86	OHX	A6	2090	7/7	0.76	0.47	212,212,212,212	7
87	MG	A2	2160	1/1	0.76	0.37	66,66,66,66	0
87	MG	A5	3951	1/1	0.76	0.27	40,40,40,40	0
87	MG	A1	4074	1/1	0.76	0.12	57,57,57,57	0
87	MG	A6	2280	1/1	0.76	0.39	79,79,79,79	0
87	MG	A1	4341	1/1	0.76	0.25	118,118,118,118	0
87	MG	A6	2105	1/1	0.76	0.22	78,78,78,78	0
87	MG	A6	2211	1/1	0.76	0.14	86,86,86,86	0
87	MG	A6	2285	1/1	0.76	0.26	74,74,74,74	0
87	MG	A1	4342	1/1	0.76	0.21	79,79,79,79	0
87	MG	A5	4196	1/1	0.76	0.10	66,66,66,66	0
87	MG	A1	4255	1/1	0.76	0.32	87,87,87,87	0
87	MG	A5	4059	1/1	0.76	0.32	71,71,71,71	0
87	MG	A1	3906	1/1	0.76	0.34	91,91,91,91	0
87	MG	A1	4144	1/1	0.76	0.82	82,82,82,82	0
87	MG	A1	4289	1/1	0.76	0.28	74,74,74,74	0
87	MG	A5	4355	1/1	0.76	0.19	66,66,66,66	0
87	MG	A5	3840	1/1	0.76	0.15	26,26,26,26	0
87	MG	A1	4260	1/1	0.76	0.23	75,75,75,75	0
87	MG	A5	3851	1/1	0.76	0.30	45,45,45,45	0
87	MG	A1	4261	1/1	0.76	0.31	79,79,79,79	0
86	OHX	A5	3665	7/7	0.76	0.23	184,184,184,184	7
87	MG	A1	4212	1/1	0.76	0.26	67,67,67,67	0
86	OHX	A5	3768	7/7	0.77	0.75	198,198,198,198	7
87	MG	A1	4257	1/1	0.77	0.15	88,88,88,88	0
87	MG	A1	4443	1/1	0.77	0.39	65,65,65,65	0
86	OHX	A5	3770	7/7	0.77	0.29	198,198,198,198	7
87	MG	A1	4324	1/1	0.77	0.20	79,79,79,79	0
87	MG	A6	2271	1/1	0.77	0.28	95,95,95,95	0

Continued on next page...

Continued from previous page...

Mol	Type	Chain	Res	Atoms	RSCC	RSR	B-factors(\AA^2)	Q<0.9
87	MG	A1	4014	1/1	0.77	0.40	56,56,56,56	0
87	MG	A5	4410	1/1	0.77	0.69	66,66,66,66	0
87	MG	A5	3907	1/1	0.77	0.35	75,75,75,75	0
87	MG	A5	3915	1/1	0.77	0.26	78,78,78,78	0
87	MG	A5	4579	1/1	0.77	0.71	57,57,57,57	0
87	MG	A5	3916	1/1	0.77	0.27	49,49,49,49	0
87	MG	A6	2336	1/1	0.77	0.43	93,93,93,93	0
87	MG	A1	4326	1/1	0.77	1.26	80,80,80,80	0
87	MG	A1	4110	1/1	0.77	0.19	71,71,71,71	0
87	MG	AC	302	1/1	0.77	0.27	74,74,74,74	0
87	MG	A6	2118	1/1	0.77	0.32	57,57,57,57	0
87	MG	A5	4155	1/1	0.77	0.45	95,95,95,95	0
87	MG	A5	3955	1/1	0.77	0.32	62,62,62,62	0
87	MG	A1	3822	1/1	0.77	0.21	50,50,50,50	0
86	OHX	CP	202	7/7	0.77	0.63	221,221,221,221	7
87	MG	A5	4322	1/1	0.77	0.39	61,61,61,61	0
87	MG	A6	2218	1/1	0.77	0.23	53,53,53,53	0
87	MG	A1	4343	1/1	0.77	0.39	78,78,78,78	0
87	MG	A1	4408	1/1	0.77	0.79	81,81,81,81	0
87	MG	DB	414	1/1	0.77	1.34	76,76,76,76	0
87	MG	A5	4039	1/1	0.77	0.34	63,63,63,63	0
87	MG	A6	2232	1/1	0.77	0.29	77,77,77,77	0
87	MG	A1	4411	1/1	0.77	0.23	94,94,94,94	0
87	MG	A5	4045	1/1	0.77	0.29	63,63,63,63	0
87	MG	A1	4224	1/1	0.77	0.22	72,72,72,72	0
87	MG	A6	2138	1/1	0.77	0.36	94,94,94,94	0
86	OHX	A2	2087	7/7	0.77	0.19	196,196,196,196	7
87	MG	A5	4072	1/1	0.77	0.27	56,56,56,56	0
87	MG	A6	2306	1/1	0.77	0.16	103,103,103,103	0
87	MG	A2	2241	1/1	0.77	0.47	108,108,108,108	0
87	MG	A5	4220	1/1	0.77	0.37	82,82,82,82	0
87	MG	A2	2206	1/1	0.77	0.15	78,78,78,78	0
87	MG	A5	4079	1/1	0.77	0.24	67,67,67,67	0
87	MG	A4	235	1/1	0.77	0.14	119,119,119,119	0
87	MG	A1	4363	1/1	0.77	0.34	46,46,46,46	0
87	MG	A5	4541	1/1	0.77	0.52	107,107,107,107	0
87	MG	A6	2253	1/1	0.77	0.29	85,85,85,85	0
87	MG	A1	4278	1/1	0.77	0.24	67,67,67,67	0
87	MG	A5	4088	1/1	0.77	0.18	41,41,41,41	0
87	MG	A6	2323	1/1	0.77	0.26	77,77,77,77	0
87	MG	A5	4572	1/1	0.78	0.24	77,77,77,77	0
87	MG	A2	2115	1/1	0.78	0.32	78,78,78,78	0

Continued on next page...

Continued from previous page...

Mol	Type	Chain	Res	Atoms	RSCC	RSR	B-factors(\AA^2)	Q<0.9
87	MG	Be	201	1/1	0.78	0.60	88,88,88,88	0
87	MG	BE	201	1/1	0.78	0.27	55,55,55,55	0
87	MG	A1	4327	1/1	0.78	0.14	108,108,108,108	0
87	MG	A5	4477	1/1	0.78	0.48	66,66,66,66	0
87	MG	A5	3925	1/1	0.78	0.23	57,57,57,57	0
87	MG	A1	4329	1/1	0.78	0.65	85,85,85,85	0
87	MG	A5	4345	1/1	0.78	0.74	77,77,77,77	0
87	MG	A1	3995	1/1	0.78	0.28	63,63,63,63	0
87	MG	A2	2094	1/1	0.78	0.36	68,68,68,68	0
87	MG	A7	229	1/1	0.78	1.04	98,98,98,98	0
87	MG	BL	201	1/1	0.78	0.23	51,51,51,51	0
87	MG	A6	2101	1/1	0.78	0.31	51,51,51,51	0
87	MG	A1	3896	1/1	0.78	0.25	40,40,40,40	0
87	MG	A4	220	1/1	0.78	0.45	70,70,70,70	0
87	MG	A5	4021	1/1	0.78	0.31	35,35,35,35	0
87	MG	A2	2169	1/1	0.78	0.19	105,105,105,105	0
87	MG	A6	2261	1/1	0.78	0.24	76,76,76,76	0
87	MG	A6	2322	1/1	0.78	0.52	77,77,77,77	0
87	MG	A2	2133	1/1	0.78	0.17	72,72,72,72	0
87	MG	A4	231	1/1	0.78	0.30	45,45,45,45	0
87	MG	A1	4464	1/1	0.78	0.26	63,63,63,63	0
87	MG	A6	2121	1/1	0.78	0.37	64,64,64,64	0
87	MG	A5	4387	1/1	0.78	0.38	93,93,93,93	0
87	MG	A6	2126	1/1	0.78	0.22	78,78,78,78	0
87	MG	A1	4164	1/1	0.78	0.27	78,78,78,78	0
87	MG	A1	4321	1/1	0.78	0.16	88,88,88,88	0
87	MG	A2	2232	1/1	0.78	0.26	125,125,125,125	0
87	MG	A6	2227	1/1	0.78	0.28	67,67,67,67	0
87	MG	A1	4473	1/1	0.78	0.27	111,111,111,111	0
87	MG	A5	4409	1/1	0.78	0.45	59,59,59,59	0
87	MG	A5	3896	1/1	0.78	0.34	67,67,67,67	0
87	MG	A6	2338	1/1	0.78	0.50	80,80,80,80	0
87	MG	A5	4083	1/1	0.78	0.23	70,70,70,70	0
87	MG	Df	203	1/1	0.78	0.26	93,93,93,93	0
87	MG	A5	4202	1/1	0.78	0.41	45,45,45,45	0
87	MG	A5	3898	1/1	0.78	0.25	44,44,44,44	0
87	MG	A5	4206	1/1	0.78	0.19	110,110,110,110	0
87	MG	A4	249	1/1	0.78	0.29	75,75,75,75	0
86	OHX	A5	3765	7/7	0.78	0.21	201,201,201,201	7
87	MG	A5	3989	1/1	0.79	0.41	76,76,76,76	0
87	MG	A1	4129	1/1	0.79	0.24	75,75,75,75	0
87	MG	A5	4002	1/1	0.79	0.33	40,40,40,40	0

Continued on next page...

Continued from previous page...

Mol	Type	Chain	Res	Atoms	RSCC	RSR	B-factors(\AA^2)	Q<0.9
87	MG	A1	4072	1/1	0.79	0.26	73,73,73,73	0
87	MG	A6	2157	1/1	0.79	0.41	70,70,70,70	0
87	MG	A1	4419	1/1	0.79	0.49	79,79,79,79	0
87	MG	A1	3848	1/1	0.79	0.42	75,75,75,75	0
86	OHX	A5	3693	7/7	0.79	0.27	181,181,181,181	7
87	MG	BR	203	1/1	0.79	0.26	65,65,65,65	0
87	MG	A5	4544	1/1	0.79	0.38	79,79,79,79	0
87	MG	A1	4334	1/1	0.79	0.38	104,104,104,104	0
86	OHX	A6	2086	7/7	0.79	0.78	215,215,215,215	7
87	MG	A5	4360	1/1	0.79	0.23	85,85,85,85	0
87	MG	A1	4339	1/1	0.79	0.65	97,97,97,97	0
86	OHX	A5	3816	7/7	0.79	0.27	195,195,195,195	7
87	MG	A5	4374	1/1	0.79	0.42	95,95,95,95	0
87	MG	Ba	201	1/1	0.79	0.36	66,66,66,66	0
87	MG	A5	4218	1/1	0.79	0.22	57,57,57,57	0
87	MG	A1	3974	1/1	0.79	0.25	35,35,35,35	0
87	MG	A1	3978	1/1	0.79	0.40	73,73,73,73	0
87	MG	A1	4248	1/1	0.79	0.71	78,78,78,78	0
87	MG	A5	4384	1/1	0.79	0.25	77,77,77,77	0
87	MG	A1	4356	1/1	0.79	0.26	65,65,65,65	0
87	MG	A3	232	1/1	0.79	0.24	95,95,95,95	0
86	OHX	A1	3765	7/7	0.79	0.35	173,173,173,173	7
86	OHX	A1	3745	7/7	0.79	0.29	178,178,178,178	7
87	MG	A5	4247	1/1	0.79	0.18	64,64,64,64	0
87	MG	A1	4360	1/1	0.79	0.53	88,88,88,88	0
87	MG	A1	4101	1/1	0.79	0.33	86,86,86,86	0
87	MG	A1	4453	1/1	0.79	1.13	114,114,114,114	0
87	MG	A5	3875	1/1	0.79	0.35	78,78,78,78	0
86	OHX	A6	2061	7/7	0.79	0.29	172,172,172,172	7
87	MG	A5	4258	1/1	0.79	0.32	70,70,70,70	0
87	MG	A8	201	1/1	0.79	0.17	92,92,92,92	0
87	MG	A5	3887	1/1	0.79	0.41	84,84,84,84	0
87	MG	A1	3888	1/1	0.79	0.30	67,67,67,67	0
87	MG	A5	4265	1/1	0.79	1.24	80,80,80,80	0
87	MG	A5	4424	1/1	0.79	0.47	86,86,86,86	0
87	MG	A5	4425	1/1	0.79	0.28	65,65,65,65	0
87	MG	A5	4432	1/1	0.79	0.41	95,95,95,95	0
87	MG	A6	2104	1/1	0.79	0.30	68,68,68,68	0
87	MG	A6	2238	1/1	0.79	0.19	73,73,73,73	0
86	OHX	A5	3785	7/7	0.79	0.35	126,126,126,126	7
87	MG	DC	404	1/1	0.79	0.34	70,70,70,70	0
87	MG	A1	4302	1/1	0.79	0.57	114,114,114,114	0

Continued on next page...

Continued from previous page...

Mol	Type	Chain	Res	Atoms	RSCC	RSR	B-factors(\AA^2)	Q<0.9
87	MG	A1	4259	1/1	0.79	0.24	102,102,102,102	0
86	OHX	A1	3796	7/7	0.79	0.29	174,174,174,174	7
87	MG	A5	4471	1/1	0.79	0.18	61,61,61,61	0
87	MG	A5	4130	1/1	0.79	0.28	49,49,49,49	0
87	MG	A5	4309	1/1	0.79	0.80	64,64,64,64	0
87	MG	A6	2329	1/1	0.79	1.14	138,138,138,138	0
86	OHX	A2	2051	7/7	0.79	0.52	209,209,209,209	7
87	MG	A1	4263	1/1	0.79	1.37	71,71,71,71	0
87	MG	A1	4016	1/1	0.79	0.34	40,40,40,40	0
87	MG	A1	4118	1/1	0.79	0.18	74,74,74,74	0
87	MG	A1	4323	1/1	0.79	0.14	92,92,92,92	0
87	MG	A1	4178	1/1	0.79	0.17	70,70,70,70	0
87	MG	A1	4398	1/1	0.79	0.28	49,49,49,49	0
87	MG	A5	3960	1/1	0.79	0.24	49,49,49,49	0
87	MG	A1	4122	1/1	0.79	0.28	57,57,57,57	0
87	MG	A5	4169	1/1	0.79	0.20	90,90,90,90	0
87	MG	A5	4172	1/1	0.79	0.32	67,67,67,67	0
87	MG	A1	4407	1/1	0.79	0.66	113,113,113,113	0
87	MG	A5	4510	1/1	0.79	1.84	86,86,86,86	0
87	MG	A5	4181	1/1	0.80	0.29	80,80,80,80	0
87	MG	A5	4186	1/1	0.80	0.23	84,84,84,84	0
87	MG	A6	2189	1/1	0.80	0.32	42,42,42,42	0
87	MG	A1	3875	1/1	0.80	0.15	60,60,60,60	0
87	MG	A1	4508	1/1	0.80	0.39	58,58,58,58	0
86	OHX	A1	3726	7/7	0.80	0.22	178,178,178,178	7
87	MG	A6	2197	1/1	0.80	0.20	74,74,74,74	0
87	MG	A5	4435	1/1	0.80	0.18	87,87,87,87	0
86	OHX	A1	3793	7/7	0.80	0.29	232,232,232,232	7
87	MG	A1	4215	1/1	0.80	0.18	65,65,65,65	0
87	MG	A1	4133	1/1	0.80	0.25	91,91,91,91	0
86	OHX	A5	3810	7/7	0.80	0.55	199,199,199,199	7
86	OHX	A5	3780	7/7	0.80	0.43	211,211,211,211	7
87	MG	CG	304	1/1	0.80	0.30	72,72,72,72	0
87	MG	A6	2216	1/1	0.80	0.13	64,64,64,64	0
87	MG	A7	227	1/1	0.80	0.55	100,100,100,100	0
87	MG	A4	216	1/1	0.80	0.42	64,64,64,64	0
87	MG	A5	4091	1/1	0.80	0.12	54,54,54,54	0
87	MG	A5	4344	1/1	0.80	0.48	66,66,66,66	0
86	OHX	A6	2099	7/7	0.80	0.35	184,184,184,184	7
86	OHX	A1	3734	7/7	0.80	0.28	190,190,190,190	7
87	MG	A8	231	1/1	0.80	0.23	71,71,71,71	0
87	MG	Af	201	1/1	0.80	0.13	88,88,88,88	0

Continued on next page...

Continued from previous page...

Mol	Type	Chain	Res	Atoms	RSCC	RSR	B-factors(\AA^2)	Q<0.9
87	MG	CX	201	1/1	0.80	0.31	68,68,68,68	0
87	MG	A1	4145	1/1	0.80	0.22	54,54,54,54	0
87	MG	A5	4490	1/1	0.80	0.25	90,90,90,90	0
87	MG	A5	4235	1/1	0.80	0.23	75,75,75,75	0
86	OHX	A5	3818	7/7	0.80	0.62	226,226,226,226	7
87	MG	A1	4192	1/1	0.80	0.28	86,86,86,86	0
87	MG	A1	3908	1/1	0.80	0.18	64,64,64,64	0
87	MG	A5	4370	1/1	0.80	0.21	59,59,59,59	0
87	MG	A5	4124	1/1	0.80	0.17	78,78,78,78	0
87	MG	DD	302	1/1	0.80	0.18	66,66,66,66	0
87	MG	A4	237	1/1	0.80	0.29	94,94,94,94	0
87	MG	A1	3909	1/1	0.80	0.44	67,67,67,67	0
87	MG	A1	4303	1/1	0.80	0.36	105,105,105,105	0
87	MG	A5	4134	1/1	0.80	0.22	84,84,84,84	0
87	MG	A5	3993	1/1	0.80	0.26	25,25,25,25	0
87	MG	A5	4000	1/1	0.80	0.44	53,53,53,53	0
87	MG	Ba	208	1/1	0.80	0.53	68,68,68,68	0
87	MG	A1	4073	1/1	0.80	0.13	57,57,57,57	0
87	MG	A5	4022	1/1	0.80	0.46	52,52,52,52	0
87	MG	DY	201	1/1	0.80	0.27	59,59,59,59	0
87	MG	A2	2185	1/1	0.80	0.14	72,72,72,72	0
87	MG	A6	2319	1/1	0.80	0.22	64,64,64,64	0
87	MG	A6	2320	1/1	0.80	1.56	117,117,117,117	0
87	MG	A1	3977	1/1	0.80	0.31	76,76,76,76	0
87	MG	A1	4462	1/1	0.80	0.42	71,71,71,71	0
87	MG	BD	302	1/1	0.80	0.22	79,79,79,79	0
87	MG	A5	4405	1/1	0.80	0.89	69,69,69,69	0
87	MG	A1	4503	1/1	0.80	1.26	77,77,77,77	0
87	MG	A1	4504	1/1	0.80	1.16	98,98,98,98	0
87	MG	BO	209	1/1	0.81	1.55	95,95,95,95	0
87	MG	A5	4378	1/1	0.81	1.17	75,75,75,75	0
87	MG	A5	4110	1/1	0.81	0.17	63,63,63,63	0
87	MG	CS	202	1/1	0.81	0.41	63,63,63,63	0
86	OHX	A2	2054	7/7	0.81	0.18	227,227,227,227	7
87	MG	A1	4423	1/1	0.81	0.57	85,85,85,85	0
86	OHX	A5	3734	7/7	0.81	0.31	208,208,208,208	7
86	OHX	A5	3748	7/7	0.81	0.27	183,183,183,183	7
87	MG	A5	3986	1/1	0.81	0.27	53,53,53,53	0
87	MG	BR	204	1/1	0.81	0.35	67,67,67,67	0
87	MG	A5	4558	1/1	0.81	0.44	63,63,63,63	0
87	MG	A5	4393	1/1	0.81	0.79	97,97,97,97	0
87	MG	A5	4262	1/1	0.81	0.23	60,60,60,60	0

Continued on next page...

Continued from previous page...

Mol	Type	Chain	Res	Atoms	RSCC	RSR	B-factors(\AA^2)	Q<0.9
86	OHX	A1	3732	7/7	0.81	0.26	166,166,166,166	7
87	MG	A1	3404	1/1	0.81	0.28	74,74,74,74	0
87	MG	A5	4136	1/1	0.81	0.28	46,46,46,46	0
87	MG	A6	2242	1/1	0.81	0.37	87,87,87,87	0
87	MG	A5	3995	1/1	0.81	0.39	53,53,53,53	0
87	MG	A5	4139	1/1	0.81	0.20	99,99,99,99	0
87	MG	A1	3882	1/1	0.81	0.31	47,47,47,47	0
87	MG	A5	4151	1/1	0.81	0.14	64,64,64,64	0
87	MG	A6	2147	1/1	0.81	0.28	44,44,44,44	0
87	MG	A7	215	1/1	0.81	0.26	46,46,46,46	0
87	MG	A5	4294	1/1	0.81	0.21	62,62,62,62	0
87	MG	A5	4004	1/1	0.81	0.43	55,55,55,55	0
87	MG	A5	4156	1/1	0.81	0.28	65,65,65,65	0
87	MG	A5	4428	1/1	0.81	0.10	75,75,75,75	0
87	MG	A5	4431	1/1	0.81	0.38	118,118,118,118	0
87	MG	A5	3845	1/1	0.81	0.31	51,51,51,51	0
87	MG	A4	232	1/1	0.81	0.22	74,74,74,74	0
87	MG	A5	4023	1/1	0.81	0.39	44,44,44,44	0
87	MG	A6	2318	1/1	0.81	0.22	68,68,68,68	0
86	OHX	A6	2068	7/7	0.81	0.55	217,217,217,217	7
87	MG	A1	4247	1/1	0.81	0.24	74,74,74,74	0
87	MG	A5	3856	1/1	0.81	0.33	54,54,54,54	0
87	MG	A1	4112	1/1	0.81	0.21	58,58,58,58	0
87	MG	A6	2168	1/1	0.81	0.33	77,77,77,77	0
87	MG	A1	4490	1/1	0.81	0.28	77,77,77,77	0
87	MG	DB	412	1/1	0.81	0.48	70,70,70,70	0
87	MG	A1	4115	1/1	0.81	0.36	62,62,62,62	0
86	OHX	A6	2071	7/7	0.81	0.44	160,160,160,160	7
86	OHX	A6	2073	7/7	0.81	0.22	186,186,186,186	7
87	MG	A1	4167	1/1	0.81	1.06	66,66,66,66	0
87	MG	A5	4483	1/1	0.81	0.49	112,112,112,112	0
87	MG	A5	4336	1/1	0.81	0.46	77,77,77,77	0
87	MG	A5	3879	1/1	0.81	0.25	61,61,61,61	0
87	MG	A1	3826	1/1	0.81	0.19	51,51,51,51	0
87	MG	A2	2259	1/1	0.81	0.51	63,63,63,63	0
87	MG	A1	4399	1/1	0.81	0.54	85,85,85,85	0
87	MG	A5	3895	1/1	0.81	0.26	32,32,32,32	0
87	MG	A1	4177	1/1	0.81	0.90	76,76,76,76	0
87	MG	A5	4212	1/1	0.81	0.19	73,73,73,73	0
87	MG	A5	4496	1/1	0.81	0.23	77,77,77,77	0
86	OHX	A5	3778	7/7	0.81	0.20	153,153,153,153	7
87	MG	A5	4499	1/1	0.81	0.39	76,76,76,76	0

Continued on next page...

Continued from previous page...

Mol	Type	Chain	Res	Atoms	RSCC	RSR	B-factors(\AA^2)	Q<0.9
86	OHX	A6	2051	7/7	0.81	0.21	167,167,167,167	7
87	MG	Da	203	1/1	0.81	0.21	54,54,54,54	0
86	OHX	A5	3822	7/7	0.81	0.60	205,205,205,205	7
87	MG	A5	4219	1/1	0.81	0.33	74,74,74,74	0
87	MG	De	202	1/1	0.81	0.73	52,52,52,52	0
87	MG	CE	301	1/1	0.81	0.16	57,57,57,57	0
87	MG	A3	228	1/1	0.81	0.35	81,81,81,81	0
87	MG	BL	203	1/1	0.81	0.21	61,61,61,61	0
86	OHX	A6	2052	7/7	0.81	0.14	211,211,211,211	7
87	MG	A1	3981	1/1	0.81	0.35	41,41,41,41	0
87	MG	A5	4533	1/1	0.81	0.19	83,83,83,83	0
87	MG	A1	4472	1/1	0.81	0.27	86,86,86,86	0
87	MG	Bj	108	1/1	0.82	1.98	66,66,66,66	0
86	OHX	A1	3772	7/7	0.82	0.27	171,171,171,171	7
87	MG	A5	4517	1/1	0.82	0.54	73,73,73,73	0
87	MG	A6	2302	1/1	0.82	0.17	108,108,108,108	0
87	MG	A5	4522	1/1	0.82	0.26	73,73,73,73	0
87	MG	A1	4012	1/1	0.82	0.38	41,41,41,41	0
87	MG	A2	2148	1/1	0.82	0.24	89,89,89,89	0
87	MG	A5	4363	1/1	0.82	0.29	83,83,83,83	0
87	MG	A6	2309	1/1	0.82	0.39	105,105,105,105	0
87	MG	A5	4365	1/1	0.82	0.28	80,80,80,80	0
87	MG	A1	4268	1/1	0.82	0.19	65,65,65,65	0
87	MG	A1	3850	1/1	0.82	0.36	64,64,64,64	0
86	OHX	A5	3800	7/7	0.82	0.27	203,203,203,203	7
87	MG	A6	2224	1/1	0.82	0.12	47,47,47,47	0
87	MG	A1	4154	1/1	0.82	0.20	91,91,91,91	0
87	MG	A1	4484	1/1	0.82	1.48	106,106,106,106	0
87	MG	A5	4228	1/1	0.82	0.35	82,82,82,82	0
87	MG	A1	3852	1/1	0.82	0.26	70,70,70,70	0
86	OHX	A2	2079	7/7	0.82	0.22	157,157,157,157	7
87	MG	A5	4383	1/1	0.82	0.29	69,69,69,69	0
87	MG	A5	3884	1/1	0.82	0.29	54,54,54,54	0
87	MG	A5	3885	1/1	0.82	0.18	58,58,58,58	0
86	OHX	A5	3769	7/7	0.82	0.28	169,169,169,169	7
86	OHX	A2	2069	7/7	0.82	0.46	191,191,191,191	7
87	MG	A5	4246	1/1	0.82	0.35	38,38,38,38	0
87	MG	A1	4430	1/1	0.82	0.35	67,67,67,67	0
86	OHX	A2	2072	7/7	0.82	0.38	207,207,207,207	7
87	MG	A5	4395	1/1	0.82	0.92	58,58,58,58	0
87	MG	A1	4498	1/1	0.82	0.23	60,60,60,60	0
86	OHX	A1	3599	7/7	0.82	0.27	196,196,196,196	7

Continued on next page...

Continued from previous page...

Mol	Type	Chain	Res	Atoms	RSCC	RSR	B-factors(\AA^2)	Q<0.9
87	MG	A5	3902	1/1	0.82	0.15	31,31,31,31	0
87	MG	A6	2330	1/1	0.82	0.35	80,80,80,80	0
87	MG	A1	4053	1/1	0.82	0.19	76,76,76,76	0
87	MG	A5	3914	1/1	0.82	0.42	69,69,69,69	0
87	MG	A7	224	1/1	0.82	0.15	69,69,69,69	0
87	MG	A1	3937	1/1	0.82	0.39	40,40,40,40	0
87	MG	A2	2239	1/1	0.82	0.18	92,92,92,92	0
87	MG	AS	202	1/1	0.82	0.51	63,63,63,63	0
87	MG	A6	2146	1/1	0.82	0.25	49,49,49,49	0
87	MG	BP	208	1/1	0.82	0.16	52,52,52,52	0
87	MG	A5	3926	1/1	0.82	0.31	53,53,53,53	0
87	MG	A5	4427	1/1	0.82	0.47	102,102,102,102	0
87	MG	A5	4277	1/1	0.82	0.56	85,85,85,85	0
87	MG	A6	2154	1/1	0.82	0.36	56,56,56,56	0
87	MG	A1	4119	1/1	0.82	0.24	78,78,78,78	0
87	MG	A5	3941	1/1	0.82	0.27	51,51,51,51	0
87	MG	A5	4292	1/1	0.82	0.26	113,113,113,113	0
87	MG	DA	303	1/1	0.82	0.25	53,53,53,53	0
87	MG	DB	408	1/1	0.82	0.29	67,67,67,67	0
87	MG	A5	3944	1/1	0.82	0.20	36,36,36,36	0
87	MG	AX	201	1/1	0.82	0.14	70,70,70,70	0
87	MG	A1	4293	1/1	0.82	1.13	110,110,110,110	0
87	MG	A5	4149	1/1	0.82	0.25	63,63,63,63	0
87	MG	A1	4188	1/1	0.82	0.35	82,82,82,82	0
87	MG	A1	4452	1/1	0.82	2.08	112,112,112,112	0
87	MG	A1	4063	1/1	0.82	0.23	73,73,73,73	0
87	MG	A2	2240	1/1	0.82	0.53	97,97,97,97	0
87	MG	A1	4455	1/1	0.82	0.24	79,79,79,79	0
87	MG	DG	302	1/1	0.82	0.43	65,65,65,65	0
87	MG	A6	2181	1/1	0.82	0.31	77,77,77,77	0
87	MG	A5	4480	1/1	0.82	0.19	76,76,76,76	0
87	MG	A6	2277	1/1	0.82	0.26	79,79,79,79	0
87	MG	A2	2214	1/1	0.82	0.23	75,75,75,75	0
87	MG	CZ	201	1/1	0.82	0.21	74,74,74,74	0
87	MG	A5	4329	1/1	0.82	0.42	86,86,86,86	0
87	MG	DO	208	1/1	0.82	0.45	77,77,77,77	0
87	MG	A5	4174	1/1	0.82	0.18	75,75,75,75	0
86	OHX	A1	3664	7/7	0.82	0.15	207,207,207,207	7
87	MG	A1	4307	1/1	0.82	0.24	71,71,71,71	0
86	OHX	BP	201	7/7	0.82	0.41	115,115,115,115	7
87	MG	A5	3412	1/1	0.82	0.71	68,68,68,68	0
86	OHX	A5	3786	7/7	0.82	0.41	238,238,238,238	7

Continued on next page...

Continued from previous page...

Mol	Type	Chain	Res	Atoms	RSCC	RSR	B-factors(\AA^2)	Q<0.9
87	MG	A1	4200	1/1	0.82	0.26	71,71,71,71	0
86	OHX	DM	201	7/7	0.82	0.23	208,208,208,208	7
87	MG	A5	4498	1/1	0.82	0.27	90,90,90,90	0
87	MG	Dp	102	1/1	0.82	0.28	63,63,63,63	0
87	MG	A5	4038	1/1	0.82	0.20	42,42,42,42	0
86	OHX	BR	201	7/7	0.82	0.18	181,181,181,181	7
86	OHX	A1	3709	7/7	0.82	0.19	176,176,176,176	7
87	MG	A5	4348	1/1	0.82	0.43	58,58,58,58	0
87	MG	A5	4198	1/1	0.82	0.22	58,58,58,58	0
87	MG	A6	2310	1/1	0.83	0.28	89,89,89,89	0
87	MG	A6	2205	1/1	0.83	0.26	72,72,72,72	0
87	MG	A6	2207	1/1	0.83	0.12	57,57,57,57	0
87	MG	A1	4134	1/1	0.83	0.27	69,69,69,69	0
87	MG	A1	4352	1/1	0.83	0.20	93,93,93,93	0
87	MG	A1	4354	1/1	0.83	0.21	61,61,61,61	0
87	MG	A6	2212	1/1	0.83	0.16	91,91,91,91	0
87	MG	A1	3839	1/1	0.83	0.29	64,64,64,64	0
87	MG	A5	3890	1/1	0.83	0.35	82,82,82,82	0
86	OHX	AC	301	7/7	0.83	0.86	213,213,213,213	7
87	MG	A2	2108	1/1	0.83	0.17	56,56,56,56	0
86	OHX	A1	3792	7/7	0.83	0.58	213,213,213,213	7
87	MG	A1	4458	1/1	0.83	0.77	92,92,92,92	0
87	MG	A5	4568	1/1	0.83	0.38	64,64,64,64	0
87	MG	Bm	201	1/1	0.83	0.62	68,68,68,68	0
87	MG	A4	230	1/1	0.83	0.30	71,71,71,71	0
87	MG	A2	2113	1/1	0.83	0.41	80,80,80,80	0
87	MG	A2	2249	1/1	0.83	0.19	85,85,85,85	0
87	MG	A4	233	1/1	0.83	0.20	57,57,57,57	0
86	OHX	A5	3688	7/7	0.83	0.17	212,212,212,212	7
87	MG	A1	3946	1/1	0.83	0.34	41,41,41,41	0
87	MG	A5	3922	1/1	0.83	0.20	54,54,54,54	0
86	OHX	A1	3759	7/7	0.83	0.50	149,149,149,149	7
87	MG	A1	4227	1/1	0.83	0.19	52,52,52,52	0
87	MG	A1	4468	1/1	0.83	1.20	79,79,79,79	0
87	MG	A5	3927	1/1	0.83	0.32	49,49,49,49	0
87	MG	A2	2132	1/1	0.83	0.10	77,77,77,77	0
87	MG	A1	4084	1/1	0.83	0.34	67,67,67,67	0
86	OHX	A5	3823	7/7	0.83	0.12	225,225,225,225	7
87	MG	A5	4434	1/1	0.83	0.37	72,72,72,72	0
86	OHX	A7	213	7/7	0.83	0.28	181,181,181,181	7
87	MG	A7	230	1/1	0.83	0.22	61,61,61,61	0
87	MG	A7	233	1/1	0.83	0.27	60,60,60,60	0

Continued on next page...

Continued from previous page...

Mol	Type	Chain	Res	Atoms	RSCC	RSR	B-factors(\AA^2)	Q<0.9
87	MG	A7	235	1/1	0.83	0.38	74,74,74,74	0
87	MG	BC	406	1/1	0.83	0.29	61,61,61,61	0
87	MG	A2	2137	1/1	0.83	0.21	97,97,97,97	0
87	MG	A5	3958	1/1	0.83	0.26	64,64,64,64	0
87	MG	A1	4159	1/1	0.83	0.26	84,84,84,84	0
86	OHX	A8	215	7/7	0.83	0.33	151,151,151,151	7
87	MG	A5	4452	1/1	0.83	0.84	57,57,57,57	0
86	OHX	A8	217	7/7	0.83	0.33	169,169,169,169	7
87	MG	A2	2186	1/1	0.83	0.28	76,76,76,76	0
87	MG	A1	4403	1/1	0.83	0.17	71,71,71,71	0
87	MG	DB	404	1/1	0.83	0.29	68,68,68,68	0
86	OHX	A1	3728	7/7	0.83	0.16	203,203,203,203	7
86	OHX	A2	2074	7/7	0.83	0.26	191,191,191,191	7
87	MG	A1	3897	1/1	0.83	0.30	75,75,75,75	0
87	MG	A2	2230	1/1	0.83	0.15	94,94,94,94	0
87	MG	A1	3903	1/1	0.83	0.29	85,85,85,85	0
87	MG	A5	3410	1/1	0.83	0.27	61,61,61,61	0
87	MG	A1	4183	1/1	0.83	0.27	51,51,51,51	0
87	MG	BP	203	1/1	0.83	0.36	71,71,71,71	0
86	OHX	A5	3763	7/7	0.83	0.48	197,197,197,197	7
86	OHX	A1	3810	7/7	0.83	0.66	199,199,199,199	7
87	MG	A5	4028	1/1	0.83	0.41	47,47,47,47	0
86	OHX	A2	2084	7/7	0.83	0.18	183,183,183,183	7
87	MG	A5	4036	1/1	0.83	0.17	60,60,60,60	0
87	MG	A5	3841	1/1	0.83	0.33	44,44,44,44	0
87	MG	A2	2154	1/1	0.83	0.34	74,74,74,74	0
87	MG	DM	202	1/1	0.83	0.24	70,70,70,70	0
87	MG	A5	4205	1/1	0.83	0.28	79,79,79,79	0
87	MG	A5	4352	1/1	0.83	0.29	67,67,67,67	0
87	MG	A1	4116	1/1	0.83	0.39	65,65,65,65	0
87	MG	DP	204	1/1	0.83	0.29	78,78,78,78	0
87	MG	A5	3850	1/1	0.83	0.33	55,55,55,55	0
87	MG	A5	4210	1/1	0.83	0.26	79,79,79,79	0
87	MG	DV	204	1/1	0.83	1.04	83,83,83,83	0
87	MG	A5	4506	1/1	0.83	0.27	80,80,80,80	0
86	OHX	A1	3738	7/7	0.83	0.33	138,138,138,138	7
87	MG	A5	4053	1/1	0.83	0.35	65,65,65,65	0
87	MG	A6	2185	1/1	0.83	0.19	71,71,71,71	0
87	MG	A2	2200	1/1	0.83	0.16	88,88,88,88	0
87	MG	A1	3819	1/1	0.83	0.11	63,63,63,63	0
87	MG	A5	4371	1/1	0.83	0.23	90,90,90,90	0
87	MG	A1	4125	1/1	0.83	0.25	56,56,56,56	0

Continued on next page...

Continued from previous page...

Mol	Type	Chain	Res	Atoms	RSCC	RSR	B-factors(\AA^2)	Q<0.9
87	MG	A3	221	1/1	0.83	0.13	69,69,69,69	0
87	MG	A5	4531	1/1	0.83	0.26	65,65,65,65	0
86	OHX	A2	2065	7/7	0.83	0.34	166,166,166,166	7
86	OHX	A5	3772	7/7	0.83	0.58	137,137,137,137	7
88	ZN	Cf	501	1/1	0.83	0.16	152,152,152,152	0
87	MG	A2	2099	1/1	0.83	0.20	53,53,53,53	0
87	MG	A5	4508	1/1	0.84	0.17	67,67,67,67	0
87	MG	A5	4159	1/1	0.84	0.26	64,64,64,64	0
86	OHX	A2	2060	7/7	0.84	0.35	168,168,168,168	7
87	MG	A5	4513	1/1	0.84	0.43	53,53,53,53	0
86	OHX	A2	2080	7/7	0.84	0.12	191,191,191,191	7
87	MG	A5	4340	1/1	0.84	0.80	61,61,61,61	0
87	MG	A5	4166	1/1	0.84	0.27	57,57,57,57	0
86	OHX	A2	2032	7/7	0.84	0.15	200,200,200,200	7
86	OHX	BB	402	7/7	0.84	0.23	173,173,173,173	7
86	OHX	A1	3788	7/7	0.84	0.59	232,232,232,232	7
87	MG	A5	4530	1/1	0.84	0.55	113,113,113,113	0
87	MG	A2	2250	1/1	0.84	0.06	97,97,97,97	0
87	MG	A2	2122	1/1	0.84	0.20	74,74,74,74	0
87	MG	A1	3854	1/1	0.84	0.21	57,57,57,57	0
87	MG	A5	4182	1/1	0.84	0.30	66,66,66,66	0
87	MG	CI	303	1/1	0.84	0.20	62,62,62,62	0
87	MG	A5	4354	1/1	0.84	0.72	60,60,60,60	0
87	MG	A1	4077	1/1	0.84	0.34	77,77,77,77	0
87	MG	Bo	204	1/1	0.84	0.15	76,76,76,76	0
87	MG	A5	4546	1/1	0.84	0.47	66,66,66,66	0
87	MG	A1	4080	1/1	0.84	0.17	60,60,60,60	0
87	MG	A4	228	1/1	0.84	0.26	70,70,70,70	0
87	MG	A1	4162	1/1	0.84	0.35	79,79,79,79	0
87	MG	A1	4331	1/1	0.84	0.30	62,62,62,62	0
87	MG	A1	3945	1/1	0.84	0.34	50,50,50,50	0
87	MG	A5	4199	1/1	0.84	0.43	70,70,70,70	0
86	OHX	A1	3697	7/7	0.84	0.27	182,182,182,182	7
87	MG	A1	4335	1/1	0.84	0.42	86,86,86,86	0
87	MG	A1	3953	1/1	0.84	0.36	43,43,43,43	0
87	MG	A1	3969	1/1	0.84	0.35	49,49,49,49	0
87	MG	A2	2130	1/1	0.84	0.14	56,56,56,56	0
87	MG	A5	4208	1/1	0.84	0.21	75,75,75,75	0
87	MG	A5	4380	1/1	0.84	0.71	89,89,89,89	0
87	MG	A6	2127	1/1	0.84	0.40	41,41,41,41	0
87	MG	A2	2217	1/1	0.84	0.50	117,117,117,117	0
87	MG	A2	2257	1/1	0.84	0.56	75,75,75,75	0

Continued on next page...

Continued from previous page...

Mol	Type	Chain	Res	Atoms	RSCC	RSR	B-factors(\AA^2)	Q<0.9
87	MG	A6	2264	1/1	0.84	0.16	62,62,62,62	0
87	MG	A5	3838	1/1	0.84	0.39	39,39,39,39	0
87	MG	A6	2265	1/1	0.84	0.17	73,73,73,73	0
87	MG	A7	217	1/1	0.84	0.36	55,55,55,55	0
87	MG	A1	3874	1/1	0.84	0.29	60,60,60,60	0
87	MG	A6	2270	1/1	0.84	0.43	90,90,90,90	0
87	MG	A5	4222	1/1	0.84	0.30	75,75,75,75	0
87	MG	A5	4054	1/1	0.84	0.24	71,71,71,71	0
87	MG	A5	4225	1/1	0.84	0.32	66,66,66,66	0
86	OHX	A2	2083	7/7	0.84	0.57	185,185,185,185	7
87	MG	A1	3989	1/1	0.84	0.26	42,42,42,42	0
87	MG	A5	4401	1/1	0.84	0.18	64,64,64,64	0
87	MG	A5	4066	1/1	0.84	0.20	73,73,73,73	0
87	MG	A6	2135	1/1	0.84	0.23	58,58,58,58	0
87	MG	A6	2137	1/1	0.84	0.33	71,71,71,71	0
86	OHX	A6	2089	7/7	0.84	0.21	212,212,212,212	7
87	MG	A5	3853	1/1	0.84	0.27	67,67,67,67	0
87	MG	A5	4245	1/1	0.84	0.23	66,66,66,66	0
87	MG	A5	4077	1/1	0.84	0.37	55,55,55,55	0
86	OHX	A5	3776	7/7	0.84	0.24	184,184,184,184	7
87	MG	A1	3884	1/1	0.84	0.30	64,64,64,64	0
86	OHX	A2	2058	7/7	0.84	0.29	201,201,201,201	7
87	MG	A1	4001	1/1	0.84	0.31	50,50,50,50	0
87	MG	A1	4275	1/1	0.84	0.34	74,74,74,74	0
87	MG	A5	3867	1/1	0.84	0.21	27,27,27,27	0
87	MG	AI	303	1/1	0.84	0.56	73,73,73,73	0
86	OHX	A6	2050	7/7	0.84	0.16	206,206,206,206	7
87	MG	A2	2140	1/1	0.84	0.39	69,69,69,69	0
87	MG	A1	4015	1/1	0.84	0.36	63,63,63,63	0
86	OHX	A6	2097	7/7	0.84	0.25	181,181,181,181	7
87	MG	BN	305	1/1	0.84	1.37	56,56,56,56	0
87	MG	A6	2175	1/1	0.84	0.28	62,62,62,62	0
87	MG	A5	4449	1/1	0.84	1.43	122,122,122,122	0
87	MG	A6	2178	1/1	0.84	0.25	71,71,71,71	0
87	MG	BN	306	1/1	0.84	0.55	55,55,55,55	0
87	MG	A5	4453	1/1	0.84	0.57	66,66,66,66	0
87	MG	A5	4463	1/1	0.84	0.10	89,89,89,89	0
87	MG	A1	4375	1/1	0.84	0.32	51,51,51,51	0
87	MG	A1	4021	1/1	0.84	0.32	54,54,54,54	0
87	MG	A5	4473	1/1	0.84	0.83	94,94,94,94	0
87	MG	A2	2144	1/1	0.84	0.27	57,57,57,57	0
86	OHX	A5	3782	7/7	0.84	0.29	169,169,169,169	7

Continued on next page...

Continued from previous page...

Mol	Type	Chain	Res	Atoms	RSCC	RSR	B-factors(\AA^2)	Q<0.9
87	MG	A5	4293	1/1	0.84	0.33	76,76,76,76	0
87	MG	A1	4214	1/1	0.84	0.58	55,55,55,55	0
87	MG	A1	4391	1/1	0.84	0.85	89,89,89,89	0
86	OHX	DR	201	7/7	0.84	0.21	171,171,171,171	7
86	OHX	A1	3799	7/7	0.84	0.16	165,165,165,165	7
86	OHX	A1	3804	7/7	0.84	0.34	152,152,152,152	7
87	MG	A5	3911	1/1	0.84	0.15	82,82,82,82	0
86	OHX	A5	3790	7/7	0.84	0.20	157,157,157,157	7
87	MG	A1	4401	1/1	0.84	0.26	69,69,69,69	0
87	MG	A6	2204	1/1	0.84	0.17	70,70,70,70	0
86	OHX	A5	3658	7/7	0.84	0.32	141,141,141,141	7
86	OHX	A6	2054	7/7	0.84	0.28	169,169,169,169	7
87	MG	A1	4142	1/1	0.84	0.35	68,68,68,68	0
86	OHX	A2	2085	7/7	0.84	0.44	200,200,200,200	7
87	MG	A5	4152	1/1	0.84	0.18	79,79,79,79	0
86	OHX	A2	2070	7/7	0.84	0.18	202,202,202,202	7
87	MG	A5	4332	1/1	0.84	0.10	73,73,73,73	0
87	MG	A1	4415	1/1	0.84	0.70	85,85,85,85	0
87	MG	A1	4309	1/1	0.84	0.51	99,99,99,99	0
87	MG	A1	3830	1/1	0.84	0.28	60,60,60,60	0
87	MG	A1	4424	1/1	0.85	0.31	50,50,50,50	0
87	MG	A5	4291	1/1	0.85	0.73	78,78,78,78	0
87	MG	A1	3869	1/1	0.85	0.26	69,69,69,69	0
87	MG	BL	202	1/1	0.85	0.35	78,78,78,78	0
87	MG	A5	3858	1/1	0.85	0.31	43,43,43,43	0
86	OHX	A6	2069	7/7	0.85	0.17	206,206,206,206	7
87	MG	A1	3871	1/1	0.85	0.30	48,48,48,48	0
87	MG	A5	4426	1/1	0.85	0.27	70,70,70,70	0
87	MG	A5	4311	1/1	0.85	0.24	78,78,78,78	0
87	MG	A1	4283	1/1	0.85	0.91	91,91,91,91	0
87	MG	A6	2235	1/1	0.85	0.25	77,77,77,77	0
87	MG	A6	2236	1/1	0.85	0.20	76,76,76,76	0
87	MG	A1	4347	1/1	0.85	0.35	86,86,86,86	0
87	MG	A5	4042	1/1	0.85	0.24	75,75,75,75	0
87	MG	A2	2199	1/1	0.85	0.16	72,72,72,72	0
86	OHX	BI	302	7/7	0.85	0.29	177,177,177,177	7
87	MG	A5	4049	1/1	0.85	0.29	70,70,70,70	0
87	MG	A1	4170	1/1	0.85	0.13	50,50,50,50	0
86	OHX	A1	3812	7/7	0.85	0.54	187,187,187,187	7
87	MG	A6	2141	1/1	0.85	0.41	78,78,78,78	0
87	MG	A1	4445	1/1	0.85	0.46	69,69,69,69	0
87	MG	A1	3818	1/1	0.85	0.19	63,63,63,63	0

Continued on next page...

Continued from previous page...

Mol	Type	Chain	Res	Atoms	RSCC	RSR	B-factors(\AA^2)	Q<0.9
86	OHX	A5	3781	7/7	0.85	0.14	199,199,199,199	7
87	MG	A1	3821	1/1	0.85	0.47	71,71,71,71	0
87	MG	A5	3891	1/1	0.85	0.24	50,50,50,50	0
86	OHX	A5	3750	7/7	0.85	0.22	199,199,199,199	7
86	OHX	A5	3762	7/7	0.85	0.41	153,153,153,153	7
86	OHX	A1	3736	7/7	0.85	0.23	174,174,174,174	7
87	MG	A1	3976	1/1	0.85	0.48	66,66,66,66	0
86	OHX	A6	2077	7/7	0.85	0.17	197,197,197,197	7
87	MG	AB	302	1/1	0.85	0.13	63,63,63,63	0
87	MG	A1	3902	1/1	0.85	0.26	47,47,47,47	0
87	MG	A8	234	1/1	0.85	0.46	64,64,64,64	0
87	MG	A1	4253	1/1	0.85	0.26	110,110,110,110	0
87	MG	A5	4216	1/1	0.85	0.32	80,80,80,80	0
87	MG	A1	4382	1/1	0.85	0.25	81,81,81,81	0
87	MG	A6	2180	1/1	0.85	0.49	87,87,87,87	0
87	MG	DA	305	1/1	0.85	1.20	69,69,69,69	0
87	MG	A1	3984	1/1	0.85	0.35	51,51,51,51	0
87	MG	A5	3917	1/1	0.85	0.36	44,44,44,44	0
87	MG	A5	3918	1/1	0.85	0.27	79,79,79,79	0
87	MG	A5	4223	1/1	0.85	0.30	78,78,78,78	0
87	MG	A1	3841	1/1	0.85	0.20	47,47,47,47	0
87	MG	A1	3846	1/1	0.85	0.21	37,37,37,37	0
87	MG	A5	4226	1/1	0.85	0.35	76,76,76,76	0
87	MG	A1	4195	1/1	0.85	0.13	83,83,83,83	0
87	MG	A5	4104	1/1	0.85	0.24	52,52,52,52	0
86	OHX	CG	302	7/7	0.85	0.29	197,197,197,197	7
86	OHX	A6	2082	7/7	0.85	0.25	180,180,180,180	7
87	MG	A4	236	1/1	0.85	0.16	100,100,100,100	0
86	OHX	A1	3737	7/7	0.85	0.16	183,183,183,183	7
86	OHX	A1	3723	7/7	0.85	0.24	161,161,161,161	7
87	MG	A5	3934	1/1	0.85	0.23	61,61,61,61	0
86	OHX	Dg	201	7/7	0.85	0.37	153,153,153,153	7
87	MG	A5	3943	1/1	0.85	0.39	38,38,38,38	0
87	MG	A1	3915	1/1	0.85	0.23	32,32,32,32	0
87	MG	A5	4132	1/1	0.85	0.26	66,66,66,66	0
87	MG	A1	3917	1/1	0.85	0.19	31,31,31,31	0
87	MG	A5	4520	1/1	0.85	0.25	81,81,81,81	0
87	MG	DP	207	1/1	0.85	1.09	64,64,64,64	0
86	OHX	A5	3775	7/7	0.85	0.30	152,152,152,152	7
87	MG	A5	4527	1/1	0.85	0.22	78,78,78,78	0
87	MG	A1	4151	1/1	0.85	0.34	71,71,71,71	0
87	MG	A5	4257	1/1	0.85	0.29	70,70,70,70	0

Continued on next page...

Continued from previous page...

Mol	Type	Chain	Res	Atoms	RSCC	RSR	B-factors(\AA^2)	Q<0.9
87	MG	A6	2290	1/1	0.85	0.18	82,82,82,82	0
87	MG	A5	4389	1/1	0.85	0.82	66,66,66,66	0
87	MG	BB	404	1/1	0.85	0.28	57,57,57,57	0
86	OHX	A1	3729	7/7	0.85	0.37	167,167,167,167	7
87	MG	A2	2161	1/1	0.85	0.23	58,58,58,58	0
87	MG	A1	4336	1/1	0.85	0.20	80,80,80,80	0
87	MG	Df	205	1/1	0.85	0.43	76,76,76,76	0
87	MG	A5	3847	1/1	0.85	0.32	61,61,61,61	0
87	MG	A5	4270	1/1	0.85	0.26	57,57,57,57	0
86	OHX	A5	3813	7/7	0.85	0.22	191,191,191,191	7
87	MG	A5	3849	1/1	0.85	0.31	41,41,41,41	0
87	MG	A1	4034	1/1	0.85	0.18	46,46,46,46	0
87	MG	A1	4340	1/1	0.85	0.67	96,96,96,96	0
87	MG	A6	2220	1/1	0.85	0.13	91,91,91,91	0
87	MG	A6	2228	1/1	0.86	0.21	89,89,89,89	0
87	MG	BC	403	1/1	0.86	0.48	72,72,72,72	0
87	MG	A1	4405	1/1	0.86	0.40	61,61,61,61	0
87	MG	A5	4542	1/1	0.86	1.22	59,59,59,59	0
87	MG	A5	4085	1/1	0.86	0.28	79,79,79,79	0
86	OHX	A1	3783	7/7	0.86	0.21	152,152,152,152	7
86	OHX	A1	3768	7/7	0.86	0.37	137,137,137,137	7
87	MG	BF	4102	1/1	0.86	0.38	76,76,76,76	0
87	MG	A5	4233	1/1	0.86	0.19	91,91,91,91	0
87	MG	A1	4485	1/1	0.86	0.14	93,93,93,93	0
87	MG	A5	4090	1/1	0.86	0.34	45,45,45,45	0
87	MG	A1	4486	1/1	0.86	0.38	55,55,55,55	0
87	MG	A1	4410	1/1	0.86	0.45	69,69,69,69	0
87	MG	A1	4338	1/1	0.86	0.58	84,84,84,84	0
87	MG	A5	4097	1/1	0.86	0.24	37,37,37,37	0
86	OHX	CN	201	7/7	0.86	0.22	174,174,174,174	7
87	MG	A5	4563	1/1	0.86	0.35	89,89,89,89	0
86	OHX	A1	3690	7/7	0.86	0.24	178,178,178,178	7
87	MG	A1	4093	1/1	0.86	0.22	55,55,55,55	0
87	MG	A1	3825	1/1	0.86	0.16	47,47,47,47	0
87	MG	A5	4570	1/1	0.86	0.64	76,76,76,76	0
87	MG	A5	4255	1/1	0.86	0.25	72,72,72,72	0
86	OHX	A1	3809	7/7	0.86	0.15	192,192,192,192	7
87	MG	A6	2145	1/1	0.86	0.28	46,46,46,46	0
87	MG	A5	4114	1/1	0.86	0.19	38,38,38,38	0
87	MG	A5	4260	1/1	0.86	0.64	80,80,80,80	0
87	MG	A5	4261	1/1	0.86	0.24	71,71,71,71	0
87	MG	A1	4499	1/1	0.86	0.22	65,65,65,65	0

Continued on next page...

Continued from previous page...

Mol	Type	Chain	Res	Atoms	RSCC	RSR	B-factors(\AA^2)	Q<0.9
87	MG	A5	4118	1/1	0.86	0.26	57,57,57,57	0
86	OHX	A1	3604	7/7	0.86	0.21	254,254,254,254	7
87	MG	A7	218	1/1	0.86	0.42	43,43,43,43	0
86	OHX	A6	2094	7/7	0.86	0.19	180,180,180,180	7
87	MG	BO	206	1/1	0.86	0.70	69,69,69,69	0
87	MG	A1	4351	1/1	0.86	0.11	97,97,97,97	0
87	MG	A1	4296	1/1	0.86	0.36	94,94,94,94	0
87	MG	CX	202	1/1	0.86	0.57	81,81,81,81	0
87	MG	A5	4276	1/1	0.86	0.23	60,60,60,60	0
87	MG	A1	4297	1/1	0.86	0.56	94,94,94,94	0
87	MG	A1	4197	1/1	0.86	0.16	74,74,74,74	0
87	MG	A5	3945	1/1	0.86	0.26	56,56,56,56	0
87	MG	A1	4250	1/1	0.86	0.30	56,56,56,56	0
87	MG	A6	2171	1/1	0.86	0.21	77,77,77,77	0
87	MG	A1	4300	1/1	0.86	0.27	76,76,76,76	0
87	MG	A8	223	1/1	0.86	0.34	50,50,50,50	0
86	OHX	A2	2050	7/7	0.86	0.19	181,181,181,181	7
87	MG	A3	223	1/1	0.86	0.19	75,75,75,75	0
87	MG	A5	3966	1/1	0.86	0.38	56,56,56,56	0
87	MG	A5	3971	1/1	0.86	0.36	53,53,53,53	0
86	OHX	A5	3794	7/7	0.86	0.20	179,179,179,179	7
87	MG	A5	4458	1/1	0.86	0.64	76,76,76,76	0
87	MG	A5	4459	1/1	0.86	1.14	84,84,84,84	0
87	MG	A5	4154	1/1	0.86	0.22	54,54,54,54	0
87	MG	A5	3827	1/1	0.86	0.39	67,67,67,67	0
87	MG	A1	3889	1/1	0.86	0.43	74,74,74,74	0
87	MG	A1	4306	1/1	0.86	0.13	68,68,68,68	0
86	OHX	A1	3681	7/7	0.86	0.18	146,146,146,146	7
87	MG	A5	3994	1/1	0.86	0.34	39,39,39,39	0
87	MG	A2	2198	1/1	0.86	0.27	80,80,80,80	0
87	MG	A5	3998	1/1	0.86	0.37	41,41,41,41	0
87	MG	A1	4158	1/1	0.86	0.28	87,87,87,87	0
87	MG	A1	4373	1/1	0.86	0.51	56,56,56,56	0
86	OHX	A5	3735	7/7	0.86	0.26	149,149,149,149	7
87	MG	A5	4011	1/1	0.86	0.29	54,54,54,54	0
87	MG	A6	2192	1/1	0.86	0.34	81,81,81,81	0
87	MG	A2	2110	1/1	0.86	0.32	57,57,57,57	0
86	OHX	A6	2098	7/7	0.86	0.30	144,144,144,144	7
87	MG	A2	2251	1/1	0.86	0.28	77,77,77,77	0
87	MG	A1	4383	1/1	0.86	0.11	62,62,62,62	0
87	MG	A6	2294	1/1	0.86	0.16	54,54,54,54	0
87	MG	A1	4384	1/1	0.86	0.32	61,61,61,61	0

Continued on next page...

Continued from previous page...

Mol	Type	Chain	Res	Atoms	RSCC	RSR	B-factors(\AA^2)	Q<0.9
87	MG	A6	2201	1/1	0.86	0.21	72,72,72,72	0
87	MG	A5	3857	1/1	0.86	0.30	53,53,53,53	0
87	MG	A6	2202	1/1	0.86	0.27	71,71,71,71	0
86	OHX	A5	3802	7/7	0.86	0.36	151,151,151,151	7
87	MG	A2	2114	1/1	0.86	0.41	84,84,84,84	0
87	MG	A1	4174	1/1	0.86	0.16	57,57,57,57	0
87	MG	A1	4223	1/1	0.86	0.31	79,79,79,79	0
87	MG	A5	4050	1/1	0.86	0.20	39,39,39,39	0
87	MG	A1	4392	1/1	0.86	1.45	86,86,86,86	0
87	MG	A6	2314	1/1	0.86	1.38	112,112,112,112	0
87	MG	A1	4078	1/1	0.86	0.20	80,80,80,80	0
87	MG	Da	204	1/1	0.86	0.58	52,52,52,52	0
87	MG	A1	4079	1/1	0.86	0.26	75,75,75,75	0
87	MG	A5	4060	1/1	0.86	0.32	57,57,57,57	0
87	MG	A6	2213	1/1	0.86	0.11	65,65,65,65	0
86	OHX	A5	3808	7/7	0.86	0.37	182,182,182,182	7
87	MG	A1	4033	1/1	0.86	0.26	48,48,48,48	0
87	MG	A5	4073	1/1	0.86	0.36	66,66,66,66	0
87	MG	Dg	203	1/1	0.86	1.38	88,88,88,88	0
87	MG	A5	4524	1/1	0.86	0.17	85,85,85,85	0
87	MG	A5	4526	1/1	0.86	0.40	83,83,83,83	0
87	MG	A1	4229	1/1	0.86	0.17	89,89,89,89	0
87	MG	A1	4402	1/1	0.86	0.18	65,65,65,65	0
87	MG	A6	2111	1/1	0.86	0.12	51,51,51,51	0
87	MG	A1	3965	1/1	0.86	0.41	80,80,80,80	0
87	MG	A1	3968	1/1	0.86	0.20	68,68,68,68	0
87	MG	A1	4332	1/1	0.87	0.33	74,74,74,74	0
87	MG	A1	3950	1/1	0.87	0.21	48,48,48,48	0
87	MG	A1	4497	1/1	0.87	0.18	79,79,79,79	0
87	MG	A1	3952	1/1	0.87	0.32	89,89,89,89	0
87	MG	A1	4267	1/1	0.87	0.25	82,82,82,82	0
87	MG	A5	4536	1/1	0.87	0.31	73,73,73,73	0
86	OHX	A5	3647	7/7	0.87	0.11	204,204,204,204	7
87	MG	BQ	201	1/1	0.87	0.58	65,65,65,65	0
87	MG	A1	4199	1/1	0.87	0.32	74,74,74,74	0
87	MG	A1	4270	1/1	0.87	0.43	57,57,57,57	0
86	OHX	A1	3512	7/7	0.87	0.49	197,197,197,197	7
87	MG	A6	2186	1/1	0.87	0.72	104,104,104,104	0
87	MG	A1	3887	1/1	0.87	0.21	54,54,54,54	0
86	OHX	A1	3773	7/7	0.87	0.30	159,159,159,159	7
87	MG	A6	2190	1/1	0.87	0.10	74,74,74,74	0
86	OHX	A6	2013	7/7	0.87	0.24	180,180,180,180	7

Continued on next page...

Continued from previous page...

Mol	Type	Chain	Res	Atoms	RSCC	RSR	B-factors(\AA^2)	Q<0.9
87	MG	A6	2305	1/1	0.87	0.23	76,76,76,76	0
87	MG	A6	2193	1/1	0.87	0.16	75,75,75,75	0
86	OHX	A6	2023	7/7	0.87	0.23	177,177,177,177	7
87	MG	A5	3883	1/1	0.87	0.23	36,36,36,36	0
86	OHX	A5	3698	7/7	0.87	0.20	173,173,173,173	7
87	MG	A2	2129	1/1	0.87	0.30	59,59,59,59	0
87	MG	A3	227	1/1	0.87	0.64	59,59,59,59	0
87	MG	A1	4433	1/1	0.87	0.76	67,67,67,67	0
87	MG	A5	4567	1/1	0.87	0.27	59,59,59,59	0
86	OHX	A5	3711	7/7	0.87	0.19	164,164,164,164	7
87	MG	Bd	201	1/1	0.87	0.48	106,106,106,106	0
87	MG	A1	4437	1/1	0.87	0.18	60,60,60,60	0
87	MG	Bg	201	1/1	0.87	0.17	63,63,63,63	0
87	MG	A5	4243	1/1	0.87	0.23	45,45,45,45	0
87	MG	A6	2206	1/1	0.87	0.20	63,63,63,63	0
87	MG	A1	4438	1/1	0.87	0.47	82,82,82,82	0
87	MG	A5	4577	1/1	0.87	0.52	76,76,76,76	0
87	MG	A5	3899	1/1	0.87	0.23	73,73,73,73	0
86	OHX	A1	3808	7/7	0.87	0.21	194,194,194,194	7
87	MG	A1	4353	1/1	0.87	0.21	77,77,77,77	0
86	OHX	A1	3564	7/7	0.87	0.23	136,136,136,136	7
87	MG	A1	4220	1/1	0.87	0.20	103,103,103,103	0
87	MG	A5	3912	1/1	0.87	0.43	77,77,77,77	0
87	MG	A5	4415	1/1	0.87	0.28	75,75,75,75	0
87	MG	A1	3837	1/1	0.87	0.27	68,68,68,68	0
87	MG	A2	2173	1/1	0.87	0.16	82,82,82,82	0
87	MG	A5	4422	1/1	0.87	0.51	52,52,52,52	0
87	MG	A5	4101	1/1	0.87	0.18	64,64,64,64	0
87	MG	A1	3840	1/1	0.87	0.36	59,59,59,59	0
86	OHX	DD	301	7/7	0.87	0.28	134,134,134,134	7
87	MG	A2	2178	1/1	0.87	0.24	73,73,73,73	0
86	OHX	A5	3789	7/7	0.87	0.28	165,165,165,165	7
87	MG	A1	4365	1/1	0.87	0.20	66,66,66,66	0
87	MG	A6	2225	1/1	0.87	0.23	59,59,59,59	0
87	MG	A7	239	1/1	0.87	0.27	71,71,71,71	0
86	OHX	A1	3700	7/7	0.87	0.35	185,185,185,185	7
87	MG	A8	221	1/1	0.87	0.16	33,33,33,33	0
86	OHX	A2	2061	7/7	0.87	0.31	142,142,142,142	7
87	MG	A1	3916	1/1	0.87	0.33	73,73,73,73	0
87	MG	A1	4460	1/1	0.87	0.20	67,67,67,67	0
87	MG	A5	4129	1/1	0.87	0.62	94,94,94,94	0
87	MG	A1	4372	1/1	0.87	0.23	71,71,71,71	0

Continued on next page...

Continued from previous page...

Mol	Type	Chain	Res	Atoms	RSCC	RSR	B-factors(\AA^2)	Q<0.9
87	MG	A1	4163	1/1	0.87	0.35	81,81,81,81	0
87	MG	A5	3938	1/1	0.87	0.30	45,45,45,45	0
87	MG	A1	4097	1/1	0.87	0.35	73,73,73,73	0
87	MG	A6	2122	1/1	0.87	0.28	55,55,55,55	0
87	MG	A1	4165	1/1	0.87	0.35	57,57,57,57	0
87	MG	A5	4455	1/1	0.87	0.67	60,60,60,60	0
86	OHX	A5	3752	7/7	0.87	0.28	127,127,127,127	7
87	MG	A1	4169	1/1	0.87	0.33	80,80,80,80	0
87	MG	BB	403	1/1	0.87	0.21	53,53,53,53	0
87	MG	A1	4304	1/1	0.87	0.58	102,102,102,102	0
87	MG	A5	4300	1/1	0.87	0.60	51,51,51,51	0
87	MG	A5	4472	1/1	0.87	0.41	75,75,75,75	0
87	MG	A5	4307	1/1	0.87	0.09	78,78,78,78	0
87	MG	A5	4308	1/1	0.87	0.71	52,52,52,52	0
87	MG	A2	2142	1/1	0.87	0.38	65,65,65,65	0
87	MG	A5	3964	1/1	0.87	0.37	57,57,57,57	0
87	MG	DD	307	1/1	0.87	0.69	77,77,77,77	0
87	MG	A1	3853	1/1	0.87	0.11	43,43,43,43	0
86	OHX	A2	2062	7/7	0.87	0.20	196,196,196,196	7
87	MG	A6	2252	1/1	0.87	0.36	117,117,117,117	0
87	MG	A5	3974	1/1	0.87	0.42	40,40,40,40	0
87	MG	A6	2136	1/1	0.87	0.27	48,48,48,48	0
87	MG	A1	3855	1/1	0.87	0.19	40,40,40,40	0
86	OHX	A1	3616	7/7	0.87	0.25	117,117,117,117	7
87	MG	A5	4489	1/1	0.87	0.25	82,82,82,82	0
87	MG	A5	4161	1/1	0.87	0.21	51,51,51,51	0
87	MG	A2	2190	1/1	0.87	0.14	82,82,82,82	0
86	OHX	A1	3758	7/7	0.87	0.22	139,139,139,139	7
87	MG	A5	4326	1/1	0.87	0.25	75,75,75,75	0
87	MG	A5	4327	1/1	0.87	0.20	94,94,94,94	0
86	OHX	A2	2076	7/7	0.87	0.14	185,185,185,185	7
87	MG	A5	4168	1/1	0.87	0.26	74,74,74,74	0
87	MG	A1	3934	1/1	0.87	0.27	46,46,46,46	0
87	MG	DY	202	1/1	0.87	0.24	55,55,55,55	0
87	MG	A5	3829	1/1	0.87	0.18	35,35,35,35	0
86	OHX	A1	3666	7/7	0.87	0.23	142,142,142,142	7
87	MG	A5	3834	1/1	0.87	0.43	59,59,59,59	0
87	MG	A5	3835	1/1	0.87	0.31	49,49,49,49	0
86	OHX	A2	2019	7/7	0.87	0.17	174,174,174,174	7
87	MG	A5	4014	1/1	0.87	0.33	54,54,54,54	0
87	MG	A1	4050	1/1	0.87	0.28	63,63,63,63	0
87	MG	A5	4187	1/1	0.87	0.38	78,78,78,78	0

Continued on next page...

Continued from previous page...

Mol	Type	Chain	Res	Atoms	RSCC	RSR	B-factors(Å ²)	Q<0.9
86	OHX	A5	3771	7/7	0.87	0.29	176,176,176,176	7
87	MG	A1	4488	1/1	0.87	0.29	73,73,73,73	0
87	MG	A6	2164	1/1	0.87	0.32	57,57,57,57	0
87	MG	A5	4027	1/1	0.87	0.41	53,53,53,53	0
87	MG	A1	4127	1/1	0.87	0.19	65,65,65,65	0
87	MG	A5	4033	1/1	0.87	0.12	31,31,31,31	0
86	OHX	A1	3770	7/7	0.87	0.21	179,179,179,179	7
86	OHX	A5	3774	7/7	0.87	0.28	148,148,148,148	7
86	OHX	DP	201	7/7	0.88	0.34	155,155,155,155	7
87	MG	A5	3947	1/1	0.88	0.18	40,40,40,40	0
87	MG	A1	3831	1/1	0.88	0.36	56,56,56,56	0
87	MG	A1	4179	1/1	0.88	0.31	69,69,69,69	0
87	MG	BR	202	1/1	0.88	0.23	58,58,58,58	0
87	MG	A1	4180	1/1	0.88	0.81	79,79,79,79	0
87	MG	A5	3961	1/1	0.88	0.25	55,55,55,55	0
87	MG	A1	4181	1/1	0.88	0.35	61,61,61,61	0
87	MG	BR	205	1/1	0.88	0.75	99,99,99,99	0
87	MG	A1	3929	1/1	0.88	0.33	75,75,75,75	0
87	MG	A5	3968	1/1	0.88	0.19	50,50,50,50	0
87	MG	A5	4171	1/1	0.88	0.24	108,108,108,108	0
86	OHX	A6	2037	7/7	0.88	0.25	138,138,138,138	7
87	MG	A1	4491	1/1	0.88	0.85	80,80,80,80	0
87	MG	A5	3982	1/1	0.88	0.23	52,52,52,52	0
86	OHX	A6	2043	7/7	0.88	0.20	156,156,156,156	7
87	MG	A5	4534	1/1	0.88	1.30	72,72,72,72	0
87	MG	A5	4180	1/1	0.88	0.26	81,81,81,81	0
87	MG	A5	4537	1/1	0.88	0.12	83,83,83,83	0
87	MG	A6	2214	1/1	0.88	0.25	53,53,53,53	0
87	MG	A1	3838	1/1	0.88	0.25	67,67,67,67	0
86	OHX	A6	2047	7/7	0.88	0.23	156,156,156,156	7
87	MG	A1	4496	1/1	0.88	0.96	82,82,82,82	0
87	MG	A1	3942	1/1	0.88	0.33	38,38,38,38	0
87	MG	A5	4356	1/1	0.88	0.46	74,74,74,74	0
87	MG	A6	2221	1/1	0.88	0.50	69,69,69,69	0
86	OHX	A1	3708	7/7	0.88	0.18	158,158,158,158	7
87	MG	A5	4547	1/1	0.88	0.83	88,88,88,88	0
86	OHX	CI	301	7/7	0.88	0.17	172,172,172,172	7
87	MG	CY	204	1/1	0.88	0.14	56,56,56,56	0
87	MG	A1	4092	1/1	0.88	0.31	66,66,66,66	0
87	MG	A5	4369	1/1	0.88	0.81	69,69,69,69	0
87	MG	A1	3844	1/1	0.88	0.21	48,48,48,48	0
87	MG	A1	4292	1/1	0.88	0.23	67,67,67,67	0

Continued on next page...

Continued from previous page...

Mol	Type	Chain	Res	Atoms	RSCC	RSR	B-factors(\AA^2)	Q<0.9
86	OHX	A1	3655	7/7	0.88	0.23	150,150,150,150	7
86	OHX	A5	3779	7/7	0.88	0.40	167,167,167,167	7
87	MG	A2	2175	1/1	0.88	0.36	68,68,68,68	0
87	MG	A3	214	1/1	0.88	0.31	70,70,70,70	0
87	MG	A5	4026	1/1	0.88	0.40	53,53,53,53	0
87	MG	A1	3960	1/1	0.88	0.19	54,54,54,54	0
86	OHX	A1	3712	7/7	0.88	0.46	180,180,180,180	7
86	OHX	A5	3405	7/7	0.88	0.31	118,118,118,118	7
87	MG	A5	3833	1/1	0.88	0.33	54,54,54,54	0
86	OHX	A5	3532	7/7	0.88	0.17	164,164,164,164	7
87	MG	A3	224	1/1	0.88	0.21	62,62,62,62	0
87	MG	A3	226	1/1	0.88	0.21	69,69,69,69	0
86	OHX	A2	2025	7/7	0.88	0.14	219,219,219,219	7
86	OHX	A6	2057	7/7	0.88	0.43	134,134,134,134	7
87	MG	A6	2247	1/1	0.88	0.52	88,88,88,88	0
86	OHX	A6	2058	7/7	0.88	0.24	196,196,196,196	7
87	MG	A6	2109	1/1	0.88	0.33	54,54,54,54	0
87	MG	A1	4113	1/1	0.88	0.33	70,70,70,70	0
86	OHX	A5	3685	7/7	0.88	0.26	141,141,141,141	7
87	MG	A6	2117	1/1	0.88	0.26	64,64,64,64	0
87	MG	A5	4227	1/1	0.88	0.20	46,46,46,46	0
86	OHX	A5	3791	7/7	0.88	0.23	175,175,175,175	7
87	MG	A5	4058	1/1	0.88	0.21	59,59,59,59	0
86	OHX	A1	3750	7/7	0.88	0.35	118,118,118,118	7
87	MG	A1	3986	1/1	0.88	0.37	41,41,41,41	0
86	OHX	A5	3793	7/7	0.88	0.22	158,158,158,158	7
87	MG	A5	4413	1/1	0.88	0.14	80,80,80,80	0
86	OHX	A2	2036	7/7	0.88	0.24	162,162,162,162	7
87	MG	A2	2124	1/1	0.88	0.24	79,79,79,79	0
87	MG	A7	234	1/1	0.88	0.31	90,90,90,90	0
86	OHX	A5	3796	7/7	0.88	0.26	176,176,176,176	7
86	OHX	A1	3755	7/7	0.88	0.33	135,135,135,135	7
86	OHX	A1	3756	7/7	0.88	0.24	158,158,158,158	7
87	MG	A1	3877	1/1	0.88	0.29	34,34,34,34	0
87	MG	A1	3879	1/1	0.88	0.44	89,89,89,89	0
86	OHX	A5	3719	7/7	0.88	0.24	180,180,180,180	7
87	MG	A1	4231	1/1	0.88	0.83	82,82,82,82	0
86	OHX	A5	3725	7/7	0.88	0.18	171,171,171,171	7
87	MG	A8	232	1/1	0.88	0.16	43,43,43,43	0
87	MG	A1	4442	1/1	0.88	0.48	91,91,91,91	0
87	MG	A5	4430	1/1	0.88	0.31	95,95,95,95	0
87	MG	A4	238	1/1	0.88	0.33	68,68,68,68	0

Continued on next page...

Continued from previous page...

Mol	Type	Chain	Res	Atoms	RSCC	RSR	B-factors(\AA^2)	Q<0.9
87	MG	A2	2136	1/1	0.88	0.15	70,70,70,70	0
87	MG	A4	241	1/1	0.88	0.73	60,60,60,60	0
86	OHX	A5	3733	7/7	0.88	0.21	162,162,162,162	7
87	MG	AE	301	1/1	0.88	0.76	88,88,88,88	0
87	MG	A6	2148	1/1	0.88	0.33	39,39,39,39	0
87	MG	A5	4443	1/1	0.88	0.24	64,64,64,64	0
87	MG	A2	2202	1/1	0.88	0.11	66,66,66,66	0
87	MG	A5	4446	1/1	0.88	0.20	64,64,64,64	0
87	MG	A5	4093	1/1	0.88	0.30	64,64,64,64	0
87	MG	A1	4146	1/1	0.88	0.32	91,91,91,91	0
87	MG	A1	3892	1/1	0.88	0.28	75,75,75,75	0
87	MG	A6	2291	1/1	0.88	0.56	100,100,100,100	0
86	OHX	A2	2017	7/7	0.88	0.12	186,186,186,186	7
87	MG	A1	4245	1/1	0.88	0.21	73,73,73,73	0
87	MG	A5	4457	1/1	0.88	0.25	78,78,78,78	0
86	OHX	A4	211	7/7	0.88	0.33	108,108,108,108	7
86	OHX	A1	3789	7/7	0.88	0.32	189,189,189,189	7
86	OHX	A1	3790	7/7	0.88	0.18	164,164,164,164	7
87	MG	A1	3901	1/1	0.88	0.32	74,74,74,74	0
87	MG	A5	4468	1/1	0.88	0.79	73,73,73,73	0
87	MG	A1	4251	1/1	0.88	0.23	71,71,71,71	0
87	MG	AS	201	1/1	0.88	0.11	105,105,105,105	0
87	MG	A5	4288	1/1	0.88	0.78	49,49,49,49	0
86	OHX	A1	3791	7/7	0.88	0.18	149,149,149,149	7
86	OHX	A5	3753	7/7	0.88	0.12	207,207,207,207	7
86	OHX	A5	3758	7/7	0.88	0.20	167,167,167,167	7
86	OHX	A2	2039	7/7	0.88	0.36	157,157,157,157	7
87	MG	A5	4296	1/1	0.88	0.41	54,54,54,54	0
87	MG	DR	202	1/1	0.88	0.99	67,67,67,67	0
87	MG	A5	4125	1/1	0.88	0.14	67,67,67,67	0
87	MG	DV	202	1/1	0.88	0.40	35,35,35,35	0
86	OHX	A2	2057	7/7	0.88	0.17	173,173,173,173	7
87	MG	DW	201	1/1	0.88	1.32	85,85,85,85	0
87	MG	A5	4304	1/1	0.88	0.28	66,66,66,66	0
87	MG	A5	4306	1/1	0.88	0.38	72,72,72,72	0
86	OHX	A1	3794	7/7	0.88	0.29	150,150,150,150	7
87	MG	BN	303	1/1	0.88	0.94	72,72,72,72	0
87	MG	A5	3921	1/1	0.88	0.25	82,82,82,82	0
87	MG	A1	3406	1/1	0.88	0.18	67,67,67,67	0
87	MG	A2	2216	1/1	0.88	0.12	63,63,63,63	0
87	MG	A1	4361	1/1	0.88	1.09	126,126,126,126	0
86	OHX	A8	213	7/7	0.88	0.21	146,146,146,146	7

Continued on next page...

Continued from previous page...

Mol	Type	Chain	Res	Atoms	RSCC	RSR	B-factors(\AA^2)	Q<0.9
86	OHX	A5	3767	7/7	0.88	0.16	185,185,185,185	7
86	OHX	A1	3766	7/7	0.88	0.42	135,135,135,135	7
86	OHX	A2	2046	7/7	0.88	0.42	139,139,139,139	7
87	MG	A1	3824	1/1	0.88	0.30	65,65,65,65	0
87	MG	BP	206	1/1	0.88	0.19	86,86,86,86	0
86	OHX	A6	2025	7/7	0.88	0.14	161,161,161,161	7
87	MG	A5	4505	1/1	0.88	1.86	71,71,71,71	0
87	MG	A6	2198	1/1	0.88	0.17	49,49,49,49	0
86	OHX	A6	2026	7/7	0.88	0.16	176,176,176,176	7
87	MG	A1	4421	1/1	0.89	0.41	63,63,63,63	0
86	OHX	BA	301	7/7	0.89	0.47	217,217,217,217	7
87	MG	A1	4315	1/1	0.89	0.78	62,62,62,62	0
87	MG	A5	3991	1/1	0.89	0.28	46,46,46,46	0
87	MG	A5	4178	1/1	0.89	0.26	83,83,83,83	0
87	MG	A2	2088	1/1	0.89	0.33	59,59,59,59	0
87	MG	A6	2239	1/1	0.89	0.23	82,82,82,82	0
87	MG	A4	219	1/1	0.89	0.26	59,59,59,59	0
87	MG	A2	2223	1/1	0.89	1.95	156,156,156,156	0
87	MG	A4	221	1/1	0.89	0.28	43,43,43,43	0
86	OHX	A1	3741	7/7	0.89	0.26	151,151,151,151	7
86	OHX	A6	2067	7/7	0.89	0.24	136,136,136,136	7
87	MG	A1	4322	1/1	0.89	0.26	74,74,74,74	0
86	OHX	A5	3669	7/7	0.89	0.28	109,109,109,109	7
87	MG	A5	4357	1/1	0.89	0.64	75,75,75,75	0
86	OHX	A5	3671	7/7	0.89	0.21	171,171,171,171	7
87	MG	A5	4193	1/1	0.89	0.28	43,43,43,43	0
86	OHX	A5	3784	7/7	0.89	0.21	173,173,173,173	7
86	OHX	A1	3744	7/7	0.89	0.49	205,205,205,205	7
87	MG	A1	4043	1/1	0.89	0.37	62,62,62,62	0
87	MG	A5	4366	1/1	0.89	0.43	65,65,65,65	0
86	OHX	A2	2063	7/7	0.89	0.13	183,183,183,183	7
86	OHX	A5	3787	7/7	0.89	0.22	195,195,195,195	7
87	MG	A1	4240	1/1	0.89	0.23	59,59,59,59	0
87	MG	A1	4049	1/1	0.89	0.17	59,59,59,59	0
87	MG	A5	4553	1/1	0.89	1.10	73,73,73,73	0
87	MG	A1	3833	1/1	0.89	0.34	49,49,49,49	0
86	OHX	A1	3748	7/7	0.89	0.20	163,163,163,163	7
86	OHX	A1	3797	7/7	0.89	0.17	171,171,171,171	7
87	MG	A4	243	1/1	0.89	0.20	48,48,48,48	0
87	MG	A6	2266	1/1	0.89	0.61	106,106,106,106	0
86	OHX	A5	3707	7/7	0.89	0.47	135,135,135,135	7
86	OHX	A1	3687	7/7	0.89	0.35	182,182,182,182	7

Continued on next page...

Continued from previous page...

Mol	Type	Chain	Res	Atoms	RSCC	RSR	B-factors(\AA^2)	Q<0.9
87	MG	A5	4215	1/1	0.89	0.26	52,52,52,52	0
86	OHX	A6	2075	7/7	0.89	0.13	194,194,194,194	7
87	MG	A2	2183	1/1	0.89	0.22	49,49,49,49	0
87	MG	A5	4046	1/1	0.89	0.16	39,39,39,39	0
87	MG	A1	3842	1/1	0.89	0.40	77,77,77,77	0
86	OHX	Bj	103	7/7	0.89	0.44	138,138,138,138	7
87	MG	A1	4070	1/1	0.89	0.30	76,76,76,76	0
87	MG	A5	4391	1/1	0.89	0.60	57,57,57,57	0
87	MG	A1	4254	1/1	0.89	0.26	72,72,72,72	0
86	OHX	A5	3727	7/7	0.89	0.19	167,167,167,167	7
87	MG	A5	3861	1/1	0.89	0.21	65,65,65,65	0
87	MG	A1	4348	1/1	0.89	0.16	73,73,73,73	0
86	OHX	A6	2078	7/7	0.89	0.15	185,185,185,185	7
87	MG	A5	4065	1/1	0.89	0.25	68,68,68,68	0
87	MG	A2	2246	1/1	0.89	0.12	100,100,100,100	0
87	MG	A6	2165	1/1	0.89	0.38	51,51,51,51	0
86	OHX	A6	1991	7/7	0.89	0.23	149,149,149,149	7
87	MG	A5	4407	1/1	0.89	0.12	95,95,95,95	0
87	MG	A2	2126	1/1	0.89	0.32	54,54,54,54	0
87	MG	A5	3878	1/1	0.89	0.25	56,56,56,56	0
87	MG	A5	4411	1/1	0.89	0.29	94,94,94,94	0
87	MG	A1	4171	1/1	0.89	0.18	79,79,79,79	0
86	OHX	A1	3803	7/7	0.89	0.17	196,196,196,196	7
86	OHX	A5	3741	7/7	0.89	0.14	185,185,185,185	7
87	MG	A2	2252	1/1	0.89	0.21	89,89,89,89	0
86	OHX	A6	2085	7/7	0.89	0.51	188,188,188,188	7
86	OHX	A2	2086	7/7	0.89	0.61	156,156,156,156	7
87	MG	A6	2297	1/1	0.89	0.86	68,68,68,68	0
87	MG	A7	236	1/1	0.89	0.39	102,102,102,102	0
87	MG	A1	3859	1/1	0.89	0.40	78,78,78,78	0
87	MG	A1	3861	1/1	0.89	0.25	34,34,34,34	0
87	MG	A1	3956	1/1	0.89	0.32	45,45,45,45	0
87	MG	A2	2134	1/1	0.89	0.17	74,74,74,74	0
87	MG	A6	2307	1/1	0.89	0.54	94,94,94,94	0
87	MG	A1	3864	1/1	0.89	0.20	46,46,46,46	0
87	MG	BO	208	1/1	0.89	0.23	75,75,75,75	0
87	MG	A5	4092	1/1	0.89	0.31	82,82,82,82	0
86	OHX	A1	3607	7/7	0.89	0.15	204,204,204,204	7
87	MG	A5	3905	1/1	0.89	0.27	75,75,75,75	0
86	OHX	A1	3782	7/7	0.89	0.25	186,186,186,186	7
87	MG	A1	3970	1/1	0.89	0.33	69,69,69,69	0
87	MG	A5	4098	1/1	0.89	0.14	55,55,55,55	0

Continued on next page...

Continued from previous page...

Mol	Type	Chain	Res	Atoms	RSCC	RSR	B-factors(\AA^2)	Q<0.9
87	MG	A5	4444	1/1	0.89	0.42	66,66,66,66	0
87	MG	A1	3972	1/1	0.89	0.42	45,45,45,45	0
87	MG	A1	4280	1/1	0.89	0.11	51,51,51,51	0
86	OHX	A2	2064	7/7	0.89	0.31	169,169,169,169	7
86	OHX	A5	3760	7/7	0.89	0.11	202,202,202,202	7
86	OHX	A6	2091	7/7	0.89	0.28	165,165,165,165	7
86	OHX	A6	2039	7/7	0.89	0.17	168,168,168,168	7
87	MG	A5	4278	1/1	0.89	0.88	82,82,82,82	0
87	MG	A2	2204	1/1	0.89	1.48	109,109,109,109	0
86	OHX	A1	3784	7/7	0.89	0.23	169,169,169,169	7
87	MG	A1	4389	1/1	0.89	0.61	46,46,46,46	0
87	MG	A5	4116	1/1	0.89	0.36	56,56,56,56	0
87	MG	A5	4290	1/1	0.89	0.48	47,47,47,47	0
86	OHX	A6	2045	7/7	0.89	0.30	124,124,124,124	7
87	MG	A5	4467	1/1	0.89	0.14	70,70,70,70	0
87	MG	BT	202	1/1	0.89	0.65	89,89,89,89	0
86	OHX	A6	2046	7/7	0.89	0.19	204,204,204,204	7
87	MG	A1	3883	1/1	0.89	0.36	37,37,37,37	0
87	MG	A5	4295	1/1	0.89	0.19	61,61,61,61	0
87	MG	A1	4114	1/1	0.89	0.42	71,71,71,71	0
87	MG	A5	3928	1/1	0.89	0.32	90,90,90,90	0
87	MG	DO	206	1/1	0.89	0.73	55,55,55,55	0
87	MG	A1	4202	1/1	0.89	0.21	67,67,67,67	0
87	MG	A5	4302	1/1	0.89	0.19	72,72,72,72	0
87	MG	DP	203	1/1	0.89	0.38	37,37,37,37	0
87	MG	A1	4205	1/1	0.89	0.13	63,63,63,63	0
86	OHX	A1	3704	7/7	0.89	0.15	176,176,176,176	7
87	MG	A5	3937	1/1	0.89	0.34	69,69,69,69	0
86	OHX	CB	301	7/7	0.89	0.18	162,162,162,162	7
87	MG	DS	203	1/1	0.89	0.33	65,65,65,65	0
87	MG	DS	204	1/1	0.89	0.72	63,63,63,63	0
87	MG	A1	4117	1/1	0.89	0.27	80,80,80,80	0
87	MG	A5	3942	1/1	0.89	0.33	38,38,38,38	0
87	MG	A1	3993	1/1	0.89	0.29	52,52,52,52	0
87	MG	A3	219	1/1	0.89	0.35	40,40,40,40	0
87	MG	A5	4142	1/1	0.89	0.23	91,91,91,91	0
86	OHX	A1	3813	7/7	0.89	0.17	201,201,201,201	7
86	OHX	A2	2029	7/7	0.89	0.34	150,150,150,150	7
87	MG	Bj	105	1/1	0.89	0.87	64,64,64,64	0
87	MG	CI	302	1/1	0.89	0.27	63,63,63,63	0
86	OHX	A1	3762	7/7	0.89	0.32	144,144,144,144	7
86	OHX	A3	210	7/7	0.89	0.19	175,175,175,175	7

Continued on next page...

Continued from previous page...

Mol	Type	Chain	Res	Atoms	RSCC	RSR	B-factors(\AA^2)	Q<0.9
87	MG	CL	203	1/1	0.89	0.22	61,61,61,61	0
87	MG	A1	4305	1/1	0.89	0.30	65,65,65,65	0
87	MG	A1	4128	1/1	0.89	0.28	63,63,63,63	0
87	MG	CQ	201	1/1	0.89	0.14	75,75,75,75	0
87	MG	A1	4414	1/1	0.89	0.23	90,90,90,90	0
86	OHX	A2	2041	7/7	0.89	0.15	184,184,184,184	7
86	OHX	DQ	201	7/7	0.89	0.26	147,147,147,147	7
87	MG	A5	4165	1/1	0.89	0.13	73,73,73,73	0
87	MG	A5	3976	1/1	0.89	0.23	43,43,43,43	0
87	MG	A5	3977	1/1	0.89	0.36	69,69,69,69	0
86	OHX	A2	2004	7/7	0.89	0.19	164,164,164,164	7
87	MG	A5	3873	1/1	0.90	0.34	60,60,60,60	0
87	MG	A2	2248	1/1	0.90	0.26	69,69,69,69	0
87	MG	A5	4055	1/1	0.90	0.22	81,81,81,81	0
86	OHX	A1	3722	7/7	0.90	0.22	150,150,150,150	7
87	MG	A5	4367	1/1	0.90	0.59	74,74,74,74	0
87	MG	BL	204	1/1	0.90	0.84	72,72,72,72	0
86	OHX	A5	3721	7/7	0.90	0.20	167,167,167,167	7
87	MG	A5	3882	1/1	0.90	0.06	74,74,74,74	0
87	MG	A5	4063	1/1	0.90	0.23	52,52,52,52	0
86	OHX	A6	2042	7/7	0.90	0.20	169,169,169,169	7
87	MG	A1	3860	1/1	0.90	0.24	59,59,59,59	0
87	MG	A1	4090	1/1	0.90	0.30	78,78,78,78	0
87	MG	A5	4069	1/1	0.90	0.20	88,88,88,88	0
87	MG	A5	4221	1/1	0.90	0.61	88,88,88,88	0
86	OHX	A1	3749	7/7	0.90	0.14	177,177,177,177	7
86	OHX	A5	3728	7/7	0.90	0.40	131,131,131,131	7
86	OHX	A1	3670	7/7	0.90	0.19	152,152,152,152	7
86	OHX	A2	1988	7/7	0.90	0.18	189,189,189,189	7
86	OHX	A1	3787	7/7	0.90	0.20	173,173,173,173	7
86	OHX	A3	212	7/7	0.90	0.35	159,159,159,159	7
87	MG	BP	205	1/1	0.90	0.24	53,53,53,53	0
86	OHX	A5	3744	7/7	0.90	0.26	140,140,140,140	7
86	OHX	A5	3801	7/7	0.90	0.28	156,156,156,156	7
87	MG	A1	3980	1/1	0.90	0.31	38,38,38,38	0
87	MG	BP	209	1/1	0.90	0.26	59,59,59,59	0
86	OHX	A1	3727	7/7	0.90	0.29	146,146,146,146	7
86	OHX	A2	2021	7/7	0.90	0.27	158,158,158,158	7
87	MG	A1	4295	1/1	0.90	0.19	62,62,62,62	0
86	OHX	A5	3751	7/7	0.90	0.22	148,148,148,148	7
87	MG	A1	3878	1/1	0.90	0.28	45,45,45,45	0
86	OHX	A6	2053	7/7	0.90	0.20	123,123,123,123	7

Continued on next page...

Continued from previous page...

Mol	Type	Chain	Res	Atoms	RSCC	RSR	B-factors(\AA^2)	Q<0.9
86	OHX	A4	215	7/7	0.90	0.20	175,175,175,175	7
87	MG	A5	4404	1/1	0.90	0.83	54,54,54,54	0
87	MG	BS	201	1/1	0.90	0.46	64,64,64,64	0
87	MG	A1	4210	1/1	0.90	0.62	44,44,44,44	0
87	MG	A1	4506	1/1	0.90	0.22	77,77,77,77	0
86	OHX	A1	3689	7/7	0.90	0.28	99,99,99,99	7
87	MG	AL	202	1/1	0.90	0.97	78,78,78,78	0
86	OHX	A1	3730	7/7	0.90	0.19	135,135,135,135	7
87	MG	A1	4406	1/1	0.90	0.60	69,69,69,69	0
87	MG	Ba	202	1/1	0.90	0.54	63,63,63,63	0
87	MG	A5	4259	1/1	0.90	0.27	56,56,56,56	0
87	MG	A2	2138	1/1	0.90	0.13	56,56,56,56	0
87	MG	A1	4216	1/1	0.90	0.21	93,93,93,93	0
86	OHX	A2	2053	7/7	0.90	0.23	173,173,173,173	7
87	MG	A1	4123	1/1	0.90	0.31	77,77,77,77	0
87	MG	A5	4113	1/1	0.90	0.17	39,39,39,39	0
87	MG	CF	301	1/1	0.90	0.44	87,87,87,87	0
87	MG	A1	4008	1/1	0.90	0.34	36,36,36,36	0
87	MG	A7	231	1/1	0.90	0.25	87,87,87,87	0
86	OHX	A1	3691	7/7	0.90	0.28	175,175,175,175	7
86	OHX	A5	3821	7/7	0.90	0.18	223,223,223,223	7
86	OHX	A6	2063	7/7	0.90	0.21	176,176,176,176	7
87	MG	Ad	103	1/1	0.90	0.14	67,67,67,67	0
86	OHX	A5	3766	7/7	0.90	0.13	173,173,173,173	7
87	MG	A2	2213	1/1	0.90	0.21	107,107,107,107	0
87	MG	A5	4127	1/1	0.90	0.30	68,68,68,68	0
87	MG	A1	4320	1/1	0.90	0.25	59,59,59,59	0
87	MG	A8	224	1/1	0.90	0.20	67,67,67,67	0
87	MG	A8	226	1/1	0.90	0.22	62,62,62,62	0
87	MG	A1	4026	1/1	0.90	0.38	42,42,42,42	0
87	MG	A5	4286	1/1	0.90	0.31	58,58,58,58	0
87	MG	A5	3953	1/1	0.90	0.47	69,69,69,69	0
87	MG	A1	4136	1/1	0.90	0.24	53,53,53,53	0
87	MG	A5	3957	1/1	0.90	0.44	43,43,43,43	0
86	OHX	A7	212	7/7	0.90	0.51	165,165,165,165	7
86	OHX	A2	2073	7/7	0.90	0.25	147,147,147,147	7
86	OHX	A2	1998	7/7	0.90	0.26	135,135,135,135	7
86	OHX	A5	3585	7/7	0.90	0.21	163,163,163,163	7
86	OHX	A5	3591	7/7	0.90	0.23	209,209,209,209	7
86	OHX	A5	3623	7/7	0.90	0.21	156,156,156,156	7
87	MG	A5	4143	1/1	0.90	0.16	70,70,70,70	0
87	MG	DB	407	1/1	0.90	0.79	72,72,72,72	0

Continued on next page...

Continued from previous page...

Mol	Type	Chain	Res	Atoms	RSCC	RSR	B-factors(\AA^2)	Q<0.9
86	OHX	DB	402	7/7	0.90	0.19	145,145,145,145	7
87	MG	A5	4147	1/1	0.90	0.14	63,63,63,63	0
86	OHX	A1	3639	7/7	0.90	0.19	145,145,145,145	7
87	MG	A2	2157	1/1	0.90	0.28	82,82,82,82	0
86	OHX	A5	3656	7/7	0.90	0.20	169,169,169,169	7
87	MG	A5	4470	1/1	0.90	0.15	76,76,76,76	0
86	OHX	A1	3771	7/7	0.90	0.26	174,174,174,174	7
87	MG	A5	3411	1/1	0.90	0.22	82,82,82,82	0
86	OHX	A1	3739	7/7	0.90	0.20	185,185,185,185	7
87	MG	A2	2228	1/1	0.90	0.13	85,85,85,85	0
87	MG	A1	3835	1/1	0.90	0.18	41,41,41,41	0
87	MG	A5	3990	1/1	0.90	0.44	68,68,68,68	0
87	MG	A5	4160	1/1	0.90	0.15	53,53,53,53	0
86	OHX	AP	201	7/7	0.90	0.16	196,196,196,196	7
86	OHX	A2	2066	7/7	0.90	0.32	164,164,164,164	7
87	MG	A5	4163	1/1	0.90	0.22	58,58,58,58	0
86	OHX	A5	3683	7/7	0.90	0.24	119,119,119,119	7
87	MG	A1	3924	1/1	0.90	0.30	57,57,57,57	0
87	MG	DO	203	1/1	0.90	0.27	58,58,58,58	0
87	MG	A5	4487	1/1	0.90	1.23	76,76,76,76	0
87	MG	A1	4065	1/1	0.90	0.24	47,47,47,47	0
87	MG	A5	3837	1/1	0.90	0.33	58,58,58,58	0
87	MG	A1	4067	1/1	0.90	0.15	66,66,66,66	0
87	MG	A4	246	1/1	0.90	0.88	91,91,91,91	0
87	MG	A4	247	1/1	0.90	0.68	56,56,56,56	0
87	MG	A5	4008	1/1	0.90	0.36	42,42,42,42	0
86	OHX	A1	3776	7/7	0.90	0.34	123,123,123,123	7
87	MG	DS	202	1/1	0.90	0.19	75,75,75,75	0
86	OHX	A1	3554	7/7	0.90	0.20	159,159,159,159	7
87	MG	BA	303	1/1	0.90	0.25	30,30,30,30	0
87	MG	BA	304	1/1	0.90	0.20	62,62,62,62	0
87	MG	A2	2093	1/1	0.90	0.25	47,47,47,47	0
87	MG	A1	3931	1/1	0.90	0.26	40,40,40,40	0
86	OHX	A6	2079	7/7	0.90	0.17	161,161,161,161	7
87	MG	A5	4343	1/1	0.90	0.55	56,56,56,56	0
87	MG	A6	2143	1/1	0.90	0.35	45,45,45,45	0
86	OHX	A5	3783	7/7	0.90	0.25	154,154,154,154	7
87	MG	A5	4346	1/1	0.90	0.23	89,89,89,89	0
87	MG	A2	2096	1/1	0.90	0.29	76,76,76,76	0
87	MG	A5	4512	1/1	0.90	0.29	56,56,56,56	0
87	MG	A1	4173	1/1	0.90	0.14	45,45,45,45	0
87	MG	A1	4076	1/1	0.90	0.29	64,64,64,64	0

Continued on next page...

Continued from previous page...

Mol	Type	Chain	Res	Atoms	RSCC	RSR	B-factors(\AA^2)	Q<0.9
87	MG	A5	4350	1/1	0.90	0.95	58,58,58,58	0
87	MG	A6	2151	1/1	0.90	0.47	64,64,64,64	0
87	MG	BF	4101	1/1	0.90	0.24	64,64,64,64	0
87	MG	Dn	101	1/1	0.90	0.40	84,84,84,84	0
86	OHX	A6	2081	7/7	0.90	0.12	201,201,201,201	7
86	OHX	A6	2031	6/7	0.90	0.12	195,195,195,195	6
86	OHX	A1	3746	7/7	0.90	0.30	142,142,142,142	7
87	MG	A6	2163	1/1	0.90	0.34	58,58,58,58	0
86	OHX	A5	3712	7/7	0.90	0.25	149,149,149,149	7
87	MG	A2	2103	1/1	0.90	0.35	58,58,58,58	0
87	MG	A2	2105	1/1	0.90	0.28	55,55,55,55	0
87	MG	A5	3949	1/1	0.91	0.25	37,37,37,37	0
87	MG	A1	4358	1/1	0.91	0.41	86,86,86,86	0
86	OHX	A1	3752	7/7	0.91	0.10	207,207,207,207	7
87	MG	A5	3954	1/1	0.91	0.37	46,46,46,46	0
87	MG	A1	4157	1/1	0.91	0.29	87,87,87,87	0
87	MG	A2	2128	1/1	0.91	0.38	62,62,62,62	0
86	OHX	A5	3797	7/7	0.91	0.23	130,130,130,130	7
87	MG	A5	3959	1/1	0.91	0.40	61,61,61,61	0
87	MG	A5	4519	1/1	0.91	0.10	63,63,63,63	0
87	MG	A1	3913	1/1	0.91	0.32	86,86,86,86	0
87	MG	A1	4056	1/1	0.91	0.23	61,61,61,61	0
86	OHX	A2	2048	7/7	0.91	0.15	155,155,155,155	7
86	OHX	A6	2093	7/7	0.91	0.20	149,149,149,149	7
86	OHX	A6	2048	7/7	0.91	0.24	169,169,169,169	7
86	OHX	A1	3688	7/7	0.91	0.13	181,181,181,181	7
87	MG	BP	212	1/1	0.91	0.28	93,93,93,93	0
86	OHX	A2	2044	7/7	0.91	0.16	162,162,162,162	7
86	OHX	A5	3805	7/7	0.91	0.15	172,172,172,172	7
87	MG	A1	4494	1/1	0.91	0.35	87,87,87,87	0
86	OHX	A5	3736	7/7	0.91	0.30	143,143,143,143	7
87	MG	A1	3829	1/1	0.91	0.37	55,55,55,55	0
86	OHX	A2	2045	7/7	0.91	0.14	164,164,164,164	7
87	MG	A1	3923	1/1	0.91	0.24	44,44,44,44	0
86	OHX	A5	3742	7/7	0.91	0.31	143,143,143,143	7
87	MG	A1	3832	1/1	0.91	0.19	65,65,65,65	0
87	MG	A1	3927	1/1	0.91	0.20	31,31,31,31	0
86	OHX	A1	3660	7/7	0.91	0.27	137,137,137,137	7
86	OHX	A5	3746	7/7	0.91	0.23	151,151,151,151	7
87	MG	A5	4183	1/1	0.91	0.15	76,76,76,76	0
87	MG	A5	4184	1/1	0.91	0.29	55,55,55,55	0
87	MG	A6	2219	1/1	0.91	0.20	50,50,50,50	0

Continued on next page...

Continued from previous page...

Mol	Type	Chain	Res	Atoms	RSCC	RSR	B-factors(\AA^2)	Q<0.9
87	MG	BY	201	1/1	0.91	0.24	56,56,56,56	0
87	MG	A1	4505	1/1	0.91	0.89	145,145,145,145	0
86	OHX	A5	3747	7/7	0.91	0.20	160,160,160,160	7
86	OHX	A4	213	7/7	0.91	0.14	164,164,164,164	7
87	MG	Ba	204	1/1	0.91	0.69	74,74,74,74	0
86	OHX	A6	2056	7/7	0.91	0.12	178,178,178,178	7
87	MG	A5	4013	1/1	0.91	0.35	44,44,44,44	0
86	OHX	A1	3731	7/7	0.91	0.23	119,119,119,119	7
87	MG	A5	4197	1/1	0.91	0.39	84,84,84,84	0
87	MG	A5	4564	1/1	0.91	0.31	79,79,79,79	0
87	MG	A5	4373	1/1	0.91	0.41	74,74,74,74	0
87	MG	A3	218	1/1	0.91	0.30	46,46,46,46	0
87	MG	A5	3830	1/1	0.91	0.19	39,39,39,39	0
86	OHX	A2	1960	7/7	0.91	0.14	173,173,173,173	7
86	OHX	A2	2081	7/7	0.91	0.16	199,199,199,199	7
86	OHX	A5	3754	7/7	0.91	0.23	147,147,147,147	7
87	MG	A2	2153	1/1	0.91	0.21	72,72,72,72	0
87	MG	A1	4191	1/1	0.91	0.17	58,58,58,58	0
86	OHX	A5	3756	7/7	0.91	0.26	158,158,158,158	7
87	MG	A3	225	1/1	0.91	0.34	61,61,61,61	0
86	OHX	A8	212	7/7	0.91	0.19	172,172,172,172	7
87	MG	Bj	110	1/1	0.91	0.76	94,94,94,94	0
87	MG	A5	4386	1/1	0.91	0.23	65,65,65,65	0
86	OHX	A5	3403	7/7	0.91	0.19	171,171,171,171	7
86	OHX	A1	3702	7/7	0.91	0.18	141,141,141,141	7
86	OHX	A5	3406	7/7	0.91	0.13	170,170,170,170	7
86	OHX	A5	3407	7/7	0.91	0.14	196,196,196,196	7
87	MG	A1	3963	1/1	0.91	0.22	56,56,56,56	0
87	MG	A1	4096	1/1	0.91	0.23	80,80,80,80	0
86	OHX	A8	220	7/7	0.91	0.23	111,111,111,111	7
86	OHX	A5	3764	7/7	0.91	0.26	120,120,120,120	7
87	MG	A5	4396	1/1	0.91	0.23	71,71,71,71	0
87	MG	A5	4051	1/1	0.91	0.15	77,77,77,77	0
87	MG	A4	218	1/1	0.91	0.33	59,59,59,59	0
87	MG	A1	4416	1/1	0.91	1.11	57,57,57,57	0
87	MG	A1	4418	1/1	0.91	0.48	48,48,48,48	0
87	MG	A2	2165	1/1	0.91	0.27	78,78,78,78	0
87	MG	A6	2112	1/1	0.91	0.33	64,64,64,64	0
87	MG	A5	4406	1/1	0.91	0.65	75,75,75,75	0
87	MG	A6	2115	1/1	0.91	0.37	47,47,47,47	0
87	MG	A5	4408	1/1	0.91	0.40	65,65,65,65	0
86	OHX	A1	3795	7/7	0.91	0.43	195,195,195,195	7

Continued on next page...

Continued from previous page...

Mol	Type	Chain	Res	Atoms	RSCC	RSR	B-factors(\AA^2)	Q<0.9
87	MG	A1	3858	1/1	0.91	0.33	64,64,64,64	0
87	MG	A1	4106	1/1	0.91	0.33	69,69,69,69	0
87	MG	A1	4308	1/1	0.91	0.75	59,59,59,59	0
87	MG	A1	3973	1/1	0.91	0.34	37,37,37,37	0
87	MG	A5	4238	1/1	0.91	0.50	44,44,44,44	0
87	MG	A5	4239	1/1	0.91	0.31	44,44,44,44	0
86	OHX	DJ	201	7/7	0.91	0.14	185,185,185,185	7
87	MG	A1	4426	1/1	0.91	0.87	82,82,82,82	0
86	OHX	A6	2066	7/7	0.91	0.24	119,119,119,119	7
87	MG	A5	3877	1/1	0.91	0.32	60,60,60,60	0
86	OHX	A2	2024	7/7	0.91	0.24	174,174,174,174	7
86	OHX	A1	3707	7/7	0.91	0.20	135,135,135,135	7
87	MG	A8	238	1/1	0.91	0.32	93,93,93,93	0
87	MG	A6	2131	1/1	0.91	0.30	46,46,46,46	0
87	MG	A1	3979	1/1	0.91	0.41	52,52,52,52	0
87	MG	A2	2171	1/1	0.91	0.29	89,89,89,89	0
86	OHX	A1	3798	7/7	0.91	0.71	226,226,226,226	7
87	MG	A1	3983	1/1	0.91	0.13	65,65,65,65	0
86	OHX	A1	3674	7/7	0.91	0.19	159,159,159,159	7
87	MG	A1	4439	1/1	0.91	0.38	88,88,88,88	0
86	OHX	A1	3800	7/7	0.91	0.21	188,188,188,188	7
86	OHX	A5	3662	7/7	0.91	0.24	148,148,148,148	7
87	MG	A5	3892	1/1	0.91	0.20	45,45,45,45	0
87	MG	A6	2289	1/1	0.91	0.24	96,96,96,96	0
87	MG	A1	4225	1/1	0.91	0.27	67,67,67,67	0
87	MG	A6	2142	1/1	0.91	0.34	46,46,46,46	0
86	OHX	A6	2008	7/7	0.91	0.17	176,176,176,176	7
86	OHX	A1	3677	7/7	0.91	0.27	115,115,115,115	7
87	MG	DF	301	1/1	0.91	0.19	75,75,75,75	0
87	MG	A5	4266	1/1	0.91	0.28	72,72,72,72	0
87	MG	DF	304	1/1	0.91	0.61	57,57,57,57	0
87	MG	A5	3900	1/1	0.91	0.24	63,63,63,63	0
87	MG	A6	2295	1/1	0.91	0.15	79,79,79,79	0
86	OHX	A1	3711	7/7	0.91	0.17	155,155,155,155	7
87	MG	A5	4456	1/1	0.91	0.31	79,79,79,79	0
86	OHX	A5	3673	7/7	0.91	0.23	144,144,144,144	7
86	OHX	A5	3674	7/7	0.91	0.26	100,100,100,100	7
87	MG	A5	3910	1/1	0.91	0.32	57,57,57,57	0
87	MG	DN	301	1/1	0.91	0.24	77,77,77,77	0
87	MG	A5	4102	1/1	0.91	0.40	71,71,71,71	0
87	MG	DO	205	1/1	0.91	0.51	52,52,52,52	0
87	MG	A5	4103	1/1	0.91	0.33	74,74,74,74	0

Continued on next page...

Continued from previous page...

Mol	Type	Chain	Res	Atoms	RSCC	RSR	B-factors(\AA^2)	Q<0.9
87	MG	A6	2149	1/1	0.91	0.38	49,49,49,49	0
87	MG	A6	2303	1/1	0.91	0.33	60,60,60,60	0
87	MG	DO	209	1/1	0.91	0.79	62,62,62,62	0
87	MG	A5	4469	1/1	0.91	0.17	70,70,70,70	0
87	MG	A5	4109	1/1	0.91	0.29	88,88,88,88	0
87	MG	A5	3913	1/1	0.91	0.12	68,68,68,68	0
86	OHX	A5	3680	7/7	0.91	0.30	134,134,134,134	7
86	OHX	A1	3678	7/7	0.91	0.16	186,186,186,186	7
87	MG	BC	402	1/1	0.91	0.28	54,54,54,54	0
86	OHX	A1	3806	7/7	0.91	0.25	198,198,198,198	7
87	MG	BC	405	1/1	0.91	0.56	49,49,49,49	0
86	OHX	A1	3807	7/7	0.91	0.17	167,167,167,167	7
87	MG	BC	407	1/1	0.91	0.57	58,58,58,58	0
86	OHX	A1	3721	7/7	0.91	0.17	153,153,153,153	7
86	OHX	A5	3696	7/7	0.91	0.18	167,167,167,167	7
86	OHX	AN	201	7/7	0.91	0.16	192,192,192,192	7
87	MG	A1	3890	1/1	0.91	0.34	61,61,61,61	0
87	MG	Da	201	1/1	0.91	0.28	54,54,54,54	0
87	MG	Da	202	1/1	0.91	0.49	84,84,84,84	0
87	MG	A5	4305	1/1	0.91	0.74	88,88,88,88	0
86	OHX	A5	3700	7/7	0.91	0.39	146,146,146,146	7
86	OHX	A5	3704	7/7	0.91	0.21	141,141,141,141	7
87	MG	A1	4030	1/1	0.91	0.19	37,37,37,37	0
86	OHX	A6	2041	7/7	0.91	0.26	145,145,145,145	7
87	MG	A1	4345	1/1	0.91	0.18	73,73,73,73	0
86	OHX	A5	3709	7/7	0.91	0.13	171,171,171,171	7
86	OHX	A1	3781	7/7	0.91	0.28	122,122,122,122	7
87	MG	A5	3939	1/1	0.91	0.39	42,42,42,42	0
87	MG	Dj	101	1/1	0.91	0.25	38,38,38,38	0
87	MG	Dj	102	1/1	0.91	1.24	74,74,74,74	0
87	MG	A2	2116	1/1	0.91	0.36	59,59,59,59	0
87	MG	A2	2120	1/1	0.91	0.35	73,73,73,73	0
86	OHX	A1	3684	7/7	0.91	0.15	143,143,143,143	7
86	OHX	A6	2088	7/7	0.91	0.23	160,160,160,160	7
86	OHX	A1	3724	7/7	0.91	0.24	144,144,144,144	7
87	MG	A2	2205	1/1	0.91	0.13	83,83,83,83	0
87	MG	A5	4148	1/1	0.91	0.26	75,75,75,75	0
87	MG	A5	4325	1/1	0.91	0.99	57,57,57,57	0
87	MG	A5	4321	1/1	0.92	0.22	77,77,77,77	0
86	OHX	A1	3705	7/7	0.92	0.14	164,164,164,164	7
87	MG	BQ	204	1/1	0.92	1.35	99,99,99,99	0
87	MG	A5	4144	1/1	0.92	0.71	75,75,75,75	0

Continued on next page...

Continued from previous page...

Mol	Type	Chain	Res	Atoms	RSCC	RSR	B-factors(\AA^2)	Q<0.9
87	MG	A1	3944	1/1	0.92	0.45	45,45,45,45	0
87	MG	A6	2339	1/1	0.92	0.20	64,64,64,64	0
87	MG	A1	4272	1/1	0.92	0.24	53,53,53,53	0
87	MG	A1	4377	1/1	0.92	0.76	54,54,54,54	0
87	MG	A2	2090	1/1	0.92	0.28	53,53,53,53	0
87	MG	A5	4521	1/1	0.92	0.71	68,68,68,68	0
87	MG	A1	4075	1/1	0.92	0.24	62,62,62,62	0
86	OHX	A6	2084	7/7	0.92	0.15	196,196,196,196	7
87	MG	A1	3947	1/1	0.92	0.42	42,42,42,42	0
86	OHX	A2	1947	7/7	0.92	0.17	157,157,157,157	7
86	OHX	A5	3689	7/7	0.92	0.20	134,134,134,134	7
86	OHX	A1	3777	7/7	0.92	0.26	137,137,137,137	7
87	MG	A5	4158	1/1	0.92	0.27	62,62,62,62	0
86	OHX	A1	3740	7/7	0.92	0.30	107,107,107,107	7
86	OHX	A1	3811	7/7	0.92	0.32	183,183,183,183	7
87	MG	A1	4394	1/1	0.92	0.79	58,58,58,58	0
86	OHX	A6	2044	7/7	0.92	0.14	178,178,178,178	7
86	OHX	A1	3548	7/7	0.92	0.20	136,136,136,136	7
86	OHX	A1	3780	7/7	0.92	0.26	136,136,136,136	7
87	MG	A2	2180	1/1	0.92	0.12	101,101,101,101	0
87	MG	A5	3979	1/1	0.92	0.44	61,61,61,61	0
87	MG	A5	3980	1/1	0.92	0.35	58,58,58,58	0
86	OHX	A1	3742	7/7	0.92	0.31	140,140,140,140	7
87	MG	A5	3985	1/1	0.92	0.45	51,51,51,51	0
87	MG	A1	3971	1/1	0.92	0.34	35,35,35,35	0
86	OHX	A5	3710	7/7	0.92	0.18	132,132,132,132	7
87	MG	A6	2223	1/1	0.92	0.20	75,75,75,75	0
86	OHX	A5	3788	7/7	0.92	0.29	141,141,141,141	7
87	MG	Ch	301	1/1	0.92	0.18	44,44,44,44	0
87	MG	A2	2184	1/1	0.92	0.25	109,109,109,109	0
87	MG	A5	4555	1/1	0.92	0.68	63,63,63,63	0
87	MG	A5	3409	1/1	0.92	0.30	45,45,45,45	0
87	MG	A1	4294	1/1	0.92	0.21	78,78,78,78	0
86	OHX	A2	2059	7/7	0.92	0.11	183,183,183,183	7
87	MG	A1	4196	1/1	0.92	0.22	71,71,71,71	0
87	MG	A1	4409	1/1	0.92	1.01	58,58,58,58	0
86	OHX	A6	2049	7/7	0.92	0.14	175,175,175,175	7
87	MG	A5	4003	1/1	0.92	0.36	46,46,46,46	0
87	MG	A1	4099	1/1	0.92	0.26	71,71,71,71	0
87	MG	A5	4190	1/1	0.92	0.71	58,58,58,58	0
87	MG	A1	4412	1/1	0.92	0.32	104,104,104,104	0
87	MG	A1	4100	1/1	0.92	0.14	34,34,34,34	0

Continued on next page...

Continued from previous page...

Mol	Type	Chain	Res	Atoms	RSCC	RSR	B-factors(\AA^2)	Q<0.9
86	OHX	A3	209	7/7	0.92	0.16	180,180,180,180	7
86	OHX	A1	3676	7/7	0.92	0.22	148,148,148,148	7
87	MG	A6	2241	1/1	0.92	0.81	112,112,112,112	0
87	MG	A5	4574	1/1	0.92	0.34	74,74,74,74	0
87	MG	A5	3836	1/1	0.92	0.34	66,66,66,66	0
87	MG	A2	2189	1/1	0.92	0.21	55,55,55,55	0
87	MG	A1	4203	1/1	0.92	0.29	69,69,69,69	0
86	OHX	A5	3724	7/7	0.92	0.26	124,124,124,124	7
87	MG	A1	3982	1/1	0.92	0.41	43,43,43,43	0
86	OHX	A2	2012	7/7	0.92	0.15	180,180,180,180	7
87	MG	A6	2108	1/1	0.92	0.27	52,52,52,52	0
87	MG	A5	4034	1/1	0.92	0.16	46,46,46,46	0
86	OHX	A1	3716	7/7	0.92	0.26	113,113,113,113	7
87	MG	A1	4211	1/1	0.92	0.34	102,102,102,102	0
87	MG	A1	3985	1/1	0.92	0.42	51,51,51,51	0
86	OHX	A1	3719	7/7	0.92	0.18	154,154,154,154	7
87	MG	A7	223	1/1	0.92	0.23	69,69,69,69	0
87	MG	A5	4213	1/1	0.92	0.44	52,52,52,52	0
87	MG	A1	4311	1/1	0.92	0.23	92,92,92,92	0
86	OHX	A5	3731	7/7	0.92	0.13	138,138,138,138	7
86	OHX	A5	3732	7/7	0.92	0.29	209,209,209,209	7
87	MG	A5	4044	1/1	0.92	0.22	35,35,35,35	0
86	OHX	A1	3569	7/7	0.92	0.17	144,144,144,144	7
87	MG	AL	203	1/1	0.92	0.63	80,80,80,80	0
87	MG	A5	4048	1/1	0.92	0.11	34,34,34,34	0
87	MG	A1	4218	1/1	0.92	0.18	69,69,69,69	0
87	MG	A6	2124	1/1	0.92	0.29	55,55,55,55	0
87	MG	A4	239	1/1	0.92	0.89	70,70,70,70	0
87	MG	A5	4403	1/1	0.92	0.40	81,81,81,81	0
86	OHX	CJ	201	7/7	0.92	0.28	105,105,105,105	7
86	OHX	A1	3751	7/7	0.92	0.14	189,189,189,189	7
87	MG	A6	2269	1/1	0.92	0.52	60,60,60,60	0
86	OHX	A1	3574	7/7	0.92	0.25	189,189,189,189	7
87	MG	A5	3868	1/1	0.92	0.21	44,44,44,44	0
87	MG	A6	2130	1/1	0.92	0.38	74,74,74,74	0
86	OHX	A1	3683	7/7	0.92	0.20	159,159,159,159	7
87	MG	A5	4062	1/1	0.92	0.28	37,37,37,37	0
86	OHX	A1	3754	7/7	0.92	0.24	159,159,159,159	7
87	MG	A5	4064	1/1	0.92	0.17	30,30,30,30	0
86	OHX	A2	2015	7/7	0.92	0.20	138,138,138,138	7
87	MG	A1	4126	1/1	0.92	0.26	84,84,84,84	0
87	MG	A5	3876	1/1	0.92	0.22	66,66,66,66	0

Continued on next page...

Continued from previous page...

Mol	Type	Chain	Res	Atoms	RSCC	RSR	B-factors(\AA^2)	Q<0.9
86	OHX	A6	2065	7/7	0.92	0.19	156,156,156,156	7
87	MG	A5	4071	1/1	0.92	0.23	79,79,79,79	0
86	OHX	A1	3686	7/7	0.92	0.13	204,204,204,204	7
86	OHX	A5	3551	7/7	0.92	0.17	142,142,142,142	7
87	MG	A1	4449	1/1	0.92	0.14	98,98,98,98	0
86	OHX	A2	1983	7/7	0.92	0.14	166,166,166,166	7
86	OHX	A2	2018	7/7	0.92	0.15	176,176,176,176	7
87	MG	DB	409	1/1	0.92	0.62	56,56,56,56	0
87	MG	DB	411	1/1	0.92	1.23	61,61,61,61	0
87	MG	A1	4022	1/1	0.92	0.28	40,40,40,40	0
86	OHX	A5	3605	7/7	0.92	0.27	112,112,112,112	7
87	MG	A1	4027	1/1	0.92	0.44	65,65,65,65	0
87	MG	BC	404	1/1	0.92	1.23	67,67,67,67	0
87	MG	DC	403	1/1	0.92	0.41	65,65,65,65	0
87	MG	A1	4235	1/1	0.92	0.27	62,62,62,62	0
87	MG	A1	4457	1/1	0.92	0.21	97,97,97,97	0
86	OHX	A5	3621	7/7	0.92	0.23	123,123,123,123	7
87	MG	A5	3894	1/1	0.92	0.39	67,67,67,67	0
87	MG	DD	304	1/1	0.92	0.22	71,71,71,71	0
86	OHX	A2	2001	7/7	0.92	0.19	140,140,140,140	7
87	MG	A6	2152	1/1	0.92	0.44	64,64,64,64	0
87	MG	DF	302	1/1	0.92	0.59	48,48,48,48	0
86	OHX	A5	3633	7/7	0.92	0.26	126,126,126,126	7
86	OHX	A5	3637	7/7	0.92	0.17	178,178,178,178	7
86	OHX	A5	3642	7/7	0.92	0.21	118,118,118,118	7
87	MG	A6	2301	1/1	0.92	0.54	116,116,116,116	0
87	MG	A5	3901	1/1	0.92	0.28	85,85,85,85	0
87	MG	A5	4269	1/1	0.92	0.25	66,66,66,66	0
86	OHX	A5	3644	7/7	0.92	0.29	135,135,135,135	7
87	MG	A5	4096	1/1	0.92	0.33	72,72,72,72	0
87	MG	A5	3903	1/1	0.92	0.24	34,34,34,34	0
87	MG	A5	4274	1/1	0.92	0.09	51,51,51,51	0
87	MG	A1	4243	1/1	0.92	0.51	61,61,61,61	0
87	MG	A5	4461	1/1	0.92	0.26	62,62,62,62	0
86	OHX	A6	1977	7/7	0.92	0.19	128,128,128,128	7
87	MG	A2	2218	1/1	0.92	0.25	63,63,63,63	0
87	MG	A5	3909	1/1	0.92	0.42	70,70,70,70	0
87	MG	A5	4282	1/1	0.92	0.40	52,52,52,52	0
86	OHX	A8	216	7/7	0.92	0.12	198,198,198,198	7
87	MG	A1	4471	1/1	0.92	0.17	88,88,88,88	0
87	MG	A2	2151	1/1	0.92	0.15	49,49,49,49	0
87	MG	A5	4287	1/1	0.92	0.31	101,101,101,101	0

Continued on next page...

Continued from previous page...

Mol	Type	Chain	Res	Atoms	RSCC	RSR	B-factors(\AA^2)	Q<0.9
87	MG	A5	4107	1/1	0.92	0.14	66,66,66,66	0
86	OHX	A1	3623	7/7	0.92	0.22	147,147,147,147	7
87	MG	A6	2172	1/1	0.92	0.31	66,66,66,66	0
87	MG	A6	2313	1/1	0.92	1.07	78,78,78,78	0
87	MG	DT	201	1/1	0.92	0.53	63,63,63,63	0
86	OHX	A2	2055	7/7	0.92	0.28	116,116,116,116	7
87	MG	A1	4476	1/1	0.92	0.44	68,68,68,68	0
87	MG	A1	3834	1/1	0.92	0.10	44,44,44,44	0
86	OHX	A1	3645	7/7	0.92	0.27	102,102,102,102	7
87	MG	A5	4484	1/1	0.92	0.94	89,89,89,89	0
87	MG	A1	4054	1/1	0.92	0.38	65,65,65,65	0
87	MG	A5	4298	1/1	0.92	0.12	106,106,106,106	0
87	MG	A1	4055	1/1	0.92	0.21	58,58,58,58	0
86	OHX	A1	3733	7/7	0.92	0.33	125,125,125,125	7
86	OHX	A6	2024	7/7	0.92	0.15	156,156,156,156	7
86	OHX	DG	301	7/7	0.92	0.50	226,226,226,226	7
86	OHX	A2	2034	7/7	0.92	0.16	173,173,173,173	7
87	MG	A2	2229	1/1	0.92	0.10	60,60,60,60	0
87	MG	A6	2325	1/1	0.92	0.64	106,106,106,106	0
87	MG	Df	202	1/1	0.92	0.34	81,81,81,81	0
87	MG	A5	4494	1/1	0.92	0.40	111,111,111,111	0
86	OHX	A6	2080	7/7	0.92	0.30	167,167,167,167	7
87	MG	Dg	202	1/1	0.92	0.15	50,50,50,50	0
87	MG	A5	4310	1/1	0.92	0.57	69,69,69,69	0
86	OHX	A2	2068	7/7	0.92	0.38	177,177,177,177	7
87	MG	A6	2191	1/1	0.92	0.34	84,84,84,84	0
87	MG	Dm	201	1/1	0.92	0.27	75,75,75,75	0
87	MG	A1	3933	1/1	0.92	0.47	53,53,53,53	0
87	MG	Dp	101	1/1	0.92	0.17	54,54,54,54	0
87	MG	A5	4500	1/1	0.92	0.23	82,82,82,82	0
87	MG	A6	2331	1/1	0.92	0.15	79,79,79,79	0
87	MG	A5	4316	1/1	0.92	0.45	57,57,57,57	0
86	OHX	A5	3675	7/7	0.92	0.22	132,132,132,132	7
87	MG	A2	2162	1/1	0.92	0.44	84,84,84,84	0
86	OHX	A5	3676	7/7	0.92	0.17	155,155,155,155	7
86	OHX	A1	3407	7/7	0.92	0.29	138,138,138,138	7
87	MG	A5	4516	1/1	0.93	0.92	74,74,74,74	0
86	OHX	A1	3785	7/7	0.93	0.42	183,183,183,183	7
87	MG	A5	4328	1/1	0.93	0.66	72,72,72,72	0
87	MG	A1	3899	1/1	0.93	0.22	57,57,57,57	0
87	MG	A2	2192	1/1	0.93	0.31	66,66,66,66	0
87	MG	A5	3970	1/1	0.93	0.50	60,60,60,60	0

Continued on next page...

Continued from previous page...

Mol	Type	Chain	Res	Atoms	RSCC	RSR	B-factors(\AA^2)	Q<0.9
86	OHX	A6	2009	7/7	0.93	0.20	136,136,136,136	7
87	MG	A5	3973	1/1	0.93	0.37	38,38,38,38	0
86	OHX	A5	3518	7/7	0.93	0.18	159,159,159,159	7
87	MG	A1	4371	1/1	0.93	0.61	63,63,63,63	0
87	MG	A1	4032	1/1	0.93	0.18	46,46,46,46	0
87	MG	A1	3904	1/1	0.93	0.28	43,43,43,43	0
87	MG	A5	4339	1/1	0.93	0.17	66,66,66,66	0
87	MG	BV	204	1/1	0.93	0.37	40,40,40,40	0
86	OHX	A2	2030	7/7	0.93	0.37	155,155,155,155	7
86	OHX	A5	3730	7/7	0.93	0.22	97,97,97,97	7
87	MG	A1	4036	1/1	0.93	0.30	71,71,71,71	0
87	MG	A5	3987	1/1	0.93	0.41	59,59,59,59	0
87	MG	A2	2118	1/1	0.93	0.32	47,47,47,47	0
86	OHX	A6	2017	7/7	0.93	0.21	132,132,132,132	7
87	MG	A1	4040	1/1	0.93	0.11	40,40,40,40	0
87	MG	A1	4265	1/1	0.93	0.33	74,74,74,74	0
87	MG	A1	3911	1/1	0.93	0.18	58,58,58,58	0
87	MG	A5	4175	1/1	0.93	0.21	114,114,114,114	0
87	MG	A1	4386	1/1	0.93	0.70	78,78,78,78	0
86	OHX	A6	2018	7/7	0.93	0.20	153,153,153,153	7
86	OHX	A6	2070	7/7	0.93	0.17	139,139,139,139	7
87	MG	A5	3996	1/1	0.93	0.48	46,46,46,46	0
87	MG	A5	3997	1/1	0.93	0.46	43,43,43,43	0
87	MG	A3	215	1/1	0.93	0.32	77,77,77,77	0
87	MG	A1	4044	1/1	0.93	0.27	44,44,44,44	0
87	MG	A5	3832	1/1	0.93	0.10	35,35,35,35	0
87	MG	A5	4361	1/1	0.93	0.23	92,92,92,92	0
87	MG	A1	4045	1/1	0.93	0.17	55,55,55,55	0
87	MG	A1	4046	1/1	0.93	0.41	50,50,50,50	0
87	MG	A5	4007	1/1	0.93	0.37	47,47,47,47	0
87	MG	A6	2237	1/1	0.93	0.18	96,96,96,96	0
86	OHX	A6	2022	7/7	0.93	0.14	145,145,145,145	7
87	MG	A5	4368	1/1	0.93	0.28	75,75,75,75	0
87	MG	A2	2125	1/1	0.93	0.47	61,61,61,61	0
87	MG	Bj	109	1/1	0.93	0.26	122,122,122,122	0
87	MG	A5	4019	1/1	0.93	0.48	48,48,48,48	0
86	OHX	A5	3612	7/7	0.93	0.19	147,147,147,147	7
87	MG	A5	4195	1/1	0.93	0.31	72,72,72,72	0
86	OHX	A5	3804	7/7	0.93	0.16	162,162,162,162	7
87	MG	A5	4573	1/1	0.93	0.74	56,56,56,56	0
87	MG	A1	4052	1/1	0.93	0.26	71,71,71,71	0
86	OHX	A5	3615	7/7	0.93	0.19	147,147,147,147	7

Continued on next page...

Continued from previous page...

Mol	Type	Chain	Res	Atoms	RSCC	RSR	B-factors(\AA^2)	Q<0.9
86	OHX	A5	3806	7/7	0.93	0.23	120,120,120,120	7
87	MG	A5	4200	1/1	0.93	0.53	70,70,70,70	0
87	MG	A1	3823	1/1	0.93	0.29	60,60,60,60	0
86	OHX	A1	3641	7/7	0.93	0.24	137,137,137,137	7
86	OHX	A5	3622	7/7	0.93	0.18	136,136,136,136	7
86	OHX	A1	3685	7/7	0.93	0.15	150,150,150,150	7
86	OHX	A5	3745	7/7	0.93	0.24	131,131,131,131	7
86	OHX	A5	3815	7/7	0.93	0.26	221,221,221,221	7
87	MG	A5	4037	1/1	0.93	0.36	67,67,67,67	0
87	MG	A7	220	1/1	0.93	0.22	61,61,61,61	0
86	OHX	A5	3624	7/7	0.93	0.27	82,82,82,82	7
87	MG	A5	3855	1/1	0.93	0.40	55,55,55,55	0
86	OHX	A1	3763	7/7	0.93	0.36	157,157,157,157	7
87	MG	A5	4041	1/1	0.93	0.23	47,47,47,47	0
87	MG	A7	225	1/1	0.93	0.36	45,45,45,45	0
87	MG	A1	4066	1/1	0.93	0.25	53,53,53,53	0
86	OHX	A2	2003	7/7	0.93	0.23	147,147,147,147	7
86	OHX	A6	2028	7/7	0.93	0.26	136,136,136,136	7
86	OHX	A1	3720	7/7	0.93	0.20	139,139,139,139	7
87	MG	A4	227	1/1	0.93	0.10	53,53,53,53	0
86	OHX	A5	3646	7/7	0.93	0.20	135,135,135,135	7
87	MG	A7	232	1/1	0.93	0.20	91,91,91,91	0
87	MG	A5	3864	1/1	0.93	0.35	63,63,63,63	0
87	MG	A2	2143	1/1	0.93	0.23	82,82,82,82	0
86	OHX	A6	2032	7/7	0.93	0.16	143,143,143,143	7
86	OHX	A7	210	7/7	0.93	0.24	114,114,114,114	7
87	MG	A7	238	1/1	0.93	0.46	95,95,95,95	0
87	MG	A2	2146	1/1	0.93	0.27	71,71,71,71	0
87	MG	A6	2125	1/1	0.93	0.21	47,47,47,47	0
86	OHX	A5	3648	7/7	0.93	0.25	111,111,111,111	7
87	MG	A8	222	1/1	0.93	0.36	47,47,47,47	0
87	MG	A5	4057	1/1	0.93	0.41	82,82,82,82	0
86	OHX	A5	3650	7/7	0.93	0.22	133,133,133,133	7
87	MG	A8	225	1/1	0.93	0.29	58,58,58,58	0
87	MG	A6	2274	1/1	0.93	0.14	95,95,95,95	0
86	OHX	A8	211	7/7	0.93	0.23	135,135,135,135	7
87	MG	A5	4232	1/1	0.93	0.80	53,53,53,53	0
87	MG	A5	4061	1/1	0.93	0.23	83,83,83,83	0
87	MG	A1	3845	1/1	0.93	0.16	70,70,70,70	0
86	OHX	A5	3651	7/7	0.93	0.28	137,137,137,137	7
86	OHX	A6	2034	7/7	0.93	0.20	137,137,137,137	7
87	MG	A5	4240	1/1	0.93	0.96	77,77,77,77	0

Continued on next page...

Continued from previous page...

Mol	Type	Chain	Res	Atoms	RSCC	RSR	B-factors(\AA^2)	Q<0.9
87	MG	A1	4429	1/1	0.93	0.32	54,54,54,54	0
86	OHX	A5	3657	7/7	0.93	0.28	83,83,83,83	7
86	OHX	A6	2036	7/7	0.93	0.24	122,122,122,122	7
86	OHX	A2	1997	7/7	0.93	0.28	121,121,121,121	7
87	MG	A1	3957	1/1	0.93	0.45	50,50,50,50	0
87	MG	DB	403	1/1	0.93	0.40	36,36,36,36	0
87	MG	A1	3958	1/1	0.93	0.30	45,45,45,45	0
87	MG	A5	4249	1/1	0.93	0.41	40,40,40,40	0
87	MG	A5	3889	1/1	0.93	0.40	86,86,86,86	0
87	MG	A5	4074	1/1	0.93	0.17	51,51,51,51	0
86	OHX	A1	3769	7/7	0.93	0.19	142,142,142,142	7
87	MG	A6	2139	1/1	0.93	0.34	72,72,72,72	0
87	MG	A1	4204	1/1	0.93	0.22	59,59,59,59	0
87	MG	A5	4439	1/1	0.93	0.17	56,56,56,56	0
87	MG	A1	3961	1/1	0.93	0.33	33,33,33,33	0
86	OHX	A8	219	7/7	0.93	0.22	166,166,166,166	7
87	MG	A5	4442	1/1	0.93	0.49	76,76,76,76	0
87	MG	A1	4441	1/1	0.93	0.81	61,61,61,61	0
87	MG	A5	4082	1/1	0.93	0.31	46,46,46,46	0
87	MG	A1	3964	1/1	0.93	0.39	50,50,50,50	0
87	MG	DD	303	1/1	0.93	0.62	67,67,67,67	0
87	MG	BA	305	1/1	0.93	0.49	61,61,61,61	0
86	OHX	A2	2258	7/7	0.93	0.17	162,162,162,162	7
87	MG	A5	4448	1/1	0.93	0.66	64,64,64,64	0
86	OHX	A1	3743	7/7	0.93	0.37	148,148,148,148	7
87	MG	A5	4450	1/1	0.93	0.27	73,73,73,73	0
86	OHX	DC	402	7/7	0.93	0.27	145,145,145,145	7
87	MG	BB	405	1/1	0.93	0.62	51,51,51,51	0
86	OHX	A5	3672	7/7	0.93	0.24	142,142,142,142	7
87	MG	A5	4454	1/1	0.93	0.57	68,68,68,68	0
87	MG	A6	2153	1/1	0.93	0.39	54,54,54,54	0
86	OHX	A1	3662	7/7	0.93	0.30	119,119,119,119	7
87	MG	A6	2155	1/1	0.93	0.31	41,41,41,41	0
87	MG	A2	2164	1/1	0.93	0.16	74,74,74,74	0
86	OHX	DI	302	7/7	0.93	0.25	160,160,160,160	7
86	OHX	A2	2071	7/7	0.93	0.27	162,162,162,162	7
87	MG	A5	4462	1/1	0.93	0.64	83,83,83,83	0
87	MG	A6	2311	1/1	0.93	0.59	76,76,76,76	0
87	MG	A6	2161	1/1	0.93	0.40	55,55,55,55	0
86	OHX	A1	3725	7/7	0.93	0.21	191,191,191,191	7
87	MG	A1	4328	1/1	0.93	1.25	76,76,76,76	0
86	OHX	A2	2027	7/7	0.93	0.16	166,166,166,166	7

Continued on next page...

Continued from previous page...

Mol	Type	Chain	Res	Atoms	RSCC	RSR	B-factors(\AA^2)	Q<0.9
86	OHX	A5	3773	7/7	0.93	0.19	141,141,141,141	7
87	MG	DP	205	1/1	0.93	0.20	56,56,56,56	0
87	MG	A5	4284	1/1	0.93	0.18	69,69,69,69	0
87	MG	DP	208	1/1	0.93	0.29	42,42,42,42	0
86	OHX	BD	301	7/7	0.93	0.25	138,138,138,138	7
86	OHX	A2	1954	7/7	0.93	0.23	162,162,162,162	7
86	OHX	A2	2038	7/7	0.93	0.18	195,195,195,195	7
86	OHX	A1	3675	7/7	0.93	0.14	169,169,169,169	7
86	OHX	A1	3609	7/7	0.93	0.22	122,122,122,122	7
87	MG	A5	3924	1/1	0.93	0.35	39,39,39,39	0
87	MG	DT	202	1/1	0.93	1.35	89,89,89,89	0
87	MG	A2	2176	1/1	0.93	0.35	64,64,64,64	0
87	MG	A6	2176	1/1	0.93	0.47	67,67,67,67	0
86	OHX	A2	1946	7/7	0.93	0.17	156,156,156,156	7
86	OHX	A1	3619	7/7	0.93	0.30	128,128,128,128	7
87	MG	A1	4466	1/1	0.93	0.17	80,80,80,80	0
87	MG	A1	3881	1/1	0.93	0.23	39,39,39,39	0
86	OHX	A6	1970	7/7	0.93	0.15	160,160,160,160	7
87	MG	A5	4119	1/1	0.93	0.27	65,65,65,65	0
86	OHX	A1	3680	7/7	0.93	0.25	127,127,127,127	7
87	MG	A1	4120	1/1	0.93	0.17	26,26,26,26	0
86	OHX	A6	1984	7/7	0.93	0.14	174,174,174,174	7
87	MG	A1	4234	1/1	0.93	0.35	82,82,82,82	0
86	OHX	A6	1988	7/7	0.93	0.22	138,138,138,138	7
87	MG	BO	207	1/1	0.93	0.66	56,56,56,56	0
86	OHX	A1	3524	7/7	0.93	0.20	139,139,139,139	7
86	OHX	CP	201	7/7	0.93	0.14	177,177,177,177	7
86	OHX	A6	1999	7/7	0.93	0.21	140,140,140,140	7
87	MG	A5	3948	1/1	0.93	0.29	28,28,28,28	0
87	MG	A1	4006	1/1	0.93	0.36	42,42,42,42	0
86	OHX	Cg	401	7/7	0.93	0.14	182,182,182,182	7
87	MG	A1	4010	1/1	0.93	0.40	61,61,61,61	0
87	MG	Dl	101	1/1	0.93	0.47	112,112,112,112	0
87	MG	A1	4482	1/1	0.93	0.16	129,129,129,129	0
87	MG	A2	2104	1/1	0.93	0.28	63,63,63,63	0
87	MG	Do	202	1/1	0.93	0.44	50,50,50,50	0
87	MG	A5	3956	1/1	0.93	0.30	39,39,39,39	0
87	MG	A1	3893	1/1	0.93	0.19	26,26,26,26	0
86	OHX	A5	3716	7/7	0.93	0.42	115,115,115,115	7
86	OHX	A6	2062	7/7	0.93	0.24	163,163,163,163	7
86	OHX	A6	2003	7/7	0.93	0.20	177,177,177,177	7
87	MG	A1	4139	1/1	0.93	0.18	56,56,56,56	0

Continued on next page...

Continued from previous page...

Mol	Type	Chain	Res	Atoms	RSCC	RSR	B-factors(\AA^2)	Q<0.9
87	MG	A5	3963	1/1	0.93	0.37	44,44,44,44	0
87	MG	A1	4019	1/1	0.93	0.42	42,42,42,42	0
86	OHX	A2	2006	7/7	0.94	0.15	162,162,162,162	7
86	OHX	A6	2064	7/7	0.94	0.12	164,164,164,164	7
87	MG	A6	2208	1/1	0.94	0.11	56,56,56,56	0
86	OHX	A5	3653	7/7	0.94	0.25	130,130,130,130	7
87	MG	A1	4102	1/1	0.94	0.11	61,61,61,61	0
87	MG	A5	4068	1/1	0.94	0.23	72,72,72,72	0
87	MG	A1	3936	1/1	0.94	0.33	34,34,34,34	0
87	MG	A5	4070	1/1	0.94	0.33	56,56,56,56	0
86	OHX	A1	3608	7/7	0.94	0.19	160,160,160,160	7
87	MG	A1	3938	1/1	0.94	0.29	48,48,48,48	0
86	OHX	BP	202	7/7	0.94	0.14	139,139,139,139	7
87	MG	A1	4107	1/1	0.94	0.18	74,74,74,74	0
87	MG	A5	4507	1/1	0.94	0.93	92,92,92,92	0
86	OHX	A2	2035	7/7	0.94	0.26	120,120,120,120	7
87	MG	A5	4289	1/1	0.94	0.42	112,112,112,112	0
87	MG	BN	302	1/1	0.94	0.28	44,44,44,44	0
86	OHX	A5	3659	7/7	0.94	0.26	106,106,106,106	7
86	OHX	A5	3661	7/7	0.94	0.17	134,134,134,134	7
87	MG	A2	2150	1/1	0.94	0.15	102,102,102,102	0
86	OHX	A1	3615	7/7	0.94	0.20	139,139,139,139	7
86	OHX	A5	3663	7/7	0.94	0.25	136,136,136,136	7
87	MG	A1	3948	1/1	0.94	0.40	55,55,55,55	0
87	MG	A1	4266	1/1	0.94	0.18	70,70,70,70	0
87	MG	A6	2226	1/1	0.94	0.22	68,68,68,68	0
86	OHX	A6	1962	7/7	0.94	0.18	126,126,126,126	7
87	MG	A1	3951	1/1	0.94	0.43	46,46,46,46	0
87	MG	A5	4303	1/1	0.94	0.60	57,57,57,57	0
86	OHX	A5	3666	7/7	0.94	0.28	127,127,127,127	7
87	MG	A5	4525	1/1	0.94	0.70	66,66,66,66	0
87	MG	Aa	201	1/1	0.94	0.58	82,82,82,82	0
86	OHX	A5	3667	7/7	0.94	0.34	100,100,100,100	7
86	OHX	A5	3668	7/7	0.94	0.20	163,163,163,163	7
86	OHX	AI	301	7/7	0.94	0.13	156,156,156,156	7
87	MG	A1	4124	1/1	0.94	0.23	53,53,53,53	0
86	OHX	A1	3618	7/7	0.94	0.13	158,158,158,158	7
86	OHX	A6	2072	7/7	0.94	0.32	133,133,133,133	7
87	MG	A5	4535	1/1	0.94	0.17	68,68,68,68	0
87	MG	A5	3886	1/1	0.94	0.28	43,43,43,43	0
86	OHX	A6	1978	7/7	0.94	0.18	146,146,146,146	7
86	OHX	A6	1982	7/7	0.94	0.20	123,123,123,123	7

Continued on next page...

Continued from previous page...

Mol	Type	Chain	Res	Atoms	RSCC	RSR	B-factors(\AA^2)	Q<0.9
86	OHX	A2	1931	7/7	0.94	0.19	143,143,143,143	7
87	MG	A1	4446	1/1	0.94	0.19	62,62,62,62	0
87	MG	A1	4131	1/1	0.94	0.15	75,75,75,75	0
86	OHX	A2	2049	7/7	0.94	0.16	140,140,140,140	7
86	OHX	A5	3678	7/7	0.94	0.23	111,111,111,111	7
86	OHX	A5	3679	7/7	0.94	0.15	174,174,174,174	7
86	OHX	A6	1989	7/7	0.94	0.19	122,122,122,122	7
87	MG	A1	4287	1/1	0.94	0.27	61,61,61,61	0
86	OHX	A6	1990	7/7	0.94	0.17	177,177,177,177	7
86	OHX	A1	3627	7/7	0.94	0.18	130,130,130,130	7
87	MG	A1	4138	1/1	0.94	0.30	62,62,62,62	0
87	MG	A5	4112	1/1	0.94	0.23	65,65,65,65	0
87	MG	BV	203	1/1	0.94	0.27	63,63,63,63	0
86	OHX	A5	3686	7/7	0.94	0.19	121,121,121,121	7
87	MG	A1	3975	1/1	0.94	0.32	67,67,67,67	0
87	MG	A5	4331	1/1	0.94	0.19	104,104,104,104	0
86	OHX	A6	1994	7/7	0.94	0.19	133,133,133,133	7
86	OHX	A6	1996	7/7	0.94	0.16	148,148,148,148	7
87	MG	A6	2263	1/1	0.94	0.20	89,89,89,89	0
87	MG	A5	3908	1/1	0.94	0.28	37,37,37,37	0
87	MG	A5	4122	1/1	0.94	0.31	52,52,52,52	0
87	MG	A5	4123	1/1	0.94	0.12	39,39,39,39	0
86	OHX	A5	3690	7/7	0.94	0.21	130,130,130,130	7
86	OHX	A5	3691	7/7	0.94	0.18	155,155,155,155	7
86	OHX	A1	3692	7/7	0.94	0.21	124,124,124,124	7
86	OHX	A5	3694	7/7	0.94	0.23	127,127,127,127	7
87	MG	Ba	206	1/1	0.94	0.28	61,61,61,61	0
86	OHX	A5	3695	7/7	0.94	0.20	158,158,158,158	7
86	OHX	A1	3695	7/7	0.94	0.13	163,163,163,163	7
86	OHX	A1	3696	7/7	0.94	0.25	143,143,143,143	7
86	OHX	A1	3747	7/7	0.94	0.34	118,118,118,118	7
86	OHX	A5	3702	7/7	0.94	0.24	121,121,121,121	7
86	OHX	A5	3703	7/7	0.94	0.21	123,123,123,123	7
86	OHX	A6	2010	7/7	0.94	0.13	181,181,181,181	7
86	OHX	A5	3705	7/7	0.94	0.17	152,152,152,152	7
86	OHX	A8	206	7/7	0.94	0.19	136,136,136,136	7
87	MG	A7	216	1/1	0.94	0.37	78,78,78,78	0
87	MG	A5	4140	1/1	0.94	0.16	56,56,56,56	0
86	OHX	A5	3706	7/7	0.94	0.18	139,139,139,139	7
86	OHX	A1	3628	7/7	0.94	0.18	154,154,154,154	7
87	MG	A1	4160	1/1	0.94	0.24	70,70,70,70	0
87	MG	A5	4145	1/1	0.94	0.18	57,57,57,57	0

Continued on next page...

Continued from previous page...

Mol	Type	Chain	Res	Atoms	RSCC	RSR	B-factors(\AA^2)	Q<0.9
86	OHX	A5	3708	7/7	0.94	0.17	141,141,141,141	7
87	MG	A1	3999	1/1	0.94	0.34	37,37,37,37	0
86	OHX	A6	2015	7/7	0.94	0.22	159,159,159,159	7
87	MG	A1	4003	1/1	0.94	0.46	48,48,48,48	0
86	OHX	A1	3699	7/7	0.94	0.25	107,107,107,107	7
87	MG	A5	3935	1/1	0.94	0.29	51,51,51,51	0
87	MG	A5	3936	1/1	0.94	0.42	62,62,62,62	0
86	OHX	A1	3629	7/7	0.94	0.18	128,128,128,128	7
87	MG	A6	2102	1/1	0.94	0.22	63,63,63,63	0
87	MG	A1	4168	1/1	0.94	0.16	44,44,44,44	0
86	OHX	A6	2021	7/7	0.94	0.21	131,131,131,131	7
86	OHX	A5	3713	7/7	0.94	0.23	122,122,122,122	7
86	OHX	A5	3715	7/7	0.94	0.23	100,100,100,100	7
86	OHX	A1	3701	7/7	0.94	0.38	112,112,112,112	7
87	MG	A6	2298	1/1	0.94	0.09	77,77,77,77	0
87	MG	A1	3856	1/1	0.94	0.28	38,38,38,38	0
87	MG	A6	2300	1/1	0.94	0.55	56,56,56,56	0
86	OHX	A5	3717	7/7	0.94	0.50	108,108,108,108	7
87	MG	A5	3950	1/1	0.94	0.43	38,38,38,38	0
87	MG	A1	4018	1/1	0.94	0.42	38,38,38,38	0
87	MG	A6	2114	1/1	0.94	0.36	61,61,61,61	0
87	MG	A6	2304	1/1	0.94	0.10	81,81,81,81	0
86	OHX	A5	3718	7/7	0.94	0.14	157,157,157,157	7
86	OHX	A1	3635	7/7	0.94	0.29	84,84,84,84	7
87	MG	A8	227	1/1	0.94	0.19	65,65,65,65	0
86	OHX	DH	201	7/7	0.94	0.14	142,142,142,142	7
87	MG	A1	4025	1/1	0.94	0.45	39,39,39,39	0
87	MG	A8	230	1/1	0.94	0.55	68,68,68,68	0
86	OHX	DI	301	7/7	0.94	0.20	118,118,118,118	7
87	MG	A5	4388	1/1	0.94	0.46	47,47,47,47	0
87	MG	A1	3862	1/1	0.94	0.23	76,76,76,76	0
86	OHX	A6	2096	7/7	0.94	0.19	156,156,156,156	7
87	MG	A6	2123	1/1	0.94	0.35	51,51,51,51	0
87	MG	A1	4031	1/1	0.94	0.22	32,32,32,32	0
87	MG	A1	4185	1/1	0.94	0.24	65,65,65,65	0
87	MG	A8	239	1/1	0.94	0.12	93,93,93,93	0
86	OHX	A5	3723	7/7	0.94	0.18	180,180,180,180	7
87	MG	A5	3967	1/1	0.94	0.36	57,57,57,57	0
87	MG	A5	4185	1/1	0.94	0.76	49,49,49,49	0
86	OHX	A1	3802	7/7	0.94	0.40	146,146,146,146	7
87	MG	A5	4398	1/1	0.94	0.20	54,54,54,54	0
87	MG	DB	405	1/1	0.94	0.80	62,62,62,62	0

Continued on next page...

Continued from previous page...

Mol	Type	Chain	Res	Atoms	RSCC	RSR	B-factors(\AA^2)	Q<0.9
86	OHX	A1	3636	7/7	0.94	0.16	148,148,148,148	7
86	OHX	A5	3726	7/7	0.94	0.16	135,135,135,135	7
86	OHX	A1	3403	7/7	0.94	0.14	169,169,169,169	7
86	OHX	A6	2100	7/7	0.94	0.32	206,206,206,206	7
86	OHX	A5	3729	7/7	0.94	0.19	165,165,165,165	7
87	MG	A3	216	1/1	0.94	0.16	67,67,67,67	0
87	MG	A1	4039	1/1	0.94	0.37	65,65,65,65	0
87	MG	A1	4346	1/1	0.94	0.32	53,53,53,53	0
87	MG	A5	3981	1/1	0.94	0.42	79,79,79,79	0
86	OHX	A2	2078	7/7	0.94	0.27	169,169,169,169	7
86	OHX	A6	2029	7/7	0.94	0.23	141,141,141,141	7
86	OHX	A6	2030	7/7	0.94	0.11	170,170,170,170	7
87	MG	DC	407	1/1	0.94	0.73	75,75,75,75	0
87	MG	A5	4412	1/1	0.94	0.33	104,104,104,104	0
86	OHX	A1	3453	7/7	0.94	0.31	134,134,134,134	0
86	OHX	A1	3651	7/7	0.94	0.19	131,131,131,131	7
87	MG	A5	4201	1/1	0.94	0.16	49,49,49,49	0
87	MG	DD	308	1/1	0.94	1.18	70,70,70,70	0
86	OHX	A1	3652	7/7	0.94	0.26	115,115,115,115	7
87	MG	A1	4355	1/1	0.94	0.25	53,53,53,53	0
87	MG	A5	4204	1/1	0.94	0.12	56,56,56,56	0
86	OHX	A6	2035	7/7	0.94	0.20	129,129,129,129	7
86	OHX	A1	3761	7/7	0.94	0.11	173,173,173,173	7
87	MG	A1	3885	1/1	0.94	0.27	61,61,61,61	0
86	OHX	A2	2014	7/7	0.94	0.25	166,166,166,166	7
87	MG	A2	2220	1/1	0.94	0.15	111,111,111,111	0
86	OHX	A1	3714	7/7	0.94	0.23	118,118,118,118	7
87	MG	DL	201	1/1	0.94	1.06	94,94,94,94	0
87	MG	A2	2100	1/1	0.94	0.25	67,67,67,67	0
87	MG	A1	4208	1/1	0.94	0.63	58,58,58,58	0
87	MG	A5	3999	1/1	0.94	0.25	32,32,32,32	0
87	MG	A5	4433	1/1	0.94	0.14	83,83,83,83	0
86	OHX	A1	3657	7/7	0.94	0.15	166,166,166,166	7
86	OHX	A2	1987	7/7	0.94	0.20	147,147,147,147	7
87	MG	A1	4366	1/1	0.94	0.28	86,86,86,86	0
86	OHX	A2	2002	7/7	0.94	0.11	169,169,169,169	7
86	OHX	A5	3521	7/7	0.94	0.21	150,150,150,150	7
87	MG	DP	202	1/1	0.94	0.20	56,56,56,56	0
87	MG	A1	3895	1/1	0.94	0.22	92,92,92,92	0
87	MG	A2	2107	1/1	0.94	0.45	66,66,66,66	0
86	OHX	A1	3549	7/7	0.94	0.25	139,139,139,139	7
86	OHX	A5	3541	7/7	0.94	0.23	113,113,113,113	7

Continued on next page...

Continued from previous page...

Mol	Type	Chain	Res	Atoms	RSCC	RSR	B-factors(\AA^2)	Q<0.9
87	MG	A5	4015	1/1	0.94	0.41	45,45,45,45	0
87	MG	A5	4017	1/1	0.94	0.43	62,62,62,62	0
87	MG	A5	4018	1/1	0.94	0.41	40,40,40,40	0
86	OHX	A2	2040	7/7	0.94	0.12	171,171,171,171	7
87	MG	A2	2112	1/1	0.94	0.38	95,95,95,95	0
86	OHX	A5	3557	7/7	0.94	0.16	154,154,154,154	7
86	OHX	A5	3572	7/7	0.94	0.19	145,145,145,145	7
87	MG	A1	4381	1/1	0.94	0.66	65,65,65,65	0
87	MG	A2	2234	1/1	0.94	0.26	94,94,94,94	0
86	OHX	A5	3755	7/7	0.94	0.17	174,174,174,174	7
87	MG	A6	2174	1/1	0.94	0.18	50,50,50,50	0
87	MG	A5	4031	1/1	0.94	0.45	39,39,39,39	0
86	OHX	A1	3667	7/7	0.94	0.29	92,92,92,92	7
87	MG	A2	2117	1/1	0.94	0.37	80,80,80,80	0
86	OHX	A3	211	7/7	0.94	0.23	137,137,137,137	7
86	OHX	A1	3668	7/7	0.94	0.18	151,151,151,151	7
87	MG	A1	4388	1/1	0.94	0.51	78,78,78,78	0
86	OHX	A5	3761	7/7	0.94	0.16	146,146,146,146	7
86	OHX	A5	3609	7/7	0.94	0.14	153,153,153,153	7
86	OHX	A5	3611	7/7	0.94	0.25	115,115,115,115	7
86	OHX	A2	1966	7/7	0.94	0.23	101,101,101,101	7
87	MG	A1	4393	1/1	0.94	0.72	78,78,78,78	0
86	OHX	A4	209	7/7	0.94	0.15	153,153,153,153	7
87	MG	A6	2188	1/1	0.94	0.21	38,38,38,38	0
86	OHX	A1	3566	7/7	0.94	0.19	122,122,122,122	7
86	OHX	A4	212	7/7	0.94	0.26	118,118,118,118	7
87	MG	A1	4397	1/1	0.94	0.20	80,80,80,80	0
86	OHX	A2	2056	7/7	0.94	0.23	130,130,130,130	7
86	OHX	A2	2043	7/7	0.94	0.12	192,192,192,192	7
86	OHX	A5	3630	7/7	0.94	0.21	128,128,128,128	7
87	MG	A5	4052	1/1	0.94	0.21	46,46,46,46	0
86	OHX	A6	2055	7/7	0.94	0.29	131,131,131,131	7
86	OHX	A5	3634	7/7	0.94	0.17	130,130,130,130	7
86	OHX	A1	3586	7/7	0.94	0.18	117,117,117,117	7
86	OHX	BB	401	7/7	0.94	0.19	111,111,111,111	7
86	OHX	A2	1979	7/7	0.94	0.21	121,121,121,121	7
86	OHX	A1	3679	7/7	0.94	0.27	114,114,114,114	7
86	OHX	A2	2020	7/7	0.94	0.20	118,118,118,118	7
87	MG	A6	2203	1/1	0.94	0.39	63,63,63,63	0
87	MG	A1	3930	1/1	0.94	0.34	38,38,38,38	0
86	OHX	A1	3606	7/7	0.94	0.17	132,132,132,132	7
87	MG	A5	4523	1/1	0.95	0.30	65,65,65,65	0

Continued on next page...

Continued from previous page...

Mol	Type	Chain	Res	Atoms	RSCC	RSR	B-factors(\AA^2)	Q<0.9
86	OHX	A2	2011	7/7	0.95	0.16	154,154,154,154	7
86	OHX	A5	3560	7/7	0.95	0.23	106,106,106,106	7
87	MG	A6	2183	1/1	0.95	0.26	64,64,64,64	0
87	MG	A5	4150	1/1	0.95	0.61	68,68,68,68	0
86	OHX	A5	3571	7/7	0.95	0.19	143,143,143,143	7
86	OHX	A1	3713	7/7	0.95	0.24	101,101,101,101	7
87	MG	A1	4051	1/1	0.95	0.36	71,71,71,71	0
86	OHX	A5	3583	7/7	0.95	0.17	137,137,137,137	7
86	OHX	A5	3714	7/7	0.95	0.21	126,126,126,126	7
87	MG	A5	3978	1/1	0.95	0.28	29,29,29,29	0
86	OHX	A5	3584	7/7	0.95	0.22	119,119,119,119	7
86	OHX	A5	3820	7/7	0.95	0.39	80,80,80,80	7
86	OHX	A6	2059	7/7	0.95	0.15	153,153,153,153	7
86	OHX	A6	1986	7/7	0.95	0.14	165,165,165,165	7
87	MG	A1	4186	1/1	0.95	0.19	75,75,75,75	0
86	OHX	A5	3593	7/7	0.95	0.15	134,134,134,134	7
87	MG	BN	307	1/1	0.95	0.80	58,58,58,58	0
86	OHX	A7	207	7/7	0.95	0.17	145,145,145,145	7
87	MG	A1	3926	1/1	0.95	0.29	55,55,55,55	0
87	MG	A1	4062	1/1	0.95	0.32	72,72,72,72	0
87	MG	A5	4167	1/1	0.95	0.24	71,71,71,71	0
86	OHX	A7	209	7/7	0.95	0.20	115,115,115,115	7
87	MG	A5	4550	1/1	0.95	1.13	83,83,83,83	0
86	OHX	A5	3594	7/7	0.95	0.18	131,131,131,131	7
86	OHX	A7	211	7/7	0.95	0.21	117,117,117,117	7
86	OHX	A5	3595	7/7	0.95	0.19	125,125,125,125	7
87	MG	A5	4173	1/1	0.95	0.30	67,67,67,67	0
86	OHX	A5	3722	7/7	0.95	0.14	164,164,164,164	7
87	MG	A5	4358	1/1	0.95	0.59	54,54,54,54	0
86	OHX	A5	3602	7/7	0.95	0.24	109,109,109,109	7
86	OHX	A2	1982	7/7	0.95	0.19	125,125,125,125	7
86	OHX	A5	3607	7/7	0.95	0.23	142,142,142,142	7
87	MG	A5	4362	1/1	0.95	0.34	60,60,60,60	0
86	OHX	A1	3673	7/7	0.95	0.22	154,154,154,154	7
87	MG	BP	210	1/1	0.95	0.57	46,46,46,46	0
87	MG	A5	4001	1/1	0.95	0.40	48,48,48,48	0
86	OHX	A1	3760	7/7	0.95	0.18	136,136,136,136	7
86	OHX	A1	3519	7/7	0.95	0.17	137,137,137,137	7
87	MG	A1	4469	1/1	0.95	0.44	66,66,66,66	0
87	MG	A5	4006	1/1	0.95	0.38	40,40,40,40	0
86	OHX	A5	3614	7/7	0.95	0.22	120,120,120,120	7
87	MG	A1	3941	1/1	0.95	0.35	52,52,52,52	0

Continued on next page...

Continued from previous page...

Mol	Type	Chain	Res	Atoms	RSCC	RSR	B-factors(\AA^2)	Q<0.9
86	OHX	A1	3520	7/7	0.95	0.18	129,129,129,129	7
86	OHX	A5	3620	7/7	0.95	0.20	113,113,113,113	7
87	MG	A6	2217	1/1	0.95	0.75	87,87,87,87	0
86	OHX	A2	2000	7/7	0.95	0.20	140,140,140,140	7
87	MG	A5	4376	1/1	0.95	0.87	67,67,67,67	0
87	MG	A5	4016	1/1	0.95	0.30	42,42,42,42	0
86	OHX	DA	302	7/7	0.95	0.32	157,157,157,157	7
86	OHX	A6	1998	7/7	0.95	0.14	147,147,147,147	7
87	MG	A1	4209	1/1	0.95	0.17	76,76,76,76	0
87	MG	A5	4020	1/1	0.95	0.43	33,33,33,33	0
87	MG	A1	4083	1/1	0.95	0.19	44,44,44,44	0
86	OHX	DC	401	7/7	0.95	0.16	148,148,148,148	7
86	OHX	A1	3539	7/7	0.95	0.21	103,103,103,103	7
87	MG	A5	3843	1/1	0.95	0.25	50,50,50,50	0
87	MG	A5	4025	1/1	0.95	0.32	38,38,38,38	0
86	OHX	A1	3542	7/7	0.95	0.19	159,159,159,159	7
86	OHX	A5	3626	7/7	0.95	0.18	147,147,147,147	7
86	OHX	A5	3740	7/7	0.95	0.21	155,155,155,155	7
87	MG	A5	4029	1/1	0.95	0.40	44,44,44,44	0
87	MG	A5	4030	1/1	0.95	0.45	39,39,39,39	0
86	OHX	A5	3628	7/7	0.95	0.18	129,129,129,129	7
87	MG	A1	3954	1/1	0.95	0.24	45,45,45,45	0
86	OHX	A5	3629	7/7	0.95	0.25	100,100,100,100	7
86	OHX	A5	3743	7/7	0.95	0.24	167,167,167,167	7
87	MG	A6	2234	1/1	0.95	0.17	92,92,92,92	0
86	OHX	A6	2004	7/7	0.95	0.19	105,105,105,105	7
86	OHX	A6	2005	7/7	0.95	0.18	145,145,145,145	7
86	OHX	A6	2007	7/7	0.95	0.12	164,164,164,164	7
87	MG	A5	4400	1/1	0.95	0.30	86,86,86,86	0
87	MG	A7	237	1/1	0.95	0.43	69,69,69,69	0
87	MG	A1	4098	1/1	0.95	0.19	54,54,54,54	0
86	OHX	A1	3767	7/7	0.95	0.19	158,158,158,158	7
86	OHX	A5	3638	7/7	0.95	0.18	135,135,135,135	7
86	OHX	A5	3749	7/7	0.95	0.13	178,178,178,178	7
87	MG	Be	202	1/1	0.95	0.44	67,67,67,67	0
87	MG	Bf	202	1/1	0.95	0.51	69,69,69,69	0
87	MG	A1	3967	1/1	0.95	0.42	40,40,40,40	0
87	MG	A5	3865	1/1	0.95	0.28	37,37,37,37	0
86	OHX	A5	3639	7/7	0.95	0.16	157,157,157,157	7
86	OHX	A2	1956	7/7	0.95	0.18	128,128,128,128	7
87	MG	A5	3869	1/1	0.95	0.37	58,58,58,58	0
86	OHX	A5	3643	7/7	0.95	0.14	150,150,150,150	7

Continued on next page...

Continued from previous page...

Mol	Type	Chain	Res	Atoms	RSCC	RSR	B-factors(\AA^2)	Q<0.9
86	OHX	A1	3624	7/7	0.95	0.26	137,137,137,137	7
86	OHX	A5	3645	7/7	0.95	0.20	141,141,141,141	7
87	MG	A6	2251	1/1	0.95	0.55	73,73,73,73	0
87	MG	A5	4416	1/1	0.95	0.54	48,48,48,48	0
87	MG	A5	4417	1/1	0.95	0.66	50,50,50,50	0
87	MG	A5	3874	1/1	0.95	0.31	32,32,32,32	0
86	OHX	A2	2016	7/7	0.95	0.15	156,156,156,156	7
86	OHX	A6	2014	7/7	0.95	0.16	144,144,144,144	7
87	MG	A1	4367	1/1	0.95	0.18	69,69,69,69	0
87	MG	A5	4236	1/1	0.95	0.14	19,19,19,19	0
87	MG	A5	4237	1/1	0.95	0.21	51,51,51,51	0
86	OHX	A1	3682	7/7	0.95	0.13	145,145,145,145	7
87	MG	A6	2256	1/1	0.95	0.19	73,73,73,73	0
87	MG	A1	4111	1/1	0.95	0.26	65,65,65,65	0
87	MG	A5	4429	1/1	0.95	0.17	58,58,58,58	0
87	MG	DB	406	1/1	0.95	0.63	47,47,47,47	0
86	OHX	A1	3550	7/7	0.95	0.18	130,130,130,130	7
87	MG	A6	2260	1/1	0.95	0.24	62,62,62,62	0
86	OHX	A3	207	7/7	0.95	0.15	167,167,167,167	7
86	OHX	A2	2031	7/7	0.95	0.13	140,140,140,140	7
86	OHX	A1	3633	7/7	0.95	0.22	101,101,101,101	7
87	MG	A3	217	1/1	0.95	0.41	56,56,56,56	0
87	MG	A5	4436	1/1	0.95	0.76	90,90,90,90	0
86	OHX	A1	3634	7/7	0.95	0.15	133,133,133,133	7
86	OHX	A1	3557	7/7	0.95	0.18	121,121,121,121	7
86	OHX	A1	3558	7/7	0.95	0.17	139,139,139,139	7
86	OHX	A1	3638	7/7	0.95	0.16	141,141,141,141	7
87	MG	A1	4380	1/1	0.95	0.21	95,95,95,95	0
86	OHX	A2	1968	7/7	0.95	0.18	134,134,134,134	7
86	OHX	A2	1965	7/7	0.95	0.20	138,138,138,138	7
86	OHX	A2	1995	7/7	0.95	0.13	171,171,171,171	7
86	OHX	A4	214	7/7	0.95	0.15	167,167,167,167	7
86	OHX	A6	2092	7/7	0.95	0.38	182,182,182,182	7
86	OHX	A1	3694	7/7	0.95	0.21	131,131,131,131	7
86	OHX	A6	2033	7/7	0.95	0.31	133,133,133,133	7
86	OHX	A5	3670	7/7	0.95	0.22	109,109,109,109	7
87	MG	A6	2279	1/1	0.95	0.23	81,81,81,81	0
87	MG	A6	2120	1/1	0.95	0.38	51,51,51,51	0
87	MG	A1	3872	1/1	0.95	0.28	37,37,37,37	0
87	MG	A1	4130	1/1	0.95	0.28	69,69,69,69	0
86	OHX	A1	3646	7/7	0.95	0.21	110,110,110,110	7
87	MG	A1	3997	1/1	0.95	0.35	40,40,40,40	0

Continued on next page...

Continued from previous page...

Mol	Type	Chain	Res	Atoms	RSCC	RSR	B-factors(\AA^2)	Q<0.9
86	OHX	A1	3573	7/7	0.95	0.18	120,120,120,120	7
87	MG	A5	4271	1/1	0.95	0.82	68,68,68,68	0
86	OHX	A2	1980	7/7	0.95	0.15	152,152,152,152	7
87	MG	A2	2121	1/1	0.95	0.37	61,61,61,61	0
87	MG	A1	4262	1/1	0.95	0.21	70,70,70,70	0
87	MG	A5	4275	1/1	0.95	0.43	63,63,63,63	0
87	MG	A5	4466	1/1	0.95	0.23	79,79,79,79	0
87	MG	A4	222	1/1	0.95	0.37	43,43,43,43	0
87	MG	A4	224	1/1	0.95	0.18	30,30,30,30	0
87	MG	A4	225	1/1	0.95	0.38	65,65,65,65	0
87	MG	A1	4004	1/1	0.95	0.42	57,57,57,57	0
86	OHX	BC	401	7/7	0.95	0.21	130,130,130,130	7
86	OHX	A6	2038	7/7	0.95	0.18	169,169,169,169	7
87	MG	A1	4009	1/1	0.95	0.44	51,51,51,51	0
86	OHX	A2	2009	7/7	0.95	0.11	144,144,144,144	7
86	OHX	A6	2040	7/7	0.95	0.24	87,87,87,87	7
86	OHX	CG	301	7/7	0.95	0.13	147,147,147,147	7
87	MG	A2	2127	1/1	0.95	0.33	49,49,49,49	0
86	OHX	A1	3590	7/7	0.95	0.14	135,135,135,135	7
86	OHX	A5	3681	7/7	0.95	0.31	112,112,112,112	7
87	MG	A1	4017	1/1	0.95	0.40	48,48,48,48	0
86	OHX	A1	3658	7/7	0.95	0.19	118,118,118,118	7
87	MG	A2	2131	1/1	0.95	0.19	65,65,65,65	0
87	MG	A5	3932	1/1	0.95	0.31	34,34,34,34	0
86	OHX	A5	3684	7/7	0.95	0.20	122,122,122,122	7
86	OHX	A1	3659	7/7	0.95	0.16	156,156,156,156	7
87	MG	A1	4152	1/1	0.95	0.19	34,34,34,34	0
86	OHX	CL	201	7/7	0.95	0.17	134,134,134,134	7
86	OHX	Ag	401	7/7	0.95	0.14	167,167,167,167	7
86	OHX	A1	3661	7/7	0.95	0.23	118,118,118,118	7
86	OHX	A1	3706	7/7	0.95	0.16	135,135,135,135	7
86	OHX	CS	201	7/7	0.95	0.18	129,129,129,129	7
86	OHX	A1	3600	7/7	0.95	0.22	100,100,100,100	7
87	MG	A1	4286	1/1	0.95	0.84	57,57,57,57	0
86	OHX	A6	1947	7/7	0.95	0.17	134,134,134,134	7
86	OHX	A5	3404	7/7	0.95	0.24	111,111,111,111	7
86	OHX	A6	1955	7/7	0.95	0.15	153,153,153,153	7
87	MG	A6	2162	1/1	0.95	0.49	63,63,63,63	0
87	MG	A5	4128	1/1	0.95	0.16	66,66,66,66	0
86	OHX	A6	1961	7/7	0.95	0.24	132,132,132,132	7
87	MG	A5	4313	1/1	0.95	0.47	66,66,66,66	0
86	OHX	A1	3601	7/7	0.95	0.15	184,184,184,184	7

Continued on next page...

Continued from previous page...

Mol	Type	Chain	Res	Atoms	RSCC	RSR	B-factors(\AA^2)	Q<0.9
87	MG	A1	4428	1/1	0.95	0.80	58,58,58,58	0
86	OHX	A5	3488	7/7	0.95	0.18	125,125,125,125	0
87	MG	A6	2167	1/1	0.95	0.30	46,46,46,46	0
87	MG	BB	406	1/1	0.95	0.64	59,59,59,59	0
86	OHX	A2	2022	7/7	0.95	0.17	138,138,138,138	7
86	OHX	A5	3803	7/7	0.95	0.23	107,107,107,107	7
86	OHX	A1	3710	7/7	0.95	0.18	122,122,122,122	7
86	OHX	A2	2010	7/7	0.95	0.22	119,119,119,119	7
87	MG	A1	4434	1/1	0.95	1.00	55,55,55,55	0
87	MG	Dp	103	1/1	0.95	0.33	72,72,72,72	0
87	MG	A5	4141	1/1	0.95	0.11	66,66,66,66	0
87	MG	A1	4435	1/1	0.95	0.20	105,105,105,105	0
87	MG	A1	3910	1/1	0.95	0.33	58,58,58,58	0
86	OHX	A6	1979	7/7	0.95	0.18	116,116,116,116	7
86	OHX	A5	3547	7/7	0.95	0.24	104,104,104,104	7
86	OHX	A6	1981	7/7	0.95	0.21	110,110,110,110	7
87	MG	A1	3939	1/1	0.96	0.32	32,32,32,32	0
86	OHX	A2	2023	7/7	0.96	0.14	136,136,136,136	7
87	MG	A1	4091	1/1	0.96	0.29	65,65,65,65	0
86	OHX	A2	2005	7/7	0.96	0.15	134,134,134,134	7
87	MG	A6	2144	1/1	0.96	0.36	51,51,51,51	0
86	OHX	A5	3664	7/7	0.96	0.29	106,106,106,106	7
87	MG	A1	4094	1/1	0.96	0.21	34,34,34,34	0
86	OHX	A2	2067	7/7	0.96	0.25	108,108,108,108	7
86	OHX	A2	1986	7/7	0.96	0.17	124,124,124,124	7
87	MG	A5	4532	1/1	0.96	0.44	95,95,95,95	0
86	OHX	A2	2026	7/7	0.96	0.14	140,140,140,140	7
86	OHX	A1	3577	7/7	0.96	0.16	122,122,122,122	7
86	OHX	A1	3579	7/7	0.96	0.23	97,97,97,97	7
86	OHX	A6	2012	7/7	0.96	0.14	149,149,149,149	7
87	MG	A1	3949	1/1	0.96	0.32	43,43,43,43	0
87	MG	Ad	104	1/1	0.96	0.23	65,65,65,65	0
87	MG	A5	4539	1/1	0.96	0.76	77,77,77,77	0
87	MG	A5	4342	1/1	0.96	0.21	50,50,50,50	0
86	OHX	A1	3801	7/7	0.96	0.32	125,125,125,125	7
86	OHX	A1	3665	7/7	0.96	0.24	104,104,104,104	7
86	OHX	A1	3580	7/7	0.96	0.17	149,149,149,149	7
86	OHX	A6	2016	7/7	0.96	0.16	124,124,124,124	7
87	MG	A1	3955	1/1	0.96	0.39	42,42,42,42	0
86	OHX	A1	3582	7/7	0.96	0.23	92,92,92,92	7
86	OHX	A1	3583	7/7	0.96	0.17	147,147,147,147	7
87	MG	A5	4548	1/1	0.96	0.63	74,74,74,74	0

Continued on next page...

Continued from previous page...

Mol	Type	Chain	Res	Atoms	RSCC	RSR	B-factors(\AA^2)	Q<0.9
86	OHX	A6	2019	7/7	0.96	0.18	127,127,127,127	7
86	OHX	A1	3669	7/7	0.96	0.15	130,130,130,130	7
87	MG	A5	4551	1/1	0.96	0.24	62,62,62,62	0
86	OHX	A1	3585	7/7	0.96	0.16	122,122,122,122	7
86	OHX	A2	2008	7/7	0.96	0.17	135,135,135,135	7
86	OHX	A5	3682	7/7	0.96	0.17	110,110,110,110	7
87	MG	A6	2170	1/1	0.96	0.21	49,49,49,49	0
87	MG	A1	4413	1/1	0.96	0.24	106,106,106,106	0
87	MG	CB	302	1/1	0.96	0.16	93,93,93,93	0
86	OHX	A1	3587	7/7	0.96	0.14	147,147,147,147	7
86	OHX	A1	3589	7/7	0.96	0.24	97,97,97,97	7
86	OHX	Ad	101	7/7	0.96	0.17	130,130,130,130	7
87	MG	CG	303	1/1	0.96	0.30	54,54,54,54	0
86	OHX	CY	202	7/7	0.96	0.15	130,130,130,130	7
86	OHX	A5	3687	7/7	0.96	0.21	109,109,109,109	7
86	OHX	A5	3814	7/7	0.96	0.19	114,114,114,114	7
86	OHX	A1	3592	7/7	0.96	0.20	108,108,108,108	7
86	OHX	A5	3402	7/7	0.96	0.19	116,116,116,116	7
86	OHX	A1	3593	7/7	0.96	0.18	113,113,113,113	7
86	OHX	A1	3596	7/7	0.96	0.20	120,120,120,120	7
87	MG	A2	2174	1/1	0.96	0.21	53,53,53,53	0
86	OHX	A5	3692	7/7	0.96	0.15	170,170,170,170	7
86	OHX	A2	1932	7/7	0.96	0.18	117,117,117,117	7
86	OHX	A3	206	7/7	0.96	0.14	140,140,140,140	7
86	OHX	A1	3402	7/7	0.96	0.20	130,130,130,130	7
86	OHX	A5	3472	7/7	0.96	0.23	105,105,105,105	0
86	OHX	A5	3697	7/7	0.96	0.14	167,167,167,167	7
86	OHX	A3	208	7/7	0.96	0.19	126,126,126,126	7
86	OHX	A5	3493	7/7	0.96	0.20	102,102,102,102	7
86	OHX	A5	3513	7/7	0.96	0.19	115,115,115,115	7
86	OHX	A2	1934	7/7	0.96	0.18	123,123,123,123	7
86	OHX	A1	3602	7/7	0.96	0.22	99,99,99,99	7
87	MG	A5	4005	1/1	0.96	0.36	31,31,31,31	0
87	MG	Ch	302	1/1	0.96	0.18	53,53,53,53	0
87	MG	BL	205	1/1	0.96	0.59	62,62,62,62	0
87	MG	A1	3988	1/1	0.96	0.34	67,67,67,67	0
87	MG	A5	4010	1/1	0.96	0.43	50,50,50,50	0
86	OHX	A2	1989	7/7	0.96	0.17	131,131,131,131	7
87	MG	A1	4140	1/1	0.96	0.32	56,56,56,56	0
86	OHX	A5	3538	7/7	0.96	0.19	104,104,104,104	7
87	MG	A5	3825	1/1	0.96	0.16	29,29,29,29	0
86	OHX	A5	3540	7/7	0.96	0.19	119,119,119,119	7

Continued on next page...

Continued from previous page...

Mol	Type	Chain	Res	Atoms	RSCC	RSR	B-factors(\AA^2)	Q<0.9
87	MG	A1	3992	1/1	0.96	0.31	41,41,41,41	0
87	MG	A5	3828	1/1	0.96	0.10	34,34,34,34	0
86	OHX	A2	2052	7/7	0.96	0.24	117,117,117,117	7
87	MG	BO	203	1/1	0.96	0.77	74,74,74,74	0
87	MG	BO	204	1/1	0.96	0.37	53,53,53,53	0
86	OHX	A8	214	7/7	0.96	0.16	125,125,125,125	7
86	OHX	A5	3544	7/7	0.96	0.21	97,97,97,97	7
87	MG	A5	4209	1/1	0.96	0.40	53,53,53,53	0
86	OHX	A1	3506	7/7	0.96	0.19	103,103,103,103	7
86	OHX	A2	1992	7/7	0.96	0.15	123,123,123,123	7
86	OHX	A1	3518	7/7	0.96	0.17	140,140,140,140	7
86	OHX	A1	3757	7/7	0.96	0.27	73,73,73,73	7
87	MG	BP	204	1/1	0.96	0.34	51,51,51,51	0
86	OHX	A5	3566	7/7	0.96	0.23	99,99,99,99	7
86	OHX	A5	3568	7/7	0.96	0.20	103,103,103,103	7
87	MG	A1	4007	1/1	0.96	0.22	29,29,29,29	0
86	OHX	A1	3610	7/7	0.96	0.20	121,121,121,121	7
86	OHX	A2	2013	7/7	0.96	0.19	116,116,116,116	7
87	MG	A5	3846	1/1	0.96	0.17	37,37,37,37	0
87	MG	A1	3865	1/1	0.96	0.10	31,31,31,31	0
87	MG	A1	3866	1/1	0.96	0.11	87,87,87,87	0
87	MG	A1	3867	1/1	0.96	0.31	61,61,61,61	0
86	OHX	A5	3577	7/7	0.96	0.18	128,128,128,128	7
86	OHX	A2	1937	7/7	0.96	0.20	122,122,122,122	7
87	MG	BQ	203	1/1	0.96	0.87	63,63,63,63	0
87	MG	A1	4461	1/1	0.96	0.12	86,86,86,86	0
86	OHX	A5	3720	7/7	0.96	0.17	101,101,101,101	7
86	OHX	A2	1969	7/7	0.96	0.15	144,144,144,144	7
86	OHX	A1	3536	7/7	0.96	0.16	136,136,136,136	7
87	MG	A5	4421	1/1	0.96	0.60	55,55,55,55	0
86	OHX	A5	3588	7/7	0.96	0.23	106,106,106,106	7
87	MG	A6	2229	1/1	0.96	0.23	65,65,65,65	0
87	MG	A6	2230	1/1	0.96	0.13	86,86,86,86	0
87	MG	DA	304	1/1	0.96	0.74	69,69,69,69	0
87	MG	A1	4020	1/1	0.96	0.34	52,52,52,52	0
87	MG	A1	4312	1/1	0.96	0.70	60,60,60,60	0
87	MG	A1	4166	1/1	0.96	0.32	74,74,74,74	0
87	MG	A5	3863	1/1	0.96	0.28	51,51,51,51	0
86	OHX	A5	3589	7/7	0.96	0.20	93,93,93,93	7
86	OHX	A1	3620	7/7	0.96	0.16	139,139,139,139	7
87	MG	A5	3866	1/1	0.96	0.30	51,51,51,51	0
87	MG	A1	4023	1/1	0.96	0.42	42,42,42,42	0

Continued on next page...

Continued from previous page...

Mol	Type	Chain	Res	Atoms	RSCC	RSR	B-factors(\AA^2)	Q<0.9
87	MG	A1	4024	1/1	0.96	0.40	40,40,40,40	0
86	OHX	A1	3764	7/7	0.96	0.15	159,159,159,159	7
86	OHX	A1	3621	7/7	0.96	0.18	119,119,119,119	7
87	MG	BY	202	1/1	0.96	0.44	85,85,85,85	0
87	MG	A5	4438	1/1	0.96	0.43	58,58,58,58	0
87	MG	A5	4248	1/1	0.96	0.23	99,99,99,99	0
86	OHX	A2	1973	7/7	0.96	0.18	136,136,136,136	7
87	MG	A1	4029	1/1	0.96	0.18	29,29,29,29	0
87	MG	A1	3880	1/1	0.96	0.31	42,42,42,42	0
86	OHX	DV	201	7/7	0.96	0.16	126,126,126,126	7
86	OHX	A1	3541	7/7	0.96	0.23	109,109,109,109	7
86	OHX	A5	3603	7/7	0.96	0.25	107,107,107,107	7
86	OHX	A5	3604	7/7	0.96	0.20	113,113,113,113	7
87	MG	DD	305	1/1	0.96	0.21	74,74,74,74	0
86	OHX	A2	1999	7/7	0.96	0.13	168,168,168,168	7
87	MG	A1	3886	1/1	0.96	0.35	72,72,72,72	0
87	MG	A5	3881	1/1	0.96	0.29	60,60,60,60	0
86	OHX	A1	3544	7/7	0.96	0.20	96,96,96,96	7
86	OHX	A5	3608	7/7	0.96	0.15	125,125,125,125	7
86	OHX	A1	3546	7/7	0.96	0.19	106,106,106,106	7
86	OHX	A5	3610	7/7	0.96	0.14	161,161,161,161	7
86	OHX	A1	3630	7/7	0.96	0.16	119,119,119,119	7
86	OHX	Bj	101	7/7	0.96	0.18	100,100,100,100	7
86	OHX	A5	3613	7/7	0.96	0.17	137,137,137,137	7
86	OHX	A1	3632	7/7	0.96	0.10	170,170,170,170	7
87	MG	A5	4268	1/1	0.96	0.40	96,96,96,96	0
87	MG	A5	4080	1/1	0.96	0.35	71,71,71,71	0
86	OHX	A6	1939	7/7	0.96	0.17	134,134,134,134	0
86	OHX	A5	3618	7/7	0.96	0.24	101,101,101,101	7
86	OHX	A1	3547	7/7	0.96	0.19	99,99,99,99	7
87	MG	DO	204	1/1	0.96	0.63	57,57,57,57	0
87	MG	A5	3893	1/1	0.96	0.30	73,73,73,73	0
86	OHX	A2	1943	7/7	0.96	0.22	123,123,123,123	7
86	OHX	A2	1959	7/7	0.96	0.15	147,147,147,147	7
87	MG	A2	2106	1/1	0.96	0.36	57,57,57,57	0
86	OHX	A2	1945	7/7	0.96	0.14	140,140,140,140	7
86	OHX	A6	1963	7/7	0.96	0.18	103,103,103,103	7
86	OHX	A6	1967	7/7	0.96	0.17	112,112,112,112	7
87	MG	A5	4280	1/1	0.96	0.84	49,49,49,49	0
87	MG	A1	4350	1/1	0.96	0.93	76,76,76,76	0
87	MG	DP	206	1/1	0.96	0.88	55,55,55,55	0
87	MG	A5	4474	1/1	0.96	0.73	44,44,44,44	0

Continued on next page...

Continued from previous page...

Mol	Type	Chain	Res	Atoms	RSCC	RSR	B-factors(Å ²)	Q<0.9
86	OHX	A5	3627	7/7	0.96	0.24	80,80,80,80	7
86	OHX	A1	3552	7/7	0.96	0.20	115,115,115,115	7
86	OHX	A6	1973	7/7	0.96	0.20	87,87,87,87	7
87	MG	DS	201	1/1	0.96	0.21	61,61,61,61	0
86	OHX	A6	1974	7/7	0.96	0.19	116,116,116,116	7
87	MG	A6	2107	1/1	0.96	0.41	52,52,52,52	0
86	OHX	A5	3631	7/7	0.96	0.24	89,89,89,89	7
86	OHX	A6	1976	7/7	0.96	0.28	105,105,105,105	7
86	OHX	A2	1961	7/7	0.96	0.15	150,150,150,150	7
86	OHX	A5	3635	7/7	0.96	0.14	147,147,147,147	7
87	MG	A6	2113	1/1	0.96	0.26	48,48,48,48	0
86	OHX	A1	3640	7/7	0.96	0.16	153,153,153,153	7
87	MG	A2	2244	1/1	0.96	0.14	99,99,99,99	0
87	MG	A6	2283	1/1	0.96	0.21	75,75,75,75	0
87	MG	A5	4105	1/1	0.96	0.28	68,68,68,68	0
86	OHX	A2	2042	7/7	0.96	0.13	155,155,155,155	7
86	OHX	A6	1980	7/7	0.96	0.22	133,133,133,133	7
87	MG	A6	2286	1/1	0.96	0.29	75,75,75,75	0
86	OHX	A5	3640	7/7	0.96	0.15	147,147,147,147	7
87	MG	A5	3919	1/1	0.96	0.24	66,66,66,66	0
86	OHX	A5	3641	7/7	0.96	0.18	127,127,127,127	7
86	OHX	A1	3643	7/7	0.96	0.16	153,153,153,153	7
86	OHX	A1	3715	7/7	0.96	0.18	120,120,120,120	7
86	OHX	A2	1984	7/7	0.96	0.18	108,108,108,108	7
86	OHX	A1	3717	7/7	0.96	0.19	141,141,141,141	7
86	OHX	A1	3560	7/7	0.96	0.18	116,116,116,116	7
86	OHX	A1	3647	7/7	0.96	0.16	129,129,129,129	7
87	MG	A5	4120	1/1	0.96	0.39	49,49,49,49	0
86	OHX	A1	3649	7/7	0.96	0.16	167,167,167,167	7
86	OHX	A5	3649	7/7	0.96	0.20	129,129,129,129	7
87	MG	Dj	103	1/1	0.96	1.50	65,65,65,65	0
86	OHX	A1	3650	7/7	0.96	0.31	120,120,120,120	7
87	MG	A5	3930	1/1	0.96	0.18	29,29,29,29	0
86	OHX	A1	3561	7/7	0.96	0.20	110,110,110,110	7
86	OHX	A1	3562	7/7	0.96	0.17	143,143,143,143	7
87	MG	A1	4081	1/1	0.96	0.14	56,56,56,56	0
86	OHX	A5	3654	7/7	0.96	0.17	116,116,116,116	7
86	OHX	A5	3655	7/7	0.96	0.27	124,124,124,124	7
86	OHX	A6	1997	7/7	0.96	0.19	125,125,125,125	7
88	ZN	Aa	202	1/1	0.96	0.11	92,92,92,92	0
86	OHX	A1	3563	7/7	0.96	0.17	131,131,131,131	7
86	OHX	A1	3656	7/7	0.96	0.19	114,114,114,114	7

Continued on next page...

Continued from previous page...

Mol	Type	Chain	Res	Atoms	RSCC	RSR	B-factors(\AA^2)	Q<0.9
87	MG	A4	223	1/1	0.96	0.43	44,44,44,44	0
86	OHX	A6	2000	7/7	0.96	0.19	128,128,128,128	7
86	OHX	A6	2001	7/7	0.96	0.17	149,149,149,149	7
86	OHX	A7	203	7/7	0.97	0.22	105,105,105,105	7
86	OHX	A6	1954	7/7	0.97	0.13	141,141,141,141	7
86	OHX	A5	3652	7/7	0.97	0.17	150,150,150,150	7
86	OHX	A1	3530	7/7	0.97	0.17	125,125,125,125	7
86	OHX	A6	1958	7/7	0.97	0.16	133,133,133,133	7
87	MG	A5	4047	1/1	0.97	0.25	57,57,57,57	0
86	OHX	A6	1959	7/7	0.97	0.21	107,107,107,107	7
87	MG	A1	4330	1/1	0.97	0.16	82,82,82,82	0
86	OHX	A1	3531	7/7	0.97	0.15	140,140,140,140	7
86	OHX	A8	204	7/7	0.97	0.20	101,101,101,101	7
86	OHX	A1	3532	7/7	0.97	0.20	87,87,87,87	7
86	OHX	A8	209	7/7	0.97	0.18	130,130,130,130	7
86	OHX	A8	210	7/7	0.97	0.17	133,133,133,133	7
87	MG	A5	4504	1/1	0.97	0.45	84,84,84,84	0
86	OHX	A1	3534	7/7	0.97	0.19	106,106,106,106	7
86	OHX	A6	1964	7/7	0.97	0.18	132,132,132,132	7
87	MG	A6	2177	1/1	0.97	0.23	79,79,79,79	0
86	OHX	A5	3660	7/7	0.97	0.22	108,108,108,108	7
86	OHX	A6	1965	7/7	0.97	0.15	123,123,123,123	7
87	MG	A5	4281	1/1	0.97	0.49	56,56,56,56	0
87	MG	A1	3962	1/1	0.97	0.41	61,61,61,61	0
87	MG	A5	3842	1/1	0.97	0.08	34,34,34,34	0
86	OHX	A6	1966	7/7	0.97	0.20	92,92,92,92	7
87	MG	A5	3844	1/1	0.97	0.18	59,59,59,59	0
86	OHX	A2	1976	7/7	0.97	0.15	139,139,139,139	7
86	OHX	A6	1968	7/7	0.97	0.16	101,101,101,101	7
87	MG	A1	3966	1/1	0.97	0.46	60,60,60,60	0
86	OHX	A1	3612	7/7	0.97	0.15	146,146,146,146	7
86	OHX	A6	1972	7/7	0.97	0.20	109,109,109,109	7
86	OHX	A1	3613	7/7	0.97	0.23	98,98,98,98	7
86	OHX	A1	3614	7/7	0.97	0.19	112,112,112,112	7
87	MG	A1	4349	1/1	0.97	0.37	119,119,119,119	0
86	OHX	A1	3693	7/7	0.97	0.20	100,100,100,100	7
86	OHX	A1	3538	7/7	0.97	0.20	105,105,105,105	7
86	OHX	A2	1977	7/7	0.97	0.12	174,174,174,174	7
86	OHX	A1	3617	7/7	0.97	0.14	144,144,144,144	7
87	MG	A5	4528	1/1	0.97	0.28	97,97,97,97	0
86	OHX	A1	3540	7/7	0.97	0.14	141,141,141,141	7
87	MG	A5	4299	1/1	0.97	0.30	80,80,80,80	0

Continued on next page...

Continued from previous page...

Mol	Type	Chain	Res	Atoms	RSCC	RSR	B-factors(\AA^2)	Q<0.9
86	OHX	A1	3698	7/7	0.97	0.17	105,105,105,105	7
87	MG	A5	4301	1/1	0.97	0.06	71,71,71,71	0
86	OHX	A2	1939	7/7	0.97	0.15	144,144,144,144	7
86	OHX	A2	2007	7/7	0.97	0.21	146,146,146,146	7
86	OHX	A6	1985	7/7	0.97	0.18	114,114,114,114	7
86	OHX	A1	3543	7/7	0.97	0.15	137,137,137,137	7
87	MG	A4	244	1/1	0.97	0.20	61,61,61,61	0
86	OHX	A6	1987	7/7	0.97	0.18	113,113,113,113	7
86	OHX	A2	1955	7/7	0.97	0.17	123,123,123,123	7
86	OHX	A1	3703	7/7	0.97	0.20	93,93,93,93	7
87	MG	A4	248	1/1	0.97	0.34	114,114,114,114	0
87	MG	A1	4172	1/1	0.97	0.22	54,54,54,54	0
86	OHX	A2	1940	7/7	0.97	0.18	100,100,100,100	7
86	OHX	A1	3625	7/7	0.97	0.21	92,92,92,92	7
86	OHX	A6	1992	7/7	0.97	0.14	125,125,125,125	7
87	MG	A2	2089	1/1	0.97	0.32	49,49,49,49	0
86	OHX	A6	1993	7/7	0.97	0.17	129,129,129,129	7
86	OHX	A1	3626	7/7	0.97	0.15	162,162,162,162	7
86	OHX	A6	1995	7/7	0.97	0.12	143,143,143,143	7
86	OHX	A2	1958	7/7	0.97	0.16	139,139,139,139	7
86	OHX	A2	1921	7/7	0.97	0.19	113,113,113,113	7
86	OHX	A5	3401	7/7	0.97	0.19	102,102,102,102	0
86	OHX	A2	1985	7/7	0.97	0.14	144,144,144,144	7
86	OHX	A2	1944	7/7	0.97	0.17	109,109,109,109	7
87	MG	A1	3996	1/1	0.97	0.46	48,48,48,48	0
86	OHX	A1	3631	7/7	0.97	0.14	141,141,141,141	7
87	MG	A1	4378	1/1	0.97	0.62	51,51,51,51	0
86	OHX	A2	1928	7/7	0.97	0.17	126,126,126,126	7
87	MG	A5	4559	1/1	0.97	0.27	74,74,74,74	0
86	OHX	A6	2002	7/7	0.97	0.21	96,96,96,96	7
87	MG	A1	4002	1/1	0.97	0.33	37,37,37,37	0
87	MG	A5	4106	1/1	0.97	0.25	41,41,41,41	0
86	OHX	AL	201	7/7	0.97	0.17	119,119,119,119	7
86	OHX	A5	3441	7/7	0.97	0.24	96,96,96,96	0
87	MG	A1	4005	1/1	0.97	0.36	42,42,42,42	0
87	MG	BI	306	1/1	0.97	0.18	32,32,32,32	0
86	OHX	A5	3699	7/7	0.97	0.29	107,107,107,107	7
87	MG	BI	308	1/1	0.97	0.16	57,57,57,57	0
86	OHX	A1	3555	7/7	0.97	0.17	125,125,125,125	7
86	OHX	A1	3556	7/7	0.97	0.18	128,128,128,128	7
86	OHX	A6	2006	7/7	0.97	0.20	87,87,87,87	7
86	OHX	A5	3502	7/7	0.97	0.18	141,141,141,141	0

Continued on next page...

Continued from previous page...

Mol	Type	Chain	Res	Atoms	RSCC	RSR	B-factors(\AA^2)	Q<0.9
87	MG	A5	4117	1/1	0.97	0.09	49,49,49,49	0
87	MG	A2	2109	1/1	0.97	0.34	56,56,56,56	0
86	OHX	A5	3510	7/7	0.97	0.21	90,90,90,90	7
87	MG	A1	4013	1/1	0.97	0.29	47,47,47,47	0
86	OHX	A2	1962	7/7	0.97	0.16	136,136,136,136	7
86	OHX	A5	3515	7/7	0.97	0.16	121,121,121,121	7
86	OHX	A1	3637	7/7	0.97	0.12	146,146,146,146	7
87	MG	A1	3828	1/1	0.97	0.28	43,43,43,43	0
87	MG	A5	3904	1/1	0.97	0.19	60,60,60,60	0
86	OHX	A2	1963	7/7	0.97	0.14	129,129,129,129	7
86	OHX	A5	3522	7/7	0.97	0.17	123,123,123,123	7
87	MG	A1	4400	1/1	0.97	0.14	70,70,70,70	0
86	OHX	A5	3528	7/7	0.97	0.16	163,163,163,163	0
86	OHX	A5	3529	7/7	0.97	0.20	93,93,93,93	7
86	OHX	A1	3559	7/7	0.97	0.17	116,116,116,116	7
86	OHX	A5	3533	7/7	0.97	0.16	118,118,118,118	7
87	MG	A5	4133	1/1	0.97	0.31	54,54,54,54	0
86	OHX	A5	3536	7/7	0.97	0.20	97,97,97,97	7
86	OHX	A6	2011	7/7	0.97	0.19	120,120,120,120	7
86	OHX	A2	1990	7/7	0.97	0.17	105,105,105,105	7
86	OHX	A2	1935	7/7	0.97	0.18	120,120,120,120	7
87	MG	A1	4028	1/1	0.97	0.41	28,28,28,28	0
86	OHX	A5	3542	7/7	0.97	0.23	103,103,103,103	7
86	OHX	A5	3543	7/7	0.97	0.21	109,109,109,109	7
86	OHX	A1	3642	7/7	0.97	0.11	139,139,139,139	7
86	OHX	A5	3546	7/7	0.97	0.16	132,132,132,132	7
87	MG	A1	3843	1/1	0.97	0.30	46,46,46,46	0
86	OHX	A1	3401	7/7	0.97	0.16	121,121,121,121	7
86	OHX	A5	3548	7/7	0.97	0.18	134,134,134,134	7
86	OHX	A5	3549	7/7	0.97	0.20	107,107,107,107	7
86	OHX	A5	3550	7/7	0.97	0.21	119,119,119,119	7
86	OHX	A1	3644	7/7	0.97	0.15	139,139,139,139	7
87	MG	A1	3849	1/1	0.97	0.38	56,56,56,56	0
86	OHX	A5	3555	7/7	0.97	0.14	152,152,152,152	0
87	MG	A6	2268	1/1	0.97	0.28	68,68,68,68	0
86	OHX	A5	3556	7/7	0.97	0.19	111,111,111,111	7
87	MG	A5	3931	1/1	0.97	0.33	35,35,35,35	0
86	OHX	A2	1993	7/7	0.97	0.11	159,159,159,159	7
86	OHX	A2	1994	7/7	0.97	0.16	118,118,118,118	7
86	OHX	A5	3561	7/7	0.97	0.17	121,121,121,121	7
86	OHX	A5	3562	7/7	0.97	0.20	104,104,104,104	7
86	OHX	A5	3563	7/7	0.97	0.19	98,98,98,98	7

Continued on next page...

Continued from previous page...

Mol	Type	Chain	Res	Atoms	RSCC	RSR	B-factors(\AA^2)	Q<0.9
86	OHX	A5	3564	7/7	0.97	0.13	143,143,143,143	7
86	OHX	A5	3565	7/7	0.97	0.19	105,105,105,105	7
86	OHX	A5	3738	7/7	0.97	0.20	101,101,101,101	7
87	MG	A1	4237	1/1	0.97	0.19	46,46,46,46	0
86	OHX	A5	3739	7/7	0.97	0.23	105,105,105,105	7
86	OHX	A2	1915	7/7	0.97	0.17	109,109,109,109	7
86	OHX	A5	3567	7/7	0.97	0.20	106,106,106,106	7
86	OHX	A6	2020	7/7	0.97	0.20	88,88,88,88	7
87	MG	A5	3946	1/1	0.97	0.41	41,41,41,41	0
86	OHX	A1	3648	7/7	0.97	0.15	102,102,102,102	7
86	OHX	A1	3447	7/7	0.97	0.21	98,98,98,98	0
86	OHX	A5	3574	7/7	0.97	0.17	154,154,154,154	7
86	OHX	A5	3575	7/7	0.97	0.23	81,81,81,81	7
87	MG	A1	4246	1/1	0.97	0.27	80,80,80,80	0
87	MG	A5	3952	1/1	0.97	0.42	43,43,43,43	0
86	OHX	A5	3576	7/7	0.97	0.22	124,124,124,124	7
86	OHX	A1	3570	7/7	0.97	0.18	100,100,100,100	7
86	OHX	A5	3579	7/7	0.97	0.18	105,105,105,105	7
86	OHX	A5	3580	7/7	0.97	0.16	121,121,121,121	7
87	MG	DB	410	1/1	0.97	0.52	54,54,54,54	0
86	OHX	A5	3581	7/7	0.97	0.15	148,148,148,148	7
86	OHX	A1	3572	7/7	0.97	0.18	114,114,114,114	7
86	OHX	A2	1967	7/7	0.97	0.16	120,120,120,120	7
86	OHX	A1	3654	7/7	0.97	0.12	149,149,149,149	7
86	OHX	A5	3586	7/7	0.97	0.19	112,112,112,112	7
87	MG	A5	3962	1/1	0.97	0.36	41,41,41,41	0
86	OHX	A5	3587	7/7	0.97	0.22	96,96,96,96	7
86	OHX	A5	3757	7/7	0.97	0.10	192,192,192,192	7
86	OHX	A6	2027	7/7	0.97	0.12	189,189,189,189	7
86	OHX	A1	3735	7/7	0.97	0.24	83,83,83,83	7
86	OHX	A5	3590	7/7	0.97	0.21	114,114,114,114	7
87	MG	A1	4456	1/1	0.97	0.39	76,76,76,76	0
87	MG	A5	3969	1/1	0.97	0.41	37,37,37,37	0
86	OHX	A1	3816	7/7	0.97	0.10	150,150,150,150	7
86	OHX	A3	201	7/7	0.97	0.19	109,109,109,109	0
87	MG	A5	3972	1/1	0.97	0.29	55,55,55,55	0
87	MG	A5	4418	1/1	0.97	0.22	91,91,91,91	0
86	OHX	A3	205	7/7	0.97	0.17	113,113,113,113	7
86	OHX	A1	3472	7/7	0.97	0.18	109,109,109,109	7
87	MG	A5	3975	1/1	0.97	0.44	41,41,41,41	0
86	OHX	A5	3596	7/7	0.97	0.25	84,84,84,84	7
86	OHX	A5	3597	7/7	0.97	0.19	95,95,95,95	7

Continued on next page...

Continued from previous page...

Mol	Type	Chain	Res	Atoms	RSCC	RSR	B-factors(Å ²)	Q<0.9
86	OHX	A5	3598	7/7	0.97	0.13	143,143,143,143	7
86	OHX	A5	3599	7/7	0.97	0.17	120,120,120,120	7
86	OHX	A5	3600	7/7	0.97	0.12	133,133,133,133	7
86	OHX	A1	3575	7/7	0.97	0.15	120,120,120,120	7
86	OHX	A1	3476	7/7	0.97	0.20	129,129,129,129	0
86	OHX	A1	3578	7/7	0.97	0.20	112,112,112,112	7
86	OHX	A1	3479	7/7	0.97	0.19	117,117,117,117	7
87	MG	DO	202	1/1	0.97	0.64	61,61,61,61	0
87	MG	A6	2110	1/1	0.97	0.26	65,65,65,65	0
86	OHX	A5	3606	7/7	0.97	0.18	130,130,130,130	7
86	OHX	A1	3484	7/7	0.97	0.19	126,126,126,126	0
86	OHX	A1	3490	7/7	0.97	0.19	126,126,126,126	0
86	OHX	A1	3493	7/7	0.97	0.16	148,148,148,148	0
86	OHX	A4	206	7/7	0.97	0.17	104,104,104,104	7
87	MG	A5	4437	1/1	0.97	0.28	86,86,86,86	0
87	MG	A1	4475	1/1	0.97	0.78	64,64,64,64	0
87	MG	A1	4279	1/1	0.97	0.74	54,54,54,54	0
86	OHX	A4	207	7/7	0.97	0.17	129,129,129,129	7
86	OHX	A4	208	7/7	0.97	0.22	90,90,90,90	7
87	MG	A6	2327	1/1	0.97	0.14	108,108,108,108	0
86	OHX	A1	3663	7/7	0.97	0.30	126,126,126,126	7
86	OHX	A4	210	7/7	0.97	0.11	131,131,131,131	7
86	OHX	A1	3494	7/7	0.97	0.17	133,133,133,133	0
86	OHX	A5	3616	7/7	0.97	0.21	102,102,102,102	7
86	OHX	A5	3617	7/7	0.97	0.12	154,154,154,154	7
86	OHX	A1	3497	7/7	0.97	0.27	100,100,100,100	7
86	OHX	A5	3619	7/7	0.97	0.20	119,119,119,119	7
86	OHX	A1	3501	7/7	0.97	0.19	94,94,94,94	7
87	MG	A2	2195	1/1	0.97	0.24	90,90,90,90	0
86	OHX	A1	3588	7/7	0.97	0.20	104,104,104,104	7
86	OHX	A1	3503	7/7	0.97	0.17	111,111,111,111	7
86	OHX	A1	3504	7/7	0.97	0.20	105,105,105,105	7
87	MG	DV	203	1/1	0.97	0.24	65,65,65,65	0
86	OHX	A2	1949	7/7	0.97	0.15	135,135,135,135	7
86	OHX	A5	3625	7/7	0.97	0.17	117,117,117,117	7
86	OHX	A1	3672	7/7	0.97	0.23	99,99,99,99	7
86	OHX	A1	3511	7/7	0.97	0.17	154,154,154,154	0
86	OHX	A1	3594	7/7	0.97	0.13	144,144,144,144	7
87	MG	A5	4460	1/1	0.97	0.71	74,74,74,74	0
86	OHX	A1	3595	7/7	0.97	0.22	120,120,120,120	7
86	OHX	A2	1952	7/7	0.97	0.14	127,127,127,127	7
86	OHX	A1	3597	7/7	0.97	0.18	123,123,123,123	7

Continued on next page...

Continued from previous page...

Mol	Type	Chain	Res	Atoms	RSCC	RSR	B-factors(\AA^2)	Q<0.9
86	OHX	A5	3632	7/7	0.97	0.20	106,106,106,106	7
87	MG	A5	4465	1/1	0.97	0.40	62,62,62,62	0
86	OHX	A1	3598	7/7	0.97	0.15	139,139,139,139	7
87	MG	A5	4242	1/1	0.97	0.56	65,65,65,65	0
86	OHX	A2	1970	7/7	0.97	0.14	138,138,138,138	7
87	MG	Df	204	1/1	0.97	0.54	61,61,61,61	0
86	OHX	A2	1953	7/7	0.97	0.20	120,120,120,120	7
86	OHX	A5	3636	7/7	0.97	0.15	111,111,111,111	7
86	OHX	A2	1974	7/7	0.97	0.12	170,170,170,170	7
86	OHX	Bj	102	7/7	0.97	0.21	102,102,102,102	7
86	OHX	A2	1975	7/7	0.97	0.14	141,141,141,141	7
86	OHX	A5	3812	7/7	0.97	0.13	135,135,135,135	7
87	MG	A5	4475	1/1	0.97	0.79	127,127,127,127	0
86	OHX	A6	1927	7/7	0.97	0.17	129,129,129,129	0
86	OHX	A6	1929	7/7	0.97	0.17	128,128,128,128	0
87	MG	A5	4252	1/1	0.97	0.23	68,68,68,68	0
86	OHX	A6	1933	7/7	0.97	0.20	104,104,104,104	7
86	OHX	A6	1934	7/7	0.97	0.21	105,105,105,105	7
86	OHX	A6	1936	7/7	0.97	0.20	100,100,100,100	7
86	OHX	A1	3527	7/7	0.97	0.22	94,94,94,94	7
86	OHX	A6	1940	7/7	0.97	0.15	129,129,129,129	7
86	OHX	A6	1941	7/7	0.97	0.17	112,112,112,112	7
88	ZN	Ad	105	1/1	0.97	0.18	83,83,83,83	0
88	ZN	Bm	202	1/1	0.97	0.18	56,56,56,56	0
86	OHX	A6	1942	7/7	0.97	0.19	114,114,114,114	7
87	MG	A6	2159	1/1	0.97	0.23	33,33,33,33	0
88	ZN	Cd	103	1/1	0.97	0.17	71,71,71,71	0
86	OHX	A1	3605	7/7	0.97	0.13	166,166,166,166	7
86	OHX	A6	1951	7/7	0.97	0.17	115,115,115,115	7
88	ZN	Dp	104	1/1	0.97	0.15	79,79,79,79	0
86	OHX	A5	3578	7/7	0.98	0.11	159,159,159,159	7
86	OHX	A6	1943	7/7	0.98	0.18	106,106,106,106	7
87	MG	A1	3905	1/1	0.98	0.16	19,19,19,19	0
87	MG	A1	4318	1/1	0.98	0.43	66,66,66,66	0
87	MG	A5	4509	1/1	0.98	0.92	134,134,134,134	0
86	OHX	A6	1944	7/7	0.98	0.15	115,115,115,115	7
86	OHX	A2	1927	7/7	0.98	0.17	115,115,115,115	7
86	OHX	A5	3759	7/7	0.98	0.20	80,80,80,80	7
86	OHX	A5	3582	7/7	0.98	0.20	95,95,95,95	7
86	OHX	A6	1948	7/7	0.98	0.17	114,114,114,114	7
86	OHX	A6	1949	7/7	0.98	0.17	102,102,102,102	7
86	OHX	A6	1950	7/7	0.98	0.14	140,140,140,140	0

Continued on next page...

Continued from previous page...

Mol	Type	Chain	Res	Atoms	RSCC	RSR	B-factors(Å ²)	Q<0.9
86	OHX	A1	3454	7/7	0.98	0.18	106,106,106,106	7
86	OHX	A6	1952	7/7	0.98	0.15	123,123,123,123	7
87	MG	A1	4121	1/1	0.98	0.12	74,74,74,74	0
86	OHX	A6	1953	7/7	0.98	0.12	136,136,136,136	7
86	OHX	A1	3622	7/7	0.98	0.21	112,112,112,112	7
86	OHX	A1	3458	7/7	0.98	0.17	111,111,111,111	7
86	OHX	A6	1956	7/7	0.98	0.16	130,130,130,130	7
86	OHX	A5	3592	7/7	0.98	0.20	102,102,102,102	7
86	OHX	A6	1957	7/7	0.98	0.14	144,144,144,144	7
86	OHX	A1	3545	7/7	0.98	0.19	78,78,78,78	7
86	OHX	A1	3459	7/7	0.98	0.21	86,86,86,86	7
86	OHX	A6	1960	7/7	0.98	0.15	120,120,120,120	7
86	OHX	A1	3460	7/7	0.98	0.18	111,111,111,111	0
87	MG	A6	2199	1/1	0.98	0.28	62,62,62,62	0
86	OHX	A1	3462	7/7	0.98	0.20	91,91,91,91	7
86	OHX	A1	3463	7/7	0.98	0.15	110,110,110,110	7
86	OHX	A1	3469	7/7	0.98	0.18	122,122,122,122	0
86	OHX	A5	3601	7/7	0.98	0.18	96,96,96,96	7
86	OHX	A1	3551	7/7	0.98	0.18	100,100,100,100	7
86	OHX	A6	2076	7/7	0.98	0.24	90,90,90,90	7
86	OHX	A1	3470	7/7	0.98	0.18	96,96,96,96	7
86	OHX	A1	3553	7/7	0.98	0.23	110,110,110,110	7
86	OHX	A1	3471	7/7	0.98	0.17	107,107,107,107	7
86	OHX	A6	1969	7/7	0.98	0.21	90,90,90,90	7
86	OHX	A2	1991	7/7	0.98	0.14	113,113,113,113	7
86	OHX	A6	1971	7/7	0.98	0.14	108,108,108,108	7
86	OHX	A1	3473	7/7	0.98	0.21	85,85,85,85	7
86	OHX	A1	3475	7/7	0.98	0.20	98,98,98,98	7
86	OHX	A2	1908	7/7	0.98	0.20	115,115,115,115	0
86	OHX	A6	1975	7/7	0.98	0.17	106,106,106,106	7
86	OHX	A1	3477	7/7	0.98	0.21	83,83,83,83	7
86	OHX	A1	3718	7/7	0.98	0.19	94,94,94,94	7
86	OHX	A1	3478	7/7	0.98	0.17	112,112,112,112	7
86	OHX	A5	3795	7/7	0.98	0.27	117,117,117,117	7
86	OHX	A2	1930	7/7	0.98	0.16	120,120,120,120	7
86	OHX	A1	3482	7/7	0.98	0.17	106,106,106,106	7
86	OHX	A1	3483	7/7	0.98	0.20	103,103,103,103	7
86	OHX	A2	1909	7/7	0.98	0.19	93,93,93,93	7
86	OHX	A6	1983	7/7	0.98	0.17	133,133,133,133	7
86	OHX	A1	3565	7/7	0.98	0.14	127,127,127,127	7
86	OHX	A1	3487	7/7	0.98	0.21	94,94,94,94	7
86	OHX	A1	3568	7/7	0.98	0.14	133,133,133,133	7

Continued on next page...

Continued from previous page...

Mol	Type	Chain	Res	Atoms	RSCC	RSR	B-factors(\AA^2)	Q<0.9
86	OHX	A1	3489	7/7	0.98	0.20	90,90,90,90	7
86	OHX	A2	1948	7/7	0.98	0.17	108,108,108,108	7
86	OHX	A1	3571	7/7	0.98	0.16	119,119,119,119	7
86	OHX	A2	1996	7/7	0.98	0.20	113,113,113,113	7
86	OHX	A5	3809	7/7	0.98	0.23	91,91,91,91	7
87	MG	A1	3959	1/1	0.98	0.43	43,43,43,43	0
87	MG	A5	4566	1/1	0.98	0.46	74,74,74,74	0
86	OHX	A2	1911	7/7	0.98	0.21	124,124,124,124	0
86	OHX	A2	1971	7/7	0.98	0.14	110,110,110,110	7
86	OHX	A1	3653	7/7	0.98	0.12	153,153,153,153	7
86	OHX	A1	3498	7/7	0.98	0.23	89,89,89,89	7
86	OHX	A1	3576	7/7	0.98	0.18	83,83,83,83	7
86	OHX	A1	3500	7/7	0.98	0.18	87,87,87,87	7
86	OHX	A3	202	7/7	0.98	0.16	103,103,103,103	7
86	OHX	A3	203	7/7	0.98	0.16	118,118,118,118	7
86	OHX	A2	1972	7/7	0.98	0.17	138,138,138,138	7
86	OHX	CY	201	7/7	0.98	0.17	121,121,121,121	7
86	OHX	A1	3502	7/7	0.98	0.19	78,78,78,78	7
87	MG	A5	4578	1/1	0.98	0.26	74,74,74,74	0
86	OHX	Cd	101	7/7	0.98	0.18	135,135,135,135	7
86	OHX	A2	1950	7/7	0.98	0.13	122,122,122,122	7
86	OHX	A1	3581	7/7	0.98	0.23	73,73,73,73	7
87	MG	A7	214	1/1	0.98	0.47	55,55,55,55	0
86	OHX	A7	202	7/7	0.98	0.21	81,81,81,81	7
86	OHX	A2	1951	7/7	0.98	0.13	126,126,126,126	7
86	OHX	A7	206	7/7	0.98	0.17	115,115,115,115	7
86	OHX	A1	3505	7/7	0.98	0.17	124,124,124,124	7
86	OHX	A7	208	7/7	0.98	0.18	105,105,105,105	7
86	OHX	A1	3584	7/7	0.98	0.20	88,88,88,88	7
86	OHX	A2	1933	7/7	0.98	0.17	109,109,109,109	7
86	OHX	A1	3508	7/7	0.98	0.19	93,93,93,93	7
87	MG	A6	2257	1/1	0.98	0.26	65,65,65,65	0
86	OHX	A4	203	7/7	0.98	0.19	93,93,93,93	7
86	OHX	A4	204	7/7	0.98	0.17	122,122,122,122	7
86	OHX	A8	203	7/7	0.98	0.15	111,111,111,111	7
86	OHX	A5	3446	7/7	0.98	0.20	82,82,82,82	0
86	OHX	A8	205	7/7	0.98	0.14	107,107,107,107	7
86	OHX	A5	3447	7/7	0.98	0.22	107,107,107,107	0
86	OHX	A8	207	7/7	0.98	0.16	126,126,126,126	7
86	OHX	A8	208	7/7	0.98	0.19	115,115,115,115	7
86	OHX	A5	3455	7/7	0.98	0.20	100,100,100,100	0
86	OHX	A5	3456	7/7	0.98	0.18	85,85,85,85	7

Continued on next page...

Continued from previous page...

Mol	Type	Chain	Res	Atoms	RSCC	RSR	B-factors(\AA^2)	Q<0.9
86	OHX	A5	3459	7/7	0.98	0.20	100,100,100,100	0
86	OHX	A5	3462	7/7	0.98	0.19	102,102,102,102	0
86	OHX	A5	3463	7/7	0.98	0.22	130,130,130,130	0
86	OHX	A5	3464	7/7	0.98	0.17	98,98,98,98	7
86	OHX	A5	3465	7/7	0.98	0.20	91,91,91,91	7
87	MG	A5	3940	1/1	0.98	0.41	39,39,39,39	0
86	OHX	A5	3467	7/7	0.98	0.20	104,104,104,104	7
87	MG	A1	3998	1/1	0.98	0.24	28,28,28,28	0
86	OHX	A4	205	7/7	0.98	0.16	122,122,122,122	7
87	MG	A1	4000	1/1	0.98	0.19	18,18,18,18	0
86	OHX	A5	3476	7/7	0.98	0.17	103,103,103,103	7
86	OHX	A5	3477	7/7	0.98	0.16	108,108,108,108	7
86	OHX	A5	3480	7/7	0.98	0.17	101,101,101,101	7
86	OHX	A5	3481	7/7	0.98	0.18	92,92,92,92	7
86	OHX	DB	401	7/7	0.98	0.20	98,98,98,98	7
86	OHX	A5	3482	7/7	0.98	0.22	85,85,85,85	7
86	OHX	A5	3483	7/7	0.98	0.18	103,103,103,103	7
87	MG	A5	4170	1/1	0.98	0.55	69,69,69,69	0
86	OHX	A5	3487	7/7	0.98	0.18	94,94,94,94	7
86	OHX	A1	3509	7/7	0.98	0.18	98,98,98,98	7
86	OHX	A5	3489	7/7	0.98	0.20	88,88,88,88	7
86	OHX	A5	3490	7/7	0.98	0.16	113,113,113,113	7
87	MG	A8	236	1/1	0.98	0.19	75,75,75,75	0
86	OHX	A5	3491	7/7	0.98	0.18	106,106,106,106	7
87	MG	A5	4176	1/1	0.98	0.19	89,89,89,89	0
86	OHX	A1	3510	7/7	0.98	0.22	92,92,92,92	7
86	OHX	A5	3494	7/7	0.98	0.18	97,97,97,97	7
86	OHX	A5	3495	7/7	0.98	0.20	92,92,92,92	7
87	MG	A6	2292	1/1	0.98	0.24	75,75,75,75	0
86	OHX	DO	201	7/7	0.98	0.20	93,93,93,93	7
86	OHX	A5	3496	7/7	0.98	0.20	73,73,73,73	7
86	OHX	A5	3498	7/7	0.98	0.21	89,89,89,89	7
86	OHX	A5	3677	7/7	0.98	0.18	113,113,113,113	7
86	OHX	A5	3499	7/7	0.98	0.20	84,84,84,84	7
86	OHX	De	201	7/7	0.98	0.21	91,91,91,91	7
86	OHX	Df	201	7/7	0.98	0.18	99,99,99,99	7
86	OHX	A5	3500	7/7	0.98	0.18	88,88,88,88	7
86	OHX	Dh	201	7/7	0.98	0.17	129,129,129,129	7
87	MG	A1	3820	1/1	0.98	0.28	47,47,47,47	0
86	OHX	Dj	104	7/7	0.98	0.18	105,105,105,105	7
86	OHX	Do	201	7/7	0.98	0.22	89,89,89,89	7
86	OHX	A5	3501	7/7	0.98	0.17	106,106,106,106	7

Continued on next page...

Continued from previous page...

Mol	Type	Chain	Res	Atoms	RSCC	RSR	B-factors(\AA^2)	Q<0.9
86	OHX	A2	1912	7/7	0.98	0.19	115,115,115,115	0
86	OHX	A5	3503	7/7	0.98	0.20	97,97,97,97	7
86	OHX	A5	3504	7/7	0.98	0.18	101,101,101,101	7
87	MG	A1	3827	1/1	0.98	0.28	47,47,47,47	0
86	OHX	A5	3505	7/7	0.98	0.16	94,94,94,94	7
86	OHX	A5	3506	7/7	0.98	0.19	102,102,102,102	7
86	OHX	A5	3507	7/7	0.98	0.20	75,75,75,75	7
86	OHX	A5	3508	7/7	0.98	0.17	119,119,119,119	7
86	OHX	A5	3509	7/7	0.98	0.19	97,97,97,97	7
87	MG	A5	3983	1/1	0.98	0.41	47,47,47,47	0
87	MG	DD	306	1/1	0.98	0.42	77,77,77,77	0
87	MG	A5	3984	1/1	0.98	0.47	56,56,56,56	0
86	OHX	A2	1903	7/7	0.98	0.22	94,94,94,94	0
86	OHX	A5	3512	7/7	0.98	0.16	111,111,111,111	7
86	OHX	A1	3513	7/7	0.98	0.18	101,101,101,101	7
86	OHX	A5	3514	7/7	0.98	0.22	90,90,90,90	7
86	OHX	A1	3671	7/7	0.98	0.23	96,96,96,96	7
86	OHX	A5	3516	7/7	0.98	0.20	89,89,89,89	7
86	OHX	A5	3517	7/7	0.98	0.22	80,80,80,80	7
86	OHX	A1	3514	7/7	0.98	0.20	99,99,99,99	7
86	OHX	A5	3519	7/7	0.98	0.23	78,78,78,78	7
86	OHX	A5	3520	7/7	0.98	0.20	113,113,113,113	7
86	OHX	A1	3515	7/7	0.98	0.17	115,115,115,115	7
86	OHX	A1	3516	7/7	0.98	0.19	86,86,86,86	7
86	OHX	A5	3701	7/7	0.98	0.23	57,57,57,57	7
86	OHX	A5	3524	7/7	0.98	0.20	92,92,92,92	7
86	OHX	A5	3525	7/7	0.98	0.18	112,112,112,112	7
86	OHX	A5	3526	7/7	0.98	0.19	85,85,85,85	7
86	OHX	A5	3527	7/7	0.98	0.20	105,105,105,105	7
86	OHX	A2	1978	7/7	0.98	0.18	108,108,108,108	7
86	OHX	A2	2033	7/7	0.98	0.20	97,97,97,97	7
86	OHX	A5	3531	7/7	0.98	0.19	106,106,106,106	7
86	OHX	A2	1936	7/7	0.98	0.21	112,112,112,112	7
87	MG	A2	2119	1/1	0.98	0.26	67,67,67,67	0
86	OHX	A1	3521	7/7	0.98	0.23	84,84,84,84	7
86	OHX	A5	3534	7/7	0.98	0.20	92,92,92,92	7
87	MG	A5	4009	1/1	0.98	0.38	45,45,45,45	0
86	OHX	A1	3523	7/7	0.98	0.17	111,111,111,111	7
87	MG	A1	4064	1/1	0.98	0.29	69,69,69,69	0
87	MG	A5	4012	1/1	0.98	0.42	43,43,43,43	0
86	OHX	A5	3537	7/7	0.98	0.15	115,115,115,115	7
87	MG	A5	4234	1/1	0.98	0.11	67,67,67,67	0

Continued on next page...

Continued from previous page...

Mol	Type	Chain	Res	Atoms	RSCC	RSR	B-factors(Å ²)	Q<0.9
86	OHX	A2	1916	7/7	0.98	0.17	110,110,110,110	7
86	OHX	A5	3539	7/7	0.98	0.19	125,125,125,125	7
86	OHX	BI	301	7/7	0.98	0.20	94,94,94,94	7
86	OHX	A1	3525	7/7	0.98	0.21	101,101,101,101	7
86	OHX	A1	3603	7/7	0.98	0.17	136,136,136,136	7
86	OHX	A2	1981	7/7	0.98	0.14	132,132,132,132	7
86	OHX	BN	301	7/7	0.98	0.19	116,116,116,116	7
86	OHX	A5	3545	7/7	0.98	0.17	133,133,133,133	7
86	OHX	A1	3528	7/7	0.98	0.21	81,81,81,81	7
86	OHX	A1	3529	7/7	0.98	0.23	77,77,77,77	7
86	OHX	A2	1957	7/7	0.98	0.18	101,101,101,101	7
86	OHX	Bf	201	7/7	0.98	0.21	85,85,85,85	7
86	OHX	A2	1938	7/7	0.98	0.15	111,111,111,111	7
86	OHX	A2	1917	7/7	0.98	0.16	111,111,111,111	7
86	OHX	A5	3552	7/7	0.98	0.16	138,138,138,138	7
86	OHX	A5	3553	7/7	0.98	0.24	75,75,75,75	7
86	OHX	A5	3554	7/7	0.98	0.20	130,130,130,130	7
86	OHX	A1	3533	7/7	0.98	0.20	104,104,104,104	7
87	MG	A5	4032	1/1	0.98	0.46	41,41,41,41	0
86	OHX	Bo	201	7/7	0.98	0.19	97,97,97,97	7
86	OHX	A6	1909	7/7	0.98	0.19	84,84,84,84	0
87	MG	A1	4500	1/1	0.98	0.26	106,106,106,106	0
87	MG	A6	2150	1/1	0.98	0.41	48,48,48,48	0
86	OHX	A5	3558	7/7	0.98	0.21	85,85,85,85	7
86	OHX	A5	3559	7/7	0.98	0.15	109,109,109,109	7
87	MG	A5	4481	1/1	0.98	0.68	60,60,60,60	0
86	OHX	A6	1919	7/7	0.98	0.17	104,104,104,104	7
86	OHX	A5	3737	7/7	0.98	0.21	75,75,75,75	7
86	OHX	A6	1922	7/7	0.98	0.16	108,108,108,108	0
86	OHX	A6	1925	7/7	0.98	0.16	112,112,112,112	7
86	OHX	A1	3611	7/7	0.98	0.17	96,96,96,96	7
86	OHX	A2	1918	7/7	0.98	0.18	99,99,99,99	7
86	OHX	A6	1930	7/7	0.98	0.17	120,120,120,120	7
87	MG	A6	2160	1/1	0.98	0.44	45,45,45,45	0
86	OHX	A6	1932	7/7	0.98	0.16	109,109,109,109	7
86	OHX	A1	3535	7/7	0.98	0.21	102,102,102,102	7
86	OHX	A2	1941	7/7	0.98	0.17	117,117,117,117	7
86	OHX	A5	3569	7/7	0.98	0.17	110,110,110,110	7
86	OHX	A5	3570	7/7	0.98	0.24	97,97,97,97	7
86	OHX	A6	1935	7/7	0.98	0.17	102,102,102,102	7
86	OHX	A1	3537	7/7	0.98	0.17	119,119,119,119	7
86	OHX	A5	3573	7/7	0.98	0.18	107,107,107,107	7

Continued on next page...

Continued from previous page...

Mol	Type	Chain	Res	Atoms	RSCC	RSR	B-factors(\AA^2)	Q<0.9
88	ZN	Af	202	1/1	0.98	0.12	113,113,113,113	0
86	OHX	A2	1942	7/7	0.98	0.17	113,113,113,113	7
86	OHX	A2	1907	7/7	0.98	0.20	104,104,104,104	7
88	ZN	Bp	501	1/1	0.98	0.13	68,68,68,68	0
87	MG	A2	2163	1/1	0.98	0.18	80,80,80,80	0
87	MG	A5	4501	1/1	0.98	0.87	56,56,56,56	0
87	MG	A1	3900	1/1	0.98	0.16	78,78,78,78	0
86	OHX	A1	3442	7/7	0.98	0.19	95,95,95,95	0
86	OHX	A2	1964	7/7	0.98	0.18	135,135,135,135	7
86	OHX	A5	3416	7/7	0.99	0.24	68,68,68,68	0
86	OHX	A5	3417	7/7	0.99	0.26	72,72,72,72	0
86	OHX	A5	3418	7/7	0.99	0.26	77,77,77,77	0
87	MG	A5	3824	1/1	0.99	0.28	37,37,37,37	0
86	OHX	A5	3419	7/7	0.99	0.24	79,79,79,79	0
86	OHX	A5	3420	7/7	0.99	0.23	74,74,74,74	0
86	OHX	A5	3421	7/7	0.99	0.23	81,81,81,81	0
87	MG	A5	4560	1/1	0.99	0.38	108,108,108,108	0
86	OHX	A5	3422	7/7	0.99	0.22	75,75,75,75	0
86	OHX	A5	3423	7/7	0.99	0.23	68,68,68,68	0
86	OHX	A5	3424	7/7	0.99	0.25	86,86,86,86	0
86	OHX	A5	3425	7/7	0.99	0.22	72,72,72,72	0
86	OHX	A5	3426	7/7	0.99	0.19	67,67,67,67	0
86	OHX	A5	3427	7/7	0.99	0.22	79,79,79,79	0
86	OHX	A5	3428	7/7	0.99	0.23	88,88,88,88	0
86	OHX	A5	3429	7/7	0.99	0.23	84,84,84,84	0
86	OHX	A5	3431	7/7	0.99	0.20	83,83,83,83	0
86	OHX	A5	3432	7/7	0.99	0.20	73,73,73,73	0
86	OHX	A5	3433	7/7	0.99	0.20	81,81,81,81	0
86	OHX	A5	3434	7/7	0.99	0.19	85,85,85,85	0
86	OHX	A5	3435	7/7	0.99	0.17	70,70,70,70	0
86	OHX	A5	3436	7/7	0.99	0.19	82,82,82,82	0
86	OHX	A5	3437	7/7	0.99	0.19	83,83,83,83	0
86	OHX	A5	3438	7/7	0.99	0.23	91,91,91,91	0
86	OHX	A5	3439	7/7	0.99	0.19	81,81,81,81	0
86	OHX	A6	1906	7/7	0.99	0.19	85,85,85,85	0
86	OHX	A5	3442	7/7	0.99	0.18	85,85,85,85	0
86	OHX	A5	3443	7/7	0.99	0.18	75,75,75,75	7
86	OHX	A5	3444	7/7	0.99	0.18	74,74,74,74	7
87	MG	A1	3873	1/1	0.99	0.38	62,62,62,62	0
86	OHX	A5	3445	7/7	0.99	0.19	73,73,73,73	0
86	OHX	A6	1907	7/7	0.99	0.22	91,91,91,91	0
86	OHX	A6	1908	7/7	0.99	0.22	101,101,101,101	0

Continued on next page...

Continued from previous page...

Mol	Type	Chain	Res	Atoms	RSCC	RSR	B-factors(\AA^2)	Q<0.9
86	OHX	A5	3448	7/7	0.99	0.19	93,93,93,93	0
86	OHX	A5	3449	7/7	0.99	0.19	85,85,85,85	7
86	OHX	A5	3451	7/7	0.99	0.18	81,81,81,81	7
86	OHX	A5	3452	7/7	0.99	0.21	86,86,86,86	7
86	OHX	A5	3453	7/7	0.99	0.18	102,102,102,102	0
87	MG	A1	4417	1/1	0.99	0.34	94,94,94,94	0
86	OHX	A5	3454	7/7	0.99	0.18	103,103,103,103	0
86	OHX	A1	3495	7/7	0.99	0.18	101,101,101,101	7
87	MG	A1	4061	1/1	0.99	0.26	35,35,35,35	0
86	OHX	A6	1910	7/7	0.99	0.17	84,84,84,84	0
86	OHX	A5	3457	7/7	0.99	0.17	86,86,86,86	7
86	OHX	A5	3458	7/7	0.99	0.19	91,91,91,91	0
86	OHX	A6	1911	7/7	0.99	0.21	100,100,100,100	0
86	OHX	A5	3460	7/7	0.99	0.19	80,80,80,80	7
86	OHX	A5	3461	7/7	0.99	0.21	82,82,82,82	7
86	OHX	A6	1912	7/7	0.99	0.18	96,96,96,96	0
86	OHX	A6	1913	7/7	0.99	0.17	91,91,91,91	0
86	OHX	A6	1914	7/7	0.99	0.17	111,111,111,111	0
86	OHX	A6	1915	7/7	0.99	0.19	87,87,87,87	7
86	OHX	A5	3466	7/7	0.99	0.20	120,120,120,120	0
86	OHX	A6	1916	7/7	0.99	0.21	87,87,87,87	7
86	OHX	A5	3468	7/7	0.99	0.20	75,75,75,75	7
86	OHX	A5	3469	7/7	0.99	0.17	107,107,107,107	7
86	OHX	A5	3470	7/7	0.99	0.15	118,118,118,118	0
86	OHX	A5	3471	7/7	0.99	0.17	90,90,90,90	7
86	OHX	A6	1917	7/7	0.99	0.19	100,100,100,100	7
86	OHX	A5	3807	7/7	0.99	0.21	107,107,107,107	7
86	OHX	A5	3473	7/7	0.99	0.20	82,82,82,82	7
86	OHX	A5	3474	7/7	0.99	0.20	81,81,81,81	7
86	OHX	A5	3475	7/7	0.99	0.18	95,95,95,95	7
86	OHX	A6	1918	7/7	0.99	0.18	100,100,100,100	0
86	OHX	A1	3567	7/7	0.99	0.19	88,88,88,88	7
87	MG	A6	2248	1/1	0.99	0.15	75,75,75,75	0
86	OHX	A5	3478	7/7	0.99	0.21	76,76,76,76	7
86	OHX	A5	3479	7/7	0.99	0.17	110,110,110,110	0
86	OHX	A6	1920	7/7	0.99	0.19	87,87,87,87	7
86	OHX	A6	1921	7/7	0.99	0.19	92,92,92,92	7
86	OHX	A1	3496	7/7	0.99	0.20	97,97,97,97	7
86	OHX	A6	1923	7/7	0.99	0.18	76,76,76,76	7
86	OHX	A5	3484	7/7	0.99	0.17	99,99,99,99	7
86	OHX	A5	3485	7/7	0.99	0.18	85,85,85,85	7
86	OHX	A5	3486	7/7	0.99	0.17	75,75,75,75	7

Continued on next page...

Continued from previous page...

Mol	Type	Chain	Res	Atoms	RSCC	RSR	B-factors(\AA^2)	Q<0.9
86	OHX	A6	1924	7/7	0.99	0.17	83,83,83,83	7
86	OHX	A1	3426	7/7	0.99	0.22	73,73,73,73	0
86	OHX	A7	201	7/7	0.99	0.20	107,107,107,107	0
86	OHX	A6	1926	7/7	0.99	0.19	82,82,82,82	7
86	OHX	A1	3428	7/7	0.99	0.20	87,87,87,87	0
86	OHX	A7	204	7/7	0.99	0.21	75,75,75,75	7
86	OHX	A7	205	7/7	0.99	0.19	106,106,106,106	7
86	OHX	A6	1928	7/7	0.99	0.20	73,73,73,73	7
86	OHX	A5	3492	7/7	0.99	0.21	89,89,89,89	7
86	OHX	A1	3499	7/7	0.99	0.19	83,83,83,83	7
86	OHX	A1	3429	7/7	0.99	0.20	87,87,87,87	0
86	OHX	A6	1931	7/7	0.99	0.18	84,84,84,84	7
86	OHX	A1	3432	7/7	0.99	0.20	90,90,90,90	0
86	OHX	A5	3497	7/7	0.99	0.17	81,81,81,81	7
86	OHX	A1	3433	7/7	0.99	0.19	85,85,85,85	0
86	OHX	A8	202	7/7	0.99	0.23	77,77,77,77	0
86	OHX	A1	3435	7/7	0.99	0.18	85,85,85,85	0
86	OHX	A1	3437	7/7	0.99	0.21	74,74,74,74	7
86	OHX	A1	3438	7/7	0.99	0.19	91,91,91,91	7
87	MG	A1	3935	1/1	0.99	0.44	59,59,59,59	0
86	OHX	A6	1937	7/7	0.99	0.18	96,96,96,96	7
86	OHX	A6	1938	7/7	0.99	0.20	96,96,96,96	7
86	OHX	A1	3439	7/7	0.99	0.19	81,81,81,81	7
86	OHX	A1	3507	7/7	0.99	0.19	75,75,75,75	7
86	OHX	A1	3440	7/7	0.99	0.17	86,86,86,86	0
86	OHX	A1	3441	7/7	0.99	0.18	93,93,93,93	0
86	OHX	A2	1920	7/7	0.99	0.16	115,115,115,115	7
86	OHX	A1	3443	7/7	0.99	0.19	76,76,76,76	0
86	OHX	A6	1945	7/7	0.99	0.13	148,148,148,148	0
86	OHX	A5	3511	7/7	0.99	0.15	142,142,142,142	0
86	OHX	A6	1946	7/7	0.99	0.17	105,105,105,105	7
86	OHX	A1	3444	7/7	0.99	0.18	84,84,84,84	0
87	MG	A2	2235	1/1	0.99	0.20	80,80,80,80	0
86	OHX	A1	3445	7/7	0.99	0.17	81,81,81,81	0
86	OHX	A1	3446	7/7	0.99	0.20	79,79,79,79	7
86	OHX	A2	1902	7/7	0.99	0.20	102,102,102,102	0
86	OHX	A1	3448	7/7	0.99	0.18	85,85,85,85	7
86	OHX	A1	3517	7/7	0.99	0.15	99,99,99,99	7
86	OHX	A1	3449	7/7	0.99	0.19	99,99,99,99	0
86	OHX	A1	3591	7/7	0.99	0.18	95,95,95,95	7
86	OHX	A1	3450	7/7	0.99	0.19	95,95,95,95	0
86	OHX	A1	3451	7/7	0.99	0.17	105,105,105,105	0

Continued on next page...

Continued from previous page...

Mol	Type	Chain	Res	Atoms	RSCC	RSR	B-factors(\AA^2)	Q<0.9
87	MG	A1	4314	1/1	0.99	0.21	78,78,78,78	0
86	OHX	A5	3523	7/7	0.99	0.21	79,79,79,79	7
86	OHX	A1	3452	7/7	0.99	0.17	81,81,81,81	7
86	OHX	A1	3522	7/7	0.99	0.25	79,79,79,79	7
86	OHX	A2	1922	7/7	0.99	0.17	99,99,99,99	7
86	OHX	A2	1923	7/7	0.99	0.16	110,110,110,110	7
86	OHX	A1	3455	7/7	0.99	0.17	100,100,100,100	0
86	OHX	A1	3526	7/7	0.99	0.17	126,126,126,126	7
86	OHX	A5	3530	7/7	0.99	0.17	105,105,105,105	7
86	OHX	A3	204	7/7	0.99	0.16	125,125,125,125	7
86	OHX	A1	3456	7/7	0.99	0.18	100,100,100,100	7
86	OHX	A1	3457	7/7	0.99	0.18	97,97,97,97	7
86	OHX	Db	101	7/7	0.99	0.20	86,86,86,86	0
86	OHX	A2	1924	7/7	0.99	0.17	111,111,111,111	7
86	OHX	A5	3535	7/7	0.99	0.19	77,77,77,77	7
86	OHX	A2	1925	7/7	0.99	0.12	138,138,138,138	0
86	OHX	A2	1926	7/7	0.99	0.14	112,112,112,112	7
86	OHX	A1	3461	7/7	0.99	0.17	104,104,104,104	0
86	OHX	A2	1913	7/7	0.99	0.18	129,129,129,129	0
86	OHX	A2	1914	7/7	0.99	0.17	92,92,92,92	7
86	OHX	A1	3464	7/7	0.99	0.19	88,88,88,88	7
86	OHX	A4	201	7/7	0.99	0.25	77,77,77,77	0
86	OHX	A4	202	7/7	0.99	0.22	80,80,80,80	0
86	OHX	A1	3465	7/7	0.99	0.18	94,94,94,94	7
86	OHX	A1	3466	7/7	0.99	0.18	90,90,90,90	7
86	OHX	A1	3467	7/7	0.99	0.18	91,91,91,91	7
86	OHX	A1	3468	7/7	0.99	0.20	74,74,74,74	7
86	OHX	A2	1929	7/7	0.99	0.19	90,90,90,90	7
86	OHX	A2	1901	7/7	0.99	0.22	95,95,95,95	0
86	OHX	A2	1904	7/7	0.99	0.17	99,99,99,99	0
86	OHX	A2	1910	7/7	0.99	0.18	104,104,104,104	0
86	OHX	A2	1906	7/7	0.99	0.18	98,98,98,98	0
86	OHX	A1	3474	7/7	0.99	0.18	92,92,92,92	7
87	MG	A2	2102	1/1	0.99	0.33	60,60,60,60	0
86	OHX	A2	1919	7/7	0.99	0.17	106,106,106,106	7
86	OHX	A1	3408	7/7	0.99	0.26	66,66,66,66	0
86	OHX	A1	3412	7/7	0.99	0.25	76,76,76,76	0
86	OHX	A1	3414	7/7	0.99	0.24	77,77,77,77	0
86	OHX	A1	3416	7/7	0.99	0.21	73,73,73,73	0
86	OHX	A1	3480	7/7	0.99	0.21	96,96,96,96	7
86	OHX	A1	3481	7/7	0.99	0.18	97,97,97,97	7
86	OHX	A1	3417	7/7	0.99	0.24	82,82,82,82	0

Continued on next page...

Continued from previous page...

Mol	Type	Chain	Res	Atoms	RSCC	RSR	B-factors(\AA^2)	Q<0.9
86	OHX	A1	3418	7/7	0.99	0.20	81,81,81,81	0
86	OHX	A1	3419	7/7	0.99	0.20	76,76,76,76	0
86	OHX	A1	3775	7/7	0.99	0.24	69,69,69,69	7
86	OHX	A1	3485	7/7	0.99	0.16	113,113,113,113	7
86	OHX	A1	3486	7/7	0.99	0.15	92,92,92,92	7
86	OHX	BO	201	7/7	0.99	0.18	97,97,97,97	7
86	OHX	A1	3421	7/7	0.99	0.21	80,80,80,80	0
86	OHX	A1	3488	7/7	0.99	0.18	109,109,109,109	7
86	OHX	A1	3422	7/7	0.99	0.20	78,78,78,78	0
86	OHX	BT	201	7/7	0.99	0.21	78,78,78,78	0
86	OHX	Bb	101	7/7	0.99	0.20	77,77,77,77	0
86	OHX	A1	3423	7/7	0.99	0.18	75,75,75,75	0
86	OHX	A1	3491	7/7	0.99	0.19	90,90,90,90	7
86	OHX	A1	3492	7/7	0.99	0.16	98,98,98,98	7
86	OHX	A1	3424	7/7	0.99	0.18	81,81,81,81	0
86	OHX	A1	3425	7/7	0.99	0.20	85,85,85,85	0
86	OHX	A6	1901	7/7	0.99	0.24	78,78,78,78	0
88	ZN	Bj	111	1/1	0.99	0.17	44,44,44,44	0
86	OHX	A6	1902	7/7	0.99	0.25	90,90,90,90	0
86	OHX	A6	1903	7/7	0.99	0.22	84,84,84,84	0
86	OHX	A6	1904	7/7	0.99	0.23	88,88,88,88	0
88	ZN	Ca	202	1/1	0.99	0.12	73,73,73,73	0
86	OHX	A6	1905	7/7	0.99	0.20	88,88,88,88	0
86	OHX	A5	3413	7/7	0.99	0.30	71,71,71,71	0
86	OHX	A5	3414	7/7	0.99	0.27	69,69,69,69	0
88	ZN	Dj	105	1/1	0.99	0.17	48,48,48,48	0
87	MG	A1	4379	1/1	0.99	0.21	70,70,70,70	0
86	OHX	A5	3415	7/7	0.99	0.24	67,67,67,67	0
86	OHX	A1	3415	7/7	1.00	0.19	68,68,68,68	0
86	OHX	A1	3410	7/7	1.00	0.25	68,68,68,68	0
86	OHX	A1	3434	7/7	1.00	0.17	72,72,72,72	7
86	OHX	A1	3411	7/7	1.00	0.24	71,71,71,71	0
86	OHX	A1	3436	7/7	1.00	0.18	69,69,69,69	7
86	OHX	A5	3450	7/7	1.00	0.18	76,76,76,76	7
86	OHX	A2	1905	7/7	1.00	0.19	88,88,88,88	0
86	OHX	A1	3413	7/7	1.00	0.26	75,75,75,75	0
86	OHX	A1	3427	7/7	1.00	0.19	86,86,86,86	0
86	OHX	A1	3420	7/7	1.00	0.19	69,69,69,69	0
86	OHX	A5	3440	7/7	1.00	0.21	63,63,63,63	7
86	OHX	A1	3409	7/7	1.00	0.26	70,70,70,70	0
86	OHX	A1	3430	7/7	1.00	0.20	93,93,93,93	0
88	ZN	Dm	202	1/1	1.00	0.19	41,41,41,41	0

Continued on next page...

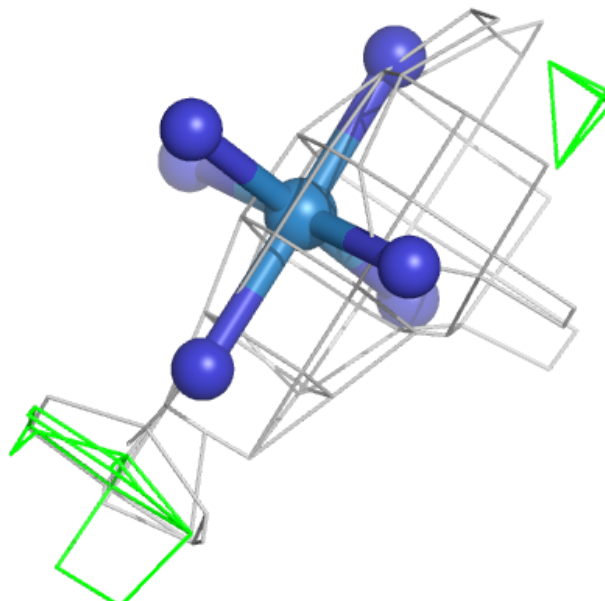
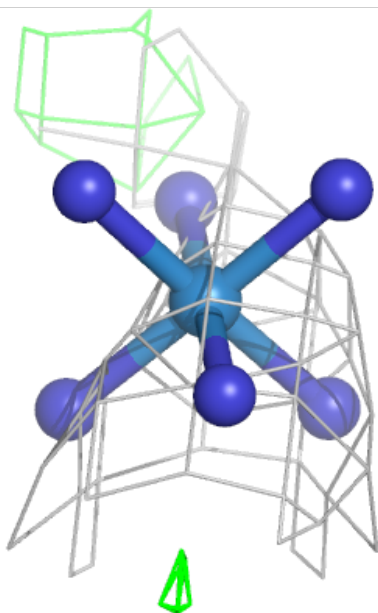
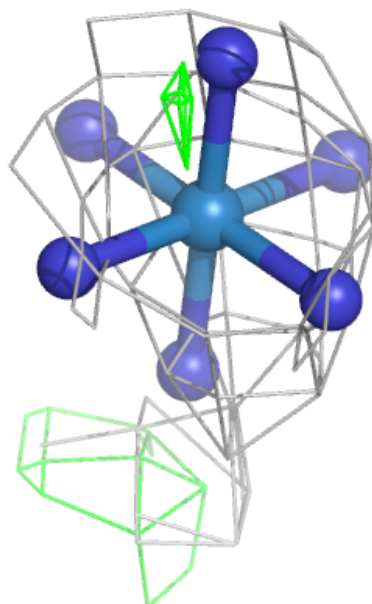
Continued from previous page...

Mol	Type	Chain	Res	Atoms	RSCC	RSR	B-factors(\AA^2)	Q<0.9
86	OHX	A1	3431	7/7	1.00	0.18	89,89,89,89	0
86	OHX	A5	3430	7/7	1.00	0.18	80,80,80,80	0

The following is a graphical depiction of the model fit to experimental electron density of all instances of the Ligand of Interest. In addition, ligands with molecular weight > 250 and outliers as shown on the geometry validation Tables will also be included. Each fit is shown from different orientation to approximate a three-dimensional view.

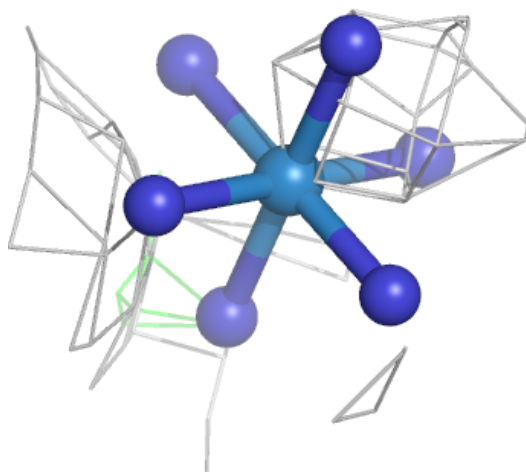
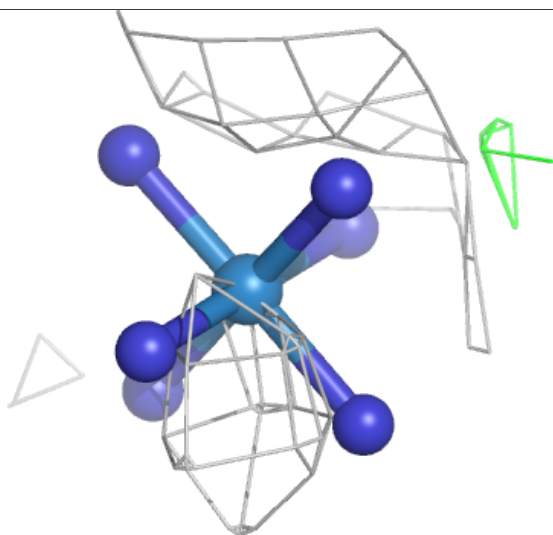
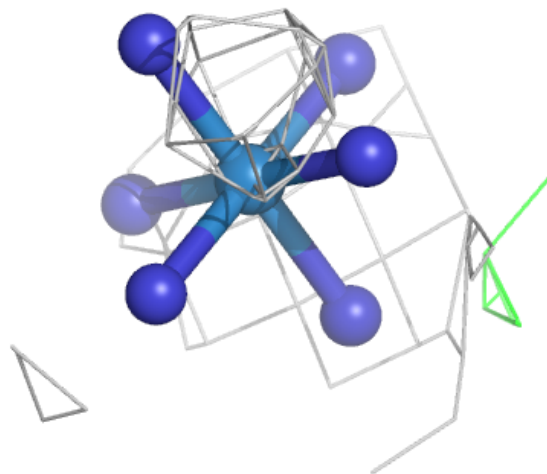
Electron density around OHX A6 2095:

2mF_o-DF_c (at 0.7 rmsd) in gray
mF_o-DF_c (at 3 rmsd) in purple (negative)
and green (positive)



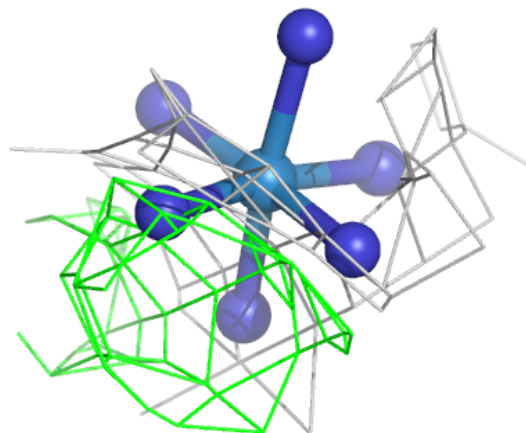
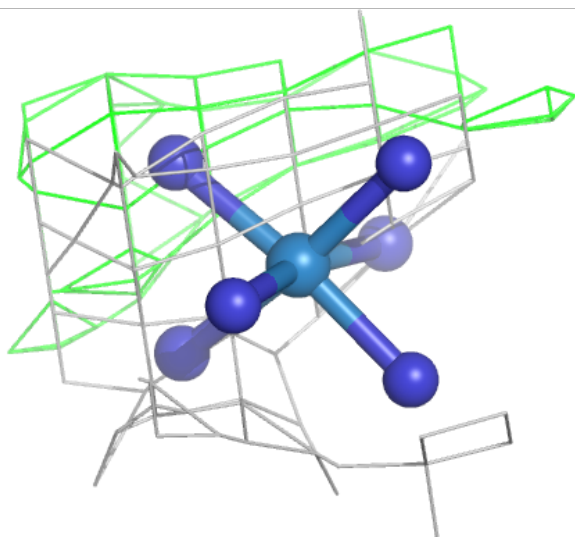
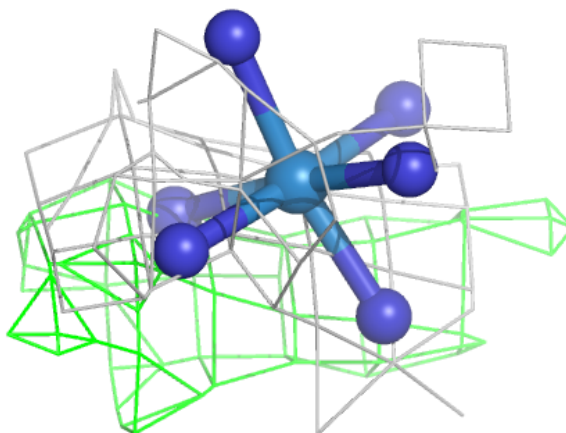
Electron density around OHX A6 2083:

$2mF_o-DF_c$ (at 0.7 rmsd) in gray
 mF_o-DF_c (at 3 rmsd) in purple (negative)
and green (positive)



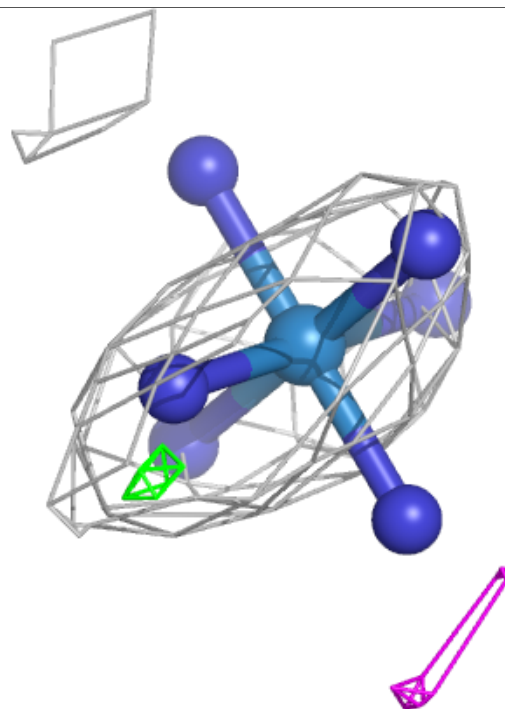
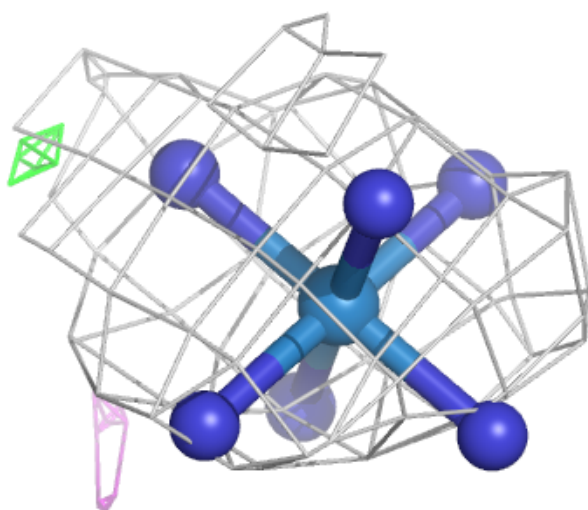
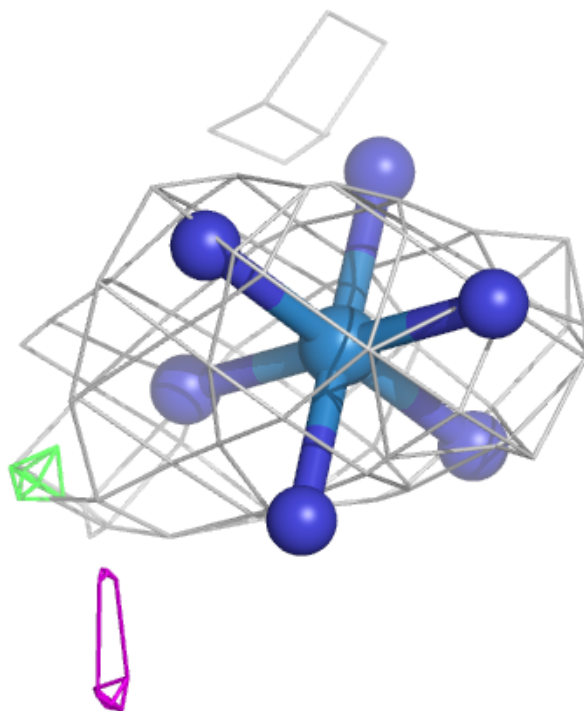
Electron density around OHX BI 303:

$2mF_o-DF_c$ (at 0.7 rmsd) in gray
 mF_o-DF_c (at 3 rmsd) in purple (negative)
and green (positive)



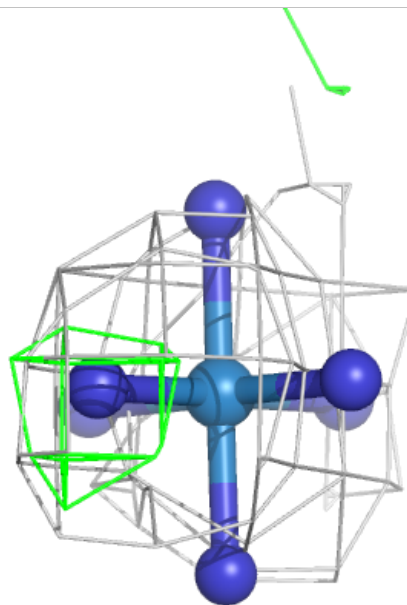
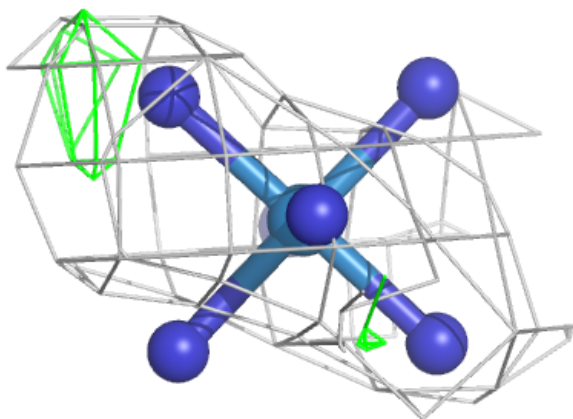
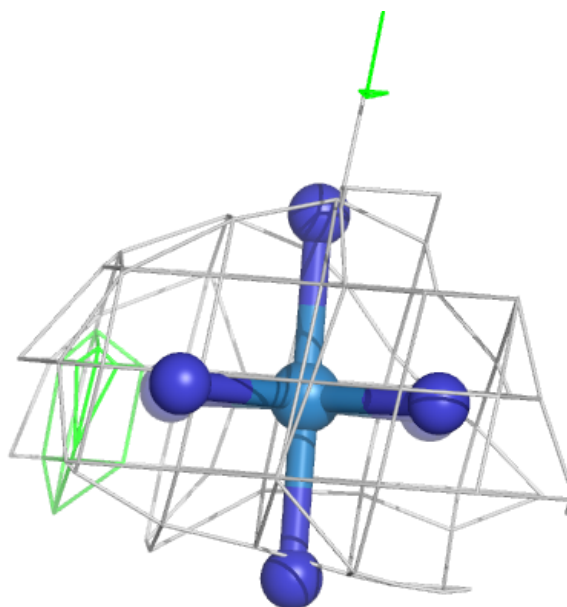
Electron density around OHX A1 3779:

$2mF_o-DF_c$ (at 0.7 rmsd) in gray
 mF_o-DF_c (at 3 rmsd) in purple (negative)
and green (positive)



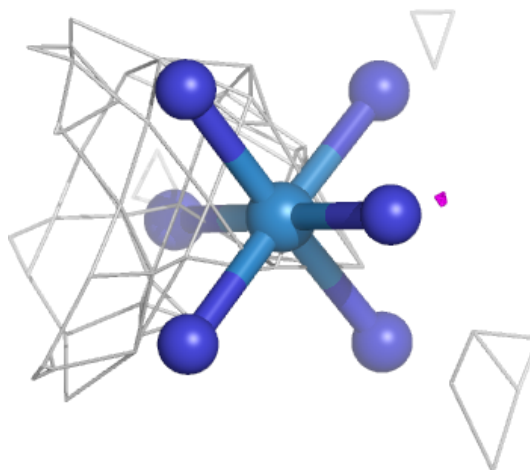
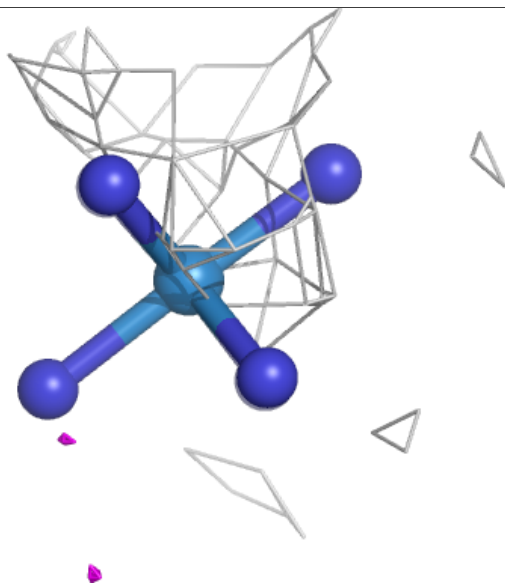
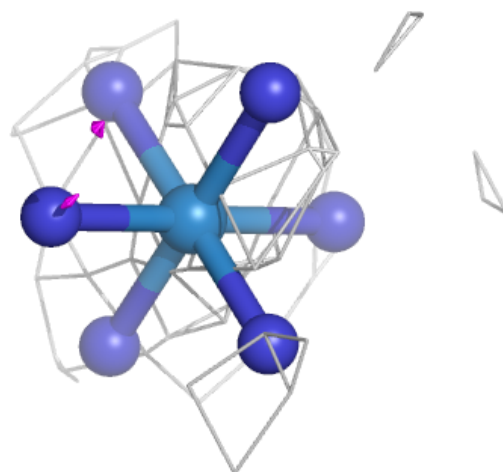
Electron density around OHX A5 3792:

$2mF_o-DF_c$ (at 0.7 rmsd) in gray
 mF_o-DF_c (at 3 rmsd) in purple (negative)
and green (positive)



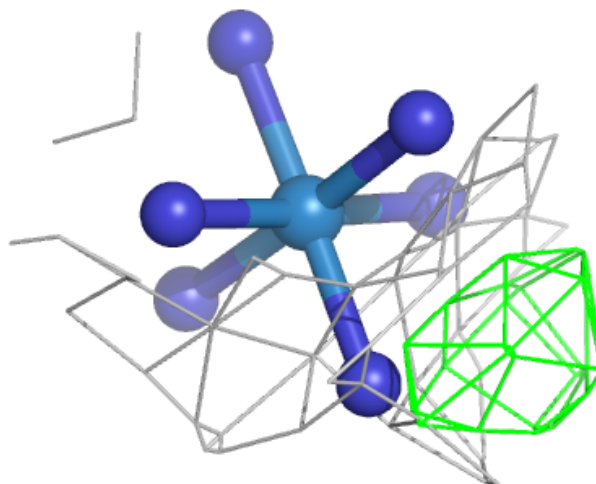
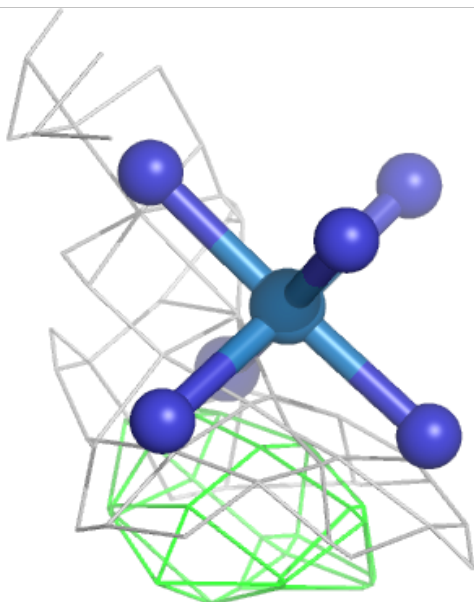
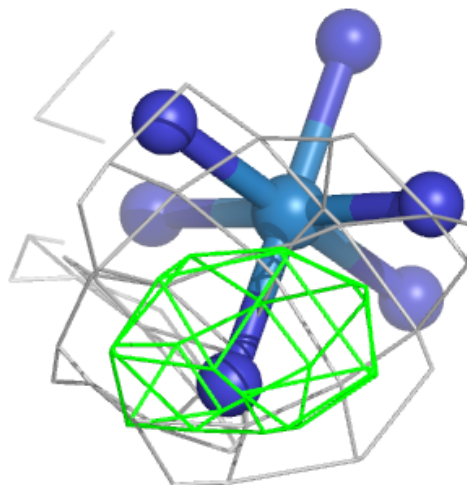
Electron density around OHX A1 3814:

$2mF_o-DF_c$ (at 0.7 rmsd) in gray
 mF_o-DF_c (at 3 rmsd) in purple (negative)
and green (positive)



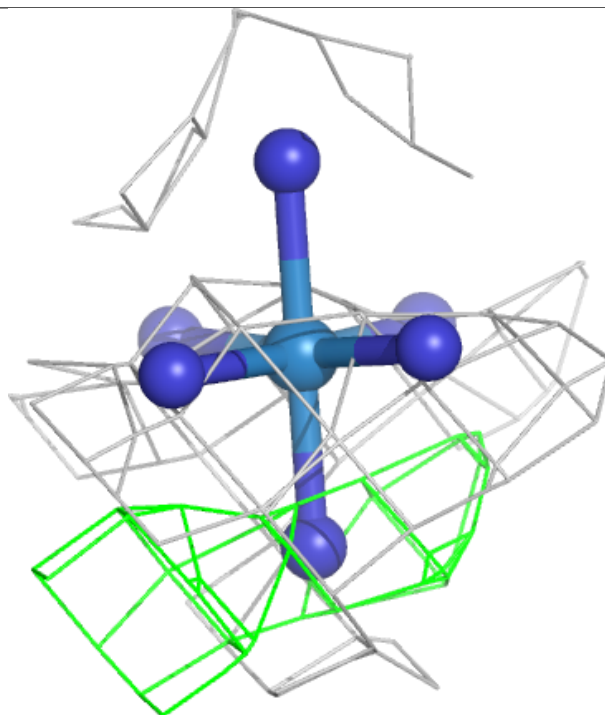
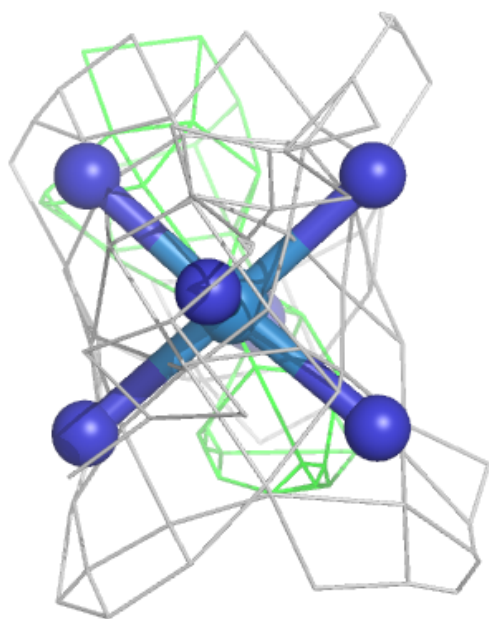
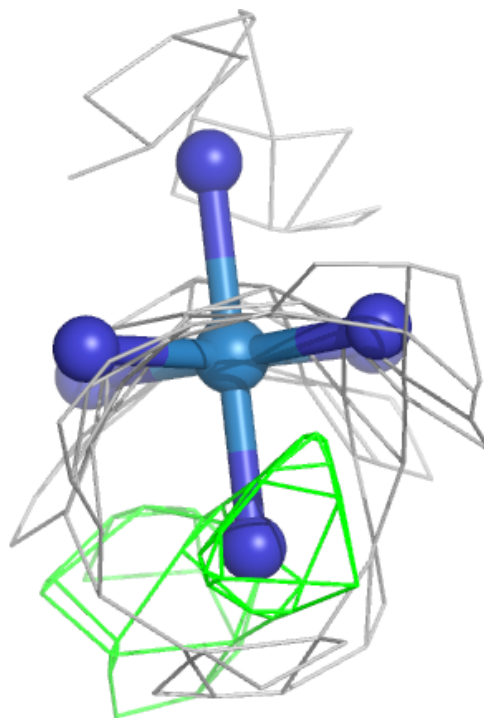
Electron density around OHX A5 3819:

$2mF_o-DF_c$ (at 0.7 rmsd) in gray
 mF_o-DF_c (at 3 rmsd) in purple (negative)
and green (positive)



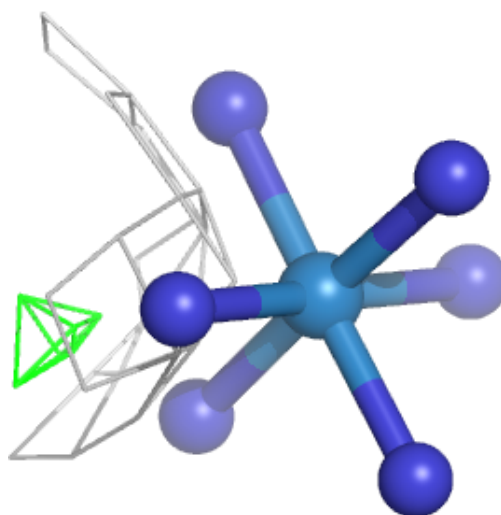
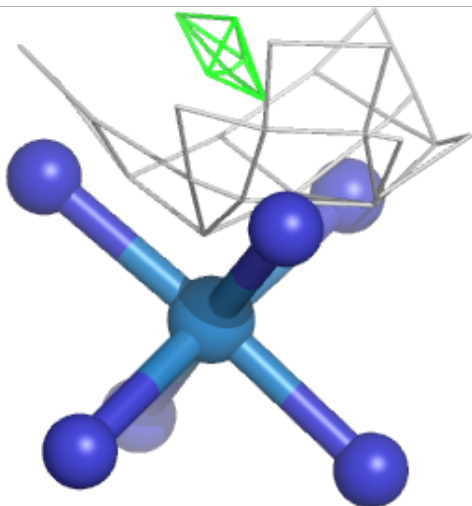
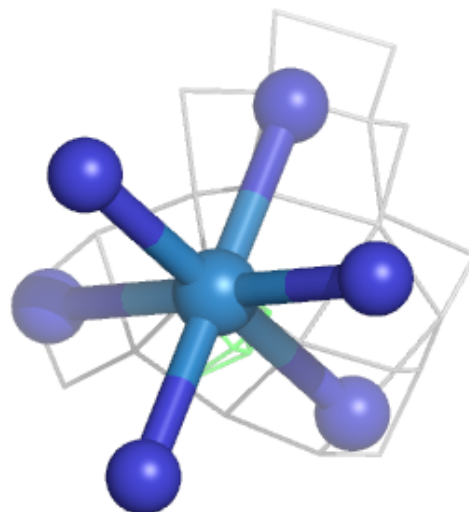
Electron density around OHX A1 3805:

$2mF_o-DF_c$ (at 0.7 rmsd) in gray
 mF_o-DF_c (at 3 rmsd) in purple (negative)
and green (positive)



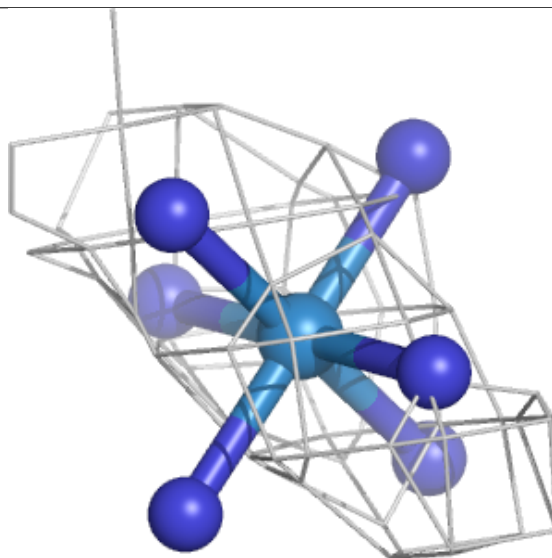
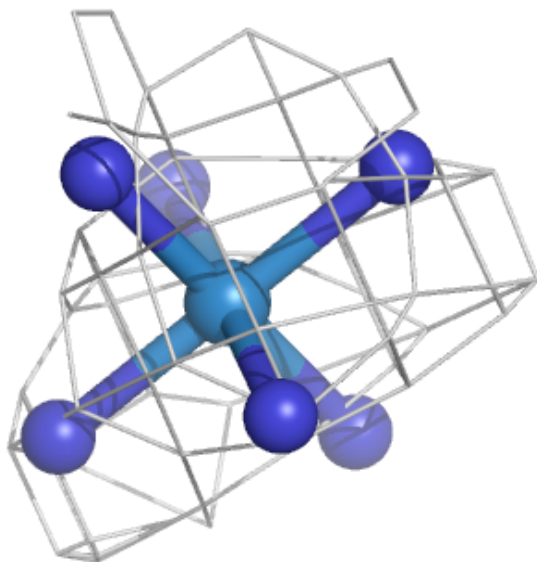
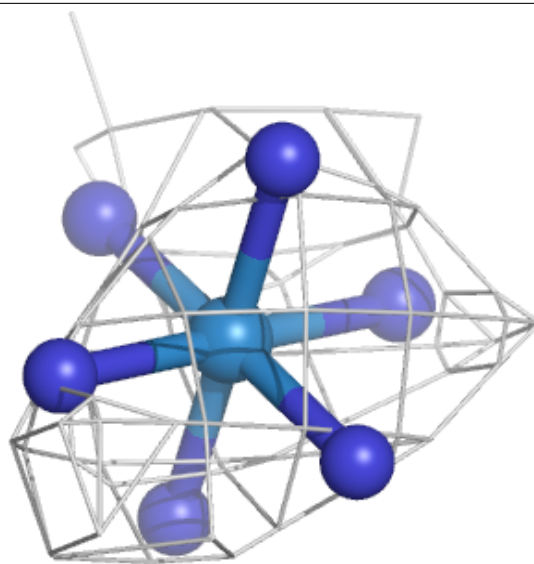
Electron density around OHX A1 3753:

$2mF_o-DF_c$ (at 0.7 rmsd) in gray
 mF_o-DF_c (at 3 rmsd) in purple (negative)
and green (positive)



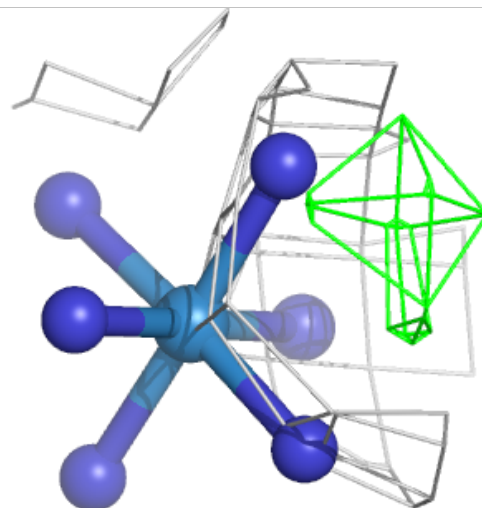
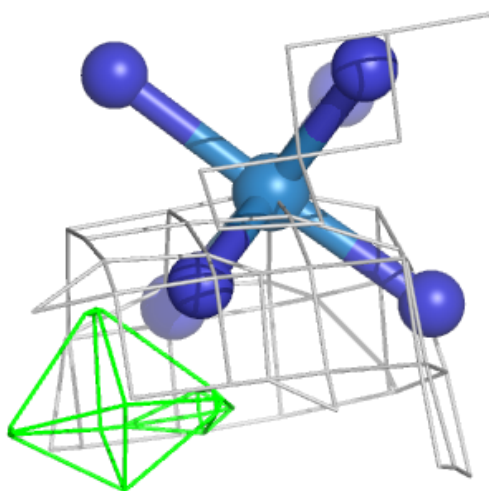
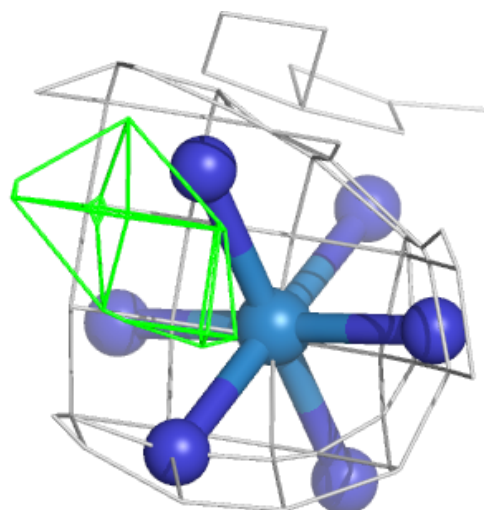
Electron density around OHX A1 3815:

$2mF_o-DF_c$ (at 0.7 rmsd) in gray
 mF_o-DF_c (at 3 rmsd) in purple (negative)
and green (positive)



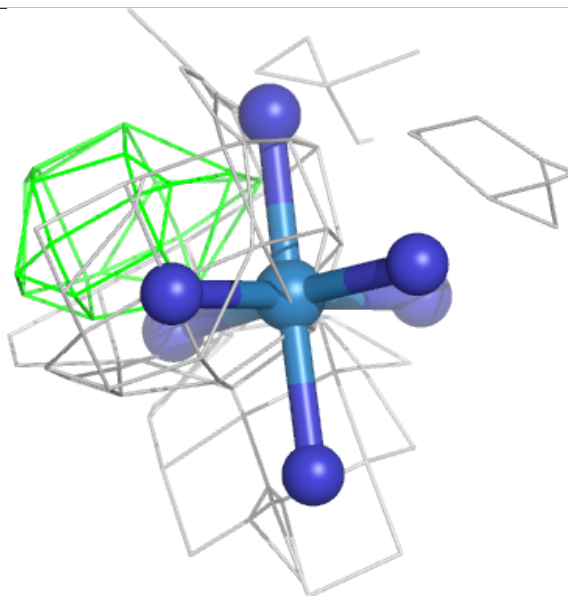
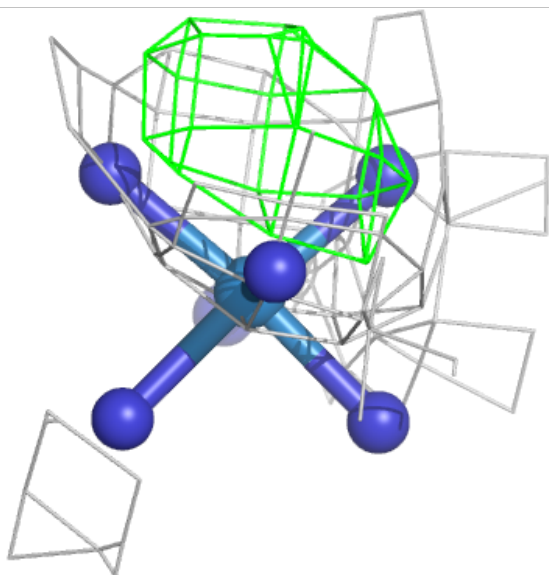
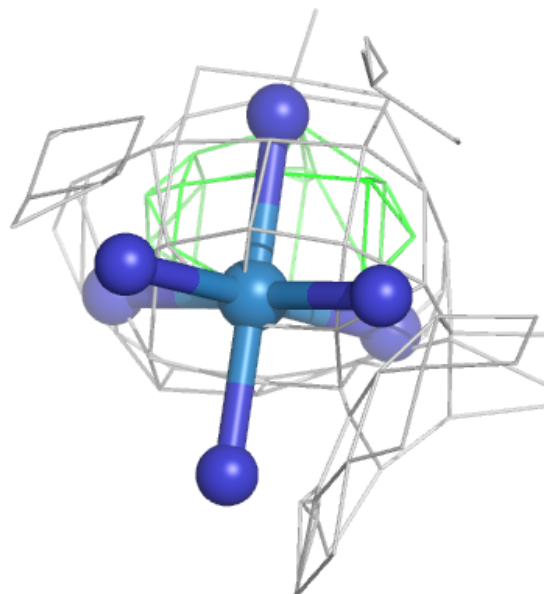
Electron density around OHX A8 218:

$2mF_o-DF_c$ (at 0.7 rmsd) in gray
 mF_o-DF_c (at 3 rmsd) in purple (negative)
and green (positive)



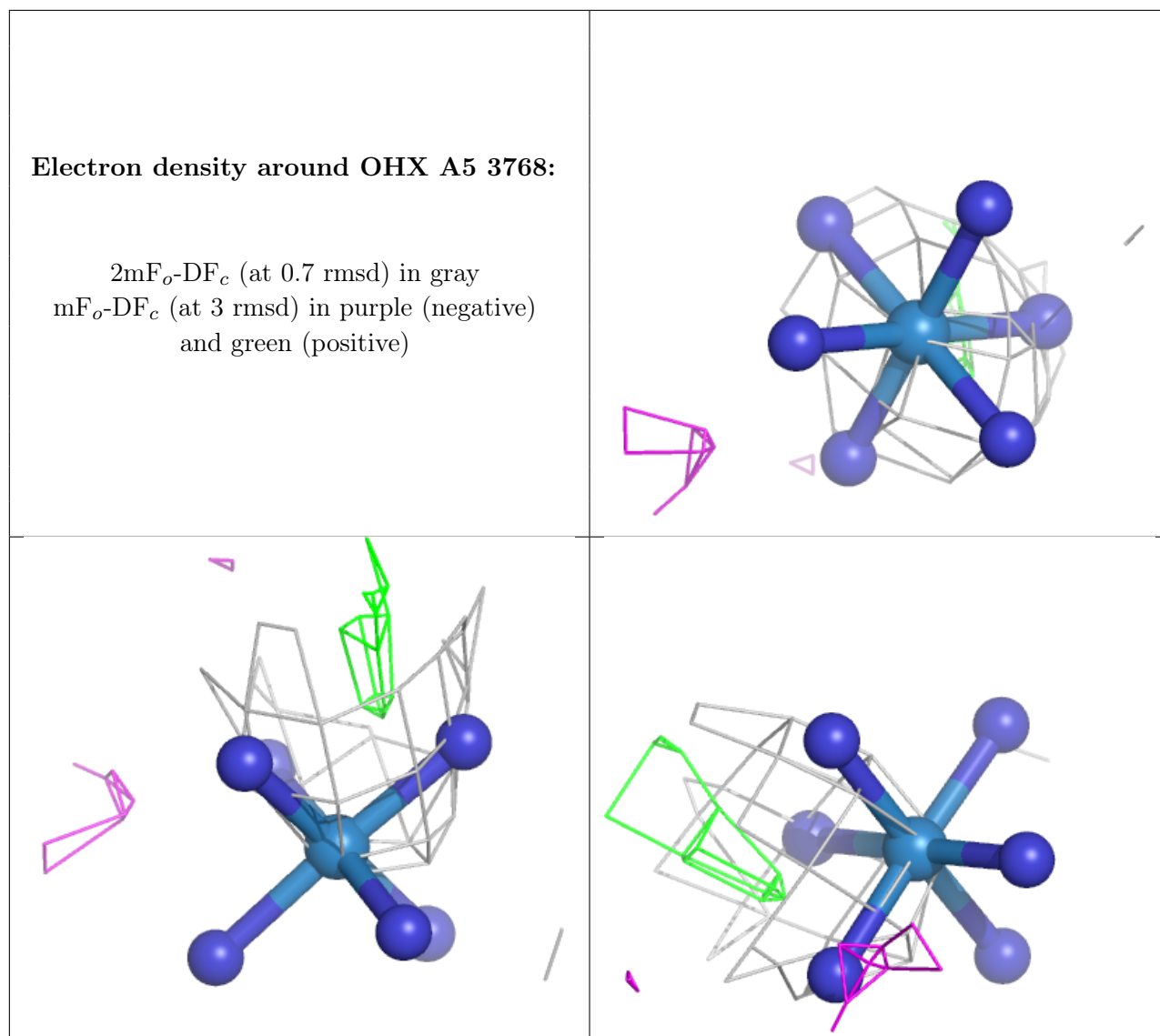
Electron density around OHX A6 2090:

$2mF_o-DF_c$ (at 0.7 rmsd) in gray
 mF_o-DF_c (at 3 rmsd) in purple (negative)
and green (positive)



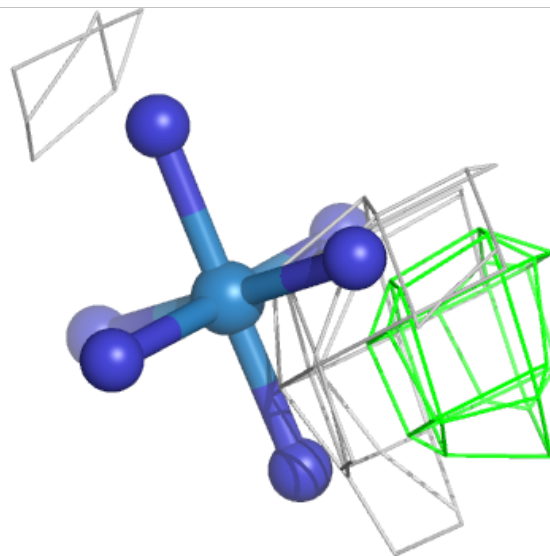
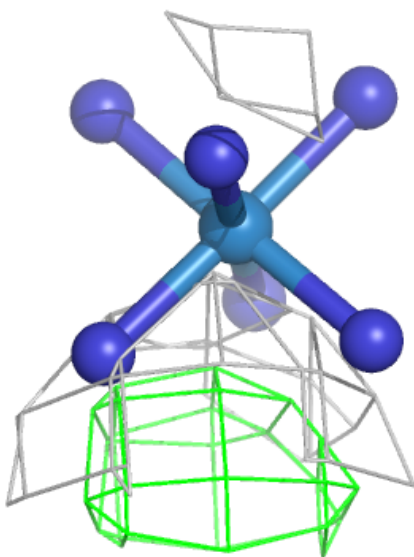
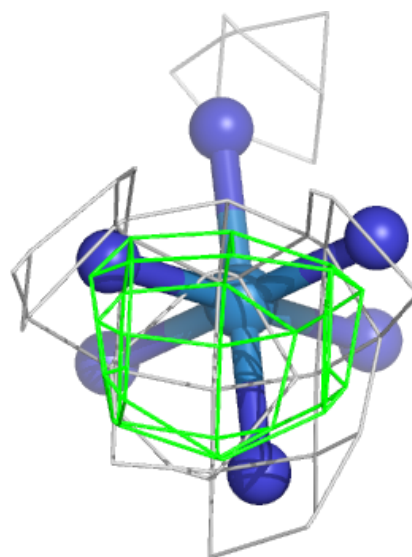
Electron density around OHX A5 3768:

$2mF_o-DF_c$ (at 0.7 rmsd) in gray
 mF_o-DF_c (at 3 rmsd) in purple (negative)
and green (positive)



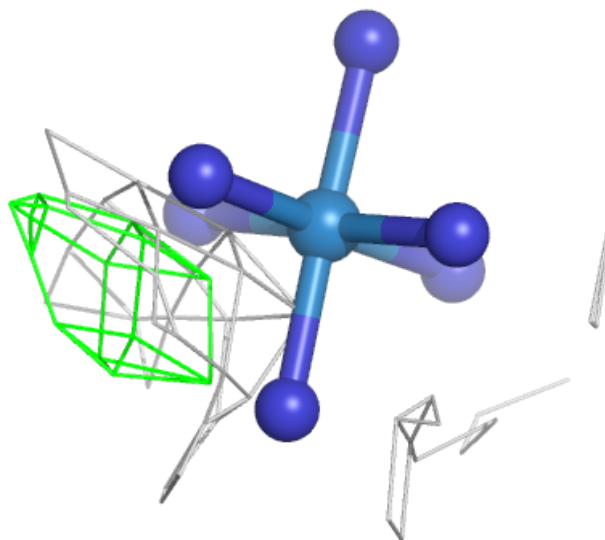
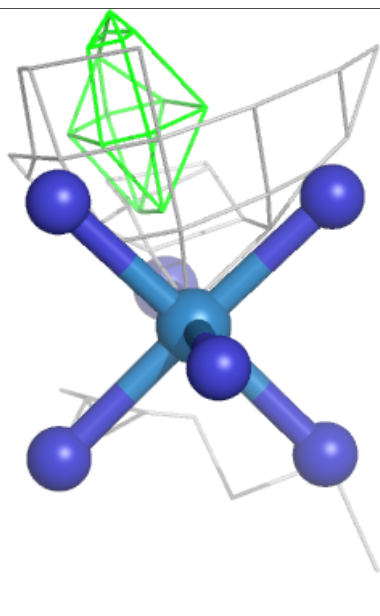
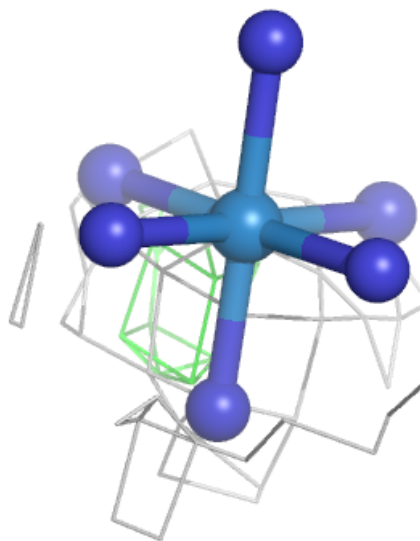
Electron density around OHX CP 202:

$2mF_o-DF_c$ (at 0.7 rmsd) in gray
 mF_o-DF_c (at 3 rmsd) in purple (negative)
and green (positive)



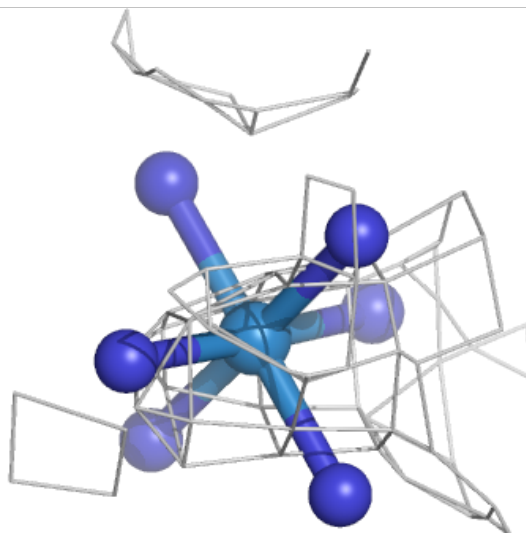
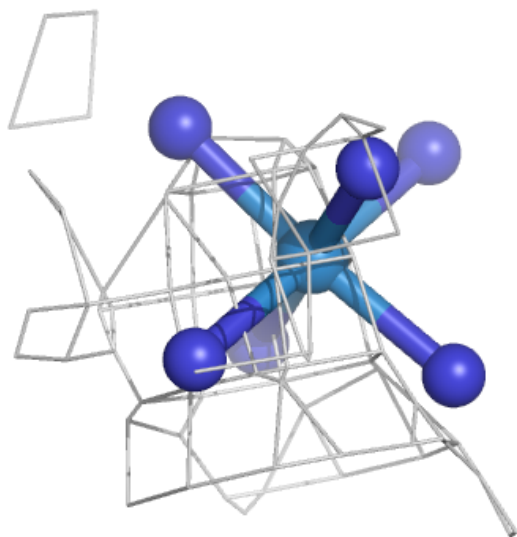
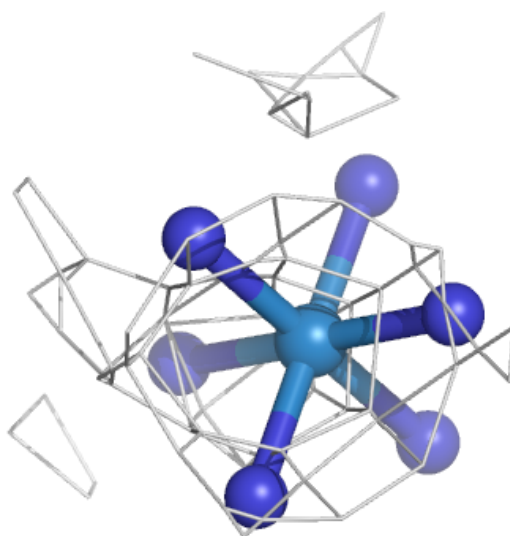
Electron density around OHX A6 2086:

$2mF_o-DF_c$ (at 0.7 rmsd) in gray
 mF_o-DF_c (at 3 rmsd) in purple (negative)
and green (positive)



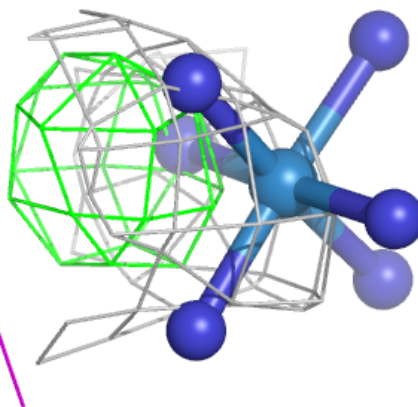
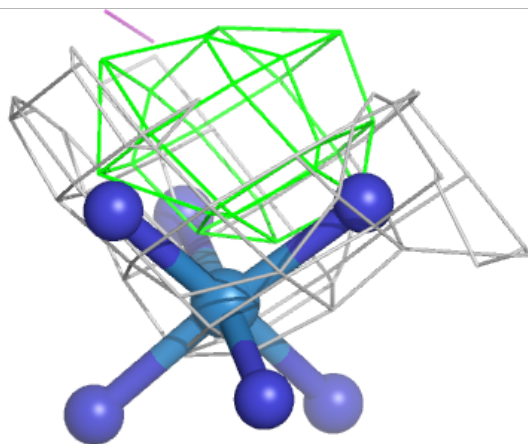
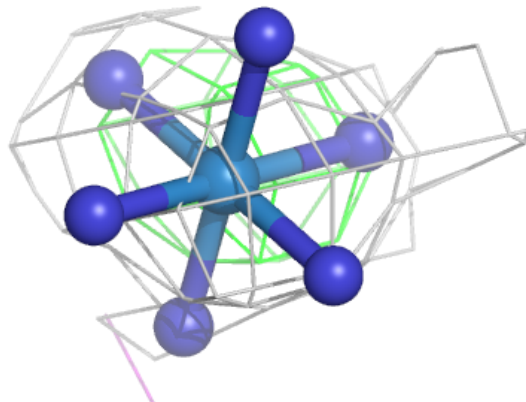
Electron density around OHX A2 2051:

$2mF_o-DF_c$ (at 0.7 rmsd) in gray
 mF_o-DF_c (at 3 rmsd) in purple (negative)
and green (positive)



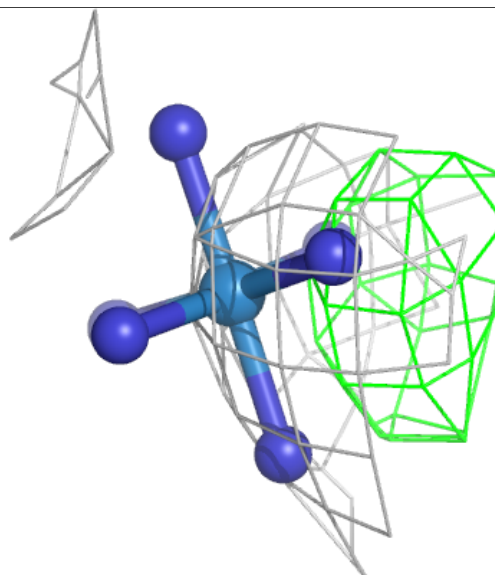
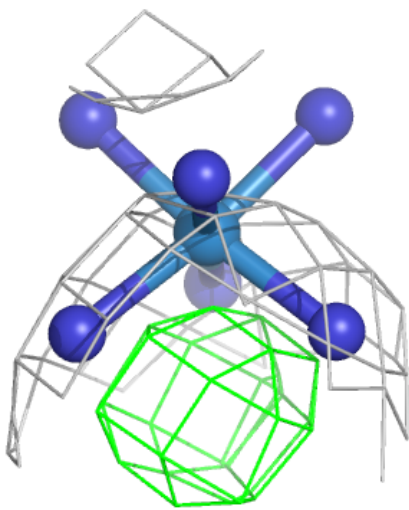
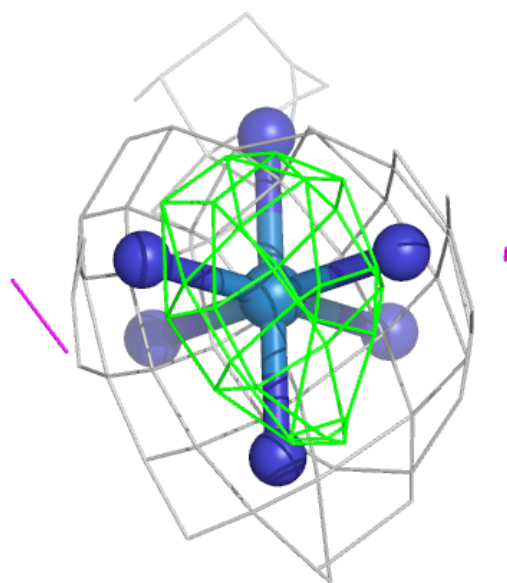
Electron density around OHX A5 3810:

$2mF_o-DF_c$ (at 0.7 rmsd) in gray
 mF_o-DF_c (at 3 rmsd) in purple (negative)
and green (positive)



Electron density around OHX A5 3780:

2mF_o-DF_c (at 0.7 rmsd) in gray
mF_o-DF_c (at 3 rmsd) in purple (negative)
and green (positive)



6.5 Other polymers [i](#)

There are no such residues in this entry.